



Full wwPDB X-ray Structure Validation Report ⓘ

Feb 1, 2016 – 02:38 PM GMT

PDB ID : 4A0M
Title : CRYSTAL STRUCTURE OF BETAIN ALDEHYDE DEHYDROGENASE
FROM SPINACH IN COMPLEX WITH NAD
Authors : Gonzalez-Segura, L.; Rudino-Pinera, E.; Diaz-Sanchez, A.G.; Munoz-Clares,
R.A.
Deposited on : 2011-09-09
Resolution : 2.30 Å(reported)

This is a Full wwPDB X-ray Structure Validation Report for a publicly released PDB entry.
We welcome your comments at validation@mail.wwpdb.org
A user guide is available at
<http://wwpdb.org/validation/2016/XrayValidationReportHelp>
with specific help available everywhere you see the ⓘ symbol.

The following versions of software and data (see [references ⓘ](#)) were used in the production of this report:

MolProbity : 4.02b-467
Mogul : 1.7 (RC4), CSD as536be (2015)
Xtriage (Phenix) : 1.9-1692
EDS : rb-20026688
Percentile statistics : 20151230.v01 (using entries in the PDB archive December 30th 2015)
Refmac : 5.8.0135
CCP4 : 6.5.0
Ideal geometry (proteins) : Engh & Huber (2001)
Ideal geometry (DNA, RNA) : Parkinson et al. (1996)
Validation Pipeline (wwPDB-VP) : trunk26865

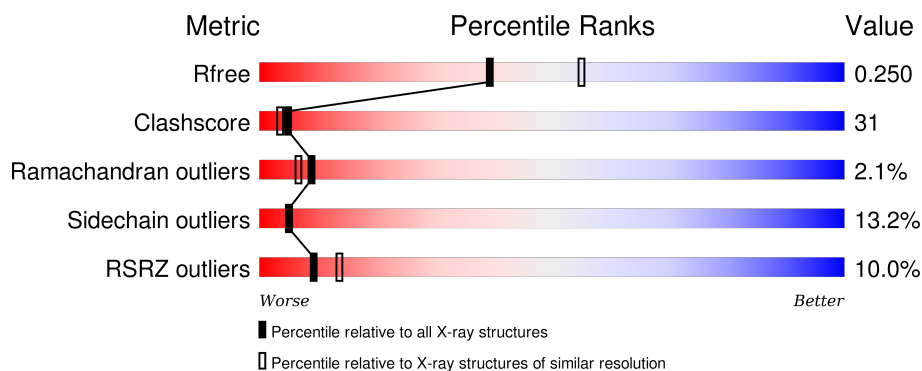
1 Overall quality at a glance ⓘ

The following experimental techniques were used to determine the structure:

X-RAY DIFFRACTION

The reported resolution of this entry is 2.30 Å.

Percentile scores (ranging between 0-100) for global validation metrics of the entry are shown in the following graphic. The table shows the number of entries on which the scores are based.



Metric	Whole archive (#Entries)	Similar resolution (#Entries, resolution range(Å))
R_{free}	91344	3852 (2.30-2.30)
Clashscore	102246	4452 (2.30-2.30)
Ramachandran outliers	100387	4410 (2.30-2.30)
Sidechain outliers	100360	4409 (2.30-2.30)
RSRZ outliers	91569	3857 (2.30-2.30)

The table below summarises the geometric issues observed across the polymeric chains and their fit to the electron density. The red, orange, yellow and green segments on the lower bar indicate the fraction of residues that contain outliers for ≥ 3 , 2, 1 and 0 types of geometric quality criteria. A grey segment represents the fraction of residues that are not modelled. The numeric value for each fraction is indicated below the corresponding segment, with a dot representing fractions $\leq 5\%$. The upper red bar (where present) indicates the fraction of residues that have poor fit to the electron density. The numeric value is given above the bar.

Mol	Chain	Length	Quality of chain
1	A	496	<div> <div>6%</div> <div>54%</div> <div>38%</div> <div>8%</div> </div>
1	B	496	<div> <div>10%</div> <div>54%</div> <div>36%</div> <div>9%</div> </div>
1	C	496	<div> <div>10%</div> <div>53%</div> <div>37%</div> <div>9%</div> </div>
1	D	496	<div> <div>13%</div> <div>51%</div> <div>39%</div> <div>9%</div> </div>

The following table lists non-polymeric compounds, carbohydrate monomers and non-standard residues in protein, DNA, RNA chains that are outliers for geometric or electron-density-fit crite-

ria:

Mol	Type	Chain	Res	Chirality	Geometry	Clashes	Electron density
2	K	A	1501	-	-	-	X
2	K	B	1499	-	-	-	X
4	GOL	C	1499	-	-	X	X
4	GOL	D	1499	-	-	-	X
4	GOL	D	1500	-	-	X	X
4	GOL	D	1502	-	-	-	X

2 Entry composition

There are 5 unique types of molecules in this entry. The entry contains 16124 atoms, of which 0 are hydrogens and 0 are deuteriums.

In the tables below, the ZeroOcc column contains the number of atoms modelled with zero occupancy, the AltConf column contains the number of residues with at least one atom in alternate conformation and the Trace column contains the number of residues modelled with at most 2 atoms.

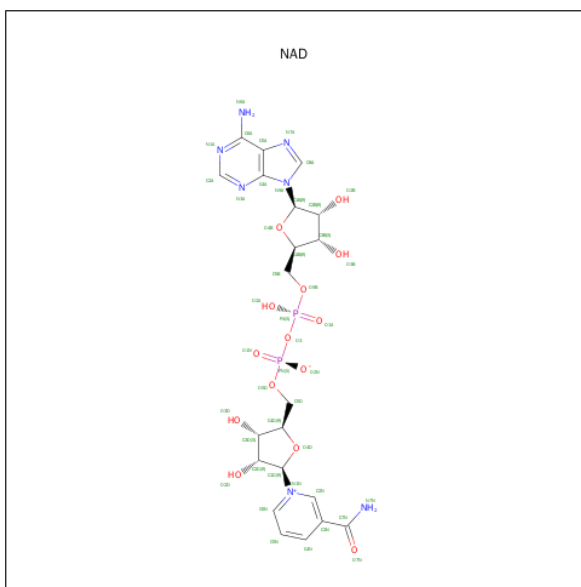
- Molecule 1 is a protein called BETAINE ALDEHYDE DEHYDROGENASE, CHLOROPLASTIC.

Mol	Chain	Residues	Atoms					ZeroOcc	AltConf	Trace
1	A	494	Total	C	N	O	S	0	5	0
			3838	2461	637	723	17			
1	B	494	Total	C	N	O	S	0	6	0
			3844	2462	639	726	17			
1	C	494	Total	C	N	O	S	0	7	0
			3854	2471	640	726	17			
1	D	494	Total	C	N	O	S	0	5	0
			3838	2461	637	723	17			

- Molecule 2 is POTASSIUM ION (three-letter code: K) (formula: K).

Mol	Chain	Residues	Atoms		ZeroOcc	AltConf
2	B	2	Total	K	0	0
			2	2		
2	A	2	Total	K	0	0
			2	2		
2	D	1	Total	K	0	0
			1	1		
2	C	3	Total	K	0	0
			3	3		

- Molecule 3 is NICOTINAMIDE-ADENINE-DINUCLEOTIDE (three-letter code: NAD) (formula: C₂₁H₂₇N₇O₁₄P₂).



Mol	Chain	Residues	Atoms					ZeroOcc	AltConf
3	A	1	Total	C	N	O	P	0	0
			44	21	7	14	2		
3	B	1	Total	C	N	O	P	0	0
			44	21	7	14	2		
3	C	1	Total	C	N	O	P	0	0
			44	21	7	14	2		
3	D	1	Total	C	N	O	P	0	0
			44	21	7	14	2		

- Molecule 4 is GLYCEROL (three-letter code: GOL) (formula: $C_3H_8O_3$).



Mol	Chain	Residues	Atoms	ZeroOcc	AltConf
4	A	1	Total C O 6 3 3	0	0
4	A	1	Total C O 6 3 3	0	0
4	C	1	Total C O 6 3 3	0	0
4	D	1	Total C O 6 3 3	0	0
4	D	1	Total C O 6 3 3	0	0
4	D	1	Total C O 6 3 3	0	0
4	D	1	Total C O 6 3 3	0	0

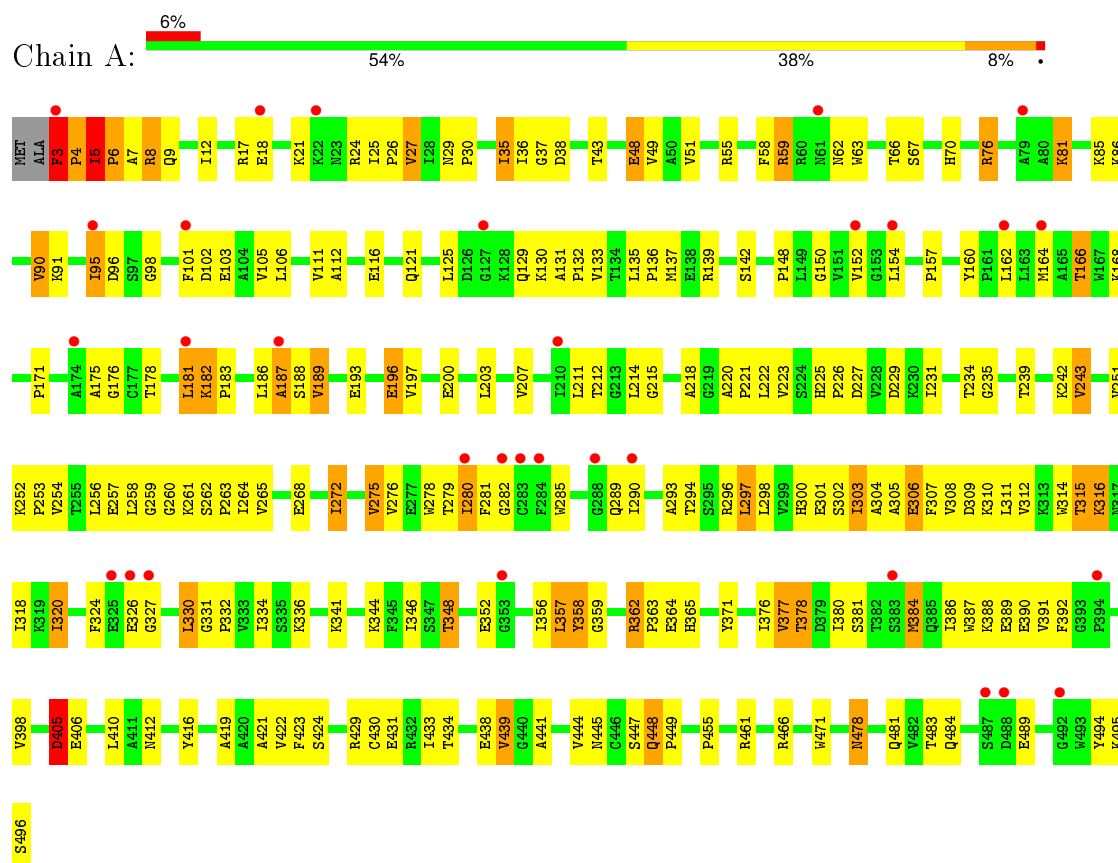
- Molecule 5 is water.

Mol	Chain	Residues	Atoms	ZeroOcc	AltConf
5	A	170	Total O 170 170	0	0
5	B	128	Total O 128 128	0	0
5	C	129	Total O 129 129	0	0
5	D	97	Total O 97 97	0	0

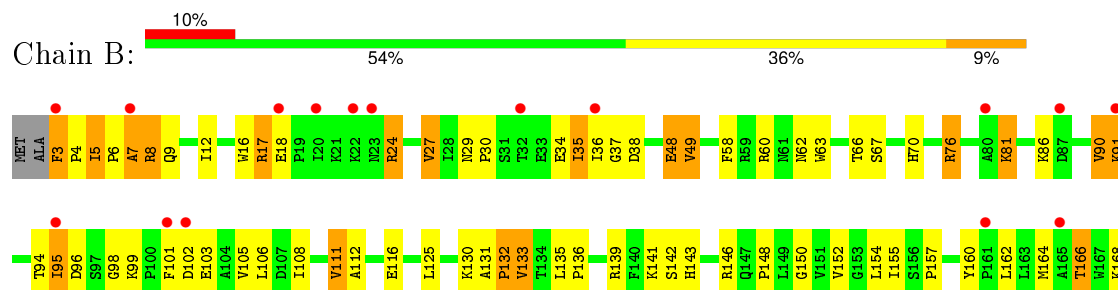
3 Residue-property plots

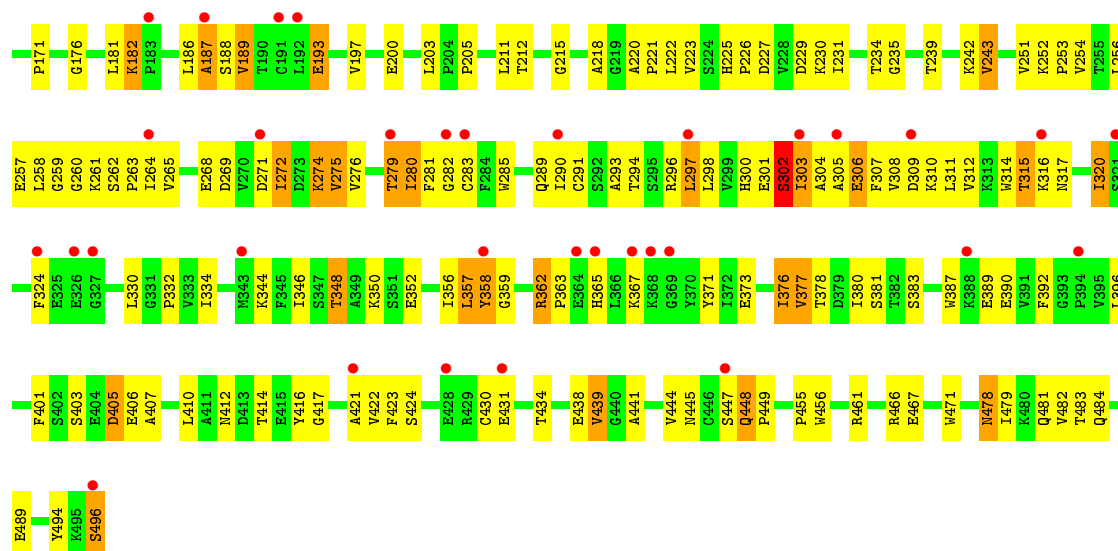
These plots are drawn for all protein, RNA and DNA chains in the entry. The first graphic for a chain summarises the proportions of errors displayed in the second graphic. The second graphic shows the sequence view annotated by issues in geometry and electron density. Residues are color-coded according to the number of geometric quality criteria for which they contain at least one outlier: green = 0, yellow = 1, orange = 2 and red = 3 or more. A red dot above a residue indicates a poor fit to the electron density ($RSRZ > 2$). Stretches of 2 or more consecutive residues without any outlier are shown as a green connector. Residues present in the sample, but not in the model, are shown in grey.

- Molecule 1: BETAINE ALDEHYDE DEHYDROGENASE, CHLOROPLASTIC




- Molecule 1: BETAINE ALDEHYDE DEHYDROGENASE, CHLOROPLASTIC

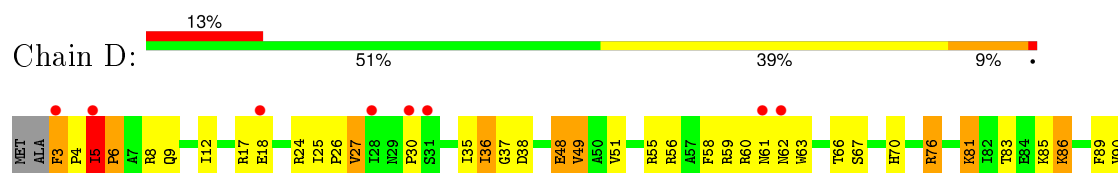


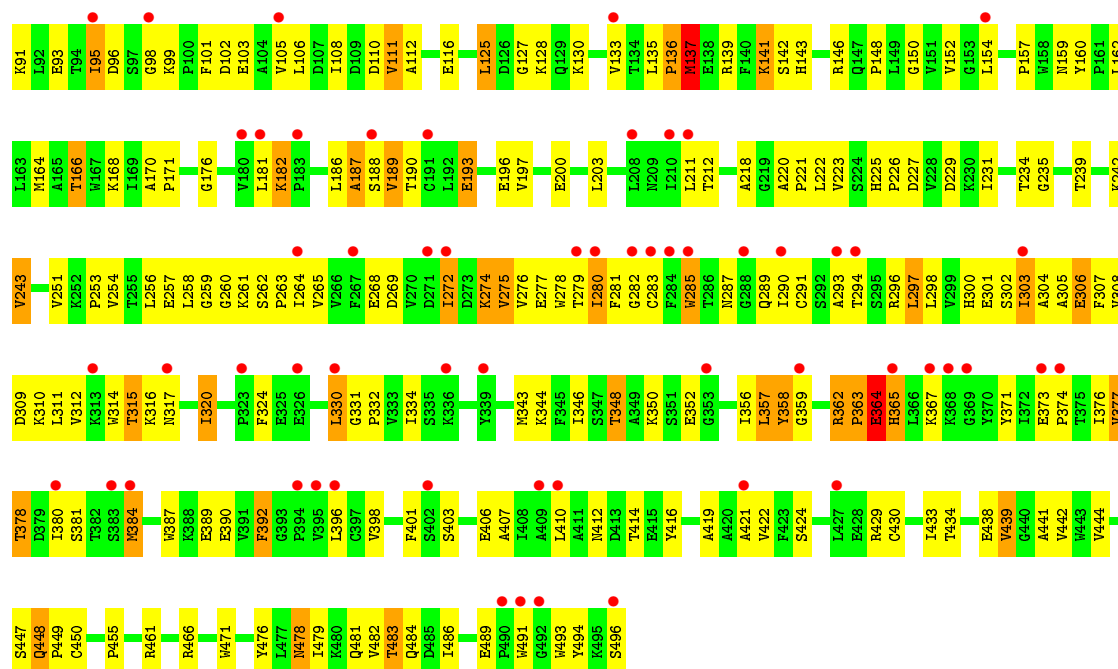


• Molecule 1: BETAINE ALDEHYDE DEHYDROGENASE, CHLOROPLASTIC



• Molecule 1: BETAINE ALDEHYDE DEHYDROGENASE, CHLOROPLASTIC





4 Data and refinement statistics

Property	Value	Source
Space group	P 1	Depositor
Cell constants a, b, c, α , β , γ	69.41Å 80.98Å 85.54Å 79.06° 84.94° 77.99°	Depositor
Resolution (Å)	29.08 – 2.30 29.08 – 2.25	Depositor EDS
% Data completeness (in resolution range)	96.6 (29.08-2.30) 85.5 (29.08-2.25)	Depositor EDS
R_{merge}	0.04	Depositor
R_{sym}	(Not available)	Depositor
$\langle I/\sigma(I) \rangle$ ¹	1.26 (at 2.24Å)	Xtriage
Refinement program	PHENIX (PHENIX.REFINE)	Depositor
R, R_{free}	0.213 , 0.247 0.229 , 0.250	Depositor DCC
R_{free} test set	3661 reflections (5.27%)	DCC
Wilson B-factor (Å ²)	43.1	Xtriage
Anisotropy	0.051	Xtriage
Bulk solvent k_{sol} (e/Å ³), B_{sol} (Å ²)	0.35 , 56.5	EDS
Estimated twinning fraction	No twinning to report.	Xtriage
L-test for twinning ²	$\langle L \rangle = 0.45$, $\langle L^2 \rangle = 0.28$	Xtriage
Outliers	0 of 76329 reflections	Xtriage
F_o, F_c correlation	0.94	EDS
Total number of atoms	16124	wwPDB-VP
Average B, all atoms (Å ²)	55.0	wwPDB-VP

Xtriage's analysis on translational NCS is as follows: *The largest off-origin peak in the Patterson function is 5.77% of the height of the origin peak. No significant pseudotranslation is detected.*

¹Intensities estimated from amplitudes.

²Theoretical values of $\langle |L| \rangle$, $\langle L^2 \rangle$ for acentric reflections are 0.5, 0.375 respectively for untwinned datasets, and 0.333, 0.2 for perfectly twinned datasets.

5 Model quality

5.1 Standard geometry

Bond lengths and bond angles in the following residue types are not validated in this section: GOL, K, NAD

The Z score for a bond length (or angle) is the number of standard deviations the observed value is removed from the expected value. A bond length (or angle) with $|Z| > 5$ is considered an outlier worth inspection. RMSZ is the root-mean-square of all Z scores of the bond lengths (or angles).

Mol	Chain	Bond lengths		Bond angles	
		RMSZ	# $ Z > 5$	RMSZ	# $ Z > 5$
1	A	0.59	1/3932 (0.0%)	0.62	2/5349 (0.0%)
1	B	0.55	2/3938 (0.1%)	0.61	3/5356 (0.1%)
1	C	0.53	0/3948	0.59	0/5371
1	D	0.52	0/3932	0.60	0/5349
All	All	0.55	3/15750 (0.0%)	0.60	5/21425 (0.0%)

Chiral center outliers are detected by calculating the chiral volume of a chiral center and verifying if the center is modelled as a planar moiety or with the opposite hand. A planarity outlier is detected by checking planarity of atoms in a peptide group, atoms in a mainchain group or atoms of a sidechain that are expected to be planar.

Mol	Chain	#Chirality outliers	#Planarity outliers
1	A	0	1

All (3) bond length outliers are listed below:

Mol	Chain	Res	Type	Atoms	Z	Observed(Å)	Ideal(Å)
1	B	7	ALA	C-N	-5.80	1.20	1.34
1	B	16	TRP	CB-CG	-5.48	1.40	1.50
1	A	278	TRP	CE3-CZ3	-5.17	1.29	1.38

All (5) bond angle outliers are listed below:

Mol	Chain	Res	Type	Atoms	Z	Observed(°)	Ideal(°)
1	B	7	ALA	O-C-N	7.04	133.96	122.70
1	B	7	ALA	C-N-CA	-6.12	106.41	121.70
1	A	405	ASP	CB-CG-OD1	-6.00	112.90	118.30
1	B	7	ALA	CA-C-N	-5.92	104.19	117.20
1	A	3	PHE	C-N-CD	-5.57	108.35	120.60

There are no chirality outliers.

All (1) planarity outliers are listed below:

Mol	Chain	Res	Type	Group
1	A	3	PHE	Peptide

5.2 Too-close contacts ⓘ

In the following table, the Non-H and H(model) columns list the number of non-hydrogen atoms and hydrogen atoms in the chain respectively. The H(added) column lists the number of hydrogen atoms added and optimized by MolProbity. The Clashes column lists the number of clashes within the asymmetric unit, whereas Symm-Clashes lists symmetry related clashes.

Mol	Chain	Non-H	H(model)	H(added)	Clashes	Symm-Clashes
1	A	3838	0	3831	237	0
1	B	3844	0	3829	241	0
1	C	3854	0	3846	266	0
1	D	3838	0	3831	281	0
2	A	2	0	0	0	0
2	B	2	0	0	0	0
2	C	3	0	0	0	0
2	D	1	0	0	0	0
3	A	44	0	26	5	0
3	B	44	0	26	9	0
3	C	44	0	26	8	0
3	D	44	0	26	6	0
4	A	12	0	16	1	0
4	C	6	0	8	8	0
4	D	24	0	32	9	0
5	A	170	0	0	13	0
5	B	128	0	0	14	0
5	C	129	0	0	10	0
5	D	97	0	0	10	0
All	All	16124	0	15497	974	0

The all-atom clashscore is defined as the number of clashes found per 1000 atoms (including hydrogen atoms). The all-atom clashscore for this structure is 31.

All (974) close contacts within the same asymmetric unit are listed below, sorted by their clash magnitude.

Atom-1	Atom-2	Interatomic distance (Å)	Clash overlap (Å)
1:B:60:ARG:CB	1:B:62[B]:ASN:HD21	1.14	1.53

Continued on next page...

Continued from previous page...

Atom-1	Atom-2	Interatomic distance (Å)	Clash overlap (Å)
1:B:60:ARG:HB3	1:B:62[B]:ASN:ND2	1.17	1.46
1:A:6:PRO:HB2	1:A:7:ALA:CA	1.43	1.37
1:B:60:ARG:CB	1:B:62[B]:ASN:ND2	1.73	1.35
1:C:280:ILE:HG22	1:D:494:TYR:CE2	1.63	1.33
1:A:24:ARG:HD3	1:A:38:ASP:OD2	1.32	1.27
1:A:6:PRO:CB	1:A:7:ALA:HA	1.65	1.21
1:A:301:GLU:HB2	5:A:2094:HOH:O	1.38	1.18
1:C:55:ARG:HH12	4:C:1499:GOL:C3	1.57	1.17
1:D:450[B]:CYS:SG	4:D:1500:GOL:H2	1.87	1.14
1:A:5:ILE:HG22	1:A:6:PRO:N	1.64	1.11
1:C:270:VAL:HG21	1:C:275:VAL:HG11	1.29	1.11
1:C:280:ILE:CG2	1:D:494:TYR:CE2	2.38	1.06
1:C:270:VAL:CG2	1:C:275:VAL:HG11	1.84	1.06
1:D:450[B]:CYS:HG	4:D:1500:GOL:H2	1.05	1.03
1:B:5:ILE:HD11	1:B:95:ILE:HD11	1.36	1.03
1:D:3:PHE:CE2	1:D:95:ILE:HG21	1.95	1.01
1:A:76:ARG:HG3	1:A:76:ARG:HH11	1.25	0.99
1:B:24:ARG:HD3	1:B:38:ASP:OD2	1.63	0.99
1:A:6:PRO:HB2	1:A:7:ALA:CB	1.94	0.98
1:C:76:ARG:HH11	1:C:76:ARG:HG3	1.26	0.98
1:C:225:HIS:HD2	1:C:227:ASP:H	1.12	0.97
1:A:315:THR:HA	1:A:318:ILE:HD12	1.43	0.97
1:C:5:ILE:HG23	1:C:6:PRO:N	1.78	0.97
1:B:76:ARG:HH11	1:B:76:ARG:HG3	1.29	0.97
1:D:225:HIS:HD2	1:D:227:ASP:H	1.11	0.97
1:D:297:LEU:HB2	5:D:2071:HOH:O	1.64	0.97
1:D:320:ILE:HG21	1:D:373:GLU:OE2	1.65	0.96
1:B:271:ASP:CG	1:B:274:LYS:HD2	1.85	0.95
1:C:5:ILE:CG2	1:C:6:PRO:N	2.30	0.95
1:C:96:ASP:OD2	1:C:189:VAL:HG13	1.66	0.95
1:A:6:PRO:CB	1:A:7:ALA:CA	2.30	0.94
1:A:3:PHE:CD1	1:A:3:PHE:N	2.32	0.94
1:D:76:ARG:HH11	1:D:76:ARG:HG3	1.29	0.94
1:A:6:PRO:HB2	1:A:7:ALA:HA	0.94	0.93
1:D:110:ASP:OD2	4:D:1501:GOL:H2	1.65	0.93
1:B:60:ARG:HB2	1:B:62[B]:ASN:HD21	0.78	0.92
1:C:24:ARG:HD3	1:C:38:ASP:OD2	1.69	0.92
1:C:280:ILE:HG22	1:D:494:TYR:HE2	1.01	0.91
1:A:225:HIS:HD2	1:A:227:ASP:H	1.14	0.91
1:A:3:PHE:HD1	1:A:3:PHE:N	1.70	0.90
1:B:225:HIS:HD2	1:B:227:ASP:H	1.13	0.90

Continued on next page...

Continued from previous page...

Atom-1	Atom-2	Interatomic distance (Å)	Clash overlap (Å)
1:B:3:PHE:N	1:B:4:PRO:HD2	1.88	0.89
1:C:5:ILE:HG23	1:C:6:PRO:CD	2.01	0.89
1:C:55:ARG:NH1	4:C:1499:GOL:C3	2.36	0.87
1:C:316:LYS:HD2	1:C:358:TYR:HE2	1.39	0.87
1:D:95:ILE:HG22	1:D:324:PHE:CZ	2.09	0.86
1:D:363:PRO:O	1:D:364:GLU:HB2	1.73	0.86
1:D:5:ILE:H	1:D:5:ILE:HD13	1.41	0.85
1:A:242:LYS:HE2	1:D:127:GLY:CA	2.07	0.85
1:B:268:GLU:HA	1:B:303:ILE:HD11	1.57	0.85
1:B:60:ARG:HB3	1:B:62[B]:ASN:HD22	1.07	0.85
1:C:225:HIS:CD2	1:C:227:ASP:H	1.95	0.85
1:D:225:HIS:CD2	1:D:227:ASP:H	1.95	0.84
1:C:272:ILE:HG13	1:C:272:ILE:O	1.78	0.83
1:C:15:GLU:HG2	1:C:17:ARG:HH11	1.43	0.83
1:C:150:GLY:HA3	4:C:1499:GOL:O3	1.76	0.83
1:D:268:GLU:HA	1:D:303:ILE:HD11	1.58	0.83
1:B:3:PHE:HB2	1:B:91:LYS:HZ1	1.43	0.82
1:B:225:HIS:CD2	1:B:227:ASP:H	1.97	0.82
1:C:102:ASP:O	1:C:105:VAL:HG22	1.80	0.82
1:B:5:ILE:HD11	1:B:95:ILE:CD1	2.08	0.82
1:D:24:ARG:HD3	1:D:38:ASP:OD2	1.79	0.82
1:C:55:ARG:HH12	4:C:1499:GOL:H31	1.44	0.82
1:D:5:ILE:H	1:D:5:ILE:CD1	1.93	0.82
1:D:272:ILE:HD12	1:D:307:PHE:HA	1.60	0.82
1:A:225:HIS:CD2	1:A:227:ASP:H	1.97	0.82
1:A:5:ILE:CG2	1:A:6:PRO:N	2.39	0.81
1:C:305:ALA:O	1:C:306:GLU:HB3	1.80	0.81
1:A:481:GLN:HE21	1:A:483:THR:HG21	1.44	0.81
1:A:341:LYS:HE3	5:A:2110:HOH:O	1.79	0.81
1:C:268:GLU:HA	1:C:303:ILE:HD11	1.62	0.81
1:D:95:ILE:HG22	1:D:324:PHE:HZ	1.46	0.81
1:A:272:ILE:HD12	1:A:307:PHE:HA	1.61	0.81
1:A:481:GLN:HE21	1:A:483:THR:CG2	1.93	0.81
1:D:481:GLN:HE21	1:D:483:THR:HG21	1.46	0.81
1:B:272:ILE:HD12	1:B:307:PHE:HA	1.62	0.80
1:B:481:GLN:HE21	1:B:483:THR:CG2	1.94	0.80
1:D:3:PHE:CZ	1:D:95:ILE:HG21	2.16	0.80
1:C:101:PHE:O	1:C:105:VAL:HG13	1.82	0.79
1:C:481:GLN:HE21	1:C:483:THR:CG2	1.95	0.79
1:A:162:LEU:O	1:A:166:THR:HG23	1.83	0.79
1:D:157:PRO:HG3	1:D:234:THR:HG22	1.64	0.79

Continued on next page...

Continued from previous page...

Atom-1	Atom-2	Interatomic distance (Å)	Clash overlap (Å)
1:C:5:ILE:HG23	1:C:6:PRO:HD2	1.65	0.79
1:B:95:ILE:HG22	1:B:324:PHE:CE2	2.17	0.78
1:A:268:GLU:HA	1:A:303:ILE:HD11	1.66	0.78
1:A:24:ARG:CD	1:A:38:ASP:OD2	2.23	0.78
1:C:5:ILE:HD11	1:C:95:ILE:HD11	1.63	0.78
1:D:481:GLN:HE21	1:D:483:THR:CG2	1.95	0.78
1:C:142:SER:OG	1:C:483:THR:HG22	1.84	0.78
1:C:481:GLN:HE21	1:C:483:THR:HG21	1.47	0.77
1:A:95:ILE:HG22	1:A:324:PHE:CE2	2.17	0.77
1:D:55:ARG:O	1:D:59:ARG:HG3	1.84	0.77
1:B:162:LEU:O	1:B:166:THR:HG23	1.84	0.77
1:A:5:ILE:H	1:A:6:PRO:HD3	1.50	0.77
1:C:9:GLN:OE1	1:C:18:GLU:HA	1.84	0.77
1:A:51:VAL:HG21	1:A:225:HIS:CE1	2.20	0.76
1:A:344:LYS:O	1:A:348:THR:HG23	1.86	0.76
1:C:162:LEU:O	1:C:166:THR:HG23	1.84	0.76
1:A:9:GLN:OE1	1:A:18:GLU:HA	1.85	0.76
1:D:320:ILE:HD11	1:D:371:TYR:CD1	2.21	0.76
1:A:242:LYS:HE2	1:D:127:GLY:HA2	1.65	0.76
1:D:51:VAL:HG21	1:D:225:HIS:CE1	2.21	0.76
1:A:362:ARG:HD3	1:A:363:PRO:HD2	1.66	0.76
1:B:9:GLN:OE1	1:B:18:GLU:HA	1.86	0.76
1:B:3:PHE:N	1:B:4:PRO:CD	2.49	0.76
1:B:95:ILE:HG22	1:B:324:PHE:CZ	2.21	0.75
1:D:365:HIS:H	1:D:365:HIS:CD2	2.03	0.75
1:B:261:LYS:HG3	1:B:296:ARG:HD2	1.68	0.75
1:A:455:PRO:HG3	1:A:471:TRP:CZ3	2.21	0.75
1:D:9:GLN:OE1	1:D:18:GLU:HA	1.87	0.75
1:B:390[B]:GLU:OE2	5:B:2102:HOH:O	2.04	0.75
1:D:278:TRP:O	1:D:281:PHE:N	2.20	0.75
1:D:260:GLY:HA2	1:D:416:TYR:CD1	2.22	0.75
1:B:320:ILE:HD11	1:B:371:TYR:CD1	2.22	0.75
1:C:5:ILE:HD11	1:C:95:ILE:CD1	2.17	0.75
1:C:429:ARG:HA	1:C:432:ARG:NH2	2.02	0.75
1:C:362:ARG:HD3	1:C:363:PRO:HD2	1.68	0.75
1:B:362:ARG:HD3	1:B:363:PRO:HD2	1.69	0.75
1:B:5:ILE:HG22	1:B:6:PRO:O	1.86	0.74
1:C:95:ILE:HG22	1:C:324:PHE:CE2	2.21	0.74
1:A:142:SER:OG	1:A:483:THR:HG22	1.87	0.74
1:D:320:ILE:HD11	1:D:371:TYR:HD1	1.51	0.74
1:B:275:VAL:O	1:B:279:THR:HG23	1.87	0.74

Continued on next page...

Continued from previous page...

Atom-1	Atom-2	Interatomic distance (Å)	Clash overlap (Å)
1:B:3:PHE:CB	1:B:91:LYS:HZ1	2.01	0.74
1:C:15:GLU:CG	1:C:17:ARG:HH11	2.01	0.74
1:C:267:PHE:O	1:C:270:VAL:CG1	2.35	0.74
1:D:162:LEU:O	1:D:166:THR:HG23	1.86	0.73
1:D:3:PHE:CG	1:D:91:LYS:NZ	2.56	0.73
1:B:142:SER:OG	1:B:483:THR:HG22	1.88	0.73
1:C:455:PRO:HG3	1:C:471:TRP:CZ3	2.23	0.73
1:C:316:LYS:HD2	1:C:358:TYR:CE2	2.23	0.73
1:C:270:VAL:CG2	1:C:275:VAL:CG1	2.66	0.73
1:B:320:ILE:HD11	1:B:371:TYR:HD1	1.53	0.73
1:D:297:LEU:N	5:D:2071:HOH:O	2.21	0.73
1:B:60:ARG:HB2	1:B:62[B]:ASN:ND2	1.64	0.73
1:C:430:CYS:O	1:C:434:THR:HG23	1.89	0.73
1:C:261:LYS:HG3	1:C:296:ARG:HD2	1.70	0.73
1:A:280:ILE:HG22	1:B:494:TYR:CE2	2.23	0.72
1:B:157:PRO:HG3	1:B:234:THR:HG22	1.69	0.72
1:A:289:GLN:HE22	1:A:334:ILE:H	1.37	0.72
1:A:96:ASP:OD2	1:A:189:VAL:HG13	1.89	0.72
1:B:481:GLN:HE21	1:B:483:THR:HG21	1.53	0.72
1:A:130:LYS:NZ	1:B:431:GLU:OE1	2.22	0.72
1:A:157:PRO:HG3	1:A:234:THR:HG22	1.72	0.72
1:D:3:PHE:HE2	1:D:95:ILE:HG21	1.50	0.72
1:D:430:CYS:O	1:D:434:THR:HG23	1.89	0.72
1:D:396:LEU:HD21	5:D:2071:HOH:O	1.88	0.72
1:A:261:LYS:HG3	1:A:296:ARG:HD2	1.70	0.72
1:C:320:ILE:HD11	1:C:371:TYR:CD1	2.24	0.72
1:D:274:LYS:O	1:D:277:GLU:N	2.23	0.72
1:A:95:ILE:HG22	1:A:324:PHE:CZ	2.25	0.72
1:D:311:LEU:O	1:D:315:THR:HG22	1.90	0.71
1:C:135:LEU:HD21	1:C:142:SER:CB	2.21	0.71
1:D:289:GLN:HE22	1:D:334:ILE:H	1.39	0.71
1:C:251[A]:VAL:HG11	1:D:258:LEU:HD11	1.72	0.71
1:B:300:HIS:ND1	1:B:302:SER:HB2	2.05	0.71
1:D:5:ILE:CD1	1:D:5:ILE:N	2.53	0.71
1:B:430:CYS:O	1:B:434:THR:HG23	1.90	0.71
1:D:455:PRO:HG3	1:D:471:TRP:CZ3	2.25	0.71
1:B:455:PRO:HG3	1:B:471:TRP:CZ3	2.26	0.71
1:A:135:LEU:HD21	1:A:142:SER:CB	2.21	0.71
1:A:260:GLY:HA2	1:A:416:TYR:CD1	2.25	0.71
1:A:320:ILE:HD11	1:A:371:TYR:CD1	2.26	0.71
1:B:357:LEU:HD23	1:B:357:LEU:O	1.91	0.71

Continued on next page...

Continued from previous page...

Atom-1	Atom-2	Interatomic distance (Å)	Clash overlap (Å)
1:C:251[A]:VAL:O	1:C:251[A]:VAL:HG12	1.91	0.70
1:C:157:PRO:HG3	1:C:234:THR:HG22	1.73	0.70
1:D:344:LYS:O	1:D:348:THR:HG23	1.91	0.70
1:B:271:ASP:CG	1:B:274:LYS:CD	2.59	0.70
1:C:320:ILE:HD11	1:C:371:TYR:HD1	1.56	0.70
1:B:260:GLY:HA2	1:B:416:TYR:CD1	2.26	0.70
1:A:430:CYS:O	1:A:434:THR:HG23	1.91	0.70
1:D:414:THR:CG2	5:D:2070:HOH:O	2.40	0.70
1:C:272:ILE:O	1:C:272:ILE:CG1	2.39	0.70
1:D:5:ILE:HG12	1:D:36:ILE:HG13	1.74	0.70
1:B:135:LEU:HD21	1:B:142:SER:CB	2.22	0.70
1:B:261:LYS:HG3	1:B:296:ARG:CD	2.21	0.70
1:C:344:LYS:O	1:C:348:THR:HG23	1.92	0.70
1:C:270:VAL:HG23	1:C:275:VAL:HG11	1.74	0.70
1:D:261:LYS:HG3	1:D:296:ARG:HD2	1.73	0.70
1:A:251:VAL:HG11	1:B:258:LEU:HD11	1.73	0.70
1:D:450[B]:CYS:SG	4:D:1500:GOL:C2	2.76	0.69
1:C:260:GLY:HA2	1:C:416:TYR:CD1	2.26	0.69
1:D:275:VAL:O	1:D:279:THR:HG23	1.92	0.69
1:D:63:TRP:O	1:D:66:THR:HB	1.92	0.69
1:D:261:LYS:HG3	1:D:296:ARG:CD	2.23	0.69
1:D:272:ILE:HA	1:D:275:VAL:HG13	1.75	0.69
1:D:135:LEU:HD21	1:D:142:SER:CB	2.23	0.69
1:D:112:ALA:O	1:D:116:GLU:HG3	1.93	0.69
1:D:142:SER:OG	1:D:483:THR:HG22	1.92	0.69
1:B:63:TRP:O	1:B:66:THR:HB	1.91	0.69
1:C:55:ARG:HH12	4:C:1499:GOL:H32	1.55	0.69
1:C:272:ILE:HA	1:C:275:VAL:HG13	1.75	0.69
1:C:76:ARG:NH1	1:C:76:ARG:HG3	2.05	0.69
1:C:95:ILE:HG22	1:C:324:PHE:CZ	2.27	0.69
1:C:482:VAL:HG21	5:C:2039:HOH:O	1.93	0.69
1:B:414:THR:HG22	5:B:2108:HOH:O	1.92	0.69
1:B:289:GLN:HE22	1:B:334:ILE:H	1.41	0.69
1:C:289:GLN:HE22	1:C:334:ILE:H	1.38	0.69
1:C:311:LEU:O	1:C:315:THR:HG22	1.93	0.69
1:A:63:TRP:O	1:A:66:THR:HB	1.93	0.69
1:B:311:LEU:O	1:B:315:THR:HG22	1.92	0.69
1:A:357:LEU:HD23	1:A:357:LEU:O	1.93	0.69
1:A:261:LYS:HG3	1:A:296:ARG:CD	2.22	0.69
1:C:357:LEU:O	1:C:357:LEU:HD23	1.93	0.68
1:A:275:VAL:O	1:A:279:THR:HG23	1.93	0.68

Continued on next page...

Continued from previous page...

Atom-1	Atom-2	Interatomic distance (Å)	Clash overlap (Å)
1:D:357:LEU:HD23	1:D:357:LEU:O	1.93	0.68
1:B:242:LYS:NZ	5:B:2080:HOH:O	2.25	0.68
1:C:435:LYS:HE2	5:C:2103:HOH:O	1.93	0.68
1:D:3:PHE:HE2	1:D:95:ILE:HD12	1.59	0.68
1:B:3:PHE:HB2	1:B:91:LYS:NZ	2.09	0.68
1:C:76:ARG:CG	1:C:76:ARG:HH11	2.06	0.68
1:D:196:GLU:HG2	5:D:2002:HOH:O	1.93	0.68
1:D:3:PHE:HZ	1:D:324:PHE:CZ	2.12	0.68
1:D:182:LYS:HD2	1:D:218:ALA:HB3	1.76	0.68
1:C:267:PHE:O	1:C:270:VAL:HG13	1.94	0.67
1:B:272:ILE:HA	1:B:275:VAL:HG13	1.75	0.67
1:B:96:ASP:OD2	1:B:189:VAL:HG13	1.94	0.67
1:C:275:VAL:O	1:C:279:THR:HG23	1.95	0.67
1:C:96:ASP:OD2	1:C:189:VAL:CG1	2.40	0.67
1:C:258:LEU:HD11	1:D:251:VAL:HG11	1.75	0.67
1:C:270:VAL:HG23	1:C:275:VAL:CG1	2.25	0.67
1:A:76:ARG:CG	1:A:76:ARG:HH11	2.03	0.67
1:A:215:GLY:HA3	3:A:1498:NAD:C8A	2.24	0.67
1:A:444:VAL:HB	1:B:484:GLN:CB	2.25	0.67
1:D:305:ALA:O	1:D:306:GLU:CB	2.43	0.67
1:B:5:ILE:CG2	1:B:6:PRO:O	2.43	0.67
1:A:251:VAL:HG12	1:A:251:VAL:O	1.95	0.67
1:C:305:ALA:O	1:C:306:GLU:CB	2.43	0.66
1:D:9:GLN:NE2	1:D:24:ARG:HH21	1.93	0.66
1:A:258:LEU:HD11	1:B:251:VAL:HG11	1.76	0.66
1:A:320:ILE:HD11	1:A:371:TYR:HD1	1.57	0.66
1:A:272:ILE:HA	1:A:275:VAL:HG13	1.77	0.66
1:A:431:GLU:HB2	5:A:2136:HOH:O	1.95	0.66
1:B:76:ARG:HH11	1:B:76:ARG:CG	2.06	0.66
1:D:390[B]:GLU:HG3	1:D:390[B]:GLU:O	1.94	0.66
1:D:4:PRO:C	1:D:5:ILE:O	2.30	0.66
1:A:81:LYS:HD3	1:A:200:GLU:OE1	1.96	0.66
1:B:406:GLU:O	1:B:410:LEU:HB2	1.96	0.66
1:B:3:PHE:CB	1:B:91:LYS:NZ	2.59	0.66
1:D:135:LEU:HD21	1:D:142:SER:HB3	1.77	0.66
1:A:259:GLY:HA3	3:A:1498:NAD:O2D	1.96	0.66
1:D:493:TRP:HD1	1:D:494:TYR:CE1	2.14	0.65
1:B:6:PRO:HG2	1:B:193:GLU:OE2	1.96	0.65
1:B:357:LEU:O	1:B:358:TYR:HB2	1.96	0.65
1:C:63:TRP:O	1:C:66:THR:HB	1.97	0.65
1:C:55:ARG:NH1	4:C:1499:GOL:H32	2.10	0.65

Continued on next page...

Continued from previous page...

Atom-1	Atom-2	Interatomic distance (Å)	Clash overlap (Å)
1:D:272:ILE:HD13	1:D:306:GLU:HG2	1.77	0.65
1:A:306:GLU:HG2	1:A:310:LYS:HZ3	1.61	0.65
1:C:390[B]:GLU:HG3	1:C:390[B]:GLU:O	1.97	0.65
1:B:6:PRO:CG	1:B:193:GLU:OE2	2.45	0.65
1:D:272:ILE:CD1	1:D:306:GLU:HG2	2.27	0.65
1:C:261:LYS:HG3	1:C:296:ARG:CD	2.26	0.65
1:B:251:VAL:O	1:B:251:VAL:HG12	1.96	0.65
1:C:306:GLU:O	1:C:310:LYS:HG2	1.96	0.65
1:D:3:PHE:HZ	1:D:324:PHE:HZ	1.44	0.65
1:B:390[B]:GLU:O	1:B:390[B]:GLU:HG3	1.97	0.65
1:C:272:ILE:HD11	1:C:306:GLU:HG2	1.78	0.64
1:D:314:TRP:O	1:D:317:ASN:HB2	1.97	0.64
1:A:405:ASP:C	1:A:405:ASP:OD1	2.30	0.64
1:B:271:ASP:OD2	1:B:274:LYS:NZ	2.29	0.64
1:B:168:LYS:O	1:B:171:PRO:HD2	1.98	0.64
1:C:259:GLY:H	3:C:1498:NAD:H71N	1.45	0.64
1:C:365:HIS:H	1:C:365:HIS:CD2	2.13	0.64
1:D:3:PHE:CZ	1:D:95:ILE:CG2	2.80	0.64
1:A:66:THR:HG22	1:A:67:SER:O	1.98	0.64
1:D:259:GLY:HA3	3:D:1498:NAD:O2D	1.98	0.64
1:A:5:ILE:HG22	1:A:6:PRO:CA	2.28	0.64
1:D:274:LYS:O	1:D:275:VAL:C	2.35	0.64
1:D:76:ARG:HH11	1:D:76:ARG:CG	2.09	0.64
1:A:30:PRO:HB2	1:A:332:PRO:HG2	1.79	0.64
1:B:365:HIS:CD2	1:B:365:HIS:H	2.15	0.64
1:C:251[A]:VAL:HG11	1:D:258:LEU:CD1	2.28	0.64
1:A:305:ALA:O	1:A:306:GLU:HB2	1.99	0.63
1:C:34:GLU:O	1:C:36:ILE:HG23	1.98	0.63
5:A:2162:HOH:O	1:B:314:TRP:HE3	1.81	0.63
1:B:182:LYS:HD2	1:B:218:ALA:HB3	1.79	0.63
1:A:251:VAL:HG11	1:B:258:LEU:CD1	2.29	0.63
1:C:66:THR:HG22	1:C:67:SER:O	1.99	0.63
1:B:308:VAL:O	1:B:312:VAL:HG13	1.99	0.63
1:A:390[B]:GLU:O	1:A:390[B]:GLU:HG3	1.97	0.63
1:C:182:LYS:HD2	1:C:218:ALA:HB3	1.80	0.63
1:A:76:ARG:NH1	1:A:76:ARG:HG3	2.04	0.62
1:C:6:PRO:HB3	1:C:193:GLU:OE2	1.98	0.62
1:D:396:LEU:CD2	5:D:2071:HOH:O	2.46	0.62
1:B:447:SER:C	1:B:449:PRO:HD3	2.20	0.62
1:C:455:PRO:HG3	1:C:471:TRP:CE3	2.34	0.62
1:C:3:PHE:C	1:C:3:PHE:CD1	2.67	0.62

Continued on next page...

Continued from previous page...

Atom-1	Atom-2	Interatomic distance (Å)	Clash overlap (Å)
1:B:298:LEU:HD21	1:B:387:TRP:HH2	1.65	0.62
1:C:135:LEU:HD21	1:C:142:SER:HB2	1.81	0.62
1:C:377:VAL:CG2	1:C:380:ILE:HD11	2.29	0.62
1:D:291:CYS:HB3	3:D:1498:NAD:C6N	2.29	0.62
1:A:306:GLU:HG2	1:A:310:LYS:NZ	2.13	0.62
1:A:494:TYR:HB3	5:A:2162:HOH:O	2.00	0.62
1:B:103:GLU:OE2	1:B:285:TRP:CD1	2.53	0.62
1:D:76:ARG:HG3	1:D:76:ARG:NH1	2.07	0.61
1:D:251:VAL:O	1:D:251:VAL:HG12	1.99	0.61
1:C:259:GLY:HA3	3:C:1498:NAD:O2D	1.99	0.61
1:C:12:ILE:HD11	1:C:211:LEU:HD21	1.81	0.61
1:B:412:ASN:HD21	1:B:438:GLU:H	1.48	0.61
1:C:9:GLN:NE2	1:C:24:ARG:HH21	1.97	0.61
1:D:312:VAL:O	1:D:316:LYS:HB2	2.01	0.61
1:C:312:VAL:O	1:C:316:LYS:HB2	2.00	0.61
1:D:493:TRP:CD1	1:D:494:TYR:CE1	2.88	0.61
1:A:305:ALA:O	1:A:306:GLU:CB	2.49	0.61
1:C:412:ASN:HD21	1:C:438:GLU:H	1.49	0.61
1:C:298:LEU:HD21	1:C:387:TRP:HH2	1.65	0.61
1:B:350:LYS:HE3	1:B:356:ILE:HD12	1.81	0.61
1:C:447:SER:C	1:C:449:PRO:HD3	2.21	0.61
1:A:377:VAL:CG2	1:A:380:ILE:HD11	2.31	0.61
3:C:1498:NAD:H52A	3:C:1498:NAD:O2N	2.01	0.61
1:A:298:LEU:HD21	1:A:387:TRP:HH2	1.66	0.61
1:A:455:PRO:HG3	1:A:471:TRP:CE3	2.36	0.60
1:C:258:LEU:CD1	1:D:251:VAL:HG11	2.31	0.60
1:C:444:VAL:HB	1:D:484:GLN:CB	2.31	0.60
1:C:105:VAL:HG23	1:C:106:LEU:HD13	1.83	0.60
1:B:76:ARG:HG3	1:B:76:ARG:NH1	2.09	0.60
1:A:135:LEU:HD21	1:A:142:SER:HB3	1.82	0.60
1:D:66:THR:CG2	1:D:70:HIS:HB3	2.31	0.60
1:B:17:ARG:HG2	5:B:2006:HOH:O	2.01	0.60
1:A:494:TYR:CE2	1:B:280:ILE:HG22	2.36	0.60
1:C:66:THR:CG2	1:C:70:HIS:HB3	2.31	0.60
1:D:265:VAL:HG22	1:D:422:VAL:HG23	1.84	0.60
1:D:3:PHE:CE2	1:D:95:ILE:CG2	2.80	0.60
1:A:168:LYS:O	1:A:171:PRO:HD2	2.02	0.60
1:D:3:PHE:CB	1:D:91:LYS:NZ	2.64	0.60
1:B:265:VAL:HG22	1:B:422:VAL:HG23	1.83	0.60
1:C:150:GLY:CA	4:C:1499:GOL:O3	2.48	0.60
1:D:298:LEU:HD21	1:D:387:TRP:HH2	1.66	0.60

Continued on next page...

Continued from previous page...

Atom-1	Atom-2	Interatomic distance (Å)	Clash overlap (Å)
1:A:311:LEU:O	1:A:315:THR:HG22	2.02	0.59
1:D:27:VAL:HG13	1:D:37:GLY:C	2.23	0.59
1:C:377:VAL:HG22	1:C:380:ILE:HD11	1.84	0.59
1:C:81:LYS:HG2	1:C:197:VAL:HG13	1.84	0.59
1:D:412:ASN:HD21	1:D:438:GLU:H	1.49	0.59
1:A:316:LYS:HD2	1:A:358:TYR:HE2	1.67	0.59
1:B:377:VAL:CG2	1:B:380:ILE:HD11	2.33	0.59
1:A:6:PRO:HB2	1:A:7:ALA:HB2	1.82	0.59
1:C:315:THR:HG23	5:C:2074:HOH:O	2.01	0.59
1:C:135:LEU:HD21	1:C:142:SER:HB3	1.85	0.59
1:B:66:THR:CG2	1:B:70:HIS:HB3	2.32	0.59
1:B:81:LYS:HG2	1:B:197:VAL:HG13	1.85	0.59
1:D:377:VAL:CG2	1:D:380:ILE:HD11	2.32	0.59
1:A:135:LEU:HD21	1:A:142:SER:HB2	1.84	0.59
1:D:66:THR:HG22	1:D:67:SER:O	2.02	0.59
1:B:377:VAL:HG22	1:B:380:ILE:HD11	1.84	0.59
1:C:357:LEU:O	1:C:358:TYR:HB2	2.02	0.59
1:D:264:ILE:CD1	1:D:279:THR:HG22	2.32	0.59
1:B:301:GLU:HA	1:B:304:ALA:HB2	1.85	0.59
1:A:258:LEU:CD1	1:B:251:VAL:HG11	2.31	0.59
1:A:447:SER:C	1:A:449:PRO:HD3	2.24	0.59
1:B:312:VAL:O	1:B:316:LYS:HB2	2.02	0.59
1:A:101:PHE:O	1:A:105:VAL:HG13	2.03	0.59
1:D:168:LYS:O	1:D:171:PRO:HD2	2.03	0.59
1:B:135:LEU:HD21	1:B:142:SER:HB2	1.83	0.58
1:D:81:LYS:HG2	1:D:197:VAL:HG13	1.85	0.58
1:A:66:THR:CG2	1:A:70:HIS:HB3	2.34	0.58
1:A:182:LYS:HD2	1:A:218:ALA:HB3	1.84	0.58
1:B:30:PRO:HB2	1:B:332:PRO:HG2	1.85	0.58
1:C:55:ARG:NH1	4:C:1499:GOL:H31	2.12	0.58
1:C:51:VAL:HG21	1:C:225:HIS:CE1	2.38	0.58
1:B:182:LYS:NZ	3:B:1498:NAD:O2B	2.37	0.58
1:C:81:LYS:HD3	1:C:200:GLU:OE1	2.03	0.58
1:D:412:ASN:ND2	1:D:438:GLU:H	2.02	0.58
1:D:56:ARG:HD2	1:D:60:ARG:HH12	1.66	0.58
1:C:3:PHE:O	1:C:3:PHE:CD1	2.56	0.58
1:B:306:GLU:O	1:B:310:LYS:HG2	2.04	0.58
1:B:135:LEU:HD21	1:B:142:SER:HB3	1.84	0.58
1:A:96:ASP:CG	1:A:189:VAL:HG13	2.24	0.58
1:A:365:HIS:H	1:A:365:HIS:CD2	2.21	0.58
1:C:265:VAL:HG22	1:C:422:VAL:HG23	1.84	0.58

Continued on next page...

Continued from previous page...

Atom-1	Atom-2	Interatomic distance (Å)	Clash overlap (Å)
1:A:377:VAL:HG22	1:A:380:ILE:HD11	1.84	0.58
1:A:304:ALA:O	1:A:308:VAL:HG12	2.03	0.58
1:A:336:LYS:NZ	1:D:116:GLU:OE1	2.35	0.58
1:A:484:GLN:CB	1:B:444:VAL:HB	2.33	0.58
1:A:311:LEU:O	1:A:315:THR:CG2	2.51	0.58
1:D:373:GLU:O	1:D:374:PRO:C	2.40	0.58
1:B:257[A]:GLU:HB3	3:B:1498:NAD:N7N	2.18	0.58
1:D:95:ILE:HG22	1:D:324:PHE:CE2	2.38	0.57
1:B:96:ASP:CG	1:B:189:VAL:HG13	2.24	0.57
1:D:314:TRP:O	1:D:317:ASN:CB	2.52	0.57
1:A:265:VAL:HG22	1:A:422:VAL:HG23	1.85	0.57
1:C:350:LYS:HE3	1:C:356:ILE:HD12	1.85	0.57
1:A:220:ALA:HB3	1:A:221:PRO:HD3	1.85	0.57
1:D:301:GLU:HA	1:D:304:ALA:HB2	1.85	0.57
1:A:25[B]:ILE:HG23	1:A:26:PRO:HD2	1.86	0.57
1:C:21:LYS:NZ	5:C:2002:HOH:O	2.37	0.57
1:B:101:PHE:O	1:B:105:VAL:HG13	2.04	0.57
1:C:105:VAL:CG2	1:C:106:LEU:HD13	2.34	0.57
1:D:30:PRO:HB2	1:D:332:PRO:HG2	1.86	0.57
1:D:101:PHE:O	1:D:105:VAL:HG13	2.04	0.57
1:D:414:THR:HG23	5:D:2070:HOH:O	2.03	0.57
1:B:242:LYS:NZ	5:B:2083:HOH:O	2.36	0.57
1:D:377:VAL:HG22	1:D:380:ILE:HD11	1.86	0.57
1:C:101:PHE:O	1:C:105:VAL:CG1	2.52	0.57
1:B:103:GLU:HG2	1:B:285:TRP:HE1	1.69	0.57
1:B:141:LYS:CD	5:B:2051:HOH:O	2.51	0.57
1:C:308:VAL:O	1:C:311:LEU:HB3	2.03	0.57
1:A:301:GLU:HA	1:A:304:ALA:HB2	1.87	0.57
1:B:95:ILE:HG22	1:B:324:PHE:HE2	1.69	0.57
1:D:5:ILE:HG22	1:D:6:PRO:N	2.19	0.57
1:D:304:ALA:O	1:D:308:VAL:HG12	2.04	0.57
1:D:308:VAL:O	1:D:312:VAL:HG13	2.04	0.57
1:D:396:LEU:HD11	5:D:2071:HOH:O	2.04	0.57
1:A:306:GLU:O	1:A:310:LYS:HG2	2.05	0.57
1:C:490:PRO:HA	1:D:274:LYS:HG2	1.87	0.57
1:D:447:SER:C	1:D:449:PRO:HD3	2.24	0.57
1:B:268:GLU:CA	1:B:303:ILE:HD11	2.33	0.57
1:B:35:ILE:O	1:B:35:ILE:HG13	2.05	0.57
1:B:48:GLU:HG3	5:B:2019:HOH:O	2.04	0.56
1:A:308:VAL:O	1:A:312:VAL:HG13	2.05	0.56
1:B:481:GLN:HE21	1:B:483:THR:HG23	1.67	0.56

Continued on next page...

Continued from previous page...

Atom-1	Atom-2	Interatomic distance (Å)	Clash overlap (Å)
1:C:412:ASN:ND2	1:C:438:GLU:H	2.03	0.56
1:D:188:SER:HB3	1:D:212:THR:HG21	1.88	0.56
1:C:280:ILE:HG21	1:D:494:TYR:CE2	2.38	0.56
1:D:96:ASP:OD2	1:D:189:VAL:CG1	2.53	0.56
1:A:95:ILE:HB	5:A:2011:HOH:O	2.04	0.56
1:B:81:LYS:HD3	1:B:200:GLU:OE1	2.05	0.56
1:D:406:GLU:O	1:D:410:LEU:HB2	2.05	0.56
1:B:3:PHE:CD1	1:B:3:PHE:C	2.77	0.56
1:D:455:PRO:HG3	1:D:471:TRP:CE3	2.40	0.56
1:B:66:THR:HG23	1:B:70:HIS:HB3	1.88	0.56
1:A:66:THR:HG23	1:A:70:HIS:HB3	1.87	0.56
1:B:141:LYS:HD3	5:B:2051:HOH:O	2.04	0.56
1:D:220:ALA:HB3	1:D:221:PRO:HD3	1.86	0.56
1:D:102:ASP:O	1:D:105:VAL:HG22	2.06	0.56
1:D:268:GLU:CA	1:D:303:ILE:HD11	2.34	0.56
1:B:412:ASN:ND2	1:B:438:GLU:H	2.02	0.56
1:A:55:ARG:HD2	1:A:59:ARG:CZ	2.36	0.56
1:A:444:VAL:HB	1:B:484:GLN:HB3	1.87	0.55
1:C:301:GLU:HA	1:C:304:ALA:HB2	1.87	0.55
1:A:357:LEU:O	1:A:358:TYR:HB2	2.05	0.55
1:A:381:SER:HB3	1:A:384:MET:HG2	1.89	0.55
1:B:188:SER:HB3	1:B:212:THR:HG21	1.88	0.55
1:C:188:SER:HB3	1:C:212:THR:HG21	1.87	0.55
1:B:268:GLU:HA	1:B:303:ILE:CD1	2.34	0.55
1:C:168:LYS:O	1:C:171:PRO:HD2	2.06	0.55
1:D:272:ILE:HD11	1:D:310:LYS:HG3	1.87	0.55
1:D:357:LEU:O	1:D:358:TYR:HB2	2.06	0.55
1:C:225:HIS:HD2	1:C:227:ASP:N	1.94	0.55
1:D:291:CYS:HB3	3:D:1498:NAD:C5N	2.36	0.55
1:D:81:LYS:HD3	1:D:200:GLU:OE1	2.07	0.55
1:D:25[B]:ILE:HG23	1:D:26:PRO:HD2	1.87	0.55
1:C:30:PRO:HB2	1:C:332:PRO:HG2	1.88	0.55
1:D:66:THR:HG23	1:D:70:HIS:HB3	1.89	0.55
1:C:66:THR:HG23	1:C:70:HIS:HB3	1.88	0.55
1:A:264:ILE:CD1	1:A:279:THR:HG22	2.37	0.55
1:C:496:SER:HB3	1:D:314:TRP:CZ2	2.42	0.55
1:B:3:PHE:C	1:B:3:PHE:HD1	2.10	0.55
1:B:308:VAL:O	1:B:311:LEU:HB3	2.07	0.55
1:A:444:VAL:HB	1:B:484:GLN:HB2	1.88	0.55
1:B:344:LYS:O	1:B:348:THR:HG23	2.05	0.55
1:C:304:ALA:O	1:C:308:VAL:HG12	2.06	0.55

Continued on next page...

Continued from previous page...

Atom-1	Atom-2	Interatomic distance (Å)	Clash overlap (Å)
1:D:363:PRO:O	1:D:364:GLU:CB	2.48	0.55
1:B:455:PRO:HG3	1:B:471:TRP:CE3	2.42	0.55
1:B:48:GLU:OE1	1:B:48:GLU:HA	2.06	0.55
1:A:326:GLU:HG2	1:A:327:GLY:N	2.20	0.54
1:A:95:ILE:HG22	1:A:324:PHE:HE2	1.67	0.54
1:C:220:ALA:HB3	1:C:221:PRO:HD3	1.89	0.54
1:C:60:ARG:O	1:C:62:ASN:N	2.37	0.54
1:C:235:GLY:O	1:C:258:LEU:HA	2.07	0.54
1:B:220:ALA:HB3	1:B:221:PRO:HD3	1.89	0.54
1:B:223:VAL:HA	1:B:231:ILE:HD11	1.89	0.54
1:B:272:ILE:HD11	1:B:310:LYS:HG3	1.87	0.54
1:C:95:ILE:HG22	1:C:324:PHE:HE2	1.70	0.54
1:B:242:LYS:HD3	1:D:486:ILE:HD12	1.90	0.54
1:C:308:VAL:O	1:C:312:VAL:HG13	2.08	0.54
1:A:308:VAL:O	1:A:311:LEU:HB3	2.08	0.54
1:D:308:VAL:O	1:D:311:LEU:HB3	2.07	0.54
1:B:275:VAL:O	1:B:279:THR:CG2	2.55	0.54
1:B:260:GLY:HA2	1:B:416:TYR:CG	2.43	0.54
1:B:304:ALA:O	1:B:308:VAL:HG12	2.07	0.54
1:B:259:GLY:HA3	3:B:1498:NAD:O2D	2.08	0.54
1:D:225:HIS:HD2	1:D:227:ASP:N	1.94	0.54
1:B:76:ARG:HD2	5:B:2012:HOH:O	2.06	0.54
1:A:268:GLU:N	1:A:268:GLU:OE1	2.29	0.54
1:C:481:GLN:NE2	1:C:483:THR:HG21	2.20	0.54
1:B:66:THR:HG22	1:B:67:SER:O	2.08	0.54
1:C:86:LYS:HE3	5:C:2024:HOH:O	2.08	0.54
1:B:481:GLN:NE2	1:B:483:THR:HG21	2.23	0.53
1:A:214:LEU:CD1	1:D:70:HIS:HB2	2.37	0.53
1:D:396:LEU:CD1	5:D:2071:HOH:O	2.57	0.53
1:B:66:THR:HG21	1:B:70:HIS:CD2	2.42	0.53
1:C:66:THR:CG2	1:C:67:SER:N	2.71	0.53
1:A:496:SER:O	1:B:317:ASN:ND2	2.41	0.53
1:D:278:TRP:O	1:D:279:THR:C	2.46	0.53
1:A:272:ILE:HG21	1:A:303:ILE:HG21	1.91	0.53
1:D:260:GLY:HA2	1:D:416:TYR:CG	2.44	0.53
1:B:155:ILE:HG22	3:B:1498:NAD:H4B	1.90	0.53
1:D:239:THR:HA	1:D:242:LYS:HE3	1.91	0.53
1:A:406:GLU:O	1:A:410:LEU:HB2	2.08	0.53
1:C:264:ILE:CD1	1:C:279:THR:HG22	2.38	0.53
1:B:8:ARG:O	1:B:24:ARG:NH2	2.35	0.53
1:A:242:LYS:HE2	1:D:127:GLY:HA3	1.88	0.53

Continued on next page...

Continued from previous page...

Atom-1	Atom-2	Interatomic distance (Å)	Clash overlap (Å)
1:D:358:TYR:CD1	1:D:359:GLY:N	2.77	0.53
1:A:272:ILE:HD11	1:A:310:LYS:HG3	1.90	0.53
1:B:357:LEU:O	1:B:358:TYR:CB	2.56	0.53
1:D:141:LYS:HG3	1:D:486:ILE:HD13	1.91	0.53
1:B:257[B]:GLU:HG2	3:B:1498:NAD:H72N	1.74	0.53
1:C:406:GLU:O	1:C:410:LEU:HB2	2.09	0.52
1:B:225:HIS:CD2	1:B:226:PRO:HD2	2.44	0.52
1:D:103:GLU:HG2	1:D:285:TRP:CZ3	2.45	0.52
1:C:494:TYR:CE2	1:D:280:ILE:HG22	2.44	0.52
1:C:223:VAL:HG22	5:C:2051:HOH:O	2.10	0.52
1:C:290:ILE:HB	1:C:293:ALA:HB2	1.91	0.52
1:D:56:ARG:HD2	1:D:60:ARG:NH1	2.25	0.52
1:C:148:PRO:HG3	1:C:175:ALA:O	2.09	0.52
1:A:21:LYS:NZ	1:D:61:ASN:HD22	2.07	0.52
1:C:223:VAL:HA	1:C:231:ILE:HD11	1.92	0.52
1:A:412:ASN:ND2	1:A:438:GLU:H	2.07	0.52
1:A:48:GLU:OE1	1:A:48:GLU:HA	2.08	0.52
1:B:133:VAL:HG11	5:B:2054:HOH:O	2.09	0.52
1:D:66:THR:HG21	1:D:70:HIS:CD2	2.44	0.52
1:B:272:ILE:HG21	1:B:303:ILE:HG21	1.92	0.52
1:B:305:ALA:O	1:B:306:GLU:CB	2.56	0.52
1:D:76:ARG:NH1	1:D:76:ARG:CG	2.71	0.52
1:D:348:THR:O	1:D:352:GLU:HG3	2.10	0.52
1:A:102:ASP:O	1:A:105:VAL:HG22	2.09	0.52
1:D:4:PRO:O	1:D:5:ILE:C	2.49	0.52
1:D:305:ALA:O	1:D:306:GLU:HB3	2.09	0.52
1:D:381:SER:HB3	1:D:384:MET:HG2	1.91	0.52
1:D:5:ILE:HD12	1:D:5:ILE:N	2.26	0.51
1:B:271:ASP:OD1	1:B:274:LYS:HD2	2.09	0.51
1:C:95:ILE:HA	5:C:2009:HOH:O	2.08	0.51
1:D:272:ILE:HG13	1:D:272:ILE:O	2.09	0.51
1:D:279:THR:HG21	1:D:307:PHE:HZ	1.75	0.51
1:B:414:THR:CG2	5:B:2108:HOH:O	2.55	0.51
1:A:412:ASN:HD21	1:A:438:GLU:H	1.58	0.51
1:A:439:VAL:HG13	1:A:441:ALA:H	1.76	0.51
1:A:188:SER:HB3	1:A:212:THR:HG21	1.93	0.51
1:B:186:LEU:O	1:B:187:ALA:HB2	2.11	0.51
1:D:160:TYR:CE1	4:D:1500:GOL:H32	2.46	0.51
1:C:5:ILE:HG22	1:C:6:PRO:N	2.24	0.51
1:D:447:SER:O	1:D:448:GLN:HB2	2.11	0.51
1:C:260:GLY:HA2	1:C:416:TYR:CG	2.45	0.51

Continued on next page...

Continued from previous page...

Atom-1	Atom-2	Interatomic distance (Å)	Clash overlap (Å)
1:A:235:GLY:O	1:A:258:LEU:HA	2.10	0.51
1:D:300:HIS:ND1	1:D:302:SER:HB2	2.26	0.51
1:A:178:THR:HG22	1:A:207:VAL:HG22	1.93	0.51
1:A:300:HIS:ND1	1:A:302:SER:HB2	2.25	0.51
1:C:279:THR:HG21	1:C:307:PHE:HZ	1.76	0.51
1:D:96:ASP:O	1:D:96:ASP:OD1	2.29	0.51
1:A:35:ILE:O	1:A:35:ILE:HG13	2.08	0.51
1:D:272:ILE:HG21	1:D:303:ILE:HG21	1.92	0.51
1:C:29:ASN:HB2	1:C:36:ILE:HD13	1.93	0.51
1:A:481:GLN:NE2	1:A:483:THR:HG21	2.18	0.51
1:A:481:GLN:HE21	1:A:483:THR:HG23	1.74	0.51
1:D:235:GLY:O	1:D:258:LEU:HA	2.11	0.50
1:C:257[B]:GLU:HB3	3:C:1498:NAD:C7N	2.41	0.50
1:C:444:VAL:HB	1:D:484:GLN:HB3	1.93	0.50
1:D:58:PHE:CE1	1:D:150:GLY:HA2	2.46	0.50
1:D:4:PRO:O	1:D:5:ILE:O	2.30	0.50
1:D:225:HIS:CD2	1:D:226:PRO:HD2	2.46	0.50
1:C:66:THR:HG21	1:C:70:HIS:CD2	2.45	0.50
1:A:5:ILE:H	1:A:6:PRO:CD	2.20	0.50
1:A:5:ILE:O	1:A:6:PRO:O	2.29	0.50
1:C:15:GLU:HG2	1:C:17:ARG:NH1	2.19	0.50
1:A:481:GLN:NE2	5:A:2157:HOH:O	2.41	0.50
1:A:348:THR:HG22	1:C:134:THR:OG1	2.12	0.50
1:D:291:CYS:SG	3:D:1498:NAD:C4N	2.99	0.50
1:D:186:LEU:O	1:D:187:ALA:HB2	2.11	0.50
1:C:381:SER:HB3	1:C:384:MET:HG2	1.93	0.50
1:C:272:ILE:CD1	1:C:306:GLU:HG2	2.42	0.50
1:C:225:HIS:CD2	1:C:226:PRO:HD2	2.46	0.50
1:C:6:PRO:HG2	1:C:92:LEU:HD13	1.93	0.50
1:D:264:ILE:HD11	1:D:279:THR:HG22	1.94	0.50
1:D:85:LYS:NZ	1:D:200:GLU:OE2	2.45	0.50
1:D:223:VAL:HA	1:D:231:ILE:HD11	1.94	0.50
1:D:481:GLN:NE2	1:D:483:THR:HG21	2.21	0.50
1:A:5:ILE:N	1:A:6:PRO:CD	2.74	0.50
1:B:66:THR:HG21	1:B:70:HIS:HD2	1.76	0.50
1:C:186:LEU:O	1:C:187:ALA:HB2	2.11	0.50
1:C:474:GLN:NE2	5:C:2122:HOH:O	2.42	0.50
1:B:5:ILE:HG22	1:B:5:ILE:O	2.06	0.50
1:A:148:PRO:HG3	1:A:175:ALA:O	2.12	0.50
1:C:48:GLU:OE1	1:C:48:GLU:HA	2.12	0.50
1:B:182:LYS:C	1:B:182:LYS:HE2	2.32	0.50

Continued on next page...

Continued from previous page...

Atom-1	Atom-2	Interatomic distance (Å)	Clash overlap (Å)
1:C:27:VAL:HG13	1:C:37:GLY:C	2.32	0.50
1:C:478:ASN:ND2	1:D:466:ARG:HH21	2.09	0.50
1:D:282:GLY:HA2	1:D:448:GLN:CG	2.42	0.49
1:D:290:ILE:HB	1:D:293:ALA:HB2	1.94	0.49
1:C:51:VAL:HG23	1:C:52:VAL:N	2.27	0.49
1:A:362:ARG:HH11	1:A:362:ARG:HG3	1.77	0.49
1:C:160:TYR:HB2	1:C:164:MET:HG2	1.94	0.49
1:C:315:THR:HG21	1:C:376:ILE:HD11	1.95	0.49
1:C:15:GLU:CD	1:C:17:ARG:NH1	2.66	0.49
1:A:348:THR:O	1:A:352:GLU:HG3	2.12	0.49
1:C:10:LEU:HD13	1:C:211:LEU:HD22	1.94	0.49
1:C:438:GLU:HG2	4:D:1502:GOL:H31	1.94	0.49
1:A:282:GLY:HA2	1:A:448:GLN:CG	2.43	0.49
1:D:3:PHE:CZ	1:D:324:PHE:CZ	2.98	0.49
1:B:235:GLY:O	1:B:258:LEU:HA	2.12	0.49
1:A:386:ILE:HB	5:A:2113:HOH:O	2.13	0.49
1:A:484:GLN:HB3	1:B:444:VAL:HB	1.94	0.49
1:D:148:PRO:HG3	1:D:176:GLY:HA3	1.95	0.49
1:C:268:GLU:HA	1:C:303:ILE:CD1	2.38	0.49
1:C:348:THR:O	1:C:352:GLU:HG3	2.12	0.49
1:A:182:LYS:HG2	1:A:211:LEU:O	2.13	0.49
1:C:392:PHE:CE1	3:C:1498:NAD:H2D	2.48	0.49
1:B:257[B]:GLU:HG2	3:B:1498:NAD:N7N	2.28	0.49
1:B:447:SER:O	1:B:448:GLN:HB2	2.13	0.49
1:B:141:LYS:HG2	5:B:2051:HOH:O	2.13	0.49
1:C:62:ASN:O	1:C:62:ASN:OD1	2.31	0.49
1:C:291:CYS:HB3	3:C:1498:NAD:C6N	2.42	0.49
1:A:223:VAL:HA	1:A:231:ILE:HD11	1.93	0.49
1:D:160:TYR:HB2	1:D:164:MET:HG2	1.94	0.48
1:D:95:ILE:CG2	1:D:324:PHE:HZ	2.21	0.48
1:B:7:ALA:O	1:B:8:ARG:HD3	2.12	0.48
1:D:261:LYS:HG3	1:D:296:ARG:HD3	1.95	0.48
1:B:148:PRO:HG3	1:B:176:GLY:HA3	1.95	0.48
1:A:290:ILE:HB	1:A:293:ALA:HB2	1.93	0.48
1:B:272:ILE:O	1:B:272:ILE:HG13	2.13	0.48
1:C:257[B]:GLU:HG2	3:C:1498:NAD:O7N	2.12	0.48
1:A:98:GLY:O	1:A:332:PRO:HD2	2.13	0.48
1:C:439:VAL:HG13	1:C:441:ALA:H	1.77	0.48
1:A:314:TRP:CZ2	1:B:496:SER:HB3	2.48	0.48
1:A:264:ILE:HD13	1:A:279:THR:HG22	1.93	0.48
1:C:66:THR:HG21	1:C:70:HIS:HD2	1.78	0.48

Continued on next page...

Continued from previous page...

Atom-1	Atom-2	Interatomic distance (Å)	Clash overlap (Å)
1:C:182:LYS:HE2	1:C:182:LYS:C	2.32	0.48
1:B:29:ASN:HB2	1:B:36:ILE:HD13	1.94	0.48
1:A:272:ILE:O	1:A:272:ILE:HG13	2.12	0.48
1:A:260:GLY:HA2	1:A:416:TYR:CG	2.48	0.48
1:D:320:ILE:O	1:D:365:HIS:HE1	1.97	0.48
1:C:96:ASP:CG	1:C:189:VAL:HG13	2.31	0.48
1:D:239:THR:O	1:D:243:VAL:HG13	2.13	0.48
1:B:160:TYR:HB2	1:B:164:MET:HG2	1.95	0.48
1:A:29:ASN:HB2	1:A:36:ILE:HD13	1.95	0.48
1:C:76:ARG:CG	1:C:76:ARG:NH1	2.69	0.48
1:B:225:HIS:HD2	1:B:227:ASP:N	1.96	0.48
1:A:66:THR:CG2	1:A:67:SER:N	2.76	0.48
1:C:148:PRO:HG3	1:C:176:GLY:HA3	1.95	0.48
1:B:271:ASP:OD2	1:B:274:LYS:CD	2.62	0.48
1:D:146:ARG:HG2	1:D:479:ILE:HD13	1.95	0.48
1:C:11:PHE:CZ	1:C:14:GLY:HA2	2.49	0.48
1:A:3:PHE:O	1:A:4:PRO:O	2.32	0.48
1:B:257[B]:GLU:OE2	1:B:456:TRP:O	2.31	0.48
1:A:276:VAL:HG11	1:A:314:TRP:CD1	2.49	0.48
1:A:27:VAL:HG13	1:A:37:GLY:C	2.34	0.48
1:B:242:LYS:HD3	1:D:486:ILE:CD1	2.44	0.48
1:C:60:ARG:HB3	1:C:62:ASN:HB3	1.95	0.48
1:D:315:THR:HG21	1:D:376:ILE:HD11	1.96	0.48
1:C:448:GLN:N	1:C:449:PRO:CD	2.76	0.48
1:B:86:LYS:O	1:B:90:VAL:HG12	2.14	0.48
1:A:51:VAL:HG21	1:A:225:HIS:NE2	2.28	0.47
1:B:182:LYS:HG2	1:B:211:LEU:O	2.14	0.47
1:D:159:ASN:HD21	3:D:1498:NAD:H5N	1.79	0.47
1:D:48:GLU:HA	1:D:48:GLU:OE1	2.13	0.47
1:A:62:ASN:O	1:A:62:ASN:OD1	2.32	0.47
1:C:280:ILE:CG2	1:D:494:TYR:CD2	2.93	0.47
1:B:76:ARG:NH1	1:B:76:ARG:CG	2.71	0.47
1:C:106:LEU:HA	1:C:106:LEU:HD12	1.54	0.47
1:A:182:LYS:HE2	1:A:182:LYS:C	2.35	0.47
1:A:256:LEU:HB3	1:A:258:LEU:HD21	1.97	0.47
1:A:225:HIS:HD2	1:A:227:ASP:N	1.96	0.47
1:D:135:LEU:HD21	1:D:142:SER:HB2	1.93	0.47
1:D:3:PHE:HZ	1:D:95:ILE:CG2	2.27	0.47
1:A:279:THR:HG21	1:A:307:PHE:HZ	1.79	0.47
1:B:282:GLY:HA2	1:B:448:GLN:CG	2.44	0.47
1:C:239:THR:O	1:C:243:VAL:HG13	2.15	0.47

Continued on next page...

Continued from previous page...

Atom-1	Atom-2	Interatomic distance (Å)	Clash overlap (Å)
1:C:15:GLU:CG	1:C:17:ARG:NH1	2.76	0.47
1:D:481:GLN:HE21	1:D:483:THR:HG23	1.75	0.47
1:C:98:GLY:O	1:C:332:PRO:HD2	2.15	0.47
1:C:60:ARG:C	1:C:62:ASN:H	2.17	0.47
1:A:466:ARG:HH21	1:B:478:ASN:ND2	2.12	0.47
1:A:86:LYS:O	1:A:90:VAL:HG12	2.14	0.47
1:C:35:ILE:O	1:C:35:ILE:HG13	2.15	0.47
1:A:358:TYR:CD1	1:A:359:GLY:N	2.83	0.47
1:D:3:PHE:CB	1:D:4:PRO:CD	2.92	0.47
1:B:279:THR:HG21	1:B:307:PHE:HZ	1.80	0.47
1:C:86:LYS:O	1:C:90:VAL:HG12	2.15	0.47
1:A:58:PHE:CE1	1:A:150:GLY:HA2	2.50	0.47
1:A:225:HIS:HA	1:A:226:PRO:HD3	1.71	0.47
1:A:66:THR:HG21	1:A:70:HIS:CD2	2.50	0.47
1:B:102:ASP:O	1:B:105:VAL:HG22	2.14	0.47
1:B:229:ASP:O	1:B:253:PRO:HD2	2.14	0.47
1:C:303:ILE:H	1:C:303:ILE:HG13	1.48	0.47
1:C:444:VAL:HB	1:D:484:GLN:HB2	1.96	0.47
1:D:362:ARG:HH11	1:D:362:ARG:HG3	1.79	0.47
1:A:25[B]:ILE:HD11	1:A:214:LEU:HD11	1.97	0.47
1:C:66:THR:HG22	1:C:67:SER:N	2.30	0.47
1:B:261:LYS:CG	1:B:296:ARG:HD2	2.44	0.46
1:C:48:GLU:OE1	1:C:48:GLU:CA	2.64	0.46
1:C:276:VAL:HG11	1:C:314:TRP:CD1	2.50	0.46
1:B:27:VAL:HG13	1:B:37:GLY:C	2.36	0.46
1:B:58:PHE:CE1	1:B:150:GLY:HA2	2.50	0.46
1:B:3:PHE:HD1	1:B:4:PRO:HD3	1.78	0.46
1:A:225:HIS:O	1:A:252:LYS:NZ	2.49	0.46
1:A:306:GLU:CG	1:A:310:LYS:NZ	2.78	0.46
1:B:12:ILE:HD11	1:B:211:LEU:HD21	1.96	0.46
1:B:448:GLN:N	1:B:449:PRO:CD	2.78	0.46
1:A:196:GLU:O	1:A:197:VAL:C	2.54	0.46
1:B:95:ILE:HG22	1:B:324:PHE:HZ	1.78	0.46
1:B:281:PHE:O	1:B:285:TRP:HB3	2.15	0.46
1:B:48:GLU:OE1	1:B:48:GLU:CA	2.63	0.46
1:D:283:CYS:SG	1:D:396:LEU:HD23	2.56	0.46
1:B:66:THR:CG2	1:B:67:SER:N	2.78	0.46
1:A:182:LYS:NZ	3:A:1498:NAD:O2B	2.48	0.46
1:B:290:ILE:HB	1:B:293:ALA:HB2	1.96	0.46
1:A:229:ASP:O	1:A:253:PRO:HD2	2.16	0.46
1:C:358:TYR:CD1	1:C:359:GLY:N	2.83	0.46

Continued on next page...

Continued from previous page...

Atom-1	Atom-2	Interatomic distance (Å)	Clash overlap (Å)
1:A:76:ARG:NH1	1:A:76:ARG:CG	2.68	0.46
1:C:324:PHE:HD2	5:C:2077:HOH:O	1.97	0.46
1:D:51:VAL:HG21	1:D:225:HIS:NE2	2.31	0.46
1:D:256:LEU:HB3	1:D:258:LEU:HD21	1.97	0.46
1:C:5:ILE:CG2	1:C:6:PRO:CD	2.81	0.46
1:B:315:THR:HG21	1:B:376:ILE:HD11	1.97	0.46
1:D:12:ILE:HD11	1:D:211:LEU:HD21	1.98	0.46
1:C:466:ARG:HH21	1:D:478:ASN:ND2	2.13	0.46
1:B:91:LYS:O	1:B:95:ILE:HG23	2.16	0.46
1:B:350:LYS:HE3	1:B:356:ILE:CD1	2.43	0.46
1:B:348:THR:O	1:B:352:GLU:HG3	2.14	0.46
1:C:362:ARG:HG3	1:C:362:ARG:HH11	1.80	0.46
1:A:148:PRO:HG3	1:A:176:GLY:HA3	1.98	0.46
1:C:278:TRP:CH2	1:D:491:TRP:CD2	3.04	0.46
1:C:487:SER:O	1:C:488:ASP:CB	2.62	0.46
1:D:268:GLU:HA	1:D:303:ILE:CD1	2.36	0.46
1:C:229:ASP:O	1:C:253:PRO:HD2	2.16	0.46
1:A:181:LEU:HD13	1:A:183:PRO:HG3	1.97	0.45
1:A:447:SER:O	1:A:448:GLN:HB2	2.15	0.45
1:B:98:GLY:O	1:B:332:PRO:HD2	2.16	0.45
1:C:357:LEU:O	1:C:358:TYR:CB	2.65	0.45
1:C:264:ILE:HD13	1:C:279:THR:HG22	1.98	0.45
1:B:276:VAL:HG11	1:B:314:TRP:CD1	2.51	0.45
1:B:242:LYS:HG2	1:D:486:ILE:HD12	1.97	0.45
1:D:276:VAL:HG11	1:D:314:TRP:CD1	2.51	0.45
1:D:401:PHE:CD2	1:D:407:ALA:HB2	2.51	0.45
1:D:264:ILE:HG23	1:D:297:LEU:HA	1.99	0.45
1:D:414:THR:HB	1:D:416:TYR:H	1.82	0.45
1:A:8:ARG:O	1:A:24:ARG:NH2	2.30	0.45
1:C:268:GLU:CA	1:C:303:ILE:HD11	2.38	0.45
1:C:51:VAL:CG2	1:C:52:VAL:N	2.79	0.45
1:C:6:PRO:CB	1:C:193:GLU:OE2	2.62	0.45
1:A:320:ILE:O	1:A:365:HIS:HE1	1.99	0.45
1:D:358:TYR:CD1	1:D:358:TYR:C	2.90	0.45
1:B:215:GLY:HA3	3:B:1498:NAD:C8A	2.47	0.45
1:C:282:GLY:HA2	1:C:448:GLN:CG	2.47	0.45
1:A:262:SER:HA	1:A:263:PRO:HD3	1.87	0.45
1:D:264:ILE:HD13	1:D:279:THR:HG22	1.97	0.45
1:D:448:GLN:N	1:D:449:PRO:CD	2.79	0.45
1:A:280:ILE:HD11	1:A:311:LEU:HD12	1.98	0.45
1:D:182:LYS:HG2	1:D:211:LEU:O	2.17	0.45

Continued on next page...

Continued from previous page...

Atom-1	Atom-2	Interatomic distance (Å)	Clash overlap (Å)
1:B:108:ILE:HA	1:B:111:VAL:HG13	1.98	0.45
1:A:8:ARG:HG3	1:A:9:GLN:H	1.81	0.45
1:A:341:LYS:CE	5:A:2110:HOH:O	2.49	0.45
1:B:103:GLU:OE2	1:B:285:TRP:HD1	2.00	0.45
1:A:448:GLN:N	1:A:449:PRO:CD	2.79	0.45
1:A:35:ILE:O	1:A:35:ILE:CG1	2.65	0.45
1:B:264:ILE:HG21	5:B:2091:HOH:O	2.16	0.45
1:B:146:ARG:HG2	1:B:479:ILE:HD13	1.99	0.45
1:C:3:PHE:N	1:C:3:PHE:CD1	2.84	0.45
1:B:29:ASN:OD1	1:B:30:PRO:HD2	2.17	0.45
1:D:93:GLU:OE1	1:D:190:THR:OG1	2.24	0.45
1:B:403:SER:OG	1:B:405:ASP:OD1	2.33	0.45
1:A:309:ASP:O	1:A:312:VAL:HG22	2.17	0.45
1:C:481:GLN:HE21	1:C:483:THR:HG23	1.74	0.45
1:D:346:ILE:HG23	1:D:356:ILE:HD11	1.99	0.45
1:A:5:ILE:N	1:A:6:PRO:HD3	2.17	0.44
1:D:66:THR:CG2	1:D:67:SER:N	2.80	0.44
1:B:282:GLY:HA2	1:B:448:GLN:HG2	1.99	0.44
1:A:48:GLU:OE1	1:A:48:GLU:CA	2.64	0.44
1:D:478:ASN:ND2	1:D:478:ASN:C	2.70	0.44
1:D:350:LYS:HE3	1:D:356:ILE:HD12	1.98	0.44
1:D:392:PHE:O	5:D:2069:HOH:O	2.21	0.44
1:D:89:PHE:HB3	1:D:108:ILE:HD12	1.98	0.44
1:D:229:ASP:O	1:D:253:PRO:HD2	2.17	0.44
1:D:3:PHE:HB3	1:D:91:LYS:NZ	2.32	0.44
1:A:362:ARG:NH1	1:A:362:ARG:HG3	2.32	0.44
1:A:257[B]:GLU:HB3	3:A:1498:NAD:C7N	2.47	0.44
1:D:282:GLY:HA2	1:D:448:GLN:HG2	1.98	0.44
1:A:160:TYR:HB2	1:A:164:MET:HG2	1.99	0.44
1:A:239:THR:O	1:A:243:VAL:HG13	2.17	0.44
1:A:261:LYS:HG3	1:A:296:ARG:HD3	1.98	0.44
1:C:451:PHE:CZ	1:D:137:MET:HG3	2.51	0.44
1:B:362:ARG:HG3	1:B:362:ARG:HH11	1.82	0.44
1:D:261:LYS:CG	1:D:296:ARG:HD2	2.46	0.44
1:A:484:GLN:HB2	1:B:444:VAL:HB	1.99	0.44
1:A:478:ASN:ND2	1:B:466:ARG:HH21	2.15	0.44
1:D:450[A]:CYS:O	4:D:1501:GOL:H12	2.18	0.44
1:C:5:ILE:HA	1:C:6:PRO:HD3	1.81	0.44
1:D:96:ASP:OD2	1:D:189:VAL:HG13	2.17	0.44
1:D:401:PHE:HD2	1:D:403:SER:O	2.01	0.44
1:D:439:VAL:HG13	1:D:441:ALA:H	1.82	0.44

Continued on next page...

Continued from previous page...

Atom-1	Atom-2	Interatomic distance (Å)	Clash overlap (Å)
1:C:429:ARG:HA	1:C:432:ARG:HH21	1.77	0.44
1:B:291:CYS:HB3	3:B:1498:NAD:C6N	2.48	0.44
1:C:112:ALA:O	1:C:116:GLU:HG3	2.18	0.44
1:D:5:ILE:CG2	1:D:6:PRO:N	2.79	0.44
1:C:51:VAL:HG21	1:C:225:HIS:NE2	2.32	0.44
1:C:139:ARG:HH12	1:C:489:GLU:HB2	1.83	0.44
1:C:280:ILE:HG21	1:D:494:TYR:CD2	2.53	0.44
1:D:9:GLN:NE2	1:D:24:ARG:NH2	2.64	0.44
1:A:251:VAL:HG13	1:B:256:LEU:HD12	1.99	0.44
1:A:103:GLU:HG2	1:A:285:TRP:HE1	1.82	0.44
1:D:193:GLU:HA	1:D:193:GLU:OE1	2.18	0.44
1:B:261:LYS:HG3	1:B:296:ARG:HD3	1.97	0.44
1:B:256:LEU:HB3	1:B:258:LEU:HD21	1.99	0.44
1:D:170:ALA:HB3	1:D:171:PRO:HD3	2.00	0.44
1:D:429:ARG:O	1:D:433:ILE:HG12	2.18	0.44
1:B:112:ALA:O	1:B:116:GLU:HG3	2.18	0.44
1:A:152:VAL:HG23	1:A:154:LEU:HD21	1.99	0.44
1:D:66:THR:HG21	1:D:70:HIS:HD2	1.80	0.43
1:A:21:LYS:HG3	1:A:43:THR:HG21	2.00	0.43
1:D:108:ILE:HA	1:D:111:VAL:HG13	2.00	0.43
1:A:186:LEU:O	1:A:187:ALA:HB2	2.18	0.43
1:C:320:ILE:O	1:C:365:HIS:HE1	2.01	0.43
1:B:264:ILE:HG23	1:B:297:LEU:HA	2.00	0.43
1:A:495:LYS:HG2	5:A:2163:HOH:O	2.18	0.43
1:D:309:ASP:O	1:D:312:VAL:HG22	2.18	0.43
1:A:268:GLU:HA	1:A:303:ILE:CD1	2.44	0.43
1:A:168:LYS:C	1:A:171:PRO:HD2	2.39	0.43
1:D:152:VAL:HG23	1:D:154:LEU:HD21	2.01	0.43
1:C:99:LYS:HE2	1:C:99:LYS:HB3	1.76	0.43
1:B:401:PHE:CD2	1:B:407:ALA:HB2	2.53	0.43
1:B:262:SER:HA	1:B:263:PRO:HD3	1.91	0.43
1:B:139:ARG:HH12	1:B:489:GLU:HB2	1.83	0.43
1:A:312:VAL:O	1:A:316:LYS:HB2	2.18	0.43
1:B:168:LYS:C	1:B:171:PRO:HD2	2.39	0.43
1:D:257[B]:GLU:HB3	3:D:1498:NAD:C7N	2.49	0.43
1:D:447:SER:O	1:D:448:GLN:CB	2.66	0.43
1:B:297:LEU:HB2	1:B:396:LEU:HD11	2.00	0.43
1:D:110:ASP:CG	4:D:1501:GOL:H2	2.35	0.43
1:A:225:HIS:CD2	1:A:226:PRO:HD2	2.53	0.43
1:A:252:LYS:HE3	1:A:252:LYS:HB2	1.83	0.43
1:A:91:LYS:O	1:A:95:ILE:HG23	2.17	0.43

Continued on next page...

Continued from previous page...

Atom-1	Atom-2	Interatomic distance (Å)	Clash overlap (Å)
1:A:12:ILE:HD11	1:A:211:LEU:HD21	1.99	0.43
1:A:346:ILE:HG23	1:A:356:ILE:HD11	2.00	0.43
1:C:401:PHE:HD2	1:C:403:SER:O	2.02	0.43
1:A:378:THR:HG22	1:A:398:VAL:HB	2.01	0.43
1:B:280:ILE:HD11	1:B:311:LEU:HD12	2.00	0.43
1:D:401:PHE:CE2	1:D:407:ALA:HB2	2.54	0.43
1:D:136:PRO:O	1:D:137:MET:C	2.55	0.43
1:C:122:ALA:HB2	1:C:174:ALA:HB1	2.01	0.43
1:A:137:MET:HB3	5:A:2044:HOH:O	2.19	0.43
1:B:94:THR:HG23	1:B:99:LYS:O	2.18	0.43
1:C:358:TYR:CD1	1:C:358:TYR:C	2.92	0.43
1:C:58:PHE:CE1	1:C:150:GLY:HA2	2.54	0.43
1:D:98:GLY:O	1:D:332:PRO:HD2	2.19	0.43
1:C:359:GLY:HA2	1:C:373:GLU:OE1	2.19	0.43
1:A:300:HIS:O	1:A:301:GLU:C	2.58	0.43
1:B:5:ILE:HG23	1:B:6:PRO:HD2	2.00	0.43
1:D:272:ILE:HD12	1:D:307:PHE:CA	2.41	0.43
1:A:262:SER:HB3	1:A:419:ALA:O	2.19	0.43
1:A:391:VAL:HB	5:A:2126:HOH:O	2.19	0.43
1:A:131:ALA:HA	1:A:132:PRO:HD3	1.86	0.43
1:C:272:ILE:HG21	1:C:303:ILE:HG21	2.00	0.43
1:D:303:ILE:HG13	1:D:303:ILE:H	1.53	0.43
1:C:390[A]:GLU:HG3	5:C:2065:HOH:O	2.18	0.43
1:C:30:PRO:HG2	1:C:98:GLY:HA3	2.00	0.43
1:D:48:GLU:OE1	1:D:48:GLU:CA	2.67	0.43
1:A:280:ILE:HG21	1:A:318:ILE:HD11	2.00	0.42
1:C:9:GLN:HB3	1:C:17:ARG:O	2.19	0.42
1:A:348:THR:HG22	1:C:134:THR:CG2	2.49	0.42
1:A:282:GLY:HA2	1:A:448:GLN:HG2	2.00	0.42
1:D:137:MET:H	1:D:137:MET:HG2	1.54	0.42
1:B:439:VAL:HG13	1:B:441:ALA:H	1.84	0.42
1:D:482:VAL:HG22	1:D:482:VAL:O	2.19	0.42
1:B:252:LYS:HB2	1:B:252:LYS:HE3	1.75	0.42
1:B:62[A]:ASN:OD1	1:B:62[A]:ASN:O	2.37	0.42
1:D:3:PHE:HB2	1:D:4:PRO:CD	2.49	0.42
1:C:225:HIS:HA	1:C:226:PRO:HD3	1.76	0.42
1:C:193:GLU:OE1	1:C:193:GLU:HA	2.20	0.42
1:D:278:TRP:O	1:D:280:ILE:N	2.52	0.42
1:C:60:ARG:C	1:C:62:ASN:N	2.72	0.42
1:C:314:TRP:CZ2	1:D:496:SER:HB3	2.54	0.42
1:A:357:LEU:O	1:A:358:TYR:CB	2.68	0.42

Continued on next page...

Continued from previous page...

Atom-1	Atom-2	Interatomic distance (Å)	Clash overlap (Å)
1:C:105:VAL:CG2	1:C:106:LEU:N	2.83	0.42
1:B:358:TYR:CD1	1:B:358:TYR:C	2.93	0.42
1:D:357:LEU:CD2	1:D:357:LEU:O	2.67	0.42
1:D:262:SER:HA	1:D:263:PRO:HD3	1.89	0.42
1:D:493:TRP:HD1	1:D:494:TYR:CD1	2.37	0.42
1:C:264:ILE:HD11	1:C:279:THR:HG22	2.01	0.42
1:C:362:ARG:HG3	1:C:362:ARG:NH1	2.34	0.42
1:A:129:GLN:O	1:A:130:LYS:HB2	2.20	0.42
3:C:1498:NAD:H8A	3:C:1498:NAD:H2B	1.80	0.42
1:D:139:ARG:HH12	1:D:489:GLU:HB2	1.85	0.42
1:C:272:ILE:HD13	1:C:272:ILE:HG21	1.79	0.42
1:D:305:ALA:O	1:D:306:GLU:HB2	2.18	0.42
1:B:35:ILE:CG1	1:B:35:ILE:O	2.65	0.42
1:D:330:LEU:HD22	1:D:331:GLY:O	2.20	0.42
1:C:108:ILE:HA	1:C:111:VAL:HG13	2.01	0.42
1:C:264:ILE:HG23	1:C:297:LEU:HA	2.01	0.42
1:B:3:PHE:O	1:B:3:PHE:CD1	2.73	0.42
1:C:447:SER:O	1:C:448:GLN:HB2	2.19	0.42
1:D:125:LEU:O	1:D:128:LYS:HB2	2.20	0.42
1:C:130:LYS:HA	1:C:143:HIS:CD2	2.54	0.42
1:A:315:THR:HG21	1:A:376:ILE:HD11	2.02	0.42
1:A:264:ILE:HG23	1:A:297:LEU:HA	2.02	0.42
1:B:362:ARG:HG3	1:B:362:ARG:NH1	2.35	0.42
1:C:3:PHE:O	1:C:3:PHE:HD1	2.00	0.42
1:D:362:ARG:NH1	1:D:362:ARG:HG3	2.35	0.42
1:A:358:TYR:C	1:A:358:TYR:CD1	2.93	0.42
1:C:181:LEU:HD13	1:C:183:PRO:HG3	2.01	0.42
1:C:182:LYS:HG2	1:C:211:LEU:O	2.19	0.42
1:D:306:GLU:O	1:D:307:PHE:C	2.57	0.42
1:C:251[A]:VAL:HG13	1:D:256:LEU:HD12	2.02	0.42
1:D:182:LYS:HE2	1:D:182:LYS:C	2.40	0.42
1:D:12:ILE:HG21	1:D:49:VAL:HG23	2.02	0.42
1:A:30:PRO:HG2	1:A:98:GLY:HA3	2.02	0.42
1:C:350:LYS:HE3	1:C:356:ILE:CD1	2.49	0.42
1:B:264:ILE:HA	1:B:421:ALA:O	2.19	0.42
1:A:121:GLN:NE2	5:A:2038:HOH:O	2.53	0.42
1:B:205:PRO:HD2	5:B:2022:HOH:O	2.19	0.42
1:D:62:ASN:OD1	1:D:62:ASN:O	2.37	0.42
1:A:264:ILE:HA	1:A:421:ALA:O	2.20	0.41
1:A:261:LYS:CG	1:A:296:ARG:HD2	2.45	0.41
1:A:256:LEU:HD12	1:B:251:VAL:HG13	2.02	0.41

Continued on next page...

Continued from previous page...

Atom-1	Atom-2	Interatomic distance (Å)	Clash overlap (Å)
1:B:257[B]:GLU:CG	3:B:1498:NAD:H72N	2.33	0.41
1:B:257[A]:GLU:OE2	1:B:467:GLU:HG3	2.20	0.41
1:B:283:CYS:SG	1:B:396:LEU:HD23	2.60	0.41
1:A:423:PHE:CD2	1:A:445:ASN:HA	2.55	0.41
1:B:381:SER:HG	1:B:383[A]:SER:HB2	1.84	0.41
1:C:3:PHE:N	1:C:3:PHE:HD1	2.18	0.41
1:B:359:GLY:HA2	1:B:373:GLU:OE1	2.20	0.41
1:D:268:GLU:HG2	1:D:269:ASP:N	2.34	0.41
1:A:251:VAL:O	1:A:251:VAL:CG1	2.67	0.41
1:C:252:LYS:HB2	1:C:252:LYS:HE3	1.82	0.41
1:B:357:LEU:CD2	1:B:357:LEU:O	2.66	0.41
1:D:262:SER:HB3	1:D:419:ALA:O	2.21	0.41
1:C:125:LEU:O	1:C:128:LYS:HB2	2.19	0.41
1:B:143:HIS:CE1	1:B:482:VAL:HG22	2.55	0.41
1:A:139:ARG:HH12	1:A:489:GLU:HB2	1.85	0.41
1:C:280:ILE:HD11	1:C:311:LEU:HD12	2.02	0.41
1:C:434:THR:HB	1:C:442:VAL:HG11	2.02	0.41
1:D:58:PHE:CZ	1:D:150:GLY:HA2	2.56	0.41
1:D:182:LYS:HD2	1:D:218:ALA:CB	2.47	0.41
1:B:12:ILE:HG21	1:B:49:VAL:HG23	2.03	0.41
1:C:47:VAL:O	1:C:51:VAL:HG13	2.21	0.41
1:D:30:PRO:HG2	1:D:98:GLY:HA3	2.03	0.41
1:B:152:VAL:HG23	1:B:154:LEU:HD21	2.03	0.41
1:A:264:ILE:HG23	1:A:264:ILE:O	2.20	0.41
1:A:494:TYR:CZ	1:B:280:ILE:HG22	2.55	0.41
1:D:357:LEU:O	1:D:358:TYR:CB	2.68	0.41
1:B:346:ILE:HG23	1:B:356:ILE:HD11	2.03	0.41
1:B:143:HIS:CE1	1:B:482:VAL:CG2	3.04	0.41
1:B:423:PHE:CD2	1:B:445:ASN:HA	2.56	0.41
1:C:315:THR:HA	1:C:318:ILE:HD12	2.03	0.41
1:D:264:ILE:HA	1:D:421:ALA:O	2.20	0.41
1:B:271:ASP:OD2	1:B:274:LYS:CE	2.68	0.41
1:C:182:LYS:CE	1:C:183:PRO:O	2.69	0.41
1:D:171:PRO:HB2	1:D:476:TYR:CE2	2.55	0.41
1:C:346:ILE:HG23	1:C:356:ILE:HD11	2.02	0.41
1:A:429:ARG:O	1:A:433:ILE:HG12	2.21	0.41
1:C:262:SER:HA	1:C:263:PRO:HD3	1.86	0.41
1:B:203:LEU:HA	1:B:203:LEU:HD23	1.82	0.41
1:C:378:THR:HG22	1:C:398:VAL:HB	2.02	0.41
1:A:447:SER:O	1:A:448:GLN:CB	2.69	0.41
1:B:239:THR:O	1:B:243:VAL:HG13	2.21	0.41

Continued on next page...

Continued from previous page...

Atom-1	Atom-2	Interatomic distance (Å)	Clash overlap (Å)
1:D:306:GLU:O	1:D:309:ASP:N	2.54	0.40
1:B:268:GLU:HG2	1:B:269:ASP:N	2.37	0.40
1:D:168:LYS:C	1:D:171:PRO:HD2	2.41	0.40
1:C:478:ASN:C	1:C:478:ASN:ND2	2.75	0.40
1:D:482:VAL:CG2	1:D:482:VAL:O	2.69	0.40
1:B:130:LYS:HA	1:B:143:HIS:CD2	2.56	0.40
1:D:83:THR:O	1:D:86:LYS:HB2	2.21	0.40
1:C:423:PHE:CD2	1:C:445:ASN:HA	2.56	0.40
1:C:309:ASP:O	1:C:312:VAL:HG22	2.20	0.40
1:D:434:THR:HB	1:D:442:VAL:HG11	2.03	0.40
1:C:250:LEU:C	1:C:251[B]:VAL:HG22	2.42	0.40
1:C:439:VAL:HG13	1:C:440:GLY:N	2.36	0.40
1:A:281:PHE:O	1:A:285:TRP:HB3	2.21	0.40
1:C:131:ALA:HA	1:C:132:PRO:HD3	1.90	0.40
1:C:484:GLN:CB	1:D:444:VAL:HB	2.51	0.40
1:A:112:ALA:O	1:A:116:GLU:HG3	2.21	0.40
1:A:330:LEU:HD22	1:A:331:GLY:O	2.22	0.40
1:A:471:TRP:CZ2	4:A:1499:GOL:H12	2.57	0.40
1:C:438:GLU:HG2	4:D:1502:GOL:C3	2.52	0.40
1:B:401:PHE:CE2	1:B:407:ALA:HB2	2.56	0.40
1:D:378:THR:HG22	1:D:398:VAL:HB	2.02	0.40
1:D:280:ILE:HD11	1:D:311:LEU:HD12	2.03	0.40
1:C:429:ARG:O	1:C:433:ILE:HG12	2.21	0.40
3:A:1498:NAD:H8A	3:A:1498:NAD:H2B	1.97	0.40
1:C:168:LYS:C	1:C:171:PRO:HD2	2.42	0.40
1:D:130:LYS:HA	1:D:143:HIS:CD2	2.56	0.40
1:B:131:ALA:HA	1:B:132:PRO:HD3	1.88	0.40
1:C:95:ILE:HG22	1:C:324:PHE:HZ	1.84	0.40
1:C:343:MET:O	1:C:346:ILE:HB	2.22	0.40
1:D:285:TRP:C	1:D:287:ASN:N	2.74	0.40

There are no symmetry-related clashes.

5.3 Torsion angles ⓘ

5.3.1 Protein backbone ⓘ

In the following table, the Percentiles column shows the percent Ramachandran outliers of the chain as a percentile score with respect to all X-ray entries followed by that with respect to entries of similar resolution.

The Analysed column shows the number of residues for which the backbone conformation was analysed, and the total number of residues.

Mol	Chain	Analysed	Favoured	Allowed	Outliers	Percentiles	
1	A	497/496 (100%)	456 (92%)	31 (6%)	10 (2%)	9	7
1	B	498/496 (100%)	463 (93%)	26 (5%)	9 (2%)	11	9
1	C	499/496 (101%)	458 (92%)	30 (6%)	11 (2%)	8	6
1	D	497/496 (100%)	450 (90%)	35 (7%)	12 (2%)	7	5
All	All	1991/1984 (100%)	1827 (92%)	122 (6%)	42 (2%)	9	7

All (42) Ramachandran outliers are listed below:

Mol	Chain	Res	Type
1	A	6	PRO
1	A	306	GLU
1	A	358	TYR
1	A	448	GLN
1	B	306	GLU
1	B	358	TYR
1	B	448	GLN
1	C	306	GLU
1	C	358	TYR
1	C	448	GLN
1	D	306	GLU
1	D	358	TYR
1	D	364	GLU
1	D	448	GLN
1	B	187	ALA
1	B	302	SER
1	C	187	ALA
1	D	137	MET
1	D	187	ALA
1	A	4	PRO
1	A	5	ILE
1	A	187	ALA
1	B	357	LEU
1	D	357	LEU
1	B	424	SER
1	C	357	LEU
1	A	136	PRO
1	A	357	LEU
1	B	136	PRO
1	C	6	PRO

Continued on next page...

Continued from previous page...

Mol	Chain	Res	Type
1	C	302	SER
1	C	424	SER
1	D	5	ILE
1	D	6	PRO
1	D	424	SER
1	A	424	SER
1	D	363	PRO
1	C	136	PRO
1	C	272	ILE
1	D	136	PRO
1	C	417	GLY
1	B	417	GLY

5.3.2 Protein sidechains [i](#)

In the following table, the Percentiles column shows the percent sidechain outliers of the chain as a percentile score with respect to all X-ray entries followed by that with respect to entries of similar resolution.

The Analysed column shows the number of residues for which the sidechain conformation was analysed, and the total number of residues.

Mol	Chain	Analysed	Rotameric	Outliers	Percentiles	
1	A	413/409 (101%)	362 (88%)	51 (12%)	6	6
1	B	414/409 (101%)	359 (87%)	55 (13%)	5	5
1	C	415/409 (102%)	361 (87%)	54 (13%)	5	5
1	D	413/409 (101%)	357 (86%)	56 (14%)	5	4
All	All	1655/1636 (101%)	1439 (87%)	216 (13%)	5	5

All (216) residues with a non-rotameric sidechain are listed below:

Mol	Chain	Res	Type
1	A	3	PHE
1	A	5	ILE
1	A	8	ARG
1	A	17	ARG
1	A	27	VAL
1	A	35	ILE
1	A	48	GLU
1	A	49	VAL
1	A	59	ARG

Continued on next page...

Continued from previous page...

Mol	Chain	Res	Type
1	A	76	ARG
1	A	81	LYS
1	A	85	LYS
1	A	90	VAL
1	A	95	ILE
1	A	106	LEU
1	A	111	VAL
1	A	125	LEU
1	A	133	VAL
1	A	166	THR
1	A	181	LEU
1	A	182	LYS
1	A	189	VAL
1	A	193	GLU
1	A	196	GLU
1	A	203	LEU
1	A	222	LEU
1	A	243	VAL
1	A	254	VAL
1	A	272	ILE
1	A	275	VAL
1	A	280	ILE
1	A	294	THR
1	A	297	LEU
1	A	303	ILE
1	A	315	THR
1	A	316	LYS
1	A	320	ILE
1	A	330	LEU
1	A	348	THR
1	A	362	ARG
1	A	364	GLU
1	A	377	VAL
1	A	378	THR
1	A	384	MET
1	A	388	LYS
1	A	389	GLU
1	A	392	PHE
1	A	405	ASP
1	A	439	VAL
1	A	461	ARG
1	A	478	ASN

Continued on next page...

Continued from previous page...

Mol	Chain	Res	Type
1	B	3	PHE
1	B	5	ILE
1	B	8	ARG
1	B	17	ARG
1	B	24	ARG
1	B	27	VAL
1	B	34	GLU
1	B	35	ILE
1	B	48	GLU
1	B	49	VAL
1	B	76	ARG
1	B	81	LYS
1	B	90	VAL
1	B	91	LYS
1	B	95	ILE
1	B	106	LEU
1	B	111	VAL
1	B	125	LEU
1	B	132	PRO
1	B	133	VAL
1	B	166	THR
1	B	181	LEU
1	B	182	LYS
1	B	189	VAL
1	B	193	GLU
1	B	222	LEU
1	B	230	LYS
1	B	243	VAL
1	B	254	VAL
1	B	272	ILE
1	B	274	LYS
1	B	275	VAL
1	B	279	THR
1	B	280	ILE
1	B	294	THR
1	B	297	LEU
1	B	302	SER
1	B	303	ILE
1	B	309	ASP
1	B	315	THR
1	B	320	ILE
1	B	330	LEU

Continued on next page...

Continued from previous page...

Mol	Chain	Res	Type
1	B	348	THR
1	B	362	ARG
1	B	367	LYS
1	B	376	ILE
1	B	377	VAL
1	B	378	THR
1	B	389	GLU
1	B	392	PHE
1	B	405	ASP
1	B	439	VAL
1	B	461	ARG
1	B	478	ASN
1	B	496	SER
1	C	3	PHE
1	C	5	ILE
1	C	13	ASP
1	C	17	ARG
1	C	27	VAL
1	C	35	ILE
1	C	48	GLU
1	C	49	VAL
1	C	76	ARG
1	C	81	LYS
1	C	90	VAL
1	C	95	ILE
1	C	106	LEU
1	C	111	VAL
1	C	125	LEU
1	C	132	PRO
1	C	133	VAL
1	C	166	THR
1	C	181	LEU
1	C	182	LYS
1	C	189	VAL
1	C	193	GLU
1	C	203	LEU
1	C	222	LEU
1	C	230	LYS
1	C	243	VAL
1	C	265	VAL
1	C	271	ASP
1	C	272	ILE

Continued on next page...

Continued from previous page...

Mol	Chain	Res	Type
1	C	275	VAL
1	C	280	ILE
1	C	285	TRP
1	C	294	THR
1	C	297	LEU
1	C	302	SER
1	C	303	ILE
1	C	315	THR
1	C	316	LYS
1	C	320	ILE
1	C	326	GLU
1	C	330	LEU
1	C	348	THR
1	C	362	ARG
1	C	367	LYS
1	C	377	VAL
1	C	378	THR
1	C	384	MET
1	C	389	GLU
1	C	392	PHE
1	C	432	ARG
1	C	439	VAL
1	C	461	ARG
1	C	478	ASN
1	C	496	SER
1	D	3	PHE
1	D	5	ILE
1	D	8	ARG
1	D	17	ARG
1	D	27	VAL
1	D	35	ILE
1	D	36	ILE
1	D	48	GLU
1	D	49	VAL
1	D	76	ARG
1	D	81	LYS
1	D	86	LYS
1	D	90	VAL
1	D	95	ILE
1	D	99	LYS
1	D	106	LEU
1	D	111	VAL

Continued on next page...

Continued from previous page...

Mol	Chain	Res	Type
1	D	125	LEU
1	D	133	VAL
1	D	137	MET
1	D	141	LYS
1	D	166	THR
1	D	181	LEU
1	D	182	LYS
1	D	189	VAL
1	D	193	GLU
1	D	203	LEU
1	D	222	LEU
1	D	243	VAL
1	D	254	VAL
1	D	272	ILE
1	D	274	LYS
1	D	275	VAL
1	D	280	ILE
1	D	285	TRP
1	D	294	THR
1	D	297	LEU
1	D	303	ILE
1	D	315	THR
1	D	320	ILE
1	D	330	LEU
1	D	343	MET
1	D	348	THR
1	D	362	ARG
1	D	364	GLU
1	D	365	HIS
1	D	367	LYS
1	D	377	VAL
1	D	378	THR
1	D	384	MET
1	D	389	GLU
1	D	392	PHE
1	D	439	VAL
1	D	461	ARG
1	D	478	ASN
1	D	483	THR

Some sidechains can be flipped to improve hydrogen bonding and reduce clashes. All (45) such sidechains are listed below:

Mol	Chain	Res	Type
1	A	70	HIS
1	A	143	HIS
1	A	225	HIS
1	A	289	GLN
1	A	365	HIS
1	A	385	GLN
1	A	412	ASN
1	A	475	ASN
1	A	478	ASN
1	A	481	GLN
1	A	484	GLN
1	B	70	HIS
1	B	225	HIS
1	B	249	GLN
1	B	289	GLN
1	B	317	ASN
1	B	365	HIS
1	B	385	GLN
1	B	412	ASN
1	B	478	ASN
1	B	481	GLN
1	B	484	GLN
1	C	70	HIS
1	C	143	HIS
1	C	225	HIS
1	C	289	GLN
1	C	317	ASN
1	C	365	HIS
1	C	385	GLN
1	C	412	ASN
1	C	475	ASN
1	C	478	ASN
1	C	481	GLN
1	C	484	GLN
1	D	61	ASN
1	D	70	HIS
1	D	143	HIS
1	D	225	HIS
1	D	289	GLN
1	D	365	HIS
1	D	385	GLN
1	D	412	ASN
1	D	478	ASN

Continued on next page...

Continued from previous page...

Mol	Chain	Res	Type
1	D	481	GLN
1	D	484	GLN

5.3.3 RNA ⓘ

There are no RNA molecules in this entry.

5.4 Non-standard residues in protein, DNA, RNA chains ⓘ

There are no non-standard protein/DNA/RNA residues in this entry.

5.5 Carbohydrates ⓘ

There are no carbohydrates in this entry.

5.6 Ligand geometry ⓘ

Of 19 ligands modelled in this entry, 8 are monoatomic - leaving 11 for Mogul analysis.

In the following table, the Counts columns list the number of bonds (or angles) for which Mogul statistics could be retrieved, the number of bonds (or angles) that are observed in the model and the number of bonds (or angles) that are defined in the chemical component dictionary. The Link column lists molecule types, if any, to which the group is linked. The Z score for a bond length (or angle) is the number of standard deviations the observed value is removed from the expected value. A bond length (or angle) with $|Z| > 2$ is considered an outlier worth inspection. RMSZ is the root-mean-square of all Z scores of the bond lengths (or angles).

Mol	Type	Chain	Res	Link	Bond lengths			Bond angles		
					Counts	RMSZ	# $ Z > 2$	Counts	RMSZ	# $ Z > 2$
3	NAD	A	1498	-	38,48,48	1.18	4 (10%)	47,73,73	1.85	8 (17%)
4	GOL	A	1499	-	5,5,5	0.98	0	5,5,5	0.90	0
4	GOL	A	1500	-	5,5,5	0.62	0	5,5,5	0.89	0
3	NAD	B	1498	-	38,48,48	1.29	4 (10%)	47,73,73	2.10	8 (17%)
3	NAD	C	1498	-	38,48,48	1.24	6 (15%)	47,73,73	1.95	6 (12%)
4	GOL	C	1499	-	5,5,5	0.44	0	5,5,5	0.12	0
3	NAD	D	1498	-	38,48,48	1.13	2 (5%)	47,73,73	2.12	8 (17%)
4	GOL	D	1499	-	5,5,5	0.68	0	5,5,5	1.43	0
4	GOL	D	1500	-	5,5,5	0.49	0	5,5,5	1.70	1 (20%)
4	GOL	D	1501	-	5,5,5	0.41	0	5,5,5	0.71	0
4	GOL	D	1502	-	5,5,5	0.68	0	5,5,5	0.64	0

In the following table, the Chirals column lists the number of chiral outliers, the number of chiral centers analysed, the number of these observed in the model and the number defined in the chemical component dictionary. Similar counts are reported in the Torsion and Rings columns. '-' means no outliers of that kind were identified.

Mol	Type	Chain	Res	Link	Chirals	Torsions	Rings
3	NAD	A	1498	-	-	0/22/62/62	0/5/5/5
4	GOL	A	1499	-	-	0/4/4/4	0/0/0/0
4	GOL	A	1500	-	-	0/4/4/4	0/0/0/0
3	NAD	B	1498	-	-	0/22/62/62	0/5/5/5
3	NAD	C	1498	-	-	0/22/62/62	0/5/5/5
4	GOL	C	1499	-	-	0/4/4/4	0/0/0/0
3	NAD	D	1498	-	-	0/22/62/62	0/5/5/5
4	GOL	D	1499	-	-	0/4/4/4	0/0/0/0
4	GOL	D	1500	-	-	0/4/4/4	0/0/0/0
4	GOL	D	1501	-	-	0/4/4/4	0/0/0/0
4	GOL	D	1502	-	-	0/4/4/4	0/0/0/0

All (16) bond length outliers are listed below:

Mol	Chain	Res	Type	Atoms	Z	Observed(Å)	Ideal(Å)
3	B	1498	NAD	PA-O2A	-2.46	1.44	1.54
3	A	1498	NAD	C5A-N7A	-2.44	1.31	1.39
3	D	1498	NAD	PA-O2A	-2.40	1.44	1.54
3	C	1498	NAD	C2A-N1A	-2.40	1.29	1.33
3	C	1498	NAD	C5A-C4A	-2.38	1.35	1.40
3	A	1498	NAD	PA-O2A	-2.32	1.45	1.54
3	B	1498	NAD	C5A-C4A	-2.22	1.35	1.40
3	A	1498	NAD	C4A-N3A	-2.21	1.32	1.35
3	B	1498	NAD	C5A-N7A	-2.20	1.31	1.39
3	B	1498	NAD	C7N-N7N	-2.16	1.28	1.33
3	C	1498	NAD	C4A-N3A	-2.13	1.32	1.35
3	C	1498	NAD	PA-O2A	-2.04	1.46	1.54
3	C	1498	NAD	C5A-N7A	-2.01	1.32	1.39
3	C	1498	NAD	O7N-C7N	2.68	1.29	1.24
3	A	1498	NAD	O7N-C7N	2.72	1.30	1.24
3	D	1498	NAD	O7N-C7N	2.99	1.30	1.24

All (31) bond angle outliers are listed below:

Mol	Chain	Res	Type	Atoms	Z	Observed(°)	Ideal(°)
3	D	1498	NAD	N3A-C2A-N1A	-11.40	120.17	128.89
3	B	1498	NAD	N3A-C2A-N1A	-10.51	120.85	128.89
3	C	1498	NAD	N3A-C2A-N1A	-9.91	121.31	128.89

Continued on next page...

Continued from previous page...

Mol	Chain	Res	Type	Atoms	Z	Observed(°)	Ideal(°)
3	A	1498	NAD	N3A-C2A-N1A	-8.40	122.47	128.89
3	B	1498	NAD	O7N-C7N-N7N	-4.12	116.79	122.59
3	C	1498	NAD	C4A-C5A-N7A	-3.98	105.81	109.48
3	A	1498	NAD	O7N-C7N-N7N	-3.31	117.93	122.59
3	B	1498	NAD	O3-PN-O5D	-3.15	94.57	102.94
3	C	1498	NAD	C2B-C1B-N9A	-3.03	109.66	114.29
3	C	1498	NAD	O7N-C7N-N7N	-3.01	118.35	122.59
3	A	1498	NAD	O2B-C2B-C3B	-3.01	102.04	111.83
3	D	1498	NAD	C4A-C5A-N7A	-2.75	106.95	109.48
3	B	1498	NAD	C4A-C5A-N7A	-2.70	106.99	109.48
3	D	1498	NAD	O3-PN-O5D	-2.62	95.99	102.94
3	B	1498	NAD	C5D-C4D-C3D	-2.52	105.21	115.21
3	A	1498	NAD	C5N-C4N-C3N	-2.46	117.24	120.33
3	B	1498	NAD	C5N-C4N-C3N	-2.37	117.36	120.33
3	D	1498	NAD	C2B-C1B-N9A	-2.09	111.10	114.29
3	D	1498	NAD	O2N-PN-O3	2.02	114.26	105.09
3	A	1498	NAD	O2A-PA-O3	2.13	114.73	105.09
4	D	1500	GOL	O1-C1-C2	2.14	120.58	110.18
3	D	1498	NAD	O3-PA-O5B	2.22	108.83	102.94
3	A	1498	NAD	O2N-PN-O3	2.24	115.27	105.09
3	C	1498	NAD	C3N-C7N-N7N	2.36	120.40	117.82
3	A	1498	NAD	O7N-C7N-C3N	2.40	122.20	119.59
3	D	1498	NAD	C2A-N1A-C6A	2.47	123.18	118.77
3	B	1498	NAD	O3-PA-O5B	2.84	110.47	102.94
3	C	1498	NAD	O3-PA-O5B	2.84	110.48	102.94
3	D	1498	NAD	C3N-C7N-N7N	3.33	121.47	117.82
3	B	1498	NAD	C3N-C7N-N7N	3.72	121.89	117.82
3	A	1498	NAD	C4B-O4B-C1B	4.25	114.39	109.72

There are no chirality outliers.

There are no torsion outliers.

There are no ring outliers.

9 monomers are involved in 46 short contacts:

Mol	Chain	Res	Type	Clashes	Symm-Clashes
3	A	1498	NAD	5	0
4	A	1499	GOL	1	0
3	B	1498	NAD	9	0
3	C	1498	NAD	8	0
4	C	1499	GOL	8	0
3	D	1498	NAD	6	0

Continued on next page...

Continued from previous page...

Mol	Chain	Res	Type	Clashes	Symm-Clashes
4	D	1500	GOL	4	0
4	D	1501	GOL	3	0
4	D	1502	GOL	2	0

5.7 Other polymers [i](#)

There are no such residues in this entry.

5.8 Polymer linkage issues [i](#)

There are no chain breaks in this entry.

6 Fit of model and data

6.1 Protein, DNA and RNA chains

In the following table, the column labelled ‘#RSRZ> 2’ contains the number (and percentage) of RSRZ outliers, followed by percent RSRZ outliers for the chain as percentile scores relative to all X-ray entries and entries of similar resolution. The OWAB column contains the minimum, median, 95th percentile and maximum values of the occupancy-weighted average B-factor per residue. The column labelled ‘Q< 0.9’ lists the number of (and percentage) of residues with an average occupancy less than 0.9.

Mol	Chain	Analysed	<RSRZ>	#RSRZ>2	OWAB(Å ²)	Q<0.9
1	A	494/496 (99%)	0.55	31 (6%) 23 31	26, 52, 74, 103	0
1	B	494/496 (99%)	0.66	49 (9%) 9 14	24, 52, 74, 111	0
1	C	494/496 (99%)	0.74	51 (10%) 9 13	26, 57, 81, 93	0
1	D	494/496 (99%)	0.85	66 (13%) 4 7	29, 58, 84, 95	0
All	All	1976/1984 (99%)	0.70	197 (9%) 9 14	24, 54, 80, 111	0

All (197) RSRZ outliers are listed below:

Mol	Chain	Res	Type	RSRZ
1	D	402	SER	6.0
1	D	3	PHE	5.8
1	B	3	PHE	5.7
1	D	61	ASN	5.6
1	A	61	ASN	5.3
1	C	305	ALA	5.1
1	B	324	PHE	4.9
1	C	80	ALA	4.5
1	C	73	THR	4.4
1	A	327	GLY	4.3
1	C	15	GLU	4.0
1	D	95	ILE	4.0
1	D	313	LYS	4.0
1	D	288	GLY	3.9
1	A	325	GLU	3.9
1	D	181	LEU	3.8
1	C	14	GLY	3.6
1	A	487	SER	3.6
1	A	95	ILE	3.5
1	C	4	PRO	3.5
1	D	336	LYS	3.5

Continued on next page...

Continued from previous page...

Mol	Chain	Res	Type	RSRZ
1	C	61	ASN	3.5
1	C	425	ASN	3.4
1	D	496	SER	3.4
1	B	32	THR	3.4
1	C	181	LEU	3.4
1	B	102	ASP	3.4
1	C	367	LYS	3.4
1	D	339	TYR	3.3
1	D	409	ALA	3.3
1	B	428	GLU	3.3
1	B	367	LYS	3.3
1	B	22	LYS	3.2
1	C	191	CYS	3.2
1	D	373	GLU	3.2
1	A	154	LEU	3.2
1	A	282	GLY	3.2
1	B	283	CYS	3.1
1	D	284	PHE	3.1
1	D	317	ASN	3.1
1	D	427	LEU	3.1
1	A	488	ASP	3.1
1	C	119	ALA	3.1
1	B	326	GLU	3.1
1	D	280	ILE	3.0
1	C	310	LYS	3.0
1	A	284	PHE	3.0
1	C	3	PHE	3.0
1	D	267	PHE	3.0
1	D	293	ALA	3.0
1	D	380	ILE	3.0
1	C	6	PRO	3.0
1	C	183	PRO	2.9
1	A	283	CYS	2.9
1	C	101	PHE	2.9
1	D	28	ILE	2.9
1	B	343	MET	2.9
1	B	309	ASP	2.9
1	B	316	LYS	2.9
1	A	326	GLU	2.8
1	D	294	THR	2.8
1	A	210	ILE	2.8
1	B	327	GLY	2.8

Continued on next page...

Continued from previous page...

Mol	Chain	Res	Type	RSRZ
1	B	368	LYS	2.8
1	C	328	CYS	2.8
1	D	353	GLY	2.8
1	D	383[A]	SER	2.8
1	C	164	MET	2.8
1	D	283	CYS	2.8
1	D	279	THR	2.8
1	D	188	SER	2.7
1	D	98	GLY	2.7
1	C	122	ALA	2.7
1	C	105	VAL	2.7
1	C	210	ILE	2.7
1	B	87	ASP	2.7
1	D	396	LEU	2.7
1	B	421	ALA	2.7
1	B	369	GLY	2.7
1	D	282	GLY	2.7
1	C	155	ILE	2.7
1	D	421	ALA	2.7
1	D	365	HIS	2.7
1	D	133	VAL	2.7
1	D	105	VAL	2.7
1	A	79	ALA	2.6
1	D	208	LEU	2.6
1	D	210	ILE	2.6
1	A	164	MET	2.6
1	C	59	ARG	2.6
1	A	181	LEU	2.6
1	C	154	LEU	2.6
1	D	180	VAL	2.6
1	B	95	ILE	2.6
1	D	31	SER	2.6
1	A	22	LYS	2.6
1	C	123	GLU	2.5
1	D	359	GLY	2.5
1	B	165	ALA	2.5
1	B	282	GLY	2.5
1	D	384	MET	2.5
1	B	20	ILE	2.5
1	C	34	GLU	2.5
1	B	18	GLU	2.5
1	B	364	GLU	2.5

Continued on next page...

Continued from previous page...

Mol	Chain	Res	Type	RSRZ
1	A	288	GLY	2.5
1	B	365	HIS	2.5
1	A	280	ILE	2.5
1	C	496	SER	2.5
1	C	394	PRO	2.5
1	B	187	ALA	2.4
1	C	127	GLY	2.4
1	B	7	ALA	2.4
1	C	187	ALA	2.4
1	D	490	PRO	2.4
1	B	191	CYS	2.4
1	D	272	ILE	2.4
1	B	496	SER	2.4
1	B	388	LYS	2.4
1	D	303	ILE	2.4
1	D	492	GLY	2.4
1	C	165	ALA	2.4
1	B	303	ILE	2.3
1	D	211	LEU	2.3
1	A	18	GLU	2.3
1	C	354	ALA	2.3
1	A	162	LEU	2.3
1	B	36	ILE	2.3
1	B	183	PRO	2.3
1	A	383[A]	SER	2.3
1	D	191	CYS	2.3
1	D	183	PRO	2.3
1	B	279	THR	2.3
1	D	369	GLY	2.3
1	D	410	LEU	2.3
1	B	290	ILE	2.3
1	C	190	THR	2.3
1	C	486	ILE	2.3
1	B	101	PHE	2.3
1	B	297	LEU	2.3
1	C	95	ILE	2.2
1	B	321	SER	2.2
1	B	447	SER	2.2
1	A	492	GLY	2.2
1	C	168	LYS	2.2
1	A	290	ILE	2.2
1	C	184	SER	2.2

Continued on next page...

Continued from previous page...

Mol	Chain	Res	Type	RSRZ
1	D	330	LEU	2.2
1	C	327	GLY	2.2
1	D	491	TRP	2.2
1	D	368	LYS	2.2
1	D	154	LEU	2.2
1	B	358	TYR	2.2
1	A	3	PHE	2.2
1	C	291	CYS	2.2
1	A	174	ALA	2.2
1	D	264	ILE	2.2
1	B	271	ASP	2.2
1	A	101	PHE	2.2
1	A	187	ALA	2.2
1	D	285	TRP	2.1
1	D	271	ASP	2.1
1	A	353	GLY	2.1
1	B	431	GLU	2.1
1	D	326	GLU	2.1
1	D	62	ASN	2.1
1	D	374	PRO	2.1
1	C	32	THR	2.1
1	D	290	ILE	2.1
1	C	70	HIS	2.1
1	D	367	LYS	2.1
1	A	394	PRO	2.1
1	B	264	ILE	2.1
1	B	394	PRO	2.1
1	C	169	ILE	2.1
1	B	23	ASN	2.1
1	D	394	PRO	2.1
1	B	91	LYS	2.1
1	C	163	LEU	2.1
1	D	18	GLU	2.1
1	B	80	ALA	2.1
1	C	402	SER	2.1
1	D	323	PRO	2.1
1	D	5	ILE	2.1
1	A	152	VAL	2.1
1	C	166	THR	2.0
1	C	162	LEU	2.0
1	B	192	LEU	2.0
1	C	208	LEU	2.0

Continued on next page...

Continued from previous page...

Mol	Chain	Res	Type	RSRZ
1	C	323	PRO	2.0
1	D	30	PRO	2.0
1	A	127	GLY	2.0
1	D	395	VAL	2.0
1	B	305	ALA	2.0
1	C	396	LEU	2.0
1	B	161	PRO	2.0
1	C	160	TYR	2.0

6.2 Non-standard residues in protein, DNA, RNA chains [i](#)

There are no non-standard protein/DNA/RNA residues in this entry.

6.3 Carbohydrates [i](#)

There are no carbohydrates in this entry.

6.4 Ligands [i](#)

In the following table, the Atoms column lists the number of modelled atoms in the group and the number defined in the chemical component dictionary. LLDF column lists the quality of electron density of the group with respect to its neighbouring residues in protein, DNA or RNA chains. The B-factors column lists the minimum, median, 95th percentile and maximum values of B factors of atoms in the group. The column labelled 'Q< 0.9' lists the number of atoms with occupancy less than 0.9.

Mol	Type	Chain	Res	Atoms	RSCC	RSR	LLDF	B-factors(Å ²)	Q<0.9
4	GOL	C	1499	6/6	0.85	0.35	9.67	54,62,64,73	0
4	GOL	D	1499	6/6	0.85	0.23	7.68	45,50,54,58	0
4	GOL	D	1502	6/6	0.80	0.26	6.60	62,65,73,74	0
2	K	A	1501	1/1	0.92	0.29	5.82	76,76,76,76	0
2	K	B	1499	1/1	0.88	0.21	4.10	69,69,69,69	0
4	GOL	D	1500	6/6	0.84	0.28	3.03	41,51,52,65	0
4	GOL	A	1499	6/6	0.92	0.15	1.96	56,61,69,70	0
4	GOL	D	1501	6/6	0.71	0.20	1.92	58,61,64,73	0
2	K	C	1500	1/1	0.94	0.18	1.83	69,69,69,69	0
2	K	C	1501	1/1	0.80	0.16	1.17	64,64,64,64	0
4	GOL	A	1500	6/6	0.85	0.21	1.12	51,59,65,65	0
2	K	D	1497	1/1	0.67	0.23	0.71	94,94,94,94	0
3	NAD	A	1498	44/44	0.93	0.13	-0.58	34,48,58,71	0

Continued on next page...

Continued from previous page...

Mol	Type	Chain	Res	Atoms	RSCC	RSR	LLDF	B-factors(\AA^2)	Q<0.9
3	NAD	C	1498	44/44	0.93	0.14	-0.63	37,49,62,66	0
3	NAD	D	1498	44/44	0.92	0.14	-0.69	38,51,61,70	0
2	K	A	1497	1/1	0.83	0.15	-0.86	85,85,85,85	0
3	NAD	B	1498	44/44	0.96	0.11	-1.35	31,43,51,55	0
2	K	B	1497	1/1	0.97	0.09	-2.64	63,63,63,63	0
2	K	C	1497	1/1	0.89	0.11	-3.27	85,85,85,85	0

6.5 Other polymers [i](#)

There are no such residues in this entry.