



wwPDB EM Map/Model Validation Report ⓘ

Apr 10, 2016 – 02:03 PM BST

PDB ID : 4A0O
EMDB ID: : EMD-1960
Title : Symmetry-free cryo-EM map of TRiC in the nucleotide-free (apo) state
Authors : Cong, Y.; Schroder, G.F.; Meyer, A.S.; Jakana, J.; Ma, B.; Dougherty, M.T.;
Schmid, M.F.; Reissmann, S.; Levitt, M.; Ludtke, S.L.; Frydman, J.; Chiu, W.
Deposited on : 2011-09-10
Resolution : 10.50 Å(reported)

This is a wwPDB EM Map/Model Validation Report for a publicly released PDB/EMDB entry.
For rigid body fitted models, validation errors reported here could stem from errors in the original structure(s) used in the fitting.
We welcome your comments at validation@mail.wwpdb.org
A user guide is available at
<http://wwpdb.org/validation/2016/EMValidationReportHelp>

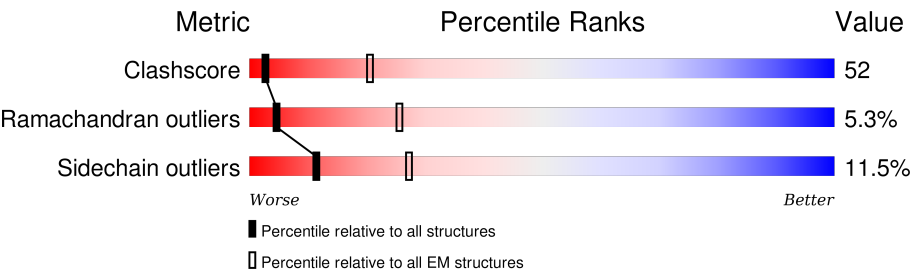
MolProbity : 4.02b-467
Mogul : unknown
Percentile statistics : 20151230.v01 (using entries in the PDB archive December 30th 2015)
Ideal geometry (proteins) : Engh & Huber (2001)
Ideal geometry (DNA, RNA) : Parkinson et. al. (1996)
Validation Pipeline (wwPDB-VP) : trunk27241

1 Overall quality at a glance i

The following experimental techniques were used to determine the structure:
ELECTRON MICROSCOPY

The reported resolution of this entry is 10.50 Å.

Percentile scores (ranging between 0-100) for global validation metrics of the entry are shown in the following graphic. The table shows the number of entries on which the scores are based.



Metric	Whole archive (#Entries)	EM structures (#Entries)
Clashscore	114402	924
Ramachandran outliers	111179	726
Sidechain outliers	111093	686

The table below summarises the geometric issues observed across the polymeric chains. The red, orange, yellow and green segments on the bar indicate the fraction of residues that contain outliers for ≥ 3 , 2, 1 and 0 types of geometric quality criteria. A grey segment represents the fraction of residues that are not modelled. The numeric value for each fraction is indicated below the corresponding segment, with a dot representing fractions $\leq 5\%$

Mol	Chain	Length	Quality of chain
1	A	513	27% 33% 6% • 34%
1	B	513	38% 49% 8% • •
1	C	513	35% 50% 8% • 6%
1	D	513	35% 50% 9% • 5%
1	E	513	41% 45% 9% • •
1	F	513	37% 48% 10% 5%
1	G	513	36% 50% 14%
1	H	513	33% 52% 11% • •
1	I	513	33% 50% 8% • 8%

Continued on next page...

Continued from previous page...

Mol	Chain	Length	Quality of chain
1	J	513	<div><div></div><div>34%52%8%••</div></div>
1	K	513	<div><div></div><div>35%51%10%•</div></div>
1	L	513	<div><div></div><div>31%55%10%•</div></div>
1	M	513	<div><div></div><div>29%40%6%24%</div></div>
1	N	513	<div><div></div><div>38%47%8%•5%</div></div>
1	O	513	<div><div></div><div>36%46%11%•6%</div></div>
1	P	513	<div><div></div><div>35%50%11%•</div></div>

2 Entry composition

There is only 1 type of molecule in this entry. The entry contains 56830 atoms, of which 0 are hydrogens and 0 are deuteriums.

In the tables below, the AltConf column contains the number of residues with at least one atom in alternate conformation and the Trace column contains the number of residues modelled with at most 2 atoms.

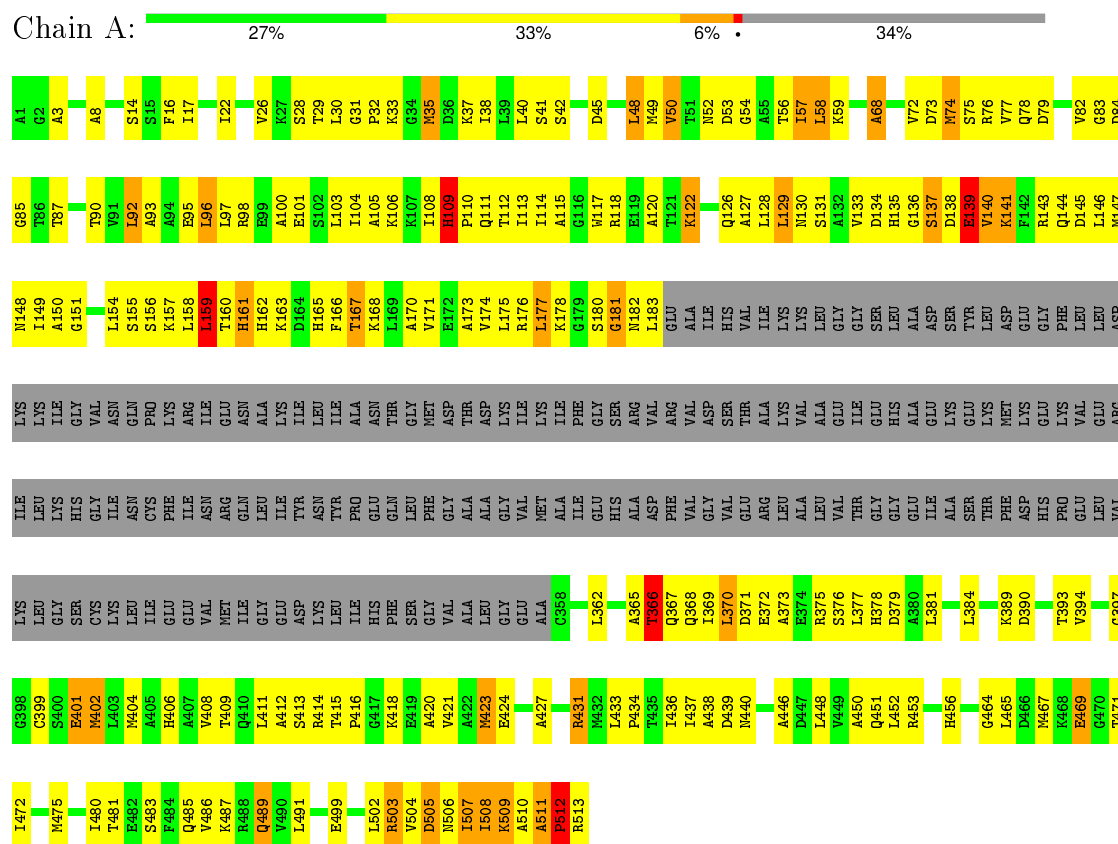
- Molecule 1 is a protein called T-COMPLEX PROTEIN 1 SUBUNIT BETA.

Mol	Chain	Residues	Atoms					AltConf	Trace
1	A	339	Total	C	N	O	S	0	0
			2510	1552	449	496	13		
1	B	490	Total	C	N	O	S	0	0
			3677	2299	647	713	18		
1	C	482	Total	C	N	O	S	0	0
			3608	2255	634	701	18		
1	D	489	Total	C	N	O	S	0	0
			3666	2291	644	712	19		
1	E	492	Total	C	N	O	S	0	0
			3693	2308	649	717	19		
1	F	488	Total	C	N	O	S	0	0
			3661	2288	643	711	19		
1	G	513	Total	C	N	O	S	0	0
			3855	2409	679	748	19		
1	H	493	Total	C	N	O	S	0	0
			3702	2313	650	720	19		
1	I	473	Total	C	N	O	S	0	0
			3530	2206	620	686	18		
1	J	490	Total	C	N	O	S	0	0
			3673	2295	645	714	19		
1	K	496	Total	C	N	O	S	0	0
			3723	2327	654	723	19		
1	L	491	Total	C	N	O	S	0	0
			3685	2304	648	714	19		
1	M	388	Total	C	N	O	S	0	0
			2881	1792	506	569	14		
1	N	486	Total	C	N	O	S	0	0
			3643	2277	640	707	19		
1	O	481	Total	C	N	O	S	0	0
			3600	2251	633	698	18		
1	P	496	Total	C	N	O	S	0	0
			3723	2327	654	723	19		

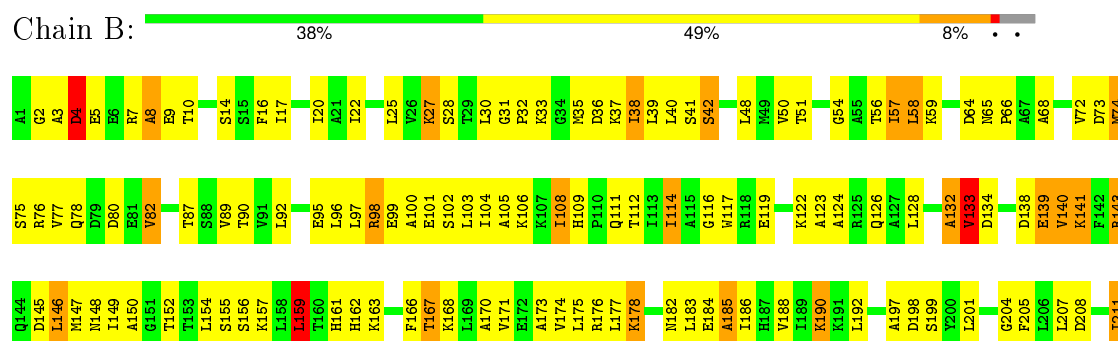
3 Residue-property plots

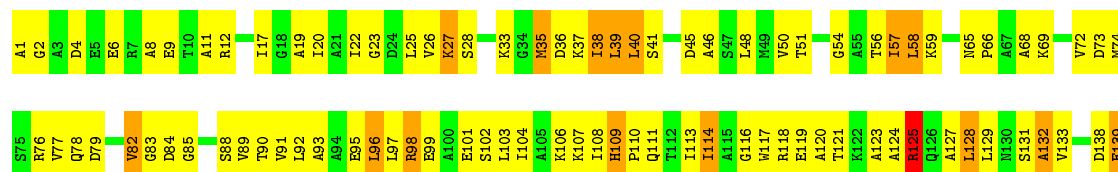
These plots are drawn for all protein, RNA and DNA chains in the entry. The first graphic for a chain summarises the proportions of errors displayed in the second graphic. The second graphic shows the sequence view annotated by issues in geometry. Residues are color-coded according to the number of geometric quality criteria for which they contain at least one outlier: green = 0, yellow = 1, orange = 2 and red = 3 or more. Stretches of 2 or more consecutive residues without any outlier are shown as a green connector. Residues present in the sample, but not in the model, are shown in grey.

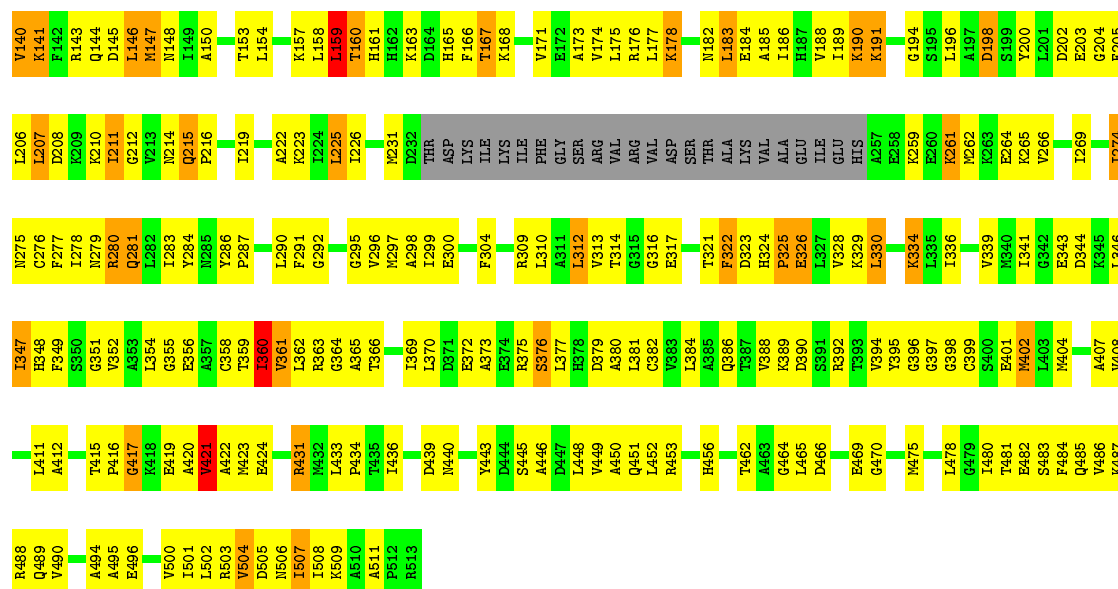
• Molecule 1: T-COMPLEX PROTEIN 1 SUBUNIT BETA



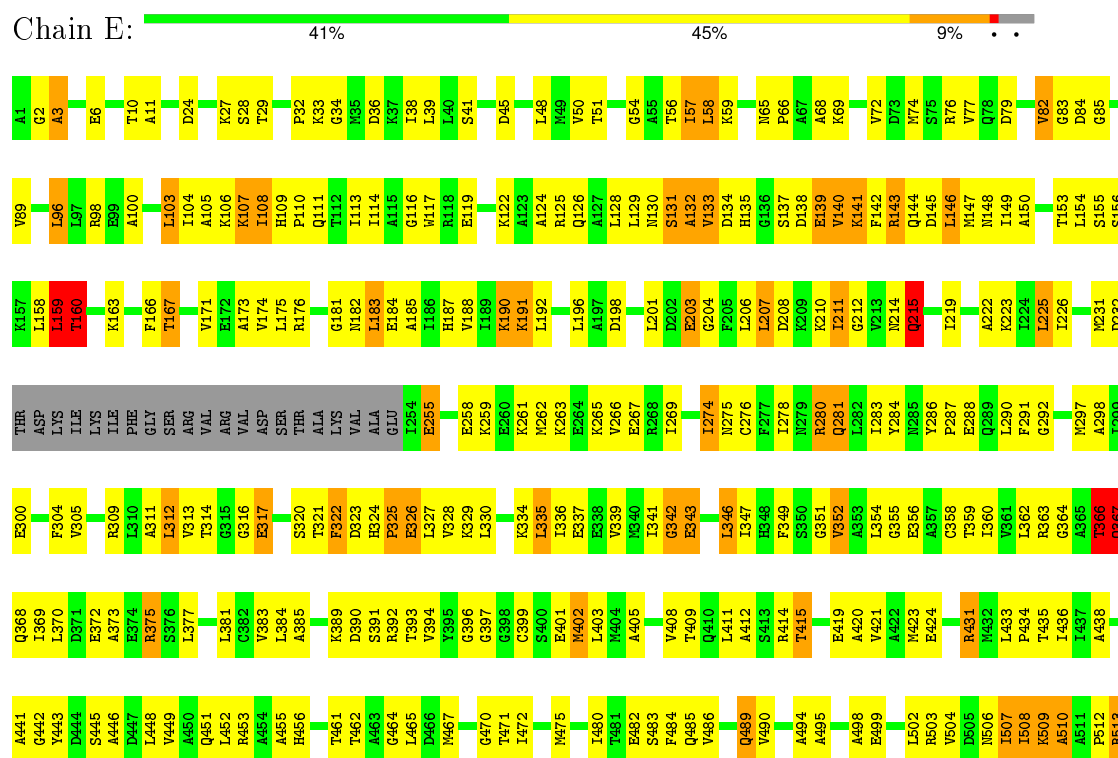
• Molecule 1: T-COMPLEX PROTEIN 1 SUBUNIT BETA



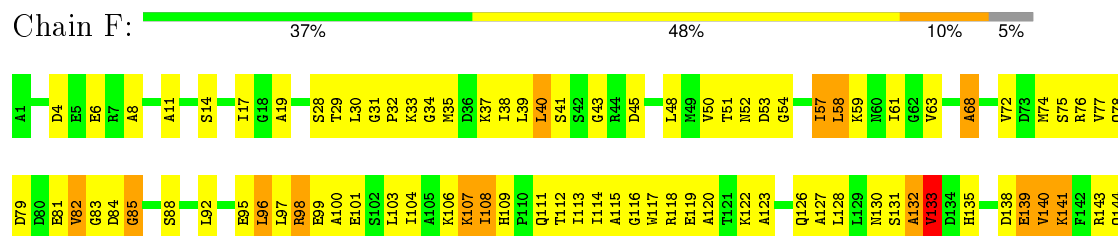


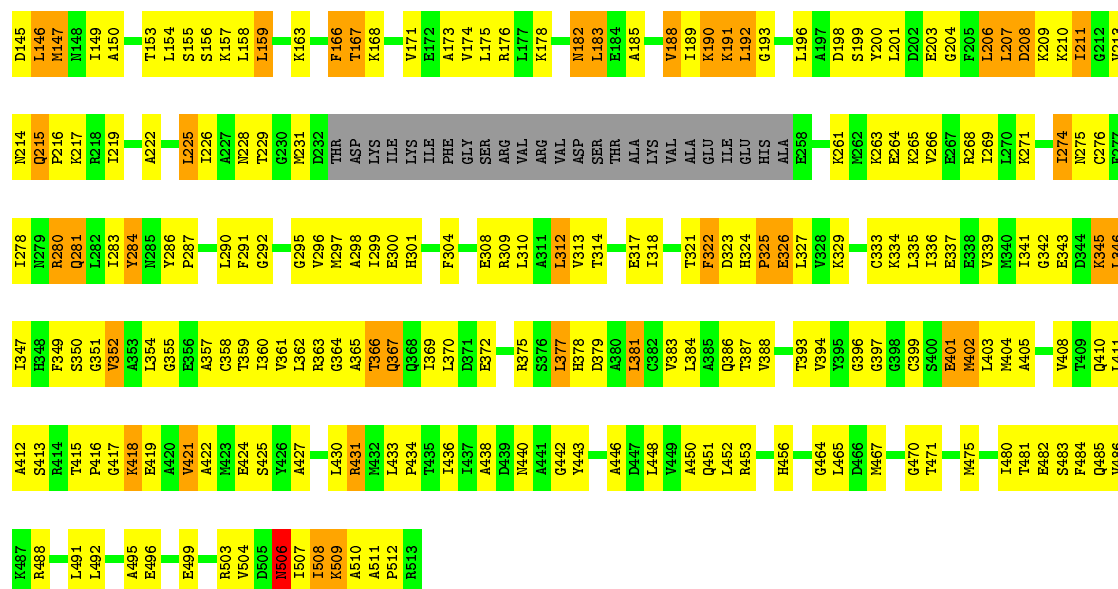


• Molecule 1: T-COMPLEX PROTEIN 1 SUBUNIT BETA



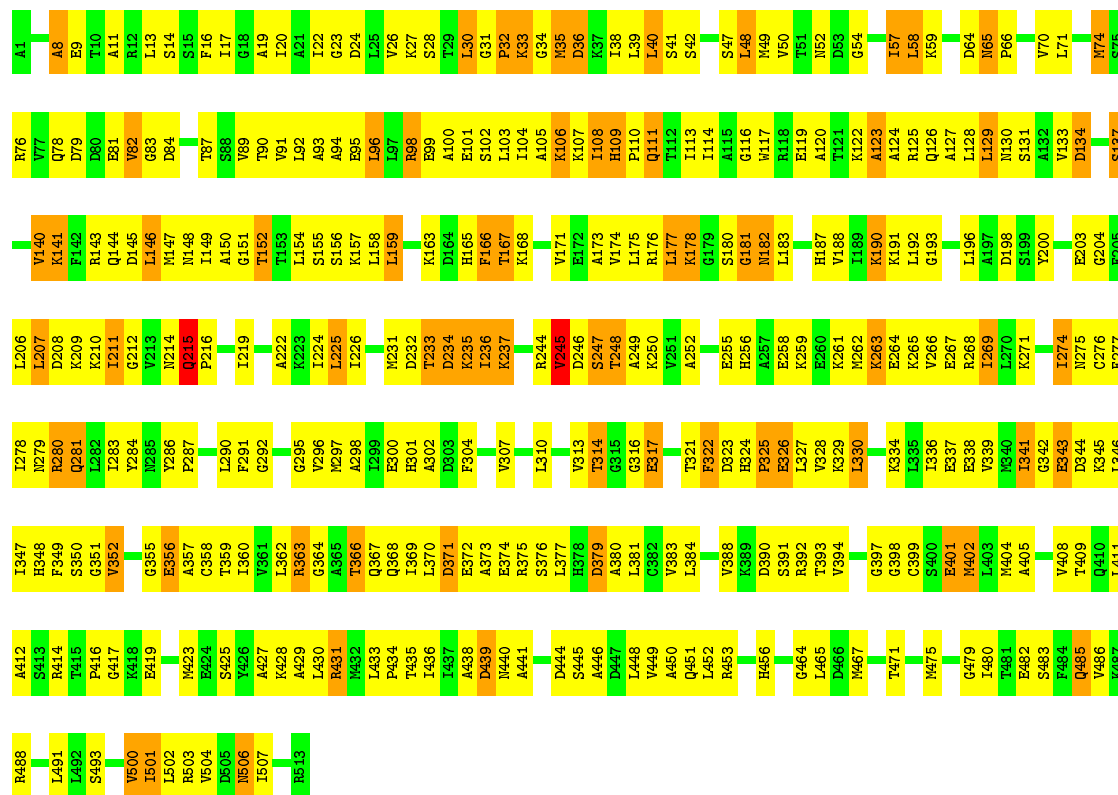
• Molecule 1: T-COMPLEX PROTEIN 1 SUBUNIT BETA

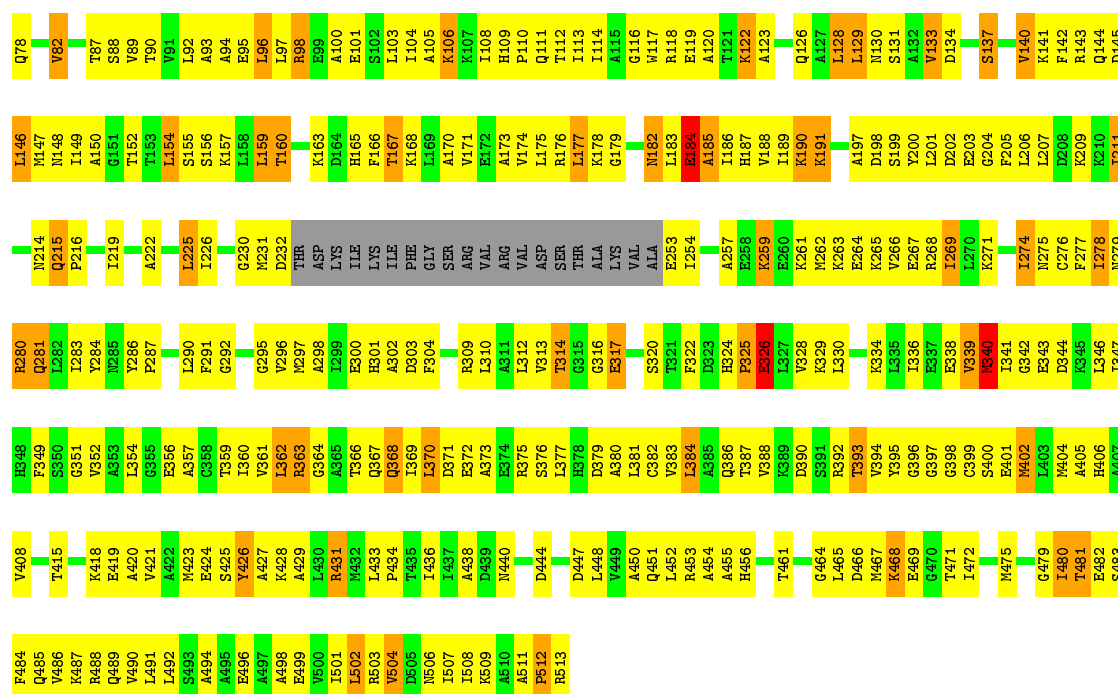




• Molecule 1: T-COMPLEX PROTEIN 1 SUBUNIT BETA

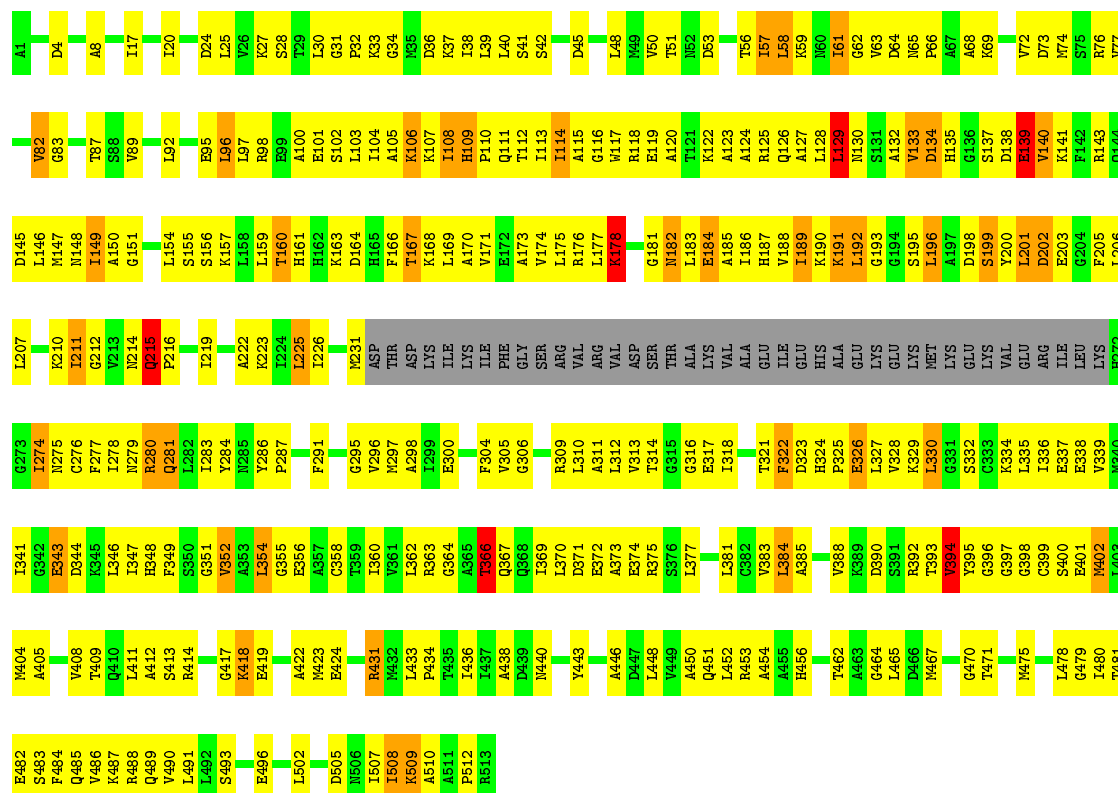
Chain G: 36% 50% 14%





Molecule 1: T-COMPLEX PROTEIN 1 SUBUNIT BETA

Chain I: 33% 50% 8% 8%

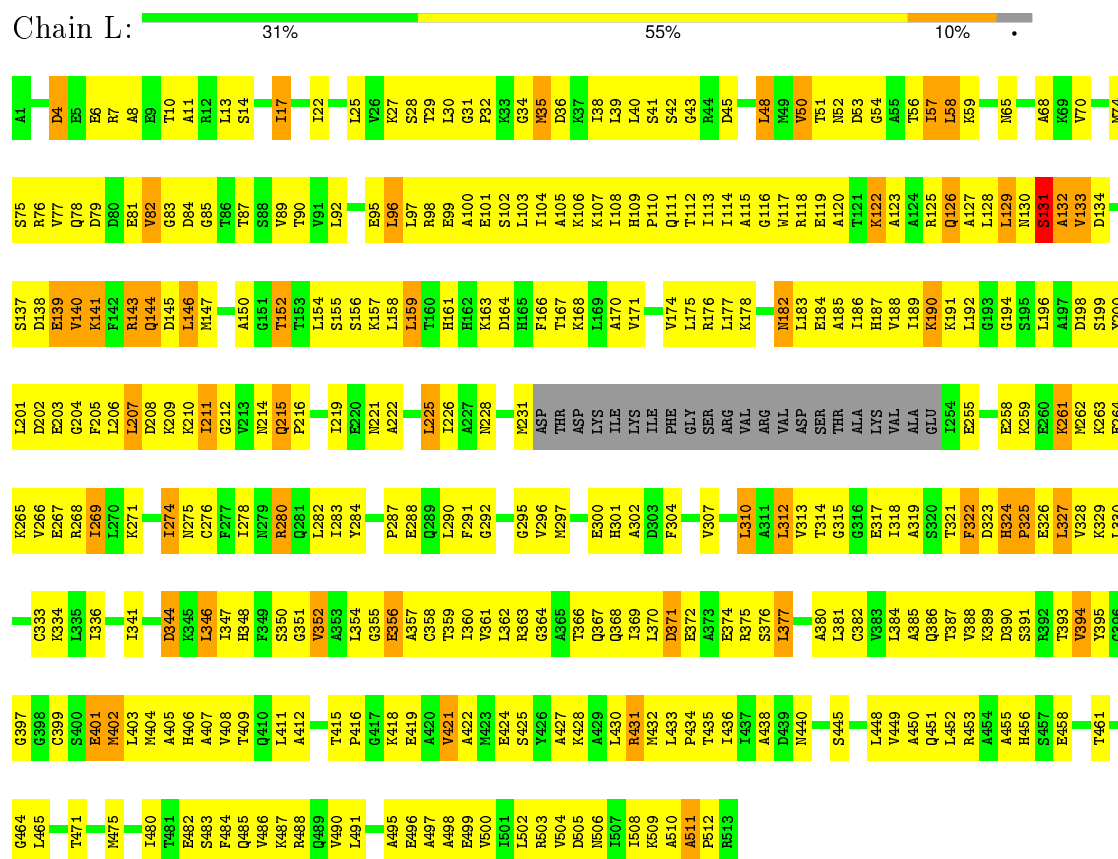


Molecule 1: T-COMPLEX PROTEIN 1 SUBUNIT BETA

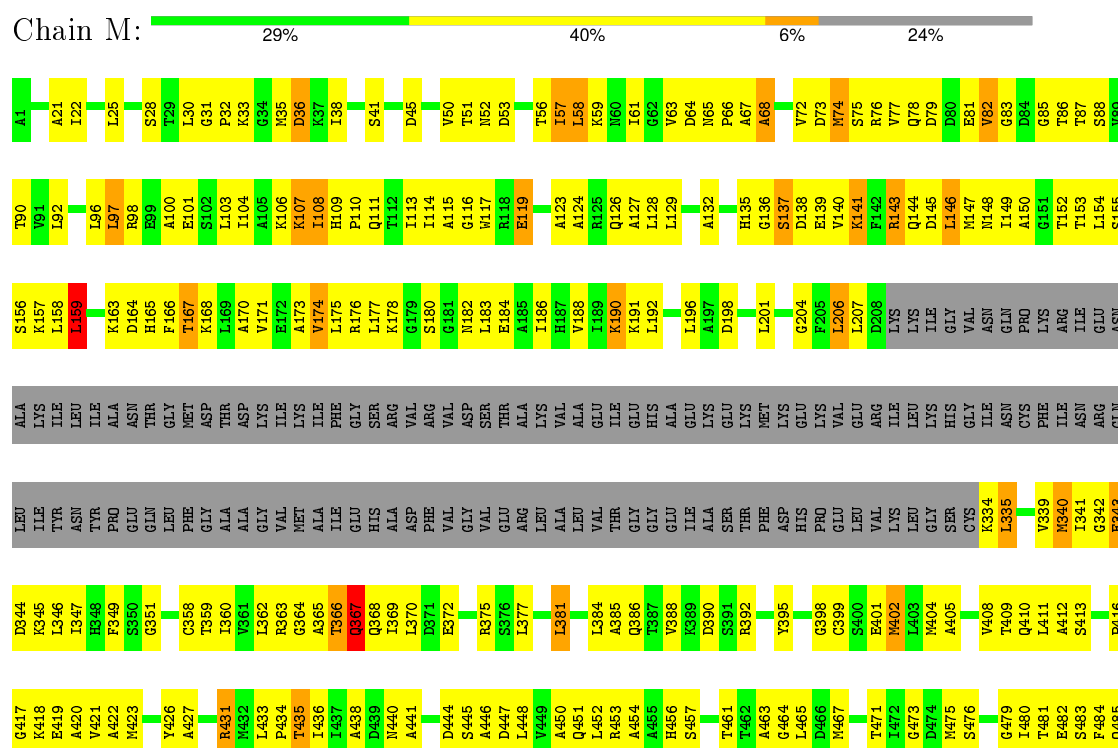
Chain J: 34% 52% 8% . .

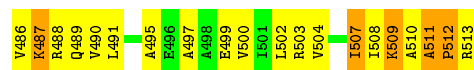


• Molecule 1: T-COMPLEX PROTEIN 1 SUBUNIT BETA



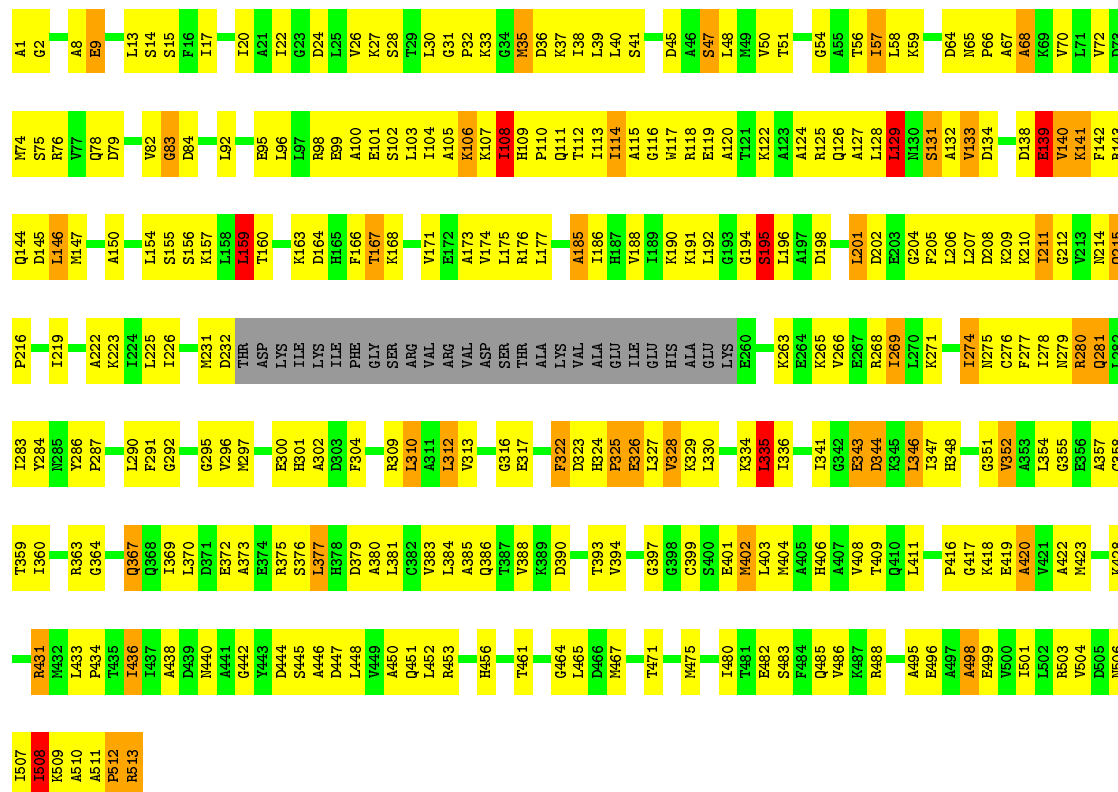
• Molecule 1: T-COMPLEX PROTEIN 1 SUBUNIT BETA





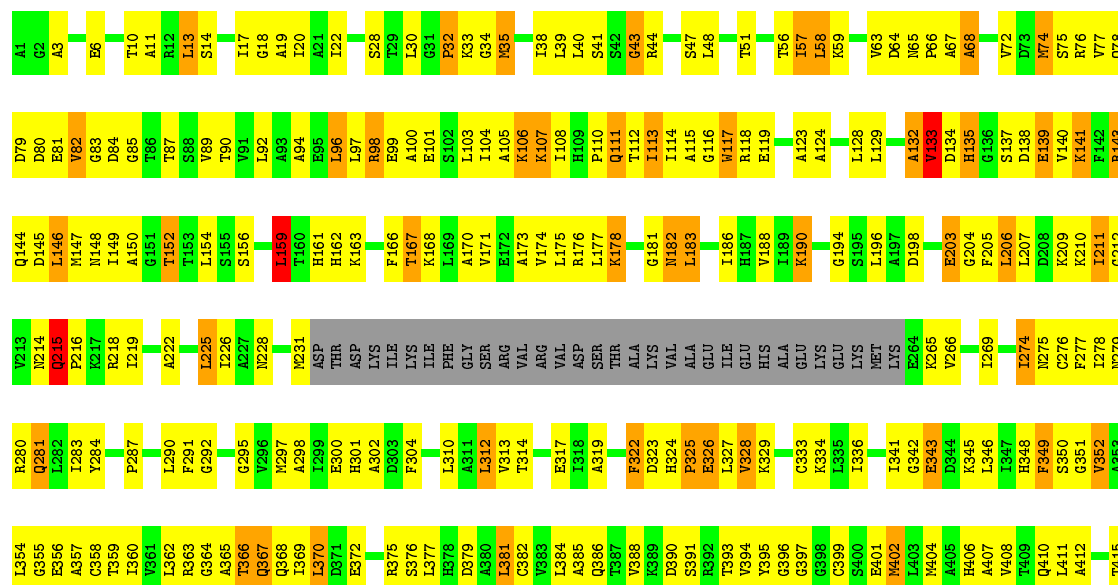
• Molecule 1: T-COMPLEX PROTEIN 1 SUBUNIT BETA

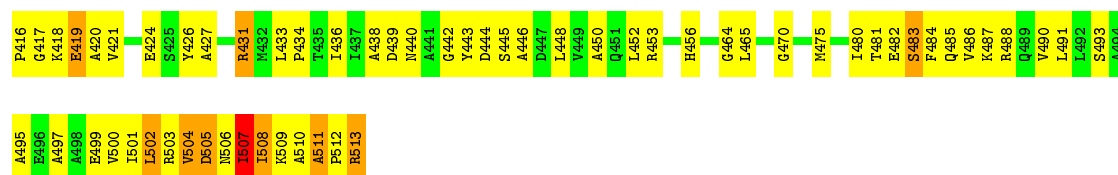
Chain N: 38% 47% 8% 5%



• Molecule 1: T-COMPLEX PROTEIN 1 SUBUNIT BETA

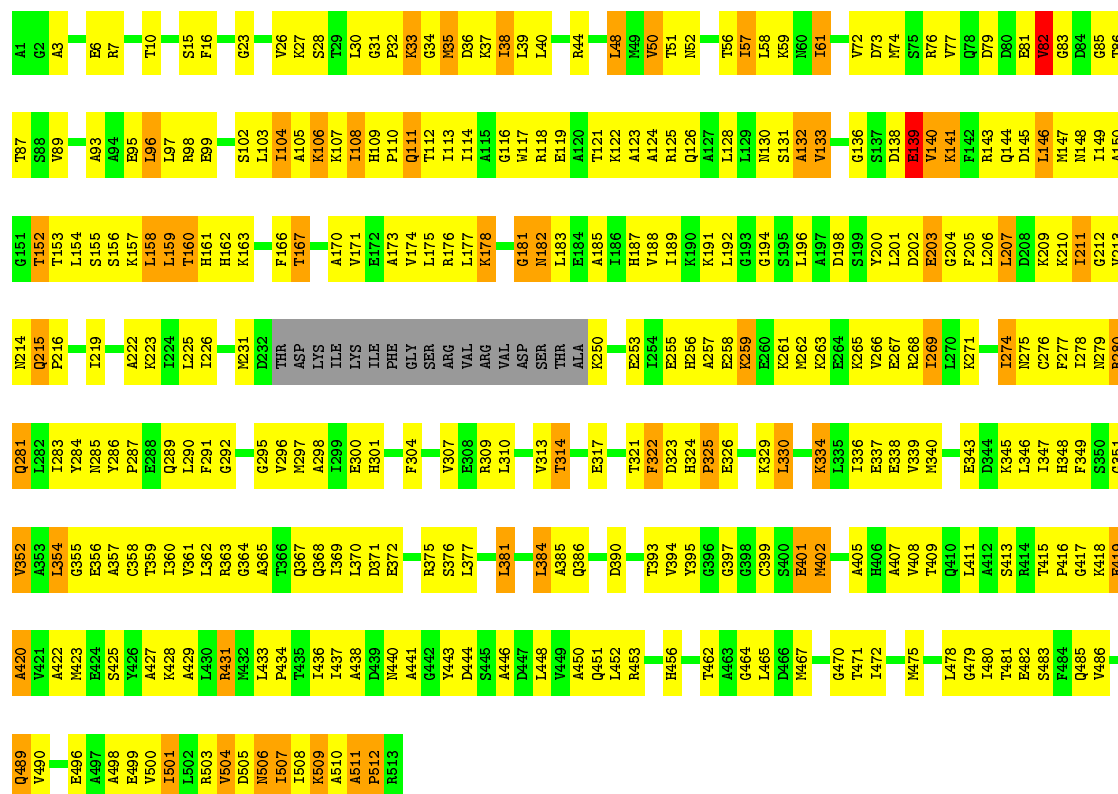
Chain O: 36% 46% 11% 6%





• Molecule 1: T-COMPLEX PROTEIN 1 SUBUNIT BETA

Chain P: 35% 50% 11%



4 Experimental information

Property	Value	Source
Reconstruction method	SINGLE PARTICLE	Depositor
Imposed symmetry	POINT, Not provided	Depositor
Number of images	Not provided	Depositor
Resolution determination method	Not provided	Depositor
CTF correction method	Not provided, Not provided	Depositor
Microscope	JEOL 3200FSC	Depositor
Voltage (kV)	300	Depositor
Electron dose ($e^-/\text{\AA}^2$)	18	Depositor
Minimum defocus (nm)	1200	Depositor
Maximum defocus (nm)	3000	Depositor
Magnification	50000	Depositor
Image detector	Not provided	Depositor

5 Model quality ⓘ

5.1 Standard geometry ⓘ

The Z score for a bond length (or angle) is the number of standard deviations the observed value is removed from the expected value. A bond length (or angle) with $|Z| > 5$ is considered an outlier worth inspection. RMSZ is the root-mean-square of all Z scores of the bond lengths (or angles).

Mol	Chain	Bond lengths		Bond angles	
		RMSZ	# Z >2	RMSZ	# Z >2
1	A	0.51	0/2531	0.81	1/3415 (0.0%)
1	B	0.46	0/3716	0.77	1/5007 (0.0%)
1	C	0.46	0/3646	0.80	2/4916 (0.0%)
1	D	0.47	0/3704	0.80	3/4990 (0.1%)
1	E	0.44	0/3732	0.75	0/5028
1	F	0.45	0/3699	0.80	3/4983 (0.1%)
1	G	0.48	0/3896	0.80	0/5249
1	H	0.46	0/3741	0.83	1/5040 (0.0%)
1	I	0.47	0/3568	0.79	1/4813 (0.0%)
1	J	0.45	0/3711	0.76	1/5000 (0.0%)
1	K	0.47	0/3762	0.77	0/5068
1	L	0.45	0/3724	0.80	1/5017 (0.0%)
1	M	0.47	0/2907	0.79	0/3920
1	N	0.45	0/3681	0.77	0/4960
1	O	0.48	0/3638	0.79	2/4905 (0.0%)
1	P	0.48	0/3762	0.80	2/5068 (0.0%)
All	All	0.46	0/57418	0.79	18/77379 (0.0%)

There are no bond length outliers.

All (18) bond angle outliers are listed below:

Mol	Chain	Res	Type	Atoms	Z	Observed(°)	Ideal(°)
1	J	309	ARG	NE-CZ-NH1	7.46	124.03	120.30
1	D	125	ARG	NE-CZ-NH1	7.40	124.00	120.30
1	A	512	PRO	CA-N-CD	-6.87	101.88	111.50
1	B	326	GLU	N-CA-CB	6.65	122.56	110.60
1	C	125	ARG	CB-CA-C	-6.35	97.70	110.40
1	O	419	GLU	N-CA-CB	-6.08	99.65	110.60
1	P	419	GLU	N-CA-CB	-6.06	99.69	110.60
1	L	7	ARG	N-CA-CB	-5.64	100.44	110.60
1	F	85	GLY	N-CA-C	-5.38	99.64	113.10
1	H	340	MET	N-CA-C	5.35	125.45	111.00
1	P	420	ALA	CB-CA-C	-5.23	102.25	110.10

Continued on next page...

Continued from previous page...

Mol	Chain	Res	Type	Atoms	Z	Observed(°)	Ideal(°)
1	O	117	TRP	CA-CB-CG	-5.22	103.78	113.70
1	C	147	MET	N-CA-CB	-5.21	101.23	110.60
1	F	284	TYR	CB-CG-CD1	-5.18	117.89	121.00
1	D	183	LEU	N-CA-C	5.12	124.82	111.00
1	I	203	GLU	N-CA-CB	-5.05	101.52	110.60
1	F	166	PHE	CB-CA-C	-5.03	100.33	110.40
1	D	131	SER	CA-C-N	-5.03	106.14	117.20

There are no chirality outliers.

There are no planarity outliers.

5.2 Too-close contacts ⓘ

In the following table, the Non-H and H(model) columns list the number of non-hydrogen atoms and hydrogen atoms in the chain respectively. The H(added) column lists the number of hydrogen atoms added and optimized by MolProbity. The Clashes column lists the number of clashes within the asymmetric unit, whereas Symm-Clashes lists symmetry related clashes.

Mol	Chain	Non-H	H(model)	H(added)	Clashes	Symm-Clashes
1	A	2510	0	2583	272	0
1	B	3677	0	3782	401	0
1	C	3608	0	3706	388	0
1	D	3666	0	3771	394	0
1	E	3693	0	3795	373	0
1	F	3661	0	3766	436	0
1	G	3855	0	3970	419	0
1	H	3702	0	3801	405	0
1	I	3530	0	3620	431	0
1	J	3673	0	3778	410	0
1	K	3723	0	3828	437	0
1	L	3685	0	3791	434	0
1	M	2881	0	2960	316	0
1	N	3643	0	3747	395	0
1	O	3600	0	3702	447	0
1	P	3723	0	3828	445	0
All	All	56830	0	58428	6005	0

The all-atom clashscore is defined as the number of clashes found per 1000 atoms (including hydrogen atoms). The all-atom clashscore for this structure is 52.

All (6005) close contacts within the same asymmetric unit are listed below, sorted by their clash magnitude.

Atom-1	Atom-2	Interatomic distance (Å)	Clash overlap (Å)
1:E:11:ALA:HB1	1:E:506:ASN:HB3	1.23	1.18
1:G:146:LEU:HD12	1:G:171:VAL:HG13	1.25	1.17
1:C:146:LEU:HD12	1:C:171:VAL:HG13	1.24	1.17
1:H:146:LEU:HD12	1:H:171:VAL:HG13	1.14	1.14
1:P:146:LEU:HD12	1:P:171:VAL:HG13	1.23	1.13
1:B:152:THR:HB	1:B:480:ILE:HG23	1.29	1.12
1:I:159:LEU:HB2	1:I:369:ILE:HG23	1.29	1.11
1:H:450:ALA:HB2	1:P:420:ALA:HB2	1.19	1.11
1:F:146:LEU:HD12	1:F:171:VAL:HG13	1.29	1.09
1:E:269:ILE:HG23	1:E:274:ILE:HG21	1.31	1.09
1:A:450:ALA:HB2	1:M:420:ALA:HB2	1.33	1.08
1:M:116:GLY:HA2	1:M:422:ALA:HB1	1.34	1.08
1:D:39:LEU:HA	1:E:507:ILE:HG23	1.36	1.08
1:N:1:ALA:HA	1:N:510:ALA:HB3	1.27	1.08
1:L:38:ILE:HG22	1:L:50:VAL:HB	1.35	1.07
1:K:188:VAL:HG13	1:K:377:LEU:HD21	1.30	1.07
1:E:266:VAL:HB	1:E:290:LEU:HD21	1.34	1.06
1:A:146:LEU:HD12	1:A:171:VAL:HG13	1.38	1.05
1:G:82:VAL:HG11	1:G:486:VAL:HG12	1.38	1.05
1:J:146:LEU:HD12	1:J:171:VAL:HG13	1.34	1.05
1:C:266:VAL:HB	1:C:290:LEU:HD21	1.34	1.04
1:B:146:LEU:HD23	1:B:147:MET:H	1.24	1.02
1:A:511:ALA:HB1	1:A:512:PRO:HD2	1.37	1.02
1:A:146:LEU:HD21	1:A:150:ALA:HB3	1.38	1.02
1:M:82:VAL:HG11	1:M:486:VAL:HA	1.37	1.02
1:D:146:LEU:HD21	1:D:150:ALA:HB3	1.42	1.02
1:I:61:ILE:HG21	1:N:511:ALA:HB1	1.36	1.02
1:C:108:ILE:HD12	1:C:418:LYS:HE3	1.42	1.02
1:K:150:ALA:HB2	1:K:384:LEU:HD11	1.41	1.01
1:D:146:LEU:HD12	1:D:171:VAL:HG13	1.42	1.01
1:J:129:LEU:HD22	1:J:129:LEU:H	1.25	1.01
1:P:266:VAL:HB	1:P:290:LEU:HD21	1.39	1.00
1:B:32:PRO:HD2	1:B:467:MET:SD	2.01	1.00
1:O:146:LEU:HD12	1:O:171:VAL:HG13	1.43	1.00
1:K:146:LEU:HD12	1:K:171:VAL:HG13	1.43	1.00
1:J:146:LEU:HD21	1:J:150:ALA:HB3	1.42	1.00
1:A:32:PRO:HG2	1:A:467:MET:SD	2.01	1.00
1:M:146:LEU:HD22	1:M:168:LYS:HA	1.44	1.00
1:L:39:LEU:HD22	1:M:508:ILE:HB	1.44	1.00
1:B:114:ILE:HD11	1:B:502:LEU:HD22	1.43	1.00
1:H:186:ILE:HG22	1:H:377:LEU:HD11	1.44	0.99
1:D:211:ILE:HD11	1:D:297:MET:HG3	1.43	0.99

Continued on next page...

Continued from previous page...

Atom-1	Atom-2	Interatomic distance (Å)	Clash overlap (Å)
1:E:173:ALA:HB2	1:E:360:ILE:HD11	1.45	0.98
1:E:140:VAL:HA	1:E:175:LEU:HD22	1.43	0.98
1:O:133:VAL:HG11	1:O:394:VAL:HA	1.45	0.98
1:C:453:ARG:HH22	1:L:421:VAL:HG22	1.22	0.98
1:B:504:VAL:HG11	1:B:507:ILE:HG23	1.43	0.98
1:K:266:VAL:HB	1:K:290:LEU:HD21	1.43	0.98
1:C:122:LYS:HE2	1:C:411:LEU:HD13	1.46	0.98
1:P:174:VAL:HG11	1:P:384:LEU:HB3	1.44	0.97
1:N:146:LEU:HD12	1:N:171:VAL:HG13	1.44	0.97
1:F:448:LEU:HD21	1:F:465:LEU:HD12	1.46	0.97
1:B:420:ALA:HB3	1:I:450:ALA:HB1	1.42	0.97
1:G:266:VAL:HB	1:G:290:LEU:HD21	1.47	0.97
1:N:103:LEU:HG	1:N:113:ILE:HD13	1.47	0.97
1:I:38:ILE:HG12	1:N:504:VAL:HG11	1.45	0.97
1:A:448:LEU:HD21	1:A:465:LEU:HD12	1.46	0.96
1:F:183:LEU:HD21	1:F:381:LEU:HD11	1.46	0.96
1:N:211:ILE:HD11	1:N:297:MET:HG3	1.47	0.96
1:C:173:ALA:HB2	1:C:360:ILE:HD11	1.47	0.95
1:N:146:LEU:HD21	1:N:150:ALA:HB3	1.46	0.95
1:B:27:LYS:HA	1:B:436:ILE:HD11	1.47	0.95
1:H:174:VAL:HG12	1:H:381:LEU:HG	1.48	0.95
1:E:38:ILE:HG22	1:E:50:VAL:HB	1.49	0.95
1:H:448:LEU:HD21	1:H:465:LEU:HD12	1.49	0.94
1:I:186:ILE:HD13	1:I:381:LEU:HG	1.49	0.94
1:I:133:VAL:HA	1:I:393:THR:O	1.67	0.94
1:D:171:VAL:HG12	1:D:384:LEU:HG	1.46	0.94
1:K:201:LEU:HD13	1:K:360:ILE:HG22	1.48	0.94
1:J:128:LEU:HD13	1:J:487:LYS:HB3	1.49	0.94
1:E:146:LEU:HD21	1:E:150:ALA:HB3	1.48	0.94
1:O:38:ILE:HD13	1:O:48:LEU:HD23	1.47	0.94
1:B:325:PRO:O	1:B:326:GLU:HG3	1.67	0.94
1:P:163:LYS:HA	1:P:166:PHE:CD1	2.03	0.93
1:H:154:LEU:HD21	1:H:163:LYS:HG3	1.51	0.93
1:P:140:VAL:HA	1:P:175:LEU:HD22	1.50	0.93
1:D:206:LEU:HD11	1:D:346:LEU:HD23	1.51	0.93
1:F:446:ALA:HB1	1:O:418:LYS:HD2	1.51	0.92
1:P:269:ILE:HG23	1:P:274:ILE:HG21	1.51	0.92
1:G:211:ILE:HD11	1:G:297:MET:HG3	1.52	0.92
1:B:146:LEU:HD12	1:B:171:VAL:HG13	1.50	0.92
1:K:211:ILE:HD11	1:K:297:MET:HG3	1.51	0.92
1:N:38:ILE:HD13	1:N:48:LEU:HD23	1.50	0.92

Continued on next page...

Continued from previous page...

Atom-1	Atom-2	Interatomic distance (Å)	Clash overlap (Å)
1:A:100:ALA:HA	1:A:103:LEU:HD13	1.51	0.92
1:N:109:HIS:CE1	1:N:111:GLN:HB2	2.04	0.92
1:M:128:LEU:HD11	1:M:491:LEU:HD12	1.49	0.92
1:H:450:ALA:CB	1:P:420:ALA:HB2	1.99	0.92
1:F:133:VAL:HA	1:F:393:THR:O	1.69	0.92
1:M:79:ASP:HA	1:M:83:GLY:CA	2.00	0.92
1:C:117:TRP:HE1	1:C:498:ALA:HB3	1.33	0.92
1:G:150:ALA:HB2	1:G:384:LEU:HD21	1.48	0.91
1:K:38:ILE:HG22	1:K:50:VAL:HB	1.50	0.91
1:O:269:ILE:HG23	1:O:274:ILE:CG2	2.01	0.91
1:B:146:LEU:HD21	1:B:167:THR:HG23	1.50	0.91
1:O:82:VAL:HG13	1:O:83:GLY:H	1.35	0.91
1:F:81:GLU:O	1:F:386:GLN:HG3	1.71	0.91
1:O:146:LEU:HD21	1:O:150:ALA:HB3	1.52	0.91
1:K:39:LEU:HD22	1:P:508:ILE:HD11	1.50	0.91
1:A:446:ALA:CB	1:M:421:VAL:HB	2.01	0.91
1:C:161:HIS:CE1	1:C:369:ILE:HD13	2.06	0.90
1:A:40:LEU:HD12	1:A:48:LEU:HG	1.53	0.90
1:J:111:GLN:HE21	1:J:114:ILE:HD11	1.33	0.90
1:O:269:ILE:HG23	1:O:274:ILE:HG21	1.52	0.90
1:L:146:LEU:HD21	1:L:167:THR:HG23	1.53	0.90
1:J:128:LEU:HD12	1:J:491:LEU:HD11	1.53	0.90
1:C:146:LEU:HD23	1:C:147:MET:H	1.35	0.90
1:A:28:SER:HB2	1:A:35:MET:SD	2.11	0.90
1:I:159:LEU:CB	1:I:369:ILE:HG23	2.01	0.89
1:H:364:GLY:HA3	1:H:370:LEU:HD21	1.55	0.89
1:G:146:LEU:HD21	1:G:150:ALA:HB3	1.55	0.89
1:H:174:VAL:HG11	1:H:384:LEU:HG	1.52	0.88
1:N:133:VAL:HG12	1:N:394:VAL:HG12	1.54	0.88
1:O:188:VAL:HG11	1:O:377:LEU:HD22	1.55	0.88
1:F:146:LEU:HD23	1:F:147:MET:H	1.37	0.88
1:I:448:LEU:HD21	1:I:465:LEU:HD12	1.53	0.88
1:O:140:VAL:HA	1:O:175:LEU:HD22	1.56	0.88
1:A:158:LEU:HD22	1:C:503:ARG:HH22	1.38	0.88
1:P:499:GLU:HG2	1:P:503:ARG:NH1	1.89	0.88
1:H:188:VAL:HB	1:H:377:LEU:HD13	1.56	0.88
1:O:448:LEU:HD21	1:O:465:LEU:HD12	1.56	0.88
1:F:174:VAL:HG11	1:F:384:LEU:HB2	1.56	0.88
1:M:128:LEU:HD22	1:M:487:LYS:HB3	1.54	0.88
1:N:126:GLN:HG2	1:N:411:LEU:HD11	1.56	0.88
1:F:211:ILE:HD11	1:F:297:MET:HG3	1.54	0.87

Continued on next page...

Continued from previous page...

Atom-1	Atom-2	Interatomic distance (Å)	Clash overlap (Å)
1:O:161:HIS:HE1	1:O:369:ILE:HD13	1.36	0.87
1:M:146:LEU:HD21	1:M:150:ALA:HB3	1.55	0.87
1:D:401:GLU:HG2	1:D:433:LEU:HD22	1.56	0.87
1:F:418:LYS:HD2	1:O:450:ALA:HB2	1.56	0.87
1:L:158:LEU:HB3	1:M:503:ARG:NH2	1.89	0.87
1:F:450:ALA:CB	1:O:417:GLY:HA2	2.05	0.87
1:K:146:LEU:HD23	1:K:147:MET:H	1.37	0.87
1:J:201:LEU:HD23	1:J:360:ILE:HD13	1.53	0.87
1:O:82:VAL:HG21	1:O:485:GLN:HB2	1.55	0.87
1:I:126:GLN:HG3	1:I:411:LEU:HD11	1.54	0.87
1:O:149:ILE:HD13	1:O:482:GLU:HA	1.57	0.87
1:D:40:LEU:HD23	1:E:507:ILE:HG21	1.58	0.86
1:A:56:THR:CG2	1:A:372:GLU:HG3	2.05	0.86
1:C:133:VAL:HG11	1:C:394:VAL:HA	1.57	0.86
1:G:108:ILE:HG22	1:G:109:HIS:H	1.40	0.86
1:I:475:MET:SD	1:I:480:ILE:HB	2.16	0.86
1:I:154:LEU:HD11	1:I:163:LYS:HG2	1.58	0.86
1:G:364:GLY:HA3	1:G:370:LEU:HD11	1.56	0.86
1:M:448:LEU:HD21	1:M:465:LEU:HD12	1.56	0.86
1:E:79:ASP:HA	1:E:83:GLY:CA	2.05	0.86
1:L:312:LEU:HA	1:P:213:VAL:HG11	1.58	0.86
1:P:174:VAL:HG11	1:P:384:LEU:CB	2.05	0.85
1:H:313:VAL:HG22	1:H:357:ALA:HB1	1.56	0.85
1:L:283:ILE:HG22	1:L:300:GLU:HG3	1.57	0.85
1:N:266:VAL:HB	1:N:290:LEU:HD21	1.56	0.85
1:N:58:LEU:HB3	1:N:72:VAL:HG13	1.56	0.85
1:B:401:GLU:HG2	1:B:433:LEU:HD22	1.55	0.85
1:F:269:ILE:HG23	1:F:274:ILE:HG22	1.58	0.85
1:D:140:VAL:HA	1:D:175:LEU:HD22	1.59	0.85
1:P:265:LYS:O	1:P:269:ILE:HB	1.74	0.85
1:P:32:PRO:HA	1:P:156:SER:HA	1.57	0.85
1:H:490:VAL:HG13	1:H:491:LEU:HD12	1.56	0.85
1:F:364:GLY:HA3	1:F:370:LEU:HD13	1.56	0.85
1:L:510:ALA:HB1	1:P:61:ILE:HD13	1.59	0.85
1:H:178:LYS:HD3	1:H:388:VAL:HG11	1.58	0.85
1:B:174:VAL:HG11	1:B:384:LEU:HB3	1.55	0.85
1:K:448:LEU:HD21	1:K:465:LEU:HD12	1.58	0.85
1:N:146:LEU:HD23	1:N:147:MET:H	1.41	0.85
1:K:31:GLY:O	1:K:156:SER:HA	1.74	0.85
1:A:420:ALA:HB3	1:M:450:ALA:HB1	1.57	0.85
1:A:421:VAL:HG21	1:M:446:ALA:HB1	1.56	0.85

Continued on next page...

Continued from previous page...

Atom-1	Atom-2	Interatomic distance (Å)	Clash overlap (Å)
1:F:146:LEU:HD22	1:F:168:LYS:HA	1.59	0.84
1:L:82:VAL:HA	1:L:386:GLN:HG3	1.59	0.84
1:J:109:HIS:CE1	1:N:35:MET:HE1	2.12	0.84
1:F:109:HIS:CE1	1:F:111:GLN:HB2	2.12	0.84
1:I:128:LEU:O	1:I:129:LEU:HD22	1.77	0.84
1:E:283:ILE:HG22	1:E:300:GLU:HG3	1.59	0.84
1:G:163:LYS:HG3	1:G:166:PHE:CD2	2.11	0.84
1:B:504:VAL:HG13	1:G:369:ILE:HD12	1.60	0.84
1:B:33:LYS:HB2	1:B:440:ASN:O	1.77	0.84
1:G:283:ILE:HG22	1:G:300:GLU:HG3	1.60	0.84
1:I:38:ILE:HG22	1:I:50:VAL:HB	1.59	0.84
1:N:513:ARG:CZ	1:N:513:ARG:HA	2.08	0.84
1:M:114:ILE:HD11	1:M:502:LEU:HD22	1.59	0.84
1:O:504:VAL:HG12	1:O:505:ASP:H	1.43	0.84
1:J:79:ASP:HA	1:J:83:GLY:CA	2.08	0.84
1:P:166:PHE:CZ	1:P:198:ASP:HB3	2.13	0.83
1:F:79:ASP:HA	1:F:83:GLY:CA	2.08	0.83
1:H:187:HIS:HA	1:H:377:LEU:HD21	1.60	0.83
1:E:269:ILE:HG23	1:E:274:ILE:CG2	2.06	0.83
1:J:211:ILE:HD11	1:J:297:MET:HG3	1.60	0.83
1:L:394:VAL:HG23	1:L:482:GLU:HB2	1.60	0.83
1:H:109:HIS:CE1	1:H:111:GLN:HB2	2.13	0.83
1:K:109:HIS:CE1	1:K:111:GLN:HB2	2.13	0.83
1:G:107:LYS:O	1:G:108:ILE:HG13	1.78	0.83
1:P:154:LEU:HD23	1:P:163:LYS:HG3	1.60	0.83
1:E:146:LEU:HD12	1:E:171:VAL:HG13	1.60	0.83
1:J:188:VAL:HG12	1:J:377:LEU:HD22	1.60	0.83
1:P:198:ASP:HA	1:P:364:GLY:CA	2.09	0.83
1:F:163:LYS:HA	1:F:166:PHE:CD1	2.13	0.83
1:C:416:PRO:HA	1:L:450:ALA:HB2	1.60	0.83
1:P:211:ILE:HD11	1:P:297:MET:HG3	1.60	0.83
1:I:173:ALA:HA	1:I:176:ARG:NH1	1.92	0.83
1:A:511:ALA:HB2	1:F:63:VAL:HA	1.60	0.83
1:J:109:HIS:HE1	1:N:35:MET:HE1	1.44	0.83
1:J:448:LEU:HD21	1:J:465:LEU:HD12	1.60	0.83
1:E:448:LEU:HD21	1:E:465:LEU:HD12	1.58	0.83
1:D:194:GLY:HA2	1:D:364:GLY:O	1.79	0.83
1:G:159:LEU:HD13	1:G:159:LEU:H	1.44	0.83
1:M:92:LEU:HD21	1:M:433:LEU:HD11	1.58	0.83
1:H:269:ILE:HG23	1:H:274:ILE:HG21	1.60	0.83
1:L:204:GLY:O	1:L:359:THR:HB	1.79	0.83

Continued on next page...

Continued from previous page...

Atom-1	Atom-2	Interatomic distance (Å)	Clash overlap (Å)
1:G:108:ILE:HG22	1:G:109:HIS:N	1.94	0.82
1:A:362:LEU:HD11	1:A:377:LEU:HD22	1.59	0.82
1:F:265:LYS:HE2	1:F:322:PHE:CE1	2.14	0.82
1:H:146:LEU:HD12	1:H:171:VAL:CG1	2.05	0.82
1:B:442:GLY:HA3	1:F:112:THR:OG1	1.79	0.82
1:F:38:ILE:HG22	1:F:50:VAL:HB	1.60	0.82
1:K:123:ALA:HA	1:K:126:GLN:OE1	1.78	0.82
1:C:117:TRP:NE1	1:C:498:ALA:HB3	1.94	0.82
1:N:448:LEU:HD21	1:N:465:LEU:HD12	1.61	0.82
1:H:283:ILE:HG22	1:H:300:GLU:HG3	1.60	0.82
1:M:140:VAL:HA	1:M:175:LEU:HD22	1.61	0.82
1:C:133:VAL:HG23	1:C:134:ASP:H	1.44	0.82
1:C:126:GLN:HE22	1:C:411:LEU:HD12	1.45	0.81
1:L:70:VAL:HG21	1:P:48:LEU:HD11	1.62	0.81
1:P:146:LEU:HD12	1:P:171:VAL:CG1	2.09	0.81
1:N:110:PRO:HA	1:N:113:ILE:HD12	1.61	0.81
1:H:438:ALA:HB2	1:H:448:LEU:HG	1.63	0.81
1:M:339:VAL:O	1:M:340:MET:HG3	1.80	0.81
1:O:161:HIS:CE1	1:O:369:ILE:HD13	2.15	0.81
1:B:39:LEU:O	1:B:48:LEU:HA	1.81	0.81
1:I:510:ALA:H	1:O:38:ILE:HD11	1.43	0.81
1:P:122:LYS:O	1:P:125:ARG:HG2	1.80	0.81
1:K:136:GLY:HA2	1:K:391:SER:O	1.80	0.81
1:I:226:ILE:HD12	1:I:317:GLU:HG3	1.62	0.81
1:L:146:LEU:HD22	1:L:168:LYS:HA	1.61	0.81
1:O:211:ILE:HD11	1:O:297:MET:HG3	1.62	0.81
1:H:51:THR:HG21	1:H:56:THR:HB	1.60	0.81
1:B:368:GLN:HB3	1:F:496:GLU:HB2	1.62	0.81
1:E:11:ALA:CB	1:E:506:ASN:HB3	2.08	0.81
1:N:174:VAL:HG21	1:N:384:LEU:CB	2.11	0.81
1:G:324:HIS:O	1:G:329:LYS:HG2	1.80	0.81
1:E:166:PHE:CZ	1:E:198:ASP:HB3	2.16	0.81
1:H:324:HIS:O	1:H:329:LYS:HG2	1.81	0.80
1:M:100:ALA:HA	1:M:103:LEU:HD13	1.62	0.80
1:G:146:LEU:HD12	1:G:171:VAL:CG1	2.10	0.80
1:H:32:PRO:HA	1:H:155:SER:O	1.80	0.80
1:H:89:VAL:HG12	1:H:490:VAL:HG23	1.61	0.80
1:L:133:VAL:HG23	1:L:393:THR:O	1.80	0.80
1:O:183:LEU:O	1:O:183:LEU:HD13	1.81	0.80
1:G:154:LEU:HD21	1:G:163:LYS:NZ	1.96	0.80
1:P:149:ILE:HB	1:P:481:THR:O	1.81	0.80

Continued on next page...

Continued from previous page...

Atom-1	Atom-2	Interatomic distance (Å)	Clash overlap (Å)
1:F:192:LEU:H	1:F:192:LEU:HD13	1.46	0.80
1:E:109:HIS:CE1	1:E:111:GLN:HB2	2.16	0.80
1:P:226:ILE:HD13	1:P:307:VAL:HG13	1.63	0.80
1:O:266:VAL:HB	1:O:290:LEU:HD21	1.60	0.80
1:E:206:LEU:HD11	1:E:346:LEU:HD22	1.63	0.80
1:M:124:ALA:HB1	1:M:491:LEU:HD13	1.62	0.80
1:M:174:VAL:HG11	1:M:384:LEU:HB3	1.63	0.80
1:K:71:LEU:HD12	1:K:501:ILE:HG13	1.63	0.80
1:O:100:ALA:HA	1:O:103:LEU:HD12	1.64	0.80
1:O:317:GLU:HB2	1:O:329:LYS:HG2	1.64	0.80
1:A:29:THR:O	1:A:156:SER:HB2	1.82	0.80
1:G:148:ASN:HA	1:G:479:GLY:O	1.81	0.80
1:N:140:VAL:HA	1:N:175:LEU:HD22	1.63	0.80
1:L:352:VAL:HG22	1:L:355:GLY:H	1.47	0.80
1:F:159:LEU:HB3	1:F:369:ILE:HG23	1.64	0.80
1:J:160:THR:HG23	1:J:164:ASP:HB3	1.64	0.79
1:J:269:ILE:HG23	1:J:274:ILE:HG21	1.62	0.79
1:C:146:LEU:HD21	1:C:150:ALA:HB3	1.63	0.79
1:H:211:ILE:CD1	1:H:211:ILE:H	1.93	0.79
1:D:280:ARG:HG3	1:D:280:ARG:O	1.82	0.79
1:C:89:VAL:HA	1:C:490:VAL:HG23	1.61	0.79
1:E:100:ALA:HA	1:E:103:LEU:HD22	1.65	0.79
1:G:40:LEU:HD22	1:G:48:LEU:HB3	1.63	0.79
1:G:174:VAL:HA	1:G:177:LEU:HD23	1.65	0.79
1:B:146:LEU:HD23	1:B:147:MET:N	1.96	0.79
1:K:283:ILE:HG22	1:K:300:GLU:HG3	1.64	0.79
1:N:138:ASP:O	1:N:139:GLU:HB3	1.81	0.79
1:J:166:PHE:CZ	1:J:198:ASP:HB3	2.18	0.79
1:D:183:LEU:HD12	1:D:186:ILE:HD12	1.64	0.79
1:B:402:MET:SD	1:B:456:HIS:HB2	2.22	0.79
1:O:111:GLN:HA	1:O:114:ILE:HD12	1.64	0.79
1:D:402:MET:SD	1:D:453:ARG:HA	2.23	0.79
1:H:177:LEU:HA	1:H:356:GLU:O	1.83	0.79
1:B:176:ARG:HH12	1:B:201:LEU:HD21	1.48	0.79
1:I:367:GLN:CG	1:I:369:ILE:HB	2.13	0.79
1:K:265:LYS:O	1:K:269:ILE:HB	1.82	0.79
1:E:163:LYS:HA	1:E:166:PHE:CD1	2.18	0.79
1:N:174:VAL:HG21	1:N:384:LEU:HB2	1.65	0.79
1:F:79:ASP:HA	1:F:83:GLY:HA3	1.64	0.79
1:E:27:LYS:HB2	1:E:436:ILE:HD11	1.63	0.79
1:K:325:PRO:O	1:K:326:GLU:HG3	1.83	0.79

Continued on next page...

Continued from previous page...

Atom-1	Atom-2	Interatomic distance (Å)	Clash overlap (Å)
1:O:149:ILE:HB	1:O:481:THR:O	1.82	0.79
1:F:269:ILE:HG23	1:F:274:ILE:CG2	2.13	0.79
1:B:39:LEU:HD22	1:F:510:ALA:HB2	1.65	0.79
1:C:206:LEU:HD21	1:C:346:LEU:HB3	1.65	0.79
1:P:146:LEU:HD21	1:P:150:ALA:HB3	1.64	0.78
1:P:219:ILE:HD11	1:P:336:ILE:HB	1.65	0.78
1:A:111:GLN:HA	1:A:114:ILE:HD12	1.64	0.78
1:A:163:LYS:HG3	1:A:166:PHE:CZ	2.19	0.78
1:C:483:SER:HB2	1:C:486:VAL:HG13	1.66	0.78
1:C:131:SER:HB2	1:C:461:THR:HG22	1.66	0.78
1:B:511:ALA:HB3	1:B:512:PRO:HD3	1.65	0.78
1:F:127:ALA:HB2	1:F:404:MET:SD	2.23	0.78
1:E:174:VAL:HG12	1:E:381:LEU:HD22	1.64	0.78
1:C:61:ILE:HG23	1:C:63:VAL:HG23	1.63	0.78
1:L:188:VAL:HG11	1:L:377:LEU:HD21	1.64	0.78
1:F:362:LEU:HD11	1:F:377:LEU:HD23	1.65	0.78
1:P:79:ASP:HA	1:P:83:GLY:CA	2.13	0.78
1:M:475:MET:SD	1:M:480:ILE:HB	2.22	0.78
1:I:148:ASN:HB3	1:I:479:GLY:O	1.83	0.78
1:K:146:LEU:HD21	1:K:167:THR:HG23	1.63	0.78
1:O:66:PRO:HB3	1:O:508:ILE:O	1.83	0.78
1:D:399:CYS:SG	1:D:464:GLY:HA3	2.24	0.78
1:G:313:VAL:HG22	1:G:357:ALA:HB3	1.65	0.78
1:I:283:ILE:HG22	1:I:300:GLU:HG3	1.64	0.78
1:L:166:PHE:CZ	1:L:198:ASP:HB3	2.18	0.78
1:L:504:VAL:HG22	1:P:36:ASP:O	1.83	0.78
1:B:38:ILE:O	1:F:507:ILE:HG21	1.84	0.78
1:M:173:ALA:HB2	1:M:360:ILE:HD11	1.64	0.78
1:H:450:ALA:HB1	1:P:415:THR:O	1.84	0.78
1:O:133:VAL:CG1	1:O:394:VAL:HA	2.13	0.78
1:C:497:ALA:O	1:C:500:VAL:HG22	1.83	0.78
1:H:313:VAL:HG12	1:H:352:VAL:HG21	1.64	0.78
1:E:402:MET:SD	1:E:456:HIS:HB2	2.23	0.78
1:M:32:PRO:HA	1:M:155:SER:O	1.82	0.78
1:A:84:ASP:CG	1:A:379:ASP:HB3	2.04	0.78
1:M:116:GLY:CA	1:M:422:ALA:HB1	2.13	0.78
1:M:163:LYS:HA	1:M:166:PHE:CD1	2.19	0.78
1:J:214:ASN:O	1:J:215:GLN:HB2	1.84	0.78
1:A:31:GLY:O	1:A:156:SER:HA	1.83	0.78
1:K:89:VAL:HG12	1:K:490:VAL:HG23	1.63	0.78
1:L:100:ALA:HA	1:L:103:LEU:HD22	1.64	0.78

Continued on next page...

Continued from previous page...

Atom-1	Atom-2	Interatomic distance (Å)	Clash overlap (Å)
1:L:38:ILE:HG12	1:M:504:VAL:HG11	1.63	0.77
1:L:146:LEU:CD2	1:L:167:THR:HG23	2.14	0.77
1:J:38:ILE:HB	1:J:48:LEU:HD11	1.65	0.77
1:G:30:LEU:HD22	1:G:436:ILE:HD13	1.65	0.77
1:C:146:LEU:HD12	1:C:171:VAL:CG1	2.11	0.77
1:H:148:ASN:HB3	1:H:481:THR:HG22	1.67	0.77
1:F:146:LEU:HD21	1:F:167:THR:HG23	1.65	0.77
1:I:211:ILE:HD11	1:I:297:MET:HG3	1.67	0.77
1:M:116:GLY:HA2	1:M:422:ALA:CB	2.14	0.77
1:N:402:MET:SD	1:N:456:HIS:HB2	2.24	0.77
1:O:116:GLY:O	1:O:119:GLU:HB2	1.84	0.77
1:C:453:ARG:NH2	1:L:421:VAL:HG22	1.99	0.77
1:B:146:LEU:CD2	1:B:147:MET:H	1.97	0.77
1:C:354:LEU:HD23	1:C:356:GLU:H	1.49	0.77
1:D:38:ILE:HG23	1:D:50:VAL:HB	1.66	0.77
1:K:163:LYS:HA	1:K:166:PHE:CD1	2.20	0.77
1:J:442:GLY:HA2	1:K:109:HIS:CG	2.19	0.77
1:O:399:CYS:SG	1:O:464:GLY:HA3	2.24	0.77
1:C:130:ASN:ND2	1:C:404:MET:HA	2.00	0.77
1:I:200:TYR:CD1	1:I:363:ARG:HD2	2.19	0.77
1:H:120:ALA:HA	1:H:123:ALA:HB3	1.65	0.77
1:A:154:LEU:HD21	1:A:163:LYS:NZ	2.00	0.77
1:M:146:LEU:HD12	1:M:171:VAL:HG13	1.65	0.77
1:G:448:LEU:HD21	1:G:465:LEU:HD12	1.66	0.77
1:D:508:ILE:HD12	1:H:63:VAL:HG22	1.67	0.77
1:L:324:HIS:HB2	1:L:329:LYS:NZ	2.01	0.76
1:K:149:ILE:HD12	1:K:483:SER:H	1.49	0.76
1:B:438:ALA:HB2	1:B:448:LEU:HG	1.68	0.76
1:P:448:LEU:HD11	1:P:465:LEU:HD11	1.67	0.76
1:L:178:LYS:NZ	1:L:388:VAL:HG13	2.00	0.76
1:K:166:PHE:CD2	1:K:362:LEU:HD22	2.20	0.76
1:J:154:LEU:HD22	1:J:167:THR:HB	1.66	0.76
1:G:265:LYS:O	1:G:269:ILE:HB	1.86	0.76
1:D:269:ILE:HG23	1:D:274:ILE:CG2	2.16	0.76
1:M:31:GLY:O	1:M:156:SER:HA	1.86	0.76
1:D:36:ASP:O	1:E:504:VAL:HG22	1.85	0.76
1:K:190:LYS:HA	1:K:362:LEU:O	1.85	0.76
1:J:110:PRO:HA	1:J:113:ILE:HD12	1.68	0.76
1:D:59:LYS:HE2	1:D:76:ARG:HB2	1.68	0.76
1:L:219:ILE:HD11	1:L:336:ILE:HB	1.68	0.76
1:L:159:LEU:HD23	1:L:163:LYS:HB3	1.67	0.76

Continued on next page...

Continued from previous page...

Atom-1	Atom-2	Interatomic distance (Å)	Clash overlap (Å)
1:D:145:ASP:OD1	1:D:171:VAL:HB	1.86	0.76
1:J:79:ASP:HA	1:J:83:GLY:HA3	1.68	0.76
1:G:32:PRO:HB2	1:G:467:MET:SD	2.25	0.76
1:J:399:CYS:SG	1:J:464:GLY:HA3	2.25	0.76
1:D:121:THR:O	1:D:125:ARG:HB2	1.86	0.76
1:I:438:ALA:HB2	1:I:448:LEU:HG	1.66	0.76
1:C:364:GLY:HA3	1:C:370:LEU:HD13	1.68	0.76
1:B:140:VAL:HA	1:B:175:LEU:HD22	1.68	0.76
1:B:176:ARG:NE	1:B:358:CYS:HB2	2.01	0.76
1:C:131:SER:CB	1:C:461:THR:HG22	2.16	0.76
1:A:79:ASP:HA	1:A:83:GLY:CA	2.16	0.76
1:P:214:ASN:O	1:P:215:GLN:HB2	1.85	0.76
1:K:146:LEU:HD21	1:K:150:ALA:HB3	1.68	0.75
1:B:214:ASN:O	1:B:215:GLN:HB2	1.85	0.75
1:I:39:LEU:HD13	1:N:512:PRO:HA	1.69	0.75
1:G:95:GLU:OE1	1:G:429:ALA:HA	1.85	0.75
1:I:109:HIS:CE1	1:I:111:GLN:HB2	2.21	0.75
1:M:124:ALA:HB1	1:M:491:LEU:HB3	1.69	0.75
1:E:79:ASP:HA	1:E:83:GLY:HA3	1.66	0.75
1:A:402:MET:SD	1:A:456:HIS:HB2	2.27	0.75
1:P:146:LEU:HD23	1:P:147:MET:N	2.01	0.75
1:I:364:GLY:HA3	1:I:370:LEU:CD1	2.16	0.75
1:G:79:ASP:HA	1:G:83:GLY:HA3	1.67	0.75
1:D:35:MET:SD	1:E:111:GLN:HB3	2.27	0.75
1:G:36:ASP:HB3	1:G:372:GLU:OE1	1.86	0.75
1:N:214:ASN:O	1:N:215:GLN:HB2	1.86	0.75
1:C:166:PHE:CZ	1:C:198:ASP:HB3	2.21	0.75
1:J:109:HIS:CD2	1:N:440:ASN:HA	2.21	0.75
1:L:484:PHE:CE2	1:L:488:ARG:HD3	2.21	0.75
1:E:433:LEU:O	1:E:436:ILE:HG22	1.86	0.75
1:L:346:LEU:H	1:L:346:LEU:HD22	1.51	0.75
1:J:114:ILE:HA	1:J:117:TRP:CE3	2.22	0.75
1:I:92:LEU:HD21	1:I:433:LEU:HD21	1.69	0.75
1:M:148:ASN:HB3	1:M:481:THR:HG22	1.66	0.75
1:C:154:LEU:HD22	1:C:167:THR:HB	1.68	0.75
1:I:163:LYS:HA	1:I:166:PHE:CD1	2.22	0.75
1:I:40:LEU:HB2	1:I:48:LEU:HD23	1.67	0.75
1:O:59:LYS:HE3	1:O:72:VAL:O	1.87	0.75
1:B:211:ILE:HD11	1:B:297:MET:HG3	1.69	0.75
1:J:438:ALA:HB2	1:J:448:LEU:HG	1.69	0.75
1:I:325:PRO:O	1:I:326:GLU:HG2	1.86	0.75

Continued on next page...

Continued from previous page...

Atom-1	Atom-2	Interatomic distance (Å)	Clash overlap (Å)
1:P:149:ILE:HD13	1:P:482:GLU:HA	1.69	0.75
1:I:418:LYS:HD3	1:O:442:GLY:O	1.87	0.75
1:I:32:PRO:HA	1:I:155:SER:O	1.87	0.74
1:A:399:CYS:SG	1:A:464:GLY:HA3	2.27	0.74
1:P:32:PRO:HD2	1:P:467:MET:SD	2.27	0.74
1:P:32:PRO:CA	1:P:156:SER:HA	2.16	0.74
1:C:37:LYS:HD2	1:H:506:ASN:HB3	1.69	0.74
1:K:500:VAL:O	1:K:503:ARG:HG2	1.87	0.74
1:J:159:LEU:HD23	1:J:163:LYS:HG2	1.66	0.74
1:P:187:HIS:O	1:P:359:THR:HG23	1.88	0.74
1:G:127:ALA:HB2	1:G:404:MET:SD	2.28	0.74
1:E:324:HIS:O	1:E:329:LYS:HG2	1.87	0.74
1:F:145:ASP:O	1:F:171:VAL:HG11	1.88	0.74
1:A:159:LEU:HD13	1:A:159:LEU:H	1.53	0.74
1:K:140:VAL:HA	1:K:175:LEU:HD22	1.69	0.74
1:A:52:ASN:CG	1:A:157:LYS:HG2	2.07	0.74
1:I:38:ILE:HD12	1:I:48:LEU:HD13	1.70	0.74
1:E:159:LEU:HD23	1:E:163:LYS:HG2	1.70	0.74
1:F:450:ALA:HB2	1:O:417:GLY:HA2	1.68	0.74
1:J:106:LYS:HD3	1:J:108:ILE:HD12	1.68	0.74
1:L:28:SER:O	1:L:34:GLY:HA2	1.87	0.74
1:P:146:LEU:HD23	1:P:147:MET:H	1.53	0.74
1:O:128:LEU:HD22	1:O:484:PHE:CZ	2.21	0.74
1:J:309:ARG:HG3	1:J:309:ARG:HH11	1.52	0.74
1:J:140:VAL:HA	1:J:175:LEU:HD22	1.70	0.74
1:N:188:VAL:HG21	1:N:377:LEU:HD21	1.69	0.74
1:C:39:LEU:HD21	1:H:508:ILE:HD12	1.68	0.74
1:D:324:HIS:HB2	1:D:329:LYS:NZ	2.03	0.74
1:A:511:ALA:CB	1:A:512:PRO:HD2	2.16	0.73
1:E:383:VAL:HG23	1:E:384:LEU:HD22	1.68	0.73
1:I:74:MET:SD	1:I:493:SER:HB2	2.28	0.73
1:I:33:LYS:HB3	1:N:109:HIS:CE1	2.22	0.73
1:L:500:VAL:O	1:L:504:VAL:HG23	1.89	0.73
1:J:188:VAL:CG1	1:J:377:LEU:HD22	2.17	0.73
1:H:269:ILE:HG23	1:H:274:ILE:CG2	2.18	0.73
1:C:413:SER:HA	1:L:453:ARG:NH1	2.03	0.73
1:J:433:LEU:O	1:J:436:ILE:HG22	1.87	0.73
1:C:146:LEU:CD2	1:C:147:MET:H	1.99	0.73
1:F:140:VAL:HA	1:F:175:LEU:HD22	1.70	0.73
1:P:501:ILE:HA	1:P:504:VAL:HG12	1.69	0.73
1:O:19:ALA:HB1	1:O:94:ALA:HA	1.69	0.73

Continued on next page...

Continued from previous page...

Atom-1	Atom-2	Interatomic distance (Å)	Clash overlap (Å)
1:E:188:VAL:CG1	1:E:377:LEU:HD22	2.17	0.73
1:F:128:LEU:HD21	1:F:488:ARG:HG2	1.69	0.73
1:H:128:LEU:O	1:H:129:LEU:HG	1.89	0.73
1:F:399:CYS:SG	1:F:464:GLY:HA3	2.28	0.73
1:P:188:VAL:CG2	1:P:377:LEU:HD21	2.19	0.73
1:B:32:PRO:HA	1:B:156:SER:HA	1.69	0.73
1:K:402:MET:SD	1:K:456:HIS:HB2	2.29	0.73
1:H:175:LEU:HD23	1:H:178:LYS:HE2	1.70	0.73
1:K:40:LEU:O	1:P:508:ILE:HB	1.87	0.73
1:H:394:VAL:HG23	1:H:482:GLU:HB2	1.69	0.73
1:J:204:GLY:HA3	1:J:349:PHE:O	1.88	0.73
1:C:161:HIS:HE1	1:C:369:ILE:HD13	1.51	0.73
1:F:100:ALA:HA	1:F:103:LEU:HD13	1.68	0.73
1:J:266:VAL:HB	1:J:290:LEU:HD21	1.70	0.73
1:K:176:ARG:HH22	1:K:360:ILE:HG23	1.53	0.73
1:G:438:ALA:HB2	1:G:448:LEU:HG	1.70	0.73
1:D:125:ARG:HG3	1:D:125:ARG:HH11	1.53	0.73
1:D:82:VAL:HG22	1:D:386:GLN:HG3	1.70	0.73
1:F:214:ASN:O	1:F:215:GLN:HB2	1.88	0.73
1:A:127:ALA:HB1	1:A:491:LEU:HD13	1.70	0.73
1:A:438:ALA:HB2	1:A:448:LEU:HG	1.71	0.73
1:L:146:LEU:HD23	1:L:147:MET:H	1.51	0.73
1:D:448:LEU:HD11	1:D:465:LEU:HD11	1.71	0.73
1:F:106:LYS:HE2	1:F:421:VAL:HG21	1.69	0.72
1:A:420:ALA:CB	1:M:450:ALA:HB1	2.19	0.72
1:J:185:ALA:HA	1:J:309:ARG:HD2	1.71	0.72
1:J:126:GLN:HE22	1:J:411:LEU:HD21	1.54	0.72
1:H:185:ALA:HB1	1:H:357:ALA:HB1	1.71	0.72
1:A:451:GLN:NE2	1:A:471:THR:HA	2.04	0.72
1:L:6:GLU:HB2	1:L:506:ASN:ND2	2.04	0.72
1:I:178:LYS:HD3	1:I:388:VAL:HG21	1.71	0.72
1:D:175:LEU:O	1:D:178:LYS:HG2	1.89	0.72
1:L:397:GLY:O	1:L:465:LEU:HD23	1.88	0.72
1:I:186:ILE:HD13	1:I:381:LEU:CG	2.19	0.72
1:N:116:GLY:O	1:N:119:GLU:HB2	1.89	0.72
1:E:132:ALA:O	1:E:133:VAL:HG22	1.89	0.72
1:B:503:ARG:HD2	1:G:367:GLN:OE1	1.89	0.72
1:N:58:LEU:HB3	1:N:72:VAL:CG1	2.20	0.72
1:J:366:THR:HB	1:K:77:VAL:HG11	1.72	0.72
1:H:451:GLN:NE2	1:H:471:THR:HA	2.04	0.72
1:F:166:PHE:CZ	1:F:198:ASP:HB3	2.25	0.72

Continued on next page...

Continued from previous page...

Atom-1	Atom-2	Interatomic distance (Å)	Clash overlap (Å)
1:F:84:ASP:OD2	1:F:379:ASP:HB3	1.90	0.72
1:L:38:ILE:HG22	1:L:50:VAL:CB	2.18	0.72
1:E:499:GLU:O	1:E:503:ARG:HG3	1.89	0.72
1:J:283:ILE:HG22	1:J:300:GLU:HG3	1.71	0.72
1:E:324:HIS:HB2	1:E:329:LYS:NZ	2.04	0.72
1:B:117:TRP:HE1	1:B:498:ALA:HB3	1.53	0.72
1:K:214:ASN:O	1:K:215:GLN:HB2	1.87	0.72
1:D:450:ALA:HB3	1:K:417:GLY:CA	2.20	0.72
1:P:32:PRO:HA	1:P:156:SER:CA	2.19	0.72
1:J:325:PRO:O	1:J:326:GLU:HG3	1.88	0.72
1:B:435:THR:HG23	1:B:445:SER:HB2	1.72	0.72
1:L:79:ASP:HA	1:L:83:GLY:HA2	1.69	0.72
1:B:293:ALA:HB2	1:F:318:ILE:HG13	1.71	0.72
1:N:1:ALA:CA	1:N:510:ALA:HB3	2.14	0.72
1:B:269:ILE:HG23	1:B:274:ILE:CG2	2.20	0.72
1:F:450:ALA:CA	1:O:417:GLY:HA2	2.20	0.72
1:C:214:ASN:O	1:C:215:GLN:HB2	1.89	0.72
1:B:148:ASN:HA	1:B:479:GLY:O	1.89	0.72
1:C:265:LYS:O	1:C:269:ILE:HB	1.89	0.72
1:C:138:ASP:O	1:C:139:GLU:HB2	1.89	0.72
1:I:148:ASN:HA	1:I:480:ILE:HA	1.71	0.72
1:L:157:LYS:HB3	1:L:159:LEU:HD13	1.70	0.72
1:J:146:LEU:HD12	1:J:171:VAL:CG1	2.17	0.72
1:M:79:ASP:HA	1:M:83:GLY:HA3	1.71	0.72
1:L:82:VAL:HA	1:L:386:GLN:CG	2.18	0.72
1:M:31:GLY:HA3	1:M:440:ASN:ND2	2.05	0.72
1:A:79:ASP:HA	1:A:83:GLY:HA2	1.71	0.72
1:P:112:THR:HG22	1:P:418:LYS:HG3	1.71	0.72
1:D:323:ASP:OD2	1:H:254:ILE:HD12	1.89	0.72
1:L:216:PRO:HG2	1:L:295:GLY:HA2	1.72	0.72
1:P:176:ARG:NE	1:P:358:CYS:HB2	2.04	0.72
1:P:145:ASP:OD1	1:P:171:VAL:HB	1.90	0.72
1:O:82:VAL:N	1:O:386:GLN:HG3	2.05	0.72
1:O:214:ASN:O	1:O:215:GLN:HB2	1.90	0.72
1:O:74:MET:SD	1:O:493:SER:HB2	2.30	0.72
1:J:146:LEU:CD2	1:J:147:MET:H	2.02	0.71
1:M:146:LEU:HD23	1:M:147:MET:H	1.55	0.71
1:N:163:LYS:HA	1:N:166:PHE:CD1	2.25	0.71
1:N:133:VAL:HB	1:N:393:THR:O	1.90	0.71
1:I:205:PHE:O	1:I:348:HIS:HA	1.90	0.71
1:M:128:LEU:HD21	1:M:491:LEU:CD1	2.20	0.71

Continued on next page...

Continued from previous page...

Atom-1	Atom-2	Interatomic distance (Å)	Clash overlap (Å)
1:B:504:VAL:HG13	1:G:369:ILE:CD1	2.20	0.71
1:N:163:LYS:CE	1:N:373:ALA:HA	2.20	0.71
1:H:265:LYS:HZ2	1:H:287:PRO:HG3	1.56	0.71
1:H:324:HIS:O	1:H:328:VAL:HG23	1.90	0.71
1:G:32:PRO:HA	1:G:155:SER:C	2.11	0.71
1:K:51:THR:HG21	1:K:56:THR:HB	1.71	0.71
1:E:135:HIS:O	1:E:392:ARG:HA	1.89	0.71
1:I:188:VAL:HG13	1:I:374:GLU:HA	1.72	0.71
1:B:364:GLY:HA3	1:B:370:LEU:HD13	1.72	0.71
1:C:82:VAL:HG11	1:C:485:GLN:HG2	1.70	0.71
1:P:33:LYS:HB2	1:P:440:ASN:O	1.89	0.71
1:P:369:ILE:O	1:P:372:GLU:HB3	1.90	0.71
1:K:32:PRO:HG2	1:K:467:MET:HE1	1.71	0.71
1:P:176:ARG:CZ	1:P:358:CYS:HB2	2.21	0.71
1:D:139:GLU:O	1:D:140:VAL:HB	1.90	0.71
1:O:128:LEU:HD21	1:O:488:ARG:HB3	1.72	0.71
1:G:325:PRO:O	1:G:326:GLU:HG3	1.89	0.71
1:C:89:VAL:HA	1:C:490:VAL:CG2	2.19	0.71
1:B:37:LYS:O	1:B:50:VAL:HA	1.89	0.71
1:K:149:ILE:HA	1:K:481:THR:O	1.89	0.71
1:H:508:ILE:HG22	1:H:509:LYS:HG2	1.69	0.71
1:D:283:ILE:HG22	1:D:300:GLU:HG3	1.72	0.71
1:N:283:ILE:HG22	1:N:300:GLU:HG3	1.73	0.71
1:G:82:VAL:HG12	1:G:84:ASP:H	1.55	0.71
1:H:214:ASN:O	1:H:215:GLN:HB2	1.89	0.71
1:N:399:CYS:SG	1:N:464:GLY:HA3	2.30	0.71
1:E:214:ASN:O	1:E:215:GLN:HB2	1.90	0.71
1:J:208:ASP:O	1:J:209:LYS:HG3	1.91	0.71
1:H:146:LEU:HB2	1:H:171:VAL:CG2	2.19	0.71
1:J:129:LEU:HD22	1:J:129:LEU:N	2.04	0.71
1:H:313:VAL:HG22	1:H:357:ALA:CB	2.21	0.71
1:P:58:LEU:HB3	1:P:72:VAL:HG11	1.71	0.71
1:I:324:HIS:HB2	1:I:329:LYS:NZ	2.06	0.71
1:K:324:HIS:ND1	1:K:325:PRO:HD3	2.06	0.71
1:P:79:ASP:HA	1:P:83:GLY:HA3	1.71	0.71
1:I:109:HIS:HB2	1:O:439:ASP:O	1.89	0.71
1:I:188:VAL:HG21	1:I:362:LEU:HD12	1.72	0.71
1:F:154:LEU:HD11	1:F:163:LYS:HG2	1.71	0.71
1:O:168:LYS:O	1:O:171:VAL:HG22	1.90	0.71
1:G:352:VAL:HG22	1:G:355:GLY:H	1.56	0.71
1:C:483:SER:O	1:C:486:VAL:HG22	1.90	0.71

Continued on next page...

Continued from previous page...

Atom-1	Atom-2	Interatomic distance (Å)	Clash overlap (Å)
1:C:51:THR:HG21	1:C:56:THR:HB	1.72	0.71
1:K:399:CYS:SG	1:K:464:GLY:HA3	2.30	0.71
1:H:334:LYS:CD	1:H:351:GLY:HA3	2.21	0.71
1:H:171:VAL:O	1:H:174:VAL:HG22	1.91	0.71
1:O:163:LYS:HA	1:O:166:PHE:CD1	2.25	0.71
1:F:402:MET:SD	1:F:456:HIS:HB2	2.31	0.71
1:K:324:HIS:O	1:K:329:LYS:HG2	1.90	0.71
1:J:372:GLU:HG3	1:J:375:ARG:NH1	2.05	0.71
1:M:52:ASN:H	1:M:375:ARG:NH2	1.89	0.71
1:O:438:ALA:HB2	1:O:448:LEU:HG	1.71	0.71
1:G:27:LYS:O	1:G:436:ILE:HD11	1.90	0.71
1:G:31:GLY:O	1:G:156:SER:HA	1.90	0.71
1:F:508:ILE:HD12	1:F:508:ILE:N	2.05	0.71
1:F:146:LEU:HD21	1:F:150:ALA:HB3	1.72	0.71
1:I:438:ALA:CB	1:I:448:LEU:HG	2.21	0.71
1:O:32:PRO:HA	1:O:156:SER:O	1.90	0.71
1:E:32:PRO:HA	1:E:155:SER:CB	2.21	0.71
1:K:313:VAL:HG22	1:K:357:ALA:HB3	1.72	0.71
1:G:203:GLU:HG2	1:G:350:SER:HB2	1.71	0.71
1:L:140:VAL:HA	1:L:175:LEU:HD22	1.71	0.71
1:G:214:ASN:O	1:G:215:GLN:HB2	1.91	0.70
1:H:159:LEU:H	1:H:159:LEU:HD13	1.56	0.70
1:B:475:MET:SD	1:B:480:ILE:HB	2.31	0.70
1:C:433:LEU:O	1:C:436:ILE:HG22	1.91	0.70
1:N:146:LEU:HD23	1:N:147:MET:N	2.06	0.70
1:P:511:ALA:N	1:P:512:PRO:HD2	2.05	0.70
1:I:146:LEU:HD13	1:I:171:VAL:HG13	1.72	0.70
1:A:475:MET:SD	1:A:480:ILE:HB	2.31	0.70
1:L:200:TYR:CD1	1:L:363:ARG:HD2	2.26	0.70
1:J:401:GLU:HG2	1:J:433:LEU:HD22	1.72	0.70
1:F:32:PRO:HG2	1:F:467:MET:CE	2.21	0.70
1:A:146:LEU:HD23	1:A:148:ASN:H	1.55	0.70
1:J:163:LYS:HA	1:J:166:PHE:CD1	2.25	0.70
1:O:166:PHE:CZ	1:O:198:ASP:HB3	2.25	0.70
1:P:133:VAL:HG11	1:P:394:VAL:HG12	1.73	0.70
1:J:59:LYS:HE2	1:J:76:ARG:HB2	1.73	0.70
1:K:166:PHE:HD2	1:K:362:LEU:HD22	1.56	0.70
1:B:32:PRO:HA	1:B:155:SER:O	1.91	0.70
1:F:438:ALA:HB2	1:F:448:LEU:HG	1.73	0.70
1:A:38:ILE:HG22	1:A:50:VAL:HB	1.72	0.70
1:A:56:THR:HG21	1:A:372:GLU:HG3	1.73	0.70

Continued on next page...

Continued from previous page...

Atom-1	Atom-2	Interatomic distance (Å)	Clash overlap (Å)
1:C:81:GLU:C	1:C:386:GLN:HG3	2.10	0.70
1:P:39:LEU:HD11	1:P:57:ILE:HG13	1.73	0.70
1:E:415:THR:O	1:E:420:ALA:HB2	1.91	0.70
1:G:146:LEU:CD2	1:G:147:MET:H	2.05	0.70
1:A:450:ALA:HB2	1:M:420:ALA:CB	2.17	0.70
1:N:377:LEU:HA	1:N:380:ALA:HB3	1.73	0.70
1:J:110:PRO:HB2	1:J:502:LEU:HD21	1.73	0.70
1:D:398:GLY:HA2	1:D:401:GLU:OE1	1.91	0.70
1:H:185:ALA:HA	1:H:309:ARG:HB2	1.72	0.70
1:K:27:LYS:O	1:K:436:ILE:HD11	1.91	0.70
1:O:18:GLY:HA2	1:O:509:LYS:HG3	1.70	0.70
1:N:269:ILE:HG23	1:N:274:ILE:CG2	2.22	0.70
1:C:324:HIS:ND1	1:C:325:PRO:HD3	2.06	0.70
1:J:148:ASN:HA	1:J:479:GLY:O	1.92	0.70
1:E:421:VAL:HG11	1:J:446:ALA:HB1	1.73	0.70
1:K:146:LEU:HD23	1:K:147:MET:N	2.07	0.70
1:D:417:GLY:HA2	1:K:450:ALA:HB3	1.72	0.70
1:L:266:VAL:HB	1:L:290:LEU:HD21	1.73	0.70
1:O:475:MET:SD	1:O:480:ILE:HB	2.32	0.70
1:H:31:GLY:O	1:H:156:SER:HA	1.91	0.70
1:I:154:LEU:HD22	1:I:167:THR:HB	1.73	0.70
1:D:214:ASN:O	1:D:215:GLN:HB2	1.89	0.70
1:L:133:VAL:HG22	1:L:134:ASP:O	1.92	0.70
1:K:149:ILE:HD12	1:K:483:SER:N	2.06	0.70
1:D:188:VAL:HG21	1:D:377:LEU:HD13	1.74	0.70
1:B:424:GLU:HG2	1:B:425:SER:N	2.06	0.70
1:I:146:LEU:HD22	1:I:167:THR:O	1.92	0.70
1:N:146:LEU:CD2	1:N:147:MET:H	2.04	0.70
1:H:475:MET:SD	1:H:480:ILE:HB	2.31	0.70
1:M:438:ALA:HB2	1:M:448:LEU:HG	1.72	0.70
1:D:186:ILE:HD13	1:D:381:LEU:HD21	1.74	0.70
1:K:33:LYS:HG3	1:K:441:ALA:HA	1.73	0.70
1:E:312:LEU:O	1:E:354:LEU:HD22	1.92	0.70
1:H:512:PRO:O	1:H:513:ARG:HG2	1.91	0.70
1:B:399:CYS:SG	1:B:464:GLY:HA3	2.30	0.70
1:G:145:ASP:O	1:G:171:VAL:HG11	1.91	0.70
1:K:146:LEU:HD12	1:K:171:VAL:CG1	2.17	0.70
1:A:146:LEU:CD1	1:A:171:VAL:HG13	2.20	0.70
1:E:38:ILE:HD12	1:E:48:LEU:HD22	1.73	0.70
1:N:38:ILE:HG22	1:N:50:VAL:HB	1.74	0.70
1:N:324:HIS:HB2	1:N:329:LYS:NZ	2.07	0.70

Continued on next page...

Continued from previous page...

Atom-1	Atom-2	Interatomic distance (Å)	Clash overlap (Å)
1:L:315:GLY:O	1:P:214:ASN:HB3	1.92	0.70
1:M:74:MET:O	1:M:77:VAL:HG12	1.92	0.70
1:J:32:PRO:N	1:J:155:SER:HB3	2.07	0.70
1:M:146:LEU:HD22	1:M:168:LYS:CA	2.21	0.70
1:N:146:LEU:HD21	1:N:167:THR:HG23	1.74	0.70
1:D:402:MET:SD	1:D:456:HIS:HB2	2.32	0.70
1:H:483:SER:O	1:H:486:VAL:HG22	1.91	0.70
1:J:206:LEU:HD11	1:J:346:LEU:HG	1.72	0.70
1:C:475:MET:SD	1:C:480:ILE:HB	2.32	0.70
1:K:184:GLU:OE2	1:K:312:LEU:HG	1.92	0.70
1:G:417:GLY:HA2	1:N:450:ALA:HB1	1.72	0.70
1:E:51:THR:HG21	1:E:56:THR:HB	1.73	0.70
1:D:506:ASN:N	1:H:25:LEU:HG	2.07	0.70
1:M:483:SER:O	1:M:486:VAL:HG22	1.92	0.69
1:H:206:LEU:HD11	1:H:346:LEU:HG	1.71	0.69
1:I:434:PRO:HB3	1:I:452:LEU:CD2	2.22	0.69
1:F:317:GLU:HB2	1:F:329:LYS:HG2	1.74	0.69
1:L:111:GLN:O	1:L:114:ILE:HB	1.90	0.69
1:M:178:LYS:CD	1:M:388:VAL:HG21	2.21	0.69
1:C:146:LEU:HD23	1:C:147:MET:N	2.07	0.69
1:N:507:ILE:HG22	1:N:508:ILE:HG23	1.74	0.69
1:N:513:ARG:HA	1:N:513:ARG:NE	2.07	0.69
1:C:402:MET:SD	1:C:456:HIS:HB2	2.32	0.69
1:D:4:ASP:O	1:D:507:ILE:HD12	1.92	0.69
1:N:78:GLN:HG3	1:N:83:GLY:HA2	1.74	0.69
1:C:211:ILE:HD11	1:C:297:MET:HG3	1.74	0.69
1:M:500:VAL:HA	1:M:503:ARG:HH11	1.57	0.69
1:M:159:LEU:HD12	1:M:369:ILE:HG23	1.74	0.69
1:C:489:GLN:HA	1:C:492:LEU:HG	1.74	0.69
1:H:32:PRO:HA	1:H:155:SER:C	2.12	0.69
1:C:131:SER:HB2	1:C:461:THR:CG2	2.23	0.69
1:G:146:LEU:HD23	1:G:147:MET:H	1.55	0.69
1:M:128:LEU:HD22	1:M:487:LYS:CB	2.22	0.69
1:F:38:ILE:HD12	1:F:48:LEU:HD22	1.73	0.69
1:G:402:MET:SD	1:G:456:HIS:HB2	2.32	0.69
1:I:74:MET:O	1:I:77:VAL:HG12	1.92	0.69
1:O:313:VAL:HG22	1:O:357:ALA:HB3	1.73	0.69
1:B:32:PRO:N	1:B:156:SER:HA	2.07	0.69
1:K:114:ILE:HA	1:K:117:TRP:CE3	2.28	0.69
1:O:324:HIS:HB2	1:O:329:LYS:NZ	2.06	0.69
1:B:402:MET:SD	1:B:453:ARG:HA	2.31	0.69

Continued on next page...

Continued from previous page...

Atom-1	Atom-2	Interatomic distance (Å)	Clash overlap (Å)
1:N:216:PRO:CG	1:N:295:GLY:HA2	2.22	0.69
1:I:157:LYS:HB3	1:I:372:GLU:OE2	1.92	0.69
1:K:146:LEU:CD2	1:K:147:MET:H	2.05	0.69
1:H:402:MET:SD	1:H:456:HIS:HB2	2.33	0.69
1:H:452:LEU:HA	1:H:472:ILE:HG21	1.74	0.69
1:K:173:ALA:HA	1:K:176:ARG:NE	2.08	0.69
1:O:402:MET:SD	1:O:456:HIS:HB2	2.33	0.69
1:P:402:MET:SD	1:P:453:ARG:HA	2.33	0.69
1:D:159:LEU:HD23	1:D:163:LYS:HD3	1.74	0.69
1:I:146:LEU:HD21	1:I:167:THR:HG23	1.74	0.69
1:J:191:LYS:HE2	1:J:191:LYS:HA	1.75	0.69
1:G:71:LEU:HB2	1:G:501:ILE:HG13	1.74	0.69
1:P:216:PRO:CG	1:P:295:GLY:HA2	2.22	0.69
1:B:128:LEU:CD2	1:B:488:ARG:HA	2.22	0.69
1:I:146:LEU:CD2	1:I:167:THR:HG23	2.22	0.69
1:L:36:ASP:O	1:M:504:VAL:HG22	1.92	0.69
1:G:190:LYS:HA	1:G:362:LEU:O	1.91	0.69
1:N:364:GLY:HA3	1:N:370:LEU:HD13	1.74	0.69
1:J:505:ASP:HB3	1:N:37:LYS:NZ	2.07	0.69
1:F:157:LYS:HE3	1:F:375:ARG:HD2	1.74	0.69
1:C:206:LEU:HD11	1:C:346:LEU:HD23	1.74	0.69
1:E:32:PRO:O	1:E:155:SER:HB3	1.93	0.69
1:B:313:VAL:HG13	1:B:352:VAL:HB	1.75	0.69
1:L:214:ASN:O	1:L:215:GLN:HB2	1.92	0.69
1:D:146:LEU:CD1	1:D:171:VAL:HG13	2.21	0.69
1:O:150:ALA:HB2	1:O:384:LEU:HD21	1.75	0.69
1:J:27:LYS:HB2	1:J:436:ILE:HD11	1.75	0.69
1:C:171:VAL:CG1	1:C:384:LEU:HG	2.23	0.69
1:P:188:VAL:HG22	1:P:377:LEU:HD21	1.73	0.69
1:E:176:ARG:HH12	1:E:201:LEU:HD21	1.56	0.69
1:J:110:PRO:O	1:J:113:ILE:HB	1.92	0.69
1:D:274:ILE:O	1:D:296:VAL:HG22	1.93	0.69
1:M:132:ALA:HB3	1:M:461:THR:OG1	1.93	0.69
1:G:154:LEU:HD21	1:G:163:LYS:HZ2	1.58	0.68
1:I:199:SER:HA	1:I:363:ARG:H	1.59	0.68
1:L:52:ASN:ND2	1:L:157:LYS:HG3	2.08	0.68
1:N:508:ILE:O	1:N:508:ILE:HG13	1.93	0.68
1:P:269:ILE:HG23	1:P:274:ILE:CG2	2.21	0.68
1:F:283:ILE:HG22	1:F:300:GLU:HG3	1.74	0.68
1:A:59:LYS:HE2	1:A:76:ARG:HB2	1.75	0.68
1:O:206:LEU:O	1:O:206:LEU:HD13	1.93	0.68

Continued on next page...

Continued from previous page...

Atom-1	Atom-2	Interatomic distance (Å)	Clash overlap (Å)
1:B:32:PRO:CA	1:B:156:SER:HA	2.22	0.68
1:O:138:ASP:O	1:O:139:GLU:HB2	1.93	0.68
1:O:146:LEU:HD12	1:O:171:VAL:CG1	2.23	0.68
1:B:103:LEU:O	1:B:106:LYS:HB3	1.93	0.68
1:B:274:ILE:O	1:B:296:VAL:HG22	1.92	0.68
1:A:506:ASN:O	1:A:507:ILE:HG12	1.93	0.68
1:K:185:ALA:HB3	1:K:357:ALA:CB	2.23	0.68
1:E:190:LYS:HD3	1:E:370:LEU:O	1.93	0.68
1:D:58:LEU:HB3	1:D:72:VAL:HG11	1.74	0.68
1:F:146:LEU:CD2	1:F:147:MET:H	2.06	0.68
1:O:159:LEU:HG	1:O:163:LYS:HG2	1.75	0.68
1:O:171:VAL:O	1:O:175:LEU:HG	1.93	0.68
1:E:188:VAL:HG13	1:E:377:LEU:HD22	1.72	0.68
1:E:58:LEU:HB3	1:E:72:VAL:CG1	2.22	0.68
1:L:496:GLU:OE1	1:P:369:ILE:HG13	1.94	0.68
1:E:393:THR:HG22	1:E:483:SER:HA	1.74	0.68
1:N:82:VAL:HG13	1:N:83:GLY:H	1.58	0.68
1:D:483:SER:O	1:D:486:VAL:HG22	1.94	0.68
1:H:173:ALA:O	1:H:176:ARG:HG2	1.93	0.68
1:C:191:LYS:HB3	1:C:363:ARG:CB	2.22	0.68
1:F:146:LEU:HD23	1:F:147:MET:N	2.06	0.68
1:A:452:LEU:HD13	1:A:465:LEU:HD13	1.73	0.68
1:F:438:ALA:CB	1:F:448:LEU:HG	2.23	0.68
1:E:54:GLY:O	1:E:58:LEU:HD23	1.94	0.68
1:A:158:LEU:HD22	1:C:503:ARG:NH2	2.08	0.68
1:I:216:PRO:HG2	1:I:295:GLY:HA2	1.75	0.68
1:M:364:GLY:HA3	1:M:370:LEU:HD13	1.73	0.68
1:B:146:LEU:HD11	1:B:150:ALA:CB	2.23	0.68
1:K:368:GLN:HG3	1:K:369:ILE:N	2.09	0.68
1:K:39:LEU:HB3	1:P:508:ILE:HD12	1.75	0.68
1:D:27:LYS:HD2	1:D:436:ILE:HD11	1.76	0.68
1:D:324:HIS:ND1	1:D:325:PRO:HD3	2.08	0.68
1:H:394:VAL:HG21	1:H:487:LYS:HG3	1.75	0.68
1:B:188:VAL:HG21	1:B:377:LEU:HD22	1.74	0.68
1:K:176:ARG:NH2	1:K:360:ILE:HG23	2.09	0.68
1:H:257:ALA:O	1:H:261:LYS:HD2	1.93	0.68
1:M:32:PRO:HD2	1:M:467:MET:SD	2.34	0.68
1:G:27:LYS:HA	1:G:30:LEU:HD13	1.76	0.68
1:B:448:LEU:HD21	1:B:465:LEU:HD12	1.74	0.68
1:G:411:LEU:HB3	1:G:423:MET:SD	2.34	0.68
1:J:146:LEU:CD1	1:J:171:VAL:HG13	2.18	0.68

Continued on next page...

Continued from previous page...

Atom-1	Atom-2	Interatomic distance (Å)	Clash overlap (Å)
1:A:511:ALA:HB1	1:A:512:PRO:CD	2.19	0.68
1:D:324:HIS:O	1:D:329:LYS:HG2	1.93	0.68
1:D:324:HIS:O	1:D:328:VAL:HG13	1.93	0.68
1:C:146:LEU:HD13	1:C:168:LYS:HA	1.76	0.68
1:F:146:LEU:O	1:F:147:MET:HG2	1.94	0.68
1:K:231:MET:HG3	1:K:283:ILE:HG13	1.76	0.68
1:F:417:GLY:HA3	1:O:450:ALA:HA	1.75	0.68
1:J:324:HIS:O	1:J:329:LYS:HG2	1.94	0.68
1:L:103:LEU:HD23	1:L:502:LEU:HD11	1.75	0.68
1:A:402:MET:SD	1:A:453:ARG:HA	2.33	0.68
1:C:313:VAL:HG22	1:C:357:ALA:HB3	1.75	0.68
1:H:399:CYS:SG	1:H:464:GLY:HA3	2.34	0.68
1:I:185:ALA:HA	1:I:309:ARG:HD2	1.76	0.68
1:B:154:LEU:HD22	1:B:167:THR:HB	1.76	0.68
1:M:106:LYS:O	1:M:107:LYS:HD2	1.94	0.68
1:P:226:ILE:HG12	1:P:278:ILE:HG23	1.76	0.68
1:M:190:LYS:HA	1:M:362:LEU:O	1.94	0.68
1:H:259:LYS:O	1:H:263:LYS:HG2	1.94	0.68
1:M:149:ILE:HD12	1:M:483:SER:H	1.58	0.68
1:P:133:VAL:HG22	1:P:395:TYR:H	1.59	0.68
1:B:5:GLU:HG2	1:B:5:GLU:O	1.94	0.68
1:J:100:ALA:O	1:J:103:LEU:HB3	1.94	0.68
1:H:415:THR:O	1:H:420:ALA:HB2	1.94	0.68
1:G:145:ASP:OD1	1:G:171:VAL:HB	1.94	0.67
1:G:96:LEU:HD11	1:G:117:TRP:HZ2	1.59	0.67
1:E:231:MET:HB2	1:E:284:TYR:H	1.59	0.67
1:F:51:THR:HA	1:F:375:ARG:NH1	2.08	0.67
1:P:159:LEU:HD23	1:P:163:LYS:HG2	1.76	0.67
1:I:139:GLU:O	1:I:140:VAL:HB	1.94	0.67
1:O:174:VAL:HB	1:O:385:ALA:HA	1.76	0.67
1:I:184:GLU:O	1:I:186:ILE:HD12	1.94	0.67
1:G:114:ILE:HA	1:G:117:TRP:CE3	2.29	0.67
1:E:369:ILE:O	1:E:372:GLU:HG2	1.93	0.67
1:N:101:GLU:O	1:N:104:ILE:HG22	1.94	0.67
1:P:198:ASP:HA	1:P:364:GLY:HA2	1.73	0.67
1:K:507:ILE:O	1:K:508:ILE:HD13	1.94	0.67
1:B:364:GLY:HA3	1:B:370:LEU:CD1	2.24	0.67
1:I:25:LEU:HG	1:N:513:ARG:NH2	2.09	0.67
1:F:225:LEU:HD13	1:F:329:LYS:HE3	1.76	0.67
1:G:371:ASP:O	1:G:374:GLU:HB3	1.94	0.67
1:H:188:VAL:HG21	1:H:362:LEU:HD12	1.76	0.67

Continued on next page...

Continued from previous page...

Atom-1	Atom-2	Interatomic distance (Å)	Clash overlap (Å)
1:I:396:GLY:HA3	1:I:480:ILE:HG22	1.75	0.67
1:D:138:ASP:O	1:D:139:GLU:HB2	1.93	0.67
1:B:420:ALA:CB	1:I:450:ALA:HB1	2.23	0.67
1:B:269:ILE:HG23	1:B:274:ILE:HG21	1.76	0.67
1:O:438:ALA:CB	1:O:448:LEU:HG	2.24	0.67
1:D:433:LEU:O	1:D:436:ILE:HG22	1.93	0.67
1:A:109:HIS:CE1	1:A:111:GLN:HB2	2.29	0.67
1:C:130:ASN:HB3	1:C:403:LEU:HD23	1.77	0.67
1:K:203:GLU:CB	1:K:350:SER:HB2	2.24	0.67
1:C:154:LEU:CD2	1:C:167:THR:HB	2.24	0.67
1:F:146:LEU:CD1	1:F:171:VAL:HG13	2.17	0.67
1:H:309:ARG:O	1:H:313:VAL:HG23	1.93	0.67
1:L:128:LEU:O	1:L:129:LEU:HD22	1.94	0.67
1:F:377:LEU:HD12	1:F:378:HIS:N	2.10	0.67
1:I:394:VAL:HG23	1:I:482:GLU:HB2	1.76	0.67
1:P:204:GLY:HA3	1:P:349:PHE:O	1.95	0.67
1:C:280:ARG:HG3	1:C:280:ARG:O	1.95	0.67
1:N:219:ILE:HD11	1:N:336:ILE:HB	1.77	0.67
1:L:146:LEU:CD1	1:L:171:VAL:HG13	2.25	0.67
1:E:414:ARG:HA	1:E:414:ARG:CZ	2.25	0.67
1:N:173:ALA:O	1:N:176:ARG:HG2	1.95	0.67
1:F:452:LEU:HD13	1:F:465:LEU:HD13	1.74	0.67
1:I:106:LYS:HD3	1:I:113:ILE:HD11	1.77	0.67
1:L:341:ILE:HB	1:L:346:LEU:HD21	1.75	0.67
1:E:32:PRO:HA	1:E:155:SER:HB3	1.76	0.67
1:D:176:ARG:HE	1:D:358:CYS:CB	2.07	0.67
1:E:185:ALA:HA	1:E:309:ARG:CD	2.25	0.67
1:D:51:THR:HG21	1:D:56:THR:HB	1.75	0.67
1:D:161:HIS:HE1	1:D:369:ILE:HG21	1.58	0.67
1:C:159:LEU:HD12	1:C:372:GLU:HG3	1.77	0.67
1:M:145:ASP:OD1	1:M:171:VAL:HB	1.95	0.67
1:C:434:PRO:HB3	1:C:452:LEU:CD2	2.25	0.67
1:F:421:VAL:HG13	1:O:453:ARG:HH22	1.58	0.67
1:P:452:LEU:HD13	1:P:465:LEU:HD13	1.77	0.67
1:D:35:MET:CE	1:E:111:GLN:HB3	2.25	0.67
1:K:185:ALA:HB3	1:K:357:ALA:HB1	1.75	0.67
1:H:126:GLN:O	1:H:130:ASN:HB2	1.95	0.67
1:P:59:LYS:HE2	1:P:76:ARG:HB2	1.77	0.67
1:P:313:VAL:HG13	1:P:352:VAL:HB	1.77	0.67
1:C:145:ASP:O	1:C:171:VAL:HG11	1.95	0.67
1:H:166:PHE:CZ	1:H:198:ASP:HB3	2.30	0.67

Continued on next page...

Continued from previous page...

Atom-1	Atom-2	Interatomic distance (Å)	Clash overlap (Å)
1:B:152:THR:CB	1:B:480:ILE:HG23	2.18	0.67
1:I:166:PHE:CZ	1:I:198:ASP:HB3	2.30	0.67
1:L:157:LYS:HB3	1:L:159:LEU:CD1	2.25	0.67
1:J:159:LEU:HD13	1:J:159:LEU:H	1.60	0.67
1:F:219:ILE:HD11	1:F:336:ILE:HB	1.77	0.67
1:J:269:ILE:HG23	1:J:274:ILE:CG2	2.25	0.67
1:L:402:MET:SD	1:L:456:HIS:HB2	2.35	0.67
1:I:147:MET:HB3	1:I:478:LEU:O	1.94	0.67
1:J:146:LEU:HD23	1:J:147:MET:H	1.60	0.67
1:B:163:LYS:HA	1:B:166:PHE:CD1	2.30	0.67
1:I:40:LEU:HB2	1:I:48:LEU:CD2	2.25	0.67
1:N:54:GLY:O	1:N:58:LEU:HD23	1.95	0.67
1:O:324:HIS:ND1	1:O:325:PRO:HD3	2.10	0.67
1:J:28:SER:O	1:J:34:GLY:HA2	1.94	0.67
1:A:408:VAL:HA	1:A:411:LEU:HD12	1.75	0.67
1:K:475:MET:SD	1:K:480:ILE:HB	2.34	0.67
1:F:141:LYS:HG2	1:F:144:GLN:HB2	1.77	0.67
1:C:191:LYS:HB3	1:C:363:ARG:HB3	1.76	0.66
1:H:159:LEU:HD23	1:H:163:LYS:HG2	1.77	0.66
1:M:163:LYS:HG3	1:M:166:PHE:CG	2.29	0.66
1:K:276:CYS:HA	1:K:297:MET:O	1.94	0.66
1:H:128:LEU:CD1	1:H:488:ARG:HA	2.24	0.66
1:E:191:LYS:HE3	1:E:191:LYS:HA	1.75	0.66
1:J:192:LEU:HB3	1:J:366:THR:HG21	1.76	0.66
1:L:364:GLY:HA3	1:L:370:LEU:HD13	1.76	0.66
1:G:140:VAL:HA	1:G:175:LEU:HD22	1.76	0.66
1:N:163:LYS:HG3	1:N:166:PHE:CG	2.30	0.66
1:L:164:ASP:O	1:L:167:THR:HG22	1.95	0.66
1:L:341:ILE:HG23	1:L:363:ARG:HE	1.59	0.66
1:N:265:LYS:HE2	1:N:322:PHE:CE1	2.31	0.66
1:F:416:PRO:HD2	1:F:419:GLU:OE1	1.95	0.66
1:I:367:GLN:HG2	1:I:369:ILE:HB	1.76	0.66
1:P:415:THR:HG21	1:P:423:MET:HE3	1.76	0.66
1:A:483:SER:O	1:A:486:VAL:HG22	1.94	0.66
1:N:110:PRO:O	1:N:113:ILE:HB	1.96	0.66
1:B:433:LEU:O	1:B:436:ILE:HG22	1.96	0.66
1:M:59:LYS:HE2	1:M:76:ARG:HB2	1.77	0.66
1:D:364:GLY:HA3	1:D:370:LEU:HD22	1.77	0.66
1:O:225:LEU:HD13	1:O:329:LYS:CE	2.25	0.66
1:O:225:LEU:HD13	1:O:329:LYS:HE3	1.77	0.66
1:J:27:LYS:CB	1:J:436:ILE:HD11	2.26	0.66

Continued on next page...

Continued from previous page...

Atom-1	Atom-2	Interatomic distance (Å)	Clash overlap (Å)
1:I:206:LEU:HD11	1:I:346:LEU:HD22	1.78	0.66
1:K:209:LYS:HE3	1:K:302:ALA:HA	1.77	0.66
1:N:28:SER:HB2	1:N:35:MET:SD	2.35	0.66
1:O:181:GLY:HA3	1:O:356:GLU:OE1	1.96	0.66
1:E:324:HIS:ND1	1:E:325:PRO:HD3	2.10	0.66
1:B:289:GLN:O	1:F:318:ILE:HD12	1.95	0.66
1:K:191:LYS:H	1:K:363:ARG:HA	1.59	0.66
1:P:124:ALA:O	1:P:128:LEU:HG	1.95	0.66
1:P:157:LYS:HB3	1:P:159:LEU:HD11	1.78	0.66
1:I:317:GLU:OE1	1:I:329:LYS:HD2	1.95	0.66
1:K:191:LYS:HG3	1:K:343:GLU:OE2	1.95	0.66
1:H:134:ASP:HB3	1:H:395:TYR:CE2	2.30	0.66
1:M:411:LEU:HB3	1:M:423:MET:SD	2.35	0.66
1:J:372:GLU:HA	1:J:375:ARG:HD3	1.78	0.66
1:B:114:ILE:CD1	1:B:502:LEU:HD22	2.23	0.66
1:J:128:LEU:CD1	1:J:491:LEU:HD11	2.25	0.66
1:B:438:ALA:CB	1:B:448:LEU:HG	2.26	0.66
1:H:146:LEU:HD23	1:H:147:MET:H	1.60	0.66
1:N:163:LYS:HE2	1:N:373:ALA:HA	1.78	0.66
1:L:216:PRO:CG	1:L:295:GLY:HA2	2.26	0.66
1:C:226:ILE:HD11	1:C:310:LEU:HD12	1.77	0.66
1:M:146:LEU:HD12	1:M:171:VAL:CG1	2.25	0.66
1:K:483:SER:O	1:K:486:VAL:HG22	1.95	0.66
1:B:74:MET:O	1:B:77:VAL:HG12	1.96	0.66
1:G:173:ALA:CB	1:G:360:ILE:HD11	2.26	0.66
1:M:57:ILE:HG23	1:M:58:LEU:HD23	1.77	0.66
1:C:145:ASP:OD1	1:C:171:VAL:HB	1.95	0.66
1:L:146:LEU:HD12	1:L:171:VAL:HG13	1.75	0.66
1:P:32:PRO:HA	1:P:155:SER:O	1.94	0.66
1:I:219:ILE:HD12	1:I:275:ASN:HB3	1.77	0.66
1:J:84:ASP:OD2	1:J:379:ASP:HA	1.96	0.66
1:B:266:VAL:HB	1:B:290:LEU:HD21	1.78	0.66
1:D:37:LYS:HD3	1:E:504:VAL:HG13	1.79	0.66
1:M:398:GLY:HA2	1:M:401:GLU:OE1	1.94	0.66
1:P:32:PRO:HA	1:P:155:SER:C	2.15	0.66
1:N:32:PRO:O	1:N:156:SER:HA	1.96	0.66
1:D:79:ASP:HA	1:D:83:GLY:HA3	1.78	0.66
1:P:106:LYS:O	1:P:107:LYS:HG2	1.96	0.66
1:K:146:LEU:CD2	1:K:167:THR:HG23	2.27	0.65
1:A:175:LEU:O	1:A:178:LYS:HG2	1.96	0.65
1:M:82:VAL:CG1	1:M:486:VAL:HA	2.19	0.65

Continued on next page...

Continued from previous page...

Atom-1	Atom-2	Interatomic distance (Å)	Clash overlap (Å)
1:B:25:LEU:HD22	1:F:508:ILE:CD1	2.26	0.65
1:D:54:GLY:O	1:D:58:LEU:HD23	1.96	0.65
1:P:185:ALA:HA	1:P:309:ARG:CG	2.26	0.65
1:J:216:PRO:HG2	1:J:295:GLY:HA2	1.77	0.65
1:B:159:LEU:HD13	1:B:159:LEU:H	1.60	0.65
1:N:324:HIS:ND1	1:N:325:PRO:HD3	2.12	0.65
1:B:216:PRO:HG2	1:B:295:GLY:HA2	1.78	0.65
1:B:312:LEU:O	1:B:354:LEU:HD22	1.96	0.65
1:G:163:LYS:HA	1:G:166:PHE:CE1	2.32	0.65
1:G:206:LEU:HD21	1:G:346:LEU:HB3	1.78	0.65
1:K:163:LYS:HG3	1:K:166:PHE:CG	2.30	0.65
1:J:369:ILE:O	1:J:372:GLU:HB3	1.96	0.65
1:K:96:LEU:HD21	1:K:117:TRP:HZ2	1.61	0.65
1:B:483:SER:O	1:B:486:VAL:HG22	1.95	0.65
1:G:216:PRO:CG	1:G:295:GLY:HA2	2.26	0.65
1:C:163:LYS:HA	1:C:166:PHE:CD1	2.31	0.65
1:D:171:VAL:CG1	1:D:384:LEU:HG	2.22	0.65
1:O:174:VAL:HB	1:O:385:ALA:CA	2.26	0.65
1:O:82:VAL:CG2	1:O:485:GLN:HB2	2.24	0.65
1:J:324:HIS:HB2	1:J:329:LYS:NZ	2.11	0.65
1:G:399:CYS:SG	1:G:464:GLY:HA3	2.36	0.65
1:G:146:LEU:HD23	1:G:147:MET:N	2.10	0.65
1:F:111:GLN:O	1:F:114:ILE:HB	1.96	0.65
1:P:437:ILE:HG22	1:P:467:MET:SD	2.36	0.65
1:L:205:PHE:O	1:L:348:HIS:HA	1.97	0.65
1:J:32:PRO:CA	1:J:155:SER:HB3	2.26	0.65
1:P:368:GLN:O	1:P:371:ASP:HB3	1.96	0.65
1:I:171:VAL:O	1:I:174:VAL:HG22	1.96	0.65
1:A:163:LYS:HG3	1:A:166:PHE:CE2	2.31	0.65
1:A:163:LYS:HA	1:A:166:PHE:CE1	2.32	0.65
1:B:106:LYS:HD3	1:I:446:ALA:HB3	1.78	0.65
1:H:185:ALA:HB1	1:H:357:ALA:CB	2.26	0.65
1:F:362:LEU:CD1	1:F:377:LEU:HD23	2.26	0.65
1:L:401:GLU:HG2	1:L:433:LEU:HD22	1.77	0.65
1:P:146:LEU:CD2	1:P:147:MET:H	2.08	0.65
1:P:171:VAL:O	1:P:174:VAL:HG22	1.97	0.65
1:K:188:VAL:CG1	1:K:377:LEU:HD21	2.18	0.65
1:H:190:LYS:HD3	1:H:370:LEU:HD23	1.79	0.65
1:I:399:CYS:SG	1:I:464:GLY:HA3	2.36	0.65
1:F:372:GLU:O	1:F:375:ARG:HB3	1.96	0.65
1:D:58:LEU:HB3	1:D:72:VAL:CG1	2.27	0.65

Continued on next page...

Continued from previous page...

Atom-1	Atom-2	Interatomic distance (Å)	Clash overlap (Å)
1:I:452:LEU:HD13	1:I:465:LEU:CD1	2.27	0.65
1:N:411:LEU:HB3	1:N:423:MET:SD	2.37	0.65
1:F:117:TRP:HA	1:F:120:ALA:HB2	1.79	0.65
1:C:78:GLN:HG3	1:C:83:GLY:HA2	1.77	0.65
1:L:269:ILE:HG23	1:L:274:ILE:CG2	2.27	0.65
1:O:14:SER:HB3	1:O:507:ILE:C	2.15	0.65
1:O:18:GLY:HA2	1:O:509:LYS:CG	2.27	0.65
1:O:111:GLN:O	1:O:114:ILE:HB	1.96	0.65
1:M:173:ALA:CB	1:M:360:ILE:HD11	2.27	0.65
1:J:108:ILE:HD13	1:N:442:GLY:O	1.97	0.65
1:B:312:LEU:HD13	1:B:354:LEU:HD21	1.79	0.65
1:L:433:LEU:O	1:L:436:ILE:HG22	1.97	0.65
1:M:110:PRO:HA	1:M:113:ILE:HD12	1.76	0.65
1:M:500:VAL:O	1:M:503:ARG:HB3	1.97	0.65
1:M:426:TYR:OH	1:M:491:LEU:HD22	1.97	0.65
1:E:163:LYS:O	1:E:166:PHE:HB2	1.97	0.65
1:K:269:ILE:HG23	1:K:274:ILE:HG21	1.79	0.65
1:C:173:ALA:HA	1:C:176:ARG:NH1	2.12	0.65
1:A:369:ILE:O	1:A:372:GLU:HB3	1.97	0.65
1:H:219:ILE:HD11	1:H:336:ILE:HB	1.79	0.65
1:D:505:ASP:O	1:H:39:LEU:HD21	1.97	0.65
1:E:190:LYS:HA	1:E:362:LEU:O	1.97	0.65
1:G:334:LYS:HD3	1:G:351:GLY:HA3	1.78	0.65
1:P:324:HIS:O	1:P:329:LYS:HG2	1.97	0.65
1:L:483:SER:O	1:L:486:VAL:HG22	1.96	0.65
1:L:211:ILE:HG22	1:L:288:GLU:OE1	1.97	0.65
1:I:57:ILE:HG23	1:I:58:LEU:HD23	1.79	0.65
1:H:390:ASP:HB3	1:H:485:GLN:NE2	2.12	0.65
1:E:106:LYS:O	1:E:107:LYS:HD2	1.97	0.65
1:O:283:ILE:HG22	1:O:300:GLU:HG3	1.79	0.65
1:H:170:ALA:HB1	1:H:380:ALA:HB1	1.79	0.65
1:K:338:GLU:OE2	1:K:345:LYS:HE2	1.97	0.65
1:L:163:LYS:HE3	1:L:376:SER:HB3	1.78	0.64
1:B:171:VAL:HA	1:B:174:VAL:HG22	1.79	0.64
1:M:128:LEU:HD21	1:M:491:LEU:HD11	1.77	0.64
1:C:399:CYS:SG	1:C:464:GLY:HA3	2.36	0.64
1:F:446:ALA:CB	1:O:418:LYS:HD2	2.27	0.64
1:H:265:LYS:O	1:H:269:ILE:HB	1.96	0.64
1:D:117:TRP:NE1	1:D:495:ALA:HB3	2.12	0.64
1:B:216:PRO:CG	1:B:295:GLY:HA2	2.27	0.64
1:L:334:LYS:HB2	1:L:351:GLY:HA3	1.79	0.64

Continued on next page...

Continued from previous page...

Atom-1	Atom-2	Interatomic distance (Å)	Clash overlap (Å)
1:L:185:ALA:HB3	1:L:357:ALA:HB1	1.76	0.64
1:J:492:LEU:HD13	1:J:493:SER:H	1.63	0.64
1:K:395:TYR:HE1	1:K:476:SER:HG	1.43	0.64
1:G:475:MET:SD	1:G:480:ILE:HB	2.36	0.64
1:H:59:LYS:HE2	1:H:76:ARG:HB2	1.79	0.64
1:H:157:LYS:HG2	1:H:372:GLU:OE2	1.96	0.64
1:P:126:GLN:O	1:P:130:ASN:HB2	1.97	0.64
1:A:35:MET:HG3	1:C:111:GLN:HG2	1.79	0.64
1:K:32:PRO:HA	1:K:155:SER:O	1.96	0.64
1:A:509:LYS:HG2	1:A:510:ALA:H	1.62	0.64
1:H:324:HIS:HB2	1:H:329:LYS:NZ	2.13	0.64
1:N:324:HIS:O	1:N:329:LYS:HG2	1.98	0.64
1:O:63:VAL:HG21	1:O:513:ARG:HB2	1.79	0.64
1:F:128:LEU:CD2	1:F:488:ARG:HG2	2.27	0.64
1:C:82:VAL:HG13	1:C:83:GLY:N	2.12	0.64
1:P:475:MET:SD	1:P:480:ILE:HB	2.37	0.64
1:G:176:ARG:HE	1:G:358:CYS:HB3	1.61	0.64
1:L:207:LEU:O	1:L:347:ILE:HG22	1.97	0.64
1:N:107:LYS:HG2	1:N:107:LYS:O	1.97	0.64
1:D:39:LEU:O	1:D:48:LEU:HA	1.98	0.64
1:B:159:LEU:HB3	1:B:369:ILE:HG22	1.79	0.64
1:D:145:ASP:O	1:D:171:VAL:HG11	1.97	0.64
1:F:446:ALA:HB2	1:O:108:ILE:HG23	1.78	0.64
1:L:258:GLU:OE2	1:L:284:TYR:HE2	1.81	0.64
1:P:202:ASP:OD2	1:P:361:VAL:HG21	1.97	0.64
1:O:206:LEU:HD12	1:O:359:THR:HG21	1.78	0.64
1:D:74:MET:O	1:D:77:VAL:HG12	1.96	0.64
1:N:59:LYS:CE	1:N:76:ARG:HB2	2.28	0.64
1:C:219:ILE:HD11	1:C:336:ILE:HB	1.78	0.64
1:H:186:ILE:HG22	1:H:377:LEU:CD1	2.23	0.64
1:I:174:VAL:HG21	1:I:384:LEU:HG	1.78	0.64
1:M:497:ALA:O	1:M:500:VAL:HG12	1.97	0.64
1:C:106:LYS:HG3	1:C:418:LYS:HZ2	1.63	0.64
1:O:112:THR:CG2	1:O:418:LYS:HE2	2.26	0.64
1:H:447:ASP:HB2	1:P:418:LYS:NZ	2.11	0.64
1:B:205:PHE:HA	1:B:359:THR:OG1	1.98	0.64
1:F:443:TYR:CE2	1:F:470:GLY:HA3	2.32	0.64
1:L:226:ILE:HG12	1:L:278:ILE:HG23	1.78	0.64
1:P:119:GLU:HA	1:P:119:GLU:OE1	1.98	0.64
1:F:206:LEU:HD23	1:F:361:VAL:HG21	1.80	0.64
1:O:173:ALA:HA	1:O:176:ARG:CZ	2.27	0.64

Continued on next page...

Continued from previous page...

Atom-1	Atom-2	Interatomic distance (Å)	Clash overlap (Å)
1:D:6:GLU:OE1	1:D:11:ALA:HA	1.98	0.64
1:P:157:LYS:HB2	1:P:159:LEU:HD21	1.78	0.64
1:L:42:SER:O	1:M:512:PRO:HB2	1.96	0.64
1:M:483:SER:HB2	1:M:486:VAL:HG13	1.79	0.64
1:M:401:GLU:HG2	1:M:433:LEU:HD22	1.78	0.64
1:P:402:MET:SD	1:P:456:HIS:HB2	2.38	0.64
1:H:484:PHE:CE2	1:H:488:ARG:HD3	2.33	0.64
1:P:399:CYS:SG	1:P:464:GLY:HA3	2.38	0.64
1:I:483:SER:O	1:I:486:VAL:HG22	1.98	0.64
1:F:216:PRO:HG2	1:F:295:GLY:HA2	1.77	0.64
1:I:140:VAL:HA	1:I:175:LEU:HD13	1.78	0.64
1:I:199:SER:HA	1:I:363:ARG:N	2.11	0.64
1:O:174:VAL:HG11	1:O:384:LEU:HB2	1.80	0.64
1:M:159:LEU:HD13	1:M:159:LEU:H	1.63	0.64
1:D:88:SER:O	1:D:92:LEU:HD13	1.97	0.64
1:K:108:ILE:HG22	1:K:109:HIS:N	2.12	0.64
1:L:324:HIS:ND1	1:L:325:PRO:HD3	2.13	0.64
1:I:176:ARG:HH22	1:I:360:ILE:HG13	1.62	0.64
1:J:190:LYS:HE2	1:J:371:ASP:OD1	1.97	0.64
1:H:74:MET:O	1:H:77:VAL:HG12	1.98	0.64
1:H:148:ASN:HB3	1:H:481:THR:CG2	2.28	0.64
1:P:154:LEU:HD21	1:P:163:LYS:NZ	2.12	0.64
1:M:341:ILE:HG23	1:M:363:ARG:NH2	2.13	0.64
1:F:446:ALA:HB1	1:O:418:LYS:CD	2.25	0.64
1:K:103:LEU:O	1:K:106:LYS:HB3	1.97	0.64
1:H:32:PRO:HG2	1:H:467:MET:SD	2.37	0.64
1:E:191:LYS:CE	1:E:191:LYS:HA	2.27	0.64
1:G:438:ALA:CB	1:G:448:LEU:HG	2.27	0.64
1:D:190:LYS:O	1:D:190:LYS:HD3	1.96	0.64
1:F:193:GLY:HA3	1:F:343:GLU:OE1	1.98	0.64
1:J:483:SER:O	1:J:486:VAL:HG22	1.98	0.64
1:J:57:ILE:HG23	1:J:58:LEU:HD23	1.80	0.64
1:J:316:GLY:O	1:J:330:LEU:HB2	1.98	0.64
1:L:59:LYS:HE3	1:L:76:ARG:HB2	1.80	0.64
1:J:207:LEU:O	1:J:347:ILE:HG22	1.98	0.64
1:D:163:LYS:HG3	1:D:166:PHE:CG	2.33	0.64
1:L:371:ASP:O	1:L:374:GLU:HB3	1.98	0.64
1:C:417:GLY:HA3	1:L:449:VAL:HB	1.79	0.64
1:A:450:ALA:HA	1:M:413:SER:HA	1.80	0.64
1:L:312:LEU:HA	1:P:213:VAL:CG1	2.28	0.64
1:L:111:GLN:HA	1:L:114:ILE:HG12	1.79	0.64

Continued on next page...

Continued from previous page...

Atom-1	Atom-2	Interatomic distance (Å)	Clash overlap (Å)
1:L:120:ALA:HA	1:L:123:ALA:HB3	1.80	0.64
1:F:364:GLY:HA3	1:F:370:LEU:CD1	2.28	0.64
1:P:345:LYS:O	1:P:346:LEU:HD12	1.97	0.64
1:O:74:MET:O	1:O:77:VAL:HG12	1.97	0.64
1:L:59:LYS:CE	1:L:76:ARG:HB2	2.28	0.64
1:G:244:ARG:HG2	1:G:245:VAL:N	2.12	0.64
1:A:128:LEU:O	1:A:129:LEU:HB3	1.97	0.64
1:F:483:SER:O	1:F:486:VAL:HG22	1.98	0.64
1:I:364:GLY:HA3	1:I:370:LEU:HD13	1.80	0.63
1:A:41:SER:HB3	1:A:45:ASP:OD2	1.99	0.63
1:N:139:GLU:O	1:N:140:VAL:HB	1.97	0.63
1:D:325:PRO:C	1:D:326:GLU:HG3	2.17	0.63
1:J:204:GLY:O	1:J:359:THR:HB	1.97	0.63
1:F:334:LYS:HG2	1:F:351:GLY:HA3	1.80	0.63
1:K:171:VAL:HA	1:K:174:VAL:HG22	1.80	0.63
1:I:58:LEU:HD22	1:N:513:ARG:HG3	1.79	0.63
1:O:133:VAL:HG11	1:O:394:VAL:CA	2.25	0.63
1:K:452:LEU:HD13	1:K:465:LEU:HD13	1.80	0.63
1:J:231:MET:HE1	1:J:265:LYS:HD3	1.80	0.63
1:C:89:VAL:HG12	1:C:490:VAL:HB	1.78	0.63
1:E:131:SER:HA	1:E:403:LEU:HD23	1.80	0.63
1:J:191:LYS:HA	1:J:191:LYS:CE	2.28	0.63
1:G:216:PRO:HG2	1:G:295:GLY:HA2	1.80	0.63
1:K:101:GLU:O	1:K:104:ILE:HG23	1.98	0.63
1:B:338:GLU:OE1	1:B:345:LYS:HE2	1.98	0.63
1:K:79:ASP:HA	1:K:83:GLY:HA2	1.81	0.63
1:I:138:ASP:O	1:I:139:GLU:HB2	1.97	0.63
1:I:199:SER:HB2	1:I:362:LEU:HD22	1.81	0.63
1:B:32:PRO:HA	1:B:156:SER:CA	2.27	0.63
1:K:39:LEU:HD12	1:K:57:ILE:HG13	1.79	0.63
1:M:399:CYS:SG	1:M:464:GLY:HA3	2.38	0.63
1:P:401:GLU:HG2	1:P:433:LEU:HD22	1.78	0.63
1:H:390:ASP:HB3	1:H:485:GLN:HE22	1.62	0.63
1:I:201:LEU:HD13	1:I:201:LEU:C	2.19	0.63
1:J:305:VAL:O	1:J:309:ARG:HG2	1.99	0.63
1:J:309:ARG:CG	1:J:309:ARG:HH11	2.12	0.63
1:J:32:PRO:HA	1:J:155:SER:HB3	1.79	0.63
1:F:475:MET:SD	1:F:480:ILE:HB	2.38	0.63
1:K:222:ALA:HA	1:K:275:ASN:OD1	1.99	0.63
1:M:166:PHE:CZ	1:M:198:ASP:HB3	2.33	0.63
1:N:146:LEU:CD1	1:N:171:VAL:HG13	2.25	0.63

Continued on next page...

Continued from previous page...

Atom-1	Atom-2	Interatomic distance (Å)	Clash overlap (Å)
1:O:83:GLY:CA	1:O:486:VAL:HG12	2.28	0.63
1:F:114:ILE:HA	1:F:117:TRP:CE3	2.34	0.63
1:F:421:VAL:HG13	1:O:453:ARG:NH2	2.13	0.63
1:O:506:ASN:O	1:O:507:ILE:HG23	1.98	0.63
1:F:408:VAL:HA	1:F:411:LEU:HD12	1.80	0.63
1:E:508:ILE:HG23	1:E:509:LYS:N	2.13	0.63
1:F:145:ASP:OD1	1:F:171:VAL:HB	1.98	0.63
1:F:173:ALA:CB	1:F:360:ILE:HD11	2.29	0.63
1:G:433:LEU:O	1:G:436:ILE:HG22	1.99	0.63
1:D:231:MET:HB2	1:D:284:TYR:H	1.64	0.63
1:O:96:LEU:HA	1:O:99:GLU:OE1	1.97	0.63
1:C:159:LEU:HG	1:C:163:LYS:HG2	1.79	0.63
1:H:140:VAL:HA	1:H:175:LEU:HD22	1.80	0.63
1:A:154:LEU:HD22	1:A:167:THR:HB	1.80	0.63
1:B:166:PHE:CZ	1:B:198:ASP:HB3	2.33	0.63
1:K:269:ILE:HG23	1:K:274:ILE:CG2	2.28	0.63
1:H:128:LEU:HD13	1:H:488:ARG:HA	1.81	0.63
1:L:27:LYS:HB2	1:L:436:ILE:HD11	1.81	0.63
1:I:505:ASP:HB3	1:O:35:MET:HB3	1.80	0.63
1:H:147:MET:O	1:H:479:GLY:HA2	1.99	0.63
1:K:364:GLY:HA3	1:K:370:LEU:HD21	1.80	0.63
1:O:124:ALA:O	1:O:128:LEU:HG	1.98	0.63
1:E:226:ILE:HG12	1:E:278:ILE:HG23	1.80	0.63
1:D:159:LEU:HD12	1:D:372:GLU:CD	2.19	0.63
1:L:194:GLY:HA2	1:L:364:GLY:O	1.98	0.63
1:K:341:ILE:HG13	1:K:346:LEU:HD13	1.80	0.63
1:N:142:PHE:O	1:N:143:ARG:HG3	1.99	0.63
1:B:152:THR:HB	1:B:480:ILE:CG2	2.18	0.63
1:K:154:LEU:HD22	1:K:167:THR:HB	1.80	0.63
1:I:40:LEU:HD12	1:N:508:ILE:HB	1.81	0.63
1:C:173:ALA:HB2	1:C:360:ILE:CD1	2.26	0.63
1:G:225:LEU:HD13	1:G:329:LYS:HE2	1.81	0.63
1:H:219:ILE:HD12	1:H:275:ASN:HB3	1.79	0.63
1:D:2:GLY:H	1:D:509:LYS:HA	1.63	0.63
1:N:173:ALA:HA	1:N:176:ARG:NH1	2.14	0.63
1:P:59:LYS:HE3	1:P:73:ASP:HA	1.81	0.63
1:F:207:LEU:O	1:F:208:ASP:HB2	1.98	0.63
1:D:204:GLY:HA3	1:D:349:PHE:O	1.98	0.63
1:L:50:VAL:O	1:L:375:ARG:HD2	1.99	0.63
1:A:140:VAL:HA	1:A:175:LEU:HD22	1.81	0.63
1:J:146:LEU:HD23	1:J:147:MET:N	2.12	0.63

Continued on next page...

Continued from previous page...

Atom-1	Atom-2	Interatomic distance (Å)	Clash overlap (Å)
1:M:369:ILE:O	1:M:372:GLU:HB3	1.98	0.63
1:P:448:LEU:HD21	1:P:465:LEU:HD12	1.81	0.63
1:D:125:ARG:CG	1:D:125:ARG:HH11	2.11	0.63
1:I:341:ILE:HD11	1:I:348:HIS:CE1	2.34	0.63
1:P:317:GLU:HB2	1:P:329:LYS:HD3	1.79	0.63
1:A:146:LEU:HB2	1:A:171:VAL:HG21	1.81	0.62
1:B:146:LEU:HD22	1:B:168:LYS:HA	1.80	0.62
1:E:150:ALA:HB2	1:E:384:LEU:HD11	1.80	0.62
1:C:126:GLN:HA	1:C:129:LEU:HB2	1.79	0.62
1:C:126:GLN:NE2	1:C:411:LEU:HD12	2.12	0.62
1:G:269:ILE:HG23	1:G:274:ILE:HG21	1.81	0.62
1:L:219:ILE:HB	1:L:275:ASN:HB3	1.81	0.62
1:N:316:GLY:O	1:N:330:LEU:HB2	1.99	0.62
1:G:14:SER:O	1:G:17:ILE:HG22	1.98	0.62
1:F:209:LYS:HE2	1:F:301:HIS:O	1.99	0.62
1:J:88:SER:O	1:J:92:LEU:HD13	1.99	0.62
1:N:343:GLU:HG3	1:N:344:ASP:N	2.13	0.62
1:C:154:LEU:HD23	1:C:163:LYS:HG3	1.81	0.62
1:P:159:LEU:HB2	1:P:163:LYS:CB	2.28	0.62
1:P:146:LEU:HB2	1:P:171:VAL:HG21	1.80	0.62
1:J:145:ASP:O	1:J:171:VAL:HG11	1.98	0.62
1:B:146:LEU:CD1	1:B:171:VAL:HG13	2.26	0.62
1:L:106:LYS:HD2	1:L:113:ILE:HD11	1.81	0.62
1:O:421:VAL:O	1:O:424:GLU:HG2	1.98	0.62
1:P:283:ILE:HG22	1:P:300:GLU:HG3	1.80	0.62
1:O:18:GLY:HA2	1:O:509:LYS:HB2	1.81	0.62
1:P:148:ASN:HA	1:P:479:GLY:O	1.99	0.62
1:B:3:ALA:HB3	1:G:40:LEU:HG	1.81	0.62
1:P:216:PRO:HG2	1:P:295:GLY:HA2	1.81	0.62
1:F:216:PRO:CG	1:F:295:GLY:HA2	2.29	0.62
1:C:417:GLY:CA	1:L:449:VAL:HB	2.28	0.62
1:E:41:SER:O	1:E:45:ASP:HB2	1.99	0.62
1:H:209:LYS:HE2	1:H:301:HIS:O	1.99	0.62
1:F:154:LEU:HD11	1:F:159:LEU:HD21	1.82	0.62
1:J:171:VAL:HA	1:J:174:VAL:HG22	1.80	0.62
1:J:129:LEU:CD2	1:J:129:LEU:H	2.08	0.62
1:N:159:LEU:HA	1:N:369:ILE:HD12	1.81	0.62
1:F:450:ALA:HA	1:O:417:GLY:HA2	1.81	0.62
1:D:111:GLN:O	1:D:114:ILE:HB	1.99	0.62
1:A:127:ALA:CB	1:A:491:LEU:HD13	2.28	0.62
1:D:22:ILE:HD12	1:D:90:THR:HG22	1.80	0.62

Continued on next page...

Continued from previous page...

Atom-1	Atom-2	Interatomic distance (Å)	Clash overlap (Å)
1:H:184:GLU:HG2	1:H:184:GLU:O	1.99	0.62
1:H:187:HIS:O	1:H:359:THR:HG23	2.00	0.62
1:L:158:LEU:HB3	1:M:503:ARG:CZ	2.28	0.62
1:A:452:LEU:HD13	1:A:465:LEU:CD1	2.30	0.62
1:N:146:LEU:CD2	1:N:167:THR:HG23	2.30	0.62
1:O:57:ILE:HG23	1:O:58:LEU:HD23	1.80	0.62
1:O:82:VAL:HG21	1:O:485:GLN:CB	2.27	0.62
1:K:207:LEU:HD11	1:K:209:LYS:HE2	1.80	0.62
1:J:442:GLY:HA3	1:K:112:THR:OG1	1.99	0.62
1:G:126:GLN:HE22	1:G:411:LEU:HD11	1.62	0.62
1:H:266:VAL:HB	1:H:290:LEU:HD21	1.81	0.62
1:D:22:ILE:HD12	1:D:90:THR:CG2	2.30	0.62
1:F:352:VAL:HG22	1:F:355:GLY:H	1.64	0.62
1:M:109:HIS:CE1	1:M:111:GLN:HB2	2.33	0.62
1:E:183:LEU:O	1:E:183:LEU:HG	2.00	0.62
1:P:108:ILE:HG22	1:P:109:HIS:N	2.14	0.62
1:L:116:GLY:HA3	1:L:422:ALA:HB1	1.82	0.62
1:G:434:PRO:HB3	1:G:452:LEU:CD2	2.29	0.62
1:J:341:ILE:HG23	1:J:363:ARG:NH1	2.15	0.62
1:H:119:GLU:CD	1:H:419:GLU:HG2	2.19	0.62
1:D:191:LYS:NZ	1:D:191:LYS:HA	2.15	0.62
1:P:159:LEU:N	1:P:159:LEU:HD13	2.14	0.62
1:F:138:ASP:O	1:F:139:GLU:HB2	1.97	0.62
1:M:111:GLN:O	1:M:114:ILE:HB	2.00	0.62
1:G:82:VAL:HG21	1:G:485:GLN:HG2	1.80	0.62
1:I:40:LEU:HB3	1:N:508:ILE:HA	1.82	0.62
1:K:269:ILE:HG12	1:K:274:ILE:HG21	1.80	0.62
1:O:415:THR:O	1:O:420:ALA:HB2	2.00	0.62
1:L:82:VAL:CA	1:L:386:GLN:HG3	2.28	0.62
1:C:61:ILE:CG2	1:C:63:VAL:HG23	2.30	0.62
1:L:188:VAL:CG1	1:L:377:LEU:HD21	2.30	0.62
1:N:31:GLY:O	1:N:156:SER:HB3	1.99	0.62
1:E:489:GLN:HE21	1:E:489:GLN:H	1.46	0.62
1:A:157:LYS:HB3	1:A:159:LEU:HD21	1.80	0.62
1:D:146:LEU:HD12	1:D:171:VAL:CG1	2.25	0.62
1:N:174:VAL:HG21	1:N:384:LEU:HB3	1.82	0.62
1:O:83:GLY:HA2	1:O:486:VAL:HG12	1.80	0.62
1:K:59:LYS:HE3	1:K:72:VAL:O	1.99	0.62
1:P:38:ILE:HG22	1:P:48:LEU:HD13	1.81	0.62
1:D:364:GLY:HA3	1:D:370:LEU:CD2	2.29	0.62
1:E:32:PRO:C	1:E:155:SER:HB3	2.20	0.62

Continued on next page...

Continued from previous page...

Atom-1	Atom-2	Interatomic distance (Å)	Clash overlap (Å)
1:D:159:LEU:HD12	1:D:372:GLU:HG2	1.82	0.62
1:L:115:ALA:O	1:L:118:ARG:HB3	2.00	0.62
1:C:372:GLU:O	1:C:375:ARG:HB3	2.00	0.62
1:H:146:LEU:HD23	1:H:147:MET:N	2.12	0.62
1:H:154:LEU:HD22	1:H:167:THR:HB	1.81	0.62
1:P:194:GLY:HA2	1:P:364:GLY:O	2.00	0.62
1:M:174:VAL:CG1	1:M:384:LEU:HB3	2.29	0.62
1:E:145:ASP:O	1:E:171:VAL:HG11	2.00	0.62
1:E:154:LEU:CD2	1:E:163:LYS:HG3	2.29	0.62
1:E:39:LEU:O	1:E:48:LEU:HA	2.00	0.62
1:L:117:TRP:HD1	1:L:495:ALA:HB1	1.63	0.62
1:C:416:PRO:CA	1:L:450:ALA:HB2	2.30	0.62
1:B:38:ILE:H	1:F:507:ILE:HG12	1.64	0.62
1:K:191:LYS:NZ	1:K:346:LEU:HD11	2.15	0.62
1:P:325:PRO:O	1:P:326:GLU:HG3	1.98	0.62
1:A:504:VAL:HG12	1:A:505:ASP:OD1	1.99	0.62
1:K:205:PHE:H	1:K:359:THR:HB	1.65	0.62
1:A:485:GLN:HB3	1:A:489:GLN:HE22	1.65	0.62
1:L:408:VAL:HA	1:L:411:LEU:HD12	1.82	0.62
1:L:40:LEU:HB2	1:L:48:LEU:HD23	1.81	0.62
1:A:483:SER:HB2	1:A:486:VAL:HG13	1.80	0.62
1:J:145:ASP:OD1	1:J:171:VAL:HB	2.00	0.62
1:L:496:GLU:HB3	1:P:369:ILE:HG12	1.80	0.62
1:P:32:PRO:HG2	1:P:467:MET:SD	2.40	0.62
1:G:310:LEU:O	1:G:313:VAL:HB	2.00	0.62
1:L:334:LYS:CB	1:L:351:GLY:HA3	2.30	0.62
1:J:372:GLU:HG3	1:J:375:ARG:CZ	2.29	0.62
1:K:117:TRP:CZ2	1:K:502:LEU:HD12	2.35	0.62
1:J:176:ARG:HD2	1:J:358:CYS:HB2	1.81	0.62
1:C:133:VAL:HG21	1:C:393:THR:O	1.99	0.62
1:L:231:MET:HG3	1:L:283:ILE:HG13	1.82	0.62
1:P:58:LEU:HB3	1:P:72:VAL:CG1	2.29	0.62
1:I:173:ALA:HB2	1:I:360:ILE:HD12	1.81	0.62
1:E:452:LEU:HD13	1:E:465:LEU:HD13	1.81	0.62
1:N:401:GLU:HG2	1:N:433:LEU:HD22	1.81	0.62
1:H:177:LEU:HD13	1:H:177:LEU:C	2.19	0.62
1:G:33:LYS:O	1:G:440:ASN:HB2	2.00	0.62
1:C:186:ILE:HD13	1:C:381:LEU:HG	1.82	0.62
1:G:8:ALA:O	1:G:11:ALA:HB3	2.00	0.62
1:O:228:ASN:OD1	1:O:319:ALA:HB3	1.99	0.62
1:H:145:ASP:O	1:H:171:VAL:HG11	2.00	0.61

Continued on next page...

Continued from previous page...

Atom-1	Atom-2	Interatomic distance (Å)	Clash overlap (Å)
1:K:192:LEU:N	1:K:365:ALA:HB3	2.16	0.61
1:J:149:ILE:HG23	1:J:383:VAL:HG12	1.82	0.61
1:N:154:LEU:HD21	1:N:163:LYS:HZ2	1.65	0.61
1:I:31:GLY:C	1:I:156:SER:HA	2.21	0.61
1:D:445:SER:OG	1:K:108:ILE:HD13	1.99	0.61
1:E:132:ALA:HB2	1:E:461:THR:HG21	1.82	0.61
1:C:226:ILE:HG12	1:C:278:ILE:HG23	1.81	0.61
1:O:115:ALA:O	1:O:118:ARG:HB3	2.00	0.61
1:I:154:LEU:HD11	1:I:163:LYS:CG	2.29	0.61
1:I:154:LEU:HD21	1:I:163:LYS:HG3	1.82	0.61
1:I:145:ASP:OD1	1:I:171:VAL:HB	2.01	0.61
1:F:146:LEU:HD12	1:F:171:VAL:CG1	2.18	0.61
1:N:159:LEU:HD23	1:N:160:THR:N	2.15	0.61
1:P:114:ILE:HA	1:P:117:TRP:CE3	2.34	0.61
1:H:206:LEU:HB2	1:H:361:VAL:HG22	1.82	0.61
1:D:59:LYS:CE	1:D:76:ARG:HB2	2.30	0.61
1:O:204:GLY:O	1:O:359:THR:HB	2.01	0.61
1:E:74:MET:O	1:E:77:VAL:HG12	2.00	0.61
1:G:380:ALA:O	1:G:384:LEU:HD23	1.99	0.61
1:H:150:ALA:O	1:H:154:LEU:HB2	1.99	0.61
1:L:159:LEU:HD12	1:L:372:GLU:HG2	1.83	0.61
1:A:146:LEU:CD2	1:A:147:MET:H	2.13	0.61
1:K:369:ILE:O	1:K:372:GLU:HG2	2.00	0.61
1:K:38:ILE:HG22	1:K:50:VAL:CB	2.28	0.61
1:N:133:VAL:HG12	1:N:394:VAL:CG1	2.29	0.61
1:L:274:ILE:O	1:L:296:VAL:HG22	1.99	0.61
1:P:31:GLY:HA3	1:P:440:ASN:HD21	1.66	0.61
1:E:191:LYS:HE3	1:E:191:LYS:CA	2.30	0.61
1:K:203:GLU:HB2	1:K:350:SER:HB2	1.82	0.61
1:P:185:ALA:HA	1:P:309:ARG:HG2	1.82	0.61
1:D:110:PRO:HG2	1:D:502:LEU:CD1	2.29	0.61
1:L:448:LEU:HD11	1:L:465:LEU:HD11	1.81	0.61
1:N:114:ILE:HG21	1:N:503:ARG:HH21	1.65	0.61
1:B:442:GLY:HA2	1:F:109:HIS:ND1	2.15	0.61
1:L:312:LEU:HD22	1:P:213:VAL:CG2	2.30	0.61
1:G:324:HIS:HB2	1:G:329:LYS:NZ	2.15	0.61
1:K:324:HIS:HB2	1:K:329:LYS:NZ	2.14	0.61
1:J:184:GLU:HG2	1:J:309:ARG:CD	2.31	0.61
1:F:334:LYS:HG3	1:F:335:LEU:N	2.15	0.61
1:M:207:LEU:O	1:M:347:ILE:HG22	2.00	0.61
1:A:42:SER:OG	1:C:509:LYS:HE3	2.00	0.61

Continued on next page...

Continued from previous page...

Atom-1	Atom-2	Interatomic distance (Å)	Clash overlap (Å)
1:E:219:ILE:HD11	1:E:336:ILE:HB	1.82	0.61
1:A:145:ASP:OD1	1:A:171:VAL:HB	2.01	0.61
1:N:166:PHE:CZ	1:N:198:ASP:HB3	2.36	0.61
1:M:438:ALA:CB	1:M:448:LEU:HG	2.29	0.61
1:L:327:LEU:HD13	1:L:327:LEU:H	1.66	0.61
1:P:39:LEU:HD11	1:P:57:ILE:CG1	2.30	0.61
1:H:317:GLU:HB3	1:H:329:LYS:HD3	1.82	0.61
1:O:181:GLY:O	1:O:182:ASN:HB3	2.00	0.61
1:A:114:ILE:HG12	1:A:502:LEU:HB3	1.81	0.61
1:H:108:ILE:HD12	1:P:444:ASP:HB2	1.82	0.61
1:A:74:MET:O	1:A:77:VAL:HG22	1.99	0.61
1:N:352:VAL:HG22	1:N:355:GLY:H	1.66	0.61
1:P:141:LYS:HG2	1:P:144:GLN:HB2	1.80	0.61
1:F:171:VAL:HG12	1:F:384:LEU:CD1	2.30	0.61
1:M:500:VAL:HA	1:M:503:ARG:HD2	1.82	0.61
1:J:154:LEU:HD21	1:J:163:LYS:HG3	1.82	0.61
1:M:158:LEU:HD23	1:M:369:ILE:HD11	1.82	0.61
1:G:367:GLN:HG2	1:G:370:LEU:HB2	1.81	0.61
1:H:402:MET:SD	1:H:453:ARG:HA	2.40	0.61
1:I:186:ILE:HD13	1:I:381:LEU:CD1	2.30	0.61
1:P:109:HIS:NE2	1:P:111:GLN:HG2	2.15	0.61
1:L:117:TRP:CD1	1:L:495:ALA:HB1	2.36	0.61
1:H:211:ILE:HD12	1:H:211:ILE:H	1.62	0.61
1:C:225:LEU:HD12	1:C:226:ILE:N	2.16	0.61
1:C:324:HIS:O	1:C:329:LYS:HG2	2.00	0.61
1:H:58:LEU:HB3	1:H:72:VAL:CG1	2.30	0.61
1:K:250:LYS:O	1:K:253:GLU:HG2	1.99	0.61
1:G:219:ILE:HD11	1:G:336:ILE:HB	1.82	0.61
1:L:163:LYS:HG3	1:L:166:PHE:CD1	2.36	0.61
1:M:511:ALA:N	1:M:512:PRO:HD2	2.15	0.61
1:D:35:MET:HB3	1:E:503:ARG:HB3	1.82	0.61
1:M:141:LYS:HG2	1:M:144:GLN:HB2	1.82	0.61
1:G:446:ALA:HB1	1:N:418:LYS:HE2	1.83	0.61
1:O:497:ALA:O	1:O:501:ILE:HG12	2.01	0.61
1:K:152:THR:HG21	1:K:482:GLU:HG2	1.83	0.61
1:M:64:ASP:HB3	1:M:66:PRO:HD2	1.83	0.61
1:E:334:LYS:HD3	1:E:351:GLY:HA3	1.82	0.61
1:L:511:ALA:HB1	1:L:512:PRO:CD	2.31	0.61
1:H:324:HIS:ND1	1:H:325:PRO:HD3	2.16	0.61
1:E:106:LYS:HD3	1:E:113:ILE:HD11	1.83	0.61
1:F:188:VAL:HG21	1:F:377:LEU:HD21	1.83	0.61

Continued on next page...

Continued from previous page...

Atom-1	Atom-2	Interatomic distance (Å)	Clash overlap (Å)
1:M:176:ARG:HH22	1:M:360:ILE:HG13	1.64	0.61
1:C:265:LYS:HE2	1:C:322:PHE:CE1	2.36	0.61
1:E:59:LYS:HE2	1:E:76:ARG:HB2	1.81	0.61
1:J:177:LEU:HG	1:J:186:ILE:HD11	1.83	0.61
1:C:161:HIS:HE1	1:C:369:ILE:HG21	1.65	0.61
1:C:150:ALA:HB2	1:C:384:LEU:HD21	1.82	0.61
1:J:369:ILE:HG12	1:K:500:VAL:CG2	2.31	0.61
1:N:145:ASP:O	1:N:171:VAL:HG11	2.01	0.61
1:H:401:GLU:OE1	1:H:433:LEU:HB3	2.00	0.61
1:P:114:ILE:HG13	1:P:503:ARG:HD2	1.81	0.61
1:K:148:ASN:HB3	1:K:481:THR:HG22	1.83	0.61
1:I:341:ILE:HD11	1:I:348:HIS:NE2	2.16	0.61
1:N:59:LYS:HE2	1:N:76:ARG:HB2	1.83	0.61
1:C:216:PRO:HG2	1:C:295:GLY:HA2	1.83	0.61
1:J:74:MET:O	1:J:77:VAL:HG12	1.99	0.61
1:L:399:CYS:SG	1:L:464:GLY:HA3	2.40	0.61
1:F:204:GLY:O	1:F:359:THR:HB	2.01	0.61
1:C:174:VAL:HG11	1:C:384:LEU:HB2	1.83	0.61
1:C:448:LEU:HD21	1:C:465:LEU:HD12	1.82	0.61
1:G:66:PRO:HA	1:G:507:ILE:HD11	1.83	0.61
1:K:433:LEU:O	1:K:436:ILE:HG22	2.01	0.61
1:G:284:TYR:O	1:G:287:PRO:HD2	2.00	0.61
1:J:402:MET:SD	1:J:456:HIS:HB2	2.40	0.61
1:B:39:LEU:CD2	1:F:510:ALA:HB2	2.31	0.61
1:I:324:HIS:O	1:I:329:LYS:HG2	1.99	0.61
1:J:205:PHE:CE2	1:J:207:LEU:HB2	2.36	0.61
1:L:59:LYS:NZ	1:L:76:ARG:HB2	2.16	0.61
1:P:416:PRO:O	1:P:419:GLU:HB2	2.01	0.61
1:O:133:VAL:HG22	1:O:134:ASP:N	2.15	0.60
1:L:171:VAL:O	1:L:174:VAL:HG22	2.01	0.60
1:O:434:PRO:HB3	1:O:452:LEU:CD2	2.31	0.60
1:D:450:ALA:HB2	1:D:453:ARG:HH21	1.66	0.60
1:E:33:LYS:HD2	1:G:111:GLN:HG3	1.84	0.60
1:D:420:ALA:HB3	1:K:450:ALA:HB2	1.82	0.60
1:O:507:ILE:O	1:O:508:ILE:HB	2.00	0.60
1:P:152:THR:OG1	1:P:480:ILE:HG21	2.01	0.60
1:E:312:LEU:HD13	1:E:354:LEU:HD21	1.83	0.60
1:M:126:GLN:NE2	1:M:411:LEU:HD11	2.15	0.60
1:D:190:LYS:HD3	1:D:190:LYS:C	2.22	0.60
1:D:484:PHE:HE2	1:D:488:ARG:NE	1.98	0.60
1:F:59:LYS:HD3	1:F:76:ARG:HB2	1.83	0.60

Continued on next page...

Continued from previous page...

Atom-1	Atom-2	Interatomic distance (Å)	Clash overlap (Å)
1:K:334:LYS:HB3	1:K:351:GLY:HA3	1.81	0.60
1:H:163:LYS:O	1:H:166:PHE:HB2	2.02	0.60
1:P:159:LEU:HB2	1:P:163:LYS:HB2	1.83	0.60
1:I:148:ASN:HB2	1:I:481:THR:H	1.65	0.60
1:I:159:LEU:HG	1:I:163:LYS:CB	2.31	0.60
1:C:109:HIS:ND1	1:C:112:THR:HG23	2.15	0.60
1:E:146:LEU:CD1	1:E:171:VAL:HG13	2.29	0.60
1:N:377:LEU:HD23	1:N:377:LEU:H	1.66	0.60
1:B:398:GLY:HA2	1:B:401:GLU:OE1	2.00	0.60
1:C:498:ALA:HA	1:C:501:ILE:HG12	1.83	0.60
1:O:500:VAL:O	1:O:504:VAL:HG23	2.00	0.60
1:H:211:ILE:HD11	1:H:297:MET:HG3	1.83	0.60
1:A:84:ASP:CG	1:A:85:GLY:H	2.05	0.60
1:M:58:LEU:HB3	1:M:72:VAL:HG13	1.83	0.60
1:O:176:ARG:HD2	1:O:358:CYS:SG	2.41	0.60
1:P:390:ASP:HB3	1:P:485:GLN:OE1	2.01	0.60
1:I:352:VAL:CG2	1:I:355:GLY:H	2.14	0.60
1:H:28:SER:O	1:H:34:GLY:HA2	2.01	0.60
1:A:146:LEU:HB2	1:A:171:VAL:CG2	2.31	0.60
1:B:117:TRP:HE1	1:B:498:ALA:CB	2.14	0.60
1:F:451:GLN:HE22	1:F:471:THR:HA	1.66	0.60
1:G:111:GLN:O	1:G:114:ILE:HB	2.01	0.60
1:O:18:GLY:HA2	1:O:509:LYS:CB	2.31	0.60
1:N:139:GLU:OE2	1:N:140:VAL:HG23	2.00	0.60
1:M:148:ASN:HA	1:M:479:GLY:O	2.02	0.60
1:N:216:PRO:HG2	1:N:295:GLY:HA2	1.81	0.60
1:K:219:ILE:HD12	1:K:275:ASN:HB3	1.82	0.60
1:J:101:GLU:O	1:J:104:ILE:HG12	2.01	0.60
1:I:134:ASP:OD1	1:I:392:ARG:HA	2.01	0.60
1:O:502:LEU:HG	1:O:502:LEU:O	2.01	0.60
1:E:117:TRP:HD1	1:E:495:ALA:O	1.85	0.60
1:I:367:GLN:HG2	1:I:369:ILE:H	1.66	0.60
1:O:372:GLU:O	1:O:375:ARG:HB3	2.02	0.60
1:B:215:GLN:HG3	1:B:292:GLY:CA	2.32	0.60
1:B:324:HIS:HB2	1:B:329:LYS:NZ	2.17	0.60
1:L:168:LYS:O	1:L:171:VAL:HG22	2.01	0.60
1:J:176:ARG:CD	1:J:358:CYS:HB2	2.30	0.60
1:I:122:LYS:O	1:I:126:GLN:HG2	2.01	0.60
1:E:33:LYS:HG3	1:G:109:HIS:NE2	2.16	0.60
1:L:364:GLY:HA3	1:L:370:LEU:CD1	2.31	0.60
1:K:187:HIS:O	1:K:359:THR:HG23	2.02	0.60

Continued on next page...

Continued from previous page...

Atom-1	Atom-2	Interatomic distance (Å)	Clash overlap (Å)
1:N:131:SER:HA	1:N:403:LEU:HD23	1.83	0.60
1:J:334:LYS:CB	1:J:351:GLY:HA3	2.31	0.60
1:H:188:VAL:CG1	1:H:377:LEU:HB2	2.32	0.60
1:I:159:LEU:HG	1:I:163:LYS:HG2	1.83	0.60
1:K:37:LYS:O	1:K:50:VAL:HG23	2.01	0.60
1:L:146:LEU:HD22	1:L:168:LYS:CA	2.30	0.60
1:K:418:LYS:HZ2	1:K:418:LYS:HB3	1.67	0.60
1:C:25:LEU:HG	1:H:508:ILE:HG12	1.84	0.60
1:E:132:ALA:CB	1:E:461:THR:HG21	2.31	0.60
1:C:225:LEU:HD11	1:C:324:HIS:ND1	2.17	0.60
1:O:210:LYS:HE3	1:O:212:GLY:O	2.02	0.60
1:B:413:SER:CA	1:I:454:ALA:HA	2.32	0.60
1:B:259:LYS:HE2	1:F:321:THR:OG1	2.00	0.60
1:G:137:SER:HB3	1:G:391:SER:HA	1.83	0.60
1:K:159:LEU:HB3	1:K:163:LYS:HD3	1.83	0.60
1:A:33:LYS:HB2	1:A:440:ASN:HB2	1.83	0.60
1:O:81:GLU:O	1:O:82:VAL:HB	2.00	0.60
1:O:211:ILE:HB	1:O:215:GLN:OE1	2.01	0.60
1:M:28:SER:HB2	1:M:35:MET:SD	2.41	0.60
1:I:112:THR:OG1	1:O:442:GLY:HA3	2.01	0.60
1:C:231:MET:HB2	1:C:284:TYR:H	1.65	0.60
1:C:283:ILE:HG22	1:C:300:GLU:HG3	1.84	0.60
1:H:334:LYS:HD3	1:H:351:GLY:HA3	1.83	0.60
1:J:59:LYS:HE3	1:J:73:ASP:HA	1.82	0.60
1:O:396:GLY:HA3	1:O:480:ILE:HG22	1.82	0.60
1:E:366:THR:HG21	1:G:74:MET:HG2	1.83	0.60
1:C:116:GLY:O	1:C:119:GLU:HB2	2.02	0.60
1:C:154:LEU:HD23	1:C:163:LYS:CG	2.32	0.60
1:P:163:LYS:HD2	1:P:166:PHE:CG	2.37	0.60
1:F:154:LEU:HD22	1:F:167:THR:HB	1.83	0.60
1:A:154:LEU:HD22	1:A:167:THR:CB	2.32	0.60
1:J:161:HIS:CD2	1:J:162:HIS:H	2.19	0.60
1:J:146:LEU:HD13	1:J:168:LYS:HA	1.83	0.60
1:C:500:VAL:O	1:C:504:VAL:HG23	2.02	0.60
1:G:106:LYS:C	1:N:446:ALA:HB2	2.21	0.60
1:M:402:MET:SD	1:M:456:HIS:HB2	2.42	0.60
1:N:402:MET:SD	1:N:453:ARG:HA	2.42	0.60
1:N:274:ILE:O	1:N:296:VAL:HG22	2.01	0.60
1:D:163:LYS:HG3	1:D:166:PHE:CD1	2.36	0.60
1:O:79:ASP:OD1	1:O:84:ASP:HB3	2.02	0.60
1:C:175:LEU:O	1:C:178:LYS:HG2	2.02	0.60

Continued on next page...

Continued from previous page...

Atom-1	Atom-2	Interatomic distance (Å)	Clash overlap (Å)
1:M:485:GLN:HB3	1:M:489:GLN:HE22	1.65	0.60
1:E:126:GLN:HG3	1:E:411:LEU:HD11	1.84	0.60
1:P:173:ALA:HA	1:P:176:ARG:CZ	2.31	0.60
1:P:185:ALA:O	1:P:357:ALA:HB1	2.02	0.60
1:L:166:PHE:CE1	1:L:198:ASP:HB3	2.37	0.60
1:L:39:LEU:HD22	1:M:508:ILE:CB	2.28	0.60
1:J:41:SER:HB2	1:K:509:LYS:NZ	2.17	0.60
1:O:367:GLN:CG	1:O:369:ILE:HB	2.32	0.60
1:M:150:ALA:HB1	1:M:167:THR:OG1	2.02	0.60
1:M:402:MET:SD	1:M:453:ARG:HA	2.42	0.60
1:L:117:TRP:HA	1:L:120:ALA:HB3	1.84	0.60
1:H:390:ASP:HB3	1:H:485:GLN:OE1	2.02	0.60
1:G:324:HIS:O	1:G:328:VAL:HG23	2.01	0.60
1:L:178:LYS:HZ3	1:L:388:VAL:HG13	1.66	0.60
1:B:377:LEU:HD23	1:B:377:LEU:O	2.02	0.60
1:H:146:LEU:HB2	1:H:171:VAL:HG22	1.84	0.60
1:K:500:VAL:HA	1:K:503:ARG:NE	2.15	0.60
1:L:448:LEU:HD21	1:L:465:LEU:CD1	2.32	0.60
1:O:39:LEU:HD12	1:O:57:ILE:HG13	1.83	0.60
1:A:509:LYS:HB3	1:F:39:LEU:HD22	1.83	0.60
1:O:231:MET:HG3	1:O:283:ILE:HG13	1.83	0.60
1:K:143:ARG:HA	1:K:143:ARG:NE	2.17	0.60
1:B:59:LYS:HE2	1:B:76:ARG:HB2	1.84	0.60
1:G:268:ARG:O	1:G:271:LYS:HG2	2.02	0.60
1:N:204:GLY:O	1:N:359:THR:HB	2.02	0.60
1:P:505:ASP:O	1:P:506:ASN:HB3	2.02	0.60
1:I:61:ILE:HG13	1:I:62:GLY:N	2.16	0.59
1:J:124:ALA:HB1	1:J:491:LEU:HD13	1.83	0.59
1:O:39:LEU:CD1	1:O:57:ILE:HG13	2.32	0.59
1:N:133:VAL:HG23	1:N:134:ASP:H	1.66	0.59
1:G:106:LYS:HG3	1:G:106:LYS:O	2.01	0.59
1:B:41:SER:HB2	1:F:510:ALA:O	2.02	0.59
1:B:39:LEU:HD11	1:B:57:ILE:CG1	2.32	0.59
1:I:324:HIS:O	1:I:328:VAL:HG23	2.01	0.59
1:I:74:MET:CE	1:I:493:SER:HB2	2.33	0.59
1:D:159:LEU:H	1:D:159:LEU:HD13	1.67	0.59
1:P:343:GLU:CD	1:P:343:GLU:H	2.05	0.59
1:G:193:GLY:H	1:G:343:GLU:CD	2.05	0.59
1:G:206:LEU:HD23	1:G:348:HIS:CD2	2.36	0.59
1:P:163:LYS:HA	1:P:166:PHE:CE1	2.37	0.59
1:F:171:VAL:O	1:F:174:VAL:HG22	2.02	0.59

Continued on next page...

Continued from previous page...

Atom-1	Atom-2	Interatomic distance (Å)	Clash overlap (Å)
1:B:146:LEU:HB2	1:B:171:VAL:HG21	1.84	0.59
1:D:219:ILE:HD11	1:D:336:ILE:HB	1.84	0.59
1:E:159:LEU:N	1:E:159:LEU:HD22	2.17	0.59
1:H:434:PRO:HB3	1:H:452:LEU:CD2	2.31	0.59
1:F:132:ALA:O	1:F:133:VAL:HG13	2.02	0.59
1:I:126:GLN:HG3	1:I:411:LEU:CD1	2.28	0.59
1:L:96:LEU:C	1:L:96:LEU:HD13	2.22	0.59
1:G:269:ILE:HG23	1:G:274:ILE:CG2	2.32	0.59
1:A:509:LYS:HG2	1:A:510:ALA:N	2.16	0.59
1:J:324:HIS:ND1	1:J:325:PRO:HD3	2.17	0.59
1:B:4:ASP:OD1	1:B:508:ILE:HG23	2.02	0.59
1:K:74:MET:O	1:K:77:VAL:HG12	2.02	0.59
1:D:188:VAL:HG11	1:D:377:LEU:HD22	1.84	0.59
1:M:178:LYS:HD3	1:M:388:VAL:HG21	1.82	0.59
1:K:334:LYS:CB	1:K:351:GLY:HA3	2.32	0.59
1:N:483:SER:O	1:N:486:VAL:HG22	2.02	0.59
1:G:128:LEU:CD2	1:G:488:ARG:HG2	2.32	0.59
1:G:159:LEU:HG	1:G:163:LYS:CD	2.32	0.59
1:K:159:LEU:HD23	1:K:163:LYS:CD	2.32	0.59
1:E:58:LEU:HB3	1:E:72:VAL:HG13	1.82	0.59
1:O:75:SER:O	1:O:78:GLN:HB3	2.02	0.59
1:F:114:ILE:HG23	1:F:499:GLU:HG3	1.83	0.59
1:F:324:HIS:O	1:F:329:LYS:HG3	2.01	0.59
1:O:324:HIS:O	1:O:328:VAL:HG22	2.02	0.59
1:F:190:LYS:HA	1:F:362:LEU:O	2.02	0.59
1:G:30:LEU:HG	1:G:87:THR:O	2.03	0.59
1:L:6:GLU:HB2	1:L:506:ASN:HD21	1.67	0.59
1:N:82:VAL:HG13	1:N:83:GLY:N	2.18	0.59
1:N:32:PRO:HG3	1:N:467:MET:HE3	1.84	0.59
1:F:28:SER:O	1:F:34:GLY:HA2	2.02	0.59
1:C:210:LYS:HE2	1:C:212:GLY:O	2.01	0.59
1:C:99:GLU:CG	1:C:425:SER:HB3	2.32	0.59
1:F:168:LYS:O	1:F:171:VAL:HG22	2.03	0.59
1:O:188:VAL:HG21	1:O:377:LEU:HD22	1.84	0.59
1:O:433:LEU:O	1:O:436:ILE:HG22	2.01	0.59
1:F:114:ILE:HG13	1:F:503:ARG:CB	2.33	0.59
1:P:433:LEU:O	1:P:437:ILE:HG12	2.03	0.59
1:D:127:ALA:HB2	1:D:404:MET:HG3	1.84	0.59
1:P:205:PHE:HA	1:P:359:THR:OG1	2.02	0.59
1:B:99:GLU:HG3	1:B:425:SER:HB2	1.85	0.59
1:B:82:VAL:HG21	1:B:486:VAL:N	2.16	0.59

Continued on next page...

Continued from previous page...

Atom-1	Atom-2	Interatomic distance (Å)	Clash overlap (Å)
1:A:505:ASP:HB3	1:F:37:LYS:CD	2.32	0.59
1:A:173:ALA:O	1:A:176:ARG:HG2	2.02	0.59
1:D:415:THR:HB	1:D:419:GLU:HB3	1.83	0.59
1:L:310:LEU:O	1:L:314:THR:HG22	2.01	0.59
1:M:96:LEU:HD21	1:M:117:TRP:CZ2	2.38	0.59
1:E:154:LEU:HD22	1:E:167:THR:HB	1.82	0.59
1:B:284:TYR:O	1:B:287:PRO:HD2	2.03	0.59
1:H:190:LYS:HB2	1:H:370:LEU:HG	1.84	0.59
1:L:287:PRO:O	1:L:291:PHE:HD1	1.86	0.59
1:L:225:LEU:HD11	1:L:324:HIS:CE1	2.36	0.59
1:L:321:THR:HG21	1:P:255:GLU:OE1	2.02	0.59
1:I:110:PRO:O	1:I:113:ILE:HB	2.02	0.59
1:P:173:ALA:O	1:P:176:ARG:HG2	2.02	0.59
1:E:185:ALA:HA	1:E:309:ARG:NE	2.17	0.59
1:C:161:HIS:CE1	1:C:369:ILE:HG21	2.38	0.59
1:F:159:LEU:HG	1:F:163:LYS:HG2	1.84	0.59
1:G:82:VAL:CG2	1:G:485:GLN:HG2	2.32	0.59
1:J:150:ALA:HB2	1:J:384:LEU:HD21	1.84	0.59
1:M:154:LEU:HD21	1:M:163:LYS:NZ	2.17	0.59
1:M:171:VAL:O	1:M:174:VAL:HG22	2.02	0.59
1:O:92:LEU:HD11	1:O:433:LEU:HD21	1.83	0.59
1:I:201:LEU:HD23	1:I:360:ILE:HG12	1.84	0.59
1:H:284:TYR:O	1:H:287:PRO:HD2	2.03	0.59
1:G:324:HIS:ND1	1:G:325:PRO:HD3	2.18	0.59
1:E:325:PRO:C	1:E:326:GLU:HG3	2.21	0.59
1:E:408:VAL:HA	1:E:411:LEU:HD12	1.83	0.59
1:B:485:GLN:HG2	1:B:488:ARG:HH21	1.67	0.59
1:O:226:ILE:HG12	1:O:278:ILE:HG23	1.83	0.59
1:E:506:ASN:ND2	1:E:507:ILE:HG12	2.18	0.59
1:C:369:ILE:HA	1:C:372:GLU:HG2	1.84	0.59
1:I:168:LYS:O	1:I:171:VAL:HG22	2.02	0.59
1:I:188:VAL:HG21	1:I:362:LEU:CD1	2.32	0.59
1:K:146:LEU:HD13	1:K:167:THR:O	2.03	0.59
1:J:154:LEU:HD22	1:J:167:THR:CB	2.33	0.59
1:O:368:GLN:O	1:O:372:GLU:HB2	2.03	0.59
1:E:159:LEU:HB2	1:E:163:LYS:HB2	1.84	0.59
1:I:186:ILE:CD1	1:I:381:LEU:HG	2.30	0.59
1:F:107:LYS:O	1:F:107:LYS:HG2	2.02	0.59
1:F:503:ARG:HG3	1:F:504:VAL:HG23	1.83	0.59
1:F:96:LEU:HD13	1:F:97:LEU:N	2.17	0.59
1:J:173:ALA:HB2	1:J:360:ILE:HD11	1.85	0.59

Continued on next page...

Continued from previous page...

Atom-1	Atom-2	Interatomic distance (Å)	Clash overlap (Å)
1:N:39:LEU:CD1	1:N:57:ILE:HD11	2.32	0.59
1:H:393:THR:HG22	1:H:483:SER:HA	1.85	0.59
1:E:24:ASP:O	1:E:27:LYS:HG2	2.02	0.59
1:I:219:ILE:HB	1:I:275:ASN:HB3	1.84	0.59
1:B:452:LEU:HD13	1:B:465:LEU:HD13	1.83	0.59
1:P:206:LEU:HD21	1:P:348:HIS:CD2	2.38	0.59
1:C:324:HIS:HB2	1:C:329:LYS:NZ	2.17	0.59
1:N:216:PRO:HG3	1:N:295:GLY:HA2	1.84	0.59
1:O:110:PRO:HA	1:O:113:ILE:HG13	1.85	0.59
1:G:129:LEU:HD23	1:G:129:LEU:C	2.22	0.59
1:F:116:GLY:HA3	1:F:422:ALA:CB	2.33	0.59
1:D:478:LEU:HB3	1:D:480:ILE:HD12	1.84	0.59
1:K:128:LEU:HD11	1:K:492:LEU:HD11	1.84	0.59
1:C:187:HIS:HB3	1:C:359:THR:HG23	1.84	0.59
1:C:150:ALA:HB1	1:C:167:THR:OG1	2.03	0.59
1:H:372:GLU:O	1:H:375:ARG:HG2	2.03	0.59
1:I:178:LYS:HD3	1:I:388:VAL:CG2	2.32	0.59
1:F:345:LYS:O	1:F:346:LEU:HD13	2.01	0.59
1:M:146:LEU:HD21	1:M:167:THR:HG23	1.85	0.59
1:E:158:LEU:HD11	1:G:503:ARG:NE	2.18	0.59
1:H:433:LEU:O	1:H:436:ILE:HG22	2.03	0.59
1:O:188:VAL:HG11	1:O:377:LEU:CD2	2.30	0.59
1:K:402:MET:CE	1:K:453:ARG:HG2	2.32	0.59
1:D:364:GLY:HA3	1:D:370:LEU:HD13	1.85	0.59
1:E:342:GLY:O	1:E:343:GLU:HB2	2.03	0.59
1:O:114:ILE:CG2	1:O:499:GLU:HG3	2.32	0.59
1:D:269:ILE:HG23	1:D:274:ILE:HG21	1.84	0.59
1:M:178:LYS:HD2	1:M:388:VAL:HG21	1.84	0.59
1:A:390:ASP:HB3	1:A:485:GLN:OE1	2.03	0.59
1:L:32:PRO:HA	1:L:155:SER:HB3	1.84	0.59
1:L:210:LYS:HE2	1:L:212:GLY:O	2.03	0.59
1:H:149:ILE:HD13	1:H:383:VAL:HG11	1.84	0.59
1:I:149:ILE:HD12	1:I:383:VAL:HG11	1.85	0.59
1:M:510:ALA:C	1:M:512:PRO:HD2	2.23	0.59
1:B:31:GLY:C	1:B:156:SER:HA	2.23	0.59
1:O:146:LEU:HB2	1:O:171:VAL:HG11	1.85	0.59
1:B:106:LYS:HD3	1:I:446:ALA:CB	2.33	0.59
1:C:176:ARG:HH22	1:C:360:ILE:HG13	1.66	0.59
1:J:89:VAL:HG12	1:J:490:VAL:HG23	1.85	0.59
1:O:81:GLU:C	1:O:386:GLN:HG3	2.23	0.59
1:I:452:LEU:HD13	1:I:465:LEU:HD13	1.85	0.59

Continued on next page...

Continued from previous page...

Atom-1	Atom-2	Interatomic distance (Å)	Clash overlap (Å)
1:L:231:MET:HB2	1:L:284:TYR:H	1.68	0.59
1:L:127:ALA:HB3	1:L:491:LEU:HD13	1.83	0.59
1:L:79:ASP:HA	1:L:83:GLY:CA	2.31	0.59
1:I:115:ALA:O	1:I:118:ARG:HB3	2.03	0.59
1:C:207:LEU:O	1:C:347:ILE:HG22	2.02	0.59
1:H:146:LEU:HB2	1:H:171:VAL:HG21	1.83	0.59
1:A:154:LEU:HD21	1:A:163:LYS:HZ2	1.64	0.59
1:O:154:LEU:HD21	1:O:163:LYS:HG3	1.85	0.59
1:B:114:ILE:HA	1:B:117:TRP:CE3	2.38	0.59
1:N:111:GLN:O	1:N:114:ILE:HB	2.02	0.59
1:B:317:GLU:HB2	1:B:329:LYS:HD3	1.85	0.59
1:H:82:VAL:HG11	1:H:486:VAL:HG12	1.84	0.59
1:L:11:ALA:HB1	1:L:506:ASN:HA	1.84	0.59
1:E:211:ILE:HD11	1:E:297:MET:HG3	1.85	0.59
1:O:101:GLU:O	1:O:104:ILE:HG12	2.03	0.59
1:C:58:LEU:HB3	1:C:72:VAL:CG1	2.32	0.59
1:C:40:LEU:HD22	1:C:41:SER:N	2.18	0.59
1:P:268:ARG:O	1:P:271:LYS:HG2	2.03	0.59
1:A:145:ASP:O	1:A:171:VAL:HG11	2.02	0.58
1:B:145:ASP:OD1	1:B:171:VAL:HB	2.03	0.58
1:C:418:LYS:HE2	1:L:445:SER:HB2	1.84	0.58
1:M:372:GLU:HG3	1:M:375:ARG:NH1	2.17	0.58
1:J:128:LEU:HD12	1:J:491:LEU:CD1	2.30	0.58
1:O:59:LYS:HE2	1:O:76:ARG:HB2	1.83	0.58
1:P:231:MET:HG3	1:P:283:ILE:HG13	1.84	0.58
1:H:313:VAL:HG13	1:H:352:VAL:HG11	1.85	0.58
1:L:119:GLU:HA	1:L:119:GLU:OE1	2.03	0.58
1:C:404:MET:O	1:C:408:VAL:HG22	2.03	0.58
1:K:305:VAL:HG22	1:K:309:ARG:HH12	1.67	0.58
1:I:185:ALA:HA	1:I:309:ARG:HB2	1.84	0.58
1:P:485:GLN:HB3	1:P:489:GLN:HE22	1.68	0.58
1:G:226:ILE:HG12	1:G:278:ILE:HG23	1.85	0.58
1:G:157:LYS:HD3	1:G:376:SER:CB	2.33	0.58
1:G:356:GLU:OE1	1:G:356:GLU:HA	2.02	0.58
1:L:182:ASN:HD22	1:L:182:ASN:H	1.51	0.58
1:J:154:LEU:CD2	1:J:163:LYS:HG3	2.33	0.58
1:O:161:HIS:CG	1:O:162:HIS:H	2.21	0.58
1:J:509:LYS:HA	1:N:40:LEU:CB	2.34	0.58
1:I:452:LEU:HD22	1:I:465:LEU:HD21	1.85	0.58
1:I:219:ILE:HD11	1:I:336:ILE:HB	1.85	0.58
1:L:178:LYS:HZ1	1:L:388:VAL:HG13	1.67	0.58

Continued on next page...

Continued from previous page...

Atom-1	Atom-2	Interatomic distance (Å)	Clash overlap (Å)
1:J:190:LYS:HD2	1:J:370:LEU:HG	1.84	0.58
1:L:4:ASP:CG	1:L:509:LYS:HB2	2.24	0.58
1:D:352:VAL:HG22	1:D:355:GLY:H	1.66	0.58
1:D:132:ALA:O	1:D:133:VAL:HG22	2.03	0.58
1:I:334:LYS:CD	1:I:351:GLY:HA3	2.33	0.58
1:G:159:LEU:HG	1:G:163:LYS:HD2	1.85	0.58
1:F:198:ASP:C	1:F:363:ARG:HB2	2.23	0.58
1:L:29:THR:O	1:L:156:SER:HB2	2.03	0.58
1:G:113:ILE:HG22	1:G:117:TRP:HZ3	1.68	0.58
1:P:31:GLY:O	1:P:156:SER:HA	2.04	0.58
1:G:59:LYS:HE2	1:G:76:ARG:HB2	1.86	0.58
1:O:325:PRO:C	1:O:326:GLU:HG3	2.23	0.58
1:I:114:ILE:CD1	1:I:502:LEU:HD13	2.33	0.58
1:I:113:ILE:HD13	1:I:418:LYS:HZ3	1.67	0.58
1:G:157:LYS:HD3	1:G:376:SER:HB2	1.86	0.58
1:D:133:VAL:HG12	1:D:395:TYR:CD2	2.37	0.58
1:H:78:GLN:OE1	1:H:489:GLN:HB3	2.04	0.58
1:A:92:LEU:HD13	1:A:93:ALA:N	2.18	0.58
1:M:513:ARG:HG3	1:M:513:ARG:O	2.04	0.58
1:G:192:LEU:O	1:G:366:THR:HG23	2.04	0.58
1:P:162:HIS:HB3	1:P:198:ASP:OD2	2.02	0.58
1:M:170:ALA:HB1	1:M:384:LEU:HD11	1.84	0.58
1:F:324:HIS:HB2	1:F:329:LYS:NZ	2.18	0.58
1:P:219:ILE:HB	1:P:275:ASN:HB3	1.86	0.58
1:O:324:HIS:HB2	1:O:329:LYS:HE2	1.85	0.58
1:E:103:LEU:HG	1:E:113:ILE:HD13	1.86	0.58
1:I:114:ILE:HA	1:I:117:TRP:CE3	2.39	0.58
1:P:324:HIS:ND1	1:P:325:PRO:HD3	2.17	0.58
1:G:128:LEU:O	1:G:129:LEU:HD22	2.03	0.58
1:A:58:LEU:HB3	1:A:72:VAL:CG1	2.33	0.58
1:K:484:PHE:CE2	1:K:488:ARG:HD3	2.38	0.58
1:P:85:GLY:O	1:P:153:THR:HA	2.03	0.58
1:P:310:LEU:O	1:P:314:THR:HG22	2.03	0.58
1:A:373:ALA:HA	1:A:376:SER:OG	2.04	0.58
1:I:148:ASN:CA	1:I:480:ILE:HA	2.33	0.58
1:D:141:LYS:HG2	1:D:144:GLN:HB2	1.84	0.58
1:C:126:GLN:HA	1:C:129:LEU:CB	2.33	0.58
1:N:145:ASP:CG	1:N:171:VAL:HB	2.24	0.58
1:N:119:GLU:HB3	1:N:423:MET:HG3	1.85	0.58
1:D:445:SER:HA	1:D:448:LEU:HB3	1.86	0.58
1:L:324:HIS:HB2	1:L:329:LYS:CE	2.33	0.58

Continued on next page...

Continued from previous page...

Atom-1	Atom-2	Interatomic distance (Å)	Clash overlap (Å)
1:L:341:ILE:HB	1:L:346:LEU:CD2	2.32	0.58
1:D:372:GLU:O	1:D:375:ARG:HB3	2.03	0.58
1:I:216:PRO:CG	1:I:295:GLY:HA2	2.33	0.58
1:H:404:MET:O	1:H:408:VAL:HG22	2.03	0.58
1:G:435:THR:HG23	1:G:445:SER:HB3	1.84	0.58
1:I:274:ILE:O	1:I:296:VAL:HG22	2.03	0.58
1:D:19:ALA:HB3	1:D:98:ARG:HH22	1.67	0.58
1:E:85:GLY:O	1:E:153:THR:HA	2.03	0.58
1:I:58:LEU:HB3	1:I:72:VAL:HG13	1.86	0.58
1:O:177:LEU:HD23	1:O:186:ILE:HD11	1.86	0.58
1:O:159:LEU:HB2	1:O:369:ILE:HG23	1.85	0.58
1:O:58:LEU:HB3	1:O:72:VAL:HG11	1.84	0.58
1:O:82:VAL:HG22	1:O:486:VAL:HG12	1.86	0.58
1:F:81:GLU:C	1:F:386:GLN:HG3	2.24	0.58
1:M:434:PRO:HB3	1:M:452:LEU:CD2	2.34	0.58
1:L:82:VAL:CB	1:L:386:GLN:HG3	2.34	0.58
1:N:317:GLU:HB2	1:N:329:LYS:HD3	1.85	0.58
1:L:199:SER:HA	1:L:363:ARG:H	1.68	0.58
1:E:324:HIS:HB2	1:E:329:LYS:HZ3	1.68	0.58
1:L:511:ALA:HB1	1:L:512:PRO:HD2	1.84	0.58
1:G:28:SER:HB2	1:G:35:MET:SD	2.44	0.58
1:M:365:ALA:O	1:M:366:THR:HB	2.03	0.58
1:M:101:GLU:O	1:M:104:ILE:HG12	2.02	0.58
1:J:312:LEU:O	1:J:354:LEU:HD22	2.03	0.58
1:J:369:ILE:HG12	1:K:500:VAL:HG21	1.84	0.58
1:O:145:ASP:CG	1:O:171:VAL:HB	2.23	0.58
1:N:119:GLU:CD	1:N:423:MET:HG3	2.24	0.58
1:F:276:CYS:HA	1:F:297:MET:O	2.03	0.58
1:B:39:LEU:HD11	1:B:57:ILE:HG12	1.84	0.58
1:H:312:LEU:O	1:H:354:LEU:HD22	2.04	0.58
1:A:122:LYS:O	1:A:126:GLN:HG3	2.04	0.58
1:O:173:ALA:HA	1:O:176:ARG:NH1	2.18	0.58
1:A:503:ARG:NH2	1:F:158:LEU:HB3	2.18	0.58
1:K:216:PRO:CG	1:K:295:GLY:HA2	2.34	0.58
1:D:39:LEU:HB2	1:E:508:ILE:HG22	1.85	0.58
1:F:139:GLU:O	1:F:140:VAL:HB	2.04	0.58
1:O:146:LEU:HD23	1:O:148:ASN:H	1.69	0.58
1:F:79:ASP:HA	1:F:83:GLY:HA2	1.83	0.58
1:E:255:GLU:O	1:E:258:GLU:HB3	2.04	0.58
1:J:317:GLU:HB2	1:J:329:LYS:HD3	1.85	0.58
1:E:446:ALA:CB	1:J:106:LYS:HG2	2.34	0.58

Continued on next page...

Continued from previous page...

Atom-1	Atom-2	Interatomic distance (Å)	Clash overlap (Å)
1:J:179:GLY:HA2	1:J:389:LYS:HE2	1.85	0.58
1:I:354:LEU:HD21	1:I:356:GLU:HB3	1.85	0.58
1:F:383:VAL:HG12	1:F:384:LEU:HD23	1.85	0.58
1:D:174:VAL:HG21	1:D:384:LEU:HB3	1.86	0.58
1:I:113:ILE:HD13	1:I:418:LYS:NZ	2.19	0.58
1:P:206:LEU:HD12	1:P:361:VAL:HG22	1.85	0.58
1:A:451:GLN:HE22	1:A:471:THR:HA	1.68	0.58
1:C:40:LEU:HD22	1:C:41:SER:H	1.69	0.58
1:I:334:LYS:HD3	1:I:351:GLY:HA3	1.85	0.58
1:K:161:HIS:CD2	1:K:162:HIS:H	2.21	0.58
1:D:48:LEU:HD23	1:E:507:ILE:HD11	1.84	0.58
1:P:146:LEU:HD13	1:P:167:THR:O	2.03	0.58
1:J:163:LYS:O	1:J:166:PHE:HB2	2.04	0.58
1:M:159:LEU:HG	1:M:163:LYS:CD	2.34	0.58
1:O:133:VAL:HB	1:O:395:TYR:CD2	2.39	0.58
1:O:58:LEU:HB3	1:O:72:VAL:CG1	2.33	0.58
1:L:312:LEU:HA	1:P:213:VAL:HG21	1.85	0.58
1:H:128:LEU:HD21	1:H:491:LEU:HD13	1.85	0.58
1:O:64:ASP:C	1:O:66:PRO:HD2	2.24	0.58
1:I:176:ARG:HH12	1:I:360:ILE:HG13	1.69	0.58
1:D:117:TRP:HE1	1:D:495:ALA:HB3	1.69	0.58
1:E:334:LYS:HB3	1:E:351:GLY:HA3	1.86	0.58
1:A:413:SER:OG	1:M:454:ALA:HA	2.04	0.58
1:O:312:LEU:O	1:O:354:LEU:HD22	2.04	0.58
1:F:379:ASP:O	1:F:383:VAL:HG23	2.04	0.57
1:L:367:GLN:O	1:L:367:GLN:HG2	2.04	0.57
1:E:201:LEU:HD23	1:E:360:ILE:HG12	1.86	0.57
1:E:163:LYS:HD2	1:E:166:PHE:CG	2.39	0.57
1:L:145:ASP:O	1:L:171:VAL:HG11	2.03	0.57
1:H:368:GLN:HG3	1:H:369:ILE:H	1.69	0.57
1:L:128:LEU:HD11	1:L:488:ARG:HB2	1.85	0.57
1:E:434:PRO:HB3	1:E:452:LEU:CD2	2.34	0.57
1:D:440:ASN:HA	1:E:109:HIS:CG	2.38	0.57
1:O:324:HIS:HB2	1:O:329:LYS:CE	2.34	0.57
1:D:280:ARG:CD	1:D:304:PHE:HB2	2.34	0.57
1:K:394:VAL:HG21	1:K:487:LYS:HG3	1.85	0.57
1:H:122:LYS:O	1:H:122:LYS:HG3	2.02	0.57
1:I:82:VAL:HG21	1:I:486:VAL:HG12	1.85	0.57
1:C:209:LYS:HE2	1:C:301:HIS:O	2.04	0.57
1:G:175:LEU:O	1:G:178:LYS:HG2	2.04	0.57
1:P:146:LEU:CD2	1:P:167:THR:HG23	2.34	0.57

Continued on next page...

Continued from previous page...

Atom-1	Atom-2	Interatomic distance (Å)	Clash overlap (Å)
1:P:146:LEU:HB2	1:P:171:VAL:CG2	2.34	0.57
1:I:149:ILE:HB	1:I:481:THR:O	2.04	0.57
1:M:390:ASP:CB	1:M:485:GLN:HE22	2.17	0.57
1:C:438:ALA:HB2	1:C:448:LEU:HG	1.84	0.57
1:L:390:ASP:HB2	1:L:485:GLN:HE22	1.68	0.57
1:H:114:ILE:CD1	1:H:503:ARG:HA	2.34	0.57
1:P:222:ALA:HA	1:P:275:ASN:HB2	1.86	0.57
1:E:399:CYS:SG	1:E:464:GLY:HA3	2.44	0.57
1:C:36:ASP:O	1:H:504:VAL:HG11	2.04	0.57
1:J:127:ALA:HB3	1:J:404:MET:HG3	1.86	0.57
1:D:41:SER:HB3	1:D:45:ASP:OD2	2.04	0.57
1:L:280:ARG:HA	1:L:302:ALA:O	2.03	0.57
1:F:131:SER:HA	1:F:403:LEU:HD23	1.84	0.57
1:A:177:LEU:C	1:A:177:LEU:HD13	2.24	0.57
1:B:162:HIS:HB3	1:B:198:ASP:OD2	2.04	0.57
1:M:128:LEU:CD1	1:M:491:LEU:HD12	2.30	0.57
1:E:145:ASP:OD1	1:E:171:VAL:HB	2.04	0.57
1:I:126:GLN:CG	1:I:411:LEU:HD11	2.33	0.57
1:G:96:LEU:HD21	1:G:117:TRP:CZ2	2.39	0.57
1:L:82:VAL:HG23	1:L:386:GLN:HG3	1.85	0.57
1:J:452:LEU:HD13	1:J:465:LEU:HD13	1.86	0.57
1:A:112:THR:HG23	1:F:442:GLY:CA	2.34	0.57
1:F:280:ARG:HD2	1:F:304:PHE:HB2	1.85	0.57
1:C:171:VAL:HG13	1:C:384:LEU:HG	1.85	0.57
1:P:362:LEU:HD12	1:P:377:LEU:HD22	1.86	0.57
1:N:67:ALA:HB2	1:N:507:ILE:HD13	1.86	0.57
1:M:198:ASP:O	1:M:363:ARG:HB2	2.04	0.57
1:M:367:GLN:CD	1:M:369:ILE:HB	2.24	0.57
1:K:368:GLN:CG	1:K:369:ILE:N	2.67	0.57
1:P:104:ILE:HG13	1:P:105:ALA:N	2.19	0.57
1:H:154:LEU:CD2	1:H:163:LYS:HG3	2.31	0.57
1:L:159:LEU:HD12	1:L:372:GLU:CD	2.25	0.57
1:K:188:VAL:HG11	1:K:377:LEU:HD11	1.86	0.57
1:B:157:LYS:HB2	1:B:159:LEU:HD21	1.87	0.57
1:N:33:LYS:O	1:N:35:MET:HE3	2.03	0.57
1:I:402:MET:SD	1:I:453:ARG:HA	2.45	0.57
1:N:119:GLU:HA	1:N:119:GLU:OE1	2.05	0.57
1:F:418:LYS:CD	1:O:450:ALA:HB2	2.33	0.57
1:P:149:ILE:HD13	1:P:482:GLU:HG2	1.87	0.57
1:N:324:HIS:O	1:N:328:VAL:HG22	2.05	0.57
1:E:126:GLN:NE2	1:E:130:ASN:HD22	2.03	0.57

Continued on next page...

Continued from previous page...

Atom-1	Atom-2	Interatomic distance (Å)	Clash overlap (Å)
1:D:163:LYS:HG2	1:D:163:LYS:O	2.03	0.57
1:A:126:GLN:NE2	1:A:411:LEU:HB3	2.20	0.57
1:I:280:ARG:HD2	1:I:304:PHE:HB2	1.86	0.57
1:D:93:ALA:HA	1:D:494:ALA:CB	2.34	0.57
1:B:116:GLY:O	1:B:119:GLU:HB2	2.04	0.57
1:N:24:ASP:O	1:N:27:LYS:HG2	2.04	0.57
1:E:210:LYS:HE2	1:E:212:GLY:O	2.05	0.57
1:C:80:ASP:HA	1:C:183:LEU:HD22	1.87	0.57
1:K:189:ILE:HG23	1:K:190:LYS:N	2.20	0.57
1:O:159:LEU:HD13	1:O:372:GLU:OE2	2.04	0.57
1:C:452:LEU:HD13	1:C:465:LEU:CD1	2.35	0.57
1:B:215:GLN:HG3	1:B:292:GLY:HA2	1.87	0.57
1:B:324:HIS:ND1	1:B:325:PRO:HD3	2.19	0.57
1:J:176:ARG:NE	1:J:358:CYS:HB2	2.19	0.57
1:J:188:VAL:CG2	1:J:362:LEU:HG	2.34	0.57
1:H:173:ALA:HB2	1:H:360:ILE:HD11	1.86	0.57
1:C:219:ILE:HD12	1:C:275:ASN:HB3	1.86	0.57
1:K:84:ASP:OD2	1:K:379:ASP:HB2	2.04	0.57
1:F:74:MET:O	1:F:77:VAL:HG12	2.04	0.57
1:C:163:LYS:HD2	1:C:166:PHE:CG	2.40	0.57
1:L:369:ILE:O	1:L:372:GLU:HB3	2.04	0.57
1:K:141:LYS:HD2	1:K:144:GLN:HB2	1.85	0.57
1:K:508:ILE:HG22	1:K:509:LYS:N	2.20	0.57
1:B:114:ILE:HD11	1:B:502:LEU:CD2	2.28	0.57
1:E:139:GLU:O	1:E:140:VAL:HB	2.03	0.57
1:G:110:PRO:HA	1:G:113:ILE:HD12	1.86	0.57
1:J:187:HIS:O	1:J:359:THR:HG23	2.04	0.57
1:E:122:LYS:NZ	1:E:411:LEU:HD22	2.19	0.57
1:F:313:VAL:HG22	1:F:357:ALA:HB3	1.87	0.57
1:F:204:GLY:HA3	1:F:349:PHE:O	2.04	0.57
1:A:499:GLU:O	1:A:503:ARG:HD3	2.03	0.57
1:M:451:GLN:HE22	1:M:471:THR:HA	1.70	0.57
1:P:6:GLU:O	1:P:7:ARG:HG3	2.04	0.57
1:G:171:VAL:O	1:G:175:LEU:HG	2.05	0.57
1:F:163:LYS:HD2	1:F:166:PHE:CG	2.39	0.57
1:K:283:ILE:HG22	1:K:300:GLU:CG	2.33	0.57
1:E:39:LEU:HD12	1:E:57:ILE:HG13	1.87	0.57
1:M:79:ASP:HA	1:M:83:GLY:HA2	1.84	0.57
1:K:96:LEU:HD21	1:K:117:TRP:CZ2	2.39	0.57
1:L:317:GLU:HB2	1:L:329:LYS:HG2	1.87	0.57
1:J:219:ILE:HD11	1:J:336:ILE:HB	1.87	0.57

Continued on next page...

Continued from previous page...

Atom-1	Atom-2	Interatomic distance (Å)	Clash overlap (Å)
1:F:310:LEU:O	1:F:313:VAL:HB	2.05	0.57
1:L:10:THR:O	1:L:13:LEU:HB3	2.05	0.57
1:E:116:GLY:O	1:E:119:GLU:HB2	2.04	0.57
1:A:182:ASN:CG	1:A:183:LEU:H	2.08	0.57
1:N:485:GLN:HE21	1:N:488:ARG:HH21	1.52	0.57
1:C:154:LEU:CD2	1:C:163:LYS:HG3	2.34	0.57
1:I:145:ASP:O	1:I:171:VAL:HG11	2.04	0.57
1:O:159:LEU:CB	1:O:369:ILE:HG23	2.35	0.57
1:C:399:CYS:HA	1:C:456:HIS:NE2	2.19	0.57
1:B:322:PHE:HA	1:B:324:HIS:CD2	2.40	0.57
1:K:106:LYS:O	1:K:108:ILE:HD12	2.05	0.57
1:E:391:SER:O	1:E:392:ARG:HG2	2.05	0.57
1:N:231:MET:HB2	1:N:284:TYR:H	1.70	0.57
1:K:79:ASP:HA	1:K:83:GLY:CA	2.34	0.57
1:F:116:GLY:HA3	1:F:422:ALA:HB3	1.87	0.57
1:K:280:ARG:O	1:K:281:GLN:HB3	2.05	0.57
1:M:192:LEU:O	1:M:343:GLU:HG2	2.05	0.57
1:F:200:TYR:HB2	1:F:341:ILE:HD11	1.87	0.57
1:B:146:LEU:CD2	1:B:167:THR:HG23	2.29	0.57
1:E:138:ASP:O	1:E:139:GLU:HB2	2.03	0.57
1:O:82:VAL:HA	1:O:386:GLN:HG3	1.86	0.57
1:P:231:MET:HE1	1:P:265:LYS:HD3	1.87	0.57
1:L:109:HIS:CE1	1:P:440:ASN:HA	2.39	0.57
1:G:313:VAL:HG22	1:G:357:ALA:CB	2.34	0.57
1:J:226:ILE:HG12	1:J:278:ILE:HG23	1.86	0.57
1:H:211:ILE:HD13	1:H:211:ILE:H	1.68	0.57
1:E:27:LYS:CB	1:E:436:ILE:HD11	2.33	0.57
1:K:226:ILE:HG12	1:K:278:ILE:HG23	1.87	0.57
1:A:76:ARG:O	1:A:79:ASP:HB3	2.05	0.57
1:A:127:ALA:HB1	1:A:491:LEU:CD1	2.35	0.57
1:H:39:LEU:O	1:H:48:LEU:HA	2.05	0.57
1:P:185:ALA:HA	1:P:309:ARG:CB	2.35	0.57
1:G:334:LYS:CD	1:G:351:GLY:HA3	2.34	0.57
1:P:363:ARG:O	1:P:370:LEU:HD11	2.05	0.57
1:F:88:SER:O	1:F:92:LEU:HD13	2.04	0.57
1:G:191:LYS:HB3	1:G:343:GLU:OE1	2.05	0.56
1:I:188:VAL:HB	1:I:377:LEU:HD23	1.86	0.56
1:O:163:LYS:O	1:O:166:PHE:HB2	2.05	0.56
1:F:114:ILE:HG13	1:F:503:ARG:HB3	1.87	0.56
1:P:448:LEU:HD11	1:P:465:LEU:CD1	2.35	0.56
1:F:127:ALA:HB3	1:F:491:LEU:HD11	1.87	0.56

Continued on next page...

Continued from previous page...

Atom-1	Atom-2	Interatomic distance (Å)	Clash overlap (Å)
1:H:40:LEU:HD22	1:H:41:SER:N	2.20	0.56
1:L:431:ARG:NH2	1:L:434:PRO:HG2	2.20	0.56
1:E:126:GLN:HE21	1:E:130:ASN:HD22	1.53	0.56
1:B:263:LYS:HA	1:B:266:VAL:HG12	1.86	0.56
1:J:280:ARG:HD2	1:J:304:PHE:HB2	1.86	0.56
1:G:16:PHE:CE2	1:G:98:ARG:HA	2.40	0.56
1:H:106:LYS:HE3	1:P:446:ALA:HB2	1.87	0.56
1:B:132:ALA:O	1:B:133:VAL:HG12	2.05	0.56
1:B:190:LYS:CG	1:B:374:GLU:HB3	2.35	0.56
1:I:364:GLY:HA3	1:I:370:LEU:HD11	1.87	0.56
1:K:159:LEU:HD23	1:K:163:LYS:HD3	1.86	0.56
1:B:367:GLN:HG2	1:F:492:LEU:HD12	1.87	0.56
1:O:112:THR:HG21	1:O:418:LYS:HE2	1.87	0.56
1:P:269:ILE:CG2	1:P:274:ILE:HG21	2.31	0.56
1:H:137:SER:HB2	1:H:393:THR:OG1	2.05	0.56
1:P:277:PHE:O	1:P:298:ALA:HA	2.05	0.56
1:H:482:GLU:OE1	1:H:487:LYS:HE3	2.04	0.56
1:E:367:GLN:HB2	1:G:70:VAL:CG1	2.35	0.56
1:C:16:PHE:HA	1:C:97:LEU:HD23	1.86	0.56
1:G:54:GLY:O	1:G:58:LEU:HD23	2.05	0.56
1:H:154:LEU:HD22	1:H:167:THR:CB	2.34	0.56
1:H:159:LEU:HG	1:H:372:GLU:HG2	1.88	0.56
1:L:367:GLN:C	1:L:369:ILE:H	2.07	0.56
1:A:511:ALA:HB3	1:F:61:ILE:HD11	1.86	0.56
1:M:154:LEU:HD22	1:M:167:THR:HB	1.87	0.56
1:B:114:ILE:HA	1:B:117:TRP:CZ3	2.40	0.56
1:G:66:PRO:CA	1:G:507:ILE:HD11	2.35	0.56
1:J:117:TRP:HE1	1:J:498:ALA:HB3	1.70	0.56
1:F:99:GLU:HG2	1:F:425:SER:HB2	1.86	0.56
1:F:274:ILE:O	1:F:296:VAL:HG22	2.04	0.56
1:D:364:GLY:HA3	1:D:370:LEU:CD1	2.34	0.56
1:K:411:LEU:HB3	1:K:423:MET:SD	2.45	0.56
1:F:192:LEU:HD22	1:F:192:LEU:O	2.05	0.56
1:J:274:ILE:O	1:J:296:VAL:HG22	2.06	0.56
1:G:50:VAL:HG22	1:G:372:GLU:CG	2.35	0.56
1:I:231:MET:HB2	1:I:284:TYR:H	1.71	0.56
1:J:185:ALA:CA	1:J:309:ARG:HD2	2.35	0.56
1:I:207:LEU:O	1:I:347:ILE:HG22	2.05	0.56
1:N:223:LYS:HB2	1:N:274:ILE:HA	1.87	0.56
1:O:152:THR:OG1	1:O:480:ILE:HD12	2.05	0.56
1:O:152:THR:OG1	1:O:480:ILE:HG23	2.05	0.56

Continued on next page...

Continued from previous page...

Atom-1	Atom-2	Interatomic distance (Å)	Clash overlap (Å)
1:D:159:LEU:N	1:D:159:LEU:HD13	2.20	0.56
1:D:159:LEU:HD12	1:D:372:GLU:CG	2.36	0.56
1:J:341:ILE:HG23	1:J:363:ARG:CZ	2.35	0.56
1:O:231:MET:HB2	1:O:284:TYR:H	1.71	0.56
1:D:191:LYS:HZ3	1:D:191:LYS:HA	1.68	0.56
1:G:128:LEU:HD21	1:G:488:ARG:HA	1.87	0.56
1:B:116:GLY:HA3	1:B:422:ALA:HB3	1.86	0.56
1:D:390:ASP:CB	1:D:485:GLN:HE22	2.18	0.56
1:F:185:ALA:HA	1:F:309:ARG:HH11	1.71	0.56
1:I:192:LEU:HG	1:I:366:THR:HG22	1.87	0.56
1:O:386:GLN:NE2	1:O:386:GLN:HA	2.19	0.56
1:B:225:LEU:HD12	1:B:226:ILE:N	2.20	0.56
1:A:49:MET:CB	1:A:369:ILE:HG21	2.36	0.56
1:D:450:ALA:HB3	1:K:417:GLY:N	2.20	0.56
1:D:448:LEU:HD21	1:D:465:LEU:CD1	2.35	0.56
1:K:402:MET:HG2	1:K:431:ARG:HH22	1.70	0.56
1:J:215:GLN:HG3	1:J:292:GLY:HA2	1.87	0.56
1:N:452:LEU:HD13	1:N:465:LEU:CD1	2.35	0.56
1:G:316:GLY:O	1:G:317:GLU:HG2	2.04	0.56
1:I:111:GLN:HG2	1:O:33:LYS:CB	2.35	0.56
1:I:274:ILE:HG23	1:I:296:VAL:HG21	1.88	0.56
1:C:22:ILE:HD12	1:C:90:THR:CG2	2.35	0.56
1:F:210:LYS:NZ	1:F:213:VAL:HA	2.21	0.56
1:E:158:LEU:C	1:E:159:LEU:HD13	2.26	0.56
1:B:286:TYR:HB2	1:B:287:PRO:HD3	1.88	0.56
1:D:89:VAL:HA	1:D:490:VAL:CG2	2.36	0.56
1:C:128:LEU:HD22	1:C:394:VAL:HG11	1.87	0.56
1:N:438:ALA:HB2	1:N:448:LEU:HG	1.86	0.56
1:G:352:VAL:CG2	1:G:355:GLY:H	2.19	0.56
1:P:394:VAL:CG2	1:P:482:GLU:HB2	2.36	0.56
1:G:48:LEU:O	1:G:48:LEU:HD13	2.05	0.56
1:A:59:LYS:HE3	1:A:73:ASP:HA	1.87	0.56
1:J:411:LEU:HB3	1:J:423:MET:SD	2.45	0.56
1:H:122:LYS:O	1:H:126:GLN:HG3	2.05	0.56
1:L:226:ILE:HD13	1:L:307:VAL:HG13	1.87	0.56
1:A:112:THR:HG23	1:F:442:GLY:HA2	1.86	0.56
1:C:22:ILE:HD12	1:C:90:THR:HG23	1.87	0.56
1:K:268:ARG:O	1:K:271:LYS:HG2	2.05	0.56
1:C:59:LYS:HE3	1:C:76:ARG:HB2	1.87	0.56
1:H:205:PHE:HB3	1:H:349:PHE:HB3	1.88	0.56
1:J:131:SER:HB3	1:J:403:LEU:CD2	2.36	0.56

Continued on next page...

Continued from previous page...

Atom-1	Atom-2	Interatomic distance (Å)	Clash overlap (Å)
1:K:99:GLU:O	1:K:102:SER:HB2	2.05	0.56
1:A:101:GLU:O	1:A:104:ILE:HG12	2.05	0.56
1:O:175:LEU:O	1:O:178:LYS:HG2	2.06	0.56
1:L:146:LEU:HD12	1:L:171:VAL:CG1	2.36	0.56
1:F:418:LYS:HG2	1:O:450:ALA:HB1	1.86	0.56
1:I:122:LYS:NZ	1:I:125:ARG:HH21	2.03	0.56
1:C:82:VAL:CG1	1:C:83:GLY:H	2.18	0.56
1:K:32:PRO:HA	1:K:155:SER:C	2.26	0.56
1:K:120:ALA:HA	1:K:123:ALA:HB3	1.88	0.56
1:I:326:GLU:HG3	1:I:327:LEU:N	2.21	0.56
1:E:343:GLU:HG2	1:G:76:ARG:HH12	1.71	0.56
1:G:38:ILE:HB	1:G:48:LEU:CD2	2.35	0.56
1:C:39:LEU:CD2	1:H:508:ILE:HD12	2.34	0.56
1:D:82:VAL:O	1:D:382:CYS:HB3	2.06	0.56
1:D:176:ARG:HE	1:D:358:CYS:HB2	1.68	0.56
1:C:58:LEU:HB3	1:C:72:VAL:HG13	1.86	0.56
1:K:364:GLY:HA3	1:K:370:LEU:CD2	2.35	0.56
1:A:139:GLU:O	1:A:140:VAL:HB	2.06	0.56
1:A:49:MET:HG3	1:A:369:ILE:HB	1.88	0.56
1:D:445:SER:O	1:D:449:VAL:HG23	2.05	0.56
1:K:112:THR:HG22	1:K:418:LYS:NZ	2.20	0.56
1:L:487:LYS:O	1:L:491:LEU:HG	2.06	0.56
1:D:35:MET:SD	1:E:111:GLN:HG2	2.45	0.56
1:K:225:LEU:HD11	1:K:324:HIS:ND1	2.21	0.56
1:F:188:VAL:HG11	1:F:377:LEU:HD21	1.88	0.56
1:D:508:ILE:HG22	1:D:509:LYS:HG2	1.87	0.56
1:L:346:LEU:N	1:L:346:LEU:HD22	2.20	0.56
1:K:74:MET:HG3	1:K:497:ALA:HB1	1.88	0.56
1:J:338:GLU:OE2	1:J:345:LYS:HE2	2.05	0.56
1:P:185:ALA:HA	1:P:309:ARG:HB3	1.86	0.56
1:B:133:VAL:HG22	1:B:134:ASP:H	1.70	0.56
1:B:190:LYS:O	1:B:190:LYS:HD2	2.06	0.56
1:F:33:LYS:HD2	1:F:440:ASN:O	2.06	0.56
1:I:190:LYS:HD3	1:I:371:ASP:HB3	1.88	0.56
1:N:2:GLY:HA3	1:N:513:ARG:OXT	2.05	0.56
1:C:106:LYS:O	1:C:107:LYS:HG2	2.06	0.56
1:B:324:HIS:CG	1:B:325:PRO:HD3	2.41	0.56
1:K:368:GLN:HE22	1:P:503:ARG:CZ	2.18	0.56
1:P:111:GLN:HA	1:P:114:ILE:HG12	1.87	0.56
1:C:82:VAL:HG13	1:C:83:GLY:H	1.69	0.56
1:F:231:MET:HG3	1:F:283:ILE:HG13	1.86	0.56

Continued on next page...

Continued from previous page...

Atom-1	Atom-2	Interatomic distance (Å)	Clash overlap (Å)
1:L:120:ALA:HA	1:L:123:ALA:CB	2.35	0.56
1:L:6:GLU:OE1	1:L:11:ALA:HA	2.05	0.56
1:I:306:GLY:HA2	1:I:309:ARG:CZ	2.35	0.56
1:E:187:HIS:O	1:E:359:THR:HG23	2.06	0.56
1:M:204:GLY:HA3	1:M:349:PHE:O	2.06	0.56
1:N:191:LYS:HG2	1:N:341:ILE:CG2	2.35	0.56
1:G:171:VAL:O	1:G:174:VAL:HG22	2.06	0.56
1:C:140:VAL:HA	1:C:175:LEU:HD22	1.88	0.56
1:P:161:HIS:CG	1:P:162:HIS:H	2.24	0.56
1:N:188:VAL:HG21	1:N:377:LEU:HD11	1.87	0.56
1:J:442:GLY:HA2	1:K:109:HIS:ND1	2.20	0.56
1:L:415:THR:HB	1:L:419:GLU:CB	2.35	0.56
1:H:33:LYS:HB2	1:H:440:ASN:HB2	1.88	0.56
1:D:59:LYS:HE3	1:D:73:ASP:HA	1.88	0.56
1:J:59:LYS:HE2	1:J:76:ARG:CB	2.36	0.56
1:P:313:VAL:HG22	1:P:357:ALA:HB3	1.87	0.56
1:E:117:TRP:HE1	1:E:498:ALA:HB3	1.70	0.56
1:I:274:ILE:HG23	1:I:296:VAL:CG2	2.36	0.56
1:L:280:ARG:HD2	1:L:304:PHE:HB2	1.88	0.56
1:I:59:LYS:HZ1	1:I:76:ARG:H	1.52	0.56
1:F:226:ILE:HG12	1:F:278:ILE:HG23	1.87	0.56
1:P:74:MET:O	1:P:77:VAL:HG12	2.06	0.56
1:O:13:LEU:O	1:O:13:LEU:HD12	2.05	0.56
1:L:122:LYS:O	1:L:125:ARG:HB2	2.06	0.56
1:E:29:THR:O	1:E:156:SER:HB3	2.06	0.56
1:C:168:LYS:O	1:C:171:VAL:HG22	2.06	0.56
1:H:154:LEU:HD11	1:H:163:LYS:HZ2	1.71	0.56
1:I:151:GLY:HA2	1:I:167:THR:HG21	1.87	0.56
1:C:431:ARG:CZ	1:C:431:ARG:HA	2.36	0.56
1:K:259:LYS:O	1:K:262:MET:HB3	2.06	0.56
1:N:372:GLU:O	1:N:375:ARG:HB3	2.06	0.56
1:L:183:LEU:HD11	1:L:381:LEU:HD22	1.87	0.56
1:P:32:PRO:HG2	1:P:467:MET:CE	2.35	0.56
1:J:452:LEU:HD13	1:J:465:LEU:CD1	2.35	0.56
1:J:322:PHE:HA	1:J:324:HIS:CD2	2.40	0.56
1:D:312:LEU:O	1:D:354:LEU:HD22	2.06	0.56
1:D:96:LEU:HD22	1:D:96:LEU:O	2.05	0.56
1:J:58:LEU:HB3	1:J:72:VAL:CG1	2.36	0.56
1:L:408:VAL:HG23	1:L:427:ALA:HB1	1.88	0.56
1:C:451:GLN:NE2	1:C:471:THR:HA	2.21	0.56
1:F:6:GLU:HB3	1:F:11:ALA:HB2	1.88	0.56

Continued on next page...

Continued from previous page...

Atom-1	Atom-2	Interatomic distance (Å)	Clash overlap (Å)
1:P:393:THR:HG22	1:P:483:SER:HA	1.87	0.56
1:F:178:LYS:NZ	1:F:388:VAL:HG22	2.21	0.56
1:H:171:VAL:HA	1:H:174:VAL:HG13	1.88	0.55
1:P:175:LEU:O	1:P:178:LYS:HG2	2.05	0.55
1:K:145:ASP:O	1:K:171:VAL:HG11	2.06	0.55
1:B:146:LEU:HD12	1:B:171:VAL:CG1	2.28	0.55
1:I:381:LEU:HD13	1:I:381:LEU:C	2.26	0.55
1:B:265:LYS:HE2	1:B:322:PHE:CE1	2.41	0.55
1:G:92:LEU:HD11	1:G:433:LEU:HD11	1.87	0.55
1:J:106:LYS:O	1:J:107:LYS:HG2	2.06	0.55
1:L:434:PRO:HB3	1:L:452:LEU:CD2	2.36	0.55
1:D:163:LYS:HE3	1:D:373:ALA:HA	1.88	0.55
1:D:161:HIS:CE1	1:D:369:ILE:HG21	2.41	0.55
1:E:513:ARG:HA	1:E:513:ARG:NE	2.21	0.55
1:P:280:ARG:HD2	1:P:304:PHE:HB2	1.87	0.55
1:A:22:ILE:HD12	1:A:90:THR:CG2	2.36	0.55
1:L:209:LYS:HE2	1:L:301:HIS:O	2.06	0.55
1:C:191:LYS:H	1:C:363:ARG:HA	1.71	0.55
1:A:174:VAL:HG11	1:A:384:LEU:HB2	1.88	0.55
1:B:145:ASP:O	1:B:171:VAL:HG11	2.05	0.55
1:E:58:LEU:HB3	1:E:72:VAL:HG11	1.87	0.55
1:F:324:HIS:ND1	1:F:325:PRO:HD3	2.22	0.55
1:K:438:ALA:CB	1:K:448:LEU:HG	2.35	0.55
1:G:287:PRO:O	1:G:291:PHE:HD1	1.90	0.55
1:M:106:LYS:HD3	1:M:106:LYS:O	2.06	0.55
1:O:323:ASP:C	1:O:325:PRO:HD2	2.27	0.55
1:I:185:ALA:HA	1:I:309:ARG:CD	2.36	0.55
1:K:191:LYS:HA	1:K:191:LYS:HE3	1.87	0.55
1:L:185:ALA:HB3	1:L:357:ALA:CB	2.36	0.55
1:H:216:PRO:HG2	1:H:295:GLY:HA2	1.87	0.55
1:C:155:SER:HA	1:C:160:THR:HG21	1.87	0.55
1:A:143:ARG:HE	1:A:143:ARG:HA	1.70	0.55
1:L:31:GLY:O	1:L:156:SER:HA	2.07	0.55
1:B:32:PRO:HG2	1:B:467:MET:HB2	1.88	0.55
1:M:157:LYS:HB3	1:M:159:LEU:HD11	1.87	0.55
1:B:111:GLN:CD	1:G:158:LEU:HD11	2.27	0.55
1:E:57:ILE:HG23	1:E:58:LEU:HD22	1.89	0.55
1:L:497:ALA:O	1:L:500:VAL:HG22	2.06	0.55
1:P:372:GLU:HA	1:P:375:ARG:NH1	2.22	0.55
1:G:48:LEU:HD21	1:G:368:GLN:NE2	2.21	0.55
1:M:32:PRO:CD	1:M:467:MET:SD	2.95	0.55

Continued on next page...

Continued from previous page...

Atom-1	Atom-2	Interatomic distance (Å)	Clash overlap (Å)
1:G:448:LEU:HD21	1:G:465:LEU:CD1	2.36	0.55
1:G:204:GLY:HA3	1:G:350:SER:HA	1.87	0.55
1:C:317:GLU:HB2	1:C:329:LYS:HD3	1.87	0.55
1:H:420:ALA:HB3	1:P:450:ALA:CB	2.36	0.55
1:M:343:GLU:HG3	1:M:344:ASP:H	1.71	0.55
1:L:141:LYS:HE2	1:L:144:GLN:HB2	1.87	0.55
1:P:118:ARG:O	1:P:121:THR:HB	2.07	0.55
1:K:164:ASP:O	1:K:167:THR:HG22	2.06	0.55
1:G:78:GLN:HG3	1:G:83:GLY:HA2	1.89	0.55
1:B:146:LEU:HB2	1:B:171:VAL:CG2	2.37	0.55
1:B:163:LYS:HE3	1:B:376:SER:HB3	1.88	0.55
1:M:124:ALA:O	1:M:128:LEU:HG	2.07	0.55
1:B:96:LEU:HD11	1:B:117:TRP:HZ2	1.71	0.55
1:N:163:LYS:O	1:N:163:LYS:HG2	2.05	0.55
1:M:452:LEU:HD13	1:M:465:LEU:CD1	2.35	0.55
1:L:312:LEU:CA	1:P:213:VAL:HG11	2.34	0.55
1:P:372:GLU:HG3	1:P:375:ARG:HH11	1.71	0.55
1:O:11:ALA:HB1	1:O:505:ASP:HA	1.87	0.55
1:A:510:ALA:HB2	1:F:39:LEU:HD13	1.88	0.55
1:H:222:ALA:HA	1:H:275:ASN:OD1	2.05	0.55
1:G:50:VAL:HG22	1:G:372:GLU:CD	2.27	0.55
1:J:433:LEU:HA	1:J:436:ILE:HG22	1.89	0.55
1:J:367:GLN:HB3	1:K:74:MET:CG	2.36	0.55
1:E:276:CYS:HA	1:E:297:MET:O	2.06	0.55
1:H:444:ASP:OD2	1:P:106:LYS:HE2	2.06	0.55
1:A:30:LEU:HD11	1:A:87:THR:O	2.06	0.55
1:K:389:LYS:HD2	1:K:389:LYS:N	2.21	0.55
1:H:316:GLY:O	1:H:330:LEU:HB2	2.07	0.55
1:G:178:LYS:NZ	1:G:388:VAL:HG11	2.20	0.55
1:D:211:ILE:HG12	1:D:298:ALA:H	1.70	0.55
1:C:114:ILE:HA	1:C:117:TRP:CE3	2.42	0.55
1:O:188:VAL:HG21	1:O:377:LEU:HD13	1.89	0.55
1:C:75:SER:O	1:C:78:GLN:HB3	2.06	0.55
1:H:231:MET:HG3	1:H:283:ILE:HG13	1.87	0.55
1:I:231:MET:HG3	1:I:283:ILE:HG13	1.88	0.55
1:D:116:GLY:CA	1:D:422:ALA:HB1	2.37	0.55
1:J:192:LEU:HA	1:J:366:THR:OG1	2.07	0.55
1:N:32:PRO:HB3	1:N:155:SER:HB3	1.89	0.55
1:P:103:LEU:O	1:P:106:LYS:HB3	2.07	0.55
1:B:143:ARG:HA	1:B:143:ARG:HE	1.72	0.55
1:C:380:ALA:O	1:C:384:LEU:HD22	2.07	0.55

Continued on next page...

Continued from previous page...

Atom-1	Atom-2	Interatomic distance (Å)	Clash overlap (Å)
1:I:148:ASN:CB	1:I:480:ILE:HA	2.37	0.55
1:A:171:VAL:HA	1:A:174:VAL:HG22	1.88	0.55
1:O:364:GLY:HA3	1:O:370:LEU:HD21	1.88	0.55
1:D:446:ALA:HB1	1:K:418:LYS:HG2	1.89	0.55
1:C:485:GLN:HB2	1:C:489:GLN:OE1	2.07	0.55
1:K:433:LEU:O	1:K:437:ILE:HG12	2.07	0.55
1:O:67:ALA:CB	1:O:507:ILE:HG21	2.35	0.55
1:J:324:HIS:CG	1:J:325:PRO:HD3	2.42	0.55
1:D:78:GLN:HG3	1:D:83:GLY:HA2	1.89	0.55
1:P:110:PRO:HA	1:P:113:ILE:HD12	1.87	0.55
1:G:414:ARG:O	1:G:416:PRO:HD3	2.07	0.55
1:F:101:GLU:O	1:F:104:ILE:HG12	2.06	0.55
1:D:265:LYS:HE2	1:D:322:PHE:CE1	2.41	0.55
1:O:146:LEU:HD13	1:O:168:LYS:HA	1.88	0.55
1:B:324:HIS:HB2	1:B:329:LYS:HE2	1.89	0.55
1:D:341:ILE:HD12	1:D:363:ARG:CZ	2.36	0.55
1:P:96:LEU:O	1:P:96:LEU:HD22	2.07	0.55
1:N:122:LYS:O	1:N:126:GLN:HB2	2.06	0.55
1:J:201:LEU:CD2	1:J:360:ILE:HD13	2.30	0.55
1:C:78:GLN:CG	1:C:83:GLY:HA2	2.36	0.55
1:N:57:ILE:HG23	1:N:58:LEU:HD22	1.89	0.55
1:O:6:GLU:OE1	1:O:11:ALA:HA	2.07	0.55
1:L:127:ALA:HB1	1:L:404:MET:SD	2.47	0.55
1:M:103:LEU:HA	1:M:106:LYS:HB2	1.89	0.55
1:H:177:LEU:O	1:H:177:LEU:HD13	2.07	0.55
1:G:173:ALA:HB2	1:G:360:ILE:HD11	1.87	0.55
1:B:354:LEU:CD2	1:B:356:GLU:HB3	2.36	0.55
1:L:211:ILE:HD11	1:L:297:MET:HG3	1.89	0.55
1:O:426:TYR:OH	1:O:491:LEU:HD22	2.07	0.55
1:O:216:PRO:CG	1:O:295:GLY:HA2	2.36	0.55
1:H:174:VAL:O	1:H:178:LYS:HG3	2.07	0.55
1:F:341:ILE:HG23	1:F:363:ARG:NH2	2.21	0.55
1:D:219:ILE:HB	1:D:275:ASN:HB3	1.87	0.55
1:K:265:LYS:HE2	1:K:322:PHE:CE2	2.42	0.55
1:N:157:LYS:HE3	1:N:375:ARG:HD3	1.89	0.55
1:N:159:LEU:HG	1:N:163:LYS:HD3	1.87	0.55
1:E:265:LYS:HE2	1:E:322:PHE:CE1	2.41	0.55
1:G:225:LEU:HD22	1:G:329:LYS:HG3	1.88	0.55
1:C:269:ILE:HG23	1:C:274:ILE:CG2	2.37	0.55
1:K:33:LYS:HB2	1:K:440:ASN:CG	2.27	0.55
1:N:219:ILE:HB	1:N:275:ASN:HB3	1.89	0.55

Continued on next page...

Continued from previous page...

Atom-1	Atom-2	Interatomic distance (Å)	Clash overlap (Å)
1:B:413:SER:HA	1:I:454:ALA:HA	1.89	0.55
1:D:408:VAL:HA	1:D:411:LEU:HD12	1.89	0.55
1:A:108:ILE:HD13	1:M:444:ASP:HA	1.88	0.55
1:M:97:LEU:H	1:M:97:LEU:HD13	1.72	0.55
1:G:154:LEU:HD22	1:G:167:THR:OG1	2.06	0.55
1:G:343:GLU:OE2	1:G:344:ASP:HB2	2.06	0.55
1:H:146:LEU:CD2	1:H:147:MET:H	2.20	0.55
1:F:384:LEU:HA	1:F:387:THR:OG1	2.07	0.55
1:A:174:VAL:HG11	1:A:384:LEU:CB	2.37	0.55
1:I:58:LEU:HD22	1:N:513:ARG:CG	2.37	0.55
1:D:89:VAL:O	1:D:490:VAL:HG23	2.07	0.55
1:F:450:ALA:HA	1:O:417:GLY:CA	2.36	0.55
1:L:96:LEU:HD22	1:L:96:LEU:O	2.07	0.55
1:H:231:MET:HB2	1:H:284:TYR:H	1.72	0.55
1:K:225:LEU:HD11	1:K:324:HIS:CE1	2.41	0.55
1:L:176:ARG:NH2	1:L:360:ILE:HG12	2.21	0.55
1:C:408:VAL:HG23	1:C:427:ALA:HB1	1.89	0.55
1:J:24:ASP:O	1:J:27:LYS:HG2	2.07	0.55
1:N:269:ILE:HG23	1:N:274:ILE:HG21	1.89	0.55
1:K:203:GLU:HB2	1:K:350:SER:CB	2.36	0.55
1:N:176:ARG:HH22	1:N:360:ILE:HG13	1.71	0.55
1:K:280:ARG:HD2	1:K:304:PHE:HB2	1.89	0.55
1:P:93:ALA:HB1	1:P:498:ALA:HB2	1.87	0.55
1:A:165:HIS:O	1:A:168:LYS:HB3	2.07	0.55
1:A:367:GLN:CG	1:A:368:GLN:H	2.17	0.55
1:C:171:VAL:HG12	1:C:384:LEU:HG	1.88	0.55
1:H:160:THR:HA	1:H:163:LYS:HB3	1.89	0.55
1:A:178:LYS:HB2	1:A:389:LYS:HE2	1.89	0.55
1:J:50:VAL:HG22	1:J:375:ARG:HH21	1.72	0.55
1:G:65:ASN:OD1	1:G:66:PRO:HD3	2.07	0.55
1:J:509:LYS:HG3	1:N:40:LEU:HG	1.89	0.55
1:L:496:GLU:O	1:L:499:GLU:HB3	2.07	0.55
1:O:276:CYS:HA	1:O:297:MET:O	2.07	0.55
1:D:280:ARG:HD3	1:D:304:PHE:HB2	1.89	0.55
1:B:452:LEU:HD13	1:B:465:LEU:CD1	2.37	0.55
1:C:317:GLU:CB	1:C:329:LYS:HD3	2.37	0.55
1:N:176:ARG:CD	1:N:358:CYS:HB2	2.37	0.55
1:A:130:ASN:HB3	1:A:404:MET:HA	1.89	0.55
1:E:334:LYS:CD	1:E:351:GLY:HA3	2.37	0.55
1:G:13:LEU:O	1:G:16:PHE:HB3	2.07	0.55
1:A:96:LEU:HD13	1:A:97:LEU:N	2.22	0.55

Continued on next page...

Continued from previous page...

Atom-1	Atom-2	Interatomic distance (Å)	Clash overlap (Å)
1:F:149:ILE:HB	1:F:481:THR:O	2.07	0.55
1:B:222:ALA:HA	1:B:275:ASN:HB2	1.89	0.55
1:M:75:SER:O	1:M:78:GLN:HB3	2.06	0.55
1:L:143:ARG:HE	1:L:143:ARG:HA	1.72	0.55
1:K:159:LEU:HB3	1:K:163:LYS:CD	2.37	0.54
1:E:176:ARG:NH1	1:E:201:LEU:HD21	2.22	0.54
1:N:367:GLN:HG2	1:N:369:ILE:H	1.72	0.54
1:K:54:GLY:O	1:K:58:LEU:HD23	2.06	0.54
1:H:369:ILE:C	1:H:371:ASP:H	2.09	0.54
1:K:111:GLN:O	1:K:114:ILE:HB	2.07	0.54
1:F:117:TRP:HA	1:F:120:ALA:CB	2.36	0.54
1:C:81:GLU:O	1:C:386:GLN:HG3	2.07	0.54
1:P:448:LEU:HD13	1:P:448:LEU:C	2.27	0.54
1:K:438:ALA:HB2	1:K:448:LEU:HG	1.88	0.54
1:G:231:MET:HG3	1:G:283:ILE:HG13	1.88	0.54
1:E:341:ILE:HG23	1:E:363:ARG:NH2	2.22	0.54
1:G:38:ILE:HB	1:G:48:LEU:HD23	1.89	0.54
1:B:176:ARG:CZ	1:B:358:CYS:HB2	2.37	0.54
1:E:32:PRO:CA	1:E:155:SER:HB3	2.37	0.54
1:N:82:VAL:CG1	1:N:83:GLY:H	2.20	0.54
1:E:364:GLY:HA3	1:E:370:LEU:CD1	2.37	0.54
1:N:173:ALA:HB2	1:N:360:ILE:CD1	2.37	0.54
1:N:192:LEU:HD12	1:N:343:GLU:OE1	2.07	0.54
1:D:191:LYS:HA	1:D:191:LYS:CE	2.38	0.54
1:E:489:GLN:N	1:E:489:GLN:HE21	2.05	0.54
1:G:192:LEU:HB2	1:G:343:GLU:OE2	2.07	0.54
1:H:146:LEU:HD13	1:H:167:THR:O	2.08	0.54
1:P:159:LEU:HD13	1:P:159:LEU:H	1.72	0.54
1:O:145:ASP:OD1	1:O:171:VAL:HB	2.08	0.54
1:K:231:MET:HE1	1:K:265:LYS:HD3	1.89	0.54
1:B:417:GLY:O	1:I:450:ALA:HB3	2.08	0.54
1:G:310:LEU:O	1:G:314:THR:HG22	2.08	0.54
1:H:317:GLU:CB	1:H:329:LYS:HD3	2.37	0.54
1:F:190:LYS:C	1:F:190:LYS:HD2	2.27	0.54
1:D:79:ASP:HA	1:D:83:GLY:CA	2.36	0.54
1:C:219:ILE:HB	1:C:275:ASN:HB3	1.89	0.54
1:A:503:ARG:HH21	1:F:158:LEU:HD22	1.72	0.54
1:P:183:LEU:HD13	1:P:385:ALA:CB	2.37	0.54
1:B:141:LYS:HA	1:B:141:LYS:HE2	1.90	0.54
1:G:163:LYS:HA	1:G:166:PHE:CD1	2.43	0.54
1:E:188:VAL:HG12	1:E:360:ILE:O	2.07	0.54

Continued on next page...

Continued from previous page...

Atom-1	Atom-2	Interatomic distance (Å)	Clash overlap (Å)
1:E:145:ASP:OD2	1:E:175:LEU:HD11	2.07	0.54
1:N:100:ALA:HA	1:N:103:LEU:HD22	1.90	0.54
1:K:211:ILE:CD1	1:K:297:MET:HG3	2.29	0.54
1:A:38:ILE:HA	1:A:49:MET:O	2.06	0.54
1:A:446:ALA:HB3	1:M:421:VAL:HB	1.88	0.54
1:J:109:HIS:CE1	1:J:111:GLN:HB2	2.42	0.54
1:L:269:ILE:HG23	1:L:274:ILE:HG22	1.89	0.54
1:L:415:THR:HB	1:L:419:GLU:HB2	1.89	0.54
1:G:316:GLY:C	1:G:317:GLU:HG2	2.27	0.54
1:G:317:GLU:HB3	1:G:329:LYS:HD3	1.87	0.54
1:E:27:LYS:HB2	1:E:436:ILE:CD1	2.34	0.54
1:L:431:ARG:NH1	1:L:453:ARG:HD3	2.23	0.54
1:P:313:VAL:O	1:P:352:VAL:HG23	2.07	0.54
1:D:19:ALA:HB3	1:D:98:ARG:NH2	2.22	0.54
1:N:210:LYS:HE2	1:N:212:GLY:O	2.07	0.54
1:B:280:ARG:HD2	1:B:304:PHE:HB2	1.88	0.54
1:G:124:ALA:HB1	1:G:491:LEU:HB3	1.89	0.54
1:C:412:ALA:CB	1:C:424:GLU:HB3	2.38	0.54
1:A:154:LEU:HD21	1:A:163:LYS:HZ3	1.71	0.54
1:N:198:ASP:OD1	1:N:364:GLY:HA2	2.08	0.54
1:F:402:MET:CE	1:F:453:ARG:HG2	2.38	0.54
1:J:507:ILE:HA	1:N:38:ILE:HD11	1.88	0.54
1:A:40:LEU:HD22	1:C:507:ILE:O	2.08	0.54
1:L:116:GLY:O	1:L:119:GLU:HB2	2.07	0.54
1:J:219:ILE:HD12	1:J:275:ASN:HB3	1.88	0.54
1:J:451:GLN:HE22	1:J:471:THR:HA	1.72	0.54
1:F:157:LYS:CE	1:F:375:ARG:HD2	2.36	0.54
1:J:225:LEU:HD11	1:J:324:HIS:ND1	2.23	0.54
1:B:431:ARG:O	1:B:434:PRO:HD2	2.06	0.54
1:D:508:ILE:HD12	1:H:63:VAL:CG2	2.35	0.54
1:K:148:ASN:HB3	1:K:481:THR:CG2	2.37	0.54
1:D:125:ARG:O	1:D:129:LEU:HD13	2.08	0.54
1:I:111:GLN:HG2	1:O:33:LYS:HB2	1.89	0.54
1:C:274:ILE:O	1:C:296:VAL:HG22	2.07	0.54
1:P:511:ALA:N	1:P:512:PRO:CD	2.70	0.54
1:C:204:GLY:HA3	1:C:349:PHE:O	2.08	0.54
1:N:419:GLU:CD	1:N:419:GLU:H	2.11	0.54
1:H:421:VAL:HA	1:H:424:GLU:OE1	2.08	0.54
1:J:321:THR:O	1:J:323:ASP:N	2.41	0.54
1:J:141:LYS:HG2	1:J:144:GLN:HB2	1.90	0.54
1:I:188:VAL:HB	1:I:377:LEU:CD2	2.36	0.54

Continued on next page...

Continued from previous page...

Atom-1	Atom-2	Interatomic distance (Å)	Clash overlap (Å)
1:M:114:ILE:C	1:M:116:GLY:H	2.10	0.54
1:A:140:VAL:HA	1:A:178:LYS:HZ2	1.73	0.54
1:J:372:GLU:HA	1:J:375:ARG:CD	2.37	0.54
1:I:61:ILE:HG21	1:N:511:ALA:CB	2.25	0.54
1:N:114:ILE:HG22	1:N:114:ILE:O	2.07	0.54
1:O:512:PRO:O	1:O:513:ARG:HB3	2.07	0.54
1:J:510:ALA:H	1:N:40:LEU:HG	1.73	0.54
1:L:145:ASP:CG	1:L:171:VAL:HB	2.27	0.54
1:O:504:VAL:HG12	1:O:505:ASP:N	2.18	0.54
1:O:6:GLU:OE2	1:O:506:ASN:HA	2.06	0.54
1:D:231:MET:HG3	1:D:283:ILE:HG13	1.88	0.54
1:A:408:VAL:HG23	1:A:427:ALA:HB1	1.88	0.54
1:D:93:ALA:HA	1:D:494:ALA:HB1	1.89	0.54
1:F:217:LYS:NZ	1:F:217:LYS:HB2	2.23	0.54
1:B:146:LEU:HD11	1:B:150:ALA:HB2	1.88	0.54
1:C:110:PRO:O	1:C:113:ILE:HB	2.07	0.54
1:M:51:THR:HG21	1:M:56:THR:HB	1.89	0.54
1:O:133:VAL:HG21	1:O:394:VAL:HA	1.90	0.54
1:O:107:LYS:HD2	1:O:107:LYS:C	2.28	0.54
1:I:512:PRO:O	1:O:40:LEU:HD12	2.07	0.54
1:I:509:LYS:HA	1:O:38:ILE:HG12	1.89	0.54
1:O:59:LYS:HE2	1:O:76:ARG:H	1.72	0.54
1:P:499:GLU:HG2	1:P:503:ARG:CZ	2.38	0.54
1:H:369:ILE:HG23	1:H:370:LEU:N	2.23	0.54
1:I:399:CYS:HA	1:I:456:HIS:NE2	2.23	0.54
1:F:219:ILE:HB	1:F:275:ASN:HB3	1.89	0.54
1:K:96:LEU:O	1:K:96:LEU:HD22	2.08	0.54
1:O:283:ILE:HG22	1:O:300:GLU:CG	2.38	0.54
1:O:176:ARG:NE	1:O:358:CYS:HB2	2.23	0.54
1:D:415:THR:HB	1:D:419:GLU:CB	2.38	0.54
1:N:390:ASP:HB3	1:N:485:GLN:HE22	1.72	0.54
1:P:483:SER:O	1:P:486:VAL:HG22	2.07	0.54
1:E:390:ASP:CB	1:E:485:GLN:HE22	2.21	0.54
1:F:266:VAL:HB	1:F:290:LEU:HD21	1.88	0.54
1:I:159:LEU:HD13	1:I:372:GLU:HB3	1.88	0.54
1:K:146:LEU:HD22	1:K:168:LYS:HA	1.90	0.54
1:K:163:LYS:O	1:K:166:PHE:HB2	2.08	0.54
1:B:154:LEU:HD13	1:B:167:THR:OG1	2.08	0.54
1:M:82:VAL:HG22	1:M:486:VAL:HG12	1.89	0.54
1:D:445:SER:OG	1:K:106:LYS:HE3	2.07	0.54
1:L:393:THR:HB	1:L:482:GLU:O	2.08	0.54

Continued on next page...

Continued from previous page...

Atom-1	Atom-2	Interatomic distance (Å)	Clash overlap (Å)
1:D:364:GLY:CA	1:D:370:LEU:HD13	2.38	0.54
1:B:177:LEU:HD22	1:B:186:ILE:HD11	1.89	0.54
1:O:206:LEU:HD12	1:O:359:THR:CG2	2.36	0.54
1:G:11:ALA:O	1:G:506:ASN:HB3	2.08	0.54
1:H:108:ILE:CD1	1:P:444:ASP:HB2	2.37	0.54
1:D:500:VAL:HG12	1:D:503:ARG:HH21	1.73	0.54
1:P:209:LYS:HE2	1:P:301:HIS:O	2.08	0.54
1:N:51:THR:HG21	1:N:56:THR:HB	1.89	0.54
1:F:346:LEU:N	1:F:346:LEU:HD22	2.22	0.54
1:A:511:ALA:HB3	1:F:61:ILE:CG1	2.38	0.54
1:M:146:LEU:CD2	1:M:147:MET:H	2.20	0.54
1:K:259:LYS:O	1:K:263:LYS:HG2	2.08	0.54
1:K:231:MET:HB2	1:K:284:TYR:H	1.73	0.54
1:N:159:LEU:CD1	1:N:372:GLU:HB3	2.38	0.54
1:F:284:TYR:O	1:F:287:PRO:HD2	2.07	0.54
1:L:96:LEU:HD11	1:L:498:ALA:HB1	1.89	0.54
1:P:372:GLU:O	1:P:375:ARG:HB3	2.07	0.54
1:P:133:VAL:HG21	1:P:394:VAL:HB	1.90	0.54
1:E:108:ILE:HG23	1:E:109:HIS:N	2.22	0.54
1:B:139:GLU:O	1:B:140:VAL:HB	2.08	0.54
1:B:128:LEU:HD21	1:B:488:ARG:HA	1.88	0.54
1:M:58:LEU:HD12	1:M:72:VAL:HG22	1.90	0.54
1:N:390:ASP:CB	1:N:485:GLN:HE22	2.21	0.54
1:C:451:GLN:HE22	1:C:471:THR:HA	1.73	0.54
1:H:216:PRO:CG	1:H:295:GLY:HA2	2.37	0.54
1:G:133:VAL:HA	1:G:393:THR:O	2.08	0.54
1:E:352:VAL:HG22	1:E:355:GLY:H	1.73	0.54
1:J:421:VAL:O	1:J:424:GLU:HG2	2.08	0.54
1:I:17:ILE:HA	1:I:20:ILE:HG22	1.90	0.54
1:O:43:GLY:O	1:O:44:ARG:HB2	2.07	0.54
1:M:119:GLU:HG2	1:M:422:ALA:HB3	1.90	0.54
1:M:128:LEU:HD21	1:M:491:LEU:HD12	1.88	0.54
1:M:159:LEU:HG	1:M:163:LYS:HD3	1.88	0.54
1:B:106:LYS:NZ	1:B:108:ILE:HB	2.23	0.54
1:E:159:LEU:CD2	1:E:163:LYS:HG2	2.35	0.54
1:E:183:LEU:HD13	1:E:381:LEU:CD1	2.37	0.54
1:C:27:LYS:HG3	1:C:436:ILE:HD12	1.90	0.54
1:K:284:TYR:O	1:K:287:PRO:HD2	2.07	0.54
1:C:122:LYS:HE2	1:C:411:LEU:CD1	2.30	0.54
1:I:31:GLY:O	1:I:156:SER:HA	2.08	0.54
1:B:274:ILE:HG23	1:B:296:VAL:HG21	1.89	0.54

Continued on next page...

Continued from previous page...

Atom-1	Atom-2	Interatomic distance (Å)	Clash overlap (Å)
1:K:207:LEU:O	1:K:347:ILE:HG22	2.07	0.54
1:P:109:HIS:CD2	1:P:111:GLN:HG2	2.43	0.54
1:N:393:THR:HB	1:N:482:GLU:O	2.08	0.54
1:D:439:ASP:OD2	1:K:107:LYS:HE2	2.08	0.54
1:C:128:LEU:HD13	1:C:484:PHE:CE1	2.43	0.54
1:L:116:GLY:HA3	1:L:422:ALA:CB	2.37	0.54
1:L:313:VAL:HG13	1:L:352:VAL:HB	1.89	0.54
1:G:401:GLU:HG2	1:G:433:LEU:HD22	1.90	0.54
1:D:507:ILE:C	1:D:507:ILE:HD13	2.28	0.54
1:K:206:LEU:HD11	1:K:346:LEU:CD2	2.38	0.54
1:O:209:LYS:HE2	1:O:301:HIS:O	2.08	0.54
1:B:178:LYS:HE2	1:B:388:VAL:HB	1.90	0.54
1:C:163:LYS:HE3	1:C:376:SER:HB2	1.90	0.54
1:H:187:HIS:HA	1:H:377:LEU:CD2	2.34	0.54
1:K:52:ASN:ND2	1:K:157:LYS:HG2	2.22	0.54
1:L:438:ALA:HB2	1:L:448:LEU:HG	1.90	0.54
1:N:163:LYS:HE3	1:N:373:ALA:HA	1.88	0.54
1:L:146:LEU:CD2	1:L:147:MET:H	2.20	0.54
1:F:219:ILE:HD12	1:F:275:ASN:HB3	1.89	0.54
1:D:448:LEU:C	1:D:448:LEU:HD13	2.28	0.54
1:P:57:ILE:HG23	1:P:58:LEU:HD22	1.90	0.54
1:H:89:VAL:HG12	1:H:490:VAL:CG2	2.37	0.54
1:O:117:TRP:HD1	1:O:495:ALA:HB1	1.72	0.54
1:P:339:VAL:HB	1:P:348:HIS:CE1	2.43	0.54
1:J:208:ASP:HB2	1:J:346:LEU:HD12	1.90	0.54
1:K:352:VAL:HG22	1:K:355:GLY:H	1.73	0.54
1:P:116:GLY:HA3	1:P:422:ALA:CB	2.38	0.54
1:P:390:ASP:HB3	1:P:485:GLN:HE22	1.73	0.54
1:B:141:LYS:HA	1:B:141:LYS:CE	2.38	0.54
1:I:89:VAL:HG12	1:I:490:VAL:HG23	1.90	0.54
1:G:209:LYS:HE2	1:G:301:HIS:O	2.08	0.53
1:I:32:PRO:HB2	1:I:33:LYS:HD2	1.89	0.53
1:K:208:ASP:O	1:K:209:LYS:HG3	2.08	0.53
1:K:59:LYS:NZ	1:K:76:ARG:HB2	2.23	0.53
1:E:431:ARG:HH21	1:E:434:PRO:HG2	1.72	0.53
1:E:448:LEU:HD21	1:E:465:LEU:CD1	2.33	0.53
1:K:89:VAL:HG12	1:K:490:VAL:CG2	2.33	0.53
1:I:111:GLN:O	1:I:114:ILE:HB	2.08	0.53
1:J:366:THR:CB	1:K:77:VAL:HG21	2.38	0.53
1:K:203:GLU:HB3	1:K:350:SER:HB2	1.89	0.53
1:G:188:VAL:HG21	1:G:377:LEU:HD13	1.89	0.53

Continued on next page...

Continued from previous page...

Atom-1	Atom-2	Interatomic distance (Å)	Clash overlap (Å)
1:H:280:ARG:O	1:H:281:GLN:HB3	2.06	0.53
1:H:175:LEU:HA	1:H:178:LYS:HE2	1.90	0.53
1:F:341:ILE:HG22	1:F:346:LEU:HD21	1.90	0.53
1:M:499:GLU:O	1:M:503:ARG:HB2	2.08	0.53
1:O:171:VAL:O	1:O:174:VAL:HG22	2.07	0.53
1:C:438:ALA:CB	1:C:448:LEU:HG	2.38	0.53
1:F:446:ALA:HB2	1:O:108:ILE:CG2	2.38	0.53
1:L:150:ALA:HB1	1:L:167:THR:OG1	2.08	0.53
1:I:448:LEU:HD21	1:I:465:LEU:CD1	2.31	0.53
1:K:19:ALA:CB	1:K:97:LEU:HD12	2.38	0.53
1:F:96:LEU:C	1:F:96:LEU:HD13	2.28	0.53
1:I:122:LYS:O	1:I:125:ARG:HG2	2.09	0.53
1:E:402:MET:SD	1:E:453:ARG:HA	2.48	0.53
1:I:324:HIS:ND1	1:I:325:PRO:HD3	2.22	0.53
1:C:130:ASN:HD21	1:C:404:MET:HA	1.70	0.53
1:A:79:ASP:OD1	1:A:378:HIS:HD2	1.91	0.53
1:C:284:TYR:O	1:C:287:PRO:HD2	2.08	0.53
1:H:447:ASP:HA	1:P:417:GLY:C	2.29	0.53
1:N:232:ASP:HA	1:N:284:TYR:HB2	1.90	0.53
1:H:54:GLY:O	1:H:58:LEU:HD23	2.09	0.53
1:B:82:VAL:CG2	1:B:485:GLN:HB2	2.38	0.53
1:B:82:VAL:HG13	1:B:486:VAL:HG12	1.88	0.53
1:I:343:GLU:HG3	1:I:344:ASP:H	1.73	0.53
1:J:210:LYS:HE2	1:J:212:GLY:O	2.08	0.53
1:F:54:GLY:O	1:F:58:LEU:HD23	2.07	0.53
1:B:185:ALA:HA	1:B:309:ARG:HG2	1.90	0.53
1:C:174:VAL:HG11	1:C:384:LEU:CB	2.39	0.53
1:H:183:LEU:HD22	1:H:382:CYS:SG	2.49	0.53
1:P:171:VAL:O	1:P:175:LEU:HG	2.08	0.53
1:I:146:LEU:HD21	1:I:150:ALA:HB3	1.90	0.53
1:E:223:LYS:HB2	1:E:274:ILE:HA	1.90	0.53
1:K:58:LEU:HB3	1:K:72:VAL:CG1	2.38	0.53
1:H:310:LEU:O	1:H:313:VAL:HB	2.08	0.53
1:L:324:HIS:HB2	1:L:329:LYS:HE2	1.91	0.53
1:P:32:PRO:CD	1:P:467:MET:SD	2.95	0.53
1:G:283:ILE:HG22	1:G:300:GLU:CG	2.37	0.53
1:L:128:LEU:HD21	1:L:488:ARG:HA	1.89	0.53
1:H:114:ILE:HD12	1:H:503:ARG:HA	1.88	0.53
1:E:110:PRO:O	1:E:113:ILE:HB	2.09	0.53
1:E:122:LYS:HE2	1:E:125:ARG:NH2	2.23	0.53
1:E:134:ASP:HB3	1:E:393:THR:OG1	2.08	0.53

Continued on next page...

Continued from previous page...

Atom-1	Atom-2	Interatomic distance (Å)	Clash overlap (Å)
1:J:366:THR:HG23	1:J:370:LEU:HD23	1.90	0.53
1:J:148:ASN:HB3	1:J:481:THR:HG22	1.90	0.53
1:K:191:LYS:CA	1:K:191:LYS:HE3	2.39	0.53
1:J:492:LEU:HD13	1:J:493:SER:N	2.21	0.53
1:P:390:ASP:CB	1:P:485:GLN:HE22	2.20	0.53
1:B:59:LYS:HE3	1:B:73:ASP:HA	1.91	0.53
1:E:390:ASP:HB2	1:E:485:GLN:HE22	1.73	0.53
1:I:64:ASP:HB2	1:I:66:PRO:HD2	1.88	0.53
1:I:116:GLY:O	1:I:119:GLU:HB2	2.08	0.53
1:L:101:GLU:O	1:L:104:ILE:HG12	2.07	0.53
1:F:159:LEU:HG	1:F:163:LYS:CG	2.38	0.53
1:A:448:LEU:HD11	1:A:465:LEU:HD11	1.91	0.53
1:B:30:LEU:HD22	1:B:436:ILE:HD13	1.91	0.53
1:G:65:ASN:CG	1:G:66:PRO:HD3	2.29	0.53
1:A:56:THR:HG23	1:A:375:ARG:NE	2.23	0.53
1:C:500:VAL:O	1:C:503:ARG:HB2	2.08	0.53
1:A:40:LEU:HD13	1:C:508:ILE:HG22	1.90	0.53
1:K:40:LEU:HD23	1:K:41:SER:N	2.23	0.53
1:C:82:VAL:CG1	1:C:83:GLY:N	2.71	0.53
1:L:322:PHE:O	1:L:325:PRO:HD2	2.08	0.53
1:D:417:GLY:CA	1:K:450:ALA:HB3	2.39	0.53
1:L:128:LEU:C	1:L:129:LEU:HD13	2.28	0.53
1:B:58:LEU:HB3	1:B:72:VAL:HG11	1.89	0.53
1:D:118:ARG:O	1:D:121:THR:HB	2.09	0.53
1:L:206:LEU:HD21	1:L:348:HIS:NE2	2.24	0.53
1:J:263:LYS:HA	1:J:266:VAL:HG12	1.90	0.53
1:B:289:GLN:C	1:F:318:ILE:HG23	2.27	0.53
1:B:75:SER:O	1:B:78:GLN:HB3	2.09	0.53
1:P:210:LYS:HE2	1:P:212:GLY:O	2.08	0.53
1:K:210:LYS:HE2	1:K:212:GLY:O	2.07	0.53
1:J:223:LYS:HD3	1:J:272:HIS:O	2.08	0.53
1:P:250:LYS:O	1:P:253:GLU:HB3	2.07	0.53
1:N:511:ALA:HB1	1:N:512:PRO:HD2	1.89	0.53
1:K:266:VAL:HB	1:K:290:LEU:CD2	2.28	0.53
1:O:269:ILE:HG23	1:O:274:ILE:HG22	1.86	0.53
1:D:439:ASP:HB2	1:K:108:ILE:HD11	1.90	0.53
1:P:438:ALA:HB2	1:P:448:LEU:HG	1.91	0.53
1:P:39:LEU:O	1:P:48:LEU:HA	2.08	0.53
1:B:511:ALA:CB	1:B:512:PRO:HD3	2.38	0.53
1:L:170:ALA:HB1	1:L:380:ALA:HB1	1.91	0.53
1:E:133:VAL:HG23	1:E:134:ASP:N	2.23	0.53

Continued on next page...

Continued from previous page...

Atom-1	Atom-2	Interatomic distance (Å)	Clash overlap (Å)
1:N:78:GLN:CG	1:N:83:GLY:HA2	2.39	0.53
1:M:110:PRO:O	1:M:113:ILE:HB	2.08	0.53
1:C:216:PRO:CG	1:C:295:GLY:HA2	2.38	0.53
1:L:14:SER:O	1:L:17:ILE:HG22	2.09	0.53
1:J:415:THR:HG23	1:J:420:ALA:CA	2.39	0.53
1:C:32:PRO:HA	1:C:156:SER:HA	1.89	0.53
1:C:150:ALA:HB2	1:C:384:LEU:HD11	1.90	0.53
1:F:154:LEU:HD11	1:F:163:LYS:CG	2.39	0.53
1:B:163:LYS:HG3	1:B:166:PHE:CG	2.43	0.53
1:I:177:LEU:HG	1:I:186:ILE:HD11	1.90	0.53
1:K:176:ARG:HH12	1:K:201:LEU:HD11	1.73	0.53
1:D:200:TYR:HB2	1:D:363:ARG:CZ	2.38	0.53
1:J:114:ILE:HA	1:J:117:TRP:CZ3	2.44	0.53
1:I:448:LEU:C	1:I:448:LEU:HD13	2.29	0.53
1:I:92:LEU:O	1:I:95:GLU:HG2	2.08	0.53
1:C:81:GLU:O	1:C:82:VAL:HB	2.09	0.53
1:H:502:LEU:HD22	1:H:502:LEU:O	2.09	0.53
1:H:276:CYS:HA	1:H:297:MET:O	2.08	0.53
1:D:226:ILE:HA	1:D:278:ILE:O	2.07	0.53
1:D:159:LEU:HD22	1:D:160:THR:N	2.24	0.53
1:N:173:ALA:HA	1:N:176:ARG:CZ	2.39	0.53
1:P:313:VAL:CG1	1:P:352:VAL:HB	2.38	0.53
1:E:222:ALA:HA	1:E:275:ASN:OD1	2.08	0.53
1:N:341:ILE:HD11	1:N:348:HIS:CE1	2.44	0.53
1:I:59:LYS:NZ	1:I:76:ARG:H	2.07	0.53
1:P:82:VAL:HG13	1:P:486:VAL:HG12	1.90	0.53
1:I:210:LYS:HE2	1:I:212:GLY:O	2.09	0.53
1:C:166:PHE:CE1	1:C:198:ASP:HB3	2.43	0.53
1:L:41:SER:OG	1:M:510:ALA:HB3	2.07	0.53
1:F:394:VAL:HG23	1:F:482:GLU:HB2	1.89	0.53
1:K:117:TRP:CH2	1:K:502:LEU:HD12	2.43	0.53
1:F:108:ILE:HG22	1:F:109:HIS:N	2.24	0.53
1:C:485:GLN:HB3	1:C:488:ARG:HH21	1.72	0.53
1:L:312:LEU:HD22	1:P:213:VAL:HG22	1.91	0.53
1:P:38:ILE:CG2	1:P:48:LEU:HD13	2.38	0.53
1:K:402:MET:SD	1:K:453:ARG:HA	2.49	0.53
1:G:231:MET:HB2	1:G:284:TYR:H	1.73	0.53
1:G:32:PRO:HG2	1:G:467:MET:CE	2.39	0.53
1:G:127:ALA:O	1:G:130:ASN:HB3	2.09	0.53
1:K:312:LEU:O	1:K:354:LEU:HD22	2.08	0.53
1:N:222:ALA:HA	1:N:275:ASN:OD1	2.09	0.53

Continued on next page...

Continued from previous page...

Atom-1	Atom-2	Interatomic distance (Å)	Clash overlap (Å)
1:N:191:LYS:HG2	1:N:341:ILE:HG21	1.90	0.53
1:B:451:GLN:HE22	1:B:471:THR:HA	1.74	0.53
1:D:37:LYS:CD	1:E:504:VAL:HG13	2.39	0.53
1:H:146:LEU:HD23	1:H:148:ASN:H	1.73	0.53
1:H:146:LEU:HD11	1:H:150:ALA:CB	2.39	0.53
1:L:38:ILE:HG23	1:M:504:VAL:HG21	1.91	0.53
1:K:141:LYS:O	1:K:145:ASP:HB2	2.09	0.53
1:A:146:LEU:HD23	1:A:147:MET:N	2.23	0.53
1:G:82:VAL:HG12	1:G:83:GLY:N	2.22	0.53
1:C:448:LEU:HD21	1:C:465:LEU:CD1	2.39	0.53
1:O:431:ARG:O	1:O:434:PRO:HD2	2.09	0.53
1:C:492:LEU:HD12	1:C:493:SER:N	2.24	0.53
1:L:312:LEU:HA	1:P:213:VAL:CB	2.39	0.53
1:L:284:TYR:O	1:L:287:PRO:HD2	2.08	0.53
1:P:31:GLY:C	1:P:156:SER:HA	2.29	0.53
1:J:211:ILE:HD13	1:J:215:GLN:CB	2.39	0.53
1:P:222:ALA:HA	1:P:275:ASN:OD1	2.09	0.53
1:D:177:LEU:HD13	1:D:356:GLU:O	2.09	0.53
1:B:431:ARG:HH21	1:B:434:PRO:HG2	1.74	0.53
1:F:188:VAL:CG2	1:F:377:LEU:HD21	2.38	0.53
1:A:79:ASP:HA	1:A:83:GLY:HA3	1.91	0.53
1:F:32:PRO:HG2	1:F:467:MET:HE1	1.89	0.53
1:P:324:HIS:HB2	1:P:329:LYS:NZ	2.24	0.53
1:E:334:LYS:O	1:E:335:LEU:HB2	2.09	0.53
1:C:425:SER:O	1:C:428:LYS:HG2	2.09	0.53
1:K:280:ARG:HG3	1:K:304:PHE:HB2	1.89	0.53
1:P:200:TYR:CD1	1:P:363:ARG:HD2	2.43	0.53
1:H:100:ALA:HA	1:H:103:LEU:HD13	1.91	0.53
1:J:412:ALA:HB1	1:J:424:GLU:HB3	1.91	0.53
1:B:372:GLU:O	1:B:375:ARG:HB3	2.09	0.53
1:I:183:LEU:HD13	1:I:385:ALA:HB2	1.91	0.53
1:H:450:ALA:CA	1:P:420:ALA:HB2	2.38	0.53
1:A:433:LEU:O	1:A:436:ILE:HG22	2.09	0.53
1:G:79:ASP:HA	1:G:83:GLY:CA	2.37	0.53
1:B:163:LYS:HG3	1:B:166:PHE:CD1	2.44	0.53
1:O:108:ILE:HG21	1:O:418:LYS:HZ3	1.73	0.53
1:D:202:ASP:OD2	1:D:361:VAL:HG21	2.08	0.53
1:H:232:ASP:HA	1:H:284:TYR:HB2	1.91	0.53
1:F:375:ARG:HG3	1:F:375:ARG:HH11	1.73	0.53
1:B:176:ARG:NH1	1:B:201:LEU:HD21	2.21	0.53
1:A:111:GLN:HA	1:A:114:ILE:CD1	2.37	0.53

Continued on next page...

Continued from previous page...

Atom-1	Atom-2	Interatomic distance (Å)	Clash overlap (Å)
1:J:185:ALA:HA	1:J:309:ARG:CD	2.39	0.53
1:N:284:TYR:O	1:N:287:PRO:HD2	2.09	0.53
1:F:508:ILE:N	1:F:508:ILE:CD1	2.71	0.53
1:G:216:PRO:HG2	1:G:295:GLY:CA	2.39	0.53
1:O:96:LEU:HD13	1:O:97:LEU:N	2.22	0.53
1:A:57:ILE:HG23	1:A:58:LEU:HD23	1.89	0.53
1:I:280:ARG:O	1:I:281:GLN:HB3	2.09	0.53
1:B:95:GLU:HA	1:B:98:ARG:HD2	1.91	0.53
1:O:137:SER:HB3	1:O:391:SER:HA	1.91	0.53
1:H:200:TYR:CD1	1:H:363:ARG:HD3	2.44	0.53
1:I:188:VAL:O	1:I:374:GLU:HG3	2.08	0.53
1:B:111:GLN:O	1:B:114:ILE:HB	2.09	0.53
1:F:448:LEU:HA	1:F:451:GLN:HE21	1.73	0.53
1:C:495:ALA:O	1:C:497:ALA:N	2.42	0.53
1:C:69:LYS:HB3	1:C:508:ILE:HD12	1.90	0.53
1:H:189:ILE:HG13	1:H:206:LEU:HD12	1.91	0.53
1:F:112:THR:HG21	1:F:418:LYS:HE2	1.91	0.53
1:J:176:ARG:HD2	1:J:358:CYS:SG	2.48	0.53
1:M:433:LEU:O	1:M:436:ILE:HG22	2.09	0.53
1:P:33:LYS:HD3	1:P:441:ALA:HA	1.91	0.53
1:O:225:LEU:HG	1:O:277:PHE:CD1	2.44	0.53
1:B:289:GLN:O	1:F:318:ILE:HG23	2.09	0.53
1:N:232:ASP:HA	1:N:284:TYR:CD1	2.44	0.53
1:H:173:ALA:HB2	1:H:360:ILE:CD1	2.38	0.53
1:P:99:GLU:O	1:P:103:LEU:HD13	2.08	0.53
1:H:59:LYS:HE3	1:H:73:ASP:HA	1.91	0.53
1:G:128:LEU:HD22	1:G:488:ARG:HG2	1.91	0.53
1:F:57:ILE:HG23	1:F:58:LEU:HD22	1.91	0.53
1:I:132:ALA:HB1	1:I:395:TYR:CD2	2.44	0.53
1:G:193:GLY:HA3	1:G:343:GLU:HB2	1.91	0.52
1:A:448:LEU:HD21	1:A:465:LEU:CD1	2.30	0.52
1:B:154:LEU:HD21	1:B:163:LYS:HG2	1.91	0.52
1:N:188:VAL:HG11	1:N:377:LEU:HG	1.90	0.52
1:B:274:ILE:HG23	1:B:296:VAL:CG2	2.39	0.52
1:L:145:ASP:OD1	1:L:171:VAL:HB	2.08	0.52
1:K:109:HIS:HB3	1:K:112:THR:OG1	2.09	0.52
1:B:442:GLY:HA2	1:F:109:HIS:CG	2.44	0.52
1:D:125:ARG:HA	1:D:128:LEU:CD1	2.39	0.52
1:C:364:GLY:HA3	1:C:370:LEU:CD1	2.38	0.52
1:D:225:LEU:HD11	1:D:324:HIS:ND1	2.24	0.52
1:N:287:PRO:O	1:N:291:PHE:HD1	1.92	0.52

Continued on next page...

Continued from previous page...

Atom-1	Atom-2	Interatomic distance (Å)	Clash overlap (Å)
1:E:32:PRO:HB2	1:E:467:MET:CE	2.39	0.52
1:L:262:MET:SD	1:L:290:LEU:HB2	2.49	0.52
1:N:131:SER:HA	1:N:403:LEU:CD2	2.39	0.52
1:G:141:LYS:HG2	1:G:144:GLN:HB2	1.90	0.52
1:N:15:SER:HB3	1:N:501:ILE:HG22	1.91	0.52
1:I:412:ALA:CB	1:I:424:GLU:HB3	2.40	0.52
1:I:187:HIS:CE1	1:I:189:ILE:HD12	2.44	0.52
1:L:92:LEU:HA	1:L:95:GLU:OE2	2.08	0.52
1:G:163:LYS:HG3	1:G:166:PHE:CG	2.44	0.52
1:I:146:LEU:HD11	1:I:150:ALA:HB3	1.92	0.52
1:P:408:VAL:HA	1:P:411:LEU:HD12	1.90	0.52
1:O:112:THR:HG22	1:O:418:LYS:HE2	1.91	0.52
1:G:64:ASP:CG	1:G:66:PRO:HD2	2.30	0.52
1:C:111:GLN:O	1:C:114:ILE:HB	2.09	0.52
1:D:92:LEU:HB2	1:D:490:VAL:CG2	2.38	0.52
1:H:485:GLN:HE21	1:H:488:ARG:HH21	1.57	0.52
1:K:452:LEU:HD11	1:K:456:HIS:HE1	1.74	0.52
1:P:219:ILE:CD1	1:P:276:CYS:HB2	2.40	0.52
1:I:326:GLU:HG3	1:I:327:LEU:H	1.75	0.52
1:P:215:GLN:HG3	1:P:292:GLY:HA2	1.91	0.52
1:I:106:LYS:HB2	1:I:106:LYS:NZ	2.24	0.52
1:J:441:ALA:HB2	1:J:467:MET:HG2	1.91	0.52
1:G:70:VAL:HG23	1:G:501:ILE:HG12	1.90	0.52
1:L:43:GLY:HA2	1:M:513:ARG:HB2	1.91	0.52
1:I:116:GLY:HA3	1:I:422:ALA:HB3	1.91	0.52
1:G:210:LYS:HE2	1:G:212:GLY:O	2.08	0.52
1:B:64:ASP:OD1	1:B:66:PRO:HD2	2.09	0.52
1:P:381:LEU:O	1:P:381:LEU:HD22	2.09	0.52
1:I:146:LEU:HG	1:I:148:ASN:H	1.73	0.52
1:I:371:ASP:O	1:I:374:GLU:HB3	2.09	0.52
1:A:431:ARG:O	1:A:434:PRO:HD2	2.09	0.52
1:A:448:LEU:HD11	1:A:465:LEU:CD1	2.40	0.52
1:F:433:LEU:O	1:F:436:ILE:HG22	2.09	0.52
1:F:453:ARG:HH22	1:O:421:VAL:HB	1.74	0.52
1:B:324:HIS:HB2	1:B:329:LYS:CE	2.39	0.52
1:N:40:LEU:HD13	1:N:40:LEU:C	2.30	0.52
1:J:402:MET:CE	1:J:453:ARG:HG2	2.40	0.52
1:D:59:LYS:HE2	1:D:76:ARG:CB	2.38	0.52
1:N:274:ILE:HG23	1:N:296:VAL:HG21	1.92	0.52
1:D:163:LYS:NZ	1:D:376:SER:HB3	2.24	0.52
1:E:185:ALA:HA	1:E:309:ARG:HD3	1.91	0.52

Continued on next page...

Continued from previous page...

Atom-1	Atom-2	Interatomic distance (Å)	Clash overlap (Å)
1:N:344:ASP:O	1:N:346:LEU:HD13	2.09	0.52
1:D:22:ILE:O	1:D:26:VAL:HG22	2.10	0.52
1:G:124:ALA:CB	1:G:491:LEU:HB3	2.39	0.52
1:B:183:LEU:HD13	1:B:385:ALA:HB2	1.91	0.52
1:L:159:LEU:HD12	1:L:372:GLU:CG	2.40	0.52
1:L:38:ILE:HD12	1:L:48:LEU:HD22	1.90	0.52
1:K:175:LEU:O	1:K:178:LYS:HG2	2.08	0.52
1:G:390:ASP:HB3	1:G:485:GLN:HE22	1.74	0.52
1:B:108:ILE:HG22	1:B:109:HIS:N	2.25	0.52
1:I:161:HIS:HB3	1:N:118:ARG:HH22	1.74	0.52
1:I:510:ALA:N	1:O:38:ILE:HD11	2.20	0.52
1:B:211:ILE:HG21	1:B:215:GLN:NE2	2.25	0.52
1:D:205:PHE:HA	1:D:359:THR:OG1	2.10	0.52
1:F:421:VAL:O	1:F:424:GLU:HG2	2.08	0.52
1:I:103:LEU:HD11	1:I:113:ILE:HD12	1.91	0.52
1:D:82:VAL:HG22	1:D:386:GLN:CG	2.38	0.52
1:E:137:SER:O	1:E:391:SER:HA	2.09	0.52
1:F:31:GLY:O	1:F:156:SER:HA	2.08	0.52
1:N:381:LEU:O	1:N:381:LEU:HD13	2.09	0.52
1:M:61:ILE:CG1	1:M:63:VAL:HG23	2.38	0.52
1:L:84:ASP:CG	1:L:85:GLY:H	2.11	0.52
1:C:159:LEU:CB	1:C:369:ILE:HG23	2.40	0.52
1:G:483:SER:O	1:G:486:VAL:HG22	2.10	0.52
1:B:367:GLN:O	1:B:370:LEU:HB3	2.09	0.52
1:C:106:LYS:HG3	1:C:418:LYS:NZ	2.25	0.52
1:O:161:HIS:CD2	1:O:162:HIS:H	2.28	0.52
1:N:38:ILE:HD13	1:N:48:LEU:CD2	2.32	0.52
1:A:40:LEU:HB3	1:C:507:ILE:O	2.10	0.52
1:F:81:GLU:O	1:F:82:VAL:HB	2.10	0.52
1:C:79:ASP:HA	1:C:83:GLY:HA3	1.92	0.52
1:M:452:LEU:HD13	1:M:465:LEU:HD13	1.91	0.52
1:L:312:LEU:HD22	1:P:213:VAL:HG21	1.92	0.52
1:F:29:THR:HG23	1:F:52:ASN:OD1	2.10	0.52
1:I:226:ILE:HG12	1:I:278:ILE:HG23	1.91	0.52
1:M:35:MET:HE2	1:O:111:GLN:HG2	1.91	0.52
1:N:274:ILE:HG23	1:N:296:VAL:CG2	2.39	0.52
1:C:211:ILE:HG13	1:C:298:ALA:O	2.10	0.52
1:B:82:VAL:HG11	1:B:486:VAL:HA	1.91	0.52
1:P:59:LYS:HE2	1:P:76:ARG:CB	2.38	0.52
1:L:186:ILE:HA	1:L:358:CYS:O	2.10	0.52
1:M:381:LEU:O	1:M:381:LEU:HD22	2.10	0.52

Continued on next page...

Continued from previous page...

Atom-1	Atom-2	Interatomic distance (Å)	Clash overlap (Å)
1:L:131:SER:OG	1:L:403:LEU:HD21	2.10	0.52
1:B:223:LYS:HE2	1:B:272:HIS:NE2	2.24	0.52
1:H:165:HIS:O	1:H:168:LYS:HB3	2.09	0.52
1:P:194:GLY:HA2	1:P:365:ALA:HA	1.90	0.52
1:M:502:LEU:O	1:M:502:LEU:HD23	2.09	0.52
1:F:431:ARG:NE	1:F:431:ARG:HA	2.24	0.52
1:I:451:GLN:HE22	1:I:471:THR:HA	1.75	0.52
1:K:96:LEU:HD13	1:K:97:LEU:N	2.25	0.52
1:F:96:LEU:O	1:F:96:LEU:HD22	2.10	0.52
1:L:119:GLU:O	1:L:123:ALA:N	2.43	0.52
1:G:59:LYS:NZ	1:G:59:LYS:HB2	2.25	0.52
1:H:211:ILE:HG13	1:H:298:ALA:H	1.73	0.52
1:C:269:ILE:HG12	1:C:274:ILE:HG21	1.92	0.52
1:M:345:LYS:C	1:M:346:LEU:HD12	2.30	0.52
1:L:22:ILE:HD12	1:L:90:THR:CG2	2.39	0.52
1:M:177:LEU:HD11	1:M:183:LEU:HD12	1.90	0.52
1:P:154:LEU:HD22	1:P:167:THR:HB	1.92	0.52
1:I:140:VAL:HA	1:I:175:LEU:CD1	2.40	0.52
1:P:126:GLN:NE2	1:P:411:LEU:HD22	2.24	0.52
1:F:431:ARG:CZ	1:F:431:ARG:HA	2.39	0.52
1:K:201:LEU:CD1	1:K:360:ILE:HG22	2.32	0.52
1:O:89:VAL:HB	1:O:490:VAL:CG2	2.40	0.52
1:K:368:GLN:CG	1:K:369:ILE:H	2.22	0.52
1:H:189:ILE:CG1	1:H:206:LEU:HD12	2.39	0.52
1:F:176:ARG:HH12	1:F:201:LEU:HD21	1.75	0.52
1:J:313:VAL:HG22	1:J:357:ALA:HB3	1.92	0.52
1:B:188:VAL:CG2	1:B:377:LEU:HD22	2.39	0.52
1:L:475:MET:SD	1:L:480:ILE:HB	2.50	0.52
1:H:143:ARG:HA	1:H:143:ARG:NE	2.25	0.52
1:J:36:ASP:O	1:K:504:VAL:HG22	2.09	0.52
1:P:330:LEU:HD23	1:P:330:LEU:N	2.25	0.52
1:I:363:ARG:O	1:I:370:LEU:HD11	2.09	0.52
1:J:380:ALA:O	1:J:384:LEU:HD23	2.09	0.52
1:O:163:LYS:HE3	1:O:376:SER:HB3	1.92	0.52
1:M:171:VAL:HA	1:M:174:VAL:HG13	1.91	0.52
1:M:159:LEU:CD1	1:M:369:ILE:HG23	2.39	0.52
1:O:107:LYS:O	1:O:108:ILE:HG13	2.10	0.52
1:H:396:GLY:HA3	1:H:480:ILE:HG22	1.91	0.52
1:B:287:PRO:O	1:B:291:PHE:HD2	1.92	0.52
1:M:448:LEU:C	1:M:448:LEU:HD13	2.30	0.52
1:P:452:LEU:HA	1:P:472:ILE:HG21	1.91	0.52

Continued on next page...

Continued from previous page...

Atom-1	Atom-2	Interatomic distance (Å)	Clash overlap (Å)
1:H:390:ASP:HB3	1:H:485:GLN:CD	2.30	0.52
1:E:191:LYS:HZ1	1:E:346:LEU:HD21	1.74	0.52
1:C:130:ASN:HB3	1:C:403:LEU:CD2	2.38	0.52
1:B:289:GLN:NE2	1:F:228:ASN:HD22	2.08	0.52
1:D:284:TYR:O	1:D:287:PRO:HD2	2.09	0.52
1:O:397:GLY:HA3	1:O:475:MET:CE	2.40	0.52
1:H:59:LYS:HE2	1:H:76:ARG:CB	2.40	0.52
1:G:222:ALA:HA	1:G:275:ASN:OD1	2.10	0.52
1:D:277:PHE:CE2	1:D:279:ASN:HB2	2.44	0.52
1:N:128:LEU:C	1:N:129:LEU:HD22	2.30	0.52
1:G:500:VAL:O	1:G:504:VAL:HG23	2.10	0.52
1:E:280:ARG:HD2	1:E:304:PHE:HB2	1.90	0.52
1:P:81:GLU:O	1:P:386:GLN:HG3	2.10	0.52
1:K:421:VAL:O	1:K:424:GLU:HG2	2.10	0.52
1:E:375:ARG:HD3	1:E:375:ARG:H	1.74	0.52
1:L:163:LYS:HA	1:L:166:PHE:CD1	2.45	0.52
1:K:150:ALA:HB1	1:K:167:THR:OG1	2.10	0.52
1:J:175:LEU:O	1:J:178:LYS:HG2	2.09	0.52
1:O:366:THR:O	1:O:367:GLN:HB3	2.10	0.52
1:B:109:HIS:CE1	1:B:111:GLN:HB3	2.45	0.52
1:E:154:LEU:HD22	1:E:167:THR:CB	2.40	0.52
1:C:508:ILE:HG13	1:C:508:ILE:O	2.10	0.52
1:F:114:ILE:HA	1:F:117:TRP:HE3	1.75	0.52
1:F:417:GLY:CA	1:O:450:ALA:HA	2.38	0.52
1:L:265:LYS:O	1:L:269:ILE:HB	2.10	0.52
1:N:438:ALA:CB	1:N:448:LEU:HG	2.39	0.52
1:D:96:LEU:HG	1:D:495:ALA:HB2	1.92	0.52
1:D:225:LEU:HD11	1:D:324:HIS:CE1	2.45	0.52
1:O:352:VAL:HG22	1:O:355:GLY:H	1.75	0.52
1:B:354:LEU:HG	1:B:356:GLU:CB	2.40	0.52
1:O:28:SER:O	1:O:34:GLY:HA2	2.09	0.52
1:E:445:SER:O	1:E:449:VAL:HG23	2.10	0.52
1:O:487:LYS:O	1:O:491:LEU:HG	2.10	0.52
1:A:141:LYS:HE2	1:A:144:GLN:HE21	1.75	0.52
1:D:65:ASN:CG	1:D:66:PRO:HD3	2.30	0.52
1:G:280:ARG:HD2	1:G:304:PHE:HB2	1.92	0.52
1:N:280:ARG:HD2	1:N:304:PHE:HB2	1.90	0.52
1:G:145:ASP:OD2	1:G:175:LEU:HD11	2.10	0.52
1:C:174:VAL:HB	1:C:385:ALA:HA	1.92	0.52
1:H:149:ILE:HB	1:H:481:THR:O	2.09	0.52
1:P:145:ASP:O	1:P:171:VAL:HG11	2.10	0.52

Continued on next page...

Continued from previous page...

Atom-1	Atom-2	Interatomic distance (Å)	Clash overlap (Å)
1:M:410:GLN:O	1:M:413:SER:HB3	2.10	0.52
1:K:146:LEU:HB2	1:K:171:VAL:HG21	1.91	0.52
1:A:177:LEU:O	1:A:177:LEU:HD22	2.10	0.52
1:M:128:LEU:HD22	1:M:487:LYS:CG	2.40	0.52
1:B:32:PRO:CD	1:B:467:MET:SD	2.88	0.52
1:N:159:LEU:HD12	1:N:372:GLU:HB3	1.91	0.52
1:N:113:ILE:C	1:N:115:ALA:H	2.14	0.52
1:H:185:ALA:CA	1:H:309:ARG:HB2	2.37	0.52
1:L:114:ILE:HD12	1:L:499:GLU:HG3	1.91	0.52
1:E:258:GLU:CD	1:E:284:TYR:HE2	2.13	0.52
1:O:317:GLU:CB	1:O:329:LYS:HG2	2.37	0.52
1:H:40:LEU:HD22	1:H:41:SER:H	1.74	0.52
1:K:149:ILE:HG21	1:K:387:THR:OG1	2.11	0.52
1:P:99:GLU:CD	1:P:425:SER:HB2	2.30	0.52
1:E:352:VAL:CG2	1:E:355:GLY:H	2.23	0.52
1:L:112:THR:HB	1:L:418:LYS:NZ	2.25	0.52
1:L:268:ARG:O	1:L:271:LYS:HG2	2.10	0.52
1:E:141:LYS:HG2	1:E:144:GLN:HB2	1.92	0.52
1:C:33:LYS:NZ	1:H:118:ARG:HH22	2.08	0.52
1:A:437:ILE:HG23	1:A:467:MET:SD	2.50	0.51
1:J:149:ILE:HG23	1:J:383:VAL:CG1	2.40	0.51
1:B:146:LEU:HD11	1:B:150:ALA:HB3	1.91	0.51
1:I:33:LYS:HB2	1:I:440:ASN:O	2.10	0.51
1:O:82:VAL:HA	1:O:386:GLN:CB	2.40	0.51
1:P:274:ILE:HG23	1:P:296:VAL:CG2	2.40	0.51
1:N:40:LEU:HD13	1:N:41:SER:N	2.26	0.51
1:F:114:ILE:HD13	1:F:117:TRP:CZ3	2.45	0.51
1:F:231:MET:HE1	1:F:265:LYS:HD3	1.92	0.51
1:E:284:TYR:O	1:E:287:PRO:HD2	2.10	0.51
1:I:173:ALA:HB2	1:I:360:ILE:CD1	2.40	0.51
1:H:265:LYS:HE2	1:H:322:PHE:CE1	2.43	0.51
1:N:231:MET:HG3	1:N:283:ILE:HG13	1.92	0.51
1:B:25:LEU:HD22	1:F:508:ILE:HD13	1.92	0.51
1:K:310:LEU:O	1:K:313:VAL:HB	2.10	0.51
1:G:187:HIS:O	1:G:359:THR:HG23	2.11	0.51
1:I:191:LYS:HA	1:I:191:LYS:HE3	1.92	0.51
1:E:334:LYS:CB	1:E:351:GLY:HA3	2.40	0.51
1:C:205:PHE:HA	1:C:359:THR:HB	1.92	0.51
1:L:141:LYS:HE2	1:L:144:GLN:HE21	1.75	0.51
1:K:451:GLN:HE22	1:K:471:THR:HA	1.74	0.51
1:J:386:GLN:HE21	1:J:485:GLN:NE2	2.08	0.51

Continued on next page...

Continued from previous page...

Atom-1	Atom-2	Interatomic distance (Å)	Clash overlap (Å)
1:H:425:SER:O	1:H:428:LYS:HG2	2.10	0.51
1:C:199:SER:HB2	1:C:362:LEU:HD22	1.92	0.51
1:H:163:LYS:HA	1:H:166:PHE:CD1	2.45	0.51
1:I:163:LYS:HD2	1:I:166:PHE:CG	2.45	0.51
1:N:2:GLY:HA2	1:N:506:ASN:HD21	1.75	0.51
1:N:48:LEU:HD12	1:N:48:LEU:N	2.25	0.51
1:C:390:ASP:HB3	1:C:485:GLN:OE1	2.10	0.51
1:G:274:ILE:HG23	1:G:296:VAL:HG21	1.91	0.51
1:E:452:LEU:HD13	1:E:465:LEU:CD1	2.40	0.51
1:F:52:ASN:H	1:F:375:ARG:NE	2.07	0.51
1:K:317:GLU:HB2	1:K:329:LYS:HD3	1.91	0.51
1:L:222:ALA:HA	1:L:275:ASN:HB2	1.93	0.51
1:D:317:GLU:HB2	1:D:329:LYS:HD3	1.92	0.51
1:L:11:ALA:HB3	1:L:505:ASP:O	2.10	0.51
1:E:435:THR:HG23	1:E:445:SER:HB3	1.92	0.51
1:G:133:VAL:O	1:G:134:ASP:HB3	2.10	0.51
1:J:497:ALA:O	1:J:500:VAL:HG22	2.10	0.51
1:G:146:LEU:HD13	1:G:168:LYS:HA	1.91	0.51
1:E:173:ALA:CB	1:E:360:ILE:HD11	2.31	0.51
1:F:402:MET:SD	1:F:453:ARG:HA	2.50	0.51
1:N:108:ILE:HG22	1:N:109:HIS:N	2.25	0.51
1:N:211:ILE:CD1	1:N:297:MET:HG3	2.29	0.51
1:K:367:GLN:HG2	1:K:368:GLN:HG2	1.92	0.51
1:D:450:ALA:HA	1:D:453:ARG:HE	1.75	0.51
1:F:108:ILE:HB	1:O:446:ALA:CB	2.40	0.51
1:L:109:HIS:ND1	1:L:111:GLN:HB2	2.25	0.51
1:I:173:ALA:HA	1:I:176:ARG:CZ	2.40	0.51
1:I:284:TYR:O	1:I:287:PRO:HD2	2.08	0.51
1:N:325:PRO:C	1:N:326:GLU:HG3	2.29	0.51
1:H:451:GLN:HE22	1:H:471:THR:HA	1.73	0.51
1:D:287:PRO:O	1:D:291:PHE:HD1	1.94	0.51
1:C:226:ILE:HD13	1:C:307:VAL:HG13	1.92	0.51
1:E:414:ARG:HA	1:E:414:ARG:NE	2.25	0.51
1:M:57:ILE:HG23	1:M:58:LEU:CD2	2.41	0.51
1:O:10:THR:O	1:O:13:LEU:HB3	2.10	0.51
1:D:407:ALA:O	1:D:411:LEU:HG	2.10	0.51
1:M:61:ILE:HG13	1:M:63:VAL:HG23	1.92	0.51
1:A:75:SER:O	1:A:78:GLN:HB3	2.10	0.51
1:C:188:VAL:HG11	1:C:377:LEU:HD22	1.91	0.51
1:H:150:ALA:HB3	1:H:167:THR:HG23	1.91	0.51
1:F:171:VAL:O	1:F:175:LEU:HG	2.10	0.51

Continued on next page...

Continued from previous page...

Atom-1	Atom-2	Interatomic distance (Å)	Clash overlap (Å)
1:K:171:VAL:O	1:K:174:VAL:HG22	2.10	0.51
1:K:140:VAL:H	1:K:178:LYS:NZ	2.08	0.51
1:O:364:GLY:HA3	1:O:370:LEU:CG	2.41	0.51
1:E:171:VAL:O	1:E:174:VAL:HG22	2.10	0.51
1:H:452:LEU:HD13	1:H:465:LEU:CD1	2.40	0.51
1:D:92:LEU:O	1:D:95:GLU:HG2	2.10	0.51
1:P:50:VAL:HG13	1:P:375:ARG:NH2	2.26	0.51
1:J:222:ALA:HA	1:J:275:ASN:OD1	2.09	0.51
1:E:448:LEU:HA	1:E:451:GLN:HE21	1.75	0.51
1:L:341:ILE:HG23	1:L:363:ARG:NE	2.24	0.51
1:D:225:LEU:HD12	1:D:226:ILE:N	2.25	0.51
1:E:483:SER:O	1:E:486:VAL:HG22	2.11	0.51
1:F:32:PRO:HA	1:F:155:SER:HB3	1.92	0.51
1:E:367:GLN:HB2	1:G:70:VAL:HG12	1.91	0.51
1:F:397:GLY:HA3	1:F:475:MET:CE	2.40	0.51
1:A:58:LEU:HB3	1:A:72:VAL:HG11	1.92	0.51
1:N:194:GLY:O	1:N:195:SER:HB2	2.10	0.51
1:O:143:ARG:HE	1:O:143:ARG:HA	1.75	0.51
1:G:154:LEU:HD21	1:G:163:LYS:HZ3	1.72	0.51
1:K:157:LYS:HB3	1:K:159:LEU:HD22	1.92	0.51
1:M:124:ALA:CB	1:M:491:LEU:HD13	2.35	0.51
1:F:452:LEU:HD13	1:F:465:LEU:CD1	2.41	0.51
1:E:33:LYS:HG3	1:G:109:HIS:HE2	1.75	0.51
1:L:96:LEU:HD13	1:L:97:LEU:N	2.25	0.51
1:H:110:PRO:O	1:H:113:ILE:HB	2.10	0.51
1:B:57:ILE:HG23	1:B:58:LEU:HD23	1.93	0.51
1:H:179:GLY:HA3	1:H:356:GLU:OE1	2.10	0.51
1:M:176:ARG:HH22	1:M:360:ILE:CG1	2.22	0.51
1:D:125:ARG:HG3	1:D:125:ARG:NH1	2.23	0.51
1:D:96:LEU:HD13	1:D:96:LEU:C	2.31	0.51
1:C:274:ILE:HG23	1:C:296:VAL:HG21	1.91	0.51
1:N:284:TYR:CE2	1:N:286:TYR:CD1	2.99	0.51
1:B:392:ARG:HG3	1:B:484:PHE:CB	2.41	0.51
1:J:216:PRO:CG	1:J:295:GLY:HA2	2.41	0.51
1:F:313:VAL:HG13	1:F:352:VAL:CB	2.41	0.51
1:G:125:ARG:O	1:G:128:LEU:HB2	2.10	0.51
1:A:96:LEU:HD22	1:A:96:LEU:O	2.10	0.51
1:L:132:ALA:HB3	1:L:461:THR:CB	2.40	0.51
1:B:207:LEU:HD13	1:B:208:ASP:N	2.26	0.51
1:O:22:ILE:HD12	1:O:90:THR:CG2	2.41	0.51
1:D:421:VAL:O	1:D:424:GLU:HG2	2.10	0.51

Continued on next page...

Continued from previous page...

Atom-1	Atom-2	Interatomic distance (Å)	Clash overlap (Å)
1:K:22:ILE:HD12	1:K:90:THR:CG2	2.40	0.51
1:G:206:LEU:HD22	1:G:207:LEU:N	2.25	0.51
1:G:341:ILE:HG22	1:G:341:ILE:O	2.11	0.51
1:I:41:SER:HB3	1:I:45:ASP:CB	2.41	0.51
1:I:62:GLY:HA3	1:I:69:LYS:HD2	1.93	0.51
1:O:159:LEU:HG	1:O:163:LYS:CG	2.38	0.51
1:B:504:VAL:CG1	1:B:507:ILE:HG23	2.29	0.51
1:E:57:ILE:HG23	1:E:58:LEU:CD2	2.41	0.51
1:H:397:GLY:O	1:H:465:LEU:HD23	2.11	0.51
1:O:82:VAL:HG13	1:O:83:GLY:N	2.15	0.51
1:B:265:LYS:O	1:B:269:ILE:HB	2.10	0.51
1:P:274:ILE:HG23	1:P:296:VAL:HG21	1.93	0.51
1:I:433:LEU:HB2	1:I:434:PRO:HD3	1.92	0.51
1:F:111:GLN:HG3	1:F:503:ARG:O	2.09	0.51
1:E:79:ASP:HA	1:E:83:GLY:HA2	1.89	0.51
1:K:34:GLY:HA3	1:K:156:SER:O	2.10	0.51
1:H:277:PHE:O	1:H:298:ALA:HA	2.10	0.51
1:A:59:LYS:HE2	1:A:76:ARG:CB	2.40	0.51
1:C:269:ILE:HG23	1:C:274:ILE:HG21	1.92	0.51
1:H:58:LEU:HB3	1:H:72:VAL:HG13	1.93	0.51
1:D:161:HIS:CE1	1:D:369:ILE:HD13	2.46	0.51
1:G:173:ALA:HA	1:G:176:ARG:CZ	2.40	0.51
1:K:395:TYR:HE1	1:K:476:SER:OG	1.94	0.51
1:A:57:ILE:O	1:A:57:ILE:HD13	2.11	0.51
1:O:216:PRO:HG2	1:O:295:GLY:HA2	1.93	0.51
1:F:57:ILE:HG23	1:F:58:LEU:CD2	2.40	0.51
1:A:137:SER:O	1:A:141:LYS:HB2	2.11	0.51
1:J:51:THR:HG21	1:J:56:THR:HB	1.93	0.51
1:K:134:ASP:HB2	1:K:393:THR:O	2.11	0.51
1:C:19:ALA:HB1	1:C:94:ALA:HA	1.92	0.51
1:D:40:LEU:H	1:E:507:ILE:CG2	2.23	0.51
1:G:215:GLN:HG3	1:G:292:GLY:HA2	1.93	0.51
1:A:512:PRO:O	1:A:513:ARG:HB2	2.10	0.51
1:J:125:ARG:O	1:J:129:LEU:HD21	2.09	0.51
1:O:385:ALA:O	1:O:388:VAL:HG12	2.11	0.51
1:M:372:GLU:HG3	1:M:375:ARG:CZ	2.40	0.51
1:B:502:LEU:HD23	1:B:502:LEU:O	2.10	0.51
1:K:112:THR:HG22	1:K:418:LYS:HZ3	1.75	0.51
1:K:452:LEU:HD22	1:K:465:LEU:HD11	1.92	0.51
1:E:231:MET:HG3	1:E:283:ILE:HG13	1.92	0.51
1:E:431:ARG:O	1:E:434:PRO:HD2	2.10	0.51

Continued on next page...

Continued from previous page...

Atom-1	Atom-2	Interatomic distance (Å)	Clash overlap (Å)
1:F:188:VAL:HG11	1:F:377:LEU:CD2	2.41	0.51
1:L:103:LEU:HD23	1:L:502:LEU:CD1	2.39	0.51
1:O:397:GLY:HA3	1:O:475:MET:HE1	1.91	0.51
1:L:126:GLN:HE22	1:L:408:VAL:CG1	2.23	0.51
1:G:226:ILE:HD13	1:G:307:VAL:HG13	1.92	0.51
1:G:280:ARG:O	1:G:281:GLN:HB3	2.11	0.51
1:J:504:VAL:HG22	1:N:36:ASP:HB2	1.92	0.51
1:M:50:VAL:HG11	1:M:368:GLN:HB2	1.91	0.51
1:P:177:LEU:HD22	1:P:356:GLU:OE2	2.10	0.51
1:L:36:ASP:OD1	1:L:52:ASN:HB2	2.10	0.51
1:E:159:LEU:HD23	1:E:163:LYS:CG	2.39	0.51
1:H:402:MET:HE2	1:H:453:ARG:HG2	1.93	0.51
1:I:402:MET:CE	1:I:453:ARG:HG2	2.40	0.51
1:F:421:VAL:HG22	1:O:453:ARG:HH22	1.76	0.51
1:L:114:ILE:HD13	1:L:117:TRP:CZ3	2.45	0.51
1:P:79:ASP:HA	1:P:83:GLY:HA2	1.90	0.51
1:G:452:LEU:HD11	1:G:456:HIS:CE1	2.45	0.51
1:L:431:ARG:CZ	1:L:431:ARG:HA	2.41	0.51
1:E:122:LYS:HE2	1:E:125:ARG:HH21	1.76	0.51
1:B:99:GLU:CD	1:B:425:SER:HB2	2.31	0.51
1:P:352:VAL:HG22	1:P:355:GLY:H	1.74	0.51
1:K:219:ILE:HD11	1:K:336:ILE:HB	1.93	0.51
1:H:119:GLU:OE1	1:H:419:GLU:HG2	2.11	0.51
1:I:134:ASP:O	1:I:135:HIS:HB3	2.11	0.51
1:C:99:GLU:HG3	1:C:425:SER:HB3	1.93	0.51
1:B:305:VAL:HB	1:B:309:ARG:HH12	1.75	0.51
1:P:451:GLN:HE22	1:P:471:THR:HA	1.76	0.51
1:B:166:PHE:CE1	1:B:198:ASP:HB3	2.46	0.51
1:L:106:LYS:HB3	1:L:108:ILE:HG12	1.91	0.51
1:B:324:HIS:O	1:B:329:LYS:HG2	2.10	0.51
1:I:30:LEU:HG	1:I:87:THR:O	2.10	0.51
1:K:431:ARG:HH21	1:K:434:PRO:HG2	1.75	0.51
1:J:438:ALA:CB	1:J:448:LEU:HG	2.38	0.51
1:A:439:ASP:OD1	1:M:107:LYS:HD3	2.11	0.51
1:I:283:ILE:HG22	1:I:300:GLU:CG	2.38	0.51
1:E:441:ALA:HB2	1:E:467:MET:HG2	1.93	0.51
1:D:376:SER:O	1:D:379:ASP:HB2	2.11	0.51
1:G:71:LEU:HB2	1:G:501:ILE:CG1	2.40	0.51
1:H:408:VAL:HG23	1:H:427:ALA:HB1	1.93	0.51
1:J:390:ASP:HB3	1:J:485:GLN:CD	2.30	0.51
1:M:38:ILE:O	1:M:38:ILE:HD12	2.11	0.51

Continued on next page...

Continued from previous page...

Atom-1	Atom-2	Interatomic distance (Å)	Clash overlap (Å)
1:H:492:LEU:O	1:H:496:GLU:HG2	2.11	0.51
1:D:101:GLU:O	1:D:104:ILE:HG12	2.10	0.51
1:J:96:LEU:HD22	1:J:96:LEU:O	2.11	0.51
1:P:207:LEU:O	1:P:347:ILE:HG22	2.11	0.51
1:F:159:LEU:HB3	1:F:369:ILE:CG2	2.40	0.51
1:A:149:ILE:HB	1:A:481:THR:O	2.11	0.51
1:E:154:LEU:HD23	1:E:163:LYS:HG3	1.93	0.51
1:O:38:ILE:HD13	1:O:48:LEU:CD2	2.32	0.51
1:P:274:ILE:O	1:P:296:VAL:HG22	2.11	0.51
1:K:368:GLN:HE22	1:P:503:ARG:NH2	2.09	0.51
1:L:146:LEU:HD21	1:L:150:ALA:HB3	1.92	0.51
1:D:27:LYS:HG3	1:D:28:SER:N	2.24	0.51
1:F:106:LYS:CE	1:F:421:VAL:HG21	2.39	0.51
1:C:133:VAL:CG1	1:C:394:VAL:HA	2.33	0.51
1:O:64:ASP:CG	1:O:66:PRO:HD2	2.31	0.51
1:F:52:ASN:H	1:F:375:ARG:HD3	1.76	0.51
1:F:191:LYS:HD3	1:F:192:LEU:H	1.77	0.51
1:K:310:LEU:HD21	1:K:349:PHE:CD1	2.46	0.51
1:N:173:ALA:HB2	1:N:360:ILE:HD12	1.93	0.51
1:G:222:ALA:HB1	1:G:336:ILE:HD12	1.93	0.51
1:D:310:LEU:O	1:D:313:VAL:HB	2.11	0.51
1:G:100:ALA:HA	1:G:103:LEU:HD22	1.93	0.51
1:O:222:ALA:HB1	1:O:336:ILE:HD12	1.93	0.51
1:G:208:ASP:O	1:G:209:LYS:HG3	2.11	0.50
1:C:159:LEU:HG	1:C:163:LYS:CG	2.39	0.50
1:C:163:LYS:HD2	1:C:166:PHE:CD1	2.46	0.50
1:M:128:LEU:HD13	1:M:488:ARG:HA	1.94	0.50
1:C:452:LEU:HD13	1:C:465:LEU:HD13	1.93	0.50
1:O:40:LEU:C	1:O:40:LEU:HD13	2.32	0.50
1:B:269:ILE:HG23	1:B:274:ILE:HG22	1.93	0.50
1:K:96:LEU:C	1:K:96:LEU:HD13	2.31	0.50
1:O:402:MET:SD	1:O:453:ARG:HA	2.51	0.50
1:M:431:ARG:HH21	1:M:434:PRO:HG2	1.75	0.50
1:N:68:ALA:O	1:N:72:VAL:HG23	2.10	0.50
1:P:431:ARG:O	1:P:434:PRO:HD2	2.12	0.50
1:J:431:ARG:O	1:J:434:PRO:HD2	2.11	0.50
1:H:334:LYS:HD2	1:H:351:GLY:HA3	1.92	0.50
1:L:140:VAL:HA	1:L:175:LEU:CD2	2.41	0.50
1:J:200:TYR:HB2	1:J:363:ARG:NH2	2.26	0.50
1:L:364:GLY:C	1:L:370:LEU:HD22	2.31	0.50
1:G:222:ALA:HA	1:G:275:ASN:HB2	1.94	0.50

Continued on next page...

Continued from previous page...

Atom-1	Atom-2	Interatomic distance (Å)	Clash overlap (Å)
1:E:85:GLY:HA2	1:E:153:THR:OG1	2.11	0.50
1:H:103:LEU:HA	1:H:106:LYS:HB2	1.92	0.50
1:P:280:ARG:HG3	1:P:304:PHE:HB2	1.93	0.50
1:A:367:GLN:O	1:A:370:LEU:HB3	2.11	0.50
1:A:370:LEU:HD12	1:A:370:LEU:O	2.11	0.50
1:N:15:SER:HB3	1:N:501:ILE:CG2	2.41	0.50
1:H:95:GLU:HA	1:H:98:ARG:HD2	1.93	0.50
1:F:19:ALA:HB3	1:F:98:ARG:HH22	1.76	0.50
1:P:154:LEU:HD21	1:P:163:LYS:HZ2	1.75	0.50
1:M:114:ILE:O	1:M:117:TRP:HE3	1.94	0.50
1:L:50:VAL:HG13	1:L:375:ARG:CZ	2.42	0.50
1:I:41:SER:OG	1:N:511:ALA:HB2	2.11	0.50
1:O:149:ILE:CD1	1:O:482:GLU:HA	2.35	0.50
1:C:27:LYS:HG3	1:C:436:ILE:CD1	2.41	0.50
1:O:106:LYS:HD3	1:O:108:ILE:HD13	1.93	0.50
1:C:117:TRP:HD1	1:C:496:GLU:N	2.09	0.50
1:P:16:PHE:HA	1:P:97:LEU:HD23	1.93	0.50
1:P:501:ILE:HA	1:P:504:VAL:CG1	2.38	0.50
1:I:405:ALA:HA	1:I:408:VAL:HG22	1.93	0.50
1:P:36:ASP:OD1	1:P:52:ASN:HB2	2.12	0.50
1:K:431:ARG:O	1:K:434:PRO:HD2	2.11	0.50
1:O:215:GLN:HG3	1:O:292:GLY:HA2	1.93	0.50
1:O:114:ILE:HA	1:O:117:TRP:CE3	2.47	0.50
1:B:173:ALA:HA	1:B:176:ARG:CZ	2.41	0.50
1:C:345:LYS:C	1:C:346:LEU:HD12	2.32	0.50
1:F:188:VAL:HG21	1:F:377:LEU:CD2	2.40	0.50
1:N:231:MET:HE1	1:N:265:LYS:HD3	1.92	0.50
1:J:206:LEU:HD21	1:J:346:LEU:HB3	1.94	0.50
1:M:366:THR:HG23	1:M:366:THR:O	2.11	0.50
1:I:183:LEU:HD13	1:I:385:ALA:CB	2.42	0.50
1:N:381:LEU:HD13	1:N:381:LEU:C	2.31	0.50
1:E:385:ALA:O	1:E:389:LYS:HB2	2.10	0.50
1:J:268:ARG:O	1:J:271:LYS:HG2	2.11	0.50
1:P:44:ARG:HG2	1:P:44:ARG:HH11	1.77	0.50
1:C:139:GLU:O	1:C:140:VAL:HB	2.12	0.50
1:P:146:LEU:HD21	1:P:167:THR:HG23	1.93	0.50
1:I:188:VAL:HG21	1:I:362:LEU:CG	2.41	0.50
1:L:163:LYS:O	1:L:163:LYS:HG2	2.11	0.50
1:K:373:ALA:O	1:K:377:LEU:HB2	2.11	0.50
1:D:171:VAL:O	1:D:174:VAL:HG22	2.10	0.50
1:C:106:LYS:HD2	1:C:418:LYS:HD3	1.92	0.50

Continued on next page...

Continued from previous page...

Atom-1	Atom-2	Interatomic distance (Å)	Clash overlap (Å)
1:K:262:MET:SD	1:K:290:LEU:HB2	2.52	0.50
1:J:124:ALA:CA	1:J:491:LEU:HD13	2.41	0.50
1:F:222:ALA:HA	1:F:275:ASN:HB2	1.93	0.50
1:K:111:GLN:HA	1:K:114:ILE:HG12	1.92	0.50
1:G:96:LEU:HD11	1:G:117:TRP:CZ2	2.45	0.50
1:L:109:HIS:CE1	1:L:111:GLN:HE21	2.30	0.50
1:G:59:LYS:HE2	1:G:76:ARG:HE	1.76	0.50
1:J:231:MET:HB2	1:J:284:TYR:H	1.77	0.50
1:E:107:LYS:HE3	1:J:443:TYR:O	2.11	0.50
1:K:226:ILE:HA	1:K:278:ILE:O	2.10	0.50
1:I:287:PRO:O	1:I:291:PHE:HD1	1.95	0.50
1:B:38:ILE:H	1:F:507:ILE:CG1	2.25	0.50
1:G:32:PRO:HA	1:G:155:SER:HB3	1.92	0.50
1:D:120:ALA:O	1:D:124:ALA:HB3	2.12	0.50
1:I:100:ALA:O	1:I:103:LEU:HB3	2.12	0.50
1:J:266:VAL:HB	1:J:290:LEU:CD2	2.41	0.50
1:I:338:GLU:HA	1:I:347:ILE:HA	1.94	0.50
1:L:139:GLU:O	1:L:140:VAL:HB	2.11	0.50
1:P:183:LEU:HD13	1:P:385:ALA:HB2	1.93	0.50
1:J:415:THR:CG2	1:J:420:ALA:HA	2.41	0.50
1:I:398:GLY:HA2	1:I:401:GLU:OE1	2.12	0.50
1:O:341:ILE:HG23	1:O:363:ARG:NH2	2.25	0.50
1:N:114:ILE:HA	1:N:117:TRP:CZ3	2.47	0.50
1:K:176:ARG:NE	1:K:358:CYS:HB3	2.25	0.50
1:B:291:PHE:HD1	1:B:296:VAL:CG1	2.24	0.50
1:J:506:ASN:HB3	1:N:37:LYS:HD2	1.92	0.50
1:H:369:ILE:HG23	1:H:370:LEU:H	1.77	0.50
1:J:176:ARG:HD2	1:J:358:CYS:CB	2.41	0.50
1:H:274:ILE:O	1:H:274:ILE:HG23	2.11	0.50
1:H:287:PRO:O	1:H:291:PHE:HD1	1.95	0.50
1:P:226:ILE:HA	1:P:278:ILE:O	2.12	0.50
1:H:219:ILE:HB	1:H:275:ASN:HB3	1.92	0.50
1:E:110:PRO:HA	1:E:113:ILE:HD12	1.93	0.50
1:I:211:ILE:HB	1:I:215:GLN:OE1	2.10	0.50
1:C:35:MET:HB3	1:H:504:VAL:HG12	1.94	0.50
1:C:287:PRO:O	1:C:291:PHE:HD1	1.94	0.50
1:B:99:GLU:HG3	1:B:425:SER:CB	2.41	0.50
1:B:99:GLU:CG	1:B:425:SER:HB2	2.40	0.50
1:N:79:ASP:HA	1:N:83:GLY:HA3	1.93	0.50
1:D:502:LEU:C	1:D:502:LEU:HD13	2.32	0.50
1:M:64:ASP:CB	1:M:66:PRO:HD2	2.42	0.50

Continued on next page...

Continued from previous page...

Atom-1	Atom-2	Interatomic distance (Å)	Clash overlap (Å)
1:D:485:GLN:HB3	1:D:489:GLN:HE22	1.76	0.50
1:E:313:VAL:HG13	1:E:352:VAL:HB	1.94	0.50
1:N:124:ALA:O	1:N:128:LEU:HG	2.10	0.50
1:K:78:GLN:OE1	1:K:489:GLN:HB3	2.11	0.50
1:C:316:GLY:O	1:C:330:LEU:HB2	2.12	0.50
1:G:166:PHE:N	1:G:166:PHE:CD1	2.79	0.50
1:I:171:VAL:HA	1:I:174:VAL:HG13	1.94	0.50
1:F:341:ILE:HG23	1:F:363:ARG:HH22	1.77	0.50
1:D:145:ASP:OD2	1:D:175:LEU:HD11	2.11	0.50
1:N:394:VAL:HG23	1:N:482:GLU:HB2	1.94	0.50
1:F:287:PRO:O	1:F:291:PHE:HD2	1.94	0.50
1:P:438:ALA:CB	1:P:448:LEU:HG	2.40	0.50
1:I:324:HIS:HB2	1:I:329:LYS:HZ3	1.75	0.50
1:A:26:VAL:O	1:A:29:THR:HB	2.11	0.50
1:A:122:LYS:HD3	1:A:423:MET:SD	2.52	0.50
1:G:11:ALA:HB1	1:G:506:ASN:CG	2.30	0.50
1:I:181:GLY:HA3	1:I:356:GLU:CD	2.32	0.50
1:J:415:THR:HG23	1:J:420:ALA:HA	1.94	0.50
1:I:104:ILE:HG13	1:I:105:ALA:N	2.25	0.50
1:M:334:LYS:O	1:M:335:LEU:HB2	2.11	0.50
1:I:188:VAL:CG1	1:I:374:GLU:HA	2.41	0.50
1:A:163:LYS:HA	1:A:166:PHE:CD1	2.46	0.50
1:G:81:GLU:O	1:G:82:VAL:HG23	2.12	0.50
1:M:390:ASP:HB3	1:M:485:GLN:OE1	2.12	0.50
1:N:168:LYS:O	1:N:171:VAL:HG22	2.11	0.50
1:O:390:ASP:HB3	1:O:485:GLN:CD	2.32	0.50
1:K:39:LEU:CD1	1:K:57:ILE:HG13	2.41	0.50
1:D:452:LEU:HD11	1:D:456:HIS:HE1	1.77	0.50
1:O:402:MET:CE	1:O:453:ARG:HG2	2.41	0.50
1:G:107:LYS:O	1:N:444:ASP:HB3	2.11	0.50
1:P:433:LEU:O	1:P:436:ILE:HG22	2.12	0.50
1:L:127:ALA:CB	1:L:491:LEU:HD13	2.41	0.50
1:P:222:ALA:HA	1:P:275:ASN:CB	2.41	0.50
1:P:462:THR:O	1:P:475:MET:HB3	2.11	0.50
1:D:158:LEU:HD13	1:E:503:ARG:HH22	1.76	0.50
1:L:222:ALA:O	1:L:333:CYS:HB3	2.12	0.50
1:I:207:LEU:HB3	1:I:347:ILE:CG2	2.41	0.50
1:L:259:LYS:O	1:L:262:MET:HB3	2.11	0.50
1:O:203:GLU:HG2	1:O:350:SER:HB2	1.93	0.50
1:E:114:ILE:HA	1:E:117:TRP:CE3	2.46	0.50
1:B:116:GLY:HA3	1:B:422:ALA:CB	2.41	0.50

Continued on next page...

Continued from previous page...

Atom-1	Atom-2	Interatomic distance (Å)	Clash overlap (Å)
1:B:509:LYS:HG3	1:B:510:ALA:H	1.75	0.50
1:J:99:GLU:HG2	1:J:425:SER:HB2	1.92	0.50
1:N:209:LYS:HE2	1:N:301:HIS:O	2.12	0.50
1:G:297:MET:CE	1:G:347:ILE:HD11	2.41	0.50
1:A:145:ASP:OD2	1:A:175:LEU:HD11	2.12	0.50
1:K:274:ILE:O	1:K:274:ILE:HG23	2.12	0.50
1:J:82:VAL:HG13	1:J:83:GLY:N	2.27	0.50
1:D:116:GLY:O	1:D:120:ALA:N	2.45	0.50
1:L:402:MET:CE	1:L:453:ARG:HG2	2.42	0.50
1:J:152:THR:O	1:J:155:SER:HB2	2.12	0.50
1:C:276:CYS:HA	1:C:297:MET:O	2.12	0.50
1:D:159:LEU:HD23	1:D:163:LYS:HB3	1.94	0.50
1:B:124:ALA:O	1:B:128:LEU:HG	2.12	0.50
1:D:68:ALA:O	1:D:72:VAL:HG23	2.11	0.50
1:I:352:VAL:HG22	1:I:355:GLY:H	1.76	0.50
1:C:99:GLU:HG2	1:C:425:SER:HB3	1.94	0.50
1:D:394:VAL:CG2	1:D:482:GLU:HB2	2.42	0.50
1:P:51:THR:HG21	1:P:56:THR:HB	1.93	0.50
1:N:64:ASP:OD2	1:N:66:PRO:HD2	2.12	0.50
1:H:24:ASP:O	1:H:27:LYS:HB3	2.11	0.50
1:B:268:ARG:O	1:B:271:LYS:HG2	2.12	0.50
1:B:443:TYR:CG	1:B:470:GLY:HA3	2.47	0.50
1:G:165:HIS:O	1:G:168:LYS:HB3	2.11	0.50
1:G:277:PHE:O	1:G:298:ALA:HA	2.11	0.50
1:O:163:LYS:HE3	1:O:376:SER:CB	2.41	0.50
1:E:160:THR:HA	1:E:163:LYS:HB3	1.93	0.50
1:F:452:LEU:HD22	1:F:465:LEU:HD11	1.94	0.50
1:G:262:MET:HG2	1:G:290:LEU:HD22	1.93	0.50
1:P:231:MET:HB2	1:P:284:TYR:H	1.77	0.50
1:J:507:ILE:HG23	1:N:38:ILE:HD11	1.93	0.50
1:D:448:LEU:HA	1:D:451:GLN:HE21	1.76	0.50
1:L:317:GLU:OE1	1:L:329:LYS:HB3	2.10	0.50
1:E:452:LEU:HA	1:E:472:ILE:HG21	1.94	0.50
1:F:39:LEU:O	1:F:48:LEU:HA	2.12	0.50
1:J:226:ILE:HD13	1:J:307:VAL:HG13	1.92	0.50
1:J:443:TYR:CD2	1:J:470:GLY:HA2	2.47	0.50
1:G:38:ILE:HA	1:G:50:VAL:HG23	1.93	0.50
1:P:206:LEU:HD21	1:P:348:HIS:CE1	2.46	0.50
1:E:149:ILE:HD12	1:E:483:SER:H	1.76	0.50
1:N:219:ILE:CD1	1:N:276:CYS:HB2	2.42	0.50
1:N:59:LYS:HE3	1:N:76:ARG:HB2	1.92	0.50

Continued on next page...

Continued from previous page...

Atom-1	Atom-2	Interatomic distance (Å)	Clash overlap (Å)
1:B:343:GLU:HG2	1:B:344:ASP:N	2.27	0.50
1:I:140:VAL:HA	1:I:175:LEU:HD22	1.94	0.50
1:I:159:LEU:HG	1:I:163:LYS:CG	2.41	0.50
1:I:199:SER:HB2	1:I:362:LEU:CD2	2.41	0.50
1:L:40:LEU:HD12	1:L:48:LEU:HG	1.94	0.50
1:B:166:PHE:CE1	1:B:198:ASP:CB	2.95	0.50
1:E:442:GLY:HA3	1:G:108:ILE:C	2.33	0.50
1:J:231:MET:HG3	1:J:283:ILE:HG13	1.94	0.50
1:H:354:LEU:HG	1:H:356:GLU:HB2	1.94	0.50
1:L:221:ASN:HA	1:L:333:CYS:HB2	1.94	0.50
1:I:205:PHE:CE2	1:I:207:LEU:HB2	2.47	0.50
1:D:163:LYS:HE3	1:D:373:ALA:CA	2.42	0.50
1:G:152:THR:OG1	1:G:480:ILE:HG23	2.12	0.50
1:K:219:ILE:HB	1:K:275:ASN:HB3	1.94	0.50
1:F:313:VAL:HG13	1:F:352:VAL:HB	1.94	0.50
1:P:390:ASP:HB3	1:P:485:GLN:NE2	2.27	0.50
1:F:14:SER:O	1:F:17:ILE:HG22	2.12	0.50
1:J:475:MET:SD	1:J:480:ILE:HB	2.52	0.50
1:L:451:GLN:HE22	1:L:471:THR:HA	1.77	0.50
1:E:510:ALA:C	1:E:512:PRO:HD3	2.32	0.50
1:F:146:LEU:HD11	1:F:150:ALA:CB	2.42	0.49
1:I:42:SER:H	1:N:510:ALA:HA	1.76	0.49
1:L:159:LEU:HB3	1:L:369:ILE:HG23	1.94	0.49
1:K:175:LEU:HA	1:K:178:LYS:HE3	1.94	0.49
1:K:171:VAL:O	1:K:175:LEU:HG	2.12	0.49
1:M:485:GLN:HE21	1:M:488:ARG:HH21	1.60	0.49
1:O:198:ASP:OD1	1:O:364:GLY:HA2	2.12	0.49
1:L:106:LYS:O	1:L:107:LYS:HG2	2.12	0.49
1:H:402:MET:HE1	1:H:406:HIS:HB2	1.94	0.49
1:B:225:LEU:HD21	1:B:324:HIS:CE1	2.46	0.49
1:I:433:LEU:O	1:I:436:ILE:HG22	2.12	0.49
1:L:265:LYS:HE2	1:L:322:PHE:CZ	2.47	0.49
1:E:258:GLU:OE2	1:E:284:TYR:HE2	1.95	0.49
1:A:111:GLN:HG2	1:F:35:MET:HE1	1.93	0.49
1:F:188:VAL:CG1	1:F:377:LEU:HD21	2.42	0.49
1:G:448:LEU:HD13	1:G:448:LEU:C	2.32	0.49
1:L:276:CYS:HA	1:L:297:MET:O	2.12	0.49
1:D:26:VAL:HG23	1:D:91:VAL:HG22	1.93	0.49
1:A:53:ASP:HB3	1:A:376:SER:HB2	1.93	0.49
1:I:59:LYS:HE3	1:I:73:ASP:HA	1.93	0.49
1:K:416:PRO:O	1:K:419:GLU:HG2	2.12	0.49

Continued on next page...

Continued from previous page...

Atom-1	Atom-2	Interatomic distance (Å)	Clash overlap (Å)
1:A:157:LYS:HB3	1:A:159:LEU:CD2	2.41	0.49
1:J:160:THR:HA	1:J:163:LYS:HB3	1.94	0.49
1:M:386:GLN:NE2	1:M:485:GLN:HG2	2.27	0.49
1:M:145:ASP:O	1:M:171:VAL:HG11	2.12	0.49
1:B:421:VAL:N	1:I:450:ALA:HB2	2.27	0.49
1:B:433:LEU:HA	1:B:436:ILE:HG22	1.94	0.49
1:H:431:ARG:CZ	1:H:431:ARG:HA	2.42	0.49
1:O:448:LEU:C	1:O:448:LEU:HD13	2.33	0.49
1:J:434:PRO:HB3	1:J:452:LEU:CD2	2.42	0.49
1:L:176:ARG:HH21	1:L:360:ILE:HG12	1.77	0.49
1:I:106:LYS:HG3	1:I:107:LYS:N	2.27	0.49
1:E:317:GLU:HB3	1:E:329:LYS:HD3	1.94	0.49
1:J:266:VAL:CB	1:J:290:LEU:HD21	2.41	0.49
1:J:366:THR:HB	1:K:77:VAL:HG21	1.92	0.49
1:F:32:PRO:HA	1:F:155:SER:CB	2.42	0.49
1:O:310:LEU:O	1:O:314:THR:HG22	2.11	0.49
1:E:367:GLN:CG	1:E:369:ILE:HB	2.42	0.49
1:B:128:LEU:HD22	1:B:488:ARG:CG	2.42	0.49
1:B:82:VAL:CG1	1:B:486:VAL:HG12	2.42	0.49
1:B:313:VAL:HG13	1:B:352:VAL:CB	2.41	0.49
1:B:413:SER:HB2	1:I:454:ALA:HA	1.94	0.49
1:K:130:ASN:O	1:K:131:SER:HB2	2.12	0.49
1:C:57:ILE:HG23	1:C:58:LEU:HD23	1.94	0.49
1:C:101:GLU:O	1:C:104:ILE:HG12	2.12	0.49
1:C:30:LEU:HG	1:C:87:THR:O	2.12	0.49
1:B:257:ALA:O	1:B:260:GLU:HB3	2.12	0.49
1:H:104:ILE:HG13	1:H:105:ALA:N	2.27	0.49
1:J:138:ASP:O	1:J:139:GLU:HB2	2.11	0.49
1:G:166:PHE:CZ	1:G:198:ASP:HB3	2.48	0.49
1:G:211:ILE:HG12	1:G:298:ALA:H	1.77	0.49
1:P:161:HIS:CD2	1:P:162:HIS:H	2.30	0.49
1:L:36:ASP:HB2	1:M:503:ARG:HD3	1.94	0.49
1:A:161:HIS:CG	1:A:162:HIS:H	2.31	0.49
1:A:171:VAL:O	1:A:174:VAL:HG22	2.12	0.49
1:I:48:LEU:HD12	1:N:70:VAL:CG1	2.42	0.49
1:O:163:LYS:HD2	1:O:166:PHE:CG	2.48	0.49
1:E:146:LEU:HD23	1:E:148:ASN:H	1.77	0.49
1:N:163:LYS:HE3	1:N:376:SER:HB2	1.94	0.49
1:O:38:ILE:CD1	1:O:48:LEU:HD23	2.30	0.49
1:B:226:ILE:HG12	1:B:278:ILE:HG23	1.95	0.49
1:C:111:GLN:HA	1:C:114:ILE:HG12	1.92	0.49

Continued on next page...

Continued from previous page...

Atom-1	Atom-2	Interatomic distance (Å)	Clash overlap (Å)
1:A:38:ILE:HD11	1:C:504:VAL:HG22	1.94	0.49
1:J:109:HIS:ND1	1:J:111:GLN:HB2	2.27	0.49
1:I:191:LYS:HE2	1:I:344:ASP:HB3	1.93	0.49
1:O:284:TYR:O	1:O:287:PRO:HD2	2.12	0.49
1:O:173:ALA:O	1:O:176:ARG:HG2	2.13	0.49
1:M:177:LEU:HD13	1:M:177:LEU:C	2.33	0.49
1:E:280:ARG:O	1:E:281:GLN:HB3	2.11	0.49
1:N:334:LYS:O	1:N:335:LEU:HB2	2.11	0.49
1:F:410:GLN:OE1	1:O:410:GLN:HG2	2.12	0.49
1:E:462:THR:O	1:E:475:MET:HB3	2.11	0.49
1:H:338:GLU:HA	1:H:347:ILE:HA	1.94	0.49
1:P:35:MET:SD	1:P:35:MET:N	2.85	0.49
1:B:199:SER:HA	1:B:362:LEU:HA	1.93	0.49
1:L:75:SER:O	1:L:78:GLN:HB3	2.11	0.49
1:H:376:SER:O	1:H:379:ASP:HB3	2.13	0.49
1:D:37:LYS:O	1:D:50:VAL:HA	2.12	0.49
1:I:367:GLN:HG2	1:I:369:ILE:N	2.28	0.49
1:L:35:MET:HB3	1:M:503:ARG:O	2.13	0.49
1:J:124:ALA:CB	1:J:491:LEU:HD13	2.43	0.49
1:O:483:SER:O	1:O:486:VAL:HG22	2.11	0.49
1:A:49:MET:HG3	1:A:369:ILE:CB	2.43	0.49
1:P:15:SER:OG	1:P:501:ILE:HG22	2.12	0.49
1:E:33:LYS:HG3	1:G:109:HIS:CE1	2.47	0.49
1:F:231:MET:HB2	1:F:284:TYR:H	1.78	0.49
1:E:438:ALA:HB2	1:E:448:LEU:HG	1.94	0.49
1:E:451:GLN:HE22	1:E:471:THR:HA	1.78	0.49
1:F:375:ARG:HB2	1:F:375:ARG:NH1	2.27	0.49
1:I:114:ILE:HD12	1:I:502:LEU:HD13	1.94	0.49
1:J:408:VAL:HG23	1:J:427:ALA:HB1	1.94	0.49
1:H:58:LEU:HB3	1:H:72:VAL:HG11	1.93	0.49
1:I:305:VAL:O	1:I:309:ARG:HG2	2.11	0.49
1:P:425:SER:O	1:P:428:LYS:HG2	2.12	0.49
1:N:206:LEU:HD21	1:N:346:LEU:HB3	1.93	0.49
1:D:110:PRO:HG2	1:D:502:LEU:HD11	1.93	0.49
1:A:92:LEU:O	1:A:95:GLU:HB3	2.12	0.49
1:H:280:ARG:HD2	1:H:304:PHE:HB2	1.94	0.49
1:J:415:THR:HG23	1:J:420:ALA:HB2	1.95	0.49
1:K:330:LEU:CD2	1:K:330:LEU:N	2.75	0.49
1:N:141:LYS:HD2	1:N:144:GLN:HB2	1.94	0.49
1:D:185:ALA:HA	1:D:309:ARG:HD3	1.93	0.49
1:J:512:PRO:O	1:J:513:ARG:CB	2.61	0.49

Continued on next page...

Continued from previous page...

Atom-1	Atom-2	Interatomic distance (Å)	Clash overlap (Å)
1:G:207:LEU:HD23	1:G:208:ASP:H	1.78	0.49
1:G:343:GLU:CG	1:G:344:ASP:N	2.75	0.49
1:C:171:VAL:O	1:C:175:LEU:HG	2.12	0.49
1:F:154:LEU:HD21	1:F:163:LYS:HG3	1.94	0.49
1:A:52:ASN:OD1	1:A:157:LYS:HG2	2.11	0.49
1:N:103:LEU:O	1:N:106:LYS:HB2	2.13	0.49
1:H:452:LEU:HD13	1:H:465:LEU:HD13	1.95	0.49
1:B:211:ILE:HG21	1:B:215:GLN:HE22	1.76	0.49
1:D:360:ILE:HG22	1:D:361:VAL:N	2.27	0.49
1:J:109:HIS:CG	1:N:440:ASN:HA	2.48	0.49
1:N:408:VAL:HA	1:N:411:LEU:HD12	1.93	0.49
1:C:79:ASP:OD1	1:C:83:GLY:HA3	2.12	0.49
1:H:310:LEU:O	1:H:314:THR:HG22	2.13	0.49
1:L:70:VAL:HG11	1:P:48:LEU:CD1	2.43	0.49
1:K:452:LEU:HD13	1:K:465:LEU:CD1	2.42	0.49
1:D:33:LYS:O	1:D:35:MET:SD	2.71	0.49
1:D:35:MET:CB	1:E:503:ARG:HB3	2.42	0.49
1:H:297:MET:HE1	1:H:336:ILE:HG22	1.95	0.49
1:H:57:ILE:HG23	1:H:58:LEU:CD2	2.43	0.49
1:D:57:ILE:HG23	1:D:58:LEU:HD22	1.94	0.49
1:H:420:ALA:HB3	1:P:450:ALA:HB2	1.94	0.49
1:F:397:GLY:HA3	1:F:475:MET:HE1	1.94	0.49
1:N:313:VAL:HG13	1:N:352:VAL:HG21	1.94	0.49
1:B:190:LYS:HG3	1:B:374:GLU:HB3	1.94	0.49
1:I:187:HIS:NE2	1:I:189:ILE:HD12	2.27	0.49
1:C:201:LEU:HD22	1:C:202:ASP:N	2.27	0.49
1:O:141:LYS:HG2	1:O:144:GLN:HB2	1.93	0.49
1:C:369:ILE:HA	1:C:372:GLU:CG	2.42	0.49
1:I:32:PRO:HA	1:I:156:SER:HA	1.93	0.49
1:H:431:ARG:HH21	1:H:434:PRO:HG2	1.77	0.49
1:D:344:ASP:O	1:D:346:LEU:HD12	2.11	0.49
1:A:365:ALA:O	1:A:366:THR:HG23	2.13	0.49
1:K:38:ILE:CG2	1:K:369:ILE:HD11	2.42	0.49
1:J:111:GLN:HE21	1:J:114:ILE:CD1	2.17	0.49
1:L:111:GLN:HA	1:L:114:ILE:CG1	2.42	0.49
1:H:129:LEU:HB3	1:H:484:PHE:CZ	2.47	0.49
1:L:11:ALA:CB	1:L:506:ASN:HA	2.43	0.49
1:B:25:LEU:HD22	1:F:508:ILE:HG12	1.95	0.49
1:E:366:THR:O	1:E:367:GLN:HB3	2.13	0.49
1:A:404:MET:O	1:A:408:VAL:HG22	2.12	0.49
1:E:34:GLY:HA3	1:E:156:SER:HA	1.93	0.49

Continued on next page...

Continued from previous page...

Atom-1	Atom-2	Interatomic distance (Å)	Clash overlap (Å)
1:M:50:VAL:HG21	1:M:368:GLN:NE2	2.28	0.49
1:C:191:LYS:HB3	1:C:363:ARG:HB2	1.93	0.49
1:H:146:LEU:HD21	1:H:167:THR:HG23	1.94	0.49
1:H:186:ILE:O	1:H:377:LEU:HD21	2.12	0.49
1:M:114:ILE:C	1:M:116:GLY:N	2.66	0.49
1:K:166:PHE:CZ	1:K:198:ASP:HB3	2.47	0.49
1:A:32:PRO:HA	1:A:155:SER:HB3	1.94	0.49
1:O:393:THR:HG22	1:O:483:SER:HA	1.94	0.49
1:J:505:ASP:HB3	1:N:37:LYS:HZ3	1.76	0.49
1:D:431:ARG:O	1:D:434:PRO:HD2	2.12	0.49
1:L:269:ILE:HG23	1:L:274:ILE:HG21	1.95	0.49
1:P:211:ILE:HG12	1:P:298:ALA:H	1.78	0.49
1:F:173:ALA:O	1:F:176:ARG:HG2	2.13	0.49
1:D:114:ILE:HA	1:D:117:TRP:CE3	2.48	0.49
1:M:68:ALA:O	1:M:72:VAL:HG23	2.13	0.49
1:I:82:VAL:HG13	1:I:83:GLY:N	2.28	0.49
1:F:207:LEU:HB3	1:F:347:ILE:CG2	2.43	0.49
1:J:85:GLY:O	1:J:153:THR:HA	2.13	0.49
1:N:312:LEU:O	1:N:354:LEU:HD22	2.11	0.49
1:L:77:VAL:HG13	1:P:192:LEU:HD23	1.94	0.49
1:J:52:ASN:OD1	1:J:157:LYS:HG2	2.13	0.49
1:B:174:VAL:CG1	1:B:384:LEU:HB3	2.36	0.49
1:H:30:LEU:HD22	1:H:436:ILE:HD13	1.94	0.49
1:P:286:TYR:HB2	1:P:287:PRO:HD3	1.94	0.49
1:C:95:GLU:CD	1:C:429:ALA:HB1	2.33	0.49
1:J:184:GLU:HG2	1:J:309:ARG:HD2	1.95	0.49
1:D:506:ASN:H	1:H:25:LEU:HG	1.77	0.49
1:E:369:ILE:HG23	1:E:372:GLU:OE1	2.12	0.49
1:N:222:ALA:HA	1:N:275:ASN:HB2	1.95	0.49
1:P:185:ALA:H	1:P:309:ARG:HG2	1.78	0.49
1:A:126:GLN:NE2	1:A:423:MET:SD	2.86	0.49
1:N:313:VAL:HG13	1:N:352:VAL:CG2	2.43	0.49
1:A:57:ILE:HD13	1:A:57:ILE:C	2.32	0.49
1:C:59:LYS:CE	1:C:76:ARG:HB2	2.43	0.49
1:P:139:GLU:O	1:P:140:VAL:HB	2.12	0.49
1:E:274:ILE:HG23	1:E:274:ILE:O	2.12	0.49
1:A:146:LEU:CD2	1:A:147:MET:N	2.74	0.49
1:O:139:GLU:OE2	1:O:178:LYS:HD2	2.13	0.49
1:D:222:ALA:HA	1:D:275:ASN:OD1	2.13	0.49
1:C:122:LYS:O	1:C:125:ARG:HB2	2.12	0.49
1:O:39:LEU:HB3	1:O:513:ARG:HG2	1.94	0.49

Continued on next page...

Continued from previous page...

Atom-1	Atom-2	Interatomic distance (Å)	Clash overlap (Å)
1:M:433:LEU:HB2	1:M:434:PRO:HD3	1.95	0.49
1:M:399:CYS:HA	1:M:456:HIS:NE2	2.28	0.49
1:L:323:ASP:C	1:L:325:PRO:HD2	2.33	0.49
1:N:57:ILE:C	1:N:57:ILE:HD13	2.33	0.49
1:I:201:LEU:CD2	1:I:360:ILE:HG12	2.42	0.49
1:J:431:ARG:NH2	1:J:434:PRO:HG2	2.28	0.49
1:N:431:ARG:O	1:N:434:PRO:HD2	2.13	0.49
1:J:274:ILE:HG23	1:J:296:VAL:CG2	2.43	0.49
1:O:114:ILE:HG23	1:O:499:GLU:HA	1.94	0.49
1:E:226:ILE:HD12	1:E:317:GLU:HG3	1.95	0.49
1:E:211:ILE:HG13	1:E:298:ALA:O	2.13	0.49
1:C:397:GLY:HA3	1:C:475:MET:HE1	1.94	0.49
1:C:209:LYS:HB2	1:C:299:ILE:HG23	1.93	0.49
1:F:226:ILE:HG12	1:F:278:ILE:CG2	2.43	0.49
1:O:222:ALA:HA	1:O:275:ASN:HB2	1.94	0.49
1:I:96:LEU:HD22	1:I:96:LEU:O	2.13	0.49
1:G:22:ILE:HD12	1:G:90:THR:CG2	2.43	0.49
1:M:404:MET:O	1:M:408:VAL:HG22	2.13	0.49
1:J:435:THR:HG23	1:J:445:SER:HB3	1.94	0.49
1:H:188:VAL:HG12	1:H:377:LEU:HB2	1.93	0.49
1:O:376:SER:O	1:O:379:ASP:HB2	2.12	0.49
1:G:367:GLN:HE21	1:G:369:ILE:HB	1.78	0.49
1:E:146:LEU:HD21	1:E:150:ALA:CB	2.33	0.49
1:F:431:ARG:O	1:F:434:PRO:HD2	2.12	0.49
1:B:92:LEU:HD11	1:B:433:LEU:HD21	1.95	0.49
1:H:448:LEU:HD13	1:H:448:LEU:C	2.33	0.49
1:D:341:ILE:HD11	1:D:346:LEU:HD13	1.95	0.49
1:A:38:ILE:HD12	1:A:48:LEU:HB3	1.95	0.49
1:O:67:ALA:HB3	1:O:507:ILE:HG21	1.94	0.49
1:D:111:GLN:HA	1:D:114:ILE:HG12	1.94	0.49
1:L:263:LYS:O	1:L:267:GLU:HG2	2.12	0.49
1:D:173:ALA:HA	1:D:176:ARG:CZ	2.43	0.49
1:G:176:ARG:HE	1:G:358:CYS:CB	2.25	0.49
1:N:334:LYS:HB3	1:N:351:GLY:HA3	1.94	0.49
1:H:14:SER:O	1:H:17:ILE:HG22	2.13	0.49
1:O:334:LYS:HD2	1:O:351:GLY:HA3	1.93	0.49
1:J:29:THR:O	1:J:156:SER:HB2	2.13	0.49
1:C:96:LEU:HD22	1:C:96:LEU:O	2.13	0.49
1:F:146:LEU:HD22	1:F:168:LYS:CA	2.37	0.48
1:L:372:GLU:HA	1:L:375:ARG:CZ	2.42	0.48
1:A:511:ALA:O	1:A:513:ARG:N	2.46	0.48

Continued on next page...

Continued from previous page...

Atom-1	Atom-2	Interatomic distance (Å)	Clash overlap (Å)
1:B:32:PRO:HG2	1:B:467:MET:CB	2.44	0.48
1:C:126:GLN:HE21	1:C:407:ALA:HB1	1.78	0.48
1:M:59:LYS:HE3	1:M:73:ASP:HA	1.95	0.48
1:O:188:VAL:CG1	1:O:377:LEU:HD22	2.36	0.48
1:J:219:ILE:HB	1:J:275:ASN:HB3	1.95	0.48
1:H:286:TYR:HB2	1:H:287:PRO:HD3	1.94	0.48
1:A:377:LEU:HG	1:A:377:LEU:O	2.13	0.48
1:B:57:ILE:HG23	1:B:58:LEU:CD2	2.44	0.48
1:E:107:LYS:NZ	1:J:439:ASP:HA	2.27	0.48
1:G:38:ILE:HG13	1:G:39:LEU:N	2.28	0.48
1:E:225:LEU:HD11	1:E:324:HIS:ND1	2.28	0.48
1:J:185:ALA:CB	1:J:357:ALA:HB1	2.42	0.48
1:J:123:ALA:HB1	1:J:408:VAL:HG12	1.95	0.48
1:D:157:LYS:HB3	1:D:159:LEU:CD1	2.43	0.48
1:D:153:THR:HG21	1:D:379:ASP:HB3	1.95	0.48
1:B:392:ARG:HG3	1:B:484:PHE:CG	2.48	0.48
1:E:219:ILE:HB	1:E:275:ASN:HB3	1.94	0.48
1:E:222:ALA:HA	1:E:275:ASN:HB2	1.95	0.48
1:K:128:LEU:HD11	1:K:492:LEU:CD1	2.43	0.48
1:B:132:ALA:CB	1:B:394:VAL:HG13	2.43	0.48
1:B:185:ALA:HB1	1:B:357:ALA:HB2	1.95	0.48
1:N:334:LYS:CG	1:N:351:GLY:HA3	2.43	0.48
1:J:512:PRO:O	1:J:513:ARG:HB2	2.13	0.48
1:D:266:VAL:HB	1:D:290:LEU:HD21	1.94	0.48
1:B:14:SER:O	1:B:17:ILE:HG22	2.13	0.48
1:K:127:ALA:HB1	1:K:491:LEU:HD13	1.94	0.48
1:C:150:ALA:O	1:C:154:LEU:HD13	2.14	0.48
1:P:123:ALA:HB2	1:P:423:MET:HE2	1.95	0.48
1:F:85:GLY:O	1:F:153:THR:HG23	2.13	0.48
1:G:149:ILE:HD12	1:G:483:SER:N	2.28	0.48
1:D:211:ILE:CD1	1:D:297:MET:HG3	2.31	0.48
1:L:106:LYS:HD3	1:L:108:ILE:HD11	1.95	0.48
1:N:145:ASP:OD1	1:N:171:VAL:HB	2.14	0.48
1:L:171:VAL:HG12	1:L:384:LEU:HG	1.95	0.48
1:E:82:VAL:HG13	1:E:83:GLY:N	2.28	0.48
1:H:109:HIS:HB3	1:H:112:THR:OG1	2.13	0.48
1:G:436:ILE:HA	1:G:439:ASP:OD2	2.14	0.48
1:D:59:LYS:HZ3	1:D:76:ARG:HB2	1.78	0.48
1:D:124:ALA:O	1:D:127:ALA:HB3	2.13	0.48
1:J:206:LEU:CD2	1:J:346:LEU:HB3	2.43	0.48
1:N:78:GLN:CD	1:N:83:GLY:HA2	2.34	0.48

Continued on next page...

Continued from previous page...

Atom-1	Atom-2	Interatomic distance (Å)	Clash overlap (Å)
1:O:205:PHE:HA	1:O:359:THR:OG1	2.12	0.48
1:J:96:LEU:C	1:J:96:LEU:HD13	2.34	0.48
1:D:207:LEU:HB3	1:D:347:ILE:HG23	1.94	0.48
1:L:40:LEU:HD23	1:L:41:SER:N	2.27	0.48
1:K:166:PHE:CE1	1:K:198:ASP:HB2	2.47	0.48
1:D:145:ASP:CG	1:D:171:VAL:HB	2.32	0.48
1:O:146:LEU:HD13	1:O:167:THR:O	2.13	0.48
1:B:106:LYS:HZ2	1:B:108:ILE:HB	1.77	0.48
1:D:222:ALA:HA	1:D:275:ASN:HB2	1.96	0.48
1:E:176:ARG:NH2	1:E:360:ILE:HG13	2.28	0.48
1:P:231:MET:CG	1:P:283:ILE:HG13	2.43	0.48
1:P:96:LEU:HD13	1:P:96:LEU:C	2.33	0.48
1:D:448:LEU:HA	1:D:451:GLN:HG2	1.96	0.48
1:K:103:LEU:HG	1:K:113:ILE:CD1	2.44	0.48
1:P:30:LEU:HG	1:P:87:THR:O	2.13	0.48
1:N:397:GLY:O	1:N:465:LEU:HD23	2.14	0.48
1:N:433:LEU:O	1:N:436:ILE:HG22	2.14	0.48
1:P:397:GLY:HA3	1:P:475:MET:CE	2.43	0.48
1:L:313:VAL:O	1:L:352:VAL:HG23	2.14	0.48
1:G:452:LEU:HD13	1:G:465:LEU:CD1	2.43	0.48
1:B:448:LEU:HD13	1:B:448:LEU:C	2.33	0.48
1:I:110:PRO:HA	1:I:113:ILE:HG12	1.95	0.48
1:I:418:LYS:HA	1:I:418:LYS:HZ2	1.78	0.48
1:E:124:ALA:O	1:E:128:LEU:HG	2.13	0.48
1:N:269:ILE:HG23	1:N:274:ILE:HG22	1.95	0.48
1:K:185:ALA:HA	1:K:309:ARG:CG	2.43	0.48
1:C:225:LEU:HG	1:C:277:PHE:CD1	2.47	0.48
1:J:33:LYS:NZ	1:J:468:LYS:HG3	2.28	0.48
1:P:313:VAL:HG13	1:P:352:VAL:CB	2.43	0.48
1:K:84:ASP:CG	1:K:85:GLY:H	2.15	0.48
1:N:226:ILE:HG12	1:N:278:ILE:CG2	2.43	0.48
1:G:101:GLU:O	1:G:104:ILE:HG12	2.13	0.48
1:E:6:GLU:HA	1:E:10:THR:OG1	2.13	0.48
1:G:341:ILE:O	1:G:343:GLU:N	2.45	0.48
1:H:145:ASP:OD1	1:H:171:VAL:HB	2.13	0.48
1:I:146:LEU:HD22	1:I:167:THR:C	2.33	0.48
1:L:163:LYS:HA	1:L:166:PHE:HD1	1.78	0.48
1:G:149:ILE:HD12	1:G:483:SER:H	1.77	0.48
1:O:82:VAL:HG22	1:O:83:GLY:N	2.29	0.48
1:B:317:GLU:CB	1:B:329:LYS:HD3	2.43	0.48
1:I:452:LEU:CD2	1:I:465:LEU:HD21	2.44	0.48

Continued on next page...

Continued from previous page...

Atom-1	Atom-2	Interatomic distance (Å)	Clash overlap (Å)
1:O:452:LEU:HD13	1:O:465:LEU:HD13	1.95	0.48
1:N:447:ASP:O	1:N:451:GLN:HG2	2.14	0.48
1:D:420:ALA:HB1	1:K:453:ARG:NH2	2.29	0.48
1:G:231:MET:HE1	1:G:265:LYS:HD3	1.95	0.48
1:J:283:ILE:CG2	1:J:300:GLU:HG3	2.42	0.48
1:N:215:GLN:HA	1:N:292:GLY:HA2	1.95	0.48
1:J:27:LYS:HB2	1:J:436:ILE:CD1	2.43	0.48
1:K:397:GLY:HA3	1:K:475:MET:CE	2.44	0.48
1:M:65:ASN:N	1:M:66:PRO:HD2	2.29	0.48
1:B:190:LYS:HG2	1:B:374:GLU:HB3	1.96	0.48
1:P:89:VAL:HG12	1:P:490:VAL:HG21	1.96	0.48
1:M:129:LEU:HG	1:M:392:ARG:HH22	1.79	0.48
1:C:159:LEU:HD13	1:C:372:GLU:OE1	2.13	0.48
1:P:166:PHE:CE1	1:P:198:ASP:HB3	2.48	0.48
1:I:159:LEU:HB2	1:I:369:ILE:CG2	2.21	0.48
1:I:163:LYS:HD2	1:I:166:PHE:HB2	1.95	0.48
1:F:171:VAL:HG12	1:F:384:LEU:HD13	1.95	0.48
1:L:40:LEU:HD12	1:L:48:LEU:CD2	2.43	0.48
1:K:146:LEU:HB2	1:K:171:VAL:CG2	2.43	0.48
1:O:133:VAL:HG21	1:O:394:VAL:CA	2.43	0.48
1:K:262:MET:SD	1:K:290:LEU:HD22	2.53	0.48
1:F:448:LEU:C	1:F:448:LEU:HD13	2.33	0.48
1:P:500:VAL:O	1:P:501:ILE:HB	2.14	0.48
1:I:402:MET:SD	1:I:456:HIS:HB2	2.54	0.48
1:F:211:ILE:HG12	1:F:298:ALA:H	1.77	0.48
1:D:89:VAL:HG12	1:D:490:VAL:HB	1.94	0.48
1:D:92:LEU:HB2	1:D:490:VAL:HG21	1.94	0.48
1:P:37:LYS:O	1:P:50:VAL:HA	2.14	0.48
1:E:448:LEU:C	1:E:448:LEU:HD13	2.34	0.48
1:G:431:ARG:HH21	1:G:434:PRO:HG2	1.79	0.48
1:D:317:GLU:HB3	1:D:330:LEU:H	1.78	0.48
1:J:148:ASN:HB3	1:J:481:THR:CG2	2.43	0.48
1:C:57:ILE:HG23	1:C:58:LEU:CD2	2.43	0.48
1:D:411:LEU:HB3	1:D:423:MET:SD	2.54	0.48
1:G:134:ASP:HB3	1:G:393:THR:OG1	2.14	0.48
1:O:334:LYS:CD	1:O:351:GLY:HA3	2.43	0.48
1:N:14:SER:O	1:N:17:ILE:HG22	2.14	0.48
1:O:345:LYS:C	1:O:346:LEU:HD12	2.33	0.48
1:N:132:ALA:HB3	1:N:461:THR:HG21	1.95	0.48
1:I:190:LYS:O	1:I:190:LYS:HG3	2.11	0.48
1:I:397:GLY:HA3	1:I:475:MET:CE	2.43	0.48

Continued on next page...

Continued from previous page...

Atom-1	Atom-2	Interatomic distance (Å)	Clash overlap (Å)
1:I:40:LEU:CB	1:I:48:LEU:HD23	2.40	0.48
1:P:263:LYS:HA	1:P:266:VAL:HG12	1.96	0.48
1:O:154:LEU:CD2	1:O:163:LYS:HG3	2.43	0.48
1:M:157:LYS:HG2	1:M:372:GLU:OE2	2.13	0.48
1:E:154:LEU:CD2	1:E:167:THR:HB	2.42	0.48
1:C:173:ALA:CB	1:C:360:ILE:HD11	2.32	0.48
1:P:231:MET:CE	1:P:265:LYS:HD3	2.44	0.48
1:P:284:TYR:O	1:P:287:PRO:HD2	2.13	0.48
1:A:369:ILE:O	1:A:372:GLU:CB	2.60	0.48
1:A:158:LEU:CD2	1:C:503:ARG:HH22	2.18	0.48
1:D:445:SER:CB	1:K:108:ILE:HD13	2.43	0.48
1:L:312:LEU:O	1:P:213:VAL:HG11	2.12	0.48
1:P:32:PRO:HA	1:P:156:SER:N	2.29	0.48
1:F:372:GLU:HG3	1:F:375:ARG:HE	1.78	0.48
1:J:274:ILE:O	1:J:274:ILE:HG23	2.14	0.48
1:K:226:ILE:HB	1:K:317:GLU:OE2	2.13	0.48
1:N:324:HIS:HB2	1:N:329:LYS:CE	2.43	0.48
1:L:366:THR:HA	1:L:370:LEU:HB3	1.96	0.48
1:M:58:LEU:HB3	1:M:72:VAL:CG1	2.43	0.48
1:O:265:LYS:HE2	1:O:322:PHE:CE1	2.48	0.48
1:L:334:LYS:HD3	1:L:351:GLY:HA3	1.94	0.48
1:C:222:ALA:HA	1:C:275:ASN:OD1	2.13	0.48
1:F:123:ALA:O	1:F:126:GLN:HB2	2.13	0.48
1:G:157:LYS:CD	1:G:376:SER:HB2	2.44	0.48
1:K:485:GLN:HG2	1:K:488:ARG:HH21	1.79	0.48
1:G:133:VAL:HG23	1:G:134:ASP:H	1.79	0.48
1:M:334:LYS:CG	1:M:351:GLY:HA3	2.43	0.48
1:D:259:LYS:O	1:D:262:MET:HB3	2.13	0.48
1:I:390:ASP:HB3	1:I:485:GLN:CD	2.34	0.48
1:C:505:ASP:O	1:C:506:ASN:HB3	2.14	0.48
1:G:102:SER:O	1:G:105:ALA:HB3	2.13	0.48
1:G:154:LEU:HD22	1:G:167:THR:CB	2.43	0.48
1:G:193:GLY:HA3	1:G:343:GLU:CB	2.44	0.48
1:P:194:GLY:CA	1:P:365:ALA:HA	2.44	0.48
1:I:160:THR:HA	1:I:163:LYS:HB3	1.96	0.48
1:K:171:VAL:CA	1:K:174:VAL:HG22	2.43	0.48
1:D:380:ALA:O	1:D:384:LEU:HD23	2.12	0.48
1:G:367:GLN:HG3	1:G:370:LEU:N	2.28	0.48
1:O:418:LYS:O	1:O:421:VAL:HG12	2.14	0.48
1:B:325:PRO:C	1:B:326:GLU:HG3	2.31	0.48
1:D:402:MET:HG2	1:D:431:ARG:NH2	2.29	0.48

Continued on next page...

Continued from previous page...

Atom-1	Atom-2	Interatomic distance (Å)	Clash overlap (Å)
1:K:117:TRP:HD1	1:K:499:GLU:HA	1.78	0.48
1:F:112:THR:CG2	1:F:418:LYS:CE	2.91	0.48
1:F:108:ILE:HG13	1:O:446:ALA:H	1.79	0.48
1:C:78:GLN:CD	1:C:83:GLY:HA2	2.33	0.48
1:G:108:ILE:CG2	1:G:109:HIS:N	2.67	0.48
1:M:433:LEU:HA	1:M:436:ILE:HG22	1.96	0.48
1:A:106:LYS:HE3	1:M:446:ALA:HB2	1.96	0.48
1:N:445:SER:HA	1:N:448:LEU:HB3	1.95	0.48
1:J:287:PRO:O	1:J:291:PHE:HD1	1.97	0.48
1:B:170:ALA:O	1:B:173:ALA:HB3	2.13	0.48
1:D:163:LYS:HG3	1:D:166:PHE:HB2	1.95	0.48
1:B:82:VAL:HG23	1:B:485:GLN:HB2	1.94	0.48
1:K:206:LEU:HD11	1:K:346:LEU:HD23	1.95	0.48
1:F:405:ALA:HA	1:F:408:VAL:HG22	1.96	0.48
1:E:219:ILE:HD12	1:E:275:ASN:HB3	1.95	0.48
1:B:219:ILE:HD12	1:B:275:ASN:HB3	1.96	0.48
1:E:313:VAL:HG13	1:E:352:VAL:HG11	1.96	0.48
1:H:498:ALA:HA	1:H:501:ILE:HD12	1.94	0.48
1:E:89:VAL:HG12	1:E:490:VAL:HG23	1.95	0.48
1:C:143:ARG:NE	1:C:143:ARG:HA	2.28	0.48
1:A:148:ASN:HA	1:A:480:ILE:HA	1.96	0.48
1:A:401:GLU:HG2	1:A:433:LEU:HD22	1.94	0.48
1:M:485:GLN:CB	1:M:489:GLN:HE22	2.26	0.48
1:E:381:LEU:HD13	1:E:381:LEU:C	2.34	0.48
1:F:446:ALA:HB1	1:O:418:LYS:CE	2.44	0.48
1:A:40:LEU:HD23	1:A:41:SER:N	2.28	0.48
1:F:108:ILE:HB	1:O:446:ALA:HB2	1.95	0.48
1:F:108:ILE:HG13	1:O:444:ASP:OD1	2.14	0.48
1:P:219:ILE:HD13	1:P:276:CYS:HB2	1.95	0.48
1:F:375:ARG:CG	1:F:375:ARG:HH11	2.26	0.48
1:O:119:GLU:OE2	1:O:419:GLU:HG2	2.14	0.48
1:L:222:ALA:HA	1:L:275:ASN:OD1	2.14	0.48
1:D:324:HIS:HB2	1:D:329:LYS:HZ1	1.75	0.48
1:L:83:GLY:HA3	1:L:382:CYS:HB3	1.96	0.48
1:D:159:LEU:CD2	1:D:163:LYS:HD3	2.41	0.48
1:M:190:LYS:HG3	1:M:370:LEU:CG	2.44	0.48
1:K:191:LYS:HD2	1:K:344:ASP:OD1	2.14	0.48
1:P:116:GLY:HA3	1:P:422:ALA:HB1	1.95	0.48
1:A:128:LEU:O	1:A:129:LEU:CB	2.61	0.48
1:D:392:ARG:HD3	1:D:484:PHE:CE1	2.49	0.48
1:A:68:ALA:O	1:A:72:VAL:HG23	2.13	0.48

Continued on next page...

Continued from previous page...

Atom-1	Atom-2	Interatomic distance (Å)	Clash overlap (Å)
1:K:216:PRO:HG2	1:K:295:GLY:HA2	1.94	0.48
1:N:386:GLN:HG2	1:N:485:GLN:HG2	1.96	0.48
1:L:57:ILE:HG23	1:L:58:LEU:HD23	1.96	0.48
1:J:203:GLU:HG2	1:J:350:SER:HB2	1.94	0.48
1:C:108:ILE:HG22	1:C:109:HIS:N	2.29	0.48
1:N:154:LEU:HD13	1:N:167:THR:OG1	2.14	0.48
1:N:117:TRP:HD1	1:N:495:ALA:HB1	1.79	0.48
1:K:170:ALA:O	1:K:173:ALA:HB3	2.14	0.48
1:P:321:THR:HG22	1:P:322:PHE:H	1.78	0.48
1:H:206:LEU:HD21	1:H:346:LEU:HB2	1.96	0.48
1:F:96:LEU:HD21	1:F:117:TRP:HZ2	1.78	0.48
1:P:402:MET:CE	1:P:453:ARG:HG3	2.43	0.48
1:K:32:PRO:HG2	1:K:467:MET:CE	2.43	0.48
1:O:65:ASN:CG	1:O:66:PRO:HD3	2.34	0.48
1:H:225:LEU:HD11	1:H:324:HIS:CE1	2.49	0.48
1:G:402:MET:HG2	1:G:431:ARG:HH22	1.79	0.48
1:C:36:ASP:O	1:C:37:LYS:HD3	2.14	0.48
1:E:324:HIS:O	1:E:328:VAL:HG23	2.14	0.48
1:D:317:GLU:OE2	1:D:329:LYS:HD2	2.13	0.48
1:L:431:ARG:HH21	1:L:434:PRO:HG2	1.79	0.48
1:C:381:LEU:C	1:C:381:LEU:HD13	2.35	0.48
1:K:115:ALA:O	1:K:119:GLU:HG2	2.14	0.48
1:E:475:MET:SD	1:E:480:ILE:HB	2.54	0.48
1:I:96:LEU:HD13	1:I:97:LEU:N	2.29	0.48
1:B:101:GLU:O	1:B:104:ILE:HG12	2.14	0.48
1:E:311:ALA:HA	1:E:314:THR:HG22	1.96	0.48
1:I:146:LEU:HB2	1:I:171:VAL:CG1	2.43	0.48
1:M:82:VAL:CG2	1:M:486:VAL:HG12	2.44	0.48
1:C:27:LYS:O	1:C:436:ILE:HD11	2.14	0.48
1:C:176:ARG:NH2	1:C:360:ILE:HG13	2.29	0.48
1:O:59:LYS:HE2	1:O:76:ARG:N	2.29	0.48
1:P:283:ILE:HG22	1:P:300:GLU:CG	2.43	0.48
1:K:38:ILE:HA	1:K:50:VAL:HB	1.96	0.48
1:L:96:LEU:HD21	1:L:117:TRP:HZ2	1.79	0.48
1:O:225:LEU:HD11	1:O:324:HIS:CE1	2.49	0.48
1:H:447:ASP:HA	1:P:417:GLY:HA2	1.96	0.48
1:O:152:THR:CB	1:O:480:ILE:HD12	2.44	0.48
1:I:216:PRO:HG2	1:I:295:GLY:CA	2.43	0.48
1:D:443:TYR:CE1	1:D:470:GLY:HA3	2.49	0.48
1:I:332:SER:OG	1:I:349:PHE:HZ	1.96	0.48
1:E:196:LEU:HD13	1:E:196:LEU:C	2.34	0.48

Continued on next page...

Continued from previous page...

Atom-1	Atom-2	Interatomic distance (Å)	Clash overlap (Å)
1:D:143:ARG:HE	1:D:143:ARG:HA	1.78	0.48
1:D:38:ILE:O	1:E:507:ILE:HA	2.14	0.47
1:L:166:PHE:CE1	1:L:198:ASP:CB	2.97	0.47
1:M:124:ALA:HB1	1:M:491:LEU:CD1	2.38	0.47
1:I:58:LEU:HB3	1:I:72:VAL:CG1	2.43	0.47
1:O:394:VAL:HG23	1:O:482:GLU:HB2	1.95	0.47
1:G:108:ILE:HD11	1:N:447:ASP:HB2	1.95	0.47
1:F:192:LEU:H	1:F:192:LEU:CD1	2.23	0.47
1:I:222:ALA:HA	1:I:275:ASN:CG	2.34	0.47
1:B:448:LEU:HD11	1:B:465:LEU:HD11	1.96	0.47
1:E:312:LEU:HD13	1:E:354:LEU:CD2	2.43	0.47
1:B:188:VAL:CB	1:B:377:LEU:HD22	2.44	0.47
1:L:334:LYS:HD3	1:L:351:GLY:CA	2.43	0.47
1:J:179:GLY:HA2	1:J:389:LYS:CE	2.44	0.47
1:C:412:ALA:HB1	1:C:424:GLU:HB3	1.96	0.47
1:K:124:ALA:O	1:K:127:ALA:HB3	2.13	0.47
1:E:263:LYS:O	1:E:267:GLU:HG2	2.14	0.47
1:E:443:TYR:CD2	1:E:470:GLY:HA3	2.49	0.47
1:K:61:ILE:HG22	1:K:63:VAL:HG23	1.96	0.47
1:C:164:ASP:O	1:C:167:THR:HG22	2.14	0.47
1:C:146:LEU:HD21	1:C:167:THR:HG23	1.97	0.47
1:K:140:VAL:H	1:K:178:LYS:HZ2	1.61	0.47
1:A:154:LEU:HD22	1:A:167:THR:OG1	2.14	0.47
1:J:171:VAL:O	1:J:175:LEU:HG	2.14	0.47
1:J:369:ILE:HG13	1:J:372:GLU:OE1	2.14	0.47
1:P:111:GLN:O	1:P:114:ILE:HB	2.14	0.47
1:E:442:GLY:HA3	1:G:108:ILE:O	2.14	0.47
1:L:261:LYS:O	1:L:264:GLU:HG2	2.14	0.47
1:J:226:ILE:HA	1:J:278:ILE:O	2.14	0.47
1:B:4:ASP:HB2	1:B:508:ILE:HG12	1.95	0.47
1:B:128:LEU:HD22	1:B:488:ARG:HG2	1.96	0.47
1:B:354:LEU:HD21	1:B:356:GLU:HB3	1.96	0.47
1:O:287:PRO:O	1:O:291:PHE:HD1	1.96	0.47
1:E:334:LYS:HD3	1:E:351:GLY:CA	2.45	0.47
1:C:204:GLY:O	1:C:359:THR:HB	2.14	0.47
1:N:334:LYS:CB	1:N:351:GLY:HA3	2.45	0.47
1:E:143:ARG:HE	1:E:143:ARG:HA	1.77	0.47
1:N:96:LEU:HD23	1:N:498:ALA:HB1	1.95	0.47
1:G:256:HIS:O	1:G:259:LYS:HB2	2.15	0.47
1:M:22:ILE:HD12	1:M:90:THR:CG2	2.44	0.47
1:M:41:SER:O	1:M:45:ASP:HB2	2.14	0.47

Continued on next page...

Continued from previous page...

Atom-1	Atom-2	Interatomic distance (Å)	Clash overlap (Å)
1:C:181:GLY:O	1:C:182:ASN:HB2	2.14	0.47
1:E:412:ALA:CB	1:E:424:GLU:HB3	2.44	0.47
1:D:40:LEU:H	1:E:507:ILE:HG21	1.79	0.47
1:M:111:GLN:HA	1:M:114:ILE:HG12	1.95	0.47
1:P:259:LYS:HE3	1:P:259:LYS:HA	1.96	0.47
1:O:194:GLY:HA2	1:O:364:GLY:C	2.35	0.47
1:M:164:ASP:O	1:M:167:THR:HG22	2.14	0.47
1:N:108:ILE:CG2	1:N:109:HIS:N	2.78	0.47
1:M:79:ASP:HA	1:M:83:GLY:N	2.29	0.47
1:K:368:GLN:OE1	1:P:500:VAL:HG12	2.14	0.47
1:I:431:ARG:O	1:I:434:PRO:HD2	2.13	0.47
1:C:394:VAL:CG2	1:C:482:GLU:HB2	2.44	0.47
1:E:451:GLN:NE2	1:E:471:THR:HA	2.29	0.47
1:H:265:LYS:NZ	1:H:287:PRO:HG3	2.24	0.47
1:P:148:ASN:HA	1:P:480:ILE:HA	1.96	0.47
1:G:38:ILE:HG21	1:G:368:GLN:OE1	2.14	0.47
1:G:431:ARG:O	1:G:434:PRO:HD2	2.14	0.47
1:D:324:HIS:HB2	1:D:329:LYS:CE	2.44	0.47
1:H:394:VAL:HB	1:H:400:SER:OG	2.14	0.47
1:L:138:ASP:O	1:L:139:GLU:HB2	2.14	0.47
1:G:417:GLY:CA	1:N:450:ALA:HB1	2.43	0.47
1:D:163:LYS:CG	1:D:166:PHE:HB2	2.44	0.47
1:N:176:ARG:HD2	1:N:358:CYS:N	2.29	0.47
1:I:206:LEU:HD21	1:I:346:LEU:CB	2.44	0.47
1:P:280:ARG:O	1:P:281:GLN:HB3	2.13	0.47
1:B:509:LYS:HG3	1:B:510:ALA:N	2.29	0.47
1:C:143:ARG:HA	1:C:143:ARG:HE	1.79	0.47
1:C:192:LEU:O	1:C:366:THR:HG21	2.15	0.47
1:D:39:LEU:O	1:D:39:LEU:HG	2.15	0.47
1:H:188:VAL:HG11	1:H:373:ALA:O	2.14	0.47
1:H:178:LYS:CD	1:H:388:VAL:HG11	2.39	0.47
1:F:159:LEU:HG	1:F:163:LYS:CB	2.45	0.47
1:F:84:ASP:CG	1:F:85:GLY:H	2.17	0.47
1:C:401:GLU:HG2	1:C:433:LEU:HD22	1.95	0.47
1:O:112:THR:HG22	1:O:418:LYS:CE	2.45	0.47
1:F:222:ALA:HA	1:F:275:ASN:CB	2.44	0.47
1:L:325:PRO:O	1:L:326:GLU:HG2	2.13	0.47
1:F:225:LEU:HB2	1:F:274:ILE:HD11	1.95	0.47
1:K:32:PRO:HB2	1:K:467:MET:SD	2.54	0.47
1:J:219:ILE:HD13	1:J:276:CYS:HB2	1.95	0.47
1:H:274:ILE:HG23	1:H:296:VAL:CG2	2.45	0.47

Continued on next page...

Continued from previous page...

Atom-1	Atom-2	Interatomic distance (Å)	Clash overlap (Å)
1:L:187:HIS:O	1:L:359:THR:HG23	2.13	0.47
1:J:265:LYS:HE2	1:J:322:PHE:CE1	2.49	0.47
1:M:35:MET:HG2	1:O:503:ARG:CG	2.43	0.47
1:B:38:ILE:HG13	1:F:507:ILE:HG12	1.96	0.47
1:D:124:ALA:O	1:D:128:LEU:HG	2.15	0.47
1:D:117:TRP:CZ2	1:D:495:ALA:CB	2.97	0.47
1:P:206:LEU:HD21	1:P:348:HIS:NE2	2.30	0.47
1:P:337:GLU:HG3	1:P:339:VAL:HG23	1.96	0.47
1:A:469:GLU:HG2	1:A:471:THR:OG1	2.14	0.47
1:E:211:ILE:HG22	1:E:288:GLU:OE1	2.14	0.47
1:E:367:GLN:HG2	1:E:369:ILE:H	1.79	0.47
1:K:397:GLY:HA3	1:K:475:MET:HE1	1.95	0.47
1:I:274:ILE:O	1:I:274:ILE:HG23	2.15	0.47
1:G:28:SER:O	1:G:34:GLY:HA2	2.14	0.47
1:B:42:SER:H	1:F:512:PRO:HG3	1.78	0.47
1:L:412:ALA:CB	1:L:424:GLU:HB3	2.44	0.47
1:I:397:GLY:HA3	1:I:475:MET:HE1	1.96	0.47
1:M:510:ALA:O	1:M:511:ALA:HB3	2.15	0.47
1:K:163:LYS:HG3	1:K:166:PHE:HB2	1.95	0.47
1:J:171:VAL:O	1:J:174:VAL:HG22	2.13	0.47
1:J:38:ILE:CG2	1:J:50:VAL:HB	2.43	0.47
1:B:171:VAL:O	1:B:174:VAL:HG22	2.15	0.47
1:I:37:LYS:O	1:I:50:VAL:HA	2.14	0.47
1:O:186:ILE:HD13	1:O:381:LEU:HD21	1.95	0.47
1:E:188:VAL:CG1	1:E:360:ILE:HB	2.44	0.47
1:O:133:VAL:HG21	1:O:394:VAL:C	2.34	0.47
1:N:99:GLU:O	1:N:103:LEU:HD13	2.15	0.47
1:K:169:LEU:HD11	1:K:201:LEU:HB2	1.97	0.47
1:O:40:LEU:HD23	1:O:48:LEU:HD12	1.95	0.47
1:O:40:LEU:HD22	1:O:41:SER:H	1.79	0.47
1:O:68:ALA:O	1:O:72:VAL:HG23	2.15	0.47
1:B:211:ILE:HG12	1:B:298:ALA:H	1.79	0.47
1:L:318:ILE:HG21	1:P:285:ASN:O	2.15	0.47
1:O:274:ILE:O	1:O:274:ILE:HG23	2.15	0.47
1:I:92:LEU:HA	1:I:95:GLU:OE2	2.15	0.47
1:F:108:ILE:CG1	1:O:446:ALA:H	2.28	0.47
1:L:321:THR:O	1:L:323:ASP:N	2.48	0.47
1:N:57:ILE:O	1:N:57:ILE:HD13	2.15	0.47
1:G:313:VAL:HG13	1:G:352:VAL:HB	1.96	0.47
1:J:345:LYS:O	1:J:346:LEU:HD13	2.14	0.47
1:K:185:ALA:HB3	1:K:357:ALA:HB2	1.95	0.47

Continued on next page...

Continued from previous page...

Atom-1	Atom-2	Interatomic distance (Å)	Clash overlap (Å)
1:C:280:ARG:CG	1:C:280:ARG:O	2.63	0.47
1:I:191:LYS:HD3	1:I:346:LEU:HD11	1.95	0.47
1:D:496:GLU:O	1:D:500:VAL:HG13	2.14	0.47
1:D:503:ARG:HB3	1:H:37:LYS:HD3	1.96	0.47
1:K:102:SER:O	1:K:105:ALA:HB3	2.14	0.47
1:F:263:LYS:HA	1:F:266:VAL:HG12	1.95	0.47
1:N:17:ILE:O	1:N:20:ILE:HG22	2.14	0.47
1:L:57:ILE:C	1:L:57:ILE:HD13	2.35	0.47
1:B:122:LYS:O	1:B:126:GLN:HG3	2.14	0.47
1:O:348:HIS:O	1:O:349:PHE:C	2.52	0.47
1:H:197:ALA:O	1:H:198:ASP:HB2	2.14	0.47
1:P:174:VAL:O	1:P:177:LEU:HB3	2.15	0.47
1:M:114:ILE:HA	1:M:117:TRP:CZ3	2.49	0.47
1:L:156:SER:OG	1:L:157:LYS:HD2	2.15	0.47
1:J:157:LYS:HB3	1:J:159:LEU:HD21	1.97	0.47
1:I:61:ILE:HG12	1:I:63:VAL:HG22	1.96	0.47
1:K:231:MET:CG	1:K:283:ILE:HG13	2.43	0.47
1:K:269:ILE:CG1	1:K:274:ILE:HG21	2.44	0.47
1:N:171:VAL:HG12	1:N:384:LEU:HG	1.96	0.47
1:F:451:GLN:NE2	1:F:471:THR:HA	2.29	0.47
1:I:33:LYS:N	1:I:33:LYS:HD2	2.29	0.47
1:H:397:GLY:HA3	1:H:475:MET:CE	2.44	0.47
1:I:510:ALA:H	1:O:38:ILE:CD1	2.21	0.47
1:B:225:LEU:HG	1:B:277:PHE:CE1	2.49	0.47
1:O:431:ARG:HH21	1:O:434:PRO:HG2	1.79	0.47
1:L:70:VAL:HG11	1:P:48:LEU:HG	1.97	0.47
1:L:188:VAL:HA	1:L:360:ILE:O	2.14	0.47
1:I:222:ALA:HA	1:I:275:ASN:OD1	2.14	0.47
1:I:219:ILE:CD1	1:I:276:CYS:HB2	2.44	0.47
1:C:39:LEU:HD21	1:H:508:ILE:CD1	2.41	0.47
1:E:130:ASN:O	1:E:131:SER:HB2	2.14	0.47
1:E:133:VAL:HB	1:E:393:THR:O	2.14	0.47
1:B:313:VAL:HG13	1:B:352:VAL:CG2	2.44	0.47
1:C:280:ARG:HD3	1:C:304:PHE:HB2	1.96	0.47
1:E:313:VAL:HG13	1:E:352:VAL:CB	2.43	0.47
1:M:136:GLY:O	1:M:137:SER:HB3	2.13	0.47
1:G:236:ILE:CG2	1:G:237:LYS:N	2.77	0.47
1:B:334:LYS:CB	1:B:351:GLY:HA3	2.44	0.47
1:H:191:LYS:HD3	1:H:191:LYS:HA	1.76	0.47
1:L:228:ASN:CG	1:L:319:ALA:HB3	2.35	0.47
1:J:143:ARG:HA	1:J:143:ARG:NE	2.30	0.47

Continued on next page...

Continued from previous page...

Atom-1	Atom-2	Interatomic distance (Å)	Clash overlap (Å)
1:B:397:GLY:HA3	1:B:475:MET:CE	2.45	0.47
1:J:158:LEU:O	1:J:160:THR:N	2.48	0.47
1:D:146:LEU:HD13	1:D:167:THR:O	2.15	0.47
1:B:499:GLU:O	1:B:503:ARG:HG2	2.15	0.47
1:E:173:ALA:O	1:E:176:ARG:HG2	2.14	0.47
1:O:133:VAL:CG2	1:O:394:VAL:HA	2.45	0.47
1:N:369:ILE:HA	1:N:372:GLU:OE2	2.14	0.47
1:N:146:LEU:HB2	1:N:171:VAL:CG1	2.45	0.47
1:O:78:GLN:NE2	1:O:82:VAL:HG13	2.30	0.47
1:P:274:ILE:HG23	1:P:274:ILE:O	2.15	0.47
1:K:215:GLN:HE21	1:K:292:GLY:N	2.13	0.47
1:M:431:ARG:O	1:M:434:PRO:HD2	2.14	0.47
1:L:114:ILE:HD13	1:L:117:TRP:HZ3	1.78	0.47
1:K:448:LEU:C	1:K:448:LEU:HD13	2.35	0.47
1:H:111:GLN:O	1:H:114:ILE:HB	2.15	0.47
1:P:222:ALA:HA	1:P:275:ASN:CG	2.35	0.47
1:E:451:GLN:HG3	1:E:472:ILE:HG23	1.96	0.47
1:H:269:ILE:CG2	1:H:274:ILE:HG21	2.39	0.47
1:N:92:LEU:HA	1:N:95:GLU:OE2	2.15	0.47
1:N:433:LEU:HB2	1:N:434:PRO:HD3	1.95	0.47
1:M:106:LYS:C	1:M:107:LYS:HE2	2.35	0.47
1:H:32:PRO:HG3	1:H:155:SER:HB3	1.96	0.47
1:J:226:ILE:HB	1:J:317:GLU:OE2	2.14	0.47
1:B:3:ALA:HB1	1:B:508:ILE:CD1	2.45	0.47
1:N:323:ASP:C	1:N:325:PRO:HD2	2.34	0.47
1:G:452:LEU:HD22	1:G:465:LEU:HD21	1.96	0.47
1:G:434:PRO:HB3	1:G:452:LEU:HD23	1.95	0.47
1:I:214:ASN:O	1:I:215:GLN:HB2	2.14	0.47
1:D:1:ALA:HA	1:D:509:LYS:HD2	1.97	0.47
1:D:125:ARG:HA	1:D:128:LEU:HD12	1.95	0.47
1:I:109:HIS:CD2	1:O:440:ASN:HA	2.50	0.47
1:E:354:LEU:HD21	1:E:356:GLU:HB3	1.96	0.47
1:D:163:LYS:HZ2	1:D:376:SER:HB3	1.78	0.47
1:N:222:ALA:HA	1:N:275:ASN:CG	2.34	0.47
1:F:141:LYS:CG	1:F:144:GLN:HB2	2.45	0.47
1:K:191:LYS:HZ3	1:K:346:LEU:HD11	1.78	0.47
1:A:505:ASP:HB3	1:F:37:LYS:HD3	1.96	0.47
1:F:203:GLU:HG2	1:F:350:SER:HB2	1.97	0.47
1:B:413:SER:O	1:I:454:ALA:HA	2.15	0.47
1:L:509:LYS:HE3	1:P:40:LEU:HD12	1.96	0.47
1:A:413:SER:OG	1:M:457:SER:HB2	2.15	0.47

Continued on next page...

Continued from previous page...

Atom-1	Atom-2	Interatomic distance (Å)	Clash overlap (Å)
1:M:97:LEU:N	1:M:97:LEU:HD13	2.28	0.47
1:M:41:SER:HB2	1:M:45:ASP:OD2	2.15	0.47
1:N:127:ALA:HB2	1:N:404:MET:HG3	1.95	0.47
1:F:413:SER:HG	1:O:406:HIS:CE1	2.32	0.47
1:M:143:ARG:HE	1:M:143:ARG:HA	1.80	0.47
1:F:365:ALA:O	1:F:366:THR:HB	2.15	0.47
1:P:196:LEU:HD13	1:P:196:LEU:C	2.35	0.47
1:H:188:VAL:HG11	1:H:377:LEU:HB2	1.97	0.47
1:J:162:HIS:HB3	1:J:198:ASP:OD2	2.15	0.47
1:I:40:LEU:HB3	1:N:508:ILE:CA	2.45	0.47
1:M:53:ASP:H	1:M:375:ARG:NH1	2.13	0.47
1:E:146:LEU:HB2	1:E:171:VAL:HG21	1.96	0.47
1:B:417:GLY:HA3	1:I:451:GLN:HB3	1.97	0.47
1:J:505:ASP:HB3	1:N:37:LYS:HZ2	1.79	0.47
1:C:500:VAL:HA	1:C:503:ARG:HG3	1.97	0.47
1:K:57:ILE:HG23	1:K:58:LEU:CD2	2.44	0.47
1:D:449:VAL:O	1:D:453:ARG:HG3	2.15	0.47
1:K:495:ALA:O	1:K:499:GLU:HB2	2.15	0.47
1:G:117:TRP:C	1:G:119:GLU:H	2.17	0.47
1:P:433:LEU:HB2	1:P:434:PRO:HD3	1.95	0.47
1:B:39:LEU:HB3	1:F:510:ALA:HB1	1.96	0.47
1:I:225:LEU:HD11	1:I:324:HIS:ND1	2.29	0.47
1:H:317:GLU:HB3	1:H:329:LYS:HA	1.97	0.47
1:B:25:LEU:N	1:B:25:LEU:HD23	2.29	0.47
1:K:33:LYS:HB2	1:K:440:ASN:CB	2.45	0.47
1:P:216:PRO:HG2	1:P:295:GLY:CA	2.44	0.47
1:K:341:ILE:HG22	1:K:341:ILE:O	2.15	0.47
1:J:58:LEU:HB3	1:J:72:VAL:HG11	1.97	0.47
1:E:59:LYS:CE	1:E:76:ARG:HB2	2.44	0.47
1:O:104:ILE:HG13	1:O:105:ALA:N	2.28	0.47
1:G:373:ALA:HA	1:G:376:SER:OG	2.15	0.47
1:B:451:GLN:NE2	1:B:471:THR:HA	2.30	0.47
1:I:96:LEU:HD13	1:I:96:LEU:C	2.36	0.47
1:L:38:ILE:O	1:L:39:LEU:HD23	2.14	0.47
1:B:171:VAL:CA	1:B:174:VAL:HG22	2.43	0.47
1:M:174:VAL:CG1	1:M:384:LEU:HD13	2.45	0.47
1:B:225:LEU:HD11	1:B:324:HIS:ND1	2.30	0.47
1:B:277:PHE:O	1:B:298:ALA:HA	2.15	0.47
1:O:452:LEU:HD13	1:O:465:LEU:CD1	2.44	0.47
1:L:326:GLU:HG3	1:L:327:LEU:N	2.30	0.47
1:O:508:ILE:HG12	1:O:509:LYS:H	1.79	0.47

Continued on next page...

Continued from previous page...

Atom-1	Atom-2	Interatomic distance (Å)	Clash overlap (Å)
1:J:402:MET:HG2	1:J:431:ARG:HH22	1.79	0.47
1:H:231:MET:CG	1:H:283:ILE:HG13	2.44	0.47
1:J:404:MET:O	1:J:408:VAL:HG22	2.15	0.47
1:H:259:LYS:HE3	1:H:259:LYS:HA	1.97	0.47
1:N:107:LYS:CG	1:N:107:LYS:O	2.63	0.47
1:B:219:ILE:HB	1:B:275:ASN:HB3	1.97	0.47
1:I:119:GLU:HG3	1:I:419:GLU:HB3	1.96	0.47
1:H:341:ILE:O	1:H:343:GLU:N	2.48	0.47
1:M:500:VAL:HA	1:M:503:ARG:NH1	2.27	0.47
1:J:52:ASN:CG	1:J:157:LYS:HG2	2.35	0.47
1:B:163:LYS:HA	1:B:166:PHE:HD1	1.79	0.47
1:D:150:ALA:O	1:D:154:LEU:HD13	2.15	0.47
1:N:114:ILE:HA	1:N:117:TRP:CE3	2.50	0.47
1:N:48:LEU:H	1:N:48:LEU:HD12	1.80	0.47
1:L:146:LEU:HD13	1:L:171:VAL:HG13	1.97	0.47
1:F:418:LYS:HG2	1:O:450:ALA:CB	2.44	0.47
1:F:412:ALA:CB	1:F:424:GLU:HB3	2.44	0.47
1:F:324:HIS:HB2	1:F:329:LYS:HE2	1.97	0.47
1:L:117:TRP:HA	1:L:120:ALA:CB	2.45	0.47
1:P:452:LEU:HD11	1:P:456:HIS:HE1	1.80	0.47
1:G:274:ILE:HG23	1:G:296:VAL:CG2	2.45	0.47
1:N:452:LEU:HD11	1:N:456:HIS:CE1	2.50	0.47
1:N:92:LEU:HD21	1:N:433:LEU:HD11	1.95	0.47
1:J:324:HIS:O	1:J:328:VAL:HG22	2.15	0.47
1:B:173:ALA:O	1:B:176:ARG:HG2	2.15	0.47
1:B:37:LYS:HA	1:F:507:ILE:HG13	1.98	0.47
1:L:402:MET:SD	1:L:453:ARG:HA	2.55	0.47
1:B:216:PRO:HG3	1:B:295:GLY:HA2	1.94	0.47
1:O:231:MET:HE1	1:O:265:LYS:HD3	1.96	0.47
1:A:141:LYS:HG2	1:A:144:GLN:HB2	1.97	0.47
1:M:38:ILE:HG22	1:M:50:VAL:HB	1.97	0.47
1:M:408:VAL:HG23	1:M:427:ALA:HB1	1.96	0.47
1:D:207:LEU:HD12	1:D:299:ILE:HD13	1.97	0.47
1:P:145:ASP:OD2	1:P:175:LEU:HD11	2.16	0.46
1:F:159:LEU:H	1:F:159:LEU:CD2	2.28	0.46
1:J:385:ALA:O	1:J:388:VAL:HG12	2.15	0.46
1:N:363:ARG:O	1:N:370:LEU:HD11	2.14	0.46
1:N:207:LEU:HB3	1:N:347:ILE:CG2	2.45	0.46
1:B:30:LEU:HD13	1:B:436:ILE:HD11	1.97	0.46
1:O:82:VAL:CA	1:O:386:GLN:HG3	2.45	0.46
1:D:89:VAL:HA	1:D:490:VAL:HB	1.96	0.46

Continued on next page...

Continued from previous page...

Atom-1	Atom-2	Interatomic distance (Å)	Clash overlap (Å)
1:J:173:ALA:O	1:J:176:ARG:HG2	2.15	0.46
1:L:119:GLU:OE2	1:L:419:GLU:HB3	2.14	0.46
1:G:269:ILE:HG12	1:G:274:ILE:HG21	1.97	0.46
1:K:126:GLN:NE2	1:K:411:LEU:HD22	2.30	0.46
1:N:448:LEU:HD13	1:N:448:LEU:C	2.36	0.46
1:N:434:PRO:HB3	1:N:452:LEU:CD2	2.45	0.46
1:L:385:ALA:O	1:L:388:VAL:HB	2.15	0.46
1:B:352:VAL:HG22	1:B:355:GLY:H	1.80	0.46
1:A:411:LEU:HA	1:A:414:ARG:HB3	1.95	0.46
1:O:96:LEU:HD22	1:O:96:LEU:O	2.15	0.46
1:B:256:HIS:O	1:B:259:LYS:HB2	2.15	0.46
1:H:204:GLY:HA3	1:H:349:PHE:O	2.15	0.46
1:N:334:LYS:C	1:N:334:LYS:HD3	2.35	0.46
1:H:339:VAL:HG13	1:H:340:MET:N	2.31	0.46
1:C:14:SER:O	1:C:17:ILE:HG22	2.14	0.46
1:E:204:GLY:HA3	1:E:349:PHE:O	2.15	0.46
1:D:339:VAL:HB	1:D:348:HIS:CE1	2.51	0.46
1:G:206:LEU:HD11	1:G:346:LEU:HD23	1.96	0.46
1:L:440:ASN:HA	1:M:109:HIS:CE1	2.50	0.46
1:K:154:LEU:HD13	1:K:167:THR:OG1	2.14	0.46
1:J:163:LYS:HA	1:J:166:PHE:HD1	1.77	0.46
1:B:503:ARG:HG3	1:B:504:VAL:HG23	1.97	0.46
1:N:146:LEU:HD22	1:N:168:LYS:HA	1.96	0.46
1:P:261:LYS:O	1:P:265:LYS:HG3	2.15	0.46
1:K:215:GLN:HG3	1:K:292:GLY:HA2	1.96	0.46
1:G:110:PRO:O	1:G:113:ILE:HB	2.15	0.46
1:K:433:LEU:HA	1:K:436:ILE:HG22	1.97	0.46
1:J:448:LEU:HD13	1:J:448:LEU:C	2.35	0.46
1:B:54:GLY:O	1:B:58:LEU:HD23	2.15	0.46
1:E:131:SER:O	1:E:133:VAL:N	2.49	0.46
1:C:310:LEU:O	1:C:313:VAL:HB	2.15	0.46
1:N:216:PRO:HG2	1:N:295:GLY:CA	2.46	0.46
1:G:71:LEU:H	1:G:501:ILE:HD11	1.80	0.46
1:K:219:ILE:HD12	1:K:275:ASN:CB	2.45	0.46
1:K:130:ASN:O	1:K:131:SER:CB	2.62	0.46
1:F:178:LYS:HG3	1:F:388:VAL:CG1	2.45	0.46
1:I:116:GLY:HA3	1:I:422:ALA:CB	2.45	0.46
1:O:222:ALA:HA	1:O:275:ASN:OD1	2.14	0.46
1:B:443:TYR:CD1	1:B:470:GLY:CA	2.98	0.46
1:M:30:LEU:HD11	1:M:87:THR:O	2.15	0.46
1:L:102:SER:O	1:L:105:ALA:HB3	2.15	0.46

Continued on next page...

Continued from previous page...

Atom-1	Atom-2	Interatomic distance (Å)	Clash overlap (Å)
1:E:337:GLU:HG3	1:E:339:VAL:HG23	1.97	0.46
1:L:38:ILE:O	1:M:507:ILE:HA	2.15	0.46
1:P:262:MET:SD	1:P:290:LEU:HB2	2.55	0.46
1:B:437:ILE:HG23	1:B:467:MET:SD	2.56	0.46
1:C:402:MET:SD	1:C:453:ARG:HA	2.55	0.46
1:N:117:TRP:HE1	1:N:495:ALA:HA	1.81	0.46
1:K:38:ILE:CG2	1:K:50:VAL:HB	2.33	0.46
1:M:452:LEU:HD22	1:M:465:LEU:HD21	1.97	0.46
1:H:114:ILE:HD11	1:H:502:LEU:HD22	1.98	0.46
1:P:211:ILE:CD1	1:P:297:MET:HG3	2.40	0.46
1:H:261:LYS:O	1:H:264:GLU:HG2	2.15	0.46
1:O:211:ILE:HG12	1:O:298:ALA:H	1.79	0.46
1:H:222:ALA:HA	1:H:275:ASN:CG	2.36	0.46
1:K:153:THR:OG1	1:K:383:VAL:HG21	2.15	0.46
1:J:185:ALA:N	1:J:309:ARG:HD2	2.31	0.46
1:J:127:ALA:CB	1:J:404:MET:HA	2.46	0.46
1:P:176:ARG:HH12	1:P:201:LEU:HD11	1.79	0.46
1:K:204:GLY:O	1:K:349:PHE:HB3	2.16	0.46
1:J:33:LYS:HD3	1:J:467:MET:CE	2.46	0.46
1:G:74:MET:CE	1:G:493:SER:HA	2.45	0.46
1:I:206:LEU:HD21	1:I:346:LEU:HB2	1.96	0.46
1:G:17:ILE:O	1:G:20:ILE:HG22	2.14	0.46
1:D:484:PHE:CE2	1:D:488:ARG:NE	2.80	0.46
1:D:390:ASP:HB3	1:D:485:GLN:HE22	1.78	0.46
1:F:11:ALA:HB3	1:F:506:ASN:CG	2.36	0.46
1:H:92:LEU:O	1:H:95:GLU:HG2	2.15	0.46
1:B:17:ILE:O	1:B:20:ILE:HG22	2.15	0.46
1:H:191:LYS:HG3	1:H:343:GLU:CD	2.36	0.46
1:L:190:LYS:HE3	1:L:192:LEU:HG	1.97	0.46
1:O:443:TYR:CD2	1:O:470:GLY:HA2	2.50	0.46
1:B:51:THR:HG21	1:B:56:THR:HB	1.96	0.46
1:G:211:ILE:HB	1:G:215:GLN:OE1	2.15	0.46
1:J:158:LEU:CD2	1:K:503:ARG:HB2	2.46	0.46
1:C:125:ARG:O	1:C:129:LEU:N	2.48	0.46
1:N:146:LEU:HD11	1:N:150:ALA:CB	2.45	0.46
1:P:38:ILE:HG23	1:P:50:VAL:HB	1.98	0.46
1:I:176:ARG:HD2	1:I:358:CYS:CB	2.46	0.46
1:A:509:LYS:CG	1:A:510:ALA:H	2.24	0.46
1:N:431:ARG:HH21	1:N:434:PRO:HG2	1.80	0.46
1:O:277:PHE:CE2	1:O:279:ASN:HB2	2.50	0.46
1:D:399:CYS:SG	1:D:475:MET:HB2	2.56	0.46

Continued on next page...

Continued from previous page...

Atom-1	Atom-2	Interatomic distance (Å)	Clash overlap (Å)
1:F:215:GLN:HG3	1:F:292:GLY:HA2	1.98	0.46
1:B:78:GLN:NE2	1:B:486:VAL:HA	2.31	0.46
1:H:122:LYS:HG3	1:H:126:GLN:HE21	1.81	0.46
1:I:206:LEU:C	1:I:206:LEU:HD13	2.36	0.46
1:P:116:GLY:HA2	1:P:119:GLU:HB2	1.98	0.46
1:J:58:LEU:HB3	1:J:72:VAL:HG13	1.98	0.46
1:D:12:ARG:HB2	1:D:502:LEU:HD23	1.97	0.46
1:G:450:ALA:HA	1:N:417:GLY:HA3	1.97	0.46
1:J:104:ILE:HG13	1:J:105:ALA:N	2.30	0.46
1:M:343:GLU:CG	1:M:344:ASP:H	2.28	0.46
1:K:116:GLY:O	1:K:119:GLU:HB2	2.16	0.46
1:D:443:TYR:CD1	1:D:470:GLY:CA	2.98	0.46
1:H:16:PHE:HA	1:H:97:LEU:HD23	1.96	0.46
1:I:127:ALA:CB	1:I:491:LEU:HD11	2.45	0.46
1:D:334:LYS:CB	1:D:351:GLY:HA3	2.45	0.46
1:H:96:LEU:O	1:H:96:LEU:HD22	2.15	0.46
1:P:154:LEU:HG	1:P:376:SER:OG	2.16	0.46
1:I:157:LYS:HB3	1:I:159:LEU:HD22	1.97	0.46
1:I:166:PHE:CE1	1:I:198:ASP:HB3	2.51	0.46
1:A:157:LYS:CB	1:A:159:LEU:HD21	2.44	0.46
1:O:140:VAL:HA	1:O:175:LEU:CD2	2.38	0.46
1:C:431:ARG:O	1:C:434:PRO:HD2	2.15	0.46
1:O:511:ALA:HB1	1:O:512:PRO:HD2	1.98	0.46
1:B:225:LEU:HG	1:B:277:PHE:CD1	2.51	0.46
1:P:287:PRO:O	1:P:291:PHE:HD1	1.98	0.46
1:D:434:PRO:HB3	1:D:452:LEU:CD2	2.46	0.46
1:N:451:GLN:HE22	1:N:471:THR:HA	1.81	0.46
1:L:96:LEU:CD1	1:L:498:ALA:HB1	2.46	0.46
1:P:27:LYS:HA	1:P:30:LEU:HD13	1.96	0.46
1:F:40:LEU:HD22	1:F:41:SER:N	2.30	0.46
1:F:52:ASN:H	1:F:375:ARG:CD	2.29	0.46
1:M:176:ARG:NH2	1:M:360:ILE:HG13	2.29	0.46
1:G:452:LEU:HD13	1:G:465:LEU:HD13	1.97	0.46
1:O:32:PRO:C	1:O:33:LYS:HD2	2.36	0.46
1:H:48:LEU:N	1:H:48:LEU:HD13	2.31	0.46
1:O:310:LEU:O	1:O:313:VAL:HB	2.16	0.46
1:E:305:VAL:O	1:E:309:ARG:HG3	2.16	0.46
1:M:206:LEU:HD11	1:M:346:LEU:CD2	2.46	0.46
1:J:334:LYS:CD	1:J:351:GLY:HA3	2.45	0.46
1:I:312:LEU:O	1:I:354:LEU:HD22	2.15	0.46
1:A:104:ILE:HG13	1:A:105:ALA:N	2.30	0.46

Continued on next page...

Continued from previous page...

Atom-1	Atom-2	Interatomic distance (Å)	Clash overlap (Å)
1:L:30:LEU:HD11	1:L:87:THR:O	2.15	0.46
1:K:10:THR:O	1:K:13:LEU:HB3	2.15	0.46
1:D:216:PRO:HG2	1:D:295:GLY:HA2	1.96	0.46
1:I:337:GLU:HG3	1:I:339:VAL:CG2	2.45	0.46
1:G:177:LEU:HG	1:G:177:LEU:O	2.15	0.46
1:C:137:SER:OG	1:C:388:VAL:HA	2.16	0.46
1:P:163:LYS:HD2	1:P:166:PHE:CD1	2.51	0.46
1:F:163:LYS:O	1:F:166:PHE:HB2	2.16	0.46
1:K:154:LEU:O	1:K:157:LYS:HB2	2.16	0.46
1:J:38:ILE:CG1	1:K:507:ILE:HG12	2.46	0.46
1:B:369:ILE:HG12	1:F:496:GLU:CD	2.36	0.46
1:D:150:ALA:HB2	1:D:384:LEU:HD21	1.98	0.46
1:O:139:GLU:OE2	1:O:140:VAL:HG23	2.15	0.46
1:N:377:LEU:H	1:N:377:LEU:CD2	2.29	0.46
1:J:487:LYS:O	1:J:490:VAL:HG12	2.16	0.46
1:O:486:VAL:O	1:O:490:VAL:HG12	2.15	0.46
1:B:261:LYS:O	1:B:265:LYS:HG3	2.16	0.46
1:P:321:THR:C	1:P:323:ASP:H	2.19	0.46
1:K:211:ILE:HB	1:K:215:GLN:OE1	2.16	0.46
1:A:446:ALA:HB1	1:M:421:VAL:HB	1.92	0.46
1:G:59:LYS:HE2	1:G:76:ARG:NE	2.31	0.46
1:I:109:HIS:HB3	1:O:442:GLY:HA2	1.97	0.46
1:I:106:LYS:CD	1:I:113:ILE:HD11	2.44	0.46
1:D:226:ILE:HG12	1:D:278:ILE:HG23	1.96	0.46
1:D:207:LEU:HD22	1:D:208:ASP:H	1.79	0.46
1:O:51:THR:HG21	1:O:56:THR:HB	1.98	0.46
1:G:247:SER:O	1:G:248:THR:CB	2.64	0.46
1:O:280:ARG:HD3	1:O:280:ARG:O	2.15	0.46
1:B:310:LEU:O	1:B:314:THR:HG22	2.16	0.46
1:N:277:PHE:CE2	1:N:279:ASN:HB2	2.50	0.46
1:I:24:ASP:O	1:I:27:LYS:HG2	2.15	0.46
1:H:154:LEU:HD22	1:H:167:THR:OG1	2.16	0.46
1:I:146:LEU:CD2	1:I:168:LYS:HA	2.46	0.46
1:I:146:LEU:HD13	1:I:171:VAL:CG1	2.44	0.46
1:I:462:THR:O	1:I:475:MET:HB3	2.15	0.46
1:J:158:LEU:HD23	1:K:503:ARG:CB	2.46	0.46
1:B:161:HIS:CE1	1:B:369:ILE:HD12	2.50	0.46
1:O:146:LEU:HB2	1:O:171:VAL:CG1	2.46	0.46
1:O:365:ALA:O	1:O:366:THR:HG23	2.15	0.46
1:L:106:LYS:HE2	1:L:421:VAL:HG11	1.97	0.46
1:O:40:LEU:HB2	1:O:48:LEU:HG	1.98	0.46

Continued on next page...

Continued from previous page...

Atom-1	Atom-2	Interatomic distance (Å)	Clash overlap (Å)
1:O:40:LEU:HD22	1:O:41:SER:N	2.31	0.46
1:P:286:TYR:O	1:P:289:GLN:HG2	2.16	0.46
1:K:368:GLN:HG3	1:K:369:ILE:H	1.77	0.46
1:F:117:TRP:CD1	1:F:495:ALA:O	2.69	0.46
1:J:173:ALA:HA	1:J:176:ARG:CZ	2.46	0.46
1:H:89:VAL:CG1	1:H:490:VAL:HG23	2.40	0.46
1:F:41:SER:O	1:F:45:ASP:HB2	2.15	0.46
1:B:40:LEU:O	1:F:511:ALA:HA	2.16	0.46
1:J:274:ILE:HG23	1:J:296:VAL:HG21	1.98	0.46
1:J:185:ALA:HB3	1:J:357:ALA:HB1	1.97	0.46
1:D:321:THR:O	1:D:323:ASP:N	2.49	0.46
1:N:265:LYS:O	1:N:269:ILE:HB	2.15	0.46
1:J:208:ASP:HB2	1:J:346:LEU:CD1	2.46	0.46
1:F:337:GLU:HG3	1:F:339:VAL:HG23	1.98	0.46
1:D:313:VAL:HG13	1:D:352:VAL:HB	1.97	0.46
1:P:443:TYR:CD2	1:P:470:GLY:HA2	2.50	0.46
1:O:407:ALA:O	1:O:411:LEU:HG	2.15	0.46
1:I:310:LEU:O	1:I:314:THR:HG22	2.16	0.46
1:D:210:LYS:HE2	1:D:212:GLY:O	2.16	0.46
1:I:28:SER:O	1:I:34:GLY:HA2	2.16	0.46
1:H:199:SER:HB2	1:H:362:LEU:CD2	2.46	0.46
1:P:157:LYS:CB	1:P:159:LEU:HD21	2.43	0.46
1:J:145:ASP:OD2	1:J:175:LEU:HD11	2.16	0.46
1:D:146:LEU:HD23	1:D:148:ASN:H	1.80	0.46
1:C:108:ILE:CD1	1:C:418:LYS:HE3	2.29	0.46
1:O:139:GLU:O	1:O:140:VAL:HB	2.16	0.46
1:O:154:LEU:CD2	1:O:167:THR:HB	2.46	0.46
1:M:367:GLN:OE1	1:M:369:ILE:HB	2.16	0.46
1:E:176:ARG:HH22	1:E:360:ILE:HG13	1.81	0.46
1:N:207:LEU:HD13	1:N:208:ASP:N	2.31	0.46
1:F:393:THR:HB	1:F:482:GLU:O	2.16	0.46
1:H:190:LYS:C	1:H:190:LYS:HD2	2.36	0.46
1:K:19:ALA:HB2	1:K:97:LEU:HD12	1.96	0.46
1:G:107:LYS:N	1:N:446:ALA:HB2	2.31	0.46
1:G:93:ALA:O	1:G:96:LEU:HB3	2.16	0.46
1:P:369:ILE:HD12	1:P:372:GLU:OE1	2.16	0.46
1:K:452:LEU:HD11	1:K:456:HIS:CE1	2.51	0.46
1:E:448:LEU:HD11	1:E:465:LEU:HD11	1.98	0.46
1:J:265:LYS:O	1:J:269:ILE:HB	2.15	0.46
1:N:324:HIS:HB2	1:N:329:LYS:HZ3	1.81	0.46
1:H:39:LEU:CD1	1:H:57:ILE:HD11	2.46	0.46

Continued on next page...

Continued from previous page...

Atom-1	Atom-2	Interatomic distance (Å)	Clash overlap (Å)
1:P:110:PRO:O	1:P:113:ILE:HB	2.16	0.46
1:O:28:SER:HB2	1:O:35:MET:SD	2.56	0.46
1:M:206:LEU:HD22	1:M:207:LEU:N	2.31	0.46
1:G:226:ILE:HA	1:G:278:ILE:O	2.15	0.46
1:A:58:LEU:HB3	1:A:72:VAL:HG13	1.97	0.46
1:A:381:LEU:O	1:A:381:LEU:HD22	2.16	0.46
1:E:28:SER:O	1:E:34:GLY:HA2	2.15	0.46
1:P:280:ARG:O	1:P:281:GLN:CB	2.63	0.46
1:D:123:ALA:HB1	1:D:408:VAL:HG12	1.98	0.46
1:J:133:VAL:O	1:J:134:ASP:HB3	2.16	0.46
1:I:443:TYR:CE1	1:I:470:GLY:HA3	2.51	0.46
1:I:143:ARG:HA	1:I:143:ARG:HE	1.81	0.46
1:G:168:LYS:O	1:G:171:VAL:HG22	2.16	0.46
1:C:165:HIS:HD2	1:C:197:ALA:O	1.99	0.46
1:P:154:LEU:HD22	1:P:167:THR:CB	2.46	0.46
1:A:159:LEU:HA	1:A:161:HIS:CE1	2.51	0.46
1:J:149:ILE:CG2	1:J:383:VAL:HG12	2.46	0.46
1:N:297:MET:CE	1:N:347:ILE:HD11	2.46	0.46
1:O:128:LEU:O	1:O:129:LEU:HB2	2.16	0.46
1:C:117:TRP:CD1	1:C:495:ALA:HA	2.51	0.46
1:I:434:PRO:HB3	1:I:452:LEU:HD23	1.94	0.46
1:D:453:ARG:NH2	1:K:420:ALA:HB3	2.31	0.46
1:C:82:VAL:HG23	1:C:386:GLN:HB2	1.97	0.46
1:E:231:MET:HE1	1:E:265:LYS:HD3	1.97	0.46
1:E:261:LYS:O	1:E:265:LYS:HG3	2.16	0.46
1:E:455:ALA:HB2	1:E:472:ILE:HD12	1.98	0.46
1:K:487:LYS:O	1:K:490:VAL:HG12	2.16	0.46
1:E:226:ILE:HA	1:E:278:ILE:O	2.15	0.46
1:J:126:GLN:O	1:J:130:ASN:HB2	2.15	0.46
1:O:96:LEU:HD13	1:O:96:LEU:C	2.36	0.46
1:C:32:PRO:HD2	1:C:467:MET:HE1	1.98	0.46
1:J:504:VAL:HA	1:N:36:ASP:O	2.15	0.46
1:O:219:ILE:HD11	1:O:336:ILE:HB	1.97	0.46
1:B:102:SER:O	1:B:105:ALA:HB3	2.16	0.46
1:K:65:ASN:CG	1:K:66:PRO:HD3	2.36	0.46
1:H:268:ARG:O	1:H:271:LYS:HG2	2.15	0.46
1:N:185:ALA:H	1:N:309:ARG:HE	1.64	0.46
1:G:207:LEU:O	1:G:347:ILE:HG22	2.16	0.46
1:L:38:ILE:CG2	1:L:50:VAL:HB	2.25	0.46
1:A:151:GLY:O	1:A:155:SER:N	2.49	0.46
1:J:158:LEU:C	1:J:160:THR:H	2.18	0.46

Continued on next page...

Continued from previous page...

Atom-1	Atom-2	Interatomic distance (Å)	Clash overlap (Å)
1:M:390:ASP:HB2	1:M:485:GLN:HE22	1.81	0.46
1:M:159:LEU:HG	1:M:163:LYS:HD2	1.98	0.46
1:B:100:ALA:HA	1:B:103:LEU:HD13	1.97	0.46
1:K:231:MET:CE	1:K:265:LYS:HD3	2.45	0.46
1:I:509:LYS:N	1:I:509:LYS:HD2	2.31	0.46
1:I:402:MET:HG3	1:I:452:LEU:HG	1.97	0.46
1:O:433:LEU:HB2	1:O:434:PRO:HD3	1.97	0.46
1:F:112:THR:HG22	1:F:418:LYS:HE3	1.98	0.46
1:F:326:GLU:HB2	1:F:327:LEU:H	1.56	0.46
1:G:322:PHE:HA	1:G:324:HIS:CD2	2.51	0.46
1:I:222:ALA:HA	1:I:275:ASN:HB2	1.98	0.46
1:I:222:ALA:HA	1:I:275:ASN:CB	2.46	0.46
1:K:149:ILE:N	1:K:481:THR:HG22	2.31	0.46
1:P:206:LEU:HD22	1:P:346:LEU:HB3	1.97	0.46
1:J:352:VAL:CG2	1:J:355:GLY:H	2.28	0.46
1:C:274:ILE:HG23	1:C:296:VAL:CG2	2.46	0.46
1:P:170:ALA:O	1:P:173:ALA:HB3	2.16	0.46
1:N:399:CYS:SG	1:N:464:GLY:CA	3.02	0.46
1:C:397:GLY:HA3	1:C:475:MET:CE	2.46	0.46
1:B:78:GLN:NE2	1:B:82:VAL:HG11	2.30	0.46
1:M:188:VAL:HB	1:M:377:LEU:HD13	1.98	0.46
1:I:191:LYS:C	1:I:193:GLY:H	2.18	0.46
1:F:126:GLN:NE2	1:F:411:LEU:HD21	2.31	0.46
1:A:16:PHE:HA	1:A:97:LEU:CD2	2.46	0.46
1:L:132:ALA:HB1	1:L:395:TYR:HE1	1.81	0.46
1:L:131:SER:HB2	1:L:461:THR:CG2	2.46	0.46
1:I:335:LEU:HD21	1:I:337:GLU:OE2	2.16	0.46
1:O:280:ARG:HE	1:O:304:PHE:HB2	1.80	0.46
1:A:415:THR:HB	1:A:416:PRO:HD2	1.97	0.46
1:B:408:VAL:HG23	1:B:427:ALA:HB1	1.97	0.46
1:A:418:LYS:HD2	1:A:418:LYS:N	2.31	0.46
1:H:6:GLU:HB2	1:H:10:THR:OG1	2.15	0.46
1:E:508:ILE:HG23	1:E:509:LYS:H	1.80	0.45
1:H:183:LEU:HD11	1:H:381:LEU:HB2	1.98	0.45
1:P:354:LEU:HD13	1:P:356:GLU:CB	2.45	0.45
1:L:161:HIS:HE1	1:L:369:ILE:HG21	1.81	0.45
1:E:36:ASP:OD1	1:E:158:LEU:HB2	2.15	0.45
1:C:431:ARG:HH21	1:C:434:PRO:HG2	1.81	0.45
1:C:448:LEU:C	1:C:448:LEU:HD13	2.37	0.45
1:B:421:VAL:HB	1:I:450:ALA:HB2	1.97	0.45
1:N:37:LYS:O	1:N:50:VAL:HA	2.17	0.45

Continued on next page...

Continued from previous page...

Atom-1	Atom-2	Interatomic distance (Å)	Clash overlap (Å)
1:N:116:GLY:HA2	1:N:422:ALA:HB1	1.98	0.45
1:P:372:GLU:HA	1:P:375:ARG:HH12	1.81	0.45
1:G:274:ILE:O	1:G:274:ILE:HG23	2.16	0.45
1:O:66:PRO:CG	1:O:509:LYS:HA	2.46	0.45
1:N:452:LEU:HD13	1:N:465:LEU:HD11	1.98	0.45
1:J:265:LYS:HE2	1:J:322:PHE:CZ	2.51	0.45
1:H:211:ILE:HG23	1:H:298:ALA:O	2.16	0.45
1:K:149:ILE:CD1	1:K:483:SER:H	2.25	0.45
1:L:388:VAL:HG12	1:L:389:LYS:N	2.31	0.45
1:I:110:PRO:HA	1:I:113:ILE:CG1	2.45	0.45
1:I:113:ILE:CD1	1:I:418:LYS:HZ3	2.27	0.45
1:J:127:ALA:HA	1:J:130:ASN:HB2	1.98	0.45
1:G:31:GLY:O	1:G:33:LYS:N	2.47	0.45
1:G:137:SER:CB	1:G:391:SER:HA	2.45	0.45
1:C:205:PHE:HD2	1:C:359:THR:HG1	1.64	0.45
1:D:313:VAL:HG13	1:D:352:VAL:CG2	2.46	0.45
1:B:192:LEU:CD2	1:F:77:VAL:HG21	2.46	0.45
1:H:106:LYS:CE	1:P:446:ALA:HB2	2.45	0.45
1:N:416:PRO:HB2	1:N:419:GLU:OE2	2.16	0.45
1:G:133:VAL:CA	1:G:393:THR:O	2.64	0.45
1:C:169:LEU:HD11	1:C:201:LEU:HB2	1.97	0.45
1:O:443:TYR:CD1	1:O:470:GLY:HA3	2.52	0.45
1:I:310:LEU:C	1:I:310:LEU:HD13	2.37	0.45
1:A:117:TRP:O	1:A:120:ALA:HB3	2.17	0.45
1:G:151:GLY:HA2	1:G:167:THR:HG21	1.98	0.45
1:G:384:LEU:N	1:G:384:LEU:HD22	2.32	0.45
1:C:171:VAL:O	1:C:174:VAL:HG22	2.16	0.45
1:H:146:LEU:HD11	1:H:150:ALA:HB2	1.97	0.45
1:P:177:LEU:C	1:P:177:LEU:HD13	2.36	0.45
1:I:149:ILE:HG21	1:I:383:VAL:HG11	1.97	0.45
1:A:448:LEU:C	1:A:448:LEU:HD13	2.36	0.45
1:N:159:LEU:HB2	1:N:163:LYS:HB3	1.98	0.45
1:F:434:PRO:HB3	1:F:452:LEU:CD2	2.46	0.45
1:F:182:ASN:CG	1:F:183:LEU:H	2.20	0.45
1:O:82:VAL:HG11	1:O:485:GLN:HB3	1.98	0.45
1:P:265:LYS:HE2	1:P:322:PHE:CE2	2.52	0.45
1:P:321:THR:HG22	1:P:322:PHE:N	2.31	0.45
1:K:39:LEU:HB3	1:P:508:ILE:CD1	2.46	0.45
1:D:448:LEU:HA	1:D:451:GLN:NE2	2.31	0.45
1:C:82:VAL:HB	1:C:386:GLN:HG3	1.98	0.45
1:F:261:LYS:O	1:F:264:GLU:HG2	2.16	0.45

Continued on next page...

Continued from previous page...

Atom-1	Atom-2	Interatomic distance (Å)	Clash overlap (Å)
1:F:265:LYS:HE2	1:F:322:PHE:CZ	2.50	0.45
1:K:401:GLU:HG2	1:K:433:LEU:HD22	1.98	0.45
1:I:170:ALA:O	1:I:173:ALA:HB3	2.16	0.45
1:I:176:ARG:CD	1:I:358:CYS:HB2	2.46	0.45
1:I:176:ARG:NH2	1:I:360:ILE:HG13	2.29	0.45
1:B:58:LEU:HB3	1:B:72:VAL:CG1	2.46	0.45
1:O:211:ILE:HG13	1:O:298:ALA:O	2.16	0.45
1:H:211:ILE:HG12	1:H:215:GLN:OE1	2.16	0.45
1:D:280:ARG:HD2	1:D:304:PHE:HB2	1.98	0.45
1:N:324:HIS:HB2	1:N:329:LYS:HE2	1.98	0.45
1:A:399:CYS:SG	1:A:464:GLY:CA	3.02	0.45
1:E:411:LEU:HB3	1:E:423:MET:CE	2.46	0.45
1:E:190:LYS:HG3	1:E:370:LEU:HG	1.97	0.45
1:F:229:THR:HG21	1:F:321:THR:HG22	1.97	0.45
1:I:280:ARG:HG3	1:I:304:PHE:CA	2.45	0.45
1:G:16:PHE:HE2	1:G:98:ARG:HA	1.80	0.45
1:B:123:ALA:O	1:B:126:GLN:HB2	2.17	0.45
1:B:405:ALA:HA	1:B:408:VAL:HG22	1.98	0.45
1:G:263:LYS:O	1:G:267:GLU:HG2	2.16	0.45
1:G:143:ARG:HE	1:G:143:ARG:HA	1.81	0.45
1:K:365:ALA:N	1:K:370:LEU:HG	2.30	0.45
1:B:154:LEU:CD2	1:B:163:LYS:HG2	2.46	0.45
1:M:154:LEU:HD13	1:M:167:THR:OG1	2.16	0.45
1:D:276:CYS:HA	1:D:297:MET:O	2.16	0.45
1:D:206:LEU:HD11	1:D:346:LEU:CD2	2.35	0.45
1:H:369:ILE:C	1:H:371:ASP:N	2.70	0.45
1:J:188:VAL:HG21	1:J:362:LEU:HG	1.98	0.45
1:J:451:GLN:NE2	1:J:471:THR:HA	2.31	0.45
1:H:261:LYS:O	1:H:265:LYS:HG3	2.17	0.45
1:H:274:ILE:O	1:H:296:VAL:HG22	2.17	0.45
1:I:326:GLU:CG	1:I:327:LEU:H	2.29	0.45
1:B:3:ALA:HB3	1:G:40:LEU:CD2	2.46	0.45
1:B:402:MET:CE	1:B:453:ARG:HG2	2.46	0.45
1:O:19:ALA:HB3	1:O:98:ARG:NH2	2.31	0.45
1:J:206:LEU:CD1	1:J:346:LEU:HG	2.41	0.45
1:C:225:LEU:HG	1:C:277:PHE:CE1	2.52	0.45
1:M:190:LYS:HG3	1:M:370:LEU:HD21	1.98	0.45
1:D:394:VAL:HG21	1:D:487:LYS:HG3	1.98	0.45
1:H:405:ALA:HA	1:H:408:VAL:HG22	1.98	0.45
1:D:466:ASP:HB3	1:D:469:GLU:HB3	1.98	0.45
1:H:22:ILE:HD12	1:H:90:THR:CG2	2.46	0.45

Continued on next page...

Continued from previous page...

Atom-1	Atom-2	Interatomic distance (Å)	Clash overlap (Å)
1:H:133:VAL:O	1:H:461:THR:HG21	2.16	0.45
1:H:384:LEU:HA	1:H:387:THR:OG1	2.16	0.45
1:G:483:SER:HB2	1:G:486:VAL:HG13	1.97	0.45
1:E:146:LEU:HD13	1:E:167:THR:O	2.16	0.45
1:N:159:LEU:N	1:N:159:LEU:HD22	2.32	0.45
1:I:431:ARG:HH21	1:I:434:PRO:HG2	1.81	0.45
1:N:30:LEU:HD22	1:N:436:ILE:HD12	1.98	0.45
1:B:39:LEU:HD11	1:B:57:ILE:HG13	1.98	0.45
1:D:354:LEU:CD2	1:D:356:GLU:HB3	2.46	0.45
1:M:173:ALA:O	1:M:176:ARG:HG2	2.17	0.45
1:K:89:VAL:CG1	1:K:490:VAL:HG23	2.40	0.45
1:K:74:MET:CE	1:K:493:SER:HB3	2.46	0.45
1:D:286:TYR:HB2	1:D:287:PRO:HD3	1.97	0.45
1:D:188:VAL:CG1	1:D:377:LEU:HD22	2.46	0.45
1:N:222:ALA:HA	1:N:275:ASN:CB	2.46	0.45
1:K:206:LEU:HD21	1:K:346:LEU:HB3	1.98	0.45
1:B:354:LEU:HG	1:B:356:GLU:HB3	1.99	0.45
1:B:204:GLY:O	1:B:359:THR:HB	2.16	0.45
1:D:310:LEU:O	1:D:314:THR:HG22	2.16	0.45
1:E:313:VAL:HG13	1:E:352:VAL:CG1	2.46	0.45
1:L:54:GLY:O	1:L:58:LEU:HD23	2.16	0.45
1:B:482:GLU:OE1	1:B:487:LYS:HE3	2.16	0.45
1:G:394:VAL:CG2	1:G:482:GLU:HB2	2.46	0.45
1:G:159:LEU:HG	1:G:163:LYS:HD3	1.98	0.45
1:M:96:LEU:HD21	1:M:117:TRP:HZ2	1.80	0.45
1:K:370:LEU:O	1:K:373:ALA:HB3	2.17	0.45
1:O:146:LEU:CD2	1:O:147:MET:H	2.29	0.45
1:O:78:GLN:HE21	1:O:82:VAL:HG13	1.82	0.45
1:A:41:SER:O	1:A:45:ASP:HB2	2.17	0.45
1:C:484:PHE:CE2	1:C:488:ARG:HD3	2.51	0.45
1:L:231:MET:HE1	1:L:265:LYS:HD3	1.98	0.45
1:K:402:MET:HE2	1:K:453:ARG:HG2	1.99	0.45
1:L:82:VAL:CG2	1:L:386:GLN:HG3	2.46	0.45
1:L:404:MET:HE3	1:L:430:LEU:HD11	1.99	0.45
1:G:324:HIS:HB2	1:G:329:LYS:HZ3	1.81	0.45
1:K:226:ILE:HD13	1:K:307:VAL:HG13	1.99	0.45
1:D:274:ILE:HG23	1:D:296:VAL:CG2	2.46	0.45
1:G:32:PRO:CA	1:G:155:SER:HB3	2.47	0.45
1:D:111:GLN:CD	1:H:35:MET:HG2	2.37	0.45
1:I:103:LEU:O	1:I:106:LYS:HG2	2.15	0.45
1:M:204:GLY:O	1:M:359:THR:HB	2.17	0.45

Continued on next page...

Continued from previous page...

Atom-1	Atom-2	Interatomic distance (Å)	Clash overlap (Å)
1:F:6:GLU:OE1	1:F:11:ALA:HA	2.17	0.45
1:P:280:ARG:HG3	1:P:304:PHE:CA	2.47	0.45
1:E:375:ARG:HD3	1:E:375:ARG:N	2.32	0.45
1:O:30:LEU:HG	1:O:87:THR:O	2.16	0.45
1:P:146:LEU:HD22	1:P:167:THR:HG23	1.97	0.45
1:I:384:LEU:HD13	1:I:384:LEU:HA	1.79	0.45
1:A:397:GLY:O	1:A:465:LEU:HB2	2.17	0.45
1:J:160:THR:HG22	1:J:160:THR:O	2.17	0.45
1:M:341:ILE:HG23	1:M:363:ARG:CZ	2.47	0.45
1:J:506:ASN:CB	1:N:37:LYS:HD2	2.47	0.45
1:M:59:LYS:CE	1:M:76:ARG:HB2	2.43	0.45
1:A:56:THR:HG22	1:A:372:GLU:HG3	1.90	0.45
1:L:291:PHE:HB3	1:L:296:VAL:O	2.16	0.45
1:P:48:LEU:HD12	1:P:48:LEU:O	2.16	0.45
1:D:362:LEU:HD11	1:D:377:LEU:CD1	2.47	0.45
1:F:483:SER:HB2	1:F:486:VAL:HG13	1.97	0.45
1:L:407:ALA:O	1:L:411:LEU:HG	2.16	0.45
1:L:126:GLN:HE22	1:L:408:VAL:HG12	1.81	0.45
1:G:219:ILE:HB	1:G:275:ASN:HB3	1.98	0.45
1:I:313:VAL:HG13	1:I:352:VAL:HB	1.97	0.45
1:B:305:VAL:HB	1:B:309:ARG:NH1	2.31	0.45
1:J:386:GLN:NE2	1:J:485:GLN:HE22	2.15	0.45
1:O:345:LYS:O	1:O:346:LEU:HD12	2.17	0.45
1:M:33:LYS:HG3	1:M:441:ALA:HA	1.99	0.45
1:H:146:LEU:HD22	1:H:168:LYS:HA	1.97	0.45
1:B:149:ILE:HG13	1:B:481:THR:O	2.17	0.45
1:M:109:HIS:ND1	1:M:111:GLN:HB2	2.31	0.45
1:L:367:GLN:C	1:L:369:ILE:N	2.70	0.45
1:O:364:GLY:HA3	1:O:370:LEU:CD2	2.46	0.45
1:E:145:ASP:CG	1:E:171:VAL:HB	2.37	0.45
1:K:269:ILE:CG2	1:K:274:ILE:HG21	2.46	0.45
1:H:431:ARG:O	1:H:434:PRO:HD2	2.17	0.45
1:C:78:GLN:CD	1:C:489:GLN:HG3	2.37	0.45
1:F:269:ILE:HG23	1:F:274:ILE:HG21	1.95	0.45
1:P:434:PRO:HB3	1:P:452:LEU:CD2	2.47	0.45
1:H:128:LEU:HD11	1:H:488:ARG:HA	1.99	0.45
1:E:287:PRO:O	1:E:291:PHE:HD1	1.98	0.45
1:L:393:THR:HA	1:L:484:PHE:N	2.31	0.45
1:D:35:MET:SD	1:E:111:GLN:CB	3.02	0.45
1:M:385:ALA:O	1:M:388:VAL:HG12	2.17	0.45
1:L:405:ALA:HA	1:L:408:VAL:HG22	1.99	0.45

Continued on next page...

Continued from previous page...

Atom-1	Atom-2	Interatomic distance (Å)	Clash overlap (Å)
1:J:334:LYS:HB2	1:J:351:GLY:HA3	1.98	0.45
1:K:128:LEU:HD11	1:K:492:LEU:CG	2.47	0.45
1:E:490:VAL:O	1:E:494:ALA:HB2	2.16	0.45
1:G:394:VAL:HG23	1:G:482:GLU:HB2	1.97	0.45
1:H:226:ILE:HG12	1:H:278:ILE:HG23	1.99	0.45
1:J:392:ARG:C	1:J:484:PHE:HB2	2.37	0.45
1:O:174:VAL:O	1:O:177:LEU:HB3	2.17	0.45
1:O:370:LEU:HA	1:O:370:LEU:HD22	1.72	0.45
1:G:364:GLY:HA3	1:G:370:LEU:CD1	2.38	0.45
1:E:158:LEU:HD13	1:G:503:ARG:HB3	1.98	0.45
1:N:157:LYS:CE	1:N:375:ARG:HD3	2.45	0.45
1:H:438:ALA:CB	1:H:448:LEU:HG	2.42	0.45
1:C:133:VAL:HA	1:C:395:TYR:CE2	2.51	0.45
1:L:312:LEU:CB	1:P:213:VAL:HG21	2.47	0.45
1:F:325:PRO:O	1:F:326:GLU:HG3	2.17	0.45
1:H:499:GLU:HG2	1:H:503:ARG:HD3	1.98	0.45
1:C:487:LYS:O	1:C:490:VAL:HG12	2.17	0.45
1:C:92:LEU:HB2	1:C:490:VAL:CG2	2.46	0.45
1:D:397:GLY:HA3	1:D:475:MET:CE	2.47	0.45
1:P:176:ARG:HD2	1:P:358:CYS:SG	2.57	0.45
1:E:211:ILE:HD13	1:E:215:GLN:OE1	2.17	0.45
1:E:32:PRO:HA	1:E:155:SER:OG	2.17	0.45
1:J:32:PRO:HD2	1:J:467:MET:CE	2.46	0.45
1:H:57:ILE:C	1:H:57:ILE:HD13	2.37	0.45
1:E:367:GLN:HG2	1:E:369:ILE:HB	1.99	0.45
1:O:300:GLU:OE2	1:O:301:HIS:HB2	2.17	0.45
1:E:41:SER:HB3	1:E:45:ASP:OD2	2.16	0.45
1:D:416:PRO:HD2	1:D:419:GLU:HB2	1.98	0.45
1:F:280:ARG:O	1:F:281:GLN:HB3	2.17	0.45
1:G:134:ASP:OD1	1:G:392:ARG:HA	2.16	0.45
1:K:119:GLU:HG3	1:K:419:GLU:OE1	2.16	0.45
1:E:2:GLY:O	1:E:3:ALA:HB3	2.17	0.45
1:F:115:ALA:O	1:F:118:ARG:HB3	2.17	0.45
1:P:354:LEU:HD13	1:P:356:GLU:HB3	1.98	0.45
1:I:154:LEU:CD2	1:I:163:LYS:HG3	2.47	0.45
1:K:154:LEU:HD22	1:K:167:THR:CB	2.47	0.45
1:K:190:LYS:HD2	1:K:370:LEU:HB3	1.99	0.45
1:A:154:LEU:HG	1:A:157:LYS:HD2	1.98	0.45
1:A:146:LEU:HD13	1:A:167:THR:O	2.16	0.45
1:J:174:VAL:HG11	1:J:384:LEU:HB2	1.97	0.45
1:O:163:LYS:HA	1:O:166:PHE:HD1	1.79	0.45

Continued on next page...

Continued from previous page...

Atom-1	Atom-2	Interatomic distance (Å)	Clash overlap (Å)
1:M:146:LEU:CD1	1:M:171:VAL:HG13	2.41	0.45
1:D:211:ILE:HD13	1:D:215:GLN:CB	2.46	0.45
1:D:211:ILE:HG12	1:D:298:ALA:N	2.31	0.45
1:K:287:PRO:O	1:K:291:PHE:HD1	2.00	0.45
1:F:401:GLU:HG2	1:F:433:LEU:HD22	1.99	0.45
1:B:226:ILE:HG12	1:B:278:ILE:CG2	2.47	0.45
1:D:402:MET:CE	1:D:453:ARG:HG2	2.47	0.45
1:H:82:VAL:HG22	1:H:386:GLN:HG3	1.97	0.45
1:J:352:VAL:HG22	1:J:355:GLY:H	1.81	0.45
1:C:215:GLN:HE21	1:C:292:GLY:N	2.15	0.45
1:L:216:PRO:HG2	1:L:295:GLY:CA	2.43	0.45
1:B:128:LEU:HD22	1:B:488:ARG:HA	1.98	0.45
1:N:219:ILE:CD1	1:N:336:ILE:HB	2.46	0.45
1:G:334:LYS:HB3	1:G:351:GLY:HA3	1.99	0.45
1:N:280:ARG:HA	1:N:302:ALA:O	2.17	0.45
1:K:134:ASP:CB	1:K:393:THR:O	2.65	0.45
1:I:146:LEU:HB2	1:I:171:VAL:CG2	2.47	0.45
1:K:163:LYS:HG3	1:K:166:PHE:CB	2.47	0.45
1:M:81:GLU:HB3	1:M:489:GLN:HG2	1.99	0.45
1:D:168:LYS:O	1:D:171:VAL:HG22	2.17	0.45
1:I:40:LEU:C	1:I:40:LEU:HD13	2.37	0.45
1:O:381:LEU:O	1:O:381:LEU:HD22	2.17	0.45
1:N:174:VAL:HG13	1:N:385:ALA:HA	1.97	0.45
1:F:452:LEU:HD11	1:F:456:HIS:CE1	2.51	0.45
1:H:398:GLY:HA2	1:H:401:GLU:OE2	2.17	0.45
1:K:108:ILE:HG22	1:K:109:HIS:H	1.79	0.45
1:G:111:GLN:HA	1:G:114:ILE:HG12	1.99	0.45
1:G:114:ILE:O	1:G:117:TRP:HB2	2.17	0.45
1:M:88:SER:O	1:M:92:LEU:HD13	2.17	0.45
1:H:128:LEU:HG	1:H:491:LEU:HD22	1.99	0.45
1:O:66:PRO:HB3	1:O:509:LYS:HG2	1.98	0.45
1:E:191:LYS:HD2	1:E:341:ILE:HG22	1.98	0.45
1:H:354:LEU:C	1:H:356:GLU:H	2.19	0.45
1:L:99:GLU:O	1:L:103:LEU:HD13	2.16	0.45
1:G:32:PRO:HA	1:G:155:SER:CB	2.47	0.45
1:J:337:GLU:HG3	1:J:339:VAL:HG23	1.98	0.45
1:P:99:GLU:O	1:P:102:SER:HB2	2.17	0.45
1:B:216:PRO:HG2	1:B:295:GLY:CA	2.46	0.45
1:K:222:ALA:HA	1:K:275:ASN:CG	2.37	0.45
1:N:313:VAL:HG13	1:N:352:VAL:HB	1.98	0.45
1:D:412:ALA:HB1	1:D:424:GLU:HB3	1.99	0.45

Continued on next page...

Continued from previous page...

Atom-1	Atom-2	Interatomic distance (Å)	Clash overlap (Å)
1:M:405:ALA:HA	1:M:408:VAL:HG22	1.98	0.45
1:L:190:LYS:HE2	1:L:190:LYS:O	2.17	0.45
1:A:418:LYS:HE3	1:M:447:ASP:OD2	2.17	0.45
1:O:135:HIS:CD2	1:O:135:HIS:H	2.34	0.45
1:G:175:LEU:HA	1:G:178:LYS:HE2	1.98	0.44
1:F:341:ILE:CG2	1:F:346:LEU:HD21	2.47	0.44
1:J:161:HIS:CG	1:J:162:HIS:H	2.35	0.44
1:M:149:ILE:HD12	1:M:482:GLU:HA	1.99	0.44
1:C:402:MET:CG	1:C:453:ARG:HG2	2.47	0.44
1:H:402:MET:HG2	1:H:431:ARG:HH22	1.80	0.44
1:O:393:THR:HA	1:O:484:PHE:N	2.32	0.44
1:O:89:VAL:HB	1:O:490:VAL:HG23	1.99	0.44
1:N:38:ILE:CD1	1:N:48:LEU:HD23	2.34	0.44
1:K:59:LYS:HE2	1:K:76:ARG:HB2	1.99	0.44
1:D:431:ARG:HH21	1:D:434:PRO:HG2	1.82	0.44
1:F:112:THR:CG2	1:F:418:LYS:HE3	2.46	0.44
1:F:291:PHE:HD1	1:F:296:VAL:CG1	2.30	0.44
1:P:431:ARG:HH21	1:P:434:PRO:HG2	1.81	0.44
1:H:390:ASP:CB	1:H:485:GLN:HE22	2.28	0.44
1:L:485:GLN:HE21	1:L:488:ARG:HH21	1.65	0.44
1:N:452:LEU:HD13	1:N:465:LEU:HD13	1.99	0.44
1:O:182:ASN:ND2	1:O:183:LEU:H	2.15	0.44
1:C:89:VAL:HA	1:C:490:VAL:CB	2.47	0.44
1:B:3:ALA:HB3	1:G:40:LEU:CG	2.45	0.44
1:O:19:ALA:HB1	1:O:94:ALA:CA	2.43	0.44
1:L:216:PRO:HG3	1:L:295:GLY:HA2	1.99	0.44
1:G:71:LEU:HB2	1:G:501:ILE:CD1	2.47	0.44
1:L:509:LYS:HA	1:P:40:LEU:O	2.17	0.44
1:P:6:GLU:HB2	1:P:10:THR:OG1	2.17	0.44
1:L:455:ALA:O	1:L:458:GLU:HB3	2.16	0.44
1:C:221:ASN:HA	1:C:333:CYS:HB2	2.00	0.44
1:G:327:LEU:C	1:G:327:LEU:HD13	2.36	0.44
1:C:146:LEU:HD22	1:C:168:LYS:HA	1.98	0.44
1:D:146:LEU:CD2	1:D:147:MET:H	2.30	0.44
1:M:191:LYS:HE2	1:M:341:ILE:HB	1.99	0.44
1:E:146:LEU:CD1	1:E:167:THR:O	2.65	0.44
1:B:92:LEU:HD11	1:B:433:LEU:HD11	1.99	0.44
1:K:367:GLN:O	1:K:368:GLN:HB3	2.17	0.44
1:L:174:VAL:O	1:L:177:LEU:HB3	2.17	0.44
1:F:297:MET:HE1	1:F:336:ILE:HG22	2.00	0.44
1:G:96:LEU:HD21	1:G:117:TRP:HZ2	1.82	0.44

Continued on next page...

Continued from previous page...

Atom-1	Atom-2	Interatomic distance (Å)	Clash overlap (Å)
1:L:312:LEU:CA	1:P:213:VAL:HG21	2.46	0.44
1:E:286:TYR:HB2	1:E:287:PRO:HD3	1.98	0.44
1:G:232:ASP:HA	1:G:284:TYR:CD1	2.52	0.44
1:P:276:CYS:HA	1:P:297:MET:O	2.17	0.44
1:O:325:PRO:O	1:O:326:GLU:HG3	2.17	0.44
1:G:30:LEU:HD11	1:G:91:VAL:HG21	1.98	0.44
1:D:325:PRO:O	1:D:326:GLU:HG3	2.17	0.44
1:L:262:MET:CE	1:L:290:LEU:HB2	2.47	0.44
1:O:206:LEU:CD1	1:O:359:THR:HG21	2.47	0.44
1:H:176:ARG:HH22	1:H:360:ILE:HG13	1.82	0.44
1:L:297:MET:HE1	1:L:347:ILE:HD11	1.98	0.44
1:J:57:ILE:O	1:J:57:ILE:HD13	2.18	0.44
1:A:505:ASP:HB3	1:F:37:LYS:HD2	1.97	0.44
1:C:100:ALA:HA	1:C:103:LEU:HD13	1.99	0.44
1:P:131:SER:O	1:P:132:ALA:HB2	2.17	0.44
1:P:143:ARG:HA	1:P:143:ARG:HE	1.82	0.44
1:H:147:MET:HG3	1:H:168:LYS:CD	2.47	0.44
1:A:431:ARG:HH21	1:A:434:PRO:HG2	1.82	0.44
1:M:390:ASP:HB3	1:M:485:GLN:HE22	1.81	0.44
1:B:32:PRO:CA	1:B:155:SER:O	2.62	0.44
1:E:158:LEU:O	1:E:159:LEU:HD13	2.18	0.44
1:N:157:LYS:HB2	1:N:159:LEU:HD21	1.99	0.44
1:B:30:LEU:HD11	1:B:87:THR:O	2.16	0.44
1:B:265:LYS:NZ	1:B:287:PRO:HG3	2.31	0.44
1:L:416:PRO:HD2	1:L:419:GLU:HG3	2.00	0.44
1:P:50:VAL:HG13	1:P:375:ARG:HH21	1.82	0.44
1:I:201:LEU:HD13	1:I:202:ASP:N	2.32	0.44
1:A:507:ILE:HG22	1:F:38:ILE:HD11	1.99	0.44
1:N:397:GLY:HA3	1:N:475:MET:CE	2.47	0.44
1:P:122:LYS:NZ	1:P:122:LYS:HB2	2.32	0.44
1:D:177:LEU:HG	1:D:177:LEU:O	2.17	0.44
1:B:176:ARG:HG3	1:B:177:LEU:N	2.32	0.44
1:I:284:TYR:CE2	1:I:286:TYR:HD1	2.35	0.44
1:E:316:GLY:C	1:E:317:GLU:HG2	2.38	0.44
1:D:157:LYS:HB3	1:D:159:LEU:HD11	1.99	0.44
1:C:280:ARG:O	1:C:281:GLN:HB3	2.17	0.44
1:L:207:LEU:HD22	1:L:208:ASP:N	2.33	0.44
1:C:54:GLY:O	1:C:58:LEU:HD23	2.18	0.44
1:F:11:ALA:HB3	1:F:506:ASN:ND2	2.32	0.44
1:B:314:THR:HA	1:B:332:SER:HB2	1.99	0.44
1:A:133:VAL:HG23	1:A:393:THR:O	2.16	0.44

Continued on next page...

Continued from previous page...

Atom-1	Atom-2	Interatomic distance (Å)	Clash overlap (Å)
1:G:321:THR:O	1:G:323:ASP:N	2.51	0.44
1:G:451:GLN:HE22	1:G:471:THR:HA	1.83	0.44
1:C:162:HIS:HB3	1:C:198:ASP:OD2	2.17	0.44
1:I:154:LEU:HD23	1:I:164:ASP:HA	1.99	0.44
1:I:396:GLY:HA3	1:I:480:ILE:CG2	2.44	0.44
1:K:192:LEU:H	1:K:365:ALA:HB3	1.82	0.44
1:A:397:GLY:HA3	1:A:475:MET:HE1	1.99	0.44
1:M:484:PHE:CE2	1:M:488:ARG:HD3	2.53	0.44
1:I:41:SER:HB3	1:I:45:ASP:HB2	2.00	0.44
1:B:111:GLN:HA	1:B:114:ILE:HG12	2.00	0.44
1:E:171:VAL:O	1:E:175:LEU:HG	2.18	0.44
1:J:509:LYS:HD3	1:N:48:LEU:HD21	2.00	0.44
1:C:499:GLU:O	1:C:503:ARG:HG2	2.17	0.44
1:H:370:LEU:HG	1:H:370:LEU:O	2.18	0.44
1:O:402:MET:CG	1:O:453:ARG:HG2	2.47	0.44
1:P:148:ASN:HB3	1:P:481:THR:HG22	1.99	0.44
1:N:326:GLU:HB2	1:N:327:LEU:H	1.59	0.44
1:G:433:LEU:HB2	1:G:434:PRO:HD3	1.99	0.44
1:G:32:PRO:CB	1:G:155:SER:HB3	2.47	0.44
1:D:127:ALA:CB	1:D:404:MET:HG3	2.48	0.44
1:A:453:ARG:NH2	1:M:412:ALA:HB3	2.33	0.44
1:B:25:LEU:CD2	1:F:508:ILE:HG12	2.48	0.44
1:C:324:HIS:HB2	1:C:329:LYS:HE2	2.00	0.44
1:D:159:LEU:H	1:D:159:LEU:CD1	2.28	0.44
1:H:170:ALA:HB1	1:H:380:ALA:CB	2.46	0.44
1:D:502:LEU:O	1:D:502:LEU:HD13	2.18	0.44
1:D:503:ARG:O	1:H:37:LYS:HD2	2.17	0.44
1:K:143:ARG:CA	1:K:143:ARG:NE	2.81	0.44
1:F:58:LEU:HB3	1:F:72:VAL:HG11	1.99	0.44
1:M:186:ILE:HD12	1:M:381:LEU:HG	2.00	0.44
1:O:341:ILE:HG23	1:O:363:ARG:HH21	1.81	0.44
1:H:191:LYS:HD2	1:H:344:ASP:CB	2.47	0.44
1:D:106:LYS:NZ	1:K:446:ALA:HB2	2.32	0.44
1:H:230:GLY:HA2	1:H:279:ASN:HD21	1.83	0.44
1:L:196:LEU:C	1:L:196:LEU:HD13	2.38	0.44
1:M:196:LEU:HD13	1:M:196:LEU:C	2.38	0.44
1:D:40:LEU:HB3	1:D:48:LEU:HG	1.98	0.44
1:M:82:VAL:HG21	1:M:486:VAL:N	2.33	0.44
1:I:57:ILE:CD1	1:N:512:PRO:HB3	2.47	0.44
1:M:154:LEU:HD21	1:M:163:LYS:HZ2	1.81	0.44
1:N:100:ALA:O	1:N:103:LEU:HB2	2.18	0.44

Continued on next page...

Continued from previous page...

Atom-1	Atom-2	Interatomic distance (Å)	Clash overlap (Å)
1:O:40:LEU:HD13	1:O:41:SER:N	2.33	0.44
1:O:40:LEU:HD23	1:O:48:LEU:CD1	2.46	0.44
1:J:509:LYS:HA	1:N:40:LEU:HB3	1.98	0.44
1:G:107:LYS:O	1:G:108:ILE:CG1	2.60	0.44
1:N:263:LYS:O	1:N:266:VAL:HG12	2.18	0.44
1:N:263:LYS:HA	1:N:266:VAL:HG12	2.00	0.44
1:L:109:HIS:CE1	1:L:111:GLN:NE2	2.86	0.44
1:P:38:ILE:H	1:P:38:ILE:HG12	1.67	0.44
1:N:139:GLU:HA	1:N:388:VAL:HG23	2.00	0.44
1:I:286:TYR:OH	1:N:328:VAL:HA	2.16	0.44
1:L:206:LEU:HD22	1:L:346:LEU:HD23	1.99	0.44
1:C:225:LEU:CD1	1:C:329:LYS:HE2	2.47	0.44
1:C:211:ILE:HG12	1:C:298:ALA:H	1.83	0.44
1:O:206:LEU:C	1:O:206:LEU:HD13	2.37	0.44
1:D:57:ILE:HG23	1:D:58:LEU:CD2	2.47	0.44
1:G:450:ALA:CB	1:N:418:LYS:N	2.80	0.44
1:N:417:GLY:O	1:N:420:ALA:HB3	2.18	0.44
1:F:59:LYS:HD2	1:F:76:ARG:HD3	1.99	0.44
1:D:500:VAL:HG12	1:D:503:ARG:NH2	2.33	0.44
1:K:161:HIS:CG	1:K:162:HIS:H	2.35	0.44
1:J:386:GLN:NE2	1:J:485:GLN:NE2	2.64	0.44
1:D:207:LEU:HD22	1:D:208:ASP:N	2.32	0.44
1:P:89:VAL:HG12	1:P:490:VAL:CG2	2.48	0.44
1:L:57:ILE:O	1:L:57:ILE:HD13	2.17	0.44
1:M:143:ARG:O	1:M:143:ARG:HG3	2.16	0.44
1:K:6:GLU:HB2	1:K:10:THR:OG1	2.17	0.44
1:B:415:THR:HB	1:B:416:PRO:HD2	2.00	0.44
1:N:22:ILE:O	1:N:26:VAL:HG22	2.17	0.44
1:P:334:LYS:CB	1:P:351:GLY:HA3	2.47	0.44
1:G:166:PHE:CE1	1:G:198:ASP:HB2	2.52	0.44
1:P:198:ASP:HA	1:P:364:GLY:N	2.31	0.44
1:I:146:LEU:CG	1:I:147:MET:N	2.79	0.44
1:I:367:GLN:CD	1:I:369:ILE:HB	2.38	0.44
1:A:434:PRO:HB3	1:A:452:LEU:CD2	2.47	0.44
1:M:146:LEU:HD13	1:M:171:VAL:HG22	1.99	0.44
1:E:176:ARG:CZ	1:E:358:CYS:HB2	2.47	0.44
1:L:318:ILE:HG12	1:P:289:GLN:HB3	1.98	0.44
1:K:431:ARG:HA	1:K:431:ARG:CZ	2.48	0.44
1:G:269:ILE:CG2	1:G:274:ILE:HG21	2.47	0.44
1:O:14:SER:O	1:O:17:ILE:HG22	2.17	0.44
1:E:399:CYS:HA	1:E:456:HIS:NE2	2.32	0.44

Continued on next page...

Continued from previous page...

Atom-1	Atom-2	Interatomic distance (Å)	Clash overlap (Å)
1:D:194:GLY:HA2	1:D:365:ALA:HA	2.00	0.44
1:A:508:ILE:O	1:A:509:LYS:HB2	2.18	0.44
1:B:39:LEU:HB3	1:F:510:ALA:CB	2.48	0.44
1:A:439:ASP:CG	1:M:107:LYS:HD3	2.38	0.44
1:C:340:MET:HG2	1:C:345:LYS:HG2	2.00	0.44
1:D:59:LYS:NZ	1:D:76:ARG:HB2	2.32	0.44
1:A:402:MET:HE2	1:A:453:ARG:HG2	2.00	0.44
1:D:283:ILE:HG22	1:D:300:GLU:CG	2.44	0.44
1:H:21:ALA:O	1:H:25:LEU:HD22	2.18	0.44
1:J:191:LYS:NZ	1:J:344:ASP:HB3	2.32	0.44
1:M:206:LEU:HD21	1:M:346:LEU:HB3	1.98	0.44
1:F:321:THR:O	1:F:323:ASP:N	2.36	0.44
1:L:32:PRO:CA	1:L:155:SER:HB3	2.47	0.44
1:H:88:SER:O	1:H:92:LEU:HD13	2.18	0.44
1:O:341:ILE:C	1:O:343:GLU:H	2.21	0.44
1:O:334:LYS:CG	1:O:351:GLY:HA3	2.47	0.44
1:H:191:LYS:HD2	1:H:344:ASP:HB2	2.00	0.44
1:J:183:LEU:HD11	1:J:381:LEU:HD21	2.00	0.44
1:L:184:GLU:OE1	1:L:356:GLU:HG2	2.18	0.44
1:O:404:MET:O	1:O:408:VAL:HG22	2.18	0.44
1:G:261:LYS:O	1:G:264:GLU:HG2	2.17	0.44
1:E:508:ILE:CG2	1:E:509:LYS:N	2.80	0.44
1:G:159:LEU:HB2	1:G:163:LYS:HB2	1.99	0.44
1:F:146:LEU:CD2	1:F:167:THR:HG23	2.41	0.44
1:M:485:GLN:HB3	1:M:489:GLN:NE2	2.33	0.44
1:D:215:GLN:HE21	1:D:292:GLY:N	2.15	0.44
1:N:146:LEU:HB2	1:N:171:VAL:HG11	1.99	0.44
1:O:377:LEU:HD23	1:O:377:LEU:C	2.38	0.44
1:D:439:ASP:OD2	1:K:107:LYS:HG3	2.18	0.44
1:P:30:LEU:O	1:P:440:ASN:ND2	2.51	0.44
1:O:14:SER:HB3	1:O:508:ILE:N	2.33	0.44
1:O:506:ASN:C	1:O:507:ILE:HG12	2.37	0.44
1:J:79:ASP:HA	1:J:83:GLY:HA2	1.93	0.44
1:G:50:VAL:HG22	1:G:372:GLU:HG3	1.98	0.44
1:B:402:MET:SD	1:B:456:HIS:CB	3.01	0.44
1:C:206:LEU:HG	1:C:361:VAL:HG21	2.00	0.44
1:K:185:ALA:HA	1:K:309:ARG:HG3	1.99	0.44
1:F:335:LEU:HD21	1:F:337:GLU:OE2	2.17	0.44
1:M:139:GLU:O	1:M:141:LYS:N	2.48	0.44
1:N:205:PHE:HA	1:N:359:THR:OG1	2.18	0.44
1:M:365:ALA:O	1:M:366:THR:CB	2.64	0.44

Continued on next page...

Continued from previous page...

Atom-1	Atom-2	Interatomic distance (Å)	Clash overlap (Å)
1:J:141:LYS:CG	1:J:144:GLN:HB2	2.48	0.44
1:G:99:GLU:O	1:G:103:LEU:HD13	2.17	0.44
1:B:228:ASN:ND2	1:B:319:ALA:HB3	2.33	0.44
1:J:14:SER:O	1:J:17:ILE:HG22	2.18	0.44
1:G:250:LYS:HB3	1:G:250:LYS:HZ2	1.83	0.44
1:G:345:LYS:C	1:G:346:LEU:HD12	2.38	0.44
1:H:174:VAL:HG21	1:H:384:LEU:HD12	2.00	0.44
1:P:154:LEU:HD21	1:P:163:LYS:HZ1	1.80	0.44
1:I:188:VAL:HG21	1:I:362:LEU:HG	1.99	0.44
1:A:32:PRO:HG2	1:A:467:MET:CE	2.47	0.44
1:A:397:GLY:HA3	1:A:475:MET:CE	2.47	0.44
1:J:150:ALA:HB2	1:J:384:LEU:HD11	2.00	0.44
1:B:146:LEU:HD13	1:B:167:THR:O	2.18	0.44
1:M:146:LEU:CD2	1:M:167:THR:HG23	2.47	0.44
1:O:57:ILE:HG23	1:O:58:LEU:CD2	2.45	0.44
1:P:231:MET:C	1:P:284:TYR:HB2	2.38	0.44
1:K:57:ILE:C	1:K:57:ILE:HD13	2.38	0.44
1:I:92:LEU:HG	1:I:433:LEU:HD11	1.98	0.44
1:O:448:LEU:HD21	1:O:465:LEU:CD1	2.36	0.44
1:D:27:LYS:HD2	1:D:436:ILE:CD1	2.45	0.44
1:H:390:ASP:OD2	1:H:484:PHE:HB3	2.17	0.44
1:L:81:GLU:O	1:L:82:VAL:HB	2.17	0.44
1:E:402:MET:HG2	1:E:431:ARG:HH22	1.82	0.44
1:G:313:VAL:CG1	1:G:352:VAL:HB	2.48	0.44
1:E:343:GLU:HG2	1:G:76:ARG:NH1	2.31	0.44
1:G:59:LYS:HE2	1:G:76:ARG:CD	2.48	0.44
1:K:325:PRO:C	1:K:326:GLU:HG3	2.38	0.44
1:B:138:ASP:O	1:B:139:GLU:CB	2.66	0.44
1:D:316:GLY:O	1:D:330:LEU:HB2	2.17	0.44
1:H:399:CYS:SG	1:H:464:GLY:CA	3.03	0.44
1:A:96:LEU:HD13	1:A:96:LEU:C	2.37	0.44
1:E:390:ASP:HB3	1:E:485:GLN:OE1	2.18	0.44
1:B:443:TYR:CD1	1:B:470:GLY:HA3	2.52	0.44
1:D:443:TYR:CD1	1:D:470:GLY:HA2	2.53	0.44
1:L:190:LYS:C	1:L:190:LYS:HD2	2.38	0.44
1:K:28:SER:HB2	1:K:35:MET:HB2	1.99	0.44
1:H:468:LYS:HD2	1:H:469:GLU:N	2.32	0.44
1:I:277:PHE:CE2	1:I:279:ASN:HB2	2.53	0.44
1:K:196:LEU:HD22	1:K:196:LEU:O	2.18	0.44
1:L:159:LEU:CB	1:L:369:ILE:HG23	2.48	0.44
1:B:163:LYS:O	1:B:166:PHE:HB2	2.18	0.44

Continued on next page...

Continued from previous page...

Atom-1	Atom-2	Interatomic distance (Å)	Clash overlap (Å)
1:L:438:ALA:HB3	1:L:445:SER:OG	2.18	0.44
1:O:154:LEU:HD22	1:O:167:THR:HB	1.99	0.44
1:K:176:ARG:NH1	1:K:201:LEU:HD11	2.33	0.44
1:O:39:LEU:HD13	1:O:57:ILE:CD1	2.48	0.44
1:C:114:ILE:HD12	1:C:499:GLU:HA	1.98	0.44
1:A:40:LEU:CD1	1:C:508:ILE:HG22	2.48	0.44
1:K:368:GLN:HG3	1:K:369:ILE:HB	2.00	0.44
1:I:122:LYS:HZ3	1:I:125:ARG:HH21	1.66	0.44
1:G:108:ILE:HD12	1:N:446:ALA:HB3	2.00	0.44
1:F:284:TYR:HE2	1:F:286:TYR:CD1	2.35	0.44
1:J:452:LEU:HD11	1:J:456:HIS:CE1	2.52	0.44
1:B:37:LYS:HD2	1:F:507:ILE:HA	2.00	0.44
1:E:419:GLU:HA	1:E:419:GLU:OE1	2.18	0.44
1:J:32:PRO:HA	1:J:155:SER:CB	2.47	0.44
1:D:166:PHE:CZ	1:D:198:ASP:HB3	2.52	0.44
1:H:420:ALA:HB3	1:P:450:ALA:HB1	2.00	0.44
1:G:334:LYS:HD3	1:G:351:GLY:CA	2.47	0.44
1:N:112:THR:HB	1:N:418:LYS:HE3	1.99	0.44
1:N:390:ASP:HB3	1:N:485:GLN:NE2	2.32	0.44
1:C:38:ILE:O	1:C:38:ILE:HG13	2.18	0.44
1:A:412:ALA:CB	1:A:424:GLU:HB3	2.48	0.44
1:A:14:SER:HA	1:A:17:ILE:HG22	2.00	0.44
1:E:104:ILE:HG13	1:E:105:ALA:N	2.33	0.44
1:G:379:ASP:O	1:G:383:VAL:HG23	2.18	0.44
1:N:379:ASP:O	1:N:383:VAL:HG23	2.18	0.44
1:K:221:ASN:HA	1:K:333:CYS:HB2	1.99	0.44
1:B:2:GLY:H	1:G:42:SER:HB2	1.83	0.44
1:E:96:LEU:O	1:E:96:LEU:HD22	2.18	0.44
1:G:171:VAL:HA	1:G:174:VAL:HG22	2.00	0.43
1:L:38:ILE:CG1	1:M:507:ILE:HG12	2.48	0.43
1:A:452:LEU:HD22	1:A:465:LEU:HD11	1.99	0.43
1:E:159:LEU:HD23	1:E:163:LYS:CB	2.48	0.43
1:F:446:ALA:CA	1:O:418:LYS:HD2	2.47	0.43
1:N:115:ALA:O	1:N:118:ARG:HB3	2.18	0.43
1:P:265:LYS:NZ	1:P:287:PRO:HG3	2.33	0.43
1:K:211:ILE:HD13	1:K:215:GLN:CB	2.48	0.43
1:K:369:ILE:HG23	1:K:369:ILE:O	2.18	0.43
1:H:369:ILE:O	1:H:371:ASP:N	2.51	0.43
1:E:33:LYS:HD2	1:G:111:GLN:CG	2.47	0.43
1:L:508:ILE:HB	1:P:39:LEU:CD2	2.48	0.43
1:B:431:ARG:CZ	1:B:431:ARG:HA	2.48	0.43

Continued on next page...

Continued from previous page...

Atom-1	Atom-2	Interatomic distance (Å)	Clash overlap (Å)
1:J:365:ALA:HB3	1:J:367:GLN:NE2	2.33	0.43
1:C:313:VAL:CG2	1:C:357:ALA:HB3	2.46	0.43
1:P:59:LYS:CE	1:P:76:ARG:HB2	2.46	0.43
1:K:128:LEU:C	1:K:130:ASN:H	2.20	0.43
1:D:119:GLU:HB3	1:D:423:MET:CE	2.47	0.43
1:G:133:VAL:HG23	1:G:134:ASP:N	2.32	0.43
1:O:43:GLY:O	1:O:44:ARG:CB	2.66	0.43
1:C:450:ALA:CB	1:L:418:LYS:HG2	2.48	0.43
1:J:394:VAL:HG23	1:J:482:GLU:HB2	1.99	0.43
1:B:28:SER:HA	1:B:35:MET:HE1	1.99	0.43
1:G:146:LEU:CD1	1:G:171:VAL:HG13	2.19	0.43
1:C:159:LEU:O	1:C:163:LYS:HB2	2.18	0.43
1:C:178:LYS:HZ3	1:C:388:VAL:HG21	1.84	0.43
1:C:383:VAL:HG12	1:C:384:LEU:HD13	2.00	0.43
1:C:385:ALA:O	1:C:388:VAL:HG22	2.18	0.43
1:I:146:LEU:HD11	1:I:150:ALA:CB	2.47	0.43
1:P:126:GLN:CD	1:P:411:LEU:HD22	2.38	0.43
1:A:32:PRO:HD2	1:A:440:ASN:ND2	2.33	0.43
1:J:369:ILE:HG12	1:K:500:VAL:HG22	2.00	0.43
1:E:174:VAL:HG11	1:E:384:LEU:HB2	2.01	0.43
1:F:446:ALA:HB2	1:O:108:ILE:HG12	2.00	0.43
1:O:39:LEU:O	1:O:48:LEU:HA	2.17	0.43
1:K:100:ALA:HA	1:K:103:LEU:HD13	1.99	0.43
1:K:117:TRP:HB3	1:K:499:GLU:HG3	1.99	0.43
1:C:78:GLN:O	1:C:83:GLY:N	2.51	0.43
1:L:261:LYS:O	1:L:265:LYS:HG3	2.17	0.43
1:F:324:HIS:HB2	1:F:329:LYS:CE	2.47	0.43
1:L:110:PRO:HD2	1:L:111:GLN:HE22	1.83	0.43
1:O:18:GLY:CA	1:O:509:LYS:HG3	2.44	0.43
1:O:65:ASN:N	1:O:66:PRO:HD2	2.33	0.43
1:H:325:PRO:C	1:H:326:GLU:HG3	2.37	0.43
1:F:191:LYS:HD3	1:F:192:LEU:N	2.32	0.43
1:I:211:ILE:HG13	1:I:298:ALA:O	2.18	0.43
1:D:117:TRP:CE2	1:D:495:ALA:HB3	2.53	0.43
1:F:103:LEU:HG	1:F:113:ILE:HD13	2.00	0.43
1:K:33:LYS:HB2	1:K:440:ASN:HB2	2.00	0.43
1:B:485:GLN:HG2	1:B:488:ARG:NH2	2.31	0.43
1:I:280:ARG:O	1:I:281:GLN:CB	2.67	0.43
1:A:183:LEU:HD11	1:A:381:LEU:HD11	2.00	0.43
1:H:101:GLU:O	1:H:104:ILE:HG12	2.17	0.43
1:C:11:ALA:HB1	1:C:505:ASP:OD1	2.17	0.43

Continued on next page...

Continued from previous page...

Atom-1	Atom-2	Interatomic distance (Å)	Clash overlap (Å)
1:J:455:ALA:HB2	1:J:472:ILE:HD12	2.00	0.43
1:G:337:GLU:HG3	1:G:339:VAL:HG23	1.99	0.43
1:I:321:THR:O	1:I:323:ASP:N	2.50	0.43
1:K:311:ALA:HA	1:K:314:THR:HG22	2.00	0.43
1:P:188:VAL:CG2	1:P:360:ILE:HB	2.48	0.43
1:B:149:ILE:HA	1:B:152:THR:HG22	1.99	0.43
1:P:407:ALA:O	1:P:411:LEU:HG	2.18	0.43
1:J:146:LEU:HB2	1:J:171:VAL:HG21	1.99	0.43
1:K:508:ILE:CG2	1:K:509:LYS:N	2.81	0.43
1:B:157:LYS:HB2	1:B:159:LEU:CD2	2.48	0.43
1:B:368:GLN:CB	1:F:496:GLU:HB2	2.43	0.43
1:N:163:LYS:CG	1:N:166:PHE:HB2	2.49	0.43
1:O:377:LEU:O	1:O:377:LEU:HD23	2.18	0.43
1:F:261:LYS:O	1:F:265:LYS:HG3	2.18	0.43
1:F:50:VAL:HG22	1:F:375:ARG:NH2	2.33	0.43
1:E:405:ALA:HA	1:E:408:VAL:HG22	2.01	0.43
1:J:343:GLU:H	1:J:343:GLU:CD	2.21	0.43
1:J:339:VAL:HB	1:J:348:HIS:CE1	2.53	0.43
1:G:188:VAL:HG23	1:G:360:ILE:O	2.18	0.43
1:P:141:LYS:HG3	1:P:144:GLN:H	1.83	0.43
1:I:354:LEU:CD2	1:I:356:GLU:HB3	2.49	0.43
1:G:19:ALA:HB1	1:G:94:ALA:HA	2.00	0.43
1:B:280:ARG:O	1:B:281:GLN:HB3	2.19	0.43
1:F:58:LEU:HB3	1:F:72:VAL:CG1	2.47	0.43
1:B:16:PHE:HA	1:B:97:LEU:HD23	2.00	0.43
1:K:14:SER:O	1:K:17:ILE:HG22	2.19	0.43
1:B:198:ASP:HA	1:B:364:GLY:HA2	2.00	0.43
1:A:511:ALA:HB3	1:F:61:ILE:CD1	2.48	0.43
1:M:149:ILE:HD12	1:M:483:SER:N	2.28	0.43
1:G:190:LYS:HG3	1:G:370:LEU:HD21	2.00	0.43
1:P:258:GLU:CD	1:P:284:TYR:HE2	2.21	0.43
1:A:446:ALA:HB2	1:M:421:VAL:HB	1.94	0.43
1:I:30:LEU:HD22	1:I:436:ILE:HD13	2.01	0.43
1:C:82:VAL:N	1:C:386:GLN:HG3	2.33	0.43
1:C:392:ARG:C	1:C:484:PHE:HB2	2.39	0.43
1:H:215:GLN:HE21	1:H:292:GLY:N	2.16	0.43
1:D:2:GLY:N	1:D:509:LYS:HA	2.32	0.43
1:M:86:THR:HG22	1:M:156:SER:HB3	1.99	0.43
1:L:431:ARG:O	1:L:434:PRO:HD2	2.18	0.43
1:P:106:LYS:C	1:P:107:LYS:HG2	2.38	0.43
1:P:324:HIS:O	1:P:329:LYS:CG	2.65	0.43

Continued on next page...

Continued from previous page...

Atom-1	Atom-2	Interatomic distance (Å)	Clash overlap (Å)
1:J:280:ARG:O	1:J:281:GLN:HB3	2.19	0.43
1:I:51:THR:HG21	1:I:56:THR:HB	2.00	0.43
1:P:23:GLY:HA2	1:P:26:VAL:HG22	2.00	0.43
1:G:502:LEU:HD13	1:G:502:LEU:C	2.38	0.43
1:L:163:LYS:HG3	1:L:166:PHE:CG	2.53	0.43
1:M:159:LEU:HD12	1:M:369:ILE:CG2	2.44	0.43
1:M:165:HIS:O	1:M:168:LYS:HB3	2.18	0.43
1:E:146:LEU:O	1:E:147:MET:HB2	2.18	0.43
1:F:433:LEU:HB2	1:F:434:PRO:HD3	2.01	0.43
1:O:108:ILE:HG21	1:O:418:LYS:NZ	2.34	0.43
1:H:455:ALA:HB2	1:H:472:ILE:HD12	2.01	0.43
1:J:211:ILE:HG12	1:J:298:ALA:H	1.83	0.43
1:E:438:ALA:CB	1:E:448:LEU:HG	2.48	0.43
1:F:52:ASN:HB3	1:F:375:ARG:CD	2.48	0.43
1:K:390:ASP:O	1:K:391:SER:HB3	2.18	0.43
1:I:318:ILE:O	1:I:329:LYS:NZ	2.52	0.43
1:J:226:ILE:HG21	1:J:307:VAL:CG1	2.48	0.43
1:F:190:LYS:O	1:F:190:LYS:HD2	2.19	0.43
1:C:408:VAL:HG23	1:C:427:ALA:CB	2.48	0.43
1:G:127:ALA:C	1:G:130:ASN:HB3	2.39	0.43
1:E:225:LEU:HD13	1:E:329:LYS:HE2	2.00	0.43
1:G:204:GLY:O	1:G:359:THR:HB	2.19	0.43
1:C:324:HIS:HB2	1:C:329:LYS:CE	2.49	0.43
1:J:191:LYS:HB3	1:J:363:ARG:HA	2.00	0.43
1:J:191:LYS:HG3	1:J:343:GLU:OE2	2.18	0.43
1:B:484:PHE:CE2	1:B:488:ARG:HD3	2.54	0.43
1:D:6:GLU:HB3	1:D:11:ALA:HB2	2.00	0.43
1:G:181:GLY:HA3	1:G:356:GLU:HG3	1.99	0.43
1:P:28:SER:O	1:P:34:GLY:HA2	2.18	0.43
1:N:225:LEU:HD12	1:N:226:ILE:N	2.33	0.43
1:H:191:LYS:HG3	1:H:343:GLU:OE2	2.19	0.43
1:G:234:ASP:CG	1:G:235:LYS:H	2.22	0.43
1:D:17:ILE:O	1:D:20:ILE:HG22	2.19	0.43
1:H:93:ALA:HB2	1:H:494:ALA:HA	2.00	0.43
1:H:19:ALA:HB1	1:H:94:ALA:HA	2.01	0.43
1:E:203:GLU:H	1:E:203:GLU:CD	2.22	0.43
1:J:146:LEU:HD13	1:J:167:THR:O	2.19	0.43
1:J:171:VAL:CA	1:J:174:VAL:HG22	2.47	0.43
1:B:109:HIS:NE2	1:B:111:GLN:HB3	2.34	0.43
1:O:106:LYS:HG3	1:O:108:ILE:HB	2.00	0.43
1:I:32:PRO:HG3	1:I:155:SER:HB3	2.01	0.43

Continued on next page...

Continued from previous page...

Atom-1	Atom-2	Interatomic distance (Å)	Clash overlap (Å)
1:G:65:ASN:HB2	1:G:507:ILE:HD13	2.01	0.43
1:B:230:GLY:HA2	1:B:279:ASN:HD21	1.84	0.43
1:C:117:TRP:O	1:C:120:ALA:HB3	2.18	0.43
1:K:58:LEU:HB3	1:K:72:VAL:HG13	2.01	0.43
1:N:408:VAL:HG12	1:N:411:LEU:HD12	2.00	0.43
1:K:117:TRP:CD1	1:K:499:GLU:HA	2.54	0.43
1:I:125:ARG:O	1:I:128:LEU:HB2	2.18	0.43
1:C:133:VAL:HG23	1:C:134:ASP:N	2.23	0.43
1:E:431:ARG:NH2	1:E:434:PRO:HG2	2.33	0.43
1:B:39:LEU:CA	1:F:510:ALA:HB1	2.48	0.43
1:I:324:HIS:CG	1:I:325:PRO:HD3	2.54	0.43
1:M:32:PRO:CA	1:M:155:SER:O	2.61	0.43
1:I:223:LYS:H	1:I:275:ASN:HB2	1.84	0.43
1:I:117:TRP:O	1:I:120:ALA:HB3	2.18	0.43
1:H:447:ASP:HB2	1:P:418:LYS:HZ1	1.79	0.43
1:P:176:ARG:NH1	1:P:201:LEU:HD11	2.33	0.43
1:D:166:PHE:CE1	1:D:198:ASP:HB2	2.54	0.43
1:G:57:ILE:HD13	1:G:57:ILE:C	2.39	0.43
1:L:57:ILE:HG23	1:L:58:LEU:CD2	2.49	0.43
1:I:311:ALA:HA	1:I:314:THR:HG22	2.00	0.43
1:K:43:GLY:O	1:K:44:ARG:HB2	2.19	0.43
1:I:316:GLY:O	1:I:330:LEU:HB2	2.18	0.43
1:K:321:THR:O	1:K:323:ASP:N	2.51	0.43
1:O:190:LYS:HA	1:O:362:LEU:HB2	2.00	0.43
1:G:206:LEU:HD21	1:G:346:LEU:HD23	2.00	0.43
1:C:369:ILE:O	1:C:372:GLU:HG2	2.19	0.43
1:H:186:ILE:HG13	1:H:381:LEU:HD22	2.00	0.43
1:H:187:HIS:CA	1:H:377:LEU:HD21	2.41	0.43
1:L:50:VAL:O	1:L:375:ARG:CD	2.66	0.43
1:L:40:LEU:O	1:M:509:LYS:HA	2.19	0.43
1:K:138:ASP:H	1:K:141:LYS:HE3	1.82	0.43
1:C:452:LEU:HD11	1:C:456:HIS:CE1	2.54	0.43
1:G:266:VAL:HB	1:G:290:LEU:CD2	2.32	0.43
1:N:499:GLU:O	1:N:503:ARG:HG3	2.18	0.43
1:B:274:ILE:HG23	1:B:274:ILE:O	2.19	0.43
1:P:96:LEU:HD21	1:P:117:TRP:CZ2	2.54	0.43
1:K:57:ILE:O	1:K:57:ILE:HD13	2.19	0.43
1:K:59:LYS:CE	1:K:76:ARG:HB2	2.49	0.43
1:P:508:ILE:CG2	1:P:509:LYS:N	2.82	0.43
1:L:171:VAL:CG1	1:L:384:LEU:HG	2.48	0.43
1:L:312:LEU:HA	1:P:213:VAL:CG2	2.47	0.43

Continued on next page...

Continued from previous page...

Atom-1	Atom-2	Interatomic distance (Å)	Clash overlap (Å)
1:L:325:PRO:O	1:L:328:VAL:HG22	2.19	0.43
1:K:32:PRO:HD2	1:K:437:ILE:HG23	2.01	0.43
1:L:204:GLY:HA3	1:L:350:SER:HB3	2.01	0.43
1:O:324:HIS:O	1:O:329:LYS:HG3	2.19	0.43
1:A:31:GLY:O	1:A:156:SER:CA	2.59	0.43
1:B:453:ARG:HB2	1:I:413:SER:OG	2.18	0.43
1:K:324:HIS:HB2	1:K:329:LYS:CE	2.48	0.43
1:M:190:LYS:HG3	1:M:370:LEU:HG	2.00	0.43
1:C:280:ARG:O	1:C:281:GLN:CB	2.66	0.43
1:O:209:LYS:HE2	1:O:302:ALA:HA	1.99	0.43
1:D:22:ILE:HG13	1:D:23:GLY:N	2.34	0.43
1:K:216:PRO:HG3	1:K:295:GLY:HA2	1.99	0.43
1:H:466:ASP:OD1	1:H:468:LYS:HG3	2.17	0.43
1:G:277:PHE:CE2	1:G:279:ASN:HB2	2.54	0.43
1:G:343:GLU:HG2	1:G:344:ASP:N	2.34	0.43
1:G:338:GLU:HA	1:G:347:ILE:HA	1.99	0.43
1:G:178:LYS:HZ1	1:G:388:VAL:HG11	1.83	0.43
1:K:52:ASN:HD21	1:K:157:LYS:HG2	1.83	0.43
1:J:154:LEU:HD13	1:J:167:THR:OG1	2.19	0.43
1:J:369:ILE:HA	1:J:372:GLU:CB	2.48	0.43
1:M:124:ALA:CB	1:M:491:LEU:HB3	2.44	0.43
1:O:170:ALA:O	1:O:174:VAL:HG13	2.19	0.43
1:O:177:LEU:HD12	1:O:385:ALA:HB1	2.00	0.43
1:G:367:GLN:HG3	1:G:370:LEU:H	1.83	0.43
1:N:380:ALA:O	1:N:384:LEU:HD23	2.19	0.43
1:B:322:PHE:O	1:B:325:PRO:HD2	2.18	0.43
1:O:360:ILE:HG21	1:O:377:LEU:HD11	2.01	0.43
1:D:431:ARG:HA	1:D:431:ARG:CZ	2.49	0.43
1:M:431:ARG:HD3	1:M:453:ARG:NH2	2.34	0.43
1:L:274:ILE:HG23	1:L:296:VAL:HG21	1.99	0.43
1:J:222:ALA:HA	1:J:275:ASN:CG	2.39	0.43
1:O:114:ILE:HG21	1:O:503:ARG:NH2	2.34	0.43
1:F:189:ILE:HG22	1:F:190:LYS:N	2.33	0.43
1:E:226:ILE:HG12	1:E:278:ILE:CG2	2.49	0.43
1:B:289:GLN:HE22	1:F:228:ASN:ND2	2.17	0.43
1:C:185:ALA:HB1	1:C:357:ALA:HB1	2.00	0.43
1:N:82:VAL:CG1	1:N:83:GLY:N	2.81	0.43
1:D:57:ILE:HD13	1:D:57:ILE:O	2.19	0.43
1:E:445:SER:HB2	1:J:105:ALA:O	2.19	0.43
1:A:181:GLY:O	1:A:182:ASN:HB3	2.18	0.43
1:K:388:VAL:HG23	1:K:389:LYS:CD	2.49	0.43

Continued on next page...

Continued from previous page...

Atom-1	Atom-2	Interatomic distance (Å)	Clash overlap (Å)
1:E:280:ARG:O	1:E:281:GLN:CB	2.67	0.43
1:G:408:VAL:HG21	1:G:427:ALA:HA	2.01	0.43
1:D:99:GLU:O	1:D:103:LEU:HD13	2.18	0.43
1:P:174:VAL:HG11	1:P:384:LEU:HB2	1.93	0.43
1:A:32:PRO:HD2	1:A:440:ASN:HD21	1.84	0.43
1:J:375:ARG:HH11	1:J:375:ARG:HB2	1.83	0.43
1:O:364:GLY:HA3	1:O:370:LEU:HG	2.01	0.43
1:E:188:VAL:HG11	1:E:360:ILE:HB	2.01	0.43
1:L:106:LYS:CE	1:L:421:VAL:HG21	2.49	0.43
1:K:50:VAL:H	1:K:375:ARG:HH22	1.67	0.43
1:F:211:ILE:CD1	1:F:297:MET:HG3	2.39	0.43
1:F:421:VAL:CG1	1:O:453:ARG:HH22	2.30	0.43
1:I:123:ALA:O	1:I:126:GLN:HB2	2.19	0.43
1:L:225:LEU:HD11	1:L:324:HIS:ND1	2.34	0.43
1:H:392:ARG:C	1:H:484:PHE:HB2	2.39	0.43
1:J:188:VAL:HG11	1:J:377:LEU:HD22	2.00	0.43
1:P:394:VAL:HG23	1:P:482:GLU:HB2	2.01	0.43
1:A:110:PRO:O	1:A:113:ILE:HB	2.19	0.43
1:J:27:LYS:HB2	1:J:436:ILE:CG1	2.49	0.43
1:J:367:GLN:HB3	1:K:74:MET:CB	2.49	0.43
1:E:354:LEU:HG	1:E:356:GLU:H	1.83	0.43
1:I:185:ALA:HA	1:I:309:ARG:CB	2.48	0.43
1:A:126:GLN:CG	1:A:411:LEU:HD13	2.49	0.43
1:J:92:LEU:O	1:J:95:GLU:HG2	2.19	0.43
1:G:219:ILE:HD12	1:G:275:ASN:HB3	2.00	0.43
1:F:204:GLY:HA3	1:F:350:SER:HA	2.01	0.43
1:G:181:GLY:O	1:G:182:ASN:CB	2.66	0.43
1:I:280:ARG:HG3	1:I:304:PHE:HB2	2.00	0.43
1:I:132:ALA:CB	1:I:395:TYR:CD2	3.02	0.43
1:O:443:TYR:CE1	1:O:470:GLY:HA3	2.54	0.43
1:N:9:GLU:CD	1:N:9:GLU:H	2.22	0.43
1:G:252:ALA:O	1:G:255:GLU:HB3	2.19	0.43
1:I:171:VAL:O	1:I:175:LEU:HG	2.18	0.43
1:F:159:LEU:CB	1:F:369:ILE:HG23	2.43	0.43
1:M:191:LYS:HG2	1:M:341:ILE:HG22	2.01	0.43
1:O:417:GLY:O	1:O:420:ALA:HB3	2.19	0.43
1:P:452:LEU:HD22	1:P:465:LEU:HD11	2.01	0.43
1:K:32:PRO:CD	1:K:437:ILE:HD12	2.48	0.43
1:O:508:ILE:HG23	1:O:509:LYS:N	2.33	0.43
1:M:176:ARG:HD2	1:M:358:CYS:HB2	2.01	0.43
1:G:452:LEU:CD2	1:G:465:LEU:HD21	2.49	0.43

Continued on next page...

Continued from previous page...

Atom-1	Atom-2	Interatomic distance (Å)	Clash overlap (Å)
1:D:96:LEU:HD13	1:D:97:LEU:N	2.33	0.43
1:B:289:GLN:HE22	1:F:228:ASN:HD22	1.67	0.43
1:K:204:GLY:HA3	1:K:350:SER:HA	2.00	0.43
1:K:185:ALA:CB	1:K:357:ALA:HB1	2.46	0.43
1:H:511:ALA:O	1:H:512:PRO:O	2.37	0.43
1:L:191:LYS:O	1:L:370:LEU:HD21	2.18	0.43
1:B:263:LYS:O	1:B:267:GLU:HG2	2.19	0.43
1:D:189:ILE:HG22	1:D:190:LYS:N	2.34	0.43
1:O:110:PRO:HB2	1:O:502:LEU:HG	2.01	0.43
1:B:218:ARG:HG2	1:B:219:ILE:N	2.34	0.43
1:K:451:GLN:NE2	1:K:471:THR:HA	2.34	0.43
1:C:150:ALA:CB	1:C:384:LEU:HD21	2.49	0.42
1:P:126:GLN:O	1:P:130:ASN:CB	2.65	0.42
1:K:159:LEU:CD1	1:K:159:LEU:N	2.82	0.42
1:N:198:ASP:CB	1:N:364:GLY:HA2	2.49	0.42
1:H:452:LEU:CD2	1:H:465:LEU:HD21	2.49	0.42
1:B:297:MET:CE	1:B:347:ILE:HD11	2.49	0.42
1:O:92:LEU:HD21	1:O:433:LEU:HD21	2.01	0.42
1:F:112:THR:HG22	1:F:418:LYS:CE	2.49	0.42
1:L:127:ALA:CB	1:L:404:MET:SD	3.07	0.42
1:J:284:TYR:O	1:J:287:PRO:HD2	2.19	0.42
1:E:100:ALA:O	1:E:103:LEU:HB2	2.19	0.42
1:O:416:PRO:O	1:O:419:GLU:HB3	2.19	0.42
1:D:269:ILE:HG23	1:D:274:ILE:HG22	1.96	0.42
1:A:399:CYS:HA	1:A:456:HIS:NE2	2.33	0.42
1:E:326:GLU:HB2	1:E:327:LEU:H	1.60	0.42
1:E:128:LEU:O	1:E:130:ASN:N	2.52	0.42
1:F:32:PRO:HG2	1:F:467:MET:SD	2.58	0.42
1:E:190:LYS:HB3	1:E:373:ALA:HB3	2.00	0.42
1:L:59:LYS:HE3	1:L:76:ARG:HE	1.83	0.42
1:B:59:LYS:CE	1:B:76:ARG:HB2	2.48	0.42
1:G:124:ALA:HB1	1:G:491:LEU:CB	2.49	0.42
1:P:253:GLU:O	1:P:256:HIS:HB3	2.19	0.42
1:P:28:SER:HB2	1:P:35:MET:SD	2.59	0.42
1:H:454:ALA:HB2	1:P:413:SER:O	2.19	0.42
1:M:395:TYR:HE1	1:M:476:SER:OG	2.02	0.42
1:N:310:LEU:O	1:N:310:LEU:HD13	2.19	0.42
1:H:147:MET:C	1:H:479:GLY:HA2	2.39	0.42
1:P:146:LEU:HD11	1:P:150:ALA:CB	2.49	0.42
1:P:188:VAL:CG1	1:P:377:LEU:HD21	2.49	0.42
1:I:159:LEU:CG	1:I:163:LYS:HG2	2.48	0.42

Continued on next page...

Continued from previous page...

Atom-1	Atom-2	Interatomic distance (Å)	Clash overlap (Å)
1:K:154:LEU:HD21	1:K:163:LYS:HG2	2.02	0.42
1:A:32:PRO:HA	1:A:155:SER:C	2.39	0.42
1:G:483:SER:HB2	1:G:486:VAL:CG1	2.48	0.42
1:I:39:LEU:O	1:I:48:LEU:HA	2.19	0.42
1:O:146:LEU:HD23	1:O:147:MET:N	2.34	0.42
1:N:188:VAL:CG2	1:N:377:LEU:HD11	2.49	0.42
1:D:92:LEU:HG	1:D:433:LEU:HD21	2.01	0.42
1:P:32:PRO:CG	1:P:467:MET:SD	3.06	0.42
1:P:437:ILE:CG2	1:P:467:MET:SD	3.06	0.42
1:K:24:ASP:O	1:K:27:LYS:HG2	2.19	0.42
1:E:231:MET:CE	1:E:265:LYS:HD3	2.49	0.42
1:L:394:VAL:HG21	1:L:487:LYS:HG3	2.01	0.42
1:N:402:MET:CE	1:N:453:ARG:HG2	2.50	0.42
1:D:280:ARG:O	1:D:281:GLN:HB3	2.20	0.42
1:D:397:GLY:HA3	1:D:475:MET:HE1	2.01	0.42
1:K:74:MET:HE1	1:K:493:SER:HB3	2.01	0.42
1:B:399:CYS:SG	1:B:464:GLY:CA	3.05	0.42
1:O:352:VAL:CG2	1:O:355:GLY:H	2.32	0.42
1:L:226:ILE:HA	1:L:278:ILE:O	2.19	0.42
1:G:129:LEU:C	1:G:129:LEU:CD2	2.87	0.42
1:G:57:ILE:HG23	1:G:58:LEU:HD22	2.01	0.42
1:D:334:LYS:HB3	1:D:351:GLY:HA3	2.00	0.42
1:O:280:ARG:HG3	1:O:304:PHE:HB2	2.00	0.42
1:M:486:VAL:O	1:M:490:VAL:HG12	2.19	0.42
1:O:174:VAL:HG21	1:O:384:LEU:HB3	2.01	0.42
1:M:163:LYS:O	1:M:166:PHE:HB2	2.18	0.42
1:B:114:ILE:HD13	1:B:117:TRP:CZ3	2.54	0.42
1:B:504:VAL:HG11	1:B:507:ILE:CG2	2.32	0.42
1:O:106:LYS:HG3	1:O:106:LYS:O	2.20	0.42
1:F:393:THR:HA	1:F:484:PHE:N	2.34	0.42
1:I:411:LEU:HB3	1:I:423:MET:CE	2.50	0.42
1:I:176:ARG:HD2	1:I:358:CYS:HB2	2.01	0.42
1:P:226:ILE:HG12	1:P:278:ILE:CG2	2.48	0.42
1:B:431:ARG:HA	1:B:431:ARG:NE	2.34	0.42
1:I:276:CYS:HA	1:I:297:MET:O	2.19	0.42
1:L:341:ILE:HD12	1:L:363:ARG:HH21	1.85	0.42
1:J:309:ARG:O	1:J:313:VAL:HG23	2.19	0.42
1:N:286:TYR:HB2	1:N:287:PRO:HD3	2.01	0.42
1:C:310:LEU:O	1:C:314:THR:HG22	2.18	0.42
1:D:507:ILE:HA	1:H:39:LEU:HD22	2.01	0.42
1:H:57:ILE:O	1:H:57:ILE:HD13	2.18	0.42

Continued on next page...

Continued from previous page...

Atom-1	Atom-2	Interatomic distance (Å)	Clash overlap (Å)
1:C:211:ILE:HG22	1:C:288:GLU:OE1	2.19	0.42
1:D:85:GLY:HA2	1:D:153:THR:OG1	2.19	0.42
1:H:201:LEU:HD23	1:H:360:ILE:HG12	2.02	0.42
1:G:397:GLY:HA3	1:G:475:MET:CE	2.49	0.42
1:C:40:LEU:HD23	1:C:47:SER:O	2.20	0.42
1:H:75:SER:O	1:H:78:GLN:HB3	2.20	0.42
1:A:112:THR:CG2	1:F:442:GLY:HA2	2.49	0.42
1:D:390:ASP:HB2	1:D:485:GLN:HE22	1.83	0.42
1:N:280:ARG:HG3	1:N:304:PHE:HA	2.01	0.42
1:P:95:GLU:OE1	1:P:429:ALA:HA	2.18	0.42
1:A:115:ALA:O	1:A:118:ARG:HB3	2.20	0.42
1:B:7:ARG:O	1:B:8:ALA:HB3	2.19	0.42
1:C:369:ILE:CA	1:C:372:GLU:HG2	2.48	0.42
1:I:146:LEU:HG	1:I:147:MET:N	2.35	0.42
1:F:171:VAL:HG12	1:F:384:LEU:HD11	2.01	0.42
1:L:372:GLU:HG3	1:L:375:ARG:NH2	2.35	0.42
1:K:192:LEU:HA	1:K:364:GLY:O	2.20	0.42
1:A:150:ALA:HB2	1:A:384:LEU:HD21	2.01	0.42
1:I:48:LEU:HD12	1:N:70:VAL:HG13	2.00	0.42
1:L:448:LEU:HD13	1:L:448:LEU:C	2.40	0.42
1:L:448:LEU:HD21	1:L:465:LEU:HD12	2.01	0.42
1:M:158:LEU:HD23	1:M:369:ILE:CD1	2.48	0.42
1:D:219:ILE:CD1	1:D:276:CYS:HB2	2.49	0.42
1:N:154:LEU:HD21	1:N:163:LYS:NZ	2.33	0.42
1:I:32:PRO:CA	1:I:156:SER:HA	2.50	0.42
1:O:82:VAL:HA	1:O:386:GLN:CG	2.49	0.42
1:F:485:GLN:NE2	1:F:488:ARG:HH21	2.17	0.42
1:P:438:ALA:HB2	1:P:448:LEU:CD1	2.50	0.42
1:J:402:MET:SD	1:J:453:ARG:HA	2.59	0.42
1:F:40:LEU:HB2	1:F:48:LEU:CD2	2.49	0.42
1:H:211:ILE:CD1	1:H:211:ILE:N	2.70	0.42
1:D:280:ARG:O	1:D:280:ARG:CG	2.61	0.42
1:F:127:ALA:HB3	1:F:491:LEU:CD1	2.49	0.42
1:I:114:ILE:HD11	1:I:502:LEU:HD22	2.00	0.42
1:G:405:ALA:HB2	1:G:430:LEU:HB2	2.01	0.42
1:H:394:VAL:CG2	1:H:482:GLU:HB2	2.45	0.42
1:J:263:LYS:O	1:J:267:GLU:HG2	2.19	0.42
1:E:215:GLN:HE21	1:E:292:GLY:N	2.18	0.42
1:L:215:GLN:HE21	1:L:292:GLY:CA	2.32	0.42
1:J:57:ILE:C	1:J:57:ILE:HD13	2.39	0.42
1:C:116:GLY:HA2	1:C:119:GLU:OE1	2.20	0.42

Continued on next page...

Continued from previous page...

Atom-1	Atom-2	Interatomic distance (Å)	Clash overlap (Å)
1:N:268:ARG:O	1:N:271:LYS:HG2	2.20	0.42
1:D:196:LEU:HD13	1:D:196:LEU:C	2.40	0.42
1:L:282:LEU:HD22	1:L:282:LEU:H	1.85	0.42
1:M:36:ASP:N	1:M:36:ASP:OD1	2.52	0.42
1:P:408:VAL:HG23	1:P:427:ALA:HB1	2.01	0.42
1:L:39:LEU:O	1:L:48:LEU:HA	2.20	0.42
1:K:150:ALA:HB2	1:K:384:LEU:CD1	2.30	0.42
1:A:433:LEU:HB2	1:A:434:PRO:HD3	2.01	0.42
1:C:106:LYS:HE2	1:C:113:ILE:CG1	2.49	0.42
1:M:163:LYS:HG2	1:M:163:LYS:O	2.20	0.42
1:B:117:TRP:CD1	1:B:499:GLU:HG3	2.54	0.42
1:N:163:LYS:HG3	1:N:166:PHE:HB2	2.02	0.42
1:A:49:MET:SD	1:A:365:ALA:HB3	2.59	0.42
1:I:225:LEU:HD11	1:I:324:HIS:CE1	2.54	0.42
1:B:402:MET:HE2	1:B:453:ARG:HG2	2.00	0.42
1:G:433:LEU:HA	1:G:436:ILE:HG22	2.02	0.42
1:D:116:GLY:HA3	1:D:422:ALA:HB1	2.01	0.42
1:C:37:LYS:HD2	1:H:506:ASN:CB	2.44	0.42
1:J:305:VAL:HG22	1:J:309:ARG:CZ	2.49	0.42
1:J:27:LYS:HA	1:J:30:LEU:HD13	2.01	0.42
1:L:79:ASP:CA	1:L:83:GLY:HA2	2.44	0.42
1:G:203:GLU:CD	1:G:203:GLU:H	2.22	0.42
1:C:324:HIS:CG	1:C:325:PRO:HD3	2.53	0.42
1:L:259:LYS:O	1:L:263:LYS:HG2	2.19	0.42
1:J:191:LYS:HB2	1:J:191:LYS:HE3	1.91	0.42
1:M:132:ALA:H	1:M:461:THR:HG21	1.85	0.42
1:M:123:ALA:O	1:M:126:GLN:HG2	2.19	0.42
1:G:399:CYS:SG	1:G:464:GLY:CA	3.06	0.42
1:F:443:TYR:CZ	1:F:470:GLY:HA3	2.54	0.42
1:P:485:GLN:HB3	1:P:489:GLN:NE2	2.34	0.42
1:H:216:PRO:HG2	1:H:295:GLY:CA	2.48	0.42
1:O:143:ARG:HG3	1:O:143:ARG:O	2.20	0.42
1:P:207:LEU:HB3	1:P:347:ILE:CG2	2.50	0.42
1:I:102:SER:O	1:I:105:ALA:HB3	2.19	0.42
1:O:280:ARG:O	1:O:281:GLN:CB	2.67	0.42
1:D:99:GLU:O	1:D:102:SER:HB2	2.20	0.42
1:M:435:THR:HG22	1:M:445:SER:HB3	2.01	0.42
1:H:188:VAL:HG12	1:H:377:LEU:HD22	2.02	0.42
1:P:166:PHE:CE1	1:P:198:ASP:CB	3.02	0.42
1:I:198:ASP:HA	1:I:364:GLY:HA2	2.02	0.42
1:P:123:ALA:O	1:P:126:GLN:HB2	2.19	0.42

Continued on next page...

Continued from previous page...

Atom-1	Atom-2	Interatomic distance (Å)	Clash overlap (Å)
1:F:145:ASP:OD2	1:F:175:LEU:HD11	2.19	0.42
1:F:166:PHE:CE2	1:F:363:ARG:O	2.72	0.42
1:B:150:ALA:HB1	1:B:167:THR:OG1	2.19	0.42
1:H:30:LEU:HG	1:H:87:THR:O	2.19	0.42
1:I:133:VAL:HA	1:I:393:THR:C	2.35	0.42
1:N:394:VAL:CG2	1:N:482:GLU:HB2	2.50	0.42
1:F:421:VAL:HG22	1:O:453:ARG:NH2	2.34	0.42
1:G:108:ILE:HG13	1:N:446:ALA:HB3	2.01	0.42
1:P:448:LEU:HD21	1:P:465:LEU:CD1	2.47	0.42
1:P:57:ILE:C	1:P:57:ILE:HD13	2.40	0.42
1:H:82:VAL:HG21	1:H:485:GLN:HB3	2.01	0.42
1:J:452:LEU:HD22	1:J:465:LEU:HD11	2.00	0.42
1:G:314:THR:HG23	1:G:316:GLY:H	1.84	0.42
1:J:225:LEU:HD13	1:J:226:ILE:N	2.35	0.42
1:J:367:GLN:HB3	1:K:74:MET:HB2	2.02	0.42
1:K:185:ALA:HA	1:K:309:ARG:CD	2.50	0.42
1:K:313:VAL:CG1	1:K:352:VAL:HB	2.50	0.42
1:C:309:ARG:O	1:C:313:VAL:HG23	2.20	0.42
1:B:128:LEU:CD1	1:B:488:ARG:HA	2.50	0.42
1:O:206:LEU:CG	1:O:359:THR:HG21	2.49	0.42
1:K:396:GLY:HA3	1:K:480:ILE:HG22	2.01	0.42
1:N:142:PHE:C	1:N:143:ARG:HG3	2.40	0.42
1:D:93:ALA:HB1	1:D:494:ALA:HA	2.01	0.42
1:J:280:ARG:O	1:J:281:GLN:CB	2.68	0.42
1:G:414:ARG:HH21	1:N:406:HIS:CE1	2.37	0.42
1:C:412:ALA:O	1:C:420:ALA:HB1	2.20	0.42
1:J:415:THR:O	1:J:420:ALA:HB2	2.20	0.42
1:B:65:ASN:ND2	1:B:66:PRO:HD3	2.35	0.42
1:J:96:LEU:HD13	1:J:97:LEU:N	2.34	0.42
1:G:99:GLU:OE2	1:G:425:SER:HB2	2.20	0.42
1:O:408:VAL:HG23	1:O:427:ALA:HB1	2.00	0.42
1:C:443:TYR:CE1	1:C:470:GLY:HA3	2.55	0.42
1:P:203:GLU:CD	1:P:203:GLU:H	2.23	0.42
1:I:366:THR:O	1:I:367:GLN:HB3	2.20	0.42
1:L:367:GLN:O	1:L:368:GLN:HB3	2.19	0.42
1:J:158:LEU:C	1:J:160:THR:N	2.73	0.42
1:J:146:LEU:CD1	1:J:167:THR:O	2.68	0.42
1:J:369:ILE:HA	1:J:372:GLU:HB2	2.00	0.42
1:P:263:LYS:O	1:P:267:GLU:HG2	2.19	0.42
1:O:418:LYS:HA	1:O:421:VAL:HG12	2.01	0.42
1:O:59:LYS:HZ1	1:O:75:SER:HB3	1.84	0.42

Continued on next page...

Continued from previous page...

Atom-1	Atom-2	Interatomic distance (Å)	Clash overlap (Å)
1:O:82:VAL:HG22	1:O:486:VAL:CG1	2.49	0.42
1:K:40:LEU:HB2	1:P:507:ILE:HG22	2.01	0.42
1:K:58:LEU:HB3	1:K:72:VAL:HG11	2.02	0.42
1:H:206:LEU:HG	1:H:361:VAL:HG13	2.01	0.42
1:F:107:LYS:O	1:F:108:ILE:HD13	2.20	0.42
1:D:194:GLY:CA	1:D:365:ALA:HA	2.50	0.42
1:J:286:TYR:HB2	1:J:287:PRO:HD3	2.02	0.42
1:F:188:VAL:HG23	1:F:360:ILE:O	2.20	0.42
1:G:452:LEU:HD11	1:G:456:HIS:HE1	1.81	0.42
1:J:399:CYS:SG	1:J:464:GLY:CA	3.01	0.42
1:D:505:ASP:HB2	1:H:25:LEU:HB3	2.01	0.42
1:F:313:VAL:CG1	1:F:352:VAL:HB	2.49	0.42
1:H:28:SER:OG	1:H:37:LYS:HE3	2.19	0.42
1:O:226:ILE:HA	1:O:278:ILE:O	2.20	0.42
1:A:367:GLN:HG2	1:A:368:GLN:H	1.85	0.42
1:H:498:ALA:O	1:H:501:ILE:HB	2.20	0.42
1:C:192:LEU:N	1:C:192:LEU:HD12	2.35	0.42
1:M:21:ALA:O	1:M:25:LEU:HD23	2.20	0.42
1:L:51:THR:HG21	1:L:56:THR:HB	2.02	0.42
1:H:157:LYS:CB	1:H:159:LEU:HD21	2.49	0.42
1:I:154:LEU:HD22	1:I:167:THR:CB	2.47	0.42
1:F:345:LYS:C	1:F:346:LEU:HD13	2.40	0.42
1:K:154:LEU:HA	1:K:157:LYS:HD2	2.02	0.42
1:A:452:LEU:HA	1:A:472:ILE:HG21	2.02	0.42
1:J:163:LYS:HD2	1:J:166:PHE:CG	2.54	0.42
1:I:39:LEU:CD1	1:I:57:ILE:HD11	2.50	0.42
1:H:433:LEU:HB2	1:H:434:PRO:HD3	2.01	0.42
1:J:506:ASN:O	1:N:38:ILE:HG13	2.20	0.42
1:L:154:LEU:CD2	1:L:167:THR:HB	2.50	0.42
1:F:417:GLY:O	1:O:453:ARG:NH2	2.52	0.42
1:L:222:ALA:HA	1:L:275:ASN:CB	2.50	0.42
1:E:122:LYS:CE	1:E:125:ARG:HH21	2.33	0.42
1:C:231:MET:HE1	1:C:265:LYS:HD3	2.01	0.42
1:B:25:LEU:HD22	1:F:508:ILE:CG1	2.49	0.42
1:P:510:ALA:C	1:P:512:PRO:HD2	2.40	0.42
1:C:211:ILE:HG23	1:C:298:ALA:HB3	2.01	0.42
1:J:343:GLU:N	1:J:343:GLU:CD	2.73	0.42
1:K:191:LYS:HZ2	1:K:346:LEU:HD11	1.85	0.42
1:F:209:LYS:HB2	1:F:299:ILE:HG23	2.01	0.42
1:G:450:ALA:HB2	1:N:418:LYS:N	2.35	0.42
1:C:450:ALA:HB2	1:L:418:LYS:HG2	2.01	0.42

Continued on next page...

Continued from previous page...

Atom-1	Atom-2	Interatomic distance (Å)	Clash overlap (Å)
1:O:190:LYS:HG3	1:O:190:LYS:H	1.64	0.42
1:B:224:ILE:CD1	1:B:349:PHE:HE2	2.33	0.42
1:C:149:ILE:HB	1:C:481:THR:HG23	2.02	0.42
1:J:196:LEU:HD13	1:J:196:LEU:C	2.40	0.42
1:P:150:ALA:HB1	1:P:167:THR:OG1	2.20	0.42
1:I:154:LEU:CD2	1:I:164:ASP:HA	2.49	0.42
1:O:150:ALA:HB3	1:O:167:THR:HG23	2.02	0.42
1:O:399:CYS:HA	1:O:456:HIS:NE2	2.34	0.42
1:H:129:LEU:HB3	1:H:484:PHE:HZ	1.85	0.42
1:D:312:LEU:HA	1:D:312:LEU:HD23	1.84	0.42
1:J:32:PRO:HD2	1:J:467:MET:HE2	2.01	0.42
1:E:367:GLN:HG2	1:E:369:ILE:N	2.35	0.42
1:H:262:MET:SD	1:H:290:LEU:HB2	2.60	0.42
1:N:173:ALA:HB2	1:N:360:ILE:HD11	2.02	0.42
1:C:222:ALA:HA	1:C:275:ASN:CG	2.39	0.42
1:D:93:ALA:CB	1:D:494:ALA:HA	2.50	0.42
1:G:19:ALA:HB3	1:G:98:ARG:NH2	2.35	0.42
1:J:415:THR:HG23	1:J:420:ALA:CB	2.50	0.42
1:I:101:GLU:O	1:I:104:ILE:HG12	2.20	0.42
1:B:112:THR:HG21	1:B:418:LYS:NZ	2.35	0.42
1:D:261:LYS:O	1:D:264:GLU:HG2	2.19	0.42
1:B:22:ILE:HD12	1:B:90:THR:CG2	2.49	0.42
1:G:196:LEU:C	1:G:196:LEU:HD13	2.40	0.42
1:G:200:TYR:HE2	1:G:363:ARG:HH21	1.68	0.42
1:C:379:ASP:O	1:C:383:VAL:HG23	2.20	0.42
1:H:146:LEU:HD21	1:H:150:ALA:HB3	2.02	0.42
1:I:139:GLU:OE1	1:I:178:LYS:HE3	2.19	0.42
1:P:405:ALA:HA	1:P:408:VAL:HG22	2.02	0.42
1:F:198:ASP:O	1:F:199:SER:HB3	2.20	0.42
1:B:197:ALA:O	1:B:198:ASP:HB2	2.20	0.42
1:M:486:VAL:HG23	1:M:487:LYS:CE	2.50	0.42
1:M:146:LEU:HB2	1:M:171:VAL:HG21	2.01	0.42
1:M:154:LEU:HD21	1:M:163:LYS:HZ3	1.84	0.42
1:E:182:ASN:CG	1:E:183:LEU:H	2.24	0.42
1:C:402:MET:CE	1:C:453:ARG:HG2	2.50	0.42
1:N:159:LEU:CG	1:N:163:LYS:HD3	2.49	0.42
1:D:361:VAL:HG12	1:D:363:ARG:HH12	1.85	0.42
1:F:106:LYS:O	1:O:445:SER:HB2	2.20	0.42
1:G:116:GLY:O	1:G:119:GLU:HB2	2.20	0.42
1:G:108:ILE:CG1	1:N:446:ALA:HB3	2.50	0.42
1:L:269:ILE:HD13	1:L:274:ILE:HG21	2.02	0.42

Continued on next page...

Continued from previous page...

Atom-1	Atom-2	Interatomic distance (Å)	Clash overlap (Å)
1:L:496:GLU:HG3	1:P:367:GLN:CD	2.40	0.42
1:E:232:ASP:HA	1:E:284:TYR:CD1	2.54	0.42
1:O:17:ILE:O	1:O:20:ILE:HG22	2.19	0.42
1:K:408:VAL:HA	1:K:411:LEU:HD12	2.01	0.42
1:O:326:GLU:HB2	1:O:327:LEU:H	1.59	0.42
1:C:92:LEU:HB2	1:C:490:VAL:HG22	2.02	0.42
1:B:431:ARG:CZ	1:B:453:ARG:HD3	2.50	0.42
1:K:324:HIS:HB2	1:K:329:LYS:HE2	2.02	0.42
1:G:404:MET:CE	1:G:430:LEU:HD11	2.50	0.42
1:A:127:ALA:CB	1:A:491:LEU:HD22	2.50	0.42
1:J:206:LEU:HD21	1:J:346:LEU:CB	2.49	0.42
1:E:415:THR:HB	1:E:419:GLU:HB2	2.01	0.42
1:I:394:VAL:HB	1:I:400:SER:OG	2.20	0.42
1:C:280:ARG:HA	1:C:302:ALA:O	2.20	0.42
1:P:99:GLU:OE1	1:P:425:SER:HB2	2.20	0.42
1:I:313:VAL:CG1	1:I:352:VAL:HB	2.50	0.42
1:D:395:TYR:OH	1:D:462:THR:HG22	2.20	0.42
1:H:280:ARG:O	1:H:281:GLN:CB	2.68	0.42
1:E:280:ARG:HG3	1:E:304:PHE:HA	2.01	0.42
1:L:425:SER:O	1:L:428:LYS:HG2	2.20	0.42
1:B:213:VAL:HG11	1:F:308:GLU:O	2.20	0.42
1:G:330:LEU:HD13	1:G:330:LEU:HA	1.85	0.42
1:H:145:ASP:C	1:H:171:VAL:HG21	2.40	0.41
1:A:32:PRO:O	1:A:155:SER:O	2.38	0.41
1:B:437:ILE:CG2	1:B:467:MET:SD	3.08	0.41
1:B:214:ASN:O	1:B:215:GLN:CB	2.63	0.41
1:L:274:ILE:O	1:L:274:ILE:HG23	2.19	0.41
1:P:32:PRO:CA	1:P:155:SER:O	2.66	0.41
1:K:433:LEU:HB2	1:K:434:PRO:HD3	2.02	0.41
1:H:284:TYR:CE2	1:H:286:TYR:CD1	3.08	0.41
1:N:431:ARG:CZ	1:N:431:ARG:HA	2.49	0.41
1:P:475:MET:O	1:P:478:LEU:HB2	2.20	0.41
1:N:138:ASP:O	1:N:139:GLU:CB	2.62	0.41
1:G:40:LEU:HD12	1:G:41:SER:N	2.34	0.41
1:A:109:HIS:HA	1:A:110:PRO:HD2	1.94	0.41
1:G:33:LYS:HD3	1:G:441:ALA:HA	2.02	0.41
1:K:354:LEU:CD2	1:K:356:GLU:HB3	2.49	0.41
1:D:57:ILE:HD13	1:D:57:ILE:C	2.40	0.41
1:L:59:LYS:HE3	1:L:76:ARG:CB	2.50	0.41
1:H:116:GLY:O	1:H:119:GLU:HB2	2.19	0.41
1:I:313:VAL:HG13	1:I:352:VAL:CB	2.50	0.41

Continued on next page...

Continued from previous page...

Atom-1	Atom-2	Interatomic distance (Å)	Clash overlap (Å)
1:D:104:ILE:O	1:D:107:LYS:HB3	2.18	0.41
1:D:143:ARG:O	1:D:143:ARG:HG3	2.20	0.41
1:B:335:LEU:HD21	1:B:337:GLU:OE2	2.20	0.41
1:K:122:LYS:HA	1:K:125:ARG:HG2	2.02	0.41
1:L:89:VAL:HG12	1:L:490:VAL:HB	2.02	0.41
1:F:119:GLU:O	1:F:122:LYS:HB3	2.20	0.41
1:C:146:LEU:HD11	1:C:150:ALA:CB	2.50	0.41
1:H:183:LEU:HD11	1:H:381:LEU:CB	2.49	0.41
1:P:138:ASP:O	1:P:139:GLU:CB	2.68	0.41
1:M:108:ILE:HG22	1:M:109:HIS:N	2.35	0.41
1:M:67:ALA:HB2	1:M:507:ILE:HD12	2.02	0.41
1:K:190:LYS:NZ	1:K:370:LEU:HB3	2.36	0.41
1:J:174:VAL:HG11	1:J:384:LEU:CB	2.50	0.41
1:K:274:ILE:O	1:K:296:VAL:HG22	2.20	0.41
1:N:159:LEU:HA	1:N:369:ILE:HG23	2.02	0.41
1:K:297:MET:CE	1:K:347:ILE:HD11	2.50	0.41
1:A:158:LEU:C	1:A:160:THR:H	2.23	0.41
1:K:106:LYS:HG2	1:K:113:ILE:HD11	2.02	0.41
1:F:112:THR:HG21	1:F:418:LYS:CE	2.50	0.41
1:L:111:GLN:NE2	1:L:111:GLN:H	2.18	0.41
1:G:284:TYR:CE2	1:G:286:TYR:HD1	2.38	0.41
1:L:393:THR:N	1:L:484:PHE:HB2	2.34	0.41
1:H:253:GLU:O	1:H:257:ALA:N	2.53	0.41
1:E:191:LYS:HD2	1:E:341:ILE:HB	2.02	0.41
1:G:398:GLY:HA2	1:G:401:GLU:OE1	2.19	0.41
1:D:274:ILE:HG23	1:D:296:VAL:HG21	2.01	0.41
1:E:321:THR:O	1:E:323:ASP:N	2.52	0.41
1:L:402:MET:HE1	1:L:406:HIS:HB2	2.01	0.41
1:E:403:LEU:HD22	1:E:461:THR:HG22	2.02	0.41
1:J:366:THR:HB	1:K:77:VAL:CG1	2.47	0.41
1:C:231:MET:C	1:C:284:TYR:HB2	2.41	0.41
1:J:191:LYS:HZ2	1:J:344:ASP:HB3	1.85	0.41
1:L:191:LYS:HE3	1:L:344:ASP:HB2	2.01	0.41
1:M:411:LEU:CB	1:M:423:MET:SD	3.06	0.41
1:M:58:LEU:CB	1:M:72:VAL:HG13	2.48	0.41
1:B:354:LEU:HG	1:B:356:GLU:H	1.85	0.41
1:G:334:LYS:CB	1:G:351:GLY:HA3	2.50	0.41
1:F:408:VAL:HG23	1:F:427:ALA:HB1	2.02	0.41
1:M:141:LYS:CG	1:M:144:GLN:HB2	2.49	0.41
1:A:170:ALA:O	1:A:173:ALA:HB3	2.19	0.41
1:F:92:LEU:HA	1:F:95:GLU:OE2	2.19	0.41

Continued on next page...

Continued from previous page...

Atom-1	Atom-2	Interatomic distance (Å)	Clash overlap (Å)
1:F:68:ALA:O	1:F:72:VAL:HG23	2.21	0.41
1:I:127:ALA:HA	1:I:404:MET:SD	2.60	0.41
1:G:247:SER:O	1:G:248:THR:HB	2.21	0.41
1:I:311:ALA:HA	1:I:314:THR:CG2	2.50	0.41
1:A:135:HIS:HB3	1:A:136:GLY:H	1.68	0.41
1:N:190:LYS:HD2	1:N:190:LYS:C	2.40	0.41
1:G:192:LEU:HD23	1:G:366:THR:HG22	2.01	0.41
1:G:276:CYS:HA	1:G:297:MET:O	2.19	0.41
1:C:163:LYS:HZ1	1:C:376:SER:CB	2.33	0.41
1:C:200:TYR:CD1	1:C:363:ARG:NE	2.88	0.41
1:B:397:GLY:HA3	1:B:475:MET:HE1	2.01	0.41
1:I:154:LEU:O	1:I:157:LYS:HB2	2.20	0.41
1:I:148:ASN:HA	1:I:480:ILE:HG12	2.02	0.41
1:F:159:LEU:CD2	1:F:159:LEU:N	2.84	0.41
1:K:171:VAL:CG1	1:K:384:LEU:HD12	2.49	0.41
1:A:174:VAL:O	1:A:177:LEU:HD12	2.19	0.41
1:D:165:HIS:O	1:D:168:LYS:HB3	2.19	0.41
1:M:145:ASP:OD2	1:M:175:LEU:HD11	2.20	0.41
1:E:146:LEU:CD2	1:E:147:MET:H	2.33	0.41
1:K:284:TYR:CE2	1:K:286:TYR:CD1	3.08	0.41
1:I:31:GLY:HA3	1:I:440:ASN:ND2	2.36	0.41
1:C:114:ILE:O	1:C:117:TRP:HB2	2.20	0.41
1:O:188:VAL:HG21	1:O:377:LEU:CD1	2.50	0.41
1:N:126:GLN:OE1	1:N:411:LEU:HD21	2.20	0.41
1:O:399:CYS:SG	1:O:464:GLY:CA	3.03	0.41
1:J:277:PHE:CE2	1:J:279:ASN:HB2	2.56	0.41
1:H:117:TRP:CH2	1:H:502:LEU:HD11	2.55	0.41
1:M:100:ALA:CA	1:M:103:LEU:HD13	2.43	0.41
1:L:313:VAL:CG1	1:L:352:VAL:HB	2.51	0.41
1:J:190:LYS:HB2	1:J:370:LEU:HD11	2.02	0.41
1:D:284:TYR:CE2	1:D:286:TYR:CD1	3.08	0.41
1:O:204:GLY:HA3	1:O:350:SER:HA	2.02	0.41
1:N:206:LEU:HD11	1:N:346:LEU:HD23	2.00	0.41
1:A:42:SER:CB	1:C:509:LYS:HE3	2.51	0.41
1:F:34:GLY:HA3	1:F:156:SER:OG	2.21	0.41
1:C:47:SER:HB2	1:C:48:LEU:HD22	2.02	0.41
1:I:334:LYS:CB	1:I:351:GLY:HA3	2.50	0.41
1:F:58:LEU:C	1:F:72:VAL:HG11	2.40	0.41
1:F:19:ALA:HB3	1:F:98:ARG:NH2	2.35	0.41
1:I:127:ALA:HB1	1:I:491:LEU:HD11	2.02	0.41
1:O:280:ARG:HD3	1:O:280:ARG:C	2.40	0.41

Continued on next page...

Continued from previous page...

Atom-1	Atom-2	Interatomic distance (Å)	Clash overlap (Å)
1:L:354:LEU:HG	1:L:356:GLU:HB2	2.01	0.41
1:M:463:ALA:HA	1:M:473:GLY:O	2.20	0.41
1:G:191:LYS:HZ3	1:G:346:LEU:HD11	1.85	0.41
1:G:341:ILE:HG23	1:G:363:ARG:CZ	2.50	0.41
1:L:41:SER:HB3	1:L:45:ASP:OD2	2.20	0.41
1:E:36:ASP:CG	1:E:158:LEU:HB2	2.41	0.41
1:C:402:MET:HG2	1:C:431:ARG:NH2	2.34	0.41
1:C:431:ARG:NH2	1:C:434:PRO:HG2	2.34	0.41
1:O:106:LYS:HD3	1:O:108:ILE:CD1	2.50	0.41
1:F:446:ALA:N	1:O:108:ILE:HG12	2.36	0.41
1:K:207:LEU:HD21	1:K:209:LYS:CE	2.50	0.41
1:A:38:ILE:HG22	1:A:50:VAL:CB	2.47	0.41
1:J:201:LEU:HD22	1:J:202:ASP:N	2.36	0.41
1:H:109:HIS:O	1:H:113:ILE:HG12	2.20	0.41
1:H:32:PRO:HB2	1:H:33:LYS:HD2	2.01	0.41
1:H:222:ALA:HA	1:H:275:ASN:HB2	2.01	0.41
1:K:225:LEU:HD13	1:K:329:LYS:HE3	2.03	0.41
1:C:206:LEU:C	1:C:206:LEU:HD13	2.40	0.41
1:F:176:ARG:NE	1:F:358:CYS:HB2	2.35	0.41
1:A:84:ASP:CG	1:A:85:GLY:N	2.73	0.41
1:C:127:ALA:HA	1:C:404:MET:HG3	2.02	0.41
1:B:452:LEU:HA	1:B:472:ILE:HG21	2.03	0.41
1:L:431:ARG:HD2	1:L:453:ARG:NH1	2.35	0.41
1:J:345:LYS:C	1:J:346:LEU:HD13	2.40	0.41
1:C:351:GLY:C	1:C:352:VAL:HG13	2.40	0.41
1:E:354:LEU:CD2	1:E:356:GLU:HB3	2.50	0.41
1:E:192:LEU:HA	1:E:370:LEU:HD21	2.01	0.41
1:N:32:PRO:HG3	1:N:467:MET:CE	2.50	0.41
1:P:390:ASP:HB3	1:P:485:GLN:CD	2.40	0.41
1:J:133:VAL:HA	1:J:393:THR:O	2.20	0.41
1:A:134:ASP:OD2	1:A:393:THR:HG22	2.20	0.41
1:E:259:LYS:O	1:E:262:MET:HB3	2.19	0.41
1:C:67:ALA:O	1:C:68:ALA:HB2	2.20	0.41
1:G:23:GLY:HA2	1:G:26:VAL:HG22	2.02	0.41
1:E:207:LEU:HD22	1:E:208:ASP:H	1.85	0.41
1:O:196:LEU:HD13	1:O:196:LEU:C	2.40	0.41
1:F:196:LEU:C	1:F:196:LEU:HD13	2.40	0.41
1:G:146:LEU:HD13	1:G:167:THR:O	2.20	0.41
1:B:393:THR:HB	1:B:481:THR:OG1	2.20	0.41
1:I:199:SER:CB	1:I:362:LEU:HD22	2.48	0.41
1:L:368:GLN:HG3	1:L:368:GLN:O	2.21	0.41

Continued on next page...

Continued from previous page...

Atom-1	Atom-2	Interatomic distance (Å)	Clash overlap (Å)
1:L:40:LEU:HA	1:L:48:LEU:HA	2.01	0.41
1:K:154:LEU:HD21	1:K:163:LYS:HZ3	1.85	0.41
1:P:259:LYS:O	1:P:262:MET:HB3	2.19	0.41
1:O:174:VAL:HG11	1:O:384:LEU:CB	2.49	0.41
1:K:266:VAL:CG2	1:K:290:LEU:HD11	2.50	0.41
1:D:27:LYS:CE	1:K:107:LYS:HE3	2.50	0.41
1:F:265:LYS:O	1:F:269:ILE:HG13	2.20	0.41
1:F:284:TYR:CE2	1:F:286:TYR:CD1	3.09	0.41
1:P:57:ILE:HD13	1:P:57:ILE:O	2.19	0.41
1:D:420:ALA:HB1	1:K:453:ARG:HH21	1.86	0.41
1:H:502:LEU:HD13	1:H:502:LEU:C	2.40	0.41
1:G:313:VAL:HG13	1:G:352:VAL:CB	2.50	0.41
1:O:117:TRP:CD1	1:O:495:ALA:HA	2.55	0.41
1:F:173:ALA:HA	1:F:176:ARG:CZ	2.51	0.41
1:I:211:ILE:HG12	1:I:298:ALA:H	1.85	0.41
1:D:508:ILE:O	1:H:40:LEU:O	2.39	0.41
1:D:125:ARG:CG	1:D:125:ARG:NH1	2.78	0.41
1:N:269:ILE:HG12	1:N:274:ILE:HG21	2.03	0.41
1:F:126:GLN:O	1:F:130:ASN:HB2	2.20	0.41
1:B:413:SER:CB	1:I:454:ALA:HA	2.50	0.41
1:B:334:LYS:HB3	1:B:351:GLY:HA3	2.02	0.41
1:H:426:TYR:O	1:H:429:ALA:HB3	2.19	0.41
1:C:163:LYS:CE	1:C:376:SER:HB2	2.50	0.41
1:C:157:LYS:HE2	1:C:379:ASP:OD2	2.21	0.41
1:P:159:LEU:H	1:P:159:LEU:HD22	1.86	0.41
1:F:159:LEU:HD12	1:F:369:ILE:O	2.19	0.41
1:M:116:GLY:HA2	1:M:422:ALA:CA	2.50	0.41
1:M:419:GLU:O	1:M:422:ALA:HB3	2.21	0.41
1:A:146:LEU:HD22	1:A:147:MET:H	1.85	0.41
1:J:146:LEU:HD13	1:J:168:LYS:CA	2.51	0.41
1:N:513:ARG:CA	1:N:513:ARG:NE	2.77	0.41
1:O:159:LEU:HD13	1:O:372:GLU:CD	2.41	0.41
1:M:159:LEU:HD23	1:M:163:LYS:HB3	2.03	0.41
1:B:226:ILE:HB	1:B:317:GLU:OE2	2.20	0.41
1:P:496:GLU:O	1:P:499:GLU:HB3	2.20	0.41
1:J:117:TRP:HD1	1:J:495:ALA:CA	2.33	0.41
1:L:177:LEU:HD21	1:L:183:LEU:HA	2.02	0.41
1:N:125:ARG:HG3	1:N:126:GLN:N	2.35	0.41
1:M:452:LEU:HD11	1:M:456:HIS:CE1	2.55	0.41
1:L:326:GLU:HG3	1:L:327:LEU:HD22	2.03	0.41
1:L:499:GLU:O	1:L:503:ARG:HG2	2.20	0.41

Continued on next page...

Continued from previous page...

Atom-1	Atom-2	Interatomic distance (Å)	Clash overlap (Å)
1:P:32:PRO:N	1:P:156:SER:HA	2.35	0.41
1:P:433:LEU:H	1:P:433:LEU:HD12	1.85	0.41
1:P:277:PHE:CE2	1:P:279:ASN:HB2	2.55	0.41
1:P:152:THR:HB	1:P:480:ILE:HG23	2.03	0.41
1:C:92:LEU:O	1:C:95:GLU:HG2	2.21	0.41
1:K:149:ILE:HD13	1:K:383:VAL:HG13	2.02	0.41
1:L:200:TYR:HD1	1:L:363:ARG:HD2	1.82	0.41
1:E:133:VAL:CG1	1:E:394:VAL:HG12	2.51	0.41
1:C:274:ILE:HG23	1:C:274:ILE:O	2.20	0.41
1:M:188:VAL:CG2	1:M:362:LEU:HG	2.50	0.41
1:N:176:ARG:HD2	1:N:358:CYS:HB2	2.02	0.41
1:I:59:LYS:HD2	1:I:76:ARG:HB2	2.03	0.41
1:L:152:THR:OG1	1:L:480:ILE:HG23	2.20	0.41
1:O:222:ALA:HA	1:O:275:ASN:CB	2.51	0.41
1:O:341:ILE:O	1:O:343:GLU:N	2.47	0.41
1:G:449:VAL:O	1:G:453:ARG:HG3	2.20	0.41
1:C:198:ASP:O	1:C:363:ARG:O	2.39	0.41
1:H:157:LYS:HB3	1:H:159:LEU:HD11	2.03	0.41
1:A:148:ASN:HB3	1:A:481:THR:H	1.85	0.41
1:A:438:ALA:CB	1:A:448:LEU:HG	2.46	0.41
1:E:188:VAL:HG21	1:E:377:LEU:HB2	2.03	0.41
1:E:183:LEU:O	1:E:184:GLU:HG3	2.21	0.41
1:E:166:PHE:CE1	1:E:198:ASP:HB3	2.55	0.41
1:K:286:TYR:HB2	1:K:287:PRO:HD3	2.02	0.41
1:F:402:MET:HE3	1:F:453:ARG:HG2	2.03	0.41
1:I:32:PRO:HA	1:I:156:SER:CA	2.50	0.41
1:I:33:LYS:HB3	1:N:109:HIS:HE1	1.79	0.41
1:E:69:LYS:O	1:E:72:VAL:HB	2.21	0.41
1:L:318:ILE:CG1	1:P:289:GLN:HB3	2.51	0.41
1:J:117:TRP:O	1:J:120:ALA:HB3	2.21	0.41
1:H:206:LEU:CD1	1:H:346:LEU:HG	2.46	0.41
1:O:188:VAL:HG21	1:O:377:LEU:CD2	2.47	0.41
1:N:119:GLU:CB	1:N:423:MET:HG3	2.50	0.41
1:D:450:ALA:HB3	1:K:417:GLY:HA2	1.97	0.41
1:F:286:TYR:HB2	1:F:287:PRO:HD3	2.03	0.41
1:L:109:HIS:HA	1:L:110:PRO:HD3	1.92	0.41
1:P:149:ILE:CD1	1:P:482:GLU:HG2	2.50	0.41
1:E:191:LYS:HB3	1:E:363:ARG:HG2	2.02	0.41
1:D:186:ILE:HG21	1:D:381:LEU:HG	2.03	0.41
1:K:324:HIS:O	1:K:328:VAL:HG22	2.21	0.41
1:F:127:ALA:CB	1:F:491:LEU:HD11	2.51	0.41

Continued on next page...

Continued from previous page...

Atom-1	Atom-2	Interatomic distance (Å)	Clash overlap (Å)
1:G:27:LYS:CA	1:G:436:ILE:HD11	2.51	0.41
1:P:359:THR:HG22	1:P:361:VAL:CG2	2.51	0.41
1:E:394:VAL:HG23	1:E:482:GLU:HB2	2.01	0.41
1:J:207:LEU:HD22	1:J:208:ASP:H	1.86	0.41
1:J:341:ILE:HD11	1:J:348:HIS:CE1	2.55	0.41
1:H:259:LYS:O	1:H:262:MET:HB3	2.20	0.41
1:P:103:LEU:HD23	1:P:113:ILE:HD13	2.03	0.41
1:P:116:GLY:O	1:P:119:GLU:HB2	2.21	0.41
1:F:216:PRO:HG2	1:F:295:GLY:CA	2.45	0.41
1:N:313:VAL:CG1	1:N:352:VAL:HB	2.51	0.41
1:J:334:LYS:HB3	1:J:351:GLY:HA3	2.00	0.41
1:A:54:GLY:O	1:A:58:LEU:HD23	2.21	0.41
1:I:412:ALA:HB1	1:I:424:GLU:HB3	2.02	0.41
1:G:280:ARG:HG2	1:G:302:ALA:O	2.20	0.41
1:K:115:ALA:O	1:K:118:ARG:HB3	2.21	0.41
1:B:122:LYS:NZ	1:B:126:GLN:HE21	2.18	0.41
1:G:233:THR:HG21	1:G:261:LYS:HE3	2.02	0.41
1:F:119:GLU:OE1	1:F:415:THR:HG21	2.20	0.41
1:D:501:ILE:HA	1:D:504:VAL:HG23	2.03	0.41
1:P:166:PHE:CD2	1:P:362:LEU:HD22	2.55	0.41
1:M:495:ALA:O	1:M:499:GLU:HB2	2.20	0.41
1:A:140:VAL:CA	1:A:178:LYS:HZ2	2.33	0.41
1:D:146:LEU:CD1	1:D:167:THR:O	2.69	0.41
1:D:384:LEU:N	1:D:384:LEU:HD22	2.36	0.41
1:O:384:LEU:HD22	1:O:384:LEU:N	2.36	0.41
1:B:106:LYS:HZ2	1:B:109:HIS:H	1.67	0.41
1:C:399:CYS:SG	1:C:464:GLY:CA	3.07	0.41
1:K:284:TYR:CE2	1:K:286:TYR:HD1	2.39	0.41
1:I:33:LYS:CB	1:N:109:HIS:CE1	3.00	0.41
1:D:359:THR:O	1:D:360:ILE:HG12	2.21	0.41
1:J:507:ILE:HA	1:N:38:ILE:CD1	2.51	0.41
1:N:47:SER:HB3	1:N:48:LEU:H	1.70	0.41
1:P:114:ILE:CG1	1:P:503:ARG:HD2	2.49	0.41
1:D:448:LEU:HD21	1:D:465:LEU:HD12	2.03	0.41
1:F:109:HIS:ND1	1:F:111:GLN:HB2	2.33	0.41
1:G:107:LYS:C	1:G:108:ILE:HG13	2.41	0.41
1:L:265:LYS:HE2	1:L:322:PHE:CE2	2.55	0.41
1:L:387:THR:HA	1:L:390:ASP:OD1	2.20	0.41
1:N:448:LEU:HD21	1:N:465:LEU:CD1	2.42	0.41
1:H:225:LEU:HD13	1:H:329:LYS:HE2	2.02	0.41
1:I:286:TYR:HB2	1:I:287:PRO:HD3	2.02	0.41

Continued on next page...

Continued from previous page...

Atom-1	Atom-2	Interatomic distance (Å)	Clash overlap (Å)
1:B:38:ILE:CG2	1:B:50:VAL:HB	2.51	0.41
1:D:274:ILE:HG23	1:D:274:ILE:O	2.21	0.41
1:P:339:VAL:HB	1:P:348:HIS:ND1	2.36	0.41
1:E:446:ALA:HB3	1:J:106:LYS:HG2	2.01	0.41
1:F:214:ASN:O	1:F:215:GLN:CB	2.65	0.41
1:J:207:LEU:HD22	1:J:208:ASP:N	2.36	0.41
1:O:313:VAL:HG13	1:O:352:VAL:CB	2.51	0.41
1:D:69:LYS:O	1:D:72:VAL:HB	2.21	0.41
1:F:405:ALA:HA	1:F:408:VAL:CG2	2.51	0.41
1:N:142:PHE:O	1:N:143:ARG:CG	2.66	0.41
1:A:173:ALA:HA	1:A:176:ARG:NH1	2.36	0.41
1:I:354:LEU:HD21	1:I:356:GLU:CB	2.49	0.41
1:N:128:LEU:O	1:N:129:LEU:HD13	2.20	0.41
1:B:334:LYS:CD	1:B:351:GLY:HA3	2.50	0.41
1:K:181:GLY:O	1:K:182:ASN:CG	2.59	0.41
1:B:321:THR:O	1:B:323:ASP:N	2.54	0.41
1:E:65:ASN:CG	1:E:66:PRO:HD3	2.41	0.41
1:P:181:GLY:O	1:P:182:ASN:HB3	2.20	0.41
1:G:183:LEU:HD11	1:G:381:LEU:HD11	2.02	0.41
1:P:159:LEU:O	1:P:161:HIS:N	2.53	0.41
1:I:149:ILE:O	1:I:149:ILE:HD13	2.20	0.41
1:F:341:ILE:HG12	1:F:363:ARG:NH2	2.36	0.41
1:M:511:ALA:O	1:M:512:PRO:O	2.38	0.41
1:A:154:LEU:CD2	1:A:163:LYS:HG2	2.50	0.41
1:A:32:PRO:CG	1:A:467:MET:SD	2.90	0.41
1:A:149:ILE:HD12	1:A:483:SER:H	1.85	0.41
1:J:39:LEU:O	1:J:48:LEU:HD12	2.21	0.41
1:J:178:LYS:NZ	1:J:388:VAL:HG21	2.36	0.41
1:B:367:GLN:HB3	1:B:369:ILE:HG13	2.03	0.41
1:A:512:PRO:O	1:A:513:ARG:CB	2.68	0.41
1:J:129:LEU:HD12	1:J:484:PHE:CZ	2.56	0.41
1:B:100:ALA:O	1:B:103:LEU:HB2	2.21	0.41
1:O:394:VAL:CG2	1:O:482:GLU:HB2	2.51	0.41
1:C:433:LEU:HB2	1:C:434:PRO:HD3	2.03	0.41
1:K:232:ASP:HA	1:K:284:TYR:CD1	2.55	0.41
1:N:146:LEU:HD11	1:N:150:ALA:HB2	2.03	0.41
1:F:452:LEU:HD11	1:F:456:HIS:HE1	1.86	0.41
1:N:117:TRP:O	1:N:120:ALA:HB3	2.20	0.41
1:C:173:ALA:O	1:C:176:ARG:HG2	2.20	0.41
1:E:48:LEU:HD11	1:G:65:ASN:O	2.21	0.41
1:O:393:THR:HA	1:O:484:PHE:H	1.86	0.41

Continued on next page...

Continued from previous page...

Atom-1	Atom-2	Interatomic distance (Å)	Clash overlap (Å)
1:O:82:VAL:CG1	1:O:83:GLY:H	2.15	0.41
1:F:82:VAL:HG13	1:F:83:GLY:N	2.36	0.41
1:L:154:LEU:HD22	1:L:167:THR:HB	2.03	0.41
1:L:384:LEU:HD22	1:L:384:LEU:N	2.35	0.41
1:K:113:ILE:HG22	1:K:117:TRP:HZ3	1.84	0.41
1:F:107:LYS:CG	1:F:107:LYS:O	2.69	0.41
1:F:96:LEU:HA	1:F:99:GLU:OE1	2.20	0.41
1:O:412:ALA:O	1:O:420:ALA:HB1	2.21	0.41
1:F:450:ALA:HA	1:O:417:GLY:H	1.86	0.41
1:C:82:VAL:HG11	1:C:485:GLN:CG	2.45	0.41
1:G:117:TRP:O	1:G:120:ALA:HB3	2.21	0.41
1:L:324:HIS:CG	1:L:325:PRO:HD3	2.56	0.41
1:L:128:LEU:HD11	1:L:488:ARG:CB	2.51	0.41
1:P:394:VAL:O	1:P:482:GLU:N	2.51	0.41
1:E:191:LYS:HD2	1:E:341:ILE:CG2	2.50	0.41
1:E:103:LEU:HG	1:E:113:ILE:CD1	2.50	0.41
1:D:177:LEU:HD23	1:D:186:ILE:HD11	2.02	0.41
1:C:206:LEU:HD21	1:C:346:LEU:HD23	2.03	0.41
1:F:377:LEU:CD1	1:F:377:LEU:C	2.89	0.41
1:L:362:LEU:HD11	1:L:377:LEU:HD22	2.03	0.41
1:L:377:LEU:O	1:L:380:ALA:HB3	2.21	0.41
1:B:448:LEU:HD11	1:B:465:LEU:CD1	2.51	0.41
1:P:359:THR:HG22	1:P:361:VAL:HG23	2.03	0.41
1:J:313:VAL:CG1	1:J:352:VAL:HB	2.51	0.41
1:I:74:MET:SD	1:I:74:MET:C	2.99	0.41
1:E:392:ARG:C	1:E:484:PHE:HB2	2.41	0.41
1:J:31:GLY:C	1:J:155:SER:HB3	2.41	0.41
1:O:313:VAL:HG13	1:O:352:VAL:HB	2.02	0.41
1:N:219:ILE:HD13	1:N:276:CYS:HB2	2.02	0.41
1:F:396:GLY:HA3	1:F:480:ILE:HG22	2.02	0.41
1:L:126:GLN:HE21	1:L:126:GLN:HB2	1.64	0.41
1:N:313:VAL:HG13	1:N:352:VAL:CB	2.51	0.41
1:P:485:GLN:CB	1:P:489:GLN:HE22	2.33	0.41
1:D:133:VAL:HB	1:D:394:VAL:HA	2.03	0.41
1:D:132:ALA:O	1:D:133:VAL:CG2	2.67	0.41
1:I:182:ASN:HB2	1:I:312:LEU:HG	2.02	0.41
1:M:334:LYS:HG3	1:M:351:GLY:HA3	2.02	0.41
1:H:15:SER:HB2	1:H:501:ILE:HD13	2.02	0.41
1:N:185:ALA:N	1:N:309:ARG:HG2	2.36	0.41
1:K:65:ASN:ND2	1:K:66:PRO:HD3	2.36	0.41
1:K:122:LYS:O	1:K:125:ARG:HG2	2.21	0.41

Continued on next page...

Continued from previous page...

Atom-1	Atom-2	Interatomic distance (Å)	Clash overlap (Å)
1:C:321:THR:O	1:C:323:ASP:N	2.53	0.41
1:F:312:LEU:O	1:F:354:LEU:HD22	2.21	0.41
1:F:312:LEU:HD22	1:F:312:LEU:O	2.20	0.41
1:C:64:ASP:CG	1:C:66:PRO:HD2	2.42	0.41
1:J:22:ILE:HD12	1:J:90:THR:CG2	2.50	0.41
1:F:268:ARG:O	1:F:271:LYS:HG2	2.20	0.41
1:A:394:VAL:HG21	1:A:487:LYS:HG3	2.03	0.41
1:J:310:LEU:HD13	1:J:310:LEU:O	2.21	0.41
1:C:197:ALA:O	1:C:198:ASP:HB2	2.21	0.41
1:I:169:LEU:HD23	1:I:362:LEU:CD2	2.50	0.41
1:D:146:LEU:HD21	1:D:150:ALA:CB	2.30	0.41
1:M:51:THR:HG22	1:M:53:ASP:O	2.20	0.41
1:E:154:LEU:HD21	1:E:163:LYS:HG3	2.01	0.41
1:E:171:VAL:CG1	1:E:384:LEU:HD12	2.51	0.41
1:G:66:PRO:N	1:G:507:ILE:HD11	2.36	0.41
1:H:402:MET:CE	1:H:406:HIS:HB2	2.50	0.41
1:N:41:SER:O	1:N:45:ASP:HB2	2.21	0.41
1:L:177:LEU:HD13	1:L:177:LEU:C	2.41	0.41
1:D:431:ARG:HA	1:D:431:ARG:NE	2.36	0.41
1:L:496:GLU:HB3	1:P:369:ILE:CG1	2.48	0.41
1:L:128:LEU:HD21	1:L:488:ARG:CA	2.50	0.41
1:L:187:HIS:CE1	1:L:189:ILE:HD11	2.55	0.41
1:E:108:ILE:CG2	1:E:109:HIS:N	2.84	0.41
1:I:219:ILE:HD13	1:I:276:CYS:HB2	2.02	0.41
1:D:117:TRP:HA	1:D:120:ALA:CB	2.50	0.41
1:N:284:TYR:CE2	1:N:286:TYR:HD1	2.37	0.41
1:E:211:ILE:HG12	1:E:298:ALA:H	1.85	0.41
1:N:201:LEU:HD22	1:N:202:ASP:O	2.21	0.41
1:K:191:LYS:HA	1:K:191:LYS:CE	2.51	0.41
1:K:191:LYS:HE3	1:K:191:LYS:HB2	1.89	0.41
1:F:310:LEU:O	1:F:314:THR:HG22	2.20	0.41
1:G:450:ALA:CA	1:N:417:GLY:HA3	2.51	0.41
1:F:116:GLY:HA3	1:F:422:ALA:HB1	2.02	0.41
1:G:52:ASN:CG	1:G:157:LYS:HG2	2.42	0.41
1:F:178:LYS:HG3	1:F:388:VAL:HG13	2.01	0.41
1:H:226:ILE:HG12	1:H:278:ILE:CG2	2.51	0.41
1:B:255:GLU:O	1:B:258:GLU:HB3	2.21	0.41
1:G:166:PHE:HD1	1:G:166:PHE:N	2.18	0.40
1:G:198:ASP:O	1:G:363:ARG:HB2	2.21	0.40
1:F:154:LEU:CD1	1:F:159:LEU:HD21	2.49	0.40
1:J:159:LEU:HD23	1:J:163:LYS:CG	2.42	0.40

Continued on next page...

Continued from previous page...

Atom-1	Atom-2	Interatomic distance (Å)	Clash overlap (Å)
1:D:140:VAL:HG12	1:D:141:LYS:N	2.36	0.40
1:C:452:LEU:CD2	1:C:465:LEU:HD21	2.51	0.40
1:G:444:ASP:OD1	1:N:108:ILE:HG21	2.21	0.40
1:B:27:LYS:HA	1:B:436:ILE:CD1	2.34	0.40
1:O:38:ILE:C	1:O:39:LEU:HG	2.40	0.40
1:M:76:ARG:O	1:M:79:ASP:HB3	2.21	0.40
1:C:117:TRP:HD1	1:C:495:ALA:C	2.24	0.40
1:H:189:ILE:HG22	1:H:190:LYS:N	2.35	0.40
1:B:36:ASP:O	1:F:504:VAL:HG21	2.20	0.40
1:C:78:GLN:HA	1:C:78:GLN:OE1	2.21	0.40
1:G:96:LEU:O	1:G:96:LEU:HD22	2.21	0.40
1:O:65:ASN:N	1:O:66:PRO:CD	2.84	0.40
1:J:276:CYS:HA	1:J:297:MET:O	2.22	0.40
1:I:322:PHE:HA	1:I:324:HIS:CD2	2.57	0.40
1:P:226:ILE:HG21	1:P:307:VAL:CG1	2.51	0.40
1:E:215:GLN:HG3	1:E:292:GLY:HA2	2.02	0.40
1:B:25:LEU:HD12	1:F:509:LYS:HD2	2.02	0.40
1:K:185:ALA:HA	1:K:309:ARG:HD3	2.02	0.40
1:K:310:LEU:HD21	1:K:349:PHE:CE1	2.56	0.40
1:N:216:PRO:HG2	1:N:295:GLY:C	2.42	0.40
1:E:367:GLN:O	1:E:370:LEU:HB3	2.21	0.40
1:O:205:PHE:HA	1:O:359:THR:CB	2.51	0.40
1:N:201:LEU:HD23	1:N:360:ILE:HG12	2.02	0.40
1:O:28:SER:HB2	1:O:35:MET:CG	2.51	0.40
1:D:110:PRO:O	1:D:113:ILE:HB	2.21	0.40
1:M:65:ASN:N	1:M:66:PRO:CD	2.84	0.40
1:O:84:ASP:OD2	1:O:382:CYS:HB2	2.21	0.40
1:C:58:LEU:HB3	1:C:72:VAL:HG11	2.01	0.40
1:P:280:ARG:HG3	1:P:304:PHE:CB	2.51	0.40
1:K:388:VAL:HG23	1:K:389:LYS:HD2	2.02	0.40
1:B:443:TYR:CD1	1:B:470:GLY:HA2	2.56	0.40
1:B:310:LEU:HD13	1:B:310:LEU:O	2.21	0.40
1:J:228:ASN:ND2	1:J:319:ALA:HB3	2.36	0.40
1:F:75:SER:O	1:F:78:GLN:HB3	2.21	0.40
1:H:146:LEU:HD11	1:H:150:ALA:HB3	2.02	0.40
1:H:166:PHE:CE1	1:H:198:ASP:HB3	2.56	0.40
1:I:146:LEU:CD1	1:I:171:VAL:CG1	3.00	0.40
1:P:415:THR:HG21	1:P:423:MET:CE	2.47	0.40
1:F:159:LEU:HD22	1:F:159:LEU:H	1.86	0.40
1:L:440:ASN:HA	1:M:109:HIS:ND1	2.37	0.40
1:I:38:ILE:O	1:I:38:ILE:HG13	2.20	0.40

Continued on next page...

Continued from previous page...

Atom-1	Atom-2	Interatomic distance (Å)	Clash overlap (Å)
1:J:484:PHE:CE2	1:J:488:ARG:NE	2.89	0.40
1:O:159:LEU:HD22	1:O:159:LEU:N	2.36	0.40
1:M:166:PHE:CE1	1:M:198:ASP:CB	3.04	0.40
1:E:158:LEU:O	1:E:158:LEU:HG	2.20	0.40
1:K:287:PRO:O	1:K:290:LEU:HB3	2.22	0.40
1:N:110:PRO:O	1:N:114:ILE:HG12	2.21	0.40
1:K:173:ALA:O	1:K:176:ARG:HG2	2.20	0.40
1:O:129:LEU:O	1:O:132:ALA:HB2	2.20	0.40
1:P:257:ALA:O	1:P:261:LYS:HD2	2.20	0.40
1:F:412:ALA:HB1	1:F:424:GLU:HB3	2.03	0.40
1:G:110:PRO:HD2	1:G:111:GLN:OE1	2.21	0.40
1:P:27:LYS:HB2	1:P:436:ILE:HD13	2.03	0.40
1:J:277:PHE:O	1:J:298:ALA:HA	2.21	0.40
1:J:448:LEU:HD22	1:J:451:GLN:HE21	1.86	0.40
1:J:452:LEU:HD11	1:J:456:HIS:HE1	1.86	0.40
1:H:232:ASP:HA	1:H:284:TYR:CD1	2.56	0.40
1:N:475:MET:SD	1:N:480:ILE:HB	2.61	0.40
1:G:313:VAL:HG13	1:G:352:VAL:CG1	2.51	0.40
1:H:219:ILE:CD1	1:H:275:ASN:HB3	2.49	0.40
1:L:176:ARG:HH22	1:L:201:LEU:HD21	1.87	0.40
1:G:24:ASP:O	1:G:27:LYS:HG2	2.21	0.40
1:E:394:VAL:CG2	1:E:482:GLU:HB2	2.51	0.40
1:E:312:LEU:HA	1:E:312:LEU:HD22	1.86	0.40
1:H:57:ILE:HG23	1:H:58:LEU:HD22	2.02	0.40
1:G:74:MET:HE1	1:G:493:SER:HA	2.03	0.40
1:A:126:GLN:HG2	1:A:411:LEU:HD13	2.03	0.40
1:K:206:LEU:HD21	1:K:346:LEU:CB	2.52	0.40
1:F:59:LYS:HE2	1:F:59:LYS:HB2	1.92	0.40
1:A:182:ASN:CG	1:A:183:LEU:N	2.74	0.40
1:L:131:SER:HB2	1:L:461:THR:HG21	2.02	0.40
1:O:222:ALA:O	1:O:333:CYS:HA	2.22	0.40
1:J:133:VAL:CA	1:J:393:THR:O	2.69	0.40
1:L:432:MET:O	1:L:435:THR:HB	2.21	0.40
1:I:163:LYS:HE2	1:I:373:ALA:CB	2.51	0.40
1:I:163:LYS:O	1:I:166:PHE:HB2	2.21	0.40
1:L:38:ILE:HG22	1:L:50:VAL:CG2	2.51	0.40
1:A:433:LEU:O	1:A:437:ILE:HG12	2.21	0.40
1:G:390:ASP:HB3	1:G:485:GLN:OE1	2.22	0.40
1:M:490:VAL:HG13	1:M:491:LEU:HG	2.03	0.40
1:M:166:PHE:CE1	1:M:198:ASP:HB3	2.56	0.40
1:E:188:VAL:CG2	1:E:377:LEU:HD22	2.51	0.40

Continued on next page...

Continued from previous page...

Atom-1	Atom-2	Interatomic distance (Å)	Clash overlap (Å)
1:N:164:ASP:O	1:N:167:THR:HG22	2.21	0.40
1:O:78:GLN:NE2	1:O:486:VAL:HA	2.36	0.40
1:C:507:ILE:HB	1:C:508:ILE:H	1.68	0.40
1:F:386:GLN:HB3	1:F:485:GLN:HG3	2.03	0.40
1:H:232:ASP:N	1:H:284:TYR:HB2	2.35	0.40
1:F:53:ASP:N	1:F:375:ARG:HD3	2.36	0.40
1:F:50:VAL:O	1:F:375:ARG:NH1	2.50	0.40
1:K:405:ALA:HA	1:K:408:VAL:HG22	2.03	0.40
1:E:341:ILE:O	1:E:343:GLU:N	2.54	0.40
1:H:219:ILE:HD12	1:H:275:ASN:CB	2.50	0.40
1:I:222:ALA:HB1	1:I:336:ILE:HD12	2.02	0.40
1:E:323:ASP:C	1:E:325:PRO:HD2	2.42	0.40
1:C:313:VAL:CG1	1:C:352:VAL:HB	2.51	0.40
1:G:123:ALA:O	1:G:126:GLN:HB2	2.21	0.40
1:D:396:GLY:HA3	1:D:480:ILE:HG22	2.03	0.40
1:L:32:PRO:HA	1:L:155:SER:CB	2.50	0.40
1:C:57:ILE:O	1:C:57:ILE:HD13	2.21	0.40
1:P:280:ARG:CG	1:P:304:PHE:HB2	2.52	0.40
1:F:217:LYS:HZ2	1:F:217:LYS:HB2	1.86	0.40
1:B:65:ASN:CG	1:B:66:PRO:HD3	2.42	0.40
1:A:141:LYS:HG3	1:A:144:GLN:H	1.86	0.40
1:N:280:ARG:O	1:N:281:GLN:CB	2.69	0.40
1:P:338:GLU:HA	1:P:347:ILE:HA	2.02	0.40
1:O:141:LYS:HA	1:O:141:LYS:HD2	1.95	0.40
1:L:51:THR:HG22	1:L:53:ASP:O	2.22	0.40
1:M:85:GLY:O	1:M:153:THR:HA	2.21	0.40
1:D:388:VAL:HG13	1:D:389:LYS:N	2.36	0.40
1:G:49:MET:HB3	1:G:375:ARG:NH1	2.36	0.40
1:N:102:SER:O	1:N:105:ALA:HB3	2.20	0.40
1:P:158:LEU:HA	1:P:158:LEU:HD23	1.84	0.40
1:I:146:LEU:HD22	1:I:168:LYS:HA	2.03	0.40
1:L:158:LEU:HD21	1:M:499:GLU:OE2	2.22	0.40
1:J:149:ILE:HG22	1:J:384:LEU:HD13	2.03	0.40
1:B:198:ASP:HA	1:B:364:GLY:CA	2.51	0.40
1:L:448:LEU:HD11	1:L:465:LEU:CD1	2.51	0.40
1:B:317:GLU:OE2	1:B:329:LYS:HE3	2.21	0.40
1:K:207:LEU:HD21	1:K:209:LYS:HE2	2.02	0.40
1:F:394:VAL:CG2	1:F:482:GLU:HB2	2.51	0.40
1:C:70:VAL:HG13	1:C:508:ILE:HG21	2.03	0.40
1:H:202:ASP:HB2	1:H:361:VAL:CG2	2.51	0.40
1:I:431:ARG:CZ	1:I:431:ARG:HA	2.51	0.40

Continued on next page...

Continued from previous page...

Atom-1	Atom-2	Interatomic distance (Å)	Clash overlap (Å)
1:F:222:ALA:HA	1:F:275:ASN:CG	2.42	0.40
1:I:124:ALA:O	1:I:128:LEU:HG	2.22	0.40
1:I:408:VAL:HA	1:I:411:LEU:HD12	2.03	0.40
1:N:402:MET:HG2	1:N:431:ARG:HH22	1.85	0.40
1:N:452:LEU:CD2	1:N:465:LEU:HD21	2.52	0.40
1:M:106:LYS:C	1:M:107:LYS:HD2	2.40	0.40
1:E:191:LYS:HB2	1:E:191:LYS:HE3	1.88	0.40
1:O:225:LEU:HG	1:O:277:PHE:HD1	1.85	0.40
1:G:38:ILE:HG22	1:G:50:VAL:CG2	2.51	0.40
1:A:402:MET:HE1	1:A:406:HIS:HB2	2.02	0.40
1:E:131:SER:HA	1:E:403:LEU:CD2	2.47	0.40
1:M:126:GLN:HG3	1:M:127:ALA:N	2.37	0.40
1:C:219:ILE:HG21	1:C:275:ASN:O	2.22	0.40
1:N:313:VAL:HG22	1:N:357:ALA:HB3	2.04	0.40
1:G:129:LEU:O	1:G:129:LEU:HD23	2.21	0.40
1:I:182:ASN:CB	1:I:312:LEU:HG	2.51	0.40
1:E:313:VAL:CG1	1:E:352:VAL:HB	2.51	0.40
1:E:207:LEU:HD13	1:E:208:ASP:N	2.37	0.40
1:E:65:ASN:ND2	1:E:66:PRO:HD3	2.37	0.40
1:I:484:PHE:HE2	1:I:488:ARG:HE	1.66	0.40
1:L:202:ASP:OD2	1:L:361:VAL:HG21	2.22	0.40
1:D:25:LEU:HG	1:E:508:ILE:HG12	2.03	0.40
1:H:147:MET:HG3	1:H:168:LYS:HD3	2.04	0.40
1:H:163:LYS:HA	1:H:166:PHE:HD1	1.85	0.40
1:I:198:ASP:O	1:I:199:SER:HB3	2.21	0.40
1:A:138:ASP:O	1:A:139:GLU:O	2.39	0.40
1:J:158:LEU:HD23	1:K:503:ARG:NE	2.36	0.40
1:I:63:VAL:HG21	1:N:511:ALA:O	2.21	0.40
1:P:262:MET:SD	1:P:290:LEU:HD22	2.62	0.40
1:E:171:VAL:HA	1:E:174:VAL:HG22	2.03	0.40
1:N:163:LYS:HG3	1:N:166:PHE:CB	2.51	0.40
1:I:32:PRO:CA	1:I:155:SER:O	2.62	0.40
1:H:398:GLY:HA2	1:H:401:GLU:CD	2.42	0.40
1:O:510:ALA:O	1:O:511:ALA:HB2	2.22	0.40
1:B:277:PHE:CE2	1:B:279:ASN:HB2	2.56	0.40
1:A:40:LEU:HD22	1:C:508:ILE:HA	2.03	0.40
1:P:96:LEU:HD13	1:P:97:LEU:N	2.37	0.40
1:J:109:HIS:HA	1:J:110:PRO:HD2	1.82	0.40
1:I:452:LEU:HD13	1:I:465:LEU:HD11	2.04	0.40
1:F:417:GLY:C	1:O:450:ALA:HA	2.42	0.40
1:P:52:ASN:HB2	1:P:375:ARG:HD3	2.02	0.40

Continued on next page...

Continued from previous page...

Atom-1	Atom-2	Interatomic distance (Å)	Clash overlap (Å)
1:H:231:MET:C	1:H:284:TYR:HB2	2.42	0.40
1:B:40:LEU:HD23	1:B:48:LEU:CD1	2.51	0.40
1:I:226:ILE:HA	1:I:278:ILE:O	2.21	0.40
1:D:109:HIS:CE1	1:D:111:GLN:HB2	2.57	0.40
1:A:59:LYS:CE	1:A:76:ARG:HB2	2.46	0.40
1:D:324:HIS:HB2	1:D:329:LYS:HE2	2.03	0.40
1:C:231:MET:HG3	1:C:283:ILE:HG13	2.03	0.40
1:I:341:ILE:HA	1:I:341:ILE:HD13	1.93	0.40
1:J:59:LYS:CE	1:J:76:ARG:HB2	2.48	0.40
1:O:313:VAL:CG2	1:O:357:ALA:HB3	2.49	0.40
1:J:95:GLU:OE2	1:J:429:ALA:HB1	2.21	0.40
1:G:57:ILE:HG23	1:G:58:LEU:CD2	2.52	0.40
1:I:17:ILE:O	1:I:20:ILE:HG22	2.21	0.40
1:H:280:ARG:HG2	1:H:302:ALA:O	2.22	0.40
1:F:57:ILE:HD13	1:F:57:ILE:C	2.42	0.40
1:G:224:ILE:HD11	1:G:349:PHE:HE2	1.85	0.40
1:L:137:SER:H	1:L:391:SER:HA	1.86	0.40
1:F:430:LEU:HA	1:F:430:LEU:HD13	1.86	0.40

There are no symmetry-related clashes.

5.3 Torsion angles

5.3.1 Protein backbone

In the following table, the Percentiles column shows the percent Ramachandran outliers of the chain as a percentile score with respect to all PDB entries followed by that with respect to all EM entries.

The Analysed column shows the number of residues for which the backbone conformation was analysed, and the total number of residues.

Mol	Chain	Analysed	Favoured	Allowed	Outliers	Percentiles	
1	A	335/513 (65%)	299 (89%)	14 (4%)	22 (7%)	1	24
1	B	486/513 (95%)	441 (91%)	18 (4%)	27 (6%)	2	28
1	C	478/513 (93%)	425 (89%)	28 (6%)	25 (5%)	2	30
1	D	485/513 (94%)	439 (90%)	21 (4%)	25 (5%)	2	30
1	E	488/513 (95%)	443 (91%)	16 (3%)	29 (6%)	2	27
1	F	484/513 (94%)	439 (91%)	22 (4%)	23 (5%)	3	32

Continued on next page...

Continued from previous page...

Mol	Chain	Analysed	Favoured	Allowed	Outliers	Percentiles	
1	G	511/513 (100%)	450 (88%)	31 (6%)	30 (6%)	2	27
1	H	489/513 (95%)	434 (89%)	31 (6%)	24 (5%)	3	31
1	I	469/513 (91%)	421 (90%)	18 (4%)	30 (6%)	2	25
1	J	486/513 (95%)	438 (90%)	25 (5%)	23 (5%)	3	32
1	K	492/513 (96%)	438 (89%)	25 (5%)	29 (6%)	2	27
1	L	487/513 (95%)	450 (92%)	21 (4%)	16 (3%)	5	40
1	M	384/513 (75%)	347 (90%)	17 (4%)	20 (5%)	2	30
1	N	482/513 (94%)	429 (89%)	26 (5%)	27 (6%)	2	28
1	O	477/513 (93%)	422 (88%)	28 (6%)	27 (6%)	2	28
1	P	492/513 (96%)	449 (91%)	21 (4%)	22 (4%)	3	33
All	All	7525/8208 (92%)	6764 (90%)	362 (5%)	399 (5%)	4	29

All (399) Ramachandran outliers are listed below:

Mol	Chain	Res	Type
1	A	3	ALA
1	A	37	LYS
1	A	68	ALA
1	A	139	GLU
1	A	180	SER
1	A	505	ASP
1	A	509	LYS
1	A	512	PRO
1	B	132	ALA
1	B	133	VAL
1	B	178	LYS
1	B	182	ASN
1	B	215	GLN
1	B	326	GLU
1	B	366	THR
1	B	511	ALA
1	C	68	ALA
1	C	82	VAL
1	C	131	SER
1	C	139	GLU
1	C	215	GLN
1	C	281	GLN
1	C	325	PRO

Continued on next page...

Continued from previous page...

Mol	Chain	Res	Type
1	C	366	THR
1	C	496	GLU
1	C	504	VAL
1	C	506	ASN
1	C	511	ALA
1	D	8	ALA
1	D	82	VAL
1	D	132	ALA
1	D	139	GLU
1	D	215	GLN
1	D	325	PRO
1	D	360	ILE
1	D	366	THR
1	E	82	VAL
1	E	129	LEU
1	E	131	SER
1	E	132	ALA
1	E	133	VAL
1	E	139	GLU
1	E	215	GLN
1	E	281	GLN
1	E	325	PRO
1	E	342	GLY
1	E	343	GLU
1	E	397	GLY
1	E	507	ILE
1	F	4	ASP
1	F	68	ALA
1	F	82	VAL
1	F	133	VAL
1	F	139	GLU
1	F	188	VAL
1	F	208	ASP
1	F	215	GLN
1	F	322	PHE
1	F	506	ASN
1	G	32	PRO
1	G	36	ASP
1	G	82	VAL
1	G	108	ILE
1	G	180	SER
1	G	182	ASN

Continued on next page...

Continued from previous page...

Mol	Chain	Res	Type
1	G	215	GLN
1	G	234	ASP
1	G	237	LYS
1	G	248	THR
1	G	342	GLY
1	G	366	THR
1	G	412	ALA
1	H	182	ASN
1	H	184	GLU
1	H	185	ALA
1	H	215	GLN
1	H	274	ILE
1	H	281	GLN
1	H	325	PRO
1	H	340	MET
1	H	342	GLY
1	H	366	THR
1	H	370	LEU
1	H	480	ILE
1	H	512	PRO
1	I	82	VAL
1	I	129	LEU
1	I	137	SER
1	I	139	GLU
1	I	184	GLU
1	I	195	SER
1	I	196	LEU
1	I	215	GLN
1	I	281	GLN
1	I	326	GLU
1	I	417	GLY
1	J	4	ASP
1	J	47	SER
1	J	82	VAL
1	J	84	ASP
1	J	134	ASP
1	J	141	LYS
1	J	142	PHE
1	J	185	ALA
1	J	274	ILE
1	J	281	GLN
1	J	322	PHE

Continued on next page...

Continued from previous page...

Mol	Chain	Res	Type
1	J	325	PRO
1	J	382	CYS
1	K	3	ALA
1	K	131	SER
1	K	182	ASN
1	K	192	LEU
1	K	215	GLN
1	K	325	PRO
1	K	350	SER
1	K	365	ALA
1	K	368	GLN
1	K	509	LYS
1	K	512	PRO
1	L	4	ASP
1	L	8	ALA
1	L	82	VAL
1	L	131	SER
1	L	132	ALA
1	L	215	GLN
1	L	325	PRO
1	L	511	ALA
1	M	184	GLU
1	M	340	MET
1	M	366	THR
1	M	511	ALA
1	M	512	PRO
1	N	68	ALA
1	N	84	ASP
1	N	129	LEU
1	N	133	VAL
1	N	139	GLU
1	N	140	VAL
1	N	141	LYS
1	N	185	ALA
1	N	195	SER
1	N	215	GLN
1	N	281	GLN
1	N	325	PRO
1	N	344	ASP
1	N	508	ILE
1	O	3	ALA
1	O	82	VAL

Continued on next page...

Continued from previous page...

Mol	Chain	Res	Type
1	O	132	ALA
1	O	139	GLU
1	O	141	LYS
1	O	215	GLN
1	O	281	GLN
1	O	325	PRO
1	O	366	THR
1	O	507	ILE
1	O	508	ILE
1	P	132	ALA
1	P	281	GLN
1	P	325	PRO
1	P	512	PRO
1	A	8	ALA
1	A	82	VAL
1	A	131	SER
1	A	141	LYS
1	A	159	LEU
1	A	366	THR
1	A	507	ILE
1	A	511	ALA
1	B	68	ALA
1	B	114	ILE
1	B	139	GLU
1	B	159	LEU
1	B	274	ILE
1	B	322	PHE
1	B	342	GLY
1	B	508	ILE
1	C	83	GLY
1	C	141	LYS
1	C	274	ILE
1	C	322	PHE
1	C	510	ALA
1	D	46	ALA
1	D	84	ASP
1	D	141	LYS
1	D	274	ILE
1	D	322	PHE
1	D	361	VAL
1	D	417	GLY
1	D	421	VAL

Continued on next page...

Continued from previous page...

Mol	Chain	Res	Type
1	D	504	VAL
1	E	68	ALA
1	E	84	ASP
1	E	159	LEU
1	E	181	GLY
1	E	274	ILE
1	E	322	PHE
1	E	366	THR
1	F	8	ALA
1	F	43	GLY
1	F	141	LYS
1	F	182	ASN
1	F	325	PRO
1	G	8	ALA
1	G	30	LEU
1	G	47	SER
1	G	134	ASP
1	G	141	LYS
1	G	245	VAL
1	G	249	ALA
1	G	322	PHE
1	H	8	ALA
1	H	68	ALA
1	H	140	VAL
1	H	160	THR
1	I	4	ASP
1	I	8	ALA
1	I	68	ALA
1	I	133	VAL
1	I	160	THR
1	I	182	ASN
1	I	192	LEU
1	I	274	ILE
1	I	322	PHE
1	I	366	THR
1	I	394	VAL
1	J	8	ALA
1	J	159	LEU
1	K	5	GLU
1	K	8	ALA
1	K	68	ALA
1	K	82	VAL

Continued on next page...

Continued from previous page...

Mol	Chain	Res	Type
1	K	141	LYS
1	K	142	PHE
1	K	274	ILE
1	K	322	PHE
1	K	366	THR
1	K	508	ILE
1	L	68	ALA
1	L	141	LYS
1	L	274	ILE
1	L	322	PHE
1	L	371	ASP
1	M	68	ALA
1	M	82	VAL
1	M	135	HIS
1	M	137	SER
1	M	141	LYS
1	M	159	LEU
1	M	417	GLY
1	N	114	ILE
1	N	159	LEU
1	N	274	ILE
1	N	322	PHE
1	N	420	ALA
1	N	509	LYS
1	N	512	PRO
1	O	80	ASP
1	O	85	GLY
1	O	123	ALA
1	O	159	LEU
1	O	274	ILE
1	O	322	PHE
1	O	342	GLY
1	O	349	PHE
1	P	3	ALA
1	P	160	THR
1	P	182	ASN
1	P	274	ILE
1	P	322	PHE
1	P	501	ILE
1	P	509	LYS
1	A	129	LEU
1	B	4	ASP

Continued on next page...

Continued from previous page...

Mol	Chain	Res	Type
1	B	8	ALA
1	B	141	LYS
1	B	146	LEU
1	B	184	GLU
1	B	281	GLN
1	C	159	LEU
1	C	182	ASN
1	C	507	ILE
1	D	159	LEU
1	D	182	ASN
1	D	184	GLU
1	D	281	GLN
1	E	141	LYS
1	E	142	PHE
1	E	335	LEU
1	E	367	GLN
1	E	396	GLY
1	E	510	ALA
1	F	281	GLN
1	F	366	THR
1	G	123	ALA
1	G	181	GLY
1	G	281	GLN
1	G	325	PRO
1	H	3	ALA
1	H	133	VAL
1	H	368	GLN
1	I	199	SER
1	I	343	GLU
1	J	139	GLU
1	J	366	THR
1	K	281	GLN
1	L	139	GLU
1	M	108	ILE
1	M	115	ALA
1	M	335	LEU
1	M	342	GLY
1	M	367	GLN
1	M	416	PRO
1	N	8	ALA
1	N	83	GLY
1	N	335	LEU

Continued on next page...

Continued from previous page...

Mol	Chain	Res	Type
1	O	68	ALA
1	O	182	ASN
1	O	367	GLN
1	P	136	GLY
1	P	215	GLN
1	B	82	VAL
1	B	507	ILE
1	C	148	ASN
1	C	352	VAL
1	C	417	GLY
1	D	140	VAL
1	D	343	GLU
1	D	511	ALA
1	E	3	ALA
1	E	160	THR
1	F	132	ALA
1	G	131	SER
1	G	274	ILE
1	G	371	ASP
1	H	141	LYS
1	I	109	HIS
1	J	68	ALA
1	J	367	GLN
1	K	205	PHE
1	K	510	ALA
1	M	182	ASN
1	N	108	ILE
1	N	367	GLN
1	P	133	VAL
1	P	139	GLU
1	P	181	GLY
1	A	109	HIS
1	A	137	SER
1	A	161	HIS
1	B	140	VAL
1	B	185	ALA
1	F	140	VAL
1	F	367	GLN
1	G	137	SER
1	H	326	GLU
1	H	362	LEU
1	I	141	LYS

Continued on next page...

Continued from previous page...

Mol	Chain	Res	Type
1	I	178	LYS
1	J	203	GLU
1	J	215	GLN
1	J	417	GLY
1	K	160	THR
1	N	498	ALA
1	O	133	VAL
1	P	141	LYS
1	P	506	ASN
1	F	274	ILE
1	F	342	GLY
1	J	416	PRO
1	L	324	HIS
1	O	32	PRO
1	O	504	VAL
1	O	511	ALA
1	P	108	ILE
1	A	181	GLY
1	C	108	ILE
1	G	140	VAL
1	I	140	VAL
1	A	140	VAL
1	C	85	GLY
1	E	140	VAL
1	M	507	ILE
1	O	43	GLY
1	P	82	VAL
1	P	511	ALA
1	B	108	ILE
1	D	108	ILE
1	F	108	ILE
1	H	82	VAL
1	I	508	ILE
1	K	108	ILE
1	K	114	ILE
1	P	140	VAL
1	I	108	ILE
1	K	2	GLY
1	K	204	GLY
1	L	140	VAL

5.3.2 Protein sidechains ⓘ

In the following table, the Percentiles column shows the percent sidechain outliers of the chain as a percentile score with respect to all PDB entries followed by that with respect to all EM entries.

The Analysed column shows the number of residues for which the sidechain conformation was analysed, and the total number of residues.

Mol	Chain	Analysed	Rotameric	Outliers	Percentiles	
1	A	266/409 (65%)	238 (90%)	28 (10%)	8	36
1	B	389/409 (95%)	351 (90%)	38 (10%)	10	39
1	C	382/409 (93%)	339 (89%)	43 (11%)	7	33
1	D	388/409 (95%)	346 (89%)	42 (11%)	8	35
1	E	391/409 (96%)	347 (89%)	44 (11%)	7	33
1	F	388/409 (95%)	348 (90%)	40 (10%)	9	37
1	G	409/409 (100%)	349 (85%)	60 (15%)	4	24
1	H	392/409 (96%)	335 (86%)	57 (14%)	4	24
1	I	373/409 (91%)	327 (88%)	46 (12%)	6	30
1	J	389/409 (95%)	344 (88%)	45 (12%)	7	32
1	K	394/409 (96%)	354 (90%)	40 (10%)	9	37
1	L	390/409 (95%)	343 (88%)	47 (12%)	6	31
1	M	305/409 (75%)	276 (90%)	29 (10%)	11	41
1	N	386/409 (94%)	344 (89%)	42 (11%)	8	35
1	O	381/409 (93%)	337 (88%)	44 (12%)	7	32
1	P	394/409 (96%)	347 (88%)	47 (12%)	6	31
All	All	6017/6544 (92%)	5325 (88%)	692 (12%)	11	32

All (692) residues with a non-rotameric sidechain are listed below:

Mol	Chain	Res	Type
1	A	35	MET
1	A	48	LEU
1	A	50	VAL
1	A	57	ILE
1	A	58	LEU
1	A	74	MET
1	A	92	LEU
1	A	96	LEU

Continued on next page...

Continued from previous page...

Mol	Chain	Res	Type
1	A	98	ARG
1	A	109	HIS
1	A	122	LYS
1	A	139	GLU
1	A	159	LEU
1	A	167	THR
1	A	177	LEU
1	A	366	THR
1	A	370	LEU
1	A	371	ASP
1	A	401	GLU
1	A	402	MET
1	A	409	THR
1	A	423	MET
1	A	431	ARG
1	A	469	GLU
1	A	489	GLN
1	A	503	ARG
1	A	508	ILE
1	A	512	PRO
1	B	4	ASP
1	B	9	GLU
1	B	10	THR
1	B	27	LYS
1	B	38	ILE
1	B	42	SER
1	B	57	ILE
1	B	58	LEU
1	B	74	MET
1	B	80	ASP
1	B	89	VAL
1	B	98	ARG
1	B	133	VAL
1	B	143	ARG
1	B	159	LEU
1	B	167	THR
1	B	190	LYS
1	B	211	ILE
1	B	215	GLN
1	B	225	LEU
1	B	259	LYS
1	B	261	LYS

Continued on next page...

Continued from previous page...

Mol	Chain	Res	Type
1	B	280	ARG
1	B	284	TYR
1	B	312	LEU
1	B	320	SER
1	B	326	GLU
1	B	327	LEU
1	B	343	GLU
1	B	344	ASP
1	B	369	ILE
1	B	394	VAL
1	B	402	MET
1	B	409	THR
1	B	424	GLU
1	B	431	ARG
1	B	489	GLN
1	B	507	ILE
1	C	25	LEU
1	C	57	ILE
1	C	58	LEU
1	C	65	ASN
1	C	78	GLN
1	C	96	LEU
1	C	98	ARG
1	C	118	ARG
1	C	131	SER
1	C	135	HIS
1	C	139	GLU
1	C	146	LEU
1	C	159	LEU
1	C	174	VAL
1	C	177	LEU
1	C	178	LYS
1	C	189	ILE
1	C	190	LYS
1	C	201	LEU
1	C	203	GLU
1	C	211	ILE
1	C	225	LEU
1	C	269	ILE
1	C	280	ARG
1	C	284	TYR
1	C	320	SER

Continued on next page...

Continued from previous page...

Mol	Chain	Res	Type
1	C	335	LEU
1	C	343	GLU
1	C	367	GLN
1	C	384	LEU
1	C	389	LYS
1	C	401	GLU
1	C	402	MET
1	C	428	LYS
1	C	431	ARG
1	C	485	GLN
1	C	489	GLN
1	C	491	LEU
1	C	492	LEU
1	C	505	ASP
1	C	506	ASN
1	C	507	ILE
1	C	509	LYS
1	D	9	GLU
1	D	27	LYS
1	D	35	MET
1	D	38	ILE
1	D	39	LEU
1	D	40	LEU
1	D	57	ILE
1	D	58	LEU
1	D	96	LEU
1	D	98	ARG
1	D	109	HIS
1	D	114	ILE
1	D	125	ARG
1	D	128	LEU
1	D	146	LEU
1	D	147	MET
1	D	159	LEU
1	D	160	THR
1	D	167	THR
1	D	178	LYS
1	D	190	LYS
1	D	191	LYS
1	D	198	ASP
1	D	203	GLU
1	D	207	LEU

Continued on next page...

Continued from previous page...

Mol	Chain	Res	Type
1	D	211	ILE
1	D	223	LYS
1	D	225	LEU
1	D	261	LYS
1	D	280	ARG
1	D	312	LEU
1	D	326	GLU
1	D	330	LEU
1	D	334	LYS
1	D	347	ILE
1	D	360	ILE
1	D	376	SER
1	D	402	MET
1	D	421	VAL
1	D	431	ARG
1	D	481	THR
1	D	507	ILE
1	E	57	ILE
1	E	58	LEU
1	E	96	LEU
1	E	98	ARG
1	E	103	LEU
1	E	107	LYS
1	E	108	ILE
1	E	143	ARG
1	E	146	LEU
1	E	159	LEU
1	E	160	THR
1	E	167	THR
1	E	183	LEU
1	E	190	LYS
1	E	191	LYS
1	E	203	GLU
1	E	207	LEU
1	E	211	ILE
1	E	215	GLN
1	E	225	LEU
1	E	255	GLU
1	E	280	ARG
1	E	312	LEU
1	E	317	GLU
1	E	320	SER

Continued on next page...

Continued from previous page...

Mol	Chain	Res	Type
1	E	326	GLU
1	E	330	LEU
1	E	346	LEU
1	E	347	ILE
1	E	352	VAL
1	E	366	THR
1	E	367	GLN
1	E	368	GLN
1	E	375	ARG
1	E	401	GLU
1	E	402	MET
1	E	409	THR
1	E	415	THR
1	E	431	ARG
1	E	489	GLN
1	E	502	LEU
1	E	508	ILE
1	E	509	LYS
1	E	513	ARG
1	F	30	LEU
1	F	40	LEU
1	F	57	ILE
1	F	58	LEU
1	F	96	LEU
1	F	98	ARG
1	F	107	LYS
1	F	133	VAL
1	F	135	HIS
1	F	143	ARG
1	F	146	LEU
1	F	147	MET
1	F	159	LEU
1	F	167	THR
1	F	183	LEU
1	F	190	LYS
1	F	191	LYS
1	F	192	LEU
1	F	206	LEU
1	F	207	LEU
1	F	211	ILE
1	F	225	LEU
1	F	280	ARG

Continued on next page...

Continued from previous page...

Mol	Chain	Res	Type
1	F	312	LEU
1	F	326	GLU
1	F	333	CYS
1	F	345	LYS
1	F	346	LEU
1	F	352	VAL
1	F	367	GLN
1	F	377	LEU
1	F	381	LEU
1	F	401	GLU
1	F	402	MET
1	F	418	LYS
1	F	421	VAL
1	F	431	ARG
1	F	506	ASN
1	F	508	ILE
1	F	509	LYS
1	G	9	GLU
1	G	33	LYS
1	G	35	MET
1	G	40	LEU
1	G	48	LEU
1	G	57	ILE
1	G	58	LEU
1	G	65	ASN
1	G	74	MET
1	G	89	VAL
1	G	96	LEU
1	G	98	ARG
1	G	106	LYS
1	G	109	HIS
1	G	111	GLN
1	G	122	LYS
1	G	129	LEU
1	G	146	LEU
1	G	152	THR
1	G	159	LEU
1	G	166	PHE
1	G	167	THR
1	G	177	LEU
1	G	178	LYS
1	G	190	LYS

Continued on next page...

Continued from previous page...

Mol	Chain	Res	Type
1	G	207	LEU
1	G	211	ILE
1	G	215	GLN
1	G	225	LEU
1	G	233	THR
1	G	235	LYS
1	G	236	ILE
1	G	245	VAL
1	G	246	ASP
1	G	247	SER
1	G	258	GLU
1	G	263	LYS
1	G	269	ILE
1	G	280	ARG
1	G	314	THR
1	G	317	GLU
1	G	326	GLU
1	G	330	LEU
1	G	341	ILE
1	G	343	GLU
1	G	352	VAL
1	G	356	GLU
1	G	363	ARG
1	G	379	ASP
1	G	401	GLU
1	G	402	MET
1	G	409	THR
1	G	419	GLU
1	G	428	LYS
1	G	431	ARG
1	G	439	ASP
1	G	485	GLN
1	G	500	VAL
1	G	501	ILE
1	G	506	ASN
1	H	9	GLU
1	H	25	LEU
1	H	35	MET
1	H	40	LEU
1	H	48	LEU
1	H	57	ILE
1	H	58	LEU

Continued on next page...

Continued from previous page...

Mol	Chain	Res	Type
1	H	96	LEU
1	H	98	ARG
1	H	106	LYS
1	H	122	LYS
1	H	128	LEU
1	H	129	LEU
1	H	131	SER
1	H	137	SER
1	H	142	PHE
1	H	144	GLN
1	H	146	LEU
1	H	152	THR
1	H	154	LEU
1	H	159	LEU
1	H	167	THR
1	H	177	LEU
1	H	182	ASN
1	H	184	GLU
1	H	190	LYS
1	H	191	LYS
1	H	203	GLU
1	H	207	LEU
1	H	211	ILE
1	H	225	LEU
1	H	259	LYS
1	H	267	GLU
1	H	269	ILE
1	H	278	ILE
1	H	280	ARG
1	H	303	ASP
1	H	314	THR
1	H	317	GLU
1	H	320	SER
1	H	326	GLU
1	H	339	VAL
1	H	340	MET
1	H	363	ARG
1	H	367	GLN
1	H	384	LEU
1	H	393	THR
1	H	402	MET
1	H	418	LYS

Continued on next page...

Continued from previous page...

Mol	Chain	Res	Type
1	H	423	MET
1	H	426	TYR
1	H	431	ARG
1	H	468	LYS
1	H	481	THR
1	H	502	LEU
1	H	504	VAL
1	H	507	ILE
1	I	36	ASP
1	I	53	ASP
1	I	57	ILE
1	I	58	LEU
1	I	61	ILE
1	I	65	ASN
1	I	96	LEU
1	I	98	ARG
1	I	106	LYS
1	I	108	ILE
1	I	114	ILE
1	I	129	LEU
1	I	130	ASN
1	I	134	ASP
1	I	139	GLU
1	I	149	ILE
1	I	167	THR
1	I	178	LYS
1	I	189	ILE
1	I	191	LYS
1	I	196	LEU
1	I	201	LEU
1	I	202	ASP
1	I	211	ILE
1	I	215	GLN
1	I	225	LEU
1	I	280	ARG
1	I	330	LEU
1	I	352	VAL
1	I	354	LEU
1	I	366	THR
1	I	375	ARG
1	I	384	LEU
1	I	394	VAL

Continued on next page...

Continued from previous page...

Mol	Chain	Res	Type
1	I	402	MET
1	I	409	THR
1	I	414	ARG
1	I	418	LYS
1	I	431	ARG
1	I	467	MET
1	I	487	LYS
1	I	489	GLN
1	I	496	GLU
1	I	507	ILE
1	I	508	ILE
1	I	509	LYS
1	J	38	ILE
1	J	57	ILE
1	J	58	LEU
1	J	74	MET
1	J	96	LEU
1	J	98	ARG
1	J	108	ILE
1	J	119	GLU
1	J	129	LEU
1	J	139	GLU
1	J	143	ARG
1	J	146	LEU
1	J	147	MET
1	J	149	ILE
1	J	159	LEU
1	J	167	THR
1	J	177	LEU
1	J	178	LYS
1	J	180	SER
1	J	191	LYS
1	J	192	LEU
1	J	203	GLU
1	J	211	ILE
1	J	223	LYS
1	J	225	LEU
1	J	262	MET
1	J	269	ILE
1	J	280	ARG
1	J	309	ARG
1	J	312	LEU

Continued on next page...

Continued from previous page...

Mol	Chain	Res	Type
1	J	320	SER
1	J	326	GLU
1	J	346	LEU
1	J	352	VAL
1	J	366	THR
1	J	367	GLN
1	J	369	ILE
1	J	375	ARG
1	J	379	ASP
1	J	401	GLU
1	J	402	MET
1	J	409	THR
1	J	431	ARG
1	J	492	LEU
1	J	507	ILE
1	K	57	ILE
1	K	58	LEU
1	K	74	MET
1	K	96	LEU
1	K	98	ARG
1	K	104	ILE
1	K	125	ARG
1	K	126	GLN
1	K	128	LEU
1	K	129	LEU
1	K	134	ASP
1	K	146	LEU
1	K	152	THR
1	K	164	ASP
1	K	167	THR
1	K	188	VAL
1	K	189	ILE
1	K	191	LYS
1	K	192	LEU
1	K	211	ILE
1	K	225	LEU
1	K	269	ILE
1	K	280	ARG
1	K	326	GLU
1	K	330	LEU
1	K	335	LEU
1	K	343	GLU

Continued on next page...

Continued from previous page...

Mol	Chain	Res	Type
1	K	352	VAL
1	K	366	THR
1	K	369	ILE
1	K	370	LEU
1	K	375	ARG
1	K	389	LYS
1	K	401	GLU
1	K	402	MET
1	K	409	THR
1	K	414	ARG
1	K	419	GLU
1	K	431	ARG
1	K	502	LEU
1	L	17	ILE
1	L	25	LEU
1	L	35	MET
1	L	48	LEU
1	L	50	VAL
1	L	57	ILE
1	L	58	LEU
1	L	65	ASN
1	L	74	MET
1	L	96	LEU
1	L	98	ARG
1	L	122	LYS
1	L	126	GLN
1	L	129	LEU
1	L	130	ASN
1	L	131	SER
1	L	133	VAL
1	L	143	ARG
1	L	144	GLN
1	L	146	LEU
1	L	152	THR
1	L	159	LEU
1	L	182	ASN
1	L	190	LYS
1	L	203	GLU
1	L	207	LEU
1	L	211	ILE
1	L	225	LEU
1	L	255	GLU

Continued on next page...

Continued from previous page...

Mol	Chain	Res	Type
1	L	261	LYS
1	L	269	ILE
1	L	280	ARG
1	L	310	LEU
1	L	312	LEU
1	L	327	LEU
1	L	330	LEU
1	L	344	ASP
1	L	346	LEU
1	L	352	VAL
1	L	356	GLU
1	L	377	LEU
1	L	394	VAL
1	L	401	GLU
1	L	402	MET
1	L	409	THR
1	L	421	VAL
1	L	431	ARG
1	M	36	ASP
1	M	57	ILE
1	M	58	LEU
1	M	74	MET
1	M	97	LEU
1	M	98	ARG
1	M	107	LYS
1	M	119	GLU
1	M	138	ASP
1	M	143	ARG
1	M	146	LEU
1	M	152	THR
1	M	159	LEU
1	M	167	THR
1	M	174	VAL
1	M	180	SER
1	M	190	LYS
1	M	201	LEU
1	M	206	LEU
1	M	343	GLU
1	M	367	GLN
1	M	381	LEU
1	M	402	MET
1	M	409	THR

Continued on next page...

Continued from previous page...

Mol	Chain	Res	Type
1	M	418	LYS
1	M	431	ARG
1	M	435	THR
1	M	487	LYS
1	M	509	LYS
1	N	9	GLU
1	N	13	LEU
1	N	35	MET
1	N	47	SER
1	N	57	ILE
1	N	65	ASN
1	N	74	MET
1	N	75	SER
1	N	98	ARG
1	N	106	LYS
1	N	108	ILE
1	N	129	LEU
1	N	131	SER
1	N	139	GLU
1	N	146	LEU
1	N	159	LEU
1	N	167	THR
1	N	177	LEU
1	N	186	ILE
1	N	195	SER
1	N	196	LEU
1	N	201	LEU
1	N	211	ILE
1	N	269	ILE
1	N	280	ARG
1	N	310	LEU
1	N	312	LEU
1	N	326	GLU
1	N	328	VAL
1	N	335	LEU
1	N	343	GLU
1	N	346	LEU
1	N	352	VAL
1	N	377	LEU
1	N	402	MET
1	N	409	THR
1	N	428	LYS

Continued on next page...

Continued from previous page...

Mol	Chain	Res	Type
1	N	431	ARG
1	N	436	ILE
1	N	496	GLU
1	N	508	ILE
1	N	513	ARG
1	O	13	LEU
1	O	35	MET
1	O	47	SER
1	O	57	ILE
1	O	58	LEU
1	O	74	MET
1	O	96	LEU
1	O	98	ARG
1	O	106	LYS
1	O	107	LYS
1	O	111	GLN
1	O	113	ILE
1	O	133	VAL
1	O	135	HIS
1	O	143	ARG
1	O	146	LEU
1	O	152	THR
1	O	159	LEU
1	O	167	THR
1	O	178	LYS
1	O	183	LEU
1	O	190	LYS
1	O	203	GLU
1	O	206	LEU
1	O	207	LEU
1	O	211	ILE
1	O	215	GLN
1	O	218	ARG
1	O	225	LEU
1	O	312	LEU
1	O	326	GLU
1	O	328	VAL
1	O	343	GLU
1	O	352	VAL
1	O	370	LEU
1	O	381	LEU
1	O	401	GLU

Continued on next page...

Continued from previous page...

Mol	Chain	Res	Type
1	O	402	MET
1	O	431	ARG
1	O	483	SER
1	O	502	LEU
1	O	505	ASP
1	O	507	ILE
1	O	513	ARG
1	P	33	LYS
1	P	35	MET
1	P	38	ILE
1	P	48	LEU
1	P	50	VAL
1	P	57	ILE
1	P	61	ILE
1	P	82	VAL
1	P	86	THR
1	P	96	LEU
1	P	98	ARG
1	P	104	ILE
1	P	106	LYS
1	P	111	GLN
1	P	139	GLU
1	P	146	LEU
1	P	152	THR
1	P	158	LEU
1	P	159	LEU
1	P	160	THR
1	P	167	THR
1	P	178	LYS
1	P	189	ILE
1	P	191	LYS
1	P	203	GLU
1	P	207	LEU
1	P	211	ILE
1	P	223	LYS
1	P	225	LEU
1	P	259	LYS
1	P	269	ILE
1	P	280	ARG
1	P	314	THR
1	P	330	LEU
1	P	334	LYS

Continued on next page...

Continued from previous page...

Mol	Chain	Res	Type
1	P	340	MET
1	P	352	VAL
1	P	354	LEU
1	P	381	LEU
1	P	384	LEU
1	P	401	GLU
1	P	402	MET
1	P	409	THR
1	P	431	ARG
1	P	489	GLN
1	P	504	VAL
1	P	507	ILE

Some sidechains can be flipped to improve hydrogen bonding and reduce clashes. All (105) such sidechains are listed below:

Mol	Chain	Res	Type
1	A	52	ASN
1	A	126	GLN
1	A	144	GLN
1	A	161	HIS
1	A	378	HIS
1	A	386	GLN
1	A	410	GLN
1	A	451	GLN
1	A	489	GLN
1	B	111	GLN
1	B	126	GLN
1	B	161	HIS
1	B	215	GLN
1	B	386	GLN
1	B	410	GLN
1	B	451	GLN
1	C	126	GLN
1	C	130	ASN
1	C	161	HIS
1	C	165	HIS
1	C	182	ASN
1	C	410	GLN
1	C	451	GLN
1	D	161	HIS
1	D	182	ASN
1	D	348	HIS

Continued on next page...

Continued from previous page...

Mol	Chain	Res	Type
1	D	386	GLN
1	D	451	GLN
1	D	485	GLN
1	E	126	GLN
1	E	289	GLN
1	E	410	GLN
1	E	451	GLN
1	E	489	GLN
1	E	506	ASN
1	F	228	ASN
1	F	386	GLN
1	F	451	GLN
1	F	485	GLN
1	F	506	ASN
1	G	126	GLN
1	G	182	ASN
1	G	348	HIS
1	G	451	GLN
1	G	506	ASN
1	H	126	GLN
1	H	367	GLN
1	H	410	GLN
1	H	451	GLN
1	H	485	GLN
1	I	130	ASN
1	I	161	HIS
1	I	410	GLN
1	I	451	GLN
1	I	489	GLN
1	J	109	HIS
1	J	111	GLN
1	J	126	GLN
1	J	161	HIS
1	J	348	HIS
1	J	410	GLN
1	J	451	GLN
1	J	485	GLN
1	J	489	GLN
1	K	52	ASN
1	K	161	HIS
1	K	410	GLN
1	K	451	GLN

Continued on next page...

Continued from previous page...

Mol	Chain	Res	Type
1	K	506	ASN
1	L	52	ASN
1	L	109	HIS
1	L	111	GLN
1	L	126	GLN
1	L	144	GLN
1	L	161	HIS
1	L	165	HIS
1	L	182	ASN
1	L	451	GLN
1	L	489	GLN
1	L	506	ASN
1	M	109	HIS
1	M	148	ASN
1	M	368	GLN
1	M	386	GLN
1	M	410	GLN
1	M	451	GLN
1	M	489	GLN
1	N	65	ASN
1	N	161	HIS
1	N	410	GLN
1	N	451	GLN
1	N	485	GLN
1	O	60	ASN
1	O	135	HIS
1	O	161	HIS
1	O	182	ASN
1	O	378	HIS
1	O	386	GLN
1	O	451	GLN
1	P	148	ASN
1	P	182	ASN
1	P	289	GLN
1	P	410	GLN
1	P	451	GLN
1	P	489	GLN

5.3.3 RNA ⓘ

There are no RNA molecules in this entry.

5.4 Non-standard residues in protein, DNA, RNA chains [i](#)

There are no non-standard protein/DNA/RNA residues in this entry.

5.5 Carbohydrates [i](#)

There are no carbohydrates in this entry.

5.6 Ligand geometry [i](#)

There are no ligands in this entry.

5.7 Other polymers [i](#)

There are no such residues in this entry.

5.8 Polymer linkage issues [i](#)

There are no chain breaks in this entry.