



wwPDB EM Map/Model Validation Report ⓘ

Apr 10, 2016 – 02:16 PM BST

PDB ID : 5A1Y
EMDB ID: : EMD-2989
Title : The structure of the COPI coat linkage IV
Authors : Dodonova, S.O.; Diestelkoetter-Bachert, P.; von Appen, A.; Hagen, W.J.H.; Beck, R.; Beck, M.; Wieland, F.; Briggs, J.A.G.
Deposited on : 2015-05-06
Resolution : 21.00 Å(reported)

This is a wwPDB EM Map/Model Validation Report for a publicly released PDB/EMDB entry.
For rigid body fitted models, validation errors reported here could stem from errors in the original structure(s) used in the fitting.
We welcome your comments at validation@mail.wwpdb.org
A user guide is available at
<http://wwpdb.org/validation/2016/EMValidationReportHelp>

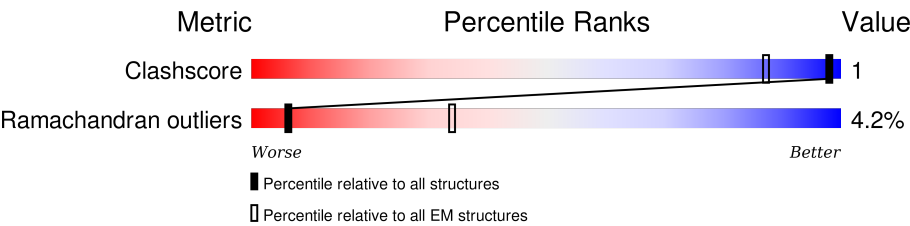
MolProbity : 4.02b-467
Mogul : unknown
Percentile statistics : 20151230.v01 (using entries in the PDB archive December 30th 2015)
Ideal geometry (proteins) : Engh & Huber (2001)
Ideal geometry (DNA, RNA) : Parkinson et. al. (1996)
Validation Pipeline (wwPDB-VP) : trunk27241

1 Overall quality at a glance i

The following experimental techniques were used to determine the structure:
ELECTRON MICROSCOPY

The reported resolution of this entry is 21.00 Å.

Percentile scores (ranging between 0-100) for global validation metrics of the entry are shown in the following graphic. The table shows the number of entries on which the scores are based.












Metric	Whole archive (#Entries)	EM structures (#Entries)
Clashscore	114402	924
Ramachandran outliers	111179	726

The table below summarises the geometric issues observed across the polymeric chains. The red, orange, yellow and green segments on the bar indicate the fraction of residues that contain outliers for ≥ 3 , 2, 1 and 0 types of geometric quality criteria. A grey segment represents the fraction of residues that are not modelled. The numeric value for each fraction is indicated below the corresponding segment, with a dot representing fractions $\leq 5\%$

Mol	Chain	Length	Quality of chain
1	A	181	<div><div>88%12%</div></div>
1	B	181	<div><div>88%12%</div></div>
1	I	181	<div><div>88%12%</div></div>
1	J	181	<div><div>87%12%</div></div>
1	R	181	<div><div>88%12%</div></div>
2	C	1262	<div><div>84%5%11%</div></div>
2	K	1262	<div><div>84%5%11%</div></div>
3	D	905	<div><div>80%9%11%</div></div>
3	L	905	<div><div>80%9%11%</div></div>
4	E	874	<div><div>88%5%6%</div></div>
4	M	874	<div><div>58%37%</div></div>

Continued on next page...

Continued from previous page...

Mol	Chain	Length	Quality of chain
4	V	874	 88% 6% • 6%
5	F	177	 75% • 21%
5	N	177	 75% • 21%
5	W	177	 75% • 21%
6	G	968	 73% 10% • 16%
6	O	968	 73% 10% • 16%
7	H	511	 70% • 26%
7	P	511	 25% • 74%
8	X	308	 93% • 5%
8	Z	308	 94% • 5%

2 Entry composition

There are 8 unique types of molecules in this entry. The entry contains 39957 atoms, of which 0 are hydrogens and 0 are deuteriums.

In the tables below, the AltConf column contains the number of residues with at least one atom in alternate conformation and the Trace column contains the number of residues modelled with at most 2 atoms.

- Molecule 1 is a protein called ADP-RIBOSYLATION FACTOR 1.

Mol	Chain	Residues	Atoms				AltConf	Trace
1	A	159	Total	C	N	O	0	0
			636	318	159	159		
1	B	159	Total	C	N	O	0	0
			636	318	159	159		
1	I	159	Total	C	N	O	0	0
			636	318	159	159		
1	J	159	Total	C	N	O	0	0
			636	318	159	159		
1	R	159	Total	C	N	O	0	0
			636	318	159	159		

- Molecule 2 is a protein called COATOMER SUBUNIT ALPHA.

Mol	Chain	Residues	Atoms				AltConf	Trace
2	C	1126	Total	C	N	O	0	0
			4503	2252	1126	1125		
2	K	1126	Total	C	N	O	0	0
			4503	2252	1126	1125		

There are 76 discrepancies between the modelled and reference sequences:

Chain	Residue	Modelled	Actual	Comment	Reference
C	1225	LEU	-	EXPRESSION TAG	UNP Q8CIE6
C	1226	GLU	-	EXPRESSION TAG	UNP Q8CIE6
C	1227	VAL	-	EXPRESSION TAG	UNP Q8CIE6
C	1228	LEU	-	EXPRESSION TAG	UNP Q8CIE6
C	1229	PHE	-	EXPRESSION TAG	UNP Q8CIE6
C	1230	GLN	-	EXPRESSION TAG	UNP Q8CIE6
C	1231	GLY	-	EXPRESSION TAG	UNP Q8CIE6
C	1232	PRO	-	EXPRESSION TAG	UNP Q8CIE6
C	1233	SER	-	EXPRESSION TAG	UNP Q8CIE6
C	1234	ALA	-	EXPRESSION TAG	UNP Q8CIE6
C	1235	TRP	-	EXPRESSION TAG	UNP Q8CIE6

Continued on next page...

Continued from previous page...

Chain	Residue	Modelled	Actual	Comment	Reference
C	1236	SER	-	EXPRESSION TAG	UNP Q8CIE6
C	1237	HIS	-	EXPRESSION TAG	UNP Q8CIE6
C	1238	PRO	-	EXPRESSION TAG	UNP Q8CIE6
C	1239	GLN	-	EXPRESSION TAG	UNP Q8CIE6
C	1240	PHE	-	EXPRESSION TAG	UNP Q8CIE6
C	1241	GLU	-	EXPRESSION TAG	UNP Q8CIE6
C	1242	LYS	-	EXPRESSION TAG	UNP Q8CIE6
C	1243	GLY	-	EXPRESSION TAG	UNP Q8CIE6
C	1244	GLY	-	EXPRESSION TAG	UNP Q8CIE6
C	1245	GLY	-	EXPRESSION TAG	UNP Q8CIE6
C	1246	SER	-	EXPRESSION TAG	UNP Q8CIE6
C	1247	GLY	-	EXPRESSION TAG	UNP Q8CIE6
C	1248	GLY	-	EXPRESSION TAG	UNP Q8CIE6
C	1249	GLY	-	EXPRESSION TAG	UNP Q8CIE6
C	1250	SER	-	EXPRESSION TAG	UNP Q8CIE6
C	1251	GLY	-	EXPRESSION TAG	UNP Q8CIE6
C	1252	GLY	-	EXPRESSION TAG	UNP Q8CIE6
C	1253	SER	-	EXPRESSION TAG	UNP Q8CIE6
C	1254	ALA	-	EXPRESSION TAG	UNP Q8CIE6
C	1255	TRP	-	EXPRESSION TAG	UNP Q8CIE6
C	1256	SER	-	EXPRESSION TAG	UNP Q8CIE6
C	1257	HIS	-	EXPRESSION TAG	UNP Q8CIE6
C	1258	PRO	-	EXPRESSION TAG	UNP Q8CIE6
C	1259	GLN	-	EXPRESSION TAG	UNP Q8CIE6
C	1260	PHE	-	EXPRESSION TAG	UNP Q8CIE6
C	1261	GLU	-	EXPRESSION TAG	UNP Q8CIE6
C	1262	LYS	-	EXPRESSION TAG	UNP Q8CIE6
K	1225	LEU	-	EXPRESSION TAG	UNP Q8CIE6
K	1226	GLU	-	EXPRESSION TAG	UNP Q8CIE6
K	1227	VAL	-	EXPRESSION TAG	UNP Q8CIE6
K	1228	LEU	-	EXPRESSION TAG	UNP Q8CIE6
K	1229	PHE	-	EXPRESSION TAG	UNP Q8CIE6
K	1230	GLN	-	EXPRESSION TAG	UNP Q8CIE6
K	1231	GLY	-	EXPRESSION TAG	UNP Q8CIE6
K	1232	PRO	-	EXPRESSION TAG	UNP Q8CIE6
K	1233	SER	-	EXPRESSION TAG	UNP Q8CIE6
K	1234	ALA	-	EXPRESSION TAG	UNP Q8CIE6
K	1235	TRP	-	EXPRESSION TAG	UNP Q8CIE6
K	1236	SER	-	EXPRESSION TAG	UNP Q8CIE6
K	1237	HIS	-	EXPRESSION TAG	UNP Q8CIE6
K	1238	PRO	-	EXPRESSION TAG	UNP Q8CIE6
K	1239	GLN	-	EXPRESSION TAG	UNP Q8CIE6

Continued on next page...

Continued from previous page...

Chain	Residue	Modelled	Actual	Comment	Reference
K	1240	PHE	-	EXPRESSION TAG	UNP Q8CIE6
K	1241	GLU	-	EXPRESSION TAG	UNP Q8CIE6
K	1242	LYS	-	EXPRESSION TAG	UNP Q8CIE6
K	1243	GLY	-	EXPRESSION TAG	UNP Q8CIE6
K	1244	GLY	-	EXPRESSION TAG	UNP Q8CIE6
K	1245	GLY	-	EXPRESSION TAG	UNP Q8CIE6
K	1246	SER	-	EXPRESSION TAG	UNP Q8CIE6
K	1247	GLY	-	EXPRESSION TAG	UNP Q8CIE6
K	1248	GLY	-	EXPRESSION TAG	UNP Q8CIE6
K	1249	GLY	-	EXPRESSION TAG	UNP Q8CIE6
K	1250	SER	-	EXPRESSION TAG	UNP Q8CIE6
K	1251	GLY	-	EXPRESSION TAG	UNP Q8CIE6
K	1252	GLY	-	EXPRESSION TAG	UNP Q8CIE6
K	1253	SER	-	EXPRESSION TAG	UNP Q8CIE6
K	1254	ALA	-	EXPRESSION TAG	UNP Q8CIE6
K	1255	TRP	-	EXPRESSION TAG	UNP Q8CIE6
K	1256	SER	-	EXPRESSION TAG	UNP Q8CIE6
K	1257	HIS	-	EXPRESSION TAG	UNP Q8CIE6
K	1258	PRO	-	EXPRESSION TAG	UNP Q8CIE6
K	1259	GLN	-	EXPRESSION TAG	UNP Q8CIE6
K	1260	PHE	-	EXPRESSION TAG	UNP Q8CIE6
K	1261	GLU	-	EXPRESSION TAG	UNP Q8CIE6
K	1262	LYS	-	EXPRESSION TAG	UNP Q8CIE6

- Molecule 3 is a protein called COATOMER SUBUNIT BETA'.

Mol	Chain	Residues	Atoms				AltConf	Trace
3	D	803	Total	C	N	O	0	0
			3211	1606	803	802		
3	L	803	Total	C	N	O	0	0
			3211	1606	803	802		

- Molecule 4 is a protein called COATOMER SUBUNIT GAMMA-1.

Mol	Chain	Residues	Atoms				AltConf	Trace
4	E	824	Total	C	N	O	0	0
			3294	1648	824	822		
4	M	550	Total	C	N	O	0	0
			2199	1100	550	549		
4	V	824	Total	C	N	O	0	0
			3294	1648	824	822		

- Molecule 5 is a protein called COATOMER SUBUNIT ZETA-1.

Mol	Chain	Residues	Atoms				AltConf	Trace
5	F	139	Total	C	N	O	0	0
			555	278	139	138		
5	N	139	Total	C	N	O	0	0
			555	278	139	138		
5	W	139	Total	C	N	O	0	0
			555	278	139	138		

- Molecule 6 is a protein called COATOMER SUBUNIT BETA.

Mol	Chain	Residues	Atoms				AltConf	Trace
6	G	813	Total	C	N	O	0	0
			3250	1626	813	811		
6	O	813	Total	C	N	O	0	0
			3250	1626	813	811		

There are 30 discrepancies between the modelled and reference sequences:

Chain	Residue	Modelled	Actual	Comment	Reference
G	-14	MET	-	EXPRESSION TAG	UNP Q9JIF7
G	-13	HIS	-	EXPRESSION TAG	UNP Q9JIF7
G	-12	HIS	-	EXPRESSION TAG	UNP Q9JIF7
G	-11	HIS	-	EXPRESSION TAG	UNP Q9JIF7
G	-10	HIS	-	EXPRESSION TAG	UNP Q9JIF7
G	-9	HIS	-	EXPRESSION TAG	UNP Q9JIF7
G	-8	HIS	-	EXPRESSION TAG	UNP Q9JIF7
G	-7	GLU	-	EXPRESSION TAG	UNP Q9JIF7
G	-6	ASN	-	EXPRESSION TAG	UNP Q9JIF7
G	-5	LEU	-	EXPRESSION TAG	UNP Q9JIF7
G	-4	TYR	-	EXPRESSION TAG	UNP Q9JIF7
G	-3	PHE	-	EXPRESSION TAG	UNP Q9JIF7
G	-2	GLN	-	EXPRESSION TAG	UNP Q9JIF7
G	-1	GLY	-	EXPRESSION TAG	UNP Q9JIF7
G	0	HIS	-	EXPRESSION TAG	UNP Q9JIF7
O	-14	MET	-	EXPRESSION TAG	UNP Q9JIF7
O	-13	HIS	-	EXPRESSION TAG	UNP Q9JIF7
O	-12	HIS	-	EXPRESSION TAG	UNP Q9JIF7
O	-11	HIS	-	EXPRESSION TAG	UNP Q9JIF7
O	-10	HIS	-	EXPRESSION TAG	UNP Q9JIF7
O	-9	HIS	-	EXPRESSION TAG	UNP Q9JIF7
O	-8	HIS	-	EXPRESSION TAG	UNP Q9JIF7
O	-7	GLU	-	EXPRESSION TAG	UNP Q9JIF7

Continued on next page...

Continued from previous page...

Chain	Residue	Modelled	Actual	Comment	Reference
O	-6	ASN	-	EXPRESSION TAG	UNP Q9JIF7
O	-5	LEU	-	EXPRESSION TAG	UNP Q9JIF7
O	-4	TYR	-	EXPRESSION TAG	UNP Q9JIF7
O	-3	PHE	-	EXPRESSION TAG	UNP Q9JIF7
O	-2	GLN	-	EXPRESSION TAG	UNP Q9JIF7
O	-1	GLY	-	EXPRESSION TAG	UNP Q9JIF7
O	0	HIS	-	EXPRESSION TAG	UNP Q9JIF7

- Molecule 7 is a protein called COATOMER SUBUNIT DELTA.

Mol	Chain	Residues	Atoms				AltConf	Trace
7	H	380	Total	C	N	O	0	0
			1520	760	380	380		
7	P	135	Total	C	N	O	0	0
			539	270	135	134		


- Molecule 8 is a protein called COATOMER SUBUNIT EPSILON.

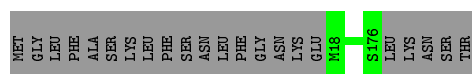
Mol	Chain	Residues	Atoms				AltConf	Trace
8	X	292	Total	C	N	O	0	0
			1169	584	292	293		
8	Z	292	Total	C	N	O	0	0
			1169	584	292	293		

3 Residue-property plots


These plots are drawn for all protein, RNA and DNA chains in the entry. The first graphic for a chain summarises the proportions of errors displayed in the second graphic. The second graphic shows the sequence view annotated by issues in geometry. Residues are color-coded according to the number of geometric quality criteria for which they contain at least one outlier: green = 0, yellow = 1, orange = 2 and red = 3 or more. Stretches of 2 or more consecutive residues without any outlier are shown as a green connector. Residues present in the sample, but not in the model, are shown in grey.

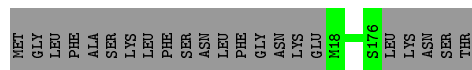
- Molecule 1: ADP-RIBOSYLATION FACTOR 1

Chain A: 




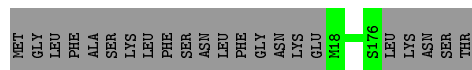
- Molecule 1: ADP-RIBOSYLATION FACTOR 1

Chain B: 




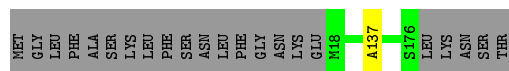
- Molecule 1: ADP-RIBOSYLATION FACTOR 1

Chain I: 




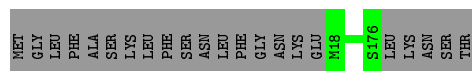
- Molecule 1: ADP-RIBOSYLATION FACTOR 1

Chain J: 




- Molecule 1: ADP-RIBOSYLATION FACTOR 1

Chain R: 

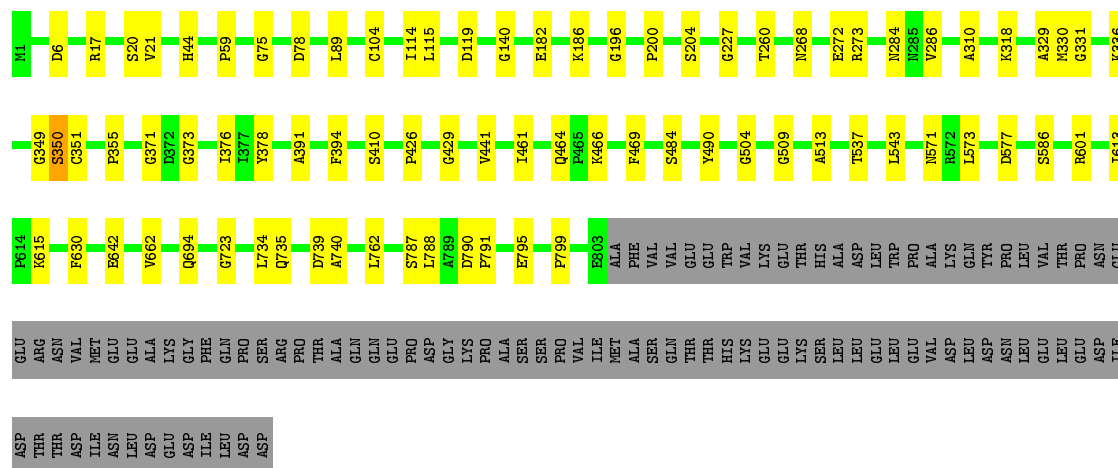


- Molecule 2: COATOMER SUBUNIT ALPHA

Chain C: 

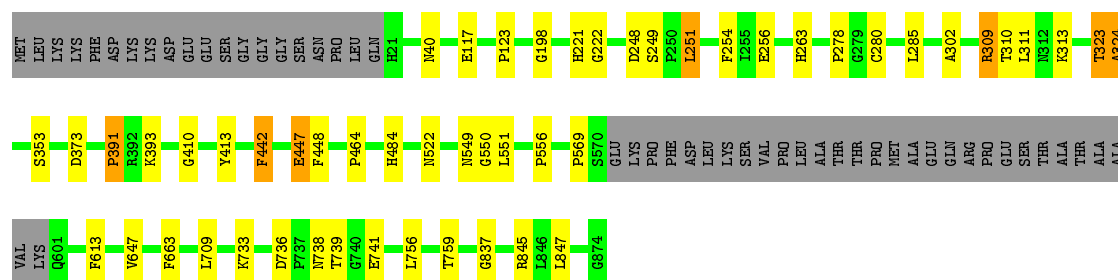


Chain L:




- Molecule 4: COATOMER SUBUNIT GAMMA-1

Chain E:




- Molecule 4: COATOMER SUBUNIT GAMMA-1

Chain M:



ASP
ILE
LEU
VAL
ARG
SER
ARG
LEU
LEU
LEU
LEU
ASP
THR
VAL
THR
MET
SER
GLN
VAL
THR
ALA
ARG
SER
SER
GLU
GLU
LEU
PRO
VAL
VAL
ILE
ILE
LEU
ALA
SER
VAL
GLY

• Molecule 4: COATOMER SUBUNIT GAMMA-1

Chain V:  88% 6% • 6%

MET
LEU
LYS
PHE
ASP
LYS
ASP
GLU
GLU
SER
GLY
GLY
GLY
SER
ASN
PRO
LEU
GLN
H21
N40
E117
P123
G198
N206
D207
A210
H221
G222
G245
D248
S249
P250
L251
F254
I255
E256
H263
P278
G279
C280
L285
A302
R309

T310
L311
N312
K313
T323
A324
S353
D373
P391
K392
K393
G410
Y413
F442
E447
F448
P464
H484
N522
N549
G550
L551
P556
P569
S570
LYS
PRO
PHE
ASP
LEU
LYS
SER
GLN
VAL
PRO
LEU
ALA
THR
THR
PRO
MET
ALA
GLU
GLN
ARG
PRO

GLU
SER
THR
THR
ALA
ALA
VAL
LYS
Q601
F613
V647
F663
L709
K733
D736
F737
N738
T739
G740
E741
L756
T759
G837
R845
L846
L847
G874

• Molecule 5: COATOMER SUBUNIT ZETA-1

Chain F:  75% • 21%


MET
GLU
ALA
ILE
LEU
GLU
PRO
SER
L140
P36
T55
I59
Y69
I80
E110
G132
L143
ARG
GLY
GLU
ASP
VAL
PRO
LEU
THR
GLN
THR
VAL
SER
GLN
VAL
LEU
GLN
SER
SER
ALA
LYS
GLU
GLN
ILE
LYS
TRP
SER
LEU
LEU
ARG

• Molecule 5: COATOMER SUBUNIT ZETA-1

Chain N:  75% • 21%

MET
GLU
ALA
ILE
LEU
GLU
PRO
SER
L140
P36
T55
I59
Y69
I80
E110
G132
L143
ARG
GLY
GLU
ASP
VAL
PRO
LEU
THR
GLN
THR
VAL
SER
GLN
VAL
LEU
GLN
SER
SER
ALA
LYS
GLU
GLN
ILE
LYS
TRP
SER
LEU
LEU
ARG

• Molecule 5: COATOMER SUBUNIT ZETA-1

Chain W:  75% • 21%

MET
GLU
ALA
ILE
LEU
GLU
PRO
SER
L140
P36
T55
I59
Y69
I80
E110
G132
L143
ARG
GLY
GLU
ASP
VAL
PRO
LEU
THR
GLN
THR
VAL
SER
GLN
VAL
LEU
GLN
SER
SER
ALA
LYS
GLU
GLN
ILE
LYS
TRP
SER
LEU
LEU
ARG

• Molecule 6: COATOMER SUBUNIT BETA

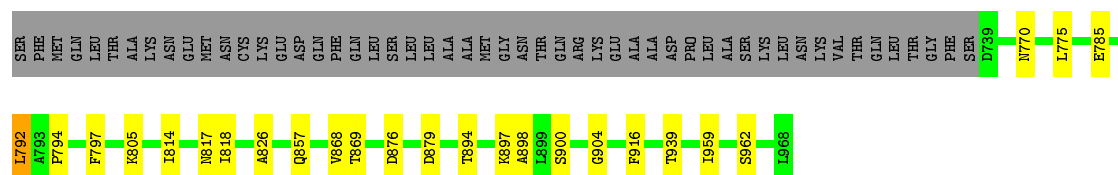
Chain G:  73% 10% • 16%

MET
HIS
HIS
HIS
HIS
HIS
HIS
ASN
LEU
TYR
PHE
GLN
GLY
HIS
MET
THR
ALA
ALA
GLU
ASN
VAL
CYS
TYR
THR
LEU
ILE
ASN
VAL
PRO
M16
D17
S13
P21
S22
K32
L42
L55
P56
G57
R64
F65
L69
E83
I84
V85
P90
D91
I99
C102

D103
G118
Y160
M165
L169
I170
A173
P174
L181
F194
M195
M196
L197
Y216
E229
L230
C235
E236
A237
N238
L253
Q254
S257
P258
A259
Y262
A274
P275
E307
L308
K309
E310
E311
V317
L318
L329
S330
T331
P332
V348
E372

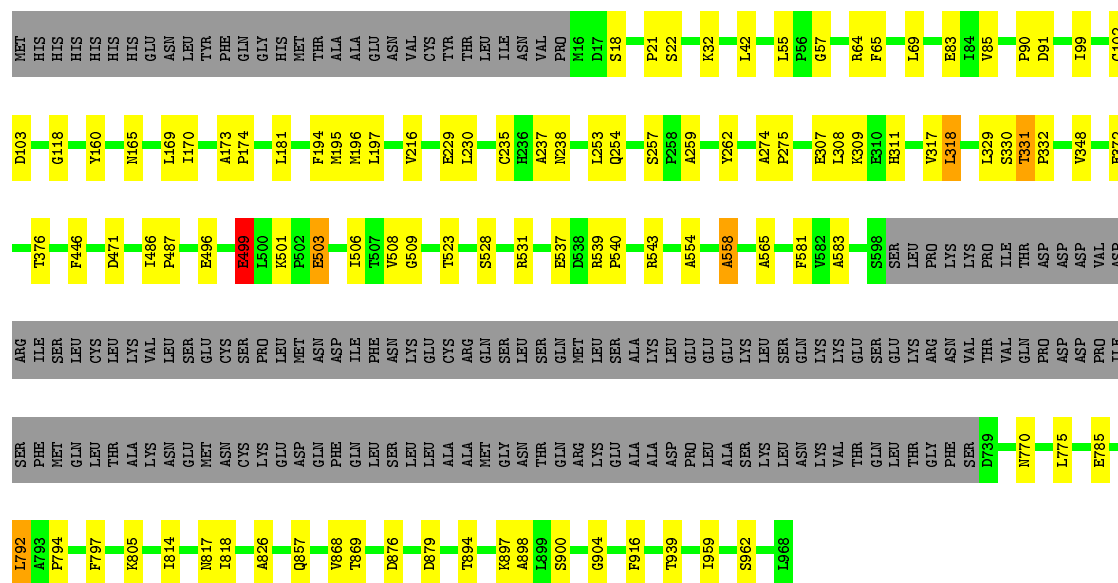
T376
F446
D471
I486
P487
E496
E499
L500
K501
P502
E503
I506
T507
V508
G509
T523
S528
R531
E537
P538
R539
P540
R543
A554
A558
A565
F581
Y582
A583
S598
SER
LEU
PRO
LYS
LYS
VAL
THR
VAL
ILE
THR
GLN
PRO
ASP
ASP
ASP
VAL
ASP
ILE

ARG
ILE
SER
SER
CYS
LEU
LYS
VAL
SER
GLU
CYS
SER
PRO
MET
ASN
ASP
ILE
PHE
ASN
LYS
GLU
CYS
ARG
GLN
SER
LEU
SER
GLN
MET
LEU
SER
ALA
LYS
LEU
GLU
GLU
GLU
LYS
SER
SER
GLN
LYS
GLU
GLU
LYS
ARG
ASN
VAL
THR
VAL
ILE
THR
GLN
PRO
ASP
ASP
PRO
VAL
ASP
ILE



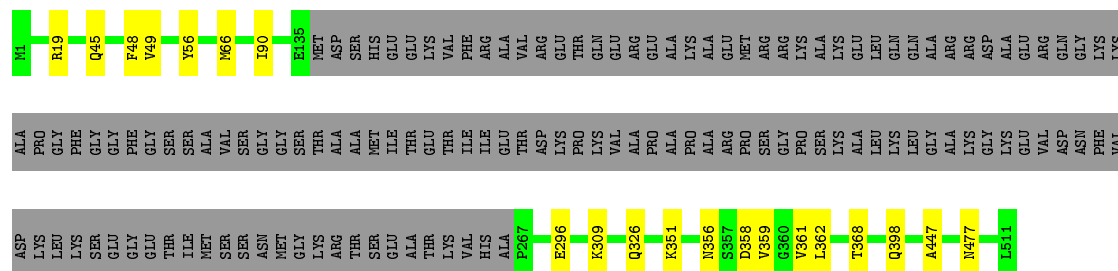
• Molecule 6: COATOMER SUBUNIT BETA

Chain O: 73% 10% 16%



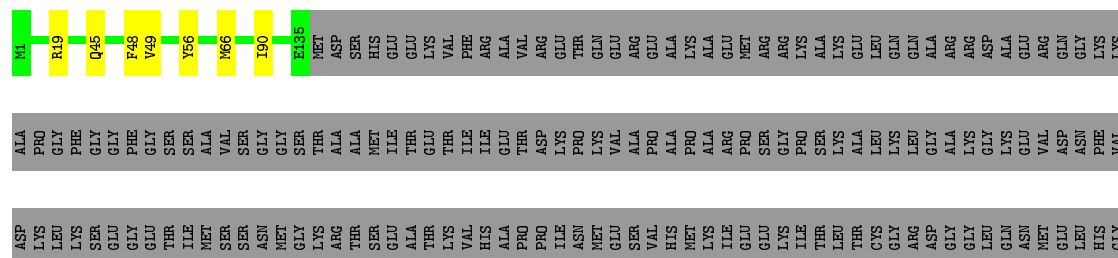
• Molecule 7: COATOMER SUBUNIT DELTA


Chain H: 70% 26%



• Molecule 7: COATOMER SUBUNIT DELTA

Chain P: 25% 74%





4 Experimental information

Property	Value	Source
Reconstruction method	TOMOGRAPHY	Depositor
Imposed symmetry	POINT, Not provided	Depositor
Number of images	Not provided	Depositor
Resolution determination method	Not provided	Depositor
CTF correction method	PHASE FLIPPING OF INDIVIDUAL TILTS	Depositor
Microscope	OTHER	Depositor
Voltage (kV)	200	Depositor
Electron dose ($e^-/\text{\AA}^2$)	45	Depositor
Minimum defocus (nm)	1500	Depositor
Maximum defocus (nm)	4000	Depositor
Magnification	42000	Depositor
Image detector	GATAN MULTISCAN	Depositor

5 Model quality ⓘ

5.1 Standard geometry ⓘ

The Z score for a bond length (or angle) is the number of standard deviations the observed value is removed from the expected value. A bond length (or angle) with $|Z| > 5$ is considered an outlier worth inspection. RMSZ is the root-mean-square of all Z scores of the bond lengths (or angles).

Mol	Chain	Bond lengths		Bond angles	
		RMSZ	# Z > 2	RMSZ	# Z > 2
1	A	0.43	0/635	0.69	0/792
1	B	0.43	0/635	0.69	0/792
1	I	0.43	0/635	0.69	0/792
1	J	0.43	0/635	0.69	0/792
1	R	0.43	0/635	0.69	0/792
2	C	1.40	8/4501 (0.2%)	1.50	13/5623 (0.2%)
2	K	1.40	8/4501 (0.2%)	1.50	14/5623 (0.2%)
3	D	1.60	16/3210 (0.5%)	1.72	24/4011 (0.6%)
3	L	1.60	16/3210 (0.5%)	1.72	23/4011 (0.6%)
4	E	1.52	4/3292 (0.1%)	1.63	19/4112 (0.5%)
4	M	1.52	2/2198 (0.1%)	1.58	9/2746 (0.3%)
4	V	1.52	4/3292 (0.1%)	1.63	19/4112 (0.5%)
5	F	1.55	1/554 (0.2%)	1.74	3/691 (0.4%)
5	N	1.55	1/554 (0.2%)	1.74	3/691 (0.4%)
5	W	1.55	1/554 (0.2%)	1.74	3/691 (0.4%)
6	G	1.50	7/3248 (0.2%)	1.71	23/4057 (0.6%)
6	O	1.50	7/3248 (0.2%)	1.71	23/4057 (0.6%)
7	H	1.21	0/1518	1.34	8/1893 (0.4%)
7	P	1.46	0/538	1.76	7/671 (1.0%)
8	X	0.91	0/1168	0.63	0/1457
8	Z	0.91	0/1168	0.63	0/1457
All	All	1.40	75/39929 (0.2%)	1.53	191/49863 (0.4%)

Chiral center outliers are detected by calculating the chiral volume of a chiral center and verifying if the center is modelled as a planar moiety or with the opposite hand. A planarity outlier is detected by checking planarity of atoms in a peptide group, atoms in a mainchain group or atoms of a sidechain that are expected to be planar.

Mol	Chain	#Chirality outliers	#Planarity outliers
2	C	0	4
2	K	0	4
3	D	0	2
3	L	0	2

Continued on next page...

Continued from previous page...

Mol	Chain	#Chirality outliers	#Planarity outliers
4	E	0	4
4	M	0	4
4	V	0	4
5	F	0	1
5	N	0	1
5	W	0	1
6	G	0	14
6	O	0	14
All	All	0	55

All (75) bond length outliers are listed below:

Mol	Chain	Res	Type	Atoms	Z	Observed(Å)	Ideal(Å)
2	K	621	VAL	C-N	6.95	1.45	1.33
2	C	621	VAL	C-N	6.95	1.45	1.33
3	D	330	MET	N-CA	-6.82	1.32	1.46
3	L	330	MET	N-CA	-6.80	1.32	1.46
4	V	198	GLY	CA-C	-6.48	1.41	1.51
4	E	198	GLY	CA-C	-6.46	1.41	1.51
4	M	198	GLY	CA-C	-6.43	1.41	1.51
3	L	378	TYR	N-CA	-6.37	1.33	1.46
3	D	537	THR	N-CA	-6.37	1.33	1.46
3	L	537	THR	N-CA	-6.36	1.33	1.46
3	D	378	TYR	N-CA	-6.35	1.33	1.46
6	O	118	GLY	CA-C	-6.32	1.41	1.51
3	L	723	GLY	CA-C	-6.29	1.41	1.51
3	D	723	GLY	CA-C	-6.27	1.41	1.51
6	G	118	GLY	CA-C	-6.27	1.41	1.51
3	L	799	PRO	C-N	6.23	1.44	1.33
3	D	799	PRO	C-N	6.19	1.44	1.33
3	D	464	GLN	N-CA	-6.13	1.34	1.46
3	L	464	GLN	N-CA	-6.10	1.34	1.46
4	E	123	PRO	N-CA	-6.00	1.37	1.47
3	L	186	LYS	C-N	5.96	1.43	1.33
4	V	123	PRO	N-CA	-5.95	1.37	1.47
4	M	123	PRO	N-CA	-5.92	1.37	1.47
3	D	186	LYS	C-N	5.92	1.43	1.33
2	C	631	LYS	N-CA	-5.90	1.34	1.46
3	L	331	GLY	CA-C	-5.90	1.42	1.51
2	K	631	LYS	N-CA	-5.88	1.34	1.46
3	D	331	GLY	CA-C	-5.84	1.42	1.51
2	C	204	HIS	N-CA	-5.79	1.34	1.46

Continued on next page...

Continued from previous page...

Mol	Chain	Res	Type	Atoms	Z	Observed(Å)	Ideal(Å)
3	D	227	GLY	CA-C	-5.76	1.42	1.51
2	K	204	HIS	N-CA	-5.75	1.34	1.46
3	L	373	GLY	N-CA	-5.75	1.37	1.46
3	L	227	GLY	CA-C	-5.72	1.42	1.51
4	E	837	GLY	N-CA	-5.72	1.37	1.46
3	D	373	GLY	N-CA	-5.70	1.37	1.46
4	V	837	GLY	N-CA	-5.67	1.37	1.46
6	O	509	GLY	CA-C	-5.65	1.42	1.51
6	G	509	GLY	CA-C	-5.61	1.42	1.51
2	C	259	PRO	CA-C	-5.46	1.42	1.52
2	K	186	GLY	N-CA	-5.45	1.37	1.46
6	G	539	ARG	C-N	5.43	1.44	1.34
2	K	259	PRO	CA-C	-5.42	1.42	1.52
6	O	539	ARG	C-N	5.41	1.44	1.34
2	C	186	GLY	N-CA	-5.38	1.38	1.46
4	E	613	PHE	N-CA	-5.34	1.35	1.46
5	N	132	GLY	N-CA	-5.33	1.38	1.46
4	V	613	PHE	N-CA	-5.30	1.35	1.46
5	W	132	GLY	N-CA	-5.30	1.38	1.46
5	F	132	GLY	N-CA	-5.28	1.38	1.46
6	O	57	GLY	N-CA	5.26	1.53	1.46
2	K	740	GLY	CA-C	-5.25	1.43	1.51
3	L	466	LYS	N-CA	-5.22	1.35	1.46
6	G	57	GLY	N-CA	5.21	1.53	1.46
6	G	160	TYR	N-CA	-5.20	1.35	1.46
3	D	466	LYS	N-CA	-5.20	1.35	1.46
3	D	509	GLY	N-CA	-5.19	1.38	1.46
2	C	353	ALA	N-CA	-5.19	1.35	1.46
2	K	353	ALA	N-CA	-5.19	1.35	1.46
3	L	310	ALA	N-CA	-5.18	1.35	1.46
2	C	740	GLY	CA-C	-5.17	1.43	1.51
6	O	160	TYR	N-CA	-5.16	1.36	1.46
3	L	504	GLY	N-CA	5.16	1.53	1.46
3	D	310	ALA	N-CA	-5.16	1.36	1.46
2	K	130	VAL	C-N	5.15	1.45	1.34
3	L	586	SER	N-CA	-5.13	1.36	1.46
2	C	130	VAL	C-N	5.13	1.45	1.34
3	L	509	GLY	N-CA	-5.12	1.38	1.46
3	D	504	GLY	N-CA	5.11	1.53	1.46
3	D	586	SER	N-CA	-5.10	1.36	1.46
3	L	371	GLY	CA-C	-5.07	1.43	1.51
6	G	857	GLN	N-CA	-5.06	1.36	1.46

Continued on next page...

Continued from previous page...

Mol	Chain	Res	Type	Atoms	Z	Observed(Å)	Ideal(Å)
3	D	371	GLY	CA-C	-5.06	1.43	1.51
6	O	857	GLN	N-CA	-5.06	1.36	1.46
6	G	565	ALA	N-CA	-5.00	1.36	1.46
6	O	565	ALA	N-CA	-5.00	1.36	1.46

All (191) bond angle outliers are listed below:

Mol	Chain	Res	Type	Atoms	Z	Observed(°)	Ideal(°)
6	O	496	GLU	N-CA-C	7.83	132.14	111.00
6	G	496	GLU	N-CA-C	7.82	132.12	111.00
4	M	302	ALA	C-N-CA	7.05	139.32	121.70
4	V	302	ALA	C-N-CA	7.04	139.31	121.70
4	E	302	ALA	C-N-CA	7.04	139.29	121.70
2	C	54	VAL	N-CA-C	-6.91	92.35	111.00
2	K	54	VAL	N-CA-C	-6.91	92.34	111.00
6	O	486	ILE	O-C-N	-6.79	108.20	121.10
6	G	486	ILE	O-C-N	-6.78	108.21	121.10
6	G	869	THR	N-CA-C	-6.73	92.83	111.00
6	O	869	THR	N-CA-C	-6.72	92.85	111.00
4	E	756	LEU	N-CA-C	-6.72	92.87	111.00
4	V	756	LEU	N-CA-C	-6.71	92.89	111.00
3	D	490	TYR	N-CA-C	-6.64	93.08	111.00
3	L	490	TYR	N-CA-C	-6.63	93.10	111.00
6	O	486	ILE	CA-C-N	6.60	135.58	117.10
6	G	486	ILE	CA-C-N	6.58	135.54	117.10
3	L	286	VAL	N-CA-C	-6.53	93.36	111.00
3	D	286	VAL	N-CA-C	-6.52	93.39	111.00
7	P	90	ILE	CA-C-N	6.42	135.08	117.10
7	H	90	ILE	CA-C-N	6.42	135.07	117.10
6	G	792	LEU	N-CA-C	-6.42	93.68	111.00
3	L	461	ILE	N-CA-C	-6.41	93.69	111.00
6	O	792	LEU	N-CA-C	-6.41	93.69	111.00
3	D	461	ILE	N-CA-C	-6.41	93.69	111.00
4	V	254	PHE	N-CA-C	-6.40	93.72	111.00
4	E	254	PHE	N-CA-C	-6.39	93.74	111.00
4	M	254	PHE	N-CA-C	-6.39	93.74	111.00
4	M	324	ALA	N-CA-C	6.32	128.07	111.00
4	V	324	ALA	N-CA-C	6.32	128.05	111.00
5	N	69	TYR	O-C-N	6.31	132.80	122.70
4	E	324	ALA	N-CA-C	6.31	128.04	111.00
3	D	642	GLU	O-C-N	6.30	132.78	122.70
5	W	69	TYR	O-C-N	6.30	132.78	122.70

Continued on next page...

Continued from previous page...

Mol	Chain	Res	Type	Atoms	Z	Observed(°)	Ideal(°)
5	F	69	TYR	O-C-N	6.29	132.77	122.70
3	L	642	GLU	O-C-N	6.29	132.76	122.70
2	K	400	ALA	N-CA-C	-6.26	94.10	111.00
3	L	204	SER	N-CA-C	-6.26	94.10	111.00
3	D	204	SER	N-CA-C	-6.25	94.12	111.00
2	C	400	ALA	N-CA-C	-6.25	94.12	111.00
7	H	66	MET	N-CA-C	-6.22	94.19	111.00
7	P	66	MET	N-CA-C	-6.22	94.21	111.00
3	L	78	ASP	C-N-CA	6.20	137.21	121.70
3	D	196	GLY	CA-C-O	6.20	131.76	120.60
3	D	78	ASP	C-N-CA	6.20	137.19	121.70
3	D	573	LEU	N-CA-C	-6.19	94.29	111.00
3	D	613	ILE	N-CA-C	-6.18	94.31	111.00
3	L	196	GLY	CA-C-O	6.18	131.72	120.60
3	L	573	LEU	N-CA-C	-6.18	94.32	111.00
3	L	613	ILE	N-CA-C	-6.17	94.35	111.00
3	L	469	PHE	N-CA-C	-6.13	94.46	111.00
3	D	469	PHE	N-CA-C	-6.10	94.52	111.00
7	P	56	TYR	N-CA-C	-6.01	94.78	111.00
7	H	56	TYR	N-CA-C	-5.98	94.86	111.00
6	O	376	THR	N-CA-C	-5.91	95.04	111.00
6	G	376	THR	N-CA-C	-5.91	95.05	111.00
2	C	223	GLY	N-CA-C	-5.89	98.38	113.10
4	E	738	ASN	N-CA-C	-5.89	95.11	111.00
2	K	223	GLY	N-CA-C	-5.88	98.40	113.10
4	V	738	ASN	N-CA-C	-5.87	95.16	111.00
4	E	709	LEU	N-CA-C	-5.83	95.26	111.00
4	V	709	LEU	N-CA-C	-5.81	95.31	111.00
5	N	80	ILE	N-CA-C	-5.70	95.62	111.00
2	C	732	HIS	C-N-CA	5.69	135.93	121.70
4	E	759	THR	N-CA-C	-5.69	95.65	111.00
2	K	732	HIS	C-N-CA	5.69	135.92	121.70
5	F	80	ILE	N-CA-C	-5.68	95.65	111.00
2	K	105	TYR	N-CA-C	-5.68	95.65	111.00
4	V	759	THR	N-CA-C	-5.68	95.66	111.00
5	W	80	ILE	N-CA-C	-5.68	95.67	111.00
4	M	550	GLY	C-N-CA	5.67	135.88	121.70
2	C	105	TYR	N-CA-C	-5.67	95.69	111.00
6	G	499	GLU	N-CA-C	5.67	126.30	111.00
4	E	222	GLY	N-CA-C	-5.66	98.96	113.10
4	V	550	GLY	C-N-CA	5.66	135.85	121.70
4	E	550	GLY	C-N-CA	5.66	135.84	121.70

Continued on next page...

Continued from previous page...

Mol	Chain	Res	Type	Atoms	Z	Observed($^{\circ}$)	Ideal($^{\circ}$)
6	O	499	GLU	N-CA-C	5.65	126.25	111.00
4	V	222	GLY	N-CA-C	-5.65	98.98	113.10
3	D	75	GLY	N-CA-C	-5.64	99.00	113.10
3	L	75	GLY	N-CA-C	-5.64	98.99	113.10
4	M	222	GLY	N-CA-C	-5.63	99.01	113.10
3	D	182	GLU	N-CA-C	-5.62	95.83	111.00
3	L	182	GLU	N-CA-C	-5.62	95.83	111.00
2	C	15	LEU	N-CA-C	-5.61	95.86	111.00
6	G	818	ILE	N-CA-C	-5.61	95.86	111.00
4	V	391	PRO	N-CA-C	5.60	126.67	112.10
2	K	15	LEU	N-CA-C	-5.60	95.88	111.00
4	M	391	PRO	N-CA-C	5.59	126.64	112.10
4	E	391	PRO	N-CA-C	5.58	126.61	112.10
6	O	818	ILE	N-CA-C	-5.58	95.93	111.00
6	G	196	MET	N-CA-C	-5.56	95.99	111.00
6	O	503	GLU	N-CA-C	-5.56	96.00	111.00
6	G	503	GLU	N-CA-C	-5.55	96.02	111.00
6	O	196	MET	N-CA-C	-5.53	96.07	111.00
6	O	170	ILE	CA-C-N	5.52	132.55	117.10
3	L	429	GLY	N-CA-C	-5.51	99.32	113.10
6	O	195	MET	N-CA-C	-5.51	96.12	111.00
6	G	195	MET	N-CA-C	-5.51	96.13	111.00
3	D	429	GLY	N-CA-C	-5.50	99.34	113.10
4	V	733	LYS	N-CA-C	-5.50	96.14	111.00
4	E	733	LYS	N-CA-C	-5.50	96.15	111.00
6	G	170	ILE	CA-C-N	5.50	132.50	117.10
7	H	477	ASN	C-N-CA	-5.48	107.99	121.70
4	E	847	LEU	N-CA-C	-5.47	96.22	111.00
2	C	630	GLN	N-CA-C	-5.47	96.22	111.00
2	K	630	GLN	N-CA-C	-5.47	96.23	111.00
5	N	110	GLU	N-CA-C	-5.47	96.23	111.00
5	W	110	GLU	N-CA-C	-5.47	96.24	111.00
4	V	847	LEU	N-CA-C	-5.46	96.25	111.00
5	F	110	GLU	N-CA-C	-5.46	96.26	111.00
3	D	115	LEU	N-CA-C	-5.44	96.32	111.00
3	L	115	LEU	N-CA-C	-5.44	96.32	111.00
6	G	558	ALA	N-CA-C	-5.42	96.37	111.00
4	V	736	ASP	CA-C-O	-5.42	108.73	120.10
2	C	273	ILE	N-CA-C	-5.41	96.40	111.00
2	K	273	ILE	N-CA-C	-5.41	96.41	111.00
6	O	558	ALA	N-CA-C	-5.40	96.43	111.00
4	E	736	ASP	CA-C-O	-5.39	108.77	120.10

Continued on next page...

Continued from previous page...

Mol	Chain	Res	Type	Atoms	Z	Observed(°)	Ideal(°)
3	D	642	GLU	CA-C-O	-5.39	108.77	120.10
2	C	226	ASP	N-CA-C	-5.39	96.44	111.00
4	V	845	ARG	N-CA-C	-5.39	96.45	111.00
4	E	845	ARG	N-CA-C	-5.39	96.46	111.00
3	L	642	GLU	CA-C-O	-5.39	108.79	120.10
2	K	226	ASP	N-CA-C	-5.38	96.48	111.00
4	M	285	LEU	O-C-N	-5.36	114.13	122.70
4	V	285	LEU	O-C-N	-5.36	114.13	122.70
6	G	318	LEU	N-CA-C	5.35	125.44	111.00
6	O	318	LEU	N-CA-C	5.34	125.42	111.00
4	E	285	LEU	O-C-N	-5.34	114.16	122.70
4	E	647	VAL	N-CA-C	-5.33	96.61	111.00
7	P	90	ILE	CA-C-O	-5.33	108.91	120.10
7	H	90	ILE	CA-C-O	-5.33	108.92	120.10
4	V	647	VAL	N-CA-C	-5.32	96.65	111.00
7	H	49	VAL	N-CA-C	-5.30	96.70	111.00
3	D	441	VAL	N-CA-C	-5.29	96.70	111.00
7	P	49	VAL	N-CA-C	-5.29	96.71	111.00
3	L	441	VAL	N-CA-C	-5.28	96.73	111.00
3	D	394	PHE	N-CA-C	-5.22	96.89	111.00
3	L	394	PHE	N-CA-C	-5.21	96.93	111.00
6	G	64	ARG	N-CA-C	5.21	125.06	111.00
6	O	64	ARG	N-CA-C	5.21	125.05	111.00
7	P	19	ARG	C-N-CA	5.20	134.70	121.70
2	C	423	ARG	C-N-CA	5.20	134.69	121.70
2	K	423	ARG	C-N-CA	5.19	134.67	121.70
7	H	19	ARG	C-N-CA	5.19	134.67	121.70
7	H	48	PHE	N-CA-C	-5.18	97.02	111.00
3	L	268	ASN	N-CA-C	-5.17	97.04	111.00
7	P	48	PHE	N-CA-C	-5.17	97.05	111.00
4	V	663	PHE	N-CA-C	-5.16	97.08	111.00
3	D	268	ASN	N-CA-C	-5.15	97.09	111.00
3	L	21	VAL	N-CA-C	-5.15	97.09	111.00
2	C	200	VAL	O-C-N	5.15	130.94	122.70
4	E	663	PHE	N-CA-C	-5.15	97.11	111.00
6	O	775	LEU	N-CA-C	-5.14	97.11	111.00
3	D	21	VAL	N-CA-C	-5.14	97.12	111.00
6	G	169	LEU	N-CA-C	-5.14	97.12	111.00
2	K	200	VAL	O-C-N	5.14	130.93	122.70
6	O	169	LEU	N-CA-C	-5.13	97.14	111.00
6	O	229	GLU	C-N-CA	5.13	134.53	121.70
6	G	229	GLU	C-N-CA	5.13	134.53	121.70

Continued on next page...

Continued from previous page...

Mol	Chain	Res	Type	Atoms	Z	Observed(°)	Ideal(°)
6	O	868	VAL	N-CA-C	-5.13	97.15	111.00
6	G	868	VAL	N-CA-C	-5.12	97.18	111.00
6	G	775	LEU	N-CA-C	-5.11	97.20	111.00
3	D	104	CYS	C-N-CA	5.11	134.47	121.70
3	L	104	CYS	C-N-CA	5.11	134.46	121.70
3	L	543	LEU	O-C-N	-5.09	114.55	122.70
2	K	168	ARG	N-CA-C	-5.08	97.28	111.00
3	D	114	ILE	N-CA-C	-5.08	97.30	111.00
2	C	168	ARG	N-CA-C	-5.07	97.30	111.00
3	L	114	ILE	N-CA-C	-5.07	97.31	111.00
4	M	447	GLU	C-N-CA	5.07	134.37	121.70
6	O	42	LEU	O-C-N	-5.06	114.60	122.70
3	D	543	LEU	O-C-N	-5.06	114.60	122.70
4	V	447	GLU	C-N-CA	5.06	134.35	121.70
6	G	165	ASN	C-N-CA	5.06	134.35	121.70
4	M	248	ASP	O-C-N	-5.06	114.61	122.70
4	E	248	ASP	O-C-N	-5.05	114.62	122.70
2	K	684	GLN	C-N-CA	5.04	132.90	122.30
6	O	165	ASN	C-N-CA	5.04	134.31	121.70
6	O	797	PHE	N-CA-C	-5.04	97.39	111.00
4	E	447	GLU	C-N-CA	5.04	134.30	121.70
4	V	248	ASP	O-C-N	-5.04	114.64	122.70
6	G	797	PHE	N-CA-C	-5.04	97.41	111.00
3	D	20	SER	C-N-CA	5.03	134.28	121.70
6	O	805	LYS	N-CA-C	-5.03	97.41	111.00
3	D	218	ASN	O-C-N	5.03	130.75	122.70
6	G	805	LYS	N-CA-C	-5.03	97.42	111.00
2	C	684	GLN	C-N-CA	5.03	132.86	122.30
3	L	20	SER	C-N-CA	5.03	134.26	121.70
6	G	42	LEU	O-C-N	-5.02	114.67	122.70
2	K	709	ILE	C-N-CA	5.00	134.21	121.70

There are no chirality outliers.

All (55) planarity outliers are listed below:

Mol	Chain	Res	Type	Group
2	C	317	PHE	Mainchain
2	C	380	CYS	Mainchain
2	C	559	GLY	Mainchain
2	C	63	GLN	Peptide
3	D	119	ASP	Mainchain
3	D	44	HIS	Mainchain

Continued on next page...

Continued from previous page...

Mol	Chain	Res	Type	Group
4	E	309	ARG	Peptide
4	E	323	THR	Peptide
4	E	442	PHE	Peptide
4	E	447	GLU	Peptide
5	F	59	ILE	Mainchain
6	G	235	CYS	Peptide
6	G	254	GLN	Peptide
6	G	274	ALA	Peptide
6	G	309	LYS	Peptide
6	G	311	HIS	Peptide
6	G	329	LEU	Peptide
6	G	331	THR	Peptide
6	G	348	VAL	Peptide
6	G	471	ASP	Peptide
6	G	499	GLU	Mainchain
6	G	581	PHE	Peptide
6	G	65	PHE	Mainchain
6	G	897	LYS	Peptide
6	G	91	ASP	Mainchain
2	K	317	PHE	Mainchain
2	K	380	CYS	Mainchain
2	K	559	GLY	Mainchain
2	K	63	GLN	Peptide
3	L	119	ASP	Mainchain
3	L	44	HIS	Mainchain
4	M	309	ARG	Peptide
4	M	323	THR	Peptide
4	M	442	PHE	Peptide
4	M	447	GLU	Peptide
5	N	59	ILE	Mainchain
6	O	235	CYS	Peptide
6	O	254	GLN	Peptide
6	O	274	ALA	Peptide
6	O	309	LYS	Peptide
6	O	311	HIS	Peptide
6	O	329	LEU	Peptide
6	O	331	THR	Peptide
6	O	348	VAL	Peptide
6	O	471	ASP	Peptide
6	O	499	GLU	Mainchain
6	O	581	PHE	Peptide
6	O	65	PHE	Mainchain

Continued on next page...

Continued from previous page...

Mol	Chain	Res	Type	Group
6	O	897	LYS	Peptide
6	O	91	ASP	Mainchain
4	V	309	ARG	Peptide
4	V	323	THR	Peptide
4	V	442	PHE	Peptide
4	V	447	GLU	Peptide
5	W	59	ILE	Mainchain

5.2 Too-close contacts [i](#)

In the following table, the Non-H and H(model) columns list the number of non-hydrogen atoms and hydrogen atoms in the chain respectively. The H(added) column lists the number of hydrogen atoms added and optimized by MolProbity. The Clashes column lists the number of clashes within the asymmetric unit, whereas Symm-Clashes lists symmetry related clashes.

Mol	Chain	Non-H	H(model)	H(added)	Clashes	Symm-Clashes
1	A	636	0	181	0	0
1	B	636	0	181	0	0
1	I	636	0	181	0	0
1	J	636	0	181	2	0
1	R	636	0	181	0	0
2	C	4503	0	1194	3	0
2	K	4503	0	1194	0	0
3	D	3211	0	880	2	0
3	L	3211	0	880	17	0
4	E	3294	0	852	1	0
4	M	2199	0	570	1	0
4	V	3294	0	852	18	0
5	F	555	0	148	0	0
5	N	555	0	148	0	0
5	W	555	0	148	0	0
6	G	3250	0	833	0	0
6	O	3250	0	833	0	0
7	H	1520	0	406	3	0
7	P	539	0	142	0	0
8	X	1169	0	303	0	0
8	Z	1169	0	303	0	0
All	All	39957	0	10591	28	0

The all-atom clashscore is defined as the number of clashes found per 1000 atoms (including hydrogen atoms). The all-atom clashscore for this structure is 1.

All (28) close contacts within the same asymmetric unit are listed below, sorted by their clash

magnitude.

Atom-1	Atom-2	Interatomic distance (Å)	Clash overlap (Å)
3:L:349:GLY:HA2	4:V:206:ASN:C	1.53	1.27
3:L:349:GLY:HA2	4:V:206:ASN:O	1.39	1.18
3:L:350:SER:H	4:V:207:ASP:N	1.42	1.16
3:L:350:SER:H	4:V:207:ASP:CA	1.58	1.14
3:L:351:CYS:N	4:V:210:ALA:CA	2.24	1.01
3:D:270:GLY:HA3	1:J:137:ALA:CA	1.95	0.97
3:L:349:GLY:CA	4:V:206:ASN:O	2.12	0.97
3:L:349:GLY:CA	4:V:206:ASN:C	2.34	0.96
3:L:350:SER:N	4:V:207:ASP:N	2.17	0.93
2:C:607:LYS:CA	2:C:1130:GLU:O	2.18	0.92
3:L:351:CYS:H	4:V:210:ALA:CA	1.81	0.89
3:L:350:SER:N	4:V:207:ASP:CA	2.38	0.85
7:H:296:GLU:CA	7:H:368:THR:H	1.95	0.79
3:L:350:SER:CA	4:V:210:ALA:H	2.01	0.73
7:H:356:ASN:CA	7:H:362:LEU:H	2.10	0.65
3:L:351:CYS:N	4:V:210:ALA:N	2.46	0.64
3:L:349:GLY:CA	4:V:207:ASP:N	2.75	0.48
2:C:608:TYR:N	2:C:1130:GLU:O	2.47	0.48
2:C:607:LYS:CA	2:C:1130:GLU:C	2.85	0.45
3:L:349:GLY:HA2	4:V:206:ASN:CA	2.43	0.45
3:L:350:SER:C	4:V:210:ALA:H	2.19	0.45
7:H:356:ASN:C	7:H:362:LEU:H	2.20	0.45
3:L:376:ILE:CA	4:V:245:GLY:HA2	2.47	0.44
3:L:350:SER:C	4:V:210:ALA:N	2.72	0.43
3:D:270:GLY:CA	1:J:137:ALA:CA	2.82	0.43
4:E:249:SER:C	4:E:251:LEU:H	2.23	0.42
4:V:249:SER:C	4:V:251:LEU:H	2.23	0.42
4:M:249:SER:C	4:M:251:LEU:H	2.23	0.41

There are no symmetry-related clashes.

5.3 Torsion angles ⓘ

5.3.1 Protein backbone ⓘ

In the following table, the Percentiles column shows the percent Ramachandran outliers of the chain as a percentile score with respect to all PDB entries followed by that with respect to all EM entries.

The Analysed column shows the number of residues for which the backbone conformation was analysed, and the total number of residues.

Mol	Chain	Analysed	Favoured	Allowed	Outliers	Percentiles	
1	A	157/181 (87%)	153 (98%)	4 (2%)	0	100	100
1	B	157/181 (87%)	153 (98%)	4 (2%)	0	100	100
1	I	157/181 (87%)	153 (98%)	4 (2%)	0	100	100
1	J	157/181 (87%)	153 (98%)	4 (2%)	0	100	100
1	R	157/181 (87%)	153 (98%)	4 (2%)	0	100	100
2	C	1122/1262 (89%)	972 (87%)	104 (9%)	46 (4%)	3	35
2	K	1122/1262 (89%)	972 (87%)	104 (9%)	46 (4%)	3	35
3	D	801/905 (88%)	700 (87%)	64 (8%)	37 (5%)	3	33
3	L	801/905 (88%)	701 (88%)	63 (8%)	37 (5%)	3	33
4	E	820/874 (94%)	749 (91%)	40 (5%)	31 (4%)	4	37
4	M	548/874 (63%)	492 (90%)	27 (5%)	29 (5%)	2	29
4	V	820/874 (94%)	749 (91%)	40 (5%)	31 (4%)	4	37
5	F	137/177 (77%)	128 (93%)	7 (5%)	2 (2%)	13	57
5	N	137/177 (77%)	128 (93%)	7 (5%)	2 (2%)	13	57
5	W	137/177 (77%)	128 (93%)	7 (5%)	2 (2%)	13	57
6	G	809/968 (84%)	658 (81%)	84 (10%)	67 (8%)	1	18
6	O	809/968 (84%)	658 (81%)	84 (10%)	67 (8%)	1	18
7	H	376/511 (74%)	336 (89%)	31 (8%)	9 (2%)	7	47
7	P	133/511 (26%)	116 (87%)	16 (12%)	1 (1%)	24	69
8	X	290/308 (94%)	276 (95%)	9 (3%)	5 (2%)	11	55
8	Z	290/308 (94%)	276 (95%)	10 (3%)	4 (1%)	14	58
All	All	9937/11966 (83%)	8804 (89%)	717 (7%)	416 (4%)	6	34

All (416) Ramachandran outliers are listed below:

Mol	Chain	Res	Type
2	C	11	ARG
2	C	227	ARG
2	C	526	GLU
2	C	572	ARG
2	C	686	ASN
2	C	949	VAL
2	C	999	VAL
3	D	6	ASP
3	D	284	ASN
3	D	329	ALA

Continued on next page...

Continued from previous page...

Mol	Chain	Res	Type
3	D	336	LYS
3	D	350	SER
3	D	484	SER
3	D	513	ALA
3	D	615	LYS
3	D	791	PRO
3	D	795	GLU
4	E	117	GLU
4	E	280	CYS
4	E	309	ARG
4	E	323	THR
4	E	324	ALA
4	E	391	PRO
4	E	393	LYS
4	E	413	TYR
4	E	448	PHE
4	E	549	ASN
5	F	36	PRO
6	G	55	LEU
6	G	69	LEU
6	G	85	VAL
6	G	90	PRO
6	G	173	ALA
6	G	181	LEU
6	G	197	LEU
6	G	237	ALA
6	G	253	LEU
6	G	275	PRO
6	G	331	THR
6	G	499	GLU
6	G	506	ILE
6	G	508	VAL
6	G	523	THR
6	G	543	ARG
6	G	770	ASN
6	G	785	GLU
6	G	792	LEU
6	G	814	ILE
6	G	826	ALA
6	G	939	THR
6	G	959	ILE
7	H	326	GLN

Continued on next page...

Continued from previous page...

Mol	Chain	Res	Type
7	H	361	VAL
2	K	11	ARG
2	K	227	ARG
2	K	526	GLU
2	K	572	ARG
2	K	686	ASN
2	K	949	VAL
2	K	999	VAL
3	L	6	ASP
3	L	284	ASN
3	L	329	ALA
3	L	336	LYS
3	L	350	SER
3	L	484	SER
3	L	513	ALA
3	L	615	LYS
3	L	791	PRO
3	L	795	GLU
4	M	117	GLU
4	M	280	CYS
4	M	309	ARG
4	M	323	THR
4	M	324	ALA
4	M	391	PRO
4	M	393	LYS
4	M	413	TYR
4	M	448	PHE
4	M	549	ASN
5	N	36	PRO
6	O	55	LEU
6	O	69	LEU
6	O	85	VAL
6	O	90	PRO
6	O	173	ALA
6	O	181	LEU
6	O	197	LEU
6	O	237	ALA
6	O	253	LEU
6	O	275	PRO
6	O	331	THR
6	O	499	GLU
6	O	506	ILE

Continued on next page...

Continued from previous page...

Mol	Chain	Res	Type
6	O	508	VAL
6	O	523	THR
6	O	543	ARG
6	O	770	ASN
6	O	785	GLU
6	O	792	LEU
6	O	814	ILE
6	O	826	ALA
6	O	939	THR
6	O	959	ILE
4	V	117	GLU
4	V	280	CYS
4	V	309	ARG
4	V	323	THR
4	V	324	ALA
4	V	391	PRO
4	V	393	LYS
4	V	413	TYR
4	V	448	PHE
4	V	549	ASN
5	W	36	PRO
8	X	111	SER
8	X	231	ARG
8	Z	111	SER
8	Z	231	ARG
2	C	137	TYR
2	C	226	ASP
2	C	425	ARG
2	C	441	LYS
2	C	498	ALA
2	C	538	SER
2	C	546	SER
2	C	621	VAL
2	C	642	VAL
2	C	1178	ARG
3	D	17	ARG
3	D	59	PRO
3	D	273	ARG
3	D	410	SER
3	D	426	PRO
3	D	630	PHE
3	D	739	ASP

Continued on next page...

Continued from previous page...

Mol	Chain	Res	Type
4	E	263	HIS
4	E	310	THR
4	E	313	LYS
4	E	373	ASP
4	E	442	PHE
4	E	484	HIS
4	E	551	LEU
4	E	739	THR
4	E	741	GLU
6	G	83	GLU
6	G	103	ASP
6	G	174	PRO
6	G	307	GLU
6	G	554	ALA
6	G	558	ALA
6	G	879	ASP
7	H	351	LYS
2	K	137	TYR
2	K	226	ASP
2	K	337	LYS
2	K	425	ARG
2	K	441	LYS
2	K	498	ALA
2	K	538	SER
2	K	546	SER
2	K	621	VAL
2	K	630	GLN
2	K	642	VAL
2	K	1178	ARG
3	L	17	ARG
3	L	59	PRO
3	L	273	ARG
3	L	410	SER
3	L	426	PRO
3	L	630	PHE
3	L	739	ASP
4	M	263	HIS
4	M	310	THR
4	M	313	LYS
4	M	373	ASP
4	M	442	PHE
4	M	484	HIS

Continued on next page...

Continued from previous page...

Mol	Chain	Res	Type
4	M	551	LEU
6	O	83	GLU
6	O	103	ASP
6	O	174	PRO
6	O	307	GLU
6	O	554	ALA
6	O	558	ALA
6	O	879	ASP
4	V	263	HIS
4	V	310	THR
4	V	313	LYS
4	V	373	ASP
4	V	442	PHE
4	V	484	HIS
4	V	551	LEU
4	V	739	THR
4	V	741	GLU
2	C	205	ASP
2	C	337	LYS
2	C	345	ASP
2	C	348	SER
2	C	349	SER
2	C	387	GLU
2	C	469	ALA
2	C	594	PRO
2	C	619	LYS
2	C	624	SER
2	C	627	ALA
2	C	630	GLN
2	C	790	PRO
3	D	140	GLY
3	D	260	THR
3	D	272	GLU
3	D	571	ASN
3	D	601	ARG
3	D	662	VAL
3	D	694	GLN
3	D	735	GLN
4	E	256	GLU
4	E	353	SER
4	E	522	ASN
4	E	569	PRO

Continued on next page...

Continued from previous page...

Mol	Chain	Res	Type
5	F	55	THR
6	G	18	SER
6	G	22	SER
6	G	194	PHE
6	G	257	SER
6	G	259	ALA
6	G	308	LEU
6	G	318	LEU
6	G	487	PRO
6	G	501	LYS
6	G	528	SER
6	G	817	ASN
6	G	904	GLY
7	H	45	GLN
7	H	358	ASP
7	H	398	GLN
7	H	447	ALA
2	K	205	ASP
2	K	345	ASP
2	K	348	SER
2	K	349	SER
2	K	387	GLU
2	K	469	ALA
2	K	594	PRO
2	K	619	LYS
2	K	624	SER
2	K	627	ALA
2	K	790	PRO
3	L	140	GLY
3	L	260	THR
3	L	272	GLU
3	L	571	ASN
3	L	601	ARG
3	L	662	VAL
3	L	694	GLN
3	L	735	GLN
4	M	256	GLU
4	M	353	SER
4	M	522	ASN
4	M	569	PRO
5	N	55	THR
6	O	18	SER

Continued on next page...

Continued from previous page...

Mol	Chain	Res	Type
6	O	22	SER
6	O	194	PHE
6	O	257	SER
6	O	259	ALA
6	O	308	LEU
6	O	318	LEU
6	O	487	PRO
6	O	501	LYS
6	O	528	SER
6	O	817	ASN
6	O	904	GLY
7	P	45	GLN
4	V	256	GLU
4	V	353	SER
4	V	522	ASN
4	V	569	PRO
5	W	55	THR
2	C	133	GLY
2	C	193	THR
2	C	271	LYS
2	C	423	ARG
2	C	452	ASN
2	C	731	GLY
3	D	89	LEU
3	D	318	LYS
3	D	734	LEU
3	D	740	ALA
3	D	787	SER
3	D	788	LEU
4	E	40	ASN
4	E	251	LEU
4	E	464	PRO
6	G	332	PRO
6	G	446	PHE
6	G	537	GLU
6	G	583	ALA
6	G	876	ASP
6	G	916	PHE
7	H	309	LYS
7	H	359	VAL
2	K	133	GLY
2	K	193	THR

Continued on next page...

Continued from previous page...

Mol	Chain	Res	Type
2	K	271	LYS
2	K	423	ARG
2	K	452	ASN
2	K	731	GLY
3	L	89	LEU
3	L	318	LYS
3	L	577	ASP
3	L	734	LEU
3	L	740	ALA
3	L	787	SER
3	L	788	LEU
4	M	40	ASN
4	M	251	LEU
4	M	464	PRO
6	O	332	PRO
6	O	446	PHE
6	O	537	GLU
6	O	583	ALA
6	O	876	ASP
6	O	916	PHE
4	V	40	ASN
4	V	251	LEU
4	V	464	PRO
8	X	113	ASP
8	Z	113	ASP
2	C	470	ASP
2	C	698	LYS
2	C	793	LYS
2	C	812	THR
3	D	577	ASP
4	E	221	HIS
4	E	311	LEU
4	E	410	GLY
6	G	32	LYS
6	G	99	ILE
6	G	262	TYR
6	G	330	SER
6	G	372	GLU
6	G	794	PRO
6	G	894	THR
6	G	898	ALA
6	G	900	SER

Continued on next page...

Continued from previous page...

Mol	Chain	Res	Type
6	G	962	SER
2	K	470	ASP
2	K	698	LYS
2	K	793	LYS
2	K	812	THR
4	M	221	HIS
4	M	311	LEU
4	M	410	GLY
6	O	32	LYS
6	O	99	ILE
6	O	262	TYR
6	O	330	SER
6	O	372	GLU
6	O	794	PRO
6	O	894	THR
6	O	898	ALA
6	O	900	SER
6	O	962	SER
4	V	221	HIS
4	V	311	LEU
4	V	410	GLY
2	C	442	ASN
2	C	781	GLU
3	D	391	ALA
6	G	21	PRO
6	G	102	CYS
6	G	230	LEU
6	G	503	GLU
2	K	442	ASN
2	K	781	GLU
3	L	391	ALA
6	O	21	PRO
6	O	102	CYS
6	O	230	LEU
6	O	503	GLU
3	D	790	ASP
6	G	216	VAL
6	G	238	ASN
3	L	790	ASP
6	O	216	VAL
6	O	238	ASN
2	C	780	PRO

Continued on next page...

Continued from previous page...

Mol	Chain	Res	Type
2	C	799	ALA
3	D	355	PRO
6	G	540	PRO
2	K	780	PRO
2	K	799	ALA
3	L	355	PRO
6	O	540	PRO
8	X	213	SER
8	Z	213	SER
3	D	762	LEU
4	E	278	PRO
6	G	531	ARG
3	L	762	LEU
4	M	278	PRO
6	O	531	ARG
4	V	278	PRO
3	D	200	PRO
4	E	556	PRO
6	G	317	VAL
3	L	200	PRO
4	M	556	PRO
6	O	317	VAL
4	V	556	PRO
2	C	247	GLY
2	C	488	ILE
2	K	247	GLY
2	K	488	ILE
8	X	45	SER

5.3.2 Protein sidechains ⓘ

There are no protein residues with a non-rotameric sidechain to report in this entry.

5.3.3 RNA ⓘ

There are no RNA molecules in this entry.

5.4 Non-standard residues in protein, DNA, RNA chains ⓘ

There are no non-standard protein/DNA/RNA residues in this entry.

5.5 Carbohydrates [i](#)

There are no carbohydrates in this entry.

5.6 Ligand geometry [i](#)

There are no ligands in this entry.

5.7 Other polymers [i](#)

There are no such residues in this entry.

5.8 Polymer linkage issues [i](#)

There are no chain breaks in this entry.