



wwPDB EM Map/Model Validation Report ⓘ

Apr 10, 2016 – 02:13 PM BST

PDB ID : 5A21
EMDB ID: : EMD-2994
Title : Structure of bacteriophage SPP1 head-to-tail interface without DNA and tape measure protein
Authors : Chaban, Y.; Lurz, R.; Brasiles, S.; Cornilleau, C.; Karreman, M.; Zinn-Justin, S.; Tavares, P.; Orlova, E.V.
Deposited on : 2015-05-06
Resolution : 7.20 Å(reported)

This is a wwPDB EM Map/Model Validation Report for a publicly released PDB/EMDB entry.
For rigid body fitted models, validation errors reported here could stem from errors in the original structure(s) used in the fitting.

We welcome your comments at validation@mail.wwpdb.org

A user guide is available at

<http://wwpdb.org/validation/2016/EMValidationReportHelp>

MolProbity : 4.02b-467
Mogul : unknown
Percentile statistics : 20151230.v01 (using entries in the PDB archive December 30th 2015)
Ideal geometry (proteins) : Engh & Huber (2001)
Ideal geometry (DNA, RNA) : Parkinson et. al. (1996)
Validation Pipeline (wwPDB-VP) : trunk27241

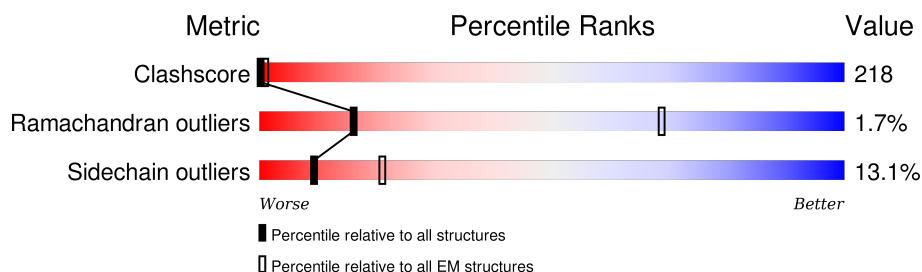
1 Overall quality at a glance

The following experimental techniques were used to determine the structure:

ELECTRON MICROSCOPY

The reported resolution of this entry is 7.20 Å.

Percentile scores (ranging between 0-100) for global validation metrics of the entry are shown in the following graphic. The table shows the number of entries on which the scores are based.



Metric	Whole archive (#Entries)	EM structures (#Entries)
Clashscore	114402	924
Ramachandran outliers	111179	726
Sidechain outliers	111093	686

The table below summarises the geometric issues observed across the polymeric chains. The red, orange, yellow and green segments on the bar indicate the fraction of residues that contain outliers for ≥ 3 , 2, 1 and 0 types of geometric quality criteria. A grey segment represents the fraction of residues that are not modelled. The numeric value for each fraction is indicated below the corresponding segment, with a dot representing fractions $\leq 5\%$.

Mol	Chain	Length	Quality of chain
1	A	503	14% 65% 9% 13%
1	B	503	13% 66% 8% 13%
2	C	102	11% 73% 14% .
2	D	102	12% 69% 17% .
3	E	109	6% 72% 20% .
3	F	109	7% 68% 23% .
4	G	134	13% 70% 14% ..
5	H	177	16% 58% 15% . 9%

2 Entry composition

There are 5 unique types of molecules in this entry. The entry contains 12789 atoms, of which 0 are hydrogens and 0 are deuteriums.

In the tables below, the AltConf column contains the number of residues with at least one atom in alternate conformation and the Trace column contains the number of residues modelled with at most 2 atoms.

- Molecule 1 is a protein called PORTAL PROTEIN.

Mol	Chain	Residues	Atoms					AltConf	Trace
1	A	439	Total	C	N	O	S	0	0
			3572	2259	588	711	14		
1	B	439	Total	C	N	O	S	0	0
			3572	2259	588	711	14		

There are 2 discrepancies between the modelled and reference sequences:

Chain	Residue	Modelled	Actual	Comment	Reference
A	365	LYS	ASN	CONFLICT	UNP P54309
B	365	LYS	ASN	CONFLICT	UNP P54309

- Molecule 2 is a protein called 15 PROTEIN.

Mol	Chain	Residues	Atoms					AltConf	Trace
2	C	99	Total	C	N	O	S	0	0
			790	502	134	149	5		
2	D	99	Total	C	N	O	S	0	0
			790	502	134	149	5		

- Molecule 3 is a protein called BACTERIOPHAGE SPP1 COMPLETE NUCLEOTIDE SEQUENCE.

Mol	Chain	Residues	Atoms					AltConf	Trace
3	E	109	Total	C	N	O	S	0	0
			887	567	145	173	2		
3	F	109	Total	C	N	O	S	0	0
			887	567	145	173	2		

There are 2 discrepancies between the modelled and reference sequences:

Chain	Residue	Modelled	Actual	Comment	Reference
E	6	ARG	PRO	CONFLICT	UNP O48446
F	6	ARG	PRO	CONFLICT	UNP O48446

- Molecule 4 is a protein called BACTERIOPHAGE SPP1 COMPLETE NUCLEOTIDE SEQUENCE.

Mol	Chain	Residues	Atoms					AltConf	Trace
4	G	133	Total	C	N	O	S	0	0
			1047	667	172	204	4		

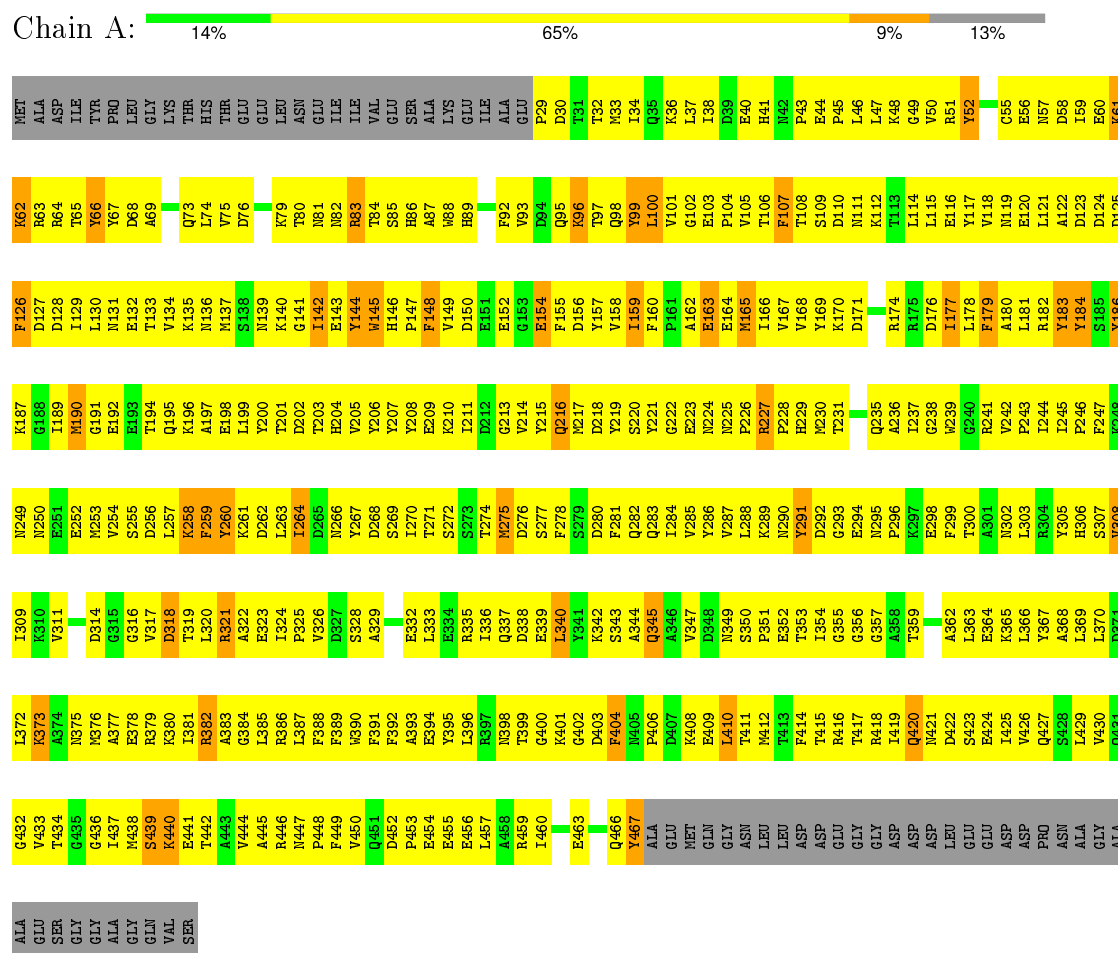
- Molecule 5 is a protein called MAJOR TAIL PROTEIN 17.1.

Mol	Chain	Residues	Atoms				AltConf	Trace
5	H	161	Total	C	N	O	0	0
			1244	776	205	263		

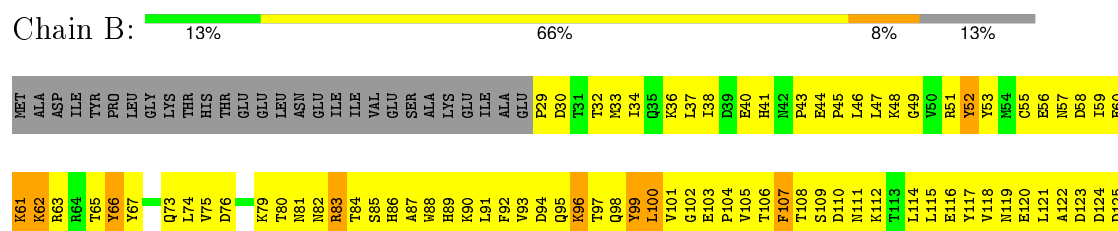
3 Residue-property plots

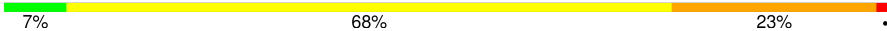
These plots are drawn for all protein, RNA and DNA chains in the entry. The first graphic for a chain summarises the proportions of errors displayed in the second graphic. The second graphic shows the sequence view annotated by issues in geometry. Residues are color-coded according to the number of geometric quality criteria for which they contain at least one outlier: green = 0, yellow = 1, orange = 2 and red = 3 or more. Stretches of 2 or more consecutive residues without any outlier are shown as a green connector. Residues present in the sample, but not in the model, are shown in grey.

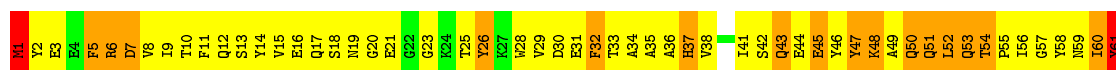
• Molecule 1: PORTAL PROTEIN

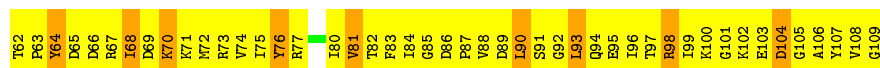


• Molecule 1: PORTAL PROTEIN



Chain F: 





• Molecule 4: BACTERIOPHAGE SPP1 COMPLETE NUCLEOTIDE SEQUENCE


Chain G: 

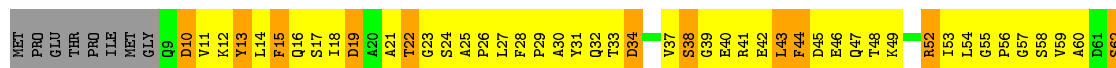


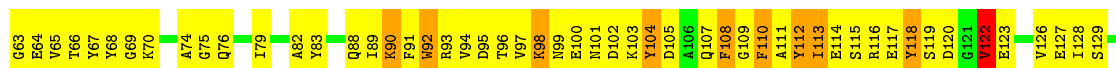




• Molecule 5: MAJOR TAIL PROTEIN 17.1

Chain H: 







4 Experimental information

Property	Value	Source
Reconstruction method	SINGLE PARTICLE	Depositor
Imposed symmetry	POINT, Not provided	Depositor
Number of images	Not provided	Depositor
Resolution determination method	Not provided	Depositor
CTF correction method	EACH PARTICLE, Not provided	Depositor
Microscope	FEI TECNAI F30	Depositor
Voltage (kV)	300	Depositor
Electron dose ($e^-/\text{\AA}^2$)	20	Depositor
Minimum defocus (nm)	900	Depositor
Maximum defocus (nm)	3600	Depositor
Magnification	39000	Depositor
Image detector	KODAK SO-163 FILM	Depositor

5 Model quality

5.1 Standard geometry

The Z score for a bond length (or angle) is the number of standard deviations the observed value is removed from the expected value. A bond length (or angle) with $|Z| > 5$ is considered an outlier worth inspection. RMSZ is the root-mean-square of all Z scores of the bond lengths (or angles).

Mol	Chain	Bond lengths		Bond angles	
		RMSZ	$\# Z > 2$	RMSZ	$\# Z > 2$
1	A	0.99	0/3650	1.08	0/4939
1	B	0.99	0/3650	1.08	0/4939
2	C	0.99	0/805	1.08	0/1085
2	D	0.99	0/805	1.08	0/1085
3	E	1.13	1/907 (0.1%)	1.37	2/1224 (0.2%)
3	F	1.03	0/907	1.25	4/1224 (0.3%)
4	G	0.97	0/1069	1.14	0/1451
5	H	0.97	0/1266	1.34	11/1709 (0.6%)
All	All	1.00	1/13059 (0.0%)	1.15	17/17656 (0.1%)

Chiral center outliers are detected by calculating the chiral volume of a chiral center and verifying if the center is modelled as a planar moiety or with the opposite hand. A planarity outlier is detected by checking planarity of atoms in a peptide group, atoms in a mainchain group or atoms of a sidechain that are expected to be planar.

Mol	Chain	#Chirality outliers	#Planarity outliers
1	A	0	2
1	B	0	2
2	C	0	3
2	D	0	3
3	E	0	3
3	F	0	1
4	G	0	3
5	H	0	5
All	All	0	22

All (1) bond length outliers are listed below:

Mol	Chain	Res	Type	Atoms	Z	Observed(Å)	Ideal(Å)
3	E	1	MET	N-CA	-13.33	1.19	1.46

All (17) bond angle outliers are listed below:

Mol	Chain	Res	Type	Atoms	Z	Observed(°)	Ideal(°)
3	E	1	MET	N-CA-CB	-21.00	72.80	110.60
3	E	1	MET	N-CA-C	-14.94	70.66	111.00
5	H	92	TRP	CA-CB-CG	13.92	140.15	113.70
3	F	61	TYR	CB-CG-CD1	8.99	126.39	121.00
5	H	155	LYS	C-N-CA	8.68	140.53	122.30
3	F	61	TYR	CB-CG-CD2	-7.12	116.73	121.00
5	H	158	TYR	CB-CG-CD1	6.76	125.06	121.00
5	H	92	TRP	CB-CA-C	-6.45	97.50	110.40
3	F	1	MET	CG-SD-CE	-6.41	89.95	100.20
5	H	108	PHE	CA-CB-CG	-6.13	99.19	113.90
5	H	122	VAL	CB-CA-C	5.63	122.10	111.40
5	H	13	TYR	CA-CB-CG	-5.38	103.18	113.40
5	H	155	LYS	CA-C-N	5.36	126.91	116.20
3	F	47	TYR	CB-CG-CD2	-5.26	117.84	121.00
5	H	92	TRP	CB-CG-CD2	5.25	133.42	126.60
5	H	92	TRP	N-CA-C	-5.18	97.02	111.00
5	H	158	TYR	CB-CG-CD2	-5.15	117.91	121.00

There are no chirality outliers.

All (22) planarity outliers are listed below:

Mol	Chain	Res	Type	Group
1	A	439	SER	Peptide
1	A	61	LYS	Peptide
1	B	439	SER	Peptide
1	B	61	LYS	Peptide
2	C	32	ALA	Peptide
2	C	38	ASN	Peptide
2	C	86	ILE	Peptide
2	D	32	ALA	Peptide
2	D	38	ASN	Peptide
2	D	86	ILE	Peptide
3	E	45	GLU	Peptide
3	E	67	ARG	Peptide
3	E	86	ASP	Peptide
3	F	45	GLU	Peptide
4	G	102	PHE	Peptide
4	G	3	TRP	Peptide
4	G	90	LEU	Peptide
5	H	113	ILE	Peptide
5	H	156	GLY	Peptide
5	H	157	GLY	Peptide
5	H	168	GLY	Peptide

Continued on next page...

Continued from previous page...

Mol	Chain	Res	Type	Group
5	H	40	GLU	Peptide

5.2 Too-close contacts ⓘ

In the following table, the Non-H and H(model) columns list the number of non-hydrogen atoms and hydrogen atoms in the chain respectively. The H(added) column lists the number of hydrogen atoms added and optimized by MolProbity. The Clashes column lists the number of clashes within the asymmetric unit, whereas Symm-Clashes lists symmetry related clashes.

Mol	Chain	Non-H	H(model)	H(added)	Clashes	Symm-Clashes
1	A	3572	0	3417	1587	0
1	B	3572	0	3418	1681	0
2	C	790	0	792	647	0
2	D	790	0	791	607	0
3	E	887	0	853	703	0
3	F	887	0	855	650	0
4	G	1047	0	1028	553	0
5	H	1244	0	1162	676	0
All	All	12789	0	12316	5484	0

The all-atom clashscore is defined as the number of clashes found per 1000 atoms (including hydrogen atoms). The all-atom clashscore for this structure is 218.

All (5484) close contacts within the same asymmetric unit are listed below, sorted by their clash magnitude.

Atom-1	Atom-2	Interatomic distance (Å)	Clash overlap (Å)
1:A:336:ILE:CG1	1:B:330:ALA:HB1	1.20	1.61
3:F:108:VAL:HA	4:G:37:LYS:CB	1.13	1.60
2:C:82:PHE:CD1	2:D:84:THR:HG22	1.36	1.59
1:A:336:ILE:HG12	1:B:330:ALA:CB	1.30	1.59
2:C:54:LEU:HG	2:D:28:LEU:CD2	1.32	1.59
2:C:49:ILE:CD1	2:D:28:LEU:HD11	1.19	1.59
1:A:254:VAL:HG22	1:B:90:LYS:CB	1.19	1.59
1:A:460:ILE:CG2	1:B:467:TYR:HB2	1.26	1.58
2:C:49:ILE:CD1	2:D:28:LEU:CD1	1.78	1.58
4:G:132:ASN:CB	5:H:57:GLY:H	1.08	1.58
2:C:49:ILE:CG1	2:D:28:LEU:HD11	1.13	1.58
2:C:49:ILE:HD11	2:D:28:LEU:CD2	1.29	1.57
4:G:10:LEU:HD21	5:H:53:ILE:CA	1.35	1.56
1:A:254:VAL:HG22	1:B:90:LYS:CG	1.27	1.56

Continued on next page...

Continued from previous page...

Atom-1	Atom-2	Interatomic distance (Å)	Clash overlap (Å)
1:A:354:ILE:CG2	1:B:353:THR:HG22	1.20	1.56
1:A:460:ILE:HB	1:B:467:TYR:CB	1.36	1.54
2:C:11:SER:HB3	3:E:94:GLN:CG	1.14	1.54
2:D:12:ILE:CA	3:F:93:LEU:HD21	1.32	1.53
3:F:19:ASN:H	4:G:25:MET:CE	1.21	1.52
3:F:108:VAL:CA	4:G:37:LYS:HB2	1.05	1.51
1:A:460:ILE:CB	1:B:467:TYR:HB2	1.41	1.51
2:C:54:LEU:CG	2:D:28:LEU:HD21	1.37	1.51
4:G:133:ASN:HB3	5:H:44:PHE:CB	1.36	1.51
1:A:354:ILE:HG21	1:B:353:THR:CG2	1.35	1.51
1:A:457:LEU:HA	1:B:467:TYR:CZ	1.48	1.49
4:G:60:PHE:H	5:H:139:LYS:NZ	1.08	1.49
2:C:11:SER:CB	3:E:94:GLN:HG3	1.02	1.48
4:G:133:ASN:CB	5:H:44:PHE:HB3	1.02	1.48
1:A:378:GLU:HG2	1:B:98:GLN:CD	1.26	1.48
1:A:252:GLU:HB3	1:B:90:LYS:CA	1.02	1.48
4:G:132:ASN:HB3	5:H:57:GLY:N	1.22	1.47
4:G:10:LEU:CD1	5:H:53:ILE:HG22	1.44	1.47
1:A:419:ILE:CG2	1:B:426:VAL:HG21	1.00	1.47
1:A:252:GLU:CB	1:B:90:LYS:CB	1.93	1.46
1:A:252:GLU:HB3	1:B:90:LYS:CB	1.47	1.45
4:G:98:GLU:N	5:H:52:ARG:NH1	1.63	1.44
1:A:378:GLU:HG2	1:B:98:GLN:NE2	1.28	1.44
2:C:11:SER:CA	3:E:94:GLN:HG3	1.46	1.44
2:C:70:LEU:CB	3:E:92:GLY:O	1.64	1.44
1:B:292:ASP:N	2:D:33:LYS:C	1.68	1.43
1:A:437:ILE:HG13	1:B:466:GLN:NE2	1.13	1.43
1:A:292:ASP:N	2:C:33:LYS:C	1.71	1.43
1:A:64:ARG:HB3	1:B:321:ARG:NH2	1.14	1.43
3:F:19:ASN:OD1	4:G:25:MET:CE	1.65	1.43
2:D:4:GLN:HG2	3:F:1:MET:N	1.17	1.43
1:B:306:HIS:CD2	2:C:39:PRO:HG3	1.54	1.40
2:D:70:LEU:CD2	3:E:2:TYR:OH	1.70	1.40
1:A:419:ILE:CG2	1:B:426:VAL:CG2	1.97	1.40
1:A:252:GLU:CB	1:B:90:LYS:HA	1.53	1.39
1:A:254:VAL:CG2	1:B:90:LYS:HB3	1.51	1.39
1:A:457:LEU:CA	1:B:467:TYR:CZ	2.04	1.39
4:G:62:GLU:HB2	5:H:56:PRO:CB	1.50	1.38
2:C:54:LEU:CD1	2:D:28:LEU:CD2	2.01	1.38
2:C:82:PHE:CD1	2:D:84:THR:CG2	2.06	1.38
2:C:49:ILE:HD11	2:D:28:LEU:CG	1.54	1.37

Continued on next page...

Continued from previous page...

Atom-1	Atom-2	Interatomic distance (Å)	Clash overlap (Å)
2:C:95:ASN:ND2	2:D:93:LYS:HG3	1.05	1.37
1:A:437:ILE:CG2	1:B:466:GLN:OE1	1.71	1.37
3:F:19:ASN:N	4:G:25:MET:HE2	1.06	1.37
2:C:11:SER:HB3	3:E:94:GLN:CB	1.53	1.36
1:A:336:ILE:CG1	1:B:330:ALA:CB	1.86	1.36
1:B:299:PHE:CD2	2:D:35:GLU:O	1.78	1.36
1:A:252:GLU:OE1	1:B:89:HIS:CD2	1.79	1.35
4:G:61:GLY:O	5:H:139:LYS:HG3	1.25	1.35
2:C:101:ALA:O	2:D:99:LYS:CE	1.73	1.35
2:C:4:GLN:HG3	3:E:1:MET:CE	1.56	1.35
1:A:460:ILE:CG1	1:B:467:TYR:CD2	2.09	1.34
1:A:437:ILE:CG1	1:B:466:GLN:CD	1.96	1.34
4:G:10:LEU:CD2	5:H:53:ILE:HA	1.56	1.34
4:G:134:ASN:OD1	5:H:137:GLU:CB	1.74	1.34
1:A:457:LEU:HA	1:B:467:TYR:CE1	1.62	1.33
1:A:299:PHE:CD2	2:C:35:GLU:O	1.78	1.33
1:A:437:ILE:HG12	1:B:466:GLN:CD	1.47	1.33
2:C:97:TYR:CD1	2:D:98:ARG:O	1.82	1.33
2:C:96:PRO:O	2:D:98:ARG:HG3	1.17	1.32
2:C:54:LEU:CG	2:D:28:LEU:CD2	1.93	1.32
2:C:97:TYR:CD1	2:D:98:ARG:C	1.95	1.32
4:G:133:ASN:CB	5:H:44:PHE:CB	1.98	1.32
2:C:87:PRO:O	2:D:90:ILE:HD11	1.23	1.32
1:A:252:GLU:CB	1:B:90:LYS:CA	1.98	1.31
2:C:70:LEU:CB	3:E:92:GLY:H	1.42	1.31
1:A:457:LEU:HA	1:B:467:TYR:CE2	1.63	1.31
2:D:76:ASP:OD2	3:E:39:GLN:NE2	1.64	1.31
2:D:12:ILE:N	3:F:93:LEU:CD2	1.94	1.31
1:A:460:ILE:HB	1:B:467:TYR:CG	1.66	1.31
1:A:252:GLU:CB	1:B:90:LYS:HB2	1.57	1.31
1:A:437:ILE:CG1	1:B:466:GLN:NE2	1.91	1.30
1:B:310:LYS:HE3	2:C:34:ASP:OD2	1.15	1.30
1:B:288:LEU:HD11	2:D:34:ASP:O	1.14	1.30
1:A:254:VAL:CG2	1:B:90:LYS:CB	2.02	1.30
4:G:10:LEU:HD11	5:H:53:ILE:CG2	1.62	1.29
1:A:288:LEU:HD11	2:C:34:ASP:O	1.27	1.29
1:A:253:MET:CE	1:B:87:ALA:HB2	1.63	1.29
3:E:107:TYR:HB3	4:G:116:THR:OG1	1.14	1.29
1:A:254:VAL:CG2	1:B:90:LYS:CG	2.08	1.28
4:G:100:PHE:CE2	5:H:144:ASP:OD2	1.85	1.28
1:B:299:PHE:CE2	2:D:35:GLU:O	1.86	1.28

Continued on next page...

Continued from previous page...

Atom-1	Atom-2	Interatomic distance (Å)	Clash overlap (Å)
2:C:96:PRO:CG	2:D:93:LYS:O	1.81	1.28
1:A:299:PHE:CE2	2:C:35:GLU:O	1.85	1.28
4:G:10:LEU:HD21	5:H:53:ILE:CB	1.63	1.28
1:B:291:TYR:C	2:D:33:LYS:O	1.72	1.27
1:B:294:GLU:OE1	2:C:46:ASN:HB3	1.13	1.27
2:C:4:GLN:CG	3:E:1:MET:HE3	1.65	1.27
2:C:11:SER:CB	3:E:94:GLN:CG	1.79	1.27
1:A:460:ILE:CG1	1:B:467:TYR:HD2	1.43	1.27
2:D:73:ARG:HH21	3:E:39:GLN:CB	1.45	1.27
2:C:70:LEU:HB3	3:E:92:GLY:C	1.52	1.27
4:G:132:ASN:CB	5:H:57:GLY:N	1.77	1.26
1:A:250:ASN:O	1:B:53:TYR:CZ	1.88	1.26
1:A:291:TYR:C	2:C:33:LYS:O	1.75	1.25
1:A:292:ASP:OD2	2:C:33:LYS:HB2	1.31	1.25
2:C:94:LEU:O	2:D:94:LEU:HD23	1.28	1.25
4:G:101:THR:O	5:H:42:GLU:CD	1.73	1.25
2:C:95:ASN:ND2	2:D:93:LYS:CG	1.99	1.25
1:A:460:ILE:CB	1:B:467:TYR:CB	2.04	1.25
2:D:4:GLN:CG	3:F:1:MET:H1	1.48	1.24
1:A:382:ARG:HD2	1:B:98:GLN:CA	1.65	1.24
1:B:295:ASN:OD1	2:D:37:HIS:HE1	1.20	1.24
2:C:101:ALA:N	2:D:99:LYS:HE3	1.52	1.24
1:B:301:ALA:HB3	2:C:43:LYS:CE	1.67	1.23
2:C:70:LEU:HB3	3:E:92:GLY:O	1.07	1.23
1:A:457:LEU:N	1:B:467:TYR:CZ	2.07	1.23
1:A:456:GLU:C	1:B:467:TYR:CE2	2.12	1.23
1:B:292:ASP:OD2	2:D:33:LYS:HB2	1.26	1.23
2:C:101:ALA:O	2:D:99:LYS:NZ	1.72	1.23
1:A:382:ARG:CD	1:B:98:GLN:HA	1.70	1.22
1:B:310:LYS:HE3	2:C:34:ASP:CG	1.57	1.22
1:A:345:GLN:NE2	1:B:341:TYR:HE2	1.38	1.22
1:A:460:ILE:CG2	1:B:467:TYR:CB	2.17	1.21
2:D:12:ILE:N	3:F:93:LEU:HD21	1.54	1.21
2:C:82:PHE:CE1	2:D:84:THR:HG22	1.73	1.21
2:D:70:LEU:HD22	3:E:2:TYR:CZ	1.73	1.21
1:A:68:ASP:OD1	1:B:300:THR:HB	1.39	1.21
1:A:332:GLU:HB3	1:B:327:ASP:OD1	1.39	1.21
2:C:49:ILE:HG12	2:D:28:LEU:CD1	1.68	1.21
1:B:292:ASP:N	2:D:33:LYS:CA	1.85	1.20
3:F:20:GLY:CA	4:G:18:LEU:HB2	1.69	1.20
1:B:294:GLU:OE1	2:C:42:ASP:OD2	1.58	1.20

Continued on next page...

Continued from previous page...

Atom-1	Atom-2	Interatomic distance (Å)	Clash overlap (Å)
2:C:49:ILE:CD1	2:D:28:LEU:CD2	2.18	1.20
2:C:54:LEU:CD1	2:D:28:LEU:HD23	1.66	1.20
2:C:70:LEU:HG	3:E:91:SER:CA	1.72	1.19
1:A:254:VAL:CB	1:B:90:LYS:HB3	1.71	1.19
1:A:292:ASP:N	2:C:33:LYS:O	1.76	1.19
1:A:378:GLU:CG	1:B:98:GLN:NE2	2.06	1.19
1:A:457:LEU:HG	1:B:467:TYR:CD1	1.78	1.19
1:A:460:ILE:HB	1:B:467:TYR:CD2	1.76	1.19
2:C:49:ILE:CG1	2:D:28:LEU:CD1	2.08	1.18
2:C:49:ILE:CD1	2:D:28:LEU:HD21	1.72	1.18
2:D:73:ARG:HE	3:F:90:LEU:CD1	1.56	1.18
4:G:60:PHE:N	5:H:139:LYS:NZ	1.90	1.18
2:D:71:THR:HA	3:F:92:GLY:H	1.02	1.18
1:A:419:ILE:HG21	1:B:426:VAL:CG2	1.64	1.18
1:A:253:MET:HB2	1:B:53:TYR:CE1	1.78	1.18
2:D:11:SER:OG	3:F:93:LEU:HD23	1.41	1.18
1:A:292:ASP:N	2:C:33:LYS:CA	1.90	1.18
4:G:98:GLU:HA	5:H:47:GLN:O	1.41	1.18
3:F:44:GLU:HG2	3:F:46:TYR:H	1.10	1.17
4:G:10:LEU:CG	5:H:53:ILE:HG22	1.74	1.17
1:B:293:GLY:H	2:D:35:GLU:CB	1.57	1.17
1:B:110:ASP:HB3	1:B:396:LEU:HB3	1.27	1.17
5:H:90:LYS:HB3	5:H:151:VAL:HA	1.22	1.17
1:A:168:VAL:HG21	1:B:189:ILE:HG23	1.21	1.16
1:A:336:ILE:CD1	1:B:330:ALA:HB2	1.76	1.16
2:C:12:ILE:HA	3:E:93:LEU:HD11	1.21	1.16
1:A:254:VAL:HG11	1:B:91:LEU:N	1.59	1.16
3:E:61:TYR:HA	3:E:96:ILE:HG13	1.21	1.16
1:A:252:GLU:HB2	1:B:90:LYS:HB2	1.22	1.16
2:C:101:ALA:CA	2:D:99:LYS:HE3	1.76	1.16
3:E:43:GLN:HG2	3:E:53:GLN:H	1.11	1.16
2:D:12:ILE:CG1	3:F:93:LEU:HD22	1.74	1.16
2:C:48:SER:OG	2:D:31:PHE:CD1	1.93	1.15
2:C:5:ARG:HD2	3:E:63:PRO:HG2	1.21	1.15
2:D:12:ILE:HG13	3:F:93:LEU:CD2	1.76	1.15
2:C:101:ALA:C	2:D:99:LYS:CE	2.13	1.15
2:C:94:LEU:O	2:D:94:LEU:CD2	1.93	1.15
1:B:292:ASP:CG	2:D:33:LYS:HB2	1.53	1.15
3:F:20:GLY:HA2	4:G:18:LEU:HB2	1.22	1.15
1:A:295:ASN:OD1	2:C:37:HIS:HE1	1.24	1.15
1:A:460:ILE:HG21	1:B:467:TYR:HB2	1.20	1.15

Continued on next page...

Continued from previous page...

Atom-1	Atom-2	Interatomic distance (Å)	Clash overlap (Å)
1:A:168:VAL:CG1	1:B:189:ILE:HA	1.77	1.15
4:G:133:ASN:HA	5:H:42:GLU:HG3	1.20	1.15
1:B:292:ASP:N	2:D:33:LYS:O	1.75	1.15
1:B:293:GLY:H	2:D:35:GLU:HB3	1.09	1.14
1:B:376:MET:HA	1:B:379:ARG:HD3	1.28	1.14
4:G:134:ASN:OD1	5:H:137:GLU:HB3	1.34	1.14
1:B:291:TYR:CD1	2:D:33:LYS:HA	1.81	1.14
1:B:310:LYS:HB2	2:C:38:ASN:HD22	1.07	1.14
1:A:354:ILE:CG2	1:B:353:THR:H	1.58	1.14
1:A:64:ARG:CB	1:B:321:ARG:NH2	2.11	1.14
2:C:95:ASN:HA	2:D:93:LYS:HZ3	1.02	1.14
3:E:52:LEU:HD11	4:G:40:PRO:HD3	1.17	1.14
1:A:168:VAL:HG11	1:B:189:ILE:HA	1.29	1.14
1:A:457:LEU:CA	1:B:467:TYR:CE1	2.28	1.14
1:A:293:GLY:H	2:C:35:GLU:HB3	1.09	1.14
3:E:103:GLU:O	4:G:40:PRO:HB3	1.45	1.14
2:C:9:LEU:HD13	2:D:20:TYR:HE2	0.98	1.14
1:B:408:LYS:HD3	1:B:412:MET:HE3	1.26	1.14
1:A:460:ILE:HG12	1:B:467:TYR:CD2	1.77	1.13
1:A:460:ILE:CB	1:B:467:TYR:CD2	2.31	1.13
1:A:293:GLY:H	2:C:35:GLU:CB	1.61	1.13
2:C:5:ARG:HA	3:E:3:GLU:HA	1.28	1.13
4:G:60:PHE:N	5:H:139:LYS:HZ2	1.44	1.13
2:D:70:LEU:HD22	3:E:2:TYR:OH	1.29	1.13
2:D:12:ILE:CA	3:F:93:LEU:CD2	2.24	1.13
2:C:54:LEU:HD11	2:D:28:LEU:HD23	1.19	1.13
1:A:457:LEU:CA	1:B:467:TYR:CE2	2.26	1.13
3:E:105:GLY:HA3	4:G:117:ASP:CG	1.68	1.13
3:F:6:ARG:HG3	3:F:35:ALA:HA	1.16	1.13
4:G:100:PHE:CZ	5:H:144:ASP:OD2	2.02	1.13
5:H:12:LYS:HB2	5:H:164:GLY:HA2	1.27	1.13
1:A:253:MET:HE3	1:B:87:ALA:HB2	1.29	1.12
1:A:291:TYR:CD1	2:C:33:LYS:HA	1.83	1.12
2:D:71:THR:CA	3:F:91:SER:HB2	1.79	1.12
5:H:49:LYS:HB2	5:H:52:ARG:HG2	1.15	1.12
4:G:98:GLU:CG	5:H:54:LEU:HG	1.79	1.12
1:A:209:GLU:H	1:A:217:MET:HB2	1.10	1.12
2:D:12:ILE:CG1	3:F:93:LEU:CD2	2.26	1.12
2:C:11:SER:HB2	3:E:94:GLN:CA	1.80	1.12
4:G:134:ASN:CG	5:H:137:GLU:HB3	1.70	1.12
1:A:379:ARG:HB3	1:B:94:ASP:HB3	1.30	1.12

Continued on next page...

Continued from previous page...

Atom-1	Atom-2	Interatomic distance (Å)	Clash overlap (Å)
4:G:133:ASN:O	5:H:57:GLY:O	1.68	1.11
4:G:3:TRP:HA	4:G:4:LYS:HB2	1.32	1.11
2:C:48:SER:OG	2:D:31:PHE:HD1	1.28	1.11
3:E:9:ILE:HG21	3:E:78:GLY:HA2	1.27	1.11
1:A:354:ILE:HG23	1:B:353:THR:H	1.00	1.11
1:A:378:GLU:CB	1:B:98:GLN:HE22	1.63	1.11
1:A:378:GLU:CG	1:B:98:GLN:CD	2.19	1.11
2:D:70:LEU:HD23	3:E:2:TYR:OH	1.48	1.11
2:D:73:ARG:NH2	3:E:39:GLN:HB2	1.65	1.11
1:B:163:GLU:HB2	1:B:182:ARG:HG3	1.18	1.10
2:C:49:ILE:HD13	2:D:28:LEU:CD1	1.60	1.10
3:E:79:LYS:HD2	3:F:87:PRO:HD3	1.32	1.10
3:E:48:LYS:HD3	3:F:48:LYS:HG3	1.28	1.10
4:G:133:ASN:OD1	5:H:44:PHE:CD1	2.03	1.10
4:G:62:GLU:HB2	5:H:56:PRO:HB2	1.19	1.10
1:B:162:ALA:HB1	1:B:164:GLU:HB2	1.28	1.10
1:A:254:VAL:CG2	1:B:90:LYS:HG2	1.76	1.10
1:A:437:ILE:HG21	1:B:466:GLN:OE1	1.45	1.10
1:A:336:ILE:HD11	1:B:330:ALA:HB2	1.28	1.10
1:B:282:GLN:HB3	1:B:283:GLN:HA	1.34	1.10
1:A:61:LYS:HD3	1:B:279:SER:HB3	1.24	1.09
1:A:456:GLU:O	1:B:467:TYR:CE2	2.05	1.09
1:B:306:HIS:CD2	2:C:39:PRO:CG	2.34	1.09
2:C:96:PRO:HG2	2:D:93:LYS:C	1.56	1.09
1:B:34:ILE:HD13	1:B:199:LEU:HD13	1.22	1.09
1:A:460:ILE:HG12	1:B:467:TYR:HD2	1.06	1.09
4:G:60:PHE:HB2	5:H:139:LYS:CE	1.82	1.09
4:G:117:ASP:HB3	4:G:119:VAL:HG23	1.34	1.09
3:E:107:TYR:CB	4:G:116:THR:OG1	1.99	1.09
1:B:96:LYS:HE3	1:B:100:LEU:HD12	1.27	1.09
1:A:457:LEU:HA	1:B:467:TYR:CD1	1.88	1.09
1:B:149:VAL:HG11	1:B:227:ARG:HB2	1.10	1.09
2:D:71:THR:HA	3:F:91:SER:HB2	1.21	1.09
3:E:52:LEU:HD11	4:G:40:PRO:CD	1.82	1.09
1:A:292:ASP:CG	2:C:33:LYS:HB2	1.60	1.08
1:A:282:GLN:HG2	1:A:284:ILE:HG23	1.31	1.08
1:A:110:ASP:HB3	1:A:396:LEU:HB3	1.34	1.08
2:C:70:LEU:HB3	3:E:92:GLY:N	1.65	1.08
1:B:209:GLU:H	1:B:217:MET:HB2	1.11	1.08
1:A:34:ILE:HG22	1:A:181:LEU:HD13	1.10	1.08
4:G:113:ILE:HG21	4:G:121:LYS:HB3	1.28	1.08

Continued on next page...

Continued from previous page...

Atom-1	Atom-2	Interatomic distance (Å)	Clash overlap (Å)
1:A:254:VAL:O	1:B:90:LYS:HD3	1.52	1.08
5:H:15:PHE:H	5:H:29:PRO:HA	1.17	1.08
1:B:410:LEU:HD12	1:B:411:THR:HG23	1.34	1.08
2:C:97:TYR:OH	2:D:102:ARG:HA	1.53	1.08
3:E:85:GLY:HA3	3:E:99:ILE:HG23	1.11	1.08
3:E:45:GLU:HG2	3:F:44:GLU:HB3	1.36	1.08
1:A:38:ILE:HG12	1:A:165:MET:HB3	1.32	1.07
1:A:68:ASP:OD1	1:B:300:THR:CB	2.02	1.07
1:A:437:ILE:HD13	1:B:463:GLU:HG3	1.18	1.07
3:E:60:ILE:HG23	3:E:98:ARG:HA	1.28	1.07
2:C:86:ILE:O	2:D:90:ILE:HD12	1.54	1.07
4:G:62:GLU:HB2	5:H:56:PRO:HB3	1.26	1.07
5:H:90:LYS:HA	5:H:151:VAL:HG13	1.32	1.07
1:A:393:ALA:HA	1:A:396:LEU:HD12	1.33	1.07
1:A:149:VAL:HG11	1:A:227:ARG:HB2	1.09	1.07
1:B:288:LEU:CD1	2:D:34:ASP:O	2.00	1.07
2:C:9:LEU:HD13	2:D:20:TYR:CE2	1.89	1.07
3:F:52:LEU:HB3	3:F:53:GLN:HG2	1.29	1.07
4:G:100:PHE:HB2	5:H:47:GLN:CD	1.73	1.07
1:A:162:ALA:HB1	1:A:164:GLU:HB2	1.29	1.07
1:A:96:LYS:HA	1:A:373:LYS:HE2	1.18	1.07
1:B:295:ASN:OD1	2:D:37:HIS:CE1	2.08	1.07
1:A:266:ASN:HD21	1:B:271:THR:HG21	1.00	1.07
5:H:101:ASN:HB3	5:H:161:GLN:HB3	1.36	1.07
1:A:163:GLU:HB2	1:A:182:ARG:HG3	1.16	1.07
1:A:34:ILE:HD13	1:A:199:LEU:HD13	1.27	1.07
1:B:34:ILE:HG22	1:B:181:LEU:HD13	1.12	1.07
1:A:378:GLU:CG	1:B:98:GLN:OE1	2.02	1.07
1:A:168:VAL:HB	1:B:189:ILE:CG1	1.84	1.07
1:A:329:ALA:HA	1:B:327:ASP:OD1	1.54	1.07
1:A:335:ARG:HG3	1:B:334:GLU:OE1	1.52	1.07
1:A:254:VAL:CG1	1:B:91:LEU:H	1.68	1.07
2:C:96:PRO:HG2	2:D:93:LYS:O	0.89	1.07
5:H:100:GLU:HB3	5:H:103:LYS:HB3	1.37	1.07
1:B:167:VAL:HG13	1:B:177:ILE:HD12	1.33	1.06
1:B:284:ILE:HD13	1:B:321:ARG:HH21	1.18	1.06
4:G:27:MET:HG3	4:G:75:THR:HG21	1.37	1.06
1:A:376:MET:HG2	1:A:380:LYS:HE2	1.33	1.06
1:A:419:ILE:HG22	1:B:426:VAL:HG21	1.38	1.06
1:A:457:LEU:HA	1:B:467:TYR:CD2	1.89	1.06
3:E:48:LYS:HA	3:F:48:LYS:HB2	1.36	1.06

Continued on next page...

Continued from previous page...

Atom-1	Atom-2	Interatomic distance (Å)	Clash overlap (Å)
2:C:5:ARG:HA	3:E:3:GLU:CA	1.84	1.06
2:D:12:ILE:HA	3:F:93:LEU:HD21	1.08	1.06
1:B:96:LYS:HA	1:B:373:LYS:HE2	1.15	1.06
1:A:167:VAL:HG13	1:A:177:ILE:HD12	1.36	1.06
1:A:419:ILE:HG23	1:B:426:VAL:HG21	1.08	1.06
2:C:12:ILE:HA	3:E:93:LEU:CD1	1.84	1.06
4:G:10:LEU:CD2	5:H:53:ILE:CA	2.23	1.06
4:G:93:LYS:HD3	4:G:93:LYS:H	1.20	1.06
1:A:254:VAL:HB	1:B:91:LEU:HG	1.37	1.05
1:A:266:ASN:ND2	1:B:271:THR:HG21	1.69	1.05
2:D:71:THR:O	3:F:91:SER:CB	2.03	1.05
1:A:410:LEU:HD12	1:A:411:THR:HG23	1.37	1.05
1:B:376:MET:HG2	1:B:380:LYS:HE2	1.33	1.05
1:A:292:ASP:CA	2:C:33:LYS:C	2.20	1.05
1:A:96:LYS:HE3	1:A:100:LEU:HD12	1.28	1.05
2:C:70:LEU:O	3:E:91:SER:HB2	1.55	1.05
4:G:10:LEU:HD11	5:H:53:ILE:HG22	1.06	1.05
1:B:301:ALA:HB3	2:C:43:LYS:HE3	1.35	1.05
1:A:345:GLN:NE2	1:B:341:TYR:CE2	2.25	1.05
1:A:456:GLU:HB3	1:B:467:TYR:OH	1.56	1.05
3:E:107:TYR:HB3	4:G:116:THR:CB	1.72	1.05
1:A:378:GLU:HG2	1:B:98:GLN:OE1	1.53	1.05
2:C:70:LEU:HB2	3:E:92:GLY:O	1.56	1.05
1:A:287:VAL:HG22	1:B:309:ILE:O	1.55	1.05
1:A:442:THR:OG1	1:B:459:ARG:CZ	2.05	1.05
4:G:134:ASN:OD1	5:H:137:GLU:HB2	1.47	1.05
1:A:376:MET:HA	1:A:379:ARG:HD3	1.33	1.04
4:G:75:THR:HB	4:G:78:GLU:HB2	1.37	1.04
1:A:282:GLN:HB3	1:A:283:GLN:HA	1.34	1.04
3:F:19:ASN:OD1	4:G:25:MET:HE3	0.89	1.04
4:G:44:VAL:HG11	4:G:74:THR:HB	1.38	1.04
2:C:97:TYR:HA	2:D:98:ARG:CA	1.76	1.04
3:E:51:GLN:HB3	3:F:106:ALA:HB3	1.39	1.04
1:A:332:GLU:CB	1:B:327:ASP:OD1	2.04	1.04
1:B:38:ILE:HG12	1:B:165:MET:HB3	1.35	1.04
2:C:86:ILE:H	2:D:87:PRO:CG	1.64	1.04
4:G:132:ASN:HB2	5:H:57:GLY:N	1.68	1.04
2:C:49:ILE:HD13	2:D:28:LEU:HD13	1.34	1.04
1:A:168:VAL:CB	1:B:189:ILE:HG13	1.86	1.04
1:B:322:ALA:HB1	1:B:326:VAL:HG21	1.37	1.04
2:D:4:GLN:CG	3:F:1:MET:N	2.10	1.04

Continued on next page...

Continued from previous page...

Atom-1	Atom-2	Interatomic distance (Å)	Clash overlap (Å)
1:A:354:ILE:HG23	1:B:353:THR:N	1.73	1.04
1:A:436:GLY:HA3	1:B:434:THR:CG2	1.88	1.03
1:A:66:TYR:HE1	1:A:74:LEU:HB3	1.20	1.03
1:A:259:PHE:HE1	1:B:88:TRP:CH2	1.76	1.03
1:B:292:ASP:CA	2:D:33:LYS:C	2.17	1.03
1:B:292:ASP:CG	2:D:33:LYS:CB	2.03	1.03
2:C:11:SER:HB2	3:E:94:GLN:HA	1.34	1.03
1:B:440:LYS:HB3	1:B:456:GLU:HB2	1.40	1.03
2:D:28:LEU:HD12	2:D:31:PHE:HZ	1.23	1.03
2:C:28:LEU:HD12	2:C:31:PHE:HZ	1.23	1.03
2:D:4:GLN:HG2	3:F:1:MET:H3	1.23	1.03
2:C:4:GLN:HG2	3:E:1:MET:HB3	1.36	1.03
1:A:110:ASP:HA	1:A:406:PRO:HB2	1.41	1.03
1:A:140:LYS:HG2	1:A:141:GLY:HA2	1.39	1.03
1:A:460:ILE:CB	1:B:467:TYR:HD2	1.70	1.03
1:B:310:LYS:CE	2:C:34:ASP:CG	2.26	1.03
3:E:103:GLU:OE1	4:G:42:PRO:HD2	1.58	1.03
5:H:90:LYS:HG2	5:H:150:ILE:HB	1.40	1.03
1:A:295:ASN:OD1	2:C:37:HIS:CE1	2.12	1.02
1:A:440:LYS:HB3	1:A:456:GLU:HB2	1.40	1.02
1:A:296:PRO:HD3	2:C:35:GLU:OE2	1.57	1.02
3:E:81:VAL:HB	3:F:86:ASP:HB3	1.41	1.02
1:A:296:PRO:HA	1:A:299:PHE:HB3	1.41	1.02
1:A:292:ASP:HB3	2:C:35:GLU:HB2	1.39	1.02
2:C:49:ILE:HG12	2:D:28:LEU:HD11	1.05	1.02
1:A:442:THR:OG1	1:B:459:ARG:NE	1.92	1.02
2:D:5:ARG:CZ	3:F:63:PRO:HG2	1.88	1.02
1:B:310:LYS:CE	2:C:34:ASP:OD2	2.07	1.02
3:F:70:LYS:HA	3:F:83:PHE:HB2	1.39	1.02
5:H:107:GLN:HB2	5:H:152:ASN:HD22	1.20	1.02
1:A:37:LEU:HD21	1:B:189:ILE:CG2	1.90	1.02
1:B:291:TYR:CD2	2:C:51:SER:N	2.28	1.02
2:D:71:THR:HA	3:F:92:GLY:N	1.73	1.02
5:H:17:SER:HA	5:H:23:GLY:HA3	1.37	1.02
1:B:310:LYS:HB2	2:C:38:ASN:ND2	1.74	1.01
2:C:101:ALA:C	2:D:99:LYS:HE3	1.76	1.01
2:C:91:LEU:CD2	2:D:87:PRO:HG2	1.90	1.01
1:A:252:GLU:HB2	1:B:90:LYS:CB	1.68	1.01
2:C:11:SER:CB	3:E:94:GLN:CA	2.38	1.01
2:C:82:PHE:HD1	2:D:84:THR:CG2	1.70	1.01
1:A:457:LEU:N	1:B:467:TYR:CE2	2.28	1.01

Continued on next page...

Continued from previous page...

Atom-1	Atom-2	Interatomic distance (Å)	Clash overlap (Å)
1:A:457:LEU:CB	1:B:467:TYR:CE1	2.44	1.01
1:A:38:ILE:HG21	1:A:163:GLU:HG3	1.43	1.01
1:A:64:ARG:HB3	1:B:321:ARG:HH22	1.19	1.01
1:B:296:PRO:HA	1:B:299:PHE:HB3	1.43	1.01
5:H:31:TYR:HE2	5:H:70:LYS:HE2	1.24	1.01
4:G:61:GLY:O	5:H:139:LYS:CG	2.08	1.01
1:A:437:ILE:HG23	1:B:466:GLN:OE1	1.59	1.01
1:A:296:PRO:CG	2:C:37:HIS:H	1.70	1.00
1:B:310:LYS:CB	2:C:38:ASN:HD22	1.73	1.00
1:B:270:ILE:HB	1:B:340:LEU:HD23	1.43	1.00
4:G:133:ASN:HB2	5:H:44:PHE:HB3	1.35	1.00
1:B:66:TYR:HE1	1:B:74:LEU:HB3	1.20	1.00
1:B:110:ASP:HA	1:B:406:PRO:HB2	1.43	1.00
2:C:70:LEU:CG	3:E:92:GLY:H	1.74	1.00
1:B:100:LEU:HG	1:B:377:ALA:HB1	1.42	1.00
2:C:12:ILE:CG1	3:E:93:LEU:HG	1.90	1.00
2:C:70:LEU:CG	3:E:91:SER:HA	1.89	1.00
5:H:110:PHE:HA	5:H:151:VAL:HB	1.37	1.00
1:A:61:LYS:HD3	1:B:279:SER:CB	1.91	1.00
1:B:38:ILE:HG21	1:B:163:GLU:HG3	1.43	1.00
2:D:70:LEU:HB3	3:F:92:GLY:O	1.60	1.00
2:C:59:LYS:HB2	2:C:92:LYS:HE3	1.44	1.00
1:A:336:ILE:CD1	1:B:330:ALA:CB	2.34	1.00
2:D:70:LEU:HD23	3:F:91:SER:O	1.61	1.00
1:B:294:GLU:OE1	2:C:46:ASN:CB	2.09	0.99
1:B:296:PRO:HD3	2:D:35:GLU:OE2	1.60	0.99
1:A:408:LYS:HD3	1:A:412:MET:HE3	1.42	0.99
1:A:96:LYS:HB2	1:A:373:LYS:HG3	1.44	0.99
4:G:60:PHE:HB2	5:H:139:LYS:HE3	1.00	0.99
1:A:270:ILE:HB	1:A:340:LEU:HG	1.45	0.99
1:A:436:GLY:HA3	1:B:434:THR:HG23	1.45	0.99
4:G:61:GLY:H	5:H:139:LYS:HD2	1.27	0.99
2:C:95:ASN:HA	2:D:93:LYS:NZ	1.77	0.99
3:F:58:TYR:HE2	3:F:81:VAL:HG21	1.27	0.99
1:A:456:GLU:HG2	1:B:467:TYR:CE2	1.98	0.99
2:C:49:ILE:HD11	2:D:28:LEU:HD21	1.01	0.99
2:D:73:ARG:HH21	3:E:39:GLN:HB2	0.82	0.99
5:H:111:ALA:HB1	5:H:132:LEU:HD22	1.42	0.99
1:A:460:ILE:HG13	1:B:466:GLN:HB2	1.41	0.99
2:D:59:LYS:HB2	2:D:92:LYS:HE3	1.44	0.99
3:E:52:LEU:HB3	3:E:53:GLN:HA	1.42	0.99

Continued on next page...

Continued from previous page...

Atom-1	Atom-2	Interatomic distance (Å)	Clash overlap (Å)
1:A:340:LEU:HD11	1:B:278:PHE:HE2	1.21	0.99
3:E:2:TYR:CE2	3:F:95:GLU:HG2	1.98	0.99
3:F:88:VAL:HG11	3:F:100:LYS:HD2	1.41	0.99
1:A:322:ALA:HB1	1:A:326:VAL:HG21	1.44	0.98
1:B:301:ALA:CB	2:C:43:LYS:CE	2.40	0.98
2:C:70:LEU:HG	3:E:91:SER:HA	0.99	0.98
1:A:266:ASN:ND2	1:B:271:THR:CG2	2.26	0.98
1:B:59:ILE:HA	1:B:62:LYS:HB3	1.42	0.98
2:C:54:LEU:CG	2:D:28:LEU:HD23	1.81	0.98
2:D:71:THR:CA	3:F:92:GLY:H	1.76	0.98
1:B:140:LYS:HG2	1:B:141:GLY:HA2	1.40	0.98
1:B:34:ILE:HG23	1:B:179:PHE:CZ	1.98	0.98
1:A:38:ILE:HA	1:A:165:MET:HA	1.43	0.98
4:G:62:GLU:CB	5:H:56:PRO:CB	2.42	0.98
1:A:146:HIS:HA	1:A:244:ILE:HG21	1.44	0.98
1:A:252:GLU:HB2	1:B:90:LYS:CG	1.94	0.98
1:B:41:HIS:HD2	1:B:164:GLU:HB3	1.28	0.98
4:G:10:LEU:HD21	5:H:53:ILE:HA	1.03	0.98
1:A:335:ARG:CG	1:B:334:GLU:OE1	2.12	0.98
2:C:85:GLU:HA	2:C:87:PRO:HA	1.46	0.98
2:C:5:ARG:HG3	2:C:8:ARG:H	1.23	0.98
2:C:96:PRO:O	2:D:98:ARG:CG	2.11	0.98
5:H:111:ALA:HB2	5:H:132:LEU:HD13	1.45	0.98
1:B:291:TYR:CA	2:D:33:LYS:O	2.10	0.98
2:C:101:ALA:H	2:D:99:LYS:HE3	1.02	0.98
3:F:43:GLN:HB2	3:F:47:TYR:CE1	1.99	0.98
4:G:14:THR:HA	4:G:17:ASN:HD22	1.26	0.98
1:A:86:HIS:HA	1:A:87:ALA:HB3	1.46	0.98
1:A:287:VAL:CG2	1:B:309:ILE:O	2.11	0.98
3:F:14:TYR:HB2	3:F:28:TRP:CH2	1.98	0.98
5:H:112:TYR:HB2	5:H:133:GLN:H	1.29	0.98
1:A:59:ILE:HA	1:A:62:LYS:HB3	1.43	0.97
1:B:179:PHE:HZ	1:B:181:LEU:HD22	1.28	0.97
1:A:379:ARG:NE	1:B:94:ASP:HB2	1.78	0.97
2:C:97:TYR:CE1	2:D:98:ARG:O	2.16	0.97
1:A:253:MET:HE3	1:B:87:ALA:CB	1.94	0.97
2:D:12:ILE:N	3:F:93:LEU:HD23	1.75	0.97
3:E:105:GLY:HA3	4:G:117:ASP:OD1	1.61	0.97
1:A:34:ILE:HG23	1:A:179:PHE:CZ	1.98	0.97
1:A:453:PRO:O	1:B:467:TYR:OH	1.82	0.97
1:B:292:ASP:HB3	2:D:35:GLU:HB2	1.46	0.97

Continued on next page...

Continued from previous page...

Atom-1	Atom-2	Interatomic distance (Å)	Clash overlap (Å)
1:A:378:GLU:CG	1:B:98:GLN:HE22	1.72	0.97
3:E:51:GLN:NE2	4:G:38:ASP:HB2	1.79	0.97
1:A:266:ASN:HB2	1:A:344:ALA:HA	1.44	0.97
3:E:56:ILE:HB	3:E:84:ILE:HG12	1.47	0.97
1:A:291:TYR:CA	2:C:33:LYS:O	2.12	0.97
2:D:85:GLU:HA	2:D:87:PRO:HA	1.46	0.97
3:F:32:PHE:CZ	3:F:67:ARG:HB2	1.98	0.97
5:H:92:TRP:HE1	5:H:159:ASP:HB3	1.30	0.97
3:E:77:ARG:HB2	3:F:66:ASP:HB3	1.46	0.97
3:E:79:LYS:HE3	3:F:87:PRO:HG3	1.46	0.97
1:A:250:ASN:O	1:B:53:TYR:OH	1.83	0.97
1:B:291:TYR:HD2	2:C:51:SER:N	1.60	0.97
1:B:86:HIS:HA	1:B:87:ALA:HB3	1.47	0.97
1:A:288:LEU:CD1	2:C:34:ASP:O	2.12	0.96
1:A:38:ILE:HD11	1:A:181:LEU:HG	1.47	0.96
3:E:109:GLY:HA3	4:G:114:THR:O	1.64	0.96
1:B:296:PRO:CG	2:D:37:HIS:H	1.67	0.96
1:B:302:ASN:HB3	2:C:43:LYS:HB3	1.44	0.96
3:E:20:GLY:HA2	4:G:85:ARG:NH1	1.79	0.96
1:A:168:VAL:HB	1:B:189:ILE:HG13	0.96	0.96
2:D:5:ARG:HG3	2:D:8:ARG:H	1.23	0.96
3:E:70:LYS:HE3	3:E:84:ILE:HA	1.48	0.96
1:A:437:ILE:CD1	1:B:463:GLU:HG3	1.95	0.96
2:D:11:SER:HB3	3:F:94:GLN:HB3	1.42	0.96
2:C:96:PRO:C	2:D:98:ARG:HG3	1.85	0.96
1:B:296:PRO:HG3	2:D:37:HIS:N	1.78	0.96
3:F:5:PHE:CG	3:F:6:ARG:HA	2.00	0.96
4:G:96:MET:O	5:H:49:LYS:HG3	1.65	0.96
1:A:210:LYS:HG2	1:A:213:GLY:HA2	1.44	0.96
2:C:54:LEU:HD12	2:D:28:LEU:HG	1.46	0.96
1:B:38:ILE:HD11	1:B:181:LEU:HG	1.48	0.96
2:C:96:PRO:CD	2:D:93:LYS:HG2	1.96	0.96
4:G:95:LEU:H	4:G:95:LEU:HD22	1.29	0.96
5:H:90:LYS:HB2	5:H:150:ILE:HG22	1.47	0.96
2:D:12:ILE:HG13	3:F:93:LEU:HD22	0.96	0.96
2:C:101:ALA:C	2:D:99:LYS:HE2	1.85	0.96
4:G:101:THR:O	5:H:42:GLU:HB3	1.66	0.96
5:H:110:PHE:HE1	5:H:147:PRO:HB2	1.29	0.96
1:A:253:MET:CE	1:B:87:ALA:CB	2.43	0.96
1:A:379:ARG:HE	1:B:94:ASP:HB2	1.29	0.96
2:D:34:ASP:HB3	2:D:36:CYS:H	1.29	0.96

Continued on next page...

Continued from previous page...

Atom-1	Atom-2	Interatomic distance (Å)	Clash overlap (Å)
2:C:4:GLN:CG	3:E:1:MET:HB3	1.94	0.96
2:C:91:LEU:CD1	2:D:90:ILE:O	2.10	0.95
1:A:340:LEU:CD1	1:B:278:PHE:HE2	1.77	0.95
1:B:310:LYS:HB2	2:C:38:ASN:HB2	1.45	0.95
4:G:100:PHE:CD1	5:H:45:ASP:O	2.18	0.95
1:A:395:TYR:HA	1:A:398:ASN:HD22	1.31	0.95
1:A:179:PHE:HZ	1:A:181:LEU:HD22	1.30	0.95
1:A:254:VAL:HG22	1:B:90:LYS:HB3	1.04	0.95
2:C:91:LEU:HD21	2:D:87:PRO:HG2	1.49	0.95
4:G:101:THR:O	5:H:42:GLU:CB	2.15	0.95
2:C:34:ASP:HB3	2:C:36:CYS:H	1.29	0.95
3:E:51:GLN:HE21	4:G:38:ASP:HB2	1.32	0.95
1:A:92:PHE:CZ	1:A:369:LEU:HD13	2.00	0.95
1:A:457:LEU:HA	1:B:467:TYR:CG	2.02	0.95
1:B:92:PHE:CZ	1:B:369:LEU:HD13	1.99	0.95
1:B:63:ARG:HH21	1:B:81:ASN:HB2	1.32	0.95
2:C:95:ASN:C	2:D:94:LEU:HD23	1.84	0.95
2:C:28:LEU:HD12	2:C:31:PHE:CZ	2.00	0.94
3:E:32:PHE:CE2	3:E:67:ARG:HB2	2.02	0.94
2:D:4:GLN:HG3	3:F:1:MET:SD	2.07	0.94
1:A:419:ILE:HG21	1:B:426:VAL:HG21	0.96	0.94
1:A:109:SER:H	1:A:115:LEU:HD13	1.31	0.94
2:D:28:LEU:HD12	2:D:31:PHE:CZ	2.00	0.94
2:D:71:THR:HA	3:F:91:SER:CB	1.98	0.94
4:G:100:PHE:CD1	5:H:44:PHE:HB2	2.03	0.94
2:C:82:PHE:HD1	2:D:84:THR:HG21	1.31	0.94
2:C:11:SER:CB	3:E:94:GLN:CB	2.24	0.94
2:C:95:ASN:OD1	2:D:94:LEU:N	2.00	0.94
2:C:95:ASN:HA	2:D:94:LEU:HG	1.46	0.94
3:E:105:GLY:HA3	4:G:117:ASP:CB	1.96	0.94
4:G:60:PHE:CB	5:H:139:LYS:HE3	1.95	0.94
1:A:130:LEU:HD11	1:A:385:LEU:HD12	1.49	0.94
2:C:101:ALA:H	2:D:99:LYS:CE	1.80	0.94
1:B:395:TYR:HA	1:B:398:ASN:HD22	1.31	0.94
1:B:109:SER:H	1:B:115:LEU:HD13	1.31	0.94
3:E:60:ILE:H	3:E:98:ARG:HG3	1.33	0.94
3:E:79:LYS:HD3	3:F:70:LYS:HB3	1.48	0.94
1:B:210:LYS:HG2	1:B:213:GLY:HA2	1.48	0.94
2:D:71:THR:O	3:F:91:SER:HB3	1.65	0.94
3:E:103:GLU:O	4:G:40:PRO:CB	2.14	0.93
3:F:57:GLY:HA2	3:F:99:ILE:HD13	1.50	0.93

Continued on next page...

Continued from previous page...

Atom-1	Atom-2	Interatomic distance (Å)	Clash overlap (Å)
4:G:45:VAL:HG22	4:G:71:TRP:HZ3	1.30	0.93
2:C:5:ARG:HD3	2:C:7:LYS:HB2	1.48	0.93
2:D:5:ARG:HD3	2:D:7:LYS:HB2	1.48	0.93
1:A:41:HIS:HD2	1:A:164:GLU:HB3	1.31	0.93
1:A:69:ALA:H	1:B:300:THR:HG21	1.33	0.93
1:B:169:TYR:CE2	1:B:174:ARG:HA	2.02	0.93
1:B:393:ALA:HA	1:B:396:LEU:HD12	1.49	0.93
2:D:71:THR:O	3:F:91:SER:HB2	1.66	0.93
1:A:408:LYS:HB3	1:A:412:MET:HE2	1.48	0.93
1:A:460:ILE:HG13	1:B:467:TYR:CD2	2.04	0.93
3:E:61:TYR:CA	3:E:96:ILE:HG13	1.98	0.93
1:A:266:ASN:HD21	1:B:271:THR:CG2	1.81	0.93
1:A:296:PRO:HG3	2:C:37:HIS:N	1.82	0.93
1:B:38:ILE:HA	1:B:165:MET:HA	1.50	0.93
1:A:437:ILE:CG1	1:B:466:GLN:OE1	2.16	0.93
1:A:254:VAL:CG1	1:B:90:LYS:HB3	1.98	0.93
2:C:5:ARG:CA	3:E:3:GLU:HA	1.98	0.93
1:A:254:VAL:HG13	1:B:90:LYS:H	1.33	0.93
1:B:163:GLU:CB	1:B:182:ARG:HG3	1.99	0.93
1:B:96:LYS:HB2	1:B:373:LYS:HG3	1.51	0.93
4:G:100:PHE:CZ	5:H:144:ASP:CG	2.42	0.93
5:H:33:THR:HB	5:H:66:THR:HB	1.51	0.93
1:B:299:PHE:HD2	2:D:35:GLU:O	1.36	0.92
1:A:379:ARG:HH12	1:B:91:LEU:HD22	1.31	0.92
3:E:38:VAL:HG22	3:E:60:ILE:CG1	1.98	0.92
1:A:63:ARG:HH11	1:A:75:VAL:HG11	1.31	0.92
3:E:60:ILE:N	3:E:98:ARG:HG3	1.85	0.92
3:F:58:TYR:CE2	3:F:81:VAL:HG21	2.03	0.92
1:A:64:ARG:HE	1:B:321:ARG:CZ	1.82	0.92
1:B:171:ASP:HB2	1:B:178:LEU:CD1	1.99	0.92
1:B:282:GLN:H	1:B:283:GLN:HG2	1.33	0.92
3:E:32:PHE:CZ	3:E:67:ARG:HB2	2.03	0.92
2:C:5:ARG:HA	3:E:3:GLU:N	1.84	0.92
1:A:254:VAL:HG11	1:B:91:LEU:H	0.79	0.92
4:G:95:LEU:HB2	4:G:102:PHE:CD2	2.04	0.92
4:G:97:PHE:CZ	5:H:54:LEU:HD12	2.04	0.92
3:F:69:ASP:HB2	3:F:97:THR:HG21	1.51	0.92
3:F:6:ARG:HG3	3:F:35:ALA:CA	1.99	0.92
5:H:110:PHE:CA	5:H:151:VAL:HB	2.00	0.92
1:B:63:ARG:HH11	1:B:75:VAL:HG11	1.34	0.92
2:C:49:ILE:H	2:D:31:PHE:HE1	1.12	0.92

Continued on next page...

Continued from previous page...

Atom-1	Atom-2	Interatomic distance (Å)	Clash overlap (Å)
1:A:64:ARG:HB3	1:B:321:ARG:HH21	1.29	0.92
1:B:298:GLU:OE1	2:C:43:LYS:NZ	2.01	0.92
3:F:44:GLU:HG2	3:F:46:TYR:N	1.85	0.92
4:G:100:PHE:HB2	5:H:47:GLN:OE1	1.69	0.92
1:A:169:TYR:CE2	1:A:174:ARG:HA	2.05	0.92
1:A:63:ARG:HH21	1:A:81:ASN:HB2	1.35	0.92
1:B:291:TYR:CE2	2:C:51:SER:HA	2.04	0.92
3:E:38:VAL:HG13	3:E:60:ILE:HA	1.52	0.92
3:E:85:GLY:HA3	3:E:99:ILE:CG2	1.99	0.91
5:H:16:GLN:HA	5:H:27:LEU:HB2	1.51	0.91
5:H:10:ASP:HB2	5:H:101:ASN:HD21	1.34	0.91
1:A:460:ILE:HB	1:B:467:TYR:HB3	1.53	0.91
1:A:379:ARG:HG2	1:B:95:GLN:N	1.85	0.91
3:E:38:VAL:HG13	3:E:60:ILE:CA	2.01	0.91
3:E:31:GLU:HG3	3:E:72:MET:HB3	1.50	0.91
1:A:163:GLU:CB	1:A:182:ARG:HG3	1.99	0.91
1:B:34:ILE:HG22	1:B:181:LEU:CD1	2.00	0.91
1:A:252:GLU:C	1:B:90:LYS:HB2	1.91	0.91
2:D:93:LYS:HG2	2:D:94:LEU:HG	1.52	0.91
3:E:56:ILE:CB	3:E:84:ILE:HG12	2.01	0.91
1:B:190:MET:HG2	1:B:192:GLU:H	1.34	0.91
1:B:286:TYR:HE1	1:B:319:THR:HG21	1.35	0.91
2:C:86:ILE:N	2:D:87:PRO:CG	2.15	0.91
2:D:73:ARG:NH2	3:E:39:GLN:CB	2.27	0.91
1:B:298:GLU:HB3	2:C:42:ASP:HB3	1.53	0.91
2:C:70:LEU:HB3	3:E:92:GLY:CA	2.00	0.91
3:E:77:ARG:HH11	3:F:66:ASP:HB2	1.34	0.91
2:C:101:ALA:O	2:D:99:LYS:HE2	1.70	0.91
3:E:74:VAL:HB	3:E:83:PHE:CZ	2.05	0.91
4:G:98:GLU:CA	5:H:47:GLN:O	2.15	0.91
1:B:29:PRO:HG3	1:B:170:LYS:HD2	1.52	0.91
1:A:253:MET:HB2	1:B:53:TYR:HE1	1.30	0.91
1:A:61:LYS:CD	1:B:279:SER:HB3	2.00	0.91
1:A:336:ILE:HG13	1:B:330:ALA:HB1	1.52	0.91
1:B:130:LEU:HD11	1:B:385:LEU:HD12	1.53	0.91
3:E:105:GLY:CA	4:G:117:ASP:OD1	2.17	0.91
3:F:38:VAL:HA	3:F:60:ILE:HA	1.52	0.91
1:A:253:MET:HB2	1:B:53:TYR:CZ	2.06	0.91
1:B:293:GLY:N	2:D:35:GLU:CB	2.33	0.91
2:C:12:ILE:HG12	3:E:93:LEU:CD2	2.01	0.91
4:G:96:MET:HB3	5:H:49:LYS:HE2	1.52	0.91

Continued on next page...

Continued from previous page...

Atom-1	Atom-2	Interatomic distance (Å)	Clash overlap (Å)
1:A:286:TYR:CE2	1:A:309:ILE:HD13	2.05	0.91
2:D:85:GLU:HB3	2:D:86:ILE:CG2	2.01	0.91
2:C:11:SER:HB2	3:E:94:GLN:CG	2.00	0.91
3:E:90:LEU:HD22	3:E:98:ARG:HD2	1.52	0.91
3:F:109:GLY:N	4:G:37:LYS:HB3	1.86	0.91
1:A:100:LEU:HG	1:A:377:ALA:HB1	1.51	0.91
1:A:231:THR:HG22	1:A:236:ALA:HA	1.52	0.91
1:A:336:ILE:HG13	1:B:330:ALA:CB	1.99	0.91
1:A:379:ARG:HG2	1:B:94:ASP:C	1.91	0.90
1:B:302:ASN:HB3	2:C:43:LYS:CB	2.00	0.90
5:H:90:LYS:HG3	5:H:151:VAL:HG22	1.53	0.90
1:A:254:VAL:HG21	1:B:91:LEU:N	1.86	0.90
1:B:299:PHE:HE2	2:D:35:GLU:O	1.54	0.90
2:C:85:GLU:HB3	2:C:86:ILE:CG2	2.01	0.90
2:C:91:LEU:O	2:D:94:LEU:HD11	1.71	0.90
1:B:107:PHE:HB3	1:B:118:VAL:CG1	2.02	0.90
1:B:306:HIS:HD2	2:C:39:PRO:HG3	1.31	0.90
2:C:93:LYS:HG2	2:C:94:LEU:HG	1.52	0.90
3:E:36:ALA:HA	3:E:62:THR:CG2	2.02	0.90
1:A:149:VAL:CG1	1:A:227:ARG:HB2	2.00	0.90
1:A:437:ILE:HG13	1:B:466:GLN:CD	1.75	0.90
2:C:5:ARG:HD2	3:E:63:PRO:CG	2.00	0.90
1:A:190:MET:HG2	1:A:192:GLU:H	1.34	0.90
1:B:286:TYR:CE2	1:B:309:ILE:HD13	2.06	0.90
2:C:74:SER:HB2	2:C:80:TYR:CB	2.02	0.90
1:A:354:ILE:CG2	1:B:353:THR:CG2	2.16	0.90
1:B:323:GLU:HG2	1:B:324:ILE:H	1.36	0.90
1:A:299:PHE:HD2	2:C:35:GLU:O	1.37	0.90
2:C:70:LEU:CB	3:E:92:GLY:N	2.25	0.90
3:F:70:LYS:CA	3:F:83:PHE:HB2	2.00	0.90
5:H:90:LYS:CG	5:H:151:VAL:HG22	2.01	0.90
1:A:171:ASP:HB2	1:A:178:LEU:CD1	2.00	0.90
3:F:61:TYR:CD1	3:F:96:ILE:HG21	2.06	0.90
1:A:456:GLU:HG2	1:B:467:TYR:HE2	1.36	0.90
2:C:97:TYR:CE2	2:D:99:LYS:O	1.83	0.90
2:C:93:LYS:O	2:D:93:LYS:NZ	2.04	0.90
3:E:20:GLY:CA	4:G:85:ARG:HH12	1.84	0.90
1:B:359:THR:H	1:B:362:ALA:HB2	1.36	0.90
2:D:74:SER:HB2	2:D:80:TYR:CB	2.02	0.90
3:E:44:GLU:HG2	3:E:46:TYR:H	1.37	0.90
3:F:88:VAL:CG1	3:F:100:LYS:HD2	2.03	0.90

Continued on next page...

Continued from previous page...

Atom-1	Atom-2	Interatomic distance (Å)	Clash overlap (Å)
4:G:132:ASN:CG	5:H:55:GLY:N	2.20	0.90
1:A:209:GLU:HB3	1:A:217:MET:CE	2.01	0.89
3:E:74:VAL:HB	3:E:83:PHE:CE2	2.06	0.89
3:E:76:TYR:HB2	3:F:87:PRO:HG2	1.54	0.89
3:E:52:LEU:CD1	4:G:40:PRO:HD3	2.02	0.89
1:A:29:PRO:HG3	1:A:170:LYS:HD2	1.52	0.89
5:H:37:VAL:CB	5:H:64:GLU:HG2	2.02	0.89
1:A:253:MET:CB	1:B:53:TYR:HE1	1.85	0.89
3:F:19:ASN:CA	4:G:25:MET:HE2	2.02	0.89
1:B:209:GLU:HB3	1:B:217:MET:CE	2.01	0.89
2:D:70:LEU:CD2	3:F:89:ASP:HB2	2.03	0.89
3:E:107:TYR:HB3	4:G:116:THR:HG1	1.35	0.89
1:A:107:PHE:HB3	1:A:118:VAL:CG1	2.02	0.89
1:A:282:GLN:H	1:A:283:GLN:HG2	1.35	0.89
1:A:254:VAL:HG13	1:B:90:LYS:N	1.86	0.89
1:A:292:ASP:CB	2:C:35:GLU:HB2	2.03	0.89
1:B:296:PRO:CG	2:D:37:HIS:N	2.28	0.89
2:D:12:ILE:HG12	3:F:93:LEU:CD1	2.01	0.89
1:B:417:THR:HG21	1:B:419:ILE:CD1	2.03	0.89
1:B:210:LYS:HE2	1:B:213:GLY:HA2	1.52	0.89
1:A:62:LYS:HD2	1:A:63:ARG:H	1.38	0.89
1:B:149:VAL:CG1	1:B:227:ARG:HB2	2.02	0.89
5:H:155:LYS:HG3	5:H:156:GLY:HA3	1.52	0.89
1:B:96:LYS:HG2	1:B:373:LYS:HD3	1.51	0.89
3:F:11:PHE:HB2	3:F:31:GLU:HB3	1.54	0.89
3:F:11:PHE:HA	3:F:75:ILE:HD13	1.53	0.89
5:H:162:GLN:HB2	5:H:163:PRO:HD3	1.53	0.89
1:A:466:GLN:HA	1:A:467:TYR:CD1	2.08	0.89
1:A:149:VAL:HG11	1:A:227:ARG:CB	2.01	0.89
1:B:301:ALA:CB	2:C:43:LYS:HE2	2.03	0.89
2:C:82:PHE:CD1	2:D:84:THR:HG21	2.06	0.89
3:E:92:GLY:HA3	3:E:96:ILE:HG21	1.55	0.89
5:H:91:PHE:CA	5:H:154:SER:HB3	2.02	0.89
1:A:340:LEU:HD11	1:B:278:PHE:CE2	2.08	0.89
1:A:296:PRO:CG	2:C:37:HIS:N	2.30	0.89
3:F:73:ARG:HD3	3:F:80:ILE:HG22	1.53	0.89
5:H:59:VAL:CG1	5:H:137:GLU:HB3	2.03	0.89
1:B:146:HIS:HA	1:B:244:ILE:HG21	1.52	0.89
1:A:293:GLY:N	2:C:35:GLU:CB	2.35	0.88
3:F:47:TYR:HB3	3:F:50:GLN:CB	2.03	0.88
4:G:100:PHE:CB	5:H:47:GLN:CD	2.40	0.88

Continued on next page...

Continued from previous page...

Atom-1	Atom-2	Interatomic distance (Å)	Clash overlap (Å)
1:A:254:VAL:HG22	1:B:90:LYS:CD	2.04	0.88
1:B:291:TYR:HD1	2:D:33:LYS:HA	1.35	0.88
4:G:98:GLU:HG3	5:H:54:LEU:HG	1.52	0.88
1:A:311:VAL:HG21	1:A:316:GLY:CA	2.03	0.88
1:A:417:THR:HG21	1:A:419:ILE:CD1	2.03	0.88
2:C:91:LEU:HD12	2:D:90:ILE:O	1.33	0.88
2:C:94:LEU:C	2:D:94:LEU:HD23	1.92	0.88
3:E:43:GLN:HG2	3:E:53:GLN:N	1.88	0.88
4:G:10:LEU:CD1	5:H:53:ILE:CG2	2.32	0.88
5:H:91:PHE:HA	5:H:154:SER:HB3	1.54	0.88
2:C:95:ASN:HD21	2:D:93:LYS:HG3	1.09	0.88
1:A:359:THR:H	1:A:362:ALA:HB2	1.37	0.88
4:G:113:ILE:HG12	4:G:122:HIS:H	1.38	0.88
4:G:133:ASN:CG	5:H:44:PHE:HB3	1.94	0.88
1:B:167:VAL:HG13	1:B:177:ILE:CD1	2.02	0.88
2:C:87:PRO:O	2:D:90:ILE:CD1	2.18	0.88
3:E:87:PRO:HB3	3:E:97:THR:HG21	1.51	0.88
3:F:81:VAL:HG12	3:F:83:PHE:CE1	2.09	0.88
2:D:70:LEU:HG	3:F:91:SER:CA	2.04	0.88
4:G:10:LEU:HD21	5:H:53:ILE:HB	1.53	0.88
1:A:259:PHE:CD2	1:A:372:LEU:HB3	2.08	0.88
1:A:378:GLU:C	1:B:98:GLN:NE2	2.27	0.88
1:A:382:ARG:NH1	1:B:98:GLN:HG3	1.88	0.88
1:A:417:THR:HG21	1:A:419:ILE:HG12	1.55	0.88
2:C:97:TYR:CG	2:D:98:ARG:O	2.21	0.88
3:E:45:GLU:HG3	3:F:41:ILE:HD11	1.56	0.88
2:D:71:THR:C	3:F:91:SER:HB2	1.94	0.88
2:D:12:ILE:CB	3:F:93:LEU:HD21	2.03	0.88
4:G:100:PHE:HD1	5:H:45:ASP:O	1.54	0.88
1:A:292:ASP:CG	2:C:33:LYS:CB	2.09	0.88
1:B:313:GLY:HA3	2:C:52:GLY:H	1.39	0.88
2:C:5:ARG:HH11	3:E:63:PRO:HG2	1.38	0.88
3:F:52:LEU:HG	3:F:53:GLN:HB3	1.56	0.88
4:G:133:ASN:HA	5:H:42:GLU:CG	2.03	0.88
1:A:252:GLU:CG	1:B:90:LYS:HA	2.04	0.88
1:A:379:ARG:CG	1:B:94:ASP:HB2	2.03	0.88
1:B:208:TYR:HA	1:B:217:MET:HB3	1.56	0.88
2:C:95:ASN:HD22	2:D:93:LYS:HG3	1.33	0.88
3:E:51:GLN:CB	3:F:106:ALA:HB3	2.03	0.88
4:G:10:LEU:CD2	5:H:53:ILE:CB	2.50	0.88
1:B:231:THR:HG22	1:B:236:ALA:HA	1.53	0.87

Continued on next page...

Continued from previous page...

Atom-1	Atom-2	Interatomic distance (Å)	Clash overlap (Å)
1:B:444:VAL:HG13	1:B:449:PHE:HB3	1.54	0.87
1:A:130:LEU:HD13	1:A:388:PHE:CD2	2.08	0.87
3:E:81:VAL:CB	3:F:86:ASP:HB3	2.05	0.87
1:A:323:GLU:HG2	1:A:324:ILE:H	1.38	0.87
1:A:410:LEU:CD1	1:A:411:THR:HG23	2.03	0.87
1:A:437:ILE:HD13	1:B:463:GLU:CG	2.04	0.87
1:B:296:PRO:CB	2:D:37:HIS:H	1.86	0.87
2:D:5:ARG:NH1	3:F:63:PRO:CG	2.38	0.87
3:F:32:PHE:CE1	3:F:67:ARG:HB2	2.09	0.87
4:G:10:LEU:HG	5:H:53:ILE:HG22	1.56	0.87
5:H:12:LYS:HB2	5:H:164:GLY:CA	2.03	0.87
1:B:277:SER:HB3	1:B:281:PHE:HE2	1.38	0.87
3:E:69:ASP:HA	3:E:83:PHE:CZ	2.09	0.87
3:F:108:VAL:CA	4:G:37:LYS:CB	1.95	0.87
5:H:60:ALA:HB3	5:H:134:VAL:CG1	2.05	0.87
1:A:441:GLU:HB2	1:B:462:GLU:OE1	1.74	0.87
1:A:299:PHE:HE2	2:C:35:GLU:O	1.53	0.87
3:E:108:VAL:CG2	4:G:43:TYR:OH	2.22	0.87
1:A:241:ARG:HA	1:A:241:ARG:CZ	2.04	0.87
1:A:453:PRO:HG3	1:B:462:GLU:HG2	1.57	0.87
1:B:292:ASP:OD2	2:D:33:LYS:CB	2.16	0.87
2:D:73:ARG:NE	3:F:90:LEU:CD1	2.38	0.87
2:D:73:ARG:HE	3:F:90:LEU:HD13	1.37	0.87
1:A:46:LEU:HD13	1:A:162:ALA:HB2	1.56	0.87
4:G:101:THR:HB	5:H:42:GLU:CB	2.05	0.87
1:B:190:MET:CG	1:B:192:GLU:HG2	2.04	0.87
2:C:11:SER:HB2	3:E:94:GLN:HG3	1.54	0.87
5:H:41:ARG:HG3	5:H:42:GLU:H	1.37	0.87
1:A:210:LYS:HE2	1:A:213:GLY:HA2	1.55	0.87
1:A:208:TYR:HA	1:A:217:MET:HB3	1.57	0.86
2:C:30:GLU:HG2	2:C:40:PHE:CZ	2.10	0.86
1:A:254:VAL:HG21	1:B:90:LYS:C	1.95	0.86
1:A:419:ILE:HD13	1:B:422:ASP:HB3	1.53	0.86
1:B:310:LYS:CB	2:C:38:ASN:HB2	2.04	0.86
1:B:62:LYS:HD2	1:B:63:ARG:H	1.40	0.86
1:A:258:LYS:NZ	1:B:88:TRP:HA	1.90	0.86
1:A:296:PRO:CB	2:C:37:HIS:H	1.87	0.86
3:F:55:PRO:CA	3:F:102:LYS:HE3	2.05	0.86
1:A:44:GLU:HB3	1:A:45:PRO:HD3	1.54	0.86
1:B:259:PHE:CD2	1:B:372:LEU:HB3	2.09	0.86
1:A:270:ILE:CB	1:A:340:LEU:HG	2.06	0.86

Continued on next page...

Continued from previous page...

Atom-1	Atom-2	Interatomic distance (Å)	Clash overlap (Å)
1:A:96:LYS:HG2	1:A:373:LYS:HD3	1.54	0.86
1:A:287:VAL:HG13	1:B:310:LYS:HA	1.57	0.86
1:B:270:ILE:HG21	1:B:340:LEU:HB3	1.55	0.86
1:B:410:LEU:CD1	1:B:411:THR:HG23	2.03	0.86
3:E:75:ILE:HG13	3:E:80:ILE:HG22	1.54	0.86
3:E:40:PRO:HG3	3:F:98:ARG:HG2	1.55	0.86
1:B:432:GLY:HA3	1:B:438:MET:SD	2.14	0.86
1:A:190:MET:CG	1:A:192:GLU:HG2	2.05	0.86
1:A:432:GLY:HA3	1:A:438:MET:SD	2.15	0.86
2:C:54:LEU:CD1	2:D:28:LEU:CG	2.53	0.86
3:E:61:TYR:CD1	3:E:96:ILE:HG21	2.09	0.86
3:F:38:VAL:HG13	3:F:60:ILE:CA	2.05	0.86
4:G:44:VAL:HG11	4:G:74:THR:CB	2.06	0.86
1:A:277:SER:HB3	1:A:281:PHE:HE2	1.39	0.86
1:B:293:GLY:N	2:D:35:GLU:HB2	1.89	0.86
2:C:97:TYR:HD1	2:D:98:ARG:HG2	1.39	0.86
3:E:103:GLU:OE1	4:G:42:PRO:CD	2.22	0.86
3:E:55:PRO:HG2	3:F:100:LYS:CB	2.05	0.86
3:E:56:ILE:HD13	3:E:56:ILE:H	1.41	0.86
3:F:105:GLY:CA	4:G:39:ASP:N	2.35	0.86
3:F:19:ASN:N	4:G:25:MET:CE	2.00	0.86
1:B:241:ARG:HA	1:B:241:ARG:CZ	2.04	0.86
1:B:322:ALA:HB1	1:B:326:VAL:CG2	2.05	0.86
1:B:376:MET:HA	1:B:379:ARG:CD	2.05	0.86
1:B:466:GLN:HA	1:B:467:TYR:CD1	2.10	0.86
3:F:11:PHE:CE1	3:F:74:VAL:HG23	2.10	0.86
4:G:100:PHE:HZ	5:H:144:ASP:HB3	1.40	0.86
2:D:30:GLU:HG2	2:D:40:PHE:CZ	2.10	0.86
2:C:12:ILE:HD13	2:C:65:MET:SD	2.16	0.86
3:E:48:LYS:CD	3:F:48:LYS:HG3	2.05	0.86
1:A:46:LEU:HD22	1:A:162:ALA:HB2	1.57	0.86
1:B:417:THR:HG21	1:B:419:ILE:HG12	1.58	0.86
1:B:46:LEU:HD22	1:B:162:ALA:HB2	1.55	0.86
1:A:378:GLU:HG3	1:B:98:GLN:OE1	1.75	0.86
4:G:98:GLU:N	5:H:52:ARG:CZ	2.38	0.86
1:A:292:ASP:HA	2:C:35:GLU:N	1.90	0.86
1:B:130:LEU:HD13	1:B:388:PHE:CD2	2.11	0.86
1:A:253:MET:CB	1:B:53:TYR:CE1	2.59	0.86
2:D:12:ILE:HD13	2:D:65:MET:SD	2.16	0.86
5:H:90:LYS:HE3	5:H:150:ILE:HG13	1.56	0.86
1:A:282:GLN:CG	1:A:284:ILE:HG23	2.04	0.86

Continued on next page...

Continued from previous page...

Atom-1	Atom-2	Interatomic distance (Å)	Clash overlap (Å)
1:A:291:TYR:HD1	2:C:33:LYS:HA	1.38	0.86
1:A:376:MET:HA	1:A:379:ARG:CD	2.06	0.86
4:G:132:ASN:HD22	5:H:57:GLY:HA2	1.38	0.86
1:A:253:MET:HB3	1:B:87:ALA:HA	1.58	0.85
1:B:38:ILE:CG2	1:B:163:GLU:HG3	2.06	0.85
1:B:336:ILE:HG22	1:B:340:LEU:CD2	2.06	0.85
1:A:378:GLU:C	1:B:98:GLN:HE22	1.79	0.85
1:A:167:VAL:HG13	1:A:177:ILE:CD1	2.06	0.85
1:A:34:ILE:HG22	1:A:181:LEU:CD1	2.03	0.85
1:B:115:LEU:HG	1:B:119:ASN:HD21	1.41	0.85
1:B:206:TYR:HA	1:B:226:PRO:HB2	1.57	0.85
1:B:302:ASN:HB3	2:C:43:LYS:CA	2.05	0.85
2:C:97:TYR:CD1	2:D:98:ARG:HG2	2.11	0.85
5:H:58:SER:HB3	5:H:144:ASP:HA	1.56	0.85
1:A:338:ASP:OD2	1:B:334:GLU:OE2	1.92	0.85
1:A:38:ILE:HA	1:A:165:MET:CA	2.04	0.85
1:A:114:LEU:HD23	1:A:396:LEU:CD2	2.06	0.85
2:C:85:GLU:CA	2:C:87:PRO:HA	2.07	0.85
2:D:11:SER:HB2	3:F:94:GLN:HA	1.58	0.85
3:F:52:LEU:HB3	3:F:53:GLN:CG	2.05	0.85
1:B:190:MET:HG3	1:B:192:GLU:HG2	1.56	0.85
1:A:190:MET:HG3	1:A:192:GLU:HG2	1.57	0.85
1:A:456:GLU:C	1:B:467:TYR:HE2	1.67	0.85
3:E:36:ALA:HA	3:E:62:THR:HG21	1.57	0.85
5:H:143:ILE:HG21	5:H:147:PRO:HD2	1.56	0.85
1:B:408:LYS:HD3	1:B:412:MET:CE	2.06	0.85
1:A:114:LEU:HD23	1:A:396:LEU:HD23	1.56	0.85
1:B:110:ASP:CB	1:B:396:LEU:HB3	2.07	0.85
2:C:11:SER:OG	3:E:93:LEU:HB3	1.77	0.85
5:H:17:SER:HA	5:H:23:GLY:CA	2.06	0.85
5:H:31:TYR:CE2	5:H:70:LYS:HE2	2.11	0.85
1:A:38:ILE:CG2	1:A:163:GLU:HG3	2.06	0.85
1:B:292:ASP:N	2:D:33:LYS:HA	1.87	0.85
3:E:58:TYR:CG	3:F:100:LYS:HE2	2.10	0.85
3:E:105:GLY:CA	4:G:117:ASP:CG	2.44	0.85
4:G:98:GLU:HG3	5:H:54:LEU:CD2	2.06	0.85
2:C:25:VAL:HB	2:C:26:PRO:HD3	1.59	0.85
2:D:87:PRO:HD2	2:D:90:ILE:HB	1.58	0.85
2:C:97:TYR:HD1	2:D:98:ARG:CG	1.89	0.85
1:A:419:ILE:HG23	1:B:426:VAL:CG2	1.84	0.85
1:B:100:LEU:HG	1:B:377:ALA:CB	2.07	0.85

Continued on next page...

Continued from previous page...

Atom-1	Atom-2	Interatomic distance (Å)	Clash overlap (Å)
3:E:36:ALA:HB3	3:E:76:TYR:CE1	2.12	0.85
3:E:59:ASN:HB3	3:E:98:ARG:CZ	2.05	0.85
3:F:6:ARG:CG	3:F:35:ALA:HA	2.05	0.85
5:H:14:LEU:HD22	5:H:163:PRO:HG2	1.55	0.85
1:A:296:PRO:HA	1:A:299:PHE:CB	2.07	0.84
5:H:14:LEU:HD12	5:H:29:PRO:HA	1.59	0.84
1:A:290:ASN:ND2	1:A:314:ASP:HB2	1.92	0.84
2:C:54:LEU:HD11	2:D:28:LEU:CD2	1.87	0.84
2:D:25:VAL:HB	2:D:26:PRO:HD3	1.59	0.84
2:D:85:GLU:CA	2:D:87:PRO:HA	2.06	0.84
3:E:5:PHE:HB3	3:E:35:ALA:CB	2.07	0.84
3:E:67:ARG:HD2	3:E:67:ARG:H	1.42	0.84
4:G:132:ASN:OD1	5:H:47:GLN:NE2	2.09	0.84
1:A:430:VAL:HA	1:A:459:ARG:HH22	1.40	0.84
1:A:441:GLU:CB	1:B:462:GLU:OE1	2.24	0.84
1:B:149:VAL:HG11	1:B:227:ARG:CB	2.03	0.84
2:C:9:LEU:CD1	2:D:20:TYR:HE2	1.87	0.84
3:F:109:GLY:N	4:G:37:LYS:CB	2.40	0.84
3:E:18:SER:HB3	3:E:25:THR:H	1.41	0.84
1:B:290:ASN:ND2	1:B:314:ASP:HB2	1.92	0.84
1:B:376:MET:CA	1:B:379:ARG:HD3	2.07	0.84
2:C:95:ASN:CA	2:D:94:LEU:HG	2.05	0.84
1:A:417:THR:HB	1:A:419:ILE:N	1.92	0.84
1:A:41:HIS:N	1:A:166:ILE:HG13	1.92	0.84
5:H:12:LYS:HD2	5:H:31:TYR:CE1	2.12	0.84
2:C:12:ILE:HG12	3:E:93:LEU:HG	1.57	0.84
2:C:95:ASN:CA	2:D:93:LYS:HZ3	1.89	0.84
3:E:79:LYS:CD	3:F:70:LYS:HB3	2.07	0.84
4:G:100:PHE:HA	5:H:44:PHE:HA	1.60	0.84
5:H:16:GLN:HB3	5:H:27:LEU:N	1.93	0.84
5:H:101:ASN:HB3	5:H:161:GLN:CB	2.05	0.84
1:A:110:ASP:CB	1:A:396:LEU:HB3	2.07	0.84
1:A:147:PRO:HB3	1:A:155:PHE:CE1	2.12	0.84
1:A:290:ASN:HD21	1:A:314:ASP:HB2	1.42	0.84
1:A:285:VAL:CG1	1:A:320:LEU:HD12	2.07	0.84
1:B:147:PRO:HB3	1:B:155:PHE:CE1	2.12	0.84
2:C:95:ASN:CA	2:D:94:LEU:CD2	2.56	0.84
3:F:38:VAL:HG13	3:F:60:ILE:HA	1.57	0.84
1:B:285:VAL:CG1	1:B:320:LEU:HD12	2.08	0.84
1:B:294:GLU:OE2	2:C:46:ASN:O	1.96	0.84
1:B:231:THR:HA	1:B:237:ILE:HG22	1.60	0.84

Continued on next page...

Continued from previous page...

Atom-1	Atom-2	Interatomic distance (Å)	Clash overlap (Å)
1:B:38:ILE:HA	1:B:165:MET:CB	2.08	0.84
4:G:60:PHE:H	5:H:139:LYS:HZ1	1.26	0.84
1:B:420:GLN:HB3	1:B:425:ILE:HD11	1.58	0.84
1:B:283:GLN:OE1	1:B:284:ILE:HG13	1.78	0.84
1:A:252:GLU:CB	1:B:90:LYS:CG	2.53	0.84
5:H:14:LEU:HD12	5:H:29:PRO:CA	2.08	0.84
5:H:92:TRP:NE1	5:H:159:ASP:HB3	1.93	0.84
1:B:231:THR:CA	1:B:237:ILE:HG22	2.08	0.83
2:C:87:PRO:HD2	2:C:90:ILE:HB	1.58	0.83
3:E:52:LEU:HD11	4:G:40:PRO:CG	2.08	0.83
1:B:408:LYS:CD	1:B:412:MET:HE3	2.07	0.83
1:A:206:TYR:HA	1:A:226:PRO:HB2	1.59	0.83
1:A:209:GLU:N	1:A:217:MET:HB2	1.93	0.83
1:B:147:PRO:HB3	1:B:155:PHE:CZ	2.12	0.83
1:B:282:GLN:HB3	1:B:284:ILE:HG12	1.59	0.83
1:B:76:ASP:OD2	1:B:79:LYS:HG2	1.78	0.83
1:A:252:GLU:OE1	1:B:89:HIS:HD2	1.53	0.83
1:A:379:ARG:HB3	1:B:94:ASP:CB	2.08	0.83
4:G:42:PRO:HB3	4:G:72:GLY:CA	2.08	0.83
4:G:101:THR:OG1	5:H:43:LEU:O	1.96	0.83
3:E:20:GLY:HA2	4:G:85:ARG:HH12	1.39	0.83
1:A:254:VAL:HB	1:B:91:LEU:CG	2.07	0.83
1:A:259:PHE:CE2	1:A:372:LEU:HB3	2.12	0.83
1:A:37:LEU:CD2	1:B:189:ILE:HG23	2.07	0.83
1:A:89:HIS:O	1:A:93:VAL:HG23	1.78	0.83
5:H:32:GLN:HB3	5:H:155:LYS:HZ3	1.41	0.83
1:B:417:THR:HB	1:B:419:ILE:N	1.92	0.83
4:G:31:VAL:CG2	4:G:32:THR:HA	2.08	0.83
4:G:131:ILE:CB	5:H:55:GLY:HA3	2.08	0.83
1:A:123:ASP:OD2	1:A:126:PHE:HB2	1.78	0.83
1:A:231:THR:HA	1:A:237:ILE:HG22	1.60	0.83
1:A:288:LEU:HD23	1:A:288:LEU:H	1.42	0.83
1:A:38:ILE:HG12	1:A:165:MET:CB	2.09	0.83
1:B:292:ASP:HA	2:D:35:GLU:N	1.93	0.83
2:C:96:PRO:HD3	2:D:93:LYS:HG2	1.58	0.83
3:E:77:ARG:NH2	3:F:95:GLU:HB2	1.94	0.83
2:C:48:SER:CB	2:D:31:PHE:CD1	2.62	0.83
1:B:292:ASP:CB	2:D:35:GLU:HB2	2.09	0.83
3:E:79:LYS:HE2	3:F:69:ASP:O	1.79	0.83
3:F:73:ARG:NE	3:F:80:ILE:HB	1.94	0.83
3:E:38:VAL:HB	3:F:88:VAL:HG12	1.60	0.83

Continued on next page...

Continued from previous page...

Atom-1	Atom-2	Interatomic distance (Å)	Clash overlap (Å)
3:F:19:ASN:HD22	4:G:24:LEU:HB2	1.41	0.83
3:F:108:VAL:C	4:G:37:LYS:HB2	1.99	0.83
4:G:62:GLU:CB	5:H:56:PRO:HB2	2.05	0.83
1:A:359:THR:HG21	1:B:358:ALA:CB	2.08	0.83
1:B:209:GLU:N	1:B:217:MET:HB2	1.93	0.83
2:D:70:LEU:HD22	3:E:2:TYR:CE2	2.13	0.83
3:E:108:VAL:HG21	4:G:43:TYR:OH	1.78	0.83
5:H:108:PHE:C	5:H:152:ASN:HB2	1.99	0.83
5:H:100:GLU:HB3	5:H:103:LYS:CB	2.07	0.83
1:B:44:GLU:HB3	1:B:45:PRO:HD3	1.58	0.83
1:A:324:ILE:HB	1:A:325:PRO:HD3	1.61	0.83
1:B:266:ASN:O	1:B:270:ILE:HG23	1.79	0.83
3:E:70:LYS:HB3	3:E:83:PHE:HD1	1.44	0.83
3:F:105:GLY:O	4:G:36:GLY:HA2	1.78	0.83
2:D:70:LEU:HG	3:F:91:SER:HA	1.60	0.83
4:G:42:PRO:HB3	4:G:72:GLY:HA3	1.59	0.83
4:G:70:VAL:HG11	4:G:76:ARG:HD3	1.60	0.83
4:G:60:PHE:H	5:H:139:LYS:CE	1.91	0.83
1:A:115:LEU:HG	1:A:119:ASN:HD21	1.44	0.83
1:A:292:ASP:N	2:C:33:LYS:HA	1.92	0.83
1:A:444:VAL:HG13	1:A:449:PHE:HB3	1.59	0.83
1:B:294:GLU:CD	2:C:42:ASP:OD2	1.99	0.83
2:C:95:ASN:CA	2:D:94:LEU:HD23	2.07	0.83
3:F:17:GLN:O	4:G:25:MET:SD	2.37	0.83
4:G:62:GLU:CB	5:H:56:PRO:HB3	2.04	0.83
5:H:92:TRP:CE2	5:H:157:GLY:HA2	2.13	0.83
1:A:387:LEU:HG	1:A:391:PHE:CE1	2.14	0.83
1:B:286:TYR:CE1	1:B:319:THR:HG21	2.14	0.83
1:A:252:GLU:CD	1:B:89:HIS:CD2	2.52	0.83
2:C:54:LEU:HD12	2:D:28:LEU:CG	2.08	0.83
2:D:76:ASP:CG	3:E:39:GLN:NE2	2.31	0.83
1:B:259:PHE:CE2	1:B:372:LEU:HB3	2.14	0.83
1:A:231:THR:CA	1:A:237:ILE:HG22	2.08	0.82
2:D:30:GLU:HG2	2:D:40:PHE:HZ	1.41	0.82
2:D:11:SER:OG	3:F:93:LEU:CD2	2.25	0.82
2:D:68:ALA:HB1	3:E:1:MET:CE	2.07	0.82
3:F:73:ARG:NH2	3:F:80:ILE:HD12	1.93	0.82
4:G:98:GLU:HG3	5:H:54:LEU:CG	2.09	0.82
1:B:179:PHE:CZ	1:B:181:LEU:HD22	2.14	0.82
2:C:20:TYR:O	2:C:24:MET:HG3	1.78	0.82
1:A:168:VAL:HG21	1:B:189:ILE:CG2	2.08	0.82

Continued on next page...

Continued from previous page...

Atom-1	Atom-2	Interatomic distance (Å)	Clash overlap (Å)
1:A:340:LEU:CD1	1:B:278:PHE:CE2	2.63	0.82
1:B:296:PRO:HA	1:B:299:PHE:CB	2.08	0.82
2:D:73:ARG:HD2	2:D:74:SER:O	1.80	0.82
3:E:46:TYR:CD2	3:E:48:LYS:HE3	2.13	0.82
2:C:11:SER:HA	3:E:94:GLN:HG3	1.59	0.82
5:H:146:LEU:O	5:H:150:ILE:HG12	1.78	0.82
1:A:282:GLN:HB3	1:A:284:ILE:HG12	1.61	0.82
1:A:382:ARG:HH11	1:B:98:GLN:HA	1.44	0.82
2:C:30:GLU:HG2	2:C:40:PHE:HZ	1.41	0.82
3:F:57:GLY:HA2	3:F:99:ILE:CD1	2.08	0.82
5:H:111:ALA:CA	5:H:132:LEU:HB3	2.09	0.82
1:B:38:ILE:HA	1:B:165:MET:CA	2.08	0.82
1:B:204:HIS:CD2	1:B:223:GLU:HA	2.14	0.82
1:B:89:HIS:O	1:B:93:VAL:HG23	1.78	0.82
2:C:11:SER:CA	3:E:94:GLN:CG	2.37	0.82
3:F:37:HIS:O	3:F:60:ILE:HG13	1.79	0.82
3:F:84:ILE:H	3:F:99:ILE:HD11	1.44	0.82
4:G:131:ILE:HB	5:H:55:GLY:HA3	1.58	0.82
1:A:76:ASP:OD2	1:A:79:LYS:HG2	1.78	0.82
1:B:219:TYR:HB2	1:B:221:TYR:N	1.95	0.82
1:A:379:ARG:HG2	1:B:94:ASP:CB	2.08	0.82
2:D:20:TYR:O	2:D:24:MET:HG3	1.78	0.82
1:B:311:VAL:HG21	1:B:316:GLY:CA	2.10	0.82
1:B:123:ASP:OD2	1:B:126:PHE:HB2	1.78	0.82
1:B:30:ASP:O	1:B:34:ILE:HG13	1.79	0.82
1:A:379:ARG:HE	1:B:94:ASP:CB	1.92	0.82
2:C:85:GLU:HB3	2:C:86:ILE:HG22	1.60	0.82
2:D:12:ILE:HG21	2:D:65:MET:SD	2.20	0.82
3:E:37:HIS:O	3:E:60:ILE:HG13	1.80	0.82
1:B:38:ILE:HG12	1:B:165:MET:CB	2.09	0.82
1:B:149:VAL:HB	1:B:228:PRO:O	1.80	0.82
1:B:263:LEU:HD22	1:B:344:ALA:O	1.79	0.82
1:B:416:ARG:HB2	1:B:417:THR:O	1.80	0.82
3:E:45:GLU:HA	3:E:47:TYR:CD1	2.14	0.82
4:G:97:PHE:HB2	4:G:102:PHE:CE1	2.14	0.82
5:H:150:ILE:HA	5:H:153:VAL:HB	1.62	0.82
5:H:29:PRO:HD2	5:H:167:THR:HB	1.60	0.82
1:A:179:PHE:CZ	1:A:181:LEU:HD22	2.14	0.82
1:A:204:HIS:CD2	1:A:223:GLU:HA	2.15	0.82
1:A:149:VAL:HB	1:A:228:PRO:O	1.80	0.82
1:B:294:GLU:CD	2:C:46:ASN:O	2.17	0.82

Continued on next page...

Continued from previous page...

Atom-1	Atom-2	Interatomic distance (Å)	Clash overlap (Å)
3:E:44:GLU:HG2	3:E:46:TYR:N	1.93	0.82
3:E:85:GLY:CA	3:E:99:ILE:HG23	2.03	0.82
3:E:2:TYR:CZ	3:F:95:GLU:HA	2.13	0.82
4:G:97:PHE:N	5:H:47:GLN:OE1	2.11	0.82
1:A:144:TYR:CZ	1:A:246:PRO:HB3	2.15	0.82
1:A:147:PRO:HB3	1:A:155:PHE:CZ	2.14	0.82
1:B:293:GLY:H	2:D:35:GLU:HB2	1.44	0.82
1:B:41:HIS:HB3	1:B:164:GLU:O	1.79	0.82
1:A:437:ILE:CB	1:B:466:GLN:OE1	2.28	0.82
3:F:51:GLN:CD	3:F:52:LEU:HB2	2.00	0.82
5:H:147:PRO:O	5:H:151:VAL:HG23	1.78	0.82
5:H:16:GLN:HG3	5:H:160:PHE:CE2	2.14	0.82
5:H:16:GLN:NE2	5:H:26:PRO:HA	1.95	0.82
5:H:32:GLN:HB2	5:H:67:TYR:CE1	2.15	0.82
1:B:144:TYR:CZ	1:B:246:PRO:HB3	2.15	0.81
2:C:12:ILE:HG21	2:C:65:MET:SD	2.20	0.81
2:C:73:ARG:HD2	2:C:74:SER:O	1.80	0.81
3:E:107:TYR:CD2	4:G:116:THR:OG1	2.33	0.81
4:G:81:ASP:O	4:G:85:ARG:HG2	1.80	0.81
1:B:291:TYR:CD2	2:C:51:SER:CA	2.63	0.81
1:B:290:ASN:HD21	1:B:314:ASP:HB2	1.44	0.81
1:A:379:ARG:CB	1:B:94:ASP:HB3	2.10	0.81
2:D:73:ARG:HE	3:F:90:LEU:HD12	1.41	0.81
1:A:219:TYR:HB2	1:A:221:TYR:N	1.95	0.81
1:B:41:HIS:CD2	1:B:164:GLU:HB3	2.14	0.81
3:E:70:LYS:HB3	3:E:83:PHE:CD1	2.15	0.81
2:C:5:ARG:HA	3:E:3:GLU:H	1.45	0.81
2:D:5:ARG:NH1	3:F:63:PRO:HG3	1.96	0.81
3:F:60:ILE:HG21	3:F:69:ASP:OD2	1.80	0.81
4:G:134:ASN:ND2	5:H:137:GLU:HB3	1.95	0.81
1:A:260:TYR:O	1:A:264:ILE:HD13	1.80	0.81
3:E:87:PRO:HB3	3:E:97:THR:CG2	2.10	0.81
2:C:34:ASP:HB3	2:C:36:CYS:N	1.95	0.81
1:B:376:MET:CG	1:B:380:LYS:HE2	2.10	0.81
4:G:100:PHE:CZ	5:H:144:ASP:HB3	2.16	0.81
1:B:387:LEU:HG	1:B:391:PHE:CE1	2.16	0.81
3:F:46:TYR:HB3	3:F:48:LYS:HZ2	1.46	0.81
3:E:105:GLY:HA3	4:G:117:ASP:HB2	1.61	0.81
5:H:109:GLY:HA3	5:H:152:ASN:CB	2.09	0.81
1:A:37:LEU:HD21	1:B:189:ILE:HG22	1.60	0.81
1:A:416:ARG:HB2	1:A:417:THR:O	1.80	0.81

Continued on next page...

Continued from previous page...

Atom-1	Atom-2	Interatomic distance (Å)	Clash overlap (Å)
1:B:41:HIS:N	1:B:166:ILE:HG13	1.95	0.81
1:B:430:VAL:HA	1:B:459:ARG:HH22	1.45	0.81
1:A:378:GLU:HG3	1:A:416:ARG:HH12	1.46	0.81
1:B:46:LEU:HD13	1:B:162:ALA:HB2	1.61	0.81
1:A:376:MET:CA	1:A:379:ARG:HD3	2.08	0.81
1:B:204:HIS:HA	1:B:228:PRO:HA	1.62	0.81
2:D:25:VAL:HG12	2:D:29:VAL:HG21	1.61	0.81
3:F:108:VAL:HA	4:G:37:LYS:CG	2.10	0.81
3:F:69:ASP:HA	3:F:83:PHE:HD2	1.45	0.81
5:H:146:LEU:HB2	5:H:147:PRO:HD3	1.63	0.81
5:H:92:TRP:HB3	5:H:156:GLY:O	1.81	0.81
1:B:444:VAL:HG13	1:B:449:PHE:CB	2.10	0.81
1:A:93:VAL:CG1	1:A:135:LYS:HE3	2.11	0.80
2:C:25:VAL:HG12	2:C:29:VAL:HG21	1.61	0.80
3:F:70:LYS:HD2	3:F:84:ILE:HA	1.64	0.80
1:A:286:TYR:CE1	1:A:319:THR:HG21	2.16	0.80
1:A:293:GLY:N	2:C:35:GLU:HB2	1.94	0.80
1:A:417:THR:HG21	1:A:419:ILE:CG1	2.11	0.80
1:B:301:ALA:HB3	2:C:43:LYS:CD	2.10	0.80
1:B:310:LYS:HD2	2:C:34:ASP:OD1	1.80	0.80
2:C:87:PRO:HG2	2:C:90:ILE:CG1	2.11	0.80
2:D:85:GLU:HB3	2:D:86:ILE:HG22	1.60	0.80
3:F:45:GLU:HA	3:F:47:TYR:CD1	2.16	0.80
1:A:408:LYS:HD3	1:A:412:MET:CE	2.10	0.80
1:A:41:HIS:CD2	1:A:164:GLU:HB3	2.16	0.80
1:B:162:ALA:HB1	1:B:164:GLU:CB	2.10	0.80
3:F:47:TYR:O	3:F:50:GLN:HB3	1.81	0.80
1:B:429:LEU:HA	1:B:438:MET:SD	2.21	0.80
1:A:38:ILE:HA	1:A:165:MET:CB	2.12	0.80
1:A:179:PHE:CE1	1:A:199:LEU:HD12	2.16	0.80
1:A:30:ASP:O	1:A:34:ILE:HG13	1.82	0.80
1:A:437:ILE:HG12	1:B:466:GLN:OE1	1.80	0.80
2:C:54:LEU:CD1	2:D:28:LEU:HG	2.11	0.80
2:D:34:ASP:HB3	2:D:36:CYS:N	1.95	0.80
4:G:133:ASN:CA	5:H:42:GLU:HG3	1.83	0.80
4:G:99:GLY:HA3	5:H:46:GLU:O	1.70	0.80
1:B:210:LYS:HG2	1:B:213:GLY:CA	2.12	0.80
1:B:310:LYS:HB2	2:C:38:ASN:CB	2.10	0.80
1:B:63:ARG:HD3	1:B:79:LYS:HB2	1.64	0.80
1:B:93:VAL:CG1	1:B:135:LYS:HE3	2.10	0.80
3:F:81:VAL:HG12	3:F:83:PHE:HE1	1.46	0.80

Continued on next page...

Continued from previous page...

Atom-1	Atom-2	Interatomic distance (Å)	Clash overlap (Å)
2:D:70:LEU:HD21	3:F:89:ASP:O	1.80	0.80
1:A:392:PHE:O	1:A:396:LEU:HG	1.81	0.80
2:D:68:ALA:CB	3:E:1:MET:HE2	2.12	0.80
4:G:44:VAL:CG1	4:G:74:THR:HB	2.12	0.80
1:A:299:PHE:HA	1:A:302:ASN:HD21	1.46	0.80
1:A:376:MET:CG	1:A:380:LYS:HE2	2.11	0.80
1:B:299:PHE:HA	1:B:302:ASN:HD21	1.46	0.80
2:C:12:ILE:HG13	3:E:93:LEU:HG	1.62	0.80
4:G:92:TYR:HB2	4:G:93:LYS:HA	1.63	0.80
4:G:98:GLU:CD	5:H:54:LEU:HG	2.01	0.80
1:A:338:ASP:HB3	1:B:334:GLU:OE2	1.81	0.80
1:A:382:ARG:HB2	1:B:98:GLN:HB2	1.61	0.80
1:A:345:GLN:HB2	1:B:341:TYR:OH	1.81	0.80
1:A:254:VAL:CG1	1:B:91:LEU:N	2.36	0.80
1:B:291:TYR:HE1	2:D:33:LYS:HG2	1.45	0.80
4:G:100:PHE:CG	5:H:44:PHE:HB2	2.16	0.80
1:A:204:HIS:HA	1:A:228:PRO:HA	1.63	0.80
1:B:114:LEU:HD23	1:B:396:LEU:CD2	2.12	0.80
2:D:76:ASP:CB	3:E:39:GLN:HE22	1.95	0.80
2:C:96:PRO:HD2	2:D:93:LYS:HG2	1.61	0.80
4:G:70:VAL:CG1	4:G:76:ARG:HD3	2.12	0.80
1:A:354:ILE:HG23	1:B:353:THR:HG22	1.57	0.80
1:A:37:LEU:HD21	1:B:189:ILE:HG23	1.63	0.80
2:C:54:LEU:HD12	2:D:28:LEU:CD2	2.09	0.80
3:F:69:ASP:HA	3:F:83:PHE:CD2	2.17	0.80
1:A:335:ARG:O	1:B:334:GLU:OE1	2.00	0.79
1:B:99:TYR:CD2	1:B:370:LEU:HD21	2.16	0.79
1:B:392:PHE:O	1:B:396:LEU:HG	1.81	0.79
2:C:87:PRO:HG2	2:C:90:ILE:HD12	1.65	0.79
3:E:54:THR:HG23	3:F:101:GLY:CA	2.12	0.79
3:E:61:TYR:HA	3:E:96:ILE:CG1	2.09	0.79
1:A:167:VAL:HG21	1:A:246:PRO:HD3	1.64	0.79
1:B:38:ILE:CD1	1:B:181:LEU:HG	2.12	0.79
1:B:430:VAL:O	1:B:433:VAL:HG12	1.81	0.79
1:A:293:GLY:N	2:C:35:GLU:HB3	1.95	0.79
2:D:87:PRO:HG2	2:D:90:ILE:HD12	1.64	0.79
4:G:100:PHE:CZ	5:H:144:ASP:CB	2.65	0.79
1:A:177:ILE:CD1	1:A:180:ALA:HB2	2.13	0.79
1:A:429:LEU:HA	1:A:438:MET:SD	2.21	0.79
2:C:69:GLY:O	3:E:93:LEU:HD22	1.82	0.79
3:E:2:TYR:OH	3:F:95:GLU:HA	1.82	0.79

Continued on next page...

Continued from previous page...

Atom-1	Atom-2	Interatomic distance (Å)	Clash overlap (Å)
3:E:89:ASP:HA	3:E:96:ILE:O	1.80	0.79
2:C:11:SER:C	3:E:93:LEU:HD12	2.02	0.79
3:E:90:LEU:HD22	3:E:98:ARG:CD	2.13	0.79
3:F:60:ILE:HD13	3:F:69:ASP:OD2	1.81	0.79
3:F:62:THR:CG2	3:F:65:ASP:HB2	2.12	0.79
5:H:94:VAL:HG23	5:H:156:GLY:HA2	1.64	0.79
1:A:169:TYR:CZ	1:A:174:ARG:HA	2.17	0.79
1:B:208:TYR:CD2	1:B:216:GLN:HB2	2.18	0.79
1:B:267:TYR:O	1:B:270:ILE:HG12	1.82	0.79
1:A:436:GLY:HA3	1:B:434:THR:HG21	1.65	0.79
3:E:46:TYR:HB3	3:E:48:LYS:CE	2.11	0.79
3:E:36:ALA:HB3	3:E:76:TYR:CZ	2.17	0.79
2:C:71:THR:OG1	3:E:92:GLY:HA2	1.82	0.79
3:F:55:PRO:HA	3:F:102:LYS:HE3	1.64	0.79
3:F:38:VAL:HG22	3:F:60:ILE:HB	1.64	0.79
2:D:8:ARG:HA	3:F:94:GLN:OE1	1.81	0.79
3:F:19:ASN:CG	4:G:25:MET:HE3	2.01	0.79
1:A:41:HIS:HB3	1:A:164:GLU:O	1.82	0.79
1:A:168:VAL:O	1:A:177:ILE:HG13	1.82	0.79
1:A:252:GLU:HB3	1:B:90:LYS:N	1.96	0.79
1:A:37:LEU:CD2	1:B:189:ILE:CG2	2.60	0.79
1:B:66:TYR:CE1	1:B:74:LEU:HB3	2.12	0.79
1:A:382:ARG:HH11	1:B:98:GLN:CA	1.94	0.79
4:G:27:MET:HG3	4:G:75:THR:CG2	2.13	0.79
1:A:176:ASP:HB3	1:A:243:PRO:HD2	1.64	0.79
1:B:230:MET:HG3	1:B:239:TRP:HE1	1.47	0.79
1:B:176:ASP:HB3	1:B:243:PRO:HD2	1.64	0.79
3:E:39:GLN:HA	3:F:90:LEU:HB2	1.65	0.79
4:G:27:MET:O	4:G:29:ASN:HB3	1.81	0.79
5:H:110:PHE:CE1	5:H:147:PRO:HB2	2.17	0.79
1:B:210:LYS:CE	1:B:213:GLY:HA2	2.12	0.79
1:A:162:ALA:HB1	1:A:164:GLU:CB	2.11	0.79
1:B:142:ILE:HG12	1:B:144:TYR:N	1.97	0.79
1:B:169:TYR:CZ	1:B:174:ARG:HA	2.17	0.79
1:B:257:LEU:HA	1:B:260:TYR:CE2	2.18	0.79
1:B:417:THR:HG21	1:B:419:ILE:CG1	2.13	0.79
3:E:60:ILE:CG2	3:E:98:ARG:HA	2.11	0.79
1:B:425:ILE:O	1:B:429:LEU:HG	1.83	0.79
1:A:148:PHE:CE1	1:A:158:VAL:HG23	2.18	0.79
1:A:253:MET:HE2	1:B:87:ALA:HB2	1.64	0.79
2:D:12:ILE:HA	3:F:93:LEU:CD2	2.01	0.79

Continued on next page...

Continued from previous page...

Atom-1	Atom-2	Interatomic distance (Å)	Clash overlap (Å)
3:E:48:LYS:HD3	3:F:48:LYS:CG	2.09	0.79
3:F:20:GLY:HA2	4:G:18:LEU:CB	2.10	0.79
1:A:425:ILE:O	1:A:429:LEU:HG	1.83	0.79
1:B:177:ILE:HG22	1:B:245:ILE:HG12	1.64	0.79
1:B:416:ARG:HB2	1:B:417:THR:C	2.03	0.79
2:C:74:SER:HB2	2:C:80:TYR:HB3	1.63	0.79
4:G:132:ASN:HD21	5:H:54:LEU:HB3	1.48	0.79
1:A:210:LYS:HG2	1:A:213:GLY:CA	2.12	0.79
1:A:416:ARG:HB2	1:A:417:THR:C	2.04	0.79
1:B:179:PHE:CE1	1:B:199:LEU:HD12	2.18	0.79
2:D:87:PRO:HG2	2:D:90:ILE:CG1	2.11	0.79
5:H:94:VAL:HG12	5:H:95:ASP:O	1.83	0.79
1:A:210:LYS:CE	1:A:213:GLY:HA2	2.13	0.79
1:B:125:ASP:O	1:B:129:ILE:HG12	1.81	0.79
1:A:437:ILE:HG13	1:B:466:GLN:HE22	0.97	0.78
1:A:364:GLU:OE1	1:B:366:LEU:HD22	1.84	0.78
2:C:95:ASN:CA	2:D:93:LYS:NZ	2.44	0.78
2:D:69:GLY:HA2	2:D:72:GLY:C	2.04	0.78
4:G:100:PHE:HB3	4:G:133:ASN:HB2	1.65	0.78
5:H:60:ALA:HB3	5:H:134:VAL:HG11	1.64	0.78
1:A:125:ASP:O	1:A:129:ILE:HG12	1.82	0.78
1:B:58:ASP:HB3	1:B:81:ASN:CG	2.03	0.78
3:E:31:GLU:HB3	3:E:72:MET:SD	2.23	0.78
4:G:32:THR:HB	4:G:44:VAL:O	1.83	0.78
5:H:14:LEU:HD23	5:H:160:PHE:CG	2.18	0.78
1:A:230:MET:HG3	1:A:239:TRP:HE1	1.48	0.78
1:A:252:GLU:HB3	1:B:90:LYS:HA	0.79	0.78
1:B:117:TYR:O	1:B:120:GLU:HG2	1.83	0.78
1:B:148:PHE:CE1	1:B:158:VAL:HG23	2.19	0.78
2:C:69:GLY:HA2	2:C:72:GLY:C	2.04	0.78
2:D:12:ILE:HG23	2:D:65:MET:HB2	1.65	0.78
4:G:113:ILE:HG21	4:G:121:LYS:CB	2.13	0.78
4:G:132:ASN:HB2	5:H:56:PRO:C	2.00	0.78
5:H:11:VAL:O	5:H:12:LYS:HG2	1.83	0.78
1:B:260:TYR:O	1:B:264:ILE:HD13	1.82	0.78
3:F:61:TYR:CB	3:F:96:ILE:HD12	2.13	0.78
3:F:90:LEU:HD23	3:F:98:ARG:HH12	1.49	0.78
5:H:92:TRP:CD2	5:H:157:GLY:HA2	2.19	0.78
1:A:208:TYR:CD2	1:A:216:GLN:HB2	2.19	0.78
1:A:100:LEU:HG	1:A:377:ALA:CB	2.13	0.78
1:A:38:ILE:CD1	1:A:181:LEU:HG	2.13	0.78

Continued on next page...

Continued from previous page...

Atom-1	Atom-2	Interatomic distance (Å)	Clash overlap (Å)
3:E:38:VAL:HG22	3:E:60:ILE:HG13	1.63	0.78
5:H:37:VAL:CG2	5:H:64:GLU:HG2	2.13	0.78
1:A:457:LEU:CG	1:B:467:TYR:CD1	2.62	0.78
2:C:86:ILE:O	2:D:90:ILE:CD1	2.32	0.78
3:E:81:VAL:CG2	3:F:86:ASP:HB3	2.13	0.78
5:H:139:LYS:H	5:H:139:LYS:HD3	1.47	0.78
5:H:88:GLN:O	5:H:89:ILE:HD13	1.83	0.78
1:A:444:VAL:HG13	1:A:449:PHE:CB	2.13	0.78
1:A:460:ILE:CD1	1:B:466:GLN:NE2	2.46	0.78
1:A:58:ASP:HB3	1:A:81:ASN:CG	2.03	0.78
1:A:58:ASP:HB3	1:A:81:ASN:ND2	1.97	0.78
1:B:167:VAL:HG21	1:B:246:PRO:CD	2.13	0.78
1:A:291:TYR:HE1	2:C:33:LYS:HG2	1.48	0.78
2:D:11:SER:HG	3:F:93:LEU:HD23	1.44	0.78
2:C:97:TYR:HD1	2:D:98:ARG:CB	1.95	0.78
3:F:31:GLU:HG3	3:F:32:PHE:HD1	1.47	0.78
1:A:63:ARG:HD3	1:A:79:LYS:HB2	1.66	0.78
1:B:163:GLU:HB2	1:B:182:ARG:CG	2.09	0.78
1:B:37:LEU:HD13	1:B:168:VAL:HG22	1.64	0.78
1:B:168:VAL:O	1:B:177:ILE:HG13	1.83	0.78
1:B:302:ASN:CB	2:C:43:LYS:HB3	2.13	0.78
5:H:16:GLN:CA	5:H:27:LEU:HB2	2.12	0.78
1:A:177:ILE:HG22	1:A:245:ILE:HG12	1.64	0.78
1:A:37:LEU:HD13	1:A:168:VAL:HG22	1.64	0.78
1:B:34:ILE:HD13	1:B:199:LEU:CD1	2.10	0.78
1:B:38:ILE:HG21	1:B:183:TYR:CE1	2.19	0.78
2:C:70:LEU:O	3:E:91:SER:CB	2.31	0.78
5:H:15:PHE:N	5:H:29:PRO:HA	1.98	0.78
5:H:90:LYS:HB3	5:H:151:VAL:CA	2.09	0.78
1:A:66:TYR:OH	1:B:304:ARG:HD2	1.84	0.78
1:A:457:LEU:N	1:B:467:TYR:OH	2.15	0.78
4:G:27:MET:HE2	4:G:27:MET:HA	1.65	0.78
4:G:10:LEU:HD11	5:H:53:ILE:HG23	1.64	0.78
1:A:140:LYS:CG	1:A:141:GLY:HA2	2.14	0.77
1:A:142:ILE:HG12	1:A:144:TYR:N	1.98	0.77
1:A:61:LYS:NZ	1:B:283:GLN:NE2	2.32	0.77
2:D:70:LEU:HD23	3:E:2:TYR:HH	1.48	0.77
3:E:31:GLU:HG3	3:E:72:MET:CB	2.13	0.77
3:F:104:ASP:OD2	4:G:36:GLY:N	2.11	0.77
2:C:12:ILE:HG23	2:C:65:MET:HB2	1.65	0.77
2:D:74:SER:HB2	2:D:80:TYR:HB3	1.63	0.77

Continued on next page...

Continued from previous page...

Atom-1	Atom-2	Interatomic distance (Å)	Clash overlap (Å)
2:C:86:ILE:C	2:D:90:ILE:HD12	2.05	0.77
3:E:40:PRO:HA	3:F:100:LYS:HZ2	1.47	0.77
2:C:95:ASN:CG	2:D:93:LYS:HG3	2.02	0.77
3:E:94:GLN:O	3:E:96:ILE:HG22	1.84	0.77
1:A:38:ILE:HG21	1:A:183:TYR:CE1	2.19	0.77
3:E:47:TYR:HB2	3:F:44:GLU:OE2	1.83	0.77
2:C:70:LEU:CG	3:E:92:GLY:N	2.44	0.77
3:E:9:ILE:HG21	3:E:78:GLY:CA	2.12	0.77
3:F:108:VAL:HA	4:G:37:LYS:CA	2.14	0.77
4:G:10:LEU:HD22	5:H:53:ILE:HA	1.63	0.77
5:H:37:VAL:HG23	5:H:64:GLU:HG2	1.65	0.77
1:A:430:VAL:O	1:A:433:VAL:HG12	1.84	0.77
1:B:63:ARG:HD3	1:B:79:LYS:CB	2.13	0.77
2:C:71:THR:HA	3:E:91:SER:C	2.04	0.77
4:G:37:LYS:HG3	4:G:45:VAL:HG11	1.65	0.77
5:H:157:GLY:HA3	5:H:159:ASP:N	2.00	0.77
4:G:2:THR:HG22	4:G:4:LYS:HD2	1.65	0.77
1:A:117:TYR:O	1:A:120:GLU:HG2	1.84	0.77
1:A:277:SER:HB3	1:A:281:PHE:CE2	2.20	0.77
1:A:252:GLU:CA	1:B:90:LYS:HB2	2.14	0.77
3:E:9:ILE:CG2	3:E:75:ILE:HG21	2.14	0.77
3:F:109:GLY:H	4:G:37:LYS:CB	1.97	0.77
1:B:101:VAL:HG12	1:B:131:ASN:CG	2.05	0.77
1:B:134:VAL:HG11	1:B:385:LEU:CD1	2.14	0.77
4:G:28:VAL:HA	4:G:29:ASN:OD1	1.84	0.77
5:H:12:LYS:HG3	5:H:164:GLY:O	1.84	0.77
4:G:128:ARG:HD2	4:G:128:ARG:H	1.50	0.77
1:A:420:GLN:HB3	1:A:425:ILE:HD11	1.65	0.77
1:A:457:LEU:HB2	1:B:467:TYR:CE1	2.19	0.77
3:E:55:PRO:HG2	3:F:100:LYS:HB3	1.66	0.77
5:H:143:ILE:HG21	5:H:147:PRO:CD	2.15	0.77
1:A:253:MET:SD	1:B:53:TYR:CE1	2.78	0.77
1:A:66:TYR:CE1	1:A:74:LEU:HB3	2.13	0.77
1:A:460:ILE:HD12	1:B:466:GLN:NE2	1.99	0.77
1:B:58:ASP:HB3	1:B:81:ASN:ND2	1.99	0.77
1:A:258:LYS:HZ2	1:B:88:TRP:HA	1.49	0.77
1:B:298:GLU:CB	2:C:42:ASP:HB3	2.15	0.77
2:C:11:SER:HB3	3:E:94:GLN:HB2	1.63	0.77
5:H:14:LEU:HD21	5:H:16:GLN:HE21	1.49	0.77
5:H:15:PHE:HB2	5:H:30:ALA:CB	2.14	0.77
1:A:283:GLN:OE1	1:A:284:ILE:HG13	1.84	0.77

Continued on next page...

Continued from previous page...

Atom-1	Atom-2	Interatomic distance (Å)	Clash overlap (Å)
1:A:420:GLN:HB3	1:A:425:ILE:CD1	2.15	0.77
1:A:379:ARG:HG2	1:B:94:ASP:HB2	1.66	0.77
3:E:11:PHE:HA	3:E:75:ILE:HB	1.67	0.77
2:C:12:ILE:CA	3:E:93:LEU:HD11	2.10	0.77
2:D:5:ARG:NH1	3:F:63:PRO:HG2	2.00	0.77
3:F:73:ARG:CZ	3:F:80:ILE:HB	2.15	0.77
5:H:90:LYS:CA	5:H:151:VAL:HG13	2.11	0.77
1:B:324:ILE:HB	1:B:325:PRO:HD3	1.66	0.76
2:C:10:LEU:HB2	3:E:94:GLN:NE2	1.99	0.76
3:E:47:TYR:HB3	3:E:50:GLN:NE2	2.01	0.76
2:C:12:ILE:HG12	3:E:93:LEU:CG	2.14	0.76
3:E:55:PRO:HG2	3:F:100:LYS:HB2	1.68	0.76
4:G:101:THR:O	5:H:42:GLU:OE1	2.03	0.76
4:G:132:ASN:ND2	5:H:54:LEU:HB3	2.00	0.76
1:B:420:GLN:OE1	1:B:446:ARG:HG3	1.85	0.76
1:A:101:VAL:HG12	1:A:131:ASN:CG	2.05	0.76
1:A:258:LYS:HD2	1:B:87:ALA:O	1.84	0.76
1:A:382:ARG:NH1	1:B:98:GLN:CG	2.46	0.76
1:A:89:HIS:CE1	1:A:257:LEU:HB2	2.20	0.76
1:B:302:ASN:HB3	2:C:43:LYS:N	1.99	0.76
2:C:70:LEU:H	3:E:93:LEU:HA	1.49	0.76
3:F:14:TYR:HB2	3:F:28:TRP:CZ2	2.21	0.76
5:H:143:ILE:HG12	5:H:147:PRO:HG2	1.66	0.76
1:B:140:LYS:CG	1:B:141:GLY:HA2	2.14	0.76
3:E:39:GLN:CG	3:F:90:LEU:HD13	2.14	0.76
3:F:108:VAL:C	4:G:37:LYS:CB	2.51	0.76
1:B:277:SER:HB3	1:B:281:PHE:CE2	2.20	0.76
4:G:97:PHE:HB3	4:G:132:ASN:OD1	1.84	0.76
4:G:14:THR:HA	4:G:17:ASN:ND2	2.01	0.76
5:H:37:VAL:HB	5:H:64:GLU:HG2	1.68	0.76
1:B:148:PHE:CE1	1:B:156:ASP:HB3	2.20	0.76
3:F:43:GLN:HB2	3:F:47:TYR:HE1	1.50	0.76
3:E:39:GLN:HG3	3:F:90:LEU:HB2	1.66	0.76
1:A:322:ALA:HB1	1:A:326:VAL:CG2	2.16	0.76
1:B:288:LEU:HD23	1:B:288:LEU:H	1.49	0.76
1:A:379:ARG:CG	1:B:94:ASP:CB	2.63	0.76
1:B:352:GLU:HB2	1:B:353:THR:C	2.06	0.76
1:A:58:ASP:O	1:A:62:LYS:HA	1.85	0.76
1:B:197:ALA:O	1:B:208:TYR:HB2	1.86	0.76
2:D:71:THR:HG23	3:F:61:TYR:CE2	2.21	0.76
5:H:92:TRP:N	5:H:155:LYS:H	1.83	0.76

Continued on next page...

Continued from previous page...

Atom-1	Atom-2	Interatomic distance (Å)	Clash overlap (Å)
5:H:79:ILE:HD12	5:H:116:ARG:NH1	2.00	0.76
5:H:37:VAL:HG11	5:H:62:SER:O	1.86	0.76
1:A:107:PHE:HB3	1:A:118:VAL:HG13	1.64	0.76
1:A:352:GLU:HB2	1:A:353:THR:C	2.06	0.76
1:A:444:VAL:CG1	1:A:450:VAL:H	1.99	0.76
1:B:46:LEU:CD2	1:B:162:ALA:HB2	2.16	0.76
2:C:49:ILE:CD1	2:D:28:LEU:CG	2.31	0.76
2:C:82:PHE:HA	2:D:84:THR:HG21	1.67	0.76
3:E:54:THR:HG23	3:F:102:LYS:N	2.00	0.76
4:G:22:GLN:HG3	4:G:23:PRO:HD3	1.67	0.76
1:B:336:ILE:O	1:B:340:LEU:HD13	1.86	0.76
1:B:89:HIS:CE1	1:B:257:LEU:HB2	2.21	0.76
3:F:51:GLN:NE2	3:F:52:LEU:HB2	2.01	0.76
3:E:79:LYS:HD3	3:F:70:LYS:CB	2.15	0.76
1:A:254:VAL:CG1	1:B:90:LYS:N	2.48	0.76
1:A:63:ARG:HD3	1:A:79:LYS:CB	2.14	0.76
3:E:12:GLN:O	3:E:75:ILE:HD11	1.85	0.76
3:E:55:PRO:HD2	3:F:101:GLY:HA3	1.68	0.76
3:F:31:GLU:HG3	3:F:32:PHE:CD1	2.21	0.76
4:G:37:LYS:HD3	4:G:37:LYS:H	1.50	0.76
5:H:57:GLY:HA2	5:H:142:GLU:HG2	1.68	0.76
4:G:101:THR:CA	5:H:42:GLU:HB3	2.16	0.76
5:H:49:LYS:HB2	5:H:52:ARG:CG	2.08	0.76
1:A:62:LYS:HD3	1:A:75:VAL:CG2	2.16	0.75
1:B:177:ILE:CD1	1:B:180:ALA:HB2	2.15	0.75
2:D:70:LEU:O	3:F:91:SER:HA	1.87	0.75
2:D:81:ASN:HB2	2:D:85:GLU:OE2	1.85	0.75
3:E:54:THR:HG23	3:F:101:GLY:HA3	1.66	0.75
3:F:6:ARG:NH2	3:F:34:ALA:HA	2.02	0.75
3:E:38:VAL:HB	3:F:88:VAL:CG1	2.15	0.75
5:H:101:ASN:CB	5:H:161:GLN:HB3	2.12	0.75
1:A:197:ALA:O	1:A:208:TYR:HB2	1.86	0.75
1:A:379:ARG:CZ	1:B:91:LEU:HA	2.16	0.75
1:A:254:VAL:HG13	1:B:90:LYS:HB3	1.66	0.75
2:C:81:ASN:HB2	2:C:85:GLU:OE2	1.85	0.75
3:E:39:GLN:HG3	3:F:90:LEU:HD22	1.68	0.75
3:F:19:ASN:OD1	4:G:25:MET:HE2	1.81	0.75
4:G:101:THR:O	5:H:42:GLU:CG	2.34	0.75
4:G:95:LEU:HB2	4:G:102:PHE:CE2	2.21	0.75
1:A:148:PHE:CE1	1:A:156:ASP:HB3	2.20	0.75
1:A:460:ILE:HG21	1:B:467:TYR:CB	2.03	0.75

Continued on next page...

Continued from previous page...

Atom-1	Atom-2	Interatomic distance (Å)	Clash overlap (Å)
3:E:52:LEU:CB	3:E:53:GLN:HA	2.12	0.75
3:E:74:VAL:C	3:E:75:ILE:HD12	2.07	0.75
5:H:15:PHE:HB2	5:H:30:ALA:N	2.00	0.75
1:A:110:ASP:OD1	1:A:401:LYS:HB2	1.87	0.75
1:A:285:VAL:HG11	1:A:320:LEU:HD12	1.67	0.75
2:D:25:VAL:HG11	2:D:53:VAL:CG1	2.17	0.75
4:G:113:ILE:HG12	4:G:122:HIS:N	2.02	0.75
4:G:133:ASN:CA	5:H:56:PRO:HD2	1.63	0.75
1:B:210:LYS:HE2	1:B:213:GLY:CA	2.17	0.75
1:A:46:LEU:CD1	1:A:162:ALA:HB2	2.16	0.75
3:E:46:TYR:HB3	3:E:48:LYS:HE2	1.67	0.75
3:F:69:ASP:CB	3:F:97:THR:HG21	2.15	0.75
1:A:142:ILE:HD11	1:A:145:TRP:N	2.02	0.75
1:B:181:LEU:HD23	1:B:181:LEU:H	1.52	0.75
1:A:424:GLU:OE1	1:B:427:GLN:NE2	2.19	0.75
2:C:70:LEU:HG	3:E:92:GLY:N	2.01	0.75
3:E:40:PRO:CG	3:F:98:ARG:HG2	2.16	0.75
3:E:56:ILE:HG21	3:E:84:ILE:N	2.01	0.75
3:F:56:ILE:HG13	3:F:103:GLU:H	1.51	0.75
2:D:70:LEU:HD21	3:F:89:ASP:HB2	1.69	0.75
5:H:111:ALA:HB3	5:H:151:VAL:HG11	1.69	0.75
1:A:167:VAL:HG21	1:A:246:PRO:CD	2.16	0.75
1:A:456:GLU:O	1:B:467:TYR:HE2	1.53	0.75
1:A:379:ARG:HH22	1:B:91:LEU:HD23	1.52	0.75
2:C:91:LEU:HD23	2:D:87:PRO:HG2	1.65	0.75
3:E:50:GLN:OE1	3:F:49:ALA:HB3	1.86	0.75
2:D:12:ILE:HG12	3:F:93:LEU:HD13	1.69	0.75
2:D:8:ARG:O	3:F:93:LEU:HD22	1.87	0.75
5:H:111:ALA:HB1	5:H:132:LEU:CD2	2.15	0.75
1:B:444:VAL:CG1	1:B:450:VAL:H	1.99	0.75
1:A:336:ILE:HD11	1:B:330:ALA:CB	2.05	0.75
4:G:10:LEU:CG	5:H:53:ILE:CG2	2.59	0.75
4:G:100:PHE:HZ	5:H:144:ASP:CB	1.97	0.75
5:H:90:LYS:HE3	5:H:150:ILE:CG1	2.16	0.75
1:B:62:LYS:HD3	1:B:75:VAL:CG2	2.17	0.75
2:C:91:LEU:HD21	2:D:87:PRO:CG	2.17	0.75
4:G:98:GLU:HA	5:H:52:ARG:NH2	2.00	0.75
3:E:18:SER:CB	3:E:25:THR:H	1.99	0.75
1:A:140:LYS:HD3	1:A:141:GLY:N	2.01	0.74
1:A:181:LEU:H	1:A:181:LEU:HD23	1.51	0.74
1:B:38:ILE:HA	1:B:165:MET:HB2	1.69	0.74

Continued on next page...

Continued from previous page...

Atom-1	Atom-2	Interatomic distance (Å)	Clash overlap (Å)
3:E:58:TYR:CD2	3:F:100:LYS:HE2	2.22	0.74
3:E:88:VAL:HG22	3:E:98:ARG:O	1.85	0.74
4:G:113:ILE:HD13	4:G:122:HIS:ND1	2.02	0.74
1:A:270:ILE:CG2	1:A:340:LEU:HG	2.17	0.74
1:A:64:ARG:HH21	1:B:321:ARG:HH11	1.32	0.74
1:B:140:LYS:HD3	1:B:141:GLY:N	2.01	0.74
1:A:379:ARG:CD	1:B:94:ASP:HB2	2.17	0.74
2:C:25:VAL:HG11	2:C:53:VAL:CG1	2.17	0.74
2:C:39:PRO:O	2:C:41:ILE:HG13	1.87	0.74
2:D:49:ILE:HD11	2:D:54:LEU:HG	1.69	0.74
3:E:52:LEU:HB3	3:E:53:GLN:CA	2.17	0.74
3:E:79:LYS:HD2	3:F:87:PRO:CD	2.15	0.74
2:C:12:ILE:CA	3:E:93:LEU:CD1	2.63	0.74
3:E:45:GLU:CG	3:F:41:ILE:HD11	2.17	0.74
4:G:117:ASP:CB	4:G:119:VAL:HG23	2.14	0.74
1:B:58:ASP:O	1:B:62:LYS:HA	1.86	0.74
3:F:109:GLY:H	4:G:37:LYS:HB3	1.47	0.74
1:A:46:LEU:CD2	1:A:162:ALA:HB2	2.16	0.74
2:C:8:ARG:HD2	2:C:8:ARG:O	1.88	0.74
3:E:58:TYR:O	3:E:99:ILE:HB	1.88	0.74
5:H:111:ALA:HA	5:H:132:LEU:HB3	1.69	0.74
1:B:230:MET:CG	1:B:239:TRP:HE1	2.00	0.74
1:A:259:PHE:CE1	1:B:88:TRP:CH2	2.69	0.74
1:B:293:GLY:N	2:D:35:GLU:HB3	1.94	0.74
3:E:61:TYR:HD1	3:E:96:ILE:HG21	1.48	0.74
3:E:91:SER:O	3:E:96:ILE:HD12	1.88	0.74
3:F:70:LYS:CD	3:F:84:ILE:HA	2.18	0.74
5:H:49:LYS:CB	5:H:52:ARG:HG2	2.09	0.74
1:B:210:LYS:HG3	1:B:215:TYR:O	1.87	0.74
1:A:128:ASP:O	1:A:132:GLU:HG2	1.88	0.74
2:C:48:SER:HA	2:D:31:PHE:CE1	2.21	0.74
3:F:73:ARG:HD3	3:F:80:ILE:CG2	2.18	0.74
3:F:74:VAL:HG12	3:F:83:PHE:CZ	2.22	0.74
3:E:17:GLN:HB3	3:E:24:LYS:HE3	1.67	0.74
1:A:41:HIS:HB2	1:A:166:ILE:N	2.02	0.74
1:B:144:TYR:CD1	1:B:246:PRO:HA	2.22	0.74
1:B:110:ASP:H	1:B:396:LEU:HD13	1.51	0.74
2:D:25:VAL:O	2:D:29:VAL:HG23	1.88	0.74
3:E:31:GLU:HG3	3:E:72:MET:CA	2.18	0.74
3:E:9:ILE:HG13	3:E:78:GLY:CA	2.17	0.74
2:D:4:GLN:CA	3:F:1:MET:H1	2.00	0.74

Continued on next page...

Continued from previous page...

Atom-1	Atom-2	Interatomic distance (Å)	Clash overlap (Å)
5:H:29:PRO:HG2	5:H:167:THR:HB	1.70	0.74
5:H:37:VAL:HB	5:H:63:GLY:C	2.07	0.74
1:A:230:MET:CG	1:A:239:TRP:HE1	2.01	0.74
1:A:254:VAL:CG2	1:B:90:LYS:CD	2.64	0.74
2:C:25:VAL:O	2:C:29:VAL:HG23	1.88	0.74
2:D:39:PRO:O	2:D:41:ILE:HG13	1.87	0.74
2:D:12:ILE:H	3:F:93:LEU:CD2	1.96	0.74
2:D:68:ALA:CB	3:E:1:MET:CE	2.65	0.74
2:D:5:ARG:N	3:F:1:MET:H2	1.86	0.74
3:F:41:ILE:HG23	3:F:43:GLN:H	1.52	0.74
4:G:133:ASN:HB3	5:H:44:PHE:CG	2.21	0.74
1:A:210:LYS:HE2	1:A:213:GLY:CA	2.17	0.74
1:A:395:TYR:HA	1:A:398:ASN:ND2	2.03	0.74
1:A:168:VAL:HG11	1:B:189:ILE:CA	2.14	0.74
1:A:252:GLU:OE1	1:B:89:HIS:CG	2.39	0.74
1:A:270:ILE:HB	1:A:340:LEU:CG	2.17	0.74
3:F:49:ALA:O	3:F:50:GLN:HG3	1.87	0.74
3:F:52:LEU:HG	3:F:53:GLN:CB	2.17	0.74
3:F:84:ILE:O	3:F:99:ILE:HG13	1.87	0.74
5:H:142:GLU:HB3	5:H:144:ASP:HB2	1.70	0.74
1:B:128:ASP:O	1:B:132:GLU:HG2	1.88	0.74
1:A:144:TYR:CD1	1:A:246:PRO:HA	2.23	0.74
1:A:253:MET:HE2	1:B:87:ALA:CA	2.17	0.74
1:A:292:ASP:CA	2:C:35:GLU:HB2	2.18	0.74
1:B:63:ARG:NH2	1:B:81:ASN:HB2	2.02	0.74
4:G:87:LEU:O	4:G:91:THR:HA	1.88	0.74
4:G:98:GLU:CA	5:H:52:ARG:NH2	2.34	0.74
5:H:16:GLN:HB3	5:H:27:LEU:HB2	1.70	0.74
4:G:133:ASN:OD1	5:H:44:PHE:CG	2.41	0.74
4:G:3:TRP:HA	4:G:4:LYS:CB	2.15	0.74
3:E:17:GLN:HB3	3:E:24:LYS:CE	2.18	0.74
1:B:159:ILE:HD13	1:B:160:PHE:N	2.03	0.73
1:A:168:VAL:CG2	1:B:189:ILE:HG23	2.10	0.73
1:B:270:ILE:CD1	1:B:340:LEU:HB3	2.18	0.73
1:B:292:ASP:CA	2:D:35:GLU:HB2	2.18	0.73
2:C:74:SER:HB2	2:C:80:TYR:HB2	1.68	0.73
1:A:45:PRO:O	1:A:48:LYS:HG2	1.88	0.73
1:A:355:GLY:HA3	1:A:365:LYS:HG3	1.69	0.73
1:B:145:TRP:CZ2	1:B:157:TYR:HB2	2.22	0.73
2:C:5:ARG:HG3	2:C:8:ARG:N	2.01	0.73
2:D:4:GLN:OE1	2:D:5:ARG:HG2	1.87	0.73

Continued on next page...

Continued from previous page...

Atom-1	Atom-2	Interatomic distance (Å)	Clash overlap (Å)
3:E:56:ILE:HD11	3:E:103:GLU:OE2	1.88	0.73
2:D:73:ARG:NE	3:F:90:LEU:HD12	2.02	0.73
4:G:83:SER:O	4:G:87:LEU:HD13	1.88	0.73
5:H:110:PHE:CE2	5:H:134:VAL:HB	2.22	0.73
5:H:59:VAL:HG11	5:H:137:GLU:HB3	1.66	0.73
1:A:359:THR:H	1:A:362:ALA:CB	2.01	0.73
1:A:152:GLU:HB3	1:A:154:GLU:OE2	1.88	0.73
1:B:142:ILE:HD11	1:B:145:TRP:N	2.03	0.73
1:B:221:TYR:OH	1:B:223:GLU:HG2	1.88	0.73
3:E:60:ILE:HG23	3:E:98:ARG:CA	2.15	0.73
4:G:21:TYR:CD2	4:G:24:LEU:HG	2.23	0.73
4:G:35:PRO:HA	4:G:37:LYS:CD	2.18	0.73
1:A:145:TRP:CZ2	1:A:157:TYR:HB2	2.24	0.73
1:A:266:ASN:CG	1:B:271:THR:CG2	2.57	0.73
2:D:8:ARG:HD2	2:D:8:ARG:O	1.88	0.73
1:A:177:ILE:HD11	1:A:180:ALA:HB2	1.70	0.73
1:A:410:LEU:HD12	1:A:410:LEU:O	1.89	0.73
1:B:130:LEU:O	1:B:130:LEU:HD12	1.89	0.73
2:C:49:ILE:HD11	2:C:54:LEU:HG	1.69	0.73
3:E:9:ILE:HG21	3:E:75:ILE:HG21	1.69	0.73
3:E:90:LEU:CD2	3:E:98:ARG:HD2	2.17	0.73
5:H:14:LEU:HD22	5:H:163:PRO:CG	2.17	0.73
1:B:359:THR:H	1:B:362:ALA:CB	2.01	0.73
1:A:64:ARG:HH21	1:B:321:ARG:HD2	1.52	0.73
1:A:63:ARG:NH1	1:A:75:VAL:HG11	2.03	0.73
3:F:63:PRO:HB3	3:F:94:GLN:CD	2.09	0.73
4:G:45:VAL:HG22	4:G:71:TRP:CZ3	2.19	0.73
4:G:86:VAL:HG13	4:G:87:LEU:HD12	1.71	0.73
5:H:32:GLN:HG3	5:H:66:THR:O	1.89	0.73
1:B:152:GLU:HB3	1:B:154:GLU:OE2	1.88	0.73
1:A:159:ILE:HD13	1:A:160:PHE:N	2.04	0.73
1:A:62:LYS:HD2	1:A:63:ARG:N	2.04	0.73
2:C:25:VAL:HG12	2:C:29:VAL:CG2	2.19	0.73
2:D:12:ILE:HG12	3:F:93:LEU:CD2	2.18	0.73
1:B:32:THR:O	1:B:36:LYS:HG2	1.87	0.73
1:A:34:ILE:HG23	1:A:179:PHE:HZ	1.50	0.73
1:B:282:GLN:HG2	1:B:284:ILE:HG23	1.70	0.73
1:A:252:GLU:HB2	1:B:90:LYS:HG3	1.71	0.73
2:C:71:THR:CA	3:E:92:GLY:HA2	2.19	0.73
2:C:87:PRO:HG2	2:C:90:ILE:CD1	2.18	0.73
3:E:10:THR:OG1	3:E:33:THR:HB	1.89	0.73

Continued on next page...

Continued from previous page...

Atom-1	Atom-2	Interatomic distance (Å)	Clash overlap (Å)
5:H:109:GLY:HA3	5:H:152:ASN:CG	2.08	0.73
5:H:57:GLY:HA2	5:H:142:GLU:CG	2.19	0.73
1:A:130:LEU:HG	1:A:385:LEU:HD11	1.70	0.73
1:A:417:THR:HB	1:A:419:ILE:H	1.53	0.73
1:A:99:TYR:CD2	1:A:370:LEU:HD21	2.24	0.73
1:A:254:VAL:HG13	1:B:90:LYS:CB	2.18	0.73
2:C:4:GLN:OE1	2:C:5:ARG:HG2	1.87	0.73
2:D:74:SER:HB2	2:D:80:TYR:HB2	1.68	0.73
3:F:45:GLU:HA	3:F:47:TYR:CE1	2.24	0.73
3:F:61:TYR:CG	3:F:96:ILE:HD12	2.24	0.73
1:A:329:ALA:O	1:A:333:LEU:HG	1.89	0.73
1:B:130:LEU:HG	1:B:385:LEU:HD11	1.71	0.73
1:B:57:ASN:HB2	1:B:60:GLU:HG2	1.71	0.73
2:C:36:CYS:HB3	2:C:37:HIS:C	2.10	0.73
3:E:77:ARG:CB	3:F:66:ASP:HB3	2.17	0.73
3:F:59:ASN:HA	3:F:99:ILE:HG22	1.69	0.73
1:B:447:ASN:HB2	1:B:448:PRO:C	2.10	0.73
1:B:110:ASP:OD1	1:B:401:LYS:HB2	1.89	0.72
2:C:41:ILE:HG23	2:C:46:ASN:O	1.89	0.72
3:E:109:GLY:CA	4:G:114:THR:OG1	2.37	0.72
3:E:41:ILE:HD13	3:E:53:GLN:CG	2.19	0.72
4:G:33:GLU:HG3	4:G:46:ILE:O	1.88	0.72
5:H:39:GLY:C	5:H:43:LEU:HB3	2.10	0.72
1:A:447:ASN:HB2	1:A:448:PRO:C	2.10	0.72
1:B:329:ALA:O	1:B:333:LEU:HG	1.88	0.72
3:F:46:TYR:HB3	3:F:48:LYS:NZ	2.04	0.72
3:F:84:ILE:H	3:F:99:ILE:CD1	2.01	0.72
3:F:88:VAL:CG2	3:F:98:ARG:HB2	2.18	0.72
4:G:21:TYR:CD1	4:G:23:PRO:HD2	2.24	0.72
4:G:76:ARG:HD2	4:G:125:ILE:HD12	1.71	0.72
5:H:13:TYR:CE2	5:H:31:TYR:HB3	2.24	0.72
5:H:44:PHE:H	5:H:44:PHE:HD1	1.37	0.72
1:A:354:ILE:HG13	1:B:353:THR:N	2.04	0.72
1:A:282:GLN:NE2	1:A:321:ARG:HB3	2.04	0.72
2:D:36:CYS:HB3	2:D:37:HIS:C	2.10	0.72
5:H:94:VAL:HG13	5:H:104:TYR:CD2	2.24	0.72
1:A:254:VAL:CB	1:B:91:LEU:HG	2.16	0.72
1:A:460:ILE:HG22	1:B:467:TYR:HB2	1.60	0.72
1:B:59:ILE:CA	1:B:62:LYS:HB3	2.19	0.72
3:E:108:VAL:HA	4:G:41:TYR:HH	1.54	0.72
1:A:354:ILE:HG21	1:B:353:THR:CB	2.18	0.72

Continued on next page...

Continued from previous page...

Atom-1	Atom-2	Interatomic distance (Å)	Clash overlap (Å)
1:A:46:LEU:HD13	1:A:162:ALA:CB	2.19	0.72
1:B:115:LEU:HG	1:B:119:ASN:ND2	2.04	0.72
1:B:142:ILE:HD11	1:B:145:TRP:CA	2.20	0.72
1:B:92:PHE:HD2	1:B:260:TYR:CD1	2.07	0.72
1:B:410:LEU:O	1:B:410:LEU:HD12	1.89	0.72
1:A:254:VAL:HB	1:B:91:LEU:CD2	2.19	0.72
2:D:70:LEU:HD11	3:E:37:HIS:NE2	2.04	0.72
3:E:59:ASN:HB3	3:E:98:ARG:NE	2.03	0.72
3:E:77:ARG:HD2	3:F:66:ASP:CB	2.19	0.72
5:H:14:LEU:CD2	5:H:160:PHE:HB3	2.20	0.72
1:A:254:VAL:H	1:B:90:LYS:CB	2.01	0.72
1:A:420:GLN:OE1	1:A:446:ARG:HG3	1.88	0.72
1:B:46:LEU:HD13	1:B:162:ALA:CB	2.20	0.72
1:B:294:GLU:HA	2:D:31:PHE:HB2	1.70	0.72
2:C:95:ASN:HA	2:D:94:LEU:CD2	2.17	0.72
3:E:60:ILE:HD11	3:E:68:ILE:CD1	2.19	0.72
3:F:19:ASN:CG	4:G:25:MET:CE	2.55	0.72
5:H:148:GLU:HA	5:H:148:GLU:OE1	1.89	0.72
1:A:98:GLN:O	1:A:101:VAL:HG22	1.88	0.72
1:B:332:GLU:O	1:B:336:ILE:HG13	1.88	0.72
1:B:422:ASP:O	1:B:426:VAL:HG23	1.90	0.72
1:B:98:GLN:O	1:B:101:VAL:HG22	1.89	0.72
2:C:93:LYS:O	2:C:94:LEU:HD12	1.89	0.72
2:D:11:SER:C	3:F:93:LEU:HD23	2.10	0.72
1:A:210:LYS:CG	1:A:213:GLY:HA2	2.20	0.72
1:B:34:ILE:HG23	1:B:179:PHE:HZ	1.52	0.72
1:B:463:GLU:O	1:B:466:GLN:HG2	1.89	0.72
2:C:49:ILE:HG12	2:D:28:LEU:HD12	1.72	0.72
1:B:293:GLY:N	2:D:31:PHE:O	2.19	0.72
2:C:11:SER:CB	3:E:94:GLN:N	2.52	0.72
3:F:13:SER:OG	3:F:29:VAL:HG22	1.89	0.72
5:H:163:PRO:HA	5:H:166:THR:HG23	1.71	0.72
1:B:359:THR:N	1:B:362:ALA:HB2	2.05	0.72
1:A:134:VAL:HG11	1:A:385:LEU:CD1	2.19	0.72
1:A:221:TYR:OH	1:A:223:GLU:HG2	1.88	0.72
1:B:209:GLU:OE2	1:B:211:ILE:HD11	1.89	0.72
1:B:46:LEU:HD22	1:B:162:ALA:CB	2.19	0.72
1:A:254:VAL:N	1:B:90:LYS:HB3	2.03	0.72
2:D:25:VAL:HG12	2:D:29:VAL:CG2	2.19	0.72
2:D:50:PRO:HG2	2:D:53:VAL:HG21	1.72	0.72
5:H:111:ALA:CB	5:H:132:LEU:HD13	2.17	0.72

Continued on next page...

Continued from previous page...

Atom-1	Atom-2	Interatomic distance (Å)	Clash overlap (Å)
1:A:335:ARG:NH2	1:B:327:ASP:O	2.23	0.72
1:A:46:LEU:HD22	1:A:162:ALA:CB	2.19	0.72
1:A:64:ARG:HH21	1:B:321:ARG:NH1	1.88	0.72
2:D:70:LEU:CD2	3:E:2:TYR:HH	2.01	0.72
3:E:32:PHE:CD2	3:E:67:ARG:HB2	2.24	0.72
3:E:5:PHE:HB3	3:E:35:ALA:HB2	1.70	0.72
3:F:56:ILE:CG1	3:F:103:GLU:H	2.03	0.72
3:E:77:ARG:HB2	3:F:66:ASP:CB	2.18	0.72
3:E:107:TYR:CB	4:G:116:THR:HG1	1.95	0.72
5:H:10:ASP:CB	5:H:101:ASN:HD21	2.02	0.72
1:B:282:GLN:CB	1:B:284:ILE:HG12	2.20	0.71
1:A:456:GLU:CB	1:B:467:TYR:OH	2.37	0.71
2:D:93:LYS:O	2:D:94:LEU:HD12	1.89	0.71
3:E:92:GLY:HA3	3:E:96:ILE:CG2	2.19	0.71
3:F:70:LYS:N	3:F:83:PHE:HB2	2.03	0.71
4:G:28:VAL:HA	4:G:29:ASN:CB	2.20	0.71
5:H:90:LYS:HE3	5:H:150:ILE:CB	2.20	0.71
1:A:142:ILE:HD11	1:A:145:TRP:CA	2.20	0.71
1:A:92:PHE:HD2	1:A:260:TYR:CD1	2.08	0.71
1:B:310:LYS:CE	2:C:34:ASP:OD1	2.39	0.71
2:C:50:PRO:HG2	2:C:53:VAL:HG21	1.72	0.71
2:D:87:PRO:CD	2:D:90:ILE:HB	2.20	0.71
1:B:355:GLY:HA3	1:B:365:LYS:HG3	1.71	0.71
1:B:46:LEU:CD1	1:B:162:ALA:HB2	2.19	0.71
2:D:41:ILE:HG23	2:D:46:ASN:O	1.89	0.71
2:D:81:ASN:HB2	2:D:85:GLU:CD	2.11	0.71
1:A:57:ASN:HB2	1:A:60:GLU:HG2	1.72	0.71
1:B:370:LEU:CD1	1:B:373:LYS:HE3	2.21	0.71
1:B:466:GLN:HB2	1:B:467:TYR:CG	2.26	0.71
2:C:35:GLU:CD	2:C:37:HIS:HB3	2.10	0.71
4:G:101:THR:HB	5:H:42:GLU:HB3	1.71	0.71
1:A:59:ILE:CA	1:A:62:LYS:HB3	2.20	0.71
1:A:457:LEU:CA	1:B:467:TYR:CD2	2.67	0.71
1:A:293:GLY:N	2:C:31:PHE:O	2.24	0.71
2:C:81:ASN:HB2	2:C:85:GLU:CD	2.11	0.71
3:F:62:THR:O	3:F:96:ILE:HA	1.90	0.71
5:H:107:GLN:HB2	5:H:152:ASN:ND2	2.02	0.71
5:H:116:ARG:NH2	5:H:128:ILE:HD13	2.05	0.71
1:B:433:VAL:HG21	1:B:459:ARG:CD	2.21	0.71
1:A:379:ARG:HH12	1:B:91:LEU:CD2	2.02	0.71
2:D:76:ASP:OD1	3:E:98:ARG:NH1	2.23	0.71

Continued on next page...

Continued from previous page...

Atom-1	Atom-2	Interatomic distance (Å)	Clash overlap (Å)
2:C:5:ARG:CA	3:E:3:GLU:H	2.03	0.71
2:D:4:GLN:CB	3:F:1:MET:H1	2.01	0.71
3:F:6:ARG:HE	3:F:6:ARG:H	1.39	0.71
3:F:61:TYR:CE1	3:F:96:ILE:HG21	2.26	0.71
4:G:61:GLY:N	5:H:139:LYS:HD2	2.04	0.71
5:H:102:ASP:HA	5:H:161:GLN:NE2	2.06	0.71
1:A:359:THR:N	1:A:362:ALA:HB2	2.06	0.71
1:A:422:ASP:O	1:A:426:VAL:HG23	1.90	0.71
1:A:267:TYR:O	1:A:270:ILE:HG12	1.90	0.71
1:B:231:THR:HB	1:B:235:GLN:O	1.91	0.71
1:A:292:ASP:HA	2:C:35:GLU:CA	2.21	0.71
2:C:85:GLU:CB	2:C:86:ILE:HA	2.20	0.71
2:C:87:PRO:CD	2:C:90:ILE:HB	2.21	0.71
3:E:64:TYR:CE1	3:E:94:GLN:HG2	2.26	0.71
3:F:57:GLY:CA	3:F:99:ILE:HD13	2.20	0.71
1:B:395:TYR:HA	1:B:398:ASN:ND2	2.04	0.71
1:A:144:TYR:CE2	1:A:246:PRO:HB3	2.26	0.71
1:A:34:ILE:CG2	1:A:181:LEU:HD13	2.06	0.71
2:D:35:GLU:CD	2:D:37:HIS:HB3	2.10	0.71
3:E:38:VAL:HG22	3:E:60:ILE:CD1	2.19	0.71
4:G:32:THR:CG2	4:G:45:VAL:HG12	2.20	0.71
1:B:420:GLN:HB3	1:B:425:ILE:CD1	2.20	0.71
1:A:294:GLU:HA	2:C:31:PHE:HB2	1.71	0.71
1:B:110:ASP:HA	1:B:406:PRO:CB	2.20	0.71
1:B:292:ASP:HA	2:D:35:GLU:CA	2.20	0.71
4:G:10:LEU:CD2	5:H:53:ILE:HB	2.19	0.71
5:H:112:TYR:CB	5:H:133:GLN:H	2.04	0.71
1:A:121:LEU:HB3	1:A:122:ALA:C	2.11	0.71
1:A:63:ARG:NH2	1:A:81:ASN:HB2	2.05	0.71
1:B:162:ALA:CB	1:B:164:GLU:HB2	2.17	0.71
2:D:76:ASP:CG	3:E:39:GLN:HE22	1.94	0.71
3:E:69:ASP:O	3:E:72:MET:HB2	1.91	0.71
4:G:97:PHE:CE1	5:H:52:ARG:C	2.64	0.71
1:B:38:ILE:CG1	1:B:181:LEU:HG	2.20	0.70
1:B:59:ILE:HD12	1:B:59:ILE:H	1.54	0.70
1:A:253:MET:O	1:B:87:ALA:HB1	1.91	0.70
1:A:254:VAL:CA	1:B:90:LYS:HB3	2.21	0.70
2:C:86:ILE:H	2:D:87:PRO:HG2	1.55	0.70
4:G:124:ILE:HD13	4:G:125:ILE:N	2.05	0.70
5:H:104:TYR:CE1	5:H:158:TYR:HA	2.26	0.70
1:A:209:GLU:OE2	1:A:211:ILE:HD11	1.90	0.70

Continued on next page...

Continued from previous page...

Atom-1	Atom-2	Interatomic distance (Å)	Clash overlap (Å)
1:A:64:ARG:NE	1:B:321:ARG:CZ	2.54	0.70
2:D:5:ARG:HG3	2:D:8:ARG:N	2.01	0.70
5:H:58:SER:HA	5:H:144:ASP:CG	2.12	0.70
5:H:41:ARG:HG3	5:H:42:GLU:N	2.06	0.70
4:G:101:THR:HB	5:H:42:GLU:CA	1.85	0.70
1:A:354:ILE:H	1:A:354:ILE:HD12	1.54	0.70
5:H:37:VAL:HG11	5:H:63:GLY:HA2	1.73	0.70
1:B:179:PHE:HE1	1:B:181:LEU:HB3	1.55	0.70
1:B:206:TYR:HA	1:B:226:PRO:CB	2.20	0.70
2:C:88:SER:HA	2:D:90:ILE:HG13	1.73	0.70
3:E:32:PHE:CE1	3:E:67:ARG:HB2	2.25	0.70
3:E:75:ILE:HA	3:E:79:LYS:O	1.91	0.70
3:F:66:ASP:HA	3:F:97:THR:OG1	1.92	0.70
4:G:28:VAL:HA	4:G:29:ASN:CG	2.12	0.70
4:G:34:SER:HB3	4:G:35:PRO:HD2	1.71	0.70
4:G:60:PHE:H	5:H:139:LYS:HZ2	0.71	0.70
4:G:86:VAL:HG22	4:G:90:LEU:HD13	1.73	0.70
5:H:29:PRO:CD	5:H:167:THR:HB	2.21	0.70
1:A:231:THR:HB	1:A:235:GLN:O	1.91	0.70
1:A:258:LYS:HG2	1:A:262:ASP:OD2	1.91	0.70
1:A:292:ASP:OD2	2:C:33:LYS:CB	2.20	0.70
1:A:110:ASP:OD2	1:A:406:PRO:HD2	1.91	0.70
1:B:114:LEU:HD23	1:B:396:LEU:HD23	1.73	0.70
2:C:54:LEU:HG	2:D:28:LEU:HD21	0.71	0.70
3:E:107:TYR:HD2	4:G:116:THR:OG1	1.75	0.70
3:E:90:LEU:CB	3:E:98:ARG:HD2	2.22	0.70
3:F:41:ILE:HG12	3:F:43:GLN:CA	2.22	0.70
3:F:68:ILE:HG12	3:F:69:ASP:N	2.07	0.70
5:H:110:PHE:HE2	5:H:134:VAL:CG2	2.03	0.70
1:A:463:GLU:O	1:A:466:GLN:HG2	1.91	0.70
1:A:163:GLU:HB2	1:A:182:ARG:CG	2.08	0.70
1:A:291:TYR:CE1	2:C:33:LYS:HA	2.27	0.70
1:A:56:GLU:HG2	1:A:85:SER:HB3	1.74	0.70
1:B:179:PHE:CE1	1:B:181:LEU:HB3	2.26	0.70
1:B:55:CYS:HB3	1:B:83:ARG:HG3	1.74	0.70
2:C:54:LEU:CD1	2:D:28:LEU:HD21	1.90	0.70
5:H:18:ILE:HG12	5:H:23:GLY:O	1.91	0.70
4:G:49:GLN:HG2	4:G:67:ASP:OD2	1.92	0.70
1:A:324:ILE:HG22	1:A:328:SER:OG	1.92	0.70
1:B:417:THR:HB	1:B:419:ILE:H	1.54	0.70
3:E:56:ILE:HG13	3:E:84:ILE:CD1	2.22	0.70

Continued on next page...

Continued from previous page...

Atom-1	Atom-2	Interatomic distance (Å)	Clash overlap (Å)
3:E:77:ARG:NH1	3:F:66:ASP:HB2	2.04	0.70
3:F:6:ARG:HB2	3:F:7:ASP:OD1	1.92	0.70
3:F:105:GLY:HA3	4:G:39:ASP:N	1.63	0.70
4:G:61:GLY:H	5:H:139:LYS:CD	2.03	0.70
1:B:45:PRO:O	1:B:48:LYS:HG2	1.91	0.70
1:A:126:PHE:HE2	1:A:392:PHE:CD2	2.09	0.70
1:A:444:VAL:O	1:A:448:PRO:HA	1.91	0.70
1:A:46:LEU:HD22	1:A:162:ALA:CA	2.22	0.70
1:B:169:TYR:HB3	1:B:176:ASP:O	1.92	0.70
1:B:41:HIS:HB2	1:B:166:ILE:N	2.07	0.70
2:C:74:SER:HA	2:C:80:TYR:HD2	1.56	0.70
2:D:70:LEU:HD11	3:E:37:HIS:CE1	2.26	0.70
5:H:14:LEU:HD13	5:H:163:PRO:HB2	1.74	0.70
5:H:58:SER:H	5:H:142:GLU:HA	1.57	0.70
1:A:433:VAL:HG21	1:A:459:ARG:CD	2.22	0.70
1:B:354:ILE:HD12	1:B:354:ILE:H	1.55	0.70
1:A:130:LEU:O	1:A:130:LEU:HD12	1.91	0.70
1:B:167:VAL:HG21	1:B:246:PRO:HD3	1.73	0.70
1:B:204:HIS:HD2	1:B:228:PRO:HG3	1.56	0.70
1:B:310:LYS:CA	2:C:38:ASN:HD22	2.04	0.70
2:C:93:LYS:C	2:D:93:LYS:NZ	2.45	0.70
3:E:88:VAL:O	3:E:97:THR:HA	1.90	0.70
3:E:52:LEU:HD11	4:G:40:PRO:HG3	1.72	0.70
4:G:60:PHE:N	5:H:139:LYS:HZ1	1.80	0.70
4:G:100:PHE:CE1	5:H:45:ASP:O	2.43	0.70
1:A:167:VAL:HG13	1:A:177:ILE:HB	1.74	0.70
1:B:126:PHE:HE2	1:B:392:PHE:CD2	2.10	0.70
1:B:167:VAL:CG1	1:B:177:ILE:HB	2.21	0.70
1:B:62:LYS:HD2	1:B:63:ARG:N	2.06	0.70
2:D:85:GLU:CB	2:D:86:ILE:HA	2.20	0.70
3:E:14:TYR:OH	3:E:26:TYR:HB3	1.91	0.70
3:E:32:PHE:CE1	3:E:68:ILE:HA	2.27	0.70
3:E:58:TYR:CB	3:F:100:LYS:HE2	2.21	0.70
5:H:112:TYR:HB2	5:H:133:GLN:N	2.07	0.70
4:G:109:LEU:HD13	4:G:110:ALA:N	2.06	0.70
1:A:299:PHE:HA	1:A:302:ASN:ND2	2.06	0.70
1:A:52:TYR:HE1	1:A:57:ASN:H	1.38	0.70
1:A:59:ILE:H	1:A:59:ILE:HD12	1.55	0.70
1:B:142:ILE:HG12	1:B:143:GLU:C	2.12	0.70
1:B:89:HIS:CD2	1:B:93:VAL:HG21	2.27	0.70
1:B:291:TYR:CE1	2:D:33:LYS:HA	2.26	0.70

Continued on next page...

Continued from previous page...

Atom-1	Atom-2	Interatomic distance (Å)	Clash overlap (Å)
1:B:313:GLY:HA3	2:C:52:GLY:N	2.06	0.70
2:C:97:TYR:HH	2:D:102:ARG:HA	1.53	0.70
3:E:32:PHE:HZ	3:E:68:ILE:CG2	2.04	0.70
5:H:111:ALA:CB	5:H:132:LEU:HB3	2.21	0.70
5:H:37:VAL:CG1	5:H:63:GLY:HA2	2.22	0.70
1:B:444:VAL:O	1:B:448:PRO:HA	1.92	0.70
1:A:115:LEU:HG	1:A:119:ASN:ND2	2.07	0.69
1:A:252:GLU:CB	1:B:90:LYS:HG3	2.22	0.69
1:A:322:ALA:CB	1:A:326:VAL:HG21	2.21	0.69
1:B:121:LEU:HB3	1:B:122:ALA:C	2.11	0.69
1:B:219:TYR:HB2	1:B:221:TYR:H	1.56	0.69
1:B:63:ARG:NH1	1:B:75:VAL:HG11	2.04	0.69
2:C:71:THR:O	3:E:91:SER:OG	2.07	0.69
3:F:55:PRO:HB2	3:F:58:TYR:HA	1.74	0.69
4:G:9:ALA:O	4:G:12:LYS:HB3	1.92	0.69
5:H:111:ALA:HB3	5:H:151:VAL:CG1	2.22	0.69
5:H:109:GLY:HA3	5:H:152:ASN:HB2	1.72	0.69
1:A:32:THR:HG23	1:A:36:LYS:HE2	1.74	0.69
1:A:167:VAL:CG1	1:A:177:ILE:HB	2.22	0.69
1:A:183:TYR:HA	1:A:197:ALA:HA	1.73	0.69
1:A:323:GLU:HB3	1:A:325:PRO:HD2	1.73	0.69
2:D:74:SER:HA	2:D:80:TYR:HD2	1.56	0.69
2:C:93:LYS:C	2:D:93:LYS:HZ2	1.95	0.69
3:E:54:THR:HG23	3:F:101:GLY:C	2.13	0.69
3:E:38:VAL:HB	3:F:88:VAL:CB	2.22	0.69
4:G:100:PHE:CD1	5:H:47:GLN:HG3	2.26	0.69
1:A:204:HIS:HD2	1:A:228:PRO:HG3	1.57	0.69
1:A:266:ASN:OD1	1:B:271:THR:HG22	1.93	0.69
1:A:61:LYS:HB3	1:A:62:LYS:O	1.93	0.69
1:B:282:GLN:CB	1:B:283:GLN:HA	2.11	0.69
1:B:57:ASN:CB	1:B:60:GLU:HG2	2.22	0.69
1:B:310:LYS:O	2:C:38:ASN:ND2	2.25	0.69
3:E:45:GLU:HA	3:E:47:TYR:CE1	2.27	0.69
3:E:77:ARG:HH22	3:F:95:GLU:HB2	1.57	0.69
4:G:36:GLY:HA2	4:G:39:ASP:OD2	1.92	0.69
4:G:98:GLU:HG3	5:H:54:LEU:HD23	1.73	0.69
1:A:145:TRP:CE2	1:A:157:TYR:HB2	2.26	0.69
1:A:252:GLU:OE1	1:B:93:VAL:HG21	1.93	0.69
1:B:209:GLU:HB3	1:B:217:MET:HE3	1.72	0.69
1:A:419:ILE:CD1	1:B:422:ASP:HB3	2.21	0.69
1:B:61:LYS:HB3	1:B:62:LYS:O	1.92	0.69

Continued on next page...

Continued from previous page...

Atom-1	Atom-2	Interatomic distance (Å)	Clash overlap (Å)
3:E:38:VAL:HG22	3:E:60:ILE:HD12	1.75	0.69
2:D:69:GLY:O	3:F:93:LEU:HD12	1.92	0.69
1:A:109:SER:HB2	1:A:115:LEU:N	2.08	0.69
1:A:86:HIS:CD2	1:A:268:ASP:HB2	2.27	0.69
1:A:294:GLU:O	1:A:299:PHE:HB2	1.90	0.69
2:C:93:LYS:C	2:C:94:LEU:HD12	2.13	0.69
2:D:86:ILE:HG13	2:D:91:LEU:HD21	1.73	0.69
5:H:93:ARG:HG3	5:H:152:ASN:OD1	1.92	0.69
5:H:16:GLN:HB2	5:H:25:ALA:O	1.91	0.69
1:A:179:PHE:CE1	1:A:181:LEU:HB3	2.27	0.69
1:A:442:THR:OG1	1:B:459:ARG:NH2	2.25	0.69
1:B:294:GLU:O	1:B:299:PHE:HB2	1.91	0.69
1:B:409:GLU:O	1:B:410:LEU:HG	1.92	0.69
2:D:93:LYS:C	2:D:94:LEU:HD12	2.13	0.69
1:A:202:ASP:CG	1:A:243:PRO:HG3	2.11	0.69
1:A:84:THR:HB	1:A:272:SER:OG	1.93	0.69
1:A:86:HIS:HB3	1:A:88:TRP:N	2.08	0.69
3:E:13:SER:HA	3:E:73:ARG:HB2	1.73	0.69
3:E:52:LEU:HG	3:E:53:GLN:HE22	1.58	0.69
3:F:5:PHE:CD2	3:F:6:ARG:HA	2.27	0.69
3:E:38:VAL:O	3:F:88:VAL:HB	1.92	0.69
5:H:15:PHE:HB3	5:H:28:PHE:O	1.93	0.69
1:A:32:THR:O	1:A:36:LYS:HG2	1.92	0.69
1:A:142:ILE:HG12	1:A:143:GLU:C	2.13	0.69
1:A:382:ARG:CZ	1:B:101:VAL:HG21	2.22	0.69
1:B:163:GLU:HG2	1:B:183:TYR:H	1.58	0.69
1:B:292:ASP:HB3	2:D:35:GLU:OE1	1.92	0.69
1:A:121:LEU:CD2	1:A:124:ASP:H	2.06	0.69
1:A:457:LEU:CA	1:B:467:TYR:CD1	2.68	0.69
1:B:144:TYR:CE2	1:B:246:PRO:HB3	2.28	0.69
1:B:46:LEU:HB2	1:B:162:ALA:HB3	1.75	0.69
1:B:299:PHE:HA	1:B:302:ASN:ND2	2.06	0.69
2:D:11:SER:HB2	3:F:94:GLN:CA	2.22	0.69
2:D:71:THR:N	2:D:72:GLY:HA3	2.08	0.69
4:G:22:GLN:CG	4:G:23:PRO:HD3	2.22	0.69
2:C:97:TYR:CD1	2:D:98:ARG:CZ	2.75	0.69
3:E:31:GLU:CD	3:E:72:MET:HA	2.13	0.69
3:F:10:THR:O	3:F:75:ILE:HB	1.92	0.69
3:F:60:ILE:O	3:F:98:ARG:HA	1.93	0.69
3:F:109:GLY:H	4:G:37:LYS:CG	2.05	0.69
4:G:63:ASN:HB2	4:G:129:PHE:O	1.93	0.69

Continued on next page...

Continued from previous page...

Atom-1	Atom-2	Interatomic distance (Å)	Clash overlap (Å)
5:H:92:TRP:H	5:H:155:LYS:H	1.39	0.69
3:E:20:GLY:CA	4:G:85:ARG:NH1	2.50	0.69
1:B:32:THR:HG23	1:B:36:LYS:HE2	1.75	0.69
1:A:206:TYR:HA	1:A:226:PRO:CB	2.22	0.69
1:B:109:SER:N	1:B:115:LEU:HD13	2.07	0.69
1:B:145:TRP:CE2	1:B:157:TYR:HB2	2.27	0.69
1:B:163:GLU:N	1:B:164:GLU:HA	2.07	0.69
1:A:254:VAL:CG2	1:B:91:LEU:N	2.55	0.69
2:C:59:LYS:HB2	2:C:92:LYS:CE	2.20	0.69
3:E:108:VAL:HG23	4:G:43:TYR:OH	1.92	0.69
3:F:67:ARG:HD2	3:F:67:ARG:H	1.56	0.69
1:A:38:ILE:CG1	1:A:181:LEU:HG	2.23	0.69
3:F:109:GLY:H	4:G:37:LYS:HG2	1.56	0.69
4:G:98:GLU:OE2	5:H:54:LEU:HG	1.92	0.69
5:H:13:TYR:CD2	5:H:31:TYR:HB3	2.27	0.69
1:B:439:SER:HB3	1:B:440:LYS:C	2.13	0.69
1:A:147:PRO:O	1:A:205:VAL:HG21	1.93	0.68
1:A:204:HIS:HB2	1:A:206:TYR:CE1	2.28	0.68
1:A:209:GLU:HB3	1:A:217:MET:HE3	1.73	0.68
1:A:38:ILE:CA	1:A:165:MET:HA	2.21	0.68
1:B:88:TRP:HD1	1:B:260:TYR:HB2	1.57	0.68
2:C:93:LYS:HG2	2:C:94:LEU:CG	2.21	0.68
3:E:41:ILE:HG22	3:E:55:PRO:HG3	1.74	0.68
3:E:56:ILE:CG1	3:E:84:ILE:HG12	2.23	0.68
3:E:5:PHE:HD2	3:E:35:ALA:HB1	1.57	0.68
3:E:91:SER:H	3:E:96:ILE:CD1	2.06	0.68
3:E:108:VAL:HA	4:G:41:TYR:OH	1.93	0.68
4:G:101:THR:C	5:H:42:GLU:HB3	2.13	0.68
5:H:92:TRP:HB2	5:H:155:LYS:N	2.08	0.68
4:G:49:GLN:NE2	4:G:126:LYS:HD2	2.08	0.68
1:A:163:GLU:N	1:A:164:GLU:HA	2.07	0.68
1:A:163:GLU:HG2	1:A:183:TYR:H	1.59	0.68
1:A:38:ILE:HG21	1:A:183:TYR:HE1	1.56	0.68
1:B:204:HIS:HB2	1:B:206:TYR:CE1	2.28	0.68
1:B:313:GLY:HA2	2:C:52:GLY:HA3	1.73	0.68
2:D:68:ALA:HB3	3:E:1:MET:HE2	1.74	0.68
2:D:26:PRO:O	2:D:30:GLU:HG3	1.93	0.68
3:F:55:PRO:HG3	3:F:102:LYS:HZ1	1.58	0.68
3:F:70:LYS:HG3	3:F:71:LYS:N	2.07	0.68
3:F:70:LYS:H	3:F:83:PHE:HB2	1.56	0.68
5:H:111:ALA:HB1	5:H:132:LEU:HB3	1.75	0.68

Continued on next page...

Continued from previous page...

Atom-1	Atom-2	Interatomic distance (Å)	Clash overlap (Å)
5:H:22:THR:HG23	5:H:160:PHE:HZ	1.58	0.68
5:H:42:GLU:N	5:H:43:LEU:HA	2.09	0.68
1:A:55:CYS:HB3	1:A:83:ARG:HG3	1.76	0.68
1:A:96:LYS:HA	1:A:373:LYS:CE	2.11	0.68
1:B:258:LYS:HG2	1:B:262:ASP:OD2	1.93	0.68
1:A:378:GLU:CA	1:B:98:GLN:HE22	2.05	0.68
2:C:34:ASP:N	2:C:35:GLU:HA	2.08	0.68
2:C:86:ILE:HG13	2:C:91:LEU:HD21	1.73	0.68
3:F:20:GLY:CA	4:G:18:LEU:CB	2.61	0.68
3:F:6:ARG:HD2	3:F:7:ASP:N	2.08	0.68
1:A:29:PRO:CG	1:A:170:LYS:HD2	2.23	0.68
1:A:109:SER:N	1:A:115:LEU:HD13	2.07	0.68
1:A:440:LYS:HD3	1:A:455:GLU:HG2	1.76	0.68
3:F:70:LYS:HD2	3:F:83:PHE:O	1.94	0.68
1:B:336:ILE:HG22	1:B:340:LEU:HD21	1.76	0.68
1:B:86:HIS:HB3	1:B:88:TRP:N	2.09	0.68
2:D:34:ASP:N	2:D:35:GLU:HA	2.08	0.68
3:F:47:TYR:HB3	3:F:50:GLN:HA	1.76	0.68
4:G:86:VAL:O	4:G:90:LEU:HD13	1.94	0.68
5:H:29:PRO:CG	5:H:167:THR:HB	2.24	0.68
4:G:49:GLN:CD	4:G:126:LYS:HD2	2.13	0.68
1:A:266:ASN:CB	1:A:344:ALA:HA	2.22	0.68
1:A:74:LEU:HD23	1:A:75:VAL:N	2.08	0.68
1:A:86:HIS:HA	1:A:87:ALA:CB	2.23	0.68
1:B:107:PHE:HB3	1:B:118:VAL:HG13	1.75	0.68
1:B:121:LEU:CD2	1:B:124:ASP:H	2.07	0.68
1:A:446:ARG:NH2	1:B:426:VAL:HG22	2.08	0.68
1:A:441:GLU:HB2	1:B:462:GLU:CD	2.14	0.68
1:A:378:GLU:O	1:B:98:GLN:NE2	2.26	0.68
3:F:55:PRO:HA	3:F:102:LYS:HG2	1.75	0.68
4:G:92:TYR:CB	4:G:93:LYS:HA	2.23	0.68
1:A:347:VAL:CG1	1:B:350:SER:HB3	2.24	0.68
1:A:112:LYS:HG2	1:A:401:LYS:HZ1	1.58	0.68
1:A:149:VAL:HG22	1:A:150:ASP:O	1.94	0.68
1:A:43:PRO:HB3	1:A:163:GLU:O	1.93	0.68
1:A:64:ARG:HB3	1:B:321:ARG:CZ	2.18	0.68
1:B:41:HIS:O	1:B:43:PRO:HD3	1.94	0.68
1:A:456:GLU:C	1:B:467:TYR:CZ	2.56	0.68
1:B:52:TYR:HE1	1:B:57:ASN:H	1.40	0.68
3:E:81:VAL:HB	3:F:86:ASP:CB	2.22	0.68
3:E:64:TYR:CD1	3:E:94:GLN:HB3	2.28	0.68

Continued on next page...

Continued from previous page...

Atom-1	Atom-2	Interatomic distance (Å)	Clash overlap (Å)
3:F:53:GLN:HG3	3:F:102:LYS:CD	2.24	0.68
1:A:189:ILE:H	1:A:189:ILE:HD12	1.59	0.68
1:A:165:MET:H	1:A:165:MET:HE3	1.58	0.68
1:A:37:LEU:HD13	1:A:168:VAL:CG2	2.24	0.68
1:A:254:VAL:CG1	1:B:90:LYS:CB	2.71	0.68
1:A:393:ALA:HA	1:A:396:LEU:CD1	2.17	0.68
1:A:439:SER:HB3	1:A:440:LYS:C	2.14	0.68
1:B:66:TYR:HD1	1:B:66:TYR:H	1.42	0.68
2:C:29:VAL:CG1	2:C:33:LYS:HD2	2.24	0.68
2:C:71:THR:N	2:C:72:GLY:HA3	2.08	0.68
3:E:40:PRO:HG3	3:F:98:ARG:CG	2.24	0.68
4:G:23:PRO:O	4:G:27:MET:HB2	1.94	0.68
3:F:105:GLY:O	4:G:36:GLY:CA	2.41	0.68
1:A:110:ASP:HA	1:A:406:PRO:CB	2.20	0.68
1:A:46:LEU:HB2	1:A:162:ALA:HB3	1.76	0.68
1:A:89:HIS:CD2	1:A:93:VAL:HG21	2.29	0.68
1:B:96:LYS:CA	1:B:373:LYS:HE2	2.08	0.68
1:B:74:LEU:HD23	1:B:75:VAL:N	2.09	0.68
2:C:26:PRO:O	2:C:30:GLU:HG3	1.93	0.68
3:F:11:PHE:CZ	3:F:74:VAL:HG23	2.29	0.68
3:F:70:LYS:H	3:F:83:PHE:HD2	1.41	0.68
4:G:31:VAL:HG22	4:G:32:THR:HA	1.75	0.68
5:H:157:GLY:HA3	5:H:159:ASP:H	1.58	0.68
5:H:12:LYS:CB	5:H:164:GLY:HA2	2.16	0.68
5:H:37:VAL:HG11	5:H:62:SER:C	2.14	0.68
1:A:257:LEU:HA	1:A:260:TYR:CE2	2.27	0.67
1:A:96:LYS:CB	1:A:373:LYS:HG3	2.22	0.67
1:A:409:GLU:O	1:A:410:LEU:HG	1.94	0.67
1:A:64:ARG:NH2	1:B:321:ARG:NH1	2.42	0.67
1:A:66:TYR:H	1:A:66:TYR:HD1	1.42	0.67
1:B:97:THR:OG1	1:B:135:LYS:HD2	1.95	0.67
1:B:38:ILE:HG21	1:B:183:TYR:HE1	1.55	0.67
1:B:275:MET:HA	1:B:275:MET:CE	2.24	0.67
2:D:59:LYS:HB2	2:D:92:LYS:CE	2.20	0.67
2:D:11:SER:HB3	3:F:94:GLN:CB	2.20	0.67
1:A:38:ILE:HA	1:A:165:MET:HB2	1.76	0.67
3:E:43:GLN:HB2	3:E:47:TYR:HE1	1.59	0.67
3:F:88:VAL:HG23	3:F:98:ARG:HB2	1.75	0.67
4:G:32:THR:HG22	4:G:45:VAL:HG12	1.76	0.67
1:B:352:GLU:N	1:B:353:THR:HA	2.07	0.67
1:A:254:VAL:CG2	1:B:90:LYS:C	2.61	0.67

Continued on next page...

Continued from previous page...

Atom-1	Atom-2	Interatomic distance (Å)	Clash overlap (Å)
1:A:288:LEU:HD12	1:A:290:ASN:O	1.93	0.67
1:A:352:GLU:N	1:A:353:THR:HA	2.08	0.67
1:B:108:THR:HA	1:B:115:LEU:CD1	2.24	0.67
1:B:282:GLN:CD	1:B:321:ARG:HB2	2.15	0.67
5:H:58:SER:CB	5:H:142:GLU:HA	2.25	0.67
5:H:58:SER:OG	5:H:142:GLU:HA	1.94	0.67
1:B:29:PRO:CG	1:B:170:LYS:HD2	2.23	0.67
1:A:167:VAL:CG1	1:A:177:ILE:HD12	2.18	0.67
1:B:84:THR:HB	1:B:272:SER:OG	1.95	0.67
1:B:99:TYR:HB3	1:B:373:LYS:NZ	2.08	0.67
1:B:310:LYS:CD	2:C:34:ASP:CG	2.62	0.67
3:E:55:PRO:HD2	3:F:101:GLY:CA	2.24	0.67
2:C:70:LEU:HG	3:E:92:GLY:H	1.55	0.67
4:G:62:GLU:HG3	5:H:56:PRO:CG	2.24	0.67
4:G:86:VAL:HG22	4:G:90:LEU:CD1	2.24	0.67
1:A:169:TYR:HB3	1:A:176:ASP:O	1.95	0.67
1:B:183:TYR:HA	1:B:197:ALA:HA	1.76	0.67
2:D:41:ILE:HG21	2:D:45:GLY:HA2	1.77	0.67
3:E:56:ILE:HG13	3:E:84:ILE:HG12	1.76	0.67
2:D:11:SER:CB	3:F:94:GLN:CA	2.71	0.67
5:H:143:ILE:HB	5:H:144:ASP:C	2.15	0.67
5:H:16:GLN:HB3	5:H:27:LEU:CB	2.25	0.67
1:A:466:GLN:HB2	1:A:467:TYR:CG	2.30	0.67
1:A:359:THR:HG21	1:B:358:ALA:HB3	1.77	0.67
1:B:206:TYR:HB3	1:B:208:TYR:CE1	2.30	0.67
1:B:367:TYR:HD2	1:B:370:LEU:CD2	2.07	0.67
2:C:41:ILE:HG21	2:C:45:GLY:HA2	1.77	0.67
3:E:31:GLU:OE2	3:E:72:MET:HA	1.95	0.67
5:H:90:LYS:CB	5:H:151:VAL:HA	2.14	0.67
1:B:101:VAL:HG12	1:B:131:ASN:ND2	2.10	0.67
2:D:29:VAL:CG1	2:D:33:LYS:HD2	2.24	0.67
2:D:33:LYS:HE2	2:D:50:PRO:CG	2.25	0.67
4:G:108:VAL:HB	4:G:126:LYS:HZ1	1.60	0.67
1:A:291:TYR:HA	2:C:33:LYS:O	1.93	0.67
3:E:2:TYR:CD2	3:F:95:GLU:HG2	2.29	0.67
3:E:70:LYS:CE	3:E:84:ILE:HA	2.23	0.67
3:F:62:THR:N	3:F:96:ILE:HB	2.09	0.67
4:G:32:THR:HG23	4:G:36:GLY:C	2.15	0.67
1:A:354:ILE:CG2	1:B:353:THR:N	2.42	0.67
1:A:179:PHE:HE1	1:A:181:LEU:HB3	1.58	0.67
1:A:266:ASN:O	1:A:270:ILE:HG23	1.94	0.67

Continued on next page...

Continued from previous page...

Atom-1	Atom-2	Interatomic distance (Å)	Clash overlap (Å)
1:A:100:LEU:CG	1:A:377:ALA:HB1	2.23	0.67
1:B:199:LEU:HB2	1:B:208:TYR:CE2	2.30	0.67
1:B:227:ARG:HH11	1:B:227:ARG:H	1.41	0.67
1:B:257:LEU:HA	1:B:260:TYR:CZ	2.30	0.67
1:B:382:ARG:HA	1:B:382:ARG:NE	2.10	0.67
2:C:60:ALA:HA	2:C:92:LYS:NZ	2.10	0.67
2:D:70:LEU:CD1	3:E:37:HIS:NE2	2.58	0.67
2:D:69:GLY:HA2	2:D:72:GLY:O	1.94	0.67
1:B:210:LYS:CG	1:B:213:GLY:HA2	2.23	0.67
1:A:95:GLN:CD	1:A:370:LEU:HD13	2.16	0.67
1:B:189:ILE:HD12	1:B:189:ILE:H	1.60	0.67
1:B:270:ILE:CG2	1:B:340:LEU:HB3	2.24	0.67
1:B:89:HIS:NE2	1:B:93:VAL:HG21	2.11	0.67
2:C:33:LYS:HE2	2:C:50:PRO:CG	2.25	0.67
2:C:82:PHE:CE1	2:D:84:THR:CG2	2.56	0.67
2:D:8:ARG:HD2	3:F:93:LEU:HD22	1.75	0.67
2:D:60:ALA:HA	2:D:92:LYS:NZ	2.10	0.67
5:H:16:GLN:CB	5:H:27:LEU:HB2	2.24	0.67
5:H:99:ASN:HB2	5:H:104:TYR:HB3	1.77	0.67
1:A:46:LEU:CG	1:A:162:ALA:HB2	2.25	0.66
1:A:99:TYR:HB3	1:A:373:LYS:HZ3	1.60	0.66
1:B:393:ALA:HA	1:B:396:LEU:CD1	2.24	0.66
1:A:253:MET:HB2	1:B:53:TYR:OH	1.95	0.66
2:C:98:ARG:HB2	2:D:98:ARG:HD2	1.77	0.66
2:D:76:ASP:CB	3:E:39:GLN:NE2	2.57	0.66
4:G:45:VAL:CG2	4:G:71:TRP:HZ3	2.07	0.66
5:H:166:THR:O	5:H:167:THR:HG22	1.95	0.66
5:H:90:LYS:CB	5:H:150:ILE:HG22	2.23	0.66
1:B:147:PRO:O	1:B:205:VAL:HG21	1.95	0.66
2:D:53:VAL:O	2:D:57:VAL:HG22	1.95	0.66
3:F:53:GLN:HB2	3:F:102:LYS:HD3	1.78	0.66
3:E:107:TYR:CG	4:G:116:THR:OG1	2.48	0.66
1:A:359:THR:HG21	1:B:358:ALA:HB2	1.76	0.66
1:A:382:ARG:NE	1:A:382:ARG:HA	2.11	0.66
1:B:86:HIS:HA	1:B:87:ALA:CB	2.24	0.66
1:A:253:MET:HE2	1:B:87:ALA:CB	2.23	0.66
2:C:97:TYR:CZ	2:D:101:ALA:O	2.49	0.66
2:C:5:ARG:CD	3:E:63:PRO:HG2	2.13	0.66
1:A:101:VAL:HG12	1:A:131:ASN:ND2	2.10	0.66
1:A:97:THR:OG1	1:A:135:LYS:HD2	1.96	0.66
1:A:437:ILE:HG12	1:B:466:GLN:CG	2.24	0.66

Continued on next page...

Continued from previous page...

Atom-1	Atom-2	Interatomic distance (Å)	Clash overlap (Å)
1:B:171:ASP:HB2	1:B:178:LEU:HD11	1.75	0.66
1:B:96:LYS:HA	1:B:373:LYS:CE	2.10	0.66
2:C:53:VAL:O	2:C:57:VAL:HG22	1.95	0.66
3:E:45:GLU:O	3:F:44:GLU:HB3	1.94	0.66
3:F:52:LEU:HG	3:F:53:GLN:HA	1.77	0.66
3:E:77:ARG:HH11	3:F:66:ASP:CB	2.06	0.66
4:G:33:GLU:HG3	4:G:46:ILE:H	1.61	0.66
5:H:112:TYR:H	5:H:132:LEU:HB3	1.61	0.66
2:D:23:GLU:O	2:D:27:LEU:HD13	1.95	0.66
1:A:221:TYR:CE1	1:A:224:ASN:HB2	2.31	0.66
1:B:100:LEU:CG	1:B:377:ALA:HB1	2.23	0.66
1:B:88:TRP:CD1	1:B:264:ILE:HG12	2.31	0.66
2:D:40:PHE:O	2:D:48:SER:HB3	1.96	0.66
2:C:69:GLY:HA2	2:C:72:GLY:O	1.94	0.66
3:E:38:VAL:HG13	3:E:60:ILE:CB	2.25	0.66
3:E:103:GLU:HG3	4:G:40:PRO:HB2	1.76	0.66
5:H:65:VAL:HG21	5:H:132:LEU:HD11	1.76	0.66
5:H:93:ARG:HE	5:H:152:ASN:HD21	1.44	0.66
1:A:165:MET:H	1:A:165:MET:CE	2.08	0.66
1:A:219:TYR:HB2	1:A:221:TYR:H	1.56	0.66
1:A:227:ARG:HH11	1:A:227:ARG:H	1.41	0.66
1:A:57:ASN:CB	1:A:60:GLU:HG2	2.26	0.66
1:B:367:TYR:HB2	1:B:370:LEU:HB3	1.77	0.66
1:B:62:LYS:HD3	1:B:75:VAL:HG22	1.76	0.66
1:A:378:GLU:HB3	1:B:98:GLN:HE22	1.56	0.66
2:C:40:PHE:O	2:C:48:SER:HB3	1.96	0.66
1:B:291:TYR:HA	2:D:33:LYS:O	1.93	0.66
1:A:93:VAL:HG12	1:A:135:LYS:HE3	1.78	0.66
1:A:227:ARG:NH1	1:A:227:ARG:H	1.94	0.66
1:A:370:LEU:CD1	1:A:373:LYS:HE3	2.26	0.66
1:B:134:VAL:HG11	1:B:385:LEU:HD13	1.78	0.66
2:C:10:LEU:O	2:C:16:LYS:HB2	1.96	0.66
2:D:4:GLN:HG2	3:F:1:MET:H1	0.84	0.66
2:C:71:THR:HA	3:E:92:GLY:N	2.11	0.66
4:G:103:VAL:HG12	4:G:104:ALA:O	1.95	0.66
1:A:288:LEU:HD21	2:C:34:ASP:O	1.96	0.66
1:B:149:VAL:HG22	1:B:150:ASP:O	1.96	0.66
1:B:227:ARG:NH1	1:B:227:ARG:H	1.94	0.66
1:A:66:TYR:CE2	1:B:304:ARG:HD2	2.31	0.66
2:C:23:GLU:O	2:C:27:LEU:HD13	1.95	0.66
1:A:292:ASP:HB3	2:C:35:GLU:OE1	1.95	0.66

Continued on next page...

Continued from previous page...

Atom-1	Atom-2	Interatomic distance (Å)	Clash overlap (Å)
2:D:10:LEU:O	2:D:16:LYS:HB2	1.96	0.66
2:D:12:ILE:HG23	2:D:65:MET:CB	2.26	0.66
5:H:92:TRP:HB3	5:H:156:GLY:C	2.16	0.66
1:A:155:PHE:CE2	1:A:239:TRP:HH2	2.14	0.66
1:A:439:SER:HB3	1:A:440:LYS:CA	2.26	0.66
1:B:121:LEU:HD23	1:B:123:ASP:HA	1.78	0.66
1:B:179:PHE:CD1	1:B:199:LEU:HD12	2.31	0.66
2:C:74:SER:HB3	2:C:83:ALA:HB2	1.78	0.66
2:D:93:LYS:HG2	2:D:94:LEU:CD1	2.26	0.66
3:F:47:TYR:HB3	3:F:50:GLN:CA	2.26	0.66
1:A:190:MET:CE	1:A:192:GLU:HG2	2.26	0.66
5:H:37:VAL:HB	5:H:64:GLU:N	2.10	0.66
1:B:457:LEU:HD23	1:B:457:LEU:O	1.96	0.66
1:A:109:SER:HB2	1:A:115:LEU:CA	2.25	0.66
1:A:142:ILE:HD11	1:A:145:TRP:CB	2.26	0.66
1:B:46:LEU:HD22	1:B:162:ALA:CA	2.26	0.66
2:C:41:ILE:CG2	2:C:45:GLY:HA2	2.26	0.66
3:E:9:ILE:CG2	3:E:78:GLY:HA2	2.17	0.66
3:F:60:ILE:HD13	3:F:69:ASP:CG	2.15	0.66
4:G:113:ILE:HD12	4:G:114:THR:N	2.11	0.66
5:H:110:PHE:HE2	5:H:134:VAL:HB	1.59	0.66
1:A:61:LYS:HB3	1:A:62:LYS:C	2.15	0.65
2:C:86:ILE:H	2:D:87:PRO:CB	2.08	0.65
2:D:74:SER:HB3	2:D:83:ALA:HB2	1.78	0.65
1:A:367:TYR:HD2	1:A:370:LEU:CD2	2.10	0.65
1:A:62:LYS:HD3	1:A:75:VAL:HG22	1.77	0.65
1:B:112:LYS:O	1:B:116:GLU:HG3	1.95	0.65
1:B:61:LYS:HB3	1:B:62:LYS:C	2.16	0.65
3:F:55:PRO:N	3:F:102:LYS:HE3	2.11	0.65
5:H:90:LYS:CG	5:H:150:ILE:HB	2.21	0.65
5:H:160:PHE:C	5:H:163:PRO:HD2	2.17	0.65
1:B:439:SER:HB3	1:B:440:LYS:CA	2.26	0.65
1:A:250:ASN:O	1:B:53:TYR:CE2	2.49	0.65
1:A:37:LEU:HD12	1:A:179:PHE:HE2	1.61	0.65
1:A:96:LYS:HE3	1:A:100:LEU:CD1	2.18	0.65
1:B:109:SER:HB2	1:B:115:LEU:N	2.10	0.65
1:B:37:LEU:HD13	1:B:168:VAL:CG2	2.26	0.65
1:B:56:GLU:HG2	1:B:85:SER:HB3	1.78	0.65
2:C:12:ILE:HA	3:E:93:LEU:CG	2.26	0.65
2:C:97:TYR:CD1	2:D:98:ARG:CB	2.79	0.65
3:E:90:LEU:CG	3:E:98:ARG:HD2	2.27	0.65

Continued on next page...

Continued from previous page...

Atom-1	Atom-2	Interatomic distance (Å)	Clash overlap (Å)
2:D:70:LEU:CD2	3:F:91:SER:O	2.42	0.65
5:H:99:ASN:CA	5:H:104:TYR:HB3	2.27	0.65
1:A:179:PHE:CD1	1:A:199:LEU:HD12	2.31	0.65
1:B:219:TYR:N	1:B:220:SER:HA	2.11	0.65
1:A:66:TYR:CZ	1:B:304:ARG:HD2	2.32	0.65
1:B:381:ILE:CG2	1:B:386:ARG:HD3	2.27	0.65
3:E:79:LYS:CE	3:F:70:LYS:HB3	2.26	0.65
4:G:31:VAL:HG23	4:G:32:THR:HA	1.77	0.65
1:A:354:ILE:CG1	1:B:353:THR:N	2.59	0.65
1:A:286:TYR:OH	1:A:309:ILE:HG21	1.95	0.65
1:A:402:GLY:N	1:A:403:ASP:HA	2.10	0.65
1:A:457:LEU:HG	1:B:467:TYR:CE1	2.30	0.65
1:B:286:TYR:HE1	1:B:319:THR:CG2	2.09	0.65
1:B:384:GLY:O	1:B:387:LEU:HB3	1.96	0.65
1:B:38:ILE:CA	1:B:165:MET:HA	2.26	0.65
1:A:254:VAL:HG21	1:B:90:LYS:HG2	1.77	0.65
2:C:7:LYS:HB3	3:E:94:GLN:OE1	1.96	0.65
2:D:8:ARG:CA	3:F:94:GLN:OE1	2.45	0.65
3:E:67:ARG:HD2	3:E:67:ARG:N	2.10	0.65
3:F:12:GLN:O	3:F:73:ARG:HB3	1.95	0.65
5:H:108:PHE:CD2	5:H:149:GLU:HA	2.32	0.65
5:H:99:ASN:CB	5:H:104:TYR:HB3	2.26	0.65
1:A:97:THR:O	1:A:101:VAL:HG13	1.97	0.65
1:A:384:GLY:O	1:A:387:LEU:HB3	1.97	0.65
1:B:165:MET:H	1:B:165:MET:HE3	1.61	0.65
1:B:221:TYR:CE1	1:B:224:ASN:HB2	2.31	0.65
1:B:312:SER:OG	2:C:50:PRO:HB3	1.96	0.65
2:C:93:LYS:HG2	2:C:94:LEU:CD1	2.26	0.65
2:D:5:ARG:HA	3:F:3:GLU:H	1.60	0.65
3:E:55:PRO:HA	3:E:56:ILE:C	2.17	0.65
4:G:10:LEU:HD21	5:H:53:ILE:C	2.12	0.65
5:H:14:LEU:HD22	5:H:163:PRO:CB	2.26	0.65
4:G:101:THR:N	5:H:42:GLU:HB3	2.12	0.65
1:B:447:ASN:HB2	1:B:449:PHE:N	2.12	0.65
1:A:111:ASN:HA	1:A:401:LYS:HD3	1.79	0.65
1:A:219:TYR:N	1:A:220:SER:HA	2.11	0.65
1:B:112:LYS:HE2	1:B:401:LYS:HZ1	1.61	0.65
1:B:284:ILE:HD13	1:B:321:ARG:NH2	2.01	0.65
3:E:55:PRO:HB3	3:E:58:TYR:CD1	2.31	0.65
3:E:62:THR:N	3:E:96:ILE:HB	2.12	0.65
1:B:190:MET:CE	1:B:192:GLU:HG2	2.27	0.65

Continued on next page...

Continued from previous page...

Atom-1	Atom-2	Interatomic distance (Å)	Clash overlap (Å)
1:A:199:LEU:HB2	1:A:208:TYR:CE2	2.32	0.65
1:A:254:VAL:HG12	1:B:87:ALA:O	1.97	0.65
1:A:447:ASN:HB2	1:A:449:PHE:N	2.11	0.65
1:A:89:HIS:NE2	1:A:93:VAL:HG21	2.12	0.65
1:B:46:LEU:CG	1:B:162:ALA:HB2	2.27	0.65
1:A:453:PRO:CG	1:B:462:GLU:HG2	2.27	0.65
1:A:249:ASN:HB3	1:B:53:TYR:OH	1.97	0.65
1:B:292:ASP:HA	2:D:34:ASP:N	2.12	0.65
2:C:70:LEU:HG	3:E:91:SER:C	2.17	0.65
3:E:44:GLU:CG	3:E:47:TYR:H	2.10	0.65
4:G:16:GLU:O	4:G:19:GLU:HG2	1.97	0.65
5:H:12:LYS:HE2	5:H:167:THR:CG2	2.27	0.65
5:H:59:VAL:HG21	5:H:137:GLU:HB2	1.78	0.65
1:A:387:LEU:HG	1:A:391:PHE:CZ	2.31	0.65
1:A:61:LYS:HZ3	1:B:283:GLN:NE2	1.95	0.65
1:B:402:GLY:N	1:B:403:ASP:HA	2.10	0.65
1:B:310:LYS:CD	2:C:34:ASP:OD1	2.43	0.65
2:D:49:ILE:CD1	2:D:54:LEU:HG	2.27	0.65
3:E:45:GLU:HG2	3:F:44:GLU:CB	2.21	0.65
3:F:108:VAL:CB	4:G:37:LYS:HB2	2.17	0.65
4:G:97:PHE:HB2	4:G:102:PHE:HE1	1.61	0.65
4:G:100:PHE:HB3	4:G:133:ASN:CB	2.26	0.65
5:H:155:LYS:HG3	5:H:156:GLY:CA	2.25	0.65
1:A:112:LYS:O	1:A:116:GLU:HG3	1.97	0.65
1:B:167:VAL:HG13	1:B:177:ILE:HB	1.79	0.65
1:B:89:HIS:ND1	1:B:257:LEU:HD13	2.11	0.65
2:D:41:ILE:CG2	2:D:45:GLY:HA2	2.26	0.65
2:C:12:ILE:HG23	2:C:65:MET:CB	2.26	0.65
3:E:56:ILE:HG13	3:E:84:ILE:CG1	2.26	0.65
3:F:15:VAL:HG22	3:F:16:GLU:HG3	1.78	0.65
3:F:18:SER:HA	4:G:25:MET:SD	2.36	0.65
1:A:171:ASP:HB2	1:A:178:LEU:HD11	1.79	0.64
1:B:146:HIS:NE2	1:B:205:VAL:HG22	2.12	0.64
1:B:204:HIS:NE2	1:B:223:GLU:HA	2.12	0.64
1:B:58:ASP:HB3	1:B:81:ASN:OD1	1.97	0.64
2:D:87:PRO:HG2	2:D:90:ILE:CD1	2.18	0.64
3:E:79:LYS:CE	3:F:87:PRO:HG3	2.25	0.64
3:F:90:LEU:O	3:F:90:LEU:HD12	1.97	0.64
4:G:97:PHE:HB2	4:G:102:PHE:CZ	2.31	0.64
1:A:89:HIS:ND1	1:A:257:LEU:HD13	2.12	0.64
1:B:165:MET:H	1:B:165:MET:CE	2.10	0.64

Continued on next page...

Continued from previous page...

Atom-1	Atom-2	Interatomic distance (Å)	Clash overlap (Å)
1:B:43:PRO:HB3	1:B:163:GLU:O	1.97	0.64
3:E:79:LYS:CD	3:F:87:PRO:HD3	2.19	0.64
4:G:113:ILE:HD12	4:G:114:THR:H	1.60	0.64
4:G:59:SER:OG	5:H:138:LEU:HD13	1.96	0.64
1:B:437:ILE:HG21	1:B:456:GLU:OE2	1.97	0.64
1:A:220:SER:CB	1:A:226:PRO:HD2	2.27	0.64
1:A:381:ILE:CG2	1:A:386:ARG:HD3	2.27	0.64
1:A:65:THR:HG21	1:A:73:GLN:CG	2.28	0.64
1:B:142:ILE:HD11	1:B:145:TRP:CB	2.26	0.64
1:B:257:LEU:HD12	1:B:260:TYR:CE2	2.31	0.64
1:B:291:TYR:CE2	2:C:51:SER:CA	2.80	0.64
2:C:97:TYR:N	2:D:94:LEU:HA	2.12	0.64
3:E:44:GLU:HG2	3:E:47:TYR:H	1.61	0.64
1:B:37:LEU:CD1	1:B:179:PHE:HE2	2.11	0.64
1:B:220:SER:CB	1:B:226:PRO:HD2	2.27	0.64
1:B:134:VAL:HG11	1:B:385:LEU:HD12	1.78	0.64
1:A:296:PRO:CB	2:C:37:HIS:N	2.58	0.64
2:C:49:ILE:CD1	2:C:54:LEU:HG	2.27	0.64
3:E:62:THR:O	3:E:96:ILE:HA	1.97	0.64
3:E:58:TYR:CD2	3:F:100:LYS:HD3	2.33	0.64
3:F:32:PHE:CE1	3:F:68:ILE:HG22	2.33	0.64
2:D:5:ARG:HH11	3:F:63:PRO:HG3	1.60	0.64
1:A:121:LEU:HD23	1:A:123:ASP:HA	1.77	0.64
1:A:123:ASP:CG	1:A:126:PHE:HB2	2.17	0.64
1:A:146:HIS:NE2	1:A:205:VAL:HG22	2.12	0.64
1:B:155:PHE:CE2	1:B:239:TRP:HH2	2.15	0.64
1:B:270:ILE:HB	1:B:340:LEU:CD2	2.25	0.64
1:B:282:GLN:CG	1:B:284:ILE:HG23	2.27	0.64
1:A:68:ASP:OD1	1:B:300:THR:CG2	2.45	0.64
2:C:11:SER:HA	3:E:94:GLN:CG	2.21	0.64
2:C:5:ARG:NH1	3:E:63:PRO:HG2	2.10	0.64
3:F:57:GLY:C	3:F:99:ILE:HG21	2.18	0.64
4:G:70:VAL:HG11	4:G:76:ARG:CD	2.27	0.64
4:G:93:LYS:HD3	4:G:93:LYS:N	2.03	0.64
1:A:221:TYR:HE1	1:A:224:ASN:HB2	1.63	0.64
1:A:34:ILE:HD13	1:A:199:LEU:CD1	2.16	0.64
1:A:376:MET:HE2	1:B:91:LEU:HD22	1.80	0.64
1:A:457:LEU:O	1:A:457:LEU:HD23	1.98	0.64
1:B:55:CYS:HB3	1:B:83:ARG:CG	2.27	0.64
1:B:96:LYS:HE3	1:B:100:LEU:CD1	2.18	0.64
2:C:52:GLY:O	2:C:55:ILE:HG12	1.98	0.64

Continued on next page...

Continued from previous page...

Atom-1	Atom-2	Interatomic distance (Å)	Clash overlap (Å)
2:C:4:GLN:NE2	2:C:8:ARG:HG3	2.13	0.64
3:E:41:ILE:CG2	3:E:55:PRO:HG3	2.28	0.64
3:E:39:GLN:HG3	3:F:90:LEU:CG	2.28	0.64
5:H:14:LEU:HD23	5:H:160:PHE:CD2	2.33	0.64
1:A:319:THR:O	1:A:323:GLU:HB2	1.97	0.64
1:A:417:THR:N	1:A:418:ARG:HA	2.11	0.64
1:B:177:ILE:HD11	1:B:180:ALA:HB2	1.78	0.64
3:E:56:ILE:CG2	3:E:83:PHE:HA	2.27	0.64
1:A:332:GLU:HB2	1:B:327:ASP:CG	1.75	0.64
2:C:94:LEU:C	2:D:94:LEU:CD2	2.60	0.64
2:D:59:LYS:HD3	2:D:92:LYS:HE2	1.79	0.64
3:E:70:LYS:HA	3:E:72:MET:O	1.97	0.64
3:F:34:ALA:HB1	3:F:65:ASP:OD1	1.98	0.64
3:F:38:VAL:HG22	3:F:60:ILE:HD12	1.79	0.64
3:F:92:GLY:HA3	3:F:96:ILE:CG2	2.28	0.64
4:G:101:THR:CB	5:H:42:GLU:HB3	2.28	0.64
1:A:199:LEU:O	1:A:206:TYR:HB2	1.98	0.64
1:A:204:HIS:NE2	1:A:223:GLU:HA	2.12	0.64
1:A:256:ASP:HA	1:A:376:MET:HE3	1.80	0.64
1:A:286:TYR:HE1	1:A:319:THR:HG21	1.59	0.64
1:A:266:ASN:OD1	1:B:271:THR:CG2	2.45	0.64
1:A:64:ARG:HE	1:B:321:ARG:NE	1.95	0.64
2:C:97:TYR:HA	2:D:98:ARG:HA	1.74	0.64
3:E:47:TYR:CE2	3:F:43:GLN:HG2	2.32	0.64
4:G:25:MET:O	4:G:28:VAL:HG12	1.98	0.64
4:G:133:ASN:CG	5:H:44:PHE:CB	2.62	0.64
1:A:416:ARG:N	1:A:417:THR:HA	2.13	0.64
1:B:109:SER:HB2	1:B:115:LEU:CA	2.28	0.64
3:E:84:ILE:HD13	3:E:103:GLU:HB3	1.80	0.64
3:E:38:VAL:HG13	3:E:60:ILE:HB	1.79	0.64
2:D:5:ARG:N	3:F:1:MET:N	2.45	0.64
5:H:39:GLY:O	5:H:43:LEU:HB3	1.98	0.64
1:A:441:GLU:O	1:A:444:VAL:HB	1.97	0.63
1:B:225:ASN:HA	1:B:226:PRO:C	2.17	0.63
1:B:88:TRP:CG	1:B:264:ILE:HG12	2.33	0.63
3:E:36:ALA:HA	3:E:62:THR:HG23	1.76	0.63
3:E:60:ILE:HD11	3:E:68:ILE:HD12	1.80	0.63
1:A:354:ILE:CB	1:B:353:THR:H	2.11	0.63
1:A:88:TRP:HD1	1:A:260:TYR:HB2	1.61	0.63
1:A:292:ASP:HB3	2:C:35:GLU:CB	2.21	0.63
1:A:37:LEU:CD1	1:A:179:PHE:HE2	2.11	0.63

Continued on next page...

Continued from previous page...

Atom-1	Atom-2	Interatomic distance (Å)	Clash overlap (Å)
1:A:460:ILE:CB	1:B:467:TYR:CG	2.49	0.63
1:B:123:ASP:CG	1:B:126:PHE:HB2	2.18	0.63
1:B:256:ASP:HA	1:B:376:MET:CE	2.28	0.63
1:A:441:GLU:HB3	1:B:462:GLU:OE1	1.97	0.63
1:B:65:THR:HG21	1:B:73:GLN:CG	2.29	0.63
2:C:71:THR:HA	3:E:92:GLY:HA2	1.80	0.63
3:F:69:ASP:CA	3:F:83:PHE:HD2	2.10	0.63
5:H:150:ILE:CA	5:H:153:VAL:HB	2.28	0.63
1:B:429:LEU:HD22	1:B:439:SER:HB2	1.80	0.63
1:A:171:ASP:HB2	1:A:178:LEU:HD12	1.78	0.63
1:A:225:ASN:HA	1:A:226:PRO:C	2.17	0.63
1:A:88:TRP:CD1	1:A:264:ILE:HG12	2.33	0.63
1:A:37:LEU:HD22	1:B:189:ILE:HG23	1.80	0.63
1:A:381:ILE:HD12	1:A:416:ARG:NH1	2.13	0.63
1:A:65:THR:HG21	1:A:73:GLN:HG2	1.80	0.63
1:A:99:TYR:HB3	1:A:373:LYS:NZ	2.13	0.63
1:B:135:LYS:HG2	1:B:139:ASN:OD1	1.99	0.63
1:B:417:THR:N	1:B:418:ARG:HA	2.11	0.63
2:C:86:ILE:N	2:D:87:PRO:CB	2.62	0.63
2:C:97:TYR:CE2	2:D:101:ALA:O	2.51	0.63
2:D:52:GLY:O	2:D:55:ILE:HG12	1.98	0.63
3:F:38:VAL:HG22	3:F:60:ILE:CB	2.27	0.63
1:A:135:LYS:HG2	1:A:139:ASN:OD1	1.98	0.63
1:A:147:PRO:HB2	1:A:229:HIS:HD2	1.63	0.63
1:A:253:MET:CG	1:B:87:ALA:HB2	2.28	0.63
1:B:177:ILE:HD13	1:B:180:ALA:HB2	1.80	0.63
1:B:89:HIS:HB2	1:B:257:LEU:HD13	1.81	0.63
1:A:329:ALA:HA	1:B:327:ASP:CG	2.19	0.63
1:B:433:VAL:HG21	1:B:459:ARG:HD3	1.81	0.63
1:A:457:LEU:CG	1:B:467:TYR:CE1	2.80	0.63
3:E:5:PHE:CZ	3:F:64:TYR:HE1	2.17	0.63
3:F:47:TYR:HB3	3:F:50:GLN:HB2	1.80	0.63
4:G:97:PHE:CD1	5:H:53:ILE:O	2.45	0.63
4:G:97:PHE:HA	5:H:52:ARG:HH11	1.64	0.63
5:H:14:LEU:HG	5:H:15:PHE:N	2.13	0.63
4:G:3:TRP:CD1	4:G:6:ALA:HB2	2.34	0.63
1:A:221:TYR:HE1	1:A:224:ASN:CB	2.12	0.63
1:A:256:ASP:HA	1:A:376:MET:CE	2.29	0.63
1:B:208:TYR:HB3	1:B:217:MET:H	1.62	0.63
1:A:69:ALA:N	1:B:300:THR:HG21	2.10	0.63
1:B:416:ARG:N	1:B:417:THR:HA	2.13	0.63

Continued on next page...

Continued from previous page...

Atom-1	Atom-2	Interatomic distance (Å)	Clash overlap (Å)
2:D:4:GLN:NE2	2:D:8:ARG:HG3	2.13	0.63
3:E:54:THR:CG2	3:F:101:GLY:HA3	2.29	0.63
3:E:56:ILE:HG13	3:E:84:ILE:HD13	1.80	0.63
5:H:12:LYS:HD2	5:H:31:TYR:HE1	1.63	0.63
4:G:132:ASN:HB3	5:H:57:GLY:H	0.46	0.63
1:A:353:THR:HG23	1:A:355:GLY:O	1.97	0.63
1:B:96:LYS:CB	1:B:373:LYS:HG3	2.25	0.63
2:C:93:LYS:HZ2	2:C:94:LEU:HD21	1.63	0.63
3:E:52:LEU:CD1	4:G:40:PRO:HG3	2.28	0.63
3:F:11:PHE:CA	3:F:75:ILE:HD13	2.28	0.63
3:F:19:ASN:ND2	4:G:18:LEU:O	2.32	0.63
1:A:206:TYR:HB3	1:A:208:TYR:CE1	2.33	0.63
1:A:429:LEU:HD22	1:A:439:SER:HB2	1.80	0.63
1:B:199:LEU:O	1:B:206:TYR:HB2	1.98	0.63
1:B:387:LEU:HG	1:B:391:PHE:CZ	2.33	0.63
1:B:296:PRO:HB3	2:D:37:HIS:N	2.14	0.63
3:E:109:GLY:HA3	4:G:114:THR:OG1	1.97	0.63
2:D:70:LEU:CD2	3:E:2:TYR:CZ	2.58	0.63
3:E:12:GLN:O	3:E:73:ARG:HB3	1.98	0.63
1:A:417:THR:HB	1:A:418:ARG:CA	2.29	0.63
1:B:74:LEU:HD23	1:B:75:VAL:H	1.64	0.63
1:B:85:SER:HA	1:B:268:ASP:OD2	1.98	0.63
1:B:306:HIS:CG	2:C:39:PRO:HG3	2.28	0.63
2:C:59:LYS:HD3	2:C:92:LYS:HE2	1.79	0.63
2:C:7:LYS:O	3:E:94:GLN:CD	2.37	0.63
4:G:42:PRO:HB3	4:G:72:GLY:HA2	1.81	0.63
5:H:43:LEU:O	5:H:43:LEU:HD13	1.99	0.63
1:B:353:THR:HG23	1:B:355:GLY:O	1.97	0.63
1:A:164:GLU:HA	1:A:164:GLU:OE1	1.99	0.63
1:A:281:PHE:HZ	1:A:333:LEU:HD11	1.63	0.63
1:B:296:PRO:CB	2:D:37:HIS:N	2.58	0.63
1:A:253:MET:SD	1:B:87:ALA:HB2	2.39	0.63
1:A:379:ARG:CB	1:B:94:ASP:CB	2.73	0.63
1:A:296:PRO:HB3	2:C:37:HIS:N	2.14	0.63
2:C:49:ILE:N	2:D:31:PHE:CE1	2.63	0.63
3:F:35:ALA:O	3:F:62:THR:HG21	1.98	0.63
1:A:282:GLN:CB	1:A:283:GLN:HA	2.12	0.62
1:A:46:LEU:HD22	1:A:162:ALA:N	2.13	0.62
1:B:284:ILE:HG21	1:B:321:ARG:CZ	2.29	0.62
1:A:254:VAL:CG2	1:B:90:LYS:HD3	2.27	0.62
2:D:73:ARG:HH21	3:E:39:GLN:HB3	1.57	0.62

Continued on next page...

Continued from previous page...

Atom-1	Atom-2	Interatomic distance (Å)	Clash overlap (Å)
3:E:43:GLN:HB2	3:E:47:TYR:CE1	2.33	0.62
3:E:38:VAL:CG2	3:E:60:ILE:HD12	2.28	0.62
5:H:12:LYS:NZ	5:H:167:THR:HG22	2.12	0.62
4:G:10:LEU:HG	5:H:53:ILE:CG2	2.26	0.62
1:B:437:ILE:HD12	1:B:437:ILE:N	2.14	0.62
1:A:227:ARG:HD3	1:A:227:ARG:H	1.64	0.62
1:A:432:GLY:HA3	1:A:438:MET:CE	2.29	0.62
1:A:74:LEU:HD23	1:A:75:VAL:H	1.64	0.62
1:A:59:ILE:HD12	1:A:81:ASN:HD21	1.62	0.62
1:B:292:ASP:CA	2:D:34:ASP:N	2.54	0.62
2:C:74:SER:HB3	2:C:83:ALA:CB	2.29	0.62
3:E:105:GLY:HA2	4:G:117:ASP:OD1	1.99	0.62
2:D:76:ASP:HB2	3:E:39:GLN:NE2	2.14	0.62
4:G:27:MET:HA	4:G:27:MET:CE	2.28	0.62
5:H:112:TYR:CD2	5:H:114:GLU:HG2	2.34	0.62
1:A:444:VAL:HG11	1:A:450:VAL:H	1.63	0.62
1:B:121:LEU:HB3	1:B:122:ALA:O	1.99	0.62
1:B:301:ALA:CB	2:C:43:LYS:HE3	2.18	0.62
2:C:70:LEU:C	3:E:92:GLY:N	2.52	0.62
5:H:58:SER:HB3	5:H:143:ILE:H	1.64	0.62
1:B:441:GLU:O	1:B:444:VAL:HB	1.99	0.62
2:C:14:ASN:HD21	2:C:21:LEU:CD2	2.13	0.62
1:A:162:ALA:CB	1:A:164:GLU:HB2	2.19	0.62
1:A:332:GLU:O	1:A:336:ILE:HG13	2.00	0.62
1:A:89:HIS:HB2	1:A:257:LEU:HD13	1.82	0.62
1:B:164:GLU:OE1	1:B:164:GLU:HA	1.99	0.62
1:B:336:ILE:HG22	1:B:340:LEU:HD22	1.80	0.62
1:B:65:THR:HG21	1:B:73:GLN:HG2	1.82	0.62
1:B:81:ASN:HD22	1:B:83:ARG:NH1	1.97	0.62
1:A:253:MET:HE2	1:B:87:ALA:N	2.14	0.62
2:D:50:PRO:HG2	2:D:53:VAL:CG2	2.29	0.62
3:E:91:SER:C	3:E:96:ILE:HD12	2.19	0.62
5:H:14:LEU:HD12	5:H:29:PRO:CB	2.29	0.62
4:G:47:GLY:O	4:G:67:ASP:HB2	1.99	0.62
1:B:142:ILE:N	1:B:143:GLU:HA	2.15	0.62
2:D:14:ASN:HD21	2:D:21:LEU:CD2	2.13	0.62
3:E:11:PHE:CD2	3:E:74:VAL:HA	2.34	0.62
4:G:60:PHE:CB	5:H:139:LYS:HZ1	2.12	0.62
5:H:42:GLU:HB2	5:H:43:LEU:C	2.20	0.62
3:E:17:GLN:CB	3:E:24:LYS:HE3	2.28	0.62
1:A:142:ILE:N	1:A:143:GLU:HA	2.15	0.62

Continued on next page...

Continued from previous page...

Atom-1	Atom-2	Interatomic distance (Å)	Clash overlap (Å)
1:A:417:THR:CG2	1:A:419:ILE:HG12	2.28	0.62
1:B:324:ILE:HG22	1:B:328:SER:OG	2.00	0.62
1:B:341:TYR:O	1:B:344:ALA:HB3	1.99	0.62
1:B:417:THR:HB	1:B:418:ARG:CA	2.29	0.62
2:C:97:TYR:H	2:D:94:LEU:HA	1.64	0.62
3:E:31:GLU:CG	3:E:72:MET:HB3	2.26	0.62
2:C:71:THR:HA	3:E:92:GLY:CA	2.29	0.62
2:C:10:LEU:HB2	3:E:94:GLN:HE22	1.64	0.62
3:F:56:ILE:HG12	3:F:102:LYS:HA	1.82	0.62
3:F:90:LEU:HB3	3:F:98:ARG:NH1	2.15	0.62
1:A:210:LYS:HG3	1:A:215:TYR:O	2.00	0.62
1:A:332:GLU:HG3	1:B:330:ALA:HB3	1.81	0.62
1:A:420:GLN:HG3	1:B:426:VAL:HG11	1.81	0.62
1:B:167:VAL:CG1	1:B:177:ILE:HD12	2.19	0.62
1:B:288:LEU:HD12	1:B:290:ASN:O	1.99	0.62
1:A:292:ASP:CA	2:C:34:ASP:N	2.57	0.62
5:H:112:TYR:HB2	5:H:133:GLN:O	2.00	0.62
5:H:12:LYS:HZ1	5:H:167:THR:HG22	1.64	0.62
1:B:420:GLN:CB	1:B:425:ILE:HD11	2.29	0.62
1:B:440:LYS:CB	1:B:456:GLU:HB2	2.25	0.62
3:F:60:ILE:HD11	3:F:62:THR:OG1	1.99	0.62
4:G:86:VAL:HG13	4:G:87:LEU:CD1	2.30	0.62
5:H:143:ILE:HG12	5:H:147:PRO:CG	2.29	0.62
5:H:90:LYS:HE3	5:H:150:ILE:HB	1.80	0.62
1:B:147:PRO:HB2	1:B:229:HIS:HD2	1.65	0.62
1:B:270:ILE:CB	1:B:340:LEU:HD23	2.26	0.62
1:B:37:LEU:HD12	1:B:179:PHE:HE2	1.64	0.62
1:A:254:VAL:N	1:B:90:LYS:CB	2.61	0.62
2:D:37:HIS:O	2:D:39:PRO:HD3	2.00	0.62
2:C:87:PRO:CG	2:C:90:ILE:HD12	2.30	0.62
2:D:87:PRO:CG	2:D:90:ILE:HD12	2.30	0.62
2:C:91:LEU:O	2:D:94:LEU:CD1	2.48	0.62
3:E:39:GLN:HG3	3:F:90:LEU:CB	2.29	0.62
1:A:105:VAL:HG23	1:A:106:THR:N	2.14	0.62
1:A:41:HIS:CA	1:A:166:ILE:HG13	2.30	0.62
1:B:404:PHE:C	1:B:406:PRO:HD3	2.20	0.62
2:C:5:ARG:HH11	3:E:63:PRO:CG	2.12	0.62
2:C:91:LEU:HB3	2:D:93:LYS:HB3	1.81	0.62
3:E:9:ILE:HG13	3:E:78:GLY:N	2.14	0.62
4:G:68:PHE:O	4:G:124:ILE:HG12	2.00	0.62
4:G:133:ASN:CB	5:H:44:PHE:CA	2.78	0.62

Continued on next page...

Continued from previous page...

Atom-1	Atom-2	Interatomic distance (Å)	Clash overlap (Å)
5:H:44:PHE:CE1	5:H:60:ALA:HA	2.35	0.62
1:A:177:ILE:O	1:A:243:PRO:HB2	2.00	0.61
1:A:40:GLU:CB	1:A:166:ILE:HD12	2.30	0.61
1:A:437:ILE:HG21	1:A:456:GLU:OE2	2.00	0.61
1:A:437:ILE:HD12	1:A:437:ILE:N	2.14	0.61
1:B:221:TYR:HE1	1:B:224:ASN:HB2	1.65	0.61
2:D:11:SER:OG	3:F:93:LEU:C	2.39	0.61
2:C:95:ASN:CG	2:D:93:LYS:CG	2.66	0.61
1:A:169:TYR:HB3	1:A:177:ILE:HA	1.81	0.61
1:B:93:VAL:HG12	1:B:135:LYS:HE3	1.81	0.61
3:E:12:GLN:H	3:E:75:ILE:CD1	2.12	0.61
2:C:11:SER:OG	3:E:94:GLN:N	2.33	0.61
1:A:106:THR:HG22	1:A:107:PHE:N	2.16	0.61
1:A:252:GLU:CD	1:B:93:VAL:HG21	2.20	0.61
1:A:419:ILE:HG21	1:B:426:VAL:HG22	1.74	0.61
1:B:97:THR:O	1:B:101:VAL:HG13	2.01	0.61
1:B:105:VAL:HG23	1:B:106:THR:N	2.15	0.61
2:C:37:HIS:O	2:C:39:PRO:HD3	2.00	0.61
3:E:106:ALA:HB1	3:F:107:TYR:CD2	2.35	0.61
3:F:19:ASN:CG	4:G:25:MET:HG3	2.21	0.61
3:F:38:VAL:HG22	3:F:60:ILE:CG1	2.30	0.61
4:G:97:PHE:HE1	5:H:52:ARG:C	1.99	0.61
1:A:134:VAL:HG11	1:A:385:LEU:HD13	1.82	0.61
1:A:285:VAL:HG12	1:A:320:LEU:HD12	1.81	0.61
1:A:58:ASP:HB3	1:A:81:ASN:OD1	2.01	0.61
1:B:106:THR:HG22	1:B:107:PHE:N	2.15	0.61
2:D:74:SER:HB3	2:D:83:ALA:CB	2.29	0.61
3:E:11:PHE:CZ	3:E:68:ILE:HG22	2.34	0.61
2:C:5:ARG:HH22	3:E:2:TYR:HD2	1.47	0.61
4:G:64:ILE:N	4:G:64:ILE:HD12	2.16	0.61
5:H:16:GLN:HA	5:H:27:LEU:HD12	1.81	0.61
1:A:354:ILE:HG13	1:B:352:GLU:C	2.20	0.61
5:H:37:VAL:HG13	5:H:38:SER:N	2.15	0.61
2:C:14:ASN:HD21	2:C:21:LEU:HG	1.65	0.61
1:A:142:ILE:HG23	1:A:143:GLU:HA	1.80	0.61
1:A:164:GLU:OE1	1:A:165:MET:HE1	1.99	0.61
1:A:241:ARG:NE	1:A:241:ARG:HA	2.15	0.61
1:A:338:ASP:CB	1:B:334:GLU:OE2	2.48	0.61
1:B:109:SER:H	1:B:115:LEU:CD1	2.10	0.61
1:B:206:TYR:O	1:B:207:TYR:HD1	1.83	0.61
1:B:221:TYR:HE1	1:B:224:ASN:CB	2.13	0.61

Continued on next page...

Continued from previous page...

Atom-1	Atom-2	Interatomic distance (Å)	Clash overlap (Å)
1:B:227:ARG:HD3	1:B:227:ARG:H	1.65	0.61
1:B:241:ARG:HA	1:B:241:ARG:NE	2.15	0.61
1:A:61:LYS:NZ	1:B:283:GLN:HE22	1.98	0.61
2:C:11:SER:HB2	3:E:94:GLN:N	2.16	0.61
2:C:85:GLU:HB3	2:C:86:ILE:HG23	1.81	0.61
3:E:60:ILE:HD11	3:E:68:ILE:HD11	1.82	0.61
3:E:9:ILE:HG13	3:E:78:GLY:HA3	1.82	0.61
4:G:32:THR:HG21	4:G:37:LYS:HA	1.81	0.61
4:G:3:TRP:HE3	4:G:3:TRP:H	1.47	0.61
1:A:267:TYR:HA	1:A:344:ALA:HB2	1.83	0.61
1:B:245:ILE:HG23	1:B:246:PRO:HD2	1.82	0.61
1:B:286:TYR:OH	1:B:309:ILE:HG21	2.00	0.61
1:A:342:LYS:HB2	1:B:337:GLN:OE1	2.01	0.61
1:B:270:ILE:HG22	1:B:340:LEU:HG	1.83	0.61
1:B:92:PHE:HZ	1:B:369:LEU:HD13	1.65	0.61
2:C:95:ASN:HA	2:D:94:LEU:CG	2.12	0.61
3:E:2:TYR:HE2	3:F:89:ASP:OD2	1.82	0.61
3:E:32:PHE:HE1	3:E:68:ILE:HA	1.64	0.61
3:E:47:TYR:CD2	3:F:43:GLN:HG2	2.35	0.61
4:G:75:THR:HA	4:G:78:GLU:OE1	1.99	0.61
1:A:354:ILE:N	1:A:354:ILE:HD12	2.16	0.61
5:H:96:THR:HG23	5:H:97:VAL:H	1.65	0.61
1:A:219:TYR:HB2	1:A:220:SER:CA	2.30	0.61
1:B:302:ASN:HD22	2:C:43:LYS:H	1.46	0.61
1:A:460:ILE:HG21	1:B:467:TYR:N	2.16	0.61
1:B:88:TRP:CD1	1:B:260:TYR:HB2	2.36	0.61
2:C:50:PRO:HG2	2:C:53:VAL:CG2	2.29	0.61
2:C:4:GLN:HG3	3:E:1:MET:HE3	0.72	0.61
3:E:39:GLN:HG3	3:F:90:LEU:CD2	2.30	0.61
3:E:70:LYS:HG2	3:E:83:PHE:C	2.21	0.61
3:E:77:ARG:HD2	3:F:66:ASP:HB2	1.83	0.61
4:G:113:ILE:CG1	4:G:122:HIS:H	2.11	0.61
4:G:97:PHE:CG	5:H:53:ILE:O	2.50	0.61
1:A:168:VAL:CB	1:B:189:ILE:HA	2.29	0.61
1:A:37:LEU:HD12	1:A:179:PHE:CE2	2.35	0.61
1:A:257:LEU:HD12	1:A:260:TYR:CE2	2.35	0.61
1:B:37:LEU:HD12	1:B:179:PHE:CE2	2.36	0.61
1:B:219:TYR:HB2	1:B:220:SER:HA	1.82	0.61
1:B:393:ALA:O	1:B:396:LEU:HB2	2.00	0.61
1:A:41:HIS:HB2	1:A:166:ILE:CA	2.30	0.61
1:A:206:TYR:O	1:A:207:TYR:HD1	1.83	0.61

Continued on next page...

Continued from previous page...

Atom-1	Atom-2	Interatomic distance (Å)	Clash overlap (Å)
1:B:163:GLU:HA	1:B:163:GLU:OE1	2.01	0.61
1:B:112:LYS:HG2	1:B:401:LYS:NZ	2.16	0.61
1:B:43:PRO:HA	1:B:164:GLU:H	1.65	0.61
2:C:25:VAL:HG21	2:C:57:VAL:CG1	2.31	0.61
2:D:59:LYS:HG3	2:D:60:ALA:N	2.15	0.61
3:E:46:TYR:HD2	3:E:48:LYS:HE3	1.65	0.61
3:E:38:VAL:HA	3:E:60:ILE:HA	1.82	0.61
4:G:71:TRP:CD1	4:G:122:HIS:HB3	2.36	0.61
4:G:131:ILE:HG13	5:H:56:PRO:HA	1.81	0.61
1:A:142:ILE:HG23	1:A:143:GLU:O	2.00	0.61
1:A:181:LEU:HB2	1:A:198:GLU:O	2.01	0.61
1:A:417:THR:HB	1:A:418:ARG:HA	1.83	0.61
1:A:63:ARG:CD	1:A:79:LYS:HB2	2.30	0.61
2:C:35:GLU:OE1	2:C:37:HIS:HB3	2.00	0.61
3:E:90:LEU:HD22	3:E:98:ARG:NE	2.15	0.61
4:G:35:PRO:HA	4:G:37:LYS:HD2	1.83	0.61
4:G:59:SER:HB3	5:H:139:LYS:N	2.14	0.61
1:A:109:SER:H	1:A:115:LEU:CD1	2.09	0.60
1:B:107:PHE:HB3	1:B:118:VAL:HG12	1.80	0.60
1:B:288:LEU:HD23	1:B:288:LEU:N	2.16	0.60
1:B:433:VAL:CG2	1:B:459:ARG:HD3	2.31	0.60
1:B:80:THR:HG22	1:B:81:ASN:N	2.15	0.60
1:B:291:TYR:OH	2:C:54:LEU:HD13	2.00	0.60
2:D:63:PHE:CZ	2:D:88:SER:HB2	2.36	0.60
3:F:74:VAL:HG13	3:F:76:TYR:CZ	2.36	0.60
4:G:65:THR:HG23	4:G:127:VAL:O	2.00	0.60
1:A:108:THR:HA	1:A:115:LEU:CD1	2.30	0.60
1:A:134:VAL:HG11	1:A:385:LEU:HD12	1.82	0.60
1:A:245:ILE:HG23	1:A:246:PRO:HD2	1.83	0.60
1:A:365:LYS:HE3	1:B:366:LEU:HD13	1.83	0.60
1:A:80:THR:HG22	1:A:81:ASN:N	2.16	0.60
1:B:301:ALA:HB3	2:C:43:LYS:HD3	1.80	0.60
1:B:63:ARG:CD	1:B:79:LYS:HB2	2.29	0.60
2:D:25:VAL:HG21	2:D:57:VAL:CG1	2.31	0.60
1:B:292:ASP:HA	2:D:33:LYS:C	2.16	0.60
2:C:4:GLN:HA	3:E:1:MET:N	2.16	0.60
5:H:58:SER:H	5:H:142:GLU:CA	2.13	0.60
5:H:92:TRP:HA	5:H:152:ASN:C	2.21	0.60
4:G:3:TRP:O	4:G:6:ALA:HB3	2.00	0.60
1:A:121:LEU:HB3	1:A:122:ALA:O	2.01	0.60
1:A:38:ILE:HD13	1:A:183:TYR:HD1	1.66	0.60

Continued on next page...

Continued from previous page...

Atom-1	Atom-2	Interatomic distance (Å)	Clash overlap (Å)
1:A:199:LEU:HD23	1:A:206:TYR:HD2	1.66	0.60
1:A:219:TYR:HB2	1:A:220:SER:HA	1.82	0.60
1:A:204:HIS:CD2	1:A:228:PRO:HG3	2.35	0.60
1:A:254:VAL:HG13	1:B:90:LYS:CA	2.30	0.60
1:A:95:GLN:CG	1:A:370:LEU:HD13	2.31	0.60
1:B:142:ILE:HG23	1:B:143:GLU:O	2.00	0.60
1:B:142:ILE:HG23	1:B:143:GLU:HA	1.82	0.60
1:B:59:ILE:HD12	1:B:59:ILE:N	2.16	0.60
1:A:296:PRO:HB2	2:C:37:HIS:NE2	2.15	0.60
3:E:39:GLN:CD	3:F:90:LEU:HD13	2.22	0.60
4:G:60:PHE:CB	5:H:139:LYS:CE	2.66	0.60
1:B:432:GLY:HA3	1:B:438:MET:CE	2.31	0.60
1:B:444:VAL:HG11	1:B:450:VAL:H	1.64	0.60
1:A:112:LYS:HG2	1:A:401:LYS:NZ	2.16	0.60
1:A:167:VAL:HG13	1:A:177:ILE:CB	2.31	0.60
1:A:208:TYR:HB3	1:A:217:MET:H	1.64	0.60
1:A:286:TYR:CZ	1:A:309:ILE:HD13	2.36	0.60
1:A:59:ILE:HD12	1:A:59:ILE:N	2.16	0.60
1:B:204:HIS:CD2	1:B:228:PRO:HG3	2.35	0.60
1:B:270:ILE:CG2	1:B:340:LEU:HG	2.31	0.60
1:B:294:GLU:HA	2:D:31:PHE:CB	2.31	0.60
2:C:55:ILE:HG13	2:C:56:PHE:N	2.15	0.60
3:E:14:TYR:HB3	3:E:73:ARG:NH2	2.16	0.60
3:E:48:LYS:O	3:F:49:ALA:HB2	2.01	0.60
3:F:67:ARG:HD2	3:F:67:ARG:N	2.15	0.60
3:F:89:ASP:HA	3:F:96:ILE:O	2.01	0.60
5:H:109:GLY:CA	5:H:152:ASN:HB2	2.31	0.60
5:H:110:PHE:HE2	5:H:134:VAL:CB	2.14	0.60
5:H:143:ILE:HG12	5:H:147:PRO:HD2	1.83	0.60
4:G:97:PHE:CB	5:H:55:GLY:H	2.13	0.60
1:B:368:ALA:O	1:B:372:LEU:HD13	2.01	0.60
1:A:163:GLU:OE1	1:A:163:GLU:HA	2.02	0.60
1:B:219:TYR:HB2	1:B:220:SER:CA	2.30	0.60
1:B:38:ILE:HD13	1:B:183:TYR:HD1	1.66	0.60
2:C:87:PRO:CG	2:C:90:ILE:HB	2.32	0.60
2:D:55:ILE:HG13	2:D:56:PHE:N	2.15	0.60
2:D:5:ARG:NE	3:F:63:PRO:HG2	2.16	0.60
3:E:47:TYR:HB3	3:E:50:GLN:HB3	1.84	0.60
5:H:65:VAL:CG2	5:H:132:LEU:HD11	2.29	0.60
1:B:354:ILE:HD12	1:B:354:ILE:N	2.16	0.60
2:D:78:VAL:HG22	2:D:79:SER:N	2.16	0.60

Continued on next page...

Continued from previous page...

Atom-1	Atom-2	Interatomic distance (Å)	Clash overlap (Å)
1:A:288:LEU:N	1:A:288:LEU:HD23	2.16	0.60
1:A:368:ALA:O	1:A:372:LEU:HD13	2.01	0.60
1:B:388:PHE:CD1	1:B:391:PHE:HB2	2.37	0.60
1:B:110:ASP:N	1:B:396:LEU:HD13	2.14	0.60
2:C:33:LYS:HE2	2:C:50:PRO:CB	2.32	0.60
2:C:63:PHE:CZ	2:C:88:SER:HB2	2.36	0.60
2:D:85:GLU:HB3	2:D:86:ILE:HG23	1.81	0.60
3:F:38:VAL:CA	3:F:60:ILE:HA	2.30	0.60
5:H:18:ILE:HG13	5:H:19:ASP:N	2.16	0.60
5:H:76:GLN:HG3	5:H:116:ARG:CZ	2.31	0.60
1:A:382:ARG:HH21	1:A:386:ARG:CZ	2.15	0.60
1:B:417:THR:HB	1:B:418:ARG:HA	1.84	0.60
1:A:259:PHE:CG	1:B:91:LEU:HD13	2.37	0.60
1:B:296:PRO:HB2	2:D:37:HIS:NE2	2.16	0.60
2:D:4:GLN:C	3:F:1:MET:N	2.55	0.60
2:D:73:ARG:NH2	3:E:39:GLN:HB3	2.14	0.60
2:D:8:ARG:O	3:F:93:LEU:CD2	2.49	0.60
4:G:132:ASN:CG	5:H:55:GLY:H	2.02	0.60
5:H:108:PHE:HD2	5:H:149:GLU:HA	1.65	0.60
5:H:99:ASN:HB2	5:H:104:TYR:CB	2.32	0.60
3:E:18:SER:HB2	3:E:25:THR:OG1	2.01	0.60
1:A:439:SER:OG	1:A:442:THR:HB	2.02	0.60
1:A:446:ARG:HH22	1:B:426:VAL:HG22	1.67	0.60
1:B:164:GLU:OE1	1:B:165:MET:HE1	2.00	0.60
1:B:381:ILE:HD12	1:B:416:ARG:NH1	2.16	0.60
1:A:292:ASP:HA	2:C:34:ASP:N	2.16	0.60
3:E:64:TYR:CZ	3:E:94:GLN:HG2	2.35	0.60
4:G:113:ILE:HD13	4:G:122:HIS:CG	2.37	0.60
4:G:62:GLU:HG2	4:G:63:ASN:N	2.16	0.60
2:C:59:LYS:HG3	2:C:60:ALA:N	2.15	0.60
3:E:15:VAL:HG22	3:E:16:GLU:N	2.17	0.60
3:E:13:SER:HA	3:E:73:ARG:CB	2.32	0.60
2:D:5:ARG:HD2	3:F:63:PRO:CG	2.31	0.60
3:E:109:GLY:CA	4:G:114:THR:O	2.44	0.60
4:G:62:GLU:HA	5:H:139:LYS:HA	1.84	0.60
5:H:101:ASN:C	5:H:161:GLN:HB3	2.23	0.60
1:B:29:PRO:N	1:B:170:LYS:HZ2	1.99	0.60
2:C:13:THR:HG23	2:C:14:ASN:N	2.17	0.60
1:A:142:ILE:HG23	1:A:143:GLU:CA	2.32	0.60
1:A:85:SER:HA	1:A:268:ASP:OD2	2.02	0.60
1:A:378:GLU:CB	1:B:98:GLN:NE2	2.43	0.60

Continued on next page...

Continued from previous page...

Atom-1	Atom-2	Interatomic distance (Å)	Clash overlap (Å)
1:B:174:ARG:HH11	1:B:174:ARG:HG3	1.67	0.60
1:B:86:HIS:CD2	1:B:268:ASP:HB2	2.36	0.60
1:B:288:LEU:HD21	2:D:34:ASP:O	2.02	0.60
1:B:292:ASP:HB3	2:D:35:GLU:CB	2.28	0.60
2:D:35:GLU:OE1	2:D:37:HIS:HB3	2.00	0.60
2:D:14:ASN:HD21	2:D:21:LEU:HG	1.65	0.60
3:E:53:GLN:HE22	3:E:102:LYS:HD3	1.65	0.60
2:C:70:LEU:CB	3:E:92:GLY:C	2.39	0.60
3:F:13:SER:HB3	3:F:72:MET:SD	2.42	0.60
3:F:108:VAL:CB	4:G:37:LYS:CB	2.79	0.60
1:A:183:TYR:H	1:A:183:TYR:HD1	1.50	0.59
1:A:194:THR:HG21	1:A:211:ILE:HD13	1.84	0.59
1:B:183:TYR:H	1:B:183:TYR:HD1	1.50	0.59
3:E:32:PHE:HZ	3:E:68:ILE:HG23	1.65	0.59
2:C:5:ARG:CA	3:E:3:GLU:CA	2.65	0.59
3:E:56:ILE:HD13	3:E:56:ILE:N	2.15	0.59
3:E:61:TYR:CE1	3:E:96:ILE:HG21	2.36	0.59
3:F:38:VAL:CG1	3:F:60:ILE:HA	2.28	0.59
5:H:110:PHE:HE1	5:H:147:PRO:CB	2.10	0.59
5:H:143:ILE:N	5:H:144:ASP:HA	2.17	0.59
5:H:14:LEU:HA	5:H:29:PRO:HB3	1.84	0.59
5:H:32:GLN:HB3	5:H:155:LYS:NZ	2.16	0.59
4:G:132:ASN:ND2	5:H:57:GLY:HA2	2.14	0.59
1:A:388:PHE:CD1	1:A:391:PHE:HB2	2.37	0.59
1:B:169:TYR:CD2	1:B:174:ARG:HA	2.37	0.59
1:B:275:MET:HE3	1:B:275:MET:HA	1.83	0.59
1:B:286:TYR:CZ	1:B:309:ILE:HD13	2.37	0.59
1:B:392:PHE:CZ	1:B:396:LEU:HD21	2.36	0.59
1:B:74:LEU:HD22	1:B:75:VAL:O	2.02	0.59
2:D:13:THR:HG23	2:D:14:ASN:N	2.17	0.59
3:F:92:GLY:HA3	3:F:96:ILE:HG23	1.83	0.59
4:G:100:PHE:CE2	5:H:144:ASP:CG	2.67	0.59
1:B:439:SER:OG	1:B:442:THR:HB	2.02	0.59
1:A:433:VAL:HG21	1:A:459:ARG:HD3	1.84	0.59
1:A:189:ILE:N	1:A:189:ILE:HD12	2.16	0.59
1:A:86:HIS:CA	1:A:87:ALA:HB3	2.29	0.59
1:B:301:ALA:HB2	2:C:43:LYS:HE2	1.84	0.59
2:D:33:LYS:HE2	2:D:50:PRO:CB	2.32	0.59
2:D:87:PRO:CG	2:D:90:ILE:HB	2.32	0.59
2:C:16:LYS:NZ	3:E:64:TYR:OH	2.30	0.59
3:E:9:ILE:HG22	3:E:75:ILE:HG21	1.85	0.59

Continued on next page...

Continued from previous page...

Atom-1	Atom-2	Interatomic distance (Å)	Clash overlap (Å)
2:C:78:VAL:HG22	2:C:79:SER:N	2.16	0.59
1:A:367:TYR:HB2	1:A:370:LEU:HB3	1.83	0.59
1:A:95:GLN:HG2	1:A:370:LEU:HD13	1.84	0.59
1:B:112:LYS:HE2	1:B:401:LYS:NZ	2.18	0.59
1:B:194:THR:HG21	1:B:211:ILE:HD13	1.85	0.59
1:B:207:TYR:H	1:B:226:PRO:CG	2.15	0.59
3:E:31:GLU:HG3	3:E:72:MET:HA	1.81	0.59
4:G:119:VAL:HG12	4:G:120:THR:N	2.17	0.59
3:F:20:GLY:HA3	4:G:18:LEU:HB2	1.78	0.59
1:A:207:TYR:H	1:A:226:PRO:CG	2.15	0.59
1:A:440:LYS:CB	1:A:456:GLU:HB2	2.25	0.59
1:A:63:ARG:HD3	1:A:79:LYS:C	2.22	0.59
1:A:287:VAL:HG21	1:B:309:ILE:O	2.01	0.59
2:D:87:PRO:HD2	2:D:90:ILE:CB	2.32	0.59
3:F:52:LEU:HG	3:F:53:GLN:CA	2.33	0.59
4:G:133:ASN:HB2	5:H:44:PHE:CB	2.06	0.59
5:H:22:THR:HG22	5:H:24:SER:H	1.67	0.59
1:A:393:ALA:O	1:A:396:LEU:HB2	2.02	0.59
3:E:31:GLU:CG	3:E:72:MET:HA	2.33	0.59
4:G:48:ASP:HA	4:G:67:ASP:HB2	1.83	0.59
1:A:177:ILE:HD13	1:A:180:ALA:HB2	1.83	0.59
1:A:282:GLN:CB	1:A:284:ILE:HG12	2.32	0.59
1:B:130:LEU:HD11	1:B:385:LEU:CD1	2.31	0.59
1:B:310:LYS:HB2	2:C:38:ASN:CG	2.23	0.59
2:D:54:LEU:O	2:D:54:LEU:HD23	2.03	0.59
2:C:87:PRO:HD2	2:C:90:ILE:CB	2.32	0.59
2:D:9:LEU:O	2:D:15:ASP:HB3	2.03	0.59
3:E:56:ILE:CD1	3:E:56:ILE:H	2.12	0.59
3:E:39:GLN:CG	3:F:90:LEU:HB2	2.32	0.59
3:F:90:LEU:HD23	3:F:98:ARG:NH1	2.18	0.59
4:G:21:TYR:CE1	4:G:23:PRO:HG2	2.38	0.59
5:H:107:GLN:O	5:H:152:ASN:HB3	2.01	0.59
1:A:433:VAL:HG13	1:A:434:THR:N	2.17	0.59
1:A:254:VAL:CG1	1:B:90:LYS:CA	2.81	0.59
1:B:165:MET:CE	1:B:182:ARG:HB2	2.32	0.59
1:B:110:ASP:OD2	1:B:406:PRO:HD2	2.03	0.59
1:A:258:LYS:HZ1	1:B:88:TRP:HA	1.64	0.59
3:E:38:VAL:HB	3:F:88:VAL:HB	1.84	0.59
3:E:52:LEU:HB3	3:E:53:GLN:NE2	2.17	0.59
2:D:76:ASP:OD1	3:E:98:ARG:CZ	2.42	0.59
3:F:41:ILE:HG23	3:F:42:SER:N	2.17	0.59

Continued on next page...

Continued from previous page...

Atom-1	Atom-2	Interatomic distance (Å)	Clash overlap (Å)
2:D:70:LEU:HD21	3:F:89:ASP:C	2.22	0.59
4:G:96:MET:HG3	4:G:100:PHE:O	2.03	0.59
4:G:3:TRP:CA	4:G:4:LYS:HB2	2.20	0.59
1:B:439:SER:HB3	1:B:440:LYS:O	2.03	0.59
1:A:55:CYS:HB3	1:A:83:ARG:CG	2.32	0.59
1:B:285:VAL:HG12	1:B:320:LEU:HD12	1.85	0.59
2:C:54:LEU:HD23	2:C:54:LEU:O	2.03	0.59
2:C:48:SER:CA	2:D:31:PHE:CE1	2.85	0.59
3:E:52:LEU:CD1	4:G:40:PRO:CG	2.81	0.59
3:E:84:ILE:HG13	3:E:85:GLY:N	2.17	0.59
5:H:108:PHE:CD2	5:H:149:GLU:HB3	2.38	0.59
5:H:14:LEU:HD22	5:H:160:PHE:HB3	1.84	0.59
1:A:433:VAL:CG2	1:A:459:ARG:HD3	2.32	0.59
1:A:142:ILE:CD1	1:A:145:TRP:HB2	2.33	0.59
1:B:373:LYS:HD2	1:B:373:LYS:C	2.23	0.59
1:B:108:THR:HG21	1:B:409:GLU:OE1	2.03	0.59
1:B:417:THR:CG2	1:B:419:ILE:HG12	2.30	0.59
1:A:460:ILE:HG22	1:B:467:TYR:CB	2.22	0.59
2:D:8:ARG:N	3:F:94:GLN:OE1	2.36	0.59
2:D:76:ASP:CG	3:E:98:ARG:NH1	2.56	0.59
5:H:139:LYS:N	5:H:139:LYS:HD3	2.14	0.59
5:H:13:TYR:HD2	5:H:31:TYR:HA	1.68	0.59
5:H:16:GLN:CD	5:H:26:PRO:HA	2.23	0.59
5:H:94:VAL:HG13	5:H:104:TYR:CE2	2.37	0.59
3:E:20:GLY:HA3	4:G:85:ARG:HH12	1.64	0.59
1:A:105:VAL:HG23	1:A:106:THR:H	1.68	0.58
1:A:227:ARG:N	1:A:227:ARG:HD3	2.18	0.58
2:C:48:SER:HG	2:D:31:PHE:HD1	0.63	0.58
3:E:53:GLN:NE2	3:E:102:LYS:HE3	2.18	0.58
3:E:10:THR:HG23	3:E:32:PHE:C	2.23	0.58
3:F:87:PRO:HB3	3:F:97:THR:OG1	2.03	0.58
4:G:41:TYR:CZ	4:G:43:TYR:HE1	2.21	0.58
4:G:76:ARG:HB2	4:G:76:ARG:CZ	2.34	0.58
1:A:257:LEU:HA	1:A:260:TYR:CZ	2.38	0.58
1:B:142:ILE:HG23	1:B:143:GLU:CA	2.33	0.58
1:B:218:ASP:HB3	1:B:219:TYR:HA	1.85	0.58
1:B:227:ARG:HD3	1:B:227:ARG:N	2.18	0.58
1:B:46:LEU:HD22	1:B:162:ALA:N	2.17	0.58
2:D:54:LEU:HA	2:D:57:VAL:HG22	1.85	0.58
2:D:71:THR:HA	3:F:91:SER:CA	2.33	0.58
5:H:14:LEU:HD22	5:H:163:PRO:HB2	1.84	0.58

Continued on next page...

Continued from previous page...

Atom-1	Atom-2	Interatomic distance (Å)	Clash overlap (Å)
4:G:97:PHE:CE1	5:H:53:ILE:N	2.68	0.58
1:A:379:ARG:NH2	1:B:91:LEU:HD23	2.18	0.58
1:A:38:ILE:HG21	1:A:163:GLU:CG	2.27	0.58
1:B:171:ASP:HB2	1:B:178:LEU:HD12	1.84	0.58
1:B:189:ILE:HD12	1:B:189:ILE:N	2.17	0.58
1:B:204:HIS:CA	1:B:228:PRO:HA	2.33	0.58
1:B:433:VAL:HG13	1:B:434:THR:N	2.18	0.58
1:B:65:THR:OG1	1:B:73:GLN:HG3	2.03	0.58
2:C:54:LEU:HA	2:C:57:VAL:HG22	1.85	0.58
1:B:291:TYR:CE1	2:D:33:LYS:HG2	2.35	0.58
2:C:82:PHE:CD2	2:D:80:TYR:N	2.69	0.58
4:G:97:PHE:HA	5:H:52:ARG:NH1	2.19	0.58
4:G:97:PHE:C	5:H:52:ARG:NH1	2.52	0.58
5:H:96:THR:HG23	5:H:97:VAL:N	2.17	0.58
1:A:29:PRO:N	1:A:170:LYS:HZ2	1.99	0.58
1:B:184:TYR:HD1	1:B:184:TYR:H	1.51	0.58
1:A:140:LYS:HA	1:A:141:GLY:C	2.22	0.58
1:A:142:ILE:HG23	1:A:143:GLU:C	2.24	0.58
1:A:174:ARG:HH11	1:A:174:ARG:HG3	1.67	0.58
1:A:253:MET:HG2	1:B:87:ALA:CB	2.34	0.58
1:A:74:LEU:HD22	1:A:75:VAL:O	2.02	0.58
1:B:101:VAL:HG23	1:B:102:GLY:N	2.18	0.58
2:D:49:ILE:HD11	2:D:54:LEU:CG	2.34	0.58
3:E:38:VAL:C	3:F:88:VAL:HB	2.23	0.58
3:E:41:ILE:HG23	3:E:42:SER:N	2.17	0.58
4:G:116:THR:HG23	4:G:117:ASP:N	2.18	0.58
4:G:41:TYR:CE2	4:G:43:TYR:HE1	2.21	0.58
1:A:130:LEU:HD11	1:A:385:LEU:CD1	2.28	0.58
1:A:457:LEU:HG	1:B:467:TYR:HD1	1.55	0.58
1:A:339:GLU:O	1:B:337:GLN:OE1	2.20	0.58
1:B:86:HIS:CA	1:B:87:ALA:HB3	2.29	0.58
2:D:12:ILE:CG1	3:F:93:LEU:HD21	2.08	0.58
5:H:39:GLY:HA2	5:H:43:LEU:CB	2.33	0.58
1:A:311:VAL:HG21	1:A:316:GLY:N	2.19	0.58
1:A:88:TRP:CG	1:A:264:ILE:HG12	2.38	0.58
1:B:140:LYS:HA	1:B:141:GLY:C	2.23	0.58
1:B:177:ILE:O	1:B:243:PRO:HB2	2.04	0.58
1:B:306:HIS:NE2	2:C:39:PRO:HB3	2.17	0.58
1:A:259:PHE:CD2	1:B:91:LEU:HD13	2.39	0.58
2:C:41:ILE:HG22	2:C:42:ASP:N	2.18	0.58
3:E:47:TYR:HB3	3:E:50:GLN:HE21	1.69	0.58

Continued on next page...

Continued from previous page...

Atom-1	Atom-2	Interatomic distance (Å)	Clash overlap (Å)
3:E:8:VAL:HG23	3:E:9:ILE:N	2.18	0.58
3:F:53:GLN:CG	3:F:102:LYS:HD3	2.32	0.58
4:G:100:PHE:HD2	4:G:133:ASN:H	1.50	0.58
4:G:82:ILE:HG13	4:G:83:SER:N	2.17	0.58
5:H:145:THR:HG23	5:H:146:LEU:HD23	1.86	0.58
1:B:32:THR:CG2	1:B:36:LYS:HE2	2.34	0.58
1:A:163:GLU:HG2	1:A:183:TYR:CD1	2.38	0.58
1:A:325:PRO:HA	1:A:328:SER:HB2	1.84	0.58
1:A:100:LEU:CD2	1:A:377:ALA:HB1	2.33	0.58
1:B:378:GLU:HG3	1:B:416:ARG:HH12	1.69	0.58
1:B:313:GLY:CA	2:C:52:GLY:H	2.14	0.58
2:C:9:LEU:CD1	2:D:20:TYR:CE2	2.71	0.58
3:E:26:TYR:HD1	3:E:26:TYR:O	1.87	0.58
3:E:37:HIS:HA	3:F:89:ASP:OD2	2.03	0.58
4:G:70:VAL:HG22	4:G:123:GLY:O	2.04	0.58
4:G:44:VAL:HG11	4:G:74:THR:CG2	2.32	0.58
4:G:95:LEU:HB2	4:G:102:PHE:HD2	1.60	0.58
5:H:16:GLN:HA	5:H:27:LEU:CB	2.30	0.58
1:A:65:THR:OG1	1:A:73:GLN:HG3	2.03	0.58
1:A:84:THR:HG22	1:A:85:SER:N	2.17	0.58
1:B:169:TYR:HB3	1:B:177:ILE:HA	1.85	0.58
2:C:59:LYS:CD	2:C:92:LYS:HE2	2.34	0.58
3:E:44:GLU:HG2	3:E:45:GLU:N	2.19	0.58
3:F:38:VAL:CG2	3:F:60:ILE:HB	2.34	0.58
3:F:88:VAL:O	3:F:98:ARG:HB2	2.03	0.58
4:G:98:GLU:CA	5:H:52:ARG:NH1	2.62	0.58
1:A:101:VAL:HG23	1:A:102:GLY:N	2.19	0.58
1:A:208:TYR:HA	1:A:217:MET:CB	2.32	0.58
1:A:277:SER:CB	1:A:281:PHE:HE2	2.14	0.58
1:B:277:SER:CB	1:B:281:PHE:HE2	2.14	0.58
1:A:365:LYS:CE	1:B:366:LEU:HD13	2.34	0.58
3:E:40:PRO:HB3	3:F:100:LYS:HG2	1.84	0.58
5:H:109:GLY:N	5:H:152:ASN:HB2	2.19	0.58
1:A:112:LYS:HE2	1:A:401:LYS:NZ	2.19	0.58
1:A:110:ASP:H	1:A:396:LEU:HD13	1.68	0.58
2:D:31:PHE:O	2:D:35:GLU:HB2	2.03	0.58
2:D:59:LYS:CD	2:D:92:LYS:HE2	2.34	0.58
3:E:53:GLN:NE2	3:E:102:LYS:HB3	2.19	0.58
3:F:75:ILE:N	3:F:75:ILE:HD12	2.19	0.58
2:D:8:ARG:CD	3:F:93:LEU:CB	2.82	0.58
4:G:70:VAL:HG11	4:G:76:ARG:HG3	1.85	0.58

Continued on next page...

Continued from previous page...

Atom-1	Atom-2	Interatomic distance (Å)	Clash overlap (Å)
4:G:86:VAL:HG13	4:G:87:LEU:N	2.19	0.58
5:H:42:GLU:H	5:H:43:LEU:HA	1.69	0.58
5:H:94:VAL:HG13	5:H:104:TYR:HD2	1.69	0.58
5:H:10:ASP:HB2	5:H:101:ASN:ND2	2.13	0.58
3:E:6:ARG:HA	3:E:6:ARG:HE	1.69	0.58
1:A:100:LEU:HD11	1:A:377:ALA:HA	1.86	0.57
1:A:439:SER:HB3	1:A:440:LYS:O	2.04	0.57
1:B:291:TYR:HD2	2:C:50:PRO:C	2.06	0.57
1:B:325:PRO:HA	1:B:328:SER:HB2	1.85	0.57
1:A:453:PRO:HA	1:B:462:GLU:OE2	2.04	0.57
1:B:291:TYR:CG	2:D:32:ALA:HB1	2.38	0.57
2:D:53:VAL:O	2:D:57:VAL:HG13	2.04	0.57
3:F:53:GLN:HG3	3:F:102:LYS:HD2	1.85	0.57
3:F:60:ILE:HG23	3:F:98:ARG:HA	1.86	0.57
4:G:100:PHE:HB3	4:G:133:ASN:N	2.19	0.57
1:B:346:ALA:O	1:B:347:VAL:HG23	2.03	0.57
1:A:373:LYS:C	1:A:373:LYS:HD2	2.24	0.57
1:A:43:PRO:HA	1:A:164:GLU:H	1.68	0.57
1:A:61:LYS:CE	1:B:279:SER:HB3	2.34	0.57
1:B:63:ARG:HD3	1:B:79:LYS:C	2.24	0.57
1:A:294:GLU:HA	2:C:31:PHE:CB	2.34	0.57
3:F:108:VAL:HG22	3:F:109:GLY:N	2.19	0.57
3:F:6:ARG:HD2	3:F:7:ASP:H	1.68	0.57
3:E:79:LYS:HD2	3:F:86:ASP:HA	1.86	0.57
3:F:9:ILE:HG21	3:F:11:PHE:HE1	1.70	0.57
4:G:74:THR:HG23	4:G:75:THR:N	2.17	0.57
4:G:93:LYS:HB2	4:G:94:PRO:HD2	1.85	0.57
1:A:289:LYS:HA	1:B:311:VAL:HG13	1.85	0.57
1:A:291:TYR:CG	2:C:32:ALA:HB1	2.39	0.57
2:D:76:ASP:CG	3:E:98:ARG:HH12	2.08	0.57
3:F:88:VAL:HG22	3:F:98:ARG:HB2	1.86	0.57
5:H:143:ILE:HG12	5:H:147:PRO:CD	2.34	0.57
5:H:14:LEU:HD13	5:H:163:PRO:CB	2.32	0.57
1:A:44:GLU:OE2	1:A:48:LYS:HB3	2.04	0.57
3:F:8:VAL:HG23	3:F:8:VAL:O	2.05	0.57
1:A:65:THR:CB	1:A:73:GLN:HG3	2.34	0.57
1:B:38:ILE:HG21	1:B:163:GLU:CG	2.27	0.57
2:C:31:PHE:O	2:C:35:GLU:HB2	2.03	0.57
2:C:53:VAL:O	2:C:57:VAL:HG13	2.04	0.57
2:D:41:ILE:HG22	2:D:42:ASP:N	2.18	0.57
2:C:9:LEU:O	2:C:15:ASP:HB3	2.03	0.57

Continued on next page...

Continued from previous page...

Atom-1	Atom-2	Interatomic distance (Å)	Clash overlap (Å)
2:D:8:ARG:HD3	3:F:93:LEU:HB2	1.85	0.57
3:E:1:MET:HG2	3:E:2:TYR:H	1.70	0.57
3:E:40:PRO:CD	3:F:90:LEU:HB2	2.34	0.57
4:G:113:ILE:HB	4:G:122:HIS:O	2.02	0.57
4:G:100:PHE:CE2	5:H:144:ASP:CB	2.87	0.57
1:A:46:LEU:HG	1:A:143:GLU:OE1	2.05	0.57
1:B:142:ILE:CD1	1:B:145:TRP:HB2	2.34	0.57
1:B:296:PRO:O	1:B:300:THR:HG23	2.04	0.57
1:B:380:LYS:O	1:B:383:ALA:HB3	2.04	0.57
1:B:41:HIS:HB2	1:B:166:ILE:CA	2.34	0.57
2:C:57:VAL:HG23	2:C:58:ALA:N	2.19	0.57
2:C:87:PRO:HG2	2:C:90:ILE:HG13	1.83	0.57
2:C:5:ARG:CA	3:E:3:GLU:N	2.62	0.57
3:E:56:ILE:HG21	3:E:84:ILE:H	1.70	0.57
3:F:11:PHE:CB	3:F:31:GLU:HB3	2.30	0.57
3:F:20:GLY:CA	4:G:15:VAL:O	2.52	0.57
5:H:113:ILE:HG23	5:H:114:GLU:N	2.19	0.57
1:A:190:MET:HG3	1:A:192:GLU:CG	2.33	0.57
5:H:37:VAL:HG11	5:H:63:GLY:CA	2.35	0.57
1:A:253:MET:CE	1:B:87:ALA:N	2.68	0.57
1:A:296:PRO:O	1:A:300:THR:HG23	2.03	0.57
1:A:440:LYS:HB3	1:A:456:GLU:CB	2.25	0.57
1:B:167:VAL:HG13	1:B:177:ILE:CB	2.34	0.57
2:D:87:PRO:HG2	2:D:90:ILE:HG13	1.83	0.57
3:E:10:THR:HG23	3:E:33:THR:CA	2.34	0.57
3:F:98:ARG:HG2	3:F:98:ARG:HH11	1.69	0.57
5:H:37:VAL:HA	5:H:64:GLU:CG	2.35	0.57
4:G:49:GLN:HG3	4:G:49:GLN:O	2.05	0.57
4:G:52:THR:HG23	4:G:53:PRO:HD2	1.86	0.57
1:A:134:VAL:HA	1:A:137:MET:HE2	1.87	0.57
1:A:401:LYS:N	1:A:402:GLY:HA3	2.20	0.57
1:A:88:TRP:CD1	1:A:260:TYR:HB2	2.38	0.57
1:B:244:ILE:O	1:B:244:ILE:HD12	2.05	0.57
1:B:65:THR:CB	1:B:73:GLN:HG3	2.35	0.57
1:B:84:THR:HG22	1:B:85:SER:N	2.19	0.57
1:A:292:ASP:HA	2:C:33:LYS:C	2.20	0.57
1:B:302:ASN:ND2	2:C:42:ASP:HA	2.20	0.57
2:D:54:LEU:HA	2:D:57:VAL:CG2	2.35	0.57
2:D:57:VAL:HG23	2:D:58:ALA:N	2.19	0.57
4:G:37:LYS:HG3	4:G:45:VAL:CG1	2.33	0.57
5:H:22:THR:HG23	5:H:160:PHE:CZ	2.39	0.57

Continued on next page...

Continued from previous page...

Atom-1	Atom-2	Interatomic distance (Å)	Clash overlap (Å)
1:B:48:LYS:HG3	1:B:49:GLY:N	2.19	0.57
1:A:184:TYR:HD1	1:A:184:TYR:H	1.53	0.57
1:A:148:PHE:HD1	1:A:148:PHE:H	1.51	0.57
1:A:165:MET:CE	1:A:182:ARG:HB2	2.35	0.57
1:A:332:GLU:CB	1:B:327:ASP:CG	2.34	0.57
1:A:392:PHE:CZ	1:A:396:LEU:HD21	2.39	0.57
1:B:134:VAL:HG23	1:B:135:LYS:N	2.19	0.57
1:B:140:LYS:HD3	1:B:140:LYS:C	2.25	0.57
1:B:202:ASP:CG	1:B:243:PRO:HG3	2.24	0.57
1:A:64:ARG:HA	1:B:284:ILE:CD1	2.35	0.57
1:A:335:ARG:HG2	1:B:334:GLU:OE1	2.03	0.57
1:B:382:ARG:HH21	1:B:386:ARG:CZ	2.17	0.57
1:A:249:ASN:O	1:B:53:TYR:HE2	1.86	0.57
1:B:95:GLN:HG2	1:B:370:LEU:HD13	1.86	0.57
1:B:96:LYS:HG2	1:B:373:LYS:CD	2.30	0.57
2:C:54:LEU:HA	2:C:57:VAL:CG2	2.35	0.57
2:D:14:ASN:HD21	2:D:21:LEU:HD23	1.69	0.57
4:G:100:PHE:HA	5:H:44:PHE:CA	2.34	0.57
4:G:98:GLU:CA	5:H:52:ARG:CZ	2.80	0.57
4:G:57:LYS:HG2	4:G:57:LYS:O	2.05	0.57
1:A:254:VAL:HG21	1:B:91:LEU:CA	2.34	0.57
1:B:148:PHE:H	1:B:148:PHE:HD1	1.51	0.57
1:A:65:THR:H	1:B:284:ILE:HD12	1.69	0.57
1:B:38:ILE:CG2	1:B:183:TYR:HE1	2.18	0.57
2:C:48:SER:HA	2:D:31:PHE:CD1	2.40	0.57
2:C:84:THR:HG23	2:C:85:GLU:N	2.20	0.57
2:D:14:ASN:HD21	2:D:21:LEU:CG	2.18	0.57
3:F:18:SER:HB3	3:F:25:THR:H	1.69	0.57
3:F:18:SER:HB2	3:F:25:THR:OG1	2.04	0.57
5:H:90:LYS:CE	5:H:150:ILE:HG13	2.32	0.57
5:H:58:SER:H	5:H:142:GLU:CB	2.17	0.57
5:H:89:ILE:HG22	5:H:90:LYS:N	2.18	0.57
1:B:190:MET:HG3	1:B:192:GLU:CG	2.33	0.57
1:A:32:THR:CG2	1:A:36:LYS:HE2	2.34	0.57
1:A:142:ILE:HD11	1:A:145:TRP:HB2	1.87	0.57
1:A:299:PHE:CE1	1:A:303:LEU:HB2	2.40	0.57
1:B:142:ILE:HG23	1:B:143:GLU:C	2.24	0.57
1:B:181:LEU:HG	1:B:181:LEU:O	2.04	0.57
1:B:201:THR:HG22	1:B:202:ASP:N	2.20	0.57
1:B:201:THR:HB	1:B:204:HIS:O	2.05	0.57
2:C:54:LEU:HD11	2:D:28:LEU:CG	2.31	0.57

Continued on next page...

Continued from previous page...

Atom-1	Atom-2	Interatomic distance (Å)	Clash overlap (Å)
2:D:41:ILE:HG22	2:D:42:ASP:O	2.05	0.57
2:D:84:THR:HG23	2:D:85:GLU:N	2.20	0.57
2:D:70:LEU:CB	3:F:92:GLY:O	2.43	0.57
2:D:8:ARG:CD	3:F:93:LEU:HB3	2.35	0.57
4:G:22:GLN:HG3	4:G:23:PRO:CD	2.35	0.57
5:H:17:SER:H	5:H:27:LEU:HD12	1.70	0.57
1:A:253:MET:SD	1:B:53:TYR:HE1	2.27	0.56
1:A:255:SER:H	1:A:258:LYS:HB3	1.70	0.56
1:B:105:VAL:HG23	1:B:106:THR:H	1.70	0.56
3:E:38:VAL:CB	3:F:88:VAL:HG12	2.32	0.56
3:F:36:ALA:HB3	3:F:76:TYR:CD2	2.40	0.56
3:F:60:ILE:HD13	3:F:69:ASP:OD1	2.04	0.56
4:G:113:ILE:CG2	4:G:121:LYS:HB3	2.19	0.56
4:G:21:TYR:CE1	4:G:23:PRO:HD2	2.40	0.56
3:F:19:ASN:ND2	4:G:21:TYR:O	2.36	0.56
4:G:100:PHE:CB	4:G:133:ASN:H	2.18	0.56
5:H:42:GLU:HB2	5:H:43:LEU:CA	2.34	0.56
5:H:90:LYS:HB2	5:H:150:ILE:CG2	2.29	0.56
2:C:14:ASN:HD21	2:C:21:LEU:HD23	1.69	0.56
1:A:134:VAL:HG23	1:A:135:LYS:N	2.19	0.56
1:A:176:ASP:OD2	1:A:242:VAL:HG12	2.04	0.56
1:A:290:ASN:CB	1:A:291:TYR:HA	2.34	0.56
1:A:317:VAL:HG22	1:A:318:ASP:N	2.20	0.56
1:A:380:LYS:O	1:A:383:ALA:HB3	2.05	0.56
1:B:148:PHE:CZ	1:B:158:VAL:HG23	2.40	0.56
1:B:158:VAL:HG11	1:B:160:PHE:CE1	2.40	0.56
1:B:201:THR:HG22	1:B:203:THR:H	1.70	0.56
1:B:176:ASP:OD2	1:B:242:VAL:HG12	2.05	0.56
2:D:5:ARG:CG	2:D:8:ARG:HB2	2.36	0.56
2:C:95:ASN:N	2:D:93:LYS:HZ1	2.03	0.56
3:F:52:LEU:CG	3:F:53:GLN:HA	2.35	0.56
4:G:113:ILE:HD13	4:G:122:HIS:HB3	1.87	0.56
4:G:108:VAL:CG1	4:G:126:LYS:HZ1	2.17	0.56
1:A:350:SER:HB2	1:A:351:PRO:HD2	1.87	0.56
1:A:108:THR:HG21	1:A:409:GLU:OE1	2.06	0.56
1:A:158:VAL:HG11	1:A:160:PHE:CE1	2.40	0.56
1:A:204:HIS:CA	1:A:228:PRO:HA	2.34	0.56
1:B:111:ASN:HA	1:B:401:LYS:HD3	1.87	0.56
1:A:64:ARG:NH2	1:B:321:ARG:HH11	2.02	0.56
1:B:38:ILE:HD11	1:B:181:LEU:CG	2.29	0.56
1:A:148:PHE:CZ	1:A:158:VAL:HG23	2.41	0.56

Continued on next page...

Continued from previous page...

Atom-1	Atom-2	Interatomic distance (Å)	Clash overlap (Å)
1:B:142:ILE:HD11	1:B:145:TRP:HB2	1.88	0.56
2:D:8:ARG:NE	2:D:12:ILE:HD11	2.20	0.56
2:C:86:ILE:HG13	2:D:90:ILE:HD12	1.86	0.56
2:D:76:ASP:H	3:E:39:GLN:HE22	1.53	0.56
3:F:68:ILE:O	3:F:72:MET:HB2	2.05	0.56
3:E:37:HIS:HA	3:F:89:ASP:CG	2.25	0.56
2:D:11:SER:CB	3:F:94:GLN:N	2.68	0.56
3:E:40:PRO:HG3	3:F:98:ARG:CB	2.35	0.56
3:E:39:GLN:CA	3:F:90:LEU:HB2	2.34	0.56
2:D:76:ASP:HB2	3:E:39:GLN:HE22	1.67	0.56
3:E:44:GLU:CG	3:E:46:TYR:H	2.15	0.56
3:E:75:ILE:O	3:E:76:TYR:HD1	1.88	0.56
3:F:91:SER:O	3:F:96:ILE:HG12	2.05	0.56
5:H:58:SER:HB3	5:H:143:ILE:N	2.20	0.56
5:H:111:ALA:HB1	5:H:132:LEU:CG	2.36	0.56
5:H:91:PHE:C	5:H:154:SER:H	2.09	0.56
1:A:433:VAL:HB	1:A:459:ARG:CZ	2.35	0.56
1:A:201:THR:HG22	1:A:202:ASP:N	2.20	0.56
1:A:112:LYS:HE2	1:A:401:LYS:HZ1	1.69	0.56
1:A:452:ASP:OD1	1:A:453:PRO:HD2	2.05	0.56
1:B:130:LEU:CD1	1:B:134:VAL:HG13	2.36	0.56
1:B:158:VAL:HG12	1:B:159:ILE:N	2.19	0.56
1:A:456:GLU:CG	1:B:467:TYR:CE2	2.83	0.56
1:B:89:HIS:CG	1:B:257:LEU:HD13	2.40	0.56
2:C:8:ARG:CZ	2:C:12:ILE:HD11	2.34	0.56
5:H:108:PHE:HB3	5:H:149:GLU:HA	1.86	0.56
1:A:183:TYR:HB2	1:A:196:LYS:O	2.05	0.56
1:A:81:ASN:HD22	1:A:83:ARG:NH1	2.03	0.56
1:B:177:ILE:HD11	1:B:179:PHE:O	2.06	0.56
1:B:183:TYR:HB2	1:B:196:LYS:O	2.06	0.56
1:A:61:LYS:HZ1	1:B:283:GLN:HE22	1.52	0.56
1:B:332:GLU:CD	1:B:335:ARG:HH21	2.07	0.56
1:A:441:GLU:OE1	1:B:462:GLU:CD	2.43	0.56
1:B:59:ILE:HD12	1:B:81:ASN:HD21	1.69	0.56
1:B:88:TRP:HD1	1:B:260:TYR:CB	2.17	0.56
3:E:53:GLN:HE21	3:E:102:LYS:HE3	1.69	0.56
3:F:26:TYR:HD1	3:F:26:TYR:O	1.87	0.56
5:H:108:PHE:HD2	5:H:149:GLU:CB	2.18	0.56
5:H:11:VAL:HG23	5:H:11:VAL:O	2.04	0.56
5:H:112:TYR:N	5:H:132:LEU:HB3	2.21	0.56
5:H:55:GLY:HA2	5:H:56:PRO:C	2.24	0.56

Continued on next page...

Continued from previous page...

Atom-1	Atom-2	Interatomic distance (Å)	Clash overlap (Å)
1:A:158:VAL:HG12	1:A:159:ILE:N	2.20	0.56
1:A:201:THR:HG22	1:A:203:THR:H	1.71	0.56
1:A:218:ASP:HB3	1:A:219:TYR:HA	1.87	0.56
1:A:460:ILE:HG13	1:B:466:GLN:CB	2.25	0.56
1:A:59:ILE:H	1:A:59:ILE:CD1	2.18	0.56
1:A:62:LYS:HE3	1:A:62:LYS:H	1.70	0.56
1:A:89:HIS:HA	1:A:260:TYR:CE2	2.41	0.56
1:B:134:VAL:HA	1:B:137:MET:HE2	1.88	0.56
1:B:96:LYS:CG	1:B:373:LYS:HD3	2.31	0.56
2:D:49:ILE:HD12	2:D:54:LEU:HA	1.87	0.56
2:C:81:ASN:H	2:C:81:ASN:HD22	1.51	0.56
2:D:81:ASN:H	2:D:81:ASN:HD22	1.51	0.56
3:E:38:VAL:CG1	3:E:60:ILE:HA	2.32	0.56
2:D:11:SER:CB	3:F:93:LEU:HD23	2.35	0.56
4:G:28:VAL:O	4:G:28:VAL:HG13	2.05	0.56
4:G:35:PRO:HA	4:G:37:LYS:NZ	2.21	0.56
5:H:90:LYS:HG2	5:H:151:VAL:HG22	1.86	0.56
1:A:140:LYS:HD3	1:A:140:LYS:C	2.24	0.56
1:A:254:VAL:HG23	1:B:90:LYS:HD3	1.86	0.56
1:B:118:VAL:O	1:B:122:ALA:HB1	2.05	0.56
1:B:295:ASN:CG	2:D:37:HIS:CE1	2.77	0.56
1:B:367:TYR:CB	1:B:370:LEU:HB3	2.35	0.56
1:B:46:LEU:HG	1:B:143:GLU:OE1	2.06	0.56
2:C:5:ARG:HG2	2:C:8:ARG:HB2	1.88	0.56
2:D:68:ALA:HB1	3:E:1:MET:HE1	1.88	0.56
2:D:8:ARG:CZ	2:D:12:ILE:HD11	2.34	0.56
3:F:73:ARG:NH1	3:F:80:ILE:HG21	2.20	0.56
4:G:34:SER:O	4:G:37:LYS:HD2	2.06	0.56
4:G:127:VAL:HG21	4:G:129:PHE:CZ	2.40	0.56
5:H:138:LEU:N	5:H:138:LEU:HD22	2.20	0.56
1:B:440:LYS:HB3	1:B:456:GLU:CB	2.24	0.56
1:A:274:THR:HG21	1:A:337:GLN:HE21	1.70	0.56
1:A:386:ARG:O	1:A:389:PHE:HB2	2.06	0.56
1:B:159:ILE:O	1:B:160:PHE:HD1	1.88	0.56
1:B:199:LEU:HD23	1:B:206:TYR:HD2	1.70	0.56
1:B:208:TYR:HA	1:B:217:MET:CB	2.30	0.56
1:B:290:ASN:CB	1:B:291:TYR:HA	2.36	0.56
1:B:291:TYR:CD2	2:C:51:SER:HA	2.31	0.56
2:C:54:LEU:CD2	2:D:28:LEU:HD23	2.36	0.56
2:D:5:ARG:HG2	2:D:8:ARG:HB2	1.88	0.56
3:F:84:ILE:HD13	3:F:103:GLU:HG2	1.87	0.56

Continued on next page...

Continued from previous page...

Atom-1	Atom-2	Interatomic distance (Å)	Clash overlap (Å)
3:F:11:PHE:HE2	3:F:68:ILE:HG21	1.71	0.56
3:F:6:ARG:N	3:F:35:ALA:HB2	2.21	0.56
3:E:79:LYS:HZ1	3:F:97:THR:HG21	1.71	0.56
4:G:100:PHE:HZ	5:H:144:ASP:CG	2.01	0.56
5:H:12:LYS:CE	5:H:167:THR:HG22	2.35	0.56
4:G:101:THR:H	5:H:42:GLU:HB3	1.70	0.56
4:G:133:ASN:HB3	5:H:44:PHE:HB3	0.56	0.56
5:H:37:VAL:HG22	5:H:38:SER:OG	2.05	0.56
2:C:14:ASN:HD21	2:C:21:LEU:CG	2.18	0.56
1:A:144:TYR:CG	1:A:246:PRO:HA	2.41	0.56
1:A:89:HIS:CG	1:A:257:LEU:HD13	2.41	0.56
1:B:126:PHE:HE1	1:B:388:PHE:CE2	2.24	0.56
1:A:253:MET:HG2	1:B:87:ALA:HB2	1.87	0.56
2:C:5:ARG:CG	2:C:8:ARG:HB2	2.35	0.56
2:C:8:ARG:NE	2:C:12:ILE:HD11	2.20	0.56
3:E:47:TYR:OH	3:F:41:ILE:HD13	2.06	0.56
4:G:128:ARG:HD2	4:G:128:ARG:N	2.21	0.56
1:A:252:GLU:OE2	1:B:93:VAL:HG21	2.06	0.56
1:A:96:LYS:CG	1:A:373:LYS:HD3	2.31	0.56
1:A:38:ILE:CG2	1:A:183:TYR:HE1	2.19	0.56
1:A:404:PHE:C	1:A:406:PRO:HD3	2.25	0.56
1:B:180:ALA:O	1:B:200:TYR:HB2	2.06	0.56
1:B:255:SER:H	1:B:258:LYS:HB3	1.71	0.56
1:B:270:ILE:HG21	1:B:340:LEU:CB	2.33	0.56
1:B:99:TYR:HB3	1:B:373:LYS:HZ3	1.70	0.56
1:A:253:MET:CE	1:B:87:ALA:CA	2.82	0.56
1:B:95:GLN:HE21	1:B:370:LEU:HD22	1.71	0.56
2:C:11:SER:OG	3:E:93:LEU:CB	2.54	0.56
2:C:95:ASN:OD1	2:C:96:PRO:HD2	2.07	0.56
3:E:74:VAL:HG13	3:E:74:VAL:O	2.06	0.56
3:F:38:VAL:HG13	3:F:60:ILE:CB	2.36	0.56
3:F:11:PHE:HE2	3:F:68:ILE:CG2	2.18	0.56
5:H:54:LEU:HD12	5:H:54:LEU:N	2.21	0.56
4:G:133:ASN:CA	5:H:56:PRO:CD	2.45	0.56
1:B:44:GLU:OE2	1:B:48:LYS:HB3	2.06	0.56
1:A:76:ASP:CG	1:A:79:LYS:HG2	2.26	0.55
1:B:41:HIS:HB2	1:B:166:ILE:CG1	2.36	0.55
3:E:108:VAL:HG22	3:E:109:GLY:N	2.22	0.55
3:E:37:HIS:HA	3:F:89:ASP:OD1	2.06	0.55
5:H:42:GLU:OE1	5:H:42:GLU:HA	2.07	0.55
5:H:32:GLN:NE2	5:H:65:VAL:HG22	2.21	0.55

Continued on next page...

Continued from previous page...

Atom-1	Atom-2	Interatomic distance (Å)	Clash overlap (Å)
5:H:65:VAL:HG11	5:H:67:TYR:CE1	2.41	0.55
1:A:118:VAL:O	1:A:122:ALA:HB1	2.05	0.55
1:A:169:TYR:CD2	1:A:174:ARG:HA	2.40	0.55
1:B:163:GLU:HG2	1:B:183:TYR:CD1	2.41	0.55
1:B:282:GLN:HB3	1:B:284:ILE:CG1	2.34	0.55
1:B:270:ILE:HD12	1:B:340:LEU:HB3	1.87	0.55
1:B:130:LEU:HD23	1:B:389:PHE:HE1	1.70	0.55
1:B:52:TYR:HA	1:B:55:CYS:O	2.06	0.55
2:C:49:ILE:HD12	2:C:54:LEU:HA	1.87	0.55
3:E:5:PHE:HZ	3:F:64:TYR:HE1	1.52	0.55
4:G:113:ILE:HD13	4:G:122:HIS:CB	2.36	0.55
3:F:20:GLY:N	4:G:18:LEU:HB2	2.18	0.55
3:F:109:GLY:N	4:G:37:LYS:HG2	2.20	0.55
5:H:114:GLU:HG3	5:H:115:SER:N	2.21	0.55
5:H:143:ILE:CG2	5:H:147:PRO:HD2	2.31	0.55
5:H:15:PHE:N	5:H:30:ALA:H	2.04	0.55
1:A:323:GLU:HG2	1:A:324:ILE:N	2.17	0.55
1:B:143:GLU:HB2	1:B:144:TYR:CE1	2.42	0.55
1:B:95:GLN:CD	1:B:370:LEU:HD13	2.27	0.55
1:B:401:LYS:N	1:B:402:GLY:HA3	2.21	0.55
2:C:25:VAL:HG11	2:C:53:VAL:HG13	1.87	0.55
2:D:28:LEU:HA	2:D:31:PHE:CZ	2.42	0.55
2:D:25:VAL:HG11	2:D:53:VAL:HG13	1.87	0.55
3:E:81:VAL:HG12	3:E:82:THR:N	2.22	0.55
2:D:71:THR:C	3:F:91:SER:CB	2.64	0.55
5:H:145:THR:HG23	5:H:146:LEU:N	2.21	0.55
1:A:48:LYS:HG3	1:A:49:GLY:N	2.20	0.55
1:A:145:TRP:HZ2	1:A:157:TYR:CD1	2.25	0.55
1:A:159:ILE:O	1:A:160:PHE:HD1	1.89	0.55
1:A:276:ASP:HB3	1:A:280:ASP:OD2	2.07	0.55
1:B:282:GLN:HB3	1:B:284:ILE:HA	1.88	0.55
1:A:456:GLU:CG	1:B:467:TYR:HE2	2.15	0.55
2:C:41:ILE:HG22	2:C:42:ASP:O	2.05	0.55
3:E:11:PHE:HD2	3:E:73:ARG:O	1.89	0.55
3:F:56:ILE:N	3:F:57:GLY:HA3	2.20	0.55
3:F:59:ASN:HA	3:F:99:ILE:CG2	2.36	0.55
4:G:132:ASN:HD22	5:H:142:GLU:HG2	1.72	0.55
2:C:21:LEU:HD13	2:C:21:LEU:C	2.27	0.55
1:A:180:ALA:O	1:A:200:TYR:HB2	2.07	0.55
1:A:322:ALA:O	1:A:326:VAL:HG23	2.07	0.55
1:B:107:PHE:CE2	1:B:126:PHE:CD2	2.95	0.55

Continued on next page...

Continued from previous page...

Atom-1	Atom-2	Interatomic distance (Å)	Clash overlap (Å)
1:B:302:ASN:CA	2:C:43:LYS:HB3	2.35	0.55
1:A:252:GLU:CD	1:B:90:LYS:HA	2.26	0.55
1:B:288:LEU:CG	2:D:34:ASP:O	2.54	0.55
2:D:54:LEU:CA	2:D:57:VAL:HG22	2.36	0.55
2:D:21:LEU:C	2:D:21:LEU:HD13	2.27	0.55
3:E:39:GLN:HA	3:F:90:LEU:CB	2.35	0.55
3:E:75:ILE:CG1	3:E:80:ILE:HG22	2.31	0.55
5:H:143:ILE:HB	5:H:144:ASP:O	2.07	0.55
5:H:91:PHE:HA	5:H:154:SER:CB	2.32	0.55
1:A:466:GLN:HB2	1:A:467:TYR:CD2	2.40	0.55
1:A:40:GLU:HB2	1:A:166:ILE:HD12	1.88	0.55
1:B:181:LEU:HB2	1:B:198:GLU:O	2.06	0.55
1:B:56:GLU:O	1:B:83:ARG:HG3	2.07	0.55
1:A:296:PRO:HB3	2:C:37:HIS:H	1.65	0.55
2:C:93:LYS:HD3	2:C:94:LEU:HD11	1.88	0.55
2:D:95:ASN:OD1	2:D:96:PRO:HD2	2.07	0.55
4:G:34:SER:HB3	4:G:35:PRO:CD	2.34	0.55
1:A:121:LEU:HD23	1:A:124:ASP:H	1.70	0.55
1:A:178:LEU:HA	1:A:243:PRO:HG2	1.88	0.55
1:B:145:TRP:CZ2	1:B:157:TYR:CD1	2.95	0.55
1:B:62:LYS:CE	1:B:75:VAL:HG22	2.36	0.55
2:C:54:LEU:CA	2:C:57:VAL:HG22	2.36	0.55
3:F:41:ILE:HG12	3:F:43:GLN:HA	1.87	0.55
3:F:54:THR:HG23	3:F:58:TYR:CE1	2.42	0.55
3:F:60:ILE:HG12	3:F:97:THR:O	2.06	0.55
4:G:41:TYR:HA	4:G:42:PRO:C	2.26	0.55
5:H:122:VAL:CG2	5:H:123:GLU:H	2.19	0.55
1:A:107:PHE:CE2	1:A:126:PHE:CD2	2.95	0.55
1:A:209:GLU:HB3	1:A:217:MET:HE2	1.87	0.55
1:A:149:VAL:HA	1:A:229:HIS:O	2.06	0.55
1:A:130:LEU:HD23	1:A:389:PHE:HE1	1.70	0.55
3:F:44:GLU:CG	3:F:46:TYR:HB2	2.36	0.55
1:A:145:TRP:CZ2	1:A:157:TYR:CD1	2.95	0.55
1:A:367:TYR:CB	1:A:370:LEU:HB3	2.37	0.55
1:B:396:LEU:O	1:B:399:THR:HG22	2.07	0.55
2:C:95:ASN:C	2:D:94:LEU:CD2	2.49	0.55
2:C:91:LEU:HD21	2:D:87:PRO:CD	2.36	0.55
3:E:40:PRO:HD2	3:F:90:LEU:HB2	1.89	0.55
4:G:133:ASN:OD1	5:H:44:PHE:HD1	1.79	0.55
1:B:429:LEU:CD2	1:B:439:SER:HB2	2.36	0.55
1:A:143:GLU:HB2	1:A:144:TYR:CE1	2.42	0.55

Continued on next page...

Continued from previous page...

Atom-1	Atom-2	Interatomic distance (Å)	Clash overlap (Å)
1:A:382:ARG:HD2	1:B:98:GLN:HA	0.73	0.55
1:A:56:GLU:OE1	1:A:56:GLU:HA	2.07	0.55
1:A:67:TYR:CZ	1:B:284:ILE:O	2.60	0.55
1:B:112:LYS:HG2	1:B:401:LYS:HZ1	1.70	0.55
2:C:28:LEU:HA	2:C:31:PHE:CZ	2.42	0.55
2:D:36:CYS:N	2:D:37:HIS:HA	2.22	0.55
2:C:95:ASN:N	2:D:93:LYS:NZ	2.54	0.55
4:G:37:LYS:CD	4:G:37:LYS:H	2.18	0.55
4:G:41:TYR:CZ	4:G:43:TYR:CE1	2.95	0.55
1:B:438:MET:HA	1:B:439:SER:C	2.28	0.55
1:B:445:ALA:HA	1:B:448:PRO:HB3	1.89	0.55
1:A:433:VAL:HG21	1:A:459:ARG:NE	2.23	0.55
1:A:244:ILE:O	1:A:244:ILE:HD12	2.07	0.54
1:B:76:ASP:CG	1:B:79:LYS:HG2	2.27	0.54
2:D:95:ASN:HB3	2:D:100:MET:SD	2.47	0.54
3:F:67:ARG:CD	3:F:67:ARG:H	2.21	0.54
5:H:14:LEU:HD11	5:H:27:LEU:O	2.07	0.54
1:A:181:LEU:O	1:A:181:LEU:HG	2.07	0.54
1:A:404:PHE:HB3	1:A:406:PRO:HD3	1.89	0.54
1:A:62:LYS:CE	1:A:75:VAL:HG22	2.37	0.54
1:B:115:LEU:CG	1:B:119:ASN:HD21	2.18	0.54
1:B:267:TYR:CE1	1:B:341:TYR:CZ	2.95	0.54
1:B:62:LYS:HE3	1:B:62:LYS:H	1.73	0.54
2:C:95:ASN:HB3	2:C:100:MET:SD	2.47	0.54
3:E:56:ILE:HB	3:E:84:ILE:CG1	2.31	0.54
4:G:96:MET:SD	4:G:99:GLY:HA2	2.47	0.54
1:A:354:ILE:HG21	1:B:353:THR:HG22	0.55	0.54
1:B:354:ILE:H	1:B:354:ILE:CD1	2.20	0.54
4:G:8:ARG:O	4:G:11:GLN:HB3	2.06	0.54
1:A:366:LEU:HD23	1:A:367:TYR:CE1	2.42	0.54
1:A:95:GLN:HG2	1:A:370:LEU:CD1	2.38	0.54
1:A:38:ILE:HD11	1:A:181:LEU:CG	2.29	0.54
1:B:366:LEU:HG	1:B:367:TYR:CE1	2.43	0.54
1:B:367:TYR:HD2	1:B:370:LEU:HD23	1.71	0.54
1:B:301:ALA:CB	2:C:43:LYS:HD3	2.37	0.54
2:C:71:THR:CA	3:E:92:GLY:CA	2.85	0.54
2:D:8:ARG:HD3	3:F:93:LEU:CB	2.38	0.54
4:G:22:GLN:CB	4:G:23:PRO:HD3	2.37	0.54
5:H:76:GLN:HG3	5:H:116:ARG:NH2	2.21	0.54
1:A:201:THR:HB	1:A:204:HIS:O	2.07	0.54
1:A:52:TYR:HA	1:A:55:CYS:O	2.07	0.54

Continued on next page...

Continued from previous page...

Atom-1	Atom-2	Interatomic distance (Å)	Clash overlap (Å)
1:B:150:ASP:OD2	1:B:156:ASP:HB2	2.07	0.54
1:B:366:LEU:HD23	1:B:367:TYR:CE1	2.42	0.54
1:B:62:LYS:NZ	1:B:75:VAL:HG22	2.22	0.54
3:F:15:VAL:HG22	3:F:16:GLU:N	2.22	0.54
3:F:74:VAL:HG12	3:F:83:PHE:CE2	2.42	0.54
4:G:133:ASN:HB2	5:H:44:PHE:CA	2.37	0.54
5:H:111:ALA:HA	5:H:132:LEU:CB	2.38	0.54
5:H:15:PHE:O	5:H:27:LEU:HB2	2.08	0.54
5:H:14:LEU:HB3	5:H:160:PHE:CB	2.37	0.54
5:H:167:THR:HG23	5:H:167:THR:O	2.06	0.54
1:A:354:ILE:CD1	1:A:354:ILE:H	2.20	0.54
4:G:2:THR:CG2	4:G:4:LYS:HD2	2.35	0.54
1:A:46:LEU:HB2	1:A:162:ALA:CB	2.36	0.54
1:A:95:GLN:HE21	1:A:370:LEU:HD22	1.72	0.54
1:B:130:LEU:HD12	1:B:134:VAL:HG13	1.89	0.54
1:A:252:GLU:OE1	1:B:93:VAL:CG2	2.56	0.54
2:C:36:CYS:N	2:C:37:HIS:HA	2.22	0.54
2:D:93:LYS:HD3	2:D:94:LEU:HD11	1.87	0.54
3:E:53:GLN:CD	3:E:102:LYS:HB3	2.27	0.54
5:H:91:PHE:HE2	5:H:132:LEU:CD2	2.21	0.54
5:H:14:LEU:CD2	5:H:16:GLN:HG2	2.38	0.54
1:A:258:LYS:HZ2	1:B:88:TRP:CA	2.19	0.54
1:A:366:LEU:HG	1:A:367:TYR:CD1	2.42	0.54
1:A:420:GLN:NE2	1:A:420:GLN:H	2.06	0.54
1:B:41:HIS:CA	1:B:166:ILE:HG13	2.38	0.54
1:B:155:PHE:CE2	1:B:239:TRP:CH2	2.96	0.54
1:A:269:SER:HB2	1:B:275:MET:SD	2.48	0.54
1:B:298:GLU:HA	2:C:43:LYS:NZ	2.23	0.54
1:B:433:VAL:HG21	1:B:459:ARG:NE	2.21	0.54
1:B:46:LEU:HB2	1:B:162:ALA:CB	2.38	0.54
2:D:30:GLU:CG	2:D:40:PHE:HZ	2.17	0.54
2:C:12:ILE:HG12	3:E:93:LEU:HD23	1.89	0.54
3:E:5:PHE:HD2	3:E:35:ALA:CB	2.21	0.54
3:E:46:TYR:HB3	3:E:48:LYS:HE3	1.87	0.54
3:E:54:THR:HA	3:F:101:GLY:CA	2.38	0.54
3:F:14:TYR:CE1	3:F:26:TYR:HB3	2.42	0.54
3:E:74:VAL:HG11	3:F:86:ASP:OD2	2.08	0.54
5:H:14:LEU:CB	5:H:160:PHE:HB3	2.37	0.54
5:H:44:PHE:HD2	5:H:144:ASP:OD2	1.90	0.54
1:A:56:GLU:O	1:A:83:ARG:HG3	2.07	0.54
1:B:121:LEU:HD23	1:B:124:ASP:H	1.72	0.54

Continued on next page...

Continued from previous page...

Atom-1	Atom-2	Interatomic distance (Å)	Clash overlap (Å)
1:B:418:ARG:HH11	1:B:418:ARG:HG2	1.72	0.54
5:H:143:ILE:H	5:H:143:ILE:HD12	1.73	0.54
1:A:126:PHE:CE2	1:A:392:PHE:CD2	2.95	0.54
1:A:66:TYR:HE1	1:A:74:LEU:CB	2.07	0.54
1:A:68:ASP:CG	1:B:300:THR:HG21	2.28	0.54
1:B:66:TYR:HE1	1:B:74:LEU:CB	2.07	0.54
3:F:53:GLN:HG3	3:F:102:LYS:HD3	1.90	0.54
5:H:99:ASN:HA	5:H:104:TYR:HB3	1.89	0.54
5:H:64:GLU:OE1	5:H:64:GLU:HA	2.08	0.54
3:E:21:GLU:OE1	3:E:21:GLU:HA	2.08	0.54
1:B:317:VAL:HG22	1:B:318:ASP:N	2.23	0.54
1:A:263:LEU:HD22	1:A:345:GLN:HB3	1.90	0.54
1:A:376:MET:HB2	1:A:379:ARG:NH1	2.23	0.54
1:A:460:ILE:HD11	1:B:466:GLN:NE2	2.21	0.54
1:A:62:LYS:CD	1:A:62:LYS:H	2.21	0.54
1:B:386:ARG:O	1:B:389:PHE:HB2	2.08	0.54
1:B:56:GLU:HA	1:B:56:GLU:OE1	2.07	0.54
1:B:62:LYS:CD	1:B:62:LYS:H	2.20	0.54
3:E:45:GLU:O	3:E:45:GLU:HG2	2.07	0.54
4:G:101:THR:O	5:H:42:GLU:OE2	2.22	0.54
4:G:62:GLU:HG2	4:G:63:ASN:H	1.73	0.54
5:H:37:VAL:HG21	5:H:62:SER:OG	2.08	0.54
4:G:109:LEU:C	4:G:109:LEU:HD13	2.28	0.54
3:F:21:GLU:HA	3:F:21:GLU:OE1	2.08	0.54
1:A:460:ILE:CG1	1:B:467:TYR:CG	2.83	0.54
1:B:209:GLU:HB3	1:B:217:MET:HE2	1.89	0.54
1:B:308:VAL:HG12	1:B:309:ILE:N	2.23	0.54
1:B:366:LEU:HG	1:B:367:TYR:CD1	2.43	0.54
3:E:39:GLN:HG3	3:F:90:LEU:HD13	1.87	0.54
3:E:90:LEU:HB3	3:E:98:ARG:HB2	1.89	0.54
3:E:91:SER:H	3:E:96:ILE:HD11	1.70	0.54
5:H:13:TYR:CD2	5:H:31:TYR:HA	2.43	0.54
1:A:311:VAL:HG21	1:A:316:GLY:HA3	1.87	0.54
1:A:121:LEU:N	1:A:122:ALA:HA	2.23	0.53
1:A:126:PHE:HE1	1:A:388:PHE:CE2	2.26	0.53
1:A:266:ASN:ND2	1:B:271:THR:HG23	2.22	0.53
1:A:367:TYR:HD2	1:A:370:LEU:HD23	1.72	0.53
1:A:291:TYR:CE1	2:C:33:LYS:HG2	2.36	0.53
2:D:26:PRO:HA	2:D:29:VAL:HB	1.90	0.53
4:G:37:LYS:HA	4:G:43:TYR:HD2	1.74	0.53
4:G:100:PHE:CA	5:H:44:PHE:HA	2.34	0.53

Continued on next page...

Continued from previous page...

Atom-1	Atom-2	Interatomic distance (Å)	Clash overlap (Å)
1:A:141:GLY:N	1:A:142:ILE:HA	2.23	0.53
1:A:290:ASN:HB2	1:A:291:TYR:CA	2.38	0.53
1:A:364:GLU:CD	1:B:366:LEU:CD2	2.76	0.53
1:B:121:LEU:N	1:B:122:ALA:HA	2.23	0.53
1:B:376:MET:O	1:B:379:ARG:HB2	2.08	0.53
1:B:415:THR:HB	1:B:417:THR:OG1	2.08	0.53
1:B:433:VAL:HG11	1:B:459:ARG:NH2	2.23	0.53
1:B:59:ILE:CD1	1:B:59:ILE:H	2.18	0.53
4:G:70:VAL:HG11	4:G:76:ARG:CG	2.39	0.53
1:A:275:MET:HA	1:A:275:MET:CE	2.38	0.53
1:A:107:PHE:HB3	1:A:118:VAL:HG12	1.90	0.53
1:A:133:THR:HG23	1:A:145:TRP:HZ3	1.73	0.53
1:A:150:ASP:OD2	1:A:156:ASP:HB2	2.09	0.53
1:A:202:ASP:CB	1:A:243:PRO:HG3	2.38	0.53
1:A:37:LEU:CD2	1:B:189:ILE:HG22	2.33	0.53
1:A:438:MET:HA	1:A:439:SER:C	2.27	0.53
1:B:141:GLY:N	1:B:142:ILE:HA	2.24	0.53
1:B:257:LEU:CD1	1:B:261:LYS:HB2	2.38	0.53
1:A:442:THR:HG1	1:B:459:ARG:NE	2.06	0.53
1:A:379:ARG:CG	1:B:95:GLN:N	2.66	0.53
3:E:11:PHE:HD2	3:E:74:VAL:HA	1.72	0.53
3:F:10:THR:O	3:F:11:PHE:HD1	1.91	0.53
3:E:77:ARG:HD2	3:F:66:ASP:HB3	1.91	0.53
4:G:73:GLY:HA2	4:G:76:ARG:NH1	2.24	0.53
1:A:418:ARG:HG2	1:A:418:ARG:HH11	1.72	0.53
1:B:310:LYS:C	2:C:38:ASN:HD22	2.12	0.53
2:C:71:THR:O	3:E:91:SER:CB	2.56	0.53
3:E:70:LYS:HG2	3:E:83:PHE:O	2.09	0.53
3:F:14:TYR:HB2	3:F:28:TRP:CZ3	2.43	0.53
3:F:57:GLY:HA2	3:F:99:ILE:CG1	2.38	0.53
1:A:308:VAL:HG12	1:A:309:ILE:N	2.23	0.53
1:A:130:LEU:CD1	1:A:385:LEU:HD12	2.32	0.53
1:B:144:TYR:CG	1:B:246:PRO:HA	2.44	0.53
1:B:299:PHE:CE1	1:B:303:LEU:HB2	2.44	0.53
1:B:321:ARG:HD3	1:B:322:ALA:CA	2.38	0.53
1:B:284:ILE:CD1	1:B:321:ARG:HH21	2.07	0.53
1:B:255:SER:C	1:B:376:MET:HE1	2.29	0.53
3:E:14:TYR:CE1	3:E:26:TYR:HB2	2.44	0.53
3:E:38:VAL:HG22	3:E:60:ILE:CB	2.38	0.53
3:E:62:THR:HG22	3:E:65:ASP:OD2	2.08	0.53
3:F:70:LYS:H	3:F:83:PHE:CB	2.19	0.53

Continued on next page...

Continued from previous page...

Atom-1	Atom-2	Interatomic distance (Å)	Clash overlap (Å)
4:G:60:PHE:CB	5:H:139:LYS:NZ	2.71	0.53
5:H:97:VAL:HG13	5:H:97:VAL:O	2.09	0.53
1:B:452:ASP:OD1	1:B:453:PRO:HD2	2.08	0.53
1:A:376:MET:HE2	1:B:91:LEU:CD2	2.37	0.53
1:A:457:LEU:C	1:A:457:LEU:HD23	2.29	0.53
1:B:100:LEU:HD11	1:B:377:ALA:HA	1.89	0.53
1:B:145:TRP:HZ2	1:B:157:TYR:CD1	2.26	0.53
2:C:36:CYS:HB3	2:C:37:HIS:O	2.08	0.53
2:C:30:GLU:CG	2:C:40:PHE:HZ	2.17	0.53
2:D:60:ALA:HA	2:D:92:LYS:HZ3	1.72	0.53
3:F:19:ASN:OD1	4:G:19:GLU:HA	2.08	0.53
3:F:62:THR:H	3:F:96:ILE:HB	1.72	0.53
3:F:62:THR:HG22	3:F:65:ASP:HB2	1.89	0.53
4:G:44:VAL:HG21	4:G:74:THR:N	2.24	0.53
5:H:92:TRP:CB	5:H:156:GLY:HA3	2.38	0.53
4:G:131:ILE:CA	5:H:55:GLY:HA3	2.20	0.53
1:B:276:ASP:HB3	1:B:280:ASP:OD2	2.09	0.53
1:A:207:TYR:O	1:A:208:TYR:HD1	1.91	0.53
1:A:227:ARG:HB3	1:A:228:PRO:HD2	1.90	0.53
1:A:231:THR:CG2	1:A:236:ALA:HA	2.32	0.53
1:A:257:LEU:HD21	1:A:261:LYS:HD2	1.90	0.53
1:A:366:LEU:HG	1:A:367:TYR:CE1	2.44	0.53
1:B:206:TYR:CA	1:B:226:PRO:HG2	2.39	0.53
1:B:270:ILE:HD12	1:B:340:LEU:CB	2.39	0.53
1:B:381:ILE:HG23	1:B:386:ARG:HG3	1.90	0.53
1:A:254:VAL:CB	1:B:91:LEU:N	2.71	0.53
2:C:26:PRO:HA	2:C:29:VAL:HB	1.90	0.53
1:B:306:HIS:CG	2:C:39:PRO:CG	2.89	0.53
2:D:30:GLU:HA	2:D:40:PHE:CZ	2.44	0.53
2:C:95:ASN:N	2:D:94:LEU:HD23	2.23	0.53
3:F:9:ILE:CG2	3:F:11:PHE:HE1	2.22	0.53
3:F:71:LYS:HG2	3:F:71:LYS:O	2.09	0.53
3:F:63:PRO:HA	3:F:94:GLN:HG2	1.91	0.53
4:G:33:GLU:CG	4:G:46:ILE:H	2.22	0.53
5:H:110:PHE:C	5:H:151:VAL:HB	2.28	0.53
5:H:90:LYS:CD	5:H:150:ILE:HG21	2.39	0.53
5:H:79:ILE:HD12	5:H:116:ARG:HH11	1.73	0.53
1:B:311:VAL:HG21	1:B:316:GLY:N	2.24	0.53
1:A:389:PHE:CD2	1:A:414:PHE:CZ	2.97	0.53
1:B:282:GLN:H	1:B:283:GLN:CG	2.14	0.53
1:B:292:ASP:C	2:D:35:GLU:HB2	2.28	0.53

Continued on next page...

Continued from previous page...

Atom-1	Atom-2	Interatomic distance (Å)	Clash overlap (Å)
5:H:105:ASP:HA	5:H:158:TYR:CE1	2.44	0.53
1:A:155:PHE:CE2	1:A:239:TRP:CH2	2.96	0.53
1:B:149:VAL:HA	1:B:229:HIS:O	2.08	0.53
1:B:158:VAL:HG11	1:B:160:PHE:HE1	1.74	0.53
1:B:201:THR:O	1:B:229:HIS:HE1	1.91	0.53
3:E:62:THR:C	3:E:96:ILE:HB	2.29	0.53
3:F:14:TYR:CZ	3:F:26:TYR:HB3	2.44	0.53
3:F:6:ARG:HH12	3:F:33:THR:CB	2.22	0.53
5:H:33:THR:HB	5:H:66:THR:CB	2.33	0.53
1:B:214:VAL:O	1:B:215:TYR:HD1	1.92	0.53
1:A:415:THR:HB	1:A:417:THR:OG1	2.08	0.53
1:B:207:TYR:O	1:B:208:TYR:HD1	1.92	0.53
1:B:95:GLN:CG	1:B:370:LEU:HD13	2.39	0.53
1:A:258:LYS:CD	1:B:87:ALA:O	2.57	0.53
2:D:14:ASN:ND2	2:D:21:LEU:HD23	2.24	0.53
2:D:70:LEU:H	3:F:93:LEU:HA	1.74	0.53
3:E:38:VAL:CG1	3:E:60:ILE:HB	2.39	0.53
3:E:69:ASP:OD2	3:E:97:THR:HG22	2.09	0.53
2:D:71:THR:CG2	3:F:61:TYR:CE2	2.91	0.53
3:F:81:VAL:CG1	3:F:83:PHE:HE1	2.19	0.53
3:E:104:ASP:N	4:G:41:TYR:O	2.42	0.53
5:H:32:GLN:CD	5:H:155:LYS:HE2	2.28	0.53
5:H:32:GLN:NE2	5:H:65:VAL:HG13	2.23	0.53
1:B:420:GLN:H	1:B:420:GLN:NE2	2.07	0.53
1:A:205:VAL:O	1:A:206:TYR:HD1	1.92	0.52
1:A:201:THR:O	1:A:229:HIS:HE1	1.91	0.52
1:A:445:ALA:HA	1:A:448:PRO:HB3	1.91	0.52
1:B:323:GLU:HG2	1:B:324:ILE:N	2.15	0.52
1:B:376:MET:HE2	1:B:379:ARG:HH12	1.73	0.52
1:B:381:ILE:HG23	1:B:386:ARG:CG	2.39	0.52
3:E:1:MET:HG2	3:E:2:TYR:N	2.25	0.52
3:E:62:THR:H	3:E:96:ILE:HB	1.73	0.52
3:E:75:ILE:HD12	3:E:75:ILE:N	2.24	0.52
2:C:71:THR:CB	3:E:92:GLY:HA2	2.39	0.52
2:D:70:LEU:C	3:F:91:SER:HA	2.29	0.52
4:G:93:LYS:HG3	5:H:49:LYS:NZ	2.24	0.52
4:G:132:ASN:ND2	5:H:142:GLU:HG2	2.24	0.52
1:A:354:ILE:CG1	1:B:353:THR:H	2.20	0.52
1:A:132:GLU:HA	1:A:132:GLU:OE1	2.09	0.52
4:G:52:THR:CG2	4:G:53:PRO:HD2	2.40	0.52
1:A:41:HIS:HB2	1:A:166:ILE:CG1	2.40	0.52

Continued on next page...

Continued from previous page...

Atom-1	Atom-2	Interatomic distance (Å)	Clash overlap (Å)
1:A:381:ILE:HG23	1:A:386:ARG:HG3	1.92	0.52
1:A:420:GLN:CB	1:A:425:ILE:HD11	2.37	0.52
1:A:438:MET:HB2	1:A:439:SER:HA	1.91	0.52
1:A:442:THR:CG2	1:B:459:ARG:CZ	2.87	0.52
1:A:86:HIS:HD2	1:A:268:ASP:HB2	1.73	0.52
1:A:88:TRP:HD1	1:A:260:TYR:CB	2.21	0.52
1:B:108:THR:HB	1:B:409:GLU:OE2	2.08	0.52
1:B:321:ARG:HD3	1:B:322:ALA:N	2.24	0.52
1:A:442:THR:HG21	1:B:459:ARG:NH2	2.25	0.52
2:C:6:VAL:N	3:E:3:GLU:HA	2.22	0.52
4:G:133:ASN:HA	5:H:56:PRO:CD	2.36	0.52
5:H:97:VAL:O	5:H:98:LYS:HG3	2.09	0.52
1:A:195:GLN:NE2	1:A:195:GLN:HA	2.25	0.52
1:A:295:ASN:CG	2:C:37:HIS:CE1	2.82	0.52
1:A:381:ILE:HG22	1:A:386:ARG:HD3	1.91	0.52
1:A:444:VAL:HG11	1:A:450:VAL:O	2.08	0.52
1:B:177:ILE:O	1:B:177:ILE:HG23	2.09	0.52
1:B:205:VAL:O	1:B:206:TYR:HD1	1.92	0.52
1:B:290:ASN:HB2	1:B:291:TYR:CA	2.39	0.52
1:B:89:HIS:HA	1:B:260:TYR:CE2	2.45	0.52
4:G:70:VAL:O	4:G:70:VAL:HG23	2.08	0.52
5:H:18:ILE:HG13	5:H:19:ASP:H	1.74	0.52
2:C:14:ASN:ND2	2:C:21:LEU:HD23	2.24	0.52
1:A:218:ASP:HA	1:A:219:TYR:C	2.29	0.52
1:A:381:ILE:HG23	1:A:386:ARG:CG	2.40	0.52
1:B:370:LEU:HD11	1:B:373:LYS:CE	2.39	0.52
1:A:382:ARG:HD3	1:B:97:THR:HG22	1.91	0.52
2:C:4:GLN:CG	3:E:1:MET:CB	2.78	0.52
2:C:82:PHE:HA	2:D:84:THR:CG2	2.34	0.52
2:D:68:ALA:C	3:E:1:MET:CE	2.78	0.52
3:E:39:GLN:HB2	3:F:90:LEU:HD13	1.90	0.52
3:F:13:SER:O	3:F:28:TRP:HA	2.10	0.52
5:H:53:ILE:O	5:H:53:ILE:HG13	2.10	0.52
4:G:97:PHE:HB3	5:H:55:GLY:O	2.08	0.52
5:H:100:GLU:HG2	5:H:101:ASN:N	2.25	0.52
1:B:440:LYS:HE2	1:B:455:GLU:CD	2.30	0.52
1:B:345:GLN:O	1:B:345:GLN:HG2	2.09	0.52
1:A:255:SER:C	1:A:376:MET:HE1	2.30	0.52
1:B:40:GLU:CB	1:B:166:ILE:HD12	2.38	0.52
1:B:206:TYR:HA	1:B:226:PRO:HG2	1.91	0.52
1:B:235:GLN:HA	1:B:235:GLN:OE1	2.09	0.52

Continued on next page...

Continued from previous page...

Atom-1	Atom-2	Interatomic distance (Å)	Clash overlap (Å)
1:B:231:THR:CG2	1:B:236:ALA:HA	2.33	0.52
3:E:32:PHE:CD1	3:E:67:ARG:HB2	2.45	0.52
3:E:96:ILE:HD13	3:E:96:ILE:O	2.09	0.52
3:F:6:ARG:HG2	3:F:9:ILE:HG13	1.90	0.52
4:G:76:ARG:O	4:G:80:GLN:HB2	2.10	0.52
5:H:58:SER:CB	5:H:143:ILE:H	2.22	0.52
5:H:143:ILE:CG2	5:H:146:LEU:H	2.21	0.52
1:B:205:VAL:O	1:B:226:PRO:HB2	2.09	0.52
1:B:285:VAL:HB	1:B:320:LEU:HD12	1.91	0.52
1:B:126:PHE:CE1	1:B:388:PHE:CE2	2.97	0.52
2:C:30:GLU:HA	2:C:40:PHE:CZ	2.44	0.52
2:D:36:CYS:HB3	2:D:37:HIS:O	2.08	0.52
2:C:6:VAL:H	3:E:3:GLU:HA	1.75	0.52
2:D:93:LYS:HG2	2:D:94:LEU:CG	2.21	0.52
2:D:70:LEU:CD1	3:E:37:HIS:CD2	2.93	0.52
3:E:74:VAL:HG23	3:E:76:TYR:CE1	2.45	0.52
3:E:64:TYR:CD1	3:E:94:GLN:CB	2.93	0.52
3:E:48:LYS:CE	3:F:48:LYS:HG3	2.40	0.52
3:E:5:PHE:CE1	3:F:64:TYR:CE1	2.97	0.52
4:G:76:ARG:CD	4:G:125:ILE:HD12	2.38	0.52
5:H:102:ASP:HA	5:H:161:GLN:CD	2.30	0.52
1:A:142:ILE:HD11	1:A:144:TYR:C	2.30	0.52
1:A:133:THR:HA	1:A:145:TRP:CH2	2.45	0.52
1:A:439:SER:HB3	1:A:440:LYS:HA	1.91	0.52
1:B:220:SER:HB3	1:B:226:PRO:HD2	1.92	0.52
1:B:321:ARG:HA	1:B:322:ALA:C	2.29	0.52
2:D:54:LEU:C	2:D:54:LEU:HD23	2.29	0.52
2:C:4:GLN:HG3	3:E:1:MET:CB	2.40	0.52
3:E:5:PHE:CZ	3:F:64:TYR:CE1	2.96	0.52
3:F:19:ASN:ND2	4:G:25:MET:HG3	2.25	0.52
4:G:97:PHE:CA	5:H:52:ARG:NH1	2.72	0.52
5:H:92:TRP:HE1	5:H:159:ASP:CB	2.13	0.52
1:B:457:LEU:C	1:B:457:LEU:HD23	2.30	0.52
1:A:109:SER:CB	1:A:115:LEU:HA	2.40	0.52
1:A:282:GLN:H	1:A:283:GLN:CG	2.15	0.52
1:B:159:ILE:C	1:B:159:ILE:HD13	2.30	0.52
1:B:283:GLN:CD	1:B:284:ILE:HG13	2.28	0.52
1:B:370:LEU:HD11	1:B:373:LYS:HE3	1.90	0.52
1:A:457:LEU:CA	1:B:467:TYR:CG	2.87	0.52
1:B:62:LYS:CD	1:B:75:VAL:HG22	2.40	0.52
3:E:52:LEU:HG	3:E:53:GLN:NE2	2.25	0.52

Continued on next page...

Continued from previous page...

Atom-1	Atom-2	Interatomic distance (Å)	Clash overlap (Å)
3:F:38:VAL:HG22	3:F:60:ILE:CD1	2.40	0.52
3:F:62:THR:HG21	3:F:65:ASP:HB2	1.88	0.52
3:F:5:PHE:CB	3:F:6:ARG:HA	2.37	0.52
3:F:70:LYS:HD2	3:F:84:ILE:CA	2.37	0.52
3:F:61:TYR:HB2	3:F:96:ILE:HD12	1.92	0.52
4:G:124:ILE:C	4:G:124:ILE:HD13	2.30	0.52
5:H:92:TRP:HD1	5:H:155:LYS:C	2.13	0.52
2:C:14:ASN:ND2	2:C:61:ALA:HB1	2.25	0.52
1:B:195:GLN:NE2	1:B:195:GLN:HA	2.25	0.52
1:A:235:GLN:HA	1:A:235:GLN:OE1	2.10	0.52
1:A:285:VAL:O	1:A:321:ARG:HG3	2.09	0.52
1:A:429:LEU:CD2	1:A:439:SER:HB2	2.39	0.52
1:A:460:ILE:CB	1:B:467:TYR:HB3	2.22	0.52
2:D:14:ASN:ND2	2:D:61:ALA:HB1	2.25	0.52
3:E:33:THR:O	3:E:33:THR:HG23	2.09	0.52
1:A:190:MET:HG2	1:A:192:GLU:HG2	1.89	0.52
1:B:132:GLU:HA	1:B:132:GLU:OE1	2.09	0.52
1:A:158:VAL:HG11	1:A:160:PHE:HE1	1.73	0.52
1:A:38:ILE:HG13	1:A:181:LEU:HD21	1.90	0.52
1:A:220:SER:HB3	1:A:226:PRO:HD2	1.91	0.52
1:A:253:MET:CB	1:B:53:TYR:OH	2.57	0.52
1:B:227:ARG:HB3	1:B:228:PRO:HD2	1.92	0.52
1:B:245:ILE:CG2	1:B:246:PRO:HD2	2.40	0.52
1:B:370:LEU:HD12	1:B:373:LYS:HE3	1.92	0.52
1:B:466:GLN:HB2	1:B:467:TYR:CD2	2.44	0.52
2:C:48:SER:CA	2:D:31:PHE:CD1	2.93	0.52
3:F:11:PHE:HA	3:F:75:ILE:CD1	2.35	0.52
4:G:98:GLU:CG	5:H:54:LEU:CG	2.64	0.52
5:H:43:LEU:HD22	5:H:43:LEU:C	2.30	0.52
5:H:97:VAL:HG22	5:H:97:VAL:O	2.10	0.52
1:A:183:TYR:HB3	1:A:197:ALA:CB	2.41	0.51
1:A:335:ARG:O	1:B:334:GLU:CD	2.48	0.51
1:B:109:SER:CB	1:B:115:LEU:HA	2.40	0.51
1:B:298:GLU:HA	1:B:298:GLU:OE1	2.11	0.51
1:A:382:ARG:NH1	1:B:98:GLN:HA	2.20	0.51
2:D:86:ILE:HG13	2:D:86:ILE:O	2.10	0.51
3:E:8:VAL:HG23	3:E:9:ILE:HG12	1.92	0.51
4:G:132:ASN:HD22	5:H:57:GLY:CA	2.14	0.51
5:H:150:ILE:HG23	5:H:153:VAL:HG11	1.93	0.51
1:A:433:VAL:HG11	1:A:459:ARG:NH2	2.26	0.51
1:A:174:ARG:HG3	1:A:174:ARG:NH1	2.24	0.51

Continued on next page...

Continued from previous page...

Atom-1	Atom-2	Interatomic distance (Å)	Clash overlap (Å)
1:A:262:ASP:OD1	1:B:86:HIS:CE1	2.63	0.51
1:B:133:THR:HG23	1:B:145:TRP:CZ3	2.44	0.51
1:B:363:LEU:HD13	1:B:418:ARG:HH22	1.75	0.51
1:A:442:THR:CB	1:B:459:ARG:NH2	2.73	0.51
2:D:71:THR:CA	3:F:91:SER:CB	2.66	0.51
3:E:41:ILE:CD1	3:E:53:GLN:HG2	2.41	0.51
3:E:73:ARG:HG3	3:E:81:VAL:O	2.09	0.51
3:E:88:VAL:HG23	3:E:88:VAL:O	2.09	0.51
3:F:83:PHE:HB3	3:F:99:ILE:HD12	1.93	0.51
2:D:11:SER:C	3:F:93:LEU:CD2	2.69	0.51
3:F:94:GLN:CD	3:F:94:GLN:H	2.14	0.51
4:G:76:ARG:HD2	4:G:125:ILE:CD1	2.39	0.51
4:G:46:ILE:HG22	4:G:66:MET:HE1	1.92	0.51
5:H:111:ALA:HB1	5:H:132:LEU:CB	2.39	0.51
1:A:133:THR:HG23	1:A:145:TRP:CZ3	2.44	0.51
1:A:206:TYR:CA	1:A:226:PRO:HG2	2.41	0.51
1:A:245:ILE:CG2	1:A:246:PRO:HD2	2.39	0.51
1:A:259:PHE:CG	1:B:91:LEU:CD1	2.93	0.51
2:C:8:ARG:HD3	3:E:93:LEU:HB2	1.93	0.51
4:G:97:PHE:HB3	5:H:55:GLY:H	1.74	0.51
5:H:126:VAL:HG22	5:H:127:GLU:N	2.25	0.51
1:B:432:GLY:HA3	1:B:438:MET:CG	2.39	0.51
1:A:214:VAL:O	1:A:215:TYR:HD1	1.92	0.51
1:A:189:ILE:H	1:A:189:ILE:CD1	2.22	0.51
1:A:252:GLU:CD	1:B:89:HIS:HD2	2.03	0.51
1:A:252:GLU:HA	1:B:89:HIS:HB3	1.92	0.51
1:A:321:ARG:HA	1:A:322:ALA:C	2.31	0.51
1:B:133:THR:HG23	1:B:145:TRP:HZ3	1.74	0.51
1:B:218:ASP:HA	1:B:219:TYR:C	2.29	0.51
1:B:389:PHE:CD2	1:B:414:PHE:CZ	2.99	0.51
2:D:34:ASP:H	2:D:35:GLU:HA	1.74	0.51
2:C:86:ILE:HG13	2:C:86:ILE:O	2.10	0.51
2:D:6:VAL:O	2:D:10:LEU:HG	2.10	0.51
3:E:43:GLN:CB	3:E:47:TYR:HE1	2.23	0.51
3:F:58:TYR:HE2	3:F:81:VAL:CG2	2.10	0.51
3:F:20:GLY:HA3	4:G:15:VAL:O	2.08	0.51
4:G:99:GLY:O	5:H:45:ASP:HB3	2.09	0.51
5:H:60:ALA:CB	5:H:134:VAL:HG11	2.36	0.51
1:B:408:LYS:HB3	1:B:412:MET:CE	2.39	0.51
1:A:130:LEU:HD12	1:A:134:VAL:HG13	1.93	0.51
1:A:159:ILE:HD13	1:A:159:ILE:C	2.30	0.51

Continued on next page...

Continued from previous page...

Atom-1	Atom-2	Interatomic distance (Å)	Clash overlap (Å)
1:A:183:TYR:HB3	1:A:197:ALA:HB2	1.93	0.51
1:A:332:GLU:OE1	1:A:332:GLU:HA	2.11	0.51
1:A:441:GLU:HB2	1:B:462:GLU:OE2	2.10	0.51
1:B:179:PHE:HB2	1:B:200:TYR:O	2.11	0.51
3:F:44:GLU:CD	3:F:44:GLU:H	2.14	0.51
4:G:10:LEU:CD2	5:H:54:LEU:N	2.74	0.51
5:H:37:VAL:HG23	5:H:64:GLU:CG	2.37	0.51
1:A:130:LEU:CD1	1:A:134:VAL:HG13	2.41	0.51
1:A:274:THR:HG22	1:A:278:PHE:CZ	2.46	0.51
1:A:290:ASN:HB2	1:A:291:TYR:HA	1.92	0.51
1:B:291:TYR:CD2	2:D:32:ALA:HB1	2.45	0.51
1:A:442:THR:HG21	1:B:459:ARG:CZ	2.41	0.51
1:A:292:ASP:CA	2:C:35:GLU:CB	2.87	0.51
2:C:6:VAL:O	2:C:10:LEU:HG	2.10	0.51
5:H:110:PHE:CD1	5:H:151:VAL:HG21	2.46	0.51
5:H:143:ILE:N	5:H:143:ILE:HD12	2.25	0.51
5:H:143:ILE:HG21	5:H:146:LEU:HB2	1.93	0.51
1:B:432:GLY:HA3	1:B:438:MET:HG2	1.92	0.51
1:B:253:MET:O	1:B:253:MET:HG2	2.10	0.51
1:A:259:PHE:CD1	1:B:91:LEU:CD1	2.93	0.51
1:B:189:ILE:H	1:B:189:ILE:CD1	2.23	0.51
1:B:38:ILE:HG12	1:B:181:LEU:O	2.09	0.51
2:C:54:LEU:HD23	2:C:54:LEU:C	2.30	0.51
2:C:11:SER:O	3:E:93:LEU:HD12	2.09	0.51
2:C:60:ALA:HA	2:C:92:LYS:HZ3	1.74	0.51
3:E:47:TYR:CB	3:E:50:GLN:HB3	2.41	0.51
3:F:9:ILE:HG22	3:F:10:THR:N	2.25	0.51
1:A:298:GLU:OE1	1:A:298:GLU:HA	2.11	0.51
1:A:38:ILE:HG21	1:A:183:TYR:CD1	2.46	0.51
1:A:92:PHE:CD2	1:A:260:TYR:CD1	2.95	0.51
1:A:389:PHE:HD2	1:A:414:PHE:CZ	2.29	0.51
1:B:337:GLN:HA	1:B:340:LEU:HD22	1.93	0.51
1:B:130:LEU:CG	1:B:385:LEU:HD11	2.40	0.51
1:B:433:VAL:HB	1:B:459:ARG:CZ	2.40	0.51
2:C:62:GLN:O	2:C:65:MET:HG2	2.11	0.51
2:C:98:ARG:HB3	2:D:98:ARG:NH1	2.26	0.51
3:F:26:TYR:HB2	3:F:28:TRP:HE1	1.76	0.51
5:H:110:PHE:CD1	5:H:151:VAL:CG2	2.94	0.51
5:H:90:LYS:CE	5:H:150:ILE:HG21	2.41	0.51
5:H:37:VAL:CA	5:H:64:GLU:HG2	2.39	0.51
1:A:252:GLU:O	1:B:87:ALA:HA	2.11	0.51

Continued on next page...

Continued from previous page...

Atom-1	Atom-2	Interatomic distance (Å)	Clash overlap (Å)
1:A:253:MET:O	1:A:253:MET:HG2	2.11	0.51
1:A:254:VAL:CG2	1:B:90:LYS:CA	2.84	0.51
1:A:288:LEU:HD12	1:A:290:ASN:C	2.32	0.51
1:B:367:TYR:CD2	1:B:370:LEU:HD22	2.46	0.51
1:B:58:ASP:OD2	1:B:81:ASN:HA	2.11	0.51
2:C:71:THR:N	3:E:92:GLY:N	2.58	0.51
5:H:58:SER:N	5:H:142:GLU:HB3	2.26	0.51
1:A:126:PHE:CE1	1:A:388:PHE:CE2	2.99	0.51
1:B:110:ASP:CG	1:B:406:PRO:HD2	2.30	0.51
1:B:171:ASP:HB2	1:B:178:LEU:CG	2.41	0.51
1:B:367:TYR:HD2	1:B:370:LEU:HD22	1.74	0.51
1:B:58:ASP:HB2	1:B:82:ASN:O	2.10	0.51
1:B:310:LYS:C	2:C:38:ASN:ND2	2.64	0.51
3:E:81:VAL:HG21	3:F:86:ASP:N	2.26	0.51
3:F:104:ASP:CG	4:G:39:ASP:OD2	2.46	0.51
4:G:93:LYS:CG	5:H:49:LYS:NZ	2.74	0.51
1:A:130:LEU:HD13	1:A:388:PHE:HD2	1.68	0.50
1:A:206:TYR:HA	1:A:226:PRO:HG2	1.93	0.50
1:A:285:VAL:HG11	1:A:320:LEU:CD1	2.38	0.50
1:A:62:LYS:CD	1:A:75:VAL:HG22	2.41	0.50
1:B:183:TYR:HB3	1:B:197:ALA:CB	2.42	0.50
1:B:199:LEU:HB3	1:B:208:TYR:CZ	2.46	0.50
1:B:292:ASP:CA	2:D:35:GLU:CB	2.89	0.50
1:B:56:GLU:HG2	1:B:84:THR:O	2.12	0.50
1:B:88:TRP:NE1	1:B:92:PHE:CE2	2.79	0.50
1:A:252:GLU:OE1	1:B:90:LYS:HA	2.09	0.50
3:E:37:HIS:CD2	3:E:61:TYR:CD2	2.99	0.50
3:E:47:TYR:CA	3:E:50:GLN:HB3	2.41	0.50
3:E:34:ALA:HB1	3:E:65:ASP:OD1	2.10	0.50
4:G:127:VAL:HG22	4:G:129:PHE:CE1	2.46	0.50
4:G:3:TRP:CD1	4:G:6:ALA:CB	2.95	0.50
4:G:108:VAL:CB	4:G:126:LYS:HZ1	2.22	0.50
1:A:177:ILE:HD11	1:A:179:PHE:O	2.12	0.50
1:A:205:VAL:O	1:A:226:PRO:HB2	2.11	0.50
1:A:89:HIS:CB	1:A:257:LEU:HD13	2.41	0.50
1:A:291:TYR:CD2	2:C:32:ALA:HB1	2.46	0.50
1:A:370:LEU:O	1:A:373:LYS:HB3	2.11	0.50
1:A:110:ASP:CG	1:A:406:PRO:HD2	2.31	0.50
1:B:92:PHE:CD2	1:B:260:TYR:CD1	2.95	0.50
1:B:88:TRP:CG	1:B:264:ILE:CG1	2.94	0.50
1:B:83:ARG:HD3	1:B:83:ARG:N	2.26	0.50

Continued on next page...

Continued from previous page...

Atom-1	Atom-2	Interatomic distance (Å)	Clash overlap (Å)
2:C:71:THR:N	3:E:92:GLY:CA	2.74	0.50
3:E:41:ILE:HD13	3:E:53:GLN:HG2	1.92	0.50
3:E:48:LYS:HA	3:F:48:LYS:CB	2.25	0.50
3:E:80:ILE:O	3:E:80:ILE:HG13	2.10	0.50
2:C:12:ILE:CA	3:E:93:LEU:HG	2.41	0.50
3:F:70:LYS:N	3:F:83:PHE:HD2	2.07	0.50
4:G:100:PHE:HB3	4:G:133:ASN:H	1.76	0.50
4:G:96:MET:O	5:H:49:LYS:CG	2.51	0.50
5:H:135:ILE:O	5:H:135:ILE:HG23	2.10	0.50
5:H:16:GLN:HB3	5:H:27:LEU:CA	2.41	0.50
5:H:92:TRP:HB2	5:H:156:GLY:HA3	1.93	0.50
3:E:21:GLU:HG3	3:E:23:GLY:H	1.75	0.50
1:A:52:TYR:HE1	1:A:57:ASN:N	2.09	0.50
2:D:62:GLN:O	2:D:65:MET:HG2	2.11	0.50
3:F:61:TYR:CA	3:F:96:ILE:HD12	2.41	0.50
1:A:270:ILE:HG13	1:A:271:THR:N	2.27	0.50
1:B:174:ARG:NH1	1:B:174:ARG:HG3	2.25	0.50
1:B:376:MET:HB2	1:B:379:ARG:NH1	2.26	0.50
1:A:288:LEU:CG	2:C:34:ASP:O	2.57	0.50
3:E:57:GLY:HA3	3:E:101:GLY:O	2.11	0.50
3:F:74:VAL:CG1	3:F:76:TYR:CZ	2.95	0.50
4:G:79:ALA:O	4:G:82:ILE:HG12	2.12	0.50
5:H:111:ALA:CB	5:H:151:VAL:HG11	2.39	0.50
5:H:92:TRP:HA	5:H:152:ASN:O	2.12	0.50
4:G:133:ASN:C	5:H:56:PRO:HD2	2.25	0.50
1:A:111:ASN:ND2	1:A:399:THR:HG23	2.26	0.50
1:A:375:ASN:O	1:A:379:ARG:HG3	2.11	0.50
1:B:89:HIS:CB	1:B:257:LEU:HD13	2.40	0.50
1:B:126:PHE:CE2	1:B:392:PHE:CD2	2.96	0.50
3:E:40:PRO:HA	3:F:100:LYS:HG2	1.94	0.50
3:F:53:GLN:CB	3:F:102:LYS:HD3	2.40	0.50
3:F:44:GLU:HG2	3:F:46:TYR:CB	2.42	0.50
3:F:47:TYR:HB3	3:F:50:GLN:HB3	1.89	0.50
3:F:65:ASP:HB3	3:F:68:ILE:HD12	1.92	0.50
5:H:110:PHE:CD2	5:H:134:VAL:HB	2.46	0.50
1:A:61:LYS:HB3	1:A:62:LYS:CA	2.41	0.50
1:B:206:TYR:HA	1:B:226:PRO:CG	2.42	0.50
1:B:290:ASN:HB2	1:B:291:TYR:HA	1.92	0.50
1:B:256:ASP:HA	1:B:376:MET:HE3	1.93	0.50
2:D:70:LEU:HA	3:E:1:MET:SD	2.51	0.50
3:E:32:PHE:CD1	3:E:67:ARG:CB	2.95	0.50

Continued on next page...

Continued from previous page...

Atom-1	Atom-2	Interatomic distance (Å)	Clash overlap (Å)
3:E:32:PHE:CG	3:E:67:ARG:HB2	2.46	0.50
3:E:37:HIS:HB3	3:E:61:TYR:O	2.12	0.50
3:F:44:GLU:HG3	3:F:46:TYR:CG	2.46	0.50
4:G:33:GLU:CB	4:G:46:ILE:H	2.24	0.50
1:A:289:LYS:HA	1:B:311:VAL:O	2.12	0.50
1:A:286:TYR:HE1	1:A:319:THR:CG2	2.24	0.50
1:A:367:TYR:CD2	1:A:370:LEU:HD22	2.46	0.50
1:A:38:ILE:CD1	1:A:183:TYR:CD1	2.95	0.50
1:B:332:GLU:HA	1:B:332:GLU:OE1	2.12	0.50
1:B:99:TYR:HB3	1:B:373:LYS:HZ1	1.75	0.50
2:C:81:ASN:O	2:C:85:GLU:HG3	2.12	0.50
3:F:63:PRO:HB3	3:F:94:GLN:CG	2.42	0.50
4:G:127:VAL:CG2	4:G:129:PHE:CE1	2.95	0.50
1:B:190:MET:HG2	1:B:192:GLU:HG2	1.90	0.50
1:A:130:LEU:CD2	1:A:389:PHE:CE1	2.95	0.50
1:A:452:ASP:OD2	1:A:454:GLU:HB2	2.12	0.50
1:B:142:ILE:HD11	1:B:144:TYR:C	2.31	0.50
1:B:133:THR:HA	1:B:145:TRP:CH2	2.47	0.50
1:B:148:PHE:CZ	1:B:158:VAL:CG2	2.95	0.50
1:B:199:LEU:CB	1:B:208:TYR:CE2	2.95	0.50
1:B:285:VAL:CB	1:B:320:LEU:HD12	2.41	0.50
1:B:270:ILE:HD13	1:B:340:LEU:HB3	1.92	0.50
1:B:363:LEU:CD1	1:B:418:ARG:HH22	2.25	0.50
1:B:375:ASN:O	1:B:379:ARG:HG3	2.11	0.50
1:B:110:ASP:O	1:B:406:PRO:HG2	2.12	0.50
1:A:254:VAL:CG1	1:B:91:LEU:HG	2.42	0.50
2:D:93:LYS:NZ	2:D:94:LEU:HD21	2.27	0.50
3:E:14:TYR:CE1	3:E:26:TYR:CB	2.95	0.50
3:F:14:TYR:CE1	3:F:26:TYR:CB	2.95	0.50
3:F:6:ARG:NH1	3:F:33:THR:HB	2.27	0.50
5:H:65:VAL:HG23	5:H:132:LEU:CD1	2.41	0.50
1:B:259:PHE:CE2	1:B:372:LEU:HD23	2.47	0.50
4:G:48:ASP:HB2	4:G:51:SER:CB	2.41	0.50
1:A:148:PHE:CZ	1:A:158:VAL:CG2	2.95	0.50
1:A:199:LEU:CB	1:A:208:TYR:CE2	2.95	0.50
1:A:202:ASP:HB2	1:A:243:PRO:HG3	1.94	0.50
1:A:366:LEU:CD2	1:A:367:TYR:CE1	2.95	0.50
1:A:396:LEU:O	1:A:399:THR:HG22	2.12	0.50
1:A:63:ARG:HD3	1:A:79:LYS:O	2.11	0.50
1:A:88:TRP:NE1	1:A:92:PHE:CE2	2.79	0.50
1:A:64:ARG:CB	1:B:321:ARG:HH22	2.00	0.50

Continued on next page...

Continued from previous page...

Atom-1	Atom-2	Interatomic distance (Å)	Clash overlap (Å)
1:B:366:LEU:CD2	1:B:367:TYR:CE1	2.95	0.50
1:A:253:MET:N	1:B:90:LYS:HB2	2.26	0.50
1:A:296:PRO:CB	2:C:37:HIS:NE2	2.71	0.50
3:E:61:TYR:HD1	3:E:96:ILE:CG2	2.20	0.50
3:E:74:VAL:CG2	3:E:76:TYR:CE1	2.95	0.50
3:F:61:TYR:CG	3:F:96:ILE:CD1	2.94	0.50
3:F:6:ARG:HD3	3:F:9:ILE:CG1	2.42	0.50
3:F:28:TRP:CH2	3:F:73:ARG:CZ	2.95	0.50
3:F:88:VAL:O	3:F:88:VAL:HG23	2.11	0.50
4:G:99:GLY:O	5:H:45:ASP:N	2.44	0.50
5:H:52:ARG:HD2	5:H:52:ARG:C	2.30	0.50
1:A:194:THR:HG21	1:A:211:ILE:CD1	2.42	0.49
1:A:270:ILE:HG22	1:A:340:LEU:HG	1.93	0.49
1:A:62:LYS:NZ	1:A:75:VAL:HG22	2.27	0.49
1:B:38:ILE:HG21	1:B:183:TYR:CD1	2.47	0.49
1:B:277:SER:HB2	1:B:333:LEU:HD13	1.93	0.49
2:D:70:LEU:HB3	3:F:92:GLY:C	2.29	0.49
5:H:108:PHE:HD2	5:H:149:GLU:CA	2.24	0.49
1:A:199:LEU:HB3	1:A:208:TYR:CZ	2.47	0.49
1:A:89:HIS:ND1	1:A:257:LEU:HB2	2.27	0.49
1:A:288:LEU:CD2	2:C:34:ASP:O	2.60	0.49
1:A:130:LEU:CG	1:A:385:LEU:HD11	2.40	0.49
1:A:114:LEU:HD21	1:A:392:PHE:CZ	2.47	0.49
1:A:63:ARG:HB3	1:A:79:LYS:CB	2.42	0.49
1:B:177:ILE:O	1:B:177:ILE:HG12	2.12	0.49
1:A:266:ASN:CG	1:B:271:THR:HG23	2.32	0.49
1:B:387:LEU:CD1	1:B:390:TRP:CE3	2.95	0.49
1:A:292:ASP:C	2:C:35:GLU:HB2	2.31	0.49
2:D:4:GLN:CA	3:F:1:MET:N	2.73	0.49
2:D:81:ASN:O	2:D:85:GLU:HG3	2.12	0.49
3:E:43:GLN:CB	3:E:47:TYR:CE1	2.95	0.49
3:F:99:ILE:O	3:F:99:ILE:HG23	2.12	0.49
4:G:59:SER:OG	5:H:138:LEU:CD1	2.60	0.49
5:H:112:TYR:CD2	5:H:114:GLU:CG	2.95	0.49
5:H:119:SER:OG	5:H:128:ILE:HG12	2.12	0.49
1:A:252:GLU:HA	1:A:252:GLU:OE1	2.13	0.49
1:A:292:ASP:HA	2:C:34:ASP:C	2.32	0.49
1:A:292:ASP:HB3	2:C:31:PHE:O	2.12	0.49
1:B:159:ILE:HG23	1:B:159:ILE:O	2.12	0.49
1:B:389:PHE:HD2	1:B:414:PHE:CZ	2.30	0.49
1:B:38:ILE:CD1	1:B:183:TYR:CD1	2.95	0.49

Continued on next page...

Continued from previous page...

Atom-1	Atom-2	Interatomic distance (Å)	Clash overlap (Å)
2:C:49:ILE:HD12	2:D:28:LEU:HD21	1.81	0.49
2:C:54:LEU:CB	2:D:28:LEU:HD21	2.30	0.49
1:B:294:GLU:O	2:D:35:GLU:HG2	2.12	0.49
2:D:8:ARG:O	2:D:12:ILE:HG13	2.12	0.49
3:E:32:PHE:CE1	3:E:67:ARG:CB	2.95	0.49
3:E:32:PHE:CE2	3:E:34:ALA:CB	2.95	0.49
3:F:61:TYR:HA	3:F:96:ILE:HD12	1.94	0.49
3:E:39:GLN:CB	3:F:90:LEU:HD13	2.41	0.49
4:G:71:TRP:CD1	4:G:122:HIS:CB	2.95	0.49
1:B:439:SER:HB3	1:B:440:LYS:HA	1.93	0.49
1:A:347:VAL:HG11	1:B:350:SER:HB3	1.91	0.49
1:A:181:LEU:N	1:A:181:LEU:HD23	2.25	0.49
1:A:88:TRP:CG	1:A:264:ILE:CG1	2.95	0.49
1:A:456:GLU:O	1:B:467:TYR:CD2	2.63	0.49
1:B:282:GLN:N	1:B:283:GLN:HG2	2.15	0.49
1:B:466:GLN:CB	1:B:467:TYR:CG	2.95	0.49
2:D:56:PHE:HA	2:D:59:LYS:HE2	1.94	0.49
3:E:10:THR:HG23	3:E:33:THR:N	2.27	0.49
3:F:9:ILE:CG2	3:F:11:PHE:CE1	2.95	0.49
3:F:20:GLY:HA3	4:G:19:GLU:N	2.28	0.49
4:G:75:THR:HG22	4:G:78:GLU:OE1	2.12	0.49
5:H:104:TYR:CZ	5:H:158:TYR:HA	2.47	0.49
5:H:13:TYR:HE2	5:H:31:TYR:HB3	1.77	0.49
1:B:420:GLN:CG	1:B:425:ILE:HD11	2.42	0.49
5:H:37:VAL:HA	5:H:64:GLU:HG2	1.94	0.49
1:A:367:TYR:HB3	1:A:370:LEU:CB	2.42	0.49
1:B:111:ASN:N	1:B:111:ASN:HD22	2.10	0.49
1:B:165:MET:HB3	1:B:181:LEU:O	2.12	0.49
1:B:387:LEU:CD2	1:B:391:PHE:CZ	2.95	0.49
1:B:410:LEU:C	1:B:410:LEU:HD12	2.32	0.49
1:B:63:ARG:HB3	1:B:79:LYS:CB	2.43	0.49
2:C:5:ARG:CB	3:E:3:GLU:H	2.26	0.49
4:G:91:THR:HG23	4:G:92:TYR:N	2.26	0.49
4:G:60:PHE:CA	5:H:139:LYS:HZ1	2.26	0.49
5:H:92:TRP:CB	5:H:156:GLY:CA	2.91	0.49
1:A:208:TYR:CD2	1:A:216:GLN:CB	2.95	0.49
1:A:379:ARG:HD2	1:B:91:LEU:O	2.13	0.49
2:C:71:THR:C	3:E:91:SER:HB2	2.32	0.49
2:C:88:SER:O	2:C:92:LYS:HG2	2.12	0.49
2:C:95:ASN:CA	2:D:93:LYS:HZ1	2.24	0.49
2:D:8:ARG:HD2	2:D:8:ARG:C	2.33	0.49

Continued on next page...

Continued from previous page...

Atom-1	Atom-2	Interatomic distance (Å)	Clash overlap (Å)
3:E:47:TYR:HB3	3:E:50:GLN:CB	2.43	0.49
3:E:58:TYR:HB3	3:F:100:LYS:HZ3	1.78	0.49
3:F:56:ILE:HG13	3:F:103:GLU:N	2.26	0.49
3:F:32:PHE:CE1	3:F:68:ILE:CG2	2.95	0.49
5:H:42:GLU:HB2	5:H:43:LEU:HA	1.95	0.49
1:A:466:GLN:CB	1:A:467:TYR:CG	2.95	0.49
1:A:148:PHE:HZ	1:A:156:ASP:OD2	1.95	0.49
1:A:179:PHE:HB2	1:A:200:TYR:O	2.13	0.49
1:A:287:VAL:HB	1:A:320:LEU:HG	1.94	0.49
1:B:323:GLU:HB3	1:B:325:PRO:HD2	1.94	0.49
1:B:52:TYR:HE1	1:B:57:ASN:N	2.10	0.49
2:C:56:PHE:HA	2:C:59:LYS:HE2	1.94	0.49
2:C:8:ARG:O	2:C:12:ILE:HG13	2.12	0.49
3:E:51:GLN:NE2	3:E:52:LEU:HD22	2.28	0.49
3:E:52:LEU:CD1	4:G:40:PRO:CD	2.71	0.49
5:H:108:PHE:CD2	5:H:149:GLU:CA	2.95	0.49
1:B:252:GLU:HA	1:B:252:GLU:OE1	2.12	0.49
1:A:159:ILE:O	1:A:159:ILE:HG23	2.12	0.49
1:A:43:PRO:O	1:A:47:LEU:HG	2.12	0.49
1:B:101:VAL:HG12	1:B:131:ASN:CB	2.43	0.49
1:B:296:PRO:HB3	2:D:36:CYS:O	2.13	0.49
1:B:417:THR:HG21	1:B:419:ILE:HD13	1.92	0.49
1:B:57:ASN:HB3	1:B:60:GLU:HG2	1.93	0.49
1:A:376:MET:CE	1:B:91:LEU:CD2	2.91	0.49
2:C:25:VAL:HG21	2:C:57:VAL:HG12	1.94	0.49
2:C:12:ILE:N	3:E:93:LEU:CD1	2.76	0.49
3:E:32:PHE:CE2	3:E:34:ALA:HB3	2.48	0.49
3:E:83:PHE:CD1	3:E:83:PHE:N	2.79	0.49
4:G:70:VAL:O	4:G:122:HIS:HB2	2.12	0.49
5:H:22:THR:O	5:H:160:PHE:HZ	1.96	0.49
5:H:16:GLN:HB3	5:H:27:LEU:H	1.77	0.49
1:A:311:VAL:HG21	1:A:316:GLY:HA2	1.91	0.49
4:G:48:ASP:HB2	4:G:51:SER:HB2	1.95	0.49
1:A:40:GLU:HB3	1:A:166:ILE:HD12	1.93	0.49
1:A:163:GLU:CG	1:A:183:TYR:CD1	2.95	0.49
1:A:92:PHE:CE1	1:A:369:LEU:HD13	2.47	0.49
1:A:130:LEU:CD2	1:A:389:PHE:HE1	2.26	0.49
1:B:158:VAL:CG1	1:B:160:PHE:CE1	2.95	0.49
1:B:208:TYR:CD2	1:B:216:GLN:CB	2.95	0.49
1:B:281:PHE:HD1	1:B:281:PHE:O	1.95	0.49
1:B:256:ASP:N	1:B:376:MET:HE1	2.28	0.49

Continued on next page...

Continued from previous page...

Atom-1	Atom-2	Interatomic distance (Å)	Clash overlap (Å)
1:A:382:ARG:HG2	1:B:97:THR:HB	1.94	0.49
2:C:5:ARG:HD2	3:E:63:PRO:CB	2.43	0.49
3:E:40:PRO:CA	3:F:88:VAL:HG21	2.43	0.49
3:E:13:SER:CA	3:E:73:ARG:HB2	2.42	0.49
3:E:9:ILE:HG13	3:E:77:ARG:C	2.33	0.49
3:F:38:VAL:HG13	3:F:60:ILE:HB	1.94	0.49
5:H:39:GLY:CA	5:H:43:LEU:HB3	2.43	0.49
1:A:254:VAL:HG23	1:B:90:LYS:CD	2.42	0.49
1:A:282:GLN:N	1:A:283:GLN:HG2	2.17	0.49
1:B:38:ILE:HG13	1:B:181:LEU:CG	2.43	0.49
1:B:278:PHE:CD1	1:B:333:LEU:CD1	2.96	0.49
1:A:253:MET:HB2	1:B:53:TYR:HH	1.78	0.49
2:C:93:LYS:NZ	2:C:94:LEU:HD21	2.27	0.49
3:E:47:TYR:CG	3:E:50:GLN:HB2	2.47	0.49
3:F:56:ILE:HG13	3:F:103:GLU:HG3	1.94	0.49
5:H:60:ALA:H	5:H:134:VAL:HG11	1.78	0.49
5:H:90:LYS:HD3	5:H:150:ILE:HG21	1.94	0.49
5:H:94:VAL:HG22	5:H:156:GLY:C	2.33	0.49
3:F:21:GLU:HG3	3:F:23:GLY:H	1.77	0.49
1:A:111:ASN:HD22	1:A:111:ASN:N	2.11	0.48
1:A:134:VAL:HG21	1:A:385:LEU:HD13	1.95	0.48
1:A:367:TYR:HB3	1:A:370:LEU:HB2	1.95	0.48
1:A:417:THR:H	1:A:418:ARG:HA	1.78	0.48
1:A:56:GLU:HG2	1:A:84:THR:O	2.13	0.48
1:B:88:TRP:CB	1:B:264:ILE:HG12	2.43	0.48
1:B:310:LYS:NZ	2:C:34:ASP:OD1	2.45	0.48
1:B:387:LEU:CD1	1:B:390:TRP:HE3	2.26	0.48
1:B:88:TRP:CD1	1:B:264:ILE:CG1	2.95	0.48
2:D:70:LEU:HD21	3:F:89:ASP:CB	2.40	0.48
3:F:11:PHE:CE2	3:F:68:ILE:CG2	2.95	0.48
3:F:73:ARG:CZ	3:F:80:ILE:HD12	2.44	0.48
4:G:28:VAL:HG22	4:G:30:GLN:N	2.27	0.48
5:H:42:GLU:HB2	5:H:44:PHE:N	2.27	0.48
4:G:54:PHE:CD2	4:G:55:GLU:HG2	2.48	0.48
1:A:274:THR:CG2	1:A:278:PHE:CZ	2.96	0.48
1:B:61:LYS:HB3	1:B:62:LYS:CA	2.42	0.48
1:B:63:ARG:HD3	1:B:79:LYS:O	2.12	0.48
2:C:98:ARG:CB	2:D:98:ARG:HD2	2.41	0.48
2:D:88:SER:O	2:D:92:LYS:HG2	2.12	0.48
3:E:14:TYR:CZ	3:E:26:TYR:HB3	2.48	0.48
3:E:11:PHE:HE1	3:E:34:ALA:O	1.96	0.48

Continued on next page...

Continued from previous page...

Atom-1	Atom-2	Interatomic distance (Å)	Clash overlap (Å)
3:F:73:ARG:CD	3:F:80:ILE:HB	2.43	0.48
3:F:94:GLN:NE2	3:F:94:GLN:H	2.10	0.48
5:H:16:GLN:HG3	5:H:160:PHE:CZ	2.47	0.48
1:B:438:MET:HB2	1:B:439:SER:HA	1.95	0.48
1:A:121:LEU:HD23	1:A:124:ASP:N	2.28	0.48
1:A:147:PRO:HB2	1:A:229:HIS:CD2	2.47	0.48
1:A:158:VAL:CG1	1:A:160:PHE:CE1	2.95	0.48
1:A:167:VAL:HG13	1:A:177:ILE:CG1	2.42	0.48
1:A:370:LEU:HD11	1:A:373:LYS:CE	2.43	0.48
1:A:41:HIS:O	1:A:43:PRO:HD3	2.13	0.48
2:C:25:VAL:HG11	2:C:53:VAL:HG11	1.92	0.48
1:B:296:PRO:CB	2:D:37:HIS:NE2	2.70	0.48
2:D:85:GLU:HB3	2:D:86:ILE:HA	1.93	0.48
3:F:61:TYR:HB2	3:F:98:ARG:HE	1.79	0.48
3:E:81:VAL:HG22	3:F:70:LYS:NZ	2.28	0.48
5:H:143:ILE:HB	5:H:144:ASP:CA	2.44	0.48
1:A:145:TRP:CZ2	1:A:157:TYR:CB	2.95	0.48
1:A:253:MET:HB3	1:B:87:ALA:CA	2.38	0.48
1:A:37:LEU:CD1	1:A:179:PHE:CE2	2.95	0.48
1:A:37:LEU:HD22	1:A:168:VAL:HG11	1.94	0.48
1:B:148:PHE:HZ	1:B:156:ASP:OD2	1.96	0.48
1:B:306:HIS:O	1:B:307:SER:HB2	2.14	0.48
2:C:97:TYR:CD1	2:D:98:ARG:NH1	2.82	0.48
3:F:31:GLU:CG	3:F:32:PHE:HD1	2.20	0.48
4:G:44:VAL:CB	4:G:74:THR:HB	2.44	0.48
4:G:95:LEU:CB	4:G:102:PHE:CE2	2.95	0.48
5:H:146:LEU:HB2	5:H:147:PRO:CD	2.38	0.48
4:G:93:LYS:CG	5:H:49:LYS:HZ1	2.27	0.48
1:A:195:GLN:HE21	1:A:195:GLN:HA	1.78	0.48
1:A:208:TYR:CE2	1:A:216:GLN:HG3	2.47	0.48
1:A:257:LEU:CD1	1:A:261:LYS:HB2	2.43	0.48
1:A:281:PHE:O	1:A:281:PHE:HD1	1.95	0.48
1:A:444:VAL:HG13	1:A:449:PHE:N	2.28	0.48
1:B:181:LEU:HD23	1:B:181:LEU:N	2.25	0.48
1:B:270:ILE:CB	1:B:340:LEU:HB3	2.43	0.48
1:B:388:PHE:O	1:B:391:PHE:HB2	2.14	0.48
2:C:97:TYR:HD1	2:D:98:ARG:HB3	1.78	0.48
3:E:58:TYR:CD1	3:E:58:TYR:N	2.82	0.48
3:E:36:ALA:HB2	3:E:68:ILE:HG21	1.95	0.48
5:H:91:PHE:CE2	5:H:132:LEU:CD2	2.96	0.48
1:A:110:ASP:CA	1:A:406:PRO:HB2	2.27	0.48

Continued on next page...

Continued from previous page...

Atom-1	Atom-2	Interatomic distance (Å)	Clash overlap (Å)
1:A:382:ARG:NH1	1:B:101:VAL:CG2	2.77	0.48
1:B:179:PHE:CD1	1:B:199:LEU:CD1	2.95	0.48
1:B:38:ILE:HG13	1:B:181:LEU:HD21	1.94	0.48
2:C:19:GLU:OE2	2:C:23:GLU:HG2	2.14	0.48
3:E:58:TYR:CD2	3:F:100:LYS:CD	2.97	0.48
3:F:6:ARG:HE	3:F:6:ARG:N	2.07	0.48
3:E:39:GLN:HG3	3:F:90:LEU:CD1	2.44	0.48
5:H:92:TRP:CD1	5:H:157:GLY:HA2	2.49	0.48
1:A:210:LYS:CD	1:A:213:GLY:HA2	2.44	0.48
1:A:347:VAL:HG13	1:B:350:SER:HB3	1.95	0.48
2:D:19:GLU:OE2	2:D:23:GLU:HG2	2.14	0.48
1:B:195:GLN:HE21	1:B:195:GLN:HA	1.79	0.48
1:A:285:VAL:HG12	1:A:287:VAL:HG23	1.95	0.48
1:A:388:PHE:O	1:A:391:PHE:HB2	2.13	0.48
1:A:58:ASP:HB2	1:A:82:ASN:O	2.13	0.48
1:A:99:TYR:CD2	1:A:370:LEU:CD2	2.96	0.48
1:B:206:TYR:C	1:B:207:TYR:HD1	2.17	0.48
1:B:370:LEU:O	1:B:373:LYS:HB3	2.13	0.48
2:C:97:TYR:CA	2:D:98:ARG:CA	2.68	0.48
2:D:11:SER:HB2	3:F:93:LEU:O	2.13	0.48
3:F:19:ASN:ND2	4:G:24:LEU:HB2	2.18	0.48
5:H:108:PHE:CD2	5:H:149:GLU:CB	2.95	0.48
5:H:13:TYR:HD1	5:H:94:VAL:HG21	1.78	0.48
1:B:311:VAL:HG21	1:B:316:GLY:HA2	1.94	0.48
1:A:250:ASN:O	1:A:253:MET:HB2	2.14	0.48
1:A:114:LEU:CD2	1:A:396:LEU:HD23	2.38	0.48
1:A:96:LYS:HB2	1:A:373:LYS:CG	2.31	0.48
1:B:288:LEU:CD2	2:D:34:ASP:O	2.61	0.48
1:B:92:PHE:CE1	1:B:369:LEU:HD13	2.47	0.48
1:B:37:LEU:HD22	1:B:168:VAL:HG11	1.94	0.48
1:B:89:HIS:ND1	1:B:257:LEU:HB2	2.29	0.48
2:C:31:PHE:CD1	2:C:32:ALA:N	2.82	0.48
2:C:82:PHE:CZ	2:D:83:ALA:N	2.82	0.48
3:E:11:PHE:O	3:E:30:ASP:HA	2.14	0.48
3:F:32:PHE:CZ	3:F:68:ILE:HG23	2.48	0.48
3:F:62:THR:HG22	3:F:65:ASP:OD2	2.13	0.48
4:G:33:GLU:HG3	4:G:46:ILE:N	2.28	0.48
5:H:29:PRO:HG2	5:H:167:THR:CB	2.42	0.48
1:A:120:GLU:HG3	1:A:121:LEU:N	2.29	0.48
1:A:206:TYR:C	1:A:207:TYR:HD1	2.17	0.48
1:A:332:GLU:HB2	1:B:327:ASP:HB3	0.84	0.48

Continued on next page...

Continued from previous page...

Atom-1	Atom-2	Interatomic distance (Å)	Clash overlap (Å)
1:A:387:LEU:CD2	1:A:391:PHE:CZ	2.96	0.48
1:A:410:LEU:HD12	1:A:411:THR:CG2	2.27	0.48
1:B:284:ILE:HG21	1:B:321:ARG:NH2	2.29	0.48
1:B:302:ASN:CB	2:C:43:LYS:N	2.74	0.48
1:B:294:GLU:CD	2:C:46:ASN:HB3	2.17	0.48
2:D:25:VAL:HG11	2:D:53:VAL:HG11	1.92	0.48
2:C:97:TYR:CE1	2:D:98:ARG:CZ	2.96	0.48
3:F:6:ARG:CD	3:F:7:ASP:H	2.27	0.48
3:F:6:ARG:O	3:F:7:ASP:HB3	2.13	0.48
3:F:19:ASN:CG	4:G:25:MET:CG	2.83	0.48
5:H:110:PHE:HE2	5:H:134:VAL:HG23	1.78	0.48
1:A:109:SER:OG	1:A:114:LEU:HG	2.14	0.48
1:A:206:TYR:HA	1:A:226:PRO:CG	2.44	0.48
1:A:286:TYR:CE1	1:A:319:THR:CG2	2.95	0.48
1:A:376:MET:N	1:A:379:ARG:HD3	2.29	0.48
1:B:145:TRP:CZ2	1:B:157:TYR:CB	2.95	0.48
3:E:11:PHE:CD1	3:E:11:PHE:N	2.82	0.48
3:E:60:ILE:O	3:E:98:ARG:HA	2.13	0.48
3:F:74:VAL:CG1	3:F:83:PHE:CZ	2.95	0.48
4:G:61:GLY:O	5:H:139:LYS:HA	2.14	0.48
5:H:108:PHE:HD2	5:H:149:GLU:CD	2.15	0.48
1:A:306:HIS:O	1:A:307:SER:HB2	2.14	0.48
1:A:179:PHE:CD1	1:A:199:LEU:CD1	2.96	0.47
1:A:367:TYR:HD2	1:A:370:LEU:HD22	1.78	0.47
1:A:92:PHE:HZ	1:A:369:LEU:HD13	1.64	0.47
1:A:379:ARG:NH2	1:B:91:LEU:HA	2.28	0.47
1:A:387:LEU:CD1	1:A:390:TRP:CE3	2.97	0.47
1:A:417:THR:CB	1:A:418:ARG:HA	2.44	0.47
1:A:417:THR:HG21	1:A:419:ILE:HD13	1.94	0.47
1:A:453:PRO:HB3	1:B:462:GLU:HG2	1.96	0.47
1:B:120:GLU:HG3	1:B:121:LEU:N	2.29	0.47
1:B:382:ARG:HH21	1:B:386:ARG:NH2	2.11	0.47
2:C:5:ARG:NH2	3:E:2:TYR:HD2	2.10	0.47
2:C:8:ARG:HD2	2:C:8:ARG:C	2.33	0.47
3:E:58:TYR:CD2	3:F:100:LYS:CE	2.95	0.47
3:E:70:LYS:N	3:E:83:PHE:CE1	2.81	0.47
3:E:87:PRO:C	3:E:88:VAL:HG13	2.34	0.47
2:D:6:VAL:H	3:F:3:GLU:HA	1.79	0.47
4:G:124:ILE:O	4:G:124:ILE:HG23	2.12	0.47
4:G:83:SER:O	4:G:86:VAL:HG12	2.14	0.47
5:H:104:TYR:HD1	5:H:104:TYR:H	1.61	0.47

Continued on next page...

Continued from previous page...

Atom-1	Atom-2	Interatomic distance (Å)	Clash overlap (Å)
5:H:146:LEU:CB	5:H:147:PRO:HD3	2.39	0.47
4:G:54:PHE:HD2	4:G:55:GLU:HG2	1.79	0.47
1:A:254:VAL:HG21	1:B:91:LEU:HA	1.96	0.47
1:B:208:TYR:CE2	1:B:216:GLN:HG3	2.48	0.47
1:B:278:PHE:CE1	1:B:333:LEU:CD1	2.96	0.47
1:B:310:LYS:HD2	2:C:34:ASP:CG	2.32	0.47
2:C:95:ASN:CG	2:C:96:PRO:HD2	2.35	0.47
2:D:4:GLN:CG	2:D:5:ARG:H	2.26	0.47
3:E:90:LEU:HD13	3:E:98:ARG:HH11	1.79	0.47
3:E:45:GLU:HA	3:F:44:GLU:OE1	2.14	0.47
3:E:104:ASP:HA	4:G:41:TYR:HB2	0.97	0.47
4:G:101:THR:OG1	5:H:43:LEU:N	2.46	0.47
5:H:17:SER:CA	5:H:23:GLY:HA3	2.26	0.47
1:B:184:TYR:CD1	1:B:184:TYR:N	2.82	0.47
3:E:14:TYR:CD1	3:E:28:TRP:NE1	2.82	0.47
3:F:81:VAL:HG12	3:F:83:PHE:CD1	2.47	0.47
1:A:466:GLN:HA	1:A:467:TYR:CG	2.49	0.47
1:A:423:SER:O	1:A:427:GLN:HG3	2.12	0.47
1:A:168:VAL:HB	1:B:189:ILE:CB	2.44	0.47
1:A:199:LEU:O	1:A:200:TYR:HD1	1.97	0.47
1:A:239:TRP:HB3	1:A:241:ARG:HG2	1.96	0.47
1:A:257:LEU:HG	1:A:261:LYS:HB2	1.96	0.47
1:A:390:TRP:O	1:A:393:ALA:HB3	2.14	0.47
1:B:107:PHE:HA	1:B:107:PHE:HD1	1.42	0.47
1:B:147:PRO:CD	1:B:244:ILE:HG21	2.45	0.47
1:B:183:TYR:HB3	1:B:197:ALA:HB2	1.96	0.47
1:B:417:THR:CB	1:B:419:ILE:HG12	2.45	0.47
2:C:85:GLU:HB3	2:C:86:ILE:HA	1.93	0.47
2:C:86:ILE:C	2:D:90:ILE:CD1	2.77	0.47
2:D:95:ASN:CG	2:D:96:PRO:HD2	2.35	0.47
3:E:40:PRO:N	3:F:88:VAL:HG21	2.30	0.47
3:E:32:PHE:CG	3:E:67:ARG:CB	2.97	0.47
3:E:54:THR:HA	3:F:101:GLY:HA2	1.95	0.47
3:F:86:ASP:HB2	3:F:87:PRO:CD	2.44	0.47
3:F:105:GLY:C	4:G:39:ASP:N	2.66	0.47
5:H:110:PHE:HA	5:H:151:VAL:CB	2.27	0.47
5:H:158:TYR:N	5:H:158:TYR:CD1	2.82	0.47
5:H:101:ASN:CA	5:H:161:GLN:HB3	2.44	0.47
1:A:109:SER:HB3	1:A:114:LEU:HB3	1.96	0.47
1:A:247:PHE:CD1	1:A:247:PHE:N	2.83	0.47
1:A:424:GLU:OE2	1:B:427:GLN:CD	2.53	0.47

Continued on next page...

Continued from previous page...

Atom-1	Atom-2	Interatomic distance (Å)	Clash overlap (Å)
1:A:457:LEU:N	1:B:467:TYR:HH	2.13	0.47
1:B:216:GLN:CD	1:B:216:GLN:H	2.18	0.47
1:B:288:LEU:HD21	2:D:34:ASP:C	2.35	0.47
2:D:29:VAL:HG12	2:D:33:LYS:HD2	1.96	0.47
2:C:71:THR:HA	3:E:91:SER:O	2.13	0.47
2:D:12:ILE:HG12	3:F:93:LEU:HD11	1.90	0.47
2:C:87:PRO:C	2:D:90:ILE:HD11	2.21	0.47
3:E:32:PHE:N	3:E:32:PHE:CD1	2.83	0.47
4:G:33:GLU:HB2	4:G:46:ILE:H	1.80	0.47
5:H:104:TYR:CD1	5:H:104:TYR:N	2.82	0.47
4:G:60:PHE:N	5:H:139:LYS:CE	2.63	0.47
5:H:14:LEU:CD1	5:H:163:PRO:HB2	2.44	0.47
5:H:67:TYR:O	5:H:127:GLU:HG3	2.14	0.47
1:A:101:VAL:HG12	1:A:131:ASN:CB	2.45	0.47
1:A:155:PHE:CD1	1:A:156:ASP:N	2.83	0.47
1:A:165:MET:HB3	1:A:181:LEU:O	2.14	0.47
1:A:250:ASN:O	1:B:53:TYR:CE1	2.60	0.47
1:A:38:ILE:HG13	1:A:181:LEU:CG	2.45	0.47
1:A:417:THR:CB	1:A:419:ILE:HG12	2.45	0.47
1:B:221:TYR:CD1	1:B:222:GLY:N	2.83	0.47
1:B:247:PHE:CD1	1:B:247:PHE:N	2.83	0.47
1:B:275:MET:HE2	1:B:275:MET:HA	1.93	0.47
1:A:266:ASN:HA	1:B:275:MET:SD	2.54	0.47
3:F:36:ALA:HB3	3:F:76:TYR:HD2	1.77	0.47
4:G:70:VAL:HB	4:G:73:GLY:HA2	1.95	0.47
5:H:92:TRP:O	5:H:155:LYS:HG3	2.13	0.47
1:B:352:GLU:HB2	1:B:353:THR:CA	2.45	0.47
1:B:408:LYS:O	1:B:408:LYS:HG3	2.15	0.47
1:B:452:ASP:OD2	1:B:454:GLU:HB2	2.14	0.47
1:B:444:VAL:HG11	1:B:450:VAL:O	2.15	0.47
1:A:347:VAL:HG12	1:A:349:ASN:O	2.14	0.47
1:A:318:ASP:OD1	1:A:323:GLU:HG3	2.15	0.47
1:A:344:ALA:O	1:A:345:GLN:HB3	2.14	0.47
1:A:376:MET:O	1:A:379:ARG:HB2	2.15	0.47
1:A:38:ILE:HD13	1:A:183:TYR:CD1	2.49	0.47
1:B:183:TYR:CB	1:B:197:ALA:HA	2.45	0.47
1:B:219:TYR:CB	1:B:220:SER:HA	2.42	0.47
1:A:61:LYS:CE	1:B:283:GLN:HE21	2.27	0.47
1:B:320:LEU:O	1:B:323:GLU:HB2	2.14	0.47
1:B:321:ARG:HD3	1:B:322:ALA:HA	1.96	0.47
1:B:336:ILE:CG2	1:B:340:LEU:HD21	2.44	0.47

Continued on next page...

Continued from previous page...

Atom-1	Atom-2	Interatomic distance (Å)	Clash overlap (Å)
2:D:25:VAL:HG21	2:D:57:VAL:HG12	1.95	0.47
1:A:159:ILE:HD13	1:A:160:PHE:C	2.35	0.47
1:A:282:GLN:HG3	1:A:284:ILE:HA	1.96	0.47
1:B:433:VAL:HG11	1:B:459:ARG:CZ	2.44	0.47
3:E:61:TYR:CE1	3:E:92:GLY:HA3	2.49	0.47
3:F:36:ALA:HA	3:F:62:THR:HG21	1.97	0.47
3:F:38:VAL:HA	3:F:60:ILE:CA	2.36	0.47
4:G:33:GLU:O	4:G:34:SER:HB2	2.14	0.47
2:C:4:GLN:CG	2:C:5:ARG:H	2.26	0.47
2:C:81:ASN:OD1	2:D:81:ASN:HA	2.14	0.47
2:D:5:ARG:HD2	3:F:63:PRO:CB	2.44	0.47
3:E:56:ILE:HD11	3:E:103:GLU:CD	2.34	0.47
3:E:11:PHE:HB3	3:E:73:ARG:O	2.13	0.47
3:F:46:TYR:N	3:F:46:TYR:CD1	2.82	0.47
5:H:92:TRP:CG	5:H:157:GLY:HA2	2.49	0.47
5:H:104:TYR:HD1	5:H:104:TYR:N	2.11	0.47
1:B:210:LYS:HG2	1:B:213:GLY:N	2.28	0.47
1:A:186:TYR:CD1	1:A:187:LYS:N	2.83	0.47
1:B:51:ARG:HB2	1:B:51:ARG:NH1	2.30	0.47
1:A:165:MET:HE2	1:A:181:LEU:O	2.14	0.47
1:A:221:TYR:CD1	1:A:222:GLY:N	2.83	0.47
1:A:339:GLU:HB3	1:B:334:GLU:HA	1.93	0.47
1:A:444:VAL:HG13	1:A:449:PHE:H	1.80	0.47
1:A:62:LYS:HD3	1:A:75:VAL:HG21	1.94	0.47
1:A:83:ARG:N	1:A:83:ARG:HD3	2.29	0.47
1:B:107:PHE:CE2	1:B:126:PHE:HD2	2.32	0.47
1:B:109:SER:HB3	1:B:114:LEU:HB3	1.97	0.47
1:B:169:TYR:CD1	1:B:169:TYR:N	2.83	0.47
1:B:183:TYR:CD1	1:B:183:TYR:N	2.83	0.47
1:B:199:LEU:O	1:B:200:TYR:HD1	1.97	0.47
1:B:291:TYR:CD1	1:B:292:ASP:N	2.83	0.47
1:B:292:ASP:HA	2:D:34:ASP:C	2.34	0.47
1:B:388:PHE:HD1	1:B:391:PHE:HB2	1.77	0.47
1:B:111:ASN:ND2	1:B:399:THR:HG23	2.30	0.47
2:D:22:THR:O	2:D:26:PRO:HD2	2.14	0.47
2:D:31:PHE:CD1	2:D:32:ALA:N	2.82	0.47
2:C:87:PRO:HG2	2:C:90:ILE:CB	2.45	0.47
2:D:5:ARG:CZ	3:F:63:PRO:CG	2.71	0.47
2:D:87:PRO:HG2	2:D:90:ILE:CB	2.45	0.47
3:E:14:TYR:CD1	3:E:15:VAL:N	2.83	0.47
3:E:5:PHE:CD2	3:E:35:ALA:HB1	2.43	0.47

Continued on next page...

Continued from previous page...

Atom-1	Atom-2	Interatomic distance (Å)	Clash overlap (Å)
3:E:70:LYS:HA	3:E:83:PHE:HE1	1.80	0.47
3:E:40:PRO:CA	3:F:100:LYS:HZ2	2.21	0.47
3:F:14:TYR:CD1	3:F:15:VAL:N	2.83	0.47
5:H:136:GLY:HA3	5:H:137:GLU:HA	1.74	0.47
4:G:108:VAL:HG12	4:G:109:LEU:N	2.29	0.47
1:B:305:TYR:CD1	1:B:305:TYR:N	2.83	0.47
1:A:387:LEU:CD1	1:A:390:TRP:HE3	2.27	0.47
1:A:410:LEU:HD12	1:A:410:LEU:C	2.33	0.47
1:A:58:ASP:OD2	1:A:81:ASN:HA	2.14	0.47
1:B:177:ILE:CG2	1:B:245:ILE:HG12	2.41	0.47
1:B:257:LEU:HD21	1:B:261:LYS:HD2	1.96	0.47
2:C:29:VAL:HG12	2:C:33:LYS:HD2	1.96	0.47
1:A:296:PRO:HB3	2:C:36:CYS:O	2.15	0.47
2:C:101:ALA:O	2:D:99:LYS:HE3	1.74	0.47
3:E:77:ARG:NH2	3:F:64:TYR:HD1	2.13	0.47
2:C:12:ILE:N	3:E:93:LEU:HD12	2.29	0.47
3:E:77:ARG:HH11	3:F:66:ASP:N	2.13	0.47
3:F:74:VAL:HG12	3:F:83:PHE:HZ	1.75	0.47
4:G:39:ASP:HB3	4:G:40:PRO:HD2	1.95	0.47
1:B:190:MET:HE2	1:B:192:GLU:HG2	1.96	0.47
1:B:186:TYR:CD1	1:B:187:LYS:N	2.83	0.47
1:A:109:SER:HB2	1:A:115:LEU:HA	1.96	0.47
1:A:183:TYR:CA	1:A:197:ALA:HA	2.44	0.47
1:A:295:ASN:HA	1:A:296:PRO:HD3	1.71	0.47
1:A:345:GLN:OE1	1:B:267:TYR:OH	2.28	0.47
1:A:363:LEU:HD13	1:A:418:ARG:HH22	1.80	0.47
1:B:148:PHE:N	1:B:148:PHE:HD1	2.13	0.47
1:B:167:VAL:HG13	1:B:177:ILE:CG1	2.44	0.47
1:B:171:ASP:HB2	1:B:178:LEU:HG	1.96	0.47
1:B:88:TRP:CD1	1:B:260:TYR:CB	2.97	0.47
1:B:270:ILE:CG2	1:B:340:LEU:CG	2.93	0.47
1:B:114:LEU:HD21	1:B:392:PHE:CZ	2.50	0.47
1:B:399:THR:HG23	1:B:400:GLY:N	2.30	0.47
1:B:417:THR:HG21	1:B:419:ILE:HD11	1.92	0.47
1:B:292:ASP:C	2:D:31:PHE:O	2.52	0.47
5:H:15:PHE:HE2	5:H:74:ALA:H	1.63	0.47
4:G:48:ASP:CB	4:G:51:SER:HB2	2.45	0.47
1:A:305:TYR:N	1:A:305:TYR:CD1	2.83	0.47
1:A:169:TYR:CD1	1:A:169:TYR:N	2.84	0.46
1:A:239:TRP:HE3	1:A:241:ARG:HG3	1.79	0.46
1:A:257:LEU:O	1:A:261:LYS:HB2	2.15	0.46

Continued on next page...

Continued from previous page...

Atom-1	Atom-2	Interatomic distance (Å)	Clash overlap (Å)
1:B:163:GLU:CG	1:B:183:TYR:CD1	2.98	0.46
1:B:194:THR:HG21	1:B:211:ILE:CD1	2.45	0.46
1:B:367:TYR:HB3	1:B:370:LEU:CB	2.46	0.46
1:A:442:THR:CB	1:B:459:ARG:CZ	2.90	0.46
2:C:22:THR:O	2:C:26:PRO:HD2	2.14	0.46
2:C:25:VAL:HG11	2:C:57:VAL:HG11	1.97	0.46
3:E:5:PHE:CD2	3:E:35:ALA:CB	2.98	0.46
3:E:59:ASN:H	3:F:100:LYS:NZ	2.13	0.46
3:F:74:VAL:CG1	3:F:83:PHE:HZ	2.28	0.46
3:F:61:TYR:CZ	3:F:92:GLY:HA2	2.50	0.46
4:G:100:PHE:HB2	5:H:47:GLN:NE2	2.28	0.46
1:A:148:PHE:HD1	1:A:148:PHE:N	2.13	0.46
1:B:144:TYR:CE1	1:B:246:PRO:HB3	2.49	0.46
2:D:25:VAL:HG11	2:D:57:VAL:HG11	1.97	0.46
2:C:85:GLU:C	2:C:87:PRO:HA	2.36	0.46
2:C:4:GLN:O	2:D:13:THR:HB	2.14	0.46
2:D:85:GLU:HA	2:D:87:PRO:CA	2.31	0.46
3:E:77:ARG:HD3	3:F:67:ARG:NE	2.30	0.46
3:F:20:GLY:N	4:G:18:LEU:CB	2.77	0.46
3:F:92:GLY:HA3	3:F:96:ILE:HG21	1.97	0.46
4:G:124:ILE:HD13	4:G:125:ILE:C	2.35	0.46
4:G:12:LYS:O	4:G:15:VAL:HB	2.15	0.46
5:H:44:PHE:CD1	5:H:44:PHE:N	2.82	0.46
1:B:210:LYS:CD	1:B:213:GLY:HA2	2.45	0.46
4:G:109:LEU:HD13	4:G:110:ALA:CA	2.45	0.46
1:A:148:PHE:CD1	1:A:148:PHE:N	2.82	0.46
1:B:117:TYR:N	1:B:117:TYR:CD1	2.83	0.46
1:B:155:PHE:CZ	1:B:239:TRP:HH2	2.33	0.46
1:B:130:LEU:CD2	1:B:389:PHE:CE1	2.98	0.46
1:B:66:TYR:CD1	1:B:66:TYR:N	2.83	0.46
3:E:54:THR:HA	3:F:101:GLY:HA3	1.98	0.46
3:E:77:ARG:CD	3:F:66:ASP:HB2	2.46	0.46
3:F:44:GLU:O	3:F:45:GLU:HB2	2.14	0.46
3:F:9:ILE:HG22	3:F:11:PHE:CE1	2.50	0.46
4:G:33:GLU:CD	4:G:46:ILE:HB	2.36	0.46
5:H:163:PRO:HA	5:H:166:THR:CG2	2.44	0.46
1:A:184:TYR:N	1:A:184:TYR:CD1	2.83	0.46
1:A:108:THR:HB	1:A:409:GLU:OE2	2.15	0.46
1:A:424:GLU:OE2	1:B:427:GLN:OE1	2.33	0.46
1:A:66:TYR:N	1:A:66:TYR:CD1	2.83	0.46
1:A:68:ASP:OD1	1:B:300:THR:HG21	2.16	0.46

Continued on next page...

Continued from previous page...

Atom-1	Atom-2	Interatomic distance (Å)	Clash overlap (Å)
1:B:148:PHE:CE1	1:B:156:ASP:CB	2.95	0.46
1:B:221:TYR:CG	1:B:222:GLY:N	2.82	0.46
1:B:310:LYS:HG3	2:C:34:ASP:HB2	1.98	0.46
3:E:64:TYR:CD1	3:E:95:GLU:N	2.83	0.46
3:E:56:ILE:CG2	3:E:84:ILE:H	2.29	0.46
3:F:109:GLY:N	4:G:37:LYS:CG	2.73	0.46
4:G:100:PHE:CG	5:H:47:GLN:HG3	2.48	0.46
1:B:67:TYR:N	1:B:67:TYR:CD1	2.83	0.46
1:A:147:PRO:HD2	1:A:244:ILE:CG2	2.46	0.46
1:A:177:ILE:O	1:A:177:ILE:HG23	2.15	0.46
1:A:216:GLN:H	1:A:216:GLN:CD	2.18	0.46
1:A:219:TYR:N	1:A:219:TYR:CD1	2.83	0.46
1:A:378:GLU:O	1:B:98:GLN:CD	2.53	0.46
1:A:419:ILE:CG2	1:B:426:VAL:CB	2.88	0.46
1:B:244:ILE:C	1:B:244:ILE:HD12	2.36	0.46
1:B:282:GLN:CG	1:B:321:ARG:HB2	2.46	0.46
1:B:288:LEU:HD12	1:B:290:ASN:C	2.35	0.46
2:D:28:LEU:HA	2:D:31:PHE:CE2	2.51	0.46
2:C:12:ILE:HG12	3:E:93:LEU:HD21	1.91	0.46
3:F:107:TYR:HB2	4:G:38:ASP:O	2.15	0.46
3:F:26:TYR:N	3:F:26:TYR:CD1	2.83	0.46
3:F:11:PHE:CE2	3:F:68:ILE:HG21	2.50	0.46
4:G:63:ASN:CB	4:G:130:THR:HA	2.45	0.46
1:A:244:ILE:HD12	1:A:244:ILE:C	2.36	0.46
1:A:399:THR:HG23	1:A:400:GLY:N	2.29	0.46
1:A:96:LYS:HG2	1:A:373:LYS:CD	2.36	0.46
1:B:109:SER:HB2	1:B:115:LEU:HA	1.98	0.46
1:B:121:LEU:HD23	1:B:124:ASP:N	2.30	0.46
1:B:155:PHE:CD1	1:B:156:ASP:N	2.83	0.46
1:B:159:ILE:HD13	1:B:160:PHE:C	2.36	0.46
1:B:183:TYR:CA	1:B:197:ALA:HA	2.45	0.46
1:B:219:TYR:CD1	1:B:219:TYR:N	2.83	0.46
2:D:85:GLU:C	2:D:87:PRO:HA	2.36	0.46
3:E:10:THR:HG23	3:E:32:PHE:O	2.15	0.46
4:G:21:TYR:CD2	4:G:24:LEU:CG	2.96	0.46
4:G:27:MET:HE1	4:G:27:MET:O	2.15	0.46
5:H:92:TRP:HB3	5:H:156:GLY:CA	2.45	0.46
1:B:420:GLN:HG2	1:B:425:ILE:HD11	1.97	0.46
1:B:440:LYS:CE	1:B:455:GLU:HG2	2.45	0.46
3:F:2:TYR:HD1	3:F:2:TYR:N	2.14	0.46
1:A:130:LEU:O	1:A:134:VAL:HG22	2.15	0.46

Continued on next page...

Continued from previous page...

Atom-1	Atom-2	Interatomic distance (Å)	Clash overlap (Å)
1:B:134:VAL:HG21	1:B:385:LEU:HD13	1.98	0.46
1:B:93:VAL:HG11	1:B:135:LYS:HE3	1.95	0.46
1:B:165:MET:HE2	1:B:181:LEU:O	2.15	0.46
1:B:278:PHE:CE1	1:B:333:LEU:HD13	2.51	0.46
1:B:284:ILE:HG21	1:B:321:ARG:NE	2.30	0.46
1:A:345:GLN:CD	1:B:341:TYR:HE2	2.12	0.46
2:C:87:PRO:HG2	2:C:90:ILE:HB	1.97	0.46
2:D:73:ARG:HG2	3:F:90:LEU:O	2.16	0.46
4:G:70:VAL:HG11	4:G:76:ARG:HH11	1.80	0.46
5:H:13:TYR:CD2	5:H:31:TYR:CB	2.98	0.46
1:B:437:ILE:HD12	1:B:437:ILE:H	1.81	0.46
1:A:115:LEU:CG	1:A:119:ASN:HD21	2.22	0.46
1:A:267:TYR:HB2	1:A:344:ALA:HB1	1.97	0.46
1:A:424:GLU:OE1	1:B:427:GLN:CD	2.54	0.46
1:A:460:ILE:HG12	1:B:467:TYR:CE2	2.41	0.46
1:B:295:ASN:HA	1:B:296:PRO:HD3	1.71	0.46
1:B:40:GLU:HB2	1:B:166:ILE:HD12	1.96	0.46
1:A:294:GLU:O	2:C:35:GLU:HG2	2.15	0.46
2:C:97:TYR:CD1	2:D:98:ARG:HB3	2.50	0.46
3:E:40:PRO:HG3	3:F:98:ARG:HB3	1.97	0.46
5:H:91:PHE:CE2	5:H:132:LEU:HD21	2.51	0.46
5:H:159:ASP:OD1	5:H:160:PHE:HB2	2.15	0.46
5:H:52:ARG:HE	5:H:54:LEU:CD1	2.29	0.46
5:H:60:ALA:HB3	5:H:134:VAL:CB	2.44	0.46
1:A:144:TYR:CE1	1:A:246:PRO:HB3	2.49	0.46
1:A:62:LYS:H	1:A:62:LYS:CE	2.29	0.46
1:A:88:TRP:CD1	1:A:264:ILE:CG1	2.98	0.46
1:A:338:ASP:CG	1:B:334:GLU:OE2	2.53	0.46
1:B:333:LEU:HD23	1:B:336:ILE:HD12	1.98	0.46
1:B:96:LYS:CG	1:B:373:LYS:CG	2.94	0.46
1:B:417:THR:HB	1:B:418:ARG:C	2.35	0.46
2:C:98:ARG:NH1	2:C:98:ARG:HG2	2.30	0.46
3:E:26:TYR:N	3:E:26:TYR:CD1	2.83	0.46
3:F:73:ARG:HH22	3:F:80:ILE:HD12	1.76	0.46
3:F:60:ILE:HG23	3:F:98:ARG:CA	2.46	0.46
4:G:76:ARG:HG3	4:G:76:ARG:HH11	1.80	0.46
1:A:221:TYR:CG	1:A:222:GLY:N	2.83	0.46
1:A:287:VAL:HG23	1:A:320:LEU:HD12	1.98	0.46
1:A:67:TYR:CD1	1:A:67:TYR:N	2.83	0.46
1:B:148:PHE:N	1:B:148:PHE:CD1	2.82	0.46
1:B:221:TYR:HE1	1:B:224:ASN:H	1.64	0.46

Continued on next page...

Continued from previous page...

Atom-1	Atom-2	Interatomic distance (Å)	Clash overlap (Å)
2:C:91:LEU:HD22	2:D:90:ILE:HD13	0.56	0.46
3:E:38:VAL:HG22	3:E:60:ILE:HB	1.97	0.46
3:E:39:GLN:OE1	3:F:90:LEU:HD13	2.16	0.46
2:D:11:SER:OG	3:F:93:LEU:HB3	2.15	0.46
4:G:32:THR:HG21	4:G:45:VAL:HG12	1.98	0.46
5:H:12:LYS:HE2	5:H:167:THR:HG22	1.95	0.46
1:A:38:ILE:HG12	1:A:181:LEU:O	2.16	0.45
1:A:429:LEU:HD22	1:A:439:SER:CB	2.44	0.45
1:B:143:GLU:CB	1:B:144:TYR:CE1	3.00	0.45
1:B:165:MET:HE1	1:B:182:ARG:HB2	1.96	0.45
1:B:306:HIS:CD2	2:C:39:PRO:CB	2.99	0.45
2:C:95:ASN:HD21	2:D:93:LYS:CG	1.94	0.45
3:E:13:SER:CB	3:E:73:ARG:HB2	2.46	0.45
3:E:11:PHE:CA	3:E:75:ILE:HD13	2.46	0.45
3:E:103:GLU:CG	4:G:40:PRO:HB2	2.46	0.45
4:G:97:PHE:CZ	5:H:52:ARG:C	2.89	0.45
1:B:190:MET:HG2	1:B:191:GLY:N	2.31	0.45
1:A:190:MET:HG2	1:A:191:GLY:N	2.31	0.45
1:A:205:VAL:CG2	1:A:229:HIS:CD2	2.99	0.45
1:B:33:MET:O	1:B:37:LEU:HG	2.16	0.45
1:B:417:THR:H	1:B:418:ARG:HA	1.78	0.45
1:A:379:ARG:NH1	1:B:91:LEU:CD2	2.76	0.45
1:A:382:ARG:HH11	1:B:98:GLN:CG	2.25	0.45
1:B:312:SER:HB2	2:C:33:LYS:HE3	1.97	0.45
2:D:49:ILE:HD11	2:D:54:LEU:CD1	2.46	0.45
3:E:70:LYS:CA	3:E:83:PHE:CE1	3.00	0.45
3:F:80:ILE:HG13	3:F:80:ILE:O	2.15	0.45
3:F:6:ARG:CD	3:F:9:ILE:HG12	2.47	0.45
4:G:32:THR:OG1	4:G:43:TYR:HB2	2.15	0.45
4:G:129:PHE:CD1	4:G:129:PHE:N	2.83	0.45
5:H:99:ASN:CB	5:H:104:TYR:CB	2.94	0.45
5:H:108:PHE:O	5:H:152:ASN:HB2	2.17	0.45
5:H:15:PHE:HB2	5:H:30:ALA:HB2	1.92	0.45
5:H:65:VAL:CG2	5:H:132:LEU:CD1	2.95	0.45
1:A:275:MET:HA	1:A:275:MET:HE3	1.98	0.45
1:A:130:LEU:HD23	1:A:389:PHE:CE1	2.51	0.45
1:A:93:VAL:HG11	1:A:135:LYS:HE3	1.96	0.45
1:A:179:PHE:CZ	1:A:181:LEU:CD2	2.95	0.45
1:A:177:ILE:CG2	1:A:245:ILE:HG12	2.41	0.45
1:A:352:GLU:HB2	1:A:353:THR:CA	2.46	0.45
1:A:126:PHE:HE1	1:A:388:PHE:HE2	1.64	0.45

Continued on next page...

Continued from previous page...

Atom-1	Atom-2	Interatomic distance (Å)	Clash overlap (Å)
1:B:274:THR:HG22	1:B:278:PHE:CZ	2.51	0.45
1:B:291:TYR:CD2	2:C:50:PRO:C	2.84	0.45
2:C:28:LEU:HA	2:C:31:PHE:CE2	2.51	0.45
2:D:82:PHE:HD1	2:D:82:PHE:HA	1.53	0.45
2:D:68:ALA:C	3:E:1:MET:HE2	2.37	0.45
3:F:63:PRO:HB3	3:F:94:GLN:NE2	2.31	0.45
4:G:41:TYR:CD2	4:G:119:VAL:HG21	2.50	0.45
5:H:58:SER:N	5:H:142:GLU:HA	2.29	0.45
5:H:58:SER:HA	5:H:144:ASP:OD2	2.17	0.45
5:H:150:ILE:O	5:H:153:VAL:HB	2.16	0.45
1:A:190:MET:HG2	1:A:192:GLU:N	2.16	0.45
1:A:254:VAL:H	1:B:90:LYS:HB2	1.77	0.45
1:A:33:MET:O	1:A:37:LEU:HG	2.15	0.45
1:A:417:THR:HG21	1:A:419:ILE:HD11	1.93	0.45
1:A:96:LYS:HD3	1:A:97:THR:HA	1.98	0.45
1:A:287:VAL:HA	1:B:310:LYS:NZ	2.31	0.45
2:D:30:GLU:HG2	2:D:40:PHE:CE1	2.50	0.45
2:C:60:ALA:HA	2:C:92:LYS:HZ1	1.80	0.45
2:C:91:LEU:HD21	2:D:90:ILE:HD12	1.14	0.45
2:D:87:PRO:HG2	2:D:90:ILE:HB	1.97	0.45
3:E:45:GLU:CA	3:E:47:TYR:CD1	2.95	0.45
4:G:54:PHE:CD1	4:G:54:PHE:N	2.83	0.45
1:A:205:VAL:HG23	1:A:229:HIS:CE1	2.51	0.45
1:A:384:GLY:C	1:A:387:LEU:H	2.19	0.45
1:A:417:THR:HB	1:A:418:ARG:C	2.35	0.45
1:B:267:TYR:CE1	1:B:341:TYR:CE2	3.05	0.45
1:B:95:GLN:HG2	1:B:370:LEU:CD1	2.46	0.45
3:F:44:GLU:CG	3:F:46:TYR:CB	2.95	0.45
3:F:44:GLU:CG	3:F:46:TYR:H	2.02	0.45
3:F:60:ILE:O	3:F:98:ARG:HG3	2.16	0.45
3:F:84:ILE:HD13	3:F:103:GLU:CG	2.47	0.45
5:H:110:PHE:CE1	5:H:151:VAL:HG21	2.52	0.45
5:H:112:TYR:CD1	5:H:113:ILE:N	2.84	0.45
5:H:150:ILE:HA	5:H:153:VAL:CB	2.39	0.45
5:H:21:ALA:C	5:H:23:GLY:H	2.20	0.45
5:H:122:VAL:CG2	5:H:123:GLU:N	2.79	0.45
3:F:2:TYR:N	3:F:2:TYR:CD1	2.83	0.45
1:A:179:PHE:CD1	1:A:180:ALA:N	2.84	0.45
1:A:337:GLN:O	1:A:340:LEU:HB2	2.16	0.45
1:A:110:ASP:O	1:A:406:PRO:HG2	2.16	0.45
1:A:57:ASN:HB3	1:A:60:GLU:HG2	1.99	0.45

Continued on next page...

Continued from previous page...

Atom-1	Atom-2	Interatomic distance (Å)	Clash overlap (Å)
1:A:96:LYS:CG	1:A:373:LYS:CG	2.95	0.45
1:B:204:HIS:HD2	1:B:228:PRO:CG	2.26	0.45
1:B:205:VAL:CG2	1:B:229:HIS:CD2	2.99	0.45
1:B:239:TRP:HB3	1:B:241:ARG:HG2	1.99	0.45
1:B:278:PHE:CD1	1:B:333:LEU:HD12	2.51	0.45
1:A:365:LYS:NZ	1:B:356:GLY:HA3	2.31	0.45
1:B:367:TYR:CB	1:B:370:LEU:CB	2.95	0.45
1:B:130:LEU:CD1	1:B:385:LEU:HD12	2.36	0.45
1:B:62:LYS:HD3	1:B:75:VAL:HG21	1.95	0.45
2:C:30:GLU:HG2	2:C:40:PHE:CE1	2.50	0.45
2:C:87:PRO:O	2:C:91:LEU:HD23	2.16	0.45
2:C:86:ILE:N	2:D:87:PRO:HB3	2.31	0.45
4:G:28:VAL:CA	4:G:29:ASN:CB	2.94	0.45
5:H:90:LYS:HB3	5:H:150:ILE:C	2.37	0.45
1:B:429:LEU:HD22	1:B:439:SER:CB	2.44	0.45
1:B:440:LYS:HD3	1:B:455:GLU:HG2	1.98	0.45
1:A:100:LEU:HD21	1:A:377:ALA:O	2.17	0.45
1:A:282:GLN:HB3	1:A:284:ILE:HA	1.98	0.45
1:A:387:LEU:CG	1:A:391:PHE:CE1	2.95	0.45
1:B:130:LEU:HD23	1:B:389:PHE:CE1	2.50	0.45
1:B:144:TYR:CD1	1:B:144:TYR:N	2.82	0.45
1:A:168:VAL:HB	1:B:189:ILE:HA	1.96	0.45
1:B:278:PHE:CD1	1:B:278:PHE:N	2.83	0.45
1:A:335:ARG:C	1:B:334:GLU:OE1	2.54	0.45
1:B:384:GLY:C	1:B:387:LEU:H	2.20	0.45
1:B:391:PHE:O	1:B:394:GLU:HB2	2.17	0.45
1:B:110:ASP:CA	1:B:406:PRO:HB2	2.30	0.45
2:D:87:PRO:O	2:D:91:LEU:HD23	2.16	0.45
3:E:12:GLN:O	3:E:73:ARG:HD2	2.17	0.45
3:E:10:THR:HG23	3:E:33:THR:HB	1.98	0.45
3:E:43:GLN:HB3	3:E:44:GLU:OE1	2.16	0.45
3:E:56:ILE:CG2	3:E:83:PHE:CA	2.94	0.45
3:E:56:ILE:HB	3:E:57:GLY:HA2	1.97	0.45
5:H:22:THR:O	5:H:22:THR:HG23	2.17	0.45
5:H:31:TYR:HE2	5:H:70:LYS:CE	2.13	0.45
1:A:117:TYR:CD1	1:A:117:TYR:N	2.84	0.45
1:A:148:PHE:CE1	1:A:156:ASP:CB	2.95	0.45
1:A:379:ARG:HG2	1:B:94:ASP:CA	2.44	0.45
1:A:41:HIS:CA	1:A:166:ILE:CG1	2.95	0.45
1:A:63:ARG:HH11	1:A:75:VAL:CG1	2.16	0.45
1:A:66:TYR:OH	1:B:304:ARG:CD	2.61	0.45

Continued on next page...

Continued from previous page...

Atom-1	Atom-2	Interatomic distance (Å)	Clash overlap (Å)
1:B:147:PRO:HB2	1:B:229:HIS:CD2	2.48	0.45
1:B:149:VAL:CG1	1:B:227:ARG:CZ	2.95	0.45
1:B:62:LYS:H	1:B:62:LYS:CE	2.30	0.45
1:B:298:GLU:HA	2:C:43:LYS:HZ2	1.82	0.45
2:D:5:ARG:HA	3:F:3:GLU:N	2.30	0.45
3:E:32:PHE:CZ	3:E:68:ILE:HG22	2.52	0.45
3:E:62:THR:O	3:E:96:ILE:HB	2.17	0.45
3:F:61:TYR:CD1	3:F:61:TYR:C	2.90	0.45
4:G:32:THR:HG21	4:G:45:VAL:CG1	2.47	0.45
4:G:68:PHE:N	4:G:68:PHE:CD1	2.83	0.45
5:H:16:GLN:CG	5:H:160:PHE:CE2	2.93	0.45
5:H:12:LYS:HE2	5:H:167:THR:HG21	1.98	0.45
1:B:408:LYS:HB3	1:B:412:MET:HE3	1.98	0.45
1:A:190:MET:CE	1:A:192:GLU:CG	2.95	0.45
1:B:311:VAL:HG21	1:B:316:GLY:HA3	1.95	0.45
1:A:51:ARG:NH1	1:A:51:ARG:HB2	2.31	0.45
1:A:165:MET:HG3	1:A:181:LEU:O	2.16	0.45
1:A:93:VAL:HG22	1:A:260:TYR:OH	2.17	0.45
1:A:367:TYR:CB	1:A:370:LEU:CB	2.95	0.45
1:A:404:PHE:HD1	1:A:404:PHE:HA	1.39	0.45
1:A:437:ILE:HD12	1:A:437:ILE:H	1.79	0.45
1:B:40:GLU:HB3	1:B:166:ILE:HD12	1.99	0.45
1:B:423:SER:O	1:B:427:GLN:HG3	2.16	0.45
1:B:58:ASP:HB3	1:B:81:ASN:HD21	1.81	0.45
2:C:29:VAL:O	2:C:33:LYS:HG3	2.17	0.45
1:B:292:ASP:HB3	2:D:31:PHE:O	2.16	0.45
2:C:85:GLU:HA	2:C:87:PRO:CA	2.31	0.45
2:C:96:PRO:HD2	2:D:93:LYS:CG	2.41	0.45
2:D:11:SER:OG	3:F:94:GLN:N	2.50	0.45
2:D:12:ILE:HG12	3:F:93:LEU:CG	2.47	0.45
2:C:98:ARG:O	2:D:99:LYS:NZ	2.50	0.45
3:E:109:GLY:HA3	4:G:114:THR:C	2.35	0.45
3:F:12:GLN:H	3:F:75:ILE:CD1	2.30	0.45
3:F:6:ARG:CZ	3:F:34:ALA:HA	2.46	0.45
2:D:12:ILE:CB	3:F:93:LEU:CD2	2.73	0.45
5:H:128:ILE:HG22	5:H:129:SER:N	2.31	0.45
5:H:14:LEU:HB3	5:H:160:PHE:HB3	1.96	0.45
5:H:28:PHE:HA	5:H:29:PRO:HD3	1.57	0.45
1:A:190:MET:HE2	1:A:192:GLU:HG2	1.98	0.45
1:A:163:GLU:HG2	1:A:183:TYR:HD1	1.79	0.45
1:A:254:VAL:CG2	1:B:91:LEU:HD23	2.47	0.45

Continued on next page...

Continued from previous page...

Atom-1	Atom-2	Interatomic distance (Å)	Clash overlap (Å)
1:A:288:LEU:HD21	2:C:34:ASP:C	2.38	0.45
1:A:336:ILE:HG22	1:A:340:LEU:HD13	1.99	0.45
1:A:388:PHE:HD1	1:A:391:PHE:HB2	1.79	0.45
1:A:432:GLY:HA3	1:A:438:MET:CG	2.47	0.45
1:B:109:SER:OG	1:B:114:LEU:HG	2.16	0.45
1:B:144:TYR:CE1	1:B:247:PHE:N	2.82	0.45
1:B:130:LEU:CD2	1:B:389:PHE:HE1	2.30	0.45
1:B:80:THR:HG22	1:B:81:ASN:H	1.81	0.45
1:B:302:ASN:CB	2:C:43:LYS:CA	2.88	0.45
2:C:11:SER:C	3:E:93:LEU:CD1	2.81	0.45
2:C:5:ARG:CB	3:E:3:GLU:N	2.80	0.45
3:F:10:THR:HG22	3:F:11:PHE:N	2.32	0.45
3:F:54:THR:HG23	3:F:58:TYR:HE1	1.80	0.45
3:E:2:TYR:OH	3:F:89:ASP:HB2	2.16	0.45
5:H:15:PHE:HB2	5:H:30:ALA:CA	2.46	0.45
1:B:190:MET:HG2	1:B:192:GLU:N	2.16	0.45
1:A:130:LEU:C	1:A:130:LEU:HD12	2.37	0.44
1:A:343:SER:N	1:B:337:GLN:OE1	2.50	0.44
1:A:381:ILE:CG2	1:A:386:ARG:CD	2.95	0.44
1:B:130:LEU:HD12	1:B:130:LEU:C	2.34	0.44
1:B:37:LEU:CD1	1:B:179:PHE:CE2	2.95	0.44
2:C:80:TYR:CE2	2:C:82:PHE:HB2	2.52	0.44
2:D:80:TYR:CE2	2:D:82:PHE:HB2	2.52	0.44
3:E:32:PHE:CD2	3:E:67:ARG:CB	2.97	0.44
3:E:71:LYS:C	3:E:72:MET:HG2	2.38	0.44
2:C:12:ILE:CA	3:E:93:LEU:CG	2.94	0.44
5:H:111:ALA:CB	5:H:151:VAL:CG1	2.93	0.44
5:H:92:TRP:CD1	5:H:154:SER:C	2.90	0.44
5:H:48:THR:O	5:H:49:LYS:HD3	2.17	0.44
5:H:57:GLY:HA2	5:H:142:GLU:HG3	1.97	0.44
1:B:429:LEU:HD22	1:B:439:SER:CA	2.47	0.44
1:B:184:TYR:HD1	1:B:184:TYR:N	2.15	0.44
1:A:336:ILE:HG13	1:B:330:ALA:HB3	1.91	0.44
1:A:95:GLN:NE2	1:A:370:LEU:HD22	2.32	0.44
1:B:206:TYR:CB	1:B:226:PRO:HG2	2.47	0.44
1:B:205:VAL:HG23	1:B:229:HIS:CE1	2.52	0.44
2:C:40:PHE:C	2:C:48:SER:HB3	2.37	0.44
2:D:29:VAL:O	2:D:33:LYS:HG3	2.17	0.44
2:D:40:PHE:C	2:D:48:SER:HB3	2.37	0.44
2:C:101:ALA:CA	2:D:99:LYS:CE	2.62	0.44
2:C:92:LYS:HA	2:C:95:ASN:HD22	1.81	0.44

Continued on next page...

Continued from previous page...

Atom-1	Atom-2	Interatomic distance (Å)	Clash overlap (Å)
3:E:58:TYR:HA	3:F:100:LYS:CE	2.47	0.44
4:G:42:PRO:CB	4:G:72:GLY:HA3	2.41	0.44
1:A:144:TYR:CD1	1:A:144:TYR:N	2.82	0.44
1:A:183:TYR:N	1:A:183:TYR:CD1	2.85	0.44
1:A:282:GLN:CG	1:A:284:ILE:HA	2.47	0.44
1:A:292:ASP:C	2:C:31:PHE:O	2.55	0.44
1:A:345:GLN:CD	1:B:267:TYR:OH	2.55	0.44
1:A:345:GLN:HB2	1:B:341:TYR:HH	1.81	0.44
1:A:65:THR:HG22	1:A:75:VAL:HA	1.99	0.44
1:A:329:ALA:CA	1:B:327:ASP:OD1	2.45	0.44
1:B:34:ILE:HG23	1:B:179:PHE:CE1	2.50	0.44
1:B:86:HIS:HD2	1:B:268:ASP:HB2	1.79	0.44
3:E:55:PRO:CG	3:F:100:LYS:HE3	2.47	0.44
3:F:38:VAL:HG13	3:F:59:ASN:C	2.38	0.44
5:H:22:THR:C	5:H:24:SER:H	2.19	0.44
1:A:171:ASP:HB2	1:A:178:LEU:CG	2.46	0.44
1:A:291:TYR:CD1	1:A:292:ASP:N	2.86	0.44
1:B:169:TYR:CZ	1:B:174:ARG:CA	2.97	0.44
1:B:199:LEU:HD23	1:B:208:TYR:OH	2.16	0.44
1:B:205:VAL:HG23	1:B:229:HIS:CG	2.53	0.44
1:B:231:THR:C	1:B:237:ILE:HG22	2.38	0.44
1:B:178:LEU:HA	1:B:243:PRO:HG2	1.99	0.44
1:B:285:VAL:HG11	1:B:320:LEU:HD12	1.92	0.44
1:B:391:PHE:CD1	1:B:391:PHE:N	2.85	0.44
2:D:25:VAL:CB	2:D:26:PRO:HD3	2.37	0.44
2:D:11:SER:HG	3:F:93:LEU:CD2	2.18	0.44
2:D:92:LYS:HA	2:D:95:ASN:HD22	1.81	0.44
3:E:70:LYS:HA	3:E:83:PHE:CE1	2.52	0.44
3:F:73:ARG:CZ	3:F:80:ILE:CB	2.93	0.44
4:G:131:ILE:O	4:G:131:ILE:HG13	2.07	0.44
4:G:59:SER:HB3	5:H:139:LYS:HD3	1.99	0.44
1:A:110:ASP:CG	1:A:406:PRO:HG2	2.38	0.44
1:A:231:THR:C	1:A:237:ILE:HG22	2.38	0.44
1:B:109:SER:OG	1:B:115:LEU:HA	2.18	0.44
1:B:41:HIS:CA	1:B:166:ILE:CG1	2.95	0.44
1:B:206:TYR:HB3	1:B:226:PRO:HG2	2.00	0.44
1:B:274:THR:CG2	1:B:278:PHE:CZ	3.01	0.44
1:B:295:ASN:CG	1:B:296:PRO:HD2	2.38	0.44
1:B:59:ILE:O	1:B:62:LYS:HG3	2.17	0.44
1:A:252:GLU:CA	1:B:90:LYS:CA	2.88	0.44
3:E:75:ILE:CG2	3:E:78:GLY:H	2.31	0.44

Continued on next page...

Continued from previous page...

Atom-1	Atom-2	Interatomic distance (Å)	Clash overlap (Å)
2:C:71:THR:CA	3:E:92:GLY:N	2.79	0.44
3:F:45:GLU:CA	3:F:47:TYR:CE1	2.99	0.44
3:F:52:LEU:CB	3:F:53:GLN:CA	2.95	0.44
3:E:39:GLN:CB	3:F:90:LEU:HB2	2.48	0.44
4:G:44:VAL:HG22	4:G:71:TRP:O	2.16	0.44
4:G:46:ILE:CG2	4:G:66:MET:CE	2.95	0.44
5:H:13:TYR:HD2	5:H:31:TYR:CA	2.30	0.44
1:B:347:VAL:HG12	1:B:349:ASN:O	2.16	0.44
1:A:218:ASP:HA	1:A:219:TYR:O	2.17	0.44
1:B:381:ILE:CG2	1:B:386:ARG:CD	2.95	0.44
1:B:65:THR:HG21	1:B:73:GLN:OE1	2.17	0.44
2:C:85:GLU:HB3	2:C:86:ILE:CA	2.47	0.44
3:E:10:THR:CB	3:E:33:THR:HB	2.47	0.44
3:E:76:TYR:HB2	3:F:87:PRO:CG	2.38	0.44
3:E:39:GLN:HA	3:F:90:LEU:CA	2.47	0.44
4:G:43:TYR:N	4:G:43:TYR:CD1	2.83	0.44
5:H:150:ILE:C	5:H:153:VAL:HB	2.38	0.44
5:H:122:VAL:HG23	5:H:123:GLU:H	1.82	0.44
1:A:107:PHE:CE2	1:A:126:PHE:HD2	2.34	0.44
1:A:199:LEU:HD23	1:A:208:TYR:OH	2.17	0.44
1:A:205:VAL:HG23	1:A:229:HIS:CG	2.52	0.44
1:A:292:ASP:HB3	2:C:35:GLU:CD	2.37	0.44
1:A:389:PHE:HD2	1:A:414:PHE:HZ	1.65	0.44
1:A:58:ASP:HB3	1:A:81:ASN:HD21	1.79	0.44
1:A:86:HIS:CA	1:A:87:ALA:CB	2.94	0.44
1:B:38:ILE:CD1	1:B:183:TYR:HD1	2.30	0.44
1:B:290:ASN:HA	1:B:291:TYR:HA	1.87	0.44
1:B:356:GLY:N	1:B:357:GLY:CA	2.81	0.44
1:B:43:PRO:O	1:B:47:LEU:HG	2.17	0.44
1:B:96:LYS:HD3	1:B:97:THR:HA	2.00	0.44
2:D:36:CYS:N	2:D:37:HIS:CA	2.81	0.44
2:D:41:ILE:CG2	2:D:45:GLY:CA	2.95	0.44
2:C:81:ASN:H	2:C:81:ASN:ND2	2.16	0.44
3:E:46:TYR:CG	3:E:48:LYS:HE3	2.51	0.44
3:F:41:ILE:HG12	3:F:43:GLN:N	2.32	0.44
3:F:56:ILE:N	3:F:57:GLY:CA	2.80	0.44
4:G:60:PHE:HB2	5:H:139:LYS:NZ	2.29	0.44
5:H:12:LYS:HZ3	5:H:29:PRO:HG2	1.83	0.44
5:H:18:ILE:H	5:H:23:GLY:CA	2.31	0.44
4:G:10:LEU:CD1	5:H:53:ILE:HA	2.47	0.44
1:A:359:THR:O	1:A:362:ALA:HB3	2.17	0.44

Continued on next page...

Continued from previous page...

Atom-1	Atom-2	Interatomic distance (Å)	Clash overlap (Å)
1:A:169:TYR:CZ	1:A:174:ARG:CA	2.97	0.44
1:A:230:MET:HG3	1:A:239:TRP:NE1	2.26	0.44
1:A:288:LEU:HD23	1:B:310:LYS:HZ2	1.81	0.44
1:A:295:ASN:CG	1:A:296:PRO:HD2	2.38	0.44
1:A:324:ILE:HB	1:A:325:PRO:CD	2.40	0.44
1:A:41:HIS:HB2	1:A:166:ILE:HA	2.00	0.44
1:A:429:LEU:HD22	1:A:439:SER:CA	2.48	0.44
1:B:133:THR:HA	1:B:145:TRP:CZ3	2.53	0.44
1:B:230:MET:SD	1:B:239:TRP:NE1	2.91	0.44
1:B:389:PHE:HD2	1:B:414:PHE:HZ	1.65	0.44
1:B:467:TYR:HA	1:B:467:TYR:HD1	1.52	0.44
2:D:70:LEU:HG	3:F:91:SER:N	2.31	0.44
2:D:81:ASN:ND2	2:D:81:ASN:H	2.16	0.44
3:E:32:PHE:HD1	3:E:32:PHE:N	2.16	0.44
3:E:47:TYR:HD2	3:E:50:GLN:HE21	1.65	0.44
4:G:35:PRO:HA	4:G:37:LYS:HD3	1.96	0.44
4:G:133:ASN:CG	5:H:44:PHE:N	2.71	0.44
5:H:111:ALA:CB	5:H:132:LEU:CB	2.94	0.44
5:H:120:ASP:O	5:H:126:VAL:HG23	2.17	0.44
5:H:60:ALA:HB3	5:H:134:VAL:HB	2.00	0.44
1:A:32:THR:CG2	1:A:36:LYS:CE	2.95	0.44
1:B:250:ASN:HB2	1:B:253:MET:H	1.83	0.44
1:A:143:GLU:CB	1:A:144:TYR:CE1	3.01	0.44
1:A:155:PHE:CZ	1:A:239:TRP:HH2	2.36	0.44
1:A:219:TYR:HB2	1:A:220:SER:C	2.38	0.44
1:A:367:TYR:CD2	1:A:370:LEU:CD2	2.96	0.44
1:B:163:GLU:HB3	1:B:164:GLU:CA	2.48	0.44
1:B:367:TYR:N	1:B:367:TYR:CD1	2.83	0.44
2:C:62:GLN:HG3	2:C:63:PHE:N	2.33	0.44
4:G:21:TYR:HB3	4:G:24:LEU:CD1	2.48	0.44
4:G:133:ASN:CA	5:H:56:PRO:CG	2.95	0.44
4:G:61:GLY:O	5:H:139:LYS:CB	2.65	0.44
5:H:134:VAL:HG22	5:H:135:ILE:N	2.33	0.44
1:A:214:VAL:HG12	1:A:215:TYR:CD1	2.53	0.44
1:A:433:VAL:HG11	1:A:459:ARG:CZ	2.48	0.44
1:B:32:THR:CG2	1:B:36:LYS:CE	2.95	0.44
1:A:40:GLU:CB	1:A:166:ILE:CD1	2.95	0.43
1:A:343:SER:N	1:B:337:GLN:CD	2.71	0.43
1:A:364:GLU:OE1	1:B:366:LEU:CD2	2.60	0.43
1:A:376:MET:HE2	1:A:379:ARG:HH12	1.83	0.43
1:B:363:LEU:HD11	1:B:421:ASN:HD22	1.83	0.43

Continued on next page...

Continued from previous page...

Atom-1	Atom-2	Interatomic distance (Å)	Clash overlap (Å)
1:B:86:HIS:CA	1:B:87:ALA:CB	2.94	0.43
2:D:62:GLN:HG3	2:D:63:PHE:N	2.33	0.43
3:E:36:ALA:CB	3:E:76:TYR:CZ	2.95	0.43
4:G:113:ILE:HG12	4:G:121:LYS:CA	2.48	0.43
4:G:33:GLU:HB2	4:G:46:ILE:N	2.33	0.43
5:H:93:ARG:NE	5:H:152:ASN:HD21	2.12	0.43
5:H:155:LYS:CG	5:H:156:GLY:CA	2.94	0.43
5:H:104:TYR:OH	5:H:157:GLY:HA3	2.18	0.43
1:B:104:PRO:HG3	1:B:127:ASP:OD1	2.18	0.43
1:A:148:PHE:CZ	1:A:156:ASP:HB3	2.52	0.43
1:A:165:MET:N	1:A:165:MET:HE3	2.29	0.43
1:A:219:TYR:CB	1:A:220:SER:HA	2.42	0.43
1:A:96:LYS:CA	1:A:373:LYS:HE2	2.13	0.43
1:B:121:LEU:N	1:B:122:ALA:CA	2.81	0.43
1:B:179:PHE:CZ	1:B:181:LEU:CD2	2.95	0.43
1:B:257:LEU:HG	1:B:261:LYS:HB2	2.00	0.43
1:B:130:LEU:HD22	1:B:388:PHE:HD2	1.83	0.43
2:C:5:ARG:HB3	3:E:3:GLU:H	1.83	0.43
2:D:5:ARG:O	2:D:9:LEU:HG	2.18	0.43
2:D:12:ILE:CG2	2:D:65:MET:CB	2.96	0.43
2:D:85:GLU:HB3	2:D:86:ILE:CA	2.47	0.43
2:D:93:LYS:CG	2:D:94:LEU:CD1	2.95	0.43
3:E:47:TYR:CB	3:E:50:GLN:CB	2.95	0.43
3:E:55:PRO:HG2	3:F:100:LYS:HE3	2.00	0.43
3:E:73:ARG:HD3	3:E:80:ILE:HB	2.01	0.43
3:F:6:ARG:CD	3:F:9:ILE:CG1	2.95	0.43
3:F:94:GLN:O	3:F:96:ILE:HG23	2.18	0.43
4:G:93:LYS:HG2	5:H:49:LYS:HZ1	1.83	0.43
5:H:112:TYR:HD1	5:H:113:ILE:H	1.66	0.43
1:A:210:LYS:HG2	1:A:213:GLY:N	2.32	0.43
1:B:190:MET:CE	1:B:192:GLU:CG	2.95	0.43
3:E:17:GLN:HB3	3:E:24:LYS:NZ	2.33	0.43
1:A:144:TYR:CE1	1:A:247:PHE:N	2.84	0.43
1:A:145:TRP:CZ2	1:A:157:TYR:CG	3.06	0.43
1:A:179:PHE:HD1	1:A:200:TYR:O	2.00	0.43
1:A:259:PHE:HE1	1:B:88:TRP:CZ3	2.29	0.43
1:A:278:PHE:N	1:A:278:PHE:CD1	2.83	0.43
1:A:363:LEU:HD11	1:A:421:ASN:HD22	1.82	0.43
1:A:409:GLU:C	1:A:411:THR:H	2.21	0.43
1:A:65:THR:HG21	1:A:73:GLN:OE1	2.17	0.43
1:B:137:MET:O	1:B:142:ILE:HG22	2.18	0.43

Continued on next page...

Continued from previous page...

Atom-1	Atom-2	Interatomic distance (Å)	Clash overlap (Å)
1:B:179:PHE:CD1	1:B:180:ALA:N	2.86	0.43
1:B:38:ILE:HG13	1:B:181:LEU:HG	1.99	0.43
1:B:218:ASP:HB3	1:B:219:TYR:HD1	1.83	0.43
1:B:257:LEU:O	1:B:257:LEU:HD12	2.18	0.43
3:E:47:TYR:CE2	3:F:43:GLN:CG	3.02	0.43
3:E:46:TYR:CB	3:E:48:LYS:HE3	2.48	0.43
3:E:56:ILE:HG21	3:E:83:PHE:HA	2.00	0.43
2:C:71:THR:O	3:E:91:SER:HB2	2.17	0.43
3:F:43:GLN:NE2	3:F:47:TYR:CZ	2.86	0.43
3:F:52:LEU:CG	3:F:53:GLN:CB	2.94	0.43
3:F:28:TRP:CH2	3:F:73:ARG:NH2	2.86	0.43
3:F:98:ARG:HG2	3:F:98:ARG:NH1	2.31	0.43
4:G:100:PHE:CB	5:H:47:GLN:OE1	2.51	0.43
1:B:359:THR:O	1:B:362:ALA:HB3	2.17	0.43
1:A:149:VAL:CG1	1:A:227:ARG:CZ	2.95	0.43
1:A:199:LEU:HD23	1:A:206:TYR:CD2	2.50	0.43
1:A:227:ARG:H	1:A:227:ARG:CD	2.31	0.43
1:A:253:MET:HE2	1:A:253:MET:HB3	1.77	0.43
1:A:299:PHE:CZ	1:A:303:LEU:HD22	2.53	0.43
1:A:367:TYR:N	1:A:367:TYR:CD1	2.83	0.43
1:B:130:LEU:HD13	1:B:388:PHE:HD2	1.72	0.43
1:B:37:LEU:CD1	1:B:168:VAL:CG2	2.95	0.43
1:B:284:ILE:CG2	1:B:321:ARG:HG2	2.48	0.43
2:C:29:VAL:HG13	2:C:33:LYS:HZ3	1.82	0.43
2:D:63:PHE:CZ	2:D:88:SER:CB	3.01	0.43
3:E:10:THR:HG22	3:E:11:PHE:N	2.33	0.43
3:E:47:TYR:HE2	3:F:43:GLN:HG2	1.81	0.43
3:F:38:VAL:CG2	3:F:60:ILE:HD12	2.46	0.43
4:G:100:PHE:CG	5:H:44:PHE:CB	2.96	0.43
4:G:10:LEU:CD2	5:H:53:ILE:CG2	2.96	0.43
5:H:14:LEU:HD23	5:H:160:PHE:CB	2.48	0.43
5:H:158:TYR:N	5:H:158:TYR:HD1	2.17	0.43
5:H:26:PRO:O	5:H:27:LEU:HD23	2.17	0.43
5:H:13:TYR:HD2	5:H:31:TYR:CB	2.31	0.43
4:G:2:THR:O	4:G:2:THR:HG22	2.18	0.43
1:A:37:LEU:CD1	1:A:168:VAL:CG2	2.95	0.43
1:A:183:TYR:CB	1:A:197:ALA:HA	2.49	0.43
1:A:221:TYR:HE1	1:A:224:ASN:H	1.67	0.43
1:A:292:ASP:HA	2:C:35:GLU:CB	2.49	0.43
1:A:453:PRO:O	1:A:456:GLU:HB3	2.18	0.43
1:B:376:MET:HE2	1:B:379:ARG:NH1	2.32	0.43

Continued on next page...

Continued from previous page...

Atom-1	Atom-2	Interatomic distance (Å)	Clash overlap (Å)
1:B:404:PHE:HB3	1:B:406:PRO:HD3	1.99	0.43
1:B:409:GLU:C	1:B:411:THR:H	2.22	0.43
1:B:52:TYR:CE1	1:B:57:ASN:ND2	2.87	0.43
1:B:65:THR:HG22	1:B:75:VAL:HA	2.00	0.43
2:C:5:ARG:O	2:C:9:LEU:HG	2.18	0.43
2:C:85:GLU:CB	2:C:86:ILE:HG22	2.41	0.43
2:D:7:LYS:C	3:F:94:GLN:OE1	2.56	0.43
3:E:74:VAL:O	3:E:75:ILE:HD12	2.19	0.43
2:C:7:LYS:O	3:E:94:GLN:OE1	2.36	0.43
3:E:51:GLN:NE2	3:F:107:TYR:CG	2.86	0.43
3:E:5:PHE:HE1	3:F:64:TYR:HH	1.65	0.43
3:E:105:GLY:CA	4:G:117:ASP:HB2	2.42	0.43
4:G:60:PHE:N	5:H:139:LYS:HD2	2.33	0.43
1:A:408:LYS:CB	1:A:412:MET:HE2	2.35	0.43
5:H:68:TYR:CD1	5:H:69:GLY:N	2.84	0.43
1:A:137:MET:O	1:A:142:ILE:HG22	2.18	0.43
1:A:420:GLN:CG	1:A:425:ILE:HD11	2.48	0.43
1:A:444:VAL:CG1	1:A:449:PHE:H	2.32	0.43
1:B:301:ALA:CB	2:C:43:LYS:CD	2.85	0.43
1:B:376:MET:N	1:B:379:ARG:HD3	2.34	0.43
2:C:41:ILE:CG2	2:C:45:GLY:CA	2.95	0.43
2:C:54:LEU:C	2:C:57:VAL:HG22	2.39	0.43
2:D:37:HIS:CD2	2:D:37:HIS:H	2.24	0.43
2:C:93:LYS:CG	2:C:94:LEU:CD1	2.95	0.43
2:D:76:ASP:N	3:E:39:GLN:HE22	2.16	0.43
3:E:44:GLU:CG	3:E:45:GLU:N	2.82	0.43
3:F:28:TRP:CZ3	3:F:73:ARG:NE	2.87	0.43
3:F:41:ILE:HG12	3:F:43:GLN:C	2.39	0.43
4:G:21:TYR:HB3	4:G:24:LEU:HG	2.00	0.43
5:H:92:TRP:CB	5:H:155:LYS:N	2.80	0.43
5:H:117:GLU:OE1	5:H:117:GLU:HA	2.19	0.43
1:A:356:GLY:N	1:A:357:GLY:CA	2.81	0.43
1:A:290:ASN:CB	1:A:291:TYR:CA	2.97	0.43
1:A:382:ARG:HB2	1:B:98:GLN:CB	2.40	0.43
1:A:96:LYS:CB	1:A:373:LYS:CG	2.95	0.43
1:B:107:PHE:HE2	1:B:126:PHE:CD2	2.36	0.43
1:A:168:VAL:CG2	1:B:189:ILE:HG13	2.48	0.43
1:B:219:TYR:CB	1:B:220:SER:CA	2.94	0.43
1:B:294:GLU:OE2	2:C:46:ASN:C	2.55	0.43
1:B:367:TYR:HB3	1:B:370:LEU:HB2	1.99	0.43
1:B:421:ASN:OD1	1:B:423:SER:HB3	2.19	0.43

Continued on next page...

Continued from previous page...

Atom-1	Atom-2	Interatomic distance (Å)	Clash overlap (Å)
2:D:70:LEU:HG	3:F:91:SER:C	2.37	0.43
2:D:74:SER:CB	2:D:80:TYR:HB3	2.43	0.43
3:E:103:GLU:CG	4:G:41:TYR:O	2.67	0.43
2:C:70:LEU:HD23	3:E:96:ILE:HG23	2.00	0.43
3:E:58:TYR:HA	3:F:100:LYS:HE2	2.00	0.43
3:E:77:ARG:NH2	3:F:64:TYR:CD1	2.87	0.43
3:F:61:TYR:HD1	3:F:96:ILE:HG21	1.78	0.43
4:G:113:ILE:HG12	4:G:121:LYS:HA	2.00	0.43
4:G:28:VAL:CG2	4:G:30:GLN:N	2.82	0.43
5:H:14:LEU:HD21	5:H:16:GLN:NE2	2.26	0.43
5:H:32:GLN:HE22	5:H:65:VAL:HG22	1.83	0.43
5:H:32:GLN:CB	5:H:67:TYR:CE1	2.96	0.43
5:H:76:GLN:HA	5:H:116:ARG:HH12	1.84	0.43
1:A:408:LYS:O	1:A:408:LYS:HG3	2.19	0.43
4:G:49:GLN:HE22	4:G:126:LYS:NZ	2.17	0.43
1:A:107:PHE:HE2	1:A:126:PHE:CD2	2.36	0.43
1:A:177:ILE:HD11	1:A:180:ALA:CB	2.44	0.43
1:A:242:VAL:HA	1:A:243:PRO:HD3	1.81	0.43
1:A:38:ILE:CG1	1:A:181:LEU:CG	2.95	0.43
1:A:40:GLU:HB3	1:A:166:ILE:CD1	2.48	0.43
1:A:453:PRO:HB3	1:B:462:GLU:CG	2.48	0.43
1:A:59:ILE:CD1	1:A:81:ASN:HD21	2.31	0.43
1:B:218:ASP:HA	1:B:219:TYR:O	2.18	0.43
1:B:89:HIS:ND1	1:B:257:LEU:HA	2.33	0.43
1:B:336:ILE:HG22	1:B:340:LEU:CD1	2.49	0.43
1:B:38:ILE:HD12	1:B:183:TYR:CD1	2.54	0.43
1:B:61:LYS:N	1:B:62:LYS:HA	2.34	0.43
1:B:294:GLU:CA	2:D:31:PHE:HB2	2.43	0.43
4:G:37:LYS:CG	4:G:45:VAL:HG11	2.41	0.43
4:G:102:PHE:CE1	4:G:132:ASN:N	2.87	0.43
5:H:12:LYS:HZ3	5:H:29:PRO:CG	2.30	0.43
5:H:138:LEU:H	5:H:138:LEU:HD22	1.82	0.43
5:H:44:PHE:CE2	5:H:148:GLU:CG	3.02	0.43
5:H:91:PHE:C	5:H:154:SER:HB3	2.38	0.43
1:B:315:GLY:HA2	1:B:316:GLY:HA3	1.75	0.43
3:E:21:GLU:HB3	3:E:23:GLY:O	2.19	0.43
1:A:204:HIS:HD2	1:A:228:PRO:CG	2.27	0.43
1:A:250:ASN:HD22	1:A:250:ASN:H	1.67	0.43
1:A:417:THR:CB	1:A:418:ARG:CA	2.95	0.43
1:B:144:TYR:CD1	1:B:246:PRO:CA	2.99	0.43
1:B:165:MET:N	1:B:165:MET:HE3	2.30	0.43

Continued on next page...

Continued from previous page...

Atom-1	Atom-2	Interatomic distance (Å)	Clash overlap (Å)
1:B:169:TYR:HD2	1:B:171:ASP:O	2.01	0.43
1:B:220:SER:HB2	1:B:226:PRO:HD2	1.99	0.43
1:B:270:ILE:HG13	1:B:271:THR:N	2.34	0.43
1:B:313:GLY:HA2	2:C:52:GLY:CA	2.45	0.43
2:D:11:SER:CB	3:F:93:LEU:C	2.87	0.43
2:D:14:ASN:ND2	2:D:21:LEU:HG	2.32	0.43
3:E:11:PHE:HD1	3:E:11:PHE:N	2.16	0.43
3:E:41:ILE:HD13	3:E:53:GLN:CB	2.48	0.43
3:E:70:LYS:CD	3:E:84:ILE:HA	2.48	0.43
4:G:2:THR:HG21	4:G:4:LYS:NZ	2.34	0.43
2:C:20:TYR:CE1	2:C:24:MET:SD	3.12	0.43
1:B:250:ASN:H	1:B:250:ASN:HD22	1.67	0.43
1:A:121:LEU:N	1:A:122:ALA:CA	2.81	0.43
1:A:230:MET:SD	1:A:239:TRP:NE1	2.92	0.43
1:A:235:GLN:HG3	1:A:236:ALA:N	2.34	0.43
1:A:228:PRO:HG2	1:A:236:ALA:CB	2.49	0.43
1:A:257:LEU:O	1:A:257:LEU:HD12	2.18	0.43
1:A:38:ILE:HG13	1:A:181:LEU:CD2	2.48	0.43
1:B:219:TYR:HB2	1:B:220:SER:C	2.38	0.43
1:B:291:TYR:CE1	2:D:32:ALA:HB3	2.53	0.43
1:A:66:TYR:HH	1:B:304:ARG:HD2	1.83	0.43
1:B:96:LYS:CG	1:B:373:LYS:CD	2.95	0.43
1:B:376:MET:HG2	1:B:380:LYS:CE	2.24	0.43
1:B:381:ILE:HG22	1:B:386:ARG:HD3	1.98	0.43
1:B:126:PHE:HE1	1:B:388:PHE:HE2	1.63	0.43
1:B:414:PHE:HA	1:B:414:PHE:HD1	1.66	0.43
1:B:99:TYR:CD2	1:B:370:LEU:CD2	2.95	0.43
2:D:54:LEU:C	2:D:57:VAL:HG22	2.39	0.43
2:D:70:LEU:HD11	3:E:37:HIS:CD2	2.54	0.43
2:D:59:LYS:CB	2:D:92:LYS:HE3	2.33	0.43
3:E:74:VAL:HG11	3:F:86:ASP:CG	2.39	0.43
2:C:11:SER:N	3:E:94:GLN:HG3	2.18	0.43
3:F:81:VAL:CG1	3:F:82:THR:N	2.81	0.43
4:G:37:LYS:HA	4:G:43:TYR:CD2	2.53	0.43
3:E:103:GLU:OE1	4:G:41:TYR:O	2.37	0.43
4:G:131:ILE:O	5:H:55:GLY:CA	2.46	0.43
1:B:214:VAL:HG12	1:B:215:TYR:CD1	2.54	0.43
1:A:220:SER:HB3	1:A:226:PRO:CD	2.49	0.42
1:A:282:GLN:N	1:A:283:GLN:CA	2.82	0.42
1:A:339:GLU:HA	1:B:334:GLU:HG3	1.85	0.42
1:A:417:THR:N	1:A:418:ARG:CA	2.82	0.42

Continued on next page...

Continued from previous page...

Atom-1	Atom-2	Interatomic distance (Å)	Clash overlap (Å)
1:A:453:PRO:CB	1:B:462:GLU:HG2	2.48	0.42
1:B:228:PRO:HG2	1:B:236:ALA:CB	2.49	0.42
1:B:130:LEU:CD1	1:B:385:LEU:CD1	2.97	0.42
1:B:38:ILE:CD1	1:B:181:LEU:CD1	2.97	0.42
2:C:36:CYS:N	2:C:37:HIS:CA	2.81	0.42
1:B:296:PRO:HB3	2:D:36:CYS:C	2.40	0.42
2:C:5:ARG:HG3	2:C:8:ARG:HB2	2.01	0.42
2:D:95:ASN:CB	2:D:100:MET:SD	3.07	0.42
3:E:97:THR:CG2	3:E:98:ARG:N	2.81	0.42
3:F:32:PHE:CD1	3:F:32:PHE:N	2.86	0.42
3:E:77:ARG:CD	3:F:66:ASP:CB	2.95	0.42
3:F:6:ARG:NE	3:F:6:ARG:H	2.10	0.42
1:A:184:TYR:N	1:A:184:TYR:HD1	2.16	0.42
4:G:8:ARG:HA	4:G:8:ARG:HD2	1.83	0.42
1:B:250:ASN:O	1:B:253:MET:HB2	2.18	0.42
1:A:142:ILE:CD1	1:A:145:TRP:CB	2.95	0.42
1:A:38:ILE:CG2	1:A:183:TYR:CE1	2.95	0.42
1:A:259:PHE:CE2	1:A:372:LEU:CB	2.96	0.42
1:B:141:GLY:N	1:B:142:ILE:CA	2.81	0.42
1:B:270:ILE:CG1	1:B:271:THR:N	2.82	0.42
1:B:95:GLN:NE2	1:B:370:LEU:HD22	2.33	0.42
1:B:38:ILE:HD13	1:B:183:TYR:CD1	2.49	0.42
2:C:41:ILE:CG2	2:C:42:ASP:N	2.83	0.42
2:C:96:PRO:HG3	2:D:94:LEU:HD13	1.24	0.42
2:D:71:THR:N	2:D:72:GLY:CA	2.82	0.42
3:E:60:ILE:HD12	3:E:76:TYR:OH	2.18	0.42
1:A:163:GLU:N	1:A:164:GLU:CA	2.81	0.42
1:A:218:ASP:HB3	1:A:219:TYR:HD1	1.84	0.42
1:A:432:GLY:HA3	1:A:438:MET:HG2	2.02	0.42
1:A:80:THR:CG2	1:A:81:ASN:N	2.83	0.42
1:B:142:ILE:CD1	1:B:145:TRP:CB	2.95	0.42
1:B:198:GLU:HB3	1:B:200:TYR:HE1	1.84	0.42
1:B:254:VAL:HA	1:B:258:LYS:HD3	2.02	0.42
1:B:257:LEU:O	1:B:261:LYS:HB2	2.19	0.42
1:B:292:ASP:HB3	2:D:35:GLU:CD	2.38	0.42
2:C:57:VAL:CG2	2:C:58:ALA:N	2.82	0.42
2:C:63:PHE:CZ	2:C:88:SER:CB	3.01	0.42
2:C:74:SER:CB	2:C:80:TYR:HB3	2.43	0.42
2:D:8:ARG:HD2	3:F:93:LEU:HB3	2.00	0.42
3:E:11:PHE:HA	3:E:75:ILE:HD13	2.01	0.42
3:E:81:VAL:CG1	3:E:82:THR:N	2.82	0.42

Continued on next page...

Continued from previous page...

Atom-1	Atom-2	Interatomic distance (Å)	Clash overlap (Å)
3:F:46:TYR:N	3:F:46:TYR:HD1	2.18	0.42
3:F:61:TYR:CD1	3:F:96:ILE:CD1	3.02	0.42
3:F:61:TYR:CD1	3:F:96:ILE:HD12	2.54	0.42
4:G:21:TYR:CG	4:G:24:LEU:HG	2.53	0.42
4:G:86:VAL:CG1	4:G:87:LEU:N	2.83	0.42
5:H:143:ILE:HG22	5:H:146:LEU:H	1.83	0.42
5:H:14:LEU:CD2	5:H:160:PHE:CB	2.95	0.42
5:H:75:GLY:O	5:H:79:ILE:HG13	2.20	0.42
1:A:250:ASN:HB2	1:A:253:MET:H	1.84	0.42
1:A:286:TYR:HE1	1:A:319:THR:HG1	1.66	0.42
1:A:444:VAL:HG13	1:A:449:PHE:CA	2.49	0.42
1:A:440:LYS:CD	1:A:455:GLU:HG2	2.46	0.42
1:B:130:LEU:O	1:B:134:VAL:HG22	2.19	0.42
1:B:179:PHE:CE1	1:B:199:LEU:CD1	2.95	0.42
1:B:267:TYR:HE1	1:B:341:TYR:CZ	2.37	0.42
2:D:54:LEU:O	2:D:57:VAL:HG22	2.19	0.42
2:D:20:TYR:CE1	2:D:24:MET:SD	3.12	0.42
3:E:32:PHE:CZ	3:E:68:ILE:HA	2.54	0.42
3:F:31:GLU:CG	3:F:32:PHE:N	2.83	0.42
3:F:38:VAL:HG13	3:F:60:ILE:N	2.35	0.42
4:G:92:TYR:CB	4:G:93:LYS:CA	2.95	0.42
5:H:119:SER:CB	5:H:128:ILE:HG12	2.50	0.42
5:H:14:LEU:CG	5:H:15:PHE:N	2.82	0.42
5:H:68:TYR:HA	5:H:68:TYR:HD1	1.62	0.42
1:A:169:TYR:HD2	1:A:171:ASP:O	2.02	0.42
1:A:165:MET:HE1	1:A:182:ARG:HB2	2.01	0.42
1:A:198:GLU:HB3	1:A:200:TYR:HE1	1.84	0.42
1:A:282:GLN:N	1:A:283:GLN:CB	2.82	0.42
1:A:281:PHE:CZ	1:A:333:LEU:HD11	2.49	0.42
1:A:38:ILE:HD12	1:A:183:TYR:CD1	2.55	0.42
1:A:114:LEU:HD21	1:A:392:PHE:CE1	2.55	0.42
1:A:52:TYR:CE1	1:A:57:ASN:ND2	2.87	0.42
1:B:105:VAL:CG2	1:B:106:THR:N	2.82	0.42
1:A:270:ILE:HG22	1:B:275:MET:HE1	2.02	0.42
1:B:89:HIS:CE1	1:B:93:VAL:CG2	3.02	0.42
2:C:54:LEU:O	2:C:57:VAL:HG22	2.19	0.42
2:D:57:VAL:CG2	2:D:58:ALA:N	2.82	0.42
3:E:36:ALA:HB1	3:E:68:ILE:HD12	2.00	0.42
2:D:70:LEU:HD13	3:E:37:HIS:CD2	2.54	0.42
3:E:39:GLN:CG	3:E:40:PRO:HD2	2.48	0.42
3:E:48:LYS:HZ3	3:F:48:LYS:HE2	1.84	0.42

Continued on next page...

Continued from previous page...

Atom-1	Atom-2	Interatomic distance (Å)	Clash overlap (Å)
3:E:70:LYS:CB	3:E:83:PHE:CD1	2.94	0.42
3:E:90:LEU:HB2	3:E:98:ARG:HD2	2.01	0.42
3:F:75:ILE:N	3:F:75:ILE:CD1	2.83	0.42
5:H:92:TRP:HB2	5:H:156:GLY:CA	2.48	0.42
1:B:425:ILE:HG21	1:B:443:ALA:HB2	2.01	0.42
1:A:104:PRO:HG3	1:A:127:ASP:OD1	2.18	0.42
1:A:105:VAL:CG2	1:A:106:THR:N	2.82	0.42
1:A:141:GLY:N	1:A:142:ILE:CA	2.81	0.42
1:B:163:GLU:HG3	1:B:183:TYR:CE1	2.54	0.42
1:B:277:SER:HB3	1:B:333:LEU:HD11	2.02	0.42
1:B:390:TRP:O	1:B:393:ALA:HB3	2.18	0.42
1:B:62:LYS:CD	1:B:62:LYS:N	2.83	0.42
3:E:56:ILE:HG21	3:E:83:PHE:CA	2.49	0.42
3:F:53:GLN:HE21	3:F:102:LYS:HD3	1.85	0.42
4:G:82:ILE:CG1	4:G:83:SER:N	2.83	0.42
4:G:86:VAL:CG2	4:G:90:LEU:CD1	2.95	0.42
5:H:98:LYS:HE2	5:H:103:LYS:HD3	2.01	0.42
1:A:195:GLN:HE21	1:A:195:GLN:CA	2.33	0.42
1:A:133:THR:HA	1:A:145:TRP:CZ3	2.55	0.42
1:A:206:TYR:HB3	1:A:226:PRO:HG2	2.02	0.42
1:A:270:ILE:HD13	1:A:340:LEU:O	2.19	0.42
1:A:89:HIS:CE1	1:A:93:VAL:CG2	3.03	0.42
1:B:237:ILE:HG13	1:B:238:GLY:N	2.34	0.42
1:B:433:VAL:CG1	1:B:434:THR:N	2.83	0.42
2:C:87:PRO:HD2	2:C:90:ILE:CG2	2.49	0.42
2:D:71:THR:HA	3:F:91:SER:C	2.37	0.42
3:E:55:PRO:CB	3:E:58:TYR:CE1	3.03	0.42
3:F:14:TYR:CG	3:F:28:TRP:CZ2	3.08	0.42
4:G:116:THR:CG2	4:G:117:ASP:N	2.83	0.42
5:H:143:ILE:HG21	5:H:146:LEU:H	1.84	0.42
5:H:159:ASP:OD1	5:H:160:PHE:CD2	2.73	0.42
5:H:14:LEU:HD12	5:H:29:PRO:CG	2.50	0.42
2:C:14:ASN:ND2	2:C:21:LEU:HG	2.32	0.42
3:E:6:ARG:HD3	3:E:6:ARG:C	2.40	0.42
1:A:208:TYR:CG	1:A:216:GLN:HB2	2.54	0.42
1:A:219:TYR:CB	1:A:220:SER:CA	2.94	0.42
1:A:88:TRP:CD1	1:A:260:TYR:CB	3.00	0.42
1:A:287:VAL:O	1:A:319:THR:HB	2.20	0.42
1:A:323:GLU:CB	1:A:325:PRO:HD2	2.46	0.42
1:A:80:THR:HG22	1:A:81:ASN:H	1.82	0.42
1:A:84:THR:CG2	1:A:85:SER:N	2.83	0.42

Continued on next page...

Continued from previous page...

Atom-1	Atom-2	Interatomic distance (Å)	Clash overlap (Å)
1:B:158:VAL:CG1	1:B:159:ILE:N	2.83	0.42
1:B:235:GLN:HG3	1:B:236:ALA:N	2.34	0.42
1:B:292:ASP:HA	2:D:35:GLU:CB	2.49	0.42
1:A:287:VAL:CG1	1:B:310:LYS:HA	2.41	0.42
1:B:84:THR:CG2	1:B:85:SER:N	2.83	0.42
2:D:49:ILE:CD1	2:D:54:LEU:CG	2.95	0.42
2:C:4:GLN:CG	2:C:5:ARG:N	2.83	0.42
2:C:56:PHE:O	2:C:59:LYS:HG2	2.20	0.42
2:C:95:ASN:CB	2:C:100:MET:SD	3.07	0.42
2:D:56:PHE:O	2:D:59:LYS:HG2	2.20	0.42
2:D:5:ARG:HG3	2:D:8:ARG:HB2	2.01	0.42
3:E:11:PHE:H	3:E:11:PHE:HD1	1.68	0.42
3:E:47:TYR:O	3:E:50:GLN:HB3	2.20	0.42
3:F:61:TYR:CE1	3:F:92:GLY:HA2	2.55	0.42
4:G:95:LEU:H	4:G:95:LEU:CD2	2.08	0.42
5:H:13:TYR:CD2	5:H:31:TYR:CA	3.02	0.42
5:H:76:GLN:HG3	5:H:116:ARG:NH1	2.35	0.42
5:H:92:TRP:CD1	5:H:154:SER:O	2.73	0.42
1:A:466:GLN:HA	1:A:467:TYR:HA	1.58	0.42
1:B:372:LEU:N	1:B:372:LEU:HD12	2.35	0.42
1:A:158:VAL:CG1	1:A:159:ILE:N	2.83	0.42
1:B:220:SER:HB3	1:B:226:PRO:CD	2.49	0.42
1:B:204:HIS:CB	1:B:228:PRO:HA	2.50	0.42
1:B:99:TYR:HD2	1:B:370:LEU:HD21	1.75	0.42
2:C:54:LEU:CD2	2:D:28:LEU:CD2	2.86	0.42
2:D:60:ALA:HA	2:D:92:LYS:HZ1	1.82	0.42
2:D:87:PRO:HD2	2:D:90:ILE:CG2	2.49	0.42
3:E:15:VAL:CG2	3:E:16:GLU:N	2.83	0.42
3:E:45:GLU:CA	3:E:47:TYR:CE1	3.00	0.42
3:E:97:THR:HG23	3:E:98:ARG:N	2.35	0.42
3:F:13:SER:CB	3:F:72:MET:SD	3.08	0.42
4:G:31:VAL:HA	4:G:32:THR:C	2.40	0.42
3:E:108:VAL:CA	4:G:41:TYR:OH	2.64	0.42
5:H:111:ALA:CB	5:H:132:LEU:CD1	2.94	0.42
5:H:14:LEU:CD2	5:H:16:GLN:HE21	2.24	0.42
5:H:37:VAL:CG1	5:H:38:SER:N	2.82	0.42
1:A:203:THR:CG2	1:A:204:HIS:CE1	3.03	0.42
1:A:270:ILE:CG1	1:A:271:THR:N	2.82	0.42
1:A:110:ASP:N	1:A:396:LEU:HD13	2.32	0.42
1:B:149:VAL:O	1:B:149:VAL:HG13	2.20	0.42
1:B:202:ASP:HB2	1:B:243:PRO:HG3	2.02	0.42

Continued on next page...

Continued from previous page...

Atom-1	Atom-2	Interatomic distance (Å)	Clash overlap (Å)
1:B:287:VAL:O	1:B:319:THR:HG22	2.20	0.42
1:B:38:ILE:HG13	1:B:181:LEU:CD2	2.50	0.42
1:A:294:GLU:CA	2:C:31:PHE:HB2	2.45	0.42
2:C:71:THR:N	2:C:72:GLY:CA	2.82	0.42
2:C:82:PHE:HD1	2:C:82:PHE:HA	1.53	0.42
3:E:14:TYR:CD1	3:E:28:TRP:CD1	3.08	0.42
3:E:79:LYS:HZ1	3:F:97:THR:CG2	2.33	0.42
3:F:11:PHE:O	3:F:30:ASP:HA	2.20	0.42
3:F:31:GLU:OE2	3:F:32:PHE:HD1	2.03	0.42
3:E:81:VAL:HG23	3:F:86:ASP:HB3	1.96	0.42
5:H:114:GLU:CG	5:H:115:SER:N	2.83	0.42
5:H:145:THR:CG2	5:H:146:LEU:N	2.83	0.42
5:H:17:SER:N	5:H:27:LEU:HD12	2.35	0.42
1:A:237:ILE:HG13	1:A:238:GLY:N	2.35	0.41
1:A:281:PHE:HA	1:A:283:GLN:HB2	2.02	0.41
1:A:320:LEU:O	1:A:323:GLU:HB2	2.20	0.41
1:A:130:LEU:CD1	1:A:385:LEU:CD1	2.95	0.41
1:B:254:VAL:O	1:B:254:VAL:HG23	2.20	0.41
1:B:55:CYS:HB3	1:B:83:ARG:HG2	2.01	0.41
2:C:29:VAL:HG13	2:C:33:LYS:HD2	2.01	0.41
2:D:85:GLU:CB	2:D:86:ILE:HG22	2.41	0.41
3:E:41:ILE:CG2	3:E:42:SER:N	2.83	0.41
3:E:58:TYR:HD1	3:E:58:TYR:N	2.18	0.41
3:F:44:GLU:HG2	3:F:46:TYR:HB2	2.02	0.41
3:F:59:ASN:HD22	3:F:99:ILE:HG23	1.84	0.41
4:G:32:THR:HG23	4:G:37:LYS:N	2.35	0.41
5:H:111:ALA:CB	5:H:132:LEU:HD22	2.31	0.41
5:H:13:TYR:O	5:H:14:LEU:HB3	2.19	0.41
5:H:94:VAL:HG22	5:H:157:GLY:N	2.35	0.41
5:H:14:LEU:HD23	5:H:160:PHE:HB3	2.01	0.41
5:H:39:GLY:HA2	5:H:43:LEU:HB3	2.01	0.41
1:A:207:TYR:CD1	1:A:207:TYR:N	2.87	0.41
1:A:204:HIS:CB	1:A:228:PRO:HA	2.50	0.41
1:A:296:PRO:HB3	2:C:36:CYS:C	2.41	0.41
1:A:308:VAL:CG1	1:A:309:ILE:N	2.83	0.41
1:A:439:SER:CB	1:A:440:LYS:CA	2.95	0.41
1:B:203:THR:CG2	1:B:204:HIS:CE1	3.03	0.41
1:B:282:GLN:N	1:B:283:GLN:CB	2.82	0.41
1:B:288:LEU:CD2	1:B:288:LEU:N	2.83	0.41
1:A:292:ASP:CG	2:C:35:GLU:HA	2.41	0.41
2:D:39:PRO:O	2:D:40:PHE:CG	2.73	0.41

Continued on next page...

Continued from previous page...

Atom-1	Atom-2	Interatomic distance (Å)	Clash overlap (Å)
2:C:88:SER:HA	2:D:90:ILE:CG1	2.46	0.41
3:E:29:VAL:HG22	3:E:30:ASP:N	2.33	0.41
3:E:41:ILE:HG23	3:E:42:SER:H	1.84	0.41
3:E:75:ILE:N	3:E:75:ILE:CD1	2.83	0.41
3:E:8:VAL:CG2	3:E:9:ILE:N	2.83	0.41
3:F:81:VAL:HG13	3:F:82:THR:N	2.35	0.41
3:F:57:GLY:N	3:F:99:ILE:HD13	2.35	0.41
4:G:119:VAL:CG1	4:G:120:THR:N	2.83	0.41
4:G:63:ASN:C	4:G:64:ILE:HD12	2.41	0.41
5:H:92:TRP:HB3	5:H:156:GLY:HA3	2.01	0.41
1:B:453:PRO:O	1:B:456:GLU:HB3	2.20	0.41
1:B:444:VAL:CG1	1:B:449:PHE:H	2.33	0.41
1:A:44:GLU:HB3	1:A:45:PRO:CD	2.38	0.41
1:A:189:ILE:N	1:A:189:ILE:CD1	2.83	0.41
1:A:206:TYR:CB	1:A:226:PRO:HG2	2.50	0.41
1:A:256:ASP:N	1:A:376:MET:HE1	2.36	0.41
1:A:391:PHE:CD1	1:A:391:PHE:N	2.85	0.41
1:A:414:PHE:HD1	1:A:414:PHE:HA	1.65	0.41
1:B:106:THR:CG2	1:B:107:PHE:N	2.83	0.41
1:B:202:ASP:CB	1:B:243:PRO:HG3	2.50	0.41
2:D:30:GLU:HA	2:D:40:PHE:CE2	2.56	0.41
3:F:65:ASP:O	3:F:68:ILE:HD13	2.19	0.41
3:F:88:VAL:CG2	3:F:98:ARG:CB	2.95	0.41
4:G:62:GLU:HG3	5:H:56:PRO:HG2	1.99	0.41
4:G:60:PHE:CA	5:H:139:LYS:NZ	2.74	0.41
5:H:92:TRP:CD2	5:H:153:VAL:O	2.73	0.41
5:H:14:LEU:HD23	5:H:16:GLN:HG2	2.00	0.41
5:H:44:PHE:CZ	5:H:60:ALA:HA	2.55	0.41
5:H:96:THR:C	5:H:97:VAL:HG12	2.41	0.41
4:G:128:ARG:N	4:G:128:ARG:CD	2.83	0.41
1:A:460:ILE:HG21	1:B:467:TYR:CA	2.49	0.41
1:B:121:LEU:HB3	1:B:123:ASP:HA	2.02	0.41
1:B:145:TRP:CZ2	1:B:157:TYR:CG	3.08	0.41
1:B:148:PHE:CZ	1:B:156:ASP:HB3	2.54	0.41
1:B:290:ASN:CB	1:B:291:TYR:CA	2.98	0.41
1:B:99:TYR:HD1	1:B:99:TYR:HA	1.52	0.41
2:C:59:LYS:CB	2:C:92:LYS:HE3	2.32	0.41
2:D:11:SER:HB3	3:F:94:GLN:CA	2.48	0.41
2:D:13:THR:CG2	2:D:14:ASN:N	2.83	0.41
3:E:9:ILE:CG1	3:E:78:GLY:N	2.83	0.41
3:F:61:TYR:HB2	3:F:98:ARG:HH21	1.85	0.41

Continued on next page...

Continued from previous page...

Atom-1	Atom-2	Interatomic distance (Å)	Clash overlap (Å)
5:H:79:ILE:HG23	5:H:113:ILE:HD11	2.03	0.41
5:H:66:THR:O	5:H:67:TYR:HD1	2.03	0.41
1:A:179:PHE:CE1	1:A:181:LEU:N	2.88	0.41
1:A:253:MET:CG	1:B:87:ALA:CB	2.95	0.41
1:A:89:HIS:ND1	1:A:257:LEU:HA	2.35	0.41
1:A:292:ASP:CB	2:C:35:GLU:CB	2.86	0.41
1:B:101:VAL:CG2	1:B:102:GLY:N	2.82	0.41
1:B:134:VAL:CG2	1:B:135:LYS:N	2.83	0.41
1:B:201:THR:CG2	1:B:202:ASP:N	2.83	0.41
1:B:89:HIS:ND1	1:B:260:TYR:HE2	2.17	0.41
1:B:282:GLN:N	1:B:283:GLN:CA	2.82	0.41
1:B:387:LEU:CG	1:B:391:PHE:CE1	2.95	0.41
1:B:418:ARG:NH1	1:B:418:ARG:HG2	2.36	0.41
1:A:254:VAL:HG11	1:B:90:LYS:N	2.32	0.41
1:A:376:MET:CE	1:B:91:LEU:HD22	2.46	0.41
2:C:93:LYS:C	2:D:93:LYS:HZ1	2.21	0.41
3:E:53:GLN:NE2	3:E:102:LYS:HD3	2.31	0.41
3:E:67:ARG:CD	3:E:67:ARG:H	2.24	0.41
3:E:9:ILE:CB	3:E:78:GLY:N	2.84	0.41
3:F:44:GLU:HG2	3:F:46:TYR:CA	2.50	0.41
3:F:90:LEU:HB3	3:F:98:ARG:HH11	1.85	0.41
4:G:127:VAL:O	4:G:127:VAL:HG13	2.20	0.41
4:G:99:GLY:O	5:H:45:ASP:CB	2.67	0.41
5:H:33:THR:HG22	5:H:34:ASP:OD2	2.20	0.41
1:A:101:VAL:CG2	1:A:102:GLY:N	2.82	0.41
1:A:109:SER:CB	1:A:115:LEU:CA	2.96	0.41
1:A:38:ILE:HD13	1:A:183:TYR:H	1.86	0.41
1:A:365:LYS:HZ3	1:B:356:GLY:HA3	1.84	0.41
1:A:88:TRP:CB	1:A:264:ILE:HG12	2.50	0.41
1:B:177:ILE:HD11	1:B:180:ALA:CB	2.48	0.41
1:B:308:VAL:CG1	1:B:309:ILE:N	2.83	0.41
1:B:417:THR:CB	1:B:418:ARG:CA	2.95	0.41
2:C:38:ASN:O	2:C:40:PHE:HD2	2.04	0.41
3:E:9:ILE:HB	3:E:78:GLY:N	2.36	0.41
3:F:108:VAL:CG2	3:F:109:GLY:N	2.83	0.41
3:E:2:TYR:CZ	3:F:95:GLU:HG2	2.48	0.41
4:G:27:MET:CA	4:G:27:MET:CE	2.96	0.41
5:H:60:ALA:HB2	5:H:110:PHE:CD2	2.56	0.41
5:H:67:TYR:HB2	5:H:128:ILE:O	2.19	0.41
1:A:467:TYR:HA	1:A:467:TYR:HD1	1.55	0.41
1:B:444:VAL:HG13	1:B:449:PHE:N	2.35	0.41

Continued on next page...

Continued from previous page...

Atom-1	Atom-2	Interatomic distance (Å)	Clash overlap (Å)
1:A:204:HIS:NE2	1:A:223:GLU:CB	2.83	0.41
1:A:220:SER:HB2	1:A:226:PRO:HD2	1.99	0.41
1:A:230:MET:CG	1:A:239:TRP:NE1	2.79	0.41
1:A:296:PRO:HD3	2:C:35:GLU:CD	2.36	0.41
1:A:59:ILE:HD12	1:A:81:ASN:ND2	2.33	0.41
1:B:109:SER:CB	1:B:115:LEU:N	2.83	0.41
1:B:163:GLU:N	1:B:164:GLU:CA	2.81	0.41
1:B:230:MET:O	1:B:237:ILE:HG22	2.21	0.41
1:B:281:PHE:N	1:B:283:GLN:CG	2.84	0.41
1:B:281:PHE:HA	1:B:283:GLN:HB2	2.02	0.41
1:A:64:ARG:NH2	1:B:321:ARG:HD2	2.29	0.41
1:B:401:LYS:N	1:B:402:GLY:CA	2.82	0.41
2:C:30:GLU:HA	2:C:40:PHE:CE2	2.56	0.41
2:D:29:VAL:HG13	2:D:33:LYS:HD2	2.01	0.41
1:B:295:ASN:HA	2:D:35:GLU:OE2	2.21	0.41
1:B:313:GLY:CA	2:C:52:GLY:N	2.77	0.41
2:C:97:TYR:CZ	2:D:102:ARG:HA	2.51	0.41
2:C:97:TYR:CE1	2:D:98:ARG:NH2	2.88	0.41
3:F:9:ILE:CG2	3:F:10:THR:N	2.83	0.41
3:F:44:GLU:CG	3:F:46:TYR:CG	3.03	0.41
4:G:76:ARG:CB	4:G:76:ARG:CZ	2.98	0.41
4:G:93:LYS:HB2	4:G:94:PRO:CD	2.50	0.41
5:H:65:VAL:CG1	5:H:66:THR:N	2.82	0.41
1:A:121:LEU:HB3	1:A:123:ASP:HA	2.02	0.41
1:A:144:TYR:CD1	1:A:247:PHE:N	2.83	0.41
1:A:201:THR:CG2	1:A:202:ASP:N	2.83	0.41
1:A:205:VAL:CG2	1:A:229:HIS:CE1	3.03	0.41
1:A:147:PRO:CD	1:A:244:ILE:HG21	2.51	0.41
1:A:280:ASP:O	1:A:281:PHE:CD1	2.74	0.41
1:A:112:LYS:CG	1:A:401:LYS:HZ1	2.30	0.41
1:B:109:SER:CB	1:B:115:LEU:CA	2.97	0.41
1:B:179:PHE:HD1	1:B:200:TYR:O	2.03	0.41
1:B:204:HIS:NE2	1:B:223:GLU:CB	2.83	0.41
1:B:205:VAL:CG2	1:B:229:HIS:CE1	3.03	0.41
1:B:256:ASP:O	1:B:260:TYR:CE1	2.74	0.41
3:E:41:ILE:HD13	3:E:53:GLN:HB3	2.03	0.41
3:E:90:LEU:HD13	3:E:98:ARG:CD	2.51	0.41
3:F:108:VAL:HG22	4:G:37:LYS:HG2	1.30	0.41
2:D:4:GLN:HA	3:F:1:MET:H1	1.84	0.41
3:F:14:TYR:CB	3:F:28:TRP:CZ2	2.97	0.41
2:D:11:SER:OG	3:F:93:LEU:CB	2.68	0.41

Continued on next page...

Continued from previous page...

Atom-1	Atom-2	Interatomic distance (Å)	Clash overlap (Å)
4:G:32:THR:CG2	4:G:45:VAL:CG1	2.96	0.41
4:G:101:THR:O	5:H:42:GLU:CA	2.69	0.41
1:A:354:ILE:CG2	1:B:353:THR:CB	2.90	0.41
2:C:20:TYR:CE1	2:C:24:MET:CG	3.04	0.41
1:A:109:SER:CB	1:A:115:LEU:N	2.82	0.41
1:A:256:ASP:O	1:A:260:TYR:CE1	2.74	0.41
1:A:401:LYS:N	1:A:402:GLY:CA	2.82	0.41
1:B:199:LEU:C	1:B:200:TYR:HD1	2.24	0.41
1:B:278:PHE:CE1	1:B:333:LEU:HD12	2.56	0.41
1:B:401:LYS:HA	1:B:402:GLY:C	2.42	0.41
2:C:37:HIS:H	2:C:37:HIS:CD2	2.24	0.41
1:A:106:THR:CG2	1:A:107:PHE:N	2.83	0.41
1:A:163:GLU:HB3	1:A:164:GLU:CA	2.51	0.41
1:A:163:GLU:HG3	1:A:183:TYR:CE1	2.56	0.41
1:A:295:ASN:HA	2:C:35:GLU:OE2	2.21	0.41
1:A:41:HIS:HB2	1:A:165:MET:C	2.41	0.41
1:B:130:LEU:HD11	1:B:134:VAL:CG1	2.51	0.41
1:B:163:GLU:CA	1:B:182:ARG:HG3	2.51	0.41
1:B:183:TYR:CD1	1:B:183:TYR:O	2.74	0.41
1:B:41:HIS:HB2	1:B:165:MET:C	2.41	0.41
1:A:291:TYR:CE1	2:C:32:ALA:HB3	2.56	0.41
2:C:12:ILE:CG2	2:C:65:MET:CB	2.96	0.41
2:C:8:ARG:HD2	2:C:12:ILE:HG13	2.03	0.41
2:D:59:LYS:O	2:D:62:GLN:HG2	2.21	0.41
2:C:5:ARG:CB	3:E:3:GLU:CA	2.99	0.41
3:E:47:TYR:C	3:E:50:GLN:HB3	2.41	0.41
3:F:60:ILE:HG13	3:F:61:TYR:N	2.35	0.41
2:C:55:ILE:CG1	2:C:56:PHE:N	2.82	0.41
2:C:8:ARG:NH2	2:D:64:TYR:OH	2.54	0.41
3:F:13:SER:C	3:F:28:TRP:CE3	2.95	0.41
3:F:45:GLU:CA	3:F:47:TYR:CD1	2.95	0.41
3:E:5:PHE:HE1	3:F:64:TYR:CE1	2.38	0.41
3:E:76:TYR:CD2	3:F:87:PRO:O	2.74	0.41
3:F:57:GLY:HA2	3:F:99:ILE:HG12	2.03	0.41
4:G:43:TYR:CG	4:G:43:TYR:O	2.74	0.41
4:G:64:ILE:N	4:G:64:ILE:CD1	2.83	0.41
4:G:91:THR:CG2	4:G:92:TYR:N	2.84	0.41
5:H:57:GLY:CA	5:H:142:GLU:HG3	2.50	0.41
5:H:42:GLU:CB	5:H:43:LEU:CA	2.95	0.41
5:H:139:LYS:N	5:H:139:LYS:CD	2.83	0.41
1:A:354:ILE:HG12	1:B:353:THR:HB	2.03	0.41

Continued on next page...

Continued from previous page...

Atom-1	Atom-2	Interatomic distance (Å)	Clash overlap (Å)
1:A:433:VAL:CG1	1:A:434:THR:N	2.83	0.41
1:A:171:ASP:HB2	1:A:178:LEU:HG	2.02	0.41
1:A:179:PHE:CE1	1:A:199:LEU:CD1	2.95	0.41
1:A:264:ILE:CD1	1:A:264:ILE:N	2.84	0.41
1:A:391:PHE:O	1:A:394:GLU:HB2	2.19	0.41
1:A:418:ARG:HG2	1:A:418:ARG:NH1	2.36	0.41
1:A:52:TYR:HA	1:A:52:TYR:HD1	1.46	0.41
1:A:61:LYS:N	1:A:62:LYS:HA	2.36	0.41
1:B:147:PRO:HD2	1:B:244:ILE:CG2	2.51	0.41
1:B:413:THR:O	1:B:414:PHE:CD1	2.74	0.41
1:A:436:GLY:CA	1:B:434:THR:HG21	2.44	0.41
2:C:27:LEU:O	2:C:31:PHE:CE2	2.74	0.41
2:C:39:PRO:O	2:C:40:PHE:CG	2.73	0.41
2:D:8:ARG:HD2	2:D:12:ILE:HG13	2.03	0.41
2:C:97:TYR:CD1	2:D:98:ARG:CG	2.78	0.41
3:E:43:GLN:HE22	3:F:102:LYS:HD2	1.86	0.41
3:E:55:PRO:HB3	3:E:58:TYR:CE1	2.56	0.41
3:E:32:PHE:CZ	3:E:68:ILE:CG2	2.94	0.41
3:E:12:GLN:N	3:E:75:ILE:HD13	2.36	0.41
3:E:79:LYS:HE2	3:F:70:LYS:HB3	2.03	0.41
4:G:21:TYR:CE1	4:G:23:PRO:CG	3.03	0.41
3:F:17:GLN:NE2	4:G:25:MET:O	2.53	0.41
5:H:15:PHE:CZ	5:H:74:ALA:O	2.74	0.41
5:H:90:LYS:O	5:H:91:PHE:CD1	2.74	0.41
1:B:439:SER:CB	1:B:440:LYS:CA	2.95	0.41
5:H:83:TYR:O	5:H:83:TYR:CD1	2.74	0.41
1:A:218:ASP:CB	1:A:219:TYR:HA	2.49	0.40
1:A:96:LYS:CG	1:A:373:LYS:CD	2.97	0.40
1:A:401:LYS:HA	1:A:402:GLY:C	2.41	0.40
1:A:62:LYS:CD	1:A:62:LYS:N	2.83	0.40
1:B:207:TYR:CD1	1:B:207:TYR:N	2.87	0.40
1:B:387:LEU:O	1:B:390:TRP:HB3	2.20	0.40
1:B:40:GLU:CB	1:B:166:ILE:CD1	2.99	0.40
2:C:40:PHE:CD1	2:C:40:PHE:O	2.75	0.40
2:D:50:PRO:HD2	2:D:53:VAL:HB	2.03	0.40
2:C:59:LYS:O	2:C:62:GLN:HG2	2.21	0.40
2:C:5:ARG:NH1	3:E:63:PRO:CG	2.79	0.40
2:C:86:ILE:HD11	2:D:87:PRO:O	2.20	0.40
2:D:20:TYR:CE1	2:D:24:MET:CG	3.04	0.40
3:E:2:TYR:CE1	3:F:93:LEU:O	2.74	0.40
3:E:32:PHE:CD1	3:E:67:ARG:HB3	2.56	0.40

Continued on next page...

Continued from previous page...

Atom-1	Atom-2	Interatomic distance (Å)	Clash overlap (Å)
3:E:10:THR:CG2	3:E:33:THR:HB	2.51	0.40
3:E:32:PHE:CE2	3:E:34:ALA:HB2	2.55	0.40
3:F:26:TYR:HB2	3:F:28:TRP:NE1	2.35	0.40
3:F:67:ARG:HH11	3:F:67:ARG:HD3	1.74	0.40
3:E:2:TYR:CD1	3:F:93:LEU:O	2.74	0.40
5:H:104:TYR:O	5:H:158:TYR:CD1	2.74	0.40
5:H:92:TRP:CD1	5:H:159:ASP:OD2	2.74	0.40
5:H:15:PHE:CB	5:H:30:ALA:CB	2.95	0.40
4:G:10:LEU:CG	5:H:53:ILE:HA	2.40	0.40
1:A:157:TYR:CD1	1:A:157:TYR:O	2.75	0.40
1:A:287:VAL:HA	1:B:310:LYS:HZ2	1.86	0.40
1:A:321:ARG:C	1:A:321:ARG:HD3	2.42	0.40
1:A:59:ILE:O	1:A:62:LYS:HG3	2.20	0.40
1:B:130:LEU:HD21	1:B:385:LEU:HG	2.03	0.40
1:A:335:ARG:CA	1:B:334:GLU:OE1	2.69	0.40
1:B:110:ASP:OD1	1:B:406:PRO:HG2	2.21	0.40
2:C:50:PRO:HD2	2:C:53:VAL:HB	2.03	0.40
2:D:25:VAL:HG21	2:D:57:VAL:HG11	2.03	0.40
3:E:74:VAL:HG12	3:E:81:VAL:O	2.21	0.40
2:D:5:ARG:CD	3:F:63:PRO:CG	2.98	0.40
3:F:68:ILE:HD11	3:F:69:ASP:OD1	2.20	0.40
3:F:12:GLN:HB2	3:F:73:ARG:HD2	2.03	0.40
3:F:73:ARG:HD3	3:F:80:ILE:CB	2.50	0.40
4:G:113:ILE:HG13	4:G:115:ASP:OD1	2.22	0.40
5:H:143:ILE:HG21	5:H:147:PRO:HD3	1.99	0.40
5:H:90:LYS:CB	5:H:151:VAL:HG13	2.52	0.40
5:H:159:ASP:OD1	5:H:160:PHE:CG	2.74	0.40
5:H:54:LEU:CD1	5:H:54:LEU:N	2.84	0.40
5:H:89:ILE:CG2	5:H:90:LYS:N	2.83	0.40
1:B:439:SER:N	1:B:440:LYS:HA	2.35	0.40
1:A:190:MET:HE3	1:A:192:GLU:CG	2.51	0.40
1:A:253:MET:CE	1:B:53:TYR:HE1	2.35	0.40
1:A:281:PHE:N	1:A:283:GLN:CG	2.84	0.40
1:A:387:LEU:O	1:A:390:TRP:HB3	2.22	0.40
1:A:66:TYR:C	1:A:67:TYR:HD1	2.24	0.40
1:B:221:TYR:CE1	1:B:224:ASN:OD1	2.75	0.40
1:B:239:TRP:HE3	1:B:241:ARG:HG3	1.85	0.40
1:B:277:SER:CB	1:B:281:PHE:CE2	2.95	0.40
1:B:285:VAL:HG12	1:B:287:VAL:HG23	2.04	0.40
1:B:312:SER:HB2	2:C:33:LYS:CE	2.52	0.40
3:E:44:GLU:OE1	3:E:47:TYR:CD1	2.75	0.40

Continued on next page...

Continued from previous page...

Atom-1	Atom-2	Interatomic distance (Å)	Clash overlap (Å)
3:F:41:ILE:CG2	3:F:42:SER:N	2.82	0.40
3:F:71:LYS:O	3:F:72:MET:HG2	2.21	0.40
5:H:65:VAL:HG23	5:H:132:LEU:HD12	2.03	0.40
5:H:13:TYR:CZ	5:H:32:GLN:O	2.74	0.40
5:H:39:GLY:HA2	5:H:43:LEU:HB2	2.02	0.40
4:G:134:ASN:HD22	5:H:59:VAL:HG12	0.86	0.40
5:H:117:GLU:O	5:H:118:TYR:CD1	2.75	0.40
1:A:179:PHE:CE1	1:A:180:ALA:C	2.95	0.40
1:A:183:TYR:O	1:A:183:TYR:CG	2.74	0.40
1:A:221:TYR:CE1	1:A:224:ASN:OD1	2.75	0.40
1:A:288:LEU:N	1:A:288:LEU:CD2	2.83	0.40
1:A:381:ILE:HG22	1:A:386:ARG:CD	2.51	0.40
1:B:136:ASN:OD1	1:B:145:TRP:CZ2	2.75	0.40
1:B:179:PHE:CE1	1:B:181:LEU:N	2.90	0.40
1:B:165:MET:HG3	1:B:181:LEU:O	2.22	0.40
1:B:321:ARG:CD	1:B:322:ALA:N	2.84	0.40
1:B:410:LEU:O	1:B:411:THR:HG23	2.21	0.40
1:A:250:ASN:N	1:B:53:TYR:OH	2.54	0.40
1:A:252:GLU:CG	1:B:90:LYS:HG3	2.51	0.40
2:D:38:ASN:O	2:D:40:PHE:CD2	2.74	0.40
2:D:53:VAL:HG12	2:D:57:VAL:HG11	2.04	0.40
2:D:55:ILE:CG1	2:D:56:PHE:N	2.83	0.40
3:E:32:PHE:HZ	3:E:68:ILE:HG22	1.80	0.40
3:E:64:TYR:CD2	3:E:94:GLN:CD	2.95	0.40
3:F:68:ILE:CG1	3:F:69:ASP:N	2.82	0.40
4:G:133:ASN:C	5:H:56:PRO:HG2	2.42	0.40
5:H:143:ILE:CB	5:H:147:PRO:HD2	2.51	0.40
5:H:108:PHE:CD2	5:H:149:GLU:CD	2.94	0.40
5:H:151:VAL:O	5:H:151:VAL:HG12	2.21	0.40
5:H:14:LEU:CD2	5:H:163:PRO:HB2	2.51	0.40
5:H:32:GLN:OE1	5:H:67:TYR:HE1	2.03	0.40
2:D:78:VAL:CG2	2:D:79:SER:N	2.83	0.40
1:B:347:VAL:CG1	1:B:348:ASP:N	2.83	0.40
5:H:118:TYR:HA	5:H:118:TYR:HD1	1.44	0.40
1:A:136:ASN:OD1	1:A:145:TRP:CZ2	2.75	0.40
1:A:375:ASN:ND2	1:B:95:GLN:OE1	2.55	0.40
1:A:382:ARG:HD2	1:B:98:GLN:N	2.28	0.40
1:A:410:LEU:O	1:A:411:THR:HG23	2.22	0.40
1:A:46:LEU:O	1:A:50:VAL:HG23	2.22	0.40
1:A:65:THR:CB	1:A:73:GLN:CG	3.00	0.40
1:B:207:TYR:C	1:B:208:TYR:CD1	2.95	0.40

Continued on next page...

Continued from previous page...

Atom-1	Atom-2	Interatomic distance (Å)	Clash overlap (Å)
1:B:257:LEU:HD12	1:B:260:TYR:CD2	2.56	0.40
1:B:366:LEU:CD2	1:B:367:TYR:HE1	2.35	0.40
1:B:52:TYR:HA	1:B:52:TYR:HD1	1.45	0.40
3:E:14:TYR:CE1	3:E:26:TYR:HB3	2.56	0.40
3:E:36:ALA:CB	3:E:76:TYR:CE1	2.95	0.40
3:E:56:ILE:CG1	3:E:84:ILE:CD1	2.95	0.40
3:F:31:GLU:OE2	3:F:32:PHE:CD1	2.75	0.40
3:E:38:VAL:CB	3:F:88:VAL:CG1	2.95	0.40
3:F:96:ILE:HD11	3:F:98:ARG:NE	2.37	0.40
4:G:59:SER:HB3	5:H:139:LYS:CD	2.51	0.40
5:H:32:GLN:CB	5:H:155:LYS:HZ3	2.24	0.40
5:H:43:LEU:CD1	5:H:43:LEU:H	2.35	0.40
4:G:133:ASN:CA	5:H:56:PRO:HG2	2.52	0.40
5:H:79:ILE:O	5:H:82:ALA:HB3	2.22	0.40
1:B:184:TYR:CD1	1:B:184:TYR:O	2.75	0.40
1:B:347:VAL:HG13	1:B:349:ASN:H	1.87	0.40
3:E:21:GLU:HG3	3:E:23:GLY:N	2.36	0.40

There are no symmetry-related clashes.

5.3 Torsion angles ⓘ

5.3.1 Protein backbone ⓘ

In the following table, the Percentiles column shows the percent Ramachandran outliers of the chain as a percentile score with respect to all PDB entries followed by that with respect to all EM entries.

The Analysed column shows the number of residues for which the backbone conformation was analysed, and the total number of residues.

Mol	Chain	Analysed	Favoured	Allowed	Outliers	Percentiles	
1	A	437/503 (87%)	429 (98%)	6 (1%)	2 (0%)	34	77
1	B	437/503 (87%)	429 (98%)	6 (1%)	2 (0%)	34	77
2	C	97/102 (95%)	93 (96%)	2 (2%)	2 (2%)	9	50
2	D	97/102 (95%)	93 (96%)	2 (2%)	2 (2%)	9	50
3	E	107/109 (98%)	98 (92%)	8 (8%)	1 (1%)	21	67
3	F	107/109 (98%)	94 (88%)	8 (8%)	5 (5%)	3	32
4	G	131/134 (98%)	121 (92%)	4 (3%)	6 (5%)	3	32

Continued on next page...

Continued from previous page...

Mol	Chain	Analysed	Favoured	Allowed	Outliers	Percentiles	
5	H	159/177 (90%)	145 (91%)	8 (5%)	6 (4%)	4	37
All	All	1572/1739 (90%)	1502 (96%)	44 (3%)	26 (2%)	16	55

All (26) Ramachandran outliers are listed below:

Mol	Chain	Res	Type
1	A	308	VAL
1	B	308	VAL
1	B	347	VAL
2	C	98	ARG
2	C	101	ALA
2	D	98	ARG
2	D	101	ALA
3	F	7	ASP
4	G	34	SER
5	H	34	ASP
3	F	70	LYS
3	E	104	ASP
3	F	43	GLN
3	F	104	ASP
4	G	74	THR
5	H	38	SER
4	G	4	LYS
5	H	19	ASP
5	H	62	SER
5	H	122	VAL
1	A	345	GLN
4	G	55	GLU
4	G	107	LEU
5	H	166	THR
3	F	85	GLY
4	G	73	GLY

5.3.2 Protein sidechains ⓘ

In the following table, the Percentiles column shows the percent sidechain outliers of the chain as a percentile score with respect to all PDB entries followed by that with respect to all EM entries.

The Analysed column shows the number of residues for which the sidechain conformation was analysed, and the total number of residues.

Mol	Chain	Analysed	Rotameric	Outliers	Percentiles	
1	A	388/436 (89%)	346 (89%)	42 (11%)	8	35
1	B	388/436 (89%)	348 (90%)	40 (10%)	9	37
2	C	88/91 (97%)	76 (86%)	12 (14%)	5	27
2	D	88/91 (97%)	76 (86%)	12 (14%)	5	27
3	E	93/94 (99%)	72 (77%)	21 (23%)	1	8
3	F	93/94 (99%)	71 (76%)	22 (24%)	1	7
4	G	117/118 (99%)	102 (87%)	15 (13%)	5	29
5	H	130/142 (92%)	112 (86%)	18 (14%)	4	27
All	All	1385/1502 (92%)	1203 (87%)	182 (13%)	9	28

All (182) residues with a non-rotameric sidechain are listed below:

Mol	Chain	Res	Type
1	A	52	TYR
1	A	62	LYS
1	A	66	TYR
1	A	83	ARG
1	A	96	LYS
1	A	99	TYR
1	A	100	LEU
1	A	103	GLU
1	A	107	PHE
1	A	126	PHE
1	A	142	ILE
1	A	144	TYR
1	A	145	TRP
1	A	148	PHE
1	A	154	GLU
1	A	159	ILE
1	A	163	GLU
1	A	165	MET
1	A	177	ILE
1	A	179	PHE
1	A	183	TYR
1	A	184	TYR
1	A	186	TYR
1	A	190	MET
1	A	216	GLN
1	A	227	ARG
1	A	258	LYS

Continued on next page...

Continued from previous page...

Mol	Chain	Res	Type
1	A	259	PHE
1	A	260	TYR
1	A	264	ILE
1	A	275	MET
1	A	291	TYR
1	A	318	ASP
1	A	321	ARG
1	A	340	LEU
1	A	373	LYS
1	A	382	ARG
1	A	404	PHE
1	A	410	LEU
1	A	420	GLN
1	A	440	LYS
1	A	467	TYR
1	B	52	TYR
1	B	62	LYS
1	B	66	TYR
1	B	83	ARG
1	B	96	LYS
1	B	99	TYR
1	B	100	LEU
1	B	103	GLU
1	B	107	PHE
1	B	142	ILE
1	B	144	TYR
1	B	145	TRP
1	B	148	PHE
1	B	154	GLU
1	B	159	ILE
1	B	163	GLU
1	B	165	MET
1	B	177	ILE
1	B	179	PHE
1	B	183	TYR
1	B	184	TYR
1	B	186	TYR
1	B	190	MET
1	B	216	GLN
1	B	227	ARG
1	B	258	LYS
1	B	259	PHE

Continued on next page...

Continued from previous page...

Mol	Chain	Res	Type
1	B	260	TYR
1	B	275	MET
1	B	291	TYR
1	B	321	ARG
1	B	340	LEU
1	B	347	VAL
1	B	373	LYS
1	B	382	ARG
1	B	404	PHE
1	B	410	LEU
1	B	420	GLN
1	B	440	LYS
1	B	467	TYR
2	C	35	GLU
2	C	37	HIS
2	C	59	LYS
2	C	64	TYR
2	C	73	ARG
2	C	80	TYR
2	C	81	ASN
2	C	82	PHE
2	C	94	LEU
2	C	99	LYS
2	C	100	MET
2	C	102	ARG
2	D	35	GLU
2	D	37	HIS
2	D	59	LYS
2	D	64	TYR
2	D	73	ARG
2	D	80	TYR
2	D	81	ASN
2	D	82	PHE
2	D	94	LEU
2	D	99	LYS
2	D	100	MET
2	D	102	ARG
3	E	1	MET
3	E	6	ARG
3	E	11	PHE
3	E	26	TYR
3	E	32	PHE

Continued on next page...

Continued from previous page...

Mol	Chain	Res	Type
3	E	37	HIS
3	E	44	GLU
3	E	50	GLN
3	E	51	GLN
3	E	56	ILE
3	E	58	TYR
3	E	61	TYR
3	E	70	LYS
3	E	83	PHE
3	E	86	ASP
3	E	90	LEU
3	E	93	LEU
3	E	96	ILE
3	E	97	THR
3	E	100	LYS
3	E	102	LYS
3	F	1	MET
3	F	5	PHE
3	F	6	ARG
3	F	26	TYR
3	F	32	PHE
3	F	37	HIS
3	F	48	LYS
3	F	50	GLN
3	F	51	GLN
3	F	52	LEU
3	F	53	GLN
3	F	54	THR
3	F	60	ILE
3	F	61	TYR
3	F	64	TYR
3	F	68	ILE
3	F	76	TYR
3	F	77	ARG
3	F	81	VAL
3	F	90	LEU
3	F	93	LEU
3	F	98	ARG
4	G	3	TRP
4	G	4	LYS
4	G	8	ARG
4	G	22	GLN

Continued on next page...

Continued from previous page...

Mol	Chain	Res	Type
4	G	27	MET
4	G	29	ASN
4	G	37	LYS
4	G	41	TYR
4	G	66	MET
4	G	93	LYS
4	G	95	LEU
4	G	97	PHE
4	G	122	HIS
4	G	124	ILE
4	G	128	ARG
5	H	10	ASP
5	H	15	PHE
5	H	22	THR
5	H	43	LEU
5	H	44	PHE
5	H	52	ARG
5	H	90	LYS
5	H	98	LYS
5	H	104	TYR
5	H	110	PHE
5	H	112	TYR
5	H	118	TYR
5	H	139	LYS
5	H	142	GLU
5	H	151	VAL
5	H	153	VAL
5	H	155	LYS
5	H	158	TYR

Some sidechains can be flipped to improve hydrogen bonding and reduce clashes. All (60) such sidechains are listed below:

Mol	Chain	Res	Type
1	A	41	HIS
1	A	81	ASN
1	A	86	HIS
1	A	95	GLN
1	A	98	GLN
1	A	111	ASN
1	A	119	ASN
1	A	131	ASN
1	A	136	ASN

Continued on next page...

Continued from previous page...

Mol	Chain	Res	Type
1	A	195	GLN
1	A	216	GLN
1	A	225	ASN
1	A	229	HIS
1	A	250	ASN
1	A	282	GLN
1	A	290	ASN
1	A	302	ASN
1	A	337	GLN
1	A	398	ASN
1	A	420	GLN
1	A	431	GLN
1	B	41	HIS
1	B	81	ASN
1	B	86	HIS
1	B	98	GLN
1	B	111	ASN
1	B	119	ASN
1	B	131	ASN
1	B	136	ASN
1	B	195	GLN
1	B	216	GLN
1	B	225	ASN
1	B	250	ASN
1	B	283	GLN
1	B	290	ASN
1	B	302	ASN
1	B	398	ASN
1	B	420	GLN
1	B	431	GLN
2	C	14	ASN
2	C	38	ASN
2	C	81	ASN
2	D	14	ASN
2	D	81	ASN
2	D	95	ASN
3	E	43	GLN
3	E	51	GLN
3	E	53	GLN
3	F	43	GLN
3	F	53	GLN
3	F	59	ASN

Continued on next page...

Continued from previous page...

Mol	Chain	Res	Type
4	G	11	GLN
4	G	17	ASN
4	G	49	GLN
5	H	16	GLN
5	H	85	ASN
5	H	88	GLN
5	H	101	ASN
5	H	152	ASN
5	H	161	GLN

5.3.3 RNA [i](#)

There are no RNA molecules in this entry.

5.4 Non-standard residues in protein, DNA, RNA chains [i](#)

There are no non-standard protein/DNA/RNA residues in this entry.

5.5 Carbohydrates [i](#)

There are no carbohydrates in this entry.

5.6 Ligand geometry [i](#)

There are no ligands in this entry.

5.7 Other polymers [i](#)

There are no such residues in this entry.

5.8 Polymer linkage issues [i](#)

There are no chain breaks in this entry.