



wwPDB EM Map/Model Validation Report ⓘ

Apr 10, 2016 – 02:04 PM BST

PDB ID : 4AAS
EMDB ID: : EMD-2000
Title : ATP-triggered molecular mechanics of the chaperonin GroEL
Authors : Clare, D.K.; Vasishtan, D.; Stagg, S.; Quispe, J.; Farr, G.W.; Topf, M.; Horwich, A.L.; Saibil, H.R.
Deposited on : 2011-12-05
Resolution : 8.50 Å(reported)
Based on PDB ID : 1OEL

This is a wwPDB EM Map/Model Validation Report for a publicly released PDB/EMDB entry.
For rigid body fitted models, validation errors reported here could stem from errors in the original structure(s) used in the fitting.
We welcome your comments at validation@mail.wwpdb.org
A user guide is available at
<http://wwpdb.org/validation/2016/EMValidationReportHelp>

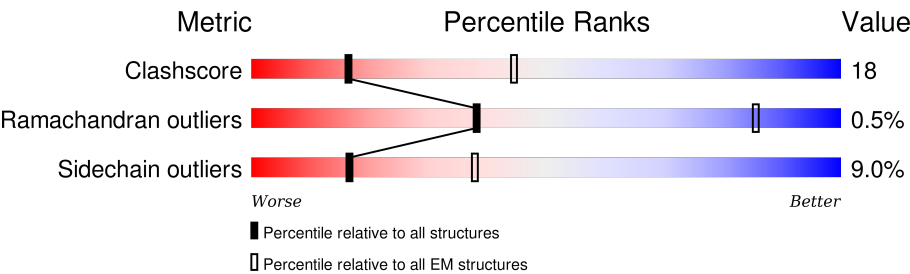
MolProbity : 4.02b-467
Mogul : 1.7.1 (RC1), CSD as537be (2016)
Percentile statistics : 20151230.v01 (using entries in the PDB archive December 30th 2015)
Ideal geometry (proteins) : Engh & Huber (2001)
Ideal geometry (DNA, RNA) : Parkinson et. al. (1996)
Validation Pipeline (wwPDB-VP) : trunk27241

1 Overall quality at a glance i

The following experimental techniques were used to determine the structure:
ELECTRON MICROSCOPY

The reported resolution of this entry is 8.50 Å.

Percentile scores (ranging between 0-100) for global validation metrics of the entry are shown in the following graphic. The table shows the number of entries on which the scores are based.







Metric	Whole archive (#Entries)	EM structures (#Entries)
Clashscore	114402	924
Ramachandran outliers	111179	726
Sidechain outliers	111093	686

The table below summarises the geometric issues observed across the polymeric chains. The red, orange, yellow and green segments on the bar indicate the fraction of residues that contain outliers for ≥ 3 , 2, 1 and 0 types of geometric quality criteria. A grey segment represents the fraction of residues that are not modelled. The numeric value for each fraction is indicated below the corresponding segment, with a dot representing fractions $\leq 5\%$

Mol	Chain	Length	Quality of chain
1	A	548	57% 28% 9% . .
1	B	548	57% 28% 7% . .
1	C	548	57% 28% 8% . .
1	D	548	58% 26% 9% . .
1	E	548	57% 28% 8% . .
1	F	548	57% 27% 8% . .
1	G	548	57% 28% 8% . .
1	H	548	75% 18% . .
1	I	548	75% 18% . .

Continued on next page...

Continued from previous page...

Mol	Chain	Length	Quality of chain
1	J	548	
1	K	548	
1	L	548	
1	M	548	
1	N	548	

The following table lists non-polymeric compounds, carbohydrate monomers and non-standard residues in protein, DNA, RNA chains that are outliers for geometric or electron-density-fit criteria:

Mol	Type	Chain	Res	Chirality	Geometry	Clashes	Electron density
2	PO4	A	1525	-	-	X	-
2	PO4	B	1525	-	-	X	-
2	PO4	C	1525	-	-	X	-
2	PO4	D	1525	-	-	X	-
2	PO4	E	1525	-	-	X	-
2	PO4	F	1525	-	-	X	-
2	PO4	G	1525	-	-	X	-

2 Entry composition [i](#)

There are 4 unique types of molecules in this entry. The entry contains 54062 atoms, of which 0 are hydrogens and 0 are deuteriums.

In the tables below, the AltConf column contains the number of residues with at least one atom in alternate conformation and the Trace column contains the number of residues modelled with at most 2 atoms.

- Molecule 1 is a protein called 60 KDA CHAPERONIN.

Mol	Chain	Residues	Atoms					AltConf	Trace
1	A	524	Total	C	N	O	S	0	1
			3846	2391	665	770	20		
1	B	524	Total	C	N	O	S	0	1
			3845	2391	664	770	20		
1	C	524	Total	C	N	O	S	0	1
			3845	2391	664	770	20		
1	D	524	Total	C	N	O	S	0	1
			3845	2391	664	770	20		
1	E	524	Total	C	N	O	S	0	1
			3845	2391	664	770	20		
1	F	524	Total	C	N	O	S	0	1
			3845	2391	664	770	20		
1	G	524	Total	C	N	O	S	0	1
			3845	2391	664	770	20		
1	H	524	Total	C	N	O	S	0	1
			3845	2391	664	770	20		
1	I	524	Total	C	N	O	S	0	1
			3845	2391	664	770	20		
1	J	524	Total	C	N	O	S	0	1
			3845	2391	664	770	20		
1	K	524	Total	C	N	O	S	0	1
			3845	2391	664	770	20		
1	L	524	Total	C	N	O	S	0	1
			3845	2391	664	770	20		
1	M	524	Total	C	N	O	S	0	1
			3845	2391	664	770	20		
1	N	524	Total	C	N	O	S	0	1
			3845	2391	664	770	20		

There are 14 discrepancies between the modelled and reference sequences:

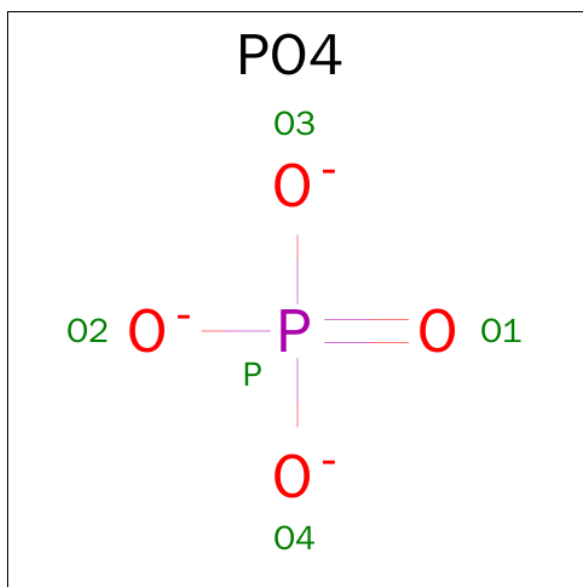
Chain	Residue	Modelled	Actual	Comment	Reference
A	398	ALA	ASP	ENGINEERED MUTATION	UNP P0A6F5
B	398	ALA	ASP	ENGINEERED MUTATION	UNP P0A6F5

Continued on next page...

Continued from previous page...

Chain	Residue	Modelled	Actual	Comment	Reference
C	398	ALA	ASP	ENGINEERED MUTATION	UNP P0A6F5
D	398	ALA	ASP	ENGINEERED MUTATION	UNP P0A6F5
E	398	ALA	ASP	ENGINEERED MUTATION	UNP P0A6F5
F	398	ALA	ASP	ENGINEERED MUTATION	UNP P0A6F5
G	398	ALA	ASP	ENGINEERED MUTATION	UNP P0A6F5
H	398	ALA	ASP	ENGINEERED MUTATION	UNP P0A6F5
I	398	ALA	ASP	ENGINEERED MUTATION	UNP P0A6F5
J	398	ALA	ASP	ENGINEERED MUTATION	UNP P0A6F5
K	398	ALA	ASP	ENGINEERED MUTATION	UNP P0A6F5
L	398	ALA	ASP	ENGINEERED MUTATION	UNP P0A6F5
M	398	ALA	ASP	ENGINEERED MUTATION	UNP P0A6F5
N	398	ALA	ASP	ENGINEERED MUTATION	UNP P0A6F5

- Molecule 2 is PHOSPHATE ION (three-letter code: PO4) (formula: O₄P).



Mol	Chain	Residues	Atoms	AltConf
2	A	1	Total P 1 1	0
2	B	1	Total P 1 1	0
2	C	1	Total P 1 1	0
2	D	1	Total P 1 1	0
2	E	1	Total P 1 1	0

Continued on next page...

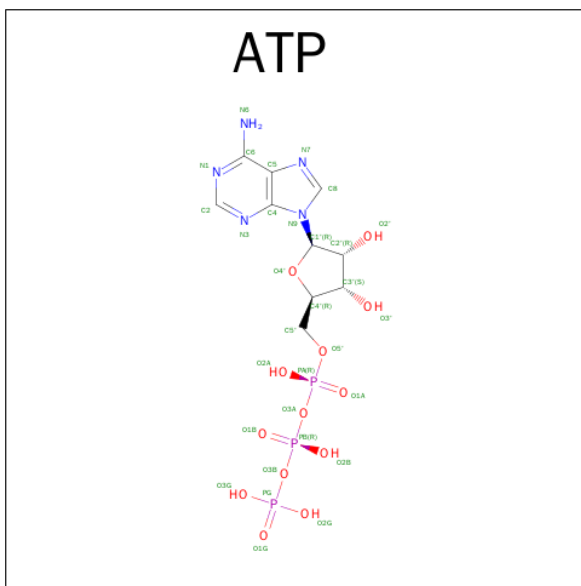
Continued from previous page...

Mol	Chain	Residues	Atoms	AltConf
2	F	1	Total P 1 1	0
2	G	1	Total P 1 1	0

- Molecule 3 is MAGNESIUM ION (three-letter code: MG) (formula: Mg).

Mol	Chain	Residues	Atoms	AltConf
3	G	1	Total Mg 1 1	0
3	D	1	Total Mg 1 1	0
3	E	1	Total Mg 1 1	0
3	B	1	Total Mg 1 1	0
3	C	1	Total Mg 1 1	0
3	A	1	Total Mg 1 1	0
3	F	1	Total Mg 1 1	0

- Molecule 4 is ADENOSINE-5'-TRIPHOSPHATE (three-letter code: ATP) (formula: $\text{C}_{10}\text{H}_{16}\text{N}_5\text{O}_{13}\text{P}_3$).

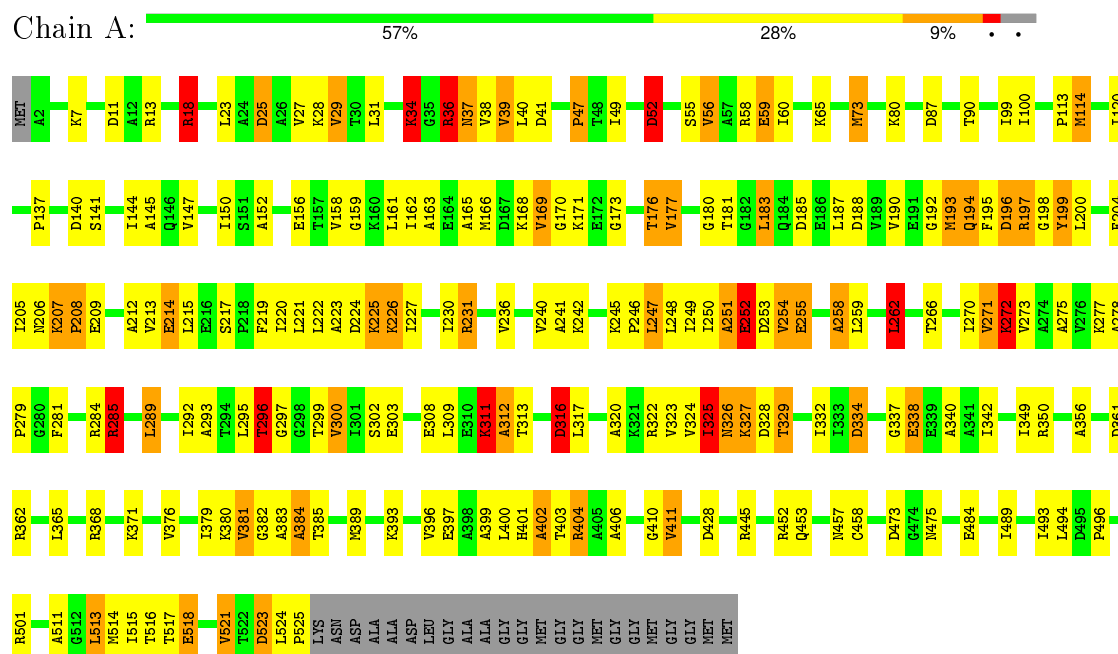


Mol	Chain	Residues	Atoms					AltConf
4	A	1	Total	C	N	O	P	0
			31	10	5	13	3	
4	B	1	Total	C	N	O	P	0
			31	10	5	13	3	
4	C	1	Total	C	N	O	P	0
			31	10	5	13	3	
4	D	1	Total	C	N	O	P	0
			31	10	5	13	3	
4	E	1	Total	C	N	O	P	0
			31	10	5	13	3	
4	F	1	Total	C	N	O	P	0
			31	10	5	13	3	
4	G	1	Total	C	N	O	P	0
			31	10	5	13	3	

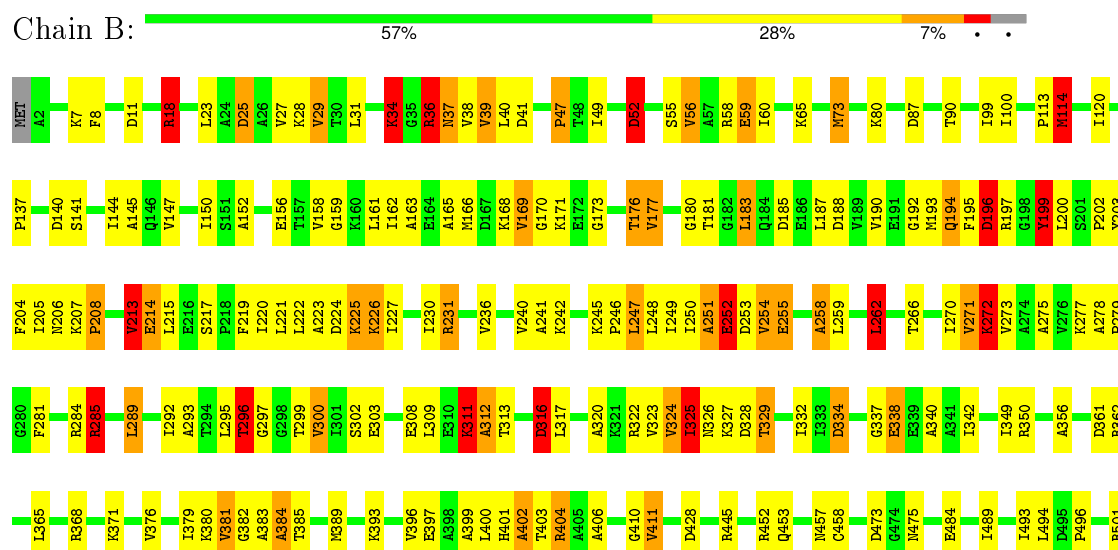
3 Residue-property plots

These plots are drawn for all protein, RNA and DNA chains in the entry. The first graphic for a chain summarises the proportions of errors displayed in the second graphic. The second graphic shows the sequence view annotated by issues in geometry. Residues are color-coded according to the number of geometric quality criteria for which they contain at least one outlier: green = 0, yellow = 1, orange = 2 and red = 3 or more. Stretches of 2 or more consecutive residues without any outlier are shown as a green connector. Residues present in the sample, but not in the model, are shown in grey.

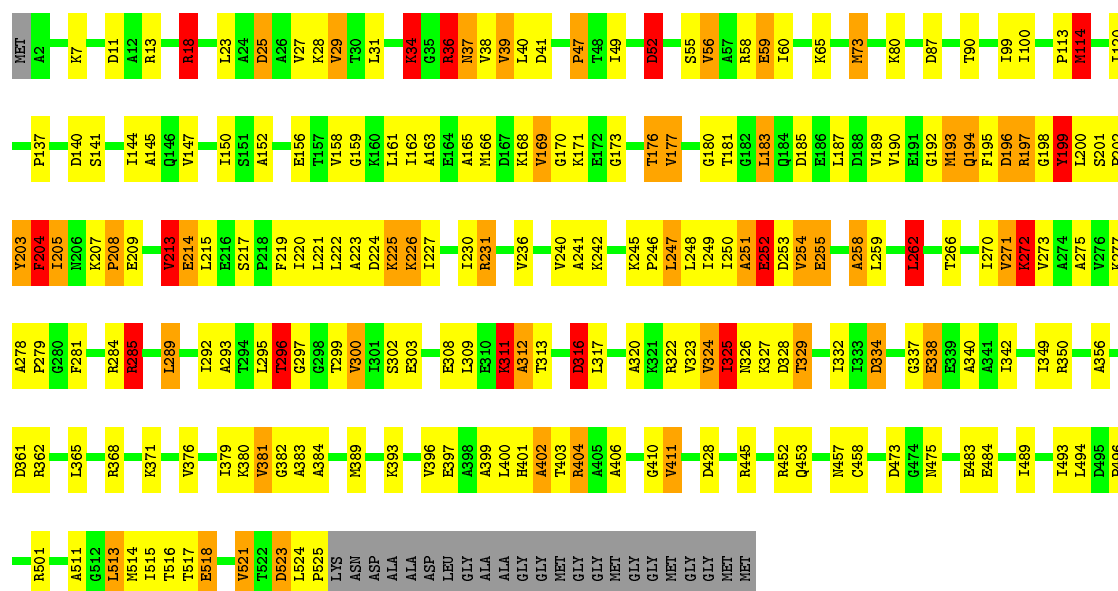
• Molecule 1: 60 KDA CHAPERONIN



• Molecule 1: 60 KDA CHAPERONIN

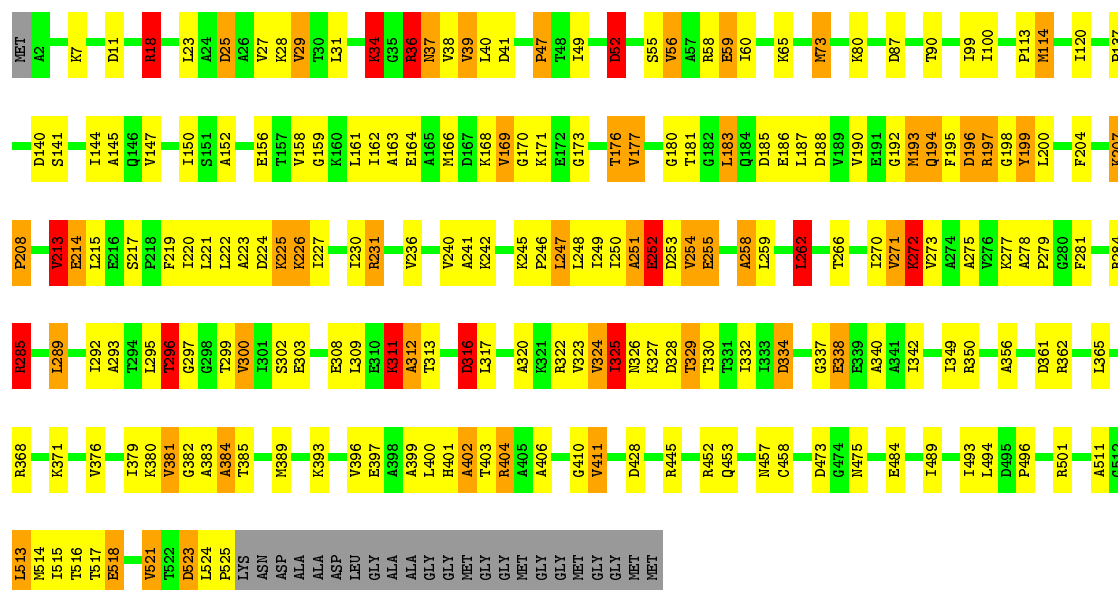






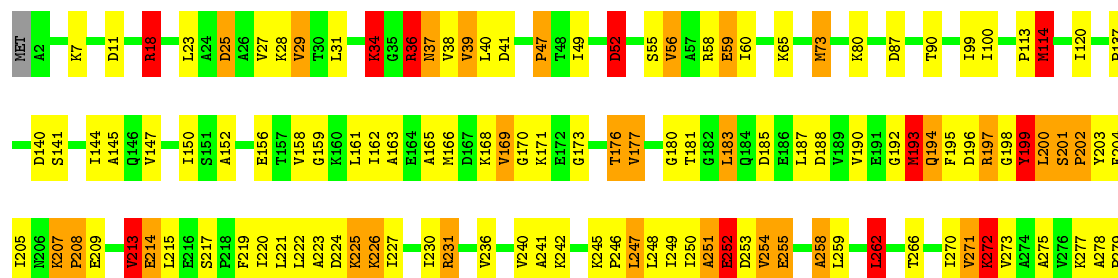
• Molecule 1: 60 KDA CHAPERONIN

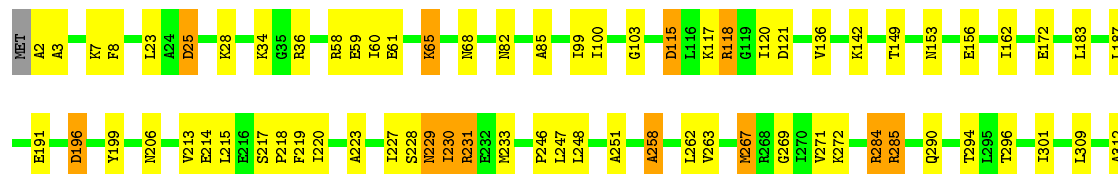
Chain F: 57% 27% 8%

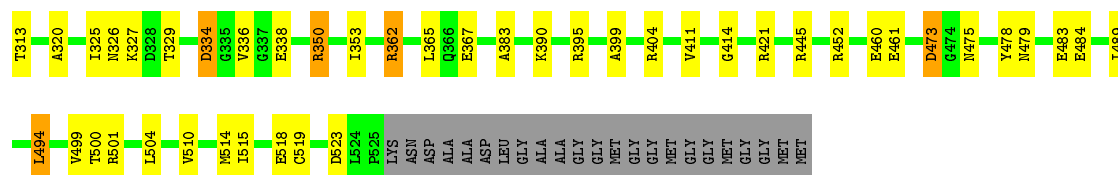


• Molecule 1: 60 KDA CHAPERONIN

Chain G: 57% 28% 8%

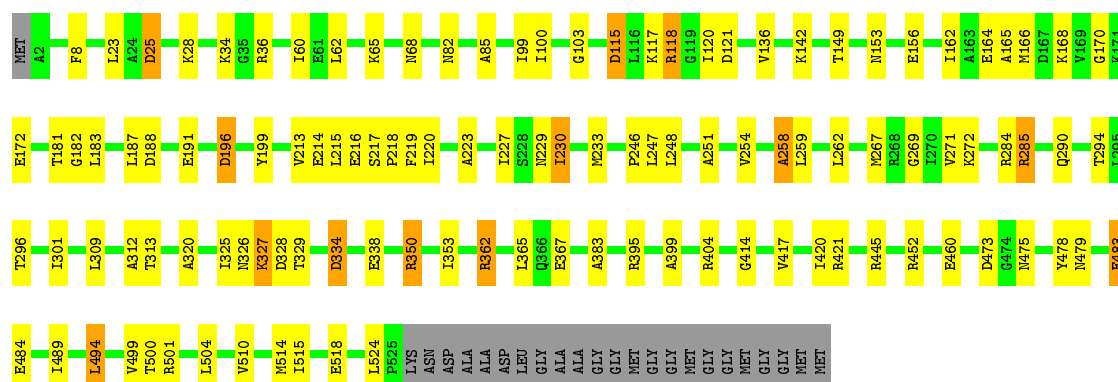






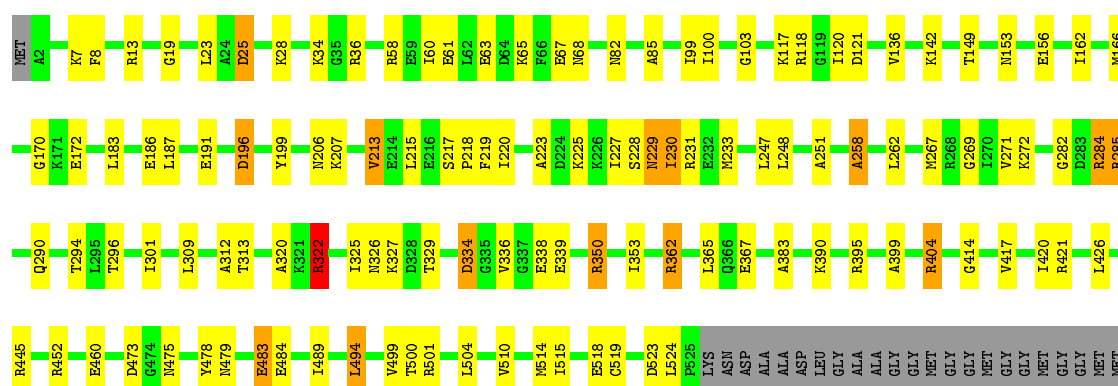
• Molecule 1: 60 KDA CHAPERONIN

Chain K: 75% 19%



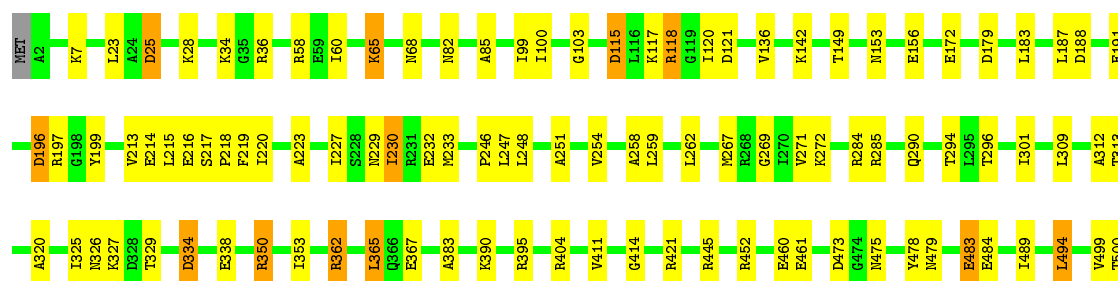
• Molecule 1: 60 KDA CHAPERONIN

Chain L: 73% 20%



• Molecule 1: 60 KDA CHAPERONIN

Chain M: 76% 18%



4 Experimental information

Property	Value	Source
Reconstruction method	SINGLE PARTICLE	Depositor
Imposed symmetry	POINT, Not provided	Depositor
Number of images	Not provided	Depositor
Resolution determination method	Not provided	Depositor
CTF correction method	EACH PARTICLE WAS PHASE FLIPPED	Depositor
Microscope	FEI TECNAI F20	Depositor
Voltage (kV)	120	Depositor
Electron dose ($e^-/\text{\AA}^2$)	15	Depositor
Minimum defocus (nm)	700	Depositor
Maximum defocus (nm)	3500	Depositor
Magnification	Not provided	Depositor
Image detector	GATAN ULTRASCAN 4000 4K CCD CAMERA	Depositor

5 Model quality ⓘ

5.1 Standard geometry ⓘ

Bond lengths and bond angles in the following residue types are not validated in this section: PO4, MG, ATP

The Z score for a bond length (or angle) is the number of standard deviations the observed value is removed from the expected value. A bond length (or angle) with $|Z| > 5$ is considered an outlier worth inspection. RMSZ is the root-mean-square of all Z scores of the bond lengths (or angles).

Mol	Chain	Bond lengths		Bond angles	
		RMSZ	$\# Z > 2$	RMSZ	$\# Z > 2$
1	A	0.85	6/3873 (0.2%)	1.48	76/5229 (1.5%)
1	B	0.86	7/3872 (0.2%)	1.49	78/5227 (1.5%)
1	C	0.86	7/3872 (0.2%)	1.49	78/5227 (1.5%)
1	D	0.86	7/3872 (0.2%)	1.50	78/5227 (1.5%)
1	E	0.86	7/3872 (0.2%)	1.50	81/5227 (1.5%)
1	F	0.86	7/3872 (0.2%)	1.49	79/5227 (1.5%)
1	G	0.86	7/3872 (0.2%)	1.50	84/5227 (1.6%)
1	H	0.66	0/3872	1.08	21/5227 (0.4%)
1	I	0.67	0/3872	1.07	19/5227 (0.4%)
1	J	0.66	0/3872	1.09	26/5227 (0.5%)
1	K	0.66	0/3872	1.08	19/5227 (0.4%)
1	L	0.67	0/3872	1.11	28/5227 (0.5%)
1	M	0.66	0/3872	1.09	21/5227 (0.4%)
1	N	0.67	0/3872	1.09	25/5227 (0.5%)
All	All	0.77	48/54209 (0.1%)	1.30	713/73180 (1.0%)

Chiral center outliers are detected by calculating the chiral volume of a chiral center and verifying if the center is modelled as a planar moiety or with the opposite hand. A planarity outlier is detected by checking planarity of atoms in a peptide group, atoms in a mainchain group or atoms of a sidechain that are expected to be planar.

Mol	Chain	#Chirality outliers	#Planarity outliers
1	A	0	18
1	B	0	16
1	C	0	15
1	D	0	17
1	E	0	18
1	F	0	17
1	G	0	16
1	H	0	5
1	I	0	7

Continued on next page...

Continued from previous page...

Mol	Chain	#Chirality outliers	#Planarity outliers
1	J	0	8
1	K	0	6
1	L	0	6
1	M	0	6
1	N	0	9
All	All	0	164

All (48) bond length outliers are listed below:

Mol	Chain	Res	Type	Atoms	Z	Observed(Å)	Ideal(Å)
1	B	7	LYS	C-N	-11.63	1.07	1.34
1	C	7	LYS	C-N	-11.63	1.07	1.34
1	A	7	LYS	C-N	-11.63	1.07	1.34
1	G	7	LYS	C-N	-11.62	1.07	1.34
1	E	7	LYS	C-N	-11.62	1.07	1.34
1	F	7	LYS	C-N	-11.59	1.07	1.34
1	D	7	LYS	C-N	-11.58	1.07	1.34
1	G	213	VAL	C-N	-11.27	1.08	1.34
1	E	213	VAL	C-N	-11.26	1.08	1.34
1	B	213	VAL	C-N	-11.25	1.08	1.34
1	D	213	VAL	C-N	-11.24	1.08	1.34
1	F	213	VAL	C-N	-11.20	1.08	1.34
1	C	213	VAL	C-N	-11.19	1.08	1.34
1	C	11	ASP	C-N	7.95	1.52	1.34
1	A	11	ASP	C-N	7.91	1.52	1.34
1	D	11	ASP	C-N	7.90	1.52	1.34
1	E	11	ASP	C-N	7.90	1.52	1.34
1	F	11	ASP	C-N	7.89	1.52	1.34
1	B	11	ASP	C-N	7.87	1.52	1.34
1	G	11	ASP	C-N	7.85	1.52	1.34
1	F	52	ASP	C-N	-7.24	1.20	1.33
1	G	52	ASP	C-N	-7.23	1.20	1.33
1	E	52	ASP	C-N	-7.22	1.20	1.33
1	B	52	ASP	C-N	-7.21	1.20	1.33
1	A	52	ASP	C-N	-7.21	1.20	1.33
1	C	52	ASP	C-N	-7.20	1.20	1.33
1	C	230	ILE	C-N	7.17	1.50	1.34
1	D	52	ASP	C-N	-7.17	1.20	1.33
1	E	230	ILE	C-N	7.17	1.50	1.34
1	G	230	ILE	C-N	7.16	1.50	1.34
1	B	230	ILE	C-N	7.16	1.50	1.34
1	A	230	ILE	C-N	7.15	1.50	1.34

Continued on next page...

Continued from previous page...

Mol	Chain	Res	Type	Atoms	Z	Observed(Å)	Ideal(Å)
1	D	230	ILE	C-N	7.15	1.50	1.34
1	F	230	ILE	C-N	7.15	1.50	1.34
1	A	513	LEU	C-N	-6.61	1.18	1.34
1	D	513	LEU	C-N	-6.60	1.18	1.34
1	G	513	LEU	C-N	-6.60	1.18	1.34
1	C	513	LEU	C-N	-6.58	1.19	1.34
1	F	513	LEU	C-N	-6.58	1.19	1.34
1	E	513	LEU	C-N	-6.57	1.19	1.34
1	B	513	LEU	C-N	-6.54	1.19	1.34
1	D	518	GLU	C-N	-6.25	1.19	1.34
1	F	518	GLU	C-N	-6.25	1.19	1.34
1	C	518	GLU	C-N	-6.22	1.19	1.34
1	E	518	GLU	C-N	-6.21	1.19	1.34
1	A	518	GLU	C-N	-6.21	1.19	1.34
1	B	518	GLU	C-N	-6.18	1.19	1.34
1	G	518	GLU	C-N	-6.18	1.19	1.34

All (713) bond angle outliers are listed below:

Mol	Chain	Res	Type	Atoms	Z	Observed(°)	Ideal(°)
1	M	267	MET	CG-SD-CE	12.87	120.79	100.20
1	I	267	MET	CG-SD-CE	12.81	120.70	100.20
1	N	267	MET	CG-SD-CE	12.80	120.68	100.20
1	L	267	MET	CG-SD-CE	12.78	120.65	100.20
1	H	267	MET	CG-SD-CE	12.74	120.59	100.20
1	J	267	MET	CG-SD-CE	12.73	120.57	100.20
1	K	267	MET	CG-SD-CE	12.64	120.42	100.20
1	C	34	LYS	CB-CA-C	12.48	135.37	110.40
1	D	34	LYS	CB-CA-C	12.48	135.36	110.40
1	A	518	GLU	O-C-N	-11.52	104.26	122.70
1	B	518	GLU	O-C-N	-11.52	104.27	122.70
1	E	518	GLU	O-C-N	-11.49	104.31	122.70
1	C	518	GLU	O-C-N	-11.49	104.31	122.70
1	D	518	GLU	O-C-N	-11.49	104.32	122.70
1	F	518	GLU	O-C-N	-11.47	104.35	122.70
1	G	518	GLU	O-C-N	-11.44	104.39	122.70
1	F	518	GLU	C-N-CA	11.36	150.10	121.70
1	B	518	GLU	C-N-CA	11.36	150.09	121.70
1	A	518	GLU	C-N-CA	11.35	150.07	121.70
1	D	518	GLU	C-N-CA	11.34	150.06	121.70
1	C	518	GLU	C-N-CA	11.34	150.05	121.70
1	G	518	GLU	C-N-CA	11.33	150.02	121.70

Continued on next page...

Continued from previous page...

Mol	Chain	Res	Type	Atoms	Z	Observed(°)	Ideal(°)
1	E	518	GLU	C-N-CA	11.32	150.00	121.70
1	G	29	VAL	CA-C-N	-10.95	93.12	117.20
1	A	29	VAL	CA-C-N	-10.93	93.15	117.20
1	D	29	VAL	CA-C-N	-10.93	93.15	117.20
1	E	29	VAL	CA-C-N	-10.92	93.17	117.20
1	F	29	VAL	CA-C-N	-10.92	93.18	117.20
1	C	29	VAL	CA-C-N	-10.91	93.20	117.20
1	B	29	VAL	CA-C-N	-10.90	93.21	117.20
1	L	284	ARG	NE-CZ-NH1	10.45	125.53	120.30
1	F	7	LYS	C-N-CA	-10.34	95.85	121.70
1	C	7	LYS	C-N-CA	-10.33	95.87	121.70
1	A	7	LYS	C-N-CA	-10.32	95.89	121.70
1	A	7	LYS	O-C-N	10.32	139.22	122.70
1	B	7	LYS	C-N-CA	-10.32	95.89	121.70
1	C	7	LYS	O-C-N	10.31	139.20	122.70
1	G	7	LYS	C-N-CA	-10.31	95.93	121.70
1	D	7	LYS	C-N-CA	-10.30	95.94	121.70
1	E	7	LYS	C-N-CA	-10.30	95.95	121.70
1	G	7	LYS	O-C-N	10.30	139.18	122.70
1	F	7	LYS	O-C-N	10.29	139.16	122.70
1	E	7	LYS	O-C-N	10.27	139.13	122.70
1	B	7	LYS	O-C-N	10.25	139.09	122.70
1	D	7	LYS	O-C-N	10.23	139.07	122.70
1	C	29	VAL	O-C-N	9.99	138.69	122.70
1	B	29	VAL	O-C-N	9.97	138.66	122.70
1	D	29	VAL	O-C-N	9.97	138.65	122.70
1	E	29	VAL	O-C-N	9.96	138.64	122.70
1	G	29	VAL	O-C-N	9.95	138.63	122.70
1	F	29	VAL	O-C-N	9.94	138.60	122.70
1	A	29	VAL	O-C-N	9.94	138.60	122.70
1	A	214	GLU	CB-CA-C	-9.82	90.76	110.40
1	B	214	GLU	CB-CA-C	-9.81	90.77	110.40
1	C	214	GLU	CB-CA-C	-9.81	90.78	110.40
1	E	214	GLU	CB-CA-C	-9.81	90.78	110.40
1	F	214	GLU	CB-CA-C	-9.80	90.79	110.40
1	G	214	GLU	CB-CA-C	-9.80	90.80	110.40
1	D	214	GLU	CB-CA-C	-9.79	90.83	110.40
1	C	501	ARG	NE-CZ-NH1	9.56	125.08	120.30
1	D	501	ARG	NE-CZ-NH1	9.55	125.07	120.30
1	F	501	ARG	NE-CZ-NH1	9.52	125.06	120.30
1	A	501	ARG	NE-CZ-NH1	9.46	125.03	120.30
1	C	7	LYS	CA-C-N	-9.45	96.41	117.20

Continued on next page...

Continued from previous page...

Mol	Chain	Res	Type	Atoms	Z	Observed(°)	Ideal(°)
1	F	7	LYS	CA-C-N	-9.44	96.43	117.20
1	A	7	LYS	CA-C-N	-9.44	96.43	117.20
1	B	501	ARG	NE-CZ-NH1	9.44	125.02	120.30
1	E	501	ARG	NE-CZ-NH1	9.43	125.01	120.30
1	B	7	LYS	CA-C-N	-9.42	96.47	117.20
1	G	7	LYS	CA-C-N	-9.42	96.47	117.20
1	G	501	ARG	NE-CZ-NH1	9.42	125.01	120.30
1	D	7	LYS	CA-C-N	-9.42	96.48	117.20
1	E	7	LYS	CA-C-N	-9.41	96.49	117.20
1	B	52	ASP	C-N-CA	-9.08	103.23	122.30
1	E	52	ASP	C-N-CA	-9.06	103.28	122.30
1	D	52	ASP	C-N-CA	-9.05	103.30	122.30
1	F	52	ASP	C-N-CA	-9.04	103.31	122.30
1	A	52	ASP	C-N-CA	-9.04	103.32	122.30
1	G	52	ASP	C-N-CA	-9.04	103.33	122.30
1	C	52	ASP	C-N-CA	-9.02	103.36	122.30
1	D	18	ARG	NE-CZ-NH1	8.67	124.64	120.30
1	B	18	ARG	NE-CZ-NH1	8.59	124.60	120.30
1	E	18	ARG	NE-CZ-NH1	8.57	124.59	120.30
1	G	18	ARG	NE-CZ-NH1	8.56	124.58	120.30
1	D	225	LYS	N-CA-CB	8.54	125.97	110.60
1	F	18	ARG	NE-CZ-NH1	8.53	124.57	120.30
1	F	225	LYS	N-CA-CB	8.52	125.93	110.60
1	A	18	ARG	NE-CZ-NH1	8.51	124.56	120.30
1	G	225	LYS	N-CA-CB	8.51	125.92	110.60
1	C	18	ARG	NE-CZ-NH1	8.50	124.55	120.30
1	C	225	LYS	N-CA-CB	8.50	125.91	110.60
1	A	225	LYS	N-CA-CB	8.50	125.90	110.60
1	B	225	LYS	N-CA-CB	8.48	125.87	110.60
1	E	225	LYS	N-CA-CB	8.47	125.84	110.60
1	D	213	VAL	O-C-N	8.40	136.15	122.70
1	B	213	VAL	O-C-N	8.40	136.14	122.70
1	N	58	ARG	NE-CZ-NH1	8.40	124.50	120.30
1	C	213	VAL	O-C-N	8.39	136.13	122.70
1	G	213	VAL	O-C-N	8.39	136.12	122.70
1	E	213	VAL	O-C-N	8.38	136.12	122.70
1	J	58	ARG	NE-CZ-NH1	8.37	124.48	120.30
1	F	213	VAL	O-C-N	8.37	136.08	122.70
1	D	29	VAL	C-N-CA	-8.23	101.12	121.70
1	B	29	VAL	C-N-CA	-8.23	101.13	121.70
1	E	29	VAL	C-N-CA	-8.23	101.13	121.70
1	C	29	VAL	C-N-CA	-8.22	101.14	121.70

Continued on next page...

Continued from previous page...

Mol	Chain	Res	Type	Atoms	Z	Observed(°)	Ideal(°)
1	F	29	VAL	C-N-CA	-8.22	101.14	121.70
1	G	29	VAL	C-N-CA	-8.22	101.16	121.70
1	A	29	VAL	C-N-CA	-8.21	101.17	121.70
1	C	452	ARG	NE-CZ-NH2	-8.17	116.21	120.30
1	F	452	ARG	NE-CZ-NH2	-8.15	116.22	120.30
1	D	518	GLU	CA-C-N	8.13	135.08	117.20
1	B	452	ARG	NE-CZ-NH2	-8.12	116.24	120.30
1	B	518	GLU	CA-C-N	8.11	135.05	117.20
1	C	518	GLU	CA-C-N	8.12	135.05	117.20
1	A	518	GLU	CA-C-N	8.11	135.03	117.20
1	E	518	GLU	CA-C-N	8.10	135.02	117.20
1	G	518	GLU	CA-C-N	8.10	135.01	117.20
1	F	518	GLU	CA-C-N	8.09	135.01	117.20
1	D	56	VAL	CB-CA-C	-8.08	96.04	111.40
1	F	56	VAL	CB-CA-C	-8.08	96.04	111.40
1	E	56	VAL	CB-CA-C	-8.07	96.07	111.40
1	A	56	VAL	CB-CA-C	-8.06	96.08	111.40
1	G	199	TYR	C-N-CA	-8.06	101.55	121.70
1	B	56	VAL	CB-CA-C	-8.06	96.09	111.40
1	G	56	VAL	CB-CA-C	-8.06	96.09	111.40
1	C	56	VAL	CB-CA-C	-8.04	96.13	111.40
1	C	362	ARG	NE-CZ-NH1	7.98	124.29	120.30
1	M	284	ARG	NE-CZ-NH1	7.93	124.26	120.30
1	G	362	ARG	NE-CZ-NH1	7.92	124.26	120.30
1	A	362	ARG	NE-CZ-NH1	7.89	124.25	120.30
1	F	362	ARG	NE-CZ-NH1	7.88	124.24	120.30
1	D	362	ARG	NE-CZ-NH1	7.88	124.24	120.30
1	B	362	ARG	NE-CZ-NH1	7.85	124.22	120.30
1	E	213	VAL	CA-C-N	-7.82	100.00	117.20
1	G	213	VAL	CA-C-N	-7.82	100.00	117.20
1	C	213	VAL	CA-C-N	-7.81	100.01	117.20
1	D	213	VAL	CA-C-N	-7.81	100.01	117.20
1	F	213	VAL	CA-C-N	-7.81	100.03	117.20
1	B	213	VAL	CA-C-N	-7.79	100.06	117.20
1	E	362	ARG	NE-CZ-NH1	7.79	124.20	120.30
1	D	452	ARG	NE-CZ-NH2	-7.69	116.45	120.30
1	G	258	ALA	N-CA-CB	7.67	120.83	110.10
1	F	258	ALA	N-CA-CB	7.66	120.83	110.10
1	E	452	ARG	NE-CZ-NH2	-7.66	116.47	120.30
1	B	258	ALA	N-CA-CB	7.65	120.81	110.10
1	G	452	ARG	NE-CZ-NH2	-7.65	116.47	120.30
1	D	258	ALA	N-CA-CB	7.65	120.81	110.10

Continued on next page...

Continued from previous page...

Mol	Chain	Res	Type	Atoms	Z	Observed(°)	Ideal(°)
1	E	258	ALA	N-CA-CB	7.65	120.81	110.10
1	A	452	ARG	NE-CZ-NH2	-7.65	116.48	120.30
1	A	258	ALA	N-CA-CB	7.64	120.79	110.10
1	C	258	ALA	N-CA-CB	7.63	120.78	110.10
1	A	39	VAL	O-C-N	7.58	134.83	122.70
1	D	18	ARG	NE-CZ-NH2	-7.57	116.52	120.30
1	K	36	ARG	NE-CZ-NH1	7.55	124.08	120.30
1	F	39	VAL	O-C-N	7.55	134.78	122.70
1	B	39	VAL	O-C-N	7.54	134.77	122.70
1	E	39	VAL	O-C-N	7.54	134.77	122.70
1	G	39	VAL	O-C-N	7.53	134.75	122.70
1	G	200	LEU	CA-CB-CG	-7.52	98.01	115.30
1	D	39	VAL	O-C-N	7.51	134.72	122.70
1	B	18	ARG	NE-CZ-NH2	-7.47	116.56	120.30
1	F	18	ARG	NE-CZ-NH2	-7.47	116.56	120.30
1	J	473	ASP	N-CA-CB	7.47	124.05	110.60
1	D	316	ASP	N-CA-CB	7.47	124.04	110.60
1	A	316	ASP	N-CA-CB	7.46	124.03	110.60
1	C	39	VAL	O-C-N	7.46	134.64	122.70
1	D	114	MET	N-CA-CB	7.46	124.03	110.60
1	F	316	ASP	N-CA-CB	7.46	124.03	110.60
1	B	316	ASP	N-CA-CB	7.46	124.03	110.60
1	G	18	ARG	NE-CZ-NH2	-7.46	116.57	120.30
1	G	316	ASP	N-CA-CB	7.44	124.00	110.60
1	C	316	ASP	N-CA-CB	7.43	123.98	110.60
1	E	316	ASP	N-CA-CB	7.43	123.97	110.60
1	E	18	ARG	NE-CZ-NH2	-7.41	116.60	120.30
1	A	18	ARG	NE-CZ-NH2	-7.38	116.61	120.30
1	C	18	ARG	NE-CZ-NH2	-7.35	116.62	120.30
1	G	289	LEU	CB-CG-CD1	-7.25	98.67	111.00
1	M	367	GLU	CB-CA-C	-7.25	95.89	110.40
1	B	289	LEU	CB-CG-CD1	-7.25	98.68	111.00
1	E	289	LEU	CB-CG-CD1	-7.23	98.70	111.00
1	I	36	ARG	NE-CZ-NH1	7.23	123.92	120.30
1	D	289	LEU	CB-CG-CD1	-7.23	98.71	111.00
1	A	289	LEU	CB-CG-CD1	-7.22	98.72	111.00
1	C	289	LEU	CB-CG-CD1	-7.22	98.72	111.00
1	F	289	LEU	CB-CG-CD1	-7.22	98.73	111.00
1	L	284	ARG	NE-CZ-NH2	-7.19	116.71	120.30
1	L	367	GLU	CB-CA-C	-7.13	96.13	110.40
1	D	36	ARG	NE-CZ-NH1	7.11	123.86	120.30
1	N	367	GLU	CB-CA-C	-7.11	96.19	110.40

Continued on next page...

Continued from previous page...

Mol	Chain	Res	Type	Atoms	Z	Observed(°)	Ideal(°)
1	L	36	ARG	NE-CZ-NH1	7.10	123.85	120.30
1	I	367	GLU	CB-CA-C	-7.10	96.20	110.40
1	C	36	ARG	NE-CZ-NH1	7.05	123.83	120.30
1	J	367	GLU	CB-CA-C	-7.05	96.30	110.40
1	L	501	ARG	NE-CZ-NH1	7.05	123.82	120.30
1	K	367	GLU	CB-CA-C	-7.01	96.37	110.40
1	H	367	GLU	CB-CA-C	-7.00	96.40	110.40
1	I	452	ARG	NE-CZ-NH1	6.98	123.79	120.30
1	K	285	ARG	NE-CZ-NH1	6.91	123.75	120.30
1	K	284	ARG	NE-CZ-NH1	6.87	123.73	120.30
1	H	118	ARG	NE-CZ-NH1	6.86	123.73	120.30
1	H	284	ARG	NE-CZ-NH1	6.82	123.71	120.30
1	L	58	ARG	NE-CZ-NH1	6.82	123.71	120.30
1	G	36	ARG	NE-CZ-NH1	6.80	123.70	120.30
1	C	371	LYS	CB-CA-C	6.79	123.98	110.40
1	F	36	ARG	NE-CZ-NH1	6.79	123.69	120.30
1	G	230	ILE	O-C-N	6.79	133.56	122.70
1	E	452	ARG	NE-CZ-NH1	6.78	123.69	120.30
1	E	371	LYS	CB-CA-C	6.78	123.96	110.40
1	B	371	LYS	CB-CA-C	6.78	123.96	110.40
1	A	371	LYS	CB-CA-C	6.78	123.95	110.40
1	E	230	ILE	O-C-N	6.77	133.53	122.70
1	G	371	LYS	CB-CA-C	6.77	123.93	110.40
1	D	371	LYS	CB-CA-C	6.76	123.93	110.40
1	F	371	LYS	CB-CA-C	6.76	123.92	110.40
1	K	501	ARG	NE-CZ-NH1	6.75	123.67	120.30
1	C	230	ILE	O-C-N	6.74	133.49	122.70
1	B	230	ILE	O-C-N	6.73	133.47	122.70
1	C	338	GLU	CB-CA-C	6.73	123.87	110.40
1	E	338	GLU	CB-CA-C	6.73	123.85	110.40
1	B	36	ARG	NE-CZ-NH1	6.72	123.66	120.30
1	K	473	ASP	N-CA-CB	6.72	122.70	110.60
1	A	87	ASP	N-CA-CB	6.72	122.69	110.60
1	A	230	ILE	O-C-N	6.72	133.45	122.70
1	A	338	GLU	CB-CA-C	6.72	123.83	110.40
1	B	251	ALA	N-CA-CB	-6.72	100.70	110.10
1	D	338	GLU	CB-CA-C	6.72	123.83	110.40
1	G	338	GLU	CB-CA-C	6.71	123.83	110.40
1	A	36	ARG	NE-CZ-NH1	6.71	123.66	120.30
1	D	230	ILE	O-C-N	6.71	133.44	122.70
1	I	285	ARG	NE-CZ-NH1	6.71	123.66	120.30
1	N	501	ARG	NE-CZ-NH1	6.71	123.65	120.30

Continued on next page...

Continued from previous page...

Mol	Chain	Res	Type	Atoms	Z	Observed(°)	Ideal(°)
1	F	338	GLU	CB-CA-C	6.70	123.81	110.40
1	B	338	GLU	CB-CA-C	6.70	123.80	110.40
1	C	251	ALA	N-CA-CB	-6.70	100.72	110.10
1	F	230	ILE	O-C-N	6.70	133.42	122.70
1	G	452	ARG	NE-CZ-NH1	6.69	123.64	120.30
1	E	87	ASP	N-CA-CB	6.69	122.64	110.60
1	D	251	ALA	N-CA-CB	-6.69	100.74	110.10
1	E	251	ALA	N-CA-CB	-6.69	100.74	110.10
1	A	251	ALA	N-CA-CB	-6.68	100.75	110.10
1	F	251	ALA	N-CA-CB	-6.68	100.75	110.10
1	B	247	LEU	CB-CA-C	-6.68	97.52	110.20
1	C	247	LEU	CB-CA-C	-6.67	97.52	110.20
1	H	501	ARG	NE-CZ-NH1	6.67	123.64	120.30
1	A	247	LEU	CB-CA-C	-6.67	97.53	110.20
1	I	501	ARG	NE-CZ-NH1	6.67	123.64	120.30
1	N	231	ARG	NE-CZ-NH1	6.67	123.63	120.30
1	G	251	ALA	N-CA-CB	-6.66	100.78	110.10
1	G	247	LEU	CB-CA-C	-6.65	97.56	110.20
1	D	247	LEU	CB-CA-C	-6.65	97.57	110.20
1	F	247	LEU	CB-CA-C	-6.65	97.56	110.20
1	E	247	LEU	CB-CA-C	-6.64	97.58	110.20
1	H	196	ASP	N-CA-CB	-6.64	98.65	110.60
1	M	501	ARG	NE-CZ-NH1	6.63	123.62	120.30
1	B	87	ASP	N-CA-CB	6.62	122.53	110.60
1	D	87	ASP	N-CA-CB	6.62	122.52	110.60
1	A	518	GLU	CB-CA-C	6.62	123.64	110.40
1	C	87	ASP	N-CA-CB	6.62	122.51	110.60
1	G	87	ASP	N-CA-CB	6.61	122.50	110.60
1	E	518	GLU	CB-CA-C	6.61	123.62	110.40
1	K	118	ARG	NE-CZ-NH1	6.61	123.60	120.30
1	F	87	ASP	N-CA-CB	6.59	122.47	110.60
1	M	452	ARG	NE-CZ-NH1	6.59	123.60	120.30
1	A	452	ARG	NE-CZ-NH1	6.59	123.60	120.30
1	H	58	ARG	NE-CZ-NH1	6.59	123.59	120.30
1	E	213	VAL	C-N-CA	-6.56	105.31	121.70
1	C	213	VAL	C-N-CA	-6.55	105.34	121.70
1	D	213	VAL	C-N-CA	-6.54	105.34	121.70
1	G	518	GLU	CB-CA-C	6.54	123.48	110.40
1	F	213	VAL	C-N-CA	-6.54	105.35	121.70
1	B	213	VAL	C-N-CA	-6.54	105.36	121.70
1	F	518	GLU	CB-CA-C	6.54	123.47	110.40
1	G	213	VAL	C-N-CA	-6.54	105.36	121.70

Continued on next page...

Continued from previous page...

Mol	Chain	Res	Type	Atoms	Z	Observed(°)	Ideal(°)
1	B	518	GLU	CB-CA-C	6.53	123.47	110.40
1	M	118	ARG	NE-CZ-NH1	6.53	123.57	120.30
1	C	518	GLU	CB-CA-C	6.52	123.44	110.40
1	M	36	ARG	NE-CZ-NH1	6.52	123.56	120.30
1	E	36	ARG	NE-CZ-NH1	6.49	123.55	120.30
1	D	518	GLU	CB-CA-C	6.49	123.38	110.40
1	L	225	LYS	N-CA-CB	-6.48	98.93	110.60
1	N	473	ASP	N-CA-CB	6.48	122.27	110.60
1	H	473	ASP	N-CA-CB	6.48	122.26	110.60
1	F	114	MET	N-CA-CB	6.47	122.24	110.60
1	A	114	MET	N-CA-CB	6.46	122.24	110.60
1	M	58	ARG	NE-CZ-NH1	6.46	123.53	120.30
1	G	252	GLU	N-CA-CB	6.45	122.22	110.60
1	H	362	ARG	NE-CZ-NH1	6.45	123.52	120.30
1	E	252	GLU	N-CA-CB	6.44	122.19	110.60
1	J	285	ARG	NE-CZ-NH1	6.44	123.52	120.30
1	L	362	ARG	NE-CZ-NH1	6.44	123.52	120.30
1	C	252	GLU	N-CA-CB	6.44	122.19	110.60
1	D	252	GLU	N-CA-CB	6.44	122.18	110.60
1	A	252	GLU	N-CA-CB	6.43	122.17	110.60
1	B	252	GLU	N-CA-CB	6.43	122.17	110.60
1	F	252	GLU	N-CA-CB	6.42	122.16	110.60
1	D	452	ARG	NE-CZ-NH1	6.41	123.51	120.30
1	G	73	MET	CB-CA-C	-6.40	97.60	110.40
1	D	73	MET	CB-CA-C	-6.40	97.61	110.40
1	F	73	MET	CB-CA-C	-6.39	97.61	110.40
1	B	73	MET	CB-CA-C	-6.39	97.62	110.40
1	I	473	ASP	N-CA-CB	6.39	122.10	110.60
1	M	473	ASP	N-CA-CB	6.38	122.09	110.60
1	A	73	MET	CB-CA-C	-6.38	97.63	110.40
1	E	73	MET	CB-CA-C	-6.38	97.65	110.40
1	C	73	MET	CB-CA-C	-6.38	97.65	110.40
1	G	39	VAL	CA-C-N	-6.37	103.18	117.20
1	A	39	VAL	CA-C-N	-6.36	103.20	117.20
1	L	452	ARG	NE-CZ-NH1	6.36	123.48	120.30
1	E	39	VAL	CA-C-N	-6.35	103.22	117.20
1	D	39	VAL	CA-C-N	-6.34	103.24	117.20
1	I	395	ARG	NE-CZ-NH1	6.34	123.47	120.30
1	C	39	VAL	CA-C-N	-6.33	103.27	117.20
1	B	39	VAL	CA-C-N	-6.33	103.28	117.20
1	F	39	VAL	CA-C-N	-6.33	103.28	117.20
1	E	203	TYR	C-N-CA	-6.33	105.89	121.70

Continued on next page...

Continued from previous page...

Mol	Chain	Res	Type	Atoms	Z	Observed(°)	Ideal(°)
1	H	36	ARG	NE-CZ-NH1	6.33	123.46	120.30
1	K	395	ARG	NE-CZ-NH1	6.33	123.46	120.30
1	G	285	ARG	NE-CZ-NH1	6.32	123.46	120.30
1	J	501	ARG	NE-CZ-NH1	6.31	123.46	120.30
1	L	395	ARG	NE-CZ-NH1	6.30	123.45	120.30
1	I	362	ARG	NE-CZ-NH1	6.30	123.45	120.30
1	M	395	ARG	NE-CZ-NH1	6.28	123.44	120.30
1	E	285	ARG	NE-CZ-NH1	6.27	123.43	120.30
1	N	285	ARG	NE-CZ-NH1	6.27	123.43	120.30
1	C	311	LYS	N-CA-CB	6.27	121.88	110.60
1	G	311	LYS	N-CA-CB	6.26	121.86	110.60
1	F	311	LYS	N-CA-CB	6.25	121.86	110.60
1	A	285	ARG	NE-CZ-NH1	6.25	123.43	120.30
1	K	362	ARG	NE-CZ-NH1	6.25	123.42	120.30
1	B	311	LYS	N-CA-CB	6.25	121.85	110.60
1	G	253	ASP	CB-CG-OD1	6.25	123.92	118.30
1	A	253	ASP	CB-CG-OD1	6.25	123.92	118.30
1	B	253	ASP	CB-CG-OD1	6.24	123.92	118.30
1	E	311	LYS	N-CA-CB	6.24	121.84	110.60
1	C	253	ASP	CB-CG-OD1	6.24	123.91	118.30
1	G	36	ARG	NE-CZ-NH2	-6.24	117.18	120.30
1	J	362	ARG	NE-CZ-NH1	6.24	123.42	120.30
1	D	285	ARG	NE-CZ-NH1	6.23	123.42	120.30
1	C	285	ARG	NE-CZ-NH1	6.23	123.42	120.30
1	J	36	ARG	NE-CZ-NH1	6.23	123.42	120.30
1	N	284	ARG	NE-CZ-NH1	6.23	123.42	120.30
1	F	253	ASP	CB-CG-OD1	6.23	123.91	118.30
1	A	311	LYS	N-CA-CB	6.21	121.79	110.60
1	E	36	ARG	NE-CZ-NH2	-6.21	117.19	120.30
1	E	253	ASP	CB-CG-OD1	6.21	123.89	118.30
1	D	311	LYS	N-CA-CB	6.21	121.78	110.60
1	J	395	ARG	NE-CZ-NH1	6.20	123.40	120.30
1	L	473	ASP	N-CA-CB	6.20	121.75	110.60
1	C	312	ALA	CB-CA-C	6.20	119.39	110.10
1	F	285	ARG	NE-CZ-NH1	6.19	123.39	120.30
1	J	118	ARG	NE-CZ-NH1	6.19	123.39	120.30
1	M	362	ARG	NE-CZ-NH1	6.18	123.39	120.30
1	G	312	ALA	CB-CA-C	6.18	119.37	110.10
1	I	231	ARG	NE-CZ-NH1	6.17	123.39	120.30
1	B	312	ALA	CB-CA-C	6.17	119.36	110.10
1	N	452	ARG	NE-CZ-NH1	6.17	123.39	120.30
1	D	253	ASP	CB-CG-OD1	6.17	123.85	118.30

Continued on next page...

Continued from previous page...

Mol	Chain	Res	Type	Atoms	Z	Observed(°)	Ideal(°)
1	J	231	ARG	NE-CZ-NH1	6.17	123.38	120.30
1	H	395	ARG	NE-CZ-NH1	6.16	123.38	120.30
1	N	362	ARG	NE-CZ-NH1	6.16	123.38	120.30
1	F	402	ALA	N-CA-CB	-6.16	101.47	110.10
1	D	402	ALA	N-CA-CB	-6.16	101.48	110.10
1	E	402	ALA	N-CA-CB	-6.16	101.48	110.10
1	A	402	ALA	N-CA-CB	-6.16	101.48	110.10
1	C	402	ALA	N-CA-CB	-6.15	101.48	110.10
1	D	312	ALA	CB-CA-C	6.15	119.33	110.10
1	E	312	ALA	CB-CA-C	6.15	119.33	110.10
1	N	36	ARG	NE-CZ-NH1	6.15	123.38	120.30
1	A	312	ALA	CB-CA-C	6.14	119.31	110.10
1	B	285	ARG	NE-CZ-NH1	6.14	123.37	120.30
1	F	312	ALA	CB-CA-C	6.14	119.31	110.10
1	G	402	ALA	N-CA-CB	-6.14	101.51	110.10
1	B	36	ARG	NE-CZ-NH2	-6.13	117.23	120.30
1	B	402	ALA	N-CA-CB	-6.13	101.52	110.10
1	N	395	ARG	NE-CZ-NH1	6.10	123.35	120.30
1	B	350	ARG	NE-CZ-NH1	6.08	123.34	120.30
1	M	285	ARG	NE-CZ-NH2	-6.07	117.27	120.30
1	C	114	MET	N-CA-CB	6.06	121.50	110.60
1	G	231	ARG	NE-CZ-NH1	6.06	123.33	120.30
1	K	196	ASP	N-CA-CB	-6.05	99.71	110.60
1	D	231	ARG	NE-CZ-NH1	6.04	123.32	120.30
1	G	350	ARG	NE-CZ-NH1	6.03	123.31	120.30
1	H	452	ARG	NE-CZ-NH1	6.00	123.30	120.30
1	A	350	ARG	NE-CZ-NH1	5.99	123.29	120.30
1	F	231	ARG	NE-CZ-NH1	5.99	123.29	120.30
1	F	59	GLU	CB-CA-C	5.98	122.36	110.40
1	K	267	MET	N-CA-CB	-5.98	99.84	110.60
1	F	350	ARG	NE-CZ-NH1	5.98	123.29	120.30
1	A	231	ARG	NE-CZ-NH1	5.98	123.29	120.30
1	C	231	ARG	NE-CZ-NH1	5.97	123.29	120.30
1	M	285	ARG	NE-CZ-NH1	5.97	123.29	120.30
1	A	80	LYS	CB-CA-C	5.97	122.34	110.40
1	D	59	GLU	CB-CA-C	5.97	122.34	110.40
1	B	80	LYS	CB-CA-C	5.97	122.33	110.40
1	C	80	LYS	CB-CA-C	5.97	122.33	110.40
1	D	80	LYS	CB-CA-C	5.97	122.33	110.40
1	E	80	LYS	CB-CA-C	5.97	122.33	110.40
1	A	36	ARG	NE-CZ-NH2	-5.96	117.32	120.30
1	F	36	ARG	NE-CZ-NH2	-5.96	117.32	120.30

Continued on next page...

Continued from previous page...

Mol	Chain	Res	Type	Atoms	Z	Observed(°)	Ideal(°)
1	F	80	LYS	CB-CA-C	5.96	122.33	110.40
1	G	80	LYS	CB-CA-C	5.96	122.33	110.40
1	K	115	ASP	CB-CA-C	5.96	122.33	110.40
1	A	58	ARG	NE-CZ-NH1	5.96	123.28	120.30
1	D	350	ARG	NE-CZ-NH1	5.96	123.28	120.30
1	A	59	GLU	CB-CA-C	5.95	122.31	110.40
1	B	231	ARG	NE-CZ-NH1	5.95	123.28	120.30
1	M	115	ASP	CB-CA-C	5.95	122.29	110.40
1	B	59	GLU	CB-CA-C	5.95	122.29	110.40
1	C	59	GLU	CB-CA-C	5.95	122.29	110.40
1	G	59	GLU	CB-CA-C	5.94	122.28	110.40
1	E	59	GLU	CB-CA-C	5.94	122.27	110.40
1	C	262	LEU	CB-CG-CD2	5.93	121.08	111.00
1	J	452	ARG	NE-CZ-NH1	5.93	123.27	120.30
1	E	231	ARG	NE-CZ-NH1	5.93	123.26	120.30
1	B	262	LEU	CB-CG-CD2	5.92	121.07	111.00
1	N	267	MET	N-CA-CB	-5.92	99.94	110.60
1	G	58	ARG	NE-CZ-NH1	5.92	123.26	120.30
1	G	262	LEU	CB-CG-CD2	5.92	121.06	111.00
1	D	262	LEU	CB-CG-CD2	5.92	121.06	111.00
1	E	350	ARG	NE-CZ-NH1	5.91	123.25	120.30
1	E	262	LEU	CB-CG-CD2	5.90	121.03	111.00
1	F	262	LEU	CB-CG-CD2	5.90	121.03	111.00
1	C	350	ARG	NE-CZ-NH1	5.90	123.25	120.30
1	D	36	ARG	NE-CZ-NH2	-5.90	117.35	120.30
1	A	34	LYS	N-CA-CB	5.90	121.21	110.60
1	J	523	ASP	CB-CA-C	5.89	122.18	110.40
1	A	262	LEU	CB-CG-CD2	5.89	121.01	111.00
1	B	58	ARG	NE-CZ-NH1	5.89	123.25	120.30
1	F	34	LYS	N-CA-CB	5.88	121.19	110.60
1	H	115	ASP	CB-CA-C	5.88	122.17	110.40
1	E	34	LYS	N-CA-CB	5.88	121.19	110.60
1	G	34	LYS	N-CA-CB	5.88	121.18	110.60
1	B	34	LYS	N-CA-CB	5.88	121.18	110.60
1	F	58	ARG	NE-CZ-NH1	5.87	123.24	120.30
1	C	58	ARG	NE-CZ-NH1	5.86	123.23	120.30
1	I	350	ARG	NE-CZ-NH1	5.86	123.23	120.30
1	L	322	ARG	NE-CZ-NH2	-5.85	117.38	120.30
1	M	267	MET	N-CA-CB	-5.83	100.10	110.60
1	D	11	ASP	O-C-N	-5.83	113.37	122.70
1	H	350	ARG	NE-CZ-NH1	5.83	123.22	120.30
1	J	267	MET	N-CA-CB	-5.83	100.11	110.60

Continued on next page...

Continued from previous page...

Mol	Chain	Res	Type	Atoms	Z	Observed(°)	Ideal(°)
1	N	322	ARG	NE-CZ-NH2	-5.83	117.39	120.30
1	D	58	ARG	NE-CZ-NH1	5.83	123.21	120.30
1	J	350	ARG	NE-CZ-NH1	5.83	123.21	120.30
1	N	267	MET	CA-CB-CG	5.83	123.20	113.30
1	I	267	MET	CA-CB-CG	5.82	123.19	113.30
1	F	452	ARG	NE-CZ-NH1	5.82	123.21	120.30
1	E	58	ARG	NE-CZ-NH1	5.82	123.21	120.30
1	A	11	ASP	O-C-N	-5.82	113.39	122.70
1	B	11	ASP	O-C-N	-5.80	113.41	122.70
1	C	11	ASP	O-C-N	-5.80	113.41	122.70
1	E	11	ASP	O-C-N	-5.80	113.41	122.70
1	C	452	ARG	NE-CZ-NH1	5.80	123.20	120.30
1	F	11	ASP	O-C-N	-5.80	113.42	122.70
1	J	267	MET	CA-CB-CG	5.80	123.16	113.30
1	K	452	ARG	NE-CZ-NH1	5.80	123.20	120.30
1	L	350	ARG	NE-CZ-NH1	5.80	123.20	120.30
1	L	267	MET	N-CA-CB	-5.80	100.16	110.60
1	G	11	ASP	O-C-N	-5.79	113.44	122.70
1	J	115	ASP	CB-CA-C	5.79	121.97	110.40
1	H	267	MET	N-CA-CB	-5.78	100.19	110.60
1	K	350	ARG	NE-CZ-NH1	5.78	123.19	120.30
1	K	267	MET	CA-CB-CG	5.78	123.12	113.30
1	M	267	MET	CA-CB-CG	5.78	123.12	113.30
1	H	267	MET	CA-CB-CG	5.78	123.12	113.30
1	J	285	ARG	NE-CZ-NH2	-5.77	117.42	120.30
1	I	267	MET	N-CA-CB	-5.76	100.23	110.60
1	B	34	LYS	CB-CA-C	5.76	121.92	110.40
1	G	34	LYS	CB-CA-C	5.76	121.92	110.40
1	G	114	MET	N-CA-CB	5.76	120.97	110.60
1	N	350	ARG	NE-CZ-NH1	5.76	123.18	120.30
1	M	350	ARG	NE-CZ-NH1	5.75	123.17	120.30
1	G	523	ASP	CB-CA-C	5.75	121.89	110.40
1	L	523	ASP	CB-CA-C	5.74	121.89	110.40
1	F	523	ASP	CB-CA-C	5.74	121.88	110.40
1	A	523	ASP	CB-CA-C	5.74	121.88	110.40
1	E	156	GLU	CB-CA-C	-5.74	98.92	110.40
1	A	296	THR	CA-CB-CG2	-5.74	104.37	112.40
1	F	34	LYS	CB-CA-C	5.74	121.87	110.40
1	L	267	MET	CA-CB-CG	5.74	123.05	113.30
1	B	452	ARG	NE-CZ-NH1	5.73	123.17	120.30
1	D	156	GLU	CB-CA-C	-5.73	98.94	110.40
1	A	34	LYS	CB-CA-C	5.73	121.86	110.40

Continued on next page...

Continued from previous page...

Mol	Chain	Res	Type	Atoms	Z	Observed(°)	Ideal(°)
1	C	296	THR	CA-CB-CG2	-5.73	104.38	112.40
1	D	296	THR	CA-CB-CG2	-5.73	104.38	112.40
1	E	34	LYS	CB-CA-C	5.73	121.86	110.40
1	N	328	ASP	N-CA-CB	-5.73	100.29	110.60
1	B	114	MET	N-CA-CB	5.72	120.90	110.60
1	L	196	ASP	N-CA-CB	-5.72	100.30	110.60
1	L	285	ARG	NE-CZ-NH1	5.72	123.16	120.30
1	D	523	ASP	CB-CA-C	5.72	121.84	110.40
1	C	523	ASP	CB-CA-C	5.72	121.84	110.40
1	E	523	ASP	CB-CA-C	5.72	121.84	110.40
1	F	39	VAL	N-CA-CB	5.72	124.08	111.50
1	F	296	THR	CA-CB-CG2	-5.72	104.39	112.40
1	G	296	THR	CA-CB-CG2	-5.72	104.39	112.40
1	E	39	VAL	N-CA-CB	5.72	124.08	111.50
1	N	285	ARG	NE-CZ-NH2	-5.71	117.44	120.30
1	A	39	VAL	N-CA-CB	5.71	124.06	111.50
1	B	39	VAL	N-CA-CB	5.71	124.06	111.50
1	B	296	THR	CA-CB-CG2	-5.71	104.41	112.40
1	B	156	GLU	CB-CA-C	-5.71	98.99	110.40
1	E	296	THR	CA-CB-CG2	-5.70	104.42	112.40
1	G	156	GLU	CB-CA-C	-5.70	99.00	110.40
1	D	39	VAL	N-CA-CB	5.70	124.04	111.50
1	G	39	VAL	N-CA-CB	5.70	124.03	111.50
1	C	39	VAL	N-CA-CB	5.70	124.03	111.50
1	E	204	PHE	CB-CG-CD2	-5.68	116.83	120.80
1	B	523	ASP	CB-CA-C	5.68	121.76	110.40
1	A	457	ASN	CB-CA-C	5.67	121.75	110.40
1	D	445	ARG	NE-CZ-NH1	5.67	123.14	120.30
1	E	457	ASN	CB-CA-C	5.67	121.74	110.40
1	C	411	VAL	CB-CA-C	-5.67	100.63	111.40
1	B	457	ASN	CB-CA-C	5.66	121.72	110.40
1	E	114	MET	N-CA-CB	5.66	120.79	110.60
1	N	196	ASP	N-CA-CB	-5.66	100.41	110.60
1	F	411	VAL	CB-CA-C	-5.66	100.65	111.40
1	F	457	ASN	CB-CA-C	5.65	121.71	110.40
1	B	401	HIS	CA-CB-CG	5.65	123.21	113.60
1	B	411	VAL	CB-CA-C	-5.65	100.66	111.40
1	G	411	VAL	CB-CA-C	-5.65	100.67	111.40
1	C	194	GLN	N-CA-CB	-5.65	100.43	110.60
1	G	457	ASN	CB-CA-C	5.65	121.70	110.40
1	E	411	VAL	CB-CA-C	-5.65	100.67	111.40
1	A	411	VAL	CB-CA-C	-5.64	100.69	111.40

Continued on next page...

Continued from previous page...

Mol	Chain	Res	Type	Atoms	Z	Observed(°)	Ideal(°)
1	D	411	VAL	CB-CA-C	-5.64	100.69	111.40
1	A	401	HIS	CA-CB-CG	5.63	123.18	113.60
1	B	445	ARG	NE-CZ-NH1	5.63	123.12	120.30
1	E	401	HIS	CA-CB-CG	5.63	123.18	113.60
1	B	272	LYS	N-CA-CB	-5.63	100.47	110.60
1	C	401	HIS	CA-CB-CG	5.63	123.17	113.60
1	D	194	GLN	N-CA-CB	-5.62	100.48	110.60
1	G	401	HIS	CA-CB-CG	5.62	123.16	113.60
1	D	401	HIS	CA-CB-CG	5.62	123.16	113.60
1	F	87	ASP	CB-CG-OD2	5.62	123.36	118.30
1	C	272	LYS	N-CA-CB	-5.62	100.49	110.60
1	C	457	ASN	CB-CA-C	5.62	121.64	110.40
1	G	272	LYS	N-CA-CB	-5.62	100.48	110.60
1	L	61	GLU	N-CA-CB	-5.62	100.49	110.60
1	F	194	GLN	N-CA-CB	-5.62	100.49	110.60
1	M	196	ASP	N-CA-CB	-5.61	100.50	110.60
1	A	194	GLN	N-CA-CB	-5.61	100.50	110.60
1	D	272	LYS	N-CA-CB	-5.61	100.50	110.60
1	F	272	LYS	N-CA-CB	-5.61	100.50	110.60
1	A	272	LYS	N-CA-CB	-5.61	100.50	110.60
1	D	457	ASN	CB-CA-C	5.60	121.61	110.40
1	E	194	GLN	N-CA-CB	-5.60	100.52	110.60
1	I	196	ASP	N-CA-CB	-5.60	100.52	110.60
1	E	272	LYS	N-CA-CB	-5.60	100.53	110.60
1	F	401	HIS	CA-CB-CG	5.59	123.11	113.60
1	C	36	ARG	NE-CZ-NH2	-5.58	117.51	120.30
1	E	445	ARG	NE-CZ-NH1	5.58	123.09	120.30
1	G	194	GLN	N-CA-CB	-5.58	100.55	110.60
1	A	445	ARG	NE-CZ-NH1	5.56	123.08	120.30
1	F	40	LEU	CB-CA-C	-5.56	99.64	110.20
1	C	87	ASP	CB-CG-OD2	5.56	123.30	118.30
1	A	40	LEU	CB-CA-C	-5.55	99.65	110.20
1	C	445	ARG	NE-CZ-NH1	5.55	123.08	120.30
1	B	40	LEU	CB-CA-C	-5.55	99.66	110.20
1	G	40	LEU	CB-CA-C	-5.54	99.66	110.20
1	C	40	LEU	CB-CA-C	-5.54	99.67	110.20
1	A	87	ASP	CB-CG-OD2	5.54	123.28	118.30
1	B	87	ASP	CB-CG-OD2	5.53	123.28	118.30
1	E	87	ASP	CB-CG-OD2	5.53	123.28	118.30
1	D	40	LEU	CB-CA-C	-5.53	99.69	110.20
1	E	40	LEU	CB-CA-C	-5.53	99.69	110.20
1	G	445	ARG	NE-CZ-NH1	5.52	123.06	120.30

Continued on next page...

Continued from previous page...

Mol	Chain	Res	Type	Atoms	Z	Observed(°)	Ideal(°)
1	C	251	ALA	CB-CA-C	-5.51	101.83	110.10
1	J	284	ARG	NE-CZ-NH1	5.51	123.06	120.30
1	J	196	ASP	N-CA-CB	-5.51	100.69	110.60
1	F	87	ASP	OD1-CG-OD2	-5.50	112.84	123.30
1	A	87	ASP	OD1-CG-OD2	-5.50	112.85	123.30
1	D	381	VAL	CA-CB-CG2	-5.50	102.65	110.90
1	I	285	ARG	NE-CZ-NH2	-5.50	117.55	120.30
1	G	87	ASP	CB-CG-OD2	5.50	123.25	118.30
1	B	87	ASP	OD1-CG-OD2	-5.49	112.87	123.30
1	F	381	VAL	CA-CB-CG2	-5.49	102.66	110.90
1	F	445	ARG	NE-CZ-NH1	5.49	123.05	120.30
1	G	381	VAL	CA-CB-CG2	-5.49	102.66	110.90
1	A	381	VAL	CA-CB-CG2	-5.49	102.67	110.90
1	B	251	ALA	CB-CA-C	-5.49	101.87	110.10
1	C	381	VAL	CA-CB-CG2	-5.49	102.67	110.90
1	F	251	ALA	CB-CA-C	-5.49	101.87	110.10
1	L	285	ARG	NE-CZ-NH2	-5.49	117.56	120.30
1	C	87	ASP	OD1-CG-OD2	-5.49	112.87	123.30
1	D	87	ASP	OD1-CG-OD2	-5.48	112.88	123.30
1	D	251	ALA	CB-CA-C	-5.48	101.88	110.10
1	D	87	ASP	CB-CG-OD2	5.48	123.23	118.30
1	A	251	ALA	CB-CA-C	-5.47	101.89	110.10
1	E	87	ASP	OD1-CG-OD2	-5.47	112.90	123.30
1	N	59	GLU	CB-CA-C	5.47	121.34	110.40
1	E	381	VAL	CA-CB-CG2	-5.47	102.69	110.90
1	G	251	ALA	CB-CA-C	-5.47	101.89	110.10
1	B	381	VAL	CA-CB-CG2	-5.47	102.70	110.90
1	E	251	ALA	CB-CA-C	-5.46	101.90	110.10
1	G	200	LEU	CB-CG-CD1	-5.46	101.71	111.00
1	A	156	GLU	CB-CA-C	-5.46	99.48	110.40
1	G	87	ASP	OD1-CG-OD2	-5.45	112.95	123.30
1	L	258	ALA	CB-CA-C	5.42	118.23	110.10
1	J	294	THR	CA-CB-CG2	-5.42	104.82	112.40
1	K	267	MET	CB-CA-C	5.41	121.23	110.40
1	N	294	THR	CA-CB-CG2	-5.41	104.82	112.40
1	F	140	ASP	N-CA-CB	-5.41	100.87	110.60
1	L	294	THR	CA-CB-CG2	-5.41	104.83	112.40
1	B	140	ASP	N-CA-CB	-5.39	100.89	110.60
1	D	140	ASP	N-CA-CB	-5.39	100.89	110.60
1	C	140	ASP	N-CA-CB	-5.39	100.90	110.60
1	D	87	ASP	CB-CG-OD1	5.39	123.15	118.30
1	F	156	GLU	CB-CA-C	-5.39	99.63	110.40

Continued on next page...

Continued from previous page...

Mol	Chain	Res	Type	Atoms	Z	Observed(°)	Ideal(°)
1	A	87	ASP	CB-CG-OD1	5.38	123.14	118.30
1	A	140	ASP	N-CA-CB	-5.38	100.92	110.60
1	E	140	ASP	N-CA-CB	-5.38	100.92	110.60
1	I	294	THR	CA-CB-CG2	-5.37	104.88	112.40
1	G	140	ASP	N-CA-CB	-5.37	100.94	110.60
1	H	294	THR	CA-CB-CG2	-5.37	104.89	112.40
1	C	156	GLU	CB-CA-C	-5.36	99.68	110.40
1	K	294	THR	CA-CB-CG2	-5.35	104.92	112.40
1	A	334	ASP	CB-CA-C	5.34	121.09	110.40
1	B	87	ASP	CB-CG-OD1	5.34	123.11	118.30
1	E	334	ASP	CB-CA-C	5.34	121.09	110.40
1	F	334	ASP	CB-CA-C	5.34	121.09	110.40
1	G	334	ASP	CB-CA-C	5.34	121.09	110.40
1	B	334	ASP	CB-CA-C	5.34	121.08	110.40
1	J	258	ALA	CB-CA-C	5.34	118.11	110.10
1	M	294	THR	CA-CB-CG2	-5.34	104.92	112.40
1	C	334	ASP	CB-CA-C	5.34	121.07	110.40
1	L	118	ARG	NE-CZ-NH1	5.34	122.97	120.30
1	D	334	ASP	CB-CA-C	5.33	121.07	110.40
1	E	254	VAL	CB-CA-C	-5.33	101.26	111.40
1	D	254	VAL	CB-CA-C	-5.33	101.27	111.40
1	A	254	VAL	CB-CA-C	-5.33	101.27	111.40
1	F	473	ASP	N-CA-CB	5.33	120.19	110.60
1	E	87	ASP	CB-CG-OD1	5.33	123.09	118.30
1	N	258	ALA	CB-CA-C	5.33	118.09	110.10
1	L	404	ARG	NE-CZ-NH1	5.32	122.96	120.30
1	F	254	VAL	CB-CA-C	-5.32	101.29	111.40
1	G	254	VAL	CB-CA-C	-5.32	101.30	111.40
1	I	258	ALA	CB-CA-C	5.32	118.08	110.10
1	C	87	ASP	CB-CG-OD1	5.32	123.08	118.30
1	C	473	ASP	N-CA-CB	5.32	120.17	110.60
1	G	473	ASP	N-CA-CB	5.31	120.17	110.60
1	A	473	ASP	N-CA-CB	5.31	120.16	110.60
1	B	254	VAL	CB-CA-C	-5.31	101.31	111.40
1	E	473	ASP	N-CA-CB	5.31	120.15	110.60
1	B	473	ASP	N-CA-CB	5.30	120.15	110.60
1	N	61	GLU	N-CA-CB	-5.30	101.06	110.60
1	C	254	VAL	CB-CA-C	-5.30	101.33	111.40
1	F	87	ASP	CB-CG-OD1	5.30	123.07	118.30
1	D	473	ASP	N-CA-CB	5.29	120.13	110.60
1	G	87	ASP	CB-CG-OD1	5.29	123.06	118.30
1	H	36	ARG	NE-CZ-NH2	-5.29	117.66	120.30

Continued on next page...

Continued from previous page...

Mol	Chain	Res	Type	Atoms	Z	Observed(°)	Ideal(°)
1	N	118	ARG	NE-CZ-NH1	5.25	122.92	120.30
1	G	230	ILE	CA-C-N	-5.25	105.66	117.20
1	E	230	ILE	CA-C-N	-5.24	105.67	117.20
1	B	230	ILE	CA-C-N	-5.24	105.68	117.20
1	H	61	GLU	N-CA-CB	-5.23	101.18	110.60
1	J	267	MET	CB-CA-C	5.23	120.87	110.40
1	J	36	ARG	NE-CZ-NH2	-5.23	117.69	120.30
1	A	18	ARG	CD-NE-CZ	5.23	130.92	123.60
1	C	230	ILE	CA-C-N	-5.23	105.70	117.20
1	E	18	ARG	CD-NE-CZ	5.22	130.91	123.60
1	A	230	ILE	CA-C-N	-5.20	105.75	117.20
1	I	284	ARG	NE-CZ-NH1	5.19	122.90	120.30
1	F	230	ILE	CA-C-N	-5.19	105.78	117.20
1	J	61	GLU	N-CA-CB	-5.19	101.26	110.60
1	D	230	ILE	CA-C-N	-5.19	105.79	117.20
1	G	18	ARG	CD-NE-CZ	5.19	130.86	123.60
1	L	501	ARG	NE-CZ-NH2	-5.19	117.71	120.30
1	L	267	MET	CB-CA-C	5.18	120.76	110.40
1	C	18	ARG	CD-NE-CZ	5.17	130.84	123.60
1	J	59	GLU	CB-CA-C	5.17	120.74	110.40
1	N	267	MET	CB-CA-C	5.16	120.72	110.40
1	I	267	MET	CB-CA-C	5.16	120.71	110.40
1	D	18	ARG	CD-NE-CZ	5.15	130.80	123.60
1	M	36	ARG	NE-CZ-NH2	-5.13	117.73	120.30
1	D	168	LYS	CB-CA-C	5.13	120.67	110.40
1	F	36	ARG	C-N-CA	5.13	134.53	121.70
1	B	18	ARG	CD-NE-CZ	5.13	130.78	123.60
1	E	168	LYS	CB-CA-C	5.13	120.66	110.40
1	M	267	MET	CB-CA-C	5.12	120.65	110.40
1	B	168	LYS	CB-CA-C	5.12	120.65	110.40
1	G	36	ARG	C-N-CA	5.12	134.51	121.70
1	A	168	LYS	CB-CA-C	5.12	120.64	110.40
1	D	36	ARG	C-N-CA	5.12	134.50	121.70
1	G	168	LYS	CB-CA-C	5.12	120.64	110.40
1	H	328	ASP	N-CA-CB	-5.12	101.39	110.60
1	A	36	ARG	C-N-CA	5.11	134.48	121.70
1	G	200	LEU	N-CA-CB	5.11	120.63	110.40
1	F	18	ARG	CD-NE-CZ	5.11	130.75	123.60
1	C	168	LYS	CB-CA-C	5.11	120.61	110.40
1	G	193	MET	CG-SD-CE	-5.11	92.03	100.20
1	F	168	LYS	CB-CA-C	5.10	120.60	110.40
1	C	36	ARG	C-N-CA	5.09	134.44	121.70

Continued on next page...

Continued from previous page...

Mol	Chain	Res	Type	Atoms	Z	Observed(°)	Ideal(°)
1	C	169	VAL	CB-CA-C	5.09	121.07	111.40
1	B	169	VAL	CB-CA-C	5.08	121.06	111.40
1	F	169	VAL	CB-CA-C	5.08	121.06	111.40
1	B	36	ARG	C-N-CA	5.08	134.40	121.70
1	E	36	ARG	C-N-CA	5.08	134.40	121.70
1	G	169	VAL	CB-CA-C	5.06	121.02	111.40
1	A	169	VAL	CB-CA-C	5.06	121.01	111.40
1	H	267	MET	CB-CA-C	5.06	120.52	110.40
1	E	169	VAL	CB-CA-C	5.05	121.00	111.40
1	B	324	VAL	N-CA-CB	-5.04	100.41	111.50
1	F	324	VAL	N-CA-CB	-5.03	100.44	111.50
1	K	258	ALA	CB-CA-C	5.03	117.64	110.10
1	C	324	VAL	N-CA-CB	-5.03	100.44	111.50
1	D	169	VAL	CB-CA-C	5.03	120.95	111.40
1	D	324	VAL	N-CA-CB	-5.03	100.44	111.50
1	L	13	ARG	NE-CZ-NH1	5.03	122.81	120.30
1	E	324	VAL	N-CA-CB	-5.02	100.45	111.50
1	G	324	VAL	N-CA-CB	-5.02	100.45	111.50
1	A	324	VAL	N-CA-CB	-5.02	100.46	111.50

There are no chirality outliers.

All (164) planarity outliers are listed below:

Mol	Chain	Res	Type	Group
1	A	13	ARG	Sidechain
1	A	18	ARG	Sidechain
1	A	193	MET	Mainchain
1	A	196	ASP	Peptide
1	A	197	ARG	Mainchain,Peptide
1	A	231	ARG	Sidechain
1	A	255	GLU	Peptide
1	A	281	PHE	Peptide
1	A	284	ARG	Sidechain
1	A	285	ARG	Sidechain
1	A	29	VAL	Mainchain
1	A	296	THR	Peptide
1	A	325	ILE	Peptide
1	A	329	THR	Peptide
1	A	368	ARG	Sidechain
1	A	404	ARG	Sidechain
1	A	52	ASP	Mainchain
1	B	18	ARG	Sidechain

Continued on next page...

Continued from previous page...

Mol	Chain	Res	Type	Group
1	B	196	ASP	Peptide
1	B	197	ARG	Mainchain,Peptide
1	B	231	ARG	Sidechain
1	B	255	GLU	Peptide
1	B	281	PHE	Peptide
1	B	284	ARG	Sidechain
1	B	285	ARG	Sidechain
1	B	29	VAL	Mainchain
1	B	296	THR	Peptide
1	B	325	ILE	Peptide
1	B	329	THR	Peptide
1	B	368	ARG	Sidechain
1	B	404	ARG	Sidechain
1	B	52	ASP	Mainchain
1	C	18	ARG	Sidechain
1	C	197	ARG	Mainchain,Peptide
1	C	231	ARG	Sidechain
1	C	255	GLU	Peptide
1	C	281	PHE	Peptide
1	C	284	ARG	Sidechain
1	C	285	ARG	Sidechain
1	C	29	VAL	Mainchain
1	C	296	THR	Peptide
1	C	325	ILE	Peptide
1	C	329	THR	Peptide
1	C	368	ARG	Sidechain
1	C	404	ARG	Sidechain
1	C	52	ASP	Mainchain
1	D	18	ARG	Sidechain
1	D	193	MET	Mainchain
1	D	196	ASP	Peptide
1	D	197	ARG	Mainchain,Peptide
1	D	231	ARG	Sidechain
1	D	255	GLU	Peptide
1	D	281	PHE	Peptide
1	D	284	ARG	Sidechain
1	D	285	ARG	Sidechain
1	D	29	VAL	Mainchain
1	D	296	THR	Peptide
1	D	325	ILE	Peptide
1	D	329	THR	Peptide
1	D	368	ARG	Sidechain

Continued on next page...

Continued from previous page...

Mol	Chain	Res	Type	Group
1	D	404	ARG	Sidechain
1	D	52	ASP	Mainchain
1	E	13	ARG	Sidechain
1	E	18	ARG	Sidechain
1	E	193	MET	Mainchain
1	E	196	ASP	Peptide
1	E	197	ARG	Mainchain,Peptide
1	E	231	ARG	Sidechain
1	E	255	GLU	Peptide
1	E	281	PHE	Peptide
1	E	284	ARG	Sidechain
1	E	285	ARG	Sidechain
1	E	29	VAL	Mainchain
1	E	296	THR	Peptide
1	E	325	ILE	Peptide
1	E	329	THR	Peptide
1	E	368	ARG	Sidechain
1	E	404	ARG	Sidechain
1	E	52	ASP	Mainchain
1	F	18	ARG	Sidechain
1	F	193	MET	Mainchain
1	F	196	ASP	Peptide
1	F	197	ARG	Mainchain,Peptide
1	F	231	ARG	Sidechain
1	F	255	GLU	Peptide
1	F	281	PHE	Peptide
1	F	284	ARG	Sidechain
1	F	285	ARG	Sidechain
1	F	29	VAL	Mainchain
1	F	296	THR	Peptide
1	F	325	ILE	Peptide
1	F	329	THR	Peptide
1	F	368	ARG	Sidechain
1	F	404	ARG	Sidechain
1	F	52	ASP	Mainchain
1	G	18	ARG	Sidechain
1	G	197	ARG	Mainchain,Peptide
1	G	199	TYR	Mainchain
1	G	231	ARG	Sidechain
1	G	255	GLU	Peptide
1	G	281	PHE	Peptide
1	G	284	ARG	Sidechain

Continued on next page...

Continued from previous page...

Mol	Chain	Res	Type	Group
1	G	285	ARG	Sidechain
1	G	29	VAL	Mainchain
1	G	296	THR	Peptide
1	G	325	ILE	Peptide
1	G	329	THR	Peptide
1	G	368	ARG	Sidechain
1	G	404	ARG	Sidechain
1	G	52	ASP	Mainchain
1	H	118	ARG	Sidechain
1	H	362	ARG	Sidechain
1	H	421	ARG	Sidechain
1	H	445	ARG	Sidechain
1	H	478	TYR	Sidechain
1	I	231	ARG	Sidechain
1	I	284	ARG	Sidechain
1	I	285	ARG	Sidechain
1	I	362	ARG	Sidechain
1	I	421	ARG	Sidechain
1	I	445	ARG	Sidechain
1	I	478	TYR	Sidechain
1	J	118	ARG	Sidechain
1	J	231	ARG	Sidechain
1	J	284	ARG	Sidechain
1	J	285	ARG	Sidechain
1	J	362	ARG	Sidechain
1	J	421	ARG	Sidechain
1	J	445	ARG	Sidechain
1	J	478	TYR	Sidechain
1	K	118	ARG	Sidechain
1	K	285	ARG	Sidechain
1	K	362	ARG	Sidechain
1	K	421	ARG	Sidechain
1	K	445	ARG	Sidechain
1	K	478	TYR	Sidechain
1	L	231	ARG	Sidechain
1	L	285	ARG	Sidechain
1	L	322	ARG	Sidechain
1	L	362	ARG	Sidechain
1	L	445	ARG	Sidechain
1	L	478	TYR	Sidechain
1	M	118	ARG	Sidechain
1	M	197	ARG	Sidechain

Continued on next page...

Continued from previous page...

Mol	Chain	Res	Type	Group
1	M	362	ARG	Sidechain
1	M	421	ARG	Sidechain
1	M	445	ARG	Sidechain
1	M	478	TYR	Sidechain
1	N	231	ARG	Sidechain
1	N	284	ARG	Sidechain
1	N	285	ARG	Sidechain
1	N	322	ARG	Sidechain
1	N	362	ARG	Sidechain
1	N	421	ARG	Sidechain
1	N	445	ARG	Sidechain
1	N	478	TYR	Sidechain
1	N	524	LEU	Mainchain

5.2 Too-close contacts ⓘ

In the following table, the Non-H and H(model) columns list the number of non-hydrogen atoms and hydrogen atoms in the chain respectively. The H(added) column lists the number of hydrogen atoms added and optimized by MolProbity. The Clashes column lists the number of clashes within the asymmetric unit, whereas Symm-Clashes lists symmetry related clashes.

Mol	Chain	Non-H	H(model)	H(added)	Clashes	Symm-Clashes
1	A	3846	0	3967	230	0
1	B	3845	0	3962	237	0
1	C	3845	0	3962	239	0
1	D	3845	0	3962	233	0
1	E	3845	0	3962	240	0
1	F	3845	0	3962	238	0
1	G	3845	0	3962	243	0
1	H	3845	0	3966	70	0
1	I	3845	0	3966	67	0
1	J	3845	0	3966	60	0
1	K	3845	0	3966	80	0
1	L	3845	0	3966	72	0
1	M	3845	0	3966	70	0
1	N	3845	0	3966	61	0
2	A	1	0	0	3	0
2	B	1	0	0	3	0
2	C	1	0	0	3	0
2	D	1	0	0	3	0
2	E	1	0	0	3	0
2	F	1	0	0	3	0

Continued on next page...

Continued from previous page...

Mol	Chain	Non-H	H(model)	H(added)	Clashes	Symm-Clashes
2	G	1	0	0	3	0
3	A	1	0	0	0	0
3	B	1	0	0	0	0
3	C	1	0	0	0	0
3	D	1	0	0	0	0
3	E	1	0	0	0	0
3	F	1	0	0	0	0
3	G	1	0	0	0	0
4	A	31	0	12	3	0
4	B	31	0	12	3	0
4	C	31	0	12	3	0
4	D	31	0	12	3	0
4	E	31	0	12	3	0
4	F	31	0	12	3	0
4	G	31	0	12	3	0
All	All	54062	0	55585	2024	0

The all-atom clashscore is defined as the number of clashes found per 1000 atoms (including hydrogen atoms). The all-atom clashscore for this structure is 18.

All (2024) close contacts within the same asymmetric unit are listed below, sorted by their clash magnitude.

Atom-1	Atom-2	Interatomic distance (Å)	Clash overlap (Å)
1:E:200:LEU:CD2	1:E:254:VAL:HG21	1.33	1.39
1:A:200:LEU:CD2	1:A:254:VAL:HG21	1.33	1.39
1:F:200:LEU:CD2	1:F:254:VAL:HG21	1.33	1.38
1:B:200:LEU:CD2	1:B:254:VAL:HG21	1.33	1.38
1:C:200:LEU:CD2	1:C:254:VAL:HG21	1.33	1.37
1:C:200:LEU:HD21	1:C:254:VAL:CG2	1.16	1.36
1:D:200:LEU:CD2	1:D:254:VAL:HG21	1.33	1.36
1:F:200:LEU:HD21	1:F:254:VAL:CG2	1.16	1.35
1:B:200:LEU:HD21	1:B:254:VAL:CG2	1.16	1.34
1:D:200:LEU:HD21	1:D:254:VAL:CG2	1.16	1.33
1:E:200:LEU:HD21	1:E:254:VAL:CG2	1.16	1.33
1:A:200:LEU:HD21	1:A:254:VAL:CG2	1.16	1.30
1:H:230:ILE:CD1	1:H:262:LEU:HD12	1.65	1.25
1:F:200:LEU:CD2	1:F:254:VAL:CG2	1.87	1.24
1:K:230:ILE:CD1	1:K:262:LEU:HD12	1.67	1.24
1:M:230:ILE:CD1	1:M:262:LEU:HD12	1.70	1.22
1:E:200:LEU:CD2	1:E:254:VAL:CG2	1.87	1.19
1:A:200:LEU:CD2	1:A:254:VAL:CG2	1.87	1.19

Continued on next page...

Continued from previous page...

Atom-1	Atom-2	Interatomic distance (Å)	Clash overlap (Å)
1:H:230:ILE:CD1	1:H:262:LEU:CD1	2.23	1.16
1:M:227:ILE:HD13	1:M:233:MET:CE	1.77	1.15
1:D:23:LEU:HG	1:D:60:ILE:HD12	1.29	1.15
1:L:227:ILE:HD13	1:L:233:MET:CE	1.75	1.15
1:K:230:ILE:CD1	1:K:262:LEU:CD1	2.24	1.15
1:M:230:ILE:CD1	1:M:262:LEU:CD1	2.25	1.15
1:C:23:LEU:HG	1:C:60:ILE:HD12	1.30	1.15
1:M:220:ILE:CD1	1:M:296:THR:HG21	1.77	1.14
1:I:220:ILE:CD1	1:I:296:THR:HG21	1.77	1.14
1:H:220:ILE:CD1	1:H:296:THR:HG21	1.77	1.13
1:E:23:LEU:HG	1:E:60:ILE:HD12	1.29	1.13
1:J:220:ILE:CD1	1:J:296:THR:HG21	1.79	1.13
1:L:230:ILE:CD1	1:L:262:LEU:HD12	1.78	1.13
1:I:230:ILE:CD1	1:I:262:LEU:HD12	1.78	1.13
1:D:150:ILE:CD1	1:D:493:ILE:HA	1.79	1.13
1:A:150:ILE:CD1	1:A:493:ILE:HA	1.79	1.12
1:G:150:ILE:CD1	1:G:493:ILE:HA	1.79	1.12
1:K:220:ILE:CD1	1:K:296:THR:HG21	1.79	1.12
1:D:200:LEU:CD2	1:D:254:VAL:CG2	1.87	1.12
1:L:220:ILE:CD1	1:L:296:THR:HG21	1.80	1.12
1:K:227:ILE:HD13	1:K:233:MET:CE	1.80	1.12
1:B:150:ILE:CD1	1:B:493:ILE:HA	1.79	1.12
1:C:200:LEU:CD2	1:C:254:VAL:CG2	1.87	1.12
1:C:150:ILE:CD1	1:C:493:ILE:HA	1.79	1.12
1:F:150:ILE:CD1	1:F:493:ILE:HA	1.79	1.11
1:B:23:LEU:HG	1:B:60:ILE:HD12	1.28	1.11
1:E:150:ILE:CD1	1:E:493:ILE:HA	1.79	1.11
1:N:220:ILE:CD1	1:N:296:THR:HG21	1.79	1.11
1:D:190:VAL:HG11	1:D:334:ASP:HB2	1.31	1.10
1:L:230:ILE:CD1	1:L:262:LEU:CD1	2.28	1.10
1:I:230:ILE:CD1	1:I:262:LEU:CD1	2.28	1.10
1:I:227:ILE:HD13	1:I:233:MET:HE3	1.32	1.10
1:F:23:LEU:HG	1:F:60:ILE:HD12	1.28	1.10
1:B:200:LEU:CD2	1:B:254:VAL:CG2	1.87	1.09
1:I:230:ILE:HD13	1:I:262:LEU:HD12	1.33	1.09
1:N:230:ILE:HD13	1:N:262:LEU:HG	1.13	1.09
1:A:23:LEU:HG	1:A:60:ILE:HD12	1.28	1.09
1:D:199:TYR:HB3	1:D:325:ILE:HD11	1.32	1.09
1:G:23:LEU:HG	1:G:60:ILE:HD12	1.28	1.09
1:H:23:LEU:HD12	1:H:60:ILE:HD12	1.35	1.08
1:L:227:ILE:HD13	1:L:233:MET:HE3	1.25	1.08

Continued on next page...

Continued from previous page...

Atom-1	Atom-2	Interatomic distance (Å)	Clash overlap (Å)
1:N:230:ILE:CD1	1:N:262:LEU:HG	1.83	1.08
1:J:230:ILE:CD1	1:J:262:LEU:HG	1.83	1.07
1:J:230:ILE:HD13	1:J:262:LEU:HG	1.13	1.07
1:H:227:ILE:HD13	1:H:233:MET:HE3	1.35	1.07
1:M:227:ILE:HD13	1:M:233:MET:HE3	1.29	1.06
1:L:230:ILE:HD13	1:L:262:LEU:HD12	1.33	1.06
1:H:227:ILE:HD13	1:H:233:MET:CE	1.85	1.06
1:L:23:LEU:HD12	1:L:60:ILE:HD12	1.39	1.05
1:I:230:ILE:HD13	1:I:262:LEU:CD1	1.86	1.05
1:J:227:ILE:HD13	1:J:233:MET:CE	1.87	1.04
1:L:230:ILE:HD13	1:L:262:LEU:CD1	1.86	1.04
1:N:23:LEU:HD12	1:N:60:ILE:HD12	1.39	1.04
1:J:23:LEU:HD12	1:J:60:ILE:HD12	1.38	1.04
1:N:227:ILE:HD13	1:N:233:MET:HE3	1.39	1.04
1:I:227:ILE:HD13	1:I:233:MET:CE	1.86	1.03
1:K:23:LEU:HD12	1:K:60:ILE:HD12	1.40	1.03
1:M:230:ILE:HD13	1:M:262:LEU:HD12	1.39	1.03
1:N:227:ILE:HD13	1:N:233:MET:CE	1.88	1.03
1:M:23:LEU:HD12	1:M:60:ILE:HD12	1.39	1.03
1:C:199:TYR:HB3	1:C:325:ILE:HD11	1.38	1.02
1:G:161:LEU:HD11	1:G:185:ASP:HB3	1.42	1.02
1:K:227:ILE:HD13	1:K:233:MET:HE3	1.39	1.01
1:A:49:ILE:HD11	1:G:513:LEU:O	1.60	1.01
1:C:193:MET:HE1	1:C:296:THR:HG23	1.42	1.01
1:I:23:LEU:HD12	1:I:60:ILE:HD12	1.39	1.01
1:G:199:TYR:HB3	1:G:325:ILE:HD11	1.38	1.01
1:A:513:LEU:O	1:B:49:ILE:HD11	1.60	1.01
1:E:199:TYR:HB3	1:E:325:ILE:HD11	1.38	1.01
1:F:513:LEU:O	1:G:49:ILE:HD11	1.60	1.01
1:H:230:ILE:HD13	1:H:262:LEU:HD12	1.43	1.01
1:F:199:TYR:HB3	1:F:325:ILE:HD11	1.38	1.01
1:G:200:LEU:HD11	1:G:254:VAL:HG21	1.01	1.00
1:B:199:TYR:HB3	1:B:325:ILE:HD11	1.38	1.00
1:C:513:LEU:O	1:D:49:ILE:HD11	1.60	1.00
1:B:513:LEU:O	1:C:49:ILE:HD11	1.60	1.00
1:K:230:ILE:HD13	1:K:262:LEU:HD12	1.40	1.00
1:A:199:TYR:HB3	1:A:325:ILE:HD11	1.38	0.99
1:D:295:LEU:HD22	1:D:342:ILE:CD1	1.93	0.99
1:D:513:LEU:O	1:E:49:ILE:HD11	1.62	0.99
1:B:295:LEU:HD22	1:B:342:ILE:CD1	1.93	0.99
1:A:295:LEU:HD22	1:A:342:ILE:CD1	1.93	0.99

Continued on next page...

Continued from previous page...

Atom-1	Atom-2	Interatomic distance (Å)	Clash overlap (Å)
1:C:295:LEU:HD22	1:C:342:ILE:CD1	1.93	0.99
1:G:295:LEU:HD22	1:G:342:ILE:CD1	1.93	0.99
1:E:295:LEU:HD22	1:E:342:ILE:CD1	1.93	0.99
1:J:227:ILE:HD13	1:J:233:MET:HE3	1.42	0.99
1:G:200:LEU:HD11	1:G:254:VAL:CG2	1.91	0.99
1:F:295:LEU:HD22	1:F:342:ILE:CD1	1.93	0.99
1:E:513:LEU:O	1:F:49:ILE:HD11	1.60	0.99
1:G:200:LEU:CD1	1:G:254:VAL:HG21	1.93	0.98
1:K:301:ILE:HD12	1:K:309:LEU:HD23	1.41	0.98
1:J:301:ILE:HD11	1:J:312:ALA:HB2	1.46	0.98
1:L:301:ILE:HD12	1:L:309:LEU:HD23	1.44	0.97
1:N:301:ILE:HD11	1:N:312:ALA:HB2	1.47	0.96
1:M:301:ILE:HD11	1:M:312:ALA:HB2	1.48	0.95
1:M:301:ILE:HD12	1:M:309:LEU:HD23	1.48	0.95
1:I:301:ILE:HD11	1:I:312:ALA:HB2	1.47	0.95
1:J:136:VAL:HG21	1:J:489:ILE:HD13	1.49	0.94
1:N:220:ILE:HD12	1:N:296:THR:HG21	1.50	0.94
1:L:301:ILE:HD11	1:L:312:ALA:HB2	1.50	0.94
1:A:513:LEU:HB3	1:B:49:ILE:HD12	1.50	0.94
1:B:513:LEU:HB3	1:C:49:ILE:HD12	1.50	0.94
1:E:513:LEU:HB3	1:F:49:ILE:HD12	1.50	0.94
1:D:513:LEU:HB3	1:E:49:ILE:HD12	1.50	0.94
1:E:201:SER:HB3	1:E:204:PHE:CE1	2.04	0.93
1:C:513:LEU:HB3	1:D:49:ILE:HD12	1.50	0.93
1:M:220:ILE:HD12	1:M:296:THR:HG21	1.48	0.93
1:G:200:LEU:N	1:G:200:LEU:HD12	1.83	0.93
1:K:301:ILE:CD1	1:K:309:LEU:HD23	1.97	0.93
1:I:220:ILE:HD12	1:I:296:THR:HG21	1.48	0.93
1:J:23:LEU:HA	1:J:60:ILE:HD13	1.51	0.93
1:H:220:ILE:HD12	1:H:296:THR:HG21	1.48	0.92
1:F:513:LEU:HB3	1:G:49:ILE:HD12	1.50	0.92
1:A:49:ILE:HD12	1:G:513:LEU:HB3	1.50	0.92
1:A:206:ASN:HB2	1:A:213:VAL:HG23	1.49	0.92
1:C:200:LEU:HD23	1:C:254:VAL:HG21	1.52	0.92
1:J:230:ILE:HD13	1:J:262:LEU:CG	2.00	0.92
1:H:301:ILE:HD11	1:H:312:ALA:HB2	1.49	0.92
1:D:213:VAL:CG1	1:D:325:ILE:HG12	2.00	0.92
1:F:213:VAL:CG1	1:F:325:ILE:HG12	2.00	0.92
1:D:200:LEU:HD23	1:D:254:VAL:HG21	1.52	0.91
1:C:213:VAL:CG1	1:C:325:ILE:HG12	2.00	0.91
1:K:301:ILE:HD11	1:K:312:ALA:HB2	1.51	0.91

Continued on next page...

Continued from previous page...

Atom-1	Atom-2	Interatomic distance (Å)	Clash overlap (Å)
1:B:200:LEU:HD23	1:B:254:VAL:HG21	1.52	0.91
1:K:220:ILE:HD12	1:K:296:THR:HG21	1.51	0.91
1:H:230:ILE:HD12	1:H:262:LEU:HD12	1.51	0.91
1:M:220:ILE:HD12	1:M:296:THR:CG2	2.01	0.91
1:H:23:LEU:HA	1:H:60:ILE:HD13	1.51	0.91
1:K:227:ILE:CD1	1:K:233:MET:CE	2.48	0.91
1:F:186:GLU:HB2	1:F:380:LYS:HB2	1.53	0.91
1:E:200:LEU:HD23	1:E:254:VAL:HG21	1.52	0.91
1:A:200:LEU:HD23	1:A:254:VAL:HG21	1.52	0.91
1:F:23:LEU:HA	1:F:60:ILE:HD13	1.53	0.91
1:B:213:VAL:CG1	1:B:325:ILE:HG12	2.00	0.91
1:J:220:ILE:HD12	1:J:296:THR:HG21	1.51	0.91
1:G:213:VAL:CG1	1:G:325:ILE:HG12	2.00	0.91
1:G:23:LEU:HA	1:G:60:ILE:HD13	1.53	0.90
1:E:213:VAL:CG1	1:E:325:ILE:HG12	2.00	0.90
1:F:295:LEU:HD22	1:F:342:ILE:HD11	1.54	0.90
1:L:301:ILE:CD1	1:L:309:LEU:HD23	2.00	0.90
1:B:220:ILE:HD13	1:B:332:ILE:HD13	1.54	0.90
1:L:220:ILE:HD12	1:L:296:THR:HG21	1.52	0.90
1:B:295:LEU:HD22	1:B:342:ILE:HD11	1.53	0.90
1:G:220:ILE:HD13	1:G:332:ILE:HD13	1.54	0.90
1:F:220:ILE:HD13	1:F:332:ILE:HD13	1.53	0.90
1:D:295:LEU:HD22	1:D:342:ILE:HD11	1.53	0.90
1:A:220:ILE:HD13	1:A:332:ILE:HD13	1.54	0.90
1:E:23:LEU:HA	1:E:60:ILE:HD13	1.53	0.90
1:M:230:ILE:HD13	1:M:262:LEU:CD1	1.96	0.90
1:A:23:LEU:HA	1:A:60:ILE:HD13	1.53	0.90
1:L:23:LEU:HA	1:L:60:ILE:HD13	1.53	0.90
1:N:136:VAL:HG21	1:N:489:ILE:HD13	1.53	0.90
1:I:220:ILE:HD12	1:I:296:THR:CG2	2.01	0.90
1:I:23:LEU:HA	1:I:60:ILE:HD13	1.54	0.89
1:M:136:VAL:HG21	1:M:489:ILE:HD13	1.54	0.89
1:K:230:ILE:HD12	1:K:262:LEU:HD12	1.55	0.89
1:C:220:ILE:HD13	1:C:332:ILE:HD13	1.53	0.89
1:D:23:LEU:HA	1:D:60:ILE:HD13	1.53	0.89
1:K:23:LEU:HA	1:K:60:ILE:HD13	1.54	0.89
1:G:295:LEU:HD22	1:G:342:ILE:HD11	1.54	0.89
1:C:23:LEU:HA	1:C:60:ILE:HD13	1.53	0.89
1:A:295:LEU:HD22	1:A:342:ILE:HD11	1.54	0.89
1:H:220:ILE:HD12	1:H:296:THR:CG2	2.01	0.89
1:E:220:ILE:HD13	1:E:332:ILE:HD13	1.54	0.89

Continued on next page...

Continued from previous page...

Atom-1	Atom-2	Interatomic distance (Å)	Clash overlap (Å)
1:J:220:ILE:HD12	1:J:296:THR:CG2	2.03	0.88
1:D:220:ILE:HD13	1:D:332:ILE:HD13	1.53	0.88
1:N:230:ILE:HD13	1:N:262:LEU:CG	2.01	0.88
1:B:23:LEU:HA	1:B:60:ILE:HD13	1.53	0.88
1:N:220:ILE:HD12	1:N:296:THR:CG2	2.03	0.88
1:L:220:ILE:HD12	1:L:296:THR:CG2	2.04	0.88
1:H:220:ILE:CD1	1:H:296:THR:CG2	2.51	0.88
1:I:230:ILE:HD13	1:I:262:LEU:CG	2.04	0.88
1:N:23:LEU:HA	1:N:60:ILE:HD13	1.55	0.88
1:E:295:LEU:HD22	1:E:342:ILE:HD11	1.54	0.88
1:C:200:LEU:HD12	1:C:275:ALA:HB3	1.55	0.88
1:I:220:ILE:CD1	1:I:296:THR:CG2	2.52	0.88
1:K:227:ILE:CD1	1:K:233:MET:HE1	2.03	0.87
1:F:200:LEU:HD23	1:F:254:VAL:HG21	1.52	0.87
1:K:220:ILE:HD12	1:K:296:THR:CG2	2.04	0.87
1:C:295:LEU:HD22	1:C:342:ILE:HD11	1.53	0.87
1:F:200:LEU:HD12	1:F:275:ALA:HB3	1.55	0.87
1:D:200:LEU:HD12	1:D:275:ALA:HB3	1.54	0.87
1:M:220:ILE:CD1	1:M:296:THR:CG2	2.52	0.87
1:L:227:ILE:CD1	1:L:233:MET:CE	2.53	0.87
1:E:200:LEU:HD12	1:E:275:ALA:HB3	1.54	0.87
1:A:200:LEU:HD12	1:A:275:ALA:HB3	1.55	0.86
1:L:230:ILE:HD13	1:L:262:LEU:CG	2.04	0.86
1:G:193:MET:HE1	1:G:332:ILE:HD12	1.58	0.86
1:B:200:LEU:HD12	1:B:275:ALA:HB3	1.55	0.86
1:M:23:LEU:HA	1:M:60:ILE:HD13	1.55	0.86
1:H:230:ILE:HD11	1:H:262:LEU:CD1	2.05	0.86
1:D:190:VAL:CG1	1:D:334:ASP:HB2	2.05	0.86
1:G:23:LEU:HG	1:G:60:ILE:CD1	2.06	0.85
1:N:301:ILE:CD1	1:N:312:ALA:HB2	2.06	0.85
1:C:192:GLY:HA2	1:C:332:ILE:O	1.77	0.85
1:H:230:ILE:HD13	1:H:262:LEU:CD1	2.02	0.85
1:M:230:ILE:HD13	1:M:262:LEU:CG	2.07	0.85
1:A:23:LEU:HG	1:A:60:ILE:CD1	2.06	0.85
1:F:513:LEU:C	1:G:49:ILE:HD11	1.97	0.85
1:D:23:LEU:HG	1:D:60:ILE:CD1	2.06	0.85
1:H:301:ILE:HD12	1:H:309:LEU:HD23	1.56	0.85
1:J:220:ILE:HD13	1:J:296:THR:HG21	1.59	0.84
1:N:220:ILE:CD1	1:N:296:THR:CG2	2.55	0.84
1:J:301:ILE:CD1	1:J:312:ALA:HB2	2.06	0.84
1:L:220:ILE:HD13	1:L:296:THR:HG21	1.59	0.84

Continued on next page...

Continued from previous page...

Atom-1	Atom-2	Interatomic distance (Å)	Clash overlap (Å)
1:L:301:ILE:CD1	1:L:312:ALA:HB2	2.05	0.84
1:M:301:ILE:CD1	1:M:309:LEU:HD23	2.06	0.84
1:M:301:ILE:CD1	1:M:312:ALA:HB2	2.06	0.84
1:E:513:LEU:C	1:F:49:ILE:HD11	1.97	0.84
1:K:301:ILE:CD1	1:K:312:ALA:HB2	2.06	0.84
1:E:23:LEU:HG	1:E:60:ILE:CD1	2.06	0.84
1:I:301:ILE:CD1	1:I:312:ALA:HB2	2.06	0.84
1:L:220:ILE:CD1	1:L:296:THR:CG2	2.55	0.84
1:D:513:LEU:C	1:E:49:ILE:HD11	1.97	0.84
1:H:301:ILE:CD1	1:H:312:ALA:HB2	2.06	0.84
1:C:513:LEU:C	1:D:49:ILE:HD11	1.97	0.84
1:B:23:LEU:HG	1:B:60:ILE:CD1	2.06	0.84
1:A:49:ILE:HD11	1:G:513:LEU:C	1.97	0.84
1:F:23:LEU:HG	1:F:60:ILE:CD1	2.06	0.83
1:M:227:ILE:CD1	1:M:233:MET:HE1	2.08	0.83
1:C:23:LEU:HG	1:C:60:ILE:CD1	2.08	0.83
1:F:150:ILE:HD11	1:F:493:ILE:HA	1.60	0.83
1:A:49:ILE:CD1	1:G:513:LEU:O	2.27	0.83
1:A:513:LEU:C	1:B:49:ILE:HD11	1.97	0.83
1:B:513:LEU:C	1:C:49:ILE:HD11	1.97	0.83
1:E:513:LEU:O	1:F:49:ILE:CD1	2.27	0.83
1:G:150:ILE:HD11	1:G:493:ILE:HA	1.60	0.83
1:F:221:LEU:HD11	1:F:309:LEU:HD21	1.60	0.83
1:K:230:ILE:HD11	1:K:262:LEU:CD1	2.09	0.83
1:K:230:ILE:HD13	1:K:262:LEU:CD1	1.99	0.83
1:N:220:ILE:HD13	1:N:296:THR:HG21	1.61	0.83
1:E:221:LEU:HD11	1:E:309:LEU:HD21	1.60	0.83
1:A:513:LEU:O	1:B:49:ILE:CD1	2.27	0.83
1:M:227:ILE:CD1	1:M:233:MET:CE	2.56	0.83
1:J:220:ILE:CD1	1:J:296:THR:CG2	2.54	0.83
1:M:230:ILE:HD12	1:M:262:LEU:HD12	1.59	0.82
1:D:513:LEU:HB3	1:E:49:ILE:CD1	2.09	0.82
1:H:230:ILE:CD1	1:H:262:LEU:CG	2.57	0.82
1:J:220:ILE:HD12	1:J:296:THR:CB	2.09	0.82
1:G:221:LEU:HD11	1:G:309:LEU:HD21	1.60	0.82
1:B:221:LEU:HD11	1:B:309:LEU:HD21	1.60	0.82
1:C:221:LEU:HD11	1:C:309:LEU:HD21	1.60	0.82
1:D:221:LEU:HD11	1:D:309:LEU:HD21	1.60	0.82
1:M:220:ILE:HD13	1:M:296:THR:HG21	1.61	0.82
1:B:513:LEU:O	1:C:49:ILE:CD1	2.26	0.82
1:D:223:ALA:O	1:D:251:ALA:HA	1.80	0.82

Continued on next page...

Continued from previous page...

Atom-1	Atom-2	Interatomic distance (Å)	Clash overlap (Å)
1:K:230:ILE:HD13	1:K:262:LEU:CG	2.08	0.82
1:A:150:ILE:HD11	1:A:493:ILE:HA	1.61	0.82
1:A:221:LEU:HD11	1:A:309:LEU:HD21	1.60	0.82
1:E:150:ILE:HD11	1:E:493:ILE:HA	1.61	0.82
1:C:513:LEU:HB3	1:D:49:ILE:CD1	2.10	0.82
1:C:223:ALA:O	1:C:251:ALA:HA	1.80	0.82
1:F:513:LEU:O	1:G:49:ILE:CD1	2.27	0.82
1:G:223:ALA:O	1:G:251:ALA:HA	1.80	0.82
1:B:223:ALA:O	1:B:251:ALA:HA	1.80	0.82
1:A:513:LEU:HB3	1:B:49:ILE:CD1	2.10	0.82
1:D:513:LEU:O	1:E:49:ILE:CD1	2.28	0.82
1:C:513:LEU:O	1:D:49:ILE:CD1	2.27	0.81
1:B:513:LEU:HB3	1:C:49:ILE:CD1	2.11	0.81
1:E:513:LEU:HB3	1:F:49:ILE:CD1	2.10	0.81
1:H:230:ILE:HD13	1:H:262:LEU:CG	2.10	0.81
1:B:150:ILE:HD11	1:B:493:ILE:HA	1.61	0.81
1:F:223:ALA:O	1:F:251:ALA:HA	1.80	0.81
1:A:49:ILE:CD1	1:G:513:LEU:HB3	2.11	0.81
1:F:513:LEU:HB3	1:G:49:ILE:CD1	2.11	0.81
1:H:220:ILE:HD13	1:H:296:THR:HG21	1.60	0.81
1:D:150:ILE:HD11	1:D:493:ILE:HA	1.61	0.81
1:K:220:ILE:HD13	1:K:296:THR:HG21	1.61	0.81
1:A:223:ALA:O	1:A:251:ALA:HA	1.80	0.81
1:M:227:ILE:HD13	1:M:233:MET:HE1	1.62	0.80
1:C:150:ILE:HD11	1:C:493:ILE:HA	1.60	0.80
1:B:137:PRO:HA	1:B:410:GLY:HA2	1.63	0.80
1:K:230:ILE:CD1	1:K:262:LEU:CG	2.59	0.80
1:C:193:MET:CE	1:C:295:LEU:HD12	2.12	0.80
1:K:220:ILE:HD12	1:K:296:THR:CB	2.12	0.80
1:L:220:ILE:HD12	1:L:296:THR:CB	2.11	0.80
1:N:220:ILE:HD12	1:N:296:THR:CB	2.11	0.80
1:A:137:PRO:HA	1:A:410:GLY:HA2	1.63	0.80
1:G:200:LEU:CD1	1:G:254:VAL:HG11	2.11	0.80
1:E:223:ALA:O	1:E:251:ALA:HA	1.80	0.80
1:K:220:ILE:CD1	1:K:296:THR:CG2	2.56	0.80
1:B:137:PRO:HA	1:B:410:GLY:CA	2.12	0.79
1:A:137:PRO:HA	1:A:410:GLY:CA	2.12	0.79
1:G:137:PRO:HA	1:G:410:GLY:HA2	1.63	0.79
1:C:193:MET:CE	1:C:296:THR:HG23	2.12	0.79
1:G:137:PRO:HA	1:G:410:GLY:CA	2.12	0.79
1:L:227:ILE:CD1	1:L:233:MET:HE1	2.13	0.79

Continued on next page...

Continued from previous page...

Atom-1	Atom-2	Interatomic distance (Å)	Clash overlap (Å)
1:C:137:PRO:HA	1:C:410:GLY:HA2	1.63	0.79
1:F:137:PRO:HA	1:F:410:GLY:CA	2.12	0.79
1:D:200:LEU:HB2	1:D:259:LEU:HD13	1.65	0.79
1:A:513:LEU:CB	1:B:49:ILE:HD12	2.13	0.79
1:B:513:LEU:CB	1:C:49:ILE:HD12	2.13	0.79
1:D:137:PRO:HA	1:D:410:GLY:CA	2.12	0.79
1:C:513:LEU:CB	1:D:49:ILE:HD12	2.13	0.79
1:E:137:PRO:HA	1:E:410:GLY:CA	2.12	0.79
1:E:137:PRO:HA	1:E:410:GLY:HA2	1.63	0.79
1:F:295:LEU:HD22	1:F:342:ILE:HD13	1.64	0.78
1:E:295:LEU:HD22	1:E:342:ILE:HD13	1.64	0.78
1:C:137:PRO:HA	1:C:410:GLY:CA	2.12	0.78
1:C:295:LEU:HD22	1:C:342:ILE:HD13	1.64	0.78
1:D:513:LEU:CB	1:E:49:ILE:HD12	2.13	0.78
1:A:49:ILE:HD12	1:G:513:LEU:CB	2.13	0.78
1:D:137:PRO:HA	1:D:410:GLY:HA2	1.63	0.78
1:G:200:LEU:HD22	1:G:254:VAL:HG11	1.66	0.78
1:A:300:VAL:HG23	1:A:312:ALA:HB2	1.66	0.78
1:F:137:PRO:HA	1:F:410:GLY:HA2	1.63	0.78
1:I:220:ILE:HD13	1:I:296:THR:HG21	1.61	0.78
1:B:295:LEU:HD22	1:B:342:ILE:HD13	1.64	0.78
1:G:300:VAL:HG23	1:G:312:ALA:HB2	1.66	0.78
1:C:300:VAL:HG23	1:C:312:ALA:HB2	1.66	0.78
1:F:200:LEU:HB2	1:F:259:LEU:HD13	1.65	0.78
1:G:200:LEU:CD2	1:G:254:VAL:HG11	2.14	0.78
1:A:150:ILE:HD12	1:A:493:ILE:HA	1.65	0.78
1:I:301:ILE:HD12	1:I:309:LEU:HD23	1.64	0.78
1:D:295:LEU:HD22	1:D:342:ILE:HD13	1.64	0.77
1:D:300:VAL:HG23	1:D:312:ALA:HB2	1.66	0.77
1:E:200:LEU:HB2	1:E:259:LEU:HD13	1.65	0.77
1:M:230:ILE:HD11	1:M:262:LEU:CD1	2.14	0.77
1:E:150:ILE:HD12	1:E:493:ILE:HA	1.65	0.77
1:B:300:VAL:HG23	1:B:312:ALA:HB2	1.66	0.77
1:D:150:ILE:HD12	1:D:493:ILE:HA	1.65	0.77
1:E:513:LEU:CB	1:F:49:ILE:HD12	2.13	0.77
1:H:220:ILE:HD12	1:H:296:THR:CB	2.14	0.77
1:F:513:LEU:CB	1:G:49:ILE:HD12	2.14	0.77
1:F:300:VAL:HG23	1:F:312:ALA:HB2	1.66	0.77
1:F:150:ILE:HD12	1:F:493:ILE:HA	1.65	0.77
1:G:192:GLY:HA2	1:G:332:ILE:O	1.85	0.77
1:M:230:ILE:CD1	1:M:262:LEU:CG	2.61	0.77

Continued on next page...

Continued from previous page...

Atom-1	Atom-2	Interatomic distance (Å)	Clash overlap (Å)
1:I:220:ILE:HD12	1:I:296:THR:CB	2.15	0.77
1:F:199:TYR:HB3	1:F:325:ILE:CD1	2.14	0.77
1:G:295:LEU:HD22	1:G:342:ILE:HD13	1.64	0.77
1:A:295:LEU:HD22	1:A:342:ILE:HD13	1.64	0.77
1:A:192:GLY:HA2	1:A:332:ILE:O	1.85	0.77
1:M:220:ILE:HD12	1:M:296:THR:CB	2.14	0.77
1:E:300:VAL:HG23	1:E:312:ALA:HB2	1.66	0.77
1:E:192:GLY:HA2	1:E:332:ILE:O	1.85	0.77
1:C:199:TYR:HB3	1:C:325:ILE:CD1	2.14	0.76
1:E:199:TYR:HB3	1:E:325:ILE:CD1	2.14	0.76
1:H:301:ILE:CD1	1:H:309:LEU:HD23	2.15	0.76
1:D:192:GLY:HA2	1:D:332:ILE:O	1.85	0.76
1:F:309:LEU:HD22	1:F:312:ALA:HB3	1.67	0.76
1:E:309:LEU:HD22	1:E:312:ALA:HB3	1.67	0.76
1:G:309:LEU:HD22	1:G:312:ALA:HB3	1.67	0.76
1:F:192:GLY:HA2	1:F:332:ILE:O	1.85	0.76
1:C:150:ILE:HD12	1:C:493:ILE:HA	1.64	0.76
1:E:297:GLY:HA2	1:E:337:GLY:HA2	1.68	0.76
1:A:297:GLY:HA2	1:A:337:GLY:HA2	1.68	0.76
1:D:297:GLY:HA2	1:D:337:GLY:HA2	1.68	0.76
1:B:200:LEU:HB2	1:B:259:LEU:HD13	1.65	0.76
1:J:136:VAL:HG21	1:J:489:ILE:CD1	2.15	0.76
1:B:192:GLY:HA2	1:B:332:ILE:O	1.85	0.76
1:C:200:LEU:HB2	1:C:259:LEU:HD13	1.65	0.76
1:D:309:LEU:HD22	1:D:312:ALA:HB3	1.67	0.76
1:B:297:GLY:HA2	1:B:337:GLY:HA2	1.68	0.76
1:G:297:GLY:HA2	1:G:337:GLY:HA2	1.68	0.76
1:G:150:ILE:HD12	1:G:493:ILE:HA	1.65	0.75
1:B:199:TYR:HB3	1:B:325:ILE:CD1	2.15	0.75
1:A:199:TYR:HB3	1:A:325:ILE:CD1	2.15	0.75
1:A:213:VAL:CG1	1:A:325:ILE:HG12	2.16	0.75
1:C:297:GLY:HA2	1:C:337:GLY:HA2	1.68	0.75
1:A:200:LEU:HB2	1:A:259:LEU:HD13	1.65	0.75
1:B:150:ILE:HD12	1:B:493:ILE:HA	1.65	0.75
1:G:199:TYR:HB3	1:G:325:ILE:CD1	2.14	0.75
1:F:297:GLY:HA2	1:F:337:GLY:HA2	1.68	0.75
1:F:313:THR:H	1:F:316:ASP:HB3	1.52	0.75
1:B:313:THR:H	1:B:316:ASP:HB3	1.52	0.75
1:E:313:THR:H	1:E:316:ASP:HB3	1.52	0.75
1:D:313:THR:H	1:D:316:ASP:HB3	1.52	0.75
1:B:309:LEU:HD22	1:B:312:ALA:HB3	1.67	0.75

Continued on next page...

Continued from previous page...

Atom-1	Atom-2	Interatomic distance (Å)	Clash overlap (Å)
1:A:309:LEU:HD22	1:A:312:ALA:HB3	1.67	0.75
1:C:309:LEU:HD22	1:C:312:ALA:HB3	1.67	0.74
1:G:199:TYR:C	1:G:200:LEU:HD12	2.07	0.74
1:E:200:LEU:HD12	1:E:275:ALA:CB	2.18	0.74
1:G:313:THR:H	1:G:316:ASP:HB3	1.52	0.74
1:N:100:ILE:HD13	1:N:514:MET:SD	2.27	0.74
1:K:100:ILE:HD13	1:K:514:MET:SD	2.28	0.74
1:A:313:THR:H	1:A:316:ASP:HB3	1.52	0.74
1:A:240:VAL:HG11	1:A:247:LEU:HB2	1.69	0.74
1:C:381:VAL:HG21	1:C:393:LYS:N	2.03	0.74
1:C:313:THR:H	1:C:316:ASP:HB3	1.52	0.74
1:F:200:LEU:HD12	1:F:275:ALA:CB	2.18	0.74
1:D:200:LEU:HD12	1:D:275:ALA:CB	2.18	0.74
1:G:240:VAL:HG11	1:G:247:LEU:HB2	1.69	0.74
1:B:381:VAL:HG21	1:B:393:LYS:N	2.03	0.74
1:B:240:VAL:HG11	1:B:247:LEU:HB2	1.69	0.73
1:J:100:ILE:HD13	1:J:514:MET:SD	2.28	0.73
1:D:381:VAL:HG21	1:D:393:LYS:N	2.03	0.73
1:B:194:GLN:CD	1:B:329:THR:HG21	2.09	0.73
1:G:381:VAL:HG21	1:G:393:LYS:N	2.03	0.73
1:L:100:ILE:HD13	1:L:514:MET:SD	2.28	0.73
1:E:381:VAL:HG21	1:E:393:LYS:N	2.03	0.73
1:C:200:LEU:HD12	1:C:275:ALA:CB	2.18	0.73
1:A:381:VAL:HG21	1:A:393:LYS:N	2.03	0.73
1:H:100:ILE:HD13	1:H:514:MET:SD	2.28	0.73
1:B:200:LEU:HD12	1:B:275:ALA:CB	2.18	0.73
1:A:200:LEU:HD12	1:A:275:ALA:CB	2.18	0.73
1:C:240:VAL:HG11	1:C:247:LEU:HB2	1.69	0.73
1:G:200:LEU:HD13	1:G:254:VAL:HG11	1.71	0.73
1:I:100:ILE:HD13	1:I:514:MET:SD	2.29	0.73
1:E:200:LEU:CB	1:E:259:LEU:HD13	2.19	0.72
1:K:227:ILE:HD12	1:K:233:MET:HE1	1.69	0.72
1:D:200:LEU:CB	1:D:259:LEU:HD13	2.19	0.72
1:F:220:ILE:HD12	1:F:296:THR:HG21	1.71	0.72
1:F:381:VAL:HG21	1:F:393:LYS:N	2.03	0.72
1:D:240:VAL:HG11	1:D:247:LEU:HB2	1.69	0.72
1:I:230:ILE:HD12	1:I:262:LEU:HD12	1.71	0.72
1:E:220:ILE:HD12	1:E:296:THR:HG21	1.71	0.72
1:E:240:VAL:HG11	1:E:247:LEU:HB2	1.69	0.72
1:F:240:VAL:HG11	1:F:247:LEU:HB2	1.69	0.72
1:D:220:ILE:HD12	1:D:296:THR:HG21	1.71	0.72

Continued on next page...

Continued from previous page...

Atom-1	Atom-2	Interatomic distance (Å)	Clash overlap (Å)
1:C:207:LYS:HB2	1:C:208:PRO:HD3	1.72	0.72
1:B:200:LEU:CB	1:B:259:LEU:HD13	2.19	0.72
1:C:200:LEU:CB	1:C:259:LEU:HD13	2.19	0.72
1:N:301:ILE:HD11	1:N:312:ALA:CB	2.18	0.72
1:B:222:LEU:HD21	1:B:292:ILE:HG22	1.71	0.72
1:H:230:ILE:CD1	1:H:262:LEU:HG	2.20	0.72
1:C:513:LEU:CA	1:D:49:ILE:CD1	2.68	0.72
1:G:220:ILE:HD12	1:G:296:THR:HG21	1.71	0.72
1:I:301:ILE:HD11	1:I:312:ALA:CB	2.18	0.72
1:A:513:LEU:CA	1:B:49:ILE:CD1	2.68	0.71
1:F:513:LEU:CA	1:G:49:ILE:CD1	2.68	0.71
1:M:301:ILE:HD11	1:M:312:ALA:CB	2.20	0.71
1:B:513:LEU:CA	1:C:49:ILE:CD1	2.68	0.71
1:E:513:LEU:CA	1:F:49:ILE:CD1	2.68	0.71
1:L:301:ILE:HD11	1:L:312:ALA:CB	2.21	0.71
1:F:222:LEU:HD21	1:F:292:ILE:HG22	1.71	0.71
1:N:136:VAL:HG21	1:N:489:ILE:CD1	2.18	0.71
1:E:201:SER:HB3	1:E:204:PHE:CZ	2.25	0.71
1:C:220:ILE:HD12	1:C:296:THR:HG21	1.71	0.71
1:C:162:ILE:HD13	1:C:400:LEU:CA	2.20	0.71
1:F:200:LEU:CB	1:F:259:LEU:HD13	2.19	0.71
1:C:222:LEU:HD21	1:C:292:ILE:HG22	1.71	0.71
1:A:162:ILE:HD13	1:A:400:LEU:CA	2.20	0.71
1:D:513:LEU:CA	1:E:49:ILE:CD1	2.68	0.71
1:J:301:ILE:HD11	1:J:312:ALA:CB	2.18	0.71
1:A:222:LEU:HD21	1:A:292:ILE:HG22	1.71	0.71
1:B:213:VAL:HG13	1:B:325:ILE:HG12	1.73	0.71
1:L:230:ILE:HD12	1:L:262:LEU:HD12	1.71	0.71
1:E:162:ILE:HD13	1:E:400:LEU:CA	2.20	0.71
1:A:49:ILE:CD1	1:G:513:LEU:CA	2.68	0.71
1:G:222:LEU:HD21	1:G:292:ILE:HG22	1.71	0.71
1:B:220:ILE:HD12	1:B:296:THR:HG21	1.71	0.71
1:D:222:LEU:HD21	1:D:292:ILE:HG22	1.71	0.71
1:D:162:ILE:HD13	1:D:400:LEU:CA	2.20	0.71
1:A:200:LEU:CB	1:A:259:LEU:HD13	2.19	0.70
1:G:213:VAL:HG13	1:G:325:ILE:HG12	1.73	0.70
1:E:222:LEU:HD21	1:E:292:ILE:HG22	1.71	0.70
1:F:162:ILE:HD13	1:F:400:LEU:CA	2.21	0.70
2:C:1525:PO4:P	4:C:1527:ATP:O1G	2.50	0.70
1:E:213:VAL:HG13	1:E:325:ILE:HG12	1.73	0.70
1:B:223:ALA:HA	1:B:309:LEU:HD23	1.72	0.70

Continued on next page...

Continued from previous page...

Atom-1	Atom-2	Interatomic distance (Å)	Clash overlap (Å)
1:G:162:ILE:HD13	1:G:400:LEU:CA	2.20	0.70
2:G:1525:PO4:P	4:G:1527:ATP:O1G	2.50	0.70
1:K:301:ILE:HD11	1:K:312:ALA:CB	2.22	0.70
1:M:100:ILE:HD13	1:M:514:MET:SD	2.31	0.70
1:F:197:ARG:HG3	1:F:198:GLY:O	1.91	0.70
1:M:230:ILE:CD1	1:M:262:LEU:HG	2.22	0.70
1:H:301:ILE:HD11	1:H:312:ALA:CB	2.21	0.70
1:G:223:ALA:HA	1:G:309:LEU:HD23	1.72	0.70
1:A:223:ALA:HA	1:A:309:LEU:HD23	1.72	0.70
1:G:270:ILE:HG22	1:G:271:VAL:HG23	1.74	0.70
1:B:162:ILE:HD13	1:B:400:LEU:CA	2.21	0.70
1:A:220:ILE:HD12	1:A:296:THR:HG21	1.71	0.70
1:K:301:ILE:HD12	1:K:309:LEU:CD2	2.18	0.70
1:F:270:ILE:HG22	1:F:271:VAL:HG23	1.74	0.70
1:D:213:VAL:HG13	1:D:325:ILE:HG12	1.73	0.70
1:F:223:ALA:HA	1:F:309:LEU:HD23	1.72	0.70
1:A:270:ILE:HG22	1:A:271:VAL:HG23	1.74	0.70
1:B:113:PRO:HB2	1:B:516:THR:HG22	1.74	0.70
1:E:270:ILE:HG22	1:E:271:VAL:HG23	1.74	0.70
2:F:1525:PO4:P	4:F:1527:ATP:O1G	2.50	0.69
1:D:270:ILE:HG22	1:D:271:VAL:HG23	1.74	0.69
1:G:200:LEU:HD22	1:G:259:LEU:HD22	1.74	0.69
1:F:207:LYS:HB2	1:F:208:PRO:HD3	1.74	0.69
2:D:1525:PO4:P	4:D:1527:ATP:O1G	2.50	0.69
2:B:1525:PO4:P	4:B:1527:ATP:O1G	2.50	0.69
1:C:223:ALA:HA	1:C:309:LEU:HD23	1.72	0.69
1:C:270:ILE:HG22	1:C:271:VAL:HG23	1.74	0.69
1:A:38:VAL:HG11	1:A:56:VAL:HG22	1.74	0.69
1:B:270:ILE:HG22	1:B:271:VAL:HG23	1.74	0.69
1:C:113:PRO:HB2	1:C:516:THR:HG22	1.75	0.69
1:E:202:PRO:O	1:E:205:ILE:HG13	1.92	0.69
1:G:271:VAL:HG12	1:G:273:VAL:CG2	2.23	0.69
1:K:230:ILE:CD1	1:K:262:LEU:HG	2.21	0.69
1:I:301:ILE:CD1	1:I:309:LEU:HD23	2.21	0.69
1:A:271:VAL:HG12	1:A:273:VAL:CG2	2.23	0.69
1:G:193:MET:CE	1:G:332:ILE:HD12	2.23	0.69
1:G:38:VAL:HG11	1:G:56:VAL:HG22	1.74	0.69
1:C:213:VAL:HG13	1:C:325:ILE:HG12	1.73	0.69
1:D:223:ALA:HA	1:D:309:LEU:HD23	1.72	0.69
1:E:38:VAL:HG11	1:E:56:VAL:HG22	1.73	0.69
1:D:199:TYR:HB3	1:D:325:ILE:CD1	2.19	0.69

Continued on next page...

Continued from previous page...

Atom-1	Atom-2	Interatomic distance (Å)	Clash overlap (Å)
1:J:23:LEU:HA	1:J:60:ILE:CD1	2.21	0.69
1:E:223:ALA:HA	1:E:309:LEU:HD23	1.72	0.69
1:F:271:VAL:HG12	1:F:273:VAL:CG2	2.23	0.69
2:E:1525:PO4:P	4:E:1527:ATP:O1G	2.50	0.69
1:C:38:VAL:HG11	1:C:56:VAL:HG22	1.73	0.69
1:B:271:VAL:HG12	1:B:273:VAL:CG2	2.23	0.68
1:D:271:VAL:HG12	1:D:273:VAL:CG2	2.23	0.68
1:F:38:VAL:HG11	1:F:56:VAL:HG22	1.74	0.68
1:D:38:VAL:HG11	1:D:56:VAL:HG22	1.74	0.68
1:F:213:VAL:HG13	1:F:325:ILE:HG12	1.73	0.68
1:B:38:VAL:HG11	1:B:56:VAL:HG22	1.74	0.68
2:A:1525:PO4:P	4:A:1527:ATP:O1G	2.50	0.68
1:I:23:LEU:HA	1:I:60:ILE:CD1	2.22	0.68
1:G:197:ARG:HG3	1:G:198:GLY:O	1.92	0.68
1:A:200:LEU:HB2	1:A:259:LEU:CD1	2.24	0.68
1:E:271:VAL:HG12	1:E:273:VAL:CG2	2.23	0.68
1:H:23:LEU:HA	1:H:60:ILE:CD1	2.22	0.68
1:M:136:VAL:HG21	1:M:489:ILE:CD1	2.21	0.68
1:C:271:VAL:HG12	1:C:273:VAL:CG2	2.23	0.68
1:H:227:ILE:HD13	1:H:233:MET:HE1	1.74	0.68
1:J:301:ILE:HD12	1:J:309:LEU:HD23	1.74	0.68
1:D:183:LEU:HA	1:D:383:ALA:H	1.59	0.68
1:F:113:PRO:HB2	1:F:516:THR:HG22	1.75	0.68
1:G:113:PRO:HB2	1:G:516:THR:HG22	1.75	0.68
1:K:223:ALA:O	1:K:251:ALA:HA	1.94	0.68
1:E:183:LEU:HA	1:E:383:ALA:H	1.59	0.67
1:C:200:LEU:HB2	1:C:259:LEU:CD1	2.24	0.67
1:L:23:LEU:HA	1:L:60:ILE:CD1	2.23	0.67
1:C:193:MET:SD	1:C:295:LEU:HB3	2.34	0.67
1:E:113:PRO:HB2	1:E:516:THR:HG22	1.75	0.67
1:C:183:LEU:HA	1:C:383:ALA:H	1.59	0.67
1:A:197:ARG:HG3	1:A:198:GLY:O	1.95	0.67
1:B:200:LEU:HB2	1:B:259:LEU:CD1	2.24	0.67
1:N:301:ILE:HD12	1:N:309:LEU:HD23	1.75	0.67
1:C:312:ALA:HB1	1:C:316:ASP:CG	2.15	0.67
1:B:183:LEU:HA	1:B:383:ALA:H	1.59	0.67
1:C:162:ILE:HD13	1:C:400:LEU:HA	1.77	0.67
1:F:183:LEU:HA	1:F:383:ALA:H	1.59	0.67
1:D:162:ILE:HD13	1:D:400:LEU:HA	1.77	0.67
1:A:249:ILE:HD12	1:A:262:LEU:HD12	1.77	0.67
1:C:249:ILE:HD12	1:C:262:LEU:HD12	1.77	0.67

Continued on next page...

Continued from previous page...

Atom-1	Atom-2	Interatomic distance (Å)	Clash overlap (Å)
1:D:249:ILE:HD12	1:D:262:LEU:HD12	1.77	0.67
1:E:227:ILE:HB	1:E:258:ALA:HB2	1.77	0.67
1:B:312:ALA:HB1	1:B:316:ASP:CG	2.15	0.67
1:G:279:PRO:O	1:G:285:ARG:HA	1.95	0.67
1:F:200:LEU:HB2	1:F:259:LEU:CD1	2.24	0.67
1:B:249:ILE:HD12	1:B:262:LEU:HD12	1.77	0.67
1:A:49:ILE:CD1	1:G:513:LEU:CB	2.73	0.67
1:E:513:LEU:CB	1:F:49:ILE:CD1	2.73	0.67
1:G:249:ILE:HD12	1:G:262:LEU:HD12	1.77	0.67
1:F:227:ILE:HB	1:F:258:ALA:HB2	1.77	0.66
1:M:223:ALA:O	1:M:251:ALA:HA	1.95	0.66
1:E:200:LEU:HB2	1:E:259:LEU:CD1	2.24	0.66
1:F:249:ILE:HD12	1:F:262:LEU:HD12	1.77	0.66
1:L:230:ILE:HD13	1:L:262:LEU:HG	1.77	0.66
1:A:183:LEU:HA	1:A:383:ALA:H	1.59	0.66
1:E:162:ILE:HD13	1:E:400:LEU:HA	1.77	0.66
1:C:279:PRO:O	1:C:285:ARG:HA	1.95	0.66
1:C:513:LEU:CB	1:D:49:ILE:CD1	2.73	0.66
1:D:227:ILE:HB	1:D:258:ALA:HB2	1.77	0.66
1:D:312:ALA:HB1	1:D:316:ASP:CG	2.16	0.66
1:F:279:PRO:O	1:F:285:ARG:HA	1.95	0.66
1:I:223:ALA:O	1:I:251:ALA:HA	1.96	0.66
1:N:23:LEU:HA	1:N:60:ILE:CD1	2.25	0.66
1:A:213:VAL:HG12	1:A:325:ILE:HG12	1.76	0.66
1:B:162:ILE:HD13	1:B:400:LEU:HA	1.77	0.66
1:D:200:LEU:HB2	1:D:259:LEU:CD1	2.24	0.66
1:J:227:ILE:HD13	1:J:233:MET:HE1	1.75	0.66
1:G:183:LEU:HA	1:G:383:ALA:H	1.59	0.66
1:H:230:ILE:HD11	1:H:262:LEU:CG	2.24	0.66
1:A:312:ALA:HB1	1:A:316:ASP:CG	2.16	0.66
1:G:312:ALA:HB1	1:G:316:ASP:CG	2.15	0.66
1:B:279:PRO:O	1:B:285:ARG:HA	1.95	0.66
1:B:194:GLN:OE1	1:B:329:THR:HG21	1.96	0.66
1:E:249:ILE:HD12	1:E:262:LEU:HD12	1.77	0.66
1:A:113:PRO:HB2	1:A:516:THR:HG22	1.75	0.66
1:E:279:PRO:O	1:E:285:ARG:HA	1.95	0.66
1:A:279:PRO:O	1:A:285:ARG:HA	1.95	0.66
1:F:312:ALA:HB1	1:F:316:ASP:CG	2.15	0.66
1:K:23:LEU:HA	1:K:60:ILE:CD1	2.24	0.65
1:F:513:LEU:CB	1:G:49:ILE:CD1	2.73	0.65
1:E:312:ALA:HB1	1:E:316:ASP:CG	2.15	0.65

Continued on next page...

Continued from previous page...

Atom-1	Atom-2	Interatomic distance (Å)	Clash overlap (Å)
1:C:227:ILE:HB	1:C:258:ALA:HB2	1.78	0.65
1:L:223:ALA:O	1:L:251:ALA:HA	1.95	0.65
1:D:197:ARG:HG3	1:D:198:GLY:O	1.96	0.65
1:G:227:ILE:HB	1:G:258:ALA:HB2	1.78	0.65
1:J:223:ALA:O	1:J:251:ALA:HA	1.96	0.65
1:E:162:ILE:HD13	1:E:400:LEU:N	2.12	0.65
1:C:193:MET:HE1	1:C:295:LEU:HD12	1.79	0.65
1:A:162:ILE:HD13	1:A:400:LEU:HA	1.77	0.65
1:G:162:ILE:HD13	1:G:400:LEU:HA	1.77	0.65
1:N:223:ALA:O	1:N:251:ALA:HA	1.95	0.65
1:H:223:ALA:O	1:H:251:ALA:HA	1.95	0.65
1:D:279:PRO:O	1:D:285:ARG:HA	1.95	0.65
1:I:230:ILE:HD13	1:I:262:LEU:HG	1.77	0.65
1:I:230:ILE:CD1	1:I:262:LEU:CG	2.69	0.65
1:L:301:ILE:HD12	1:L:309:LEU:CD2	2.22	0.65
1:D:162:ILE:HD13	1:D:400:LEU:N	2.12	0.65
1:H:230:ILE:HD11	1:H:262:LEU:HG	1.77	0.64
1:L:230:ILE:CD1	1:L:262:LEU:CG	2.69	0.64
1:J:230:ILE:CD1	1:J:262:LEU:CG	2.69	0.64
1:A:227:ILE:HB	1:A:258:ALA:HB2	1.77	0.64
1:B:227:ILE:HB	1:B:258:ALA:HB2	1.78	0.64
1:F:162:ILE:HD13	1:F:400:LEU:HA	1.77	0.64
1:G:200:LEU:CG	1:G:254:VAL:HG11	2.28	0.64
1:B:513:LEU:CB	1:C:49:ILE:CD1	2.73	0.64
1:D:513:LEU:CB	1:E:49:ILE:CD1	2.72	0.64
1:F:162:ILE:HD13	1:F:400:LEU:N	2.12	0.64
1:G:162:ILE:HD13	1:G:400:LEU:N	2.12	0.64
1:M:23:LEU:HA	1:M:60:ILE:CD1	2.26	0.64
1:C:202:PRO:O	1:C:205:ILE:HG13	1.98	0.64
1:C:196:ASP:HA	1:C:329:THR:HG22	1.80	0.64
1:G:202:PRO:O	1:G:205:ILE:HG13	1.98	0.63
1:C:162:ILE:HD13	1:C:400:LEU:N	2.12	0.63
1:A:162:ILE:HD13	1:A:400:LEU:N	2.12	0.63
1:C:297:GLY:CA	1:C:337:GLY:HA2	2.29	0.63
1:F:200:LEU:CD1	1:F:259:LEU:HD13	2.29	0.63
1:D:150:ILE:CD1	1:D:493:ILE:HG23	2.29	0.63
1:B:162:ILE:HD13	1:B:400:LEU:N	2.12	0.63
1:D:224:ASP:O	1:D:303:GLU:HB2	1.99	0.63
1:B:202:PRO:O	1:B:205:ILE:HG13	1.98	0.63
1:B:150:ILE:CD1	1:B:493:ILE:HG23	2.29	0.63
1:D:513:LEU:C	1:E:49:ILE:CD1	2.67	0.63

Continued on next page...

Continued from previous page...

Atom-1	Atom-2	Interatomic distance (Å)	Clash overlap (Å)
1:D:297:GLY:CA	1:D:337:GLY:HA2	2.29	0.63
1:B:224:ASP:O	1:B:303:GLU:HB2	1.99	0.63
1:B:297:GLY:CA	1:B:337:GLY:HA2	2.29	0.63
1:G:145:ALA:HA	1:G:159:GLY:O	1.99	0.63
1:A:200:LEU:CD1	1:A:259:LEU:HD13	2.29	0.62
1:B:200:LEU:CD1	1:B:259:LEU:HD13	2.29	0.62
1:G:150:ILE:CD1	1:G:493:ILE:HG23	2.29	0.62
1:B:145:ALA:HA	1:B:159:GLY:O	1.99	0.62
1:I:230:ILE:CD1	1:I:262:LEU:HG	2.29	0.62
1:A:513:LEU:CB	1:B:49:ILE:CD1	2.73	0.62
1:E:224:ASP:O	1:E:303:GLU:HB2	1.99	0.62
1:A:145:ALA:HA	1:A:159:GLY:O	1.99	0.62
1:E:200:LEU:CD1	1:E:259:LEU:HD13	2.29	0.62
1:A:513:LEU:C	1:B:49:ILE:CD1	2.67	0.62
1:C:224:ASP:O	1:C:303:GLU:HB2	1.99	0.62
1:C:145:ALA:HA	1:C:159:GLY:O	1.99	0.62
1:L:230:ILE:CD1	1:L:262:LEU:HG	2.29	0.62
1:C:200:LEU:CD1	1:C:259:LEU:HD13	2.29	0.62
1:A:150:ILE:CD1	1:A:493:ILE:HG23	2.29	0.62
1:C:150:ILE:CD1	1:C:493:ILE:HG23	2.29	0.62
1:E:150:ILE:HD13	1:E:493:ILE:HG23	1.81	0.62
1:E:513:LEU:C	1:F:49:ILE:CD1	2.67	0.62
1:D:202:PRO:O	1:D:205:ILE:HG13	1.98	0.62
1:F:150:ILE:CD1	1:F:493:ILE:HG23	2.29	0.62
1:B:513:LEU:C	1:C:49:ILE:CD1	2.67	0.62
1:E:297:GLY:CA	1:E:337:GLY:HA2	2.28	0.62
1:F:224:ASP:O	1:F:303:GLU:HB2	1.99	0.62
1:E:150:ILE:CD1	1:E:493:ILE:HG23	2.29	0.62
1:A:297:GLY:CA	1:A:337:GLY:HA2	2.29	0.62
1:C:204:PHE:CE1	1:C:273:VAL:O	2.53	0.62
1:F:145:ALA:HA	1:F:159:GLY:O	2.00	0.62
1:G:200:LEU:HD22	1:G:254:VAL:CG1	2.29	0.62
1:B:204:PHE:CE1	1:B:273:VAL:O	2.53	0.62
1:D:204:PHE:CE1	1:D:273:VAL:O	2.53	0.62
1:G:224:ASP:O	1:G:303:GLU:HB2	1.99	0.62
1:A:224:ASP:O	1:A:303:GLU:HB2	1.99	0.62
1:D:145:ALA:HA	1:D:159:GLY:O	1.99	0.62
1:I:230:ILE:HD11	1:I:262:LEU:CD1	2.27	0.62
1:F:150:ILE:HD13	1:F:493:ILE:HG23	1.82	0.62
1:I:227:ILE:HD13	1:I:233:MET:HE1	1.80	0.62
1:G:297:GLY:CA	1:G:337:GLY:HA2	2.29	0.62

Continued on next page...

Continued from previous page...

Atom-1	Atom-2	Interatomic distance (Å)	Clash overlap (Å)
1:A:49:ILE:CD1	1:G:513:LEU:C	2.67	0.61
1:G:193:MET:HE1	1:G:332:ILE:CD1	2.29	0.61
1:G:150:ILE:HD13	1:G:493:ILE:HG23	1.82	0.61
1:F:513:LEU:C	1:G:49:ILE:CD1	2.67	0.61
1:D:200:LEU:CD1	1:D:259:LEU:HD13	2.29	0.61
1:D:295:LEU:CD2	1:D:342:ILE:HD13	2.30	0.61
1:J:301:ILE:CD1	1:J:309:LEU:HD23	2.31	0.61
1:K:230:ILE:HD11	1:K:262:LEU:CG	2.30	0.61
1:I:230:ILE:CD1	1:I:262:LEU:HD11	2.29	0.61
1:C:150:ILE:HD13	1:C:493:ILE:HG23	1.82	0.61
1:A:204:PHE:CE1	1:A:273:VAL:O	2.53	0.61
1:E:145:ALA:HA	1:E:159:GLY:O	2.00	0.61
1:D:169:VAL:HB	1:D:173:GLY:HA3	1.81	0.61
1:N:230:ILE:CD1	1:N:262:LEU:CG	2.70	0.61
1:F:297:GLY:CA	1:F:337:GLY:HA2	2.29	0.61
1:C:513:LEU:C	1:D:49:ILE:CD1	2.67	0.61
1:A:169:VAL:HB	1:A:173:GLY:HA3	1.82	0.61
1:L:230:ILE:CD1	1:L:262:LEU:HD11	2.30	0.61
1:A:150:ILE:HD13	1:A:493:ILE:HG23	1.81	0.61
1:B:169:VAL:HB	1:B:173:GLY:HA3	1.82	0.61
1:C:169:VAL:HB	1:C:173:GLY:HA3	1.81	0.61
1:F:295:LEU:CD2	1:F:342:ILE:HD13	2.30	0.61
1:E:169:VAL:HB	1:E:173:GLY:HA3	1.82	0.61
1:J:220:ILE:HD12	1:J:296:THR:HB	1.83	0.60
1:D:150:ILE:HD13	1:D:493:ILE:HG23	1.82	0.60
1:F:204:PHE:CE1	1:F:273:VAL:O	2.53	0.60
1:G:169:VAL:HB	1:G:173:GLY:HA3	1.81	0.60
1:L:220:ILE:HD12	1:L:296:THR:HB	1.83	0.60
1:B:150:ILE:HD13	1:B:493:ILE:HG23	1.82	0.60
1:E:295:LEU:CD2	1:E:342:ILE:HD13	2.30	0.60
1:G:204:PHE:CE1	1:G:273:VAL:O	2.53	0.60
1:G:295:LEU:CD2	1:G:342:ILE:HD13	2.30	0.60
1:L:248:LEU:HD13	1:L:325:ILE:HD11	1.84	0.60
1:A:217:SER:HA	1:A:320:ALA:O	2.02	0.60
1:I:248:LEU:HD13	1:I:325:ILE:HD11	1.83	0.60
1:B:217:SER:HA	1:B:320:ALA:O	2.02	0.60
1:L:230:ILE:HD11	1:L:262:LEU:CD1	2.27	0.60
1:C:221:LEU:CD1	1:C:309:LEU:HD21	2.32	0.60
1:F:169:VAL:HB	1:F:173:GLY:HA3	1.82	0.60
1:N:301:ILE:CD1	1:N:309:LEU:HD23	2.31	0.60
1:G:240:VAL:CG1	1:G:271:VAL:HG13	2.32	0.59

Continued on next page...

Continued from previous page...

Atom-1	Atom-2	Interatomic distance (Å)	Clash overlap (Å)
1:H:103:GLY:HA3	1:H:515:ILE:HD11	1.84	0.59
1:A:295:LEU:CD2	1:A:342:ILE:HD13	2.30	0.59
1:E:240:VAL:CG1	1:E:271:VAL:HG13	2.32	0.59
1:G:217:SER:HA	1:G:320:ALA:O	2.02	0.59
1:B:221:LEU:CD1	1:B:309:LEU:HD21	2.32	0.59
1:B:295:LEU:CD2	1:B:342:ILE:HD13	2.30	0.59
1:D:221:LEU:CD1	1:D:309:LEU:HD21	2.32	0.59
1:E:189:VAL:HG13	1:E:376:VAL:O	2.02	0.59
1:F:240:VAL:HG21	1:F:247:LEU:HB2	1.85	0.59
1:F:240:VAL:CG1	1:F:271:VAL:HG13	2.32	0.59
1:F:217:SER:HA	1:F:320:ALA:O	2.02	0.59
1:F:227:ILE:HD12	1:F:258:ALA:CB	2.33	0.59
1:C:240:VAL:CG1	1:C:271:VAL:HG13	2.32	0.59
1:E:240:VAL:HG21	1:E:247:LEU:HB2	1.85	0.59
1:E:217:SER:HA	1:E:320:ALA:O	2.02	0.59
1:A:23:LEU:CG	1:A:60:ILE:HD12	2.20	0.59
1:M:301:ILE:HD12	1:M:309:LEU:CD2	2.29	0.59
1:B:240:VAL:CG1	1:B:271:VAL:HG13	2.32	0.59
1:C:207:LYS:CB	1:C:208:PRO:HD3	2.31	0.59
1:A:511:ALA:O	1:A:515:ILE:HG13	2.03	0.59
1:E:300:VAL:CG2	1:E:312:ALA:HB2	2.33	0.58
1:G:227:ILE:HD12	1:G:258:ALA:CB	2.33	0.58
1:D:300:VAL:CG2	1:D:312:ALA:HB2	2.33	0.58
1:A:240:VAL:CG1	1:A:271:VAL:HG13	2.32	0.58
1:D:207:LYS:CB	1:D:208:PRO:HD3	2.33	0.58
1:A:52:ASP:OD1	2:A:1525:PO4:P	2.61	0.58
1:G:52:ASP:OD1	2:G:1525:PO4:P	2.61	0.58
1:E:227:ILE:HD12	1:E:258:ALA:CB	2.33	0.58
1:M:248:LEU:HD13	1:M:325:ILE:HD11	1.84	0.58
1:D:217:SER:HA	1:D:320:ALA:O	2.02	0.58
1:F:511:ALA:O	1:F:515:ILE:HG13	2.03	0.58
1:N:227:ILE:HD13	1:N:233:MET:HE1	1.78	0.58
1:C:295:LEU:CD2	1:C:342:ILE:HD13	2.30	0.58
1:D:240:VAL:CG1	1:D:271:VAL:HG13	2.32	0.58
1:C:217:SER:HA	1:C:320:ALA:O	2.02	0.58
1:K:248:LEU:HD13	1:K:325:ILE:HD11	1.85	0.58
1:G:193:MET:SD	1:G:332:ILE:HB	2.43	0.58
1:E:221:LEU:CD1	1:E:309:LEU:HD21	2.32	0.58
1:J:248:LEU:HD13	1:J:325:ILE:HD11	1.85	0.58
1:D:52:ASP:OD1	2:D:1525:PO4:P	2.61	0.58
1:A:227:ILE:HD12	1:A:258:ALA:CB	2.33	0.58

Continued on next page...

Continued from previous page...

Atom-1	Atom-2	Interatomic distance (Å)	Clash overlap (Å)
1:D:293:ALA:HB1	1:D:299:THR:HA	1.86	0.58
1:H:248:LEU:HD13	1:H:325:ILE:HD11	1.85	0.58
1:B:293:ALA:HB1	1:B:299:THR:HA	1.86	0.58
1:C:293:ALA:HB1	1:C:299:THR:HA	1.86	0.58
1:C:52:ASP:OD1	2:C:1525:PO4:P	2.61	0.58
1:F:221:LEU:CD1	1:F:309:LEU:HD21	2.32	0.58
1:F:300:VAL:CG2	1:F:312:ALA:HB2	2.33	0.58
1:D:227:ILE:HD12	1:D:258:ALA:CB	2.33	0.58
1:E:224:ASP:HA	1:E:289:LEU:HD13	1.86	0.58
1:C:224:ASP:HA	1:C:289:LEU:HD13	1.86	0.58
1:A:221:LEU:CD1	1:A:309:LEU:HD21	2.32	0.58
1:E:293:ALA:HB1	1:E:299:THR:HA	1.86	0.58
1:C:511:ALA:O	1:C:515:ILE:HG13	2.03	0.58
1:B:52:ASP:OD1	2:B:1525:PO4:P	2.61	0.58
1:F:52:ASP:OD1	2:F:1525:PO4:P	2.61	0.58
1:G:240:VAL:HG21	1:G:247:LEU:HB2	1.85	0.58
1:B:224:ASP:HA	1:B:289:LEU:HD13	1.86	0.58
1:D:224:ASP:HA	1:D:289:LEU:HD13	1.86	0.58
1:D:199:TYR:CB	1:D:325:ILE:HD11	2.22	0.58
1:D:240:VAL:HG21	1:D:247:LEU:HB2	1.85	0.58
1:F:224:ASP:HA	1:F:289:LEU:HD13	1.86	0.58
1:G:511:ALA:O	1:G:515:ILE:HG13	2.04	0.58
1:J:103:GLY:HA3	1:J:515:ILE:HD11	1.85	0.58
1:E:52:ASP:OD1	2:E:1525:PO4:P	2.62	0.58
1:E:189:VAL:HG22	1:E:376:VAL:O	2.03	0.58
1:G:221:LEU:CD1	1:G:309:LEU:HD21	2.32	0.58
1:A:293:ALA:HB1	1:A:299:THR:HA	1.86	0.58
1:M:229:ASN:HA	1:M:258:ALA:HB3	1.86	0.58
1:K:230:ILE:HD11	1:K:262:LEU:HG	1.84	0.57
1:N:248:LEU:HD13	1:N:325:ILE:HD11	1.84	0.57
1:K:220:ILE:HD12	1:K:296:THR:HB	1.86	0.57
1:B:300:VAL:CG2	1:B:312:ALA:HB2	2.33	0.57
1:C:227:ILE:HD12	1:C:258:ALA:CB	2.33	0.57
1:E:511:ALA:O	1:E:515:ILE:HG13	2.04	0.57
1:C:195:PHE:CE1	1:C:292:ILE:HD13	2.40	0.57
1:G:195:PHE:CE1	1:G:292:ILE:HD13	2.40	0.57
1:B:194:GLN:HG2	1:B:195:PHE:N	2.18	0.57
1:A:240:VAL:HG21	1:A:247:LEU:HB2	1.85	0.57
1:B:511:ALA:O	1:B:515:ILE:HG13	2.04	0.57
1:G:300:VAL:CG2	1:G:312:ALA:HB2	2.33	0.57
1:A:300:VAL:CG2	1:A:312:ALA:HB2	2.33	0.57

Continued on next page...

Continued from previous page...

Atom-1	Atom-2	Interatomic distance (Å)	Clash overlap (Å)
1:A:224:ASP:HA	1:A:289:LEU:HD13	1.86	0.57
1:B:227:ILE:HD12	1:B:258:ALA:CB	2.33	0.57
1:B:240:VAL:HG21	1:B:247:LEU:HB2	1.85	0.57
1:E:204:PHE:CZ	1:E:262:LEU:HD21	2.40	0.57
1:J:85:ALA:HB1	1:J:499:VAL:HG12	1.86	0.57
1:A:195:PHE:CE1	1:A:292:ILE:HD13	2.40	0.57
1:C:381:VAL:HG22	1:C:382:GLY:N	2.20	0.57
1:C:240:VAL:HG21	1:C:247:LEU:HB2	1.85	0.57
1:D:195:PHE:CE1	1:D:292:ILE:HD13	2.39	0.57
1:C:300:VAL:CG2	1:C:312:ALA:HB2	2.33	0.57
1:B:381:VAL:HG22	1:B:382:GLY:N	2.20	0.57
1:G:224:ASP:HA	1:G:289:LEU:HD13	1.86	0.57
1:L:248:LEU:CD1	1:L:325:ILE:HD11	2.35	0.57
1:F:293:ALA:HB1	1:F:299:THR:HA	1.86	0.57
1:E:517:THR:HG23	1:F:39:VAL:HG22	1.87	0.57
1:G:293:ALA:HB1	1:G:299:THR:HA	1.86	0.57
1:B:23:LEU:CG	1:B:60:ILE:HD12	2.20	0.57
1:A:381:VAL:HG22	1:A:382:GLY:N	2.20	0.57
1:K:229:ASN:HA	1:K:258:ALA:HB3	1.85	0.57
1:B:241:ALA:HA	1:B:271:VAL:HG22	1.87	0.56
1:D:517:THR:HG23	1:E:39:VAL:HG22	1.87	0.56
1:A:199:TYR:CB	1:A:325:ILE:HD11	2.26	0.56
1:G:193:MET:CE	1:G:292:ILE:HG23	2.35	0.56
1:A:241:ALA:HA	1:A:271:VAL:HG22	1.88	0.56
1:G:241:ALA:HA	1:G:271:VAL:HG22	1.87	0.56
1:E:241:ALA:HA	1:E:271:VAL:HG22	1.87	0.56
1:F:241:ALA:HA	1:F:271:VAL:HG22	1.88	0.56
1:C:517:THR:HG23	1:D:39:VAL:HG22	1.87	0.56
1:C:23:LEU:HA	1:C:60:ILE:CD1	2.33	0.56
1:G:192:GLY:HA3	1:G:376:VAL:HG23	1.87	0.56
1:L:301:ILE:HD13	1:L:309:LEU:HD23	1.85	0.56
1:D:381:VAL:HG22	1:D:382:GLY:N	2.20	0.56
1:C:241:ALA:HA	1:C:271:VAL:HG22	1.87	0.56
1:H:229:ASN:HA	1:H:258:ALA:HB3	1.86	0.56
1:A:39:VAL:HG22	1:G:517:THR:HG23	1.87	0.56
1:F:517:THR:HG23	1:G:39:VAL:HG22	1.87	0.56
1:M:230:ILE:HD11	1:M:262:LEU:CG	2.34	0.56
1:G:200:LEU:N	1:G:200:LEU:CD1	2.63	0.56
1:E:195:PHE:CE1	1:E:292:ILE:HD13	2.40	0.56
1:D:241:ALA:HA	1:D:271:VAL:HG22	1.87	0.56
1:I:248:LEU:CD1	1:I:325:ILE:HD11	2.35	0.56

Continued on next page...

Continued from previous page...

Atom-1	Atom-2	Interatomic distance (Å)	Clash overlap (Å)
1:M:85:ALA:HB1	1:M:499:VAL:HG12	1.86	0.56
1:I:103:GLY:HA3	1:I:515:ILE:HD11	1.88	0.56
1:F:200:LEU:HB3	1:F:259:LEU:HD22	1.88	0.56
1:I:227:ILE:CD1	1:I:233:MET:CE	2.75	0.56
1:G:23:LEU:CG	1:G:60:ILE:HD12	2.20	0.56
1:F:192:GLY:HA3	1:F:376:VAL:HG23	1.87	0.56
1:E:223:ALA:CA	1:E:309:LEU:HD23	2.36	0.56
1:B:517:THR:HG23	1:C:39:VAL:HG22	1.87	0.56
1:L:103:GLY:HA3	1:L:515:ILE:HD11	1.87	0.56
1:A:192:GLY:HA3	1:A:376:VAL:HG23	1.87	0.56
1:C:223:ALA:CA	1:C:309:LEU:HD23	2.36	0.56
1:D:100:ILE:HD13	1:D:514:MET:SD	2.46	0.56
1:F:100:ILE:HD13	1:F:514:MET:SD	2.46	0.56
1:F:200:LEU:CB	1:F:259:LEU:CD1	2.84	0.56
1:B:200:LEU:HD12	1:B:259:LEU:HD13	1.87	0.56
1:I:220:ILE:HD12	1:I:296:THR:HB	1.88	0.56
1:E:200:LEU:HD12	1:E:259:LEU:HD13	1.87	0.56
1:F:200:LEU:HD12	1:F:259:LEU:HD13	1.87	0.56
1:H:220:ILE:HD12	1:H:296:THR:HB	1.87	0.56
1:E:192:GLY:HA3	1:E:376:VAL:HG23	1.87	0.56
1:D:223:ALA:CA	1:D:309:LEU:HD23	2.36	0.56
1:N:248:LEU:CD1	1:N:325:ILE:HD11	2.36	0.56
1:K:85:ALA:HB1	1:K:499:VAL:HG12	1.87	0.56
1:M:230:ILE:HD13	1:M:262:LEU:HG	1.83	0.56
1:E:199:TYR:CB	1:E:325:ILE:HD11	2.25	0.56
1:B:195:PHE:CE1	1:B:292:ILE:HD13	2.41	0.56
1:G:381:VAL:HG22	1:G:382:GLY:N	2.20	0.56
1:G:100:ILE:HD13	1:G:514:MET:SD	2.46	0.56
1:H:85:ALA:HB1	1:H:499:VAL:HG12	1.86	0.56
1:A:200:LEU:HD12	1:A:259:LEU:HD13	1.87	0.56
1:G:200:LEU:HD13	1:G:254:VAL:CG1	2.36	0.56
1:I:85:ALA:HB1	1:I:499:VAL:HG12	1.87	0.56
1:C:100:ILE:HD13	1:C:514:MET:SD	2.46	0.56
1:A:517:THR:HG23	1:B:39:VAL:HG22	1.87	0.56
1:N:85:ALA:HB1	1:N:499:VAL:HG12	1.87	0.56
1:C:200:LEU:HD12	1:C:259:LEU:HD13	1.87	0.55
1:C:193:MET:O	1:C:193:MET:HG3	2.06	0.55
1:H:248:LEU:CD1	1:H:325:ILE:HD11	2.36	0.55
1:K:103:GLY:HA3	1:K:515:ILE:HD11	1.87	0.55
1:I:229:ASN:HA	1:I:258:ALA:HB3	1.87	0.55
1:E:100:ILE:HD13	1:E:514:MET:SD	2.47	0.55

Continued on next page...

Continued from previous page...

Atom-1	Atom-2	Interatomic distance (Å)	Clash overlap (Å)
1:E:200:LEU:HB3	1:E:259:LEU:HD22	1.88	0.55
1:D:200:LEU:CB	1:D:259:LEU:CD1	2.84	0.55
1:M:230:ILE:HD11	1:M:262:LEU:HG	1.88	0.55
1:N:229:ASN:HA	1:N:258:ALA:HB3	1.89	0.55
1:B:213:VAL:HG11	1:B:325:ILE:HG12	1.86	0.55
1:K:301:ILE:HD13	1:K:309:LEU:HD23	1.84	0.55
1:F:196:ASP:HA	1:F:329:THR:HG22	1.87	0.55
1:F:223:ALA:CA	1:F:309:LEU:HD23	2.36	0.55
1:J:248:LEU:CD1	1:J:325:ILE:HD11	2.36	0.55
1:A:406:ALA:HB1	1:A:411:VAL:HG13	1.89	0.55
1:B:406:ALA:HB1	1:B:411:VAL:HG13	1.89	0.55
1:A:200:LEU:HB3	1:A:259:LEU:HD22	1.88	0.55
1:D:200:LEU:HD12	1:D:259:LEU:HD13	1.87	0.55
1:G:213:VAL:HG11	1:G:325:ILE:HG12	1.86	0.55
1:B:192:GLY:HA3	1:B:376:VAL:HG23	1.87	0.55
1:D:192:GLY:HA3	1:D:376:VAL:HG23	1.88	0.55
1:M:248:LEU:CD1	1:M:325:ILE:HD11	2.35	0.55
1:N:103:GLY:HA3	1:N:515:ILE:HD11	1.89	0.55
1:F:381:VAL:HG22	1:F:382:GLY:N	2.20	0.55
1:A:100:ILE:HD13	1:A:514:MET:SD	2.46	0.55
1:D:200:LEU:HB3	1:D:259:LEU:HD22	1.88	0.55
1:G:199:TYR:CB	1:G:325:ILE:HD11	2.26	0.55
1:B:223:ALA:CA	1:B:309:LEU:HD23	2.35	0.55
1:E:381:VAL:HG22	1:E:382:GLY:N	2.20	0.55
1:G:406:ALA:HB1	1:G:411:VAL:HG13	1.89	0.55
1:F:195:PHE:CZ	1:F:330:THR:HB	2.42	0.55
1:K:248:LEU:CD1	1:K:325:ILE:HD11	2.37	0.55
1:L:229:ASN:HA	1:L:258:ALA:HB3	1.89	0.55
1:N:220:ILE:HD12	1:N:296:THR:HB	1.86	0.55
1:M:475:ASN:ND2	1:M:489:ILE:HD11	2.22	0.55
1:G:223:ALA:CA	1:G:309:LEU:HD23	2.36	0.55
1:L:85:ALA:HB1	1:L:499:VAL:HG12	1.87	0.55
1:M:220:ILE:HD12	1:M:296:THR:HB	1.87	0.54
1:F:199:TYR:CB	1:F:325:ILE:HD11	2.25	0.54
1:N:475:ASN:ND2	1:N:489:ILE:HD11	2.22	0.54
1:B:100:ILE:HD13	1:B:514:MET:SD	2.46	0.54
1:E:249:ILE:CD1	1:E:262:LEU:HD12	2.37	0.54
1:C:249:ILE:CD1	1:C:262:LEU:HD12	2.37	0.54
1:A:150:ILE:CD1	1:A:493:ILE:CA	2.71	0.54
1:F:249:ILE:CD1	1:F:262:LEU:HD12	2.37	0.54
1:F:193:MET:SD	1:F:292:ILE:HG23	2.48	0.54

Continued on next page...

Continued from previous page...

Atom-1	Atom-2	Interatomic distance (Å)	Clash overlap (Å)
1:E:193:MET:SD	1:E:292:ILE:HG23	2.47	0.54
1:D:137:PRO:HA	1:D:410:GLY:HA3	1.90	0.54
1:F:38:VAL:HG21	1:F:56:VAL:CG2	2.37	0.54
1:C:34:LYS:HB3	1:C:457:ASN:O	2.08	0.54
1:A:200:LEU:CB	1:A:259:LEU:CD1	2.84	0.54
1:A:200:LEU:HB3	1:A:259:LEU:CD2	2.38	0.54
1:D:114:MET:HB2	1:E:36:ARG:HD2	1.88	0.54
1:D:31:LEU:HB2	1:D:90:THR:HG21	1.90	0.54
1:A:249:ILE:CD1	1:A:262:LEU:HD12	2.37	0.54
1:F:200:LEU:HD11	1:F:254:VAL:CA	2.12	0.54
1:B:200:LEU:HB3	1:B:259:LEU:HD22	1.88	0.54
1:E:312:ALA:HB1	1:E:316:ASP:OD2	2.07	0.54
1:A:223:ALA:CA	1:A:309:LEU:HD23	2.36	0.54
1:E:38:VAL:CG1	1:E:56:VAL:HG22	2.38	0.54
1:C:38:VAL:CG1	1:C:56:VAL:HG22	2.38	0.54
1:C:406:ALA:HB1	1:C:411:VAL:HG13	1.89	0.54
1:G:150:ILE:CD1	1:G:493:ILE:CA	2.71	0.54
1:D:193:MET:SD	1:D:292:ILE:HG23	2.48	0.54
1:D:312:ALA:HB1	1:D:316:ASP:OD2	2.07	0.54
1:D:38:VAL:CG1	1:D:56:VAL:HG22	2.38	0.54
1:H:475:ASN:ND2	1:H:489:ILE:HD11	2.22	0.54
1:C:200:LEU:HB3	1:C:259:LEU:HD22	1.88	0.54
1:D:249:ILE:CD1	1:D:262:LEU:HD12	2.37	0.54
1:C:312:ALA:HB1	1:C:316:ASP:OD2	2.07	0.54
1:D:38:VAL:HG21	1:D:56:VAL:CG2	2.38	0.54
1:G:31:LEU:HB2	1:G:90:THR:HG21	1.90	0.54
1:B:31:LEU:HB2	1:B:90:THR:HG21	1.90	0.54
1:F:406:ALA:HB1	1:F:411:VAL:HG13	1.88	0.54
1:G:23:LEU:HA	1:G:60:ILE:CD1	2.33	0.54
1:B:137:PRO:HA	1:B:410:GLY:HA3	1.90	0.54
1:B:38:VAL:CG1	1:B:56:VAL:HG22	2.38	0.54
1:F:31:LEU:HB2	1:F:90:THR:HG21	1.90	0.54
1:B:200:LEU:HB3	1:B:259:LEU:CD2	2.38	0.54
1:B:23:LEU:HA	1:B:60:ILE:CD1	2.33	0.54
1:C:192:GLY:HA3	1:C:376:VAL:CG2	2.38	0.54
1:A:38:VAL:HG21	1:A:56:VAL:CG2	2.38	0.54
1:E:213:VAL:HG11	1:E:325:ILE:HG12	1.86	0.54
1:B:193:MET:SD	1:B:292:ILE:HG23	2.48	0.54
1:G:312:ALA:HB1	1:G:316:ASP:OD2	2.07	0.54
1:G:240:VAL:HG12	1:G:271:VAL:HG13	1.90	0.54
1:E:240:VAL:HG12	1:E:271:VAL:HG13	1.90	0.54

Continued on next page...

Continued from previous page...

Atom-1	Atom-2	Interatomic distance (Å)	Clash overlap (Å)
1:F:240:VAL:HG12	1:F:271:VAL:HG13	1.90	0.54
1:B:38:VAL:HG21	1:B:56:VAL:CG2	2.38	0.54
1:K:25:ASP:CG	1:K:28:LYS:HZ3	2.12	0.54
1:G:328:ASP:O	1:G:329:THR:HG23	2.08	0.54
1:C:31:LEU:HB2	1:C:90:THR:HG21	1.90	0.54
1:B:249:ILE:CD1	1:B:262:LEU:HD12	2.37	0.53
1:H:23:LEU:CD1	1:H:60:ILE:HD12	2.24	0.53
1:F:328:ASP:O	1:F:329:THR:HG23	2.08	0.53
1:F:137:PRO:HA	1:F:410:GLY:HA3	1.90	0.53
1:G:249:ILE:CD1	1:G:262:LEU:HD12	2.37	0.53
1:E:31:LEU:HB2	1:E:90:THR:HG21	1.90	0.53
1:F:144:ILE:HG23	1:F:403:THR:CG2	2.38	0.53
1:E:406:ALA:HB1	1:E:411:VAL:HG13	1.88	0.53
1:E:23:LEU:HA	1:E:60:ILE:CD1	2.33	0.53
1:G:201:SER:OG	1:G:203:TYR:HB2	2.08	0.53
1:A:31:LEU:HB2	1:A:90:THR:HG21	1.91	0.53
1:D:406:ALA:HB1	1:D:411:VAL:HG13	1.88	0.53
1:C:144:ILE:HG23	1:C:403:THR:CG2	2.39	0.53
1:E:144:ILE:HG23	1:E:403:THR:CG2	2.39	0.53
1:B:200:LEU:CB	1:B:259:LEU:CD1	2.84	0.53
1:H:227:ILE:CD1	1:H:233:MET:HE1	2.38	0.53
1:G:144:ILE:HG23	1:G:403:THR:CG2	2.39	0.53
1:D:144:ILE:HG23	1:D:403:THR:CG2	2.38	0.53
1:A:23:LEU:HA	1:A:60:ILE:CD1	2.33	0.53
1:A:240:VAL:HG12	1:A:271:VAL:HG13	1.90	0.53
1:D:240:VAL:HG12	1:D:271:VAL:HG13	1.90	0.53
1:A:144:ILE:HG23	1:A:403:THR:CG2	2.38	0.53
1:B:144:ILE:HG23	1:B:403:THR:CG2	2.38	0.53
1:N:25:ASP:CG	1:N:28:LYS:HZ3	2.12	0.53
1:H:25:ASP:CG	1:H:28:LYS:HZ3	2.12	0.53
1:E:328:ASP:O	1:E:329:THR:HG23	2.08	0.53
1:D:34:LYS:HB3	1:D:457:ASN:O	2.08	0.53
1:F:23:LEU:CG	1:F:60:ILE:HD12	2.20	0.53
1:F:213:VAL:HG11	1:F:325:ILE:HG12	1.86	0.53
1:D:513:LEU:HD22	1:E:49:ILE:HD12	1.91	0.53
1:A:193:MET:SD	1:A:292:ILE:HG23	2.48	0.53
1:A:38:VAL:CG1	1:A:56:VAL:HG22	2.38	0.53
1:E:38:VAL:HG21	1:E:56:VAL:CG2	2.39	0.53
1:F:200:LEU:HB3	1:F:259:LEU:CD2	2.38	0.53
1:C:200:LEU:HB3	1:C:259:LEU:CD2	2.38	0.53
1:C:213:VAL:HG11	1:C:325:ILE:HG12	1.86	0.53

Continued on next page...

Continued from previous page...

Atom-1	Atom-2	Interatomic distance (Å)	Clash overlap (Å)
1:F:312:ALA:HB1	1:F:316:ASP:OD2	2.07	0.53
1:A:312:ALA:HB1	1:A:316:ASP:OD2	2.07	0.53
1:D:328:ASP:O	1:D:329:THR:HG23	2.08	0.53
1:E:200:LEU:HB3	1:E:259:LEU:CD2	2.38	0.53
1:D:200:LEU:HB3	1:D:259:LEU:CD2	2.38	0.53
1:C:38:VAL:HG21	1:C:56:VAL:CG2	2.39	0.53
1:K:475:ASN:ND2	1:K:489:ILE:HD11	2.23	0.53
1:I:475:ASN:ND2	1:I:489:ILE:HD11	2.23	0.53
1:A:328:ASP:O	1:A:329:THR:HG23	2.08	0.53
1:B:312:ALA:HB1	1:B:316:ASP:OD2	2.07	0.53
1:D:513:LEU:CD2	1:E:49:ILE:HD12	2.39	0.53
1:G:38:VAL:HG21	1:G:56:VAL:CG2	2.39	0.53
1:F:38:VAL:CG1	1:F:56:VAL:HG22	2.38	0.53
1:E:200:LEU:CB	1:E:259:LEU:CD1	2.84	0.52
1:H:227:ILE:CD1	1:H:233:MET:CE	2.74	0.52
1:C:240:VAL:HG12	1:C:271:VAL:HG13	1.90	0.52
1:L:25:ASP:CG	1:L:28:LYS:HZ3	2.11	0.52
1:A:137:PRO:HA	1:A:410:GLY:HA3	1.90	0.52
1:G:38:VAL:CG1	1:G:56:VAL:HG22	2.38	0.52
1:C:150:ILE:CD1	1:C:493:ILE:CA	2.71	0.52
1:C:513:LEU:HA	1:D:49:ILE:CD1	2.39	0.52
1:B:328:ASP:O	1:B:329:THR:HG23	2.08	0.52
1:A:193:MET:SD	1:A:292:ILE:HA	2.50	0.52
1:C:137:PRO:HA	1:C:410:GLY:HA3	1.90	0.52
1:B:247:LEU:HB3	1:B:273:VAL:HG22	1.91	0.52
1:A:521:VAL:HG21	1:B:59:GLU:HB2	1.92	0.52
1:J:229:ASN:HA	1:J:258:ALA:HB3	1.91	0.52
1:L:475:ASN:ND2	1:L:489:ILE:HD11	2.24	0.52
1:C:200:LEU:CB	1:C:259:LEU:CD1	2.84	0.52
1:C:328:ASP:O	1:C:329:THR:HG23	2.08	0.52
1:M:103:GLY:HA3	1:M:515:ILE:HD11	1.90	0.52
1:I:25:ASP:CG	1:I:28:LYS:HZ3	2.13	0.52
1:J:25:ASP:CG	1:J:28:LYS:HZ3	2.12	0.52
1:F:513:LEU:CD2	1:G:49:ILE:HD12	2.40	0.52
1:J:475:ASN:ND2	1:J:489:ILE:HD11	2.23	0.52
1:B:193:MET:SD	1:B:292:ILE:HA	2.50	0.52
1:D:250:ILE:HD11	1:D:332:ILE:HD11	1.92	0.52
1:C:207:LYS:N	1:C:207:LYS:HD3	2.25	0.52
1:E:521:VAL:HG21	1:F:59:GLU:HB2	1.92	0.52
1:C:250:ILE:HD11	1:C:332:ILE:HD11	1.92	0.52
1:A:513:LEU:HA	1:B:49:ILE:CD1	2.39	0.52

Continued on next page...

Continued from previous page...

Atom-1	Atom-2	Interatomic distance (Å)	Clash overlap (Å)
1:A:247:LEU:HB3	1:A:273:VAL:HG22	1.91	0.52
1:E:247:LEU:HB3	1:E:273:VAL:HG22	1.91	0.52
1:K:136:VAL:HG21	1:K:489:ILE:HD13	1.92	0.52
1:A:49:ILE:CD1	1:G:513:LEU:HA	2.39	0.52
1:A:250:ILE:HD11	1:A:332:ILE:HD11	1.92	0.52
1:E:250:ILE:HD11	1:E:332:ILE:HD11	1.92	0.52
1:C:247:LEU:HB3	1:C:273:VAL:HG22	1.91	0.52
1:D:191:GLU:HA	1:D:191:GLU:OE1	2.10	0.52
1:J:227:ILE:CD1	1:J:233:MET:HE1	2.39	0.52
1:A:49:ILE:HD12	1:G:513:LEU:CD2	2.40	0.52
1:C:513:LEU:HD22	1:D:49:ILE:HD12	1.92	0.52
1:G:193:MET:SD	1:G:332:ILE:HD12	2.50	0.52
1:B:250:ILE:HD11	1:B:332:ILE:HD11	1.92	0.52
1:I:475:ASN:ND2	1:I:489:ILE:CD1	2.73	0.52
1:G:250:ILE:HD11	1:G:332:ILE:HD11	1.92	0.52
1:E:513:LEU:CD2	1:F:49:ILE:HD12	2.40	0.52
1:C:183:LEU:HA	1:C:383:ALA:N	2.25	0.52
1:B:240:VAL:HG12	1:B:271:VAL:HG13	1.90	0.52
1:D:183:LEU:HA	1:D:383:ALA:N	2.25	0.52
1:F:247:LEU:HB3	1:F:273:VAL:HG22	1.91	0.52
1:F:521:VAL:HG21	1:G:59:GLU:HB2	1.92	0.52
1:A:59:GLU:HB2	1:G:521:VAL:HG21	1.92	0.52
1:A:254:VAL:H	1:A:277:LYS:HG2	1.76	0.51
1:B:199:TYR:CB	1:B:325:ILE:HD11	2.26	0.51
1:F:250:ILE:HD11	1:F:332:ILE:HD11	1.92	0.51
1:C:521:VAL:HG21	1:D:59:GLU:HB2	1.92	0.51
1:A:513:LEU:CD2	1:B:49:ILE:HD12	2.40	0.51
1:E:513:LEU:HA	1:F:49:ILE:CD1	2.40	0.51
1:E:137:PRO:HA	1:E:410:GLY:HA3	1.90	0.51
1:E:338:GLU:HG2	1:E:340:ALA:HB3	1.93	0.51
1:B:200:LEU:HD11	1:B:254:VAL:CA	2.12	0.51
1:D:513:LEU:HA	1:E:49:ILE:CD1	2.39	0.51
1:B:183:LEU:HA	1:B:383:ALA:N	2.25	0.51
1:F:27:VAL:HG12	1:F:90:THR:HG23	1.93	0.51
1:G:34:LYS:HB2	1:G:458:CYS:HA	1.92	0.51
1:D:338:GLU:HG2	1:D:340:ALA:HB3	1.92	0.51
1:B:475:ASN:ND2	1:B:489:ILE:HD11	2.26	0.51
1:C:199:TYR:CB	1:C:325:ILE:HD11	2.26	0.51
1:F:513:LEU:HA	1:G:49:ILE:CD1	2.39	0.51
1:D:27:VAL:HG12	1:D:90:THR:HG23	1.93	0.51
1:E:27:VAL:HG12	1:E:90:THR:HG23	1.93	0.51

Continued on next page...

Continued from previous page...

Atom-1	Atom-2	Interatomic distance (Å)	Clash overlap (Å)
1:B:356:ALA:HB1	1:B:361:ASP:HB2	1.93	0.51
1:A:475:ASN:ND2	1:A:489:ILE:HD11	2.26	0.51
1:C:475:ASN:ND2	1:C:489:ILE:HD11	2.26	0.51
1:C:513:LEU:CD2	1:D:49:ILE:HD12	2.40	0.51
1:B:513:LEU:CD2	1:C:49:ILE:HD12	2.40	0.51
1:E:193:MET:SD	1:E:292:ILE:HA	2.50	0.51
1:D:193:MET:SD	1:D:292:ILE:HA	2.50	0.51
1:C:27:VAL:HG12	1:C:90:THR:HG23	1.93	0.51
1:D:475:ASN:ND2	1:D:489:ILE:HD11	2.26	0.51
1:A:34:LYS:HB2	1:A:458:CYS:HA	1.92	0.51
1:C:356:ALA:HB1	1:C:361:ASP:HB2	1.93	0.51
1:C:161:LEU:HD11	1:C:185:ASP:HB3	1.93	0.51
1:A:225:LYS:CB	1:A:308:GLU:HA	2.41	0.51
1:F:338:GLU:HG2	1:F:340:ALA:HB3	1.92	0.51
1:C:254:VAL:H	1:C:277:LYS:HG2	1.76	0.51
1:E:513:LEU:HD22	1:F:49:ILE:HD12	1.93	0.51
1:F:193:MET:SD	1:F:292:ILE:HA	2.50	0.51
1:G:247:LEU:HB3	1:G:273:VAL:HG22	1.91	0.51
1:D:247:LEU:HB3	1:D:273:VAL:HG22	1.91	0.51
1:G:27:VAL:HG12	1:G:90:THR:HG23	1.93	0.51
1:B:27:VAL:HG12	1:B:90:THR:HG23	1.93	0.51
1:B:141:SER:O	1:B:163:ALA:HB1	2.11	0.51
1:A:356:ALA:HB1	1:A:361:ASP:HB2	1.93	0.51
1:E:150:ILE:CD1	1:E:493:ILE:CA	2.71	0.51
1:D:213:VAL:HG11	1:D:325:ILE:HG12	1.86	0.51
1:A:49:ILE:HD12	1:G:513:LEU:HD22	1.92	0.51
1:C:192:GLY:HA3	1:C:376:VAL:HG23	1.93	0.51
1:G:254:VAL:H	1:G:277:LYS:HG2	1.75	0.51
1:G:338:GLU:HG2	1:G:340:ALA:HB3	1.93	0.51
1:B:224:ASP:HA	1:B:289:LEU:CD1	2.41	0.51
1:F:141:SER:O	1:F:163:ALA:HB1	2.11	0.51
1:E:141:SER:O	1:E:163:ALA:HB1	2.11	0.51
1:G:141:SER:O	1:G:163:ALA:HB1	2.11	0.51
1:F:475:ASN:ND2	1:F:489:ILE:HD11	2.26	0.51
1:B:161:LEU:HD11	1:B:185:ASP:HB3	1.93	0.51
1:D:161:LEU:HD11	1:D:185:ASP:HB3	1.93	0.51
1:D:254:VAL:H	1:D:277:LYS:HG2	1.75	0.51
1:C:193:MET:HE2	1:C:332:ILE:CG2	2.41	0.51
1:A:206:ASN:OD1	1:A:207:LYS:HD3	2.11	0.51
1:A:27:VAL:HG12	1:A:90:THR:HG23	1.93	0.51
1:C:225:LYS:CB	1:C:308:GLU:HA	2.41	0.51

Continued on next page...

Continued from previous page...

Atom-1	Atom-2	Interatomic distance (Å)	Clash overlap (Å)
1:E:475:ASN:ND2	1:E:489:ILE:HD11	2.26	0.51
1:D:356:ALA:HB1	1:D:361:ASP:HB2	1.93	0.51
1:E:183:LEU:HA	1:E:383:ALA:N	2.25	0.51
1:J:103:GLY:HA3	1:J:515:ILE:CD1	2.41	0.51
1:G:158:VAL:HG22	1:G:396:VAL:HG22	1.93	0.51
1:G:225:LYS:CB	1:G:308:GLU:HA	2.41	0.51
1:E:254:VAL:H	1:E:277:LYS:HG2	1.76	0.50
1:B:52:ASP:CB	1:B:55:SER:H	2.24	0.50
1:C:141:SER:O	1:C:163:ALA:HB1	2.11	0.50
1:E:207:LYS:HB2	1:E:208:PRO:HD3	1.93	0.50
1:D:52:ASP:CB	1:D:55:SER:H	2.25	0.50
1:G:199:TYR:HD1	1:G:200:LEU:O	1.94	0.50
1:A:513:LEU:HD22	1:B:49:ILE:HD12	1.92	0.50
1:J:475:ASN:ND2	1:J:489:ILE:CD1	2.75	0.50
1:D:141:SER:O	1:D:163:ALA:HB1	2.11	0.50
1:E:158:VAL:HG22	1:E:396:VAL:HG22	1.94	0.50
1:F:164:GLU:HB3	1:F:187:LEU:HD21	1.93	0.50
1:E:225:LYS:CB	1:E:308:GLU:HA	2.41	0.50
1:C:200:LEU:HD11	1:C:254:VAL:HG22	1.92	0.50
1:A:52:ASP:CB	1:A:55:SER:H	2.25	0.50
1:G:52:ASP:CB	1:G:55:SER:H	2.25	0.50
1:B:513:LEU:HA	1:C:49:ILE:CD1	2.39	0.50
1:A:183:LEU:HA	1:A:383:ALA:N	2.25	0.50
1:F:224:ASP:HA	1:F:289:LEU:CD1	2.41	0.50
1:A:158:VAL:HG22	1:A:396:VAL:HG22	1.94	0.50
1:D:521:VAL:HG21	1:E:59:GLU:HB2	1.92	0.50
1:C:338:GLU:HG2	1:C:340:ALA:HB3	1.93	0.50
1:F:158:VAL:HG22	1:F:396:VAL:HG22	1.93	0.50
1:G:475:ASN:ND2	1:G:489:ILE:HD11	2.26	0.50
1:E:200:LEU:HD11	1:E:254:VAL:CA	2.12	0.50
1:F:254:VAL:H	1:F:277:LYS:HG2	1.76	0.50
1:K:475:ASN:ND2	1:K:489:ILE:CD1	2.75	0.50
1:G:166:MET:O	1:G:170:GLY:HA2	2.12	0.50
1:E:161:LEU:HD11	1:E:185:ASP:HB3	1.93	0.50
1:D:166:MET:O	1:D:170:GLY:HA2	2.12	0.50
1:B:206:ASN:HB3	1:B:208:PRO:HD2	1.94	0.50
1:I:23:LEU:CD1	1:I:60:ILE:HD12	2.28	0.50
1:F:513:LEU:HD22	1:G:49:ILE:HD12	1.92	0.50
1:A:224:ASP:HA	1:A:289:LEU:CD1	2.41	0.50
1:D:224:ASP:HA	1:D:289:LEU:CD1	2.41	0.50
1:C:224:ASP:HA	1:C:289:LEU:CD1	2.41	0.50

Continued on next page...

Continued from previous page...

Atom-1	Atom-2	Interatomic distance (Å)	Clash overlap (Å)
1:F:34:LYS:HB2	1:F:458:CYS:HA	1.92	0.50
1:E:34:LYS:HB2	1:E:458:CYS:HA	1.92	0.50
1:A:161:LEU:HD11	1:A:185:ASP:HB3	1.93	0.50
1:C:158:VAL:HG22	1:C:396:VAL:HG22	1.93	0.50
1:A:255:GLU:HB2	1:A:259:LEU:H	1.77	0.50
1:J:23:LEU:CD1	1:J:60:ILE:HD12	2.27	0.50
1:L:475:ASN:ND2	1:L:489:ILE:CD1	2.74	0.50
1:H:99:ILE:CG2	1:H:120:ILE:HD13	2.42	0.50
1:G:356:ALA:HB1	1:G:361:ASP:HB2	1.93	0.50
1:E:166:MET:O	1:E:170:GLY:HA2	2.12	0.50
1:B:254:VAL:H	1:B:277:LYS:HG2	1.76	0.50
1:E:23:LEU:CG	1:E:60:ILE:HD12	2.20	0.50
1:F:52:ASP:CB	1:F:55:SER:H	2.25	0.50
1:A:382:GLY:O	1:A:389:MET:HA	2.12	0.50
1:A:338:GLU:HG2	1:A:340:ALA:HB3	1.93	0.50
1:D:158:VAL:HG22	1:D:396:VAL:HG22	1.94	0.50
1:D:225:LYS:CB	1:D:308:GLU:HA	2.41	0.50
1:B:166:MET:O	1:B:170:GLY:HA2	2.12	0.50
1:F:225:LYS:CB	1:F:308:GLU:HA	2.41	0.50
1:B:255:GLU:HB2	1:B:259:LEU:H	1.77	0.50
1:D:200:LEU:HD11	1:D:254:VAL:HG22	1.92	0.50
1:C:52:ASP:CB	1:C:55:SER:H	2.25	0.50
1:C:193:MET:CE	1:C:332:ILE:HG21	2.42	0.50
1:N:475:ASN:ND2	1:N:489:ILE:CD1	2.75	0.50
1:G:382:GLY:O	1:G:389:MET:HA	2.12	0.50
1:E:382:GLY:O	1:E:389:MET:HA	2.12	0.50
1:A:141:SER:O	1:A:163:ALA:HB1	2.11	0.50
1:F:255:GLU:HB2	1:F:259:LEU:H	1.77	0.50
1:H:230:ILE:HD13	1:H:262:LEU:HG	1.89	0.50
1:D:23:LEU:HA	1:D:60:ILE:CD1	2.33	0.50
1:B:194:GLN:HG3	1:B:329:THR:OG1	2.11	0.50
1:G:224:ASP:HA	1:G:289:LEU:CD1	2.41	0.50
1:L:103:GLY:HA3	1:L:515:ILE:CD1	2.41	0.50
1:D:406:ALA:HB1	1:D:411:VAL:CG1	2.42	0.50
1:G:225:LYS:HB2	1:G:308:GLU:HA	1.94	0.50
1:E:356:ALA:HB1	1:E:361:ASP:HB2	1.93	0.50
1:C:147:VAL:HG22	1:C:494:LEU:HB2	1.94	0.50
1:B:158:VAL:HG22	1:B:396:VAL:HG22	1.94	0.50
1:E:52:ASP:CB	1:E:55:SER:H	2.25	0.49
1:B:338:GLU:HG2	1:B:340:ALA:HB3	1.93	0.49
1:D:382:GLY:O	1:D:389:MET:HA	2.12	0.49

Continued on next page...

Continued from previous page...

Atom-1	Atom-2	Interatomic distance (Å)	Clash overlap (Å)
1:F:183:LEU:HA	1:F:383:ALA:N	2.25	0.49
1:E:224:ASP:HA	1:E:289:LEU:CD1	2.41	0.49
1:F:406:ALA:HB1	1:F:411:VAL:CG1	2.42	0.49
1:A:166:MET:O	1:A:170:GLY:HA2	2.12	0.49
1:F:147:VAL:HG22	1:F:494:LEU:HB2	1.94	0.49
1:B:192:GLY:HA3	1:B:376:VAL:CG2	2.42	0.49
1:G:183:LEU:HA	1:G:383:ALA:N	2.25	0.49
1:A:225:LYS:HB2	1:A:308:GLU:HA	1.94	0.49
1:I:320:ALA:HA	1:I:334:ASP:O	2.12	0.49
1:B:147:VAL:HG22	1:B:494:LEU:HB2	1.94	0.49
1:F:161:LEU:HD11	1:F:185:ASP:HB3	1.93	0.49
1:H:320:ALA:HA	1:H:334:ASP:O	2.12	0.49
1:E:147:VAL:HG22	1:E:494:LEU:HB2	1.94	0.49
1:C:166:MET:O	1:C:170:GLY:HA2	2.12	0.49
1:B:382:GLY:O	1:B:389:MET:HA	2.12	0.49
1:F:240:VAL:HG11	1:F:247:LEU:CB	2.42	0.49
1:D:34:LYS:HB3	1:D:458:CYS:HA	1.94	0.49
1:F:356:ALA:HB1	1:F:361:ASP:HB2	1.93	0.49
1:M:25:ASP:CG	1:M:28:LYS:HZ3	2.15	0.49
1:B:34:LYS:HB2	1:B:458:CYS:HA	1.93	0.49
1:B:513:LEU:HD22	1:C:49:ILE:HD12	1.93	0.49
1:H:475:ASN:ND2	1:H:489:ILE:CD1	2.75	0.49
1:M:103:GLY:HA3	1:M:515:ILE:CD1	2.43	0.49
1:M:320:ALA:HA	1:M:334:ASP:O	2.11	0.49
1:F:166:MET:O	1:F:170:GLY:HA2	2.12	0.49
1:E:204:PHE:CZ	1:E:262:LEU:CD2	2.96	0.49
1:I:103:GLY:HA3	1:I:515:ILE:CD1	2.43	0.49
1:G:406:ALA:HB1	1:G:411:VAL:CG1	2.42	0.49
1:B:225:LYS:CB	1:B:308:GLU:HA	2.41	0.49
1:E:200:LEU:HD11	1:E:254:VAL:HG22	1.92	0.49
1:F:200:LEU:HD11	1:F:254:VAL:HA	1.94	0.49
1:A:192:GLY:HA3	1:A:376:VAL:CG2	2.43	0.49
1:C:382:GLY:O	1:C:389:MET:HA	2.12	0.49
1:A:383:ALA:HA	1:A:389:MET:HB2	1.95	0.49
1:F:381:VAL:HB	1:F:393:LYS:HA	1.95	0.49
1:E:406:ALA:HB1	1:E:411:VAL:CG1	2.42	0.49
1:E:197:ARG:HG3	1:E:198:GLY:O	2.13	0.49
1:B:521:VAL:HG21	1:C:59:GLU:HB2	1.93	0.49
1:D:255:GLU:HB2	1:D:259:LEU:H	1.77	0.49
1:D:383:ALA:HA	1:D:389:MET:HB2	1.95	0.49
1:F:382:GLY:O	1:F:389:MET:HA	2.12	0.49

Continued on next page...

Continued from previous page...

Atom-1	Atom-2	Interatomic distance (Å)	Clash overlap (Å)
1:C:406:ALA:HB1	1:C:411:VAL:CG1	2.42	0.49
1:G:196:ASP:HA	1:G:329:THR:HG22	1.95	0.49
1:F:225:LYS:HB2	1:F:308:GLU:HA	1.94	0.49
1:E:255:GLU:HB2	1:E:259:LEU:H	1.77	0.49
1:C:255:GLU:HB2	1:C:259:LEU:H	1.77	0.49
1:N:227:ILE:CD1	1:N:233:MET:CE	2.77	0.49
1:B:383:ALA:HA	1:B:389:MET:HB2	1.95	0.49
1:G:383:ALA:HA	1:G:389:MET:HB2	1.95	0.49
1:C:241:ALA:CA	1:C:271:VAL:HG22	2.43	0.49
1:D:241:ALA:CA	1:D:271:VAL:HG22	2.43	0.49
1:C:34:LYS:HB3	1:C:458:CYS:HA	1.95	0.49
1:B:225:LYS:HB2	1:B:308:GLU:HA	1.94	0.49
1:N:320:ALA:HA	1:N:334:ASP:O	2.13	0.49
1:D:200:LEU:HD11	1:D:254:VAL:CG2	2.13	0.49
1:D:192:GLY:HA3	1:D:376:VAL:CG2	2.43	0.49
1:A:147:VAL:HG22	1:A:494:LEU:HB2	1.94	0.49
1:C:193:MET:HE2	1:C:295:LEU:HD12	1.90	0.49
1:C:383:ALA:HA	1:C:389:MET:HB2	1.95	0.49
1:G:381:VAL:HB	1:G:393:LYS:HA	1.95	0.49
1:A:406:ALA:HB1	1:A:411:VAL:CG1	2.42	0.49
1:G:147:VAL:HG22	1:G:494:LEU:HB2	1.94	0.49
1:L:99:ILE:CG2	1:L:120:ILE:HD13	2.43	0.49
1:F:200:LEU:HD11	1:F:254:VAL:HG22	1.92	0.48
1:M:475:ASN:ND2	1:M:489:ILE:CD1	2.76	0.48
1:E:383:ALA:HA	1:E:389:MET:HB2	1.95	0.48
1:E:241:ALA:CA	1:E:271:VAL:HG22	2.43	0.48
1:C:224:ASP:CG	1:C:302:SER:HA	2.33	0.48
1:G:25:ASP:CG	1:G:28:LYS:HZ3	2.16	0.48
1:B:25:ASP:CG	1:B:28:LYS:HZ3	2.15	0.48
1:F:192:GLY:HA3	1:F:376:VAL:CG2	2.43	0.48
1:F:224:ASP:CG	1:F:302:SER:HA	2.33	0.48
1:B:406:ALA:HB1	1:B:411:VAL:CG1	2.42	0.48
1:D:147:VAL:HG22	1:D:494:LEU:HB2	1.94	0.48
1:F:195:PHE:O	1:F:329:THR:HB	2.13	0.48
1:G:221:LEU:HD13	1:G:236:VAL:HG21	1.96	0.48
1:B:224:ASP:CG	1:B:302:SER:HA	2.33	0.48
1:H:103:GLY:HA3	1:H:515:ILE:CD1	2.43	0.48
1:L:320:ALA:HA	1:L:334:ASP:O	2.13	0.48
1:E:200:LEU:HD11	1:E:254:VAL:CG2	2.13	0.48
1:G:192:GLY:HA3	1:G:376:VAL:CG2	2.43	0.48
1:E:192:GLY:HA3	1:E:376:VAL:CG2	2.43	0.48

Continued on next page...

Continued from previous page...

Atom-1	Atom-2	Interatomic distance (Å)	Clash overlap (Å)
1:G:137:PRO:HA	1:G:410:GLY:HA3	1.90	0.48
1:F:383:ALA:HA	1:F:389:MET:HB2	1.95	0.48
1:E:240:VAL:HG11	1:E:247:LEU:CB	2.42	0.48
1:F:207:LYS:HD3	1:F:207:LYS:H	1.78	0.48
1:G:255:GLU:HB2	1:G:259:LEU:H	1.77	0.48
1:D:37:ASN:HD22	1:D:49:ILE:HG23	1.78	0.48
1:G:193:MET:HG2	1:G:295:LEU:HG	1.96	0.48
1:B:195:PHE:CE1	1:B:292:ILE:CD1	2.97	0.48
1:D:177:VAL:HG21	1:D:397:GLU:HG2	1.96	0.48
1:M:230:ILE:CD1	1:M:262:LEU:HD11	2.37	0.48
1:N:227:ILE:CD1	1:N:233:MET:HE1	2.42	0.48
1:G:224:ASP:CG	1:G:302:SER:HA	2.33	0.48
1:K:103:GLY:HA3	1:K:515:ILE:CD1	2.44	0.48
1:D:25:ASP:CG	1:D:28:LYS:HZ3	2.16	0.48
1:M:99:ILE:CG2	1:M:120:ILE:HD13	2.44	0.48
1:H:230:ILE:HD13	1:H:262:LEU:CB	2.43	0.48
1:F:221:LEU:HD13	1:F:236:VAL:HG21	1.96	0.48
1:A:221:LEU:HD13	1:A:236:VAL:HG21	1.96	0.48
1:B:241:ALA:CA	1:B:271:VAL:HG22	2.43	0.48
1:E:381:VAL:HB	1:E:393:LYS:HA	1.95	0.48
1:C:162:ILE:CD1	1:C:400:LEU:N	2.77	0.48
1:C:225:LYS:HB2	1:C:308:GLU:HA	1.94	0.48
1:E:225:LYS:HB2	1:E:308:GLU:HA	1.94	0.48
1:K:23:LEU:CD1	1:K:60:ILE:HD12	2.29	0.48
1:B:158:VAL:HG13	1:B:396:VAL:HA	1.96	0.48
1:B:177:VAL:HG21	1:B:397:GLU:HG2	1.96	0.48
1:L:23:LEU:CD1	1:L:60:ILE:HD12	2.28	0.48
1:C:381:VAL:HB	1:C:393:LYS:HA	1.95	0.48
1:A:381:VAL:HB	1:A:393:LYS:HA	1.95	0.48
1:F:241:ALA:CA	1:F:271:VAL:HG22	2.43	0.48
1:A:158:VAL:HG13	1:A:396:VAL:HA	1.96	0.48
1:I:217:SER:HA	1:I:320:ALA:O	2.14	0.48
1:K:99:ILE:CG2	1:K:120:ILE:HD13	2.44	0.48
1:A:177:VAL:HG21	1:A:397:GLU:HG2	1.96	0.48
1:B:200:LEU:HD11	1:B:254:VAL:HG22	1.92	0.48
1:B:221:LEU:HD13	1:B:236:VAL:HG21	1.95	0.48
1:C:240:VAL:HG11	1:C:247:LEU:CB	2.42	0.48
1:D:240:VAL:HG11	1:D:247:LEU:CB	2.42	0.48
1:F:162:ILE:CD1	1:F:400:LEU:N	2.77	0.48
1:G:162:ILE:CD1	1:G:400:LEU:N	2.77	0.48
1:D:225:LYS:HB2	1:D:308:GLU:HA	1.94	0.48

Continued on next page...

Continued from previous page...

Atom-1	Atom-2	Interatomic distance (Å)	Clash overlap (Å)
1:E:213:VAL:CG2	1:E:214:GLU:N	2.77	0.47
1:F:213:VAL:CG2	1:F:214:GLU:N	2.77	0.47
1:D:162:ILE:CD1	1:D:400:LEU:N	2.77	0.47
1:C:158:VAL:HG13	1:C:396:VAL:HA	1.96	0.47
1:D:180:GLY:HA2	1:D:380:LYS:HB3	1.96	0.47
1:E:180:GLY:HA2	1:E:380:LYS:HB3	1.96	0.47
1:E:99:ILE:CG2	1:E:120:ILE:HD13	2.44	0.47
1:A:241:ALA:CA	1:A:271:VAL:HG22	2.43	0.47
1:D:224:ASP:CG	1:D:302:SER:HA	2.33	0.47
1:D:99:ILE:CG2	1:D:120:ILE:HD13	2.45	0.47
1:I:246:PRO:HB3	1:I:272:LYS:HB2	1.97	0.47
1:F:23:LEU:HA	1:F:60:ILE:CD1	2.33	0.47
1:G:213:VAL:CG2	1:G:214:GLU:N	2.77	0.47
1:G:200:LEU:CD1	1:G:254:VAL:CG1	2.87	0.47
1:C:37:ASN:HD22	1:C:49:ILE:HG23	1.79	0.47
1:A:224:ASP:CG	1:A:302:SER:HA	2.33	0.47
1:N:99:ILE:CG2	1:N:120:ILE:HD13	2.44	0.47
1:J:99:ILE:CG2	1:J:120:ILE:HD13	2.44	0.47
1:A:200:LEU:HD11	1:A:254:VAL:HA	1.94	0.47
1:N:23:LEU:CD1	1:N:60:ILE:HD12	2.28	0.47
1:M:23:LEU:CD1	1:M:60:ILE:HD12	2.27	0.47
1:B:195:PHE:O	1:B:329:THR:HB	2.15	0.47
1:G:241:ALA:CA	1:G:271:VAL:HG22	2.43	0.47
1:B:381:VAL:HB	1:B:393:LYS:HA	1.95	0.47
1:D:240:VAL:CG1	1:D:247:LEU:HB2	2.43	0.47
1:G:158:VAL:HG13	1:G:396:VAL:HA	1.96	0.47
1:D:158:VAL:HG13	1:D:396:VAL:HA	1.96	0.47
1:K:246:PRO:HB3	1:K:272:LYS:HB2	1.96	0.47
1:F:99:ILE:CG2	1:F:120:ILE:HD13	2.45	0.47
1:C:381:VAL:CG2	1:C:393:LYS:N	2.77	0.47
1:E:224:ASP:CG	1:E:302:SER:HA	2.34	0.47
1:E:177:VAL:HG21	1:E:397:GLU:HG2	1.96	0.47
1:F:200:LEU:HD11	1:F:254:VAL:CG2	2.14	0.47
1:B:200:LEU:HD11	1:B:254:VAL:HA	1.94	0.47
1:C:200:LEU:HD11	1:C:254:VAL:CA	2.12	0.47
1:C:193:MET:SD	1:C:295:LEU:HG	2.55	0.47
1:B:213:VAL:O	1:B:324:VAL:HA	2.15	0.47
1:F:180:GLY:HA2	1:F:380:LYS:HB3	1.96	0.47
1:E:221:LEU:HD13	1:E:236:VAL:HG21	1.95	0.47
1:B:240:VAL:HG11	1:B:247:LEU:CB	2.42	0.47
1:N:103:GLY:HA3	1:N:515:ILE:CD1	2.44	0.47

Continued on next page...

Continued from previous page...

Atom-1	Atom-2	Interatomic distance (Å)	Clash overlap (Å)
1:M:217:SER:HA	1:M:320:ALA:O	2.14	0.47
1:C:99:ILE:CG2	1:C:120:ILE:HD13	2.45	0.47
1:B:262:LEU:O	1:B:266:THR:HG23	2.15	0.47
1:C:200:LEU:HD11	1:C:254:VAL:HA	1.94	0.47
1:D:262:LEU:O	1:D:266:THR:HG23	2.15	0.47
1:D:23:LEU:CG	1:D:60:ILE:HD12	2.20	0.47
1:E:150:ILE:HG23	4:E:1527:ATP:H2'	1.97	0.47
1:A:37:ASN:HD22	1:A:49:ILE:HG23	1.79	0.47
1:C:309:LEU:O	1:C:312:ALA:HB3	2.15	0.47
1:D:381:VAL:HB	1:D:393:LYS:HA	1.95	0.47
1:E:240:VAL:HG21	1:E:247:LEU:HD13	1.97	0.47
1:H:217:SER:HA	1:H:320:ALA:O	2.15	0.47
1:L:217:SER:HA	1:L:320:ALA:O	2.14	0.47
1:I:99:ILE:CG2	1:I:120:ILE:HD13	2.45	0.47
1:C:177:VAL:HG21	1:C:397:GLU:HG2	1.96	0.47
1:M:246:PRO:HB3	1:M:272:LYS:HB2	1.97	0.47
1:M:479:ASN:O	1:M:483:GLU:N	2.47	0.47
1:K:414:GLY:N	1:K:494:LEU:HA	2.30	0.47
1:E:200:LEU:CD1	1:E:254:VAL:CG2	2.60	0.47
1:D:150:ILE:CD1	1:D:493:ILE:CA	2.71	0.47
1:C:213:VAL:O	1:C:324:VAL:HA	2.15	0.47
1:D:240:VAL:HG21	1:D:247:LEU:HD13	1.97	0.47
1:G:99:ILE:CG2	1:G:120:ILE:HD13	2.45	0.47
1:G:177:VAL:HG21	1:G:397:GLU:HG2	1.96	0.47
1:F:272:LYS:CD	1:F:272:LYS:H	2.28	0.47
1:E:37:ASN:HD22	1:E:49:ILE:HG23	1.79	0.47
1:C:221:LEU:HD13	1:C:236:VAL:HG21	1.95	0.47
1:A:309:LEU:O	1:A:312:ALA:HB3	2.15	0.47
1:A:162:ILE:CD1	1:A:400:LEU:N	2.77	0.47
1:E:158:VAL:HG13	1:E:396:VAL:HA	1.96	0.47
1:K:181:THR:O	1:L:282:GLY:HA3	2.15	0.47
1:L:479:ASN:O	1:L:483:GLU:N	2.46	0.47
1:J:320:ALA:HA	1:J:334:ASP:O	2.15	0.47
1:C:272:LYS:H	1:C:272:LYS:CD	2.28	0.47
1:D:150:ILE:HG23	4:D:1527:ATP:H2'	1.97	0.47
1:A:150:ILE:HD13	1:A:493:ILE:CG2	2.45	0.47
1:G:150:ILE:HG23	4:G:1527:ATP:H2'	1.97	0.47
1:B:150:ILE:HD13	1:B:493:ILE:CG2	2.45	0.47
1:C:213:VAL:CG2	1:C:214:GLU:N	2.77	0.47
1:F:37:ASN:HD22	1:F:49:ILE:HG23	1.80	0.47
1:C:204:PHE:CD1	1:C:273:VAL:O	2.68	0.47

Continued on next page...

Continued from previous page...

Atom-1	Atom-2	Interatomic distance (Å)	Clash overlap (Å)
1:B:99:ILE:CG2	1:B:120:ILE:HD13	2.44	0.47
1:G:180:GLY:HA2	1:G:380:LYS:HB3	1.96	0.47
1:E:272:LYS:H	1:E:272:LYS:CD	2.28	0.47
1:G:272:LYS:CD	1:G:272:LYS:H	2.28	0.47
1:A:150:ILE:HG23	4:A:1527:ATP:H2'	1.97	0.46
1:C:150:ILE:HD13	1:C:493:ILE:CG2	2.45	0.46
1:D:213:VAL:CG2	1:D:214:GLU:N	2.77	0.46
1:B:37:ASN:HD22	1:B:49:ILE:HG23	1.79	0.46
1:B:194:GLN:CG	1:B:329:THR:HG21	2.44	0.46
1:C:240:VAL:HG21	1:C:247:LEU:HD13	1.97	0.46
1:C:240:VAL:CG1	1:C:247:LEU:HB2	2.43	0.46
1:F:204:PHE:CD1	1:F:273:VAL:O	2.69	0.46
1:G:278:ALA:HB2	1:G:289:LEU:CD1	2.46	0.46
1:F:158:VAL:HG13	1:F:396:VAL:HA	1.96	0.46
1:L:414:GLY:N	1:L:494:LEU:HA	2.29	0.46
1:A:272:LYS:CD	1:A:272:LYS:H	2.28	0.46
1:C:180:GLY:HA2	1:C:380:LYS:HB3	1.96	0.46
1:B:150:ILE:HG23	4:B:1527:ATP:H2'	1.97	0.46
1:D:221:LEU:HD13	1:D:236:VAL:HG21	1.95	0.46
1:D:309:LEU:O	1:D:312:ALA:HB3	2.15	0.46
1:A:278:ALA:HB2	1:A:289:LEU:CD1	2.46	0.46
1:A:99:ILE:CG2	1:A:120:ILE:HD13	2.45	0.46
1:C:150:ILE:HG23	4:C:1527:ATP:H2'	1.97	0.46
1:F:150:ILE:HG23	4:F:1527:ATP:H2'	1.96	0.46
1:B:213:VAL:CG2	1:B:214:GLU:N	2.77	0.46
1:G:309:LEU:O	1:G:312:ALA:HB3	2.15	0.46
1:A:204:PHE:CD1	1:A:273:VAL:O	2.68	0.46
1:B:204:PHE:CD1	1:B:273:VAL:O	2.69	0.46
1:F:240:VAL:HG21	1:F:247:LEU:HD13	1.97	0.46
1:E:162:ILE:CD1	1:E:400:LEU:N	2.77	0.46
1:D:278:ALA:HB2	1:D:289:LEU:CD1	2.46	0.46
1:A:180:GLY:HA2	1:A:380:LYS:HB3	1.96	0.46
1:D:272:LYS:CD	1:D:272:LYS:H	2.28	0.46
1:B:203:TYR:CD1	1:B:203:TYR:N	2.84	0.46
1:C:200:LEU:HD11	1:C:254:VAL:CG2	2.13	0.46
1:C:262:LEU:O	1:C:266:THR:HG23	2.15	0.46
1:G:150:ILE:HD13	1:G:493:ILE:CG2	2.45	0.46
1:D:206:ASN:HB2	1:D:213:VAL:HG23	1.98	0.46
1:G:37:ASN:HD22	1:G:49:ILE:HG23	1.79	0.46
1:C:206:ASN:CG	1:C:207:LYS:H	2.19	0.46
1:C:197:ARG:HG3	1:C:198:GLY:O	2.15	0.46

Continued on next page...

Continued from previous page...

Atom-1	Atom-2	Interatomic distance (Å)	Clash overlap (Å)
1:D:176:THR:HG21	1:D:322:ARG:HH12	1.81	0.46
1:A:402:ALA:HB1	1:A:496:PRO:HG2	1.98	0.46
1:E:213:VAL:O	1:E:324:VAL:HA	2.15	0.46
1:B:196:ASP:HA	1:B:329:THR:HG22	1.97	0.46
1:A:311:LYS:HA	1:A:311:LYS:HD3	1.93	0.46
1:A:240:VAL:HG11	1:A:247:LEU:CB	2.42	0.46
1:D:381:VAL:CG2	1:D:393:LYS:N	2.77	0.46
1:C:271:VAL:O	1:C:273:VAL:HG23	2.16	0.46
1:F:271:VAL:O	1:F:273:VAL:HG23	2.16	0.46
1:G:262:LEU:O	1:G:266:THR:HG23	2.15	0.46
1:F:278:ALA:HB2	1:F:289:LEU:CD1	2.46	0.46
1:N:414:GLY:N	1:N:494:LEU:HA	2.30	0.46
1:F:177:VAL:HG21	1:F:397:GLU:HG2	1.96	0.46
1:E:65:LYS:NZ	1:E:524:LEU:O	2.49	0.46
1:B:180:GLY:HA2	1:B:380:LYS:HB3	1.96	0.46
1:B:272:LYS:H	1:B:272:LYS:CD	2.28	0.46
1:D:200:LEU:HD11	1:D:254:VAL:CA	2.12	0.46
1:G:240:VAL:HG21	1:G:247:LEU:HD13	1.97	0.46
1:D:271:VAL:O	1:D:273:VAL:HG23	2.16	0.46
1:F:25:ASP:CG	1:F:28:LYS:HZ3	2.19	0.46
1:G:402:ALA:HB1	1:G:496:PRO:HG2	1.98	0.46
1:E:262:LEU:O	1:E:266:THR:HG23	2.15	0.46
1:D:213:VAL:O	1:D:324:VAL:HA	2.15	0.46
1:G:271:VAL:O	1:G:273:VAL:HG23	2.16	0.46
1:E:271:VAL:O	1:E:273:VAL:HG23	2.16	0.46
1:B:402:ALA:HB1	1:B:496:PRO:HG2	1.98	0.46
1:A:65:LYS:NZ	1:A:524:LEU:O	2.49	0.46
1:D:311:LYS:HD3	1:D:311:LYS:HA	1.93	0.46
1:A:200:LEU:HD11	1:A:254:VAL:HG22	1.92	0.46
1:E:309:LEU:O	1:E:312:ALA:HB3	2.15	0.46
1:B:240:VAL:HG21	1:B:247:LEU:HD13	1.97	0.46
1:C:278:ALA:HB2	1:C:289:LEU:CD1	2.45	0.46
1:E:25:ASP:CG	1:E:28:LYS:HZ3	2.19	0.46
1:F:65:LYS:NZ	1:F:524:LEU:O	2.49	0.46
1:H:414:GLY:N	1:H:494:LEU:HA	2.31	0.46
1:G:200:LEU:CD2	1:G:254:VAL:CG1	2.89	0.46
1:F:309:LEU:O	1:F:312:ALA:HB3	2.15	0.46
1:G:240:VAL:CG1	1:G:247:LEU:HB2	2.43	0.46
1:B:271:VAL:O	1:B:273:VAL:HG23	2.16	0.46
1:E:278:ALA:HB2	1:E:289:LEU:CD1	2.45	0.46
1:K:271:VAL:HG12	1:K:272:LYS:H	1.81	0.46

Continued on next page...

Continued from previous page...

Atom-1	Atom-2	Interatomic distance (Å)	Clash overlap (Å)
1:F:402:ALA:HB1	1:F:496:PRO:HG2	1.98	0.46
1:B:65:LYS:NZ	1:B:524:LEU:O	2.49	0.46
1:K:217:SER:HA	1:K:320:ALA:O	2.15	0.46
1:A:262:LEU:O	1:A:266:THR:HG23	2.15	0.46
1:F:262:LEU:O	1:F:266:THR:HG23	2.15	0.46
1:L:227:ILE:HG21	1:L:233:MET:HE3	1.97	0.46
1:B:194:GLN:C	1:B:194:GLN:HE21	2.19	0.46
1:B:309:LEU:O	1:B:312:ALA:HB3	2.15	0.46
1:A:240:VAL:HG21	1:A:247:LEU:HD13	1.97	0.46
1:G:204:PHE:CD1	1:G:273:VAL:O	2.69	0.46
1:F:381:VAL:CG2	1:F:393:LYS:N	2.77	0.46
1:F:176:THR:HG21	1:F:322:ARG:HH12	1.81	0.46
1:G:65:LYS:NZ	1:G:524:LEU:O	2.49	0.46
1:C:65:LYS:NZ	1:C:524:LEU:O	2.49	0.46
1:K:149:THR:CG2	1:K:156:GLU:HA	2.46	0.46
1:D:65:LYS:NZ	1:D:524:LEU:O	2.49	0.46
1:D:204:PHE:CD1	1:D:273:VAL:O	2.69	0.45
1:B:278:ALA:HB2	1:B:289:LEU:CD1	2.46	0.45
1:C:23:LEU:CG	1:C:60:ILE:HD12	2.21	0.45
1:I:230:ILE:HD11	1:I:262:LEU:HD11	1.96	0.45
1:B:227:ILE:HG12	1:B:309:LEU:HG	1.99	0.45
1:K:320:ALA:HA	1:K:334:ASP:O	2.17	0.45
1:A:25:ASP:CG	1:A:28:LYS:HZ3	2.19	0.45
1:J:149:THR:CG2	1:J:156:GLU:HA	2.46	0.45
1:H:479:ASN:O	1:H:483:GLU:N	2.47	0.45
1:D:200:LEU:HD11	1:D:254:VAL:HA	1.94	0.45
1:K:230:ILE:HD13	1:K:262:LEU:CB	2.47	0.45
1:F:150:ILE:HD13	1:F:493:ILE:CG2	2.46	0.45
1:M:301:ILE:HD13	1:M:309:LEU:HA	1.98	0.45
1:G:201:SER:HA	1:G:202:PRO:HD3	1.52	0.45
1:C:402:ALA:HB1	1:C:496:PRO:HG2	1.98	0.45
1:F:384:ALA:HA	1:F:385:THR:HA	1.67	0.45
1:B:176:THR:HG21	1:B:322:ARG:HH12	1.81	0.45
1:C:349:ILE:HG23	1:C:365:LEU:HD22	1.99	0.45
1:C:176:THR:HG21	1:C:322:ARG:HH12	1.81	0.45
1:N:479:ASN:O	1:N:483:GLU:N	2.50	0.45
1:F:213:VAL:O	1:F:324:VAL:HA	2.15	0.45
1:E:227:ILE:HG12	1:E:309:LEU:HG	1.98	0.45
1:J:479:ASN:O	1:J:483:GLU:N	2.49	0.45
1:B:349:ILE:HG23	1:B:365:LEU:HD22	1.99	0.45
1:J:301:ILE:HD13	1:J:309:LEU:HA	1.99	0.45

Continued on next page...

Continued from previous page...

Atom-1	Atom-2	Interatomic distance (Å)	Clash overlap (Å)
1:C:227:ILE:HG12	1:C:309:LEU:HG	1.99	0.45
1:A:227:ILE:HG12	1:A:309:LEU:HG	1.99	0.45
1:B:297:GLY:CA	1:B:337:GLY:CA	2.95	0.45
1:C:297:GLY:CA	1:C:337:GLY:CA	2.95	0.45
1:A:271:VAL:O	1:A:273:VAL:HG23	2.16	0.45
1:B:240:VAL:CG1	1:B:247:LEU:HB2	2.43	0.45
1:B:289:LEU:O	1:B:289:LEU:HD23	2.17	0.45
1:A:176:THR:HG21	1:A:322:ARG:HH12	1.81	0.45
1:M:65:LYS:H	1:M:65:LYS:HD2	1.82	0.45
1:G:227:ILE:HG12	1:G:309:LEU:HG	1.99	0.45
1:D:227:ILE:HG12	1:D:309:LEU:HG	1.99	0.45
1:A:297:GLY:CA	1:A:337:GLY:CA	2.95	0.45
1:I:271:VAL:HG12	1:I:272:LYS:H	1.82	0.45
1:D:226:LYS:HB2	1:D:252:GLU:HG3	1.99	0.45
1:E:402:ALA:HB1	1:E:496:PRO:HG2	1.98	0.45
1:H:65:LYS:H	1:H:65:LYS:HD2	1.82	0.45
1:G:213:VAL:O	1:G:324:VAL:HA	2.15	0.45
1:F:227:ILE:HG12	1:F:309:LEU:HG	1.99	0.45
1:B:278:ALA:HA	1:B:279:PRO:HD3	1.72	0.45
1:C:289:LEU:HD23	1:C:289:LEU:O	2.17	0.45
1:I:479:ASN:O	1:I:483:GLU:N	2.48	0.45
1:F:226:LYS:HB2	1:F:252:GLU:HG3	1.99	0.45
1:C:226:LYS:HB2	1:C:252:GLU:HG3	1.99	0.45
1:I:7:LYS:O	1:I:519:CYS:HA	2.15	0.45
1:L:230:ILE:HD11	1:L:262:LEU:HD11	1.96	0.45
1:G:52:ASP:HB3	1:G:55:SER:H	1.82	0.45
1:G:297:GLY:CA	1:G:337:GLY:CA	2.95	0.45
1:F:186:GLU:HB2	1:F:380:LYS:CB	2.37	0.45
1:B:162:ILE:CD1	1:B:400:LEU:N	2.77	0.45
1:A:205:ILE:HG23	1:A:212:ALA:O	2.16	0.45
1:H:7:LYS:O	1:H:519:CYS:HA	2.16	0.45
1:F:150:ILE:CD1	1:F:493:ILE:CA	2.71	0.45
1:G:200:LEU:CD1	1:G:254:VAL:CG2	2.74	0.45
1:L:301:ILE:HD13	1:L:309:LEU:HA	1.99	0.45
1:F:248:LEU:HD23	1:F:332:ILE:HD11	1.98	0.45
1:E:381:VAL:CG2	1:E:393:LYS:N	2.77	0.45
1:J:217:SER:HA	1:J:320:ALA:O	2.17	0.45
1:K:191:GLU:O	1:K:334:ASP:HA	2.17	0.45
1:H:149:THR:CG2	1:H:156:GLU:HA	2.47	0.45
1:L:271:VAL:HG12	1:L:272:LYS:H	1.82	0.45
1:K:183:LEU:HA	1:K:383:ALA:O	2.17	0.45

Continued on next page...

Continued from previous page...

Atom-1	Atom-2	Interatomic distance (Å)	Clash overlap (Å)
1:A:349:ILE:HG23	1:A:365:LEU:HD22	1.99	0.45
1:D:402:ALA:HB1	1:D:496:PRO:HG2	1.98	0.45
1:H:246:PRO:HB3	1:H:272:LYS:HB2	1.99	0.45
1:N:65:LYS:H	1:N:65:LYS:HD2	1.82	0.45
1:G:226:LYS:HB2	1:G:252:GLU:HG3	1.99	0.45
1:A:200:LEU:HD11	1:A:254:VAL:CA	2.12	0.45
1:F:52:ASP:HB3	1:F:55:SER:H	1.82	0.45
1:N:301:ILE:HD13	1:N:309:LEU:HA	1.99	0.45
1:E:248:LEU:HD23	1:E:332:ILE:HD11	1.98	0.45
1:F:207:LYS:HB2	1:F:208:PRO:CD	2.46	0.45
1:A:196:ASP:HA	1:A:329:THR:HG22	1.98	0.45
1:M:271:VAL:HG12	1:M:272:LYS:H	1.82	0.45
1:H:271:VAL:HG12	1:H:272:LYS:H	1.82	0.45
1:E:226:LYS:HB2	1:E:252:GLU:HG3	1.99	0.45
1:D:349:ILE:HG23	1:D:365:LEU:HD22	1.99	0.45
1:L:149:THR:CG2	1:L:156:GLU:HA	2.47	0.45
1:D:248:LEU:HD23	1:D:332:ILE:HD11	1.98	0.44
1:A:278:ALA:HA	1:A:279:PRO:HD3	1.72	0.44
1:N:217:SER:HA	1:N:320:ALA:O	2.17	0.44
1:J:191:GLU:O	1:J:334:ASP:HA	2.17	0.44
1:M:149:THR:CG2	1:M:156:GLU:HA	2.46	0.44
1:G:176:THR:HG21	1:G:322:ARG:HH12	1.81	0.44
1:K:230:ILE:HD11	1:K:262:LEU:HD11	1.94	0.44
1:N:230:ILE:HD11	1:N:262:LEU:CD2	2.47	0.44
1:J:230:ILE:HD11	1:J:262:LEU:CD2	2.46	0.44
1:I:301:ILE:HD13	1:I:309:LEU:HA	2.00	0.44
1:G:240:VAL:HG11	1:G:247:LEU:CB	2.42	0.44
1:A:289:LEU:HD23	1:A:289:LEU:O	2.17	0.44
1:C:278:ALA:HB2	1:C:289:LEU:HD12	1.99	0.44
1:B:225:LYS:HZ2	1:B:308:GLU:HB2	1.82	0.44
1:J:414:GLY:N	1:J:494:LEU:HA	2.31	0.44
1:E:176:THR:HG21	1:E:322:ARG:HH12	1.81	0.44
1:M:414:GLY:N	1:M:494:LEU:HA	2.32	0.44
1:G:240:VAL:HG13	1:G:245:LYS:O	2.18	0.44
1:D:240:VAL:HG13	1:D:245:LYS:O	2.18	0.44
1:C:278:ALA:CB	1:C:289:LEU:HD12	2.47	0.44
1:F:278:ALA:CB	1:F:289:LEU:HD12	2.48	0.44
1:K:165:ALA:HA	1:K:187:LEU:HD21	1.99	0.44
1:I:414:GLY:N	1:I:494:LEU:HA	2.32	0.44
1:B:226:LYS:HB2	1:B:252:GLU:HG3	1.99	0.44
1:L:215:LEU:O	1:L:218:PRO:HD3	2.18	0.44

Continued on next page...

Continued from previous page...

Atom-1	Atom-2	Interatomic distance (Å)	Clash overlap (Å)
1:I:65:LYS:H	1:I:65:LYS:HD2	1.82	0.44
1:E:297:GLY:CA	1:E:337:GLY:CA	2.95	0.44
1:D:297:GLY:CA	1:D:337:GLY:CA	2.95	0.44
1:F:297:GLY:CA	1:F:337:GLY:CA	2.95	0.44
1:A:240:VAL:HG13	1:A:245:LYS:O	2.18	0.44
1:G:381:VAL:HG11	1:G:393:LYS:HB2	2.00	0.44
1:F:240:VAL:HG13	1:F:245:LYS:O	2.18	0.44
1:E:205:ILE:O	1:E:205:ILE:HG22	2.17	0.44
1:E:278:ALA:CB	1:E:289:LEU:HD12	2.48	0.44
1:B:177:VAL:HA	1:B:379:ILE:O	2.18	0.44
1:J:8:PHE:HA	1:J:518:GLU:O	2.18	0.44
1:G:152:ALA:HB2	1:G:399:ALA:HB2	2.00	0.44
1:N:271:VAL:HG12	1:N:272:LYS:H	1.82	0.44
1:E:349:ILE:HG23	1:E:365:LEU:HD22	1.99	0.44
1:M:215:LEU:O	1:M:218:PRO:HD3	2.18	0.44
1:C:384:ALA:HA	1:C:385:THR:HA	1.67	0.44
1:I:227:ILE:CD1	1:I:233:MET:HE1	2.44	0.44
1:G:227:ILE:HD12	1:G:258:ALA:HB1	2.00	0.44
1:G:311:LYS:HA	1:G:311:LYS:HD3	1.93	0.44
1:A:381:VAL:HG11	1:A:393:LYS:HB2	2.00	0.44
1:G:278:ALA:CB	1:G:289:LEU:HD12	2.48	0.44
1:E:289:LEU:O	1:E:289:LEU:HD23	2.17	0.44
1:F:289:LEU:HD23	1:F:289:LEU:O	2.17	0.44
1:E:524:LEU:HG	1:E:525:PRO:N	2.33	0.44
1:F:349:ILE:HG23	1:F:365:LEU:HD22	1.99	0.44
1:J:183:LEU:HA	1:J:383:ALA:O	2.18	0.44
1:I:149:THR:CG2	1:I:156:GLU:HA	2.47	0.44
1:G:349:ILE:HG23	1:G:365:LEU:HD22	1.99	0.44
1:B:384:ALA:HA	1:B:385:THR:HA	1.68	0.44
1:F:152:ALA:HB2	1:F:399:ALA:HB2	2.00	0.44
1:D:150:ILE:HD13	1:D:493:ILE:CG2	2.45	0.44
1:K:301:ILE:HD13	1:K:309:LEU:HA	2.00	0.44
1:B:248:LEU:HD23	1:B:332:ILE:HD11	1.98	0.44
1:E:222:LEU:CD2	1:E:292:ILE:HG22	2.45	0.44
1:A:227:ILE:HD12	1:A:258:ALA:HB1	2.00	0.44
1:F:381:VAL:HG11	1:F:393:LYS:HB2	2.00	0.44
1:E:240:VAL:HG13	1:E:245:LYS:O	2.18	0.44
1:A:278:ALA:HB2	1:A:289:LEU:HD12	2.00	0.44
1:D:100:ILE:CD1	1:D:514:MET:SD	3.06	0.44
1:A:524:LEU:HG	1:A:525:PRO:N	2.33	0.44
1:N:149:THR:CG2	1:N:156:GLU:HA	2.46	0.44

Continued on next page...

Continued from previous page...

Atom-1	Atom-2	Interatomic distance (Å)	Clash overlap (Å)
1:A:226:LYS:HB2	1:A:252:GLU:HG3	1.99	0.44
1:K:479:ASN:O	1:K:483:GLU:N	2.50	0.44
1:E:114:MET:CB	1:F:36:ARG:HD2	2.48	0.44
1:C:150:ILE:HD11	1:C:493:ILE:HG23	1.99	0.44
1:E:381:VAL:HG11	1:E:393:LYS:HB2	2.00	0.44
1:A:381:VAL:CG2	1:A:393:LYS:N	2.77	0.44
1:F:240:VAL:CG1	1:F:247:LEU:HB2	2.43	0.44
1:F:207:LYS:CB	1:F:208:PRO:HD3	2.47	0.44
1:B:278:ALA:CB	1:B:289:LEU:HD12	2.47	0.44
1:B:278:ALA:HB2	1:B:289:LEU:HD12	2.00	0.44
1:D:289:LEU:HD23	1:D:289:LEU:O	2.17	0.44
1:F:100:ILE:CD1	1:F:514:MET:SD	3.06	0.44
1:F:524:LEU:HG	1:F:525:PRO:N	2.33	0.44
1:G:524:LEU:HG	1:G:525:PRO:N	2.33	0.44
1:E:152:ALA:HB2	1:E:399:ALA:HB2	2.00	0.44
1:B:150:ILE:CD1	1:B:493:ILE:CA	2.71	0.44
1:C:248:LEU:HD23	1:C:332:ILE:HD11	1.98	0.44
1:A:248:LEU:HD23	1:A:332:ILE:HD11	1.98	0.44
1:F:227:ILE:HD12	1:F:258:ALA:HB1	2.00	0.44
1:D:381:VAL:HG11	1:D:393:LYS:HB2	2.00	0.44
1:G:100:ILE:CD1	1:G:514:MET:SD	3.06	0.44
1:D:524:LEU:HG	1:D:525:PRO:N	2.33	0.44
1:A:152:ALA:HB2	1:A:399:ALA:HB2	2.00	0.44
1:K:230:ILE:HG23	1:K:259:LEU:HD12	2.00	0.44
1:G:193:MET:HG3	1:G:193:MET:H	1.58	0.44
1:B:227:ILE:HD12	1:B:258:ALA:HB1	2.00	0.44
1:B:240:VAL:HG13	1:B:245:LYS:O	2.18	0.44
1:G:278:ALA:HB2	1:G:289:LEU:HD12	2.00	0.44
1:D:278:ALA:CB	1:D:289:LEU:HD12	2.48	0.44
1:A:100:ILE:CD1	1:A:514:MET:SD	3.06	0.44
1:E:177:VAL:HA	1:E:379:ILE:O	2.18	0.44
1:B:524:LEU:HG	1:B:525:PRO:N	2.33	0.44
1:N:7:LYS:O	1:N:519:CYS:HA	2.17	0.44
1:A:36:ARG:HD2	1:G:114:MET:CB	2.48	0.44
1:E:52:ASP:HB3	1:E:55:SER:H	1.83	0.43
1:C:227:ILE:HD12	1:C:258:ALA:HB1	2.00	0.43
1:D:227:ILE:HD12	1:D:258:ALA:HB1	2.00	0.43
1:A:240:VAL:CG1	1:A:247:LEU:HB2	2.43	0.43
1:B:381:VAL:HG11	1:B:393:LYS:HB2	2.00	0.43
1:C:524:LEU:HG	1:C:525:PRO:N	2.33	0.43
1:H:215:LEU:O	1:H:218:PRO:HD3	2.18	0.43

Continued on next page...

Continued from previous page...

Atom-1	Atom-2	Interatomic distance (Å)	Clash overlap (Å)
1:D:152:ALA:HB2	1:D:399:ALA:HB2	2.00	0.43
1:C:52:ASP:HB3	1:C:55:SER:H	1.82	0.43
1:C:240:VAL:HG13	1:C:245:LYS:O	2.18	0.43
1:G:289:LEU:HD23	1:G:289:LEU:O	2.17	0.43
1:G:201:SER:C	1:G:203:TYR:N	2.71	0.43
1:A:177:VAL:HA	1:A:379:ILE:O	2.18	0.43
1:C:177:VAL:HA	1:C:379:ILE:O	2.18	0.43
1:J:271:VAL:HG12	1:J:272:LYS:H	1.83	0.43
1:L:227:ILE:CD1	1:L:233:MET:HE3	2.17	0.43
1:B:150:ILE:HD11	1:B:493:ILE:HG23	1.99	0.43
1:E:150:ILE:HD13	1:E:493:ILE:CG2	2.45	0.43
1:A:213:VAL:HG22	1:A:214:GLU:N	2.32	0.43
1:G:248:LEU:HD23	1:G:332:ILE:HD11	1.98	0.43
1:E:193:MET:HE3	1:E:332:ILE:HD12	2.00	0.43
1:G:381:VAL:CG2	1:G:393:LYS:N	2.77	0.43
1:A:278:ALA:CB	1:A:289:LEU:HD12	2.48	0.43
1:B:100:ILE:CD1	1:B:514:MET:SD	3.06	0.43
1:M:7:LYS:O	1:M:519:CYS:HA	2.18	0.43
1:B:152:ALA:HB2	1:B:399:ALA:HB2	2.00	0.43
1:K:62:LEU:H	1:K:68:ASN:HD22	1.65	0.43
1:C:262:LEU:CD1	1:C:275:ALA:HB2	2.48	0.43
1:D:150:ILE:HD11	1:D:493:ILE:HG23	2.00	0.43
1:C:381:VAL:HG11	1:C:393:LYS:HB2	2.00	0.43
1:E:278:ALA:HB2	1:E:289:LEU:CG	2.49	0.43
1:A:278:ALA:HB2	1:A:289:LEU:CG	2.49	0.43
1:I:117:LYS:HZ2	1:I:121:ASP:CG	2.22	0.43
1:I:8:PHE:HA	1:I:518:GLU:O	2.19	0.43
1:J:7:LYS:O	1:J:519:CYS:HA	2.18	0.43
1:J:65:LYS:H	1:J:65:LYS:HD2	1.82	0.43
1:B:114:MET:CB	1:C:36:ARG:HD2	2.49	0.43
1:E:200:LEU:HD13	1:E:259:LEU:HB2	2.00	0.43
1:F:262:LEU:CD1	1:F:275:ALA:HB2	2.48	0.43
1:D:262:LEU:CD1	1:D:275:ALA:HB2	2.48	0.43
1:H:301:ILE:HD13	1:H:309:LEU:HA	2.00	0.43
1:G:278:ALA:HB2	1:G:289:LEU:CG	2.49	0.43
1:G:262:LEU:CD1	1:G:275:ALA:HB2	2.48	0.43
1:C:100:ILE:CD1	1:C:514:MET:SD	3.06	0.43
1:G:177:VAL:HA	1:G:379:ILE:O	2.18	0.43
1:L:183:LEU:HA	1:L:383:ALA:O	2.18	0.43
1:J:117:LYS:HZ2	1:J:121:ASP:CG	2.21	0.43
1:A:114:MET:CB	1:B:36:ARG:HD2	2.49	0.43

Continued on next page...

Continued from previous page...

Atom-1	Atom-2	Interatomic distance (Å)	Clash overlap (Å)
1:M:117:LYS:HZ2	1:M:121:ASP:CG	2.21	0.43
1:E:262:LEU:CD1	1:E:275:ALA:HB2	2.48	0.43
1:F:195:PHE:CE2	1:F:292:ILE:HD13	2.54	0.43
1:E:278:ALA:HA	1:E:279:PRO:HD3	1.72	0.43
1:E:100:ILE:CD1	1:E:514:MET:SD	3.06	0.43
1:E:209:GLU:CD	1:E:209:GLU:H	2.22	0.43
1:D:200:LEU:HD13	1:D:259:LEU:HB2	2.00	0.43
1:K:254:VAL:CG1	1:K:259:LEU:HD23	2.49	0.43
1:D:177:VAL:HA	1:D:379:ILE:O	2.18	0.43
1:D:73:MET:CG	1:E:47:PRO:HD2	2.49	0.43
1:C:152:ALA:HB2	1:C:399:ALA:HB2	2.00	0.43
1:M:183:LEU:HA	1:M:383:ALA:O	2.19	0.43
1:H:183:LEU:HA	1:H:383:ALA:O	2.19	0.43
1:K:230:ILE:HD13	1:K:262:LEU:HG	1.86	0.43
1:B:52:ASP:HB3	1:B:55:SER:H	1.82	0.43
1:B:311:LYS:HD3	1:B:311:LYS:HA	1.93	0.43
1:I:191:GLU:O	1:I:334:ASP:HA	2.19	0.43
1:F:177:VAL:HA	1:F:379:ILE:O	2.18	0.43
1:K:327:LYS:HZ2	1:K:328:ASP:CG	2.22	0.43
1:A:73:MET:CG	1:B:47:PRO:HD2	2.49	0.43
1:H:8:PHE:HA	1:H:518:GLU:O	2.19	0.43
1:A:262:LEU:CD1	1:A:275:ALA:HB2	2.48	0.43
1:F:200:LEU:HD13	1:F:259:LEU:HB2	2.00	0.43
1:B:262:LEU:CD1	1:B:275:ALA:HB2	2.48	0.43
1:D:200:LEU:CD1	1:D:254:VAL:HG22	2.47	0.43
1:D:278:ALA:HB2	1:D:289:LEU:HG	2.01	0.43
1:F:144:ILE:CG2	1:F:163:ALA:HA	2.49	0.43
1:E:144:ILE:CG2	1:E:163:ALA:HA	2.49	0.43
1:G:144:ILE:CG2	1:G:163:ALA:HA	2.49	0.43
1:D:52:ASP:HB3	1:D:55:SER:H	1.83	0.43
1:D:223:ALA:HB3	1:D:251:ALA:HA	2.01	0.43
1:H:117:LYS:HZ2	1:H:121:ASP:CG	2.21	0.43
1:N:162:ILE:HD11	1:N:399:ALA:CB	2.49	0.43
1:L:353:ILE:HG12	1:L:365:LEU:HB3	2.00	0.43
1:F:114:MET:CB	1:G:36:ARG:HD2	2.49	0.43
1:A:384:ALA:HA	1:A:385:THR:HA	1.67	0.43
1:C:25:ASP:CG	1:C:28:LYS:HZ3	2.23	0.43
1:E:200:LEU:HD11	1:E:254:VAL:HA	1.94	0.42
1:C:193:MET:CE	1:C:332:ILE:CG2	2.97	0.42
1:F:513:LEU:HB3	1:G:49:ILE:HD11	1.98	0.42
1:E:223:ALA:HB3	1:E:251:ALA:HA	2.01	0.42

Continued on next page...

Continued from previous page...

Atom-1	Atom-2	Interatomic distance (Å)	Clash overlap (Å)
1:E:227:ILE:HD12	1:E:258:ALA:HB1	2.00	0.42
1:B:278:ALA:HB2	1:B:289:LEU:CG	2.49	0.42
1:D:278:ALA:HB2	1:D:289:LEU:HD12	2.00	0.42
1:C:278:ALA:HB2	1:C:289:LEU:HG	2.01	0.42
1:C:278:ALA:HB2	1:C:289:LEU:CG	2.49	0.42
1:D:196:ASP:HA	1:D:329:THR:HG22	2.00	0.42
1:M:353:ILE:HG12	1:M:365:LEU:HB3	2.00	0.42
1:I:183:LEU:HA	1:I:383:ALA:O	2.18	0.42
1:F:200:LEU:CD1	1:F:254:VAL:HG22	2.47	0.42
1:C:200:LEU:HD13	1:C:259:LEU:HB2	2.00	0.42
1:C:193:MET:HE3	1:C:332:ILE:HG21	2.01	0.42
1:A:207:LYS:N	1:A:208:PRO:HD2	2.34	0.42
1:D:278:ALA:HB2	1:D:289:LEU:CG	2.49	0.42
1:C:114:MET:CB	1:D:36:ARG:HD2	2.49	0.42
1:L:8:PHE:HA	1:L:518:GLU:O	2.20	0.42
1:K:215:LEU:O	1:K:218:PRO:HD3	2.19	0.42
1:K:219:PHE:O	1:K:247:LEU:HD12	2.19	0.42
1:C:311:LYS:HA	1:C:311:LYS:HD3	1.93	0.42
1:C:220:ILE:CD1	1:C:296:THR:HG21	2.47	0.42
1:H:301:ILE:HD13	1:H:309:LEU:HD23	2.00	0.42
1:E:278:ALA:HB2	1:E:289:LEU:HD12	1.99	0.42
1:F:278:ALA:HB2	1:F:289:LEU:HD12	2.00	0.42
1:B:144:ILE:CG2	1:B:163:ALA:HA	2.49	0.42
1:A:47:PRO:HD2	1:G:73:MET:CG	2.49	0.42
1:M:230:ILE:HD11	1:M:262:LEU:HD11	1.95	0.42
1:A:223:ALA:HB3	1:A:251:ALA:HA	2.01	0.42
1:A:144:ILE:CG2	1:A:163:ALA:HA	2.49	0.42
1:D:384:ALA:HA	1:D:385:THR:HA	1.68	0.42
1:I:219:PHE:O	1:I:247:LEU:HD12	2.19	0.42
1:J:215:LEU:O	1:J:218:PRO:HD3	2.18	0.42
1:F:73:MET:CG	1:G:47:PRO:HD2	2.49	0.42
1:I:353:ILE:HG12	1:I:365:LEU:HB3	2.01	0.42
1:B:200:LEU:HD13	1:B:259:LEU:HB2	2.00	0.42
1:F:150:ILE:HD11	1:F:493:ILE:HG23	1.99	0.42
1:M:301:ILE:HD13	1:M:309:LEU:HD23	1.93	0.42
1:C:144:ILE:CG2	1:C:163:ALA:HA	2.49	0.42
1:D:144:ILE:CG2	1:D:163:ALA:HA	2.49	0.42
1:K:62:LEU:H	1:K:68:ASN:ND2	2.17	0.42
1:N:215:LEU:O	1:N:218:PRO:HD3	2.19	0.42
1:B:73:MET:CG	1:C:47:PRO:HD2	2.49	0.42
1:N:353:ILE:HG12	1:N:365:LEU:HB3	2.01	0.42

Continued on next page...

Continued from previous page...

Atom-1	Atom-2	Interatomic distance (Å)	Clash overlap (Å)
1:K:166:MET:O	1:K:170:GLY:N	2.51	0.42
1:G:461:GLU:HA	1:G:462:PRO:HD3	1.93	0.42
1:G:209:GLU:H	1:G:209:GLU:CD	2.23	0.42
1:C:223:ALA:HB3	1:C:251:ALA:HA	2.01	0.42
1:B:278:ALA:HB2	1:B:289:LEU:HG	2.01	0.42
1:E:278:ALA:HB2	1:E:289:LEU:HG	2.01	0.42
1:F:311:LYS:HD3	1:F:311:LYS:HA	1.93	0.42
1:A:222:LEU:CD2	1:A:292:ILE:HG22	2.45	0.42
1:D:222:LEU:CD2	1:D:292:ILE:HG22	2.45	0.42
1:G:223:ALA:HB3	1:G:251:ALA:HA	2.01	0.42
1:E:73:MET:CG	1:F:47:PRO:HD2	2.49	0.42
1:I:166:MET:O	1:I:170:GLY:N	2.53	0.42
1:C:165:ALA:HB2	1:C:187:LEU:HD13	2.02	0.42
1:L:219:PHE:O	1:L:247:LEU:HD12	2.20	0.42
1:E:204:PHE:CD1	1:E:204:PHE:N	2.85	0.42
1:A:200:LEU:HD13	1:A:259:LEU:HB2	2.00	0.42
1:B:222:LEU:CD2	1:B:292:ILE:HG22	2.45	0.42
1:F:278:ALA:HB2	1:F:289:LEU:CG	2.49	0.42
1:L:136:VAL:HG21	1:L:489:ILE:HD13	2.02	0.42
1:F:164:GLU:CB	1:F:187:LEU:HD21	2.50	0.42
1:C:73:MET:CG	1:D:47:PRO:HD2	2.49	0.42
1:L:162:ILE:HD11	1:L:399:ALA:CB	2.50	0.42
1:G:384:ALA:HA	1:G:385:THR:HA	1.67	0.42
1:D:165:ALA:HB2	1:D:187:LEU:HD13	2.02	0.42
1:D:52:ASP:HB2	1:D:55:SER:HB2	2.01	0.42
1:C:52:ASP:HB2	1:C:55:SER:HB2	2.02	0.42
1:D:513:LEU:HA	1:E:49:ILE:HD13	2.02	0.42
1:F:223:ALA:HB3	1:F:251:ALA:HA	2.01	0.42
1:D:223:ALA:HB3	1:D:251:ALA:CA	2.50	0.42
1:G:201:SER:C	1:G:203:TYR:H	2.22	0.42
1:L:166:MET:O	1:L:170:GLY:N	2.51	0.42
1:K:162:ILE:HD11	1:K:399:ALA:CB	2.50	0.42
1:K:117:LYS:HZ2	1:K:121:ASP:CG	2.23	0.42
1:N:117:LYS:HZ2	1:N:121:ASP:CG	2.23	0.42
1:L:117:LYS:HZ2	1:L:121:ASP:CG	2.22	0.42
1:J:219:PHE:O	1:J:247:LEU:HD12	2.20	0.42
1:E:262:LEU:HD13	1:E:275:ALA:HB2	2.02	0.42
1:A:513:LEU:HA	1:B:49:ILE:HD13	2.02	0.42
1:E:223:ALA:HB3	1:E:251:ALA:CA	2.50	0.42
1:C:223:ALA:HB3	1:C:251:ALA:CA	2.50	0.42
1:E:240:VAL:CG1	1:E:247:LEU:HB2	2.43	0.42

Continued on next page...

Continued from previous page...

Atom-1	Atom-2	Interatomic distance (Å)	Clash overlap (Å)
1:G:215:LEU:HB3	1:G:246:PRO:HG2	2.02	0.42
1:E:165:ALA:HB2	1:E:187:LEU:HD13	2.02	0.42
1:J:353:ILE:HG12	1:J:365:LEU:HB3	2.01	0.42
1:F:215:LEU:HB3	1:F:246:PRO:HG2	2.02	0.42
1:F:262:LEU:HD13	1:F:275:ALA:HB2	2.02	0.41
1:A:52:ASP:HB3	1:A:55:SER:H	1.83	0.41
1:C:513:LEU:HA	1:D:49:ILE:HD13	2.02	0.41
1:B:513:LEU:HA	1:C:49:ILE:HD13	2.02	0.41
1:G:278:ALA:HB2	1:G:289:LEU:HG	2.01	0.41
1:A:278:ALA:HB2	1:A:289:LEU:HG	2.01	0.41
1:A:215:LEU:HB3	1:A:246:PRO:HG2	2.02	0.41
1:H:219:PHE:O	1:H:247:LEU:HD12	2.19	0.41
1:N:183:LEU:HA	1:N:383:ALA:O	2.20	0.41
1:M:230:ILE:HG23	1:M:259:LEU:HD12	2.02	0.41
2:D:1525:PO4:P	4:D:1527:ATP:PG	3.19	0.41
1:E:150:ILE:HD11	1:E:493:ILE:HG23	2.01	0.41
1:D:513:LEU:HB3	1:E:49:ILE:HD11	1.96	0.41
1:F:278:ALA:HB2	1:F:289:LEU:HG	2.01	0.41
1:L:65:LYS:NZ	1:L:524:LEU:O	2.49	0.41
1:A:326:ASN:HB2	1:A:327:LYS:H	1.78	0.41
1:K:65:LYS:NZ	1:K:524:LEU:O	2.49	0.41
1:K:8:PHE:HA	1:K:518:GLU:O	2.21	0.41
1:M:219:PHE:O	1:M:247:LEU:HD12	2.21	0.41
2:G:1525:PO4:P	4:G:1527:ATP:PG	3.18	0.41
1:B:52:ASP:HB2	1:B:55:SER:HB2	2.01	0.41
1:G:161:LEU:CD1	1:G:185:ASP:HB3	2.30	0.41
1:C:248:LEU:HD22	1:C:323:VAL:HG21	2.03	0.41
1:E:513:LEU:HB3	1:F:49:ILE:HD11	1.98	0.41
1:F:195:PHE:C	1:F:195:PHE:CD1	2.93	0.41
1:B:223:ALA:HB3	1:B:251:ALA:CA	2.50	0.41
1:A:223:ALA:HB3	1:A:251:ALA:CA	2.50	0.41
1:N:219:PHE:O	1:N:247:LEU:HD12	2.20	0.41
1:B:215:LEU:HB3	1:B:246:PRO:HG2	2.02	0.41
1:L:206:ASN:HB2	1:L:213:VAL:HG23	2.02	0.41
1:E:311:LYS:HD3	1:E:311:LYS:HA	1.93	0.41
1:D:262:LEU:HD13	1:D:275:ALA:HB2	2.02	0.41
1:F:52:ASP:HB2	1:F:55:SER:HB2	2.01	0.41
1:D:248:LEU:HD22	1:D:323:VAL:HG21	2.03	0.41
1:H:191:GLU:O	1:H:334:ASP:HA	2.20	0.41
1:H:162:ILE:HD11	1:H:399:ALA:CB	2.51	0.41
1:G:165:ALA:HB2	1:G:187:LEU:HD13	2.02	0.41

Continued on next page...

Continued from previous page...

Atom-1	Atom-2	Interatomic distance (Å)	Clash overlap (Å)
1:H:417:VAL:HA	1:H:420:ILE:HG22	2.01	0.41
1:H:19:GLY:HA3	1:H:67:GLU:O	2.21	0.41
1:K:164:GLU:CD	1:K:168:LYS:HZ2	2.24	0.41
1:M:254:VAL:CG1	1:M:259:LEU:HD23	2.50	0.41
2:C:1525:PO4:P	4:C:1527:ATP:PG	3.18	0.41
1:E:52:ASP:HB2	1:E:55:SER:HB2	2.02	0.41
1:J:227:ILE:CD1	1:J:233:MET:CE	2.76	0.41
1:A:49:ILE:HD13	1:G:513:LEU:O	2.18	0.41
1:G:250:ILE:HD13	1:G:292:ILE:HG21	2.02	0.41
1:A:193:MET:HE3	1:A:332:ILE:HD12	2.01	0.41
1:F:223:ALA:HB3	1:F:251:ALA:CA	2.50	0.41
1:B:223:ALA:HB3	1:B:251:ALA:HA	2.01	0.41
1:I:19:GLY:HA3	1:I:67:GLU:O	2.21	0.41
1:K:182:GLY:HA2	1:L:284:ARG:NH2	2.35	0.41
1:H:230:ILE:HG23	1:H:259:LEU:HD12	2.01	0.41
1:G:150:ILE:HD11	1:G:493:ILE:HG23	2.00	0.41
1:K:301:ILE:CD1	1:K:312:ALA:CB	2.89	0.41
1:B:195:PHE:N	1:B:195:PHE:CD1	2.88	0.41
1:F:195:PHE:O	1:F:329:THR:HG22	2.19	0.41
1:F:271:VAL:HG12	1:F:273:VAL:HG23	2.03	0.41
1:A:521:VAL:O	1:B:41:ASP:HB3	2.21	0.41
1:N:191:GLU:O	1:N:334:ASP:HA	2.19	0.41
1:A:219:PHE:HB3	1:A:317:LEU:HD11	2.03	0.41
1:A:150:ILE:HD11	1:A:493:ILE:HG23	2.01	0.41
1:A:250:ILE:HD13	1:A:292:ILE:HG21	2.02	0.41
1:D:220:ILE:CD1	1:D:296:THR:HG21	2.47	0.41
1:B:381:VAL:CG2	1:B:393:LYS:N	2.77	0.41
1:E:196:ASP:HA	1:E:329:THR:HG22	2.02	0.41
1:E:521:VAL:O	1:F:41:ASP:HB3	2.21	0.41
1:N:19:GLY:HA3	1:N:67:GLU:O	2.21	0.41
1:H:353:ILE:HG12	1:H:365:LEU:HB3	2.03	0.41
1:E:219:PHE:HB3	1:E:317:LEU:HD11	2.03	0.41
1:A:209:GLU:CD	1:A:209:GLU:H	2.23	0.41
1:B:262:LEU:HD13	1:B:275:ALA:HB2	2.02	0.41
1:M:227:ILE:HG21	1:M:233:MET:HE3	2.02	0.41
1:G:52:ASP:HB2	1:G:55:SER:HB2	2.02	0.41
1:C:222:LEU:CD2	1:C:292:ILE:HG22	2.45	0.41
1:F:513:LEU:O	1:G:49:ILE:HD13	2.18	0.41
1:G:278:ALA:HA	1:G:279:PRO:HD3	1.72	0.41
1:G:219:PHE:HB3	1:G:317:LEU:HD11	2.03	0.41
1:E:215:LEU:HB3	1:E:246:PRO:HG2	2.02	0.41

Continued on next page...

Continued from previous page...

Atom-1	Atom-2	Interatomic distance (Å)	Clash overlap (Å)
1:I:263:VAL:O	1:I:267:MET:HB3	2.21	0.41
1:H:206:ASN:HB2	1:H:213:VAL:HG23	2.03	0.41
1:C:262:LEU:HD13	1:C:275:ALA:HB2	2.02	0.41
1:A:52:ASP:HB2	1:A:55:SER:HB2	2.02	0.41
2:F:1525:PO4:P	4:F:1527:ATP:PG	3.19	0.41
1:C:250:ILE:HD13	1:C:292:ILE:HG21	2.02	0.41
1:B:248:LEU:HD22	1:B:323:VAL:HG21	2.03	0.41
1:B:250:ILE:HD13	1:B:292:ILE:HG21	2.02	0.41
1:F:250:ILE:HD13	1:F:292:ILE:HG21	2.02	0.41
1:D:250:ILE:HD13	1:D:292:ILE:HG21	2.02	0.41
1:G:223:ALA:HB3	1:G:251:ALA:CA	2.50	0.41
1:A:311:LYS:O	1:A:313:THR:HG23	2.21	0.41
1:G:262:LEU:HD13	1:G:275:ALA:HB2	2.02	0.41
1:F:521:VAL:O	1:G:41:ASP:HB3	2.21	0.41
1:J:246:PRO:HB3	1:J:272:LYS:HB2	2.03	0.41
1:J:162:ILE:HD11	1:J:399:ALA:CB	2.51	0.41
1:D:219:PHE:HB3	1:D:317:LEU:HD11	2.03	0.41
1:A:165:ALA:HB2	1:A:187:LEU:HD13	2.02	0.41
1:C:215:LEU:HB3	1:C:246:PRO:HG2	2.02	0.41
1:F:219:PHE:HB3	1:F:317:LEU:HD11	2.03	0.41
1:G:207:LYS:N	1:G:208:PRO:HD2	2.36	0.41
1:C:219:PHE:HB3	1:C:317:LEU:HD11	2.03	0.41
1:K:417:VAL:HA	1:K:420:ILE:HG22	2.02	0.41
1:L:417:VAL:HA	1:L:420:ILE:HG22	2.03	0.41
2:A:1525:PO4:P	4:A:1527:ATP:PG	3.19	0.41
2:E:1525:PO4:P	4:E:1527:ATP:PG	3.18	0.41
1:E:250:ILE:HD13	1:E:292:ILE:HG21	2.02	0.41
1:D:207:LYS:HB3	1:D:208:PRO:HD3	2.02	0.41
1:N:206:ASN:HB2	1:N:213:VAL:HG23	2.03	0.41
1:B:219:PHE:HB3	1:B:317:LEU:HD11	2.03	0.41
1:J:2:ALA:O	1:J:3:ALA:C	2.59	0.41
1:B:165:ALA:HB2	1:B:187:LEU:HD13	2.02	0.41
1:L:7:LYS:O	1:L:519:CYS:HA	2.20	0.41
1:N:8:PHE:HA	1:N:518:GLU:O	2.21	0.41
2:B:1525:PO4:P	4:B:1527:ATP:PG	3.18	0.40
1:A:49:ILE:HD13	1:G:513:LEU:HA	2.03	0.40
1:F:193:MET:HE3	1:F:332:ILE:HD12	2.04	0.40
1:E:248:LEU:HD22	1:E:323:VAL:HG21	2.03	0.40
1:G:311:LYS:O	1:G:313:THR:HG23	2.21	0.40
1:B:270:ILE:O	1:B:271:VAL:HB	2.21	0.40
1:F:270:ILE:O	1:F:271:VAL:HB	2.21	0.40

Continued on next page...

Continued from previous page...

Atom-1	Atom-2	Interatomic distance (Å)	Clash overlap (Å)
1:A:41:ASP:HB3	1:G:521:VAL:O	2.21	0.40
1:E:34:LYS:NZ	1:E:483:GLU:OE2	2.52	0.40
1:K:326:ASN:HD22	1:K:327:LYS:HD3	1.86	0.40
1:N:166:MET:O	1:N:170:GLY:N	2.54	0.40
1:D:326:ASN:HB2	1:D:327:LYS:H	1.78	0.40
1:D:215:LEU:HB3	1:D:246:PRO:HG2	2.02	0.40
1:J:263:VAL:O	1:J:267:MET:HB3	2.21	0.40
1:K:353:ILE:HG12	1:K:365:LEU:HB3	2.02	0.40
1:A:262:LEU:HD13	1:A:275:ALA:HB2	2.02	0.40
1:E:49:ILE:HG21	1:E:49:ILE:HD13	1.93	0.40
1:F:248:LEU:HD22	1:F:323:VAL:HG21	2.03	0.40
1:B:311:LYS:O	1:B:313:THR:HG23	2.21	0.40
1:A:270:ILE:O	1:A:271:VAL:HB	2.21	0.40
1:F:144:ILE:HG23	1:F:403:THR:HG23	2.04	0.40
1:I:162:ILE:HD11	1:I:399:ALA:CB	2.51	0.40
1:N:263:VAL:O	1:N:267:MET:HB3	2.21	0.40
1:L:19:GLY:HA3	1:L:67:GLU:O	2.22	0.40
1:I:216:GLU:H	1:I:216:GLU:CD	2.24	0.40
1:G:248:LEU:HD22	1:G:323:VAL:HG21	2.03	0.40
1:E:295:LEU:O	1:E:337:GLY:HA3	2.22	0.40
1:B:194:GLN:CG	1:B:329:THR:CB	3.00	0.40
1:H:263:VAL:O	1:H:267:MET:HB3	2.21	0.40
1:C:513:LEU:HB3	1:D:49:ILE:HD11	1.98	0.40
1:G:222:LEU:CD2	1:G:292:ILE:HG22	2.45	0.40
1:G:295:LEU:O	1:G:337:GLY:HA3	2.22	0.40
1:A:248:LEU:HD22	1:A:323:VAL:HG21	2.03	0.40
1:D:270:ILE:O	1:D:271:VAL:HB	2.21	0.40
1:G:203:TYR:CD1	1:G:203:TYR:N	2.90	0.40
1:L:191:GLU:O	1:L:334:ASP:HA	2.22	0.40
1:I:215:LEU:O	1:I:218:PRO:HD3	2.21	0.40
1:E:203:TYR:N	1:E:203:TYR:CD1	2.90	0.40
1:B:338:GLU:O	1:B:342:ILE:HG13	2.21	0.40
1:G:338:GLU:O	1:G:342:ILE:HG13	2.21	0.40
1:E:383:ALA:HA	1:E:389:MET:CB	2.52	0.40
1:C:270:ILE:O	1:C:271:VAL:HB	2.21	0.40
1:E:271:VAL:HG12	1:E:273:VAL:HG23	2.02	0.40
1:D:521:VAL:O	1:E:41:ASP:HB3	2.21	0.40
1:M:191:GLU:O	1:M:334:ASP:HA	2.20	0.40

There are no symmetry-related clashes.

5.3 Torsion angles

5.3.1 Protein backbone

In the following table, the Percentiles column shows the percent Ramachandran outliers of the chain as a percentile score with respect to all PDB entries followed by that with respect to all EM entries.

The Analysed column shows the number of residues for which the backbone conformation was analysed, and the total number of residues.

Mol	Chain	Analysed	Favoured	Allowed	Outliers	Percentiles	
1	A	522/548 (95%)	496 (95%)	23 (4%)	3 (1%)	30	74
1	B	522/548 (95%)	495 (95%)	23 (4%)	4 (1%)	24	69
1	C	522/548 (95%)	497 (95%)	22 (4%)	3 (1%)	30	74
1	D	522/548 (95%)	498 (95%)	22 (4%)	2 (0%)	39	80
1	E	522/548 (95%)	494 (95%)	23 (4%)	5 (1%)	19	65
1	F	522/548 (95%)	495 (95%)	24 (5%)	3 (1%)	30	74
1	G	522/548 (95%)	494 (95%)	23 (4%)	5 (1%)	19	65
1	H	522/548 (95%)	496 (95%)	24 (5%)	2 (0%)	39	80
1	I	522/548 (95%)	498 (95%)	22 (4%)	2 (0%)	39	80
1	J	522/548 (95%)	497 (95%)	23 (4%)	2 (0%)	39	80
1	K	522/548 (95%)	497 (95%)	24 (5%)	1 (0%)	52	86
1	L	522/548 (95%)	497 (95%)	22 (4%)	3 (1%)	30	74
1	M	522/548 (95%)	497 (95%)	24 (5%)	1 (0%)	52	86
1	N	522/548 (95%)	498 (95%)	22 (4%)	2 (0%)	39	80
All	All	7308/7672 (95%)	6949 (95%)	321 (4%)	38 (0%)	38	77

All (38) Ramachandran outliers are listed below:

Mol	Chain	Res	Type
1	B	199	TYR
1	E	205	ILE
1	G	199	TYR
1	A	384	ALA
1	B	384	ALA
1	C	199	TYR
1	C	384	ALA
1	D	384	ALA
1	E	199	TYR

Continued on next page...

Continued from previous page...

Mol	Chain	Res	Type
1	E	384	ALA
1	F	384	ALA
1	G	384	ALA
1	A	271	VAL
1	B	271	VAL
1	C	271	VAL
1	D	271	VAL
1	E	271	VAL
1	F	271	VAL
1	G	271	VAL
1	A	208	PRO
1	E	208	PRO
1	G	202	PRO
1	G	208	PRO
1	L	426	LEU
1	H	426	LEU
1	H	269	GLY
1	K	269	GLY
1	L	269	GLY
1	M	269	GLY
1	B	208	PRO
1	F	208	PRO
1	I	269	GLY
1	J	269	GLY
1	N	269	GLY
1	I	336	VAL
1	J	336	VAL
1	N	336	VAL
1	L	336	VAL

5.3.2 Protein sidechains ⓘ

In the following table, the Percentiles column shows the percent sidechain outliers of the chain as a percentile score with respect to all PDB entries followed by that with respect to all EM entries.

The Analysed column shows the number of residues for which the sidechain conformation was analysed, and the total number of residues.

Mol	Chain	Analysed	Rotameric	Outliers	Percentiles	
1	A	402/414 (97%)	367 (91%)	35 (9%)	13	45
1	B	402/414 (97%)	364 (90%)	38 (10%)	11	41

Continued on next page...

Continued from previous page...

Mol	Chain	Analysed	Rotameric	Outliers	Percentiles	
1	C	402/414 (97%)	366 (91%)	36 (9%)	12	44
1	D	402/414 (97%)	365 (91%)	37 (9%)	11	43
1	E	402/414 (97%)	366 (91%)	36 (9%)	12	44
1	F	402/414 (97%)	366 (91%)	36 (9%)	12	44
1	G	402/414 (97%)	363 (90%)	39 (10%)	10	40
1	H	402/414 (97%)	369 (92%)	33 (8%)	14	49
1	I	402/414 (97%)	362 (90%)	40 (10%)	9	38
1	J	402/414 (97%)	365 (91%)	37 (9%)	11	43
1	K	402/414 (97%)	373 (93%)	29 (7%)	18	55
1	L	402/414 (97%)	365 (91%)	37 (9%)	11	43
1	M	402/414 (97%)	363 (90%)	39 (10%)	10	40
1	N	402/414 (97%)	367 (91%)	35 (9%)	13	45
All	All	5628/5796 (97%)	5121 (91%)	507 (9%)	16	44

All (507) residues with a non-rotameric sidechain are listed below:

Mol	Chain	Res	Type
1	A	18	ARG
1	A	25	ASP
1	A	34	LYS
1	A	36	ARG
1	A	37	ASN
1	A	47	PRO
1	A	171	LYS
1	A	176	THR
1	A	177	VAL
1	A	181	THR
1	A	183	LEU
1	A	188	ASP
1	A	190	VAL
1	A	194	GLN
1	A	199	TYR
1	A	207	LYS
1	A	226	LYS
1	A	242	LYS
1	A	252	GLU
1	A	262	LEU
1	A	272	LYS

Continued on next page...

Continued from previous page...

Mol	Chain	Res	Type
1	A	300	VAL
1	A	311	LYS
1	A	316	ASP
1	A	325	ILE
1	A	326	ASN
1	A	327	LYS
1	A	334	ASP
1	A	404	ARG
1	A	428	ASP
1	A	453	GLN
1	A	484	GLU
1	A	518	GLU
1	A	521	VAL
1	A	523	ASP
1	B	8	PHE
1	B	18	ARG
1	B	25	ASP
1	B	34	LYS
1	B	36	ARG
1	B	37	ASN
1	B	47	PRO
1	B	114	MET
1	B	171	LYS
1	B	176	THR
1	B	177	VAL
1	B	181	THR
1	B	183	LEU
1	B	188	ASP
1	B	190	VAL
1	B	194	GLN
1	B	196	ASP
1	B	199	TYR
1	B	207	LYS
1	B	213	VAL
1	B	226	LYS
1	B	242	LYS
1	B	252	GLU
1	B	262	LEU
1	B	272	LYS
1	B	300	VAL
1	B	311	LYS
1	B	316	ASP

Continued on next page...

Continued from previous page...

Mol	Chain	Res	Type
1	B	325	ILE
1	B	326	ASN
1	B	327	LYS
1	B	334	ASP
1	B	404	ARG
1	B	428	ASP
1	B	453	GLN
1	B	484	GLU
1	B	518	GLU
1	B	523	ASP
1	C	18	ARG
1	C	25	ASP
1	C	34	LYS
1	C	36	ARG
1	C	37	ASN
1	C	47	PRO
1	C	171	LYS
1	C	176	THR
1	C	177	VAL
1	C	181	THR
1	C	183	LEU
1	C	188	ASP
1	C	190	VAL
1	C	194	GLN
1	C	199	TYR
1	C	207	LYS
1	C	213	VAL
1	C	226	LYS
1	C	242	LYS
1	C	252	GLU
1	C	262	LEU
1	C	272	LYS
1	C	300	VAL
1	C	311	LYS
1	C	316	ASP
1	C	325	ILE
1	C	326	ASN
1	C	327	LYS
1	C	334	ASP
1	C	404	ARG
1	C	428	ASP
1	C	453	GLN

Continued on next page...

Continued from previous page...

Mol	Chain	Res	Type
1	C	484	GLU
1	C	518	GLU
1	C	521	VAL
1	C	523	ASP
1	D	18	ARG
1	D	25	ASP
1	D	34	LYS
1	D	36	ARG
1	D	37	ASN
1	D	47	PRO
1	D	171	LYS
1	D	176	THR
1	D	177	VAL
1	D	181	THR
1	D	183	LEU
1	D	188	ASP
1	D	190	VAL
1	D	194	GLN
1	D	199	TYR
1	D	207	LYS
1	D	213	VAL
1	D	226	LYS
1	D	242	LYS
1	D	252	GLU
1	D	262	LEU
1	D	272	LYS
1	D	300	VAL
1	D	311	LYS
1	D	316	ASP
1	D	325	ILE
1	D	326	ASN
1	D	327	LYS
1	D	334	ASP
1	D	404	ARG
1	D	428	ASP
1	D	453	GLN
1	D	484	GLU
1	D	516	THR
1	D	518	GLU
1	D	521	VAL
1	D	523	ASP
1	E	18	ARG

Continued on next page...

Continued from previous page...

Mol	Chain	Res	Type
1	E	25	ASP
1	E	34	LYS
1	E	36	ARG
1	E	37	ASN
1	E	47	PRO
1	E	114	MET
1	E	171	LYS
1	E	176	THR
1	E	177	VAL
1	E	181	THR
1	E	183	LEU
1	E	190	VAL
1	E	194	GLN
1	E	199	TYR
1	E	204	PHE
1	E	213	VAL
1	E	226	LYS
1	E	242	LYS
1	E	252	GLU
1	E	262	LEU
1	E	272	LYS
1	E	300	VAL
1	E	311	LYS
1	E	316	ASP
1	E	325	ILE
1	E	326	ASN
1	E	327	LYS
1	E	334	ASP
1	E	404	ARG
1	E	428	ASP
1	E	453	GLN
1	E	484	GLU
1	E	518	GLU
1	E	521	VAL
1	E	523	ASP
1	F	18	ARG
1	F	25	ASP
1	F	34	LYS
1	F	36	ARG
1	F	37	ASN
1	F	47	PRO
1	F	171	LYS

Continued on next page...

Continued from previous page...

Mol	Chain	Res	Type
1	F	176	THR
1	F	177	VAL
1	F	181	THR
1	F	183	LEU
1	F	188	ASP
1	F	190	VAL
1	F	194	GLN
1	F	199	TYR
1	F	207	LYS
1	F	213	VAL
1	F	226	LYS
1	F	242	LYS
1	F	252	GLU
1	F	262	LEU
1	F	272	LYS
1	F	300	VAL
1	F	311	LYS
1	F	316	ASP
1	F	325	ILE
1	F	326	ASN
1	F	327	LYS
1	F	334	ASP
1	F	404	ARG
1	F	428	ASP
1	F	453	GLN
1	F	484	GLU
1	F	518	GLU
1	F	521	VAL
1	F	523	ASP
1	G	18	ARG
1	G	25	ASP
1	G	34	LYS
1	G	36	ARG
1	G	37	ASN
1	G	47	PRO
1	G	114	MET
1	G	171	LYS
1	G	176	THR
1	G	177	VAL
1	G	181	THR
1	G	183	LEU
1	G	188	ASP

Continued on next page...

Continued from previous page...

Mol	Chain	Res	Type
1	G	190	VAL
1	G	193	MET
1	G	194	GLN
1	G	199	TYR
1	G	201	SER
1	G	207	LYS
1	G	213	VAL
1	G	226	LYS
1	G	242	LYS
1	G	252	GLU
1	G	262	LEU
1	G	272	LYS
1	G	300	VAL
1	G	311	LYS
1	G	316	ASP
1	G	325	ILE
1	G	326	ASN
1	G	327	LYS
1	G	334	ASP
1	G	404	ARG
1	G	428	ASP
1	G	453	GLN
1	G	484	GLU
1	G	518	GLU
1	G	521	VAL
1	G	523	ASP
1	H	25	ASP
1	H	34	LYS
1	H	65	LYS
1	H	68	ASN
1	H	82	ASN
1	H	115	ASP
1	H	142	LYS
1	H	153	ASN
1	H	169	VAL
1	H	172	GLU
1	H	187	LEU
1	H	188	ASP
1	H	196	ASP
1	H	199	TYR
1	H	213	VAL
1	H	214	GLU

Continued on next page...

Continued from previous page...

Mol	Chain	Res	Type
1	H	230	ILE
1	H	231	ARG
1	H	290	GLN
1	H	313	THR
1	H	329	THR
1	H	334	ASP
1	H	338	GLU
1	H	350	ARG
1	H	390	LYS
1	H	404	ARG
1	H	460	GLU
1	H	483	GLU
1	H	484	GLU
1	H	494	LEU
1	H	500	THR
1	H	504	LEU
1	H	510	VAL
1	I	25	ASP
1	I	34	LYS
1	I	63	GLU
1	I	65	LYS
1	I	68	ASN
1	I	82	ASN
1	I	140	ASP
1	I	142	LYS
1	I	153	ASN
1	I	169	VAL
1	I	172	GLU
1	I	187	LEU
1	I	188	ASP
1	I	196	ASP
1	I	199	TYR
1	I	213	VAL
1	I	214	GLU
1	I	216	GLU
1	I	226	LYS
1	I	229	ASN
1	I	230	ILE
1	I	232	GLU
1	I	290	GLN
1	I	313	THR
1	I	326	ASN

Continued on next page...

Continued from previous page...

Mol	Chain	Res	Type
1	I	327	LYS
1	I	329	THR
1	I	334	ASP
1	I	338	GLU
1	I	350	ARG
1	I	390	LYS
1	I	404	ARG
1	I	460	GLU
1	I	461	GLU
1	I	483	GLU
1	I	484	GLU
1	I	494	LEU
1	I	500	THR
1	I	504	LEU
1	I	510	VAL
1	J	25	ASP
1	J	34	LYS
1	J	65	LYS
1	J	68	ASN
1	J	82	ASN
1	J	115	ASP
1	J	142	LYS
1	J	153	ASN
1	J	172	GLU
1	J	187	LEU
1	J	196	ASP
1	J	199	TYR
1	J	206	ASN
1	J	213	VAL
1	J	214	GLU
1	J	228	SER
1	J	229	ASN
1	J	230	ILE
1	J	290	GLN
1	J	313	THR
1	J	326	ASN
1	J	327	LYS
1	J	329	THR
1	J	334	ASP
1	J	338	GLU
1	J	350	ARG
1	J	390	LYS

Continued on next page...

Continued from previous page...

Mol	Chain	Res	Type
1	J	404	ARG
1	J	411	VAL
1	J	460	GLU
1	J	461	GLU
1	J	473	ASP
1	J	484	GLU
1	J	494	LEU
1	J	500	THR
1	J	504	LEU
1	J	510	VAL
1	K	25	ASP
1	K	34	LYS
1	K	82	ASN
1	K	115	ASP
1	K	142	LYS
1	K	153	ASN
1	K	172	GLU
1	K	188	ASP
1	K	196	ASP
1	K	199	TYR
1	K	213	VAL
1	K	214	GLU
1	K	216	GLU
1	K	230	ILE
1	K	290	GLN
1	K	313	THR
1	K	327	LYS
1	K	329	THR
1	K	334	ASP
1	K	338	GLU
1	K	350	ARG
1	K	404	ARG
1	K	460	GLU
1	K	483	GLU
1	K	484	GLU
1	K	494	LEU
1	K	500	THR
1	K	504	LEU
1	K	510	VAL
1	L	25	ASP
1	L	34	LYS
1	L	63	GLU

Continued on next page...

Continued from previous page...

Mol	Chain	Res	Type
1	L	68	ASN
1	L	82	ASN
1	L	142	LYS
1	L	153	ASN
1	L	172	GLU
1	L	186	GLU
1	L	187	LEU
1	L	196	ASP
1	L	199	TYR
1	L	207	LYS
1	L	213	VAL
1	L	228	SER
1	L	229	ASN
1	L	230	ILE
1	L	290	GLN
1	L	313	THR
1	L	322	ARG
1	L	326	ASN
1	L	327	LYS
1	L	329	THR
1	L	334	ASP
1	L	338	GLU
1	L	339	GLU
1	L	350	ARG
1	L	390	LYS
1	L	404	ARG
1	L	421	ARG
1	L	460	GLU
1	L	483	GLU
1	L	484	GLU
1	L	494	LEU
1	L	500	THR
1	L	504	LEU
1	L	510	VAL
1	M	25	ASP
1	M	34	LYS
1	M	65	LYS
1	M	68	ASN
1	M	82	ASN
1	M	115	ASP
1	M	142	LYS
1	M	153	ASN

Continued on next page...

Continued from previous page...

Mol	Chain	Res	Type
1	M	172	GLU
1	M	179	ASP
1	M	187	LEU
1	M	188	ASP
1	M	196	ASP
1	M	199	TYR
1	M	213	VAL
1	M	214	GLU
1	M	216	GLU
1	M	230	ILE
1	M	232	GLU
1	M	290	GLN
1	M	313	THR
1	M	326	ASN
1	M	327	LYS
1	M	329	THR
1	M	334	ASP
1	M	338	GLU
1	M	350	ARG
1	M	365	LEU
1	M	390	LYS
1	M	404	ARG
1	M	411	VAL
1	M	460	GLU
1	M	461	GLU
1	M	483	GLU
1	M	484	GLU
1	M	494	LEU
1	M	500	THR
1	M	504	LEU
1	M	510	VAL
1	N	25	ASP
1	N	34	LYS
1	N	65	LYS
1	N	68	ASN
1	N	82	ASN
1	N	142	LYS
1	N	153	ASN
1	N	172	GLU
1	N	174	VAL
1	N	186	GLU
1	N	187	LEU

Continued on next page...

Continued from previous page...

Mol	Chain	Res	Type
1	N	196	ASP
1	N	199	TYR
1	N	207	LYS
1	N	213	VAL
1	N	229	ASN
1	N	230	ILE
1	N	290	GLN
1	N	313	THR
1	N	322	ARG
1	N	326	ASN
1	N	328	ASP
1	N	329	THR
1	N	334	ASP
1	N	338	GLU
1	N	339	GLU
1	N	350	ARG
1	N	390	LYS
1	N	404	ARG
1	N	460	GLU
1	N	484	GLU
1	N	494	LEU
1	N	500	THR
1	N	504	LEU
1	N	510	VAL

Some sidechains can be flipped to improve hydrogen bonding and reduce clashes. All (42) such sidechains are listed below:

Mol	Chain	Res	Type
1	A	37	ASN
1	A	194	GLN
1	A	351	GLN
1	A	475	ASN
1	B	37	ASN
1	B	351	GLN
1	B	475	ASN
1	C	37	ASN
1	C	194	GLN
1	C	351	GLN
1	C	475	ASN
1	D	37	ASN
1	D	194	GLN
1	D	351	GLN

Continued on next page...

Continued from previous page...

Mol	Chain	Res	Type
1	D	475	ASN
1	E	194	GLN
1	E	351	GLN
1	E	475	ASN
1	F	37	ASN
1	F	194	GLN
1	F	351	GLN
1	F	475	ASN
1	G	37	ASN
1	G	194	GLN
1	G	351	GLN
1	G	475	ASN
1	H	68	ASN
1	H	475	ASN
1	I	68	ASN
1	I	475	ASN
1	J	68	ASN
1	J	475	ASN
1	K	68	ASN
1	K	326	ASN
1	K	475	ASN
1	L	68	ASN
1	L	475	ASN
1	M	68	ASN
1	M	326	ASN
1	M	475	ASN
1	N	68	ASN
1	N	475	ASN

5.3.3 RNA ⓘ

There are no RNA molecules in this entry.

5.4 Non-standard residues in protein, DNA, RNA chains ⓘ

There are no non-standard protein/DNA/RNA residues in this entry.

5.5 Carbohydrates ⓘ

There are no carbohydrates in this entry.

5.6 Ligand geometry

Of 21 ligands modelled in this entry, 7 are modelled with single atom and 7 are monoatomic - leaving 7 for Mogul analysis.

In the following table, the Counts columns list the number of bonds (or angles) for which Mogul statistics could be retrieved, the number of bonds (or angles) that are observed in the model and the number of bonds (or angles) that are defined in the chemical component dictionary. The Link column lists molecule types, if any, to which the group is linked. The Z score for a bond length (or angle) is the number of standard deviations the observed value is removed from the expected value. A bond length (or angle) with $|Z| > 2$ is considered an outlier worth inspection. RMSZ is the root-mean-square of all Z scores of the bond lengths (or angles).

Mol	Type	Chain	Res	Link	Bond lengths			Bond angles		
					Counts	RMSZ	$\# Z > 2$	Counts	RMSZ	$\# Z > 2$
4	ATP	A	1527	3	26,33,33	0.84	0	26,52,52	1.17	3 (11%)
4	ATP	B	1527	3	26,33,33	0.84	0	26,52,52	1.18	3 (11%)
4	ATP	C	1527	3	26,33,33	0.84	0	26,52,52	1.18	3 (11%)
4	ATP	D	1527	3	26,33,33	0.85	0	26,52,52	1.18	3 (11%)
4	ATP	E	1527	3	26,33,33	0.84	0	26,52,52	1.18	3 (11%)
4	ATP	F	1527	3	26,33,33	0.84	0	26,52,52	1.18	3 (11%)
4	ATP	G	1527	3	26,33,33	0.84	0	26,52,52	1.18	3 (11%)

In the following table, the Chirals column lists the number of chiral outliers, the number of chiral centers analysed, the number of these observed in the model and the number defined in the chemical component dictionary. Similar counts are reported in the Torsion and Rings columns. '-' means no outliers of that kind were identified.

Mol	Type	Chain	Res	Link	Chirals	Torsions	Rings
4	ATP	A	1527	3	-	0/18/38/38	0/3/3/3
4	ATP	B	1527	3	-	0/18/38/38	0/3/3/3
4	ATP	C	1527	3	-	0/18/38/38	0/3/3/3
4	ATP	D	1527	3	-	0/18/38/38	0/3/3/3
4	ATP	E	1527	3	-	0/18/38/38	0/3/3/3
4	ATP	F	1527	3	-	0/18/38/38	0/3/3/3
4	ATP	G	1527	3	-	0/18/38/38	0/3/3/3

There are no bond length outliers.

All (21) bond angle outliers are listed below:

Mol	Chain	Res	Type	Atoms	Z	Observed(°)	Ideal(°)
4	A	1527	ATP	O3'-C3'-C4'	2.31	117.90	111.01
4	E	1527	ATP	O3'-C3'-C4'	2.31	117.91	111.01

Continued on next page...

Continued from previous page...

Mol	Chain	Res	Type	Atoms	Z	Observed(°)	Ideal(°)
4	F	1527	ATP	O3'-C3'-C4'	2.33	117.98	111.01
4	C	1527	ATP	O3'-C3'-C4'	2.34	117.99	111.01
4	B	1527	ATP	O3'-C3'-C4'	2.34	118.01	111.01
4	G	1527	ATP	O3'-C3'-C4'	2.35	118.02	111.01
4	D	1527	ATP	O3'-C3'-C4'	2.35	118.03	111.01
4	A	1527	ATP	O4'-C1'-N9	2.48	112.80	108.11
4	E	1527	ATP	O4'-C1'-N9	2.49	112.82	108.11
4	F	1527	ATP	O4'-C1'-N9	2.51	112.85	108.11
4	C	1527	ATP	O4'-C1'-N9	2.51	112.86	108.11
4	D	1527	ATP	O4'-C1'-N9	2.52	112.87	108.11
4	B	1527	ATP	O4'-C1'-N9	2.52	112.87	108.11
4	G	1527	ATP	O4'-C1'-N9	2.53	112.89	108.11
4	F	1527	ATP	O2A-PA-O3A	2.67	116.70	105.27
4	D	1527	ATP	O2A-PA-O3A	2.67	116.71	105.27
4	A	1527	ATP	O2A-PA-O3A	2.67	116.71	105.27
4	C	1527	ATP	O2A-PA-O3A	2.67	116.72	105.27
4	G	1527	ATP	O2A-PA-O3A	2.68	116.75	105.27
4	B	1527	ATP	O2A-PA-O3A	2.68	116.75	105.27
4	E	1527	ATP	O2A-PA-O3A	2.68	116.77	105.27

There are no chirality outliers.

There are no torsion outliers.

There are no ring outliers.

7 monomers are involved in 21 short contacts:

Mol	Chain	Res	Type	Clashes	Symm-Clashes
4	A	1527	ATP	3	0
4	B	1527	ATP	3	0
4	C	1527	ATP	3	0
4	D	1527	ATP	3	0
4	E	1527	ATP	3	0
4	F	1527	ATP	3	0
4	G	1527	ATP	3	0

5.7 Other polymers ⓘ

There are no such residues in this entry.

5.8 Polymer linkage issues ⓘ

There are no chain breaks in this entry.