



## wwPDB EM Map/Model Validation Report ⓘ

Apr 10, 2016 – 02:17 PM BST

PDB ID : 5ANC  
EMDB ID: : EMD-3145  
Title : Mechanism of eIF6 release from the nascent 60S ribosomal subunit  
Authors : Weis, F.; Giudice, E.; Churcher, M.; Jin, L.; Hilcenko, C.; Wong, C.C.;  
Traynor, D.; Kay, R.R.; Warren, A.J.  
Deposited on : 2015-09-06  
Resolution : 4.20 Å(reported)

This is a wwPDB EM Map/Model Validation Report for a publicly released PDB/EMDB entry.  
For rigid body fitted models, validation errors reported here could stem from errors in the original structure(s) used in the fitting.  
We welcome your comments at [validation@mail.wwpdb.org](mailto:validation@mail.wwpdb.org)  
A user guide is available at  
<http://wwpdb.org/validation/2016/EMValidationReportHelp>

---

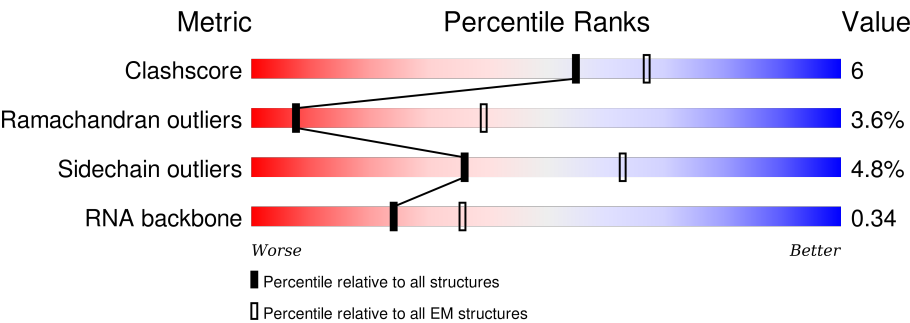
MolProbity : 4.02b-467  
Mogul : unknown  
Percentile statistics : 20151230.v01 (using entries in the PDB archive December 30th 2015)  
Ideal geometry (proteins) : Engh & Huber (2001)  
Ideal geometry (DNA, RNA) : Parkinson et. al. (1996)  
Validation Pipeline (wwPDB-VP) : trunk27241

# 1 Overall quality at a glance i

The following experimental techniques were used to determine the structure:  
*ELECTRON MICROSCOPY*

The reported resolution of this entry is 4.20 Å.

Percentile scores (ranging between 0-100) for global validation metrics of the entry are shown in the following graphic. The table shows the number of entries on which the scores are based.



Metric	Whole archive (#Entries)	EM structures (#Entries)
Clashscore	114402	924
Ramachandran outliers	111179	726
Sidechain outliers	111093	686
RNA backbone	3027	244

The table below summarises the geometric issues observed across the polymeric chains. The red, orange, yellow and green segments on the bar indicate the fraction of residues that contain outliers for  $\geq 3$ , 2, 1 and 0 types of geometric quality criteria. A grey segment represents the fraction of residues that are not modelled. The numeric value for each fraction is indicated below the corresponding segment, with a dot representing fractions  $\leq 5\%$

Mol	Chain	Length	Quality of chain
1	A	398	<div><div>70%</div><div>26%</div><div>.</div><div>.</div></div>
2	B	188	<div><div>75%</div><div>24%</div><div>.</div></div>
3	C	205	<div><div>95%</div><div>5%</div></div>
4	D	166	<div><div>90%</div><div>10%</div></div>
5	E	136	<div><div>79%</div><div>18%</div><div>.</div></div>
6	F	217	<div><div>77%</div><div>20%</div><div>.</div></div>
7	G	69	<div><div>80%</div><div>19%</div><div>.</div></div>
8	H	52	<div><div>77%</div><div>19%</div><div>.</div></div>

Continued on next page...

Continued from previous page...

Mol	Chain	Length	Quality of chain
9	J	250	<div><div></div><div>86%</div><div>14%</div><div></div></div>
10	K	1120	<div><div></div><div>90%</div><div>9%</div><div></div></div>
11	N	3741	<div><div></div><div>13%</div><div>14%</div><div></div><div>69%</div></div>

## 2 Entry composition

There are 11 unique types of molecules in this entry. The entry contains 46807 atoms, of which 0 are hydrogens and 0 are deuteriums.

In the tables below, the AltConf column contains the number of residues with at least one atom in alternate conformation and the Trace column contains the number of residues modelled with at most 2 atoms.

- Molecule 1 is a protein called 60S RIBOSOMAL PROTEIN L3.

Mol	Chain	Residues	Atoms					AltConf	Trace
1	A	398	Total	C	N	O	S	0	0
			3176	2018	599	547	12		

- Molecule 2 is a protein called 60S RIBOSOMAL PROTEIN L9.

Mol	Chain	Residues	Atoms					AltConf	Trace
2	B	188	Total	C	N	O	S	0	0
			1491	944	264	277	6		

- Molecule 3 is a protein called 60S ACIDIC RIBOSOMAL PROTEIN P0.

Mol	Chain	Residues	Atoms					AltConf	Trace
3	C	205	Total	C	N	O	S	0	0
			1571	998	271	294	8		

- Molecule 4 is a protein called 60S RIBOSOMAL PROTEIN L12.

Mol	Chain	Residues	Atoms					AltConf	Trace
4	D	166	Total	C	N	O	S	0	0
			1245	790	220	228	7		

- Molecule 5 is a protein called 60S RIBOSOMAL PROTEIN L23.

Mol	Chain	Residues	Atoms					AltConf	Trace
5	E	136	Total	C	N	O	S	0	0
			1017	640	188	181	8		

- Molecule 6 is a protein called 60S RIBOSOMAL PROTEIN L10.

Mol	Chain	Residues	Atoms					AltConf	Trace
6	F	217	Total	C	N	O	S	0	0
			1721	1079	332	297	13		

- Molecule 7 is a protein called 60S RIBOSOMAL PROTEIN L24.

Mol	Chain	Residues	Atoms					AltConf	Trace
7	G	69	Total	C	N	O	S	0	0
			586	378	105	99	4		

- Molecule 8 is a protein called UBIQUITIN-60S RIBOSOMAL PROTEIN L40.

Mol	Chain	Residues	Atoms					AltConf	Trace
8	H	52	Total	C	N	O	S	0	0
			427	269	88	64	6		

- Molecule 9 is a protein called RIBOSOME MATURATION PROTEIN SBDS.

Mol	Chain	Residues	Atoms					AltConf	Trace
9	J	250	Total	C	N	O	S	0	0
			2015	1272	352	380	11		

- Molecule 10 is a protein called ELONGATION FACTOR TU GTP-BINDING DOMAIN-CONTAINING PROTEIN 1.

Mol	Chain	Residues	Atoms					AltConf	Trace
10	K	1120	Total	C	N	O	S	0	0
			8800	5547	1518	1682	53		

- Molecule 11 is a RNA chain called 26S RIBOSOMAL RNA.

Mol	Chain	Residues	Atoms					AltConf	Trace
11	N	1162	Total	C	N	O	P	0	0
			24758	11082	4431	8087	1158		

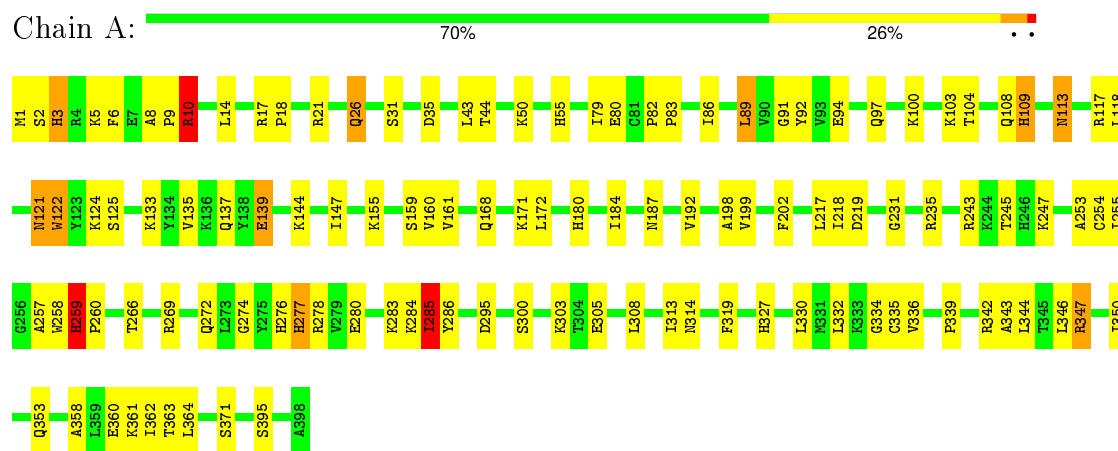
There is a discrepancy between the modelled and reference sequences:

Chain	Residue	Modelled	Actual	Comment	Reference
N	3119	C	G	CONFLICT	GB FR733594.

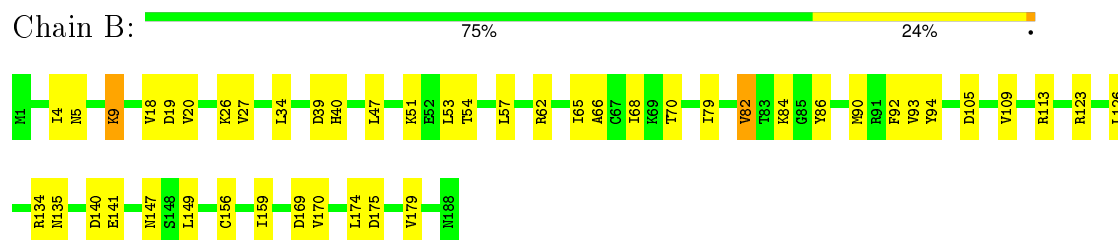
### 3 Residue-property plots

These plots are drawn for all protein, RNA and DNA chains in the entry. The first graphic for a chain summarises the proportions of errors displayed in the second graphic. The second graphic shows the sequence view annotated by issues in geometry. Residues are color-coded according to the number of geometric quality criteria for which they contain at least one outlier: green = 0, yellow = 1, orange = 2 and red = 3 or more. Stretches of 2 or more consecutive residues without any outlier are shown as a green connector. Residues present in the sample, but not in the model, are shown in grey.

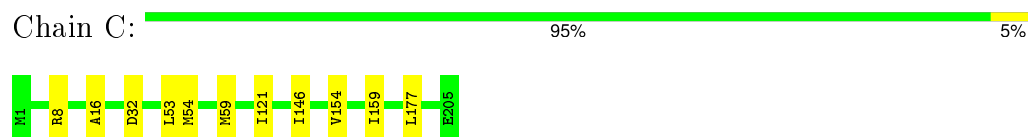
#### • Molecule 1: 60S RIBOSOMAL PROTEIN L3



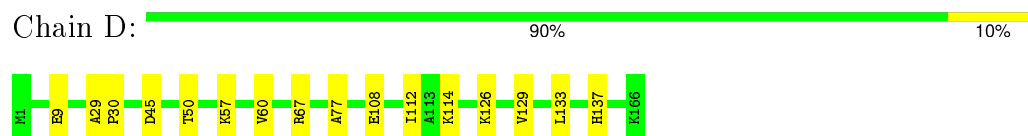
#### • Molecule 2: 60S RIBOSOMAL PROTEIN L9




#### • Molecule 3: 60S ACIDIC RIBOSOMAL PROTEIN P0

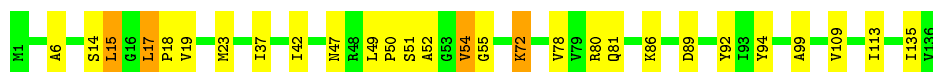


#### • Molecule 4: 60S RIBOSOMAL PROTEIN L12




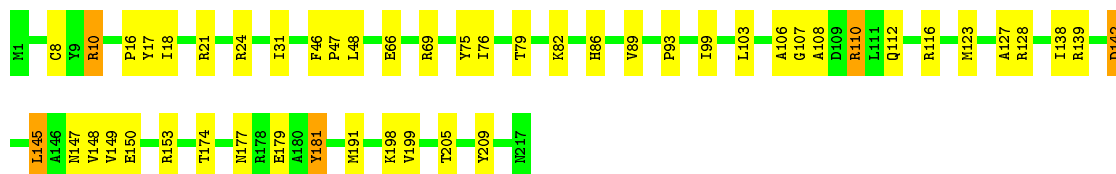
#### • Molecule 5: 60S RIBOSOMAL PROTEIN L23

Chain E:  79% 18%




- Molecule 6: 60S RIBOSOMAL PROTEIN L10

Chain F:  77% 20%




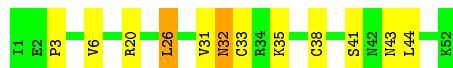
- Molecule 7: 60S RIBOSOMAL PROTEIN L24

Chain G:  80% 19%




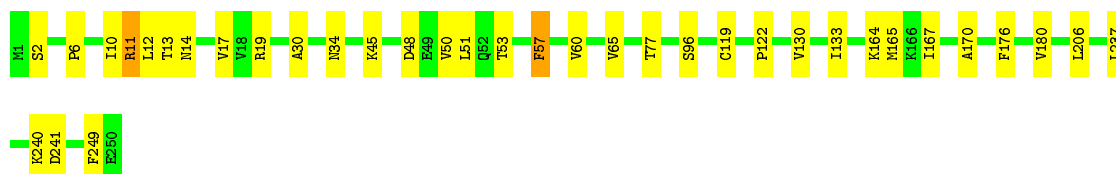
- Molecule 8: UBIQUITIN-60S RIBOSOMAL PROTEIN L40

Chain H:  77% 19%



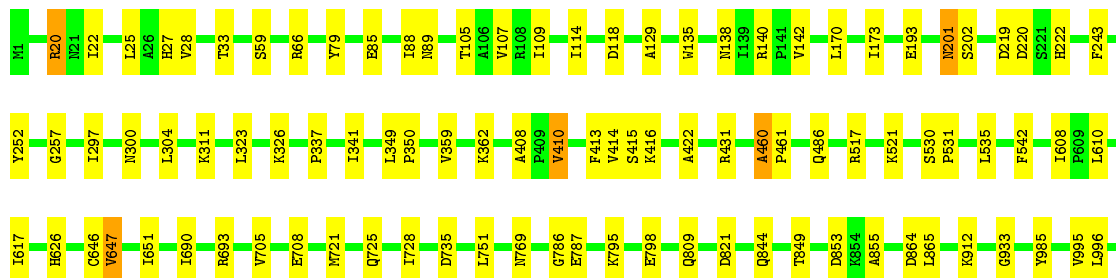
- Molecule 9: RIBOSOME MATURATION PROTEIN SBDS


Chain J:  86% 14%



- Molecule 10: ELONGATION FACTOR TU GTP-BINDING DOMAIN-CONTAINING PROTEIN 1

Chain K:  90% 9%













0 0 0 0 0 0 0 0

## 4 Experimental information

Property	Value	Source
Reconstruction method	SINGLE PARTICLE	Depositor
Imposed symmetry	POINT, Not provided	Depositor
Number of images	Not provided	Depositor
Resolution determination method	Not provided	Depositor
CTF correction method	EACH PARTICLE, Not provided	Depositor
Microscope	OTHER	Depositor
Voltage (kV)	300	Depositor
Electron dose ( $e^-/\text{\AA}^2$ )	30	Depositor
Minimum defocus (nm)	2200	Depositor
Maximum defocus (nm)	2800	Depositor
Magnification	59000	Depositor
Image detector	FEI FALCON II (4K X 4K)	Depositor

## 5 Model quality

### 5.1 Standard geometry

The Z score for a bond length (or angle) is the number of standard deviations the observed value is removed from the expected value. A bond length (or angle) with  $|Z| > 5$  is considered an outlier worth inspection. RMSZ is the root-mean-square of all Z scores of the bond lengths (or angles).

Mol	Chain	Bond lengths		Bond angles	
		RMSZ	# $ Z  > 2$	RMSZ	# $ Z  > 2$
1	A	0.57	0/3241	0.86	1/4339 (0.0%)
10	K	0.40	0/8969	0.63	0/12124
11	N	0.41	2/27702 (0.0%)	0.80	14/43160 (0.0%)
2	B	0.42	0/1510	0.73	0/2030
3	C	0.39	0/1592	0.55	0/2142
4	D	0.40	0/1265	0.57	0/1702
5	E	0.48	0/1032	0.81	1/1386 (0.1%)
6	F	0.51	0/1752	0.79	1/2345 (0.0%)
7	G	0.53	0/600	0.79	0/801
8	H	0.46	0/433	0.84	0/571
9	J	0.45	0/2038	0.74	1/2727 (0.0%)
All	All	0.43	2/50134 (0.0%)	0.76	18/73327 (0.0%)

Chiral center outliers are detected by calculating the chiral volume of a chiral center and verifying if the center is modelled as a planar moiety or with the opposite hand. A planarity outlier is detected by checking planarity of atoms in a peptide group, atoms in a mainchain group or atoms of a sidechain that are expected to be planar.

Mol	Chain	#Chirality outliers	#Planarity outliers
1	A	0	5
11	N	0	1
6	F	0	1
9	J	0	1
All	All	0	8

All (2) bond length outliers are listed below:

Mol	Chain	Res	Type	Atoms	Z	Observed(Å)	Ideal(Å)
11	N	1550	U	O3'-P	5.07	1.67	1.61
11	N	2405	A	O3'-P	5.07	1.67	1.61

All (18) bond angle outliers are listed below:

Mol	Chain	Res	Type	Atoms	Z	Observed(°)	Ideal(°)
11	N	1221	A	C5'-C4'-O4'	7.66	118.29	109.10
11	N	2625	C	C2'-C3'-O3'	7.09	125.10	109.50
11	N	1221	A	C5'-C4'-C3'	6.37	126.19	116.00
11	N	2515	G	C2'-C3'-O3'	6.20	123.62	113.70
11	N	3421	G	C2'-C3'-O3'	6.18	123.59	113.70
11	N	1550	U	C2'-C3'-O3'	6.10	123.46	113.70
11	N	2625	C	C1'-O4'-C4'	-5.92	105.17	109.90
11	N	3477	A	C2'-C3'-O3'	-5.73	96.90	109.50
6	F	10	ARG	NE-CZ-NH1	5.54	123.07	120.30
11	N	2944	U	C5'-C4'-O4'	5.46	115.65	109.10
11	N	3205	A	N9-C1'-C2'	5.45	121.09	114.00
11	N	3065	U	C2'-C3'-O3'	5.35	122.26	113.70
11	N	2398	A	C2'-C3'-O3'	5.32	122.21	113.70
11	N	1550	U	P-O3'-C3'	5.29	126.04	119.70
5	E	17	LEU	CA-CB-CG	5.21	127.28	115.30
1	A	259	HIS	C-N-CD	5.20	139.32	128.40
9	J	11	ARG	NE-CZ-NH1	5.13	122.86	120.30
11	N	3231	G	C4'-C3'-O3'	-5.04	98.82	109.40

There are no chirality outliers.

All (8) planarity outliers are listed below:

Mol	Chain	Res	Type	Group
1	A	108	GLN	Peptide
1	A	122	TRP	Peptide
1	A	277	HIS	Peptide
1	A	5	LYS	Peptide
1	A	9	PRO	Peptide
6	F	181	TYR	Peptide
9	J	57	PHE	Peptide
11	N	3379	C	Sidechain

## 5.2 Too-close contacts ⓘ

In the following table, the Non-H and H(model) columns list the number of non-hydrogen atoms and hydrogen atoms in the chain respectively. The H(added) column lists the number of hydrogen atoms added and optimized by MolProbity. The Clashes column lists the number of clashes within the asymmetric unit, whereas Symm-Clashes lists symmetry related clashes.

Mol	Chain	Non-H	H(model)	H(added)	Clashes	Symm-Clashes
1	A	3176	0	3319	56	0
2	B	1491	0	1555	19	0

*Continued on next page...*

*Continued from previous page...*

Mol	Chain	Non-H	H(model)	H(added)	Clashes	Symm-Clashes
3	C	1571	0	1657	1	0
4	D	1245	0	1338	4	0
5	E	1017	0	1076	14	0
6	F	1721	0	1778	22	0
7	G	586	0	601	5	0
8	H	427	0	483	6	0
9	J	2015	0	2112	15	0
10	K	8800	0	8840	27	0
11	N	24758	0	12487	383	0
All	All	46807	0	35246	523	0

The all-atom clashscore is defined as the number of clashes found per 1000 atoms (including hydrogen atoms). The all-atom clashscore for this structure is 6.

All (523) close contacts within the same asymmetric unit are listed below, sorted by their clash magnitude.

Atom-1	Atom-2	Interatomic distance (Å)	Clash overlap (Å)
11:N:3224:U:N3	11:N:3466:A:C6	2.39	0.90
11:N:3224:U:C4	11:N:3466:A:N6	2.42	0.88
11:N:3224:U:N3	11:N:3466:A:N6	2.23	0.87
11:N:1598:U:H2'	11:N:1599:U:C6	2.13	0.84
1:A:79:ILE:HG21	1:A:344:LEU:HD12	1.63	0.81
8:H:26:LEU:HD23	8:H:44:LEU:HD23	1.66	0.77
5:E:92:TYR:OH	11:N:3386:C:O2	2.01	0.77
1:A:218:ILE:HG21	1:A:346:LEU:HD22	1.67	0.76
1:A:199:VAL:HA	1:A:202:PHE:CE2	2.24	0.73
11:N:2437:G:N2	11:N:2438:C:C2	2.58	0.71
1:A:50:LYS:HA	1:A:79:ILE:HG22	1.73	0.70
11:N:1438:A:OP2	11:N:1536:A:N6	2.24	0.70
6:F:8:CYS:SG	11:N:1365:U:O2'	2.43	0.70
6:F:107:GLY:HA3	9:J:12:LEU:HD23	1.74	0.69
6:F:106:ALA:HB3	9:J:14:ASN:HD22	1.56	0.69
11:N:1599:U:H2'	11:N:1600:A:O4'	1.92	0.69
11:N:1568:G:N2	11:N:1569:C:C2	2.62	0.67
11:N:2479:A:H2'	11:N:2480:A:C8	2.30	0.67
11:N:1385:G:N2	11:N:1393:C:C2	2.62	0.67
1:A:217:LEU:HD11	1:A:358:ALA:HB1	1.76	0.67
1:A:335:CYS:SG	11:N:3383:U:H1'	2.34	0.67
9:J:57:PHE:CD2	9:J:60:VAL:HG12	2.30	0.67
1:A:300:SER:HB3	1:A:313:ILE:HG23	1.77	0.67
11:N:3287:U:O2'	11:N:3288:U:OP2	2.12	0.66

*Continued on next page...*

*Continued from previous page...*

Atom-1	Atom-2	Interatomic distance (Å)	Clash overlap (Å)
10:K:821:ASP:HB2	10:K:855:ALA:HB2	1.78	0.66
1:A:283:LYS:NZ	1:A:335:CYS:O	2.29	0.65
11:N:3019:C:H2'	11:N:3020:G:O4'	1.95	0.65
11:N:3167:G:N2	11:N:3168:C:C2	2.66	0.64
2:B:66:ALA:O	11:N:3449:A:O2'	2.16	0.64
11:N:2618:A:H3'	11:N:2620:C:H42	1.62	0.64
11:N:3242:A:H2'	11:N:3243:A:O4'	1.97	0.63
11:N:1598:U:H2'	11:N:1599:U:H6	1.63	0.63
11:N:2601:G:N2	11:N:2604:C:N3	2.45	0.63
11:N:1553:C:H2'	11:N:1553:C:O2	1.99	0.63
10:K:996:LEU:HD22	10:K:1024:ILE:HD11	1.81	0.62
11:N:2980:A:H2'	11:N:2981:A:O4'	1.98	0.62
11:N:1579:A:H2'	11:N:1580:A:C8	2.34	0.62
1:A:10:ARG:HG3	1:A:14:LEU:HD21	1.81	0.62
9:J:17:VAL:HG22	9:J:60:VAL:HG21	1.82	0.61
1:A:91:GLY:HA2	1:A:161:VAL:HG12	1.83	0.61
4:D:60:VAL:HG21	4:D:77:ALA:HB2	1.83	0.61
11:N:3031:G:H2'	11:N:3032:G:O4'	2.01	0.60
11:N:2437:G:N1	11:N:2438:C:C4	2.70	0.60
5:E:17:LEU:O	5:E:52:ALA:HB2	2.00	0.60
11:N:2416:A:N1	11:N:2454:A:O4'	2.34	0.60
1:A:6:PHE:O	11:N:3249:U:OP1	2.18	0.60
11:N:3189:G:N2	11:N:3190:C:C2	2.70	0.59
11:N:1371:G:O2'	11:N:2975:A:N3	2.34	0.59
11:N:1374:C:H2'	11:N:1375:U:O4'	2.02	0.59
11:N:3215:U:H2'	11:N:3216:U:O4'	2.02	0.59
11:N:3230:A:C8	11:N:3232:C:N3	2.70	0.59
1:A:155:LYS:HG3	1:A:192:VAL:HG22	1.84	0.59
11:N:2671:C:C5	11:N:2672:C:C5	2.90	0.59
11:N:3478:A:H4'	11:N:3479:A:C5'	2.33	0.58
11:N:3267:A:H2'	11:N:3268:C:O4'	2.03	0.58
11:N:3445:G:C2	11:N:3462:C:C2	2.92	0.58
6:F:209:TYR:O	6:F:209:TYR:CG	2.57	0.58
1:A:285:ILE:HD11	1:A:330:LEU:HD13	1.86	0.58
11:N:1418:A:H2'	11:N:1419:U:O4'	2.04	0.58
11:N:3378:C:C4	11:N:3379:C:C5	2.92	0.58
11:N:3172:G:N2	11:N:3173:C:C2	2.72	0.58
2:B:9:LYS:HB3	2:B:54:THR:HG22	1.85	0.58
11:N:3027:A:H2'	11:N:3028:A:C8	2.39	0.58
11:N:3337:G:H2'	11:N:3338:C:C6	2.39	0.58
11:N:2438:C:H2'	11:N:2439:U:C6	2.39	0.57

*Continued on next page...*



*Continued from previous page...*

Atom-1	Atom-2	Interatomic distance (Å)	Clash overlap (Å)
11:N:2416:A:C2	11:N:2454:A:O4'	2.57	0.57
11:N:2562:A:C2	11:N:3252:A:O4'	2.58	0.57
11:N:1439:A:H2'	11:N:1440:A:O4'	2.04	0.57
11:N:3255:G:C6	11:N:3256:U:C4	2.93	0.56
11:N:3194:U:H2'	11:N:3195:U:O4'	2.04	0.56
11:N:2547:A:C2	11:N:3292:C:H1'	2.40	0.56
11:N:3251:G:N2	11:N:3262:C:C2	2.73	0.56
1:A:55:HIS:CE1	7:G:16:ALA:HB1	2.41	0.56
1:A:259:HIS:CG	1:A:260:PRO:HD3	2.40	0.56
1:A:286:TYR:CD1	1:A:362:ILE:HG21	2.41	0.56
11:N:3378:C:H2'	11:N:3379:C:O4'	2.05	0.56
11:N:2984:G:C2	11:N:3129:G:C4	2.94	0.56
10:K:460:ALA:HB3	10:K:461:PRO:HD3	1.87	0.56
11:N:2975:A:H2'	11:N:2976:A:C8	2.41	0.56
2:B:90:MET:HG2	2:B:179:VAL:HG22	1.87	0.56
5:E:80:ARG:HG3	5:E:99:ALA:HB3	1.87	0.56
6:F:99:ILE:HD12	6:F:123:MET:HB3	1.87	0.56
2:B:62:ARG:O	2:B:65:ILE:HG22	2.06	0.56
11:N:3269:A:H2'	11:N:3270:A:H8	1.71	0.56
6:F:79:THR:HG23	6:F:147:ASN:CB	2.36	0.55
1:A:26:GLN:HA	1:A:343:ALA:HB3	1.88	0.55
11:N:2500:G:C6	11:N:2501:C:C4	2.95	0.55
11:N:1553:C:C6	11:N:1555:G:C8	2.95	0.55
11:N:3415:U:O4'	11:N:3415:U:O2	2.24	0.55
11:N:2625:C:HO2'	11:N:2626:C:C4'	2.18	0.55
11:N:2993:C:H2'	11:N:2994:A:C8	2.42	0.55
11:N:2686:C:H2'	11:N:2687:U:O4'	2.07	0.55
11:N:2497:C:O4'	11:N:2497:C:O2	2.25	0.55
6:F:79:THR:HG23	6:F:147:ASN:HB2	1.88	0.55
2:B:86:TYR:CD1	2:B:149:LEU:HD13	2.42	0.55
11:N:2999:C:H2'	11:N:2999:C:O2	2.06	0.54
9:J:130:VAL:HA	9:J:133:ILE:HD12	1.90	0.54
1:A:89:LEU:HG	1:A:198:ALA:HB1	1.88	0.54
11:N:1385:G:C2	11:N:1393:C:C2	2.95	0.54
11:N:3377:G:C6	11:N:3378:C:C4	2.96	0.54
10:K:304:LEU:HD21	10:K:341:ILE:HD12	1.90	0.54
11:N:3000:A:H2'	11:N:3001:G:O4'	2.07	0.54
11:N:2939:G:N3	11:N:2939:G:H2'	2.22	0.54
11:N:2544:C:C2	11:N:2573:G:C2	2.96	0.54
11:N:3348:G:C2	11:N:3379:C:O2	2.60	0.53
11:N:2500:G:C2	11:N:2501:C:C2	2.96	0.53

*Continued on next page...*

*Continued from previous page...*

Atom-1	Atom-2	Interatomic distance (Å)	Clash overlap (Å)
2:B:93:VAL:HG13	2:B:175:ASP:HA	1.91	0.53
8:H:31:VAL:HG23	8:H:32:ASN:ND2	2.23	0.53
11:N:1239:G:C8	11:N:1242:A:C2	2.96	0.53
2:B:18:VAL:HG22	2:B:27:VAL:HG12	1.91	0.53
9:J:30:ALA:HB3	9:J:53:THR:HB	1.91	0.53
11:N:2534:U:H2'	11:N:2535:U:H2'	1.90	0.53
11:N:3442:A:H2'	11:N:3443:U:O4'	2.08	0.53
11:N:3059:C:C5	11:N:3061:G:C4	2.97	0.53
11:N:2680:G:C6	11:N:2681:C:C4	2.96	0.53
1:A:254:CYS:SG	11:N:3276:G:N2	2.82	0.53
2:B:156:CYS:HA	2:B:159:ILE:HD12	1.90	0.53
10:K:1098:LYS:HB2	10:K:1102:VAL:HG12	1.90	0.52
1:A:118:LEU:HD23	1:A:121:ASN:HD21	1.73	0.52
11:N:1269:A:N7	11:N:2970:A:C8	2.77	0.52
11:N:3246:U:C2	11:N:3247:G:C8	2.97	0.52
11:N:1571:C:C2	11:N:1572:A:C8	2.97	0.52
11:N:3167:G:N1	11:N:3168:C:C4	2.78	0.52
11:N:2429:G:N1	11:N:2430:C:C2	2.78	0.52
11:N:3093:C:O4'	11:N:3093:C:O2	2.28	0.52
1:A:276:HIS:ND1	1:A:277:HIS:O	2.43	0.52
9:J:50:VAL:HG23	9:J:51:LEU:HD13	1.92	0.52
11:N:1251:G:N2	11:N:1252:C:C2	2.77	0.52
6:F:46:PHE:HB3	6:F:139:ARG:HG2	1.92	0.52
11:N:3441:A:C8	11:N:3464:G:N2	2.78	0.52
11:N:2944:U:C2	11:N:2945:U:C6	2.98	0.52
11:N:1553:C:C2	11:N:1555:G:N7	2.78	0.51
11:N:3417:A:C6	11:N:3418:C:C4	2.99	0.51
11:N:3164:G:C6	11:N:3165:C:C4	2.98	0.51
6:F:93:PRO:HA	6:F:127:ALA:HB2	1.92	0.51
11:N:3224:U:C2	11:N:3466:A:N6	2.79	0.51
11:N:2618:A:C2	11:N:2620:C:C2	2.99	0.51
11:N:1553:C:C2	11:N:1555:G:C5	2.99	0.51
9:J:19:ARG:NE	11:N:2574:C:O2'	2.43	0.51
11:N:3437:G:H2'	11:N:3438:G:C8	2.44	0.51
4:D:29:ALA:HB1	4:D:30:PRO:HD2	1.91	0.51
11:N:1406:A:H2'	11:N:1407:A:C8	2.46	0.51
11:N:3224:U:C2	11:N:3466:A:C6	2.99	0.51
11:N:1433:C:H3'	11:N:1434:C:H2'	1.92	0.51
11:N:2951:G:N2	11:N:2977:C:O2'	2.44	0.51
11:N:1557:G:H2'	11:N:1558:G:O4'	2.11	0.51
11:N:3364:G:H2'	11:N:3365:A:C8	2.44	0.51

*Continued on next page...*

*Continued from previous page...*

Atom-1	Atom-2	Interatomic distance (Å)	Clash overlap (Å)
9:J:164:LYS:N	9:J:165:MET:HA	2.26	0.51
11:N:1438:A:N3	11:N:3188:U:O2'	2.35	0.51
11:N:3377:G:C2	11:N:3378:C:C2	2.98	0.51
11:N:3164:G:C2	11:N:3165:C:C2	2.99	0.51
11:N:3178:A:C2	11:N:3179:U:C6	2.99	0.51
11:N:1564:C:H2'	11:N:1565:G:O4'	2.10	0.51
1:A:109:HIS:ND1	1:A:202:PHE:O	2.44	0.51
11:N:2699:U:C5	11:N:2700:U:H2'	2.46	0.51
11:N:3047:G:N3	11:N:3047:G:H5''	2.26	0.51
11:N:1568:G:N1	11:N:1569:C:C4	2.79	0.50
11:N:3230:A:C8	11:N:3232:C:C2	3.00	0.50
11:N:2395:C:H2'	11:N:2396:C:O4'	2.10	0.50
11:N:1474:C:C2	11:N:1485:G:C2	2.99	0.50
11:N:2400:U:C5	11:N:2401:G:C8	2.98	0.50
11:N:2477:U:O2	11:N:2477:U:O4'	2.29	0.50
7:G:35:LYS:HB3	11:N:3420:U:O3'	2.11	0.50
11:N:3287:U:O2'	11:N:3288:U:P	2.70	0.50
11:N:2993:C:O2'	11:N:3077:G:N3	2.44	0.50
11:N:3304:A:OP2	11:N:3305:G:H5''	2.11	0.50
11:N:3279:A:C6	11:N:3315:A:C2	2.99	0.50
11:N:2442:U:O2	11:N:2442:U:H2'	2.11	0.50
11:N:1553:C:C2'	11:N:1553:C:O2	2.59	0.50
11:N:2685:A:C4	11:N:2686:C:C5	3.00	0.50
11:N:1472:G:C6	11:N:1473:C:C4	2.99	0.50
11:N:3258:C:C5	11:N:3259:A:C8	3.00	0.50
11:N:1429:G:H2'	11:N:1430:A:C8	2.46	0.50
2:B:5:ASN:HD22	2:B:5:ASN:N	2.10	0.50
1:A:82:PRO:HB2	1:A:83:PRO:CD	2.41	0.50
6:F:8:CYS:SG	11:N:1365:U:H1'	2.52	0.50
11:N:2635:G:H2'	11:N:2636:G:C8	2.46	0.50
11:N:1530:G:C6	11:N:1531:C:C4	3.00	0.50
11:N:2969:A:N3	11:N:2969:A:H3'	2.27	0.50
11:N:2524:U:O2	11:N:2524:U:O4'	2.28	0.50
5:E:42:ILE:HG21	5:E:50:PRO:HA	1.94	0.50
11:N:2564:U:C5	11:N:3254:U:H1'	2.46	0.50
11:N:1548:G:C2	11:N:1549:C:C2	3.00	0.50
11:N:3255:G:H2'	11:N:3256:U:O4'	2.12	0.49
11:N:1526:A:H2'	11:N:1527:C:O4'	2.12	0.49
7:G:37:GLU:HG2	7:G:41:PHE:CE2	2.47	0.49
11:N:1240:U:O4'	11:N:1240:U:O2	2.29	0.49
11:N:2620:C:C6	11:N:2620:C:H3'	2.48	0.49

*Continued on next page...*

*Continued from previous page...*

Atom-1	Atom-2	Interatomic distance (Å)	Clash overlap (Å)
11:N:2480:A:H2'	11:N:2481:A:O4'	2.12	0.49
11:N:3172:G:N1	11:N:3173:C:C4	2.81	0.49
1:A:2:SER:N	11:N:3272:G:OP2	2.45	0.49
11:N:2987:C:O4'	11:N:2990:A:C2	2.65	0.49
1:A:313:ILE:HD12	1:A:314:ASN:N	2.27	0.49
1:A:336:VAL:HG21	1:A:344:LEU:HD11	1.94	0.49
11:N:1531:C:C4	11:N:1532:C:C5	3.01	0.49
11:N:3439:A:H2'	11:N:3440:U:O4'	2.13	0.49
5:E:15:LEU:N	5:E:15:LEU:HD13	2.27	0.49
9:J:65:VAL:N	11:N:2955:C:O2	2.38	0.49
1:A:257:ALA:HB2	11:N:3276:G:N3	2.28	0.48
11:N:2568:G:H2'	11:N:2569:A:O4'	2.13	0.48
11:N:3435:U:O2'	11:N:3436:U:H5'	2.13	0.48
1:A:14:LEU:O	1:A:17:ARG:HB2	2.13	0.48
11:N:2544:C:C5	11:N:2571:G:C6	3.01	0.48
11:N:3150:A:OP2	11:N:3201:U:OP2	2.31	0.48
5:E:86:LYS:HB2	5:E:92:TYR:CE2	2.49	0.48
11:N:2686:C:C4	11:N:2687:U:C5	3.01	0.48
11:N:2680:G:C2	11:N:2681:C:C2	3.01	0.48
11:N:2996:G:C6	11:N:2997:C:C4	3.00	0.48
6:F:48:LEU:HD21	6:F:145:LEU:HB3	1.94	0.48
6:F:48:LEU:HD22	6:F:142:ASP:HA	1.95	0.48
11:N:3032:G:C2	11:N:3089:C:C2	3.01	0.48
11:N:2689:U:C4	11:N:2938:G:C2	3.02	0.48
10:K:138:ASN:HD22	10:K:222:HIS:CE1	2.32	0.48
11:N:3169:C:O4'	11:N:3169:C:O2	2.31	0.48
11:N:2437:G:C2	11:N:2438:C:C4	3.01	0.48
1:A:303:LYS:O	1:A:308:LEU:N	2.46	0.48
11:N:1223:U:C2	11:N:1258:C:C2	3.01	0.48
11:N:2544:C:C2	11:N:2573:G:N2	2.82	0.48
2:B:126:LEU:HD21	2:B:159:ILE:HD11	1.96	0.48
11:N:2546:A:C4	11:N:2548:U:C5	3.02	0.48
1:A:113:ASN:HD22	1:A:113:ASN:N	2.12	0.48
11:N:2619:G:OP2	11:N:2620:C:N4	2.47	0.48
5:E:15:LEU:CB	5:E:52:ALA:HB3	2.43	0.48
11:N:2994:A:O2'	11:N:3078:G:H4'	2.14	0.48
8:H:20:ARG:NH1	11:N:3180:A:OP2	2.47	0.48
11:N:2985:U:C4	11:N:2986:C:C5	3.01	0.48
11:N:1472:G:C2	11:N:1473:C:C2	3.02	0.48
11:N:3445:G:C6	11:N:3446:C:C4	3.02	0.47
11:N:3287:U:HO2'	11:N:3288:U:P	2.35	0.47

*Continued on next page...*

*Continued from previous page...*

Atom-1	Atom-2	Interatomic distance (Å)	Clash overlap (Å)
2:B:86:TYR:CE1	2:B:149:LEU:HD13	2.49	0.47
11:N:2546:A:C5	11:N:2548:U:C6	3.02	0.47
11:N:3207:G:H3'	11:N:3278:G:H22	1.80	0.47
2:B:109:VAL:HG11	2:B:123:ARG:CZ	2.45	0.47
1:A:155:LYS:CG	1:A:192:VAL:HG22	2.44	0.47
11:N:1548:G:C6	11:N:1549:C:C4	3.01	0.47
11:N:2630:G:H22	11:N:2662:G:H1'	1.78	0.47
1:A:92:TYR:HB2	1:A:160:VAL:O	2.13	0.47
10:K:985:TYR:CE2	10:K:1030:VAL:HG13	2.49	0.47
11:N:3139:U:H2'	11:N:3140:U:C6	2.49	0.47
11:N:2441:U:O2	11:N:2441:U:O4'	2.31	0.47
11:N:3209:C:C2	11:N:3285:G:C2	3.02	0.47
11:N:3377:G:H2'	11:N:3378:C:O4'	2.13	0.47
11:N:1382:G:C5	11:N:1383:U:C5	3.02	0.47
11:N:1536:A:H4'	11:N:1537:A:O5'	2.14	0.47
1:A:80:GLU:OE1	1:A:172:LEU:HD22	2.15	0.47
11:N:2996:G:C2	11:N:2997:C:C2	3.03	0.47
11:N:3024:A:H2'	11:N:3025:G:O4'	2.14	0.47
11:N:3039:G:N2	11:N:3040:C:C2	2.83	0.47
11:N:2487:G:C4	11:N:2489:G:OP2	2.67	0.47
10:K:995:VAL:HG11	10:K:1047:LEU:HB2	1.96	0.47
11:N:2613:U:O2	11:N:2613:U:O4'	2.33	0.47
5:E:18:PRO:HB2	5:E:49:LEU:HD13	1.96	0.47
11:N:2541:A:H2'	11:N:2542:G:O4'	2.14	0.47
11:N:3221:U:C4	11:N:3244:A:C5	3.02	0.47
11:N:2615:U:C5	11:N:2616:A:C6	3.02	0.47
11:N:3348:G:C2	11:N:3379:C:C2	3.02	0.47
11:N:2623:A:H2'	11:N:2624:A:H5'	1.96	0.47
11:N:1500:U:H2'	11:N:1501:G:O4'	2.15	0.47
11:N:3387:U:C2	11:N:3388:G:C8	3.02	0.47
11:N:3189:G:C6	11:N:3190:C:N4	2.83	0.47
11:N:2415:A:H2'	11:N:2416:A:C5	2.49	0.47
11:N:3446:C:H2'	11:N:3447:U:C6	2.50	0.47
11:N:3417:A:C5	11:N:3418:C:C5	3.03	0.47
1:A:21:ARG:N	11:N:3324:U:OP1	2.36	0.47
11:N:2957:G:C6	11:N:2958:C:C4	3.03	0.47
11:N:3118:A:H2'	11:N:3119:C:O4'	2.15	0.47
6:F:110:ARG:HD2	9:J:11:ARG:HH22	1.80	0.47
11:N:3457:U:H4'	11:N:3458:A:OP1	2.14	0.47
11:N:1599:U:H2'	11:N:1600:A:C8	2.49	0.46
11:N:3189:G:N1	11:N:3190:C:C4	2.83	0.46

*Continued on next page...*

*Continued from previous page...*

Atom-1	Atom-2	Interatomic distance (Å)	Clash overlap (Å)
11:N:2415:A:H2'	11:N:2416:A:C4	2.50	0.46
11:N:2626:C:O2	11:N:2626:C:O4'	2.32	0.46
9:J:50:VAL:HG23	9:J:51:LEU:CD1	2.44	0.46
11:N:2655:C:H2'	11:N:2656:A:C8	2.50	0.46
11:N:3289:A:N6	11:N:3310:G:O2'	2.46	0.46
10:K:530:SER:N	10:K:531:PRO:CD	2.78	0.46
9:J:119:CYS:CB	9:J:133:ILE:HD11	2.45	0.46
11:N:2956:G:C6	11:N:2957:G:C5	3.03	0.46
11:N:3022:A:H4'	11:N:3023:G:C4	2.51	0.46
11:N:3445:G:N2	11:N:3446:C:C2	2.83	0.46
11:N:3039:G:C6	11:N:3040:C:C4	3.04	0.46
11:N:1267:U:H2'	11:N:1268:G:O4'	2.16	0.46
11:N:3319:U:H2'	11:N:3319:U:O2	2.15	0.46
11:N:3226:G:H2'	11:N:3227:U:O4'	2.16	0.46
11:N:2506:G:C6	11:N:2507:U:C4	3.03	0.46
11:N:2665:A:H2'	11:N:2666:G:O4'	2.16	0.46
11:N:3175:C:C5	11:N:3176:U:C5	3.04	0.46
11:N:3376:U:O2	11:N:3377:G:C8	2.69	0.46
11:N:2625:C:O2'	11:N:2626:C:O4'	2.29	0.46
11:N:2978:G:C2	11:N:2979:C:C2	3.04	0.46
11:N:3394:U:O4'	11:N:3394:U:O2	2.33	0.46
11:N:2664:A:C6	11:N:3279:A:C5	3.03	0.46
6:F:145:LEU:HA	6:F:148:VAL:HG22	1.98	0.46
11:N:2483:U:C2	11:N:2484:G:C8	3.04	0.46
11:N:3220:A:N3	11:N:3220:A:H2'	2.30	0.46
11:N:2978:G:N2	11:N:2979:C:C2	2.84	0.46
11:N:1542:G:H1'	11:N:1543:A:C8	2.51	0.46
11:N:1461:G:C2	11:N:1462:C:C2	3.04	0.46
11:N:3306:G:C5	11:N:3307:U:C5	3.04	0.46
8:H:3:PRO:HA	8:H:6:VAL:HG12	1.97	0.46
11:N:1385:G:C2	11:N:1393:C:N3	2.83	0.46
1:A:6:PHE:HB2	11:N:3249:U:OP1	2.16	0.46
11:N:2425:A:H61	11:N:2442:U:H3	1.61	0.46
11:N:1476:U:O2	11:N:1476:U:O4'	2.33	0.46
10:K:170:LEU:O	10:K:173:ILE:HG22	2.16	0.46
11:N:1547:C:H2'	11:N:1548:G:O4'	2.16	0.45
1:A:113:ASN:OD1	1:A:117:ARG:NH2	2.50	0.45
11:N:3281:C:H2'	11:N:3282:U:C6	2.51	0.45
11:N:3441:A:H2'	11:N:3442:A:C8	2.52	0.45
11:N:2546:A:C5	11:N:2548:U:C5	3.04	0.45
11:N:3159:U:H2'	11:N:3160:U:O4'	2.16	0.45

*Continued on next page...*

*Continued from previous page...*

Atom-1	Atom-2	Interatomic distance (Å)	Clash overlap (Å)
11:N:2462:C:C2	11:N:2513:G:C2	3.04	0.45
11:N:2673:C:H2'	11:N:2674:U:H6	1.82	0.45
11:N:3027:A:C2	11:N:3028:A:C2	3.05	0.45
11:N:2978:G:C6	11:N:2979:C:C4	3.04	0.45
11:N:2579:A:H1'	11:N:2581:G:C8	2.52	0.45
11:N:3318:C:H2'	11:N:3319:U:O4'	2.16	0.45
11:N:1580:A:N1	11:N:1581:A:C5	2.85	0.45
11:N:3188:U:H2'	11:N:3189:G:O4'	2.17	0.45
1:A:255:ILE:HG12	11:N:2660:G:O5'	2.17	0.45
11:N:3355:U:H2'	11:N:3356:U:O4'	2.17	0.45
1:A:43:LEU:O	1:A:184:ILE:HG22	2.17	0.45
11:N:3189:G:C2	11:N:3190:C:C2	3.05	0.45
6:F:103:LEU:HB2	6:F:110:ARG:HD3	1.99	0.45
11:N:3208:U:C6	11:N:3287:U:O4	2.70	0.44
11:N:2673:C:C2	11:N:2674:U:C5	3.05	0.44
11:N:2509:A:O4'	11:N:2579:A:H5''	2.18	0.44
11:N:2989:A:C5	11:N:2991:G:C8	3.04	0.44
11:N:3245:G:C6	11:N:3246:U:C4	3.05	0.44
11:N:2671:C:C6	11:N:2672:C:C5	3.05	0.44
11:N:3397:G:N2	11:N:3419:C:C2	2.85	0.44
5:E:18:PRO:HB3	5:E:51:SER:HA	1.98	0.44
1:A:243:ARG:HD2	1:A:245:THR:CG2	2.48	0.44
11:N:2412:A:C6	11:N:2413:C:C4	3.06	0.44
10:K:79:TYR:CE1	10:K:88:ILE:HD12	2.52	0.44
10:K:798:GLU:HA	10:K:809:GLN:HE22	1.82	0.44
11:N:3225:U:O4'	11:N:3466:A:N7	2.51	0.44
9:J:30:ALA:HB3	9:J:53:THR:CB	2.47	0.44
5:E:109:VAL:HG21	5:E:113:ILE:HD11	2.00	0.44
1:A:10:ARG:HA	11:N:3215:U:OP1	2.18	0.44
11:N:1530:G:C2	11:N:1531:C:C2	3.05	0.44
10:K:140:ARG:NH1	10:K:362:LYS:O	2.50	0.44
11:N:1479:A:C2	11:N:1483:C:C6	3.05	0.44
11:N:3245:G:N3	11:N:3466:A:O2'	2.45	0.44
11:N:2957:G:N2	11:N:2958:C:C2	2.86	0.44
11:N:3458:A:C2	11:N:3459:A:C8	3.06	0.44
5:E:54:VAL:O	5:E:81:GLN:NE2	2.50	0.44
11:N:1502:U:H2'	11:N:1503:G:O4'	2.18	0.44
11:N:2436:A:C2	11:N:2437:G:C8	3.06	0.44
11:N:1251:G:C6	11:N:1252:C:C4	3.06	0.44
11:N:3209:C:H2'	11:N:3210:G:O4'	2.17	0.44
11:N:3341:A:C4	11:N:3476:G:N2	2.85	0.44

*Continued on next page...*

*Continued from previous page...*

Atom-1	Atom-2	Interatomic distance (Å)	Clash overlap (Å)
11:N:3348:G:C6	11:N:3349:C:C4	3.06	0.44
11:N:3172:G:C6	11:N:3173:C:C4	3.06	0.44
2:B:57:LEU:HB2	2:B:68:ILE:HD11	2.00	0.44
1:A:139:GLU:CD	1:A:139:GLU:N	2.70	0.44
11:N:2544:C:C4	11:N:2571:G:C5	3.06	0.44
6:F:116:ARG:NH2	11:N:2977:C:N3	2.62	0.44
7:G:50:ARG:HG2	7:G:56:ARG:NE	2.33	0.44
11:N:2547:A:N1	11:N:3292:C:H1'	2.32	0.44
11:N:3029:A:H2'	11:N:3030:A:C8	2.52	0.44
11:N:3186:G:C2	11:N:3187:C:C2	3.06	0.44
1:A:243:ARG:HB3	1:A:245:THR:HG22	1.99	0.43
11:N:2578:A:O2'	11:N:2581:G:N3	2.50	0.43
10:K:25:LEU:HD11	10:K:107:VAL:HG23	2.00	0.43
11:N:2552:U:N3	11:N:2554:G:O4'	2.51	0.43
11:N:3211:G:C6	11:N:3212:C:C4	3.06	0.43
6:F:86:HIS:O	6:F:138:ILE:HG23	2.18	0.43
11:N:1568:G:C2	11:N:1569:C:C6	3.06	0.43
11:N:2624:A:C2'	11:N:2625:C:H5'	2.48	0.43
11:N:1251:G:N1	11:N:1252:C:C4	2.86	0.43
11:N:3039:G:C2	11:N:3040:C:C2	3.06	0.43
11:N:3186:G:C6	11:N:3187:C:C4	3.06	0.43
11:N:3114:C:C5	11:N:3115:U:C5	3.06	0.43
3:C:159:ILE:HG23	3:C:177:LEU:HD11	2.00	0.43
10:K:105:THR:HG22	10:K:415:SER:HA	1.99	0.43
11:N:3348:G:C2	11:N:3349:C:C2	3.07	0.43
11:N:3209:C:C2	11:N:3285:G:N1	2.86	0.43
1:A:144:LYS:HD2	1:A:147:ILE:HD12	2.00	0.43
11:N:2620:C:C3'	11:N:2620:C:C6	3.01	0.43
5:E:15:LEU:HB3	5:E:52:ALA:HB3	2.01	0.43
11:N:2416:A:N6	11:N:2453:G:O2'	2.51	0.43
11:N:2450:U:H2'	11:N:2451:G:O4'	2.19	0.43
11:N:2536:A:H2'	11:N:2537:A:C8	2.53	0.43
11:N:2675:G:C2	11:N:3146:A:C2	3.07	0.43
11:N:3167:G:C2	11:N:3168:C:C2	3.06	0.43
11:N:2619:G:H2'	11:N:2620:C:C2	2.53	0.43
1:A:231:GLY:O	1:A:235:ARG:N	2.51	0.43
11:N:2618:A:N3	11:N:2620:C:N3	2.67	0.43
11:N:2957:G:C2	11:N:2958:C:C2	3.06	0.43
11:N:3067:A:H4'	11:N:3090:U:OP1	2.19	0.43
1:A:243:ARG:NH2	11:N:3281:C:O2'	2.50	0.43
11:N:2470:C:C2	11:N:2505:G:N1	2.87	0.43

*Continued on next page...*



*Continued from previous page...*

Atom-1	Atom-2	Interatomic distance (Å)	Clash overlap (Å)
11:N:2580:U:O2	11:N:2580:U:O4'	2.36	0.43
11:N:2973:A:N7	11:N:2974:U:C5	2.86	0.43
11:N:2948:G:C6	11:N:2949:C:C4	3.07	0.43
11:N:3467:U:O2	11:N:3467:U:H2'	2.18	0.43
11:N:3295:U:H2'	11:N:3296:C:O4'	2.19	0.43
11:N:1579:A:C2	11:N:1599:U:N3	2.87	0.42
11:N:3189:G:C2	11:N:3190:C:C4	3.07	0.42
11:N:3418:C:C2	11:N:3419:C:C5	3.07	0.42
11:N:3445:G:C2	11:N:3446:C:C2	3.07	0.42
11:N:2411:A:C4	11:N:2547:A:N6	2.87	0.42
11:N:3167:G:C6	11:N:3168:C:C4	3.07	0.42
11:N:1461:G:C6	11:N:1462:C:C4	3.07	0.42
11:N:1254:G:H2'	11:N:1255:A:H8	1.84	0.42
11:N:3245:G:C5	11:N:3246:U:C5	3.07	0.42
11:N:2944:U:N3	11:N:2945:U:C5	2.87	0.42
11:N:3221:U:C6	11:N:3244:A:N6	2.87	0.42
10:K:201:ASN:HD22	10:K:202:SER:N	2.18	0.42
11:N:3328:C:O2	11:N:3328:C:O4'	2.36	0.42
11:N:2680:G:N1	11:N:2681:C:C2	2.87	0.42
11:N:2419:A:O4'	11:N:2509:A:C2	2.72	0.42
6:F:16:PRO:HG3	6:F:128:ARG:CZ	2.50	0.42
11:N:2404:U:C5	11:N:2408:U:C5	3.08	0.42
1:A:199:VAL:HA	1:A:202:PHE:CD2	2.54	0.42
11:N:3189:G:C6	11:N:3190:C:C4	3.08	0.42
11:N:2620:C:H6	11:N:2620:C:H3'	1.84	0.42
11:N:2411:A:C4	11:N:2547:A:C6	3.07	0.42
11:N:2576:U:H2'	11:N:2577:G:C8	2.54	0.42
2:B:70:THR:OG1	11:N:3448:G:O2'	2.36	0.42
11:N:3251:G:C2	11:N:3262:C:N3	2.88	0.42
2:B:174:LEU:HD13	8:H:6:VAL:CG2	2.50	0.42
11:N:2948:G:C2	11:N:2949:C:C2	3.08	0.42
10:K:414:VAL:HG13	10:K:610:LEU:HD22	2.01	0.42
11:N:3059:C:O2	11:N:3059:C:O4'	2.37	0.42
11:N:2668:A:N3	11:N:3204:G:N1	2.66	0.42
11:N:2600:U:O2	11:N:2600:U:O4'	2.37	0.42
11:N:1550:U:O4'	11:N:1550:U:O2	2.35	0.42
1:A:218:ILE:HG22	1:A:219:ASP:N	2.35	0.42
11:N:2993:C:H2'	11:N:2994:A:H8	1.81	0.42
6:F:145:LEU:O	6:F:149:VAL:HG13	2.20	0.42
11:N:3459:A:H2'	11:N:3460:G:H5'	2.02	0.42
11:N:3328:C:H3'	11:N:3331:U:C5	2.55	0.42

*Continued on next page...*

*Continued from previous page...*

Atom-1	Atom-2	Interatomic distance (Å)	Clash overlap (Å)
11:N:3205:A:H5'	11:N:3206:U:OP2	2.20	0.42
11:N:3041:C:H2'	11:N:3042:U:H6	1.85	0.42
11:N:2589:G:C2	11:N:2591:G:C5	3.08	0.42
11:N:3416:G:C6	11:N:3417:A:C5	3.08	0.42
10:K:1110:ALA:HB3	10:K:1116:LEU:HD12	2.01	0.42
6:F:150:GLU:O	6:F:153:ARG:HB3	2.19	0.42
11:N:2672:C:C2	11:N:2673:C:C5	3.07	0.41
6:F:191:MET:HB2	6:F:198:LYS:HB3	2.02	0.41
11:N:2933:C:C2	11:N:2934:A:C8	3.07	0.41
11:N:1243:U:O2	11:N:1243:U:O4'	2.38	0.41
10:K:22:ILE:HD11	10:K:359:VAL:HG13	2.02	0.41
11:N:1385:G:N1	11:N:1393:C:C4	2.88	0.41
1:A:168:GLN:HG3	1:A:171:LYS:HB2	2.02	0.41
5:E:55:GLY:HA2	5:E:78:VAL:HG13	2.02	0.41
11:N:2608:A:C8	11:N:2609:C:C4	3.08	0.41
11:N:2514:C:H2'	11:N:2539:G:C8	2.55	0.41
11:N:3385:A:C5	11:N:3386:C:C5	3.08	0.41
11:N:1543:A:N1	11:N:2647:U:O2'	2.45	0.41
11:N:2607:A:C4	11:N:2608:A:C2	3.08	0.41
1:A:347:ARG:NH1	1:A:350:ILE:HD11	2.35	0.41
11:N:3172:G:C2	11:N:3173:C:C2	3.09	0.41
11:N:1251:G:C2	11:N:1252:C:C2	3.08	0.41
11:N:1465:G:C2	11:N:1515:C:C2	3.09	0.41
10:K:33:THR:HG23	10:K:59:SER:HB3	2.01	0.41
2:B:169:ASP:OD1	2:B:170:VAL:N	2.53	0.41
11:N:3400:U:C2	11:N:3401:A:C8	3.08	0.41
11:N:3226:G:C2	11:N:3242:A:C2	3.08	0.41
8:H:33:CYS:O	8:H:35:LYS:HG2	2.21	0.41
11:N:1517:G:C6	11:N:1518:C:C4	3.08	0.41
11:N:1517:G:C2	11:N:1518:C:C2	3.09	0.41
4:D:114:LYS:HG2	4:D:129:VAL:HG22	2.01	0.41
11:N:3033:G:C6	11:N:3034:C:C4	3.08	0.41
11:N:1442:G:C2	11:N:1533:C:C2	3.07	0.41
11:N:3050:U:H2'	11:N:3051:C:C6	2.56	0.41
11:N:1388:U:C5	11:N:1389:G:C6	3.07	0.41
11:N:3105:U:O4'	11:N:3105:U:O2	2.38	0.41
7:G:14:TYR:O	7:G:16:ALA:N	2.53	0.41
1:A:172:LEU:HD23	1:A:327:HIS:CE1	2.55	0.41
11:N:2412:A:C4	11:N:2413:C:C5	3.09	0.41
2:B:47:LEU:HD13	2:B:53:LEU:HD13	2.02	0.41
11:N:1225:G:C5	11:N:1226:C:C5	3.09	0.41

*Continued on next page...*

*Continued from previous page...*

Atom-1	Atom-2	Interatomic distance (Å)	Clash overlap (Å)
11:N:3251:G:C2	11:N:3262:C:C2	3.08	0.41
11:N:2945:U:O2	11:N:2945:U:H2'	2.21	0.41
11:N:3465:A:C8	11:N:3467:U:C5	3.09	0.41
11:N:2404:U:C6	11:N:2408:U:C5	3.08	0.41
6:F:31:ILE:HG23	6:F:66:GLU:HB2	2.02	0.41
5:E:37:ILE:HG23	11:N:2561:A:C5	2.56	0.41
1:A:3:HIS:CE1	1:A:8:ALA:HB3	2.55	0.41
10:K:300:ASN:HB2	10:K:323:LEU:HD13	2.03	0.41
1:A:217:LEU:HD23	1:A:284:LYS:HA	2.01	0.41
10:K:996:LEU:CD2	10:K:1024:ILE:HD11	2.50	0.41
1:A:17:ARG:N	1:A:18:PRO:CD	2.83	0.41
1:A:259:HIS:CD2	1:A:260:PRO:HD3	2.55	0.41
11:N:1473:C:C2'	11:N:1474:C:OP1	2.68	0.41
11:N:2464:A:H1'	11:N:2536:A:C8	2.56	0.41
11:N:3127:G:H1'	11:N:3128:U:C6	2.55	0.41
11:N:1411:G:C6	11:N:1554:A:C2	3.09	0.41
11:N:3342:A:C2	11:N:3477:A:C4	3.08	0.41
2:B:79:ILE:O	2:B:82:VAL:HG12	2.21	0.41
11:N:3032:G:N2	11:N:3089:C:C2	2.89	0.41
11:N:2672:C:H1'	11:N:3152:A:C6	2.56	0.41
2:B:34:LEU:HD11	2:B:147:ASN:HB3	2.02	0.41
11:N:3422:C:H2'	11:N:3423:C:O4'	2.20	0.41
11:N:2667:A:O4'	11:N:2667:A:N3	2.54	0.41
11:N:1399:U:C4	11:N:1400:U:C5	3.09	0.41
11:N:2515:G:C8	11:N:2538:G:C8	3.09	0.41
11:N:2615:U:C4	11:N:2616:A:N1	2.89	0.41
11:N:1450:U:H2'	11:N:1451:C:C6	2.56	0.41
10:K:114:ILE:HG22	10:K:142:VAL:HG12	2.03	0.41
11:N:3172:G:C2	11:N:3173:C:C6	3.09	0.40
11:N:3363:A:H2'	11:N:3364:G:O4'	2.21	0.40
9:J:240:LYS:HD2	11:N:2524:U:C6	2.56	0.40
11:N:1562:G:N2	11:N:1563:U:H1'	2.35	0.40
11:N:1568:G:C6	11:N:1569:C:C4	3.09	0.40
11:N:3478:A:H4'	11:N:3479:A:H5'	2.02	0.40
11:N:1583:G:O2'	11:N:1587:U:O4	2.39	0.40
11:N:3319:U:C2	11:N:3320:A:C8	3.09	0.40
10:K:535:LEU:HD21	10:K:542:PHE:CD1	2.57	0.40
11:N:3013:A:H3'	11:N:3014:U:H6	1.86	0.40
1:A:259:HIS:HA	11:N:3273:A:O2'	2.22	0.40
4:D:114:LYS:HB2	4:D:133:LEU:HD22	2.04	0.40
11:N:2697:U:H2'	11:N:2698:A:O4'	2.22	0.40

*Continued on next page...*

Continued from previous page...

Atom-1	Atom-2	Interatomic distance (Å)	Clash overlap (Å)
10:K:27:HIS:CD2	10:K:28:VAL:HG22	2.57	0.40
11:N:3445:G:N1	11:N:3446:C:C4	2.90	0.40
1:A:258:TRP:CD1	11:N:2661:G:H5'	2.56	0.40
11:N:2592:A:C6	11:N:2593:U:C4	3.10	0.40
10:K:413:PHE:CE1	10:K:608:ILE:HG21	2.57	0.40
10:K:646:CYS:O	10:K:647:VAL:HG13	2.21	0.40
11:N:2446:G:C6	11:N:2447:C:N4	2.90	0.40

There are no symmetry-related clashes.

## 5.3 Torsion angles [i](#)

### 5.3.1 Protein backbone [i](#)

In the following table, the Percentiles column shows the percent Ramachandran outliers of the chain as a percentile score with respect to all PDB entries followed by that with respect to all EM entries.

The Analysed column shows the number of residues for which the backbone conformation was analysed, and the total number of residues.

Mol	Chain	Analysed	Favoured	Allowed	Outliers	Percentiles	
1	A	396/398 (100%)	313 (79%)	61 (15%)	22 (6%)	2	29
2	B	186/188 (99%)	159 (86%)	20 (11%)	7 (4%)	4	39
3	C	203/205 (99%)	168 (83%)	30 (15%)	5 (2%)	7	48
4	D	164/166 (99%)	131 (80%)	29 (18%)	4 (2%)	7	49
5	E	134/136 (98%)	113 (84%)	15 (11%)	6 (4%)	3	34
6	F	215/217 (99%)	171 (80%)	35 (16%)	9 (4%)	3	35
7	G	67/69 (97%)	52 (78%)	11 (16%)	4 (6%)	2	27
8	H	50/52 (96%)	41 (82%)	8 (16%)	1 (2%)	9	53
9	J	248/250 (99%)	214 (86%)	26 (10%)	8 (3%)	5	43
10	K	1118/1120 (100%)	939 (84%)	144 (13%)	35 (3%)	5	44
All	All	2781/2801 (99%)	2301 (83%)	379 (14%)	101 (4%)	7	41

All (101) Ramachandran outliers are listed below:

Mol	Chain	Res	Type
1	A	44	THR
1	A	137	GLN
1	A	253	ALA
1	A	259	HIS
1	A	395	SER
6	F	47	PRO
7	G	67	SER
9	J	2	SER
9	J	180	VAL
10	K	337	PRO
10	K	410	VAL
1	A	3	HIS
1	A	10	ARG
1	A	109	HIS
1	A	274	GLY
1	A	285	ILE
1	A	305	GLU
1	A	339	PRO
1	A	360	GLU
2	B	39	ASP
2	B	40	HIS
2	B	51	LYS
3	C	54	MET
5	E	47	ASN
5	E	89	ASP
6	F	108	ALA
6	F	199	VAL
7	G	16	ALA
7	G	43	LYS
9	J	45	LYS
9	J	167	ILE
9	J	170	ALA
10	K	66	ARG
10	K	416	LYS
10	K	769	ASN
10	K	786	GLY
10	K	864	ASP
10	K	1091	MET
1	A	31	SER
1	A	103	LYS
1	A	124	LYS
1	A	319	PHE
1	A	334	GLY

*Continued on next page...*

*Continued from previous page...*

Mol	Chain	Res	Type
1	A	371	SER
2	B	4	ILE
2	B	20	VAL
4	D	9	GLU
4	D	126	LYS
5	E	72	LYS
6	F	24	ARG
6	F	110	ARG
6	F	177	ASN
8	H	41	SER
9	J	122	PRO
10	K	89	ASN
10	K	129	ALA
10	K	219	ASP
10	K	795	LYS
10	K	844	GLN
10	K	849	THR
10	K	1102	VAL
10	K	1108	GLU
1	A	295	ASP
1	A	361	LYS
3	C	8	ARG
4	D	67	ARG
5	E	19	VAL
6	F	112	GLN
9	J	10	ILE
10	K	118	ASP
10	K	350	PRO
10	K	422	ALA
10	K	626	HIS
10	K	735	ASP
1	A	125	SER
2	B	113	ARG
3	C	146	ILE
4	D	108	GLU
5	E	6	ALA
10	K	257	GLY
10	K	297	ILE
10	K	408	ALA
10	K	651	ILE
10	K	705	VAL
10	K	728	ILE

*Continued on next page...*

*Continued from previous page...*

Mol	Chain	Res	Type
10	K	1077	PHE
2	B	141	GLU
3	C	16	ALA
10	K	20	ARG
10	K	311	LYS
10	K	617	ILE
10	K	933	GLY
10	K	109	ILE
3	C	154	VAL
5	E	135	ILE
6	F	89	VAL
7	G	15	PRO
10	K	690	ILE
10	K	460	ALA
6	F	76	ILE
9	J	6	PRO

### 5.3.2 Protein sidechains ⓘ

In the following table, the Percentiles column shows the percent sidechain outliers of the chain as a percentile score with respect to all PDB entries followed by that with respect to all EM entries.

The Analysed column shows the number of residues for which the sidechain conformation was analysed, and the total number of residues.

Mol	Chain	Analysed	Rotameric	Outliers	Percentiles	
1	A	337/337 (100%)	305 (90%)	32 (10%)	11	44
2	B	168/168 (100%)	157 (94%)	11 (6%)	21	61
3	C	172/172 (100%)	168 (98%)	4 (2%)	58	83
4	D	139/139 (100%)	134 (96%)	5 (4%)	42	76
5	E	108/108 (100%)	102 (94%)	6 (6%)	26	66
6	F	180/180 (100%)	167 (93%)	13 (7%)	18	58
7	G	65/65 (100%)	61 (94%)	4 (6%)	23	62
8	H	48/48 (100%)	44 (92%)	4 (8%)	14	51
9	J	228/228 (100%)	218 (96%)	10 (4%)	35	71
10	K	975/975 (100%)	948 (97%)	27 (3%)	51	80
All	All	2420/2420 (100%)	2304 (95%)	116 (5%)	36	69

All (116) residues with a non-rotameric sidechain are listed below:

Mol	Chain	Res	Type
1	A	1	MET
1	A	10	ARG
1	A	26	GLN
1	A	35	ASP
1	A	86	ILE
1	A	89	LEU
1	A	94	GLU
1	A	97	GLN
1	A	100	LYS
1	A	104	THR
1	A	113	ASN
1	A	121	ASN
1	A	122	TRP
1	A	133	LYS
1	A	135	VAL
1	A	139	GLU
1	A	159	SER
1	A	180	HIS
1	A	187	ASN
1	A	247	LYS
1	A	266	THR
1	A	269	ARG
1	A	272	GLN
1	A	278	ARG
1	A	280	GLU
1	A	285	ILE
1	A	332	LEU
1	A	342	ARG
1	A	347	ARG
1	A	353	GLN
1	A	363	THR
1	A	364	LEU
2	B	9	LYS
2	B	19	ASP
2	B	26	LYS
2	B	82	VAL
2	B	84	LYS
2	B	92	PHE
2	B	94	TYR
2	B	105	ASP
2	B	134	ARG
2	B	135	ASN

*Continued on next page...*



*Continued from previous page...*

Mol	Chain	Res	Type
2	B	140	ASP
3	C	32	ASP
3	C	53	LEU
3	C	59	MET
3	C	121	ILE
4	D	45	ASP
4	D	50	THR
4	D	57	LYS
4	D	112	ILE
4	D	137	HIS
5	E	14	SER
5	E	15	LEU
5	E	23	MET
5	E	54	VAL
5	E	72	LYS
5	E	94	TYR
6	F	10	ARG
6	F	17	TYR
6	F	18	ILE
6	F	21	ARG
6	F	69	ARG
6	F	75	TYR
6	F	82	LYS
6	F	142	ASP
6	F	145	LEU
6	F	174	THR
6	F	179	GLU
6	F	181	TYR
6	F	205	THR
7	G	11	PHE
7	G	32	ILE
7	G	34	THR
7	G	49	ILE
8	H	26	LEU
8	H	32	ASN
8	H	38	CYS
8	H	43	ASN
9	J	13	THR
9	J	34	ASN
9	J	48	ASP
9	J	77	THR
9	J	96	SER

*Continued on next page...*

*Continued from previous page...*

Mol	Chain	Res	Type
9	J	176	PHE
9	J	206	LEU
9	J	237	LEU
9	J	241	ASP
9	J	249	PHE
10	K	20	ARG
10	K	85	GLU
10	K	135	TRP
10	K	193	GLU
10	K	201	ASN
10	K	220	ASP
10	K	243	PHE
10	K	252	TYR
10	K	326	LYS
10	K	349	LEU
10	K	410	VAL
10	K	431	ARG
10	K	486	GLN
10	K	517	ARG
10	K	521	LYS
10	K	647	VAL
10	K	693	ARG
10	K	708	GLU
10	K	721	MET
10	K	725	GLN
10	K	751	LEU
10	K	787	GLU
10	K	853	ASP
10	K	865	LEU
10	K	912	LYS
10	K	1057	TRP
10	K	1088	ARG

Some sidechains can be flipped to improve hydrogen bonding and reduce clashes. All (31) such sidechains are listed below:

Mol	Chain	Res	Type
1	A	26	GLN
1	A	55	HIS
1	A	108	GLN
1	A	121	ASN
1	A	170	HIS
1	A	207	ASN

*Continued on next page...*

*Continued from previous page...*

Mol	Chain	Res	Type
1	A	246	HIS
2	B	40	HIS
2	B	135	ASN
2	B	183	ASN
5	E	33	ASN
6	F	73	ASN
6	F	143	ASN
6	F	217	ASN
9	J	52	GLN
9	J	103	GLN
9	J	147	ASN
10	K	30	HIS
10	K	64	GLN
10	K	160	GLN
10	K	172	GLN
10	K	201	ASN
10	K	222	HIS
10	K	486	GLN
10	K	500	ASN
10	K	632	GLN
10	K	657	HIS
10	K	793	HIS
10	K	809	GLN
10	K	845	ASN
10	K	925	ASN

### 5.3.3 RNA ⓘ

Mol	Chain	Analysed	Backbone Outliers	Pucker Outliers
11	N	1159/3741 (30%)	362 (31%)	46 (3%)

All (362) RNA backbone outliers are listed below:

Mol	Chain	Res	Type
11	N	1223	U
11	N	1225	G
11	N	1229	U
11	N	1231	U
11	N	1232	C
11	N	1233	G
11	N	1237	G

*Continued on next page...*

*Continued from previous page...*

Mol	Chain	Res	Type
11	N	1241	A
11	N	1242	A
11	N	1244	G
11	N	1245	C
11	N	1260	C
11	N	1262	A
11	N	1268	G
11	N	1360	U
11	N	1366	A
11	N	1367	A
11	N	1368	G
11	N	1369	C
11	N	1377	G
11	N	1378	C
11	N	1379	G
11	N	1381	U
11	N	1382	G
11	N	1383	U
11	N	1386	G
11	N	1388	U
11	N	1389	G
11	N	1390	A
11	N	1396	A
11	N	1397	U
11	N	1398	A
11	N	1405	U
11	N	1414	U
11	N	1415	A
11	N	1417	C
11	N	1426	A
11	N	1427	U
11	N	1430	A
11	N	1431	U
11	N	1436	C
11	N	1437	A
11	N	1443	U
11	N	1444	G
11	N	1455	A
11	N	1456	A
11	N	1457	G
11	N	1458	A
11	N	1467	C

*Continued on next page...*

*Continued from previous page...*

Mol	Chain	Res	Type
11	N	1470	U
11	N	1472	G
11	N	1474	C
11	N	1476	U
11	N	1477	G
11	N	1478	G
11	N	1480	A
11	N	1481	G
11	N	1489	C
11	N	1491	G
11	N	1493	U
11	N	1497	G
11	N	1498	A
11	N	1499	G
11	N	1500	U
11	N	1501	G
11	N	1505	A
11	N	1506	A
11	N	1508	A
11	N	1515	C
11	N	1522	A
11	N	1527	C
11	N	1530	G
11	N	1531	C
11	N	1536	A
11	N	1538	A
11	N	1540	U
11	N	1542	G
11	N	1544	U
11	N	1545	G
11	N	1550	U
11	N	1551	A
11	N	1552	G
11	N	1553	C
11	N	1554	A
11	N	1562	G
11	N	1566	A
11	N	1567	U
11	N	1576	G
11	N	1584	A
11	N	1585	A
11	N	1587	U

*Continued on next page...*

*Continued from previous page...*

Mol	Chain	Res	Type
11	N	1588	G
11	N	1589	A
11	N	1590	U
11	N	1593	U
11	N	1594	A
11	N	1595	C
11	N	1597	U
11	N	1601	A
11	N	1602	C
11	N	2393	A
11	N	2398	A
11	N	2401	G
11	N	2405	A
11	N	2406	A
11	N	2409	A
11	N	2425	A
11	N	2426	U
11	N	2430	C
11	N	2433	A
11	N	2436	A
11	N	2437	G
11	N	2440	U
11	N	2441	U
11	N	2442	U
11	N	2444	A
11	N	2445	C
11	N	2446	G
11	N	2452	U
11	N	2454	A
11	N	2457	U
11	N	2458	C
11	N	2459	U
11	N	2460	G
11	N	2467	G
11	N	2471	U
11	N	2473	A
11	N	2474	A
11	N	2475	U
11	N	2479	A
11	N	2488	A
11	N	2489	G
11	N	2495	A

*Continued on next page...*

*Continued from previous page...*

Mol	Chain	Res	Type
11	N	2505	G
11	N	2509	A
11	N	2510	A
11	N	2512	G
11	N	2515	G
11	N	2516	G
11	N	2519	G
11	N	2521	A
11	N	2522	A
11	N	2524	U
11	N	2525	A
11	N	2526	U
11	N	2535	U
11	N	2536	A
11	N	2538	G
11	N	2539	G
11	N	2540	U
11	N	2547	A
11	N	2551	C
11	N	2554	G
11	N	2564	U
11	N	2569	A
11	N	2571	G
11	N	2572	C
11	N	2573	G
11	N	2574	C
11	N	2575	A
11	N	2576	U
11	N	2579	A
11	N	2581	G
11	N	2585	C
11	N	2592	A
11	N	2597	C
11	N	2598	A
11	N	2600	U
11	N	2601	G
11	N	2611	A
11	N	2612	C
11	N	2613	U
11	N	2618	A
11	N	2619	G
11	N	2621	G

*Continued on next page...*

*Continued from previous page...*

Mol	Chain	Res	Type
11	N	2623	A
11	N	2624	A
11	N	2629	U
11	N	2630	G
11	N	2633	A
11	N	2634	G
11	N	2637	G
11	N	2638	A
11	N	2639	A
11	N	2640	C
11	N	2641	G
11	N	2642	G
11	N	2649	C
11	N	2652	A
11	N	2654	A
11	N	2659	G
11	N	2660	G
11	N	2661	G
11	N	2663	A
11	N	2664	A
11	N	2668	A
11	N	2669	G
11	N	2670	A
11	N	2676	U
11	N	2677	U
11	N	2678	G
11	N	2685	A
11	N	2687	U
11	N	2688	C
11	N	2700	U
11	N	2926	A
11	N	2927	C
11	N	2928	A
11	N	2929	G
11	N	2931	U
11	N	2939	G
11	N	2940	G
11	N	2941	G
11	N	2945	U
11	N	2947	G
11	N	2951	G
11	N	2954	G

*Continued on next page...*



*Continued from previous page...*

Mol	Chain	Res	Type
11	N	2959	A
11	N	2968	A
11	N	2970	A
11	N	2971	A
11	N	2975	A
11	N	2977	C
11	N	2978	G
11	N	2981	A
11	N	2985	U
11	N	2987	C
11	N	2988	A
11	N	2989	A
11	N	2990	A
11	N	3000	A
11	N	3005	G
11	N	3007	A
11	N	3010	G
11	N	3021	U
11	N	3022	A
11	N	3023	G
11	N	3024	A
11	N	3027	A
11	N	3029	A
11	N	3035	A
11	N	3037	A
11	N	3038	A
11	N	3047	G
11	N	3055	U
11	N	3060	A
11	N	3061	G
11	N	3062	U
11	N	3078	G
11	N	3079	A
11	N	3085	G
11	N	3086	G
11	N	3091	A
11	N	3093	C
11	N	3095	A
11	N	3099	U
11	N	3102	A
11	N	3105	U
11	N	3109	U

*Continued on next page...*

*Continued from previous page...*

Mol	Chain	Res	Type
11	N	3110	A
11	N	3111	A
11	N	3112	A
11	N	3113	U
11	N	3114	C
11	N	3116	U
11	N	3117	A
11	N	3129	G
11	N	3133	G
11	N	3135	A
11	N	3137	A
11	N	3138	G
11	N	3143	C
11	N	3149	G
11	N	3151	U
11	N	3178	A
11	N	3180	A
11	N	3189	G
11	N	3192	U
11	N	3193	U
11	N	3194	U
11	N	3204	G
11	N	3205	A
11	N	3206	U
11	N	3208	U
11	N	3215	U
11	N	3220	A
11	N	3221	U
11	N	3222	C
11	N	3230	A
11	N	3231	G
11	N	3232	C
11	N	3237	U
11	N	3245	G
11	N	3250	G
11	N	3255	G
11	N	3258	C
11	N	3264	C
11	N	3268	C
11	N	3269	A
11	N	3271	G
11	N	3274	A

*Continued on next page...*

*Continued from previous page...*

Mol	Chain	Res	Type
11	N	3275	C
11	N	3276	G
11	N	3279	A
11	N	3280	G
11	N	3283	G
11	N	3284	G
11	N	3285	G
11	N	3286	U
11	N	3287	U
11	N	3288	U
11	N	3291	A
11	N	3298	U
11	N	3299	G
11	N	3304	A
11	N	3305	G
11	N	3311	U
11	N	3312	U
11	N	3313	U
11	N	3316	C
11	N	3319	U
11	N	3323	G
11	N	3329	A
11	N	3330	A
11	N	3332	U
11	N	3335	U
11	N	3336	U
11	N	3339	G
11	N	3348	G
11	N	3357	A
11	N	3362	G
11	N	3364	G
11	N	3385	A
11	N	3392	U
11	N	3393	G
11	N	3395	A
11	N	3397	G
11	N	3405	G
11	N	3406	A
11	N	3414	G
11	N	3415	U
11	N	3420	U
11	N	3426	U

*Continued on next page...*

*Continued from previous page...*

Mol	Chain	Res	Type
11	N	3428	C
11	N	3435	U
11	N	3437	G
11	N	3440	U
11	N	3445	G
11	N	3446	C
11	N	3452	G
11	N	3454	C
11	N	3458	A
11	N	3463	A
11	N	3465	A
11	N	3466	A
11	N	3467	U
11	N	3470	A
11	N	3474	U
11	N	3477	A
11	N	3478	A
11	N	3479	A
11	N	3480	C

All (46) RNA pucker outliers are listed below:

Mol	Chain	Res	Type
11	N	1221	A
11	N	1259	U
11	N	1381	U
11	N	1397	U
11	N	1457	G
11	N	1473	C
11	N	1550	U
11	N	1565	G
11	N	1588	G
11	N	2400	U
11	N	2441	U
11	N	2444	A
11	N	2445	C
11	N	2470	C
11	N	2475	U
11	N	2515	G
11	N	2538	G
11	N	2571	G
11	N	2600	U

*Continued on next page...*

*Continued from previous page...*

Mol	Chain	Res	Type
11	N	2618	A
11	N	2625	C
11	N	2638	A
11	N	2669	G
11	N	2676	U
11	N	2955	C
11	N	2968	A
11	N	2970	A
11	N	3060	A
11	N	3070	G
11	N	3115	U
11	N	3150	A
11	N	3193	U
11	N	3205	A
11	N	3219	U
11	N	3283	G
11	N	3287	U
11	N	3304	A
11	N	3316	C
11	N	3328	C
11	N	3384	C
11	N	3391	C
11	N	3429	C
11	N	3457	U
11	N	3466	A
11	N	3476	G
11	N	3477	A

## 5.4 Non-standard residues in protein, DNA, RNA chains [i](#)

There are no non-standard protein/DNA/RNA residues in this entry.

## 5.5 Carbohydrates [i](#)

There are no carbohydrates in this entry.

## 5.6 Ligand geometry [i](#)

There are no ligands in this entry.

## 5.7 Other polymers [i](#)

There are no such residues in this entry.

## 5.8 Polymer linkage issues [i](#)

There are no chain breaks in this entry.