



Full wwPDB X-ray Structure Validation Report ⓘ

Jan 31, 2016 – 06:30 PM GMT

PDB ID : 1B3K
Title : Plasminogen activator inhibitor-1
Authors : Sharp, A.M.; Stein, P.E.; Pannu, N.S.; Read, R.J.
Deposited on : 1998-12-11
Resolution : 2.99 Å(reported)

This is a Full wwPDB X-ray Structure Validation Report for a publicly released PDB entry.
We welcome your comments at validation@mail.wwpdb.org
A user guide is available at
<http://wwpdb.org/validation/2016/XrayValidationReportHelp>
with specific help available everywhere you see the ⓘ symbol.

The following versions of software and data (see [references ⓘ](#)) were used in the production of this report:

MolProbity : 4.02b-467
Mogul : 1.7 (RC4), CSD as536be (2015)
Xtriage (Phenix) : **NOT EXECUTED**
EDS : **NOT EXECUTED**
Percentile statistics : 20151230.v01 (using entries in the PDB archive December 30th 2015)
Ideal geometry (proteins) : Engh & Huber (2001)
Ideal geometry (DNA, RNA) : Parkinson et al. (1996)
Validation Pipeline (wwPDB-VP) : trunk26865

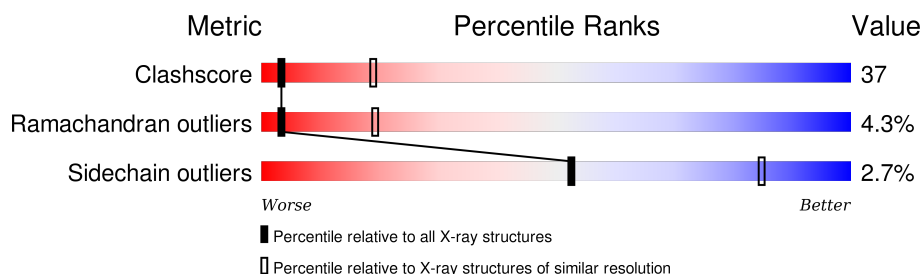
1 Overall quality at a glance

The following experimental techniques were used to determine the structure:

X-RAY DIFFRACTION

The reported resolution of this entry is 2.99 Å.

Percentile scores (ranging between 0-100) for global validation metrics of the entry are shown in the following graphic. The table shows the number of entries on which the scores are based.



Metric	Whole archive (#Entries)	Similar resolution (#Entries, resolution range(Å))
Clashscore	102246	1912 (3.00-3.00)
Ramachandran outliers	100387	1853 (3.00-3.00)
Sidechain outliers	100360	1856 (3.00-3.00)

The table below summarises the geometric issues observed across the polymeric chains and their fit to the electron density. The red, orange, yellow and green segments on the lower bar indicate the fraction of residues that contain outliers for ≥ 3 , 2, 1 and 0 types of geometric quality criteria. A grey segment represents the fraction of residues that are not modelled. The numeric value for each fraction is indicated below the corresponding segment, with a dot representing fractions $\leq 5\%$. The upper red bar (where present) indicates the fraction of residues that have poor fit to the electron density. The numeric value is given above the bar.

Note EDS was not executed.

Mol	Chain	Length	Quality of chain
1	A	379	
1	B	379	
1	C	379	
1	D	379	

2 Entry composition

There is only 1 type of molecule in this entry. The entry contains 11658 atoms, of which 0 are hydrogens and 0 are deuteriums.

In the tables below, the ZeroOcc column contains the number of atoms modelled with zero occupancy, the AltConf column contains the number of residues with at least one atom in alternate conformation and the Trace column contains the number of residues modelled with at most 2 atoms.

- Molecule 1 is a protein called PLASMINOGEN ACTIVATOR INHIBITOR-1.

Mol	Chain	Residues	Atoms					ZeroOcc	AltConf	Trace
1	A	373	Total	C	N	O	S	0	0	0
			2965	1902	505	543	15			
1	B	358	Total	C	N	O	S	0	0	0
			2864	1841	487	522	14			
1	C	373	Total	C	N	O	S	0	0	0
			2965	1902	505	543	15			
1	D	358	Total	C	N	O	S	0	0	0
			2864	1841	487	522	14			

There are 16 discrepancies between the modelled and reference sequences:

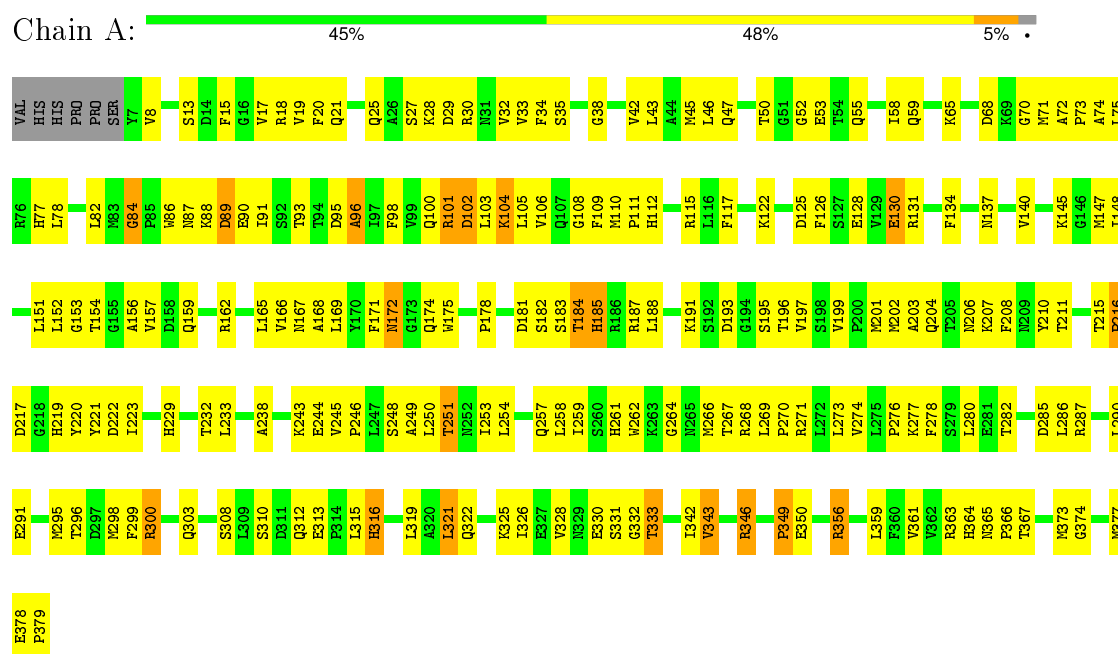
Chain	Residue	Modelled	Actual	Comment	Reference
A	150	HIS	ASN	ENGINEERED	UNP P05121
B	150	HIS	ASN	ENGINEERED	UNP P05121
C	150	HIS	ASN	ENGINEERED	UNP P05121
D	150	HIS	ASN	ENGINEERED	UNP P05121
A	154	THR	LYS	ENGINEERED	UNP P05121
B	154	THR	LYS	ENGINEERED	UNP P05121
C	154	THR	LYS	ENGINEERED	UNP P05121
D	154	THR	LYS	ENGINEERED	UNP P05121
A	319	LEU	GLN	ENGINEERED	UNP P05121
B	319	LEU	GLN	ENGINEERED	UNP P05121
C	319	LEU	GLN	ENGINEERED	UNP P05121
D	319	LEU	GLN	ENGINEERED	UNP P05121
A	354	ILE	MET	ENGINEERED	UNP P05121
B	354	ILE	MET	ENGINEERED	UNP P05121
C	354	ILE	MET	ENGINEERED	UNP P05121
D	354	ILE	MET	ENGINEERED	UNP P05121

3 Residue-property plots

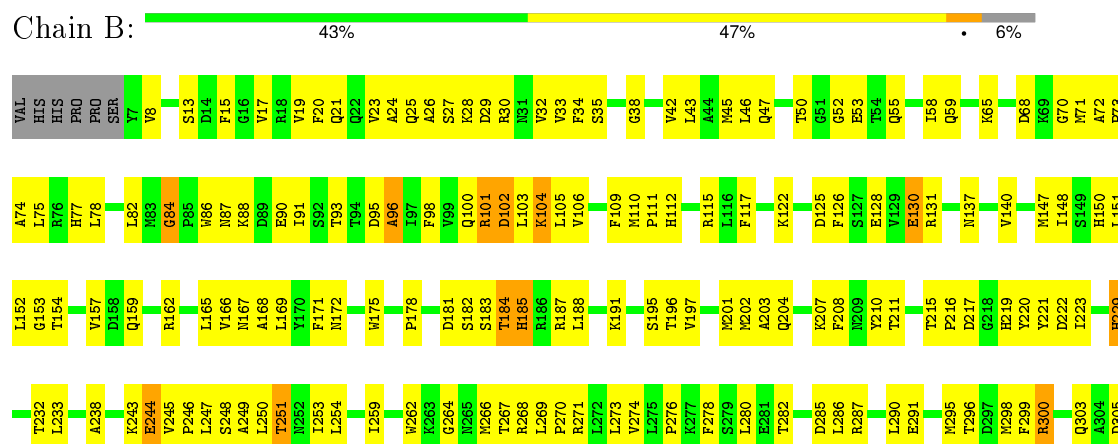
These plots are drawn for all protein, RNA and DNA chains in the entry. The first graphic for a chain summarises the proportions of errors displayed in the second graphic. The second graphic shows the sequence view annotated by issues in geometry and electron density. Residues are color-coded according to the number of geometric quality criteria for which they contain at least one outlier: green = 0, yellow = 1, orange = 2 and red = 3 or more. A red dot above a residue indicates a poor fit to the electron density ($RSRZ > 2$). Stretches of 2 or more consecutive residues without any outlier are shown as a green connector. Residues present in the sample, but not in the model, are shown in grey.

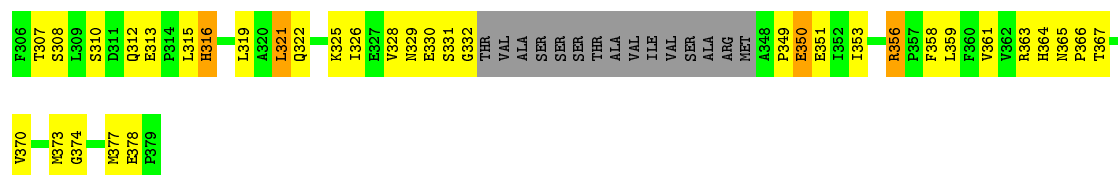
Note EDS was not executed.

• Molecule 1: PLASMINOGEN ACTIVATOR INHIBITOR-1



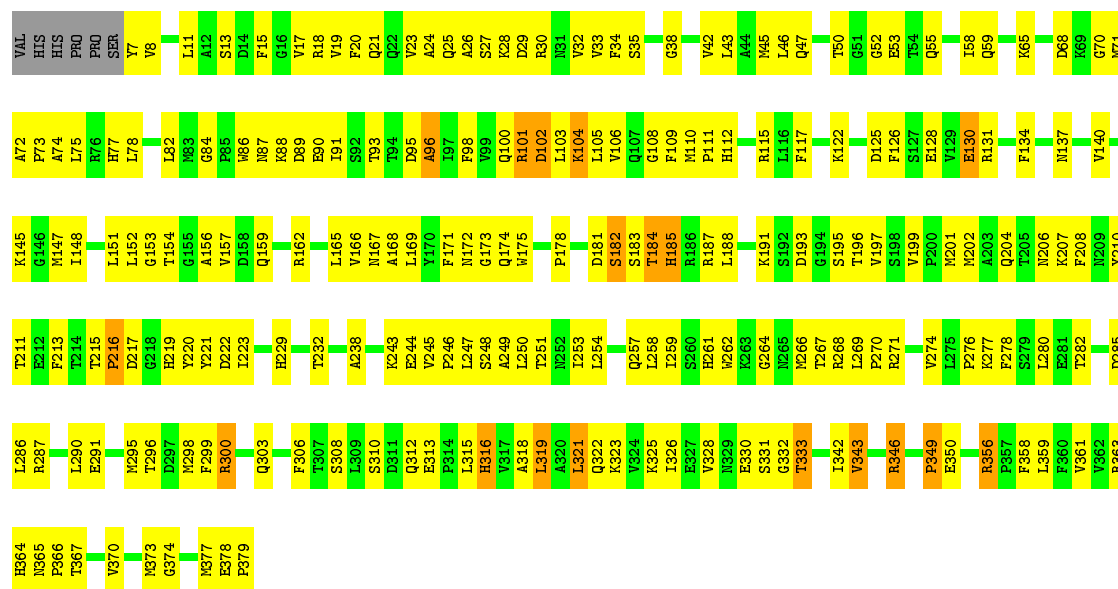
• Molecule 1: PLASMINOGEN ACTIVATOR INHIBITOR-1





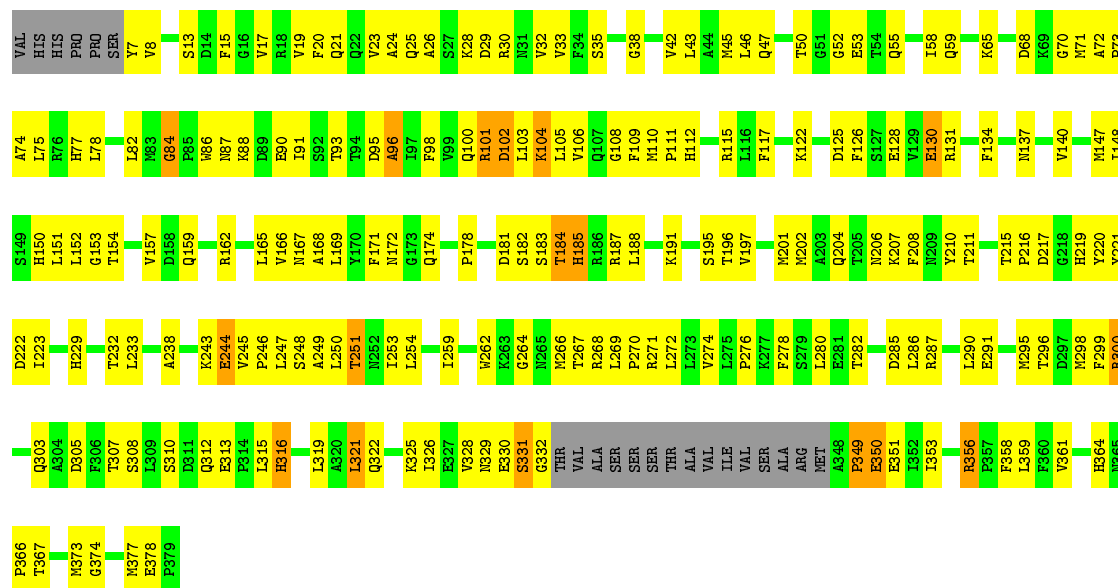
• Molecule 1: PLASMINOGEN ACTIVATOR INHIBITOR-1

Chain C: 42% 51% 5% .



• Molecule 1: PLASMINOGEN ACTIVATOR INHIBITOR-1

Chain D: 43% 47% 6% .



4 Data and refinement statistics

Xtriage (Phenix) and EDS were not executed - this section will therefore be incomplete.

Property	Value	Source
Space group	P 1	Depositor
Cell constants a, b, c, α , β , γ	65.47 Å 74.93 Å 103.69 Å 90.97° 93.33° 115.94°	Depositor
Resolution (Å)	24.35 – 2.99	Depositor
% Data completeness (in resolution range)	70.9 (24.35-2.99)	Depositor
R_{merge}	0.10	Depositor
R_{sym}	(Not available)	Depositor
Refinement program	CNS 0.3	Depositor
R, R_{free}	0.247 , 0.292	Depositor
Estimated twinning fraction	No twinning to report.	Xtriage
Total number of atoms	11658	wwPDB-VP
Average B, all atoms (Å ²)	21.0	wwPDB-VP

5 Model quality [i](#)

5.1 Standard geometry [i](#)

The Z score for a bond length (or angle) is the number of standard deviations the observed value is removed from the expected value. A bond length (or angle) with $|Z| > 5$ is considered an outlier worth inspection. RMSZ is the root-mean-square of all Z scores of the bond lengths (or angles).

Mol	Chain	Bond lengths		Bond angles	
		RMSZ	# Z >5	RMSZ	# Z >5
1	A	0.44	0/3036	0.70	0/4117
1	B	0.42	0/2934	0.69	0/3976
1	C	0.43	0/3036	0.69	0/4117
1	D	0.42	0/2934	0.69	0/3976
All	All	0.43	0/11940	0.69	0/16186

There are no bond length outliers.

There are no bond angle outliers.

There are no chirality outliers.

There are no planarity outliers.

5.2 Too-close contacts [i](#)

In the following table, the Non-H and H(model) columns list the number of non-hydrogen atoms and hydrogen atoms in the chain respectively. The H(added) column lists the number of hydrogen atoms added and optimized by MolProbity. The Clashes column lists the number of clashes within the asymmetric unit, whereas Symm-Clashes lists symmetry related clashes.

Mol	Chain	Non-H	H(model)	H(added)	Clashes	Symm-Clashes
1	A	2965	0	2962	224	0
1	B	2864	0	2852	213	0
1	C	2965	0	2962	231	0
1	D	2864	0	2852	210	0
All	All	11658	0	11628	857	0

The all-atom clashscore is defined as the number of clashes found per 1000 atoms (including hydrogen atoms). The all-atom clashscore for this structure is 37.

All (857) close contacts within the same asymmetric unit are listed below, sorted by their clash magnitude.

Atom-1	Atom-2	Interatomic distance (Å)	Clash overlap (Å)
1:A:185:HIS:ND1	1:C:152:LEU:HG	1.75	1.01
1:C:7:TYR:CZ	1:C:11:LEU:HD11	1.95	1.00
1:C:35:SER:H	1:C:322:GLN:HE22	1.16	0.91
1:A:346:ARG:H	1:A:346:ARG:HE	1.16	0.88
1:A:188:LEU:HD22	1:C:130:GLU:OE2	1.73	0.88
1:C:346:ARG:HE	1:C:346:ARG:H	1.19	0.87
1:A:35:SER:H	1:A:322:GLN:HE22	1.22	0.87
1:B:35:SER:H	1:B:322:GLN:HE22	1.21	0.86
1:A:101:ARG:HG3	1:A:102:ASP:H	1.39	0.86
1:C:174:GLN:HG2	1:C:332:GLY:HA3	1.57	0.85
1:B:101:ARG:HG3	1:B:102:ASP:H	1.41	0.84
1:A:174:GLN:HG2	1:A:332:GLY:HA3	1.58	0.84
1:A:257:GLN:HG2	1:B:150:HIS:CD2	2.13	0.84
1:D:35:SER:H	1:D:322:GLN:HE22	1.22	0.83
1:C:101:ARG:HG3	1:C:102:ASP:H	1.43	0.83
1:C:257:GLN:HG2	1:D:150:HIS:CD2	2.13	0.83
1:C:204:GLN:HG3	1:C:208:PHE:HZ	1.42	0.83
1:D:101:ARG:HG3	1:D:102:ASP:H	1.42	0.83
1:C:7:TYR:CE2	1:C:11:LEU:HD11	2.14	0.82
1:B:204:GLN:HG3	1:B:208:PHE:HZ	1.42	0.81
1:D:162:ARG:HD2	1:D:313:GLU:OE1	1.81	0.81
1:D:204:GLN:HG3	1:D:208:PHE:HZ	1.44	0.80
1:A:101:ARG:HG3	1:A:102:ASP:N	1.97	0.80
1:A:188:LEU:HD13	1:C:130:GLU:OE2	1.82	0.79
1:A:38:GLY:HA3	1:A:167:ASN:HD21	1.46	0.79
1:A:204:GLN:HG3	1:A:208:PHE:HZ	1.46	0.79
1:B:38:GLY:HA3	1:B:167:ASN:HD21	1.47	0.78
1:C:162:ARG:HD2	1:C:313:GLU:OE1	1.82	0.78
1:B:162:ARG:HD2	1:B:313:GLU:OE1	1.83	0.78
1:D:38:GLY:HA3	1:D:167:ASN:HD21	1.48	0.78
1:D:101:ARG:HG3	1:D:102:ASP:N	1.99	0.78
1:C:18:ARG:HH22	1:D:130:GLU:HG2	1.48	0.78
1:D:168:ALA:O	1:D:169:LEU:HD23	1.84	0.77
1:A:162:ARG:HD2	1:A:313:GLU:OE1	1.83	0.77
1:A:188:LEU:HD11	1:A:196:THR:HB	1.65	0.77
1:C:38:GLY:HA3	1:C:167:ASN:HD21	1.50	0.76
1:C:188:LEU:HD11	1:C:196:THR:HB	1.66	0.76
1:C:101:ARG:HG3	1:C:102:ASP:N	1.97	0.76
1:B:101:ARG:HG3	1:B:102:ASP:N	1.98	0.75
1:B:137:ASN:HD21	1:B:154:THR:HG21	1.49	0.75
1:C:137:ASN:HD21	1:C:154:THR:HG21	1.50	0.75
1:A:168:ALA:O	1:A:169:LEU:HD23	1.86	0.75

Continued on next page...

Continued from previous page...

Atom-1	Atom-2	Interatomic distance (Å)	Clash overlap (Å)
1:B:168:ALA:O	1:B:169:LEU:HD23	1.87	0.75
1:D:215:THR:OG1	1:D:219:HIS:HB2	1.86	0.74
1:B:188:LEU:HD11	1:B:196:THR:HB	1.69	0.74
1:A:137:ASN:HD21	1:A:154:THR:HG21	1.50	0.74
1:C:168:ALA:O	1:C:169:LEU:HD23	1.88	0.74
1:B:178:PRO:HB3	1:B:331:SER:HB3	1.68	0.74
1:B:137:ASN:ND2	1:B:154:THR:HG21	2.03	0.73
1:C:185:HIS:CE1	1:C:187:ARG:HE	2.06	0.73
1:D:137:ASN:HD21	1:D:154:THR:HG21	1.52	0.73
1:D:188:LEU:HD11	1:D:196:THR:HB	1.70	0.73
1:D:178:PRO:HB3	1:D:331:SER:HB3	1.69	0.73
1:C:137:ASN:ND2	1:C:154:THR:HG21	2.03	0.73
1:A:137:ASN:ND2	1:A:154:THR:HG21	2.03	0.73
1:D:330:GLU:N	1:D:330:GLU:OE1	2.22	0.73
1:D:137:ASN:ND2	1:D:154:THR:HG21	2.04	0.72
1:C:215:THR:OG1	1:C:219:HIS:HB2	1.90	0.72
1:B:215:THR:OG1	1:B:219:HIS:HB2	1.88	0.72
1:B:330:GLU:OE1	1:B:330:GLU:N	2.23	0.72
1:A:185:HIS:CE1	1:A:187:ARG:HE	2.08	0.71
1:B:87:ASN:HD21	1:B:91:ILE:HG23	1.55	0.71
1:C:87:ASN:HD21	1:C:91:ILE:HG23	1.56	0.70
1:A:18:ARG:HH22	1:B:130:GLU:HG2	1.56	0.69
1:D:221:TYR:OH	1:D:249:ALA:HB3	1.92	0.69
1:C:221:TYR:OH	1:C:249:ALA:HB3	1.93	0.69
1:D:262:TRP:O	1:D:266:MET:HG3	1.93	0.69
1:A:215:THR:OG1	1:A:219:HIS:HB2	1.93	0.69
1:D:185:HIS:CE1	1:D:187:ARG:HE	2.10	0.68
1:D:87:ASN:HD21	1:D:91:ILE:HG23	1.57	0.68
1:C:271:ARG:NH1	1:C:350:GLU:HB2	2.09	0.67
1:C:101:ARG:HH11	1:C:101:ARG:HB2	1.59	0.67
1:A:87:ASN:HD21	1:A:91:ILE:HG23	1.59	0.67
1:A:191:LYS:HZ2	1:A:378:GLU:CD	1.97	0.67
1:B:221:TYR:OH	1:B:249:ALA:HB3	1.94	0.67
1:B:100:GLN:HG3	1:B:102:ASP:OD1	1.95	0.67
1:C:100:GLN:HB3	1:C:103:LEU:HD13	1.77	0.67
1:D:100:GLN:HB3	1:D:103:LEU:HD13	1.77	0.66
1:B:100:GLN:HB3	1:B:103:LEU:HD13	1.77	0.66
1:B:185:HIS:CE1	1:B:187:ARG:HE	2.12	0.66
1:B:250:LEU:HD23	1:B:359:LEU:HD23	1.77	0.66
1:C:130:GLU:HA	1:C:130:GLU:OE1	1.96	0.66
1:C:100:GLN:HG3	1:C:102:ASP:OD1	1.95	0.66

Continued on next page...

Continued from previous page...

Atom-1	Atom-2	Interatomic distance (Å)	Clash overlap (Å)
1:D:101:ARG:HH11	1:D:101:ARG:HB2	1.59	0.66
1:B:262:TRP:O	1:B:266:MET:HG3	1.96	0.66
1:A:101:ARG:HB2	1:A:101:ARG:HH11	1.61	0.66
1:A:100:GLN:HG3	1:A:102:ASP:OD1	1.95	0.66
1:D:13:SER:O	1:D:17:VAL:HG23	1.95	0.65
1:A:243:LYS:O	1:A:245:VAL:N	2.29	0.65
1:A:221:TYR:OH	1:A:249:ALA:HB3	1.96	0.65
1:A:93:THR:HA	1:A:169:LEU:CD2	2.26	0.65
1:C:262:TRP:O	1:C:266:MET:HG3	1.97	0.65
1:A:100:GLN:HB3	1:A:103:LEU:HD13	1.78	0.65
1:B:101:ARG:HH11	1:B:101:ARG:HB2	1.61	0.65
1:D:100:GLN:HG3	1:D:102:ASP:OD1	1.97	0.64
1:D:321:LEU:N	1:D:321:LEU:HD23	2.12	0.64
1:D:243:LYS:O	1:D:245:VAL:N	2.30	0.64
1:B:93:THR:HA	1:B:169:LEU:CD2	2.27	0.64
1:C:33:VAL:HG21	1:C:326:ILE:HG22	1.79	0.64
1:A:130:GLU:HA	1:A:130:GLU:OE1	1.98	0.64
1:C:251:THR:HA	1:C:254:LEU:HB2	1.80	0.64
1:C:243:LYS:O	1:C:245:VAL:N	2.30	0.64
1:C:46:LEU:HD22	1:C:165:LEU:HD12	1.80	0.64
1:C:93:THR:HA	1:C:169:LEU:CD2	2.27	0.64
1:C:191:LYS:HZ2	1:C:378:GLU:CD	1.99	0.64
1:D:8:VAL:HG12	1:D:75:LEU:HD21	1.79	0.64
1:D:93:THR:HA	1:D:169:LEU:CD2	2.27	0.64
1:B:207:LYS:HA	1:B:269:LEU:O	1.98	0.64
1:D:298:MET:HG3	1:D:299:PHE:CD1	2.33	0.64
1:A:262:TRP:O	1:A:266:MET:HG3	1.98	0.64
1:D:300:ARG:NH1	1:D:300:ARG:HB2	2.13	0.64
1:D:250:LEU:HD23	1:D:359:LEU:HD23	1.80	0.63
1:B:271:ARG:NH1	1:B:350:GLU:HB2	2.13	0.63
1:A:95:ASP:O	1:A:96:ALA:HB2	1.97	0.63
1:A:251:THR:HA	1:A:254:LEU:HB2	1.81	0.63
1:A:300:ARG:NH1	1:A:300:ARG:HB2	2.12	0.63
1:A:33:VAL:HG21	1:A:326:ILE:HG22	1.80	0.63
1:A:271:ARG:NH1	1:A:350:GLU:HB2	2.13	0.63
1:B:130:GLU:HA	1:B:130:GLU:OE1	1.97	0.63
1:B:300:ARG:HB2	1:B:300:ARG:NH1	2.14	0.63
1:C:268:ARG:HH11	1:C:268:ARG:HG2	1.63	0.63
1:A:93:THR:HA	1:A:169:LEU:HD22	1.81	0.62
1:B:191:LYS:HZ2	1:B:378:GLU:CD	2.03	0.62
1:A:13:SER:O	1:A:17:VAL:HG23	1.99	0.62

Continued on next page...

Continued from previous page...

Atom-1	Atom-2	Interatomic distance (Å)	Clash overlap (Å)
1:C:300:ARG:NH1	1:C:300:ARG:HB2	2.13	0.62
1:A:332:GLY:O	1:A:333:THR:HG23	2.00	0.62
1:D:91:ILE:HB	1:D:171:PHE:HD1	1.64	0.62
1:A:268:ARG:HH11	1:A:268:ARG:HG2	1.64	0.62
1:C:332:GLY:O	1:C:333:THR:HG23	2.00	0.62
1:C:196:THR:O	1:C:197:VAL:HG13	1.99	0.62
1:D:106:VAL:HG23	1:D:109:PHE:HB2	1.81	0.62
1:D:42:VAL:HG11	1:D:167:ASN:HB2	1.82	0.62
1:D:130:GLU:OE1	1:D:130:GLU:HA	1.98	0.62
1:B:201:MET:HA	1:B:276:PRO:HA	1.82	0.62
1:A:270:PRO:HG2	1:A:349:PRO:HG3	1.80	0.62
1:B:13:SER:O	1:B:17:VAL:HG23	1.99	0.62
1:C:13:SER:O	1:C:17:VAL:HG23	2.00	0.62
1:C:185:HIS:CE1	1:C:187:ARG:NE	2.67	0.62
1:D:207:LYS:HA	1:D:269:LEU:O	2.00	0.62
1:D:93:THR:HA	1:D:169:LEU:HD22	1.80	0.62
1:D:267:THR:O	1:D:269:LEU:HG	2.00	0.62
1:C:93:THR:HA	1:C:169:LEU:HD22	1.82	0.61
1:B:267:THR:O	1:B:269:LEU:HG	2.00	0.61
1:B:70:GLY:O	1:B:73:PRO:HG2	2.00	0.61
1:B:165:LEU:HD23	1:B:166:VAL:N	2.15	0.61
1:B:106:VAL:HG23	1:B:109:PHE:HB2	1.82	0.61
1:B:33:VAL:HG21	1:B:326:ILE:HG22	1.83	0.61
1:C:33:VAL:HG21	1:C:326:ILE:CG2	2.29	0.61
1:C:270:PRO:HG2	1:C:349:PRO:HG3	1.81	0.61
1:D:70:GLY:O	1:D:73:PRO:HG2	2.01	0.61
1:D:201:MET:HA	1:D:276:PRO:HA	1.83	0.61
1:C:35:SER:H	1:C:322:GLN:NE2	1.95	0.61
1:B:93:THR:HA	1:B:169:LEU:HD22	1.81	0.61
1:B:196:THR:O	1:B:197:VAL:HG13	2.00	0.61
1:C:185:HIS:CD2	1:C:185:HIS:H	2.18	0.61
1:A:271:ARG:HG2	1:A:271:ARG:HH11	1.64	0.61
1:C:220:TYR:CZ	1:D:30:ARG:HD3	2.35	0.61
1:A:250:LEU:HD23	1:A:359:LEU:HD23	1.82	0.61
1:A:33:VAL:HG21	1:A:326:ILE:CG2	2.29	0.61
1:A:185:HIS:CE1	1:A:187:ARG:NE	2.68	0.60
1:B:8:VAL:HG12	1:B:75:LEU:HD21	1.83	0.60
1:C:250:LEU:HD23	1:C:359:LEU:HD23	1.83	0.60
1:D:181:ASP:C	1:D:183:SER:H	2.04	0.60
1:A:171:PHE:HD2	1:A:326:ILE:HD11	1.67	0.60
1:A:46:LEU:HD22	1:A:165:LEU:HD12	1.84	0.60

Continued on next page...

Continued from previous page...

Atom-1	Atom-2	Interatomic distance (Å)	Clash overlap (Å)
1:D:65:LYS:HB2	1:D:68:ASP:OD2	2.01	0.60
1:A:185:HIS:CD2	1:A:185:HIS:H	2.18	0.60
1:B:312:GLN:HG2	1:B:313:GLU:N	2.16	0.60
1:A:220:TYR:CZ	1:B:30:ARG:HD3	2.36	0.60
1:C:65:LYS:HB2	1:C:68:ASP:OD2	2.02	0.60
1:D:35:SER:H	1:D:322:GLN:NE2	1.98	0.60
1:D:33:VAL:HG21	1:D:326:ILE:HG22	1.84	0.60
1:B:185:HIS:H	1:B:185:HIS:CD2	2.18	0.60
1:D:46:LEU:HD22	1:D:165:LEU:HD12	1.84	0.60
1:B:91:ILE:HB	1:B:171:PHE:HD1	1.67	0.60
1:B:251:THR:HA	1:B:254:LEU:HB2	1.83	0.60
1:B:220:TYR:N	1:B:220:TYR:CD1	2.70	0.60
1:D:33:VAL:HG21	1:D:280:LEU:HB2	1.82	0.60
1:B:243:LYS:O	1:B:245:VAL:N	2.34	0.60
1:C:267:THR:O	1:C:269:LEU:HG	2.02	0.60
1:A:268:ARG:O	1:A:269:LEU:HD23	2.02	0.60
1:A:106:VAL:HG23	1:A:109:PHE:HB2	1.83	0.59
1:B:65:LYS:HB2	1:B:68:ASP:OD2	2.01	0.59
1:D:191:LYS:HZ2	1:D:378:GLU:CD	2.05	0.59
1:C:7:TYR:CE2	1:C:11:LEU:CD1	2.85	0.59
1:D:185:HIS:CD2	1:D:185:HIS:H	2.18	0.59
1:B:46:LEU:HD22	1:B:165:LEU:HD12	1.84	0.59
1:A:70:GLY:O	1:A:73:PRO:HG2	2.02	0.59
1:B:45:MET:HA	1:B:117:PHE:CZ	2.37	0.59
1:A:191:LYS:NZ	1:A:378:GLU:CD	2.55	0.59
1:C:207:LYS:HA	1:C:269:LEU:O	2.01	0.59
1:C:298:MET:HG3	1:C:299:PHE:CD1	2.37	0.59
1:D:220:TYR:N	1:D:220:TYR:CD1	2.71	0.59
1:B:33:VAL:HG21	1:B:326:ILE:CG2	2.31	0.59
1:B:87:ASN:ND2	1:B:91:ILE:HG23	2.17	0.59
1:D:185:HIS:CE1	1:D:187:ARG:NE	2.70	0.59
1:B:271:ARG:HG2	1:B:271:ARG:HH11	1.68	0.59
1:B:165:LEU:C	1:B:165:LEU:HD23	2.22	0.59
1:D:29:ASP:O	1:D:30:ARG:HG3	2.01	0.59
1:C:50:THR:HG21	1:C:58:ILE:HD12	1.83	0.59
1:B:15:PHE:O	1:B:19:VAL:HG23	2.03	0.59
1:B:321:LEU:HD23	1:B:321:LEU:N	2.17	0.59
1:D:103:LEU:HD21	1:D:315:LEU:HD21	1.84	0.59
1:D:33:VAL:HG21	1:D:326:ILE:CG2	2.32	0.59
1:A:342:ILE:HD11	1:C:23:VAL:HB	1.85	0.59
1:B:268:ARG:HH11	1:B:268:ARG:HG2	1.67	0.59

Continued on next page...

Continued from previous page...

Atom-1	Atom-2	Interatomic distance (Å)	Clash overlap (Å)
1:A:65:LYS:HB2	1:A:68:ASP:OD2	2.03	0.59
1:D:271:ARG:HH11	1:D:271:ARG:HG2	1.68	0.59
1:C:181:ASP:C	1:C:183:SER:H	2.06	0.59
1:C:91:ILE:HB	1:C:171:PHE:HD1	1.68	0.59
1:D:165:LEU:HD23	1:D:166:VAL:N	2.17	0.59
1:C:106:VAL:HG23	1:C:109:PHE:HB2	1.84	0.59
1:D:251:THR:HA	1:D:254:LEU:HB2	1.84	0.58
1:B:298:MET:HG3	1:B:299:PHE:CD1	2.38	0.58
1:A:33:VAL:HG21	1:A:280:LEU:HB2	1.85	0.58
1:B:42:VAL:HG11	1:B:167:ASN:HB2	1.85	0.58
1:D:329:ASN:ND2	1:D:331:SER:H	2.02	0.58
1:B:185:HIS:CE1	1:B:187:ARG:NE	2.71	0.58
1:D:50:THR:HG21	1:D:58:ILE:HD12	1.84	0.58
1:A:196:THR:O	1:A:197:VAL:HG13	2.03	0.58
1:C:201:MET:HA	1:C:276:PRO:HA	1.85	0.58
1:D:191:LYS:HZ2	1:D:378:GLU:HG3	1.69	0.58
1:B:312:GLN:HG2	1:B:313:GLU:H	1.68	0.58
1:C:33:VAL:HG21	1:C:280:LEU:HB2	1.85	0.58
1:C:87:ASN:ND2	1:C:91:ILE:HG23	2.18	0.58
1:D:268:ARG:HH11	1:D:268:ARG:HG2	1.68	0.58
1:D:29:ASP:C	1:D:30:ARG:HG3	2.23	0.58
1:D:165:LEU:HD23	1:D:165:LEU:C	2.23	0.58
1:C:52:GLY:O	1:C:55:GLN:HB3	2.04	0.58
1:C:271:ARG:HH11	1:C:271:ARG:HG2	1.68	0.58
1:C:42:VAL:HG11	1:C:167:ASN:HB2	1.85	0.57
1:D:45:MET:HA	1:D:117:PHE:CZ	2.39	0.57
1:A:50:THR:HG21	1:A:58:ILE:HD12	1.85	0.57
1:A:78:LEU:HD13	1:A:367:THR:HG21	1.86	0.57
1:A:267:THR:O	1:A:269:LEU:HG	2.05	0.57
1:A:298:MET:HG3	1:A:299:PHE:CD1	2.39	0.57
1:B:95:ASP:O	1:B:96:ALA:HB2	2.04	0.57
1:C:312:GLN:HG2	1:C:313:GLU:N	2.20	0.57
1:B:191:LYS:NZ	1:B:378:GLU:CD	2.57	0.57
1:B:181:ASP:C	1:B:183:SER:H	2.08	0.57
1:B:356:ARG:HH11	1:B:356:ARG:HG2	1.70	0.57
1:A:188:LEU:CD2	1:C:130:GLU:OE2	2.50	0.57
1:A:201:MET:HA	1:A:276:PRO:HA	1.85	0.57
1:A:42:VAL:HG11	1:A:167:ASN:HB2	1.85	0.57
1:A:35:SER:H	1:A:322:GLN:NE2	1.99	0.57
1:C:103:LEU:HD21	1:C:315:LEU:HD21	1.85	0.57
1:A:29:ASP:O	1:A:30:ARG:HG3	2.04	0.57

Continued on next page...

Continued from previous page...

Atom-1	Atom-2	Interatomic distance (Å)	Clash overlap (Å)
1:A:257:GLN:HG2	1:B:150:HIS:NE2	2.20	0.57
1:C:95:ASP:O	1:C:96:ALA:HB2	2.05	0.57
1:C:29:ASP:O	1:C:30:ARG:HG3	2.05	0.57
1:A:312:GLN:HG2	1:A:313:GLU:N	2.20	0.56
1:A:171:PHE:HD2	1:A:326:ILE:CD1	2.18	0.56
1:C:20:PHE:CD2	1:C:373:MET:SD	2.98	0.56
1:D:95:ASP:O	1:D:96:ALA:HB2	2.05	0.56
1:A:181:ASP:C	1:A:183:SER:H	2.08	0.56
1:D:312:GLN:HG2	1:D:313:GLU:N	2.20	0.56
1:C:29:ASP:C	1:C:30:ARG:HG3	2.26	0.56
1:D:15:PHE:O	1:D:19:VAL:HG23	2.05	0.56
1:C:70:GLY:O	1:C:73:PRO:HG2	2.05	0.56
1:D:196:THR:O	1:D:197:VAL:HG13	2.05	0.56
1:B:33:VAL:HG21	1:B:280:LEU:HB2	1.85	0.56
1:D:87:ASN:ND2	1:D:91:ILE:HG23	2.20	0.56
1:C:268:ARG:O	1:C:269:LEU:HD23	2.05	0.56
1:B:50:THR:HG21	1:B:58:ILE:HD12	1.86	0.56
1:A:356:ARG:HG2	1:A:356:ARG:HH11	1.71	0.56
1:C:356:ARG:HG2	1:C:356:ARG:HH11	1.71	0.56
1:A:346:ARG:HE	1:A:346:ARG:N	1.96	0.56
1:A:29:ASP:C	1:A:30:ARG:HG3	2.26	0.56
1:B:285:ASP:O	1:B:287:ARG:N	2.39	0.56
1:B:52:GLY:O	1:B:55:GLN:HB3	2.06	0.56
1:D:211:THR:CG2	1:D:266:MET:HG2	2.36	0.56
1:A:207:LYS:HA	1:A:269:LEU:O	2.05	0.56
1:B:29:ASP:C	1:B:30:ARG:HG3	2.25	0.56
1:C:191:LYS:NZ	1:C:378:GLU:CD	2.58	0.56
1:C:171:PHE:HD2	1:C:326:ILE:HD11	1.71	0.56
1:B:103:LEU:HD21	1:B:315:LEU:HD21	1.88	0.56
1:A:52:GLY:O	1:A:55:GLN:HB3	2.06	0.55
1:C:312:GLN:HG2	1:C:313:GLU:H	1.71	0.55
1:A:211:THR:CG2	1:A:266:MET:HG2	2.36	0.55
1:C:8:VAL:HG12	1:C:75:LEU:HD21	1.88	0.55
1:A:91:ILE:HB	1:A:171:PHE:HD1	1.71	0.55
1:A:87:ASN:ND2	1:A:91:ILE:HG23	2.21	0.55
1:D:52:GLY:O	1:D:55:GLN:HB3	2.06	0.55
1:A:15:PHE:O	1:A:19:VAL:HG23	2.06	0.55
1:C:321:LEU:N	1:C:321:LEU:HD23	2.21	0.55
1:A:103:LEU:HD21	1:A:315:LEU:HD21	1.87	0.55
1:C:211:THR:CG2	1:C:266:MET:HG2	2.36	0.55
1:A:45:MET:HA	1:A:117:PHE:CZ	2.42	0.55

Continued on next page...

Continued from previous page...

Atom-1	Atom-2	Interatomic distance (Å)	Clash overlap (Å)
1:D:271:ARG:NH1	1:D:350:GLU:HB2	2.21	0.55
1:A:321:LEU:N	1:A:321:LEU:HD23	2.22	0.55
1:C:78:LEU:HD13	1:C:367:THR:HG21	1.89	0.55
1:A:315:LEU:O	1:A:316:HIS:HB3	2.07	0.55
1:A:312:GLN:HG2	1:A:313:GLU:H	1.72	0.55
1:C:15:PHE:O	1:C:19:VAL:HG23	2.07	0.55
1:D:268:ARG:O	1:D:269:LEU:HD23	2.07	0.54
1:C:45:MET:HA	1:C:117:PHE:CZ	2.42	0.54
1:D:356:ARG:HG2	1:D:356:ARG:HH11	1.72	0.54
1:C:220:TYR:OH	1:D:30:ARG:HD3	2.07	0.54
1:A:220:TYR:N	1:A:220:TYR:CD1	2.75	0.54
1:B:58:ILE:HD11	1:B:298:MET:CE	2.36	0.54
1:D:312:GLN:HG2	1:D:313:GLU:H	1.72	0.54
1:B:35:SER:H	1:B:322:GLN:NE2	1.99	0.54
1:A:181:ASP:OD1	1:A:330:GLU:HG2	2.08	0.54
1:D:291:GLU:HG2	1:D:296:THR:HG22	1.89	0.54
1:D:191:LYS:NZ	1:D:378:GLU:CD	2.61	0.54
1:D:285:ASP:O	1:D:287:ARG:N	2.41	0.54
1:C:346:ARG:HE	1:C:346:ARG:N	1.99	0.54
1:B:246:PRO:C	1:B:248:SER:N	2.62	0.54
1:A:137:ASN:HD21	1:A:154:THR:CG2	2.20	0.54
1:D:191:LYS:HZ2	1:D:378:GLU:CG	2.21	0.54
1:C:257:GLN:HG2	1:D:150:HIS:CG	2.44	0.53
1:D:103:LEU:CD2	1:D:315:LEU:HD21	2.39	0.53
1:C:137:ASN:HD21	1:C:154:THR:CG2	2.20	0.53
1:D:137:ASN:HD21	1:D:154:THR:CG2	2.21	0.53
1:B:29:ASP:O	1:B:30:ARG:HG3	2.07	0.53
1:A:58:ILE:HD11	1:A:298:MET:CE	2.37	0.53
1:C:171:PHE:HD2	1:C:326:ILE:CD1	2.22	0.53
1:A:220:TYR:OH	1:B:30:ARG:HD3	2.08	0.53
1:B:78:LEU:HD13	1:B:367:THR:HG21	1.91	0.53
1:B:329:ASN:ND2	1:B:331:SER:H	2.06	0.53
1:D:171:PHE:HD2	1:D:326:ILE:HD11	1.74	0.53
1:B:222:ASP:O	1:B:238:ALA:HA	2.09	0.53
1:C:103:LEU:CD2	1:C:315:LEU:HD21	2.39	0.53
1:B:268:ARG:O	1:B:269:LEU:HD23	2.09	0.53
1:B:47:GLN:O	1:B:50:THR:HG22	2.09	0.53
1:C:147:MET:O	1:C:325:LYS:HE3	2.09	0.53
1:B:175:TRP:HD1	1:B:330:GLU:O	1.92	0.53
1:D:171:PHE:HD2	1:D:326:ILE:CD1	2.22	0.53
1:D:319:LEU:CD1	1:D:321:LEU:HD22	2.39	0.53

Continued on next page...

Continued from previous page...

Atom-1	Atom-2	Interatomic distance (Å)	Clash overlap (Å)
1:C:71:MET:HA	1:C:71:MET:HE2	1.91	0.53
1:C:210:TYR:CG	1:C:211:THR:N	2.78	0.52
1:C:215:THR:O	1:C:217:ASP:N	2.42	0.52
1:C:220:TYR:CD1	1:C:220:TYR:N	2.76	0.52
1:A:20:PHE:CD2	1:A:373:MET:SD	3.02	0.52
1:B:74:ALA:O	1:B:77:HIS:HB3	2.09	0.52
1:A:106:VAL:CG2	1:A:109:PHE:HB2	2.40	0.52
1:D:78:LEU:O	1:D:82:LEU:HG	2.09	0.52
1:D:101:ARG:CB	1:D:101:ARG:HH11	2.23	0.52
1:A:47:GLN:O	1:A:50:THR:HG22	2.10	0.52
1:A:38:GLY:HA3	1:A:167:ASN:ND2	2.21	0.52
1:B:171:PHE:HD2	1:B:326:ILE:HD11	1.75	0.52
1:A:210:TYR:CG	1:A:211:THR:N	2.78	0.52
1:C:58:ILE:HD11	1:C:298:MET:CE	2.39	0.52
1:B:21:GLN:O	1:B:25:GLN:HG3	2.09	0.52
1:A:147:MET:O	1:A:325:LYS:HE3	2.10	0.52
1:C:74:ALA:O	1:C:77:HIS:HB3	2.10	0.52
1:B:38:GLY:HA3	1:B:167:ASN:ND2	2.19	0.52
1:A:215:THR:O	1:A:217:ASP:N	2.42	0.52
1:D:106:VAL:CG2	1:D:109:PHE:HB2	2.39	0.52
1:C:28:LYS:O	1:C:30:ARG:HG3	2.10	0.52
1:D:215:THR:O	1:D:217:ASP:N	2.42	0.52
1:D:210:TYR:CG	1:D:211:THR:N	2.76	0.52
1:A:165:LEU:C	1:A:165:LEU:HD23	2.29	0.52
1:A:165:LEU:HD23	1:A:166:VAL:N	2.24	0.52
1:A:106:VAL:HG21	1:A:308:SER:O	2.09	0.52
1:C:106:VAL:CG2	1:C:109:PHE:HB2	2.40	0.52
1:B:291:GLU:HG2	1:B:296:THR:HG22	1.91	0.52
1:C:167:ASN:O	1:C:322:GLN:HA	2.10	0.52
1:A:188:LEU:CD1	1:C:130:GLU:OE2	2.56	0.52
1:B:103:LEU:CD2	1:B:315:LEU:HD21	2.40	0.52
1:B:251:THR:HA	1:B:254:LEU:HD22	1.90	0.52
1:D:74:ALA:O	1:D:77:HIS:HB3	2.10	0.52
1:B:152:LEU:HD12	1:B:152:LEU:N	2.25	0.52
1:D:38:GLY:HA3	1:D:167:ASN:ND2	2.20	0.52
1:B:215:THR:O	1:B:217:ASP:N	2.40	0.52
1:D:126:PHE:O	1:D:159:GLN:HA	2.10	0.52
1:A:257:GLN:HG2	1:B:150:HIS:CG	2.45	0.52
1:D:42:VAL:HG23	1:D:43:LEU:N	2.25	0.52
1:C:315:LEU:O	1:C:316:HIS:HB3	2.10	0.52
1:C:181:ASP:OD1	1:C:330:GLU:HG2	2.10	0.52

Continued on next page...

Continued from previous page...

Atom-1	Atom-2	Interatomic distance (Å)	Clash overlap (Å)
1:D:59:GLN:CD	1:D:65:LYS:HG2	2.31	0.52
1:D:222:ASP:O	1:D:238:ALA:HA	2.09	0.52
1:B:101:ARG:CB	1:B:101:ARG:HH11	2.23	0.51
1:D:58:ILE:HD11	1:D:298:MET:CE	2.39	0.51
1:B:106:VAL:CG2	1:B:109:PHE:HB2	2.40	0.51
1:C:278:PHE:CZ	1:C:328:VAL:HG21	2.45	0.51
1:D:78:LEU:HD13	1:D:367:THR:HG21	1.92	0.51
1:C:257:GLN:HG2	1:D:150:HIS:NE2	2.25	0.51
1:A:251:THR:HA	1:A:254:LEU:HD22	1.92	0.51
1:B:112:HIS:O	1:B:115:ARG:HB3	2.10	0.51
1:A:8:VAL:HG12	1:A:75:LEU:HD21	1.93	0.51
1:A:103:LEU:CD2	1:A:315:LEU:HD21	2.41	0.51
1:C:251:THR:HA	1:C:254:LEU:HD22	1.92	0.51
1:D:147:MET:O	1:D:325:LYS:HE3	2.10	0.51
1:D:105:LEU:HD23	1:D:310:SER:HB2	1.93	0.51
1:B:171:PHE:HD2	1:B:326:ILE:CD1	2.23	0.51
1:D:29:ASP:HA	1:D:377:MET:HE3	1.93	0.51
1:C:216:PRO:O	1:D:285:ASP:CB	2.58	0.51
1:B:215:THR:C	1:B:217:ASP:H	2.13	0.51
1:D:28:LYS:O	1:D:30:ARG:HG3	2.11	0.51
1:C:101:ARG:CB	1:C:101:ARG:NH1	2.74	0.51
1:B:191:LYS:HZ2	1:B:378:GLU:HG3	1.76	0.51
1:D:246:PRO:C	1:D:248:SER:N	2.61	0.51
1:C:165:LEU:HD23	1:C:166:VAL:N	2.26	0.50
1:C:47:GLN:O	1:C:50:THR:HG22	2.11	0.50
1:A:28:LYS:O	1:A:30:ARG:HG3	2.11	0.50
1:A:191:LYS:HZ2	1:A:378:GLU:CG	2.23	0.50
1:B:211:THR:CG2	1:B:266:MET:HG2	2.42	0.50
1:B:300:ARG:HH11	1:B:300:ARG:CA	2.24	0.50
1:C:310:SER:C	1:C:312:GLN:H	2.14	0.50
1:D:101:ARG:CB	1:D:101:ARG:NH1	2.74	0.50
1:B:204:GLN:HG3	1:B:208:PHE:CZ	2.34	0.50
1:B:105:LEU:HD23	1:B:310:SER:HB2	1.93	0.50
1:D:140:VAL:HG12	1:D:148:ILE:O	2.11	0.50
1:A:310:SER:C	1:A:312:GLN:H	2.15	0.50
1:C:300:ARG:HH11	1:C:300:ARG:CA	2.25	0.50
1:C:222:ASP:O	1:C:238:ALA:HA	2.11	0.50
1:D:152:LEU:HD12	1:D:152:LEU:N	2.27	0.50
1:D:215:THR:C	1:D:217:ASP:H	2.14	0.50
1:B:210:TYR:CG	1:B:211:THR:N	2.78	0.50
1:B:319:LEU:CD1	1:B:321:LEU:HD22	2.42	0.50

Continued on next page...

Continued from previous page...

Atom-1	Atom-2	Interatomic distance (Å)	Clash overlap (Å)
1:A:59:GLN:CD	1:A:65:LYS:HG2	2.31	0.50
1:B:191:LYS:HZ2	1:B:378:GLU:CG	2.25	0.50
1:D:181:ASP:O	1:D:183:SER:N	2.45	0.50
1:D:47:GLN:O	1:D:50:THR:HG22	2.12	0.50
1:D:310:SER:C	1:D:312:GLN:H	2.14	0.50
1:B:310:SER:C	1:B:312:GLN:H	2.15	0.50
1:A:300:ARG:HH11	1:A:300:ARG:CA	2.25	0.50
1:C:271:ARG:HH11	1:C:350:GLU:HB2	1.77	0.50
1:A:300:ARG:HH11	1:A:300:ARG:CB	2.24	0.50
1:C:38:GLY:HA3	1:C:167:ASN:ND2	2.22	0.49
1:C:215:THR:C	1:C:217:ASP:H	2.14	0.49
1:C:33:VAL:HG11	1:C:326:ILE:HB	1.94	0.49
1:A:215:THR:C	1:A:217:ASP:H	2.14	0.49
1:B:29:ASP:HA	1:B:377:MET:HE2	1.94	0.49
1:B:278:PHE:CZ	1:B:328:VAL:HG21	2.46	0.49
1:B:126:PHE:O	1:B:159:GLN:HA	2.12	0.49
1:A:222:ASP:O	1:A:238:ALA:HA	2.12	0.49
1:B:28:LYS:O	1:B:30:ARG:HG3	2.12	0.49
1:A:100:GLN:OE1	1:A:125:ASP:HA	2.12	0.49
1:A:105:LEU:HD23	1:A:310:SER:HB2	1.94	0.49
1:C:101:ARG:HH11	1:C:101:ARG:CB	2.24	0.49
1:C:277:LYS:HD2	1:C:330:GLU:OE2	2.13	0.49
1:D:251:THR:HA	1:D:254:LEU:HD22	1.93	0.49
1:A:86:TRP:O	1:A:88:LYS:HB2	2.12	0.49
1:A:270:PRO:O	1:A:271:ARG:HG2	2.11	0.49
1:B:363:ARG:HH11	1:B:365:ASN:ND2	2.10	0.49
1:A:152:LEU:N	1:A:152:LEU:HD12	2.26	0.49
1:C:349:PRO:HG2	1:C:350:GLU:H	1.78	0.49
1:D:300:ARG:CA	1:D:300:ARG:HH11	2.25	0.49
1:B:300:ARG:HH11	1:B:300:ARG:CB	2.26	0.49
1:C:300:ARG:HH11	1:C:300:ARG:CB	2.25	0.49
1:D:201:MET:HG2	1:D:276:PRO:HB3	1.94	0.49
1:D:154:THR:O	1:D:157:VAL:HG22	2.13	0.49
1:A:349:PRO:HG2	1:A:350:GLU:H	1.78	0.49
1:A:167:ASN:O	1:A:322:GLN:HA	2.13	0.49
1:C:181:ASP:O	1:C:183:SER:N	2.46	0.49
1:D:72:ALA:N	1:D:73:PRO:HD2	2.28	0.49
1:C:140:VAL:HG12	1:C:148:ILE:O	2.13	0.49
1:A:291:GLU:HG2	1:A:296:THR:HG22	1.94	0.49
1:A:112:HIS:O	1:A:115:ARG:HB3	2.12	0.49
1:A:101:ARG:CB	1:A:101:ARG:NH1	2.76	0.49

Continued on next page...

Continued from previous page...

Atom-1	Atom-2	Interatomic distance (Å)	Clash overlap (Å)
1:D:300:ARG:CB	1:D:300:ARG:HH11	2.26	0.49
1:A:74:ALA:O	1:A:77:HIS:HB3	2.13	0.49
1:B:147:MET:O	1:B:325:LYS:HE3	2.12	0.49
1:B:271:ARG:HH11	1:B:350:GLU:HB2	1.77	0.49
1:D:106:VAL:HG21	1:D:308:SER:O	2.13	0.49
1:D:112:HIS:O	1:D:115:ARG:HB3	2.13	0.49
1:A:277:LYS:HD2	1:A:330:GLU:OE2	2.13	0.48
1:A:71:MET:HE2	1:A:71:MET:HA	1.95	0.48
1:B:201:MET:HG2	1:B:276:PRO:HB3	1.95	0.48
1:A:330:GLU:H	1:A:330:GLU:CD	2.16	0.48
1:B:101:ARG:CB	1:B:101:ARG:NH1	2.76	0.48
1:D:270:PRO:HB2	1:D:349:PRO:HG2	1.94	0.48
1:C:246:PRO:C	1:C:248:SER:N	2.65	0.48
1:C:364:HIS:CD2	1:C:366:PRO:HD2	2.48	0.48
1:B:128:GLU:HB3	1:B:131:ARG:HB3	1.95	0.48
1:D:204:GLN:HG3	1:D:208:PHE:CZ	2.36	0.48
1:C:106:VAL:HG21	1:C:308:SER:O	2.13	0.48
1:C:112:HIS:O	1:C:115:ARG:HB3	2.13	0.48
1:B:140:VAL:HG12	1:B:148:ILE:O	2.13	0.48
1:D:305:ASP:OD1	1:D:307:THR:HG23	2.13	0.48
1:C:126:PHE:O	1:C:159:GLN:HA	2.12	0.48
1:B:42:VAL:HG23	1:B:43:LEU:N	2.28	0.48
1:C:104:LYS:HE2	1:C:312:GLN:HB2	1.95	0.48
1:B:72:ALA:N	1:B:73:PRO:HD2	2.29	0.48
1:D:290:LEU:HD22	1:D:295:MET:CE	2.43	0.48
1:A:246:PRO:C	1:A:248:SER:N	2.65	0.48
1:A:93:THR:HA	1:A:169:LEU:HD23	1.96	0.48
1:B:93:THR:CB	1:B:169:LEU:HD22	2.44	0.48
1:C:330:GLU:CD	1:C:330:GLU:H	2.17	0.48
1:D:104:LYS:HE2	1:D:312:GLN:HB2	1.95	0.48
1:B:59:GLN:CD	1:B:65:LYS:HG2	2.34	0.48
1:B:312:GLN:CG	1:B:313:GLU:H	2.24	0.48
1:A:104:LYS:HE2	1:A:312:GLN:HB2	1.95	0.48
1:A:86:TRP:CD2	1:A:232:THR:HG21	2.49	0.48
1:C:165:LEU:C	1:C:165:LEU:HD23	2.33	0.48
1:C:93:THR:CB	1:C:169:LEU:HD22	2.44	0.48
1:A:332:GLY:O	1:A:333:THR:OG1	2.27	0.48
1:C:312:GLN:CG	1:C:313:GLU:H	2.27	0.48
1:A:78:LEU:O	1:A:82:LEU:HG	2.14	0.48
1:D:128:GLU:HB3	1:D:131:ARG:HB3	1.96	0.48
1:D:247:LEU:HD21	1:D:358:PHE:O	2.14	0.47

Continued on next page...

Continued from previous page...

Atom-1	Atom-2	Interatomic distance (Å)	Clash overlap (Å)
1:A:89:ASP:OD2	1:A:145:LYS:NZ	2.46	0.47
1:C:93:THR:HA	1:C:169:LEU:HD23	1.96	0.47
1:B:154:THR:O	1:B:157:VAL:HG22	2.15	0.47
1:B:137:ASN:HD21	1:B:154:THR:CG2	2.20	0.47
1:C:100:GLN:OE1	1:C:125:ASP:HA	2.14	0.47
1:D:315:LEU:O	1:D:316:HIS:HB3	2.14	0.47
1:B:104:LYS:HE2	1:B:312:GLN:HB2	1.96	0.47
1:D:8:VAL:CG1	1:D:75:LEU:HD21	2.44	0.47
1:C:300:ARG:HB3	1:C:303:GLN:HB2	1.97	0.47
1:C:285:ASP:O	1:C:287:ARG:N	2.47	0.47
1:C:259:ILE:HG21	1:C:363:ARG:HD2	1.95	0.47
1:B:364:HIS:CD2	1:B:366:PRO:HD2	2.49	0.47
1:C:152:LEU:N	1:C:152:LEU:HD12	2.29	0.47
1:C:42:VAL:HG23	1:C:43:LEU:N	2.29	0.47
1:A:346:ARG:H	1:A:346:ARG:NE	1.96	0.47
1:C:291:GLU:HG2	1:C:296:THR:HG22	1.95	0.47
1:A:174:GLN:HA	1:A:332:GLY:CA	2.44	0.47
1:D:93:THR:CB	1:D:169:LEU:HD22	2.45	0.47
1:A:312:GLN:CG	1:A:313:GLU:H	2.27	0.47
1:C:21:GLN:O	1:C:25:GLN:HG3	2.13	0.47
1:B:78:LEU:O	1:B:82:LEU:HG	2.14	0.47
1:A:290:LEU:HD22	1:A:295:MET:CE	2.45	0.47
1:A:174:GLN:HA	1:A:332:GLY:HA3	1.96	0.47
1:C:211:THR:CG2	1:C:223:ILE:HB	2.45	0.47
1:B:86:TRP:O	1:B:88:LYS:HB2	2.15	0.47
1:D:86:TRP:CD2	1:D:232:THR:HG21	2.50	0.47
1:B:106:VAL:HG21	1:B:308:SER:O	2.15	0.47
1:C:319:LEU:CD1	1:C:321:LEU:HD22	2.44	0.47
1:A:126:PHE:O	1:A:159:GLN:HA	2.14	0.47
1:C:86:TRP:CD2	1:C:232:THR:HG21	2.49	0.47
1:D:29:ASP:HA	1:D:377:MET:CE	2.45	0.47
1:A:178:PRO:HB3	1:A:331:SER:HB3	1.96	0.47
1:C:89:ASP:OD2	1:C:145:LYS:NZ	2.46	0.47
1:C:131:ARG:O	1:C:134:PHE:HB3	2.15	0.47
1:A:93:THR:CB	1:A:169:LEU:HD22	2.45	0.47
1:D:86:TRP:O	1:D:88:LYS:HB2	2.15	0.47
1:A:33:VAL:HG11	1:A:326:ILE:HB	1.97	0.47
1:B:29:ASP:HA	1:B:377:MET:CE	2.45	0.47
1:D:42:VAL:CG1	1:D:167:ASN:HB2	2.45	0.46
1:C:105:LEU:HD23	1:C:310:SER:HB2	1.97	0.46
1:C:153:GLY:HA3	1:C:321:LEU:HD11	1.98	0.46

Continued on next page...

Continued from previous page...

Atom-1	Atom-2	Interatomic distance (Å)	Clash overlap (Å)
1:A:140:VAL:HG12	1:A:148:ILE:O	2.15	0.46
1:C:211:THR:HG23	1:C:223:ILE:HB	1.96	0.46
1:C:29:ASP:HA	1:C:377:MET:HE2	1.97	0.46
1:A:216:PRO:O	1:B:285:ASP:CB	2.63	0.46
1:D:246:PRO:C	1:D:248:SER:H	2.18	0.46
1:D:181:ASP:C	1:D:183:SER:N	2.69	0.46
1:B:211:THR:CG2	1:B:223:ILE:HB	2.45	0.46
1:A:359:LEU:HD12	1:A:374:GLY:O	2.15	0.46
1:A:72:ALA:N	1:A:73:PRO:HD2	2.30	0.46
1:A:319:LEU:CD1	1:A:321:LEU:HD22	2.44	0.46
1:A:101:ARG:CB	1:A:101:ARG:HH11	2.27	0.46
1:C:154:THR:O	1:C:157:VAL:HG22	2.15	0.46
1:C:204:GLN:HG3	1:C:208:PHE:CZ	2.34	0.46
1:D:221:TYR:CE2	1:D:250:LEU:HB2	2.51	0.46
1:C:191:LYS:HZ2	1:C:378:GLU:CG	2.27	0.46
1:C:72:ALA:N	1:C:73:PRO:HD2	2.31	0.46
1:A:364:HIS:CD2	1:A:366:PRO:HD2	2.50	0.46
1:B:93:THR:HA	1:B:169:LEU:HD23	1.96	0.46
1:B:88:LYS:HB3	1:B:90:GLU:OE2	2.16	0.46
1:A:191:LYS:HZ2	1:A:378:GLU:HG3	1.79	0.46
1:C:268:ARG:NH1	1:C:268:ARG:HG2	2.29	0.46
1:A:199:VAL:HG21	1:A:379:PRO:HG2	1.96	0.46
1:A:285:ASP:O	1:A:287:ARG:N	2.49	0.46
1:B:167:ASN:O	1:B:322:GLN:HA	2.16	0.46
1:B:221:TYR:CE2	1:B:250:LEU:HB2	2.51	0.46
1:D:278:PHE:CZ	1:D:328:VAL:HG21	2.50	0.46
1:B:100:GLN:OE1	1:B:125:ASP:HA	2.15	0.46
1:C:359:LEU:HD12	1:C:374:GLY:O	2.15	0.46
1:C:259:ILE:HD13	1:C:361:VAL:HG11	1.97	0.46
1:D:233:LEU:HD23	1:D:364:HIS:HA	1.97	0.46
1:C:59:GLN:CD	1:C:65:LYS:HG2	2.36	0.45
1:A:29:ASP:HA	1:A:377:MET:HE2	1.98	0.45
1:C:86:TRP:O	1:C:88:LYS:HB2	2.16	0.45
1:D:88:LYS:HB3	1:D:90:GLU:OE2	2.17	0.45
1:C:29:ASP:HA	1:C:377:MET:CE	2.46	0.45
1:C:78:LEU:O	1:C:82:LEU:HG	2.16	0.45
1:A:147:MET:HB3	1:A:147:MET:HE2	1.86	0.45
1:C:342:ILE:HG22	1:C:343:VAL:H	1.80	0.45
1:B:315:LEU:O	1:B:316:HIS:HB3	2.16	0.45
1:D:100:GLN:OE1	1:D:125:ASP:HA	2.15	0.45
1:B:187:ARG:CD	1:B:274:VAL:HG11	2.46	0.45

Continued on next page...

Continued from previous page...

Atom-1	Atom-2	Interatomic distance (Å)	Clash overlap (Å)
1:B:153:GLY:HA3	1:B:321:LEU:HD11	1.99	0.45
1:B:246:PRO:C	1:B:248:SER:H	2.19	0.45
1:B:253:ILE:C	1:B:253:ILE:HD12	2.37	0.45
1:D:167:ASN:O	1:D:322:GLN:HA	2.16	0.45
1:B:270:PRO:O	1:B:271:ARG:HG2	2.15	0.45
1:A:268:ARG:NH1	1:A:268:ARG:HG2	2.30	0.45
1:B:290:LEU:HD22	1:B:295:MET:CE	2.46	0.45
1:B:305:ASP:OD1	1:B:307:THR:HG23	2.16	0.45
1:C:346:ARG:H	1:C:346:ARG:NE	1.99	0.45
1:A:251:THR:HG23	1:A:359:LEU:CD2	2.47	0.45
1:C:128:GLU:HB3	1:C:131:ARG:HB3	1.97	0.45
1:C:342:ILE:O	1:C:343:VAL:HG23	2.16	0.45
1:D:7:TYR:CG	1:D:7:TYR:O	2.70	0.45
1:A:278:PHE:CZ	1:A:328:VAL:HG21	2.51	0.45
1:A:271:ARG:HH11	1:A:350:GLU:HB2	1.81	0.45
1:C:140:VAL:HG21	1:C:151:LEU:HD11	1.99	0.45
1:C:290:LEU:HD22	1:C:295:MET:CE	2.47	0.45
1:A:332:GLY:O	1:A:333:THR:CG2	2.65	0.45
1:C:262:TRP:C	1:C:264:GLY:N	2.70	0.45
1:C:251:THR:HG23	1:C:359:LEU:CD2	2.47	0.45
1:D:187:ARG:CD	1:D:274:VAL:HG11	2.47	0.45
1:D:319:LEU:HD11	1:D:321:LEU:HD22	1.99	0.45
1:C:199:VAL:HG21	1:C:379:PRO:HG2	1.98	0.45
1:A:187:ARG:CD	1:A:274:VAL:HG11	2.47	0.45
1:A:363:ARG:HH11	1:A:365:ASN:ND2	2.15	0.45
1:A:181:ASP:O	1:A:183:SER:N	2.50	0.45
1:A:251:THR:CG2	1:A:359:LEU:HD21	2.47	0.45
1:D:300:ARG:HB2	1:D:300:ARG:HH11	1.82	0.45
1:B:8:VAL:CG1	1:B:75:LEU:HD21	2.46	0.45
1:B:285:ASP:C	1:B:287:ARG:H	2.20	0.45
1:C:363:ARG:HH11	1:C:365:ASN:ND2	2.15	0.45
1:C:7:TYR:OH	1:C:11:LEU:HD11	2.15	0.44
1:C:174:GLN:HA	1:C:332:GLY:CA	2.46	0.44
1:C:187:ARG:CD	1:C:274:VAL:HG11	2.48	0.44
1:D:153:GLY:HA3	1:D:321:LEU:HD11	1.99	0.44
1:C:181:ASP:C	1:C:183:SER:N	2.70	0.44
1:D:274:VAL:HG21	1:D:353:ILE:HD12	1.99	0.44
1:A:128:GLU:HB3	1:A:131:ARG:HB3	1.98	0.44
1:C:251:THR:CG2	1:C:359:LEU:HD21	2.48	0.44
1:D:33:VAL:HG11	1:D:326:ILE:HB	1.99	0.44
1:A:211:THR:CG2	1:A:223:ILE:HB	2.47	0.44

Continued on next page...

Continued from previous page...

Atom-1	Atom-2	Interatomic distance (Å)	Clash overlap (Å)
1:A:270:PRO:O	1:A:271:ARG:CG	2.65	0.44
1:B:319:LEU:HD11	1:B:321:LEU:HD22	2.00	0.44
1:A:98:PHE:HA	1:A:122:LYS:O	2.17	0.44
1:B:184:THR:HA	1:B:202:MET:HA	2.00	0.44
1:D:20:PHE:CD2	1:D:373:MET:SD	3.10	0.44
1:A:188:LEU:HD11	1:A:196:THR:CB	2.40	0.44
1:A:101:ARG:CG	1:A:102:ASP:N	2.75	0.44
1:D:312:GLN:CG	1:D:313:GLU:H	2.28	0.44
1:B:148:ILE:HD11	1:B:169:LEU:O	2.17	0.44
1:D:33:VAL:CG2	1:D:280:LEU:HB2	2.46	0.44
1:B:300:ARG:HH11	1:B:300:ARG:HB2	1.83	0.44
1:D:30:ARG:N	1:D:377:MET:HG3	2.32	0.44
1:B:45:MET:HA	1:B:117:PHE:CE2	2.52	0.44
1:A:29:ASP:HA	1:A:377:MET:CE	2.47	0.44
1:D:364:HIS:CD2	1:D:366:PRO:HD2	2.52	0.44
1:D:98:PHE:HA	1:D:122:LYS:O	2.18	0.44
1:A:34:PHE:CD1	1:A:35:SER:N	2.86	0.44
1:C:332:GLY:O	1:C:333:THR:CG2	2.66	0.44
1:A:88:LYS:HB3	1:A:90:GLU:OE2	2.17	0.44
1:B:42:VAL:CG1	1:B:167:ASN:HB2	2.48	0.44
1:A:154:THR:HA	1:A:157:VAL:HG13	1.99	0.44
1:A:262:TRP:C	1:A:264:GLY:N	2.71	0.44
1:A:342:ILE:O	1:A:343:VAL:HG23	2.17	0.44
1:A:153:GLY:HA3	1:A:321:LEU:HD11	2.00	0.44
1:D:285:ASP:C	1:D:287:ARG:H	2.21	0.44
1:A:21:GLN:O	1:A:25:GLN:HG3	2.17	0.44
1:D:21:GLN:O	1:D:25:GLN:HG3	2.18	0.44
1:C:246:PRO:C	1:C:248:SER:H	2.21	0.44
1:C:258:LEU:O	1:C:261:HIS:HB3	2.18	0.44
1:C:332:GLY:O	1:C:333:THR:OG1	2.31	0.44
1:A:154:THR:O	1:A:157:VAL:HG22	2.18	0.44
1:D:211:THR:CG2	1:D:223:ILE:HB	2.48	0.44
1:D:300:ARG:HB3	1:D:303:GLN:HB2	1.99	0.44
1:A:300:ARG:HB3	1:A:303:GLN:HB2	2.00	0.44
1:C:370:VAL:HG11	1:C:373:MET:HE3	2.00	0.44
1:A:140:VAL:HG21	1:A:151:LEU:HD11	2.00	0.43
1:C:154:THR:C	1:C:156:ALA:N	2.72	0.43
1:B:181:ASP:O	1:B:183:SER:N	2.51	0.43
1:D:298:MET:SD	1:D:299:PHE:CE1	3.11	0.43
1:B:300:ARG:HB3	1:B:303:GLN:HB2	2.00	0.43
1:C:342:ILE:HG22	1:C:343:VAL:N	2.33	0.43

Continued on next page...

Continued from previous page...

Atom-1	Atom-2	Interatomic distance (Å)	Clash overlap (Å)
1:D:86:TRP:O	1:D:87:ASN:C	2.57	0.43
1:A:300:ARG:HH11	1:A:300:ARG:HB2	1.80	0.43
1:A:110:MET:N	1:A:111:PRO:HD2	2.33	0.43
1:C:188:LEU:HD11	1:C:196:THR:CB	2.41	0.43
1:B:86:TRP:CD2	1:B:232:THR:HG21	2.53	0.43
1:D:359:LEU:HD12	1:D:374:GLY:O	2.19	0.43
1:C:270:PRO:O	1:C:271:ARG:HG2	2.17	0.43
1:B:188:LEU:HD11	1:B:196:THR:CB	2.44	0.43
1:B:178:PRO:HB3	1:B:331:SER:CB	2.42	0.43
1:A:86:TRP:CD2	1:A:87:ASN:N	2.87	0.43
1:B:268:ARG:NH1	1:B:268:ARG:HG2	2.33	0.43
1:D:270:PRO:O	1:D:271:ARG:HG2	2.17	0.43
1:A:246:PRO:C	1:A:248:SER:H	2.22	0.43
1:B:20:PHE:CD2	1:B:373:MET:SD	3.11	0.43
1:D:93:THR:HA	1:D:169:LEU:HD23	1.97	0.43
1:C:154:THR:HA	1:C:157:VAL:HG13	2.00	0.43
1:A:154:THR:C	1:A:156:ALA:N	2.72	0.43
1:B:175:TRP:CD1	1:B:331:SER:HA	2.54	0.43
1:B:86:TRP:O	1:B:87:ASN:C	2.57	0.43
1:B:300:ARG:CB	1:B:300:ARG:NH1	2.81	0.43
1:D:268:ARG:HG2	1:D:268:ARG:NH1	2.32	0.43
1:D:131:ARG:O	1:D:134:PHE:HB3	2.17	0.43
1:A:131:ARG:O	1:A:134:PHE:HB3	2.19	0.43
1:D:184:THR:HA	1:D:202:MET:HA	2.01	0.43
1:D:110:MET:N	1:D:111:PRO:HD2	2.33	0.43
1:C:32:VAL:HG23	1:C:282:THR:HG21	2.00	0.43
1:C:253:ILE:C	1:C:253:ILE:HD12	2.39	0.43
1:A:35:SER:CB	1:A:169:LEU:HD12	2.49	0.43
1:D:211:THR:HB	1:D:266:MET:HG2	2.01	0.43
1:B:262:TRP:C	1:B:264:GLY:N	2.71	0.43
1:D:321:LEU:N	1:D:321:LEU:CD2	2.79	0.43
1:A:342:ILE:HG22	1:A:343:VAL:H	1.82	0.43
1:D:271:ARG:HH11	1:D:350:GLU:HB2	1.81	0.43
1:D:290:LEU:HD22	1:D:295:MET:HE3	2.01	0.43
1:B:33:VAL:HG11	1:B:326:ILE:HB	1.99	0.43
1:A:86:TRP:O	1:A:87:ASN:C	2.56	0.43
1:C:191:LYS:HZ2	1:C:378:GLU:HG3	1.83	0.43
1:A:211:THR:HG23	1:A:223:ILE:HB	1.99	0.43
1:D:300:ARG:NH1	1:D:300:ARG:CB	2.82	0.43
1:C:206:ASN:OD1	1:C:207:LYS:N	2.52	0.43
1:C:17:VAL:O	1:C:21:GLN:HG3	2.19	0.43

Continued on next page...

Continued from previous page...

Atom-1	Atom-2	Interatomic distance (Å)	Clash overlap (Å)
1:C:98:PHE:HA	1:C:122:LYS:O	2.19	0.43
1:C:101:ARG:CG	1:C:102:ASP:N	2.75	0.43
1:D:178:PRO:HB3	1:D:331:SER:CB	2.43	0.43
1:B:181:ASP:C	1:B:183:SER:N	2.72	0.43
1:C:174:GLN:HA	1:C:332:GLY:HA3	2.01	0.43
1:A:332:GLY:O	1:A:333:THR:CB	2.66	0.43
1:D:154:THR:HA	1:D:157:VAL:HG13	1.99	0.43
1:C:182:SER:O	1:C:343:VAL:HG22	2.19	0.43
1:A:259:ILE:HD13	1:A:361:VAL:HG11	2.00	0.43
1:A:148:ILE:HD11	1:A:169:LEU:O	2.19	0.43
1:C:221:TYR:CE2	1:C:250:LEU:HB2	2.54	0.43
1:D:30:ARG:H	1:D:377:MET:HG3	1.84	0.43
1:C:247:LEU:HD21	1:C:358:PHE:O	2.18	0.43
1:D:71:MET:HE2	1:D:71:MET:HA	2.00	0.43
1:C:35:SER:CB	1:C:169:LEU:HD12	2.49	0.42
1:D:140:VAL:HG21	1:D:151:LEU:HD11	2.01	0.42
1:A:201:MET:HG2	1:A:276:PRO:HB3	1.99	0.42
1:C:178:PRO:HB3	1:C:331:SER:HB3	2.00	0.42
1:B:259:ILE:HD13	1:B:361:VAL:HG11	2.00	0.42
1:C:34:PHE:CD1	1:C:35:SER:N	2.87	0.42
1:B:175:TRP:CD1	1:B:330:GLU:O	2.72	0.42
1:A:290:LEU:HB3	1:A:295:MET:HE3	2.01	0.42
1:D:98:PHE:N	1:D:98:PHE:CD1	2.87	0.42
1:C:42:VAL:CG1	1:C:167:ASN:HB2	2.49	0.42
1:D:174:GLN:HG2	1:D:332:GLY:HA3	2.01	0.42
1:A:206:ASN:OD1	1:A:207:LYS:N	2.52	0.42
1:A:233:LEU:HD23	1:A:364:HIS:HA	2.01	0.42
1:B:203:ALA:HA	1:B:273:LEU:O	2.19	0.42
1:B:93:THR:CA	1:B:169:LEU:HD22	2.47	0.42
1:B:331:SER:O	1:B:332:GLY:C	2.58	0.42
1:C:86:TRP:CD2	1:C:87:ASN:N	2.88	0.42
1:D:86:TRP:CD2	1:D:87:ASN:N	2.87	0.42
1:C:285:ASP:C	1:C:287:ARG:H	2.23	0.42
1:A:258:LEU:O	1:A:261:HIS:HB3	2.19	0.42
1:A:312:GLN:CG	1:A:313:GLU:N	2.82	0.42
1:D:250:LEU:HD11	1:D:262:TRP:HZ2	1.83	0.42
1:B:250:LEU:HD11	1:B:262:TRP:HZ2	1.83	0.42
1:A:250:LEU:HD11	1:A:262:TRP:HZ2	1.84	0.42
1:C:300:ARG:HH11	1:C:300:ARG:HB2	1.81	0.42
1:D:82:LEU:C	1:D:84:GLY:H	2.23	0.42
1:B:247:LEU:HD21	1:B:358:PHE:O	2.20	0.42

Continued on next page...

Continued from previous page...

Atom-1	Atom-2	Interatomic distance (Å)	Clash overlap (Å)
1:B:24:ALA:C	1:B:26:ALA:N	2.73	0.42
1:D:253:ILE:HD12	1:D:253:ILE:C	2.40	0.42
1:B:251:THR:HG23	1:B:359:LEU:CD2	2.50	0.42
1:B:359:LEU:HD12	1:B:374:GLY:O	2.20	0.42
1:B:98:PHE:HA	1:B:122:LYS:O	2.20	0.42
1:A:181:ASP:C	1:A:183:SER:N	2.73	0.42
1:A:204:GLN:HG3	1:A:208:PHE:CZ	2.38	0.42
1:D:183:SER:O	1:D:185:HIS:N	2.53	0.42
1:B:82:LEU:C	1:B:84:GLY:H	2.23	0.42
1:B:290:LEU:HD22	1:B:295:MET:HE3	2.02	0.42
1:C:24:ALA:C	1:C:26:ALA:N	2.73	0.42
1:A:42:VAL:CG1	1:A:167:ASN:HB2	2.50	0.42
1:A:257:GLN:HG2	1:B:150:HIS:CE1	2.55	0.42
1:D:42:VAL:HG23	1:D:43:LEU:H	1.83	0.42
1:D:100:GLN:HA	1:D:100:GLN:OE1	2.20	0.42
1:D:217:ASP:N	1:D:217:ASP:OD1	2.52	0.42
1:D:251:THR:HG23	1:D:359:LEU:CD2	2.50	0.42
1:B:211:THR:HG23	1:B:223:ILE:HB	2.01	0.42
1:A:342:ILE:HG22	1:A:343:VAL:N	2.35	0.42
1:B:71:MET:HE2	1:B:71:MET:HA	2.01	0.42
1:A:183:SER:O	1:A:185:HIS:N	2.53	0.42
1:A:42:VAL:HG23	1:A:43:LEU:N	2.34	0.42
1:B:27:SER:CA	1:B:30:ARG:HD2	2.50	0.42
1:A:259:ILE:HG21	1:A:363:ARG:HD2	2.01	0.42
1:D:20:PHE:O	1:D:23:VAL:HG22	2.20	0.42
1:C:110:MET:N	1:C:111:PRO:HD2	2.35	0.42
1:C:43:LEU:HD23	1:C:43:LEU:HA	1.85	0.42
1:B:154:THR:HA	1:B:157:VAL:HG13	2.00	0.42
1:B:363:ARG:NH1	1:B:365:ASN:ND2	2.68	0.42
1:C:219:HIS:ND1	1:C:249:ALA:CB	2.83	0.41
1:D:290:LEU:HB3	1:D:295:MET:HE3	2.02	0.41
1:A:108:GLY:O	1:A:111:PRO:HG2	2.20	0.41
1:C:175:TRP:HD1	1:C:331:SER:HA	1.84	0.41
1:C:184:THR:HA	1:C:202:MET:HA	2.02	0.41
1:B:100:GLN:HA	1:B:100:GLN:OE1	2.20	0.41
1:B:86:TRP:CD2	1:B:87:ASN:N	2.87	0.41
1:D:272:LEU:HB3	1:D:351:GLU:CB	2.50	0.41
1:C:46:LEU:HD11	1:C:306:PHE:HE2	1.85	0.41
1:B:321:LEU:CD2	1:B:321:LEU:N	2.82	0.41
1:C:364:HIS:CG	1:C:366:PRO:HD2	2.55	0.41
1:B:370:VAL:HG11	1:B:373:MET:HE3	2.02	0.41

Continued on next page...

Continued from previous page...

Atom-1	Atom-2	Interatomic distance (Å)	Clash overlap (Å)
1:A:32:VAL:HG23	1:A:282:THR:HG21	2.02	0.41
1:A:184:THR:HA	1:A:202:MET:HA	2.02	0.41
1:B:211:THR:HB	1:B:266:MET:HG2	2.02	0.41
1:A:82:LEU:C	1:A:84:GLY:H	2.23	0.41
1:C:213:PHE:CZ	1:C:258:LEU:HD11	2.55	0.41
1:C:7:TYR:O	1:C:11:LEU:HG	2.19	0.41
1:B:32:VAL:HG23	1:B:282:THR:HG21	2.00	0.41
1:B:152:LEU:N	1:B:152:LEU:CD1	2.83	0.41
1:C:108:GLY:O	1:C:111:PRO:HG2	2.20	0.41
1:D:24:ALA:C	1:D:26:ALA:N	2.73	0.41
1:A:93:THR:CA	1:A:169:LEU:HD22	2.48	0.41
1:D:148:ILE:HD11	1:D:169:LEU:O	2.20	0.41
1:B:191:LYS:HZ3	1:B:197:VAL:CG2	2.33	0.41
1:B:33:VAL:HG21	1:B:326:ILE:HG21	2.02	0.41
1:D:33:VAL:HG21	1:D:326:ILE:HG21	2.02	0.41
1:D:108:GLY:O	1:D:111:PRO:HG2	2.20	0.41
1:B:351:GLU:OE1	1:B:353:ILE:HD11	2.20	0.41
1:A:172:ASN:C	1:A:172:ASN:ND2	2.73	0.41
1:B:140:VAL:HG21	1:B:151:LEU:HD11	2.03	0.41
1:B:33:VAL:CG2	1:B:280:LEU:HB2	2.49	0.41
1:C:88:LYS:HB3	1:C:90:GLU:OE2	2.20	0.41
1:A:45:MET:HA	1:A:117:PHE:CE2	2.56	0.41
1:B:24:ALA:C	1:B:26:ALA:H	2.24	0.41
1:D:259:ILE:HD13	1:D:361:VAL:HG11	2.02	0.41
1:C:332:GLY:O	1:C:333:THR:CB	2.68	0.41
1:C:100:GLN:HA	1:C:100:GLN:OE1	2.21	0.41
1:C:250:LEU:HD11	1:C:262:TRP:HZ2	1.86	0.41
1:B:183:SER:O	1:B:185:HIS:N	2.54	0.41
1:D:45:MET:HA	1:D:117:PHE:CE2	2.55	0.41
1:B:45:MET:C	1:B:47:GLN:N	2.74	0.41
1:C:153:GLY:HA3	1:C:321:LEU:CD1	2.51	0.41
1:D:147:MET:HE3	1:D:147:MET:HB3	1.92	0.41
1:B:105:LEU:CD2	1:B:310:SER:HB2	2.51	0.41
1:D:93:THR:CA	1:D:169:LEU:HD22	2.46	0.41
1:B:217:ASP:N	1:B:217:ASP:OD1	2.53	0.41
1:D:221:TYR:CZ	1:D:250:LEU:HB2	2.55	0.41
1:D:262:TRP:C	1:D:264:GLY:N	2.73	0.41
1:A:219:HIS:ND1	1:A:249:ALA:CB	2.84	0.41
1:D:351:GLU:OE1	1:D:353:ILE:HD11	2.21	0.41
1:C:191:LYS:HB2	1:C:193:ASP:HB3	2.03	0.41
1:C:318:ALA:O	1:C:319:LEU:HB2	2.20	0.41

Continued on next page...

Continued from previous page...

Atom-1	Atom-2	Interatomic distance (Å)	Clash overlap (Å)
1:A:175:TRP:HD1	1:A:331:SER:HA	1.86	0.41
1:B:20:PHE:O	1:B:23:VAL:HG22	2.21	0.41
1:B:98:PHE:CD1	1:B:98:PHE:N	2.89	0.41
1:B:229:HIS:CD2	1:B:229:HIS:O	2.74	0.41
1:B:110:MET:N	1:B:111:PRO:HD2	2.36	0.41
1:A:253:ILE:C	1:A:253:ILE:HD12	2.41	0.41
1:C:93:THR:CA	1:C:169:LEU:HD22	2.48	0.41
1:D:331:SER:O	1:D:332:GLY:C	2.60	0.41
1:A:33:VAL:HG21	1:A:326:ILE:HG21	2.01	0.41
1:D:206:ASN:OD1	1:D:207:LYS:N	2.53	0.41
1:A:152:LEU:N	1:A:152:LEU:CD1	2.83	0.41
1:B:233:LEU:HD23	1:B:364:HIS:HA	2.03	0.41
1:C:42:VAL:HG23	1:C:43:LEU:H	1.86	0.40
1:D:91:ILE:HB	1:D:171:PHE:CD1	2.49	0.40
1:B:270:PRO:O	1:B:271:ARG:CG	2.69	0.40
1:A:95:ASP:O	1:A:96:ALA:CB	2.63	0.40
1:C:24:ALA:O	1:C:26:ALA:N	2.54	0.40
1:D:32:VAL:HG23	1:D:282:THR:HG21	2.01	0.40
1:B:34:PHE:CD1	1:B:35:SER:N	2.89	0.40
1:A:100:GLN:HA	1:A:100:GLN:OE1	2.21	0.40
1:C:27:SER:CA	1:C:30:ARG:HD2	2.51	0.40
1:A:203:ALA:HA	1:A:273:LEU:O	2.21	0.40
1:C:183:SER:O	1:C:185:HIS:N	2.54	0.40
1:C:33:VAL:HG21	1:C:326:ILE:HG21	2.02	0.40
1:C:90:GLU:HB3	1:C:173:GLY:HA2	2.03	0.40
1:A:45:MET:C	1:A:47:GLN:N	2.73	0.40
1:A:27:SER:CA	1:A:30:ARG:HD2	2.52	0.40
1:B:24:ALA:O	1:B:26:ALA:N	2.55	0.40
1:D:244:GLU:O	1:D:245:VAL:C	2.59	0.40
1:B:244:GLU:O	1:B:245:VAL:C	2.59	0.40
1:D:152:LEU:CD1	1:D:152:LEU:N	2.84	0.40
1:C:151:LEU:HD23	1:C:323:LYS:HD3	2.03	0.40
1:A:191:LYS:HB2	1:A:193:ASP:HB3	2.03	0.40
1:B:221:TYR:CZ	1:B:250:LEU:HB2	2.55	0.40
1:D:45:MET:C	1:D:47:GLN:N	2.75	0.40
1:C:24:ALA:C	1:C:26:ALA:H	2.24	0.40

There are no symmetry-related clashes.

5.3 Torsion angles

5.3.1 Protein backbone

In the following table, the Percentiles column shows the percent Ramachandran outliers of the chain as a percentile score with respect to all X-ray entries followed by that with respect to entries of similar resolution.

The Analysed column shows the number of residues for which the backbone conformation was analysed, and the total number of residues.

Mol	Chain	Analysed	Favoured	Allowed	Outliers	Percentiles	
1	A	371/379 (98%)	313 (84%)	42 (11%)	16 (4%)	3	19
1	B	354/379 (93%)	299 (84%)	40 (11%)	15 (4%)	3	20
1	C	371/379 (98%)	311 (84%)	44 (12%)	16 (4%)	3	19
1	D	354/379 (93%)	299 (84%)	39 (11%)	16 (4%)	3	18
All	All	1450/1516 (96%)	1222 (84%)	165 (11%)	63 (4%)	3	19

All (63) Ramachandran outliers are listed below:

Mol	Chain	Res	Type
1	A	53	GLU
1	A	333	THR
1	B	184	THR
1	B	286	LEU
1	C	53	GLU
1	C	184	THR
1	C	333	THR
1	D	53	GLU
1	D	184	THR
1	D	286	LEU
1	A	96	ALA
1	A	102	ASP
1	A	182	SER
1	A	184	THR
1	A	195	SER
1	A	286	LEU
1	A	343	VAL
1	B	53	GLU
1	B	102	ASP
1	B	182	SER
1	B	195	SER
1	C	102	ASP

Continued on next page...

Continued from previous page...

Mol	Chain	Res	Type
1	C	182	SER
1	C	195	SER
1	C	286	LEU
1	C	343	VAL
1	D	102	ASP
1	D	182	SER
1	D	195	SER
1	D	349	PRO
1	A	216	PRO
1	B	96	ALA
1	B	216	PRO
1	B	244	GLU
1	B	349	PRO
1	B	350	GLU
1	C	96	ALA
1	C	216	PRO
1	D	96	ALA
1	D	216	PRO
1	D	331	SER
1	A	244	GLU
1	A	316	HIS
1	B	104	LYS
1	B	316	HIS
1	C	104	LYS
1	C	244	GLU
1	C	316	HIS
1	D	104	LYS
1	D	244	GLU
1	D	251	THR
1	D	350	GLU
1	A	104	LYS
1	A	251	THR
1	B	251	THR
1	C	319	LEU
1	D	316	HIS
1	A	349	PRO
1	B	84	GLY
1	C	349	PRO
1	C	84	GLY
1	A	84	GLY
1	D	84	GLY

5.3.2 Protein sidechains ⓘ

In the following table, the Percentiles column shows the percent sidechain outliers of the chain as a percentile score with respect to all X-ray entries followed by that with respect to entries of similar resolution.

The Analysed column shows the number of residues for which the sidechain conformation was analysed, and the total number of residues.

Mol	Chain	Analysed	Rotameric	Outliers	Percentiles	
1	A	327/333 (98%)	317 (97%)	10 (3%)	47	83
1	B	315/333 (95%)	307 (98%)	8 (2%)	55	86
1	C	327/333 (98%)	318 (97%)	9 (3%)	51	84
1	D	315/333 (95%)	307 (98%)	8 (2%)	55	86
All	All	1284/1332 (96%)	1249 (97%)	35 (3%)	52	85

All (35) residues with a non-rotameric sidechain are listed below:

Mol	Chain	Res	Type
1	A	89	ASP
1	A	101	ARG
1	A	130	GLU
1	A	172	ASN
1	A	185	HIS
1	A	229	HIS
1	A	300	ARG
1	A	321	LEU
1	A	346	ARG
1	A	356	ARG
1	B	101	ARG
1	B	130	GLU
1	B	172	ASN
1	B	185	HIS
1	B	229	HIS
1	B	300	ARG
1	B	321	LEU
1	B	356	ARG
1	C	101	ARG
1	C	130	GLU
1	C	172	ASN
1	C	185	HIS
1	C	229	HIS
1	C	300	ARG

Continued on next page...

Continued from previous page...

Mol	Chain	Res	Type
1	C	321	LEU
1	C	346	ARG
1	C	356	ARG
1	D	101	ARG
1	D	130	GLU
1	D	172	ASN
1	D	185	HIS
1	D	229	HIS
1	D	300	ARG
1	D	321	LEU
1	D	356	ARG

Some sidechains can be flipped to improve hydrogen bonding and reduce clashes. All (58) such sidechains are listed below:

Mol	Chain	Res	Type
1	A	21	GLN
1	A	25	GLN
1	A	56	GLN
1	A	59	GLN
1	A	112	HIS
1	A	137	ASN
1	A	150	HIS
1	A	167	ASN
1	A	172	ASN
1	A	185	HIS
1	A	209	ASN
1	A	303	GLN
1	A	322	GLN
1	A	365	ASN
1	B	21	GLN
1	B	25	GLN
1	B	56	GLN
1	B	59	GLN
1	B	112	HIS
1	B	137	ASN
1	B	150	HIS
1	B	167	ASN
1	B	172	ASN
1	B	185	HIS
1	B	209	ASN
1	B	303	GLN
1	B	322	GLN

Continued on next page...

Continued from previous page...

Mol	Chain	Res	Type
1	B	329	ASN
1	B	365	ASN
1	C	21	GLN
1	C	25	GLN
1	C	56	GLN
1	C	59	GLN
1	C	112	HIS
1	C	137	ASN
1	C	150	HIS
1	C	167	ASN
1	C	172	ASN
1	C	185	HIS
1	C	209	ASN
1	C	303	GLN
1	C	322	GLN
1	C	365	ASN
1	D	21	GLN
1	D	25	GLN
1	D	56	GLN
1	D	59	GLN
1	D	112	HIS
1	D	137	ASN
1	D	150	HIS
1	D	167	ASN
1	D	172	ASN
1	D	185	HIS
1	D	209	ASN
1	D	303	GLN
1	D	322	GLN
1	D	329	ASN
1	D	365	ASN

5.3.3 RNA ⓘ

There are no RNA molecules in this entry.

5.4 Non-standard residues in protein, DNA, RNA chains ⓘ

There are no non-standard protein/DNA/RNA residues in this entry.

5.5 Carbohydrates [i](#)

There are no carbohydrates in this entry.

5.6 Ligand geometry [i](#)

There are no ligands in this entry.

5.7 Other polymers [i](#)

There are no such residues in this entry.

5.8 Polymer linkage issues [i](#)

There are no chain breaks in this entry.

6 Fit of model and data ⓘ

6.1 Protein, DNA and RNA chains ⓘ

EDS was not executed - this section will therefore be empty.

6.2 Non-standard residues in protein, DNA, RNA chains ⓘ

EDS was not executed - this section will therefore be empty.

6.3 Carbohydrates ⓘ

EDS was not executed - this section will therefore be empty.

6.4 Ligands ⓘ

EDS was not executed - this section will therefore be empty.

6.5 Other polymers ⓘ

EDS was not executed - this section will therefore be empty.