



wwPDB EM Map/Model Validation Report ⓘ

Apr 10, 2016 – 01:57 PM BST

PDB ID : 4BOI
EMDB ID: : EMD-2377
Title : The structure and super-organization of acetylcholine receptor-rapsyn complexes class A
Authors : Zuber, B.; Unwin, N.
Deposited on : 2013-05-20
Resolution : 41.00 Å(reported)
Based on PDB ID : 2BG9

This is a wwPDB EM Map/Model Validation Report for a publicly released PDB/EMDB entry.
For rigid body fitted models, validation errors reported here could stem from errors in the original structure(s) used in the fitting.
We welcome your comments at validation@mail.wwpdb.org
A user guide is available at
<http://wwpdb.org/validation/2016/EMValidationReportHelp>

MolProbity : 4.02b-467
Mogul : unknown
Percentile statistics : 20151230.v01 (using entries in the PDB archive December 30th 2015)
Ideal geometry (proteins) : Engh & Huber (2001)
Ideal geometry (DNA, RNA) : Parkinson et. al. (1996)
Validation Pipeline (wwPDB-VP) : trunk27241

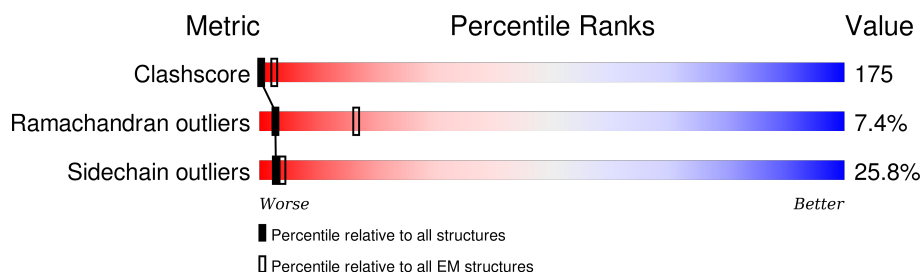
1 Overall quality at a glance

The following experimental techniques were used to determine the structure:

ELECTRON MICROSCOPY

The reported resolution of this entry is 41.00 Å.

Percentile scores (ranging between 0-100) for global validation metrics of the entry are shown in the following graphic. The table shows the number of entries on which the scores are based.



Metric	Whole archive (#Entries)	EM structures (#Entries)
Clashscore	114402	924
Ramachandran outliers	111179	726
Sidechain outliers	111093	686

The table below summarises the geometric issues observed across the polymeric chains. The red, orange, yellow and green segments on the bar indicate the fraction of residues that contain outliers for ≥ 3 , 2, 1 and 0 types of geometric quality criteria. A grey segment represents the fraction of residues that are not modelled. The numeric value for each fraction is indicated below the corresponding segment, with a dot representing fractions $\leq 5\%$.

Mol	Chain	Length	Quality of chain
1	A	461	
1	D	461	
2	B	493	
3	C	522	
4	E	505	

2 Entry composition

There are 4 unique types of molecules in this entry. The entry contains 14924 atoms, of which 0 are hydrogens and 0 are deuteriums.

In the tables below, the AltConf column contains the number of residues with at least one atom in alternate conformation and the Trace column contains the number of residues modelled with at most 2 atoms.

- Molecule 1 is a protein called ACETYLCHOLINE RECEPTOR SUBUNIT ALPHA.

Mol	Chain	Residues	Atoms					AltConf	Trace
1	A	370	Total	C	N	O	S	0	0
			2991	1954	478	540	19		
1	D	370	Total	C	N	O	S	0	0
			2991	1954	478	540	19		

- Molecule 2 is a protein called ACETYLCHOLINE RECEPTOR BETA SUBUNIT.

Mol	Chain	Residues	Atoms					AltConf	Trace
2	B	370	Total	C	N	O	S	0	0
			2972	1938	465	554	15		

- Molecule 3 is a protein called ACETYLCHOLINE RECEPTOR DELTA SUBUNIT.

Mol	Chain	Residues	Atoms					AltConf	Trace
3	C	370	Total	C	N	O	S	0	1
			2983	1944	489	536	14		

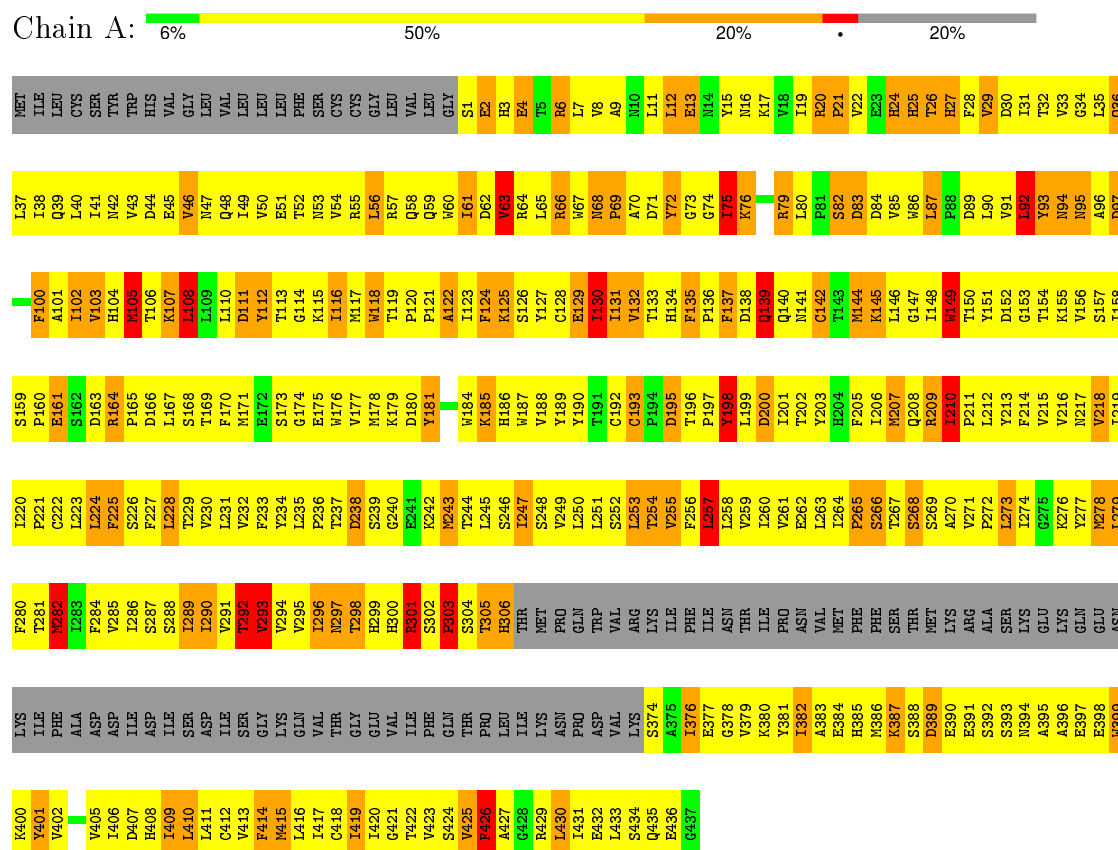
- Molecule 4 is a protein called ACETYLCHOLINE RECEPTOR GAMMA SUBUNIT.

Mol	Chain	Residues	Atoms					AltConf	Trace
4	E	371	Total	C	N	O	S	0	1
			2987	1948	478	551	10		

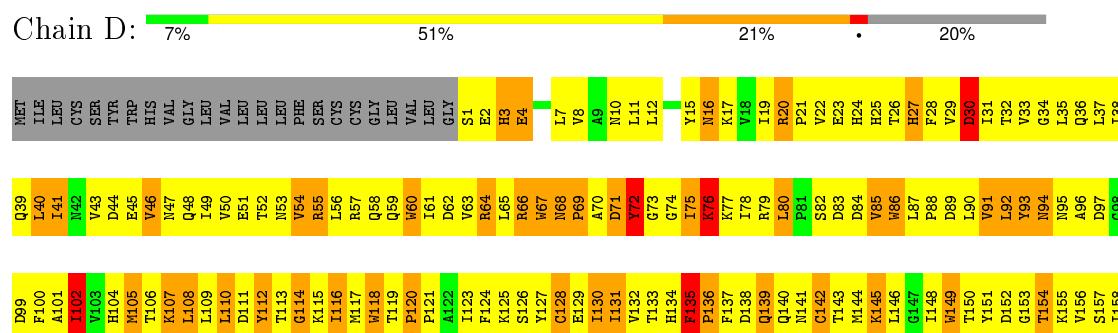
3 Residue-property plots

These plots are drawn for all protein, RNA and DNA chains in the entry. The first graphic for a chain summarises the proportions of errors displayed in the second graphic. The second graphic shows the sequence view annotated by issues in geometry. Residues are color-coded according to the number of geometric quality criteria for which they contain at least one outlier: green = 0, yellow = 1, orange = 2 and red = 3 or more. Stretches of 2 or more consecutive residues without any outlier are shown as a green connector. Residues present in the sample, but not in the model, are shown in grey.

• Molecule 1: ACETYLCHOLINE RECEPTOR SUBUNIT ALPHA



• Molecule 1: ACETYLCHOLINE RECEPTOR SUBUNIT ALPHA



S159	P160	P161	S162	D163	R164	P165	D166	L167	S168	T169	F170	M171	G174	E175	W176	V177	M178	K179	D180	Y181	Y184	K185	H186	W187	V188	Y189	C192	C193	T283	T284	F285	T196	P197	Y198	L199	D200	T201	T202	Y203	H204	T205	T206	M207	Q208	R209	T210	P211	L212	Y213	F214	V215	K216	Y217	V218	T219	T220	T281																																																																																																																																																																																																																																																																																																																																																																																																																																																																																																																																																																																																																																																																																																																																																																																																																																																																																																																																																																																																																																																																																																																																																																																																																																																																																																																													
C222	L223	L224	F225	S226	R227	L228	T229	V230	L231	V232	T169	F170	G174	E175	W176	V177	M178	K179	D180	Y181	Y184	K185	H186	W187	V188	Y189	C192	C193	T283	T284	F285	T196	P197	Y198	L199	D200	T201	T202	Y203	H204	T205	T206	M207	Q208	R209	T210	P211	L212	Y213	F214	V215	K216	Y217	V218	T219	T220	T281																																																																																																																																																																																																																																																																																																																																																																																																																																																																																																																																																																																																																																																																																																																																																																																																																																																																																																																																																																																																																																																																																																																																																																																																																																																																																																																													
Y282	L283	S284	V285	L286	S288	L289	L290	L291	L292	L293	L294	L295	L296	L297	L298	L299	L300	L301	L302	L303	L304	L305	L306	L307	L308	L309	L310	L311	L312	L313	L314	L315	L316	L317	L318	L319	L320	L321	L322	L323	L324	L325	L326	L327	L328	L329	L330	L331	L332	L333	L334	L335	L336	L337	L338	L339	L340	L341	L342	L343	L344	L345	L346	L347	L348	L349	L350	L351	L352	L353	L354	L355	L356	L357	L358	L359	L360	L361	L362	L363	L364	L365	L366	L367	L368	L369	L370	L371	L372	L373	L374	L375	L376	L377	L378	L379	L380	L381	L382	L383	L384	L385	L386	L387	L388	L389	L390	L391	L392	L393	L394	L395	L396	L397	L398	L399	L400	L401	L402	L403	L404	L405	L406	L407	L408	L409	L410	L411	L412	L413	L414	L415	L416	L417	L418	L419	L420	L421	L422	L423	L424	L425	L426	L427	L428	L429	L430	L431	L432	L433	L434	L435	L436	L437	L438	L439	L440	L441	L442	L443	L444	L445	L446	L447	L448	L449	L450	L451	L452	L453	L454	L455	L456	L457	L458	L459	L460	L461	L462	L463	L464	L465	L466	L467	L468	L469	L470	L471	L472	L473	L474	L475	L476	L477	L478	L479	L480	L481	L482	L483	L484	L485	L486	L487	L488	L489	L490	L491	L492	L493	L494	L495	L496	L497	L498	L499	L500	L501	L502	L503	L504	L505	L506	L507	L508	L509	L510	L511	L512	L513	L514	L515	L516	L517	L518	L519	L520	L521	L522	L523	L524	L525	L526	L527	L528	L529	L530	L531	L532	L533	L534	L535	L536	L537	L538	L539	L540	L541	L542	L543	L544	L545	L546	L547	L548	L549	L550	L551	L552	L553	L554	L555	L556	L557	L558	L559	L560	L561	L562	L563	L564	L565	L566	L567	L568	L569	L570	L571	L572	L573	L574	L575	L576	L577	L578	L579	L580	L581	L582	L583	L584	L585	L586	L587	L588	L589	L590	L591	L592	L593	L594	L595	L596	L597	L598	L599	L600	L601	L602	L603	L604	L605	L606	L607	L608	L609	L610	L611	L612	L613	L614	L615	L616	L617	L618	L619	L620	L621	L622	L623	L624	L625	L626	L627	L628	L629	L630	L631	L632	L633	L634	L635	L636	L637	L638	L639	L640	L641	L642	L643	L644	L645	L646	L647	L648	L649	L650	L651	L652	L653	L654	L655	L656	L657	L658	L659	L660	L661	L662	L663	L664	L665	L666	L667	L668	L669	L670	L671	L672	L673	L674	L675	L676	L677	L678	L679	L680	L681	L682	L683	L684	L685	L686	L687	L688	L689	L690	L691	L692	L693	L694	L695	L696	L697	L698	L699	L700	L701	L702	L703	L704	L705	L706	L707	L708	L709	L710	L711	L712	L713	L714	L715	L716	L717	L718	L719	L720	L721	L722	L723	L724	L725	L726	L727	L728	L729	L730	L731	L732	L733	L734	L735	L736	L737	L738	L739	L740	L741	L742	L743	L744	L745	L746	L747	L748	L749	L750	L751	L752	L753	L754	L755	L756	L757	L758	L759	L760	L761	L762	L763	L764	L765	L766	L767	L768	L769	L770	L771	L772	L773	L774	L775	L776	L777	L778	L779	L780	L781	L782	L783	L784	L785	L786	L787	L788	L789	L790	L791	L792	L793	L794	L795	L796	L797	L798	L799	L800	L801	L802	L803	L804	L805	L806	L807	L808	L809	L810	L811	L812	L813	L814	L815	L816	L817	L818	L819	L820	L821	L822	L823	L824	L825	L826	L827	L828	L829	L830	L831	L832	L833	L834	L835	L836	L837	L838	L839	L840	L841	L842	L843	L844	L845	L846	L847	L848	L849	L850	L851	L852	L853	L854	L855	L856	L857	L858	L859	L860	L861	L862	L863	L864	L865	L866	L867	L868	L869	L870	L871	L872	L873	L874	L875	L876	L877	L878	L879	L880	L881	L882	L883	L884	L885	L886	L887	L888	L889	L890	L891	L892	L893	L894	L895	L896	L897	L898	L899	L900	L901	L902	L903	L904	L905	L906	L907	L908	L909	L910	L911	L912	L913	L914	L915	L916	L917	L918	L919	L920	L921	L922	L923	L924	L925	L926	L927	L928	L929	L930	L931	L932	L933	L934	L935	L936	L937	L938	L939	L940	L941	L942	L943	L944	L945	L946	L947	L948	L949	L950	L951	L952	L953	L954	L955	L956	L957	L958	L959	L960	L961	L962	L963	L964	L965	L966	L967	L968	L969	L970	L971	L972	L973	L974	L975	L976	L977	L978	L979	L980	L981	L982	L983	L984	L985	L986	L987	L988	L989	L990	L991	L992	L993	L994	L995	L996	L997	L998	L999	L1000	L1001	L1002	L1003	L1004	L1005	L1006	L1007	L1008	L1009	L1010	L1011	L1012	L1013	L1014	L1015	L1016	L1017	L1018	L1019	L1020	L1021	L1022	L1023	L1024	L1025	L1026	L1027	L1028	L1029	L1030	L1031	L1032	L1033	L1034	L1035	L1036	L1037	L1038	L1039	L1040	L1041	L1042	L1043	L1044	L1045	L1046	L1047	L1048	L1049	L1050	L1051	L1052	L1053	L1054	L1055	L1056	L1057	L1058	L1059	L1060	L1061	L1062	L1063	L1064	L1065	L1066	L1067	L1068	L1069	L1070	L1071	L1072	L1073	L1074	L1075	L1076	L1077	L1078	L1079	L1080	L1081	L1082	L1083	L1084	L1085	L1086	L1087	L1088	L1089	L1090	L1091	L1092	L1093	L1094	L1095	L1096	L1097	L1098	L1099	L1100	L1101	L1102	L1103	L1104	L1105	L1106	L1107	L1108	L1109	L1110	L1111	L1112	L1113	L1114	L1115	L1116	L1117	L1118	L1119	L1120	L1121	L1122	L1123	L1124	L1125	L1126	L1127	L1128	L1129	L1130	L1131	L1132	L1133	L1134	L1135	L1136	L1137	L1138	L1139	L1140	L1141	L1142	L1143	L1144	L1145	L1146	L1147	L1148	L1149	L1150	L1151	L1152	L1153	L1154	L1155	L1156	L1157	L1158	L1159	L1160	L1161	L1162	L1163	L1164	L1165	L1166	L1167	L1168	L1169	L1170	L1171	L1172	L1173	L1174	L1175	L1176	L1177	L1178	L1179	L1180	L1181	L1182	L1183	L1184	L1185	L1186	L1187	L1188	L1189	L1190	L1191	L1192	L1193	L1194	L1195	L1196	L1197	L1198	L1199	L1200	L1201	L1202	L1203	L1204	L1205	L1206	L1207	L1208	L1209	L1210	L1211	L1212	L1213	L1214	L1215	L1216	L1217	L1218	L1219	L1220	L1221	L1222	L1223	L1224	L1225	L1226	L1227	L1228	L1229	L1230	L1231	L1232	L1233	L1234	L1235	L1236	L1237	L1238	L1239	L1240	L1241	L1242	L1243	L1244	L1245	L1246	L1247	L1248	L1249	L1250	L1251	L1252	L1253	L1254	L1255	L1256	L1257	L1258	L1259	L1260	L1261	L1262	L1263	L1264	L1265	L1266	L1267	L1268	L1269	L1270	L1271	L1272	L1273	L1274	L1275	L1276	L1277	L1278	L1279	L1280	L1281	L1282	L1283	L1284	L1285	L1286	L1287	L1288	L1289	L1290	L1291	L1292	L1293	L1294	L1295	L1296	L1297	L1298	L1299	L1300	L1301	L1302	L1303	L1304	L1305	L1306	L1307	L1308	L1309	L1310	L1311	L1312	L1313	L1314	L1315	L1316	L1317	L1318	L1319	L1320	L1321	L1322	L1323	L1324	L1325	L1326	L1327	L1328	L1329	L1330	L1331	L1332	L1333	L1334	L1335	L1336	L1337	L1338	L1339	L1340	L1341	L1342	L1343	L1344	L1345	L1346	L1347	L1348	L1349	L1350	L1351	L1352	L1353	L1354	L1355	L1356	L1357	L1358	L1359	L1360	L1361	L1362	L1363	L1364	L1365	L1366	L1367	L1368	L1369	L1370	L1371	L1372	L1373	L1374	L1375	L1376	L1377	L1378	L1379	L1380	L1381	L1382	L1383	L1384	L1385	L1386	L1387	L1388	L1389	L1390	L1391	L1392	L1393	L1394	L1395	L1396	L1397	L1398	L1399	L1400	L1401	L1402	L1403	L1404	L1405	L1406	L1407	L1408	L1409	L1410	L1411	L1412	L1413	L1414	L1415	L1416	L1417	L1418	L1419	L1420	L1421	L1422	L1423	L1424	L1425	L1426	L1427	L1428	L1429	L1430	L1431	L1432	L1433	L1434	L1435	L1436	L1437	L1438	L1439	L1440	L1441	L1442	L1443	L1444	L1445	L1446	L1447	L1448	L1449	L1450	L1451	L1452	L1453	L1454	L1455	L1456	L1457	L1458	L1459	L1460	L1461	L1462	L1463	L1464	L1465	L1466	L1467	L1468	L1469	L1470	L1471	L1472	L1473	L1474	L1475	L1476	L1477	L1478	L1479	L1480	L1481	L1482	L1483	L1484	L1485	L1486	L1487	L1488	L1489	L1490	L1491	L1492	L1493	L1494	L1495	L1496	L1497	L1498	L1499	L1500	L1501	L1502	L1503	L1504	L1505	L1506	L1507	L1508	L1509	L1510	L1511	L1512	L1513	L1514	L1515	L1516	L1517	L1518	L1519	L1520	L1521	L1522	L1523	L1524	L1525	L1526	L1527	L1528	L1529	L1530	L1531	L1532	L1533	L1534	L1535	L1536	L1537	L1538	L1539	L1540	L1541	L1542	L1543	L1544	L1545	L1546	L1547	L1548	L1549	L1550	L1551	L1552	L1553	L1554	L1555	L1556	L1557	L1558	L1559	L1560	L1561	L1562	L1563	L1564	L1565	L1566	L1567	L1568	L1569	L1570	L1571	L1572	L1573	L1574	L1575	L1576	L1577	L1578	L1579	L1580	L1581	L1582	L1583	L1584	L1585	L1586	L1587	L1588	L1589	L1590	L1591	L1592	L1593	L1594	L1595	L1596	L1597	L1598	L1599	L1600	L1601	L1602	L1603	L1604	L1605	L1606	L1607	L1608	L1609	L1610	L1611	L1612	L1613	L1614	L1615	L1616	L

I465	F466	G469	H470	L471	I472	Q473	V474	P475	E476	F477	PRO	PHE	PRO	PRO	GLY	ASP	PRO	ARG	LYS	TYR	VAL	PRO
------	------	------	------	------	------	------	------	------	------	------	-----	-----	-----	-----	-----	-----	-----	-----	-----	-----	-----	-----

4 Experimental information

Property	Value	Source
Reconstruction method	TOMOGRAPHY	Depositor
Imposed symmetry	POINT, Not provided	Depositor
Number of images	Not provided	Depositor
Resolution determination method	Not provided	Depositor
CTF correction method	Not provided, Not provided	Depositor
Microscope	FEI TECNAI F30	Depositor
Voltage (kV)	300	Depositor
Electron dose ($e^-/\text{\AA}^2$)	50	Depositor
Minimum defocus (nm)	3000	Depositor
Maximum defocus (nm)	6000	Depositor
Magnification	69000	Depositor
Image detector	GATAN US4000	Depositor

5 Model quality ⓘ

5.1 Standard geometry ⓘ

The Z score for a bond length (or angle) is the number of standard deviations the observed value is removed from the expected value. A bond length (or angle) with $|Z| > 5$ is considered an outlier worth inspection. RMSZ is the root-mean-square of all Z scores of the bond lengths (or angles).

Mol	Chain	Bond lengths		Bond angles	
		RMSZ	# $ Z > 2$	RMSZ	# $ Z > 2$
1	A	0.72	3/3069 (0.1%)	1.03	10/4186 (0.2%)
1	D	0.74	2/3069 (0.1%)	1.01	6/4186 (0.1%)
2	B	0.76	2/3048 (0.1%)	0.99	4/4162 (0.1%)
3	C	0.74	2/3059 (0.1%)	1.03	9/4175 (0.2%)
4	E	0.74	6/3057 (0.2%)	1.01	9/4174 (0.2%)
All	All	0.74	15/15302 (0.1%)	1.01	38/20883 (0.2%)

Chiral center outliers are detected by calculating the chiral volume of a chiral center and verifying if the center is modelled as a planar moiety or with the opposite hand. A planarity outlier is detected by checking planarity of atoms in a peptide group, atoms in a mainchain group or atoms of a sidechain that are expected to be planar.

Mol	Chain	#Chirality outliers	#Planarity outliers
1	D	0	2
3	C	0	2
All	All	0	4

All (15) bond length outliers are listed below:

Mol	Chain	Res	Type	Atoms	Z	Observed(Å)	Ideal(Å)
2	B	129	THR	C-N	-8.42	1.14	1.34
1	A	118	TRP	CB-CG	7.88	1.64	1.50
1	D	208	GLN	C-N	7.58	1.51	1.34
4	E	8	GLU	CB-CG	6.57	1.64	1.52
3	C	265	LEU	C-N	6.20	1.48	1.34
3	C	130	CYS	C-N	6.03	1.45	1.34
1	A	222	CYS	CB-SG	-5.85	1.72	1.81
4	E	8	GLU	CG-CD	5.60	1.60	1.51
4	E	311	PRO	N-CD	5.33	1.55	1.47
4	E	126	THR	C-N	-5.32	1.21	1.34
4	E	306	VAL	C-N	-5.27	1.22	1.34
1	D	140	GLN	C-N	-5.13	1.22	1.34
2	B	159	GLN	C-N	5.11	1.45	1.34

Continued on next page...

Continued from previous page...

Mol	Chain	Res	Type	Atoms	Z	Observed(Å)	Ideal(Å)
4	E	134	PHE	C-N	5.06	1.43	1.34
1	A	122	ALA	C-N	-5.03	1.22	1.34

All (38) bond angle outliers are listed below:

Mol	Chain	Res	Type	Atoms	Z	Observed(°)	Ideal(°)
3	C	266	ALA	N-CA-CB	10.39	124.65	110.10
4	E	198	LEU	CA-CB-CG	7.21	131.89	115.30
3	C	315	ARG	NE-CZ-NH2	7.15	123.88	120.30
1	A	209	ARG	NE-CZ-NH2	7.12	123.86	120.30
4	E	263	ILE	CG1-CB-CG2	-6.67	96.74	111.40
3	C	92	ILE	O-C-N	6.46	133.04	122.70
1	D	209	ARG	NE-CZ-NH2	6.37	123.48	120.30
4	E	265	LEU	CA-CB-CG	6.32	129.84	115.30
3	C	190	TRP	O-C-N	6.26	132.72	122.70
1	D	253	LEU	CA-CB-CG	6.07	129.27	115.30
1	A	253	LEU	CA-CB-CG	6.03	129.17	115.30
1	A	149	TRP	CA-CB-CG	6.02	125.14	113.70
2	B	159	GLN	O-C-N	5.93	132.19	122.70
4	E	203	ILE	N-CA-C	-5.82	95.28	111.00
4	E	443	GLY	N-CA-C	5.76	127.50	113.10
3	C	67	LEU	CA-CB-CG	5.74	128.50	115.30
2	B	44	ASN	N-CA-C	-5.71	95.57	111.00
1	D	178	MET	CG-SD-CE	5.67	109.28	100.20
3	C	281	THR	O-C-N	5.62	131.70	122.70
4	E	238	LEU	N-CA-C	-5.53	96.08	111.00
1	D	410	LEU	CA-CB-CG	5.49	127.93	115.30
1	A	301	ARG	N-CA-C	5.45	125.72	111.00
1	D	128	CYS	CA-CB-SG	5.43	123.78	114.00
1	A	257	LEU	CB-CG-CD1	-5.41	101.80	111.00
2	B	297	LEU	CA-CB-CG	-5.41	102.86	115.30
4	E	141	CYS	CA-CB-SG	5.33	123.59	114.00
3	C	151	LEU	CA-CB-CG	5.28	127.45	115.30
1	D	102	ILE	CG1-CB-CG2	-5.28	99.79	111.40
1	A	92	LEU	CA-CB-CG	5.21	127.29	115.30
2	B	441	TYR	N-CA-C	-5.17	97.03	111.00
1	A	108	LEU	CA-CB-CG	5.13	127.10	115.30
3	C	222	ARG	NE-CZ-NH1	5.11	122.86	120.30
4	E	308	LEU	CA-CB-CG	5.11	127.04	115.30
1	A	228	LEU	CA-CB-CG	5.09	127.02	115.30
1	A	411	LEU	CA-CB-CG	5.09	127.02	115.30
3	C	190	TRP	CA-C-N	-5.09	105.99	117.20

Continued on next page...

Continued from previous page...

Mol	Chain	Res	Type	Atoms	Z	Observed(°)	Ideal(°)
4	E	134	PHE	C-N-CD	5.06	139.03	128.40
1	A	130	ILE	N-CA-C	-5.03	97.43	111.00

There are no chirality outliers.

All (4) planarity outliers are listed below:

Mol	Chain	Res	Type	Group
3	C	63	TYR	Sidechain
3	C	74	TYR	Sidechain
1	D	277	TYR	Sidechain
1	D	72	TYR	Sidechain

5.2 Too-close contacts [i](#)

In the following table, the Non-H and H(model) columns list the number of non-hydrogen atoms and hydrogen atoms in the chain respectively. The H(added) column lists the number of hydrogen atoms added and optimized by MolProbity. The Clashes column lists the number of clashes within the asymmetric unit, whereas Symm-Clashes lists symmetry related clashes.

Mol	Chain	Non-H	H(model)	H(added)	Clashes	Symm-Clashes
1	A	2991	0	3005	1079	0
1	D	2991	0	3006	1058	0
2	B	2972	0	2952	1094	0
3	C	2983	0	2987	1161	0
4	E	2987	0	2994	1085	0
All	All	14924	0	14944	5215	0

The all-atom clashscore is defined as the number of clashes found per 1000 atoms (including hydrogen atoms). The all-atom clashscore for this structure is 175.

All (5215) close contacts within the same asymmetric unit are listed below, sorted by their clash magnitude.

Atom-1	Atom-2	Interatomic distance (Å)	Clash overlap (Å)
4:E:183:TRP:CB	4:E:216:ARG:HG2	1.33	1.51
2:B:134:TYR:CE1	2:B:213:ILE:HG13	1.44	1.49
1:A:167:LEU:HD12	1:A:178:MET:CB	1.43	1.45
1:A:167:LEU:CD1	1:A:178:MET:HB2	1.46	1.44
3:C:316:THR:CG2	3:C:317:PRO:HD2	1.53	1.38
3:C:316:THR:CG2	3:C:447:ASN:HB3	1.53	1.36

Continued on next page...

Continued from previous page...

Atom-1	Atom-2	Interatomic distance (Å)	Clash overlap (Å)
1:D:261:VAL:O	1:D:265:PRO:HD2	1.22	1.33
3:C:148:PHE:HB2	3:C:215:VAL:CG2	1.56	1.33
1:D:45:GLU:HG2	1:D:272:PRO:CG	1.63	1.28
4:E:284:LYS:N	4:E:284:LYS:HE3	1.47	1.27
3:C:162:LEU:HD11	3:C:217:PHE:CE1	1.68	1.27
4:E:183:TRP:HB3	4:E:216:ARG:CG	1.64	1.25
2:B:141:ASN:ND2	2:B:212:ILE:HG12	1.48	1.25
4:E:44:GLU:HG3	4:E:129:ILE:CG1	1.67	1.23
1:A:251:LEU:HD22	4:E:260:ALA:CB	1.69	1.22
3:C:189:GLU:O	3:C:223:ARG:HG3	1.40	1.22
4:E:135:PRO:HG2	4:E:137:ASP:O	1.32	1.21
4:E:182:GLU:HB2	4:E:216:ARG:NH2	1.55	1.21
2:B:47:ASN:O	2:B:48:GLU:HG2	1.36	1.21
1:D:35:LEU:CD1	1:D:54:VAL:HG11	1.70	1.20
2:B:258:ALA:CB	3:C:265:LEU:HD22	1.71	1.20
1:D:255:VAL:O	1:D:259:VAL:HG23	1.41	1.19
1:D:64:ARG:HA	1:D:66:ARG:NH1	1.55	1.19
3:C:447:ASN:O	3:C:449:VAL:HG23	1.38	1.19
2:B:425:LYS:HA	2:B:428:TRP:CD1	1.78	1.18
1:A:187:TRP:CZ2	1:A:196:THR:HG23	1.79	1.17
4:E:311:PRO:HD2	4:E:440:VAL:HG13	1.24	1.17
1:D:17:LYS:HG2	1:D:84:ASP:HA	1.26	1.17
3:C:97:ASN:ND2	3:C:146:LEU:HG	1.59	1.17
1:A:137:PHE:O	1:A:435:GLN:HG3	1.44	1.17
4:E:183:TRP:CB	4:E:216:ARG:CG	2.21	1.17
4:E:241:PHE:HA	4:E:450:CYS:SG	1.84	1.17
4:E:44:GLU:CG	4:E:129:ILE:HB	1.74	1.17
1:D:102:ILE:HG13	4:E:98:GLN:NE2	1.59	1.16
1:A:41:ILE:HD11	1:A:51:GLU:OE1	1.43	1.16
1:D:92:LEU:HB3	1:D:95:ASN:HB2	1.22	1.16
1:D:167:LEU:HD11	1:D:178:MET:HB3	1.22	1.16
1:D:135:PHE:HB2	1:D:209:ARG:HB3	1.24	1.15
1:A:134:HIS:C	1:A:136:PRO:HD2	1.64	1.15
4:E:132:THR:O	4:E:135:PRO:HD3	1.43	1.15
4:E:183:TRP:HB2	4:E:216:ARG:HG2	1.28	1.15
4:E:59:TRP:C	4:E:60:ASN:HD22	1.49	1.15
1:A:165:PRO:HG2	1:A:168:SER:HB3	1.28	1.15
4:E:249:GLN:NE2	4:E:250:LYS:HE3	1.61	1.15
1:A:107:LYS:CE	2:B:150:THR:HG22	1.77	1.15
1:A:235:LEU:HD11	1:A:242:LYS:HE3	1.23	1.14
2:B:230:LEU:HA	2:B:233:ILE:HG13	1.19	1.14

Continued on next page...

Continued from previous page...

Atom-1	Atom-2	Interatomic distance (Å)	Clash overlap (Å)
3:C:311:ASN:O	3:C:315:ARG:HB3	1.45	1.14
2:B:95:ASN:HB3	2:B:126:SER:HB2	1.27	1.14
2:B:37:LEU:HD23	2:B:179:ALA:HB3	1.26	1.13
1:D:145:LYS:CG	1:D:202:THR:HG23	1.78	1.13
4:E:265:LEU:HD21	4:E:296:ILE:HD11	1.18	1.13
1:D:43:VAL:HG13	1:D:49:ILE:O	1.48	1.13
4:E:44:GLU:HG3	4:E:129:ILE:CB	1.78	1.13
2:B:279:ILE:HG22	2:B:280:ILE:H	0.97	1.12
4:E:236:VAL:HA	4:E:239:VAL:CG2	1.77	1.12
4:E:47:GLU:HA	4:E:129:ILE:HD11	1.24	1.12
4:E:249:GLN:HE22	4:E:250:LYS:HE3	1.01	1.12
1:A:130:ILE:HD13	1:A:131:ILE:N	1.61	1.12
1:A:57:ARG:HA	1:A:119:THR:HG22	1.20	1.12
3:C:309:VAL:O	3:C:313:HIS:HB3	1.48	1.11
4:E:262:THR:OG1	4:E:265:LEU:HD12	1.48	1.11
2:B:134:TYR:CE1	2:B:213:ILE:CG1	2.33	1.11
2:B:223:TYR:O	2:B:227:PRO:HD3	1.50	1.11
2:B:46:LYS:HB2	2:B:278:PRO:HD2	1.16	1.11
1:D:296:ILE:HA	1:D:299:HIS:HB2	1.32	1.11
3:C:93:VAL:HG11	3:C:151:LEU:HD13	1.25	1.11
2:B:216:LYS:HE3	2:B:216:LYS:H	1.05	1.11
2:B:258:ALA:HB2	3:C:265:LEU:HD13	1.31	1.11
1:D:250:LEU:HD13	1:D:296:ILE:HD13	1.31	1.11
1:A:296:ILE:HA	1:A:299:HIS:HB2	1.28	1.10
1:A:130:ILE:HD13	1:A:131:ILE:H	0.97	1.10
4:E:172:ILE:HG13	4:E:174:PRO:HD2	1.30	1.10
4:E:236:VAL:HA	4:E:239:VAL:HG23	1.11	1.10
2:B:46:LYS:CB	2:B:278:PRO:HD2	1.81	1.10
4:E:135:PRO:HB2	4:E:137:ASP:OD1	1.49	1.10
2:B:306:HIS:HA	2:B:312:HIS:O	1.50	1.10
1:A:118:TRP:CD1	1:A:120:PRO:HD3	1.85	1.09
1:A:145:LYS:HG3	1:A:202:THR:HG22	1.27	1.09
4:E:195:ASN:H	4:E:204:ASP:HB3	1.06	1.09
3:C:190:TRP:CD1	3:C:221:ILE:HD12	1.88	1.09
3:C:434:LYS:HD3	3:C:435:GLU:HG3	1.10	1.09
3:C:273:LEU:HA	3:C:276:GLN:HG2	1.17	1.09
4:E:91:LEU:HD13	4:E:145:PHE:HB3	1.20	1.09
1:A:38:ILE:O	1:A:39:GLN:HG3	1.50	1.09
4:E:236:VAL:CA	4:E:239:VAL:HG23	1.82	1.09
1:D:20:ARG:HH11	1:D:20:ARG:CG	1.66	1.09
1:D:253:LEU:HD23	1:D:254:THR:N	1.68	1.09

Continued on next page...

Continued from previous page...

Atom-1	Atom-2	Interatomic distance (Å)	Clash overlap (Å)
2:B:189:GLU:HG3	2:B:468:PHE:HB3	1.28	1.08
2:B:160:HIS:NE2	2:B:207:VAL:HG11	1.66	1.08
3:C:77:ILE:CD1	3:C:80:LEU:HD13	1.82	1.08
1:A:20:ARG:HH11	1:A:20:ARG:CG	1.64	1.08
2:B:153:THR:HB	2:B:204:TYR:HB2	1.18	1.08
3:C:316:THR:HG21	3:C:447:ASN:HB3	1.16	1.08
1:D:131:ILE:HG13	1:D:133:THR:H	1.17	1.08
1:D:65:LEU:HD23	1:D:110:LEU:HD22	1.36	1.08
1:A:38:ILE:CD1	1:A:55:ARG:HG3	1.84	1.08
1:A:87:LEU:H	1:A:87:LEU:HD22	1.13	1.08
3:C:69:TRP:HZ2	3:C:112:VAL:HG11	1.13	1.08
4:E:107:VAL:HG13	4:E:117:TRP:HB2	1.25	1.08
1:A:107:LYS:HE3	2:B:150:THR:O	1.52	1.08
4:E:44:GLU:HA	4:E:129:ILE:CD1	1.82	1.08
3:C:142:GLN:HG3	3:C:143:ASN:H	0.95	1.07
1:A:251:LEU:HD13	4:E:260:ALA:HB2	1.30	1.07
1:D:35:LEU:CG	1:D:54:VAL:HG11	1.84	1.07
1:A:137:PHE:CE1	1:A:210:ILE:HD12	1.88	1.07
1:D:167:LEU:HD11	1:D:178:MET:CB	1.83	1.07
3:C:154:ASN:HB3	3:C:211:ASN:HB3	1.36	1.07
1:D:45:GLU:HG2	1:D:272:PRO:HG2	1.25	1.07
3:C:246:ALA:O	3:C:250:PRO:HD3	1.55	1.07
1:D:145:LYS:HG3	1:D:202:THR:CG2	1.84	1.07
1:D:35:LEU:HD23	1:D:164:ARG:HH12	1.09	1.07
1:D:89:ASP:OD2	1:D:150:THR:HG22	1.54	1.07
3:C:445:ASN:HA	3:C:448:LEU:HG	1.22	1.07
2:B:92:LEU:H	2:B:96:ASN:HB2	1.19	1.07
1:D:145:LYS:C	1:D:146:LEU:HD12	1.74	1.07
2:B:406:GLU:HA	2:B:409:LYS:HD2	1.29	1.07
3:C:227:PHE:O	3:C:230:ILE:HG12	1.54	1.07
4:E:233:SER:O	4:E:237:VAL:HG23	1.54	1.06
1:D:29:VAL:HG12	1:D:60:TRP:CD1	1.90	1.06
1:D:38:ILE:HA	1:D:169:THR:HG21	1.37	1.06
3:C:318:SER:HB2	3:C:447:ASN:HD22	1.18	1.06
1:D:43:VAL:HG22	1:D:50:VAL:HA	1.37	1.06
2:B:20:ARG:HD3	2:B:20:ARG:H	1.20	1.06
3:C:307:GLY:HA2	3:C:310:LEU:HD23	1.38	1.06
2:B:9:SER:HA	2:B:12:PHE:CE1	1.90	1.06
3:C:60:HIS:CD2	3:C:92:ILE:HD13	1.89	1.06
4:E:189:PRO:HD2	4:E:211:PHE:HB2	1.08	1.06
3:C:190:TRP:CB	3:C:223:ARG:HB2	1.84	1.06

Continued on next page...

Continued from previous page...

Atom-1	Atom-2	Interatomic distance (Å)	Clash overlap (Å)
2:B:248:LYS:HD3	2:B:252:SER:HB3	1.11	1.05
3:C:251:ALA:CB	3:C:453:ILE:HD11	1.85	1.05
3:C:87:ILE:HD12	3:C:110:VAL:HB	1.07	1.05
4:E:20:PRO:HG2	4:E:28:ILE:HD12	1.35	1.05
4:E:75:ASP:HB3	4:E:110:TYR:CE1	1.92	1.05
1:D:137:PHE:HB3	1:D:435:GLN:CG	1.87	1.05
3:C:45:LEU:HD12	3:C:190:TRP:CE3	1.91	1.05
3:C:316:THR:HG22	3:C:317:PRO:HD2	1.10	1.05
1:D:261:VAL:HA	1:D:264:ILE:HD12	1.08	1.05
2:B:409:LYS:HB3	3:C:426:THR:HG21	1.35	1.05
2:B:269:LYS:HE3	2:B:270:VAL:CG2	1.86	1.04
2:B:272:GLU:HA	2:B:275:LEU:HG	1.34	1.04
4:E:242:LEU:HD11	4:E:253:LEU:HD21	1.35	1.04
2:B:134:TYR:HE1	2:B:213:ILE:CG1	1.67	1.04
4:E:94:ASN:HD22	4:E:125:SER:HB2	1.17	1.04
1:A:148:ILE:HD11	1:A:156:VAL:HG13	1.31	1.04
3:C:271:LEU:HD11	3:C:303:VAL:CG2	1.87	1.04
4:E:27:VAL:HG12	4:E:153:HIS:C	1.78	1.04
2:B:37:LEU:HA	2:B:54:VAL:HG12	1.06	1.04
3:C:130:CYS:SG	3:C:146:LEU:HD11	1.97	1.04
3:C:230:ILE:HG13	3:C:231:ASN:HD22	1.15	1.04
1:D:137:PHE:HB3	1:D:435:GLN:CB	1.87	1.04
2:B:23:GLN:N	2:B:23:GLN:HE21	1.56	1.04
4:E:67:ASN:N	4:E:67:ASN:HD22	1.53	1.04
1:A:38:ILE:HD11	1:A:55:ARG:CG	1.87	1.04
1:D:104:HIS:O	1:D:105:MET:SD	2.16	1.04
4:E:183:TRP:HB3	4:E:216:ARG:CD	1.87	1.04
1:A:89:ASP:OD2	1:A:150:THR:HG22	1.58	1.03
1:A:235:LEU:HA	2:B:306:HIS:CD2	1.92	1.03
3:C:69:TRP:HB3	3:C:73:GLU:HB2	1.38	1.03
2:B:37:LEU:HD23	2:B:179:ALA:CB	1.89	1.03
1:A:63:VAL:O	1:A:66:ARG:HD2	1.56	1.03
1:A:64:ARG:HA	1:A:66:ARG:HH11	1.22	1.03
1:A:79:ARG:CD	1:A:107:LYS:HD2	1.88	1.03
2:B:443:PHE:O	2:B:447:CYS:SG	2.17	1.03
4:E:56:GLU:HA	4:E:118:LEU:HG	1.41	1.03
1:A:121:PRO:HB2	2:B:149:TYR:CZ	1.93	1.03
3:C:241:PHE:O	3:C:245:LEU:HG	1.59	1.03
3:C:159:SER:HA	3:C:213:GLN:CG	1.89	1.03
3:C:316:THR:CG2	3:C:317:PRO:CD	2.37	1.03
1:A:304:SER:HB2	1:A:397:GLU:HG2	1.40	1.03

Continued on next page...

Continued from previous page...

Atom-1	Atom-2	Interatomic distance (Å)	Clash overlap (Å)
2:B:37:LEU:HB3	2:B:179:ALA:HB3	1.36	1.02
2:B:438:LEU:HA	2:B:441:TYR:HB3	1.41	1.02
2:B:238:VAL:HG13	2:B:248:LYS:NZ	1.75	1.02
1:D:187:TRP:CZ2	1:D:189:TYR:HB3	1.94	1.02
1:D:216:VAL:O	1:D:220:ILE:HG13	1.57	1.02
1:A:277:TYR:HA	1:A:280:PHE:CZ	1.92	1.02
1:D:35:LEU:HG	1:D:54:VAL:HG11	1.41	1.02
3:C:159:SER:HA	3:C:213:GLN:HG3	1.34	1.02
4:E:470:HIS:NE2	4:E:474:VAL:HG23	1.74	1.02
1:A:252:SER:O	1:A:256:PHE:CD1	2.12	1.02
4:E:224:ASN:O	4:E:228:PRO:HG3	1.60	1.02
1:D:379:VAL:HA	1:D:382:ILE:HG13	1.37	1.02
1:D:104:HIS:C	1:D:105:MET:SD	2.38	1.02
1:D:235:LEU:HD13	1:D:242:LYS:HE3	1.38	1.02
2:B:56:LEU:CD2	2:B:103:THR:HG23	1.88	1.02
4:E:246:ALA:HB1	4:E:250:LYS:HG3	1.39	1.02
3:C:12:LEU:HD12	3:C:16:LYS:HG2	1.38	1.01
3:C:30:VAL:HG22	3:C:158:ILE:N	1.76	1.01
1:D:292:THR:HA	1:D:295:VAL:HG22	1.40	1.01
2:B:405:VAL:O	2:B:408:ILE:HG22	1.60	1.01
1:D:432:GLU:HG2	1:D:435:GLN:NE2	1.74	1.01
1:D:412:CYS:O	1:D:416:LEU:HD23	1.60	1.01
1:A:251:LEU:HD22	4:E:260:ALA:HB1	1.42	1.01
2:B:248:LYS:CD	2:B:252:SER:HB3	1.90	1.01
2:B:92:LEU:H	2:B:96:ASN:CB	1.72	1.01
3:C:162:LEU:HD11	3:C:217:PHE:HE1	1.02	1.01
1:A:41:ILE:HD11	1:A:51:GLU:CD	1.81	1.01
2:B:37:LEU:CD2	2:B:179:ALA:HB3	1.91	1.01
3:C:102:TYR:HD1	3:C:102:TYR:O	1.43	1.01
3:C:18:ASN:CB	3:C:21:VAL:HB	1.89	1.01
4:E:182:GLU:CB	4:E:216:ARG:HH21	1.73	1.01
1:D:20:ARG:HH11	1:D:20:ARG:HG2	0.87	1.01
1:A:20:ARG:HH11	1:A:20:ARG:HG2	0.88	1.01
1:A:244:THR:O	1:A:247:ILE:HG22	1.59	1.01
1:A:419:ILE:O	1:A:423:VAL:HG23	1.61	1.01
4:E:129:ILE:HG22	4:E:133:TYR:CD2	1.96	1.01
4:E:183:TRP:HB3	4:E:216:ARG:HG2	1.05	1.01
3:C:271:LEU:HD11	3:C:303:VAL:HG22	1.04	1.01
3:C:37:LEU:HB2	3:C:217:PHE:CE2	1.94	1.01
4:E:470:HIS:NE2	4:E:474:VAL:CG2	2.24	1.01
1:D:95:ASN:HD21	1:D:128:CYS:HB3	1.23	1.00

Continued on next page...

Continued from previous page...

Atom-1	Atom-2	Interatomic distance (Å)	Clash overlap (Å)
2:B:216:LYS:HD2	2:B:216:LYS:O	1.61	1.00
3:C:271:LEU:CD1	3:C:303:VAL:HG22	1.92	1.00
1:D:20:ARG:NH1	1:D:20:ARG:HG2	1.65	1.00
2:B:68:ASP:HB3	2:B:69:PRO:CD	1.90	1.00
4:E:149:THR:HG23	4:E:150:TYR:H	1.25	1.00
2:B:224:THR:C	2:B:227:PRO:HD2	1.81	1.00
3:C:316:THR:HG23	3:C:317:PRO:HD2	1.40	1.00
1:A:107:LYS:HE2	2:B:150:THR:HG22	1.01	1.00
4:E:47:GLU:HG2	4:E:129:ILE:HG12	1.43	1.00
1:D:160:PRO:HD3	1:D:185:LYS:HB3	1.42	1.00
1:A:303:PRO:HB2	1:A:400:LYS:HD3	1.44	1.00
3:C:312:PHE:CE1	3:C:456:LEU:HD13	1.96	1.00
4:E:27:VAL:HG12	4:E:154:GLU:CA	1.91	1.00
2:B:279:ILE:HG22	2:B:280:ILE:N	1.74	1.00
1:D:170:PHE:HE2	1:D:176:TRP:NE1	1.59	1.00
1:D:32:THR:HB	1:D:59:GLN:HB3	1.43	1.00
4:E:44:GLU:HA	4:E:129:ILE:HD12	1.41	1.00
1:D:106:THR:HG22	1:D:107:LYS:H	1.27	1.00
3:C:115:ASN:HD22	3:C:115:ASN:H	1.04	1.00
1:D:263:LEU:O	1:D:267:THR:HG22	1.59	1.00
1:A:20:ARG:HG2	1:A:20:ARG:NH1	1.67	1.00
1:A:274:ILE:HG12	1:A:277:TYR:CE1	1.96	1.00
1:D:62:ASP:HB3	1:D:65:LEU:HD13	1.44	1.00
4:E:271:LYS:HB2	4:E:271:LYS:HZ3	1.23	0.99
2:B:230:LEU:CA	2:B:233:ILE:HG13	1.92	0.99
4:E:152:ALA:HB3	4:E:204:ASP:O	1.61	0.99
4:E:211:PHE:C	4:E:212:LEU:HD12	1.83	0.99
2:B:279:ILE:HG22	2:B:280:ILE:HD13	1.41	0.99
2:B:212:ILE:HD13	2:B:469:ALA:HA	1.44	0.99
2:B:130:ILE:HB	2:B:134:TYR:CD2	1.97	0.99
3:C:97:ASN:OD1	3:C:128:SER:HB2	1.63	0.99
4:E:235:LEU:HA	4:E:238:LEU:HG	1.44	0.99
3:C:434:LYS:HD3	3:C:435:GLU:CG	1.92	0.99
3:C:312:PHE:CZ	3:C:456:LEU:HD22	1.98	0.99
4:E:90:VAL:HG22	4:E:95:VAL:HG11	1.44	0.99
2:B:131:LYS:HD3	2:B:132:VAL:H	1.27	0.99
4:E:59:TRP:HH2	4:E:107:VAL:HG11	1.25	0.99
1:D:110:LEU:HD12	1:D:111:ASP:H	1.28	0.99
1:A:274:ILE:HG12	1:A:277:TYR:CD1	1.98	0.99
3:C:266:ALA:O	3:C:270:PHE:CD1	2.14	0.99
1:D:7:LEU:HD13	1:D:70:ALA:HB1	1.41	0.99

Continued on next page...

Continued from previous page...

Atom-1	Atom-2	Interatomic distance (Å)	Clash overlap (Å)
3:C:97:ASN:HB3	3:C:128:SER:HB3	1.42	0.99
3:C:74:TYR:CD1	3:C:114:PRO:HB2	1.98	0.99
1:A:261:VAL:O	1:A:265:PRO:HD3	1.63	0.98
2:B:254:SER:O	3:C:265:LEU:HD11	1.62	0.98
1:A:41:ILE:CD1	1:A:51:GLU:OE1	2.11	0.98
3:C:122:PRO:HB2	3:C:123:PRO:HD2	1.43	0.98
1:D:229:THR:O	1:D:232:VAL:HB	1.64	0.98
1:D:35:LEU:HD23	1:D:164:ARG:NH1	1.76	0.98
1:A:64:ARG:HA	1:A:66:ARG:NH1	1.79	0.98
3:C:74:TYR:HD1	3:C:114:PRO:HB2	1.29	0.98
1:D:187:TRP:HB2	1:D:199:LEU:HD23	1.45	0.98
4:E:34:LEU:HD12	4:E:210:PHE:CE2	1.98	0.98
3:C:13:ILE:HD13	3:C:82:LEU:HD11	1.40	0.98
3:C:245:LEU:O	3:C:249:LEU:HD13	1.63	0.98
3:C:273:LEU:HA	3:C:276:GLN:CG	1.92	0.98
1:A:107:LYS:CE	2:B:150:THR:O	2.12	0.98
2:B:267:ALA:O	2:B:271:PRO:HD3	1.63	0.98
2:B:37:LEU:CA	2:B:54:VAL:HG12	1.93	0.98
4:E:44:GLU:OE2	4:E:133:TYR:CD2	2.16	0.98
3:C:149:THR:HG21	3:C:214:ASP:HB3	1.46	0.97
1:D:249:VAL:HG13	4:E:259:LEU:HD21	1.45	0.97
4:E:19:LYS:NZ	4:E:154:GLU:CB	2.27	0.97
4:E:189:PRO:HD2	4:E:211:PHE:CB	1.94	0.97
4:E:28:ILE:HD11	4:E:60:ASN:O	1.61	0.97
2:B:141:ASN:HD21	2:B:212:ILE:HG12	1.16	0.97
1:D:64:ARG:HA	1:D:66:ARG:HH11	1.16	0.97
2:B:24:THR:HG22	2:B:25:VAL:H	1.27	0.97
2:B:92:LEU:N	2:B:96:ASN:HB2	1.79	0.97
2:B:56:LEU:HD22	2:B:103:THR:HG23	1.44	0.97
3:C:102:TYR:CE1	3:C:106:TYR:HB3	1.98	0.97
4:E:36:LEU:CD1	4:E:173:ASP:OD1	2.12	0.97
1:D:109:LEU:O	1:D:116:ILE:HG22	1.65	0.97
3:C:142:GLN:HG3	3:C:143:ASN:N	1.79	0.97
1:D:48:GLN:HB3	1:D:130:ILE:CD1	1.94	0.97
4:E:27:VAL:HG12	4:E:154:GLU:N	1.77	0.97
3:C:66:ARG:HH11	3:C:66:ARG:HG2	1.28	0.97
3:C:299:VAL:O	3:C:303:VAL:HG23	1.65	0.97
2:B:409:LYS:HD3	3:C:426:THR:OG1	1.63	0.97
4:E:470:HIS:CE1	4:E:474:VAL:HG23	1.98	0.97
3:C:69:TRP:HZ2	3:C:112:VAL:CG1	1.78	0.97
4:E:110:TYR:HD1	4:E:111:ASN:H	1.09	0.97

Continued on next page...

Continued from previous page...

Atom-1	Atom-2	Interatomic distance (Å)	Clash overlap (Å)
4:E:19:LYS:NZ	4:E:154:GLU:HB3	1.80	0.96
3:C:472:ILE:HA	3:C:475:MET:HB3	1.44	0.96
1:D:48:GLN:CB	1:D:130:ILE:HD12	1.94	0.96
2:B:281:ILE:HG22	2:B:285:MET:N	1.79	0.96
1:A:89:ASP:O	1:A:149:TRP:HB3	1.65	0.96
1:A:133:THR:HA	1:A:274:ILE:HG22	1.47	0.96
3:C:69:TRP:CZ2	3:C:112:VAL:HG11	2.00	0.96
3:C:249:LEU:N	3:C:250:PRO:HD2	1.81	0.96
1:A:303:PRO:HB2	1:A:400:LYS:CD	1.95	0.96
3:C:148:PHE:HB2	3:C:215:VAL:HG21	1.47	0.96
3:C:48:THR:N	3:C:286:PRO:HD3	1.80	0.96
1:D:47:ASN:O	1:D:48:GLN:HG2	1.66	0.96
2:B:68:ASP:HB3	2:B:69:PRO:HD3	1.44	0.96
2:B:220:TYR:CE2	3:C:279:PRO:HB2	2.00	0.96
4:E:250:LYS:HA	4:E:253:LEU:HB3	1.44	0.96
3:C:52:LEU:HD21	3:C:130:CYS:HB2	1.45	0.96
2:B:56:LEU:O	2:B:120:PRO:HD2	1.64	0.96
1:D:300:HIS:HA	1:D:306:HIS:O	1.65	0.96
1:A:108:LEU:HD13	1:A:118:TRP:HB2	1.47	0.96
1:D:203:TYR:HD1	1:D:203:TYR:N	1.64	0.96
4:E:304:LEU:O	4:E:308:LEU:HB2	1.63	0.96
1:A:3:HIS:O	1:A:7:LEU:HG	1.65	0.96
2:B:133:MET:HA	2:B:279:ILE:HG23	1.45	0.96
3:C:149:THR:CG2	3:C:214:ASP:HB3	1.95	0.96
1:D:48:GLN:HB3	1:D:130:ILE:HD12	0.98	0.96
1:A:416:LEU:O	1:A:419:ILE:HG22	1.66	0.95
1:D:261:VAL:O	1:D:265:PRO:CD	2.14	0.95
2:B:160:HIS:H	2:B:195:LYS:NZ	1.63	0.95
2:B:37:LEU:HA	2:B:54:VAL:CG1	1.95	0.95
3:C:312:PHE:HE1	3:C:456:LEU:HD13	1.28	0.95
3:C:60:HIS:HB3	3:C:62:TRP:HZ3	1.28	0.95
4:E:188:ARG:HD2	4:E:211:PHE:O	1.65	0.95
2:B:269:LYS:HE3	2:B:270:VAL:HG22	1.47	0.95
2:B:230:LEU:HA	2:B:233:ILE:CG1	1.95	0.95
4:E:47:GLU:HA	4:E:129:ILE:CD1	1.96	0.95
1:A:189:TYR:HA	1:A:197:PRO:HD2	1.48	0.95
4:E:226:ILE:O	4:E:230:VAL:HG23	1.66	0.95
1:A:121:PRO:HB2	2:B:149:TYR:CE2	2.02	0.95
1:A:38:ILE:HD11	1:A:55:ARG:HG3	0.96	0.95
2:B:141:ASN:ND2	2:B:212:ILE:CG1	2.28	0.95
3:C:316:THR:HG22	3:C:317:PRO:CD	1.93	0.95

Continued on next page...

Continued from previous page...

Atom-1	Atom-2	Interatomic distance (Å)	Clash overlap (Å)
1:D:296:ILE:HA	1:D:299:HIS:CB	1.96	0.95
1:A:187:TRP:CH2	1:A:189:TYR:HB3	2.02	0.95
2:B:308:SER:HB2	2:B:311:THR:HG22	1.47	0.95
3:C:29:GLU:O	3:C:156:ASN:HA	1.64	0.95
1:D:49:ILE:HG21	1:D:125:LYS:NZ	1.82	0.95
4:E:27:VAL:CG1	4:E:153:HIS:C	2.35	0.95
1:D:78:ILE:HD12	1:D:78:ILE:O	1.67	0.94
3:C:148:PHE:HB2	3:C:215:VAL:HG22	1.48	0.94
1:A:101:ALA:HB3	1:A:123:ILE:O	1.66	0.94
1:A:38:ILE:O	1:A:39:GLN:CG	2.15	0.94
2:B:160:HIS:HB2	2:B:195:LYS:CE	1.96	0.94
1:D:421:GLY:O	1:D:425:VAL:HG23	1.66	0.94
1:D:45:GLU:CG	1:D:272:PRO:HG2	1.98	0.94
1:D:7:LEU:O	1:D:11:LEU:HG	1.67	0.94
1:A:43:VAL:HG22	1:A:50:VAL:HG22	1.47	0.94
3:C:65:HIS:H	3:C:65:HIS:CD2	1.72	0.94
4:E:67:ASN:H	4:E:67:ASN:HD22	1.02	0.94
1:A:229:THR:O	1:A:233:PHE:CD1	2.21	0.94
3:C:87:ILE:HD12	3:C:110:VAL:CB	1.98	0.94
4:E:35:THR:HG23	4:E:175:GLU:OE1	1.68	0.94
1:A:227:PHE:HA	1:A:230:VAL:HB	1.49	0.94
4:E:44:GLU:HG3	4:E:129:ILE:HG13	1.46	0.94
4:E:39:LEU:HD23	4:E:183:TRP:HZ2	1.32	0.94
3:C:113:ARG:HD2	3:C:117:TYR:HB3	1.50	0.94
1:D:134:HIS:CE1	1:D:209:ARG:HD3	2.03	0.94
4:E:19:LYS:HZ2	4:E:154:GLU:HB3	1.31	0.94
4:E:195:ASN:HB3	4:E:205:PHE:H	1.32	0.94
4:E:91:LEU:HB2	4:E:95:VAL:HG23	1.49	0.94
3:C:93:VAL:CG1	3:C:151:LEU:HD13	1.98	0.94
1:D:391:GLU:HA	1:D:394:ASN:OD1	1.68	0.94
2:B:224:THR:O	2:B:227:PRO:HD2	1.66	0.93
3:C:131:PRO:HG2	3:C:144:CYS:HA	1.49	0.93
1:D:187:TRP:CZ3	1:D:189:TYR:CD2	2.56	0.93
4:E:191:LYS:H	4:E:209:ILE:HG23	1.30	0.93
4:E:44:GLU:HG3	4:E:129:ILE:HB	1.38	0.93
4:E:255:ILE:HD11	4:E:304:LEU:HD13	1.46	0.93
2:B:45:GLU:CD	2:B:279:ILE:HD11	1.88	0.93
3:C:9:ASN:O	3:C:12:LEU:HG	1.68	0.93
3:C:316:THR:HG21	3:C:447:ASN:CB	1.97	0.93
4:E:250:LYS:HB3	4:E:253:LEU:HD23	1.50	0.93
1:D:110:LEU:HD12	1:D:111:ASP:N	1.83	0.93

Continued on next page...

Continued from previous page...

Atom-1	Atom-2	Interatomic distance (Å)	Clash overlap (Å)
1:A:131:ILE:HD11	1:A:140:GLN:HG2	1.49	0.93
1:D:167:LEU:CG	1:D:178:MET:HB2	1.98	0.93
4:E:91:LEU:CD1	4:E:145:PHE:HB3	1.98	0.93
1:A:107:LYS:HE2	2:B:150:THR:CG2	1.96	0.93
1:A:238:ASP:HB3	2:B:306:HIS:CE1	2.03	0.93
1:A:292:THR:CA	1:A:296:ILE:HD11	1.99	0.93
1:A:242:LYS:HD3	2:B:312:HIS:ND1	1.82	0.93
1:D:78:ILE:HD11	1:D:110:LEU:HG	1.51	0.93
2:B:440:LEU:O	2:B:443:PHE:HB3	1.68	0.93
3:C:65:HIS:HD2	3:C:65:HIS:H	1.14	0.93
4:E:235:LEU:HD11	4:E:257:VAL:HG11	1.47	0.93
2:B:288:MET:O	2:B:291:VAL:HG12	1.69	0.93
1:A:406:ILE:HA	1:A:409:ILE:HD11	1.49	0.93
3:C:38:THR:CG2	3:C:57:TRP:CE3	2.51	0.93
1:D:187:TRP:CZ3	1:D:189:TYR:HD2	1.86	0.93
4:E:140:ASN:C	4:E:140:ASN:HD22	1.72	0.93
1:A:136:PRO:HA	1:A:277:TYR:OH	1.69	0.93
1:A:135:PHE:N	1:A:136:PRO:CD	2.31	0.92
1:A:136:PRO:HG3	1:A:274:ILE:CG2	2.00	0.92
1:D:245:LEU:HD21	4:E:255:ILE:HG13	1.52	0.92
4:E:185:ILE:HG12	4:E:214:ILE:CG2	1.99	0.92
1:A:41:ILE:CG1	1:A:51:GLU:HB3	1.99	0.92
4:E:247:GLY:H	4:E:250:LYS:NZ	1.67	0.92
4:E:414:SER:N	4:E:416:VAL:HG13	1.84	0.92
3:C:141:TRP:CZ3	3:C:223:ARG:HB3	2.04	0.92
3:C:145:SER:C	3:C:146:LEU:HD12	1.90	0.92
4:E:36:LEU:CD2	4:E:51:THR:HG21	1.98	0.92
4:E:436:ASN:HA	4:E:439:TRP:HE1	1.34	0.92
3:C:94:LEU:HB2	3:C:98:ASN:HB2	1.51	0.92
3:C:42:LEU:HD22	3:C:190:TRP:CH2	2.05	0.92
1:D:253:LEU:HD23	1:D:254:THR:H	1.29	0.92
3:C:434:LYS:CD	3:C:435:GLU:HG3	2.00	0.92
1:A:217:ASN:O	1:A:221:PRO:HD3	1.69	0.92
3:C:142:GLN:CG	3:C:143:ASN:H	1.77	0.92
3:C:278:LEU:C	3:C:278:LEU:HD12	1.90	0.92
1:A:129:GLU:O	1:A:142:CYS:SG	2.27	0.92
1:A:298:THR:HA	1:A:301:ARG:HB3	1.52	0.92
1:A:41:ILE:HD11	1:A:51:GLU:HB3	1.50	0.92
1:D:282:MET:HG3	1:D:286:ILE:HD11	1.49	0.92
2:B:279:ILE:CG2	2:B:280:ILE:H	1.81	0.92
1:D:137:PHE:HB3	1:D:435:GLN:HB2	1.49	0.92

Continued on next page...

Continued from previous page...

Atom-1	Atom-2	Interatomic distance (Å)	Clash overlap (Å)
1:A:229:THR:HA	1:A:232:VAL:HB	1.51	0.92
3:C:132:ILE:O	3:C:136:TYR:HB2	1.70	0.92
3:C:229:VAL:O	3:C:233:ILE:HG12	1.70	0.92
1:A:250:LEU:HD11	1:A:296:ILE:HG21	1.52	0.92
3:C:162:LEU:HB2	3:C:199:LYS:HB3	1.52	0.92
3:C:18:ASN:HB3	3:C:21:VAL:HB	1.49	0.92
1:D:263:LEU:HD11	4:E:266:PHE:CZ	2.04	0.92
1:D:102:ILE:HG13	4:E:98:GLN:HE22	1.25	0.92
1:A:79:ARG:HD2	1:A:107:LYS:HD2	1.48	0.91
2:B:46:LYS:HB2	2:B:278:PRO:CD	1.99	0.91
3:C:162:LEU:CD1	3:C:217:PHE:HE1	1.83	0.91
3:C:83:ARG:HB3	3:C:84:PRO:HD2	1.51	0.91
1:D:135:PHE:CB	1:D:209:ARG:HB3	2.00	0.91
1:D:31:ILE:HG22	1:D:158:ILE:HG23	1.52	0.91
1:D:38:ILE:CA	1:D:169:THR:HG21	1.99	0.91
1:D:416:LEU:HA	1:D:419:ILE:CG1	1.98	0.91
4:E:472:ASN:O	4:E:476:GLU:HG3	1.70	0.91
1:A:380:LYS:HB3	2:B:408:ILE:HD13	1.53	0.91
2:B:9:SER:HA	2:B:12:PHE:CD1	2.05	0.91
1:A:145:LYS:HG3	1:A:202:THR:CG2	2.01	0.91
1:A:142:CYS:HB2	1:A:205:PHE:HB2	1.53	0.91
2:B:95:ASN:HA	2:B:127:SER:H	1.34	0.91
3:C:144:CYS:SG	3:C:146:LEU:HD11	2.10	0.91
3:C:312:PHE:HZ	3:C:456:LEU:HD22	1.34	0.91
3:C:42:LEU:HG	3:C:54:THR:HG23	1.51	0.91
3:C:463:PRO:HA	3:C:466:VAL:HG23	1.50	0.91
1:D:261:VAL:CA	1:D:264:ILE:HD12	1.99	0.91
4:E:173:ASP:OD2	4:E:212:LEU:HD23	1.69	0.91
1:A:59:GLN:HE22	1:A:117:MET:CG	1.83	0.91
2:B:223:TYR:O	2:B:226:VAL:HG22	1.70	0.91
1:A:187:TRP:CE2	1:A:196:THR:HG23	2.05	0.91
1:A:292:THR:HA	1:A:296:ILE:HD11	1.52	0.91
4:E:152:ALA:H	4:E:205:PHE:HD1	1.18	0.91
1:A:252:SER:HB3	2:B:257:LEU:HD13	1.52	0.91
3:C:195:LYS:HE3	3:C:217:PHE:HB3	1.53	0.91
1:D:40:LEU:HD13	1:D:52:THR:HB	1.52	0.91
4:E:305:ASN:HA	4:E:308:LEU:HD12	1.52	0.91
1:A:279:LEU:HA	1:A:282:MET:HB2	1.52	0.91
1:D:118:TRP:HE1	1:D:120:PRO:HB3	1.33	0.91
2:B:131:LYS:HB3	2:B:133:MET:HG3	1.53	0.91
1:D:283:ILE:HA	1:D:286:ILE:HD12	1.53	0.91

Continued on next page...

Continued from previous page...

Atom-1	Atom-2	Interatomic distance (Å)	Clash overlap (Å)
1:D:94:ASN:HD22	1:D:94:ASN:C	1.72	0.91
2:B:75:ILE:CD1	2:B:78:LEU:HD13	2.01	0.91
1:A:149:TRP:CH2	4:E:120:PRO:HD3	2.05	0.90
3:C:110:VAL:HG13	3:C:120:TRP:HB2	1.52	0.90
1:D:55:ARG:HA	1:D:120:PRO:O	1.71	0.90
2:B:409:LYS:HB3	3:C:426:THR:CG2	2.00	0.90
1:D:187:TRP:CD1	1:D:197:PRO:O	2.24	0.90
4:E:59:TRP:HH2	4:E:107:VAL:CG1	1.84	0.90
4:E:71:TYR:HD1	4:E:111:ASN:HB2	1.35	0.90
2:B:241:LEU:HG	2:B:248:LYS:HB2	1.51	0.90
3:C:67:LEU:HD21	3:C:112:VAL:HG13	1.52	0.90
1:D:416:LEU:HA	1:D:419:ILE:HG13	1.53	0.90
4:E:135:PRO:CG	4:E:137:ASP:O	2.18	0.90
1:D:7:LEU:CD1	1:D:70:ALA:HB1	2.00	0.90
3:C:162:LEU:HD21	3:C:217:PHE:HZ	1.36	0.90
3:C:58:MET:SD	3:C:92:ILE:CD1	2.59	0.90
1:D:287:SER:HA	1:D:290:ILE:CD1	2.01	0.90
2:B:144:MET:CE	2:B:191:LYS:HE3	2.02	0.90
2:B:160:HIS:HB2	2:B:195:LYS:HE2	1.52	0.90
1:D:132:VAL:HB	1:D:274:ILE:HA	1.51	0.90
1:D:303:PRO:HD2	1:D:400:LYS:HD3	1.54	0.90
4:E:222:ILE:O	4:E:226:ILE:HG13	1.71	0.90
3:C:38:THR:CG2	3:C:57:TRP:HE3	1.85	0.90
1:D:239:SER:O	1:D:242:LYS:HG2	1.72	0.90
4:E:247:GLY:H	4:E:250:LYS:HZ1	1.14	0.90
1:A:256:PHE:CE1	2:B:261:VAL:HG23	2.07	0.90
3:C:192:ILE:HD12	3:C:219:LEU:HD11	1.53	0.90
3:C:67:LEU:HB3	3:C:116:GLY:HA2	1.54	0.90
1:D:170:PHE:CE2	1:D:176:TRP:NE1	2.40	0.90
1:D:41:ILE:HD12	1:D:51:GLU:O	1.72	0.90
1:A:274:ILE:CG1	1:A:277:TYR:CD1	2.55	0.89
3:C:162:LEU:HD21	3:C:217:PHE:CZ	2.07	0.89
1:D:131:ILE:HD11	1:D:133:THR:HB	1.52	0.89
4:E:195:ASN:N	4:E:204:ASP:HB3	1.86	0.89
2:B:279:ILE:CG2	2:B:280:ILE:HD13	2.02	0.89
4:E:31:THR:O	4:E:32:LEU:HD23	1.72	0.89
1:D:189:TYR:HA	1:D:197:PRO:HD2	1.54	0.89
4:E:142:SER:OG	4:E:209:ILE:HD11	1.72	0.89
4:E:36:LEU:HD23	4:E:51:THR:HG21	1.55	0.89
4:E:284:LYS:O	4:E:287:ILE:HG23	1.73	0.89
2:B:307:ARG:O	2:B:307:ARG:HG2	1.70	0.89

Continued on next page...

Continued from previous page...

Atom-1	Atom-2	Interatomic distance (Å)	Clash overlap (Å)
3:C:263:VAL:HG13	1:D:251:LEU:HD21	1.53	0.89
3:C:37:LEU:HB2	3:C:217:PHE:HE2	1.31	0.89
4:E:141:CYS:HB3	4:E:212:LEU:HB2	1.54	0.89
4:E:235:LEU:HD11	4:E:257:VAL:CG1	2.01	0.89
1:A:89:ASP:HB2	1:A:149:TRP:CD1	2.07	0.89
3:C:143:ASN:OD1	3:C:220:ILE:HB	1.70	0.89
1:A:426:PHE:HD1	1:A:427:ALA:N	1.71	0.89
2:B:48:GLU:HB2	2:B:128:CYS:O	1.73	0.89
4:E:242:LEU:CD1	4:E:253:LEU:HD21	2.02	0.89
1:D:250:LEU:HA	1:D:253:LEU:HD22	1.54	0.89
1:A:274:ILE:CG1	1:A:277:TYR:HD1	1.87	0.89
1:A:252:SER:OG	2:B:257:LEU:HD22	1.73	0.89
4:E:195:ASN:HB3	4:E:205:PHE:N	1.87	0.89
3:C:453:ILE:HG23	3:C:454:ASP:N	1.87	0.88
4:E:1:ASN:HD22	4:E:69:SER:N	1.72	0.88
1:A:134:HIS:C	1:A:136:PRO:CD	2.42	0.88
1:A:265:PRO:HA	1:A:268:SER:HB3	1.53	0.88
2:B:436:ASP:O	2:B:440:LEU:HD12	1.73	0.88
3:C:302:VAL:O	3:C:306:CYS:SG	2.32	0.88
4:E:189:PRO:CD	4:E:211:PHE:HB2	2.00	0.88
1:A:278:MET:O	1:A:281:THR:HG22	1.73	0.88
2:B:216:LYS:HE3	2:B:216:LYS:N	1.87	0.88
2:B:238:VAL:HG13	2:B:248:LYS:HZ1	1.34	0.88
3:C:251:ALA:HB2	3:C:453:ILE:HD11	1.53	0.88
1:D:53:ASN:HB2	1:D:123:ILE:HG12	1.51	0.88
4:E:99:PHE:HB3	4:E:102:ALA:HB3	1.55	0.88
1:A:235:LEU:HA	2:B:306:HIS:NE2	1.89	0.88
4:E:172:ILE:HG13	4:E:174:PRO:CD	2.03	0.88
1:A:33:VAL:CG2	1:A:158:ILE:HG12	2.03	0.88
1:A:87:LEU:HD22	1:A:87:LEU:N	1.88	0.88
2:B:131:LYS:NZ	2:B:132:VAL:HB	1.88	0.88
2:B:226:VAL:HG22	2:B:227:PRO:HD3	1.55	0.88
3:C:13:ILE:O	3:C:17:TYR:HB3	1.72	0.88
4:E:129:ILE:HA	4:E:133:TYR:HB2	1.53	0.88
4:E:174:PRO:HA	4:E:177:PHE:HB3	1.53	0.88
4:E:59:TRP:CH2	4:E:107:VAL:HG11	2.06	0.88
1:D:259:VAL:HG13	1:D:262:GLU:OE1	1.73	0.88
4:E:132:THR:O	4:E:134:PHE:N	2.06	0.88
1:D:245:LEU:CD2	4:E:255:ILE:HG21	2.04	0.88
1:A:251:LEU:HD22	4:E:260:ALA:HB3	1.52	0.88
2:B:458:ALA:O	2:B:462:VAL:HG23	1.73	0.88

Continued on next page...

Continued from previous page...

Atom-1	Atom-2	Interatomic distance (Å)	Clash overlap (Å)
3:C:38:THR:HG22	3:C:57:TRP:CE3	2.08	0.88
3:C:42:LEU:HG	3:C:54:THR:CG2	2.04	0.88
2:B:131:LYS:HD3	2:B:132:VAL:N	1.88	0.88
2:B:152:ASP:HB3	2:B:203:SER:HB3	1.54	0.88
1:D:238:ASP:HB3	4:E:308:LEU:CD2	2.03	0.88
1:D:137:PHE:CB	1:D:435:GLN:HB2	2.03	0.88
4:E:122:ILE:H	4:E:122:ILE:HD13	1.38	0.88
3:C:452:THR:O	3:C:455:ARG:HG2	1.74	0.88
1:D:203:TYR:CD1	1:D:203:TYR:N	2.34	0.88
1:A:41:ILE:HD11	1:A:51:GLU:CB	2.04	0.87
2:B:131:LYS:CD	2:B:132:VAL:H	1.85	0.87
3:C:316:THR:HG22	3:C:447:ASN:HB3	1.52	0.87
3:C:69:TRP:CE3	3:C:73:GLU:HB3	2.09	0.87
1:D:187:TRP:CH2	1:D:189:TYR:HB3	2.07	0.87
2:B:459:SER:O	2:B:463:PRO:HD2	1.73	0.87
3:C:273:LEU:CA	3:C:276:GLN:HG2	2.03	0.87
3:C:251:ALA:HB1	3:C:453:ILE:HD11	1.56	0.87
3:C:439:TYR:O	3:C:443:VAL:HG23	1.73	0.87
3:C:266:ALA:HB1	3:C:270:PHE:CZ	2.07	0.87
1:D:187:TRP:HB2	1:D:199:LEU:CD2	2.05	0.87
4:E:283:GLY:O	4:E:287:ILE:HG22	1.75	0.87
1:D:17:LYS:HG2	1:D:84:ASP:CA	2.04	0.87
1:A:131:ILE:HD11	1:A:140:GLN:CG	2.04	0.87
4:E:91:LEU:HD13	4:E:145:PHE:CB	2.04	0.87
1:D:17:LYS:CG	1:D:84:ASP:HA	2.04	0.87
2:B:23:GLN:NE2	2:B:23:GLN:N	2.21	0.87
1:A:245:LEU:HD13	2:B:250:SER:HB2	1.55	0.87
3:C:155:ALA:HB2	3:C:211:ASN:HA	1.56	0.87
3:C:148:PHE:CB	3:C:215:VAL:CG2	2.48	0.87
3:C:80:LEU:O	3:C:112:VAL:HB	1.75	0.87
1:D:28:PHE:HD2	1:D:157:SER:HB3	1.36	0.87
1:D:37:LEU:HD12	1:D:53:ASN:O	1.74	0.87
4:E:149:THR:HG23	4:E:150:TYR:N	1.89	0.87
4:E:311:PRO:HG2	4:E:440:VAL:HG22	1.57	0.87
1:D:166:ASP:HB2	1:D:181:TYR:CB	2.05	0.87
1:D:92:LEU:HD13	1:D:146:LEU:HG	1.53	0.87
1:D:45:GLU:O	1:D:130:ILE:HG13	1.75	0.87
4:E:31:THR:HB	4:E:58:GLN:HB2	1.56	0.87
3:C:475:MET:O	3:C:478:PHE:CE1	2.26	0.87
3:C:58:MET:SD	3:C:92:ILE:HD11	2.15	0.87
1:A:388:SER:O	1:A:391:GLU:HB3	1.75	0.86

Continued on next page...

Continued from previous page...

Atom-1	Atom-2	Interatomic distance (Å)	Clash overlap (Å)
2:B:256:LEU:CD2	2:B:298:SER:HB2	2.04	0.86
3:C:97:ASN:HD21	3:C:146:LEU:HG	1.34	0.86
1:D:46:VAL:HG22	1:D:271:VAL:HA	1.55	0.86
1:A:221:PRO:HA	1:A:224:LEU:HB3	1.53	0.86
1:A:298:THR:HG23	1:A:301:ARG:HD3	1.56	0.86
2:B:142:CYS:O	2:B:210:TYR:HD1	1.57	0.86
2:B:258:ALA:HB3	3:C:265:LEU:HD22	1.56	0.86
3:C:12:LEU:HB2	3:C:16:LYS:HG2	1.57	0.86
3:C:180:ASP:N	3:C:195:LYS:HG2	1.89	0.86
3:C:472:ILE:HB	3:C:475:MET:SD	2.15	0.86
3:C:230:ILE:CG1	3:C:231:ASN:HD22	1.88	0.86
1:A:230:VAL:HG13	1:A:414:PHE:HZ	1.40	0.86
3:C:7:LEU:HD23	3:C:10:ASP:HB2	1.54	0.86
3:C:111:LEU:HB3	3:C:119:THR:OG1	1.74	0.86
3:C:38:THR:OG1	3:C:178:ILE:HD13	1.76	0.86
1:D:89:ASP:O	1:D:149:TRP:HB3	1.74	0.86
4:E:182:GLU:HB2	4:E:216:ARG:HH21	0.78	0.86
4:E:271:LYS:NZ	4:E:271:LYS:HB2	1.91	0.86
1:D:379:VAL:HA	1:D:382:ILE:CG1	2.05	0.86
1:A:148:ILE:HD11	1:A:156:VAL:CG1	2.05	0.86
1:A:59:GLN:NE2	1:A:117:MET:SD	2.48	0.86
2:B:272:GLU:HA	2:B:275:LEU:CG	2.06	0.86
3:C:159:SER:CA	3:C:213:GLN:HG3	2.04	0.86
2:B:407:ALA:O	2:B:411:ILE:HG13	1.74	0.86
2:B:90:ILE:HG23	2:B:147:LYS:H	1.38	0.86
2:B:91:VAL:HA	2:B:96:ASN:ND2	1.91	0.86
3:C:102:TYR:CD1	3:C:102:TYR:O	2.28	0.86
4:E:107:VAL:HG13	4:E:117:TRP:CB	2.05	0.86
4:E:311:PRO:HD2	4:E:440:VAL:CG1	2.04	0.86
2:B:152:ASP:HB3	2:B:203:SER:CB	2.06	0.86
1:A:15:TYR:OH	1:A:84:ASP:HB3	1.76	0.86
4:E:262:THR:CB	4:E:265:LEU:HD12	2.06	0.86
1:A:41:ILE:CD1	1:A:51:GLU:HB3	2.04	0.86
2:B:274:SER:O	2:B:278:PRO:HD3	1.74	0.86
3:C:69:TRP:HB3	3:C:73:GLU:CB	2.05	0.86
1:D:227:PHE:O	1:D:230:VAL:HG12	1.74	0.86
2:B:261:VAL:HG12	2:B:262:PHE:HD1	1.41	0.86
3:C:18:ASN:HB2	3:C:21:VAL:HB	1.57	0.86
1:D:419:ILE:O	1:D:423:VAL:HG23	1.76	0.86
1:A:145:LYS:C	1:A:146:LEU:HD12	1.95	0.86
1:A:192:CYS:SG	1:A:193:CYS:N	2.47	0.85

Continued on next page...

Continued from previous page...

Atom-1	Atom-2	Interatomic distance (Å)	Clash overlap (Å)
1:A:188:VAL:O	1:A:197:PRO:HB2	1.76	0.85
1:A:397:GLU:O	1:A:400:LYS:HB2	1.76	0.85
2:B:144:MET:HE3	2:B:191:LYS:HE3	1.58	0.85
4:E:268:ILE:HG13	4:E:269:ALA:N	1.91	0.85
4:E:240:TYR:CD2	4:E:453:ILE:HG12	2.11	0.85
4:E:94:ASN:HB3	4:E:125:SER:HB3	1.56	0.85
2:B:409:LYS:CB	3:C:426:THR:HG21	2.05	0.85
1:D:30:ASP:O	1:D:60:TRP:HB2	1.74	0.85
1:A:224:LEU:HG	1:A:225:PHE:N	1.88	0.85
2:B:421:PHE:HA	2:B:424:LEU:HB2	1.56	0.85
1:D:432:GLU:HG2	1:D:435:GLN:HE21	1.40	0.85
2:B:201:ASP:OD1	2:B:202:PRO:HD2	1.75	0.85
1:D:236:PRO:HB3	1:D:299:HIS:HE2	1.40	0.85
2:B:23:GLN:H	2:B:23:GLN:NE2	1.73	0.85
1:D:167:LEU:CD1	1:D:178:MET:CB	2.54	0.85
1:D:78:ILE:HD12	1:D:110:LEU:HB3	1.56	0.85
1:A:148:ILE:CG2	1:A:198:TYR:HB2	2.06	0.85
2:B:135:PHE:HB2	2:B:279:ILE:HD13	1.55	0.85
1:D:377:GLU:HB2	4:E:415:CYS:HB2	1.59	0.85
2:B:141:ASN:HA	2:B:211:LEU:O	1.74	0.85
3:C:63:TYR:CE1	3:C:116:GLY:HA3	2.12	0.85
4:E:44:GLU:O	4:E:129:ILE:HG13	1.75	0.85
1:D:107:LYS:NZ	4:E:149:THR:HA	1.91	0.85
1:A:57:ARG:HD3	1:A:161:GLU:HG2	1.57	0.85
3:C:33:ILE:O	3:C:160:MET:HA	1.77	0.85
3:C:30:VAL:HG11	3:C:159:SER:CB	2.07	0.85
1:D:224:LEU:HD21	4:E:297:VAL:HG11	1.57	0.85
1:D:259:VAL:HA	1:D:262:GLU:CD	1.96	0.85
4:E:127:CYS:SG	4:E:143:LEU:HG	2.16	0.85
1:A:274:ILE:HG13	1:A:277:TYR:HD1	1.42	0.85
2:B:442:ILE:O	2:B:446:MET:HG2	1.76	0.85
1:D:252:SER:CB	4:E:259:LEU:HD22	2.07	0.85
4:E:148:GLN:NE2	4:E:148:GLN:HA	1.92	0.85
1:D:229:THR:HA	1:D:232:VAL:CG2	2.07	0.85
1:A:251:LEU:CD2	4:E:260:ALA:CB	2.54	0.85
1:D:86:TRP:CD2	1:D:86:TRP:O	2.30	0.85
1:A:16:ASN:HB2	1:A:19:ILE:HD12	1.59	0.85
1:A:149:TRP:CZ2	4:E:120:PRO:HD3	2.12	0.85
1:A:107:LYS:C	1:A:108:LEU:HD23	1.96	0.84
1:A:45:GLU:HB2	1:A:209:ARG:NH1	1.90	0.84
2:B:90:ILE:HG23	2:B:147:LYS:N	1.92	0.84

Continued on next page...

Continued from previous page...

Atom-1	Atom-2	Interatomic distance (Å)	Clash overlap (Å)
3:C:65:HIS:N	3:C:65:HIS:CD2	2.45	0.84
1:D:134:HIS:HE1	1:D:209:ARG:HD3	1.40	0.84
1:D:418:CYS:O	1:D:422:THR:HB	1.77	0.84
3:C:19:LYS:HD2	3:C:19:LYS:O	1.77	0.84
1:D:146:LEU:HD13	1:D:203:TYR:CE1	2.12	0.84
1:D:160:PRO:HD3	1:D:185:LYS:CB	2.06	0.84
1:A:128:CYS:HB3	1:A:144:MET:CE	2.07	0.84
1:D:257:LEU:HD12	1:D:258:LEU:N	1.92	0.84
1:D:35:LEU:HD11	1:D:54:VAL:HG11	1.58	0.84
4:E:216:ARG:O	4:E:217:LYS:CG	2.25	0.84
4:E:250:LYS:HD2	4:E:253:LEU:HD22	1.59	0.84
4:E:433:GLY:O	4:E:436:ASN:HB2	1.76	0.84
3:C:83:ARG:O	3:C:87:ILE:HG13	1.78	0.84
4:E:187:HIS:CE1	4:E:189:PRO:HG3	2.12	0.84
3:C:93:VAL:HG11	3:C:151:LEU:CD1	2.05	0.84
3:C:230:ILE:HG13	3:C:231:ASN:ND2	1.92	0.84
3:C:273:LEU:HD23	3:C:276:GLN:CB	2.08	0.84
3:C:461:ILE:O	3:C:464:VAL:HG12	1.78	0.84
1:D:239:SER:HB3	4:E:314:HIS:HB2	1.60	0.84
1:D:245:LEU:HD21	4:E:255:ILE:HG21	1.57	0.84
3:C:241:PHE:CZ	1:D:293:VAL:HG22	2.12	0.84
4:E:238:LEU:C	4:E:242:LEU:HD23	1.97	0.84
1:D:68:ASN:HB2	1:D:69:PRO:CD	2.07	0.84
4:E:39:LEU:HD23	4:E:183:TRP:CZ2	2.13	0.84
1:A:417:ILE:HA	1:A:420:ILE:HG12	1.60	0.84
1:A:43:VAL:HG13	1:A:50:VAL:HG22	1.59	0.84
3:C:276:GLN:O	3:C:279:PRO:HD2	1.78	0.84
3:C:316:THR:CG2	3:C:447:ASN:CB	2.49	0.84
1:D:419:ILE:HD12	1:D:420:ILE:N	1.91	0.84
4:E:135:PRO:CB	4:E:137:ASP:OD1	2.25	0.84
4:E:187:HIS:ND1	4:E:189:PRO:HG3	1.92	0.84
1:D:87:LEU:HD12	1:D:88:PRO:HD2	1.60	0.84
1:A:190:TYR:HB2	1:A:192:CYS:SG	2.17	0.84
3:C:180:ASP:H	3:C:195:LYS:CB	1.90	0.84
3:C:305:ASN:HA	3:C:308:ILE:HB	1.59	0.84
3:C:311:ASN:O	3:C:315:ARG:CB	2.24	0.84
3:C:475:MET:HG2	3:C:476:GLY:N	1.89	0.84
1:D:134:HIS:HE1	1:D:209:ARG:CD	1.91	0.84
1:A:235:LEU:HD21	1:A:242:LYS:HG3	1.58	0.84
1:A:35:LEU:HD21	1:A:37:LEU:HD23	1.58	0.84
3:C:115:ASN:N	3:C:115:ASN:HD22	1.74	0.84

Continued on next page...

Continued from previous page...

Atom-1	Atom-2	Interatomic distance (Å)	Clash overlap (Å)
3:C:12:LEU:HD12	3:C:16:LYS:CG	2.06	0.84
3:C:35:LEU:HD22	3:C:215:VAL:HG11	1.59	0.84
4:E:261:GLN:HE22	4:E:296:ILE:CD1	1.90	0.84
3:C:478:PHE:O	3:C:482:PRO:HD3	1.77	0.84
4:E:283:GLY:C	4:E:284:LYS:HE3	1.97	0.84
2:B:218:LEU:O	2:B:219:PHE:CD1	2.31	0.83
2:B:226:VAL:CG2	2:B:227:PRO:HD3	2.07	0.83
1:D:261:VAL:HA	1:D:264:ILE:CD1	2.02	0.83
4:E:67:ASN:N	4:E:67:ASN:ND2	2.25	0.83
2:B:198:ARG:HG3	2:B:198:ARG:HH11	1.41	0.83
1:A:226:SER:O	1:A:230:VAL:HG23	1.77	0.83
1:D:214:PHE:O	1:D:218:VAL:HG23	1.78	0.83
4:E:261:GLN:HE22	4:E:296:ILE:HD11	1.43	0.83
1:D:377:GLU:HA	1:D:380:LYS:HD2	1.60	0.83
4:E:148:GLN:HE21	4:E:148:GLN:HA	1.43	0.83
1:A:304:SER:H	1:A:400:LYS:HD3	1.42	0.83
2:B:258:ALA:HB2	3:C:265:LEU:CD1	2.08	0.83
1:D:166:ASP:HB2	1:D:181:TYR:HB2	1.61	0.83
4:E:242:LEU:HD11	4:E:253:LEU:CD2	2.09	0.83
4:E:20:PRO:HB3	4:E:61:ASP:CG	1.99	0.83
3:C:31:VAL:HG11	3:C:88:TRP:HH2	1.40	0.83
1:D:284:PHE:CE2	1:D:424:SER:HB3	2.13	0.83
2:B:9:SER:HA	2:B:12:PHE:HE1	1.41	0.83
1:D:148:ILE:HG12	1:D:151:TYR:HB2	1.58	0.83
2:B:81:PRO:HA	2:B:107:ASN:HA	1.60	0.83
2:B:189:GLU:O	2:B:190:HIS:CD2	2.32	0.83
3:C:42:LEU:HA	3:C:54:THR:HG22	1.60	0.83
4:E:246:ALA:HB1	4:E:250:LYS:CG	2.07	0.83
4:E:178:THR:HG22	4:E:180:ASN:H	1.40	0.83
1:A:108:LEU:CD1	1:A:118:TRP:HB2	2.09	0.83
1:A:255:VAL:O	1:A:259:VAL:HG23	1.78	0.83
1:A:43:VAL:CG2	1:A:50:VAL:HG22	2.07	0.83
1:D:201:ILE:O	1:D:203:TYR:HE1	1.62	0.83
4:E:6:LEU:HD12	4:E:69:SER:OG	1.78	0.83
4:E:19:LYS:NZ	4:E:154:GLU:HB2	1.94	0.83
1:D:78:ILE:CD1	1:D:110:LEU:HB3	2.09	0.83
1:A:130:ILE:CD1	1:A:131:ILE:N	2.42	0.83
2:B:297:LEU:HD12	2:B:445:THR:HG21	1.61	0.83
2:B:92:LEU:HG	2:B:96:ASN:HB2	1.59	0.83
4:E:110:TYR:HD1	4:E:111:ASN:N	1.74	0.83
1:D:376:ILE:O	1:D:380:LYS:HG3	1.79	0.83

Continued on next page...

Continued from previous page...

Atom-1	Atom-2	Interatomic distance (Å)	Clash overlap (Å)
1:A:300:HIS:HA	1:A:306:HIS:O	1.79	0.83
2:B:134:TYR:HE1	2:B:213:ILE:HG13	1.02	0.83
2:B:258:ALA:HB1	3:C:265:LEU:HD22	1.60	0.83
3:C:56:VAL:HG13	3:C:126:PHE:HE2	1.42	0.83
4:E:32:LEU:O	4:E:33:LYS:HG3	1.77	0.83
1:A:422:THR:O	1:A:425:VAL:HG12	1.78	0.83
1:A:394:ASN:OD1	1:A:395:ALA:N	2.11	0.83
2:B:132:VAL:O	2:B:279:ILE:HG23	1.77	0.83
3:C:278:LEU:C	3:C:278:LEU:CD1	2.47	0.83
1:D:92:LEU:HB2	1:D:96:ALA:N	1.94	0.83
4:E:183:TRP:CA	4:E:216:ARG:HG2	2.08	0.83
1:A:160:PRO:HG3	1:A:185:LYS:HB3	1.61	0.83
1:A:90:LEU:CD1	1:A:100:PHE:HE2	1.91	0.82
3:C:67:LEU:HD12	3:C:116:GLY:CA	2.08	0.82
4:E:292:VAL:O	4:E:296:ILE:HG23	1.78	0.82
1:D:380:LYS:HE3	4:E:415:CYS:SG	2.19	0.82
1:D:29:VAL:CG1	1:D:60:TRP:HE1	1.93	0.82
1:A:137:PHE:CG	1:A:435:GLN:NE2	2.46	0.82
2:B:31:VAL:HG12	2:B:158:LEU:HD21	1.60	0.82
2:B:247:GLU:O	2:B:249:MET:SD	2.37	0.82
3:C:113:ARG:HD2	3:C:117:TYR:CB	2.09	0.82
3:C:180:ASP:H	3:C:195:LYS:HB3	1.43	0.82
1:D:240:GLY:O	1:D:243:MET:SD	2.37	0.82
4:E:265:LEU:O	4:E:268:ILE:HG23	1.78	0.82
4:E:35:THR:HB	4:E:54:TRP:HE3	1.45	0.82
4:E:197:GLN:HG2	4:E:198:LEU:H	1.41	0.82
1:A:108:LEU:HB3	1:A:117:MET:O	1.79	0.82
1:A:414:PHE:HA	1:A:417:ILE:HD12	1.61	0.82
2:B:160:HIS:CE1	2:B:207:VAL:HG11	2.15	0.82
3:C:47:GLU:HG2	3:C:286:PRO:CD	2.09	0.82
3:C:305:ASN:O	3:C:308:ILE:HG22	1.80	0.82
3:C:312:PHE:HE1	3:C:456:LEU:CD1	1.91	0.82
4:E:20:PRO:HG2	4:E:28:ILE:CD1	2.09	0.82
1:D:30:ASP:OD1	1:D:30:ASP:N	2.12	0.82
1:A:56:LEU:O	1:A:119:THR:HA	1.78	0.82
2:B:35:LEU:HD22	2:B:55:PHE:O	1.80	0.82
4:E:144:VAL:HA	4:E:208:ILE:O	1.80	0.82
4:E:45:LYS:HD3	4:E:277:LEU:O	1.79	0.82
1:D:130:ILE:HD13	1:D:131:ILE:H	1.45	0.82
4:E:432:SER:O	4:E:435:GLU:HB2	1.78	0.82
1:A:135:PHE:HB3	1:A:273:LEU:HA	1.60	0.82

Continued on next page...

Continued from previous page...

Atom-1	Atom-2	Interatomic distance (Å)	Clash overlap (Å)
1:D:35:LEU:CD1	1:D:54:VAL:CG1	2.57	0.82
4:E:44:GLU:OE2	4:E:133:TYR:HD2	1.55	0.82
1:A:67:TRP:CG	1:A:71:ASP:HB3	2.15	0.82
1:A:133:THR:HA	1:A:274:ILE:CG2	2.08	0.82
3:C:476:GLY:HA2	3:C:479:ASN:HB3	1.60	0.82
1:D:292:THR:HA	1:D:295:VAL:CG2	2.09	0.82
1:A:303:PRO:HB2	1:A:400:LYS:CE	2.10	0.82
1:D:37:LEU:H	1:D:164:ARG:NH2	1.76	0.82
1:D:239:SER:HB2	1:D:242:LYS:HE2	1.60	0.82
4:E:44:GLU:CD	4:E:129:ILE:HB	2.01	0.82
3:C:427:ASN:HA	3:C:430:VAL:HG23	1.62	0.82
4:E:89:VAL:HG23	4:E:99:PHE:CZ	2.15	0.81
1:D:102:ILE:CG1	4:E:98:GLN:NE2	2.41	0.81
2:B:7:LEU:O	2:B:11:LEU:HD23	1.79	0.81
2:B:11:LEU:O	2:B:15:TYR:HB3	1.77	0.81
2:B:75:ILE:O	2:B:75:ILE:HG13	1.79	0.81
1:A:245:LEU:CD2	2:B:250:SER:HA	2.09	0.81
3:C:130:CYS:SG	3:C:131:PRO:HD2	2.20	0.81
3:C:47:GLU:O	3:C:132:ILE:HG21	1.79	0.81
4:E:102:ALA:HB2	4:E:121:ALA:HB2	1.62	0.81
3:C:160:MET:H	3:C:213:GLN:HB2	1.45	0.81
4:E:184:THR:N	4:E:215:GLN:O	2.13	0.81
1:A:233:PHE:O	1:A:236:PRO:HG2	1.80	0.81
1:D:242:LYS:HD2	1:D:245:LEU:HD13	1.61	0.81
1:D:250:LEU:HD13	1:D:296:ILE:CD1	2.10	0.81
1:D:107:LYS:CE	4:E:149:THR:HA	2.10	0.81
4:E:2:GLU:HA	4:E:5:ARG:HG3	1.62	0.81
1:A:167:LEU:HA	1:A:170:PHE:HB2	1.63	0.81
1:A:305:THR:HB	1:A:401:TYR:HB3	1.63	0.81
3:C:56:VAL:HG13	3:C:126:PHE:CE2	2.14	0.81
4:E:191:LYS:H	4:E:209:ILE:CG2	1.93	0.81
2:B:425:LYS:HA	2:B:428:TRP:HD1	1.44	0.81
3:C:438:ALA:HA	3:C:441:GLU:CD	2.01	0.81
1:D:92:LEU:CB	1:D:95:ASN:HB2	2.08	0.81
4:E:6:LEU:HD13	4:E:67:ASN:ND2	1.95	0.81
1:A:382:ILE:O	1:A:386:MET:HG2	1.80	0.81
4:E:235:LEU:O	4:E:235:LEU:HD12	1.80	0.81
4:E:276:SER:HB3	4:E:281:LEU:HD13	1.62	0.81
3:C:475:MET:O	3:C:478:PHE:CD1	2.33	0.81
3:C:31:VAL:HG11	3:C:88:TRP:CH2	2.15	0.81
1:D:35:LEU:HG	1:D:54:VAL:CG1	2.10	0.81

Continued on next page...

Continued from previous page...

Atom-1	Atom-2	Interatomic distance (Å)	Clash overlap (Å)
4:E:284:LYS:N	4:E:284:LYS:CE	2.40	0.81
1:A:66:ARG:HD3	1:A:66:ARG:N	1.95	0.81
1:D:165:PRO:HG2	1:D:168:SER:HB3	1.63	0.81
1:A:79:ARG:HD3	1:A:107:LYS:HD2	1.62	0.81
1:A:250:LEU:CD1	1:A:296:ILE:HG21	2.10	0.81
2:B:254:SER:O	3:C:265:LEU:CD1	2.27	0.81
3:C:316:THR:HG23	3:C:317:PRO:CD	2.06	0.81
4:E:436:ASN:HA	4:E:439:TRP:NE1	1.95	0.81
1:A:281:THR:O	1:A:285:VAL:HG12	1.79	0.81
2:B:33:VAL:HG21	2:B:158:LEU:HD13	1.61	0.81
2:B:272:GLU:CA	2:B:275:LEU:HG	2.11	0.81
3:C:12:LEU:CD1	3:C:16:LYS:HG2	2.11	0.81
1:A:1:SER:N	1:A:4:GLU:HB2	1.96	0.81
4:E:444:LYS:O	4:E:448:LYS:HG2	1.79	0.81
2:B:160:HIS:HE2	2:B:207:VAL:HG11	1.45	0.81
3:C:7:LEU:HA	3:C:10:ASP:OD2	1.81	0.81
3:C:97:ASN:HB3	3:C:128:SER:CB	2.11	0.81
3:C:307:GLY:O	3:C:310:LEU:HB2	1.80	0.81
1:D:236:PRO:HB2	1:D:406:ILE:HG12	1.63	0.81
1:D:287:SER:HA	1:D:290:ILE:HG12	1.62	0.81
1:D:303:PRO:HG2	1:D:400:LYS:HZ3	1.45	0.81
1:A:175:GLU:O	1:A:211:PRO:HD3	1.81	0.80
2:B:109:LEU:HB3	2:B:117:SER:HB2	1.62	0.80
2:B:223:TYR:O	2:B:227:PRO:CD	2.29	0.80
3:C:110:VAL:CG1	3:C:120:TRP:HB2	2.10	0.80
4:E:138:TRP:CZ2	4:E:215:GLN:HB2	2.16	0.80
4:E:431:ASP:O	4:E:435:GLU:HG3	1.79	0.80
1:A:276:LYS:HD2	1:A:276:LYS:H	1.46	0.80
1:A:79:ARG:HH11	1:A:107:LYS:NZ	1.78	0.80
2:B:35:LEU:HD22	2:B:56:LEU:HA	1.61	0.80
1:A:235:LEU:N	1:A:236:PRO:HD2	1.95	0.80
2:B:258:ALA:CB	3:C:265:LEU:CD2	2.57	0.80
2:B:291:VAL:HG12	2:B:292:ALA:H	1.47	0.80
1:A:296:ILE:HA	1:A:299:HIS:CB	2.10	0.80
2:B:265:LEU:O	2:B:268:ASP:HB2	1.81	0.80
1:D:405:VAL:O	1:D:409:ILE:HG23	1.80	0.80
4:E:1:ASN:ND2	4:E:69:SER:N	2.29	0.80
3:C:43:ILE:H	3:C:43:ILE:HD12	1.46	0.80
1:A:291:VAL:HG12	1:A:295:VAL:HG21	1.62	0.80
3:C:77:ILE:HD11	3:C:80:LEU:HD13	1.63	0.80
1:A:43:VAL:HG22	1:A:50:VAL:HG13	1.63	0.80

Continued on next page...

Continued from previous page...

Atom-1	Atom-2	Interatomic distance (Å)	Clash overlap (Å)
3:C:279:PRO:HA	3:C:282:ALA:HB3	1.63	0.80
1:D:209:ARG:CG	1:D:210:ILE:H	1.92	0.80
1:A:378:GLY:O	1:A:382:ILE:HG12	1.80	0.80
1:D:107:LYS:HE3	4:E:149:THR:HA	1.64	0.80
1:A:179:LYS:HE2	1:A:208:GLN:CD	2.02	0.80
2:B:107:ASN:HB2	3:C:152:ASN:ND2	1.97	0.80
2:B:31:VAL:HG12	2:B:158:LEU:CD2	2.11	0.80
2:B:226:VAL:HB	2:B:230:LEU:CD1	2.12	0.80
2:B:241:LEU:HD21	2:B:251:LEU:HD21	1.63	0.80
3:C:318:SER:HB2	3:C:447:ASN:ND2	1.97	0.80
1:A:254:THR:O	1:A:258:LEU:HG	1.81	0.80
1:A:257:LEU:CD1	1:A:285:VAL:HG23	2.10	0.80
1:A:41:ILE:HG13	1:A:42:ASN:N	1.97	0.80
3:C:106:TYR:O	3:C:106:TYR:HD1	1.65	0.80
3:C:78:SER:O	3:C:79:ILE:HD12	1.82	0.80
1:A:245:LEU:HD22	2:B:250:SER:HA	1.62	0.80
1:D:231:LEU:O	1:D:235:LEU:HG	1.80	0.80
1:D:250:LEU:O	1:D:254:THR:HG22	1.82	0.80
1:D:298:THR:CG2	1:D:301:ARG:HD3	2.11	0.80
1:D:102:ILE:HG22	1:D:102:ILE:O	1.82	0.80
1:A:286:ILE:O	1:A:289:ILE:HB	1.81	0.80
1:A:420:ILE:HG13	1:A:421:GLY:N	1.96	0.80
2:B:261:VAL:HG12	2:B:262:PHE:CD1	2.15	0.80
2:B:37:LEU:CB	2:B:179:ALA:HB3	2.11	0.80
1:D:255:VAL:O	1:D:259:VAL:CG2	2.26	0.80
3:C:426:THR:O	3:C:429:ILE:HG13	1.81	0.80
1:D:29:VAL:HG12	1:D:60:TRP:HD1	1.44	0.80
1:A:131:ILE:HD11	1:A:140:GLN:CD	2.02	0.79
1:A:139:GLN:HB2	1:A:207:MET:O	1.82	0.79
2:B:197:TRP:CD1	2:B:204:TYR:HB3	2.17	0.79
1:D:252:SER:HB2	4:E:259:LEU:HD22	1.63	0.79
4:E:249:GLN:HE22	4:E:250:LYS:CE	1.91	0.79
1:A:294:VAL:HG13	1:A:295:VAL:N	1.98	0.79
3:C:89:ILE:HB	3:C:120:TRP:CZ3	2.16	0.79
3:C:279:PRO:O	3:C:282:ALA:HB3	1.82	0.79
1:D:284:PHE:O	1:D:287:SER:HB3	1.82	0.79
1:D:29:VAL:CG1	1:D:60:TRP:NE1	2.45	0.79
2:B:198:ARG:HH11	2:B:198:ARG:CG	1.95	0.79
2:B:28:LYS:HG2	2:B:154:SER:O	1.82	0.79
2:B:88:PRO:HB2	2:B:90:ILE:HG13	1.64	0.79
1:D:201:ILE:HG22	1:D:203:TYR:CE1	2.17	0.79

Continued on next page...

Continued from previous page...

Atom-1	Atom-2	Interatomic distance (Å)	Clash overlap (Å)
1:D:222:CYS:O	1:D:225:PHE:CD1	2.36	0.79
4:E:216:ARG:O	4:E:217:LYS:HG3	1.81	0.79
1:D:256:PHE:HE2	4:E:262:THR:HG22	1.47	0.79
3:C:2:ASN:ND2	3:C:71:ALA:HB3	1.97	0.79
1:A:189:TYR:HA	1:A:197:PRO:CD	2.12	0.79
2:B:47:ASN:O	2:B:48:GLU:CG	2.27	0.79
2:B:21:PRO:HG2	2:B:60:TRP:HE1	1.47	0.79
1:D:145:LYS:HG3	1:D:202:THR:HG23	0.88	0.79
1:A:243:MET:HE3	1:A:244:THR:HG22	1.64	0.79
1:A:305:THR:HG21	1:A:401:TYR:CD1	2.17	0.79
2:B:271:PRO:O	2:B:275:LEU:HG	1.83	0.79
1:D:407:ASP:OD1	1:D:408:HIS:HD2	1.63	0.79
4:E:141:CYS:SG	4:E:143:LEU:HD11	2.23	0.79
1:A:35:LEU:HD21	1:A:37:LEU:CD2	2.12	0.79
2:B:435:ALA:O	2:B:439:PHE:HB3	1.82	0.79
1:D:264:ILE:HB	1:D:265:PRO:HD3	1.63	0.79
4:E:267:LEU:HD12	4:E:270:GLN:OE1	1.82	0.79
1:D:137:PHE:O	1:D:435:GLN:HG3	1.83	0.79
1:A:6:ARG:HB2	1:A:6:ARG:NH1	1.98	0.79
1:A:291:VAL:O	1:A:295:VAL:HG23	1.82	0.79
3:C:244:ALA:O	3:C:248:TYR:CD2	2.35	0.79
1:D:167:LEU:HG	1:D:178:MET:HB2	1.63	0.79
4:E:107:VAL:CG1	4:E:117:TRP:HB2	2.08	0.79
4:E:91:LEU:H	4:E:95:VAL:CG2	1.95	0.79
2:B:226:VAL:HB	2:B:230:LEU:HD11	1.64	0.79
1:D:245:LEU:HD11	4:E:255:ILE:HG13	1.62	0.79
2:B:133:MET:CA	2:B:279:ILE:HG23	2.13	0.79
3:C:77:ILE:HG13	3:C:77:ILE:O	1.82	0.79
1:D:264:ILE:HB	1:D:265:PRO:CD	2.12	0.79
3:C:289:GLY:O	3:C:293:MET:HE2	1.83	0.79
4:E:191:LYS:O	4:E:209:ILE:HG22	1.82	0.78
4:E:262:THR:HA	4:E:265:LEU:HB2	1.64	0.78
4:E:237:VAL:HG13	4:E:453:ILE:HD11	1.63	0.78
4:E:474:VAL:HB	4:E:475:PRO:HD3	1.64	0.78
1:A:136:PRO:HG3	1:A:274:ILE:HG23	1.64	0.78
1:A:209:ARG:CG	1:A:210:ILE:H	1.96	0.78
1:A:135:PHE:CD1	1:A:273:LEU:HB2	2.16	0.78
2:B:269:LYS:HE3	2:B:270:VAL:HG23	1.62	0.78
2:B:89:ASP:OD1	2:B:151:TYR:HD1	1.65	0.78
3:C:453:ILE:HG23	3:C:454:ASP:H	1.46	0.78
1:D:169:THR:HG22	1:D:169:THR:O	1.83	0.78

Continued on next page...

Continued from previous page...

Atom-1	Atom-2	Interatomic distance (Å)	Clash overlap (Å)
4:E:152:ALA:H	4:E:205:PHE:HA	1.47	0.78
2:B:405:VAL:HG12	2:B:409:LYS:HZ3	1.49	0.78
2:B:226:VAL:O	2:B:230:LEU:HG	1.82	0.78
3:C:87:ILE:CD1	3:C:110:VAL:HB	2.03	0.78
3:C:155:ALA:CB	3:C:211:ASN:HA	2.12	0.78
3:C:309:VAL:O	3:C:313:HIS:CB	2.31	0.78
3:C:469:THR:O	3:C:473:PHE:HB2	1.83	0.78
2:B:67:TRP:HB2	2:B:72:TYR:HB2	1.64	0.78
1:A:118:TRP:CD1	1:A:120:PRO:CD	2.67	0.78
1:A:54:VAL:CG2	1:A:122:ALA:HB3	2.14	0.78
1:A:413:VAL:O	1:A:417:ILE:HG13	1.83	0.78
2:B:119:HIS:N	2:B:119:HIS:CD2	2.48	0.78
3:C:153:TYR:HB2	3:C:158:ILE:HB	1.65	0.78
3:C:190:TRP:HB3	3:C:223:ARG:HB2	1.63	0.78
1:D:95:ASN:ND2	1:D:128:CYS:HB3	1.98	0.78
4:E:271:LYS:C	4:E:273:PRO:HD2	2.03	0.78
4:E:284:LYS:HE3	4:E:284:LYS:CA	2.14	0.78
1:A:167:LEU:HD12	1:A:178:MET:CG	2.14	0.78
1:A:41:ILE:CD1	1:A:51:GLU:CD	2.50	0.78
1:A:129:GLU:OE2	1:A:140:GLN:CG	2.32	0.78
1:A:255:VAL:CG2	4:E:264:PHE:CE1	2.66	0.78
2:B:134:TYR:N	2:B:279:ILE:HG12	1.98	0.78
2:B:135:PHE:HB2	2:B:279:ILE:CD1	2.14	0.78
1:D:28:PHE:CD2	1:D:157:SER:HB3	2.17	0.78
1:D:189:TYR:HA	1:D:197:PRO:CD	2.13	0.78
1:A:240:GLY:O	1:A:306:HIS:HE1	1.67	0.78
1:A:257:LEU:HD13	1:A:285:VAL:HG23	1.65	0.78
2:B:37:LEU:HB3	2:B:179:ALA:CB	2.14	0.78
2:B:107:ASN:HB2	3:C:152:ASN:HD21	1.48	0.78
1:D:132:VAL:O	1:D:274:ILE:N	2.16	0.78
4:E:19:LYS:HZ2	4:E:154:GLU:CB	1.92	0.78
3:C:470:ILE:O	3:C:474:VAL:HG23	1.84	0.78
1:D:203:TYR:H	1:D:203:TYR:HD1	1.29	0.78
1:A:3:HIS:C	1:A:7:LEU:HG	2.03	0.78
1:A:52:THR:O	1:A:123:ILE:HG13	1.83	0.78
1:A:235:LEU:HD11	1:A:242:LYS:CE	2.10	0.78
2:B:306:HIS:O	2:B:306:HIS:ND1	2.17	0.78
1:D:141:ASN:HA	1:D:205:PHE:O	1.84	0.78
4:E:293:SER:O	4:E:296:ILE:HG12	1.84	0.78
1:A:218:VAL:O	1:A:221:PRO:HD2	1.82	0.78
1:A:419:ILE:HD13	1:A:423:VAL:CG2	2.13	0.78

Continued on next page...

Continued from previous page...

Atom-1	Atom-2	Interatomic distance (Å)	Clash overlap (Å)
2:B:244:ASP:HB3	3:C:314:PHE:HE1	1.49	0.78
3:C:230:ILE:HG13	3:C:231:ASN:N	1.99	0.78
2:B:55:PHE:HD1	2:B:55:PHE:N	1.82	0.77
2:B:92:LEU:HA	2:B:145:VAL:O	1.84	0.77
3:C:103:ASN:ND2	3:C:106:TYR:CE2	2.53	0.77
3:C:179:ILE:HG22	3:C:182:GLU:HB2	1.65	0.77
3:C:13:ILE:HG21	3:C:86:LEU:HB3	1.66	0.77
1:D:170:PHE:HE2	1:D:176:TRP:CD1	2.01	0.77
1:D:276:LYS:H	1:D:276:LYS:HD2	1.48	0.77
4:E:183:TRP:HA	4:E:216:ARG:HA	1.66	0.77
4:E:55:ILE:HG13	4:E:57:ILE:HG13	1.63	0.77
4:E:71:TYR:HD1	4:E:111:ASN:CB	1.97	0.77
4:E:99:PHE:HB3	4:E:102:ALA:CB	2.14	0.77
1:D:1:SER:N	1:D:4:GLU:HB2	1.99	0.77
2:B:287:ILE:HA	2:B:290:LEU:HD12	1.66	0.77
1:A:148:ILE:CD1	1:A:156:VAL:HG13	2.12	0.77
2:B:445:THR:O	2:B:449:ILE:HG12	1.84	0.77
3:C:13:ILE:HB	3:C:86:LEU:HD22	1.66	0.77
3:C:154:ASN:HB3	3:C:211:ASN:CB	2.11	0.77
1:D:56:LEU:N	1:D:120:PRO:HD2	1.98	0.77
1:D:135:PHE:CG	1:D:210:ILE:HG12	2.18	0.77
1:D:138:ASP:O	1:D:139:GLN:HG2	1.84	0.77
4:E:94:ASN:CG	4:E:143:LEU:HD23	2.05	0.77
4:E:1:ASN:HD22	4:E:69:SER:HB3	1.47	0.77
4:E:91:LEU:HB2	4:E:95:VAL:H	1.48	0.77
1:A:242:LYS:HD2	1:A:245:LEU:HD23	1.66	0.77
2:B:256:LEU:HD21	2:B:298:SER:HB2	1.66	0.77
3:C:4:GLU:HB3	3:C:72:SER:HB2	1.65	0.77
4:E:133:TYR:CE1	4:E:139:GLN:O	2.38	0.77
1:D:62:ASP:HB3	1:D:65:LEU:CD1	2.15	0.77
1:A:406:ILE:HA	1:A:409:ILE:CD1	2.14	0.77
3:C:122:PRO:CB	3:C:123:PRO:HD2	2.09	0.77
3:C:471:PHE:CD1	3:C:471:PHE:C	2.56	0.77
4:E:34:LEU:HB2	4:E:210:PHE:HZ	1.48	0.77
1:D:65:LEU:HD23	1:D:110:LEU:CD2	2.14	0.77
1:D:160:PRO:CD	1:D:185:LYS:HB3	2.15	0.77
2:B:236:ILE:O	2:B:240:TYR:HB2	1.84	0.77
1:A:238:ASP:HB3	2:B:306:HIS:HE1	1.45	0.77
1:D:419:ILE:HD12	1:D:420:ILE:HG23	1.67	0.77
4:E:266:PHE:HD1	4:E:269:ALA:HB3	1.49	0.77
2:B:405:VAL:HG12	2:B:409:LYS:NZ	1.98	0.77

Continued on next page...

Continued from previous page...

Atom-1	Atom-2	Interatomic distance (Å)	Clash overlap (Å)
4:E:470:HIS:NE2	4:E:474:VAL:HG21	1.99	0.77
2:B:100:PHE:HB2	2:B:103:THR:CB	2.13	0.77
2:B:192:PRO:HD2	2:B:210:TYR:CB	2.15	0.77
3:C:453:ILE:CG2	3:C:454:ASP:H	1.98	0.77
4:E:227:ALA:N	4:E:228:PRO:HD2	2.00	0.77
4:E:39:LEU:HD12	4:E:49:LEU:HD13	1.65	0.77
1:D:178:MET:SD	1:D:207:MET:HB3	2.25	0.77
3:C:263:VAL:HA	1:D:251:LEU:HD11	1.66	0.77
4:E:177:PHE:CZ	4:E:184:THR:HA	2.19	0.77
1:D:376:ILE:HG22	1:D:380:LYS:NZ	2.00	0.77
1:A:89:ASP:HB2	1:A:149:TRP:HD1	1.48	0.77
1:A:273:LEU:HD23	1:A:273:LEU:O	1.84	0.77
3:C:113:ARG:HB3	3:C:114:PRO:HD2	1.67	0.77
3:C:60:HIS:NE2	3:C:92:ILE:HG21	2.00	0.77
1:D:92:LEU:N	1:D:92:LEU:HD22	2.00	0.77
4:E:185:ILE:HG12	4:E:214:ILE:HG22	1.67	0.77
4:E:162:GLU:HG2	4:E:190:ALA:O	1.84	0.77
4:E:76:LEU:HD21	4:E:108:LEU:HD11	1.66	0.77
1:A:423:VAL:O	1:A:426:PHE:HB3	1.85	0.77
1:A:426:PHE:CD1	1:A:427:ALA:N	2.53	0.77
1:A:432:GLU:HG3	1:A:436:GLU:OE2	1.84	0.77
1:D:292:THR:CA	1:D:295:VAL:HG22	2.15	0.77
4:E:26:HIS:CG	4:E:26:HIS:O	2.37	0.77
2:B:251:LEU:HD13	3:C:261:ILE:HG21	1.66	0.76
3:C:279:PRO:HA	3:C:282:ALA:CB	2.14	0.76
2:B:40:LEU:HD23	2:B:52:THR:OG1	1.86	0.76
3:C:155:ALA:N	3:C:211:ASN:HA	2.00	0.76
3:C:58:MET:HG2	3:C:58:MET:O	1.85	0.76
1:D:149:TRP:CE2	1:D:150:THR:HB	2.21	0.76
1:D:228:LEU:HD21	4:E:258:LEU:HD21	1.66	0.76
2:B:68:ASP:O	2:B:72:TYR:HB3	1.84	0.76
2:B:232:SER:O	2:B:236:ILE:HG22	1.84	0.76
2:B:132:VAL:HG12	2:B:279:ILE:HA	1.67	0.76
4:E:262:THR:OG1	4:E:265:LEU:CD1	2.33	0.76
4:E:27:VAL:HG12	4:E:153:HIS:O	1.84	0.76
1:D:376:ILE:C	1:D:380:LYS:HE2	2.05	0.76
2:B:235:ALA:HB1	2:B:239:PHE:CE2	2.21	0.76
3:C:449:VAL:HG12	3:C:452:THR:HG21	1.68	0.76
3:C:50:GLU:HB3	3:C:132:ILE:HB	1.67	0.76
1:D:130:ILE:HB	1:D:134:HIS:CD2	2.20	0.76
1:D:46:VAL:CA	1:D:272:PRO:HD3	2.16	0.76

Continued on next page...

Continued from previous page...

Atom-1	Atom-2	Interatomic distance (Å)	Clash overlap (Å)
4:E:27:VAL:HG12	4:E:154:GLU:HA	1.67	0.76
4:E:453:ILE:HD12	4:E:454:ALA:N	2.00	0.76
4:E:60:ASN:HD22	4:E:60:ASN:N	1.81	0.76
2:B:247:GLU:C	2:B:249:MET:HG3	2.05	0.76
3:C:120:TRP:CD1	3:C:122:PRO:HD3	2.21	0.76
3:C:42:LEU:HD22	3:C:190:TRP:HH2	1.49	0.76
3:C:280:GLU:HG3	3:C:281:THR:N	2.00	0.76
3:C:78:SER:C	3:C:79:ILE:HD12	2.06	0.76
4:E:71:TYR:CD1	4:E:111:ASN:HB2	2.20	0.76
2:B:291:VAL:CG1	2:B:292:ALA:N	2.48	0.76
1:A:233:PHE:CZ	1:A:417:ILE:HD11	2.20	0.76
1:A:43:VAL:CG1	1:A:50:VAL:HG22	2.15	0.76
4:E:235:LEU:CA	4:E:238:LEU:HG	2.15	0.76
4:E:267:LEU:O	4:E:270:GLN:HG3	1.86	0.76
3:C:431:LYS:O	3:C:434:LYS:HB3	1.86	0.76
4:E:422:ILE:O	4:E:425:SER:HB3	1.86	0.76
1:A:106:THR:HG22	1:A:107:LYS:H	1.48	0.76
1:D:131:ILE:HG13	1:D:133:THR:N	1.97	0.76
1:D:287:SER:HA	1:D:290:ILE:CG1	2.15	0.76
1:D:92:LEU:H	1:D:92:LEU:CD2	1.99	0.76
1:D:68:ASN:HB2	1:D:69:PRO:HD3	1.66	0.76
1:A:212:LEU:HA	1:A:215:VAL:HG23	1.68	0.76
1:A:230:VAL:HG22	1:A:414:PHE:CE1	2.20	0.76
2:B:45:GLU:HA	2:B:130:ILE:HD12	1.66	0.76
3:C:141:TRP:CB	3:C:222:ARG:HA	2.16	0.76
3:C:38:THR:HG21	3:C:57:TRP:CE3	2.19	0.76
1:D:187:TRP:CH2	1:D:189:TYR:CD2	2.73	0.76
1:D:49:ILE:HD12	1:D:125:LYS:HE3	1.66	0.76
3:C:216:THR:C	3:C:217:PHE:HD1	1.89	0.76
3:C:306:CYS:O	3:C:309:VAL:HB	1.85	0.76
3:C:47:GLU:HG2	3:C:286:PRO:CG	2.15	0.76
1:D:10:ASN:OD1	1:D:11:LEU:HD23	1.86	0.76
1:A:160:PRO:HG2	1:A:185:LYS:NZ	2.01	0.76
2:B:232:SER:HA	2:B:235:ALA:HB3	1.67	0.76
2:B:266:LEU:O	2:B:270:VAL:HG23	1.84	0.76
3:C:131:PRO:HG3	3:C:145:SER:H	1.51	0.76
1:D:243:MET:O	1:D:246:SER:HB3	1.86	0.76
4:E:163:GLU:CD	4:E:163:GLU:N	2.39	0.76
1:D:135:PHE:CD2	1:D:210:ILE:HG12	2.21	0.75
4:E:449:ALA:HA	4:E:452:TRP:CD1	2.21	0.75
2:B:408:ILE:HG23	2:B:409:LYS:N	1.99	0.75

Continued on next page...

Continued from previous page...

Atom-1	Atom-2	Interatomic distance (Å)	Clash overlap (Å)
3:C:438:ALA:HA	3:C:441:GLU:OE1	1.86	0.75
4:E:44:GLU:CG	4:E:129:ILE:CB	2.46	0.75
4:E:90:VAL:HA	4:E:99:PHE:HE1	1.51	0.75
3:C:204:ASP:OD1	3:C:205:LYS:NZ	2.18	0.75
1:A:79:ARG:HH11	1:A:107:LYS:HZ2	1.34	0.75
1:A:133:THR:HG22	1:A:133:THR:O	1.86	0.75
2:B:136:PRO:HB3	2:B:280:ILE:HD11	1.68	0.75
1:A:380:LYS:CB	2:B:408:ILE:HD13	2.15	0.75
3:C:17:TYR:CZ	3:C:19:LYS:HA	2.21	0.75
3:C:248:TYR:C	3:C:250:PRO:HD2	2.05	0.75
3:C:278:LEU:HD12	3:C:278:LEU:O	1.86	0.75
4:E:117:TRP:NE1	4:E:119:PRO:HD3	2.01	0.75
4:E:36:LEU:HD12	4:E:173:ASP:OD1	1.86	0.75
1:A:380:LYS:O	1:A:384:GLU:HB2	1.87	0.75
2:B:191:LYS:HE2	2:B:209:PHE:HB3	1.68	0.75
3:C:60:HIS:NE2	3:C:92:ILE:HD13	2.01	0.75
4:E:241:PHE:CA	4:E:450:CYS:SG	2.70	0.75
1:D:29:VAL:CG1	1:D:60:TRP:CD1	2.68	0.75
1:A:186:HIS:CE1	1:A:187:TRP:O	2.40	0.75
1:A:230:VAL:HG13	1:A:414:PHE:CZ	2.21	0.75
1:A:41:ILE:O	1:A:42:ASN:CG	2.24	0.75
2:B:450:GLY:O	2:B:454:ILE:HG13	1.85	0.75
3:C:445:ASN:HA	3:C:448:LEU:CG	2.12	0.75
1:D:61:ILE:HA	1:D:116:ILE:HD11	1.66	0.75
3:C:259:THR:O	3:C:262:CYS:SG	2.43	0.75
3:C:471:PHE:HD1	3:C:471:PHE:C	1.88	0.75
3:C:48:THR:CA	3:C:286:PRO:HD3	2.16	0.75
4:E:144:VAL:HG12	4:E:209:ILE:HA	1.67	0.75
4:E:52:ASN:HD21	4:E:120:PRO:HB2	1.52	0.75
2:B:45:GLU:OE1	2:B:279:ILE:HD11	1.86	0.75
2:B:80:ILE:HA	3:C:20:HIS:HE1	1.51	0.75
1:D:290:ILE:O	1:D:293:VAL:HB	1.87	0.75
4:E:75:ASP:HB3	4:E:110:TYR:HE1	1.52	0.75
1:D:377:GLU:HB2	4:E:415:CYS:CB	2.17	0.75
1:A:212:LEU:HA	1:A:215:VAL:CG2	2.17	0.75
3:C:104:VAL:HA	3:C:106:TYR:CE1	2.22	0.75
3:C:37:LEU:HD12	3:C:217:PHE:CD2	2.22	0.75
3:C:263:VAL:O	3:C:267:GLN:HG2	1.85	0.75
3:C:463:PRO:HA	3:C:466:VAL:CG2	2.17	0.75
2:B:10:VAL:HG13	2:B:11:LEU:HD22	1.69	0.75
1:A:43:VAL:HG22	1:A:50:VAL:CG2	2.17	0.74

Continued on next page...

Continued from previous page...

Atom-1	Atom-2	Interatomic distance (Å)	Clash overlap (Å)
2:B:240:TYR:O	2:B:244:ASP:HB2	1.87	0.74
3:C:162:LEU:CD1	3:C:217:PHE:CE1	2.61	0.74
3:C:449:VAL:HG12	3:C:452:THR:CG2	2.16	0.74
1:D:170:PHE:CZ	1:D:171:MET:O	2.40	0.74
4:E:152:ALA:HA	4:E:155:VAL:O	1.85	0.74
1:A:251:LEU:CD1	4:E:260:ALA:HB2	2.13	0.74
1:A:62:ASP:OD1	1:A:64:ARG:HB2	1.87	0.74
1:A:36:GLN:HA	1:A:164:ARG:NH2	2.01	0.74
2:B:147:LYS:HG3	2:B:148:SER:N	2.00	0.74
2:B:160:HIS:H	2:B:195:LYS:HZ3	1.32	0.74
3:C:244:ALA:O	3:C:248:TYR:HD2	1.69	0.74
3:C:35:LEU:HD12	3:C:60:HIS:NE2	2.02	0.74
4:E:44:GLU:HB3	4:E:280:PRO:HB3	1.69	0.74
4:E:59:TRP:HE1	4:E:84:LEU:HD23	1.51	0.74
1:A:235:LEU:CD1	1:A:242:LYS:HE3	2.10	0.74
1:A:261:VAL:O	1:A:265:PRO:CD	2.34	0.74
3:C:190:TRP:HB2	3:C:223:ARG:HB2	1.67	0.74
3:C:453:ILE:CG2	3:C:454:ASP:N	2.51	0.74
3:C:35:LEU:HD12	3:C:92:ILE:HG21	1.67	0.74
1:D:295:VAL:O	1:D:299:HIS:N	2.19	0.74
4:E:86:LEU:HD13	4:E:103:TYR:CE1	2.22	0.74
4:E:128:PRO:O	4:E:129:ILE:HG12	1.87	0.74
1:A:107:LYS:O	1:A:108:LEU:HD23	1.87	0.74
1:A:244:THR:O	1:A:247:ILE:CG2	2.36	0.74
1:A:249:VAL:HG13	1:A:253:LEU:HD23	1.70	0.74
1:A:262:GLU:O	1:A:265:PRO:HD2	1.86	0.74
1:A:293:VAL:O	1:A:297:ASN:HB3	1.87	0.74
2:B:233:ILE:O	2:B:237:LEU:HB2	1.88	0.74
2:B:92:LEU:HD22	2:B:146:PHE:CD1	2.22	0.74
3:C:81:ARG:CZ	3:C:111:LEU:HD13	2.17	0.74
1:D:188:VAL:O	1:D:197:PRO:HB2	1.86	0.74
4:E:107:VAL:HG12	4:E:108:LEU:H	1.51	0.74
4:E:45:LYS:HB3	4:E:280:PRO:HA	1.67	0.74
4:E:291:PHE:O	4:E:295:VAL:HG23	1.87	0.74
3:C:59:ASP:OD1	3:C:121:LEU:HD13	1.88	0.74
1:A:279:LEU:HD13	1:A:282:MET:CB	2.17	0.74
2:B:244:ASP:HB3	3:C:314:PHE:CE1	2.21	0.74
1:D:166:ASP:OD1	1:D:205:PHE:CE2	2.40	0.74
1:D:38:ILE:HA	1:D:169:THR:CG2	2.14	0.74
4:E:59:TRP:CZ2	4:E:115:MET:HB3	2.23	0.74
2:B:55:PHE:CD1	2:B:55:PHE:N	2.51	0.74

Continued on next page...

Continued from previous page...

Atom-1	Atom-2	Interatomic distance (Å)	Clash overlap (Å)
3:C:1:VAL:O	3:C:3:GLU:N	2.20	0.74
3:C:216:THR:O	3:C:217:PHE:HD1	1.70	0.74
3:C:311:ASN:O	3:C:315:ARG:N	2.20	0.74
1:D:45:GLU:HG2	1:D:272:PRO:HG3	1.67	0.74
4:E:159:LEU:HD11	4:E:208:ILE:HG23	1.68	0.74
4:E:194:TYR:HA	4:E:206:GLN:HG2	1.70	0.74
4:E:240:TYR:CD2	4:E:453:ILE:CG1	2.71	0.74
4:E:38:ASN:O	4:E:51:THR:HA	1.87	0.74
4:E:100:GLU:HB2	4:E:122:ILE:CD1	2.17	0.74
4:E:148:GLN:CA	4:E:148:GLN:HE21	1.95	0.74
2:B:227:PRO:O	2:B:231:ILE:HG12	1.88	0.74
3:C:249:LEU:N	3:C:250:PRO:CD	2.49	0.74
3:C:300:THR:HA	3:C:303:VAL:CG2	2.17	0.74
1:D:92:LEU:HD13	1:D:146:LEU:CG	2.16	0.74
1:D:413:VAL:HG12	1:D:417:ILE:HG13	1.69	0.74
1:A:90:LEU:HD13	1:A:100:PHE:HE2	1.51	0.74
1:D:252:SER:O	1:D:255:VAL:HG12	1.88	0.74
1:D:46:VAL:HG21	1:D:270:ALA:O	1.87	0.74
2:B:153:THR:CB	2:B:204:TYR:HB2	2.10	0.74
2:B:92:LEU:HD12	2:B:95:ASN:HB2	1.69	0.74
3:C:266:ALA:O	3:C:270:PHE:CE1	2.40	0.74
4:E:250:LYS:CA	4:E:253:LEU:HB3	2.16	0.74
1:A:66:ARG:HD3	1:A:66:ARG:H	1.51	0.74
1:A:229:THR:CA	1:A:232:VAL:HB	2.16	0.74
3:C:3:GLU:HG2	3:C:3:GLU:O	1.86	0.74
1:A:132:VAL:O	1:A:274:ILE:HG22	1.88	0.73
1:A:251:LEU:HD13	4:E:260:ALA:CB	2.15	0.73
1:A:37:LEU:CD2	1:A:54:VAL:HG12	2.17	0.73
2:B:136:PRO:HD3	2:B:280:ILE:HD11	1.70	0.73
2:B:142:CYS:SG	2:B:143:THR:N	2.61	0.73
1:D:238:ASP:HB3	4:E:308:LEU:HD23	1.69	0.73
4:E:305:ASN:HA	4:E:308:LEU:CD1	2.17	0.73
1:D:20:ARG:HG3	1:D:22:VAL:HG23	1.70	0.73
4:E:416:VAL:HG22	4:E:417:GLU:N	2.03	0.73
1:A:229:THR:O	1:A:233:PHE:HD1	1.70	0.73
3:C:266:ALA:HB3	1:D:251:LEU:HD22	1.69	0.73
3:C:60:HIS:CD2	3:C:92:ILE:CD1	2.70	0.73
3:C:253:SER:CB	1:D:306:HIS:HB3	2.18	0.73
1:D:303:PRO:HB2	1:D:400:LYS:HZ2	1.52	0.73
1:D:419:ILE:CD1	1:D:420:ILE:HG23	2.17	0.73
4:E:152:ALA:N	4:E:205:PHE:HD1	1.85	0.73

Continued on next page...

Continued from previous page...

Atom-1	Atom-2	Interatomic distance (Å)	Clash overlap (Å)
4:E:275:THR:O	4:E:279:VAL:HG23	1.87	0.73
3:C:296:MET:CE	3:C:296:MET:HA	2.19	0.73
1:D:249:VAL:HA	1:D:252:SER:HB3	1.68	0.73
1:D:63:VAL:O	1:D:66:ARG:HD3	1.89	0.73
1:D:102:ILE:HG13	4:E:98:GLN:HE21	1.53	0.73
1:D:106:THR:HG22	1:D:107:LYS:N	2.02	0.73
3:C:180:ASP:HB2	3:C:195:LYS:HB2	1.68	0.73
3:C:269:VAL:HA	3:C:272:LEU:HD11	1.69	0.73
3:C:69:TRP:CB	3:C:73:GLU:HB2	2.18	0.73
1:D:416:LEU:CA	1:D:419:ILE:HG13	2.16	0.73
1:D:56:LEU:HB2	1:D:120:PRO:CG	2.19	0.73
4:E:217:LYS:HE3	4:E:217:LYS:O	1.88	0.73
2:B:284:LEU:HD23	2:B:287:ILE:HD11	1.69	0.73
4:E:197:GLN:HG2	4:E:198:LEU:N	2.03	0.73
1:A:136:PRO:HA	1:A:277:TYR:CZ	2.24	0.73
1:A:292:THR:O	1:A:296:ILE:HG12	1.88	0.73
1:A:432:GLU:O	1:A:436:GLU:HG3	1.88	0.73
2:B:253:ILE:HG12	2:B:302:LEU:HD11	1.71	0.73
3:C:103:ASN:ND2	3:C:106:TYR:HE2	1.86	0.73
3:C:90:PRO:HD2	3:C:120:TRP:CZ3	2.22	0.73
3:C:47:GLU:HG2	3:C:286:PRO:HD2	1.68	0.73
1:D:228:LEU:HD23	1:D:249:VAL:HG11	1.71	0.73
1:A:379:VAL:HA	1:A:382:ILE:HD11	1.70	0.73
1:D:137:PHE:HB3	1:D:435:GLN:CD	2.07	0.73
3:C:94:LEU:CB	3:C:98:ASN:HB2	2.19	0.73
2:B:95:ASN:CB	2:B:126:SER:HB2	2.15	0.73
3:C:475:MET:HA	3:C:478:PHE:CZ	2.23	0.73
3:C:7:LEU:HD13	3:C:73:GLU:OE1	1.89	0.73
1:D:228:LEU:O	1:D:232:VAL:HG23	1.88	0.73
1:D:40:LEU:CD1	1:D:52:THR:HB	2.19	0.73
4:E:282:ILE:O	4:E:286:LEU:HD12	1.88	0.73
3:C:35:LEU:HD22	3:C:215:VAL:HG21	1.70	0.73
4:E:140:ASN:HD21	4:E:211:PHE:HA	1.53	0.73
1:D:32:THR:CB	1:D:59:GLN:HB3	2.18	0.73
2:B:89:ASP:OD1	2:B:151:TYR:CD1	2.42	0.73
2:B:134:TYR:CD1	2:B:213:ILE:HG13	2.20	0.73
3:C:90:PRO:HD2	3:C:120:TRP:CE3	2.24	0.73
1:D:142:CYS:SG	1:D:144:MET:HG3	2.28	0.73
1:D:1:SER:H3	1:D:4:GLU:HB2	1.52	0.73
2:B:283:TYR:O	2:B:287:ILE:HG23	1.89	0.73
1:D:192:CYS:SG	1:D:193:CYS:N	2.62	0.73

Continued on next page...

Continued from previous page...

Atom-1	Atom-2	Interatomic distance (Å)	Clash overlap (Å)
2:B:129:THR:O	2:B:129:THR:HG23	1.88	0.73
1:A:245:LEU:HG	2:B:253:ILE:HG21	1.71	0.73
3:C:474:VAL:HA	3:C:477:ASN:OD1	1.88	0.73
2:B:416:GLU:CD	3:C:433:ILE:HD13	2.08	0.73
1:D:78:ILE:HD11	1:D:110:LEU:CG	2.19	0.73
2:B:95:ASN:HA	2:B:127:SER:N	2.03	0.73
3:C:42:LEU:HD22	3:C:190:TRP:CZ2	2.23	0.73
1:D:298:THR:HG22	1:D:301:ARG:HD3	1.69	0.73
1:D:35:LEU:HD11	1:D:54:VAL:HG21	1.71	0.73
1:D:56:LEU:HD23	1:D:56:LEU:N	2.02	0.73
1:A:175:GLU:OE1	1:A:175:GLU:HA	1.89	0.72
3:C:275:SER:O	3:C:279:PRO:HD3	1.88	0.72
1:D:170:PHE:CE1	1:D:171:MET:O	2.42	0.72
4:E:183:TRP:HB3	4:E:216:ARG:NE	2.04	0.72
1:A:93:TYR:OH	1:A:200:ASP:HB3	1.89	0.72
1:A:401:TYR:CD1	1:A:401:TYR:O	2.42	0.72
2:B:100:PHE:CD2	2:B:103:THR:HB	2.24	0.72
2:B:218:LEU:HD13	2:B:221:ILE:HD11	1.71	0.72
3:C:141:TRP:CH2	3:C:223:ARG:HB3	2.23	0.72
3:C:278:LEU:CD1	3:C:278:LEU:O	2.37	0.72
3:C:478:PHE:C	3:C:478:PHE:HD1	1.91	0.72
4:E:132:THR:C	4:E:135:PRO:HD3	2.08	0.72
4:E:27:VAL:CG1	4:E:154:GLU:N	2.52	0.72
4:E:132:THR:O	4:E:135:PRO:CD	2.31	0.72
4:E:32:LEU:HD12	4:E:157:LEU:HD13	1.71	0.72
4:E:28:ILE:HG21	4:E:85:TRP:CZ3	2.25	0.72
2:B:144:MET:CE	2:B:211:LEU:HD21	2.19	0.72
1:A:249:VAL:HG23	2:B:257:LEU:HD21	1.70	0.72
3:C:102:TYR:HE1	3:C:106:TYR:HB3	1.54	0.72
3:C:67:LEU:HD12	3:C:116:GLY:HA2	1.70	0.72
3:C:243:ALA:O	3:C:246:ALA:HB3	1.89	0.72
1:D:40:LEU:HD22	1:D:52:THR:OG1	1.90	0.72
4:E:36:LEU:HD13	4:E:173:ASP:OD1	1.87	0.72
2:B:135:PHE:CB	2:B:279:ILE:HD13	2.19	0.72
2:B:459:SER:O	2:B:463:PRO:CD	2.36	0.72
3:C:300:THR:HA	3:C:303:VAL:HG23	1.70	0.72
3:C:462:THR:O	3:C:466:VAL:HG23	1.90	0.72
3:C:463:PRO:CA	3:C:466:VAL:HG23	2.19	0.72
1:D:286:ILE:O	1:D:290:ILE:HG23	1.89	0.72
1:D:411:LEU:O	1:D:415:MET:HG3	1.89	0.72
1:D:43:VAL:HG22	1:D:50:VAL:CA	2.19	0.72

Continued on next page...

Continued from previous page...

Atom-1	Atom-2	Interatomic distance (Å)	Clash overlap (Å)
2:B:416:GLU:OE2	3:C:433:ILE:HD13	1.88	0.72
1:D:107:LYS:HD3	1:D:107:LYS:N	2.05	0.72
1:D:3:HIS:O	1:D:7:LEU:HG	1.89	0.72
1:A:56:LEU:HD23	1:A:57:ARG:N	2.04	0.72
2:B:131:LYS:HB3	2:B:133:MET:CG	2.20	0.72
2:B:297:LEU:CD1	2:B:445:THR:HG21	2.19	0.72
1:D:49:ILE:HG21	1:D:125:LYS:HZ2	1.52	0.72
2:B:421:PHE:CA	2:B:424:LEU:HB2	2.19	0.72
1:A:149:TRP:HH2	4:E:119:PRO:HA	1.54	0.72
1:A:247:ILE:CG2	1:A:248:SER:N	2.53	0.72
1:A:39:GLN:O	1:A:53:ASN:HB2	1.88	0.72
1:A:17:LYS:NZ	1:A:83:ASP:HB3	2.05	0.72
3:C:223:ARG:HG2	3:C:224:LYS:N	2.03	0.72
4:E:183:TRP:HB2	4:E:216:ARG:CG	2.06	0.72
4:E:416:VAL:CG2	4:E:417:GLU:N	2.53	0.72
2:B:108:VAL:HG13	2:B:118:TRP:HB2	1.70	0.72
3:C:19:LYS:NZ	3:C:88:TRP:HD1	1.88	0.72
3:C:463:PRO:O	3:C:467:LEU:HD23	1.90	0.72
1:D:131:ILE:HD11	1:D:133:THR:CB	2.20	0.72
1:D:415:MET:O	1:D:419:ILE:HG23	1.90	0.72
1:D:95:ASN:HD21	1:D:128:CYS:CB	1.99	0.72
4:E:261:GLN:HE21	4:E:265:LEU:HG	1.54	0.72
4:E:59:TRP:C	4:E:60:ASN:ND2	2.35	0.72
1:A:201:ILE:HG21	1:A:203:TYR:HE1	1.54	0.72
1:A:37:LEU:HA	1:A:53:ASN:O	1.89	0.72
1:A:413:VAL:HG13	1:A:416:LEU:HD23	1.72	0.72
1:D:291:VAL:HG11	1:D:413:VAL:HG11	1.70	0.72
1:D:43:VAL:CG1	1:D:49:ILE:O	2.35	0.72
1:A:41:ILE:HD11	1:A:51:GLU:CG	2.20	0.71
3:C:58:MET:HE1	3:C:105:ALA:O	1.89	0.71
3:C:180:ASP:N	3:C:181:PRO:HD2	2.05	0.71
3:C:200:ASN:ND2	3:C:201:ILE:H	1.88	0.71
3:C:97:ASN:ND2	3:C:146:LEU:CG	2.48	0.71
1:D:187:TRP:HZ2	1:D:196:THR:HA	1.53	0.71
1:D:287:SER:O	1:D:291:VAL:HG23	1.90	0.71
4:E:163:GLU:H	4:E:163:GLU:CD	1.91	0.71
4:E:184:THR:O	4:E:215:GLN:N	2.22	0.71
1:A:240:GLY:O	1:A:306:HIS:CE1	2.42	0.71
2:B:256:LEU:HD22	2:B:298:SER:HB2	1.70	0.71
3:C:199:LYS:HZ3	3:C:200:ASN:HA	1.55	0.71
3:C:30:VAL:HG11	3:C:159:SER:N	2.05	0.71

Continued on next page...

Continued from previous page...

Atom-1	Atom-2	Interatomic distance (Å)	Clash overlap (Å)
4:E:236:VAL:C	4:E:239:VAL:HG23	2.10	0.71
1:A:31:ILE:CG1	1:A:60:TRP:HB3	2.21	0.71
2:B:60:TRP:HH2	2:B:85:VAL:HG21	1.55	0.71
1:D:195:ASP:OD1	1:D:196:THR:N	2.24	0.71
4:E:209:ILE:HG12	4:E:211:PHE:HE1	1.55	0.71
1:A:52:THR:O	1:A:123:ILE:HA	1.89	0.71
1:A:43:VAL:HG13	1:A:50:VAL:CG2	2.21	0.71
2:B:33:VAL:HG22	2:B:158:LEU:HD22	1.70	0.71
2:B:278:PRO:O	2:B:279:ILE:HG13	1.91	0.71
3:C:455:ARG:O	3:C:459:PHE:HD1	1.73	0.71
1:D:35:LEU:CD2	1:D:164:ARG:HH12	1.98	0.71
1:D:236:PRO:HB3	1:D:299:HIS:NE2	2.05	0.71
1:D:92:LEU:HD21	1:D:124:PHE:CZ	2.26	0.71
4:E:241:PHE:CE1	4:E:450:CYS:HB3	2.26	0.71
4:E:44:GLU:HA	4:E:129:ILE:HD11	1.68	0.71
4:E:454:ALA:O	4:E:457:LEU:HB3	1.90	0.71
1:A:376:ILE:HG23	1:A:380:LYS:NZ	2.04	0.71
1:D:377:GLU:HA	1:D:380:LYS:CD	2.20	0.71
1:D:396:ALA:O	1:D:399:TRP:HB2	1.90	0.71
1:A:56:LEU:HD22	1:A:58:GLN:HG3	1.70	0.71
3:C:69:TRP:HE3	3:C:73:GLU:HB3	1.55	0.71
3:C:58:MET:SD	3:C:92:ILE:HD12	2.30	0.71
1:D:245:LEU:HD21	4:E:255:ILE:CG2	2.20	0.71
4:E:251:CYS:SG	4:E:252:THR:N	2.64	0.71
1:A:207:MET:HE2	1:A:207:MET:H	1.56	0.71
4:E:47:GLU:CA	4:E:129:ILE:HD11	2.15	0.71
1:D:15:TYR:C	1:D:16:ASN:ND2	2.44	0.71
2:B:241:LEU:N	2:B:242:PRO:HD2	2.06	0.71
3:C:50:GLU:O	3:C:129:SER:HA	1.90	0.71
3:C:478:PHE:C	3:C:478:PHE:CD1	2.64	0.71
1:D:201:ILE:O	1:D:203:TYR:CE1	2.44	0.71
4:E:238:LEU:O	4:E:242:LEU:HB3	1.90	0.71
4:E:62:TYR:HD1	4:E:62:TYR:C	1.94	0.71
2:B:7:LEU:HD13	2:B:68:ASP:HB2	1.71	0.71
1:A:221:PRO:CA	1:A:224:LEU:HB3	2.21	0.71
2:B:195:LYS:HA	2:B:207:VAL:HG13	1.73	0.71
3:C:299:VAL:O	3:C:302:VAL:HG23	1.91	0.71
3:C:33:ILE:HG12	3:C:62:TRP:HB3	1.73	0.71
3:C:70:ASN:O	3:C:74:TYR:HB3	1.91	0.71
1:D:249:VAL:O	1:D:253:LEU:HB3	1.90	0.71
1:D:257:LEU:HD12	1:D:257:LEU:C	2.10	0.71

Continued on next page...

Continued from previous page...

Atom-1	Atom-2	Interatomic distance (Å)	Clash overlap (Å)
1:D:287:SER:O	1:D:290:ILE:HG12	1.91	0.71
1:D:250:LEU:CD1	1:D:296:ILE:HD13	2.17	0.71
4:E:140:ASN:HD22	4:E:141:CYS:N	1.89	0.71
4:E:222:ILE:HG23	4:E:223:ILE:H	1.55	0.71
1:A:64:ARG:CA	1:A:66:ARG:HH11	2.02	0.71
2:B:75:ILE:HD13	2:B:78:LEU:HD13	1.70	0.71
1:A:131:ILE:CD1	1:A:140:GLN:HG2	2.21	0.71
1:A:145:LYS:HZ2	1:A:202:THR:HG23	1.55	0.71
2:B:133:MET:HA	2:B:279:ILE:CG2	2.18	0.71
3:C:241:PHE:HA	3:C:244:ALA:HB3	1.72	0.71
3:C:269:VAL:HG13	3:C:270:PHE:CD1	2.24	0.71
1:D:149:TRP:CG	1:D:150:THR:N	2.59	0.71
4:E:103:TYR:C	4:E:104:TYR:CD1	2.63	0.71
1:A:137:PHE:CD1	1:A:210:ILE:HD12	2.26	0.71
2:B:216:LYS:CE	2:B:216:LYS:H	1.96	0.71
3:C:190:TRP:HD1	3:C:221:ILE:HD12	1.49	0.71
3:C:42:LEU:HD13	3:C:190:TRP:HZ2	1.54	0.71
1:D:292:THR:O	1:D:296:ILE:HG12	1.91	0.71
4:E:42:LEU:HD22	4:E:183:TRP:CZ2	2.26	0.71
4:E:195:ASN:CB	4:E:205:PHE:H	2.02	0.71
1:D:235:LEU:CD2	4:E:308:LEU:HG	2.21	0.71
4:E:309:ARG:NH2	4:E:446:ILE:HG13	2.05	0.71
1:A:380:LYS:HD3	2:B:408:ILE:HB	1.72	0.71
3:C:434:LYS:CE	3:C:435:GLU:HG2	2.20	0.71
1:A:148:ILE:HG22	1:A:198:TYR:HB2	1.71	0.70
1:A:35:LEU:C	1:A:35:LEU:HD23	2.11	0.70
2:B:95:ASN:CA	2:B:127:SER:H	2.03	0.70
4:E:147:SER:O	4:E:205:PHE:HE2	1.74	0.70
4:E:173:ASP:N	4:E:174:PRO:HD2	2.06	0.70
1:A:410:LEU:HD13	1:A:414:PHE:HD2	1.56	0.70
2:B:145:VAL:HG12	2:B:206:ASP:HB2	1.71	0.70
3:C:160:MET:H	3:C:213:GLN:CB	2.04	0.70
3:C:180:ASP:OD2	3:C:219:LEU:HD22	1.91	0.70
3:C:282:ALA:O	3:C:285:VAL:O	2.09	0.70
4:E:32:LEU:HD12	4:E:208:ILE:HD11	1.72	0.70
4:E:94:ASN:ND2	4:E:143:LEU:HD23	2.06	0.70
3:C:426:THR:O	3:C:429:ILE:CG1	2.39	0.70
2:B:284:LEU:HA	2:B:287:ILE:HG13	1.72	0.70
2:B:118:TRP:CD1	2:B:120:PRO:HD3	2.26	0.70
2:B:269:LYS:HD2	2:B:270:VAL:N	2.06	0.70
1:D:146:LEU:HD22	1:D:203:TYR:CZ	2.26	0.70

Continued on next page...

Continued from previous page...

Atom-1	Atom-2	Interatomic distance (Å)	Clash overlap (Å)
1:D:46:VAL:HA	1:D:272:PRO:HD3	1.73	0.70
1:D:92:LEU:N	1:D:92:LEU:CD2	2.53	0.70
1:A:4:GLU:HA	1:A:7:LEU:HD12	1.73	0.70
1:A:299:HIS:O	1:A:306:HIS:O	2.09	0.70
3:C:201:ILE:O	3:C:202:TYR:CG	2.42	0.70
1:D:157:SER:HA	1:D:199:LEU:HD12	1.72	0.70
4:E:30:VAL:O	4:E:158:GLN:HG3	1.91	0.70
4:E:55:ILE:CG2	4:E:119:PRO:HG2	2.21	0.70
4:E:122:ILE:O	4:E:122:ILE:HG12	1.90	0.70
1:A:141:ASN:HA	1:A:205:PHE:O	1.90	0.70
1:A:227:PHE:CA	1:A:230:VAL:HB	2.22	0.70
3:C:305:ASN:O	3:C:309:VAL:HG23	1.90	0.70
3:C:77:ILE:HD11	3:C:80:LEU:HB2	1.74	0.70
1:D:45:GLU:O	1:D:272:PRO:HG3	1.90	0.70
4:E:289:VAL:O	4:E:293:SER:HB3	1.90	0.70
2:B:75:ILE:HD11	2:B:78:LEU:HB2	1.74	0.70
2:B:160:HIS:CB	2:B:195:LYS:HE2	2.22	0.70
2:B:60:TRP:CH2	2:B:85:VAL:HG21	2.25	0.70
3:C:148:PHE:HB2	3:C:215:VAL:HG23	1.67	0.70
3:C:63:TYR:HE1	3:C:116:GLY:HA3	1.56	0.70
4:E:94:ASN:ND2	4:E:125:SER:HB2	2.01	0.70
2:B:416:GLU:OE1	3:C:433:ILE:HD13	1.92	0.70
1:D:60:TRP:CZ3	1:D:116:ILE:HG13	2.27	0.70
2:B:4:GLU:OE1	2:B:8:LEU:HG	1.91	0.70
2:B:290:LEU:HD11	2:B:453:SER:CB	2.21	0.70
1:A:95:ASN:HA	1:A:127:TYR:HB3	1.73	0.70
3:C:130:CYS:SG	3:C:146:LEU:CD1	2.78	0.70
3:C:30:VAL:CG2	3:C:158:ILE:N	2.55	0.70
3:C:190:TRP:CA	3:C:223:ARG:HB2	2.21	0.70
1:D:63:VAL:O	1:D:66:ARG:CD	2.39	0.70
1:A:145:LYS:NZ	1:A:202:THR:CG2	2.54	0.70
2:B:135:PHE:N	2:B:279:ILE:HD13	2.07	0.70
2:B:28:LYS:HB3	2:B:156:VAL:N	2.07	0.70
3:C:33:ILE:HG22	3:C:160:MET:SD	2.31	0.70
1:D:419:ILE:O	1:D:422:THR:HG22	1.91	0.70
2:B:281:ILE:N	2:B:281:ILE:HD12	2.07	0.70
3:C:273:LEU:HD23	3:C:276:GLN:HB2	1.73	0.70
4:E:152:ALA:HB2	4:E:206:GLN:H	1.55	0.70
4:E:34:LEU:HB2	4:E:210:PHE:CZ	2.25	0.70
4:E:231:LEU:HG	4:E:232:ILE:N	2.03	0.70
4:E:47:GLU:O	4:E:126:THR:HG23	1.92	0.70

Continued on next page...

Continued from previous page...

Atom-1	Atom-2	Interatomic distance (Å)	Clash overlap (Å)
4:E:311:PRO:CG	4:E:440:VAL:HG22	2.20	0.70
1:D:111:ASP:OD2	1:D:115:LYS:HD3	1.92	0.70
1:A:294:VAL:CG1	1:A:295:VAL:N	2.55	0.70
2:B:104:LEU:HD12	2:B:118:TRP:HH2	1.57	0.70
2:B:48:GLU:HA	2:B:130:ILE:HG12	1.72	0.70
2:B:175:ILE:HG12	2:B:177:GLN:H	1.56	0.70
2:B:20:ARG:CD	2:B:20:ARG:H	2.03	0.70
2:B:264:LEU:O	2:B:267:ALA:HB3	1.92	0.70
3:C:160:MET:H	3:C:213:GLN:CG	2.05	0.70
3:C:60:HIS:HB3	3:C:62:TRP:CZ3	2.20	0.70
4:E:239:VAL:HG12	4:E:254:SER:OG	1.92	0.70
1:A:4:GLU:HA	1:A:7:LEU:CD1	2.22	0.70
2:B:185:GLN:HB3	2:B:217:PRO:HB3	1.74	0.69
1:D:130:ILE:HB	1:D:134:HIS:HB2	1.73	0.69
1:D:239:SER:CB	4:E:314:HIS:HB2	2.21	0.69
1:D:303:PRO:HD2	1:D:400:LYS:CD	2.22	0.69
4:E:42:LEU:HD22	4:E:183:TRP:CE2	2.26	0.69
4:E:10:LEU:HD13	4:E:64:LEU:CD2	2.21	0.69
1:A:1:SER:H3	1:A:4:GLU:HB2	1.54	0.69
1:A:76:LYS:HG3	1:A:112:TYR:CE2	2.27	0.69
2:B:160:HIS:NE2	2:B:209:PHE:HE1	1.90	0.69
3:C:91:ASP:OD1	3:C:153:TYR:HE1	1.76	0.69
1:D:408:HIS:O	1:D:412:CYS:SG	2.50	0.69
4:E:59:TRP:CD2	4:E:115:MET:HB2	2.26	0.69
2:B:72:TYR:HD1	2:B:112:HIS:HB2	1.57	0.69
2:B:281:ILE:HG22	2:B:285:MET:CA	2.22	0.69
2:B:132:VAL:HG12	2:B:279:ILE:CA	2.21	0.69
2:B:444:ILE:HG23	2:B:445:THR:H	1.57	0.69
2:B:449:ILE:HA	2:B:452:PHE:CD2	2.27	0.69
3:C:481:PRO:O	3:C:484:LYS:HB3	1.92	0.69
1:D:236:PRO:HA	1:D:240:GLY:HA2	1.74	0.69
1:D:253:LEU:HD23	1:D:254:THR:CA	2.22	0.69
4:E:10:LEU:O	4:E:14:TYR:N	2.23	0.69
1:A:233:PHE:O	1:A:236:PRO:CG	2.40	0.69
1:A:243:MET:HG2	1:A:244:THR:H	1.56	0.69
1:A:93:TYR:CD2	1:A:145:LYS:HB3	2.27	0.69
3:C:62:TRP:CZ2	3:C:88:TRP:O	2.45	0.69
1:D:244:THR:HG23	1:D:245:LEU:N	2.06	0.69
1:A:136:PRO:HB2	1:A:138:ASP:OD1	1.92	0.69
1:A:245:LEU:HD21	2:B:253:ILE:HB	1.74	0.69
2:B:444:ILE:HG23	2:B:445:THR:N	2.08	0.69

Continued on next page...

Continued from previous page...

Atom-1	Atom-2	Interatomic distance (Å)	Clash overlap (Å)
1:D:214:PHE:CE1	1:D:267:THR:HG21	2.27	0.69
1:D:37:LEU:HD11	1:D:52:THR:OG1	1.93	0.69
4:E:239:VAL:N	4:E:242:LEU:HD23	2.07	0.69
2:B:111:GLN:HB2	2:B:115:ALA:HB3	1.74	0.69
1:A:230:VAL:HG22	1:A:414:PHE:CZ	2.28	0.69
2:B:104:LEU:HA	2:B:118:TRP:HH2	1.58	0.69
2:B:251:LEU:HD12	2:B:251:LEU:O	1.91	0.69
2:B:40:LEU:HD13	2:B:41:LEU:N	2.07	0.69
3:C:113:ARG:CD	3:C:117:TYR:HB3	2.22	0.69
3:C:115:ASN:ND2	3:C:115:ASN:H	1.85	0.69
1:D:135:PHE:HB2	1:D:209:ARG:CB	2.13	0.69
1:D:167:LEU:CD1	1:D:178:MET:HB2	2.21	0.69
1:D:229:THR:HA	1:D:232:VAL:HG23	1.73	0.69
1:D:252:SER:HB2	4:E:259:LEU:HD13	1.73	0.69
3:C:233:ILE:HD13	3:C:233:ILE:N	2.08	0.69
1:A:187:TRP:CH2	1:A:189:TYR:CB	2.75	0.69
1:A:209:ARG:C	1:A:210:ILE:HG13	2.12	0.69
2:B:152:ASP:CB	2:B:203:SER:HB3	2.23	0.69
2:B:132:VAL:CG1	2:B:279:ILE:HA	2.21	0.69
1:D:48:GLN:HB2	1:D:128:CYS:O	1.93	0.69
1:D:60:TRP:CH2	1:D:86:TRP:CZ3	2.81	0.69
2:B:100:PHE:HB2	2:B:103:THR:HB	1.74	0.69
2:B:144:MET:HE1	2:B:211:LEU:HD21	1.72	0.69
2:B:308:SER:CB	2:B:311:THR:HG22	2.22	0.69
3:C:201:ILE:O	3:C:202:TYR:CD1	2.45	0.69
3:C:263:VAL:O	3:C:267:GLN:CG	2.41	0.69
1:D:236:PRO:HB2	1:D:406:ILE:CG1	2.23	0.69
1:A:35:LEU:HD13	1:A:203:TYR:OH	1.93	0.69
1:A:410:LEU:O	1:A:414:PHE:HB2	1.93	0.69
2:B:254:SER:C	3:C:265:LEU:HD11	2.12	0.69
3:C:162:LEU:H	3:C:199:LYS:HG2	1.56	0.69
3:C:42:LEU:CD2	3:C:190:TRP:CH2	2.76	0.69
1:D:37:LEU:H	1:D:164:ARG:HH22	1.40	0.69
1:D:250:LEU:CA	1:D:253:LEU:HD22	2.22	0.69
4:E:63:ARG:HH11	4:E:63:ARG:HB2	1.56	0.69
3:C:93:VAL:HG21	3:C:151:LEU:HD13	1.73	0.69
4:E:149:THR:CG2	4:E:150:TYR:H	2.03	0.69
2:B:26:GLY:O	2:B:28:LYS:HE3	1.93	0.69
3:C:77:ILE:HD12	3:C:80:LEU:HD13	1.71	0.69
4:E:110:TYR:CD1	4:E:111:ASN:N	2.55	0.69
4:E:173:ASP:OD2	4:E:212:LEU:CD2	2.41	0.69

Continued on next page...

Continued from previous page...

Atom-1	Atom-2	Interatomic distance (Å)	Clash overlap (Å)
4:E:297:VAL:O	4:E:301:VAL:HG22	1.92	0.69
3:C:230:ILE:CG1	3:C:231:ASN:H	2.05	0.69
2:B:291:VAL:HG12	2:B:292:ALA:N	2.06	0.69
1:A:16:ASN:HB2	1:A:19:ILE:CD1	2.23	0.69
1:A:260:ILE:O	1:A:264:ILE:HG23	1.93	0.69
2:B:460:HIS:O	2:B:464:PRO:HG2	1.92	0.69
1:D:293:VAL:O	1:D:297:ASN:HB2	1.93	0.69
4:E:134:PHE:N	4:E:135:PRO:CD	2.55	0.69
3:C:204:ASP:OD1	3:C:205:LYS:HD3	1.92	0.69
1:A:166:ASP:OD2	1:A:178:MET:CE	2.40	0.68
1:A:265:PRO:CA	1:A:268:SER:HB3	2.23	0.68
1:A:60:TRP:HE1	1:A:116:ILE:HD12	1.57	0.68
2:B:128:CYS:SG	2:B:144:MET:HG2	2.33	0.68
4:E:44:GLU:CD	4:E:133:TYR:HD2	1.96	0.68
1:D:66:ARG:O	1:D:67:TRP:CE3	2.46	0.68
2:B:141:ASN:HD21	2:B:212:ILE:CG1	2.01	0.68
3:C:457:SER:O	3:C:461:ILE:HG13	1.92	0.68
1:D:280:PHE:HB3	1:D:284:PHE:CZ	2.29	0.68
1:D:46:VAL:HG22	1:D:272:PRO:HD3	1.74	0.68
4:E:136:PHE:CE1	4:E:285:TYR:OH	2.42	0.68
1:D:38:ILE:HD11	4:E:199:THR:HG21	1.74	0.68
4:E:214:ILE:HD12	4:E:214:ILE:C	2.14	0.68
1:D:7:LEU:HA	1:D:10:ASN:ND2	2.08	0.68
4:E:70:GLU:OE1	4:E:70:GLU:HA	1.92	0.68
3:C:141:TRP:HB2	3:C:222:ARG:HA	1.76	0.68
3:C:302:VAL:C	3:C:306:CYS:HG	1.96	0.68
4:E:10:LEU:HD11	4:E:63:ARG:O	1.93	0.68
1:D:15:TYR:C	1:D:16:ASN:HD22	1.97	0.68
1:A:80:LEU:HD12	1:A:80:LEU:O	1.92	0.68
3:C:199:LYS:NZ	3:C:199:LYS:O	2.26	0.68
4:E:151:ASN:O	4:E:153:HIS:N	2.25	0.68
4:E:211:PHE:O	4:E:212:LEU:HD12	1.93	0.68
1:D:80:LEU:HD22	1:D:110:LEU:HD23	1.74	0.68
2:B:15:TYR:CD1	2:B:15:TYR:O	2.47	0.68
1:A:107:LYS:HZ1	2:B:151:TYR:HA	1.58	0.68
1:A:108:LEU:HD13	1:A:118:TRP:CB	2.24	0.68
1:A:265:PRO:CD	1:A:266:SER:H	2.07	0.68
2:B:131:LYS:HZ2	2:B:132:VAL:HB	1.53	0.68
2:B:43:LEU:HB3	2:B:215:ARG:HH12	1.58	0.68
4:E:27:VAL:CG1	4:E:153:HIS:O	2.40	0.68
1:A:54:VAL:HG23	1:A:122:ALA:HB3	1.75	0.68

Continued on next page...

Continued from previous page...

Atom-1	Atom-2	Interatomic distance (Å)	Clash overlap (Å)
2:B:48:GLU:HA	2:B:130:ILE:CG1	2.24	0.68
3:C:259:THR:O	3:C:263:VAL:HG23	1.94	0.68
4:E:173:ASP:HB2	4:E:188:ARG:HH11	1.59	0.68
4:E:59:TRP:HZ2	4:E:84:LEU:HD22	1.58	0.68
3:C:293:MET:O	3:C:297:SER:HB3	1.93	0.68
2:B:47:ASN:HB2	2:B:49:GLU:CD	2.13	0.68
1:D:253:LEU:CD2	1:D:254:THR:N	2.52	0.68
1:D:245:LEU:CD2	4:E:255:ILE:HG13	2.23	0.68
4:E:306:VAL:O	4:E:309:ARG:HG3	1.94	0.68
1:D:137:PHE:CA	1:D:435:GLN:HG3	2.22	0.68
1:A:235:LEU:HD21	1:A:242:LYS:CG	2.24	0.68
1:A:292:THR:HA	1:A:296:ILE:CD1	2.24	0.68
2:B:145:VAL:HA	2:B:207:VAL:O	1.93	0.68
2:B:241:LEU:HG	2:B:248:LYS:CB	2.23	0.68
3:C:266:ALA:CB	1:D:251:LEU:HD13	2.23	0.68
3:C:30:VAL:HG11	3:C:159:SER:HB2	1.75	0.68
1:D:45:GLU:HG2	1:D:272:PRO:CD	2.24	0.68
4:E:313:THR:O	4:E:314:HIS:ND1	2.26	0.68
4:E:62:TYR:C	4:E:62:TYR:CD1	2.67	0.68
2:B:75:ILE:CD1	2:B:78:LEU:HB2	2.24	0.68
1:A:243:MET:HG2	1:A:244:THR:N	2.08	0.68
2:B:37:LEU:HD23	2:B:179:ALA:C	2.15	0.68
3:C:181:PRO:HD3	3:C:192:ILE:HG21	1.75	0.68
3:C:220:ILE:O	3:C:220:ILE:HG13	1.94	0.68
1:D:94:ASN:C	1:D:94:ASN:ND2	2.46	0.68
4:E:184:THR:O	4:E:214:ILE:HB	1.94	0.68
3:C:225:PRO:HG2	3:C:228:TYR:CD1	2.29	0.68
2:B:7:LEU:O	2:B:10:VAL:HG12	1.93	0.68
1:D:72:TYR:C	1:D:72:TYR:CD1	2.66	0.68
1:A:242:LYS:HB2	1:A:245:LEU:CB	2.23	0.68
1:A:302:SER:O	4:E:245:GLN:O	2.12	0.68
1:A:57:ARG:HA	1:A:119:THR:CG2	2.12	0.68
3:C:51:THR:HA	3:C:128:SER:O	1.94	0.68
3:C:253:SER:OG	1:D:306:HIS:HB3	1.94	0.68
1:D:95:ASN:OD1	1:D:144:MET:HG2	1.93	0.68
1:D:177:VAL:O	1:D:207:MET:HB2	1.94	0.68
1:D:212:LEU:O	1:D:216:VAL:HG23	1.94	0.68
1:D:236:PRO:HA	1:D:240:GLY:CA	2.24	0.68
4:E:103:TYR:CG	4:E:104:TYR:N	2.58	0.68
4:E:261:GLN:HE21	4:E:265:LEU:CG	2.07	0.68
3:C:230:ILE:CG1	3:C:231:ASN:N	2.57	0.68

Continued on next page...

Continued from previous page...

Atom-1	Atom-2	Interatomic distance (Å)	Clash overlap (Å)
2:B:75:ILE:HD11	2:B:78:LEU:HD13	1.74	0.68
1:A:229:THR:HA	1:A:232:VAL:CB	2.24	0.67
1:A:277:TYR:HA	1:A:280:PHE:CE1	2.28	0.67
1:D:212:LEU:O	1:D:216:VAL:CG2	2.42	0.67
1:D:40:LEU:HD22	1:D:52:THR:HG1	1.59	0.67
1:D:56:LEU:CA	1:D:120:PRO:HD2	2.23	0.67
3:C:204:ASP:H	3:C:207:PRO:HG2	1.59	0.67
1:A:391:GLU:O	1:A:394:ASN:CG	2.33	0.67
2:B:56:LEU:HD21	2:B:103:THR:HG23	1.72	0.67
2:B:135:PHE:HB2	2:B:279:ILE:HB	1.77	0.67
2:B:136:PRO:HD3	2:B:279:ILE:HG21	1.75	0.67
2:B:92:LEU:HG	2:B:96:ASN:CB	2.24	0.67
3:C:143:ASN:OD1	3:C:220:ILE:CB	2.41	0.67
3:C:263:VAL:CA	1:D:251:LEU:HD11	2.24	0.67
4:E:32:LEU:CD1	4:E:157:LEU:HD13	2.24	0.67
1:A:67:TRP:CD1	1:A:71:ASP:CG	2.68	0.67
1:D:68:ASN:CB	1:D:69:PRO:CD	2.71	0.67
2:B:136:PRO:HG2	2:B:139:TRP:HA	1.75	0.67
2:B:244:ASP:CB	3:C:314:PHE:HE1	2.07	0.67
2:B:460:HIS:O	2:B:464:PRO:CG	2.43	0.67
2:B:58:LEU:CD1	2:B:118:TRP:HB3	2.25	0.67
3:C:201:ILE:HD12	3:C:213:GLN:OE1	1.93	0.67
4:E:294:LEU:HA	4:E:297:VAL:HG23	1.76	0.67
4:E:44:GLU:OE1	4:E:129:ILE:HG21	1.94	0.67
1:A:72:TYR:CD1	1:A:72:TYR:C	2.67	0.67
1:A:243:MET:HB3	1:A:306:HIS:CE1	2.30	0.67
2:B:143:THR:HG23	2:B:208:THR:HG23	1.77	0.67
1:D:38:ILE:C	1:D:169:THR:HG21	2.14	0.67
4:E:240:TYR:O	4:E:450:CYS:SG	2.53	0.67
1:D:29:VAL:HG23	1:D:155:LYS:O	1.95	0.67
3:C:36:SER:HB3	3:C:59:ASP:CB	2.24	0.67
1:A:121:PRO:CB	2:B:149:TYR:CZ	2.74	0.67
2:B:160:HIS:NE2	2:B:209:PHE:CE1	2.61	0.67
2:B:238:VAL:CG1	2:B:248:LYS:HZ1	2.06	0.67
3:C:136:TYR:HD1	3:C:142:GLN:HB3	1.58	0.67
1:D:178:MET:HA	1:D:207:MET:CB	2.23	0.67
1:D:298:THR:HA	1:D:301:ARG:HB3	1.76	0.67
4:E:273:PRO:HG2	4:E:274:GLU:H	1.59	0.67
1:A:384:GLU:OE2	1:A:387:LYS:HE2	1.93	0.67
2:B:416:GLU:OE2	3:C:433:ILE:HG21	1.95	0.67
1:D:118:TRP:NE1	1:D:120:PRO:HB3	2.09	0.67

Continued on next page...

Continued from previous page...

Atom-1	Atom-2	Interatomic distance (Å)	Clash overlap (Å)
4:E:39:LEU:CD1	4:E:49:LEU:HD13	2.24	0.67
1:A:108:LEU:HD22	1:A:118:TRP:HA	1.77	0.67
1:A:141:ASN:HB3	1:A:206:ILE:HG13	1.75	0.67
1:A:291:VAL:HG12	1:A:295:VAL:CG2	2.24	0.67
2:B:130:ILE:HD12	2:B:134:TYR:CE2	2.30	0.67
2:B:280:ILE:H	2:B:280:ILE:HD13	1.59	0.67
2:B:91:VAL:HG11	2:B:149:TYR:CD1	2.30	0.67
4:E:59:TRP:CE2	4:E:115:MET:HB2	2.30	0.67
4:E:242:LEU:N	4:E:243:PRO:HD2	2.10	0.67
1:D:235:LEU:HD22	4:E:308:LEU:HG	1.77	0.67
1:A:6:ARG:HB2	1:A:6:ARG:HH11	1.58	0.67
1:A:135:PHE:CD1	1:A:273:LEU:CB	2.77	0.67
2:B:33:VAL:HG11	2:B:158:LEU:HD11	1.76	0.67
4:E:302:ILE:O	4:E:306:VAL:HG23	1.93	0.67
3:C:289:GLY:O	3:C:293:MET:CE	2.43	0.67
2:B:45:GLU:HA	2:B:130:ILE:CD1	2.25	0.67
1:D:144:MET:O	1:D:203:TYR:CD1	2.48	0.67
4:E:45:LYS:CD	4:E:277:LEU:O	2.43	0.67
4:E:89:VAL:O	4:E:90:VAL:HG23	1.95	0.67
1:A:20:ARG:HG3	1:A:22:VAL:CG2	2.24	0.67
2:B:281:ILE:H	2:B:281:ILE:HD12	1.59	0.67
2:B:281:ILE:HG22	2:B:285:MET:H	1.58	0.67
1:A:134:HIS:CA	1:A:136:PRO:HD2	2.25	0.67
1:A:17:LYS:HE3	1:A:84:ASP:HA	1.77	0.67
1:D:412:CYS:O	1:D:415:MET:HE2	1.95	0.67
3:C:443:VAL:HA	3:C:446:TRP:CD1	2.29	0.67
1:A:46:VAL:HG21	1:A:269:SER:O	1.95	0.66
2:B:29:VAL:O	2:B:156:VAL:HG23	1.95	0.66
3:C:80:LEU:O	3:C:112:VAL:CB	2.42	0.66
3:C:12:LEU:HB3	3:C:15:ASN:HB3	1.78	0.66
3:C:179:ILE:HG13	3:C:181:PRO:HD2	1.76	0.66
3:C:92:ILE:HA	3:C:149:THR:O	1.95	0.66
4:E:44:GLU:HG3	4:E:129:ILE:CD1	2.24	0.66
1:A:419:ILE:CG2	1:A:420:ILE:H	2.09	0.66
2:B:247:GLU:HA	2:B:249:MET:HG3	1.76	0.66
2:B:306:HIS:HD1	2:B:306:HIS:C	1.99	0.66
2:B:311:THR:O	2:B:312:HIS:HB3	1.95	0.66
3:C:39:LEU:O	3:C:183:ALA:HB3	1.96	0.66
1:D:253:LEU:CD2	1:D:254:THR:H	2.05	0.66
4:E:453:ILE:O	4:E:457:LEU:N	2.27	0.66
1:D:427:ALA:O	1:D:431:ILE:HG13	1.94	0.66

Continued on next page...

Continued from previous page...

Atom-1	Atom-2	Interatomic distance (Å)	Clash overlap (Å)
1:A:187:TRP:HZ2	1:A:196:THR:HG23	1.51	0.66
1:A:290:ILE:O	1:A:293:VAL:HG12	1.95	0.66
2:B:136:PRO:CD	2:B:280:ILE:HD11	2.25	0.66
3:C:131:PRO:CG	3:C:144:CYS:HA	2.25	0.66
3:C:273:LEU:HD23	3:C:276:GLN:CG	2.25	0.66
1:D:167:LEU:HD11	1:D:178:MET:HB2	1.76	0.66
4:E:44:GLU:CA	4:E:129:ILE:HD12	2.20	0.66
4:E:253:LEU:HG	4:E:254:SER:N	2.10	0.66
1:D:32:THR:HB	1:D:59:GLN:CB	2.24	0.66
1:A:107:LYS:NZ	2:B:151:TYR:HA	2.08	0.66
3:C:19:LYS:CD	3:C:19:LYS:O	2.43	0.66
3:C:452:THR:O	3:C:456:LEU:HG	1.95	0.66
4:E:1:ASN:O	4:E:69:SER:HB3	1.94	0.66
1:A:118:TRP:NE1	1:A:120:PRO:HG3	2.10	0.66
1:A:35:LEU:HD23	1:A:36:GLN:N	2.09	0.66
1:A:45:GLU:O	1:A:130:ILE:HG13	1.95	0.66
2:B:21:PRO:HG2	2:B:60:TRP:NE1	2.09	0.66
3:C:445:ASN:OD1	3:C:448:LEU:HD11	1.95	0.66
3:C:478:PHE:HD1	3:C:479:ASN:N	1.92	0.66
4:E:35:THR:HB	4:E:54:TRP:CE3	2.29	0.66
1:D:21:PRO:HG3	1:D:60:TRP:CZ2	2.30	0.66
1:A:136:PRO:HG3	1:A:274:ILE:HG21	1.74	0.66
2:B:108:VAL:HG22	2:B:118:TRP:CG	2.31	0.66
2:B:220:TYR:HB3	2:B:223:TYR:CE2	2.31	0.66
2:B:439:PHE:HA	2:B:442:ILE:HB	1.76	0.66
3:C:110:VAL:HG13	3:C:120:TRP:CB	2.24	0.66
3:C:132:ILE:HG13	3:C:136:TYR:CD2	2.30	0.66
3:C:19:LYS:HZ2	3:C:88:TRP:HD1	1.43	0.66
1:D:303:PRO:CD	1:D:400:LYS:HD3	2.25	0.66
4:E:92:GLU:HB3	4:E:144:VAL:HG23	1.76	0.66
1:A:155:LYS:HG3	4:E:78:ARG:HE	1.59	0.66
3:C:93:VAL:CB	3:C:151:LEU:HD13	2.24	0.66
1:A:377:GLU:HA	1:A:380:LYS:HE2	1.78	0.66
1:A:58:GLN:HB3	1:A:60:TRP:CZ3	2.31	0.66
2:B:145:VAL:CG1	2:B:206:ASP:HB2	2.26	0.66
2:B:132:VAL:C	2:B:279:ILE:HG23	2.16	0.66
2:B:58:LEU:HD11	2:B:118:TRP:HE3	1.58	0.66
3:C:223:ARG:O	3:C:224:LYS:HG3	1.95	0.66
1:D:130:ILE:HB	1:D:134:HIS:CG	2.30	0.66
1:A:282:MET:O	1:A:286:ILE:HG13	1.95	0.66
2:B:52:THR:HG22	2:B:53:SER:H	1.59	0.66

Continued on next page...

Continued from previous page...

Atom-1	Atom-2	Interatomic distance (Å)	Clash overlap (Å)
1:D:97:ASP:O	1:D:97:ASP:OD1	2.13	0.66
4:E:174:PRO:HA	4:E:177:PHE:CB	2.24	0.66
1:D:111:ASP:OD2	1:D:115:LYS:HB3	1.95	0.66
1:A:128:CYS:HB3	1:A:144:MET:SD	2.35	0.66
2:B:438:LEU:O	2:B:442:ILE:N	2.29	0.66
3:C:474:VAL:HA	3:C:477:ASN:CG	2.16	0.66
1:D:166:ASP:HB2	1:D:181:TYR:CG	2.31	0.66
4:E:188:ARG:NH2	4:E:210:PHE:CD2	2.62	0.66
1:A:255:VAL:HG23	1:A:258:LEU:HD12	1.76	0.66
1:A:292:THR:CB	1:A:296:ILE:HD11	2.27	0.66
3:C:199:LYS:HD2	3:C:200:ASN:N	2.11	0.66
3:C:69:TRP:HB2	3:C:74:TYR:N	2.09	0.66
3:C:33:ILE:HD11	3:C:88:TRP:CH2	2.31	0.66
1:D:100:PHE:HA	1:D:124:PHE:HB3	1.78	0.66
1:D:283:ILE:CA	1:D:286:ILE:HD12	2.26	0.66
4:E:52:ASN:HA	4:E:121:ALA:O	1.96	0.66
4:E:276:SER:O	4:E:279:VAL:O	2.14	0.66
1:D:41:ILE:HG12	4:E:96:ASP:OD2	1.94	0.66
1:D:57:ARG:HA	1:D:119:THR:HG22	1.78	0.66
2:B:251:LEU:HD13	3:C:261:ILE:CG2	2.25	0.65
2:B:92:LEU:CG	2:B:96:ASN:HB2	2.25	0.65
1:D:305:THR:HG1	1:D:401:TYR:HD2	1.44	0.65
4:E:146:ARG:NH1	4:E:205:PHE:HB3	2.11	0.65
4:E:224:ASN:O	4:E:228:PRO:CG	2.40	0.65
4:E:240:TYR:CD1	4:E:303:VAL:HG21	2.30	0.65
4:E:265:LEU:CD2	4:E:296:ILE:HD11	2.11	0.65
1:D:395:ALA:O	1:D:398:GLU:HG2	1.96	0.65
1:A:15:TYR:OH	1:A:84:ASP:O	2.14	0.65
2:B:142:CYS:O	2:B:210:TYR:HA	1.96	0.65
2:B:90:ILE:HA	2:B:148:SER:HA	1.77	0.65
2:B:233:ILE:O	2:B:237:LEU:HD22	1.97	0.65
1:A:238:ASP:O	2:B:309:PRO:HA	1.96	0.65
1:D:145:LYS:O	1:D:146:LEU:HD12	1.94	0.65
1:D:56:LEU:O	1:D:120:PRO:CD	2.44	0.65
4:E:23:THR:CG2	4:E:24:LEU:H	2.10	0.65
4:E:29:ASP:N	4:E:29:ASP:OD1	2.28	0.65
4:E:416:VAL:HG22	4:E:417:GLU:H	1.59	0.65
4:E:100:GLU:HB2	4:E:122:ILE:HD11	1.76	0.65
1:A:166:ASP:OD2	1:A:178:MET:HE1	1.97	0.65
1:A:250:LEU:HD21	1:A:296:ILE:HD12	1.79	0.65
2:B:160:HIS:H	2:B:195:LYS:HZ1	1.43	0.65

Continued on next page...

Continued from previous page...

Atom-1	Atom-2	Interatomic distance (Å)	Clash overlap (Å)
2:B:306:HIS:ND1	2:B:306:HIS:C	2.48	0.65
2:B:32:ARG:HE	2:B:59:ALA:C	2.00	0.65
3:C:180:ASP:N	3:C:195:LYS:CG	2.59	0.65
2:B:220:TYR:CE2	3:C:279:PRO:CB	2.77	0.65
3:C:455:ARG:HD2	3:C:455:ARG:H	1.61	0.65
4:E:178:THR:HG22	4:E:180:ASN:N	2.12	0.65
1:D:426:PHE:CG	1:D:427:ALA:N	2.65	0.65
1:A:147:GLY:HA2	1:A:158:ILE:HG21	1.78	0.65
2:B:81:PRO:HD2	3:C:20:HIS:CE1	2.32	0.65
3:C:269:VAL:HG13	3:C:270:PHE:HD1	1.60	0.65
3:C:8:ILE:HD11	3:C:69:TRP:HZ3	1.59	0.65
1:D:26:THR:HG22	1:D:27:HIS:H	1.61	0.65
4:E:136:PHE:CD1	4:E:285:TYR:OH	2.48	0.65
4:E:446:ILE:HG22	4:E:447:ASP:N	2.11	0.65
4:E:1:ASN:ND2	4:E:69:SER:HB3	2.11	0.65
1:A:217:ASN:O	1:A:221:PRO:CD	2.42	0.65
1:A:303:PRO:HB2	1:A:400:LYS:HE2	1.79	0.65
2:B:241:LEU:HD21	2:B:251:LEU:HD11	1.78	0.65
1:D:242:LYS:O	1:D:245:LEU:HB3	1.96	0.65
4:E:110:TYR:HE1	4:E:111:ASN:ND2	1.94	0.65
1:A:129:GLU:OE2	1:A:140:GLN:HG3	1.95	0.65
3:C:69:TRP:CZ2	3:C:112:VAL:CG1	2.69	0.65
3:C:7:LEU:HD11	3:C:70:ASN:HD22	1.61	0.65
1:D:171:MET:HG2	1:D:174:GLY:N	2.12	0.65
4:E:1:ASN:ND2	4:E:68:THR:HB	2.12	0.65
4:E:151:ASN:HA	4:E:205:PHE:HB2	1.77	0.65
4:E:266:PHE:CD1	4:E:269:ALA:HB3	2.30	0.65
3:C:429:ILE:HG13	3:C:430:VAL:N	2.12	0.65
2:B:24:THR:HG22	2:B:25:VAL:HG23	1.78	0.65
1:A:259:VAL:O	1:A:263:LEU:HG	1.97	0.65
2:B:237:LEU:O	2:B:241:LEU:N	2.29	0.65
3:C:191:GLU:CG	3:C:222:ARG:HB3	2.26	0.65
3:C:263:VAL:HA	1:D:251:LEU:CD1	2.26	0.65
3:C:42:LEU:O	3:C:185:THR:OG1	2.14	0.65
1:D:167:LEU:CD2	1:D:178:MET:HB2	2.26	0.65
1:D:412:CYS:HA	1:D:415:MET:HE1	1.78	0.65
4:E:272:VAL:HA	4:E:275:THR:OG1	1.96	0.65
1:A:383:ALA:O	1:A:387:LYS:HG2	1.97	0.65
1:D:379:VAL:HG22	1:D:382:ILE:CD1	2.27	0.65
2:B:285:MET:O	2:B:288:MET:HB3	1.97	0.65
4:E:83:LEU:N	4:E:83:LEU:HD22	2.12	0.65

Continued on next page...

Continued from previous page...

Atom-1	Atom-2	Interatomic distance (Å)	Clash overlap (Å)
2:B:415:LEU:HD13	2:B:415:LEU:C	2.16	0.65
1:A:158:ILE:O	1:A:199:LEU:HB2	1.97	0.65
1:D:79:ARG:HH12	4:E:154:GLU:CD	2.00	0.65
4:E:78:ARG:HD3	4:E:108:LEU:HD12	1.78	0.65
4:E:242:LEU:HD12	4:E:246:ALA:HB2	1.77	0.65
1:A:135:PHE:N	1:A:136:PRO:HD3	2.09	0.65
1:A:287:SER:HA	1:A:290:ILE:HG13	1.79	0.65
1:A:408:HIS:O	1:A:412:CYS:SG	2.55	0.65
2:B:45:GLU:CD	2:B:279:ILE:CD1	2.63	0.65
3:C:305:ASN:OD1	3:C:308:ILE:HG21	1.96	0.65
4:E:453:ILE:O	4:E:457:LEU:HB2	1.97	0.65
1:D:15:TYR:CE2	1:D:84:ASP:HB3	2.32	0.65
1:D:382:ILE:O	1:D:385:HIS:HB3	1.96	0.65
1:A:90:LEU:HD12	1:A:100:PHE:HE2	1.61	0.65
1:A:52:THR:C	1:A:123:ILE:HG13	2.16	0.65
2:B:58:LEU:HD11	2:B:118:TRP:CE3	2.31	0.65
3:C:257:MET:O	3:C:261:ILE:HG12	1.97	0.65
1:D:408:HIS:O	1:D:412:CYS:N	2.24	0.65
1:D:76:LYS:HE3	1:D:112:TYR:CE2	2.32	0.65
2:B:70:ALA:O	2:B:74:GLY:HA3	1.97	0.65
4:E:470:HIS:CE1	4:E:474:VAL:CG2	2.75	0.65
3:C:206:PHE:N	3:C:207:PRO:HD2	2.11	0.65
1:A:195:ASP:O	1:A:197:PRO:HD3	1.97	0.64
1:A:228:LEU:HD13	1:A:249:VAL:HG21	1.78	0.64
2:B:212:ILE:HD13	2:B:469:ALA:CA	2.25	0.64
3:C:8:ILE:HD12	3:C:11:LEU:HD12	1.78	0.64
1:D:35:LEU:HD12	1:D:54:VAL:HG11	1.74	0.64
1:D:97:ASP:HB2	1:D:127:TYR:HB2	1.78	0.64
4:E:185:ILE:HG12	4:E:214:ILE:HG21	1.75	0.64
4:E:292:VAL:O	4:E:296:ILE:CG2	2.45	0.64
4:E:36:LEU:CD1	4:E:173:ASP:CG	2.64	0.64
1:D:17:LYS:HE3	1:D:83:ASP:C	2.18	0.64
4:E:474:VAL:CB	4:E:475:PRO:HD3	2.27	0.64
1:A:32:THR:HG23	1:A:159:SER:O	1.97	0.64
1:A:170:PHE:HE1	1:A:176:TRP:NE1	1.95	0.64
1:A:262:GLU:HG2	4:E:271:LYS:HZ1	1.60	0.64
1:A:38:ILE:C	1:A:39:GLN:HG3	2.18	0.64
2:B:245:ALA:O	2:B:248:LYS:HB3	1.97	0.64
3:C:31:VAL:HG21	3:C:88:TRP:HZ3	1.61	0.64
1:D:171:MET:SD	1:D:174:GLY:HA2	2.37	0.64
4:E:140:ASN:C	4:E:140:ASN:ND2	2.45	0.64

Continued on next page...

Continued from previous page...

Atom-1	Atom-2	Interatomic distance (Å)	Clash overlap (Å)
4:E:173:ASP:CG	4:E:185:ILE:HD13	2.18	0.64
1:A:20:ARG:O	1:A:22:VAL:HG23	1.97	0.64
1:A:128:CYS:HB3	1:A:144:MET:HE1	1.78	0.64
1:A:149:TRP:CH2	4:E:119:PRO:HA	2.31	0.64
1:A:279:LEU:HD13	1:A:282:MET:HB3	1.79	0.64
2:B:272:GLU:HA	2:B:275:LEU:CD1	2.26	0.64
3:C:253:SER:HB2	1:D:306:HIS:HB3	1.78	0.64
3:C:266:ALA:HB3	1:D:251:LEU:HD13	1.78	0.64
1:D:38:ILE:HG22	1:D:38:ILE:O	1.97	0.64
2:B:406:GLU:O	2:B:409:LYS:HB2	1.96	0.64
1:D:215:VAL:O	1:D:219:ILE:HG23	1.97	0.64
2:B:138:ASP:OD1	2:B:464:PRO:HB2	1.97	0.64
3:C:12:LEU:CB	3:C:16:LYS:HG2	2.27	0.64
3:C:296:MET:HA	3:C:296:MET:HE2	1.79	0.64
1:D:130:ILE:O	1:D:134:HIS:HB2	1.96	0.64
1:D:45:GLU:C	1:D:272:PRO:HG3	2.16	0.64
4:E:235:LEU:CD1	4:E:257:VAL:HG11	2.24	0.64
4:E:235:LEU:C	4:E:235:LEU:HD12	2.16	0.64
2:B:408:ILE:CG2	2:B:409:LYS:N	2.59	0.64
1:A:72:TYR:HB2	1:A:112:TYR:HA	1.78	0.64
1:A:224:LEU:CG	1:A:225:PHE:N	2.58	0.64
3:C:51:THR:C	3:C:52:LEU:HD13	2.18	0.64
3:C:7:LEU:HD22	3:C:73:GLU:OE1	1.98	0.64
4:E:113:GLY:O	4:E:115:MET:SD	2.55	0.64
4:E:23:THR:CG2	4:E:24:LEU:N	2.60	0.64
4:E:265:LEU:HD21	4:E:296:ILE:CD1	2.11	0.64
1:D:17:LYS:HE3	1:D:83:ASP:O	1.96	0.64
1:A:252:SER:CB	2:B:257:LEU:HD13	2.25	0.64
3:C:144:CYS:N	3:C:219:LEU:O	2.30	0.64
3:C:81:ARG:NH1	3:C:111:LEU:HB2	2.13	0.64
4:E:299:ASN:HA	4:E:302:ILE:HB	1.79	0.64
4:E:89:VAL:HG23	4:E:99:PHE:CE1	2.32	0.64
4:E:444:LYS:HE3	4:E:444:LYS:HA	1.80	0.64
1:A:305:THR:HG1	1:A:400:LYS:HB2	1.60	0.64
1:A:87:LEU:H	1:A:87:LEU:CD2	1.89	0.64
2:B:89:ASP:OD1	2:B:148:SER:HB2	1.98	0.64
2:B:247:GLU:CA	2:B:249:MET:HG3	2.28	0.64
3:C:123:PRO:HD3	1:D:149:TRP:CH2	2.33	0.64
3:C:33:ILE:CG2	3:C:160:MET:SD	2.85	0.64
4:E:138:TRP:CE2	4:E:215:GLN:HB2	2.32	0.64
4:E:260:ALA:O	4:E:264:PHE:CD1	2.51	0.64

Continued on next page...

Continued from previous page...

Atom-1	Atom-2	Interatomic distance (Å)	Clash overlap (Å)
1:D:16:ASN:HD22	1:D:16:ASN:N	1.95	0.64
3:C:228:TYR:CD1	3:C:229:VAL:N	2.65	0.64
4:E:2:GLU:CA	4:E:5:ARG:HG3	2.28	0.64
4:E:82:GLU:C	4:E:83:LEU:HD22	2.17	0.64
1:A:187:TRP:CZ2	1:A:189:TYR:HB3	2.31	0.64
2:B:181:THR:CG2	2:B:184:GLY:N	2.60	0.64
2:B:441:TYR:HA	2:B:444:ILE:HG22	1.79	0.64
2:B:220:TYR:CZ	3:C:279:PRO:HB2	2.32	0.64
4:E:236:VAL:O	4:E:239:VAL:HG23	1.98	0.64
4:E:240:TYR:HD2	4:E:453:ILE:CD1	2.11	0.64
1:D:379:VAL:HA	1:D:382:ILE:CD1	2.28	0.64
1:A:228:LEU:O	1:A:232:VAL:N	2.30	0.64
1:A:34:GLY:HA3	1:A:57:ARG:CD	2.28	0.64
1:A:34:GLY:HA3	1:A:57:ARG:HG2	1.80	0.64
2:B:153:THR:HG23	2:B:156:VAL:O	1.98	0.64
4:E:136:PHE:CZ	4:E:217:LYS:HD2	2.33	0.64
1:A:380:LYS:HB3	2:B:408:ILE:CD1	2.27	0.64
2:B:406:GLU:HA	2:B:409:LYS:CD	2.18	0.64
1:A:419:ILE:CG2	1:A:420:ILE:N	2.61	0.64
2:B:297:LEU:O	2:B:301:VAL:HG22	1.97	0.64
2:B:38:THR:HG22	2:B:55:PHE:HE1	1.62	0.64
2:B:45:GLU:HG3	2:B:134:TYR:HB3	1.79	0.64
3:C:478:PHE:CD1	3:C:479:ASN:N	2.66	0.64
1:D:408:HIS:HB3	1:D:412:CYS:SG	2.38	0.64
4:E:270:GLN:C	4:E:273:PRO:HD2	2.18	0.64
4:E:293:SER:O	4:E:297:VAL:HG23	1.97	0.64
4:E:67:ASN:ND2	4:E:67:ASN:H	1.84	0.64
3:C:434:LYS:CD	3:C:435:GLU:CG	2.70	0.64
1:A:129:GLU:OE2	1:A:140:GLN:HG2	1.98	0.63
1:A:409:ILE:HA	1:A:412:CYS:HB2	1.80	0.63
2:B:46:LYS:NZ	2:B:275:LEU:O	2.24	0.63
2:B:92:LEU:HD13	2:B:146:PHE:CE1	2.33	0.63
3:C:30:VAL:HG13	3:C:31:VAL:N	2.13	0.63
3:C:42:LEU:CD1	3:C:190:TRP:HZ2	2.12	0.63
1:D:170:PHE:CE2	1:D:176:TRP:CD1	2.86	0.63
1:D:195:ASP:O	1:D:197:PRO:HD3	1.97	0.63
1:A:146:LEU:HD12	1:A:146:LEU:N	2.14	0.63
1:A:151:TYR:HB2	1:A:156:VAL:CG1	2.27	0.63
1:A:34:GLY:CA	1:A:57:ARG:HG2	2.28	0.63
1:A:413:VAL:O	1:A:416:LEU:HB3	1.97	0.63
2:B:181:THR:HG23	2:B:184:GLY:N	2.13	0.63

Continued on next page...

Continued from previous page...

Atom-1	Atom-2	Interatomic distance (Å)	Clash overlap (Å)
3:C:102:TYR:HD1	3:C:102:TYR:C	2.01	0.63
1:D:226:SER:O	1:D:230:VAL:HB	1.99	0.63
1:D:242:LYS:HD2	1:D:245:LEU:CD1	2.27	0.63
4:E:172:ILE:HD12	4:E:188:ARG:HB3	1.79	0.63
4:E:188:ARG:CD	4:E:211:PHE:O	2.43	0.63
4:E:237:VAL:HG13	4:E:453:ILE:CD1	2.28	0.63
2:B:409:LYS:HE2	3:C:423:ILE:HA	1.79	0.63
1:D:107:LYS:HZ1	4:E:149:THR:HA	1.62	0.63
1:A:389:ASP:O	1:A:392:SER:HB3	1.99	0.63
4:E:463:LEU:HD12	4:E:463:LEU:O	1.98	0.63
1:A:43:VAL:HG22	1:A:50:VAL:CG1	2.28	0.63
1:A:31:ILE:HG13	1:A:60:TRP:HB3	1.80	0.63
2:B:229:ILE:O	2:B:232:SER:HB2	1.98	0.63
1:D:167:LEU:HA	1:D:170:PHE:HB3	1.80	0.63
1:D:167:LEU:CD1	1:D:178:MET:HB3	2.11	0.63
4:E:435:GLU:HB3	4:E:439:TRP:CZ2	2.33	0.63
2:B:191:LYS:CE	2:B:209:PHE:HB3	2.28	0.63
2:B:447:CYS:O	2:B:451:THR:HG22	1.98	0.63
3:C:106:TYR:C	3:C:107:PHE:HD1	2.01	0.63
3:C:29:GLU:O	3:C:30:VAL:HG23	1.97	0.63
1:D:37:LEU:CD1	1:D:54:VAL:HG13	2.28	0.63
1:D:263:LEU:HD11	4:E:266:PHE:CE2	2.33	0.63
1:A:274:ILE:HG13	1:A:274:ILE:O	1.97	0.63
1:D:141:ASN:HB3	1:D:206:ILE:CD1	2.27	0.63
1:D:240:GLY:C	1:D:242:LYS:H	2.02	0.63
1:D:241:GLU:C	1:D:243:MET:HE2	2.19	0.63
1:D:291:VAL:O	1:D:295:VAL:HG13	1.98	0.63
4:E:235:LEU:O	4:E:238:LEU:HB2	1.99	0.63
4:E:240:TYR:HD2	4:E:453:ILE:HD13	1.62	0.63
1:D:137:PHE:C	1:D:435:GLN:HG3	2.18	0.63
4:E:178:THR:CG2	4:E:180:ASN:H	2.10	0.63
1:A:135:PHE:CD1	1:A:135:PHE:O	2.52	0.63
1:A:54:VAL:HG22	1:A:122:ALA:HB3	1.79	0.63
2:B:439:PHE:CA	2:B:442:ILE:HB	2.29	0.63
2:B:462:VAL:HB	2:B:463:PRO:HD3	1.81	0.63
3:C:77:ILE:CD1	3:C:80:LEU:HB2	2.29	0.63
4:E:273:PRO:HG2	4:E:274:GLU:N	2.13	0.63
4:E:435:GLU:O	4:E:438:ASN:HB3	1.97	0.63
4:E:62:TYR:HD1	4:E:62:TYR:O	1.81	0.63
1:D:1:SER:O	1:D:3:HIS:N	2.32	0.63
2:B:24:THR:HG22	2:B:25:VAL:N	2.07	0.63

Continued on next page...

Continued from previous page...

Atom-1	Atom-2	Interatomic distance (Å)	Clash overlap (Å)
1:A:171:MET:SD	1:A:173:SER:HB3	2.39	0.63
1:A:208:GLN:OE1	1:A:435:GLN:HG2	1.98	0.63
2:B:107:ASN:HD22	3:C:152:ASN:ND2	1.96	0.63
2:B:438:LEU:HD23	2:B:441:TYR:CB	2.27	0.63
1:D:135:PHE:C	1:D:135:PHE:CD1	2.72	0.63
1:D:27:HIS:O	1:D:28:PHE:HB2	1.99	0.63
1:D:56:LEU:C	1:D:120:PRO:HD2	2.18	0.63
4:E:143:LEU:HD12	4:E:143:LEU:H	1.63	0.63
4:E:1:ASN:HD22	4:E:69:SER:CB	2.11	0.63
1:A:382:ILE:O	1:A:386:MET:CE	2.47	0.63
1:A:377:GLU:HG2	2:B:404:ALA:HB1	1.81	0.63
1:A:249:VAL:CG2	2:B:257:LEU:HD21	2.28	0.63
1:A:251:LEU:CD2	4:E:260:ALA:HB3	2.24	0.63
2:B:147:LYS:NZ	2:B:205:GLU:OE2	2.29	0.63
2:B:245:ALA:O	2:B:248:LYS:N	2.29	0.63
3:C:108:CYS:HB3	3:C:122:PRO:HG3	1.81	0.63
1:D:230:VAL:HG22	1:D:234:TYR:CE1	2.34	0.63
4:E:44:GLU:CD	4:E:129:ILE:CB	2.66	0.63
4:E:279:VAL:HG12	4:E:280:PRO:HD2	1.80	0.63
1:A:155:LYS:HE3	4:E:76:LEU:HB3	1.80	0.63
1:D:432:GLU:O	1:D:436:GLU:CG	2.47	0.63
1:A:229:THR:O	1:A:232:VAL:HB	1.99	0.63
2:B:212:ILE:O	2:B:212:ILE:HG22	1.98	0.63
2:B:434:VAL:CG1	2:B:438:LEU:HD12	2.29	0.63
3:C:247:PHE:O	3:C:250:PRO:CG	2.47	0.63
1:D:181:TYR:HE1	1:D:203:TYR:HB3	1.62	0.63
1:D:379:VAL:HG13	1:D:382:ILE:HD12	1.81	0.63
1:A:2:GLU:O	1:A:2:GLU:HG3	1.99	0.63
1:D:278:MET:SD	1:D:281:THR:OG1	2.57	0.63
2:B:156:VAL:HG22	2:B:157:ILE:N	2.13	0.62
2:B:192:PRO:HD2	2:B:210:TYR:HB2	1.80	0.62
3:C:190:TRP:CD1	3:C:221:ILE:CD1	2.75	0.62
3:C:141:TRP:CG	3:C:222:ARG:HA	2.34	0.62
3:C:270:PHE:CD1	3:C:270:PHE:N	2.66	0.62
3:C:305:ASN:O	3:C:309:VAL:N	2.32	0.62
1:D:287:SER:CA	1:D:290:ILE:HG12	2.27	0.62
1:D:303:PRO:HB2	1:D:400:LYS:NZ	2.13	0.62
1:D:410:LEU:O	1:D:414:PHE:N	2.31	0.62
4:E:14:TYR:CD2	4:E:16:LYS:NZ	2.66	0.62
4:E:1:ASN:ND2	4:E:69:SER:H	1.96	0.62
1:D:379:VAL:HG22	1:D:382:ILE:HD12	1.79	0.62

Continued on next page...

Continued from previous page...

Atom-1	Atom-2	Interatomic distance (Å)	Clash overlap (Å)
1:A:133:THR:O	1:A:136:PRO:HG2	1.99	0.62
1:A:201:ILE:CG2	1:A:203:TYR:HE1	2.11	0.62
2:B:253:ILE:HD13	2:B:302:LEU:HD21	1.81	0.62
2:B:93:MET:HB2	2:B:145:VAL:CG2	2.29	0.62
2:B:97:ASP:OD2	2:B:127:SER:HB2	2.00	0.62
3:C:67:LEU:HD21	3:C:112:VAL:CG1	2.25	0.62
1:D:243:MET:H	1:D:243:MET:HE2	1.64	0.62
1:D:298:THR:HG23	1:D:301:ARG:HD3	1.80	0.62
2:B:287:ILE:HA	2:B:290:LEU:CD1	2.29	0.62
2:B:132:VAL:O	2:B:279:ILE:HA	1.99	0.62
2:B:192:PRO:HD2	2:B:210:TYR:O	1.98	0.62
2:B:256:LEU:HD12	2:B:302:LEU:HD22	1.80	0.62
2:B:439:PHE:CD1	2:B:439:PHE:O	2.53	0.62
3:C:318:SER:CB	3:C:447:ASN:HD22	2.04	0.62
1:D:282:MET:O	1:D:286:ILE:HG13	1.98	0.62
4:E:94:ASN:O	4:E:125:SER:HA	1.99	0.62
2:B:287:ILE:HA	2:B:290:LEU:HB2	1.81	0.62
3:C:43:ILE:N	3:C:43:ILE:HD12	2.15	0.62
1:A:118:TRP:HD1	1:A:120:PRO:HD3	1.56	0.62
1:A:142:CYS:CB	1:A:205:PHE:HB2	2.28	0.62
2:B:218:LEU:CD1	2:B:221:ILE:HD11	2.28	0.62
2:B:85:VAL:O	2:B:87:GLN:HG3	1.98	0.62
1:D:178:MET:SD	1:D:207:MET:CB	2.87	0.62
4:E:147:SER:O	4:E:205:PHE:CE2	2.52	0.62
4:E:247:GLY:N	4:E:250:LYS:NZ	2.45	0.62
4:E:34:LEU:HD12	4:E:210:PHE:HE2	1.59	0.62
1:A:234:TYR:CG	1:A:410:LEU:HD21	2.35	0.62
2:B:233:ILE:C	2:B:237:LEU:HD22	2.19	0.62
2:B:297:LEU:O	2:B:297:LEU:HD23	1.99	0.62
3:C:159:SER:HA	3:C:213:GLN:HG2	1.80	0.62
4:E:298:THR:O	4:E:302:ILE:HG13	1.99	0.62
4:E:68:THR:HG23	4:E:72:GLU:OE1	2.00	0.62
1:D:112:TYR:HD1	1:D:113:THR:H	1.46	0.62
1:A:67:TRP:CD1	1:A:71:ASP:HB3	2.34	0.62
1:A:431:ILE:HG22	1:A:431:ILE:O	1.98	0.62
1:A:255:VAL:HG21	4:E:264:PHE:CE1	2.33	0.62
2:B:463:PRO:HB2	2:B:464:PRO:HD3	1.82	0.62
3:C:260:ALA:CB	3:C:313:HIS:CE1	2.82	0.62
3:C:52:LEU:HD23	3:C:128:SER:OG	1.99	0.62
3:C:7:LEU:O	3:C:10:ASP:HB2	1.99	0.62
3:C:58:MET:HG3	3:C:92:ILE:HD12	1.82	0.62

Continued on next page...

Continued from previous page...

Atom-1	Atom-2	Interatomic distance (Å)	Clash overlap (Å)
1:D:187:TRP:CB	1:D:199:LEU:HD23	2.26	0.62
4:E:191:LYS:HB2	4:E:209:ILE:HG21	1.79	0.62
4:E:133:TYR:OH	4:E:214:ILE:HG13	1.99	0.62
4:E:414:SER:N	4:E:416:VAL:CG1	2.60	0.62
1:A:137:PHE:CE1	1:A:210:ILE:CD1	2.77	0.62
1:A:145:LYS:NZ	1:A:202:THR:HG23	2.13	0.62
2:B:147:LYS:HG3	2:B:148:SER:H	1.65	0.62
2:B:20:ARG:N	2:B:20:ARG:HD3	2.02	0.62
1:D:130:ILE:HD13	1:D:131:ILE:N	2.13	0.62
4:E:108:LEU:O	4:E:115:MET:HA	1.98	0.62
4:E:144:VAL:HG12	4:E:209:ILE:CA	2.29	0.62
4:E:261:GLN:NE2	4:E:296:ILE:HD11	2.13	0.62
4:E:456:LEU:O	4:E:456:LEU:HD22	2.00	0.62
2:B:9:SER:CA	2:B:12:PHE:CE1	2.78	0.62
2:B:1:SER:O	2:B:3:MET:N	2.33	0.62
1:A:110:LEU:HD11	1:A:114:GLY:HA2	1.82	0.62
1:A:280:PHE:O	1:A:284:PHE:CG	2.53	0.62
1:A:282:MET:O	1:A:285:VAL:HG12	1.99	0.62
3:C:266:ALA:O	3:C:270:PHE:CG	2.53	0.62
1:D:238:ASP:HB3	4:E:308:LEU:HD22	1.81	0.62
1:D:233:PHE:HD1	1:D:409:ILE:HD12	1.64	0.62
1:D:416:LEU:HA	1:D:419:ILE:HG12	1.80	0.62
1:D:49:ILE:HG21	1:D:125:LYS:HZ1	1.65	0.62
4:E:182:GLU:O	4:E:218:PRO:HD2	1.99	0.62
2:B:420:GLU:O	2:B:424:LEU:N	2.32	0.62
3:C:36:SER:HB3	3:C:59:ASP:HB3	1.82	0.62
1:A:176:TRP:HB3	1:A:209:ARG:HD2	1.80	0.62
1:A:300:HIS:CA	1:A:306:HIS:O	2.47	0.62
1:A:48:GLN:OE1	1:A:130:ILE:HD12	2.00	0.62
2:B:104:LEU:HA	2:B:118:TRP:CH2	2.35	0.62
2:B:109:LEU:HB3	2:B:117:SER:CB	2.30	0.62
2:B:242:PRO:HD3	2:B:248:LYS:HE3	1.81	0.62
2:B:246:GLY:C	2:B:248:LYS:H	2.02	0.62
3:C:2:ASN:HB3	3:C:72:SER:HB3	1.81	0.62
1:D:135:PHE:O	1:D:210:ILE:HG13	2.00	0.62
1:D:135:PHE:CE1	1:D:273:LEU:HB2	2.35	0.62
1:D:102:ILE:CD1	4:E:98:GLN:HE21	2.12	0.62
2:B:104:LEU:HD12	2:B:118:TRP:CH2	2.34	0.62
3:C:269:VAL:HA	3:C:272:LEU:CD1	2.29	0.62
1:D:130:ILE:HB	1:D:134:HIS:CB	2.30	0.62
1:D:199:LEU:C	1:D:200:ASP:OD1	2.38	0.62

Continued on next page...

Continued from previous page...

Atom-1	Atom-2	Interatomic distance (Å)	Clash overlap (Å)
1:D:144:MET:HE3	1:D:205:PHE:CE1	2.35	0.62
1:D:264:ILE:CB	1:D:265:PRO:CD	2.78	0.62
1:D:36:GLN:HE21	1:D:38:ILE:HG13	1.65	0.62
1:A:419:ILE:C	1:A:423:VAL:HG23	2.18	0.61
2:B:230:LEU:HA	2:B:233:ILE:CD1	2.29	0.61
2:B:135:PHE:H	2:B:279:ILE:HG21	1.64	0.61
3:C:223:ARG:CG	3:C:224:LYS:N	2.62	0.61
3:C:312:PHE:HZ	3:C:456:LEU:CD2	2.08	0.61
3:C:77:ILE:CD1	3:C:80:LEU:CD1	2.72	0.61
4:E:129:ILE:CG2	4:E:133:TYR:CD2	2.78	0.61
4:E:223:ILE:HA	4:E:226:ILE:HB	1.82	0.61
2:B:162:LEU:HB2	2:B:174:MET:N	2.15	0.61
1:A:100:PHE:HB3	1:A:103:VAL:CG2	2.30	0.61
1:A:227:PHE:O	1:A:231:LEU:HG	2.00	0.61
1:A:35:LEU:O	1:A:164:ARG:CZ	2.48	0.61
1:A:419:ILE:HG23	1:A:420:ILE:N	2.15	0.61
2:B:248:LYS:HD3	2:B:252:SER:CB	2.07	0.61
2:B:34:GLY:C	2:B:35:LEU:HD23	2.20	0.61
2:B:462:VAL:O	2:B:465:ASP:OD1	2.18	0.61
3:C:52:LEU:CD2	3:C:130:CYS:HB2	2.25	0.61
3:C:95:GLN:OE1	3:C:147:LYS:HB3	1.98	0.61
1:D:186:HIS:CE1	1:D:187:TRP:O	2.53	0.61
4:E:310:THR:OG1	4:E:313:THR:CG2	2.48	0.61
4:E:94:ASN:HB3	4:E:125:SER:CB	2.27	0.61
1:A:216:VAL:HG13	1:A:220:ILE:HD11	1.82	0.61
2:B:163:ASP:HB3	2:B:193:SER:OG	2.01	0.61
2:B:189:GLU:O	2:B:190:HIS:CG	2.52	0.61
2:B:279:ILE:HG22	2:B:280:ILE:CD1	2.25	0.61
2:B:28:LYS:HE2	2:B:154:SER:O	2.00	0.61
3:C:50:GLU:HA	3:C:132:ILE:HD13	1.82	0.61
3:C:33:ILE:HD11	3:C:88:TRP:CZ3	2.34	0.61
1:D:45:GLU:OE2	1:D:135:PHE:HB3	2.00	0.61
1:D:280:PHE:CD1	1:D:280:PHE:N	2.67	0.61
1:D:419:ILE:HD12	1:D:420:ILE:CG2	2.29	0.61
4:E:117:TRP:CD1	4:E:119:PRO:HD3	2.34	0.61
4:E:138:TRP:CH2	4:E:215:GLN:HG3	2.35	0.61
4:E:32:LEU:HA	4:E:56:GLU:O	2.00	0.61
1:A:20:ARG:O	1:A:22:VAL:N	2.31	0.61
1:A:186:HIS:ND1	1:A:187:TRP:N	2.47	0.61
2:B:242:PRO:HG2	2:B:243:PRO:HD2	1.82	0.61
3:C:190:TRP:HA	3:C:223:ARG:HB2	1.82	0.61

Continued on next page...

Continued from previous page...

Atom-1	Atom-2	Interatomic distance (Å)	Clash overlap (Å)
3:C:295:ILE:O	3:C:299:VAL:HG23	2.00	0.61
1:D:264:ILE:CB	1:D:265:PRO:HD3	2.29	0.61
4:E:140:ASN:OD1	4:E:211:PHE:HB3	2.00	0.61
4:E:162:GLU:CG	4:E:190:ALA:O	2.48	0.61
1:D:38:ILE:CD1	4:E:199:THR:HG21	2.30	0.61
2:B:283:TYR:HA	2:B:286:PHE:CZ	2.34	0.61
1:A:76:LYS:HG3	1:A:112:TYR:CD2	2.35	0.61
2:B:46:LYS:CG	2:B:278:PRO:HD2	2.31	0.61
2:B:301:VAL:O	2:B:304:LEU:HB3	2.01	0.61
3:C:180:ASP:CB	3:C:219:LEU:HD13	2.31	0.61
3:C:49:ASP:C	3:C:50:GLU:HG3	2.20	0.61
1:D:245:LEU:CD1	4:E:255:ILE:HG13	2.30	0.61
1:D:249:VAL:HG13	4:E:259:LEU:CD2	2.25	0.61
4:E:172:ILE:HA	4:E:188:ARG:HB3	1.81	0.61
2:B:409:LYS:CG	3:C:426:THR:HG21	2.30	0.61
1:A:124:PHE:C	1:A:124:PHE:CD1	2.73	0.61
2:B:136:PRO:CB	2:B:280:ILE:HD11	2.30	0.61
2:B:37:LEU:HD23	2:B:179:ALA:O	2.00	0.61
3:C:63:TYR:HA	3:C:117:TYR:HA	1.83	0.61
1:D:235:LEU:O	1:D:239:SER:N	2.31	0.61
1:D:303:PRO:CB	1:D:400:LYS:HZ2	2.14	0.61
1:D:410:LEU:O	1:D:414:PHE:CB	2.47	0.61
4:E:172:ILE:CG2	4:E:174:PRO:HG2	2.30	0.61
4:E:462:THR:O	4:E:466:PHE:HB3	2.00	0.61
2:B:200:ASP:O	2:B:200:ASP:OD1	2.19	0.61
1:A:57:ARG:HD3	1:A:161:GLU:CG	2.29	0.61
3:C:266:ALA:HB2	1:D:251:LEU:HB3	1.81	0.61
3:C:480:ARG:N	3:C:481:PRO:HD2	2.15	0.61
1:D:242:LYS:HB2	1:D:245:LEU:CD1	2.31	0.61
4:E:103:TYR:C	4:E:104:TYR:HD1	2.02	0.61
4:E:152:ALA:N	4:E:205:PHE:HA	2.15	0.61
4:E:41:SER:O	4:E:49:LEU:HA	2.01	0.61
1:A:376:ILE:HG23	1:A:380:LYS:CE	2.30	0.61
3:C:234:THR:N	3:C:235:PRO:HD2	2.15	0.61
3:C:232:PHE:C	3:C:235:PRO:HD2	2.21	0.61
1:A:1:SER:O	1:A:3:HIS:N	2.34	0.61
1:A:89:ASP:O	1:A:89:ASP:OD1	2.18	0.61
1:A:95:ASN:O	1:A:96:ALA:HB3	1.99	0.61
2:B:235:ALA:C	2:B:239:PHE:CE2	2.74	0.61
2:B:132:VAL:O	2:B:279:ILE:CG2	2.49	0.61
3:C:181:PRO:HD3	3:C:192:ILE:CG2	2.31	0.61

Continued on next page...

Continued from previous page...

Atom-1	Atom-2	Interatomic distance (Å)	Clash overlap (Å)
1:D:416:LEU:C	1:D:419:ILE:HG13	2.20	0.61
4:E:23:THR:HG22	4:E:24:LEU:N	2.15	0.61
4:E:303:VAL:O	4:E:307:SER:N	2.30	0.61
4:E:49:LEU:O	4:E:124:ARG:HD2	2.01	0.61
4:E:100:GLU:OE2	4:E:122:ILE:O	2.19	0.61
1:A:130:ILE:O	1:A:131:ILE:O	2.19	0.61
1:A:296:ILE:CA	1:A:299:HIS:HB2	2.17	0.61
1:A:413:VAL:O	1:A:417:ILE:N	2.31	0.61
1:A:432:GLU:OE1	1:A:435:GLN:NE2	2.32	0.61
2:B:130:ILE:HD12	2:B:134:TYR:CD2	2.35	0.61
3:C:17:TYR:CE1	3:C:18:ASN:O	2.54	0.61
3:C:162:LEU:HD12	3:C:199:LYS:N	2.16	0.61
3:C:141:TRP:CH2	3:C:223:ARG:HD3	2.35	0.61
3:C:35:LEU:HD21	3:C:37:LEU:CD2	2.30	0.61
1:D:382:ILE:O	1:D:386:MET:HG2	2.01	0.61
1:A:157:SER:HB2	1:A:199:LEU:CD1	2.30	0.61
2:B:87:GLN:CB	2:B:104:LEU:HD11	2.31	0.61
1:A:252:SER:OG	2:B:257:LEU:CD2	2.48	0.61
1:D:245:LEU:HD21	4:E:255:ILE:CG1	2.30	0.61
4:E:240:TYR:HD2	4:E:453:ILE:CG1	2.12	0.61
3:C:425:SER:O	3:C:429:ILE:HG23	2.01	0.61
1:D:80:LEU:O	1:D:108:LEU:HB3	2.00	0.61
4:E:418:ALA:HA	4:E:421:PHE:CD2	2.36	0.61
1:A:430:LEU:O	1:A:433:LEU:HB3	2.01	0.61
1:A:36:GLN:OE1	1:A:37:LEU:C	2.40	0.60
2:B:160:HIS:HE2	2:B:207:VAL:CG1	2.13	0.60
2:B:258:ALA:O	2:B:262:PHE:CD1	2.54	0.60
3:C:312:PHE:CZ	3:C:456:LEU:CD2	2.81	0.60
3:C:38:THR:CG2	3:C:57:TRP:CZ3	2.83	0.60
3:C:38:THR:HG21	3:C:57:TRP:CZ3	2.36	0.60
1:D:225:PHE:O	1:D:229:THR:HG23	2.01	0.60
1:A:255:VAL:HG23	4:E:264:PHE:CE1	2.34	0.60
4:E:437:GLU:O	4:E:441:LEU:HG	2.01	0.60
1:A:258:LEU:O	1:A:261:VAL:HB	2.01	0.60
1:D:247:ILE:HG22	1:D:248:SER:N	2.16	0.60
4:E:75:ASP:CB	4:E:110:TYR:CE1	2.79	0.60
4:E:266:PHE:CD1	4:E:266:PHE:O	2.55	0.60
4:E:59:TRP:CZ2	4:E:115:MET:CB	2.84	0.60
1:A:257:LEU:O	1:A:260:ILE:HG22	2.01	0.60
1:A:136:PRO:HA	1:A:277:TYR:CE1	2.37	0.60
2:B:249:MET:CE	2:B:250:SER:HB3	2.32	0.60

Continued on next page...

Continued from previous page...

Atom-1	Atom-2	Interatomic distance (Å)	Clash overlap (Å)
2:B:40:LEU:HB2	2:B:52:THR:HG23	1.82	0.60
2:B:88:PRO:HB2	2:B:90:ILE:CG1	2.30	0.60
3:C:42:LEU:CD2	3:C:190:TRP:HH2	2.13	0.60
3:C:253:SER:O	3:C:256:LYS:HG3	2.01	0.60
3:C:33:ILE:HG12	3:C:62:TRP:CB	2.30	0.60
3:C:55:ASN:HA	3:C:124:ALA:O	2.01	0.60
1:D:167:LEU:HD21	1:D:178:MET:HB2	1.82	0.60
1:D:135:PHE:CZ	1:D:273:LEU:HB3	2.35	0.60
1:D:291:VAL:HG12	1:D:295:VAL:HG11	1.83	0.60
4:E:50:THR:HA	4:E:123:TYR:O	2.00	0.60
4:E:146:ARG:HB3	4:E:207:GLU:HA	1.83	0.60
2:B:290:LEU:HD11	2:B:453:SER:OG	2.01	0.60
1:A:187:TRP:HE1	1:A:196:THR:HG22	1.67	0.60
2:B:304:LEU:O	2:B:304:LEU:HD23	2.02	0.60
3:C:12:LEU:HB2	3:C:16:LYS:CG	2.29	0.60
4:E:213:ILE:O	4:E:213:ILE:HG23	2.01	0.60
4:E:279:VAL:CG1	4:E:280:PRO:HD2	2.32	0.60
1:D:67:TRP:CD1	1:D:71:ASP:CG	2.75	0.60
1:A:117:MET:CE	1:A:119:THR:HG21	2.32	0.60
2:B:54:VAL:O	2:B:121:SER:HA	2.02	0.60
2:B:46:LYS:HG3	2:B:278:PRO:CG	2.31	0.60
2:B:431:VAL:O	2:B:432:ALA:HB3	2.02	0.60
3:C:242:LEU:O	3:C:246:ALA:N	2.34	0.60
3:C:319:THR:OG1	3:C:448:LEU:HD23	2.02	0.60
3:C:3:GLU:OE1	3:C:7:LEU:HD12	2.01	0.60
1:D:189:TYR:CA	1:D:197:PRO:HD2	2.31	0.60
1:D:242:LYS:N	1:D:243:MET:HE2	2.16	0.60
1:D:410:LEU:O	1:D:414:PHE:HB2	2.02	0.60
4:E:309:ARG:HD2	4:E:310:THR:N	2.16	0.60
4:E:66:TRP:CE3	4:E:70:GLU:HG2	2.37	0.60
1:A:56:LEU:HD12	1:A:90:LEU:HD13	1.83	0.60
1:A:94:ASN:C	1:A:94:ASN:HD22	2.05	0.60
3:C:155:ALA:HB2	3:C:211:ASN:CA	2.28	0.60
3:C:276:GLN:C	3:C:279:PRO:HD2	2.21	0.60
3:C:312:PHE:O	3:C:315:ARG:HD2	2.02	0.60
3:C:84:PRO:HG2	3:C:85:GLU:OE1	2.02	0.60
1:D:260:ILE:HG22	1:D:264:ILE:HD11	1.84	0.60
2:B:409:LYS:O	2:B:412:ALA:HB3	2.01	0.60
1:D:29:VAL:HG11	1:D:60:TRP:HE1	1.67	0.60
2:B:289:ILE:HG22	2:B:293:PHE:CZ	2.36	0.60
4:E:425:SER:O	4:E:429:GLN:N	2.25	0.60

Continued on next page...

Continued from previous page...

Atom-1	Atom-2	Interatomic distance (Å)	Clash overlap (Å)
1:D:223:LEU:C	1:D:223:LEU:HD23	2.22	0.60
2:B:65:LEU:HD23	2:B:110:VAL:HG11	1.84	0.60
2:B:258:ALA:HB3	3:C:265:LEU:CD2	2.28	0.60
3:C:11:LEU:O	3:C:16:LYS:HB2	2.01	0.60
3:C:45:LEU:CD1	3:C:190:TRP:CE3	2.77	0.60
3:C:260:ALA:HB3	3:C:313:HIS:CE1	2.37	0.60
3:C:58:MET:CG	3:C:92:ILE:HD12	2.31	0.60
3:C:206:PHE:CD1	3:C:206:PHE:C	2.74	0.60
3:C:206:PHE:CD1	3:C:206:PHE:O	2.55	0.60
1:A:227:PHE:HA	1:A:230:VAL:CB	2.28	0.60
1:A:227:PHE:O	1:A:231:LEU:N	2.34	0.60
2:B:119:HIS:HD2	2:B:119:HIS:N	1.95	0.60
2:B:241:LEU:HD13	3:C:314:PHE:CE2	2.37	0.60
2:B:43:LEU:HB3	2:B:215:ARG:NH1	2.16	0.60
1:D:89:ASP:OD2	1:D:149:TRP:CD1	2.54	0.60
4:E:138:TRP:CH2	4:E:215:GLN:CG	2.84	0.60
1:A:61:ILE:HG22	1:A:115:LYS:HA	1.84	0.60
3:C:66:ARG:NH1	3:C:66:ARG:HG2	2.08	0.60
3:C:66:ARG:HH11	3:C:66:ARG:CG	2.05	0.60
1:A:31:ILE:HG12	1:A:60:TRP:HB3	1.84	0.60
2:B:100:PHE:HB2	2:B:103:THR:OG1	2.02	0.60
2:B:181:THR:HG23	2:B:183:ASN:N	2.17	0.60
2:B:38:THR:OG1	2:B:39:SER:N	2.35	0.60
2:B:95:ASN:O	2:B:96:ASN:C	2.40	0.60
3:C:160:MET:N	3:C:213:GLN:HB2	2.15	0.60
3:C:451:GLN:O	3:C:455:ARG:NH1	2.34	0.60
4:E:247:GLY:N	4:E:250:LYS:HG3	2.16	0.60
3:C:426:THR:HA	3:C:429:ILE:CG2	2.31	0.60
2:B:9:SER:O	2:B:13:GLU:HG3	2.02	0.60
1:D:7:LEU:HA	1:D:10:ASN:HD21	1.67	0.60
4:E:148:GLN:CA	4:E:148:GLN:NE2	2.59	0.60
1:A:106:THR:HG22	1:A:107:LYS:N	2.16	0.60
1:A:265:PRO:O	1:A:269:SER:N	2.34	0.60
1:A:41:ILE:HG12	1:A:51:GLU:HB3	1.81	0.60
3:C:58:MET:HE3	3:C:122:PRO:HD2	1.84	0.60
1:D:228:LEU:HD23	1:D:249:VAL:CG1	2.32	0.60
1:D:237:THR:OG1	1:D:406:ILE:CG2	2.50	0.60
1:D:37:LEU:HD13	1:D:54:VAL:HG13	1.82	0.60
1:D:245:LEU:HD11	4:E:255:ILE:CG1	2.29	0.60
1:A:34:GLY:HA3	1:A:57:ARG:CG	2.32	0.59
2:B:160:HIS:HE2	2:B:209:PHE:HE1	1.36	0.59

Continued on next page...

Continued from previous page...

Atom-1	Atom-2	Interatomic distance (Å)	Clash overlap (Å)
2:B:297:LEU:HD23	2:B:301:VAL:HG13	1.83	0.59
2:B:307:ARG:NH1	2:B:434:VAL:HG21	2.16	0.59
3:C:161:ASP:OD1	3:C:199:LYS:HD3	2.01	0.59
3:C:288:ILE:HD11	3:C:290:LYS:HE3	1.83	0.59
4:E:472:ASN:O	4:E:476:GLU:CG	2.46	0.59
4:E:31:THR:CB	4:E:58:GLN:HB2	2.30	0.59
1:D:15:TYR:HE2	1:D:84:ASP:HB3	1.66	0.59
1:A:28:PHE:CD1	1:A:153:GLY:O	2.55	0.59
1:A:223:LEU:O	1:A:226:SER:HB2	2.02	0.59
1:A:284:PHE:CZ	1:A:424:SER:HB3	2.37	0.59
2:B:131:LYS:HZ3	2:B:132:VAL:HB	1.66	0.59
2:B:39:SER:HA	2:B:179:ALA:O	2.01	0.59
2:B:37:LEU:HD23	2:B:179:ALA:CA	2.32	0.59
3:C:42:LEU:O	3:C:185:THR:CB	2.50	0.59
1:D:27:HIS:O	1:D:28:PHE:CB	2.50	0.59
4:E:227:ALA:H	4:E:228:PRO:HD2	1.66	0.59
4:E:441:LEU:HD12	4:E:441:LEU:C	2.21	0.59
4:E:6:LEU:HD13	4:E:67:ASN:CG	2.23	0.59
1:A:408:HIS:O	1:A:412:CYS:N	2.33	0.59
1:A:415:MET:O	1:A:419:ILE:HB	2.03	0.59
1:A:284:PHE:CE2	1:A:424:SER:HB3	2.37	0.59
1:A:242:LYS:CD	2:B:312:HIS:ND1	2.62	0.59
2:B:189:GLU:CG	2:B:468:PHE:HB3	2.18	0.59
3:C:247:PHE:C	3:C:250:PRO:CD	2.70	0.59
3:C:282:ALA:O	3:C:285:VAL:N	2.28	0.59
1:D:187:TRP:NE1	1:D:197:PRO:O	2.35	0.59
1:D:26:THR:HG22	1:D:27:HIS:N	2.17	0.59
1:D:56:LEU:O	1:D:120:PRO:HD2	2.02	0.59
4:E:78:ARG:CD	4:E:108:LEU:HD12	2.33	0.59
4:E:212:LEU:HD12	4:E:212:LEU:N	2.18	0.59
4:E:262:THR:HA	4:E:265:LEU:CB	2.31	0.59
1:A:79:ARG:NH1	1:A:107:LYS:NZ	2.50	0.59
1:A:292:THR:HG22	1:A:296:ILE:HD11	1.85	0.59
1:A:37:LEU:HD23	1:A:54:VAL:HG12	1.85	0.59
2:B:36:THR:O	2:B:55:PHE:CD1	2.56	0.59
3:C:91:ASP:OD1	3:C:153:TYR:CE1	2.54	0.59
1:D:167:LEU:CG	1:D:178:MET:CB	2.77	0.59
1:D:178:MET:HA	1:D:207:MET:HB2	1.85	0.59
4:E:246:ALA:CA	4:E:250:LYS:HZ2	2.16	0.59
1:D:137:PHE:CB	1:D:435:GLN:CG	2.71	0.59
1:D:184:TRP:HE3	1:D:185:LYS:O	1.84	0.59

Continued on next page...

Continued from previous page...

Atom-1	Atom-2	Interatomic distance (Å)	Clash overlap (Å)
1:A:156:VAL:CG2	1:A:157:SER:N	2.65	0.59
1:A:145:LYS:HZ2	1:A:202:THR:CG2	2.13	0.59
1:A:247:ILE:HG23	1:A:248:SER:N	2.16	0.59
2:B:91:VAL:HA	2:B:96:ASN:CG	2.23	0.59
3:C:278:LEU:HD11	3:C:292:LEU:HD21	1.84	0.59
1:D:176:TRP:HB3	1:D:209:ARG:HD2	1.84	0.59
1:D:298:THR:O	1:D:301:ARG:HB3	2.02	0.59
4:E:78:ARG:HD3	4:E:108:LEU:CD1	2.32	0.59
4:E:47:GLU:HG2	4:E:128:PRO:O	2.03	0.59
1:D:65:LEU:CD2	1:D:110:LEU:HD22	2.23	0.59
2:B:69:PRO:O	2:B:74:GLY:N	2.35	0.59
2:B:290:LEU:HD21	2:B:453:SER:OG	2.02	0.59
1:A:93:TYR:CG	1:A:145:LYS:HB3	2.38	0.59
1:D:220:ILE:N	1:D:221:PRO:HD2	2.17	0.59
1:D:250:LEU:HD22	1:D:292:THR:OG1	2.02	0.59
1:D:43:VAL:CG1	1:D:50:VAL:HG22	2.33	0.59
4:E:296:ILE:HG13	4:E:297:VAL:N	2.17	0.59
3:C:426:THR:CA	3:C:429:ILE:HG23	2.32	0.59
1:A:136:PRO:CB	1:A:138:ASP:OD1	2.50	0.59
1:A:156:VAL:HG22	1:A:157:SER:N	2.18	0.59
3:C:35:LEU:CD2	3:C:215:VAL:HG11	2.31	0.59
2:B:220:TYR:HE2	3:C:279:PRO:HB2	1.65	0.59
2:B:247:GLU:OE1	3:C:320:HIS:CD2	2.56	0.59
1:D:407:ASP:OD1	1:D:408:HIS:CD2	2.51	0.59
1:D:412:CYS:HA	1:D:415:MET:CE	2.33	0.59
4:E:145:PHE:O	4:E:208:ILE:HD12	2.02	0.59
1:A:382:ILE:O	1:A:386:MET:HE2	2.03	0.59
1:D:109:LEU:HD12	1:D:117:MET:HB3	1.85	0.59
2:B:9:SER:O	2:B:12:PHE:CD1	2.56	0.59
1:D:384:GLU:HG2	4:E:422:ILE:HD12	1.84	0.59
1:A:171:MET:CG	1:A:173:SER:H	2.16	0.59
2:B:247:GLU:OE1	3:C:320:HIS:NE2	2.36	0.59
2:B:251:LEU:C	2:B:251:LEU:HD12	2.23	0.59
3:C:147:LYS:HE2	3:C:216:THR:HG23	1.82	0.59
2:B:258:ALA:CB	3:C:265:LEU:HD13	2.21	0.59
3:C:472:ILE:CA	3:C:475:MET:HB3	2.26	0.59
3:C:62:TRP:HZ2	3:C:88:TRP:O	1.85	0.59
1:D:56:LEU:O	1:D:120:PRO:HD3	2.03	0.59
3:C:263:VAL:N	1:D:251:LEU:HD11	2.17	0.59
4:E:177:PHE:CE2	4:E:184:THR:HA	2.38	0.59
1:A:380:LYS:HE3	2:B:405:VAL:HA	1.84	0.59

Continued on next page...

Continued from previous page...

Atom-1	Atom-2	Interatomic distance (Å)	Clash overlap (Å)
1:A:12:LEU:HG	1:A:13:GLU:N	2.17	0.59
1:A:131:ILE:CD1	1:A:133:THR:HB	2.32	0.59
1:A:261:VAL:O	1:A:265:PRO:CG	2.51	0.59
2:B:87:GLN:HB3	2:B:104:LEU:HD11	1.84	0.59
2:B:92:LEU:HB2	2:B:96:ASN:N	2.18	0.59
3:C:291:TYR:CD1	3:C:291:TYR:N	2.71	0.59
3:C:291:TYR:N	3:C:291:TYR:HD1	2.00	0.59
3:C:65:HIS:HD2	3:C:65:HIS:N	1.90	0.59
1:D:250:LEU:CD2	1:D:292:THR:OG1	2.51	0.59
4:E:138:TRP:HH2	4:E:215:GLN:HE21	1.48	0.59
4:E:232:ILE:HG22	4:E:233:SER:N	2.18	0.59
1:A:306:HIS:HB2	4:E:250:LYS:NZ	2.18	0.59
2:B:406:GLU:HG2	2:B:409:LYS:HD2	1.85	0.59
1:D:110:LEU:HA	1:D:116:ILE:HG22	1.84	0.59
1:A:226:SER:O	1:A:230:VAL:N	2.34	0.59
2:B:102:ILE:HB	2:B:121:SER:O	2.03	0.59
2:B:62:ASP:C	2:B:64:ARG:H	2.05	0.59
2:B:92:LEU:CB	2:B:96:ASN:HB2	2.33	0.59
1:D:179:LYS:HB2	1:D:206:ILE:HG22	1.85	0.59
3:C:93:VAL:CG2	3:C:151:LEU:HD13	2.32	0.59
1:D:74:GLY:O	1:D:75:ILE:HG23	2.02	0.59
1:A:249:VAL:HG12	1:A:250:LEU:N	2.18	0.58
1:A:391:GLU:O	1:A:394:ASN:ND2	2.36	0.58
2:B:101:GLU:HB2	2:B:123:ILE:HG22	1.84	0.58
1:A:245:LEU:HG	2:B:253:ILE:CG2	2.33	0.58
2:B:439:PHE:O	2:B:442:ILE:HG22	2.03	0.58
3:C:242:LEU:HD21	3:C:263:VAL:HG11	1.84	0.58
4:E:133:TYR:CZ	4:E:214:ILE:HG13	2.38	0.58
4:E:228:PRO:HA	4:E:231:LEU:HD23	1.85	0.58
4:E:279:VAL:HB	4:E:280:PRO:HD2	1.83	0.58
4:E:59:TRP:N	4:E:59:TRP:CE3	2.71	0.58
1:D:432:GLU:O	1:D:436:GLU:HG3	2.02	0.58
4:E:66:TRP:CD1	4:E:66:TRP:N	2.70	0.58
2:B:253:ILE:CD1	2:B:302:LEU:HD21	2.33	0.58
3:C:102:TYR:CD1	3:C:102:TYR:C	2.73	0.58
3:C:139:PHE:CE2	3:C:291:TYR:OH	2.56	0.58
1:D:280:PHE:O	1:D:284:PHE:CD1	2.56	0.58
1:D:60:TRP:CZ2	1:D:86:TRP:CZ3	2.91	0.58
2:B:67:TRP:CB	2:B:72:TYR:HB2	2.31	0.58
1:A:6:ARG:CB	1:A:6:ARG:HH11	2.16	0.58
1:A:218:VAL:HG13	1:A:219:ILE:N	2.18	0.58

Continued on next page...

Continued from previous page...

Atom-1	Atom-2	Interatomic distance (Å)	Clash overlap (Å)
1:A:45:GLU:HG2	1:A:272:PRO:CG	2.33	0.58
2:B:59:ALA:HA	2:B:116:VAL:O	2.03	0.58
2:B:249:MET:O	2:B:252:SER:OG	2.21	0.58
3:C:49:ASP:O	3:C:50:GLU:HG3	2.03	0.58
1:D:303:PRO:CD	1:D:400:LYS:CD	2.82	0.58
4:E:10:LEU:HD13	4:E:64:LEU:HD23	1.86	0.58
4:E:262:THR:CA	4:E:265:LEU:HB2	2.31	0.58
4:E:34:LEU:HD12	4:E:210:PHE:CZ	2.38	0.58
1:A:64:ARG:CA	1:A:66:ARG:NH1	2.63	0.58
2:B:426:LYS:HB3	2:B:430:TYR:CE2	2.38	0.58
1:A:29:VAL:HB	1:A:31:ILE:HD12	1.85	0.58
2:B:92:LEU:HD22	2:B:146:PHE:CG	2.37	0.58
2:B:267:ALA:O	2:B:271:PRO:CD	2.46	0.58
2:B:40:LEU:C	2:B:40:LEU:HD13	2.24	0.58
2:B:452:PHE:O	2:B:456:LEU:HD23	2.04	0.58
3:C:180:ASP:HB2	3:C:195:LYS:CB	2.34	0.58
3:C:241:PHE:C	3:C:241:PHE:CD1	2.76	0.58
3:C:42:LEU:CD2	3:C:190:TRP:CZ2	2.86	0.58
3:C:476:GLY:O	3:C:480:ARG:HG3	2.04	0.58
4:E:78:ARG:CD	4:E:108:LEU:CD1	2.81	0.58
4:E:34:LEU:HD23	4:E:55:ILE:HA	1.85	0.58
1:A:20:ARG:CG	1:A:20:ARG:NH1	2.37	0.58
4:E:80:PRO:O	4:E:83:LEU:HB2	2.03	0.58
1:A:90:LEU:HD12	1:A:100:PHE:CE2	2.39	0.58
1:A:274:ILE:HG12	1:A:277:TYR:HE1	1.61	0.58
2:B:241:LEU:CD2	2:B:251:LEU:HD11	2.33	0.58
3:C:105:ALA:HA	3:C:122:PRO:HG2	1.84	0.58
1:A:380:LYS:CA	2:B:408:ILE:HD13	2.34	0.58
2:B:3:MET:O	2:B:6:THR:HB	2.04	0.58
2:B:285:MET:O	2:B:289:ILE:HG12	2.03	0.58
2:B:430:TYR:O	2:B:430:TYR:HD1	1.87	0.58
1:A:15:TYR:HE2	1:A:84:ASP:OD2	1.86	0.58
1:A:93:TYR:CZ	1:A:198:TYR:CE2	2.92	0.58
2:B:241:LEU:HD13	3:C:314:PHE:CZ	2.39	0.58
3:C:464:VAL:CG1	3:C:465:MET:N	2.66	0.58
1:D:89:ASP:CB	1:D:149:TRP:HD1	2.16	0.58
1:D:293:VAL:O	1:D:297:ASN:ND2	2.36	0.58
1:D:36:GLN:C	1:D:54:VAL:HG12	2.24	0.58
4:E:19:LYS:HZ1	4:E:154:GLU:CB	2.15	0.58
4:E:272:VAL:N	4:E:273:PRO:HD2	2.18	0.58
4:E:456:LEU:HD22	4:E:460:LEU:HG	1.84	0.58

Continued on next page...

Continued from previous page...

Atom-1	Atom-2	Interatomic distance (Å)	Clash overlap (Å)
4:E:37:THR:OG1	4:E:54:TRP:CZ3	2.55	0.58
1:D:387:LYS:O	1:D:391:GLU:HG3	2.02	0.58
1:A:35:LEU:CD1	1:A:203:TYR:OH	2.52	0.58
1:A:41:ILE:HG13	1:A:42:ASN:H	1.69	0.58
2:B:35:LEU:CD2	2:B:56:LEU:HA	2.31	0.58
3:C:74:TYR:CE1	3:C:114:PRO:HB2	2.39	0.58
3:C:180:ASP:CG	3:C:219:LEU:HD22	2.24	0.58
3:C:7:LEU:CD1	3:C:70:ASN:HB2	2.34	0.58
1:D:157:SER:HB2	1:D:199:LEU:CD1	2.34	0.58
4:E:102:ALA:HB2	4:E:121:ALA:CB	2.33	0.58
4:E:296:ILE:CG1	4:E:297:VAL:N	2.66	0.58
4:E:449:ALA:O	4:E:452:TRP:HB2	2.04	0.58
1:D:16:ASN:N	1:D:16:ASN:ND2	2.52	0.58
3:C:435:GLU:O	3:C:438:ALA:HB3	2.02	0.58
2:B:68:ASP:CB	2:B:69:PRO:CD	2.74	0.58
1:A:242:LYS:HB2	1:A:245:LEU:HB2	1.85	0.58
3:C:222:ARG:HH21	3:C:223:ARG:C	2.06	0.58
3:C:247:PHE:C	3:C:250:PRO:HD2	2.24	0.58
1:D:284:PHE:CE2	1:D:424:SER:CB	2.86	0.58
4:E:86:LEU:HD13	4:E:103:TYR:HE1	1.63	0.58
4:E:159:LEU:CD1	4:E:208:ILE:HG23	2.32	0.58
4:E:222:ILE:HG23	4:E:223:ILE:N	2.16	0.58
1:A:384:GLU:HA	1:A:387:LYS:HG3	1.86	0.58
1:D:21:PRO:HB3	1:D:62:ASP:OD2	2.03	0.58
1:D:86:TRP:CG	1:D:86:TRP:O	2.57	0.58
2:B:75:ILE:O	2:B:75:ILE:CG1	2.49	0.58
2:B:182:GLU:H	2:B:182:GLU:CD	2.06	0.58
1:A:34:GLY:HA3	1:A:57:ARG:HD3	1.85	0.58
2:B:16:ASN:OD1	2:B:18:LYS:NZ	2.23	0.58
3:C:35:LEU:HD22	3:C:215:VAL:CG1	2.32	0.58
3:C:215:VAL:HG23	3:C:215:VAL:O	2.02	0.58
3:C:222:ARG:NH2	3:C:223:ARG:C	2.57	0.58
3:C:241:PHE:O	3:C:245:LEU:N	2.27	0.58
3:C:7:LEU:HD11	3:C:70:ASN:ND2	2.18	0.58
3:C:83:ARG:HB3	3:C:84:PRO:CD	2.31	0.58
4:E:55:ILE:HG22	4:E:119:PRO:O	2.03	0.58
4:E:138:TRP:CH2	4:E:215:GLN:NE2	2.72	0.58
4:E:227:ALA:N	4:E:228:PRO:CD	2.66	0.58
4:E:250:LYS:HB3	4:E:253:LEU:CD2	2.30	0.58
4:E:273:PRO:O	4:E:277:LEU:HG	2.04	0.58
4:E:59:TRP:CZ2	4:E:84:LEU:HD22	2.38	0.58

Continued on next page...

Continued from previous page...

Atom-1	Atom-2	Interatomic distance (Å)	Clash overlap (Å)
1:D:66:ARG:HD3	1:D:66:ARG:H	1.69	0.58
1:A:390:GLU:O	1:A:393:SER:OG	2.21	0.58
3:C:423:ILE:HD12	1:D:376:ILE:HG13	1.86	0.58
1:D:376:ILE:HG22	1:D:380:LYS:HZ3	1.69	0.58
2:B:66:GLN:HG3	2:B:113:THR:HA	1.85	0.58
1:A:255:VAL:HB	4:E:264:PHE:CZ	2.37	0.58
1:A:252:SER:O	1:A:256:PHE:CE1	2.55	0.58
1:A:234:TYR:CD2	1:A:410:LEU:HD21	2.39	0.58
1:A:58:GLN:NE2	1:A:90:LEU:HD11	2.18	0.58
2:B:175:ILE:HG23	2:B:178:ASP:N	2.18	0.58
2:B:187:SER:N	2:B:214:GLN:O	2.37	0.58
3:C:270:PHE:N	3:C:270:PHE:HD1	2.00	0.58
1:D:245:LEU:HD23	4:E:255:ILE:HG21	1.84	0.58
4:E:162:GLU:H	4:E:163:GLU:CD	2.06	0.58
4:E:59:TRP:CE2	4:E:115:MET:CB	2.87	0.58
1:D:102:ILE:CD1	4:E:98:GLN:NE2	2.67	0.58
3:C:426:THR:C	3:C:429:ILE:HG23	2.25	0.58
1:A:136:PRO:CA	1:A:277:TYR:OH	2.48	0.57
1:A:301:ARG:HH11	1:A:301:ARG:HG2	1.69	0.57
3:C:220:ILE:O	3:C:220:ILE:CG1	2.51	0.57
3:C:30:VAL:HG22	3:C:158:ILE:H	1.66	0.57
4:E:86:LEU:CD1	4:E:103:TYR:OH	2.52	0.57
4:E:239:VAL:CG1	4:E:254:SER:OG	2.51	0.57
1:A:380:LYS:HA	2:B:408:ILE:HD13	1.86	0.57
1:D:114:GLY:O	1:D:116:ILE:HG23	2.03	0.57
4:E:80:PRO:HB2	4:E:83:LEU:HD23	1.86	0.57
3:C:25:LYS:HG3	3:C:25:LYS:O	2.04	0.57
1:A:416:LEU:O	1:A:420:ILE:HG23	2.04	0.57
3:C:162:LEU:HB2	3:C:199:LYS:CB	2.31	0.57
3:C:192:ILE:HD13	3:C:221:ILE:CG2	2.35	0.57
3:C:81:ARG:NH1	3:C:111:LEU:HD13	2.19	0.57
1:D:257:LEU:HA	1:D:260:ILE:CG1	2.34	0.57
4:E:127:CYS:O	4:E:128:PRO:O	2.22	0.57
4:E:34:LEU:CD2	4:E:55:ILE:HA	2.33	0.57
3:C:228:TYR:HD1	3:C:229:VAL:H	1.47	0.57
3:C:228:TYR:O	3:C:232:PHE:HB2	2.04	0.57
1:A:29:VAL:HB	1:A:31:ILE:CD1	2.33	0.57
2:B:101:GLU:OE1	2:B:123:ILE:HG21	2.04	0.57
2:B:217:PRO:HB2	2:B:219:PHE:CE2	2.39	0.57
3:C:279:PRO:CA	3:C:282:ALA:HB3	2.33	0.57
1:D:246:SER:O	1:D:250:LEU:HD12	2.04	0.57

Continued on next page...

Continued from previous page...

Atom-1	Atom-2	Interatomic distance (Å)	Clash overlap (Å)
1:D:294:VAL:O	1:D:298:THR:N	2.27	0.57
1:D:35:LEU:HB3	1:D:164:ARG:NH1	2.20	0.57
4:E:453:ILE:HD12	4:E:453:ILE:C	2.24	0.57
3:C:426:THR:HA	3:C:429:ILE:HG23	1.86	0.57
3:C:235:PRO:O	3:C:239:ILE:HB	2.05	0.57
1:A:230:VAL:CG1	1:A:414:PHE:HZ	2.15	0.57
1:A:89:ASP:OD2	1:A:150:THR:CG2	2.45	0.57
2:B:131:LYS:HB3	2:B:133:MET:SD	2.44	0.57
2:B:45:GLU:HG3	2:B:134:TYR:CB	2.35	0.57
2:B:431:VAL:O	2:B:432:ALA:CB	2.52	0.57
3:C:162:LEU:N	3:C:199:LYS:HG2	2.18	0.57
3:C:195:LYS:CE	3:C:217:PHE:HB3	2.32	0.57
3:C:308:ILE:HG22	3:C:309:VAL:N	2.19	0.57
1:D:225:PHE:HD1	1:D:226:SER:N	2.03	0.57
4:E:138:TRP:CE3	4:E:215:GLN:HA	2.40	0.57
4:E:279:VAL:CB	4:E:280:PRO:HD2	2.34	0.57
1:A:376:ILE:O	1:A:380:LYS:HG3	2.04	0.57
1:A:280:PHE:HB3	1:A:284:PHE:CE2	2.39	0.57
1:A:234:TYR:CZ	1:A:410:LEU:HD11	2.40	0.57
1:A:417:ILE:HA	1:A:420:ILE:CG1	2.32	0.57
3:C:12:LEU:HD12	3:C:16:LYS:HE3	1.86	0.57
3:C:451:GLN:O	3:C:455:ARG:HD3	2.04	0.57
3:C:56:VAL:CG2	3:C:124:ALA:HB3	2.34	0.57
1:D:95:ASN:HA	1:D:127:TYR:O	2.05	0.57
4:E:162:GLU:N	4:E:163:GLU:OE2	2.29	0.57
4:E:241:PHE:CD1	4:E:450:CYS:HB3	2.39	0.57
4:E:450:CYS:O	4:E:453:ILE:HG13	2.04	0.57
1:A:37:LEU:O	1:A:169:THR:HG21	2.04	0.57
1:A:401:TYR:O	1:A:401:TYR:CG	2.57	0.57
1:A:416:LEU:C	1:A:419:ILE:HG22	2.23	0.57
2:B:249:MET:SD	2:B:250:SER:N	2.69	0.57
2:B:443:PHE:C	2:B:447:CYS:HG	2.03	0.57
3:C:11:LEU:O	3:C:13:ILE:N	2.38	0.57
3:C:199:LYS:NZ	3:C:199:LYS:C	2.58	0.57
3:C:37:LEU:O	3:C:178:ILE:HD12	2.05	0.57
3:C:464:VAL:HG13	3:C:465:MET:N	2.18	0.57
1:D:157:SER:CA	1:D:199:LEU:HD12	2.35	0.57
4:E:27:VAL:HG11	4:E:152:ALA:O	2.04	0.57
1:D:383:ALA:HA	1:D:386:MET:HG2	1.86	0.57
1:A:399:TRP:HA	1:A:399:TRP:CE3	2.39	0.57
4:E:13:ASP:C	4:E:13:ASP:OD1	2.43	0.57

Continued on next page...

Continued from previous page...

Atom-1	Atom-2	Interatomic distance (Å)	Clash overlap (Å)
1:A:266:SER:O	1:A:270:ALA:N	2.38	0.57
1:A:419:ILE:HD13	1:A:423:VAL:HG21	1.84	0.57
1:A:93:TYR:CZ	1:A:200:ASP:HB3	2.40	0.57
2:B:187:SER:OG	2:B:216:LYS:HE2	2.05	0.57
3:C:138:PRO:O	3:C:141:TRP:CD1	2.58	0.57
3:C:296:MET:CE	3:C:299:VAL:HG21	2.35	0.57
3:C:13:ILE:CD1	3:C:82:LEU:HD11	2.26	0.57
1:D:287:SER:HA	1:D:290:ILE:HD13	1.86	0.57
4:E:246:ALA:HB1	4:E:250:LYS:HZ2	1.69	0.57
4:E:269:ALA:O	4:E:273:PRO:HG3	2.04	0.57
4:E:91:LEU:CB	4:E:95:VAL:H	2.17	0.57
1:A:163:ASP:C	1:A:164:ARG:HG3	2.25	0.57
1:A:244:THR:O	1:A:247:ILE:N	2.37	0.57
1:A:137:PHE:N	1:A:277:TYR:OH	2.38	0.57
1:A:413:VAL:HA	1:A:416:LEU:CB	2.35	0.57
2:B:108:VAL:HG13	2:B:117:SER:O	2.04	0.57
2:B:259:LEU:HD23	2:B:263:LEU:HD12	1.86	0.57
3:C:30:VAL:CG1	3:C:31:VAL:N	2.67	0.57
3:C:52:LEU:N	3:C:52:LEU:HD22	2.20	0.57
4:E:162:GLU:CB	4:E:190:ALA:O	2.52	0.57
4:E:246:ALA:CB	4:E:250:LYS:HZ2	2.18	0.57
4:E:49:LEU:HD12	4:E:50:THR:N	2.20	0.57
3:C:93:VAL:HB	3:C:151:LEU:HD22	1.85	0.57
3:C:93:VAL:HB	3:C:151:LEU:HB2	1.85	0.57
1:D:105:MET:HG2	1:D:105:MET:O	2.05	0.57
1:A:26:THR:O	1:A:28:PHE:N	2.37	0.57
1:A:133:THR:O	1:A:140:GLN:HB2	2.04	0.57
1:A:33:VAL:HG22	1:A:158:ILE:HG12	1.86	0.57
1:A:243:MET:CE	1:A:244:THR:HG22	2.34	0.57
1:A:36:GLN:OE1	1:A:36:GLN:C	2.43	0.57
2:B:130:ILE:HB	2:B:134:TYR:CE2	2.40	0.57
1:A:106:THR:HG23	2:B:150:THR:HG23	1.87	0.57
2:B:438:LEU:O	2:B:442:ILE:CD1	2.53	0.57
2:B:88:PRO:O	2:B:90:ILE:N	2.34	0.57
1:D:130:ILE:CB	1:D:134:HIS:HB2	2.33	0.57
4:E:303:VAL:HA	4:E:306:VAL:HB	1.87	0.57
4:E:438:ASN:O	4:E:442:ILE:HG12	2.05	0.57
4:E:62:TYR:O	4:E:62:TYR:CD1	2.57	0.57
4:E:74:ILE:O	4:E:74:ILE:HG12	2.04	0.57
2:B:404:ALA:O	2:B:407:ALA:HB3	2.05	0.57
1:D:377:GLU:N	1:D:380:LYS:HE2	2.19	0.57

Continued on next page...

Continued from previous page...

Atom-1	Atom-2	Interatomic distance (Å)	Clash overlap (Å)
2:B:281:ILE:CD1	2:B:281:ILE:H	2.18	0.57
1:A:50:VAL:HG12	1:A:52:THR:HG23	1.85	0.57
2:B:136:PRO:HG2	2:B:139:TRP:CA	2.35	0.57
2:B:269:LYS:HD2	2:B:269:LYS:C	2.26	0.57
3:C:219:LEU:HD11	3:C:221:ILE:HG22	1.87	0.57
3:C:141:TRP:CZ2	3:C:223:ARG:O	2.58	0.57
2:B:251:LEU:HD22	3:C:261:ILE:HG13	1.86	0.57
1:D:146:LEU:HD12	1:D:146:LEU:N	2.19	0.57
1:D:31:ILE:HB	1:D:157:SER:O	2.05	0.57
4:E:417:GLU:HA	4:E:420:ASN:HB2	1.86	0.57
1:A:305:THR:OG1	1:A:400:LYS:HB2	2.04	0.56
1:A:137:PHE:C	1:A:435:GLN:HG3	2.21	0.56
2:B:224:THR:O	2:B:227:PRO:CD	2.49	0.56
3:C:146:LEU:HD12	3:C:146:LEU:N	2.19	0.56
3:C:62:TRP:HH2	3:C:120:TRP:HB3	1.70	0.56
1:D:47:ASN:O	1:D:48:GLN:CG	2.47	0.56
1:D:91:VAL:HG22	1:D:96:ALA:HB2	1.87	0.56
1:D:94:ASN:HD22	1:D:95:ASN:N	2.02	0.56
4:E:99:PHE:CZ	4:E:123:TYR:CE2	2.93	0.56
1:A:2:GLU:O	1:A:7:LEU:HD21	2.05	0.56
1:A:218:VAL:C	1:A:221:PRO:HD2	2.24	0.56
2:B:136:PRO:HD3	2:B:280:ILE:CD1	2.36	0.56
2:B:455:PHE:O	2:B:458:ALA:HB3	2.05	0.56
2:B:85:VAL:HG12	2:B:86:TRP:N	2.18	0.56
3:C:63:TYR:CE1	3:C:115:ASN:O	2.58	0.56
3:C:272:LEU:O	3:C:275:SER:OG	2.23	0.56
4:E:99:PHE:CB	4:E:102:ALA:HB3	2.33	0.56
4:E:31:THR:HA	4:E:158:GLN:HG3	1.86	0.56
4:E:441:LEU:CD1	4:E:441:LEU:O	2.54	0.56
2:B:287:ILE:CA	2:B:290:LEU:HD12	2.34	0.56
1:A:57:ARG:NH1	1:A:161:GLU:OE2	2.37	0.56
1:A:17:LYS:HZ2	1:A:83:ASP:HB3	1.68	0.56
1:A:419:ILE:O	1:A:423:VAL:N	2.38	0.56
3:C:131:PRO:CG	3:C:145:SER:H	2.17	0.56
3:C:162:LEU:HD12	3:C:198:LYS:C	2.26	0.56
4:E:234:SER:O	4:E:238:LEU:N	2.38	0.56
4:E:303:VAL:O	4:E:306:VAL:HB	2.06	0.56
4:E:136:PHE:CD2	4:E:472:ASN:HA	2.41	0.56
1:A:225:PHE:C	1:A:225:PHE:CD1	2.78	0.56
1:A:235:LEU:N	1:A:236:PRO:CD	2.67	0.56
1:A:242:LYS:HB2	1:A:245:LEU:HB3	1.88	0.56

Continued on next page...

Continued from previous page...

Atom-1	Atom-2	Interatomic distance (Å)	Clash overlap (Å)
2:B:101:GLU:C	2:B:102:ILE:HG13	2.24	0.56
2:B:226:VAL:O	2:B:230:LEU:CG	2.53	0.56
2:B:40:LEU:HA	2:B:52:THR:HG23	1.87	0.56
2:B:91:VAL:C	2:B:92:LEU:HD23	2.24	0.56
3:C:107:PHE:O	3:C:107:PHE:CG	2.58	0.56
3:C:180:ASP:N	3:C:195:LYS:CB	2.66	0.56
3:C:201:ILE:HB	3:C:213:GLN:OE1	2.06	0.56
3:C:31:VAL:HG13	3:C:33:ILE:HG13	1.87	0.56
3:C:71:ALA:O	3:C:76:ASP:N	2.38	0.56
4:E:136:PHE:HA	4:E:138:TRP:CZ3	2.41	0.56
1:D:21:PRO:HB3	1:D:62:ASP:CG	2.26	0.56
3:C:204:ASP:O	3:C:207:PRO:HG2	2.05	0.56
1:A:36:GLN:HA	1:A:164:ARG:HH21	1.70	0.56
1:A:175:GLU:OE1	1:A:211:PRO:HG3	2.06	0.56
1:A:245:LEU:HD21	2:B:250:SER:HA	1.86	0.56
2:B:177:GLN:HA	2:B:180:PHE:HB2	1.86	0.56
2:B:192:PRO:HB2	2:B:210:TYR:HB2	1.87	0.56
2:B:249:MET:HE2	2:B:250:SER:HB3	1.86	0.56
2:B:32:ARG:HG3	2:B:59:ALA:O	2.06	0.56
3:C:243:ALA:HA	3:C:246:ALA:HB2	1.86	0.56
1:D:250:LEU:O	1:D:253:LEU:HD22	2.06	0.56
4:E:177:PHE:HB2	4:E:185:ILE:HD12	1.86	0.56
1:A:160:PRO:HG2	1:A:185:LYS:HZ3	1.70	0.56
1:A:187:TRP:NE1	1:A:196:THR:CG2	2.69	0.56
1:A:50:VAL:HG12	1:A:52:THR:CG2	2.36	0.56
2:B:134:TYR:HB3	2:B:279:ILE:HD11	1.86	0.56
3:C:38:THR:HG21	3:C:57:TRP:HE3	1.62	0.56
3:C:77:ILE:HD11	3:C:80:LEU:CD1	2.35	0.56
1:D:171:MET:SD	1:D:174:GLY:CA	2.94	0.56
1:D:305:THR:CB	1:D:401:TYR:HD2	2.19	0.56
4:E:135:PRO:C	4:E:136:PHE:HD1	2.08	0.56
4:E:27:VAL:HB	4:E:154:GLU:O	2.05	0.56
4:E:313:THR:O	4:E:314:HIS:CG	2.58	0.56
1:D:101:ALA:O	1:D:102:ILE:HB	2.06	0.56
4:E:417:GLU:O	4:E:421:PHE:CG	2.58	0.56
2:B:198:ARG:CG	2:B:198:ARG:NH1	2.59	0.56
1:A:200:ASP:N	1:A:200:ASP:OD1	2.39	0.56
1:A:295:VAL:O	1:A:299:HIS:HB2	2.06	0.56
1:A:97:ASP:HB2	1:A:127:TYR:HB2	1.88	0.56
3:C:109:ASN:OD1	3:C:109:ASN:C	2.44	0.56
3:C:185:THR:CG2	3:C:187:ASN:H	2.18	0.56

Continued on next page...

Continued from previous page...

Atom-1	Atom-2	Interatomic distance (Å)	Clash overlap (Å)
3:C:221:ILE:HG13	3:C:222:ARG:N	2.20	0.56
4:E:262:THR:HA	4:E:265:LEU:CG	2.35	0.56
4:E:62:TYR:C	4:E:64:LEU:H	2.07	0.56
4:E:84:LEU:O	4:E:86:LEU:HG	2.05	0.56
2:B:425:LYS:CA	2:B:428:TRP:CD1	2.71	0.56
1:D:426:PHE:HE1	1:D:430:LEU:HD12	1.70	0.56
1:A:265:PRO:HD2	1:A:266:SER:H	1.70	0.56
2:B:156:VAL:CG2	2:B:157:ILE:N	2.69	0.56
3:C:97:ASN:CG	3:C:128:SER:HB2	2.24	0.56
3:C:20:HIS:CG	3:C:20:HIS:O	2.58	0.56
3:C:475:MET:HA	3:C:478:PHE:CE2	2.40	0.56
1:D:222:CYS:SG	1:D:225:PHE:CZ	2.93	0.56
3:C:266:ALA:CB	1:D:251:LEU:HB3	2.35	0.56
1:D:56:LEU:HD11	1:D:100:PHE:CE2	2.41	0.56
1:A:306:HIS:HB2	4:E:250:LYS:HZ3	1.70	0.56
2:B:283:TYR:H	2:B:283:TYR:HD1	1.54	0.56
1:D:198:TYR:HD1	1:D:198:TYR:N	2.03	0.56
1:A:132:VAL:O	1:A:274:ILE:HA	2.06	0.56
1:A:261:VAL:O	1:A:265:PRO:HG3	2.06	0.56
1:A:265:PRO:O	1:A:268:SER:HB3	2.06	0.56
1:A:45:GLU:CD	1:A:134:HIS:HD1	2.09	0.56
2:B:247:GLU:CD	3:C:320:HIS:NE2	2.59	0.56
2:B:272:GLU:HG3	2:B:275:LEU:HD12	1.87	0.56
3:C:310:LEU:O	3:C:314:PHE:CD2	2.59	0.56
1:D:186:HIS:CG	1:D:187:TRP:N	2.74	0.56
1:D:305:THR:CG2	1:D:400:LYS:HB3	2.35	0.56
1:D:305:THR:HG22	1:D:400:LYS:HB3	1.88	0.56
4:E:101:VAL:O	4:E:101:VAL:HG12	2.04	0.56
4:E:173:ASP:N	4:E:174:PRO:CD	2.68	0.56
4:E:233:SER:HB2	4:E:457:LEU:HD11	1.88	0.56
4:E:22:LYS:HG3	4:E:23:THR:N	2.21	0.56
4:E:310:THR:HB	4:E:313:THR:HG22	1.88	0.56
1:D:32:THR:HG21	1:D:59:GLN:HE21	1.70	0.56
2:B:284:LEU:O	2:B:288:MET:CB	2.54	0.56
1:A:79:ARG:NH1	1:A:107:LYS:HZ2	2.02	0.56
1:A:218:VAL:CG1	1:A:219:ILE:N	2.69	0.56
2:B:262:PHE:N	2:B:262:PHE:HD1	2.04	0.56
2:B:441:TYR:CA	2:B:444:ILE:HG22	2.36	0.56
3:C:480:ARG:C	3:C:482:PRO:HD2	2.26	0.56
4:E:151:ASN:HA	4:E:205:PHE:CB	2.36	0.56
4:E:151:ASN:HA	4:E:205:PHE:CG	2.40	0.56

Continued on next page...

Continued from previous page...

Atom-1	Atom-2	Interatomic distance (Å)	Clash overlap (Å)
4:E:235:LEU:HD11	4:E:257:VAL:HG13	1.85	0.56
1:A:379:VAL:O	1:A:382:ILE:HG13	2.04	0.56
2:B:409:LYS:HE2	3:C:423:ILE:HG22	1.86	0.56
1:A:425:VAL:O	1:A:429:ARG:HG2	2.05	0.56
1:A:28:PHE:CG	1:A:153:GLY:O	2.58	0.56
1:A:148:ILE:HG21	1:A:198:TYR:HB2	1.86	0.56
1:A:291:VAL:O	1:A:294:VAL:HG12	2.06	0.56
1:A:295:VAL:O	1:A:299:HIS:N	2.37	0.56
2:B:65:LEU:HD23	2:B:110:VAL:CG1	2.36	0.56
2:B:186:TRP:HA	2:B:215:ARG:HA	1.87	0.56
2:B:227:PRO:C	2:B:231:ILE:HG12	2.26	0.56
2:B:245:ALA:HB1	3:C:320:HIS:HD2	1.70	0.56
3:C:298:LEU:CD2	3:C:467:LEU:HD12	2.34	0.56
1:D:52:THR:OG1	1:D:53:ASN:N	2.39	0.56
4:E:143:LEU:HD12	4:E:210:PHE:O	2.06	0.56
4:E:438:ASN:OD1	4:E:442:ILE:HD11	2.06	0.56
4:E:47:GLU:OE2	4:E:130:ALA:HB2	2.06	0.56
2:B:418:ALA:HA	2:B:421:PHE:CE2	2.40	0.56
3:C:429:ILE:CG1	3:C:430:VAL:N	2.69	0.56
3:C:231:ASN:O	3:C:235:PRO:HD3	2.06	0.56
2:B:284:LEU:HA	2:B:287:ILE:CG1	2.34	0.56
4:E:444:LYS:CE	4:E:444:LYS:HA	2.35	0.56
1:A:175:GLU:N	1:A:176:TRP:CE3	2.74	0.55
1:A:189:TYR:CA	1:A:197:PRO:HD2	2.29	0.55
1:A:303:PRO:CB	1:A:400:LYS:HE2	2.36	0.55
2:B:218:LEU:C	2:B:219:PHE:CD1	2.80	0.55
2:B:232:SER:O	2:B:236:ILE:N	2.38	0.55
2:B:440:LEU:HA	2:B:443:PHE:CB	2.36	0.55
2:B:46:LYS:CG	2:B:278:PRO:CD	2.84	0.55
2:B:50:MET:HB3	2:B:126:SER:OG	2.06	0.55
2:B:92:LEU:HD12	2:B:96:ASN:H	1.70	0.55
3:C:95:GLN:HB2	3:C:147:LYS:O	2.06	0.55
3:C:42:LEU:HA	3:C:54:THR:CG2	2.33	0.55
1:D:135:PHE:CA	1:D:209:ARG:HB3	2.35	0.55
4:E:270:GLN:O	4:E:273:PRO:CG	2.54	0.55
3:C:206:PHE:N	3:C:207:PRO:CD	2.68	0.55
4:E:469:GLY:O	4:E:473:GLN:HB2	2.06	0.55
1:A:243:MET:CG	1:A:306:HIS:ND1	2.69	0.55
1:A:294:VAL:CG1	1:A:295:VAL:H	2.19	0.55
2:B:262:PHE:N	2:B:262:PHE:CD1	2.72	0.55
3:C:188:GLY:HA3	3:C:190:TRP:CZ3	2.42	0.55

Continued on next page...

Continued from previous page...

Atom-1	Atom-2	Interatomic distance (Å)	Clash overlap (Å)
3:C:272:LEU:O	3:C:276:GLN:HG2	2.07	0.55
3:C:33:ILE:HD12	3:C:158:ILE:HD11	1.88	0.55
3:C:67:LEU:HD11	3:C:113:ARG:O	2.05	0.55
1:D:37:LEU:CB	1:D:54:VAL:HG13	2.36	0.55
4:E:238:LEU:O	4:E:242:LEU:CB	2.54	0.55
4:E:452:TRP:HE3	4:E:452:TRP:HA	1.70	0.55
2:B:10:VAL:O	2:B:13:GLU:HB2	2.06	0.55
4:E:81:SER:C	4:E:83:LEU:H	2.09	0.55
1:D:198:TYR:CD1	1:D:198:TYR:N	2.73	0.55
2:B:226:VAL:CG2	2:B:227:PRO:CD	2.84	0.55
2:B:40:LEU:HD22	2:B:51:THR:O	2.06	0.55
3:C:274:THR:HG22	3:C:275:SER:N	2.21	0.55
3:C:288:ILE:HD13	3:C:290:LYS:HD2	1.87	0.55
4:E:161:ALA:HA	4:E:163:GLU:OE2	2.07	0.55
1:A:306:HIS:CB	4:E:250:LYS:NZ	2.69	0.55
4:E:26:HIS:O	4:E:27:VAL:O	2.25	0.55
4:E:55:ILE:HG21	4:E:119:PRO:HG2	1.88	0.55
1:D:390:GLU:O	1:D:393:SER:HB2	2.07	0.55
3:C:36:SER:HB3	3:C:59:ASP:HB2	1.88	0.55
1:A:17:LYS:HZ1	1:A:83:ASP:HB3	1.72	0.55
2:B:132:VAL:HG12	2:B:279:ILE:C	2.26	0.55
2:B:304:LEU:C	2:B:304:LEU:HD23	2.26	0.55
3:C:147:LYS:HE2	3:C:216:THR:CG2	2.37	0.55
3:C:454:ASP:O	3:C:458:MET:N	2.40	0.55
1:D:177:VAL:HG12	1:D:208:GLN:HG2	1.88	0.55
4:E:262:THR:CG2	4:E:265:LEU:HD12	2.37	0.55
4:E:452:TRP:CE3	4:E:452:TRP:HA	2.41	0.55
1:D:109:LEU:O	1:D:116:ILE:CG2	2.48	0.55
1:A:201:ILE:CG2	1:A:203:TYR:CE1	2.90	0.55
1:A:262:GLU:HG2	4:E:271:LYS:NZ	2.22	0.55
2:B:108:VAL:HG12	2:B:109:LEU:N	2.22	0.55
2:B:129:THR:C	2:B:131:LYS:N	2.57	0.55
3:C:110:VAL:HG22	3:C:120:TRP:CG	2.42	0.55
3:C:311:ASN:O	3:C:315:ARG:CA	2.54	0.55
3:C:449:VAL:O	3:C:452:THR:HG22	2.06	0.55
1:D:254:THR:HG23	1:D:255:VAL:N	2.22	0.55
1:D:67:TRP:CD1	1:D:71:ASP:HB3	2.42	0.55
1:D:101:ALA:O	1:D:102:ILE:HD13	2.07	0.55
1:D:432:GLU:CG	1:D:435:GLN:NE2	2.59	0.55
1:A:418:CYS:O	1:A:422:THR:HB	2.06	0.55
3:C:114:PRO:HG2	3:C:115:ASN:N	2.21	0.55

Continued on next page...

Continued from previous page...

Atom-1	Atom-2	Interatomic distance (Å)	Clash overlap (Å)
3:C:7:LEU:HD13	3:C:73:GLU:CD	2.27	0.55
3:C:8:ILE:CD1	3:C:69:TRP:HZ3	2.19	0.55
1:D:230:VAL:HG22	1:D:234:TYR:HE1	1.72	0.55
4:E:103:TYR:CD2	4:E:104:TYR:CD1	2.94	0.55
4:E:255:ILE:HD11	4:E:304:LEU:CD1	2.28	0.55
2:B:409:LYS:CE	3:C:423:ILE:HG22	2.37	0.55
2:B:11:LEU:HD22	2:B:11:LEU:N	2.22	0.55
4:E:122:ILE:HD13	4:E:122:ILE:N	2.16	0.55
1:A:163:ASP:OD1	1:A:164:ARG:N	2.39	0.55
2:B:300:VAL:O	2:B:304:LEU:N	2.38	0.55
2:B:40:LEU:CB	2:B:52:THR:HG23	2.37	0.55
3:C:13:ILE:HG23	3:C:82:LEU:HD21	1.89	0.55
3:C:161:ASP:HA	3:C:199:LYS:HG2	1.89	0.55
3:C:263:VAL:HG13	1:D:251:LEU:CD2	2.32	0.55
3:C:41:ASN:ND2	3:C:185:THR:OG1	2.39	0.55
3:C:42:LEU:CA	3:C:54:THR:HG22	2.35	0.55
1:D:187:TRP:CH2	1:D:189:TYR:CB	2.86	0.55
1:D:46:VAL:CB	1:D:272:PRO:HD3	2.37	0.55
4:E:19:LYS:HG3	4:E:20:PRO:HD2	1.89	0.55
4:E:261:GLN:HE22	4:E:296:ILE:HD12	1.69	0.55
3:C:93:VAL:HG21	3:C:151:LEU:CD1	2.37	0.55
1:D:60:TRP:HZ3	1:D:116:ILE:HG13	1.71	0.55
1:A:48:GLN:HB2	1:A:130:ILE:HG23	1.89	0.55
1:A:298:THR:O	1:A:301:ARG:HG2	2.06	0.55
1:A:420:ILE:CG1	1:A:421:GLY:N	2.68	0.55
2:B:46:LYS:CB	2:B:278:PRO:CD	2.69	0.55
3:C:148:PHE:CB	3:C:215:VAL:HG22	2.26	0.55
3:C:481:PRO:N	3:C:482:PRO:HD2	2.22	0.55
1:D:209:ARG:HG2	1:D:210:ILE:H	1.71	0.55
1:D:43:VAL:CG2	1:D:50:VAL:HG13	2.37	0.55
4:E:128:PRO:C	4:E:129:ILE:HG23	2.27	0.55
4:E:284:LYS:CE	4:E:284:LYS:CA	2.82	0.55
3:C:230:ILE:HG13	3:C:231:ASN:H	1.63	0.55
1:D:137:PHE:HB2	1:D:435:GLN:HB2	1.87	0.55
4:E:100:GLU:HB2	4:E:122:ILE:HG12	1.89	0.55
1:A:144:MET:HB2	1:A:203:TYR:HB2	1.87	0.55
1:A:248:SER:C	2:B:257:LEU:HD11	2.26	0.55
1:A:274:ILE:CG1	1:A:277:TYR:CE1	2.81	0.55
2:B:438:LEU:HD22	2:B:441:TYR:CD2	2.41	0.55
3:C:180:ASP:N	3:C:181:PRO:CD	2.69	0.55
1:D:135:PHE:CZ	1:D:273:LEU:CB	2.90	0.55

Continued on next page...

Continued from previous page...

Atom-1	Atom-2	Interatomic distance (Å)	Clash overlap (Å)
1:D:68:ASN:HB2	1:D:69:PRO:HD2	1.86	0.55
1:A:74:GLY:O	1:A:75:ILE:HG23	2.07	0.55
2:B:426:LYS:HB3	2:B:430:TYR:CZ	2.42	0.55
1:A:105:MET:HG2	1:A:105:MET:O	2.06	0.55
1:A:151:TYR:HB2	1:A:156:VAL:HG13	1.88	0.55
1:A:285:VAL:HG13	1:A:286:ILE:N	2.21	0.55
2:B:93:MET:HG3	2:B:206:ASP:OD2	2.06	0.55
1:D:226:SER:HA	1:D:229:THR:OG1	2.07	0.55
1:D:289:ILE:O	1:D:293:VAL:HG23	2.06	0.55
1:D:291:VAL:HG12	1:D:295:VAL:CG1	2.37	0.55
4:E:59:TRP:CH2	4:E:107:VAL:CG1	2.76	0.55
4:E:113:GLY:C	4:E:115:MET:SD	2.85	0.55
4:E:136:PHE:HD2	4:E:472:ASN:HA	1.72	0.55
4:E:246:ALA:CB	4:E:250:LYS:HG3	2.24	0.55
1:A:76:LYS:HE3	1:A:112:TYR:CE2	2.42	0.55
1:A:399:TRP:HA	1:A:399:TRP:HE3	1.72	0.55
1:A:132:VAL:O	1:A:274:ILE:CG2	2.55	0.54
1:A:167:LEU:HD23	1:A:167:LEU:O	2.06	0.54
1:A:262:GLU:C	1:A:265:PRO:HD2	2.27	0.54
3:C:58:MET:CE	3:C:122:PRO:HD2	2.36	0.54
3:C:56:VAL:HG22	3:C:124:ALA:HB3	1.87	0.54
3:C:60:HIS:HE1	3:C:160:MET:CE	2.20	0.54
3:C:154:ASN:CB	3:C:211:ASN:CB	2.81	0.54
3:C:37:LEU:HD12	3:C:217:PHE:CE2	2.42	0.54
3:C:80:LEU:O	3:C:112:VAL:CG2	2.54	0.54
3:C:13:ILE:CG2	3:C:82:LEU:HD21	2.37	0.54
1:D:141:ASN:HB3	1:D:206:ILE:HG12	1.89	0.54
3:C:259:THR:OG1	1:D:244:THR:OG1	2.16	0.54
1:D:38:ILE:O	1:D:169:THR:HG21	2.08	0.54
4:E:184:THR:CG2	4:E:215:GLN:HG2	2.37	0.54
1:D:377:GLU:HA	1:D:380:LYS:CE	2.37	0.54
1:A:160:PRO:HG3	1:A:185:LYS:HE2	1.89	0.54
1:A:59:GLN:NE2	1:A:117:MET:CG	2.62	0.54
1:A:54:VAL:N	1:A:122:ALA:O	2.32	0.54
1:A:89:ASP:OD2	1:A:151:TYR:CE2	2.60	0.54
2:B:142:CYS:O	2:B:210:TYR:CD1	2.49	0.54
2:B:238:VAL:HG13	2:B:248:LYS:HZ2	1.68	0.54
2:B:440:LEU:C	2:B:443:PHE:HB3	2.26	0.54
2:B:53:SER:HB3	3:C:99:ASP:OD1	2.05	0.54
3:C:247:PHE:O	3:C:250:PRO:HG3	2.07	0.54
3:C:2:ASN:HD22	3:C:71:ALA:HB3	1.67	0.54

Continued on next page...

Continued from previous page...

Atom-1	Atom-2	Interatomic distance (Å)	Clash overlap (Å)
3:C:260:ALA:HB3	3:C:313:HIS:NE2	2.22	0.54
1:D:250:LEU:O	1:D:253:LEU:CD2	2.56	0.54
1:D:252:SER:HB2	4:E:259:LEU:CD2	2.36	0.54
1:D:38:ILE:O	1:D:39:GLN:HG3	2.06	0.54
4:E:172:ILE:HG23	4:E:175:GLU:N	2.21	0.54
4:E:250:LYS:O	4:E:253:LEU:HB3	2.07	0.54
4:E:47:GLU:O	4:E:126:THR:HA	2.07	0.54
4:E:74:ILE:C	4:E:76:LEU:H	2.10	0.54
3:C:434:LYS:NZ	3:C:435:GLU:HG2	2.22	0.54
1:D:395:ALA:O	1:D:399:TRP:CD2	2.60	0.54
1:A:61:ILE:CG2	1:A:115:LYS:HA	2.36	0.54
1:A:35:LEU:C	1:A:35:LEU:CD2	2.75	0.54
1:A:41:ILE:HG12	1:A:51:GLU:O	2.07	0.54
2:B:153:THR:HB	2:B:204:TYR:CB	2.13	0.54
2:B:220:TYR:HD2	2:B:223:TYR:HH	1.54	0.54
2:B:241:LEU:HD23	2:B:248:LYS:HE2	1.87	0.54
2:B:95:ASN:HB3	2:B:126:SER:CB	2.18	0.54
3:C:30:VAL:HG23	3:C:156:ASN:CA	2.38	0.54
1:D:134:HIS:HE1	1:D:209:ARG:HD2	1.69	0.54
1:D:46:VAL:CG2	1:D:272:PRO:HD3	2.38	0.54
1:D:401:TYR:O	1:D:401:TYR:CD1	2.61	0.54
4:E:127:CYS:SG	4:E:143:LEU:CG	2.94	0.54
4:E:172:ILE:HG21	4:E:174:PRO:HG2	1.88	0.54
3:C:426:THR:O	3:C:429:ILE:HG23	2.07	0.54
1:D:3:HIS:HB3	1:D:7:LEU:HG	1.88	0.54
1:A:160:PRO:HG2	1:A:185:LYS:HZ1	1.72	0.54
1:D:223:LEU:HD23	1:D:223:LEU:O	2.07	0.54
1:A:130:ILE:HD13	1:A:130:ILE:H	1.71	0.54
1:A:167:LEU:HA	1:A:170:PHE:CB	2.36	0.54
2:B:95:ASN:CB	2:B:127:SER:H	2.21	0.54
3:C:17:TYR:CE2	3:C:19:LYS:HA	2.41	0.54
3:C:258:SER:O	3:C:261:ILE:HB	2.07	0.54
1:D:409:ILE:HG13	1:D:410:LEU:N	2.22	0.54
1:D:95:ASN:ND2	1:D:127:TYR:C	2.61	0.54
4:E:27:VAL:HB	4:E:154:GLU:C	2.27	0.54
4:E:35:THR:CB	4:E:54:TRP:HE3	2.18	0.54
1:D:20:ARG:NH1	1:D:20:ARG:CG	2.38	0.54
2:B:68:ASP:N	2:B:72:TYR:HB3	2.22	0.54
4:E:419:CYS:HA	4:E:422:ILE:HG12	1.90	0.54
4:E:473:GLN:O	4:E:473:GLN:OE1	2.26	0.54
1:A:134:HIS:HE1	1:A:209:ARG:HD2	1.72	0.54

Continued on next page...

Continued from previous page...

Atom-1	Atom-2	Interatomic distance (Å)	Clash overlap (Å)
1:A:420:ILE:HG13	1:A:421:GLY:H	1.72	0.54
2:B:241:LEU:CD1	3:C:314:PHE:CD1	2.90	0.54
2:B:269:LYS:O	2:B:273:THR:HG23	2.08	0.54
3:C:53:THR:HA	3:C:126:PHE:O	2.07	0.54
3:C:12:LEU:HD12	3:C:16:LYS:CD	2.37	0.54
3:C:39:LEU:O	3:C:183:ALA:CB	2.55	0.54
3:C:460:ILE:O	3:C:463:PRO:HG2	2.06	0.54
3:C:466:VAL:O	3:C:470:ILE:HG12	2.08	0.54
1:D:209:ARG:HG3	1:D:210:ILE:H	1.72	0.54
4:E:189:PRO:HB2	4:E:211:PHE:CD2	2.42	0.54
4:E:241:PHE:C	4:E:243:PRO:HD2	2.27	0.54
4:E:91:LEU:CB	4:E:95:VAL:HG23	2.32	0.54
1:A:100:PHE:CD2	1:A:103:VAL:HG21	2.43	0.54
1:A:117:MET:CG	1:A:119:THR:HG23	2.37	0.54
1:A:36:GLN:O	1:A:38:ILE:HD12	2.07	0.54
1:A:37:LEU:H	1:A:164:ARG:HH22	1.55	0.54
2:B:246:GLY:C	2:B:248:LYS:N	2.60	0.54
2:B:132:VAL:C	2:B:279:ILE:HA	2.28	0.54
2:B:298:SER:HA	2:B:301:VAL:CG2	2.38	0.54
2:B:256:LEU:HD12	2:B:302:LEU:HD13	1.89	0.54
2:B:451:THR:HA	2:B:454:ILE:HD12	1.90	0.54
2:B:32:ARG:HH21	2:B:60:TRP:C	2.11	0.54
2:B:88:PRO:HB2	2:B:90:ILE:CD1	2.38	0.54
3:C:245:LEU:HB3	3:C:249:LEU:HD11	1.88	0.54
1:D:276:LYS:O	1:D:280:PHE:CE1	2.61	0.54
4:E:183:TRP:HB2	4:E:214:ILE:HD13	1.90	0.54
4:E:248:GLY:C	4:E:250:LYS:H	2.11	0.54
4:E:37:THR:OG1	4:E:54:TRP:CE3	2.60	0.54
3:C:429:ILE:HD12	3:C:429:ILE:C	2.27	0.54
1:D:61:ILE:HA	1:D:116:ILE:CD1	2.35	0.54
1:A:62:ASP:C	1:A:64:ARG:H	2.11	0.54
1:D:8:VAL:O	1:D:12:LEU:HD13	2.08	0.54
1:A:209:ARG:HG3	1:A:210:ILE:H	1.72	0.54
1:A:279:LEU:CD1	1:A:282:MET:HB3	2.37	0.54
1:A:408:HIS:C	1:A:412:CYS:SG	2.86	0.54
2:B:101:GLU:OE1	2:B:123:ILE:CG2	2.55	0.54
2:B:432:ALA:O	2:B:436:ASP:CG	2.46	0.54
2:B:241:LEU:HD13	3:C:314:PHE:CD2	2.43	0.54
3:C:451:GLN:O	3:C:455:ARG:CZ	2.56	0.54
1:D:209:ARG:CG	1:D:210:ILE:N	2.66	0.54
1:D:406:ILE:O	1:D:410:LEU:HD23	2.07	0.54

Continued on next page...

Continued from previous page...

Atom-1	Atom-2	Interatomic distance (Å)	Clash overlap (Å)
1:D:53:ASN:HD21	1:D:121:PRO:C	2.11	0.54
4:E:19:LYS:HZ1	4:E:154:GLU:HB3	1.69	0.54
4:E:33:LYS:NZ	4:E:160:SER:OG	2.38	0.54
4:E:239:VAL:HA	4:E:242:LEU:HD23	1.90	0.54
1:D:393:SER:O	1:D:396:ALA:HB3	2.07	0.54
1:D:137:PHE:HB3	1:D:435:GLN:HG3	1.86	0.54
1:A:177:VAL:O	1:A:207:MET:HB2	2.08	0.54
1:A:265:PRO:CD	1:A:266:SER:N	2.71	0.54
1:A:416:LEU:O	1:A:420:ILE:N	2.36	0.54
2:B:235:ALA:O	2:B:239:PHE:CD2	2.61	0.54
2:B:45:GLU:OE1	2:B:279:ILE:CD1	2.54	0.54
3:C:180:ASP:CB	3:C:195:LYS:HB2	2.37	0.54
3:C:31:VAL:HG13	3:C:31:VAL:O	2.06	0.54
1:D:132:VAL:C	1:D:274:ILE:HG23	2.28	0.54
1:D:45:GLU:OE2	1:D:272:PRO:O	2.26	0.54
1:D:233:PHE:HB3	1:D:410:LEU:HB3	1.90	0.54
4:E:143:LEU:HD12	4:E:143:LEU:N	2.23	0.54
3:C:427:ASN:HA	3:C:430:VAL:CG2	2.34	0.54
1:A:67:TRP:CB	1:A:71:ASP:HB3	2.37	0.54
1:A:37:LEU:HD22	1:A:54:VAL:HG12	1.90	0.54
1:A:237:THR:OG1	1:A:407:ASP:OD1	2.20	0.54
2:B:196:ASN:O	2:B:197:TRP:CD1	2.61	0.54
3:C:241:PHE:O	3:C:245:LEU:CG	2.44	0.54
3:C:256:LYS:HB3	3:C:259:THR:CG2	2.37	0.54
4:E:101:VAL:O	4:E:119:PRO:HB2	2.07	0.54
4:E:48:ALA:HA	4:E:125:SER:O	2.08	0.54
4:E:135:PRO:CG	4:E:137:ASP:OD1	2.56	0.54
4:E:229:CYS:O	4:E:233:SER:N	2.30	0.54
4:E:38:ASN:O	4:E:51:THR:CA	2.56	0.54
1:D:115:LYS:HG2	1:D:116:ILE:N	2.23	0.54
3:C:120:TRP:NE1	3:C:122:PRO:HD3	2.23	0.54
1:D:163:ASP:OD1	1:D:164:ARG:N	2.41	0.54
4:E:104:TYR:CD1	4:E:104:TYR:N	2.76	0.54
4:E:156:ASN:ND2	4:E:206:GLN:OE1	2.41	0.54
4:E:191:LYS:N	4:E:209:ILE:CG2	2.70	0.54
4:E:267:LEU:HA	4:E:270:GLN:CG	2.38	0.54
4:E:258:LEU:HD12	4:E:300:CYS:SG	2.48	0.54
4:E:284:LYS:HA	4:E:287:ILE:CG2	2.37	0.54
1:D:66:ARG:N	1:D:66:ARG:HD3	2.22	0.54
2:B:69:PRO:HG2	2:B:70:ALA:H	1.73	0.54
1:A:213:TYR:CG	1:A:214:PHE:N	2.76	0.54

Continued on next page...

Continued from previous page...

Atom-1	Atom-2	Interatomic distance (Å)	Clash overlap (Å)
1:A:24:HIS:CD2	1:A:24:HIS:N	2.76	0.54
1:A:107:LYS:O	1:A:108:LEU:CD2	2.54	0.53
1:A:304:SER:N	1:A:400:LYS:HD3	2.18	0.53
2:B:37:LEU:CG	2:B:179:ALA:HB3	2.38	0.53
2:B:45:GLU:CG	2:B:279:ILE:HD11	2.37	0.53
2:B:31:VAL:HG21	2:B:86:TRP:HZ3	1.72	0.53
3:C:139:PHE:O	3:C:222:ARG:CG	2.56	0.53
3:C:452:THR:CA	3:C:455:ARG:HD3	2.38	0.53
3:C:452:THR:HA	3:C:455:ARG:HD3	1.89	0.53
1:D:420:ILE:HA	1:D:423:VAL:CG2	2.39	0.53
4:E:157:LEU:CD1	4:E:208:ILE:HD11	2.38	0.53
4:E:44:GLU:CG	4:E:129:ILE:HD12	2.38	0.53
4:E:90:VAL:HA	4:E:99:PHE:CE1	2.39	0.53
1:A:95:ASN:OD1	1:A:144:MET:SD	2.66	0.53
1:A:276:LYS:HD2	1:A:276:LYS:N	2.19	0.53
3:C:180:ASP:H	3:C:181:PRO:HD2	1.71	0.53
3:C:274:THR:HA	3:C:277:ARG:HH11	1.73	0.53
1:D:252:SER:CB	4:E:259:LEU:CD2	2.85	0.53
1:D:31:ILE:O	1:D:158:ILE:HA	2.08	0.53
1:D:106:THR:CG2	1:D:107:LYS:H	2.09	0.53
1:A:171:MET:HG2	1:A:174:GLY:N	2.23	0.53
1:A:171:MET:HG3	1:A:173:SER:H	1.73	0.53
1:A:250:LEU:CD2	1:A:292:THR:HG22	2.39	0.53
1:A:43:VAL:CB	1:A:50:VAL:HG22	2.38	0.53
1:A:93:TYR:CD1	1:A:93:TYR:N	2.75	0.53
2:B:242:PRO:HA	2:B:248:LYS:HG2	1.90	0.53
2:B:242:PRO:HG2	2:B:243:PRO:CD	2.38	0.53
2:B:458:ALA:O	2:B:462:VAL:CG2	2.51	0.53
3:C:67:LEU:HD12	3:C:116:GLY:N	2.22	0.53
3:C:180:ASP:HB2	3:C:195:LYS:CG	2.38	0.53
3:C:192:ILE:CD1	3:C:221:ILE:CG2	2.86	0.53
3:C:96:ASN:OD1	3:C:97:ASN:ND2	2.42	0.53
1:D:245:LEU:O	1:D:249:VAL:HG23	2.08	0.53
1:D:242:LYS:NZ	4:E:304:LEU:HD11	2.23	0.53
3:C:228:TYR:CD1	3:C:229:VAL:HG22	2.43	0.53
1:D:106:THR:HG23	1:D:107:LYS:HE2	1.90	0.53
1:D:184:TRP:CE3	1:D:185:LYS:O	2.60	0.53
2:B:281:ILE:O	2:B:284:LEU:N	2.41	0.53
1:A:145:LYS:HZ3	1:A:202:THR:HG21	1.73	0.53
3:C:314:PHE:HA	3:C:320:HIS:O	2.09	0.53
3:C:474:VAL:HA	3:C:477:ASN:ND2	2.23	0.53

Continued on next page...

Continued from previous page...

Atom-1	Atom-2	Interatomic distance (Å)	Clash overlap (Å)
4:E:1:ASN:HD22	4:E:69:SER:CA	2.22	0.53
4:E:281:LEU:HD11	4:E:286:LEU:HD11	1.91	0.53
4:E:60:ASN:N	4:E:60:ASN:ND2	2.49	0.53
1:D:17:LYS:CD	1:D:84:ASP:HA	2.37	0.53
1:A:20:ARG:HG3	1:A:22:VAL:HG22	1.90	0.53
2:B:281:ILE:O	2:B:282:SER:C	2.47	0.53
4:E:418:ALA:HA	4:E:421:PHE:HD2	1.73	0.53
4:E:81:SER:OG	4:E:82:GLU:N	2.39	0.53
1:A:297:ASN:O	1:A:301:ARG:N	2.40	0.53
1:A:54:VAL:O	1:A:122:ALA:N	2.40	0.53
1:A:90:LEU:O	1:A:91:VAL:HG23	2.09	0.53
2:B:56:LEU:HB2	2:B:120:PRO:HG2	1.90	0.53
2:B:28:LYS:CG	2:B:154:SER:O	2.54	0.53
2:B:196:ASN:OD1	2:B:197:TRP:N	2.41	0.53
2:B:451:THR:HA	2:B:454:ILE:HB	1.91	0.53
3:C:106:TYR:CD1	3:C:107:PHE:CE1	2.96	0.53
2:B:255:ALA:HA	3:C:265:LEU:HD21	1.90	0.53
3:C:79:ILE:HG23	3:C:111:LEU:HD11	1.90	0.53
1:D:233:PHE:O	1:D:236:PRO:HG2	2.08	0.53
1:D:301:ARG:NH2	1:D:405:VAL:HB	2.24	0.53
4:E:95:VAL:HG22	4:E:123:TYR:CE2	2.42	0.53
4:E:100:GLU:OE2	4:E:122:ILE:HG12	2.08	0.53
1:A:25:HIS:CG	1:A:25:HIS:O	2.61	0.53
2:B:135:PHE:N	2:B:136:PRO:CD	2.71	0.53
2:B:261:VAL:O	2:B:265:LEU:HG	2.09	0.53
3:C:308:ILE:CG2	3:C:309:VAL:N	2.71	0.53
1:D:82:SER:HB3	1:D:118:TRP:CZ3	2.44	0.53
1:D:295:VAL:O	1:D:299:HIS:HB2	2.07	0.53
1:D:56:LEU:HB2	1:D:120:PRO:CD	2.39	0.53
4:E:71:TYR:HD1	4:E:111:ASN:CG	2.11	0.53
3:C:434:LYS:CG	3:C:435:GLU:N	2.67	0.53
4:E:444:LYS:HD2	4:E:444:LYS:N	2.23	0.53
1:A:419:ILE:HG22	1:A:420:ILE:H	1.74	0.53
2:B:439:PHE:C	2:B:442:ILE:HB	2.29	0.53
3:C:110:VAL:CG2	3:C:120:TRP:HB2	2.39	0.53
3:C:160:MET:N	3:C:213:GLN:CG	2.72	0.53
3:C:50:GLU:CB	3:C:132:ILE:HB	2.35	0.53
4:E:441:LEU:O	4:E:441:LEU:HD12	2.08	0.53
1:A:7:LEU:O	1:A:11:LEU:HG	2.08	0.53
1:A:179:LYS:CE	1:A:208:GLN:CD	2.76	0.53
2:B:130:ILE:HG21	2:B:134:TYR:CE2	2.44	0.53

Continued on next page...

Continued from previous page...

Atom-1	Atom-2	Interatomic distance (Å)	Clash overlap (Å)
2:B:135:PHE:H	2:B:136:PRO:CD	2.21	0.53
2:B:241:LEU:CG	2:B:248:LYS:HE2	2.38	0.53
3:C:29:GLU:O	3:C:155:ALA:O	2.26	0.53
3:C:30:VAL:CG2	3:C:158:ILE:H	2.21	0.53
3:C:155:ALA:H	3:C:211:ASN:HA	1.71	0.53
1:D:141:ASN:HB3	1:D:206:ILE:HD11	1.89	0.53
1:D:43:VAL:HG11	1:D:50:VAL:HG22	1.90	0.53
4:E:127:CYS:SG	4:E:128:PRO:HD2	2.49	0.53
4:E:172:ILE:CG1	4:E:174:PRO:HD2	2.21	0.53
4:E:191:LYS:HB2	4:E:209:ILE:CG2	2.38	0.53
4:E:61:ASP:OD1	4:E:63:ARG:CB	2.57	0.53
4:E:75:ASP:HB3	4:E:111:ASN:ND2	2.24	0.53
1:D:399:TRP:HA	1:D:399:TRP:CE3	2.43	0.53
2:B:75:ILE:HG22	3:C:27:ASN:HB3	1.89	0.53
1:A:433:LEU:HD12	1:A:433:LEU:O	2.08	0.53
1:A:286:ILE:HA	1:A:289:ILE:HB	1.90	0.53
1:A:426:PHE:C	1:A:426:PHE:CD1	2.82	0.53
1:A:46:VAL:HG23	1:A:271:VAL:CA	2.39	0.53
2:B:106:VAL:HG13	2:B:107:ASN:N	2.24	0.53
2:B:252:SER:O	2:B:255:ALA:HB3	2.09	0.53
2:B:271:PRO:O	2:B:275:LEU:CG	2.55	0.53
2:B:297:LEU:O	2:B:301:VAL:HG13	2.09	0.53
2:B:54:VAL:C	2:B:55:PHE:HD1	2.12	0.53
1:D:135:PHE:HD1	1:D:135:PHE:C	2.12	0.53
4:E:136:PHE:CZ	4:E:217:LYS:CD	2.92	0.53
4:E:271:LYS:NZ	4:E:271:LYS:CB	2.61	0.53
3:C:431:LYS:HE2	1:D:382:ILE:CD1	2.38	0.53
1:D:137:PHE:HB3	1:D:435:GLN:NE2	2.24	0.53
2:B:282:SER:O	2:B:286:PHE:CD2	2.62	0.53
1:A:301:ARG:HH12	1:A:406:ILE:HD11	1.73	0.53
1:A:416:LEU:HA	1:A:419:ILE:HG22	1.91	0.53
2:B:160:HIS:CG	2:B:195:LYS:HE2	2.43	0.53
2:B:459:SER:C	2:B:463:PRO:HD2	2.29	0.53
3:C:181:PRO:HA	3:C:184:PHE:HB2	1.90	0.53
3:C:160:MET:N	3:C:213:GLN:HG3	2.23	0.53
3:C:60:HIS:ND1	3:C:90:PRO:HG2	2.24	0.53
1:D:33:VAL:HG13	1:D:201:ILE:CD1	2.39	0.53
1:D:241:GLU:C	1:D:243:MET:CE	2.77	0.53
1:D:91:VAL:HG22	1:D:96:ALA:CB	2.39	0.53
4:E:239:VAL:CA	4:E:242:LEU:HD23	2.39	0.53
1:D:245:LEU:CG	4:E:255:ILE:HG13	2.38	0.53

Continued on next page...

Continued from previous page...

Atom-1	Atom-2	Interatomic distance (Å)	Clash overlap (Å)
2:B:287:ILE:C	2:B:287:ILE:HD12	2.29	0.53
1:A:187:TRP:HD1	1:A:199:LEU:HD23	1.73	0.52
1:A:285:VAL:HG13	1:A:286:ILE:HG13	1.91	0.52
1:A:405:VAL:HA	1:A:408:HIS:ND1	2.24	0.52
1:A:48:GLN:HB2	1:A:128:CYS:O	2.09	0.52
2:B:132:VAL:O	2:B:279:ILE:CA	2.57	0.52
3:C:248:TYR:OH	3:C:461:ILE:HG12	2.09	0.52
3:C:312:PHE:CE1	3:C:456:LEU:CD1	2.74	0.52
1:D:27:HIS:ND1	1:D:27:HIS:N	2.57	0.52
1:D:37:LEU:HD13	1:D:54:VAL:HG22	1.91	0.52
4:E:184:THR:HG23	4:E:215:GLN:HG2	1.91	0.52
4:E:272:VAL:N	4:E:273:PRO:CD	2.72	0.52
1:A:379:VAL:HA	1:A:382:ILE:CD1	2.38	0.52
2:B:9:SER:CA	2:B:12:PHE:HE1	2.18	0.52
1:D:107:LYS:HD3	1:D:107:LYS:H	1.71	0.52
1:A:135:PHE:HB3	1:A:272:PRO:O	2.09	0.52
1:A:145:LYS:HZ3	1:A:202:THR:CG2	2.22	0.52
1:A:304:SER:CB	1:A:400:LYS:HZ2	2.23	0.52
1:A:56:LEU:CD2	1:A:57:ARG:N	2.73	0.52
2:B:137:PHE:CZ	2:B:461:ASN:OD1	2.62	0.52
2:B:230:LEU:C	2:B:233:ILE:HG13	2.29	0.52
2:B:444:ILE:CG2	2:B:445:THR:H	2.22	0.52
2:B:37:LEU:HD12	2:B:54:VAL:HG11	1.91	0.52
3:C:264:LEU:HD11	3:C:306:CYS:O	2.09	0.52
2:B:183:ASN:HB2	3:C:50:GLU:OE2	2.09	0.52
3:C:52:LEU:HD21	3:C:130:CYS:CB	2.29	0.52
3:C:2:ASN:ND2	3:C:71:ALA:CB	2.72	0.52
1:D:135:PHE:CD1	1:D:210:ILE:HD11	2.45	0.52
1:D:37:LEU:CA	1:D:54:VAL:HG13	2.39	0.52
4:E:152:ALA:N	4:E:205:PHE:CD1	2.70	0.52
4:E:228:PRO:O	4:E:232:ILE:HB	2.10	0.52
1:A:384:GLU:HA	1:A:387:LYS:CG	2.39	0.52
1:D:104:HIS:HB2	1:D:105:MET:SD	2.49	0.52
1:A:67:TRP:CD1	1:A:71:ASP:OD1	2.62	0.52
1:A:101:ALA:C	1:A:102:ILE:HG13	2.29	0.52
1:A:187:TRP:HZ2	1:A:196:THR:HA	1.75	0.52
1:A:303:PRO:CB	1:A:400:LYS:CE	2.86	0.52
3:C:45:LEU:HB2	3:C:190:TRP:CZ3	2.45	0.52
1:D:252:SER:OG	4:E:259:LEU:HD22	2.10	0.52
1:D:276:LYS:HA	1:D:279:LEU:HD12	1.90	0.52
4:E:129:ILE:CG2	4:E:133:TYR:HD2	2.22	0.52

Continued on next page...

Continued from previous page...

Atom-1	Atom-2	Interatomic distance (Å)	Clash overlap (Å)
4:E:162:GLU:HA	4:E:190:ALA:H	1.74	0.52
4:E:261:GLN:NE2	4:E:265:LEU:HG	2.24	0.52
1:A:258:LEU:HD11	4:E:264:PHE:CD2	2.44	0.52
4:E:71:TYR:CG	4:E:72:GLU:N	2.76	0.52
2:B:421:PHE:O	2:B:425:LYS:N	2.42	0.52
1:A:7:LEU:HD22	1:A:70:ALA:HB1	1.90	0.52
3:C:59:ASP:OD1	3:C:121:LEU:CD1	2.55	0.52
2:B:22:SER:HB3	2:B:29:VAL:HG22	1.91	0.52
3:C:110:VAL:HG12	3:C:111:LEU:N	2.23	0.52
3:C:191:GLU:N	3:C:222:ARG:O	2.25	0.52
3:C:317:PRO:HD2	3:C:447:ASN:HB3	1.92	0.52
3:C:70:ASN:O	3:C:74:TYR:N	2.42	0.52
1:D:243:MET:CE	1:D:243:MET:H	2.22	0.52
1:D:302:SER:HB3	1:D:400:LYS:HG2	1.91	0.52
1:D:35:LEU:HD12	1:D:54:VAL:CG1	2.36	0.52
4:E:138:TRP:HB3	4:E:214:ILE:O	2.09	0.52
4:E:173:ASP:CB	4:E:188:ARG:HH11	2.22	0.52
4:E:23:THR:HG23	4:E:24:LEU:H	1.74	0.52
4:E:74:ILE:HD13	4:E:74:ILE:N	2.24	0.52
2:B:67:TRP:HB2	2:B:72:TYR:CB	2.36	0.52
1:A:304:SER:H	1:A:400:LYS:CD	2.20	0.52
1:A:397:GLU:HA	1:A:400:LYS:HD2	1.90	0.52
2:B:298:SER:O	2:B:301:VAL:CG2	2.57	0.52
3:C:97:ASN:CB	3:C:128:SER:CB	2.86	0.52
3:C:12:LEU:CG	3:C:16:LYS:HG2	2.40	0.52
3:C:48:THR:HA	3:C:286:PRO:HB3	1.91	0.52
1:D:411:LEU:O	1:D:415:MET:CG	2.56	0.52
4:E:172:ILE:HG13	4:E:174:PRO:CG	2.39	0.52
4:E:184:THR:HG23	4:E:215:GLN:C	2.30	0.52
3:C:434:LYS:CE	3:C:435:GLU:CG	2.86	0.52
4:E:100:GLU:HB2	4:E:122:ILE:CG1	2.39	0.52
2:B:93:MET:HG3	2:B:206:ASP:CG	2.30	0.52
2:B:95:ASN:HB3	2:B:127:SER:H	1.74	0.52
3:C:194:HIS:ND1	3:C:195:LYS:N	2.51	0.52
2:B:80:ILE:HG23	3:C:20:HIS:CE1	2.45	0.52
3:C:30:VAL:HG22	3:C:157:GLU:C	2.30	0.52
3:C:63:TYR:O	3:C:65:HIS:CD2	2.63	0.52
3:C:64:ASP:O	3:C:67:LEU:HB3	2.08	0.52
1:D:144:MET:CE	1:D:205:PHE:CE1	2.92	0.52
1:D:257:LEU:HA	1:D:260:ILE:HG13	1.90	0.52
4:E:103:TYR:HB3	4:E:104:TYR:CD1	2.44	0.52

Continued on next page...

Continued from previous page...

Atom-1	Atom-2	Interatomic distance (Å)	Clash overlap (Å)
4:E:128:PRO:HD2	4:E:141:CYS:HA	1.91	0.52
2:B:10:VAL:CG1	2:B:11:LEU:HD22	2.40	0.52
1:A:133:THR:O	1:A:133:THR:CG2	2.57	0.52
1:A:239:SER:OG	2:B:312:HIS:HA	2.10	0.52
1:A:305:THR:CB	1:A:401:TYR:HB3	2.37	0.52
2:B:45:GLU:OE2	2:B:277:VAL:HB	2.10	0.52
2:B:279:ILE:CG2	2:B:280:ILE:N	2.48	0.52
2:B:38:THR:HG1	2:B:39:SER:H	1.56	0.52
2:B:81:PRO:HD2	3:C:20:HIS:ND1	2.25	0.52
3:C:155:ALA:CA	3:C:211:ASN:HA	2.40	0.52
3:C:18:ASN:O	3:C:21:VAL:O	2.28	0.52
3:C:39:LEU:N	3:C:39:LEU:HD12	2.25	0.52
1:D:227:PHE:CD1	1:D:231:LEU:HG	2.44	0.52
1:D:244:THR:CG2	1:D:245:LEU:N	2.72	0.52
1:D:260:ILE:HA	1:D:263:LEU:HD12	1.91	0.52
4:E:62:TYR:C	4:E:64:LEU:N	2.62	0.52
1:D:63:VAL:HG22	1:D:66:ARG:HD2	1.91	0.52
4:E:311:PRO:CD	4:E:440:VAL:HG13	2.16	0.52
1:D:102:ILE:CG2	1:D:102:ILE:O	2.56	0.52
3:C:204:ASP:C	3:C:207:PRO:HD2	2.29	0.52
1:D:426:PHE:CE1	1:D:430:LEU:HD12	2.45	0.52
1:A:174:GLY:HA2	1:A:176:TRP:CZ3	2.45	0.52
1:A:187:TRP:CE2	1:A:196:THR:CG2	2.88	0.52
1:A:135:PHE:CZ	1:A:210:ILE:HG12	2.45	0.52
1:A:225:PHE:HD1	1:A:229:THR:HG1	1.56	0.52
1:A:264:ILE:N	1:A:265:PRO:CD	2.73	0.52
2:B:86:TRP:CH2	2:B:156:VAL:HG21	2.45	0.52
3:C:54:THR:O	3:C:126:PHE:CD2	2.63	0.52
3:C:296:MET:CE	3:C:296:MET:CA	2.87	0.52
3:C:319:THR:OG1	3:C:448:LEU:HA	2.10	0.52
1:D:253:LEU:HD23	1:D:254:THR:HB	1.91	0.52
1:D:298:THR:CA	1:D:301:ARG:HB3	2.40	0.52
4:E:183:TRP:HB2	4:E:215:GLN:O	2.08	0.52
4:E:34:LEU:HA	4:E:54:TRP:O	2.09	0.52
4:E:453:ILE:CD1	4:E:454:ALA:N	2.72	0.52
1:D:101:ALA:C	1:D:102:ILE:CD1	2.78	0.52
1:D:390:GLU:O	1:D:394:ASN:ND2	2.43	0.52
2:B:11:LEU:CD2	2:B:11:LEU:N	2.72	0.52
1:A:67:TRP:NE1	1:A:71:ASP:CG	2.64	0.52
1:A:100:PHE:HB3	1:A:103:VAL:HG21	1.92	0.52
1:A:207:MET:O	1:A:207:MET:HE3	2.10	0.52

Continued on next page...

Continued from previous page...

Atom-1	Atom-2	Interatomic distance (Å)	Clash overlap (Å)
1:A:265:PRO:HG2	1:A:266:SER:N	2.25	0.52
1:A:305:THR:HG21	1:A:401:TYR:CG	2.45	0.52
2:B:226:VAL:O	2:B:230:LEU:N	2.30	0.52
2:B:295:VAL:O	2:B:299:VAL:HG23	2.09	0.52
3:C:67:LEU:CB	3:C:116:GLY:HA2	2.33	0.52
3:C:307:GLY:HA2	3:C:310:LEU:CD2	2.26	0.52
1:D:133:THR:HA	1:D:274:ILE:HG23	1.92	0.52
1:D:296:ILE:HA	1:D:299:HIS:HB3	1.88	0.52
4:E:240:TYR:CE1	4:E:303:VAL:HG21	2.45	0.52
1:D:67:TRP:CD1	1:D:71:ASP:CB	2.93	0.52
1:D:101:ALA:C	1:D:102:ILE:HD12	2.30	0.52
1:D:387:LYS:HD2	1:D:390:GLU:OE2	2.10	0.52
1:D:161:GLU:HG3	1:D:162:SER:N	2.24	0.52
1:D:432:GLU:O	1:D:436:GLU:OE2	2.27	0.52
2:B:108:VAL:CG1	2:B:117:SER:O	2.58	0.52
2:B:33:VAL:HG13	2:B:158:LEU:HD21	1.92	0.52
2:B:235:ALA:HB1	2:B:239:PHE:HE2	1.73	0.52
2:B:239:PHE:N	2:B:239:PHE:CD1	2.76	0.52
2:B:272:GLU:O	2:B:275:LEU:HB2	2.09	0.52
2:B:451:THR:O	2:B:455:PHE:HB2	2.10	0.52
3:C:306:CYS:HA	3:C:309:VAL:HB	1.93	0.52
1:D:49:ILE:CD1	1:D:125:LYS:HE3	2.36	0.52
1:D:267:THR:O	1:D:271:VAL:N	2.42	0.52
4:E:138:TRP:HB2	4:E:213:ILE:HG12	1.91	0.52
1:D:112:TYR:HD1	1:D:113:THR:N	2.08	0.52
1:A:431:ILE:HD12	1:A:431:ILE:N	2.25	0.52
1:A:134:HIS:O	1:A:136:PRO:HD2	2.09	0.51
1:A:221:PRO:C	1:A:224:LEU:HB3	2.29	0.51
1:A:287:SER:O	1:A:291:VAL:HG23	2.09	0.51
3:C:103:ASN:HD22	3:C:106:TYR:HE2	1.52	0.51
3:C:37:LEU:HD21	3:C:148:PHE:CD2	2.45	0.51
1:D:46:VAL:HA	1:D:272:PRO:CD	2.39	0.51
4:E:44:GLU:CA	4:E:129:ILE:CD1	2.72	0.51
4:E:140:ASN:ND2	4:E:212:LEU:H	2.08	0.51
4:E:143:LEU:O	4:E:210:PHE:HB2	2.10	0.51
4:E:267:LEU:HD12	4:E:270:GLN:CD	2.30	0.51
1:D:85:VAL:HG23	1:D:108:LEU:CD1	2.40	0.51
1:A:3:HIS:O	1:A:7:LEU:N	2.38	0.51
1:A:137:PHE:CD1	1:A:435:GLN:NE2	2.79	0.51
1:A:33:VAL:HG23	1:A:158:ILE:HG12	1.89	0.51
3:C:106:TYR:CD1	3:C:107:PHE:HE1	2.29	0.51

Continued on next page...

Continued from previous page...

Atom-1	Atom-2	Interatomic distance (Å)	Clash overlap (Å)
3:C:110:VAL:HG22	3:C:120:TRP:HB2	1.91	0.51
3:C:113:ARG:HB3	3:C:114:PRO:CD	2.40	0.51
3:C:136:TYR:CD1	3:C:142:GLN:HB3	2.43	0.51
3:C:12:LEU:O	3:C:14:VAL:N	2.43	0.51
3:C:216:THR:C	3:C:217:PHE:CD1	2.77	0.51
3:C:262:CYS:SG	3:C:263:VAL:N	2.82	0.51
3:C:47:GLU:CG	3:C:286:PRO:HD2	2.38	0.51
1:D:131:ILE:CG1	1:D:133:THR:H	2.05	0.51
4:E:104:TYR:HD1	4:E:104:TYR:N	2.07	0.51
4:E:453:ILE:HA	4:E:456:LEU:HD12	1.91	0.51
4:E:91:LEU:H	4:E:95:VAL:HG21	1.74	0.51
4:E:2:GLU:HA	4:E:5:ARG:CG	2.38	0.51
2:B:162:LEU:C	2:B:174:MET:N	2.64	0.51
2:B:27:ASP:C	2:B:28:LYS:HD2	2.31	0.51
3:C:240:SER:O	3:C:244:ALA:N	2.37	0.51
3:C:279:PRO:C	3:C:282:ALA:HB3	2.30	0.51
3:C:77:ILE:C	3:C:79:ILE:H	2.13	0.51
1:D:56:LEU:H	1:D:120:PRO:HD2	1.73	0.51
1:D:233:PHE:HD1	1:D:409:ILE:CD1	2.24	0.51
1:D:28:PHE:CD1	1:D:28:PHE:N	2.76	0.51
1:D:287:SER:C	1:D:290:ILE:HG12	2.31	0.51
4:E:110:TYR:CE1	4:E:111:ASN:ND2	2.76	0.51
4:E:242:LEU:N	4:E:243:PRO:CD	2.73	0.51
4:E:294:LEU:HA	4:E:297:VAL:CG2	2.40	0.51
4:E:449:ALA:HA	4:E:452:TRP:CG	2.46	0.51
4:E:59:TRP:NE1	4:E:84:LEU:HD23	2.23	0.51
1:A:199:LEU:C	1:A:200:ASP:OD1	2.49	0.51
2:B:147:LYS:HZ2	2:B:205:GLU:HA	1.75	0.51
3:C:35:LEU:HD21	3:C:37:LEU:HD21	1.93	0.51
3:C:58:MET:HE1	3:C:120:TRP:CZ2	2.45	0.51
3:C:67:LEU:CD1	3:C:116:GLY:HA2	2.38	0.51
4:E:173:ASP:H	4:E:188:ARG:HB2	1.75	0.51
4:E:306:VAL:O	4:E:309:ARG:NH1	2.43	0.51
4:E:36:LEU:HD12	4:E:173:ASP:CG	2.29	0.51
3:C:422:GLY:O	3:C:425:SER:HB2	2.11	0.51
2:B:287:ILE:O	2:B:291:VAL:HB	2.10	0.51
2:B:287:ILE:O	2:B:291:VAL:N	2.43	0.51
1:A:102:ILE:HG21	2:B:149:TYR:HD2	1.75	0.51
1:A:245:LEU:CD2	2:B:253:ILE:HB	2.40	0.51
1:A:265:PRO:CG	1:A:266:SER:N	2.73	0.51
1:A:292:THR:C	1:A:296:ILE:HG12	2.31	0.51

Continued on next page...

Continued from previous page...

Atom-1	Atom-2	Interatomic distance (Å)	Clash overlap (Å)
1:A:54:VAL:HG22	1:A:122:ALA:CB	2.41	0.51
2:B:21:PRO:HA	2:B:64:ARG:HD2	1.92	0.51
2:B:226:VAL:HG23	2:B:227:PRO:HD3	1.88	0.51
2:B:238:VAL:O	2:B:242:PRO:HD3	2.11	0.51
2:B:306:HIS:CA	2:B:312:HIS:O	2.40	0.51
2:B:440:LEU:HA	2:B:443:PHE:HB3	1.92	0.51
3:C:87:ILE:HG21	3:C:110:VAL:HG11	1.91	0.51
3:C:141:TRP:HH2	3:C:223:ARG:HD3	1.74	0.51
3:C:42:LEU:CG	3:C:54:THR:CG2	2.84	0.51
1:D:51:GLU:HG3	1:D:125:LYS:HG3	1.93	0.51
1:D:46:VAL:HG22	1:D:272:PRO:CD	2.40	0.51
4:E:56:GLU:CA	4:E:118:LEU:HG	2.28	0.51
4:E:174:PRO:HD3	4:E:185:ILE:HG21	1.91	0.51
4:E:195:ASN:HB3	4:E:204:ASP:HA	1.92	0.51
2:B:408:ILE:CG2	2:B:409:LYS:H	2.24	0.51
1:D:86:TRP:CE3	1:D:86:TRP:O	2.63	0.51
1:A:381:TYR:CD1	1:A:381:TYR:N	2.78	0.51
1:A:227:PHE:O	1:A:230:VAL:HB	2.11	0.51
1:A:285:VAL:O	1:A:288:SER:HB3	2.11	0.51
2:B:129:THR:C	2:B:131:LYS:H	2.13	0.51
2:B:152:ASP:CB	2:B:203:SER:CB	2.82	0.51
2:B:134:TYR:CD1	2:B:213:ILE:CG1	2.89	0.51
2:B:234:LEU:HA	2:B:237:LEU:CD2	2.41	0.51
2:B:234:LEU:HA	2:B:237:LEU:HD23	1.92	0.51
2:B:256:LEU:HD11	2:B:298:SER:O	2.11	0.51
2:B:32:ARG:HH21	2:B:60:TRP:CA	2.24	0.51
3:C:16:LYS:HE2	3:C:16:LYS:HA	1.90	0.51
3:C:449:VAL:HG12	3:C:452:THR:CB	2.41	0.51
3:C:78:SER:O	3:C:79:ILE:CD1	2.55	0.51
1:D:227:PHE:C	1:D:227:PHE:CD1	2.84	0.51
4:E:240:TYR:CE2	4:E:453:ILE:HG21	2.45	0.51
4:E:255:ILE:CD1	4:E:304:LEU:HD22	2.41	0.51
4:E:293:SER:O	4:E:297:VAL:CG2	2.59	0.51
1:A:67:TRP:CD1	1:A:71:ASP:CB	2.93	0.51
1:A:156:VAL:CG2	1:A:157:SER:H	2.23	0.51
2:B:132:VAL:CG1	2:B:279:ILE:CA	2.87	0.51
2:B:32:ARG:NE	2:B:59:ALA:O	2.44	0.51
3:C:462:THR:O	3:C:465:MET:HB3	2.10	0.51
1:D:230:VAL:O	1:D:234:TYR:HD1	1.93	0.51
1:D:240:GLY:C	1:D:242:LYS:N	2.64	0.51
4:E:138:TRP:HB2	4:E:213:ILE:CG1	2.41	0.51

Continued on next page...

Continued from previous page...

Atom-1	Atom-2	Interatomic distance (Å)	Clash overlap (Å)
4:E:238:LEU:O	4:E:242:LEU:N	2.38	0.51
2:B:68:ASP:O	2:B:72:TYR:CD2	2.64	0.51
3:C:134:VAL:O	3:C:134:VAL:HG12	2.11	0.51
1:A:124:PHE:C	1:A:124:PHE:HD1	2.13	0.51
1:A:166:ASP:HB2	1:A:181:TYR:CG	2.46	0.51
1:A:209:ARG:CG	1:A:210:ILE:N	2.69	0.51
1:A:280:PHE:O	1:A:284:PHE:CD1	2.64	0.51
1:A:35:LEU:HD13	1:A:203:TYR:CE2	2.46	0.51
2:B:60:TRP:CZ2	2:B:85:VAL:HG11	2.46	0.51
3:C:212:TYR:O	3:C:212:TYR:CD1	2.64	0.51
3:C:256:LYS:CB	3:C:259:THR:HG22	2.40	0.51
3:C:299:VAL:C	3:C:303:VAL:HG23	2.31	0.51
3:C:481:PRO:HG2	3:C:482:PRO:HD3	1.92	0.51
1:D:33:VAL:HG12	1:D:158:ILE:HG22	1.93	0.51
4:E:14:TYR:HD2	4:E:16:LYS:NZ	2.09	0.51
4:E:264:PHE:N	4:E:264:PHE:HD1	2.09	0.51
1:D:65:LEU:CD2	1:D:110:LEU:HD13	2.40	0.51
1:A:48:GLN:HB3	1:A:130:ILE:HD12	1.93	0.51
2:B:58:LEU:HD11	2:B:118:TRP:HB3	1.91	0.51
3:C:137:PHE:CE1	3:C:288:ILE:HG22	2.46	0.51
1:D:242:LYS:CD	1:D:245:LEU:HD13	2.35	0.51
1:D:263:LEU:HD21	4:E:266:PHE:HZ	1.75	0.51
4:E:447:ASP:O	4:E:450:CYS:HB2	2.10	0.51
1:D:17:LYS:CE	1:D:84:ASP:HA	2.41	0.51
1:A:184:TRP:CE3	1:A:185:LYS:O	2.63	0.51
2:B:129:THR:N	2:B:142:CYS:SG	2.84	0.51
2:B:45:GLU:OE2	2:B:277:VAL:O	2.29	0.51
1:D:422:THR:HA	1:D:425:VAL:HB	1.93	0.51
1:D:36:GLN:HG3	1:D:55:ARG:HG3	1.93	0.51
4:E:182:GLU:N	4:E:183:TRP:CE3	2.79	0.51
4:E:303:VAL:HG12	4:E:304:LEU:N	2.26	0.51
4:E:55:ILE:HG13	4:E:55:ILE:O	2.11	0.51
2:B:72:TYR:O	2:B:76:LYS:HG2	2.11	0.51
2:B:7:LEU:CD1	2:B:68:ASP:HB2	2.40	0.51
1:A:26:THR:O	1:A:28:PHE:CD1	2.64	0.51
1:A:262:GLU:O	1:A:265:PRO:CD	2.58	0.50
1:A:292:THR:CA	1:A:296:ILE:CD1	2.81	0.50
1:A:413:VAL:HA	1:A:416:LEU:HB2	1.93	0.50
2:B:129:THR:HG22	2:B:142:CYS:SG	2.51	0.50
2:B:147:LYS:CG	2:B:148:SER:N	2.71	0.50
3:C:104:VAL:O	3:C:123:PRO:HG2	2.11	0.50

Continued on next page...

Continued from previous page...

Atom-1	Atom-2	Interatomic distance (Å)	Clash overlap (Å)
1:D:130:ILE:C	1:D:134:HIS:HB2	2.31	0.50
3:C:245:LEU:HD13	1:D:297:ASN:OD1	2.11	0.50
1:D:303:PRO:HG2	1:D:400:LYS:NZ	2.20	0.50
1:D:92:LEU:H	1:D:92:LEU:HD23	1.73	0.50
4:E:209:ILE:HG12	4:E:211:PHE:CE1	2.42	0.50
4:E:138:TRP:CZ2	4:E:215:GLN:CB	2.93	0.50
4:E:250:LYS:C	4:E:253:LEU:HB3	2.32	0.50
1:D:64:ARG:CA	1:D:66:ARG:HH11	2.06	0.50
1:A:292:THR:CG2	1:A:296:ILE:HD11	2.41	0.50
1:A:394:ASN:O	1:A:398:GLU:HG3	2.11	0.50
2:B:241:LEU:N	2:B:242:PRO:CD	2.74	0.50
2:B:298:SER:O	2:B:301:VAL:HG23	2.11	0.50
2:B:306:HIS:O	2:B:308:SER:N	2.44	0.50
2:B:467:PRO:O	2:B:469:ALA:N	2.41	0.50
3:C:35:LEU:HD22	3:C:215:VAL:CG2	2.40	0.50
3:C:303:VAL:HA	3:C:306:CYS:SG	2.51	0.50
3:C:83:ARG:HB3	3:C:85:GLU:OE1	2.11	0.50
1:D:118:TRP:CD1	1:D:118:TRP:C	2.83	0.50
4:E:79:ILE:CG1	4:E:80:PRO:HD2	2.41	0.50
2:B:105:HIS:O	2:B:105:HIS:CG	2.61	0.50
1:A:135:PHE:CZ	1:A:210:ILE:HG23	2.47	0.50
1:A:187:TRP:CZ3	1:A:189:TYR:HB3	2.46	0.50
1:A:413:VAL:HG12	1:A:417:ILE:HG13	1.92	0.50
1:A:416:LEU:O	1:A:420:ILE:HG12	2.11	0.50
2:B:262:PHE:HA	2:B:265:LEU:HD12	1.92	0.50
2:B:459:SER:O	2:B:463:PRO:HB2	2.11	0.50
2:B:48:GLU:HG3	2:B:48:GLU:O	2.12	0.50
2:B:60:TRP:CH2	2:B:85:VAL:HG11	2.46	0.50
3:C:149:THR:OG1	3:C:150:ALA:N	2.44	0.50
3:C:256:LYS:HB3	3:C:259:THR:HG22	1.92	0.50
3:C:300:THR:CA	3:C:303:VAL:HG23	2.37	0.50
3:C:72:SER:HA	3:C:76:ASP:HB2	1.93	0.50
1:D:280:PHE:HB3	1:D:284:PHE:CE2	2.46	0.50
1:D:414:PHE:O	1:D:418:CYS:HB2	2.12	0.50
4:E:145:PHE:CZ	4:E:208:ILE:HD13	2.46	0.50
4:E:217:LYS:N	4:E:218:PRO:CD	2.74	0.50
4:E:217:LYS:O	4:E:219:LEU:N	2.44	0.50
4:E:235:LEU:HA	4:E:238:LEU:CG	2.30	0.50
4:E:264:PHE:CD1	4:E:264:PHE:N	2.79	0.50
1:D:392:SER:O	1:D:395:ALA:HB3	2.11	0.50
1:A:62:ASP:HB3	1:A:65:LEU:CD1	2.42	0.50

Continued on next page...

Continued from previous page...

Atom-1	Atom-2	Interatomic distance (Å)	Clash overlap (Å)
3:C:443:VAL:HA	3:C:446:TRP:HD1	1.73	0.50
1:A:195:ASP:C	1:A:195:ASP:OD1	2.48	0.50
1:A:257:LEU:CD1	1:A:285:VAL:CG2	2.86	0.50
1:A:285:VAL:CG1	1:A:286:ILE:N	2.74	0.50
1:A:87:LEU:HB3	1:A:118:TRP:CZ3	2.45	0.50
2:B:438:LEU:O	2:B:442:ILE:HD12	2.11	0.50
3:C:274:THR:HA	3:C:277:ARG:HD2	1.94	0.50
3:C:469:THR:O	3:C:473:PHE:N	2.43	0.50
1:D:167:LEU:HG	1:D:178:MET:CB	2.38	0.50
1:D:187:TRP:HD1	1:D:197:PRO:O	1.85	0.50
1:D:302:SER:HB2	1:D:305:THR:HG23	1.92	0.50
1:D:303:PRO:CB	1:D:400:LYS:NZ	2.72	0.50
2:B:68:ASP:HA	2:B:72:TYR:CD2	2.46	0.50
1:A:381:TYR:HD1	1:A:381:TYR:N	2.09	0.50
1:A:94:ASN:ND2	1:A:94:ASN:C	2.65	0.50
2:B:135:PHE:N	2:B:136:PRO:HD2	2.26	0.50
2:B:133:MET:HB2	2:B:140:GLN:HG3	1.93	0.50
2:B:17:PRO:HG2	2:B:18:LYS:H	1.77	0.50
3:C:317:PRO:HG2	3:C:447:ASN:CG	2.32	0.50
3:C:467:LEU:HA	3:C:470:ILE:HB	1.92	0.50
3:C:7:LEU:HD11	3:C:70:ASN:HB2	1.92	0.50
1:D:53:ASN:HD22	1:D:123:ILE:HG13	1.75	0.50
1:D:242:LYS:HB2	1:D:245:LEU:CB	2.42	0.50
1:D:298:THR:O	1:D:301:ARG:CB	2.58	0.50
1:D:38:ILE:CG2	1:D:38:ILE:O	2.59	0.50
1:D:53:ASN:HD22	1:D:123:ILE:CG1	2.25	0.50
4:E:116:TYR:HD1	4:E:117:TRP:N	2.10	0.50
4:E:44:GLU:CD	4:E:129:ILE:CG2	2.80	0.50
4:E:134:PHE:CD2	4:E:280:PRO:HG2	2.46	0.50
4:E:302:ILE:O	4:E:306:VAL:N	2.44	0.50
3:C:434:LYS:HE2	3:C:435:GLU:HG2	1.93	0.50
1:D:75:ILE:HG13	1:D:78:ILE:CG2	2.42	0.50
4:E:81:SER:O	4:E:83:LEU:N	2.44	0.50
2:B:130:ILE:CD1	2:B:134:TYR:CE2	2.95	0.50
2:B:438:LEU:O	2:B:442:ILE:HB	2.11	0.50
2:B:21:PRO:CG	2:B:60:TRP:HE1	2.22	0.50
3:C:149:THR:HG22	3:C:214:ASP:HB3	1.87	0.50
3:C:317:PRO:HG2	3:C:447:ASN:ND2	2.26	0.50
3:C:481:PRO:N	3:C:482:PRO:CD	2.75	0.50
1:D:298:THR:O	1:D:301:ARG:CG	2.60	0.50
1:D:35:LEU:HD11	1:D:54:VAL:CG1	2.36	0.50

Continued on next page...

Continued from previous page...

Atom-1	Atom-2	Interatomic distance (Å)	Clash overlap (Å)
4:E:159:LEU:HD21	4:E:208:ILE:HG23	1.93	0.50
4:E:304:LEU:HD12	4:E:307:SER:OG	2.12	0.50
4:E:436:ASN:HA	4:E:439:TRP:CD1	2.46	0.50
3:C:429:ILE:HG13	3:C:430:VAL:H	1.74	0.50
1:A:212:LEU:CA	1:A:215:VAL:HG23	2.40	0.50
1:A:228:LEU:HD13	1:A:249:VAL:CG2	2.42	0.50
1:A:264:ILE:O	1:A:267:THR:HB	2.12	0.50
2:B:92:LEU:HD22	2:B:146:PHE:HA	1.94	0.50
2:B:311:THR:O	2:B:312:HIS:CB	2.60	0.50
2:B:53:SER:C	2:B:54:VAL:HG13	2.32	0.50
3:C:113:ARG:HD2	3:C:117:TYR:HB2	1.91	0.50
3:C:226:LEU:H	3:C:227:PHE:HD1	1.59	0.50
1:A:130:ILE:C	1:A:131:ILE:O	2.49	0.50
1:A:239:SER:CB	2:B:312:HIS:HA	2.42	0.50
1:D:295:VAL:HG23	1:D:296:ILE:N	2.26	0.50
1:D:63:VAL:O	1:D:66:ARG:HD2	2.10	0.50
1:D:376:ILE:O	1:D:380:LYS:HE2	2.11	0.50
1:D:107:LYS:H	1:D:107:LYS:CD	2.24	0.50
1:A:38:ILE:HD12	1:A:38:ILE:N	2.27	0.50
2:B:181:THR:HG23	2:B:183:ASN:H	1.74	0.50
2:B:431:VAL:HG23	2:B:433:MET:H	1.77	0.50
2:B:40:LEU:CA	2:B:52:THR:HG23	2.41	0.50
3:C:245:LEU:C	3:C:249:LEU:HD13	2.30	0.50
3:C:478:PHE:O	3:C:482:PRO:CD	2.54	0.50
3:C:2:ASN:O	3:C:72:SER:HB3	2.11	0.50
3:C:58:MET:CG	3:C:92:ILE:CD1	2.90	0.50
1:D:186:HIS:CG	1:D:187:TRP:H	2.30	0.50
1:D:227:PHE:O	1:D:227:PHE:HD1	1.94	0.50
1:D:285:VAL:C	1:D:287:SER:N	2.65	0.50
4:E:11:LEU:HA	4:E:14:TYR:HB2	1.94	0.50
4:E:38:ASN:O	4:E:51:THR:HG23	2.12	0.50
1:D:101:ALA:O	1:D:102:ILE:CD1	2.60	0.50
2:B:67:TRP:C	2:B:72:TYR:HB2	2.32	0.50
4:E:149:THR:CG2	4:E:150:TYR:N	2.61	0.50
1:A:385:HIS:C	1:A:385:HIS:HD1	2.14	0.50
1:A:155:LYS:CE	4:E:76:LEU:HD13	2.42	0.49
1:A:146:LEU:HD22	1:A:203:TYR:CZ	2.47	0.49
2:B:28:LYS:CE	2:B:154:SER:O	2.60	0.49
2:B:35:LEU:N	2:B:35:LEU:HD23	2.27	0.49
3:C:64:ASP:HB3	3:C:67:LEU:CB	2.42	0.49
3:C:83:ARG:CB	3:C:84:PRO:HD2	2.33	0.49

Continued on next page...

Continued from previous page...

Atom-1	Atom-2	Interatomic distance (Å)	Clash overlap (Å)
1:D:244:THR:HG23	1:D:245:LEU:H	1.76	0.49
1:D:253:LEU:HD23	1:D:254:THR:CB	2.42	0.49
1:D:257:LEU:HA	1:D:260:ILE:HB	1.93	0.49
1:D:133:THR:CA	1:D:274:ILE:HG23	2.42	0.49
1:D:275:GLY:O	1:D:277:TYR:N	2.44	0.49
1:D:305:THR:HB	1:D:401:TYR:HD2	1.76	0.49
4:E:140:ASN:HD21	4:E:211:PHE:CA	2.21	0.49
4:E:239:VAL:O	4:E:243:PRO:HD3	2.12	0.49
4:E:35:THR:HG23	4:E:175:GLU:CD	2.31	0.49
1:D:379:VAL:HG12	1:D:379:VAL:O	2.10	0.49
3:C:289:GLY:O	3:C:293:MET:SD	2.70	0.49
1:A:190:TYR:HH	1:A:198:TYR:HE1	1.59	0.49
2:B:227:PRO:O	2:B:231:ILE:CG1	2.59	0.49
2:B:241:LEU:HD13	3:C:314:PHE:CE1	2.47	0.49
3:C:184:PHE:HE1	3:C:190:TRP:CE2	2.30	0.49
3:C:276:GLN:OE1	3:C:276:GLN:N	2.45	0.49
3:C:278:LEU:HD13	3:C:278:LEU:O	2.10	0.49
3:C:49:ASP:C	3:C:50:GLU:CG	2.81	0.49
1:D:35:LEU:CD2	1:D:164:ARG:NH1	2.64	0.49
4:E:172:ILE:CG2	4:E:175:GLU:N	2.75	0.49
4:E:266:PHE:HA	4:E:269:ALA:HB3	1.92	0.49
1:D:220:ILE:HG21	4:E:294:LEU:HD11	1.94	0.49
4:E:294:LEU:CA	4:E:297:VAL:HG23	2.41	0.49
1:D:396:ALA:HA	1:D:399:TRP:CD1	2.46	0.49
1:A:56:LEU:CD1	1:A:90:LEU:HD13	2.42	0.49
2:B:118:TRP:C	2:B:119:HIS:CD2	2.86	0.49
2:B:192:PRO:CD	2:B:210:TYR:HB2	2.42	0.49
2:B:306:HIS:O	2:B:312:HIS:C	2.50	0.49
2:B:459:SER:HA	2:B:463:PRO:HG2	1.94	0.49
3:C:195:LYS:O	3:C:195:LYS:HG3	2.13	0.49
3:C:63:TYR:HD1	3:C:64:ASP:N	2.10	0.49
3:C:90:PRO:HD2	3:C:120:TRP:HZ3	1.73	0.49
1:D:227:PHE:C	1:D:227:PHE:HD1	2.15	0.49
1:D:408:HIS:HB3	1:D:412:CYS:HG	1.76	0.49
1:D:419:ILE:HD11	1:D:420:ILE:HG23	1.94	0.49
4:E:191:LYS:HB3	4:E:193:ASN:HD21	1.76	0.49
4:E:1:ASN:C	4:E:3:GLU:H	2.14	0.49
4:E:146:ARG:HD2	4:E:205:PHE:CD2	2.47	0.49
1:A:376:ILE:O	1:A:379:VAL:HB	2.13	0.49
1:D:65:LEU:HB3	1:D:110:LEU:CD1	2.42	0.49
4:E:131:VAL:HG12	4:E:131:VAL:O	2.12	0.49

Continued on next page...

Continued from previous page...

Atom-1	Atom-2	Interatomic distance (Å)	Clash overlap (Å)
1:A:301:ARG:HG3	1:A:301:ARG:O	2.11	0.49
1:A:35:LEU:HD13	1:A:203:TYR:CZ	2.47	0.49
2:B:308:SER:HB2	2:B:312:HIS:H	1.76	0.49
2:B:444:ILE:CG2	2:B:445:THR:N	2.75	0.49
3:C:33:ILE:HD12	3:C:158:ILE:CD1	2.42	0.49
3:C:39:LEU:HD21	3:C:180:ASP:OD1	2.12	0.49
3:C:149:THR:HB	3:C:214:ASP:HA	1.94	0.49
3:C:275:SER:O	3:C:278:LEU:HB3	2.12	0.49
3:C:3:GLU:O	3:C:3:GLU:CG	2.59	0.49
1:D:201:ILE:CG2	1:D:203:TYR:CE1	2.93	0.49
1:D:214:PHE:HA	1:D:217:ASN:OD1	2.12	0.49
4:E:173:ASP:H	4:E:174:PRO:HD2	1.77	0.49
4:E:172:ILE:HG23	4:E:175:GLU:H	1.77	0.49
4:E:90:VAL:HG13	4:E:95:VAL:HB	1.94	0.49
1:D:65:LEU:HB3	1:D:110:LEU:HD11	1.94	0.49
1:A:160:PRO:CG	1:A:185:LYS:NZ	2.74	0.49
4:E:471:LEU:HD12	4:E:471:LEU:O	2.13	0.49
1:A:94:ASN:O	1:A:127:TYR:HD2	1.96	0.49
1:A:304:SER:OG	1:A:400:LYS:NZ	2.44	0.49
1:A:38:ILE:H	1:A:38:ILE:HD12	1.76	0.49
3:C:113:ARG:HB2	3:C:117:TYR:O	2.13	0.49
3:C:181:PRO:HA	3:C:184:PHE:CB	2.43	0.49
3:C:180:ASP:HB2	3:C:195:LYS:HD3	1.95	0.49
3:C:268:ALA:O	3:C:272:LEU:HG	2.13	0.49
3:C:459:PHE:O	3:C:463:PRO:HG3	2.13	0.49
3:C:4:GLU:HA	3:C:72:SER:OG	2.11	0.49
1:D:89:ASP:HB2	1:D:149:TRP:HD1	1.75	0.49
4:E:75:ASP:O	4:E:110:TYR:CD1	2.65	0.49
4:E:172:ILE:HG23	4:E:174:PRO:CD	2.43	0.49
4:E:270:GLN:C	4:E:273:PRO:CD	2.81	0.49
4:E:40:ILE:HB	4:E:50:THR:HB	1.95	0.49
1:D:65:LEU:HD23	1:D:110:LEU:HD13	1.94	0.49
1:A:67:TRP:CG	1:A:71:ASP:CB	2.90	0.49
3:C:289:GLY:CA	3:C:293:MET:HE1	2.43	0.49
4:E:83:LEU:CD2	4:E:83:LEU:N	2.76	0.49
1:A:60:TRP:HH2	1:A:118:TRP:HE3	1.61	0.49
1:A:285:VAL:CG1	1:A:286:ILE:HG13	2.42	0.49
1:A:397:GLU:HA	1:A:400:LYS:CD	2.42	0.49
1:A:45:GLU:OE2	1:A:135:PHE:HB2	2.11	0.49
3:C:141:TRP:HB2	3:C:221:ILE:O	2.11	0.49
1:D:283:ILE:N	1:D:286:ILE:HD12	2.27	0.49

Continued on next page...

Continued from previous page...

Atom-1	Atom-2	Interatomic distance (Å)	Clash overlap (Å)
3:C:234:THR:N	3:C:235:PRO:CD	2.75	0.49
1:A:166:ASP:HB3	1:A:178:MET:CE	2.43	0.49
1:A:303:PRO:CB	1:A:400:LYS:HD3	2.31	0.49
1:A:82:SER:O	1:A:84:ASP:N	2.46	0.49
2:B:97:ASP:N	2:B:125:ARG:O	2.45	0.49
2:B:247:GLU:C	2:B:249:MET:N	2.65	0.49
2:B:46:LYS:HD2	2:B:278:PRO:HD3	1.93	0.49
2:B:440:LEU:CA	2:B:443:PHE:HB3	2.43	0.49
3:C:110:VAL:HG13	3:C:120:TRP:CA	2.42	0.49
2:B:251:LEU:CD1	3:C:261:ILE:HG21	2.40	0.49
3:C:302:VAL:O	3:C:306:CYS:N	2.46	0.49
3:C:67:LEU:O	3:C:67:LEU:HD13	2.13	0.49
1:D:51:GLU:HA	1:D:124:PHE:O	2.12	0.49
1:D:187:TRP:CZ2	1:D:196:THR:HG23	2.48	0.49
1:D:296:ILE:HG22	1:D:299:HIS:ND1	2.27	0.49
1:D:38:ILE:O	1:D:169:THR:CG2	2.61	0.49
4:E:30:VAL:O	4:E:157:LEU:HA	2.13	0.49
4:E:287:ILE:O	4:E:291:PHE:CD2	2.66	0.49
2:B:416:GLU:OE2	3:C:433:ILE:CG2	2.60	0.49
1:A:75:ILE:O	1:A:76:LYS:C	2.51	0.49
1:A:151:TYR:CB	1:A:156:VAL:CG1	2.91	0.49
1:A:221:PRO:CB	1:A:224:LEU:HD23	2.42	0.49
1:A:252:SER:O	1:A:256:PHE:CG	2.63	0.49
1:A:305:THR:O	1:A:306:HIS:CG	2.65	0.49
1:A:56:LEU:HD23	1:A:57:ARG:H	1.76	0.49
3:C:33:ILE:O	3:C:159:SER:O	2.29	0.49
1:D:229:THR:O	1:D:233:PHE:CD2	2.65	0.49
1:D:291:VAL:O	1:D:295:VAL:HG22	2.13	0.49
1:D:89:ASP:O	1:D:149:TRP:CB	2.55	0.49
1:D:78:ILE:CD1	1:D:110:LEU:CB	2.86	0.49
2:B:10:VAL:CG1	2:B:11:LEU:CD2	2.91	0.49
2:B:286:PHE:HD1	2:B:290:LEU:CD1	2.26	0.49
2:B:286:PHE:HA	2:B:289:ILE:HG12	1.93	0.49
1:A:212:LEU:C	1:A:215:VAL:HG23	2.33	0.49
1:A:91:VAL:HB	1:A:149:TRP:HB2	1.95	0.49
1:A:262:GLU:CG	4:E:271:LYS:HZ1	2.25	0.49
2:B:45:GLU:HB2	2:B:134:TYR:CD2	2.48	0.49
2:B:274:SER:O	2:B:276:SER:N	2.46	0.49
2:B:53:SER:HA	2:B:122:ALA:O	2.13	0.49
3:C:242:LEU:HD21	3:C:263:VAL:CG1	2.43	0.49
1:D:130:ILE:H	1:D:130:ILE:HD13	1.77	0.49

Continued on next page...

Continued from previous page...

Atom-1	Atom-2	Interatomic distance (Å)	Clash overlap (Å)
1:D:89:ASP:CG	1:D:149:TRP:CD1	2.87	0.49
1:D:242:LYS:HB2	1:D:245:LEU:HD12	1.94	0.49
4:E:103:TYR:CD2	4:E:104:TYR:HD1	2.30	0.49
4:E:188:ARG:NH2	4:E:210:PHE:CE2	2.80	0.49
4:E:273:PRO:CG	4:E:274:GLU:H	2.24	0.49
4:E:273:PRO:CG	4:E:274:GLU:N	2.76	0.49
2:B:281:ILE:N	2:B:281:ILE:CD1	2.75	0.49
2:B:286:PHE:HD1	2:B:290:LEU:HD12	1.78	0.49
1:A:150:THR:HG23	1:A:151:TYR:CE1	2.47	0.49
1:A:249:VAL:HG13	1:A:253:LEU:CD2	2.42	0.49
1:A:262:GLU:C	1:A:265:PRO:CD	2.81	0.49
1:A:398:GLU:C	1:A:400:LYS:H	2.16	0.49
1:A:46:VAL:HG23	1:A:271:VAL:HA	1.94	0.49
2:B:465:ASP:C	2:B:467:PRO:HD2	2.33	0.49
2:B:38:THR:HG22	2:B:55:PHE:CE1	2.45	0.49
3:C:12:LEU:CD1	3:C:16:LYS:HE3	2.43	0.49
3:C:180:ASP:HB3	3:C:219:LEU:HD13	1.95	0.49
4:E:195:ASN:HB3	4:E:204:ASP:CA	2.42	0.49
4:E:6:LEU:CD2	4:E:67:ASN:OD1	2.60	0.49
3:C:427:ASN:CA	3:C:430:VAL:HG23	2.39	0.49
1:A:223:LEU:HA	1:A:226:SER:OG	2.13	0.48
1:A:136:PRO:CG	1:A:274:ILE:HG23	2.39	0.48
1:A:243:MET:HB3	1:A:306:HIS:ND1	2.28	0.48
1:A:137:PHE:CD1	1:A:435:GLN:CD	2.87	0.48
1:A:48:GLN:CB	1:A:130:ILE:HG23	2.43	0.48
1:A:31:ILE:HA	1:A:59:GLN:O	2.13	0.48
2:B:186:TRP:HB3	2:B:215:ARG:CB	2.43	0.48
2:B:235:ALA:HB1	2:B:239:PHE:CZ	2.47	0.48
3:C:12:LEU:O	3:C:13:ILE:C	2.51	0.48
3:C:37:LEU:O	3:C:178:ILE:HG21	2.12	0.48
1:D:230:VAL:HA	1:D:233:PHE:HD2	1.78	0.48
1:D:405:VAL:O	1:D:405:VAL:HG12	2.12	0.48
4:E:200:LYS:O	4:E:200:LYS:HG3	2.12	0.48
4:E:228:PRO:O	4:E:232:ILE:N	2.38	0.48
4:E:76:LEU:HD23	4:E:77:VAL:N	2.27	0.48
4:E:85:TRP:CZ2	4:E:155:VAL:HG22	2.48	0.48
1:D:19:ILE:HG22	1:D:20:ARG:N	2.28	0.48
2:B:10:VAL:CG1	2:B:11:LEU:N	2.76	0.48
1:D:137:PHE:CB	1:D:435:GLN:HG3	2.41	0.48
1:A:67:TRP:HB3	1:A:71:ASP:HB3	1.94	0.48
1:A:187:TRP:CZ2	1:A:196:THR:CG2	2.73	0.48

Continued on next page...

Continued from previous page...

Atom-1	Atom-2	Interatomic distance (Å)	Clash overlap (Å)
1:A:177:VAL:HG12	1:A:208:GLN:O	2.13	0.48
1:A:227:PHE:HZ	2:B:303:ASN:HD22	1.62	0.48
2:B:62:ASP:C	2:B:64:ARG:N	2.67	0.48
3:C:110:VAL:HG22	3:C:120:TRP:CD1	2.48	0.48
3:C:188:GLY:CA	3:C:190:TRP:CZ3	2.96	0.48
3:C:143:ASN:OD1	3:C:220:ILE:CG2	2.61	0.48
3:C:190:TRP:HA	3:C:223:ARG:CB	2.44	0.48
1:D:167:LEU:N	1:D:167:LEU:HD12	2.28	0.48
1:D:266:SER:O	1:D:270:ALA:HB2	2.12	0.48
1:D:33:VAL:HG13	1:D:201:ILE:HD12	1.94	0.48
1:D:305:THR:OG1	1:D:401:TYR:HD2	1.95	0.48
4:E:109:VAL:HG22	4:E:115:MET:HE3	1.95	0.48
4:E:145:PHE:CD1	4:E:208:ILE:HB	2.48	0.48
1:A:376:ILE:HG23	1:A:380:LYS:HE2	1.94	0.48
1:D:75:ILE:O	1:D:76:LYS:C	2.50	0.48
2:B:430:TYR:CD1	2:B:430:TYR:O	2.66	0.48
1:A:166:ASP:N	1:A:181:TYR:CD1	2.81	0.48
1:A:432:GLU:HG3	1:A:436:GLU:CD	2.34	0.48
1:A:93:TYR:HD1	1:A:93:TYR:N	2.11	0.48
2:B:160:HIS:NE2	2:B:207:VAL:CG1	2.57	0.48
2:B:258:ALA:HB2	3:C:265:LEU:CG	2.43	0.48
3:C:148:PHE:O	3:C:215:VAL:HG22	2.13	0.48
1:D:89:ASP:CG	1:D:149:TRP:HB3	2.33	0.48
4:E:103:TYR:CB	4:E:104:TYR:HD1	2.25	0.48
4:E:269:ALA:O	4:E:273:PRO:CG	2.62	0.48
4:E:436:ASN:CA	4:E:439:TRP:HE1	2.15	0.48
3:C:204:ASP:OD1	3:C:205:LYS:CE	2.62	0.48
1:A:76:LYS:HE3	1:A:112:TYR:CZ	2.48	0.48
1:A:396:ALA:O	1:A:399:TRP:HB2	2.13	0.48
1:A:130:ILE:O	1:A:134:HIS:HB2	2.13	0.48
1:A:242:LYS:HA	1:A:243:MET:HE2	1.95	0.48
2:B:147:LYS:HB2	2:B:206:ASP:HA	1.94	0.48
2:B:256:LEU:CD1	2:B:302:LEU:HD22	2.43	0.48
2:B:312:HIS:O	2:B:312:HIS:CG	2.63	0.48
3:C:11:LEU:C	3:C:13:ILE:N	2.65	0.48
3:C:9:ASN:C	3:C:12:LEU:HG	2.32	0.48
3:C:469:THR:O	3:C:473:PHE:CB	2.58	0.48
1:D:186:HIS:ND1	1:D:187:TRP:N	2.57	0.48
1:D:187:TRP:CH2	1:D:189:TYR:CG	3.02	0.48
4:E:59:TRP:CE3	4:E:115:MET:HB2	2.48	0.48
4:E:207:GLU:C	4:E:208:ILE:HG13	2.32	0.48

Continued on next page...

Continued from previous page...

Atom-1	Atom-2	Interatomic distance (Å)	Clash overlap (Å)
4:E:91:LEU:H	4:E:95:VAL:CB	2.25	0.48
1:D:385:HIS:O	1:D:389:ASP:OD1	2.31	0.48
2:B:15:TYR:HD1	2:B:15:TYR:O	1.92	0.48
1:A:1:SER:H2	1:A:4:GLU:HB2	1.73	0.48
3:C:98:ASN:C	3:C:100:GLY:H	2.17	0.48
1:A:296:ILE:HD13	1:A:296:ILE:N	2.27	0.48
1:A:50:VAL:CG1	1:A:52:THR:CG2	2.91	0.48
2:B:234:LEU:HA	2:B:237:LEU:HB2	1.96	0.48
2:B:256:LEU:HD22	2:B:298:SER:CB	2.43	0.48
2:B:26:GLY:O	2:B:28:LYS:CE	2.59	0.48
3:C:132:ILE:HG22	3:C:133:ASN:N	2.28	0.48
3:C:30:VAL:HG11	3:C:159:SER:HB3	1.93	0.48
3:C:455:ARG:CD	3:C:455:ARG:H	2.23	0.48
3:C:462:THR:O	3:C:466:VAL:CG2	2.61	0.48
3:C:8:ILE:HD11	3:C:69:TRP:CZ3	2.46	0.48
1:D:49:ILE:HG21	1:D:125:LYS:CE	2.43	0.48
1:D:26:THR:CG2	1:D:27:HIS:H	2.20	0.48
1:D:36:GLN:N	1:D:54:VAL:HG12	2.29	0.48
4:E:228:PRO:O	4:E:231:LEU:HD23	2.13	0.48
4:E:232:ILE:O	4:E:236:VAL:HG22	2.14	0.48
4:E:31:THR:N	4:E:58:GLN:O	2.38	0.48
2:B:129:THR:O	2:B:129:THR:CG2	2.57	0.48
2:B:28:LYS:CB	2:B:156:VAL:N	2.76	0.48
3:C:106:TYR:O	3:C:106:TYR:CD1	2.56	0.48
3:C:241:PHE:C	3:C:241:PHE:HD1	2.17	0.48
3:C:241:PHE:CD1	3:C:242:LEU:N	2.82	0.48
3:C:449:VAL:CG1	3:C:452:THR:HG21	2.42	0.48
3:C:471:PHE:O	3:C:474:VAL:N	2.47	0.48
1:D:407:ASP:OD1	1:D:408:HIS:N	2.47	0.48
4:E:151:ASN:HA	4:E:205:PHE:CD1	2.48	0.48
4:E:265:LEU:C	4:E:268:ILE:HG23	2.34	0.48
4:E:30:VAL:O	4:E:158:GLN:CG	2.60	0.48
1:D:7:LEU:HD11	1:D:70:ALA:HB1	1.90	0.48
3:C:204:ASP:OD1	3:C:205:LYS:CD	2.61	0.48
1:A:186:HIS:ND1	1:A:187:TRP:O	2.46	0.48
1:A:397:GLU:HA	1:A:400:LYS:HG3	1.96	0.48
1:A:233:PHE:HE2	1:A:413:VAL:HB	1.78	0.48
1:A:46:VAL:N	1:A:272:PRO:HD3	2.29	0.48
2:B:235:ALA:O	2:B:239:PHE:CG	2.67	0.48
3:C:132:ILE:HA	3:C:136:TYR:CG	2.48	0.48
3:C:132:ILE:C	3:C:136:TYR:HB2	2.34	0.48

Continued on next page...

Continued from previous page...

Atom-1	Atom-2	Interatomic distance (Å)	Clash overlap (Å)
3:C:180:ASP:OD2	3:C:219:LEU:CD2	2.61	0.48
3:C:224:LYS:HZ3	3:C:291:TYR:HE2	1.62	0.48
3:C:305:ASN:HA	3:C:308:ILE:CB	2.35	0.48
3:C:7:LEU:HD23	3:C:10:ASP:CB	2.37	0.48
1:D:222:CYS:SG	1:D:225:PHE:CE1	3.05	0.48
1:D:259:VAL:CG1	1:D:262:GLU:OE1	2.55	0.48
1:D:413:VAL:O	1:D:417:ILE:N	2.45	0.48
4:E:272:VAL:O	4:E:272:VAL:HG22	2.12	0.48
3:C:431:LYS:C	3:C:434:LYS:HB3	2.33	0.48
1:D:154:THR:O	1:D:155:LYS:HD3	2.14	0.48
3:C:227:PHE:HA	3:C:230:ILE:HG23	1.94	0.48
1:A:422:THR:C	1:A:425:VAL:HG12	2.33	0.48
3:C:140:ASP:OD1	3:C:140:ASP:N	2.39	0.48
1:A:243:MET:HG3	1:A:306:HIS:ND1	2.28	0.48
1:A:50:VAL:HG12	1:A:51:GLU:N	2.29	0.48
1:A:85:VAL:O	1:A:87:LEU:HD13	2.14	0.48
2:B:211:LEU:HB3	2:B:213:ILE:CG2	2.43	0.48
2:B:241:LEU:HD12	3:C:314:PHE:CD1	2.49	0.48
2:B:255:ALA:O	2:B:259:LEU:N	2.34	0.48
2:B:261:VAL:CG1	2:B:262:PHE:N	2.76	0.48
3:C:35:LEU:CD2	3:C:37:LEU:HG	2.44	0.48
3:C:465:MET:O	3:C:469:THR:HB	2.14	0.48
1:D:130:ILE:CA	1:D:134:HIS:HB2	2.43	0.48
1:D:293:VAL:O	1:D:297:ASN:CB	2.61	0.48
1:D:41:ILE:HG21	4:E:96:ASP:OD2	2.14	0.48
1:D:37:LEU:CD1	1:D:54:VAL:HG22	2.43	0.48
1:D:238:ASP:CB	4:E:308:LEU:CD2	2.84	0.48
4:E:58:GLN:CA	4:E:59:TRP:HE3	2.27	0.48
4:E:6:LEU:CD1	4:E:67:ASN:CG	2.82	0.48
3:C:425:SER:O	3:C:429:ILE:CG2	2.61	0.48
3:C:429:ILE:HG13	3:C:430:VAL:HG22	1.96	0.48
1:D:3:HIS:O	1:D:7:LEU:N	2.45	0.48
4:E:100:GLU:CD	4:E:122:ILE:HG12	2.34	0.48
4:E:79:ILE:HG12	4:E:80:PRO:HD2	1.95	0.48
1:A:133:THR:C	1:A:136:PRO:CD	2.82	0.48
1:A:230:VAL:HA	1:A:233:PHE:CD1	2.49	0.48
1:A:229:THR:C	1:A:232:VAL:HB	2.34	0.48
1:A:305:THR:O	1:A:306:HIS:CB	2.61	0.48
1:A:58:GLN:HE21	1:A:90:LEU:HD21	1.78	0.48
2:B:55:PHE:HA	2:B:121:SER:HA	1.96	0.48
2:B:31:VAL:HG12	2:B:158:LEU:HD23	1.92	0.48

Continued on next page...

Continued from previous page...

Atom-1	Atom-2	Interatomic distance (Å)	Clash overlap (Å)
2:B:448:SER:HB3	2:B:452:PHE:CZ	2.49	0.48
3:C:139:PHE:O	3:C:222:ARG:HG2	2.14	0.48
1:D:187:TRP:CZ2	1:D:196:THR:HA	2.42	0.48
1:D:141:ASN:HB3	1:D:206:ILE:CG1	2.44	0.48
1:D:236:PRO:HD3	1:D:299:HIS:CE1	2.49	0.48
4:E:123:TYR:N	4:E:123:TYR:CD1	2.81	0.48
4:E:44:GLU:OE2	4:E:133:TYR:HB3	2.13	0.48
4:E:304:LEU:HA	4:E:307:SER:OG	2.14	0.48
1:D:17:LYS:HG2	1:D:84:ASP:C	2.34	0.48
2:B:415:LEU:C	2:B:415:LEU:CD1	2.82	0.48
3:C:135:LEU:HD22	3:C:135:LEU:N	2.29	0.48
1:A:167:LEU:HD12	1:A:178:MET:HB2	0.59	0.48
2:B:197:TRP:CB	2:B:204:TYR:HD1	2.27	0.48
2:B:21:PRO:HB2	2:B:29:VAL:HG11	1.96	0.48
3:C:50:GLU:HA	3:C:132:ILE:CD1	2.43	0.48
3:C:191:GLU:HG2	3:C:222:ARG:O	2.14	0.48
1:D:189:TYR:HA	1:D:197:PRO:CG	2.44	0.48
1:D:229:THR:HA	1:D:232:VAL:HG21	1.92	0.48
4:E:436:ASN:CA	4:E:439:TRP:NE1	2.72	0.48
4:E:58:GLN:C	4:E:59:TRP:HE3	2.17	0.48
4:E:94:ASN:HA	4:E:126:THR:H	1.78	0.48
2:B:10:VAL:HG13	2:B:11:LEU:N	2.28	0.48
2:B:6:THR:O	2:B:9:SER:OG	2.27	0.48
1:D:106:THR:CG2	1:D:107:LYS:HE2	2.43	0.48
1:A:108:LEU:HD21	1:A:118:TRP:CD1	2.49	0.47
1:A:267:THR:O	1:A:271:VAL:HG22	2.15	0.47
1:A:413:VAL:HA	1:A:416:LEU:HB3	1.95	0.47
2:B:232:SER:HA	2:B:235:ALA:CB	2.42	0.47
2:B:82:SER:C	2:B:84:ASP:H	2.17	0.47
3:C:39:LEU:CD2	3:C:180:ASP:OD1	2.62	0.47
2:B:258:ALA:HB2	3:C:265:LEU:HD22	1.84	0.47
3:C:274:THR:CG2	3:C:275:SER:N	2.76	0.47
3:C:476:GLY:O	3:C:480:ARG:CG	2.62	0.47
1:D:135:PHE:O	1:D:210:ILE:CD1	2.62	0.47
1:D:56:LEU:HB2	1:D:120:PRO:HG3	1.94	0.47
4:E:262:THR:HG23	4:E:265:LEU:HD12	1.96	0.47
4:E:59:TRP:N	4:E:59:TRP:HE3	2.12	0.47
1:D:102:ILE:CG1	4:E:98:GLN:HE21	2.12	0.47
2:B:11:LEU:H	2:B:11:LEU:CD2	2.27	0.47
1:D:159:SER:HB3	1:D:160:PRO:HD2	1.96	0.47
1:A:148:ILE:CD1	1:A:156:VAL:HG22	2.44	0.47

Continued on next page...

Continued from previous page...

Atom-1	Atom-2	Interatomic distance (Å)	Clash overlap (Å)
1:A:44:ASP:O	1:A:48:GLN:N	2.47	0.47
2:B:241:LEU:HG	2:B:248:LYS:HE2	1.96	0.47
3:C:185:THR:HG22	3:C:187:ASN:H	1.78	0.47
3:C:479:ASN:C	3:C:479:ASN:ND2	2.67	0.47
3:C:48:THR:OG1	3:C:285:VAL:CA	2.62	0.47
3:C:77:ILE:O	3:C:77:ILE:CG1	2.54	0.47
1:D:252:SER:HB2	4:E:259:LEU:CD1	2.43	0.47
1:D:256:PHE:O	1:D:260:ILE:HG13	2.14	0.47
1:D:299:HIS:O	1:D:306:HIS:O	2.33	0.47
1:D:416:LEU:O	1:D:420:ILE:HG23	2.14	0.47
1:D:92:LEU:CD2	1:D:124:PHE:CZ	2.95	0.47
4:E:183:TRP:HA	4:E:216:ARG:HG2	1.95	0.47
4:E:219:LEU:HB3	4:E:222:ILE:HB	1.95	0.47
4:E:238:LEU:C	4:E:242:LEU:HB3	2.34	0.47
4:E:246:ALA:HA	4:E:250:LYS:NZ	2.29	0.47
1:D:395:ALA:O	1:D:399:TRP:CG	2.67	0.47
1:A:155:LYS:HE2	4:E:76:LEU:HD13	1.95	0.47
1:A:227:PHE:HZ	2:B:303:ASN:ND2	2.12	0.47
1:A:244:THR:HG23	1:A:245:LEU:N	2.29	0.47
1:A:247:ILE:HG13	4:E:253:LEU:HD12	1.96	0.47
1:A:43:VAL:HG12	1:A:44:ASP:N	2.29	0.47
2:B:184:GLY:C	2:B:186:TRP:H	2.17	0.47
2:B:261:VAL:CG1	2:B:262:PHE:HD1	2.19	0.47
2:B:135:PHE:CA	2:B:279:ILE:HD13	2.44	0.47
3:C:111:LEU:CB	3:C:119:THR:OG1	2.55	0.47
3:C:154:ASN:CB	3:C:211:ASN:HB3	2.23	0.47
3:C:264:LEU:HA	3:C:267:GLN:HG3	1.96	0.47
3:C:69:TRP:HD1	3:C:114:PRO:O	1.97	0.47
4:E:279:VAL:HB	4:E:280:PRO:CD	2.44	0.47
4:E:20:PRO:CB	4:E:61:ASP:CG	2.78	0.47
2:B:453:SER:O	2:B:457:ASP:OD1	2.31	0.47
1:A:2:GLU:O	1:A:7:LEU:HD11	2.14	0.47
1:A:130:ILE:HD13	1:A:130:ILE:N	2.29	0.47
1:A:187:TRP:NE1	1:A:196:THR:HG22	2.28	0.47
1:A:229:THR:O	1:A:233:PHE:CE1	2.67	0.47
1:A:284:PHE:N	1:A:284:PHE:CD1	2.82	0.47
1:A:250:LEU:HD13	1:A:296:ILE:HG21	1.95	0.47
2:B:130:ILE:O	2:B:131:LYS:O	2.32	0.47
2:B:89:ASP:OD2	2:B:150:THR:N	2.47	0.47
2:B:261:VAL:HG12	2:B:262:PHE:N	2.29	0.47
2:B:253:ILE:CG1	2:B:302:LEU:HD11	2.41	0.47

Continued on next page...

Continued from previous page...

Atom-1	Atom-2	Interatomic distance (Å)	Clash overlap (Å)
2:B:438:LEU:HD23	2:B:441:TYR:HB3	1.94	0.47
2:B:466:ASN:C	2:B:468:PHE:H	2.18	0.47
3:C:141:TRP:CE2	3:C:223:ARG:O	2.67	0.47
3:C:275:SER:O	3:C:279:PRO:CD	2.59	0.47
3:C:7:LEU:O	3:C:10:ASP:N	2.48	0.47
1:D:135:PHE:CE1	1:D:273:LEU:CB	2.97	0.47
4:E:19:LYS:HZ3	4:E:154:GLU:HB2	1.73	0.47
4:E:22:LYS:HE2	4:E:26:HIS:HB3	1.97	0.47
4:E:434:SER:HA	4:E:437:GLU:HG2	1.96	0.47
2:B:421:PHE:HA	2:B:424:LEU:HD12	1.96	0.47
1:D:32:THR:O	1:D:58:GLN:HA	2.13	0.47
1:A:27:HIS:O	1:A:28:PHE:CB	2.61	0.47
1:A:129:GLU:HG2	1:A:130:ILE:N	2.29	0.47
1:A:31:ILE:HG23	1:A:60:TRP:HE3	1.78	0.47
2:B:16:ASN:OD1	2:B:18:LYS:CD	2.63	0.47
2:B:144:MET:O	2:B:209:PHE:CD2	2.68	0.47
3:C:106:TYR:CE1	3:C:107:PHE:HE1	2.32	0.47
3:C:199:LYS:HZ2	3:C:199:LYS:C	2.15	0.47
1:D:233:PHE:CD1	1:D:409:ILE:HD12	2.45	0.47
1:D:287:SER:HA	1:D:290:ILE:HD11	1.93	0.47
1:D:36:GLN:O	1:D:54:VAL:HA	2.14	0.47
1:D:40:LEU:HD22	1:D:52:THR:CB	2.44	0.47
1:D:44:ASP:OD1	1:D:46:VAL:HG23	2.15	0.47
4:E:103:TYR:HD2	4:E:104:TYR:CD1	2.32	0.47
4:E:128:PRO:O	4:E:129:ILE:CG1	2.60	0.47
4:E:162:GLU:HB3	4:E:191:LYS:HD3	1.96	0.47
4:E:174:PRO:HD3	4:E:185:ILE:CG2	2.45	0.47
4:E:310:THR:CB	4:E:313:THR:HG22	2.45	0.47
1:D:101:ALA:O	1:D:102:ILE:CB	2.62	0.47
2:B:9:SER:HA	2:B:12:PHE:HD1	1.71	0.47
1:D:3:HIS:HB3	1:D:7:LEU:CD2	2.44	0.47
1:A:2:GLU:O	1:A:2:GLU:CG	2.61	0.47
1:A:207:MET:O	1:A:207:MET:CE	2.63	0.47
1:A:229:THR:HA	1:A:232:VAL:CG2	2.44	0.47
1:A:298:THR:CA	1:A:301:ARG:HB3	2.36	0.47
2:B:108:VAL:CG1	2:B:118:TRP:HB2	2.40	0.47
2:B:299:VAL:O	2:B:302:LEU:HB3	2.14	0.47
2:B:92:LEU:H	2:B:96:ASN:HB3	1.73	0.47
3:C:192:ILE:CD1	3:C:221:ILE:HG21	2.44	0.47
3:C:77:ILE:HD11	3:C:80:LEU:CB	2.44	0.47
1:D:135:PHE:O	1:D:210:ILE:CG1	2.63	0.47

Continued on next page...

Continued from previous page...

Atom-1	Atom-2	Interatomic distance (Å)	Clash overlap (Å)
1:D:178:MET:HA	1:D:207:MET:HB3	1.94	0.47
4:E:59:TRP:CH2	4:E:115:MET:HB3	2.48	0.47
2:B:112:HIS:CG	2:B:113:THR:N	2.83	0.47
4:E:88:ASP:CG	4:E:88:ASP:O	2.52	0.47
4:E:17:ARG:CD	4:E:17:ARG:H	2.27	0.47
2:B:118:TRP:C	2:B:119:HIS:HD2	2.18	0.47
2:B:131:LYS:CG	2:B:132:VAL:H	2.25	0.47
2:B:136:PRO:HG2	2:B:139:TRP:N	2.29	0.47
1:D:221:PRO:O	1:D:225:PHE:HB3	2.15	0.47
4:E:240:TYR:C	4:E:450:CYS:SG	2.93	0.47
4:E:78:ARG:NH1	4:E:108:LEU:HD13	2.29	0.47
1:A:255:VAL:HA	1:A:258:LEU:HD12	1.96	0.47
1:A:301:ARG:HH22	1:A:406:ILE:HD11	1.80	0.47
2:B:101:GLU:CD	2:B:123:ILE:CG2	2.82	0.47
2:B:144:MET:CE	2:B:191:LYS:CE	2.85	0.47
2:B:220:TYR:CB	2:B:223:TYR:CE2	2.97	0.47
2:B:271:PRO:O	2:B:275:LEU:CD2	2.63	0.47
2:B:88:PRO:C	2:B:90:ILE:N	2.68	0.47
3:C:480:ARG:H	3:C:481:PRO:HD2	1.78	0.47
3:C:63:TYR:CZ	3:C:115:ASN:O	2.68	0.47
1:D:268:SER:OG	1:D:273:LEU:HD21	2.15	0.47
1:D:45:GLU:OE2	1:D:135:PHE:CD2	2.68	0.47
4:E:219:LEU:CB	4:E:222:ILE:HB	2.45	0.47
4:E:240:TYR:O	4:E:243:PRO:CG	2.62	0.47
3:C:427:ASN:O	3:C:431:LYS:HG3	2.15	0.47
1:A:137:PHE:CD2	1:A:435:GLN:NE2	2.82	0.47
1:A:244:THR:O	1:A:247:ILE:CB	2.63	0.47
1:A:391:GLU:O	1:A:394:ASN:OD1	2.33	0.47
2:B:227:PRO:O	2:B:228:CYS:C	2.51	0.47
2:B:241:LEU:CD2	2:B:248:LYS:HE2	2.45	0.47
2:B:298:SER:C	2:B:301:VAL:HG22	2.35	0.47
2:B:93:MET:HB2	2:B:145:VAL:HG23	1.96	0.47
3:C:153:TYR:CB	3:C:158:ILE:HB	2.39	0.47
3:C:17:TYR:CD1	3:C:18:ASN:N	2.83	0.47
1:D:227:PHE:HE1	1:D:231:LEU:HD21	1.80	0.47
1:D:420:ILE:HA	1:D:423:VAL:HB	1.96	0.47
4:E:133:TYR:C	4:E:135:PRO:HD2	2.34	0.47
4:E:162:GLU:OE1	4:E:191:LYS:HG3	2.15	0.47
4:E:22:LYS:CG	4:E:23:THR:N	2.78	0.47
2:B:409:LYS:HD3	3:C:426:THR:CB	2.44	0.47
3:C:59:ASP:HA	3:C:121:LEU:CB	2.44	0.47

Continued on next page...

Continued from previous page...

Atom-1	Atom-2	Interatomic distance (Å)	Clash overlap (Å)
1:A:51:GLU:HA	1:A:124:PHE:O	2.15	0.47
1:A:46:VAL:HA	1:A:272:PRO:HD3	1.97	0.47
1:A:87:LEU:CD2	1:A:87:LEU:N	2.59	0.47
1:A:252:SER:CB	2:B:257:LEU:HD22	2.43	0.47
1:D:31:ILE:CG2	1:D:158:ILE:HG23	2.37	0.47
4:E:307:SER:O	4:E:314:HIS:O	2.33	0.47
2:B:112:HIS:CD2	2:B:113:THR:HG23	2.49	0.47
1:A:80:LEU:C	1:A:80:LEU:HD12	2.35	0.47
1:A:108:LEU:CD2	1:A:118:TRP:CD1	2.98	0.47
1:A:170:PHE:CE1	1:A:176:TRP:NE1	2.82	0.47
1:A:46:VAL:CA	1:A:272:PRO:HD3	2.44	0.47
1:A:90:LEU:CD1	1:A:100:PHE:CE2	2.82	0.47
2:B:130:ILE:HD12	2:B:134:TYR:HE2	1.78	0.47
2:B:218:LEU:HD13	2:B:221:ILE:CD1	2.43	0.47
2:B:233:ILE:O	2:B:237:LEU:CB	2.60	0.47
3:C:455:ARG:O	3:C:459:PHE:CD1	2.62	0.47
1:D:217:ASN:O	1:D:221:PRO:CD	2.63	0.47
1:D:302:SER:HB3	1:D:400:LYS:CG	2.45	0.47
1:D:408:HIS:O	1:D:412:CYS:CB	2.63	0.47
1:D:417:ILE:HA	1:D:420:ILE:HG12	1.96	0.47
1:D:92:LEU:HG	1:D:124:PHE:CE1	2.50	0.47
4:E:56:GLU:HB2	4:E:118:LEU:HD11	1.97	0.47
4:E:39:LEU:CD2	4:E:183:TRP:HZ2	2.16	0.47
4:E:61:ASP:OD1	4:E:63:ARG:HB3	2.15	0.47
3:C:429:ILE:O	3:C:433:ILE:HG13	2.15	0.47
2:B:4:GLU:OE2	2:B:70:ALA:HB3	2.14	0.47
1:A:28:PHE:CD1	1:A:154:THR:HA	2.50	0.47
1:A:129:GLU:CD	1:A:140:GLN:HG2	2.36	0.46
1:A:171:MET:HG2	1:A:173:SER:H	1.79	0.46
1:A:171:MET:HG2	1:A:173:SER:N	2.30	0.46
1:A:249:VAL:CG1	1:A:253:LEU:HD23	2.44	0.46
1:A:47:ASN:O	1:A:48:GLN:HG2	2.14	0.46
2:B:147:LYS:CG	2:B:148:SER:H	2.26	0.46
2:B:86:TRP:HD1	2:B:151:TYR:CZ	2.33	0.46
2:B:226:VAL:HB	2:B:230:LEU:CG	2.45	0.46
1:A:245:LEU:HD11	2:B:250:SER:O	2.15	0.46
2:B:82:SER:OG	2:B:108:VAL:HG21	2.15	0.46
2:B:92:LEU:CA	2:B:96:ASN:HB2	2.43	0.46
3:C:114:PRO:HG2	3:C:115:ASN:H	1.80	0.46
3:C:238:LEU:HA	3:C:241:PHE:CD2	2.50	0.46
3:C:279:PRO:HA	3:C:282:ALA:HB2	1.94	0.46

Continued on next page...

Continued from previous page...

Atom-1	Atom-2	Interatomic distance (Å)	Clash overlap (Å)
3:C:58:MET:O	3:C:58:MET:CG	2.57	0.46
4:E:36:LEU:N	4:E:175:GLU:OE2	2.42	0.46
4:E:1:ASN:C	4:E:3:GLU:N	2.68	0.46
4:E:200:LYS:O	4:E:200:LYS:CG	2.63	0.46
4:E:309:ARG:CD	4:E:310:THR:HG23	2.45	0.46
4:E:10:LEU:HD22	4:E:64:LEU:HD21	1.97	0.46
2:B:68:ASP:HA	2:B:72:TYR:HD2	1.79	0.46
2:B:68:ASP:O	2:B:72:TYR:HD2	1.98	0.46
4:E:475:PRO:C	4:E:477:PHE:N	2.68	0.46
3:C:436:LYS:O	3:C:439:TYR:HB2	2.16	0.46
1:A:132:VAL:O	1:A:274:ILE:CA	2.63	0.46
1:A:41:ILE:CG2	1:A:123:ILE:HD11	2.45	0.46
1:A:52:THR:O	1:A:123:ILE:CG1	2.58	0.46
2:B:438:LEU:CA	2:B:441:TYR:HB3	2.29	0.46
3:C:63:TYR:CD1	3:C:116:GLY:HA3	2.50	0.46
3:C:279:PRO:HG2	3:C:280:GLU:N	2.30	0.46
1:D:236:PRO:CB	1:D:299:HIS:HE2	2.21	0.46
1:D:303:PRO:N	1:D:400:LYS:HD2	2.29	0.46
1:D:37:LEU:O	1:D:169:THR:HB	2.14	0.46
1:A:247:ILE:CG1	4:E:253:LEU:HD12	2.44	0.46
1:D:80:LEU:HD22	1:D:110:LEU:CD2	2.44	0.46
1:A:207:MET:H	1:A:207:MET:CE	2.25	0.46
1:A:255:VAL:HG23	4:E:264:PHE:CD1	2.51	0.46
1:A:407:ASP:O	1:A:410:LEU:HB3	2.16	0.46
1:A:417:ILE:CA	1:A:420:ILE:HG12	2.37	0.46
2:B:196:ASN:C	2:B:197:TRP:CG	2.89	0.46
2:B:450:GLY:O	2:B:454:ILE:CG1	2.59	0.46
3:C:22:ARG:NE	3:C:153:TYR:CE2	2.84	0.46
3:C:249:LEU:N	3:C:249:LEU:CD1	2.79	0.46
2:B:241:LEU:CD1	3:C:314:PHE:CE1	2.98	0.46
3:C:37:LEU:O	3:C:178:ILE:CD1	2.63	0.46
1:D:213:TYR:O	1:D:216:VAL:HG23	2.16	0.46
1:D:231:LEU:HD22	1:D:235:LEU:HD21	1.97	0.46
1:D:254:THR:OG1	1:D:258:LEU:CD1	2.63	0.46
1:D:414:PHE:HE1	1:D:418:CYS:HG	1.60	0.46
4:E:136:PHE:O	4:E:138:TRP:CZ2	2.68	0.46
2:B:409:LYS:HZ1	3:C:423:ILE:HG22	1.81	0.46
1:A:45:GLU:HB2	1:A:209:ARG:HH12	1.78	0.46
2:B:136:PRO:CG	2:B:280:ILE:HD11	2.46	0.46
2:B:146:PHE:O	2:B:147:LYS:HB2	2.15	0.46
2:B:187:SER:O	2:B:214:GLN:O	2.33	0.46

Continued on next page...

Continued from previous page...

Atom-1	Atom-2	Interatomic distance (Å)	Clash overlap (Å)
2:B:133:MET:N	2:B:279:ILE:HG23	2.30	0.46
2:B:46:LYS:CD	2:B:275:LEU:O	2.64	0.46
3:C:199:LYS:HZ3	3:C:200:ASN:CA	2.26	0.46
3:C:481:PRO:HA	3:C:484:LYS:NZ	2.31	0.46
1:D:145:LYS:NZ	1:D:200:ASP:OD2	2.43	0.46
4:E:55:ILE:HG23	4:E:119:PRO:HD2	1.96	0.46
4:E:219:LEU:HD23	4:E:221:TYR:CE2	2.51	0.46
1:A:251:LEU:CD1	4:E:260:ALA:CB	2.86	0.46
3:C:233:ILE:C	3:C:235:PRO:HD2	2.36	0.46
3:C:205:LYS:HD3	3:C:205:LYS:H	1.79	0.46
1:D:219:ILE:HD12	1:D:219:ILE:C	2.35	0.46
2:B:100:PHE:HD2	2:B:103:THR:HB	1.78	0.46
2:B:130:ILE:CB	2:B:134:TYR:CD2	2.84	0.46
2:B:144:MET:HB2	2:B:209:PHE:HB2	1.98	0.46
2:B:47:ASN:HB2	2:B:49:GLU:OE1	2.16	0.46
3:C:56:VAL:CG1	3:C:126:PHE:HE2	2.21	0.46
3:C:137:PHE:CD1	3:C:137:PHE:C	2.89	0.46
3:C:137:PHE:CE1	3:C:288:ILE:CG2	2.99	0.46
1:D:53:ASN:CB	1:D:123:ILE:HG12	2.35	0.46
1:D:146:LEU:HD22	1:D:203:TYR:OH	2.16	0.46
1:D:43:VAL:HG21	1:D:50:VAL:HG13	1.96	0.46
4:E:19:LYS:CG	4:E:20:PRO:HD2	2.45	0.46
4:E:20:PRO:HB3	4:E:61:ASP:OD2	2.15	0.46
4:E:453:ILE:HD12	4:E:454:ALA:CA	2.46	0.46
1:A:110:LEU:CD1	1:A:114:GLY:HA2	2.46	0.46
1:A:66:ARG:O	1:A:67:TRP:CE3	2.68	0.46
3:C:204:ASP:H	3:C:207:PRO:CG	2.27	0.46
1:A:147:GLY:HA2	1:A:158:ILE:HD13	1.98	0.46
1:A:281:THR:HG23	1:A:282:MET:N	2.30	0.46
1:A:286:ILE:O	1:A:289:ILE:CB	2.57	0.46
2:B:130:ILE:CB	2:B:134:TYR:CE2	2.99	0.46
2:B:180:PHE:CE1	2:B:181:THR:O	2.68	0.46
2:B:160:HIS:N	2:B:195:LYS:HZ1	2.13	0.46
2:B:185:GLN:C	2:B:216:LYS:HZ2	2.18	0.46
2:B:311:THR:HG22	2:B:312:HIS:N	2.31	0.46
2:B:60:TRP:CG	2:B:61:THR:N	2.83	0.46
3:C:54:THR:O	3:C:126:PHE:CE2	2.68	0.46
1:D:305:THR:OG1	1:D:401:TYR:HB3	2.15	0.46
1:D:413:VAL:HG12	1:D:417:ILE:CG1	2.44	0.46
1:D:92:LEU:HB2	1:D:96:ALA:CA	2.46	0.46
4:E:270:GLN:HA	4:E:273:PRO:HG3	1.98	0.46

Continued on next page...

Continued from previous page...

Atom-1	Atom-2	Interatomic distance (Å)	Clash overlap (Å)
4:E:472:ASN:ND2	4:E:476:GLU:HG3	2.31	0.46
4:E:86:LEU:HD13	4:E:103:TYR:CZ	2.49	0.46
1:A:387:LYS:O	1:A:390:GLU:HG3	2.16	0.46
1:D:21:PRO:HG3	1:D:60:TRP:HZ2	1.78	0.46
1:A:212:LEU:O	1:A:215:VAL:HG23	2.15	0.46
1:A:148:ILE:CG2	1:A:198:TYR:CB	2.88	0.46
1:A:175:GLU:O	1:A:209:ARG:HG3	2.14	0.46
1:A:289:ILE:O	1:A:292:THR:OG1	2.34	0.46
1:A:208:GLN:OE1	1:A:435:GLN:CG	2.63	0.46
1:A:45:GLU:OE1	1:A:209:ARG:HD3	2.15	0.46
2:B:90:ILE:HA	2:B:147:LYS:C	2.36	0.46
2:B:196:ASN:C	2:B:196:ASN:OD1	2.53	0.46
2:B:203:SER:O	2:B:205:GLU:HG2	2.16	0.46
2:B:226:VAL:HG23	2:B:227:PRO:CD	2.46	0.46
2:B:235:ALA:C	2:B:239:PHE:CD2	2.89	0.46
2:B:248:LYS:HE2	2:B:248:LYS:HB2	1.79	0.46
2:B:438:LEU:HA	2:B:441:TYR:CB	2.29	0.46
3:C:137:PHE:H	3:C:138:PRO:CD	2.29	0.46
3:C:241:PHE:CZ	1:D:293:VAL:CG2	2.92	0.46
3:C:296:MET:HE3	3:C:296:MET:HA	1.95	0.46
3:C:452:THR:CG2	3:C:453:ILE:N	2.77	0.46
3:C:4:GLU:HG3	3:C:5:GLU:N	2.31	0.46
1:D:47:ASN:C	1:D:48:GLN:HG2	2.32	0.46
4:E:163:GLU:O	4:E:164:GLY:C	2.53	0.46
4:E:240:TYR:C	4:E:243:PRO:HD2	2.36	0.46
4:E:239:VAL:HA	4:E:242:LEU:CD2	2.45	0.46
4:E:272:VAL:O	4:E:275:THR:HB	2.15	0.46
1:A:20:ARG:HG3	1:A:22:VAL:HG23	1.94	0.46
1:A:221:PRO:CA	1:A:224:LEU:HD23	2.45	0.46
1:A:234:TYR:CE2	1:A:410:LEU:HD11	2.51	0.46
2:B:177:GLN:HA	2:B:180:PHE:CB	2.46	0.46
2:B:211:LEU:HB3	2:B:213:ILE:HG22	1.98	0.46
2:B:253:ILE:CD1	2:B:302:LEU:HD11	2.45	0.46
1:A:242:LYS:HZ3	2:B:312:HIS:CE1	2.34	0.46
2:B:441:TYR:O	2:B:444:ILE:HG22	2.16	0.46
3:C:111:LEU:O	3:C:118:VAL:HG13	2.15	0.46
3:C:447:ASN:O	3:C:449:VAL:CG2	2.33	0.46
1:D:144:MET:O	1:D:203:TYR:HD1	1.93	0.46
4:E:172:ILE:HG22	4:E:175:GLU:HB3	1.98	0.46
4:E:173:ASP:H	4:E:188:ARG:CB	2.29	0.46
4:E:36:LEU:CD2	4:E:51:THR:CG2	2.85	0.46

Continued on next page...

Continued from previous page...

Atom-1	Atom-2	Interatomic distance (Å)	Clash overlap (Å)
3:C:434:LYS:HG2	3:C:435:GLU:N	2.29	0.46
1:A:136:PRO:C	1:A:277:TYR:OH	2.55	0.46
1:A:227:PHE:CZ	2:B:303:ASN:ND2	2.84	0.46
1:A:426:PHE:HD1	1:A:427:ALA:CA	2.28	0.46
2:B:234:LEU:CA	2:B:237:LEU:HB2	2.46	0.46
3:C:271:LEU:C	3:C:271:LEU:HD23	2.36	0.46
3:C:257:MET:CE	3:C:320:HIS:O	2.64	0.46
1:D:187:TRP:HB2	1:D:199:LEU:HD21	1.93	0.46
1:D:235:LEU:CD2	4:E:308:LEU:CG	2.93	0.46
1:D:419:ILE:HA	1:D:422:THR:HG22	1.96	0.46
4:E:103:TYR:CD2	4:E:104:TYR:N	2.83	0.46
4:E:155:VAL:CG1	4:E:205:PHE:HE1	2.28	0.46
4:E:216:ARG:O	4:E:217:LYS:HG2	2.12	0.46
4:E:276:SER:CB	4:E:281:LEU:HD13	2.41	0.46
1:D:374:SER:O	1:D:377:GLU:HB3	2.16	0.46
2:B:284:LEU:O	2:B:288:MET:HB2	2.15	0.46
1:A:155:LYS:HA	1:A:155:LYS:HD3	1.66	0.46
1:A:420:ILE:O	1:A:424:SER:N	2.41	0.46
1:A:92:LEU:N	1:A:92:LEU:CD2	2.79	0.46
2:B:137:PHE:HB2	2:B:464:PRO:HG2	1.97	0.46
2:B:38:THR:O	2:B:179:ALA:HB1	2.15	0.46
2:B:247:GLU:O	2:B:249:MET:HG3	2.15	0.46
3:C:108:CYS:SG	3:C:109:ASN:N	2.89	0.46
3:C:271:LEU:HD23	3:C:271:LEU:O	2.16	0.46
3:C:273:LEU:HD23	3:C:276:GLN:HG3	1.96	0.46
4:E:86:LEU:HD13	4:E:103:TYR:OH	2.16	0.46
4:E:313:THR:C	4:E:314:HIS:ND1	2.69	0.46
3:C:437:ASN:O	3:C:441:GLU:HG3	2.16	0.46
1:D:379:VAL:HG22	1:D:382:ILE:HD11	1.98	0.46
3:C:205:LYS:N	3:C:205:LYS:HD3	2.31	0.46
3:C:59:ASP:OD1	3:C:121:LEU:HB2	2.16	0.46
1:A:90:LEU:HD13	1:A:100:PHE:CE2	2.41	0.45
2:B:134:TYR:C	2:B:279:ILE:HD13	2.36	0.45
2:B:439:PHE:O	2:B:442:ILE:CG2	2.63	0.45
2:B:31:VAL:HG21	2:B:86:TRP:CZ3	2.50	0.45
3:C:148:PHE:N	3:C:148:PHE:CD1	2.83	0.45
3:C:245:LEU:HB3	3:C:249:LEU:CD1	2.46	0.45
3:C:262:CYS:SG	1:D:251:LEU:HD11	2.56	0.45
3:C:447:ASN:O	3:C:448:LEU:C	2.54	0.45
1:D:166:ASP:OD2	1:D:205:PHE:CD2	2.69	0.45
1:D:247:ILE:HD13	1:D:247:ILE:HA	1.88	0.45

Continued on next page...

Continued from previous page...

Atom-1	Atom-2	Interatomic distance (Å)	Clash overlap (Å)
1:D:280:PHE:O	1:D:284:PHE:CG	2.68	0.45
1:D:404:MET:O	1:D:407:ASP:OD1	2.33	0.45
4:E:270:GLN:O	4:E:273:PRO:HD2	2.15	0.45
4:E:472:ASN:ND2	4:E:472:ASN:O	2.48	0.45
2:B:7:LEU:CD1	2:B:69:PRO:HD2	2.46	0.45
2:B:9:SER:C	2:B:13:GLU:HG3	2.35	0.45
1:A:62:ASP:O	1:A:64:ARG:N	2.49	0.45
1:A:104:HIS:HB2	1:A:105:MET:SD	2.56	0.45
1:A:265:PRO:C	1:A:268:SER:HB3	2.36	0.45
3:C:106:TYR:O	3:C:107:PHE:CD1	2.70	0.45
3:C:267:GLN:HB2	3:C:267:GLN:HE21	1.50	0.45
3:C:273:LEU:O	3:C:277:ARG:HD2	2.17	0.45
1:D:276:LYS:HA	1:D:279:LEU:CD1	2.45	0.45
4:E:225:ILE:O	4:E:228:PRO:HG2	2.17	0.45
4:E:271:LYS:N	4:E:273:PRO:HD2	2.31	0.45
2:B:409:LYS:NZ	3:C:423:ILE:HG22	2.31	0.45
2:B:10:VAL:HG13	2:B:11:LEU:CD2	2.44	0.45
1:D:432:GLU:HG2	1:D:435:GLN:HE22	1.70	0.45
4:E:100:GLU:HG3	4:E:122:ILE:O	2.16	0.45
3:C:289:GLY:C	3:C:293:MET:HE2	2.35	0.45
3:C:125:ILE:O	3:C:125:ILE:HG22	2.16	0.45
1:A:277:TYR:O	1:A:280:PHE:CG	2.69	0.45
1:A:38:ILE:O	1:A:39:GLN:HG2	2.11	0.45
1:A:46:VAL:HG12	1:A:47:ASN:N	2.31	0.45
1:A:92:LEU:HB2	1:A:95:ASN:HB2	1.98	0.45
2:B:181:THR:O	2:B:181:THR:CG2	2.63	0.45
2:B:235:ALA:CB	2:B:239:PHE:CE2	2.98	0.45
2:B:268:ASP:O	2:B:271:PRO:HD2	2.17	0.45
2:B:435:ALA:O	2:B:439:PHE:CB	2.59	0.45
2:B:463:PRO:HB2	2:B:464:PRO:CD	2.45	0.45
3:C:306:CYS:CA	3:C:309:VAL:HB	2.47	0.45
1:D:94:ASN:O	1:D:127:TYR:O	2.34	0.45
1:D:239:SER:HB2	1:D:242:LYS:CE	2.37	0.45
1:D:33:VAL:HB	1:D:158:ILE:HG21	1.99	0.45
1:D:36:GLN:NE2	1:D:38:ILE:CG1	2.80	0.45
2:B:9:SER:CA	2:B:12:PHE:CD1	2.89	0.45
1:A:135:PHE:O	1:A:135:PHE:CG	2.70	0.45
1:A:259:VAL:HG13	1:A:262:GLU:OE1	2.17	0.45
2:B:131:LYS:C	2:B:133:MET:H	2.20	0.45
2:B:143:THR:CG2	2:B:145:VAL:HG22	2.45	0.45
2:B:226:VAL:O	2:B:230:LEU:CB	2.64	0.45

Continued on next page...

Continued from previous page...

Atom-1	Atom-2	Interatomic distance (Å)	Clash overlap (Å)
2:B:60:TRP:CD1	2:B:61:THR:N	2.85	0.45
3:C:14:VAL:HB	3:C:86:LEU:HD21	1.99	0.45
3:C:37:LEU:CB	3:C:217:PHE:CE2	2.85	0.45
3:C:180:ASP:CG	3:C:219:LEU:HD13	2.37	0.45
3:C:42:LEU:O	3:C:185:THR:HB	2.16	0.45
3:C:318:SER:CB	3:C:447:ASN:ND2	2.72	0.45
3:C:449:VAL:HG12	3:C:452:THR:HB	1.97	0.45
1:D:146:LEU:O	1:D:201:ILE:N	2.39	0.45
1:D:250:LEU:HD23	1:D:253:LEU:CD1	2.47	0.45
4:E:99:PHE:CZ	4:E:123:TYR:HE2	2.34	0.45
4:E:232:ILE:CG2	4:E:233:SER:N	2.79	0.45
4:E:74:ILE:HD13	4:E:74:ILE:H	1.81	0.45
1:D:1:SER:H2	1:D:4:GLU:HB2	1.80	0.45
1:A:104:HIS:C	1:A:105:MET:SD	2.95	0.45
1:A:131:ILE:C	1:A:133:THR:H	2.18	0.45
1:A:235:LEU:HA	2:B:306:HIS:HD2	1.67	0.45
1:A:291:VAL:CG1	1:A:295:VAL:CG2	2.91	0.45
1:A:37:LEU:H	1:A:164:ARG:NH2	2.14	0.45
1:A:410:LEU:CD1	1:A:414:PHE:HD2	2.25	0.45
2:B:62:ASP:OD1	2:B:65:LEU:N	2.49	0.45
3:C:33:ILE:HD12	3:C:158:ILE:HG12	1.99	0.45
3:C:80:LEU:O	3:C:112:VAL:HG23	2.16	0.45
1:D:146:LEU:N	1:D:146:LEU:CD1	2.80	0.45
1:D:257:LEU:HA	1:D:260:ILE:CB	2.46	0.45
1:D:266:SER:O	1:D:270:ALA:CB	2.65	0.45
1:D:273:LEU:HD23	1:D:273:LEU:O	2.17	0.45
4:E:27:VAL:CG1	4:E:154:GLU:CA	2.80	0.45
1:A:247:ILE:HG12	4:E:253:LEU:CD1	2.47	0.45
1:D:76:LYS:HB3	1:D:77:LYS:H	1.54	0.45
1:D:426:PHE:CE1	1:D:430:LEU:CD1	2.99	0.45
1:A:130:ILE:O	1:A:134:HIS:CB	2.64	0.45
2:B:92:LEU:CD1	2:B:95:ASN:HB2	2.40	0.45
3:C:141:TRP:CH2	3:C:223:ARG:CB	2.98	0.45
3:C:37:LEU:HD11	3:C:148:PHE:CG	2.50	0.45
3:C:219:LEU:HG	3:C:221:ILE:HG23	1.98	0.45
3:C:290:LYS:O	3:C:294:PHE:CE2	2.69	0.45
3:C:30:VAL:HG11	3:C:159:SER:CA	2.47	0.45
3:C:471:PHE:CD1	3:C:472:ILE:N	2.84	0.45
3:C:84:PRO:HG2	3:C:85:GLU:CD	2.37	0.45
1:D:145:LYS:C	1:D:146:LEU:CD1	2.66	0.45
1:D:212:LEU:O	1:D:216:VAL:HG22	2.17	0.45

Continued on next page...

Continued from previous page...

Atom-1	Atom-2	Interatomic distance (Å)	Clash overlap (Å)
1:D:257:LEU:CD1	1:D:257:LEU:C	2.82	0.45
4:E:109:VAL:O	4:E:110:TYR:O	2.35	0.45
4:E:54:TRP:C	4:E:118:LEU:HD21	2.37	0.45
4:E:241:PHE:CG	4:E:450:CYS:SG	3.09	0.45
3:C:94:LEU:HB2	3:C:98:ASN:CB	2.33	0.45
2:B:75:ILE:CD1	2:B:78:LEU:CD1	2.87	0.45
1:A:212:LEU:HA	1:A:215:VAL:HG21	1.94	0.45
4:E:66:TRP:CB	4:E:70:GLU:HB3	2.47	0.45
1:A:431:ILE:CG2	1:A:431:ILE:O	2.63	0.45
1:A:130:ILE:CG1	1:A:131:ILE:N	2.79	0.45
1:A:89:ASP:CG	1:A:150:THR:H	2.20	0.45
1:A:292:THR:O	1:A:296:ILE:N	2.40	0.45
1:A:236:PRO:HB3	1:A:299:HIS:CE1	2.52	0.45
2:B:101:GLU:CD	2:B:123:ILE:HG22	2.37	0.45
2:B:236:ILE:O	2:B:240:TYR:CB	2.62	0.45
2:B:456:LEU:HA	2:B:459:SER:OG	2.17	0.45
2:B:462:VAL:CB	2:B:463:PRO:HD3	2.46	0.45
2:B:51:THR:OG1	2:B:125:ARG:NH1	2.45	0.45
1:D:298:THR:O	1:D:301:ARG:HG2	2.17	0.45
4:E:91:LEU:H	4:E:95:VAL:HB	1.81	0.45
4:E:95:VAL:HG22	4:E:123:TYR:CD2	2.52	0.45
4:E:311:PRO:CD	4:E:440:VAL:HG22	2.47	0.45
1:A:382:ILE:HD12	4:E:424:LYS:NZ	2.31	0.45
1:D:60:TRP:CE2	1:D:86:TRP:CH2	3.05	0.45
1:D:432:GLU:HA	1:D:435:GLN:HB3	1.99	0.45
1:A:133:THR:O	1:A:136:PRO:CG	2.64	0.45
1:A:279:LEU:CA	1:A:282:MET:HB2	2.37	0.45
2:B:181:THR:HG23	2:B:184:GLY:H	1.78	0.45
2:B:226:VAL:C	2:B:230:LEU:HG	2.37	0.45
2:B:46:LYS:HG3	2:B:278:PRO:CD	2.47	0.45
3:C:12:LEU:HD12	3:C:16:LYS:CE	2.47	0.45
3:C:154:ASN:HA	3:C:211:ASN:HB2	1.99	0.45
3:C:471:PHE:O	3:C:475:MET:N	2.34	0.45
4:E:293:SER:HA	4:E:296:ILE:HG23	1.99	0.45
1:D:238:ASP:CB	4:E:308:LEU:HD22	2.44	0.45
1:D:17:LYS:HE3	1:D:84:ASP:HA	1.99	0.45
3:C:230:ILE:HG12	3:C:231:ASN:H	1.81	0.45
3:C:204:ASP:CG	3:C:205:LYS:H	2.20	0.45
2:B:429:GLN:HE21	2:B:429:GLN:HA	1.81	0.45
1:A:138:ASP:O	1:A:139:GLN:CD	2.55	0.45
1:A:176:TRP:HD1	1:A:207:MET:HG3	1.82	0.45

Continued on next page...

Continued from previous page...

Atom-1	Atom-2	Interatomic distance (Å)	Clash overlap (Å)
1:A:186:HIS:HE1	1:A:187:TRP:O	1.96	0.45
1:A:201:ILE:HG22	1:A:203:TYR:CE1	2.52	0.45
1:A:146:LEU:HD22	1:A:203:TYR:OH	2.17	0.45
1:A:219:ILE:CG2	1:A:219:ILE:O	2.64	0.45
1:A:255:VAL:CG2	1:A:258:LEU:HD12	2.45	0.45
1:A:302:SER:OG	1:A:400:LYS:O	2.34	0.45
1:A:413:VAL:HG12	1:A:417:ILE:CG1	2.47	0.45
2:B:136:PRO:O	2:B:139:TRP:N	2.43	0.45
2:B:434:VAL:HG12	2:B:438:LEU:HD12	1.99	0.45
3:C:37:LEU:HD11	3:C:148:PHE:CD1	2.52	0.45
3:C:266:ALA:HB2	1:D:251:LEU:HD13	1.99	0.45
4:E:44:GLU:HG2	4:E:129:ILE:HB	1.86	0.45
4:E:237:VAL:HA	4:E:240:TYR:HB2	1.98	0.45
2:B:409:LYS:O	2:B:413:GLU:N	2.40	0.45
1:D:57:ARG:HG3	1:D:117:MET:SD	2.56	0.45
1:D:78:ILE:C	1:D:78:ILE:HD12	2.35	0.45
1:A:62:ASP:HB3	1:A:65:LEU:HD12	1.97	0.45
1:A:385:HIS:ND1	1:A:385:HIS:C	2.70	0.45
1:A:137:PHE:HD1	1:A:137:PHE:HA	1.72	0.45
1:A:221:PRO:HB2	1:A:224:LEU:HD23	1.98	0.45
1:A:261:VAL:C	1:A:265:PRO:HD3	2.36	0.45
1:A:292:THR:O	1:A:293:VAL:C	2.55	0.45
2:B:145:VAL:HG13	2:B:208:THR:HA	1.99	0.45
2:B:47:ASN:C	2:B:48:GLU:HG2	2.25	0.45
3:C:106:TYR:C	3:C:107:PHE:CD1	2.85	0.45
3:C:132:ILE:HG22	3:C:133:ASN:O	2.17	0.45
3:C:241:PHE:C	3:C:245:LEU:HG	2.34	0.45
3:C:257:MET:HE2	3:C:320:HIS:C	2.37	0.45
3:C:278:LEU:N	3:C:279:PRO:HD2	2.31	0.45
3:C:28:ASN:HB2	3:C:29:GLU:H	1.53	0.45
3:C:82:LEU:O	3:C:87:ILE:HD11	2.16	0.45
1:D:257:LEU:C	1:D:260:ILE:H	2.19	0.45
4:E:74:ILE:HG12	4:E:76:LEU:O	2.17	0.45
3:C:94:LEU:N	3:C:94:LEU:HD23	2.31	0.45
1:D:219:ILE:HD12	1:D:219:ILE:O	2.17	0.45
1:A:27:HIS:C	1:A:28:PHE:CG	2.87	0.45
1:A:102:ILE:HG22	1:A:102:ILE:O	2.16	0.44
1:A:263:LEU:HD23	1:A:263:LEU:N	2.31	0.44
1:A:304:SER:CB	1:A:397:GLU:HG2	2.29	0.44
2:B:456:LEU:O	2:B:460:HIS:N	2.38	0.44
3:C:143:ASN:HA	3:C:220:ILE:HA	1.98	0.44

Continued on next page...

Continued from previous page...

Atom-1	Atom-2	Interatomic distance (Å)	Clash overlap (Å)
3:C:273:LEU:CD2	3:C:276:GLN:HB2	2.44	0.44
3:C:292:LEU:HD23	3:C:295:ILE:HD12	1.98	0.44
4:E:195:ASN:O	4:E:204:ASP:OD1	2.34	0.44
4:E:451:PHE:HA	4:E:454:ALA:HB3	1.98	0.44
4:E:74:ILE:O	4:E:74:ILE:CG1	2.65	0.44
2:B:406:GLU:HG2	2:B:409:LYS:CD	2.46	0.44
2:B:7:LEU:O	2:B:8:LEU:C	2.56	0.44
1:D:432:GLU:C	1:D:436:GLU:OE2	2.56	0.44
1:A:139:GLN:HB2	1:A:207:MET:C	2.36	0.44
1:A:227:PHE:C	1:A:230:VAL:HB	2.36	0.44
1:A:247:ILE:HG22	1:A:248:SER:H	1.81	0.44
1:A:416:LEU:CA	1:A:419:ILE:HG22	2.47	0.44
1:A:95:ASN:O	1:A:96:ALA:CB	2.66	0.44
2:B:45:GLU:OE1	2:B:134:TYR:HB3	2.17	0.44
2:B:138:ASP:HA	2:B:467:PRO:HG2	1.99	0.44
2:B:31:VAL:CG1	2:B:158:LEU:HD21	2.39	0.44
2:B:236:ILE:HA	2:B:239:PHE:CD2	2.52	0.44
1:D:277:TYR:HD1	1:D:280:PHE:CE2	2.36	0.44
1:D:305:THR:OG1	1:D:401:TYR:CD2	2.66	0.44
1:D:411:LEU:HA	1:D:411:LEU:HD23	1.69	0.44
1:D:49:ILE:CG2	1:D:125:LYS:HE3	2.48	0.44
4:E:123:TYR:N	4:E:123:TYR:HD1	2.15	0.44
4:E:269:ALA:O	4:E:273:PRO:HD3	2.17	0.44
4:E:28:ILE:HG12	4:E:29:ASP:N	2.32	0.44
4:E:240:TYR:HD1	4:E:303:VAL:HG21	1.82	0.44
1:D:389:ASP:O	1:D:393:SER:OG	2.22	0.44
2:B:75:ILE:HD12	2:B:78:LEU:HB2	1.98	0.44
1:A:131:ILE:HG13	1:A:133:THR:HB	1.97	0.44
1:A:146:LEU:CD1	1:A:146:LEU:N	2.80	0.44
1:A:278:MET:HE1	1:A:282:MET:HE1	1.99	0.44
2:B:265:LEU:HA	2:B:268:ASP:OD2	2.17	0.44
3:C:216:THR:O	3:C:217:PHE:CD1	2.59	0.44
3:C:7:LEU:CD1	3:C:70:ASN:HD22	2.26	0.44
3:C:77:ILE:HD11	3:C:80:LEU:CG	2.47	0.44
1:D:227:PHE:CE1	1:D:231:LEU:HG	2.52	0.44
1:D:277:TYR:HA	1:D:280:PHE:CZ	2.52	0.44
1:D:406:ILE:HD12	1:D:406:ILE:HA	1.87	0.44
1:D:419:ILE:O	1:D:423:VAL:N	2.51	0.44
4:E:107:VAL:HG12	4:E:108:LEU:N	2.27	0.44
4:E:238:LEU:O	4:E:242:LEU:HD23	2.17	0.44
1:A:276:LYS:CD	1:A:276:LYS:H	2.22	0.44

Continued on next page...

Continued from previous page...

Atom-1	Atom-2	Interatomic distance (Å)	Clash overlap (Å)
1:A:285:VAL:HG13	1:A:286:ILE:CG1	2.47	0.44
2:B:130:ILE:CG2	2:B:134:TYR:CE2	3.01	0.44
2:B:197:TRP:HB3	2:B:204:TYR:HD1	1.82	0.44
2:B:38:THR:HG23	2:B:54:VAL:HA	1.99	0.44
3:C:22:ARG:HG2	3:C:153:TYR:CE2	2.52	0.44
2:B:81:PRO:CD	3:C:20:HIS:CE1	3.00	0.44
3:C:141:TRP:CB	3:C:221:ILE:O	2.66	0.44
3:C:82:LEU:O	3:C:87:ILE:HG13	2.16	0.44
1:D:149:TRP:CD2	1:D:150:THR:N	2.84	0.44
1:D:252:SER:OG	1:D:253:LEU:N	2.48	0.44
1:D:38:ILE:O	1:D:39:GLN:CG	2.66	0.44
1:D:46:VAL:HA	1:D:272:PRO:CG	2.47	0.44
1:D:53:ASN:ND2	1:D:121:PRO:O	2.50	0.44
4:E:6:LEU:HD21	4:E:67:ASN:OD1	2.18	0.44
4:E:71:TYR:CD1	4:E:111:ASN:CG	2.91	0.44
4:E:89:VAL:CG2	4:E:99:PHE:CZ	2.95	0.44
1:A:9:ALA:O	1:A:13:GLU:HG3	2.16	0.44
1:D:69:PRO:HA	1:D:73:GLY:HA3	2.00	0.44
1:A:72:TYR:C	1:A:72:TYR:HD1	2.18	0.44
1:A:170:PHE:HE1	1:A:176:TRP:CD1	2.34	0.44
1:A:223:LEU:HA	1:A:226:SER:CB	2.48	0.44
1:A:398:GLU:C	1:A:400:LYS:N	2.70	0.44
2:B:89:ASP:OD2	2:B:149:TYR:N	2.50	0.44
2:B:37:LEU:CD2	2:B:179:ALA:C	2.84	0.44
2:B:432:ALA:O	2:B:436:ASP:OD2	2.36	0.44
2:B:91:VAL:HG22	2:B:92:LEU:N	2.33	0.44
3:C:30:VAL:CG1	3:C:159:SER:N	2.79	0.44
3:C:35:LEU:CD2	3:C:215:VAL:HG21	2.44	0.44
3:C:253:SER:OG	1:D:306:HIS:CB	2.64	0.44
3:C:296:MET:HE3	3:C:296:MET:CA	2.48	0.44
3:C:77:ILE:HD11	3:C:80:LEU:HD22	1.99	0.44
1:D:48:GLN:HB2	1:D:130:ILE:HG23	1.98	0.44
1:D:99:ASP:O	1:D:124:PHE:HB2	2.18	0.44
4:E:453:ILE:O	4:E:457:LEU:CB	2.64	0.44
1:D:57:ARG:CD	1:D:161:GLU:OE1	2.66	0.44
2:B:72:TYR:CD1	2:B:112:HIS:HB2	2.45	0.44
1:A:137:PHE:CD1	1:A:435:GLN:OE1	2.70	0.44
1:A:279:LEU:HD13	1:A:282:MET:HG2	2.00	0.44
1:A:286:ILE:C	1:A:289:ILE:HB	2.37	0.44
1:A:301:ARG:NH1	1:A:301:ARG:HG2	2.32	0.44
1:A:82:SER:O	1:A:83:ASP:C	2.56	0.44

Continued on next page...

Continued from previous page...

Atom-1	Atom-2	Interatomic distance (Å)	Clash overlap (Å)
2:B:117:SER:CB	2:B:119:HIS:NE2	2.80	0.44
2:B:311:THR:CG2	2:B:312:HIS:N	2.81	0.44
3:C:211:ASN:O	3:C:212:TYR:C	2.56	0.44
3:C:306:CYS:C	3:C:309:VAL:HB	2.37	0.44
1:D:130:ILE:CD1	1:D:131:ILE:N	2.80	0.44
1:D:135:PHE:O	1:D:210:ILE:HD11	2.18	0.44
1:D:178:MET:SD	1:D:207:MET:CG	3.06	0.44
1:D:274:ILE:HG13	1:D:277:TYR:CD2	2.52	0.44
1:D:33:VAL:HG22	1:D:34:GLY:N	2.32	0.44
4:E:129:ILE:N	4:E:139:GLN:OE1	2.50	0.44
4:E:21:ALA:O	4:E:22:LYS:C	2.56	0.44
1:A:63:VAL:O	1:A:66:ARG:CD	2.46	0.44
1:A:422:THR:HA	1:A:425:VAL:CG1	2.48	0.44
1:A:267:THR:O	1:A:271:VAL:N	2.50	0.44
1:A:300:HIS:O	1:A:302:SER:N	2.46	0.44
1:A:45:GLU:CD	1:A:134:HIS:ND1	2.71	0.44
2:B:220:TYR:N	2:B:220:TYR:CD1	2.84	0.44
2:B:236:ILE:O	2:B:240:TYR:N	2.51	0.44
1:D:135:PHE:CG	1:D:210:ILE:CG1	2.95	0.44
3:C:123:PRO:HD3	1:D:149:TRP:CZ2	2.52	0.44
1:D:225:PHE:HD1	1:D:225:PHE:C	2.21	0.44
1:D:264:ILE:HA	1:D:267:THR:CG2	2.48	0.44
4:E:215:GLN:CG	4:E:216:ARG:N	2.81	0.44
1:D:242:LYS:HZ2	4:E:304:LEU:HD11	1.83	0.44
4:E:305:ASN:HA	4:E:308:LEU:CB	2.48	0.44
4:E:58:GLN:HA	4:E:59:TRP:HE3	1.82	0.44
1:D:67:TRP:CE3	1:D:67:TRP:HA	2.53	0.44
1:D:381:TYR:O	1:D:385:HIS:HB2	2.18	0.44
3:C:66:ARG:NH1	3:C:66:ARG:CG	2.69	0.44
2:B:289:ILE:HG22	2:B:293:PHE:CE2	2.53	0.44
3:C:293:MET:O	3:C:297:SER:N	2.41	0.44
1:A:41:ILE:HG21	1:A:123:ILE:HD11	2.00	0.44
1:A:134:HIS:CD2	1:A:207:MET:CE	3.01	0.44
1:A:134:HIS:CD2	1:A:207:MET:HE3	2.52	0.44
1:A:415:MET:O	1:A:419:ILE:N	2.50	0.44
1:A:34:GLY:O	1:A:57:ARG:HG2	2.18	0.44
1:A:79:ARG:HH11	1:A:107:LYS:HZ1	1.60	0.44
2:B:247:GLU:O	2:B:249:MET:CG	2.66	0.44
3:C:245:LEU:O	3:C:249:LEU:N	2.39	0.44
1:D:260:ILE:O	1:D:264:ILE:HG13	2.18	0.44
1:D:305:THR:HG21	1:D:401:TYR:N	2.33	0.44

Continued on next page...

Continued from previous page...

Atom-1	Atom-2	Interatomic distance (Å)	Clash overlap (Å)
1:D:43:VAL:HG12	1:D:44:ASP:N	2.33	0.44
4:E:209:ILE:CG1	4:E:211:PHE:HE1	2.28	0.44
4:E:279:VAL:CB	4:E:280:PRO:CD	2.96	0.44
4:E:449:ALA:HA	4:E:452:TRP:HB2	2.00	0.44
4:E:55:ILE:HG13	4:E:57:ILE:CG1	2.41	0.44
1:D:85:VAL:CG2	1:D:108:LEU:CD1	2.96	0.44
1:A:62:ASP:C	1:A:64:ARG:N	2.71	0.44
1:A:158:ILE:CG2	1:A:158:ILE:O	2.65	0.44
1:A:256:PHE:N	1:A:256:PHE:CD1	2.85	0.44
1:A:278:MET:CE	1:A:282:MET:CE	2.96	0.44
1:A:59:GLN:HE22	1:A:117:MET:CB	2.31	0.44
2:B:274:SER:O	2:B:278:PRO:CD	2.58	0.44
2:B:32:ARG:CG	2:B:59:ALA:O	2.66	0.44
2:B:88:PRO:CB	2:B:90:ILE:HG13	2.43	0.44
1:D:89:ASP:HB2	1:D:149:TRP:CD1	2.51	0.44
1:D:221:PRO:O	1:D:225:PHE:CB	2.66	0.44
3:C:259:THR:CB	1:D:244:THR:OG1	2.66	0.44
1:D:290:ILE:HG13	1:D:291:VAL:N	2.33	0.44
1:D:302:SER:CB	1:D:400:LYS:HG2	2.48	0.44
1:D:413:VAL:HA	1:D:416:LEU:HB2	1.98	0.44
4:E:10:LEU:HD13	4:E:64:LEU:HD21	1.95	0.44
4:E:284:LYS:C	4:E:287:ILE:HG23	2.37	0.44
1:D:399:TRP:HE3	1:D:399:TRP:HA	1.79	0.44
2:B:87:GLN:CD	2:B:104:LEU:HD11	2.38	0.43
2:B:221:ILE:HA	2:B:224:THR:HB	1.98	0.43
2:B:241:LEU:HD13	3:C:314:PHE:CG	2.52	0.43
2:B:79:SER:O	2:B:80:ILE:HG13	2.18	0.43
4:E:103:TYR:HB3	4:E:104:TYR:HD1	1.83	0.43
1:D:76:LYS:HE2	1:D:76:LYS:HB3	1.58	0.43
1:D:32:THR:CB	1:D:59:GLN:O	2.66	0.43
1:D:72:TYR:O	1:D:72:TYR:CD1	2.71	0.43
1:A:179:LYS:HB2	1:A:206:ILE:HG22	1.99	0.43
1:A:190:TYR:C	1:A:192:CYS:N	2.71	0.43
1:A:243:MET:HE3	1:A:244:THR:H	1.82	0.43
1:A:56:LEU:CD1	1:A:90:LEU:CD1	2.96	0.43
2:B:136:PRO:HB3	2:B:280:ILE:CD1	2.42	0.43
2:B:192:PRO:HD2	2:B:210:TYR:HB3	1.94	0.43
2:B:227:PRO:CA	2:B:231:ILE:HG12	2.47	0.43
2:B:298:SER:CA	2:B:301:VAL:HG22	2.48	0.43
2:B:90:ILE:HA	2:B:147:LYS:O	2.17	0.43
2:B:92:LEU:N	2:B:96:ASN:CB	2.51	0.43

Continued on next page...

Continued from previous page...

Atom-1	Atom-2	Interatomic distance (Å)	Clash overlap (Å)
3:C:95:GLN:CD	3:C:147:LYS:HB3	2.38	0.43
3:C:219:LEU:CD1	3:C:221:ILE:HG22	2.48	0.43
3:C:82:LEU:O	3:C:87:ILE:CD1	2.66	0.43
2:B:53:SER:CB	3:C:99:ASP:OD1	2.65	0.43
1:D:225:PHE:C	1:D:225:PHE:CD1	2.90	0.43
1:D:397:GLU:HG3	1:D:401:TYR:HE2	1.82	0.43
4:E:48:ALA:HA	4:E:126:THR:HA	2.00	0.43
4:E:136:PHE:HA	4:E:138:TRP:CH2	2.53	0.43
4:E:199:THR:O	4:E:200:LYS:HB3	2.18	0.43
4:E:242:LEU:HG	4:E:243:PRO:HD3	2.01	0.43
4:E:44:GLU:HB3	4:E:280:PRO:CB	2.44	0.43
4:E:58:GLN:HA	4:E:59:TRP:CE3	2.53	0.43
1:D:114:GLY:O	1:D:115:LYS:C	2.56	0.43
1:A:66:ARG:HA	1:A:113:THR:O	2.18	0.43
1:A:60:TRP:NE1	1:A:116:ILE:HD12	2.28	0.43
1:A:281:THR:O	1:A:285:VAL:CG1	2.59	0.43
1:A:297:ASN:O	1:A:300:HIS:HB2	2.19	0.43
1:A:405:VAL:O	1:A:409:ILE:HG13	2.18	0.43
1:A:432:GLU:HG3	1:A:436:GLU:HG3	2.00	0.43
2:B:217:PRO:CB	2:B:219:PHE:CE2	3.01	0.43
3:C:130:CYS:O	3:C:132:ILE:HD13	2.18	0.43
1:D:130:ILE:O	1:D:131:ILE:CG1	2.66	0.43
1:D:242:LYS:HB2	1:D:245:LEU:HB2	1.99	0.43
1:D:37:LEU:HB2	1:D:54:VAL:HG13	1.99	0.43
4:E:159:LEU:HD12	4:E:192:LYS:CA	2.48	0.43
4:E:151:ASN:CA	4:E:205:PHE:HB2	2.45	0.43
4:E:49:LEU:C	4:E:49:LEU:HD12	2.39	0.43
1:D:32:THR:HB	1:D:59:GLN:O	2.17	0.43
1:D:90:LEU:HD23	1:D:90:LEU:HA	1.90	0.43
2:B:20:ARG:O	2:B:22:SER:N	2.46	0.43
2:B:41:LEU:HA	2:B:41:LEU:HD22	1.66	0.43
3:C:144:CYS:SG	3:C:146:LEU:CD1	2.94	0.43
3:C:148:PHE:N	3:C:148:PHE:HD1	2.16	0.43
3:C:42:LEU:HD13	3:C:190:TRP:CZ2	2.44	0.43
3:C:479:ASN:C	3:C:482:PRO:HD2	2.39	0.43
1:D:130:ILE:O	1:D:131:ILE:HG12	2.18	0.43
1:D:31:ILE:HG21	1:D:158:ILE:HG12	2.00	0.43
4:E:144:VAL:HG23	4:E:144:VAL:O	2.18	0.43
4:E:173:ASP:OD1	4:E:173:ASP:O	2.37	0.43
4:E:215:GLN:HG3	4:E:216:ARG:N	2.34	0.43
4:E:236:VAL:O	4:E:240:TYR:N	2.50	0.43

Continued on next page...

Continued from previous page...

Atom-1	Atom-2	Interatomic distance (Å)	Clash overlap (Å)
4:E:255:ILE:HD12	4:E:304:LEU:HD22	2.00	0.43
4:E:74:ILE:C	4:E:76:LEU:N	2.71	0.43
4:E:312:ASN:H	4:E:440:VAL:HG11	1.82	0.43
1:A:110:LEU:HD12	1:A:111:ASP:N	2.34	0.43
4:E:100:GLU:CG	4:E:122:ILE:O	2.66	0.43
4:E:5:ARG:H	4:E:5:ARG:HG2	1.33	0.43
1:D:93:TYR:CD1	1:D:93:TYR:N	2.86	0.43
1:A:137:PHE:CG	1:A:435:GLN:CD	2.91	0.43
1:A:178:MET:HA	1:A:207:MET:CB	2.49	0.43
1:A:46:VAL:CG2	1:A:270:ALA:C	2.87	0.43
1:A:293:VAL:O	1:A:297:ASN:CB	2.63	0.43
1:A:82:SER:O	1:A:85:VAL:N	2.43	0.43
2:B:145:VAL:HG11	2:B:206:ASP:OD2	2.18	0.43
3:C:54:THR:OG1	3:C:126:PHE:CE1	2.65	0.43
3:C:271:LEU:C	3:C:271:LEU:CD2	2.87	0.43
3:C:7:LEU:HD12	3:C:70:ASN:HB2	1.98	0.43
3:C:74:TYR:O	3:C:78:SER:HA	2.18	0.43
1:D:401:TYR:HD1	1:D:401:TYR:O	2.00	0.43
1:D:92:LEU:HD13	1:D:146:LEU:CD2	2.47	0.43
4:E:182:GLU:HA	4:E:182:GLU:OE1	2.18	0.43
4:E:288:PHE:O	4:E:292:VAL:HG23	2.19	0.43
4:E:307:SER:C	4:E:314:HIS:O	2.56	0.43
4:E:38:ASN:ND2	4:E:40:ILE:HG12	2.33	0.43
4:E:452:TRP:O	4:E:456:LEU:HB3	2.18	0.43
4:E:59:TRP:HE1	4:E:84:LEU:CD2	2.25	0.43
2:B:424:LEU:O	2:B:427:ASP:HB3	2.18	0.43
3:C:426:THR:HA	3:C:429:ILE:HG21	2.01	0.43
3:C:91:ASP:OD2	3:C:152:ASN:CB	2.67	0.43
3:C:9:ASN:O	3:C:12:LEU:CG	2.55	0.43
1:D:170:PHE:CD1	1:D:170:PHE:C	2.89	0.43
1:D:209:ARG:C	1:D:210:ILE:HG13	2.38	0.43
1:D:222:CYS:HA	1:D:225:PHE:CE1	2.53	0.43
1:D:95:ASN:HD22	1:D:127:TYR:C	2.21	0.43
4:E:436:ASN:O	4:E:437:GLU:C	2.57	0.43
4:E:61:ASP:OD1	4:E:63:ARG:HB2	2.19	0.43
2:B:23:GLN:O	2:B:23:GLN:HG2	2.19	0.43
1:A:69:PRO:HA	1:A:73:GLY:HA3	1.99	0.43
1:A:128:CYS:SG	1:A:144:MET:HE2	2.59	0.43
1:A:141:ASN:N	1:A:141:ASN:OD1	2.48	0.43
2:B:85:VAL:CG1	2:B:86:TRP:N	2.80	0.43
3:C:104:VAL:HA	3:C:106:TYR:CD1	2.53	0.43

Continued on next page...

Continued from previous page...

Atom-1	Atom-2	Interatomic distance (Å)	Clash overlap (Å)
3:C:181:PRO:CD	3:C:192:ILE:HG21	2.45	0.43
2:B:241:LEU:HD13	3:C:314:PHE:CD1	2.53	0.43
2:B:245:ALA:HB1	3:C:320:HIS:CD2	2.52	0.43
3:C:90:PRO:HD2	3:C:120:TRP:HE3	1.78	0.43
1:D:136:PRO:HG3	1:D:274:ILE:HG12	2.00	0.43
1:D:303:PRO:CG	1:D:400:LYS:NZ	2.81	0.43
1:D:67:TRP:CG	1:D:71:ASP:HB3	2.53	0.43
1:D:67:TRP:HE3	1:D:67:TRP:HA	1.84	0.43
1:A:65:LEU:HB3	1:A:110:LEU:CD2	2.49	0.43
1:A:68:ASN:CG	1:A:69:PRO:HD2	2.38	0.43
4:E:202:ASP:O	4:E:203:ILE:O	2.36	0.43
1:A:157:SER:HB2	1:A:199:LEU:HD12	2.00	0.43
1:A:397:GLU:HA	1:A:400:LYS:CG	2.49	0.43
2:B:44:ASN:O	2:B:130:ILE:HD11	2.19	0.43
2:B:160:HIS:CD2	2:B:209:PHE:HE1	2.37	0.43
2:B:220:TYR:N	2:B:220:TYR:HD1	2.17	0.43
2:B:137:PHE:C	2:B:464:PRO:O	2.56	0.43
3:C:50:GLU:HA	3:C:132:ILE:CG1	2.48	0.43
3:C:211:ASN:ND2	3:C:212:TYR:CE2	2.87	0.43
3:C:39:LEU:N	3:C:39:LEU:CD1	2.82	0.43
3:C:482:PRO:HG2	3:C:483:ALA:N	2.34	0.43
3:C:64:ASP:HB3	3:C:67:LEU:HB3	2.01	0.43
1:D:254:THR:OG1	1:D:258:LEU:HD13	2.18	0.43
1:D:264:ILE:HB	1:D:265:PRO:HD2	1.99	0.43
1:D:38:ILE:C	1:D:169:THR:CG2	2.84	0.43
1:D:416:LEU:O	1:D:419:ILE:HG13	2.19	0.43
4:E:261:GLN:NE2	4:E:265:LEU:HD21	2.34	0.43
4:E:261:GLN:NE2	4:E:296:ILE:CD1	2.71	0.43
4:E:472:ASN:OD1	4:E:476:GLU:OE2	2.36	0.43
1:A:185:LYS:HB3	1:A:185:LYS:HE2	1.75	0.43
1:A:135:PHE:CB	1:A:272:PRO:O	2.67	0.43
1:A:406:ILE:HG23	1:A:409:ILE:CD1	2.49	0.43
2:B:106:VAL:HG12	2:B:118:TRP:NE1	2.34	0.43
2:B:187:SER:HB2	2:B:214:GLN:HG3	2.00	0.43
2:B:438:LEU:CD2	2:B:441:TYR:CD2	3.02	0.43
3:C:194:HIS:CG	3:C:195:LYS:N	2.87	0.43
3:C:262:CYS:C	1:D:251:LEU:HD11	2.39	0.43
3:C:48:THR:HA	3:C:286:PRO:HD3	2.00	0.43
3:C:4:GLU:CG	3:C:5:GLU:N	2.82	0.43
1:D:132:VAL:O	1:D:274:ILE:HG23	2.18	0.43
1:D:243:MET:HE2	1:D:243:MET:N	2.33	0.43

Continued on next page...

Continued from previous page...

Atom-1	Atom-2	Interatomic distance (Å)	Clash overlap (Å)
1:D:36:GLN:NE2	1:D:38:ILE:HG13	2.33	0.43
1:D:419:ILE:HD12	1:D:420:ILE:H	1.78	0.43
4:E:108:LEU:CB	4:E:116:TYR:O	2.67	0.43
4:E:138:TRP:CZ2	4:E:215:GLN:CD	2.92	0.43
4:E:157:LEU:HD13	4:E:208:ILE:HD11	2.01	0.43
4:E:59:TRP:CZ2	4:E:84:LEU:CD2	3.01	0.43
2:B:10:VAL:HA	2:B:13:GLU:HB2	2.01	0.43
1:A:8:VAL:HG23	1:A:9:ALA:N	2.34	0.43
1:A:418:CYS:O	1:A:422:THR:CB	2.66	0.43
1:D:384:GLU:HA	1:D:384:GLU:OE1	2.19	0.43
2:B:159:GLN:HG3	2:B:159:GLN:O	2.19	0.43
1:A:128:CYS:CB	1:A:144:MET:CE	2.87	0.43
1:A:93:TYR:HD2	1:A:145:LYS:HD3	1.83	0.43
1:A:57:ARG:CZ	1:A:161:GLU:CD	2.87	0.43
1:A:245:LEU:HD12	1:A:245:LEU:HA	1.76	0.43
1:A:247:ILE:CG2	1:A:248:SER:H	2.31	0.43
1:A:287:SER:C	1:A:289:ILE:N	2.71	0.43
2:B:197:TRP:HD1	2:B:205:GLU:N	2.17	0.43
2:B:192:PRO:CB	2:B:210:TYR:HB2	2.48	0.43
2:B:227:PRO:HA	2:B:231:ILE:HG12	2.01	0.43
3:C:200:ASN:ND2	3:C:201:ILE:N	2.63	0.43
1:D:240:GLY:O	1:D:242:LYS:N	2.52	0.43
1:D:35:LEU:HD11	1:D:54:VAL:CG2	2.43	0.43
1:D:36:GLN:H	1:D:54:VAL:HG12	1.84	0.43
1:D:400:LYS:O	1:D:402:VAL:HG23	2.19	0.43
4:E:173:ASP:CG	4:E:185:ILE:CD1	2.86	0.43
4:E:26:HIS:O	4:E:27:VAL:HG22	2.18	0.43
1:D:20:ARG:O	1:D:22:VAL:N	2.49	0.43
1:D:60:TRP:O	1:D:116:ILE:CD1	2.66	0.43
1:D:7:LEU:O	1:D:10:ASN:ND2	2.52	0.43
1:A:160:PRO:HG3	1:A:185:LYS:CE	2.47	0.43
4:E:423:ALA:C	4:E:425:SER:N	2.72	0.43
2:B:163:ASP:CB	2:B:193:SER:OG	2.66	0.43
1:A:117:MET:HE3	1:A:119:THR:HG21	2.01	0.42
1:A:226:SER:O	1:A:230:VAL:CG2	2.56	0.42
1:A:291:VAL:CG1	1:A:295:VAL:HG21	2.40	0.42
1:A:415:MET:CE	1:A:415:MET:HA	2.49	0.42
2:B:117:SER:HB2	2:B:119:HIS:NE2	2.34	0.42
2:B:298:SER:HA	2:B:301:VAL:HG21	2.01	0.42
3:C:105:ALA:HB2	3:C:123:PRO:O	2.19	0.42
3:C:316:THR:HG21	3:C:447:ASN:CA	2.48	0.42

Continued on next page...

Continued from previous page...

Atom-1	Atom-2	Interatomic distance (Å)	Clash overlap (Å)
3:C:38:THR:HG22	3:C:57:TRP:CZ3	2.48	0.42
1:D:220:ILE:N	1:D:221:PRO:CD	2.81	0.42
1:D:283:ILE:O	1:D:287:SER:N	2.51	0.42
1:D:37:LEU:HD13	1:D:54:VAL:CG1	2.47	0.42
1:D:415:MET:O	1:D:419:ILE:N	2.49	0.42
1:A:67:TRP:CE3	1:A:67:TRP:HA	2.54	0.42
1:A:7:LEU:HB2	1:A:8:VAL:H	1.67	0.42
1:A:28:PHE:CE1	1:A:154:THR:HA	2.54	0.42
4:E:202:ASP:C	4:E:203:ILE:HG13	2.40	0.42
1:A:133:THR:C	1:A:136:PRO:CG	2.88	0.42
1:A:209:ARG:HG2	1:A:210:ILE:H	1.80	0.42
1:A:279:LEU:HD13	1:A:282:MET:CG	2.49	0.42
2:B:107:ASN:HB2	3:C:152:ASN:CG	2.38	0.42
2:B:192:PRO:CG	2:B:210:TYR:HB2	2.49	0.42
2:B:152:ASP:CG	2:B:203:SER:HB3	2.39	0.42
3:C:279:PRO:O	3:C:283:LEU:N	2.42	0.42
3:C:299:VAL:O	3:C:303:VAL:CG2	2.52	0.42
3:C:51:THR:O	3:C:52:LEU:HD13	2.18	0.42
1:D:175:GLU:O	1:D:209:ARG:HG3	2.19	0.42
1:D:291:VAL:O	1:D:295:VAL:N	2.40	0.42
1:D:233:PHE:CB	1:D:410:LEU:HB3	2.49	0.42
4:E:105:ALA:HB3	4:E:117:TRP:HE1	1.83	0.42
4:E:91:LEU:HD13	4:E:145:PHE:N	2.34	0.42
4:E:270:GLN:O	4:E:273:PRO:HG2	2.18	0.42
4:E:290:MET:O	4:E:294:LEU:N	2.49	0.42
4:E:42:LEU:HA	4:E:42:LEU:HD12	1.80	0.42
4:E:240:TYR:CD2	4:E:453:ILE:HG21	2.54	0.42
4:E:456:LEU:C	4:E:456:LEU:HD13	2.40	0.42
4:E:55:ILE:HG23	4:E:119:PRO:CD	2.49	0.42
4:E:72:GLU:O	4:E:73:GLY:C	2.57	0.42
1:A:129:GLU:CD	1:A:140:GLN:CG	2.88	0.42
1:A:234:TYR:CD1	1:A:410:LEU:HD21	2.53	0.42
2:B:92:LEU:HG	2:B:96:ASN:HD22	1.85	0.42
3:C:180:ASP:H	3:C:195:LYS:CG	2.25	0.42
3:C:69:TRP:CB	3:C:73:GLU:CB	2.87	0.42
3:C:8:ILE:N	3:C:73:GLU:OE2	2.52	0.42
1:D:274:ILE:HB	1:D:276:LYS:HD3	2.01	0.42
4:E:162:GLU:HB3	4:E:190:ALA:O	2.18	0.42
4:E:1:ASN:CG	4:E:68:THR:HB	2.39	0.42
4:E:91:LEU:HD13	4:E:145:PHE:CA	2.47	0.42
4:E:287:ILE:O	4:E:291:PHE:HD2	2.02	0.42

Continued on next page...

Continued from previous page...

Atom-1	Atom-2	Interatomic distance (Å)	Clash overlap (Å)
1:A:374:SER:N	1:A:377:GLU:CD	2.72	0.42
1:A:379:VAL:HA	1:A:382:ILE:CG1	2.49	0.42
2:B:406:GLU:CA	2:B:409:LYS:HD2	2.22	0.42
1:A:100:PHE:CB	1:A:103:VAL:HG21	2.49	0.42
2:B:135:PHE:HB2	2:B:279:ILE:CB	2.47	0.42
2:B:86:TRP:HD1	2:B:151:TYR:CE2	2.37	0.42
2:B:152:ASP:O	2:B:154:SER:N	2.53	0.42
2:B:61:THR:CG2	2:B:63:TYR:HD1	2.32	0.42
2:B:81:PRO:O	2:B:82:SER:O	2.37	0.42
3:C:465:MET:O	3:C:469:THR:CB	2.67	0.42
1:D:275:GLY:C	1:D:277:TYR:N	2.73	0.42
4:E:116:TYR:C	4:E:116:TYR:CD1	2.92	0.42
4:E:212:LEU:O	4:E:214:ILE:HG23	2.19	0.42
4:E:30:VAL:CG2	4:E:85:TRP:CZ3	3.03	0.42
4:E:30:VAL:HG22	4:E:59:TRP:HB3	2.01	0.42
2:B:409:LYS:HE2	3:C:423:ILE:CG2	2.50	0.42
1:D:29:VAL:HG11	1:D:60:TRP:NE1	2.27	0.42
1:D:3:HIS:HB3	1:D:7:LEU:CG	2.50	0.42
1:A:243:MET:CB	1:A:306:HIS:ND1	2.82	0.42
1:A:251:LEU:CD1	4:E:256:SER:O	2.67	0.42
2:B:434:VAL:HG13	2:B:438:LEU:HD12	2.01	0.42
3:C:30:VAL:HG21	3:C:158:ILE:O	2.20	0.42
1:D:282:MET:HA	1:D:282:MET:HE3	2.01	0.42
4:E:51:THR:O	4:E:121:ALA:O	2.38	0.42
4:E:209:ILE:CG1	4:E:211:PHE:CE1	3.03	0.42
2:B:403:GLU:HB3	2:B:404:ALA:H	1.69	0.42
1:D:435:GLN:HB3	1:D:435:GLN:HE21	1.66	0.42
1:A:179:LYS:CE	1:A:208:GLN:OE1	2.67	0.42
1:A:35:LEU:HD21	1:A:37:LEU:CG	2.49	0.42
1:A:47:ASN:O	1:A:49:ILE:HG13	2.18	0.42
1:A:56:LEU:CD2	1:A:56:LEU:C	2.88	0.42
1:A:94:ASN:O	1:A:127:TYR:CD2	2.72	0.42
2:B:16:ASN:HB3	2:B:19:VAL:HB	2.02	0.42
2:B:248:LYS:HZ2	2:B:252:SER:CB	2.32	0.42
3:C:19:LYS:NZ	3:C:88:TRP:HA	2.34	0.42
3:C:29:GLU:O	3:C:30:VAL:CB	2.68	0.42
3:C:48:THR:OG1	3:C:286:PRO:N	2.53	0.42
1:D:130:ILE:CG1	1:D:131:ILE:N	2.82	0.42
1:D:303:PRO:CD	1:D:400:LYS:HD2	2.50	0.42
1:D:40:LEU:HD11	1:D:50:VAL:CG1	2.50	0.42
4:E:123:TYR:H	4:E:123:TYR:HD1	1.68	0.42

Continued on next page...

Continued from previous page...

Atom-1	Atom-2	Interatomic distance (Å)	Clash overlap (Å)
4:E:144:VAL:CG1	4:E:209:ILE:HA	2.45	0.42
4:E:233:SER:C	4:E:237:VAL:HG23	2.34	0.42
4:E:463:LEU:C	4:E:463:LEU:HD12	2.38	0.42
1:A:102:ILE:HB	1:A:121:PRO:O	2.20	0.42
1:A:133:THR:HG21	1:A:140:GLN:OE1	2.19	0.42
1:A:170:PHE:CE1	1:A:176:TRP:CD1	3.08	0.42
1:A:306:HIS:C	1:A:306:HIS:CD2	2.93	0.42
1:A:406:ILE:HA	1:A:409:ILE:CG1	2.50	0.42
2:B:216:LYS:CD	2:B:216:LYS:O	2.50	0.42
2:B:256:LEU:O	2:B:257:LEU:C	2.56	0.42
2:B:440:LEU:C	2:B:443:PHE:H	2.22	0.42
3:C:252:GLU:O	3:C:253:SER:HB2	2.19	0.42
3:C:263:VAL:O	3:C:267:GLN:HG3	2.17	0.42
3:C:83:ARG:NH1	3:C:109:ASN:HB2	2.35	0.42
1:D:229:THR:O	1:D:232:VAL:CB	2.51	0.42
4:E:116:TYR:C	4:E:116:TYR:HD1	2.22	0.42
4:E:265:LEU:CA	4:E:268:ILE:HG23	2.50	0.42
2:B:15:TYR:C	2:B:15:TYR:CD1	2.93	0.42
3:C:289:GLY:HA3	3:C:293:MET:HE1	2.01	0.42
1:D:426:PHE:HE1	1:D:430:LEU:CD1	2.32	0.42
1:A:152:ASP:H	4:E:78:ARG:NH2	2.17	0.42
1:A:417:ILE:O	1:A:421:GLY:N	2.51	0.42
2:B:107:ASN:HD22	3:C:152:ASN:CG	2.22	0.42
2:B:227:PRO:O	2:B:231:ILE:N	2.36	0.42
2:B:460:HIS:O	2:B:464:PRO:HD2	2.20	0.42
2:B:459:SER:O	2:B:463:PRO:CG	2.68	0.42
3:C:81:ARG:HH12	3:C:111:LEU:HB2	1.83	0.42
3:C:296:MET:HE2	3:C:299:VAL:HG21	2.02	0.42
3:C:29:GLU:O	3:C:30:VAL:CG2	2.66	0.42
3:C:3:GLU:CD	3:C:7:LEU:HB2	2.40	0.42
1:D:134:HIS:C	1:D:134:HIS:ND1	2.73	0.42
1:D:33:VAL:CG1	1:D:158:ILE:HG21	2.50	0.42
1:D:290:ILE:CG1	1:D:291:VAL:N	2.83	0.42
4:E:26:HIS:O	4:E:26:HIS:ND1	2.53	0.42
1:D:436:GLU:O	1:D:437:GLY:OXT	2.38	0.42
3:C:98:ASN:C	3:C:100:GLY:N	2.73	0.42
1:A:93:TYR:CD2	1:A:145:LYS:HD3	2.55	0.42
1:A:410:LEU:HD13	1:A:414:PHE:CD2	2.46	0.42
3:C:185:THR:HG23	3:C:187:ASN:H	1.83	0.42
3:C:21:VAL:O	3:C:23:PRO:HD3	2.19	0.42
3:C:191:GLU:HG2	3:C:222:ARG:C	2.40	0.42

Continued on next page...

Continued from previous page...

Atom-1	Atom-2	Interatomic distance (Å)	Clash overlap (Å)
3:C:84:PRO:CG	3:C:85:GLU:OE1	2.68	0.42
1:D:132:VAL:HB	1:D:274:ILE:CA	2.37	0.42
1:D:131:ILE:CD1	1:D:133:THR:CB	2.95	0.42
1:D:92:LEU:CD1	1:D:146:LEU:HD21	2.50	0.42
1:D:167:LEU:HA	1:D:170:PHE:CB	2.49	0.42
1:D:292:THR:OG1	1:D:296:ILE:CD1	2.68	0.42
1:D:89:ASP:CB	1:D:149:TRP:CD1	3.00	0.42
4:E:158:GLN:O	4:E:159:LEU:HD23	2.20	0.42
4:E:193:ASN:O	4:E:206:GLN:HG2	2.19	0.42
4:E:214:ILE:HD12	4:E:215:GLN:N	2.34	0.42
4:E:435:GLU:OE1	4:E:439:TRP:CH2	2.73	0.42
4:E:28:ILE:CD1	4:E:60:ASN:O	2.51	0.42
1:D:109:LEU:HB2	1:D:117:MET:H	1.85	0.42
4:E:417:GLU:O	4:E:421:PHE:CD2	2.73	0.42
1:A:68:ASN:ND2	1:A:69:PRO:HD2	2.35	0.42
1:A:233:PHE:CB	1:A:410:LEU:HD22	2.50	0.42
1:A:276:LYS:O	1:A:280:PHE:CE1	2.72	0.42
1:A:278:MET:HE1	1:A:282:MET:CE	2.49	0.42
1:A:432:GLU:HG3	1:A:436:GLU:CG	2.50	0.42
1:A:92:LEU:HD23	1:A:92:LEU:H	1.83	0.42
1:A:93:TYR:CZ	1:A:198:TYR:HE2	2.38	0.42
2:B:46:LYS:CA	2:B:278:PRO:HD2	2.46	0.42
2:B:298:SER:HA	2:B:301:VAL:HG22	2.02	0.42
2:B:37:LEU:CB	2:B:54:VAL:HG12	2.49	0.42
3:C:462:THR:N	3:C:463:PRO:HD2	2.34	0.42
3:C:69:TRP:HB2	3:C:74:TYR:CA	2.50	0.42
3:C:7:LEU:HD13	3:C:73:GLU:CG	2.50	0.42
1:D:37:LEU:N	1:D:164:ARG:NH2	2.56	0.42
1:D:227:PHE:O	1:D:227:PHE:CD1	2.73	0.42
1:D:244:THR:O	1:D:247:ILE:HB	2.19	0.42
1:D:264:ILE:O	1:D:267:THR:HG23	2.19	0.42
1:D:36:GLN:HE21	1:D:38:ILE:CG1	2.32	0.42
4:E:247:GLY:N	4:E:250:LYS:HZ2	2.18	0.42
4:E:262:THR:CA	4:E:265:LEU:HD12	2.50	0.42
4:E:59:TRP:O	4:E:60:ASN:ND2	2.50	0.42
3:C:235:PRO:O	3:C:239:ILE:N	2.35	0.42
1:A:2:GLU:C	1:A:4:GLU:N	2.73	0.42
1:A:76:LYS:HE3	1:A:112:TYR:OH	2.19	0.42
1:A:105:MET:N	1:A:105:MET:SD	2.93	0.42
1:A:137:PHE:CD1	1:A:210:ILE:CD1	3.01	0.41
1:A:148:ILE:HD11	1:A:156:VAL:HG22	2.02	0.41

Continued on next page...

Continued from previous page...

Atom-1	Atom-2	Interatomic distance (Å)	Clash overlap (Å)
1:A:223:LEU:HA	1:A:226:SER:HB2	2.00	0.41
1:A:36:GLN:O	1:A:36:GLN:OE1	2.38	0.41
1:A:39:GLN:C	1:A:40:LEU:HD23	2.39	0.41
2:B:19:VAL:HG13	2:B:20:ARG:N	2.34	0.41
2:B:246:GLY:O	2:B:248:LYS:N	2.53	0.41
2:B:277:VAL:N	2:B:278:PRO:CD	2.83	0.41
3:C:1:VAL:HA	3:C:4:GLU:HG2	2.02	0.41
3:C:154:ASN:HA	3:C:212:TYR:H	1.85	0.41
3:C:249:LEU:HB3	3:C:256:LYS:NZ	2.35	0.41
1:D:37:LEU:N	1:D:164:ARG:HH22	2.11	0.41
1:D:229:THR:C	1:D:232:VAL:HB	2.34	0.41
4:E:138:TRP:CZ2	4:E:215:GLN:NE2	2.89	0.41
4:E:431:ASP:C	4:E:435:GLU:HG3	2.39	0.41
2:B:75:ILE:HG22	3:C:27:ASN:CB	2.50	0.41
1:A:76:LYS:CG	1:A:112:TYR:CE2	3.01	0.41
1:A:146:LEU:O	1:A:201:ILE:N	2.38	0.41
1:A:33:VAL:O	1:A:161:GLU:HB3	2.20	0.41
1:A:257:LEU:HD13	1:A:285:VAL:CG2	2.45	0.41
2:B:118:TRP:CA	2:B:119:HIS:HD2	2.33	0.41
2:B:138:ASP:O	2:B:139:TRP:O	2.38	0.41
2:B:50:MET:HE1	2:B:211:LEU:HD11	2.02	0.41
3:C:30:VAL:CG1	3:C:159:SER:CB	2.88	0.41
3:C:223:ARG:O	3:C:224:LYS:CB	2.68	0.41
3:C:224:LYS:NZ	3:C:291:TYR:HE2	2.17	0.41
3:C:277:ARG:NH2	1:D:262:GLU:OE2	2.53	0.41
3:C:35:LEU:HD12	3:C:92:ILE:CG2	2.42	0.41
3:C:465:MET:O	3:C:465:MET:HG2	2.18	0.41
4:E:39:LEU:CD2	4:E:183:TRP:CZ2	2.94	0.41
4:E:210:PHE:O	4:E:212:LEU:CD1	2.68	0.41
4:E:78:ARG:HH11	4:E:108:LEU:HD13	1.85	0.41
1:D:78:ILE:CD1	1:D:110:LEU:CG	2.94	0.41
1:D:435:GLN:C	1:D:437:GLY:N	2.71	0.41
1:A:422:THR:HA	1:A:425:VAL:HG12	2.02	0.41
1:A:420:ILE:CG1	1:A:421:GLY:H	2.31	0.41
2:B:186:TRP:HB3	2:B:215:ARG:HB2	2.03	0.41
2:B:186:TRP:HB2	2:B:187:SER:H	1.66	0.41
2:B:466:ASN:N	2:B:467:PRO:HD2	2.34	0.41
3:C:191:GLU:HG3	3:C:222:ARG:HB3	2.00	0.41
3:C:264:LEU:HD11	3:C:306:CYS:C	2.41	0.41
3:C:472:ILE:CB	3:C:475:MET:SD	2.99	0.41
1:D:166:ASP:CG	1:D:205:PHE:CD2	2.94	0.41

Continued on next page...

Continued from previous page...

Atom-1	Atom-2	Interatomic distance (Å)	Clash overlap (Å)
1:D:242:LYS:CA	1:D:243:MET:HE2	2.50	0.41
1:D:254:THR:O	1:D:258:LEU:CD1	2.68	0.41
4:E:159:LEU:CD2	4:E:208:ILE:HG23	2.50	0.41
4:E:212:LEU:N	4:E:212:LEU:CD1	2.83	0.41
4:E:28:ILE:HG21	4:E:85:TRP:HZ3	1.83	0.41
1:A:106:THR:CG2	2:B:150:THR:HG23	2.49	0.41
1:A:117:MET:SD	1:A:119:THR:HG21	2.61	0.41
1:A:405:VAL:HG23	1:A:405:VAL:O	2.18	0.41
1:A:45:GLU:OE2	1:A:135:PHE:N	2.53	0.41
1:A:85:VAL:HG12	1:A:86:TRP:N	2.34	0.41
2:B:91:VAL:N	2:B:147:LYS:O	2.29	0.41
2:B:144:MET:HE2	2:B:211:LEU:HD21	2.00	0.41
2:B:53:SER:O	2:B:54:VAL:HG13	2.19	0.41
3:C:180:ASP:CA	3:C:195:LYS:HG2	2.49	0.41
3:C:292:LEU:HD23	3:C:292:LEU:HA	1.85	0.41
3:C:41:ASN:HA	3:C:41:ASN:HD22	1.62	0.41
3:C:48:THR:HA	3:C:286:PRO:CD	2.51	0.41
3:C:84:PRO:HG2	3:C:85:GLU:N	2.35	0.41
1:D:139:GLN:NE2	1:D:179:LYS:HG3	2.35	0.41
1:D:144:MET:HE1	1:D:205:PHE:CZ	2.56	0.41
1:D:40:LEU:CD1	1:D:50:VAL:HG13	2.50	0.41
1:D:263:LEU:CD1	4:E:266:PHE:CZ	2.90	0.41
4:E:276:SER:O	4:E:280:PRO:O	2.39	0.41
4:E:284:LYS:H	4:E:284:LYS:HE3	1.64	0.41
1:D:75:ILE:HG13	1:D:78:ILE:HG23	2.02	0.41
2:B:276:SER:C	2:B:277:VAL:HG13	2.41	0.41
2:B:301:VAL:HG23	2:B:302:LEU:N	2.35	0.41
1:A:242:LYS:NZ	2:B:312:HIS:ND1	2.68	0.41
3:C:192:ILE:CD1	3:C:221:ILE:HG22	2.50	0.41
3:C:214:ASP:OD1	3:C:214:ASP:N	2.54	0.41
3:C:24:VAL:HG13	3:C:31:VAL:N	2.36	0.41
3:C:256:LYS:O	3:C:260:ALA:HB2	2.21	0.41
2:B:258:ALA:CB	3:C:265:LEU:CD1	2.91	0.41
3:C:279:PRO:HG2	3:C:280:GLU:H	1.85	0.41
3:C:2:ASN:O	3:C:72:SER:CB	2.67	0.41
3:C:87:ILE:HG23	3:C:118:VAL:HG11	2.02	0.41
1:D:210:ILE:C	1:D:211:PRO:O	2.58	0.41
1:D:35:LEU:HD12	1:D:54:VAL:CB	2.50	0.41
1:D:402:VAL:HB	1:D:404:MET:HG2	2.03	0.41
1:D:301:ARG:HH21	1:D:405:VAL:HB	1.84	0.41
4:E:132:THR:C	4:E:134:PHE:H	2.10	0.41

Continued on next page...

Continued from previous page...

Atom-1	Atom-2	Interatomic distance (Å)	Clash overlap (Å)
4:E:235:LEU:O	4:E:238:LEU:CB	2.68	0.41
4:E:262:THR:HG22	4:E:262:THR:O	2.20	0.41
4:E:436:ASN:O	4:E:439:TRP:CD1	2.73	0.41
4:E:453:ILE:CG1	4:E:454:ALA:N	2.83	0.41
3:C:446:TRP:HA	3:C:446:TRP:CE3	2.56	0.41
1:A:187:TRP:HE1	1:A:196:THR:CG2	2.28	0.41
1:A:233:PHE:CE2	1:A:413:VAL:HB	2.56	0.41
2:B:100:PHE:CG	2:B:103:THR:HB	2.55	0.41
2:B:220:TYR:C	2:B:222:VAL:N	2.72	0.41
2:B:440:LEU:HA	2:B:443:PHE:HB2	2.03	0.41
3:C:132:ILE:HG13	3:C:136:TYR:CE2	2.56	0.41
3:C:148:PHE:C	3:C:149:THR:HG22	2.40	0.41
3:C:13:ILE:HB	3:C:14:VAL:H	1.71	0.41
3:C:30:VAL:CG2	3:C:157:GLU:N	2.83	0.41
3:C:480:ARG:N	3:C:481:PRO:CD	2.83	0.41
3:C:91:ASP:OD2	3:C:153:TYR:CD1	2.73	0.41
1:D:264:ILE:CG2	1:D:265:PRO:HD3	2.50	0.41
1:D:214:PHE:CZ	1:D:267:THR:HG21	2.56	0.41
1:D:55:ARG:C	1:D:56:LEU:HD23	2.39	0.41
4:E:91:LEU:HA	4:E:145:PHE:CB	2.50	0.41
4:E:145:PHE:O	4:E:208:ILE:CD1	2.68	0.41
4:E:184:THR:HG23	4:E:215:GLN:CB	2.50	0.41
4:E:242:LEU:HG	4:E:243:PRO:CD	2.51	0.41
4:E:1:ASN:O	4:E:3:GLU:N	2.54	0.41
1:D:32:THR:N	1:D:59:GLN:O	2.53	0.41
2:B:286:PHE:CE1	2:B:287:ILE:HG23	2.54	0.41
1:A:131:ILE:HG13	1:A:133:THR:H	1.85	0.41
1:A:398:GLU:HA	1:A:401:TYR:CE1	2.56	0.41
1:A:46:VAL:HG21	1:A:270:ALA:C	2.40	0.41
2:B:158:LEU:HD23	2:B:158:LEU:HA	1.52	0.41
2:B:186:TRP:CA	2:B:215:ARG:HA	2.51	0.41
2:B:231:ILE:CG2	2:B:259:LEU:HD21	2.51	0.41
2:B:82:SER:HB3	2:B:83:ASP:H	1.51	0.41
2:B:90:ILE:HG23	2:B:147:LYS:CA	2.50	0.41
1:D:48:GLN:NE2	1:D:127:TYR:CZ	2.89	0.41
4:E:246:ALA:HA	4:E:250:LYS:HZ2	1.83	0.41
4:E:32:LEU:HD12	4:E:208:ILE:CD1	2.44	0.41
4:E:435:GLU:O	4:E:436:ASN:C	2.59	0.41
4:E:28:ILE:CG2	4:E:85:TRP:CZ3	3.02	0.41
4:E:416:VAL:O	4:E:420:ASN:N	2.51	0.41
1:A:85:VAL:CG1	1:A:86:TRP:N	2.83	0.41

Continued on next page...

Continued from previous page...

Atom-1	Atom-2	Interatomic distance (Å)	Clash overlap (Å)
2:B:138:ASP:CA	2:B:464:PRO:O	2.69	0.41
2:B:89:ASP:O	2:B:149:TYR:N	2.54	0.41
2:B:197:TRP:HB3	2:B:204:TYR:CD1	2.56	0.41
2:B:223:TYR:C	2:B:226:VAL:HG22	2.38	0.41
2:B:28:LYS:HG2	2:B:155:GLU:HA	2.01	0.41
2:B:431:VAL:HG21	2:B:433:MET:HG2	2.02	0.41
3:C:106:TYR:CD1	3:C:106:TYR:C	2.94	0.41
3:C:77:ILE:O	3:C:79:ILE:N	2.54	0.41
1:D:189:TYR:HA	1:D:197:PRO:HG2	2.01	0.41
1:D:254:THR:CG2	1:D:255:VAL:N	2.84	0.41
1:D:28:PHE:HD1	1:D:28:PHE:N	2.17	0.41
1:A:386:MET:HG3	4:E:427:LYS:HD3	2.03	0.41
2:B:284:LEU:CA	2:B:287:ILE:HG13	2.47	0.41
1:A:187:TRP:HD1	1:A:199:LEU:CD2	2.33	0.41
1:A:221:PRO:HA	1:A:224:LEU:CB	2.36	0.41
1:A:235:LEU:O	1:A:239:SER:O	2.39	0.41
1:A:58:GLN:HB3	1:A:60:TRP:HZ3	1.84	0.41
2:B:100:PHE:CB	2:B:103:THR:HB	2.47	0.41
2:B:439:PHE:C	2:B:439:PHE:CD1	2.93	0.41
3:C:30:VAL:HG23	3:C:156:ASN:HA	2.02	0.41
3:C:80:LEU:HG	3:C:81:ARG:N	2.36	0.41
3:C:85:GLU:N	3:C:85:GLU:OE1	2.30	0.41
3:C:245:LEU:CD1	1:D:297:ASN:HD21	2.34	0.41
4:E:109:VAL:HG13	4:E:115:MET:HE1	2.03	0.41
4:E:156:ASN:HD22	4:E:156:ASN:HA	1.50	0.41
4:E:175:GLU:CG	4:E:176:ASP:N	2.84	0.41
1:A:263:LEU:C	1:A:265:PRO:HD2	2.42	0.41
1:A:51:GLU:HG3	1:A:125:LYS:HD2	2.02	0.41
2:B:128:CYS:SG	2:B:144:MET:CG	3.07	0.41
2:B:160:HIS:HB2	2:B:195:LYS:NZ	2.35	0.41
2:B:181:THR:CG2	2:B:184:GLY:H	2.33	0.41
2:B:225:ILE:HG23	2:B:229:ILE:HD12	2.02	0.41
2:B:249:MET:CE	2:B:250:SER:CB	2.99	0.41
2:B:270:VAL:N	2:B:271:PRO:HD2	2.36	0.41
2:B:33:VAL:HG11	2:B:158:LEU:CD1	2.46	0.41
2:B:58:LEU:HD21	2:B:118:TRP:CE3	2.55	0.41
2:B:86:TRP:CD1	2:B:151:TYR:CE2	3.09	0.41
3:C:11:LEU:O	3:C:12:LEU:C	2.59	0.41
3:C:159:SER:C	3:C:213:GLN:HG3	2.40	0.41
3:C:69:TRP:HB2	3:C:74:TYR:HB2	2.03	0.41
1:D:146:LEU:HD13	1:D:203:TYR:CD1	2.53	0.41

Continued on next page...

Continued from previous page...

Atom-1	Atom-2	Interatomic distance (Å)	Clash overlap (Å)
1:D:157:SER:HB2	1:D:199:LEU:HD11	2.03	0.41
1:D:228:LEU:O	1:D:232:VAL:N	2.47	0.41
1:D:48:GLN:O	1:D:48:GLN:HG3	2.20	0.41
4:E:9:LYS:HG3	4:E:10:LEU:N	2.34	0.41
4:E:240:TYR:CD2	4:E:453:ILE:CB	3.04	0.41
4:E:261:GLN:NE2	4:E:265:LEU:CG	2.81	0.41
2:B:417:SER:HB2	2:B:421:PHE:CZ	2.55	0.41
1:D:15:TYR:OH	1:D:84:ASP:HB3	2.20	0.41
1:D:86:TRP:HE3	1:D:86:TRP:H	1.69	0.41
1:A:148:ILE:O	1:A:148:ILE:CG2	2.69	0.41
1:A:237:THR:HB	1:A:406:ILE:HG22	2.03	0.41
1:A:416:LEU:HA	1:A:419:ILE:CG2	2.51	0.41
2:B:108:VAL:CG1	2:B:109:LEU:N	2.84	0.41
2:B:248:LYS:O	2:B:249:MET:C	2.59	0.41
2:B:466:ASN:N	2:B:467:PRO:CD	2.83	0.41
3:C:58:MET:CE	3:C:105:ALA:O	2.64	0.41
3:C:62:TRP:CH2	3:C:120:TRP:HB3	2.52	0.41
3:C:276:GLN:O	3:C:279:PRO:CD	2.61	0.41
3:C:278:LEU:O	3:C:282:ALA:HB2	2.21	0.41
3:C:286:PRO:O	3:C:286:PRO:HG2	2.21	0.41
1:D:234:TYR:CE1	1:D:410:LEU:HD12	2.56	0.41
4:E:84:LEU:HD21	4:E:115:MET:CE	2.51	0.41
4:E:172:ILE:HG23	4:E:174:PRO:N	2.36	0.41
4:E:37:THR:HA	4:E:176:ASP:HB3	2.04	0.41
4:E:215:GLN:HG3	4:E:216:ARG:H	1.86	0.41
4:E:266:PHE:CZ	4:E:270:GLN:HB3	2.56	0.41
2:B:9:SER:O	2:B:10:VAL:C	2.60	0.41
2:B:75:ILE:O	2:B:77:ASP:N	2.54	0.41
3:C:204:ASP:N	3:C:207:PRO:HG2	2.32	0.41
4:E:263:ILE:HG21	4:E:263:ILE:HD13	1.68	0.41
1:D:129:GLU:OE1	1:D:129:GLU:HA	2.20	0.41
1:A:100:PHE:HA	1:A:100:PHE:HD1	1.70	0.40
1:A:102:ILE:HG21	2:B:149:TYR:CD2	2.54	0.40
1:A:34:GLY:HA3	1:A:161:GLU:HG2	2.03	0.40
2:B:131:LYS:HE2	2:B:132:VAL:HG23	2.02	0.40
2:B:16:ASN:HA	2:B:17:PRO:HD2	1.73	0.40
3:C:113:ARG:HE	3:C:119:THR:HG23	1.87	0.40
3:C:194:HIS:HB3	3:C:220:ILE:HG12	2.03	0.40
3:C:309:VAL:O	3:C:313:HIS:N	2.47	0.40
3:C:48:THR:HA	3:C:286:PRO:CG	2.51	0.40
3:C:60:HIS:HE1	3:C:160:MET:SD	2.44	0.40

Continued on next page...

Continued from previous page...

Atom-1	Atom-2	Interatomic distance (Å)	Clash overlap (Å)
3:C:75:SER:O	3:C:76:ASP:C	2.59	0.40
3:C:8:ILE:CD1	3:C:69:TRP:CZ3	3.02	0.40
1:D:419:ILE:CD1	1:D:420:ILE:CG2	2.92	0.40
4:E:185:ILE:HG23	4:E:214:ILE:HG22	2.03	0.40
1:D:248:SER:O	4:E:259:LEU:HD11	2.21	0.40
1:D:85:VAL:HG13	1:D:86:TRP:N	2.36	0.40
1:A:114:GLY:O	1:A:115:LYS:C	2.60	0.40
2:B:111:GLN:CD	2:B:115:ALA:HB3	2.42	0.40
1:A:36:GLN:OE1	1:A:37:LEU:O	2.39	0.40
1:A:92:LEU:CB	1:A:95:ASN:HB2	2.51	0.40
2:B:128:CYS:O	2:B:130:ILE:N	2.55	0.40
2:B:152:ASP:HA	2:B:203:SER:HB2	2.01	0.40
2:B:241:LEU:HB3	2:B:248:LYS:CE	2.51	0.40
2:B:459:SER:O	2:B:464:PRO:HD2	2.22	0.40
3:C:106:TYR:O	3:C:107:PHE:C	2.59	0.40
3:C:56:VAL:HG23	3:C:124:ALA:HB3	2.04	0.40
3:C:161:ASP:CA	3:C:199:LYS:HG2	2.51	0.40
3:C:219:LEU:HG	3:C:221:ILE:CG2	2.51	0.40
3:C:91:ASP:OD2	3:C:153:TYR:CE1	2.75	0.40
3:C:262:CYS:SG	1:D:247:ILE:CG2	3.09	0.40
1:D:276:LYS:CD	1:D:276:LYS:H	2.27	0.40
1:D:282:MET:HB3	1:D:283:ILE:H	1.76	0.40
1:D:28:PHE:CD2	1:D:153:GLY:O	2.74	0.40
3:C:241:PHE:HZ	1:D:293:VAL:HG22	1.72	0.40
1:D:411:LEU:O	1:D:415:MET:SD	2.79	0.40
4:E:172:ILE:CG1	4:E:174:PRO:CG	2.99	0.40
2:B:409:LYS:HB3	3:C:426:THR:HG23	1.95	0.40
1:D:80:LEU:HB2	1:D:108:LEU:CD2	2.52	0.40
3:C:289:GLY:CA	3:C:293:MET:CE	2.99	0.40
1:A:134:HIS:N	1:A:136:PRO:CD	2.84	0.40
1:A:148:ILE:O	1:A:148:ILE:HG23	2.21	0.40
1:A:306:HIS:CB	4:E:250:LYS:HZ1	2.34	0.40
2:B:225:ILE:HG22	2:B:226:VAL:N	2.37	0.40
2:B:459:SER:O	2:B:463:PRO:CB	2.68	0.40
2:B:88:PRO:O	2:B:90:ILE:HG13	2.22	0.40
2:B:89:ASP:OD1	2:B:89:ASP:N	2.52	0.40
2:B:92:LEU:N	2:B:92:LEU:HD23	2.37	0.40
3:C:60:HIS:CE1	3:C:160:MET:CE	3.01	0.40
1:D:303:PRO:HB2	1:D:400:LYS:CE	2.50	0.40
1:D:234:TYR:CD1	1:D:410:LEU:HD13	2.57	0.40
1:D:37:LEU:HA	1:D:54:VAL:HG13	2.02	0.40

Continued on next page...

Continued from previous page...

Atom-1	Atom-2	Interatomic distance (Å)	Clash overlap (Å)
4:E:103:TYR:HB3	4:E:104:TYR:CE1	2.56	0.40
4:E:44:GLU:CD	4:E:129:ILE:HG21	2.41	0.40
4:E:59:TRP:CH2	4:E:115:MET:CB	3.04	0.40
3:C:430:VAL:O	3:C:434:LYS:N	2.41	0.40
2:B:67:TRP:C	2:B:72:TYR:CB	2.89	0.40
3:C:25:LYS:CG	3:C:25:LYS:O	2.68	0.40
1:A:146:LEU:HD13	1:A:203:TYR:CE1	2.56	0.40
1:A:164:ARG:NH1	1:A:181:TYR:OH	2.53	0.40
1:A:249:VAL:HA	2:B:257:LEU:HD21	2.04	0.40
2:B:60:TRP:CZ3	2:B:116:VAL:HB	2.57	0.40
2:B:139:TRP:CD2	2:B:214:GLN:HA	2.56	0.40
2:B:247:GLU:CD	3:C:320:HIS:CE1	2.95	0.40
2:B:248:LYS:O	2:B:252:SER:N	2.46	0.40
2:B:132:VAL:CA	2:B:279:ILE:HA	2.51	0.40
2:B:297:LEU:HD23	2:B:297:LEU:C	2.41	0.40
2:B:460:HIS:O	2:B:464:PRO:CD	2.70	0.40
3:C:12:LEU:HB2	3:C:16:LYS:CB	2.51	0.40
3:C:30:VAL:CG1	3:C:159:SER:HB3	2.50	0.40
3:C:17:TYR:CE2	3:C:19:LYS:HB2	2.57	0.40
3:C:223:ARG:O	3:C:224:LYS:CG	2.66	0.40
3:C:278:LEU:HD11	3:C:292:LEU:CD2	2.49	0.40
2:B:237:LEU:CD2	3:C:310:LEU:HG	2.51	0.40
3:C:48:THR:OG1	3:C:286:PRO:HD3	2.22	0.40
4:E:86:LEU:CD1	4:E:103:TYR:HE1	2.34	0.40
4:E:129:ILE:O	4:E:129:ILE:CG1	2.69	0.40
4:E:172:ILE:HA	4:E:172:ILE:HD12	1.99	0.40
4:E:313:THR:HB	4:E:441:LEU:HB3	2.02	0.40
1:D:111:ASP:OD2	1:D:115:LYS:CD	2.66	0.40
1:D:432:GLU:O	1:D:436:GLU:CD	2.60	0.40
2:B:286:PHE:CE1	2:B:457:ASP:OD1	2.74	0.40
4:E:418:ALA:O	4:E:421:PHE:HB2	2.22	0.40
1:A:107:LYS:CE	2:B:150:THR:C	2.86	0.40
1:A:207:MET:N	1:A:207:MET:SD	2.95	0.40
1:A:43:VAL:CG1	1:A:50:VAL:CG2	2.90	0.40
2:B:186:TRP:C	2:B:216:LYS:HZ1	2.25	0.40
3:C:137:PHE:C	3:C:138:PRO:O	2.59	0.40
1:D:181:TYR:CE1	1:D:203:TYR:HB3	2.49	0.40
1:D:264:ILE:O	1:D:267:THR:CG2	2.70	0.40
4:E:261:GLN:HG3	4:E:262:THR:N	2.29	0.40
4:E:98:GLN:OE1	4:E:98:GLN:HA	2.22	0.40
1:A:21:PRO:HG3	1:A:62:ASP:OD2	2.22	0.40

Continued on next page...

Continued from previous page...

Atom-1	Atom-2	Interatomic distance (Å)	Clash overlap (Å)
1:D:68:ASN:CB	1:D:69:PRO:HD2	2.49	0.40
1:A:381:TYR:O	1:A:385:HIS:CB	2.70	0.40

There are no symmetry-related clashes.

5.3 Torsion angles [i](#)

5.3.1 Protein backbone [i](#)

In the following table, the Percentiles column shows the percent Ramachandran outliers of the chain as a percentile score with respect to all PDB entries followed by that with respect to all EM entries.

The Analysed column shows the number of residues for which the backbone conformation was analysed, and the total number of residues.

Mol	Chain	Analysed	Favoured	Allowed	Outliers	Percentiles	
1	A	366/461 (79%)	288 (79%)	50 (14%)	28 (8%)	1	20
1	D	366/461 (79%)	294 (80%)	41 (11%)	31 (8%)	1	18
2	B	364/493 (74%)	274 (75%)	58 (16%)	32 (9%)	1	17
3	C	364/522 (70%)	288 (79%)	58 (16%)	18 (5%)	3	31
4	E	365/505 (72%)	281 (77%)	58 (16%)	26 (7%)	1	22
All	All	1825/2442 (75%)	1425 (78%)	265 (14%)	135 (7%)	3	21

All (135) Ramachandran outliers are listed below:

Mol	Chain	Res	Type
1	A	2	GLU
1	A	27	HIS
1	A	76	LYS
1	A	83	ASP
1	A	102	ILE
1	A	131	ILE
1	A	139	GLN
1	A	282	MET
1	A	301	ARG
2	B	2	VAL
2	B	68	ASP
2	B	82	SER

Continued on next page...

Continued from previous page...

Mol	Chain	Res	Type
2	B	95	ASN
2	B	131	LYS
2	B	139	TRP
2	B	156	VAL
2	B	282	SER
2	B	307	ARG
2	B	432	ALA
3	C	2	ASN
3	C	13	ILE
3	C	131	PRO
3	C	212	TYR
3	C	224	LYS
3	C	253	SER
3	C	310	LEU
1	D	2	GLU
1	D	27	HIS
1	D	30	ASP
1	D	76	LYS
1	D	102	ILE
1	D	131	ILE
1	D	136	PRO
1	D	198	TYR
1	D	282	MET
1	D	301	ARG
4	E	27	VAL
4	E	82	GLU
4	E	110	TYR
4	E	128	PRO
4	E	133	TYR
4	E	152	ALA
4	E	217	LYS
1	A	4	GLU
1	A	63	VAL
1	A	75	ILE
1	A	93	TYR
1	A	198	TYR
1	A	426	PHE
2	B	76	LYS
2	B	99	SER
2	B	249	MET
2	B	275	LEU
2	B	279	ILE

Continued on next page...

Continued from previous page...

Mol	Chain	Res	Type
3	C	12	LEU
3	C	30	VAL
3	C	78	SER
3	C	434	LYS
1	D	75	ILE
1	D	139	GLN
1	D	241	GLU
1	D	276	LYS
1	D	426	PHE
4	E	81	SER
4	E	95	VAL
4	E	438	ASN
4	E	443	GLY
1	A	13	GLU
1	A	21	PRO
1	A	26	THR
1	A	82	SER
1	A	97	ASP
1	A	105	MET
1	A	292	THR
2	B	107	ASN
3	C	107	PHE
3	C	142	GLN
3	C	257	MET
1	D	93	TYR
1	D	403	ALA
4	E	16	LYS
4	E	75	ASP
4	E	129	ILE
4	E	280	PRO
2	B	89	ASP
2	B	102	ILE
2	B	147	LYS
2	B	153	THR
2	B	247	GLU
1	D	4	GLU
1	D	24	HIS
1	D	64	ARG
1	D	436	GLU
4	E	2	GLU
4	E	101	VAL
4	E	135	PRO

Continued on next page...

Continued from previous page...

Mol	Chain	Res	Type
4	E	249	GLN
4	E	265	LEU
4	E	454	ALA
1	A	210	ILE
1	A	303	PRO
2	B	21	PRO
2	B	150	THR
2	B	415	LEU
3	C	137	PHE
1	D	68	ASN
1	D	71	ASP
1	D	210	ILE
1	D	239	SER
1	D	252	SER
4	E	132	THR
4	E	203	ILE
4	E	271	LYS
2	B	88	PRO
2	B	135	PHE
2	B	227	PRO
2	B	445	THR
1	D	303	PRO
1	A	135	PHE
2	B	120	PRO
1	D	135	PHE
1	A	130	ILE
1	A	293	VAL
3	C	453	ILE
1	D	114	GLY
1	D	211	PRO
2	B	75	ILE
3	C	83	ARG
3	C	449	VAL
4	E	134	PHE
1	A	69	PRO
2	B	132	VAL
1	D	69	PRO
4	E	80	PRO
2	B	54	VAL

5.3.2 Protein sidechains ⓘ

In the following table, the Percentiles column shows the percent sidechain outliers of the chain as a percentile score with respect to all PDB entries followed by that with respect to all EM entries.

The Analysed column shows the number of residues for which the sidechain conformation was analysed, and the total number of residues.

Mol	Chain	Analysed	Rotameric	Outliers	Percentiles	
1	A	343/427 (80%)	248 (72%)	95 (28%)	0	4
1	D	343/427 (80%)	258 (75%)	85 (25%)	1	6
2	B	340/449 (76%)	262 (77%)	78 (23%)	1	7
3	C	335/475 (70%)	243 (72%)	92 (28%)	0	4
4	E	337/463 (73%)	249 (74%)	88 (26%)	0	5
All	All	1698/2241 (76%)	1260 (74%)	438 (26%)	3	5

All (438) residues with a non-rotameric sidechain are listed below:

Mol	Chain	Res	Type
1	A	6	ARG
1	A	12	LEU
1	A	20	ARG
1	A	24	HIS
1	A	25	HIS
1	A	29	VAL
1	A	30	ASP
1	A	36	GLN
1	A	46	VAL
1	A	56	LEU
1	A	61	ILE
1	A	63	VAL
1	A	66	ARG
1	A	68	ASN
1	A	72	TYR
1	A	75	ILE
1	A	79	ARG
1	A	87	LEU
1	A	92	LEU
1	A	94	ASN
1	A	95	ASN
1	A	100	PHE
1	A	103	VAL

Continued on next page...

Continued from previous page...

Mol	Chain	Res	Type
1	A	105	MET
1	A	107	LYS
1	A	108	LEU
1	A	111	ASP
1	A	112	TYR
1	A	116	ILE
1	A	124	PHE
1	A	125	LYS
1	A	126	SER
1	A	129	GLU
1	A	130	ILE
1	A	132	VAL
1	A	137	PHE
1	A	139	GLN
1	A	142	CYS
1	A	144	MET
1	A	145	LYS
1	A	149	TRP
1	A	161	GLU
1	A	164	ARG
1	A	180	ASP
1	A	181	TYR
1	A	185	LYS
1	A	193	CYS
1	A	195	ASP
1	A	198	TYR
1	A	200	ASP
1	A	207	MET
1	A	210	ILE
1	A	218	VAL
1	A	224	LEU
1	A	225	PHE
1	A	238	ASP
1	A	243	MET
1	A	246	SER
1	A	247	ILE
1	A	254	THR
1	A	255	VAL
1	A	257	LEU
1	A	265	PRO
1	A	266	SER
1	A	268	SER

Continued on next page...

Continued from previous page...

Mol	Chain	Res	Type
1	A	273	LEU
1	A	278	MET
1	A	279	LEU
1	A	282	MET
1	A	289	ILE
1	A	290	ILE
1	A	292	THR
1	A	293	VAL
1	A	296	ILE
1	A	297	ASN
1	A	298	THR
1	A	303	PRO
1	A	305	THR
1	A	306	HIS
1	A	376	ILE
1	A	382	ILE
1	A	387	LYS
1	A	389	ASP
1	A	399	TRP
1	A	401	TYR
1	A	402	VAL
1	A	409	ILE
1	A	410	LEU
1	A	414	PHE
1	A	415	MET
1	A	419	ILE
1	A	425	VAL
1	A	426	PHE
1	A	430	LEU
1	A	434	SER
2	B	15	TYR
2	B	16	ASN
2	B	18	LYS
2	B	19	VAL
2	B	20	ARG
2	B	23	GLN
2	B	29	VAL
2	B	31	VAL
2	B	32	ARG
2	B	33	VAL
2	B	37	LEU
2	B	41	LEU

Continued on next page...

Continued from previous page...

Mol	Chain	Res	Type
2	B	42	ILE
2	B	43	LEU
2	B	45	GLU
2	B	55	PHE
2	B	58	LEU
2	B	63	TYR
2	B	64	ARG
2	B	68	ASP
2	B	73	GLU
2	B	79	SER
2	B	82	SER
2	B	95	ASN
2	B	97	ASP
2	B	107	ASN
2	B	117	SER
2	B	119	HIS
2	B	128	CYS
2	B	133	MET
2	B	134	TYR
2	B	135	PHE
2	B	138	ASP
2	B	145	VAL
2	B	149	TYR
2	B	158	LEU
2	B	159	GLN
2	B	160	HIS
2	B	181	THR
2	B	182	GLU
2	B	196	ASN
2	B	198	ARG
2	B	213	ILE
2	B	216	LYS
2	B	220	TYR
2	B	221	ILE
2	B	225	ILE
2	B	236	ILE
2	B	237	LEU
2	B	240	TYR
2	B	248	LYS
2	B	251	LEU
2	B	253	ILE
2	B	261	VAL

Continued on next page...

Continued from previous page...

Mol	Chain	Res	Type
2	B	263	LEU
2	B	265	LEU
2	B	269	LYS
2	B	280	ILE
2	B	281	ILE
2	B	283	TYR
2	B	284	LEU
2	B	288	MET
2	B	291	VAL
2	B	294	SER
2	B	307	ARG
2	B	311	THR
2	B	403	GLU
2	B	429	GLN
2	B	436	ASP
2	B	437	ARG
2	B	439	PHE
2	B	440	LEU
2	B	442	ILE
2	B	443	PHE
2	B	447	CYS
2	B	461	ASN
2	B	462	VAL
2	B	463	PRO
3	C	3	GLU
3	C	7	LEU
3	C	13	ILE
3	C	15	ASN
3	C	22	ARG
3	C	25	LYS
3	C	28	ASN
3	C	30	VAL
3	C	41	ASN
3	C	43	ILE
3	C	45	LEU
3	C	50	GLU
3	C	52	LEU
3	C	54	THR
3	C	55	ASN
3	C	60	HIS
3	C	63	TYR
3	C	65	HIS

Continued on next page...

Continued from previous page...

Mol	Chain	Res	Type
3	C	66	ARG
3	C	69	TRP
3	C	91	ASP
3	C	92	ILE
3	C	96	ASN
3	C	102	TYR
3	C	104	VAL
3	C	106	TYR
3	C	107	PHE
3	C	114	PRO
3	C	115	ASN
3	C	121	LEU
3	C	130	CYS
3	C	140	ASP
3	C	144	CYS
3	C	147	LYS
3	C	148	PHE
3	C	149	THR
3	C	158	ILE
3	C	160	MET
3	C	162	LEU
3	C	199	LYS
3	C	200	ASN
3	C	202	TYR
3	C	206	PHE
3	C	211	ASN
3	C	214	ASP
3	C	222	ARG
3	C	228	TYR
3	C	229	VAL
3	C	233	ILE
3	C	241	PHE
3	C	242	LEU
3	C	249	LEU
3	C	259	THR
3	C	264	LEU
3	C	267	GLN
3	C	270	PHE
3	C	271	LEU
3	C	272	LEU
3	C	274	THR
3	C	276	GLN

Continued on next page...

Continued from previous page...

Mol	Chain	Res	Type
3	C	278	LEU
3	C	279	PRO
3	C	280	GLU
3	C	291	TYR
3	C	293	MET
3	C	296	MET
3	C	297	SER
3	C	299	VAL
3	C	302	VAL
3	C	310	LEU
3	C	311	ASN
3	C	312	PHE
3	C	315	ARG
3	C	319	THR
3	C	423	ILE
3	C	428	TYR
3	C	429	ILE
3	C	430	VAL
3	C	432	GLN
3	C	442	GLU
3	C	446	TRP
3	C	451	GLN
3	C	455	ARG
3	C	458	MET
3	C	460	ILE
3	C	465	MET
3	C	467	LEU
3	C	471	PHE
3	C	475	MET
3	C	478	PHE
3	C	479	ASN
3	C	480	ARG
1	D	3	HIS
1	D	16	ASN
1	D	20	ARG
1	D	23	GLU
1	D	25	HIS
1	D	30	ASP
1	D	40	LEU
1	D	41	ILE
1	D	46	VAL
1	D	54	VAL

Continued on next page...

Continued from previous page...

Mol	Chain	Res	Type
1	D	55	ARG
1	D	60	TRP
1	D	66	ARG
1	D	67	TRP
1	D	72	TYR
1	D	76	LYS
1	D	80	LEU
1	D	85	VAL
1	D	86	TRP
1	D	91	VAL
1	D	92	LEU
1	D	94	ASN
1	D	105	MET
1	D	107	LYS
1	D	108	LEU
1	D	110	LEU
1	D	112	TYR
1	D	116	ILE
1	D	118	TRP
1	D	120	PRO
1	D	126	SER
1	D	130	ILE
1	D	135	PHE
1	D	142	CYS
1	D	143	THR
1	D	145	LYS
1	D	149	TRP
1	D	152	ASP
1	D	154	THR
1	D	156	VAL
1	D	164	ARG
1	D	170	PHE
1	D	177	VAL
1	D	180	ASP
1	D	185	LYS
1	D	188	VAL
1	D	193	CYS
1	D	198	TYR
1	D	200	ASP
1	D	202	THR
1	D	203	TYR
1	D	207	MET

Continued on next page...

Continued from previous page...

Mol	Chain	Res	Type
1	D	216	VAL
1	D	219	ILE
1	D	225	PHE
1	D	226	SER
1	D	227	PHE
1	D	230	VAL
1	D	237	THR
1	D	238	ASP
1	D	243	MET
1	D	244	THR
1	D	247	ILE
1	D	250	LEU
1	D	252	SER
1	D	253	LEU
1	D	265	PRO
1	D	273	LEU
1	D	278	MET
1	D	281	THR
1	D	285	VAL
1	D	303	PRO
1	D	377	GLU
1	D	387	LYS
1	D	394	ASN
1	D	399	TRP
1	D	400	LYS
1	D	406	ILE
1	D	407	ASP
1	D	409	ILE
1	D	414	PHE
1	D	418	CYS
1	D	422	THR
1	D	426	PHE
1	D	435	GLN
4	E	5	ARG
4	E	13	ASP
4	E	15	ASP
4	E	17	ARG
4	E	18	ILE
4	E	23	THR
4	E	29	ASP
4	E	31	THR
4	E	44	GLU

Continued on next page...

Continued from previous page...

Mol	Chain	Res	Type
4	E	49	LEU
4	E	52	ASN
4	E	55	ILE
4	E	60	ASN
4	E	62	TYR
4	E	63	ARG
4	E	66	TRP
4	E	67	ASN
4	E	70	GLU
4	E	71	TYR
4	E	74	ILE
4	E	75	ASP
4	E	80	PRO
4	E	82	GLU
4	E	84	LEU
4	E	89	VAL
4	E	104	TYR
4	E	106	ASN
4	E	116	TYR
4	E	118	LEU
4	E	122	ILE
4	E	123	TYR
4	E	124	ARG
4	E	125	SER
4	E	127	CYS
4	E	128	PRO
4	E	129	ILE
4	E	133	TYR
4	E	138	TRP
4	E	140	ASN
4	E	143	LEU
4	E	147	SER
4	E	148	GLN
4	E	151	ASN
4	E	156	ASN
4	E	158	GLN
4	E	162	GLU
4	E	163	GLU
4	E	177	PHE
4	E	179	GLU
4	E	184	THR
4	E	195	ASN

Continued on next page...

Continued from previous page...

Mol	Chain	Res	Type
4	E	198	LEU
4	E	204	ASP
4	E	214	ILE
4	E	217	LYS
4	E	221	TYR
4	E	225	ILE
4	E	231	LEU
4	E	232	ILE
4	E	235	LEU
4	E	239	VAL
4	E	242	LEU
4	E	252	THR
4	E	253	LEU
4	E	263	ILE
4	E	268	ILE
4	E	270	GLN
4	E	271	LYS
4	E	279	VAL
4	E	284	LYS
4	E	286	LEU
4	E	287	ILE
4	E	291	PHE
4	E	294	LEU
4	E	296	ILE
4	E	297	VAL
4	E	301	VAL
4	E	303	VAL
4	E	308	LEU
4	E	309	ARG
4	E	310	THR
4	E	439	TRP
4	E	444	LYS
4	E	452	TRP
4	E	456	LEU
4	E	465	ILE
4	E	472	ASN
4	E	473	GLN

Some sidechains can be flipped to improve hydrogen bonding and reduce clashes. All (64) such sidechains are listed below:

Mol	Chain	Res	Type
1	A	24	HIS

Continued on next page...

Continued from previous page...

Mol	Chain	Res	Type
1	A	27	HIS
1	A	58	GLN
1	A	59	GLN
1	A	94	ASN
1	A	299	HIS
1	A	435	GLN
2	B	23	GLN
2	B	96	ASN
2	B	107	ASN
2	B	111	GLN
2	B	140	GLN
2	B	190	HIS
2	B	305	HIS
2	B	429	GLN
2	B	460	HIS
2	B	461	ASN
3	C	2	ASN
3	C	15	ASN
3	C	20	HIS
3	C	41	ASN
3	C	55	ASN
3	C	65	HIS
3	C	70	ASN
3	C	97	ASN
3	C	103	ASN
3	C	115	ASN
3	C	152	ASN
3	C	200	ASN
3	C	231	ASN
3	C	267	GLN
3	C	447	ASN
3	C	479	ASN
1	D	16	ASN
1	D	36	GLN
1	D	42	ASN
1	D	47	ASN
1	D	53	ASN
1	D	59	GLN
1	D	94	ASN
1	D	95	ASN
1	D	134	HIS
1	D	300	HIS

Continued on next page...

Continued from previous page...

Mol	Chain	Res	Type
1	D	408	HIS
1	D	435	GLN
4	E	1	ASN
4	E	26	HIS
4	E	52	ASN
4	E	60	ASN
4	E	67	ASN
4	E	93	ASN
4	E	94	ASN
4	E	98	GLN
4	E	140	ASN
4	E	148	GLN
4	E	153	HIS
4	E	156	ASN
4	E	158	GLN
4	E	193	ASN
4	E	197	GLN
4	E	206	GLN
4	E	215	GLN
4	E	261	GLN
4	E	472	ASN

5.3.3 RNA [i](#)

There are no RNA molecules in this entry.

5.4 Non-standard residues in protein, DNA, RNA chains [i](#)

There are no non-standard protein/DNA/RNA residues in this entry.

5.5 Carbohydrates [i](#)

There are no carbohydrates in this entry.

5.6 Ligand geometry [i](#)

There are no ligands in this entry.

5.7 Other polymers

There are no such residues in this entry.

5.8 Polymer linkage issues

There are no chain breaks in this entry.