



wwPDB X-ray Structure Validation Summary Report ⓘ

Feb 20, 2016 – 01:55 AM GMT

PDB ID : 5D8B
Title : Crystal structure of T. thermophilus ribosome containing a P-site wobble mismatch
Authors : Svidritskiy, E.; Korostelev, A.A.
Deposited on : 2015-08-17
Resolution : 3.63 Å(reported)

This is a wwPDB X-ray Structure Validation Summary Report for a publicly released PDB entry.
We welcome your comments at validation@mail.wwpdb.org
A user guide is available at
<http://wwpdb.org/validation/2016/XrayValidationReportHelp>
with specific help available everywhere you see the ⓘ symbol.

The following versions of software and data (see [references ⓘ](#)) were used in the production of this report:

MolProbity : 4.02b-467
Mogul : unknown
Xtriage (Phenix) : 1.9-1692
EDS : rb-20026982
Percentile statistics : 20151230.v01 (using entries in the PDB archive December 30th 2015)
Refmac : 5.8.0135
CCP4 : 6.5.0
Ideal geometry (proteins) : Engh & Huber (2001)
Ideal geometry (DNA, RNA) : Parkinson et al. (1996)
Validation Pipeline (wwPDB-VP) : rb-20026982

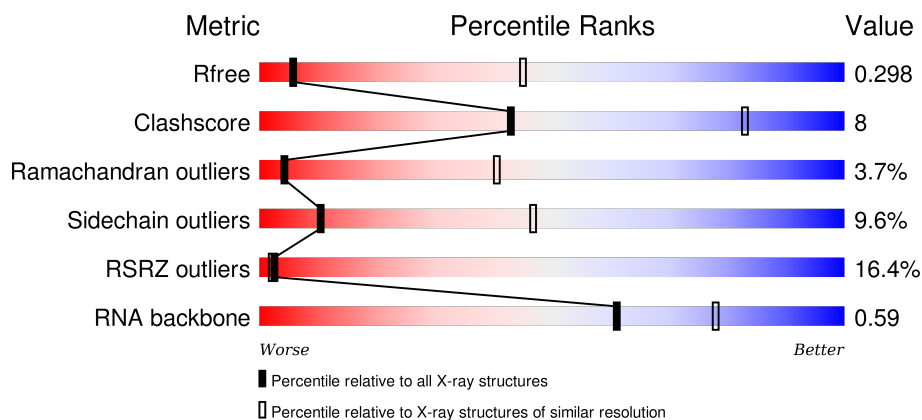
1 Overall quality at a glance

The following experimental techniques were used to determine the structure:

X-RAY DIFFRACTION

The reported resolution of this entry is 3.63 Å.

Percentile scores (ranging between 0-100) for global validation metrics of the entry are shown in the following graphic. The table shows the number of entries on which the scores are based.



Metric	Whole archive (#Entries)	Similar resolution (#Entries, resolution range(Å))
R_{free}	91344	1014 (3.80-3.48)
Clashscore	102246	1130 (3.80-3.48)
Ramachandran outliers	100387	1084 (3.80-3.48)
Sidechain outliers	100360	1083 (3.80-3.48)
RSRZ outliers	91569	1021 (3.80-3.48)
RNA backbone	2183	1059 (4.46-2.80)

The table below summarises the geometric issues observed across the polymeric chains and their fit to the electron density. The red, orange, yellow and green segments on the lower bar indicate the fraction of residues that contain outliers for ≥ 3 , 2, 1 and 0 types of geometric quality criteria. A grey segment represents the fraction of residues that are not modelled. The numeric value for each fraction is indicated below the corresponding segment, with a dot representing fractions $\leq 5\%$. The upper red bar (where present) indicates the fraction of residues that have poor fit to the electron density. The numeric value is given above the bar.

Mol	Chain	Length	Quality of chain
1	A	271	<div> <div>4%</div> <div>65%</div> <div>30%</div> <div>6%</div> </div>
1	WA	271	<div> <div>9%</div> <div>63%</div> <div>31%</div> <div>5%</div> </div>
2	B	206	<div> <div>29%</div> <div>67%</div> <div>25%</div> <div>7%</div> </div>
2	XA	206	<div> <div>5%</div> <div>67%</div> <div>24%</div> <div>7%</div> </div>

Continued on next page...

Continued from previous page...

Mol	Chain	Length	Quality of chain
3	C	205	
3	YA	205	
4	D	182	
4	ZA	182	
5	AB	180	
5	E	180	
6	BB	148	
6	F	148	
7	CB	147	
7	G	147	
8	DB	140	
8	H	140	
9	EB	122	
9	I	122	
10	FB	150	
10	J	150	
11	GB	141	
11	K	141	
12	HB	118	
12	L	118	
13	IB	112	
13	M	112	
14	JB	146	
14	N	146	
15	KB	118	

Continued on next page...

Continued from previous page...

Mol	Chain	Length	Quality of chain
15	O	118	
16	LB	101	
16	P	101	
17	MB	113	
17	Q	113	
18	NB	96	
18	R	96	
19	OB	110	
19	S	110	
20	PB	206	
20	T	206	
21	QB	85	
21	U	85	
22	RB	98	
22	V	98	
23	SB	72	
23	W	72	
24	TB	60	
24	X	60	
25	UB	60	
25	Y	60	
26	VB	54	
26	Z	54	
27	AA	49	
27	WB	49	

Continued on next page...

Continued from previous page...

Mol	Chain	Length	Quality of chain
28	BA	65	
28	XB	65	
29	CA	256	
29	YB	256	
30	DA	239	
30	ZB	239	
31	AC	209	
31	EA	209	
32	BC	162	
32	FA	162	
33	CC	101	
33	GA	101	
34	DC	156	
34	HA	156	
35	EC	138	
35	IA	138	
36	FC	128	
36	JA	128	
37	GC	105	
37	KA	105	
38	HC	129	
38	LA	129	
39	IC	132	
39	MA	132	
40	JC	126	

Continued on next page...

Continued from previous page...

Mol	Chain	Length	Quality of chain
40	NA	126	
41	KC	61	
41	OA	61	
42	LC	89	
42	PA	89	
43	MC	88	
43	QA	88	
44	NC	105	
44	RA	105	
45	OC	88	
45	SA	88	
46	PC	93	
46	TA	93	
47	QC	106	
47	UA	106	
48	RC	27	
48	VA	27	
49	SC	71	
49	TC	71	
50	UC	1509	
50	YC	1509	
51	VC	2893	
51	ZC	2893	
52	AD	121	
52	WC	121	

Continued on next page...

Continued from previous page...

Mol	Chain	Length	Quality of chain
53	BD	77	
53	ED	77	
53	FD	77	
53	XC	77	
54	GD	27	
54	HD	27	

The following table lists non-polymeric compounds, carbohydrate monomers and non-standard residues in protein, DNA, RNA chains that are outliers for geometric or electron-density-fit criteria:

Mol	Type	Chain	Res	Chirality	Geometry	Clashes	Electron density
55	MG	A	301	-	-	-	X
55	MG	AD	208	-	-	-	X
55	MG	AD	210	-	-	-	X
55	MG	AD	213	-	-	-	X
55	MG	AD	227	-	-	-	X
55	MG	B	302	-	-	-	X
55	MG	BD	103	-	-	-	X
55	MG	C	303	-	-	-	X
55	MG	D	201	-	-	-	X
55	MG	DC	201	-	-	-	X
55	MG	ED	106	-	-	-	X
55	MG	ED	116	-	-	-	X
55	MG	FB	201	-	-	-	X
55	MG	FD	103	-	-	-	X
55	MG	FD	106	-	-	-	X
55	MG	IB	201	-	-	-	X
55	MG	OA	103	-	-	-	X
55	MG	QB	101	-	-	-	X
55	MG	UA	202	-	-	-	X
55	MG	UC	1605	-	-	-	X
55	MG	UC	1614	-	-	-	X
55	MG	UC	1621	-	-	-	X
55	MG	UC	1630	-	-	-	X
55	MG	UC	1665	-	-	-	X
55	MG	UC	1674	-	-	-	X
55	MG	UC	1677	-	-	-	X
55	MG	UC	1678	-	-	-	X

Continued on next page...

Continued from previous page...

Mol	Type	Chain	Res	Chirality	Geometry	Clashes	Electron density
55	MG	UC	1680	-	-	-	X
55	MG	UC	1715	-	-	-	X
55	MG	UC	1729	-	-	-	X
55	MG	UC	1735	-	-	-	X
55	MG	UC	1738	-	-	-	X
55	MG	UC	1790	-	-	-	X
55	MG	UC	1798	-	-	-	X
55	MG	UC	1824	-	-	-	X
55	MG	UC	1854	-	-	-	X
55	MG	VC	3006	-	-	-	X
55	MG	VC	3008	-	-	-	X
55	MG	VC	3010	-	-	-	X
55	MG	VC	3011	-	-	-	X
55	MG	VC	3012	-	-	-	X
55	MG	VC	3021	-	-	-	X
55	MG	VC	3028	-	-	-	X
55	MG	VC	3036	-	-	-	X
55	MG	VC	3041	-	-	-	X
55	MG	VC	3042	-	-	-	X
55	MG	VC	3066	-	-	-	X
55	MG	VC	3071	-	-	-	X
55	MG	VC	3073	-	-	-	X
55	MG	VC	3081	-	-	-	X
55	MG	VC	3088	-	-	-	X
55	MG	VC	3108	-	-	-	X
55	MG	VC	3114	-	-	-	X
55	MG	VC	3119	-	-	-	X
55	MG	VC	3125	-	-	-	X
55	MG	VC	3145	-	-	-	X
55	MG	VC	3156	-	-	-	X
55	MG	VC	3168	-	-	-	X
55	MG	VC	3220	-	-	-	X
55	MG	VC	3237	-	-	-	X
55	MG	VC	3244	-	-	-	X
55	MG	VC	3246	-	-	-	X
55	MG	VC	3256	-	-	-	X
55	MG	VC	3269	-	-	-	X
55	MG	VC	3274	-	-	-	X
55	MG	VC	3277	-	-	-	X
55	MG	VC	3285	-	-	-	X
55	MG	VC	3295	-	-	-	X
55	MG	VC	3297	-	-	-	X

Continued on next page...

Continued from previous page...

Mol	Type	Chain	Res	Chirality	Geometry	Clashes	Electron density
55	MG	VC	3298	-	-	-	X
55	MG	VC	3303	-	-	-	X
55	MG	VC	3304	-	-	-	X
55	MG	VC	3306	-	-	-	X
55	MG	VC	3307	-	-	-	X
55	MG	VC	3326	-	-	-	X
55	MG	VC	3329	-	-	-	X
55	MG	VC	3330	-	-	-	X
55	MG	VC	3335	-	-	-	X
55	MG	VC	3337	-	-	-	X
55	MG	VC	3338	-	-	-	X
55	MG	VC	3344	-	-	-	X
55	MG	VC	3346	-	-	-	X
55	MG	VC	3355	-	-	-	X
55	MG	VC	3357	-	-	-	X
55	MG	VC	3379	-	-	-	X
55	MG	VC	3388	-	-	-	X
55	MG	VC	3391	-	-	-	X
55	MG	VC	3420	-	-	-	X
55	MG	VC	3433	-	-	-	X
55	MG	VC	3451	-	-	-	X
55	MG	VC	3452	-	-	-	X
55	MG	VC	3468	-	-	-	X
55	MG	VC	3473	-	-	-	X
55	MG	VC	3487	-	-	-	X
55	MG	VC	3498	-	-	-	X
55	MG	VC	3515	-	-	-	X
55	MG	VC	3523	-	-	-	X
55	MG	VC	3527	-	-	-	X
55	MG	VC	3532	-	-	-	X
55	MG	VC	3545	-	-	-	X
55	MG	VC	3556	-	-	-	X
55	MG	VC	3559	-	-	-	X
55	MG	VC	3568	-	-	-	X
55	MG	VC	3569	-	-	-	X
55	MG	VC	3581	-	-	-	X
55	MG	VC	3582	-	-	-	X
55	MG	VC	3598	-	-	-	X
55	MG	VC	3600	-	-	-	X
55	MG	VC	3606	-	-	-	X
55	MG	VC	3615	-	-	-	X
55	MG	VC	3635	-	-	-	X

Continued on next page...

Continued from previous page...

Mol	Type	Chain	Res	Chirality	Geometry	Clashes	Electron density
55	MG	VC	3647	-	-	-	X
55	MG	VC	3670	-	-	-	X
55	MG	VC	3671	-	-	-	X
55	MG	VC	3678	-	-	-	X
55	MG	VC	3679	-	-	-	X
55	MG	VC	3684	-	-	-	X
55	MG	VC	3685	-	-	-	X
55	MG	VC	3687	-	-	-	X
55	MG	VC	3693	-	-	-	X
55	MG	VC	3696	-	-	-	X
55	MG	WA	301	-	-	-	X
55	MG	WB	101	-	-	-	X
55	MG	WC	205	-	-	-	X
55	MG	WC	226	-	-	-	X
55	MG	XA	301	-	-	-	X
55	MG	XA	303	-	-	-	X
55	MG	YA	307	-	-	-	X
55	MG	YA	308	-	-	-	X
55	MG	YC	1604	-	-	-	X
55	MG	YC	1611	-	-	-	X
55	MG	YC	1623	-	-	-	X
55	MG	YC	1638	-	-	-	X
55	MG	YC	1641	-	-	-	X
55	MG	YC	1646	-	-	-	X
55	MG	YC	1648	-	-	-	X
55	MG	YC	1665	-	-	-	X
55	MG	YC	1680	-	-	-	X
55	MG	YC	1705	-	-	-	X
55	MG	YC	1748	-	-	-	X
55	MG	YC	1754	-	-	-	X
55	MG	YC	1759	-	-	-	X
55	MG	YC	1767	-	-	-	X
55	MG	YC	1795	-	-	-	X
55	MG	YC	1800	-	-	-	X
55	MG	YC	1803	-	-	-	X
55	MG	YC	1829	-	-	-	X
55	MG	YC	1858	-	-	-	X
55	MG	ZC	3003	-	-	-	X
55	MG	ZC	3004	-	-	-	X
55	MG	ZC	3005	-	-	-	X
55	MG	ZC	3011	-	-	-	X
55	MG	ZC	3013	-	-	-	X

Continued on next page...

Continued from previous page...

Mol	Type	Chain	Res	Chirality	Geometry	Clashes	Electron density
55	MG	ZC	3015	-	-	-	X
55	MG	ZC	3016	-	-	-	X
55	MG	ZC	3019	-	-	-	X
55	MG	ZC	3020	-	-	-	X
55	MG	ZC	3022	-	-	-	X
55	MG	ZC	3023	-	-	-	X
55	MG	ZC	3025	-	-	-	X
55	MG	ZC	3026	-	-	-	X
55	MG	ZC	3027	-	-	-	X
55	MG	ZC	3032	-	-	-	X
55	MG	ZC	3038	-	-	-	X
55	MG	ZC	3040	-	-	-	X
55	MG	ZC	3042	-	-	-	X
55	MG	ZC	3043	-	-	-	X
55	MG	ZC	3046	-	-	-	X
55	MG	ZC	3050	-	-	-	X
55	MG	ZC	3059	-	-	-	X
55	MG	ZC	3068	-	-	-	X
55	MG	ZC	3075	-	-	-	X
55	MG	ZC	3094	-	-	-	X
55	MG	ZC	3099	-	-	-	X
55	MG	ZC	3105	-	-	-	X
55	MG	ZC	3109	-	-	-	X
55	MG	ZC	3131	-	-	-	X
55	MG	ZC	3135	-	-	-	X
55	MG	ZC	3137	-	-	-	X
55	MG	ZC	3142	-	-	-	X
55	MG	ZC	3148	-	-	-	X
55	MG	ZC	3149	-	-	-	X
55	MG	ZC	3150	-	-	-	X
55	MG	ZC	3166	-	-	-	X
55	MG	ZC	3176	-	-	-	X
55	MG	ZC	3187	-	-	-	X
55	MG	ZC	3189	-	-	-	X
55	MG	ZC	3191	-	-	-	X
55	MG	ZC	3192	-	-	-	X
55	MG	ZC	3194	-	-	-	X
55	MG	ZC	3200	-	-	-	X
55	MG	ZC	3211	-	-	-	X
55	MG	ZC	3219	-	-	-	X
55	MG	ZC	3225	-	-	-	X
55	MG	ZC	3234	-	-	-	X

Continued on next page...

Continued from previous page...

Mol	Type	Chain	Res	Chirality	Geometry	Clashes	Electron density
55	MG	ZC	3242	-	-	-	X
55	MG	ZC	3243	-	-	-	X
55	MG	ZC	3245	-	-	-	X
55	MG	ZC	3248	-	-	-	X
55	MG	ZC	3256	-	-	-	X
55	MG	ZC	3265	-	-	-	X
55	MG	ZC	3274	-	-	-	X
55	MG	ZC	3297	-	-	-	X
55	MG	ZC	3300	-	-	-	X
55	MG	ZC	3309	-	-	-	X
55	MG	ZC	3316	-	-	-	X
55	MG	ZC	3324	-	-	-	X
55	MG	ZC	3330	-	-	-	X
55	MG	ZC	3333	-	-	-	X
55	MG	ZC	3361	-	-	-	X
55	MG	ZC	3373	-	-	-	X
55	MG	ZC	3393	-	-	-	X
55	MG	ZC	3402	-	-	-	X
55	MG	ZC	3408	-	-	-	X
55	MG	ZC	3424	-	-	-	X
55	MG	ZC	3430	-	-	-	X
55	MG	ZC	3442	-	-	-	X
55	MG	ZC	3450	-	-	-	X
55	MG	ZC	3454	-	-	-	X
55	MG	ZC	3469	-	-	-	X
55	MG	ZC	3479	-	-	-	X
55	MG	ZC	3481	-	-	-	X
55	MG	ZC	3482	-	-	-	X
55	MG	ZC	3491	-	-	-	X
55	MG	ZC	3496	-	-	-	X
55	MG	ZC	3507	-	-	-	X
55	MG	ZC	3510	-	-	-	X
55	MG	ZC	3516	-	-	-	X
55	MG	ZC	3534	-	-	-	X
55	MG	ZC	3544	-	-	-	X
55	MG	ZC	3583	-	-	-	X
55	MG	ZC	3584	-	-	-	X
55	MG	ZC	3586	-	-	-	X
55	MG	ZC	3597	-	-	-	X
55	MG	ZC	3599	-	-	-	X
55	MG	ZC	3600	-	-	-	X
55	MG	ZC	3605	-	-	-	X

Continued on next page...

Continued from previous page...

Mol	Type	Chain	Res	Chirality	Geometry	Clashes	Electron density
55	MG	ZC	3638	-	-	-	X
55	MG	ZC	3649	-	-	-	X
55	MG	ZC	3675	-	-	-	X
55	MG	ZC	3677	-	-	-	X
55	MG	ZC	3694	-	-	-	X
55	MG	ZC	3709	-	-	-	X
55	MG	ZC	3726	-	-	-	X
55	MG	ZC	3727	-	-	-	X
55	MG	ZC	3733	-	-	-	X
55	MG	ZC	3742	-	-	-	X
55	MG	ZC	3756	-	-	-	X
55	MG	ZC	3760	-	-	-	X
55	MG	ZC	3768	-	-	-	X

2 Entry composition [i](#)

There are 56 unique types of molecules in this entry. The entry contains 295576 atoms, of which 0 are hydrogens and 0 are deuteriums.

In the tables below, the ZeroOcc column contains the number of atoms modelled with zero occupancy, the AltConf column contains the number of residues with at least one atom in alternate conformation and the Trace column contains the number of residues modelled with at most 2 atoms.

- Molecule 1 is a protein called 50S ribosomal protein L2.

Mol	Chain	Residues	Atoms					ZeroOcc	AltConf	Trace
1	A	271	Total	C	N	O	S	0	0	0
			2105	1329	416	357	3			
1	WA	271	Total	C	N	O	S	0	0	0
			2105	1329	416	357	3			

- Molecule 2 is a protein called 50S ribosomal protein L3.

Mol	Chain	Residues	Atoms					ZeroOcc	AltConf	Trace
2	B	204	Total	C	N	O	S	0	0	0
			1563	988	299	270	6			
2	XA	204	Total	C	N	O	S	0	0	0
			1563	988	299	270	6			

- Molecule 3 is a protein called 50S ribosomal protein L4.

Mol	Chain	Residues	Atoms					ZeroOcc	AltConf	Trace
3	C	202	Total	C	N	O	S	0	0	0
			1586	1011	297	275	3			
3	YA	202	Total	C	N	O	S	0	0	0
			1586	1011	297	275	3			

- Molecule 4 is a protein called 50S ribosomal protein L5.

Mol	Chain	Residues	Atoms					ZeroOcc	AltConf	Trace
4	D	181	Total	C	N	O	S	0	0	0
			1475	943	268	260	4			
4	ZA	181	Total	C	N	O	S	0	0	0
			1475	943	268	260	4			

- Molecule 5 is a protein called 50S ribosomal protein L6.

Mol	Chain	Residues	Atoms					ZeroOcc	AltConf	Trace
5	E	174	Total	C	N	O	S	0	0	0
			1330	845	248	236	1			
5	AB	174	Total	C	N	O	S	0	0	0
			1330	845	248	236	1			

- Molecule 6 is a protein called 50S ribosomal protein L9.

Mol	Chain	Residues	Atoms					ZeroOcc	AltConf	Trace
6	F	145	Total	C	N	O	S	0	0	0
			1132	724	200	207	1			
6	BB	145	Total	C	N	O	S	0	0	0
			1132	724	200	207	1			

- Molecule 7 is a protein called 50S ribosomal protein L11.

Mol	Chain	Residues	Atoms					ZeroOcc	AltConf	Trace
7	G	147	Total	C	N	O	S	0	0	0
			1088	692	191	199	6			
7	CB	147	Total	C	N	O	S	0	0	0
			1088	692	191	199	6			

- Molecule 8 is a protein called 50S ribosomal protein L13.

Mol	Chain	Residues	Atoms					ZeroOcc	AltConf	Trace
8	H	137	Total	C	N	O	S	0	0	0
			1096	707	205	181	3			
8	DB	137	Total	C	N	O	S	0	0	0
			1096	707	205	181	3			

- Molecule 9 is a protein called 50S ribosomal protein L14.

Mol	Chain	Residues	Atoms					ZeroOcc	AltConf	Trace
9	I	122	Total	C	N	O	S	0	0	0
			932	587	171	170	4			
9	EB	122	Total	C	N	O	S	0	0	0
			932	587	171	170	4			

- Molecule 10 is a protein called 50S ribosomal protein L15.

Mol	Chain	Residues	Atoms					ZeroOcc	AltConf	Trace
10	J	146	Total	C	N	O	S	0	0	0
			1114	692	227	193	2			

Continued on next page...

Continued from previous page...

Mol	Chain	Residues	Atoms					ZeroOcc	AltConf	Trace
10	FB	146	Total	C	N	O	S	0	0	0
			1114	692	227	193	2			

- Molecule 11 is a protein called 50S ribosomal protein L16.

Mol	Chain	Residues	Atoms					ZeroOcc	AltConf	Trace
11	K	134	Total	C	N	O	S	0	0	0
			1064	680	201	178	5			
11	GB	134	Total	C	N	O	S	0	0	0
			1064	680	201	178	5			

- Molecule 12 is a protein called 50S ribosomal protein L17.

Mol	Chain	Residues	Atoms					ZeroOcc	AltConf	Trace
12	L	117	Total	C	N	O		0	0	0
			960	599	202	159				
12	HB	117	Total	C	N	O		0	0	0
			960	599	202	159				

- Molecule 13 is a protein called 50S ribosomal protein L18.

Mol	Chain	Residues	Atoms					ZeroOcc	AltConf	Trace
13	M	110	Total	C	N	O		0	0	0
			877	553	175	149				
13	IB	110	Total	C	N	O		0	0	0
			877	553	175	149				

- Molecule 14 is a protein called 50S ribosomal protein L19.

Mol	Chain	Residues	Atoms					ZeroOcc	AltConf	Trace
14	N	137	Total	C	N	O	S	0	0	0
			1143	713	234	195	1			
14	JB	137	Total	C	N	O	S	0	0	0
			1143	713	234	195	1			

- Molecule 15 is a protein called 50S ribosomal protein L20.

Mol	Chain	Residues	Atoms					ZeroOcc	AltConf	Trace
15	O	117	Total	C	N	O	S	0	0	0
			964	610	202	151	1			
15	KB	117	Total	C	N	O	S	0	0	0
			964	610	202	151	1			

- Molecule 16 is a protein called 50S ribosomal protein L21.

Mol	Chain	Residues	Atoms					ZeroOcc	AltConf	Trace
16	P	101	Total	C	N	O	S	0	0	0
			779	501	142	135	1			
16	LB	101	Total	C	N	O	S	0	0	0
			779	501	142	135	1			

- Molecule 17 is a protein called 50S ribosomal protein L22.

Mol	Chain	Residues	Atoms					ZeroOcc	AltConf	Trace
17	Q	112	Total	C	N	O	S	0	0	0
			890	560	175	153	2			
17	MB	112	Total	C	N	O	S	0	0	0
			890	560	175	153	2			

- Molecule 18 is a protein called 50S ribosomal protein L23.

Mol	Chain	Residues	Atoms				ZeroOcc	AltConf	Trace
18	R	92	Total	C	N	O	0	0	0
			725	471	131	123			
18	NB	92	Total	C	N	O	0	0	0
			725	471	131	123			

- Molecule 19 is a protein called 50S ribosomal protein L24.

Mol	Chain	Residues	Atoms					ZeroOcc	AltConf	Trace
19	S	100	Total	C	N	O	S	0	0	0
			775	500	148	123	4			
19	OB	100	Total	C	N	O	S	0	0	0
			775	500	148	123	4			

- Molecule 20 is a protein called 50S ribosomal protein L25.

Mol	Chain	Residues	Atoms					ZeroOcc	AltConf	Trace
20	T	187	Total	C	N	O	S	0	0	0
			1482	945	264	271	2			
20	PB	187	Total	C	N	O	S	0	0	0
			1482	945	264	271	2			

- Molecule 21 is a protein called 50S ribosomal protein L27.

Mol	Chain	Residues	Atoms					ZeroOcc	AltConf	Trace
21	U	76	Total	C	N	O	S	0	0	0
			605	376	126	102	1			
21	QB	76	Total	C	N	O	S	0	0	0
			605	376	126	102	1			

- Molecule 22 is a protein called 50S ribosomal protein L28.

Mol	Chain	Residues	Atoms					ZeroOcc	AltConf	Trace
22	V	88	Total	C	N	O	S	0	0	0
			694	435	141	118				
22	RB	88	Total	C	N	O	S	0	0	0
			694	435	141	118				

- Molecule 23 is a protein called 50S ribosomal protein L29.

Mol	Chain	Residues	Atoms					ZeroOcc	AltConf	Trace
23	W	62	Total	C	N	O	S	0	0	0
			520	325	102	91	2			
23	SB	62	Total	C	N	O	S	0	0	0
			520	325	102	91	2			

- Molecule 24 is a protein called 50S ribosomal protein L30.

Mol	Chain	Residues	Atoms					ZeroOcc	AltConf	Trace
24	X	59	Total	C	N	O	S	0	0	0
			467	298	90	78	1			
24	TB	59	Total	C	N	O	S	0	0	0
			467	298	90	78	1			

- Molecule 25 is a protein called 50S ribosomal protein L32.

Mol	Chain	Residues	Atoms					ZeroOcc	AltConf	Trace
25	Y	52	Total	C	N	O	S	0	0	0
			404	255	79	65	5			
25	UB	52	Total	C	N	O	S	0	0	0
			404	255	79	65	5			

- Molecule 26 is a protein called 50S ribosomal protein L33.

Mol	Chain	Residues	Atoms					ZeroOcc	AltConf	Trace
26	Z	44	Total	C	N	O	S	0	0	0
			380	235	77	64	4			

Continued on next page...

Continued from previous page...

Mol	Chain	Residues	Atoms					ZeroOcc	AltConf	Trace
26	VB	44	Total	C	N	O	S	0	0	0
			380	235	77	64	4			

- Molecule 27 is a protein called 50S ribosomal protein L34.

Mol	Chain	Residues	Atoms					ZeroOcc	AltConf	Trace
27	AA	48	Total	C	N	O	S	0	0	0
			418	257	104	55	2			
27	WB	48	Total	C	N	O	S	0	0	0
			418	257	104	55	2			

- Molecule 28 is a protein called 50S ribosomal protein L35.

Mol	Chain	Residues	Atoms					ZeroOcc	AltConf	Trace
28	BA	63	Total	C	N	O	S	0	0	0
			507	326	101	78	2			
28	XB	63	Total	C	N	O	S	0	0	0
			507	326	101	78	2			

- Molecule 29 is a protein called 30S ribosomal protein S2.

Mol	Chain	Residues	Atoms					ZeroOcc	AltConf	Trace
29	CA	234	Total	C	N	O	S	0	0	0
			1900	1213	341	341	5			
29	YB	234	Total	C	N	O	S	0	0	0
			1900	1213	341	341	5			

- Molecule 30 is a protein called 30S ribosomal protein S3.

Mol	Chain	Residues	Atoms					ZeroOcc	AltConf	Trace
30	DA	206	Total	C	N	O	S	0	0	0
			1612	1016	314	281	1			
30	ZB	206	Total	C	N	O	S	0	0	0
			1612	1016	314	281	1			

- Molecule 31 is a protein called 30S ribosomal protein S4.

Mol	Chain	Residues	Atoms					ZeroOcc	AltConf	Trace
31	EA	208	Total	C	N	O	S	0	0	0
			1703	1066	339	291	7			
31	AC	208	Total	C	N	O	S	0	0	0
			1703	1066	339	291	7			

- Molecule 32 is a protein called 30S ribosomal protein S5.

Mol	Chain	Residues	Atoms					ZeroOcc	AltConf	Trace
32	FA	151	Total	C	N	O	S	0	0	0
			1155	729	218	204	4			
32	BC	151	Total	C	N	O	S	0	0	0
			1155	729	218	204	4			

- Molecule 33 is a protein called 30S ribosomal protein S6.

Mol	Chain	Residues	Atoms					ZeroOcc	AltConf	Trace
33	GA	101	Total	C	N	O	S	0	0	0
			843	531	155	154	3			
33	CC	101	Total	C	N	O	S	0	0	0
			843	531	155	154	3			

- Molecule 34 is a protein called 30S ribosomal protein S7.

Mol	Chain	Residues	Atoms					ZeroOcc	AltConf	Trace
34	HA	155	Total	C	N	O	S	0	0	0
			1257	781	252	218	6			
34	DC	155	Total	C	N	O	S	0	0	0
			1257	781	252	218	6			

- Molecule 35 is a protein called 30S ribosomal protein S8.

Mol	Chain	Residues	Atoms					ZeroOcc	AltConf	Trace
35	IA	138	Total	C	N	O	S	0	0	0
			1116	705	215	193	3			
35	EC	138	Total	C	N	O	S	0	0	0
			1116	705	215	193	3			

- Molecule 36 is a protein called 30S ribosomal protein S9.

Mol	Chain	Residues	Atoms				ZeroOcc	AltConf	Trace
36	JA	127	Total	C	N	O	0	0	0
			1011	639	198	174			
36	FC	127	Total	C	N	O	0	0	0
			1011	639	198	174			

- Molecule 37 is a protein called 30S ribosomal protein S10.

Mol	Chain	Residues	Atoms					ZeroOcc	AltConf	Trace
37	KA	98	Total	C	N	O	S	0	0	0
			794	499	156	138	1			
37	GC	98	Total	C	N	O	S	0	0	0
			794	499	156	138	1			

- Molecule 38 is a protein called 30S ribosomal protein S11.

Mol	Chain	Residues	Atoms					ZeroOcc	AltConf	Trace
38	LA	114	Total	C	N	O	S	0	0	0
			842	522	159	158	3			
38	HC	114	Total	C	N	O	S	0	0	0
			842	522	159	158	3			

- Molecule 39 is a protein called 30S ribosomal protein S12.

Mol	Chain	Residues	Atoms					ZeroOcc	AltConf	Trace
39	MA	122	Total	C	N	O	S	0	0	0
			956	603	193	159	1			
39	IC	122	Total	C	N	O	S	0	0	0
			956	603	193	159	1			

- Molecule 40 is a protein called 30S ribosomal protein S13.

Mol	Chain	Residues	Atoms					ZeroOcc	AltConf	Trace
40	NA	117	Total	C	N	O	S	0	0	0
			933	577	192	162	2			
40	JC	117	Total	C	N	O	S	0	0	0
			933	577	192	162	2			

- Molecule 41 is a protein called 30S ribosomal protein S14.

Mol	Chain	Residues	Atoms					ZeroOcc	AltConf	Trace
41	OA	60	Total	C	N	O	S	0	0	0
			492	312	104	72	4			
41	KC	60	Total	C	N	O	S	0	0	0
			492	312	104	72	4			

- Molecule 42 is a protein called 30S ribosomal protein S15.

Mol	Chain	Residues	Atoms					ZeroOcc	AltConf	Trace
42	PA	88	Total	C	N	O	S	0	0	0
			734	459	147	126	2			

Continued on next page...

Continued from previous page...

Mol	Chain	Residues	Atoms					ZeroOcc	AltConf	Trace
42	LC	88	Total	C	N	O	S	0	0	0
			734	459	147	126	2			

- Molecule 43 is a protein called 30S ribosomal protein S16.

Mol	Chain	Residues	Atoms					ZeroOcc	AltConf	Trace
43	QA	83	Total	C	N	O	S	0	0	0
			700	443	139	117	1			
43	MC	83	Total	C	N	O	S	0	0	0
			700	443	139	117	1			

- Molecule 44 is a protein called 30S ribosomal protein S17.

Mol	Chain	Residues	Atoms					ZeroOcc	AltConf	Trace
44	RA	99	Total	C	N	O	S	0	0	0
			823	528	152	141	2			
44	NC	99	Total	C	N	O	S	0	0	0
			823	528	152	141	2			

- Molecule 45 is a protein called 30S ribosomal protein S18.

Mol	Chain	Residues	Atoms				ZeroOcc	AltConf	Trace
45	SA	70	Total	C	N	O	0	0	0
			574	367	112	95			
45	OC	70	Total	C	N	O	0	0	0
			574	367	112	95			

- Molecule 46 is a protein called 30S ribosomal protein S19.

Mol	Chain	Residues	Atoms					ZeroOcc	AltConf	Trace
46	TA	78	Total	C	N	O	S	0	0	0
			629	403	114	110	2			
46	PC	78	Total	C	N	O	S	0	0	0
			629	403	114	110	2			

- Molecule 47 is a protein called 30S ribosomal protein S20.

Mol	Chain	Residues	Atoms					ZeroOcc	AltConf	Trace
47	UA	99	Total	C	N	O	S	0	0	0
			762	469	162	129	2			
47	QC	99	Total	C	N	O	S	0	0	0
			762	469	162	129	2			

- Molecule 48 is a protein called 30S ribosomal protein Thx.

Mol	Chain	Residues	Atoms				ZeroOcc	AltConf	Trace
48	VA	24	Total	C	N	O	0	0	0
			208	128	50	30			
48	RC	24	Total	C	N	O	0	0	0
			208	128	50	30			

- Molecule 49 is a protein called 50S ribosomal protein L31.

Mol	Chain	Residues	Atoms					ZeroOcc	AltConf	Trace
49	SC	30	Total	C	N	O	S	0	0	0
			225	142	36	43	4			
49	TC	30	Total	C	N	O	S	0	0	0
			225	142	36	43	4			

- Molecule 50 is a RNA chain called 16S ribosomal RNA.

Mol	Chain	Residues	Atoms					ZeroOcc	AltConf	Trace
50	UC	1504	Total	C	N	O	P	0	0	0
			32332	14391	5994	10444	1503			
50	YC	1504	Total	C	N	O	P	0	0	0
			32332	14391	5994	10444	1503			

- Molecule 51 is a RNA chain called 23S ribosomal RNA.

Mol	Chain	Residues	Atoms					ZeroOcc	AltConf	Trace
51	VC	2879	Total	C	N	O	P	0	0	0
			62000	27595	11586	19941	2878			
51	ZC	2879	Total	C	N	O	P	0	0	0
			62000	27595	11586	19941	2878			

- Molecule 52 is a RNA chain called 5S ribosomal RNA.

Mol	Chain	Residues	Atoms					ZeroOcc	AltConf	Trace
52	WC	119	Total	C	N	O	P	0	0	0
			2551	1136	471	826	118			
52	AD	119	Total	C	N	O	P	0	0	0
			2551	1136	471	826	118			

- Molecule 53 is a RNA chain called tRNA.

Mol	Chain	Residues	Atoms					ZeroOcc	AltConf	Trace
53	XC	77	Total	C	N	O	P	0	0	0
			1640	732	297	535	76			
53	BD	77	Total	C	N	O	P	0	0	0
			1640	732	297	535	76			
53	ED	77	Total	C	N	O	P	0	0	0
			1640	732	297	535	76			
53	FD	77	Total	C	N	O	P	0	0	0
			1640	732	297	535	76			

- Molecule 54 is a RNA chain called mRNA.

Mol	Chain	Residues	Atoms					ZeroOcc	AltConf	Trace
54	GD	8	Total	C	N	O	P	0	0	0
			170	77	32	53	8			
54	HD	8	Total	C	N	O	P	0	0	0
			170	77	32	53	8			

- Molecule 55 is MAGNESIUM ION (three-letter code: MG) (formula: Mg).

Mol	Chain	Residues	Atoms		ZeroOcc	AltConf
55	P	2	Total	Mg	0	0
			2	2		
55	QA	1	Total	Mg	0	0
			1	1		
55	BA	2	Total	Mg	0	0
			2	2		
55	EB	3	Total	Mg	0	0
			3	3		
55	B	2	Total	Mg	0	0
			2	2		
55	YA	8	Total	Mg	0	0
			8	8		
55	RC	1	Total	Mg	0	0
			1	1		
55	UA	2	Total	Mg	0	0
			2	2		
55	HA	2	Total	Mg	0	0
			2	2		
55	N	1	Total	Mg	0	0
			1	1		
55	WB	2	Total	Mg	0	0
			2	2		
55	X	1	Total	Mg	0	0
			1	1		

Continued on next page...

Continued from previous page...

Mol	Chain	Residues	Atoms		ZeroOcc	AltConf
55	OA	2	Total 2	Mg 2	0	0
55	PA	2	Total 2	Mg 2	0	0
55	DC	1	Total 1	Mg 1	0	0
55	MB	1	Total 1	Mg 1	0	0
55	WA	5	Total 5	Mg 5	0	0
55	J	3	Total 3	Mg 3	0	0
55	ZC	774	Total 774	Mg 774	0	0
55	LC	1	Total 1	Mg 1	0	0
55	FD	16	Total 16	Mg 16	0	0
55	V	1	Total 1	Mg 1	0	0
55	AA	1	Total 1	Mg 1	0	0
55	IC	1	Total 1	Mg 1	0	0
55	SB	1	Total 1	Mg 1	0	0
55	HB	2	Total 2	Mg 2	0	0
55	VC	707	Total 707	Mg 707	0	0
55	BC	3	Total 3	Mg 3	0	0
55	EA	1	Total 1	Mg 1	0	0
55	FA	1	Total 1	Mg 1	0	0
55	D	3	Total 3	Mg 3	0	0
55	YC	271	Total 271	Mg 271	0	0
55	BB	2	Total 2	Mg 2	0	0

Continued on next page...

Continued from previous page...

Mol	Chain	Residues	Atoms		ZeroOcc	AltConf
55	UC	264	Total 264	Mg 264	0	0
55	I	1	Total 1	Mg 1	0	0
55	XA	3	Total 3	Mg 3	0	0
55	A	5	Total 5	Mg 5	0	0
55	IB	1	Total 1	Mg 1	0	0
55	RA	1	Total 1	Mg 1	0	0
55	AC	1	Total 1	Mg 1	0	0
55	QB	2	Total 2	Mg 2	0	0
55	L	1	Total 1	Mg 1	0	0
55	FB	4	Total 4	Mg 4	0	0
55	LA	4	Total 4	Mg 4	0	0
55	XC	5	Total 5	Mg 5	0	0
55	ED	16	Total 16	Mg 16	0	0
55	Q	1	Total 1	Mg 1	0	0
55	NB	1	Total 1	Mg 1	0	0
55	WC	29	Total 29	Mg 29	0	0
55	H	2	Total 2	Mg 2	0	0
55	JB	1	Total 1	Mg 1	0	0
55	C	3	Total 3	Mg 3	0	0
55	CB	1	Total 1	Mg 1	0	0
55	BD	8	Total 8	Mg 8	0	0

Continued on next page...

Continued from previous page...

Mol	Chain	Residues	Atoms		ZeroOcc	AltConf
55	GB	1	Total 1	Mg 1	0	0
55	HD	1	Total 1	Mg 1	0	0
55	AD	30	Total 30	Mg 30	0	0
55	O	2	Total 2	Mg 2	0	0
55	FC	1	Total 1	Mg 1	0	0
55	Y	1	Total 1	Mg 1	0	0
55	OB	1	Total 1	Mg 1	0	0
55	DB	1	Total 1	Mg 1	0	0

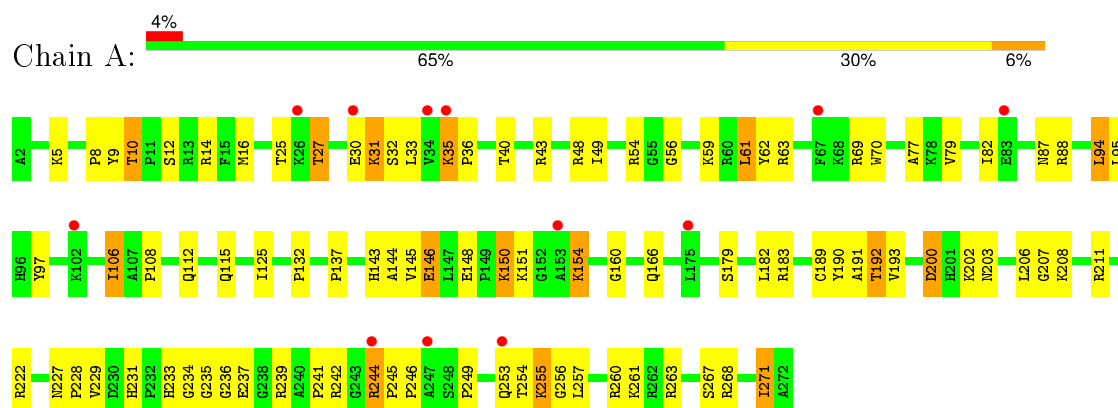
- Molecule 56 is ZINC ION (three-letter code: ZN) (formula: Zn).

Mol	Chain	Residues	Atoms		ZeroOcc	AltConf
56	OA	1	Total 1	Zn 1	0	0
56	KC	1	Total 1	Zn 1	0	0
56	AC	1	Total 1	Zn 1	0	0
56	EA	1	Total 1	Zn 1	0	0

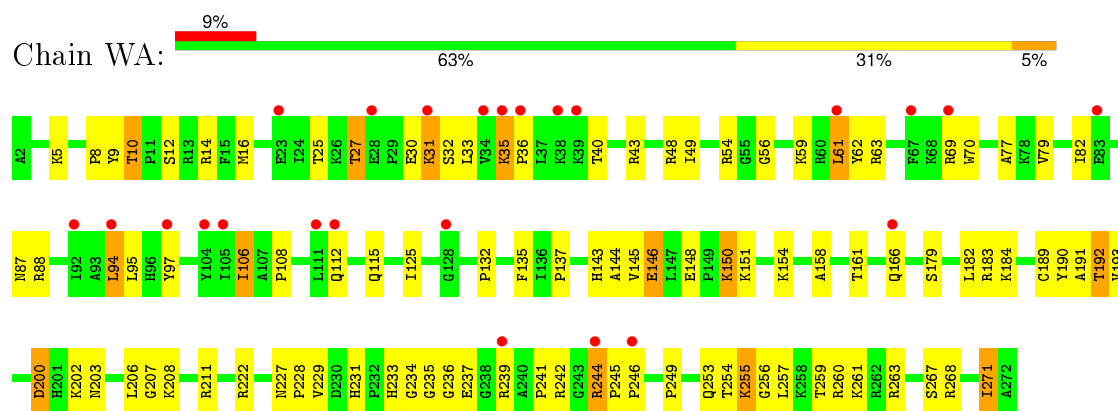
3 Residue-property plots [i](#)

These plots are drawn for all protein, RNA and DNA chains in the entry. The first graphic for a chain summarises the proportions of errors displayed in the second graphic. The second graphic shows the sequence view annotated by issues in geometry and electron density. Residues are color-coded according to the number of geometric quality criteria for which they contain at least one outlier: green = 0, yellow = 1, orange = 2 and red = 3 or more. A red dot above a residue indicates a poor fit to the electron density ($RSRZ > 2$). Stretches of 2 or more consecutive residues without any outlier are shown as a green connector. Residues present in the sample, but not in the model, are shown in grey.

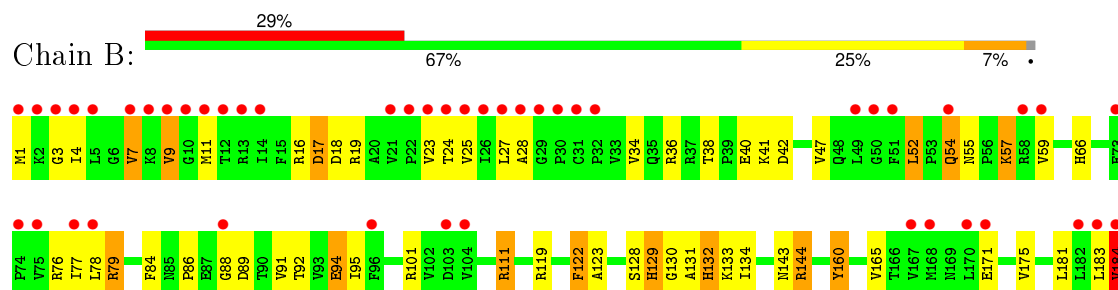
• Molecule 1: 50S ribosomal protein L2



• Molecule 1: 50S ribosomal protein L2

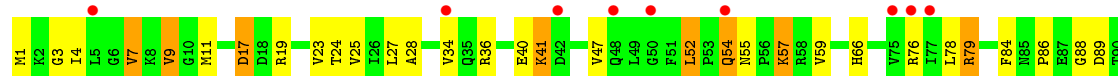


• Molecule 2: 50S ribosomal protein L3

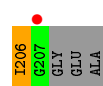
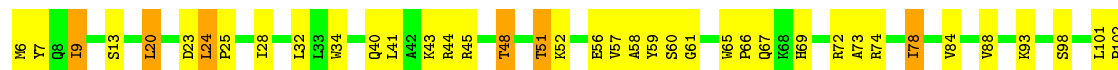




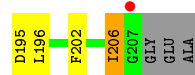
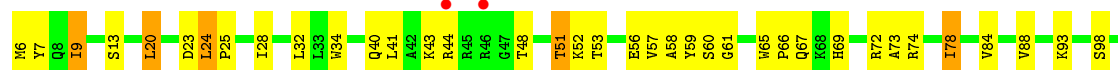
• Molecule 2: 50S ribosomal protein L3



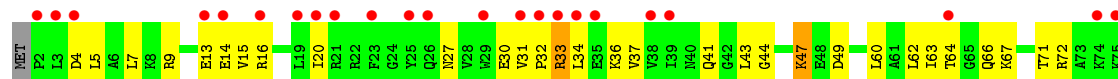
• Molecule 3: 50S ribosomal protein L4

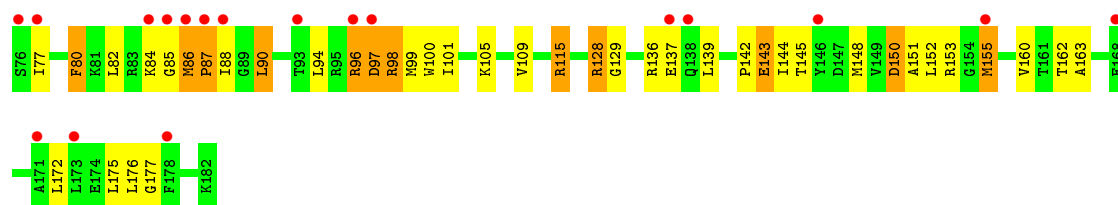


• Molecule 3: 50S ribosomal protein L4

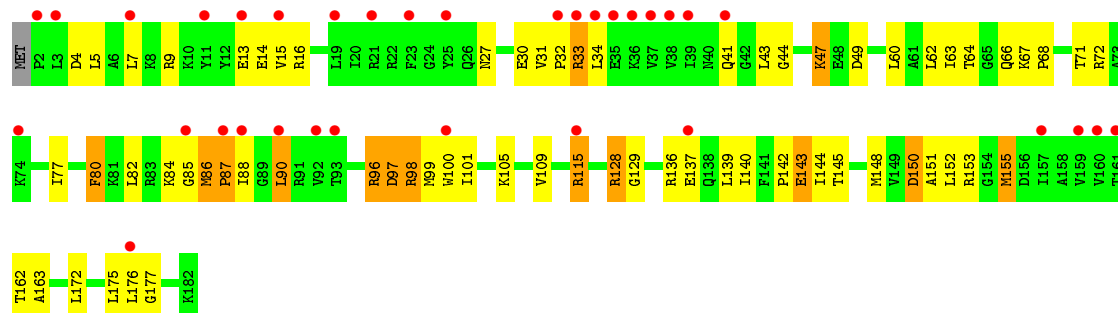


• Molecule 4: 50S ribosomal protein L5

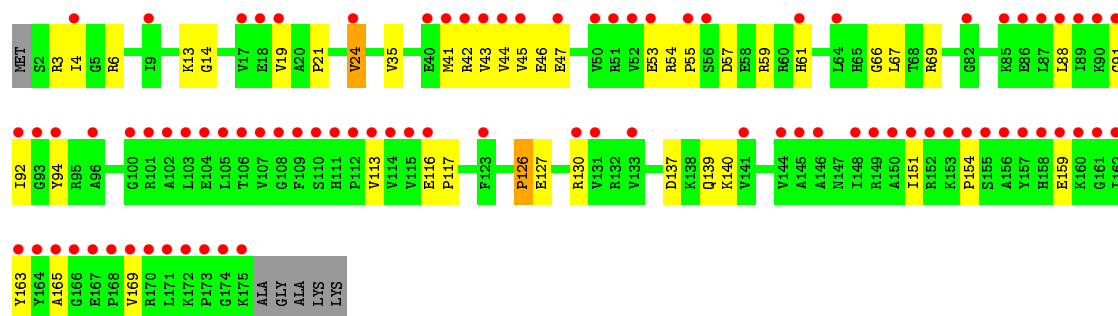
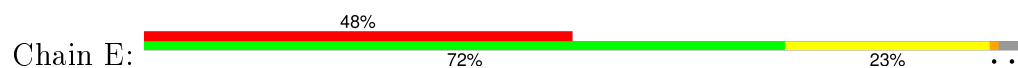




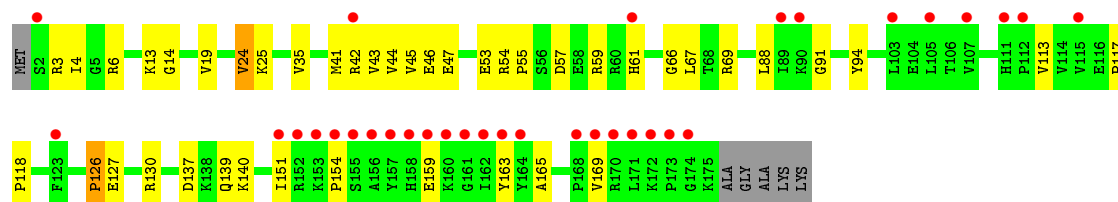
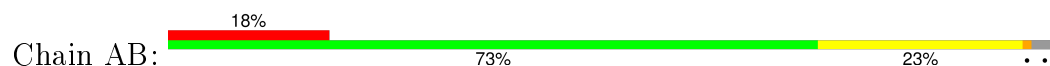
• Molecule 4: 50S ribosomal protein L5



• Molecule 5: 50S ribosomal protein L6

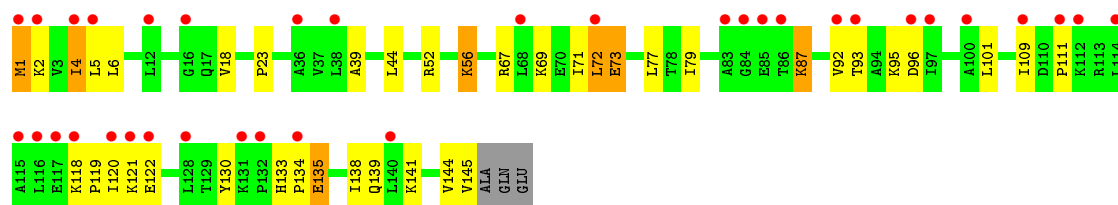


• Molecule 5: 50S ribosomal protein L6

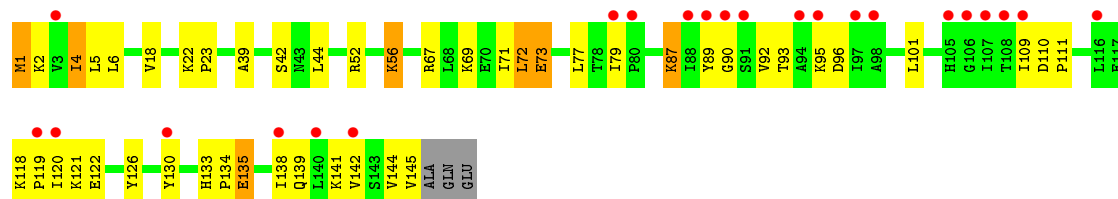


• Molecule 6: 50S ribosomal protein L9

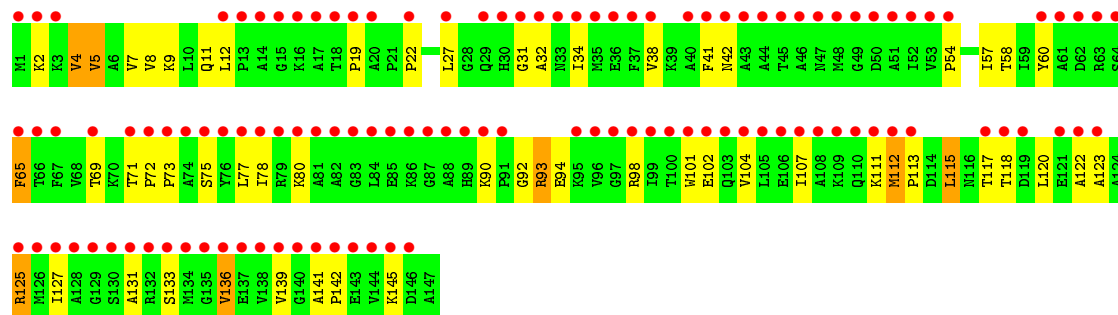
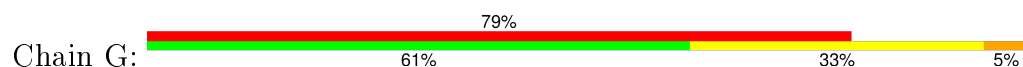




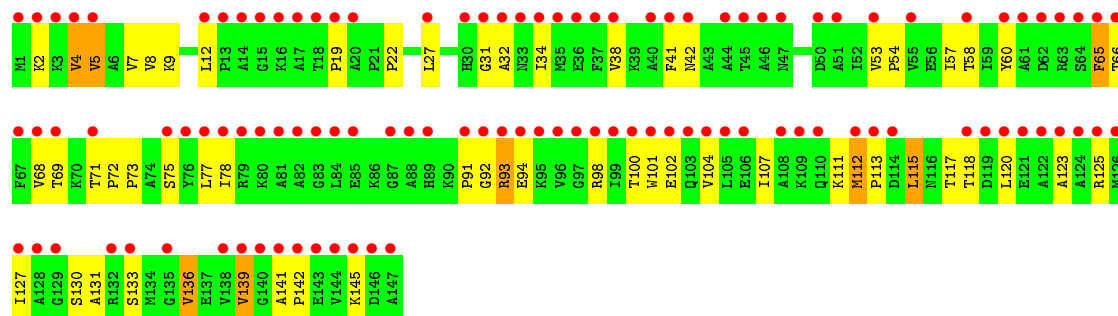
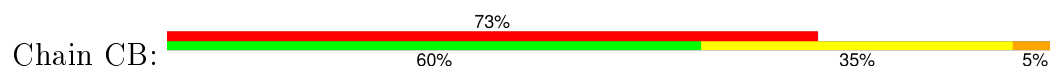
• Molecule 6: 50S ribosomal protein L9



• Molecule 7: 50S ribosomal protein L11

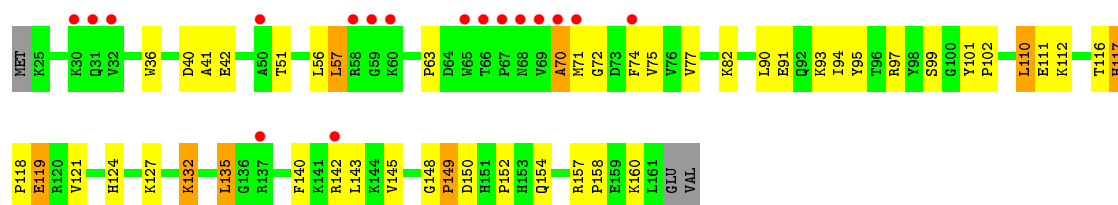


• Molecule 7: 50S ribosomal protein L11

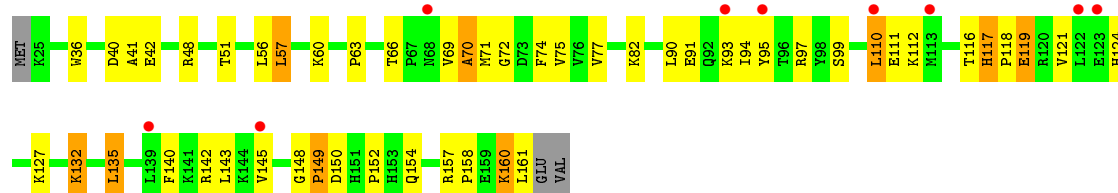


• Molecule 8: 50S ribosomal protein L13

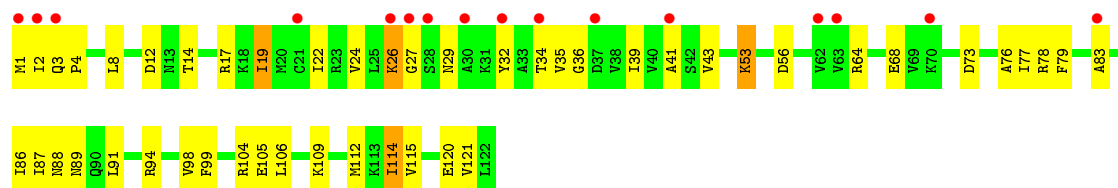




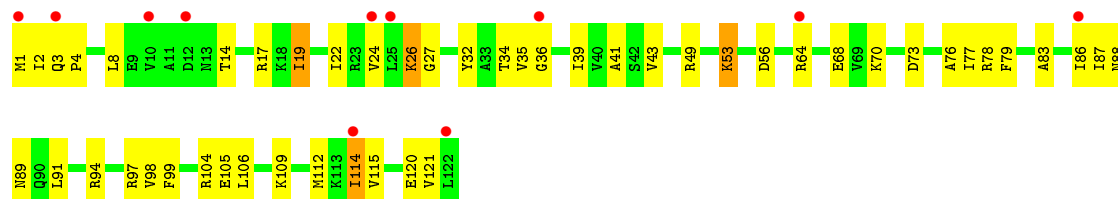
• Molecule 8: 50S ribosomal protein L13



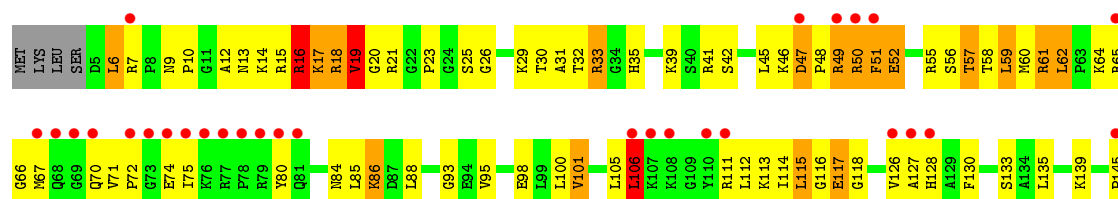
• Molecule 9: 50S ribosomal protein L14

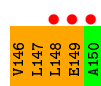


• Molecule 9: 50S ribosomal protein L14

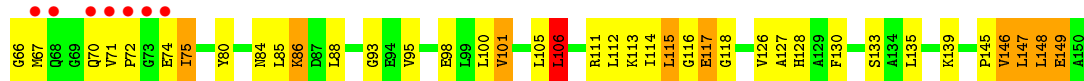
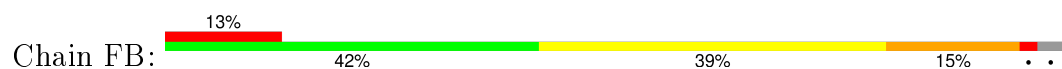


• Molecule 10: 50S ribosomal protein L15

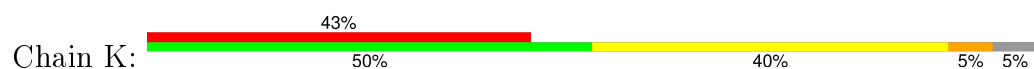




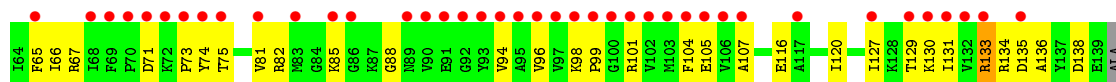
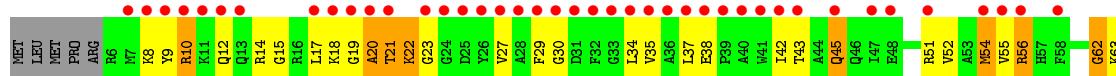
- Molecule 10: 50S ribosomal protein L15



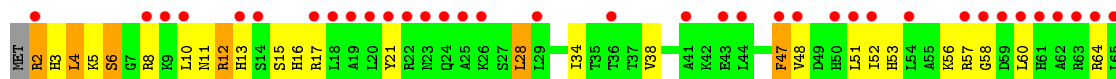
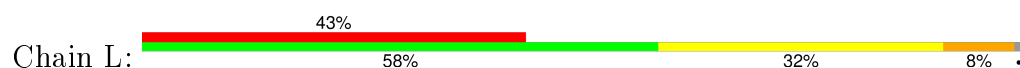
- Molecule 11: 50S ribosomal protein L16



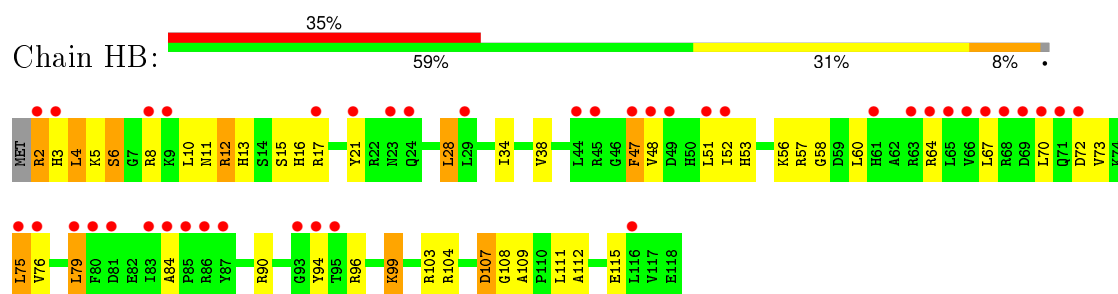
- Molecule 11: 50S ribosomal protein L16



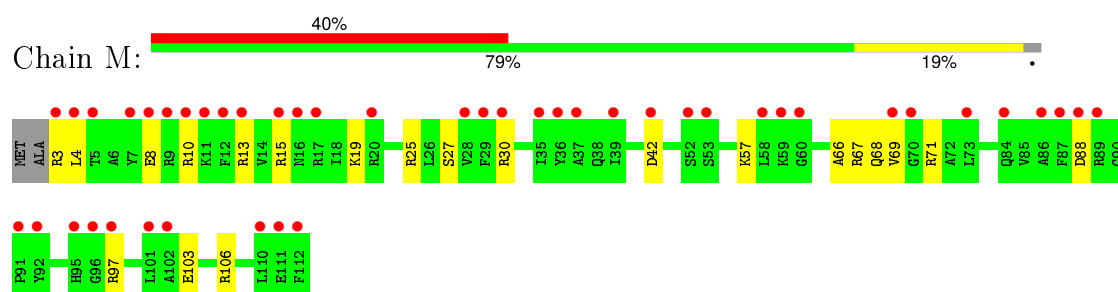
- Molecule 12: 50S ribosomal protein L17



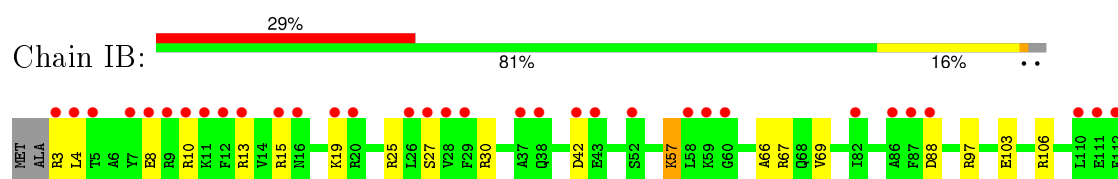
- Molecule 12: 50S ribosomal protein L17



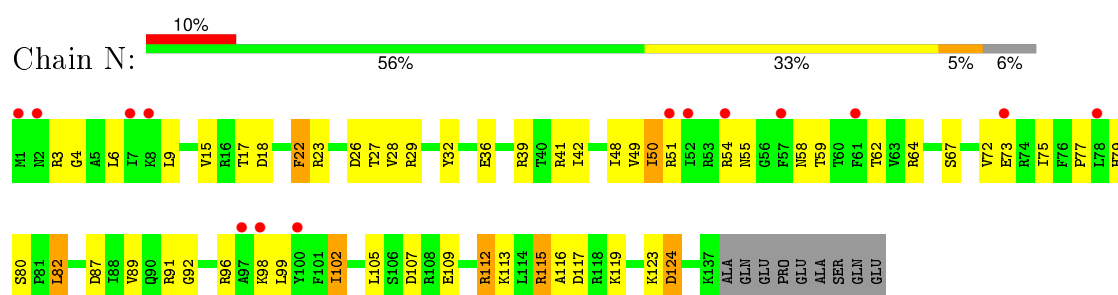
- Molecule 13: 50S ribosomal protein L18



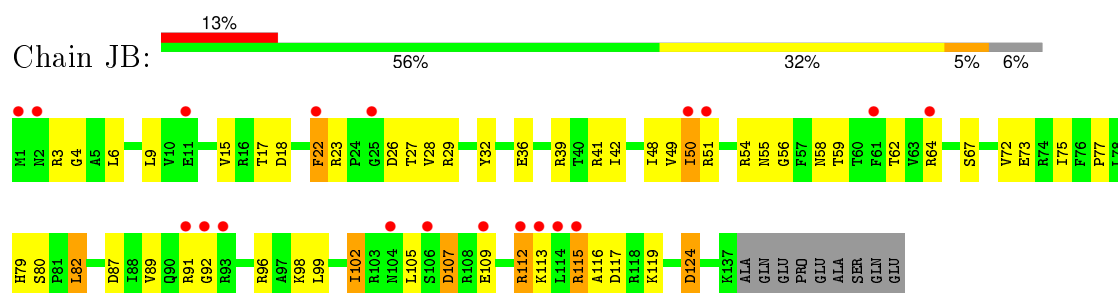
- Molecule 13: 50S ribosomal protein L18



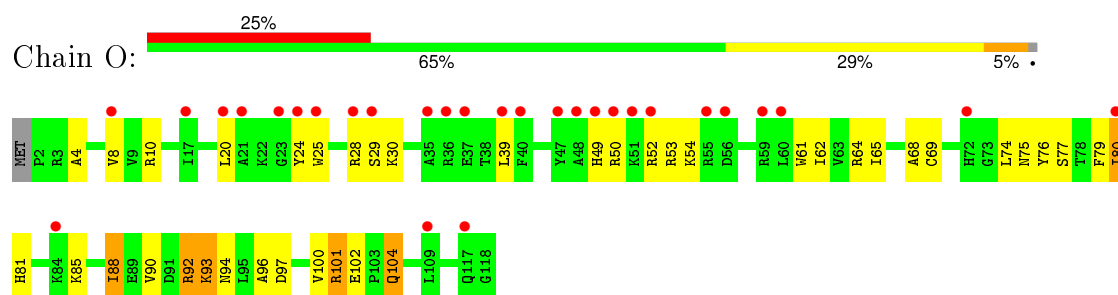
- Molecule 14: 50S ribosomal protein L19



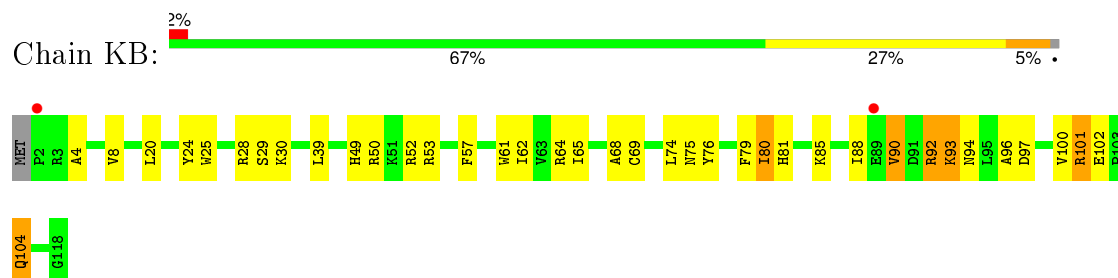
- Molecule 14: 50S ribosomal protein L19



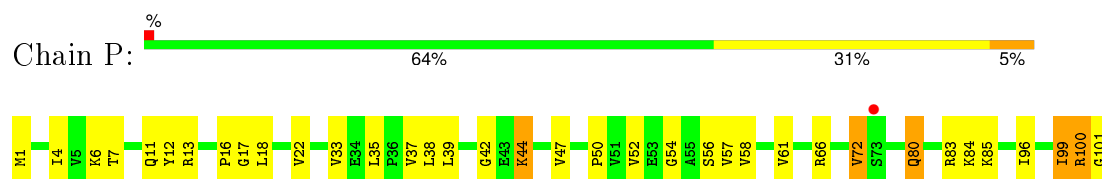
- Molecule 15: 50S ribosomal protein L20



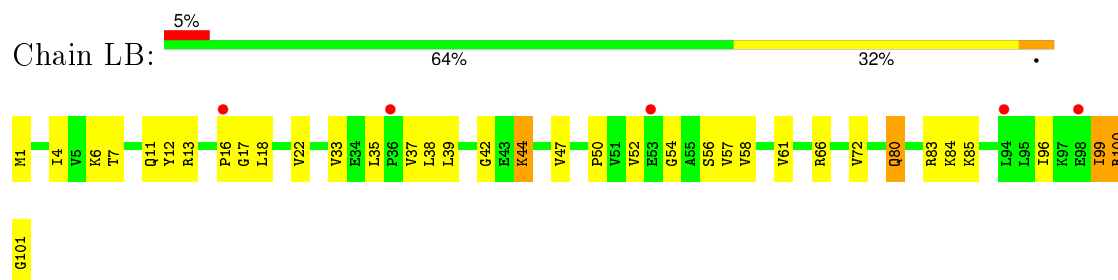
- Molecule 15: 50S ribosomal protein L20



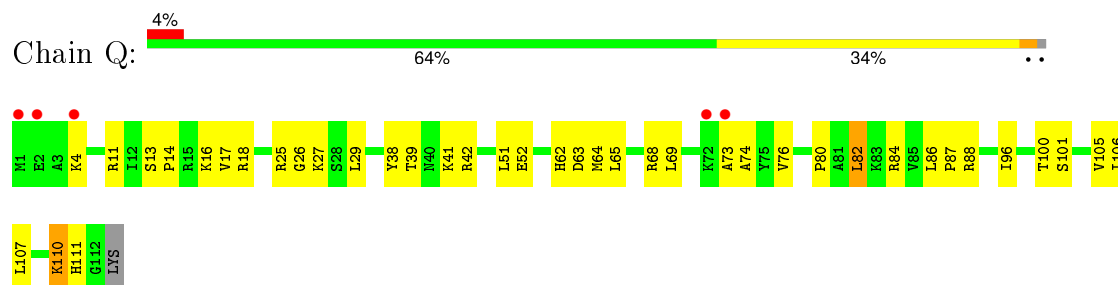
- Molecule 16: 50S ribosomal protein L21



- Molecule 16: 50S ribosomal protein L21

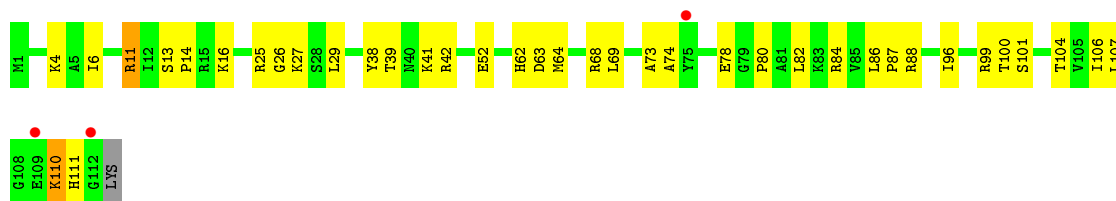


- Molecule 17: 50S ribosomal protein L22

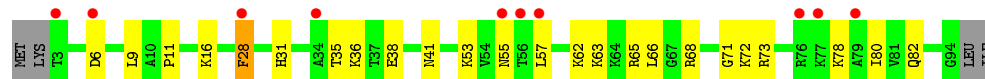


- Molecule 17: 50S ribosomal protein L22





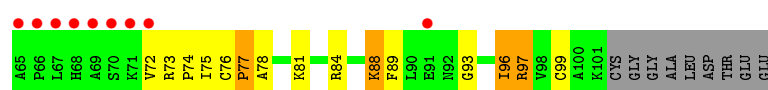
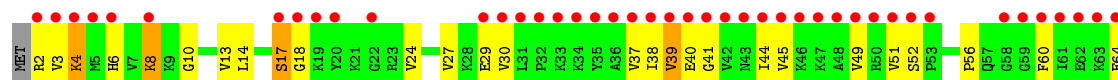
- Molecule 18: 50S ribosomal protein L23



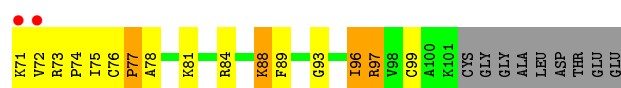
- Molecule 18: 50S ribosomal protein L23



- Molecule 19: 50S ribosomal protein L24

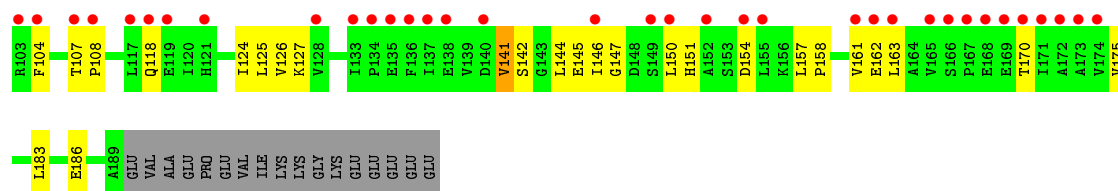


- Molecule 19: 50S ribosomal protein L24

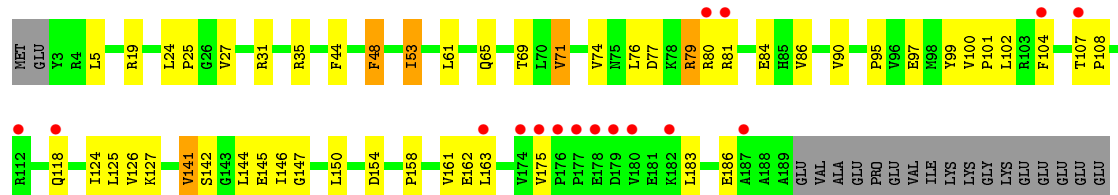


- Molecule 20: 50S ribosomal protein L25

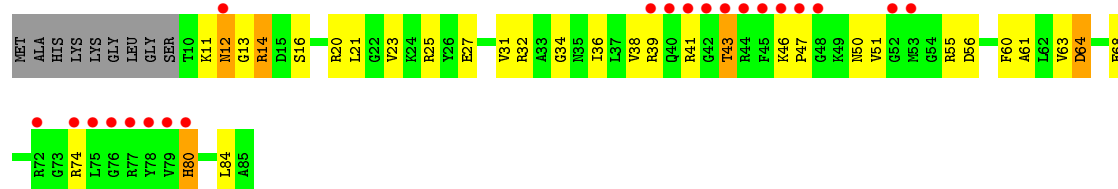




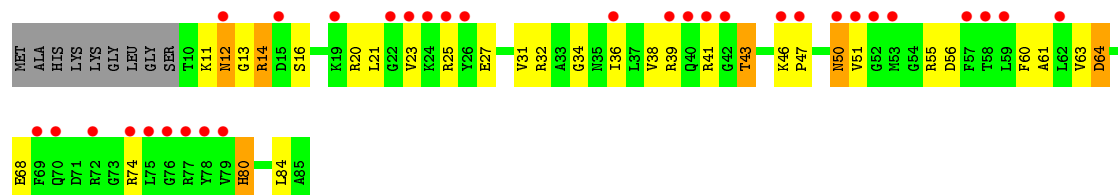
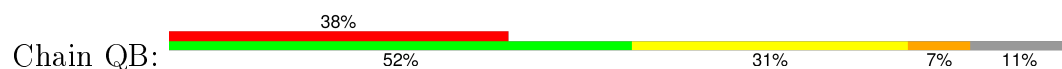
- Molecule 20: 50S ribosomal protein L25



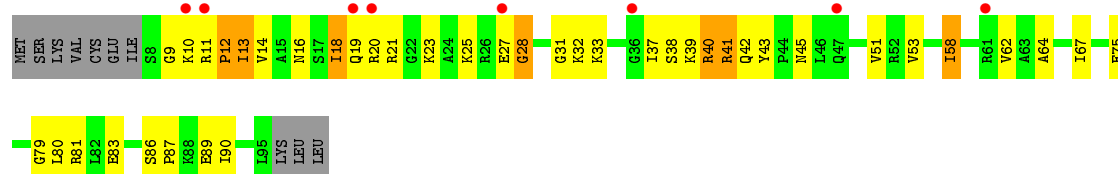
- Molecule 21: 50S ribosomal protein L27



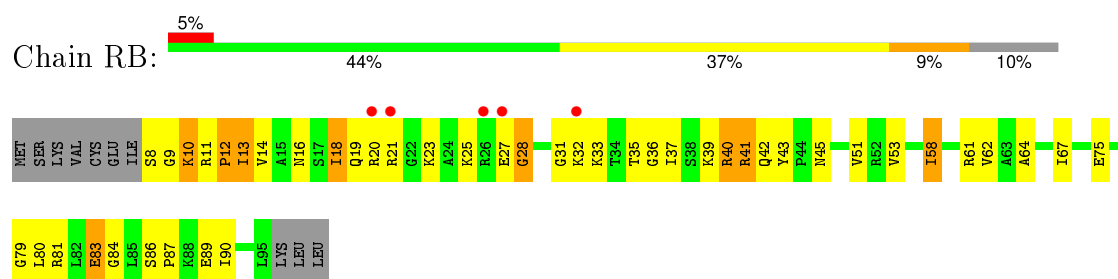
- Molecule 21: 50S ribosomal protein L27



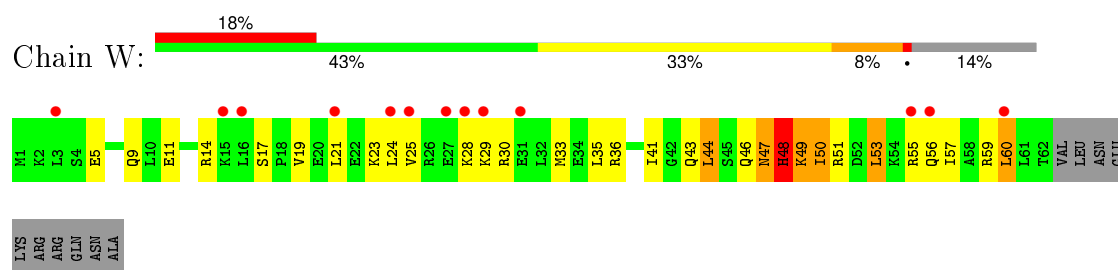
- Molecule 22: 50S ribosomal protein L28



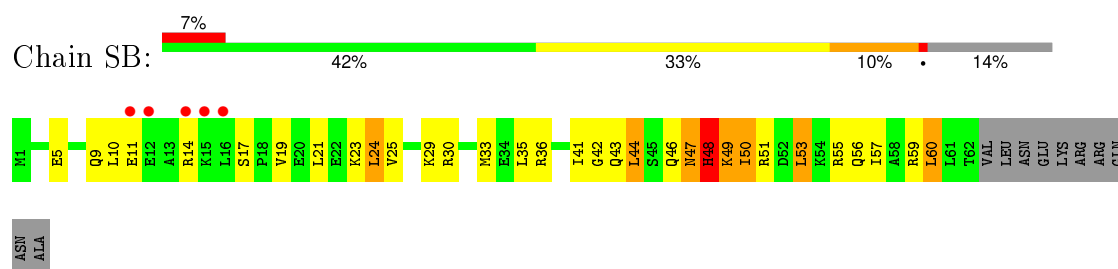
- Molecule 22: 50S ribosomal protein L28



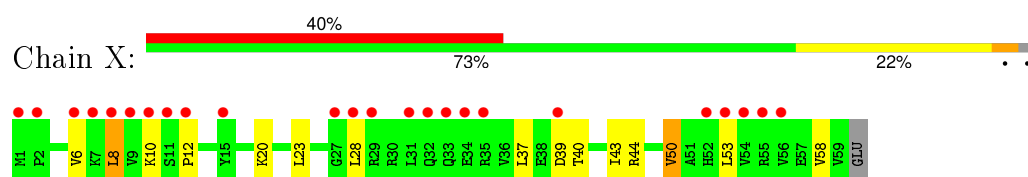
- Molecule 23: 50S ribosomal protein L29



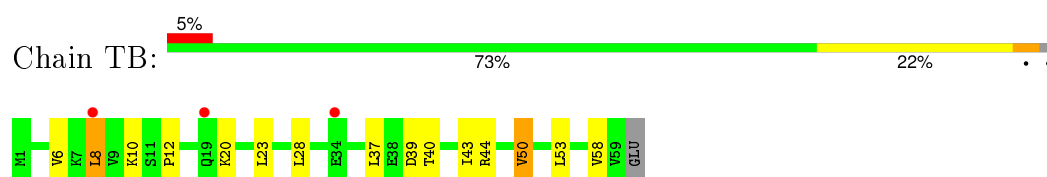
- Molecule 23: 50S ribosomal protein L29



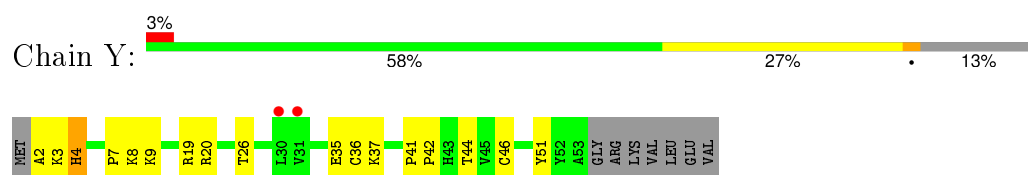
- Molecule 24: 50S ribosomal protein L30



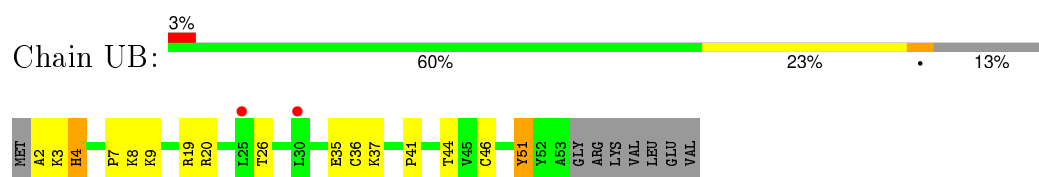
- Molecule 24: 50S ribosomal protein L30



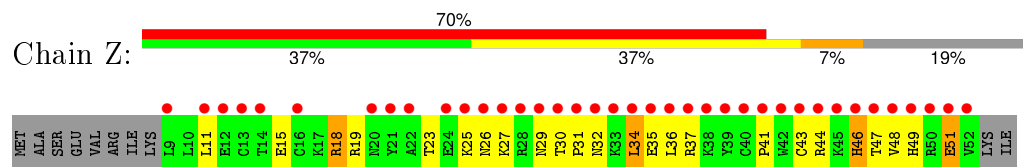
- Molecule 25: 50S ribosomal protein L32



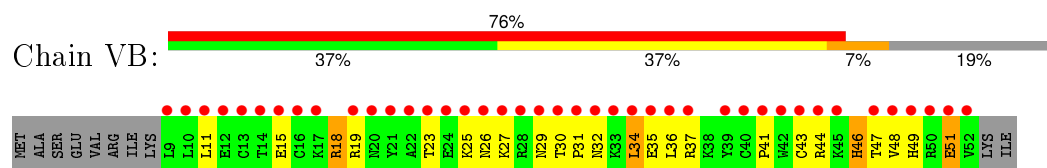
- Molecule 25: 50S ribosomal protein L32



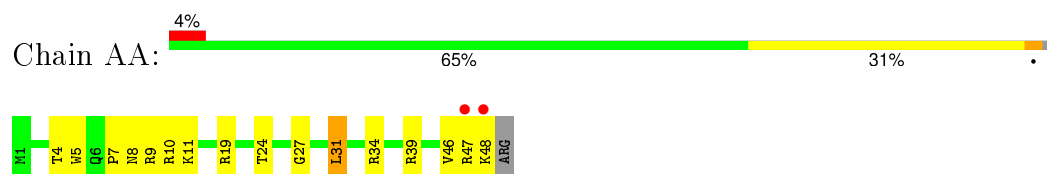
- Molecule 26: 50S ribosomal protein L33



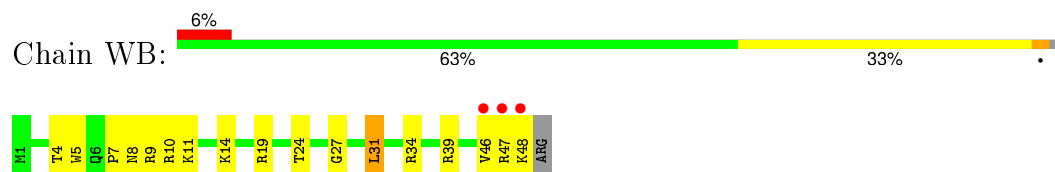
- Molecule 26: 50S ribosomal protein L33



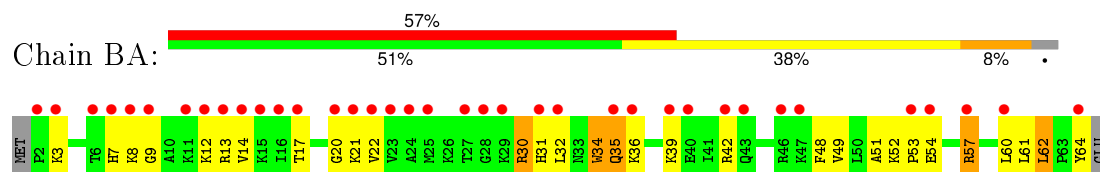
- Molecule 27: 50S ribosomal protein L34



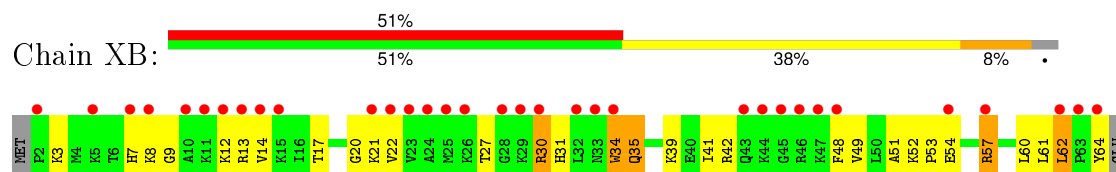
- Molecule 27: 50S ribosomal protein L34



- Molecule 28: 50S ribosomal protein L35



- Molecule 28: 50S ribosomal protein L35

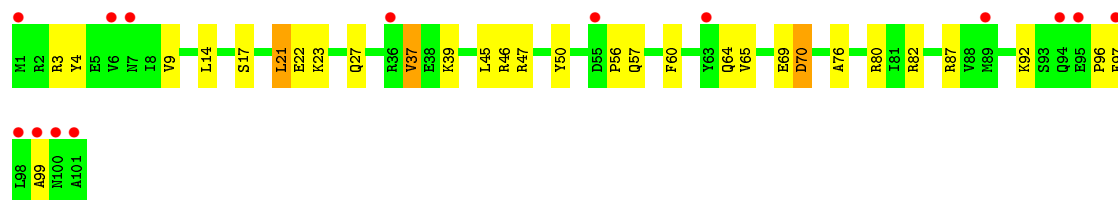
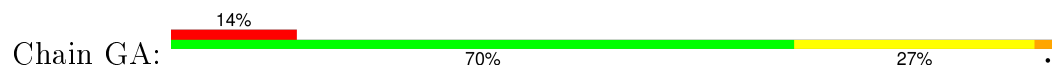


- Molecule 29: 30S ribosomal protein S2





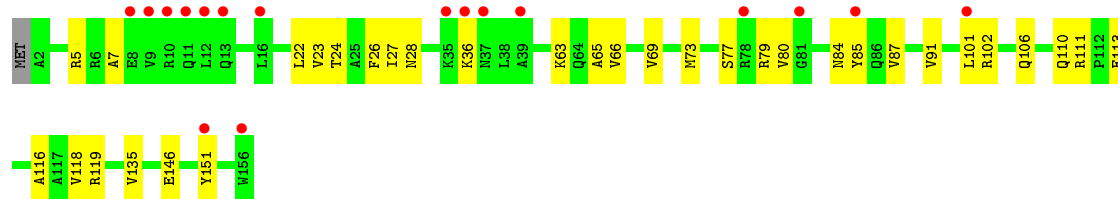
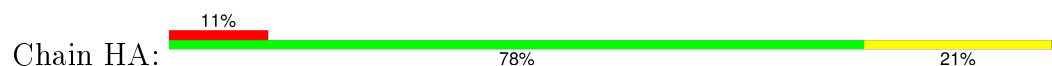
• Molecule 33: 30S ribosomal protein S6



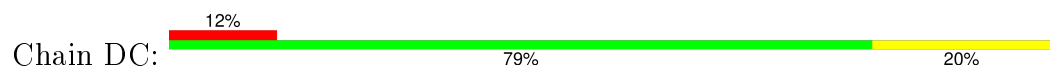
• Molecule 33: 30S ribosomal protein S6



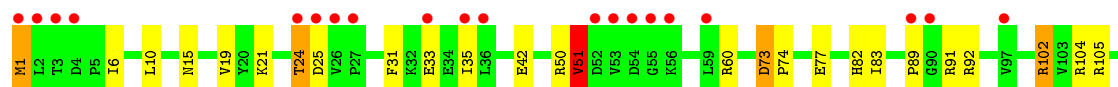
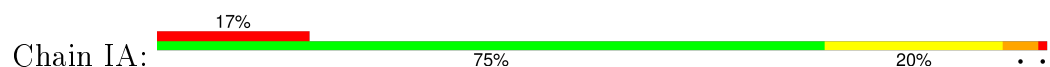
• Molecule 34: 30S ribosomal protein S7

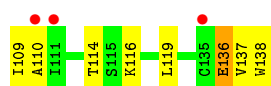


• Molecule 34: 30S ribosomal protein S7

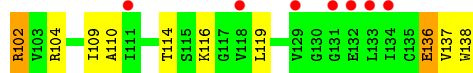
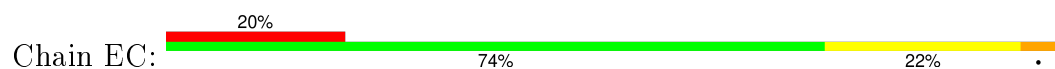


• Molecule 35: 30S ribosomal protein S8

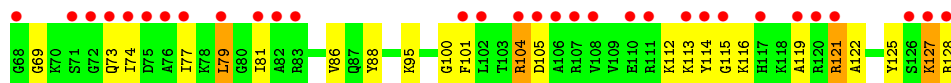
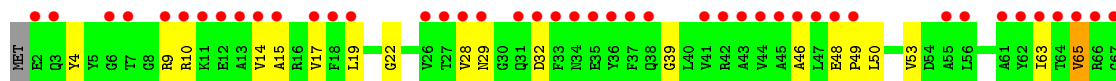




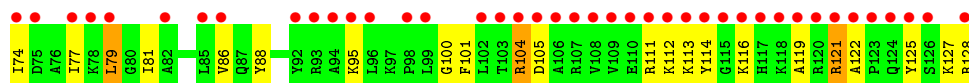
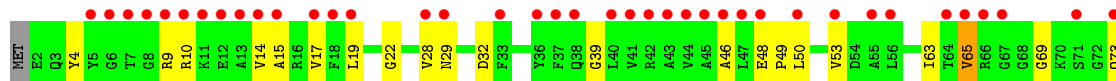
- Molecule 35: 30S ribosomal protein S8



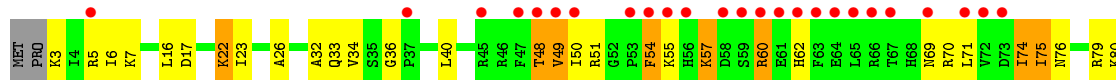
- Molecule 36: 30S ribosomal protein S9



- Molecule 36: 30S ribosomal protein S9

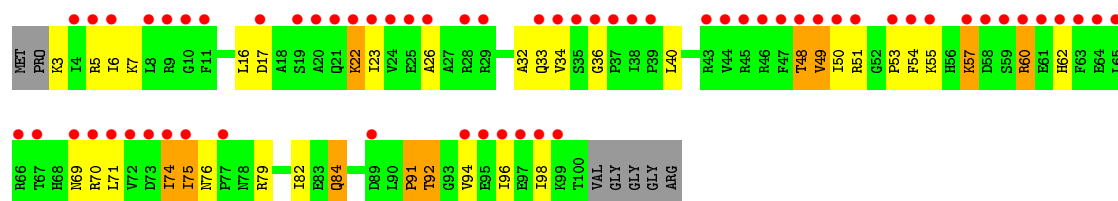


- Molecule 37: 30S ribosomal protein S10

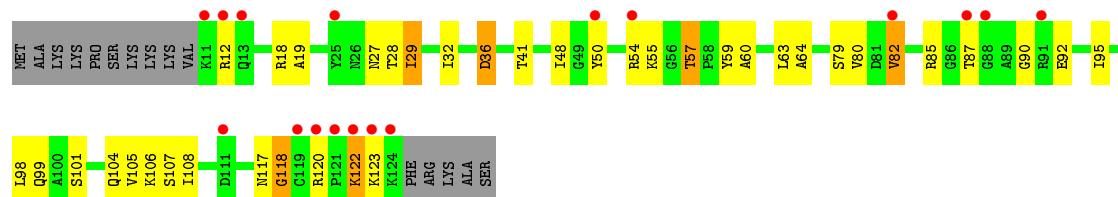


- Molecule 37: 30S ribosomal protein S10

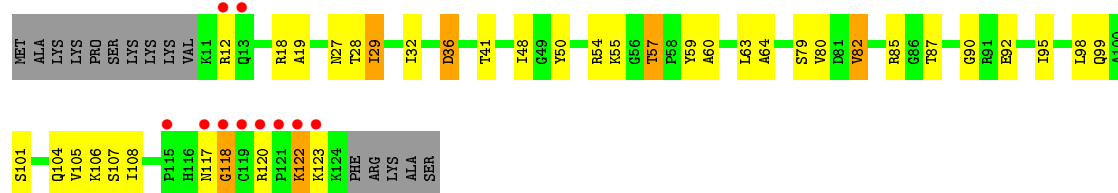




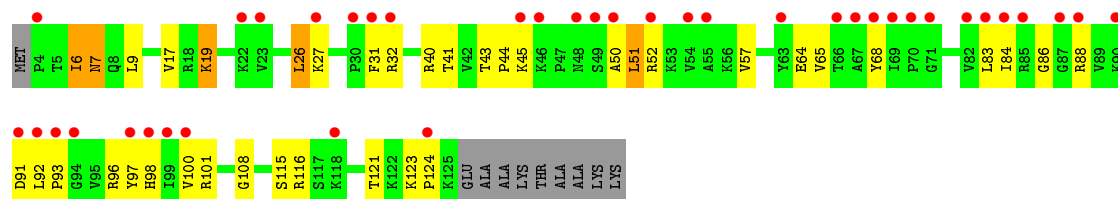
• Molecule 38: 30S ribosomal protein S11



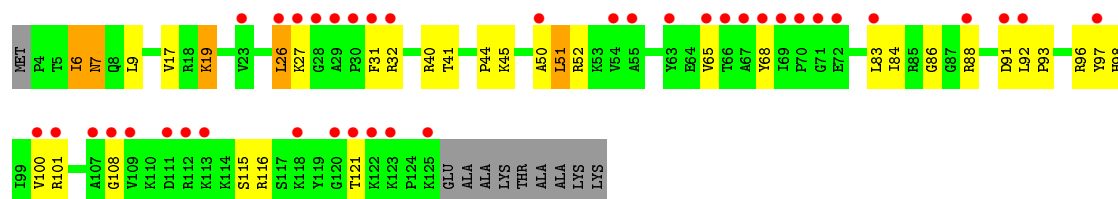
• Molecule 38: 30S ribosomal protein S11



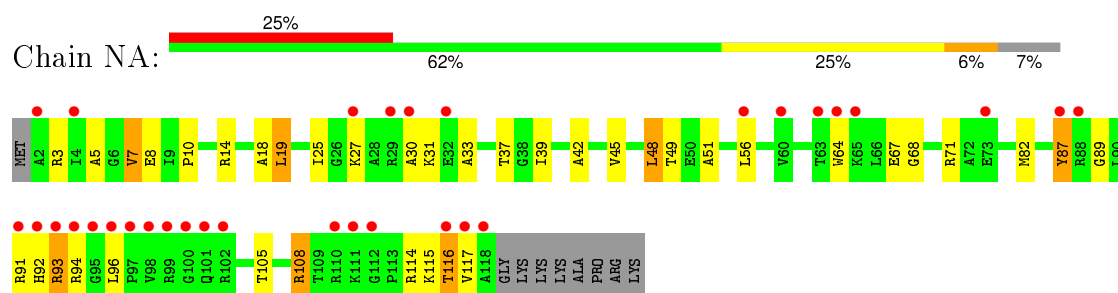
• Molecule 39: 30S ribosomal protein S12



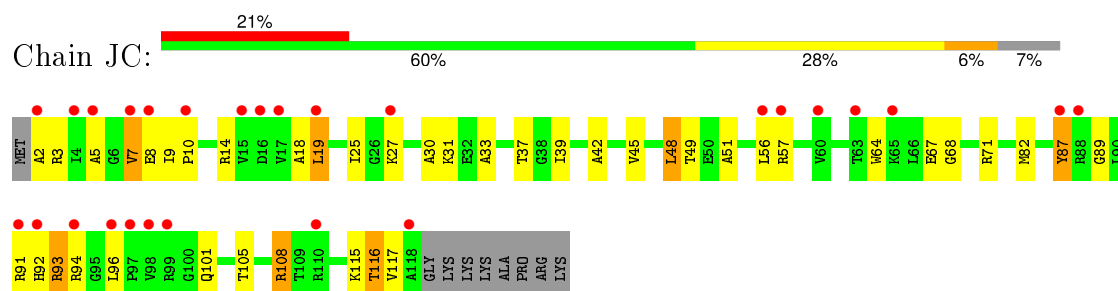
• Molecule 39: 30S ribosomal protein S12



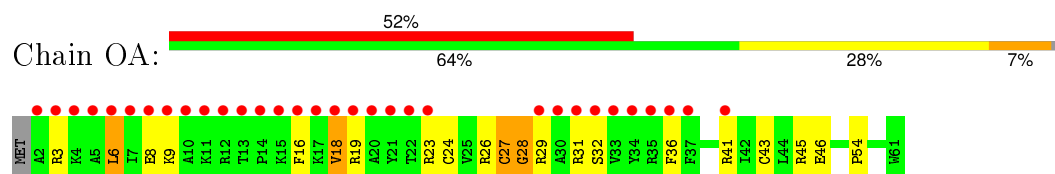
• Molecule 40: 30S ribosomal protein S13



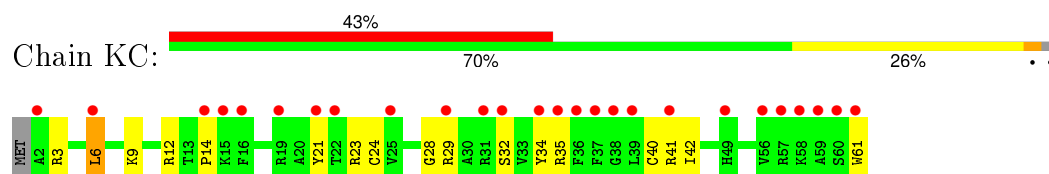
- Molecule 40: 30S ribosomal protein S13



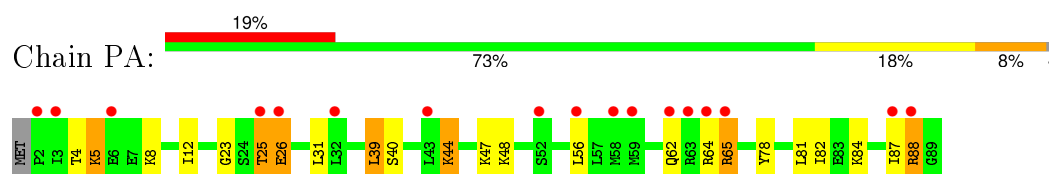
- Molecule 41: 30S ribosomal protein S14



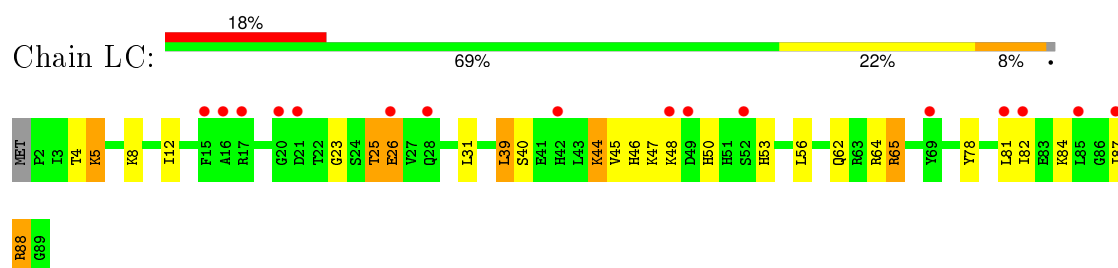
- Molecule 41: 30S ribosomal protein S14



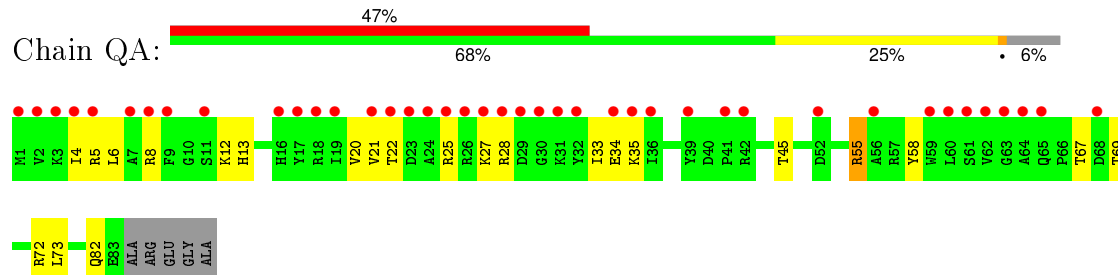
- Molecule 42: 30S ribosomal protein S15



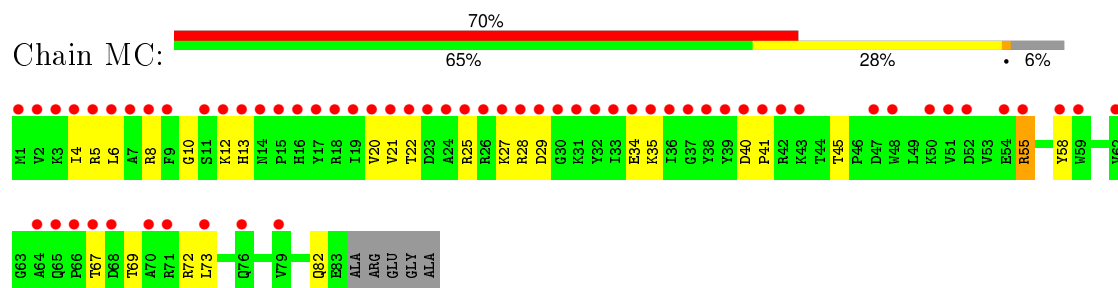
- Molecule 42: 30S ribosomal protein S15



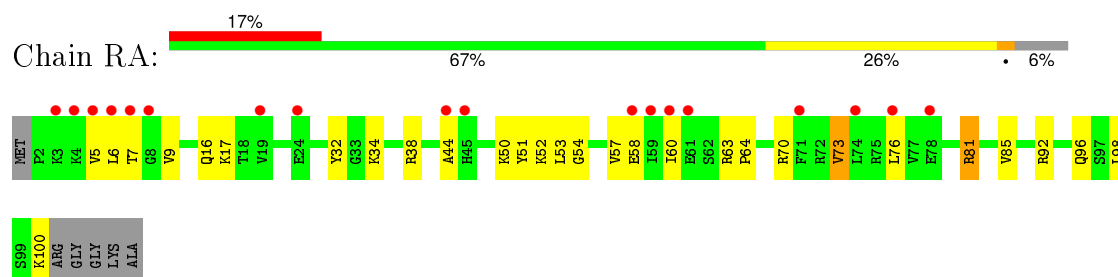
- Molecule 43: 30S ribosomal protein S16



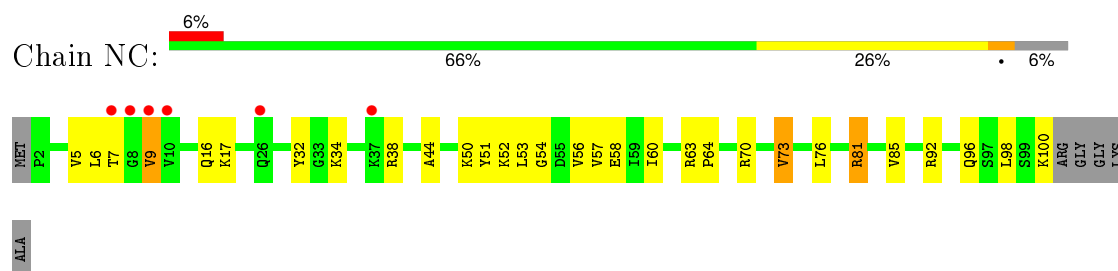
- Molecule 43: 30S ribosomal protein S16



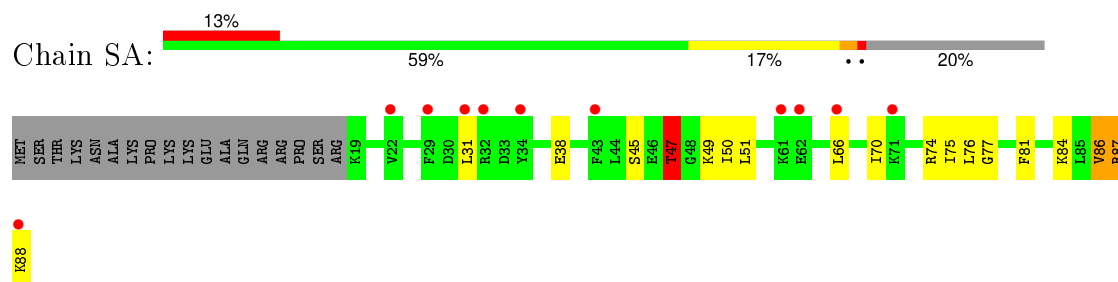
- Molecule 44: 30S ribosomal protein S17



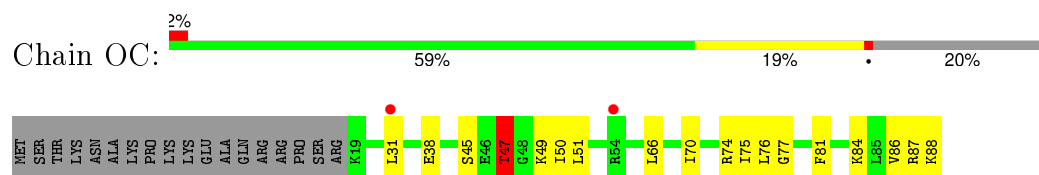
- Molecule 44: 30S ribosomal protein S17



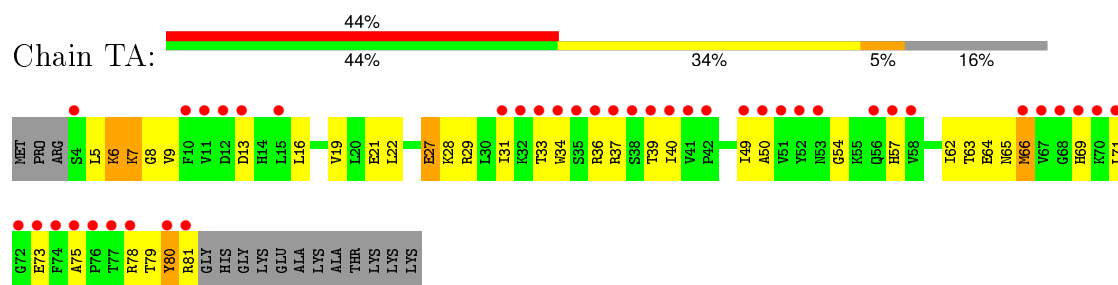
- Molecule 45: 30S ribosomal protein S18



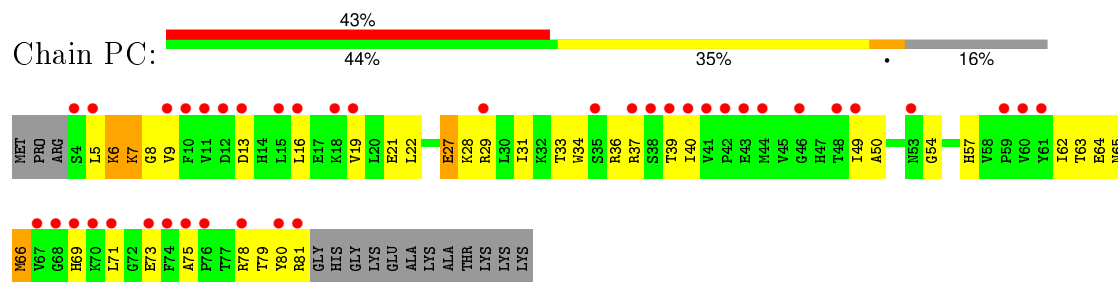
- Molecule 45: 30S ribosomal protein S18



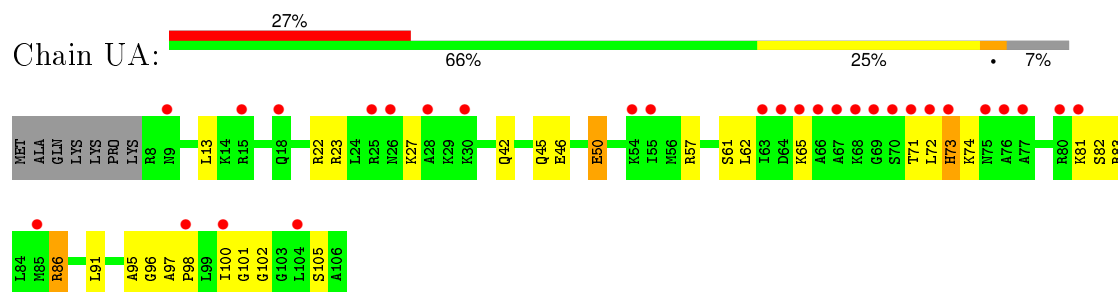
- Molecule 46: 30S ribosomal protein S19



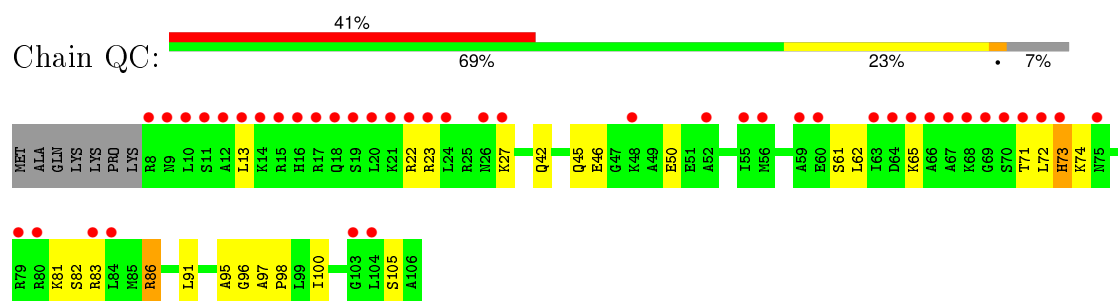
- Molecule 46: 30S ribosomal protein S19



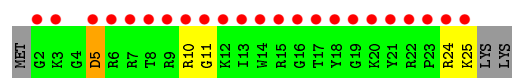
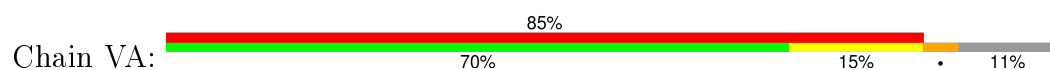
- Molecule 47: 30S ribosomal protein S20



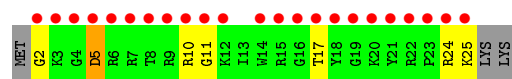
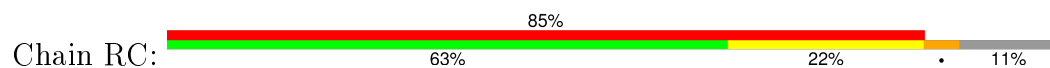
- Molecule 47: 30S ribosomal protein S20



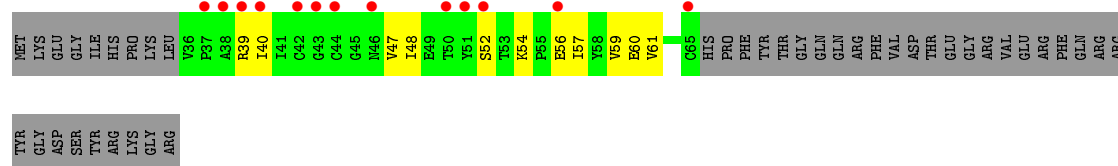
- Molecule 48: 30S ribosomal protein Thx



- Molecule 48: 30S ribosomal protein Thx



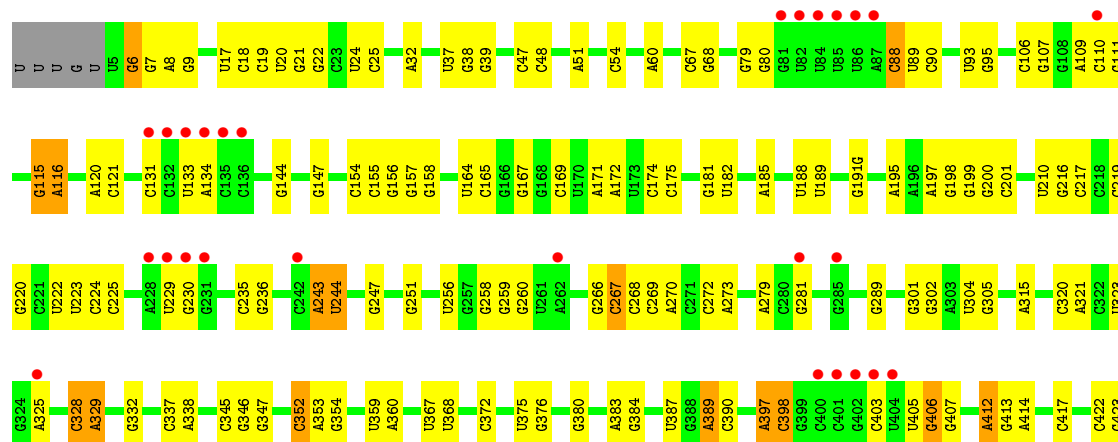
- Molecule 49: 50S ribosomal protein L31




- Molecule 49: 50S ribosomal protein L31

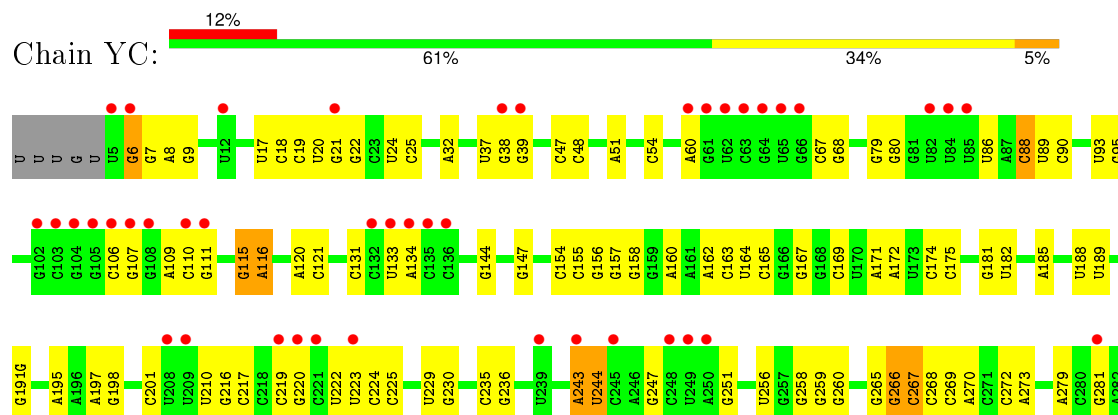


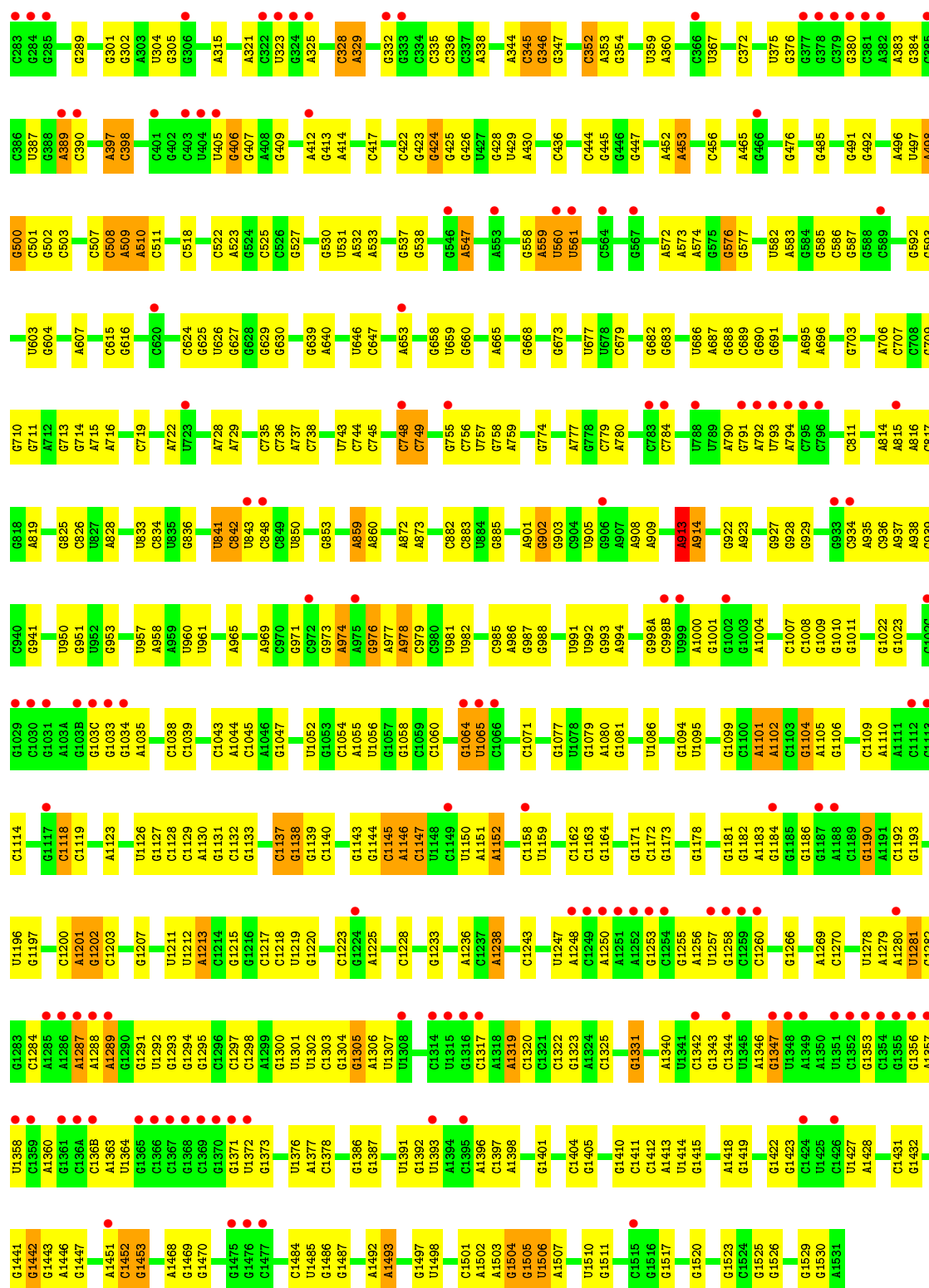
- Molecule 50: 16S ribosomal RNA






• Molecule 50: 16S ribosomal RNA



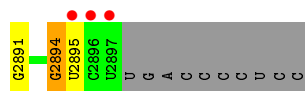


• Molecule 51: 23S ribosomal RNA



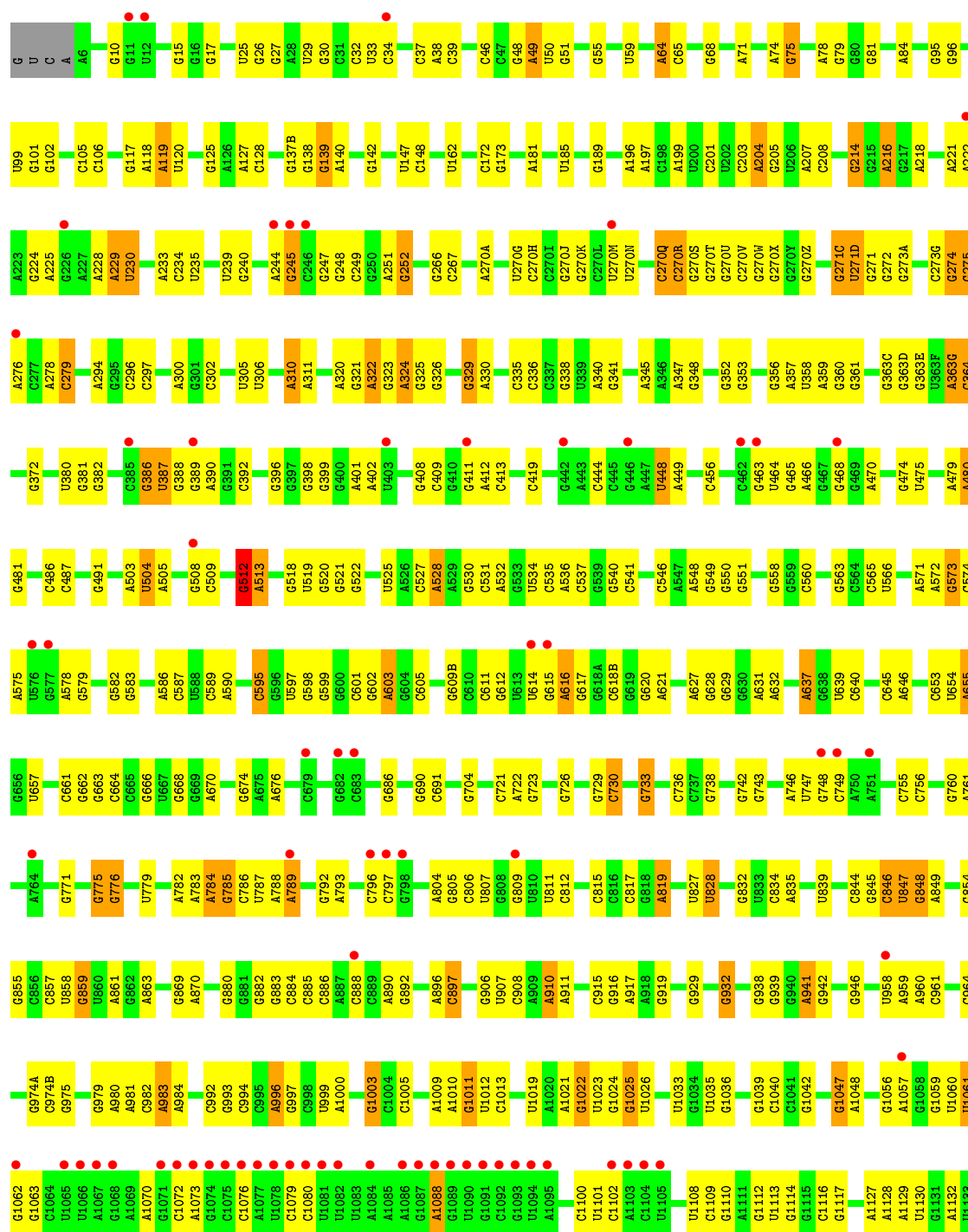


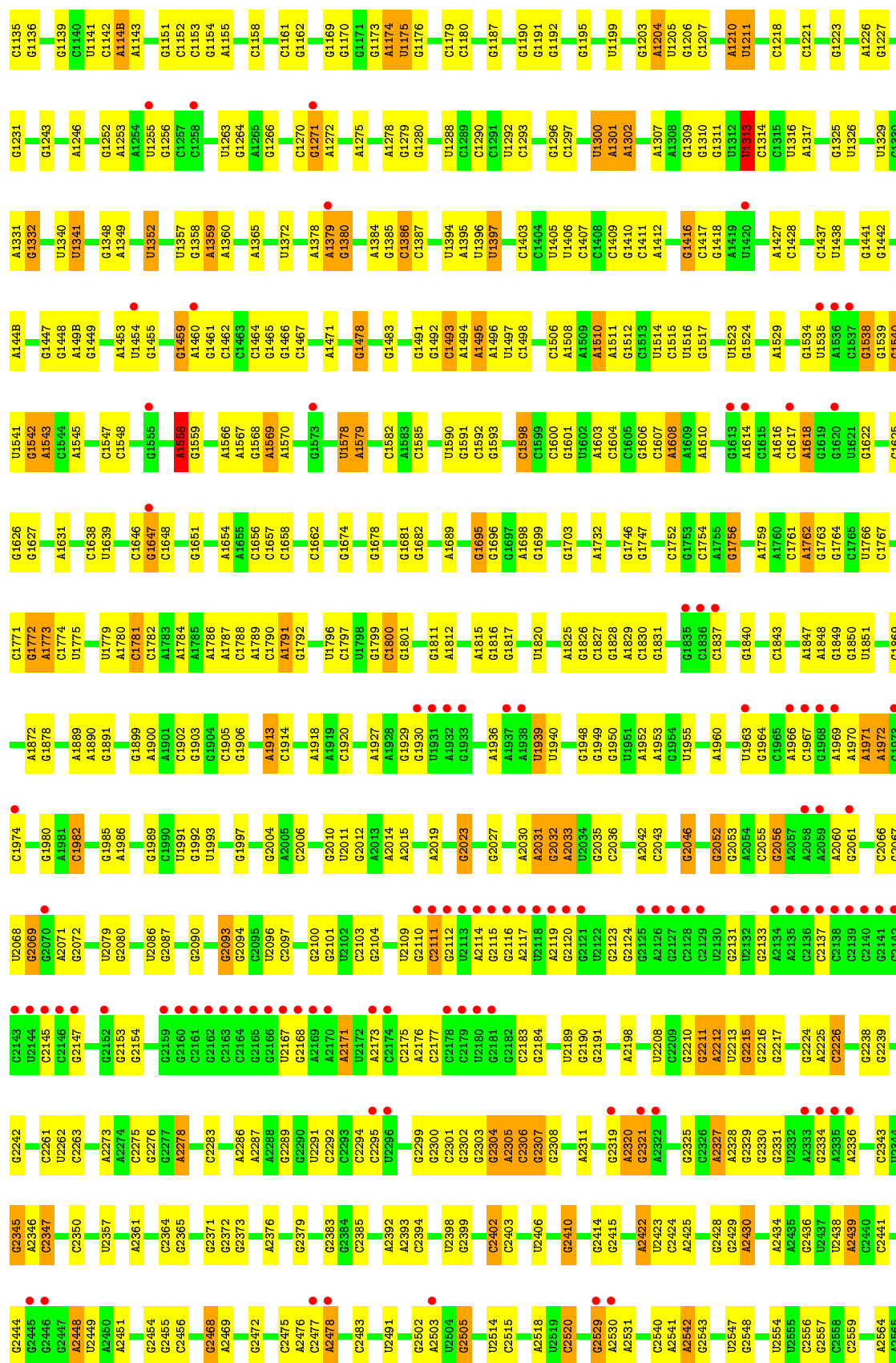


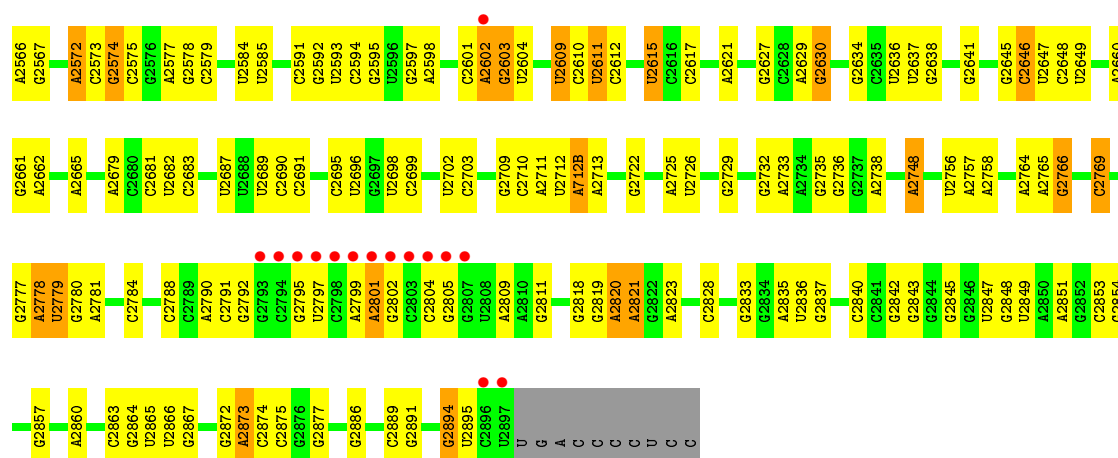


• Molecule 51: 23S ribosomal RNA

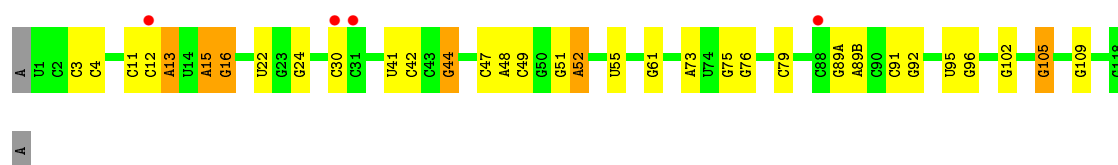
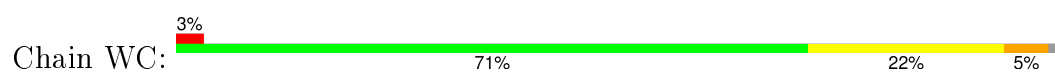
Chain ZC: 7% 61% 33% 6%



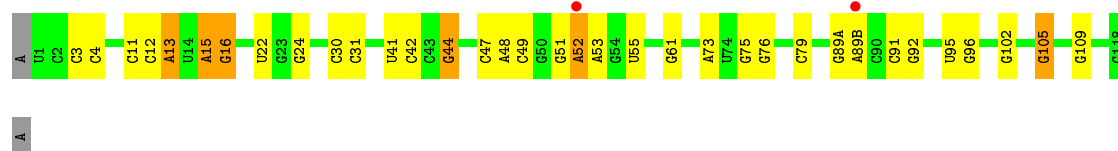




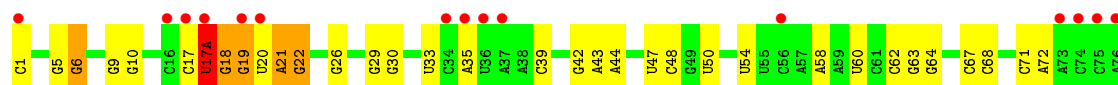
• Molecule 52: 5S ribosomal RNA



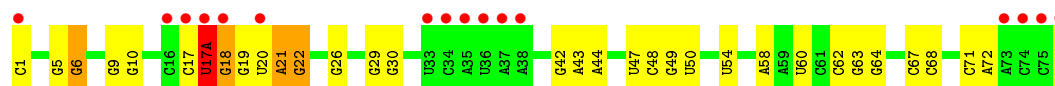
• Molecule 52: 5S ribosomal RNA



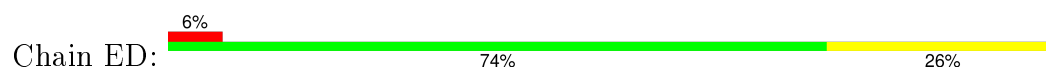
• Molecule 53: tRNA

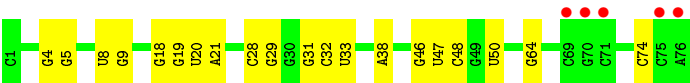


• Molecule 53: tRNA

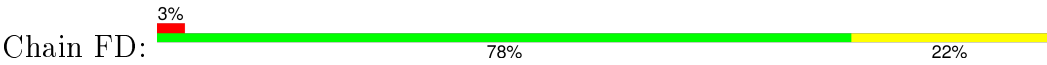


• Molecule 53: tRNA

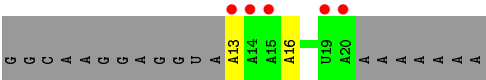




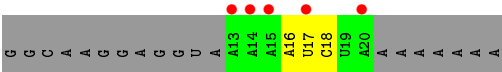
● Molecule 53: tRNA



● Molecule 54: mRNA



● Molecule 54: mRNA



4 Data and refinement statistics

Property	Value	Source
Space group	P 21 21 21	Depositor
Cell constants a, b, c, α , β , γ	211.98Å 453.75Å 620.72Å 90.00° 90.00° 90.00°	Depositor
Resolution (Å)	60.00 – 3.63 87.52 – 3.63	Depositor EDS
% Data completeness (in resolution range)	99.3 (60.00-3.63) 99.2 (87.52-3.63)	Depositor EDS
R_{merge}	(Not available)	Depositor
R_{sym}	(Not available)	Depositor
$\langle I/\sigma(I) \rangle$ ¹	1.32 (at 3.67Å)	Xtriage
Refinement program	PHENIX	Depositor
R, R_{free}	0.268 , 0.287 0.281 , 0.298	Depositor DCC
R_{free} test set	6611 reflections (1.00%)	DCC
Wilson B-factor (Å ²)	115.3	Xtriage
Anisotropy	0.262	Xtriage
Bulk solvent k_{sol} (e/Å ³), B_{sol} (Å ²)	0.24 , 79.2	EDS
Estimated twinning fraction	No twinning to report.	Xtriage
L-test for twinning ²	$\langle L \rangle = 0.41$, $\langle L^2 \rangle = 0.23$	Xtriage
Outliers	0 of 661409 reflections	Xtriage
F_o, F_c correlation	0.86	EDS
Total number of atoms	295576	wwPDB-VP
Average B, all atoms (Å ²)	147.0	wwPDB-VP

Xtriage's analysis on translational NCS is as follows: *The largest off-origin peak in the Patterson function is 1.69% of the height of the origin peak. No significant pseudotranslation is detected.*

¹Intensities estimated from amplitudes.

²Theoretical values of $\langle |L| \rangle$, $\langle L^2 \rangle$ for acentric reflections are 0.5, 0.375 respectively for untwinned datasets, and 0.333, 0.2 for perfectly twinned datasets.

5 Model quality ⓘ

5.1 Standard geometry ⓘ

Bond lengths and bond angles in the following residue types are not validated in this section: ZN, MG

The Z score for a bond length (or angle) is the number of standard deviations the observed value is removed from the expected value. A bond length (or angle) with $|Z| > 5$ is considered an outlier worth inspection. RMSZ is the root-mean-square of all Z scores of the bond lengths (or angles).

Mol	Chain	Bond lengths		Bond angles	
		RMSZ	$\# Z > 5$	RMSZ	$\# Z > 5$
1	A	0.26	0/2155	0.45	0/2905
1	WA	0.26	0/2155	0.45	0/2905
2	B	0.24	0/1596	0.46	0/2153
2	XA	0.24	0/1596	0.46	0/2153
3	C	0.25	0/1621	0.43	0/2194
3	YA	0.26	0/1621	0.43	0/2194
4	D	0.22	0/1500	0.44	0/2017
4	ZA	0.22	0/1500	0.44	0/2017
5	AB	0.22	0/1356	0.41	0/1834
5	E	0.21	0/1356	0.41	0/1834
6	BB	0.22	0/1147	0.41	0/1552
6	F	0.21	0/1147	0.41	0/1552
7	CB	0.21	0/1108	0.42	0/1500
7	G	0.21	0/1108	0.42	0/1500
8	DB	0.24	0/1123	0.44	0/1515
8	H	0.23	0/1123	0.44	0/1515
9	EB	0.25	0/942	0.43	0/1268
9	I	0.25	0/942	0.43	0/1268
10	FB	0.28	0/1131	0.62	0/1504
10	J	0.27	0/1131	0.62	0/1504
11	GB	0.23	0/1084	0.42	0/1449
11	K	0.22	0/1084	0.41	0/1449
12	HB	0.24	0/974	0.45	0/1302
12	L	0.24	0/974	0.44	0/1302
13	IB	0.23	0/887	0.39	0/1180
13	M	0.22	0/887	0.38	0/1180
14	JB	0.27	0/1157	0.41	0/1544
14	N	0.27	0/1157	0.41	0/1544
15	KB	0.28	0/982	0.43	0/1306
15	O	0.28	0/982	0.43	0/1306
16	LB	0.26	0/790	0.46	0/1057
16	P	0.25	0/790	0.46	0/1057

Mol	Chain	Bond lengths		Bond angles	
		RMSZ	# Z >5	RMSZ	# Z >5
17	MB	0.26	0/901	0.45	0/1209
17	Q	0.26	0/901	0.45	0/1209
18	NB	0.27	0/739	0.43	0/993
18	R	0.25	0/739	0.43	0/993
19	OB	0.27	0/788	0.46	0/1051
19	S	0.26	0/788	0.46	0/1051
20	PB	0.22	0/1514	0.39	0/2056
20	T	0.21	0/1514	0.39	0/2056
21	QB	0.25	0/613	0.43	0/816
21	U	0.24	0/613	0.43	0/816
22	RB	0.27	0/701	0.52	0/932
22	V	0.27	0/701	0.52	0/932
23	SB	0.27	0/522	0.51	0/690
23	W	0.25	0/522	0.51	0/690
24	TB	0.22	0/472	0.42	0/634
24	X	0.22	0/472	0.41	0/634
25	UB	0.26	0/418	0.50	0/567
25	Y	0.24	0/418	0.49	0/567
26	VB	0.22	0/387	0.46	0/518
26	Z	0.23	0/387	0.46	0/518
27	AA	0.28	0/426	0.42	0/561
27	WB	0.29	0/426	0.44	0/561
28	BA	0.24	0/515	0.44	0/679
28	XB	0.25	0/515	0.44	0/679
29	CA	0.21	0/1935	0.40	0/2609
29	YB	0.21	0/1935	0.40	0/2609
30	DA	0.22	0/1636	0.41	0/2205
30	ZB	0.21	0/1636	0.41	0/2205
31	AC	0.22	0/1733	0.39	0/2318
31	EA	0.22	0/1733	0.41	0/2318
32	BC	0.23	0/1171	0.45	0/1576
32	FA	0.23	0/1171	0.45	0/1576
33	CC	0.22	0/856	0.42	0/1154
33	GA	0.22	0/856	0.42	0/1154
34	DC	0.21	0/1276	0.38	0/1709
34	HA	0.21	0/1276	0.38	0/1709
35	EC	0.21	0/1136	0.40	0/1527
35	IA	0.21	0/1136	0.41	0/1527
36	FC	0.22	0/1029	0.40	0/1378
36	JA	0.22	0/1029	0.40	0/1378
37	GC	0.21	0/807	0.41	0/1085
37	KA	0.21	0/807	0.41	0/1085
38	HC	0.21	0/856	0.41	0/1157

Mol	Chain	Bond lengths		Bond angles	
		RMSZ	# Z >5	RMSZ	# Z >5
38	LA	0.22	0/856	0.41	0/1157
39	IC	0.22	0/972	0.44	0/1301
39	MA	0.23	0/972	0.44	0/1301
40	JC	0.20	0/943	0.41	0/1265
40	NA	0.20	0/943	0.41	0/1265
41	KC	0.22	0/501	0.38	0/664
41	OA	0.22	0/501	0.37	0/664
42	LC	0.24	0/745	0.39	0/992
42	PA	0.24	0/745	0.39	0/992
43	MC	0.22	0/716	0.40	0/963
43	QA	0.22	0/716	0.40	0/963
44	NC	0.23	0/836	0.40	0/1117
44	RA	0.23	0/836	0.40	0/1117
45	OC	0.22	0/579	0.41	0/768
45	SA	0.23	0/579	0.41	0/768
46	PC	0.22	0/642	0.40	0/865
46	TA	0.21	0/642	0.40	0/865
47	QC	0.22	0/764	0.41	0/1006
47	UA	0.22	0/764	0.42	0/1006
48	RC	0.19	0/212	0.37	0/277
48	VA	0.20	0/212	0.37	0/277
49	SC	0.22	0/228	0.44	0/309
49	TC	0.22	0/228	0.44	0/309
50	UC	0.19	0/36194	0.70	3/56493 (0.0%)
50	YC	0.18	0/36194	0.70	2/56493 (0.0%)
51	VC	0.24	1/69441 (0.0%)	0.73	14/108408 (0.0%)
51	ZC	0.26	2/69441 (0.0%)	0.74	14/108408 (0.0%)
52	AD	0.20	0/2853	0.71	0/4451
52	WC	0.18	0/2853	0.70	0/4451
53	BD	0.16	0/1832	0.71	1/2855 (0.0%)
53	ED	0.16	0/1832	0.68	0/2855
53	FD	0.17	0/1832	0.68	0/2855
53	XC	0.17	0/1832	0.71	1/2855 (0.0%)
54	GD	0.16	0/190	0.65	0/293
54	HD	0.15	0/190	0.65	0/293
All	All	0.23	3/318928 (0.0%)	0.66	35/477172 (0.0%)

Chiral center outliers are detected by calculating the chiral volume of a chiral center and verifying if the center is modelled as a planar moiety or with the opposite hand. A planarity outlier is detected by checking planarity of atoms in a peptide group, atoms in a mainchain group or atoms of a sidechain that are expected to be planar.

Mol	Chain	#Chirality outliers	#Planarity outliers
10	FB	0	2
10	J	0	2
All	All	0	4

All (3) bond length outliers are listed below:

Mol	Chain	Res	Type	Atoms	Z	Observed(Å)	Ideal(Å)
51	ZC	1142	C	O3'-P	12.04	1.75	1.61
51	VC	1142	C	O3'-P	11.78	1.75	1.61
51	ZC	1141	U	O3'-P	-6.04	1.53	1.61

The worst 5 of 35 bond angle outliers are listed below:

Mol	Chain	Res	Type	Atoms	Z	Observed(°)	Ideal(°)
51	VC	1493	C	C2-N1-C1'	8.04	127.64	118.80
51	ZC	1493	C	C2-N1-C1'	7.95	127.54	118.80
51	ZC	1493	C	N1-C2-O2	7.24	123.24	118.90
51	VC	1493	C	N1-C2-O2	7.18	123.21	118.90
51	ZC	828	U	C2-N1-C1'	6.96	126.06	117.70

There are no chirality outliers.

All (4) planarity outliers are listed below:

Mol	Chain	Res	Type	Group
10	FB	51	PHE	Peptide
10	FB	9	ASN	Peptide
10	J	51	PHE	Peptide
10	J	9	ASN	Peptide

5.2 Too-close contacts ⓘ

In the following table, the Non-H and H(model) columns list the number of non-hydrogen atoms and hydrogen atoms in the chain respectively. The H(added) column lists the number of hydrogen atoms added and optimized by MolProbity. The Clashes column lists the number of clashes within the asymmetric unit, whereas Symm-Clashes lists symmetry related clashes.

Mol	Chain	Non-H	H(model)	H(added)	Clashes	Symm-Clashes
1	A	2105	0	2182	63	0
1	WA	2105	0	2182	65	0
2	B	1563	0	1629	35	0
2	XA	1563	0	1629	34	0

Continued on next page...

Continued from previous page...

Mol	Chain	Non-H	H(model)	H(added)	Clashes	Symm-Clashes
3	C	1586	0	1632	43	0
3	YA	1586	0	1632	40	0
4	D	1475	0	1537	42	0
4	ZA	1475	0	1537	42	0
5	AB	1330	0	1407	22	0
5	E	1330	0	1407	22	1
6	BB	1132	0	1220	26	0
6	F	1132	0	1220	18	0
7	CB	1088	0	1138	34	0
7	G	1088	0	1138	34	0
8	DB	1096	0	1168	30	0
8	H	1096	0	1168	28	0
9	EB	932	0	994	30	0
9	I	932	0	994	28	0
10	FB	1114	0	1187	83	0
10	J	1114	0	1187	80	0
11	GB	1064	0	1114	33	0
11	K	1064	0	1114	33	0
12	HB	960	0	1021	32	0
12	L	960	0	1021	33	0
13	IB	877	0	938	12	0
13	M	877	0	938	13	0
14	JB	1143	0	1211	37	0
14	N	1143	0	1211	35	0
15	KB	964	0	1022	35	0
15	O	964	0	1022	38	0
16	LB	779	0	852	20	0
16	P	779	0	852	21	0
17	MB	890	0	951	20	0
17	Q	890	0	951	22	0
18	NB	725	0	778	15	0
18	R	725	0	778	15	0
19	OB	775	0	870	25	0
19	S	775	0	870	24	0
20	PB	1482	0	1507	27	0
20	T	1482	0	1507	29	0
21	QB	605	0	628	21	0
21	U	605	0	628	19	0
22	RB	694	0	764	29	0
22	V	694	0	764	26	0
23	SB	520	0	575	21	0
23	W	520	0	575	20	0

Continued on next page...

Continued from previous page...

Mol	Chain	Non-H	H(model)	H(added)	Clashes	Symm-Clashes
24	TB	467	0	523	6	0
24	X	467	0	523	7	0
25	UB	404	0	420	12	0
25	Y	404	0	420	12	0
26	VB	380	0	391	14	0
26	Z	380	0	391	12	0
27	AA	418	0	467	12	0
27	WB	418	0	467	13	0
28	BA	507	0	576	17	0
28	XB	507	0	576	20	0
29	CA	1900	0	1951	36	0
29	YB	1900	0	1951	34	0
30	DA	1612	0	1677	41	0
30	ZB	1612	0	1677	40	0
31	AC	1703	0	1765	37	0
31	EA	1703	0	1764	39	0
32	BC	1155	0	1213	27	0
32	FA	1155	0	1213	29	0
33	CC	843	0	857	18	0
33	GA	843	0	857	18	0
34	DC	1257	0	1296	16	0
34	HA	1257	0	1296	17	0
35	EC	1116	0	1177	23	0
35	IA	1116	0	1177	24	0
36	FC	1011	0	1043	21	0
36	JA	1011	0	1043	22	0
37	GC	794	0	840	22	0
37	KA	794	0	840	23	0
38	HC	842	0	859	22	0
38	LA	842	0	859	22	0
39	IC	956	0	1046	27	0
39	MA	956	0	1046	30	0
40	JC	933	0	992	27	0
40	NA	933	0	992	23	0
41	KC	492	0	531	17	0
41	OA	492	0	529	14	0
42	LC	734	0	771	18	0
42	PA	734	0	771	16	0
43	MC	700	0	720	16	0
43	QA	700	0	720	14	0
44	NC	823	0	893	18	0
44	RA	823	0	893	17	0

Continued on next page...

Continued from previous page...

Mol	Chain	Non-H	H(model)	H(added)	Clashes	Symm-Clashes
45	OC	574	0	644	12	0
45	SA	574	0	644	14	0
46	PC	629	0	652	25	0
46	TA	629	0	652	24	0
47	QC	762	0	859	13	0
47	UA	762	0	859	14	0
48	RC	208	0	221	5	0
48	VA	208	0	221	3	0
49	SC	225	0	229	6	0
49	TC	225	0	229	9	0
50	UC	32332	0	16315	326	0
50	YC	32332	0	16314	334	1
51	VC	62000	0	31247	661	0
51	ZC	62000	0	31244	660	0
52	AD	2551	0	1295	22	0
52	WC	2551	0	1295	20	0
53	BD	1640	0	837	20	0
53	ED	1640	0	837	9	0
53	FD	1640	0	837	7	0
53	XC	1640	0	837	23	0
54	GD	170	0	87	1	0
54	HD	170	0	87	2	0
55	A	5	0	0	0	0
55	AA	1	0	0	0	0
55	AC	1	0	0	0	0
55	AD	30	0	0	0	0
55	B	2	0	0	0	0
55	BA	2	0	0	0	0
55	BB	2	0	0	0	0
55	BC	3	0	0	0	0
55	BD	8	0	0	0	0
55	C	3	0	0	0	0
55	CB	1	0	0	0	0
55	D	3	0	0	0	0
55	DB	1	0	0	0	0
55	DC	1	0	0	0	0
55	EA	1	0	0	0	0
55	EB	3	0	0	0	0
55	ED	16	0	0	0	0
55	FA	1	0	0	0	0
55	FB	4	0	0	0	0
55	FC	1	0	0	0	0

Continued on next page...

Continued from previous page...

Mol	Chain	Non-H	H(model)	H(added)	Clashes	Symm-Clashes
55	FD	16	0	0	0	0
55	GB	1	0	0	0	0
55	H	2	0	0	0	0
55	HA	2	0	0	0	0
55	HB	2	0	0	0	0
55	HD	1	0	0	0	0
55	I	1	0	0	0	0
55	IB	1	0	0	0	0
55	IC	1	0	0	0	0
55	J	3	0	0	0	0
55	JB	1	0	0	0	0
55	L	1	0	0	0	0
55	LA	4	0	0	0	0
55	LC	1	0	0	0	0
55	MB	1	0	0	0	0
55	N	1	0	0	0	0
55	NB	1	0	0	0	0
55	O	2	0	0	0	0
55	OA	2	0	0	0	0
55	OB	1	0	0	0	0
55	P	2	0	0	0	0
55	PA	2	0	0	0	0
55	Q	1	0	0	0	0
55	QA	1	0	0	0	0
55	QB	2	0	0	0	0
55	RA	1	0	0	0	0
55	RC	1	0	0	0	0
55	SB	1	0	0	0	0
55	UA	2	0	0	0	0
55	UC	264	0	0	0	0
55	V	1	0	0	0	0
55	VC	707	0	0	0	0
55	WA	5	0	0	0	0
55	WB	2	0	0	0	0
55	WC	29	0	0	0	0
55	X	1	0	0	0	0
55	XA	3	0	0	0	0
55	XC	5	0	0	0	0
55	Y	1	0	0	0	0
55	YA	8	0	0	0	0
55	YC	271	0	0	0	0
55	ZC	774	0	0	0	0

Continued on next page...

Continued from previous page...

Mol	Chain	Non-H	H(model)	H(added)	Clashes	Symm-Clashes
56	AC	1	0	0	0	0
56	EA	1	0	0	0	0
56	KC	1	0	0	0	0
56	OA	1	0	0	0	0
All	All	295576	0	199105	3923	1

The all-atom clashscore is defined as the number of clashes found per 1000 atoms (including hydrogen atoms). The all-atom clashscore for this structure is 8.

The worst 5 of 3923 close contacts within the same asymmetric unit are listed below, sorted by their clash magnitude.

Atom-1	Atom-2	Interatomic distance (Å)	Clash overlap (Å)
30:ZB:6:HIS:HD2	30:ZB:7:PRO:HD2	1.24	1.00
7:CB:75:SER:HB3	51:ZC:1063:G:H5"	1.55	0.89
32:FA:41:VAL:HG21	32:FA:113:ALA:HA	1.55	0.87
35:EC:102:ARG:HE	35:EC:102:ARG:H	1.24	0.86
35:IA:102:ARG:H	35:IA:102:ARG:HE	1.23	0.86

All (1) symmetry-related close contacts are listed below. The label for Atom-2 includes the symmetry operator and encoded unit-cell translations to be applied.

Atom-1	Atom-2	Interatomic distance (Å)	Clash overlap (Å)
5:E:126:PRO:O	50:YC:86:U:O2*[2_455]	2.11	0.09

5.3 Torsion angles [i](#)

5.3.1 Protein backbone [i](#)

In the following table, the Percentiles column shows the percent Ramachandran outliers of the chain as a percentile score with respect to all X-ray entries followed by that with respect to entries of similar resolution.

The Analysed column shows the number of residues for which the backbone conformation was analysed, and the total number of residues.

Mol	Chain	Analysed	Favoured	Allowed	Outliers	Percentiles	
1	A	269/271 (99%)	227 (84%)	31 (12%)	11 (4%)	3	37
1	WA	269/271 (99%)	228 (85%)	30 (11%)	11 (4%)	3	37

Continued on next page...

Continued from previous page...

Mol	Chain	Analysed	Favoured	Allowed	Outliers	Percentiles	
2	B	202/206 (98%)	173 (86%)	20 (10%)	9 (4%)	3	34
2	XA	202/206 (98%)	173 (86%)	20 (10%)	9 (4%)	3	34
3	C	200/205 (98%)	174 (87%)	19 (10%)	7 (4%)	4	43
3	YA	200/205 (98%)	174 (87%)	19 (10%)	7 (4%)	4	43
4	D	179/182 (98%)	148 (83%)	26 (14%)	5 (3%)	6	47
4	ZA	179/182 (98%)	148 (83%)	26 (14%)	5 (3%)	6	47
5	AB	172/180 (96%)	161 (94%)	10 (6%)	1 (1%)	30	74
5	E	172/180 (96%)	161 (94%)	9 (5%)	2 (1%)	16	63
6	BB	143/148 (97%)	127 (89%)	14 (10%)	2 (1%)	14	60
6	F	143/148 (97%)	127 (89%)	14 (10%)	2 (1%)	14	60
7	CB	145/147 (99%)	113 (78%)	22 (15%)	10 (7%)	1	23
7	G	145/147 (99%)	113 (78%)	22 (15%)	10 (7%)	1	23
8	DB	135/140 (96%)	112 (83%)	20 (15%)	3 (2%)	8	52
8	H	135/140 (96%)	112 (83%)	20 (15%)	3 (2%)	8	52
9	EB	120/122 (98%)	104 (87%)	14 (12%)	2 (2%)	11	57
9	I	120/122 (98%)	104 (87%)	13 (11%)	3 (2%)	7	49
10	FB	144/150 (96%)	93 (65%)	34 (24%)	17 (12%)	0	8
10	J	144/150 (96%)	94 (65%)	34 (24%)	16 (11%)	0	10
11	GB	132/141 (94%)	99 (75%)	24 (18%)	9 (7%)	1	23
11	K	132/141 (94%)	99 (75%)	23 (17%)	10 (8%)	1	19
12	HB	115/118 (98%)	94 (82%)	17 (15%)	4 (4%)	4	43
12	L	115/118 (98%)	95 (83%)	16 (14%)	4 (4%)	4	43
13	IB	108/112 (96%)	99 (92%)	9 (8%)	0	100	100
13	M	108/112 (96%)	99 (92%)	9 (8%)	0	100	100
14	JB	135/146 (92%)	109 (81%)	20 (15%)	6 (4%)	3	34
14	N	135/146 (92%)	109 (81%)	20 (15%)	6 (4%)	3	34
15	KB	115/118 (98%)	105 (91%)	7 (6%)	3 (3%)	7	48
15	O	115/118 (98%)	105 (91%)	8 (7%)	2 (2%)	11	57
16	LB	99/101 (98%)	76 (77%)	18 (18%)	5 (5%)	2	30
16	P	99/101 (98%)	77 (78%)	17 (17%)	5 (5%)	2	30
17	MB	110/113 (97%)	100 (91%)	8 (7%)	2 (2%)	11	56

Continued on next page...

Continued from previous page...

Mol	Chain	Analysed	Favoured	Allowed	Outliers	Percentiles	
17	Q	110/113 (97%)	100 (91%)	9 (8%)	1 (1%)	21	68
18	NB	90/96 (94%)	82 (91%)	8 (9%)	0	100	100
18	R	90/96 (94%)	82 (91%)	8 (9%)	0	100	100
19	OB	98/110 (89%)	69 (70%)	17 (17%)	12 (12%)	0	8
19	S	98/110 (89%)	69 (70%)	17 (17%)	12 (12%)	0	8
20	PB	185/206 (90%)	159 (86%)	21 (11%)	5 (3%)	6	48
20	T	185/206 (90%)	159 (86%)	21 (11%)	5 (3%)	6	48
21	QB	74/85 (87%)	63 (85%)	8 (11%)	3 (4%)	3	37
21	U	74/85 (87%)	63 (85%)	8 (11%)	3 (4%)	3	37
22	RB	86/98 (88%)	62 (72%)	16 (19%)	8 (9%)	1	14
22	V	86/98 (88%)	63 (73%)	15 (17%)	8 (9%)	1	14
23	SB	60/72 (83%)	50 (83%)	7 (12%)	3 (5%)	3	31
23	W	60/72 (83%)	50 (83%)	7 (12%)	3 (5%)	3	31
24	TB	57/60 (95%)	54 (95%)	2 (4%)	1 (2%)	11	56
24	X	57/60 (95%)	54 (95%)	2 (4%)	1 (2%)	11	56
25	UB	50/60 (83%)	45 (90%)	3 (6%)	2 (4%)	4	37
25	Y	50/60 (83%)	45 (90%)	3 (6%)	2 (4%)	4	37
26	VB	42/54 (78%)	31 (74%)	7 (17%)	4 (10%)	1	14
26	Z	42/54 (78%)	31 (74%)	7 (17%)	4 (10%)	1	14
27	AA	46/49 (94%)	42 (91%)	4 (9%)	0	100	100
27	WB	46/49 (94%)	42 (91%)	4 (9%)	0	100	100
28	BA	61/65 (94%)	47 (77%)	6 (10%)	8 (13%)	0	7
28	XB	61/65 (94%)	47 (77%)	6 (10%)	8 (13%)	0	7
29	CA	232/256 (91%)	195 (84%)	27 (12%)	10 (4%)	3	35
29	YB	232/256 (91%)	195 (84%)	27 (12%)	10 (4%)	3	35
30	DA	204/239 (85%)	172 (84%)	21 (10%)	11 (5%)	2	29
30	ZB	204/239 (85%)	171 (84%)	22 (11%)	11 (5%)	2	29
31	AC	206/209 (99%)	185 (90%)	17 (8%)	4 (2%)	10	55
31	EA	206/209 (99%)	182 (88%)	17 (8%)	7 (3%)	5	43
32	BC	149/162 (92%)	130 (87%)	16 (11%)	3 (2%)	9	54
32	FA	149/162 (92%)	130 (87%)	16 (11%)	3 (2%)	9	54

Continued on next page...

Continued from previous page...

Mol	Chain	Analysed	Favoured	Allowed	Outliers	Percentiles	
33	CC	99/101 (98%)	88 (89%)	9 (9%)	2 (2%)	9	54
33	GA	99/101 (98%)	88 (89%)	9 (9%)	2 (2%)	9	54
34	DC	153/156 (98%)	142 (93%)	9 (6%)	2 (1%)	15	61
34	HA	153/156 (98%)	142 (93%)	10 (6%)	1 (1%)	26	72
35	EC	136/138 (99%)	121 (89%)	13 (10%)	2 (2%)	13	59
35	IA	136/138 (99%)	122 (90%)	12 (9%)	2 (2%)	13	59
36	FC	125/128 (98%)	102 (82%)	20 (16%)	3 (2%)	7	51
36	JA	125/128 (98%)	102 (82%)	20 (16%)	3 (2%)	7	51
37	GC	96/105 (91%)	78 (81%)	15 (16%)	3 (3%)	5	46
37	KA	96/105 (91%)	78 (81%)	15 (16%)	3 (3%)	5	46
38	HC	112/129 (87%)	98 (88%)	8 (7%)	6 (5%)	2	29
38	LA	112/129 (87%)	98 (88%)	8 (7%)	6 (5%)	2	29
39	IC	120/132 (91%)	106 (88%)	12 (10%)	2 (2%)	11	57
39	MA	120/132 (91%)	106 (88%)	12 (10%)	2 (2%)	11	57
40	JC	115/126 (91%)	105 (91%)	9 (8%)	1 (1%)	21	68
40	NA	115/126 (91%)	105 (91%)	9 (8%)	1 (1%)	21	68
41	KC	58/61 (95%)	46 (79%)	12 (21%)	0	100	100
41	OA	58/61 (95%)	49 (84%)	4 (7%)	5 (9%)	1	16
42	LC	86/89 (97%)	80 (93%)	4 (5%)	2 (2%)	8	52
42	PA	86/89 (97%)	80 (93%)	4 (5%)	2 (2%)	8	52
43	MC	81/88 (92%)	75 (93%)	6 (7%)	0	100	100
43	QA	81/88 (92%)	75 (93%)	6 (7%)	0	100	100
44	NC	97/105 (92%)	84 (87%)	13 (13%)	0	100	100
44	RA	97/105 (92%)	84 (87%)	13 (13%)	0	100	100
45	OC	68/88 (77%)	58 (85%)	8 (12%)	2 (3%)	6	47
45	SA	68/88 (77%)	59 (87%)	7 (10%)	2 (3%)	6	47
46	PC	76/93 (82%)	58 (76%)	14 (18%)	4 (5%)	2	29
46	TA	76/93 (82%)	58 (76%)	13 (17%)	5 (7%)	1	24
47	QC	97/106 (92%)	82 (84%)	10 (10%)	5 (5%)	2	30
47	UA	97/106 (92%)	82 (84%)	8 (8%)	7 (7%)	1	21
48	RC	22/27 (82%)	17 (77%)	5 (23%)	0	100	100

Continued on next page...

Continued from previous page...

Mol	Chain	Analysed	Favoured	Allowed	Outliers	Percentiles	
48	VA	22/27 (82%)	17 (77%)	5 (23%)	0	100	100
49	SC	28/71 (39%)	20 (71%)	4 (14%)	4 (14%)	0	6
49	TC	28/71 (39%)	20 (71%)	4 (14%)	4 (14%)	0	6
All	All	11464/12328 (93%)	9726 (85%)	1312 (11%)	426 (4%)	4	40

5 of 426 Ramachandran outliers are listed below:

Mol	Chain	Res	Type
2	B	17	ASP
2	B	129	HIS
3	C	73	ALA
4	D	84	LYS
8	H	149	PRO

5.3.2 Protein sidechains ⓘ

In the following table, the Percentiles column shows the percent sidechain outliers of the chain as a percentile score with respect to all X-ray entries followed by that with respect to entries of similar resolution.

The Analysed column shows the number of residues for which the sidechain conformation was analysed, and the total number of residues.

Mol	Chain	Analysed	Rotameric	Outliers	Percentiles	
1	A	213/213 (100%)	192 (90%)	21 (10%)	10	45
1	WA	213/213 (100%)	192 (90%)	21 (10%)	10	45
2	B	165/166 (99%)	145 (88%)	20 (12%)	6	34
2	XA	165/166 (99%)	144 (87%)	21 (13%)	5	32
3	C	161/162 (99%)	145 (90%)	16 (10%)	10	45
3	YA	161/162 (99%)	145 (90%)	16 (10%)	10	45
4	D	155/156 (99%)	133 (86%)	22 (14%)	4	28
4	ZA	155/156 (99%)	133 (86%)	22 (14%)	4	28
5	AB	144/148 (97%)	137 (95%)	7 (5%)	31	71
5	E	144/148 (97%)	137 (95%)	7 (5%)	31	71
6	BB	122/124 (98%)	106 (87%)	16 (13%)	5	31
6	F	122/124 (98%)	106 (87%)	16 (13%)	5	31
7	CB	111/111 (100%)	96 (86%)	15 (14%)	5	30

Continued on next page...

Continued from previous page...

Mol	Chain	Analysed	Rotameric	Outliers	Percentiles	
7	G	111/111 (100%)	96 (86%)	15 (14%)	5	30
8	DB	116/119 (98%)	101 (87%)	15 (13%)	5	32
8	H	116/119 (98%)	101 (87%)	15 (13%)	5	32
9	EB	100/100 (100%)	93 (93%)	7 (7%)	19	61
9	I	100/100 (100%)	93 (93%)	7 (7%)	19	61
10	FB	112/116 (97%)	89 (80%)	23 (20%)	1	11
10	J	112/116 (97%)	89 (80%)	23 (20%)	1	11
11	GB	105/111 (95%)	91 (87%)	14 (13%)	5	31
11	K	105/111 (95%)	91 (87%)	14 (13%)	5	31
12	HB	100/101 (99%)	90 (90%)	10 (10%)	9	44
12	L	100/101 (99%)	90 (90%)	10 (10%)	9	44
13	IB	87/88 (99%)	85 (98%)	2 (2%)	58	85
13	M	87/88 (99%)	85 (98%)	2 (2%)	58	85
14	JB	121/128 (94%)	109 (90%)	12 (10%)	10	45
14	N	121/128 (94%)	109 (90%)	12 (10%)	10	45
15	KB	93/94 (99%)	85 (91%)	8 (9%)	13	52
15	O	93/94 (99%)	85 (91%)	8 (9%)	13	52
16	LB	82/82 (100%)	73 (89%)	9 (11%)	8	40
16	P	82/82 (100%)	72 (88%)	10 (12%)	6	34
17	MB	91/92 (99%)	84 (92%)	7 (8%)	16	57
17	Q	91/92 (99%)	83 (91%)	8 (9%)	12	51
18	NB	74/78 (95%)	68 (92%)	6 (8%)	15	54
18	R	74/78 (95%)	68 (92%)	6 (8%)	15	54
19	OB	84/91 (92%)	78 (93%)	6 (7%)	18	60
19	S	84/91 (92%)	78 (93%)	6 (7%)	18	60
20	PB	162/179 (90%)	151 (93%)	11 (7%)	20	62
20	T	162/179 (90%)	151 (93%)	11 (7%)	20	62
21	QB	61/67 (91%)	50 (82%)	11 (18%)	2	15
21	U	61/67 (91%)	51 (84%)	10 (16%)	3	20
22	RB	73/83 (88%)	66 (90%)	7 (10%)	10	47
22	V	73/83 (88%)	66 (90%)	7 (10%)	10	47

Continued on next page...

Continued from previous page...

Mol	Chain	Analysed	Rotameric	Outliers	Percentiles	
23	SB	58/67 (87%)	47 (81%)	11 (19%)	2	13
23	W	58/67 (87%)	47 (81%)	11 (19%)	2	13
24	TB	51/52 (98%)	47 (92%)	4 (8%)	16	56
24	X	51/52 (98%)	47 (92%)	4 (8%)	16	56
25	UB	45/52 (86%)	42 (93%)	3 (7%)	20	63
25	Y	45/52 (86%)	42 (93%)	3 (7%)	20	63
26	VB	43/52 (83%)	36 (84%)	7 (16%)	3	20
26	Z	43/52 (83%)	36 (84%)	7 (16%)	3	20
27	AA	41/42 (98%)	38 (93%)	3 (7%)	17	59
27	WB	41/42 (98%)	38 (93%)	3 (7%)	17	59
28	BA	53/55 (96%)	47 (89%)	6 (11%)	7	38
28	XB	53/55 (96%)	47 (89%)	6 (11%)	7	38
29	CA	202/220 (92%)	188 (93%)	14 (7%)	19	61
29	YB	202/220 (92%)	188 (93%)	14 (7%)	19	61
30	DA	160/188 (85%)	151 (94%)	9 (6%)	26	68
30	ZB	160/188 (85%)	149 (93%)	11 (7%)	19	61
31	AC	180/181 (99%)	166 (92%)	14 (8%)	16	56
31	EA	180/181 (99%)	164 (91%)	16 (9%)	12	51
32	BC	116/123 (94%)	106 (91%)	10 (9%)	13	52
32	FA	116/123 (94%)	106 (91%)	10 (9%)	13	52
33	CC	90/90 (100%)	86 (96%)	4 (4%)	35	74
33	GA	90/90 (100%)	86 (96%)	4 (4%)	35	74
34	DC	126/127 (99%)	120 (95%)	6 (5%)	31	72
34	HA	126/127 (99%)	120 (95%)	6 (5%)	31	72
35	EC	119/119 (100%)	112 (94%)	7 (6%)	24	67
35	IA	119/119 (100%)	112 (94%)	7 (6%)	24	67
36	FC	98/99 (99%)	86 (88%)	12 (12%)	6	34
36	JA	98/99 (99%)	86 (88%)	12 (12%)	6	34
37	GC	88/92 (96%)	76 (86%)	12 (14%)	5	30
37	KA	88/92 (96%)	76 (86%)	12 (14%)	5	30
38	HC	86/99 (87%)	76 (88%)	10 (12%)	7	37

Continued on next page...

Continued from previous page...

Mol	Chain	Analysed	Rotameric	Outliers	Percentiles	
38	LA	86/99 (87%)	76 (88%)	10 (12%)	7	37
39	IC	103/109 (94%)	95 (92%)	8 (8%)	16	56
39	MA	103/109 (94%)	95 (92%)	8 (8%)	16	56
40	JC	94/101 (93%)	83 (88%)	11 (12%)	7	36
40	NA	94/101 (93%)	83 (88%)	11 (12%)	7	36
41	KC	49/50 (98%)	48 (98%)	1 (2%)	63	87
41	OA	49/50 (98%)	46 (94%)	3 (6%)	23	65
42	LC	79/80 (99%)	70 (89%)	9 (11%)	7	38
42	PA	79/80 (99%)	70 (89%)	9 (11%)	7	38
43	MC	72/74 (97%)	67 (93%)	5 (7%)	19	61
43	QA	72/74 (97%)	67 (93%)	5 (7%)	19	61
44	NC	94/97 (97%)	85 (90%)	9 (10%)	10	47
44	RA	94/97 (97%)	85 (90%)	9 (10%)	10	47
45	OC	61/77 (79%)	55 (90%)	6 (10%)	10	45
45	SA	61/77 (79%)	55 (90%)	6 (10%)	10	45
46	PC	69/80 (86%)	62 (90%)	7 (10%)	9	44
46	TA	69/80 (86%)	62 (90%)	7 (10%)	9	44
47	QC	76/82 (93%)	72 (95%)	4 (5%)	28	69
47	UA	76/82 (93%)	72 (95%)	4 (5%)	28	69
48	RC	19/22 (86%)	18 (95%)	1 (5%)	28	69
48	VA	19/22 (86%)	18 (95%)	1 (5%)	28	69
49	SC	27/63 (43%)	26 (96%)	1 (4%)	41	77
49	TC	27/63 (43%)	26 (96%)	1 (4%)	41	77
All	All	9662/10204 (95%)	8736 (90%)	926 (10%)	10	47

5 of 926 residues with a non-rotameric sidechain are listed below:

Mol	Chain	Res	Type
40	NA	116	THR
3	YA	175	THR
38	HC	32	ILE
43	QA	22	THR
1	WA	106	ILE

Some sidechains can be flipped to improve hydrogen bonding and reduce clashes. 5 of 32 such sidechains are listed below:

Mol	Chain	Res	Type
1	WA	112	GLN
2	XA	54	GLN
39	IC	98	HIS
1	WA	227	ASN
3	YA	31	HIS

5.3.3 RNA ⓘ

Mol	Chain	Analysed	Backbone Outliers	Pucker Outliers
50	UC	1503/1509 (99%)	205 (13%)	15 (0%)
50	YC	1503/1509 (99%)	205 (13%)	15 (0%)
51	VC	2878/2893 (99%)	449 (15%)	18 (0%)
51	ZC	2878/2893 (99%)	448 (15%)	17 (0%)
52	AD	118/121 (97%)	11 (9%)	0
52	WC	118/121 (97%)	11 (9%)	0
53	BD	76/77 (98%)	12 (15%)	3 (3%)
53	ED	76/77 (98%)	8 (10%)	0
53	FD	76/77 (98%)	8 (10%)	0
53	XC	76/77 (98%)	11 (14%)	3 (3%)
54	GD	7/27 (25%)	1 (14%)	0
54	HD	7/27 (25%)	1 (14%)	0
All	All	9316/9408 (99%)	1370 (14%)	71 (0%)

5 of 1370 RNA backbone outliers are listed below:

Mol	Chain	Res	Type
50	UC	6	G
50	UC	8	A
50	UC	9	G
50	UC	32	A
50	UC	39	G

5 of 71 RNA pucker outliers are listed below:

Mol	Chain	Res	Type
51	VC	2791	C
50	YC	328	C
51	ZC	2225	A
53	XC	17(A)	U
50	YC	115	G

5.4 Non-standard residues in protein, DNA, RNA chains [i](#)

There are no non-standard protein/DNA/RNA residues in this entry.

5.5 Carbohydrates [i](#)

There are no carbohydrates in this entry.

5.6 Ligand geometry [i](#)

Of 2222 ligands modelled in this entry, 2222 are monoatomic - leaving 0 for Mogul analysis.

There are no bond length outliers.

There are no bond angle outliers.

There are no chirality outliers.

There are no torsion outliers.

There are no ring outliers.

No monomer is involved in short contacts.

5.7 Other polymers [i](#)

There are no such residues in this entry.

5.8 Polymer linkage issues [i](#)

The following chains have linkage breaks:

Mol	Chain	Number of breaks
51	ZC	1

All chain breaks are listed below:

Model	Chain	Residue-1	Atom-1	Residue-2	Atom-2	Distance (Å)
1	ZC	1142:C	O3'	114(B):A	P	1.75

6 Fit of model and data ⓘ

6.1 Protein, DNA and RNA chains ⓘ

In the following table, the column labelled ‘#RSRZ> 2’ contains the number (and percentage) of RSRZ outliers, followed by percent RSRZ outliers for the chain as percentile scores relative to all X-ray entries and entries of similar resolution. The OWAB column contains the minimum, median, 95th percentile and maximum values of the occupancy-weighted average B-factor per residue. The column labelled ‘Q< 0.9’ lists the number of (and percentage) of residues with an average occupancy less than 0.9.

Mol	Chain	Analysed	<RSRZ>	#RSRZ>2	OWAB(Å ²)	Q<0.9
1	A	271/271 (100%)	0.29	12 (4%) 38 24	77, 103, 124, 137	0
1	WA	271/271 (100%)	0.65	24 (8%) 12 7	65, 91, 109, 116	0
2	B	204/206 (99%)	1.39	59 (28%) 1 1	89, 129, 158, 168	0
2	XA	204/206 (99%)	0.55	11 (5%) 29 18	78, 109, 136, 144	0
3	C	202/205 (98%)	0.02	2 (0%) 84 71	80, 116, 144, 151	0
3	YA	202/205 (98%)	0.50	12 (5%) 26 15	66, 100, 127, 140	0
4	D	181/182 (99%)	0.91	41 (22%) 1 1	174, 191, 207, 214	0
4	ZA	181/182 (99%)	1.00	34 (18%) 2 1	144, 163, 186, 199	0
5	AB	174/180 (96%)	0.77	33 (18%) 2 1	113, 134, 153, 164	0
5	E	174/180 (96%)	2.33	86 (49%) 0 1	198, 228, 258, 267	0
6	BB	145/148 (97%)	0.77	23 (15%) 3 2	101, 174, 197, 202	0
6	F	145/148 (97%)	0.96	35 (24%) 1 1	128, 191, 205, 209	0
7	CB	147/147 (100%)	4.00	108 (73%) 0 1	303, 345, 363, 371	0
7	G	147/147 (100%)	4.41	116 (78%) 0 1	327, 363, 391, 395	0
8	DB	137/140 (97%)	0.68	9 (6%) 22 12	89, 108, 131, 136	0
8	H	137/140 (97%)	0.70	17 (12%) 5 4	111, 132, 150, 154	0
9	EB	122/122 (100%)	0.76	11 (9%) 12 7	86, 105, 120, 131	0
9	I	122/122 (100%)	0.58	16 (13%) 5 4	97, 117, 131, 135	0
10	FB	146/150 (97%)	0.58	19 (13%) 5 4	72, 119, 149, 159	0
10	J	146/150 (97%)	1.18	32 (21%) 1 1	92, 141, 171, 179	0
11	GB	134/141 (95%)	2.71	81 (60%) 0 1	126, 143, 167, 205	0
11	K	134/141 (95%)	2.30	60 (44%) 0 1	134, 163, 188, 227	0
12	HB	117/118 (99%)	1.68	41 (35%) 0 1	81, 100, 124, 130	0
12	L	117/118 (99%)	1.77	51 (43%) 0 1	96, 115, 132, 140	0

Continued on next page...

Continued from previous page...

Mol	Chain	Analysed	<RSRZ>	#RSRZ>2	OWAB(Å²)		Q<0.9	
13	IB	110/112 (98%)	1.32	33 (30%)	1	1	135, 150, 160, 170	0
13	M	110/112 (98%)	1.86	45 (40%)	0	1	157, 177, 190, 195	0
14	JB	137/146 (93%)	0.57	19 (13%)	4	3	104, 124, 183, 205	0
14	N	137/146 (93%)	0.40	14 (10%)	9	6	118, 134, 176, 189	0
15	KB	117/118 (99%)	0.19	2 (1%)	73	57	75, 95, 118, 126	0
15	O	117/118 (99%)	1.02	29 (24%)	1	1	94, 121, 150, 164	0
16	LB	101/101 (100%)	0.49	5 (4%)	32	20	79, 119, 140, 154	0
16	P	101/101 (100%)	-0.16	1 (0%)	84	71	96, 137, 157, 170	0
17	MB	112/113 (99%)	0.38	3 (2%)	58	41	72, 87, 126, 157	0
17	Q	112/113 (99%)	0.40	5 (4%)	37	24	85, 98, 133, 160	0
18	NB	92/96 (95%)	0.73	8 (8%)	13	8	78, 91, 116, 126	0
18	R	92/96 (95%)	0.66	10 (10%)	7	5	107, 118, 137, 142	0
19	OB	100/110 (90%)	1.30	29 (29%)	1	1	94, 108, 172, 189	0
19	S	100/110 (90%)	2.50	52 (52%)	0	1	109, 127, 180, 189	0
20	PB	187/206 (90%)	0.19	16 (8%)	13	9	133, 167, 208, 246	0
20	T	187/206 (90%)	1.13	48 (25%)	1	1	157, 196, 230, 264	0
21	QB	76/85 (89%)	1.71	32 (42%)	0	1	100, 108, 134, 147	0
21	U	76/85 (89%)	1.33	21 (27%)	1	1	122, 135, 155, 182	0
22	RB	88/98 (89%)	0.70	5 (5%)	27	17	80, 103, 135, 148	0
22	V	88/98 (89%)	0.69	8 (9%)	11	7	93, 116, 154, 164	0
23	SB	62/72 (86%)	0.25	5 (8%)	15	9	87, 107, 126, 135	0
23	W	62/72 (86%)	1.00	13 (20%)	1	1	120, 138, 156, 172	0
24	TB	59/60 (98%)	0.36	3 (5%)	32	20	90, 108, 140, 148	0
24	X	59/60 (98%)	1.72	24 (40%)	0	1	106, 123, 144, 154	0
25	UB	52/60 (86%)	0.31	2 (3%)	44	29	77, 98, 141, 152	0
25	Y	52/60 (86%)	0.23	2 (3%)	44	29	91, 117, 148, 156	0
26	VB	44/54 (81%)	5.99	41 (93%)	0	0	245, 251, 259, 267	0
26	Z	44/54 (81%)	4.65	38 (86%)	0	0	238, 256, 273, 278	0
27	AA	48/49 (97%)	0.20	2 (4%)	40	25	80, 86, 105, 120	0
27	WB	48/49 (97%)	0.06	3 (6%)	23	13	68, 72, 91, 103	0
28	BA	63/65 (96%)	2.37	37 (58%)	0	1	102, 115, 155, 169	0

Continued on next page...

Continued from previous page...

Mol	Chain	Analysed	<RSRZ>	#RSRZ>2	OWAB(Å²)		Q<0.9	
28	XB	63/65 (96%)	2.21	33 (52%)	0	1	92, 102, 143, 159	0
29	CA	234/256 (91%)	0.94	47 (20%)	1	1	163, 189, 211, 222	0
29	YB	234/256 (91%)	1.06	47 (20%)	1	1	186, 215, 233, 245	0
30	DA	206/239 (86%)	0.08	11 (5%)	30	19	162, 177, 204, 208	0
30	ZB	206/239 (86%)	0.36	26 (12%)	5	4	174, 199, 226, 235	0
31	AC	208/209 (99%)	1.26	55 (26%)	1	1	165, 187, 203, 211	0
31	EA	208/209 (99%)	1.23	56 (26%)	1	1	130, 146, 157, 167	0
32	BC	151/162 (93%)	0.32	9 (5%)	25	15	151, 172, 185, 197	0
32	FA	151/162 (93%)	0.27	10 (6%)	22	12	127, 144, 158, 185	0
33	CC	101/101 (100%)	-0.11	1 (0%)	84	71	141, 153, 167, 190	0
33	GA	101/101 (100%)	0.45	14 (13%)	4	3	144, 159, 172, 186	0
34	DC	155/156 (99%)	0.28	18 (11%)	6	5	174, 190, 201, 204	0
34	HA	155/156 (99%)	0.47	17 (10%)	7	5	167, 179, 192, 199	0
35	EC	138/138 (100%)	1.19	28 (20%)	1	1	149, 174, 191, 195	0
35	IA	138/138 (100%)	0.90	23 (16%)	2	2	126, 150, 168, 172	0
36	FC	127/128 (99%)	2.94	80 (62%)	0	1	167, 221, 232, 239	0
36	JA	127/128 (99%)	2.84	75 (59%)	0	1	165, 212, 230, 235	0
37	GC	98/105 (93%)	2.82	63 (64%)	0	1	184, 239, 262, 265	0
37	KA	98/105 (93%)	1.11	27 (27%)	1	1	178, 206, 216, 220	0
38	HC	114/129 (88%)	0.17	10 (8%)	12	7	127, 148, 161, 169	0
38	LA	114/129 (88%)	0.85	17 (14%)	3	2	124, 146, 157, 168	0
39	IC	122/132 (92%)	1.43	39 (31%)	1	1	134, 150, 167, 178	0
39	MA	122/132 (92%)	1.44	39 (31%)	1	1	119, 133, 142, 165	0
40	JC	117/126 (92%)	1.18	27 (23%)	1	1	163, 202, 219, 224	0
40	NA	117/126 (92%)	1.34	32 (27%)	1	1	175, 213, 231, 234	0
41	KC	60/61 (98%)	1.92	26 (43%)	0	1	182, 196, 206, 211	0
41	OA	60/61 (98%)	3.14	32 (53%)	0	1	173, 184, 204, 207	0
42	LC	88/89 (98%)	1.05	16 (18%)	2	1	124, 150, 169, 176	0
42	PA	88/89 (98%)	1.17	17 (19%)	2	1	125, 143, 159, 165	0
43	MC	83/88 (94%)	3.85	62 (74%)	0	1	174, 199, 220, 244	0
43	QA	83/88 (94%)	2.02	41 (49%)	0	1	128, 136, 157, 186	0

Continued on next page...

Continued from previous page...

Mol	Chain	Analysed	<RSRZ>	#RSRZ>2	OWAB(Å ²)	Q<0.9
44	NC	99/105 (94%)	0.59	6 (6%) 25 14	124, 150, 162, 168	0
44	RA	99/105 (94%)	1.02	18 (18%) 2 1	115, 130, 137, 143	0
45	OC	70/88 (79%)	0.13	2 (2%) 55 38	146, 161, 181, 183	0
45	SA	70/88 (79%)	1.02	11 (15%) 3 2	142, 159, 180, 183	0
46	PC	78/93 (83%)	2.19	40 (51%) 0 1	188, 203, 212, 213	0
46	TA	78/93 (83%)	2.71	41 (52%) 0 1	197, 218, 226, 228	0
47	QC	99/106 (93%)	2.10	43 (43%) 0 1	167, 185, 204, 207	0
47	UA	99/106 (93%)	1.53	29 (29%) 1 1	128, 144, 164, 166	0
48	RC	24/27 (88%)	5.46	23 (95%) 0 0	191, 201, 218, 233	0
48	VA	24/27 (88%)	5.63	23 (95%) 0 0	191, 197, 210, 222	0
49	SC	30/71 (42%)	1.99	13 (43%) 0 1	228, 232, 244, 245	0
49	TC	30/71 (42%)	2.97	20 (66%) 0 1	260, 274, 286, 287	0
50	UC	1504/1509 (99%)	0.30	85 (5%) 27 17	95, 145, 230, 315	0
50	YC	1504/1509 (99%)	0.59	177 (11%) 6 5	101, 175, 259, 344	0
51	VC	2879/2893 (99%)	0.39	185 (6%) 23 13	76, 116, 271, 416	0
51	ZC	2879/2893 (99%)	0.37	189 (6%) 22 12	57, 98, 250, 374	0
52	AD	119/121 (98%)	-0.22	2 (1%) 73 57	111, 143, 163, 192	0
52	WC	119/121 (98%)	-0.01	4 (3%) 49 33	124, 181, 214, 219	0
53	BD	77/77 (100%)	1.17	16 (20%) 1 1	232, 277, 322, 329	0
53	ED	77/77 (100%)	0.14	5 (6%) 22 13	147, 184, 203, 257	0
53	FD	77/77 (100%)	-0.06	2 (2%) 59 42	143, 173, 192, 240	0
53	XC	77/77 (100%)	0.88	15 (19%) 1 1	207, 268, 290, 301	0
54	GD	8/27 (29%)	4.03	5 (62%) 0 1	138, 198, 252, 253	0
54	HD	8/27 (29%)	4.21	5 (62%) 0 1	144, 202, 243, 244	0
All	All	20988/21736 (96%)	0.82	3445 (16%) 2 2	57, 140, 248, 416	0

The worst 5 of 3445 RSRZ outliers are listed below:

Mol	Chain	Res	Type	RSRZ
7	CB	17	ALA	24.1
7	G	1	MET	22.7
19	S	52	SER	19.4
7	CB	147	ALA	18.7
7	CB	16	LYS	16.7

6.2 Non-standard residues in protein, DNA, RNA chains [i](#)

There are no non-standard protein/DNA/RNA residues in this entry.

6.3 Carbohydrates [i](#)

There are no carbohydrates in this entry.

6.4 Ligands [i](#)

In the following table, the Atoms column lists the number of modelled atoms in the group and the number defined in the chemical component dictionary. LLDF column lists the quality of electron density of the group with respect to its neighbouring residues in protein, DNA or RNA chains. The B-factors column lists the minimum, median, 95th percentile and maximum values of B factors of atoms in the group. The column labelled 'Q< 0.9' lists the number of atoms with occupancy less than 0.9.

Mol	Type	Chain	Res	Atoms	RSCC	RSR	LLDF	B-factors(\AA^2)	Q<0.9
55	MG	VC	3028	1/1	0.95	0.57	82.76	76,76,76,76	0
55	MG	VC	3670	1/1	0.90	0.87	42.37	89,89,89,89	0
55	MG	YC	1759	1/1	0.45	1.15	42.32	141,141,141,141	0
55	MG	YC	1680	1/1	0.54	0.93	42.05	148,148,148,148	0
55	MG	ZC	3050	1/1	0.71	2.15	38.27	82,82,82,82	0
55	MG	VC	3071	1/1	0.80	1.07	34.78	68,68,68,68	0
55	MG	ZC	3243	1/1	0.94	0.95	34.38	68,68,68,68	0
55	MG	VC	3220	1/1	0.39	1.31	33.84	108,108,108,108	0
55	MG	YC	1623	1/1	0.82	1.71	32.24	104,104,104,104	0
55	MG	ZC	3022	1/1	0.92	1.28	30.16	82,82,82,82	0
55	MG	ZC	3393	1/1	0.77	0.77	29.81	105,105,105,105	0
55	MG	VC	3388	1/1	0.88	1.01	27.93	78,78,78,78	0
55	MG	UC	1674	1/1	0.65	0.75	27.60	110,110,110,110	0
55	MG	UC	1678	1/1	0.69	0.79	27.11	106,106,106,106	0
55	MG	YC	1641	1/1	0.63	1.07	27.03	118,118,118,118	0
55	MG	VC	3021	1/1	0.93	0.66	26.84	88,88,88,88	0
55	MG	VC	3527	1/1	0.81	0.95	23.85	96,96,96,96	0
55	MG	VC	3008	1/1	0.86	0.46	23.47	92,92,92,92	0
55	MG	ZC	3649	1/1	0.82	0.90	23.34	90,90,90,90	0
55	MG	VC	3081	1/1	0.94	0.76	23.15	93,93,93,93	0
55	MG	UC	1677	1/1	0.96	0.61	23.12	113,113,113,113	0
55	MG	VC	3329	1/1	0.91	0.84	23.11	68,68,68,68	0
55	MG	ZC	3316	1/1	0.61	1.32	23.03	68,68,68,68	0
55	MG	ZC	3142	1/1	0.83	0.64	22.27	70,70,70,70	0

Continued on next page...

Continued from previous page...

Mol	Type	Chain	Res	Atoms	RSCC	RSR	LLDF	B-factors(\AA^2)	Q<0.9
55	MG	VC	3693	1/1	0.85	0.95	21.89	96,96,96,96	0
55	MG	VC	3684	1/1	0.91	0.91	21.68	80,80,80,80	0
55	MG	UC	1854	1/1	0.21	0.83	21.17	146,146,146,146	0
55	MG	VC	3011	1/1	0.69	0.91	21.10	88,88,88,88	0
55	MG	VC	3042	1/1	0.94	0.72	20.63	74,74,74,74	0
55	MG	VC	3532	1/1	0.83	0.67	20.31	66,66,66,66	0
55	MG	UC	1735	1/1	0.72	1.46	20.17	116,116,116,116	0
55	MG	VC	3344	1/1	0.79	0.51	19.94	101,101,101,101	0
55	MG	VC	3487	1/1	0.75	0.58	19.28	126,126,126,126	0
55	MG	ZC	3105	1/1	0.96	0.71	18.72	55,55,55,55	0
55	MG	VC	3114	1/1	0.66	0.53	18.51	134,134,134,134	0
55	MG	ZC	3330	1/1	0.57	1.44	18.41	93,93,93,93	0
55	MG	ZC	3059	1/1	0.96	0.93	18.15	79,79,79,79	0
55	MG	AD	210	1/1	0.69	0.38	18.06	112,112,112,112	0
55	MG	ZC	3043	1/1	0.70	0.98	17.93	102,102,102,102	0
55	MG	VC	3012	1/1	0.93	0.62	17.79	107,107,107,107	0
55	MG	YC	1648	1/1	0.87	0.83	17.24	112,112,112,112	0
55	MG	VC	3678	1/1	0.82	1.01	17.05	76,76,76,76	0
55	MG	VC	3498	1/1	0.69	0.81	16.94	95,95,95,95	0
55	MG	ZC	3242	1/1	0.91	0.46	16.78	90,90,90,90	0
55	MG	VC	3420	1/1	0.67	0.56	16.70	192,192,192,192	0
55	MG	WC	205	1/1	0.68	0.78	16.58	185,185,185,185	0
55	MG	ZC	3013	1/1	0.95	0.51	16.56	70,70,70,70	0
55	MG	VC	3298	1/1	0.96	0.74	16.49	60,60,60,60	0
55	MG	VC	3036	1/1	0.73	1.22	16.39	72,72,72,72	0
55	MG	VC	3168	1/1	0.38	0.64	15.64	108,108,108,108	0
55	MG	ZC	3600	1/1	0.87	1.00	15.56	121,121,121,121	0
55	MG	ZC	3131	1/1	0.86	0.43	15.54	93,93,93,93	0
55	MG	VC	3338	1/1	0.86	0.84	15.51	80,80,80,80	0
55	MG	ZC	3599	1/1	0.91	0.72	15.39	71,71,71,71	0
55	MG	ZC	3135	1/1	0.94	0.42	15.35	77,77,77,77	0
55	MG	WA	301	1/1	0.83	1.28	15.30	78,78,78,78	0
55	MG	VC	3307	1/1	0.92	0.51	15.28	98,98,98,98	0
55	MG	YA	308	1/1	0.86	1.28	15.05	59,59,59,59	0
55	MG	VC	3256	1/1	0.48	0.59	14.89	101,101,101,101	0
55	MG	VC	3244	1/1	0.87	0.57	14.77	91,91,91,91	0
55	MG	ZC	3726	1/1	0.97	0.52	14.71	115,115,115,115	0
55	MG	VC	3073	1/1	0.88	0.67	14.59	81,81,81,81	0
55	MG	ZC	3361	1/1	0.97	0.45	14.39	78,78,78,78	0
55	MG	ZC	3191	1/1	0.94	0.76	14.24	53,53,53,53	0
55	MG	VC	3606	1/1	0.83	0.49	14.17	243,243,243,243	0

Continued on next page...

Continued from previous page...

Mol	Type	Chain	Res	Atoms	RSCC	RSR	LLDF	B-factors(\AA^2)	Q<0.9
55	MG	ZC	3038	1/1	0.61	0.60	14.05	110,110,110,110	0
55	MG	ZC	3189	1/1	0.80	0.40	13.97	58,58,58,58	0
55	MG	ZC	3583	1/1	0.87	1.28	13.52	92,92,92,92	0
55	MG	ZC	3109	1/1	0.90	0.64	13.48	61,61,61,61	0
55	MG	ZC	3219	1/1	0.87	0.93	13.42	69,69,69,69	0
55	MG	VC	3246	1/1	0.90	0.48	13.38	106,106,106,106	0
55	MG	UC	1790	1/1	0.88	0.49	13.36	144,144,144,144	0
55	MG	ZC	3149	1/1	0.93	0.51	13.35	70,70,70,70	0
55	MG	ZC	3481	1/1	0.97	0.56	13.23	67,67,67,67	0
55	MG	ZC	3300	1/1	0.83	0.46	13.17	83,83,83,83	0
55	MG	AD	227	1/1	0.42	0.54	13.10	136,136,136,136	0
55	MG	UC	1614	1/1	0.89	0.32	12.92	130,130,130,130	0
55	MG	ED	116	1/1	0.79	0.46	12.88	167,167,167,167	0
55	MG	ZC	3046	1/1	0.94	0.64	12.87	97,97,97,97	0
55	MG	YC	1748	1/1	0.70	0.64	12.69	160,160,160,160	0
55	MG	ZC	3324	1/1	0.93	0.96	12.63	58,58,58,58	0
55	MG	VC	3515	1/1	0.30	0.70	12.56	134,134,134,134	0
55	MG	ZC	3469	1/1	0.92	0.58	12.25	67,67,67,67	0
55	MG	UC	1680	1/1	0.86	0.48	12.03	107,107,107,107	0
55	MG	ZC	3137	1/1	0.85	0.40	11.76	83,83,83,83	0
55	MG	ZC	3042	1/1	0.81	0.63	11.52	58,58,58,58	0
55	MG	YC	1829	1/1	0.24	0.62	11.43	146,146,146,146	0
55	MG	VC	3582	1/1	0.80	0.53	11.35	75,75,75,75	0
55	MG	VC	3685	1/1	0.86	0.67	11.27	81,81,81,81	0
55	MG	VC	3066	1/1	0.24	0.79	11.26	102,102,102,102	0
55	MG	UC	1715	1/1	0.97	0.49	11.01	120,120,120,120	0
55	MG	VC	3145	1/1	0.73	0.49	10.90	123,123,123,123	0
55	MG	VC	3010	1/1	0.97	0.51	10.87	121,121,121,121	0
55	MG	ZC	3584	1/1	0.71	0.26	10.85	115,115,115,115	0
55	MG	VC	3125	1/1	0.73	0.31	10.84	122,122,122,122	0
55	MG	UC	1798	1/1	0.48	1.12	10.63	168,168,168,168	0
55	MG	VC	3687	1/1	0.87	0.43	10.55	88,88,88,88	0
55	MG	VC	3269	1/1	0.95	0.48	10.44	81,81,81,81	0
55	MG	YC	1754	1/1	0.87	1.27	10.37	112,112,112,112	0
55	MG	UC	1605	1/1	0.56	0.66	10.03	132,132,132,132	0
55	MG	VC	3391	1/1	0.98	0.48	9.84	88,88,88,88	0
55	MG	YC	1611	1/1	0.86	0.38	9.64	110,110,110,110	0
55	MG	VC	3559	1/1	0.41	0.31	9.41	97,97,97,97	0
55	MG	ZC	3004	1/1	0.97	0.61	9.15	95,95,95,95	0
55	MG	ZC	3068	1/1	0.96	0.44	9.01	61,61,61,61	0
55	MG	VC	3671	1/1	0.89	0.45	8.92	92,92,92,92	0

Continued on next page...

Continued from previous page...

Mol	Type	Chain	Res	Atoms	RSCC	RSR	LLDF	B-factors(\AA^2)	Q<0.9
55	MG	VC	3297	1/1	0.93	0.47	8.87	117,117,117,117	0
55	MG	VC	3357	1/1	0.82	0.45	8.87	118,118,118,118	0
55	MG	ZC	3402	1/1	0.98	0.40	8.63	113,113,113,113	0
55	MG	ZC	3727	1/1	0.95	0.84	8.60	81,81,81,81	0
55	MG	ZC	3094	1/1	0.90	0.76	8.59	62,62,62,62	0
55	MG	YC	1665	1/1	0.72	0.60	8.54	115,115,115,115	0
55	MG	IB	201	1/1	0.58	2.85	8.31	140,140,140,140	0
55	MG	ZC	3454	1/1	0.76	0.96	8.29	83,83,83,83	0
55	MG	VC	3304	1/1	0.94	0.60	8.22	91,91,91,91	0
55	MG	VC	3696	1/1	0.83	0.36	8.18	126,126,126,126	0
55	MG	ZC	3442	1/1	0.85	0.27	8.14	75,75,75,75	0
55	MG	VC	3545	1/1	0.95	0.41	8.10	88,88,88,88	0
55	MG	VC	3295	1/1	0.92	0.63	8.10	104,104,104,104	0
55	MG	VC	3568	1/1	0.39	0.71	8.04	102,102,102,102	0
55	MG	VC	3306	1/1	0.94	0.50	8.02	67,67,67,67	0
55	MG	C	303	1/1	0.90	0.82	8.00	68,68,68,68	0
55	MG	AD	208	1/1	0.85	0.24	7.96	135,135,135,135	0
55	MG	VC	3119	1/1	0.72	0.39	7.93	92,92,92,92	0
55	MG	ZC	3274	1/1	0.74	0.47	7.74	94,94,94,94	0
55	MG	VC	3433	1/1	0.72	0.57	7.74	114,114,114,114	0
55	MG	FD	106	1/1	0.70	0.21	7.67	155,155,155,155	0
55	MG	ZC	3166	1/1	0.81	0.43	7.62	60,60,60,60	0
55	MG	ZC	3424	1/1	0.93	0.29	7.59	69,69,69,69	0
55	MG	ZC	3192	1/1	0.92	0.27	7.54	92,92,92,92	0
55	MG	ZC	3187	1/1	0.60	0.18	7.52	103,103,103,103	0
55	MG	ZC	3309	1/1	0.94	0.39	7.50	74,74,74,74	0
55	MG	VC	3088	1/1	0.97	0.37	7.45	79,79,79,79	0
55	MG	WB	101	1/1	0.84	0.61	7.43	62,62,62,62	0
55	MG	UC	1824	1/1	0.68	0.56	7.43	120,120,120,120	0
55	MG	ZC	3510	1/1	0.90	0.76	7.36	84,84,84,84	0
55	MG	ZC	3265	1/1	0.71	0.44	6.99	78,78,78,78	0
55	MG	ZC	3040	1/1	0.90	0.43	6.96	61,61,61,61	0
55	MG	FD	103	1/1	0.86	0.28	6.93	155,155,155,155	0
55	MG	VC	3041	1/1	0.82	0.52	6.90	86,86,86,86	0
55	MG	ZC	3211	1/1	0.97	0.59	6.84	75,75,75,75	0
55	MG	ZC	3491	1/1	0.81	0.35	6.77	90,90,90,90	0
55	MG	ZC	3430	1/1	0.85	0.32	6.75	66,66,66,66	0
55	MG	YC	1705	1/1	0.95	0.61	6.66	99,99,99,99	0
55	MG	ZC	3176	1/1	0.90	0.43	6.65	77,77,77,77	0
55	MG	ZC	3194	1/1	0.74	0.50	6.56	68,68,68,68	0
55	MG	ZC	3245	1/1	0.86	0.41	6.38	71,71,71,71	0

Continued on next page...

Continued from previous page...

Mol	Type	Chain	Res	Atoms	RSCC	RSR	LLDF	B-factors(\AA^2)	Q<0.9
55	MG	VC	3615	1/1	0.99	0.35	6.34	88,88,88,88	0
55	MG	VC	3523	1/1	0.94	0.38	6.23	99,99,99,99	0
55	MG	VC	3346	1/1	0.88	0.27	6.20	94,94,94,94	0
55	MG	ZC	3032	1/1	0.91	0.38	6.20	91,91,91,91	0
55	MG	A	301	1/1	0.95	0.35	5.96	70,70,70,70	0
55	MG	BD	103	1/1	0.46	0.90	5.83	218,218,218,218	0
55	MG	VC	3108	1/1	0.82	0.46	5.76	125,125,125,125	0
55	MG	ZC	3675	1/1	0.93	0.34	5.64	96,96,96,96	0
55	MG	ZC	3075	1/1	0.58	0.27	5.60	94,94,94,94	0
55	MG	DC	201	1/1	0.87	0.48	5.60	175,175,175,175	0
55	MG	ZC	3760	1/1	0.84	0.95	5.59	117,117,117,117	0
55	MG	VC	3600	1/1	0.97	0.43	5.44	98,98,98,98	0
55	MG	VC	3274	1/1	0.88	0.30	5.41	100,100,100,100	0
55	MG	ZC	3450	1/1	0.97	0.79	5.20	87,87,87,87	0
55	MG	VC	3569	1/1	0.89	0.47	5.19	116,116,116,116	0
55	MG	ZC	3099	1/1	0.95	0.36	5.15	72,72,72,72	0
55	MG	ZC	3768	1/1	0.88	0.46	5.11	107,107,107,107	0
55	MG	VC	3379	1/1	0.70	0.38	5.02	88,88,88,88	0
55	MG	ZC	3694	1/1	0.89	0.47	5.00	120,120,120,120	0
55	MG	YC	1858	1/1	0.55	0.50	4.92	132,132,132,132	0
55	MG	ED	106	1/1	0.41	0.26	4.91	148,148,148,148	0
55	MG	ZC	3482	1/1	0.71	0.27	4.91	100,100,100,100	0
55	MG	ZC	3026	1/1	0.85	0.40	4.84	98,98,98,98	0
55	MG	VC	3468	1/1	0.61	0.42	4.71	131,131,131,131	0
55	MG	VC	3330	1/1	0.90	0.42	4.59	105,105,105,105	0
55	MG	ZC	3297	1/1	0.91	0.28	4.57	100,100,100,100	0
55	MG	ZC	3742	1/1	0.82	0.41	4.47	72,72,72,72	0
55	MG	ZC	3597	1/1	0.95	0.32	4.45	77,77,77,77	0
55	MG	VC	3277	1/1	0.85	0.35	4.45	75,75,75,75	0
55	MG	ZC	3020	1/1	0.83	0.31	4.45	71,71,71,71	0
55	MG	XA	301	1/1	0.66	1.29	4.35	115,115,115,115	0
55	MG	ZC	3496	1/1	0.91	0.66	4.29	93,93,93,93	0
55	MG	VC	3355	1/1	0.87	0.21	4.27	131,131,131,131	0
55	MG	D	201	1/1	0.19	0.76	4.26	178,178,178,178	0
55	MG	ZC	3534	1/1	0.75	0.51	4.22	82,82,82,82	0
55	MG	YC	1803	1/1	0.87	0.30	4.21	137,137,137,137	0
55	MG	UC	1729	1/1	0.80	0.38	4.01	92,92,92,92	0
55	MG	VC	3635	1/1	0.43	0.62	3.90	108,108,108,108	0
55	MG	VC	3337	1/1	0.97	0.37	3.90	77,77,77,77	0
55	MG	ZC	3225	1/1	0.67	0.52	3.80	79,79,79,79	0
55	MG	ZC	3016	1/1	0.83	0.41	3.77	71,71,71,71	0

Continued on next page...

Continued from previous page...

Mol	Type	Chain	Res	Atoms	RSCC	RSR	LLDF	B-factors(\AA^2)	Q<0.9
55	MG	VC	3473	1/1	0.87	0.55	3.74	125,125,125,125	0
55	MG	ZC	3027	1/1	0.87	0.41	3.59	94,94,94,94	0
55	MG	VC	3556	1/1	0.86	0.47	3.55	129,129,129,129	0
55	MG	YC	1646	1/1	0.04	0.51	3.51	177,177,177,177	0
55	MG	ZC	3200	1/1	0.93	0.42	3.50	92,92,92,92	0
55	MG	ZC	3709	1/1	0.94	0.47	3.48	69,69,69,69	0
55	MG	VC	3237	1/1	0.88	0.18	3.48	109,109,109,109	0
55	MG	ZC	3015	1/1	0.92	0.45	3.46	77,77,77,77	0
55	MG	ZC	3025	1/1	0.52	0.33	3.42	95,95,95,95	0
55	MG	AD	213	1/1	0.80	0.24	3.42	121,121,121,121	0
55	MG	VC	3303	1/1	0.96	0.38	3.36	120,120,120,120	0
55	MG	VC	3679	1/1	0.93	0.36	3.33	73,73,73,73	0
55	MG	XA	303	1/1	0.91	0.55	3.31	78,78,78,78	0
55	MG	YC	1638	1/1	0.85	0.34	3.24	135,135,135,135	0
55	MG	UC	1665	1/1	0.36	0.19	3.23	142,142,142,142	0
55	MG	ZC	3677	1/1	0.90	0.44	3.20	66,66,66,66	0
55	MG	ZC	3544	1/1	0.90	0.35	3.16	76,76,76,76	0
55	MG	ZC	3150	1/1	0.85	0.30	3.16	81,81,81,81	0
55	MG	UC	1630	1/1	0.88	0.36	3.06	146,146,146,146	0
55	MG	ZC	3019	1/1	0.78	0.33	2.98	57,57,57,57	0
55	MG	ZC	3003	1/1	0.93	0.58	2.91	74,74,74,74	0
55	MG	VC	3451	1/1	0.71	0.36	2.90	90,90,90,90	0
55	MG	FB	201	1/1	0.95	0.46	2.85	64,64,64,64	0
55	MG	VC	3156	1/1	0.83	0.43	2.76	94,94,94,94	0
55	MG	ZC	3011	1/1	0.97	0.50	2.72	94,94,94,94	0
55	MG	UC	1621	1/1	0.90	0.30	2.70	120,120,120,120	0
55	MG	ZC	3248	1/1	0.77	0.38	2.68	94,94,94,94	0
55	MG	UC	1738	1/1	0.94	0.37	2.63	118,118,118,118	0
55	MG	ZC	3234	1/1	0.93	0.24	2.62	89,89,89,89	0
55	MG	WC	226	1/1	0.67	0.25	2.53	175,175,175,175	0
55	MG	VC	3335	1/1	0.86	0.41	2.52	115,115,115,115	0
55	MG	ZC	3507	1/1	0.85	0.19	2.46	99,99,99,99	0
55	MG	VC	3581	1/1	0.54	0.37	2.36	90,90,90,90	0
55	MG	ZC	3605	1/1	0.89	0.47	2.36	82,82,82,82	0
55	MG	ZC	3586	1/1	0.81	0.32	2.35	67,67,67,67	0
55	MG	VC	3452	1/1	0.95	0.36	2.31	83,83,83,83	0
55	MG	ZC	3005	1/1	0.96	0.38	2.30	110,110,110,110	0
55	MG	VC	3285	1/1	0.65	0.35	2.23	135,135,135,135	0
55	MG	VC	3598	1/1	0.93	0.23	2.21	84,84,84,84	0
55	MG	ZC	3373	1/1	0.85	0.38	2.13	72,72,72,72	0
55	MG	YC	1795	1/1	0.81	1.14	2.13	172,172,172,172	0

Continued on next page...

Continued from previous page...

Mol	Type	Chain	Res	Atoms	RSCC	RSR	LLDF	B-factors(\AA^2)	Q<0.9
55	MG	ZC	3023	1/1	0.88	0.29	2.12	71,71,71,71	0
55	MG	ZC	3256	1/1	0.92	0.20	2.06	78,78,78,78	0
55	MG	VC	3369	1/1	0.66	0.30	1.95	81,81,81,81	0
55	MG	ZC	3339	1/1	0.94	0.31	1.92	90,90,90,90	0
55	MG	ZC	3012	1/1	0.97	0.35	1.90	53,53,53,53	0
55	MG	ZC	3628	1/1	0.76	0.36	1.87	93,93,93,93	0
55	MG	VC	3109	1/1	0.72	0.32	1.86	92,92,92,92	0
55	MG	YC	1800	1/1	0.79	0.71	1.84	173,173,173,173	0
55	MG	VC	3023	1/1	0.79	0.35	1.80	118,118,118,118	0
55	MG	VC	3013	1/1	0.79	0.33	1.69	86,86,86,86	0
55	MG	ZC	3516	1/1	0.91	0.41	1.68	85,85,85,85	0
55	MG	ZC	3346	1/1	0.72	0.35	1.63	77,77,77,77	0
55	MG	YC	1810	1/1	0.80	0.33	1.60	126,126,126,126	0
55	MG	VC	3647	1/1	0.92	0.40	1.54	87,87,87,87	0
55	MG	UC	1861	1/1	0.89	0.19	1.48	113,113,113,113	0
55	MG	VC	3136	1/1	0.91	0.30	1.40	76,76,76,76	0
55	MG	ZC	3148	1/1	0.98	0.44	1.38	56,56,56,56	0
55	MG	YC	1811	1/1	0.57	0.31	1.34	167,167,167,167	0
55	MG	YA	307	1/1	0.86	0.45	1.33	98,98,98,98	0
55	MG	ZC	3193	1/1	0.99	0.36	1.31	95,95,95,95	0
55	MG	VC	3235	1/1	0.86	0.38	1.30	109,109,109,109	0
55	MG	ZC	3002	1/1	0.62	0.34	1.27	82,82,82,82	0
55	MG	ZC	3756	1/1	0.95	0.44	1.27	88,88,88,88	0
55	MG	UC	1785	1/1	0.81	0.20	1.27	190,190,190,190	0
55	MG	YC	1604	1/1	0.58	0.61	1.26	136,136,136,136	0
55	MG	QB	101	1/1	0.82	0.60	1.22	83,83,83,83	0
55	MG	VC	3322	1/1	0.84	0.27	1.21	114,114,114,114	0
55	MG	ZC	3258	1/1	0.94	0.33	1.18	76,76,76,76	0
55	MG	B	302	1/1	0.90	0.58	1.10	132,132,132,132	0
55	MG	YC	1868	1/1	0.85	0.33	1.01	179,179,179,179	0
55	MG	ZC	3333	1/1	0.76	0.56	1.01	79,79,79,79	0
55	MG	ZC	3408	1/1	0.84	0.75	0.94	123,123,123,123	0
55	MG	YC	1767	1/1	0.88	0.54	0.89	116,116,116,116	0
55	MG	VC	3238	1/1	0.79	0.20	0.83	92,92,92,92	0
55	MG	OA	103	1/1	0.18	1.03	0.83	169,169,169,169	0
55	MG	VC	3480	1/1	0.73	0.20	0.81	151,151,151,151	0
55	MG	ZC	3733	1/1	0.62	0.43	0.80	127,127,127,127	0
55	MG	VC	3006	1/1	0.79	0.51	0.79	147,147,147,147	0
56	ZN	EA	301	1/1	0.97	0.36	0.77	97,97,97,97	0
55	MG	UC	1863	1/1	0.78	0.30	0.76	106,106,106,106	0
55	MG	VC	3172	1/1	0.89	0.19	0.76	81,81,81,81	0
55	MG	B	301	1/1	0.79	0.36	0.75	96,96,96,96	0

Continued on next page...

Continued from previous page...

Mol	Type	Chain	Res	Atoms	RSCC	RSR	LLDF	B-factors(\AA^2)	Q<0.9
55	MG	VC	3459	1/1	0.76	0.24	0.72	146,146,146,146	0
55	MG	VC	3424	1/1	0.93	0.20	0.71	95,95,95,95	0
55	MG	VC	3540	1/1	0.79	0.34	0.70	139,139,139,139	0
55	MG	ZC	3607	1/1	0.96	0.23	0.64	94,94,94,94	0
55	MG	O	201	1/1	0.93	0.27	0.62	67,67,67,67	0
55	MG	BA	102	1/1	0.85	0.33	0.61	87,87,87,87	0
55	MG	VC	3312	1/1	0.93	0.28	0.61	105,105,105,105	0
55	MG	UA	202	1/1	0.91	0.47	0.59	132,132,132,132	0
55	MG	ZC	3638	1/1	0.58	0.49	0.51	288,288,288,288	0
55	MG	UC	1862	1/1	0.93	0.31	0.46	143,143,143,143	0
55	MG	ZC	3014	1/1	0.96	0.26	0.44	90,90,90,90	0
55	MG	YC	1848	1/1	0.90	0.23	0.42	153,153,153,153	0
56	ZN	AC	301	1/1	0.96	0.38	0.36	151,151,151,151	0
55	MG	VC	3316	1/1	0.92	0.26	0.36	73,73,73,73	0
55	MG	ZC	3700	1/1	0.88	0.26	0.35	179,179,179,179	0
55	MG	ZC	3010	1/1	0.93	0.30	0.32	59,59,59,59	0
55	MG	VC	3004	1/1	0.68	0.32	0.32	101,101,101,101	0
55	MG	VC	3394	1/1	0.80	0.25	0.28	92,92,92,92	0
55	MG	ZC	3506	1/1	0.88	0.35	0.21	77,77,77,77	0
55	MG	ZC	3747	1/1	0.95	0.25	0.19	101,101,101,101	0
55	MG	VC	3067	1/1	0.68	0.20	0.19	135,135,135,135	0
55	MG	VC	3192	1/1	0.91	0.17	0.18	114,114,114,114	0
55	MG	HB	202	1/1	0.87	0.34	0.17	82,82,82,82	0
55	MG	VC	3597	1/1	0.93	0.28	0.12	74,74,74,74	0
55	MG	UA	201	1/1	0.93	0.33	0.11	124,124,124,124	0
55	MG	ZC	3479	1/1	0.81	0.49	0.10	87,87,87,87	0
55	MG	YC	1860	1/1	0.92	0.20	0.05	104,104,104,104	0
55	MG	YC	1869	1/1	0.87	0.37	0.03	157,157,157,157	0
55	MG	UC	1740	1/1	0.96	0.20	0.03	105,105,105,105	0
55	MG	ZC	3145	1/1	0.98	0.20	-0.02	73,73,73,73	0
55	MG	ZC	3379	1/1	0.92	0.15	-0.10	96,96,96,96	0
55	MG	VC	3326	1/1	0.86	0.46	-0.13	152,152,152,152	0
55	MG	ZC	3542	1/1	0.82	0.37	-0.17	114,114,114,114	0
55	MG	ZC	3263	1/1	0.89	0.15	-0.24	76,76,76,76	0
55	MG	VC	3102	1/1	0.82	0.28	-0.26	124,124,124,124	0
55	MG	VC	3294	1/1	0.88	0.30	-0.27	73,73,73,73	0
55	MG	VC	3706	1/1	0.96	0.24	-0.42	112,112,112,112	0
55	MG	J	203	1/1	0.86	0.29	-0.42	83,83,83,83	0
55	MG	VC	3264	1/1	0.97	0.21	-0.43	76,76,76,76	0
55	MG	VC	3293	1/1	0.95	0.17	-0.59	79,79,79,79	0
55	MG	ZC	3001	1/1	0.86	0.27	-0.59	64,64,64,64	0
55	MG	YA	305	1/1	0.73	0.32	-0.60	88,88,88,88	0

Continued on next page...

Continued from previous page...

Mol	Type	Chain	Res	Atoms	RSCC	RSR	LLDF	B-factors(\AA^2)	Q<0.9
55	MG	FB	202	1/1	0.90	0.14	-0.60	118,118,118,118	0
56	ZN	OA	101	1/1	0.95	0.22	-0.61	157,157,157,157	0
55	MG	VC	3454	1/1	0.90	0.17	-0.64	96,96,96,96	0
55	MG	VC	3152	1/1	0.88	0.23	-0.64	132,132,132,132	0
55	MG	AD	203	1/1	0.69	0.17	-0.68	137,137,137,137	0
55	MG	VC	3650	1/1	0.97	0.24	-0.71	112,112,112,112	0
55	MG	VC	3002	1/1	0.93	0.20	-0.77	132,132,132,132	0
55	MG	ZC	3332	1/1	0.96	0.13	-0.81	95,95,95,95	0
55	MG	VC	3698	1/1	0.96	0.22	-0.82	81,81,81,81	0
55	MG	ZC	3028	1/1	0.91	0.19	-0.85	60,60,60,60	0
55	MG	GB	201	1/1	0.87	0.18	-0.86	126,126,126,126	0
55	MG	Y	101	1/1	0.80	0.17	-0.92	124,124,124,124	0
55	MG	ZC	3580	1/1	0.80	0.12	-0.93	143,143,143,143	0
55	MG	ZC	3395	1/1	0.83	0.13	-0.98	105,105,105,105	0
55	MG	VC	3690	1/1	0.97	0.21	-1.01	77,77,77,77	0
55	MG	UC	1690	1/1	0.82	0.13	-1.11	133,133,133,133	0
55	MG	ZC	3111	1/1	0.95	0.22	-1.12	72,72,72,72	0
55	MG	VC	3499	1/1	0.94	0.22	-1.13	111,111,111,111	0
55	MG	VC	3691	1/1	0.77	0.22	-1.17	95,95,95,95	0
55	MG	ZC	3342	1/1	0.70	0.28	-1.18	78,78,78,78	0
55	MG	LA	202	1/1	0.59	0.11	-1.21	130,130,130,130	0
56	ZN	KC	101	1/1	0.96	0.15	-1.24	189,189,189,189	0
55	MG	UC	1831	1/1	0.92	0.16	-1.24	113,113,113,113	0
55	MG	BB	201	1/1	0.76	0.18	-1.24	143,143,143,143	0
55	MG	VC	3551	1/1	0.76	0.23	-1.24	109,109,109,109	0
55	MG	ZC	3340	1/1	0.85	0.14	-1.44	91,91,91,91	0
55	MG	VC	3348	1/1	0.98	0.09	-1.50	107,107,107,107	0
55	MG	ZC	3407	1/1	0.89	0.09	-1.50	92,92,92,92	0
55	MG	N	201	1/1	0.92	0.09	-1.72	132,132,132,132	0
55	MG	UC	1845	1/1	0.94	0.12	-1.73	124,124,124,124	0
55	MG	VC	3045	1/1	0.99	0.10	-1.75	94,94,94,94	0
55	MG	ZC	3581	1/1	0.92	0.18	-1.95	75,75,75,75	0
55	MG	YA	302	1/1	0.89	0.11	-2.19	91,91,91,91	0
55	MG	ZC	3185	1/1	0.92	0.17	-2.27	70,70,70,70	0
55	MG	VC	3547	1/1	0.91	0.14	-2.33	89,89,89,89	0
55	MG	VC	3214	1/1	0.95	0.17	-2.34	76,76,76,76	0
55	MG	ZC	3328	1/1	0.89	0.18	-2.37	117,117,117,117	0
55	MG	VC	3384	1/1	0.97	0.14	-2.42	79,79,79,79	0
55	MG	YC	1605	1/1	0.88	0.20	-2.50	114,114,114,114	0
55	MG	YC	1660	1/1	0.93	0.17	-2.52	171,171,171,171	0
55	MG	ZC	3641	1/1	0.97	0.17	-2.78	69,69,69,69	0
55	MG	YA	306	1/1	0.77	0.20	-2.90	94,94,94,94	0

Continued on next page...

Continued from previous page...

Mol	Type	Chain	Res	Atoms	RSCC	RSR	LLDF	B-factors(\AA^2)	Q<0.9
55	MG	WC	228	1/1	0.96	0.12	-2.96	178,178,178,178	0
55	MG	ZC	3033	1/1	0.86	0.21	-3.07	80,80,80,80	0
55	MG	VC	3103	1/1	0.92	0.16	-3.78	85,85,85,85	0
55	MG	YC	1644	1/1	0.94	0.11	-4.23	103,103,103,103	0
55	MG	VC	3374	1/1	0.75	0.13	-4.99	96,96,96,96	0
55	MG	VC	3616	1/1	0.76	0.47	-	92,92,92,92	0
55	MG	VC	3159	1/1	0.81	0.40	-	136,136,136,136	0
55	MG	UC	1801	1/1	0.87	0.93	-	107,107,107,107	0
55	MG	VC	3399	1/1	0.96	0.27	-	109,109,109,109	0
55	MG	VC	3397	1/1	0.94	0.38	-	107,107,107,107	0
55	MG	UC	1623	1/1	0.81	0.34	-	119,119,119,119	0
55	MG	ZC	3449	1/1	0.80	0.46	-	92,92,92,92	0
55	MG	VC	3517	1/1	0.86	0.43	-	75,75,75,75	0
55	MG	YC	1608	1/1	0.86	0.21	-	148,148,148,148	0
55	MG	ZC	3006	1/1	0.92	0.22	-	76,76,76,76	0
55	MG	VC	3241	1/1	0.77	0.25	-	124,124,124,124	0
55	MG	VC	3549	1/1	0.62	0.25	-	90,90,90,90	0
55	MG	VC	3368	1/1	0.69	0.46	-	160,160,160,160	0
55	MG	ZC	3351	1/1	0.97	0.35	-	90,90,90,90	0
55	MG	VC	3154	1/1	0.53	0.55	-	81,81,81,81	0
55	MG	VC	3506	1/1	0.72	0.71	-	136,136,136,136	0
55	MG	VC	3057	1/1	0.93	0.54	-	73,73,73,73	0
55	MG	ZC	3732	1/1	0.48	0.49	-	91,91,91,91	0
55	MG	VC	3658	1/1	0.89	0.57	-	138,138,138,138	0
55	MG	YC	1711	1/1	0.03	0.85	-	174,174,174,174	0
55	MG	VC	3383	1/1	0.69	0.44	-	80,80,80,80	0
55	MG	ZC	3120	1/1	0.91	0.62	-	78,78,78,78	0
55	MG	UC	1750	1/1	0.71	2.05	-	100,100,100,100	0
55	MG	YC	1775	1/1	0.52	0.50	-	132,132,132,132	0
55	MG	ZC	3601	1/1	0.97	0.13	-	104,104,104,104	0
55	MG	VC	3166	1/1	0.71	0.64	-	80,80,80,80	0
55	MG	ZC	3158	1/1	0.94	0.39	-	68,68,68,68	0
55	MG	ZC	3264	1/1	0.51	0.83	-	121,121,121,121	0
55	MG	ZC	3710	1/1	0.91	0.38	-	119,119,119,119	0
55	MG	ZC	3196	1/1	0.88	1.07	-	69,69,69,69	0
55	MG	AD	216	1/1	0.82	0.17	-	134,134,134,134	0
55	MG	YC	1742	1/1	0.69	0.73	-	106,106,106,106	0
55	MG	VC	3411	1/1	0.71	0.35	-	77,77,77,77	0
55	MG	VC	3162	1/1	0.60	0.43	-	97,97,97,97	0
55	MG	VC	3507	1/1	0.93	0.27	-	99,99,99,99	0
55	MG	VC	3199	1/1	0.71	0.77	-	103,103,103,103	0
55	MG	ZC	3452	1/1	0.76	0.17	-	76,76,76,76	0

Continued on next page...

Continued from previous page...

Mol	Type	Chain	Res	Atoms	RSCC	RSR	LLDF	B-factors(\AA^2)	Q<0.9
55	MG	VC	3419	1/1	0.80	0.32	-	146,146,146,146	0
55	MG	UC	1765	1/1	0.90	0.34	-	107,107,107,107	0
55	MG	YC	1776	1/1	0.94	0.93	-	110,110,110,110	0
55	MG	YC	1752	1/1	0.67	1.25	-	129,129,129,129	0
55	MG	AD	225	1/1	0.74	0.58	-	133,133,133,133	0
55	MG	VC	3652	1/1	0.72	1.25	-	125,125,125,125	0
55	MG	YC	1865	1/1	0.94	0.28	-	115,115,115,115	0
55	MG	UC	1664	1/1	0.63	1.23	-	183,183,183,183	0
55	MG	ZC	3074	1/1	0.82	0.32	-	76,76,76,76	0
55	MG	XC	103	1/1	0.90	0.47	-	217,217,217,217	0
55	MG	ZC	3286	1/1	0.96	0.63	-	87,87,87,87	0
55	MG	ZC	3712	1/1	0.89	0.56	-	81,81,81,81	0
55	MG	AD	221	1/1	0.98	0.11	-	140,140,140,140	0
55	MG	VC	3505	1/1	0.32	0.42	-	116,116,116,116	0
55	MG	VC	3640	1/1	0.94	0.16	-	141,141,141,141	0
55	MG	VC	3387	1/1	0.42	1.15	-	119,119,119,119	0
55	MG	VC	3661	1/1	0.82	0.35	-	73,73,73,73	0
55	MG	ZC	3180	1/1	0.70	1.06	-	86,86,86,86	0
55	MG	UC	1624	1/1	0.75	0.22	-	119,119,119,119	0
55	MG	YC	1620	1/1	0.68	0.79	-	153,153,153,153	0
55	MG	ZC	3081	1/1	0.89	0.28	-	143,143,143,143	0
55	MG	VC	3318	1/1	0.93	0.15	-	130,130,130,130	0
55	MG	UC	1700	1/1	0.95	0.31	-	114,114,114,114	0
55	MG	ZC	3637	1/1	0.75	0.74	-	93,93,93,93	0
55	MG	YC	1616	1/1	0.91	0.89	-	93,93,93,93	0
55	MG	ZC	3498	1/1	0.54	0.34	-	109,109,109,109	0
55	MG	VC	3522	1/1	0.93	0.45	-	94,94,94,94	0
55	MG	ZC	3035	1/1	0.97	0.20	-	85,85,85,85	0
55	MG	UC	1777	1/1	0.91	0.62	-	107,107,107,107	0
55	MG	VC	3676	1/1	0.67	0.56	-	127,127,127,127	0
55	MG	ZC	3639	1/1	0.95	0.25	-	86,86,86,86	0
55	MG	ZC	3681	1/1	0.48	0.69	-	89,89,89,89	0
55	MG	ZC	3400	1/1	0.90	0.29	-	106,106,106,106	0
55	MG	WC	214	1/1	0.66	0.25	-	166,166,166,166	0
55	MG	ZC	3504	1/1	0.85	0.14	-	99,99,99,99	0
55	MG	VC	3228	1/1	0.68	0.65	-	120,120,120,120	0
55	MG	ZC	3118	1/1	0.78	0.22	-	66,66,66,66	0
55	MG	AD	220	1/1	0.85	0.67	-	121,121,121,121	0
55	MG	ZC	3518	1/1	0.89	0.35	-	96,96,96,96	0
55	MG	ZC	3739	1/1	0.79	0.22	-	115,115,115,115	0
55	MG	ZC	3558	1/1	0.93	0.18	-	168,168,168,168	0
55	MG	ZC	3566	1/1	0.72	0.94	-	75,75,75,75	0

Continued on next page...

Continued from previous page...

Mol	Type	Chain	Res	Atoms	RSCC	RSR	LLDF	B-factors(\AA^2)	Q<0.9
55	MG	UC	1704	1/1	0.79	0.32	-	128,128,128,128	0
55	MG	VC	3447	1/1	0.36	0.63	-	121,121,121,121	0
55	MG	UC	1702	1/1	0.87	0.25	-	151,151,151,151	0
55	MG	YC	1794	1/1	0.80	0.29	-	192,192,192,192	0
55	MG	VC	3352	1/1	0.85	0.59	-	122,122,122,122	0
55	MG	YC	1841	1/1	0.74	0.32	-	185,185,185,185	0
55	MG	ZC	3141	1/1	0.89	0.16	-	100,100,100,100	0
55	MG	UC	1712	1/1	0.34	0.45	-	212,212,212,212	0
55	MG	YC	1824	1/1	0.88	0.19	-	138,138,138,138	0
55	MG	VC	3625	1/1	0.56	0.85	-	105,105,105,105	0
55	MG	VC	3158	1/1	0.88	0.51	-	132,132,132,132	0
55	MG	ZC	3376	1/1	0.90	0.42	-	101,101,101,101	0
55	MG	ZC	3445	1/1	0.88	0.54	-	106,106,106,106	0
55	MG	VC	3371	1/1	0.86	0.53	-	93,93,93,93	0
55	MG	ZC	3753	1/1	0.98	0.49	-	88,88,88,88	0
55	MG	UC	1803	1/1	0.86	0.49	-	147,147,147,147	0
55	MG	ZC	3195	1/1	0.96	0.17	-	89,89,89,89	0
55	MG	YC	1731	1/1	0.95	0.07	-	170,170,170,170	0
55	MG	ZC	3573	1/1	0.98	0.55	-	85,85,85,85	0
55	MG	ZC	3347	1/1	0.62	0.57	-	92,92,92,92	0
55	MG	VC	3025	1/1	0.81	0.92	-	69,69,69,69	0
55	MG	VC	3664	1/1	0.95	0.12	-	180,180,180,180	0
55	MG	VC	3566	1/1	0.82	0.28	-	96,96,96,96	0
55	MG	ZC	3642	1/1	0.92	0.19	-	105,105,105,105	0
55	MG	ZC	3233	1/1	0.67	0.25	-	141,141,141,141	0
55	MG	UC	1758	1/1	0.55	0.65	-	120,120,120,120	0
55	MG	VC	3121	1/1	0.96	1.00	-	106,106,106,106	0
55	MG	ED	110	1/1	0.02	1.05	-	139,139,139,139	0
55	MG	UC	1608	1/1	0.89	0.23	-	127,127,127,127	0
55	MG	VC	3019	1/1	0.90	0.53	-	91,91,91,91	0
55	MG	ZC	3708	1/1	0.78	0.23	-	74,74,74,74	0
55	MG	ZC	3616	1/1	0.11	0.93	-	90,90,90,90	0
55	MG	ZC	3665	1/1	0.87	0.93	-	70,70,70,70	0
55	MG	UC	1701	1/1	0.78	0.34	-	99,99,99,99	0
55	MG	VC	3202	1/1	0.85	0.52	-	80,80,80,80	0
55	MG	YC	1694	1/1	0.38	0.97	-	179,179,179,179	0
55	MG	ZC	3378	1/1	0.88	0.28	-	82,82,82,82	0
55	MG	ZC	3538	1/1	0.57	0.41	-	121,121,121,121	0
55	MG	VC	3062	1/1	0.56	1.19	-	91,91,91,91	0
55	MG	ZC	3391	1/1	0.97	0.24	-	105,105,105,105	0
55	MG	ZC	3540	1/1	0.95	0.49	-	93,93,93,93	0
55	MG	VC	3035	1/1	0.92	0.81	-	76,76,76,76	0

Continued on next page...

Continued from previous page...

Mol	Type	Chain	Res	Atoms	RSCC	RSR	LLDF	B-factors(\AA^2)	Q<0.9
55	MG	VC	3289	1/1	0.47	0.56	-	224,224,224,224	0
55	MG	YC	1666	1/1	0.93	1.00	-	134,134,134,134	0
55	MG	VC	3408	1/1	0.98	0.36	-	85,85,85,85	0
55	MG	ZC	3321	1/1	0.83	0.33	-	67,67,67,67	0
55	MG	VC	3313	1/1	0.97	0.18	-	97,97,97,97	0
55	MG	VC	3554	1/1	0.96	0.15	-	151,151,151,151	0
55	MG	VC	3426	1/1	0.96	0.37	-	104,104,104,104	0
55	MG	YC	1713	1/1	0.91	0.13	-	150,150,150,150	0
55	MG	VC	3513	1/1	0.95	0.23	-	98,98,98,98	0
55	MG	ZC	3762	1/1	0.79	0.45	-	85,85,85,85	0
55	MG	VC	3478	1/1	0.74	0.47	-	94,94,94,94	0
55	MG	YC	1781	1/1	0.52	1.06	-	146,146,146,146	0
55	MG	WC	202	1/1	0.83	0.59	-	129,129,129,129	0
55	MG	VC	3407	1/1	0.66	0.60	-	97,97,97,97	0
55	MG	ZC	3614	1/1	0.90	0.90	-	88,88,88,88	0
55	MG	ZC	3133	1/1	-0.09	1.05	-	124,124,124,124	0
55	MG	VC	3370	1/1	0.97	0.17	-	75,75,75,75	0
55	MG	VC	3248	1/1	0.74	0.18	-	128,128,128,128	0
55	MG	YC	1692	1/1	0.94	0.72	-	178,178,178,178	0
55	MG	VC	3279	1/1	0.88	0.32	-	115,115,115,115	0
55	MG	ZC	3364	1/1	0.84	0.36	-	86,86,86,86	0
55	MG	YC	1736	1/1	0.90	0.44	-	137,137,137,137	0
55	MG	VC	3702	1/1	0.80	0.84	-	95,95,95,95	0
55	MG	YC	1757	1/1	0.68	0.51	-	171,171,171,171	0
55	MG	YC	1859	1/1	0.60	0.47	-	125,125,125,125	0
55	MG	VC	3044	1/1	0.33	0.41	-	243,243,243,243	0
55	MG	ZC	3009	1/1	0.71	0.55	-	72,72,72,72	0
55	MG	UC	1767	1/1	0.58	0.57	-	134,134,134,134	0
55	MG	UC	1707	1/1	0.85	0.70	-	116,116,116,116	0
55	MG	ZC	3169	1/1	0.81	0.60	-	78,78,78,78	0
55	MG	VC	3400	1/1	0.90	0.26	-	120,120,120,120	0
55	MG	VC	3359	1/1	0.93	0.21	-	102,102,102,102	0
55	MG	VC	3412	1/1	0.74	0.53	-	98,98,98,98	0
55	MG	VC	3055	1/1	0.12	0.75	-	103,103,103,103	0
55	MG	FD	105	1/1	0.65	0.36	-	161,161,161,161	0
55	MG	YC	1835	1/1	0.88	0.34	-	116,116,116,116	0
55	MG	UC	1601	1/1	0.69	0.38	-	163,163,163,163	0
55	MG	ZC	3155	1/1	0.47	0.34	-	69,69,69,69	0
55	MG	UC	1858	1/1	0.82	0.35	-	149,149,149,149	0
55	MG	YC	1636	1/1	0.27	0.45	-	174,174,174,174	0
55	MG	ZC	3406	1/1	0.91	0.35	-	70,70,70,70	0
55	MG	VC	3557	1/1	0.82	0.48	-	155,155,155,155	0

Continued on next page...

Continued from previous page...

Mol	Type	Chain	Res	Atoms	RSCC	RSR	LLDF	B-factors(\AA^2)	Q<0.9
55	MG	YC	1853	1/1	0.57	0.43	-	137,137,137,137	0
55	MG	VC	3449	1/1	0.70	0.61	-	90,90,90,90	0
55	MG	AD	228	1/1	0.80	0.41	-	91,91,91,91	0
55	MG	VC	3320	1/1	0.88	0.29	-	113,113,113,113	0
55	MG	YC	1647	1/1	0.81	0.66	-	161,161,161,161	0
55	MG	YC	1617	1/1	0.38	0.57	-	175,175,175,175	0
55	MG	ZC	3569	1/1	0.71	0.25	-	106,106,106,106	0
55	MG	ZC	3039	1/1	0.92	0.35	-	73,73,73,73	0
55	MG	ZC	3214	1/1	0.99	0.26	-	77,77,77,77	0
55	MG	UC	1820	1/1	0.73	0.53	-	114,114,114,114	0
55	MG	YC	1671	1/1	0.51	0.92	-	99,99,99,99	0
55	MG	ZC	3576	1/1	0.87	0.21	-	84,84,84,84	0
55	MG	VC	3567	1/1	0.95	0.27	-	152,152,152,152	0
55	MG	VC	3078	1/1	0.79	0.35	-	141,141,141,141	0
55	MG	ZC	3165	1/1	0.68	0.85	-	85,85,85,85	0
55	MG	ZC	3531	1/1	0.83	1.05	-	71,71,71,71	0
55	MG	ZC	3550	1/1	0.91	0.42	-	86,86,86,86	0
55	MG	ZC	3609	1/1	0.91	0.25	-	78,78,78,78	0
55	MG	ZC	3349	1/1	0.36	0.21	-	270,270,270,270	0
55	MG	ZC	3270	1/1	0.69	0.44	-	87,87,87,87	0
55	MG	UC	1661	1/1	0.81	0.24	-	127,127,127,127	0
55	MG	VC	3376	1/1	0.39	0.57	-	200,200,200,200	0
55	MG	UC	1787	1/1	0.78	0.30	-	150,150,150,150	0
55	MG	ZC	3269	1/1	0.57	0.16	-	112,112,112,112	0
55	MG	ZC	3255	1/1	0.73	0.29	-	77,77,77,77	0
55	MG	ZC	3604	1/1	0.99	0.14	-	82,82,82,82	0
55	MG	ZC	3436	1/1	0.68	0.29	-	109,109,109,109	0
55	MG	VC	3639	1/1	0.91	0.41	-	116,116,116,116	0
55	MG	ZC	3617	1/1	0.79	0.26	-	81,81,81,81	0
55	MG	UC	1720	1/1	0.39	0.33	-	125,125,125,125	0
55	MG	VC	3415	1/1	0.75	0.67	-	82,82,82,82	0
55	MG	ZC	3354	1/1	0.81	0.75	-	109,109,109,109	0
55	MG	UC	1627	1/1	0.82	0.32	-	149,149,149,149	0
55	MG	ZC	3715	1/1	0.87	0.74	-	112,112,112,112	0
55	MG	UC	1840	1/1	0.94	0.82	-	134,134,134,134	0
55	MG	UC	1739	1/1	0.93	0.25	-	111,111,111,111	0
55	MG	YC	1846	1/1	0.79	0.83	-	100,100,100,100	0
55	MG	UC	1776	1/1	0.88	0.24	-	117,117,117,117	0
55	MG	VC	3633	1/1	0.78	0.48	-	115,115,115,115	0
55	MG	VC	3692	1/1	0.14	0.56	-	119,119,119,119	0
55	MG	ZC	3626	1/1	0.35	1.37	-	110,110,110,110	0
55	MG	ZC	3447	1/1	0.61	1.81	-	87,87,87,87	0

Continued on next page...

Continued from previous page...

Mol	Type	Chain	Res	Atoms	RSCC	RSR	LLDF	B-factors(\AA^2)	Q<0.9
55	MG	ZC	3551	1/1	0.72	0.87	-	83,83,83,83	0
55	MG	ZC	3174	1/1	0.88	0.81	-	75,75,75,75	0
55	MG	UC	1622	1/1	0.52	0.57	-	121,121,121,121	0
55	MG	YC	1702	1/1	0.94	0.31	-	164,164,164,164	0
55	MG	ZC	3331	1/1	0.76	0.31	-	71,71,71,71	0
55	MG	ZC	3420	1/1	0.08	0.53	-	83,83,83,83	0
55	MG	ZC	3652	1/1	0.73	0.23	-	86,86,86,86	0
55	MG	VC	3466	1/1	0.59	0.70	-	104,104,104,104	0
55	MG	UC	1732	1/1	0.07	0.34	-	148,148,148,148	0
55	MG	ZC	3305	1/1	0.91	0.38	-	71,71,71,71	0
55	MG	VC	3476	1/1	0.81	0.31	-	75,75,75,75	0
55	MG	VC	3542	1/1	0.91	0.24	-	171,171,171,171	0
55	MG	ZC	3217	1/1	0.79	0.57	-	86,86,86,86	0
55	MG	ZC	3056	1/1	0.85	0.34	-	104,104,104,104	0
55	MG	BC	202	1/1	0.88	1.24	-	127,127,127,127	0
55	MG	ZC	3545	1/1	0.72	0.45	-	140,140,140,140	0
55	MG	ZC	3323	1/1	0.95	0.36	-	64,64,64,64	0
55	MG	ZC	3751	1/1	0.93	0.31	-	78,78,78,78	0
55	MG	YC	1768	1/1	0.89	0.33	-	168,168,168,168	0
55	MG	VC	3360	1/1	0.39	0.56	-	153,153,153,153	0
55	MG	ZC	3092	1/1	0.96	0.66	-	64,64,64,64	0
55	MG	YC	1699	1/1	0.74	0.44	-	97,97,97,97	0
55	MG	ZC	3625	1/1	0.72	1.14	-	117,117,117,117	0
55	MG	YC	1603	1/1	0.62	0.23	-	126,126,126,126	0
55	MG	ZC	3486	1/1	0.77	0.18	-	83,83,83,83	0
55	MG	ZC	3754	1/1	0.91	1.35	-	54,54,54,54	0
55	MG	UC	1773	1/1	0.77	1.03	-	158,158,158,158	0
55	MG	UC	1835	1/1	0.75	0.41	-	137,137,137,137	0
55	MG	ZC	3705	1/1	-0.10	0.64	-	225,225,225,225	0
55	MG	AD	207	1/1	0.72	0.58	-	109,109,109,109	0
55	MG	VC	3282	1/1	0.92	0.52	-	81,81,81,81	0
55	MG	ZC	3041	1/1	0.84	0.86	-	99,99,99,99	0
55	MG	UC	1687	1/1	0.90	0.53	-	107,107,107,107	0
55	MG	VC	3413	1/1	0.80	0.23	-	121,121,121,121	0
55	MG	UC	1714	1/1	0.95	0.27	-	154,154,154,154	0
55	MG	ZC	3288	1/1	0.72	0.93	-	95,95,95,95	0
55	MG	VC	3122	1/1	0.75	0.18	-	82,82,82,82	0
55	MG	ZC	3062	1/1	0.94	0.34	-	67,67,67,67	0
55	MG	ZC	3475	1/1	0.88	0.28	-	96,96,96,96	0
55	MG	ZC	3413	1/1	0.88	0.62	-	89,89,89,89	0
55	MG	YC	1678	1/1	0.78	1.13	-	146,146,146,146	0
55	MG	VC	3570	1/1	0.59	1.03	-	105,105,105,105	0

Continued on next page...

Continued from previous page...

Mol	Type	Chain	Res	Atoms	RSCC	RSR	LLDF	B-factors(\AA^2)	Q<0.9
55	MG	VC	3603	1/1	0.59	0.44	-	166,166,166,166	0
55	MG	VC	3262	1/1	0.84	0.18	-	82,82,82,82	0
55	MG	YC	1704	1/1	0.77	0.69	-	85,85,85,85	0
55	MG	EA	302	1/1	0.77	0.31	-	134,134,134,134	0
55	MG	YC	1697	1/1	0.66	0.73	-	143,143,143,143	0
55	MG	ZC	3168	1/1	0.83	0.45	-	101,101,101,101	0
55	MG	ZC	3287	1/1	0.90	0.40	-	85,85,85,85	0
55	MG	YC	1625	1/1	0.57	0.91	-	121,121,121,121	0
55	MG	UC	1800	1/1	0.62	0.46	-	126,126,126,126	0
55	MG	UC	1836	1/1	0.84	0.17	-	138,138,138,138	0
55	MG	ZC	3695	1/1	0.95	0.23	-	70,70,70,70	0
55	MG	ZC	3251	1/1	0.80	0.21	-	85,85,85,85	0
55	MG	ZC	3405	1/1	0.72	0.49	-	81,81,81,81	0
55	MG	VC	3643	1/1	0.82	0.38	-	109,109,109,109	0
55	MG	VC	3446	1/1	0.57	0.67	-	109,109,109,109	0
55	MG	UC	1802	1/1	0.71	1.26	-	110,110,110,110	0
55	MG	ZC	3107	1/1	0.98	0.31	-	65,65,65,65	0
55	MG	UC	1828	1/1	0.88	0.20	-	199,199,199,199	0
55	MG	VC	3645	1/1	0.89	0.22	-	104,104,104,104	0
55	MG	UC	1792	1/1	0.63	0.21	-	151,151,151,151	0
55	MG	ZC	3296	1/1	0.86	0.32	-	95,95,95,95	0
55	MG	YC	1832	1/1	0.90	0.30	-	135,135,135,135	0
55	MG	UC	1832	1/1	0.69	0.43	-	108,108,108,108	0
55	MG	ZC	3266	1/1	0.93	0.27	-	70,70,70,70	0
55	MG	ZC	3122	1/1	0.89	1.32	-	49,49,49,49	0
55	MG	UC	1685	1/1	0.91	0.19	-	103,103,103,103	0
55	MG	VC	3229	1/1	0.98	0.33	-	55,55,55,55	0
55	MG	ZC	3241	1/1	0.68	0.58	-	89,89,89,89	0
55	MG	VC	3140	1/1	0.96	0.19	-	98,98,98,98	0
55	MG	ZC	3417	1/1	0.83	0.65	-	86,86,86,86	0
55	MG	UC	1860	1/1	0.93	0.42	-	97,97,97,97	0
55	MG	ZC	3592	1/1	0.76	0.40	-	71,71,71,71	0
55	MG	ZC	3427	1/1	0.55	0.38	-	95,95,95,95	0
55	MG	ED	102	1/1	0.94	0.22	-	50,50,50,50	0
55	MG	VC	3622	1/1	0.92	0.22	-	102,102,102,102	0
55	MG	AD	226	1/1	0.89	0.42	-	157,157,157,157	0
55	MG	ZC	3514	1/1	0.89	0.23	-	106,106,106,106	0
55	MG	VC	3278	1/1	0.86	0.52	-	117,117,117,117	0
55	MG	YC	1804	1/1	0.96	0.14	-	177,177,177,177	0
55	MG	FD	112	1/1	0.83	0.26	-	170,170,170,170	0
55	MG	YC	1643	1/1	0.52	0.88	-	112,112,112,112	0
55	MG	YC	1843	1/1	0.52	0.91	-	138,138,138,138	0

Continued on next page...

Continued from previous page...

Mol	Type	Chain	Res	Atoms	RSCC	RSR	LLDF	B-factors(\AA^2)	Q<0.9
55	MG	ZC	3156	1/1	0.94	0.20	-	63,63,63,63	0
55	MG	VC	3508	1/1	0.90	0.21	-	97,97,97,97	0
55	MG	YC	1628	1/1	0.96	0.49	-	97,97,97,97	0
55	MG	VC	3456	1/1	0.95	0.26	-	76,76,76,76	0
55	MG	HD	101	1/1	0.84	0.30	-	156,156,156,156	0
55	MG	ZC	3714	1/1	0.73	0.58	-	83,83,83,83	0
55	MG	UC	1821	1/1	0.87	0.43	-	103,103,103,103	0
55	MG	ZC	3106	1/1	0.94	0.18	-	77,77,77,77	0
55	MG	ZC	3090	1/1	0.77	0.75	-	70,70,70,70	0
55	MG	UC	1694	1/1	0.92	0.49	-	104,104,104,104	0
55	MG	VC	3372	1/1	0.79	0.84	-	107,107,107,107	0
55	MG	ZC	3718	1/1	0.21	2.50	-	124,124,124,124	0
55	MG	ZC	3619	1/1	0.84	0.32	-	70,70,70,70	0
55	MG	YC	1782	1/1	0.89	0.44	-	130,130,130,130	0
55	MG	VC	3190	1/1	0.45	0.93	-	159,159,159,159	0
55	MG	FB	203	1/1	0.61	0.54	-	99,99,99,99	0
55	MG	ZC	3720	1/1	0.92	0.20	-	90,90,90,90	0
55	MG	ZC	3108	1/1	0.64	0.34	-	65,65,65,65	0
55	MG	VC	3516	1/1	0.69	0.65	-	92,92,92,92	0
55	MG	ZC	3453	1/1	0.97	0.14	-	91,91,91,91	0
55	MG	VC	3178	1/1	0.94	0.26	-	91,91,91,91	0
55	MG	UC	1816	1/1	0.65	0.35	-	126,126,126,126	0
55	MG	ZC	3461	1/1	0.90	0.27	-	111,111,111,111	0
55	MG	VC	3290	1/1	0.96	0.23	-	107,107,107,107	0
55	MG	ZC	3358	1/1	0.92	0.24	-	91,91,91,91	0
55	MG	AD	212	1/1	0.72	0.63	-	118,118,118,118	0
55	MG	VC	3165	1/1	0.73	0.70	-	87,87,87,87	0
55	MG	VC	3435	1/1	0.48	0.33	-	105,105,105,105	0
55	MG	ZC	3490	1/1	0.30	0.24	-	100,100,100,100	0
55	MG	YC	1677	1/1	0.24	1.00	-	136,136,136,136	0
55	MG	UC	1609	1/1	0.80	0.21	-	144,144,144,144	0
55	MG	YC	1706	1/1	0.66	0.51	-	122,122,122,122	0
55	MG	ZC	3132	1/1	0.69	1.13	-	107,107,107,107	0
55	MG	VC	3649	1/1	0.94	0.14	-	96,96,96,96	0
55	MG	ZC	3522	1/1	0.82	0.28	-	78,78,78,78	0
55	MG	UC	1649	1/1	0.82	0.11	-	261,261,261,261	0
55	MG	ZC	3692	1/1	0.49	0.27	-	106,106,106,106	0
55	MG	ZC	3590	1/1	0.97	0.28	-	63,63,63,63	0
55	MG	YC	1682	1/1	0.84	0.94	-	121,121,121,121	0
55	MG	UC	1688	1/1	0.94	0.12	-	202,202,202,202	0
55	MG	ZC	3159	1/1	0.82	0.60	-	103,103,103,103	0
55	MG	ED	101	1/1	0.69	0.28	-	182,182,182,182	0

Continued on next page...

Continued from previous page...

Mol	Type	Chain	Res	Atoms	RSCC	RSR	LLDF	B-factors(\AA^2)	Q<0.9
55	MG	VC	3475	1/1	0.93	0.31	-	117,117,117,117	0
55	MG	YC	1844	1/1	0.75	0.28	-	133,133,133,133	0
55	MG	YC	1667	1/1	0.52	0.17	-	149,149,149,149	0
55	MG	ZC	3624	1/1	0.68	0.40	-	96,96,96,96	0
55	MG	ZC	3428	1/1	0.78	0.63	-	91,91,91,91	0
55	MG	YC	1607	1/1	0.81	0.43	-	101,101,101,101	0
55	MG	VC	3221	1/1	0.58	0.47	-	94,94,94,94	0
55	MG	UC	1817	1/1	0.91	0.37	-	156,156,156,156	0
55	MG	VC	3458	1/1	0.84	0.69	-	80,80,80,80	0
55	MG	VC	3395	1/1	0.81	0.30	-	101,101,101,101	0
55	MG	UC	1754	1/1	0.31	0.47	-	275,275,275,275	0
55	MG	BD	108	1/1	0.29	0.67	-	109,109,109,109	0
55	MG	UC	1639	1/1	0.77	0.45	-	128,128,128,128	0
55	MG	YC	1614	1/1	0.56	0.58	-	90,90,90,90	0
55	MG	UC	1682	1/1	0.34	1.13	-	145,145,145,145	0
55	MG	UC	1837	1/1	0.90	0.30	-	115,115,115,115	0
55	MG	ZC	3293	1/1	0.72	0.32	-	92,92,92,92	0
55	MG	ZC	3415	1/1	0.26	0.57	-	157,157,157,157	0
55	MG	VC	3327	1/1	0.88	0.30	-	93,93,93,93	0
55	MG	ZC	3418	1/1	0.83	0.41	-	115,115,115,115	0
55	MG	ZC	3444	1/1	0.96	0.60	-	102,102,102,102	0
55	MG	YC	1729	1/1	0.90	0.07	-	169,169,169,169	0
55	MG	VC	3163	1/1	0.63	0.31	-	99,99,99,99	0
55	MG	JB	201	1/1	0.78	0.32	-	145,145,145,145	0
55	MG	VC	3263	1/1	0.67	0.92	-	125,125,125,125	0
55	MG	ZC	3560	1/1	0.97	0.25	-	71,71,71,71	0
55	MG	YA	303	1/1	0.76	1.39	-	67,67,67,67	0
55	MG	ZC	3674	1/1	0.60	0.85	-	74,74,74,74	0
55	MG	ZC	3662	1/1	0.92	0.17	-	103,103,103,103	0
55	MG	UC	1780	1/1	0.80	0.42	-	112,112,112,112	0
55	MG	VC	3492	1/1	0.86	0.37	-	113,113,113,113	0
55	MG	UC	1859	1/1	0.94	0.27	-	156,156,156,156	0
55	MG	ZC	3533	1/1	0.90	0.14	-	102,102,102,102	0
55	MG	ZC	3587	1/1	0.88	0.71	-	80,80,80,80	0
55	MG	ZC	3508	1/1	0.92	0.32	-	190,190,190,190	0
55	MG	ZC	3553	1/1	0.92	0.20	-	151,151,151,151	0
55	MG	VC	3443	1/1	0.96	0.33	-	116,116,116,116	0
55	MG	ZC	3497	1/1	0.82	0.30	-	102,102,102,102	0
55	MG	VC	3095	1/1	0.61	0.38	-	105,105,105,105	0
55	MG	YC	1762	1/1	0.46	0.32	-	192,192,192,192	0
55	MG	UC	1626	1/1	0.80	0.38	-	129,129,129,129	0
55	MG	UC	1684	1/1	0.74	0.45	-	110,110,110,110	0

Continued on next page...

Continued from previous page...

Mol	Type	Chain	Res	Atoms	RSCC	RSR	LLDF	B-factors(\AA^2)	Q<0.9
55	MG	ED	109	1/1	0.58	0.97	-	177,177,177,177	0
55	MG	ZC	3353	1/1	0.86	0.49	-	62,62,62,62	0
55	MG	YC	1856	1/1	0.97	0.25	-	170,170,170,170	0
55	MG	ZC	3654	1/1	0.56	1.11	-	115,115,115,115	0
55	MG	ZC	3259	1/1	0.96	0.18	-	98,98,98,98	0
55	MG	VC	3046	1/1	0.94	0.59	-	101,101,101,101	0
55	MG	VC	3577	1/1	0.67	0.24	-	135,135,135,135	0
55	MG	ZC	3426	1/1	0.85	0.20	-	85,85,85,85	0
55	MG	UC	1706	1/1	0.78	0.27	-	98,98,98,98	0
55	MG	ZC	3631	1/1	0.91	0.24	-	80,80,80,80	0
55	MG	VC	3253	1/1	0.22	0.67	-	117,117,117,117	0
55	MG	VC	3436	1/1	0.85	0.42	-	111,111,111,111	0
55	MG	UC	1716	1/1	0.92	0.27	-	106,106,106,106	0
55	MG	YC	1845	1/1	0.56	0.56	-	127,127,127,127	0
55	MG	VC	3464	1/1	0.72	1.25	-	79,79,79,79	0
55	MG	ZC	3397	1/1	0.99	0.26	-	73,73,73,73	0
55	MG	ZC	3374	1/1	0.79	0.50	-	88,88,88,88	0
55	MG	ZC	3731	1/1	0.58	0.26	-	90,90,90,90	0
55	MG	YC	1785	1/1	0.88	0.26	-	106,106,106,106	0
55	MG	ZC	3121	1/1	0.86	0.47	-	89,89,89,89	0
55	MG	VC	3530	1/1	0.86	0.39	-	96,96,96,96	0
55	MG	YC	1749	1/1	0.90	1.33	-	164,164,164,164	0
55	MG	VC	3075	1/1	0.78	1.05	-	149,149,149,149	0
55	MG	VC	3242	1/1	0.86	0.27	-	94,94,94,94	0
55	MG	ZC	3272	1/1	0.89	0.63	-	66,66,66,66	0
55	MG	ZC	3723	1/1	0.44	0.72	-	85,85,85,85	0
55	MG	ZC	3126	1/1	0.89	0.59	-	66,66,66,66	0
55	MG	ZC	3230	1/1	0.92	1.27	-	57,57,57,57	0
55	MG	ZC	3646	1/1	0.80	0.36	-	127,127,127,127	0
55	MG	ZC	3433	1/1	0.71	0.69	-	93,93,93,93	0
55	MG	VC	3644	1/1	0.82	0.18	-	167,167,167,167	0
55	MG	ZC	3399	1/1	0.73	1.21	-	101,101,101,101	0
55	MG	ZC	3487	1/1	0.33	0.60	-	83,83,83,83	0
55	MG	UC	1834	1/1	0.95	0.47	-	222,222,222,222	0
55	MG	ZC	3052	1/1	0.86	0.54	-	89,89,89,89	0
55	MG	ZC	3389	1/1	0.77	0.54	-	86,86,86,86	0
55	MG	ZC	3763	1/1	0.46	0.71	-	82,82,82,82	0
55	MG	VC	3058	1/1	0.80	0.30	-	105,105,105,105	0
55	MG	UC	1615	1/1	0.73	0.22	-	139,139,139,139	0
55	MG	YC	1764	1/1	0.70	0.51	-	146,146,146,146	0
55	MG	BC	201	1/1	0.42	2.74	-	128,128,128,128	0
55	MG	ZC	3682	1/1	0.94	0.20	-	76,76,76,76	0

Continued on next page...

Continued from previous page...

Mol	Type	Chain	Res	Atoms	RSCC	RSR	LLDF	B-factors(\AA^2)	Q<0.9
55	MG	VC	3442	1/1	0.86	0.54	-	105,105,105,105	0
55	MG	ZC	3275	1/1	0.89	0.13	-	98,98,98,98	0
55	MG	YC	1743	1/1	0.80	0.51	-	224,224,224,224	0
55	MG	ZC	3748	1/1	0.48	1.00	-	117,117,117,117	0
55	MG	ZC	3438	1/1	0.95	0.25	-	85,85,85,85	0
55	MG	YC	1735	1/1	0.90	0.54	-	159,159,159,159	0
55	MG	VC	3675	1/1	0.66	0.81	-	110,110,110,110	0
55	MG	ZC	3513	1/1	0.81	1.37	-	86,86,86,86	0
55	MG	VC	3621	1/1	0.91	0.27	-	101,101,101,101	0
55	MG	YC	1690	1/1	0.45	0.50	-	215,215,215,215	0
55	MG	ZC	3290	1/1	0.78	0.33	-	102,102,102,102	0
55	MG	VC	3614	1/1	0.70	0.45	-	99,99,99,99	0
55	MG	VC	3300	1/1	0.79	1.61	-	83,83,83,83	0
55	MG	VC	3694	1/1	0.94	0.18	-	105,105,105,105	0
55	MG	UC	1620	1/1	0.93	0.25	-	158,158,158,158	0
55	MG	VC	3210	1/1	0.59	0.32	-	111,111,111,111	0
55	MG	ZC	3343	1/1	0.78	0.32	-	111,111,111,111	0
55	MG	YC	1763	1/1	0.18	0.42	-	161,161,161,161	0
55	MG	UC	1808	1/1	0.87	0.44	-	126,126,126,126	0
55	MG	UC	1815	1/1	0.52	0.53	-	134,134,134,134	0
55	MG	VC	3497	1/1	0.86	1.44	-	95,95,95,95	0
55	MG	ZC	3382	1/1	0.90	0.33	-	80,80,80,80	0
55	MG	ZC	3285	1/1	0.97	0.18	-	80,80,80,80	0
55	MG	VC	3686	1/1	0.90	0.42	-	90,90,90,90	0
55	MG	VC	3133	1/1	0.84	0.44	-	86,86,86,86	0
55	MG	ZC	3034	1/1	0.93	0.28	-	75,75,75,75	0
55	MG	VC	3275	1/1	0.65	1.07	-	91,91,91,91	0
55	MG	ZC	3204	1/1	0.80	0.18	-	115,115,115,115	0
55	MG	YC	1662	1/1	0.87	0.39	-	118,118,118,118	0
55	MG	YC	1772	1/1	0.69	0.32	-	131,131,131,131	0
55	MG	UC	1782	1/1	0.83	0.27	-	116,116,116,116	0
55	MG	ZC	3620	1/1	0.86	0.40	-	86,86,86,86	0
55	MG	ZC	3603	1/1	0.91	0.23	-	75,75,75,75	0
55	MG	ZC	3096	1/1	0.85	1.03	-	93,93,93,93	0
55	MG	YC	1718	1/1	0.63	0.51	-	156,156,156,156	0
55	MG	VC	3628	1/1	0.90	0.29	-	63,63,63,63	0
55	MG	YC	1725	1/1	0.51	0.96	-	126,126,126,126	0
55	MG	ZC	3499	1/1	0.91	0.23	-	76,76,76,76	0
55	MG	ZC	3152	1/1	0.71	0.97	-	83,83,83,83	0
55	MG	ZC	3414	1/1	0.71	0.69	-	65,65,65,65	0
55	MG	D	203	1/1	0.31	0.47	-	188,188,188,188	0
55	MG	VC	3428	1/1	0.81	0.38	-	93,93,93,93	0

Continued on next page...

Continued from previous page...

Mol	Type	Chain	Res	Atoms	RSCC	RSR	LLDF	B-factors(\AA^2)	Q<0.9
55	MG	ZC	3295	1/1	0.94	0.41	-	124,124,124,124	0
55	MG	VC	3362	1/1	0.56	0.69	-	88,88,88,88	0
55	MG	YC	1691	1/1	0.55	0.59	-	193,193,193,193	0
55	MG	ZC	3220	1/1	0.81	0.64	-	73,73,73,73	0
55	MG	VC	3489	1/1	0.27	1.01	-	238,238,238,238	0
55	MG	YC	1627	1/1	0.00	0.49	-	157,157,157,157	0
55	MG	VC	3287	1/1	0.76	1.05	-	125,125,125,125	0
55	MG	VC	3579	1/1	-0.04	1.07	-	105,105,105,105	0
55	MG	ZC	3471	1/1	0.96	0.15	-	92,92,92,92	0
55	MG	ZC	3384	1/1	0.67	0.74	-	136,136,136,136	0
55	MG	VC	3444	1/1	0.62	0.45	-	113,113,113,113	0
55	MG	YC	1613	1/1	0.86	1.34	-	145,145,145,145	0
55	MG	YC	1650	1/1	0.71	0.44	-	99,99,99,99	0
55	MG	UC	1804	1/1	0.63	0.37	-	93,93,93,93	0
55	MG	ZC	3465	1/1	0.86	0.36	-	80,80,80,80	0
55	MG	VC	3017	1/1	0.88	0.66	-	97,97,97,97	0
55	MG	YC	1745	1/1	0.83	0.35	-	144,144,144,144	0
55	MG	VC	3334	1/1	0.73	0.25	-	91,91,91,91	0
55	MG	ZC	3371	1/1	0.77	0.44	-	91,91,91,91	0
55	MG	HA	201	1/1	0.65	0.42	-	147,147,147,147	0
55	MG	YC	1737	1/1	0.48	0.56	-	180,180,180,180	0
55	MG	YC	1830	1/1	0.90	0.30	-	105,105,105,105	0
55	MG	ZC	3380	1/1	0.86	0.13	-	108,108,108,108	0
55	MG	YC	1814	1/1	0.92	0.23	-	224,224,224,224	0
55	MG	ZC	3124	1/1	0.93	0.87	-	77,77,77,77	0
55	MG	VC	3223	1/1	0.84	0.47	-	130,130,130,130	0
55	MG	ZC	3209	1/1	0.86	0.47	-	67,67,67,67	0
55	MG	ZC	3412	1/1	0.96	0.57	-	83,83,83,83	0
55	MG	VC	3177	1/1	0.82	0.36	-	94,94,94,94	0
55	MG	YC	1723	1/1	0.90	0.23	-	188,188,188,188	0
55	MG	VC	3079	1/1	0.92	0.69	-	78,78,78,78	0
55	MG	VC	3602	1/1	0.66	1.17	-	113,113,113,113	0
55	MG	YC	1658	1/1	0.92	0.54	-	87,87,87,87	0
55	MG	ZC	3509	1/1	0.94	0.47	-	77,77,77,77	0
55	MG	ZC	3344	1/1	0.77	0.16	-	124,124,124,124	0
55	MG	VC	3302	1/1	0.94	0.19	-	82,82,82,82	0
55	MG	ZC	3282	1/1	0.63	0.43	-	82,82,82,82	0
55	MG	VC	3265	1/1	0.70	0.87	-	84,84,84,84	0
55	MG	YC	1730	1/1	0.74	0.25	-	225,225,225,225	0
55	MG	YC	1851	1/1	0.82	0.14	-	183,183,183,183	0
55	MG	VC	3361	1/1	0.60	0.86	-	84,84,84,84	0
55	MG	A	303	1/1	0.55	0.56	-	101,101,101,101	0

Continued on next page...

Continued from previous page...

Mol	Type	Chain	Res	Atoms	RSCC	RSR	LLDF	B-factors(\AA^2)	Q<0.9
55	MG	YC	1619	1/1	0.30	0.26	-	186,186,186,186	0
55	MG	VC	3623	1/1	0.88	0.53	-	87,87,87,87	0
55	MG	UC	1825	1/1	0.80	0.59	-	104,104,104,104	0
55	MG	QB	102	1/1	0.91	0.18	-	92,92,92,92	0
55	MG	WC	207	1/1	0.60	0.76	-	164,164,164,164	0
55	MG	YC	1676	1/1	0.01	0.39	-	147,147,147,147	0
55	MG	VC	3544	1/1	0.96	0.56	-	81,81,81,81	0
55	MG	UC	1695	1/1	0.40	0.30	-	197,197,197,197	0
55	MG	VC	3054	1/1	0.77	1.30	-	83,83,83,83	0
55	MG	VC	3153	1/1	0.47	0.54	-	106,106,106,106	0
55	MG	VC	3345	1/1	0.44	0.54	-	111,111,111,111	0
55	MG	VC	3385	1/1	0.93	0.16	-	113,113,113,113	0
55	MG	VC	3617	1/1	0.96	0.21	-	115,115,115,115	0
55	MG	ZC	3281	1/1	0.89	0.29	-	71,71,71,71	0
55	MG	ZC	3291	1/1	0.82	0.34	-	167,167,167,167	0
55	MG	VC	3610	1/1	0.88	0.19	-	104,104,104,104	0
55	MG	YC	1783	1/1	0.55	0.37	-	102,102,102,102	0
55	MG	UC	1774	1/1	0.93	0.43	-	149,149,149,149	0
55	MG	VC	3060	1/1	0.80	0.66	-	71,71,71,71	0
55	MG	VC	3209	1/1	0.80	1.65	-	79,79,79,79	0
55	MG	XC	105	1/1	0.71	0.82	-	164,164,164,164	0
55	MG	VC	3495	1/1	0.89	0.49	-	106,106,106,106	0
55	MG	VC	3098	1/1	0.45	0.35	-	114,114,114,114	0
55	MG	VC	3089	1/1	0.85	0.27	-	97,97,97,97	0
55	MG	UC	1814	1/1	0.59	0.77	-	107,107,107,107	0
55	MG	VC	3636	1/1	0.98	0.22	-	97,97,97,97	0
55	MG	VC	3373	1/1	0.88	0.25	-	101,101,101,101	0
55	MG	ZC	3549	1/1	0.92	0.21	-	98,98,98,98	0
55	MG	ZC	3085	1/1	0.91	0.90	-	112,112,112,112	0
55	MG	VC	3630	1/1	0.71	0.42	-	126,126,126,126	0
55	MG	VC	3167	1/1	0.92	0.23	-	126,126,126,126	0
55	MG	VC	3217	1/1	0.93	0.80	-	99,99,99,99	0
55	MG	ZC	3314	1/1	0.51	0.54	-	97,97,97,97	0
55	MG	ZC	3304	1/1	0.66	0.32	-	100,100,100,100	0
55	MG	ZC	3247	1/1	0.68	0.40	-	136,136,136,136	0
55	MG	VC	3161	1/1	0.84	0.40	-	122,122,122,122	0
55	MG	VC	3083	1/1	0.98	0.27	-	65,65,65,65	0
55	MG	ZC	3079	1/1	0.76	0.51	-	89,89,89,89	0
55	MG	VC	3128	1/1	0.86	1.01	-	71,71,71,71	0
55	MG	H	202	1/1	0.95	0.20	-	89,89,89,89	0
55	MG	YC	1657	1/1	0.44	0.21	-	179,179,179,179	0
55	MG	UC	1638	1/1	0.88	0.20	-	109,109,109,109	0

Continued on next page...

Continued from previous page...

Mol	Type	Chain	Res	Atoms	RSCC	RSR	LLDF	B-factors(\AA^2)	Q<0.9
55	MG	UC	1676	1/1	0.78	0.48	-	128,128,128,128	0
55	MG	ZC	3477	1/1	0.80	0.34	-	85,85,85,85	0
55	MG	ZC	3345	1/1	0.92	0.23	-	71,71,71,71	0
55	MG	YC	1755	1/1	0.93	1.28	-	113,113,113,113	0
55	MG	YC	1701	1/1	0.95	0.35	-	137,137,137,137	0
55	MG	ZC	3529	1/1	0.96	0.19	-	124,124,124,124	0
55	MG	VC	3646	1/1	0.63	0.51	-	122,122,122,122	0
55	MG	YC	1670	1/1	0.65	0.87	-	132,132,132,132	0
55	MG	VC	3514	1/1	0.45	0.54	-	138,138,138,138	0
55	MG	VC	3272	1/1	0.88	0.71	-	78,78,78,78	0
55	MG	WC	206	1/1	0.82	0.50	-	120,120,120,120	0
55	MG	UC	1809	1/1	0.76	0.40	-	106,106,106,106	0
55	MG	VC	3112	1/1	0.60	0.74	-	81,81,81,81	0
55	MG	VC	3014	1/1	0.98	0.35	-	96,96,96,96	0
55	MG	ZC	3523	1/1	0.85	0.37	-	58,58,58,58	0
55	MG	YC	1855	1/1	0.86	0.89	-	124,124,124,124	0
55	MG	VC	3534	1/1	0.93	0.29	-	110,110,110,110	0
55	MG	YC	1732	1/1	0.89	1.01	-	137,137,137,137	0
55	MG	VC	3271	1/1	0.67	0.52	-	101,101,101,101	0
55	MG	ZC	3388	1/1	0.68	0.45	-	97,97,97,97	0
55	MG	ZC	3661	1/1	0.69	0.44	-	80,80,80,80	0
55	MG	LA	203	1/1	0.69	0.43	-	99,99,99,99	0
55	MG	ZC	3188	1/1	0.80	0.76	-	63,63,63,63	0
55	MG	UC	1670	1/1	0.93	0.40	-	115,115,115,115	0
55	MG	ZC	3462	1/1	0.82	0.36	-	88,88,88,88	0
55	MG	ZC	3232	1/1	0.76	0.40	-	73,73,73,73	0
55	MG	VC	3068	1/1	0.99	0.50	-	128,128,128,128	0
55	MG	ZC	3743	1/1	0.95	0.25	-	92,92,92,92	0
55	MG	ZC	3066	1/1	0.93	0.21	-	48,48,48,48	0
55	MG	ZC	3460	1/1	0.71	0.29	-	117,117,117,117	0
55	MG	ZC	3228	1/1	0.78	0.69	-	89,89,89,89	0
55	MG	FC	201	1/1	-0.02	0.57	-	181,181,181,181	0
55	MG	VC	3674	1/1	0.83	0.54	-	78,78,78,78	0
55	MG	ZC	3660	1/1	0.84	0.38	-	111,111,111,111	0
55	MG	FD	114	1/1	0.18	0.51	-	132,132,132,132	0
55	MG	ZC	3238	1/1	0.83	0.38	-	74,74,74,74	0
55	MG	UC	1705	1/1	0.69	1.86	-	110,110,110,110	0
55	MG	UC	1753	1/1	0.91	0.48	-	94,94,94,94	0
55	MG	VC	3440	1/1	0.32	0.29	-	287,287,287,287	0
55	MG	UC	1693	1/1	0.58	0.50	-	141,141,141,141	0
55	MG	VC	3552	1/1	0.95	0.52	-	139,139,139,139	0
55	MG	UC	1855	1/1	0.53	0.52	-	121,121,121,121	0

Continued on next page...

Continued from previous page...

Mol	Type	Chain	Res	Atoms	RSCC	RSR	LLDF	B-factors(\AA^2)	Q<0.9
55	MG	ZC	3093	1/1	0.68	0.28	-	76,76,76,76	0
55	MG	ZC	3650	1/1	0.96	0.07	-	96,96,96,96	0
55	MG	ZC	3294	1/1	0.85	0.34	-	66,66,66,66	0
55	MG	ZC	3236	1/1	0.62	0.29	-	71,71,71,71	0
55	MG	UC	1813	1/1	0.96	0.15	-	186,186,186,186	0
55	MG	WC	210	1/1	0.75	0.67	-	169,169,169,169	0
55	MG	ZC	3501	1/1	0.86	0.27	-	86,86,86,86	0
55	MG	UC	1679	1/1	0.81	0.55	-	131,131,131,131	0
55	MG	AD	217	1/1	0.80	0.37	-	106,106,106,106	0
55	MG	ZC	3029	1/1	0.89	0.57	-	66,66,66,66	0
55	MG	UC	1851	1/1	0.88	0.78	-	113,113,113,113	0
55	MG	UC	1618	1/1	0.85	0.75	-	102,102,102,102	0
55	MG	WC	201	1/1	0.69	0.45	-	178,178,178,178	0
55	MG	VC	3069	1/1	0.85	0.48	-	86,86,86,86	0
55	MG	ZC	3771	1/1	0.72	1.51	-	119,119,119,119	0
55	MG	VC	3340	1/1	0.92	0.37	-	128,128,128,128	0
55	MG	VC	3186	1/1	0.95	0.81	-	69,69,69,69	0
55	MG	FD	109	1/1	0.62	0.48	-	145,145,145,145	0
55	MG	ZC	3484	1/1	0.83	0.41	-	81,81,81,81	0
55	MG	ZC	3575	1/1	0.87	0.46	-	105,105,105,105	0
55	MG	VC	3519	1/1	0.91	0.52	-	72,72,72,72	0
55	MG	ZC	3302	1/1	0.73	0.52	-	69,69,69,69	0
55	MG	YC	1717	1/1	0.06	0.50	-	210,210,210,210	0
55	MG	ZC	3647	1/1	0.90	0.21	-	93,93,93,93	0
55	MG	ZC	3143	1/1	0.83	0.35	-	84,84,84,84	0
55	MG	YC	1840	1/1	0.07	0.46	-	145,145,145,145	0
55	MG	VC	3592	1/1	0.66	0.37	-	95,95,95,95	0
55	MG	VC	3382	1/1	0.75	0.39	-	104,104,104,104	0
55	MG	ZC	3640	1/1	0.79	0.41	-	83,83,83,83	0
55	MG	VC	3627	1/1	0.84	0.42	-	114,114,114,114	0
55	MG	VC	3249	1/1	0.86	0.43	-	87,87,87,87	0
55	MG	VC	3132	1/1	0.25	0.49	-	181,181,181,181	0
55	MG	ZC	3125	1/1	0.89	0.36	-	89,89,89,89	0
55	MG	ZC	3163	1/1	0.62	0.43	-	130,130,130,130	0
55	MG	ZC	3322	1/1	0.65	0.39	-	94,94,94,94	0
55	MG	YC	1842	1/1	0.87	0.39	-	140,140,140,140	0
55	MG	WC	203	1/1	0.88	0.32	-	162,162,162,162	0
55	MG	VC	3472	1/1	0.82	0.27	-	154,154,154,154	0
55	MG	ZC	3115	1/1	0.72	0.33	-	98,98,98,98	0
55	MG	AD	230	1/1	0.93	0.59	-	104,104,104,104	0
55	MG	ZC	3667	1/1	0.93	1.21	-	81,81,81,81	0
55	MG	UC	1734	1/1	0.90	0.32	-	153,153,153,153	0

Continued on next page...

Continued from previous page...

Mol	Type	Chain	Res	Atoms	RSCC	RSR	LLDF	B-factors(\AA^2)	Q<0.9
55	MG	VC	3029	1/1	0.90	0.80	-	93,93,93,93	0
55	MG	VC	3358	1/1	0.90	0.47	-	120,120,120,120	0
55	MG	YC	1606	1/1	0.84	0.65	-	131,131,131,131	0
55	MG	VC	3496	1/1	0.49	1.21	-	140,140,140,140	0
55	MG	VC	3048	1/1	0.74	0.97	-	89,89,89,89	0
55	MG	ZC	3411	1/1	0.92	0.48	-	95,95,95,95	0
55	MG	VC	3099	1/1	0.90	0.66	-	171,171,171,171	0
55	MG	BD	107	1/1	0.73	0.41	-	249,249,249,249	0
55	MG	ZC	3262	1/1	0.75	0.56	-	115,115,115,115	0
55	MG	YC	1839	1/1	0.96	0.25	-	173,173,173,173	0
55	MG	VC	3463	1/1	0.92	0.36	-	94,94,94,94	0
55	MG	ZC	3301	1/1	0.94	0.18	-	89,89,89,89	0
55	MG	ZC	3216	1/1	0.93	0.28	-	77,77,77,77	0
55	MG	VC	3531	1/1	0.89	0.56	-	84,84,84,84	0
55	MG	VC	3204	1/1	0.58	0.95	-	80,80,80,80	0
55	MG	VC	3181	1/1	0.92	0.50	-	75,75,75,75	0
55	MG	ZC	3766	1/1	0.91	0.76	-	82,82,82,82	0
55	MG	VC	3589	1/1	0.90	0.30	-	97,97,97,97	0
55	MG	VC	3305	1/1	0.98	0.19	-	88,88,88,88	0
55	MG	VC	3183	1/1	0.86	0.29	-	93,93,93,93	0
55	MG	VC	3291	1/1	0.72	0.97	-	102,102,102,102	0
55	MG	ZC	3315	1/1	0.96	0.22	-	80,80,80,80	0
55	MG	AD	202	1/1	0.59	0.36	-	125,125,125,125	0
55	MG	ZC	3468	1/1	0.69	0.33	-	74,74,74,74	0
55	MG	ZC	3197	1/1	0.77	0.46	-	152,152,152,152	0
55	MG	ZC	3456	1/1	0.89	0.21	-	77,77,77,77	0
55	MG	YC	1760	1/1	0.88	0.63	-	111,111,111,111	0
55	MG	VC	3594	1/1	0.73	0.48	-	85,85,85,85	0
55	MG	VC	3457	1/1	0.93	0.24	-	101,101,101,101	0
55	MG	VC	3328	1/1	0.96	0.30	-	81,81,81,81	0
55	MG	YC	1687	1/1	0.57	0.57	-	113,113,113,113	0
55	MG	VC	3546	1/1	0.69	0.85	-	112,112,112,112	0
55	MG	ZC	3070	1/1	0.57	0.65	-	91,91,91,91	0
55	MG	UC	1698	1/1	0.60	0.44	-	114,114,114,114	0
55	MG	UC	1791	1/1	0.73	0.45	-	119,119,119,119	0
55	MG	VC	3659	1/1	0.89	0.53	-	138,138,138,138	0
55	MG	ZC	3298	1/1	0.75	0.29	-	89,89,89,89	0
55	MG	YC	1720	1/1	0.71	0.23	-	165,165,165,165	0
55	MG	VC	3131	1/1	0.77	0.68	-	142,142,142,142	0
55	MG	VC	3104	1/1	0.95	0.13	-	142,142,142,142	0
55	MG	AD	222	1/1	0.80	0.34	-	115,115,115,115	0
55	MG	ZC	3764	1/1	0.92	0.45	-	105,105,105,105	0

Continued on next page...

Continued from previous page...

Mol	Type	Chain	Res	Atoms	RSCC	RSR	LLDF	B-factors(\AA^2)	Q<0.9
55	MG	FD	111	1/1	0.82	0.48	-	130,130,130,130	0
55	MG	ZC	3555	1/1	0.86	0.31	-	131,131,131,131	0
55	MG	VC	3160	1/1	0.52	0.37	-	108,108,108,108	0
55	MG	ZC	3410	1/1	0.85	0.11	-	134,134,134,134	0
55	MG	ZC	3536	1/1	0.83	0.54	-	116,116,116,116	0
55	MG	UC	1848	1/1	0.99	0.13	-	111,111,111,111	0
55	MG	UC	1689	1/1	0.92	0.36	-	153,153,153,153	0
55	MG	YC	1698	1/1	0.69	0.43	-	140,140,140,140	0
55	MG	ED	104	1/1	0.73	0.51	-	159,159,159,159	0
55	MG	UC	1747	1/1	0.55	0.83	-	95,95,95,95	0
55	MG	VC	3077	1/1	0.96	0.20	-	75,75,75,75	0
55	MG	VC	3680	1/1	0.89	0.61	-	90,90,90,90	0
55	MG	YC	1632	1/1	0.81	1.52	-	112,112,112,112	0
55	MG	ZC	3317	1/1	0.61	0.34	-	126,126,126,126	0
55	MG	VC	3280	1/1	0.62	0.61	-	88,88,88,88	0
55	MG	WC	227	1/1	0.93	0.51	-	89,89,89,89	0
55	MG	ZC	3319	1/1	0.55	0.37	-	117,117,117,117	0
55	MG	ZC	3557	1/1	0.94	1.06	-	98,98,98,98	0
55	MG	ZC	3765	1/1	0.72	1.56	-	74,74,74,74	0
55	MG	VC	3381	1/1	0.32	0.67	-	130,130,130,130	0
55	MG	VC	3142	1/1	0.81	0.45	-	84,84,84,84	0
55	MG	ZC	3439	1/1	0.79	0.32	-	91,91,91,91	0
55	MG	I	201	1/1	0.90	0.79	-	80,80,80,80	0
55	MG	VC	3149	1/1	0.87	0.68	-	115,115,115,115	0
55	MG	YC	1852	1/1	0.79	0.34	-	111,111,111,111	0
55	MG	ZC	3071	1/1	0.80	0.96	-	96,96,96,96	0
55	MG	RC	101	1/1	0.11	0.51	-	162,162,162,162	0
55	MG	UC	1611	1/1	0.81	0.37	-	113,113,113,113	0
55	MG	ZC	3736	1/1	0.86	1.05	-	82,82,82,82	0
55	MG	WC	211	1/1	0.61	0.50	-	110,110,110,110	0
55	MG	A	304	1/1	0.82	0.22	-	87,87,87,87	0
55	MG	ZC	3213	1/1	0.80	0.35	-	92,92,92,92	0
55	MG	ZC	3711	1/1	0.68	0.26	-	309,309,309,309	0
55	MG	VC	3688	1/1	0.95	0.31	-	97,97,97,97	0
55	MG	VC	3127	1/1	0.75	0.63	-	88,88,88,88	0
55	MG	ZC	3673	1/1	0.80	0.34	-	95,95,95,95	0
55	MG	ZC	3226	1/1	0.61	0.68	-	114,114,114,114	0
55	MG	WC	209	1/1	0.94	0.58	-	182,182,182,182	0
55	MG	VC	3219	1/1	0.96	0.27	-	128,128,128,128	0
55	MG	XC	104	1/1	0.89	0.62	-	251,251,251,251	0
55	MG	ZC	3425	1/1	0.93	0.46	-	71,71,71,71	0
55	MG	VC	3703	1/1	0.97	0.20	-	87,87,87,87	0

Continued on next page...

Continued from previous page...

Mol	Type	Chain	Res	Atoms	RSCC	RSR	LLDF	B-factors(\AA^2)	Q<0.9
55	MG	AA	101	1/1	0.67	0.37	-	60,60,60,60	0
55	MG	VC	3020	1/1	0.95	0.45	-	77,77,77,77	0
55	MG	AD	214	1/1	0.88	0.46	-	103,103,103,103	0
55	MG	VC	3629	1/1	0.94	0.17	-	95,95,95,95	0
55	MG	UC	1745	1/1	0.88	0.23	-	106,106,106,106	0
55	MG	ZC	3668	1/1	0.77	0.36	-	86,86,86,86	0
55	MG	ZC	3517	1/1	0.86	0.35	-	120,120,120,120	0
55	MG	VC	3215	1/1	0.79	0.31	-	168,168,168,168	0
55	MG	ZC	3396	1/1	0.96	0.07	-	114,114,114,114	0
55	MG	VC	3393	1/1	0.89	0.33	-	82,82,82,82	0
55	MG	VC	3138	1/1	0.73	0.59	-	162,162,162,162	0
55	MG	YC	1799	1/1	0.69	0.52	-	182,182,182,182	0
55	MG	VC	3050	1/1	0.86	0.41	-	101,101,101,101	0
55	MG	VC	3512	1/1	0.77	0.64	-	73,73,73,73	0
55	MG	VC	3247	1/1	0.85	0.09	-	140,140,140,140	0
55	MG	ZC	3699	1/1	0.81	0.26	-	124,124,124,124	0
55	MG	YC	1631	1/1	0.80	0.50	-	96,96,96,96	0
55	MG	ZC	3505	1/1	0.73	0.33	-	68,68,68,68	0
55	MG	VC	3591	1/1	0.80	0.31	-	114,114,114,114	0
55	MG	VC	3655	1/1	0.93	0.32	-	84,84,84,84	0
55	MG	YC	1601	1/1	0.50	0.25	-	209,209,209,209	0
55	MG	UC	1811	1/1	0.88	0.12	-	131,131,131,131	0
55	MG	EB	202	1/1	0.66	0.68	-	89,89,89,89	0
55	MG	O	202	1/1	0.65	1.02	-	113,113,113,113	0
55	MG	FD	110	1/1	0.41	0.67	-	148,148,148,148	0
55	MG	VC	3038	1/1	0.86	0.61	-	115,115,115,115	0
55	MG	VC	3613	1/1	0.95	0.63	-	158,158,158,158	0
55	MG	UC	1648	1/1	0.93	0.40	-	97,97,97,97	0
55	MG	VC	3216	1/1	0.80	0.19	-	200,200,200,200	0
55	MG	YC	1624	1/1	0.78	1.06	-	138,138,138,138	0
55	MG	ZC	3409	1/1	0.92	0.41	-	66,66,66,66	0
55	MG	VC	3418	1/1	0.44	0.65	-	91,91,91,91	0
55	MG	VC	3336	1/1	0.32	0.32	-	119,119,119,119	0
55	MG	VC	3072	1/1	0.90	0.31	-	82,82,82,82	0
55	MG	YC	1629	1/1	0.88	0.42	-	152,152,152,152	0
55	MG	YC	1792	1/1	0.59	0.48	-	124,124,124,124	0
55	MG	VC	3086	1/1	0.95	0.09	-	116,116,116,116	0
55	MG	BD	105	1/1	0.82	1.53	-	223,223,223,223	0
55	MG	YC	1777	1/1	0.87	0.32	-	97,97,97,97	0
55	MG	ZC	3313	1/1	0.94	0.11	-	128,128,128,128	0
55	MG	ZC	3117	1/1	0.68	0.22	-	87,87,87,87	0
55	MG	ZC	3082	1/1	0.86	0.11	-	105,105,105,105	0

Continued on next page...

Continued from previous page...

Mol	Type	Chain	Res	Atoms	RSCC	RSR	LLDF	B-factors(\AA^2)	Q<0.9
55	MG	ZC	3355	1/1	0.78	0.37	-	78,78,78,78	0
55	MG	ZC	3582	1/1	0.87	0.27	-	95,95,95,95	0
55	MG	YC	1664	1/1	0.53	0.24	-	199,199,199,199	0
55	MG	ZC	3098	1/1	0.80	0.49	-	87,87,87,87	0
55	MG	VC	3528	1/1	0.95	0.19	-	121,121,121,121	0
55	MG	VC	3273	1/1	0.91	0.91	-	80,80,80,80	0
55	MG	ED	107	1/1	0.94	0.17	-	128,128,128,128	0
55	MG	VC	3533	1/1	0.68	0.40	-	106,106,106,106	0
55	MG	VC	3427	1/1	0.93	0.30	-	75,75,75,75	0
55	MG	ZC	3246	1/1	0.70	0.25	-	105,105,105,105	0
55	MG	VC	3490	1/1	0.77	0.53	-	101,101,101,101	0
55	MG	VC	3296	1/1	0.93	0.30	-	84,84,84,84	0
55	MG	VC	3525	1/1	0.94	0.30	-	79,79,79,79	0
55	MG	VC	3668	1/1	0.93	0.40	-	109,109,109,109	0
55	MG	ZC	3537	1/1	0.53	0.25	-	105,105,105,105	0
55	MG	VC	3321	1/1	0.75	0.25	-	124,124,124,124	0
55	MG	VC	3398	1/1	0.67	0.23	-	128,128,128,128	0
55	MG	UC	1703	1/1	0.71	0.56	-	136,136,136,136	0
55	MG	VC	3347	1/1	0.77	0.56	-	99,99,99,99	0
55	MG	UC	1668	1/1	0.97	0.28	-	94,94,94,94	0
55	MG	VC	3226	1/1	0.89	0.17	-	133,133,133,133	0
55	MG	YC	1734	1/1	0.95	0.40	-	170,170,170,170	0
55	MG	VC	3261	1/1	0.47	0.66	-	102,102,102,102	0
55	MG	VC	3437	1/1	0.46	0.21	-	199,199,199,199	0
55	MG	VC	3477	1/1	0.89	0.28	-	93,93,93,93	0
55	MG	ZC	3253	1/1	0.95	0.90	-	52,52,52,52	0
55	MG	VC	3619	1/1	0.87	0.60	-	119,119,119,119	0
55	MG	YC	1668	1/1	0.36	0.51	-	143,143,143,143	0
55	MG	ZC	3254	1/1	0.67	0.31	-	76,76,76,76	0
55	MG	YC	1656	1/1	0.97	0.33	-	206,206,206,206	0
55	MG	VC	3654	1/1	0.86	0.35	-	98,98,98,98	0
55	MG	YC	1816	1/1	0.68	1.00	-	106,106,106,106	0
55	MG	UC	1843	1/1	0.97	0.14	-	156,156,156,156	0
55	MG	ZC	3208	1/1	0.82	0.32	-	68,68,68,68	0
55	MG	VC	3317	1/1	0.20	0.41	-	122,122,122,122	0
55	MG	AD	215	1/1	0.54	0.56	-	120,120,120,120	0
55	MG	UC	1671	1/1	0.89	0.36	-	138,138,138,138	0
55	MG	YC	1820	1/1	0.88	0.38	-	152,152,152,152	0
55	MG	HA	202	1/1	0.44	0.65	-	171,171,171,171	0
55	MG	ZC	3492	1/1	0.89	0.45	-	68,68,68,68	0
55	MG	VC	3377	1/1	0.98	0.19	-	76,76,76,76	0
55	MG	ZC	3387	1/1	0.93	0.23	-	89,89,89,89	0

Continued on next page...

Continued from previous page...

Mol	Type	Chain	Res	Atoms	RSCC	RSR	LLDF	B-factors(\AA^2)	Q<0.9
55	MG	VC	3169	1/1	0.95	0.58	-	83,83,83,83	0
55	MG	FD	107	1/1	0.92	0.39	-	123,123,123,123	0
55	MG	ZC	3722	1/1	0.97	0.54	-	82,82,82,82	0
55	MG	VC	3110	1/1	0.84	1.10	-	80,80,80,80	0
55	MG	ZC	3703	1/1	0.77	0.34	-	90,90,90,90	0
55	MG	VC	3430	1/1	0.96	0.16	-	96,96,96,96	0
55	MG	UC	1683	1/1	0.91	0.47	-	121,121,121,121	0
55	MG	VC	3657	1/1	0.89	0.36	-	85,85,85,85	0
55	MG	UC	1719	1/1	0.73	1.24	-	89,89,89,89	0
55	MG	ZC	3377	1/1	0.90	0.24	-	58,58,58,58	0
55	MG	ZC	3526	1/1	0.96	0.40	-	53,53,53,53	0
55	MG	ZC	3769	1/1	0.36	0.78	-	115,115,115,115	0
55	MG	VC	3555	1/1	0.83	0.68	-	82,82,82,82	0
55	MG	VC	3353	1/1	0.85	0.30	-	72,72,72,72	0
55	MG	ZC	3437	1/1	0.96	0.22	-	99,99,99,99	0
55	MG	VC	3332	1/1	0.56	0.37	-	121,121,121,121	0
55	MG	VC	3434	1/1	0.84	0.63	-	79,79,79,79	0
55	MG	VC	3601	1/1	0.87	1.24	-	66,66,66,66	0
55	MG	VC	3016	1/1	0.83	0.77	-	95,95,95,95	0
55	MG	VC	3292	1/1	0.71	1.42	-	93,93,93,93	0
55	MG	ZC	3044	1/1	0.81	0.50	-	70,70,70,70	0
55	MG	YC	1746	1/1	0.55	0.72	-	106,106,106,106	0
55	MG	YC	1669	1/1	0.78	0.34	-	154,154,154,154	0
55	MG	ZC	3562	1/1	0.94	0.15	-	116,116,116,116	0
55	MG	ZC	3054	1/1	0.85	0.83	-	103,103,103,103	0
55	MG	VC	3585	1/1	0.79	0.49	-	121,121,121,121	0
55	MG	ZC	3632	1/1	0.75	0.25	-	97,97,97,97	0
55	MG	VC	3469	1/1	0.95	0.44	-	84,84,84,84	0
55	MG	ZC	3153	1/1	0.94	0.35	-	74,74,74,74	0
55	MG	VC	3354	1/1	0.97	0.55	-	105,105,105,105	0
55	MG	UC	1669	1/1	0.17	0.42	-	189,189,189,189	0
55	MG	EB	201	1/1	0.79	0.21	-	128,128,128,128	0
55	MG	BA	101	1/1	0.50	1.63	-	130,130,130,130	0
55	MG	YC	1815	1/1	0.81	0.49	-	155,155,155,155	0
55	MG	VC	3120	1/1	0.74	0.47	-	98,98,98,98	0
55	MG	VC	3157	1/1	0.53	0.16	-	125,125,125,125	0
55	MG	VC	3107	1/1	0.93	0.20	-	118,118,118,118	0
55	MG	VC	3043	1/1	0.78	0.48	-	118,118,118,118	0
55	MG	VC	3351	1/1	0.90	0.27	-	84,84,84,84	0
55	MG	ZC	3503	1/1	0.65	0.88	-	83,83,83,83	0
55	MG	UC	1663	1/1	0.94	0.21	-	140,140,140,140	0
55	MG	ZC	3656	1/1	0.90	0.50	-	105,105,105,105	0

Continued on next page...

Continued from previous page...

Mol	Type	Chain	Res	Atoms	RSCC	RSR	LLDF	B-factors(\AA^2)	Q<0.9
55	MG	UC	1743	1/1	0.76	1.69	-	129,129,129,129	0
55	MG	UC	1697	1/1	0.77	0.41	-	136,136,136,136	0
55	MG	ZC	3574	1/1	0.97	0.68	-	61,61,61,61	0
55	MG	WC	208	1/1	0.78	0.55	-	133,133,133,133	0
55	MG	VC	3651	1/1	0.68	0.28	-	94,94,94,94	0
55	MG	VC	3193	1/1	0.96	0.91	-	80,80,80,80	0
55	MG	ZC	3474	1/1	0.93	0.15	-	112,112,112,112	0
55	MG	VC	3481	1/1	0.82	0.38	-	87,87,87,87	0
55	MG	VC	3422	1/1	0.52	0.44	-	112,112,112,112	0
55	MG	YC	1864	1/1	0.63	0.71	-	105,105,105,105	0
55	MG	YC	1770	1/1	0.83	0.24	-	149,149,149,149	0
55	MG	YC	1695	1/1	0.93	0.42	-	94,94,94,94	0
55	MG	UC	1606	1/1	0.73	0.90	-	104,104,104,104	0
55	MG	VC	3349	1/1	0.91	0.57	-	77,77,77,77	0
55	MG	YC	1685	1/1	0.47	0.37	-	113,113,113,113	0
55	MG	ZC	3693	1/1	0.90	0.51	-	80,80,80,80	0
55	MG	ZC	3218	1/1	0.47	0.61	-	136,136,136,136	0
55	MG	ZC	3561	1/1	0.93	0.26	-	103,103,103,103	0
55	MG	UC	1653	1/1	0.76	0.43	-	204,204,204,204	0
55	MG	VC	3704	1/1	0.97	0.34	-	100,100,100,100	0
55	MG	ZC	3229	1/1	0.75	0.30	-	70,70,70,70	0
55	MG	FD	108	1/1	0.18	0.45	-	153,153,153,153	0
55	MG	ZC	3087	1/1	0.94	0.55	-	83,83,83,83	0
55	MG	VC	3203	1/1	0.92	0.22	-	76,76,76,76	0
55	MG	VC	3085	1/1	0.85	0.57	-	77,77,77,77	0
55	MG	ZC	3088	1/1	0.92	0.20	-	71,71,71,71	0
55	MG	ZC	3318	1/1	0.94	0.11	-	126,126,126,126	0
55	MG	VC	3015	1/1	0.66	0.70	-	81,81,81,81	0
55	MG	ZC	3151	1/1	0.83	0.60	-	80,80,80,80	0
55	MG	UC	1856	1/1	0.83	0.58	-	102,102,102,102	0
55	MG	ZC	3069	1/1	0.89	0.49	-	85,85,85,85	0
55	MG	VC	3356	1/1	0.89	0.26	-	102,102,102,102	0
55	MG	YC	1831	1/1	0.79	0.29	-	208,208,208,208	0
55	MG	UC	1604	1/1	0.92	1.29	-	151,151,151,151	0
55	MG	VC	3130	1/1	0.78	0.99	-	76,76,76,76	0
55	MG	VC	3378	1/1	0.98	0.18	-	125,125,125,125	0
55	MG	VC	3682	1/1	0.55	0.47	-	123,123,123,123	0
55	MG	YC	1797	1/1	0.76	0.48	-	130,130,130,130	0
55	MG	VC	3707	1/1	0.52	0.49	-	106,106,106,106	0
55	MG	ZC	3663	1/1	0.93	0.69	-	81,81,81,81	0
55	MG	VC	3470	1/1	0.92	0.38	-	83,83,83,83	0
55	MG	ZC	3664	1/1	0.84	0.23	-	142,142,142,142	0

Continued on next page...

Continued from previous page...

Mol	Type	Chain	Res	Atoms	RSCC	RSR	LLDF	B-factors(\AA^2)	Q<0.9
55	MG	ZC	3325	1/1	0.80	0.28	-	93,93,93,93	0
55	MG	YC	1867	1/1	0.63	0.34	-	198,198,198,198	0
55	MG	VC	3170	1/1	0.90	0.26	-	89,89,89,89	0
55	MG	VC	3175	1/1	0.89	0.89	-	81,81,81,81	0
55	MG	ZC	3170	1/1	0.91	0.23	-	82,82,82,82	0
55	MG	YC	1727	1/1	0.88	1.14	-	71,71,71,71	0
55	MG	ZC	3578	1/1	0.80	0.24	-	78,78,78,78	0
55	MG	ZC	3207	1/1	0.79	0.26	-	71,71,71,71	0
55	MG	VC	3201	1/1	0.57	0.46	-	139,139,139,139	0
55	MG	ZC	3571	1/1	-0.37	0.41	-	131,131,131,131	0
55	MG	VC	3634	1/1	0.83	0.77	-	115,115,115,115	0
55	MG	VC	3460	1/1	0.90	0.59	-	97,97,97,97	0
55	MG	VC	3425	1/1	0.83	0.22	-	95,95,95,95	0
55	MG	ED	105	1/1	0.65	0.79	-	153,153,153,153	0
55	MG	VC	3148	1/1	0.90	0.45	-	137,137,137,137	0
55	MG	VC	3560	1/1	0.89	0.26	-	144,144,144,144	0
55	MG	WA	305	1/1	0.59	0.49	-	86,86,86,86	0
55	MG	CB	201	1/1	0.27	0.48	-	222,222,222,222	0
55	MG	UC	1718	1/1	0.43	1.76	-	120,120,120,120	0
55	MG	VC	3026	1/1	0.75	0.69	-	97,97,97,97	0
55	MG	ZC	3184	1/1	0.71	0.27	-	121,121,121,121	0
55	MG	ZC	3473	1/1	0.93	0.44	-	87,87,87,87	0
55	MG	VC	3521	1/1	0.87	0.82	-	78,78,78,78	0
55	MG	VC	3595	1/1	0.87	0.22	-	301,301,301,301	0
55	MG	WC	217	1/1	0.74	0.45	-	155,155,155,155	0
55	MG	ZC	3589	1/1	0.95	0.55	-	66,66,66,66	0
55	MG	ZC	3671	1/1	0.97	0.15	-	155,155,155,155	0
55	MG	YC	1652	1/1	0.22	0.78	-	196,196,196,196	0
55	MG	BC	203	1/1	0.62	0.36	-	115,115,115,115	0
55	MG	UC	1850	1/1	0.90	0.10	-	156,156,156,156	0
55	MG	VC	3491	1/1	0.66	0.29	-	90,90,90,90	0
55	MG	ZC	3392	1/1	0.75	0.26	-	137,137,137,137	0
55	MG	VC	3096	1/1	0.29	0.95	-	207,207,207,207	0
55	MG	UC	1839	1/1	0.46	1.24	-	130,130,130,130	0
55	MG	VC	3697	1/1	0.92	0.68	-	137,137,137,137	0
55	MG	VC	3375	1/1	0.53	0.30	-	125,125,125,125	0
55	MG	ED	114	1/1	0.73	0.43	-	158,158,158,158	0
55	MG	VC	3319	1/1	0.84	0.41	-	72,72,72,72	0
55	MG	UC	1844	1/1	0.92	0.21	-	117,117,117,117	0
55	MG	ZC	3303	1/1	0.81	0.55	-	101,101,101,101	0
55	MG	VC	3001	1/1	0.79	0.44	-	133,133,133,133	0
55	MG	ZC	3310	1/1	0.74	0.51	-	124,124,124,124	0

Continued on next page...

Continued from previous page...

Mol	Type	Chain	Res	Atoms	RSCC	RSR	LLDF	B-factors(\AA^2)	Q<0.9
55	MG	VC	3599	1/1	0.24	2.57	-	84,84,84,84	0
55	MG	VC	3638	1/1	0.89	0.37	-	112,112,112,112	0
55	MG	YC	1836	1/1	0.57	0.37	-	106,106,106,106	0
55	MG	ZC	3089	1/1	0.43	0.73	-	71,71,71,71	0
55	MG	J	202	1/1	0.57	0.67	-	88,88,88,88	0
55	MG	YC	1637	1/1	0.85	0.50	-	75,75,75,75	0
55	MG	VC	3343	1/1	0.90	0.26	-	115,115,115,115	0
55	MG	YC	1789	1/1	0.77	0.13	-	279,279,279,279	0
55	MG	UC	1628	1/1	0.87	0.56	-	107,107,107,107	0
55	MG	UC	1652	1/1	0.89	0.43	-	140,140,140,140	0
55	MG	YC	1722	1/1	0.82	0.82	-	131,131,131,131	0
55	MG	YC	1733	1/1	0.72	0.44	-	69,69,69,69	0
55	MG	ZC	3100	1/1	0.80	0.19	-	105,105,105,105	0
55	MG	VC	3196	1/1	0.66	0.35	-	87,87,87,87	0
55	MG	FB	204	1/1	0.91	0.47	-	56,56,56,56	0
55	MG	VC	3182	1/1	0.97	0.59	-	73,73,73,73	0
55	MG	YC	1818	1/1	0.45	0.81	-	122,122,122,122	0
55	MG	UC	1724	1/1	0.86	0.64	-	150,150,150,150	0
55	MG	UC	1771	1/1	0.92	0.74	-	75,75,75,75	0
55	MG	UC	1645	1/1	0.49	0.68	-	116,116,116,116	0
55	MG	VC	3588	1/1	0.73	1.03	-	119,119,119,119	0
55	MG	VC	3076	1/1	0.05	0.83	-	103,103,103,103	0
55	MG	VC	3207	1/1	0.89	0.36	-	140,140,140,140	0
55	MG	FD	104	1/1	0.96	0.17	-	167,167,167,167	0
55	MG	VC	3288	1/1	0.71	0.76	-	107,107,107,107	0
55	MG	VC	3197	1/1	0.84	0.21	-	144,144,144,144	0
55	MG	ZC	3055	1/1	0.19	2.77	-	89,89,89,89	0
55	MG	WC	216	1/1	0.86	0.53	-	160,160,160,160	0
55	MG	ZC	3651	1/1	0.52	0.86	-	104,104,104,104	0
55	MG	VC	3129	1/1	0.81	0.26	-	79,79,79,79	0
55	MG	VC	3094	1/1	0.81	0.28	-	130,130,130,130	0
55	MG	YC	1649	1/1	0.77	0.95	-	116,116,116,116	0
55	MG	YC	1703	1/1	0.86	0.22	-	136,136,136,136	0
55	MG	ZC	3729	1/1	0.75	0.35	-	92,92,92,92	0
55	MG	UC	1672	1/1	0.89	0.79	-	108,108,108,108	0
55	MG	ZC	3740	1/1	0.98	0.24	-	63,63,63,63	0
55	MG	VC	3626	1/1	0.80	0.56	-	110,110,110,110	0
55	MG	ZC	3520	1/1	0.86	0.45	-	82,82,82,82	0
55	MG	UC	1602	1/1	0.81	0.40	-	124,124,124,124	0
55	MG	VC	3618	1/1	0.96	0.18	-	136,136,136,136	0
55	MG	ZC	3172	1/1	0.83	1.18	-	68,68,68,68	0
55	MG	YC	1850	1/1	0.84	0.33	-	179,179,179,179	0

Continued on next page...

Continued from previous page...

Mol	Type	Chain	Res	Atoms	RSCC	RSR	LLDF	B-factors(\AA^2)	Q<0.9
55	MG	VC	3270	1/1	0.73	0.32	-	81,81,81,81	0
55	MG	ZC	3372	1/1	0.76	0.23	-	132,132,132,132	0
55	MG	YC	1640	1/1	0.86	1.04	-	155,155,155,155	0
55	MG	ZC	3181	1/1	0.88	1.13	-	61,61,61,61	0
55	MG	YC	1719	1/1	0.62	0.41	-	118,118,118,118	0
55	MG	ZC	3160	1/1	0.85	0.26	-	75,75,75,75	0
55	MG	UC	1749	1/1	0.85	0.46	-	134,134,134,134	0
55	MG	MB	201	1/1	0.69	0.30	-	84,84,84,84	0
55	MG	ZC	3636	1/1	0.90	0.18	-	132,132,132,132	0
55	MG	ZC	3734	1/1	0.95	1.14	-	135,135,135,135	0
55	MG	VC	3230	1/1	0.95	0.10	-	134,134,134,134	0
55	MG	ZC	3320	1/1	0.91	0.26	-	84,84,84,84	0
55	MG	UC	1650	1/1	0.95	0.35	-	111,111,111,111	0
55	MG	ZC	3308	1/1	0.72	0.26	-	78,78,78,78	0
55	MG	VC	3118	1/1	0.84	0.86	-	78,78,78,78	0
55	MG	VC	3224	1/1	0.80	0.25	-	129,129,129,129	0
55	MG	ZC	3221	1/1	0.96	0.35	-	78,78,78,78	0
55	MG	YC	1610	1/1	0.81	0.50	-	112,112,112,112	0
55	MG	YC	1655	1/1	0.91	0.56	-	106,106,106,106	0
55	MG	ZC	3084	1/1	0.94	0.31	-	81,81,81,81	0
55	MG	ZC	3459	1/1	0.88	0.38	-	83,83,83,83	0
55	MG	XC	101	1/1	0.53	0.44	-	190,190,190,190	0
55	MG	UC	1636	1/1	0.96	0.51	-	111,111,111,111	0
55	MG	WA	302	1/1	0.68	0.49	-	83,83,83,83	0
55	MG	VC	3465	1/1	0.85	0.69	-	95,95,95,95	0
55	MG	WC	220	1/1	0.86	0.24	-	205,205,205,205	0
55	MG	ZC	3244	1/1	0.72	0.62	-	74,74,74,74	0
55	MG	UC	1826	1/1	0.92	0.49	-	163,163,163,163	0
55	MG	VC	3299	1/1	0.91	0.38	-	88,88,88,88	0
55	MG	YC	1714	1/1	0.95	0.14	-	221,221,221,221	0
55	MG	YC	1675	1/1	0.60	0.33	-	232,232,232,232	0
55	MG	XA	302	1/1	0.95	0.17	-	79,79,79,79	0
55	MG	YC	1838	1/1	0.77	0.18	-	154,154,154,154	0
55	MG	VC	3405	1/1	0.92	0.21	-	94,94,94,94	0
55	MG	YC	1809	1/1	0.70	0.54	-	174,174,174,174	0
55	MG	VC	3027	1/1	0.77	0.56	-	82,82,82,82	0
55	MG	ZC	3037	1/1	0.87	1.06	-	59,59,59,59	0
55	MG	ZC	3735	1/1	0.86	0.22	-	85,85,85,85	0
55	MG	ZC	3112	1/1	0.85	0.51	-	87,87,87,87	0
55	MG	AC	302	1/1	0.69	0.91	-	164,164,164,164	0
55	MG	VC	3039	1/1	0.91	0.21	-	135,135,135,135	0
55	MG	UC	1846	1/1	0.59	0.24	-	227,227,227,227	0

Continued on next page...

Continued from previous page...

Mol	Type	Chain	Res	Atoms	RSCC	RSR	LLDF	B-factors(\AA^2)	Q<0.9
55	MG	VC	3608	1/1	0.75	0.55	-	219,219,219,219	0
55	MG	ZC	3383	1/1	0.77	0.37	-	110,110,110,110	0
55	MG	VC	3184	1/1	0.64	0.25	-	109,109,109,109	0
55	MG	ZC	3326	1/1	0.79	0.34	-	71,71,71,71	0
55	MG	ZC	3227	1/1	0.91	0.30	-	80,80,80,80	0
55	MG	UC	1807	1/1	0.32	0.53	-	113,113,113,113	0
55	MG	UC	1786	1/1	0.75	0.45	-	96,96,96,96	0
55	MG	VC	3562	1/1	0.92	0.51	-	110,110,110,110	0
55	MG	VC	3115	1/1	0.96	0.97	-	91,91,91,91	0
55	MG	ZC	3458	1/1	0.80	0.81	-	98,98,98,98	0
55	MG	VC	3070	1/1	0.85	0.96	-	68,68,68,68	0
55	MG	VC	3558	1/1	0.93	0.16	-	104,104,104,104	0
55	MG	VC	3700	1/1	0.81	0.29	-	91,91,91,91	0
55	MG	YC	1673	1/1	0.76	0.21	-	119,119,119,119	0
55	MG	ZC	3725	1/1	0.81	0.43	-	88,88,88,88	0
55	MG	VC	3314	1/1	0.79	0.64	-	93,93,93,93	0
55	MG	FD	116	1/1	0.71	0.37	-	136,136,136,136	0
55	MG	VC	3284	1/1	0.90	0.22	-	113,113,113,113	0
55	MG	VC	3323	1/1	0.91	0.47	-	79,79,79,79	0
55	MG	ZC	3235	1/1	0.78	0.28	-	72,72,72,72	0
55	MG	V	101	1/1	0.62	1.01	-	90,90,90,90	0
55	MG	VC	3180	1/1	0.95	0.16	-	126,126,126,126	0
55	MG	UC	1725	1/1	0.41	0.61	-	145,145,145,145	0
55	MG	J	201	1/1	0.28	0.71	-	117,117,117,117	0
55	MG	YC	1712	1/1	0.75	0.35	-	153,153,153,153	0
55	MG	LA	204	1/1	0.54	0.29	-	123,123,123,123	0
55	MG	YC	1802	1/1	0.12	0.35	-	134,134,134,134	0
55	MG	ZC	3279	1/1	0.77	0.45	-	121,121,121,121	0
55	MG	ZC	3455	1/1	0.93	0.20	-	80,80,80,80	0
55	MG	ZC	3390	1/1	0.45	0.90	-	105,105,105,105	0
55	MG	BD	106	1/1	0.56	1.10	-	192,192,192,192	0
55	MG	VC	3538	1/1	0.86	0.40	-	82,82,82,82	0
55	MG	ZC	3375	1/1	0.89	0.27	-	101,101,101,101	0
55	MG	YC	1663	1/1	0.62	0.50	-	118,118,118,118	0
55	MG	ZC	3183	1/1	0.61	0.26	-	68,68,68,68	0
55	MG	ZC	3634	1/1	0.93	0.31	-	95,95,95,95	0
55	MG	VC	3390	1/1	0.79	0.35	-	116,116,116,116	0
55	MG	UC	1728	1/1	0.41	0.46	-	119,119,119,119	0
55	MG	ZC	3289	1/1	0.84	0.30	-	130,130,130,130	0
55	MG	UC	1708	1/1	0.83	0.39	-	146,146,146,146	0
55	MG	VC	3641	1/1	0.66	0.41	-	114,114,114,114	0
55	MG	BD	104	1/1	0.87	0.59	-	253,253,253,253	0

Continued on next page...

Continued from previous page...

Mol	Type	Chain	Res	Atoms	RSCC	RSR	LLDF	B-factors(\AA^2)	Q<0.9
55	MG	VC	3417	1/1	0.97	0.17	-	101,101,101,101	0
55	MG	VC	3590	1/1	0.68	0.46	-	140,140,140,140	0
55	MG	VC	3396	1/1	0.85	0.59	-	112,112,112,112	0
55	MG	ZC	3759	1/1	0.82	0.60	-	140,140,140,140	0
55	MG	YC	1612	1/1	0.84	0.38	-	110,110,110,110	0
55	MG	ZC	3577	1/1	0.68	0.75	-	126,126,126,126	0
55	MG	AD	223	1/1	0.61	0.55	-	151,151,151,151	0
55	MG	VC	3031	1/1	0.68	1.27	-	79,79,79,79	0
55	MG	YC	1618	1/1	0.84	0.40	-	132,132,132,132	0
55	MG	YC	1630	1/1	0.40	0.65	-	136,136,136,136	0
55	MG	ZC	3350	1/1	0.88	0.43	-	70,70,70,70	0
55	MG	VC	3174	1/1	0.91	0.55	-	77,77,77,77	0
55	MG	ZC	3139	1/1	0.95	0.37	-	69,69,69,69	0
55	MG	FD	115	1/1	0.64	0.37	-	150,150,150,150	0
55	MG	VC	3134	1/1	0.63	0.44	-	76,76,76,76	0
55	MG	ZC	3596	1/1	0.64	0.54	-	102,102,102,102	0
55	MG	ZC	3595	1/1	0.97	0.15	-	75,75,75,75	0
55	MG	ZC	3362	1/1	0.14	0.36	-	88,88,88,88	0
55	MG	VC	3488	1/1	0.73	0.42	-	92,92,92,92	0
55	MG	A	305	1/1	0.79	1.46	-	115,115,115,115	0
55	MG	BB	202	1/1	-0.12	0.61	-	153,153,153,153	0
55	MG	UC	1852	1/1	0.89	0.78	-	207,207,207,207	0
55	MG	YC	1790	1/1	0.49	0.30	-	209,209,209,209	0
55	MG	ZC	3746	1/1	0.82	0.38	-	81,81,81,81	0
55	MG	VC	3150	1/1	0.38	1.01	-	139,139,139,139	0
55	MG	AD	224	1/1	0.79	0.26	-	155,155,155,155	0
55	MG	VC	3448	1/1	0.75	0.60	-	100,100,100,100	0
55	MG	VC	3409	1/1	0.99	0.58	-	103,103,103,103	0
55	MG	ZC	3659	1/1	0.69	0.55	-	99,99,99,99	0
55	MG	UC	1781	1/1	0.88	0.25	-	116,116,116,116	0
55	MG	ZC	3483	1/1	0.53	0.76	-	96,96,96,96	0
55	MG	ZC	3144	1/1	0.90	0.16	-	92,92,92,92	0
55	MG	ZC	3385	1/1	0.85	0.30	-	103,103,103,103	0
55	MG	ZC	3078	1/1	0.76	0.20	-	99,99,99,99	0
55	MG	VC	3331	1/1	0.20	0.24	-	134,134,134,134	0
55	MG	YC	1602	1/1	0.83	0.37	-	157,157,157,157	0
55	MG	WC	223	1/1	0.89	0.29	-	172,172,172,172	0
55	MG	VC	3281	1/1	0.96	0.17	-	126,126,126,126	0
55	MG	ZC	3252	1/1	0.90	0.58	-	69,69,69,69	0
55	MG	VC	3333	1/1	0.73	0.52	-	105,105,105,105	0
55	MG	YC	1761	1/1	0.87	0.12	-	163,163,163,163	0
55	MG	UC	1631	1/1	0.81	0.29	-	105,105,105,105	0

Continued on next page...

Continued from previous page...

Mol	Type	Chain	Res	Atoms	RSCC	RSR	LLDF	B-factors(\AA^2)	Q<0.9
55	MG	VC	3195	1/1	0.94	0.48	-	94,94,94,94	0
55	MG	VC	3699	1/1	0.83	0.77	-	107,107,107,107	0
55	MG	VC	3578	1/1	0.71	0.33	-	72,72,72,72	0
55	MG	VC	3403	1/1	0.84	0.36	-	97,97,97,97	0
55	MG	WC	229	1/1	0.96	0.15	-	115,115,115,115	0
55	MG	ZC	3261	1/1	0.50	1.07	-	80,80,80,80	0
55	MG	VC	3092	1/1	0.14	0.34	-	123,123,123,123	0
55	MG	UC	1829	1/1	0.86	0.75	-	145,145,145,145	0
55	MG	UC	1775	1/1	0.94	0.17	-	88,88,88,88	0
55	MG	VC	3105	1/1	0.86	0.41	-	102,102,102,102	0
55	MG	UC	1651	1/1	0.74	0.44	-	147,147,147,147	0
55	MG	UC	1632	1/1	0.80	0.59	-	118,118,118,118	0
55	MG	ZC	3036	1/1	0.79	0.34	-	95,95,95,95	0
55	MG	YC	1740	1/1	0.75	1.19	-	146,146,146,146	0
55	MG	ZC	3072	1/1	0.84	1.14	-	91,91,91,91	0
55	MG	VC	3665	1/1	0.91	0.92	-	78,78,78,78	0
55	MG	ZC	3114	1/1	0.92	0.13	-	113,113,113,113	0
55	MG	ZC	3363	1/1	0.76	0.54	-	74,74,74,74	0
55	MG	ZC	3527	1/1	0.42	0.88	-	92,92,92,92	0
55	MG	VC	3656	1/1	0.84	0.52	-	95,95,95,95	0
55	MG	OB	201	1/1	0.81	0.64	-	94,94,94,94	0
55	MG	ZC	3570	1/1	0.77	0.24	-	78,78,78,78	0
55	MG	VC	3255	1/1	0.54	0.44	-	107,107,107,107	0
55	MG	ZC	3548	1/1	0.68	0.34	-	86,86,86,86	0
55	MG	VC	3503	1/1	0.84	0.61	-	94,94,94,94	0
55	MG	ZC	3530	1/1	0.80	0.33	-	87,87,87,87	0
55	MG	AD	209	1/1	0.17	0.90	-	115,115,115,115	0
55	MG	ED	103	1/1	0.88	0.82	-	183,183,183,183	0
55	MG	UC	1713	1/1	0.92	0.20	-	109,109,109,109	0
55	MG	VC	3034	1/1	0.84	0.28	-	79,79,79,79	0
55	MG	ZC	3716	1/1	0.97	0.27	-	90,90,90,90	0
55	MG	FD	101	1/1	0.77	0.35	-	132,132,132,132	0
55	MG	ZC	3049	1/1	0.90	0.63	-	102,102,102,102	0
55	MG	UC	1699	1/1	0.26	0.33	-	197,197,197,197	0
55	MG	VC	3032	1/1	0.82	0.43	-	90,90,90,90	0
55	MG	YC	1634	1/1	0.91	1.48	-	132,132,132,132	0
55	MG	VC	3401	1/1	0.70	0.30	-	114,114,114,114	0
55	MG	VC	3212	1/1	0.91	0.41	-	85,85,85,85	0
55	MG	UC	1717	1/1	0.80	0.40	-	110,110,110,110	0
55	MG	ZC	3598	1/1	0.85	0.30	-	99,99,99,99	0
55	MG	VC	3624	1/1	0.75	0.24	-	104,104,104,104	0
55	MG	VC	3493	1/1	0.64	0.44	-	84,84,84,84	0

Continued on next page...

Continued from previous page...

Mol	Type	Chain	Res	Atoms	RSCC	RSR	LLDF	B-factors(\AA^2)	Q<0.9
55	MG	A	302	1/1	0.76	0.35	-	81,81,81,81	0
55	MG	UC	1761	1/1	0.94	0.18	-	113,113,113,113	0
55	MG	VC	3612	1/1	0.85	0.24	-	90,90,90,90	0
55	MG	UC	1818	1/1	0.82	0.30	-	111,111,111,111	0
55	MG	VC	3009	1/1	0.93	0.54	-	70,70,70,70	0
55	MG	VC	3663	1/1	0.84	0.48	-	124,124,124,124	0
55	MG	ZC	3432	1/1	0.94	0.23	-	68,68,68,68	0
55	MG	YC	1753	1/1	0.78	0.25	-	169,169,169,169	0
55	MG	YC	1659	1/1	0.57	0.82	-	194,194,194,194	0
55	MG	YC	1854	1/1	0.80	0.20	-	166,166,166,166	0
55	MG	QA	101	1/1	0.93	0.42	-	104,104,104,104	0
55	MG	YC	1700	1/1	0.43	0.26	-	208,208,208,208	0
55	MG	AD	204	1/1	0.71	0.55	-	110,110,110,110	0
55	MG	VC	3572	1/1	0.90	0.29	-	131,131,131,131	0
55	MG	H	201	1/1	0.83	0.43	-	117,117,117,117	0
55	MG	UC	1634	1/1	0.76	0.39	-	142,142,142,142	0
55	MG	ZC	3572	1/1	0.90	0.44	-	73,73,73,73	0
55	MG	ZC	3463	1/1	0.93	0.22	-	103,103,103,103	0
55	MG	YC	1866	1/1	0.93	0.40	-	112,112,112,112	0
55	MG	ZC	3563	1/1	0.90	0.17	-	98,98,98,98	0
55	MG	ZC	3679	1/1	0.50	0.77	-	84,84,84,84	0
55	MG	VC	3421	1/1	0.78	0.10	-	145,145,145,145	0
55	MG	UC	1696	1/1	0.82	0.19	-	159,159,159,159	0
55	MG	VC	3648	1/1	0.94	0.24	-	116,116,116,116	0
55	MG	ZC	3685	1/1	0.67	0.47	-	94,94,94,94	0
55	MG	VC	3286	1/1	0.97	0.20	-	105,105,105,105	0
55	MG	VC	3283	1/1	0.56	0.47	-	104,104,104,104	0
55	MG	UC	1822	1/1	0.95	0.28	-	96,96,96,96	0
55	MG	VC	3324	1/1	0.95	0.26	-	98,98,98,98	0
55	MG	VC	3423	1/1	0.28	0.49	-	136,136,136,136	0
55	MG	VC	3090	1/1	0.89	0.17	-	121,121,121,121	0
55	MG	UC	1603	1/1	0.82	0.29	-	106,106,106,106	0
55	MG	UC	1673	1/1	0.80	0.38	-	114,114,114,114	0
55	MG	ED	111	1/1	0.72	0.91	-	170,170,170,170	0
55	MG	ZC	3306	1/1	0.92	0.51	-	73,73,73,73	0
55	MG	VC	3574	1/1	0.92	0.41	-	126,126,126,126	0
55	MG	VC	3113	1/1	0.88	0.35	-	100,100,100,100	0
55	MG	ZC	3707	1/1	0.73	0.46	-	63,63,63,63	0
55	MG	YA	304	1/1	0.84	0.58	-	53,53,53,53	0
55	MG	VC	3366	1/1	0.51	0.56	-	111,111,111,111	0
55	MG	ZC	3057	1/1	0.94	0.19	-	115,115,115,115	0
55	MG	ZC	3102	1/1	0.99	0.29	-	75,75,75,75	0

Continued on next page...

Continued from previous page...

Mol	Type	Chain	Res	Atoms	RSCC	RSR	LLDF	B-factors(\AA^2)	Q<0.9
55	MG	VC	3024	1/1	0.93	0.44	-	91,91,91,91	0
55	MG	UC	1770	1/1	0.77	2.02	-	130,130,130,130	0
55	MG	ZC	3116	1/1	0.81	0.17	-	80,80,80,80	0
55	MG	ZC	3047	1/1	0.90	0.41	-	69,69,69,69	0
55	MG	VC	3695	1/1	0.95	0.18	-	83,83,83,83	0
55	MG	ZC	3579	1/1	0.94	0.20	-	61,61,61,61	0
55	MG	P	202	1/1	0.42	0.25	-	131,131,131,131	0
55	MG	VC	3541	1/1	0.92	0.50	-	95,95,95,95	0
55	MG	ZC	3470	1/1	0.75	0.25	-	89,89,89,89	0
55	MG	ZC	3045	1/1	0.73	1.49	-	60,60,60,60	0
55	MG	ZC	3451	1/1	0.89	0.69	-	85,85,85,85	0
55	MG	YC	1684	1/1	0.94	0.24	-	127,127,127,127	0
55	MG	ZC	3257	1/1	0.83	0.28	-	104,104,104,104	0
55	MG	YC	1801	1/1	0.60	0.52	-	148,148,148,148	0
55	MG	VC	3151	1/1	0.67	0.41	-	98,98,98,98	0
55	MG	ZC	3593	1/1	0.71	0.25	-	97,97,97,97	0
55	MG	YC	1834	1/1	0.69	0.69	-	160,160,160,160	0
55	MG	YC	1826	1/1	0.80	0.27	-	146,146,146,146	0
55	MG	UC	1796	1/1	0.97	0.30	-	109,109,109,109	0
55	MG	VC	3059	1/1	0.74	0.62	-	98,98,98,98	0
55	MG	VC	3173	1/1	0.75	0.22	-	93,93,93,93	0
55	MG	ZC	3061	1/1	0.78	0.43	-	103,103,103,103	0
55	MG	WC	218	1/1	0.63	0.64	-	136,136,136,136	0
55	MG	VC	3445	1/1	0.94	0.44	-	92,92,92,92	0
55	MG	VC	3593	1/1	0.96	0.19	-	109,109,109,109	0
55	MG	BD	102	1/1	0.74	0.71	-	270,270,270,270	0
55	MG	YC	1771	1/1	0.54	0.39	-	229,229,229,229	0
55	MG	UC	1819	1/1	0.61	0.19	-	142,142,142,142	0
55	MG	ZC	3086	1/1	0.92	0.80	-	124,124,124,124	0
55	MG	ZC	3688	1/1	0.73	0.40	-	90,90,90,90	0
55	MG	YC	1679	1/1	0.21	0.32	-	281,281,281,281	0
55	MG	VC	3213	1/1	0.64	0.57	-	79,79,79,79	0
55	MG	LA	201	1/1	0.49	0.51	-	142,142,142,142	0
55	MG	ZC	3312	1/1	0.93	0.36	-	64,64,64,64	0
55	MG	VC	3441	1/1	-0.06	1.10	-	201,201,201,201	0
55	MG	ZC	3653	1/1	0.94	0.13	-	84,84,84,84	0
55	MG	ZC	3224	1/1	-0.04	0.37	-	222,222,222,222	0
55	MG	UC	1691	1/1	0.67	0.50	-	103,103,103,103	0
55	MG	VC	3005	1/1	0.88	0.71	-	79,79,79,79	0
55	MG	VC	3392	1/1	0.77	0.59	-	85,85,85,85	0
55	MG	YC	1791	1/1	0.72	0.29	-	170,170,170,170	0
55	MG	ZC	3670	1/1	0.91	0.46	-	83,83,83,83	0

Continued on next page...

Continued from previous page...

Mol	Type	Chain	Res	Atoms	RSCC	RSR	LLDF	B-factors(\AA^2)	Q<0.9
55	MG	ZC	3104	1/1	0.67	1.38	-	67,67,67,67	0
55	MG	VC	3084	1/1	0.88	0.51	-	90,90,90,90	0
55	MG	VC	3482	1/1	0.64	0.31	-	148,148,148,148	0
55	MG	UC	1853	1/1	0.90	0.74	-	108,108,108,108	0
55	MG	UC	1741	1/1	0.91	1.43	-	71,71,71,71	0
55	MG	VC	3137	1/1	0.92	0.18	-	127,127,127,127	0
55	MG	ZC	3606	1/1	0.96	0.53	-	63,63,63,63	0
55	MG	VC	3100	1/1	0.87	0.73	-	71,71,71,71	0
55	MG	VC	3520	1/1	0.66	1.27	-	126,126,126,126	0
55	MG	ZC	3206	1/1	0.83	0.32	-	74,74,74,74	0
55	MG	ZC	3612	1/1	0.88	0.29	-	85,85,85,85	0
55	MG	VC	3596	1/1	0.08	0.49	-	173,173,173,173	0
55	MG	UC	1647	1/1	0.67	1.04	-	143,143,143,143	0
55	MG	ZC	3048	1/1	0.98	0.22	-	69,69,69,69	0
55	MG	VC	3404	1/1	0.95	0.17	-	161,161,161,161	0
55	MG	ZC	3341	1/1	0.68	0.38	-	110,110,110,110	0
55	MG	ZC	3237	1/1	0.89	0.40	-	104,104,104,104	0
55	MG	ZC	3702	1/1	0.87	0.89	-	92,92,92,92	0
55	MG	YC	1686	1/1	0.72	1.01	-	136,136,136,136	0
55	MG	UC	1841	1/1	0.92	0.29	-	129,129,129,129	0
55	MG	VC	3439	1/1	0.75	1.25	-	77,77,77,77	0
55	MG	VC	3539	1/1	0.47	1.28	-	109,109,109,109	0
55	MG	ZC	3284	1/1	0.67	0.45	-	105,105,105,105	0
55	MG	ZC	3464	1/1	0.94	0.11	-	102,102,102,102	0
55	MG	ZC	3539	1/1	0.97	0.23	-	64,64,64,64	0
55	MG	YA	301	1/1	0.80	2.25	-	64,64,64,64	0
55	MG	VC	3431	1/1	0.63	0.44	-	97,97,97,97	0
55	MG	ZC	3719	1/1	0.93	0.52	-	96,96,96,96	0
55	MG	ZC	3440	1/1	0.88	0.52	-	95,95,95,95	0
55	MG	VC	3309	1/1	0.83	0.41	-	94,94,94,94	0
55	MG	VC	3673	1/1	0.69	0.45	-	82,82,82,82	0
55	MG	VC	3561	1/1	0.78	0.26	-	92,92,92,92	0
55	MG	ZC	3334	1/1	0.84	0.39	-	68,68,68,68	0
55	MG	ZC	3292	1/1	0.85	0.62	-	64,64,64,64	0
55	MG	ZC	3127	1/1	0.83	0.41	-	73,73,73,73	0
55	MG	YC	1871	1/1	0.90	0.26	-	153,153,153,153	0
55	MG	ZC	3755	1/1	0.75	0.48	-	91,91,91,91	0
55	MG	ZC	3525	1/1	0.80	0.44	-	85,85,85,85	0
55	MG	ZC	3394	1/1	0.78	1.40	-	92,92,92,92	0
55	MG	ZC	3162	1/1	0.85	0.29	-	89,89,89,89	0
55	MG	ZC	3129	1/1	0.83	0.81	-	43,43,43,43	0
55	MG	NB	101	1/1	0.56	0.36	-	76,76,76,76	0

Continued on next page...

Continued from previous page...

Mol	Type	Chain	Res	Atoms	RSCC	RSR	LLDF	B-factors(\AA^2)	Q<0.9
55	MG	ZC	3697	1/1	0.67	0.19	-	71,71,71,71	0
55	MG	VC	3543	1/1	0.80	0.32	-	107,107,107,107	0
55	MG	YC	1661	1/1	0.27	1.40	-	142,142,142,142	0
55	MG	VC	3218	1/1	0.89	0.59	-	99,99,99,99	0
55	MG	UC	1833	1/1	0.83	0.49	-	117,117,117,117	0
55	MG	ZC	3466	1/1	0.78	0.85	-	70,70,70,70	0
55	MG	YC	1806	1/1	0.58	0.79	-	145,145,145,145	0
55	MG	WB	102	1/1	0.96	0.17	-	59,59,59,59	0
55	MG	VC	3052	1/1	0.95	0.46	-	83,83,83,83	0
55	MG	VC	3339	1/1	0.94	0.17	-	102,102,102,102	0
55	MG	UC	1793	1/1	0.85	0.39	-	129,129,129,129	0
55	MG	ZC	3173	1/1	0.80	0.31	-	75,75,75,75	0
55	MG	UC	1629	1/1	0.26	0.21	-	134,134,134,134	0
55	MG	VC	3143	1/1	0.94	0.18	-	98,98,98,98	0
55	MG	ZC	3419	1/1	0.94	0.46	-	71,71,71,71	0
55	MG	VC	3642	1/1	0.88	0.45	-	101,101,101,101	0
55	MG	ZC	3175	1/1	0.93	0.66	-	74,74,74,74	0
55	MG	VC	3093	1/1	0.72	0.17	-	152,152,152,152	0
55	MG	UC	1757	1/1	0.67	0.55	-	127,127,127,127	0
55	MG	VC	3258	1/1	0.74	0.97	-	102,102,102,102	0
55	MG	YC	1828	1/1	0.78	0.35	-	186,186,186,186	0
55	MG	ZC	3658	1/1	0.95	0.45	-	87,87,87,87	0
55	MG	VC	3586	1/1	0.90	0.26	-	99,99,99,99	0
55	MG	VC	3049	1/1	0.95	0.34	-	90,90,90,90	0
55	MG	YC	1681	1/1	0.89	0.57	-	193,193,193,193	0
55	MG	VC	3074	1/1	0.90	0.30	-	104,104,104,104	0
55	MG	ZC	3741	1/1	0.60	1.16	-	203,203,203,203	0
55	MG	ZC	3167	1/1	0.83	0.89	-	72,72,72,72	0
55	MG	VC	3575	1/1	0.80	0.79	-	94,94,94,94	0
55	MG	ZC	3240	1/1	0.87	0.48	-	63,63,63,63	0
55	MG	YC	1849	1/1	0.73	0.44	-	154,154,154,154	0
55	MG	YC	1793	1/1	0.65	0.34	-	141,141,141,141	0
55	MG	VC	3461	1/1	0.91	0.19	-	93,93,93,93	0
55	MG	VC	3483	1/1	0.83	0.68	-	181,181,181,181	0
55	MG	VC	3171	1/1	0.73	0.25	-	115,115,115,115	0
55	MG	ZC	3299	1/1	0.47	0.59	-	90,90,90,90	0
55	MG	ZC	3565	1/1	0.72	0.38	-	102,102,102,102	0
55	MG	ZC	3676	1/1	0.89	0.81	-	114,114,114,114	0
55	MG	VC	3087	1/1	0.89	0.11	-	87,87,87,87	0
55	MG	VC	3200	1/1	0.91	0.77	-	70,70,70,70	0
55	MG	UC	1642	1/1	0.96	0.27	-	123,123,123,123	0
55	MG	YC	1622	1/1	0.86	0.35	-	159,159,159,159	0

Continued on next page...

Continued from previous page...

Mol	Type	Chain	Res	Atoms	RSCC	RSR	LLDF	B-factors(\AA^2)	Q<0.9
55	MG	VC	3227	1/1	0.94	0.23	-	80,80,80,80	0
55	MG	YC	1788	1/1	0.82	0.34	-	126,126,126,126	0
55	MG	VC	3037	1/1	0.88	0.94	-	74,74,74,74	0
55	MG	VC	3604	1/1	0.45	0.79	-	125,125,125,125	0
55	MG	VC	3526	1/1	0.63	0.74	-	97,97,97,97	0
55	MG	VC	3518	1/1	0.97	0.40	-	69,69,69,69	0
55	MG	ZC	3024	1/1	0.95	0.36	-	59,59,59,59	0
55	MG	ZC	3745	1/1	0.97	0.13	-	74,74,74,74	0
55	MG	VC	3584	1/1	0.78	0.38	-	82,82,82,82	0
55	MG	VC	3111	1/1	0.91	0.65	-	60,60,60,60	0
55	MG	UC	1756	1/1	0.84	0.46	-	112,112,112,112	0
55	MG	ZC	3704	1/1	0.84	0.23	-	102,102,102,102	0
55	MG	ZC	3336	1/1	0.94	0.19	-	73,73,73,73	0
55	MG	XC	102	1/1	0.92	0.39	-	217,217,217,217	0
55	MG	ZC	3672	1/1	0.90	0.69	-	80,80,80,80	0
55	MG	VC	3666	1/1	0.14	0.39	-	131,131,131,131	0
55	MG	ZC	3063	1/1	0.87	0.47	-	36,36,36,36	0
55	MG	UC	1772	1/1	0.84	0.23	-	85,85,85,85	0
55	MG	WC	213	1/1	0.74	0.60	-	110,110,110,110	0
55	MG	RA	201	1/1	0.72	0.49	-	105,105,105,105	0
55	MG	UC	1864	1/1	0.96	0.33	-	138,138,138,138	0
55	MG	ZC	3307	1/1	0.47	0.41	-	117,117,117,117	0
55	MG	UC	1675	1/1	0.83	0.33	-	103,103,103,103	0
55	MG	ZC	3476	1/1	0.89	0.30	-	74,74,74,74	0
55	MG	YC	1779	1/1	0.90	0.37	-	180,180,180,180	0
55	MG	ZC	3773	1/1	0.87	0.30	-	112,112,112,112	0
55	MG	VC	3509	1/1	0.89	0.30	-	118,118,118,118	0
55	MG	ZC	3554	1/1	0.76	0.45	-	122,122,122,122	0
55	MG	UC	1810	1/1	0.77	0.71	-	104,104,104,104	0
55	MG	ZC	3110	1/1	0.67	0.95	-	99,99,99,99	0
55	MG	VC	3524	1/1	0.63	0.51	-	187,187,187,187	0
55	MG	VC	3254	1/1	0.95	0.35	-	63,63,63,63	0
55	MG	UC	1744	1/1	0.79	1.54	-	130,130,130,130	0
55	MG	ZC	3618	1/1	0.93	0.28	-	65,65,65,65	0
55	MG	YC	1683	1/1	0.85	0.34	-	155,155,155,155	0
55	MG	VC	3315	1/1	0.49	0.74	-	119,119,119,119	0
55	MG	VC	3185	1/1	0.86	0.28	-	97,97,97,97	0
55	MG	ZC	3136	1/1	0.73	0.20	-	88,88,88,88	0
55	MG	YC	1750	1/1	0.79	0.80	-	138,138,138,138	0
55	MG	ZC	3268	1/1	0.73	0.24	-	104,104,104,104	0
55	MG	UC	1658	1/1	0.71	0.83	-	169,169,169,169	0
55	MG	ZC	3177	1/1	0.74	0.59	-	95,95,95,95	0

Continued on next page...

Continued from previous page...

Mol	Type	Chain	Res	Atoms	RSCC	RSR	LLDF	B-factors(\AA^2)	Q<0.9
55	MG	ZC	3210	1/1	0.89	0.51	-	108,108,108,108	0
55	MG	ZC	3645	1/1	0.89	0.17	-	98,98,98,98	0
55	MG	VC	3051	1/1	0.87	0.19	-	117,117,117,117	0
55	MG	VC	3611	1/1	0.93	0.38	-	111,111,111,111	0
55	MG	VC	3211	1/1	0.87	0.28	-	92,92,92,92	0
55	MG	YC	1861	1/1	0.78	0.25	-	136,136,136,136	0
55	MG	ZC	3511	1/1	0.90	0.79	-	78,78,78,78	0
55	MG	ZC	3495	1/1	0.82	0.38	-	95,95,95,95	0
55	MG	ZC	3521	1/1	0.77	1.11	-	109,109,109,109	0
55	MG	VC	3003	1/1	0.85	0.36	-	96,96,96,96	0
55	MG	YC	1833	1/1	0.83	0.34	-	97,97,97,97	0
55	MG	VC	3179	1/1	0.99	0.27	-	106,106,106,106	0
55	MG	VC	3660	1/1	0.97	0.33	-	95,95,95,95	0
55	MG	ZC	3515	1/1	0.82	0.43	-	111,111,111,111	0
55	MG	UC	1617	1/1	0.58	0.81	-	151,151,151,151	0
55	MG	ZC	3594	1/1	0.82	0.84	-	94,94,94,94	0
55	MG	ZC	3182	1/1	0.83	0.35	-	72,72,72,72	0
55	MG	ZC	3416	1/1	0.54	0.56	-	87,87,87,87	0
55	MG	YC	1805	1/1	0.14	0.33	-	115,115,115,115	0
55	MG	VC	3479	1/1	0.65	0.19	-	133,133,133,133	0
55	MG	ZC	3030	1/1	0.96	0.25	-	78,78,78,78	0
55	MG	ZC	3564	1/1	0.54	0.18	-	105,105,105,105	0
55	MG	ZC	3198	1/1	0.58	0.43	-	116,116,116,116	0
55	MG	YC	1633	1/1	0.74	1.74	-	141,141,141,141	0
55	MG	VC	3677	1/1	0.59	0.76	-	111,111,111,111	0
55	MG	VC	3631	1/1	0.86	0.53	-	82,82,82,82	0
55	MG	VC	3257	1/1	0.91	0.13	-	101,101,101,101	0
55	MG	ZC	3095	1/1	0.91	0.43	-	52,52,52,52	0
55	MG	UC	1752	1/1	0.96	0.17	-	116,116,116,116	0
55	MG	ZC	3532	1/1	0.88	0.41	-	106,106,106,106	0
55	MG	VC	3502	1/1	0.86	0.94	-	100,100,100,100	0
55	MG	VC	3236	1/1	0.78	0.56	-	93,93,93,93	0
55	MG	ZC	3472	1/1	0.45	0.54	-	98,98,98,98	0
55	MG	ZC	3761	1/1	0.49	0.21	-	197,197,197,197	0
55	MG	ZC	3633	1/1	0.86	0.49	-	92,92,92,92	0
55	MG	YC	1827	1/1	0.89	0.67	-	103,103,103,103	0
55	MG	VC	3363	1/1	0.95	0.56	-	100,100,100,100	0
55	MG	VC	3144	1/1	0.72	0.34	-	124,124,124,124	0
55	MG	D	202	1/1	0.28	0.34	-	152,152,152,152	0
55	MG	ZC	3212	1/1	0.93	0.15	-	77,77,77,77	0
55	MG	VC	3233	1/1	0.88	0.47	-	165,165,165,165	0
55	MG	ZC	3669	1/1	0.56	0.75	-	126,126,126,126	0

Continued on next page...

Continued from previous page...

Mol	Type	Chain	Res	Atoms	RSCC	RSR	LLDF	B-factors(\AA^2)	Q<0.9
55	MG	ZC	3134	1/1	0.73	0.58	-	74,74,74,74	0
55	MG	VC	3205	1/1	0.95	0.16	-	87,87,87,87	0
55	MG	PA	101	1/1	0.76	1.09	-	120,120,120,120	0
55	MG	ZC	3730	1/1	0.90	0.35	-	71,71,71,71	0
55	MG	ZC	3128	1/1	0.85	0.52	-	87,87,87,87	0
55	MG	VC	3147	1/1	0.87	0.39	-	129,129,129,129	0
55	MG	ZC	3568	1/1	0.85	0.59	-	70,70,70,70	0
55	MG	ZC	3138	1/1	0.92	0.21	-	73,73,73,73	0
55	MG	ZC	3524	1/1	0.86	0.87	-	94,94,94,94	0
55	MG	VC	3620	1/1	0.83	0.76	-	103,103,103,103	0
55	MG	VC	3301	1/1	0.93	0.17	-	134,134,134,134	0
55	MG	ZC	3690	1/1	0.73	0.67	-	98,98,98,98	0
55	MG	YC	1813	1/1	0.78	0.90	-	231,231,231,231	0
55	MG	UC	1746	1/1	0.64	0.52	-	155,155,155,155	0
55	MG	YC	1710	1/1	0.83	0.43	-	185,185,185,185	0
55	MG	UC	1736	1/1	0.86	1.18	-	139,139,139,139	0
55	MG	ZC	3774	1/1	0.89	0.37	-	132,132,132,132	0
55	MG	YC	1651	1/1	0.74	0.15	-	197,197,197,197	0
55	MG	ZC	3386	1/1	0.91	0.24	-	79,79,79,79	0
55	MG	ZC	3186	1/1	0.73	0.48	-	90,90,90,90	0
55	MG	YC	1728	1/1	0.68	0.44	-	179,179,179,179	0
55	MG	VC	3467	1/1	0.94	0.38	-	100,100,100,100	0
55	MG	UC	1789	1/1	0.91	0.96	-	88,88,88,88	0
55	MG	VC	3266	1/1	0.85	0.53	-	89,89,89,89	0
55	MG	ZC	3223	1/1	0.88	0.32	-	82,82,82,82	0
55	MG	VC	3243	1/1	0.79	0.33	-	75,75,75,75	0
55	MG	VC	3669	1/1	0.71	0.50	-	133,133,133,133	0
55	MG	VC	3701	1/1	0.90	0.23	-	102,102,102,102	0
55	MG	ED	113	1/1	0.77	0.52	-	170,170,170,170	0
55	MG	ZC	3488	1/1	0.92	0.31	-	126,126,126,126	0
55	MG	VC	3438	1/1	0.47	0.43	-	112,112,112,112	0
55	MG	ZC	3493	1/1	0.86	0.59	-	87,87,87,87	0
55	MG	YC	1798	1/1	0.88	0.70	-	134,134,134,134	0
55	MG	VC	3245	1/1	0.94	0.20	-	94,94,94,94	0
55	MG	ZC	3750	1/1	0.73	0.47	-	89,89,89,89	0
55	MG	ZC	3083	1/1	0.91	0.49	-	58,58,58,58	0
55	MG	P	201	1/1	0.85	0.23	-	96,96,96,96	0
55	MG	UC	1797	1/1	0.75	0.42	-	130,130,130,130	0
55	MG	VC	3155	1/1	0.72	0.68	-	102,102,102,102	0
55	MG	UC	1654	1/1	0.80	0.55	-	117,117,117,117	0
55	MG	VC	3187	1/1	0.93	0.08	-	152,152,152,152	0
55	MG	UC	1641	1/1	0.60	0.29	-	98,98,98,98	0

Continued on next page...

Continued from previous page...

Mol	Type	Chain	Res	Atoms	RSCC	RSR	LLDF	B-factors(\AA^2)	Q<0.9
55	MG	ZC	3519	1/1	0.39	0.34	-	114,114,114,114	0
55	MG	VC	3414	1/1	0.87	0.32	-	105,105,105,105	0
55	MG	YC	1756	1/1	0.92	0.29	-	98,98,98,98	0
55	MG	ZC	3478	1/1	0.71	0.57	-	88,88,88,88	0
55	MG	VC	3106	1/1	0.76	0.35	-	77,77,77,77	0
55	MG	ZC	3398	1/1	0.73	1.09	-	93,93,93,93	0
55	MG	UC	1857	1/1	0.77	0.39	-	107,107,107,107	0
55	MG	ZC	3630	1/1	0.51	0.52	-	99,99,99,99	0
55	MG	ZC	3559	1/1	0.94	0.23	-	111,111,111,111	0
55	MG	AD	219	1/1	0.82	0.87	-	106,106,106,106	0
55	MG	ZC	3421	1/1	0.72	0.70	-	76,76,76,76	0
55	MG	ZC	3053	1/1	0.68	0.44	-	73,73,73,73	0
55	MG	WC	221	1/1	0.77	0.51	-	179,179,179,179	0
55	MG	VC	3141	1/1	0.37	0.35	-	92,92,92,92	0
55	MG	UC	1662	1/1	0.81	0.54	-	92,92,92,92	0
55	MG	ZC	3080	1/1	0.93	0.23	-	148,148,148,148	0
55	MG	ZC	3644	1/1	0.90	0.27	-	76,76,76,76	0
55	MG	YC	1654	1/1	0.94	0.24	-	157,157,157,157	0
55	MG	ED	115	1/1	0.67	1.09	-	171,171,171,171	0
55	MG	UC	1686	1/1	0.92	0.28	-	115,115,115,115	0
55	MG	UC	1722	1/1	0.88	0.12	-	107,107,107,107	0
55	MG	UC	1727	1/1	0.48	0.56	-	164,164,164,164	0
55	MG	VC	3535	1/1	0.84	0.69	-	114,114,114,114	0
55	MG	HB	201	1/1	0.67	0.51	-	65,65,65,65	0
55	MG	YC	1769	1/1	0.42	0.60	-	159,159,159,159	0
55	MG	UC	1763	1/1	0.67	0.84	-	159,159,159,159	0
55	MG	ZC	3622	1/1	0.60	0.65	-	105,105,105,105	0
55	MG	ZC	3423	1/1	0.62	0.25	-	95,95,95,95	0
55	MG	VC	3672	1/1	0.76	0.36	-	111,111,111,111	0
55	MG	VC	3583	1/1	0.87	0.37	-	130,130,130,130	0
55	MG	VC	3548	1/1	0.18	0.56	-	135,135,135,135	0
55	MG	VC	3511	1/1	0.91	0.75	-	182,182,182,182	0
55	MG	VC	3250	1/1	0.93	0.27	-	77,77,77,77	0
55	MG	ZC	3067	1/1	0.81	1.02	-	67,67,67,67	0
55	MG	UC	1830	1/1	0.79	0.45	-	118,118,118,118	0
55	MG	UC	1730	1/1	0.72	0.21	-	198,198,198,198	0
55	MG	VC	3576	1/1	0.87	0.98	-	122,122,122,122	0
55	MG	UC	1769	1/1	0.93	0.39	-	119,119,119,119	0
55	MG	VC	3033	1/1	0.97	0.31	-	78,78,78,78	0
55	MG	VC	3662	1/1	0.63	0.38	-	85,85,85,85	0
55	MG	VC	3632	1/1	0.80	0.21	-	121,121,121,121	0
55	MG	ZC	3381	1/1	0.89	0.81	-	83,83,83,83	0

Continued on next page...

Continued from previous page...

Mol	Type	Chain	Res	Atoms	RSCC	RSR	LLDF	B-factors(\AA^2)	Q<0.9
55	MG	YC	1817	1/1	0.63	1.50	-	143,143,143,143	0
55	MG	UC	1784	1/1	0.88	0.38	-	138,138,138,138	0
55	MG	UC	1742	1/1	0.90	0.47	-	92,92,92,92	0
55	MG	YC	1642	1/1	0.31	0.28	-	150,150,150,150	0
55	MG	ED	108	1/1	0.90	0.67	-	161,161,161,161	0
55	MG	VC	3350	1/1	0.70	0.52	-	104,104,104,104	0
55	MG	ZC	3199	1/1	0.78	0.38	-	103,103,103,103	0
55	MG	ZC	3101	1/1	0.87	0.37	-	58,58,58,58	0
55	MG	ZC	3051	1/1	0.80	0.70	-	79,79,79,79	0
55	MG	ZC	3249	1/1	0.88	0.29	-	105,105,105,105	0
55	MG	YC	1724	1/1	0.89	0.69	-	161,161,161,161	0
55	MG	VC	3189	1/1	0.82	0.68	-	60,60,60,60	0
55	MG	YC	1709	1/1	0.85	0.30	-	109,109,109,109	0
55	MG	ZC	3467	1/1	0.22	0.36	-	114,114,114,114	0
55	MG	ZC	3190	1/1	0.95	1.44	-	62,62,62,62	0
55	MG	VC	3705	1/1	0.66	0.29	-	100,100,100,100	0
55	MG	ZC	3635	1/1	0.17	0.40	-	216,216,216,216	0
55	MG	YC	1822	1/1	0.75	0.39	-	145,145,145,145	0
55	MG	UC	1838	1/1	0.83	0.40	-	150,150,150,150	0
55	MG	AD	218	1/1	0.93	0.85	-	96,96,96,96	0
55	MG	YC	1689	1/1	0.74	1.63	-	117,117,117,117	0
55	MG	ZC	3615	1/1	0.81	0.53	-	176,176,176,176	0
55	MG	UC	1760	1/1	-0.08	1.56	-	146,146,146,146	0
55	MG	ZC	3058	1/1	0.90	0.56	-	37,37,37,37	0
55	MG	ZC	3370	1/1	0.93	0.89	-	64,64,64,64	0
55	MG	VC	3123	1/1	0.94	0.53	-	76,76,76,76	0
55	MG	YC	1784	1/1	0.28	0.45	-	139,139,139,139	0
55	MG	WC	219	1/1	0.95	0.52	-	131,131,131,131	0
55	MG	UC	1660	1/1	0.93	0.19	-	76,76,76,76	0
55	MG	YC	1615	1/1	0.37	1.00	-	150,150,150,150	0
55	MG	YC	1626	1/1	0.92	0.62	-	103,103,103,103	0
55	MG	YC	1765	1/1	0.33	0.59	-	108,108,108,108	0
55	MG	ZC	3329	1/1	0.73	0.41	-	90,90,90,90	0
55	MG	ZC	3448	1/1	0.82	0.24	-	98,98,98,98	0
55	MG	YC	1609	1/1	0.90	0.41	-	193,193,193,193	0
55	MG	ZC	3552	1/1	0.85	0.26	-	190,190,190,190	0
55	MG	YC	1862	1/1	-0.14	1.22	-	169,169,169,169	0
55	MG	ZC	3064	1/1	0.76	1.32	-	81,81,81,81	0
55	MG	UC	1646	1/1	0.92	0.22	-	184,184,184,184	0
55	MG	ZC	3250	1/1	0.96	0.19	-	105,105,105,105	0
55	MG	ZC	3602	1/1	0.84	0.27	-	95,95,95,95	0
55	MG	UC	1849	1/1	0.71	0.30	-	149,149,149,149	0

Continued on next page...

Continued from previous page...

Mol	Type	Chain	Res	Atoms	RSCC	RSR	LLDF	B-factors(\AA^2)	Q<0.9
55	MG	VC	3080	1/1	0.86	1.22	-	64,64,64,64	0
55	MG	UC	1709	1/1	0.75	0.40	-	109,109,109,109	0
55	MG	VC	3341	1/1	0.77	0.25	-	131,131,131,131	0
55	MG	UC	1607	1/1	0.78	0.33	-	112,112,112,112	0
55	MG	ED	112	1/1	0.84	0.32	-	156,156,156,156	0
55	MG	VC	3176	1/1	0.88	0.53	-	83,83,83,83	0
55	MG	UC	1643	1/1	0.71	0.48	-	170,170,170,170	0
55	MG	EB	203	1/1	0.66	0.33	-	106,106,106,106	0
55	MG	ZC	3359	1/1	0.84	0.27	-	103,103,103,103	0
55	MG	UC	1637	1/1	0.79	0.58	-	99,99,99,99	0
55	MG	ZC	3629	1/1	0.52	0.67	-	91,91,91,91	0
55	MG	UC	1633	1/1	0.90	0.22	-	125,125,125,125	0
55	MG	VC	3386	1/1	0.89	0.23	-	134,134,134,134	0
55	MG	UC	1806	1/1	0.86	0.56	-	102,102,102,102	0
55	MG	ZC	3547	1/1	0.85	0.23	-	126,126,126,126	0
55	MG	YC	1823	1/1	0.86	0.53	-	102,102,102,102	0
55	MG	YC	1621	1/1	0.95	0.29	-	178,178,178,178	0
55	MG	VC	3124	1/1	0.77	0.41	-	91,91,91,91	0
55	MG	VC	3462	1/1	0.83	0.29	-	89,89,89,89	0
55	MG	UC	1768	1/1	0.86	0.22	-	116,116,116,116	0
55	MG	YC	1786	1/1	0.60	0.96	-	85,85,85,85	0
55	MG	ZC	3311	1/1	0.88	0.86	-	100,100,100,100	0
55	MG	AD	205	1/1	0.32	0.88	-	117,117,117,117	0
55	MG	WC	215	1/1	0.81	0.42	-	180,180,180,180	0
55	MG	UC	1667	1/1	-0.07	0.55	-	145,145,145,145	0
55	MG	ZC	3205	1/1	0.90	0.39	-	107,107,107,107	0
55	MG	ZC	3611	1/1	0.93	0.23	-	88,88,88,88	0
55	MG	YC	1688	1/1	0.90	0.26	-	189,189,189,189	0
55	MG	VC	3667	1/1	0.90	0.40	-	96,96,96,96	0
55	MG	ZC	3684	1/1	0.82	0.39	-	79,79,79,79	0
55	MG	VC	3563	1/1	0.83	0.33	-	89,89,89,89	0
55	MG	ZC	3113	1/1	0.40	0.57	-	93,93,93,93	0
55	MG	UC	1783	1/1	0.77	0.21	-	242,242,242,242	0
55	MG	FD	102	1/1	0.49	0.23	-	169,169,169,169	0
55	MG	ZC	3369	1/1	0.96	0.56	-	100,100,100,100	0
55	MG	UC	1823	1/1	0.89	0.31	-	162,162,162,162	0
55	MG	ZC	3360	1/1	0.58	1.09	-	193,193,193,193	0
55	MG	VC	3494	1/1	0.91	0.21	-	89,89,89,89	0
55	MG	VC	3607	1/1	0.62	0.35	-	137,137,137,137	0
55	MG	ZC	3283	1/1	0.72	1.23	-	61,61,61,61	0
55	MG	ZC	3267	1/1	0.85	0.33	-	71,71,71,71	0
55	MG	ZC	3752	1/1	0.94	0.19	-	167,167,167,167	0

Continued on next page...

Continued from previous page...

Mol	Type	Chain	Res	Atoms	RSCC	RSR	LLDF	B-factors(\AA^2)	Q<0.9
55	MG	UC	1619	1/1	0.84	0.26	-	127,127,127,127	0
55	MG	VC	3365	1/1	0.82	0.67	-	101,101,101,101	0
55	MG	VC	3030	1/1	0.96	0.50	-	90,90,90,90	0
55	MG	ZC	3215	1/1	0.66	0.46	-	117,117,117,117	0
55	MG	VC	3432	1/1	0.54	0.47	-	112,112,112,112	0
55	MG	ZC	3017	1/1	0.96	0.70	-	68,68,68,68	0
55	MG	YC	1870	1/1	0.98	0.13	-	164,164,164,164	0
55	MG	UC	1612	1/1	0.44	0.43	-	114,114,114,114	0
55	MG	VC	3367	1/1	0.97	0.09	-	125,125,125,125	0
55	MG	UC	1755	1/1	0.87	0.25	-	129,129,129,129	0
55	MG	VC	3416	1/1	0.60	0.59	-	107,107,107,107	0
55	MG	ZC	3567	1/1	0.88	0.91	-	86,86,86,86	0
55	MG	ZC	3698	1/1	0.92	0.23	-	76,76,76,76	0
55	MG	YC	1758	1/1	0.75	0.43	-	127,127,127,127	0
55	MG	VC	3501	1/1	0.82	0.27	-	122,122,122,122	0
55	MG	VC	3653	1/1	0.80	0.62	-	116,116,116,116	0
55	MG	VC	3206	1/1	0.88	1.09	-	65,65,65,65	0
55	MG	VC	3564	1/1	0.87	0.27	-	151,151,151,151	0
55	MG	VC	3047	1/1	0.82	0.36	-	78,78,78,78	0
55	MG	YC	1825	1/1	0.98	0.37	-	116,116,116,116	0
55	MG	VC	3571	1/1	0.81	0.34	-	85,85,85,85	0
55	MG	ZC	3365	1/1	0.41	0.52	-	104,104,104,104	0
55	MG	VC	3240	1/1	0.83	0.41	-	78,78,78,78	0
55	MG	VC	3126	1/1	0.83	0.82	-	51,51,51,51	0
55	MG	UC	1640	1/1	0.79	0.21	-	136,136,136,136	0
55	MG	VC	3117	1/1	0.68	1.00	-	102,102,102,102	0
55	MG	VC	3485	1/1	0.84	0.27	-	107,107,107,107	0
55	MG	AD	201	1/1	0.76	0.46	-	105,105,105,105	0
55	MG	UC	1812	1/1	0.94	0.39	-	114,114,114,114	0
55	MG	ZC	3404	1/1	0.93	0.11	-	118,118,118,118	0
55	MG	ZC	3585	1/1	0.97	0.10	-	116,116,116,116	0
55	MG	VC	3260	1/1	0.90	0.99	-	77,77,77,77	0
55	MG	VC	3681	1/1	0.93	0.79	-	89,89,89,89	0
55	MG	ZC	3271	1/1	0.83	0.10	-	99,99,99,99	0
55	MG	ZC	3435	1/1	0.86	0.37	-	71,71,71,71	0
55	MG	VC	3061	1/1	0.85	0.58	-	101,101,101,101	0
55	MG	YC	1635	1/1	0.61	0.54	-	150,150,150,150	0
55	MG	ZC	3352	1/1	0.85	0.56	-	84,84,84,84	0
55	MG	VC	3065	1/1	0.89	0.63	-	67,67,67,67	0
55	MG	VC	3091	1/1	0.71	0.27	-	107,107,107,107	0
55	MG	ZC	3031	1/1	0.94	0.60	-	47,47,47,47	0
55	MG	UC	1779	1/1	0.59	0.47	-	161,161,161,161	0

Continued on next page...

Continued from previous page...

Mol	Type	Chain	Res	Atoms	RSCC	RSR	LLDF	B-factors(\AA^2)	Q<0.9
55	MG	ZC	3130	1/1	0.70	0.75	-	84,84,84,84	0
55	MG	BD	101	1/1	0.91	0.35	-	244,244,244,244	0
55	MG	ZC	3357	1/1	0.93	0.32	-	86,86,86,86	0
55	MG	VC	3164	1/1	0.78	0.49	-	134,134,134,134	0
55	MG	ZC	3403	1/1	0.76	1.15	-	76,76,76,76	0
55	MG	YC	1639	1/1	0.68	0.41	-	176,176,176,176	0
55	MG	UC	1737	1/1	-0.28	0.67	-	211,211,211,211	0
55	MG	ZC	3164	1/1	0.89	0.44	-	73,73,73,73	0
55	MG	YC	1715	1/1	0.82	0.29	-	107,107,107,107	0
55	MG	ZC	3065	1/1	0.91	1.46	-	58,58,58,58	0
55	MG	AD	211	1/1	0.92	0.66	-	105,105,105,105	0
55	MG	VC	3082	1/1	0.77	0.34	-	96,96,96,96	0
55	MG	VC	3553	1/1	0.75	0.35	-	88,88,88,88	0
55	MG	WC	222	1/1	0.90	0.32	-	157,157,157,157	0
55	MG	YC	1780	1/1	0.91	0.16	-	142,142,142,142	0
55	MG	VC	3268	1/1	0.90	0.49	-	96,96,96,96	0
55	MG	LC	101	1/1	0.11	0.67	-	135,135,135,135	0
55	MG	ZC	3097	1/1	0.90	0.44	-	78,78,78,78	0
55	MG	UC	1655	1/1	0.88	0.45	-	113,113,113,113	0
55	MG	VC	3683	1/1	0.54	0.62	-	84,84,84,84	0
55	MG	VC	3609	1/1	0.71	0.48	-	134,134,134,134	0
55	MG	ZC	3528	1/1	0.84	0.34	-	97,97,97,97	0
55	MG	UC	1656	1/1	0.96	0.40	-	90,90,90,90	0
55	MG	ZC	3610	1/1	0.89	0.77	-	96,96,96,96	0
55	MG	YC	1739	1/1	0.86	0.18	-	206,206,206,206	0
55	MG	UC	1827	1/1	0.80	0.35	-	93,93,93,93	0
55	MG	VC	3259	1/1	0.88	0.44	-	113,113,113,113	0
55	MG	UC	1613	1/1	0.67	1.39	-	115,115,115,115	0
55	MG	ZC	3683	1/1	0.93	0.29	-	87,87,87,87	0
55	MG	UC	1625	1/1	0.68	0.88	-	109,109,109,109	0
55	MG	YC	1741	1/1	0.16	0.72	-	219,219,219,219	0
55	MG	UC	1726	1/1	0.93	0.16	-	111,111,111,111	0
55	MG	ZC	3643	1/1	0.83	0.45	-	67,67,67,67	0
55	MG	VC	3486	1/1	0.80	0.30	-	117,117,117,117	0
55	MG	VC	3455	1/1	0.79	0.43	-	93,93,93,93	0
55	MG	ZC	3489	1/1	0.62	0.16	-	119,119,119,119	0
55	MG	UC	1710	1/1	0.91	0.88	-	142,142,142,142	0
55	MG	YC	1774	1/1	0.91	0.14	-	143,143,143,143	0
55	MG	UC	1748	1/1	0.97	0.18	-	162,162,162,162	0
55	MG	VC	3429	1/1	0.91	0.29	-	117,117,117,117	0
55	MG	ZC	3422	1/1	0.75	0.55	-	80,80,80,80	0
55	MG	ZC	3480	1/1	0.96	0.24	-	64,64,64,64	0

Continued on next page...

Continued from previous page...

Mol	Type	Chain	Res	Atoms	RSCC	RSR	LLDF	B-factors(\AA^2)	Q<0.9
55	MG	WA	304	1/1	0.77	0.51	-	77,77,77,77	0
55	MG	VC	3325	1/1	0.74	0.39	-	82,82,82,82	0
55	MG	ZC	3276	1/1	0.82	0.69	-	78,78,78,78	0
55	MG	ZC	3655	1/1	0.90	0.23	-	70,70,70,70	0
55	MG	VC	3342	1/1	0.81	0.22	-	109,109,109,109	0
55	MG	ZC	3680	1/1	-0.20	1.27	-	123,123,123,123	0
55	MG	ZC	3202	1/1	0.89	0.27	-	64,64,64,64	0
55	MG	UC	1610	1/1	0.85	1.13	-	110,110,110,110	0
55	MG	AD	229	1/1	0.66	0.38	-	106,106,106,106	0
55	MG	ZC	3621	1/1	0.85	0.58	-	80,80,80,80	0
55	MG	ZC	3657	1/1	0.87	0.28	-	108,108,108,108	0
55	MG	ZC	3757	1/1	0.79	1.18	-	81,81,81,81	0
55	MG	YC	1773	1/1	0.77	0.16	-	232,232,232,232	0
55	MG	YC	1707	1/1	0.88	0.23	-	131,131,131,131	0
55	MG	UC	1731	1/1	0.91	0.81	-	200,200,200,200	0
55	MG	L	201	1/1	0.90	0.59	-	81,81,81,81	0
55	MG	VC	3007	1/1	0.90	0.23	-	102,102,102,102	0
55	MG	VC	3064	1/1	0.96	0.28	-	79,79,79,79	0
55	MG	ZC	3280	1/1	0.93	0.19	-	60,60,60,60	0
55	MG	ZC	3077	1/1	0.97	0.53	-	68,68,68,68	0
55	MG	UC	1659	1/1	0.89	0.56	-	106,106,106,106	0
55	MG	ZC	3239	1/1	0.36	0.52	-	82,82,82,82	0
55	MG	YC	1796	1/1	0.85	0.21	-	166,166,166,166	0
55	MG	VC	3689	1/1	0.89	0.32	-	130,130,130,130	0
55	MG	UC	1711	1/1	0.88	0.19	-	150,150,150,150	0
55	MG	VC	3063	1/1	0.90	0.38	-	98,98,98,98	0
55	MG	VC	3234	1/1	0.92	0.30	-	63,63,63,63	0
55	MG	YC	1693	1/1	0.73	0.27	-	148,148,148,148	0
55	MG	YC	1766	1/1	0.59	1.62	-	130,130,130,130	0
55	MG	YC	1812	1/1	0.88	1.17	-	179,179,179,179	0
55	MG	UC	1795	1/1	0.54	0.42	-	97,97,97,97	0
55	MG	VC	3308	1/1	0.84	1.31	-	64,64,64,64	0
55	MG	ZC	3721	1/1	0.96	0.57	-	114,114,114,114	0
55	MG	ZC	3356	1/1	0.97	0.54	-	50,50,50,50	0
55	MG	YC	1787	1/1	0.87	0.34	-	198,198,198,198	0
55	MG	ZC	3627	1/1	0.42	0.27	-	92,92,92,92	0
55	MG	ZC	3021	1/1	0.81	0.99	-	88,88,88,88	0
55	MG	VC	3276	1/1	0.30	0.53	-	138,138,138,138	0
55	MG	VC	3222	1/1	0.94	0.25	-	94,94,94,94	0
55	MG	ZC	3770	1/1	0.73	0.30	-	92,92,92,92	0
55	MG	VC	3364	1/1	0.80	0.18	-	124,124,124,124	0
55	MG	ZC	3713	1/1	0.88	0.14	-	94,94,94,94	0

Continued on next page...

Continued from previous page...

Mol	Type	Chain	Res	Atoms	RSCC	RSR	LLDF	B-factors(\AA^2)	Q<0.9
55	MG	ZC	3119	1/1	0.92	0.12	-	182,182,182,182	0
55	MG	YC	1645	1/1	0.83	0.11	-	184,184,184,184	0
55	MG	ZC	3591	1/1	0.95	0.17	-	71,71,71,71	0
55	MG	VC	3056	1/1	0.92	0.29	-	89,89,89,89	0
55	MG	UC	1616	1/1	0.92	1.01	-	87,87,87,87	0
55	MG	ZC	3146	1/1	0.81	0.19	-	125,125,125,125	0
55	MG	ZC	3123	1/1	0.93	1.43	-	93,93,93,93	0
55	MG	YC	1726	1/1	0.71	0.77	-	162,162,162,162	0
55	MG	YC	1778	1/1	0.80	0.31	-	238,238,238,238	0
55	MG	YC	1837	1/1	0.93	1.04	-	145,145,145,145	0
55	MG	UC	1766	1/1	0.83	0.29	-	130,130,130,130	0
55	MG	VC	3022	1/1	0.90	0.52	-	91,91,91,91	0
55	MG	VC	3573	1/1	0.88	0.40	-	143,143,143,143	0
55	MG	YC	1674	1/1	0.87	0.65	-	138,138,138,138	0
55	MG	YC	1696	1/1	0.87	0.37	-	135,135,135,135	0
55	MG	VC	3097	1/1	0.92	0.43	-	79,79,79,79	0
55	MG	ZC	3767	1/1	0.92	0.19	-	85,85,85,85	0
55	MG	YC	1821	1/1	0.51	0.62	-	204,204,204,204	0
55	MG	VC	3453	1/1	0.89	0.40	-	77,77,77,77	0
55	MG	UC	1799	1/1	0.98	0.30	-	101,101,101,101	0
55	MG	ZC	3401	1/1	0.72	0.64	-	78,78,78,78	0
55	MG	PA	102	1/1	0.46	0.58	-	118,118,118,118	0
55	MG	FA	201	1/1	0.85	0.95	-	98,98,98,98	0
55	MG	ZC	3648	1/1	0.25	0.79	-	116,116,116,116	0
55	MG	VC	3410	1/1	0.73	0.29	-	117,117,117,117	0
55	MG	ZC	3772	1/1	0.82	0.28	-	96,96,96,96	0
55	MG	VC	3188	1/1	0.94	0.20	-	152,152,152,152	0
55	MG	ZC	3161	1/1	0.85	0.30	-	96,96,96,96	0
55	MG	VC	3040	1/1	0.43	0.72	-	99,99,99,99	0
55	MG	WC	212	1/1	0.53	0.85	-	118,118,118,118	0
55	MG	ZC	3273	1/1	0.77	0.88	-	72,72,72,72	0
55	MG	UC	1764	1/1	0.90	0.21	-	151,151,151,151	0
55	MG	ZC	3140	1/1	0.83	0.69	-	76,76,76,76	0
55	MG	ZC	3278	1/1	0.91	0.31	-	160,160,160,160	0
55	MG	ZC	3543	1/1	0.85	0.59	-	80,80,80,80	0
55	MG	ZC	3171	1/1	0.85	0.49	-	82,82,82,82	0
55	MG	ZC	3687	1/1	0.95	0.18	-	87,87,87,87	0
55	MG	ZC	3744	1/1	0.94	0.28	-	99,99,99,99	0
55	MG	ZC	3201	1/1	0.78	0.25	-	88,88,88,88	0
55	MG	YC	1857	1/1	0.86	2.04	-	111,111,111,111	0
55	MG	VC	3450	1/1	0.56	0.54	-	116,116,116,116	0
55	MG	ZC	3231	1/1	0.85	0.20	-	99,99,99,99	0

Continued on next page...

Continued from previous page...

Mol	Type	Chain	Res	Atoms	RSCC	RSR	LLDF	B-factors(\AA^2)	Q<0.9
55	MG	VC	3565	1/1	0.93	0.24	-	76,76,76,76	0
55	MG	YC	1819	1/1	0.89	0.18	-	160,160,160,160	0
55	MG	ZC	3738	1/1	0.86	0.32	-	82,82,82,82	0
55	MG	ZC	3018	1/1	0.87	0.30	-	86,86,86,86	0
55	MG	ZC	3691	1/1	0.89	0.71	-	65,65,65,65	0
55	MG	UC	1847	1/1	0.79	0.34	-	157,157,157,157	0
55	MG	UC	1842	1/1	0.73	0.22	-	103,103,103,103	0
55	MG	ZC	3008	1/1	0.81	0.16	-	104,104,104,104	0
55	MG	WC	225	1/1	0.97	0.30	-	180,180,180,180	0
55	MG	VC	3637	1/1	0.90	0.50	-	105,105,105,105	0
55	MG	VC	3191	1/1	0.95	0.33	-	107,107,107,107	0
55	MG	YC	1721	1/1	0.70	0.98	-	145,145,145,145	0
55	MG	ZC	3338	1/1	0.65	0.53	-	85,85,85,85	0
55	MG	ZC	3485	1/1	0.66	0.51	-	101,101,101,101	0
55	MG	ZC	3541	1/1	0.78	0.28	-	249,249,249,249	0
55	MG	VC	3380	1/1	0.86	0.87	-	82,82,82,82	0
55	MG	VC	3053	1/1	0.75	0.55	-	79,79,79,79	0
55	MG	ZC	3335	1/1	0.69	0.63	-	87,87,87,87	0
55	MG	ZC	3222	1/1	0.88	0.58	-	69,69,69,69	0
55	MG	ZC	3368	1/1	0.90	0.29	-	76,76,76,76	0
55	MG	VC	3232	1/1	0.89	0.49	-	164,164,164,164	0
55	MG	VC	3198	1/1	0.83	1.08	-	88,88,88,88	0
55	MG	ZC	3535	1/1	0.91	0.25	-	90,90,90,90	0
55	MG	VC	3536	1/1	0.88	0.21	-	97,97,97,97	0
55	MG	ZC	3060	1/1	0.84	0.42	-	65,65,65,65	0
55	MG	UC	1788	1/1	0.82	0.38	-	148,148,148,148	0
55	MG	VC	3587	1/1	0.33	0.65	-	92,92,92,92	0
55	MG	YC	1807	1/1	0.85	0.82	-	122,122,122,122	0
55	MG	VC	3311	1/1	0.54	0.65	-	119,119,119,119	0
55	MG	ZC	3706	1/1	0.42	0.85	-	95,95,95,95	0
55	MG	WC	224	1/1	0.67	0.62	-	161,161,161,161	0
55	MG	ZC	3327	1/1	0.97	1.08	-	50,50,50,50	0
55	MG	AD	206	1/1	0.41	0.42	-	128,128,128,128	0
55	MG	YC	1672	1/1	0.73	0.52	-	137,137,137,137	0
55	MG	ZC	3157	1/1	0.85	0.47	-	51,51,51,51	0
55	MG	VC	3310	1/1	0.77	0.47	-	132,132,132,132	0
55	MG	C	301	1/1	0.54	0.32	-	118,118,118,118	0
55	MG	ZC	3608	1/1	0.85	0.49	-	134,134,134,134	0
55	MG	UC	1721	1/1	0.93	0.42	-	155,155,155,155	0
55	MG	X	101	1/1	0.71	0.39	-	91,91,91,91	0
55	MG	ZC	3749	1/1	0.82	0.45	-	110,110,110,110	0
55	MG	UC	1666	1/1	0.92	0.40	-	149,149,149,149	0

Continued on next page...

Continued from previous page...

Mol	Type	Chain	Res	Atoms	RSCC	RSR	LLDF	B-factors(\AA^2)	Q<0.9
55	MG	ZC	3277	1/1	0.98	0.28	-	86,86,86,86	0
55	MG	ZC	3429	1/1	0.98	0.21	-	80,80,80,80	0
55	MG	ZC	3179	1/1	0.93	0.38	-	69,69,69,69	0
55	MG	UC	1751	1/1	0.92	0.20	-	129,129,129,129	0
55	MG	VC	3251	1/1	0.92	0.31	-	72,72,72,72	0
55	MG	Q	201	1/1	0.92	0.21	-	88,88,88,88	0
55	MG	ZC	3696	1/1	0.48	0.79	-	145,145,145,145	0
55	MG	ZC	3502	1/1	0.74	0.32	-	171,171,171,171	0
55	MG	SB	101	1/1	0.91	0.24	-	60,60,60,60	0
55	MG	ZC	3666	1/1	0.91	0.11	-	94,94,94,94	0
55	MG	ZC	3337	1/1	0.90	0.32	-	78,78,78,78	0
55	MG	WC	204	1/1	0.55	0.69	-	153,153,153,153	0
55	MG	ZC	3446	1/1	0.91	0.14	-	121,121,121,121	0
55	MG	FD	113	1/1	0.74	0.43	-	145,145,145,145	0
55	MG	UC	1692	1/1	0.85	0.39	-	94,94,94,94	0
55	MG	C	302	1/1	0.64	0.29	-	108,108,108,108	0
55	MG	VC	3537	1/1	0.72	0.64	-	119,119,119,119	0
55	MG	ZC	3724	1/1	0.87	0.58	-	165,165,165,165	0
55	MG	ZC	3103	1/1	0.90	0.25	-	87,87,87,87	0
55	MG	VC	3500	1/1	0.75	0.46	-	134,134,134,134	0
55	MG	UC	1762	1/1	0.72	0.86	-	105,105,105,105	0
55	MG	YC	1751	1/1	0.89	0.26	-	92,92,92,92	0
55	MG	YC	1716	1/1	0.85	0.11	-	249,249,249,249	0
55	MG	ZC	3546	1/1	0.96	0.14	-	95,95,95,95	0
55	MG	VC	3135	1/1	0.91	0.21	-	113,113,113,113	0
55	MG	ZC	3091	1/1	0.89	0.53	-	81,81,81,81	0
55	MG	ZC	3007	1/1	0.93	0.26	-	72,72,72,72	0
55	MG	YC	1847	1/1	0.70	0.44	-	122,122,122,122	0
55	MG	VC	3529	1/1	0.95	0.17	-	79,79,79,79	0
55	MG	ZC	3500	1/1	0.69	0.36	-	115,115,115,115	0
55	MG	ZC	3434	1/1	0.85	0.47	-	70,70,70,70	0
55	MG	YC	1808	1/1	0.14	0.76	-	167,167,167,167	0
55	MG	VC	3471	1/1	0.89	0.16	-	142,142,142,142	0
55	MG	UC	1778	1/1	0.86	0.61	-	153,153,153,153	0
55	MG	YC	1744	1/1	0.86	0.28	-	121,121,121,121	0
55	MG	VC	3139	1/1	0.88	0.75	-	96,96,96,96	0
55	MG	ZC	3076	1/1	0.67	0.44	-	105,105,105,105	0
55	MG	UC	1657	1/1	0.25	0.85	-	175,175,175,175	0
55	MG	YC	1747	1/1	0.69	0.57	-	319,319,319,319	0
55	MG	VC	3504	1/1	0.78	0.18	-	202,202,202,202	0
55	MG	VC	3146	1/1	0.92	0.28	-	79,79,79,79	0
55	MG	ZC	3737	1/1	-0.21	0.57	-	204,204,204,204	0

Continued on next page...

Continued from previous page...

Mol	Type	Chain	Res	Atoms	RSCC	RSR	LLDF	B-factors(\AA^2)	Q<0.9
55	MG	VC	3474	1/1	0.09	0.59	-	100,100,100,100	0
55	MG	ZC	3701	1/1	0.89	0.17	-	90,90,90,90	0
55	MG	UC	1681	1/1	0.38	0.10	-	254,254,254,254	0
55	MG	YC	1653	1/1	0.84	1.64	-	140,140,140,140	0
55	MG	ZC	3178	1/1	0.87	0.39	-	103,103,103,103	0
55	MG	ZC	3154	1/1	0.77	0.79	-	95,95,95,95	0
55	MG	ZC	3758	1/1	0.85	0.62	-	128,128,128,128	0
55	MG	VC	3580	1/1	0.84	0.38	-	113,113,113,113	0
55	MG	UC	1733	1/1	0.76	0.63	-	129,129,129,129	0
55	MG	YC	1863	1/1	0.62	0.42	-	128,128,128,128	0
55	MG	VC	3252	1/1	0.96	0.25	-	88,88,88,88	0
55	MG	UC	1759	1/1	0.69	0.31	-	162,162,162,162	0
55	MG	ZC	3203	1/1	0.88	0.25	-	84,84,84,84	0
55	MG	VC	3116	1/1	0.89	0.43	-	92,92,92,92	0
55	MG	VC	3267	1/1	0.83	0.30	-	84,84,84,84	0
55	MG	UC	1805	1/1	0.96	0.29	-	122,122,122,122	0
55	MG	VC	3194	1/1	0.73	0.36	-	101,101,101,101	0
55	MG	ZC	3689	1/1	0.90	0.28	-	94,94,94,94	0
55	MG	ZC	3431	1/1	0.80	1.24	-	130,130,130,130	0
55	MG	DB	201	1/1	0.58	1.61	-	105,105,105,105	0
55	MG	ZC	3686	1/1	0.62	0.72	-	76,76,76,76	0
55	MG	VC	3389	1/1	0.81	0.62	-	83,83,83,83	0
55	MG	VC	3231	1/1	0.49	1.02	-	119,119,119,119	0
55	MG	ZC	3678	1/1	0.90	0.41	-	89,89,89,89	0
55	MG	ZC	3367	1/1	0.96	0.29	-	85,85,85,85	0
55	MG	ZC	3457	1/1	0.43	0.38	-	97,97,97,97	0
55	MG	ZC	3588	1/1	0.95	0.12	-	89,89,89,89	0
55	MG	VC	3484	1/1	0.81	0.14	-	136,136,136,136	0
55	MG	VC	3239	1/1	0.34	0.37	-	171,171,171,171	0
55	MG	VC	3018	1/1	0.94	0.40	-	116,116,116,116	0
55	MG	VC	3402	1/1	0.52	0.57	-	100,100,100,100	0
55	MG	ZC	3494	1/1	0.67	0.45	-	65,65,65,65	0
55	MG	OA	102	1/1	0.38	0.78	-	180,180,180,180	0
55	MG	UC	1794	1/1	0.62	0.49	-	105,105,105,105	0
55	MG	ZC	3613	1/1	0.44	0.69	-	90,90,90,90	0
55	MG	VC	3605	1/1	0.88	0.43	-	112,112,112,112	0
55	MG	VC	3550	1/1	0.80	0.51	-	127,127,127,127	0
55	MG	YC	1738	1/1	0.46	0.20	-	144,144,144,144	0
55	MG	ZC	3073	1/1	0.94	1.05	-	52,52,52,52	0
55	MG	ZC	3348	1/1	0.89	0.24	-	59,59,59,59	0
55	MG	ZC	3556	1/1	0.91	0.57	-	89,89,89,89	0
55	MG	VC	3510	1/1	0.70	0.88	-	77,77,77,77	0

Continued on next page...

Continued from previous page...

Mol	Type	Chain	Res	Atoms	RSCC	RSR	LLDF	B-factors(\AA^2)	Q<0.9
55	MG	ZC	3260	1/1	0.30	0.84	-	87,87,87,87	0
55	MG	UC	1644	1/1	0.62	1.36	-	112,112,112,112	0
55	MG	VC	3101	1/1	0.95	0.61	-	86,86,86,86	0
55	MG	ZC	3441	1/1	0.91	0.25	-	94,94,94,94	0
55	MG	ZC	3623	1/1	0.56	0.53	-	77,77,77,77	0
55	MG	UC	1723	1/1	0.64	0.28	-	101,101,101,101	0
55	MG	YC	1708	1/1	0.93	0.18	-	110,110,110,110	0
55	MG	ZC	3147	1/1	0.66	0.69	-	85,85,85,85	0
55	MG	ZC	3512	1/1	0.91	0.19	-	84,84,84,84	0
55	MG	ZC	3728	1/1	0.47	0.46	-	94,94,94,94	0
55	MG	VC	3406	1/1	0.90	0.32	-	115,115,115,115	0
55	MG	ZC	3443	1/1	0.73	0.64	-	76,76,76,76	0
55	MG	ZC	3366	1/1	0.80	0.42	-	83,83,83,83	0
55	MG	IC	201	1/1	0.81	0.31	-	155,155,155,155	0
55	MG	UC	1635	1/1	0.88	0.34	-	93,93,93,93	0
55	MG	VC	3225	1/1	0.88	0.45	-	78,78,78,78	0
55	MG	ZC	3717	1/1	0.63	0.17	-	91,91,91,91	0
55	MG	VC	3208	1/1	0.82	0.15	-	137,137,137,137	0
55	MG	WA	303	1/1	0.77	0.78	-	80,80,80,80	0

6.5 Other polymers [i](#)

There are no such residues in this entry.