



Full wwPDB X-ray Structure Validation Report ⓘ

Oct 18, 2016 – 06:56 AM EDT

PDB ID : 5DAT
Title : Complex of yeast 80S ribosome with hypusine-containing eIF5A
Authors : Melnikov, S.; Mailliot, J.; Shin, B.-S.; Rigger, L.; Yusupova, G.; Micura, R.;
Dever, T.E.; Yusupov, M.
Deposited on : 2015-08-20
Resolution : 3.15 Å(reported)

This is a Full wwPDB X-ray Structure Validation Report for a publicly released PDB entry.

We welcome your comments at validation@mail.wwpdb.org

A user guide is available at

<http://wwpdb.org/validation/2016/XrayValidationReportHelp>

with specific help available everywhere you see the ⓘ symbol.

The following versions of software and data (see [references ⓘ](#)) were used in the production of this report:

MolProbity : 4.02b-467
Mogul : 1.7.1 (RC1), CSD as537be (2016)
Xtriage (Phenix) : 1.9-1692
EDS : rb-20027939
Percentile statistics : 20151230.v01 (using entries in the PDB archive December 30th 2015)
Refmac : 5.8.0135
CCP4 : 6.5.0
Ideal geometry (proteins) : Engh & Huber (2001)
Ideal geometry (DNA, RNA) : Parkinson et al. (1996)
Validation Pipeline (wwPDB-VP) : rb-20027939

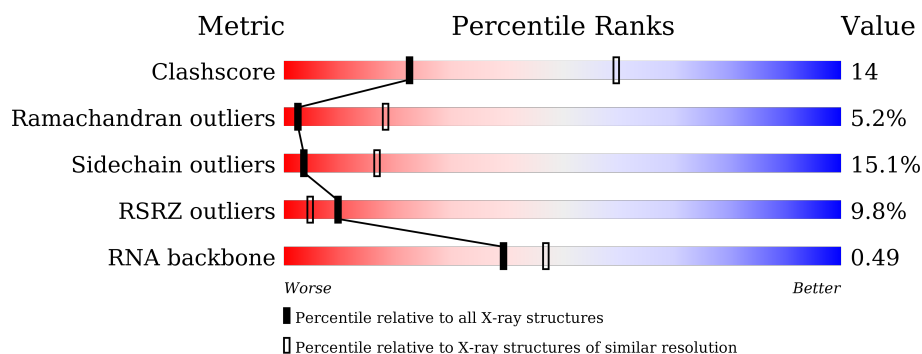
1 Overall quality at a glance

The following experimental techniques were used to determine the structure:

X-RAY DIFFRACTION

The reported resolution of this entry is 3.15 Å.

Percentile scores (ranging between 0-100) for global validation metrics of the entry are shown in the following graphic. The table shows the number of entries on which the scores are based.



Metric	Whole archive (#Entries)	Similar resolution (#Entries, resolution range(Å))
Clashscore	102246	1249 (3.20-3.12)
Ramachandran outliers	100387	1222 (3.20-3.12)
Sidechain outliers	100360	1221 (3.20-3.12)
RSRZ outliers	91569	1117 (3.20-3.12)
RNA backbone	2183	1046 (3.62-2.70)

The table below summarises the geometric issues observed across the polymeric chains and their fit to the electron density. The red, orange, yellow and green segments on the lower bar indicate the fraction of residues that contain outliers for ≥ 3 , 2, 1 and 0 types of geometric quality criteria. A grey segment represents the fraction of residues that are not modelled. The numeric value for each fraction is indicated below the corresponding segment, with a dot representing fractions $\leq 5\%$. The upper red bar (where present) indicates the fraction of residues that have poor fit to the electron density. The numeric value is given above the bar.

Mol	Chain	Length	Quality of chain
1	2	1800	<div> <div>9%</div> <div>36%</div> <div>47%</div> <div>15%</div> <div>..</div> </div>
1	6	1800	<div> <div>5%</div> <div>42%</div> <div>43%</div> <div>14%</div> <div>.</div> </div>
2	S0	251	<div> <div>17%</div> <div>24%</div> <div>47%</div> <div>11%</div> <div>18%</div> </div>
2	s0	251	<div> <div>7%</div> <div>69%</div> <div>13%</div> <div>18%</div> </div>
3	S1	254	<div> <div>13%</div> <div>22%</div> <div>50%</div> <div>12%</div> <div>16%</div> </div>
3	s1	254	<div> <div>5%</div> <div>66%</div> <div>19%</div> <div>15%</div> </div>

Continued on next page...

Continued from previous page...

Mol	Chain	Length	Quality of chain
4	S2	253	
4	s2	253	
5	S3	239	
5	s3	239	
6	S4	260	
6	s4	260	
7	S5	224	
7	s5	224	
8	S6	236	
8	s6	236	
9	S7	189	
9	s7	189	
10	S8	200	
10	s8	200	
11	S9	196	
11	s9	196	
12	C0	105	
12	c0	105	
13	C1	155	
13	c1	155	
14	C2	124	
14	c2	124	
15	C3	150	
15	c3	150	
16	C4	136	

Continued on next page...

Continued from previous page...

Mol	Chain	Length	Quality of chain
16	c4	136	
17	C5	137	
17	c5	137	
18	C6	142	
18	c6	142	
19	C7	136	
19	c7	136	
20	C8	145	
20	c8	145	
21	C9	143	
21	c9	143	
22	D0	120	
22	d0	120	
23	D1	87	
23	d1	87	
24	D2	129	
25	D3	144	
25	d3	144	
26	D4	134	
26	d4	134	
27	D5	107	
27	d5	107	
28	D6	97	
28	d6	97	
29	D7	81	

Continued on next page...

Continued from previous page...

Mol	Chain	Length	Quality of chain
29	d7	81	
30	D8	66	
30	d8	66	
31	D9	55	
31	d9	55	
32	E0	62	
32	e0	62	
33	E1	76	
33	e1	76	
34	SR	318	
34	sR	318	
35	SM	273	
35	sM	273	
36	1	3396	
36	5	3396	
37	3	121	
37	7	121	
38	4	158	
38	8	158	
39	L2	253	
39	l2	253	
40	L3	386	
40	l3	386	
41	L4	361	
41	l4	361	

Continued on next page...

Continued from previous page...

Mol	Chain	Length	Quality of chain
42	L5	296	
42	l5	296	
43	L6	175	
43	l6	175	
44	L7	243	
44	l7	243	
45	L8	255	
45	l8	255	
46	L9	191	
46	l9	191	
47	M0	220	
47	m0	220	
48	M1	173	
48	m1	173	
49	M3	198	
49	m3	198	
50	M4	137	
50	m4	137	
51	M5	204	
52	M6	198	
52	m6	198	
53	M7	183	
53	m7	183	
54	M8	185	
54	m8	185	

Continued on next page...

Continued from previous page...

Mol	Chain	Length	Quality of chain
55	M9	188	
55	m9	188	
56	N0	172	
56	n0	172	
57	N1	159	
57	n1	159	
58	N2	120	
58	n2	120	
59	N3	136	
59	n3	136	
60	N4	155	
60	n4	155	
61	N5	141	
61	n5	141	
62	N6	126	
62	n6	126	
63	N7	135	
63	n7	135	
64	N8	148	
64	n8	148	
65	N9	58	
65	n9	58	
66	O0	104	
66	o0	104	
67	O1	112	

Continued on next page...

Continued from previous page...

Mol	Chain	Length	Quality of chain
67	o1	112	
68	O2	129	
68	o2	129	
69	O3	106	
69	o3	106	
70	O4	119	
70	o4	119	
71	O5	119	
71	o5	119	
72	O6	99	
72	o6	99	
73	O7	87	
73	o7	87	
74	O8	77	
74	o8	77	
75	O9	50	
75	o9	50	
76	Q0	52	
76	q0	52	
77	Q1	25	
77	q1	25	
78	Q2	105	
78	q2	105	
79	Q3	91	
79	q3	91	

Continued on next page...

Continued from previous page...

Mol	Chain	Length	Quality of chain
80	d2	130	
81	m2	150	
82	m5	203	
83	p0	220	
84	p1	47	
84	p2	47	
85	f	157	
86	l1	213	

The following table lists non-polymeric compounds, carbohydrate monomers and non-standard residues in protein, DNA, RNA chains that are outliers for geometric or electron-density-fit criteria:

Mol	Type	Chain	Res	Chirality	Geometry	Clashes	Electron density
85	5CT	f	51	X	-	-	-
87	MG	1	3401	-	-	-	X
87	MG	1	3408	-	-	-	X
87	MG	1	3410	-	-	-	X
87	MG	1	3415	-	-	-	X
87	MG	1	3416	-	-	-	X
87	MG	1	3418	-	-	-	X
87	MG	1	3422	-	-	-	X
87	MG	1	3433	-	-	-	X
87	MG	1	3441	-	-	-	X
87	MG	1	3449	-	-	-	X
87	MG	1	3455	-	-	-	X
87	MG	1	3465	-	-	-	X
87	MG	1	3474	-	-	-	X
87	MG	1	3479	-	-	-	X
87	MG	1	3485	-	-	-	X
87	MG	1	3492	-	-	-	X
87	MG	1	3493	-	-	-	X
87	MG	1	3495	-	-	-	X
87	MG	1	3497	-	-	-	X
87	MG	1	3503	-	-	-	X
87	MG	1	3507	-	-	-	X
87	MG	1	3511	-	-	-	X

Continued on next page...

Continued from previous page...

Mol	Type	Chain	Res	Chirality	Geometry	Clashes	Electron density
87	MG	1	3512	-	-	-	X
87	MG	1	3513	-	-	-	X
87	MG	1	3523	-	-	-	X
87	MG	1	3525	-	-	-	X
87	MG	1	3527	-	-	-	X
87	MG	1	3534	-	-	-	X
87	MG	1	3535	-	-	-	X
87	MG	1	3536	-	-	-	X
87	MG	1	3541	-	-	-	X
87	MG	1	3547	-	-	-	X
87	MG	1	3550	-	-	-	X
87	MG	1	3552	-	-	-	X
87	MG	1	3554	-	-	-	X
87	MG	1	3556	-	-	-	X
87	MG	1	3557	-	-	-	X
87	MG	1	3559	-	-	-	X
87	MG	1	3567	-	-	-	X
87	MG	1	3568	-	-	-	X
87	MG	1	3570	-	-	-	X
87	MG	1	3571	-	-	-	X
87	MG	1	3573	-	-	-	X
87	MG	1	3575	-	-	-	X
87	MG	1	3577	-	-	-	X
87	MG	1	3578	-	-	-	X
87	MG	1	3580	-	-	-	X
87	MG	1	3584	-	-	-	X
87	MG	1	3590	-	-	-	X
87	MG	1	3623	-	-	-	X
87	MG	1	3642	-	-	-	X
87	MG	1	3667	-	-	-	X
87	MG	1	3670	-	-	-	X
87	MG	1	3673	-	-	-	X
87	MG	1	3674	-	-	-	X
87	MG	1	3683	-	-	-	X
87	MG	1	3686	-	-	-	X
87	MG	1	3687	-	-	-	X
87	MG	1	3692	-	-	-	X
87	MG	1	3701	-	-	-	X
87	MG	1	3706	-	-	-	X
87	MG	1	3707	-	-	-	X
87	MG	1	3731	-	-	-	X
87	MG	1	3732	-	-	-	X

Continued on next page...

Continued from previous page...

Mol	Type	Chain	Res	Chirality	Geometry	Clashes	Electron density
87	MG	1	3733	-	-	-	X
87	MG	1	3735	-	-	-	X
87	MG	1	3748	-	-	-	X
87	MG	1	4111	-	-	-	X
87	MG	1	4112	-	-	-	X
87	MG	1	4113	-	-	-	X
87	MG	2	1956	-	-	-	X
87	MG	2	1973	-	-	-	X
87	MG	3	220	-	-	-	X
87	MG	4	206	-	-	-	X
87	MG	4	215	-	-	-	X
87	MG	4	236	-	-	-	X
87	MG	5	3402	-	-	-	X
87	MG	5	3405	-	-	-	X
87	MG	5	3407	-	-	-	X
87	MG	5	3410	-	-	-	X
87	MG	5	3412	-	-	-	X
87	MG	5	3413	-	-	-	X
87	MG	5	3414	-	-	-	X
87	MG	5	3419	-	-	-	X
87	MG	5	3426	-	-	-	X
87	MG	5	3429	-	-	-	X
87	MG	5	3431	-	-	-	X
87	MG	5	3445	-	-	-	X
87	MG	5	3448	-	-	-	X
87	MG	5	3457	-	-	-	X
87	MG	5	3464	-	-	-	X
87	MG	5	3469	-	-	-	X
87	MG	5	3475	-	-	-	X
87	MG	5	3497	-	-	-	X
87	MG	5	3498	-	-	-	X
87	MG	5	3501	-	-	-	X
87	MG	5	3504	-	-	-	X
87	MG	5	3508	-	-	-	X
87	MG	5	3510	-	-	-	X
87	MG	5	3511	-	-	-	X
87	MG	5	3514	-	-	-	X
87	MG	5	3516	-	-	-	X
87	MG	5	3520	-	-	-	X
87	MG	5	3524	-	-	-	X
87	MG	5	3529	-	-	-	X
87	MG	5	3533	-	-	-	X

Continued on next page...

Continued from previous page...

Mol	Type	Chain	Res	Chirality	Geometry	Clashes	Electron density
87	MG	5	3540	-	-	-	X
87	MG	5	3544	-	-	-	X
87	MG	5	3546	-	-	-	X
87	MG	5	3547	-	-	-	X
87	MG	5	3549	-	-	-	X
87	MG	5	3556	-	-	-	X
87	MG	5	3561	-	-	-	X
87	MG	5	3562	-	-	-	X
87	MG	5	3564	-	-	-	X
87	MG	5	3565	-	-	-	X
87	MG	5	3570	-	-	-	X
87	MG	5	3571	-	-	-	X
87	MG	5	3578	-	-	-	X
87	MG	5	3582	-	-	-	X
87	MG	5	3583	-	-	-	X
87	MG	5	3585	-	-	-	X
87	MG	5	3587	-	-	-	X
87	MG	5	3589	-	-	-	X
87	MG	5	3590	-	-	-	X
87	MG	5	3591	-	-	-	X
87	MG	5	3592	-	-	-	X
87	MG	5	3593	-	-	-	X
87	MG	5	3594	-	-	-	X
87	MG	5	3595	-	-	-	X
87	MG	5	3600	-	-	-	X
87	MG	5	3630	-	-	-	X
87	MG	5	3633	-	-	-	X
87	MG	5	3635	-	-	-	X
87	MG	5	3665	-	-	-	X
87	MG	5	3670	-	-	-	X
87	MG	5	3714	-	-	-	X
87	MG	5	3715	-	-	-	X
87	MG	5	3720	-	-	-	X
87	MG	5	3731	-	-	-	X
87	MG	5	3751	-	-	-	X
87	MG	5	3761	-	-	-	X
87	MG	5	3767	-	-	-	X
87	MG	5	3769	-	-	-	X
87	MG	5	4162	-	-	-	X
87	MG	5	4165	-	-	-	X
87	MG	6	1908	-	-	-	X
87	MG	6	1915	-	-	-	X

Continued on next page...

Continued from previous page...

Mol	Type	Chain	Res	Chirality	Geometry	Clashes	Electron density
87	MG	6	1918	-	-	-	X
87	MG	6	1922	-	-	-	X
87	MG	6	1925	-	-	-	X
87	MG	6	1934	-	-	-	X
87	MG	6	1945	-	-	-	X
87	MG	6	1953	-	-	-	X
87	MG	6	1962	-	-	-	X
87	MG	6	1982	-	-	-	X
87	MG	6	1988	-	-	-	X
87	MG	6	1994	-	-	-	X
87	MG	6	2006	-	-	-	X
87	MG	6	2009	-	-	-	X
87	MG	7	208	-	-	-	X
87	MG	7	215	-	-	-	X
87	MG	7	228	-	-	-	X
87	MG	8	202	-	-	-	X
87	MG	8	204	-	-	-	X
87	MG	M7	202	-	-	-	X
87	MG	N3	201	-	-	-	X
87	MG	O2	201	-	-	-	X
87	MG	O3	201	-	-	-	X
87	MG	O7	104	-	-	-	X
87	MG	l2	303	-	-	-	X
87	MG	l3	401	-	-	-	X
87	MG	m7	201	-	-	-	X
87	MG	n0	202	-	-	-	X
87	MG	n3	201	-	-	-	X
87	MG	o9	101	-	-	-	X
88	OHX	1	3763	-	-	-	X
88	OHX	1	3771	-	-	-	X
88	OHX	1	3781	-	-	-	X
88	OHX	1	3784	-	-	-	X
88	OHX	1	3788	-	-	-	X
88	OHX	1	3793	-	-	-	X
88	OHX	1	3803	-	-	-	X
88	OHX	1	3807	-	-	-	X
88	OHX	1	3810	-	-	-	X
88	OHX	1	3812	-	-	-	X
88	OHX	1	3815	-	-	-	X
88	OHX	1	3820	-	-	-	X
88	OHX	1	3821	-	-	-	X
88	OHX	1	3825	-	-	-	X

Continued on next page...

Continued from previous page...

Mol	Type	Chain	Res	Chirality	Geometry	Clashes	Electron density
88	OHX	1	3830	-	-	-	X
88	OHX	1	3837	-	-	-	X
88	OHX	1	3839	-	-	-	X
88	OHX	1	3842	-	-	-	X
88	OHX	1	3843	-	-	-	X
88	OHX	1	3846	-	-	-	X
88	OHX	1	3851	-	-	X	-
88	OHX	1	3853	-	-	-	X
88	OHX	1	3856	-	-	-	X
88	OHX	1	3859	-	-	-	X
88	OHX	1	3865	-	-	-	X
88	OHX	1	3866	-	-	-	X
88	OHX	1	3873	-	-	-	X
88	OHX	1	3877	-	-	-	X
88	OHX	1	3882	-	-	-	X
88	OHX	1	3886	-	-	-	X
88	OHX	1	3898	-	-	-	X
88	OHX	1	3899	-	-	-	X
88	OHX	1	3903	-	-	-	X
88	OHX	1	3914	-	-	-	X
88	OHX	1	3918	-	-	-	X
88	OHX	1	3923	-	-	-	X
88	OHX	1	3927	-	-	X	-
88	OHX	1	3939	-	-	X	-
88	OHX	1	3940	-	-	X	-
88	OHX	1	3947	-	-	-	X
88	OHX	1	3950	-	-	-	X
88	OHX	1	3953	-	-	-	X
88	OHX	1	3956	-	-	-	X
88	OHX	1	3968	-	-	-	X
88	OHX	1	3969	-	-	-	X
88	OHX	1	3975	-	-	-	X
88	OHX	1	3984	-	-	-	X
88	OHX	1	3992	-	-	-	X
88	OHX	1	4000	-	-	-	X
88	OHX	1	4001	-	-	X	-
88	OHX	1	4005	-	-	-	X
88	OHX	1	4006	-	-	-	X
88	OHX	1	4007	-	-	-	X
88	OHX	1	4008	-	-	-	X
88	OHX	1	4009	-	-	-	X
88	OHX	1	4010	-	-	-	X

Continued on next page...

Continued from previous page...

Mol	Type	Chain	Res	Chirality	Geometry	Clashes	Electron density
88	OHX	1	4020	-	-	-	X
88	OHX	1	4022	-	-	-	X
88	OHX	1	4028	-	-	-	X
88	OHX	1	4031	-	-	-	X
88	OHX	1	4033	-	-	-	X
88	OHX	1	4042	-	-	-	X
88	OHX	1	4050	-	-	-	X
88	OHX	1	4051	-	-	-	X
88	OHX	1	4053	-	-	-	X
88	OHX	1	4060	-	-	-	X
88	OHX	1	4061	-	-	-	X
88	OHX	1	4064	-	-	-	X
88	OHX	1	4068	-	-	X	-
88	OHX	1	4069	-	-	-	X
88	OHX	1	4076	-	-	-	X
88	OHX	1	4077	-	-	X	-
88	OHX	1	4081	-	-	-	X
88	OHX	1	4090	-	-	-	X
88	OHX	1	4094	-	-	-	X
88	OHX	1	4097	-	-	-	X
88	OHX	1	4098	-	-	-	X
88	OHX	1	4101	-	-	-	X
88	OHX	1	4103	-	-	-	X
88	OHX	1	4106	-	-	-	X
88	OHX	1	4107	-	-	-	X
88	OHX	2	2010	-	-	-	X
88	OHX	2	2014	-	-	-	X
88	OHX	2	2023	-	-	-	X
88	OHX	2	2061	-	-	X	-
88	OHX	2	2092	-	-	X	-
88	OHX	2	2102	-	-	X	-
88	OHX	2	2118	-	-	-	X
88	OHX	2	2121	-	-	-	X
88	OHX	2	2124	-	-	-	X
88	OHX	2	2133	-	-	X	-
88	OHX	2	2142	-	-	-	X
88	OHX	2	2148	-	-	-	X
88	OHX	2	2150	-	-	X	-
88	OHX	3	211	-	-	-	X
88	OHX	3	215	-	-	-	X
88	OHX	3	219	-	-	-	X
88	OHX	4	222	-	-	-	X

Continued on next page...

Continued from previous page...

Mol	Type	Chain	Res	Chirality	Geometry	Clashes	Electron density
88	OHX	4	226	-	-	-	X
88	OHX	4	229	-	-	-	X
88	OHX	4	234	-	-	-	X
88	OHX	4	235	-	-	-	X
88	OHX	5	3795	-	-	-	X
88	OHX	5	3800	-	-	-	X
88	OHX	5	3808	-	-	-	X
88	OHX	5	3810	-	-	-	X
88	OHX	5	3811	-	-	-	X
88	OHX	5	3812	-	-	-	X
88	OHX	5	3818	-	-	-	X
88	OHX	5	3826	-	-	-	X
88	OHX	5	3830	-	-	-	X
88	OHX	5	3837	-	-	-	X
88	OHX	5	3838	-	-	-	X
88	OHX	5	3840	-	-	-	X
88	OHX	5	3845	-	-	-	X
88	OHX	5	3846	-	-	-	X
88	OHX	5	3847	-	-	-	X
88	OHX	5	3849	-	-	-	X
88	OHX	5	3852	-	-	X	-
88	OHX	5	3856	-	-	-	X
88	OHX	5	3858	-	-	-	X
88	OHX	5	3861	-	-	-	X
88	OHX	5	3864	-	-	-	X
88	OHX	5	3867	-	-	-	X
88	OHX	5	3875	-	-	-	X
88	OHX	5	3884	-	-	-	X
88	OHX	5	3886	-	-	-	X
88	OHX	5	3887	-	-	-	X
88	OHX	5	3888	-	-	-	X
88	OHX	5	3896	-	-	-	X
88	OHX	5	3898	-	-	-	X
88	OHX	5	3900	-	-	X	-
88	OHX	5	3905	-	-	-	X
88	OHX	5	3911	-	-	-	X
88	OHX	5	3915	-	-	-	X
88	OHX	5	3918	-	-	-	X
88	OHX	5	3920	-	-	-	X
88	OHX	5	3923	-	-	-	X
88	OHX	5	3924	-	-	-	X
88	OHX	5	3931	-	-	-	X

Continued on next page...

Continued from previous page...

Mol	Type	Chain	Res	Chirality	Geometry	Clashes	Electron density
88	OHX	5	3932	-	-	-	X
88	OHX	5	3939	-	-	-	X
88	OHX	5	3946	-	-	-	X
88	OHX	5	3947	-	-	-	X
88	OHX	5	3951	-	-	X	-
88	OHX	5	3953	-	-	-	X
88	OHX	5	3958	-	-	-	X
88	OHX	5	3959	-	-	-	X
88	OHX	5	3961	-	-	X	-
88	OHX	5	3962	-	-	-	X
88	OHX	5	3969	-	-	-	X
88	OHX	5	3973	-	-	-	X
88	OHX	5	3993	-	-	-	X
88	OHX	5	3995	-	-	-	X
88	OHX	5	3996	-	-	-	X
88	OHX	5	3998	-	-	-	X
88	OHX	5	4005	-	-	-	X
88	OHX	5	4011	-	-	-	X
88	OHX	5	4019	-	-	-	X
88	OHX	5	4024	-	-	-	X
88	OHX	5	4031	-	-	-	X
88	OHX	5	4035	-	-	-	X
88	OHX	5	4038	-	-	-	X
88	OHX	5	4055	-	-	-	X
88	OHX	5	4068	-	-	-	X
88	OHX	5	4069	-	-	-	X
88	OHX	5	4071	-	-	-	X
88	OHX	5	4081	-	-	-	X
88	OHX	5	4088	-	-	-	X
88	OHX	5	4093	-	-	-	X
88	OHX	5	4100	-	-	-	X
88	OHX	5	4103	-	-	-	X
88	OHX	5	4104	-	-	-	X
88	OHX	5	4106	-	-	X	-
88	OHX	5	4109	-	-	-	X
88	OHX	5	4117	-	-	-	X
88	OHX	5	4122	-	-	-	X
88	OHX	5	4126	-	-	X	-
88	OHX	5	4130	-	-	-	X
88	OHX	5	4147	-	-	-	X
88	OHX	5	4152	-	-	-	X
88	OHX	5	4157	-	-	X	-

Continued on next page...

Continued from previous page...

Mol	Type	Chain	Res	Chirality	Geometry	Clashes	Electron density
88	OHX	6	2021	-	-	-	X
88	OHX	6	2028	-	-	-	X
88	OHX	6	2029	-	-	-	X
88	OHX	6	2040	-	-	X	-
88	OHX	6	2044	-	-	-	X
88	OHX	6	2049	-	-	-	X
88	OHX	6	2051	-	-	-	X
88	OHX	6	2064	-	-	-	X
88	OHX	6	2065	-	-	-	X
88	OHX	6	2067	-	-	X	X
88	OHX	6	2071	-	-	-	X
88	OHX	6	2086	-	-	X	-
88	OHX	6	2088	-	-	-	X
88	OHX	6	2096	-	-	X	-
88	OHX	6	2109	-	-	X	-
88	OHX	6	2114	-	-	-	X
88	OHX	6	2126	-	-	X	-
88	OHX	6	2127	-	-	X	-
88	OHX	6	2138	-	-	-	X
88	OHX	6	2142	-	-	X	-
88	OHX	6	2150	-	-	-	X
88	OHX	6	2154	-	-	-	X
88	OHX	6	2164	-	-	-	X
88	OHX	6	2185	-	-	-	X
88	OHX	7	216	-	-	-	X
88	OHX	7	218	-	-	-	X
88	OHX	7	219	-	-	-	X
88	OHX	7	221	-	-	-	X
88	OHX	7	222	-	-	-	X
88	OHX	7	223	-	-	-	X
88	OHX	8	217	-	-	-	X
88	OHX	8	219	-	-	-	X
88	OHX	8	220	-	-	-	X
88	OHX	8	225	-	-	-	X
88	OHX	8	226	-	-	-	X
88	OHX	8	227	-	-	-	X
88	OHX	C3	201	-	-	X	-
88	OHX	L4	401	-	-	X	-
88	OHX	M7	204	-	-	-	X
88	OHX	O9	101	-	-	-	X
88	OHX	S9	202	-	-	-	X
88	OHX	m0	304	-	-	-	X

2 Entry composition

There are 90 unique types of molecules in this entry. The entry contains 414393 atoms, of which 0 are hydrogens and 0 are deuteriums.

In the tables below, the ZeroOcc column contains the number of atoms modelled with zero occupancy, the AltConf column contains the number of residues with at least one atom in alternate conformation and the Trace column contains the number of residues modelled with at most 2 atoms.

- Molecule 1 is a RNA chain called 18S ribosomal RNA.

Mol	Chain	Residues	Atoms					ZeroOcc	AltConf	Trace
1	2	1781	Total	C	N	O	P	0	1	0
			37970	16975	6720	12493	1782			
1	6	1795	Total	C	N	O	P	0	1	0
			38260	17105	6763	12596	1796			

- Molecule 2 is a protein called 40S ribosomal protein S0-A.

Mol	Chain	Residues	Atoms					ZeroOcc	AltConf	Trace
2	S0	206	Total	C	N	O	S	0	0	0
			1577	1014	278	283	2			
2	s0	206	Total	C	N	O	S	0	0	0
			1583	1017	281	283	2			

- Molecule 3 is a protein called 40S ribosomal protein S1-A.

Mol	Chain	Residues	Atoms					ZeroOcc	AltConf	Trace
3	S1	214	Total	C	N	O	S	0	0	0
			1709	1084	310	311	4			
3	s1	216	Total	C	N	O	S	0	0	0
			1722	1091	312	315	4			

- Molecule 4 is a protein called 40S ribosomal protein S2.

Mol	Chain	Residues	Atoms					ZeroOcc	AltConf	Trace
4	S2	217	Total	C	N	O	S	0	0	0
			1635	1047	289	297	2			
4	s2	217	Total	C	N	O	S	0	0	0
			1635	1047	289	297	2			

- Molecule 5 is a protein called 40S ribosomal protein S3.

Mol	Chain	Residues	Atoms					ZeroOcc	AltConf	Trace
5	S3	223	Total	C	N	O	S	0	0	0
			1734	1101	313	314	6			
5	s3	223	Total	C	N	O	S	0	0	0
			1734	1101	313	314	6			

- Molecule 6 is a protein called 40S ribosomal protein S4-A.

Mol	Chain	Residues	Atoms					ZeroOcc	AltConf	Trace
6	S4	260	Total	C	N	O	S	0	0	0
			2068	1316	389	360	3			
6	s4	260	Total	C	N	O	S	0	0	0
			2068	1316	389	360	3			

- Molecule 7 is a protein called 40S ribosomal protein S5.

Mol	Chain	Residues	Atoms					ZeroOcc	AltConf	Trace
7	S5	206	Total	C	N	O	S	0	0	0
			1609	1007	300	299	3			
7	s5	206	Total	C	N	O	S	0	0	0
			1609	1007	300	299	3			

- Molecule 8 is a protein called 40S ribosomal protein S6-A.

Mol	Chain	Residues	Atoms					ZeroOcc	AltConf	Trace
8	S6	226	Total	C	N	O	S	0	0	0
			1799	1129	346	321	3			
8	s6	218	Total	C	N	O	S	0	0	0
			1755	1102	337	313	3			

- Molecule 9 is a protein called 40S ribosomal protein S7-A.

Mol	Chain	Residues	Atoms					ZeroOcc	AltConf	Trace
9	S7	184	Total	C	N	O	S	0	0	0
			1481	951	265	265				
9	s7	186	Total	C	N	O	S	0	0	0
			1491	957	267	267				

- Molecule 10 is a protein called 40S ribosomal protein S8-A.

Mol	Chain	Residues	Atoms					ZeroOcc	AltConf	Trace
10	S8	188	Total	C	N	O	S	0	0	0
			1489	925	298	264	2			

Continued on next page...

Continued from previous page...

Mol	Chain	Residues	Atoms					ZeroOcc	AltConf	Trace
10	s8	188	Total	C	N	O	S	0	0	0
			1489	925	298	264	2			

- Molecule 11 is a protein called 40S ribosomal protein S9-A.

Mol	Chain	Residues	Atoms					ZeroOcc	AltConf	Trace
11	S9	185	Total	C	N	O	S	0	0	0
			1494	943	289	261	1			
11	s9	185	Total	C	N	O	S	0	0	0
			1494	943	289	261	1			

- Molecule 12 is a protein called 40S ribosomal protein S10-A.

Mol	Chain	Residues	Atoms					ZeroOcc	AltConf	Trace
12	C0	96	Total	C	N	O	S	0	0	0
			772	499	126	145	2			
12	c0	96	Total	C	N	O	S	0	0	0
			761	490	125	144	2			

- Molecule 13 is a protein called 40S ribosomal protein S11-A.

Mol	Chain	Residues	Atoms					ZeroOcc	AltConf	Trace
13	C1	155	Total	C	N	O	S	0	0	0
			1213	774	230	206	3			
13	c1	146	Total	C	N	O	S	0	0	0
			1168	747	221	197	3			

- Molecule 14 is a protein called 40S ribosomal protein S12.

Mol	Chain	Residues	Atoms					ZeroOcc	AltConf	Trace
14	C2	124	Total	C	N	O	S	0	0	0
			890	560	156	172	2			
14	c2	124	Total	C	N	O	S	0	0	0
			890	560	156	172	2			

- Molecule 15 is a protein called 40S ribosomal protein S13.

Mol	Chain	Residues	Atoms					ZeroOcc	AltConf	Trace
15	C3	150	Total	C	N	O	S	0	0	0
			1192	759	224	207	2			
15	c3	150	Total	C	N	O	S	0	0	0
			1192	759	224	207	2			

- Molecule 16 is a protein called 40S ribosomal protein S14-A.

Mol	Chain	Residues	Atoms					ZeroOcc	AltConf	Trace
16	C4	127	Total	C	N	O	S	0	0	0
			891	545	182	163	1			
16	c4	128	Total	C	N	O	S	0	0	0
			949	582	188	176	3			

- Molecule 17 is a protein called 40S ribosomal protein S15.

Mol	Chain	Residues	Atoms					ZeroOcc	AltConf	Trace
17	C5	124	Total	C	N	O	S	0	0	0
			977	622	182	166	7			
17	c5	135	Total	C	N	O	S	0	0	0
			1039	658	196	178	7			

- Molecule 18 is a protein called 40S ribosomal protein S16-A.

Mol	Chain	Residues	Atoms					ZeroOcc	AltConf	Trace
18	C6	141	Total	C	N	O	S	0	0	0
			1105	708	203	194				
18	c6	142	Total	C	N	O	S	0	0	0
			1111	711	204	196				

- Molecule 19 is a protein called 40S ribosomal protein S17-A.

Mol	Chain	Residues	Atoms					ZeroOcc	AltConf	Trace
19	C7	120	Total	C	N	O	S	0	0	0
			926	577	177	170	2			
19	c7	117	Total	C	N	O	S	0	0	0
			906	563	174	167	2			

- Molecule 20 is a protein called 40S ribosomal protein S18-A.

Mol	Chain	Residues	Atoms					ZeroOcc	AltConf	Trace
20	C8	145	Total	C	N	O	S	0	0	0
			1192	743	237	210	2			
20	c8	145	Total	C	N	O	S	0	0	0
			1192	743	237	210	2			

- Molecule 21 is a protein called 40S ribosomal protein S19-A.

Mol	Chain	Residues	Atoms					ZeroOcc	AltConf	Trace
21	C9	143	Total	C	N	O	S	0	0	0
			1112	694	208	208	2			
21	c9	143	Total	C	N	O	S	0	0	0
			1112	694	208	208	2			

- Molecule 22 is a protein called 40S ribosomal protein S20.

Mol	Chain	Residues	Atoms					ZeroOcc	AltConf	Trace
22	D0	107	Total	C	N	O	S	0	0	0
			855	539	156	159	1			
22	d0	110	Total	C	N	O	S	0	0	0
			882	554	161	166	1			

- Molecule 23 is a protein called 40S ribosomal protein S21-A.

Mol	Chain	Residues	Atoms					ZeroOcc	AltConf	Trace
23	D1	87	Total	C	N	O	S	0	0	0
			684	420	125	137	2			
23	d1	87	Total	C	N	O	S	0	0	0
			684	420	125	137	2			

- Molecule 24 is a protein called 40S ribosomal protein S22-A.

Mol	Chain	Residues	Atoms					ZeroOcc	AltConf	Trace
24	D2	129	Total	C	N	O	S	0	0	0
			1021	650	188	180	3			

- Molecule 25 is a protein called 40S ribosomal protein S23-A.

Mol	Chain	Residues	Atoms					ZeroOcc	AltConf	Trace
25	D3	144	Total	C	N	O	S	0	0	0
			1121	708	220	191	2			
25	d3	144	Total	C	N	O	S	0	0	0
			1121	708	220	191	2			

- Molecule 26 is a protein called 40S ribosomal protein S24-A.

Mol	Chain	Residues	Atoms				ZeroOcc	AltConf	Trace
26	D4	134	Total	C	N	O	0	0	0
			1073	676	208	189			
26	d4	134	Total	C	N	O	0	0	0
			1073	676	208	189			

- Molecule 27 is a protein called 40S ribosomal protein S25-A.

Mol	Chain	Residues	Atoms				ZeroOcc	AltConf	Trace
27	D5	70	Total	C	N	O	0	0	0
			563	360	104	99			
27	d5	69	Total	C	N	O	0	0	0
			558	357	103	98			

- Molecule 28 is a protein called 40S ribosomal protein S26-B.

Mol	Chain	Residues	Atoms					ZeroOcc	AltConf	Trace
28	D6	97	Total	C	N	O	S	0	0	0
			769	475	160	129	5			
28	d6	97	Total	C	N	O	S	0	0	0
			769	475	160	129	5			

- Molecule 29 is a protein called 40S ribosomal protein S27-A.

Mol	Chain	Residues	Atoms					ZeroOcc	AltConf	Trace
29	D7	81	Total	C	N	O	S	0	0	0
			610	382	110	113	5			
29	d7	81	Total	C	N	O	S	0	0	0
			610	382	110	113	5			

- Molecule 30 is a protein called 40S ribosomal protein S28-A.

Mol	Chain	Residues	Atoms					ZeroOcc	AltConf	Trace
30	D8	63	Total	C	N	O	S	0	0	0
			497	306	99	91	1			
30	d8	63	Total	C	N	O	S	0	0	0
			497	306	99	91	1			

- Molecule 31 is a protein called 40S ribosomal protein S29-A.

Mol	Chain	Residues	Atoms					ZeroOcc	AltConf	Trace
31	D9	53	Total	C	N	O	S	0	0	0
			442	274	92	72	4			
31	d9	53	Total	C	N	O	S	0	0	0
			442	274	92	72	4			

- Molecule 32 is a protein called 40S ribosomal protein S30-A.

Mol	Chain	Residues	Atoms					ZeroOcc	AltConf	Trace
32	E0	60	Total	C	N	O	S	0	0	0
			475	299	98	77	1			
32	e0	62	Total	C	N	O	S	0	0	0
			491	309	101	80	1			

- Molecule 33 is a protein called Ubiquitin-40S ribosomal protein S31.

Mol	Chain	Residues	Atoms					ZeroOcc	AltConf	Trace
33	E1	71	Total	C	N	O	S	0	0	0
			566	362	106	94	4			
33	e1	76	Total	C	N	O	S	0	0	0
			608	388	117	99	4			

- Molecule 34 is a protein called Guanine nucleotide-binding protein subunit beta-like protein.

Mol	Chain	Residues	Atoms					ZeroOcc	AltConf	Trace
34	SR	318	Total	C	N	O	S	0	0	0
			2437	1541	418	470	8			
34	sR	318	Total	C	N	O	S	0	0	0
			2442	1544	418	472	8			

- Molecule 35 is a protein called Suppressor protein STM1.

Mol	Chain	Residues	Atoms				ZeroOcc	AltConf	Trace
35	SM	159	Total	C	N	O	0	0	0
			1104	652	221	231			
35	sM	104	Total	C	N	O	0	0	0
			679	402	140	137			

- Molecule 36 is a RNA chain called 25S ribosomal RNA.

Mol	Chain	Residues	Atoms					ZeroOcc	AltConf	Trace
36	1	3149	Total	C	N	O	P	0	0	0
			67355	30086	12142	21978	3149			
36	5	3169	Total	C	N	O	P	0	0	0
			67780	30276	12216	22120	3168			

- Molecule 37 is a RNA chain called 5S ribosomal RNA.

Mol	Chain	Residues	Atoms					ZeroOcc	AltConf	Trace
37	3	121	Total	C	N	O	P	0	0	0
			2579	1152	461	845	121			

Continued on next page...

Continued from previous page...

Mol	Chain	Residues	Atoms					ZeroOcc	AltConf	Trace
37	7	121	Total	C	N	O	P	0	0	0
			2579	1152	461	845	121			

- Molecule 38 is a RNA chain called 5.8S ribosomal RNA.

Mol	Chain	Residues	Atoms					ZeroOcc	AltConf	Trace
38	4	158	Total	C	N	O	P	0	0	0
			3353	1500	586	1109	158			
38	8	158	Total	C	N	O	P	0	0	0
			3353	1500	586	1109	158			

- Molecule 39 is a protein called 60S ribosomal protein L2-A.

Mol	Chain	Residues	Atoms					ZeroOcc	AltConf	Trace
39	L2	252	Total	C	N	O	S	0	0	0
			1914	1191	388	334	1			
39	l2	252	Total	C	N	O	S	0	0	0
			1912	1190	388	333	1			

- Molecule 40 is a protein called 60S ribosomal protein L3.

Mol	Chain	Residues	Atoms					ZeroOcc	AltConf	Trace
40	L3	386	Total	C	N	O	S	0	0	0
			3075	1950	584	533	8			
40	l3	386	Total	C	N	O	S	0	0	0
			3075	1950	584	533	8			

- Molecule 41 is a protein called 60S ribosomal protein L4-A.

Mol	Chain	Residues	Atoms					ZeroOcc	AltConf	Trace
41	L4	361	Total	C	N	O	S	0	0	0
			2748	1729	522	494	3			
41	l4	361	Total	C	N	O	S	0	0	0
			2748	1729	522	494	3			

- Molecule 42 is a protein called 60S ribosomal protein L5.

Mol	Chain	Residues	Atoms					ZeroOcc	AltConf	Trace
42	L5	296	Total	C	N	O	S	0	0	0
			2375	1501	414	458	2			
42	l5	294	Total	C	N	O	S	0	0	0
			2359	1489	412	456	2			

- Molecule 43 is a protein called 60S ribosomal protein L6-A.

Mol	Chain	Residues	Atoms					ZeroOcc	AltConf	Trace
43	L6	156	Total	C	N	O	S	0	0	0
			1239	800	222	216	1			
43	l6	157	Total	C	N	O	S	0	0	0
			1248	806	224	217	1			

- Molecule 44 is a protein called 60S ribosomal protein L7-A.

Mol	Chain	Residues	Atoms					ZeroOcc	AltConf	Trace
44	L7	222	Total	C	N	O	S	0	0	0
			1784	1151	324	308	1			
44	17	223	Total	C	N	O	S	0	0	0
			1791	1155	325	310	1			

- Molecule 45 is a protein called 60S ribosomal protein L8-A.

Mol	Chain	Residues	Atoms					ZeroOcc	AltConf	Trace
45	L8	233	Total	C	N	O	S	0	0	0
			1804	1151	323	327	3			
45	18	231	Total	C	N	O	S	0	0	0
			1763	1130	316	314	3			

- Molecule 46 is a protein called 60S ribosomal protein L9-A.

Mol	Chain	Residues	Atoms					ZeroOcc	AltConf	Trace
46	L9	191	Total	C	N	O	S	0	0	0
			1518	963	274	277	4			
46	19	191	Total	C	N	O	S	0	0	0
			1518	963	274	277	4			

- Molecule 47 is a protein called 60S ribosomal protein L10.

Mol	Chain	Residues	Atoms					ZeroOcc	AltConf	Trace
47	M0	211	Total	C	N	O	S	0	0	0
			1705	1083	322	294	6			
47	m0	213	Total	C	N	O	S	0	0	0
			1722	1094	325	297	6			

- Molecule 48 is a protein called 60S ribosomal protein L11-B.

Mol	Chain	Residues	Atoms					ZeroOcc	AltConf	Trace
48	M1	169	Total	C	N	O	S	0	0	0
			1353	847	253	249	4			
48	m1	169	Total	C	N	O	S	0	0	0
			1353	847	253	249	4			

- Molecule 49 is a protein called 60S ribosomal protein L13-A.

Mol	Chain	Residues	Atoms					ZeroOcc	AltConf	Trace
49	M3	193	Total	C	N	O	S	0	0	0
			1543	962	315	266				
49	m3	194	Total	C	N	O	S	0	0	0
			1548	965	316	267				

- Molecule 50 is a protein called 60S ribosomal protein L14-A.

Mol	Chain	Residues	Atoms					ZeroOcc	AltConf	Trace
50	M4	136	Total	C	N	O	S	0	0	0
			1053	675	199	177	2			
50	m4	137	Total	C	N	O	S	0	0	0
			1059	678	200	179	2			

- Molecule 51 is a protein called 60S ribosomal protein L15-A.

Mol	Chain	Residues	Atoms					ZeroOcc	AltConf	Trace
51	M5	204	Total	C	N	O	S	0	0	1
			1720	1077	361	281	1			

There is a discrepancy between the modelled and reference sequences:

Chain	Residue	Modelled	Actual	Comment	Reference
M5	170	LYS	-	insertion	UNP P05748

- Molecule 52 is a protein called 60S ribosomal protein L16-A.

Mol	Chain	Residues	Atoms					ZeroOcc	AltConf	Trace
52	M6	197	Total	C	N	O	S	0	0	0
			1555	1003	289	262	1			
52	m6	197	Total	C	N	O	S	0	0	0
			1555	1003	289	262	1			

- Molecule 53 is a protein called 60S ribosomal protein L17-A.

Mol	Chain	Residues	Atoms				ZeroOcc	AltConf	Trace
53	M7	183	Total	C	N	O	0	0	0
			1420	882	281	257			
53	m7	155	Total	C	N	O	0	0	0
			1227	764	238	225			

- Molecule 54 is a protein called 60S ribosomal protein L18-A.

Mol	Chain	Residues	Atoms					ZeroOcc	AltConf	Trace
54	M8	185	Total	C	N	O	S	0	0	0
			1441	908	290	241	2			
54	m8	185	Total	C	N	O	S	0	0	0
			1441	908	290	241	2			

- Molecule 55 is a protein called 60S ribosomal protein L19-A.

Mol	Chain	Residues	Atoms				ZeroOcc	AltConf	Trace
55	M9	188	Total	C	N	O	0	0	0
			1521	935	326	260			
55	m9	188	Total	C	N	O	0	0	0
			1521	935	326	260			

- Molecule 56 is a protein called 60S ribosomal protein L20-A.

Mol	Chain	Residues	Atoms					ZeroOcc	AltConf	Trace
56	N0	172	Total	C	N	O	S	0	0	0
			1445	930	267	244	4			
56	n0	172	Total	C	N	O	S	0	0	0
			1445	930	267	244	4			

- Molecule 57 is a protein called 60S ribosomal protein L21-A.

Mol	Chain	Residues	Atoms					ZeroOcc	AltConf	Trace
57	N1	159	Total	C	N	O	S	0	0	0
			1276	805	246	221	4			
57	n1	159	Total	C	N	O	S	0	0	0
			1276	805	246	221	4			

- Molecule 58 is a protein called 60S ribosomal protein L22-A.

Mol	Chain	Residues	Atoms				ZeroOcc	AltConf	Trace
58	N2	100	Total	C	N	O	0	0	0
			796	516	131	149			

Continued on next page...

Continued from previous page...

Mol	Chain	Residues	Atoms				ZeroOcc	AltConf	Trace
58	n2	98	Total	C	N	O	0	0	0
			778	505	127	146			

- Molecule 59 is a protein called 60S ribosomal protein L23-A.

Mol	Chain	Residues	Atoms					ZeroOcc	AltConf	Trace
59	N3	136	Total	C	N	O	S	0	0	0
			1003	628	189	179	7			
59	n3	136	Total	C	N	O	S	0	0	0
			1003	628	189	179	7			

- Molecule 60 is a protein called 60S ribosomal protein L24-A.

Mol	Chain	Residues	Atoms					ZeroOcc	AltConf	Trace
60	N4	98	Total	C	N	O	S	0	0	0
			699	443	137	118	1			
60	n4	135	Total	C	N	O	S	0	0	0
			1038	651	206	180	1			

- Molecule 61 is a protein called 60S ribosomal protein L25.

Mol	Chain	Residues	Atoms					ZeroOcc	AltConf	Trace
61	N5	121	Total	C	N	O	S	0	0	0
			964	620	169	173	2			
61	n5	120	Total	C	N	O	S	0	0	0
			959	617	168	172	2			

- Molecule 62 is a protein called 60S ribosomal protein L26-A.

Mol	Chain	Residues	Atoms				ZeroOcc	AltConf	Trace
62	N6	126	Total	C	N	O	0	0	0
			993	625	192	176			
62	n6	126	Total	C	N	O	0	0	0
			993	625	192	176			

- Molecule 63 is a protein called 60S ribosomal protein L27-A.

Mol	Chain	Residues	Atoms				ZeroOcc	AltConf	Trace
63	N7	135	Total	C	N	O	0	0	0
			1092	710	202	180			
63	n7	135	Total	C	N	O	0	0	0
			1092	710	202	180			

- Molecule 64 is a protein called 60S ribosomal protein L28.

Mol	Chain	Residues	Atoms					ZeroOcc	AltConf	Trace
64	N8	148	Total	C	N	O	S	0	0	0
			1173	749	231	190	3			
64	n8	148	Total	C	N	O	S	0	0	0
			1173	749	231	190	3			

- Molecule 65 is a protein called 60S ribosomal protein L29.

Mol	Chain	Residues	Atoms					ZeroOcc	AltConf	Trace
65	N9	58	Total	C	N	O	S	0	0	0
			462	289	100	73				
65	n9	58	Total	C	N	O	S	0	0	0
			462	289	100	73				

- Molecule 66 is a protein called 60S ribosomal protein L30.

Mol	Chain	Residues	Atoms					ZeroOcc	AltConf	Trace
66	O0	97	Total	C	N	O	S	0	0	0
			743	479	124	139	1			
66	o0	100	Total	C	N	O	S	0	0	0
			767	492	128	146	1			

- Molecule 67 is a protein called 60S ribosomal protein L31-A.

Mol	Chain	Residues	Atoms					ZeroOcc	AltConf	Trace
67	O1	109	Total	C	N	O	S	0	0	0
			876	556	167	152	1			
67	o1	109	Total	C	N	O	S	0	0	0
			883	559	167	156	1			

- Molecule 68 is a protein called 60S ribosomal protein L32.

Mol	Chain	Residues	Atoms					ZeroOcc	AltConf	Trace
68	O2	127	Total	C	N	O	S	0	0	0
			1020	647	205	167	1			
68	o2	127	Total	C	N	O	S	0	0	0
			1020	647	205	167	1			

- Molecule 69 is a protein called 60S ribosomal protein L33-A.

Mol	Chain	Residues	Atoms					ZeroOcc	AltConf	Trace
69	O3	106	Total	C	N	O	S	0	0	0
			850	540	165	144	1			
69	o3	106	Total	C	N	O	S	0	0	0
			850	540	165	144	1			

- Molecule 70 is a protein called 60S ribosomal protein L34-A (eL34).

Mol	Chain	Residues	Atoms					ZeroOcc	AltConf	Trace
70	O4	112	Total	C	N	O	S	0	0	0
			880	545	179	152	4			
70	o4	112	Total	C	N	O	S	0	0	0
			880	545	179	152	4			

- Molecule 71 is a protein called 60S ribosomal protein L35-A.

Mol	Chain	Residues	Atoms					ZeroOcc	AltConf	Trace
71	O5	119	Total	C	N	O	S	0	0	0
			969	615	186	167	1			
71	o5	119	Total	C	N	O	S	0	0	0
			965	612	185	167	1			

- Molecule 72 is a protein called 60S ribosomal protein L36-A.

Mol	Chain	Residues	Atoms					ZeroOcc	AltConf	Trace
72	O6	99	Total	C	N	O	S	0	0	0
			771	481	156	132	2			
72	o6	99	Total	C	N	O	S	0	0	0
			770	481	156	131	2			

- Molecule 73 is a protein called 60S ribosomal protein L37-A.

Mol	Chain	Residues	Atoms					ZeroOcc	AltConf	Trace
73	O7	87	Total	C	N	O	S	0	0	0
			681	414	148	114	5			
73	o7	87	Total	C	N	O	S	0	0	0
			681	414	148	114	5			

- Molecule 74 is a protein called 60S ribosomal protein L38.

Mol	Chain	Residues	Atoms				ZeroOcc	AltConf	Trace
74	O8	77	Total	C	N	O	0	0	0
			612	391	115	106			

Continued on next page...

Continued from previous page...

Mol	Chain	Residues	Atoms				ZeroOcc	AltConf	Trace
74	o8	77	Total	C	N	O	0	0	0
			608	388	114	106			

- Molecule 75 is a protein called 60S ribosomal protein L39.

Mol	Chain	Residues	Atoms					ZeroOcc	AltConf	Trace
75	O9	50	Total	C	N	O	S	0	0	0
			436	272	97	65	2			
75	o9	50	Total	C	N	O	S	0	0	0
			436	272	97	65	2			

- Molecule 76 is a protein called Ubiquitin-60S ribosomal protein L40.

Mol	Chain	Residues	Atoms					ZeroOcc	AltConf	Trace
76	Q0	52	Total	C	N	O	S	0	0	0
			417	259	86	67	5			
76	q0	52	Total	C	N	O	S	0	0	0
			417	259	86	67	5			

- Molecule 77 is a protein called 60S ribosomal protein L41-A.

Mol	Chain	Residues	Atoms					ZeroOcc	AltConf	Trace
77	Q1	25	Total	C	N	O	S	0	0	0
			233	142	63	27	1			
77	q1	25	Total	C	N	O	S	0	0	0
			233	142	63	27	1			

- Molecule 78 is a protein called 60S ribosomal protein L42-A.

Mol	Chain	Residues	Atoms					ZeroOcc	AltConf	Trace
78	Q2	105	Total	C	N	O	S	0	0	0
			847	534	170	138	5			
78	q2	105	Total	C	N	O	S	0	0	0
			847	534	170	138	5			

- Molecule 79 is a protein called 60S ribosomal protein L43-A.

Mol	Chain	Residues	Atoms					ZeroOcc	AltConf	Trace
79	Q3	91	Total	C	N	O	S	0	0	0
			694	429	138	121	6			
79	q3	91	Total	C	N	O	S	0	0	0
			694	429	138	121	6			

- Molecule 80 is a protein called 40S ribosomal protein S22-A.

Mol	Chain	Residues	Atoms					ZeroOcc	AltConf	Trace
80	d2	130	Total	C	N	O	S	0	0	1
			1021	650	188	180	3			

There is a discrepancy between the modelled and reference sequences:

Chain	Residue	Modelled	Actual	Comment	Reference
d2	47	TYR	-	insertion	UNP P0C0W1

- Molecule 81 is a protein called 60S ribosomal protein L12-A (uL11).

Mol	Chain	Residues	Atoms					ZeroOcc	AltConf	Trace
81	m2	150	Total	C	N	O		0	0	0
			750	450	150	150				

- Molecule 82 is a protein called 60S ribosomal protein L15-A.

Mol	Chain	Residues	Atoms					ZeroOcc	AltConf	Trace
82	m5	203	Total	C	N	O	S	0	0	0
			1720	1077	361	281	1			

- Molecule 83 is a protein called 60S acidic ribosomal protein P0.

Mol	Chain	Residues	Atoms					ZeroOcc	AltConf	Trace
83	p0	143	Total	C	N	O	S	0	0	0
			1077	687	192	195	3			

- Molecule 84 is a protein called 60S ribosomal protein P1 alpha/P2 beta.

Mol	Chain	Residues	Atoms					ZeroOcc	AltConf	Trace
84	p1	47	Total	C	N	O		0	0	0
			235	141	47	47				
84	p2	46	Total	C	N	O		0	0	0
			230	138	46	46				

- Molecule 85 is a protein called Eukaryotic translation initiation factor 5A-1.

Mol	Chain	Residues	Atoms					ZeroOcc	AltConf	Trace
85	f	148	Total	C	N	O	S	0	0	0
			1122	696	189	228	9			

- Molecule 86 is a protein called 60S ribosomal protein L1-A (uL1).

Mol	Chain	Residues	Atoms				ZeroOcc	AltConf	Trace
86	l1	213	Total	C	N	O	0	0	0
			1063	637	213	213			

- Molecule 87 is MAGNESIUM ION (three-letter code: MG) (formula: Mg).

Mol	Chain	Residues	Atoms		ZeroOcc	AltConf
87	L7	3	Total	Mg	0	0
			3	3		
87	N9	1	Total	Mg	0	0
			1	1		
87	n8	3	Total	Mg	0	0
			3	3		
87	6	115	Total	Mg	0	0
			115	115		
87	Q0	1	Total	Mg	0	0
			1	1		
87	sM	1	Total	Mg	0	0
			1	1		
87	O4	1	Total	Mg	0	0
			1	1		
87	o9	1	Total	Mg	0	0
			1	1		
87	l3	1	Total	Mg	0	0
			1	1		
87	d6	1	Total	Mg	0	0
			1	1		
87	2	96	Total	Mg	0	0
			96	96		
87	d2	1	Total	Mg	0	0
			1	1		
87	m6	2	Total	Mg	0	0
			2	2		
87	f	3	Total	Mg	0	0
			3	3		
87	l7	1	Total	Mg	0	0
			1	1		
87	n0	2	Total	Mg	0	0
			2	2		
87	m3	1	Total	Mg	0	0
			1	1		
87	N6	1	Total	Mg	0	0
			1	1		

Continued on next page...

Continued from previous page...

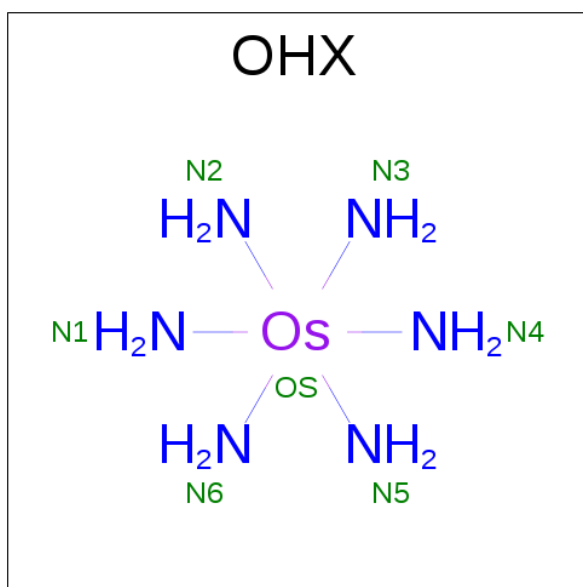
Mol	Chain	Residues	Atoms		ZeroOcc	AltConf
87	S9	1	Total 1	Mg 1	0	0
87	O3	2	Total 2	Mg 2	0	0
87	q0	1	Total 1	Mg 1	0	0
87	SM	1	Total 1	Mg 1	0	0
87	o4	1	Total 1	Mg 1	0	0
87	M0	1	Total 1	Mg 1	0	0
87	n6	1	Total 1	Mg 1	0	0
87	5	400	Total 400	Mg 400	0	0
87	O7	3	Total 3	Mg 3	0	0
87	n9	2	Total 2	Mg 2	0	0
87	1	362	Total 362	Mg 362	0	0
87	O2	1	Total 1	Mg 1	0	0
87	Q2	1	Total 1	Mg 1	0	0
87	M8	1	Total 1	Mg 1	0	0
87	D9	1	Total 1	Mg 1	0	0
87	d3	1	Total 1	Mg 1	0	0
87	M3	2	Total 2	Mg 2	0	0
87	N3	3	Total 3	Mg 3	0	0
87	N8	4	Total 4	Mg 4	0	0
87	4	20	Total 20	Mg 20	0	0
87	D4	1	Total 1	Mg 1	0	0

Continued on next page...

Continued from previous page...

Mol	Chain	Residues	Atoms		ZeroOcc	AltConf
87	S4	1	Total 1	Mg 1	0	0
87	L2	2	Total 2	Mg 2	0	0
87	l5	1	Total 1	Mg 1	0	0
87	m7	3	Total 3	Mg 3	0	0
87	M7	3	Total 3	Mg 3	0	0
87	L6	1	Total 1	Mg 1	0	0
87	s8	1	Total 1	Mg 1	0	0
87	o2	2	Total 2	Mg 2	0	0
87	c7	1	Total 1	Mg 1	0	0
87	7	16	Total 16	Mg 16	0	0
87	n3	1	Total 1	Mg 1	0	0
87	q1	1	Total 1	Mg 1	0	0
87	L3	3	Total 3	Mg 3	0	0
87	l2	3	Total 3	Mg 3	0	0
87	8	12	Total 12	Mg 12	0	0
87	m0	1	Total 1	Mg 1	0	0
87	M6	1	Total 1	Mg 1	0	0
87	N0	1	Total 1	Mg 1	0	0
87	3	9	Total 9	Mg 9	0	0

- Molecule 88 is osmium (III) hexammine (three-letter code: OHX) (formula: H₁₂N₆Os).



Mol	Chain	Residues	Atoms			ZeroOcc	AltConf
88	2	1	Total	N	Os	0	0
			7	6	1		
88	2	1	Total	N	Os	0	0
			7	6	1		
88	2	1	Total	N	Os	0	0
			7	6	1		
88	2	1	Total	N	Os	0	0
			7	6	1		
88	2	1	Total	N	Os	0	0
			7	6	1		
88	2	1	Total	N	Os	0	0
			7	6	1		
88	2	1	Total	N	Os	0	0
			7	6	1		
88	2	1	Total	N	Os	0	0
			7	6	1		
88	2	1	Total	N	Os	0	0
			7	6	1		
88	2	1	Total	N	Os	0	0
			7	6	1		

Continued on next page...

Continued from previous page...

Mol	Chain	Residues	Atoms			ZeroOcc	AltConf
88	2	1	Total	N	Os	0	0
			7	6	1		
88	2	1	Total	N	Os	0	0
			7	6	1		
88	2	1	Total	N	Os	0	0
			7	6	1		
88	2	1	Total	N	Os	0	0
			7	6	1		
88	2	1	Total	N	Os	0	0
			7	6	1		
88	2	1	Total	N	Os	0	0
			7	6	1		
88	2	1	Total	N	Os	0	0
			7	6	1		
88	2	1	Total	N	Os	0	0
			7	6	1		
88	2	1	Total	N	Os	0	0
			7	6	1		
88	2	1	Total	N	Os	0	0
			7	6	1		
88	2	1	Total	N	Os	0	0
			7	6	1		
88	2	1	Total	N	Os	0	0
			7	6	1		
88	2	1	Total	N	Os	0	0
			7	6	1		
88	2	1	Total	N	Os	0	0
			7	6	1		
88	2	1	Total	N	Os	0	0
			7	6	1		
88	2	1	Total	N	Os	0	0
			7	6	1		
88	2	1	Total	N	Os	0	0
			7	6	1		
88	2	1	Total	N	Os	0	0
			7	6	1		

Continued on next page...

Continued from previous page...

Mol	Chain	Residues	Atoms			ZeroOcc	AltConf
88	2	1	Total	N	Os	0	0
			7	6	1		
88	2	1	Total	N	Os	0	0
			7	6	1		
88	2	1	Total	N	Os	0	0
			7	6	1		
88	2	1	Total	N	Os	1	0
			7	6	1		
88	2	1	Total	N	Os	0	0
			7	6	1		
88	2	1	Total	N	Os	0	0
			7	6	1		
88	2	1	Total	N	Os	0	0
			7	6	1		
88	2	1	Total	N	Os	0	0
			7	6	1		
88	2	1	Total	N	Os	0	0
			7	6	1		
88	2	1	Total	N	Os	0	0
			7	6	1		
88	2	1	Total	N	Os	0	0
			7	6	1		
88	2	1	Total	N	Os	0	0
			7	6	1		
88	2	1	Total	N	Os	0	0
			7	6	1		
88	2	1	Total	N	Os	0	0
			7	6	1		
88	2	1	Total	N	Os	0	0
			7	6	1		
88	2	1	Total	N	Os	0	0
			7	6	1		
88	2	1	Total	N	Os	0	0
			7	6	1		
88	2	1	Total	N	Os	0	0
			7	6	1		
88	2	1	Total	N	Os	0	0
			7	6	1		
88	2	1	Total	N	Os	0	0
			7	6	1		
88	2	1	Total	N	Os	0	0
			7	6	1		

Continued on next page...

Continued from previous page...

Mol	Chain	Residues	Atoms			ZeroOcc	AltConf
88	2	1	Total	N	Os	0	0
			7	6	1		
88	2	1	Total	N	Os	0	0
			7	6	1		
88	2	1	Total	N	Os	0	0
			7	6	1		
88	2	1	Total	N	Os	0	0
			7	6	1		
88	2	1	Total	N	Os	0	0
			7	6	1		
88	2	1	Total	N	Os	0	0
			7	6	1		
88	2	1	Total	N	Os	0	0
			7	6	1		
88	2	1	Total	N	Os	0	0
			7	6	1		
88	2	1	Total	N	Os	0	0
			7	6	1		
88	2	1	Total	N	Os	0	0
			7	6	1		
88	2	1	Total	N	Os	0	0
			7	6	1		
88	2	1	Total	N	Os	0	0
			7	6	1		
88	2	1	Total	N	Os	0	0
			7	6	1		
88	2	1	Total	N	Os	0	0
			7	6	1		
88	2	1	Total	N	Os	0	0
			7	6	1		
88	2	1	Total	N	Os	0	0
			7	6	1		
88	2	1	Total	N	Os	0	0
			7	6	1		
88	2	1	Total	N	Os	0	0
			7	6	1		

Continued on next page...

Continued from previous page...

Mol	Chain	Residues	Atoms			ZeroOcc	AltConf
88	2	1	Total	N	Os	0	0
			7	6	1		
88	2	1	Total	N	Os	0	0
			7	6	1		
88	2	1	Total	N	Os	0	0
			7	6	1		
88	2	1	Total	N	Os	0	0
			7	6	1		
88	2	1	Total	N	Os	0	0
			7	6	1		
88	2	1	Total	N	Os	0	0
			7	6	1		
88	2	1	Total	N	Os	0	0
			7	6	1		
88	2	1	Total	N	Os	0	0
			7	6	1		
88	2	1	Total	N	Os	0	0
			7	6	1		
88	2	1	Total	N	Os	0	0
			7	6	1		
88	2	1	Total	N	Os	0	0
			7	6	1		
88	2	1	Total	N	Os	0	0
			7	6	1		
88	2	1	Total	N	Os	0	0
			7	6	1		
88	2	1	Total	N	Os	0	0
			7	6	1		
88	2	1	Total	N	Os	0	0
			7	6	1		
88	2	1	Total	N	Os	0	0
			7	6	1		
88	2	1	Total	N	Os	0	0
			7	6	1		
88	2	1	Total	N	Os	0	0
			7	6	1		

Continued on next page...

Continued from previous page...

Mol	Chain	Residues	Atoms			ZeroOcc	AltConf
88	2	1	Total	N	Os	0	0
			7	6	1		
88	2	1	Total	N	Os	0	0
			7	6	1		
88	2	1	Total	N	Os	0	0
			7	6	1		
88	2	1	Total	N	Os	0	0
			7	6	1		
88	2	1	Total	N	Os	0	0
			7	6	1		
88	2	1	Total	N	Os	0	0
			7	6	1		
88	2	1	Total	N	Os	0	0
			7	6	1		
88	2	1	Total	N	Os	0	0
			7	6	1		
88	2	1	Total	N	Os	0	0
			7	6	1		
88	2	1	Total	N	Os	0	0
			7	6	1		
88	2	1	Total	N	Os	0	0
			7	6	1		
88	2	1	Total	N	Os	0	0
			7	6	1		
88	2	1	Total	N	Os	0	0
			7	6	1		
88	2	1	Total	N	Os	0	0
			7	6	1		
88	2	1	Total	N	Os	1	0
			7	6	1		
88	2	1	Total	N	Os	0	0
			7	6	1		
88	2	1	Total	N	Os	1	0
			7	6	1		

Continued on next page...

Continued from previous page...

Mol	Chain	Residues	Atoms			ZeroOcc	AltConf
88	2	1	Total	N	Os	0	0
			7	6	1		
88	2	1	Total	N	Os	0	0
			7	6	1		
88	2	1	Total	N	Os	0	0
			7	6	1		
88	2	1	Total	N	Os	0	0
			7	6	1		
88	2	1	Total	N	Os	0	0
			7	6	1		
88	2	1	Total	N	Os	0	0
			7	6	1		
88	2	1	Total	N	Os	0	0
			7	6	1		
88	2	1	Total	N	Os	0	0
			7	6	1		
88	2	1	Total	N	Os	0	0
			7	6	1		
88	2	1	Total	N	Os	0	0
			7	6	1		
88	2	1	Total	N	Os	0	0
			7	6	1		
88	2	1	Total	N	Os	0	0
			7	6	1		
88	2	1	Total	N	Os	0	0
			7	6	1		
88	2	1	Total	N	Os	0	0
			7	6	1		
88	2	1	Total	N	Os	0	0
			7	6	1		
88	2	1	Total	N	Os	0	0
			7	6	1		
88	2	1	Total	N	Os	0	0
			7	6	1		
88	2	1	Total	N	Os	0	0
			7	6	1		

Continued on next page...

Continued from previous page...

Mol	Chain	Residues	Atoms			ZeroOcc	AltConf
88	2	1	Total	N	Os	0	0
			7	6	1		
88	2	1	Total	N	Os	0	0
			7	6	1		
88	2	1	Total	N	Os	0	0
			7	6	1		
88	2	1	Total	N	Os	0	0
			7	6	1		
88	2	1	Total	N	Os	0	0
			7	6	1		
88	2	1	Total	N	Os	0	0
			7	6	1		
88	2	1	Total	N	Os	0	0
			7	6	1		
88	2	1	Total	N	Os	0	0
			7	6	1		
88	2	1	Total	N	Os	0	0
			7	6	1		
88	2	1	Total	N	Os	1	0
			7	6	1		
88	2	1	Total	N	Os	0	0
			7	6	1		
88	2	1	Total	N	Os	0	0
			7	6	1		
88	2	1	Total	N	Os	0	0
			7	6	1		
88	2	1	Total	N	Os	0	0
			7	6	1		
88	2	1	Total	N	Os	0	0
			7	6	1		
88	2	1	Total	N	Os	0	0
			7	6	1		
88	S1	1	Total	N	Os	0	0
			7	6	1		
88	S6	1	Total	N	Os	0	0
			7	6	1		

Continued on next page...

Continued from previous page...

Mol	Chain	Residues	Atoms			ZeroOcc	AltConf
88	S8	1	Total 7	N 6	Os 1	0	0
88	S9	1	Total 7	N 6	Os 1	1	0
88	C1	1	Total 7	N 6	Os 1	0	0
88	C3	1	Total 7	N 6	Os 1	0	0
88	C5	1	Total 7	N 6	Os 1	0	0
88	C8	1	Total 7	N 6	Os 1	1	0
88	D9	1	Total 7	N 6	Os 1	0	0
88	SR	1	Total 7	N 6	Os 1	0	0
88	1	1	Total 7	N 6	Os 1	1	0
88	1	1	Total 7	N 6	Os 1	0	0
88	1	1	Total 7	N 6	Os 1	2	0
88	1	1	Total 7	N 6	Os 1	2	0
88	1	1	Total 7	N 6	Os 1	1	0
88	1	1	Total 7	N 6	Os 1	1	0
88	1	1	Total 7	N 6	Os 1	0	0
88	1	1	Total 7	N 6	Os 1	0	0
88	1	1	Total 7	N 6	Os 1	0	0
88	1	1	Total 7	N 6	Os 1	0	0
88	1	1	Total 7	N 6	Os 1	0	0
88	1	1	Total 7	N 6	Os 1	0	0
88	1	1	Total 7	N 6	Os 1	0	0

Continued on next page...

Continued from previous page...

Mol	Chain	Residues	Atoms			ZeroOcc	AltConf
88	1	1	Total	N	Os	0	0
			7	6	1		
88	1	1	Total	N	Os	0	0
			7	6	1		
88	1	1	Total	N	Os	0	0
			7	6	1		
88	1	1	Total	N	Os	0	0
			7	6	1		
88	1	1	Total	N	Os	0	0
			7	6	1		
88	1	1	Total	N	Os	0	0
			7	6	1		
88	1	1	Total	N	Os	0	0
			7	6	1		
88	1	1	Total	N	Os	0	0
			7	6	1		
88	1	1	Total	N	Os	0	0
			7	6	1		
88	1	1	Total	N	Os	0	0
			7	6	1		
88	1	1	Total	N	Os	0	0
			7	6	1		
88	1	1	Total	N	Os	0	0
			7	6	1		
88	1	1	Total	N	Os	0	0
			7	6	1		
88	1	1	Total	N	Os	0	0
			7	6	1		
88	1	1	Total	N	Os	0	0
			7	6	1		
88	1	1	Total	N	Os	0	0
			7	6	1		
88	1	1	Total	N	Os	0	0
			7	6	1		
88	1	1	Total	N	Os	0	0
			7	6	1		

Continued on next page...

Continued from previous page...

Mol	Chain	Residues	Atoms			ZeroOcc	AltConf
88	1	1	Total	N	Os	0	0
			7	6	1		
88	1	1	Total	N	Os	0	0
			7	6	1		
88	1	1	Total	N	Os	0	0
			7	6	1		
88	1	1	Total	N	Os	0	0
			7	6	1		
88	1	1	Total	N	Os	0	0
			7	6	1		
88	1	1	Total	N	Os	1	0
			7	6	1		
88	1	1	Total	N	Os	0	0
			7	6	1		
88	1	1	Total	N	Os	0	0
			7	6	1		
88	1	1	Total	N	Os	0	0
			7	6	1		
88	1	1	Total	N	Os	0	0
			7	6	1		
88	1	1	Total	N	Os	0	0
			7	6	1		
88	1	1	Total	N	Os	0	0
			7	6	1		
88	1	1	Total	N	Os	0	0
			7	6	1		
88	1	1	Total	N	Os	0	0
			7	6	1		
88	1	1	Total	N	Os	0	0
			7	6	1		
88	1	1	Total	N	Os	0	0
			7	6	1		
88	1	1	Total	N	Os	0	0
			7	6	1		
88	1	1	Total	N	Os	0	0
			7	6	1		
88	1	1	Total	N	Os	0	0
			7	6	1		
88	1	1	Total	N	Os	0	0
			7	6	1		

Continued on next page...

Continued from previous page...

Mol	Chain	Residues	Atoms			ZeroOcc	AltConf
88	1	1	Total	N	Os	0	0
			7	6	1		
88	1	1	Total	N	Os	0	0
			7	6	1		
88	1	1	Total	N	Os	0	0
			7	6	1		
88	1	1	Total	N	Os	0	0
			7	6	1		
88	1	1	Total	N	Os	0	0
			7	6	1		
88	1	1	Total	N	Os	0	0
			7	6	1		
88	1	1	Total	N	Os	0	0
			7	6	1		
88	1	1	Total	N	Os	0	0
			7	6	1		
88	1	1	Total	N	Os	0	0
			7	6	1		
88	1	1	Total	N	Os	0	0
			7	6	1		
88	1	1	Total	N	Os	0	0
			7	6	1		
88	1	1	Total	N	Os	0	0
			7	6	1		
88	1	1	Total	N	Os	0	0
			7	6	1		
88	1	1	Total	N	Os	0	0
			7	6	1		
88	1	1	Total	N	Os	0	0
			7	6	1		
88	1	1	Total	N	Os	0	0
			7	6	1		
88	1	1	Total	N	Os	0	0
			7	6	1		
88	1	1	Total	N	Os	0	0
			7	6	1		

Continued on next page...

Continued from previous page...

Mol	Chain	Residues	Atoms			ZeroOcc	AltConf
88	1	1	Total	N	Os	0	0
			7	6	1		
88	1	1	Total	N	Os	0	0
			7	6	1		
88	1	1	Total	N	Os	0	0
			7	6	1		
88	1	1	Total	N	Os	0	0
			7	6	1		
88	1	1	Total	N	Os	0	0
			7	6	1		
88	1	1	Total	N	Os	0	0
			7	6	1		
88	1	1	Total	N	Os	0	0
			7	6	1		
88	1	1	Total	N	Os	0	0
			7	6	1		
88	1	1	Total	N	Os	0	0
			7	6	1		
88	1	1	Total	N	Os	0	0
			7	6	1		
88	1	1	Total	N	Os	0	0
			7	6	1		
88	1	1	Total	N	Os	0	0
			7	6	1		
88	1	1	Total	N	Os	0	0
			7	6	1		
88	1	1	Total	N	Os	0	0
			7	6	1		
88	1	1	Total	N	Os	0	0
			7	6	1		
88	1	1	Total	N	Os	0	0
			7	6	1		
88	1	1	Total	N	Os	0	0
			7	6	1		
88	1	1	Total	N	Os	0	0
			7	6	1		

Continued on next page...

Continued from previous page...

Mol	Chain	Residues	Atoms			ZeroOcc	AltConf
88	1	1	Total	N	Os	0	0
			7	6	1		
88	1	1	Total	N	Os	0	0
			7	6	1		
88	1	1	Total	N	Os	0	0
			7	6	1		
88	1	1	Total	N	Os	0	0
			7	6	1		
88	1	1	Total	N	Os	0	0
			7	6	1		
88	1	1	Total	N	Os	0	0
			7	6	1		
88	1	1	Total	N	Os	0	0
			7	6	1		
88	1	1	Total	N	Os	0	0
			7	6	1		
88	1	1	Total	N	Os	0	0
			7	6	1		
88	1	1	Total	N	Os	0	0
			7	6	1		
88	1	1	Total	N	Os	0	0
			7	6	1		
88	1	1	Total	N	Os	0	0
			7	6	1		
88	1	1	Total	N	Os	0	0
			7	6	1		
88	1	1	Total	N	Os	0	0
			7	6	1		
88	1	1	Total	N	Os	0	0
			7	6	1		
88	1	1	Total	N	Os	0	0
			7	6	1		
88	1	1	Total	N	Os	0	0
			7	6	1		

Continued on next page...

Continued from previous page...

Mol	Chain	Residues	Atoms			ZeroOcc	AltConf
88	1	1	Total	N	Os	0	0
			7	6	1		
88	1	1	Total	N	Os	0	0
			7	6	1		
88	1	1	Total	N	Os	0	0
			7	6	1		
88	1	1	Total	N	Os	0	0
			7	6	1		
88	1	1	Total	N	Os	0	0
			7	6	1		
88	1	1	Total	N	Os	0	0
			7	6	1		
88	1	1	Total	N	Os	0	0
			7	6	1		
88	1	1	Total	N	Os	0	0
			7	6	1		
88	1	1	Total	N	Os	0	0
			7	6	1		
88	1	1	Total	N	Os	0	0
			7	6	1		
88	1	1	Total	N	Os	0	0
			7	6	1		
88	1	1	Total	N	Os	0	0
			7	6	1		
88	1	1	Total	N	Os	1	0
			7	6	1		
88	1	1	Total	N	Os	0	0
			7	6	1		
88	1	1	Total	N	Os	0	0
			7	6	1		
88	1	1	Total	N	Os	0	0
			7	6	1		
88	1	1	Total	N	Os	0	0
			7	6	1		
88	1	1	Total	N	Os	0	0
			7	6	1		

Continued on next page...

Continued from previous page...

Mol	Chain	Residues	Atoms			ZeroOcc	AltConf
88	1	1	Total	N	Os	0	0
			7	6	1		
88	1	1	Total	N	Os	0	0
			7	6	1		
88	1	1	Total	N	Os	0	0
			7	6	1		
88	1	1	Total	N	Os	0	0
			7	6	1		
88	1	1	Total	N	Os	0	0
			7	6	1		
88	1	1	Total	N	Os	0	0
			7	6	1		
88	1	1	Total	N	Os	0	0
			7	6	1		
88	1	1	Total	N	Os	0	0
			7	6	1		
88	1	1	Total	N	Os	0	0
			7	6	1		
88	1	1	Total	N	Os	0	0
			7	6	1		
88	1	1	Total	N	Os	0	0
			7	6	1		
88	1	1	Total	N	Os	0	0
			7	6	1		
88	1	1	Total	N	Os	0	0
			7	6	1		
88	1	1	Total	N	Os	0	0
			7	6	1		
88	1	1	Total	N	Os	0	0
			7	6	1		
88	1	1	Total	N	Os	0	0
			7	6	1		
88	1	1	Total	N	Os	0	0
			7	6	1		
88	1	1	Total	N	Os	0	0
			7	6	1		

Continued on next page...

Continued from previous page...

Mol	Chain	Residues	Atoms			ZeroOcc	AltConf
88	1	1	Total	N	Os	0	0
			7	6	1		
88	1	1	Total	N	Os	0	0
			7	6	1		
88	1	1	Total	N	Os	0	0
			7	6	1		
88	1	1	Total	N	Os	0	0
			7	6	1		
88	1	1	Total	N	Os	0	0
			7	6	1		
88	1	1	Total	N	Os	0	0
			7	6	1		
88	1	1	Total	N	Os	0	0
			7	6	1		
88	1	1	Total	N	Os	0	0
			7	6	1		
88	1	1	Total	N	Os	0	0
			7	6	1		
88	1	1	Total	N	Os	0	0
			7	6	1		
88	1	1	Total	N	Os	0	0
			7	6	1		
88	1	1	Total	N	Os	0	0
			7	6	1		
88	1	1	Total	N	Os	0	0
			7	6	1		
88	1	1	Total	N	Os	0	0
			7	6	1		
88	1	1	Total	N	Os	0	0
			7	6	1		
88	1	1	Total	N	Os	0	0
			7	6	1		
88	1	1	Total	N	Os	0	0
			7	6	1		
88	1	1	Total	N	Os	0	0
			7	6	1		

Continued on next page...

Continued from previous page...

Mol	Chain	Residues	Atoms			ZeroOcc	AltConf
88	1	1	Total	N	Os	0	0
			7	6	1		
88	1	1	Total	N	Os	0	0
			7	6	1		
88	1	1	Total	N	Os	1	0
			7	6	1		
88	1	1	Total	N	Os	0	0
			7	6	1		
88	1	1	Total	N	Os	0	0
			7	6	1		
88	1	1	Total	N	Os	0	0
			7	6	1		
88	1	1	Total	N	Os	0	0
			7	6	1		
88	1	1	Total	N	Os	0	0
			7	6	1		
88	1	1	Total	N	Os	0	0
			7	6	1		
88	1	1	Total	N	Os	0	0
			7	6	1		
88	1	1	Total	N	Os	0	0
			7	6	1		
88	1	1	Total	N	Os	0	0
			7	6	1		
88	1	1	Total	N	Os	0	0
			7	6	1		
88	1	1	Total	N	Os	0	0
			7	6	1		
88	1	1	Total	N	Os	0	0
			7	6	1		
88	1	1	Total	N	Os	0	0
			7	6	1		
88	1	1	Total	N	Os	0	0
			7	6	1		
88	1	1	Total	N	Os	0	0
			7	6	1		

Continued on next page...

Continued from previous page...

Mol	Chain	Residues	Atoms			ZeroOcc	AltConf
88	1	1	Total	N	Os	0	0
			7	6	1		
88	1	1	Total	N	Os	0	0
			7	6	1		
88	1	1	Total	N	Os	0	0
			7	6	1		
88	1	1	Total	N	Os	0	0
			7	6	1		
88	1	1	Total	N	Os	0	0
			7	6	1		
88	1	1	Total	N	Os	1	0
			7	6	1		
88	1	1	Total	N	Os	0	0
			7	6	1		
88	1	1	Total	N	Os	0	0
			7	6	1		
88	1	1	Total	N	Os	0	0
			7	6	1		
88	1	1	Total	N	Os	0	0
			7	6	1		
88	1	1	Total	N	Os	0	0
			7	6	1		
88	1	1	Total	N	Os	0	0
			7	6	1		
88	1	1	Total	N	Os	0	0
			7	6	1		
88	1	1	Total	N	Os	0	0
			7	6	1		
88	1	1	Total	N	Os	0	0
			7	6	1		
88	1	1	Total	N	Os	0	0
			7	6	1		
88	1	1	Total	N	Os	0	0
			7	6	1		
88	1	1	Total	N	Os	0	0
			7	6	1		

Continued on next page...

Continued from previous page...

Mol	Chain	Residues	Atoms			ZeroOcc	AltConf
88	1	1	Total	N	Os	0	0
			7	6	1		
88	1	1	Total	N	Os	0	0
			7	6	1		
88	1	1	Total	N	Os	0	0
			7	6	1		
88	1	1	Total	N	Os	0	0
			7	6	1		
88	1	1	Total	N	Os	0	0
			7	6	1		
88	1	1	Total	N	Os	0	0
			7	6	1		
88	1	1	Total	N	Os	0	0
			7	6	1		
88	1	1	Total	N	Os	0	0
			7	6	1		
88	1	1	Total	N	Os	0	0
			7	6	1		
88	1	1	Total	N	Os	0	0
			7	6	1		
88	1	1	Total	N	Os	0	0
			7	6	1		
88	1	1	Total	N	Os	0	0
			7	6	1		
88	1	1	Total	N	Os	0	0
			7	6	1		
88	1	1	Total	N	Os	0	0
			7	6	1		
88	1	1	Total	N	Os	0	0
			7	6	1		
88	1	1	Total	N	Os	0	0
			7	6	1		
88	1	1	Total	N	Os	0	0
			7	6	1		

Continued on next page...

Continued from previous page...

Mol	Chain	Residues	Atoms			ZeroOcc	AltConf
88	1	1	Total	N	Os	0	0
			7	6	1		
88	1	1	Total	N	Os	0	0
			7	6	1		
88	1	1	Total	N	Os	0	0
			7	6	1		
88	1	1	Total	N	Os	0	0
			7	6	1		
88	1	1	Total	N	Os	0	0
			7	6	1		
88	1	1	Total	N	Os	0	0
			7	6	1		
88	1	1	Total	N	Os	0	0
			7	6	1		
88	1	1	Total	N	Os	0	0
			7	6	1		
88	1	1	Total	N	Os	0	0
			7	6	1		
88	1	1	Total	N	Os	0	0
			7	6	1		
88	1	1	Total	N	Os	0	0
			7	6	1		
88	1	1	Total	N	Os	0	0
			7	6	1		
88	1	1	Total	N	Os	0	0
			7	6	1		
88	1	1	Total	N	Os	0	0
			7	6	1		
88	1	1	Total	N	Os	0	0
			7	6	1		
88	1	1	Total	N	Os	0	0
			7	6	1		
88	1	1	Total	N	Os	0	0
			7	6	1		
88	1	1	Total	N	Os	0	0
			7	6	1		

Continued on next page...

Continued from previous page...

Mol	Chain	Residues	Atoms			ZeroOcc	AltConf
88	1	1	Total	N	Os	0	0
			7	6	1		
88	1	1	Total	N	Os	0	0
			7	6	1		
88	1	1	Total	N	Os	0	0
			7	6	1		
88	1	1	Total	N	Os	0	0
			7	6	1		
88	1	1	Total	N	Os	0	0
			7	6	1		
88	1	1	Total	N	Os	1	0
			7	6	1		
88	1	1	Total	N	Os	0	0
			7	6	1		
88	1	1	Total	N	Os	0	0
			7	6	1		
88	1	1	Total	N	Os	0	0
			7	6	1		
88	1	1	Total	N	Os	0	0
			7	6	1		
88	1	1	Total	N	Os	0	0
			7	6	1		
88	1	1	Total	N	Os	0	0
			7	6	1		
88	1	1	Total	N	Os	0	0
			7	6	1		
88	1	1	Total	N	Os	0	0
			7	6	1		
88	1	1	Total	N	Os	0	0
			7	6	1		
88	1	1	Total	N	Os	1	0
			7	6	1		
88	1	1	Total	N	Os	0	0
			7	6	1		
88	1	1	Total	N	Os	0	0
			7	6	1		

Continued on next page...

Continued from previous page...

Mol	Chain	Residues	Atoms			ZeroOcc	AltConf
88	1	1	Total	N	Os	0	0
			7	6	1		
88	1	1	Total	N	Os	0	0
			7	6	1		
88	1	1	Total	N	Os	0	0
			7	6	1		
88	1	1	Total	N	Os	0	0
			7	6	1		
88	1	1	Total	N	Os	0	0
			7	6	1		
88	1	1	Total	N	Os	0	0
			7	6	1		
88	1	1	Total	N	Os	0	0
			7	6	1		
88	1	1	Total	N	Os	0	0
			7	6	1		
88	1	1	Total	N	Os	0	0
			7	6	1		
88	1	1	Total	N	Os	0	0
			7	6	1		
88	1	1	Total	N	Os	0	0
			7	6	1		
88	1	1	Total	N	Os	0	0
			7	6	1		
88	1	1	Total	N	Os	0	0
			7	6	1		
88	1	1	Total	N	Os	0	0
			7	6	1		
88	1	1	Total	N	Os	0	0
			7	6	1		
88	1	1	Total	N	Os	0	0
			7	6	1		
88	1	1	Total	N	Os	0	0
			7	6	1		
88	1	1	Total	N	Os	0	0
			7	6	1		

Continued on next page...

Continued from previous page...

Mol	Chain	Residues	Atoms			ZeroOcc	AltConf
88	1	1	Total	N	Os	0	0
			7	6	1		
88	1	1	Total	N	Os	0	0
			7	6	1		
88	1	1	Total	N	Os	0	0
			7	6	1		
88	1	1	Total	N	Os	0	0
			7	6	1		
88	1	1	Total	N	Os	0	0
			7	6	1		
88	1	1	Total	N	Os	0	0
			7	6	1		
88	1	1	Total	N	Os	0	0
			7	6	1		
88	1	1	Total	N	Os	0	0
			7	6	1		
88	1	1	Total	N	Os	0	0
			7	6	1		
88	1	1	Total	N	Os	0	0
			7	6	1		
88	1	1	Total	N	Os	0	0
			7	6	1		
88	1	1	Total	N	Os	0	0
			7	6	1		
88	1	1	Total	N	Os	0	0
			7	6	1		
88	1	1	Total	N	Os	0	0
			7	6	1		
88	1	1	Total	N	Os	0	0
			7	6	1		
88	1	1	Total	N	Os	0	0
			7	6	1		
88	1	1	Total	N	Os	0	0
			7	6	1		
88	1	1	Total	N	Os	0	0
			7	6	1		

Continued on next page...

Continued from previous page...

Mol	Chain	Residues	Atoms			ZeroOcc	AltConf
88	1	1	Total	N	Os	0	0
			7	6	1		
88	1	1	Total	N	Os	0	0
			7	6	1		
88	1	1	Total	N	Os	0	0
			7	6	1		
88	1	1	Total	N	Os	0	0
			7	6	1		
88	1	1	Total	N	Os	0	0
			7	6	1		
88	1	1	Total	N	Os	0	0
			7	6	1		
88	1	1	Total	N	Os	0	0
			7	6	1		
88	1	1	Total	N	Os	0	0
			7	6	1		
88	1	1	Total	N	Os	0	0
			7	6	1		
88	1	1	Total	N	Os	0	0
			7	6	1		
88	1	1	Total	N	Os	0	0
			7	6	1		
88	1	1	Total	N	Os	0	0
			7	6	1		
88	1	1	Total	N	Os	0	0
			7	6	1		
88	1	1	Total	N	Os	0	0
			7	6	1		
88	1	1	Total	N	Os	0	0
			7	6	1		
88	1	1	Total	N	Os	0	0
			7	6	1		
88	1	1	Total	N	Os	0	0
			7	6	1		
88	1	1	Total	N	Os	0	0
			7	6	1		

Continued on next page...

Continued from previous page...

Mol	Chain	Residues	Atoms			ZeroOcc	AltConf
88	1	1	Total	N	Os	0	0
			7	6	1		
88	1	1	Total	N	Os	0	0
			7	6	1		
88	3	1	Total	N	Os	0	0
			7	6	1		
88	3	1	Total	N	Os	0	0
			7	6	1		
88	3	1	Total	N	Os	0	0
			7	6	1		
88	3	1	Total	N	Os	0	0
			7	6	1		
88	3	1	Total	N	Os	0	0
			7	6	1		
88	3	1	Total	N	Os	0	0
			7	6	1		
88	3	1	Total	N	Os	0	0
			7	6	1		
88	3	1	Total	N	Os	0	0
			7	6	1		
88	3	1	Total	N	Os	0	0
			7	6	1		
88	3	1	Total	N	Os	0	0
			7	6	1		
88	4	1	Total	N	Os	1	0
			7	6	1		
88	4	1	Total	N	Os	0	0
			7	6	1		
88	4	1	Total	N	Os	0	0
			7	6	1		
88	4	1	Total	N	Os	0	0
			7	6	1		
88	4	1	Total	N	Os	0	0
			7	6	1		
88	4	1	Total	N	Os	0	0
			7	6	1		
88	4	1	Total	N	Os	0	0
			7	6	1		

Continued on next page...

Continued from previous page...

Mol	Chain	Residues	Atoms			ZeroOcc	AltConf
88	4	1	Total 7	N 6	Os 1	0	0
88	4	1	Total 7	N 6	Os 1	0	0
88	4	1	Total 7	N 6	Os 1	1	0
88	4	1	Total 7	N 6	Os 1	1	0
88	4	1	Total 7	N 6	Os 1	0	0
88	4	1	Total 7	N 6	Os 1	0	0
88	4	1	Total 7	N 6	Os 1	0	0
88	4	1	Total 7	N 6	Os 1	0	0
88	4	1	Total 7	N 6	Os 1	0	0
88	L3	1	Total 7	N 6	Os 1	0	0
88	L4	1	Total 7	N 6	Os 1	0	0
88	L5	1	Total 7	N 6	Os 1	0	0
88	M0	1	Total 7	N 6	Os 1	0	0
88	M0	1	Total 7	N 6	Os 1	0	0
88	M5	1	Total 7	N 6	Os 1	0	0
88	M7	1	Total 7	N 6	Os 1	0	0
88	M7	1	Total 7	N 6	Os 1	0	0
88	M8	1	Total 7	N 6	Os 1	0	0
88	M9	1	Total 7	N 6	Os 1	0	0
88	N1	1	Total 7	N 6	Os 1	0	0
88	N8	1	Total 7	N 6	Os 1	0	0
88	N9	1	Total 7	N 6	Os 1	0	0

Continued on next page...

Continued from previous page...

Mol	Chain	Residues	Atoms			ZeroOcc	AltConf
88	O3	1	Total 7	N 6	Os 1	0	0
88	O7	1	Total 7	N 6	Os 1	1	0
88	O7	1	Total 7	N 6	Os 1	0	0
88	O9	1	Total 7	N 6	Os 1	0	0
88	Q2	1	Total 7	N 6	Os 1	0	0
88	6	1	Total 7	N 6	Os 1	1	0
88	6	1	Total 7	N 6	Os 1	1	0
88	6	1	Total 7	N 6	Os 1	0	0
88	6	1	Total 7	N 6	Os 1	0	0
88	6	1	Total 7	N 6	Os 1	0	0
88	6	1	Total 7	N 6	Os 1	0	0
88	6	1	Total 7	N 6	Os 1	1	0
88	6	1	Total 7	N 6	Os 1	0	0
88	6	1	Total 7	N 6	Os 1	0	0
88	6	1	Total 7	N 6	Os 1	0	0
88	6	1	Total 7	N 6	Os 1	0	0
88	6	1	Total 7	N 6	Os 1	0	0
88	6	1	Total 7	N 6	Os 1	0	0
88	6	1	Total 7	N 6	Os 1	0	0
88	6	1	Total 7	N 6	Os 1	0	0
88	6	1	Total 7	N 6	Os 1	0	0
88	6	1	Total 7	N 6	Os 1	0	0

Continued on next page...

Continued from previous page...

Mol	Chain	Residues	Atoms			ZeroOcc	AltConf
88	6	1	Total	N	Os	0	0
			7	6	1		
88	6	1	Total	N	Os	0	0
			7	6	1		
88	6	1	Total	N	Os	0	0
			7	6	1		
88	6	1	Total	N	Os	0	0
			7	6	1		
88	6	1	Total	N	Os	0	0
			7	6	1		
88	6	1	Total	N	Os	0	0
			7	6	1		
88	6	1	Total	N	Os	0	0
			7	6	1		
88	6	1	Total	N	Os	0	0
			7	6	1		
88	6	1	Total	N	Os	0	0
			7	6	1		
88	6	1	Total	N	Os	0	0
			7	6	1		
88	6	1	Total	N	Os	0	0
			7	6	1		
88	6	1	Total	N	Os	0	0
			7	6	1		
88	6	1	Total	N	Os	0	0
			7	6	1		
88	6	1	Total	N	Os	0	0
			7	6	1		
88	6	1	Total	N	Os	0	0
			7	6	1		
88	6	1	Total	N	Os	0	0
			7	6	1		
88	6	1	Total	N	Os	0	0
			7	6	1		
88	6	1	Total	N	Os	0	0
			7	6	1		
88	6	1	Total	N	Os	0	0
			7	6	1		

Continued on next page...

Continued from previous page...

Mol	Chain	Residues	Atoms			ZeroOcc	AltConf
88	6	1	Total	N	Os	0	0
			7	6	1		
88	6	1	Total	N	Os	0	0
			7	6	1		
88	6	1	Total	N	Os	0	0
			7	6	1		
88	6	1	Total	N	Os	0	0
			7	6	1		
88	6	1	Total	N	Os	0	0
			7	6	1		
88	6	1	Total	N	Os	0	0
			7	6	1		
88	6	1	Total	N	Os	0	0
			7	6	1		
88	6	1	Total	N	Os	0	0
			7	6	1		
88	6	1	Total	N	Os	0	0
			7	6	1		
88	6	1	Total	N	Os	0	0
			7	6	1		
88	6	1	Total	N	Os	0	0
			7	6	1		
88	6	1	Total	N	Os	0	0
			7	6	1		
88	6	1	Total	N	Os	0	0
			7	6	1		
88	6	1	Total	N	Os	0	0
			7	6	1		
88	6	1	Total	N	Os	0	0
			7	6	1		
88	6	1	Total	N	Os	0	0
			7	6	1		
88	6	1	Total	N	Os	0	0
			7	6	1		
88	6	1	Total	N	Os	0	0
			7	6	1		

Continued on next page...

Continued from previous page...

Mol	Chain	Residues	Atoms			ZeroOcc	AltConf
88	6	1	Total	N	Os	0	0
			7	6	1		
88	6	1	Total	N	Os	0	0
			7	6	1		
88	6	1	Total	N	Os	0	0
			7	6	1		
88	6	1	Total	N	Os	0	0
			7	6	1		
88	6	1	Total	N	Os	0	0
			7	6	1		
88	6	1	Total	N	Os	0	0
			7	6	1		
88	6	1	Total	N	Os	0	0
			7	6	1		
88	6	1	Total	N	Os	0	0
			7	6	1		
88	6	1	Total	N	Os	0	0
			7	6	1		
88	6	1	Total	N	Os	0	0
			7	6	1		
88	6	1	Total	N	Os	1	0
			7	6	1		
88	6	1	Total	N	Os	0	0
			7	6	1		
88	6	1	Total	N	Os	0	0
			7	6	1		
88	6	1	Total	N	Os	0	0
			7	6	1		
88	6	1	Total	N	Os	0	0
			7	6	1		
88	6	1	Total	N	Os	0	0
			7	6	1		
88	6	1	Total	N	Os	0	0
			7	6	1		

Continued on next page...

Continued from previous page...

Mol	Chain	Residues	Atoms			ZeroOcc	AltConf
88	6	1	Total	N	Os	1	0
			7	6	1		
88	6	1	Total	N	Os	0	0
			7	6	1		
88	6	1	Total	N	Os	0	0
			7	6	1		
88	6	1	Total	N	Os	0	0
			7	6	1		
88	6	1	Total	N	Os	0	0
			7	6	1		
88	6	1	Total	N	Os	0	0
			7	6	1		
88	6	1	Total	N	Os	0	0
			7	6	1		
88	6	1	Total	N	Os	0	0
			7	6	1		
88	6	1	Total	N	Os	0	0
			7	6	1		
88	6	1	Total	N	Os	0	0
			7	6	1		
88	6	1	Total	N	Os	0	0
			7	6	1		
88	6	1	Total	N	Os	0	0
			7	6	1		
88	6	1	Total	N	Os	0	0
			7	6	1		
88	6	1	Total	N	Os	0	0
			7	6	1		
88	6	1	Total	N	Os	0	0
			7	6	1		
88	6	1	Total	N	Os	0	0
			7	6	1		
88	6	1	Total	N	Os	0	0
			7	6	1		
88	6	1	Total	N	Os	0	0
			7	6	1		
88	6	1	Total	N	Os	0	0
			7	6	1		

Continued on next page...

Continued from previous page...

Mol	Chain	Residues	Atoms			ZeroOcc	AltConf
88	6	1	Total	N	Os	0	0
			7	6	1		
88	6	1	Total	N	Os	0	0
			7	6	1		
88	6	1	Total	N	Os	0	0
			7	6	1		
88	6	1	Total	N	Os	0	0
			7	6	1		
88	6	1	Total	N	Os	0	0
			7	6	1		
88	6	1	Total	N	Os	0	0
			7	6	1		
88	6	1	Total	N	Os	0	0
			7	6	1		
88	6	1	Total	N	Os	0	0
			7	6	1		
88	6	1	Total	N	Os	0	0
			7	6	1		
88	6	1	Total	N	Os	0	0
			7	6	1		
88	6	1	Total	N	Os	0	0
			7	6	1		
88	6	1	Total	N	Os	0	0
			7	6	1		
88	6	1	Total	N	Os	0	0
			7	6	1		
88	6	1	Total	N	Os	0	0
			7	6	1		
88	6	1	Total	N	Os	0	0
			7	6	1		
88	6	1	Total	N	Os	0	0
			7	6	1		
88	6	1	Total	N	Os	1	0
			7	6	1		
88	6	1	Total	N	Os	0	0
			7	6	1		

Continued on next page...

Continued from previous page...

[illegible]

Continued on next page...

Continued from previous page...

Mol	Chain	Residues	Atoms			ZeroOcc	AltConf
88	6	1	Total	N	Os	0	0
			7	6	1		
88	6	1	Total	N	Os	0	0
			7	6	1		
88	6	1	Total	N	Os	0	0
			7	6	1		
88	6	1	Total	N	Os	0	0
			7	6	1		
88	6	1	Total	N	Os	0	0
			7	6	1		
88	6	1	Total	N	Os	0	0
			7	6	1		
88	6	1	Total	N	Os	0	0
			7	6	1		
88	6	1	Total	N	Os	0	0
			7	6	1		
88	6	1	Total	N	Os	0	0
			7	6	1		
88	6	1	Total	N	Os	0	0
			7	6	1		
88	6	1	Total	N	Os	0	0
			7	6	1		
88	6	1	Total	N	Os	0	0
			7	6	1		
88	6	1	Total	N	Os	0	0
			7	6	1		
88	6	1	Total	N	Os	0	0
			7	6	1		
88	6	1	Total	N	Os	0	0
			7	6	1		
88	6	1	Total	N	Os	0	0
			7	6	1		
88	6	1	Total	N	Os	0	0
			7	6	1		
88	6	1	Total	N	Os	0	0
			7	6	1		

Continued on next page...

Continued from previous page...

Mol	Chain	Residues	Atoms			ZeroOcc	AltConf
88	6	1	Total 7	N 6	Os 1	0	0
88	6	1	Total 7	N 6	Os 1	0	0
88	6	1	Total 7	N 6	Os 1	0	0
88	6	1	Total 7	N 6	Os 1	0	0
88	6	1	Total 7	N 6	Os 1	0	0
88	6	1	Total 7	N 6	Os 1	0	0
88	6	1	Total 7	N 6	Os 1	0	0
88	6	1	Total 7	N 6	Os 1	0	0
88	6	1	Total 7	N 6	Os 1	0	0
88	6	1	Total 7	N 6	Os 1	0	0
88	s1	1	Total 7	N 6	Os 1	0	0
88	s4	1	Total 7	N 6	Os 1	0	0
88	s8	1	Total 7	N 6	Os 1	0	0
88	s9	1	Total 7	N 6	Os 1	0	0
88	c3	1	Total 7	N 6	Os 1	0	0
88	c5	1	Total 7	N 6	Os 1	0	0
88	c8	1	Total 7	N 6	Os 1	0	0
88	sR	1	Total 7	N 6	Os 1	0	0
88	5	1	Total 7	N 6	Os 1	0	0
88	5	1	Total 7	N 6	Os 1	1	0
88	5	1	Total 7	N 6	Os 1	0	0

Continued on next page...

Continued from previous page...

Mol	Chain	Residues	Atoms			ZeroOcc	AltConf
88	5	1	Total	N	Os	2	0
			7	6	1		
88	5	1	Total	N	Os	1	0
			7	6	1		
88	5	1	Total	N	Os	1	0
			7	6	1		
88	5	1	Total	N	Os	2	0
			7	6	1		
88	5	1	Total	N	Os	1	0
			7	6	1		
88	5	1	Total	N	Os	1	0
			7	6	1		
88	5	1	Total	N	Os	0	0
			7	6	1		
88	5	1	Total	N	Os	0	0
			7	6	1		
88	5	1	Total	N	Os	0	0
			7	6	1		
88	5	1	Total	N	Os	0	0
			7	6	1		
88	5	1	Total	N	Os	0	0
			7	6	1		
88	5	1	Total	N	Os	2	0
			7	6	1		
88	5	1	Total	N	Os	0	0
			7	6	1		
88	5	1	Total	N	Os	0	0
			7	6	1		
88	5	1	Total	N	Os	0	0
			7	6	1		
88	5	1	Total	N	Os	0	0
			7	6	1		
88	5	1	Total	N	Os	0	0
			7	6	1		
88	5	1	Total	N	Os	0	0
			7	6	1		
88	5	1	Total	N	Os	0	0
			7	6	1		
88	5	1	Total	N	Os	0	0
			7	6	1		

Continued on next page...

Continued from previous page...

Mol	Chain	Residues	Atoms			ZeroOcc	AltConf
88	5	1	Total	N	Os	0	0
			7	6	1		
88	5	1	Total	N	Os	0	0
			7	6	1		
88	5	1	Total	N	Os	0	0
			7	6	1		
88	5	1	Total	N	Os	0	0
			7	6	1		
88	5	1	Total	N	Os	0	0
			7	6	1		
88	5	1	Total	N	Os	0	0
			7	6	1		
88	5	1	Total	N	Os	0	0
			7	6	1		
88	5	1	Total	N	Os	0	0
			7	6	1		
88	5	1	Total	N	Os	0	0
			7	6	1		
88	5	1	Total	N	Os	0	0
			7	6	1		
88	5	1	Total	N	Os	1	0
			7	6	1		
88	5	1	Total	N	Os	0	0
			7	6	1		
88	5	1	Total	N	Os	0	0
			7	6	1		
88	5	1	Total	N	Os	0	0
			7	6	1		
88	5	1	Total	N	Os	0	0
			7	6	1		
88	5	1	Total	N	Os	0	0
			7	6	1		
88	5	1	Total	N	Os	0	0
			7	6	1		

Continued on next page...

Continued from previous page...

Mol	Chain	Residues	Atoms			ZeroOcc	AltConf
88	5	1	Total	N	Os	0	0
			7	6	1		
88	5	1	Total	N	Os	0	0
			7	6	1		
88	5	1	Total	N	Os	0	0
			7	6	1		
88	5	1	Total	N	Os	0	0
			7	6	1		
88	5	1	Total	N	Os	0	0
			7	6	1		
88	5	1	Total	N	Os	0	0
			7	6	1		
88	5	1	Total	N	Os	0	0
			7	6	1		
88	5	1	Total	N	Os	0	0
			7	6	1		
88	5	1	Total	N	Os	0	0
			7	6	1		
88	5	1	Total	N	Os	0	0
			7	6	1		
88	5	1	Total	N	Os	0	0
			7	6	1		
88	5	1	Total	N	Os	0	0
			7	6	1		
88	5	1	Total	N	Os	0	0
			7	6	1		
88	5	1	Total	N	Os	0	0
			7	6	1		
88	5	1	Total	N	Os	0	0
			7	6	1		
88	5	1	Total	N	Os	0	0
			7	6	1		
88	5	1	Total	N	Os	0	0
			7	6	1		
88	5	1	Total	N	Os	0	0
			7	6	1		

Continued on next page...

Continued from previous page...

Mol	Chain	Residues	Atoms			ZeroOcc	AltConf
88	5	1	Total	N	Os	0	0
			7	6	1		
88	5	1	Total	N	Os	0	0
			7	6	1		
88	5	1	Total	N	Os	0	0
			7	6	1		
88	5	1	Total	N	Os	0	0
			7	6	1		
88	5	1	Total	N	Os	0	0
			7	6	1		
88	5	1	Total	N	Os	0	0
			7	6	1		
88	5	1	Total	N	Os	0	0
			7	6	1		
88	5	1	Total	N	Os	0	0
			7	6	1		
88	5	1	Total	N	Os	0	0
			7	6	1		
88	5	1	Total	N	Os	0	0
			7	6	1		
88	5	1	Total	N	Os	0	0
			7	6	1		
88	5	1	Total	N	Os	0	0
			7	6	1		
88	5	1	Total	N	Os	0	0
			7	6	1		
88	5	1	Total	N	Os	0	0
			7	6	1		
88	5	1	Total	N	Os	0	0
			7	6	1		
88	5	1	Total	N	Os	0	0
			7	6	1		
88	5	1	Total	N	Os	0	0
			7	6	1		
88	5	1	Total	N	Os	0	0
			7	6	1		

Continued on next page...

Continued from previous page...

Mol	Chain	Residues	Atoms			ZeroOcc	AltConf
88	5	1	Total	N	Os	0	0
			7	6	1		
88	5	1	Total	N	Os	0	0
			7	6	1		
88	5	1	Total	N	Os	0	0
			7	6	1		
88	5	1	Total	N	Os	0	0
			7	6	1		
88	5	1	Total	N	Os	0	0
			7	6	1		
88	5	1	Total	N	Os	0	0
			7	6	1		
88	5	1	Total	N	Os	0	0
			7	6	1		
88	5	1	Total	N	Os	0	0
			7	6	1		
88	5	1	Total	N	Os	0	0
			7	6	1		
88	5	1	Total	N	Os	0	0
			7	6	1		
88	5	1	Total	N	Os	0	0
			7	6	1		
88	5	1	Total	N	Os	0	0
			7	6	1		
88	5	1	Total	N	Os	0	0
			7	6	1		
88	5	1	Total	N	Os	0	0
			7	6	1		
88	5	1	Total	N	Os	0	0
			7	6	1		
88	5	1	Total	N	Os	0	0
			7	6	1		
88	5	1	Total	N	Os	0	0
			7	6	1		
88	5	1	Total	N	Os	0	0
			7	6	1		

Continued on next page...

Continued from previous page...

Mol	Chain	Residues	Atoms			ZeroOcc	AltConf
88	5	1	Total	N	Os	0	0
			7	6	1		
88	5	1	Total	N	Os	0	0
			7	6	1		
88	5	1	Total	N	Os	1	0
			7	6	1		
88	5	1	Total	N	Os	0	0
			7	6	1		
88	5	1	Total	N	Os	0	0
			7	6	1		
88	5	1	Total	N	Os	0	0
			7	6	1		
88	5	1	Total	N	Os	0	0
			7	6	1		
88	5	1	Total	N	Os	0	0
			7	6	1		
88	5	1	Total	N	Os	0	0
			7	6	1		
88	5	1	Total	N	Os	0	0
			7	6	1		
88	5	1	Total	N	Os	0	0
			7	6	1		
88	5	1	Total	N	Os	1	0
			7	6	1		
88	5	1	Total	N	Os	0	0
			7	6	1		
88	5	1	Total	N	Os	0	0
			7	6	1		
88	5	1	Total	N	Os	0	0
			7	6	1		
88	5	1	Total	N	Os	0	0
			7	6	1		
88	5	1	Total	N	Os	0	0
			7	6	1		
88	5	1	Total	N	Os	0	0
			7	6	1		

Continued on next page...

Continued from previous page...

Mol	Chain	Residues	Atoms			ZeroOcc	AltConf
88	5	1	Total	N	Os	0	0
			7	6	1		
88	5	1	Total	N	Os	1	0
			7	6	1		
88	5	1	Total	N	Os	0	0
			7	6	1		
88	5	1	Total	N	Os	0	0
			7	6	1		
88	5	1	Total	N	Os	0	0
			7	6	1		
88	5	1	Total	N	Os	0	0
			7	6	1		
88	5	1	Total	N	Os	0	0
			7	6	1		
88	5	1	Total	N	Os	0	0
			7	6	1		
88	5	1	Total	N	Os	0	0
			7	6	1		
88	5	1	Total	N	Os	0	0
			7	6	1		
88	5	1	Total	N	Os	0	0
			7	6	1		
88	5	1	Total	N	Os	0	0
			7	6	1		
88	5	1	Total	N	Os	0	0
			7	6	1		
88	5	1	Total	N	Os	0	0
			7	6	1		
88	5	1	Total	N	Os	0	0
			7	6	1		
88	5	1	Total	N	Os	0	0
			7	6	1		
88	5	1	Total	N	Os	0	0
			7	6	1		
88	5	1	Total	N	Os	0	0
			7	6	1		

Continued on next page...

Continued from previous page...

Mol	Chain	Residues	Atoms			ZeroOcc	AltConf
88	5	1	Total	N	Os	0	0
			7	6	1		
88	5	1	Total	N	Os	0	0
			7	6	1		
88	5	1	Total	N	Os	0	0
			7	6	1		
88	5	1	Total	N	Os	0	0
			7	6	1		
88	5	1	Total	N	Os	0	0
			7	6	1		
88	5	1	Total	N	Os	0	0
			7	6	1		
88	5	1	Total	N	Os	0	0
			7	6	1		
88	5	1	Total	N	Os	0	0
			7	6	1		
88	5	1	Total	N	Os	0	0
			7	6	1		
88	5	1	Total	N	Os	0	0
			7	6	1		
88	5	1	Total	N	Os	0	0
			7	6	1		
88	5	1	Total	N	Os	0	0
			7	6	1		
88	5	1	Total	N	Os	0	0
			7	6	1		
88	5	1	Total	N	Os	0	0
			7	6	1		
88	5	1	Total	N	Os	0	0
			7	6	1		
88	5	1	Total	N	Os	0	0
			7	6	1		
88	5	1	Total	N	Os	0	0
			7	6	1		
88	5	1	Total	N	Os	0	0
			7	6	1		

Continued on next page...

Continued from previous page...

Mol	Chain	Residues	Atoms			ZeroOcc	AltConf
88	5	1	Total	N	Os	0	0
			7	6	1		
88	5	1	Total	N	Os	0	0
			7	6	1		
88	5	1	Total	N	Os	0	0
			7	6	1		
88	5	1	Total	N	Os	0	0
			7	6	1		
88	5	1	Total	N	Os	0	0
			7	6	1		
88	5	1	Total	N	Os	1	0
			7	6	1		
88	5	1	Total	N	Os	0	0
			7	6	1		
88	5	1	Total	N	Os	0	0
			7	6	1		
88	5	1	Total	N	Os	0	0
			7	6	1		
88	5	1	Total	N	Os	0	0
			7	6	1		
88	5	1	Total	N	Os	0	0
			7	6	1		
88	5	1	Total	N	Os	0	0
			7	6	1		
88	5	1	Total	N	Os	0	0
			7	6	1		
88	5	1	Total	N	Os	0	0
			7	6	1		
88	5	1	Total	N	Os	0	0
			7	6	1		
88	5	1	Total	N	Os	0	0
			7	6	1		
88	5	1	Total	N	Os	0	0
			7	6	1		
88	5	1	Total	N	Os	1	0
			7	6	1		

Continued on next page...

Continued from previous page...

Mol	Chain	Residues	Atoms			ZeroOcc	AltConf
88	5	1	Total	N	Os	0	0
			7	6	1		
88	5	1	Total	N	Os	0	0
			7	6	1		
88	5	1	Total	N	Os	0	0
			7	6	1		
88	5	1	Total	N	Os	0	0
			7	6	1		
88	5	1	Total	N	Os	0	0
			7	6	1		
88	5	1	Total	N	Os	0	0
			7	6	1		
88	5	1	Total	N	Os	0	0
			7	6	1		
88	5	1	Total	N	Os	0	0
			7	6	1		
88	5	1	Total	N	Os	0	0
			7	6	1		
88	5	1	Total	N	Os	0	0
			7	6	1		
88	5	1	Total	N	Os	0	0
			7	6	1		
88	5	1	Total	N	Os	0	0
			7	6	1		
88	5	1	Total	N	Os	0	0
			7	6	1		
88	5	1	Total	N	Os	0	0
			7	6	1		
88	5	1	Total	N	Os	0	0
			7	6	1		
88	5	1	Total	N	Os	0	0
			7	6	1		
88	5	1	Total	N	Os	0	0
			7	6	1		
88	5	1	Total	N	Os	0	0
			7	6	1		

Continued on next page...

Continued from previous page...

Mol	Chain	Residues	Atoms			ZeroOcc	AltConf
88	5	1	Total	N	Os	0	0
			7	6	1		
88	5	1	Total	N	Os	0	0
			7	6	1		
88	5	1	Total	N	Os	0	0
			7	6	1		
88	5	1	Total	N	Os	0	0
			7	6	1		
88	5	1	Total	N	Os	0	0
			7	6	1		
88	5	1	Total	N	Os	0	0
			7	6	1		
88	5	1	Total	N	Os	0	0
			7	6	1		
88	5	1	Total	N	Os	0	0
			7	6	1		
88	5	1	Total	N	Os	0	0
			7	6	1		
88	5	1	Total	N	Os	0	0
			7	6	1		
88	5	1	Total	N	Os	0	0
			7	6	1		
88	5	1	Total	N	Os	0	0
			7	6	1		
88	5	1	Total	N	Os	0	0
			7	6	1		
88	5	1	Total	N	Os	0	0
			7	6	1		
88	5	1	Total	N	Os	0	0
			7	6	1		
88	5	1	Total	N	Os	0	0
			7	6	1		
88	5	1	Total	N	Os	0	0
			7	6	1		
88	5	1	Total	N	Os	0	0
			7	6	1		

Continued on next page...

Continued from previous page...

Mol	Chain	Residues	Atoms			ZeroOcc	AltConf
88	5	1	Total	N	Os	0	0
			7	6	1		
88	5	1	Total	N	Os	0	0
			7	6	1		
88	5	1	Total	N	Os	0	0
			7	6	1		
88	5	1	Total	N	Os	0	0
			7	6	1		
88	5	1	Total	N	Os	0	0
			7	6	1		
88	5	1	Total	N	Os	0	0
			7	6	1		
88	5	1	Total	N	Os	0	0
			7	6	1		
88	5	1	Total	N	Os	1	0
			7	6	1		
88	5	1	Total	N	Os	1	0
			7	6	1		
88	5	1	Total	N	Os	0	0
			7	6	1		
88	5	1	Total	N	Os	0	0
			7	6	1		
88	5	1	Total	N	Os	0	0
			7	6	1		
88	5	1	Total	N	Os	0	0
			7	6	1		
88	5	1	Total	N	Os	0	0
			7	6	1		
88	5	1	Total	N	Os	0	0
			7	6	1		
88	5	1	Total	N	Os	0	0
			7	6	1		
88	5	1	Total	N	Os	0	0
			7	6	1		
88	5	1	Total	N	Os	0	0
			7	6	1		
88	5	1	Total	N	Os	0	0
			7	6	1		

Continued on next page...

Continued from previous page...

Mol	Chain	Residues	Atoms			ZeroOcc	AltConf
88	5	1	Total	N	Os	0	0
			7	6	1		
88	5	1	Total	N	Os	0	0
			7	6	1		
88	5	1	Total	N	Os	0	0
			7	6	1		
88	5	1	Total	N	Os	0	0
			7	6	1		
88	5	1	Total	N	Os	0	0
			7	6	1		
88	5	1	Total	N	Os	0	0
			7	6	1		
88	5	1	Total	N	Os	0	0
			7	6	1		
88	5	1	Total	N	Os	0	0
			7	6	1		
88	5	1	Total	N	Os	0	0
			7	6	1		
88	5	1	Total	N	Os	0	0
			7	6	1		
88	5	1	Total	N	Os	0	0
			7	6	1		
88	5	1	Total	N	Os	0	0
			7	6	1		
88	5	1	Total	N	Os	0	0
			7	6	1		
88	5	1	Total	N	Os	0	0
			7	6	1		
88	5	1	Total	N	Os	0	0
			7	6	1		
88	5	1	Total	N	Os	0	0
			7	6	1		
88	5	1	Total	N	Os	1	0
			7	6	1		
88	5	1	Total	N	Os	0	0
			7	6	1		

Continued on next page...

Continued from previous page...

Mol	Chain	Residues	Atoms			ZeroOcc	AltConf
88	5	1	Total	N	Os	0	0
			7	6	1		
88	5	1	Total	N	Os	0	0
			7	6	1		
88	5	1	Total	N	Os	0	0
			7	6	1		
88	5	1	Total	N	Os	0	0
			7	6	1		
88	5	1	Total	N	Os	0	0
			7	6	1		
88	5	1	Total	N	Os	0	0
			7	6	1		
88	5	1	Total	N	Os	0	0
			7	6	1		
88	5	1	Total	N	Os	0	0
			7	6	1		
88	5	1	Total	N	Os	0	0
			7	6	1		
88	5	1	Total	N	Os	0	0
			7	6	1		
88	5	1	Total	N	Os	0	0
			7	6	1		
88	5	1	Total	N	Os	0	0
			7	6	1		
88	5	1	Total	N	Os	0	0
			7	6	1		
88	5	1	Total	N	Os	0	0
			7	6	1		
88	5	1	Total	N	Os	2	0
			7	6	1		
88	5	1	Total	N	Os	0	0
			7	6	1		
88	5	1	Total	N	Os	0	0
			7	6	1		
88	5	1	Total	N	Os	0	0
			7	6	1		

Continued on next page...

Continued from previous page...

Mol	Chain	Residues	Atoms			ZeroOcc	AltConf
88	5	1	Total	N	Os	1	0
			7	6	1		
88	5	1	Total	N	Os	1	0
			7	6	1		
88	5	1	Total	N	Os	0	0
			7	6	1		
88	5	1	Total	N	Os	0	0
			7	6	1		
88	5	1	Total	N	Os	0	0
			7	6	1		
88	5	1	Total	N	Os	0	0
			7	6	1		
88	5	1	Total	N	Os	0	0
			7	6	1		
88	5	1	Total	N	Os	0	0
			7	6	1		
88	5	1	Total	N	Os	0	0
			7	6	1		
88	5	1	Total	N	Os	0	0
			7	6	1		
88	5	1	Total	N	Os	0	0
			7	6	1		
88	5	1	Total	N	Os	0	0
			7	6	1		
88	5	1	Total	N	Os	1	0
			7	6	1		
88	5	1	Total	N	Os	0	0
			7	6	1		
88	5	1	Total	N	Os	0	0
			7	6	1		
88	5	1	Total	N	Os	0	0
			7	6	1		
88	5	1	Total	N	Os	0	0
			7	6	1		
88	5	1	Total	N	Os	0	0
			7	6	1		

Continued on next page...

Continued from previous page...

Mol	Chain	Residues	Atoms			ZeroOcc	AltConf
88	5	1	Total	N	Os	0	0
			7	6	1		
88	5	1	Total	N	Os	0	0
			7	6	1		
88	5	1	Total	N	Os	2	0
			7	6	1		
88	5	1	Total	N	Os	0	0
			7	6	1		
88	5	1	Total	N	Os	0	0
			7	6	1		
88	5	1	Total	N	Os	0	0
			7	6	1		
88	5	1	Total	N	Os	0	0
			7	6	1		
88	5	1	Total	N	Os	1	0
			7	6	1		
88	5	1	Total	N	Os	0	0
			7	6	1		
88	5	1	Total	N	Os	0	0
			7	6	1		
88	5	1	Total	N	Os	0	0
			7	6	1		
88	5	1	Total	N	Os	0	0
			7	6	1		
88	5	1	Total	N	Os	2	0
			7	6	1		
88	5	1	Total	N	Os	0	0
			7	6	1		
88	5	1	Total	N	Os	0	0
			7	6	1		
88	5	1	Total	N	Os	0	0
			7	6	1		
88	5	1	Total	N	Os	0	0
			7	6	1		
88	5	1	Total	N	Os	0	0
			7	6	1		

Continued on next page...

Continued from previous page...

Mol	Chain	Residues	Atoms			ZeroOcc	AltConf
88	5	1	Total	N	Os	1	0
			7	6	1		
88	5	1	Total	N	Os	0	0
			7	6	1		
88	5	1	Total	N	Os	0	0
			7	6	1		
88	5	1	Total	N	Os	0	0
			7	6	1		
88	5	1	Total	N	Os	0	0
			7	6	1		
88	5	1	Total	N	Os	0	0
			7	6	1		
88	5	1	Total	N	Os	0	0
			7	6	1		
88	5	1	Total	N	Os	0	0
			7	6	1		
88	5	1	Total	N	Os	0	0
			7	6	1		
88	5	1	Total	N	Os	0	0
			7	6	1		
88	5	1	Total	N	Os	0	0
			7	6	1		
88	5	1	Total	N	Os	0	0
			7	6	1		
88	5	1	Total	N	Os	0	0
			7	6	1		
88	5	1	Total	N	Os	0	0
			7	6	1		
88	5	1	Total	N	Os	0	0
			7	6	1		
88	5	1	Total	N	Os	0	0
			7	6	1		
88	5	1	Total	N	Os	0	0
			7	6	1		
88	5	1	Total	N	Os	0	0
			7	6	1		

Continued on next page...

Continued from previous page...

Mol	Chain	Residues	Atoms			ZeroOcc	AltConf
88	5	1	Total	N	Os	0	0
			7	6	1		
88	5	1	Total	N	Os	0	0
			7	6	1		
88	5	1	Total	N	Os	0	0
			7	6	1		
88	5	1	Total	N	Os	0	0
			7	6	1		
88	5	1	Total	N	Os	0	0
			7	6	1		
88	7	1	Total	N	Os	0	0
			7	6	1		
88	7	1	Total	N	Os	0	0
			7	6	1		
88	7	1	Total	N	Os	0	0
			7	6	1		
88	7	1	Total	N	Os	0	0
			7	6	1		
88	7	1	Total	N	Os	0	0
			7	6	1		
88	7	1	Total	N	Os	0	0
			7	6	1		
88	7	1	Total	N	Os	0	0
			7	6	1		
88	7	1	Total	N	Os	0	0
			7	6	1		
88	7	1	Total	N	Os	0	0
			7	6	1		
88	7	1	Total	N	Os	0	0
			7	6	1		
88	8	1	Total	N	Os	1	0
			7	6	1		
88	8	1	Total	N	Os	0	0
			7	6	1		
88	8	1	Total	N	Os	0	0
			7	6	1		

Continued on next page...

Continued from previous page...

Mol	Chain	Residues	Atoms			ZeroOcc	AltConf
88	8	1	Total	N	Os	0	0
			7	6	1		
88	8	1	Total	N	Os	0	0
			7	6	1		
88	8	1	Total	N	Os	0	0
			7	6	1		
88	8	1	Total	N	Os	0	0
			7	6	1		
88	8	1	Total	N	Os	0	0
			7	6	1		
88	8	1	Total	N	Os	0	0
			7	6	1		
88	8	1	Total	N	Os	0	0
			7	6	1		
88	8	1	Total	N	Os	0	0
			7	6	1		
88	8	1	Total	N	Os	0	0
			7	6	1		
88	8	1	Total	N	Os	0	0
			7	6	1		
88	8	1	Total	N	Os	1	0
			7	6	1		
88	8	1	Total	N	Os	0	0
			7	6	1		
88	8	1	Total	N	Os	0	0
			7	6	1		
88	8	1	Total	N	Os	0	0
			7	6	1		
88	8	1	Total	N	Os	0	0
			7	6	1		
88	13	1	Total	N	Os	0	0
			7	6	1		
88	13	1	Total	N	Os	0	0
			7	6	1		
88	13	1	Total	N	Os	0	0
			7	6	1		
88	14	1	Total	N	Os	0	0
			7	6	1		

Continued on next page...

Continued from previous page...

Mol	Chain	Residues	Atoms			ZeroOcc	AltConf
88	l4	1	Total	N	Os	0	0
			7	6	1		
88	l5	1	Total	N	Os	0	0
			7	6	1		
88	l5	1	Total	N	Os	0	0
			7	6	1		
88	l9	1	Total	N	Os	0	0
			7	6	1		
88	m0	1	Total	N	Os	0	0
			7	6	1		
88	m0	1	Total	N	Os	0	0
			7	6	1		
88	m0	1	Total	N	Os	0	0
			7	6	1		
88	m5	1	Total	N	Os	0	0
			7	6	1		
88	m7	1	Total	N	Os	0	0
			7	6	1		
88	m9	1	Total	N	Os	0	0
			7	6	1		
88	n3	1	Total	N	Os	0	0
			7	6	1		
88	n6	1	Total	N	Os	0	0
			7	6	1		
88	n9	1	Total	N	Os	0	0
			7	6	1		
88	o3	1	Total	N	Os	0	0
			7	6	1		
88	o7	1	Total	N	Os	0	0
			7	6	1		
88	o9	1	Total	N	Os	0	0
			7	6	1		
88	q1	1	Total	N	Os	1	0
			7	6	1		
88	q2	1	Total	N	Os	0	0
			7	6	1		

- Molecule 89 is ZINC ION (three-letter code: ZN) (formula: Zn).

Mol	Chain	Residues	Atoms		ZeroOcc	AltConf
89	q0	1	Total	Zn	0	0
			1	1		

Continued on next page...

Continued from previous page...

Mol	Chain	Residues	Atoms		ZeroOcc	AltConf
89	D6	1	Total 1	Zn 1	0	0
89	Q2	1	Total 1	Zn 1	0	0
89	e1	1	Total 1	Zn 1	0	0
89	Q3	1	Total 1	Zn 1	0	0
89	D9	1	Total 1	Zn 1	0	0
89	E1	1	Total 1	Zn 1	0	0
89	Q0	1	Total 1	Zn 1	0	0
89	d7	1	Total 1	Zn 1	0	0
89	q3	1	Total 1	Zn 1	0	0
89	d9	1	Total 1	Zn 1	0	0
89	D7	1	Total 1	Zn 1	0	0
89	d6	1	Total 1	Zn 1	0	0
89	o7	1	Total 1	Zn 1	0	0
89	O7	1	Total 1	Zn 1	0	0
89	q2	1	Total 1	Zn 1	0	0

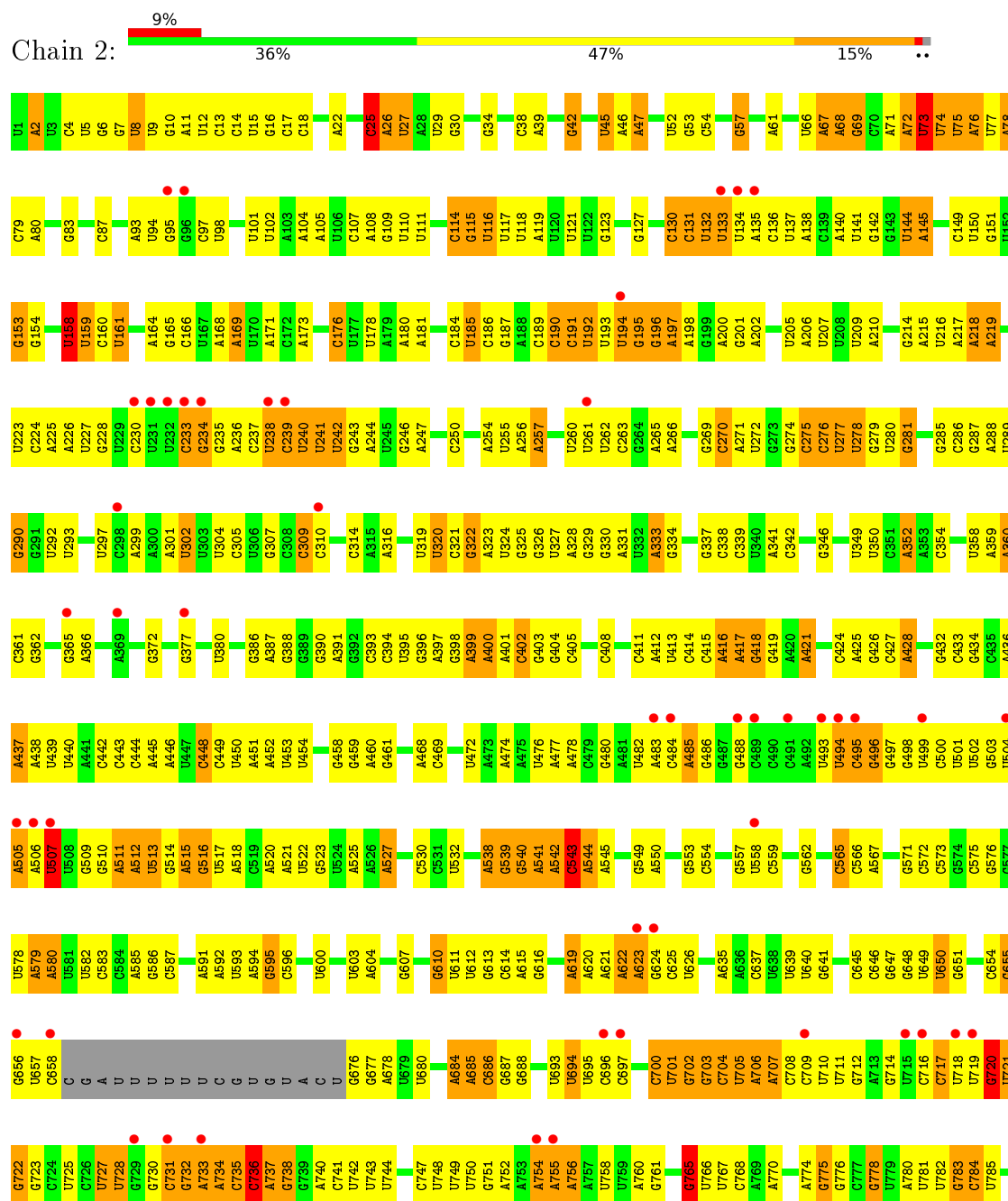
- Molecule 90 is water.

Mol	Chain	Residues	Atoms		ZeroOcc	AltConf
90	5	3	Total 3	O 3	0	0
90	f	9	Total 9	O 9	0	0

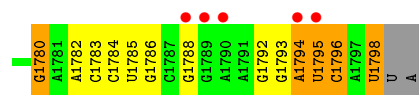
3 Residue-property plots

These plots are drawn for all protein, RNA and DNA chains in the entry. The first graphic for a chain summarises the proportions of errors displayed in the second graphic. The second graphic shows the sequence view annotated by issues in geometry and electron density. Residues are color-coded according to the number of geometric quality criteria for which they contain at least one outlier: green = 0, yellow = 1, orange = 2 and red = 3 or more. A red dot above a residue indicates a poor fit to the electron density ($RSRZ > 2$). Stretches of 2 or more consecutive residues without any outlier are shown as a green connector. Residues present in the sample, but not in the model, are shown in grey.

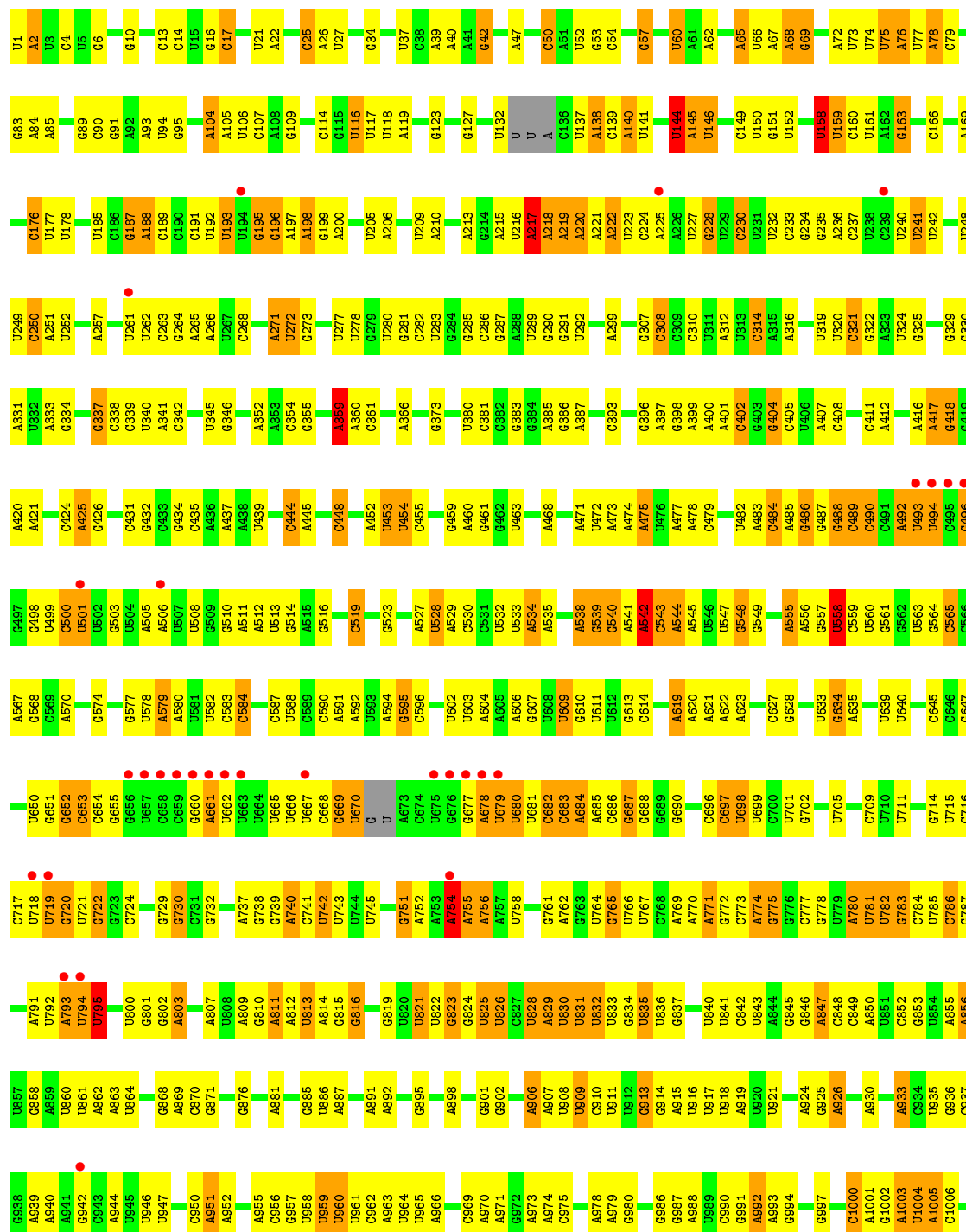
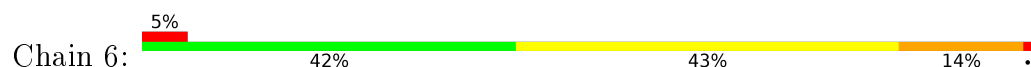
- Molecule 1: 18S ribosomal RNA

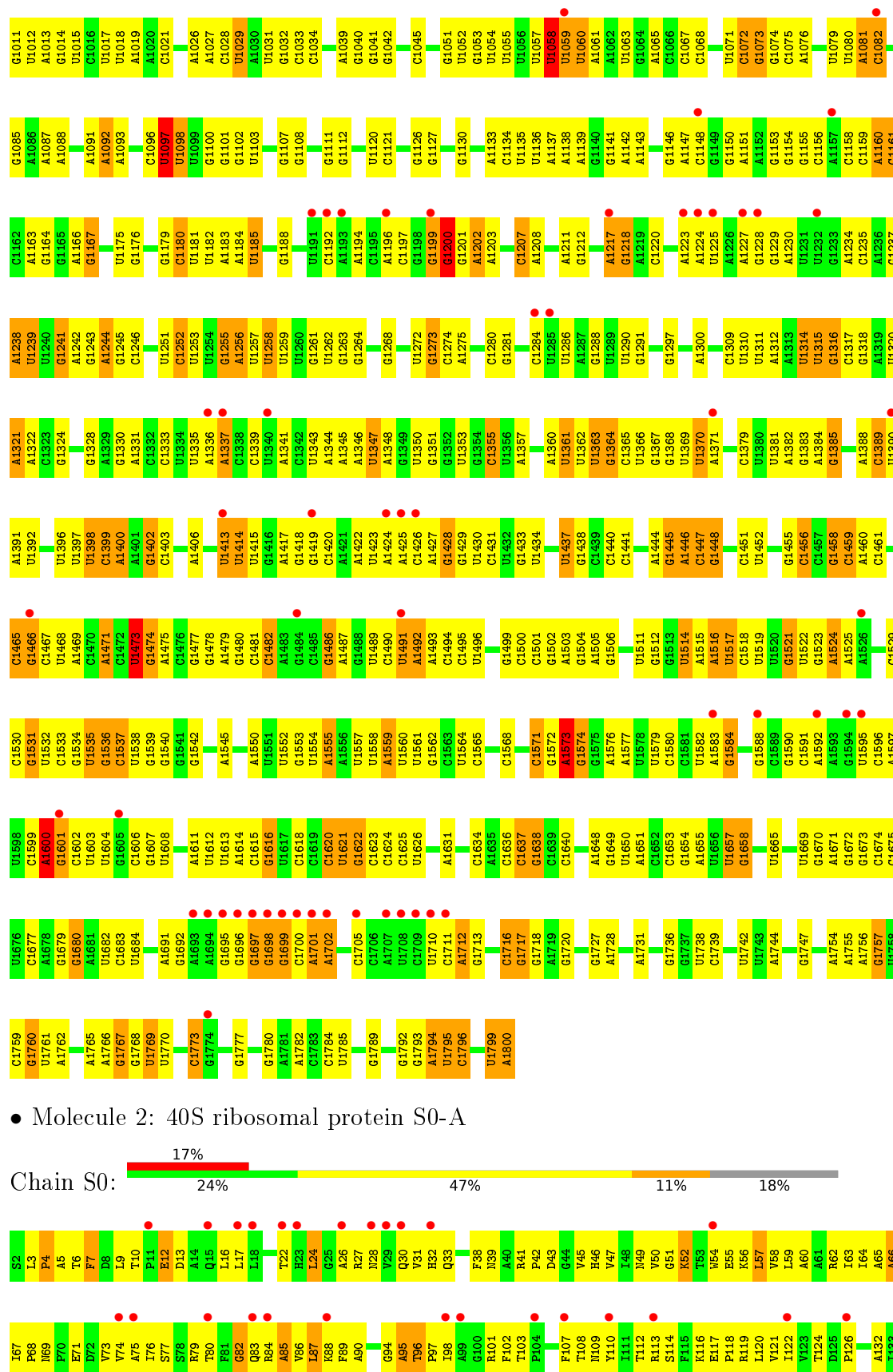


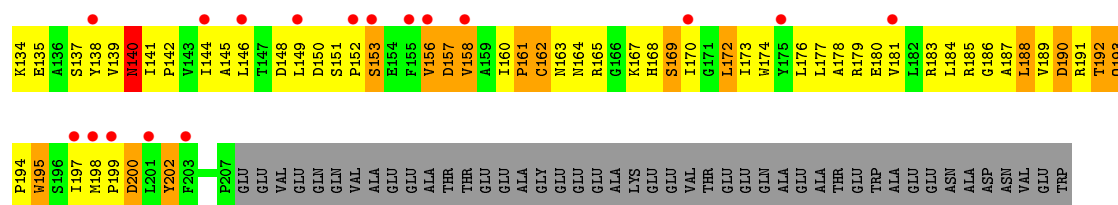
G1705	G1637	C1568	G1504	G1433	U1363	G1297	G1218	G1140	G1073	A1001	A930	A859	A788
C1706	G1638	A1569	A1505	U1434	G1364	U1298	C1222	G1141	G1074	G1002	C931	U860	A789
A1707	C1639	C1570	G1506	G1435	U1365	G1299	C1222	A1142	C1075	A1003	U932	U861	U792
U1708	C1640	C1571	G1507	U1436	U1366	A1300	A1226	A1143	A1076	U1004	A933	A862	U793
C1709	G1641	G1572	U1508	U1443	G1367	U1301	A1226	U1144	C1077	A1005	C934	A863	U794
U1710	C1642	A1573	U1509	U1444	G1368	U1302	A1227	U1145	C1078	C1006	U935	U864	U795
G1711	U1643	G1574	U1511	G1445	U1369	U1303	G1228	G1146	U1079	C1010	G936	A865	U796
G1712	C1644	G1575	G1512	A1446	U1370	G1304	G1229	A1147	U1080	G1011	A939	U866	U797
G1713	G1645	A1576	G1513	U1449	A1371	U1305	G1230	A1148	A1081	U1017	A940	U867	G797
G1714	U1646	U1514	U1514	U1450	C1372	C1306	U1232	G1149	C1082	A1012	U941	U868	U800
G1715	U1647	A1516	A1516	U1451	C1373	U1307	U1233	G1150	G1083	A1013	A942	U869	G801
G1716	A1648	U1517	U1517	U1452	C1374	U1310	U1234	A1151	A1086	G1014	G943	G872	G802
G1717	U1649	C1518	C1518	G1453	C1375	U1311	C1235	A1152	A1087	U1015	C944	U873	U805
G1718	U1650	A1586	U1519	G1454	U1377	A1312	U1238	G1153	A1088	C1016	A944	U874	U806
A1719	C1651	A1587	U1520	G1455	U1378	A1313	U1239	G1154	U1089	U1017	U947	U875	U807
G1720	C1653	C1589	G1521	C1456	C1379	U1314	U1240	A1155	A1091	U1018	G948	U876	U808
U1723	G1654	G1590	U1522	C1457	A1382	U1315	U1241	A1156	A1092	G1021	C949	U877	A809
A1728	U1655	C1591	G1523	G1458	A1383	U1316	A1242	C1158	A1093	C1022	C950	U878	G810
U1731	U1656	A1592	A1524	C1459	G1385	G1317	U1243	C1159	G1094	A1023	A951	A881	A812
A1732	U1657	G1594	A1526	C1461	A1388	A1460	U1244	U1095	C1096	A1026	G952	U882	G815
U1735	C1658	U1595	C1527	G1463	C1389	U1320	U1246	G1169	U1097	G1027	G954	U883	G816
U1738	G1659	A1596	U1528	G1464	A1390	A1321	U1247	G1165	U1098	C1028	U959	U884	A817
C1739	C1660	U1597	C1530	G1465	U1391	A1322	U1248	G1166	U1099	A1030	U960	U885	C818
U1746	U1665	G1601	C1533	G1466	U1392	G1323	U1249	G1167	G1100	G1032	U961	U886	G819
G1747	U1666	U1603	U1535	G1467	U1393	G1324	U1250	G1168	U1099	U1031	U962	U887	U820
G1748	U1667	G1604	G1536	C1471	A1400	G1327	U1251	G1169	C1105	C1033	A963	U888	U821
A1749	C1672	U1605	C1537	C1472	A1401	G1328	U1252	G1170	U1106	C1034	A966	U889	U822
U1750	U1673	G1606	U1538	G1473	G1402	U1335	U1253	G1171	U1107	A1039	A967	U890	G823
C1751	C1675	G1607	G1539	G1474	C1403	U1336	U1254	G1172	U1108	G1040	U968	U891	G824
U1752	U1681	U1608	G1541	C1476	G1405	A1337	U1257	G1173	U1109	G1041	U969	U892	U825
A1755	U1682	U1609	G1542	G1477	G1409	C1338	U1261	U1174	G1110	G1042	A973	U893	U826
A1756	C1683	G1610	A1545	C1481	A1410	C1339	U1266	U1175	G1111	U1052	A974	U894	U827
G1757	U1684	A1611	G1546	C1482	A1411	U1340	U1267	G1176	G1112	G1046	G975	U895	U828
U1758	C1685	U1612	A1547	A1483	G1412	A1341	G1268	U1177	U1113	G1047	G976	U896	U829
C1759	G1686	G1613	G1548	G1484	U1413	A1344	U1269	U1178	U1114	G1048	A977	U897	U830
G1760	U1687	C1615	C1549	C1485	U1414	A1345	C1274	U1179	U1115	U1053	A978	U898	U831
U1761	U1688	G1616	U1550	G1486	U1415	A1346	U1277	G1180	U1116	U1054	A979	U899	U832
A1762	A1689	U1621	U1551	A1487	G1416	U1347	G1278	U1181	U1117	U1055	A980	U900	U833
A1763	G1690	G1622	U1552	U1488	A1417	A1348	C1279	U1182	G1118	U1056	U981	U901	U834
C1764	A1691	C1623	U1553	U1489	G1418	G1349	G1278	U1183	U1119	U1057	U982	U902	G838
A1765	G1692	G1624	U1554	C1490	G1419	U1350	C1279	U1184	U1120	U1058	U983	U903	U839
A1766	A1693	C1625	U1555	U1491	C1420	G1351	G1280	U1185	C1122	U1059	U984	U904	U840
G1767	U1694	C1626	U1556	A1492	A1421	G1352	G1281	U1186	U1123	U1060	U985	U905	G846
G1768	G1695	U1628	U1557	A1493	A1422	U1353	U1282	U1187	U1124	A1061	U986	U906	A847
U1769	U1696	U1629	U1558	U1496	U1423	U1354	U1285	U1188	G1127	A1062	U987	U907	C848
U1770	G1697	G1630	A1559	U1497	A1424	C1355	U1286	U1189	C1128	U1063	U988	U908	U851
U1771	U1698	A1631	U1560	U1498	A1425	U1356	U1290	U1190	U1129	U1064	U989	U909	U852
C1772	G1699	C1632	U1561	G1499	C1426	G1357	G1291	U1191	U1130	A1065	A992	U910	G853
G1773	C1700	A1633	G1562	C1499	A1427	U1358	G1292	U1192	A1133	C1066	A993	U911	U854
G1774	A1701	C1634	C1563	C1500	G1428	C1359	G1292	U1193	C1134	C1067	G994	U912	A855
U1775	U1702	A1635	U1564	C1501	G1429	U1360	G1294	U1214	A1138	C1068	A995	U913	U856
C1703	U1703	A1635	C1565	G1502	U1432	U1361	G1294	U1215	A1139	A1069	U996	U914	A857
U1704	U1704	C1636	U1566	A1503	U1432	U1362		A1217		C1072	C1000	U915	G858



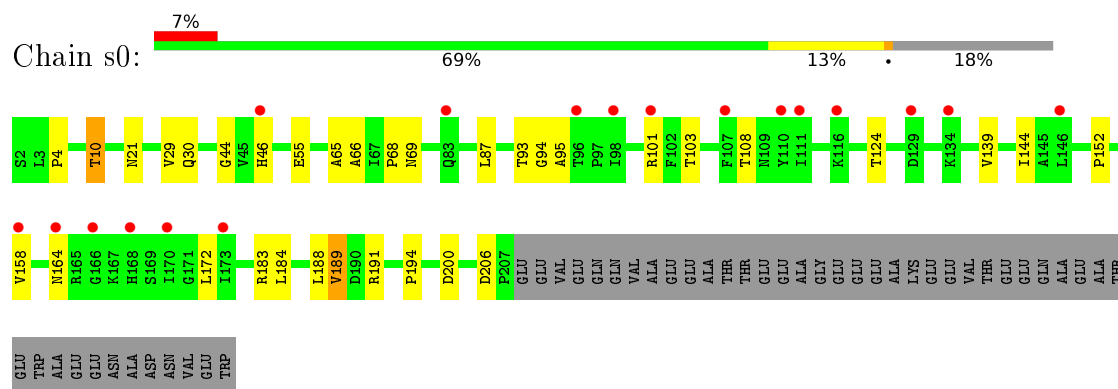
• Molecule 1: 18S ribosomal RNA



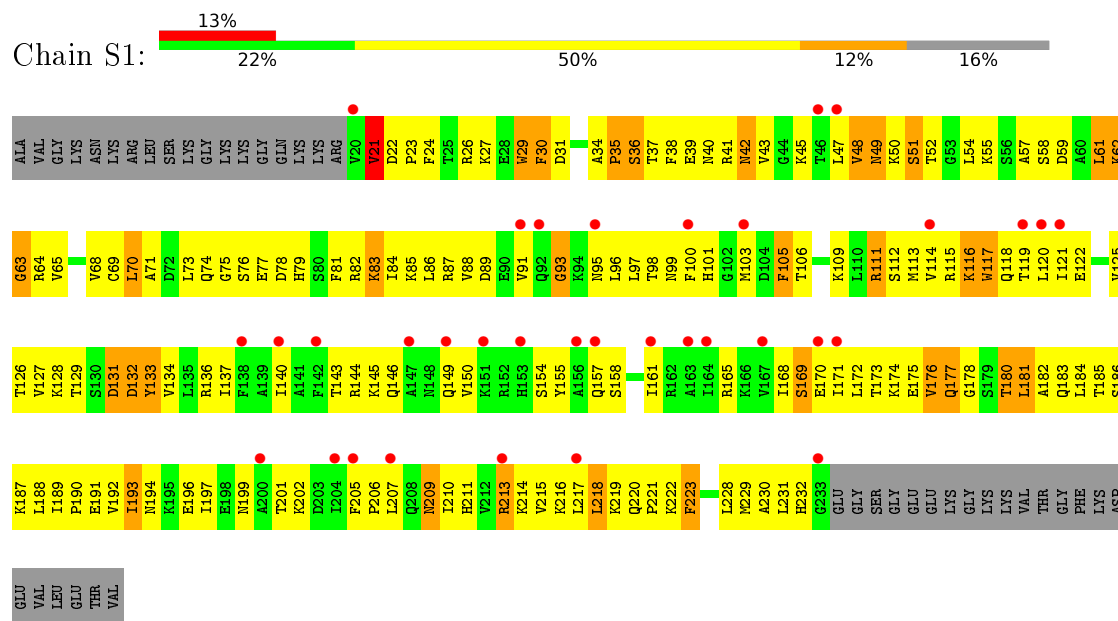




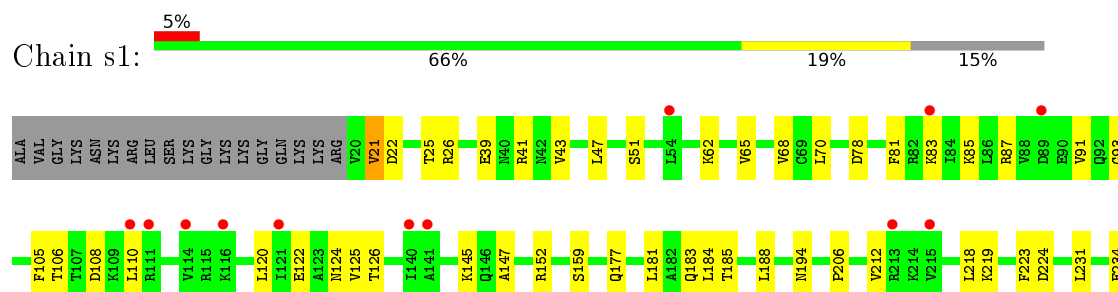
• Molecule 2: 40S ribosomal protein S0-A



• Molecule 3: 40S ribosomal protein S1-A



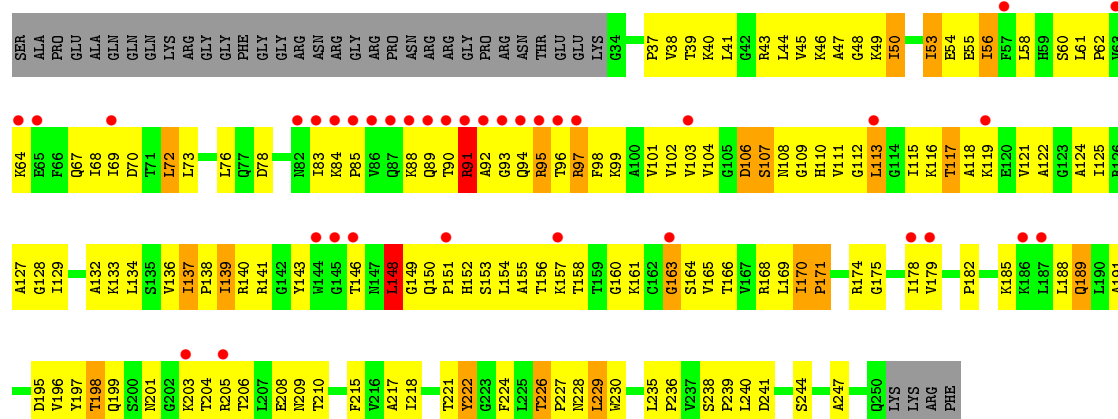
• Molecule 3: 40S ribosomal protein S1-A



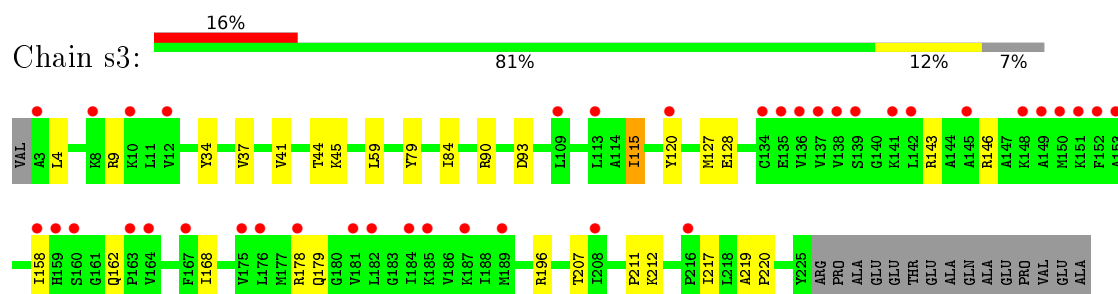
K235
 SER
 GLY
 GLU
 GLU
 LYS
 LYS
 LYS
 VAL
 THR
 GLY
 PHE
 LYS
 ASP
 GLU
 VAL
 LEU
 GLU
 THR
 VAL

• Molecule 4: 40S ribosomal protein S2

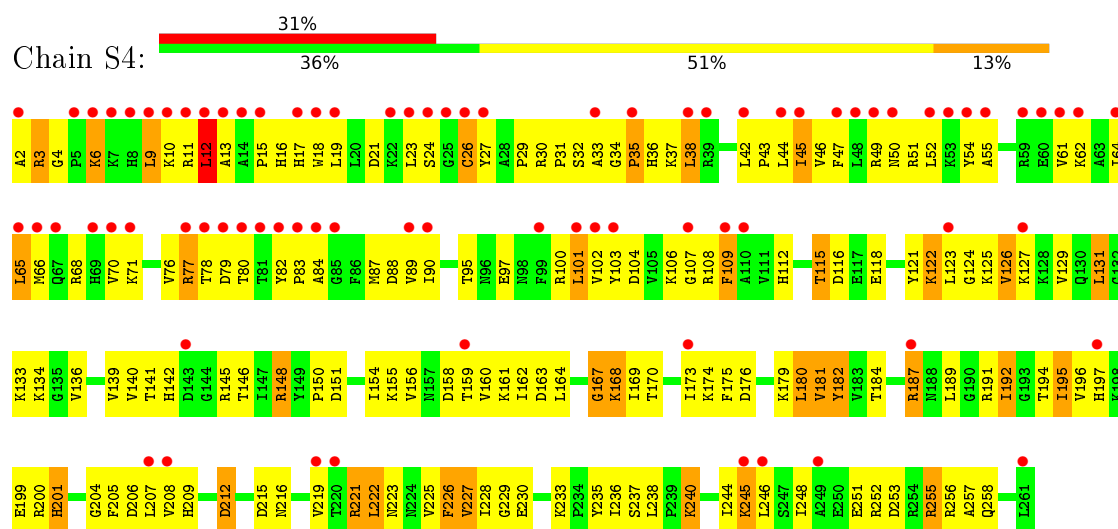
Chain S2: 14% 30% 47% 8% 14%



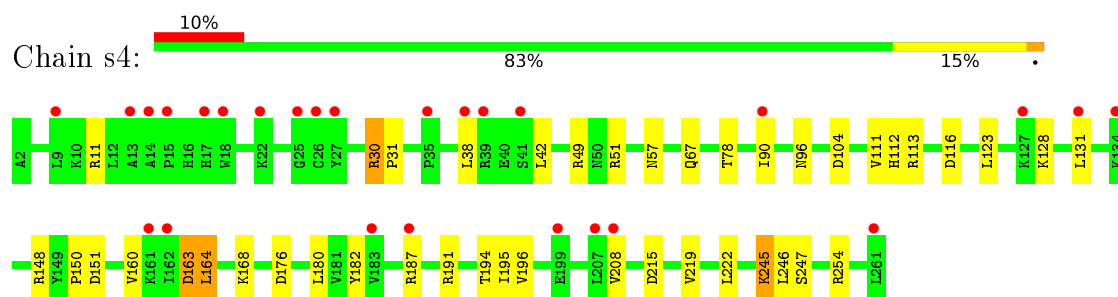
- Molecule 5: 40S ribosomal protein S3



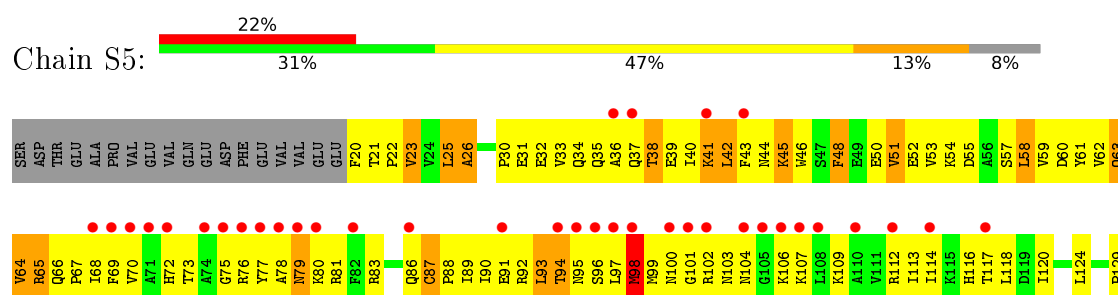
- Molecule 6: 40S ribosomal protein S4-A

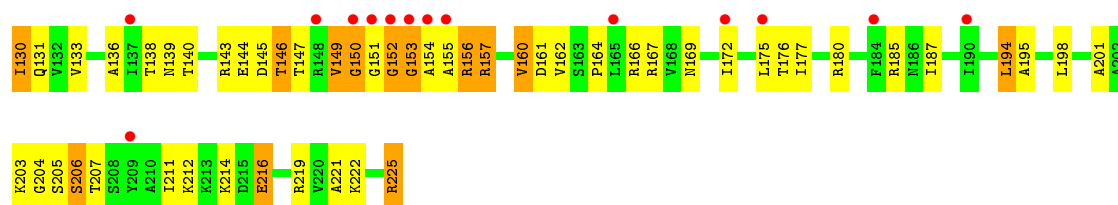


- Molecule 6: 40S ribosomal protein S4-A

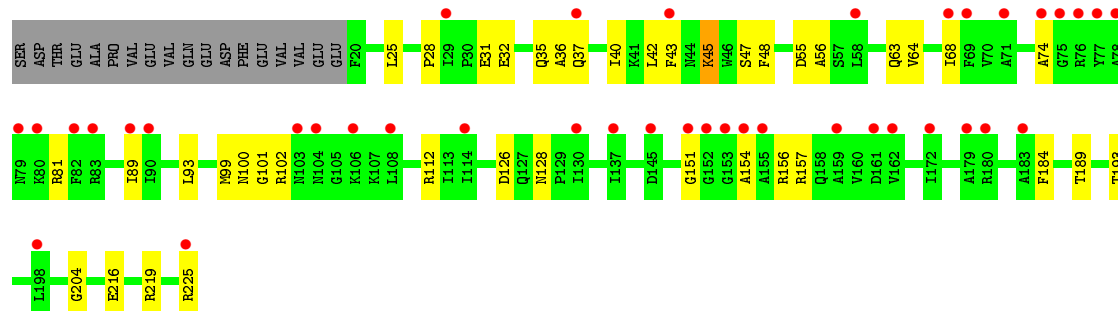
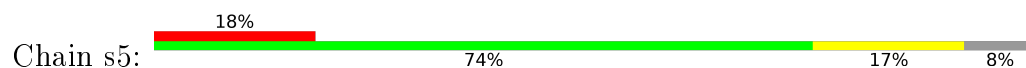


- Molecule 7: 40S ribosomal protein S5

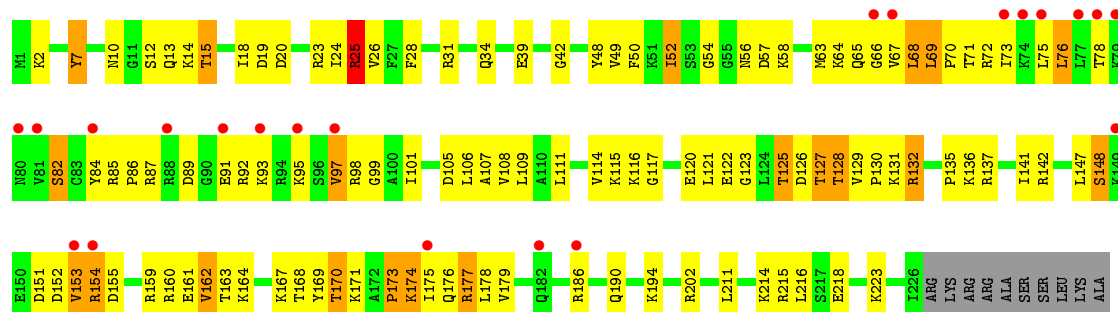




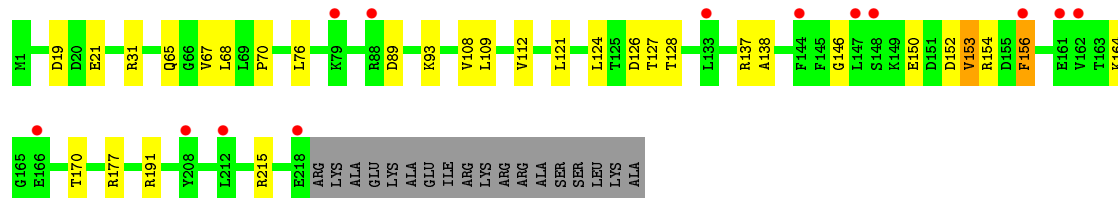
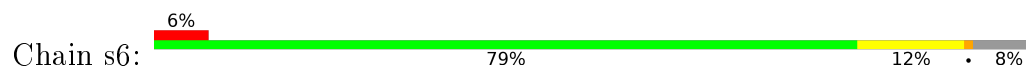
• Molecule 7: 40S ribosomal protein S5



• Molecule 8: 40S ribosomal protein S6-A



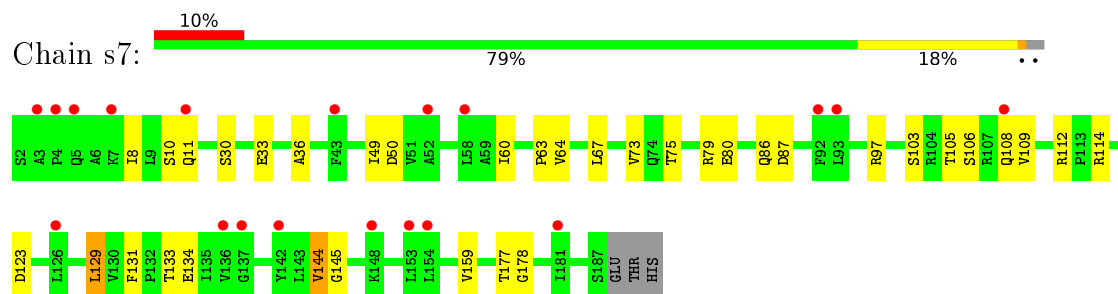
• Molecule 8: 40S ribosomal protein S6-A



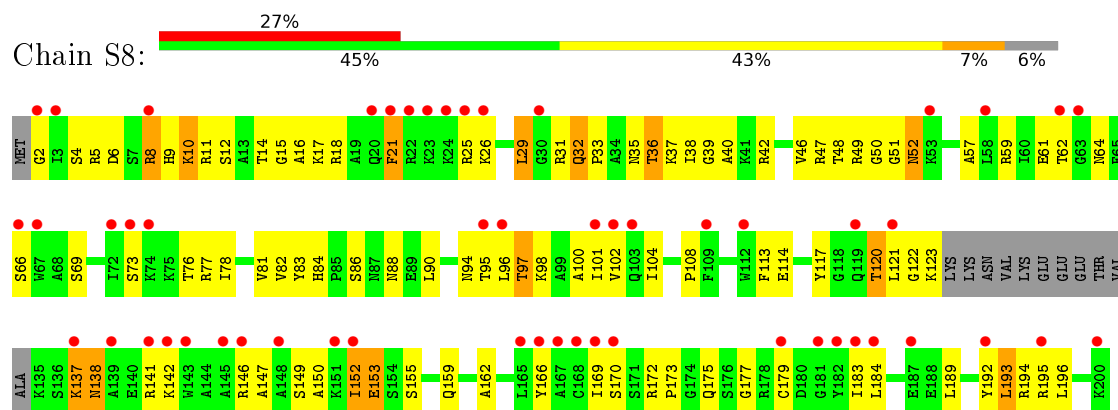
• Molecule 9: 40S ribosomal protein S7-A



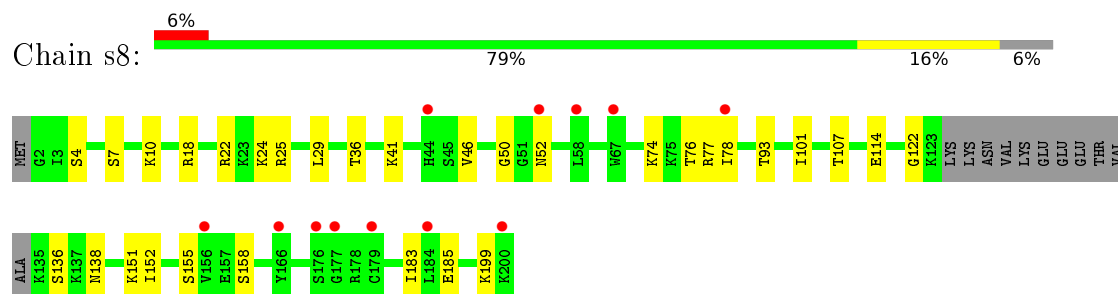
- Molecule 9: 40S ribosomal protein S7-A



- Molecule 10: 40S ribosomal protein S8-A

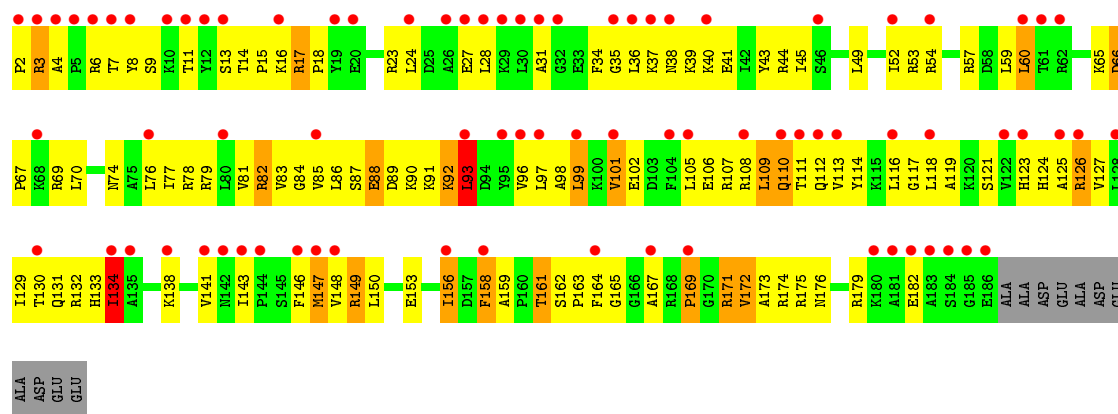


- Molecule 10: 40S ribosomal protein S8-A

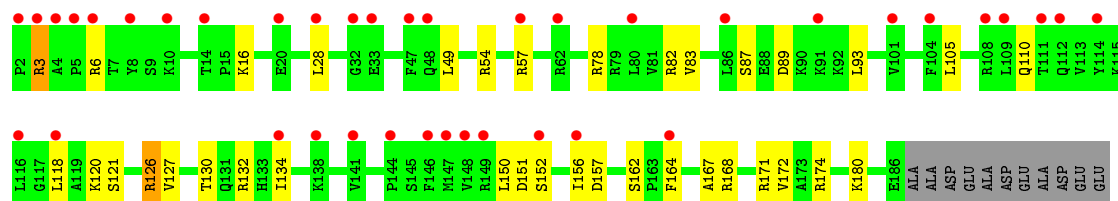
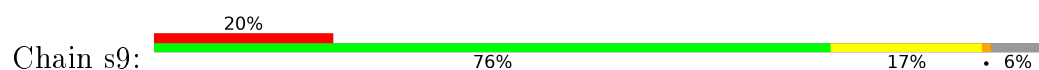


- Molecule 11: 40S ribosomal protein S9-A

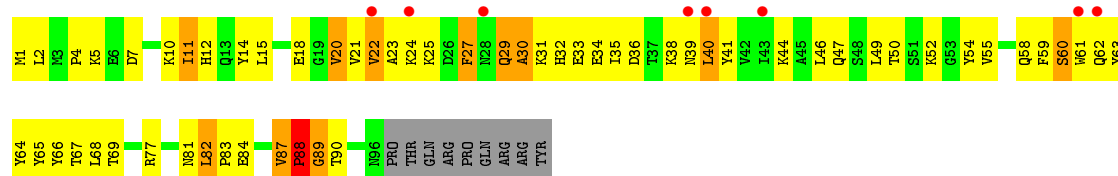




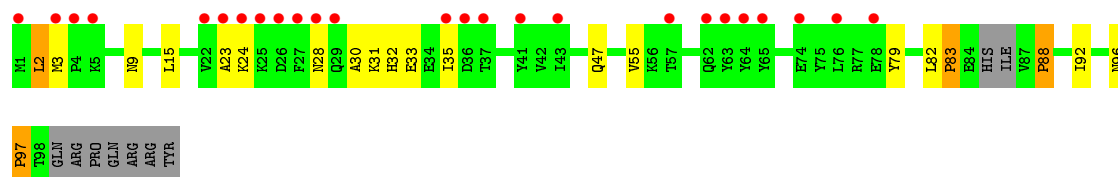
• Molecule 11: 40S ribosomal protein S9-A



• Molecule 12: 40S ribosomal protein S10-A

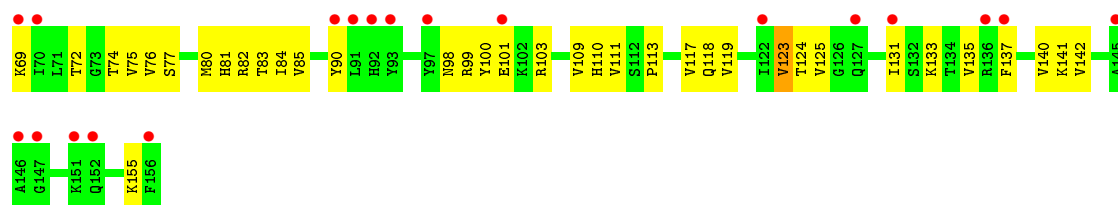


• Molecule 12: 40S ribosomal protein S10-A

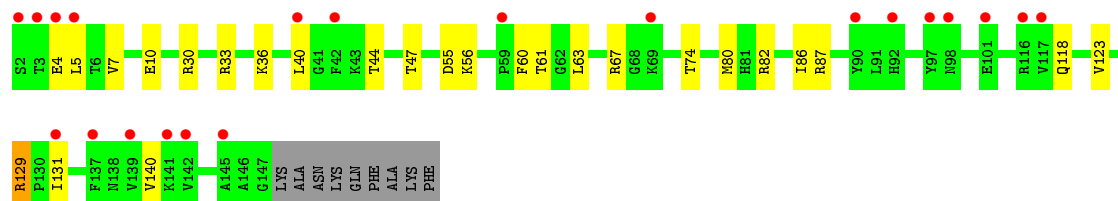
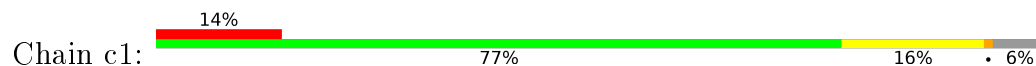


• Molecule 13: 40S ribosomal protein S11-A

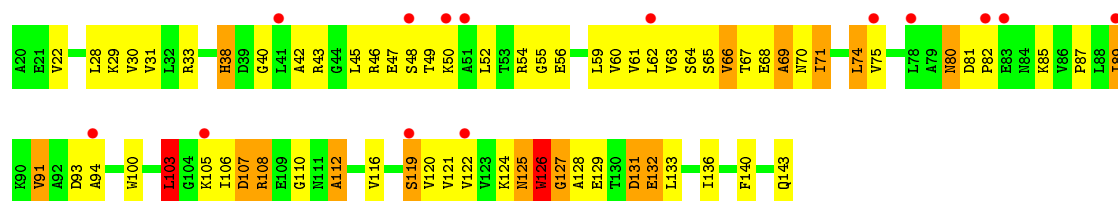




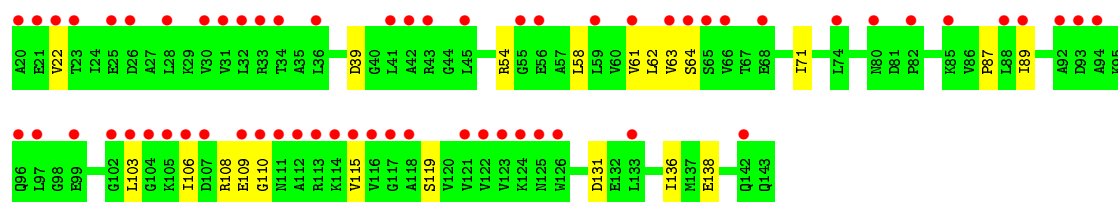
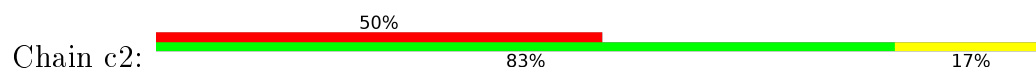
• Molecule 13: 40S ribosomal protein S11-A



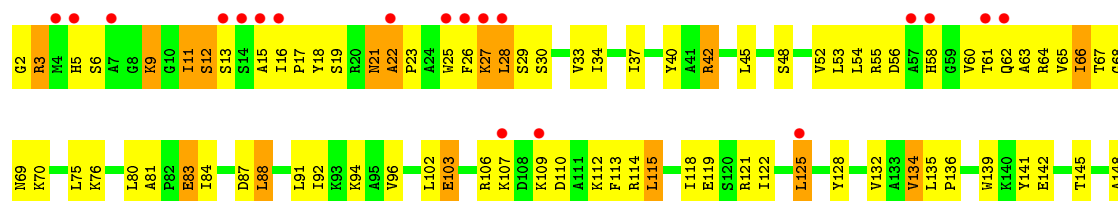
• Molecule 14: 40S ribosomal protein S12



• Molecule 14: 40S ribosomal protein S12

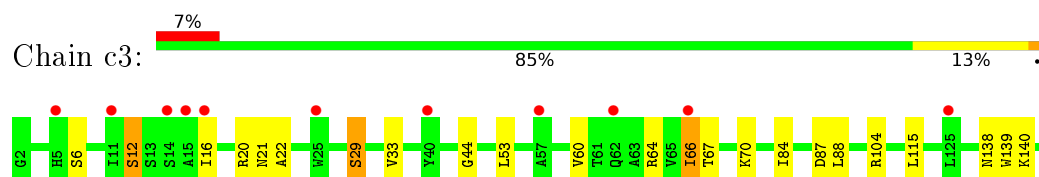


• Molecule 15: 40S ribosomal protein S13

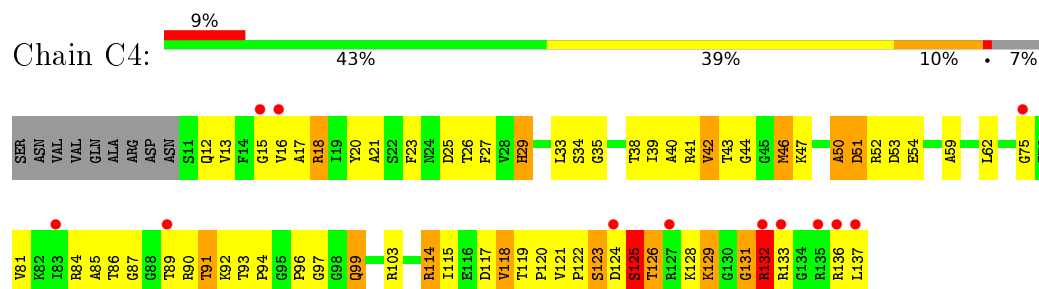




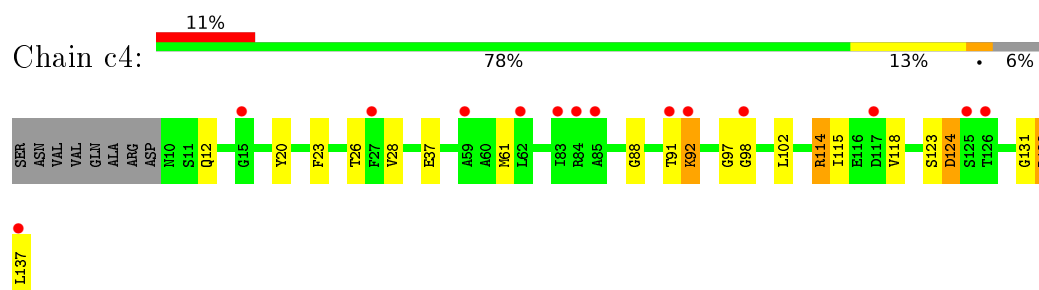
- Molecule 15: 40S ribosomal protein S13



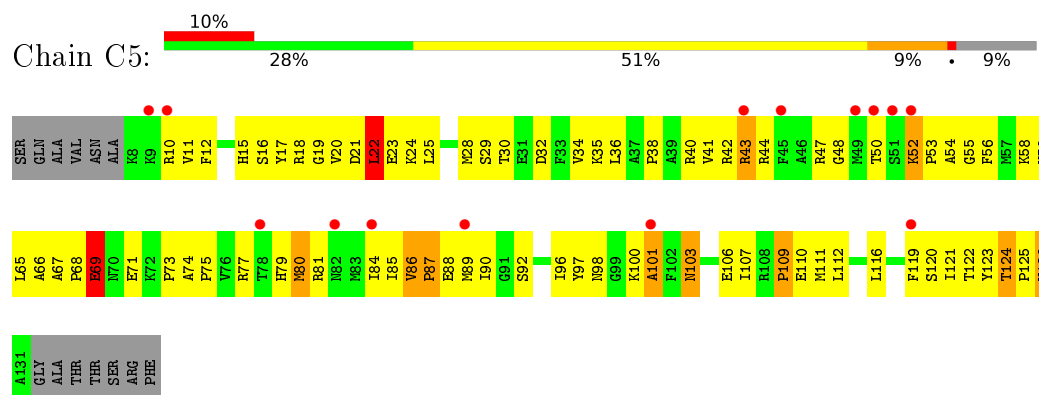
- Molecule 16: 40S ribosomal protein S14-A



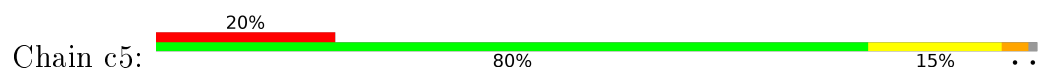
- Molecule 16: 40S ribosomal protein S14-A

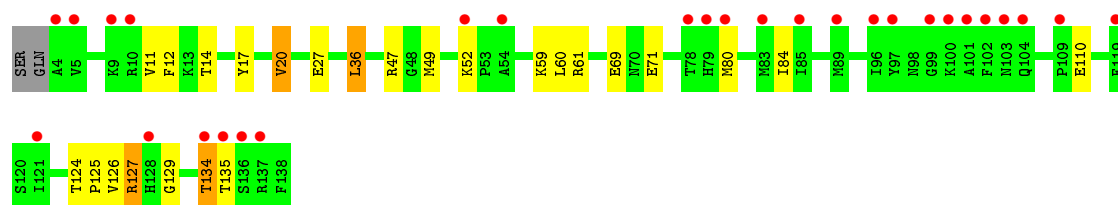


- Molecule 17: 40S ribosomal protein S15

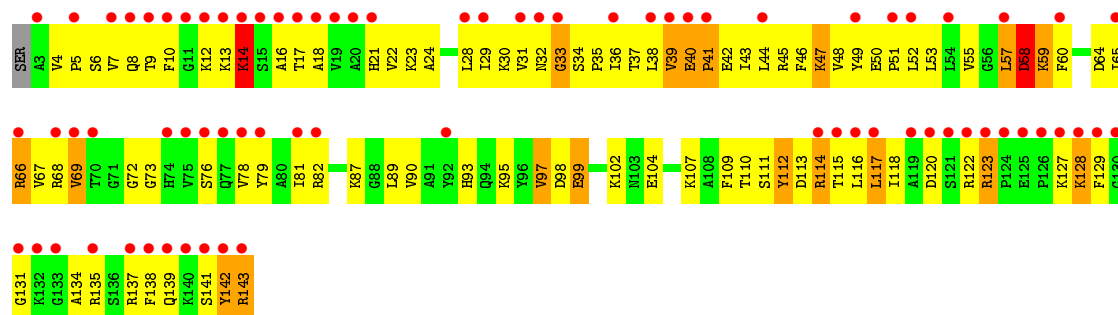


- Molecule 17: 40S ribosomal protein S15

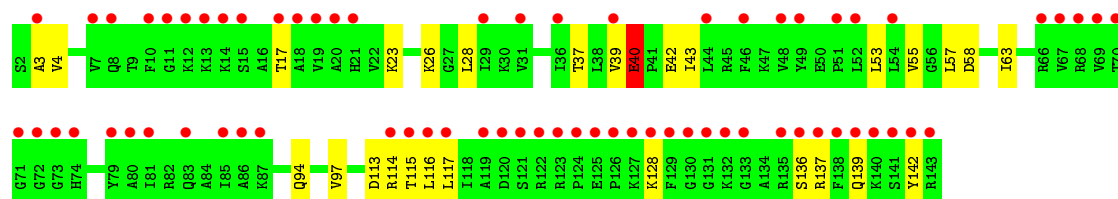
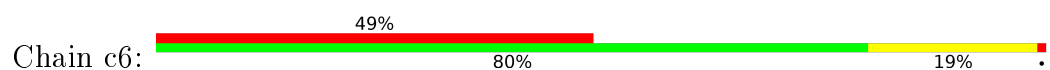




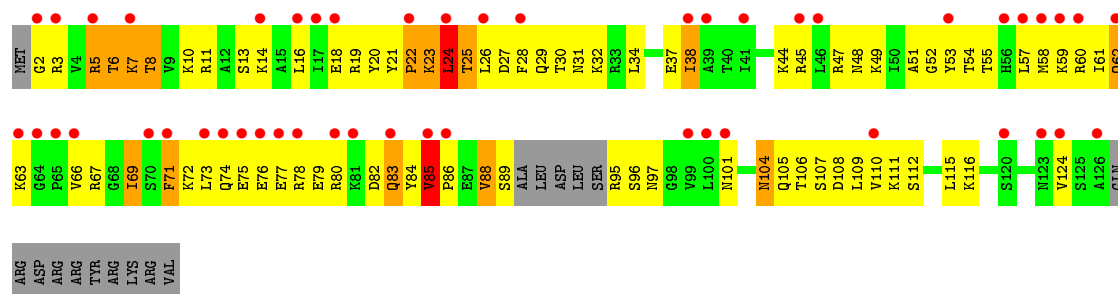
• Molecule 18: 40S ribosomal protein S16-A



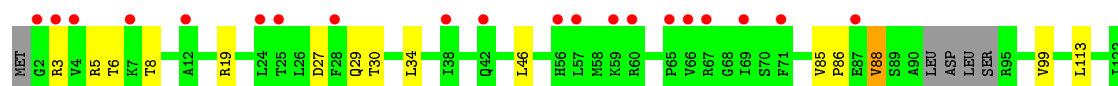
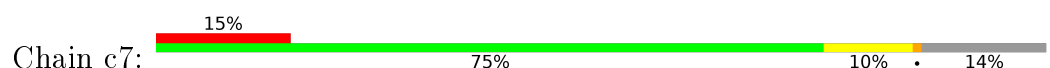
• Molecule 18: 40S ribosomal protein S16-A



• Molecule 19: 40S ribosomal protein S17-A

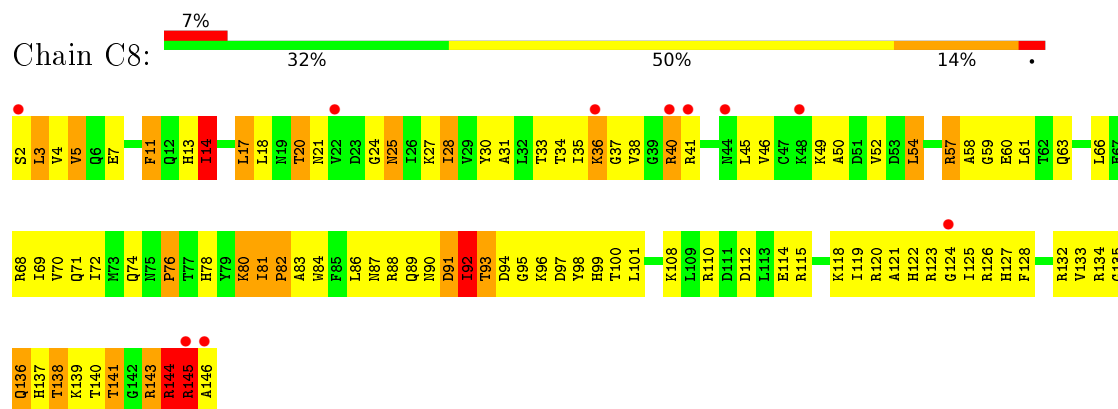


• Molecule 19: 40S ribosomal protein S17-A

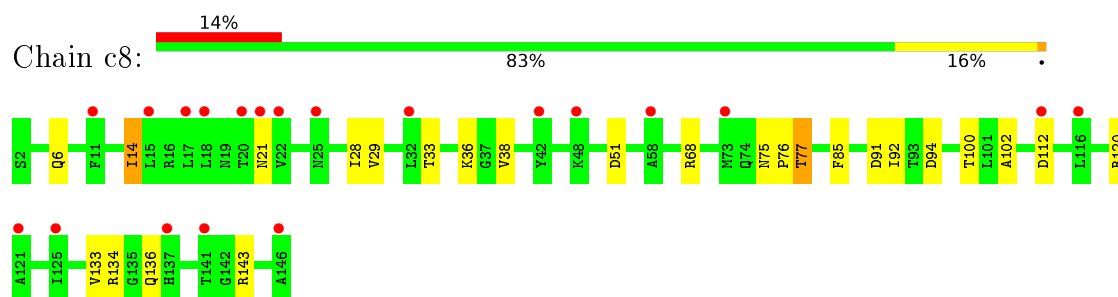


ASN
VAL
SER
ALA
GLN
ARG
ASP
ARG
ARG
TYR
HIS
LYS
ARG
VAL

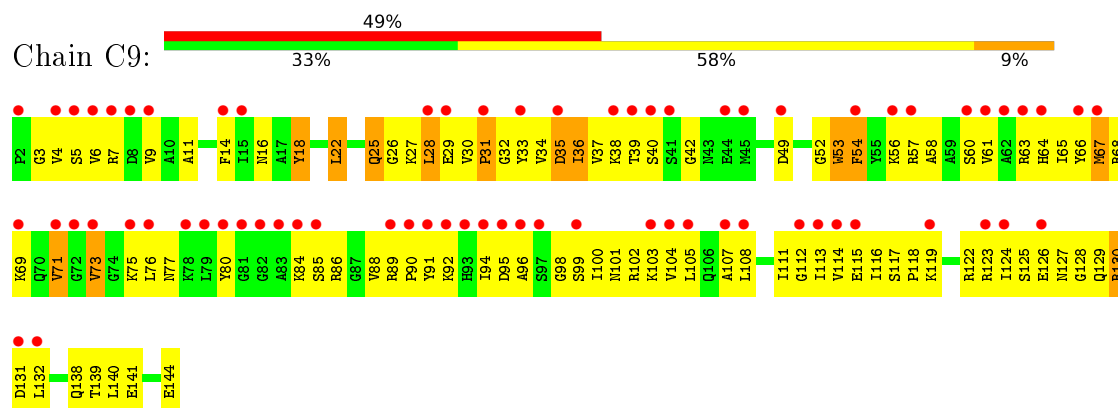
- Molecule 20: 40S ribosomal protein S18-A



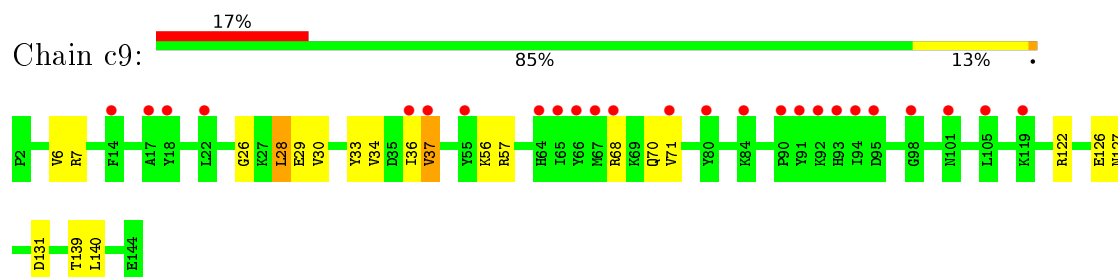
- Molecule 20: 40S ribosomal protein S18-A



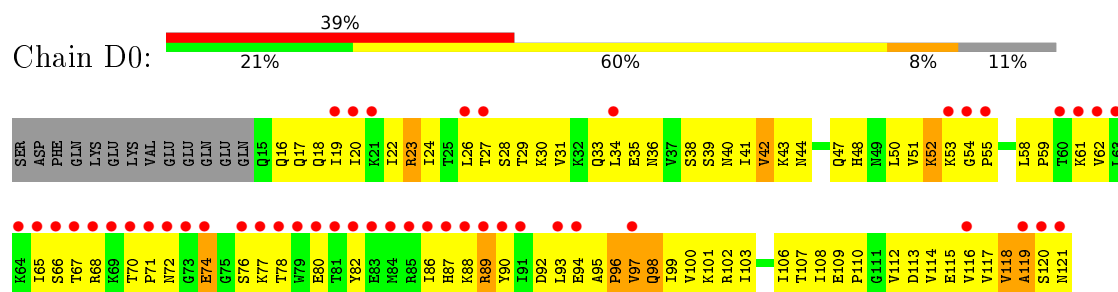
- Molecule 21: 40S ribosomal protein S19-A



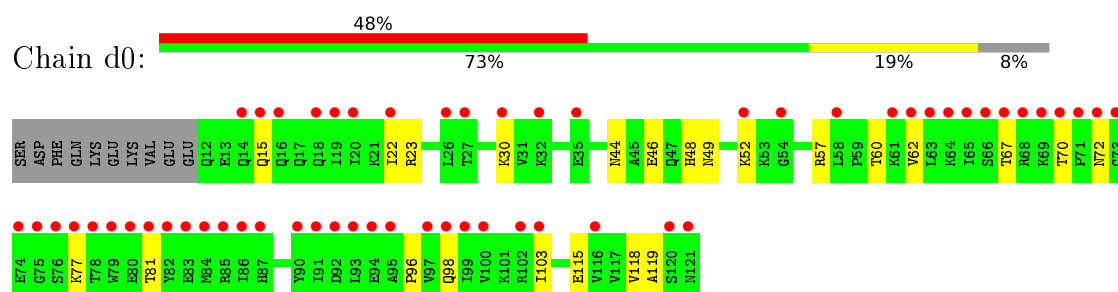
- Molecule 21: 40S ribosomal protein S19-A



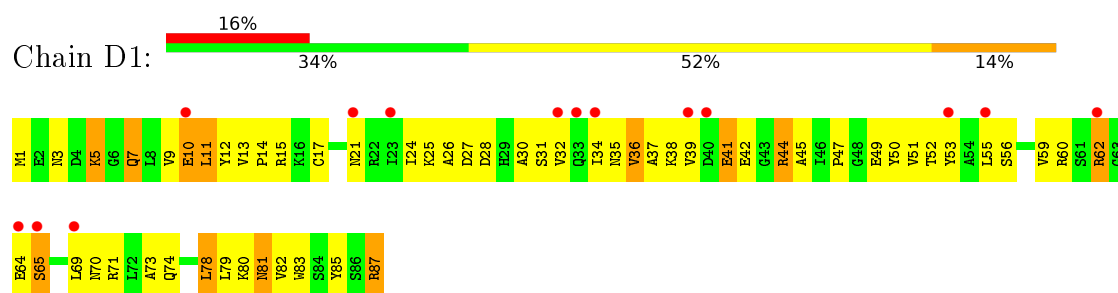
- Molecule 22: 40S ribosomal protein S20



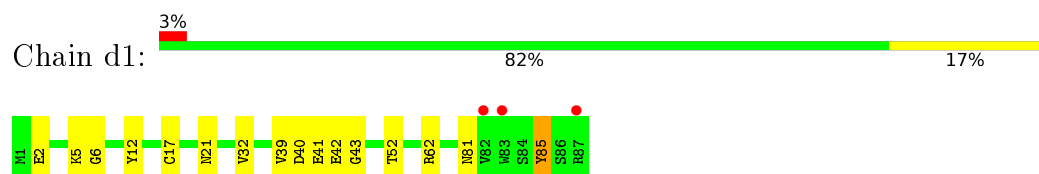
- Molecule 22: 40S ribosomal protein S20



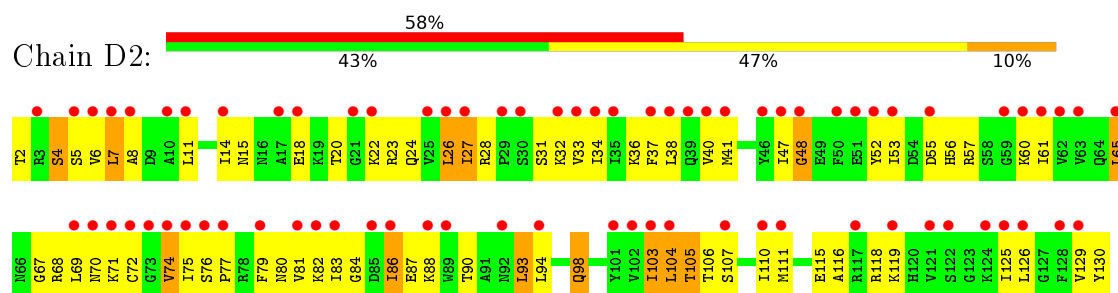
- Molecule 23: 40S ribosomal protein S21-A



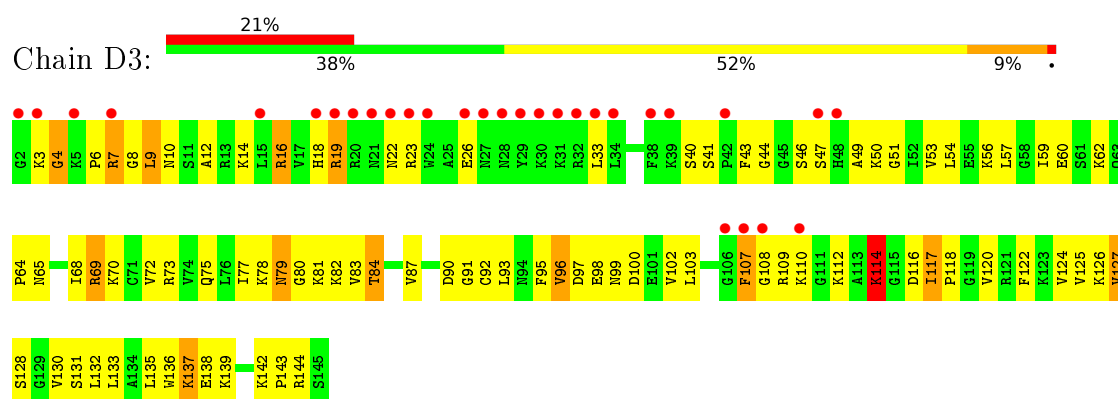
- Molecule 23: 40S ribosomal protein S21-A



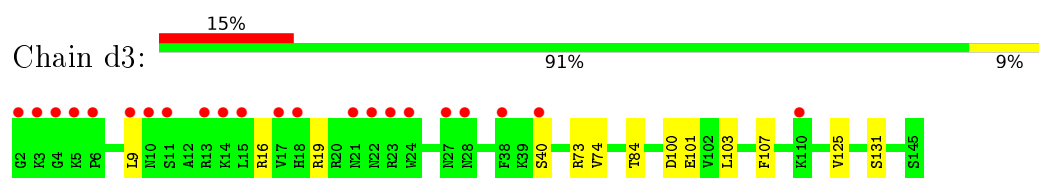
- Molecule 24: 40S ribosomal protein S22-A



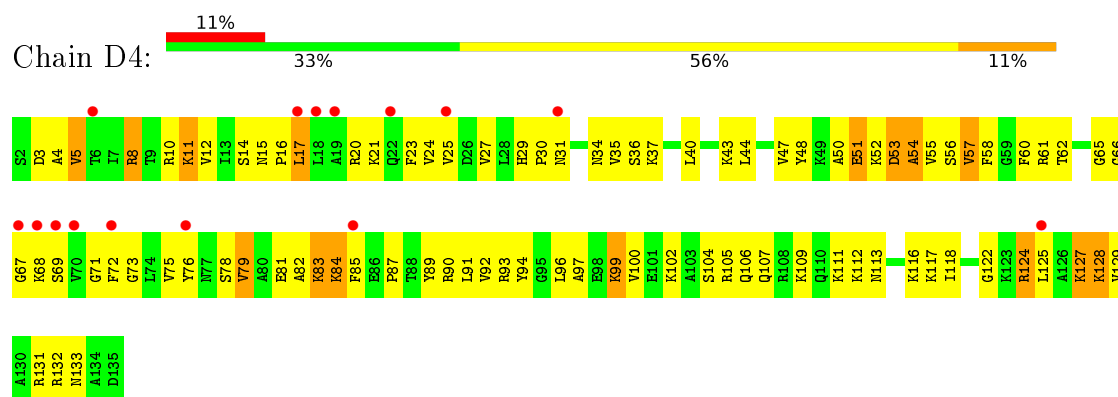
- Molecule 25: 40S ribosomal protein S23-A



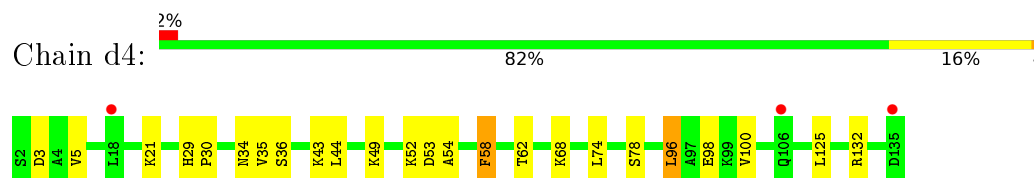
• Molecule 25: 40S ribosomal protein S23-A



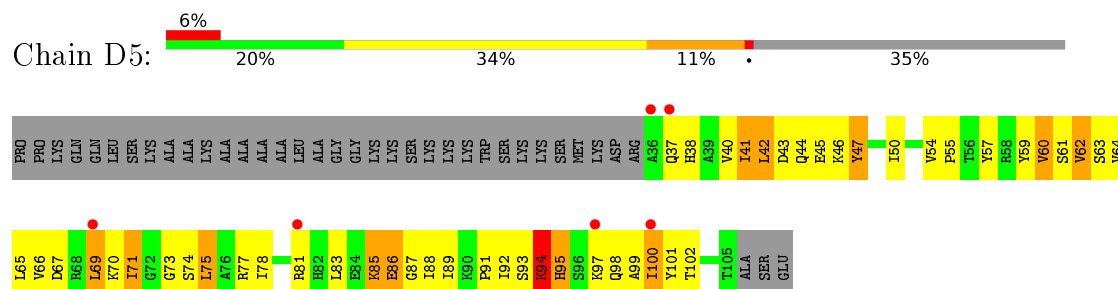
• Molecule 26: 40S ribosomal protein S24-A



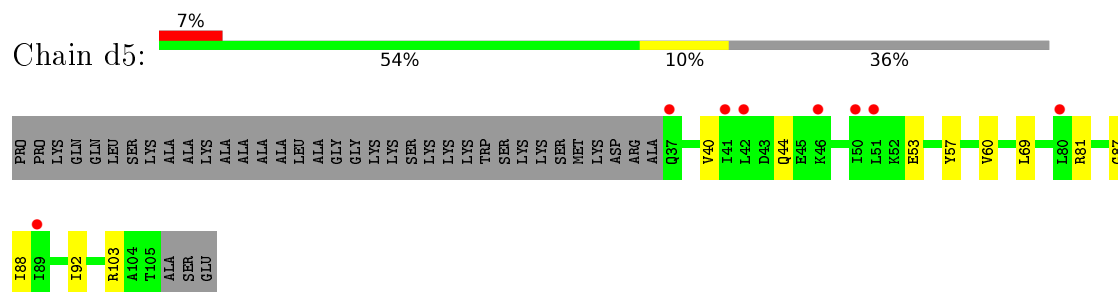
• Molecule 26: 40S ribosomal protein S24-A



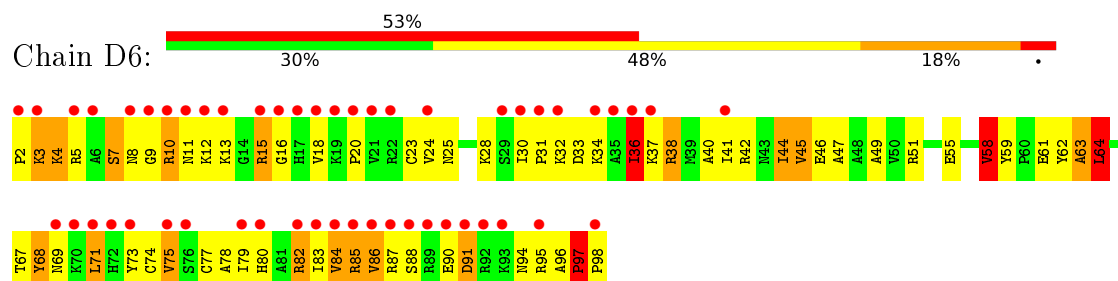
• Molecule 27: 40S ribosomal protein S25-A



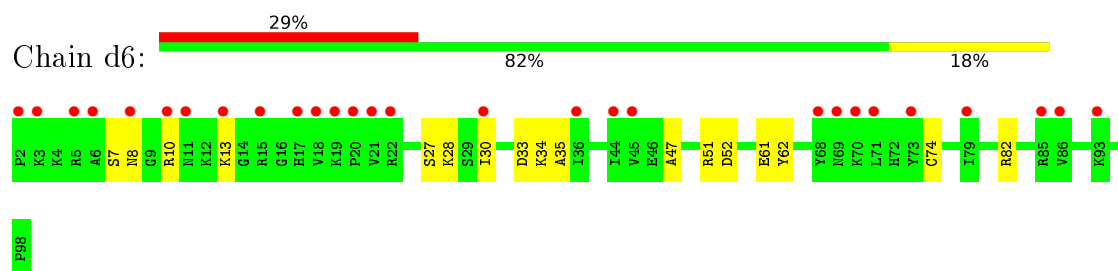
- Molecule 27: 40S ribosomal protein S25-A



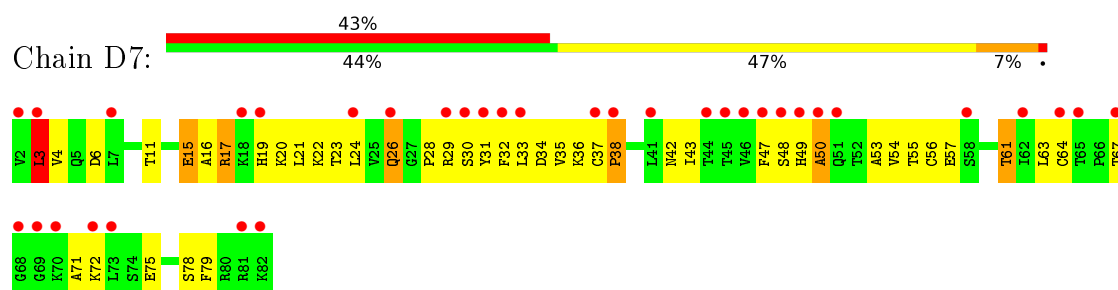
- Molecule 28: 40S ribosomal protein S26-B



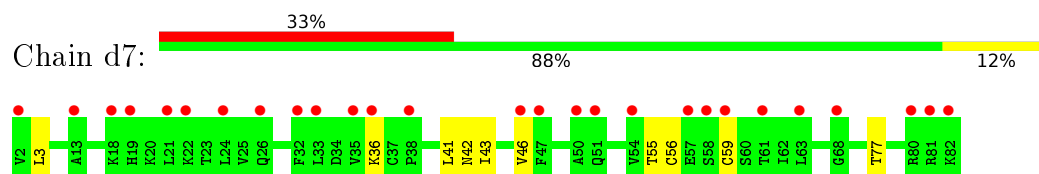
- Molecule 28: 40S ribosomal protein S26-B



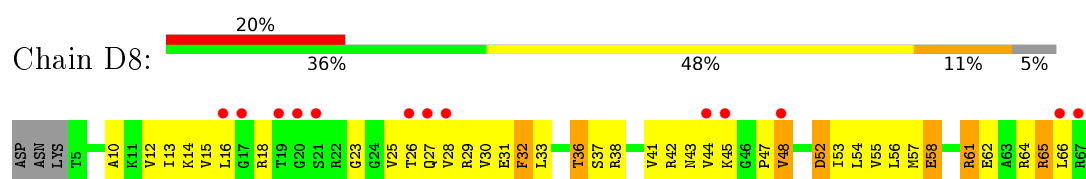
- Molecule 29: 40S ribosomal protein S27-A



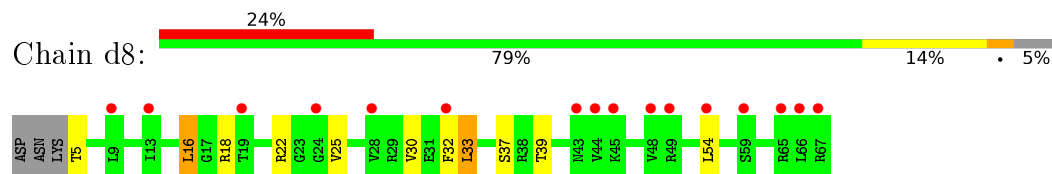
- Molecule 29: 40S ribosomal protein S27-A



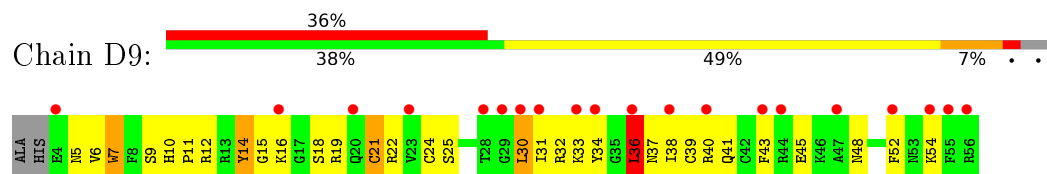
- Molecule 30: 40S ribosomal protein S28-A



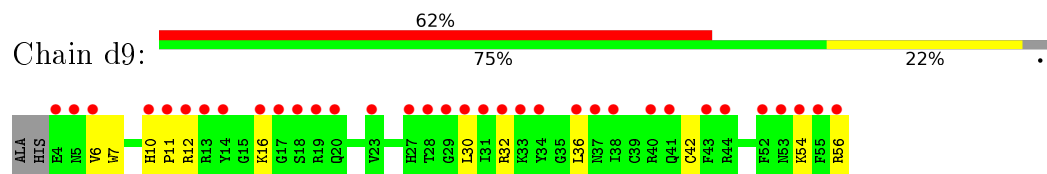
- Molecule 30: 40S ribosomal protein S28-A



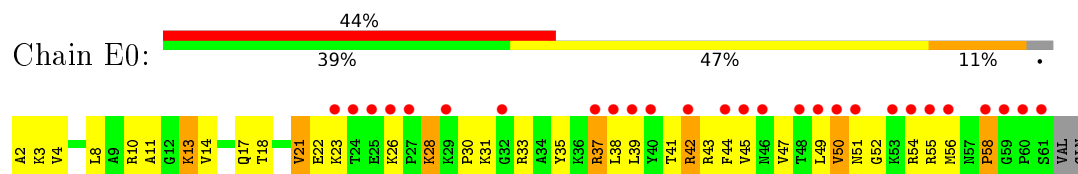
- Molecule 31: 40S ribosomal protein S29-A



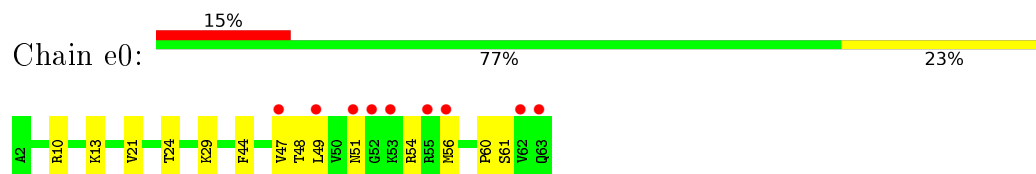
- Molecule 31: 40S ribosomal protein S29-A



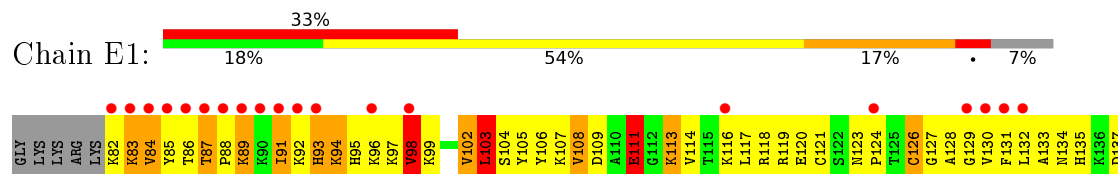
- Molecule 32: 40S ribosomal protein S30-A

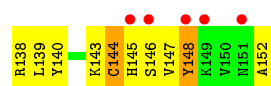


- Molecule 32: 40S ribosomal protein S30-A

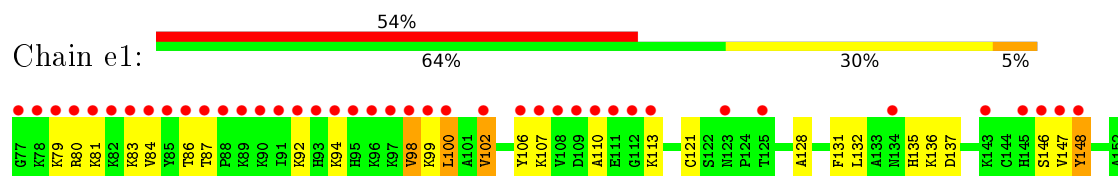


- Molecule 33: Ubiquitin-40S ribosomal protein S31

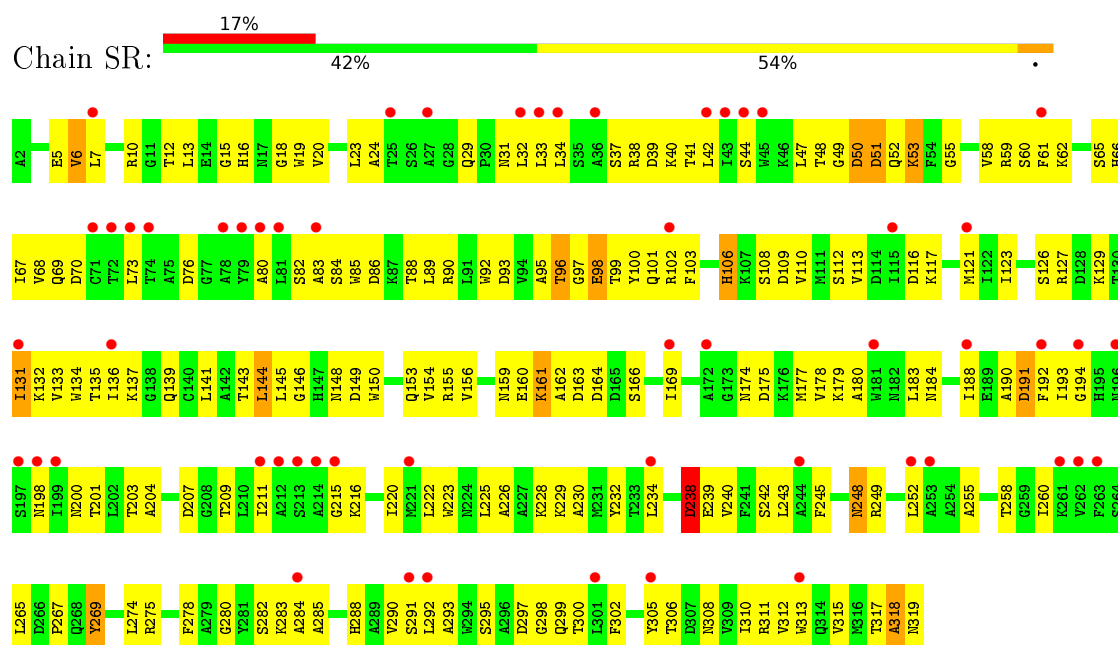




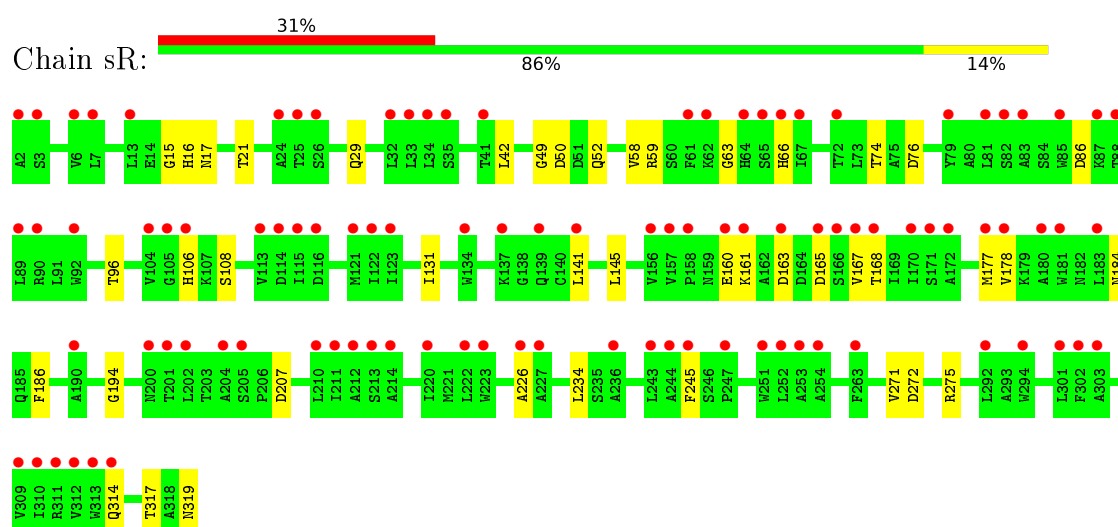
- Molecule 33: Ubiquitin-40S ribosomal protein S31



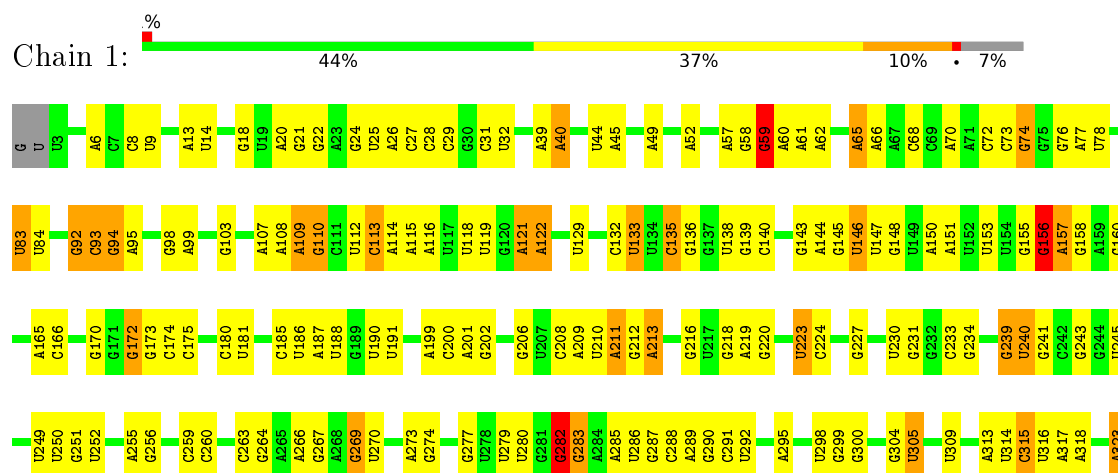
- Molecule 34: Guanine nucleotide-binding protein subunit beta-like protein



- Molecule 34: Guanine nucleotide-binding protein subunit beta-like protein

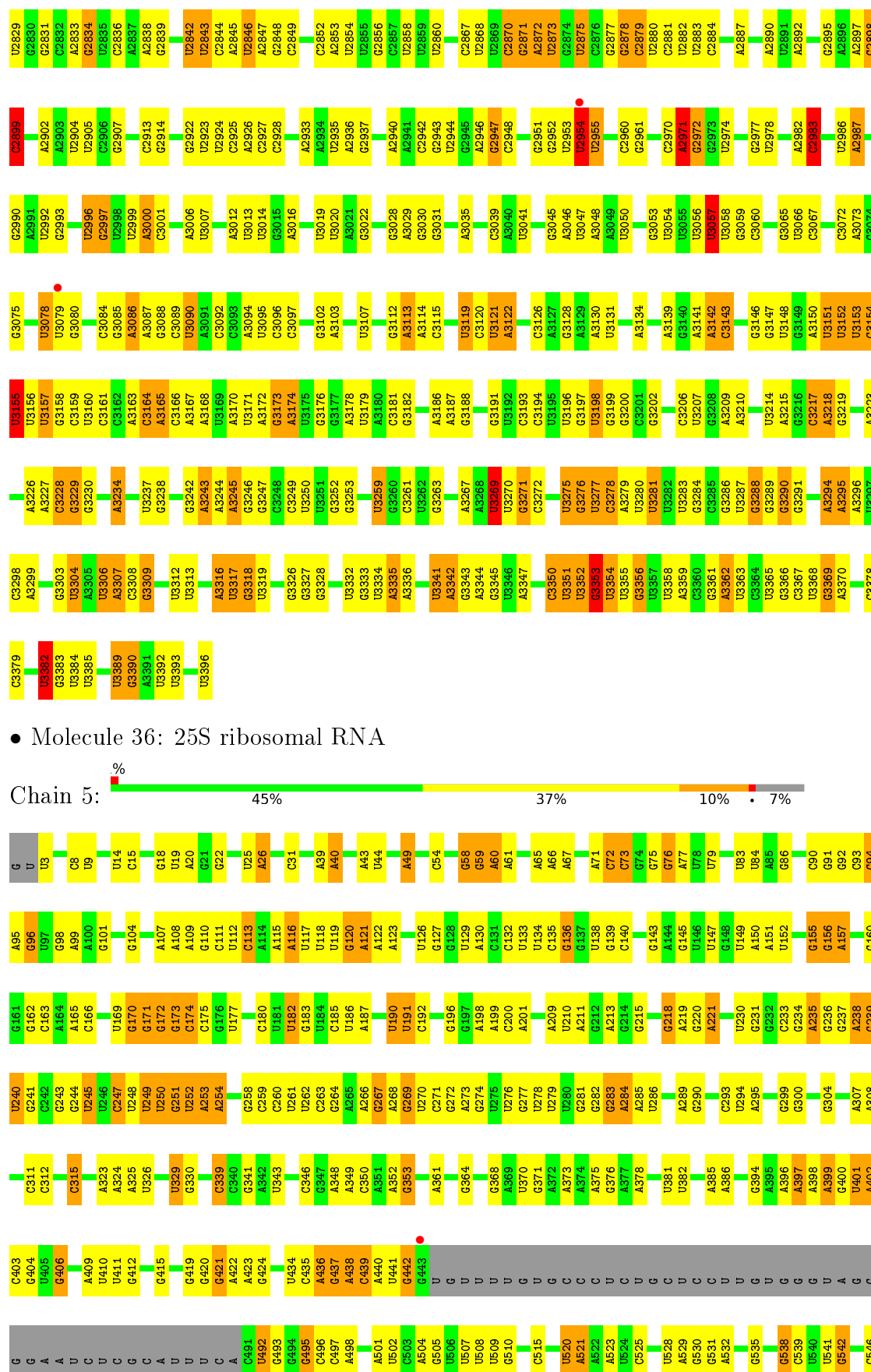


- Molecule 35: Suppressor protein STM1



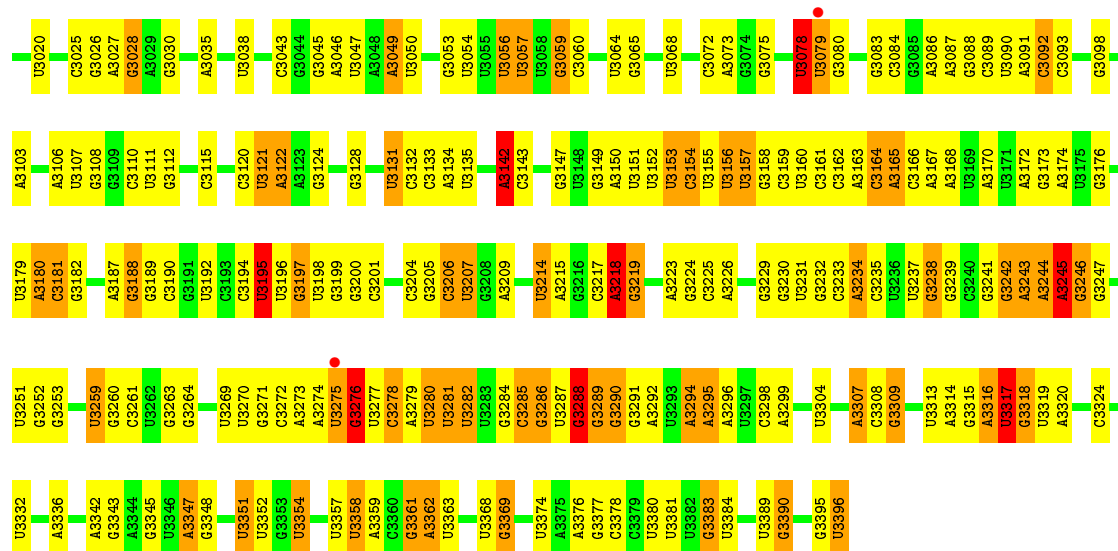
U1570	A1481	A1390	U1309	G1234	G1147	A1064	G993	A895	U811	G721	U640	G560	U414	A324
A1571	A1482	C1391	G1310	U1235	G1148	A1065	G994	A896	U814	G728	C641	C561	G415	A325
U1572	G1486	G1392	G1311	G1236	G1149	G1066	G995	U897	U815		U642	C562	A416	
G1573	A1393	A1393	C1312	G1237	A1150		U995	U898	G815			U563		U328
A1574	G1487	A1394	G1313	C1238	U1151	U1070	A996	U899	A816	A736	A645	G564	G419	U329
C1575	G1488	G1395		C1239	G1152	G1072	A997	G900	A817	G737		U565	G420	G330
G1576	A1489		C1316	U1240	A1153		A998	G901	C818	A738	C648	C566	G421	G337
G1577	A1490	A1399	A1317	U1241	G1157	U1073	G1000	G907	U819	G739	A649	C567	A422	G338
A1491	G1490	G1400	A1318	G1242	A1158	A1075	C1001	G908	A820	U741	C650	G568	G425	C339
G1492	G1491	A1401	G1319	G1243	A1159	A1076	A1002	G909	U821	G742	G651	C569		
G1493	G1492		C1320	A1244	A1160		U1004	G910	C824	C743	A653	C573	U434	U343
U1494	U1493	A1407	G1323	U1245	C1160	U1081	U1005	G911	U825	A744	C652	U574	U435	A344
U1495	U1494	G1408		G1246	A1163	U1082	G1006	G912				A578	G494	G345
C1496	C1495	G1409		U1247			A1007	A913	A828	U748	C655	G579	G495	
G1497	G1496		C1327	G1248	A1169	G1087	U1008	A914	U829	C749	A656		C497	
A1498	C1497	G1412	C1328	C1249	A1170		A1009	A915	U830	G750	A657		A498	A349
A1499	C1498	G1413	U1329	U1253	G1171	A1093	U1010	G916	A831	A751	G658		C499	C350
A1500	A1504	G1414	A1330	C1254	C1176	U1094	G1011	A917	G835	C752	A660		C503	A351
C1505	C1505	U1415	U1331	C1255	G1177	U1095	A1011		U836	C753	G661		U507	A352
A1506	C1506	G1417	C1332		G1178	U1096	A1012	A920	A837	G754	U662		U508	G353
G1507	G1507	A1418	A1333	U1258	A1179	G1097	G1013	A921	G838	U767	C663		U509	U359
A1508	C1508	A1419	C1334	A1259	A1180	A1098	U1014	U922	U839	G760			G510	G360
			C1335	U1260	U1181		U1015	C923	C840		C670		U511	A361
A1517	G1517	U1425	C1339	G1261	A1181	G1101	G1016	G924	C841	G763			U512	
			G1340	G1262	A1182	A1102	G1017		A841	U764			U	G364
				A1263	C1183	A1103	G1018	G934		C765	A516		U	A365
G1520	G1520	G1429	U1347	A1264	G1184	G1104	G1019	U935	G844	U765	G517		G	
G1525	G1525	G1430	U1348	U1265	U1191	G1105	G1020	U936		C766			U	G368
G1532	G1532	G1431	G1349	G1266	C1192	U1108		A936		U767	G600		U	
A1534	A1433	G1432	G1350	C1267	C1193	U1109	G1024	G937	A847	C768	U601		U	
A1535	G1434	G1435	U1351	U1268	A1193	U1110	A1025	G938	A848	G769	A602		C	A373
			C1352	G1269	C1196	U1111		U943	G853	C770	A603		C	
G1538	U1436	U1436	A1353	A1270	A1197	U1114	U1028	C944		A771	G604		C	G376
A1539	C1437	C1437	G1354	A1271	A1198	G1115	A1030	C945	G857	G772	G609		C	C379
G1542	U1438	U1438	U1355	C1272	A1200	G1116		U946		G773	G610		U	U380
G1543	G1440	G1441	U1356	A1273	C1201	G1117	U1033		G860	U776	A611		G	
			G1357	A1274	A1202	G1117	U1034	G953	C861	U777	U612		C	A384
A1546	U1442	U1442	U1361	C1275	A1203	C1118	U1035	U954	U862		G613		U	A385
G1547	G1443	G1443	G1362	C1277	U1206	C1119	G1036	U955	C863	G781	U622		C	A386
C1548	G1444	G1444	A1363	A1278	G1207	U1121	C1037	U956	G864	U782	G623		C	A387
U1549	U1445	U1445	C1364	C1279	U1208	U1122	C1038	C957	G870	A783	G624		G	G388
C1550	A1446	A1446	G1365	C1280	U1209	U1123	U1039	C958	U873	C694	C546		G	
			A1366		U1210	U1124	A1040	U959	U874	A784	U626		U	U401
U1554	U1554	G1450	G1367	G1285	U1211	G1127	C1043	G963	C873	C785	U627		A	A402
C1556	C1556		A1369	A1287	G1213	U1128	U1044	G964	U875	C788	A628		G	C403
				U1288		A1129	A1047	A967	A876	A790	U628		G	G406
A1559	A1559		G1374		A1217	A1130	A1048			G791	U629		G	A407
G1560	G1560	A1460		C1286		G1131	A1048		U879	G792	A630		G	
A1561	C1561	A1461	G1377	G1287	A1221	G1132	C1049	C975	G980	C793	A551		G	
C1562	C1562	A1638		C1298	G1222	A1133	U1050	U976		G712			G	
C1563	C1563	G1466	A1381	U1299	G1134		A1054	C977	A883	G799			G	
U1564	U1564	U1564	G1382	G1300	C1227		A1054	G978	G800	A801			A	A408
G1565	G1565	G1476	G1383			G1142	A1057	U979	G887	G717			A	A409
A1566	A1566	A1477		U1305	G1230	A1143		A980	A888				U	U410
A1567	U1567	C1478	A1386	G1306	A1231	U1144		U981	U889	A806			C	U411
C1644	C1644	U1479	G1307	G1307	C1232	G1145	A1062	C982	C990	U719			U	G412
U1645	U1645	G1480	G1389	A1308	G1233	C1146	G1063	A983		A720			C	U413





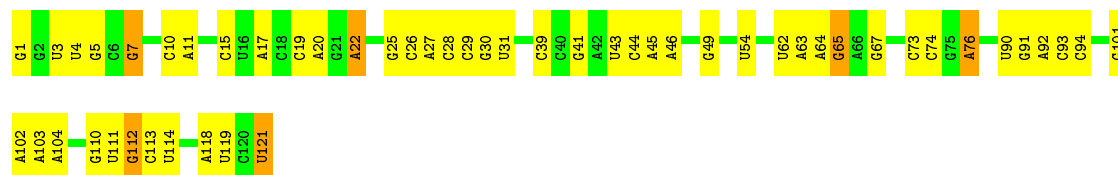
A1750	G1650	C1574	G1488	U1388	G1310	A1231	U1128	C1049	A970	A888	U794	C702	G634	G547
G1751	A1654	A1575	A1491	G1389	G1313	A1232	A1129	U1050	A970	A889	G795	A705	G635	G548
A1752	G1655	G1577	G1492	A1390	C1314	G1233	G1131	U1051	A972	U890	U796	A705	G636	U549
A1757	A1656	C1578	G1493	A1393	U1315	G1234	G1134	A1054	G974	G891	U797	G712	G637	A550
A1760	G1658	C1579	U1494	A1399	C1316	U1235		A1062	U979	A896	G799	G714	G638	A551
U1763	U1659	A1580	U1495	G1400	A1317	G1236	U1144	G1063	U980	A897	U799	A715	G639	U553
U1764	C1582	C1581	C1496	G1409	A1319	G1237	U1145	G1064	A980	U898	G805	A716	U640	A554
U1765	G1661	A1583	C1499	G1412	C1320	A1240	G1149	G1066	U981	U899	A806	C717	U641	U555
G1766	G1662			G1413	G1323	G1242			U982	G901	U811	G718	U642	U556
C1767	G1674	A1587	A1503	G1414	U1324	G1243	G1152	C1069	U990	G902	G812	G725	A645	U558
U1768	G1675	A1588	A1506	A1418	A1335	G1244	A1153	U1070	G991	U903	G812	G726	A646	A559
G1769	A1676	G1590	G1507	A1419	C1339	A1245	A1154	G1071	A992	A904	A817	G727	A647	C562
U1773	U1682	G1591	C1508	C1420	G1340	G1255	C1156	U1073	U995	G907	U821	G728	C648	U563
C1774	U1686	G1592	G1514	C1423	U1341	C1257	A1157	U1074	A996	G908	C824	G733	A649	U564
G1778	U1691	A1593	U1523	C1424	G1345	U1258	A1159	A1075	A997	G909	U825	A736	G651	U566
C1779	U1692	U1595	A1524	G1424	G1346	A1252	A1160	U1078	A998	A828	A828	G739	C655	A570
U1780	C1596	C1597	G1525	U1427	C1338	C1253	G1161	A1079	G999	U829	A830	G742	A656	A578
U1782	C1693	U1526	U1526	U1427	G1339	C1254	U1162	A1080	C1000	A914	A915	G743	A657	G579
U1783	A1696	A1605	A1534	G1431	G1340	G1255	A1169	U1081	G1001	A916	A917		A660	G590
G1784	A1699	A1613	G1535	G1432	G1345	U1258	G1171	A1084	G1010	A920	U834	A747	G661	G591
G1786	G1700	C1614	A1536	G1434	G1346	G1261	C1176	G1087	A1011	A921	G835	U748	U662	A592
A1787	G1701	C1615	G1537	A1437	U1348	G1262	G1177	U1088	G1012	A922	A836	C749	C663	C593
U1792	U1702	U1616	A1539	U1438	G1349	A1263	A1180	G1089	G1013	C923	A837	G750	U664	U594
G1796	G1617	G1618	U1540	U1439	A1350	G1264	A1181	A1093	U1014	A925	C839	A751	C667	G595
A1797	U1715	U1716	U1541	U1440	U1351	G1265	U1181	U1095	C1016	A926	C840	C759	G668	G596
A1798	U1717	A1619	G1542	G1446	A1352	G1266	A1182	U1094	G1017	A927	G844	U762	U669	G597
A1799	G1717	U1620	G1543	G1447	U1353	G1266	C1183	U1096	G1018	A936	A846	U763	C670	A598
A1800	G1718	A1621	G1547	G1447	G1354	A1273	C1185	G1097	G1019	A937	A847	C765	G674	G600
C1805	U1721	U1622	G1548	G1450	U1356	G1275		A1098	G1020	G937	U848	C766	C675	G601
A1806	A1624	G1624	U1549	A1453	G1357	U1276	C1189	A1099	G1021	U942	U849	U767	G676	A602
G1807	U1724	A1625	C1550	A1454	C1360	C1277	A1190	U1100	U1022	U943	U850	C767	A677	A603
G1808	C1725	U1626	U1454	U1455	U1361	C1280	U1191	G1101	C1023	C944	C851	G770	G678	G604
A1809	U1627	U1554	U1455	A1456	G1362	G1281	C1192	A1102	G1024	C945	U857	G771	U679	A607
A1810	G1728	U1555	A1456	A1456	G1362	G1281	C1196	A1103	A1025	U946	U857	U772	G680	A608
G1811	A1729	U1629	G1556	G1466	G1365	C1292	A1197	G1104	A1026	U947	G861	G773	U681	G609
G1812	G1730	U1630	A1557		A1366	U1293	C1198	U1108	A1027	C948	U861	U776	U682	G610
A1813	G1733	C1631	G1560	U1470	G1367	A1294	C1198	U1109	U1028	C949	C861	U777	U683	A611
A1814	U1734	C1632	G1561	U1471	U1368	G1295	C1199	A1102	A1030	U953	G869	G778	G684	U612
A1815	G1633	G1634	C1562	U1472	A1369	G1295	A1201	U1111	C1031	U954	U872	A780	G685	C618
A1816	G1634	G1635	C1563	U1472	A1369	G1295	A1201	U1111	C1031	U954	U872	A780	G686	C618
G1817	C1738	U1635	G1563	C1478	A1373	U1299	A1204	G1115	G1035	U955	U872	A780	U687	A619
U1818	U1739	C1639	U1564	U1478	A1373	U1299	A1204	G1115	G1035	U955	U872	A780	U687	A619
U1819	U1740	A1639	U1565	U1479	G1380	G1300	A1205	G1116	U1039	U956	C873	U782	A691	U620
U1820	A1741	U1643	A1566	G1480	A1381	A1301	U1208	G1117	U1039	C957	U874	A783	A621	A622
U1821	U1742	A1643	U1567	A1481	G1382	A1302	U1209	U1101	A1040	C958	G878	A784	C695	U623
G1824	G1743	U1644	U1568	G1482	G1383	U1305	G1209	U1121	U1041	C959	U878	A785	C696	G627
G1825	G1744	U1645	U1569	G1483	G1383	G1306		U1122	C1045	U960	U879	A786	C697	U628
U1829	G1747	A1647	U1570	U1484	U1384	G1307	A1221	U1122	C1046	C961	G880	G787	U698	U629
G1829	G1748	A1648	U1571	G1485	A1386	G1308	G1222	U1123	A1046	A962	C881	A788	U699	U630
G1830	A1749	U1649	G1573	G1487	G1387	U1309	C1224	U1124	A1048	G964	A883	U790	G701	A630

U2935	G2848	U2767	U2688	U2513	G2451	G2376	U2289	A2208	A2119	C	G	G1833
A2936	C2849	U2768	A2689	U2514	G2452	G2377	C2290	U2209	A2120	C	G	A1839
G2937	G2850	A2769	G2690	U2515	U	C2378	A2291	U2210	G2121	U	A	U1931
A2940	A2851	G2770	A2691	U2516	U	U2379	U2294	U2211	G2122	U	C	A1932
A2941	C2852	A2692	A2692	A2593	A	C2383	U2295	A2213	G2123	G	U	U1940
C2942	U2854	U2771	C2693	A2594	U	A2384	A2296	A2214	C2128	G	U	A1941
G2943	U2855	C2772	A2694	A2595	G	G2385	U2297	A2219	A2131	U	C	C1946
U2944	G2856	C2773	A2695	A2596	A	G2386	U2298	G2220	U2140	A	U	A1947
G2945	C2857	G2774	A2696	C2526	U	A2387	A2299	G2221	G2148	G	G	G1948
G2946	U2861	G2775	G2697	C2527	A	U2388	A2303	G2222	U2159	U	U	G1949
C2947	U2862	U2781	G2698	A2529	A	U2389	A2304	A2223	G2160	C	U	C1949
U2948	G2863	G2782	G2699	G2533	G	G2390	G2305	A2224	C2163	C	G	G1852
G2949	U2864	G2783	U2701	G2534	U	G2391	G2306	U2225	U2147	C	U	U1853
G2950	C2865	G2784	A2702	A2535	G	G2392	G2307	U2226	A2149	U	G	C1854
U2953	U2869	U2795	A2703	A2536	A	G2393	A2308	G2231	G2155	G	U	A1858
G2954	G2870	G2796	A2704	A2537	G	A2394	A2309	A2232	G2156	A	U	G1861
A2955	G2871	U2797	U2705	U2538	A	A2395	U2310	A2233	G2157	C	C	U1862
U2956	A2872	C2797	G2706	U2539	C	G2400	A2313	A2242	A2158	C	U	A1864
G2957	U2873	C2798	C2707	C2539	U	A2401	U2314	A2243	U2159	U	G	A1865
A2958	G2874	G2799	U2711	A2540	U	A2402	G2315	A2244	G2160	C	U	C1866
G2959	U2875	A2801	U2712	U2541	C	A2403	G2316	G2247	U2172	C	U	G1875
C2960	U2880	A2802	U2713	U2542	G	A2404	U2317	G2248	G2173	C	G	U1876
U2961	G2881	U2807	G2714	U2543	C	C2405	A2320	G2249	A2167	U	A	U1877
U2962	U2882	A2808	U2715	C2545	C	G2406	A2321	G2250	G2169	U	G	G1878
G2963	U2883	G2809	U2716	C2546	G	U2407	C2331	G2251	A2170	C	C	A1879
G2964	A2884	C2810	U2717	A2547	C	U2408	A2332	G2252	U2171	C	U	U1880
U2965	G2885	A2811	U2718	C2548	C	U2409	A2333	G2253	G2172	C	U	U1885
U2966	C2886	A2812	U2719	G2549	A	U2410	A2334	G2254	G2173	A	C	A1886
G2967	U2887	A2813	U2720	U2550	G	A2411	U2335	G2255	G2174	A	U	A1887
A2968	G2888	G2814	U2721	U2551	U	G2412	U2336	G2256	A2184	C	C	U1888
U2969	C2889	U2815	U2722	C2552	G	U2413	U2337	G2257	G2185	C	U	G1889
G2970	U2890	G2816	U2723	U2553	A	G2414	U2338	G2258	G2186	C	U	A1895
C2971	A2891	U2817	U2724	A2554	U	A2415	C2339	G2259	G2187	C	A	G1898
U2972	G2892	A2818	U2725	C2555	A	U2416	U2340	G2260	G2188	C	G	G1902
G2973	C2893	U2819	U2726	U2556	C	U2417	A2341	G2261	G2189	C	U	U1903
U2974	U2894	A2820	A2727	C2557	C	U2418	U2342	G2262	G2190	C	U	G1906
U2975	G2895	G2821	U2728	A2558	A	U2419	U2343	G2263	G2191	C	G	A1913
G2976	A2900	U2822	U2729	C2559	U	A2420	U2344	G2264	G2192	C	U	G1914
C2977	U2901	G2823	G2730	U2560	A	U2421	U2345	G2265	G2193	C	U	A1915
U2978	G2902	U2824	U2731	A2561	C	U2422	U2346	G2266	G2194	C	U	U1916
G2979	C2903	A2825	U2732	A2562	C	U2423	U2347	G2267	G2195	C	U	C1917
U2980	U2904	G2826	U2733	C2563	A	U2424	U2348	G2268	G2196	C	U	G1918
C2981	A2905	U2827	U2734	U2564	U	U2425	U2349	G2269	G2197	C	U	U1919
U2982	G2906	G2828	U2735	A2565	G	U2426	U2350	G2270	G2198	C	U	U1920
G2983	U2907	U2829	U2736	C2566	C	U2427	U2351	G2271	G2199	C	U	A1921
C2984	A2908	A2830	U2737	U2567	U	U2428	U2352	G2272	G2200	C	U	U1925
U2985	G2909	U2831	U2738	A2568	A	U2429	U2353	G2273	G2201	C	U	
G2986	C2910	G2832	U2739	C2569	C	U2430	U2354	G2274	G2202	C	U	
U2987	A2911	U2833	U2740	A2570	U	U2431	U2355	G2275	G2203	C	U	
C2988	G2912	C2834	U2741	U2571	U	U2432	U2356	G2276	G2204	C	U	
U2989	U2913	A2835	U2742	C2572	C	U2433	U2357	G2277	G2205	C	U	
G2990	C2914	U2836	U2743	G2573	U	U2434	U2358	G2278	G2206	C	U	
A2991	G2915	C2837	U2744	U2574	U	U2435	U2359	G2279	G2207	C	U	
U2992	U2916	U2838	U2745	C2575	C	U2436	U2360	G2280	G2208	C	U	
G2993	A2917	C2839	U2746	G2576	U	U2437	U2361	G2281	G2209	C	U	
U2994	C2918	U2840	U2747	C2577	C	U2438	U2362	G2282	G2210	C	U	
C2995	U2919	G2841	U2748	U2578	U	U2439	U2363	G2283	G2211	C	U	
U2996	G2920	A2842	U2749	A2579	U	U2440	U2364	G2284	G2212	C	U	
G2997	A2921	U2843	U2750	C2580	C	U2441	U2365	G2285	G2213	C	U	
A3000	U2922	C2844	U2751	G2581	U	U2442	U2366	G2286	G2214	C	U	
C3001	G2923	U2845	U2752	G2582	U	U2443	U2367	G2287	G2215	C	U	
U3002	U2924	G2846	U2753	G2583	C	U2444	U2368	G2288	G2216	C	U	
A3003	C2925	U2847	G2754	U2584	U	U2445	U2369	G2289	G2217	C	U	
G3004	U2926	U2848	U2755	A2585	U	U2446	U2370	G2290	G2218	C	U	
U3005	C2927	U2849	U2756	G2586	C	U2447	U2371	G2291	G2219	C	U	
A3006	U2928	G2850	U2757	U2587	U	U2448	U2372	G2292	G2220	C	U	
G3007	C2929	U2851	U2758	U2588	U	U2449	U2373	G2293	G2221	C	U	
U3008	U2930	U2852	U2759	U2589	U	U2450	U2374	G2294	G2222	C	U	
A3009	G2931	G2853	U2760	U2590	U	U2451	U2375	G2295	G2223	C	U	
C3010	U2932	U2854	U2761	U2591	U	U2452	U2376	G2296	G2224	C	U	
U3011	C2933	U2855	U2762	U2592	U	U2453	U2377	G2297	G2225	C	U	
A3012	G2934	U2856	U2763	U2593	U	U2454	U2378	G2298	G2226	C	U	



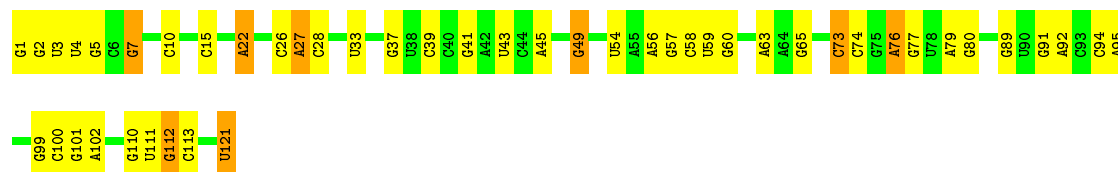
• Molecule 37: 5S ribosomal RNA

Chain 3: 57% 38% 5%



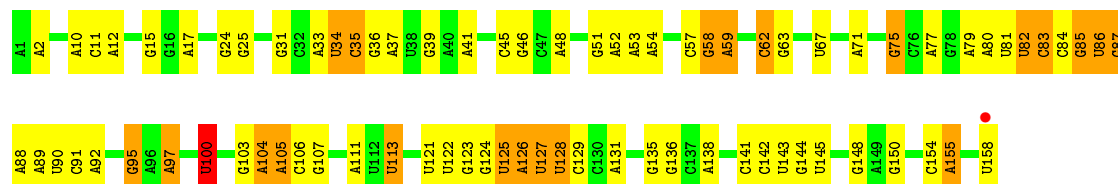
• Molecule 37: 5S ribosomal RNA

Chain 7: 61% 32% 7%



• Molecule 38: 5.8S ribosomal RNA

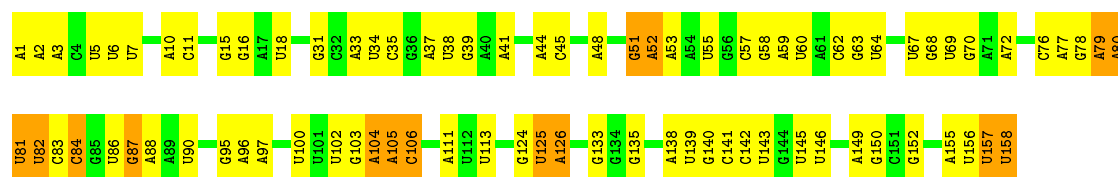
Chain 4: 50% 36% 13%



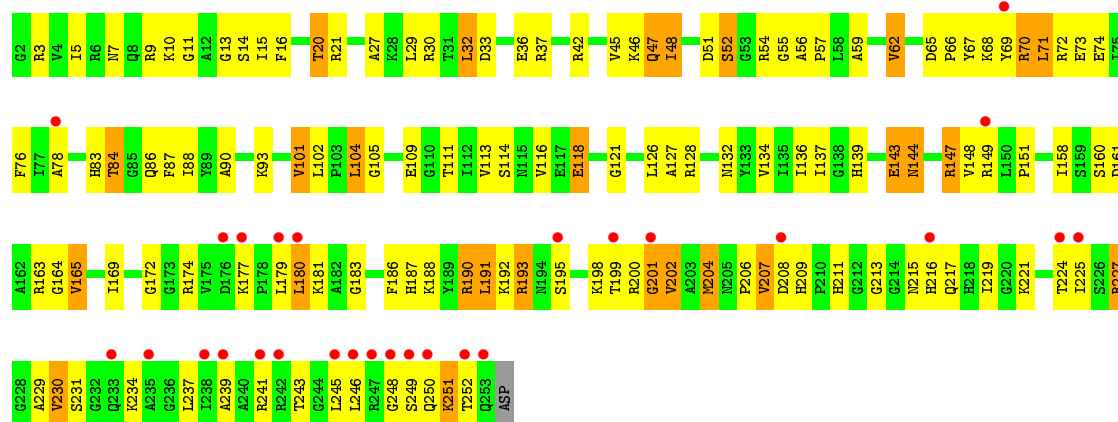
• Molecule 38: 5.8S ribosomal RNA

Chain 8: 48% 42% 9%

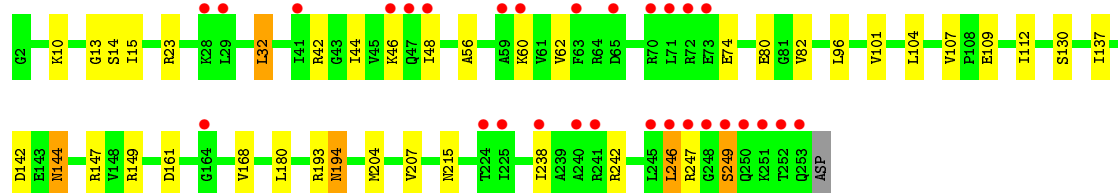
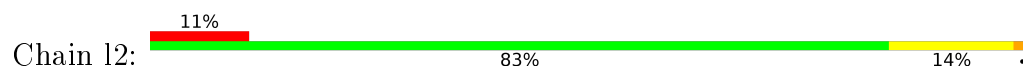




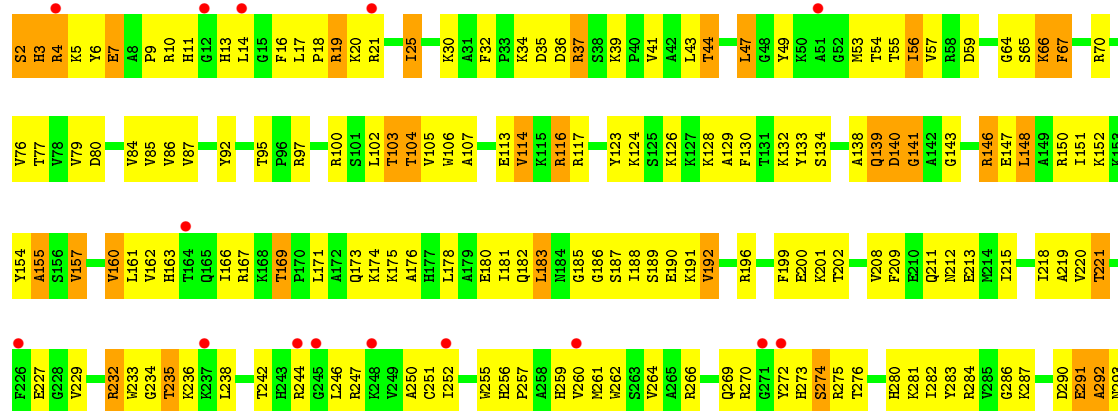
• Molecule 39: 60S ribosomal protein L2-A

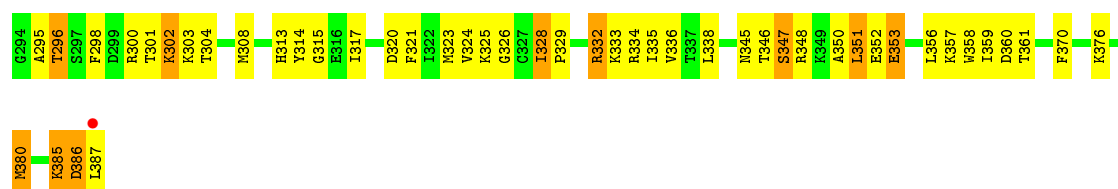


• Molecule 39: 60S ribosomal protein L2-A

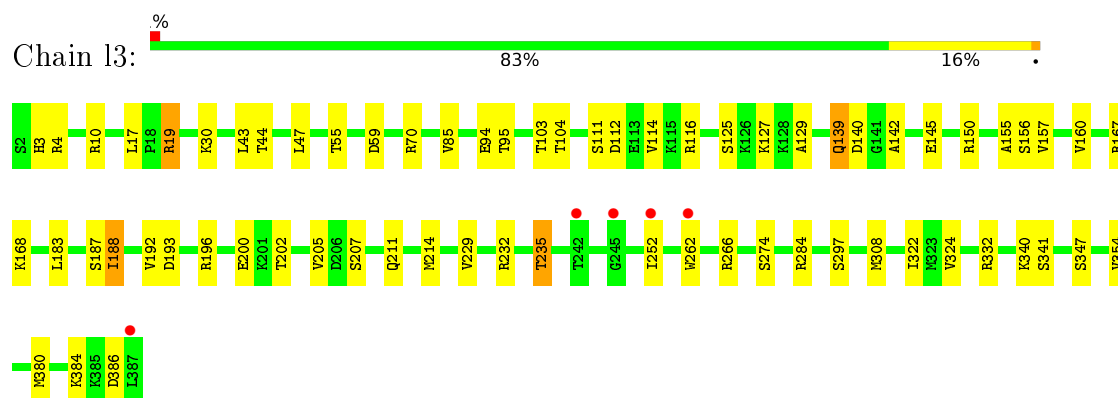


• Molecule 40: 60S ribosomal protein L3

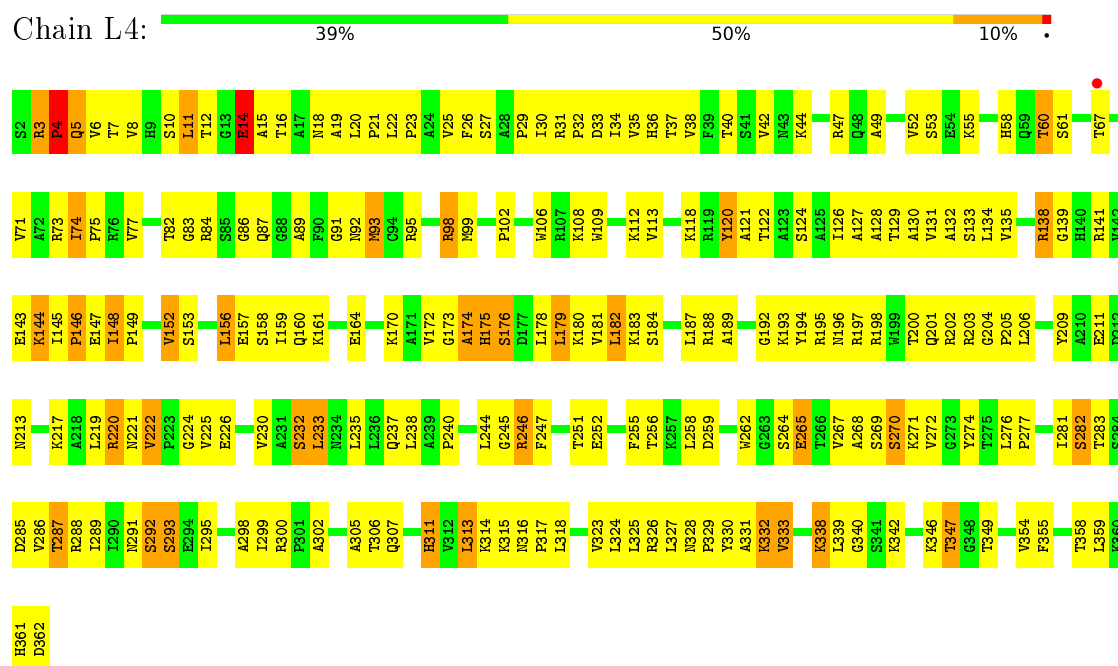




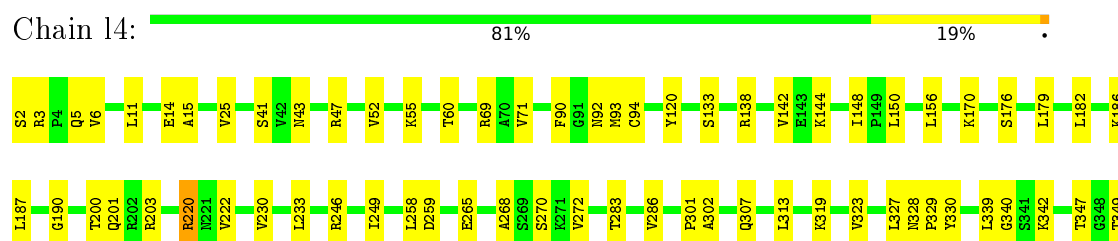
- Molecule 40: 60S ribosomal protein L3




- Molecule 41: 60S ribosomal protein L4-A

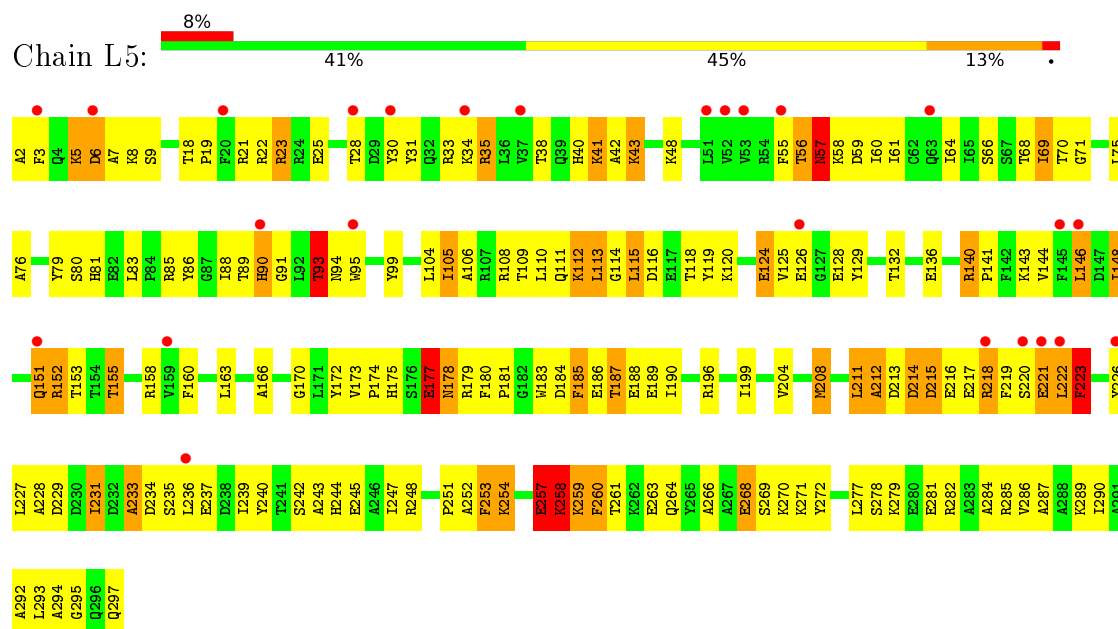


- Molecule 41: 60S ribosomal protein L4-A

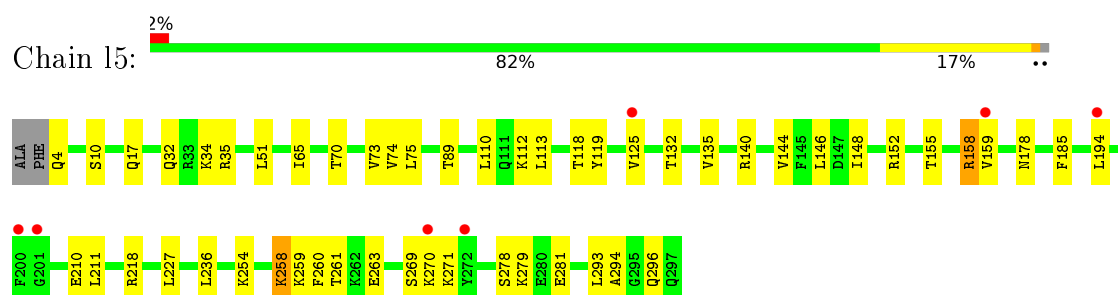




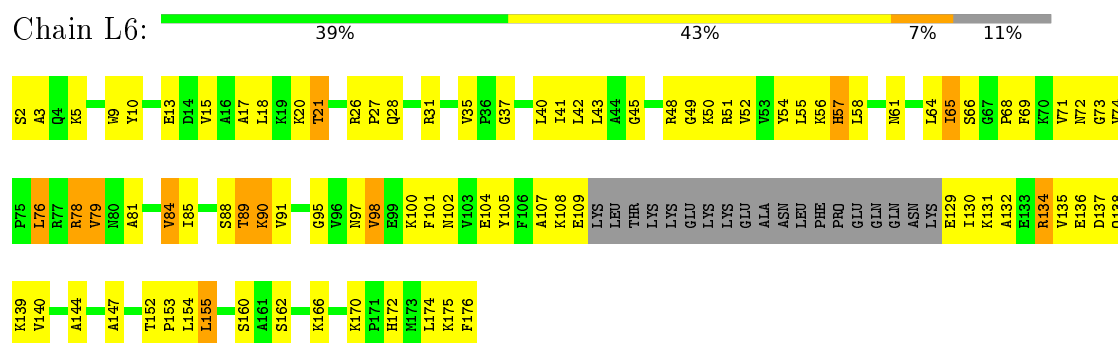
• Molecule 42: 60S ribosomal protein L5



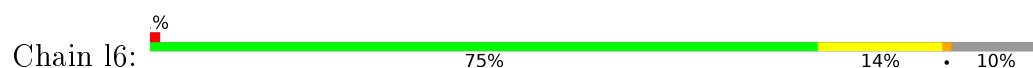
• Molecule 42: 60S ribosomal protein L5

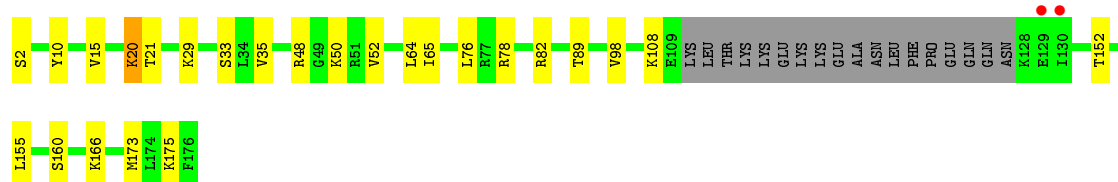


• Molecule 43: 60S ribosomal protein L6-A



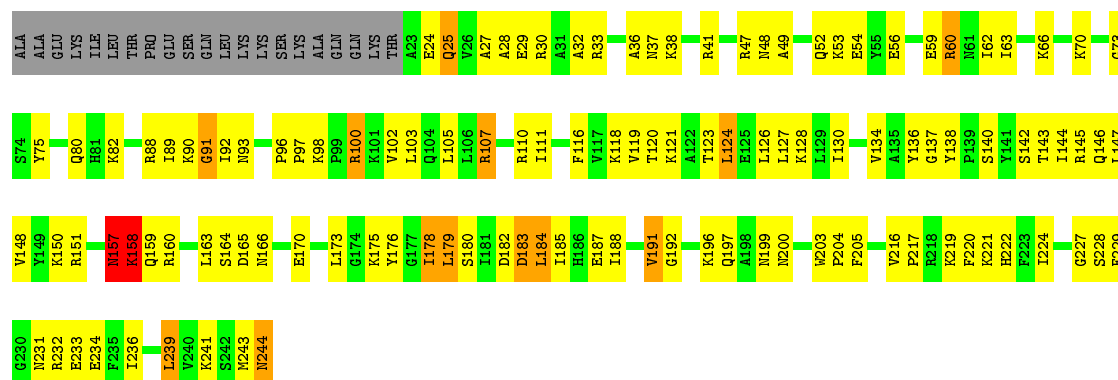
• Molecule 43: 60S ribosomal protein L6-A





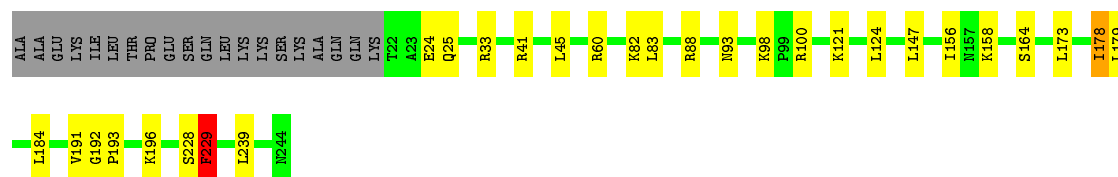
- Molecule 44: 60S ribosomal protein L7-A

Chain L7:



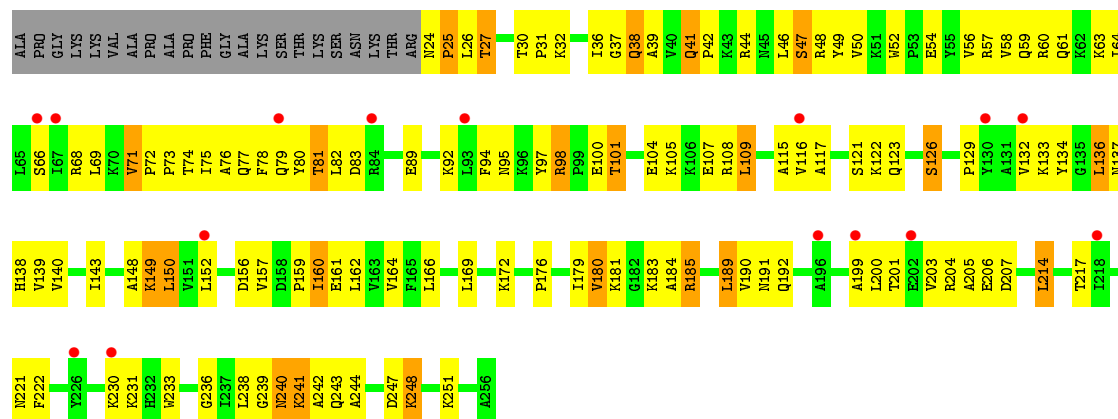
- Molecule 44: 60S ribosomal protein L7-A

Chain L7:

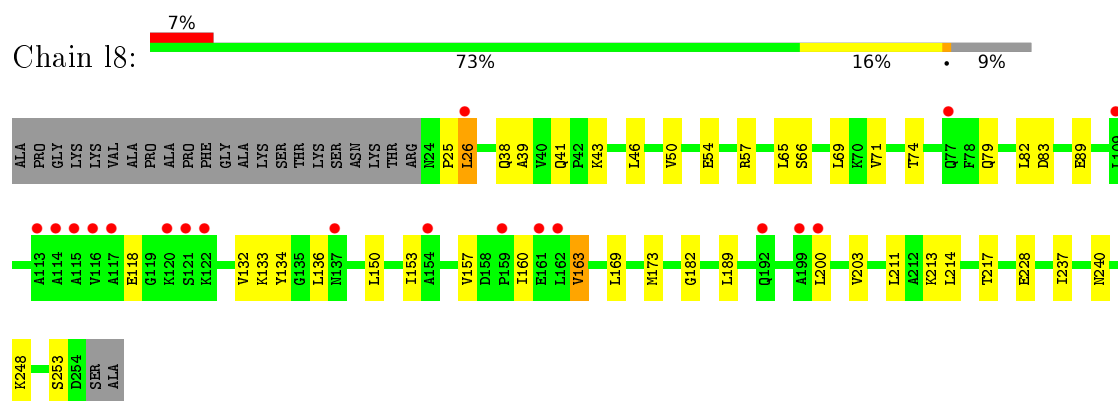


- Molecule 45: 60S ribosomal protein L8-A

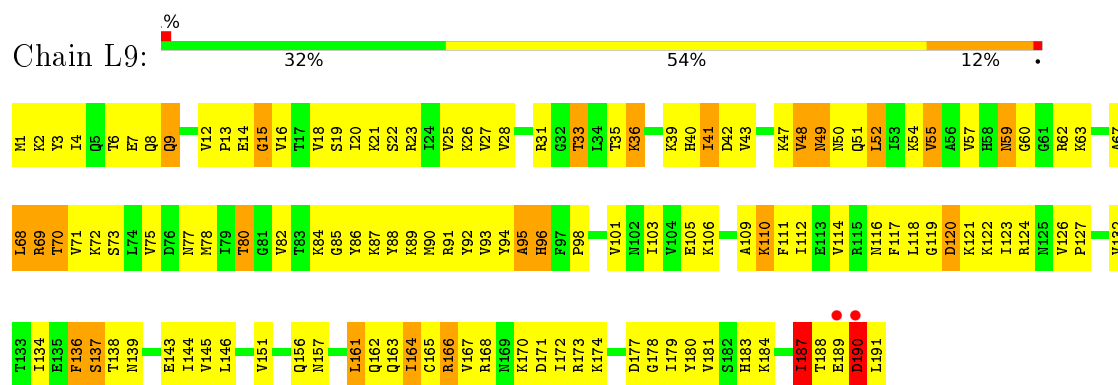
Chain L8:



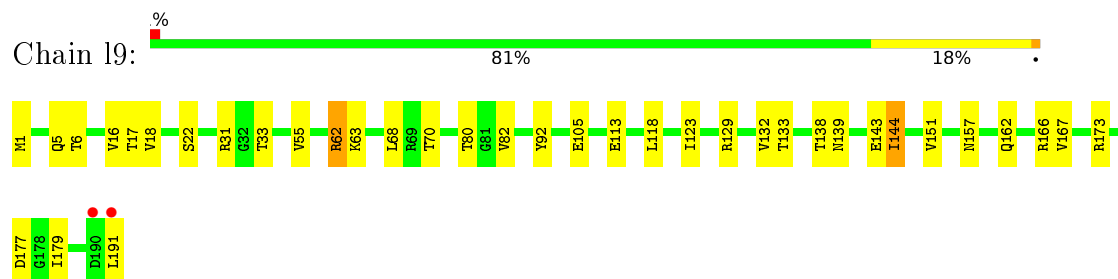
- Molecule 45: 60S ribosomal protein L8-A



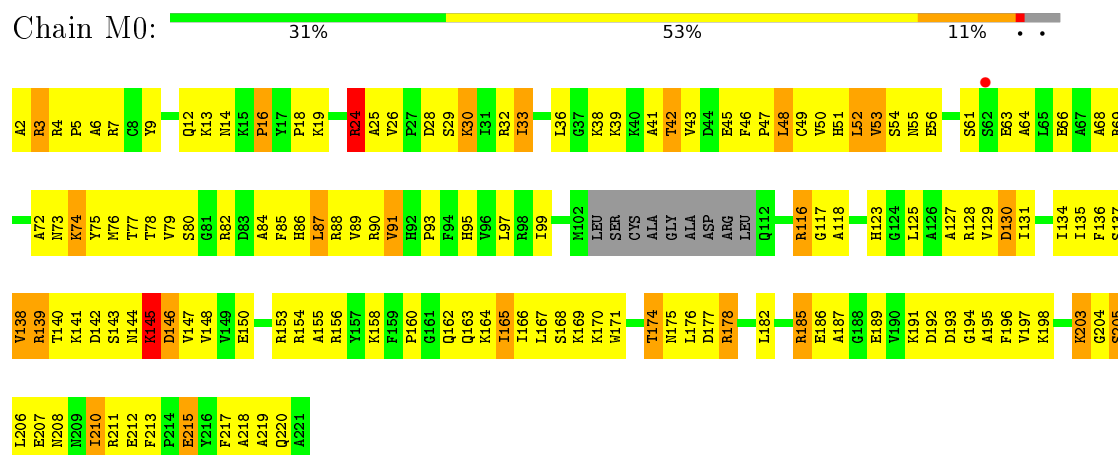
• Molecule 46: 60S ribosomal protein L9-A



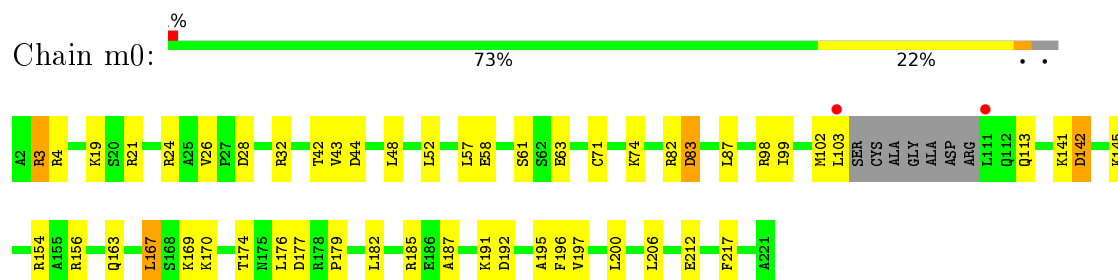
• Molecule 46: 60S ribosomal protein L9-A



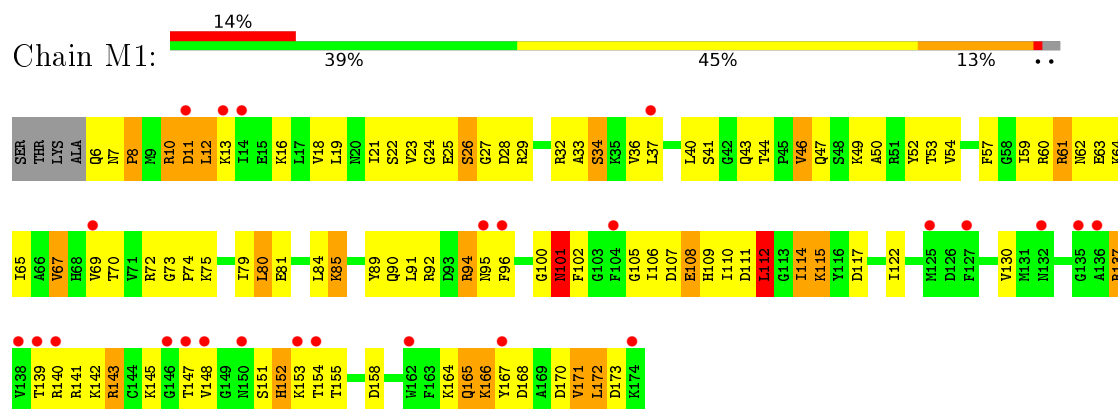
• Molecule 47: 60S ribosomal protein L10



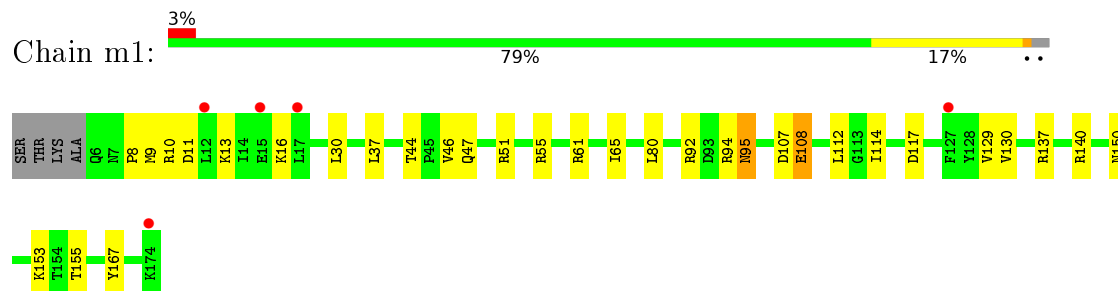
- Molecule 47: 60S ribosomal protein L10



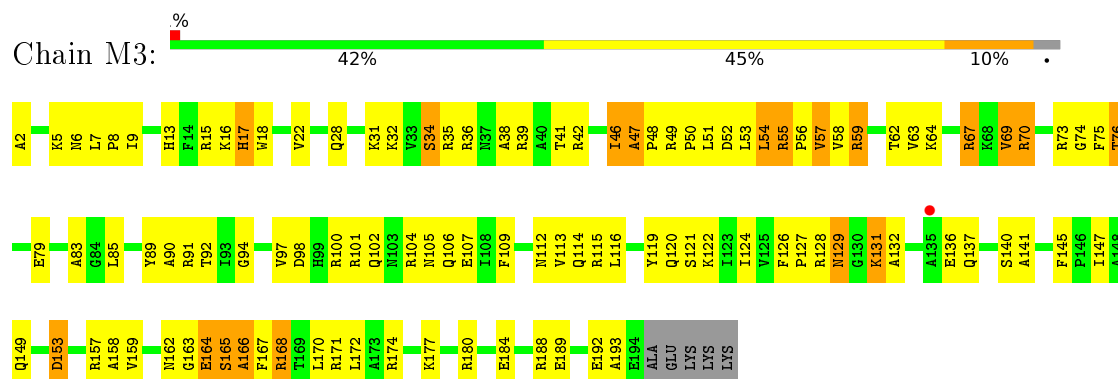
- Molecule 48: 60S ribosomal protein L11-B



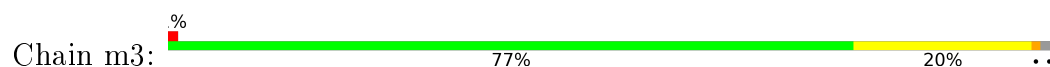
- Molecule 48: 60S ribosomal protein L11-B

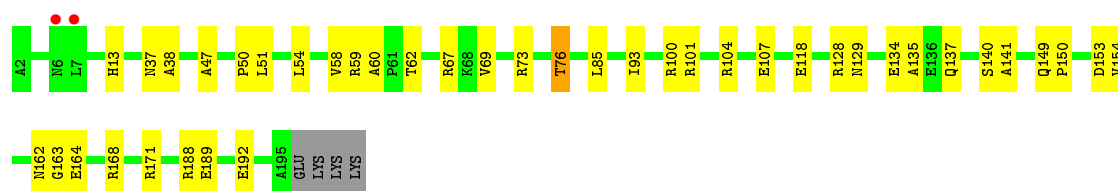


- Molecule 49: 60S ribosomal protein L13-A



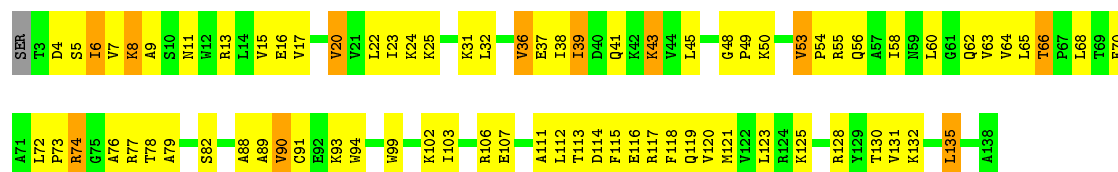
- Molecule 49: 60S ribosomal protein L13-A





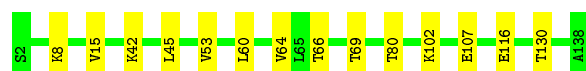
- Molecule 50: 60S ribosomal protein L14-A

Chain M4: 42% 49% 8% .



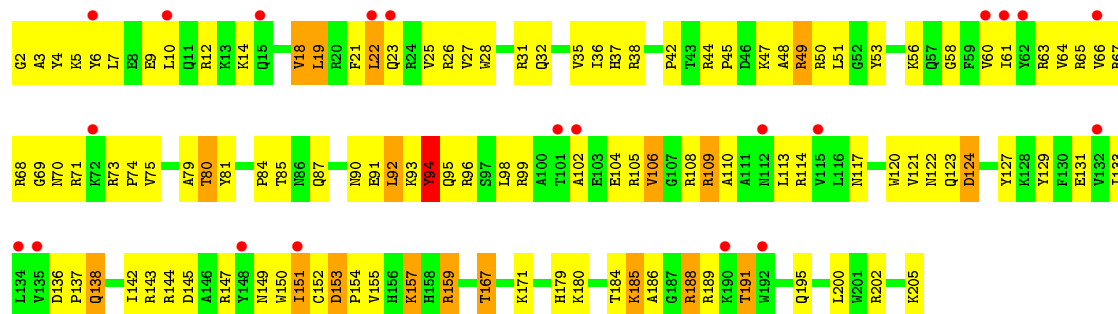
- Molecule 50: 60S ribosomal protein L14-A

Chain m4: 90% 10%



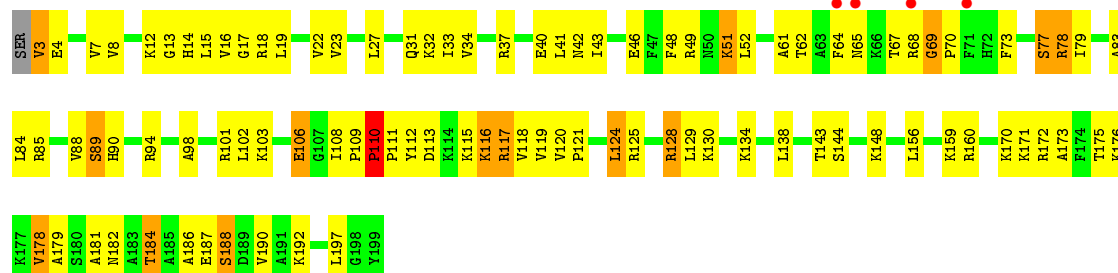
- Molecule 51: 60S ribosomal protein L15-A

Chain M5: 10% 44% 47% 9%

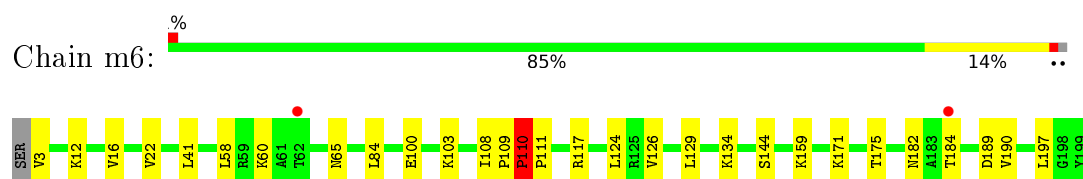


- Molecule 52: 60S ribosomal protein L16-A

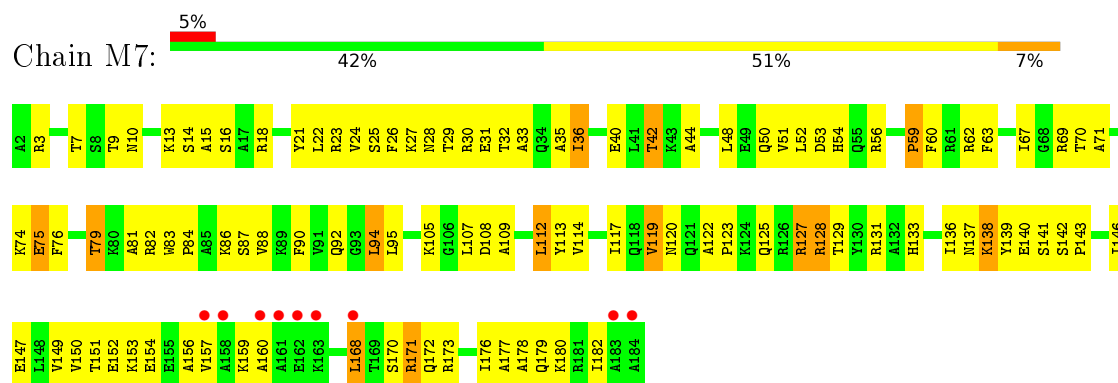
Chain M6: 2% 51% 41% 7% ..



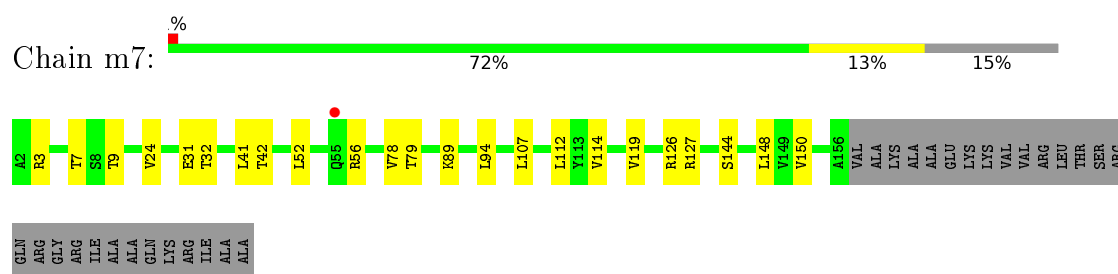
- Molecule 52: 60S ribosomal protein L16-A



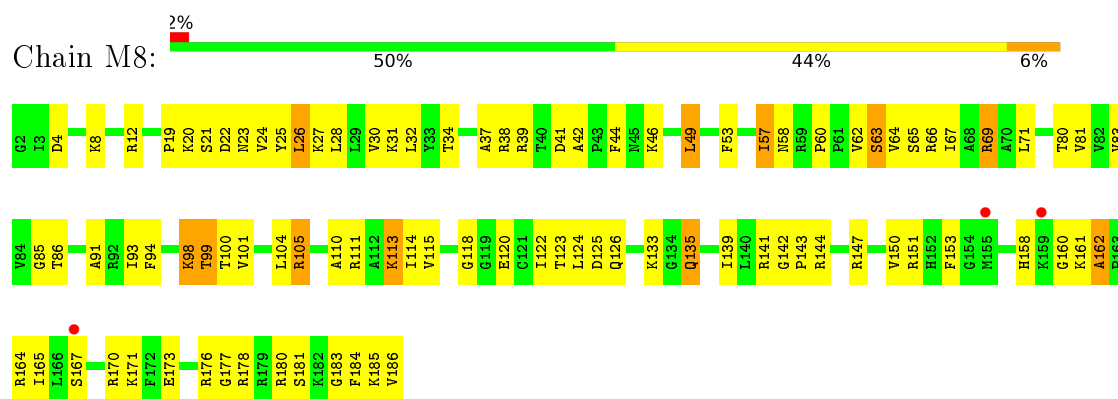
- Molecule 53: 60S ribosomal protein L17-A



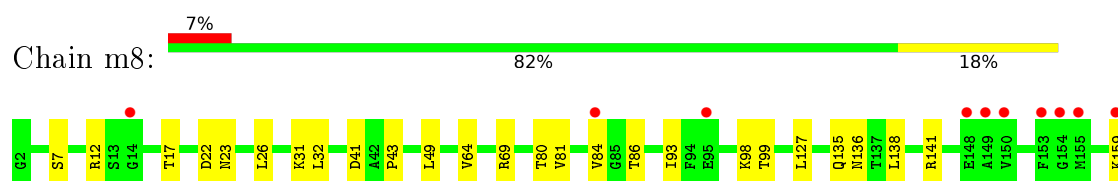
- Molecule 53: 60S ribosomal protein L17-A

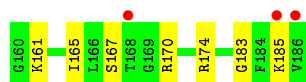


- Molecule 54: 60S ribosomal protein L18-A

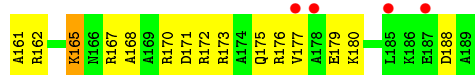
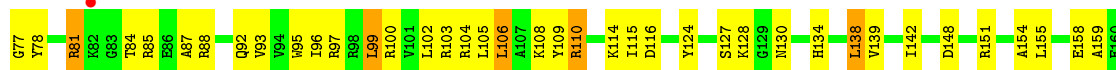


- Molecule 54: 60S ribosomal protein L18-A

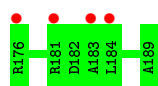
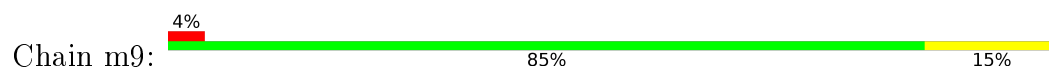




- Molecule 55: 60S ribosomal protein L19-A



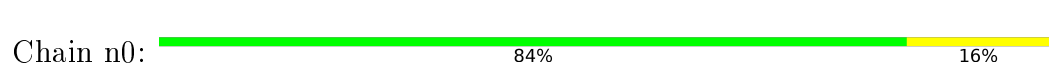
- Molecule 55: 60S ribosomal protein L19-A



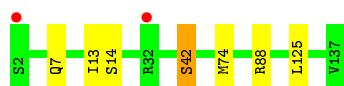
- Molecule 56: 60S ribosomal protein L20-A



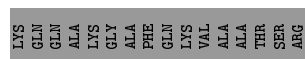
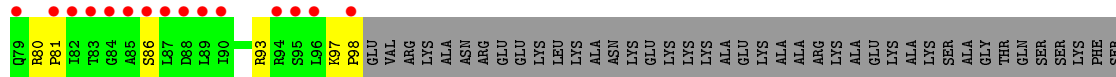
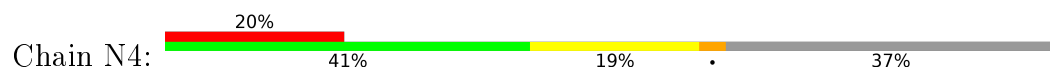
- Molecule 56: 60S ribosomal protein L20-A




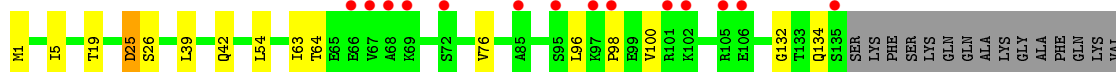
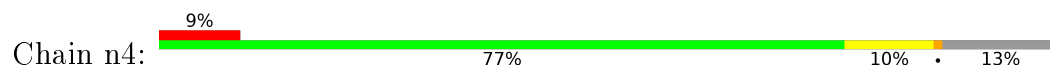
- Molecule 57: 60S ribosomal protein L21-A



- Molecule 60: 60S ribosomal protein L24-A



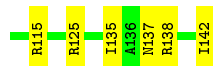
- Molecule 60: 60S ribosomal protein L24-A



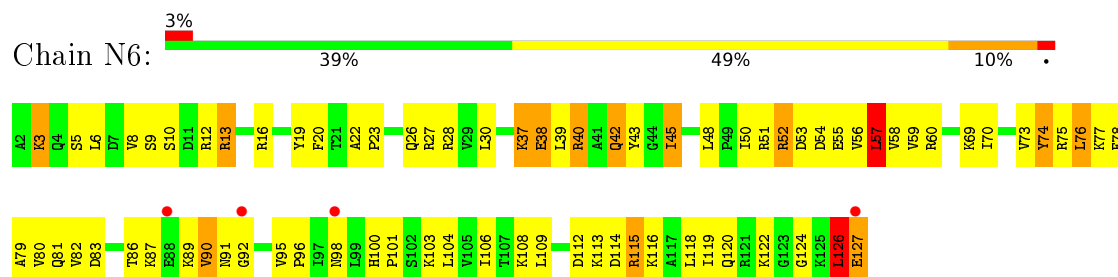
- Molecule 61: 60S ribosomal protein L25



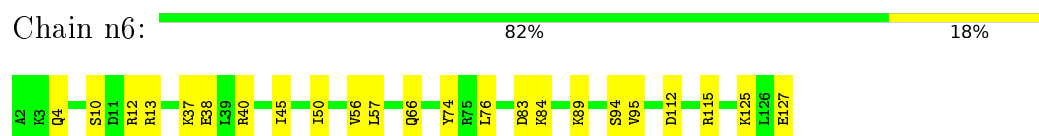
- Molecule 61: 60S ribosomal protein L25



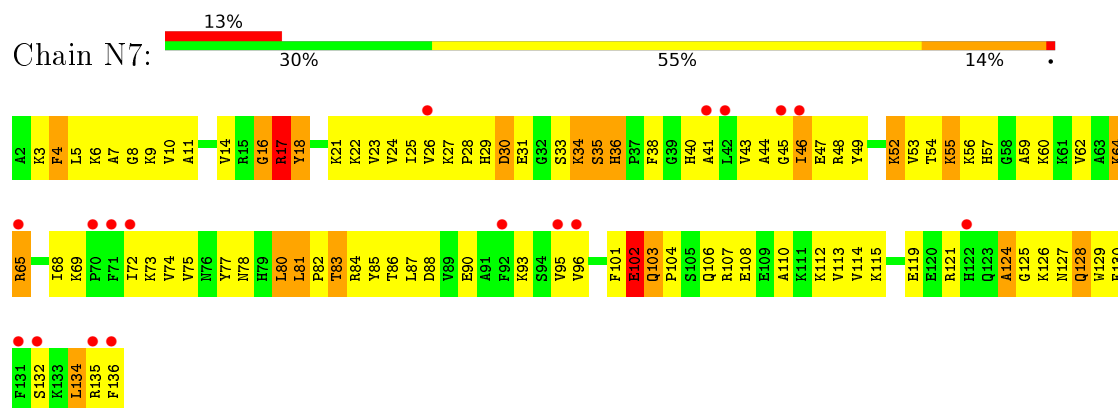
- Molecule 62: 60S ribosomal protein L26-A



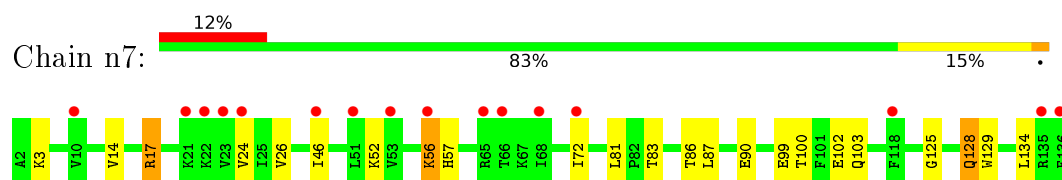
- Molecule 62: 60S ribosomal protein L26-A



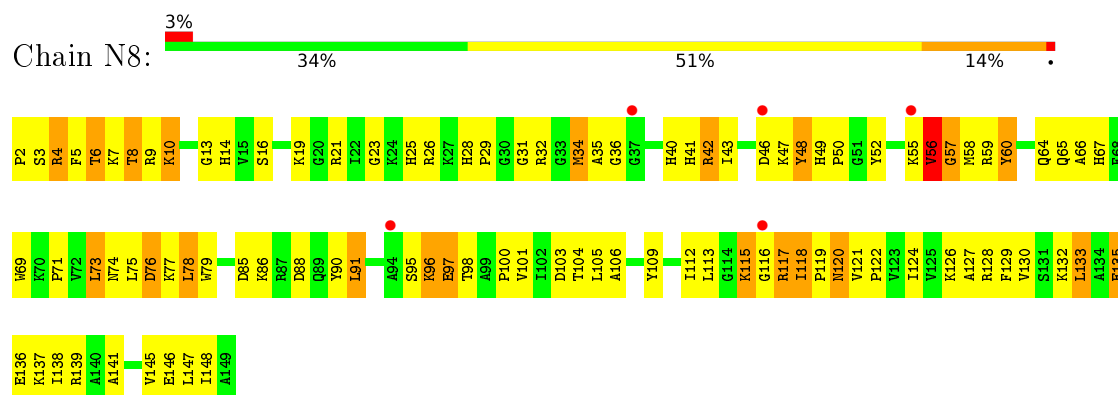
- Molecule 63: 60S ribosomal protein L27-A



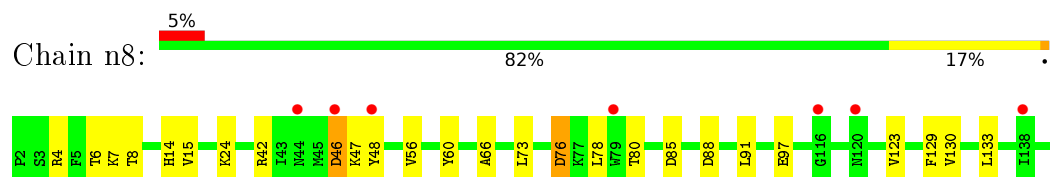
- Molecule 63: 60S ribosomal protein L27-A



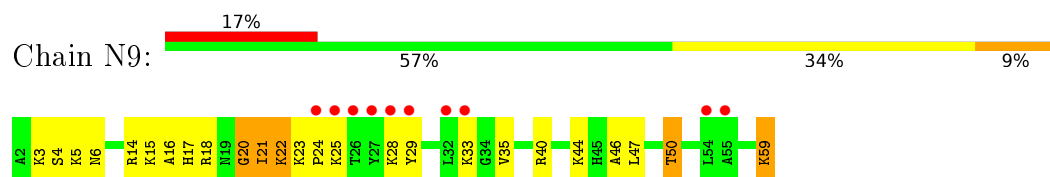
- Molecule 64: 60S ribosomal protein L28



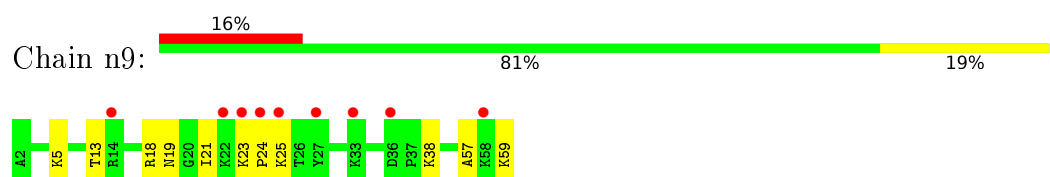
- Molecule 64: 60S ribosomal protein L28



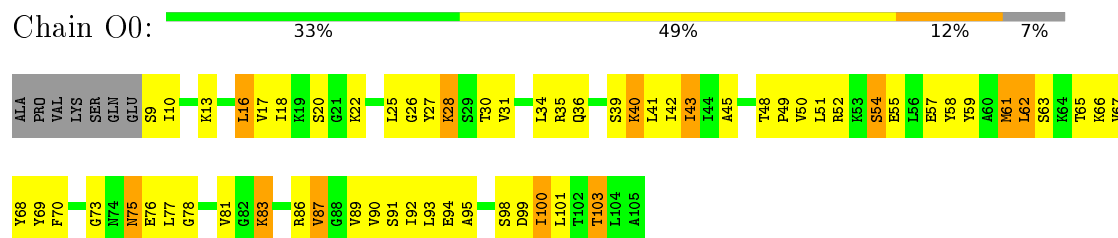
- Molecule 65: 60S ribosomal protein L29



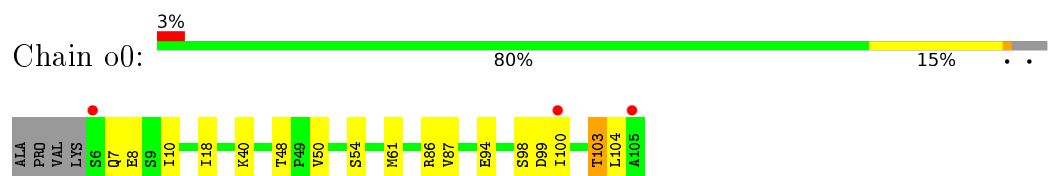
- Molecule 65: 60S ribosomal protein L29



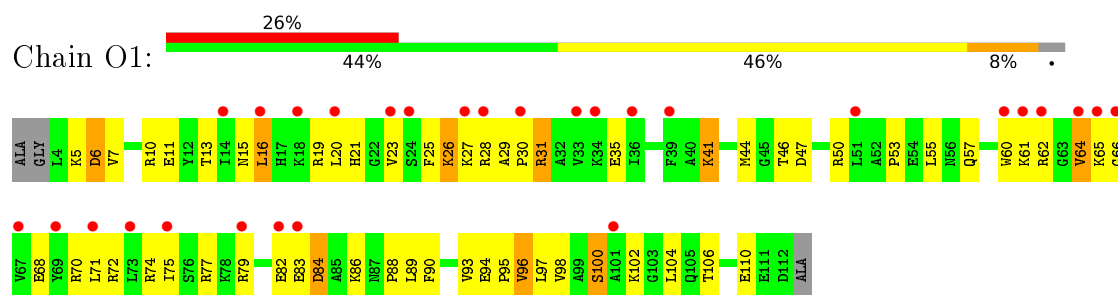
- Molecule 66: 60S ribosomal protein L30



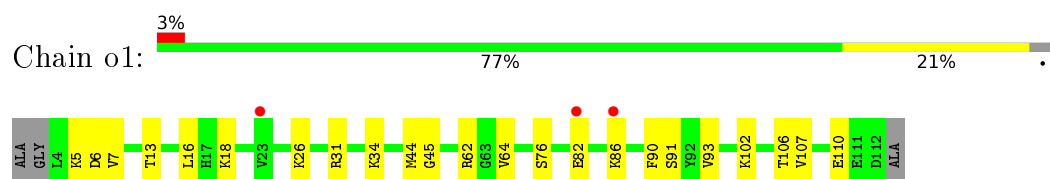
- Molecule 66: 60S ribosomal protein L30



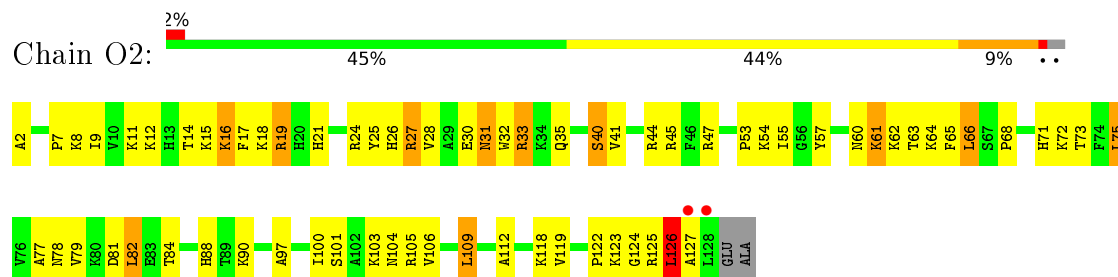
- Molecule 67: 60S ribosomal protein L31-A



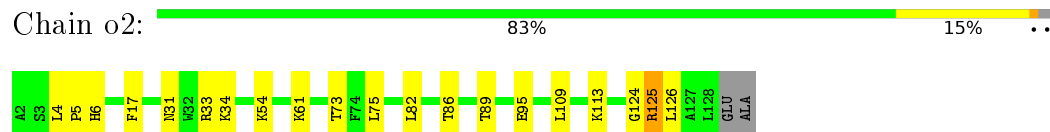
- Molecule 67: 60S ribosomal protein L31-A




- Molecule 68: 60S ribosomal protein L32



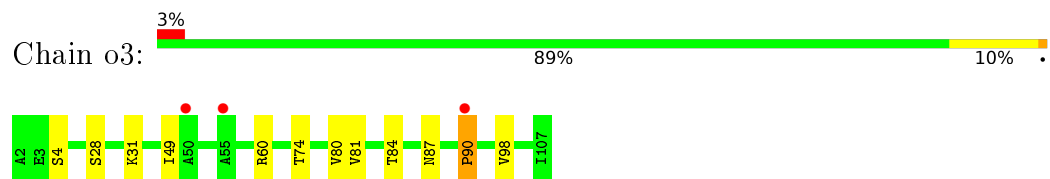
- Molecule 68: 60S ribosomal protein L32



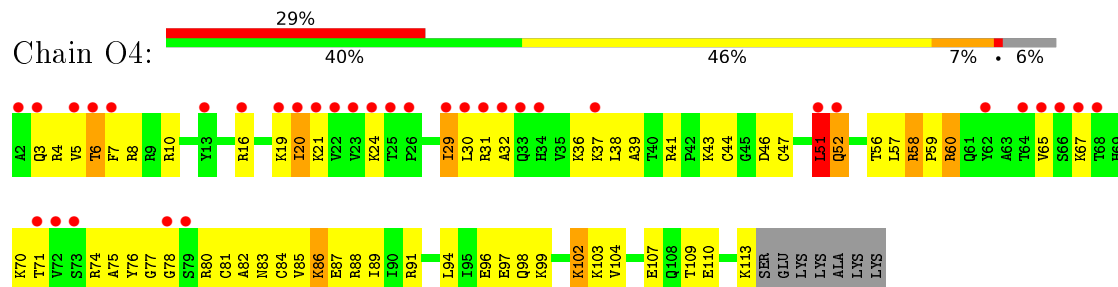
- Molecule 69: 60S ribosomal protein L33-A



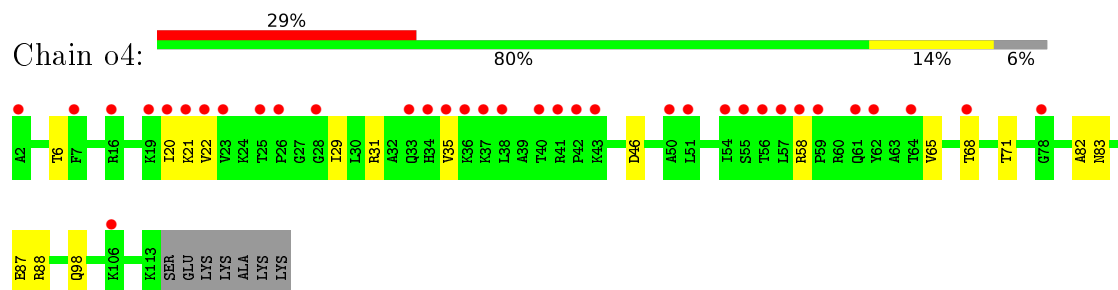
- Molecule 69: 60S ribosomal protein L33-A



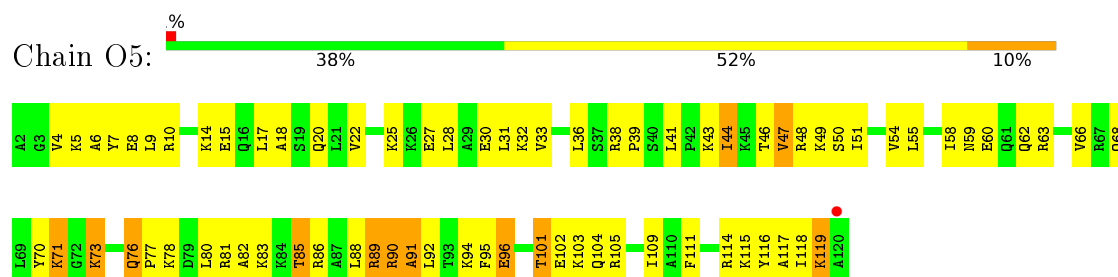
- Molecule 70: 60S ribosomal protein L34-A (eL34)



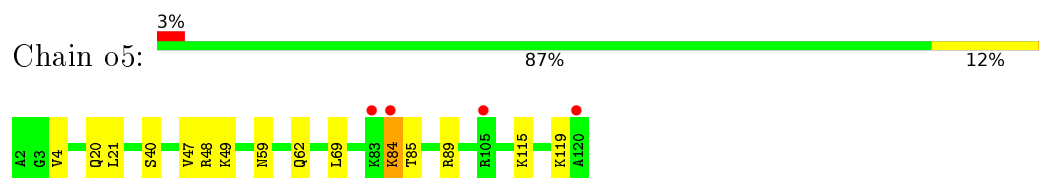
- Molecule 70: 60S ribosomal protein L34-A (eL34)



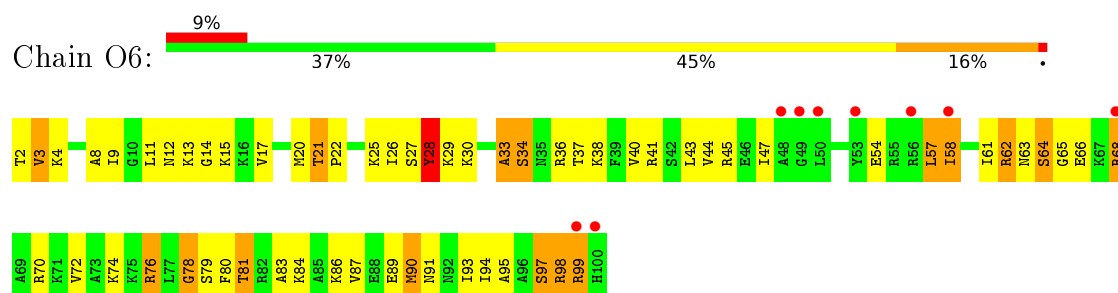
- Molecule 71: 60S ribosomal protein L35-A



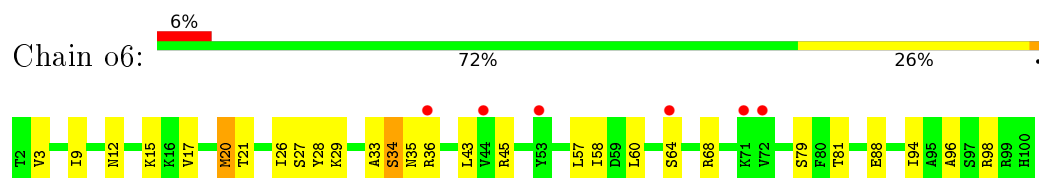
- Molecule 71: 60S ribosomal protein L35-A



- Molecule 72: 60S ribosomal protein L36-A

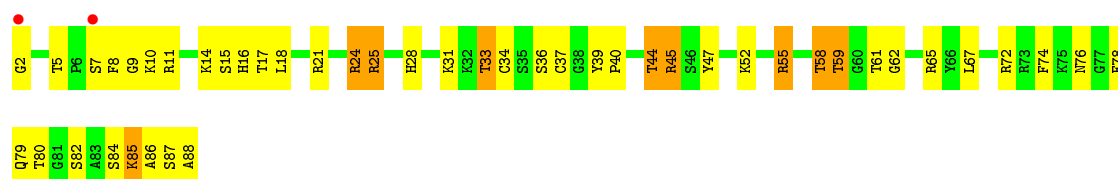


- Molecule 72: 60S ribosomal protein L36-A



- Molecule 73: 60S ribosomal protein L37-A

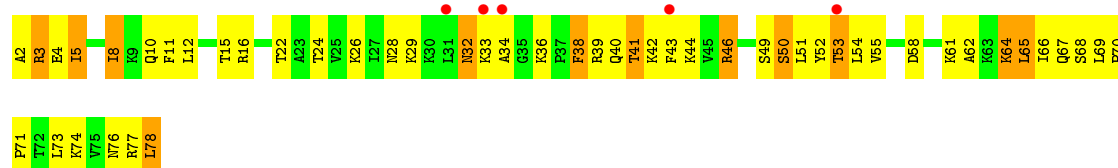




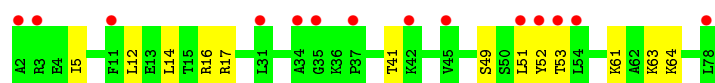
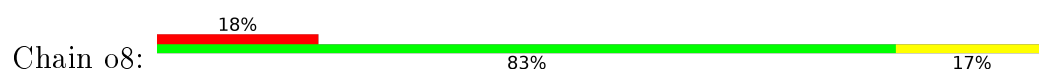
- Molecule 73: 60S ribosomal protein L37-A



- Molecule 74: 60S ribosomal protein L38



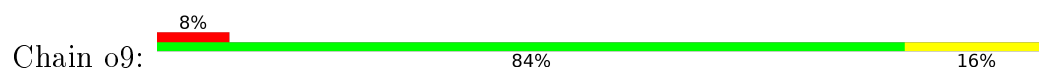
- Molecule 74: 60S ribosomal protein L38



- Molecule 75: 60S ribosomal protein L39

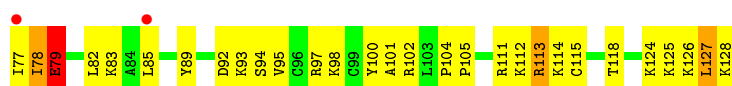


- Molecule 75: 60S ribosomal protein L39



- Molecule 76: Ubiquitin-60S ribosomal protein L40





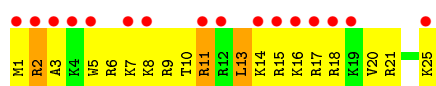
- Molecule 76: Ubiquitin-60S ribosomal protein L40

Chain q0: 85% 13% .



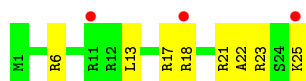
- Molecule 77: 60S ribosomal protein L41-A

Chain Q1: 24% 64% 12% .



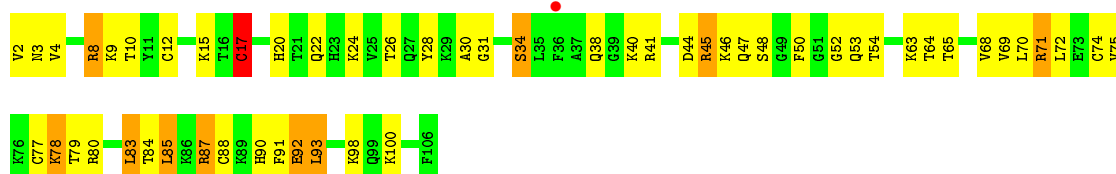
- Molecule 77: 60S ribosomal protein L41-A

Chain q1: 12% 68% 32% .



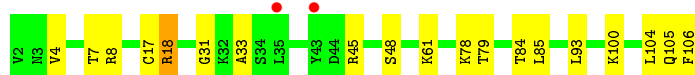
- Molecule 78: 60S ribosomal protein L42-A

Chain Q2: % 49% 41% 10% .



- Molecule 78: 60S ribosomal protein L42-A

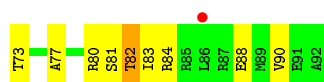
Chain q2: 2% 82% 17% .



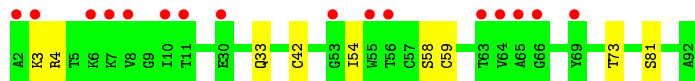
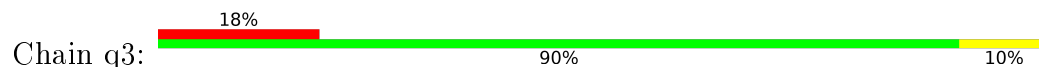
- Molecule 79: 60S ribosomal protein L43-A

Chain Q3: 7% 44% 47% 9% .

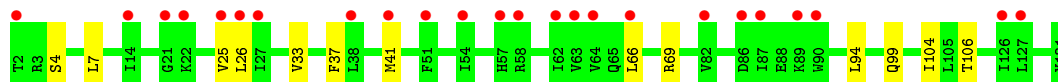




- Molecule 79: 60S ribosomal protein L43-A



- Molecule 80: 40S ribosomal protein S22-A

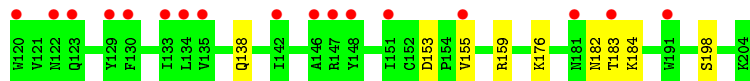
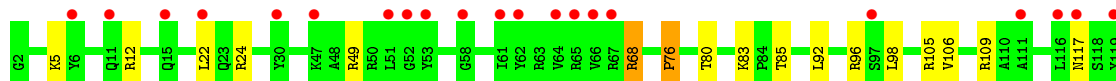


- Molecule 81: 60S ribosomal protein L12-A (uL11)

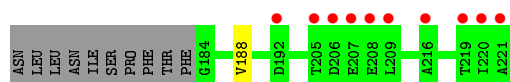
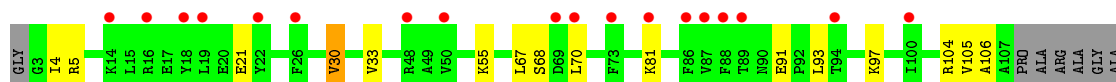


There are no outlier residues recorded for this chain.

- Molecule 82: 60S ribosomal protein L15-A



- Molecule 83: 60S acidic ribosomal protein P0



- Molecule 84: 60S ribosomal protein P1 alpha/P2 beta



There are no outlier residues recorded for this chain.

- Molecule 84: 60S ribosomal protein P1 alpha/P2 beta

Chain p2:

98%



- Molecule 85: Eukaryotic translation initiation factor 5A-1

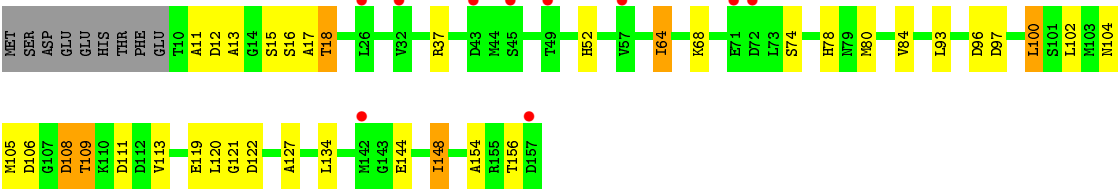
Chain f:

6%

71%

20%

6%



- Molecule 86: 60S ribosomal protein L1-A (uL1)

Chain l1:

96%



4 Data and refinement statistics

Property	Value	Source
Space group	P 1 21 1	Depositor
Cell constants a, b, c, α , β , γ	435.63Å 286.45Å 303.41Å 90.00° 98.85° 90.00°	Depositor
Resolution (Å)	189.16 – 3.15 194.90 – 3.15	Depositor EDS
% Data completeness (in resolution range)	99.8 (189.16-3.15) 99.8 (194.90-3.15)	Depositor EDS
R_{merge}	0.98	Depositor
R_{sym}	(Not available)	Depositor
$\langle I/\sigma(I) \rangle$ ¹	1.36 (at 3.13Å)	Xtriage
Refinement program	PHENIX	Depositor
R, R_{free}	0.204 , 0.252 0.209 , (Not available)	Depositor DCC
R_{free} test set	No test flags present.	DCC
Wilson B-factor (Å ²)	78.9	Xtriage
Anisotropy	0.130	Xtriage
Bulk solvent k_{sol} (e/Å ³), B_{sol} (Å ²)	0.32 , 70.0	EDS
L-test for twinning ²	$\langle L \rangle = 0.47$, $\langle L^2 \rangle = 0.30$	Xtriage
Estimated twinning fraction	No twinning to report.	Xtriage
F_o, F_c correlation	0.88	EDS
Total number of atoms	414393	wwPDB-VP
Average B, all atoms (Å ²)	77.0	wwPDB-VP

Xtriage's analysis on translational NCS is as follows: *The largest off-origin peak in the Patterson function is 1.50% of the height of the origin peak. No significant pseudotranslation is detected.*

¹Intensities estimated from amplitudes.

²Theoretical values of $\langle |L| \rangle$, $\langle L^2 \rangle$ for acentric reflections are 0.5, 0.333 respectively for untwinned datasets, and 0.375, 0.2 for perfectly twinned datasets.

5 Model quality ⓘ

5.1 Standard geometry ⓘ

Bond lengths and bond angles in the following residue types are not validated in this section: ZN, 5CT, OHX, MG

The Z score for a bond length (or angle) is the number of standard deviations the observed value is removed from the expected value. A bond length (or angle) with $|Z| > 5$ is considered an outlier worth inspection. RMSZ is the root-mean-square of all Z scores of the bond lengths (or angles).

Mol	Chain	Bond lengths		Bond angles	
		RMSZ	# $ Z > 5$	RMSZ	# $ Z > 5$
1	2	0.43	0/42467	0.94	50/66169 (0.1%)
1	6	0.50	0/42790	0.98	58/66673 (0.1%)
2	S0	0.30	0/1617	0.51	0/2215
2	s0	0.33	0/1623	0.56	0/2222
3	S1	0.28	0/1735	0.52	0/2335
3	s1	0.35	0/1748	0.55	0/2352
4	S2	0.33	0/1665	0.53	0/2263
4	s2	0.38	0/1665	0.61	0/2263
5	S3	0.32	0/1759	0.52	0/2368
5	s3	0.31	0/1759	0.49	0/2368
6	S4	0.32	0/2109	0.56	0/2839
6	s4	0.36	0/2109	0.58	0/2839
7	S5	0.29	0/1629	0.51	0/2202
7	s5	0.30	0/1629	0.51	0/2202
8	S6	0.34	0/1823	0.50	0/2439
8	s6	0.37	0/1779	0.55	0/2379
9	S7	0.31	0/1506	0.54	0/2028
9	s7	0.32	0/1516	0.56	0/2043
10	S8	0.35	0/1514	0.53	0/2021
10	s8	0.38	0/1514	0.54	0/2021
11	S9	0.31	0/1519	0.52	0/2035
11	s9	0.36	0/1519	0.52	0/2035
12	C0	0.31	0/789	0.53	1/1067 (0.1%)
12	c0	0.29	0/776	0.58	3/1047 (0.3%)
13	C1	0.36	0/1239	0.53	0/1673
13	c1	0.40	0/1194	0.55	0/1610
14	C2	0.29	0/898	0.52	1/1220 (0.1%)
14	c2	0.26	0/898	0.50	0/1220
15	C3	0.34	0/1215	0.55	0/1638
15	c3	0.37	0/1215	0.52	0/1638
16	C4	0.28	0/901	0.55	0/1217
16	c4	0.34	0/960	0.58	0/1290

Mol	Chain	Bond lengths		Bond angles	
		RMSZ	# Z >5	RMSZ	# Z >5
17	C5	0.32	0/998	0.56	0/1341
17	c5	0.36	0/1060	0.56	1/1426 (0.1%)
18	C6	0.32	0/1125	0.58	1/1510 (0.1%)
18	c6	0.34	0/1131	0.55	0/1518
19	C7	0.35	0/935	0.55	0/1254
19	c7	0.32	0/914	0.52	0/1224
20	C8	0.32	0/1211	0.54	0/1628
20	c8	0.34	0/1211	0.53	0/1628
21	C9	0.32	0/1130	0.52	0/1517
21	c9	0.31	0/1130	0.52	0/1517
22	D0	0.33	0/865	0.53	0/1169
22	d0	0.33	0/892	0.53	0/1205
23	D1	0.32	0/693	0.51	0/935
23	d1	0.36	0/693	0.55	0/935
24	D2	0.33	0/1038	0.60	1/1395 (0.1%)
25	D3	0.39	0/1139	0.58	0/1518
25	d3	0.42	0/1139	0.60	0/1518
26	D4	0.34	0/1087	0.50	0/1449
26	d4	0.36	0/1087	0.57	0/1449
27	D5	0.28	0/571	0.52	0/768
27	d5	0.29	0/566	0.52	0/761
28	D6	0.34	0/782	0.58	0/1047
28	d6	0.42	0/782	0.57	0/1047
29	D7	0.31	0/620	0.52	0/838
29	d7	0.32	0/620	0.54	0/838
30	D8	0.28	0/499	0.49	0/670
30	d8	0.32	0/499	0.53	0/670
31	D9	0.33	0/452	0.57	1/600 (0.2%)
31	d9	0.36	0/452	0.53	0/600
32	E0	0.29	0/483	0.49	0/643
32	e0	0.37	0/499	0.61	0/665
33	E1	0.32	0/577	0.60	0/770
33	e1	0.32	0/619	0.61	0/822
34	SR	0.29	0/2490	0.50	0/3389
34	sR	0.28	0/2495	0.48	0/3395
35	SM	0.35	0/1113	0.58	2/1502 (0.1%)
35	sM	0.37	0/682	0.52	0/921
36	1	0.66	11/75394 (0.0%)	1.10	227/117545 (0.2%)
36	5	0.69	7/75865 (0.0%)	1.12	209/118275 (0.2%)
37	3	0.55	0/2883	0.97	2/4491 (0.0%)
37	7	0.67	1/2883 (0.0%)	1.08	6/4491 (0.1%)
38	4	0.61	0/3746	1.06	2/5832 (0.0%)
38	8	0.61	0/3746	1.04	3/5832 (0.1%)

Mol	Chain	Bond lengths		Bond angles	
		RMSZ	# Z >5	RMSZ	# Z >5
39	L2	0.43	0/1948	0.62	0/2617
39	l2	0.46	0/1946	0.65	1/2614 (0.0%)
40	L3	0.46	0/3146	0.61	0/4228
40	l3	0.51	0/3146	0.63	0/4228
41	L4	0.47	0/2800	0.67	2/3790 (0.1%)
41	l4	0.47	1/2800 (0.0%)	0.66	2/3790 (0.1%)
42	L5	0.39	0/2425	0.57	0/3271
42	l5	0.46	0/2408	0.59	0/3248
43	L6	0.45	0/1260	0.58	0/1694
43	l6	0.49	0/1269	0.61	0/1705
44	L7	0.48	0/1821	0.63	0/2451
44	l7	0.51	0/1828	0.66	2/2461 (0.1%)
45	L8	0.37	0/1836	0.56	0/2481
45	l8	0.36	0/1795	0.55	0/2429
46	L9	0.45	0/1539	0.60	0/2073
46	l9	0.49	0/1539	0.62	0/2073
47	M0	0.48	0/1741	0.62	1/2335 (0.0%)
47	m0	0.50	0/1758	0.69	2/2358 (0.1%)
48	M1	0.36	0/1374	0.57	1/1842 (0.1%)
48	m1	0.43	0/1374	0.60	0/1842
49	M3	0.44	0/1568	0.59	0/2106
49	m3	0.44	0/1573	0.63	0/2113
50	M4	0.46	0/1068	0.58	0/1438
50	m4	0.48	0/1074	0.59	0/1446
51	M5	0.47	0/1755	0.64	0/2350
52	M6	0.53	0/1585	0.65	1/2128 (0.0%)
52	m6	0.60	0/1585	0.69	1/2128 (0.0%)
53	M7	0.48	0/1443	0.61	0/1944
53	m7	0.57	0/1250	0.65	0/1683
54	M8	0.45	0/1465	0.64	0/1965
54	m8	0.47	0/1465	0.66	0/1965
55	M9	0.33	0/1538	0.50	0/2050
55	m9	0.41	0/1538	0.53	0/2050
56	N0	0.47	0/1481	0.65	2/1990 (0.1%)
56	n0	0.52	0/1481	0.64	0/1990
57	N1	0.46	0/1300	0.58	0/1743
57	n1	0.51	0/1300	0.59	0/1743
58	N2	0.31	0/812	0.52	0/1099
58	n2	0.37	0/794	0.57	0/1076
59	N3	0.47	0/1018	0.61	0/1369
59	n3	0.53	0/1018	0.64	0/1369
60	N4	0.37	0/712	0.52	0/958
60	n4	0.42	0/1052	0.55	0/1398

Mol	Chain	Bond lengths		Bond angles	
		RMSZ	# Z >5	RMSZ	# Z >5
61	N5	0.43	0/979	0.60	0/1321
61	n5	0.43	0/974	0.60	0/1314
62	N6	0.47	0/1004	0.67	2/1341 (0.1%)
62	n6	0.43	0/1004	0.63	0/1341
63	N7	0.35	0/1118	0.56	0/1497
63	n7	0.35	0/1118	0.53	0/1497
64	N8	0.46	0/1204	0.66	0/1612
64	n8	0.49	0/1204	0.67	0/1612
65	N9	0.44	0/473	0.58	0/629
65	n9	0.50	0/473	0.69	0/629
66	O0	0.32	0/751	0.51	0/1008
66	o0	0.34	0/775	0.52	0/1040
67	O1	0.43	0/890	0.54	0/1196
67	o1	0.47	0/897	0.65	0/1205
68	O2	0.50	0/1041	0.63	0/1394
68	o2	0.54	0/1041	0.65	0/1394
69	O3	0.52	0/868	0.61	0/1168
69	o3	0.55	0/868	0.65	0/1168
70	O4	0.38	0/890	0.57	1/1189 (0.1%)
70	o4	0.41	0/890	0.60	0/1189
71	O5	0.44	0/978	0.61	0/1301
71	o5	0.39	0/974	0.56	0/1297
72	O6	0.41	0/778	0.61	0/1034
72	o6	0.42	0/777	0.59	0/1033
73	O7	0.48	0/696	0.68	0/923
73	o7	0.47	0/696	0.70	1/923 (0.1%)
74	O8	0.36	0/618	0.53	0/826
74	o8	0.36	0/614	0.56	0/822
75	O9	0.48	0/443	0.69	0/588
75	o9	0.52	0/443	0.62	0/588
76	Q0	0.45	0/423	0.66	0/562
76	q0	0.52	0/423	0.64	0/562
77	Q1	0.40	0/234	0.67	0/300
77	q1	0.51	0/234	0.66	0/300
78	Q2	0.58	1/860 (0.1%)	0.64	0/1136
78	q2	0.63	1/860 (0.1%)	0.70	1/1136 (0.1%)
79	Q3	0.42	0/701	0.59	0/934
79	q3	0.49	0/701	0.60	0/934
80	d2	0.37	0/1035	0.62	1/1388 (0.1%)
82	m5	0.43	0/1757	0.60	0/2354
83	p0	0.30	0/1092	0.48	0/1474
85	f	0.40	0/1121	0.64	0/1508
All	All	0.53	22/432423 (0.0%)	0.91	589/634777 (0.1%)

Chiral center outliers are detected by calculating the chiral volume of a chiral center and verifying if the center is modelled as a planar moiety or with the opposite hand. A planarity outlier is detected by checking planarity of atoms in a peptide group, atoms in a mainchain group or atoms of a sidechain that are expected to be planar.

Mol	Chain	#Chirality outliers	#Planarity outliers
12	c0	0	1
16	c4	0	1
18	c6	0	1
19	C7	0	1
20	C8	0	1
27	D5	0	1
28	D6	0	2
44	L7	0	1
44	l7	0	1
52	M6	0	2
52	m6	0	1
64	n8	0	2
65	N9	0	1
85	f	1	0
86	l1	18	13
All	All	19	29

All (22) bond length outliers are listed below:

Mol	Chain	Res	Type	Atoms	Z	Observed(Å)	Ideal(Å)
78	q2	17	CYS	CB-SG	11.44	2.01	1.82
78	Q2	17	CYS	CB-SG	10.39	2.00	1.82
36	1	2954	U	C2-N3	9.03	1.44	1.37
36	5	1152	G	N9-C4	-8.08	1.31	1.38
36	1	2808	A	N3-C4	7.52	1.39	1.34
36	1	2822	U	O3'-P	-6.96	1.52	1.61
36	1	2954	U	N1-C2	6.77	1.44	1.38
36	1	2808	A	N9-C4	6.76	1.42	1.37
36	1	2808	A	C5-C6	6.73	1.47	1.41
36	1	2954	U	N3-C4	6.66	1.44	1.38
36	1	2808	A	C5-C4	5.91	1.42	1.38
36	1	2808	A	C6-N1	5.61	1.39	1.35
36	5	2401	A	N9-C8	5.59	1.42	1.37
36	1	2819	A	O3'-P	-5.52	1.54	1.61
36	5	2971	A	C6-N1	5.49	1.39	1.35
36	5	1103	A	N9-C4	5.48	1.41	1.37
36	5	2401	A	C5-C4	5.27	1.42	1.38
36	5	2401	A	N9-C4	5.22	1.41	1.37
36	1	2821	C	O3'-P	-5.21	1.54	1.61

Continued on next page...

Continued from previous page...

Mol	Chain	Res	Type	Atoms	Z	Observed(Å)	Ideal(Å)
37	7	73	C	N1-C6	5.18	1.40	1.37
41	14	94	CYS	CB-SG	-5.14	1.73	1.81
36	5	1152	G	N3-C4	-5.06	1.31	1.35

All (589) bond angle outliers are listed below:

Mol	Chain	Res	Type	Atoms	Z	Observed(°)	Ideal(°)
36	5	1152	G	N3-C4-N9	-16.35	116.19	126.00
36	5	1152	G	N3-C4-C5	16.30	136.75	128.60
36	5	1152	G	C2-N3-C4	-13.10	105.35	111.90
36	5	2199	G	N1-C6-O6	12.73	127.54	119.90
36	5	2403	G	N1-C6-O6	10.83	126.40	119.90
36	1	2954	U	O4'-C1'-N1	10.63	116.71	108.20
36	1	3217	C	C2-N1-C1'	10.62	130.48	118.80
36	5	2704	A	O5'-P-OP1	-10.44	96.30	105.70
36	1	2954	U	C2-N1-C1'	9.72	129.37	117.70
36	5	2524	A	O4'-C1'-N9	9.34	115.67	108.20
36	5	1152	G	C8-N9-C1'	9.25	139.02	127.00
36	5	2726	C	C6-N1-C2	-9.17	116.63	120.30
36	1	406	G	O4'-C1'-N9	9.13	115.50	108.20
36	5	1152	G	N3-C2-N2	-8.93	113.65	119.90
36	1	2954	U	C5-C6-N1	8.90	127.15	122.70
36	5	1152	G	C4-N9-C1'	-8.72	115.16	126.50
1	6	163	G	N3-C4-N9	-8.49	120.91	126.00
36	5	3197	G	N3-C4-N9	-8.46	120.92	126.00
1	2	1039	A	O4'-C1'-N9	8.45	114.96	108.20
36	5	2199	G	C5-C6-O6	-8.34	123.60	128.60
36	1	3217	C	N1-C2-O2	8.24	123.84	118.90
1	2	959	U	C2-N1-C1'	8.19	127.53	117.70
36	1	3217	C	C6-N1-C1'	-8.14	111.03	120.80
1	6	453	U	C2-N1-C1'	8.09	127.40	117.70
36	5	2945	G	O5'-P-OP2	-7.95	98.55	105.70
36	1	1377	G	C5-C6-O6	-7.88	123.87	128.60
80	d2	94	LEU	CA-CB-CG	7.86	133.38	115.30
1	2	73	U	O4'-C1'-N1	7.78	114.42	108.20
36	1	2954	U	N3-C4-O4	7.71	124.80	119.40
37	7	73	C	C6-N1-C2	-7.62	117.25	120.30
36	1	2617	U	C5-C4-O4	7.61	130.47	125.90
1	2	1274	C	N1-C2-O2	7.56	123.44	118.90
36	1	2617	U	N1-C2-N3	7.56	119.43	114.90
36	1	2875	U	N1-C2-O2	7.55	128.09	122.80
36	5	2726	C	N3-C2-O2	-7.55	116.61	121.90

Continued on next page...

Continued from previous page...

Mol	Chain	Res	Type	Atoms	Z	Observed(°)	Ideal(°)
36	1	2714	G	C4-C5-N7	7.53	113.81	110.80
36	5	3245	A	C2-N3-C4	-7.53	106.84	110.60
1	6	558	U	C2-N1-C1'	7.50	126.70	117.70
37	7	73	C	C5-C6-N1	7.48	124.74	121.00
1	2	831	U	C2-N1-C1'	7.48	126.68	117.70
36	1	2808	A	C8-N9-C4	-7.46	102.81	105.80
36	1	2846	U	N3-C2-O2	-7.38	117.03	122.20
36	1	981	U	C5-C6-N1	7.37	126.39	122.70
44	17	229	PHE	CB-CG-CD1	7.37	125.96	120.80
1	6	1000	C	C2-N1-C1'	7.36	126.90	118.80
36	1	3382	U	N1-C2-O2	7.36	127.95	122.80
36	1	1149	G	N1-C6-O6	7.35	124.31	119.90
36	1	2820	A	P-O3'-C3'	-7.33	110.91	119.70
73	o7	65	ARG	NE-CZ-NH1	7.32	123.96	120.30
1	2	1052	U	C2-N1-C1'	7.31	126.47	117.70
36	1	922	U	N1-C2-O2	7.30	127.91	122.80
78	q2	17	CYS	CA-CB-SG	7.28	127.10	114.00
1	6	1473	U	C2-N1-C1'	7.28	126.43	117.70
36	5	3245	A	N7-C8-N9	7.28	117.44	113.80
1	6	1473	U	N1-C2-O2	7.26	127.88	122.80
36	1	2971	A	N1-C2-N3	7.22	132.91	129.30
36	1	1556	C	N1-C2-O2	7.21	123.23	118.90
47	M0	24	ARG	NE-CZ-NH1	7.20	123.90	120.30
36	1	435	C	C6-N1-C2	7.20	123.18	120.30
36	1	3306	U	C5-C4-O4	7.20	130.22	125.90
36	5	2199	G	C6-C5-N7	-7.18	126.09	130.40
1	6	813	U	N1-C2-O2	7.13	127.79	122.80
1	2	959	U	N3-C2-O2	-7.12	117.22	122.20
1	2	1052	U	N1-C2-O2	7.12	127.78	122.80
36	5	1879	A	N1-C6-N6	7.11	122.87	118.60
36	1	1351	U	C2-N1-C1'	7.11	126.23	117.70
36	1	2715	A	O5'-P-OP1	-7.10	99.31	105.70
36	5	3197	G	N3-C4-C5	7.08	132.14	128.60
1	2	959	U	N1-C2-O2	7.03	127.72	122.80
36	1	3217	C	N3-C2-O2	-6.99	117.01	121.90
1	6	163	G	N3-C4-C5	6.98	132.09	128.60
1	2	1274	C	N3-C2-O2	-6.98	117.02	121.90
36	1	1351	U	N1-C2-O2	6.97	127.68	122.80
36	5	3245	A	N1-C6-N6	6.92	122.75	118.60
38	4	58	G	O5'-P-OP2	-6.91	99.48	105.70
1	6	795	U	N3-C2-O2	-6.87	117.39	122.20
1	6	558	U	N1-C2-O2	6.85	127.60	122.80

Continued on next page...

Continued from previous page...

Mol	Chain	Res	Type	Atoms	Z	Observed(°)	Ideal(°)
1	6	1473	U	N3-C2-O2	-6.84	117.41	122.20
1	2	1274	C	C2-N1-C1'	6.82	126.31	118.80
1	2	1389	C	N1-C2-O2	6.81	122.99	118.90
36	1	1858	A	C2-N3-C4	6.81	114.01	110.60
36	5	2395	G	O5'-P-OP2	-6.81	99.57	105.70
1	2	1389	C	C2-N1-C1'	6.80	126.28	118.80
36	5	406	G	O4'-C1'-N9	6.78	113.62	108.20
36	1	776	U	C4-C5-C6	6.76	123.76	119.70
36	5	1152	G	C5-N7-C8	-6.75	100.92	104.30
36	5	3245	A	N1-C2-N3	6.74	132.67	129.30
1	2	1052	U	N3-C2-O2	-6.73	117.49	122.20
36	5	922	U	C5-C6-N1	-6.72	119.34	122.70
36	5	3245	A	C5-N7-C8	-6.72	100.54	103.90
36	5	3092	C	O4'-C1'-N1	6.66	113.53	108.20
36	1	3306	U	N3-C2-O2	-6.65	117.54	122.20
36	1	1103	A	P-O3'-C3'	6.60	127.62	119.70
1	6	813	U	C2-N1-C1'	6.60	125.62	117.70
36	1	3057	U	N3-C2-O2	-6.59	117.59	122.20
36	5	2943	G	C5-C6-O6	-6.57	124.66	128.60
36	5	2351	U	N3-C2-O2	-6.56	117.61	122.20
36	1	2550	U	N3-C2-O2	-6.55	117.61	122.20
36	5	421	G	O5'-P-OP2	-6.54	99.81	105.70
36	5	2283	G	N1-C6-O6	6.54	123.83	119.90
36	5	2870	C	O4'-C1'-N1	6.53	113.43	108.20
36	5	794	U	O5'-P-OP2	-6.53	99.82	105.70
12	C0	88	PRO	N-CA-CB	6.53	111.14	103.30
36	5	1152	G	N1-C6-O6	6.51	123.81	119.90
1	2	830	U	C2-N1-C1'	6.51	125.51	117.70
36	1	2808	A	C2-N3-C4	6.51	113.86	110.60
36	5	3245	A	C6-C5-N7	-6.50	127.75	132.30
36	1	1556	C	C2-N1-C1'	6.50	125.95	118.80
36	5	3214	U	N3-C2-O2	-6.50	117.65	122.20
36	1	3382	U	N3-C2-O2	-6.50	117.65	122.20
36	5	1356	U	C2-N1-C1'	6.49	125.49	117.70
36	1	1481	A	O4'-C1'-N9	6.49	113.39	108.20
36	1	3362	A	O4'-C1'-N9	6.48	113.39	108.20
36	5	2726	C	C5-C4-N4	6.48	124.74	120.20
36	5	2403	G	C5-C6-N1	-6.47	108.26	111.50
1	2	1560	U	N3-C2-O2	-6.46	117.68	122.20
36	5	590	G	N1-C6-O6	6.46	123.78	119.90
1	6	1097	U	P-O3'-C3'	6.46	127.45	119.70
36	5	922	U	N3-C2-O2	-6.45	117.68	122.20

Continued on next page...

Continued from previous page...

Mol	Chain	Res	Type	Atoms	Z	Observed(°)	Ideal(°)
36	1	439	C	C2-N1-C1'	6.45	125.89	118.80
36	5	2572	C	N1-C2-O2	6.45	122.77	118.90
36	5	2870	C	C6-N1-C1'	6.44	128.53	120.80
36	1	2831	G	N1-C6-O6	6.43	123.76	119.90
36	5	2810	C	C6-N1-C2	-6.42	117.73	120.30
36	1	1495	U	C5-C6-N1	-6.42	119.49	122.70
1	6	813	U	N3-C2-O2	-6.41	117.71	122.20
38	8	80	A	N7-C8-N9	6.40	117.00	113.80
36	5	2870	C	C2-N1-C1'	-6.39	111.78	118.80
36	5	39	A	N1-C6-N6	6.35	122.41	118.60
36	1	2816	G	C8-N9-C4	6.35	108.94	106.40
36	5	2726	C	N1-C2-N3	6.34	123.64	119.20
36	1	1838	G	N1-C6-O6	6.33	123.70	119.90
36	5	936	A	P-O3'-C3'	6.33	127.30	119.70
36	1	2954	U	C6-N1-C2	-6.32	117.21	121.00
12	c0	83	PRO	N-CA-CB	6.32	110.88	103.30
1	2	1596	C	N3-C2-O2	-6.31	117.48	121.90
36	5	2944	U	N1-C2-O2	6.31	127.22	122.80
36	5	2377	G	C8-N9-C4	6.30	108.92	106.40
36	5	3347	A	C8-N9-C4	6.29	108.31	105.80
36	1	2978	U	O4'-C1'-N1	6.27	113.21	108.20
36	5	642	U	O5'-P-OP2	-6.27	100.06	105.70
36	1	156	G	N3-C4-C5	-6.26	125.47	128.60
1	6	1200	G	N1-C6-O6	6.26	123.66	119.90
1	2	830	U	N1-C2-O2	6.26	127.18	122.80
36	1	2306	C	N1-C2-O2	6.26	122.65	118.90
1	6	453	U	N3-C2-O2	-6.25	117.82	122.20
36	1	3306	U	N3-C4-O4	-6.24	115.03	119.40
18	C6	40	GLU	C-N-CD	-6.23	106.90	120.60
36	5	1495	U	C2-N1-C1'	6.22	125.17	117.70
36	5	2403	G	C4-C5-C6	6.22	122.53	118.80
36	5	960	U	N1-C2-O2	6.22	127.15	122.80
36	1	2679	A	C2-N3-C4	-6.21	107.49	110.60
1	6	402	C	C6-N1-C2	6.20	122.78	120.30
36	1	2816	G	N1-C6-O6	6.19	123.61	119.90
36	1	1389	G	C4-C5-N7	6.17	113.27	110.80
36	1	2571	U	C2-N1-C1'	6.15	125.08	117.70
36	1	2355	G	N1-C6-O6	6.14	123.58	119.90
47	m0	57	LEU	CA-CB-CG	6.14	129.41	115.30
36	1	1306	G	N1-C6-O6	6.13	123.58	119.90
12	c0	97	PRO	N-CA-CB	6.13	110.66	103.30
1	2	507	U	C2-N1-C1'	6.13	125.05	117.70

Continued on next page...

Continued from previous page...

Mol	Chain	Res	Type	Atoms	Z	Observed(°)	Ideal(°)
36	5	880	G	C4-N9-C1'	-6.13	118.53	126.50
36	1	3277	U	N3-C2-O2	-6.12	117.91	122.20
36	5	3078	U	N3-C2-O2	-6.12	117.91	122.20
36	5	2821	C	N3-C2-O2	-6.12	117.61	121.90
36	1	2719	U	C2-N1-C1'	-6.12	110.36	117.70
36	1	2714	G	C5-N7-C8	-6.12	101.24	104.30
36	5	2403	G	C6-C5-N7	-6.11	126.73	130.40
36	5	2199	G	N3-C2-N2	-6.11	115.62	119.90
36	5	776	U	C4-C5-C6	6.09	123.36	119.70
36	5	638	C	C6-N1-C2	-6.08	117.87	120.30
1	6	144	U	N3-C2-O2	-6.07	117.95	122.20
1	2	1370	U	P-O3'-C3'	6.07	126.98	119.70
36	1	760	G	O4'-C1'-N9	6.06	113.05	108.20
36	1	2726	C	N3-C2-O2	-6.06	117.66	121.90
36	1	2714	G	N3-C4-C5	6.06	131.63	128.60
36	1	2875	U	N3-C2-O2	-6.06	117.96	122.20
36	5	590	G	C5-C6-O6	-6.04	124.97	128.60
36	1	282	G	C8-N9-C4	-6.04	103.98	106.40
36	5	1373	A	N1-C6-N6	6.04	122.22	118.60
36	5	2917	G	O5'-P-OP2	-6.04	100.27	105.70
1	6	1596	C	N3-C2-O2	-6.03	117.68	121.90
36	1	3362	A	N7-C8-N9	6.02	116.81	113.80
36	5	439	C	O4'-C1'-N1	6.02	113.02	108.20
36	5	1367	G	N1-C6-O6	6.02	123.51	119.90
36	1	1556	C	N3-C2-O2	-6.01	117.69	121.90
36	5	2797	C	N3-C4-C5	-6.01	119.50	121.90
36	5	776	U	C5-C6-N1	-6.00	119.70	122.70
36	5	1189	C	N1-C2-O2	-6.00	115.30	118.90
36	5	2283	G	C5-C6-O6	-5.99	125.00	128.60
36	1	2375	G	C8-N9-C4	5.97	108.79	106.40
36	5	3207	U	N1-C2-O2	-5.97	118.62	122.80
36	1	645	A	C6-N1-C2	-5.95	115.03	118.60
1	2	507	U	N1-C2-O2	5.95	126.96	122.80
36	1	1495	U	N1-C2-O2	-5.94	118.64	122.80
36	1	3155	U	N1-C2-O2	5.94	126.96	122.80
36	5	2385	G	N3-C4-C5	5.94	131.57	128.60
1	6	1246	C	N1-C2-O2	5.93	122.46	118.90
36	1	963	G	O5'-P-OP1	5.90	117.78	110.70
1	2	736	C	C5-C6-N1	5.90	123.95	121.00
1	6	1773	C	N3-C4-C5	-5.89	119.54	121.90
1	2	720	G	OP1-P-O3'	5.89	118.16	105.20
36	1	2123	G	C8-N9-C4	5.88	108.75	106.40

Continued on next page...

Continued from previous page...

Mol	Chain	Res	Type	Atoms	Z	Observed(°)	Ideal(°)
62	N6	57	LEU	CA-CB-CG	5.88	128.83	115.30
36	5	1879	A	O5'-P-OP1	5.88	117.75	110.70
36	1	1604	G	C4-N9-C1'	5.87	134.13	126.50
36	1	2983	C	O4'-C1'-N1	5.86	112.89	108.20
36	5	2943	G	C4-C5-N7	5.86	113.14	110.80
36	1	620	U	C2-N1-C1'	-5.85	110.68	117.70
36	1	2403	G	N1-C6-O6	5.84	123.41	119.90
36	1	1377	G	C4-C5-N7	5.84	113.14	110.80
12	c0	88	PRO	N-CA-CB	5.84	110.31	103.30
36	1	2679	A	O4'-C1'-N9	5.84	112.87	108.20
36	5	2349	U	OP1-P-O3'	5.82	118.01	105.20
36	1	1904	C	C6-N1-C2	-5.82	117.97	120.30
36	5	3195	U	C2-N1-C1'	5.82	124.68	117.70
70	O4	51	LEU	CA-CB-CG	5.81	128.67	115.30
36	5	1356	U	C5-C6-N1	5.81	125.61	122.70
36	1	2714	G	C2-N3-C4	-5.80	109.00	111.90
1	6	158	U	P-O3'-C3'	5.80	126.67	119.70
36	1	1103	A	OP1-P-O3'	5.80	117.97	105.20
36	5	1200	A	N1-C6-N6	5.80	122.08	118.60
36	5	3197	G	N3-C2-N2	-5.80	115.84	119.90
36	1	967	A	C2-N3-C4	-5.80	107.70	110.60
36	5	3362	A	C5-N7-C8	-5.80	101.00	103.90
36	1	1389	G	C5-C6-O6	-5.79	125.12	128.60
1	6	453	U	C6-N1-C2	-5.79	117.52	121.00
36	1	3362	A	C6-C5-N7	-5.79	128.25	132.30
36	1	651	G	N3-C4-C5	-5.79	125.71	128.60
36	1	2660	G	C5-C6-O6	-5.79	125.13	128.60
36	1	2954	U	C6-N1-C1'	-5.78	113.10	121.20
36	5	2964	G	N1-C6-O6	-5.78	116.44	119.90
36	1	439	C	N1-C2-O2	5.77	122.36	118.90
36	1	2554	A	P-O3'-C3'	5.77	126.62	119.70
1	2	1389	C	N3-C2-O2	-5.76	117.86	121.90
36	1	496	C	C6-N1-C2	-5.76	118.00	120.30
36	1	3353	G	P-O3'-C3'	5.75	126.60	119.70
36	5	2964	G	C5-C6-O6	5.75	132.05	128.60
36	5	1192	C	N1-C2-O2	5.74	122.34	118.90
36	5	1481	A	P-O3'-C3'	5.74	126.59	119.70
1	2	736	C	C2-N1-C1'	5.74	125.11	118.80
36	1	2808	A	N7-C8-N9	5.73	116.67	113.80
36	5	2964	G	C4-C5-N7	-5.73	108.51	110.80
36	1	1365	G	N3-C4-C5	-5.73	125.74	128.60
36	5	1190	A	C8-N9-C4	-5.73	103.51	105.80

Continued on next page...

Continued from previous page...

Mol	Chain	Res	Type	Atoms	Z	Observed(°)	Ideal(°)
36	1	3155	U	N3-C2-O2	-5.72	118.19	122.20
36	5	936	A	OP1-P-O3'	5.72	117.78	105.20
36	1	2827	U	N3-C4-O4	-5.71	115.40	119.40
1	6	1389	C	N1-C2-O2	5.71	122.33	118.90
36	1	59	G	C5-C6-O6	-5.71	125.17	128.60
36	5	2836	C	C2-N1-C1'	5.71	125.08	118.80
36	5	2572	C	C2-N1-C1'	5.71	125.08	118.80
36	1	1149	G	C5-C6-O6	-5.71	125.17	128.60
36	1	2726	C	C5-C4-N4	5.71	124.20	120.20
36	1	2385	G	N3-C4-C5	5.70	131.45	128.60
36	1	3209	A	N1-C6-N6	5.70	122.02	118.60
1	2	831	U	C5-C6-N1	5.70	125.55	122.70
36	5	1305	U	O5'-P-OP1	-5.70	100.57	105.70
36	5	1483	G	O4'-C1'-N9	5.69	112.75	108.20
36	5	3195	U	N1-C2-O2	5.69	126.78	122.80
36	1	2571	U	N1-C2-O2	5.69	126.78	122.80
36	1	2833	A	C8-N9-C4	5.69	108.08	105.80
36	5	3354	U	N3-C2-O2	-5.68	118.22	122.20
36	5	3245	A	C8-N9-C4	-5.68	103.53	105.80
1	6	558	U	P-O3'-C3'	5.68	126.51	119.70
36	5	1316	C	N1-C2-O2	-5.68	115.50	118.90
36	5	2836	C	O4'-C1'-N1	5.68	112.74	108.20
36	1	2101	C	P-O3'-C3'	5.67	126.51	119.70
36	1	1820	U	P-O3'-C3'	5.67	126.50	119.70
36	1	2524	A	O4'-C1'-N9	5.66	112.73	108.20
36	1	1445	U	N1-C2-O2	-5.66	118.84	122.80
1	2	158	U	P-O3'-C3'	5.65	126.48	119.70
36	1	661	G	C8-N9-C4	-5.65	104.14	106.40
36	1	2899	C	C2-N1-C1'	5.65	125.02	118.80
1	2	1258	U	N3-C2-O2	-5.65	118.25	122.20
1	6	310	C	C6-N1-C2	-5.64	118.04	120.30
1	2	794	U	P-O3'-C3'	5.64	126.47	119.70
36	5	1495	U	O4'-C1'-N1	5.64	112.71	108.20
36	5	1556	C	N1-C2-O2	5.64	122.28	118.90
36	5	2399	A	C8-N9-C4	5.64	108.06	105.80
36	5	2874	G	C5-C6-O6	5.64	131.98	128.60
36	1	3362	A	N1-C6-N6	5.63	121.98	118.60
38	4	100	U	C2-N1-C1'	5.63	124.46	117.70
36	1	2112	U	P-O3'-C3'	5.63	126.45	119.70
36	1	2121	G	N1-C6-O6	-5.63	116.52	119.90
52	m6	41	LEU	CA-CB-CG	5.63	128.24	115.30
36	5	2169	G	N9-C4-C5	-5.62	103.15	105.40

Continued on next page...

Continued from previous page...

Mol	Chain	Res	Type	Atoms	Z	Observed(°)	Ideal(°)
62	N6	126	LEU	CA-CB-CG	5.62	128.24	115.30
36	5	2121	G	N9-C4-C5	-5.62	103.15	105.40
36	5	2621	G	N1-C6-O6	5.62	123.27	119.90
36	5	2403	G	N3-C2-N2	-5.62	115.97	119.90
36	5	353	G	C4-N9-C1'	-5.62	119.19	126.50
36	1	895	A	C5-N7-C8	-5.62	101.09	103.90
36	5	39	A	C5-C6-N6	-5.61	119.21	123.70
36	1	2306	C	C2-N1-C1'	5.61	124.97	118.80
36	5	915	A	C2-N3-C4	5.61	113.41	110.60
36	1	1389	G	N9-C4-C5	-5.61	103.16	105.40
36	1	2390	A	N1-C6-N6	5.61	121.97	118.60
36	5	1604	G	C4-N9-C1'	5.61	133.79	126.50
1	2	830	U	N3-C2-O2	-5.60	118.28	122.20
36	1	503	C	C6-N1-C2	5.60	122.54	120.30
36	1	1555	U	C5-C6-N1	-5.60	119.90	122.70
37	7	101	G	N1-C6-O6	5.60	123.26	119.90
36	1	274	G	C8-N9-C4	5.59	108.64	106.40
36	5	3154	C	C2-N1-C1'	5.59	124.95	118.80
37	3	101	G	C8-N9-C4	5.58	108.63	106.40
1	6	542	A	P-O3'-C3'	5.58	126.40	119.70
1	6	1573	A	P-O3'-C3'	5.57	126.39	119.70
36	5	1301	A	N1-C6-N6	5.57	121.94	118.60
36	5	1885	U	N1-C2-O2	-5.57	118.90	122.80
36	1	1177	G	N1-C6-O6	5.57	123.24	119.90
1	6	1747	G	C8-N9-C4	5.56	108.62	106.40
36	5	2231	C	C2-N1-C1'	5.56	124.92	118.80
36	5	3368	U	C2-N1-C1'	-5.56	111.03	117.70
36	5	2272	G	O4'-C1'-N9	5.56	112.64	108.20
1	2	864	U	N3-C2-O2	-5.55	118.31	122.20
36	5	1716	U	P-O3'-C3'	5.55	126.36	119.70
36	5	2278	C	C4-C5-C6	-5.55	114.63	117.40
36	1	1306	G	N9-C4-C5	-5.54	103.18	105.40
24	D2	93	LEU	CA-CB-CG	5.54	128.04	115.30
36	5	2944	U	N3-C2-O2	-5.54	118.32	122.20
56	N0	24	LEU	CA-CB-CG	5.54	128.03	115.30
36	5	1222	G	P-O3'-C3'	5.53	126.34	119.70
35	SM	171	PRO	N-CA-CB	5.53	109.93	103.30
36	1	880	G	C4-N9-C1'	-5.53	119.31	126.50
36	1	2306	C	C6-N1-C2	-5.53	118.09	120.30
36	1	1306	G	C5-C6-O6	-5.53	125.28	128.60
36	5	1554	U	OP1-P-O3'	5.53	117.36	105.20
1	6	858	G	O4'-C1'-N9	5.51	112.61	108.20

Continued on next page...

Continued from previous page...

Mol	Chain	Res	Type	Atoms	Z	Observed(°)	Ideal(°)
36	5	2943	G	C6-C5-N7	-5.51	127.09	130.40
1	2	1596	C	N1-C2-O2	5.51	122.20	118.90
36	1	1124	U	N3-C2-O2	-5.50	118.35	122.20
36	5	3218	A	P-O3'-C3'	5.50	126.31	119.70
36	1	1620	U	C2-N1-C1'	5.50	124.30	117.70
36	1	1389	G	N3-C4-N9	5.50	129.30	126.00
1	6	453	U	N1-C2-O2	5.49	126.65	122.80
36	1	3269	U	N3-C2-O2	-5.49	118.36	122.20
36	5	2205	U	O4'-C1'-N1	5.49	112.59	108.20
36	1	112	U	C6-N1-C1'	-5.48	113.53	121.20
1	6	687	G	N3-C2-N2	-5.48	116.07	119.90
36	1	282	G	C2'-C3'-O3'	5.47	122.45	113.70
36	1	3278	C	N3-C2-O2	-5.47	118.07	121.90
36	5	2211	U	N3-C2-O2	-5.47	118.37	122.20
37	7	101	G	C5-C6-O6	-5.47	125.32	128.60
36	1	2444	C	N1-C2-O2	5.47	122.18	118.90
44	17	229	PHE	CB-CG-CD2	-5.47	116.97	120.80
36	1	1163	A	OP1-P-OP2	5.47	127.80	119.60
36	5	2290	C	C6-N1-C2	5.46	122.49	120.30
36	5	2298	U	C5-C6-N1	-5.46	119.97	122.70
47	m0	167	LEU	CA-CB-CG	5.46	127.86	115.30
1	6	1137	A	C8-N9-C4	5.46	107.98	105.80
36	1	2870	C	C2-N1-C1'	-5.45	112.80	118.80
36	1	1820	U	OP2-P-O3'	5.45	117.19	105.20
36	1	2726	C	N3-C4-N4	-5.45	114.19	118.00
36	5	2943	G	N1-C6-O6	5.45	123.17	119.90
36	1	857	G	N1-C6-O6	5.45	123.17	119.90
36	5	2996	U	N1-C2-O2	5.45	126.61	122.80
36	5	438	A	P-O3'-C3'	5.45	126.24	119.70
36	1	1177	G	C5-C6-O6	-5.44	125.33	128.60
36	1	1351	U	N3-C2-O2	-5.44	118.39	122.20
36	1	1495	U	C4-C5-C6	5.44	122.97	119.70
36	5	2403	G	C5-C6-O6	-5.44	125.34	128.60
36	1	1838	G	C5-C6-O6	-5.44	125.34	128.60
1	6	1600	A	N1-C6-N6	5.43	121.86	118.60
36	5	915	A	N3-C4-C5	-5.43	123.00	126.80
1	2	1324	G	N3-C2-N2	-5.43	116.10	119.90
36	1	2870	C	C6-N1-C1'	5.43	127.32	120.80
36	5	2874	G	N1-C6-O6	-5.43	116.64	119.90
36	5	3209	A	O4'-C1'-N9	5.43	112.55	108.20
1	6	558	U	N3-C2-O2	-5.43	118.40	122.20
56	N0	106	LEU	CA-CB-CG	5.42	127.78	115.30

Continued on next page...

Continued from previous page...

Mol	Chain	Res	Type	Atoms	Z	Observed(°)	Ideal(°)
36	1	2306	C	N3-C2-O2	-5.42	118.11	121.90
36	5	3278	C	C5-C6-N1	5.42	123.71	121.00
36	5	1561	G	O4'-C1'-N9	5.42	112.53	108.20
36	1	959	C	C6-N1-C2	5.41	122.47	120.30
36	5	1115	G	C4-N9-C1'	5.41	133.53	126.50
36	1	3209	A	C2-N3-C4	-5.41	107.90	110.60
36	1	2617	U	N3-C2-O2	-5.41	118.42	122.20
36	5	1190	A	N7-C8-N9	5.41	116.50	113.80
36	5	1879	A	C6-C5-N7	-5.40	128.52	132.30
36	5	1885	U	N3-C2-O2	5.40	125.98	122.20
36	1	1131	G	C8-N9-C4	5.39	108.56	106.40
36	1	2541	U	P-O3'-C3'	5.39	126.17	119.70
36	5	2978	U	O4'-C1'-N1	5.39	112.51	108.20
36	1	2827	U	C5-C4-O4	5.37	129.12	125.90
36	5	2333	C	C6-N1-C2	5.37	122.45	120.30
36	5	957	C	OP1-P-O3'	5.37	117.02	105.20
36	5	1356	U	N1-C2-O2	5.37	126.56	122.80
1	6	1058	U	P-O3'-C3'	5.37	126.14	119.70
36	1	3143	C	C6-N1-C2	5.37	122.45	120.30
36	1	880	G	C8-N9-C4	5.37	108.55	106.40
36	5	2827	U	C2-N1-C1'	5.37	124.14	117.70
41	14	339	LEU	CA-CB-CG	5.36	127.64	115.30
1	2	1269	U	C2-N1-C1'	5.36	124.13	117.70
36	5	1017	C	N1-C2-O2	5.36	122.12	118.90
38	8	80	A	C8-N9-C4	-5.36	103.66	105.80
36	1	639	G	N1-C6-O6	5.36	123.11	119.90
36	5	2231	C	O4'-C1'-N1	5.36	112.48	108.20
1	2	765	G	O4'-C1'-N9	-5.35	103.92	108.20
14	C2	103	LEU	CA-CB-CG	5.35	127.61	115.30
36	1	915	A	C8-N9-C4	-5.35	103.66	105.80
36	1	3362	A	C5-N7-C8	-5.35	101.22	103.90
36	1	1183	C	C6-N1-C2	5.35	122.44	120.30
36	1	3278	C	N1-C2-O2	5.35	122.11	118.90
1	6	965	U	N1-C2-O2	5.34	126.54	122.80
1	6	435	C	N1-C2-O2	5.34	122.10	118.90
36	5	1496	C	C2-N1-C1'	5.34	124.67	118.80
36	1	1849	C	C6-N1-C2	5.33	122.43	120.30
36	1	2610	G	N1-C6-O6	5.33	123.10	119.90
36	1	2679	A	N1-C6-N6	5.33	121.80	118.60
36	1	361	A	N1-C6-N6	-5.33	115.40	118.60
31	D9	36	LEU	CA-CB-CG	5.33	127.55	115.30
36	5	2821	C	C4-C5-C6	5.32	120.06	117.40

Continued on next page...

Continued from previous page...

Mol	Chain	Res	Type	Atoms	Z	Observed(°)	Ideal(°)
37	7	49	G	N1-C6-O6	5.32	123.09	119.90
36	1	2873	U	N1-C2-O2	5.32	126.53	122.80
41	L4	313	LEU	CA-CB-CG	5.32	127.53	115.30
36	5	1081	U	C2-N1-C1'	5.32	124.08	117.70
36	1	2982	A	C8-N9-C4	5.31	107.92	105.80
37	7	80	G	N3-C4-N9	5.31	129.19	126.00
1	2	1773	C	C6-N1-C2	-5.31	118.18	120.30
36	5	3154	C	N1-C2-O2	5.30	122.08	118.90
36	5	1433	A	C8-N9-C4	-5.30	103.68	105.80
1	2	507	U	N3-C2-O2	-5.30	118.49	122.20
36	1	2873	U	N3-C2-O2	-5.30	118.49	122.20
36	5	1300	G	C5-C6-O6	-5.30	125.42	128.60
1	2	1761	U	P-O3'-C3'	5.29	126.05	119.70
36	1	1367	G	N1-C6-O6	5.29	123.08	119.90
36	5	960	U	N3-C2-O2	-5.29	118.49	122.20
36	5	2811	A	N1-C6-N6	-5.29	115.42	118.60
36	1	156	G	N3-C4-N9	5.29	129.18	126.00
1	6	217	A	P-O3'-C3'	5.29	126.05	119.70
1	6	453	U	C5-C6-N1	5.29	125.35	122.70
36	1	1000	C	C6-N1-C1'	-5.29	114.45	120.80
36	5	2354	C	N3-C2-O2	5.29	125.60	121.90
36	1	65	A	P-O3'-C3'	5.28	126.03	119.70
36	5	3309	G	C4-N9-C1'	5.28	133.36	126.50
36	5	1604	G	C8-N9-C1'	-5.28	120.14	127.00
36	1	2714	G	N1-C6-O6	5.28	123.06	119.90
36	5	2727	A	O5'-P-OP1	-5.27	100.95	105.70
36	1	922	U	C2-N1-C1'	5.27	124.02	117.70
36	1	1351	U	C5-C6-N1	5.27	125.33	122.70
36	1	718	G	C4-C5-N7	5.27	112.91	110.80
36	5	661	G	C8-N9-C4	-5.27	104.29	106.40
36	5	2199	G	C5-C6-N1	-5.27	108.87	111.50
17	c5	36	LEU	CA-CB-CG	5.26	127.41	115.30
36	1	1496	C	C2-N1-C1'	5.26	124.59	118.80
36	1	2846	U	C5-C4-O4	5.26	129.06	125.90
36	1	645	A	C5-C6-N1	5.26	120.33	117.70
1	6	1600	A	OP1-P-O3'	5.26	116.77	105.20
36	1	2983	C	N3-C4-N4	-5.26	114.32	118.00
38	8	100	U	C2-N1-C1'	5.25	124.01	117.70
52	M6	110	PRO	C-N-CD	-5.25	109.05	120.60
1	6	1744	A	N1-C6-N6	5.25	121.75	118.60
36	1	59	G	N1-C6-O6	5.25	123.05	119.90
36	5	3080	G	N1-C6-O6	5.25	123.05	119.90

Continued on next page...

Continued from previous page...

Mol	Chain	Res	Type	Atoms	Z	Observed(°)	Ideal(°)
36	1	2617	U	C4-C5-C6	5.25	122.85	119.70
36	5	3218	A	N1-C6-N6	5.24	121.75	118.60
36	5	3276	G	O5'-P-OP1	-5.24	100.98	105.70
36	5	353	G	C8-N9-C1'	5.24	133.81	127.00
36	1	267	G	C6-C5-N7	-5.24	127.26	130.40
35	SM	134	ASP	CB-CG-OD2	5.24	123.01	118.30
36	1	907	G	O4'-C1'-N9	5.24	112.39	108.20
36	1	2249	G	N9-C1'-C2'	-5.24	106.24	112.00
36	5	3288	G	O4'-C1'-N9	5.24	112.39	108.20
36	1	2719	U	N1-C2-O2	-5.23	119.14	122.80
1	6	1600	A	C6-C5-N7	-5.23	128.64	132.30
36	1	1007	U	C6-N1-C2	5.23	124.14	121.00
36	5	3351	U	C2-N1-C1'	5.23	123.97	117.70
1	2	1573	A	P-O3'-C3'	5.22	125.97	119.70
36	5	1335	C	N3-C2-O2	5.22	125.55	121.90
36	5	2273	G	C8-N9-C4	5.22	108.49	106.40
1	2	1657	U	P-O3'-C3'	5.22	125.96	119.70
36	1	2740	A	O4'-C1'-N9	5.22	112.37	108.20
36	5	2385	G	N3-C4-N9	-5.22	122.87	126.00
1	6	540	G	C4-N9-C1'	-5.21	119.72	126.50
36	5	3142	A	O5'-P-OP1	-5.21	101.01	105.70
36	1	1355	A	P-O3'-C3'	5.21	125.95	119.70
36	5	1481	A	N7-C8-N9	5.21	116.41	113.80
1	2	543	C	N1-C2-O2	5.21	122.02	118.90
41	L4	182	LEU	CA-CB-CG	5.21	127.28	115.30
1	6	558	U	C6-N1-C1'	-5.21	113.91	121.20
1	6	1180	C	C6-N1-C2	-5.21	118.22	120.30
36	5	3091	A	O5'-P-OP2	-5.21	101.01	105.70
1	2	196	G	C4-N9-C1'	-5.20	119.73	126.50
36	1	3000	A	C8-N9-C4	5.20	107.88	105.80
36	5	3197	G	C8-N9-C1'	5.19	133.75	127.00
1	2	720	G	P-O3'-C3'	5.19	125.93	119.70
36	1	589	A	C8-N9-C4	5.19	107.88	105.80
1	6	1560	U	C2-N1-C1'	5.19	123.92	117.70
36	1	1437	C	C2-N1-C1'	5.19	124.50	118.80
1	2	1773	C	N3-C4-C5	-5.18	119.83	121.90
36	1	1716	U	P-O3'-C3'	5.18	125.92	119.70
1	6	1000	C	C6-N1-C1'	-5.18	114.58	120.80
36	5	922	U	N1-C2-O2	5.18	126.43	122.80
36	1	1520	G	C2-N3-C4	5.18	114.49	111.90
1	6	163	G	N3-C2-N2	-5.18	116.27	119.90
1	2	1573	A	OP2-P-O3'	5.18	116.59	105.20

Continued on next page...

Continued from previous page...

Mol	Chain	Res	Type	Atoms	Z	Observed(°)	Ideal(°)
36	5	2870	C	N3-C4-N4	-5.18	114.38	118.00
48	M1	112	LEU	CA-CB-CG	5.17	127.19	115.30
36	1	2846	U	N1-C2-O2	5.17	126.42	122.80
1	2	1100	G	N1-C6-O6	5.16	123.00	119.90
36	1	2937	G	C8-N9-C4	5.16	108.47	106.40
36	1	3382	U	C2-N1-C1'	5.16	123.90	117.70
36	1	2987	A	N1-C6-N6	5.16	121.70	118.60
36	1	267	G	N1-C6-O6	5.16	123.00	119.90
1	6	1389	C	C2-N1-C1'	5.16	124.48	118.80
36	5	3195	U	P-O3'-C3'	5.16	125.89	119.70
36	5	2383	C	N3-C4-N4	5.16	121.61	118.00
36	5	3195	U	OP1-P-O3'	5.16	116.54	105.20
1	2	25	C	P-O3'-C3'	5.15	125.88	119.70
36	1	648	C	C2-N1-C1'	5.15	124.46	118.80
36	1	345	G	N3-C4-C5	-5.14	126.03	128.60
36	5	2772	C	P-O3'-C3'	5.14	125.87	119.70
36	5	3362	A	N1-C6-N6	5.14	121.69	118.60
36	1	1377	G	N1-C6-O6	5.14	122.98	119.90
36	5	718	G	C4-N9-C1'	5.14	133.18	126.50
36	5	2849	C	O5'-P-OP2	-5.14	101.08	105.70
36	1	2834	G	C4-C5-N7	5.13	112.85	110.80
36	1	1931	U	C2-N1-C1'	-5.13	111.54	117.70
36	5	857	G	N1-C6-O6	5.13	122.98	119.90
36	1	1307	G	O4'-C1'-N9	5.13	112.30	108.20
36	1	1604	G	C8-N9-C1'	-5.13	120.33	127.00
36	1	2314	U	C2-N1-C1'	5.13	123.86	117.70
1	6	163	G	C2-N3-C4	-5.13	109.33	111.90
36	5	283	G	O4'-C1'-N9	-5.13	104.10	108.20
36	1	584	G	N1-C6-O6	-5.13	116.82	119.90
36	5	873	C	P-O3'-C3'	5.13	125.85	119.70
36	5	3195	U	C6-N1-C1'	-5.13	114.02	121.20
36	5	1208	U	N3-C2-O2	-5.11	118.62	122.20
41	14	340	GLY	N-CA-C	-5.11	100.31	113.10
36	1	2314	U	C5-C6-N1	5.11	125.25	122.70
36	5	835	G	O4'-C1'-N9	5.11	112.29	108.20
36	1	895	A	N7-C8-N9	5.10	116.35	113.80
36	5	718	G	N3-C4-N9	5.09	129.06	126.00
36	1	1132	C	C6-N1-C2	-5.09	118.26	120.30
1	6	937	C	C6-N1-C2	-5.09	118.26	120.30
37	3	15	C	C6-N1-C2	5.09	122.33	120.30
36	5	1879	A	C4-C5-N7	5.08	113.24	110.70
36	1	835	G	O4'-C1'-N9	5.08	112.26	108.20

Continued on next page...

Continued from previous page...

Mol	Chain	Res	Type	Atoms	Z	Observed(°)	Ideal(°)
1	6	540	G	C8-N9-C4	5.08	108.43	106.40
36	1	637	C	C6-N1-C2	5.07	122.33	120.30
1	6	754	A	O4'-C1'-N9	5.07	112.26	108.20
36	5	1352	A	P-O3'-C3'	5.07	125.79	119.70
36	1	220	G	C5-C6-O6	-5.07	125.56	128.60
36	1	2593	A	P-O3'-C3'	5.07	125.78	119.70
36	1	2403	G	C4-C5-C6	5.07	121.84	118.80
36	1	267	G	C4-C5-N7	5.07	112.83	110.80
1	2	959	U	C6-N1-C1'	-5.06	114.11	121.20
36	1	620	U	C6-N1-C1'	5.06	128.29	121.20
36	5	1481	A	C8-N9-C4	-5.06	103.78	105.80
36	1	2403	G	C6-C5-N7	-5.06	127.36	130.40
1	6	1000	C	N3-C2-O2	-5.06	118.36	121.90
36	1	1495	U	N1-C2-N3	5.06	117.93	114.90
36	1	636	C	C5-C6-N1	-5.05	118.47	121.00
1	6	864	U	N3-C2-O2	-5.05	118.66	122.20
1	6	1456	C	C2-N1-C1'	5.05	124.36	118.80
36	5	3317	U	P-O3'-C3'	5.05	125.76	119.70
36	5	981	U	C6-N1-C2	-5.05	117.97	121.00
36	5	2514	U	O5'-P-OP1	-5.05	101.15	105.70
36	1	2210	G	C6-C5-N7	5.05	133.43	130.40
36	1	2601	A	C8-N9-C4	5.05	107.82	105.80
36	5	1117	G	C4-C5-N7	5.05	112.82	110.80
36	1	880	G	N7-C8-N9	-5.04	110.58	113.10
36	1	2101	C	OP1-P-O3'	5.04	116.29	105.20
36	1	2210	G	C4-N9-C1'	-5.04	119.95	126.50
36	1	2868	U	N1-C2-O2	5.04	126.33	122.80
1	6	359	A	OP1-P-O3'	5.04	116.29	105.20
36	5	267	G	N9-C4-C5	-5.04	103.39	105.40
36	5	890	C	C5-C6-N1	-5.04	118.48	121.00
36	1	2748	A	N1-C6-N6	5.04	121.62	118.60
36	5	2396	G	N9-C4-C5	5.04	107.41	105.40
36	1	439	C	C6-N1-C1'	-5.03	114.76	120.80
36	1	3303	G	C8-N9-C4	5.03	108.41	106.40
36	1	2314	U	C5-C4-O4	-5.03	122.88	125.90
36	5	3245	A	C4-C5-N7	5.03	113.21	110.70
1	2	959	U	C5-C6-N1	5.03	125.21	122.70
36	1	3016	A	N1-C6-N6	5.03	121.61	118.60
36	5	2964	G	N9-C4-C5	5.03	107.41	105.40
36	1	2586	G	N1-C6-O6	-5.02	116.89	119.90
1	2	1280	C	N3-C4-C5	-5.02	119.89	121.90
36	5	874	U	C5-C4-O4	5.02	128.91	125.90

Continued on next page...

Continued from previous page...

Mol	Chain	Res	Type	Atoms	Z	Observed(°)	Ideal(°)
36	5	880	G	C8-N9-C1'	5.02	133.52	127.00
36	5	1348	U	C5-C6-N1	5.02	125.21	122.70
36	5	2524	A	N7-C8-N9	5.01	116.31	113.80
36	5	2347	U	N1-C2-O2	5.01	126.31	122.80
36	5	1355	A	P-O3'-C3'	5.00	125.70	119.70
36	5	2524	A	C5-N7-C8	-5.00	101.40	103.90
36	1	715	A	P-O3'-C3'	5.00	125.70	119.70
39	12	246	LEU	CA-CB-CG	5.00	126.80	115.30

All (19) chirality outliers are listed below:

Mol	Chain	Res	Type	Atom
85	f	51	5CT	C2
86	11	4	UNK	CA
86	11	21	UNK	CA
86	11	23	UNK	CA
86	11	27	UNK	CA
86	11	28	UNK	CA
86	11	40	UNK	CA
86	11	49	UNK	CA
86	11	62	UNK	CA
86	11	71	UNK	CA
86	11	133	UNK	CA
86	11	154	UNK	CA
86	11	160	UNK	CA
86	11	163	UNK	CA
86	11	169	UNK	CA
86	11	193	UNK	CA
86	11	197	UNK	CA
86	11	202	UNK	CA
86	11	211	UNK	CA

All (29) planarity outliers are listed below:

Mol	Chain	Res	Type	Group
19	C7	85	VAL	Peptide
20	C8	81	ILE	Peptide
27	D5	94	LYS	Peptide
28	D6	10	ARG	Peptide
28	D6	97	PRO	Peptide
44	L7	157	ASN	Peptide
52	M6	110	PRO	Peptide

Continued on next page...

Continued from previous page...

Mol	Chain	Res	Type	Group
52	M6	69	GLY	Peptide
65	N9	20	GLY	Peptide
12	c0	33	GLU	Peptide
16	c4	124	ASP	Peptide
18	c6	40	GLU	Peptide
86	l1	135	UNK	Peptide
86	l1	153	UNK	Mainchain,Peptide
86	l1	197	UNK	Peptide
86	l1	207	UNK	Mainchain,Peptide
86	l1	21	UNK	Mainchain
86	l1	30	UNK	Mainchain,Peptide
86	l1	45	UNK	Mainchain
86	l1	49	UNK	Peptide
86	l1	96	UNK	Mainchain,Peptide
44	l7	192	GLY	Peptide
52	m6	110	PRO	Peptide
64	n8	46	ASP	Peptide
64	n8	66	ALA	Peptide

5.2 Too-close contacts

In the following table, the Non-H and H(model) columns list the number of non-hydrogen atoms and hydrogen atoms in the chain respectively. The H(added) column lists the number of hydrogen atoms added and optimized by MolProbity. The Clashes column lists the number of clashes within the asymmetric unit, whereas Symm-Clashes lists symmetry related clashes.

Mol	Chain	Non-H	H(model)	H(added)	Clashes	Symm-Clashes
1	2	37970	0	19106	945	0
1	6	38260	0	19251	800	0
2	S0	1577	0	1567	152	0
2	s0	1583	0	1578	0	0
3	S1	1709	0	1784	125	0
3	s1	1722	0	1793	0	0
4	S2	1635	0	1723	140	0
4	s2	1635	0	1723	0	0
5	S3	1734	0	1816	107	0
5	s3	1734	0	1817	0	0
6	S4	2068	0	2154	160	0
6	s4	2068	0	2154	0	0
7	S5	1609	0	1675	140	0
7	s5	1609	0	1675	0	0
8	S6	1799	0	1879	108	0

Continued on next page...

Continued from previous page...

Mol	Chain	Non-H	H(model)	H(added)	Clashes	Symm-Clashes
8	s6	1755	0	1846	0	0
9	S7	1481	0	1572	112	0
9	s7	1491	0	1578	0	0
10	S8	1489	0	1525	107	0
10	s8	1489	0	1525	0	0
11	S9	1494	0	1573	134	0
11	s9	1494	0	1573	0	0
12	C0	772	0	727	53	0
12	c0	761	0	697	0	0
13	C1	1213	0	1257	61	0
13	c1	1168	0	1233	0	0
14	C2	890	0	887	67	0
14	c2	890	0	887	0	0
15	C3	1192	0	1255	82	0
15	c3	1192	0	1255	0	0
16	C4	891	0	883	69	0
16	c4	949	0	985	0	0
17	C5	977	0	1002	89	0
17	c5	1039	0	1050	0	0
18	C6	1105	0	1166	93	0
18	c6	1111	0	1171	0	0
19	C7	926	0	930	90	0
19	c7	906	0	909	0	0
20	C8	1192	0	1222	111	0
20	c8	1192	0	1222	0	0
21	C9	1112	0	1124	94	0
21	c9	1112	0	1124	0	0
22	D0	855	0	917	79	0
22	d0	882	0	939	0	0
23	D1	684	0	672	69	0
23	d1	684	0	672	0	0
24	D2	1021	0	1060	62	0
25	D3	1121	0	1196	76	0
25	d3	1121	0	1196	0	0
26	D4	1073	0	1132	95	0
26	d4	1073	0	1132	0	0
27	D5	563	0	603	38	0
27	d5	558	0	598	0	0
28	D6	769	0	814	86	0
28	d6	769	0	814	0	0
29	D7	610	0	630	42	0
29	d7	610	0	631	0	0

Continued on next page...

Continued from previous page...

Mol	Chain	Non-H	H(model)	H(added)	Clashes	Symm-Clashes
30	D8	497	0	535	42	0
30	d8	497	0	535	0	0
31	D9	442	0	427	35	0
31	d9	442	0	428	0	0
32	E0	475	0	525	39	0
32	e0	491	0	542	0	0
33	E1	566	0	602	58	0
33	e1	608	0	657	0	0
34	SR	2437	0	2386	146	0
34	sR	2442	0	2392	0	0
35	SM	1104	0	1002	65	0
35	sM	679	0	615	0	0
36	1	67355	0	33847	1247	0
36	5	67780	0	34064	1260	0
37	3	2579	0	1304	46	0
37	7	2579	0	1304	37	0
38	4	3353	0	1695	65	0
38	8	3353	0	1695	64	0
39	L2	1914	0	1981	125	0
39	l2	1912	0	1976	0	0
40	L3	3075	0	3142	193	0
40	l3	3075	0	3142	0	0
41	L4	2748	0	2859	206	0
41	l4	2748	0	2859	0	0
42	L5	2375	0	2325	165	0
42	l5	2359	0	2311	0	0
43	L6	1239	0	1326	77	0
43	l6	1248	0	1339	0	0
44	L7	1784	0	1862	112	0
44	l7	1791	0	1869	0	0
45	L8	1804	0	1877	112	0
45	l8	1763	0	1819	0	0
46	L9	1518	0	1587	133	0
46	l9	1518	0	1587	0	0
47	M0	1705	0	1736	136	0
47	m0	1722	0	1755	0	0
48	M1	1353	0	1383	86	0
48	m1	1353	0	1383	0	0
49	M3	1543	0	1608	122	0
49	m3	1548	0	1613	0	0
50	M4	1053	0	1149	69	0
50	m4	1059	0	1154	0	0

Continued on next page...

Continued from previous page...

Mol	Chain	Non-H	H(model)	H(added)	Clashes	Symm-Clashes
51	M5	1720	0	1778	113	0
52	M6	1555	0	1659	97	0
52	m6	1555	0	1659	0	0
53	M7	1420	0	1437	93	0
53	m7	1227	0	1236	0	0
54	M8	1441	0	1543	87	0
54	m8	1441	0	1543	0	0
55	M9	1521	0	1617	89	0
55	m9	1521	0	1617	0	0
56	N0	1445	0	1486	93	0
56	n0	1445	0	1487	0	0
57	N1	1276	0	1323	90	0
57	n1	1276	0	1323	0	0
58	N2	796	0	812	38	0
58	n2	778	0	791	0	0
59	N3	1003	0	1048	53	0
59	n3	1003	0	1047	0	0
60	N4	699	0	640	27	0
60	n4	1038	0	1071	0	0
61	N5	964	0	1025	75	0
61	n5	959	0	1023	0	0
62	N6	993	0	1081	65	0
62	n6	993	0	1081	0	0
63	N7	1092	0	1155	97	0
63	n7	1092	0	1155	0	0
64	N8	1173	0	1215	111	0
64	n8	1173	0	1215	0	0
65	N9	462	0	491	30	0
65	n9	462	0	491	0	0
66	O0	743	0	797	54	0
66	o0	767	0	816	0	0
67	O1	876	0	912	44	0
67	o1	883	0	918	0	0
68	O2	1020	0	1090	65	0
68	o2	1020	0	1090	0	0
69	O3	850	0	880	49	0
69	o3	850	0	880	0	0
70	O4	880	0	945	69	0
70	o4	880	0	945	0	0
71	O5	969	0	1078	68	0
71	o5	965	0	1067	0	0
72	O6	771	0	849	73	0

Continued on next page...

Continued from previous page...

Mol	Chain	Non-H	H(model)	H(added)	Clashes	Symm-Clashes
72	o6	770	0	846	0	0
73	O7	681	0	683	44	0
73	o7	681	0	683	0	0
74	O8	612	0	682	50	0
74	o8	608	0	671	0	0
75	O9	436	0	475	53	0
75	o9	436	0	475	0	0
76	Q0	417	0	455	30	0
76	q0	417	0	455	0	0
77	Q1	233	0	284	23	0
77	q1	233	0	284	0	0
78	Q2	847	0	914	54	0
78	q2	847	0	914	0	0
79	Q3	694	0	734	41	0
79	q3	694	0	734	0	0
80	d2	1021	0	1057	0	0
81	m2	750	0	178	0	0
82	m5	1720	0	1779	0	0
83	p0	1077	0	1041	0	0
84	p1	235	0	53	0	0
84	p2	230	0	53	0	0
85	f	1122	0	1115	0	0
86	l1	1063	0	203	0	0
87	1	362	0	0	0	0
87	2	96	0	0	0	0
87	3	9	0	0	0	0
87	4	20	0	0	0	0
87	5	400	0	0	0	0
87	6	115	0	0	0	0
87	7	16	0	0	0	0
87	8	12	0	0	0	0
87	D4	1	0	0	0	0
87	D9	1	0	0	0	0
87	L2	2	0	0	0	0
87	L3	3	0	0	0	0
87	L6	1	0	0	0	0
87	L7	3	0	0	0	0
87	M0	1	0	0	0	0
87	M3	2	0	0	0	0
87	M6	1	0	0	0	0
87	M7	3	0	0	0	0
87	M8	1	0	0	0	0

Continued on next page...

Continued from previous page...

Mol	Chain	Non-H	H(model)	H(added)	Clashes	Symm-Clashes
87	N0	1	0	0	0	0
87	N3	3	0	0	0	0
87	N6	1	0	0	0	0
87	N8	4	0	0	0	0
87	N9	1	0	0	0	0
87	O2	1	0	0	0	0
87	O3	2	0	0	0	0
87	O4	1	0	0	0	0
87	O7	3	0	0	0	0
87	Q0	1	0	0	0	0
87	Q2	1	0	0	0	0
87	S4	1	0	0	0	0
87	S9	1	0	0	0	0
87	SM	1	0	0	0	0
87	c7	1	0	0	0	0
87	d2	1	0	0	0	0
87	d3	1	0	0	0	0
87	d6	1	0	0	0	0
87	f	3	0	0	0	0
87	l2	3	0	0	0	0
87	l3	1	0	0	0	0
87	l5	1	0	0	0	0
87	l7	1	0	0	0	0
87	m0	1	0	0	0	0
87	m3	1	0	0	0	0
87	m6	2	0	0	0	0
87	m7	3	0	0	0	0
87	n0	2	0	0	0	0
87	n3	1	0	0	0	0
87	n6	1	0	0	0	0
87	n8	3	0	0	0	0
87	n9	2	0	0	0	0
87	o2	2	0	0	0	0
87	o4	1	0	0	0	0
87	o9	1	0	0	0	0
87	q0	1	0	0	0	0
87	q1	1	0	0	0	0
87	s8	1	0	0	0	0
87	sM	1	0	0	0	0
88	1	2457	0	0	243	0
88	2	1113	0	0	141	0
88	3	77	0	0	3	0

Continued on next page...

Continued from previous page...

Mol	Chain	Non-H	H(model)	H(added)	Clashes	Symm-Clashes
88	4	112	0	0	9	0
88	5	2562	0	0	262	0
88	6	1211	0	0	121	0
88	7	84	0	0	4	0
88	8	140	0	0	14	0
88	C1	7	0	0	0	0
88	C3	7	0	0	5	0
88	C5	7	0	0	2	0
88	C8	7	0	0	0	0
88	D9	7	0	0	1	0
88	L3	7	0	0	3	0
88	L4	7	0	0	4	0
88	L5	7	0	0	1	0
88	M0	14	0	0	4	0
88	M5	7	0	0	1	0
88	M7	14	0	0	3	0
88	M8	7	0	0	0	0
88	M9	7	0	0	2	0
88	N1	7	0	0	1	0
88	N8	7	0	0	0	0
88	N9	7	0	0	1	0
88	O3	7	0	0	1	0
88	O7	14	0	0	4	0
88	O9	7	0	0	1	0
88	Q2	7	0	0	1	0
88	S1	7	0	0	3	0
88	S6	7	0	0	3	0
88	S8	7	0	0	2	0
88	S9	7	0	0	1	0
88	SR	7	0	0	3	0
88	c3	7	0	0	0	0
88	c5	7	0	0	0	0
88	c8	7	0	0	0	0
88	l3	21	0	0	0	0
88	l4	14	0	0	0	0
88	l5	14	0	0	0	0
88	l9	7	0	0	0	0
88	m0	21	0	0	0	0
88	m5	7	0	0	0	0
88	m7	7	0	0	0	0
88	m9	7	0	0	0	0
88	n3	7	0	0	0	0

Continued on next page...

Continued from previous page...

Mol	Chain	Non-H	H(model)	H(added)	Clashes	Symm-Clashes
88	n6	7	0	0	0	0
88	n9	7	0	0	0	0
88	o3	7	0	0	0	0
88	o7	7	0	0	0	0
88	o9	7	0	0	0	0
88	q1	7	0	0	0	0
88	q2	7	0	0	0	0
88	s1	7	0	0	0	0
88	s4	7	0	0	0	0
88	s8	7	0	0	0	0
88	s9	7	0	0	0	0
88	sR	7	0	0	0	0
89	D6	1	0	0	0	0
89	D7	1	0	0	0	0
89	D9	1	0	0	0	0
89	E1	1	0	0	0	0
89	O7	1	0	0	0	0
89	Q0	1	0	0	0	0
89	Q2	1	0	0	0	0
89	Q3	1	0	0	0	0
89	d6	1	0	0	0	0
89	d7	1	0	0	0	0
89	d9	1	0	0	0	0
89	e1	1	0	0	0	0
89	o7	1	0	0	0	0
89	q0	1	0	0	0	0
89	q2	1	0	0	0	0
89	q3	1	0	0	0	0
90	5	3	0	0	0	0
90	f	9	0	0	0	0
All	All	414393	0	299160	9292	0

The all-atom clashscore is defined as the number of clashes found per 1000 atoms (including hydrogen atoms). The all-atom clashscore for this structure is 14.

All (9292) close contacts within the same asymmetric unit are listed below, sorted by their clash magnitude.

Atom-1	Atom-2	Interatomic distance (Å)	Clash overlap (Å)
78:Q2:17:CYS:SG	78:Q2:17:CYS:CB	1.99	1.49
40:L3:41:VAL:HA	40:L3:185:GLY:HA3	1.64	1.04
36:1:2820:A:H5"	36:1:2821:C:OP2	1.62	0.99

Continued on next page...

Continued from previous page...

Atom-1	Atom-2	Interatomic distance (Å)	Clash overlap (Å)
36:1:1481:A:O2'	36:1:1858:A:N3	1.96	0.97
24:D2:2:THR:N	1:6:1034:C:HO2'	337.95	0.97
36:1:1639:C:OP2	70:O4:74:ARG:NH2	1.98	0.96
35:SM:34:LYS:NZ	36:1:2707:C:OP1	1.97	0.96
44:L7:216:VAL:HG11	44:L7:227:GLY:HA3	4.50	0.96
41:L4:22:LEU:HD11	41:L4:26:PHE:HB2	1.48	0.95
1:6:1537:C:N3	88:6:2127:OHX:N6	2.15	0.94
40:L3:227:GLU:HG3	40:L3:270:ARG:HE	4.00	0.94
36:5:652:G:OP2	88:5:4068:OHX:N6	2.01	0.94
70:O4:74:ARG:NH2	36:5:1639:C:OP2	200.63	0.94
36:1:3152:U:O2	88:1:4046:OHX:N6	2.00	0.94
40:L3:296:THR:HG22	40:L3:298:PHE:H	3.83	0.92
72:O6:70:ARG:HD3	72:O6:84:LYS:HG2	4.10	0.92
36:1:3202:G:O6	88:1:4080:OHX:N1	2.03	0.92
52:M6:108:ILE:HD11	52:M6:113:ASP:HA	5.32	0.91
36:5:3053:G:O6	88:5:4071:OHX:N5	2.03	0.91
64:N8:21:ARG:NH2	36:5:640:U:OP1	181.85	0.90
36:5:652:G:OP2	88:5:4068:OHX:N3	2.03	0.90
36:1:2120:A:OP2	88:1:3904:OHX:N2	2.04	0.90
48:M1:101:ASN:HB3	48:M1:130:VAL:HA	1.51	0.90
34:SR:82:SER:HG	34:SR:92:TRP:HE1	1.95	0.90
36:5:1952:G:H1	36:5:2094:C:H42	1.20	0.89
1:2:1034:C:HO2'	24:D2:2:THR:N	1.70	0.89
39:L2:204:MET:HE2	39:L2:209:HIS:HB2	1.55	0.89
36:1:640:U:OP1	64:N8:21:ARG:NH2	2.06	0.89
36:5:1231:A:H5''	36:5:1232:C:H5'	1.55	0.88
36:5:1655:G:H8	36:5:1655:G:H5'	1.38	0.88
46:L9:9:GLN:HG3	46:L9:52:LEU:HD21	1.54	0.88
36:1:2403:G:OP2	88:1:4068:OHX:N5	2.07	0.87
36:5:3128:G:OP2	88:5:4055:OHX:N3	2.07	0.87
1:2:1235:C:H5'	33:E1:146:SER:HB2	1.54	0.87
36:1:1170:A:OP2	88:1:3851:OHX:N6	2.08	0.87
36:1:2392:C:O2'	40:L3:266:ARG:NH2	2.07	0.87
57:N1:127:GLN:HG3	36:5:1095:U:H3	260.79	0.86
36:5:2123:G:N7	88:5:3994:OHX:N1	2.23	0.86
50:M4:55:ARG:NH2	50:M4:76:ALA:O	2.29	0.86
36:5:2924:U:O4	88:5:3955:OHX:N2	2.08	0.86
1:2:79:C:H1'	8:S6:174:LYS:HD3	1.55	0.86
1:2:1559:A:H5''	20:C8:135:GLY:HA3	1.56	0.86
1:2:290:G:O6	88:2:2130:OHX:N2	2.09	0.86
1:2:732:G:O6	88:2:2102:OHX:N4	2.08	0.86

Continued on next page...

Continued from previous page...

Atom-1	Atom-2	Interatomic distance (Å)	Clash overlap (Å)
1:2:1203:A:OP2	88:2:2082:OHX:N5	2.09	0.85
36:1:2960:C:OP1	88:1:3897:OHX:N4	2.08	0.85
36:5:437:G:N7	88:5:4157:OHX:N6	2.23	0.85
36:5:410:U:O4	88:5:3997:OHX:N1	2.09	0.85
1:6:1665:U:O4	88:6:2089:OHX:N6	2.10	0.85
41:L4:300:ARG:O	54:M8:39:ARG:NH1	2.09	0.85
55:M9:28:GLU:OE2	88:M9:201:OHX:N6	2.09	0.85
1:6:1318:G:N7	88:6:2134:OHX:N5	2.23	0.85
1:6:1588:G:H1	1:6:1608:U:H3	1.22	0.85
73:O7:65:ARG:HG3	73:O7:65:ARG:HH11	1.69	0.85
79:Q3:4:ARG:NH2	36:5:838:G:O6	236.97	0.85
70:O4:41:ARG:HD2	70:O4:56:THR:HG21	3.53	0.85
78:Q2:45:ARG:NH2	36:5:283:G:OP2	146.69	0.85
36:5:1654:A:H2'	36:5:1655:G:H5''	1.58	0.85
73:O7:87:SER:O	88:O7:105:OHX:N5	2.10	0.85
36:5:1854:C:OP2	88:5:3952:OHX:N4	2.10	0.84
36:1:3182:G:OP1	52:M6:160:ARG:NH2	2.11	0.84
43:L6:31:ARG:NH1	69:O3:107:ILE:O	2.19	0.84
50:M4:128:ARG:NH2	36:5:3214:U:OP2	280.37	0.84
36:5:3153:U:H4'	36:5:3154:C:H5'	1.59	0.84
36:1:1615:C:OP1	88:1:4075:OHX:N3	2.11	0.83
40:L3:232:ARG:NH1	40:L3:269:GLN:O	2.11	0.83
1:6:138:A:H62	1:6:266:A:H61	1.22	0.83
1:2:1459:C:OP1	20:C8:126:ARG:NH2	2.10	0.83
36:5:1466:G:O6	88:5:3810:OHX:N5	2.11	0.83
36:5:1170:A:OP2	88:5:3900:OHX:N3	2.12	0.83
1:2:1029:U:O4	88:2:2122:OHX:N3	2.12	0.83
39:L2:128:ARG:NH1	36:5:2177:G:OP2	198.19	0.83
1:2:853:G:N7	55:M9:173:ARG:NH2	2.26	0.83
36:5:3054:U:O4	88:5:4071:OHX:N3	2.12	0.83
72:O6:62:ARG:HH22	72:O6:94:ILE:HD11	5.57	0.83
36:1:3272:C:OP2	43:L6:78:ARG:NH1	2.11	0.83
36:1:31:C:OP2	51:M5:189:ARG:NH2	2.11	0.83
1:2:153:G:OP2	26:D4:131:ARG:NH1	2.12	0.82
1:6:1595:U:H3	1:6:1600:A:H2	1.27	0.82
1:6:647:G:H1	1:6:687:G:H22	1.23	0.82
17:C5:43:ARG:NH2	1:6:1552:U:OP2	403.06	0.82
41:L4:20:LEU:HD11	41:L4:252:GLU:HG3	2.14	0.82
1:2:1429:G:H1'	22:D0:74:GLU:HG2	1.61	0.82
36:5:845:G:O6	88:5:3933:OHX:N6	2.11	0.82
1:6:62:A:OP1	88:6:2064:OHX:N5	2.12	0.82

Continued on next page...

Continued from previous page...

Atom-1	Atom-2	Interatomic distance (Å)	Clash overlap (Å)
54:M8:180:ARG:HH11	54:M8:185:LYS:HB3	1.44	0.82
36:1:250:U:H5'	36:1:251:G:H5''	1.61	0.82
36:1:410:U:O4	88:1:3951:OHX:N5	2.12	0.82
47:M0:174:THR:HG23	47:M0:176:LEU:H	1.44	0.82
36:1:2871:G:OP2	88:1:4068:OHX:N4	2.12	0.82
36:1:436:A:OP2	88:1:4089:OHX:N6	2.12	0.82
36:5:300:G:O6	88:5:4094:OHX:N2	2.12	0.82
36:5:1878:G:OP1	88:5:3855:OHX:N5	2.13	0.82
36:1:1819:U:O4	88:1:3936:OHX:N4	2.13	0.82
20:C8:88:ARG:NH2	20:C8:91:ASP:OD1	2.13	0.82
41:L4:329:PRO:O	41:L4:331:ALA:N	3.08	0.82
56:N0:91:TYR:O	56:N0:137:ARG:NH1	2.44	0.82
40:L3:385:LYS:HD2	40:L3:386:ASP:H	1.45	0.82
36:5:2836:C:H5	36:5:2852:C:H42	1.25	0.82
38:8:106:C:O2'	88:8:227:OHX:N5	2.13	0.82
1:2:623:A:OP1	88:2:2138:OHX:N1	2.13	0.82
47:M0:80:SER:HB3	47:M0:147:VAL:HG11	1.62	0.82
51:M5:31:ARG:NH1	51:M5:124:ASP:OD1	2.41	0.82
1:6:800:U:H2'	1:6:801:G:H8	1.46	0.81
22:D0:58:LEU:HD13	22:D0:88:LYS:HE3	2.46	0.81
41:L4:291:ASN:O	41:L4:293:SER:N	2.14	0.81
10:S8:162:ALA:HA	36:1:3353:G:H5''	1.62	0.81
15:C3:42:ARG:HG3	15:C3:80:LEU:HD21	4.36	0.81
17:C5:127:ARG:O	35:SM:71:ASN:ND2	5.12	0.81
53:M7:125:GLN:HB2	53:M7:141:SER:HB2	1.61	0.81
35:SM:26:VAL:HG11	48:M1:49:LYS:HE3	1.63	0.81
36:1:1951:C:H42	36:1:2095:G:H1	1.28	0.81
1:2:1520:U:OP2	21:C9:75:LYS:NZ	2.14	0.81
36:5:437:G:H1	36:5:622:A:H61	1.28	0.81
49:M3:46:ILE:HG22	49:M3:49:ARG:HB2	1.63	0.81
36:1:2320:A:OP2	88:1:4042:OHX:N5	2.14	0.81
15:C3:151:ASN:O	88:C3:201:OHX:N6	2.23	0.81
21:C9:52:GLY:O	21:C9:54:PHE:N	2.14	0.81
1:6:1799:U:H4'	1:6:1800:A:H2'	1.62	0.81
36:1:1634:G:N7	63:N7:17:ARG:NH2	2.28	0.81
48:M1:6:GLN:O	48:M1:7:ASN:ND2	2.12	0.80
38:4:95:G:OP2	73:O7:72:ARG:NH1	2.14	0.80
36:5:1078:U:O4	88:5:3898:OHX:N1	2.13	0.80
1:6:1537:C:N3	88:6:2127:OHX:N4	2.29	0.80
51:M5:110:ALA:HB1	51:M5:113:LEU:HD23	1.63	0.80
36:5:3343:G:H21	36:5:3362:A:H2	1.29	0.80

Continued on next page...

Continued from previous page...

Atom-1	Atom-2	Interatomic distance (Å)	Clash overlap (Å)
11:S9:110:GLN:HE22	11:S9:126:ARG:HG2	1.70	0.80
88:1:3851:OHX:N6	44:L7:217:PRO:O	2.15	0.80
1:6:1385:G:N7	88:6:2087:OHX:N6	2.29	0.80
1:2:478:A:O2'	11:S9:124:HIS:ND1	2.14	0.80
21:C9:117:SER:HB2	21:C9:123:ARG:HB2	1.64	0.80
36:5:299:G:N7	88:5:4092:OHX:N1	2.29	0.80
64:N8:6:THR:HG23	64:N8:8:THR:HG23	1.96	0.80
36:1:3188:G:O6	88:1:4080:OHX:N3	2.15	0.79
9:S7:154:LEU:HD21	9:S7:183:PHE:HD1	1.46	0.79
36:5:891:G:OP1	88:5:3814:OHX:N6	2.14	0.79
1:6:519:C:N4	1:6:533:U:O2	2.14	0.79
74:O8:3:ARG:NH2	36:5:1824:U:OP1	149.35	0.79
53:M7:172:GLN:NE2	69:O3:60:ARG:O	2.15	0.79
44:L7:217:PRO:O	88:5:3900:OHX:N3	258.87	0.79
1:2:1588:G:H1	1:2:1608:U:H3	1.29	0.79
1:2:833:U:H5'	1:2:834:G:H5''	1.64	0.79
32:E0:37:ARG:NH1	1:6:478:A:OP1	440.01	0.79
1:2:993:A:OP1	1:2:1777:G:N2	2.14	0.79
1:2:833:U:OP1	88:2:2116:OHX:N4	2.15	0.79
41:L4:161:LYS:NZ	36:5:209:A:OP1	74.14	0.79
73:O7:87:SER:O	88:O7:105:OHX:N1	2.15	0.79
8:S6:14:LYS:HD2	8:S6:123:GLY:HA3	2.80	0.79
51:M5:188:ARG:NH2	36:5:31:C:OP2	123.87	0.79
1:2:1488:G:H3'	1:2:1515:A:H61	1.48	0.78
38:4:150:G:N7	88:4:224:OHX:N4	2.32	0.78
20:C8:145:ARG:NH2	1:6:1460:A:OP2	337.27	0.78
1:6:1680:G:O6	88:6:2174:OHX:N1	2.16	0.78
38:8:70:G:O6	88:8:214:OHX:N1	2.16	0.78
36:5:1450:G:OP1	88:5:4142:OHX:N4	2.16	0.78
58:N2:14:THR:HG23	58:N2:66:VAL:HG22	4.99	0.78
36:1:2534:G:O6	88:1:3892:OHX:N6	2.17	0.78
1:6:1336:A:OP1	88:6:2152:OHX:N1	2.16	0.78
5:S3:102:ALA:HB1	5:S3:173:ARG:HG3	2.80	0.78
10:S8:5:ARG:NH1	10:S8:29:LEU:O	2.15	0.78
36:1:799:G:O6	88:1:3874:OHX:N5	2.15	0.78
36:1:687:U:OP2	49:M3:36:ARG:NH2	2.15	0.78
17:C5:123:TYR:OH	20:C8:126:ARG:NH1	2.16	0.78
5:S3:164:VAL:HG13	5:S3:168:ILE:HD11	1.65	0.78
88:2:2009:OHX:N1	25:D3:64:PRO:O	2.17	0.78
71:O5:85:THR:HG22	71:O5:88:LEU:H	1.47	0.78
36:1:2128:C:OP1	88:1:3850:OHX:N4	2.17	0.78

Continued on next page...

Continued from previous page...

Atom-1	Atom-2	Interatomic distance (Å)	Clash overlap (Å)
1:6:25:C:O2	88:6:2074:OHX:N5	2.17	0.78
18:C6:82:ARG:HH22	18:C6:114:ARG:HG3	3.76	0.78
36:5:1555:U:O4	36:5:1557:A:N6	2.16	0.78
78:Q2:17:CYS:SG	78:Q2:77:CYS:CB	2.72	0.78
34:SR:90:ARG:HH21	34:SR:102:ARG:HE	4.19	0.78
47:M0:174:THR:OG1	47:M0:175:ASN:O	6.27	0.78
47:M0:43:VAL:HG21	47:M0:197:VAL:HB	1.84	0.78
36:5:437:G:OP2	88:5:4157:OHX:N4	2.17	0.77
1:2:1158:C:OP2	88:2:2104:OHX:N5	2.17	0.77
36:5:273:A:N7	88:5:3961:OHX:N3	2.31	0.77
42:L5:187:THR:HG23	42:L5:189:GLU:H	1.48	0.77
42:L5:211:LEU:HB3	42:L5:219:PHE:HB2	2.88	0.77
10:S8:10:LYS:HG2	13:C1:133:LYS:HE3	1.64	0.77
36:1:2836:C:H5	36:1:2852:C:H42	1.32	0.77
1:2:1473:U:O2'	7:S5:103:ASN:ND2	2.17	0.77
68:O2:100:ILE:O	68:O2:105:ARG:NH1	2.17	0.77
4:S2:166:THR:HG23	4:S2:201:ASN:HB3	3.65	0.77
36:1:1246:G:OP2	88:1:4001:OHX:N1	2.16	0.77
1:2:700:C:H42	1:2:738:G:H1	1.33	0.77
11:S9:109:LEU:HB2	11:S9:146:PHE:HB3	1.67	0.77
36:5:1409:G:N7	88:5:4059:OHX:N6	2.32	0.77
36:5:1538:G:OP2	88:5:3904:OHX:N2	2.17	0.77
21:C9:76:LEU:HD12	21:C9:80:TYR:HE2	1.48	0.77
41:L4:145:ILE:O	88:L4:401:OHX:N5	2.17	0.77
1:2:399:A:N3	6:S4:3:ARG:NH1	2.33	0.77
36:1:1769:G:N7	88:1:4065:OHX:N2	2.32	0.77
36:5:2233:A:OP2	88:5:3860:OHX:N5	2.18	0.77
1:6:1720:G:O6	88:6:2060:OHX:N4	2.17	0.77
37:7:37:G:N2	37:7:43:U:O4	2.18	0.77
15:C3:151:ASN:O	88:C3:201:OHX:N3	2.46	0.77
41:L4:82:THR:O	41:L4:84:ARG:N	2.15	0.77
4:S2:45:VAL:HG21	4:S2:68:ILE:HG23	1.66	0.77
1:2:1595:U:H3	1:2:1600:A:H2	1.31	0.77
38:8:79:A:H3'	38:8:80:A:C8	2.20	0.77
17:C5:69:GLU:OE1	88:C5:201:OHX:N4	2.17	0.77
36:1:2123:G:N7	88:1:4002:OHX:N2	2.32	0.77
36:5:1171:G:N7	88:5:3900:OHX:N4	2.32	0.77
1:6:1680:G:O6	88:6:2174:OHX:N3	2.18	0.77
16:C4:47:LYS:NZ	16:C4:62:LEU:O	4.47	0.77
36:5:2403:G:OP2	88:5:4126:OHX:N4	2.18	0.77
39:L2:224:THR:HG21	36:5:2201:G:H21	222.41	0.77

Continued on next page...

Continued from previous page...

Atom-1	Atom-2	Interatomic distance (Å)	Clash overlap (Å)
1:6:987:G:N7	88:6:2085:OHX:N6	2.32	0.76
63:N7:10:VAL:HG23	63:N7:86:THR:HA	1.66	0.76
67:O1:13:THR:HG22	67:O1:72:ARG:HH21	5.94	0.76
10:S8:114:GLU:HG2	10:S8:120:THR:HA	1.67	0.76
24:D2:15:ASN:HD21	24:D2:71:LYS:HA	1.50	0.76
44:L7:143:THR:HG22	44:L7:241:LYS:HE3	1.68	0.76
9:S7:50:ASP:HA	9:S7:56:LYS:HG2	3.57	0.76
36:1:283:G:OP1	78:Q2:45:ARG:NH2	2.18	0.76
1:2:1570:A:OP1	88:2:2133:OHX:N5	2.18	0.76
7:S5:81:ARG:HH21	30:D8:47:PRO:HB3	2.77	0.76
33:E1:121:CYS:HB3	33:E1:130:VAL:HG11	5.54	0.76
42:L5:177:GLU:O	42:L5:179:ARG:N	2.18	0.76
1:2:1067:C:H5''	3:S1:150:VAL:HG23	1.68	0.76
36:1:2534:G:O6	88:1:3892:OHX:N2	2.18	0.76
1:2:702:G:O6	1:2:737:A:N6	2.18	0.76
19:C7:26:LEU:HD13	19:C7:59:LYS:HG3	1.68	0.76
63:N7:83:THR:HG23	63:N7:85:TYR:H	3.05	0.76
11:S9:102:GLU:HA	11:S9:105:LEU:HB2	2.35	0.76
1:2:583:C:OP1	88:2:1997:OHX:N6	2.19	0.76
1:2:76:A:OP2	88:2:2126:OHX:N1	2.17	0.76
64:N8:4:ARG:NH2	36:5:1427:U:OP2	135.29	0.76
46:L9:49:ASN:O	46:L9:51:GLN:N	2.18	0.76
1:2:591:A:H2'	1:2:592:A:C8	2.21	0.76
68:O2:105:ARG:NH2	36:5:1412:G:OP1	145.98	0.76
72:O6:28:TYR:OH	36:5:315:C:OP2	97.82	0.76
21:C9:102:ARG:NH2	1:6:1502:G:N7	405.47	0.76
52:M6:110:PRO:O	52:M6:112:TYR:N	3.10	0.76
5:S3:90:ARG:HH12	5:S3:94:ARG:HH11	12.78	0.76
1:6:1097:U:H4'	1:6:1098:U:H5'	1.67	0.76
21:C9:28:LEU:HA	21:C9:111:ILE:HD11	5.73	0.76
1:2:885:G:H21	16:C4:123:SER:HB2	1.51	0.76
1:6:264:G:O6	88:6:2025:OHX:N6	2.19	0.76
23:D1:60:ARG:HA	23:D1:65:SER:HB2	2.88	0.76
4:S2:90:THR:HG22	4:S2:92:ALA:H	1.51	0.76
7:S5:57:SER:O	7:S5:59:VAL:N	2.19	0.76
1:6:158:U:O2'	1:6:160:C:OP2	2.02	0.76
3:S1:48:VAL:HG21	3:S1:61:LEU:HD22	5.11	0.76
50:M4:16:GLU:HB3	56:N0:149:LYS:HB3	2.07	0.75
7:S5:94:THR:HG22	7:S5:114:ILE:HG13	2.05	0.75
40:L3:25:ILE:H	40:L3:25:ILE:HD13	1.51	0.75
10:S8:98:LYS:HB3	1:6:329:G:H5''	274.85	0.75

Continued on next page...

Continued from previous page...

Atom-1	Atom-2	Interatomic distance (Å)	Clash overlap (Å)
36:1:1246:G:OP2	88:1:4001:OHX:N4	2.19	0.75
1:2:1523:G:N7	21:C9:68:ARG:NH1	2.34	0.75
1:2:1780:G:OP2	88:2:2022:OHX:N6	2.19	0.75
36:5:1556:C:H5''	36:5:2169:G:N2	2.01	0.75
1:6:230:C:N3	1:6:235:G:N2	2.30	0.75
14:C2:55:GLY:HA2	14:C2:85:LYS:HE3	1.68	0.75
26:D4:87:PRO:HG2	26:D4:90:ARG:HG3	3.47	0.75
30:D8:12:VAL:HA	30:D8:30:VAL:HG12	1.67	0.75
13:C1:2:SER:HB2	13:C1:81:HIS:HA	3.11	0.75
69:O3:86:ARG:NH2	36:5:497:C:O3'	213.78	0.75
36:5:1152:G:H22	36:5:1200:A:H61	1.35	0.75
36:5:1235:U:H4'	36:5:1236:G:H5'	1.67	0.75
36:5:145:G:O6	88:5:3916:OHX:N5	2.20	0.75
1:6:1154:G:N7	88:6:2101:OHX:N2	2.34	0.75
36:1:439:C:H3'	36:1:440:A:C8	2.22	0.75
36:5:248:U:OP1	88:5:4124:OHX:N2	2.20	0.75
10:S8:52:ASN:OD1	88:6:2102:OHX:N3	311.72	0.75
40:L3:3:HIS:O	40:L3:5:LYS:N	2.19	0.75
1:2:144:U:O4	1:2:171:A:N6	2.16	0.75
1:2:169:A:H5''	8:S6:176:GLN:HG2	1.69	0.75
31:D9:19:ARG:HD2	31:D9:32:ARG:HD2	1.69	0.75
1:6:895:G:H1	1:6:917:U:H3	1.30	0.75
41:L4:192:GLY:HA2	41:L4:195:ARG:HG3	4.14	0.75
46:L9:48:VAL:HG13	46:L9:52:LEU:HB3	1.69	0.75
46:L9:77:ASN:HB3	46:L9:151:VAL:HG21	1.69	0.75
63:N7:25:ILE:HA	63:N7:43:VAL:HG12	1.69	0.75
36:1:368:G:OP1	88:1:3775:OHX:N5	2.20	0.74
12:C0:4:PRO:HG2	12:C0:7:ASP:HB2	2.77	0.74
45:L8:100:GLU:OE2	45:L8:108:ARG:NH1	2.94	0.74
71:O5:78:LYS:HA	71:O5:81:ARG:HD2	1.88	0.74
6:S4:9:LEU:HB2	6:S4:30:ARG:HB2	1.96	0.74
18:C6:110:THR:HA	18:C6:113:ASP:HB2	2.57	0.74
20:C8:28:ILE:HD12	20:C8:61:LEU:HD11	1.68	0.74
54:M8:64:VAL:HG13	54:M8:93:ILE:HD11	1.67	0.74
1:6:990:C:OP2	88:6:2086:OHX:N5	2.21	0.74
36:1:73:C:N3	49:M3:59:ARG:NH1	2.35	0.74
78:Q2:47:GLN:HE22	78:Q2:54:THR:H	1.35	0.74
78:Q2:41:ARG:NH1	36:5:284:A:OP2	156.07	0.74
1:6:578:U:O2	88:6:2121:OHX:N3	2.19	0.74
49:M3:91:ARG:NH2	49:M3:97:VAL:O	2.20	0.74
36:1:781:G:N7	88:1:3833:OHX:N5	2.35	0.74

Continued on next page...

Continued from previous page...

Atom-1	Atom-2	Interatomic distance (Å)	Clash overlap (Å)
36:1:1752:A:OP2	88:1:3942:OHX:N5	2.20	0.74
1:2:1291:G:N2	1:2:1324:G:H22	1.85	0.74
36:5:1239:C:H42	36:5:1249:G:H1	1.34	0.74
18:C6:14:LYS:O	18:C6:123:ARG:NH1	2.20	0.74
5:S3:70:THR:HG22	5:S3:86:LEU:HB2	2.23	0.74
36:1:1369:A:OP1	64:N8:21:ARG:NH1	2.21	0.74
36:5:2840:C:OP1	88:5:4032:OHX:N3	2.20	0.74
23:D1:74:GLN:NE2	23:D1:81:ASN:O	2.18	0.74
53:M7:50:GLN:OE1	53:M7:56:ARG:NH2	2.20	0.74
63:N7:95:VAL:HG21	63:N7:113:VAL:HG11	1.69	0.74
1:2:1516:A:OP1	22:D0:88:LYS:NZ	2.19	0.74
36:5:1840:U:OP2	88:5:3935:OHX:N4	2.21	0.74
36:1:1213:G:N7	88:1:3946:OHX:N3	2.35	0.74
36:1:3253:G:O6	88:1:3950:OHX:N5	2.21	0.74
36:5:1898:G:OP2	88:5:3843:OHX:N5	2.21	0.74
1:6:578:U:O2	88:6:2121:OHX:N5	2.20	0.74
54:M8:158:HIS:H	54:M8:186:VAL:HG12	1.53	0.74
73:O7:45:ARG:NH2	36:5:361:A:O3'	124.26	0.74
1:2:1537:C:O2'	1:2:1540:G:O6	2.05	0.74
36:5:2273:G:O6	88:5:3876:OHX:N5	2.21	0.74
65:N9:14:ARG:NH1	65:N9:18:ARG:HD2	2.75	0.74
1:6:1006:C:O2	88:6:2110:OHX:N5	2.21	0.73
17:C5:15:HIS:H	17:C5:22:LEU:HD22	3.83	0.73
44:L7:107:ARG:HH21	44:L7:200:ASN:HA	1.53	0.73
54:M8:122:ILE:HG23	54:M8:126:GLN:HB2	1.69	0.73
57:N1:100:LYS:HB3	36:5:990:U:H4'	258.42	0.73
3:S1:175:GLU:HG3	3:S1:193:ILE:HG23	1.68	0.73
1:2:186:C:H5''	10:S8:142:LYS:HE2	1.70	0.73
36:1:1233:G:O6	88:1:4001:OHX:N6	2.21	0.73
1:2:513:U:OP1	11:S9:133:HIS:NE2	2.22	0.73
8:S6:114:VAL:HG12	8:S6:115:LYS:HD3	1.69	0.73
54:M8:176:ARG:NH1	64:N8:46:ASP:OD2	2.64	0.73
6:S4:19:LEU:HD11	6:S4:108:ARG:HD2	1.69	0.73
36:1:1310:G:O6	88:1:3923:OHX:N1	2.22	0.73
1:2:651:G:O6	88:2:2074:OHX:N4	2.22	0.73
1:6:1202:A:OP1	88:6:2096:OHX:N4	2.22	0.73
66:O0:75:ASN:HA	66:O0:86:ARG:HB2	2.70	0.73
67:O1:77:ARG:HD2	67:O1:89:LEU:HD23	1.70	0.73
36:1:2907:G:OP1	88:1:4090:OHX:N1	2.22	0.73
1:6:1370:U:O4	88:6:2109:OHX:N4	2.20	0.73
1:6:118:U:O4	88:6:2177:OHX:N4	2.21	0.73

Continued on next page...

Continued from previous page...

Atom-1	Atom-2	Interatomic distance (Å)	Clash overlap (Å)
57:N1:51:GLY:HA3	57:N1:92:ARG:HG3	2.77	0.73
75:O9:5:LYS:HD3	75:O9:13:MET:HE1	3.05	0.73
8:S6:163:THR:HG22	8:S6:168:THR:HG22	2.38	0.73
1:2:1765:A:OP1	88:2:2064:OHX:N3	2.20	0.73
1:2:190:C:H1'	1:2:191:C:H5'	1.70	0.73
36:5:2869:U:O2	88:5:4088:OHX:N5	2.21	0.73
1:6:1238:A:OP2	88:6:2063:OHX:N1	2.22	0.73
1:6:991:G:OP2	88:6:2142:OHX:N2	2.21	0.73
70:O4:41:ARG:HG2	70:O4:56:THR:HG21	1.69	0.73
2:S0:124:THR:HG22	2:S0:174:TRP:HE1	1.54	0.73
11:S9:107:ARG:NH2	11:S9:148:VAL:O	2.20	0.73
38:8:141:C:OP2	88:8:231:OHX:N6	2.21	0.73
19:C7:47:ARG:NH1	19:C7:48:ASN:OD1	2.21	0.73
20:C8:25:ASN:HB2	27:D5:40:VAL:HG11	1.71	0.73
36:1:1592:G:OP2	70:O4:37:LYS:NZ	2.21	0.73
36:5:1345:G:N7	88:5:3962:OHX:N5	2.37	0.73
39:L2:21:ARG:HD3	36:5:824:C:H5''	170.70	0.73
13:C1:33:ARG:NH1	13:C1:53:TYR:O	3.30	0.73
39:L2:227:ARG:HG2	39:L2:239:ALA:HB2	1.71	0.73
62:N6:106:ILE:HG21	62:N6:109:LEU:HD23	3.16	0.73
74:O8:32:ASN:ND2	74:O8:36:LYS:O	2.21	0.73
1:2:1254:U:OP2	14:C2:46:ARG:NH1	2.21	0.73
38:8:135:G:N7	88:8:230:OHX:N4	2.36	0.73
13:C1:6:THR:O	13:C1:8:GLN:N	2.22	0.73
39:L2:83:HIS:HB3	79:Q3:64:VAL:HG13	1.71	0.73
36:1:2997:G:N7	88:1:4056:OHX:N5	2.35	0.73
1:2:895:G:H1	1:2:917:U:H3	1.35	0.73
16:C4:29:HIS:HB3	16:C4:41:ARG:HG3	1.71	0.73
49:M3:165:SER:O	49:M3:167:PHE:N	2.22	0.73
52:M6:85:ARG:HD3	52:M6:90:HIS:CD2	3.15	0.73
76:Q0:77:ILE:HG23	76:Q0:78:ILE:HG22	7.01	0.73
39:L2:172:GLY:HA3	79:Q3:68:ALA:H	4.19	0.73
1:6:1571:C:OP2	88:6:2127:OHX:N2	2.22	0.72
1:6:359:A:OP1	88:6:2151:OHX:N2	2.22	0.72
19:C7:27:ASP:O	19:C7:31:ASN:ND2	2.38	0.72
1:2:1077:C:OP1	28:D6:13:LYS:NZ	2.21	0.72
4:S2:69:ILE:HG12	4:S2:133:LYS:HB3	3.21	0.72
36:5:437:G:N7	88:5:4157:OHX:N3	2.37	0.72
16:C4:84:ARG:HB3	16:C4:118:VAL:HG23	2.89	0.72
20:C8:28:ILE:HD11	20:C8:54:LEU:HA	5.47	0.72
48:M1:143:ARG:NH2	37:7:5:G:OP1	291.20	0.72

Continued on next page...

Continued from previous page...

Atom-1	Atom-2	Interatomic distance (Å)	Clash overlap (Å)
53:M7:62:ARG:O	88:M7:204:OHX:N1	2.22	0.72
36:1:1447:G:H3'	53:M7:67:ILE:HD11	1.69	0.72
56:N0:93:GLU:HG3	56:N0:137:ARG:HB2	1.98	0.72
68:O2:19:ARG:HH11	68:O2:28:VAL:HG13	2.00	0.72
36:5:3274:A:H3'	36:5:3275:U:H5''	1.69	0.72
36:5:2579:G:O6	88:5:3928:OHX:N1	2.21	0.72
9:S7:107:ARG:NH2	1:6:741:C:O2	348.57	0.72
65:N9:14:ARG:HH12	65:N9:18:ARG:HD2	2.70	0.72
1:2:1514:U:O2'	5:S3:5:ILE:O	2.06	0.72
22:D0:51:VAL:HG13	22:D0:94:GLU:HB2	1.71	0.72
43:L6:40:LEU:HD13	43:L6:84:VAL:HG11	2.45	0.72
56:N0:6:GLU:OE1	56:N0:99:ARG:NH2	3.57	0.72
2:S0:26:ALA:HB3	2:S0:149:LEU:HB2	1.92	0.72
1:2:1564:U:H2'	1:2:1565:C:C6	2.24	0.72
36:5:2284:C:O2	88:5:4079:OHX:N1	2.22	0.72
1:6:1761:U:O4	88:6:2169:OHX:N5	2.22	0.72
8:S6:176:GLN:NE2	1:6:268:C:OP1	335.40	0.72
20:C8:24:GLY:HA2	20:C8:58:ALA:HB3	1.86	0.72
36:1:1794:G:H4'	39:L2:191:LEU:HD13	1.72	0.72
2:S0:140:ASN:ND2	4:S2:60:SER:O	4.09	0.72
2:S0:140:ASN:HD22	4:S2:62:PRO:HD3	3.98	0.72
36:1:742:G:N7	88:1:3868:OHX:N1	2.37	0.72
36:5:2385:G:OP1	88:5:4150:OHX:N2	2.22	0.72
52:M6:160:ARG:NH2	36:5:3182:G:OP1	280.13	0.72
36:5:2871:G:OP2	88:5:4126:OHX:N1	2.22	0.72
54:M8:133:LYS:HB2	54:M8:135:GLN:HE22	1.89	0.72
62:N6:28:ARG:HB2	62:N6:75:ARG:HH21	1.53	0.72
36:5:2534:G:H1	36:5:2545:C:H42	1.38	0.72
1:6:1339:C:O2'	1:6:1341:A:N7	2.23	0.72
1:6:833:U:O4	88:6:2067:OHX:N5	2.23	0.72
39:L2:213:GLY:HA3	36:5:2967:A:H5''	205.02	0.72
61:N5:103:TYR:O	61:N5:138:ARG:NH1	2.21	0.72
1:6:1355:C:O2	1:6:1368:G:N2	2.23	0.72
11:S9:171:ARG:HH11	11:S9:174:ARG:HB3	4.77	0.72
34:SR:38:ARG:HA	34:SR:67:ILE:HG23	1.70	0.72
36:1:3134:A:OP1	88:1:3792:OHX:N4	2.22	0.72
36:1:2169:G:O6	88:1:3804:OHX:N2	2.23	0.72
1:2:1369:U:O4	88:2:2067:OHX:N5	2.22	0.72
36:5:1806:A:OP2	88:5:3921:OHX:N5	2.22	0.72
40:L3:324:VAL:HG11	40:L3:328:ILE:HD12	1.69	0.72
52:M6:62:THR:H	52:M6:69:GLY:HA3	3.00	0.72

Continued on next page...

Continued from previous page...

Atom-1	Atom-2	Interatomic distance (Å)	Clash overlap (Å)
62:N6:45:ILE:HD11	62:N6:122:LYS:HB2	1.97	0.72
63:N7:29:HIS:O	63:N7:31:GLU:N	2.22	0.72
64:N8:96:LYS:O	64:N8:98:THR:N	2.23	0.72
36:1:2201:G:OP2	88:1:4016:OHX:N1	2.23	0.72
42:L5:85:ARG:HH12	42:L5:254:LYS:H	2.15	0.72
3:S1:173:THR:O	3:S1:177:GLN:NE2	2.23	0.72
36:1:3103:A:OP2	88:1:4063:OHX:N1	2.23	0.71
1:6:1653:C:OP2	88:6:2044:OHX:N6	2.23	0.71
3:S1:71:ALA:HB3	16:C4:114:ARG:HH12	1.55	0.71
27:D5:43:ASP:H	27:D5:46:LYS:HD2	1.55	0.71
51:M5:49:ARG:NH1	36:5:149:U:OP2	101.22	0.71
1:2:301:A:OP2	88:2:2034:OHX:N2	2.23	0.71
1:6:471:A:OP2	88:6:2069:OHX:N5	2.22	0.71
17:C5:122:THR:HG22	1:6:1558:U:H3	366.67	0.71
30:D8:36:THR:OG1	30:D8:37:SER:N	2.23	0.71
40:L3:166:ILE:HD13	40:L3:173:GLN:HG2	1.72	0.71
53:M7:25:SER:O	53:M7:29:THR:HG23	1.90	0.71
36:1:2750:U:OP2	57:N1:69:LYS:NZ	2.22	0.71
34:SR:52:GLN:HG2	34:SR:53:LYS:H	1.55	0.71
1:2:1564:U:H2'	1:2:1565:C:H6	1.55	0.71
9:S7:123:ASP:OD1	9:S7:138:LYS:NZ	3.85	0.71
36:1:3088:G:OP2	88:1:4077:OHX:N3	2.23	0.71
1:2:80:A:OP2	88:2:2126:OHX:N6	2.22	0.71
36:5:3194:C:H2'	36:5:3195:U:H3'	1.72	0.71
36:5:1196:C:OP1	88:5:4154:OHX:N5	2.23	0.71
36:5:733:G:N2	36:5:736:A:OP2	2.22	0.71
1:6:1060:U:O2'	88:6:2159:OHX:N3	2.23	0.71
40:L3:293:ASN:HB2	40:L3:304:THR:HA	1.72	0.71
46:L9:89:LYS:HB2	46:L9:183:HIS:HB3	1.72	0.71
53:M7:27:LYS:HD3	53:M7:63:PHE:HB3	2.12	0.71
2:S0:38:PHE:HB2	2:S0:49:ASN:HB2	1.72	0.71
3:S1:34:ALA:HB3	3:S1:41:ARG:HA	1.70	0.71
36:1:3344:A:H2	36:1:3361:G:H21	1.38	0.71
1:2:1606:C:H2'	1:2:1607:G:C8	2.25	0.71
1:2:1062:A:OP2	88:2:2150:OHX:N4	2.23	0.71
1:2:45:U:O2'	1:2:46:A:H2'	1.89	0.71
1:2:647:G:H22	1:2:687:G:H1	1.37	0.71
17:C5:52:LYS:HG3	17:C5:53:PRO:HD3	1.72	0.71
22:D0:20:ILE:HD12	22:D0:100:VAL:HG21	3.92	0.71
30:D8:15:VAL:HA	30:D8:28:VAL:HG22	1.72	0.71
36:1:825:U:OP1	39:L2:21:ARG:NH1	2.23	0.71

Continued on next page...

Continued from previous page...

Atom-1	Atom-2	Interatomic distance (Å)	Clash overlap (Å)
56:N0:4:PHE:HD2	56:N0:104:GLU:HG3	2.74	0.71
71:O5:68:GLN:HA	71:O5:71:LYS:HB2	1.73	0.71
71:O5:77:PRO:HD2	71:O5:80:LEU:HD12	2.22	0.71
75:O9:10:LYS:NZ	36:5:1833:G:OP1	105.05	0.71
63:N7:35:SER:OG	63:N7:36:HIS:N	2.24	0.71
2:S0:185:ARG:HH21	23:D1:47:PRO:HG3	2.85	0.71
3:S1:69:CYS:SG	16:C4:114:ARG:NH1	2.63	0.71
1:2:1218:G:N2	1:2:1444:A:OP2	2.22	0.71
1:6:197:A:H2'	1:6:198:A:H8	1.54	0.71
1:6:833:U:O4	88:6:2067:OHX:N2	2.23	0.71
52:M6:112:TYR:HA	52:M6:115:LYS:HB2	2.37	0.71
59:N3:81:GLN:O	59:N3:98:ASN:ND2	2.24	0.71
34:SR:216:LYS:HA	34:SR:239:GLU:HG3	2.01	0.71
36:1:409:A:OP2	88:1:3951:OHX:N6	2.23	0.71
1:2:1339:C:O2'	1:2:1341:A:N7	2.20	0.71
26:D4:109:LYS:NZ	1:6:459:G:OP1	358.90	0.71
36:5:2514:U:OP1	36:5:2514:U:H6	1.74	0.71
1:6:218:A:H2'	1:6:219:A:H5''	1.72	0.71
74:O8:46:ARG:HH21	74:O8:51:LEU:HB2	1.55	0.71
2:S0:65:ALA:O	2:S0:67:ILE:N	4.75	0.71
4:S2:148:LEU:HD13	4:S2:149:GLY:H	1.55	0.71
34:SR:156:VAL:HA	34:SR:169:ILE:HG22	1.82	0.71
36:1:1231:A:OP2	88:1:3980:OHX:N3	2.24	0.71
36:5:1310:G:O6	88:5:3923:OHX:N4	2.24	0.71
36:5:1615:C:OP1	88:5:4089:OHX:N6	2.24	0.71
36:5:1575:A:N7	88:5:4159:OHX:N1	2.38	0.71
41:L4:298:ALA:HB1	54:M8:133:LYS:HE3	2.31	0.71
2:S0:41:ARG:NE	2:S0:42:PRO:O	2.24	0.71
36:1:2771:U:O2'	36:1:2772:C:O4'	2.08	0.70
1:2:1542:G:N2	1:2:1569:A:OP2	2.22	0.70
33:E1:91:ILE:HG12	33:E1:92:LYS:HG2	6.78	0.70
36:1:2177:G:OP2	39:L2:128:ARG:NH1	2.24	0.70
41:L4:269:SER:O	41:L4:271:LYS:N	2.19	0.70
66:O0:42:ILE:HG13	66:O0:67:VAL:HG13	1.72	0.70
15:C3:148:ALA:O	88:C3:201:OHX:N4	6.01	0.70
42:L5:76:ALA:HB3	42:L5:109:THR:HG22	1.75	0.70
47:M0:77:THR:HG22	47:M0:82:ARG:HA	2.35	0.70
54:M8:86:THR:HG22	54:M8:105:ARG:HB2	1.73	0.70
69:O3:75:HIS:HB3	69:O3:80:VAL:HG12	1.73	0.70
36:1:148:G:OP2	51:M5:4:TYR:OH	2.08	0.70
1:2:1157:A:OP1	88:2:2104:OHX:N1	2.25	0.70

Continued on next page...

Continued from previous page...

Atom-1	Atom-2	Interatomic distance (Å)	Clash overlap (Å)
36:5:1650:G:O6	88:5:4081:OHX:N1	2.24	0.70
1:6:1000:C:N4	1:6:1003:A:OP2	2.19	0.70
1:6:680:U:OP1	88:6:2140:OHX:N6	2.24	0.70
52:M6:77:SER:OG	52:M6:106:GLU:OE1	2.09	0.70
36:1:2233:A:OP2	88:1:3939:OHX:N1	2.24	0.70
1:2:1096:C:H4'	1:2:1099:U:H4'	1.74	0.70
1:6:1239:U:O4	88:6:2063:OHX:N1	2.24	0.70
52:M6:34:VAL:HG12	52:M6:103:LYS:HB2	1.72	0.70
36:1:2548:C:OP1	39:L2:93:LYS:NZ	2.24	0.70
36:1:3020:U:O4	88:1:3882:OHX:N4	2.24	0.70
1:6:1280:C:H2'	1:6:1281:G:H8	1.55	0.70
1:6:742:U:OP2	88:6:2160:OHX:N5	2.25	0.70
19:C7:76:GLU:HA	19:C7:79:GLU:HB2	1.74	0.70
55:M9:27:ASN:O	88:M9:201:OHX:N3	4.39	0.70
4:S2:88:LYS:HB3	4:S2:95:ARG:HD2	4.29	0.70
5:S3:195:SER:HB2	5:S3:200:LYS:HG2	4.04	0.70
34:SR:162:ALA:O	34:SR:164:ASP:N	4.59	0.70
1:2:888:U:H1'	16:C4:126:THR:HG21	1.74	0.70
38:4:62:C:O2	88:4:225:OHX:N2	2.24	0.70
17:C5:64:LYS:HA	17:C5:73:PRO:HB3	1.73	0.70
26:D4:106:GLN:HA	26:D4:109:LYS:HD2	1.72	0.70
39:L2:59:ALA:HB3	39:L2:76:PHE:HB2	2.64	0.70
40:L3:53:MET:HG2	40:L3:77:THR:HG22	5.23	0.70
44:L7:173:LEU:HB3	44:L7:178:ILE:HB	2.37	0.70
68:O2:82:LEU:HD11	68:O2:112:ALA:HB2	3.38	0.70
36:1:1563:C:O2	36:1:1577:G:N2	2.24	0.70
1:6:986:G:OP2	88:6:2085:OHX:N2	2.25	0.70
13:C1:14:GLN:HB3	13:C1:54:ILE:HG13	3.55	0.70
41:L4:204:GLY:O	41:L4:246:ARG:NH1	2.28	0.70
58:N2:59:ASP:O	58:N2:61:THR:N	2.24	0.70
61:N5:58:ASP:OD1	71:O5:25:LYS:NZ	2.24	0.70
62:N6:73:VAL:HA	62:N6:80:VAL:HG23	1.74	0.70
36:1:860:G:OP1	79:Q3:17:ARG:NH1	2.20	0.70
1:2:1239:U:O4	88:2:2017:OHX:N4	2.24	0.70
36:5:3115:C:O2	88:5:4110:OHX:N2	2.25	0.70
36:5:2770:G:N7	88:5:4052:OHX:N5	2.39	0.70
51:M5:157:LYS:NZ	36:5:58:G:OP1	85.52	0.70
1:6:1649:G:N7	88:6:2076:OHX:N2	2.40	0.70
15:C3:22:ALA:HB1	15:C3:23:PRO:HA	1.74	0.70
16:C4:85:ALA:H	16:C4:119:THR:HG22	1.65	0.70
16:C4:136:ARG:NH1	1:6:1769:U:O2	300.25	0.70

Continued on next page...

Continued from previous page...

Atom-1	Atom-2	Interatomic distance (Å)	Clash overlap (Å)
24:D2:41:MET:HG3	24:D2:129:VAL:HG21	1.74	0.70
53:M7:25:SER:HB3	53:M7:28:ASN:HB2	1.73	0.70
11:S9:176:ASN:HA	11:S9:179:ARG:HG2	4.81	0.70
34:SR:13:LEU:HB2	34:SR:310:ILE:HB	1.74	0.70
5:S3:223:LYS:HD3	34:SR:193:ILE:HD13	3.76	0.70
1:2:1642:G:O6	88:2:1994:OHX:N6	2.24	0.70
1:2:1720:G:O6	88:2:2053:OHX:N5	2.25	0.70
1:2:1367:G:N7	88:2:2079:OHX:N6	2.38	0.70
19:C7:45:ARG:NH2	1:6:1331:A:OP1	412.82	0.70
23:D1:3:ASN:ND2	23:D1:7:GLN:O	4.24	0.70
46:L9:62:ARG:NH2	36:5:3115:C:OP1	329.94	0.70
49:M3:56:PRO:HG3	49:M3:74:GLY:O	2.04	0.70
74:O8:64:LYS:O	74:O8:68:SER:OG	2.08	0.70
36:1:839:C:O2'	36:1:1724:U:OP1	2.09	0.70
36:1:2418:G:H4'	36:1:2419:A:OP2	1.91	0.70
36:1:3159:C:OP1	88:1:4050:OHX:N1	2.25	0.70
36:1:438:A:H2'	36:1:439:C:H6	1.57	0.70
19:C7:71:PHE:HD1	19:C7:73:LEU:HB3	1.56	0.70
20:C8:30:TYR:HE2	20:C8:40:ARG:HH11	1.50	0.70
49:M3:47:ALA:HB1	49:M3:48:PRO:HD2	1.97	0.70
61:N5:139:ILE:HD11	71:O5:33:VAL:HG21	1.74	0.70
36:1:160:G:O6	88:1:4101:OHX:N6	2.24	0.69
18:C6:18:ALA:HB2	18:C6:69:VAL:HG13	1.84	0.69
33:E1:108:VAL:HB	33:E1:114:VAL:HG22	1.74	0.69
47:M0:205:SER:OG	47:M0:208:ASN:ND2	4.23	0.69
56:N0:91:TYR:OH	56:N0:93:GLU:OE2	2.89	0.69
57:N1:13:TYR:O	88:N1:201:OHX:N5	2.25	0.69
41:L4:30:ILE:HA	41:L4:124:SER:HB3	2.15	0.69
44:L7:27:ALA:HA	44:L7:30:ARG:HB3	1.73	0.69
67:O1:75:ILE:HG12	67:O1:93:VAL:HG13	2.62	0.69
10:S8:57:ALA:HB2	10:S8:177:GLY:HA2	2.41	0.69
1:2:22:A:OP2	88:2:2091:OHX:N1	2.24	0.69
36:5:3103:A:OP2	88:5:4055:OHX:N2	2.26	0.69
36:1:824:C:H5''	39:L2:21:ARG:HD3	1.73	0.69
46:L9:28:VAL:HG13	46:L9:33:THR:HB	1.73	0.69
36:1:1721:U:O4	55:M9:128:LYS:NZ	2.25	0.69
1:2:1390:U:OP2	19:C7:49:LYS:NZ	2.25	0.69
36:5:3343:G:O6	88:5:4099:OHX:N5	2.26	0.69
48:M1:137:ARG:NH1	37:7:28:C:OP1	301.32	0.69
46:L9:8:GLN:HG2	46:L9:68:LEU:HD13	1.73	0.69
5:S3:40:ARG:HG2	22:D0:110:PRO:HB3	1.89	0.69

Continued on next page...

Continued from previous page...

Atom-1	Atom-2	Interatomic distance (Å)	Clash overlap (Å)
36:1:318:A:OP1	88:1:3802:OHX:N6	2.25	0.69
1:2:1385:G:N7	88:2:2105:OHX:N3	2.41	0.69
41:L4:217:LYS:HD3	41:L4:220:ARG:HH21	1.58	0.69
50:M4:48:GLY:HA3	50:M4:53:VAL:HG13	2.20	0.69
36:1:269:G:H5'	51:M5:14:LYS:HE2	1.74	0.69
36:1:1433:A:N3	68:O2:27:ARG:NH1	2.41	0.69
1:6:1573:A:H4'	1:6:1574:G:H5'	1.75	0.69
41:L4:193:LYS:HA	41:L4:198:ARG:HA	1.72	0.69
63:N7:46:ILE:HD13	63:N7:68:ILE:HG23	1.78	0.69
3:S1:58:SER:HB2	3:S1:91:VAL:HG21	7.45	0.69
8:S6:163:THR:HA	8:S6:168:THR:HA	1.73	0.69
34:SR:80:ALA:HB3	34:SR:92:TRP:HB2	1.74	0.69
36:1:2940:A:N7	40:L3:2:SER:N	2.41	0.69
36:5:2771:U:O2'	36:5:2772:C:O4'	2.11	0.69
36:5:3263:G:N7	88:5:4013:OHX:N2	2.40	0.69
11:S9:176:ASN:ND2	1:6:511:A:OP2	465.83	0.69
26:D4:56:SER:HG	26:D4:94:TYR:HH	2.22	0.69
41:L4:282:SER:OG	41:L4:283:THR:N	2.24	0.69
53:M7:178:ALA:O	53:M7:182:ILE:N	2.19	0.69
55:M9:4:LEU:HA	55:M9:7:GLN:HE21	5.48	0.69
11:S9:45:ILE:HG22	11:S9:101:VAL:HG12	1.74	0.69
36:1:1898:G:OP2	88:1:3823:OHX:N4	2.26	0.69
1:2:1159:C:O2	88:2:2086:OHX:N6	2.25	0.69
1:2:732:G:O6	88:2:2102:OHX:N6	2.24	0.69
36:5:2705:A:OP2	88:5:3797:OHX:N2	2.25	0.69
27:D5:74:SER:OG	1:6:1534:G:OP2	344.63	0.69
26:D4:27:VAL:HG11	26:D4:35:VAL:HG11	1.75	0.69
40:L3:284:ARG:HH12	40:L3:296:THR:HG23	1.56	0.69
74:O8:44:LYS:HG2	74:O8:53:THR:HB	2.31	0.69
2:S0:162:CYS:SG	2:S0:163:ASN:N	2.64	0.69
1:2:1767:G:OP2	1:2:1770:U:O2'	2.10	0.69
36:5:2973:G:N7	88:5:3796:OHX:N1	2.40	0.69
17:C5:126:VAL:HG13	17:C5:127:ARG:H	1.58	0.69
30:D8:42:ARG:HE	30:D8:56:LEU:HD22	3.34	0.69
50:M4:72:LEU:HD22	50:M4:73:PRO:HD2	2.23	0.69
69:O3:58:GLU:HB2	69:O3:63:LYS:HG2	4.64	0.69
6:S4:35:PRO:HD2	6:S4:83:PRO:HG2	1.74	0.69
36:1:2287:C:O2	88:1:3805:OHX:N3	2.25	0.69
36:1:1650:G:O6	88:1:4039:OHX:N2	2.26	0.69
18:C6:139:GLN:NE2	1:6:1465:C:OP1	353.22	0.69
26:D4:112:LYS:NZ	26:D4:113:ASN:OD1	2.79	0.69

Continued on next page...

Continued from previous page...

Atom-1	Atom-2	Interatomic distance (Å)	Clash overlap (Å)
36:1:2744:U:OP1	88:1:3971:OHX:N1	2.26	0.69
36:1:541:U:O4	88:1:4107:OHX:N6	2.26	0.69
36:1:841:A:OP2	88:1:4070:OHX:N2	2.26	0.69
1:2:10:G:OP1	1:2:1633:A:O2'	2.06	0.69
36:5:728:G:OP1	88:5:4118:OHX:N4	2.26	0.69
54:M8:21:SER:OG	36:5:673:U:OP1	149.79	0.69
1:6:1413:U:O2	88:6:2053:OHX:N2	2.25	0.69
17:C5:43:ARG:NH1	1:6:1553:G:O6	398.97	0.69
36:1:2679:A:HO2'	48:M1:52:TYR:HH	1.41	0.69
51:M5:96:ARG:NH2	51:M5:104:GLU:OE1	3.87	0.69
66:O0:40:LYS:HB3	66:O0:101:LEU:HD11	1.73	0.69
6:S4:79:ASP:HB3	6:S4:82:TYR:HB2	1.75	0.69
74:O8:2:ALA:HA	36:5:1747:G:H21	144.63	0.68
36:5:3035:A:OP2	88:5:3947:OHX:N5	2.25	0.68
28:D6:25:ASN:ND2	28:D6:77:CYS:SG	2.66	0.68
59:N3:39:VAL:O	59:N3:42:SER:OG	3.21	0.68
8:S6:63:MET:HE1	8:S6:106:LEU:HD13	2.14	0.68
36:1:1103:A:C8	44:L7:158:LYS:HD3	2.27	0.68
1:2:346:G:N7	88:2:2098:OHX:N1	2.42	0.68
36:5:170:G:N2	36:5:171:G:N3	2.41	0.68
36:5:1276:U:OP2	88:5:3905:OHX:N4	2.27	0.68
45:L8:162:LEU:HA	51:M5:7:LEU:HD11	1.74	0.68
61:N5:82:LEU:HD11	61:N5:135:ILE:HD11	4.49	0.68
9:S7:91:ILE:HG12	9:S7:129:LEU:HD23	2.50	0.68
1:2:1246:C:OP2	88:2:2129:OHX:N4	2.26	0.68
1:6:1679:G:O6	88:6:2174:OHX:N3	2.27	0.68
13:C1:83:THR:HG21	1:6:325:G:H4'	289.01	0.68
16:C4:121:VAL:O	1:6:886:U:O2'	287.78	0.68
41:L4:141:ARG:O	41:L4:143:GLU:N	4.28	0.68
41:L4:217:LYS:HA	41:L4:220:ARG:HG2	4.13	0.68
41:L4:328:ASN:OD1	44:L7:48:ASN:ND2	2.56	0.68
43:L6:175:LYS:O	50:M4:117:ARG:NH2	2.26	0.68
47:M0:56:GLU:HG3	47:M0:162:GLN:H	2.37	0.68
54:M8:123:THR:OG1	54:M8:125:ASP:OD2	2.11	0.68
59:N3:112:SER:O	59:N3:132:ASN:ND2	2.26	0.68
9:S7:83:LYS:HE3	9:S7:84:LYS:HE2	1.74	0.68
1:2:1584:G:N2	1:2:1611:A:OP2	2.23	0.68
1:2:591:A:H2'	1:2:592:A:H8	1.55	0.68
20:C8:87:ASN:OD1	20:C8:88:ARG:N	2.25	0.68
22:D0:82:TYR:HB3	31:D9:52:PHE:HB3	2.16	0.68
24:D2:70:ASN:ND2	24:D2:130:TYR:O	2.20	0.68

Continued on next page...

Continued from previous page...

Atom-1	Atom-2	Interatomic distance (Å)	Clash overlap (Å)
29:D7:19:HIS:HB3	29:D7:22:LYS:HD2	2.69	0.68
47:M0:192:ASP:HA	47:M0:197:VAL:HG23	1.74	0.68
36:5:2400:G:O2'	36:5:2401:A:OP1	2.12	0.68
36:5:618:C:O2'	36:5:621:A:N3	2.20	0.68
1:6:1711:C:H2'	1:6:1712:A:H5''	1.74	0.68
1:6:680:U:H2'	1:6:682:C:H41	1.58	0.68
18:C6:50:GLU:OE1	18:C6:114:ARG:NH1	2.27	0.68
60:N4:9:SER:HA	60:N4:52:THR:HG22	1.75	0.68
5:S3:125:TYR:OH	35:SM:134:ASP:OD2	2.02	0.68
36:1:2107:A:H2	36:1:3344:A:H8	1.39	0.68
36:5:1940:G:H21	36:5:3362:A:H8	1.41	0.68
36:5:3230:G:O6	88:5:3959:OHX:N3	2.26	0.68
17:C5:79:HIS:O	17:C5:81:ARG:N	2.27	0.68
55:M9:173:ARG:HH21	55:M9:177:VAL:HG21	9.67	0.68
36:1:2162:U:OP1	39:L2:234:LYS:NZ	2.24	0.68
36:5:248:U:OP1	88:5:4124:OHX:N1	2.26	0.68
1:6:217:A:O2'	1:6:218:A:O5'	2.08	0.68
38:8:124:G:OP2	88:8:223:OHX:N2	2.27	0.68
25:D3:70:LYS:HB3	25:D3:93:LEU:HD22	1.99	0.68
33:E1:102:VAL:O	33:E1:104:SER:N	2.27	0.68
46:L9:126:VAL:HG21	46:L9:161:LEU:HA	2.28	0.68
43:L6:51:ARG:NH1	50:M4:114:ASP:OD2	2.65	0.68
36:1:2818:U:H6	36:1:2818:U:H5'	1.57	0.68
1:2:1316:G:OP1	19:C7:7:LYS:NZ	2.24	0.68
1:2:730:G:O6	88:2:2135:OHX:N4	2.26	0.68
36:5:201:A:OP2	88:5:3886:OHX:N1	2.27	0.68
36:5:2499:U:H2'	36:5:2500:A:C8	2.27	0.68
36:5:2234:G:O6	88:5:3860:OHX:N3	2.27	0.68
39:L2:193:ARG:NH2	36:5:2181:C:OP1	197.70	0.68
42:L5:153:THR:HG22	42:L5:179:ARG:HH11	1.59	0.68
1:2:1433:G:H2'	1:2:1434:U:H6	1.59	0.68
56:N0:8:GLN:HG3	56:N0:26:ARG:HE	3.83	0.68
75:O9:50:ASN:OD1	88:O9:101:OHX:N2	2.27	0.68
4:S2:228:ASN:N	4:S2:228:ASN:OD1	2.82	0.68
36:1:1145:G:OP1	68:O2:44:ARG:NH1	2.27	0.68
36:1:516:A:O3'	44:L7:60:ARG:NH2	2.26	0.68
1:6:1696:G:O2'	1:6:1698:G:N7	2.27	0.68
6:S4:49:ARG:NH1	1:6:448:C:OP2	379.58	0.68
13:C1:109:VAL:HG11	13:C1:125:VAL:HG11	2.67	0.68
18:C6:40:GLU:OE2	18:C6:45:ARG:NH2	4.33	0.68
43:L6:58:LEU:HD12	43:L6:78:ARG:HD3	2.19	0.68

Continued on next page...

Continued from previous page...

Atom-1	Atom-2	Interatomic distance (Å)	Clash overlap (Å)
55:M9:105:LEU:HD22	55:M9:138:LEU:HD13	1.76	0.68
62:N6:77:LYS:NZ	75:O9:31:THR:OG1	3.70	0.68
4:S2:108:ASN:O	4:S2:141:ARG:NH2	2.27	0.68
36:1:2310:U:OP1	88:1:4040:OHX:N2	2.27	0.67
1:2:1318:G:N7	88:2:2056:OHX:N6	2.42	0.67
36:5:1744:G:O6	88:5:3995:OHX:N1	2.27	0.67
28:D6:95:ARG:NH1	1:6:1796:C:O2'	341.77	0.67
39:L2:246:LEU:HD23	39:L2:248:GLY:H	7.29	0.67
49:M3:153:ASP:OD1	49:M3:157:ARG:NH2	2.27	0.67
51:M5:149:ASN:OD1	88:M5:301:OHX:N1	5.38	0.67
36:1:1498:A:OP1	55:M9:6:THR:OG1	2.11	0.67
7:S5:55:ASP:HB3	7:S5:58:LEU:HD12	1.75	0.67
9:S7:143:LEU:O	9:S7:145:GLY:N	2.96	0.67
34:SR:86:ASP:OD1	34:SR:88:THR:OG1	2.57	0.67
36:1:1193:A:OP2	52:M6:49:ARG:NH1	2.22	0.67
1:6:235:G:H2'	1:6:236:A:H8	1.59	0.67
52:M6:22:VAL:HG11	52:M6:120:VAL:HG11	2.12	0.67
70:O4:87:GLU:OE1	70:O4:91:ARG:NH2	3.96	0.67
34:SR:166:SER:HA	34:SR:184:ASN:HD21	1.57	0.67
36:1:1764:U:H5''	36:1:1765:U:O4'	1.94	0.67
37:3:10:C:OP2	57:N1:26:HIS:HD2	1.78	0.67
51:M5:49:ARG:NH2	36:5:115:A:OP1	101.50	0.67
16:C4:136:ARG:NH1	1:6:1785:U:OP1	297.31	0.67
20:C8:100:THR:HG21	20:C8:108:LYS:HG2	1.76	0.67
23:D1:21:ASN:OD1	24:D2:23:ARG:NH2	2.27	0.67
43:L6:42:LEU:HD22	43:L6:79:VAL:HG21	2.69	0.67
45:L8:137:ASN:OD1	51:M5:3:ALA:N	2.25	0.67
57:N1:13:TYR:O	88:5:3809:OHX:N4	260.37	0.67
2:S0:120:LEU:HD21	2:S0:144:ILE:HD11	2.55	0.67
11:S9:41:GLU:HG2	11:S9:44:ARG:HH21	2.59	0.67
36:1:2794:G:N7	88:1:3826:OHX:N2	2.42	0.67
1:2:802:G:O6	88:2:2024:OHX:N3	2.27	0.67
36:5:1655:G:C8	36:5:1655:G:H5'	2.26	0.67
36:5:668:G:OP1	88:5:4036:OHX:N1	2.28	0.67
1:6:1564:U:H2'	1:6:1565:C:C6	2.29	0.67
15:C3:65:VAL:HG23	15:C3:66:ILE:HG23	6.49	0.67
2:S0:184:LEU:HD12	23:D1:45:ALA:HB2	1.76	0.67
3:S1:190:PRO:HG2	3:S1:192:VAL:HG23	2.25	0.67
4:S2:157:LYS:HG2	4:S2:170:ILE:HG23	2.10	0.67
36:1:1110:U:H2'	36:1:1111:U:C6	2.30	0.67
1:6:800:U:H2'	1:6:801:G:C8	2.28	0.67

Continued on next page...

Continued from previous page...

Atom-1	Atom-2	Interatomic distance (Å)	Clash overlap (Å)
2:S0:179:ARG:HD3	2:S0:183:ARG:HH11	1.59	0.67
2:S0:185:ARG:H	23:D1:44:ARG:HA	1.58	0.67
3:S1:216:LYS:NZ	1:6:886:U:OP2	276.52	0.67
10:S8:84:HIS:CE1	10:S8:86:SER:HB2	2.30	0.67
36:5:1001:G:N2	36:5:1041:U:OP1	2.24	0.67
36:5:1345:G:O6	88:5:3962:OHX:N2	2.28	0.67
36:5:1393:A:N3	36:5:1419:A:O2'	2.26	0.67
36:5:1765:U:H4'	36:5:1765:U:OP1	1.94	0.67
41:L4:195:ARG:NH2	36:5:341:G:N7	109.82	0.67
36:5:264:G:O6	88:5:4156:OHX:N2	2.27	0.67
36:1:3308:C:O2	53:M7:69:ARG:HD3	1.95	0.67
58:N2:37:LEU:HD23	58:N2:41:ILE:HD11	1.75	0.67
2:S0:157:ASP:OD2	23:D1:60:ARG:NH2	2.27	0.67
9:S7:153:LEU:HD22	9:S7:184:GLU:HB2	1.77	0.67
12:C0:1:MET:HG2	12:C0:2:LEU:H	1.60	0.67
23:D1:71:ARG:HG3	29:D7:4:VAL:HG11	1.77	0.67
46:L9:90:MET:HG2	46:L9:181:VAL:HG22	1.76	0.67
48:M1:92:ARG:HH12	48:M1:94:ARG:HH11	4.79	0.67
63:N7:90:GLU:HA	63:N7:93:LYS:HB2	2.71	0.67
71:O5:76:GLN:O	71:O5:81:ARG:NH1	2.62	0.67
38:4:124:G:OP2	88:4:228:OHX:N2	2.28	0.67
36:5:762:U:OP2	88:5:3934:OHX:N6	2.28	0.67
36:5:3377:G:O6	88:5:3982:OHX:N2	2.28	0.67
19:C7:67:ARG:NH2	1:6:1398:U:O2'	405.64	0.67
41:L4:6:VAL:HG11	41:L4:149:PRO:HD2	3.25	0.67
47:M0:76:MET:HE2	47:M0:148:VAL:HA	5.15	0.67
53:M7:18:ARG:NH2	53:M7:147:GLU:OE1	2.27	0.67
4:S2:56:ILE:HG23	4:S2:61:LEU:HB2	2.28	0.67
1:2:1015:U:OP1	88:2:2015:OHX:N6	2.28	0.67
1:2:1124:A:OP1	88:2:2143:OHX:N3	2.28	0.67
1:2:542:A:H8	1:2:543:C:H5'	1.57	0.67
36:5:1192:C:N4	36:5:1301:A:O2'	2.28	0.67
1:6:992:A:OP1	88:6:2020:OHX:N1	2.27	0.67
15:C3:23:PRO:HD2	15:C3:26:PHE:HB3	1.76	0.67
19:C7:108:ASP:O	19:C7:112:SER:OG	2.10	0.67
39:L2:206:PRO:HG3	39:L2:213:GLY:HA2	3.42	0.67
41:L4:145:ILE:HG22	41:L4:173:GLY:HA3	1.76	0.67
67:O1:98:VAL:HG22	67:O1:100:SER:H	1.94	0.67
36:1:3166:C:H42	36:1:3284:G:H1	1.43	0.67
36:1:1466:G:O6	88:1:3770:OHX:N4	2.28	0.67
36:5:828:A:OP2	88:5:4153:OHX:N5	2.27	0.67

Continued on next page...

Continued from previous page...

Atom-1	Atom-2	Interatomic distance (Å)	Clash overlap (Å)
18:C6:128:LYS:NZ	18:C6:134:ALA:O	2.27	0.67
2:S0:50:VAL:HG23	19:C7:109:LEU:HD21	3.22	0.67
46:L9:111:PHE:HD1	46:L9:127:PRO:HA	1.60	0.67
58:N2:43:VAL:HG21	58:N2:50:LEU:HA	1.77	0.67
78:Q2:17:CYS:SG	78:Q2:77:CYS:HB3	2.34	0.67
4:S2:67:GLN:HA	4:S2:70:ASP:HB2	2.83	0.67
11:S9:3:ARG:NE	11:S9:3:ARG:H	4.44	0.67
36:1:13:A:H4'	61:N5:39:LYS:HG3	1.76	0.66
1:2:2:A:O2'	4:S2:198:THR:O	2.13	0.66
57:N1:92:ARG:NH1	36:5:2736:A:OP1	234.75	0.66
33:E1:83:LYS:NZ	1:6:1211:A:OP1	367.29	0.66
13:C1:99:ARG:NH1	25:D3:7:ARG:O	2.28	0.66
40:L3:284:ARG:HB3	40:L3:323:MET:HB2	1.77	0.66
41:L4:146:PRO:O	88:L4:401:OHX:N6	4.78	0.66
61:N5:67:ILE:HB	61:N5:83:VAL:HG12	2.28	0.66
3:S1:181:LEU:O	3:S1:184:LEU:N	2.28	0.66
4:S2:148:LEU:HB3	4:S2:174:ARG:HH22	1.60	0.66
36:1:2970:C:H2'	36:1:2971:A:C2	2.30	0.66
1:2:1546:G:OP1	20:C8:123:ARG:NH1	2.27	0.66
1:2:1615:C:O2'	1:2:1616:G:OP2	2.13	0.66
1:6:21:U:H2'	1:6:22:A:H8	1.60	0.66
5:S3:105:MET:HG2	5:S3:122:VAL:HG21	4.46	0.66
36:1:1631:C:OP2	63:N7:48:ARG:NH2	2.28	0.66
36:1:3122:A:N1	46:L9:70:THR:HG21	2.11	0.66
1:2:1073:G:O6	88:2:2101:OHX:N6	2.27	0.66
36:5:2570:U:H4'	36:5:2572:C:H42	1.60	0.66
41:L4:47:ARG:NH1	41:L4:109:TRP:O	3.20	0.66
41:L4:283:THR:HG23	41:L4:289:ILE:HD11	4.58	0.66
34:SR:10:ARG:NH1	34:SR:51:ASP:OD1	5.65	0.66
36:1:783:A:OP2	88:1:3999:OHX:N5	2.28	0.66
26:D4:37:LYS:NZ	1:6:523:G:OP2	414.51	0.66
28:D6:37:LYS:NZ	1:6:933:A:OP2	321.99	0.66
42:L5:120:LYS:O	42:L5:248:ARG:NH2	2.37	0.66
45:L8:121:SER:O	45:L8:123:GLN:N	2.28	0.66
50:M4:17:VAL:HG21	50:M4:74:ARG:HB2	1.76	0.66
59:N3:87:ARG:HH22	59:N3:137:VAL:HG22	1.60	0.66
1:2:1238:A:OP2	88:2:2017:OHX:N2	2.28	0.66
1:6:1600:A:H4'	1:6:1601:G:OP1	1.95	0.66
16:C4:131:GLY:O	16:C4:133:ARG:N	2.29	0.66
2:S0:7:PHE:HE1	23:D1:39:VAL:HG21	4.84	0.66
31:D9:25:SER:O	88:D9:103:OHX:N4	2.29	0.66

Continued on next page...

Continued from previous page...

Atom-1	Atom-2	Interatomic distance (Å)	Clash overlap (Å)
44:L7:151:ARG:NH1	44:L7:244:ASN:O	2.74	0.66
47:M0:61:SER:HB2	47:M0:63:GLU:HG2	1.76	0.66
2:S0:140:ASN:ND2	4:S2:62:PRO:HD3	3.19	0.66
34:SR:258:THR:O	34:SR:275:ARG:NH1	2.28	0.66
1:2:622:A:OP1	88:2:2138:OHX:N1	2.28	0.66
36:5:163:C:H42	36:5:258:G:H1	1.44	0.66
36:5:330:G:OP2	88:5:3945:OHX:N5	2.29	0.66
16:C4:26:THR:HG21	16:C4:97:GLY:HA3	2.26	0.66
7:S5:143:ARG:HD2	30:D8:55:VAL:HG11	3.63	0.66
40:L3:139:GLN:O	40:L3:141:GLY:N	2.29	0.66
40:L3:171:LEU:O	88:L3:404:OHX:N6	2.29	0.66
45:L8:68:ARG:O	45:L8:69:LEU:HB2	4.54	0.66
63:N7:16:GLY:O	63:N7:18:TYR:N	2.34	0.66
4:S2:199:GLN:NE2	1:6:2:A:N3	383.85	0.66
7:S5:37:GLN:HB3	18:C6:53:LEU:HD22	1.77	0.66
36:1:2679:A:O2'	48:M1:52:TYR:OH	2.14	0.66
1:2:1537:C:N3	88:2:2133:OHX:N3	2.44	0.66
1:2:738:G:O6	88:2:2068:OHX:N4	2.29	0.66
1:2:761:G:OP1	11:S9:54:ARG:NH1	2.28	0.66
63:N7:48:ARG:NH2	36:5:1631:C:OP2	192.48	0.66
42:L5:68:THR:HG22	42:L5:70:THR:H	1.61	0.66
63:N7:115:LYS:NZ	63:N7:119:GLU:OE2	2.35	0.66
10:S8:36:THR:HB	10:S8:57:ALA:O	1.95	0.66
34:SR:159:ASN:O	34:SR:161:LYS:N	4.16	0.66
36:1:2703:A:OP2	42:L5:23:ARG:NH1	2.29	0.66
1:2:241:U:H5'	8:S6:216:LEU:HD11	1.76	0.66
36:5:2169:G:O6	88:5:3852:OHX:N5	2.29	0.66
1:6:205:U:O4	88:6:2095:OHX:N6	2.29	0.66
17:C5:69:GLU:OE1	88:C5:201:OHX:N6	2.27	0.66
53:M7:62:ARG:NH1	36:5:412:G:OP1	159.22	0.66
3:S1:38:PHE:HA	3:S1:74:GLN:HE22	1.60	0.66
11:S9:11:THR:HG23	1:6:472:U:H5''	398.32	0.66
36:1:1019:G:O6	88:1:3953:OHX:N1	2.29	0.66
36:1:2597:U:H2'	36:1:2598:G:H8	1.59	0.66
36:1:2623:G:H2'	36:1:2624:G:H8	1.60	0.66
36:1:3253:G:N7	88:1:3950:OHX:N1	2.43	0.66
36:1:542:G:H1	36:1:549:U:H3	1.43	0.66
1:2:438:A:OP1	88:2:2010:OHX:N1	2.29	0.66
1:2:992:A:H2	1:2:1012:U:H3	1.41	0.66
38:4:126:A:O2'	38:4:128:U:OP1	2.14	0.66
36:5:1096:U:O2'	88:5:4111:OHX:N5	2.29	0.66

Continued on next page...

Continued from previous page...

Atom-1	Atom-2	Interatomic distance (Å)	Clash overlap (Å)
36:5:2499:U:H2'	36:5:2500:A:H8	1.61	0.66
15:C3:87:ASP:HB2	15:C3:125:LEU:HD11	3.43	0.66
18:C6:16:ALA:HB2	18:C6:72:GLY:HA3	1.76	0.66
21:C9:84:LYS:HD2	21:C9:86:ARG:HG2	1.78	0.66
27:D5:41:ILE:HG13	27:D5:42:LEU:H	1.61	0.66
63:N7:3:LYS:O	63:N7:5:LEU:N	2.29	0.66
1:2:127:G:N7	8:S6:202:ARG:NH2	2.44	0.66
36:1:39:A:H5''	64:N8:35:ALA:HB2	1.78	0.66
36:5:3361:G:O6	88:5:4099:OHX:N3	2.29	0.66
36:5:2751:G:O6	88:5:4051:OHX:N3	2.29	0.66
1:6:1767:G:OP1	1:6:1770:U:H4'	1.96	0.66
28:D6:7:SER:HB3	1:6:1796:C:H6	340.92	0.66
58:N2:22:PRO:HB2	58:N2:28:PHE:HB2	2.17	0.66
11:S9:3:ARG:H	11:S9:3:ARG:HE	5.25	0.66
1:2:164:A:H1'	8:S6:13:GLN:HE22	1.60	0.65
1:2:61:A:H8	1:2:269:G:HO2'	1.44	0.65
39:L2:69:TYR:OH	36:5:2557:A:OP1	191.62	0.65
51:M5:38:ARG:NH2	38:8:143:U:OP1	110.02	0.65
42:L5:105:ILE:O	42:L5:109:THR:HG23	2.54	0.65
45:L8:95:ASN:OD1	45:L8:98:ARG:NH1	3.96	0.65
52:M6:188:SER:O	52:M6:192:LYS:HG2	1.97	0.65
53:M7:31:GLU:HG3	53:M7:60:PHE:HA	3.04	0.65
4:S2:139:ILE:HD12	4:S2:191:ALA:HB1	1.77	0.65
6:S4:42:LEU:HG	6:S4:109:PHE:HD2	3.64	0.65
9:S7:154:LEU:HD21	9:S7:183:PHE:CD1	2.30	0.65
36:1:2250:G:O6	88:1:3821:OHX:N6	2.29	0.65
1:2:1290:U:H2'	1:2:1291:G:C8	2.30	0.65
36:5:1863:G:N1	36:5:1866:C:OP2	2.25	0.65
36:5:2836:C:H5	36:5:2852:C:N4	1.95	0.65
36:5:3160:U:H3	36:5:3290:G:H1	1.42	0.65
1:6:679:U:O4	88:6:2144:OHX:N6	2.29	0.65
37:7:112:G:H2'	37:7:113:C:C6	2.32	0.65
39:L2:30:ARG:NH2	39:L2:33:ASP:OD2	2.29	0.65
49:M3:73:ARG:HG3	36:5:76:G:H3'	81.54	0.65
6:S4:52:LEU:HB3	6:S4:54:TYR:CD2	2.47	0.65
36:1:1534:A:OP1	88:1:3767:OHX:N2	2.29	0.65
36:1:2108:C:O2'	36:1:3362:A:N6	2.29	0.65
62:N6:12:ARG:HD3	36:5:215:G:H5''	87.49	0.65
1:6:373:G:N7	88:6:2166:OHX:N3	2.44	0.65
17:C5:111:MET:HG2	20:C8:119:ILE:HG23	2.02	0.65
18:C6:34:SER:HB3	18:C6:38:LEU:HD12	1.77	0.65

Continued on next page...

Continued from previous page...

Atom-1	Atom-2	Interatomic distance (Å)	Clash overlap (Å)
30:D8:26:THR:HB	30:D8:44:VAL:HG22	1.78	0.65
7:S5:43:PHE:HB3	7:S5:46:TRP:HD1	6.36	0.65
9:S7:30:SER:HB2	9:S7:34:LEU:HB2	2.63	0.65
1:2:1735:U:O4	88:2:2111:OHX:N2	2.30	0.65
1:2:495:C:H3'	1:2:496:G:H4'	1.78	0.65
36:5:990:U:O4	88:5:4084:OHX:N6	2.30	0.65
49:M3:48:PRO:HA	49:M3:137:GLN:HB2	3.16	0.65
58:N2:19:VAL:HG12	58:N2:105:LEU:HD22	2.22	0.65
64:N8:58:MET:SD	36:5:2786:G:N2	155.40	0.65
2:S0:108:THR:HA	4:S2:64:LYS:HZ2	2.70	0.65
3:S1:137:ILE:HD12	3:S1:172:LEU:HD22	1.77	0.65
36:1:2596:U:O2'	88:1:4023:OHX:N6	2.29	0.65
1:2:1222:C:H42	1:2:1261:G:H1	1.44	0.65
36:5:1554:U:H4'	36:5:1555:U:OP1	1.96	0.65
36:5:2560:C:O2	88:5:3928:OHX:N2	2.30	0.65
36:5:2567:C:N3	36:5:2568:C:N4	2.44	0.65
28:D6:32:LYS:NZ	1:6:930:A:OP1	309.99	0.65
29:D7:15:GLU:O	29:D7:17:ARG:N	2.29	0.65
40:L3:113:GLU:HB3	40:L3:176:ALA:HB2	1.79	0.65
73:O7:24:ARG:NH1	36:5:361:A:OP1	120.23	0.65
3:S1:134:VAL:HB	3:S1:219:LYS:HB2	1.78	0.65
36:1:1786:G:H2'	36:1:1787:A:C8	2.31	0.65
70:O4:41:ARG:NH1	36:5:1739:U:O2	189.86	0.65
36:5:2937:G:OP1	88:5:4091:OHX:N6	2.30	0.65
1:6:1207:C:H42	1:6:1456:C:H5	1.44	0.65
1:6:1620:C:H2'	1:6:1621:U:H6	1.62	0.65
15:C3:94:LYS:NZ	1:6:952:A:OP1	299.58	0.65
53:M7:179:GLN:HA	53:M7:182:ILE:HB	1.79	0.65
56:N0:155:ARG:NH1	36:5:3206:C:O2	310.17	0.65
61:N5:38:LEU:O	61:N5:39:LYS:HB2	4.34	0.65
10:S8:61:GLU:HG3	10:S8:62:THR:HG23	2.23	0.65
34:SR:177:MET:HE1	34:SR:191:ASP:HB3	6.53	0.65
1:2:1055:U:O4	88:2:2150:OHX:N6	2.28	0.65
41:L4:193:LYS:NZ	36:5:1420:C:OP2	111.73	0.65
49:M3:58:VAL:HG13	36:5:75:G:H5"	87.84	0.65
36:5:799:G:O6	88:5:3925:OHX:N4	2.30	0.65
39:L2:101:VAL:HB	39:L2:165:VAL:HG12	3.71	0.65
49:M3:75:PHE:H	49:M3:97:VAL:HA	1.66	0.65
59:N3:74:MET:HE3	59:N3:102:ILE:HB	1.78	0.65
67:O1:41:LYS:NZ	67:O1:47:ASP:OD1	2.29	0.65
3:S1:83:LYS:HD2	3:S1:106:THR:H	3.59	0.65

Continued on next page...

Continued from previous page...

Atom-1	Atom-2	Interatomic distance (Å)	Clash overlap (Å)
36:1:1233:G:O6	88:1:4001:OHX:N2	2.29	0.65
1:2:1064:G:O6	88:2:2150:OHX:N6	2.30	0.65
1:2:54:C:O2'	1:2:459:G:N7	2.26	0.65
38:4:103:G:O6	88:4:222:OHX:N6	2.30	0.65
36:5:1103:A:H3'	36:5:1104:G:H5'	1.77	0.65
77:Q1:21:ARG:NH1	1:6:1654:G:OP1	281.74	0.65
1:6:40:A:O2'	88:6:2074:OHX:N4	2.30	0.65
42:L5:56:THR:O	42:L5:58:LYS:N	2.30	0.65
36:1:2674:A:H5''	48:M1:105:GLY:HA3	1.78	0.65
49:M3:57:VAL:HG22	49:M3:147:ILE:HD13	4.28	0.65
7:S5:162:VAL:HG23	30:D8:45:LYS:HB3	1.79	0.65
36:1:309:U:OP1	72:O6:84:LYS:NZ	2.28	0.65
36:1:977:C:OP1	54:M8:141:ARG:NH2	2.30	0.65
38:4:77:A:OP2	88:4:223:OHX:N2	2.30	0.65
1:2:1199:G:C5	31:D9:40:ARG:HD3	2.32	0.65
40:L3:41:VAL:HG22	40:L3:185:GLY:HA3	1.79	0.65
41:L4:143:GLU:O	88:L4:401:OHX:N2	2.30	0.65
64:N8:85:ASP:OD1	64:N8:86:LYS:N	2.30	0.65
71:O5:10:ARG:NH1	71:O5:60:GLU:OE1	2.94	0.65
8:S6:57:ASP:HA	8:S6:106:LEU:HA	1.95	0.65
11:S9:53:ARG:NH2	11:S9:97:LEU:O	2.30	0.65
36:1:3103:A:OP2	88:1:4063:OHX:N3	2.30	0.65
36:1:3218:A:HO2'	36:1:3278:C:H5	1.45	0.65
55:M9:104:ARG:NH1	36:5:1949:G:OP1	219.47	0.65
36:5:253:A:HO2'	36:5:254:A:H8	1.44	0.65
26:D4:52:LYS:O	26:D4:54:ALA:N	2.40	0.65
41:L4:36:HIS:O	41:L4:40:THR:HG23	1.97	0.65
48:M1:139:THR:HG22	48:M1:147:THR:HA	1.79	0.65
55:M9:28:GLU:HG3	55:M9:49:THR:HG22	4.67	0.65
59:N3:113:ALA:HA	59:N3:132:ASN:HB3	1.79	0.65
64:N8:21:ARG:NH1	36:5:1369:A:OP1	183.19	0.65
4:S2:78:ASP:HB3	4:S2:104:VAL:HG12	3.82	0.65
4:S2:148:LEU:O	4:S2:174:ARG:NH2	4.55	0.65
36:1:2236:G:OP1	88:1:4016:OHX:N6	2.30	0.64
88:1:3930:OHX:N2	68:O2:14:THR:O	2.30	0.64
36:5:783:A:OP2	88:5:4096:OHX:N6	2.29	0.64
19:C7:7:LYS:N	1:6:1316:G:OP1	410.49	0.64
29:D7:56:CYS:HB2	29:D7:63:LEU:HD21	1.78	0.64
48:M1:37:LEU:O	48:M1:41:SER:OG	2.14	0.64
55:M9:76:SER:O	55:M9:81:ARG:NH1	2.30	0.64
36:1:1591:G:OP1	70:O4:16:ARG:NH1	2.29	0.64

Continued on next page...

Continued from previous page...

Atom-1	Atom-2	Interatomic distance (Å)	Clash overlap (Å)
6:S4:3:ARG:HG2	1:6:399:A:H4'	321.26	0.64
36:1:1095:U:H4'	36:1:1096:U:H5''	1.77	0.64
36:1:1740:U:H1'	36:1:1741:A:H2	1.61	0.64
36:1:2719:U:O4	88:1:4051:OHX:N3	2.30	0.64
53:M7:69:ARG:NH1	36:5:3308:C:N3	189.96	0.64
1:6:778:G:N2	1:6:780:A:H5'	2.12	0.64
14:C2:68:GLU:O	14:C2:70:ASN:N	2.31	0.64
18:C6:112:TYR:OH	18:C6:114:ARG:NH1	2.30	0.64
1:2:1796:C:P	28:D6:5:ARG:HH12	2.20	0.64
42:L5:8:LYS:NZ	37:7:15:C:O3'	311.63	0.64
55:M9:62:ARG:NH2	36:5:3068:U:OP2	172.75	0.64
63:N7:127:ASN:O	63:N7:129:TRP:N	2.30	0.64
4:S2:109:GLY:HA2	4:S2:139:ILE:HB	3.16	0.64
1:2:121:U:O2'	6:S4:33:ALA:O	2.09	0.64
36:1:3230:G:O6	88:1:3984:OHX:N3	2.31	0.64
36:1:535:G:O6	88:1:3955:OHX:N4	2.30	0.64
1:2:339:C:OP2	10:S8:10:LYS:NZ	2.21	0.64
36:5:2254:U:O4	88:5:4016:OHX:N6	2.31	0.64
1:6:1533:C:H4'	1:6:1539:G:N1	2.12	0.64
48:M1:137:ARG:HG2	37:7:28:C:H5''	308.06	0.64
38:8:18:U:OP1	88:8:221:OHX:N2	2.29	0.64
24:D2:18:GLU:HG3	24:D2:69:LEU:HD23	1.78	0.64
40:L3:218:ILE:HG13	40:L3:276:THR:HG23	2.01	0.64
36:1:1320:C:O2	56:N0:115:ARG:NH2	2.30	0.64
2:S0:179:ARG:HD3	2:S0:183:ARG:CZ	3.21	0.64
3:S1:101:HIS:HA	3:S1:217:LEU:HD22	2.14	0.64
36:1:1887:A:OP1	88:1:3982:OHX:N5	2.30	0.64
1:2:1355:C:O2	1:2:1368:G:N2	2.27	0.64
1:2:1445:G:H1	33:E1:89:LYS:HA	1.61	0.64
36:5:1152:G:N2	36:5:1200:A:H61	1.95	0.64
1:6:489:C:O2'	1:6:490:C:O4'	2.15	0.64
27:D5:61:SER:H	27:D5:64:VAL:HB	1.63	0.64
28:D6:87:ARG:NH2	28:D6:91:ASP:O	2.26	0.64
44:L7:25:GLN:HA	44:L7:28:ALA:HB3	1.79	0.64
46:L9:139:ASN:N	46:L9:139:ASN:OD1	4.30	0.64
46:L9:77:ASN:HA	46:L9:80:THR:HG23	1.77	0.64
58:N2:30:PRO:HA	58:N2:33:TYR:HB3	1.80	0.64
64:N8:112:ILE:HB	64:N8:130:VAL:HG12	1.87	0.64
71:O5:81:ARG:NH2	36:5:18:G:OP1	77.04	0.64
72:O6:2:THR:OG1	72:O6:3:VAL:N	2.82	0.64
36:1:1481:A:O2'	36:1:1858:A:H1'	1.97	0.64

Continued on next page...

Continued from previous page...

Atom-1	Atom-2	Interatomic distance (Å)	Clash overlap (Å)
36:1:1789:G:O6	88:1:4064:OHX:N2	2.29	0.64
1:6:1515:A:H4'	1:6:1517:U:H5	1.61	0.64
1:6:1670:G:N7	88:6:2175:OHX:N4	2.46	0.64
2:S0:52:LYS:HD2	23:D1:82:VAL:HA	1.80	0.64
48:M1:59:ILE:HG21	48:M1:65:ILE:HD11	1.79	0.64
60:N4:58:HIS:HD1	60:N4:59:HIS:CE1	2.65	0.64
62:N6:5:SER:HB3	62:N6:8:VAL:HG13	3.42	0.64
36:1:353:G:N7	73:O7:55:ARG:HD3	2.12	0.64
36:1:1230:G:H1	36:1:1279:C:H42	1.44	0.64
36:1:1412:G:OP1	68:O2:105:ARG:NH2	2.31	0.64
36:1:2258:U:OP2	88:1:3825:OHX:N1	2.31	0.64
36:1:25:U:O4	88:1:3762:OHX:N6	2.30	0.64
38:4:122:U:H2'	38:4:123:G:C8	2.33	0.64
68:O2:44:ARG:NH1	36:5:1145:G:OP1	206.88	0.64
36:5:2871:G:O5'	88:5:4126:OHX:N2	2.31	0.64
36:5:508:U:O4	88:5:3918:OHX:N1	2.31	0.64
26:D4:116:LYS:NZ	1:6:57:G:OP2	338.97	0.64
1:6:720:G:N3	1:6:720:G:H5'	2.13	0.64
19:C7:82:ASP:O	19:C7:83:GLN:NE2	2.27	0.64
2:S0:200:ASP:HB2	19:C7:85:VAL:HG22	1.79	0.64
20:C8:132:ARG:HB3	20:C8:136:GLN:HG3	1.80	0.64
28:D6:10:ARG:HG2	28:D6:34:LYS:HA	3.93	0.64
48:M1:16:LYS:HE3	48:M1:130:VAL:HG11	1.80	0.64
49:M3:8:PRO:HD3	54:M8:164:ARG:HB3	2.78	0.64
52:M6:61:ALA:HA	52:M6:70:PRO:HD2	1.90	0.64
36:1:1840:U:OP2	88:1:3871:OHX:N5	2.31	0.64
36:1:924:G:OP1	88:1:4045:OHX:N3	2.31	0.64
1:2:1232:U:H4'	12:C0:2:LEU:HD21	1.79	0.64
1:2:741:C:O2	9:S7:107:ARG:NH1	2.31	0.64
1:2:930:A:OP1	28:D6:32:LYS:NZ	2.30	0.64
1:6:1067:C:H2'	1:6:1068:C:H6	1.62	0.64
1:6:1486:G:O6	88:6:2045:OHX:N1	2.31	0.64
13:C1:60:PHE:O	13:C1:62:GLY:N	4.07	0.64
44:L7:178:ILE:HA	44:L7:183:ASP:HB3	2.15	0.64
11:S9:126:ARG:NH1	1:6:475:A:OP2	424.59	0.64
34:SR:220:ILE:HB	34:SR:234:LEU:HB2	2.67	0.64
1:2:1684:U:O2	1:2:1718:G:N2	2.31	0.64
36:5:3290:G:O6	88:5:3996:OHX:N5	2.30	0.64
1:6:1370:U:O4	88:6:2109:OHX:N6	2.31	0.64
39:L2:10:LYS:HA	39:L2:16:PHE:CD2	2.33	0.64
41:L4:145:ILE:O	88:L4:401:OHX:N4	5.52	0.64

Continued on next page...

Continued from previous page...

Atom-1	Atom-2	Interatomic distance (Å)	Clash overlap (Å)
45:L8:134:TYR:H	45:L8:134:TYR:HD2	2.71	0.64
61:N5:135:ILE:HA	61:N5:138:ARG:HB3	2.48	0.64
61:N5:80:ASN:HD21	61:N5:126:LEU:HB2	1.63	0.64
11:S9:96:VAL:HA	11:S9:99:LEU:HD23	1.80	0.64
34:SR:160:GLU:O	34:SR:162:ALA:N	2.28	0.64
36:1:2823:G:O6	88:1:3795:OHX:N1	2.31	0.64
1:2:1464:G:O3'	18:C6:141:SER:OG	2.15	0.64
2:S0:63:ILE:HG12	23:D1:36:VAL:HG22	3.18	0.64
44:L7:217:PRO:O	88:5:3900:OHX:N5	260.65	0.64
48:M1:94:ARG:O	48:M1:96:PHE:N	4.10	0.64
36:1:1603:A:H61	61:N5:71:THR:HG21	1.63	0.64
7:S5:92:ARG:NH2	7:S5:169:ASN:OD1	2.44	0.64
36:1:3284:G:OP1	88:1:4050:OHX:N6	2.31	0.64
36:1:412:G:OP1	53:M7:62:ARG:NH1	2.31	0.64
1:2:1370:U:O4	88:2:2092:OHX:N1	2.31	0.64
70:O4:36:LYS:NZ	36:5:1594:A:OP1	149.52	0.64
18:C6:39:VAL:HG12	18:C6:41:PRO:HD2	7.52	0.64
20:C8:52:VAL:HG13	20:C8:61:LEU:HD21	2.89	0.64
75:O9:9:ILE:HD11	75:O9:51:ILE:HG23	1.80	0.64
5:S3:90:ARG:HH21	5:S3:91:VAL:HB	8.50	0.64
10:S8:35:ASN:O	10:S8:37:LYS:NZ	2.24	0.64
36:1:776:U:H5	36:1:2719:U:O2	1.80	0.63
37:3:5:G:OP1	48:M1:143:ARG:NH2	2.31	0.63
1:6:492:A:H1'	1:6:496:G:H1	1.62	0.63
1:6:686:C:H2'	1:6:687:G:C8	2.32	0.63
30:D8:13:ILE:HD11	30:D8:31:GLU:HB2	4.18	0.63
2:S0:163:ASN:HD21	2:S0:165:ARG:HG2	1.63	0.63
10:S8:137:LYS:HD3	10:S8:137:LYS:H	1.62	0.63
36:1:2677:G:OP2	88:1:3943:OHX:N1	2.31	0.63
67:O1:26:LYS:HG2	36:5:1456:A:H5'	165.94	0.63
36:5:2537:U:O2'	36:5:2538:U:O4'	2.16	0.63
36:5:1819:U:O4	88:5:3946:OHX:N3	2.31	0.63
36:5:3395:G:O2'	88:5:4082:OHX:N1	2.31	0.63
1:6:1620:C:H2'	1:6:1621:U:C6	2.33	0.63
1:6:1669:U:OP2	88:6:2175:OHX:N3	2.31	0.63
21:C9:16:ASN:OD1	21:C9:56:LYS:NZ	3.91	0.63
42:L5:184:ASP:HB3	42:L5:187:THR:HG22	1.80	0.63
46:L9:70:THR:HG21	36:5:3122:A:N1	324.58	0.63
47:M0:7:ARG:NH1	36:5:2828:G:OP1	269.02	0.63
52:M6:27:LEU:HD22	52:M6:101:ARG:HB2	1.79	0.63
63:N7:53:VAL:HG21	63:N7:62:VAL:HG13	1.79	0.63

Continued on next page...

Continued from previous page...

Atom-1	Atom-2	Interatomic distance (Å)	Clash overlap (Å)
69:O3:86:ARG:HH22	36:5:498:A:P	214.31	0.63
75:O9:2:ALA:N	36:5:1493:G:O6	122.65	0.63
36:5:1764:U:H3'	36:5:1765:U:H5''	1.79	0.63
36:5:2169:G:O6	88:5:3852:OHX:N1	2.30	0.63
36:5:3242:G:H5'	36:5:3245:A:H8	1.62	0.63
25:D3:93:LEU:HD21	32:E0:8:LEU:HD13	1.80	0.63
26:D4:61:ARG:NH2	1:6:530:C:O2	410.20	0.63
32:E0:38:LEU:HD23	32:E0:42:ARG:HG3	1.81	0.63
40:L3:116:ARG:NH2	40:L3:174:LYS:HD3	2.14	0.63
41:L4:330:TYR:HA	41:L4:333:VAL:HG13	2.32	0.63
44:L7:158:LYS:HG2	44:L7:203:TRP:HH2	1.62	0.63
4:S2:84:LYS:HE3	4:S2:99:LYS:HD2	1.79	0.63
7:S5:42:LEU:HD21	7:S5:45:LYS:HE3	1.80	0.63
36:1:604:G:N7	88:1:4038:OHX:N4	2.47	0.63
1:2:960:U:H2'	1:2:961:U:H6	1.64	0.63
36:5:530:G:N7	88:5:3847:OHX:N3	2.47	0.63
18:C6:38:LEU:O	18:C6:45:ARG:NE	2.31	0.63
20:C8:120:ARG:NH2	35:SM:58:GLU:OE2	2.31	0.63
36:1:2629:U:O4	57:N1:2:GLY:N	2.31	0.63
7:S5:133:VAL:HG22	7:S5:198:LEU:HD13	1.97	0.63
11:S9:6:ARG:HB2	11:S9:6:ARG:HH11	3.45	0.63
36:1:1108:U:H2'	36:1:1109:U:H6	1.62	0.63
36:1:1495:U:H5	36:1:1835:A:N1	1.96	0.63
1:2:1600:A:O2'	1:2:1602:C:N4	2.31	0.63
37:3:62:U:O4	37:3:63:A:N6	2.31	0.63
36:5:1222:G:O6	88:5:4022:OHX:N1	2.32	0.63
36:5:2818:U:H6	36:5:2818:U:H5'	1.62	0.63
77:Q1:11:ARG:NH2	1:6:1127:G:OP1	294.08	0.63
32:E0:18:THR:HG21	1:6:584:C:H1'	389.89	0.63
40:L3:290:ASP:OD2	40:L3:291:GLU:N	2.91	0.63
42:L5:227:LEU:O	42:L5:229:ASP:N	2.31	0.63
43:L6:40:LEU:HD12	43:L6:65:ILE:HD11	6.52	0.63
43:L6:98:VAL:HA	43:L6:101:PHE:HD2	1.63	0.63
45:L8:115:ALA:O	45:L8:117:ALA:N	2.32	0.63
46:L9:111:PHE:CD1	46:L9:127:PRO:HA	2.33	0.63
51:M5:96:ARG:HG2	51:M5:96:ARG:HH11	1.63	0.63
52:M6:15:LEU:HD21	52:M6:125:ARG:HG3	1.80	0.63
63:N7:22:LYS:NZ	63:N7:132:SER:O	2.28	0.63
36:1:964:G:HO2'	64:N8:41:HIS:HE2	1.44	0.63
36:1:1821:U:C4	70:O4:67:LYS:HD2	2.34	0.63
2:S0:118:PRO:HG2	2:S0:141:ILE:HD13	1.80	0.63

Continued on next page...

Continued from previous page...

Atom-1	Atom-2	Interatomic distance (Å)	Clash overlap (Å)
10:S8:184:LEU:HB3	10:S8:189:LEU:HB2	1.79	0.63
36:1:103:G:OP1	49:M3:70:ARG:NH2	2.31	0.63
36:1:1019:G:N7	88:1:3953:OHX:N4	2.47	0.63
36:5:2606:G:N7	88:5:4072:OHX:N3	2.46	0.63
21:C9:76:LEU:HD12	21:C9:80:TYR:CE2	2.32	0.63
26:D4:51:GLU:O	26:D4:53:ASP:N	3.48	0.63
26:D4:55:VAL:HG12	26:D4:75:VAL:HG22	7.20	0.63
68:O2:124:GLY:O	68:O2:126:LEU:N	2.86	0.63
1:2:78:A:OP2	88:S6:301:OHX:N3	2.32	0.63
34:SR:7:LEU:HG	34:SR:315:VAL:HG22	1.81	0.63
67:O1:19:ARG:NH1	36:5:3324:C:OP1	173.99	0.63
22:D0:27:THR:HG23	22:D0:113:ASP:HB3	1.80	0.63
26:D4:129:VAL:O	26:D4:133:ASN:ND2	5.46	0.63
50:M4:49:PRO:HG3	50:M4:78:THR:HG23	3.28	0.63
78:Q2:63:LYS:NZ	36:5:2761:G:N7	210.60	0.63
8:S6:84:TYR:OH	8:S6:91:GLU:OE1	2.15	0.63
9:S7:73:VAL:O	9:S7:75:THR:N	2.31	0.63
1:6:1015:U:OP1	88:6:2022:OHX:N3	2.32	0.63
16:C4:90:ARG:O	16:C4:92:LYS:N	2.46	0.63
18:C6:6:SER:HB3	18:C6:23:LYS:HB3	2.44	0.63
1:2:687:G:H5'	24:D2:119:LYS:HG2	1.81	0.63
25:D3:97:ASP:O	25:D3:100:ASP:HB2	3.06	0.63
29:D7:34:ASP:HB3	29:D7:43:ILE:HD12	1.81	0.63
54:M8:19:PRO:HD3	54:M8:30:VAL:HG21	2.37	0.63
7:S5:146:THR:HG23	7:S5:221:ALA:HA	1.81	0.63
7:S5:62:VAL:HG13	7:S5:89:ILE:HG21	1.81	0.63
8:S6:121:LEU:N	8:S6:125:THR:OG1	2.32	0.63
36:1:1236:G:N2	36:1:1272:C:OP1	2.31	0.63
36:1:2814:G:N7	88:1:4068:OHX:N2	2.47	0.63
36:1:3164:C:H1'	36:1:3165:A:H5'	1.81	0.63
1:2:1240:U:H2'	1:2:1241:G:H5''	1.81	0.63
49:M3:63:VAL:HG22	36:5:72:C:H5'	112.86	0.63
1:6:1348:A:OP1	88:6:2109:OHX:N2	2.32	0.63
10:S8:50:GLY:HA2	1:6:397:A:O3'	315.16	0.63
53:M7:26:PHE:HE1	53:M7:120:ASN:HA	1.64	0.63
53:M7:53:ASP:O	88:M7:205:OHX:N3	2.31	0.63
72:O6:63:ASN:O	72:O6:65:GLY:N	4.88	0.63
2:S0:172:LEU:HD22	2:S0:176:LEU:HG	2.33	0.63
6:S4:88:ASP:OD1	6:S4:122:LYS:NZ	2.32	0.63
1:2:321:C:H41	1:2:1666:U:H5''	1.63	0.62
36:5:2250:G:O6	88:5:3845:OHX:N3	2.32	0.62

Continued on next page...

Continued from previous page...

Atom-1	Atom-2	Interatomic distance (Å)	Clash overlap (Å)
36:5:2683:U:H2'	36:5:2684:C:C6	2.34	0.62
33:E1:87:THR:O	1:6:1445:G:N1	377.89	0.62
10:S8:2:GLY:N	1:6:393:C:OP2	292.81	0.62
16:C4:35:GLY:HA3	1:6:919:A:H5'	269.79	0.62
21:C9:118:PRO:HD2	21:C9:123:ARG:HH21	1.64	0.62
22:D0:72:ASN:HD22	22:D0:74:GLU:H	1.46	0.62
42:L5:60:ILE:HB	42:L5:80:SER:HB2	1.80	0.62
46:L9:101:VAL:HG22	46:L9:114:VAL:HG22	2.90	0.62
47:M0:215:GLU:OE1	88:M0:303:OHX:N2	2.32	0.62
49:M3:36:ARG:O	49:M3:38:ALA:N	3.47	0.62
45:L8:140:VAL:HG21	51:M5:3:ALA:HB2	2.02	0.62
54:M8:71:LEU:HD13	54:M8:99:THR:HG21	1.80	0.62
57:N1:86:GLU:OE1	57:N1:88:ARG:NH1	2.32	0.62
61:N5:67:ILE:HD12	61:N5:121:LYS:HG3	1.82	0.62
66:O0:57:GLU:OE1	66:O0:69:TYR:OH	2.24	0.62
72:O6:25:LYS:HB2	72:O6:28:TYR:HD2	1.67	0.62
5:S3:42:THR:OG1	5:S3:45:LYS:O	2.28	0.62
8:S6:155:ASP:OD1	88:S6:301:OHX:N6	2.32	0.62
36:1:109:A:H4'	36:1:110:G:OP1	1.97	0.62
1:2:1482:C:OP2	1:2:1521:G:N2	2.28	0.62
1:2:1738:U:O4	88:2:2011:OHX:N4	2.31	0.62
1:2:704:C:N4	1:2:735:C:N3	2.47	0.62
36:5:3155:U:OP1	88:5:4137:OHX:N6	2.32	0.62
36:5:549:U:H2'	36:5:550:A:C8	2.34	0.62
1:6:1381:U:OP1	88:6:2152:OHX:N6	2.32	0.62
18:C6:55:VAL:HG21	18:C6:89:LEU:HD21	2.82	0.62
25:D3:68:ILE:O	25:D3:70:LYS:NZ	2.32	0.62
28:D6:51:ARG:NH2	28:D6:55:GLU:OE1	2.32	0.62
42:L5:148:ILE:HG23	42:L5:151:GLN:HB3	2.62	0.62
52:M6:88:VAL:O	52:M6:90:HIS:N	2.33	0.62
6:S4:191:ARG:HD3	6:S4:245:LYS:HB2	1.80	0.62
8:S6:57:ASP:OD1	8:S6:72:ARG:NH1	2.81	0.62
8:S6:7:TYR:HB3	8:S6:12:SER:HB2	1.81	0.62
11:S9:38:ASN:HB2	11:S9:41:GLU:HG3	1.81	0.62
1:2:1055:U:O4	88:2:2150:OHX:N3	2.32	0.62
1:2:655:G:N1	1:2:678:A:N7	2.48	0.62
36:5:1717:U:H2'	36:5:1718:G:C8	2.35	0.62
39:L2:207:VAL:HG21	36:5:916:G:C6	186.61	0.62
39:L2:181:LYS:NZ	36:5:860:G:O5'	212.71	0.62
46:L9:105:GLU:HB3	46:L9:110:LYS:H	3.45	0.62
46:L9:28:VAL:HG22	46:L9:33:THR:HB	2.46	0.62

Continued on next page...

Continued from previous page...

Atom-1	Atom-2	Interatomic distance (Å)	Clash overlap (Å)
47:M0:220:GLN:O	88:M0:303:OHX:N4	2.31	0.62
56:N0:2:ALA:HB3	56:N0:32:SER:HB3	1.81	0.62
2:S0:120:LEU:HD12	2:S0:121:VAL:H	1.82	0.62
36:1:1596:C:H2'	36:1:1597:C:C6	2.33	0.62
1:2:1006:C:O2	88:2:2119:OHX:N2	2.31	0.62
1:2:562:G:OP2	88:2:2117:OHX:N5	2.33	0.62
1:2:788:A:H2'	6:S4:19:LEU:HD22	1.80	0.62
36:5:2977:G:OP1	88:5:4048:OHX:N4	2.32	0.62
53:M7:69:ARG:HD3	36:5:3308:C:O2	185.45	0.62
36:5:980:A:H2'	36:5:981:U:C2	2.33	0.62
1:6:1280:C:H2'	1:6:1281:G:C8	2.34	0.62
22:D0:58:LEU:HD22	1:6:1516:A:H5''	443.25	0.62
1:6:1637:C:OP2	88:6:2081:OHX:N2	2.32	0.62
17:C5:32:ASP:HA	17:C5:35:LYS:HG3	4.86	0.62
1:2:1253:U:H4'	33:E1:143:LYS:N	2.15	0.62
44:L7:232:ARG:HD2	44:L7:236:ILE:HA	2.59	0.62
36:1:2800:G:O6	64:N8:42:ARG:NH2	2.32	0.62
70:O4:58:ARG:HG3	70:O4:59:PRO:HD2	1.80	0.62
7:S5:206:SER:O	7:S5:212:LYS:NZ	2.33	0.62
8:S6:142:ARG:HA	8:S6:147:LEU:HD12	2.15	0.62
8:S6:98:ARG:HD3	8:S6:99:GLY:N	2.14	0.62
35:SM:46:LYS:HA	36:5:1018:G:H4'	324.29	0.62
36:1:3275:U:O2'	36:1:3276:G:OP1	2.18	0.62
1:2:1004:U:O4	88:1:3879:OHX:N1	2.32	0.62
1:2:1533:C:H4'	1:2:1539:G:N1	2.14	0.62
36:5:604:G:N7	88:5:4065:OHX:N2	2.46	0.62
17:C5:21:ASP:O	17:C5:23:GLU:N	2.32	0.62
27:D5:65:LEU:HD22	27:D5:71:ILE:HD12	1.80	0.62
28:D6:36:ILE:HD12	28:D6:78:ALA:HB1	1.81	0.62
45:L8:240:ASN:HA	45:L8:243:GLN:HB2	1.80	0.62
47:M0:61:SER:OG	47:M0:63:GLU:HG2	2.66	0.62
8:S6:148:SER:HB3	60:N4:98:PRO:HG3	1.79	0.62
36:1:2897:A:H2'	36:1:2899:C:H5''	1.80	0.62
1:2:1160:A:H2'	1:2:1161:C:C6	2.34	0.62
1:2:1256:A:OP1	12:C0:5:LYS:NZ	2.29	0.62
1:2:1535:U:O2'	1:2:1536:G:N3	2.32	0.62
36:5:1024:G:N2	36:5:1026:A:OP2	2.33	0.62
18:C6:58:ASP:O	18:C6:60:PHE:N	2.32	0.62
21:C9:25:GLN:O	21:C9:27:LYS:N	4.57	0.62
36:1:2663:G:H5'	42:L5:152:ARG:HD3	1.81	0.62
36:1:269:G:H5'	51:M5:120:TRP:CE3	2.35	0.62

Continued on next page...

Continued from previous page...

Atom-1	Atom-2	Interatomic distance (Å)	Clash overlap (Å)
72:O6:4:LYS:HD2	72:O6:14:GLY:HA3	2.44	0.62
3:S1:131:ASP:O	3:S1:133:TYR:N	2.31	0.62
3:S1:183:GLN:HG2	3:S1:187:LYS:HE3	1.81	0.62
5:S3:22:ASN:OD1	5:S3:34:TYR:OH	2.12	0.62
7:S5:103:ASN:HA	7:S5:106:LYS:HD2	1.82	0.62
7:S5:64:VAL:HG12	7:S5:65:ARG:HD3	1.82	0.62
9:S7:105:THR:O	9:S7:107:ARG:N	4.34	0.62
36:1:2821:C:O2'	36:1:2822:U:P	2.57	0.62
36:1:1443:G:N7	88:1:3870:OHX:N4	2.48	0.62
1:2:539:G:OP2	1:2:539:G:H8	1.82	0.62
39:L2:243:THR:HG23	36:5:2242:A:H5'	232.58	0.62
36:5:1231:A:N7	88:5:3905:OHX:N6	2.48	0.62
88:5:4067:OHX:N5	38:8:16:G:OP1	2.32	0.62
1:6:1188:G:N2	1:6:1197:C:O2	2.31	0.62
26:D4:78:SER:OG	26:D4:79:VAL:N	2.40	0.62
48:M1:23:VAL:O	48:M1:25:GLU:N	2.27	0.62
6:S4:118:GLU:HA	6:S4:121:TYR:CE1	2.50	0.62
10:S8:82:VAL:HG22	10:S8:196:LEU:HD11	1.81	0.62
36:5:1796:G:O6	88:5:4140:OHX:N5	2.32	0.62
23:D1:3:ASN:HD21	23:D1:7:GLN:HB3	2.43	0.62
33:E1:146:SER:HB3	1:6:1234:A:H4'	434.09	0.62
45:L8:75:ILE:HG22	45:L8:76:ALA:H	1.65	0.62
78:Q2:70:LEU:HD11	78:Q2:85:LEU:HD22	1.81	0.62
5:S3:179:GLN:OE1	5:S3:180:GLY:N	5.02	0.62
6:S4:42:LEU:N	6:S4:84:ALA:O	2.33	0.62
36:1:1381:A:OP1	41:L4:197:ARG:NH1	2.29	0.62
36:1:3275:U:H5''	69:O3:68:TRP:HZ2	1.64	0.62
1:2:1794:A:H1'	28:D6:79:ILE:HD12	1.80	0.62
1:2:854:U:O4	55:M9:173:ARG:NH1	2.31	0.62
36:5:240:U:O2'	36:5:241:G:H8	1.83	0.62
36:5:3280:U:O2'	36:5:3281:U:H5''	2.00	0.62
1:2:1217:A:H5''	12:C0:1:MET:HG3	1.81	0.62
53:M7:53:ASP:OD2	88:M7:205:OHX:N3	2.33	0.62
74:O8:64:LYS:HE2	74:O8:65:LEU:HA	6.73	0.62
3:S1:88:VAL:HG11	3:S1:96:LEU:HD12	1.82	0.62
5:S3:170:THR:HG22	5:S3:187:LYS:HE2	6.46	0.62
36:1:343:U:OP2	88:1:3775:OHX:N6	2.33	0.62
36:5:1560:G:H2'	36:5:1561:G:C8	2.35	0.62
1:6:1258:U:H5	1:6:1259:U:C4	2.18	0.62
16:C4:16:VAL:HG23	16:C4:33:LEU:HA	1.82	0.62
22:D0:87:HIS:ND1	1:6:1383:G:OP1	441.66	0.62

Continued on next page...

Continued from previous page...

Atom-1	Atom-2	Interatomic distance (Å)	Clash overlap (Å)
39:L2:27:ALA:O	39:L2:128:ARG:NH2	2.33	0.62
41:L4:138:ARG:HE	41:L4:240:PRO:HD2	1.99	0.62
49:M3:76:THR:HG22	49:M3:101:ARG:HB3	1.80	0.62
61:N5:100:LYS:HE3	61:N5:106:ASP:HA	1.82	0.62
65:N9:14:ARG:NH2	65:N9:18:ARG:HD2	2.15	0.62
4:S2:139:ILE:HG22	4:S2:141:ARG:HG2	1.82	0.62
4:S2:179:VAL:O	4:S2:198:THR:OG1	2.23	0.62
8:S6:186:ARG:O	8:S6:190:GLN:HG2	2.00	0.62
9:S7:14:THR:H	9:S7:17:GLU:HG3	3.08	0.62
36:1:1365:G:OP2	88:1:3860:OHX:N6	2.33	0.61
1:2:1469:A:OP2	88:2:2142:OHX:N6	2.33	0.61
36:5:1365:G:OP2	88:5:3926:OHX:N3	2.33	0.61
42:L5:64:ILE:HG13	42:L5:109:THR:HG21	4.48	0.61
42:L5:110:LEU:HA	42:L5:113:LEU:HB2	3.00	0.61
47:M0:54:SER:HB2	47:M0:135:ILE:HD11	2.77	0.61
48:M1:105:GLY:HA3	36:5:2674:A:H5"	332.66	0.61
37:3:44:C:OP2	48:M1:137:ARG:NH2	2.32	0.61
63:N7:83:THR:HG23	63:N7:85:TYR:N	3.58	0.61
70:O4:46:ASP:OD2	70:O4:80:ARG:HD2	2.50	0.61
2:S0:164:ASN:OD1	2:S0:165:ARG:NH1	4.23	0.61
5:S3:190:ARG:HH22	5:S3:195:SER:HA	1.63	0.61
8:S6:126:ASP:OD2	8:S6:127:THR:N	2.45	0.61
36:1:2387:A:OP2	88:1:3920:OHX:N1	2.33	0.61
36:1:562:C:H2'	36:1:563:U:H6	1.65	0.61
1:2:77:U:O2'	88:S6:301:OHX:N5	2.33	0.61
1:2:953:G:OP2	15:C3:94:LYS:NZ	2.34	0.61
36:5:3284:G:OP1	88:5:4082:OHX:N3	2.33	0.61
9:S7:107:ARG:NH1	1:6:741:C:O2'	343.76	0.61
14:C2:38:HIS:O	14:C2:125:ASN:ND2	2.32	0.61
17:C5:121:ILE:HG22	17:C5:123:TYR:H	1.64	0.61
7:S5:75:GLY:O	18:C6:122:ARG:NH2	3.37	0.61
20:C8:49:LYS:NZ	20:C8:80:LYS:O	2.33	0.61
52:M6:108:ILE:HD13	52:M6:117:ARG:HE	1.64	0.61
52:M6:41:LEU:HD23	52:M6:138:LEU:HD22	1.83	0.61
4:S2:47:ALA:O	4:S2:49:LYS:N	2.34	0.61
36:1:2155:G:O2'	39:L2:227:ARG:NH2	2.33	0.61
36:1:2623:G:H2'	36:1:2624:G:C8	2.34	0.61
36:1:2924:U:O4	88:1:3913:OHX:N2	2.34	0.61
1:2:918:U:H2'	1:2:919:A:C8	2.35	0.61
36:5:1236:G:N2	36:5:1244:A:OP1	2.32	0.61
36:5:1675:G:H2'	36:5:1676:A:H8	1.64	0.61

Continued on next page...

Continued from previous page...

Atom-1	Atom-2	Interatomic distance (Å)	Clash overlap (Å)
36:5:3241:G:H2'	36:5:3245:A:C8	2.34	0.61
36:5:3396:U:O2	88:5:4083:OHX:N2	2.34	0.61
36:5:541:U:O4	88:5:3911:OHX:N1	2.33	0.61
32:E0:26:LYS:NZ	1:6:588:U:OP2	418.95	0.61
18:C6:109:PHE:O	18:C6:113:ASP:N	2.59	0.61
44:L7:219:LYS:O	44:L7:228:SER:HB2	2.67	0.61
6:S4:199:GLU:HB2	6:S4:207:LEU:HB2	1.81	0.61
36:1:2094:C:H2'	36:1:2095:G:H8	1.66	0.61
36:1:2307:G:O2'	36:1:2310:U:OP2	2.17	0.61
57:N1:129:LYS:HB2	36:5:1098:A:O5'	251.89	0.61
36:5:2449:A:H2'	36:5:2450:G:H8	1.65	0.61
23:D1:9:VAL:HG22	23:D1:10:GLU:H	2.23	0.61
42:L5:153:THR:HG22	42:L5:179:ARG:HD2	1.82	0.61
44:L7:80:GLN:HB2	57:N1:135:PRO:HB2	1.82	0.61
43:L6:3:ALA:HB2	68:O2:77:ALA:HB2	2.33	0.61
5:S3:72:LEU:HG	12:C0:20:VAL:HG21	2.31	0.61
36:1:2597:U:H2'	36:1:2598:G:C8	2.35	0.61
1:2:169:A:OP1	8:S6:137:ARG:NH2	2.33	0.61
63:N7:17:ARG:NH2	36:5:1634:G:N7	198.44	0.61
47:M0:158:LYS:NZ	36:5:2852:C:N3	308.32	0.61
20:C8:41:ARG:NH2	21:C9:36:ILE:O	3.19	0.61
22:D0:118:VAL:HG13	22:D0:119:ALA:H	1.74	0.61
24:D2:82:LYS:O	24:D2:84:GLY:N	2.32	0.61
44:L7:173:LEU:HD23	44:L7:178:ILE:HG21	1.85	0.61
51:M5:23:GLN:NE2	51:M5:122:ASN:OD1	2.88	0.61
52:M6:12:LYS:HA	52:M6:40:GLU:O	2.24	0.61
53:M7:127:ARG:NH2	36:5:1508:C:OP1	138.23	0.61
59:N3:89:ASP:OD1	59:N3:91:VAL:HG12	4.71	0.61
78:Q2:31:GLY:HA3	36:5:2767:U:O3'	191.24	0.61
6:S4:52:LEU:HB3	6:S4:54:TYR:HD2	1.66	0.61
36:1:621:A:O2'	88:1:4060:OHX:N5	2.33	0.61
1:2:67:A:O2'	1:2:69:G:OP1	2.12	0.61
68:O2:27:ARG:NH1	36:5:1433:A:N3	169.25	0.61
39:L2:200:ARG:NH1	36:5:2146:C:OP1	213.23	0.61
36:5:2569:A:H4'	36:5:2570:U:H5'	1.81	0.61
36:5:2861:U:OP1	88:5:3799:OHX:N1	2.33	0.61
36:5:415:G:OP2	88:8:229:OHX:N4	2.34	0.61
1:6:1058:U:H4'	1:6:1059:U:OP1	2.01	0.61
17:C5:98:ASN:HB2	17:C5:122:THR:HG22	1.83	0.61
24:D2:8:ALA:HA	24:D2:74:VAL:HG11	1.83	0.61
39:L2:137:ILE:HD11	39:L2:147:ARG:HG2	1.83	0.61

Continued on next page...

Continued from previous page...

Atom-1	Atom-2	Interatomic distance (Å)	Clash overlap (Å)
40:L3:386:ASP:O	88:L3:404:OHX:N6	30.61	0.61
41:L4:188:ARG:O	41:L4:193:LYS:HE3	2.00	0.61
47:M0:174:THR:HG23	47:M0:176:LEU:N	2.15	0.61
47:M0:42:THR:HG23	47:M0:45:GLU:HB2	1.83	0.61
61:N5:135:ILE:O	61:N5:139:ILE:HG22	2.00	0.61
64:N8:132:LYS:O	64:N8:136:GLU:HG3	2.35	0.61
6:S4:18:TRP:O	6:S4:51:ARG:NH1	2.87	0.61
36:1:1878:G:OP1	88:1:3819:OHX:N4	2.34	0.61
36:1:2954:U:O2'	36:1:2955:U:OP2	2.17	0.61
1:2:138:A:OP2	1:2:1706:C:O2'	2.18	0.61
1:2:1169:G:N1	1:2:1575:G:OP2	2.28	0.61
70:O4:37:LYS:NZ	36:5:1591:G:OP1	160.35	0.61
57:N1:17:ARG:HG2	36:5:2700:G:H5''	265.20	0.61
36:5:3376:A:OP2	88:5:3832:OHX:N4	2.34	0.61
1:6:973:A:H2'	1:6:974:A:H8	1.65	0.61
19:C7:30:THR:HG22	34:SR:127:ARG:HH22	5.54	0.61
28:D6:38:ARG:HH21	28:D6:83:ILE:HG21	1.65	0.61
46:L9:137:SER:HB2	46:L9:143:GLU:HB3	3.30	0.61
55:M9:23:TRP:HB3	55:M9:51:VAL:HG22	1.81	0.61
10:S8:84:HIS:HE1	10:S8:86:SER:HB2	1.65	0.61
36:1:3094:A:H2'	36:1:3095:U:C6	2.36	0.61
1:2:637:C:OP1	24:D2:32:LYS:HG3	2.00	0.61
1:2:823:G:H2'	1:2:824:G:C8	2.36	0.61
37:3:26:C:H5''	42:L5:56:THR:HB	1.82	0.61
36:5:1657:C:O2'	36:5:1797:A:OP2	2.17	0.61
57:N1:43:LYS:HD2	36:5:992:A:H5''	255.79	0.61
16:C4:38:THR:HG21	1:6:895:G:H21	264.23	0.61
15:C3:91:LEU:HB3	15:C3:122:ILE:HG12	2.04	0.61
22:D0:52:LYS:HB2	22:D0:93:LEU:HD23	1.83	0.61
41:L4:302:ALA:HB2	54:M8:39:ARG:NH2	2.15	0.61
47:M0:210:ILE:HA	47:M0:217:PHE:CE2	2.70	0.61
49:M3:55:ARG:O	49:M3:115:ARG:NH2	2.34	0.61
53:M7:122:ALA:HB3	53:M7:143:PRO:HB2	1.83	0.61
36:1:2736:A:OP1	57:N1:92:ARG:NH1	2.34	0.61
63:N7:36:HIS:CD2	63:N7:74:VAL:HG11	4.17	0.61
36:1:1542:G:O6	88:1:3915:OHX:N2	2.34	0.61
36:1:728:G:OP1	88:1:3998:OHX:N5	2.34	0.61
38:4:83:C:H1'	38:4:85:G:H21	1.65	0.61
36:5:250:U:O2'	36:5:251:G:N2	2.32	0.61
36:5:552:G:O6	88:5:3896:OHX:N5	2.34	0.61
1:6:479:C:O2	1:6:510:G:N2	2.34	0.61

Continued on next page...

Continued from previous page...

Atom-1	Atom-2	Interatomic distance (Å)	Clash overlap (Å)
17:C5:63:ALA:HB1	17:C5:74:ALA:HB3	1.83	0.61
18:C6:50:GLU:OE2	18:C6:82:ARG:NH2	2.35	0.61
24:D2:86:ILE:HD12	24:D2:87:GLU:H	1.66	0.61
27:D5:50:ILE:HG22	27:D5:83:LEU:HD11	1.83	0.61
28:D6:58:VAL:HG22	28:D6:59:TYR:H	4.60	0.61
39:L2:193:ARG:NH1	36:5:2174:G:OP2	190.57	0.61
39:L2:47:GLN:HA	39:L2:84:THR:HG22	2.48	0.61
48:M1:59:ILE:HB	48:M1:65:ILE:HD11	2.94	0.61
49:M3:166:ALA:HB1	64:N8:147:LEU:HD21	1.84	0.61
50:M4:131:VAL:HG13	52:M6:181:ALA:HB1	1.83	0.61
53:M7:138:LYS:NZ	36:5:2356:A:OP1	147.42	0.61
62:N6:45:ILE:HD12	62:N6:119:ILE:HG23	1.87	0.61
4:S2:158:THR:HG21	4:S2:221:THR:HG23	2.91	0.61
9:S7:177:THR:OG1	9:S7:178:GLY:N	2.49	0.61
9:S7:38:LEU:HD21	9:S7:73:VAL:HG11	5.70	0.61
10:S8:138:ASN:HA	10:S8:141:ARG:HD2	4.39	0.61
34:SR:65:SER:HB2	34:SR:86:ASP:HB3	2.23	0.61
34:SR:84:SER:OG	34:SR:86:ASP:OD2	3.58	0.61
36:1:2112:U:O2	88:1:3852:OHX:N2	2.33	0.61
36:1:2221:G:N2	36:1:2224:A:OP2	2.23	0.61
1:2:1087:A:H2'	1:2:1088:A:C8	2.35	0.61
36:5:2696:A:H2'	36:5:2697:A:C8	2.36	0.61
36:5:535:G:O6	88:5:3979:OHX:N2	2.34	0.61
5:S3:144:ALA:HB2	1:6:579:A:N1	391.42	0.61
40:L3:41:VAL:HA	40:L3:185:GLY:CA	2.31	0.61
4:S2:137:ILE:HG12	4:S2:138:PRO:HD2	1.82	0.61
9:S7:35:LYS:O	9:S7:37:GLU:N	2.34	0.61
11:S9:57:ARG:HA	11:S9:60:LEU:HD12	5.42	0.61
36:1:1276:U:OP2	88:1:3980:OHX:N4	2.34	0.60
36:1:2953:U:H2'	36:1:2954:U:H5'	1.82	0.60
36:1:2259:A:OP2	88:1:3825:OHX:N2	2.34	0.60
36:5:1877:U:H5''	36:5:1878:G:H5'	1.83	0.60
36:5:675:C:O2'	36:5:679:U:OP1	2.14	0.60
21:C9:115:GLU:O	21:C9:117:SER:N	2.35	0.60
33:E1:98:VAL:HG12	33:E1:99:LYS:H	3.86	0.60
52:M6:73:PHE:CD2	52:M6:78:ARG:HD3	4.81	0.60
35:SM:23:LYS:HD2	35:SM:23:LYS:H	1.66	0.60
36:1:1618:G:H4'	38:4:129:C:H1'	1.83	0.60
36:1:223:U:O4	88:1:4102:OHX:N5	2.34	0.60
36:1:953:G:OP1	65:N9:15:LYS:NZ	2.25	0.60
1:2:1657:U:O4	88:2:2061:OHX:N2	2.34	0.60

Continued on next page...

Continued from previous page...

Atom-1	Atom-2	Interatomic distance (Å)	Clash overlap (Å)
72:O6:27:SER:OG	36:5:156:G:OP2	90.78	0.60
36:5:3318:G:OP2	88:5:4034:OHX:N6	2.34	0.60
36:5:400:G:H4'	36:5:401:U:O5'	2.01	0.60
36:5:2749:G:N7	88:5:4058:OHX:N1	2.49	0.60
1:6:486:G:O6	1:6:488:G:N2	2.34	0.60
13:C1:123:VAL:HG22	13:C1:142:VAL:HG22	3.51	0.60
16:C4:50:ALA:O	16:C4:52:ARG:N	2.39	0.60
16:C4:84:ARG:HG3	16:C4:119:THR:HA	1.81	0.60
20:C8:88:ARG:NH1	20:C8:112:ASP:OD2	2.76	0.60
36:1:1864:A:OP1	55:M9:88:ARG:NH1	2.34	0.60
67:O1:88:PRO:HG2	67:O1:89:LEU:HD12	2.87	0.60
3:S1:128:LYS:HE2	3:S1:132:ASP:HB3	1.83	0.60
4:S2:84:LYS:HE3	4:S2:99:LYS:HD3	2.63	0.60
36:1:2255:A:OP1	88:1:3825:OHX:N3	2.34	0.60
36:1:3214:U:OP2	50:M4:128:ARG:NH2	2.31	0.60
1:2:195:G:H2'	1:2:196:G:H5''	1.83	0.60
1:2:78:A:H1'	8:S6:175:ILE:HG13	1.84	0.60
36:5:1781:C:H2'	36:5:1782:U:C6	2.36	0.60
52:M6:65:ASN:ND2	36:5:2988:C:OP1	220.64	0.60
36:5:2169:G:O6	88:5:3852:OHX:N3	2.34	0.60
79:Q3:17:ARG:NH1	36:5:860:G:OP1	220.05	0.60
31:D9:22:ARG:HG2	31:D9:38:ILE:HG12	2.62	0.60
41:L4:35:VAL:HG21	41:L4:244:LEU:HD21	1.82	0.60
43:L6:31:ARG:NH2	43:L6:81:ALA:O	2.34	0.60
2:S0:180:GLU:HA	2:S0:183:ARG:HB2	2.68	0.60
4:S2:139:ILE:HD11	4:S2:218:ILE:HB	1.82	0.60
11:S9:106:GLU:O	11:S9:111:THR:OG1	4.26	0.60
34:SR:178:VAL:HB	34:SR:192:PHE:HB2	1.84	0.60
36:1:1748:G:OP2	74:O8:42:LYS:NZ	2.33	0.60
88:1:3804:OHX:N5	45:L8:54:GLU:OE2	2.34	0.60
1:2:868:G:H1	1:2:960:U:H3	1.50	0.60
36:5:191:U:H2'	36:5:192:C:C6	2.37	0.60
36:5:2273:G:O6	88:5:4106:OHX:N2	2.33	0.60
36:5:541:U:H2'	36:5:542:G:C8	2.35	0.60
1:6:206:A:OP2	88:6:2097:OHX:N4	2.34	0.60
1:2:1583:A:OP1	18:C6:135:ARG:NH1	2.34	0.60
46:L9:75:VAL:HA	46:L9:78:MET:HE3	1.83	0.60
48:M1:90:GLN:HG2	48:M1:170:ASP:HB2	1.81	0.60
61:N5:86:VAL:HG12	61:N5:120:LYS:HB3	1.81	0.60
63:N7:33:SER:HB2	63:N7:40:HIS:HE1	1.67	0.60
63:N7:3:LYS:HD3	66:O0:36:GLN:HA	1.83	0.60

Continued on next page...

Continued from previous page...

Atom-1	Atom-2	Interatomic distance (Å)	Clash overlap (Å)
67:O1:11:GLU:OE2	67:O1:74:ARG:NH2	2.34	0.60
34:SR:24:ALA:HB3	34:SR:34:LEU:HB3	1.84	0.60
36:1:1064:A:H4'	36:1:1065:A:O5'	2.00	0.60
36:1:1754:G:O6	88:1:3942:OHX:N4	2.34	0.60
36:1:174:C:H2'	36:1:175:C:C6	2.36	0.60
1:2:1657:U:O4	88:2:2061:OHX:N6	2.34	0.60
36:5:1069:C:H2'	36:5:1070:U:H6	1.66	0.60
49:M3:162:ASN:O	49:M3:164:GLU:N	4.43	0.60
59:N3:79:VAL:HB	59:N3:118:VAL:HG22	1.84	0.60
61:N5:115:ARG:NH1	61:N5:119:THR:OG1	2.95	0.60
61:N5:105:VAL:HG11	61:N5:126:LEU:HD13	1.84	0.60
61:N5:106:ASP:HB2	61:N5:130:TYR:CE1	3.11	0.60
77:Q1:7:LYS:HE2	77:Q1:11:ARG:HH12	2.78	0.60
8:S6:2:LYS:HB3	8:S6:108:VAL:HG12	5.42	0.60
36:1:147:U:H3	45:L8:159:PRO:HD2	1.66	0.60
36:1:3066:U:O4	88:1:4035:OHX:N3	2.35	0.60
1:2:9:U:O4	88:2:2134:OHX:N6	2.34	0.60
1:2:324:U:OP1	13:C1:133:LYS:NZ	2.30	0.60
36:5:1654:A:C2'	36:5:1655:G:H5''	2.30	0.60
40:L3:19:ARG:NH2	36:5:3045:G:OP1	232.96	0.60
40:L3:128:LYS:HG3	36:5:3294:A:H5'	198.19	0.60
1:6:484:C:N4	1:6:503:G:H22	2.00	0.60
29:D7:20:LYS:NZ	1:6:959:U:OP2	347.74	0.60
18:C6:46:PHE:HA	18:C6:49:TYR:HB2	1.82	0.60
1:2:1075:C:O2'	28:D6:13:LYS:O	2.14	0.60
42:L5:115:LEU:HD22	42:L5:115:LEU:H	1.67	0.60
42:L5:184:ASP:OD2	42:L5:187:THR:OG1	6.75	0.60
44:L7:88:ARG:HD2	44:L7:90:LYS:O	2.25	0.60
50:M4:38:ILE:HD11	56:N0:150:PHE:CE2	2.36	0.60
52:M6:172:ARG:HA	52:M6:175:THR:HG22	1.83	0.60
52:M6:27:LEU:HD11	52:M6:102:LEU:HB2	1.84	0.60
2:S0:163:ASN:O	2:S0:165:ARG:N	3.24	0.60
5:S3:40:ARG:HD2	5:S3:49:ILE:HD11	2.37	0.60
34:SR:278:PHE:O	88:SR:401:OHX:N3	2.34	0.60
36:1:3102:G:O6	88:1:3788:OHX:N3	2.35	0.60
36:1:567:G:O6	88:1:3898:OHX:N1	2.35	0.60
36:1:870:G:N7	88:1:3813:OHX:N2	2.50	0.60
1:2:800:U:O4	88:2:2024:OHX:N5	2.34	0.60
36:5:1470:U:OP1	88:5:3855:OHX:N6	2.35	0.60
20:C8:134:ARG:NH1	1:6:1559:A:N1	363.48	0.60
27:D5:60:VAL:HG13	27:D5:101:TYR:HB2	1.83	0.60

Continued on next page...

Continued from previous page...

Atom-1	Atom-2	Interatomic distance (Å)	Clash overlap (Å)
31:D9:5:ASN:HB3	31:D9:7:TRP:NE1	2.16	0.60
41:L4:156:LEU:HD23	41:L4:159:ILE:HD12	1.84	0.60
37:3:27:A:P	42:L5:57:ASN:H	2.24	0.60
43:L6:28:GLN:OE1	43:L6:61:ASN:ND2	4.32	0.60
46:L9:120:ASP:OD1	46:L9:124:ARG:NH2	2.45	0.60
36:1:1507:G:N7	53:M7:129:THR:HG23	2.17	0.60
64:N8:66:ALA:HA	64:N8:69:TRP:HB2	1.82	0.60
67:O1:70:ARG:HE	67:O1:102:LYS:NZ	5.65	0.60
49:M3:177:LYS:HG3	72:O6:11:LEU:HD13	1.84	0.60
36:1:1613:A:OP2	74:O8:46:ARG:NH2	2.35	0.60
76:Q0:125:LYS:HG3	36:5:2897:A:H5''	326.68	0.60
77:Q1:21:ARG:HD2	1:6:1653:C:O3'	284.54	0.60
2:S0:80:THR:HA	2:S0:83:GLN:HE21	5.38	0.60
3:S1:157:GLN:OE1	88:S1:301:OHX:N3	3.76	0.60
8:S6:135:PRO:HB2	8:S6:141:ILE:HD13	4.42	0.60
9:S7:86:GLN:HG2	9:S7:87:ASP:H	1.66	0.60
36:1:1222:G:O2'	36:1:1285:G:N1	2.34	0.60
36:1:2533:G:H3'	36:1:2534:G:H8	1.67	0.60
36:1:1887:A:OP2	88:1:3783:OHX:N4	2.35	0.60
1:2:108:A:H2'	1:2:109:G:C8	2.37	0.60
1:2:1672:G:H2'	1:2:1673:G:C8	2.36	0.60
36:5:1540:U:OP1	88:5:3987:OHX:N2	2.34	0.60
36:5:1674:G:OP2	88:5:3868:OHX:N1	2.34	0.60
1:6:1431:C:O2'	1:6:1437:U:O4	2.09	0.60
42:L5:270:LYS:HD3	37:7:2:G:H4'	320.64	0.60
21:C9:14:PHE:HE2	21:C9:63:ARG:HB2	1.66	0.60
40:L3:116:ARG:HH22	40:L3:174:LYS:HD3	1.67	0.60
55:M9:34:GLN:O	55:M9:36:ASN:ND2	4.77	0.60
62:N6:3:LYS:HD2	62:N6:8:VAL:HG22	5.47	0.60
63:N7:128:GLN:OE1	63:N7:129:TRP:N	6.09	0.60
9:S7:165:LYS:O	9:S7:168:SER:OG	2.18	0.60
36:1:2207:A:H2'	36:1:2208:A:H8	1.67	0.60
36:1:2314:U:O2'	36:1:2315:G:OP1	2.19	0.60
36:1:3050:U:OP2	88:1:4077:OHX:N1	2.35	0.60
1:2:1653:C:OP2	88:2:2058:OHX:N3	2.35	0.60
36:5:1366:A:H2'	36:5:1367:G:C8	2.36	0.60
1:6:1081:A:H1'	1:6:1082:C:H5	1.66	0.60
1:6:1511:U:H2'	1:6:1512:G:C8	2.37	0.60
1:6:561:G:N2	1:6:584:C:O2	2.35	0.60
1:6:881:A:OP2	88:6:2075:OHX:N5	2.34	0.60
17:C5:122:THR:HG21	1:6:1455:G:OP1	369.57	0.60

Continued on next page...

Continued from previous page...

Atom-1	Atom-2	Interatomic distance (Å)	Clash overlap (Å)
22:D0:61:LYS:HB2	22:D0:86:ILE:HB	1.83	0.60
33:E1:103:LEU:HD11	33:E1:131:PHE:HE2	1.67	0.60
42:L5:233:ALA:O	42:L5:235:SER:N	2.35	0.60
58:N2:54:VAL:HG13	58:N2:67:SER:HB2	4.04	0.60
59:N3:108:GLU:HA	59:N3:128:ARG:HG3	1.84	0.60
71:O5:14:LYS:NZ	71:O5:62:GLN:OE1	7.69	0.60
6:S4:151:ASP:HB3	6:S4:154:ILE:HG13	1.84	0.60
7:S5:23:VAL:O	7:S5:34:GLN:NE2	2.82	0.60
7:S5:50:GLU:O	7:S5:65:ARG:NH2	2.34	0.60
8:S6:78:THR:HG22	8:S6:92:ARG:HG2	1.84	0.60
36:1:1852:G:N7	88:1:3871:OHX:N3	2.50	0.60
36:1:1054:A:OP1	88:1:4053:OHX:N5	2.35	0.60
1:2:1307:U:O4	1:2:1319:A:H1'	2.01	0.60
88:2:2006:OHX:N2	10:S8:17:LYS:O	2.35	0.60
1:6:729:G:O2'	1:6:730:G:O5'	2.18	0.60
42:L5:270:LYS:HD2	37:7:22:A:N6	323.42	0.60
25:D3:69:ARG:NH1	25:D3:116:ASP:OD1	2.35	0.60
30:D8:18:ARG:NH2	30:D8:26:THR:OG1	4.22	0.60
44:L7:88:ARG:HA	44:L7:134:VAL:HG12	1.94	0.60
63:N7:135:ARG:NH2	36:5:2556:C:O2'	200.86	0.60
68:O2:9:ILE:HG12	68:O2:63:THR:HB	1.82	0.60
2:S0:148:ASP:OD1	2:S0:149:LEU:N	2.69	0.60
1:2:1112:G:O6	88:2:2148:OHX:N6	2.34	0.59
36:5:3285:C:H3'	36:5:3286:G:H5''	1.83	0.59
1:6:1163:A:N3	1:6:1613:U:O2'	2.31	0.59
47:M0:29:SER:HB2	47:M0:125:LEU:HD12	6.05	0.59
53:M7:9:THR:HG1	53:M7:151:THR:HG1	2.22	0.59
69:O3:69:GLY:HA3	69:O3:85:PHE:HA	2.16	0.59
74:O8:62:ALA:O	74:O8:66:ILE:HG13	2.15	0.59
7:S5:44:ASN:O	7:S5:45:LYS:NZ	2.22	0.59
34:SR:150:TRP:HB2	34:SR:174:ASN:HB2	1.83	0.59
34:SR:180:ALA:HB3	34:SR:190:ALA:HB3	1.84	0.59
36:1:900:G:H1'	36:1:1589:A:N6	2.17	0.59
36:1:1688:U:H2'	36:1:1689:U:C6	2.37	0.59
36:1:1234:G:O6	88:1:4001:OHX:N5	2.35	0.59
1:2:1738:U:H2'	1:2:1739:C:C6	2.37	0.59
1:2:42:G:O6	88:2:2010:OHX:N4	2.35	0.59
36:5:1753:G:N7	88:5:3975:OHX:N5	2.50	0.59
1:6:1727:G:H2'	1:6:1728:A:C8	2.36	0.59
40:L3:92:TYR:HB2	40:L3:157:VAL:HG22	1.84	0.59
47:M0:50:VAL:HG22	47:M0:167:LEU:HD23	1.83	0.59

Continued on next page...

Continued from previous page...

Atom-1	Atom-2	Interatomic distance (Å)	Clash overlap (Å)
50:M4:23:ILE:HA	50:M4:63:VAL:HG23	1.84	0.59
51:M5:58:GLY:HA3	51:M5:142:ILE:HD11	1.83	0.59
1:2:398:G:OP2	10:S8:47:ARG:NH1	2.34	0.59
1:2:565:C:O2	88:2:2009:OHX:N5	2.34	0.59
74:O8:4:GLU:HG3	36:5:1747:G:H4'	150.07	0.59
20:C8:27:LYS:HG3	20:C8:57:ARG:HE	1.68	0.59
28:D6:79:ILE:HD12	1:6:1794:A:H1'	331.88	0.59
41:L4:316:ASN:OD1	41:L4:318:LEU:N	2.99	0.59
43:L6:175:LYS:HD3	50:M4:111:ALA:HA	1.84	0.59
88:1:3808:OHX:N5	51:M5:205:LYS:O	2.35	0.59
36:1:1213:G:H4'	56:N0:90:MET:HG2	1.83	0.59
64:N8:6:THR:HG22	64:N8:9:ARG:HG2	2.30	0.59
66:O0:78:GLY:HA2	66:O0:87:VAL:HG13	1.93	0.59
36:1:1393:A:N3	36:1:1419:A:O2'	2.34	0.59
36:1:2747:A:H5'	42:L5:175:HIS:HA	1.84	0.59
1:2:1150:G:O2'	1:2:1768:G:N2	2.35	0.59
36:5:2299:A:OP2	88:5:3858:OHX:N1	2.35	0.59
36:5:274:G:O6	88:5:3961:OHX:N1	2.34	0.59
36:5:3164:C:H1'	36:5:3165:A:H5'	1.83	0.59
1:6:320:U:H2'	1:6:321:C:C2	2.37	0.59
38:8:67:U:O4	88:8:225:OHX:N3	2.35	0.59
14:C2:46:ARG:O	14:C2:49:THR:OG1	2.72	0.59
26:D4:105:ARG:HG2	26:D4:109:LYS:HE2	1.84	0.59
52:M6:18:ARG:O	52:M6:22:VAL:HG12	2.89	0.59
56:N0:104:GLU:O	56:N0:108:GLN:HG2	2.49	0.59
56:N0:1:MET:HE1	56:N0:32:SER:N	2.16	0.59
67:O1:55:LEU:HB2	67:O1:95:PRO:HD3	1.93	0.59
34:SR:70:ASP:HB3	34:SR:113:VAL:HG12	2.10	0.59
36:1:305:U:C5	36:1:2776:C:H1'	2.38	0.59
57:N1:68:THR:OG1	36:5:2737:C:H4'	224.21	0.59
36:5:1253:U:O4	88:5:4121:OHX:N4	2.35	0.59
42:L5:40:HIS:HB3	42:L5:43:LYS:HG3	1.85	0.59
46:L9:166:ARG:HD2	46:L9:168:ARG:NH1	13.13	0.59
54:M8:57:ILE:HG23	54:M8:147:ARG:HD2	4.16	0.59
49:M3:166:ALA:N	64:N8:135:GLU:OE1	3.80	0.59
70:O4:80:ARG:HG3	70:O4:88:ARG:NH2	4.02	0.59
4:S2:140:ARG:HH22	4:S2:228:ASN:HD21	1.48	0.59
2:S0:119:ARG:HH11	4:S2:240:LEU:HB3	4.97	0.59
7:S5:77:TYR:CE2	7:S5:87:CYS:HB2	2.37	0.59
36:1:3048:A:O2'	88:1:4077:OHX:N4	2.35	0.59
36:1:837:A:OP1	79:Q3:5:THR:OG1	2.19	0.59

Continued on next page...

Continued from previous page...

Atom-1	Atom-2	Interatomic distance (Å)	Clash overlap (Å)
1:2:1575:G:H2'	1:2:1576:A:C8	2.38	0.59
1:2:819:G:O2'	1:2:821:U:OP2	2.15	0.59
36:5:368:G:OP1	88:5:3822:OHX:N4	2.36	0.59
36:5:495:G:H2'	36:5:496:C:O4'	2.01	0.59
1:6:1535:U:O2'	1:6:1536:G:O5'	2.20	0.59
1:6:417:A:H5'	1:6:418:G:C5	2.38	0.59
13:C1:21:ASN:N	13:C1:21:ASN:OD1	2.36	0.59
40:L3:77:THR:HG23	40:L3:326:GLY:O	4.95	0.59
41:L4:5:GLN:HA	41:L4:21:PRO:HA	1.84	0.59
46:L9:189:GLU:O	46:L9:190:ASP:HB3	2.02	0.59
78:Q2:65:THR:OG1	78:Q2:87:ARG:HG2	2.03	0.59
8:S6:137:ARG:HH12	1:6:144:U:H5	313.05	0.59
36:1:385:A:H2'	36:1:386:A:C8	2.37	0.59
1:2:1335:U:H3	1:2:1416:G:H1	1.50	0.59
1:2:520:A:H2'	1:2:521:A:C8	2.38	0.59
45:L8:241:LYS:HB2	36:5:2586:G:N7	184.25	0.59
32:E0:4:VAL:HG21	1:6:1648:A:H4'	331.37	0.59
18:C6:32:ASN:O	18:C6:66:ARG:NH1	2.35	0.59
33:E1:135:HIS:HB2	33:E1:138:ARG:HB2	1.83	0.59
41:L4:233:LEU:HD13	41:L4:238:LEU:HD11	3.71	0.59
42:L5:269:SER:OG	42:L5:270:LYS:N	4.53	0.59
46:L9:180:TYR:CD1	76:Q0:89:TYR:HD2	2.20	0.59
42:L5:286:VAL:HG13	47:M0:206:LEU:HD22	1.85	0.59
47:M0:218:ALA:O	88:M0:302:OHX:N3	70.50	0.59
56:N0:117:ARG:NH2	36:5:1321:G:O3'	282.73	0.59
36:1:718:G:OP1	64:N8:117:ARG:NH2	2.33	0.59
70:O4:3:GLN:HB3	70:O4:30:LEU:HD12	1.85	0.59
36:1:1240:A:H61	36:1:1244:A:H5''	1.67	0.59
36:5:3065:G:O6	88:5:4000:OHX:N6	2.35	0.59
36:5:1383:G:O6	88:5:3834:OHX:N6	2.36	0.59
36:5:528:U:H2'	36:5:529:A:C8	2.37	0.59
1:6:1466:G:O2'	1:6:1602:C:OP1	2.20	0.59
1:6:1202:A:OP1	88:6:2096:OHX:N2	2.36	0.59
1:6:235:G:H2'	1:6:236:A:C8	2.37	0.59
17:C5:18:ARG:NH1	20:C8:90:ASN:O	2.63	0.59
22:D0:17:GLN:HG3	22:D0:18:GLN:HG3	9.24	0.59
41:L4:180:LYS:HA	36:5:1386:A:N3	118.05	0.59
50:M4:22:LEU:HB3	50:M4:64:VAL:HG13	4.38	0.59
46:L9:95:ALA:O	76:Q0:77:ILE:HG21	6.84	0.59
2:S0:122:ILE:HG23	2:S0:144:ILE:HB	2.21	0.59
2:S0:9:LEU:HD23	2:S0:54:TRP:CG	2.38	0.59

Continued on next page...

Continued from previous page...

Atom-1	Atom-2	Interatomic distance (Å)	Clash overlap (Å)
5:S3:59:LEU:HD23	5:S3:66:ILE:HG21	8.33	0.59
6:S4:179:LYS:N	6:S4:194:THR:O	2.36	0.59
36:1:3041:U:OP1	59:N3:12:ARG:NH1	2.31	0.59
1:2:1165:G:O6	1:2:1166:A:N6	2.35	0.59
1:2:1474:G:H2'	1:2:1475:A:C8	2.38	0.59
1:2:751:G:H2'	1:2:752:A:H8	1.68	0.59
1:2:979:A:N3	1:2:1775:U:O2'	2.35	0.59
36:5:1070:U:O4	88:5:4005:OHX:N6	2.36	0.59
36:5:1913:A:N3	36:5:2120:A:H2'	2.17	0.59
1:6:1029:U:O4	88:6:2156:OHX:N6	2.35	0.59
38:8:157:U:H3'	38:8:158:U:H3'	1.85	0.59
38:8:139:U:O4	88:8:222:OHX:N5	2.35	0.59
2:S0:52:LYS:NZ	23:D1:82:VAL:O	2.39	0.59
36:1:1347:U:H4'	41:L4:305:ALA:HB2	1.85	0.59
42:L5:148:ILE:HD11	42:L5:160:PHE:CE1	2.38	0.59
54:M8:38:ARG:NH2	36:5:1348:U:OP2	186.89	0.59
60:N4:4:GLU:HG2	60:N4:30:ARG:HD3	1.84	0.59
72:O6:30:LYS:HE3	36:5:266:A:H2'	105.02	0.59
9:S7:38:LEU:HD23	9:S7:41:LEU:HD12	1.85	0.59
36:1:83:U:OP1	88:1:4084:OHX:N5	2.36	0.59
1:2:1537:C:N3	88:2:2133:OHX:N4	2.50	0.59
1:2:732:G:O6	88:2:2102:OHX:N3	2.35	0.59
1:2:987:G:C2	39:L2:249:SER:HB2	2.38	0.59
36:5:2205:U:O2'	36:5:2206:G:H5'	2.02	0.59
36:5:2451:G:N2	36:5:2496:C:O2	2.35	0.59
36:5:371:G:O6	88:5:4112:OHX:N5	2.36	0.59
1:6:1156:C:OP1	88:6:2135:OHX:N1	2.36	0.59
14:C2:60:VAL:HG22	14:C2:122:VAL:HG22	1.87	0.59
18:C6:37:THR:O	18:C6:45:ARG:NH1	3.28	0.59
19:C7:66:VAL:HB	19:C7:69:ILE:HG13	1.84	0.59
21:C9:38:LYS:O	21:C9:40:SER:N	2.34	0.59
24:D2:31:SER:HB3	24:D2:34:ILE:HG13	3.55	0.59
41:L4:170:LYS:HG3	41:L4:175:HIS:HB2	4.02	0.59
41:L4:3:ARG:HH11	41:L4:22:LEU:HD12	1.67	0.59
43:L6:89:THR:HG21	50:M4:115:PHE:HB2	1.85	0.59
44:L7:165:ASP:OD2	44:L7:166:ASN:N	3.00	0.59
62:N6:120:GLN:HG2	62:N6:126:LEU:HA	6.93	0.59
4:S2:103:VAL:HG22	4:S2:113:LEU:HD23	3.48	0.59
6:S4:122:LYS:HB3	6:S4:164:LEU:HD21	1.84	0.59
34:SR:37:SER:OG	34:SR:38:ARG:N	2.34	0.59
36:1:2213:A:H2'	36:1:2214:A:C8	2.37	0.58

Continued on next page...

Continued from previous page...

Atom-1	Atom-2	Interatomic distance (Å)	Clash overlap (Å)
36:1:2614:G:OP1	88:1:4071:OHX:N6	2.36	0.58
1:2:17:C:H2'	1:2:18:C:C6	2.38	0.58
36:5:2371:G:O6	88:5:3807:OHX:N6	2.36	0.58
36:5:3279:A:N6	36:5:3280:U:O4	2.36	0.58
49:M3:8:PRO:HG2	36:5:667:C:O2'	151.15	0.58
20:C8:138:THR:OG1	1:6:1459:C:OP2	350.45	0.58
15:C3:67:THR:O	15:C3:69:ASN:N	2.27	0.58
30:D8:52:ASP:N	30:D8:52:ASP:OD2	3.98	0.58
41:L4:339:LEU:HA	41:L4:342:LYS:HB3	4.23	0.58
42:L5:5:LYS:O	88:L5:301:OHX:N6	2.35	0.58
47:M0:38:LYS:HG2	47:M0:41:ALA:HB2	1.85	0.58
70:O4:81:CYS:SG	70:O4:84:CYS:SG	3.18	0.58
73:O7:33:THR:OG1	73:O7:34:CYS:N	2.72	0.58
5:S3:210:GLU:OE2	19:C7:19:ARG:NH1	3.77	0.58
7:S5:205:SER:HG	7:S5:207:THR:HG1	1.50	0.58
11:S9:78:ARG:HH22	11:S9:82:ARG:HE	3.34	0.58
36:1:619:A:H5''	36:1:620:U:OP1	2.03	0.58
1:2:1433:G:H2'	1:2:1434:U:C6	2.37	0.58
1:2:1530:C:P	27:D5:95:HIS:HB2	2.44	0.58
1:2:851:U:H2'	1:2:852:C:C6	2.38	0.58
1:2:932:U:OP2	3:S1:155:TYR:OH	2.16	0.58
36:5:1934:G:O6	88:5:3813:OHX:N2	2.36	0.58
59:N3:48:ARG:HH22	36:5:3043:C:P	251.68	0.58
36:5:79:U:OP2	88:5:3859:OHX:N4	2.36	0.58
36:5:541:U:O4	88:5:3911:OHX:N3	2.36	0.58
4:S2:161:LYS:NZ	1:6:1085:G:OP1	373.29	0.58
1:6:74:U:H3'	1:6:75:U:H3'	1.84	0.58
14:C2:52:LEU:O	14:C2:85:LYS:NZ	2.33	0.58
14:C2:59:LEU:HA	14:C2:87:PRO:HB2	1.84	0.58
21:C9:30:VAL:O	21:C9:32:GLY:N	2.36	0.58
22:D0:67:THR:HG21	31:D9:40:ARG:HB2	1.85	0.58
41:L4:152:VAL:HG23	41:L4:172:VAL:HG21	1.84	0.58
45:L8:73:PRO:HD3	45:L8:233:TRP:CG	2.73	0.58
47:M0:24:ARG:HG3	47:M0:24:ARG:HH11	1.67	0.58
63:N7:4:PHE:CZ	66:O0:35:ARG:HA	2.38	0.58
36:1:2895:G:O2'	76:Q0:100:TYR:O	2.19	0.58
6:S4:65:LEU:HG	6:S4:70:VAL:HG11	1.85	0.58
34:SR:84:SER:OG	34:SR:85:TRP:N	2.43	0.58
36:1:2242:A:OP2	88:1:3849:OHX:N6	2.37	0.58
36:1:2561:A:N1	45:L8:32:LYS:HB2	2.19	0.58
36:1:2318:U:O4	88:1:3935:OHX:N5	2.35	0.58

Continued on next page...

Continued from previous page...

Atom-1	Atom-2	Interatomic distance (Å)	Clash overlap (Å)
36:5:1169:A:OP1	88:5:3900:OHX:N6	2.37	0.58
36:5:1786:G:H2'	36:5:1787:A:C8	2.37	0.58
36:5:2213:A:H2'	36:5:2214:A:C8	2.38	0.58
37:7:91:G:H2'	37:7:92:A:H8	1.69	0.58
63:N7:128:GLN:O	63:N7:130:PHE:N	3.01	0.58
74:O8:58:ASP:HB3	74:O8:61:LYS:HB2	1.84	0.58
75:O9:9:ILE:HG22	75:O9:13:MET:HE2	1.98	0.58
3:S1:126:THR:HG22	3:S1:136:ARG:HE	1.69	0.58
1:2:858:G:OP1	9:S7:116:ARG:NH2	2.37	0.58
34:SR:50:ASP:O	34:SR:52:GLN:N	2.36	0.58
1:2:1067:C:H2'	1:2:1068:C:C6	2.39	0.58
1:2:1282:U:OP1	88:2:2086:OHX:N1	2.36	0.58
36:5:1110:U:H2'	36:5:1111:U:C6	2.38	0.58
36:5:678:G:O6	88:5:3913:OHX:N5	2.36	0.58
22:D0:89:ARG:NH2	1:6:1383:G:OP1	445.87	0.58
2:S0:52:LYS:HB3	23:D1:82:VAL:HG22	1.85	0.58
42:L5:144:VAL:HG12	42:L5:173:VAL:HG22	2.70	0.58
47:M0:66:GLU:OE1	47:M0:69:ARG:NH2	2.36	0.58
48:M1:49:LYS:HB3	48:M1:62:ASN:HA	1.84	0.58
52:M6:85:ARG:HD3	52:M6:90:HIS:CG	2.72	0.58
2:S0:24:LEU:O	2:S0:163:ASN:ND2	2.36	0.58
5:S3:79:TYR:CD2	5:S3:84:ILE:HG13	2.39	0.58
6:S4:230:GLU:HB2	6:S4:233:LYS:HB2	1.85	0.58
11:S9:60:LEU:HD21	11:S9:93:LEU:HB3	5.61	0.58
34:SR:13:LEU:HD11	34:SR:47:LEU:HD21	1.85	0.58
36:1:2971:A:H4'	36:1:2972:G:OP1	2.03	0.58
36:1:1789:G:O6	88:1:4064:OHX:N4	2.37	0.58
1:2:1242:A:OP1	17:C5:59:LYS:NZ	2.33	0.58
1:2:1095:U:O4	88:2:2131:OHX:N3	2.36	0.58
1:2:647:G:H21	1:2:687:G:H22	1.52	0.58
71:O5:90:ARG:NH1	36:5:20:A:OP2	86.17	0.58
69:O3:56:SER:OG	36:5:3170:A:OP2	203.31	0.58
2:S0:101:ARG:NH2	1:6:1321:A:OP2	401.05	0.58
24:D2:86:ILE:HD12	24:D2:87:GLU:HG3	1.85	0.58
30:D8:27:GLN:HG2	30:D8:43:ASN:HD22	4.49	0.58
42:L5:285:ARG:O	42:L5:289:LYS:HG3	4.83	0.58
47:M0:16:PRO:O	47:M0:18:PRO:HD3	2.02	0.58
60:N4:39:LEU:HD12	60:N4:44:LYS:HG3	2.08	0.58
4:S2:98:PHE:HD2	4:S2:121:VAL:HA	5.56	0.58
6:S4:124:GLY:HA2	6:S4:142:HIS:CE1	2.39	0.58
36:1:1278:A:O2'	36:1:1279:C:O5'	2.21	0.58

Continued on next page...

Continued from previous page...

Atom-1	Atom-2	Interatomic distance (Å)	Clash overlap (Å)
36:1:3389:U:O2'	36:1:3390:G:OP2	2.21	0.58
36:1:1142:G:O6	88:1:3949:OHX:N2	2.37	0.58
1:2:1443:U:O4	88:2:2107:OHX:N6	2.36	0.58
1:2:1682:U:O2'	1:2:1683:C:H5'	2.03	0.58
1:2:651:G:N7	88:2:2074:OHX:N6	2.51	0.58
36:5:198:A:N3	36:5:218:G:O2'	2.37	0.58
36:5:2704:A:OP2	88:5:3797:OHX:N6	2.37	0.58
36:5:3075:G:O6	88:5:4000:OHX:N4	2.37	0.58
36:5:528:U:H2'	36:5:529:A:H8	1.69	0.58
28:D6:10:ARG:HB2	28:D6:34:LYS:HG3	1.85	0.58
36:1:1334:U:O2'	44:L7:151:ARG:NH2	2.36	0.58
47:M0:12:GLN:NE2	47:M0:128:ARG:HB3	3.54	0.58
56:N0:1:MET:SD	56:N0:36:ILE:HD13	2.44	0.58
44:L7:121:LYS:HB2	57:N1:133:ALA:HB3	1.89	0.58
71:O5:38:ARG:HD2	71:O5:41:LEU:HD13	1.86	0.58
8:S6:98:ARG:NH2	8:S6:101:ILE:O	2.24	0.58
34:SR:248:ASN:ND2	34:SR:297:ASP:O	2.36	0.58
36:1:2315:G:OP2	88:1:3897:OHX:N3	2.37	0.58
36:1:837:A:OP2	79:Q3:4:ARG:NH1	2.35	0.58
1:2:751:G:H2'	1:2:752:A:C8	2.39	0.58
36:5:419:G:O6	88:5:3803:OHX:N3	2.36	0.58
19:C7:106:THR:O	19:C7:110:VAL:HG23	2.23	0.58
20:C8:27:LYS:HG3	20:C8:57:ARG:HH21	1.68	0.58
20:C8:84:TRP:O	1:6:1564:U:O2'	373.78	0.58
30:D8:31:GLU:O	30:D8:33:LEU:N	3.84	0.58
36:1:696:C:OP1	41:L4:272:VAL:HG23	2.03	0.58
45:L8:161:GLU:OE1	51:M5:26:ARG:NH1	2.81	0.58
42:L5:34:LYS:HD2	57:N1:30:TYR:CZ	2.39	0.58
66:O0:63:SER:HG	66:O0:65:THR:HG1	1.51	0.58
5:S3:66:ILE:O	5:S3:70:THR:N	2.93	0.58
7:S5:73:THR:HG21	18:C6:114:ARG:HE	5.99	0.58
10:S8:47:ARG:NH1	1:6:398:G:OP2	312.66	0.58
1:2:1160:A:H2'	1:2:1161:C:H6	1.69	0.58
1:2:1571:C:OP2	88:2:2133:OHX:N1	2.37	0.58
1:2:749:U:H2'	1:2:750:U:C6	2.38	0.58
36:5:2677:G:OP2	88:5:4053:OHX:N2	2.36	0.58
47:M0:4:ARG:NH1	36:5:2828:G:O2'	263.92	0.58
36:5:622:A:H2'	36:5:623:U:O4'	2.04	0.58
20:C8:30:TYR:O	20:C8:33:THR:OG1	2.21	0.58
23:D1:71:ARG:HG2	23:D1:83:TRP:CH2	2.38	0.58
39:L2:62:VAL:HA	39:L2:73:GLU:HA	2.15	0.58

Continued on next page...

Continued from previous page...

Atom-1	Atom-2	Interatomic distance (Å)	Clash overlap (Å)
44:L7:229:PHE:HD1	44:L7:229:PHE:C	2.55	0.58
36:1:2828:G:OP1	47:M0:7:ARG:NH1	2.37	0.58
57:N1:39:ILE:HD12	57:N1:102:ARG:HD2	3.65	0.58
64:N8:118:ILE:HD13	64:N8:118:ILE:H	1.69	0.58
65:N9:59:LYS:HD3	65:N9:59:LYS:H	1.68	0.58
69:O3:32:ILE:HD11	69:O3:81:VAL:HG11	1.85	0.58
5:S3:80:ALA:O	5:S3:82:GLY:N	2.36	0.58
7:S5:120:ILE:HG12	27:D5:100:ILE:HD11	1.84	0.58
36:1:2960:C:H2'	36:1:2961:G:H8	1.69	0.58
36:1:300:G:O6	88:1:3975:OHX:N5	2.37	0.58
36:1:351:A:N6	75:O9:37:TYR:O	2.37	0.58
1:2:738:G:O6	88:2:2068:OHX:N1	2.37	0.58
45:L8:126:SER:OG	36:5:120:G:N2	93.68	0.58
36:5:955:U:H2'	36:5:956:U:C6	2.38	0.58
1:6:579:A:O3'	88:6:2173:OHX:N3	2.36	0.58
12:C0:44:LYS:HA	12:C0:47:GLN:HB3	2.58	0.58
14:C2:48:SER:OG	14:C2:120:VAL:O	3.23	0.58
15:C3:27:LYS:HE3	15:C3:27:LYS:H	1.67	0.58
16:C4:85:ALA:HB2	16:C4:94:PRO:HA	2.64	0.58
23:D1:53:TYR:HE2	23:D1:73:ALA:HB2	1.69	0.58
1:2:530:C:O2	26:D4:61:ARG:NH2	2.37	0.58
41:L4:181:VAL:O	41:L4:182:LEU:HB2	2.03	0.58
47:M0:86:HIS:HB3	47:M0:139:ARG:HG2	2.10	0.58
49:M3:59:ARG:HA	49:M3:69:VAL:HG23	4.10	0.58
54:M8:58:ASN:HB3	54:M8:144:ARG:HH21	1.75	0.58
59:N3:74:MET:SD	59:N3:102:ILE:HD13	2.44	0.58
66:O0:9:SER:OG	66:O0:10:ILE:N	3.16	0.58
2:S0:71:GLU:O	2:S0:96:THR:HG22	2.17	0.58
36:1:1070:U:O4	88:1:3995:OHX:N4	2.37	0.58
36:1:651:G:O2'	36:1:1435:A:OP1	2.21	0.58
1:2:1502:G:N7	21:C9:102:ARG:NH2	2.52	0.58
1:2:452:A:OP2	88:2:2008:OHX:N5	2.37	0.58
1:2:686:C:H2'	1:2:687:G:C8	2.38	0.58
38:4:135:G:OP2	61:N5:56:ARG:NH2	2.37	0.58
42:L5:140:ARG:NH2	36:5:1080:A:OP1	227.79	0.58
36:5:2272:G:OP2	36:5:2272:G:N2	2.33	0.58
10:S8:10:LYS:HE3	1:6:339:C:P	284.26	0.58
16:C4:43:THR:OG1	16:C4:44:GLY:N	2.37	0.58
19:C7:13:SER:HA	19:C7:54:THR:HG22	4.97	0.58
29:D7:23:THR:HG21	29:D7:29:ARG:HH22	4.26	0.58
43:L6:98:VAL:HA	43:L6:101:PHE:CD2	2.39	0.58

Continued on next page...

Continued from previous page...

Atom-1	Atom-2	Interatomic distance (Å)	Clash overlap (Å)
46:L9:89:LYS:HG2	46:L9:145:VAL:HG22	2.45	0.58
47:M0:141:LYS:O	47:M0:143:SER:N	2.89	0.58
59:N3:104:ASN:ND2	59:N3:108:GLU:HB2	3.79	0.58
66:O0:13:LYS:HB3	66:O0:100:ILE:HG23	2.71	0.58
67:O1:98:VAL:HG21	67:O1:104:LEU:HD11	1.85	0.58
3:S1:150:VAL:HG23	1:6:1067:C:H5''	353.89	0.58
35:SM:75:ASP:OD1	35:SM:75:ASP:N	4.00	0.58
36:1:1108:U:H2'	36:1:1109:U:C6	2.39	0.57
36:1:1277:C:O2'	36:1:1278:A:H8	1.86	0.57
36:1:595:G:N1	36:1:609:G:H5''	2.19	0.57
1:2:1649:G:H2'	1:2:1650:U:C6	2.39	0.57
1:2:8:U:O2'	88:2:2036:OHX:N1	2.37	0.57
1:2:1054:U:O4	88:2:2150:OHX:N5	2.36	0.57
36:5:1675:G:H2'	36:5:1676:A:C8	2.39	0.57
36:5:1699:A:H2'	36:5:1700:G:C8	2.38	0.57
36:5:209:A:H4'	36:5:211:A:C8	2.38	0.57
36:5:22:G:H1'	38:8:104:A:N3	2.19	0.57
36:5:618:C:H2'	36:5:619:A:C8	2.39	0.57
64:N8:26:ARG:HB3	36:5:937:G:OP2	170.35	0.57
1:6:1160:A:H2'	1:6:1161:C:C6	2.38	0.57
1:6:355:G:OP2	88:6:2033:OHX:N6	2.37	0.57
1:6:263:C:H4'	1:6:292:U:H5'	1.85	0.57
22:D0:106:ILE:HG23	22:D0:107:THR:HG23	1.90	0.57
22:D0:71:PRO:O	22:D0:72:ASN:ND2	5.89	0.57
24:D2:77:PRO:HG3	25:D3:7:ARG:HG3	1.86	0.57
26:D4:25:VAL:HG12	26:D4:27:VAL:HG23	2.16	0.57
44:L7:229:PHE:CD1	44:L7:229:PHE:C	3.04	0.57
71:O5:4:VAL:HG21	71:O5:9:LEU:HD11	2.29	0.57
3:S1:97:LEU:HB3	3:S1:232:HIS:CD2	4.25	0.57
5:S3:61:GLU:O	5:S3:63:GLY:N	2.37	0.57
7:S5:149:VAL:HG13	7:S5:151:GLY:H	5.92	0.57
36:5:2209:U:H4'	36:5:2210:G:OP1	2.03	0.57
1:6:1697:G:H5''	1:6:1698:G:C8	2.39	0.57
1:6:221:A:OP2	1:6:832:U:O2'	2.16	0.57
1:6:716:C:H42	1:6:722:G:H1	1.52	0.57
29:D7:72:LYS:NZ	1:6:1063:U:OP1	340.97	0.57
41:L4:272:VAL:HG23	36:5:696:C:OP1	97.30	0.57
42:L5:60:ILE:HB	42:L5:80:SER:HB3	3.22	0.57
47:M0:9:TYR:OH	47:M0:99:ILE:HG22	5.06	0.57
49:M3:164:GLU:O	49:M3:166:ALA:N	2.38	0.57
54:M8:94:PHE:CE2	64:N8:119:PRO:HD3	2.94	0.57

Continued on next page...

Continued from previous page...

Atom-1	Atom-2	Interatomic distance (Å)	Clash overlap (Å)
3:S1:111:ARG:HB3	28:D6:68:TYR:CD2	2.39	0.57
3:S1:128:LYS:HG3	3:S1:134:VAL:HG22	1.86	0.57
5:S3:142:LEU:HD23	5:S3:148:LYS:HB2	5.66	0.57
7:S5:151:GLY:HA3	7:S5:155:ALA:HA	4.45	0.57
7:S5:25:LEU:HD22	7:S5:25:LEU:H	1.77	0.57
36:1:528:U:H2'	36:1:529:A:C8	2.40	0.57
1:2:1657:U:H4'	1:2:1658:G:O5'	2.02	0.57
19:C7:2:GLY:N	1:6:1312:A:N7	394.21	0.57
1:6:1691:A:H2'	1:6:1692:G:H8	1.69	0.57
41:L4:122:THR:HG22	41:L4:235:LEU:HB2	1.96	0.57
41:L4:138:ARG:HH21	41:L4:240:PRO:HB2	1.69	0.57
62:N6:112:ASP:N	62:N6:112:ASP:OD1	3.56	0.57
67:O1:84:ASP:N	67:O1:84:ASP:OD1	2.36	0.57
70:O4:82:ALA:O	70:O4:86:LYS:N	2.53	0.57
2:S0:13:ASP:HA	2:S0:16:LEU:HD12	1.86	0.57
2:S0:179:ARG:HD3	2:S0:183:ARG:NE	3.41	0.57
34:SR:76:ASP:OD1	34:SR:76:ASP:N	2.35	0.57
36:1:3343:G:H21	36:1:3362:A:H2	1.53	0.57
36:1:2787:G:OP2	88:1:3844:OHX:N5	2.37	0.57
1:2:1649:G:N7	88:2:2021:OHX:N1	2.52	0.57
1:2:45:U:HO2'	1:2:46:A:H2'	1.67	0.57
38:4:53:A:H3'	38:4:54:A:H8	1.69	0.57
36:5:2406:C:H2'	36:5:2407:C:C6	2.39	0.57
36:5:249:U:O2'	36:5:250:U:H5''	2.05	0.57
11:S9:79:ARG:NH1	1:6:762:A:OP1	410.29	0.57
20:C8:90:ASN:O	20:C8:92:ILE:N	2.38	0.57
21:C9:61:VAL:HG21	21:C9:104:VAL:HG11	1.86	0.57
27:D5:61:SER:HB2	27:D5:99:ALA:HB3	1.85	0.57
42:L5:136:GLU:CD	42:L5:136:GLU:H	4.77	0.57
44:L7:160:ARG:HD2	44:L7:203:TRP:CD1	2.39	0.57
44:L7:163:LEU:O	44:L7:165:ASP:N	2.37	0.57
57:N1:57:TYR:CD1	57:N1:89:LEU:HD21	2.39	0.57
63:N7:18:TYR:HA	63:N7:21:LYS:HD2	4.95	0.57
64:N8:13:GLY:HA2	36:5:943:U:H3'	163.38	0.57
2:S0:49:ASN:HB3	2:S0:52:LYS:HG3	2.19	0.57
6:S4:251:GLU:O	6:S4:255:ARG:HG2	4.37	0.57
11:S9:143:ILE:HD13	1:6:767:U:H5	422.47	0.57
1:2:1291:G:H22	1:2:1324:G:H1	1.51	0.57
1:6:918:U:H2'	1:6:919:A:H8	1.70	0.57
17:C5:81:ARG:NH1	17:C5:97:TYR:O	2.56	0.57
23:D1:59:VAL:HG13	23:D1:64:GLU:HB2	1.86	0.57

Continued on next page...

Continued from previous page...

Atom-1	Atom-2	Interatomic distance (Å)	Clash overlap (Å)
25:D3:50:LYS:HG3	25:D3:77:ILE:HD12	5.07	0.57
28:D6:87:ARG:NH2	28:D6:94:ASN:O	2.54	0.57
45:L8:41:GLN:HG3	45:L8:42:PRO:HD2	2.07	0.57
66:O0:16:LEU:HB3	66:O0:98:SER:HB2	1.85	0.57
71:O5:89:ARG:HH11	71:O5:89:ARG:HG2	1.68	0.57
74:O8:46:ARG:NH2	74:O8:51:LEU:HB2	2.19	0.57
76:Q0:78:ILE:HD12	76:Q0:79:GLU:H	1.70	0.57
9:S7:126:LEU:HD13	9:S7:173:TYR:CD2	3.09	0.57
34:SR:108:SER:OG	34:SR:109:ASP:N	2.36	0.57
34:SR:18:GLY:H	34:SR:39:ASP:HB3	3.98	0.57
34:SR:42:LEU:HD21	34:SR:82:SER:HB3	1.86	0.57
36:1:144:A:OP1	88:1:4099:OHX:N3	2.37	0.57
36:1:736:A:H2'	36:1:737:G:O4'	2.04	0.57
1:2:1068:C:H2'	1:2:1069:A:H8	1.68	0.57
1:2:1233:G:OP1	88:2:2129:OHX:N1	2.37	0.57
1:2:1401:A:O3'	19:C7:10:LYS:NZ	2.38	0.57
1:2:72:A:O2'	1:2:73:U:H5''	2.05	0.57
37:3:28:C:H5''	48:M1:137:ARG:HG2	1.87	0.57
1:6:138:A:H62	1:6:266:A:N6	2.00	0.57
12:C0:38:LYS:HD3	12:C0:41:TYR:CZ	2.40	0.57
14:C2:64:SER:OG	14:C2:65:SER:N	2.37	0.57
1:2:866:G:H5''	15:C3:3:ARG:H	1.68	0.57
1:2:1388:A:OP2	19:C7:32:LYS:NZ	2.38	0.57
1:2:778:G:H1	26:D4:10:ARG:HG2	1.69	0.57
41:L4:126:ILE:HD11	41:L4:233:LEU:HD13	1.85	0.57
36:1:73:C:C4	72:O6:15:LYS:HD3	2.39	0.57
6:S4:100:ARG:HG2	6:S4:102:VAL:HG13	1.87	0.57
9:S7:122:HIS:HA	9:S7:125:ILE:HD12	4.22	0.57
36:1:2812:C:H2'	36:1:2813:A:H8	1.68	0.57
36:1:2429:G:OP2	88:1:3880:OHX:N4	2.38	0.57
1:2:132:U:H4'	1:2:133:U:H5'	1.86	0.57
1:2:1389:C:OP1	19:C7:48:ASN:ND2	2.36	0.57
37:3:112:G:H2'	37:3:113:C:C6	2.39	0.57
1:6:1533:C:H4'	1:6:1539:G:C6	2.40	0.57
1:6:542:A:C8	1:6:543:C:H2'	2.39	0.57
1:6:794:U:H4'	1:6:795:U:OP2	2.04	0.57
18:C6:127:LYS:HA	18:C6:134:ALA:HA	1.86	0.57
18:C6:32:ASN:N	18:C6:67:VAL:O	2.26	0.57
42:L5:257:GLU:O	42:L5:258:LYS:HB2	2.05	0.57
45:L8:134:TYR:CD2	45:L8:190:VAL:HG11	3.30	0.57
68:O2:122:PRO:O	68:O2:123:LYS:HB2	2.05	0.57

Continued on next page...

Continued from previous page...

Atom-1	Atom-2	Interatomic distance (Å)	Clash overlap (Å)
68:O2:97:ALA:HB3	68:O2:100:ILE:HG12	1.90	0.57
70:O4:71:THR:HG23	70:O4:78:GLY:H	1.69	0.57
72:O6:36:ARG:NH1	36:5:116:A:OP1	107.18	0.57
5:S3:70:THR:HG22	5:S3:86:LEU:HD13	1.86	0.57
36:1:2340:U:OP1	40:L3:236:LYS:NZ	2.30	0.57
36:1:2812:C:H2'	36:1:2813:A:C8	2.40	0.57
36:1:3312:U:H5''	40:L3:25:ILE:HD12	1.86	0.57
36:1:522:A:OP1	88:1:3836:OHX:N5	2.38	0.57
36:1:860:G:C5	39:L2:181:LYS:HB2	2.40	0.57
36:5:2254:U:H2'	36:5:2261:G:N2	2.19	0.57
36:5:3358:U:H2'	36:5:3359:A:C8	2.40	0.57
36:5:830:A:O2'	36:5:1866:C:H2'	2.04	0.57
17:C5:77:ARG:NH1	1:6:1241:G:OP2	382.26	0.57
1:6:1201:G:H22	1:6:1600:A:H5'	1.69	0.57
21:C9:108:LEU:HA	21:C9:111:ILE:HG22	1.86	0.57
25:D3:69:ARG:NH1	25:D3:116:ASP:OD2	3.14	0.57
1:2:1795:U:OP2	28:D6:5:ARG:NH2	2.38	0.57
40:L3:5:LYS:HG3	40:L3:6:TYR:CD1	2.40	0.57
43:L6:13:GLU:OE2	68:O2:88:HIS:HA	2.73	0.57
46:L9:171:ASP:OD1	46:L9:173:ARG:HD3	2.09	0.57
48:M1:16:LYS:HG3	48:M1:130:VAL:HG13	4.16	0.57
53:M7:14:SER:HB2	53:M7:150:VAL:O	4.22	0.57
62:N6:38:GLU:HG3	62:N6:39:LEU:N	2.19	0.57
67:O1:44:MET:O	67:O1:46:THR:N	3.70	0.57
68:O2:9:ILE:HG23	68:O2:63:THR:HB	3.00	0.57
38:4:87:G:OP2	71:O5:7:TYR:OH	2.22	0.57
34:SR:52:GLN:HG3	34:SR:53:LYS:HG2	3.14	0.57
36:1:1429:G:C5	41:L4:99:MET:HE1	2.40	0.57
36:1:3006:A:H2'	36:1:3007:U:O4'	2.04	0.57
1:2:12:U:H2'	1:2:13:C:C6	2.39	0.57
1:2:1655:A:OP1	88:2:2061:OHX:N3	2.38	0.57
38:4:104:A:C8	38:4:105:A:C8	2.93	0.57
38:4:97:A:OP1	71:O5:63:ARG:NE	2.38	0.57
36:5:2273:G:N7	88:5:4106:OHX:N6	2.53	0.57
36:5:789:A:H2'	36:5:790:U:C6	2.39	0.57
1:6:738:G:O6	88:6:2040:OHX:N1	2.38	0.57
1:6:1150:G:O6	88:6:2081:OHX:N5	2.38	0.57
1:6:60:U:H5'	1:6:455:C:H42	1.69	0.57
38:8:145:U:H2'	38:8:146:U:H6	1.70	0.57
22:D0:53:LYS:HB2	22:D0:92:ASP:HB2	2.23	0.57
48:M1:94:ARG:C	48:M1:96:PHE:H	3.13	0.57

Continued on next page...

Continued from previous page...

Atom-1	Atom-2	Interatomic distance (Å)	Clash overlap (Å)
52:M6:62:THR:OG1	52:M6:69:GLY:HA3	2.05	0.57
53:M7:33:ALA:HB1	53:M7:117:ILE:HG12	1.92	0.57
59:N3:54:LEU:HD12	59:N3:122:CYS:HB2	1.87	0.57
63:N7:33:SER:HB2	63:N7:40:HIS:CE1	2.39	0.57
64:N8:59:ARG:NH2	78:Q2:38:GLN:OE1	2.72	0.57
72:O6:78:GLY:O	72:O6:79:SER:HB3	3.86	0.57
3:S1:145:LYS:HG2	3:S1:149:GLN:HB3	4.20	0.57
34:SR:123:ILE:HG22	34:SR:133:VAL:HG22	1.86	0.57
36:1:1095:U:O2	57:N1:128:LEU:N	2.25	0.57
36:1:29:C:H4'	36:1:62:A:H4'	1.86	0.57
36:1:273:A:N7	88:1:3884:OHX:N6	2.53	0.57
1:2:277:U:O4	1:2:281:G:N2	2.37	0.57
1:2:365:G:N7	88:2:2076:OHX:N5	2.53	0.57
1:2:732:G:H2'	1:2:732:G:N3	2.20	0.57
36:5:1152:G:H22	36:5:1200:A:N6	2.00	0.57
36:5:2711:C:O2'	36:5:2744:U:OP1	2.22	0.57
1:6:1237:G:H2'	1:6:1238:A:H8	1.69	0.57
7:S5:185:ARG:NH1	1:6:1471:A:OP1	332.07	0.57
1:6:1518:C:OP2	88:6:2109:OHX:N1	2.38	0.57
12:C0:10:LYS:HD3	12:C0:36:ASP:HB3	1.87	0.57
15:C3:62:GLN:HB2	15:C3:65:VAL:HG22	3.72	0.57
18:C6:82:ARG:HH22	18:C6:114:ARG:HB3	1.70	0.57
20:C8:52:VAL:HG21	20:C8:69:ILE:HD11	2.46	0.57
21:C9:57:ARG:NH1	1:6:1479:A:OP1	392.71	0.57
25:D3:91:GLY:O	25:D3:93:LEU:N	2.33	0.57
71:O5:10:ARG:NH1	71:O5:60:GLU:OE2	2.38	0.57
72:O6:25:LYS:HB2	72:O6:28:TYR:CD2	2.40	0.57
11:S9:66:ASP:HB3	11:S9:69:ARG:HB3	2.84	0.57
20:C8:120:ARG:HD3	35:SM:61:ILE:HG21	3.32	0.57
36:1:1103:A:H1'	36:1:1104:G:OP1	2.05	0.56
36:1:1103:A:H4'	36:1:1103:A:OP2	2.05	0.56
36:1:2771:U:H2'	36:1:2772:C:C2	2.40	0.56
1:2:1528:U:H2'	1:2:1529:C:H6	1.69	0.56
36:5:2584:G:H5'	36:5:2585:G:OP2	2.04	0.56
36:5:2897:A:H2'	36:5:2899:C:H5''	1.86	0.56
36:5:3049:A:H8	36:5:3049:A:H5'	1.70	0.56
36:5:3251:U:H2'	36:5:3252:G:C8	2.40	0.56
36:5:655:C:H2'	36:5:656:A:H8	1.70	0.56
1:6:1175:U:H2'	1:6:1176:G:C8	2.39	0.56
1:6:1599:C:O2	88:6:2096:OHX:N6	2.38	0.56
77:Q1:2:ARG:NH1	1:6:1773:C:OP2	309.60	0.56

Continued on next page...

Continued from previous page...

Atom-1	Atom-2	Interatomic distance (Å)	Clash overlap (Å)
20:C8:110:ARG:NH2	20:C8:114:GLU:OE2	2.38	0.56
21:C9:77:ASN:OD1	21:C9:101:ASN:ND2	2.36	0.56
40:L3:284:ARG:NH2	40:L3:293:ASN:O	2.37	0.56
43:L6:43:LEU:HD21	43:L6:85:ILE:HG13	1.87	0.56
46:L9:1:MET:SD	56:N0:138:GLN:NE2	4.77	0.56
48:M1:50:ALA:HB2	48:M1:65:ILE:HD12	2.02	0.56
51:M5:31:ARG:HG3	51:M5:129:TYR:OH	3.19	0.56
53:M7:67:ILE:HG13	53:M7:82:ARG:CZ	2.35	0.56
53:M7:29:THR:HG22	53:M7:87:SER:OG	2.05	0.56
59:N3:45:ARG:HB3	59:N3:48:ARG:HG3	1.87	0.56
68:O2:16:LYS:O	68:O2:17:PHE:HB2	4.58	0.56
68:O2:7:PRO:HG2	68:O2:63:THR:HG23	3.32	0.56
74:O8:49:SER:OG	74:O8:50:SER:N	4.13	0.56
2:S0:74:VAL:HG23	2:S0:118:PRO:HB3	1.89	0.56
3:S1:35:PRO:HB3	3:S1:231:LEU:HD11	5.58	0.56
4:S2:98:PHE:HE2	4:S2:121:VAL:HG22	6.08	0.56
5:S3:11:LEU:HD13	22:D0:29:THR:HG23	2.11	0.56
6:S4:34:GLY:HA3	6:S4:83:PRO:HG3	3.09	0.56
9:S7:98:ILE:HD13	9:S7:118:LEU:HD22	1.85	0.56
11:S9:110:GLN:NE2	11:S9:126:ARG:HG2	2.31	0.56
36:1:239:G:O2'	36:1:240:U:OP1	2.22	0.56
36:1:655:C:H2'	36:1:656:A:H8	1.70	0.56
1:2:1233:G:OP2	88:2:2129:OHX:N5	2.38	0.56
1:2:1600:A:H4'	1:2:1601:G:OP1	2.05	0.56
1:2:516:G:OP2	88:2:2041:OHX:N6	2.38	0.56
36:5:1013:G:N7	88:5:3998:OHX:N6	2.52	0.56
36:5:1155:C:O2'	36:5:1197:A:N1	2.32	0.56
36:5:155:G:H5''	36:5:156:G:C8	2.41	0.56
79:Q3:4:ARG:NH1	36:5:837:A:OP2	238.24	0.56
11:S9:54:ARG:HG3	1:6:1:U:C4	392.58	0.56
1:6:340:U:H2'	1:6:341:A:C8	2.40	0.56
1:6:560:U:H2'	1:6:561:G:C8	2.41	0.56
38:8:145:U:H2'	38:8:146:U:C6	2.40	0.56
12:C0:27:PHE:CD1	12:C0:40:LEU:HD23	2.39	0.56
28:D6:84:VAL:O	28:D6:86:VAL:N	2.37	0.56
41:L4:139:GLY:O	41:L4:141:ARG:NH1	4.21	0.56
50:M4:123:LEU:HG	52:M6:190:VAL:HG12	8.70	0.56
56:N0:79:VAL:HG21	56:N0:106:LEU:HD21	2.04	0.56
77:Q1:7:LYS:HE2	77:Q1:11:ARG:NH1	2.72	0.56
3:S1:51:SER:HA	3:S1:57:ALA:H	1.69	0.56
7:S5:90:ILE:O	7:S5:94:THR:HG23	2.16	0.56

Continued on next page...

Continued from previous page...

Atom-1	Atom-2	Interatomic distance (Å)	Clash overlap (Å)
8:S6:56:ASN:H	8:S6:108:VAL:HG23	5.10	0.56
9:S7:64:VAL:H	9:S7:65:PRO:HD2	3.15	0.56
36:1:1245:A:H3'	36:1:1246:G:H5''	1.86	0.56
36:1:1720:U:OP2	55:M9:110:ARG:NH1	2.37	0.56
36:1:3336:A:OP1	88:1:4072:OHX:N2	2.38	0.56
36:1:873:C:H5''	36:1:874:U:O5'	2.06	0.56
1:2:388:G:OP1	1:2:402:C:H5	1.88	0.56
1:2:770:A:OP2	88:2:2113:OHX:N6	2.38	0.56
37:3:19:C:H2'	37:3:20:A:H8	1.70	0.56
14:C2:66:VAL:HG11	14:C2:71:ILE:HD12	3.76	0.56
17:C5:98:ASN:ND2	17:C5:121:ILE:O	2.39	0.56
26:D4:14:SER:HA	26:D4:21:LYS:HG3	2.09	0.56
43:L6:26:ARG:HG2	43:L6:27:PRO:HD2	1.87	0.56
45:L8:46:LEU:HB3	45:L8:49:TYR:HD1	3.07	0.56
47:M0:36:LEU:HD21	47:M0:69:ARG:HD3	1.86	0.56
52:M6:171:LYS:O	52:M6:175:THR:HG22	2.32	0.56
56:N0:12:ARG:HB3	56:N0:24:LEU:HD23	1.92	0.56
1:2:1773:C:OP2	77:Q1:2:ARG:NH1	2.38	0.56
3:S1:99:ASN:OD1	3:S1:100:PHE:N	2.37	0.56
6:S4:112:HIS:NE2	6:S4:237:SER:O	2.38	0.56
7:S5:20:PHE:HB3	7:S5:35:GLN:HG3	1.86	0.56
1:2:856:A:H62	9:S7:97:ARG:H	1.52	0.56
36:1:155:G:O2'	72:O6:27:SER:HB3	2.05	0.56
36:1:1942:U:OP2	55:M9:74:ARG:NH1	2.32	0.56
36:1:764:U:O4	88:1:3855:OHX:N1	2.37	0.56
1:2:297:U:H5''	6:S4:37:LYS:HG2	1.88	0.56
36:5:1015:U:H2'	88:5:4138:OHX:N3	2.21	0.56
36:5:1733:G:H2'	36:5:1734:G:H8	1.70	0.56
36:5:174:C:H42	36:5:244:G:H1	1.52	0.56
36:5:3156:U:O2'	36:5:3157:U:H5''	2.05	0.56
36:5:2822:U:OP2	88:5:3851:OHX:N1	2.38	0.56
36:5:900:G:H1'	36:5:1589:A:N6	2.20	0.56
1:6:1201:G:N2	1:6:1600:A:H5'	2.21	0.56
1:6:652:G:N2	1:6:682:C:O2	2.32	0.56
1:6:832:U:OP2	88:6:2136:OHX:N6	2.38	0.56
15:C3:109:LYS:HD2	1:6:975:C:H5''	283.40	0.56
37:7:91:G:H2'	37:7:92:A:C8	2.40	0.56
23:D1:24:ILE:HD12	23:D1:31:SER:HB2	4.00	0.56
28:D6:18:VAL:HG21	28:D6:31:PRO:HB3	1.86	0.56
40:L3:18:PRO:O	40:L3:20:LYS:N	2.61	0.56
46:L9:117:PHE:CE1	46:L9:165:CYS:HB3	2.53	0.56

Continued on next page...

Continued from previous page...

Atom-1	Atom-2	Interatomic distance (Å)	Clash overlap (Å)
46:L9:49:ASN:C	46:L9:51:GLN:H	2.09	0.56
47:M0:182:LEU:O	47:M0:186:GLU:N	2.34	0.56
53:M7:92:GLN:HA	53:M7:95:LEU:HB2	1.87	0.56
54:M8:158:HIS:H	54:M8:186:VAL:CG1	2.19	0.56
55:M9:155:LEU:HA	55:M9:158:GLU:HG2	1.87	0.56
56:N0:46:GLN:HG2	56:N0:51:VAL:O	2.06	0.56
2:S0:13:ASP:OD1	2:S0:179:ARG:NH2	2.92	0.56
7:S5:156:ARG:HA	7:S5:157:ARG:NH2	5.31	0.56
8:S6:7:TYR:HB3	8:S6:12:SER:HB3	3.35	0.56
11:S9:118:LEU:HD23	11:S9:158:PHE:CE1	3.29	0.56
20:C8:125:ILE:HD11	35:SM:57:ASN:HB3	1.87	0.56
34:SR:90:ARG:HH21	34:SR:102:ARG:NE	4.15	0.56
36:1:314:U:H2'	36:1:315:C:C6	2.40	0.56
36:1:807:A:H61	36:1:934:G:H22	1.52	0.56
1:2:615:A:O2'	1:2:621:A:N1	2.32	0.56
21:C9:119:LYS:NZ	1:6:1369:U:OP1	441.84	0.56
1:6:661:A:O2'	1:6:670:U:N3	2.36	0.56
19:C7:25:THR:OG1	19:C7:26:LEU:N	3.60	0.56
20:C8:145:ARG:HG2	35:SM:72:ARG:HE	8.31	0.56
24:D2:27:ILE:HG12	24:D2:61:ILE:HB	1.88	0.56
42:L5:235:SER:O	42:L5:239:ILE:HG13	2.04	0.56
41:L4:330:TYR:CZ	44:L7:49:ALA:HA	2.67	0.56
45:L8:161:GLU:HA	45:L8:164:VAL:HG22	2.10	0.56
53:M7:120:ASN:HB3	36:5:412:G:H1'	144.63	0.56
36:1:994:G:H3'	57:N1:13:TYR:CD2	2.40	0.56
69:O3:14:LEU:HD11	69:O3:31:LYS:HB2	1.88	0.56
6:S4:44:LEU:HD12	6:S4:65:LEU:HD21	1.86	0.56
7:S5:100:ASN:O	7:S5:102:ARG:N	2.37	0.56
7:S5:35:GLN:O	7:S5:37:GLN:N	2.98	0.56
7:S5:80:LYS:HE2	1:6:1406:A:OP2	393.02	0.56
36:1:18:G:OP1	71:O5:81:ARG:NH2	2.39	0.56
36:1:1947:G:H1	36:1:2101:C:H42	1.54	0.56
36:1:1949:G:OP1	55:M9:104:ARG:NH1	2.39	0.56
36:1:2254:U:H2'	36:1:2261:G:N2	2.21	0.56
36:1:3006:A:OP2	52:M6:148:LYS:NZ	2.36	0.56
36:1:2319:U:O4	88:1:3935:OHX:N5	2.38	0.56
36:1:696:C:HO2'	36:1:697:A:H8	1.53	0.56
1:2:579:A:O2'	88:2:2117:OHX:N4	2.39	0.56
37:3:92:A:C5	37:3:93:C:H1'	2.41	0.56
36:5:1716:U:H5'	36:5:1716:U:H6	1.69	0.56
26:D4:117:LYS:HB3	1:6:159:U:H5'	331.84	0.56

Continued on next page...

Continued from previous page...

Atom-1	Atom-2	Interatomic distance (Å)	Clash overlap (Å)
29:D7:36:LYS:HB3	29:D7:43:ILE:HG22	1.88	0.56
33:E1:86:THR:O	33:E1:87:THR:OG1	2.74	0.56
40:L3:303:LYS:HD2	40:L3:361:THR:HG21	1.88	0.56
41:L4:220:ARG:NH1	36:5:211:A:OP1	74.10	0.56
46:L9:23:ARG:NH2	46:L9:39:LYS:O	3.11	0.56
55:M9:165:LYS:HD3	1:6:850:A:H5'	308.39	0.56
59:N3:104:ASN:HD21	59:N3:108:GLU:HB2	3.62	0.56
71:O5:101:THR:HG22	71:O5:104:GLN:HB2	2.02	0.56
74:O8:2:ALA:HB3	74:O8:50:SER:HB2	5.10	0.56
78:Q2:28:TYR:HB3	78:Q2:69:VAL:HB	1.97	0.56
4:S2:43:ARG:HD2	4:S2:247:ALA:O	4.09	0.56
7:S5:117:THR:HG23	7:S5:195:ALA:HB2	2.60	0.56
10:S8:184:LEU:HB3	10:S8:189:LEU:HD13	2.55	0.56
36:1:2572:C:O2'	36:1:2573:G:O4'	2.24	0.56
36:1:2728:G:N7	57:N1:87:LYS:NZ	2.47	0.56
36:1:3382:U:O2	36:1:3382:U:H2'	2.04	0.56
88:1:3841:OHX:N4	52:M6:67:THR:HG22	2.20	0.56
1:2:1114:G:O6	88:2:2045:OHX:N5	2.39	0.56
1:2:886:U:O2'	16:C4:121:VAL:O	2.23	0.56
1:2:887:A:H1'	16:C4:122:PRO:HB3	1.88	0.56
69:O3:68:TRP:NE1	36:5:3275:U:OP2	227.23	0.56
36:5:1752:A:OP2	88:5:3975:OHX:N3	2.39	0.56
65:N9:6:ASN:OD1	88:5:4078:OHX:N2	221.51	0.56
19:C7:60:ARG:NH1	1:6:1400:A:O3'	410.35	0.56
1:6:819:G:O2'	1:6:821:U:OP2	2.24	0.56
61:N5:56:ARG:NH2	38:8:135:G:OP2	82.56	0.56
16:C4:20:TYR:HB3	16:C4:27:PHE:HB2	1.95	0.56
16:C4:25:ASP:OD1	16:C4:26:THR:N	3.47	0.56
23:D1:35:ASN:OD1	23:D1:52:THR:HB	3.28	0.56
25:D3:23:ARG:HD2	25:D3:26:GLU:OE1	2.05	0.56
26:D4:11:LYS:HB2	26:D4:24:VAL:HG23	2.21	0.56
36:1:337:G:OP2	41:L4:196:ASN:ND2	2.36	0.56
41:L4:265:GLU:N	41:L4:265:GLU:OE1	2.36	0.56
46:L9:14:GLU:OE1	46:L9:51:GLN:NE2	4.10	0.56
46:L9:18:VAL:HG12	46:L9:27:VAL:HG22	1.88	0.56
47:M0:175:ASN:CG	47:M0:176:LEU:H	4.83	0.56
36:1:1779:C:H1'	55:M9:93:VAL:HG21	1.87	0.56
57:N1:12:ARG:HD2	57:N1:13:TYR:CE1	2.40	0.56
63:N7:124:ALA:O	63:N7:126:LYS:N	2.39	0.56
64:N8:101:VAL:HA	64:N8:124:ILE:HB	2.35	0.56
65:N9:21:ILE:O	65:N9:22:LYS:NZ	7.47	0.56

Continued on next page...

Continued from previous page...

Atom-1	Atom-2	Interatomic distance (Å)	Clash overlap (Å)
36:1:157:A:C8	72:O6:26:ILE:HG12	2.40	0.56
2:S0:158:VAL:H	23:D1:69:LEU:HD12	1.70	0.56
1:2:1046:G:OP1	3:S1:157:GLN:NE2	2.39	0.56
6:S4:18:TRP:HH2	6:S4:31:PRO:HD3	2.42	0.56
8:S6:161:GLU:HA	8:S6:170:THR:HA	2.89	0.56
36:1:1821:U:C2	70:O4:67:LYS:HB2	2.41	0.56
36:1:2444:C:H42	36:1:2503:G:H21	1.52	0.56
36:1:685:G:P	49:M3:35:ARG:HH11	2.29	0.56
1:2:1400:A:H4'	19:C7:60:ARG:HH22	1.70	0.56
1:2:237:C:HO2'	1:2:238:U:H5	1.53	0.56
1:2:458:G:OP2	26:D4:105:ARG:NH2	2.39	0.56
1:2:542:A:C8	1:2:543:C:H5'	2.39	0.56
38:4:107:G:OP2	88:4:231:OHX:N2	2.39	0.56
57:N1:101:CYS:HB3	36:5:990:U:H1'	250.96	0.56
1:6:741:C:OP2	88:6:2160:OHX:N2	2.39	0.56
1:6:701:U:H2'	1:6:702:G:H8	1.71	0.56
12:C0:21:VAL:HB	12:C0:66:TYR:HB2	2.56	0.56
1:2:747:C:O2'	24:D2:80:ASN:OD1	2.15	0.56
25:D3:108:GLY:O	25:D3:109:ARG:HG2	2.06	0.56
36:1:2341:A:P	40:L3:247:ARG:HH22	2.28	0.56
42:L5:69:ILE:HD12	42:L5:69:ILE:H	5.08	0.56
49:M3:100:ARG:O	49:M3:101:ARG:HB3	4.68	0.56
57:N1:79:MET:HB3	57:N1:84:TYR:CE2	2.40	0.56
63:N7:18:TYR:HE1	63:N7:47:GLU:HG3	2.67	0.56
66:O0:26:GLY:O	66:O0:30:THR:HG23	2.06	0.56
72:O6:58:ILE:HA	72:O6:61:ILE:HD12	1.88	0.56
39:L2:180:LEU:HG	79:Q3:26:VAL:HG21	2.10	0.56
4:S2:102:VAL:HG11	4:S2:129:ILE:HG12	1.87	0.56
5:S3:222:VAL:HG11	34:SR:229:LYS:HA	3.81	0.56
1:2:161:U:OP2	8:S6:87:ARG:NH2	2.38	0.56
1:2:405:C:O2'	8:S6:92:ARG:O	2.23	0.56
36:1:2193:U:H5'	36:1:2194:G:H5'	1.87	0.56
36:1:2821:C:H2'	36:1:2822:U:H6	1.70	0.56
36:1:2848:G:OP1	76:Q0:100:TYR:OH	2.16	0.56
36:1:655:C:H2'	36:1:656:A:C8	2.41	0.56
38:4:34:U:O2'	38:4:35:C:OP2	2.23	0.56
36:5:1887:A:OP2	88:5:3828:OHX:N5	2.38	0.56
36:5:2180:G:H2'	36:5:2181:C:C6	2.41	0.56
1:6:151:G:H1	1:6:163:G:H1	1.54	0.56
20:C8:135:GLY:HA3	1:6:1559:A:H5''	365.66	0.56
1:6:75:U:O2'	1:6:76:A:O4'	2.24	0.56

Continued on next page...

Continued from previous page...

Atom-1	Atom-2	Interatomic distance (Å)	Clash overlap (Å)
14:C2:63:VAL:HG11	14:C2:94:ALA:HA	1.88	0.56
1:2:780:A:H8	26:D4:8:ARG:HB2	1.69	0.56
44:L7:107:ARG:HD3	36:5:1101:G:H5''	235.73	0.56
47:M0:3:ARG:CZ	47:M0:63:GLU:HG3	2.35	0.56
56:N0:93:GLU:OE1	56:N0:137:ARG:N	4.06	0.56
72:O6:26:ILE:HG12	36:5:157:A:C8	83.81	0.56
38:4:75:G:C8	75:O9:30:ARG:HG2	2.41	0.56
7:S5:40:ILE:HG12	7:S5:42:LEU:HB3	1.88	0.56
36:1:3147:G:HO2'	40:L3:104:THR:HG1	1.54	0.56
36:1:425:G:O6	88:1:3766:OHX:N6	2.38	0.56
1:2:397:A:O3'	10:S8:50:GLY:HA2	2.06	0.56
1:2:542:A:N1	32:E0:28:LYS:NZ	2.38	0.56
36:5:2120:A:OP2	88:5:3967:OHX:N4	2.39	0.56
36:5:629:U:H2'	36:5:630:A:C8	2.40	0.56
19:C7:52:GLY:HA3	1:6:1389:C:O2'	423.17	0.56
14:C2:103:LEU:HG	14:C2:116:VAL:HG22	1.88	0.56
1:2:1365:C:O3'	18:C6:30:LYS:NZ	2.39	0.56
20:C8:49:LYS:HG3	20:C8:81:ILE:HD11	2.99	0.56
1:2:1523:G:O6	21:C9:71:VAL:HG11	2.05	0.56
24:D2:5:SER:O	24:D2:7:LEU:N	4.06	0.56
27:D5:93:SER:HB3	27:D5:100:ILE:HB	2.34	0.56
41:L4:237:GLN:O	41:L4:246:ARG:HG3	2.05	0.56
42:L5:261:THR:OG1	42:L5:264:GLN:N	3.09	0.56
43:L6:170:LYS:HB3	43:L6:172:HIS:CE1	2.78	0.56
45:L8:68:ARG:HA	45:L8:236:GLY:O	4.43	0.56
46:L9:57:VAL:HG23	46:L9:68:LEU:HG	1.96	0.56
62:N6:52:ARG:HA	62:N6:70:ILE:HG22	2.28	0.56
70:O4:20:ILE:HD13	70:O4:32:ALA:HB1	4.17	0.56
70:O4:74:ARG:HG2	70:O4:75:ALA:H	1.71	0.56
74:O8:16:ARG:HG3	74:O8:70:PRO:HG3	2.70	0.56
79:Q3:8:VAL:HB	79:Q3:11:THR:HG22	1.88	0.56
5:S3:38:GLU:OE2	5:S3:40:ARG:NH2	2.38	0.56
6:S4:160:VAL:HG13	6:S4:169:ILE:HG23	2.15	0.56
10:S8:193:LEU:HA	10:S8:196:LEU:HD12	6.40	0.56
36:1:147:U:O4	45:L8:183:LYS:NZ	2.28	0.56
36:1:3072:C:H2'	36:1:3073:A:O4'	2.06	0.56
36:1:3269:U:H1'	88:1:4100:OHX:N6	2.21	0.56
36:1:2871:G:OP2	88:1:4068:OHX:N3	2.38	0.56
36:1:517:G:P	44:L7:60:ARG:HH22	2.29	0.56
1:2:1031:U:H4'	1:2:1032:G:OP2	2.05	0.56
36:5:3026:G:N7	88:5:3838:OHX:N3	2.54	0.56

Continued on next page...

Continued from previous page...

Atom-1	Atom-2	Interatomic distance (Å)	Clash overlap (Å)
13:C1:14:GLN:HB3	13:C1:54:ILE:HG21	1.86	0.56
18:C6:7:VAL:HG12	18:C6:8:GLN:H	3.81	0.56
22:D0:23:ARG:HD2	22:D0:90:TYR:CD1	2.41	0.56
25:D3:79:ASN:O	25:D3:81:LYS:N	2.39	0.56
31:D9:33:LYS:O	31:D9:36:LEU:HD23	2.05	0.56
40:L3:185:GLY:O	40:L3:191:LYS:NZ	4.07	0.56
42:L5:287:ALA:O	42:L5:290:ILE:HG12	2.05	0.56
42:L5:58:LYS:HD2	42:L5:93:THR:HG21	1.88	0.56
43:L6:176:PHE:HA	50:M4:114:ASP:HB2	2.78	0.56
44:L7:184:LEU:O	44:L7:188:ILE:HG12	2.89	0.56
57:N1:12:ARG:HD3	57:N1:13:TYR:CE1	3.38	0.56
57:N1:56:PHE:CE1	57:N1:78:LYS:HD3	2.41	0.56
68:O2:40:SER:O	68:O2:44:ARG:HG3	2.10	0.56
75:O9:21:ARG:HH11	75:O9:21:ARG:HB2	1.70	0.56
5:S3:175:VAL:HG13	5:S3:182:LEU:HD13	1.87	0.56
5:S3:21:LEU:HD22	5:S3:25:PHE:HE2	1.71	0.56
34:SR:19:TRP:HB2	34:SR:38:ARG:HG3	1.88	0.56
36:1:1362:G:H2'	36:1:1363:A:C8	2.41	0.55
36:1:317:A:H2'	36:1:318:A:C8	2.41	0.55
1:2:176:C:OP1	88:2:2044:OHX:N3	2.39	0.55
1:2:240:U:H4'	1:2:241:U:OP2	2.05	0.55
1:2:868:G:O6	88:2:2003:OHX:N2	2.39	0.55
36:5:2448:G:H22	36:5:2498:U:H3	1.54	0.55
36:5:979:U:H1'	36:5:980:A:C4	2.41	0.55
1:6:1458:G:H5''	1:6:1459:C:OP2	2.05	0.55
15:C3:70:LYS:NZ	1:6:963:A:OP2	331.38	0.55
16:C4:21:ALA:HA	16:C4:26:THR:HA	1.88	0.55
1:2:1359:C:OP1	21:C9:130:ARG:NH1	2.39	0.55
22:D0:23:ARG:NH2	1:6:1347:U:OP2	458.32	0.55
13:C1:101:GLU:OE2	25:D3:16:ARG:NH2	2.38	0.55
25:D3:59:ILE:HD12	32:E0:4:VAL:HG22	1.88	0.55
26:D4:27:VAL:HG21	26:D4:40:LEU:HD11	3.29	0.55
36:1:3267:A:H2'	43:L6:69:PHE:CZ	2.41	0.55
48:M1:60:ARG:O	48:M1:63:GLU:HB2	2.06	0.55
49:M3:106:GLN:HA	49:M3:109:PHE:HB3	1.88	0.55
49:M3:46:ILE:HD12	49:M3:49:ARG:NH1	2.91	0.55
57:N1:45:ASN:OD1	57:N1:47:SER:OG	2.38	0.55
66:O0:17:VAL:HG11	66:O0:92:ILE:HD12	1.87	0.55
69:O3:15:SER:OG	69:O3:16:TYR:O	2.23	0.55
4:S2:156:THR:HG1	4:S2:224:PHE:HD2	4.68	0.55
7:S5:145:ASP:OD1	30:D8:45:LYS:NZ	2.39	0.55

Continued on next page...

Continued from previous page...

Atom-1	Atom-2	Interatomic distance (Å)	Clash overlap (Å)
8:S6:114:VAL:HG12	8:S6:115:LYS:HG2	4.49	0.55
34:SR:200:ASN:H	34:SR:215:GLY:HA2	1.71	0.55
36:1:660:A:H5'	41:L4:92:ASN:ND2	2.21	0.55
36:1:679:U:H2'	36:1:680:G:C8	2.41	0.55
37:3:4:U:H2'	37:3:5:G:C8	2.40	0.55
36:5:1655:G:H1'	36:5:1800:A:N6	2.21	0.55
36:5:3165:A:H2'	36:5:3166:C:H6	1.71	0.55
1:6:761:G:O6	88:6:2050:OHX:N1	2.40	0.55
1:6:1765:A:OP2	88:6:2092:OHX:N4	2.39	0.55
17:C5:96:ILE:HB	17:C5:120:SER:HB2	2.42	0.55
25:D3:6:PRO:HG3	25:D3:14:LYS:HG2	1.89	0.55
40:L3:284:ARG:HB3	40:L3:323:MET:HB3	2.45	0.55
41:L4:300:ARG:HH22	36:5:1347:U:P	197.14	0.55
42:L5:289:LYS:HD3	47:M0:206:LEU:HD23	1.88	0.55
3:S1:109:LYS:O	3:S1:112:SER:OG	2.70	0.55
7:S5:48:PHE:CG	7:S5:67:PRO:HB3	2.41	0.55
34:SR:101:GLN:HB2	34:SR:137:LYS:HG3	1.87	0.55
34:SR:49:GLY:O	34:SR:51:ASP:N	2.33	0.55
36:1:2648:G:HO2'	36:1:2696:A:HO2'	1.54	0.55
1:2:1553:G:O6	17:C5:40:ARG:NH2	2.39	0.55
1:2:1794:A:OP2	28:D6:4:LYS:NZ	2.26	0.55
1:2:855:A:C2	1:2:857:U:H1'	2.41	0.55
1:2:986:G:H2'	1:2:987:G:O4'	2.05	0.55
36:5:3112:G:O6	36:5:3120:C:H5''	2.07	0.55
36:5:312:C:H1'	36:5:2778:G:N2	2.22	0.55
1:6:1477:G:H2'	1:6:1478:G:H8	1.70	0.55
10:S8:142:LYS:NZ	1:6:187:G:OP2	273.41	0.55
18:C6:113:ASP:O	18:C6:114:ARG:HB2	2.06	0.55
21:C9:53:TRP:HA	21:C9:56:LYS:HB2	2.52	0.55
21:C9:86:ARG:NH1	21:C9:90:PRO:O	2.39	0.55
36:1:912:G:OP2	39:L2:9:ARG:NH1	2.39	0.55
37:3:27:A:P	42:L5:57:ASN:HB2	2.46	0.55
42:L5:91:GLY:HA3	42:L5:94:ASN:HD22	4.49	0.55
43:L6:3:ALA:HB1	68:O2:75:LEU:HD13	2.27	0.55
46:L9:70:THR:HB	36:5:3112:G:O2'	329.33	0.55
44:L7:73:GLY:O	57:N1:143:THR:HG22	2.06	0.55
73:O7:28:HIS:CE1	73:O7:31:LYS:HG3	3.42	0.55
74:O8:5:ILE:HG22	74:O8:54:LEU:HB2	1.87	0.55
11:S9:126:ARG:O	11:S9:130:THR:HG23	2.06	0.55
36:1:2443:A:O2'	36:1:2444:C:H5'	2.06	0.55
1:2:676:G:O6	1:2:677:G:N2	2.40	0.55

Continued on next page...

Continued from previous page...

Atom-1	Atom-2	Interatomic distance (Å)	Clash overlap (Å)
36:5:2611:U:H2'	36:5:2612:U:C6	2.42	0.55
43:L6:78:ARG:NH1	36:5:3272:C:OP2	246.64	0.55
36:5:562:C:H2'	36:5:563:U:H6	1.70	0.55
3:S1:146:GLN:NE2	1:6:1065:A:N3	342.85	0.55
1:6:1130:G:OP2	88:6:2079:OHX:N1	2.39	0.55
5:S3:208:ILE:HD12	19:C7:16:LEU:HD21	1.88	0.55
23:D1:74:GLN:HB2	23:D1:79:LEU:HB3	1.87	0.55
43:L6:56:LYS:HD2	43:L6:98:VAL:HG13	1.87	0.55
36:1:2111:G:O2'	60:N4:44:LYS:NZ	2.39	0.55
49:M3:64:LYS:HG3	64:N8:69:TRP:CG	2.42	0.55
75:O9:28:ARG:HB3	75:O9:36:ARG:NH1	8.86	0.55
77:Q1:2:ARG:HB3	77:Q1:5:TRP:CD1	2.41	0.55
3:S1:196:GLU:HA	3:S1:199:ASN:HB2	2.30	0.55
5:S3:64:ARG:NH1	5:S3:68:GLU:OE1	3.37	0.55
6:S4:121:TYR:OH	6:S4:235:TYR:O	2.22	0.55
8:S6:162:VAL:N	8:S6:169:TYR:O	2.89	0.55
6:S4:23:LEU:HD13	11:S9:4:ALA:HB3	1.88	0.55
4:S2:174:ARG:O	11:S9:97:LEU:HB3	3.08	0.55
36:1:2943:G:OP2	40:L3:2:SER:HB2	2.06	0.55
36:1:3350:C:O2'	36:1:3351:U:O5'	2.18	0.55
36:1:72:C:OP2	72:O6:13:LYS:NZ	2.38	0.55
1:2:116:U:H2'	1:2:117:U:C6	2.41	0.55
1:2:1241:G:H1'	17:C5:79:HIS:CG	2.42	0.55
1:2:206:A:OP2	88:2:2071:OHX:N5	2.39	0.55
1:2:740:A:H2'	1:2:741:C:H5''	1.89	0.55
36:5:2572:C:H2'	36:5:2572:C:OP2	2.07	0.55
36:5:2964:G:N7	88:5:3881:OHX:N6	2.54	0.55
1:6:1061:A:OP2	88:6:2159:OHX:N1	2.40	0.55
1:6:1418:G:N7	88:6:2014:OHX:N4	2.54	0.55
1:6:1606:C:H2'	1:6:1607:G:C8	2.42	0.55
1:6:654:C:H2'	1:6:655:G:C8	2.42	0.55
1:6:654:C:H2'	1:6:655:G:H8	1.71	0.55
21:C9:42:GLY:HA2	21:C9:84:LYS:HG3	1.88	0.55
21:C9:49:ASP:OD1	21:C9:53:TRP:N	2.25	0.55
41:L4:289:ILE:O	41:L4:292:SER:HB3	2.06	0.55
42:L5:91:GLY:O	42:L5:94:ASN:ND2	4.03	0.55
45:L8:73:PRO:HD3	45:L8:233:TRP:CE2	2.42	0.55
47:M0:91:VAL:HG12	47:M0:127:ALA:HB1	3.36	0.55
47:M0:3:ARG:NH2	47:M0:63:GLU:HG3	2.60	0.55
54:M8:81:VAL:HG23	54:M8:101:VAL:HG13	1.89	0.55
55:M9:161:ALA:O	55:M9:165:LYS:HG2	2.07	0.55

Continued on next page...

Continued from previous page...

Atom-1	Atom-2	Interatomic distance (Å)	Clash overlap (Å)
64:N8:73:LEU:HD23	64:N8:112:ILE:HD12	1.88	0.55
73:O7:88:ALA:O	88:O7:105:OHX:N2	2.40	0.55
73:O7:28:HIS:CD2	73:O7:31:LYS:HE2	3.87	0.55
75:O9:23:LEU:HD22	75:O9:24:PRO:HD2	1.88	0.55
3:S1:173:THR:O	3:S1:177:GLN:HB2	5.30	0.55
6:S4:201:HIS:N	6:S4:206:ASP:OD1	4.80	0.55
36:1:2747:A:H4'	42:L5:174:PRO:O	2.07	0.55
36:1:787:G:H2'	36:1:788:C:C6	2.42	0.55
1:2:214:G:N7	88:2:2087:OHX:N5	2.55	0.55
1:2:322:G:O2'	10:S8:10:LYS:NZ	2.40	0.55
1:2:413:U:H2'	1:2:414:C:C6	2.42	0.55
1:2:647:G:N2	1:2:687:G:H1	2.03	0.55
1:2:976:G:O6	88:2:2020:OHX:N3	2.39	0.55
88:1:3862:OHX:N3	38:4:31:G:OP2	2.39	0.55
38:4:83:C:H1'	38:4:85:G:N2	2.22	0.55
15:C3:16:ILE:HD12	1:6:959:U:H4'	347.14	0.55
14:C2:119:SER:OG	14:C2:120:VAL:N	2.38	0.55
14:C2:124:LYS:O	14:C2:126:TRP:N	2.35	0.55
15:C3:132:VAL:HG23	15:C3:134:VAL:HG13	1.89	0.55
25:D3:57:LEU:HD11	25:D3:73:ARG:HG2	1.88	0.55
25:D3:57:LEU:HD22	32:E0:4:VAL:HG12	2.52	0.55
40:L3:92:TYR:HB2	40:L3:157:VAL:HG13	3.72	0.55
40:L3:76:VAL:HG12	40:L3:325:LYS:HA	1.89	0.55
52:M6:16:VAL:HG23	52:M6:42:ASN:O	2.25	0.55
54:M8:30:VAL:O	54:M8:34:THR:HG23	2.06	0.55
57:N1:17:ARG:O	57:N1:18:ASP:HB2	2.06	0.55
69:O3:42:GLN:HA	69:O3:45:LEU:HG	1.88	0.55
72:O6:89:GLU:O	72:O6:93:ILE:HG12	2.06	0.55
36:1:361:A:O3'	73:O7:45:ARG:NH2	2.39	0.55
10:S8:192:TYR:O	10:S8:196:LEU:HB2	2.07	0.55
36:1:2355:G:H4'	53:M7:139:TYR:CE2	2.42	0.55
36:1:3358:U:H2'	36:1:3359:A:O4'	2.07	0.55
1:2:686:C:H2'	1:2:687:G:H8	1.71	0.55
1:2:830:U:C2	1:2:831:U:H5	2.25	0.55
53:M7:139:TYR:CE2	36:5:2355:G:H4'	147.60	0.55
36:5:437:G:H1	36:5:622:A:N6	2.03	0.55
18:C6:122:ARG:HB3	1:6:1584:G:C8	396.19	0.55
12:C0:29:GLN:O	12:C0:31:LYS:N	2.39	0.55
19:C7:71:PHE:CZ	19:C7:74:GLN:HB2	5.23	0.55
39:L2:116:VAL:HG22	39:L2:126:LEU:HB2	2.55	0.55
40:L3:345:ASN:OD1	40:L3:347:SER:HB2	2.07	0.55

Continued on next page...

Continued from previous page...

Atom-1	Atom-2	Interatomic distance (Å)	Clash overlap (Å)
47:M0:9:TYR:CG	47:M0:97:LEU:HD13	2.42	0.55
48:M1:164:LYS:HD2	48:M1:171:VAL:HB	1.88	0.55
51:M5:191:THR:O	51:M5:195:GLN:HG2	2.06	0.55
36:1:289:A:H2	51:M5:93:LYS:HD2	1.70	0.55
66:O0:99:ASP:O	66:O0:103:THR:OG1	2.25	0.55
5:S3:104:SER:O	5:S3:108:LYS:HG3	2.07	0.55
10:S8:117:TYR:CE1	10:S8:150:ALA:HB2	2.42	0.55
36:1:1686:U:OP1	58:N2:42:LYS:NZ	2.29	0.55
36:1:2746:A:H2	42:L5:146:LEU:HB3	1.72	0.55
1:2:1522:U:OP2	88:2:2029:OHX:N3	2.40	0.55
1:2:205:U:OP1	88:2:2071:OHX:N1	2.40	0.55
1:2:1202:A:OP1	88:2:2082:OHX:N5	2.40	0.55
36:5:174:C:H2'	36:5:175:C:C6	2.42	0.55
36:5:2651:G:H4'	36:5:2652:U:OP2	2.07	0.55
36:5:3078:U:H4'	36:5:3079:U:O5'	2.05	0.55
36:5:2656:A:O2'	88:5:3806:OHX:N4	2.40	0.55
1:6:1428:G:H8	1:6:1428:G:H5'	1.72	0.55
1:6:514:G:OP1	88:6:2179:OHX:N3	2.40	0.55
1:6:973:A:H2'	1:6:974:A:C8	2.41	0.55
22:D0:22:ILE:HD12	22:D0:118:VAL:HA	1.89	0.55
39:L2:183:GLY:O	39:L2:186:PHE:HB3	2.17	0.55
42:L5:293:LEU:O	42:L5:295:GLY:N	4.18	0.55
44:L7:134:VAL:O	44:L7:229:PHE:HA	2.81	0.55
45:L8:148:ALA:HA	45:L8:201:THR:HG22	1.89	0.55
36:1:2899:C:C5	46:L9:171:ASP:HA	2.42	0.55
46:L9:86:TYR:CE2	46:L9:151:VAL:HG22	2.41	0.55
63:N7:48:ARG:HB3	63:N7:69:LYS:HB3	1.88	0.55
66:O0:95:ALA:HB2	66:O0:101:LEU:HD23	1.88	0.55
73:O7:18:LEU:HD21	75:O9:51:ILE:HG22	1.89	0.55
4:S2:106:ASP:OD1	4:S2:107:SER:N	2.37	0.55
4:S2:170:ILE:HB	4:S2:197:TYR:HB2	1.88	0.55
8:S6:49:VAL:HB	8:S6:115:LYS:HB2	1.88	0.55
11:S9:91:LYS:O	11:S9:92:LYS:NZ	2.32	0.55
34:SR:89:LEU:HB2	34:SR:103:PHE:HB2	1.87	0.55
1:2:1297:G:N2	1:2:1300:A:OP2	2.35	0.55
1:2:1656:U:H5''	1:2:1657:U:O5'	2.06	0.55
1:2:190:C:N4	1:2:196:G:N7	2.55	0.55
1:2:513:U:H2'	1:2:514:G:C8	2.42	0.55
1:2:736:C:H42	1:2:737:A:H62	1.55	0.55
1:2:827:C:H2'	1:2:828:U:H6	1.72	0.55
36:5:1556:C:H5''	36:5:2169:G:H21	1.68	0.55

Continued on next page...

Continued from previous page...

Atom-1	Atom-2	Interatomic distance (Å)	Clash overlap (Å)
15:C3:76:LYS:HA	15:C3:81:ALA:HB2	2.19	0.55
19:C7:23:LYS:HD3	34:SR:198:ASN:HD21	5.18	0.55
17:C5:19:GLY:N	20:C8:93:THR:O	2.40	0.55
41:L4:197:ARG:NH1	36:5:1381:A:OP1	108.84	0.55
46:L9:49:ASN:OD1	46:L9:51:GLN:HB2	4.85	0.55
70:O4:38:LEU:H	70:O4:38:LEU:HD12	2.92	0.55
72:O6:57:LEU:O	72:O6:61:ILE:HG13	2.23	0.55
73:O7:59:THR:HG22	38:8:41:A:O2'	91.88	0.55
5:S3:127:MET:HE1	5:S3:133:GLY:HA2	1.89	0.55
8:S6:176:GLN:HG2	1:6:169:A:H5'	328.69	0.55
20:C8:145:ARG:NH1	35:SM:68:ARG:HG3	3.71	0.55
1:2:1318:G:H2'	1:2:1319:A:H8	1.71	0.55
1:2:1473:U:H5	7:S5:98:MET:HA	1.72	0.55
1:2:67:A:C2	1:2:69:G:H1'	2.42	0.55
1:2:732:G:O2'	1:2:733:A:O4'	2.25	0.55
36:5:3242:G:N2	36:5:3245:A:H5''	2.22	0.55
36:5:2533:G:N7	88:5:3937:OHX:N1	2.55	0.55
14:C2:29:LYS:HE2	14:C2:100:TRP:CD1	2.42	0.55
15:C3:83:GLU:OE2	88:C3:201:OHX:N1	2.40	0.55
33:E1:144:CYS:HB3	33:E1:147:VAL:HG22	1.89	0.55
52:M6:62:THR:HA	36:5:1306:G:C6	233.27	0.55
54:M8:12:ARG:NH2	36:5:972:A:OP1	183.37	0.55
75:O9:23:LEU:O	75:O9:25:GLN:NE2	3.00	0.55
2:S0:10:THR:OG1	2:S0:12:GLU:OE1	2.15	0.55
3:S1:70:LEU:HD21	3:S1:79:HIS:CD2	2.42	0.55
7:S5:63:GLN:H	7:S5:89:ILE:HG23	1.72	0.55
36:1:3276:G:H5'	43:L6:48:ARG:NH2	2.23	0.54
36:1:410:U:O4	88:1:3951:OHX:N6	2.40	0.54
36:5:308:A:H5'	36:5:2223:A:O2'	2.07	0.54
36:5:901:G:H2'	36:5:902:G:H8	1.72	0.54
1:6:833:U:O4	88:6:2067:OHX:N6	2.40	0.54
17:C5:87:PRO:HD3	17:C5:112:LEU:HD22	1.89	0.54
21:C9:53:TRP:HH2	21:C9:100:ILE:HD12	2.06	0.54
22:D0:31:VAL:HA	22:D0:34:LEU:HB3	2.54	0.54
26:D4:3:ASP:O	26:D4:5:VAL:N	2.41	0.54
40:L3:37:ARG:HG2	40:L3:187:SER:H	4.02	0.54
42:L5:31:TYR:O	42:L5:35:ARG:HD2	2.08	0.54
48:M1:148:VAL:HG12	48:M1:152:HIS:HB3	4.10	0.54
49:M3:59:ARG:HG2	36:5:73:C:O2'	93.90	0.54
3:S1:129:THR:HA	3:S1:177:GLN:HA	1.88	0.54
9:S7:12:ALA:HB3	9:S7:13:PRO:HD3	1.88	0.54

Continued on next page...

Continued from previous page...

Atom-1	Atom-2	Interatomic distance (Å)	Clash overlap (Å)
9:S7:50:ASP:HA	9:S7:56:LYS:HA	1.90	0.54
10:S8:62:THR:HG22	10:S8:77:ARG:HG2	4.91	0.54
11:S9:121:SER:HB3	11:S9:124:HIS:HB3	4.32	0.54
11:S9:8:TYR:O	88:S9:202:OHX:N5	2.40	0.54
34:SR:267:PRO:HD2	34:SR:269:TYR:HE1	3.20	0.54
36:1:3039:C:OP1	40:L3:65:SER:OG	2.23	0.54
36:1:789:A:H2'	36:1:790:U:C6	2.42	0.54
1:2:1078:C:H2'	1:2:1079:U:C6	2.42	0.54
1:2:1202:A:OP2	88:2:2082:OHX:N2	2.40	0.54
1:2:980:G:H4'	1:2:1776:A:H4'	1.89	0.54
36:5:1852:G:N7	88:5:3935:OHX:N6	2.55	0.54
1:6:383:G:N7	88:6:2116:OHX:N5	2.55	0.54
30:D8:18:ARG:HD3	30:D8:26:THR:HA	1.88	0.54
32:E0:55:ARG:NH1	1:6:558:U:OP2	415.87	0.54
40:L3:36:ASP:OD2	40:L3:39:LYS:HG2	2.07	0.54
47:M0:55:ASN:HA	47:M0:131:ILE:HG23	2.60	0.54
49:M3:42:ARG:O	49:M3:46:ILE:HG12	2.07	0.54
49:M3:67:ARG:HG2	64:N8:105:LEU:HD11	1.89	0.54
36:1:45:A:P	51:M5:85:THR:HG21	2.48	0.54
52:M6:65:ASN:HB3	52:M6:68:ARG:HG2	1.88	0.54
66:O0:98:SER:OG	66:O0:99:ASP:N	2.55	0.54
73:O7:55:ARG:HD3	36:5:353:G:N7	108.85	0.54
4:S2:178:ILE:HD13	4:S2:188:LEU:HB3	1.89	0.54
8:S6:173:PRO:HG3	1:6:66:U:C5	333.64	0.54
10:S8:122:GLY:O	88:S8:301:OHX:N6	2.40	0.54
36:1:542:G:O6	88:1:4107:OHX:N2	2.41	0.54
36:1:718:G:C2	36:1:721:G:H1'	2.42	0.54
1:2:87:C:O2'	1:2:169:A:N1	2.40	0.54
1:2:478:A:H5''	11:S9:123:HIS:HB3	1.90	0.54
1:2:576:G:H4'	1:2:580:A:C4	2.41	0.54
1:2:641:G:H1	1:2:693:U:H3	1.56	0.54
1:2:990:C:OP2	88:2:2062:OHX:N4	2.40	0.54
72:O6:25:LYS:HB3	36:5:156:G:OP2	88.88	0.54
36:5:25:U:O4	88:5:3805:OHX:N6	2.41	0.54
1:6:835:U:OP1	88:6:2136:OHX:N5	2.40	0.54
1:6:21:U:H2'	1:6:22:A:C8	2.40	0.54
1:2:1258:U:H4'	12:C0:2:LEU:HD13	1.89	0.54
20:C8:36:LYS:NZ	1:6:1568:C:OP1	334.55	0.54
22:D0:24:ILE:HG12	22:D0:116:VAL:HG12	3.43	0.54
25:D3:44:GLY:H	25:D3:78:LYS:NZ	2.85	0.54
3:S1:165:ARG:O	3:S1:169:SER:OG	2.26	0.54

Continued on next page...

Continued from previous page...

Atom-1	Atom-2	Interatomic distance (Å)	Clash overlap (Å)
4:S2:175:GLY:N	4:S2:195:ASP:OD2	2.41	0.54
1:2:14:C:H5''	4:S2:203:LYS:HD2	1.89	0.54
1:2:400:A:H5''	10:S8:25:ARG:HA	1.90	0.54
11:S9:171:ARG:HA	11:S9:171:ARG:HE	2.40	0.54
35:SM:68:ARG:O	35:SM:72:ARG:HB2	2.07	0.54
36:1:1447:G:H3'	53:M7:67:ILE:CD1	2.36	0.54
36:1:2565:U:H2'	36:1:2566:C:C6	2.41	0.54
36:1:3155:U:O2	88:1:4046:OHX:N3	2.40	0.54
1:2:1122:G:N2	1:2:1125:A:OP2	2.39	0.54
38:4:113:U:H5''	75:O9:7:PHE:HB3	1.89	0.54
36:5:2101:C:HO2'	36:5:2102:U:P	2.30	0.54
40:L3:53:MET:HE1	36:5:3047:U:O2'	237.14	0.54
1:6:1561:U:H4'	1:6:1599:C:H4'	1.89	0.54
1:6:513:U:H2'	1:6:514:G:C8	2.42	0.54
25:D3:19:ARG:HD3	1:6:609:U:H1'	344.43	0.54
1:6:784:C:H2'	1:6:785:U:C6	2.42	0.54
13:C1:57:LYS:HD3	13:C1:131:ILE:HG23	1.89	0.54
1:2:325:G:H4'	13:C1:83:THR:HG21	1.88	0.54
14:C2:75:VAL:HG21	14:C2:120:VAL:HG11	2.95	0.54
14:C2:61:VAL:HA	14:C2:89:ILE:HG22	1.89	0.54
23:D1:17:CYS:HB2	23:D1:56:SER:HB3	2.45	0.54
33:E1:82:LYS:O	33:E1:84:VAL:N	4.66	0.54
39:L2:192:LYS:HB3	39:L2:193:ARG:NH2	2.23	0.54
45:L8:134:TYR:CG	45:L8:190:VAL:HG11	2.79	0.54
50:M4:113:THR:HG22	50:M4:115:PHE:H	1.73	0.54
54:M8:100:THR:HG23	54:M8:122:ILE:HD13	1.89	0.54
61:N5:38:LEU:HD13	61:N5:40:LEU:HD22	3.06	0.54
36:1:716:A:C6	64:N8:117:ARG:HD2	2.42	0.54
65:N9:28:LYS:HG3	65:N9:29:TYR:CD1	2.42	0.54
74:O8:24:THR:HG22	74:O8:76:ASN:HB3	1.89	0.54
2:S0:58:VAL:O	2:S0:62:ARG:HG2	5.37	0.54
6:S4:180:LEU:HD23	6:S4:194:THR:H	1.72	0.54
8:S6:93:LYS:HB3	8:S6:95:LYS:HG3	2.83	0.54
9:S7:109:VAL:O	9:S7:111:LYS:N	2.40	0.54
11:S9:82:ARG:HH11	11:S9:149:ARG:HD3	7.24	0.54
36:1:2689:A:H2'	36:1:2689:A:N3	2.23	0.54
88:1:3851:OHX:N4	44:L7:217:PRO:HA	2.22	0.54
36:1:541:U:H2'	36:1:542:G:C8	2.42	0.54
1:2:1105:C:H41	25:D3:4:GLY:HA3	1.73	0.54
1:2:1524:A:H2'	1:2:1525:A:C8	2.42	0.54
1:2:386:G:OP2	10:S8:25:ARG:NH2	2.41	0.54

Continued on next page...

Continued from previous page...

Atom-1	Atom-2	Interatomic distance (Å)	Clash overlap (Å)
1:2:894:U:H2'	1:2:895:G:C8	2.42	0.54
36:5:1701:C:H2'	36:5:1702:U:O4'	2.08	0.54
36:5:3152:U:O2	88:5:4137:OHX:N1	2.41	0.54
36:5:1861:G:O6	88:5:3949:OHX:N1	2.40	0.54
64:N8:34:MET:HB2	36:5:95:A:H5''	162.25	0.54
1:6:1514:U:H5''	1:6:1515:A:O4'	2.07	0.54
1:6:1239:U:O4	88:6:2063:OHX:N5	2.40	0.54
1:6:961:U:H2'	1:6:962:C:C6	2.42	0.54
18:C6:36:ILE:HD11	18:C6:48:VAL:HG22	2.56	0.54
20:C8:99:HIS:HD2	20:C8:101:LEU:HD21	1.72	0.54
21:C9:31:PRO:HG3	21:C9:103:LYS:HD3	1.90	0.54
22:D0:106:ILE:HG13	22:D0:107:THR:H	1.72	0.54
26:D4:36:SER:O	26:D4:40:LEU:HG	2.07	0.54
26:D4:57:VAL:HG12	26:D4:73:GLY:HA3	6.54	0.54
39:L2:30:ARG:NH2	39:L2:33:ASP:OD1	3.23	0.54
46:L9:171:ASP:OD2	46:L9:173:ARG:NH1	2.39	0.54
36:1:744:A:H4'	54:M8:142:GLY:O	2.08	0.54
58:N2:21:SER:O	58:N2:25:ASN:ND2	2.40	0.54
68:O2:123:LYS:HA	68:O2:126:LEU:HD12	2.02	0.54
74:O8:32:ASN:ND2	74:O8:32:ASN:O	2.40	0.54
9:S7:31:SER:HA	9:S7:35:LYS:HB3	4.13	0.54
36:1:1833:G:OP1	75:O9:10:LYS:NZ	2.34	0.54
36:1:2707:C:H2'	36:1:2708:C:C6	2.43	0.54
36:1:3259:U:H6	36:1:3259:U:H5'	1.73	0.54
36:1:345:G:OP1	36:1:1429:G:N1	2.36	0.54
36:1:562:C:H2'	36:1:563:U:C6	2.42	0.54
1:2:701:U:H3	1:2:737:A:H61	1.56	0.54
1:2:883:C:H2'	1:2:884:A:H8	1.72	0.54
36:5:129:U:H2'	36:5:130:A:C8	2.42	0.54
53:M7:67:ILE:HD11	36:5:1447:G:H3'	165.05	0.54
36:5:1724:U:H1'	36:5:1725:C:C6	2.42	0.54
36:5:2247:G:OP1	88:5:3881:OHX:N1	2.40	0.54
66:O0:50:VAL:HG11	36:5:2552:C:H2'	233.96	0.54
36:5:739:G:O6	88:5:3864:OHX:N6	2.41	0.54
10:S8:138:ASN:HD22	1:6:197:A:H61	277.06	0.54
1:6:417:A:H4'	1:6:418:G:O5'	2.07	0.54
8:S6:175:ILE:HG12	1:6:78:A:H1'	337.15	0.54
15:C3:112:LYS:NZ	1:6:975:C:OP1	279.46	0.54
15:C3:103:GLU:HA	15:C3:106:ARG:NH2	2.22	0.54
19:C7:88:VAL:HG22	19:C7:89:SER:H	1.71	0.54
40:L3:291:GLU:O	40:L3:293:ASN:N	2.40	0.54

Continued on next page...

Continued from previous page...

Atom-1	Atom-2	Interatomic distance (Å)	Clash overlap (Å)
42:L5:55:PHE:CZ	42:L5:158:ARG:HB3	5.10	0.54
47:M0:170:LYS:HA	47:M0:177:ASP:HA	2.23	0.54
49:M3:94:GLY:HA3	71:O5:116:TYR:OH	2.07	0.54
51:M5:49:ARG:HH11	36:5:149:U:P	102.29	0.54
62:N6:86:THR:HG22	62:N6:96:PRO:HA	2.63	0.54
71:O5:59:ASN:O	71:O5:63:ARG:HG3	2.07	0.54
3:S1:30:PHE:HB3	3:S1:96:LEU:HD22	2.42	0.54
6:S4:116:ASP:OD1	6:S4:116:ASP:N	3.12	0.54
36:1:1233:G:H1	36:1:1255:C:H42	1.55	0.54
36:1:2267:C:H2'	36:1:2268:U:O4'	2.08	0.54
36:1:2960:C:H2'	36:1:2961:G:C8	2.43	0.54
36:1:1919:G:O6	88:1:3909:OHX:N6	2.41	0.54
1:2:1766:A:N1	28:D6:80:HIS:ND1	2.45	0.54
1:2:539:G:N2	1:2:540:G:O6	2.38	0.54
1:2:704:C:OP2	1:2:704:C:H3'	2.08	0.54
36:5:2669:G:O6	88:5:3966:OHX:N5	2.41	0.54
36:5:2812:C:H2'	36:5:2813:A:H8	1.72	0.54
1:6:1603:U:H2'	1:6:1604:U:H6	1.72	0.54
1:6:1697:G:H5''	1:6:1698:G:H8	1.72	0.54
1:6:846:G:H2'	1:6:847:A:C8	2.43	0.54
21:C9:127:ASN:OD1	21:C9:130:ARG:NH1	7.88	0.54
4:S2:109:GLY:HA3	23:D1:11:LEU:HD11	4.13	0.54
27:D5:42:LEU:HD22	27:D5:47:TYR:HB2	6.27	0.54
28:D6:45:VAL:O	28:D6:49:ALA:HB3	4.75	0.54
42:L5:40:HIS:CE1	42:L5:42:ALA:HB3	3.69	0.54
44:L7:138:TYR:HE2	44:L7:233:GLU:HG2	3.13	0.54
36:1:3115:C:OP1	46:L9:62:ARG:NH2	2.41	0.54
47:M0:49:CYS:HB3	47:M0:168:SER:HB3	1.90	0.54
49:M3:48:PRO:HB2	71:O5:117:ALA:HB2	2.98	0.54
51:M5:42:PRO:HG3	51:M5:61:ILE:HG13	1.90	0.54
50:M4:135:LEU:HD11	52:M6:178:VAL:HG23	1.89	0.54
63:N7:110:ALA:O	63:N7:114:VAL:HG23	2.20	0.54
36:1:1065:A:C4	65:N9:28:LYS:HB2	2.43	0.54
73:O7:62:GLY:O	88:O7:106:OHX:N6	2.41	0.54
2:S0:119:ARG:NH1	4:S2:240:LEU:HB3	4.61	0.54
4:S2:139:ILE:HD11	4:S2:218:ILE:HD13	2.05	0.54
11:S9:31:ALA:HA	11:S9:36:LEU:HD12	1.89	0.54
36:1:2219:A:H2'	36:1:2220:A:C8	2.43	0.54
36:1:2522:G:O6	39:L2:70:ARG:NH2	2.37	0.54
36:1:739:G:O6	88:1:3810:OHX:N3	2.41	0.54
1:2:142:G:H22	1:2:173:A:H2	1.55	0.54

Continued on next page...

Continued from previous page...

Atom-1	Atom-2	Interatomic distance (Å)	Clash overlap (Å)
1:2:876:G:H1'	1:2:944:A:O4'	2.07	0.54
36:5:3352:U:O2'	88:5:4143:OHX:N1	2.41	0.54
36:5:2533:G:O6	88:5:3937:OHX:N3	2.41	0.54
1:6:1058:U:H1'	1:6:1059:U:H5''	1.90	0.54
1:6:1202:A:H2'	1:6:1203:A:H5''	1.89	0.54
26:D4:128:LYS:HA	26:D4:131:ARG:HG2	1.90	0.54
40:L3:221:THR:HB	40:L3:273:HIS:H	1.80	0.54
41:L4:299:ILE:HG23	54:M8:39:ARG:HB3	1.90	0.54
44:L7:92:ILE:HD11	54:M8:4:ASP:HB2	1.90	0.54
46:L9:47:LYS:HZ3	50:M4:6:ILE:H	1.56	0.54
5:S3:162:GLN:N	5:S3:163:PRO:HD2	2.71	0.54
6:S4:160:VAL:HG22	6:S4:169:ILE:HG21	1.88	0.54
6:S4:66:MET:SD	6:S4:78:THR:OG1	3.19	0.54
36:1:1171:G:N7	88:1:3851:OHX:N5	2.55	0.54
36:5:1302:A:N7	36:5:2857:C:O2'	2.41	0.54
36:5:1307:G:O2'	36:5:1308:A:N7	2.37	0.54
58:N2:94:ARG:NH2	36:5:1757:A:OP1	128.43	0.54
69:O3:60:ARG:HD2	36:5:3275:U:C2	215.43	0.54
36:5:436:A:H3'	88:5:4157:OHX:N3	2.23	0.54
36:5:662:U:H2'	36:5:663:C:C6	2.42	0.54
1:6:1203:A:OP2	88:6:2096:OHX:N4	2.40	0.54
18:C6:58:ASP:C	18:C6:60:PHE:H	2.12	0.54
28:D6:79:ILE:HA	28:D6:84:VAL:HG11	1.90	0.54
39:L2:201:GLY:HA2	39:L2:204:MET:SD	2.48	0.54
40:L3:161:LEU:HD23	40:L3:180:GLU:HB3	1.90	0.54
40:L3:2:SER:O	40:L3:3:HIS:HB3	2.08	0.54
37:3:43:U:H4'	48:M1:140:ARG:O	2.07	0.54
63:N7:41:ALA:HB2	63:N7:77:TYR:HE2	5.68	0.54
64:N8:47:LYS:HE3	64:N8:48:TYR:CZ	4.57	0.54
70:O4:3:GLN:NE2	70:O4:30:LEU:O	2.48	0.54
76:Q0:78:ILE:HG12	76:Q0:83:LYS:HD2	1.89	0.54
2:S0:134:LYS:O	2:S0:137:SER:OG	2.24	0.54
7:S5:62:VAL:HG13	7:S5:89:ILE:HG12	2.36	0.54
9:S7:99:LEU:HD23	9:S7:116:ARG:HB3	6.27	0.54
36:1:1243:G:H21	36:1:1244:A:H62	1.56	0.54
1:2:810:G:N3	9:S7:108:GLN:NE2	2.55	0.54
37:3:49:G:O6	42:L5:58:LYS:HE2	2.08	0.54
58:N2:103:TYR:OH	36:5:1677:G:OP2	147.67	0.54
78:Q2:15:LYS:NZ	36:5:2772:C:OP1	178.25	0.54
36:5:2361:A:OP2	88:5:4068:OHX:N2	2.41	0.54
36:5:59:G:H2'	38:8:33:A:O2'	2.08	0.54

Continued on next page...

Continued from previous page...

Atom-1	Atom-2	Interatomic distance (Å)	Clash overlap (Å)
64:N8:115:LYS:HD2	36:5:715:A:C8	149.34	0.54
57:N1:101:CYS:HB3	36:5:990:U:C1'	251.89	0.54
7:S5:81:ARG:HD2	1:6:1615:C:H2'	373.83	0.54
1:6:484:C:H42	1:6:503:G:H22	1.56	0.54
1:6:780:A:H5''	1:6:781:U:H5'	1.90	0.54
13:C1:109:VAL:HG12	13:C1:137:PHE:HB2	5.06	0.54
17:C5:43:ARG:O	17:C5:47:ARG:HG3	2.08	0.54
26:D4:20:ARG:HB3	26:D4:76:TYR:CD2	2.83	0.54
59:N3:89:ASP:OD1	59:N3:91:VAL:HG22	2.08	0.54
70:O4:67:LYS:HA	70:O4:70:LYS:HE3	2.82	0.54
7:S5:205:SER:C	7:S5:207:THR:H	2.11	0.54
1:2:78:A:C8	8:S6:154:ARG:HG2	2.43	0.54
10:S8:152:ILE:H	10:S8:152:ILE:HD13	4.69	0.54
36:1:153:U:HO2'	36:1:158:G:HO2'	1.50	0.53
36:1:1560:G:H2'	36:1:1561:G:H5''	1.89	0.53
36:1:1781:C:H2'	36:1:1782:U:H6	1.72	0.53
36:1:1657:C:C5	36:1:1797:A:H5''	2.43	0.53
36:1:255:A:H2'	36:1:256:G:H8	1.73	0.53
36:1:58:G:OP1	51:M5:157:LYS:NZ	2.37	0.53
1:2:651:G:O6	88:2:2074:OHX:N3	2.41	0.53
36:5:182:U:H2'	36:5:183:G:C8	2.43	0.53
36:5:3287:U:H2'	36:5:3288:G:H5'	1.90	0.53
20:C8:27:LYS:O	20:C8:31:ALA:N	2.41	0.53
22:D0:24:ILE:HG12	22:D0:116:VAL:HG13	1.89	0.53
29:D7:50:ALA:HB2	29:D7:71:ALA:HB2	1.89	0.53
39:L2:132:ASN:HD22	39:L2:151:PRO:HB3	1.73	0.53
40:L3:227:GLU:HG3	40:L3:270:ARG:NE	4.59	0.53
40:L3:19:ARG:HB3	40:L3:232:ARG:NH1	2.46	0.53
42:L5:106:ALA:HB2	42:L5:166:ALA:HA	1.89	0.53
44:L7:107:ARG:HB3	44:L7:204:PRO:HG3	2.16	0.53
46:L9:174:LYS:HB2	76:Q0:127:LEU:HD11	1.90	0.53
46:L9:8:GLN:OE1	46:L9:69:ARG:HD3	3.72	0.53
49:M3:165:SER:HB3	49:M3:168:ARG:HB3	1.89	0.53
41:L4:362:ASP:H	56:N0:26:ARG:HH12	4.33	0.53
76:Q0:78:ILE:O	76:Q0:79:GLU:HB2	2.07	0.53
8:S6:67:VAL:O	8:S6:68:LEU:HB2	2.33	0.53
34:SR:126:SER:OG	34:SR:127:ARG:N	2.41	0.53
36:1:1015:U:O2'	36:1:1017:C:OP2	2.17	0.53
36:1:839:C:H4'	36:1:1724:U:H3'	1.90	0.53
36:1:3013:U:H2'	36:1:3014:U:C6	2.44	0.53
36:1:3276:G:H5'	43:L6:48:ARG:HH21	1.74	0.53

Continued on next page...

Continued from previous page...

Atom-1	Atom-2	Interatomic distance (Å)	Clash overlap (Å)
1:2:1000:C:N4	1:2:1003:A:OP2	2.39	0.53
1:2:1068:C:H2'	1:2:1069:A:C8	2.43	0.53
37:3:76:A:OP2	88:3:209:OHX:N6	2.41	0.53
38:4:136:G:OP1	61:N5:48:SER:HB3	2.08	0.53
51:M5:14:LYS:HE2	36:5:269:G:H5''	133.09	0.53
36:5:339:C:OP1	36:5:1380:G:O2'	2.26	0.53
13:C1:133:LYS:NZ	1:6:324:U:OP1	292.65	0.53
32:E0:43:ARG:HH12	1:6:590:C:H5''	417.15	0.53
1:6:696:C:H4'	1:6:697:C:H6	1.73	0.53
13:C1:75:VAL:HG12	13:C1:119:VAL:HA	1.99	0.53
21:C9:112:GLY:O	21:C9:125:SER:OG	3.22	0.53
25:D3:102:VAL:HG12	25:D3:127:VAL:HA	2.37	0.53
39:L2:46:LYS:HD2	39:L2:62:VAL:HG11	3.46	0.53
40:L3:232:ARG:HG2	40:L3:233:TRP:CD1	2.43	0.53
47:M0:68:ALA:HB1	47:M0:155:ALA:HB1	2.34	0.53
47:M0:177:ASP:N	47:M0:177:ASP:OD2	3.01	0.53
49:M3:64:LYS:HE3	64:N8:69:TRP:CD1	2.43	0.53
61:N5:86:VAL:HG21	61:N5:95:ILE:HG12	1.98	0.53
71:O5:43:LYS:O	71:O5:46:THR:HG22	2.08	0.53
2:S0:121:VAL:HG23	2:S0:141:ILE:HG21	1.90	0.53
6:S4:71:LYS:HG2	6:S4:76:VAL:HG22	5.79	0.53
8:S6:67:VAL:HG21	8:S6:99:GLY:HA2	2.00	0.53
35:SM:47:ALA:HB2	36:1:2678:A:C8	2.44	0.53
19:C7:63:LYS:NZ	34:SR:284:ALA:HB2	3.37	0.53
34:SR:59:ARG:NH2	34:SR:96:THR:O	2.75	0.53
36:1:1574:C:H2'	36:1:1575:A:C8	2.43	0.53
36:1:2569:A:H1'	36:1:2570:U:C5	2.44	0.53
36:1:627:U:H2'	36:1:628:A:C8	2.44	0.53
36:1:776:U:C5	36:1:2719:U:O2	2.61	0.53
1:2:1547:A:OP2	20:C8:123:ARG:NH2	2.37	0.53
36:5:2101:C:O2'	36:5:2102:U:OP1	2.24	0.53
36:5:2364:G:H22	36:5:2396:G:H1'	1.73	0.53
40:L3:251:CYS:SG	36:5:2944:U:H1'	224.45	0.53
13:C1:131:ILE:HG22	13:C1:135:VAL:HB	2.67	0.53
17:C5:119:PHE:HE1	20:C8:119:ILE:HG22	1.95	0.53
1:2:1530:C:OP1	27:D5:95:HIS:HB2	2.08	0.53
43:L6:50:LYS:HG2	43:L6:74:VAL:HG21	1.90	0.53
47:M0:88:ARG:HG2	47:M0:90:ARG:HG2	1.90	0.53
59:N3:10:LYS:NZ	59:N3:53:SER:OG	2.84	0.53
61:N5:110:VAL:HG22	61:N5:124:VAL:HG13	2.53	0.53
75:O9:5:LYS:HD3	75:O9:13:MET:CE	3.14	0.53

Continued on next page...

Continued from previous page...

Atom-1	Atom-2	Interatomic distance (Å)	Clash overlap (Å)
1:2:755:A:H2	6:S4:13:ALA:HA	1.74	0.53
6:S4:246:LEU:HD13	6:S4:251:GLU:HG2	3.57	0.53
36:1:844:G:N7	88:1:3814:OHX:N5	2.57	0.53
1:2:1228:G:OP2	14:C2:119:SER:OG	2.24	0.53
1:2:1525:A:N3	1:2:1589:C:O2'	2.34	0.53
1:2:916:U:H3	16:C4:41:ARG:NH2	2.07	0.53
1:2:947:U:H2'	1:2:948:G:H8	1.73	0.53
37:3:11:A:N1	37:3:67:G:O2'	2.37	0.53
38:4:121:U:H2'	38:4:122:U:C6	2.44	0.53
36:5:1846:C:H5'	36:5:1849:C:N4	2.24	0.53
36:5:1915:A:H2'	36:5:1916:U:C6	2.43	0.53
36:5:71:A:C2	36:5:2778:G:H1'	2.43	0.53
36:5:2211:U:OP2	88:5:4132:OHX:N1	2.42	0.53
36:5:655:C:H2'	36:5:656:A:C8	2.44	0.53
36:5:656:A:H2'	36:5:657:A:C8	2.44	0.53
1:6:1263:G:C2	1:6:1264:G:H1'	2.43	0.53
15:C3:91:LEU:HD12	15:C3:125:LEU:HD12	2.33	0.53
26:D4:78:SER:HB3	26:D4:81:GLU:HB3	3.37	0.53
33:E1:126:CYS:O	33:E1:128:ALA:N	2.41	0.53
41:L4:264:SER:OG	41:L4:265:GLU:N	3.48	0.53
42:L5:236:LEU:HA	42:L5:239:ILE:HD12	1.90	0.53
60:N4:9:SER:HB2	60:N4:51:TRP:CZ3	2.43	0.53
69:O3:8:TYR:HB3	69:O3:101:PHE:CE1	2.82	0.53
69:O3:13:HIS:O	69:O3:95:GLY:N	2.39	0.53
72:O6:74:LYS:HD2	72:O6:80:PHE:HD2	1.73	0.53
74:O8:46:ARG:HE	74:O8:51:LEU:HD12	1.72	0.53
3:S1:29:TRP:CD1	3:S1:47:LEU:HG	2.44	0.53
7:S5:59:VAL:HG12	7:S5:60:ASP:H	2.30	0.53
36:1:2707:C:H2'	36:1:2708:C:H6	1.73	0.53
36:1:770:G:N7	88:1:3990:OHX:N3	2.56	0.53
36:1:983:A:OP1	65:N9:23:LYS:HG2	2.09	0.53
1:2:1067:C:H2'	1:2:1068:C:H6	1.72	0.53
1:2:1450:U:H2'	1:2:1451:C:C6	2.43	0.53
1:2:1623:C:H2'	1:2:1624:C:H6	1.74	0.53
1:2:778:G:H22	26:D4:10:ARG:CZ	2.21	0.53
51:M5:69:GLY:O	36:5:290:G:H4'	145.38	0.53
55:M9:14:VAL:O	88:5:3972:OHX:N5	120.20	0.53
17:C5:90:ILE:HD11	17:C5:112:LEU:HD21	1.90	0.53
1:2:1389:C:O2'	19:C7:52:GLY:HA3	2.09	0.53
19:C7:71:PHE:CD1	19:C7:73:LEU:HB3	2.40	0.53
39:L2:54:ARG:HG2	39:L2:55:GLY:O	4.69	0.53

Continued on next page...

Continued from previous page...

Atom-1	Atom-2	Interatomic distance (Å)	Clash overlap (Å)
40:L3:280:HIS:HB3	40:L3:324:VAL:CG2	2.39	0.53
36:1:682:U:H5	41:L4:112:LYS:HZ3	1.55	0.53
41:L4:311:HIS:CE1	41:L4:314:LYS:HA	2.58	0.53
47:M0:130:ASP:OD1	47:M0:131:ILE:N	2.89	0.53
36:1:1546:A:N7	51:M5:71:ARG:NH1	2.57	0.53
56:N0:78:TRP:CE3	56:N0:125:LYS:HG2	2.44	0.53
64:N8:77:LYS:O	64:N8:79:TRP:N	2.47	0.53
71:O5:41:LEU:O	71:O5:44:ILE:HG22	3.90	0.53
3:S1:180:THR:HG22	3:S1:181:LEU:HD22	1.91	0.53
6:S4:49:ARG:NH1	6:S4:50:ASN:OD1	2.31	0.53
10:S8:76:THR:HG21	10:S8:104:ILE:HB	3.31	0.53
36:1:2232:A:OP2	88:1:3939:OHX:N5	2.41	0.53
36:1:3050:U:O2'	60:N4:16:GLY:O	2.27	0.53
88:1:3864:OHX:N6	55:M9:87:ALA:O	2.42	0.53
51:M5:12:ARG:HG3	36:5:268:A:C4	127.36	0.53
43:L6:130:ILE:HA	36:5:3269:U:C4	247.16	0.53
36:5:3289:G:H2'	36:5:3290:G:H8	1.73	0.53
36:5:2111:G:OP1	88:5:3840:OHX:N3	2.42	0.53
36:5:2592:G:O6	88:5:3863:OHX:N3	2.42	0.53
1:6:1511:U:H2'	1:6:1512:G:H8	1.73	0.53
1:6:1469:A:OP2	88:6:2145:OHX:N1	2.42	0.53
1:6:565:C:N3	88:6:2126:OHX:N2	2.57	0.53
12:C0:11:ILE:HD13	12:C0:35:ILE:HG21	1.91	0.53
18:C6:79:TYR:HA	18:C6:82:ARG:HD3	1.89	0.53
20:C8:83:ALA:HA	20:C8:86:LEU:HD13	5.35	0.53
1:2:778:G:H22	26:D4:10:ARG:NH1	2.06	0.53
41:L4:193:LYS:O	41:L4:198:ARG:HG2	4.15	0.53
42:L5:282:ARG:O	42:L5:285:ARG:HB2	2.84	0.53
45:L8:152:LEU:HB3	45:L8:180:VAL:HG11	1.90	0.53
45:L8:60:ARG:O	45:L8:64:ILE:HG13	2.60	0.53
46:L9:47:LYS:HZ1	50:M4:5:SER:HB2	1.74	0.53
47:M0:175:ASN:OD1	47:M0:176:LEU:N	5.22	0.53
50:M4:113:THR:HB	50:M4:116:GLU:HG3	1.91	0.53
53:M7:67:ILE:HD12	53:M7:82:ARG:CZ	4.01	0.53
61:N5:115:ARG:HD2	61:N5:121:LYS:HB2	1.89	0.53
5:S3:28:GLU:HG2	5:S3:69:LEU:HD21	2.31	0.53
9:S7:117:THR:HB	9:S7:120:ALA:HB3	4.35	0.53
10:S8:36:THR:HG21	10:S8:173:PRO:HB2	2.01	0.53
11:S9:65:LYS:HA	11:S9:70:LEU:HD11	2.46	0.53
34:SR:149:ASP:HB2	34:SR:175:ASP:HB3	2.01	0.53
34:SR:238:ASP:N	34:SR:238:ASP:OD1	2.40	0.53

Continued on next page...

Continued from previous page...

Atom-1	Atom-2	Interatomic distance (Å)	Clash overlap (Å)
36:1:266:A:OP1	51:M5:5:LYS:NZ	2.36	0.53
36:1:2659:G:H4'	36:1:2751:G:O2'	2.08	0.53
36:1:2669:G:N7	88:1:3965:OHX:N4	2.57	0.53
36:1:789:A:H2'	36:1:790:U:H6	1.73	0.53
1:2:1592:A:H2'	1:2:1593:A:C8	2.43	0.53
36:5:3218:A:OP1	36:5:3218:A:H3'	2.09	0.53
36:5:434:U:H2'	36:5:435:C:C6	2.43	0.53
1:6:152:U:C2	1:6:163:G:N2	2.76	0.53
1:6:16:G:H2'	1:6:17:C:C6	2.44	0.53
6:S4:21:ASP:HB2	1:6:773:C:OP1	388.77	0.53
18:C6:104:GLU:HA	18:C6:107:LYS:HE3	6.84	0.53
24:D2:104:LEU:HA	24:D2:126:LEU:H	1.70	0.53
33:E1:120:GLU:HA	33:E1:131:PHE:HA	1.91	0.53
41:L4:141:ARG:O	41:L4:144:LYS:NZ	7.69	0.53
36:1:3186:A:O2'	46:L9:42:ASP:HA	2.09	0.53
62:N6:3:LYS:HG3	62:N6:8:VAL:HG13	1.91	0.53
63:N7:52:LYS:O	63:N7:65:ARG:NH1	2.42	0.53
70:O4:96:GLU:HA	70:O4:99:LYS:HD2	4.41	0.53
74:O8:42:LYS:HG2	74:O8:55:VAL:HG13	1.91	0.53
4:S2:119:LYS:NZ	1:6:1290:U:O2'	406.14	0.53
5:S3:20:GLU:OE2	5:S3:76:ARG:NH2	3.90	0.53
7:S5:37:GLN:HG2	18:C6:53:LEU:HD13	1.90	0.53
7:S5:80:LYS:HG2	7:S5:81:ARG:H	4.76	0.53
36:1:1222:G:O6	88:1:4011:OHX:N5	2.41	0.53
36:1:2402:A:OP2	88:1:3983:OHX:N5	2.41	0.53
36:1:2676:A:N1	48:M1:22:SER:OG	2.38	0.53
36:1:2683:U:H2'	36:1:2684:C:C6	2.44	0.53
1:2:1445:G:C5	33:E1:91:ILE:HB	2.43	0.53
1:2:694:U:H5''	1:2:695:U:H5	1.74	0.53
1:2:800:U:H2'	1:2:801:G:H8	1.73	0.53
36:5:84:U:O2'	36:5:101:G:O6	2.19	0.53
36:5:1938:U:O4	88:5:3848:OHX:N4	2.41	0.53
36:5:2689:A:N3	36:5:2689:A:H2'	2.24	0.53
1:6:1092:A:O2'	1:6:1093:A:H3'	2.08	0.53
17:C5:40:ARG:NH2	1:6:1552:U:O4	392.64	0.53
1:6:653:C:H42	1:6:677:G:H1	1.57	0.53
1:6:848:C:H2'	1:6:849:C:H6	1.74	0.53
13:C1:98:ASN:ND2	13:C1:98:ASN:O	2.42	0.53
17:C5:12:PHE:CZ	48:M1:85:LYS:HD2	7.55	0.53
17:C5:55:GLY:HA2	17:C5:58:LYS:HG3	1.90	0.53
39:L2:187:HIS:ND1	39:L2:190:ARG:NH1	4.41	0.53

Continued on next page...

Continued from previous page...

Atom-1	Atom-2	Interatomic distance (Å)	Clash overlap (Å)
40:L3:107:ALA:HA	40:L3:199:PHE:CD2	2.57	0.53
42:L5:34:LYS:HA	57:N1:27:LEU:HD11	2.78	0.53
44:L7:217:PRO:HA	88:5:3900:OHX:N5	262.75	0.53
46:L9:106:LYS:H	46:L9:109:ALA:HB3	1.91	0.53
47:M0:76:MET:HE1	47:M0:138:VAL:HG11	2.09	0.53
53:M7:40:GLU:HA	53:M7:113:TYR:HA	2.83	0.53
58:N2:92:TRP:O	58:N2:108:TYR:N	4.51	0.53
68:O2:81:ASP:O	68:O2:84:THR:HG23	2.09	0.53
1:2:512:A:OP2	11:S9:172:VAL:HG13	2.08	0.53
36:1:2768:U:H2'	36:1:2769:A:H8	1.73	0.53
36:1:650:C:H2'	36:1:651:G:C8	2.43	0.53
37:3:29:C:N4	42:L5:57:ASN:OD1	2.42	0.53
36:5:112:U:O2'	36:5:113:C:OP2	2.24	0.53
36:5:1661:G:H2'	36:5:1662:G:C8	2.43	0.53
36:5:3006:A:H2'	36:5:3007:U:O4'	2.09	0.53
36:5:1650:G:N7	88:5:4081:OHX:N3	2.57	0.53
1:6:1102:G:H2'	1:6:1103:U:O4'	2.09	0.53
1:6:701:U:H2'	1:6:702:G:C8	2.44	0.53
1:6:826:U:O4	88:6:2032:OHX:N3	2.41	0.53
15:C3:119:GLU:HG2	15:C3:141:TYR:CE2	3.60	0.53
22:D0:71:PRO:HB3	31:D9:41:GLN:HG2	3.02	0.53
29:D7:64:CYS:HB2	29:D7:71:ALA:HB1	1.91	0.53
7:S5:162:VAL:HA	30:D8:45:LYS:H	1.74	0.53
40:L3:141:GLY:O	40:L3:143:GLY:N	2.92	0.53
40:L3:106:TRP:CH2	40:L3:161:LEU:HD13	2.69	0.53
43:L6:9:TRP:CE3	36:5:1353:U:H2'	172.02	0.53
52:M6:79:ILE:HG21	52:M6:138:LEU:HD11	2.28	0.53
57:N1:136:ARG:HD2	57:N1:139:ARG:HH11	1.74	0.53
60:N4:16:GLY:O	36:5:3050:U:O2'	246.66	0.53
68:O2:103:LYS:O	68:O2:106:VAL:HG12	2.09	0.53
68:O2:21:HIS:ND1	68:O2:24:ARG:HD2	2.24	0.53
43:L6:10:TYR:HB3	68:O2:88:HIS:CD2	2.99	0.53
74:O8:69:LEU:HD12	74:O8:73:LEU:HD23	1.91	0.53
2:S0:79:ARG:O	2:S0:83:GLN:HG3	2.26	0.53
6:S4:62:LYS:HG3	6:S4:66:MET:HG2	2.79	0.53
36:1:3308:C:N3	53:M7:69:ARG:NH1	2.57	0.53
36:1:564:G:H2'	36:1:565:U:C6	2.44	0.53
1:2:1769:U:OP2	88:2:2119:OHX:N2	2.42	0.53
1:2:802:G:H21	24:D2:107:SER:HB3	1.74	0.53
36:5:1764:U:H3'	36:5:1765:U:C5'	2.39	0.53
36:5:3317:U:H4'	36:5:3318:G:O5'	2.09	0.53

Continued on next page...

Continued from previous page...

Atom-1	Atom-2	Interatomic distance (Å)	Clash overlap (Å)
1:6:139:C:H4'	1:6:140:A:H5'	1.91	0.53
1:6:1691:A:H2'	1:6:1692:G:C8	2.44	0.53
1:6:1317:C:OP2	88:6:2134:OHX:N6	2.42	0.53
10:S8:16:ALA:HB2	1:6:354:C:H5''	298.09	0.53
1:6:868:G:H1	1:6:960:U:H3	1.56	0.53
38:8:76:C:H2'	38:8:77:A:O4'	2.09	0.53
38:8:82:U:H1'	38:8:87:G:H5'	1.91	0.53
14:C2:68:GLU:O	14:C2:70:ASN:ND2	2.40	0.53
21:C9:63:ARG:NH1	21:C9:67:MET:SD	2.82	0.53
13:C1:99:ARG:HD3	25:D3:8:GLY:O	2.34	0.53
41:L4:99:MET:SD	41:L4:102:PRO:HA	2.48	0.53
42:L5:132:THR:HG21	42:L5:170:GLY:HA2	1.91	0.53
48:M1:26:SER:HB3	48:M1:63:GLU:HG2	3.28	0.53
79:Q3:46:THR:HB	79:Q3:58:SER:HB3	3.44	0.53
4:S2:89:GLN:HG3	4:S2:93:GLY:O	5.05	0.53
9:S7:14:THR:OG1	9:S7:15:GLU:N	2.61	0.53
9:S7:74:GLN:NE2	9:S7:92:PHE:HB2	2.24	0.53
34:SR:198:ASN:O	34:SR:215:GLY:HA3	2.09	0.53
34:SR:319:ASN:N	34:SR:319:ASN:OD1	3.15	0.53
36:1:3057:U:H5'	36:1:3086:A:H61	1.73	0.52
36:1:3298:C:OP1	53:M7:74:LYS:NZ	2.38	0.52
1:2:1117:U:H2'	1:2:1118:G:C8	2.44	0.52
1:2:450:U:H2'	1:2:451:A:C8	2.43	0.52
36:5:1699:A:H2'	36:5:1700:G:H8	1.73	0.52
36:5:1743:G:O6	88:5:3995:OHX:N1	2.42	0.52
36:5:420:G:O5'	36:5:420:G:OP1	2.27	0.52
1:6:366:A:OP1	1:6:758:U:O2'	2.22	0.52
1:6:699:U:H3	1:6:739:G:H1	1.56	0.52
1:6:822:U:H2'	1:6:823:G:H5''	1.90	0.52
38:8:72:A:N3	38:8:88:A:O2'	2.42	0.52
12:C0:77:ARG:HD3	12:C0:84:GLU:HA	1.91	0.52
15:C3:17:PRO:HG3	29:D7:28:PRO:HG3	1.92	0.52
15:C3:94:LYS:HG2	15:C3:118:ILE:HD13	2.05	0.52
40:L3:57:VAL:HG23	40:L3:358:TRP:HE3	1.74	0.52
47:M0:208:ASN:HA	47:M0:211:ARG:NH1	4.97	0.52
51:M5:136:ASP:OD2	51:M5:138:GLN:HG2	2.09	0.52
51:M5:4:TYR:CE1	51:M5:49:ARG:HD3	3.09	0.52
56:N0:137:ARG:HG2	56:N0:139:TYR:CZ	2.44	0.52
59:N3:18:PRO:HA	59:N3:51:ALA:HA	1.89	0.52
75:O9:4:GLN:OE1	36:5:1833:G:N2	125.88	0.52
36:1:1508:C:C6	36:1:1880:U:H1'	2.44	0.52

Continued on next page...

Continued from previous page...

Atom-1	Atom-2	Interatomic distance (Å)	Clash overlap (Å)
36:1:2977:G:OP1	88:1:4017:OHX:N5	2.42	0.52
68:O2:101:SER:HB3	36:5:1389:G:H5''	128.02	0.52
55:M9:128:LYS:HE3	36:5:1721:U:O4	233.28	0.52
1:6:1595:U:N3	1:6:1600:A:H2	2.04	0.52
1:6:848:C:H2'	1:6:849:C:C6	2.44	0.52
36:5:1054:A:OP1	88:7:224:OHX:N4	2.42	0.52
38:8:55:U:O2	88:8:219:OHX:N3	2.42	0.52
19:C7:44:LYS:HG2	19:C7:48:ASN:HD21	1.75	0.52
30:D8:16:LEU:N	30:D8:27:GLN:O	3.16	0.52
41:L4:33:ASP:OD1	41:L4:34:ILE:N	2.37	0.52
45:L8:82:LEU:HD12	45:L8:83:ASP:H	1.74	0.52
47:M0:54:SER:HB3	47:M0:135:ILE:HD11	1.90	0.52
51:M5:28:TRP:O	51:M5:32:GLN:HG2	2.09	0.52
50:M4:41:GLN:HG2	56:N0:143:PHE:HZ	1.73	0.52
64:N8:4:ARG:HH11	64:N8:4:ARG:HG3	1.73	0.52
5:S3:107:PHE:HA	5:S3:110:LEU:HB2	2.13	0.52
7:S5:149:VAL:HG13	7:S5:156:ARG:HG3	1.90	0.52
35:SM:57:ASN:O	35:SM:61:ILE:HG13	2.09	0.52
36:1:2221:G:N2	36:1:2223:A:H3'	2.24	0.52
36:1:2228:A:H2'	36:1:2229:A:C8	2.44	0.52
36:1:2561:A:O2'	36:1:2562:A:O5'	2.25	0.52
36:1:3242:G:N2	36:1:3245:A:OP2	2.41	0.52
36:1:954:U:O4	36:1:1115:G:H1'	2.10	0.52
1:2:1101:G:O3'	24:D2:76:SER:OG	2.18	0.52
1:2:1561:U:H2'	1:2:1562:G:H8	1.73	0.52
38:4:31:G:OP1	49:M3:34:SER:OG	2.27	0.52
36:5:3263:G:H2'	36:5:3264:G:H8	1.74	0.52
36:5:1919:G:N7	88:5:3968:OHX:N4	2.58	0.52
14:C2:61:VAL:HG13	14:C2:121:VAL:HB	1.90	0.52
23:D1:36:VAL:HG11	23:D1:78:LEU:HD13	1.91	0.52
28:D6:7:SER:O	28:D6:7:SER:OG	2.25	0.52
29:D7:36:LYS:HG3	29:D7:78:SER:HB3	1.92	0.52
39:L2:65:ASP:HB3	39:L2:68:LYS:O	2.47	0.52
42:L5:185:PHE:HD2	42:L5:186:GLU:N	5.48	0.52
45:L8:133:LYS:HB2	45:L8:199:ALA:O	3.73	0.52
47:M0:53:VAL:HG21	47:M0:166:ILE:HD12	1.90	0.52
51:M5:98:LEU:HD22	36:5:290:G:OP1	136.14	0.52
58:N2:18:ASP:HA	58:N2:62:VAL:HG22	1.92	0.52
64:N8:2:PRO:HG2	64:N8:5:PHE:CD2	2.64	0.52
65:N9:50:THR:CG2	36:5:1073:U:H1'	204.98	0.52
75:O9:21:ARG:HH21	38:8:52:A:P	79.07	0.52

Continued on next page...

Continued from previous page...

Atom-1	Atom-2	Interatomic distance (Å)	Clash overlap (Å)
4:S2:101:VAL:HG22	4:S2:115:ILE:HG12	1.90	0.52
7:S5:57:SER:HB2	30:D8:53:ILE:HB	2.56	0.52
36:1:1565:G:N2	36:1:1574:C:O2	2.42	0.52
36:1:2376:G:H2'	36:1:2377:G:C8	2.45	0.52
1:2:603:U:H2'	1:2:604:A:H8	1.73	0.52
1:6:1272:U:H3	1:6:1438:G:H1	1.57	0.52
13:C1:124:THR:HB	13:C1:141:LYS:HB3	2.07	0.52
14:C2:29:LYS:HE2	14:C2:100:TRP:CE2	3.22	0.52
18:C6:93:HIS:HA	18:C6:97:VAL:HG23	1.99	0.52
43:L6:109:GLU:H	43:L6:109:GLU:CD	4.58	0.52
43:L6:43:LEU:HD11	43:L6:85:ILE:HG13	1.95	0.52
44:L7:120:THR:OG1	57:N1:132:PRO:HB2	2.09	0.52
57:N1:156:TYR:CE2	57:N1:158:THR:HG22	4.53	0.52
73:O7:52:LYS:HA	73:O7:55:ARG:HD2	1.92	0.52
78:Q2:74:CYS:CB	78:Q2:77:CYS:SG	2.97	0.52
1:2:1424:A:H1'	4:S2:92:ALA:HB1	1.91	0.52
8:S6:214:LYS:HB3	8:S6:218:GLU:HG3	3.87	0.52
9:S7:184:GLU:HG2	9:S7:185:ILE:H	3.88	0.52
36:1:263:C:H2'	36:1:264:G:O4'	2.09	0.52
36:1:2842:U:OP1	36:1:2844:C:N4	2.42	0.52
36:1:2927:C:H2'	36:1:2928:C:C6	2.44	0.52
36:1:2951:G:O3'	88:1:4010:OHX:N4	2.42	0.52
36:1:3230:G:H4'	50:M4:132:LYS:HD3	1.90	0.52
36:1:999:G:C6	36:1:1000:C:N4	2.77	0.52
36:1:409:A:H61	38:4:15:G:H1'	1.75	0.52
36:5:3192:U:O4	88:5:4038:OHX:N5	2.42	0.52
36:5:1252:A:OP2	88:5:4121:OHX:N6	2.42	0.52
36:5:872:U:H2'	36:5:873:C:C6	2.44	0.52
1:6:1067:C:H2'	1:6:1068:C:C6	2.42	0.52
28:D6:24:VAL:HG11	28:D6:71:LEU:HD13	1.91	0.52
44:L7:96:PRO:O	44:L7:100:ARG:HB2	2.18	0.52
47:M0:182:LEU:HD21	47:M0:185:ARG:HH11	5.92	0.52
57:N1:88:ARG:HB2	36:5:2722:U:H4'	215.52	0.52
4:S2:140:ARG:NH1	4:S2:229:LEU:HD21	6.46	0.52
4:S2:227:PRO:HA	4:S2:230:TRP:CE2	2.45	0.52
36:1:2163:C:H4'	39:L2:7:ASN:O	2.09	0.52
36:1:2113:A:OP2	88:1:3852:OHX:N1	2.42	0.52
36:1:2234:G:O6	88:1:3939:OHX:N4	2.43	0.52
1:2:1250:U:O2'	1:2:1251:U:OP1	2.28	0.52
1:2:720:G:H1'	1:2:721:U:H5''	1.90	0.52
36:5:171:G:H5'	36:5:172:G:OP2	2.10	0.52

Continued on next page...

Continued from previous page...

Atom-1	Atom-2	Interatomic distance (Å)	Clash overlap (Å)
36:5:2266:U:H2'	36:5:2267:C:H6	1.74	0.52
88:5:3951:OHX:N2	88:5:4107:OHX:N2	2.57	0.52
36:5:508:U:H2'	36:5:509:U:C6	2.45	0.52
36:5:591:G:N2	36:5:612:U:OP1	2.33	0.52
28:D6:2:PRO:HB3	1:6:1142:A:H5''	350.02	0.52
8:S6:95:LYS:NZ	1:6:160:C:O3'	308.55	0.52
1:6:915:A:OP1	88:6:2037:OHX:N6	2.43	0.52
1:6:591:A:H2'	1:6:592:A:C8	2.45	0.52
1:6:74:U:N3	1:6:76:A:H5''	2.24	0.52
23:D1:38:LYS:HE3	23:D1:49:GLU:HB3	4.60	0.52
25:D3:107:PHE:CD2	25:D3:114:LYS:HB2	2.44	0.52
25:D3:51:GLY:HA2	25:D3:77:ILE:HG13	2.03	0.52
25:D3:54:LEU:HD11	25:D3:82:LYS:HD2	1.92	0.52
26:D4:44:LEU:HA	26:D4:47:VAL:HG22	4.11	0.52
27:D5:43:ASP:O	27:D5:45:GLU:N	2.64	0.52
40:L3:37:ARG:HA	40:L3:185:GLY:O	2.10	0.52
52:M6:173:ALA:O	52:M6:176:LYS:HB3	3.05	0.52
36:1:1491:A:N7	75:O9:2:ALA:HB3	2.25	0.52
2:S0:31:VAL:HG21	2:S0:151:SER:O	2.10	0.52
4:S2:37:PRO:HG3	4:S2:46:LYS:HD2	3.66	0.52
8:S6:10:ASN:HB3	8:S6:128:THR:HA	2.62	0.52
9:S7:143:LEU:HD23	9:S7:149:ILE:HD13	4.42	0.52
9:S7:14:THR:H	9:S7:17:GLU:HB2	1.74	0.52
34:SR:68:VAL:HA	34:SR:84:SER:HB2	2.47	0.52
36:1:3366:G:H2'	36:1:3367:C:C6	2.45	0.52
1:2:307:G:OP1	13:C1:103:ARG:NH1	2.41	0.52
1:2:805:U:OP1	24:D2:32:LYS:NZ	2.33	0.52
38:4:2:A:OP2	88:4:221:OHX:N1	2.42	0.52
36:5:2820:A:C5	36:5:2821:C:H5	2.28	0.52
36:5:1814:A:OP1	88:5:4080:OHX:N1	2.41	0.52
1:6:1181:U:H2'	1:6:1182:U:H6	1.73	0.52
1:6:1467:C:H2'	1:6:1468:U:C6	2.44	0.52
1:6:961:U:H2'	1:6:962:C:H6	1.73	0.52
38:8:133:G:O6	88:8:220:OHX:N6	2.42	0.52
15:C3:92:ILE:O	15:C3:96:VAL:HG23	2.10	0.52
16:C4:86:THR:HB	16:C4:91:THR:HG22	3.90	0.52
18:C6:21:HIS:HB2	18:C6:66:ARG:HB3	3.39	0.52
24:D2:36:LYS:O	24:D2:40:VAL:HG23	2.16	0.52
40:L3:281:LYS:NZ	40:L3:352:GLU:O	3.09	0.52
41:L4:60:THR:HG23	36:5:364:G:OP1	128.81	0.52
42:L5:196:ARG:HA	42:L5:199:ILE:HD12	2.91	0.52

Continued on next page...

Continued from previous page...

Atom-1	Atom-2	Interatomic distance (Å)	Clash overlap (Å)
44:L7:222:HIS:CE1	44:L7:224:ILE:HG13	2.45	0.52
46:L9:163:GLN:O	46:L9:166:ARG:HD3	2.10	0.52
47:M0:191:LYS:HD3	47:M0:213:PHE:CE2	2.45	0.52
56:N0:155:ARG:HD3	56:N0:172:TYR:CG	5.13	0.52
57:N1:127:GLN:HG3	36:5:1095:U:N3	260.10	0.52
64:N8:19:LYS:HD2	64:N8:25:HIS:HD2	4.51	0.52
78:Q2:47:GLN:HE22	78:Q2:53:GLN:HA	2.37	0.52
2:S0:153:SER:O	2:S0:156:VAL:HG22	5.15	0.52
5:S3:113:LEU:HD12	5:S3:117:ARG:HD3	3.76	0.52
36:1:282:G:C8	36:1:282:G:H3'	2.45	0.52
36:1:2947:G:H4'	36:1:2947:G:OP2	2.10	0.52
36:1:3174:A:OP1	69:O3:97:SER:OG	2.18	0.52
36:1:917:A:OP2	88:1:4045:OHX:N5	2.43	0.52
36:1:975:C:H2'	36:1:976:U:C6	2.44	0.52
1:2:1266:U:H2'	1:2:1267:G:C8	2.45	0.52
1:2:1449:U:H2'	1:2:1450:U:C6	2.45	0.52
1:2:765:G:O6	11:S9:82:ARG:NH1	2.43	0.52
36:5:119:U:H4'	36:5:120:G:H3'	1.91	0.52
36:5:3274:A:C3'	36:5:3275:U:H5''	2.39	0.52
1:6:1079:U:H2'	1:6:1080:U:H6	1.75	0.52
21:C9:91:TYR:OH	1:6:1469:A:OP1	364.48	0.52
1:6:1657:U:OP1	1:6:1658:G:H4'	2.10	0.52
1:6:197:A:H2'	1:6:198:A:C8	2.42	0.52
1:6:500:C:O2'	1:6:501:U:O4'	2.28	0.52
15:C3:55:ARG:NH1	15:C3:56:ASP:OD1	3.10	0.52
40:L3:186:GLY:O	40:L3:190:GLU:HB2	4.28	0.52
40:L3:25:ILE:H	40:L3:25:ILE:CD1	2.22	0.52
40:L3:4:ARG:O	40:L3:6:TYR:N	2.42	0.52
41:L4:120:TYR:CE2	41:L4:277:PRO:HB3	2.44	0.52
46:L9:90:MET:HB2	46:L9:144:ILE:HG22	2.08	0.52
46:L9:163:GLN:O	46:L9:166:ARG:HG3	4.37	0.52
46:L9:88:TYR:CE2	46:L9:184:LYS:HG2	2.45	0.52
36:1:3198:U:H1'	46:L9:21:LYS:HB2	1.91	0.52
57:N1:32:LYS:HE2	57:N1:98:HIS:HD2	1.75	0.52
36:1:662:U:OP1	64:N8:8:THR:HG21	2.10	0.52
36:1:1925:U:O2	79:Q3:19:GLY:HA2	2.10	0.52
8:S6:154:ARG:HD2	8:S6:178:LEU:HD21	1.91	0.52
9:S7:132:PRO:O	9:S7:133:THR:OG1	4.76	0.52
9:S7:134:GLU:OE2	15:C3:21:ASN:ND2	7.63	0.52
35:SM:64:LYS:HD2	35:SM:64:LYS:H	1.75	0.52
36:1:1260:A:H1'	36:1:1280:C:H1'	1.92	0.52

Continued on next page...

Continued from previous page...

Atom-1	Atom-2	Interatomic distance (Å)	Clash overlap (Å)
36:1:1560:G:N2	36:1:1579:C:O2	2.43	0.52
36:1:1841:A:O2'	75:O9:45:ARG:NH1	2.42	0.52
36:1:2175:U:C4	39:L2:20:THR:HG23	2.45	0.52
36:1:2533:G:H3'	36:1:2534:G:C8	2.43	0.52
36:1:3028:G:H2'	36:1:3029:A:C8	2.44	0.52
36:1:3316:A:OP1	36:1:3318:G:N2	2.43	0.52
88:1:3927:OHX:N3	88:1:3940:OHX:N3	2.58	0.52
1:2:1338:C:H1'	1:2:1410:A:C4	2.45	0.52
1:2:1374:C:H2'	1:2:1375:A:H8	1.74	0.52
1:2:1515:A:H1'	1:2:1518:C:N4	2.25	0.52
36:5:1025:A:H3'	36:5:1026:A:H4'	1.92	0.52
36:5:126:U:H2'	36:5:127:G:O4'	2.10	0.52
36:5:2426:U:H2'	36:5:2427:U:C6	2.45	0.52
36:5:284:A:H4'	36:5:285:A:C2	2.45	0.52
36:5:2310:U:OP1	88:5:4106:OHX:N4	2.43	0.52
1:6:1147:A:H2'	1:6:1148:C:O4'	2.09	0.52
16:C4:91:THR:O	16:C4:93:THR:N	2.93	0.52
28:D6:12:LYS:HE2	28:D6:16:GLY:H	1.74	0.52
30:D8:29:ARG:HA	30:D8:41:VAL:HA	1.92	0.52
42:L5:40:HIS:CD2	42:L5:42:ALA:H	2.27	0.52
36:1:3112:G:O2'	46:L9:70:THR:HB	2.10	0.52
49:M3:6:ASN:O	54:M8:164:ARG:HD2	2.10	0.52
51:M5:150:TRP:CZ3	51:M5:151:ILE:HG12	2.45	0.52
54:M8:58:ASN:HB3	54:M8:144:ARG:NH2	2.24	0.52
57:N1:54:HIS:CE1	57:N1:55:LYS:HD3	2.45	0.52
67:O1:13:THR:HG21	67:O1:104:LEU:HB2	3.61	0.52
70:O4:98:GLN:HB3	70:O4:102:LYS:NZ	2.25	0.52
70:O4:5:VAL:HG22	70:O4:6:THR:H	1.91	0.52
51:M5:9:GLU:HG3	72:O6:44:VAL:HG11	2.41	0.52
73:O7:39:TYR:CD2	73:O7:40:PRO:HA	2.58	0.52
61:N5:117:ASN:HA	75:O9:14:ALA:HB1	1.91	0.52
4:S2:90:THR:HG23	4:S2:93:GLY:H	4.60	0.52
6:S4:151:ASP:OD1	8:S6:215:ARG:NH1	3.19	0.52
9:S7:50:ASP:HB3	9:S7:56:LYS:HG2	1.92	0.52
36:1:239:G:HO2'	36:1:240:U:P	2.33	0.52
36:1:716:A:C5	64:N8:117:ARG:HD2	2.45	0.52
1:2:1413:U:H4'	1:2:1414:U:OP2	2.10	0.52
1:2:505:A:H61	1:2:507:U:H3	1.58	0.52
37:3:73:C:H41	56:N0:19:VAL:HG21	1.74	0.52
36:5:1940:G:N2	36:5:3362:A:H8	2.08	0.52
36:5:239:G:O6	88:5:4025:OHX:N6	2.43	0.52

Continued on next page...

Continued from previous page...

Atom-1	Atom-2	Interatomic distance (Å)	Clash overlap (Å)
20:C8:91:ASP:HB3	20:C8:95:GLY:H	2.61	0.52
22:D0:109:GLU:HB3	22:D0:112:VAL:HB	3.87	0.52
28:D6:7:SER:HB3	1:6:1796:C:C6	341.49	0.52
32:E0:14:VAL:HA	32:E0:17:GLN:HG2	1.92	0.52
39:L2:202:VAL:HG23	39:L2:211:HIS:HB3	1.92	0.52
47:M0:144:ASN:OD1	47:M0:147:VAL:HB	2.60	0.52
37:3:39:C:O2'	48:M1:43:GLN:HB3	2.10	0.52
51:M5:124:ASP:OD2	51:M5:127:TYR:N	2.93	0.52
55:M9:13:SER:OG	55:M9:38:ARG:NH2	2.43	0.52
63:N7:11:ALA:HB1	63:N7:80:LEU:HB2	1.92	0.52
36:1:709:A:O2'	64:N8:57:GLY:HA3	2.10	0.52
79:Q3:19:GLY:HA2	36:5:1925:U:O2	239.87	0.52
5:S3:104:SER:OG	5:S3:105:MET:N	2.43	0.52
6:S4:221:ARG:C	6:S4:223:ASN:H	2.12	0.52
9:S7:45:SER:HB3	9:S7:61:PHE:HD2	1.75	0.52
10:S8:64:ASN:OD1	1:6:257:A:O2'	275.95	0.52
36:1:3316:A:H2	36:1:3389:U:H5'	1.74	0.51
36:1:624:G:OP2	88:1:4032:OHX:N3	2.43	0.51
1:2:1280:C:H2'	1:2:1281:G:C8	2.45	0.51
1:2:1335:U:H2'	1:2:1336:A:C8	2.45	0.51
1:2:549:G:OP2	88:2:1997:OHX:N1	2.43	0.51
1:2:323:A:OP2	10:S8:10:LYS:HG3	2.10	0.51
1:2:327:U:H2'	1:2:328:A:C8	2.45	0.51
1:2:61:A:H8	1:2:269:G:O2'	1.93	0.51
36:5:595:G:H1	36:5:609:G:H5''	1.75	0.51
1:6:1324:G:OP2	88:6:2070:OHX:N2	2.43	0.51
13:C1:36:LYS:HE2	13:C1:59:PRO:O	3.57	0.51
25:D3:7:ARG:HH11	25:D3:7:ARG:HB2	1.73	0.51
36:1:2155:G:OP1	39:L2:241:ARG:HG2	2.10	0.51
47:M0:24:ARG:H	47:M0:24:ARG:HD2	5.32	0.51
51:M5:35:VAL:HG23	36:5:1543:G:OP1	140.71	0.51
56:N0:46:GLN:O	37:7:77:G:H5''	300.53	0.51
56:N0:67:ALA:O	56:N0:69:PRO:HD3	2.53	0.51
64:N8:104:THR:HG21	64:N8:112:ILE:HD11	2.30	0.51
69:O3:13:HIS:NE2	69:O3:28:SER:OG	2.40	0.51
71:O5:7:TYR:CE1	71:O5:8:GLU:HG3	2.45	0.51
78:Q2:22:GLN:O	78:Q2:75:VAL:HG22	2.66	0.51
2:S0:63:ILE:HD12	2:S0:158:VAL:HG11	3.07	0.51
7:S5:116:HIS:O	7:S5:120:ILE:HG13	2.10	0.51
34:SR:67:ILE:HD12	34:SR:85:TRP:CZ3	3.01	0.51
36:1:1561:G:O6	36:1:1579:C:N4	2.43	0.51

Continued on next page...

Continued from previous page...

Atom-1	Atom-2	Interatomic distance (Å)	Clash overlap (Å)
36:1:1658:G:H2'	36:1:1659:U:C6	2.45	0.51
36:1:255:A:H2'	36:1:256:G:C8	2.45	0.51
36:1:2573:G:O6	88:1:3893:OHX:N3	2.43	0.51
36:1:847:A:H2'	36:1:848:A:C8	2.45	0.51
36:1:98:G:N7	49:M3:13:HIS:NE2	2.57	0.51
1:2:1105:C:OP2	25:D3:14:LYS:NZ	2.32	0.51
1:2:1305:U:H1'	88:2:2013:OHX:N3	2.25	0.51
1:2:38:C:C2'	1:2:39:A:H5'	2.41	0.51
1:2:495:C:H3'	1:2:496:G:C4'	2.38	0.51
1:2:688:G:O6	88:2:2127:OHX:N2	2.43	0.51
36:5:244:G:H2'	36:5:245:U:O4'	2.09	0.51
36:5:1017:C:N4	36:5:2671:A:OP2	2.43	0.51
36:5:3245:A:H2	36:5:3246:G:N1	2.08	0.51
36:5:3056:U:OP2	88:5:3839:OHX:N6	2.43	0.51
1:6:197:A:H5'	1:6:198:A:OP2	2.10	0.51
1:6:560:U:H2'	1:6:561:G:H8	1.76	0.51
46:L9:12:VAL:HB	46:L9:51:GLN:HA	1.92	0.51
51:M5:121:VAL:HG11	51:M5:131:GLU:HG3	2.18	0.51
9:S7:7:LYS:NZ	55:M9:188:ASP:OD1	5.76	0.51
40:L3:57:VAL:HG11	60:N4:1:MET:HB3	4.94	0.51
72:O6:43:LEU:O	72:O6:47:ILE:HG13	2.10	0.51
73:O7:45:ARG:NH1	73:O7:47:TYR:HE2	2.08	0.51
74:O8:11:PHE:HD1	74:O8:12:LEU:HD22	1.74	0.51
75:O9:21:ARG:HD2	75:O9:22:PRO:O	3.38	0.51
4:S2:104:VAL:O	4:S2:112:GLY:N	2.90	0.51
36:1:1517:G:P	75:O9:41:ARG:HH22	2.32	0.51
36:1:595:G:H1	36:1:609:G:H5''	1.75	0.51
1:2:789:A:O2'	6:S4:106:LYS:NZ	2.43	0.51
1:2:992:A:H2'	1:2:993:A:H5'	1.92	0.51
36:5:1916:U:H2'	36:5:1917:C:H6	1.74	0.51
36:5:2403:G:OP2	88:5:4126:OHX:N2	2.43	0.51
36:5:2810:C:OP1	88:5:3795:OHX:N3	2.43	0.51
1:6:1491:U:H5'	1:6:1492:A:OP1	2.10	0.51
1:6:290:G:O6	88:6:2139:OHX:N5	2.43	0.51
15:C3:15:ALA:O	1:6:959:U:H5''	350.82	0.51
14:C2:74:LEU:HD11	33:E1:106:TYR:HD1	1.75	0.51
14:C2:52:LEU:HD13	14:C2:85:LYS:HZ1	2.45	0.51
19:C7:77:GLU:OE2	19:C7:80:ARG:NH2	8.32	0.51
1:2:1369:U:OP1	21:C9:119:LYS:NZ	2.43	0.51
22:D0:42:VAL:HG23	22:D0:52:LYS:HE3	1.92	0.51
22:D0:97:VAL:HG13	22:D0:98:GLN:H	2.09	0.51

Continued on next page...

Continued from previous page...

Atom-1	Atom-2	Interatomic distance (Å)	Clash overlap (Å)
41:L4:132:ALA:HB2	41:L4:148:ILE:HG21	1.92	0.51
36:1:1382:G:OP2	41:L4:188:ARG:NH1	2.43	0.51
41:L4:286:VAL:HA	41:L4:289:ILE:HD12	3.40	0.51
48:M1:152:HIS:CD2	48:M1:153:LYS:H	4.96	0.51
49:M3:168:ARG:HG3	49:M3:172:LEU:HD12	3.07	0.51
36:1:1603:A:N6	61:N5:71:THR:HG21	2.26	0.51
78:Q2:72:LEU:HD11	78:Q2:83:LEU:HD12	4.27	0.51
39:L2:57:PRO:HB3	79:Q3:54:ILE:HG22	6.16	0.51
79:Q3:59:CYS:SG	79:Q3:60:CYS:N	2.87	0.51
2:S0:172:LEU:O	2:S0:176:LEU:HG	2.10	0.51
3:S1:171:ILE:HD12	3:S1:197:ILE:HD13	1.93	0.51
10:S8:25:ARG:NH1	1:6:385:A:OP1	319.17	0.51
34:SR:280:GLY:O	88:SR:401:OHX:N6	2.42	0.51
34:SR:255:ALA:HB2	34:SR:292:LEU:HD22	1.91	0.51
36:1:20:A:OP2	71:O5:90:ARG:NH1	2.43	0.51
36:5:1389:G:N2	36:5:1390:A:N1	2.58	0.51
36:5:2533:G:N2	36:5:2546:C:O2	2.34	0.51
36:5:2386:A:N6	36:5:2993:G:O2'	2.41	0.51
38:8:156:U:H5'	38:8:157:U:OP2	2.11	0.51
13:C1:76:VAL:HG12	13:C1:85:VAL:O	2.47	0.51
15:C3:87:ASP:N	15:C3:87:ASP:OD1	3.81	0.51
18:C6:95:LYS:O	34:SR:59:ARG:NH2	2.28	0.51
22:D0:70:THR:HG23	1:6:1280:C:O2'	388.42	0.51
9:S7:140:VAL:HB	24:D2:52:TYR:HB3	1.93	0.51
26:D4:91:LEU:HB3	26:D4:97:ALA:H	4.06	0.51
40:L3:218:ILE:CG1	40:L3:276:THR:HG23	2.63	0.51
36:1:2395:G:H5''	40:L3:255:TRP:CD1	2.46	0.51
44:L7:140:SER:OG	44:L7:143:THR:HG23	2.10	0.51
53:M7:36:ILE:HG12	53:M7:44:ALA:HB1	1.92	0.51
55:M9:148:ASP:OD1	55:M9:151:ARG:NH2	2.85	0.51
79:Q3:46:THR:HB	79:Q3:58:SER:HB2	1.92	0.51
2:S0:9:LEU:HD23	2:S0:54:TRP:CD2	2.46	0.51
6:S4:107:GLY:HA2	6:S4:189:LEU:HG	2.28	0.51
9:S7:89:HIS:CE1	9:S7:165:LYS:HA	3.11	0.51
1:2:1003:A:H1'	1:2:1005:A:N7	2.24	0.51
38:4:127:U:C2'	38:4:128:U:H5'	2.39	0.51
36:5:3098:G:N7	88:5:3818:OHX:N6	2.58	0.51
52:M6:148:LYS:HE2	36:5:3135:U:OP1	257.07	0.51
36:5:3336:A:OP1	88:5:4130:OHX:N1	2.44	0.51
36:5:2699:G:OP2	88:5:3829:OHX:N2	2.43	0.51
36:5:781:G:O6	88:5:3891:OHX:N4	2.44	0.51

Continued on next page...

Continued from previous page...

Atom-1	Atom-2	Interatomic distance (Å)	Clash overlap (Å)
36:5:272:G:OP2	88:5:3970:OHX:N6	2.43	0.51
36:5:565:U:H2'	36:5:566:G:H8	1.76	0.51
1:6:1603:U:H2'	1:6:1604:U:C6	2.45	0.51
1:6:42:G:O6	88:6:2029:OHX:N5	2.44	0.51
12:C0:27:PHE:HD1	12:C0:40:LEU:HD23	1.76	0.51
1:2:1550:A:P	17:C5:42:ARG:HH21	2.33	0.51
17:C5:87:PRO:HA	17:C5:90:ILE:HG13	2.03	0.51
21:C9:28:LEU:O	21:C9:107:ALA:HB1	2.11	0.51
25:D3:90:ASP:O	25:D3:136:TRP:NE1	2.33	0.51
51:M5:120:TRP:CE3	36:5:269:G:H5'	132.67	0.51
52:M6:182:ASN:O	52:M6:186:ALA:N	2.95	0.51
55:M9:43:LYS:HE2	36:5:1765:U:H5'	93.67	0.51
36:1:2724:U:H4'	57:N1:54:HIS:CD2	2.45	0.51
59:N3:84:SER:HA	59:N3:94:TYR:HB3	1.92	0.51
63:N7:101:PHE:HA	63:N7:107:ARG:HE	3.02	0.51
63:N7:54:THR:H	63:N7:57:HIS:CD2	2.28	0.51
66:O0:99:ASP:OD1	66:O0:103:THR:OG1	4.28	0.51
3:S1:171:ILE:HA	3:S1:174:LYS:HZ2	1.76	0.51
8:S6:173:PRO:HG3	1:6:66:U:C6	334.80	0.51
1:2:1600:A:HO2'	1:2:1602:C:N4	2.09	0.51
1:2:27:U:OP2	88:2:2055:OHX:N3	2.44	0.51
36:5:1814:A:OP1	88:5:4080:OHX:N3	2.44	0.51
36:5:441:U:H2'	36:5:442:G:C8	2.46	0.51
1:6:921:U:O4	88:6:2153:OHX:N3	2.43	0.51
32:E0:23:LYS:HE3	1:6:587:C:OP2	409.18	0.51
1:6:979:A:H2'	1:6:980:G:O4'	2.10	0.51
10:S8:69:SER:HB2	13:C1:22:ASN:OD1	2.11	0.51
15:C3:135:LEU:HD22	15:C3:139:TRP:CG	2.44	0.51
22:D0:65:ILE:HD12	31:D9:43:PHE:CZ	2.46	0.51
32:E0:30:PRO:O	32:E0:35:TYR:HB2	2.19	0.51
33:E1:144:CYS:HB3	33:E1:147:VAL:HG13	1.92	0.51
41:L4:10:SER:O	41:L4:12:THR:N	2.44	0.51
46:L9:90:MET:HB3	46:L9:180:TYR:O	2.11	0.51
36:1:388:G:H4'	53:M7:18:ARG:O	2.10	0.51
58:N2:35:LYS:O	58:N2:38:ILE:HG22	2.10	0.51
59:N3:54:LEU:HD21	59:N3:119:GLY:HA3	2.70	0.51
60:N4:13:ILE:HG12	60:N4:32:GLN:HB2	2.39	0.51
62:N6:89:LYS:NZ	36:5:375:A:O5'	76.64	0.51
63:N7:25:ILE:HG23	63:N7:41:ALA:HB1	1.94	0.51
63:N7:23:VAL:HG12	63:N7:45:GLY:HA3	2.29	0.51
63:N7:46:ILE:HD11	63:N7:48:ARG:C	2.31	0.51

Continued on next page...

Continued from previous page...

Atom-1	Atom-2	Interatomic distance (Å)	Clash overlap (Å)
66:O0:25:LEU:HD22	66:O0:90:VAL:HG22	2.84	0.51
68:O2:119:VAL:O	68:O2:122:PRO:HD3	2.11	0.51
36:1:2656:A:H4'	78:Q2:98:LYS:HD2	1.91	0.51
36:1:1767:C:H2'	36:1:1768:U:C6	2.46	0.51
36:1:2697:A:H2'	36:1:2698:G:C8	2.46	0.51
36:1:1814:A:OP1	88:1:3985:OHX:N2	2.44	0.51
1:2:721:U:H4'	1:2:722:G:OP2	2.09	0.51
1:2:736:C:N4	1:2:737:A:H62	2.09	0.51
1:2:744:U:N3	1:2:808:U:O2	2.44	0.51
1:6:1284:C:O2	88:6:2084:OHX:N1	2.44	0.51
14:C2:108:ARG:O	14:C2:110:GLY:N	3.21	0.51
16:C4:114:ARG:HA	28:D6:62:TYR:CZ	2.45	0.51
21:C9:33:TYR:HH	21:C9:99:SER:HG	1.92	0.51
22:D0:36:ASN:O	22:D0:40:ASN:ND2	5.28	0.51
40:L3:229:VAL:HG13	40:L3:235:THR:HG21	2.27	0.51
41:L4:16:THR:HG23	41:L4:18:ASN:H	2.37	0.51
46:L9:138:THR:O	46:L9:139:ASN:ND2	2.44	0.51
48:M1:148:VAL:O	48:M1:153:LYS:HE2	2.11	0.51
49:M3:91:ARG:NH1	49:M3:97:VAL:HB	2.26	0.51
50:M4:17:VAL:HG11	50:M4:74:ARG:HA	1.93	0.51
51:M5:22:LEU:HG	51:M5:26:ARG:NH2	2.25	0.51
51:M5:45:PRO:O	51:M5:49:ARG:HB2	2.53	0.51
52:M6:18:ARG:NH2	36:5:1318:A:OP1	276.45	0.51
53:M7:40:GLU:HG2	53:M7:42:THR:HG23	1.92	0.51
54:M8:57:ILE:HD13	54:M8:147:ARG:CZ	5.12	0.51
61:N5:80:ASN:ND2	61:N5:126:LEU:O	2.90	0.51
8:S6:25:ARG:HA	8:S6:28:PHE:CD2	3.37	0.51
20:C8:146:ALA:H	35:SM:68:ARG:HH21	1.58	0.51
34:SR:41:THR:HG22	34:SR:62:LYS:HB3	1.93	0.51
36:1:1383:G:O3'	41:L4:138:ARG:NH2	2.44	0.51
36:1:1953:G:O6	36:1:2093:A:N6	2.44	0.51
36:1:2427:U:H2'	36:1:2428:U:C6	2.46	0.51
36:1:2821:C:O2'	36:1:2822:U:OP1	2.29	0.51
36:1:3151:U:H4'	36:1:3294:A:H1'	1.93	0.51
36:1:3234:A:H61	36:1:3253:G:H1	1.58	0.51
1:2:1657:U:C4	88:2:2061:OHX:N6	2.79	0.51
1:2:1662:G:O2'	1:2:1663:G:H5'	2.10	0.51
1:2:827:C:H2'	1:2:828:U:C6	2.45	0.51
36:5:1621:A:H2'	36:5:1622:U:C6	2.45	0.51
36:5:2279:A:O5'	36:5:2280:A:H5'	2.11	0.51
36:5:879:U:O2	36:5:2357:A:H1'	2.10	0.51

Continued on next page...

Continued from previous page...

Atom-1	Atom-2	Interatomic distance (Å)	Clash overlap (Å)
57:N1:68:THR:HG21	36:5:2736:A:O2'	222.48	0.51
36:5:3316:A:H5''	36:5:3318:G:N2	2.25	0.51
36:5:529:A:H2'	36:5:530:G:O4'	2.11	0.51
1:6:1079:U:H2'	1:6:1080:U:C6	2.46	0.51
1:6:333:A:C6	1:6:334:G:C6	2.98	0.51
14:C2:52:LEU:HA	14:C2:85:LYS:HZ1	1.99	0.51
17:C5:103:ASN:HD21	35:SM:56:GLY:HA3	1.76	0.51
28:D6:44:ILE:HD12	28:D6:45:VAL:H	1.75	0.51
45:L8:48:ARG:HH21	45:L8:49:TYR:HE2	1.59	0.51
47:M0:86:HIS:HB3	47:M0:139:ARG:CG	2.90	0.51
47:M0:140:THR:HG21	47:M0:144:ASN:HD22	1.74	0.51
47:M0:165:ILE:H	47:M0:165:ILE:HD13	1.75	0.51
48:M1:18:VAL:HG13	48:M1:70:THR:HG22	1.91	0.51
50:M4:13:ARG:NH1	50:M4:65:LEU:O	2.70	0.51
53:M7:70:THR:HG21	53:M7:81:ALA:HB3	2.55	0.51
61:N5:105:VAL:HG11	61:N5:126:LEU:HD22	1.93	0.51
72:O6:66:GLU:O	72:O6:70:ARG:HB2	3.27	0.51
2:S0:64:ILE:HG23	2:S0:73:VAL:HG11	1.92	0.51
5:S3:135:GLU:HB2	5:S3:157:LEU:HD11	3.84	0.51
5:S3:195:SER:O	5:S3:196:ARG:HB3	2.11	0.51
5:S3:72:LEU:HD23	12:C0:22:VAL:HG12	1.93	0.51
7:S5:153:GLY:O	7:S5:155:ALA:N	2.94	0.51
11:S9:109:LEU:CB	11:S9:146:PHE:HB3	2.50	0.51
11:S9:15:PRO:HG3	11:S9:23:ARG:NH1	3.41	0.51
36:1:1577:G:H2'	36:1:1578:C:C6	2.45	0.51
36:1:3384:U:H2'	36:1:3385:U:C6	2.46	0.51
1:2:1318:G:H2'	1:2:1319:A:C8	2.46	0.51
1:2:756:A:N3	6:S4:12:LEU:HD12	2.26	0.51
36:5:2256:A:OP2	36:5:2256:A:H2'	2.11	0.51
36:5:3259:U:H5''	36:5:3261:C:H5	1.76	0.51
17:C5:42:ARG:NH2	1:6:1550:A:OP2	390.99	0.51
1:6:25:C:OP2	1:6:25:C:H4'	2.10	0.51
17:C5:28:MET:O	17:C5:32:ASP:HB2	2.11	0.51
20:C8:115:ARG:O	20:C8:119:ILE:HG12	4.30	0.51
21:C9:86:ARG:HH21	21:C9:89:ARG:HE	2.48	0.51
22:D0:48:HIS:CE1	22:D0:102:ARG:HH12	5.32	0.51
22:D0:70:THR:HB	22:D0:72:ASN:O	4.81	0.51
40:L3:43:LEU:HG	40:L3:181:ILE:HG21	2.34	0.51
42:L5:218:ARG:NH2	42:L5:221:GLU:OE1	4.19	0.51
44:L7:142:SER:O	44:L7:146:GLN:HG3	2.25	0.51
44:L7:90:LYS:HD3	44:L7:220:PHE:CE1	2.98	0.51

Continued on next page...

Continued from previous page...

Atom-1	Atom-2	Interatomic distance (Å)	Clash overlap (Å)
46:L9:86:TYR:CD1	46:L9:151:VAL:HG13	2.48	0.51
58:N2:58:GLU:O	58:N2:60:GLY:N	2.39	0.51
62:N6:56:VAL:HG21	62:N6:104:LEU:HD13	1.91	0.51
72:O6:33:ALA:O	72:O6:37:THR:OG1	2.29	0.51
36:1:819:U:OP1	73:O7:10:LYS:NZ	2.41	0.51
6:S4:95:THR:HG23	6:S4:97:GLU:HG2	7.31	0.51
11:S9:59:LEU:HD22	11:S9:69:ARG:HA	1.92	0.51
14:C2:127:GLY:HA2	35:SM:167:GLU:O	2.11	0.51
36:1:1635:G:N2	36:1:1638:A:OP2	2.30	0.51
36:1:2222:A:H2'	36:1:2223:A:C8	2.46	0.51
36:1:3019:U:O4	88:1:3882:OHX:N1	2.44	0.51
36:1:662:U:H2'	36:1:663:C:C6	2.46	0.51
36:5:1313:G:H2'	36:5:1314:C:H6	1.76	0.51
36:5:1631:C:H5''	36:5:1632:A:H5''	1.92	0.51
36:5:1916:U:H2'	36:5:1917:C:C6	2.46	0.51
36:5:2211:U:H5	36:5:2234:G:H1	1.58	0.51
36:5:2298:U:O4	36:5:2923:U:H5	1.94	0.51
36:5:2493:U:H4'	36:5:2494:A:OP1	2.11	0.51
36:5:997:A:O2'	37:7:79:A:N3	2.44	0.51
13:C1:18:HIS:O	88:6:2091:OHX:N1	294.22	0.51
14:C2:56:GLU:HB3	14:C2:124:LYS:HE3	1.93	0.51
14:C2:140:PHE:O	14:C2:143:GLN:NE2	2.44	0.51
15:C3:33:VAL:HG11	15:C3:66:ILE:HD11	4.94	0.51
24:D2:38:LEU:HD23	24:D2:41:MET:HE3	1.93	0.51
30:D8:13:ILE:HD12	30:D8:29:ARG:HG2	4.18	0.51
41:L4:342:LYS:NZ	44:L7:56:GLU:OE2	2.34	0.51
45:L8:78:PHE:C	45:L8:80:TYR:H	2.13	0.51
47:M0:194:GLY:HA3	36:5:1011:A:O4'	338.91	0.51
50:M4:60:LEU:HD13	56:N0:152:LEU:HD11	1.93	0.51
61:N5:105:VAL:HG13	61:N5:130:TYR:CD2	2.50	0.51
49:M3:180:ARG:HD3	72:O6:11:LEU:HD11	1.92	0.51
75:O9:28:ARG:HD3	75:O9:36:ARG:HD3	7.04	0.51
2:S0:38:PHE:HD2	2:S0:49:ASN:HD22	2.08	0.51
7:S5:143:ARG:HD2	30:D8:57:MET:SD	2.51	0.51
7:S5:57:SER:HA	30:D8:53:ILE:HD13	1.93	0.51
19:C7:30:THR:HG22	34:SR:127:ARG:NH2	5.97	0.51
36:1:2254:U:H2'	36:1:2261:G:H22	1.76	0.50
36:1:3107:U:OP1	76:Q0:114:LYS:NZ	2.38	0.50
36:1:3280:U:O2'	36:1:3281:U:H5''	2.10	0.50
1:2:1040:G:N2	1:2:1078:C:O2	2.37	0.50
36:5:1022:U:H3	36:5:1030:A:H61	1.58	0.50

Continued on next page...

Continued from previous page...

Atom-1	Atom-2	Interatomic distance (Å)	Clash overlap (Å)
36:5:993:G:OP1	88:5:3809:OHX:N6	2.45	0.50
69:O3:21:ARG:O	36:5:634:C:H5'	223.17	0.50
40:L3:250:ALA:HB3	36:5:2880:U:H1'	224.00	0.50
41:L4:26:PHE:HA	41:L4:127:ALA:HA	1.94	0.50
45:L8:134:TYR:CD2	45:L8:134:TYR:N	3.19	0.50
36:1:2585:G:N7	45:L8:47:SER:OG	2.45	0.50
48:M1:171:VAL:HG13	48:M1:172:LEU:H	1.76	0.50
49:M3:126:PHE:O	71:O5:114:ARG:NH2	2.44	0.50
54:M8:165:ILE:HD13	54:M8:167:SER:H	6.41	0.50
68:O2:17:PHE:CD1	68:O2:53:PRO:HD3	2.74	0.50
78:Q2:8:ARG:HD3	36:5:2713:U:O2'	225.21	0.50
2:S0:169:SER:O	2:S0:173:ILE:HG12	2.10	0.50
4:S2:125:ILE:O	4:S2:129:ILE:HG13	2.12	0.50
7:S5:36:ALA:HB1	7:S5:45:LYS:HE2	1.92	0.50
9:S7:28:GLU:HG3	9:S7:35:LYS:HG3	1.93	0.50
10:S8:33:PRO:HB3	1:6:330:G:O2'	273.59	0.50
11:S9:133:HIS:ND1	11:S9:162:SER:HB2	3.54	0.50
11:S9:34:PHE:HD1	11:S9:111:THR:HG21	1.93	0.50
36:1:2765:C:H2'	36:1:2766:U:C6	2.46	0.50
36:1:3157:U:H4'	36:1:3158:G:H5'	1.93	0.50
1:2:1072:C:OP1	29:D7:22:LYS:NZ	2.28	0.50
1:2:1570:A:H4'	20:C8:144:ARG:HH22	1.75	0.50
1:2:1623:C:H2'	1:2:1624:C:C6	2.46	0.50
1:2:924:A:H2'	1:2:925:G:C8	2.46	0.50
36:5:2403:G:N7	36:5:2870:C:H4'	2.26	0.50
36:5:547:G:C5	36:5:548:G:H1'	2.46	0.50
1:6:1336:A:H2'	1:6:1337:A:H5''	1.93	0.50
1:6:473:A:H5'	1:6:769:A:H1'	1.92	0.50
12:C0:68:LEU:HD12	12:C0:69:THR:H	1.76	0.50
21:C9:28:LEU:HD13	21:C9:30:VAL:HG13	1.92	0.50
1:2:1647:U:O2	32:E0:2:ALA:HA	2.12	0.50
40:L3:238:LEU:HB3	40:L3:242:THR:HG21	2.30	0.50
44:L7:146:GLN:OE1	44:L7:241:LYS:HE2	2.11	0.50
44:L7:151:ARG:HD2	44:L7:244:ASN:ND2	2.25	0.50
47:M0:160:PRO:HB3	36:5:2854:U:O3'	289.62	0.50
46:L9:47:LYS:NZ	50:M4:6:ILE:H	2.10	0.50
54:M8:86:THR:HB	54:M8:105:ARG:HB2	2.86	0.50
54:M8:25:TYR:HA	54:M8:28:LEU:HD12	2.76	0.50
57:N1:56:PHE:CZ	57:N1:78:LYS:HD3	2.46	0.50
49:M3:159:VAL:HA	64:N8:124:ILE:HD11	3.14	0.50
64:N8:74:ASN:HA	64:N8:113:LEU:O	2.34	0.50

Continued on next page...

Continued from previous page...

Atom-1	Atom-2	Interatomic distance (Å)	Clash overlap (Å)
72:O6:45:ARG:NH2	72:O6:54:GLU:OE2	2.44	0.50
75:O9:26:TRP:HA	75:O9:29:LEU:HD23	2.60	0.50
77:Q1:15:ARG:NH1	1:6:1126:G:OP1	281.70	0.50
3:S1:129:THR:OG1	3:S1:131:ASP:O	2.87	0.50
3:S1:170:GLU:HG3	3:S1:174:LYS:HE3	1.94	0.50
3:S1:40:ASN:O	3:S1:42:ASN:N	4.33	0.50
5:S3:107:PHE:O	5:S3:111:ASN:N	2.91	0.50
5:S3:168:ILE:HG22	5:S3:189:MET:HB2	2.52	0.50
5:S3:64:ARG:O	5:S3:66:ILE:N	3.65	0.50
7:S5:93:LEU:HD22	7:S5:172:ILE:HG23	1.93	0.50
7:S5:59:VAL:O	7:S5:60:ASP:HB2	2.10	0.50
8:S6:164:LYS:HB2	8:S6:167:LYS:O	3.11	0.50
10:S8:18:ARG:NH1	1:6:105:A:OP1	305.07	0.50
36:1:1148:G:N7	88:1:4062:OHX:N4	2.59	0.50
36:1:1781:C:H2'	36:1:1782:U:C6	2.45	0.50
36:1:2726:C:O2'	36:1:2727:A:H2'	2.11	0.50
36:1:1441:G:OP1	88:1:4009:OHX:N6	2.45	0.50
1:2:1332:C:O2'	5:S3:162:GLN:HB3	2.12	0.50
1:2:778:G:H3'	1:2:780:A:C2	2.46	0.50
38:4:67:U:H5''	73:O7:84:SER:O	2.11	0.50
38:4:91:C:H2'	38:4:92:A:H8	1.76	0.50
39:L2:174:ARG:NH2	36:5:2179:C:O3'	213.66	0.50
36:5:2378:C:H2'	36:5:2379:U:C6	2.46	0.50
36:5:343:U:O2	36:5:1439:U:H1'	2.12	0.50
50:M4:79:ALA:HB2	36:5:525:C:H5''	344.16	0.50
15:C3:23:PRO:O	15:C3:25:TRP:N	2.41	0.50
31:D9:45:GLU:OE2	1:6:1433:G:N1	407.04	0.50
41:L4:126:ILE:HG13	41:L4:238:LEU:HD13	1.93	0.50
41:L4:232:SER:OG	41:L4:233:LEU:N	2.43	0.50
41:L4:33:ASP:O	41:L4:37:THR:HG23	2.11	0.50
47:M0:48:LEU:HD22	47:M0:49:CYS:N	2.25	0.50
48:M1:152:HIS:HD2	48:M1:153:LYS:H	4.57	0.50
49:M3:83:ALA:HB2	49:M3:113:VAL:HG13	1.93	0.50
36:1:2698:G:O2'	57:N1:12:ARG:HG2	2.11	0.50
47:M0:169:LYS:HE3	57:N1:160:ILE:H	4.92	0.50
36:1:1897:G:O4'	59:N3:83:LYS:HD2	2.11	0.50
63:N7:18:TYR:CE1	63:N7:47:GLU:HG3	3.35	0.50
70:O4:99:LYS:O	70:O4:103:LYS:HG2	2.42	0.50
72:O6:54:GLU:O	72:O6:58:ILE:HG22	2.76	0.50
3:S1:50:LYS:O	3:S1:52:THR:N	2.42	0.50
4:S2:56:ILE:HA	4:S2:61:LEU:HD12	1.93	0.50

Continued on next page...

Continued from previous page...

Atom-1	Atom-2	Interatomic distance (Å)	Clash overlap (Å)
5:S3:135:GLU:HG3	5:S3:153:ALA:HB2	2.05	0.50
36:1:1415:U:O4	88:1:4020:OHX:N2	2.45	0.50
36:1:2768:U:H2'	36:1:2769:A:C8	2.45	0.50
36:1:2821:C:H2'	36:1:2822:U:C6	2.47	0.50
36:1:3151:U:OP2	40:L3:132:LYS:NZ	2.35	0.50
36:1:2107:A:C2	36:1:3344:A:H8	2.26	0.50
36:1:1817:G:OP1	88:1:3985:OHX:N1	2.44	0.50
36:1:830:A:H2'	36:1:831:G:O4'	2.12	0.50
1:2:1728:A:H1'	10:S8:32:GLN:NE2	2.26	0.50
1:2:761:G:O6	88:2:2031:OHX:N2	2.44	0.50
1:2:237:C:H5''	1:2:238:U:H5'	1.94	0.50
1:2:978:A:H2'	1:2:979:A:O4'	2.11	0.50
37:3:112:G:OP2	88:3:214:OHX:N1	2.45	0.50
36:5:118:U:C5	36:5:119:U:C4	2.99	0.50
36:5:123:A:C6	36:5:150:A:C5	3.00	0.50
36:5:1953:G:O6	36:5:2094:C:N4	2.45	0.50
36:5:260:C:H2'	36:5:261:U:C6	2.47	0.50
36:5:3299:A:H61	36:5:3315:G:H1	1.60	0.50
36:5:3064:U:O4	88:5:4000:OHX:N6	2.44	0.50
1:6:1133:A:H2'	1:6:1134:C:O4'	2.11	0.50
1:6:1623:C:H2'	1:6:1624:C:H6	1.76	0.50
62:N6:116:LYS:NZ	38:8:84:C:N3	30.10	0.50
2:S0:62:ARG:NH2	23:D1:37:ALA:O	5.10	0.50
28:D6:10:ARG:HB2	28:D6:34:LYS:HA	1.92	0.50
39:L2:52:SER:HB3	39:L2:191:LEU:HD12	6.05	0.50
42:L5:108:ARG:CZ	42:L5:253:PHE:HB2	2.42	0.50
42:L5:34:LYS:O	42:L5:38:THR:HG23	2.12	0.50
45:L8:37:GLY:HA3	36:5:2550:U:C6	211.86	0.50
51:M5:150:TRP:CH2	51:M5:151:ILE:HG12	2.46	0.50
52:M6:51:LYS:HE2	52:M6:144:SER:OG	2.10	0.50
54:M8:180:ARG:NH1	54:M8:185:LYS:HB3	2.21	0.50
64:N8:104:THR:OG1	64:N8:127:ALA:HB2	2.62	0.50
70:O4:83:ASN:OD1	70:O4:83:ASN:N	3.25	0.50
71:O5:118:ILE:O	71:O5:119:LYS:HB2	2.15	0.50
3:S1:120:LEU:HD21	3:S1:140:ILE:HD11	2.46	0.50
5:S3:106:LYS:HG3	5:S3:175:VAL:HB	1.93	0.50
1:2:1587:A:O2'	7:S5:104:ASN:OD1	2.22	0.50
7:S5:203:LYS:O	7:S5:205:SER:N	3.13	0.50
9:S7:110:GLN:OE1	1:6:816:G:N2	338.41	0.50
36:1:1488:G:H5''	36:1:1838:G:O6	2.11	0.50
36:1:1778:G:O2'	36:1:1780:G:OP2	2.28	0.50

Continued on next page...

Continued from previous page...

Atom-1	Atom-2	Interatomic distance (Å)	Clash overlap (Å)
36:1:2353:G:H5''	53:M7:86:LYS:HB2	1.94	0.50
36:1:792:G:H2'	36:1:793:C:C6	2.46	0.50
36:1:863:C:H2'	36:1:864:G:O4'	2.11	0.50
36:5:129:U:H2'	36:5:130:A:H8	1.76	0.50
36:5:2402:A:OP2	88:5:4004:OHX:N4	2.44	0.50
36:5:2667:A:N6	36:5:2687:G:H1'	2.27	0.50
49:M3:59:ARG:NH1	36:5:73:C:N3	94.63	0.50
36:5:821:U:OP2	88:5:3939:OHX:N6	2.45	0.50
36:5:90:C:H2'	36:5:91:G:H5'	1.94	0.50
1:6:539:G:OP2	1:6:539:G:H8	1.95	0.50
14:C2:28:LEU:HD11	14:C2:89:ILE:HD13	1.93	0.50
20:C8:140:THR:OG1	20:C8:141:THR:N	3.36	0.50
23:D1:62:ARG:NH2	24:D2:20:THR:O	2.44	0.50
24:D2:27:ILE:HD11	24:D2:61:ILE:HD12	1.93	0.50
24:D2:48:GLY:H	24:D2:65:LEU:HA	1.76	0.50
36:1:2948:C:O2'	40:L3:242:THR:HG22	2.12	0.50
41:L4:232:SER:O	41:L4:233:LEU:HB2	2.10	0.50
42:L5:140:ARG:O	36:5:1079:A:H4'	235.10	0.50
42:L5:155:THR:HB	42:L5:179:ARG:HE	1.76	0.50
47:M0:72:ALA:HB2	47:M0:155:ALA:HB2	1.93	0.50
50:M4:32:LEU:HD11	50:M4:94:TRP:CG	2.47	0.50
52:M6:19:LEU:O	52:M6:23:VAL:HG23	2.11	0.50
54:M8:133:LYS:HB2	54:M8:135:GLN:NE2	2.49	0.50
56:N0:8:GLN:HG3	56:N0:26:ARG:NE	4.52	0.50
62:N6:28:ARG:HB2	62:N6:75:ARG:NH2	2.23	0.50
66:O0:99:ASP:N	66:O0:99:ASP:OD2	2.44	0.50
36:1:1739:U:O2	70:O4:41:ARG:NH1	2.45	0.50
71:O5:6:ALA:O	71:O5:10:ARG:HG3	2.56	0.50
73:O7:74:PHE:HA	73:O7:78:PHE:CE2	2.47	0.50
4:S2:98:PHE:CE2	4:S2:121:VAL:HG22	5.26	0.50
7:S5:68:ILE:HD13	7:S5:69:PHE:H	5.28	0.50
11:S9:149:ARG:HD2	1:6:765:G:O6	430.62	0.50
36:1:1109:U:H2'	36:1:1110:U:C6	2.46	0.50
36:1:1809:A:H2'	36:1:1810:A:O4'	2.12	0.50
36:1:20:A:C6	36:1:21:G:C6	3.00	0.50
36:1:2773:C:H2'	36:1:2774:C:C6	2.47	0.50
36:1:602:A:H2'	36:1:603:A:C8	2.47	0.50
1:2:960:U:H1'	15:C3:52:VAL:HG23	1.94	0.50
37:3:49:G:C5	42:L5:58:LYS:HG3	2.47	0.50
36:5:1454:A:OP2	88:5:4042:OHX:N3	2.45	0.50
36:5:1692:U:O4	36:5:1693:C:N4	2.44	0.50

Continued on next page...

Continued from previous page...

Atom-1	Atom-2	Interatomic distance (Å)	Clash overlap (Å)
36:5:1818:U:H2'	36:5:1819:U:O4'	2.11	0.50
36:5:2585:G:N3	36:5:2585:G:H2'	2.27	0.50
36:5:3054:U:OP2	88:5:3804:OHX:N6	2.45	0.50
1:6:75:U:O2'	1:6:76:A:O5'	2.29	0.50
16:C4:51:ASP:OD2	1:6:902:G:N1	284.14	0.50
19:C7:34:LEU:O	19:C7:38:ILE:HG22	2.12	0.50
20:C8:112:ASP:O	20:C8:115:ARG:HB3	2.12	0.50
27:D5:62:VAL:O	27:D5:66:VAL:HG23	2.30	0.50
28:D6:79:ILE:HA	28:D6:84:VAL:HG21	1.92	0.50
40:L3:275:ARG:NH1	36:5:3045:G:O3'	234.30	0.50
43:L6:2:SER:N	36:5:1385:C:HO2'	136.35	0.50
48:M1:91:LEU:O	48:M1:171:VAL:HA	5.31	0.50
51:M5:143:ARG:NH2	71:O5:92:LEU:HD23	2.25	0.50
52:M6:8:VAL:HG12	52:M6:117:ARG:HB3	2.92	0.50
64:N8:3:SER:O	64:N8:6:THR:HB	3.12	0.50
1:2:1066:C:H1'	3:S1:146:GLN:HG2	1.93	0.50
6:S4:100:ARG:NH2	6:S4:121:TYR:O	2.40	0.50
6:S4:71:LYS:HA	6:S4:76:VAL:O	2.12	0.50
11:S9:117:GLY:O	11:S9:119:ALA:N	2.99	0.50
35:SM:46:LYS:HZ3	35:SM:46:LYS:HB2	1.76	0.50
34:SR:132:LYS:NZ	34:SR:143:THR:OG1	2.42	0.50
34:SR:29:GLN:C	34:SR:31:ASN:H	2.14	0.50
36:1:14:U:O3'	61:N5:42:ARG:HD2	2.12	0.50
36:1:1861:G:OP2	88:1:3845:OHX:N1	2.45	0.50
36:1:59:G:H2'	38:4:33:A:O2'	2.12	0.50
1:2:1291:G:H8	1:2:1291:G:O5'	1.95	0.50
37:3:73:C:N4	56:N0:19:VAL:HG21	2.27	0.50
38:4:53:A:H5'	38:4:54:A:OP2	2.12	0.50
36:5:1208:U:H6	36:5:3115:C:H42	1.60	0.50
36:5:1313:G:H2'	36:5:1314:C:C6	2.47	0.50
36:5:1506:A:H1'	36:5:1848:G:O6	2.12	0.50
36:5:3218:A:H5''	36:5:3219:G:C5	2.47	0.50
36:5:329:U:OP2	88:5:3945:OHX:N3	2.45	0.50
14:C2:67:THR:HG22	14:C2:68:GLU:HG3	1.92	0.50
19:C7:51:ALA:O	19:C7:55:THR:HG23	5.05	0.50
20:C8:17:LEU:HD12	20:C8:18:LEU:HD23	1.93	0.50
21:C9:54:PHE:HE2	21:C9:104:VAL:HG22	1.77	0.50
23:D1:41:GLU:O	23:D1:44:ARG:NH1	2.45	0.50
2:S0:59:LEU:HD11	23:D1:78:LEU:HD12	1.94	0.50
25:D3:46:SER:OG	25:D3:78:LYS:NZ	2.95	0.50
32:E0:50:VAL:O	32:E0:52:GLY:N	2.44	0.50

Continued on next page...

Continued from previous page...

Atom-1	Atom-2	Interatomic distance (Å)	Clash overlap (Å)
39:L2:144:ASN:ND2	39:L2:161:ASP:OD2	3.24	0.50
41:L4:118:LYS:O	41:L4:122:THR:HG23	2.86	0.50
42:L5:226:TYR:HD2	42:L5:231:ILE:HD12	1.76	0.50
47:M0:195:ALA:HB2	36:5:1010:G:H1'	335.17	0.50
36:1:290:G:H4'	51:M5:69:GLY:O	2.11	0.50
56:N0:16:THR:HG23	56:N0:19:VAL:HB	1.94	0.50
56:N0:89:ASN:HD21	57:N1:156:TYR:H	1.60	0.50
60:N4:49:ILE:O	60:N4:52:THR:OG1	2.27	0.50
63:N7:21:LYS:NZ	63:N7:47:GLU:O	2.87	0.50
64:N8:116:GLY:HA2	64:N8:137:LYS:NZ	2.27	0.50
69:O3:53:TYR:CZ	69:O3:65:ARG:HB2	2.60	0.50
72:O6:66:GLU:OE2	72:O6:91:ASN:ND2	3.13	0.50
78:Q2:63:LYS:HD3	36:5:2795:U:OP2	212.59	0.50
4:S2:56:ILE:HG22	4:S2:61:LEU:HB2	1.94	0.50
1:2:244:A:OP1	6:S4:155:LYS:NZ	2.43	0.50
6:S4:158:ASP:OD2	6:S4:174:LYS:NZ	2.44	0.50
34:SR:32:LEU:HD11	34:SR:44:SER:HB2	3.28	0.50
36:1:1128:U:H2'	36:1:1129:A:O4'	2.12	0.50
36:1:2180:G:H2'	36:1:2181:C:C6	2.46	0.50
36:1:2226:U:H2'	36:1:2227:C:H6	1.76	0.50
36:1:692:A:C4	36:1:693:A:C8	3.00	0.50
1:2:102:U:O4	1:2:360:A:H2'	2.12	0.50
1:2:992:A:O2'	1:2:1785:U:O2	2.30	0.50
1:2:838:G:O6	88:2:2007:OHX:N4	2.44	0.50
1:2:349:U:O4	88:2:2100:OHX:N3	2.45	0.50
1:2:417:A:H4'	1:2:418:G:O5'	2.11	0.50
1:2:784:C:H2'	1:2:785:U:O4'	2.12	0.50
1:2:792:U:H3'	1:2:793:A:C8	2.47	0.50
37:3:45:A:H2'	37:3:46:A:C8	2.46	0.50
36:5:1340:G:H2'	36:5:1341:U:C6	2.47	0.50
36:5:371:G:H4'	36:5:396:A:N1	2.27	0.50
37:7:27:A:H2'	37:7:28:C:C6	2.47	0.50
1:2:868:G:N2	15:C3:48:SER:OG	2.45	0.50
19:C7:21:TYR:C	19:C7:23:LYS:H	2.15	0.50
5:S3:11:LEU:HD12	22:D0:86:ILE:HG12	1.92	0.50
2:S0:66:ALA:HB2	23:D1:37:ALA:HB2	1.94	0.50
26:D4:11:LYS:NZ	1:6:775:G:O6	415.07	0.50
40:L3:169:THR:HG23	40:L3:171:LEU:H	1.77	0.50
42:L5:233:ALA:O	42:L5:236:LEU:N	2.42	0.50
50:M4:115:PHE:O	50:M4:118:PHE:HB3	2.38	0.50
52:M6:8:VAL:HG13	52:M6:34:VAL:HG23	1.92	0.50

Continued on next page...

Continued from previous page...

Atom-1	Atom-2	Interatomic distance (Å)	Clash overlap (Å)
66:O0:13:LYS:O	66:O0:17:VAL:HG23	2.27	0.50
69:O3:59:VAL:HG23	69:O3:60:ARG:H	1.75	0.50
70:O4:74:ARG:HG2	70:O4:75:ALA:N	2.27	0.50
78:Q2:4:VAL:HG21	78:Q2:70:LEU:HD21	1.94	0.50
6:S4:159:THR:OG1	6:S4:160:VAL:N	2.44	0.50
6:S4:44:LEU:HG	6:S4:82:TYR:HB3	1.94	0.50
9:S7:39:ARG:HG3	9:S7:40:PRO:HD3	1.94	0.50
34:SR:248:ASN:OD1	34:SR:249:ARG:N	3.39	0.50
36:1:1234:G:O6	88:1:4001:OHX:N3	2.44	0.50
36:1:1414:G:O6	88:1:4020:OHX:N2	2.44	0.50
36:1:1938:U:O4	88:1:3806:OHX:N5	2.44	0.50
36:1:2877:G:H2'	36:1:2878:G:O4'	2.12	0.50
36:1:541:U:H2'	36:1:542:G:H8	1.76	0.50
1:2:1235:C:H5'	33:E1:146:SER:CB	2.33	0.50
1:2:1616:G:N7	88:2:2104:OHX:N6	2.59	0.50
1:2:647:G:N2	1:2:687:G:H22	2.10	0.50
38:4:79:A:O5'	38:4:79:A:H8	1.95	0.50
36:5:1128:U:H2'	36:5:1129:A:O4'	2.11	0.50
36:5:2507:C:H2'	36:5:2508:U:H6	1.77	0.50
36:5:3000:A:H2'	36:5:3001:C:C6	2.47	0.50
36:5:595:G:N1	36:5:609:G:H5''	2.25	0.50
36:5:656:A:H2'	36:5:657:A:H8	1.77	0.50
1:6:228:G:N2	1:6:237:C:N3	2.59	0.50
1:6:845:G:H2'	1:6:846:G:H8	1.77	0.50
22:D0:26:LEU:HD21	22:D0:114:VAL:HG13	2.37	0.50
1:2:575:C:N4	25:D3:65:ASN:OD1	2.39	0.50
28:D6:41:ILE:HA	28:D6:67:THR:O	2.12	0.50
41:L4:271:LYS:HB2	41:L4:274:TYR:HB3	2.16	0.50
36:1:598:A:OP1	44:L7:41:ARG:NH1	2.44	0.50
45:L8:156:ASP:OD2	45:L8:156:ASP:N	2.45	0.50
48:M1:8:PRO:HD2	48:M1:10:ARG:HG3	2.43	0.50
49:M3:116:LEU:O	49:M3:120:GLN:HG3	2.11	0.50
50:M4:36:VAL:HG11	50:M4:55:ARG:NH2	2.26	0.50
53:M7:177:ALA:HA	53:M7:180:LYS:HE2	1.93	0.50
59:N3:48:ARG:HG2	36:5:2339:C:P	246.30	0.50
63:N7:73:LYS:HG2	63:N7:74:VAL:O	5.22	0.50
72:O6:58:ILE:HD11	72:O6:62:ARG:HH21	3.94	0.50
3:S1:129:THR:HG22	3:S1:178:GLY:H	1.77	0.50
3:S1:143:THR:HB	3:S1:205:PHE:HE1	1.77	0.50
6:S4:65:LEU:HD13	6:S4:80:THR:HA	2.70	0.50
7:S5:37:GLN:HG2	7:S5:69:PHE:CE1	3.94	0.50

Continued on next page...

Continued from previous page...

Atom-1	Atom-2	Interatomic distance (Å)	Clash overlap (Å)
35:SM:59:GLY:O	35:SM:63:ASP:N	2.70	0.50
34:SR:211:ILE:HD11	34:SR:225:LEU:HD22	2.56	0.50
36:1:1498:A:H2'	36:1:1499:C:C6	2.47	0.49
36:1:1549:U:H2'	36:1:1550:C:C6	2.46	0.49
36:1:496:C:H2'	36:1:497:C:O4'	2.12	0.49
1:2:1374:C:H2'	1:2:1375:A:C8	2.47	0.49
1:2:1586:A:H2'	1:2:1587:A:O4'	2.11	0.49
1:2:1712:A:H3'	1:2:1713:G:H8	1.77	0.49
1:2:782:U:H4'	1:2:783:G:OP2	2.12	0.49
1:2:794:U:O2'	1:2:795:U:O2	2.27	0.49
36:5:1347:U:H2'	36:5:1355:A:H61	1.77	0.49
45:L8:38:GLN:HB2	36:5:2557:A:H2	207.28	0.49
40:L3:102:LEU:O	36:5:3147:G:H4'	241.12	0.49
1:6:909:U:H2'	1:6:910:C:C6	2.47	0.49
38:8:77:A:H2'	38:8:78:G:O4'	2.11	0.49
12:C0:50:THR:HG22	12:C0:55:VAL:HG22	3.96	0.49
16:C4:92:LYS:HD2	16:C4:121:VAL:HG22	2.51	0.49
20:C8:146:ALA:HB3	35:SM:68:ARG:HE	1.77	0.49
20:C8:35:ILE:O	20:C8:37:GLY:N	2.45	0.49
20:C8:54:LEU:H	20:C8:54:LEU:HD22	1.77	0.49
28:D6:7:SER:O	28:D6:9:GLY:N	2.78	0.49
39:L2:215:ASN:HB2	36:5:2968:G:N7	216.93	0.49
44:L7:151:ARG:HD2	44:L7:244:ASN:OD1	3.58	0.49
44:L7:180:SER:H	44:L7:183:ASP:HB2	1.76	0.49
46:L9:106:LYS:O	46:L9:109:ALA:HB2	2.34	0.49
48:M1:54:VAL:HB	48:M1:57:PHE:HB2	1.94	0.49
52:M6:113:ASP:OD2	52:M6:113:ASP:N	2.37	0.49
53:M7:22:LEU:HD12	53:M7:146:ILE:HG13	2.62	0.49
55:M9:21:LYS:HA	55:M9:53:LYS:HD2	1.93	0.49
56:N0:101:ALA:O	56:N0:105:THR:HG23	2.12	0.49
60:N4:4:GLU:HG2	60:N4:30:ARG:CD	2.42	0.49
62:N6:57:LEU:HD22	62:N6:58:VAL:H	2.50	0.49
63:N7:36:HIS:HB3	63:N7:38:PHE:CZ	2.47	0.49
64:N8:128:ARG:HB3	72:O6:8:ALA:CB	3.09	0.49
36:1:2767:U:O2'	78:Q2:30:ALA:O	2.28	0.49
78:Q2:50:PHE:O	88:Q2:503:OHX:N2	2.45	0.49
34:SR:121:MET:SD	34:SR:183:LEU:HD13	2.51	0.49
36:1:1413:G:N7	88:1:4020:OHX:N4	2.61	0.49
36:1:2225:U:H2'	36:1:2226:U:C6	2.47	0.49
1:2:1413:U:O2'	88:2:2042:OHX:N4	2.45	0.49
1:2:1503:A:H2'	1:2:1504:G:O4'	2.12	0.49

Continued on next page...

Continued from previous page...

Atom-1	Atom-2	Interatomic distance (Å)	Clash overlap (Å)
1:2:878:G:N7	88:2:2052:OHX:N2	2.60	0.49
36:5:1555:U:H5'	36:5:1556:C:OP2	2.11	0.49
60:N4:44:LYS:HD2	36:5:2111:G:H1'	229.12	0.49
36:5:2573:G:H3'	36:5:2574:G:H5''	1.94	0.49
36:5:2697:A:H2'	36:5:2698:G:C8	2.47	0.49
52:M6:116:LYS:HB2	36:5:3180:A:H5'	275.75	0.49
88:5:3951:OHX:N5	88:5:4107:OHX:N2	2.60	0.49
36:5:602:A:H2'	36:5:603:A:C8	2.47	0.49
36:5:716:A:O2'	36:5:718:G:OP2	2.19	0.49
1:6:738:G:O6	88:6:2040:OHX:N2	2.45	0.49
1:6:341:A:H2'	1:6:342:C:C6	2.47	0.49
16:C4:17:ALA:HB3	16:C4:81:VAL:HA	1.94	0.49
19:C7:57:LEU:O	19:C7:61:ILE:HG13	2.12	0.49
28:D6:10:ARG:NH1	28:D6:36:ILE:HG13	4.93	0.49
41:L4:157:GLU:HG2	41:L4:209:TYR:HB2	1.94	0.49
44:L7:116:PHE:HB2	44:L7:199:ASN:OD1	2.28	0.49
47:M0:99:ILE:HG23	47:M0:123:HIS:CG	4.58	0.49
36:1:412:G:H1'	53:M7:120:ASN:HB3	1.94	0.49
59:N3:79:VAL:HG22	59:N3:100:GLY:HA2	1.94	0.49
61:N5:121:LYS:HD3	61:N5:123:TYR:CZ	3.00	0.49
73:O7:21:ARG:HD2	73:O7:37:CYS:SG	2.51	0.49
3:S1:115:ARG:O	3:S1:118:GLN:NE2	2.72	0.49
6:S4:212:ASP:OD1	6:S4:216:ASN:N	4.18	0.49
8:S6:136:LYS:HG3	8:S6:173:PRO:HB2	1.93	0.49
8:S6:211:LEU:HD22	8:S6:215:ARG:HH21	1.77	0.49
10:S8:155:SER:O	10:S8:159:GLN:HB2	2.11	0.49
36:1:1447:G:N7	53:M7:25:SER:OG	2.37	0.49
36:1:2660:G:O3'	36:1:2749:G:N2	2.46	0.49
36:1:2996:U:OP1	36:1:2996:U:H4'	2.10	0.49
36:1:2310:U:OP1	88:1:4040:OHX:N1	2.46	0.49
1:2:1451:C:H2'	1:2:1452:U:H6	1.77	0.49
1:2:1486:G:H1'	1:2:1592:A:O2'	2.12	0.49
1:2:1508:U:O4	88:2:2002:OHX:N5	2.44	0.49
1:2:883:C:H2'	1:2:884:A:C8	2.46	0.49
36:5:1829:G:N7	88:5:3943:OHX:N3	2.60	0.49
36:5:94:G:H2'	36:5:95:A:C8	2.47	0.49
1:6:1218:G:H22	1:6:1444:A:P	2.35	0.49
1:6:1738:U:O4	88:6:2028:OHX:N5	2.45	0.49
1:6:831:U:HO2'	1:6:832:U:H6	1.60	0.49
38:8:104:A:C8	38:8:105:A:C8	3.01	0.49
12:C0:24:LYS:HB2	12:C0:63:TYR:CE1	2.47	0.49

Continued on next page...

Continued from previous page...

Atom-1	Atom-2	Interatomic distance (Å)	Clash overlap (Å)
12:C0:59:PHE:CZ	12:C0:62:GLN:HA	2.57	0.49
26:D4:23:PHE:HE2	26:D4:75:VAL:HG12	1.75	0.49
26:D4:78:SER:HB3	26:D4:81:GLU:HB2	1.93	0.49
29:D7:54:VAL:HG12	29:D7:63:LEU:HD12	1.93	0.49
1:2:1445:G:C2	33:E1:87:THR:HB	2.47	0.49
39:L2:51:ASP:HB3	39:L2:54:ARG:HD2	2.98	0.49
40:L3:117:ARG:CZ	40:L3:175:LYS:HD3	2.43	0.49
41:L4:106:TRP:HB2	51:M5:200:LEU:HD12	1.95	0.49
44:L7:52:GLN:O	44:L7:56:GLU:HG2	2.11	0.49
45:L8:101:THR:HG22	45:L8:104:GLU:H	1.77	0.49
45:L8:27:THR:HG22	63:N7:53:VAL:HG12	7.51	0.49
48:M1:155:THR:HG1	48:M1:158:ASP:H	1.59	0.49
52:M6:43:ILE:HD11	52:M6:138:LEU:HD13	2.66	0.49
52:M6:186:ALA:C	52:M6:188:SER:H	2.15	0.49
54:M8:135:GLN:CD	54:M8:135:GLN:H	2.20	0.49
50:M4:38:ILE:HD11	56:N0:150:PHE:HE2	1.76	0.49
57:N1:120:LYS:C	57:N1:122:GLN:H	2.42	0.49
57:N1:7:TYR:OH	57:N1:54:HIS:HB2	2.54	0.49
57:N1:83:ARG:NH1	57:N1:85:LEU:HD21	2.26	0.49
58:N2:41:ILE:HG12	58:N2:79:LEU:HD13	1.94	0.49
38:4:37:A:OP2	71:O5:86:ARG:HG3	2.12	0.49
75:O9:8:ARG:O	75:O9:12:LYS:HG3	2.13	0.49
78:Q2:12:CYS:SG	78:Q2:17:CYS:CB	3.02	0.49
3:S1:43:VAL:HG11	3:S1:68:VAL:HG21	5.59	0.49
4:S2:69:ILE:HD11	4:S2:133:LYS:HB3	1.93	0.49
8:S6:58:LYS:HG2	8:S6:105:ASP:O	2.12	0.49
8:S6:31:ARG:HH11	8:S6:34:GLN:HE22	1.59	0.49
11:S9:146:PHE:HZ	1:6:765:G:N1	431.51	0.49
11:S9:53:ARG:O	11:S9:57:ARG:HG2	2.12	0.49
34:SR:133:VAL:O	34:SR:141:LEU:N	2.42	0.49
34:SR:201:THR:HG23	34:SR:243:LEU:HG	2.80	0.49
34:SR:302:PHE:HD1	34:SR:312:VAL:HG12	1.78	0.49
36:1:1072:G:H2'	36:1:1073:U:H6	1.76	0.49
36:1:1478:C:H2'	36:1:1479:U:C6	2.48	0.49
36:1:209:A:H4'	36:1:211:A:C8	2.47	0.49
36:1:2946:A:H5''	36:1:2947:G:H5'	1.94	0.49
1:2:595:G:H2'	1:2:596:C:C6	2.47	0.49
1:2:909:U:H2'	1:2:910:C:C6	2.47	0.49
38:4:24:G:OP2	62:N6:13:ARG:HD3	2.12	0.49
36:5:174:C:H2'	36:5:175:C:H6	1.77	0.49
1:6:1553:G:O2'	1:6:1555:A:N7	2.38	0.49

Continued on next page...

Continued from previous page...

Atom-1	Atom-2	Interatomic distance (Å)	Clash overlap (Å)
1:6:1623:C:H2'	1:6:1624:C:C6	2.47	0.49
1:6:769:A:OP1	88:6:2104:OHX:N4	2.45	0.49
71:O5:49:LYS:HE2	38:8:64:U:H5'	49.25	0.49
38:8:68:G:C6	38:8:69:U:C4	3.00	0.49
17:C5:52:LYS:N	17:C5:53:PRO:HD2	3.03	0.49
19:C7:6:THR:OG1	19:C7:7:LYS:N	2.60	0.49
20:C8:63:GLN:HA	20:C8:66:LEU:HB2	2.97	0.49
22:D0:22:ILE:HG22	22:D0:93:LEU:HB2	1.94	0.49
26:D4:62:THR:HA	26:D4:69:SER:HA	2.10	0.49
29:D7:20:LYS:HG2	29:D7:21:LEU:HG	2.76	0.49
30:D8:18:ARG:HH11	1:6:1616:G:H4'	362.15	0.49
7:S5:161:ASP:HB2	30:D8:54:LEU:HD21	1.95	0.49
32:E0:41:THR:HG22	32:E0:45:VAL:HG21	1.93	0.49
32:E0:44:PHE:HD2	32:E0:54:ARG:HH22	7.33	0.49
40:L3:260:VAL:HG11	40:L3:266:ARG:HH11	1.77	0.49
43:L6:69:PHE:HB2	43:L6:138:GLN:NE2	2.50	0.49
44:L7:59:GLU:O	44:L7:63:ILE:HG13	2.18	0.49
46:L9:161:LEU:O	46:L9:164:ILE:HG22	2.54	0.49
37:3:64:A:H3'	47:M0:204:GLY:O	2.12	0.49
47:M0:24:ARG:CG	47:M0:24:ARG:HH11	2.25	0.49
53:M7:141:SER:O	53:M7:143:PRO:HD3	2.39	0.49
57:N1:79:MET:HA	57:N1:84:TYR:HA	1.93	0.49
36:1:1635:G:O6	63:N7:17:ARG:HB2	2.12	0.49
66:O0:58:TYR:OH	70:O4:97:GLU:OE2	2.17	0.49
75:O9:10:LYS:HA	75:O9:13:MET:HE2	1.95	0.49
76:Q0:98:LYS:HD3	76:Q0:118:THR:HG21	1.93	0.49
3:S1:89:ASP:HB3	3:S1:223:PHE:HE2	1.77	0.49
6:S4:246:LEU:H	6:S4:246:LEU:HD12	3.45	0.49
1:2:448:C:OP1	6:S4:29:PRO:HD3	2.13	0.49
9:S7:102:PRO:HD3	9:S7:112:ARG:HD3	2.35	0.49
36:1:1591:G:O2'	36:1:1799:A:N1	2.33	0.49
36:1:180:C:H2'	36:1:181:U:C6	2.47	0.49
36:1:2507:C:H2'	36:1:2508:U:C6	2.47	0.49
36:1:2539:C:H5'	36:1:2541:U:O4	2.12	0.49
36:1:438:A:H2'	36:1:439:C:C6	2.41	0.49
1:2:1147:A:O2'	1:2:1635:A:H2'	2.13	0.49
1:2:1347:U:O2	1:2:1516:A:H5"	2.13	0.49
1:2:1657:U:H1'	1:2:1658:G:OP2	2.12	0.49
1:2:472:U:H5"	11:S9:11:THR:HG23	1.95	0.49
38:4:91:C:H2'	38:4:92:A:C8	2.48	0.49
36:5:2963:C:OP1	88:5:4134:OHX:N1	2.45	0.49

Continued on next page...

Continued from previous page...

Atom-1	Atom-2	Interatomic distance (Å)	Clash overlap (Å)
36:5:3089:C:H2'	36:5:3090:U:O4'	2.13	0.49
36:5:3242:G:H5'	36:5:3245:A:C8	2.45	0.49
88:5:3951:OHX:N5	88:5:4107:OHX:N4	2.60	0.49
36:5:59:G:H4'	36:5:60:A:H4'	1.94	0.49
36:5:999:G:C6	36:5:1000:C:N4	2.80	0.49
33:E1:133:ALA:HB1	1:6:1251:U:H4'	440.35	0.49
1:6:1297:G:N2	1:6:1300:A:OP2	2.42	0.49
1:6:1397:U:C4	1:6:1399:C:H1'	2.47	0.49
10:S8:141:ARG:NH2	1:6:196:G:N7	280.38	0.49
38:8:80:A:H2'	38:8:82:U:C5	2.47	0.49
12:C0:14:TYR:OH	12:C0:34:GLU:OE1	2.20	0.49
1:2:868:G:OP1	15:C3:121:ARG:NH1	2.45	0.49
17:C5:22:LEU:HA	17:C5:25:LEU:HD12	2.47	0.49
5:S3:211:PRO:HG3	19:C7:19:ARG:HB3	5.29	0.49
39:L2:225:ILE:HG21	39:L2:234:LYS:HA	1.94	0.49
40:L3:105:VAL:HG11	40:L3:148:LEU:HD11	3.76	0.49
41:L4:286:VAL:HG11	54:M8:31:LYS:HD2	4.96	0.49
49:M3:141:ALA:O	49:M3:145:PHE:N	2.85	0.49
49:M3:74:GLY:CA	49:M3:98:ASP:HB2	2.73	0.49
36:1:412:G:H5'	53:M7:26:PHE:HZ	1.77	0.49
53:M7:31:GLU:CG	53:M7:60:PHE:HA	3.30	0.49
56:N0:137:ARG:HG2	56:N0:139:TYR:CE1	2.47	0.49
62:N6:81:GLN:OE1	62:N6:96:PRO:HB2	2.13	0.49
73:O7:28:HIS:ND1	73:O7:31:LYS:HG3	3.48	0.49
36:1:1613:A:OP1	74:O8:2:ALA:N	2.44	0.49
3:S1:23:PRO:HB3	3:S1:26:ARG:CZ	2.43	0.49
5:S3:176:LEU:HA	5:S3:181:VAL:HG12	2.94	0.49
5:S3:72:LEU:HD22	12:C0:65:TYR:HB3	1.95	0.49
10:S8:81:VAL:HA	10:S8:102:VAL:HG12	2.69	0.49
11:S9:23:ARG:NH1	11:S9:27:GLU:OE2	2.83	0.49
34:SR:95:ALA:O	34:SR:97:GLY:N	4.93	0.49
36:1:1734:G:H2'	36:1:1735:G:O4'	2.12	0.49
36:1:2357:A:H2'	36:1:2358:A:C8	2.48	0.49
36:1:2406:C:H2'	36:1:2407:C:C6	2.47	0.49
36:1:73:C:H4'	36:1:74:G:OP2	2.12	0.49
36:1:956:U:H2'	36:1:957:C:C6	2.47	0.49
36:1:95:A:OP1	64:N8:52:TYR:OH	2.24	0.49
1:2:1501:C:H2'	1:2:1502:G:H8	1.78	0.49
1:2:1182:U:O4	88:2:2090:OHX:N6	2.46	0.49
1:2:25:C:O2	88:2:2055:OHX:N4	2.45	0.49
1:2:398:G:P	10:S8:47:ARG:HH12	2.34	0.49

Continued on next page...

Continued from previous page...

Atom-1	Atom-2	Interatomic distance (Å)	Clash overlap (Å)
1:2:992:A:OP1	88:2:2005:OHX:N2	2.45	0.49
38:4:124:G:H3'	38:4:125:U:C5'	2.42	0.49
36:5:2714:G:H5''	36:5:2716:U:C6	2.48	0.49
46:L9:168:ARG:HD2	36:5:2894:C:OP1	306.08	0.49
36:5:2923:U:H2'	36:5:2924:U:C6	2.47	0.49
41:L4:112:LYS:HD2	36:5:790:U:H5'	118.15	0.49
36:5:973:A:H2'	36:5:974:G:O4'	2.12	0.49
1:6:1003:A:H4'	1:6:1004:U:O5'	2.12	0.49
1:6:1467:C:H2'	1:6:1468:U:H6	1.76	0.49
1:6:1579:U:H2'	1:6:1580:C:C6	2.47	0.49
15:C3:12:SER:HB3	1:6:956:C:OP2	334.10	0.49
13:C1:84:ILE:HG23	13:C1:111:VAL:HG11	1.95	0.49
17:C5:53:PRO:O	17:C5:56:PHE:HB3	2.13	0.49
20:C8:118:LYS:HA	20:C8:120:ARG:HH11	3.25	0.49
21:C9:28:LEU:HD23	21:C9:111:ILE:HD11	8.08	0.49
23:D1:32:VAL:HB	23:D1:60:ARG:HD3	1.94	0.49
28:D6:10:ARG:HH12	28:D6:36:ILE:HA	2.20	0.49
11:S9:37:LYS:HB3	32:E0:33:ARG:HB2	1.94	0.49
39:L2:118:GLU:O	39:L2:158:ILE:HG23	4.73	0.49
39:L2:68:LYS:HD3	39:L2:70:ARG:HH11	5.73	0.49
40:L3:47:LEU:HG	40:L3:335:ILE:HD11	2.37	0.49
45:L8:239:GLY:O	45:L8:241:LYS:N	3.33	0.49
47:M0:93:PRO:O	47:M0:125:LEU:HD23	2.13	0.49
63:N7:135:ARG:HH11	36:5:1807:G:C5'	194.11	0.49
65:N9:16:ALA:O	65:N9:20:GLY:HA3	4.32	0.49
79:Q3:84:ARG:O	79:Q3:88:GLU:HG2	2.13	0.49
4:S2:104:VAL:HG22	4:S2:132:ALA:HB1	1.94	0.49
5:S3:34:TYR:CE2	5:S3:37:VAL:HG13	2.73	0.49
11:S9:87:SER:HB3	11:S9:90:LYS:HD2	7.88	0.49
35:SM:26:VAL:HG22	48:M1:47:GLN:HB2	1.95	0.49
36:1:2986:U:H2'	36:1:2987:A:H8	1.77	0.49
36:1:1409:G:N7	88:1:3961:OHX:N3	2.59	0.49
1:2:1226:A:N3	1:2:1256:A:H2	2.10	0.49
1:2:1402:G:P	19:C7:10:LYS:HZ1	2.34	0.49
1:2:160:C:H2'	1:2:161:U:O4'	2.12	0.49
1:2:289:U:H2'	1:2:290:G:O4'	2.12	0.49
36:5:2493:U:H1'	36:5:2494:A:H5''	1.94	0.49
36:5:2429:G:OP2	88:5:3941:OHX:N5	2.46	0.49
1:6:1120:U:H2'	1:6:1121:C:C6	2.48	0.49
1:6:452:A:H3'	1:6:453:U:C5	2.48	0.49
18:C6:55:VAL:HG22	18:C6:59:LYS:HE2	1.94	0.49

Continued on next page...

Continued from previous page...

Atom-1	Atom-2	Interatomic distance (Å)	Clash overlap (Å)
21:C9:18:TYR:O	21:C9:22:LEU:HD22	2.11	0.49
39:L2:199:THR:HG21	36:5:914:A:C8	196.28	0.49
40:L3:260:VAL:HG11	40:L3:266:ARG:NH1	2.27	0.49
40:L3:59:ASP:OD1	40:L3:357:LYS:NZ	3.65	0.49
41:L4:49:ALA:HA	41:L4:109:TRP:CZ2	2.47	0.49
44:L7:107:ARG:HH11	44:L7:204:PRO:HG3	1.78	0.49
44:L7:151:ARG:HG3	44:L7:244:ASN:HD21	1.77	0.49
47:M0:51:HIS:HB3	47:M0:134:ILE:HG23	2.77	0.49
47:M0:77:THR:HG23	47:M0:85:PHE:HZ	2.18	0.49
36:1:44:U:OP1	51:M5:84:PRO:HG2	2.13	0.49
52:M6:46:GLU:HG2	52:M6:48:PHE:H	1.78	0.49
65:N9:17:HIS:O	88:N9:102:OHX:N6	2.45	0.49
69:O3:58:GLU:HG2	69:O3:63:LYS:HG3	1.95	0.49
78:Q2:9:LYS:HE3	78:Q2:22:GLN:NE2	5.71	0.49
3:S1:127:VAL:HG11	3:S1:176:VAL:HG21	1.93	0.49
1:2:66:U:H5'	8:S6:173:PRO:HA	1.95	0.49
9:S7:11:GLN:NE2	9:S7:13:PRO:HD2	4.40	0.49
9:S7:55:LYS:HE2	9:S7:87:ASP:HA	2.71	0.49
10:S8:149:SER:O	13:C1:24:LYS:NZ	2.89	0.49
10:S8:42:ARG:NH1	1:6:1677:C:OP1	263.29	0.49
11:S9:131:GLN:O	11:S9:132:ARG:HG2	3.77	0.49
1:2:511:A:H5''	11:S9:172:VAL:HG22	1.94	0.49
11:S9:49:LEU:HD22	11:S9:53:ARG:HG3	2.38	0.49
34:SR:90:ARG:NH2	34:SR:102:ARG:HE	4.80	0.49
36:1:1033:U:H2'	36:1:1034:U:C6	2.47	0.49
36:1:1072:G:H2'	36:1:1073:U:C6	2.48	0.49
36:1:2278:C:C2'	36:1:2279:A:H5''	2.43	0.49
36:1:2567:C:H2'	36:1:2568:C:H5'	1.94	0.49
36:1:2898:G:H5''	36:1:2899:C:H5'	1.95	0.49
36:1:3228:C:H4'	36:1:3229:G:O5'	2.13	0.49
36:1:562:C:OP2	50:M4:77:ARG:NH1	2.42	0.49
1:2:1006:C:OP1	88:2:2005:OHX:N5	2.46	0.49
1:2:115:G:OP1	13:C1:67:ARG:NH1	2.45	0.49
1:2:1175:U:H2'	1:2:1176:G:C8	2.48	0.49
1:2:223:U:H2'	1:2:224:C:C6	2.48	0.49
38:4:37:A:H5''	38:4:39:G:O4'	2.12	0.49
36:5:1224:C:OP1	88:5:4149:OHX:N6	2.46	0.49
36:5:1696:A:OP2	88:5:4085:OHX:N6	2.45	0.49
36:5:2445:A:O2'	36:5:2446:U:OP1	2.21	0.49
1:6:1657:U:H4'	1:6:1658:G:OP2	2.12	0.49
1:6:228:G:H1	1:6:236:A:H61	1.61	0.49

Continued on next page...

Continued from previous page...

Atom-1	Atom-2	Interatomic distance (Å)	Clash overlap (Å)
1:6:555:A:H3'	1:6:555:A:C8	2.48	0.49
1:6:680:U:H2'	1:6:682:C:N4	2.26	0.49
13:C1:5:LEU:O	13:C1:7:VAL:N	2.44	0.49
19:C7:5:ARG:O	19:C7:10:LYS:HE3	2.13	0.49
26:D4:60:PHE:O	1:6:523:G:H5'	414.43	0.49
30:D8:58:GLU:HG2	30:D8:61:ARG:HG3	7.79	0.49
14:C2:50:LYS:NZ	33:E1:129:GLY:O	2.30	0.49
42:L5:33:ARG:NH2	37:7:7:G:O3'	270.10	0.49
54:M8:65:SER:HA	54:M8:93:ILE:HD13	1.93	0.49
56:N0:2:ALA:HB1	36:5:1324:U:H5''	288.04	0.49
56:N0:80:ARG:HB3	56:N0:122:HIS:HB2	1.94	0.49
58:N2:54:VAL:HG12	58:N2:67:SER:HA	1.94	0.49
61:N5:105:VAL:HG13	61:N5:130:TYR:CG	2.48	0.49
61:N5:137:ASN:HB3	61:N5:142:ILE:CG1	2.42	0.49
73:O7:31:LYS:O	73:O7:33:THR:HG22	2.13	0.49
75:O9:24:PRO:HG2	75:O9:27:ILE:HD12	3.57	0.49
78:Q2:2:VAL:N	78:Q2:90:HIS:O	2.46	0.49
3:S1:34:ALA:N	3:S1:41:ARG:O	2.28	0.49
4:S2:98:PHE:O	4:S2:117:THR:HA	2.34	0.49
7:S5:91:GLU:OE2	7:S5:107:LYS:NZ	2.42	0.49
9:S7:77:LEU:HD23	9:S7:81:LEU:HG	2.55	0.49
36:1:172:G:O6	88:1:3886:OHX:N5	2.46	0.49
36:1:213:A:N6	36:1:227:G:O2'	2.45	0.49
1:2:1483:A:H2'	1:2:1484:G:C8	2.47	0.49
1:2:820:U:H2'	1:2:821:U:H4'	1.95	0.49
57:N1:130:ARG:HD3	36:5:1098:A:OP2	253.89	0.49
44:L7:196:LYS:NZ	36:5:1100:U:OP2	243.74	0.49
36:5:1534:A:H62	36:5:1586:G:H2'	1.76	0.49
36:5:2373:A:N3	36:5:2824:G:O2'	2.38	0.49
36:5:651:G:C6	36:5:652:G:C6	3.01	0.49
68:O2:27:ARG:HB3	36:5:655:C:OP1	161.20	0.49
36:5:873:C:H5''	36:5:874:U:O5'	2.13	0.49
36:5:926:A:H2'	36:5:927:C:C6	2.48	0.49
1:6:1310:U:H1'	1:6:1316:G:N2	2.27	0.49
1:6:891:A:H2'	1:6:892:A:C8	2.48	0.49
51:M5:38:ARG:NH1	38:8:142:C:OP1	112.10	0.49
16:C4:13:VAL:HG13	16:C4:77:THR:H	1.78	0.49
17:C5:10:ARG:O	17:C5:12:PHE:N	2.95	0.49
1:2:1553:G:O6	17:C5:43:ARG:HD3	2.12	0.49
25:D3:133:LEU:HD21	25:D3:137:LYS:HE3	1.95	0.49
26:D4:83:LYS:HE2	26:D4:96:LEU:HB3	1.94	0.49

Continued on next page...

Continued from previous page...

Atom-1	Atom-2	Interatomic distance (Å)	Clash overlap (Å)
7:S5:187:ILE:HD13	27:D5:66:VAL:HG11	3.50	0.49
1:2:1596:C:P	31:D9:19:ARG:HH12	2.36	0.49
41:L4:219:LEU:HD22	41:L4:225:VAL:HG11	2.48	0.49
54:M8:161:LYS:O	54:M8:162:ALA:HB3	2.12	0.49
56:N0:109:ASP:OD1	56:N0:113:ARG:NH1	2.45	0.49
57:N1:12:ARG:HG3	36:5:2698:G:O2'	258.43	0.49
62:N6:53:ASP:HA	62:N6:69:LYS:HG2	3.02	0.49
63:N7:41:ALA:HB2	63:N7:77:TYR:HE1	1.78	0.49
63:N7:53:VAL:HG23	63:N7:57:HIS:HD2	1.78	0.49
54:M8:170:ARG:NH1	64:N8:56:VAL:O	3.24	0.49
66:O0:101:LEU:H	66:O0:101:LEU:HD22	2.83	0.49
75:O9:27:ILE:HD13	38:8:52:A:H62	77.63	0.49
79:Q3:59:CYS:O	79:Q3:61:LYS:N	2.41	0.49
2:S0:109:ASN:O	2:S0:112:THR:HG22	2.12	0.49
10:S8:8:ARG:HH21	10:S8:21:PHE:H	1.61	0.49
20:C8:125:ILE:HG12	35:SM:61:ILE:HG23	1.95	0.49
36:1:1310:G:N7	88:1:3923:OHX:N5	2.61	0.49
36:1:2714:G:H4'	36:1:2715:A:O5'	2.13	0.49
36:1:2871:G:O2'	88:1:3983:OHX:N6	2.46	0.49
36:1:385:A:H2'	36:1:386:A:H8	1.77	0.49
36:1:40:A:N7	64:N8:29:PRO:O	2.46	0.49
36:1:650:C:O2'	36:1:651:G:H5'	2.13	0.49
36:1:698:U:H2'	36:1:699:A:O4'	2.12	0.49
36:1:786:A:H4'	36:1:787:G:H5'	1.95	0.49
1:2:1184:A:O2'	1:2:1209:C:O2'	2.18	0.49
1:2:192:U:H4'	1:2:192:U:OP1	2.13	0.49
1:2:352:A:OP2	1:2:352:A:H8	1.96	0.49
1:2:412:A:H2	1:2:421:A:H61	1.61	0.49
1:2:694:U:H5''	1:2:695:U:C5	2.48	0.49
36:5:1740:U:H1'	36:5:1741:A:N7	2.28	0.49
36:5:2503:G:H1'	36:5:2504:U:H5	1.77	0.49
36:5:2869:U:H5''	36:5:2870:C:OP2	2.13	0.49
36:5:899:U:O4	88:5:3861:OHX:N2	2.46	0.49
38:8:81:U:H4'	38:8:81:U:OP1	2.12	0.49
12:C0:46:LEU:O	12:C0:50:THR:HG23	3.78	0.49
16:C4:89:THR:HB	16:C4:128:LYS:HG3	1.94	0.49
17:C5:86:VAL:O	17:C5:88:GLU:N	2.46	0.49
21:C9:105:LEU:HD13	21:C9:122:ARG:HD3	1.95	0.49
41:L4:60:THR:HG22	41:L4:61:SER:H	1.76	0.49
41:L4:98:ARG:HG2	41:L4:99:MET:N	2.27	0.49
42:L5:106:ALA:O	42:L5:110:LEU:HD22	3.86	0.49

Continued on next page...

Continued from previous page...

Atom-1	Atom-2	Interatomic distance (Å)	Clash overlap (Å)
42:L5:251:PRO:O	42:L5:253:PHE:N	2.46	0.49
42:L5:61:ILE:HG23	42:L5:79:TYR:CE1	2.68	0.49
43:L6:107:ALA:HB3	43:L6:109:GLU:OE1	2.13	0.49
45:L8:132:VAL:HG11	45:L8:189:LEU:HD12	1.95	0.49
45:L8:190:VAL:O	45:L8:191:ASN:HB2	2.13	0.49
46:L9:84:LYS:NZ	46:L9:191:LEU:HD22	2.28	0.49
46:L9:49:ASN:O	46:L9:49:ASN:ND2	2.41	0.49
47:M0:84:ALA:O	47:M0:140:THR:HG22	2.12	0.49
49:M3:74:GLY:O	49:M3:101:ARG:NH1	2.46	0.49
49:M3:35:ARG:NH1	36:5:685:G:OP2	83.17	0.49
36:1:1191:U:C6	52:M6:48:PHE:HD1	2.31	0.49
53:M7:26:PHE:CE1	53:M7:120:ASN:HA	2.47	0.49
64:N8:65:GLN:O	64:N8:66:ALA:HB3	2.13	0.49
69:O3:15:SER:HA	69:O3:94:PHE:CE1	2.47	0.49
45:L8:172:LYS:HD3	72:O6:43:LEU:HD23	1.93	0.49
2:S0:146:LEU:HB3	2:S0:162:CYS:SG	3.67	0.49
2:S0:57:LEU:HA	2:S0:160:ILE:HG12	3.83	0.49
4:S2:94:GLN:HG2	4:S2:95:ARG:N	4.67	0.49
5:S3:119:ALA:O	5:S3:123:VAL:HG23	2.13	0.49
6:S4:176:ASP:OD2	6:S4:176:ASP:N	3.17	0.49
10:S8:123:LYS:HB2	88:S8:301:OHX:N6	2.28	0.49
10:S8:38:ILE:HG12	10:S8:96:LEU:HD11	2.46	0.49
11:S9:112:GLN:HG3	11:S9:148:VAL:HB	1.94	0.49
34:SR:93:ASP:HB2	34:SR:100:TYR:CE1	2.48	0.49
36:1:1724:U:H4'	36:1:1725:C:OP1	2.12	0.48
36:1:180:C:H2'	36:1:181:U:H6	1.78	0.48
36:1:2107:A:H2	36:1:3344:A:C8	2.25	0.48
36:1:2767:U:H2'	36:1:2768:U:C6	2.48	0.48
36:1:2818:U:C6	36:1:2818:U:H5'	2.45	0.48
36:1:3113:A:OP1	46:L9:73:SER:OG	2.30	0.48
36:1:568:G:N7	88:1:3836:OHX:N4	2.60	0.48
1:2:1002:G:H2'	1:2:1003:A:H5'	1.95	0.48
1:2:1079:U:H2'	1:2:1080:U:C6	2.48	0.48
1:2:1366:U:O4	88:2:2079:OHX:N6	2.46	0.48
38:4:141:C:OP2	88:4:235:OHX:N3	2.46	0.48
42:L5:140:ARG:NH2	36:5:1080:A:P	228.90	0.48
36:5:1348:U:H5''	36:5:1355:A:H61	1.78	0.48
36:5:2103:U:H2'	36:5:2104:A:C8	2.48	0.48
36:5:2768:U:H2'	36:5:2769:A:C8	2.48	0.48
36:5:1134:G:N7	88:5:3885:OHX:N3	2.61	0.48
36:5:695:C:O2'	36:5:696:C:H5'	2.13	0.48

Continued on next page...

Continued from previous page...

Atom-1	Atom-2	Interatomic distance (Å)	Clash overlap (Å)
1:6:1175:U:H2'	1:6:1176:G:H8	1.78	0.48
1:6:1255:G:H4'	1:6:1256:A:OP1	2.13	0.48
1:6:1402:G:H2'	1:6:1403:C:C6	2.47	0.48
1:6:187:G:O5'	1:6:187:G:H8	1.96	0.48
1:6:250:C:H2'	1:6:251:A:C8	2.48	0.48
36:5:19:U:O4	88:8:222:OHX:N6	2.45	0.48
12:C0:88:PRO:O	12:C0:90:THR:N	2.40	0.48
28:D6:87:ARG:HB3	28:D6:91:ASP:HB3	1.94	0.48
29:D7:31:TYR:CE2	29:D7:48:SER:HB3	2.48	0.48
41:L4:179:LEU:HD22	41:L4:183:LYS:HG3	3.70	0.48
47:M0:215:GLU:OE1	88:M0:303:OHX:N6	2.46	0.48
49:M3:58:VAL:CG1	36:5:75:G:H5''	87.36	0.48
50:M4:102:LYS:NZ	50:M4:102:LYS:HB2	2.28	0.48
36:1:784:A:N7	54:M8:69:ARG:HG3	2.28	0.48
55:M9:128:LYS:HG2	36:5:840:C:O2'	239.02	0.48
62:N6:43:TYR:CD1	62:N6:126:LEU:HA	2.48	0.48
63:N7:78:ASN:OD1	66:O0:35:ARG:NH2	2.89	0.48
69:O3:15:SER:OG	69:O3:16:TYR:N	2.46	0.48
70:O4:71:THR:HG22	70:O4:78:GLY:N	3.20	0.48
5:S3:102:ALA:HB1	5:S3:173:ARG:CG	2.88	0.48
5:S3:48:VAL:HB	5:S3:86:LEU:HG	1.94	0.48
6:S4:17:HIS:HB2	6:S4:108:ARG:HA	1.93	0.48
6:S4:192:ILE:HD12	6:S4:238:LEU:HD13	1.95	0.48
7:S5:72:HIS:HD2	7:S5:107:LYS:HG2	3.27	0.48
11:S9:108:ARG:HA	11:S9:147:MET:HA	1.95	0.48
36:1:1191:U:C2	52:M6:48:PHE:CE1	3.01	0.48
36:1:1588:A:C2	75:O9:4:GLN:HG2	2.48	0.48
36:1:2219:A:H2'	36:1:2220:A:H8	1.79	0.48
1:2:621:A:N3	1:2:1107:G:H1'	2.28	0.48
1:2:74:U:H1'	1:2:75:U:H4'	1.95	0.48
1:2:939:A:C8	15:C3:113:PHE:HE1	2.30	0.48
36:5:1471:U:H2'	36:5:1472:U:C6	2.49	0.48
36:5:1481:A:H2'	36:5:1858:A:N3	2.28	0.48
36:5:3279:A:H2'	36:5:3280:U:H5'	1.94	0.48
36:5:727:G:O6	36:5:742:G:O2'	2.26	0.48
1:6:151:G:H22	1:6:163:G:N2	2.11	0.48
1:6:714:G:N2	1:6:724:C:N3	2.50	0.48
1:6:220:A:OP2	1:6:832:U:H5''	2.13	0.48
10:S8:10:LYS:HG2	13:C1:133:LYS:CE	2.60	0.48
19:C7:74:GLN:O	19:C7:78:ARG:HD3	2.13	0.48
24:D2:86:ILE:HD12	24:D2:87:GLU:N	2.28	0.48

Continued on next page...

Continued from previous page...

Atom-1	Atom-2	Interatomic distance (Å)	Clash overlap (Å)
26:D4:124:ARG:O	26:D4:127:LYS:HG3	2.13	0.48
26:D4:20:ARG:HA	26:D4:76:TYR:HA	2.56	0.48
28:D6:23:CYS:CB	28:D6:74:CYS:SG	4.31	0.48
1:2:1796:C:H1'	28:D6:7:SER:HB3	1.95	0.48
41:L4:189:ALA:HA	36:5:1420:C:C5	115.55	0.48
45:L8:238:LEU:HB3	45:L8:242:ALA:HB3	3.29	0.48
45:L8:50:VAL:HG22	45:L8:52:TRP:CE2	2.48	0.48
47:M0:82:ARG:O	47:M0:84:ALA:N	4.19	0.48
48:M1:34:SER:HB2	48:M1:67:VAL:HG11	1.94	0.48
63:N7:35:SER:HG	63:N7:36:HIS:CE1	2.31	0.48
69:O3:54:ARG:HG2	69:O3:64:ILE:HD13	4.48	0.48
72:O6:68:ARG:O	72:O6:72:VAL:HG23	5.74	0.48
78:Q2:47:GLN:NE2	78:Q2:54:THR:H	2.08	0.48
78:Q2:71:ARG:HH12	78:Q2:80:ARG:NH1	2.12	0.48
6:S4:180:LEU:HD22	6:S4:192:ILE:HG22	1.95	0.48
6:S4:11:ARG:HB2	6:S4:27:TYR:C	2.34	0.48
10:S8:194:ARG:HD2	10:S8:195:ARG:NH2	3.28	0.48
11:S9:2:PRO:N	11:S9:3:ARG:HE	5.24	0.48
34:SR:12:THR:HG22	34:SR:311:ARG:HG2	2.81	0.48
36:1:155:G:H5''	36:1:156:G:C8	2.48	0.48
36:1:3112:G:N7	88:1:3782:OHX:N3	2.61	0.48
36:1:421:G:OP1	88:1:3920:OHX:N4	2.47	0.48
1:2:158:U:O2'	1:2:159:U:H3'	2.12	0.48
1:2:158:U:O2'	1:2:160:C:OP2	2.18	0.48
1:2:1795:U:O2	28:D6:10:ARG:HD2	2.13	0.48
36:5:1108:U:H2'	36:5:1109:U:C6	2.48	0.48
44:L7:158:LYS:NZ	36:5:1362:G:H21	209.75	0.48
36:5:326:U:H6	36:5:326:U:O5'	1.95	0.48
36:5:2249:G:OP1	88:5:4106:OHX:N6	2.47	0.48
36:5:796:U:H2'	36:5:797:U:H6	1.79	0.48
36:5:955:U:H2'	36:5:956:U:H6	1.78	0.48
1:6:1529:C:H2'	1:6:1530:C:H6	1.78	0.48
1:6:1475:A:N6	1:6:1531:G:O6	2.46	0.48
7:S5:78:ALA:O	1:6:1615:C:N4	380.02	0.48
15:C3:88:LEU:HD22	15:C3:92:ILE:HD11	1.94	0.48
17:C5:48:GLY:O	17:C5:50:THR:N	3.42	0.48
18:C6:73:GLY:H	18:C6:76:SER:HB2	1.78	0.48
20:C8:96:LYS:HB2	20:C8:98:TYR:CE2	2.47	0.48
26:D4:66:GLY:HA2	1:6:532:U:H4'	432.36	0.48
24:D2:57:ARG:NH2	29:D7:26:GLN:OE1	2.44	0.48
40:L3:37:ARG:O	40:L3:186:GLY:HA2	2.13	0.48

Continued on next page...

Continued from previous page...

Atom-1	Atom-2	Interatomic distance (Å)	Clash overlap (Å)
42:L5:144:VAL:HG13	42:L5:173:VAL:HG22	1.94	0.48
47:M0:38:LYS:HD3	47:M0:41:ALA:HB2	2.41	0.48
47:M0:99:ILE:HD13	47:M0:99:ILE:H	5.44	0.48
59:N3:27:ASP:OD2	59:N3:29:SER:OG	2.24	0.48
63:N7:6:LYS:O	63:N7:8:GLY:N	2.47	0.48
66:O0:81:VAL:HG23	66:O0:83:LYS:HB2	1.95	0.48
67:O1:19:ARG:HD3	67:O1:35:GLU:HG3	1.95	0.48
68:O2:12:LYS:HD3	68:O2:57:TYR:O	2.48	0.48
69:O3:35:VAL:HG13	69:O3:40:ASP:HB3	2.04	0.48
70:O4:41:ARG:HD2	70:O4:56:THR:CG2	4.50	0.48
36:1:1825:G:OP2	74:O8:49:SER:OG	2.30	0.48
78:Q2:74:CYS:HB3	78:Q2:77:CYS:SG	2.53	0.48
79:Q3:35:ALA:HB3	79:Q3:37:TYR:CE2	2.88	0.48
2:S0:126:PRO:HB2	2:S0:152:PRO:HG2	2.15	0.48
4:S2:160:GLY:HA3	4:S2:217:ALA:HB2	1.95	0.48
4:S2:88:LYS:HD3	4:S2:97:ARG:HH12	1.77	0.48
5:S3:137:VAL:HG22	5:S3:151:LYS:HG3	1.95	0.48
5:S3:64:ARG:NH2	5:S3:68:GLU:OE1	2.46	0.48
7:S5:117:THR:HG21	7:S5:194:LEU:HD12	4.02	0.48
11:S9:41:GLU:HG2	11:S9:44:ARG:NH2	3.00	0.48
11:S9:81:VAL:HG21	11:S9:91:LYS:HE3	1.95	0.48
36:1:1355:A:H1'	36:1:1356:U:OP2	2.14	0.48
36:1:1636:U:H5''	63:N7:73:LYS:NZ	2.28	0.48
36:1:1699:A:H2'	36:1:1700:G:C8	2.48	0.48
36:1:3165:A:H2'	36:1:3166:C:C6	2.49	0.48
36:1:434:U:O4	88:1:4060:OHX:N5	2.46	0.48
1:2:1484:G:H21	1:2:1606:C:H1'	1.78	0.48
1:2:201:G:H2'	1:2:202:A:C8	2.48	0.48
36:5:1355:A:H5''	36:5:1357:G:H1'	1.95	0.48
36:5:1783:U:H2'	36:5:1784:G:H8	1.79	0.48
36:5:60:A:H2'	36:5:61:A:H8	1.77	0.48
1:6:1045:C:C2	1:6:1074:G:C2	3.01	0.48
1:6:146:U:OP2	88:6:2141:OHX:N6	2.47	0.48
1:6:564:G:N3	1:6:578:U:H5''	2.28	0.48
21:C9:117:SER:HB3	21:C9:123:ARG:HB2	3.00	0.48
25:D3:79:ASN:C	25:D3:81:LYS:H	2.17	0.48
25:D3:73:ARG:HE	25:D3:84:THR:HG22	2.50	0.48
30:D8:13:ILE:HD11	30:D8:29:ARG:HD2	1.95	0.48
48:M1:166:LYS:C	48:M1:168:ASP:H	2.54	0.48
50:M4:121:MET:HE1	36:5:3215:A:O5'	276.02	0.48
51:M5:35:VAL:O	51:M5:64:VAL:HA	2.16	0.48

Continued on next page...

Continued from previous page...

Atom-1	Atom-2	Interatomic distance (Å)	Clash overlap (Å)
55:M9:8:LYS:HD2	55:M9:22:VAL:HG23	1.94	0.48
64:N8:133:LEU:HD22	64:N8:137:LYS:HG3	1.95	0.48
69:O3:75:HIS:O	69:O3:80:VAL:HG13	4.58	0.48
2:S0:120:LEU:HD11	2:S0:144:ILE:HG13	1.95	0.48
3:S1:193:ILE:HG22	3:S1:197:ILE:HD13	4.68	0.48
4:S2:38:VAL:O	4:S2:39:THR:OG1	2.26	0.48
6:S4:126:VAL:HG23	6:S4:156:VAL:HA	4.41	0.48
6:S4:2:ALA:O	6:S4:3:ARG:HB2	2.13	0.48
9:S7:15:GLU:O	9:S7:19:GLN:HG3	2.33	0.48
36:1:1492:G:O2'	75:O9:48:LYS:NZ	2.46	0.48
36:1:955:U:H2'	36:1:956:U:C6	2.47	0.48
1:2:1274:C:H5	35:SM:95:SER:HA	1.79	0.48
1:2:1506:G:H2'	1:2:1507:G:H8	1.79	0.48
1:2:1752:U:OP2	88:2:2028:OHX:N2	2.47	0.48
37:3:113:C:H2'	37:3:114:U:O4'	2.12	0.48
38:4:124:G:H1	38:4:129:C:H42	1.60	0.48
36:5:1615:C:H2'	36:5:1616:U:C6	2.49	0.48
36:5:2167:A:H2'	36:5:2168:A:C8	2.48	0.48
36:5:3347:A:H61	36:5:3358:U:H3	1.62	0.48
36:5:787:G:H2'	36:5:788:C:C6	2.48	0.48
36:5:848:A:C4	36:5:849:C:H1'	2.48	0.48
33:E1:134:ASN:O	1:6:1251:U:H5''	438.99	0.48
8:S6:179:VAL:HG21	1:6:140:A:H1'	328.02	0.48
1:6:1579:U:H2'	1:6:1580:C:H6	1.78	0.48
1:6:1691:A:H2	1:6:1710:U:H3	1.60	0.48
1:6:250:C:H2'	1:6:251:A:H8	1.77	0.48
12:C0:44:LYS:HE3	1:6:1217:A:H4'	425.78	0.48
17:C5:15:HIS:HB3	17:C5:22:LEU:HD23	1.95	0.48
20:C8:134:ARG:HG3	1:6:1545:A:OP2	356.12	0.48
20:C8:21:ASN:OD1	20:C8:21:ASN:N	3.48	0.48
21:C9:33:TYR:C	21:C9:35:ASP:H	4.36	0.48
31:D9:22:ARG:HG2	31:D9:37:ASN:O	2.14	0.48
39:L2:30:ARG:HH21	39:L2:36:GLU:HG3	1.77	0.48
41:L4:299:ILE:HG22	41:L4:300:ARG:O	2.13	0.48
49:M3:167:PHE:CZ	49:M3:171:ARG:HD2	2.49	0.48
51:M5:104:GLU:O	51:M5:108:ARG:HG3	2.13	0.48
52:M6:186:ALA:O	52:M6:188:SER:N	2.42	0.48
54:M8:115:VAL:O	54:M8:118:GLY:N	2.59	0.48
64:N8:128:ARG:HB3	72:O6:8:ALA:HB2	2.70	0.48
64:N8:74:ASN:CG	64:N8:115:LYS:HB2	2.32	0.48
65:N9:18:ARG:HD3	36:5:970:A:OP1	203.30	0.48

Continued on next page...

Continued from previous page...

Atom-1	Atom-2	Interatomic distance (Å)	Clash overlap (Å)
70:O4:19:LYS:NZ	70:O4:37:LYS:HA	2.28	0.48
49:M3:106:GLN:HB2	72:O6:20:MET:HG3	2.08	0.48
73:O7:14:LYS:HZ2	75:O9:51:ILE:HD11	1.78	0.48
2:S0:110:TYR:CD1	4:S2:38:VAL:HG21	4.22	0.48
5:S3:142:LEU:C	5:S3:144:ALA:H	2.17	0.48
35:SM:84:LYS:NZ	35:SM:86:ASN:HB2	2.29	0.48
36:1:1951:C:N4	36:1:2095:G:H1	2.04	0.48
36:1:3047:U:O2'	36:1:3048:A:H5'	2.13	0.48
36:1:889:U:OP1	88:1:3904:OHX:N3	2.47	0.48
36:1:692:A:H2'	36:1:693:A:H8	1.78	0.48
1:2:123:G:H21	6:S4:146:THR:HG21	1.79	0.48
1:2:792:U:H3'	1:2:793:A:H8	1.79	0.48
36:5:2850:G:O6	88:5:3948:OHX:N3	2.46	0.48
36:5:409:A:OP2	88:5:3997:OHX:N5	2.47	0.48
1:6:1244:A:H3'	1:6:1244:A:N3	2.28	0.48
1:6:193:U:C2	1:6:195:G:H1'	2.48	0.48
21:C9:125:SER:O	21:C9:129:GLN:HG3	2.14	0.48
30:D8:12:VAL:HB	30:D8:52:ASP:H	1.78	0.48
40:L3:66:LYS:HD3	40:L3:67:PHE:CD2	5.07	0.48
41:L4:262:TRP:CZ3	41:L4:271:LYS:HE3	3.16	0.48
42:L5:153:THR:HG23	42:L5:160:PHE:HZ	1.78	0.48
45:L8:190:VAL:HG12	45:L8:192:GLN:HG2	1.95	0.48
47:M0:51:HIS:ND1	47:M0:137:SER:OG	2.89	0.48
47:M0:95:HIS:CG	47:M0:128:ARG:HD2	2.69	0.48
48:M1:166:LYS:O	48:M1:168:ASP:N	3.55	0.48
51:M5:70:ASN:HB3	51:M5:92:LEU:O	2.13	0.48
56:N0:50:LYS:HD2	37:7:77:G:O4'	298.38	0.48
59:N3:125:LEU:HB3	59:N3:126:TRP:CD1	2.58	0.48
59:N3:13:ILE:HG23	59:N3:85:TRP:CD1	2.48	0.48
11:S9:116:LEU:O	11:S9:118:LEU:HD12	2.28	0.48
36:1:1717:U:H2'	36:1:1718:G:C8	2.48	0.48
36:1:1722:U:OP1	55:M9:100:ARG:HD3	2.14	0.48
36:1:250:U:N3	36:1:251:G:N7	2.61	0.48
36:1:2821:C:O2'	36:1:2822:U:O5'	2.30	0.48
36:1:3159:C:H2'	36:1:3160:U:C6	2.49	0.48
36:1:573:C:H2'	36:1:574:U:C6	2.48	0.48
36:1:83:U:H2'	36:1:84:U:O4'	2.13	0.48
1:2:1681:A:H1'	8:S6:66:GLY:HA3	1.96	0.48
1:2:415:C:O3'	1:2:416:A:H8	1.96	0.48
1:2:973:A:H2'	1:2:974:A:H8	1.79	0.48
62:N6:89:LYS:NZ	36:5:375:A:OP2	75.40	0.48

Continued on next page...

Continued from previous page...

Atom-1	Atom-2	Interatomic distance (Å)	Clash overlap (Å)
1:6:544:A:H5''	1:6:545:A:OP2	2.13	0.48
14:C2:126:TRP:O	14:C2:128:ALA:N	2.43	0.48
20:C8:82:PRO:O	20:C8:84:TRP:N	2.46	0.48
25:D3:126:LYS:HG2	25:D3:131:SER:HA	1.95	0.48
14:C2:74:LEU:HD21	33:E1:106:TYR:CD1	2.85	0.48
40:L3:256:HIS:HA	40:L3:257:PRO:C	2.47	0.48
40:L3:380:MET:O	36:5:3369:G:N2	227.20	0.48
43:L6:153:PRO:O	43:L6:154:LEU:HB2	2.12	0.48
49:M3:54:LEU:HD22	49:M3:55:ARG:H	1.79	0.48
50:M4:8:LYS:HE3	36:5:3188:G:OP2	321.65	0.48
36:1:289:A:C2	51:M5:93:LYS:HD2	2.48	0.48
36:1:1296:C:H5'	56:N0:115:ARG:NH1	2.29	0.48
57:N1:79:MET:HB2	57:N1:84:TYR:CE2	3.43	0.48
63:N7:4:PHE:HE1	63:N7:82:PRO:HG3	1.78	0.48
78:Q2:77:CYS:O	78:Q2:79:THR:N	2.44	0.48
79:Q3:3:LYS:HE2	79:Q3:3:LYS:HB3	1.71	0.48
3:S1:191:GLU:HB2	3:S1:194:ASN:CG	2.34	0.48
3:S1:48:VAL:HG22	3:S1:64:ARG:NH2	3.81	0.48
8:S6:50:PHE:HB3	8:S6:111:LEU:HB3	3.19	0.48
9:S7:133:THR:HG21	9:S7:159:VAL:HA	2.72	0.48
11:S9:133:HIS:HE2	1:6:513:U:H5'	445.79	0.48
36:1:1207:G:N7	88:1:3957:OHX:N1	2.62	0.48
36:1:1517:G:OP1	75:O9:41:ARG:NH2	2.39	0.48
36:1:1559:A:H4'	36:1:1560:G:OP2	2.14	0.48
36:1:1808:G:O6	88:1:3875:OHX:N3	2.47	0.48
36:1:279:U:H2'	36:1:280:U:H6	1.79	0.48
1:2:1358:G:H2'	1:2:1359:C:C6	2.49	0.48
1:2:1552:U:OP2	17:C5:43:ARG:NH2	2.42	0.48
1:2:5:U:H2'	1:2:6:G:H8	1.78	0.48
1:2:775:G:N7	26:D4:11:LYS:NZ	2.58	0.48
1:2:93:A:H4'	1:2:94:U:OP2	2.12	0.48
38:4:71:A:N1	38:4:82:U:O2'	2.32	0.48
36:5:2524:A:C8	36:5:2525:G:C8	3.02	0.48
36:5:2862:U:H2'	36:5:2863:G:O4'	2.13	0.48
36:5:2674:A:OP2	88:5:4053:OHX:N3	2.46	0.48
1:6:291:G:H2'	1:6:292:U:C6	2.49	0.48
14:C2:30:VAL:HA	14:C2:33:ARG:HB2	1.95	0.48
1:2:952:A:O2'	15:C3:114:ARG:HG3	2.14	0.48
15:C3:15:ALA:HB2	29:D7:20:LYS:HD3	4.60	0.48
18:C6:45:ARG:O	18:C6:48:VAL:HG12	2.45	0.48
1:2:1545:A:OP1	20:C8:133:VAL:HG12	2.13	0.48

Continued on next page...

Continued from previous page...

Atom-1	Atom-2	Interatomic distance (Å)	Clash overlap (Å)
23:D1:28:ASP:C	23:D1:30:ALA:H	2.16	0.48
25:D3:96:VAL:HG23	25:D3:97:ASP:H	1.79	0.48
23:D1:87:ARG:O	29:D7:11:THR:HG23	2.41	0.48
1:2:545:A:H2'	32:E0:31:LYS:HD2	1.96	0.48
33:E1:108:VAL:HG12	33:E1:114:VAL:HA	4.56	0.48
41:L4:29:PRO:HD2	41:L4:277:PRO:HB2	2.70	0.48
43:L6:85:ILE:HG23	69:O3:107:ILE:HG21	2.94	0.48
46:L9:101:VAL:HG12	46:L9:136:PHE:CZ	2.49	0.48
46:L9:20:ILE:HG23	46:L9:25:VAL:HG22	1.94	0.48
55:M9:109:TYR:HB3	55:M9:115:ILE:HG12	5.07	0.48
55:M9:106:LEU:HD13	55:M9:138:LEU:HD11	2.22	0.48
59:N3:93:LEU:H	59:N3:93:LEU:HD23	1.86	0.48
63:N7:121:ARG:HD3	63:N7:126:LYS:HD3	1.96	0.48
63:N7:26:VAL:HG21	63:N7:96:VAL:HB	1.95	0.48
65:N9:28:LYS:HG3	65:N9:29:TYR:CE1	2.49	0.48
71:O5:31:LEU:HD12	71:O5:47:VAL:HG11	1.94	0.48
73:O7:11:ARG:HG2	36:5:817:A:O2'	148.39	0.48
74:O8:61:LYS:O	74:O8:65:LEU:HB2	2.23	0.48
3:S1:113:MET:SD	3:S1:209:ASN:ND2	2.87	0.48
4:S2:113:LEU:HD23	4:S2:215:PHE:HB2	1.95	0.48
5:S3:164:VAL:O	5:S3:168:ILE:HG13	2.29	0.48
6:S4:31:PRO:HG2	6:S4:38:LEU:HD13	1.94	0.48
6:S4:31:PRO:HB2	6:S4:38:LEU:HD22	1.95	0.48
34:SR:306:THR:C	34:SR:308:ASN:H	2.17	0.48
34:SR:249:ARG:NH1	34:SR:315:VAL:HG21	3.68	0.48
36:1:1931:U:O2	88:1:3776:OHX:N3	2.47	0.48
1:2:1039:A:O2'	1:2:1040:G:OP2	2.28	0.48
1:2:1472:C:OP1	7:S5:102:ARG:NH2	2.39	0.48
1:2:1615:C:HO2'	1:2:1616:G:P	2.34	0.48
1:2:107:C:H1'	1:2:362:G:O2'	2.14	0.48
1:2:693:U:H5'	1:2:694:U:H5'	1.96	0.48
44:L7:105:LEU:HD23	36:5:1101:G:H1'	233.15	0.48
36:5:1184:A:H2'	36:5:1185:C:C6	2.49	0.48
66:O0:50:VAL:HB	36:5:2553:U:O4'	230.04	0.48
65:N9:3:LYS:HD3	36:5:2617:U:H3'	224.51	0.48
40:L3:2:SER:HA	36:5:2940:A:N7	239.32	0.48
36:5:411:U:H2'	36:5:412:G:H8	1.79	0.48
1:6:1237:G:H2'	1:6:1238:A:C8	2.48	0.48
1:6:198:A:N3	1:6:198:A:H2'	2.29	0.48
1:6:404:G:H2'	1:6:405:C:C6	2.49	0.48
1:6:407:A:H2'	1:6:408:C:C6	2.49	0.48

Continued on next page...

Continued from previous page...

Atom-1	Atom-2	Interatomic distance (Å)	Clash overlap (Å)
1:6:831:U:O2'	1:6:832:U:H5'	2.13	0.48
16:C4:122:PRO:HB3	1:6:887:A:H1'	283.26	0.48
14:C2:128:ALA:HB3	14:C2:133:LEU:HD22	4.44	0.48
16:C4:97:GLY:O	16:C4:99:GLN:N	4.60	0.48
18:C6:23:LYS:HG2	18:C6:64:ASP:HB2	2.59	0.48
20:C8:35:ILE:HB	20:C8:38:VAL:HG22	1.96	0.48
21:C9:126:GLU:H	21:C9:126:GLU:CD	2.17	0.48
21:C9:18:TYR:CZ	21:C9:22:LEU:HD21	3.52	0.48
28:D6:23:CYS:HB3	28:D6:28:LYS:H	2.28	0.48
5:S3:16:VAL:HG11	31:D9:22:ARG:NH1	3.22	0.48
40:L3:146:ARG:HA	40:L3:146:ARG:HD2	1.56	0.48
41:L4:10:SER:C	41:L4:12:THR:H	2.17	0.48
42:L5:83:LEU:HB3	42:L5:88:ILE:HD12	1.95	0.48
45:L8:203:VAL:HG13	45:L8:207:ASP:HB2	1.95	0.48
46:L9:41:ILE:HD11	46:L9:67:ALA:HB1	1.96	0.48
48:M1:21:ILE:HG13	48:M1:37:LEU:HD11	1.94	0.48
49:M3:131:LYS:HG3	49:M3:132:ALA:H	1.78	0.48
55:M9:44:LEU:HB3	55:M9:49:THR:HB	1.95	0.48
56:N0:155:ARG:HH21	56:N0:172:TYR:N	4.38	0.48
64:N8:126:LYS:HB2	64:N8:148:ILE:HD13	2.51	0.48
66:O0:10:ILE:HG12	66:O0:68:TYR:HE2	1.77	0.48
76:Q0:113:ARG:NH1	36:5:1298:C:O3'	291.17	0.48
3:S1:116:LYS:HZ2	3:S1:117:TRP:HZ3	1.61	0.48
4:S2:103:VAL:HG22	4:S2:113:LEU:HD22	1.96	0.48
5:S3:182:LEU:H	5:S3:182:LEU:HD12	1.78	0.48
6:S4:127:LYS:HA	6:S4:127:LYS:HE2	4.09	0.48
7:S5:177:ILE:HG12	7:S5:180:ARG:HH12	1.79	0.48
35:SM:53:ARG:HE	35:SM:54:PRO:HD2	1.78	0.48
34:SR:267:PRO:HD2	34:SR:269:TYR:CE1	3.90	0.48
34:SR:61:PHE:HB3	34:SR:92:TRP:CD2	2.49	0.48
36:1:1895:A:O2'	36:1:3053:G:H4'	2.14	0.48
1:2:1367:G:H2'	1:2:1368:G:H8	1.79	0.48
1:2:1404:C:H2'	1:2:1405:G:C8	2.49	0.48
36:5:1596:C:H2'	36:5:1597:C:C6	2.49	0.48
36:5:3134:A:OP1	88:5:3823:OHX:N5	2.47	0.48
1:6:106:U:H2'	1:6:107:C:O4'	2.13	0.48
1:6:1413:U:H4'	1:6:1414:U:OP2	2.12	0.48
37:7:57:G:H3'	37:7:58:C:H6	1.79	0.48
18:C6:47:LYS:HE3	18:C6:82:ARG:NH1	5.65	0.48
21:C9:6:VAL:HG22	21:C9:66:TYR:HE1	1.79	0.48
1:2:1366:U:O2'	21:C9:7:ARG:NH1	2.46	0.48

Continued on next page...

Continued from previous page...

Atom-1	Atom-2	Interatomic distance (Å)	Clash overlap (Å)
22:D0:87:HIS:HB3	22:D0:89:ARG:NH2	3.48	0.48
26:D4:23:PHE:HE2	26:D4:75:VAL:HG23	5.20	0.48
1:2:1553:G:H4'	31:D9:14:TYR:CE1	2.48	0.48
39:L2:201:GLY:O	39:L2:204:MET:HB2	4.87	0.48
45:L8:179:ILE:H	45:L8:222:PHE:HE1	3.22	0.48
49:M3:126:PHE:HD2	71:O5:115:LYS:HG2	1.78	0.48
65:N9:14:ARG:CZ	65:N9:18:ARG:HD2	2.44	0.48
74:O8:32:ASN:O	74:O8:34:ALA:N	2.47	0.48
6:S4:136:VAL:HG11	6:S4:148:ARG:NH2	2.29	0.48
7:S5:204:GLY:HA2	7:S5:211:ILE:HG13	1.96	0.48
35:SM:121:LYS:HD3	35:SM:121:LYS:HA	1.75	0.48
34:SR:44:SER:OG	34:SR:59:ARG:HB2	2.14	0.48
36:1:1390:A:N6	36:1:1418:A:O2'	2.43	0.47
36:1:1654:A:C2'	36:1:1655:G:H5'	2.44	0.47
36:1:1798:A:H2'	36:1:1799:A:C8	2.49	0.47
36:1:1831:U:OP2	61:N5:92:LYS:HD3	2.14	0.47
36:1:1863:G:N1	36:1:1866:C:OP2	2.38	0.47
36:1:2357:A:H2'	36:1:2358:A:H8	1.79	0.47
36:1:2402:A:H2'	41:L4:67:THR:OG1	2.14	0.47
36:1:2746:A:H2'	36:1:2747:A:O4'	2.13	0.47
36:1:911:C:N4	39:L2:3:ARG:HD3	2.29	0.47
1:2:1459:C:H4'	17:C5:126:VAL:HG11	1.94	0.47
1:2:304:U:H2'	1:2:305:C:H6	1.79	0.47
1:2:992:A:H2	1:2:1012:U:N3	2.10	0.47
36:5:1577:G:N2	36:5:1578:C:N3	2.62	0.47
36:5:1932:A:H5'	36:5:1933:A:OP2	2.13	0.47
36:5:2186:U:H2'	36:5:2187:G:O4'	2.14	0.47
36:5:3245:A:H2	36:5:3246:G:C2	2.33	0.47
36:5:3223:A:C5	36:5:3263:G:C6	3.02	0.47
64:N8:36:GLY:N	36:5:40:A:OP2	173.63	0.47
36:5:901:G:H2'	36:5:902:G:C8	2.49	0.47
26:D4:12:VAL:HB	1:6:783:G:C8	424.77	0.47
1:6:830:U:C2'	1:6:831:U:H5'	2.44	0.47
1:6:93:A:H4'	1:6:94:U:OP2	2.13	0.47
19:C7:66:VAL:O	19:C7:69:ILE:HG12	2.14	0.47
32:E0:22:GLU:N	32:E0:22:GLU:OE1	3.93	0.47
33:E1:139:LEU:HD22	33:E1:152:ALA:H	1.79	0.47
40:L3:92:TYR:O	40:L3:155:ALA:HA	2.14	0.47
41:L4:141:ARG:HB2	41:L4:176:SER:HB2	1.96	0.47
41:L4:52:VAL:HB	41:L4:99:MET:HE3	2.07	0.47
47:M0:174:THR:HG22	47:M0:196:PHE:HE2	5.62	0.47

Continued on next page...

Continued from previous page...

Atom-1	Atom-2	Interatomic distance (Å)	Clash overlap (Å)
48:M1:109:HIS:HD2	48:M1:114:ILE:HG21	1.79	0.47
49:M3:140:SER:OG	49:M3:141:ALA:N	3.41	0.47
62:N6:74:TYR:CZ	62:N6:77:LYS:HE2	5.13	0.47
63:N7:103:GLN:HB3	63:N7:106:GLN:HG3	1.95	0.47
36:1:1629:U:P	63:N7:112:LYS:HE3	2.54	0.47
64:N8:90:TYR:CD1	64:N8:100:PRO:HG3	2.48	0.47
88:1:3762:OHX:N1	73:O7:44:THR:O	2.47	0.47
73:O7:58:THR:O	73:O7:61:THR:HG23	2.15	0.47
2:S0:77:SER:HB2	2:S0:124:THR:HG21	1.96	0.47
3:S1:140:ILE:HG22	3:S1:213:ARG:HB2	1.96	0.47
6:S4:100:ARG:O	6:S4:102:VAL:HG12	5.17	0.47
6:S4:11:ARG:NH1	6:S4:21:ASP:OD2	2.55	0.47
6:S4:24:SER:OG	6:S4:24:SER:O	2.25	0.47
7:S5:149:VAL:HG12	7:S5:156:ARG:O	2.74	0.47
34:SR:220:ILE:HG23	34:SR:243:LEU:HD11	1.95	0.47
36:1:1101:G:OP2	44:L7:196:LYS:HE2	2.14	0.47
36:1:1562:C:O2'	36:1:1563:C:O5'	2.28	0.47
36:1:2402:A:O2'	88:1:4068:OHX:N5	2.47	0.47
36:1:2652:U:C5	36:1:2653:C:C5	3.02	0.47
36:1:2904:U:H2'	36:1:2905:U:C6	2.49	0.47
1:2:1277:G:H2'	1:2:1278:G:O4'	2.15	0.47
1:2:1657:U:C4	88:2:2061:OHX:N2	2.81	0.47
1:2:1370:U:O4	88:2:2092:OHX:N3	2.47	0.47
1:2:542:A:H5''	1:2:544:A:N7	2.30	0.47
1:2:780:A:C8	26:D4:8:ARG:HB2	2.49	0.47
1:2:826:U:H2'	1:2:827:C:C6	2.49	0.47
36:5:104:G:O2'	36:5:698:U:O2	2.29	0.47
4:S2:92:ALA:O	1:6:1146:G:O2'	378.78	0.47
1:6:1362:U:H1'	1:6:1363:U:C5	2.48	0.47
1:6:1477:G:H2'	1:6:1478:G:C8	2.48	0.47
1:6:841:U:H2'	1:6:842:C:C6	2.49	0.47
28:D6:15:ARG:NH1	1:6:936:G:N7	320.00	0.47
15:C3:151:ASN:HB3	88:C3:201:OHX:N3	4.88	0.47
2:S0:113:ARG:HH22	19:C7:14:LYS:HZ1	1.62	0.47
21:C9:37:VAL:HG22	21:C9:38:LYS:H	1.80	0.47
24:D2:37:PHE:CD2	24:D2:103:ILE:HD12	2.49	0.47
26:D4:67:GLY:O	26:D4:68:LYS:HB2	2.58	0.47
29:D7:15:GLU:C	29:D7:17:ARG:H	2.16	0.47
39:L2:224:THR:HG21	36:5:2201:G:N2	223.08	0.47
39:L2:250:GLN:HG2	39:L2:251:LYS:H	4.29	0.47
39:L2:83:HIS:NE2	39:L2:86:GLN:HB2	2.29	0.47

Continued on next page...

Continued from previous page...

Atom-1	Atom-2	Interatomic distance (Å)	Clash overlap (Å)
40:L3:313:HIS:O	40:L3:333:LYS:HE3	2.13	0.47
44:L7:29:GLU:HA	44:L7:32:ALA:HB3	1.96	0.47
44:L7:92:ILE:HD11	54:M8:4:ASP:H	1.79	0.47
45:L8:149:LYS:HD3	45:L8:201:THR:O	3.92	0.47
45:L8:150:LEU:HD23	45:L8:176:PRO:HB2	2.21	0.47
46:L9:101:VAL:HG12	46:L9:136:PHE:HZ	1.79	0.47
46:L9:31:ARG:HH21	46:L9:188:THR:HG23	1.80	0.47
47:M0:212:GLU:HB2	47:M0:213:PHE:CD1	2.49	0.47
48:M1:108:GLU:HB3	48:M1:110:ILE:HG12	1.95	0.47
52:M6:73:PHE:CG	52:M6:78:ARG:HG2	2.49	0.47
61:N5:136:ALA:O	61:N5:139:ILE:HG23	2.13	0.47
68:O2:103:LYS:O	68:O2:106:VAL:HG22	5.59	0.47
74:O8:22:THR:HG22	74:O8:74:LYS:HB3	3.26	0.47
2:S0:139:VAL:O	2:S0:140:ASN:ND2	2.47	0.47
2:S0:198:MET:SD	19:C7:88:VAL:HG23	2.66	0.47
3:S1:128:LYS:HG2	3:S1:129:THR:H	1.79	0.47
34:SR:305:TYR:CE2	34:SR:311:ARG:HD2	2.49	0.47
36:1:1845:G:O2'	73:O7:5:THR:HG22	2.14	0.47
36:1:2261:G:H21	36:1:2262:A:N6	2.12	0.47
36:1:2586:G:C5	45:L8:241:LYS:HB2	2.49	0.47
36:1:3045:G:O3'	40:L3:275:ARG:NH1	2.47	0.47
36:1:3048:A:O3'	88:1:4077:OHX:N4	2.47	0.47
36:1:8:C:H2'	36:1:9:U:O4'	2.14	0.47
1:2:1796:C:O5'	28:D6:5:ARG:NH1	2.47	0.47
1:2:274:G:H3'	1:2:275:C:C6	2.49	0.47
1:2:304:U:H2'	1:2:305:C:C6	2.50	0.47
1:2:319:U:H5''	1:2:320:U:C5	2.50	0.47
1:2:47:A:N1	1:2:386:G:H1'	2.29	0.47
1:2:545:A:N1	1:2:593:U:O2'	2.41	0.47
1:2:730:G:N3	1:2:730:G:H2'	2.28	0.47
1:2:97:C:H2'	1:2:98:U:C6	2.49	0.47
36:5:1184:A:H2'	36:5:1185:C:H6	1.79	0.47
58:N2:42:LYS:NZ	36:5:1686:U:OP1	176.92	0.47
36:5:196:G:C2	36:5:199:A:C8	3.03	0.47
35:SM:31:SER:OG	36:5:2667:A:OP1	288.14	0.47
36:5:2263:C:OP1	88:5:3854:OHX:N2	2.48	0.47
28:D6:5:ARG:HG2	1:6:1796:C:C2	344.27	0.47
13:C1:90:TYR:OH	1:6:307:G:OP1	326.65	0.47
12:C0:25:LYS:HD3	12:C0:62:GLN:NE2	3.49	0.47
18:C6:78:VAL:O	18:C6:81:ILE:HG12	2.14	0.47
20:C8:91:ASP:HB3	20:C8:94:ASP:OD2	2.14	0.47

Continued on next page...

Continued from previous page...

Atom-1	Atom-2	Interatomic distance (Å)	Clash overlap (Å)
24:D2:72:CYS:HB2	24:D2:129:VAL:HG22	1.95	0.47
26:D4:84:LYS:HD2	26:D4:85:PHE:CE2	2.50	0.47
33:E1:107:LYS:HB2	33:E1:117:LEU:HD11	1.95	0.47
39:L2:195:SER:O	39:L2:198:LYS:NZ	3.23	0.47
40:L3:35:ASP:OD2	40:L3:37:ARG:HD2	2.13	0.47
41:L4:328:ASN:HB2	44:L7:182:ASP:OD1	3.08	0.47
41:L4:6:VAL:HG21	41:L4:255:PHE:CZ	2.69	0.47
41:L4:74:ILE:HG22	41:L4:75:PRO:HD2	1.95	0.47
42:L5:35:ARG:HG2	36:5:2749:G:O2'	248.86	0.47
38:4:155:A:H5'	45:L8:185:ARG:CZ	2.43	0.47
46:L9:162:GLN:HB2	46:L9:179:ILE:O	2.80	0.47
47:M0:87:LEU:HD23	47:M0:138:VAL:HG22	3.63	0.47
50:M4:20:VAL:HG13	50:M4:68:LEU:O	2.37	0.47
55:M9:4:LEU:O	55:M9:7:GLN:HG2	4.89	0.47
58:N2:28:PHE:O	58:N2:30:PRO:HD3	4.02	0.47
68:O2:122:PRO:O	68:O2:123:LYS:HG2	4.50	0.47
61:N5:64:GLU:O	71:O5:32:LYS:HD3	4.51	0.47
2:S0:89:PHE:HE2	2:S0:177:LEU:HB3	1.79	0.47
10:S8:152:ILE:O	10:S8:153:GLU:HB2	2.13	0.47
11:S9:13:SER:OG	11:S9:14:THR:N	2.47	0.47
34:SR:274:LEU:HD13	34:SR:313:TRP:CD2	2.49	0.47
36:1:1492:G:N7	75:O9:2:ALA:HB1	2.29	0.47
36:1:1659:U:H2'	36:1:1660:C:C6	2.49	0.47
36:1:1742:U:H2'	36:1:1743:G:C8	2.49	0.47
36:1:212:G:OP1	36:1:227:G:N2	2.47	0.47
36:1:634:C:H4'	68:O2:47:ARG:NH1	2.29	0.47
1:2:1152:A:H2'	1:2:1153:G:C8	2.49	0.47
1:2:1609:U:H2'	1:2:1610:G:O4'	2.14	0.47
1:2:1660:A:H2'	1:2:1661:U:C6	2.49	0.47
1:2:482:U:H2'	1:2:483:A:H8	1.80	0.47
1:2:580:A:C6	1:2:583:C:C2	3.02	0.47
57:N1:105:PHE:CE2	36:5:1062:A:H4'	243.70	0.47
36:5:1595:U:C2	36:5:1596:C:C5	3.02	0.47
36:5:18:G:N2	38:8:142:C:C2	2.82	0.47
36:5:2812:C:H2'	36:5:2813:A:C8	2.49	0.47
39:L2:216:HIS:NE2	36:5:2961:G:N7	229.15	0.47
36:5:850:U:H2'	36:5:851:C:C6	2.50	0.47
1:6:1223:A:H2'	1:6:1224:A:H8	1.79	0.47
1:6:1258:U:H5	1:6:1259:U:C5	2.32	0.47
1:6:104:A:H61	1:6:308:C:H5'	1.79	0.47
10:S8:172:ARG:HD2	1:6:330:G:OP2	280.61	0.47

Continued on next page...

Continued from previous page...

Atom-1	Atom-2	Interatomic distance (Å)	Clash overlap (Å)
1:6:755:A:H2'	1:6:756:A:O4'	2.13	0.47
38:8:78:G:H2'	38:8:79:A:O4'	2.14	0.47
14:C2:40:GLY:O	14:C2:124:LYS:N	3.33	0.47
18:C6:79:TYR:O	18:C6:82:ARG:HG2	2.15	0.47
26:D4:35:VAL:O	26:D4:36:SER:HB3	4.57	0.47
28:D6:10:ARG:HB3	28:D6:11:ASN:H	3.57	0.47
16:C4:99:GLN:NE2	28:D6:44:ILE:O	5.44	0.47
28:D6:97:PRO:HB2	28:D6:98:PRO:CD	2.44	0.47
42:L5:143:LYS:HG3	42:L5:172:TYR:HD2	1.94	0.47
50:M4:17:VAL:HG22	50:M4:36:VAL:O	2.15	0.47
44:L7:80:GLN:HG3	57:N1:136:ARG:HB2	1.95	0.47
70:O4:39:ALA:HB2	70:O4:58:ARG:HD2	1.95	0.47
71:O5:96:GLU:HG2	71:O5:96:GLU:H	1.52	0.47
73:O7:76:ASN:O	73:O7:79:GLN:HG3	2.57	0.47
78:Q2:77:CYS:SG	78:Q2:79:THR:HG23	3.94	0.47
4:S2:163:GLY:O	4:S2:164:SER:HB3	3.49	0.47
5:S3:74:GLN:HG3	5:S3:79:TYR:HB2	1.96	0.47
6:S4:118:GLU:HA	6:S4:121:TYR:HE1	1.79	0.47
7:S5:43:PHE:HB3	7:S5:46:TRP:CD1	5.93	0.47
10:S8:8:ARG:NH2	10:S8:21:PHE:HB3	2.30	0.47
88:2:2108:OHX:N6	10:S8:52:ASN:OD1	2.47	0.47
11:S9:35:GLY:HA2	11:S9:123:HIS:CD2	4.48	0.47
11:S9:78:ARG:NH1	1:6:764:U:OP2	420.63	0.47
36:1:121:A:C6	45:L8:129:PRO:HG3	2.50	0.47
36:1:2321:A:H2'	36:1:2322:C:O4'	2.14	0.47
36:1:975:C:H2'	36:1:976:U:H6	1.80	0.47
1:2:1099:U:O4	4:S2:168:ARG:NH1	2.48	0.47
1:2:1469:A:H4'	1:2:1541:G:H4'	1.96	0.47
1:2:1711:C:H2'	1:2:1712:A:H5''	1.95	0.47
1:2:180:A:H2'	1:2:181:A:O4'	2.15	0.47
1:2:918:U:H2'	1:2:919:A:H8	1.78	0.47
36:5:1103:A:H3'	36:5:1104:G:C5'	2.44	0.47
36:5:1659:U:H2'	36:5:1660:C:C6	2.49	0.47
36:5:1939:G:C6	36:5:2110:G:O6	2.67	0.47
36:5:3131:U:H2'	36:5:3132:C:C6	2.49	0.47
36:5:3383:G:H2'	36:5:3384:U:C6	2.49	0.47
36:5:2843:U:OP1	88:5:4032:OHX:N1	2.47	0.47
36:5:594:U:H2'	36:5:609:G:O6	2.14	0.47
41:L4:73:ARG:NH1	36:5:805:G:H1'	164.63	0.47
1:6:1033:C:OP1	88:6:2156:OHX:N2	2.47	0.47
37:7:94:C:H2'	37:7:95:A:C8	2.50	0.47

Continued on next page...

Continued from previous page...

Atom-1	Atom-2	Interatomic distance (Å)	Clash overlap (Å)
75:O9:21:ARG:NH2	38:8:52:A:OP1	79.40	0.47
7:S5:112:ARG:NH1	18:C6:43:ILE:HD11	2.29	0.47
20:C8:128:PHE:HD2	35:SM:61:ILE:HG22	1.80	0.47
20:C8:57:ARG:HB2	20:C8:60:GLU:HG3	1.97	0.47
22:D0:35:GLU:OE1	22:D0:89:ARG:NH1	5.97	0.47
22:D0:18:GLN:O	22:D0:96:PRO:HA	2.15	0.47
26:D4:60:PHE:CD1	26:D4:71:GLY:HA3	2.70	0.47
41:L4:74:ILE:HD11	41:L4:93:MET:HE3	5.22	0.47
42:L5:38:THR:O	42:L5:48:LYS:HD2	2.70	0.47
45:L8:75:ILE:HG22	45:L8:76:ALA:N	2.29	0.47
53:M7:59:PRO:HG3	53:M7:76:PHE:CD1	2.49	0.47
55:M9:6:THR:HG23	55:M9:10:LEU:HD22	3.16	0.47
60:N4:6:ASP:HB3	60:N4:10:GLY:H	1.79	0.47
62:N6:40:ARG:HG2	62:N6:45:ILE:O	2.13	0.47
62:N6:3:LYS:NZ	62:N6:5:SER:O	2.72	0.47
63:N7:24:VAL:HG11	63:N7:87:LEU:HG	1.96	0.47
64:N8:73:LEU:HD11	64:N8:78:LEU:H	1.79	0.47
67:O1:25:PHE:HD2	67:O1:28:ARG:HD2	1.80	0.47
67:O1:20:LEU:HD21	67:O1:31:ARG:HB3	1.97	0.47
74:O8:8:ILE:HD12	74:O8:8:ILE:H	1.79	0.47
2:S0:142:PRO:HA	23:D1:32:VAL:HG21	2.61	0.47
2:S0:178:ALA:HA	2:S0:181:VAL:HG22	2.18	0.47
6:S4:125:LYS:H	6:S4:142:HIS:HD2	5.39	0.47
36:1:999:G:O2'	36:1:1000:C:H5'	2.14	0.47
36:1:1443:G:O6	88:1:3870:OHX:N4	2.48	0.47
36:1:2540:A:O2'	36:1:2541:U:H5''	2.14	0.47
36:1:3218:A:O2'	36:1:3278:C:H5	1.96	0.47
1:2:1017:U:H2'	1:2:1018:U:C6	2.50	0.47
1:2:377:G:O6	88:2:2049:OHX:N5	2.48	0.47
1:2:7:G:H4'	1:2:573:C:H4'	1.96	0.47
36:5:1184:A:O2'	36:5:1185:C:H5'	2.15	0.47
36:5:1627:U:H2'	36:5:1814:A:H62	1.79	0.47
36:5:1741:A:C6	36:5:1742:U:C2	3.02	0.47
63:N7:64:LYS:NZ	36:5:1812:G:N7	186.71	0.47
36:5:2207:A:H2'	36:5:2208:A:O4'	2.14	0.47
36:5:253:A:O2'	36:5:254:A:H8	1.98	0.47
36:5:2922:G:N1	36:5:2923:U:O2	2.47	0.47
76:Q0:111:ARG:HH21	36:5:3120:C:H3'	321.48	0.47
1:6:1671:A:H2'	1:6:1672:G:O4'	2.14	0.47
1:6:1672:G:H2'	1:6:1673:G:C8	2.49	0.47
1:6:1311:U:O4	88:6:2164:OHX:N3	2.48	0.47

Continued on next page...

Continued from previous page...

Atom-1	Atom-2	Interatomic distance (Å)	Clash overlap (Å)
1:6:595:G:OP2	88:6:2069:OHX:N6	2.48	0.47
42:L5:151:GLN:NE2	37:7:45:A:OP1	280.05	0.47
37:7:4:U:H2'	37:7:5:G:C8	2.49	0.47
1:2:959:U:C6	15:C3:61:THR:HB	2.50	0.47
7:S5:76:ARG:NH2	18:C6:120:ASP:OD1	2.46	0.47
24:D2:38:LEU:HA	24:D2:41:MET:HE3	1.96	0.47
33:E1:119:ARG:HH11	33:E1:139:LEU:HD21	1.80	0.47
45:L8:133:LYS:HD2	45:L8:133:LYS:N	4.09	0.47
45:L8:204:ARG:O	45:L8:206:GLU:N	2.47	0.47
46:L9:55:VAL:HB	46:L9:68:LEU:HD21	2.47	0.47
47:M0:97:LEU:O	47:M0:123:HIS:N	2.67	0.47
51:M5:94:TYR:CE1	51:M5:96:ARG:HB2	2.49	0.47
67:O1:88:PRO:HG2	67:O1:89:LEU:HD13	1.95	0.47
68:O2:15:LYS:HE3	68:O2:15:LYS:HB3	4.58	0.47
72:O6:58:ILE:HG22	72:O6:90:MET:HG3	1.96	0.47
78:Q2:52:GLY:O	78:Q2:54:THR:HG23	2.34	0.47
2:S0:195:TRP:CD2	2:S0:197:ILE:HB	3.79	0.47
2:S0:56:LYS:HE3	2:S0:158:VAL:HG23	3.67	0.47
6:S4:127:LYS:HA	6:S4:127:LYS:HD3	1.79	0.47
6:S4:175:PHE:HE1	6:S4:225:VAL:HG11	2.66	0.47
6:S4:253:ASP:O	6:S4:257:ALA:N	2.48	0.47
6:S4:51:ARG:CA	6:S4:51:ARG:HE	3.00	0.47
7:S5:144:GLU:OE1	7:S5:225:ARG:NH2	3.13	0.47
7:S5:59:VAL:C	7:S5:61:TYR:H	2.42	0.47
9:S7:77:LEU:HD22	9:S7:92:PHE:HZ	3.10	0.47
9:S7:74:GLN:HE22	9:S7:92:PHE:HB2	2.07	0.47
11:S9:159:ALA:O	11:S9:165:GLY:HA3	2.24	0.47
36:1:2579:G:O6	88:1:3818:OHX:N2	2.47	0.47
36:1:816:A:H5''	36:1:920:A:H62	1.79	0.47
1:2:1784:C:H2'	1:2:1785:U:H6	1.80	0.47
1:2:1784:C:H2'	1:2:1785:U:C6	2.50	0.47
1:2:319:U:H5''	1:2:320:U:H5	1.79	0.47
36:5:1728:G:H5''	36:5:1730:G:O4'	2.15	0.47
36:5:2157:G:N1	36:5:2178:A:OP2	2.39	0.47
36:5:247:C:C4	36:5:248:U:H1'	2.48	0.47
36:5:3279:A:C2'	36:5:3280:U:H5'	2.45	0.47
41:L4:347:THR:HB	36:5:520:U:O4	319.93	0.47
1:6:1031:U:H4'	1:6:1032:G:OP2	2.15	0.47
1:6:1384:A:H2'	1:6:1385:G:O4'	2.15	0.47
1:6:1650:U:H2'	1:6:1651:A:C8	2.49	0.47
16:C4:123:SER:HB2	1:6:885:G:H21	286.68	0.47

Continued on next page...

Continued from previous page...

Atom-1	Atom-2	Interatomic distance (Å)	Clash overlap (Å)
1:6:926:A:H1'	1:6:988:A:C2	2.50	0.47
17:C5:20:VAL:HG11	17:C5:28:MET:SD	2.60	0.47
21:C9:108:LEU:HB3	21:C9:114:VAL:HG22	6.28	0.47
22:D0:27:THR:HB	22:D0:88:LYS:HG3	1.97	0.47
22:D0:33:GLN:N	22:D0:33:GLN:OE1	2.44	0.47
24:D2:103:ILE:HD13	24:D2:126:LEU:HB2	1.97	0.47
15:C3:18:TYR:O	24:D2:56:HIS:ND1	2.47	0.47
41:L4:159:ILE:HD13	41:L4:164:GLU:HG2	2.61	0.47
41:L4:295:ILE:O	41:L4:299:ILE:HG12	2.15	0.47
41:L4:42:VAL:C	41:L4:44:LYS:H	2.45	0.47
41:L4:7:THR:HA	41:L4:19:ALA:HA	2.40	0.47
41:L4:84:ARG:O	41:L4:87:GLN:HG3	2.15	0.47
46:L9:166:ARG:HD2	46:L9:168:ARG:HH11	13.53	0.47
47:M0:6:ALA:HB3	36:5:2855:U:OP2	285.38	0.47
49:M3:50:PRO:O	49:M3:52:ASP:N	3.52	0.47
36:1:1543:G:OP1	51:M5:35:VAL:HG23	2.14	0.47
53:M7:10:ASN:ND2	53:M7:13:LYS:HG3	2.30	0.47
53:M7:75:GLU:HG2	53:M7:76:PHE:CE2	2.49	0.47
54:M8:23:ASN:O	54:M8:27:LYS:HG3	2.15	0.47
36:1:534:U:O2	56:N0:146:LYS:HA	2.13	0.47
36:1:1323:G:O3'	56:N0:2:ALA:HA	2.14	0.47
56:N0:65:ASN:ND2	36:5:521:A:N3	314.76	0.47
71:O5:82:ALA:O	38:8:38:U:H5	64.83	0.47
76:Q0:114:LYS:HG2	76:Q0:115:CYS:N	2.30	0.47
3:S1:21:VAL:HG23	3:S1:22:ASP:H	2.01	0.47
6:S4:10:LYS:HD3	1:6:381:C:OP1	359.14	0.47
7:S5:97:LEU:O	7:S5:99:MET:N	2.73	0.47
36:1:2331:C:H2'	36:1:2332:A:O4'	2.15	0.47
88:1:3927:OHX:N6	88:1:3940:OHX:N5	2.63	0.47
36:1:629:U:H2'	36:1:630:A:C8	2.49	0.47
36:1:741:U:H2'	36:1:742:G:O4'	2.14	0.47
1:2:1133:A:H2'	1:2:1134:C:O4'	2.15	0.47
1:2:1773:C:OP1	77:Q1:3:ALA:HB3	2.15	0.47
38:4:122:U:H2'	38:4:123:G:H8	1.76	0.47
36:5:2213:A:N1	36:5:2429:G:H1'	2.30	0.47
36:5:2744:U:OP1	88:5:3988:OHX:N1	2.48	0.47
36:5:3159:C:H2'	36:5:3160:U:C6	2.49	0.47
1:6:1135:U:H2'	1:6:1136:U:C6	2.50	0.47
1:6:188:A:H2'	1:6:189:C:O4'	2.14	0.47
10:S8:51:GLY:H	1:6:397:A:H5''	312.41	0.47
1:6:792:U:H3'	1:6:793:A:C8	2.50	0.47

Continued on next page...

Continued from previous page...

Atom-1	Atom-2	Interatomic distance (Å)	Clash overlap (Å)
1:2:1217:A:C5'	12:C0:1:MET:HG3	2.44	0.47
1:2:327:U:O2'	13:C1:10:GLU:HG2	2.15	0.47
14:C2:87:PRO:HA	14:C2:140:PHE:HE1	1.80	0.47
14:C2:29:LYS:HG3	14:C2:100:TRP:CG	3.55	0.47
26:D4:14:SER:OG	26:D4:21:LYS:HE3	2.15	0.47
31:D9:5:ASN:HB3	31:D9:7:TRP:CH2	4.65	0.47
32:E0:41:THR:HA	32:E0:45:VAL:HB	2.03	0.47
42:L5:242:SER:O	42:L5:245:GLU:HB3	4.35	0.47
43:L6:172:HIS:HB3	69:O3:44:TYR:CE2	2.93	0.47
45:L8:238:LEU:HB2	45:L8:243:GLN:HG2	1.96	0.47
57:N1:138:SER:C	57:N1:139:ARG:HG3	4.35	0.47
57:N1:73:GLY:HA2	57:N1:89:LEU:O	2.35	0.47
58:N2:53:ALA:HB1	58:N2:68:THR:CG2	2.44	0.47
36:1:938:C:OP2	64:N8:26:ARG:NH1	2.48	0.47
65:N9:20:GLY:O	65:N9:21:ILE:HB	2.46	0.47
67:O1:19:ARG:HD3	67:O1:35:GLU:CG	2.44	0.47
77:Q1:16:LYS:O	77:Q1:20:VAL:HG23	3.28	0.47
78:Q2:65:THR:OG1	78:Q2:87:ARG:NH1	3.30	0.47
4:S2:106:ASP:OD2	4:S2:110:HIS:ND1	2.46	0.47
4:S2:49:LYS:HD3	4:S2:49:LYS:HA	1.91	0.47
5:S3:167:PHE:HA	5:S3:190:ARG:HD3	1.96	0.47
1:2:856:A:N6	9:S7:96:ARG:HB3	2.30	0.47
1:2:339:C:P	10:S8:10:LYS:HZ3	2.34	0.47
11:S9:125:ALA:O	11:S9:129:ILE:HG13	2.15	0.47
35:SM:83:LYS:HE3	35:SM:83:LYS:HB3	1.72	0.47
34:SR:29:GLN:HB2	34:SR:32:LEU:HB3	2.80	0.47
36:1:1039:U:H2'	36:1:1040:A:C8	2.49	0.47
36:1:2425:G:H2'	36:1:2426:U:O4'	2.15	0.47
36:1:2442:G:H2'	36:1:2443:A:H5''	1.97	0.47
36:1:2675:C:H41	48:M1:22:SER:HB3	1.78	0.47
36:1:2718:U:OP2	88:1:3876:OHX:N3	2.47	0.47
36:1:415:G:H2'	36:1:416:A:C8	2.49	0.47
36:1:767:U:H1'	36:1:768:C:C6	2.49	0.47
1:2:1538:U:O2'	1:2:1539:G:H8	1.97	0.47
1:2:1609:U:OP2	18:C6:14:LYS:NZ	2.40	0.47
1:2:118:U:O4	88:2:2132:OHX:N6	2.48	0.47
1:2:75:U:H3'	1:2:76:A:O4'	2.14	0.47
36:5:1306:G:O2'	36:5:1307:G:H5''	2.15	0.47
36:5:289:A:H2'	36:5:290:G:H8	1.80	0.47
46:L9:40:HIS:ND1	36:5:3124:G:H5'	311.19	0.47
8:S6:159:ARG:NH2	1:6:79:C:OP1	349.74	0.47

Continued on next page...

Continued from previous page...

Atom-1	Atom-2	Interatomic distance (Å)	Clash overlap (Å)
1:6:946:U:H2'	1:6:947:U:C6	2.50	0.47
13:C1:80:MET:HB3	13:C1:83:THR:HG23	2.75	0.47
15:C3:118:ILE:HG12	15:C3:121:ARG:HH21	2.60	0.47
1:2:952:A:OP1	15:C3:94:LYS:HE2	2.15	0.47
19:C7:71:PHE:HE1	19:C7:73:LEU:HD22	1.79	0.47
39:L2:90:ALA:HB2	39:L2:101:VAL:HG13	2.22	0.47
40:L3:152:LYS:HE2	40:L3:189:SER:OG	3.71	0.47
40:L3:152:LYS:HG3	40:L3:192:VAL:HG11	2.55	0.47
41:L4:152:VAL:HG11	41:L4:156:LEU:HD12	1.97	0.47
43:L6:102:ASN:OD1	43:L6:104:GLU:N	2.47	0.47
57:N1:96:ILE:HA	57:N1:96:ILE:HD12	1.87	0.47
63:N7:104:PRO:O	63:N7:108:GLU:HG3	2.47	0.47
66:O0:16:LEU:O	66:O0:20:SER:OG	2.89	0.47
75:O9:42:ARG:HG2	75:O9:43:ASN:N	2.61	0.47
78:Q2:47:GLN:NE2	78:Q2:53:GLN:HA	2.50	0.47
78:Q2:46:LYS:HD3	78:Q2:54:THR:OG1	2.14	0.47
2:S0:30:GLN:OE1	2:S0:31:VAL:N	3.74	0.47
3:S1:103:MET:H	3:S1:215:VAL:HG23	5.71	0.47
3:S1:24:PHE:HA	3:S1:27:LYS:HG2	5.48	0.47
3:S1:59:ASP:HA	3:S1:62:LYS:HG3	1.97	0.47
4:S2:140:ARG:NH2	4:S2:228:ASN:HD21	2.13	0.47
8:S6:52:ILE:HD13	8:S6:109:LEU:HD21	1.97	0.47
9:S7:129:LEU:HA	9:S7:129:LEU:HD23	1.76	0.47
11:S9:113:VAL:HG12	11:S9:119:ALA:HB2	4.60	0.47
34:SR:200:ASN:ND2	34:SR:240:VAL:O	2.45	0.47
36:1:1554:U:H4'	36:1:1555:U:H5'	1.97	0.47
36:1:743:C:N3	54:M8:141:ARG:NH1	2.62	0.47
36:1:818:C:C2	36:1:920:A:H5'	2.50	0.47
1:2:1650:U:H2'	1:2:1651:A:C8	2.49	0.47
1:2:1696:G:H1'	1:2:1705:C:H42	1.79	0.47
1:2:29:U:H2'	1:2:30:G:C8	2.50	0.47
1:2:5:U:OP2	4:S2:204:THR:OG1	2.28	0.47
1:2:911:U:H4'	1:2:915:A:H1'	1.97	0.47
36:5:1018:G:H2'	36:5:1019:G:O4'	2.15	0.47
65:N9:50:THR:HG23	36:5:1073:U:H1'	204.26	0.47
36:5:1423:C:H2'	36:5:1424:C:C6	2.50	0.47
36:5:277:G:H2'	36:5:278:U:C6	2.50	0.47
36:5:3010:U:O4	88:5:3823:OHX:N1	2.48	0.47
36:5:3106:A:H2'	36:5:3107:U:O4'	2.14	0.47
36:5:3289:G:H2'	36:5:3290:G:C8	2.50	0.47
36:5:3020:U:O4	88:5:3884:OHX:N5	2.48	0.47

Continued on next page...

Continued from previous page...

Atom-1	Atom-2	Interatomic distance (Å)	Clash overlap (Å)
1:6:619:A:N3	1:6:1141:G:H1'	2.30	0.47
1:6:1674:C:H2'	1:6:1675:C:C6	2.50	0.47
1:6:1695:G:N2	1:6:1705:C:H41	2.13	0.47
11:S9:9:SER:OG	1:6:771:A:OP1	391.80	0.47
37:7:3:U:H2'	37:7:4:U:C6	2.49	0.47
15:C3:40:TYR:HB3	15:C3:45:LEU:HD12	6.10	0.47
17:C5:92:SER:O	17:C5:107:ILE:HG12	2.80	0.47
19:C7:26:LEU:HD22	19:C7:59:LYS:HA	1.97	0.47
28:D6:40:ALA:HB1	28:D6:42:ARG:HH22	6.43	0.47
14:C2:74:LEU:HD21	33:E1:106:TYR:HD1	2.86	0.47
40:L3:4:ARG:HD3	40:L3:7:GLU:HA	1.96	0.47
42:L5:290:ILE:O	42:L5:294:ALA:N	4.18	0.47
44:L7:127:LEU:HA	44:L7:130:ILE:HG22	5.95	0.47
45:L8:48:ARG:NH2	45:L8:49:TYR:HE2	2.13	0.47
45:L8:71:VAL:HG22	45:L8:76:ALA:HB2	1.97	0.47
45:L8:81:THR:HA	45:L8:179:ILE:O	3.05	0.47
47:M0:54:SER:OG	47:M0:130:ASP:O	2.33	0.47
51:M5:80:THR:HG21	51:M5:87:GLN:HA	1.96	0.47
52:M6:12:LYS:HG3	52:M6:40:GLU:HB3	2.40	0.47
36:1:670:C:OP1	54:M8:147:ARG:NH2	2.48	0.47
56:N0:50:LYS:NZ	37:7:76:A:N3	297.29	0.47
71:O5:6:ALA:HB1	71:O5:10:ARG:HH21	2.62	0.47
72:O6:74:LYS:HA	72:O6:83:ALA:HB2	2.19	0.47
76:Q0:93:LYS:HD3	76:Q0:102:ARG:HG2	4.59	0.47
2:S0:98:ILE:HD11	2:S0:116:LYS:HG3	1.95	0.47
3:S1:121:ILE:HG12	3:S1:161:ILE:HG23	2.42	0.47
4:S2:54:GLU:O	4:S2:58:LEU:HB2	2.74	0.47
5:S3:34:TYR:HE2	5:S3:37:VAL:HG13	2.11	0.47
6:S4:141:THR:OG1	6:S4:145:ARG:HB2	2.20	0.47
9:S7:49:ILE:HD12	9:S7:172:VAL:HA	2.35	0.47
9:S7:41:LEU:HB3	9:S7:70:PHE:CE2	3.30	0.47
11:S9:129:ILE:HA	11:S9:134:ILE:CG1	3.51	0.47
34:SR:18:GLY:O	34:SR:308:ASN:HA	2.15	0.47
36:1:1478:C:H2'	36:1:1479:U:H6	1.80	0.47
36:1:2898:G:H5''	36:1:2899:C:C5'	2.45	0.47
88:1:3962:OHX:N5	88:1:4012:OHX:N3	2.63	0.47
36:1:736:A:C4	36:1:737:G:H1'	2.50	0.47
1:2:1335:U:H2'	1:2:1336:A:H8	1.80	0.47
1:2:1556:A:C5	1:2:1560:U:C2	3.03	0.47
1:2:1719:A:H3'	1:2:1720:G:C8	2.50	0.47
1:2:651:G:N2	1:2:684:A:N1	2.63	0.47

Continued on next page...

Continued from previous page...

Atom-1	Atom-2	Interatomic distance (Å)	Clash overlap (Å)
1:2:793:A:OP2	1:2:793:A:H8	1.98	0.47
36:5:1340:G:H2'	36:5:1341:U:H6	1.80	0.47
36:5:900:G:H1'	36:5:1589:A:H61	1.80	0.47
36:5:2572:C:H1'	36:5:2573:G:O4'	2.15	0.47
36:5:3160:U:H2'	36:5:3161:C:C6	2.50	0.47
50:M4:121:MET:HG3	36:5:3214:U:C4	282.08	0.47
36:5:812:G:N7	88:5:3940:OHX:N4	2.63	0.47
1:6:1288:G:N7	1:6:1314:U:H2'	2.30	0.47
10:S8:47:ARG:HH12	1:6:398:G:P	313.33	0.47
19:C7:71:PHE:CE1	19:C7:74:GLN:HG3	2.50	0.47
2:S0:198:MET:SD	19:C7:85:VAL:HG11	2.55	0.47
1:2:1565:C:OP1	20:C8:41:ARG:HG3	2.15	0.47
20:C8:76:PRO:O	20:C8:78:HIS:N	3.52	0.47
21:C9:61:VAL:O	21:C9:65:ILE:HG13	2.56	0.47
1:2:567:A:H4'	32:E0:10:ARG:O	2.15	0.47
39:L2:114:SER:HB2	39:L2:169:ILE:HG12	3.13	0.47
40:L3:14:LEU:HD13	40:L3:262:TRP:CH2	2.61	0.47
41:L4:22:LEU:HA	41:L4:23:PRO:HD3	1.65	0.47
41:L4:302:ALA:HB2	54:M8:39:ARG:CZ	2.70	0.47
44:L7:150:LYS:HG2	44:L7:151:ARG:HG3	3.12	0.47
44:L7:176:TYR:CZ	44:L7:197:GLN:HG2	2.49	0.47
47:M0:19:LYS:HE3	47:M0:26:VAL:HG22	1.97	0.47
49:M3:162:ASN:C	49:M3:164:GLU:H	4.39	0.47
51:M5:66:VAL:HG23	51:M5:98:LEU:HD12	1.95	0.47
53:M7:15:ALA:HB2	53:M7:105:LYS:HD2	3.15	0.47
53:M7:22:LEU:HB3	53:M7:90:PHE:CE2	2.50	0.47
53:M7:28:ASN:O	53:M7:32:THR:HG23	2.14	0.47
55:M9:81:ARG:HG2	55:M9:88:ARG:NH2	2.74	0.47
60:N4:5:ILE:HD12	60:N4:10:GLY:HA2	1.96	0.47
61:N5:24:LEU:HB3	61:N5:25:LYS:H	1.39	0.47
67:O1:44:MET:HB3	67:O1:77:ARG:NH1	4.21	0.47
68:O2:64:LYS:O	68:O2:65:PHE:HB2	2.31	0.47
2:S0:31:VAL:HG12	2:S0:33:GLN:H	1.79	0.47
6:S4:123:LEU:HD23	6:S4:228:ILE:HG22	2.18	0.47
9:S7:133:THR:HB	9:S7:134:GLU:H	1.60	0.47
10:S8:81:VAL:HG21	10:S8:95:THR:O	2.53	0.47
35:SM:65:THR:HA	35:SM:70:ASN:ND2	3.12	0.47
34:SR:5:GLU:HG2	34:SR:317:THR:HG23	5.31	0.47
36:1:1080:A:OP2	42:L5:140:ARG:NH2	2.48	0.46
36:1:1580:A:H1'	36:1:1581:C:H5	1.80	0.46
36:1:2093:A:H3'	36:1:2093:A:N3	2.31	0.46

Continued on next page...

Continued from previous page...

Atom-1	Atom-2	Interatomic distance (Å)	Clash overlap (Å)
36:1:828:A:H2'	36:1:829:U:C6	2.51	0.46
1:2:1127:G:OP1	77:Q1:11:ARG:NH2	2.45	0.46
1:2:151:G:O6	26:D4:124:ARG:NH2	2.48	0.46
1:2:1723:U:O4	88:2:2033:OHX:N2	2.47	0.46
1:2:1746:A:H2'	1:2:1747:G:O4'	2.15	0.46
1:2:576:G:H4'	1:2:580:A:C5	2.49	0.46
36:5:1074:U:O3'	36:5:1075:A:H8	1.98	0.46
36:5:1157:G:H2'	36:5:1158:A:O4'	2.15	0.46
36:5:1256:G:H2'	36:5:1257:C:O4'	2.15	0.46
36:5:3000:A:H2'	36:5:3001:C:H6	1.79	0.46
36:5:844:G:N7	88:5:3933:OHX:N4	2.62	0.46
1:6:1111:G:O6	88:6:2036:OHX:N1	2.49	0.46
1:6:1261:G:C2	1:6:1262:U:C4	3.03	0.46
1:6:1591:C:H2'	1:6:1592:A:C8	2.50	0.46
1:6:1625:C:H2'	1:6:1626:U:C6	2.50	0.46
37:7:58:C:H2'	37:7:59:U:H6	1.80	0.46
20:C8:68:ARG:O	20:C8:72:ILE:HG13	2.15	0.46
27:D5:46:LYS:HE2	27:D5:70:LYS:HD2	1.96	0.46
39:L2:136:ILE:HG13	39:L2:148:VAL:HG12	1.97	0.46
40:L3:103:THR:HG21	40:L3:147:GLU:OE2	2.39	0.46
40:L3:56:ILE:HD11	40:L3:359:ILE:HG12	1.97	0.46
43:L6:100:LYS:HE2	43:L6:105:TYR:HE2	1.80	0.46
46:L9:77:ASN:HA	46:L9:80:THR:CG2	2.66	0.46
36:1:114:A:O2'	51:M5:50:ARG:HB3	2.15	0.46
36:1:291:C:H5''	51:M5:68:ARG:NH1	2.31	0.46
56:N0:26:ARG:HB3	57:N1:150:THR:HB	4.37	0.46
58:N2:93:ILE:HG21	58:N2:105:LEU:HD23	1.97	0.46
63:N7:135:ARG:HH11	36:5:1807:G:H5'	194.41	0.46
66:O0:43:ILE:HG22	66:O0:70:PHE:HB2	1.97	0.46
72:O6:15:LYS:HA	72:O6:15:LYS:HZ3	6.32	0.46
74:O8:43:PHE:CE1	74:O8:66:ILE:HG12	3.35	0.46
2:S0:71:GLU:HA	2:S0:95:ALA:N	2.67	0.46
2:S0:109:ASN:H	4:S2:64:LYS:HZ2	1.64	0.46
6:S4:184:THR:HA	6:S4:189:LEU:HD12	1.95	0.46
7:S5:222:LYS:HG3	7:S5:225:ARG:CZ	2.46	0.46
10:S8:194:ARG:HH11	10:S8:195:ARG:NH2	4.10	0.46
36:1:1043:C:O3'	47:M0:90:ARG:NH1	2.46	0.46
36:1:1049:C:H2'	36:1:1050:U:H6	1.79	0.46
36:1:1062:A:N3	57:N1:130:ARG:NH2	2.57	0.46
36:1:156:G:O2'	36:1:157:A:H4'	2.15	0.46
36:1:2570:U:H4'	36:1:2571:U:OP1	2.14	0.46

Continued on next page...

Continued from previous page...

Atom-1	Atom-2	Interatomic distance (Å)	Clash overlap (Å)
36:1:330:G:OP2	88:1:3938:OHX:N2	2.48	0.46
1:2:1017:U:H2'	1:2:1018:U:H6	1.80	0.46
1:2:105:A:OP1	10:S8:18:ARG:NH1	2.48	0.46
1:2:1086:A:H2'	1:2:1087:A:C8	2.51	0.46
1:2:1280:C:H2'	1:2:1281:G:H8	1.79	0.46
1:2:1344:A:N6	1:2:1377:U:O2'	2.43	0.46
1:2:625:C:H2'	1:2:626:U:C6	2.50	0.46
1:2:733:A:H4'	1:2:734:A:C5	2.51	0.46
47:M0:63:GLU:HB2	36:5:2853:A:H5'	296.31	0.46
36:5:3060:C:H1'	36:5:3332:U:H1'	1.97	0.46
36:5:717:C:OP1	36:5:751:A:O2'	2.33	0.46
36:5:979:U:C2	36:5:980:A:N3	2.83	0.46
1:6:1139:A:OP2	88:6:2038:OHX:N4	2.47	0.46
1:6:950:C:H2'	1:6:951:A:C8	2.50	0.46
15:C3:21:ASN:HB2	15:C3:22:ALA:H	1.72	0.46
1:2:901:G:N2	16:C4:54:GLU:OE1	2.49	0.46
17:C5:68:PRO:HG2	17:C5:71:GLU:OE2	4.43	0.46
20:C8:14:ILE:H	20:C8:24:GLY:H	1.64	0.46
22:D0:65:ILE:HD12	31:D9:43:PHE:CE2	2.50	0.46
23:D1:9:VAL:O	23:D1:10:GLU:HB3	2.68	0.46
24:D2:47:ILE:HG22	24:D2:65:LEU:HB3	1.97	0.46
27:D5:38:HIS:HA	27:D5:70:LYS:HG2	8.43	0.46
28:D6:84:VAL:HG13	28:D6:85:ARG:N	2.31	0.46
39:L2:3:ARG:HD3	36:5:911:C:N4	179.33	0.46
40:L3:211:GLN:HB3	40:L3:212:ASN:ND2	2.30	0.46
40:L3:332:ARG:NH1	40:L3:333:LYS:HD2	2.30	0.46
41:L4:338:LYS:O	41:L4:340:GLY:N	2.41	0.46
43:L6:135:VAL:O	43:L6:139:LYS:HG3	2.43	0.46
48:M1:109:HIS:CD2	48:M1:114:ILE:HG21	2.56	0.46
48:M1:16:LYS:HZ2	48:M1:130:VAL:HG11	4.40	0.46
50:M4:36:VAL:HB	50:M4:45:LEU:HD23	2.78	0.46
52:M6:124:LEU:O	52:M6:128:ARG:HB2	2.15	0.46
44:L7:92:ILE:HD11	54:M8:4:ASP:N	2.30	0.46
55:M9:88:ARG:HD3	36:5:1864:A:H5'	210.94	0.46
56:N0:166:LYS:HB3	56:N0:167:ARG:H	1.46	0.46
56:N0:73:LYS:NZ	56:N0:97:VAL:O	4.01	0.46
60:N4:32:GLN:OE1	60:N4:33:ASN:ND2	2.45	0.46
62:N6:52:ARG:O	62:N6:54:ASP:N	2.45	0.46
63:N7:3:LYS:HE3	66:O0:36:GLN:HA	2.96	0.46
66:O0:34:LEU:HD23	66:O0:59:TYR:HB3	1.97	0.46
68:O2:32:TRP:CZ2	68:O2:53:PRO:HD2	2.72	0.46

Continued on next page...

Continued from previous page...

Atom-1	Atom-2	Interatomic distance (Å)	Clash overlap (Å)
68:O2:61:LYS:HZ3	68:O2:61:LYS:HB2	1.80	0.46
2:S0:195:TRP:CE2	2:S0:197:ILE:HD13	5.08	0.46
9:S7:150:GLN:HB3	9:S7:181:ILE:HD12	1.97	0.46
36:1:1233:G:H22	36:1:1255:C:N4	2.14	0.46
36:1:1445:U:H5''	36:1:1446:A:OP2	2.14	0.46
36:1:1865:A:O2'	36:1:1866:C:H5'	2.15	0.46
36:1:216:G:H4'	62:N6:19:TYR:CZ	2.50	0.46
36:1:2407:C:H2'	36:1:2408:U:C6	2.49	0.46
36:1:259:C:H2'	36:1:260:C:C6	2.50	0.46
36:1:600:G:N7	88:1:3991:OHX:N1	2.64	0.46
1:2:1105:C:N4	25:D3:4:GLY:HA3	2.30	0.46
1:2:862:A:C2	1:2:963:A:C4	3.04	0.46
1:2:93:A:O2'	6:S4:4:GLY:HA3	2.14	0.46
36:5:1000:C:C2	36:5:1045:C:N4	2.84	0.46
36:5:1783:U:H2'	36:5:1784:G:C8	2.51	0.46
36:5:2242:A:OP2	88:5:4074:OHX:N5	2.48	0.46
36:5:3294:A:H2'	36:5:3295:A:O4'	2.15	0.46
36:5:370:U:H4'	36:5:404:G:H5'	1.98	0.46
36:5:501:A:H2'	36:5:502:U:C6	2.50	0.46
36:5:771:A:H2'	36:5:772:U:O4'	2.15	0.46
20:C8:139:LYS:O	1:6:1461:C:N4	343.50	0.46
1:6:1500:C:H2'	1:6:1501:C:H6	1.80	0.46
1:6:1655:A:N1	36:5:2291:A:O2'	2.41	0.46
1:6:680:U:O2	1:6:682:C:N4	2.48	0.46
12:C0:58:GLN:HB3	12:C0:65:TYR:HB2	2.91	0.46
14:C2:62:LEU:HD22	14:C2:75:VAL:HG11	1.97	0.46
15:C3:55:ARG:O	29:D7:47:PHE:HB2	2.59	0.46
17:C5:86:VAL:O	17:C5:89:MET:HG2	2.16	0.46
19:C7:58:MET:O	19:C7:62:GLN:HG2	4.99	0.46
22:D0:28:SER:HB3	22:D0:34:LEU:HD13	5.46	0.46
22:D0:39:SER:O	22:D0:43:LYS:HB2	2.39	0.46
24:D2:26:LEU:HD21	24:D2:60:LYS:HD3	1.97	0.46
7:S5:112:ARG:HH22	27:D5:94:LYS:HD3	1.80	0.46
32:E0:13:LYS:O	32:E0:17:GLN:HG2	2.51	0.46
32:E0:43:ARG:NH1	32:E0:56:MET:SD	2.88	0.46
41:L4:183:LYS:HE3	36:5:1386:A:C5	119.34	0.46
46:L9:134:ILE:HD11	46:L9:146:LEU:HD23	3.47	0.46
49:M3:2:ALA:N	64:N8:31:GLY:O	3.31	0.46
55:M9:105:LEU:HD21	55:M9:139:VAL:HG13	6.18	0.46
41:L4:361:HIS:HB3	56:N0:26:ARG:NH1	2.70	0.46
58:N2:51:GLY:C	58:N2:53:ALA:H	2.19	0.46

Continued on next page...

Continued from previous page...

Atom-1	Atom-2	Interatomic distance (Å)	Clash overlap (Å)
62:N6:55:GLU:HB3	62:N6:108:LYS:H	1.80	0.46
65:N9:23:LYS:HB3	65:N9:24:PRO:HD2	1.98	0.46
67:O1:23:VAL:HB	67:O1:28:ARG:HG2	1.95	0.46
6:S4:162:ILE:HD12	6:S4:162:ILE:H	3.99	0.46
11:S9:15:PRO:HD3	11:S9:43:TYR:CE1	3.16	0.46
36:1:132:C:H2'	36:1:133:U:H5''	1.97	0.46
36:1:155:G:H4'	36:1:156:G:H2'	1.96	0.46
36:1:2537:U:H4'	36:1:2538:U:OP1	2.15	0.46
36:1:3060:C:O2	36:1:3332:U:O2'	2.32	0.46
36:1:394:G:N1	36:1:397:A:OP2	2.48	0.46
36:1:838:G:O6	79:Q3:4:ARG:NH2	2.49	0.46
1:2:1087:A:H2'	1:2:1088:A:H8	1.80	0.46
1:2:1291:G:N2	1:2:1324:G:N2	2.60	0.46
1:2:142:G:H1	1:2:173:A:H2	1.64	0.46
1:2:1638:G:C2	1:2:1639:C:H1'	2.51	0.46
1:2:256:A:H2'	1:2:257:A:O4'	2.16	0.46
1:2:292:U:C4	1:2:293:U:C4	3.03	0.46
1:2:372:G:H1'	1:2:612:U:O2	2.15	0.46
1:2:730:G:H21	1:2:731:C:H5''	1.80	0.46
36:5:1423:C:H2'	36:5:1424:C:H6	1.79	0.46
36:5:1439:U:H2'	36:5:1440:G:O4'	2.15	0.46
36:5:2611:U:H2'	36:5:2612:U:H6	1.77	0.46
36:5:2807:U:O2'	36:5:2809:C:OP1	2.27	0.46
40:L3:130:PHE:CE1	36:5:3149:G:H4'	221.60	0.46
36:5:3351:U:H5''	36:5:3352:U:OP2	2.15	0.46
54:M8:141:ARG:HD3	36:5:743:C:O2	173.42	0.46
1:6:116:U:H2'	1:6:117:U:C6	2.49	0.46
8:S6:65:GLN:OE1	1:6:1682:U:H4'	278.91	0.46
1:6:1756[A]:A:H8	1:6:1756[A]:A:OP2	1.98	0.46
1:6:222:A:H2'	1:6:223:U:O4'	2.15	0.46
8:S6:171:LYS:NZ	1:6:68:A:OP2	349.35	0.46
26:D4:8:ARG:HD2	1:6:780:A:N3	437.89	0.46
1:6:918:U:H2'	1:6:919:A:C8	2.49	0.46
38:8:44:A:H2'	38:8:45:C:C6	2.50	0.46
38:8:80:A:H8	38:8:80:A:O5'	1.98	0.46
14:C2:30:VAL:HB	14:C2:132:GLU:HG3	1.96	0.46
18:C6:142:TYR:HA	1:6:1192:C:H5'	356.23	0.46
1:2:1101:G:O2'	24:D2:4:SER:OG	2.17	0.46
25:D3:79:ASN:OD1	25:D3:81:LYS:HB2	2.15	0.46
26:D4:58:PHE:CE2	26:D4:72:PHE:HB3	2.64	0.46
27:D5:87:GLY:O	27:D5:89:ILE:N	2.46	0.46

Continued on next page...

Continued from previous page...

Atom-1	Atom-2	Interatomic distance (Å)	Clash overlap (Å)
30:D8:32:PHE:HE2	30:D8:38:ARG:HB3	1.80	0.46
30:D8:42:ARG:CZ	30:D8:56:LEU:HD22	2.45	0.46
39:L2:42:ARG:HA	39:L2:88:ILE:O	2.15	0.46
40:L3:106:TRP:HB2	40:L3:133:TYR:CE2	2.50	0.46
43:L6:68:PRO:HD2	43:L6:71:VAL:HG21	2.13	0.46
46:L9:112:ILE:N	46:L9:126:VAL:O	2.74	0.46
47:M0:47:PRO:HB3	47:M0:171:TRP:CE2	2.50	0.46
36:1:31:C:H5	51:M5:189:ARG:HH22	1.63	0.46
62:N6:60:ARG:HB2	62:N6:103:LYS:HB3	1.97	0.46
63:N7:10:VAL:HG22	63:N7:24:VAL:HG12	1.98	0.46
63:N7:54:THR:OG1	63:N7:55:LYS:N	2.48	0.46
64:N8:75:LEU:HB3	64:N8:118:ILE:HG23	2.14	0.46
67:O1:10:ARG:HH12	67:O1:44:MET:CG	4.75	0.46
67:O1:27:LYS:C	67:O1:30:PRO:HD2	2.36	0.46
71:O5:6:ALA:HB1	71:O5:10:ARG:NH2	2.59	0.46
72:O6:74:LYS:HG3	72:O6:80:PHE:HA	2.78	0.46
77:Q1:13:LEU:HD21	77:Q1:17:ARG:HH21	1.81	0.46
36:1:2150:G:H4'	79:Q3:22:LEU:HD21	1.96	0.46
6:S4:125:LYS:HB2	6:S4:226:PHE:CD1	2.51	0.46
1:2:788:A:C5	6:S4:19:LEU:HD13	2.50	0.46
7:S5:225:ARG:NH2	30:D8:58:GLU:HB2	4.89	0.46
9:S7:111:LYS:HG3	9:S7:112:ARG:H	1.80	0.46
9:S7:31:SER:HA	9:S7:35:LYS:CB	4.49	0.46
9:S7:28:GLU:OE1	9:S7:35:LYS:HG2	5.64	0.46
35:SM:48:ARG:HG2	36:1:1017:C:H4'	1.96	0.46
36:1:1213:G:OP1	56:N0:137:ARG:HD3	2.15	0.46
36:1:2444:C:H42	36:1:2503:G:N2	2.13	0.46
36:1:2502:A:H2'	36:1:2502:A:N3	2.31	0.46
36:1:2784:G:N7	88:1:4104:OHX:N5	2.64	0.46
36:1:898:U:H2'	36:1:899:U:O4'	2.15	0.46
36:1:994:G:N2	36:1:995:U:O4	2.49	0.46
1:2:1073:G:H2'	1:2:1074:G:H5''	1.98	0.46
1:2:1111:G:H2'	1:2:1112:G:O4'	2.15	0.46
1:2:1553:G:N2	1:2:1555:A:H3'	2.31	0.46
1:2:366:A:OP1	1:2:758:U:O2'	2.25	0.46
1:2:734:A:H5''	1:2:735:C:OP1	2.16	0.46
1:2:872:G:H2'	1:2:873:U:O4'	2.16	0.46
1:2:891:A:H2'	1:2:892:A:C8	2.50	0.46
37:3:45:A:H2'	37:3:46:A:H8	1.78	0.46
36:5:1039:U:H2'	36:5:1040:A:C8	2.51	0.46
36:5:1624:G:H2'	36:5:1625:A:H8	1.80	0.46

Continued on next page...

Continued from previous page...

Atom-1	Atom-2	Interatomic distance (Å)	Clash overlap (Å)
62:N6:103:LYS:HE3	36:5:221:A:N6	80.69	0.46
36:5:2446:U:H3	36:5:2501:U:H3	1.62	0.46
21:C9:126:GLU:OE2	1:6:1357:A:H4'	440.27	0.46
31:D9:24:CYS:HB2	1:6:1434:U:H4'	410.12	0.46
1:6:828:U:O4	1:6:829:A:N6	2.49	0.46
42:L5:260:PHE:CE2	37:7:121:U:H5'	320.09	0.46
12:C0:52:LYS:HE2	12:C0:54:TYR:CE2	2.51	0.46
17:C5:30:THR:HG23	17:C5:86:VAL:HG21	1.97	0.46
18:C6:110:THR:C	18:C6:112:TYR:H	2.19	0.46
18:C6:82:ARG:HH21	18:C6:116:LEU:HD21	3.36	0.46
5:S3:209:ILE:HG22	19:C7:38:ILE:O	2.39	0.46
1:2:1364:G:N2	21:C9:3:GLY:HA3	2.30	0.46
33:E1:123:ASN:OD1	33:E1:124:PRO:HD2	2.15	0.46
41:L4:11:LEU:HD13	41:L4:159:ILE:HD11	1.98	0.46
41:L4:219:LEU:O	41:L4:221:ASN:N	2.91	0.46
43:L6:42:LEU:HD23	43:L6:84:VAL:HG22	3.00	0.46
44:L7:145:ARG:HA	44:L7:185:ILE:HD13	2.00	0.46
44:L7:239:LEU:HD22	44:L7:243:MET:SD	2.55	0.46
44:L7:88:ARG:NH1	44:L7:91:GLY:O	2.63	0.46
45:L8:214:LEU:HA	45:L8:214:LEU:HD12	1.97	0.46
45:L8:75:ILE:C	45:L8:77:GLN:H	2.19	0.46
49:M3:163:GLY:C	64:N8:139:ARG:HH22	4.14	0.46
51:M5:68:ARG:NH2	51:M5:123:GLN:OE1	4.06	0.46
63:N7:84:ARG:NH1	63:N7:85:TYR:OH	2.49	0.46
64:N8:64:GLN:HB2	64:N8:67:HIS:CD2	2.51	0.46
70:O4:6:THR:HG21	36:5:1487:G:H1'	141.16	0.46
4:S2:140:ARG:HD3	4:S2:222:TYR:CE1	2.51	0.46
1:2:1625:C:OP1	4:S2:91:ARG:NH2	2.49	0.46
6:S4:45:ILE:HA	6:S4:61:VAL:HG11	2.08	0.46
10:S8:26:LYS:HE3	1:6:396:G:O6	305.96	0.46
36:1:1853:U:OP2	88:1:3928:OHX:N3	2.49	0.46
36:1:2111:G:C8	60:N4:49:ILE:HD13	2.51	0.46
36:1:2403:G:N7	36:1:2870:C:H4'	2.31	0.46
36:1:2741:C:O2'	78:Q2:20:HIS:N	2.48	0.46
36:1:2871:G:H5''	36:1:2872:A:H5'	1.97	0.46
36:1:3085:G:OP1	60:N4:34:SER:HB2	2.15	0.46
36:1:1169:A:OP1	88:1:3851:OHX:N3	2.48	0.46
1:2:1400:A:H4'	19:C7:60:ARG:NH2	2.30	0.46
1:2:1533:C:H4'	1:2:1539:G:C2	2.51	0.46
1:2:1701:A:H3'	1:2:1702:A:H5''	1.97	0.46
1:2:1757:G:O6	88:2:1994:OHX:N5	2.48	0.46

Continued on next page...

Continued from previous page...

Atom-1	Atom-2	Interatomic distance (Å)	Clash overlap (Å)
1:2:1759:C:H2'	1:2:1760:G:O4'	2.16	0.46
1:2:505:A:N3	1:2:505:A:H2'	2.29	0.46
36:5:1549:U:H2'	36:5:1550:C:C6	2.50	0.46
36:5:1773:C:H2'	36:5:1774:C:H6	1.81	0.46
36:5:1951:C:H42	36:5:2095:G:H1	1.64	0.46
36:5:2266:U:H2'	36:5:2267:C:C6	2.51	0.46
36:5:2655:U:H4'	36:5:2656:A:O4'	2.15	0.46
36:5:3132:C:H2'	36:5:3133:C:C6	2.50	0.46
88:5:3950:OHX:N3	88:5:4003:OHX:N1	2.63	0.46
36:5:3264:G:O6	88:5:4013:OHX:N4	2.49	0.46
36:5:725:G:H5'	36:5:726:G:OP2	2.15	0.46
36:5:750:G:H2'	36:5:751:A:H8	1.79	0.46
1:6:1108:G:OP2	88:6:2146:OHX:N2	2.49	0.46
1:6:119:A:H1'	1:6:397:A:C5	2.51	0.46
1:6:50:C:N4	1:6:425:A:OP2	2.34	0.46
1:6:939:A:H2'	1:6:940:A:C8	2.51	0.46
16:C4:29:HIS:HB3	16:C4:41:ARG:HA	1.97	0.46
17:C5:34:VAL:O	17:C5:42:ARG:HG2	2.15	0.46
21:C9:128:GLY:HA2	21:C9:131:ASP:HB2	3.65	0.46
21:C9:27:LYS:HE2	21:C9:111:ILE:HD11	1.97	0.46
21:C9:34:VAL:HG23	21:C9:53:TRP:CZ2	2.50	0.46
1:2:1382:A:H5'	22:D0:59:PRO:HA	1.97	0.46
23:D1:25:LYS:HB2	23:D1:28:ASP:HB2	5.71	0.46
25:D3:33:LEU:HD23	25:D3:33:LEU:HA	1.69	0.46
30:D8:18:ARG:HD2	30:D8:23:GLY:O	2.16	0.46
40:L3:385:LYS:CD	40:L3:386:ASP:H	2.24	0.46
47:M0:74:LYS:HE3	47:M0:74:LYS:HB2	1.66	0.46
53:M7:131:ARG:HG3	53:M7:137:ASN:OD1	2.26	0.46
55:M9:81:ARG:HG2	55:M9:88:ARG:CZ	2.45	0.46
61:N5:108:LEU:HD12	61:N5:125:ARG:HD3	1.98	0.46
72:O6:74:LYS:HD2	72:O6:80:PHE:CD2	2.50	0.46
78:Q2:77:CYS:O	78:Q2:78:LYS:HD3	2.72	0.46
79:Q3:56:THR:HG22	79:Q3:63:THR:HG23	1.97	0.46
2:S0:180:GLU:O	2:S0:184:LEU:HD23	2.16	0.46
2:S0:27:ARG:HH11	2:S0:27:ARG:HB2	1.80	0.46
2:S0:41:ARG:HH11	2:S0:45:VAL:HG11	5.71	0.46
5:S3:151:LYS:HE3	1:6:1424:A:OP2	399.44	0.46
5:S3:69:LEU:O	5:S3:73:VAL:HG23	2.16	0.46
6:S4:102:VAL:HG23	6:S4:182:TYR:CE1	4.67	0.46
35:SM:50:ASN:N	35:SM:50:ASN:OD1	4.35	0.46
35:SM:57:ASN:O	35:SM:61:ILE:HG22	5.60	0.46

Continued on next page...

Continued from previous page...

Atom-1	Atom-2	Interatomic distance (Å)	Clash overlap (Å)
36:1:1054:A:H5''	36:1:2637:A:H61	1.80	0.46
36:1:1724:U:H1'	36:1:1725:C:C6	2.50	0.46
36:1:1844:C:H2'	36:1:1845:G:H5''	1.97	0.46
36:1:2093:A:N1	55:M9:114:LYS:NZ	2.59	0.46
36:1:2278:C:C2	36:1:2307:G:C2	3.03	0.46
36:1:2944:U:H1'	40:L3:251:CYS:SG	2.55	0.46
36:1:92:G:OP2	36:1:93:C:H5''	2.14	0.46
1:2:218:A:N7	1:2:830:U:H5	2.13	0.46
36:5:1256:G:O6	36:5:1261:G:N2	2.49	0.46
36:5:1560:G:H2'	36:5:1561:G:H8	1.80	0.46
36:5:2569:A:C4	36:5:2570:U:H5	2.34	0.46
36:5:2837:A:H8	36:5:2837:A:OP2	1.98	0.46
36:5:283:G:N3	36:5:283:G:H3'	2.31	0.46
36:5:908:G:H4'	36:5:909:G:O5'	2.16	0.46
1:6:1042:G:H22	1:6:1076:A:H2	1.63	0.46
1:6:1572:G:H2'	1:6:1572:G:N3	2.29	0.46
1:6:1576:A:H2'	1:6:1577:A:O4'	2.16	0.46
1:6:1718:G:OP2	88:6:2060:OHX:N2	2.49	0.46
11:S9:146:PHE:HZ	1:6:765:G:H1	432.13	0.46
14:C2:131:ASP:OD1	14:C2:132:GLU:N	2.48	0.46
14:C2:45:LEU:HB3	14:C2:46:ARG:H	2.84	0.46
16:C4:129:LYS:HE3	16:C4:129:LYS:HB2	1.63	0.46
1:2:1482:C:O2'	18:C6:72:GLY:O	2.34	0.46
20:C8:3:LEU:HD23	20:C8:5:VAL:HG22	1.96	0.46
20:C8:70:VAL:O	20:C8:74:GLN:HG2	2.16	0.46
21:C9:40:SER:HB2	21:C9:96:ALA:HA	2.85	0.46
23:D1:55:LEU:HD11	23:D1:69:LEU:HB2	4.66	0.46
26:D4:89:TYR:O	26:D4:93:ARG:HG3	2.16	0.46
27:D5:69:LEU:H	27:D5:69:LEU:HD12	5.31	0.46
39:L2:144:ASN:O	39:L2:160:SER:N	2.78	0.46
36:1:3306:U:H5''	40:L3:21:ARG:NH1	2.31	0.46
40:L3:347:SER:HB3	40:L3:350:ALA:H	3.02	0.46
42:L5:177:GLU:HG3	42:L5:177:GLU:H	1.38	0.46
44:L7:120:THR:O	44:L7:124:LEU:HB2	2.51	0.46
45:L8:244:ALA:HA	45:L8:247:ASP:HB2	2.30	0.46
37:3:65:G:OP1	47:M0:203:LYS:HB2	2.15	0.46
48:M1:16:LYS:HB3	48:M1:72:ARG:HG2	2.68	0.46
49:M3:74:GLY:HA3	49:M3:98:ASP:HB2	2.15	0.46
51:M5:143:ARG:HH21	71:O5:92:LEU:HA	1.81	0.46
55:M9:168:ALA:HB1	55:M9:172:ARG:NH1	2.31	0.46
60:N4:57:LYS:HE3	60:N4:57:LYS:HB2	2.19	0.46

Continued on next page...

Continued from previous page...

Atom-1	Atom-2	Interatomic distance (Å)	Clash overlap (Å)
63:N7:17:ARG:HB2	36:5:1635:G:O6	203.07	0.46
63:N7:23:VAL:HB	63:N7:43:VAL:HB	1.98	0.46
69:O3:85:PHE:O	88:O3:203:OHX:N1	2.49	0.46
36:1:1804:A:O2'	70:O4:78:GLY:O	2.31	0.46
72:O6:11:LEU:O	72:O6:12:ASN:HB2	4.33	0.46
2:S0:17:LEU:HD23	2:S0:172:LEU:HD13	1.97	0.46
2:S0:54:TRP:O	2:S0:58:VAL:HG23	2.33	0.46
4:S2:133:LYS:HA	4:S2:136:VAL:HG23	2.19	0.46
4:S2:169:LEU:HD11	4:S2:217:ALA:HB1	2.71	0.46
7:S5:79:ASN:HB2	7:S5:83:ARG:NH2	3.06	0.46
9:S7:115:SER:O	1:6:856:A:N6	359.91	0.46
11:S9:143:ILE:HD13	1:6:767:U:C5	422.33	0.46
36:1:1298:C:O3'	76:Q0:113:ARG:NH1	2.49	0.46
36:1:1703:U:N3	36:1:1740:U:O2	2.49	0.46
36:1:1723:A:N1	36:1:1788:C:O2'	2.33	0.46
36:1:230:U:H2'	36:1:231:G:O4'	2.16	0.46
36:1:2424:A:H8	36:1:2424:A:O5'	1.98	0.46
36:1:958:C:OP1	36:1:2799:A:H3'	2.15	0.46
36:1:291:C:OP1	51:M5:68:ARG:HB3	2.16	0.46
36:1:899:U:O4	88:1:3829:OHX:N4	2.49	0.46
36:1:979:U:O3'	36:1:980:A:C8	2.69	0.46
1:2:1086:A:C6	1:2:1087:A:C6	3.04	0.46
1:2:1146:G:C6	1:2:1147:A:C6	3.03	0.46
1:2:149:C:O2'	8:S6:132:ARG:NH1	2.49	0.46
37:3:17:A:OP1	42:L5:2:ALA:N	2.48	0.46
36:5:1072:G:H2'	36:5:1073:U:C6	2.51	0.46
36:5:1481:A:O4'	36:5:1481:A:OP1	2.33	0.46
36:5:1743:G:H2'	36:5:1744:G:H8	1.80	0.46
36:5:2413:A:H2'	36:5:2414:G:H8	1.81	0.46
36:5:3291:G:H2'	36:5:3292:A:C8	2.51	0.46
36:5:770:G:N7	88:5:3990:OHX:N6	2.64	0.46
51:M5:84:PRO:HD2	36:5:44:U:OP1	165.90	0.46
1:6:1429:G:H2'	1:6:1430:U:C6	2.51	0.46
1:6:144:U:H3'	1:6:145:A:H5''	1.98	0.46
20:C8:134:ARG:NH2	1:6:1545:A:N7	356.38	0.46
31:D9:14:TYR:OH	1:6:1553:G:O2'	402.54	0.46
1:6:1784:C:H2'	1:6:1785:U:H6	1.81	0.46
1:6:271:A:H5'	1:6:272:U:OP2	2.16	0.46
1:6:286:C:H2'	1:6:287:G:O4'	2.15	0.46
1:6:493:U:H2'	1:6:494:U:H5''	1.98	0.46
12:C0:7:ASP:O	12:C0:11:ILE:HG12	2.15	0.46

Continued on next page...

Continued from previous page...

Atom-1	Atom-2	Interatomic distance (Å)	Clash overlap (Å)
13:C1:77:SER:HB3	13:C1:85:VAL:HB	2.17	0.46
15:C3:5:HIS:CE1	15:C3:121:ARG:HG3	2.50	0.46
21:C9:77:ASN:HB3	21:C9:95:ASP:HB3	1.97	0.46
21:C9:9:VAL:HG22	21:C9:140:LEU:HD21	1.96	0.46
20:C8:11:PHE:CG	27:D5:41:ILE:HD13	5.02	0.46
40:L3:3:HIS:ND1	40:L3:3:HIS:O	2.49	0.46
41:L4:264:SER:HB2	41:L4:265:GLU:OE1	2.15	0.46
41:L4:38:VAL:HG13	41:L4:113:VAL:HG11	2.24	0.46
36:1:2663:G:C5'	42:L5:152:ARG:HD3	2.46	0.46
42:L5:219:PHE:O	42:L5:223:PHE:HB2	2.16	0.46
42:L5:277:LEU:HB2	42:L5:282:ARG:HE	2.93	0.46
46:L9:23:ARG:HH21	46:L9:42:ASP:H	1.64	0.46
46:L9:92:TYR:N	46:L9:92:TYR:CD2	4.05	0.46
48:M1:85:LYS:HB2	48:M1:85:LYS:HZ2	1.80	0.46
52:M6:108:ILE:HA	52:M6:109:PRO:HD3	2.51	0.46
54:M8:120:GLU:CD	54:M8:122:ILE:HD11	2.36	0.46
54:M8:62:VAL:HB	54:M8:83:VAL:HG11	2.39	0.46
56:N0:26:ARG:HH22	56:N0:28:ARG:HD2	1.81	0.46
36:1:994:G:H3'	57:N1:13:TYR:HD2	1.81	0.46
42:L5:40:HIS:CE1	57:N1:69:LYS:HA	2.60	0.46
61:N5:112:THR:HB	61:N5:120:LYS:HE2	4.53	0.46
62:N6:124:GLY:C	62:N6:126:LEU:H	3.44	0.46
70:O4:58:ARG:HG2	70:O4:58:ARG:HH11	1.79	0.46
71:O5:28:LEU:HD23	71:O5:47:VAL:HG22	1.98	0.46
3:S1:41:ARG:H	3:S1:41:ARG:HG3	2.88	0.46
7:S5:150:GLY:O	7:S5:155:ALA:HA	2.14	0.46
8:S6:127:THR:OG1	8:S6:128:THR:N	2.75	0.46
11:S9:163:PRO:HB3	11:S9:169:PRO:HA	3.03	0.46
35:SM:61:ILE:HD12	35:SM:62:ARG:H	1.81	0.46
35:SM:64:LYS:C	35:SM:66:ALA:H	2.18	0.46
36:1:1176:C:H2'	36:1:1177:G:N2	2.31	0.46
36:1:343:U:O2	36:1:1439:U:H1'	2.16	0.46
36:1:1642:A:N3	36:1:1822:C:O2'	2.35	0.46
36:1:1925:U:O2'	36:1:1927:G:N7	2.46	0.46
36:1:2339:C:OP2	59:N3:48:ARG:HG2	2.16	0.46
36:1:2993:G:H2'	36:1:3142:A:N6	2.31	0.46
36:1:3089:C:H2'	36:1:3090:U:O4'	2.16	0.46
36:1:718:G:O6	36:1:751:A:H1'	2.16	0.46
1:2:1234:A:H1'	33:E1:140:TYR:OH	2.16	0.46
1:2:1248:C:H2'	1:2:1249:U:C6	2.51	0.46
1:2:1376:C:N4	1:2:1377:U:O4	2.48	0.46

Continued on next page...

Continued from previous page...

Atom-1	Atom-2	Interatomic distance (Å)	Clash overlap (Å)
1:2:460:A:H5'	1:2:461:G:OP2	2.15	0.46
36:5:999:G:O2'	36:5:1000:C:H5'	2.15	0.46
36:5:1070:U:C4	36:5:1071:U:C4	3.03	0.46
36:5:1350:A:H2'	36:5:1351:U:O4'	2.16	0.46
73:O7:9:GLY:HA3	36:5:1852:G:H1'	154.48	0.46
36:5:2111:G:H4'	36:5:2112:U:OP2	2.16	0.46
36:5:646:A:C2	36:5:2375:G:C2	3.04	0.46
36:5:2376:G:H2'	36:5:2377:G:C8	2.51	0.46
36:5:3279:A:C6	36:5:3280:U:C4	3.04	0.46
36:5:370:U:O4	88:5:4112:OHX:N5	2.49	0.46
36:5:523:A:N6	36:5:570:A:C2	2.84	0.46
1:6:1478:G:C4	1:6:1479:A:C8	3.04	0.46
1:6:1482:C:OP2	1:6:1521:G:N2	2.49	0.46
1:6:754:A:N6	1:6:793:A:C5	2.84	0.46
1:6:813:U:H2'	1:6:813:U:O2	2.16	0.46
16:C4:85:ALA:H	16:C4:119:THR:CG2	2.29	0.46
18:C6:47:LYS:HZ1	18:C6:114:ARG:HG2	1.81	0.46
20:C8:121:ALA:O	20:C8:125:ILE:HG13	2.87	0.46
21:C9:117:SER:OG	21:C9:118:PRO:O	2.31	0.46
21:C9:126:GLU:H	21:C9:126:GLU:HG2	2.83	0.46
27:D5:85:LYS:HE3	27:D5:86:GLU:HB3	1.98	0.46
28:D6:10:ARG:HH12	28:D6:36:ILE:HG13	4.55	0.46
32:E0:55:ARG:HB3	32:E0:58:PRO:HG3	1.98	0.46
39:L2:111:THR:HB	39:L2:136:ILE:HD12	3.18	0.46
39:L2:202:VAL:O	39:L2:217:GLN:HG2	2.16	0.46
39:L2:30:ARG:HH21	39:L2:33:ASP:CG	3.30	0.46
40:L3:187:SER:OG	40:L3:190:GLU:HG3	2.16	0.46
41:L4:108:LYS:HB3	41:L4:108:LYS:HE2	1.77	0.46
41:L4:219:LEU:O	41:L4:222:VAL:HG13	2.15	0.46
54:M8:150:VAL:HA	54:M8:153:PHE:CD1	2.51	0.46
56:N0:59:VAL:HG13	57:N1:141:VAL:HG11	1.97	0.46
56:N0:80:ARG:HB2	56:N0:124:LEU:HD21	1.97	0.46
61:N5:63:ILE:HD11	61:N5:84:PHE:CE1	2.51	0.46
38:4:131:A:H5''	61:N5:93:TYR:CE2	2.50	0.46
62:N6:118:LEU:O	62:N6:122:LYS:HG3	2.15	0.46
68:O2:109:LEU:HD22	68:O2:109:LEU:HA	1.79	0.46
36:1:1802:C:O2'	70:O4:59:PRO:O	2.22	0.46
71:O5:105:ARG:O	71:O5:109:ILE:HG13	2.16	0.46
49:M3:174:ARG:HB2	72:O6:9:ILE:HD12	1.98	0.46
2:S0:190:ASP:O	2:S0:192:THR:N	4.39	0.46
3:S1:30:PHE:HD1	3:S1:96:LEU:HD22	1.81	0.46

Continued on next page...

Continued from previous page...

Atom-1	Atom-2	Interatomic distance (Å)	Clash overlap (Å)
4:S2:84:LYS:NZ	4:S2:208:GLU:HB2	2.31	0.46
6:S4:133:LYS:O	6:S4:134:LYS:HB2	2.38	0.46
6:S4:248:ILE:HA	6:S4:251:GLU:HB2	2.68	0.46
7:S5:162:VAL:HG21	7:S5:166:ARG:HH11	1.80	0.46
7:S5:175:LEU:HD22	7:S5:198:LEU:HD23	1.98	0.46
7:S5:63:GLN:HB3	7:S5:64:VAL:H	1.54	0.46
8:S6:7:TYR:CB	8:S6:12:SER:HB2	2.45	0.46
11:S9:88:GLU:HA	11:S9:91:LYS:HD2	1.97	0.46
34:SR:38:ARG:HG2	34:SR:67:ILE:HD13	2.46	0.46
36:1:118:U:H3	36:1:122:A:H5'	1.81	0.46
36:1:1230:G:H1	36:1:1279:C:N4	2.13	0.46
36:1:1233:G:H22	36:1:1255:C:H42	1.64	0.46
36:1:1312:C:O2'	52:M6:83:ALA:O	2.34	0.46
36:1:1460:A:H2'	36:1:1461:A:C8	2.51	0.46
36:1:1477:A:OP1	36:1:3075:G:O2'	2.25	0.46
36:1:1488:G:C2	36:1:1489:A:C8	3.04	0.46
36:1:2261:G:O2'	36:1:2263:C:N4	2.49	0.46
36:1:2552:C:H2'	66:O0:50:VAL:HG11	1.97	0.46
36:1:2765:C:H2'	36:1:2766:U:H6	1.81	0.46
36:1:3353:G:O2'	36:1:3356:G:OP2	2.34	0.46
36:1:544:C:O2	36:1:548:G:N2	2.48	0.46
1:2:1003:A:H4'	1:2:1004:U:O5'	2.16	0.46
1:2:1012:U:O3'	39:L2:248:GLY:HA2	2.15	0.46
1:2:1298:U:OP1	88:2:1999:OHX:N5	2.49	0.46
1:2:549:G:C2	1:2:550:A:C8	3.04	0.46
1:2:616:G:C2	1:2:622:A:N7	2.83	0.46
1:2:776:G:N2	1:2:785:U:H1'	2.31	0.46
1:2:840:U:O2'	1:2:841:U:O5'	2.29	0.46
36:5:2541:U:H4'	36:5:2542:U:OP1	2.16	0.46
36:5:3189:G:H2'	36:5:3190:C:H6	1.81	0.46
36:5:3231:U:H2'	36:5:3232:G:C8	2.51	0.46
36:5:748:U:H2'	36:5:749:C:C6	2.51	0.46
1:6:1041:G:H2'	1:6:1042:G:C8	2.51	0.46
8:S6:13:GLN:HE22	1:6:151:G:H21	310.52	0.46
1:6:206:A:H1'	1:6:262:U:O2	2.16	0.46
12:C0:31:LYS:HE3	12:C0:36:ASP:OD1	2.16	0.46
17:C5:124:THR:OG1	17:C5:124:THR:O	3.51	0.46
22:D0:23:ARG:HD2	22:D0:90:TYR:HD1	1.81	0.46
25:D3:53:VAL:HG13	25:D3:72:VAL:HB	2.50	0.46
27:D5:69:LEU:HB2	27:D5:71:ILE:HD13	10.68	0.46
29:D7:34:ASP:O	29:D7:79:PHE:HA	2.42	0.46

Continued on next page...

Continued from previous page...

Atom-1	Atom-2	Interatomic distance (Å)	Clash overlap (Å)
41:L4:131:VAL:O	41:L4:135:VAL:HG23	2.22	0.46
46:L9:13:PRO:O	46:L9:15:GLY:N	2.48	0.46
46:L9:41:ILE:HG23	46:L9:43:VAL:HG13	1.98	0.46
47:M0:2:ALA:O	47:M0:3:ARG:HB2	4.49	0.46
48:M1:26:SER:OG	48:M1:27:GLY:N	2.47	0.46
48:M1:73:GLY:HA3	48:M1:74:PRO:HD2	2.39	0.46
49:M3:42:ARG:HH21	49:M3:51:LEU:HD22	5.46	0.46
50:M4:103:ILE:O	50:M4:107:GLU:HG3	2.15	0.46
36:1:291:C:H5''	51:M5:68:ARG:HH12	1.79	0.46
52:M6:3:VAL:HG13	52:M6:4:GLU:HG3	1.97	0.46
54:M8:85:GLY:N	54:M8:104:LEU:HD12	2.48	0.46
56:N0:71:LYS:O	56:N0:73:LYS:NZ	4.25	0.46
62:N6:91:ASN:OD1	62:N6:92:GLY:N	3.40	0.46
64:N8:103:ASP:HA	64:N8:126:LYS:HG3	3.16	0.46
64:N8:103:ASP:OD2	64:N8:106:ALA:N	2.48	0.46
68:O2:101:SER:OG	68:O2:104:ASN:OD1	4.44	0.46
36:1:1160:C:N3	68:O2:45:ARG:NH1	2.63	0.46
36:1:3174:A:P	69:O3:97:SER:HG	2.33	0.46
70:O4:81:CYS:O	70:O4:83:ASN:N	2.53	0.46
72:O6:63:ASN:O	72:O6:64:SER:OG	2.32	0.46
76:Q0:95:VAL:HA	76:Q0:101:ALA:O	2.16	0.46
2:S0:124:THR:HG22	2:S0:174:TRP:NE1	2.27	0.46
2:S0:200:ASP:N	2:S0:200:ASP:OD1	2.49	0.46
4:S2:72:LEU:HD13	4:S2:72:LEU:HA	2.78	0.46
6:S4:139:VAL:HG13	6:S4:150:PRO:HG3	1.98	0.46
7:S5:149:VAL:HG13	7:S5:151:GLY:N	5.61	0.46
7:S5:45:LYS:HA	7:S5:45:LYS:HE3	1.98	0.46
7:S5:73:THR:O	7:S5:75:GLY:N	3.11	0.46
9:S7:46:ILE:HG12	9:S7:60:ILE:HA	4.27	0.46
9:S7:63:PRO:O	9:S7:64:VAL:HB	2.16	0.46
34:SR:282:SER:HB2	34:SR:285:ALA:HB3	1.97	0.46
36:1:1119:C:OP2	88:1:3847:OHX:N1	2.49	0.45
36:1:1549:U:H2'	36:1:1550:C:H6	1.80	0.45
36:1:1569:U:H5'	36:1:1570:U:H5''	1.98	0.45
36:1:1636:U:H5''	63:N7:73:LYS:HZ3	1.81	0.45
36:1:3148:U:O4	88:1:4006:OHX:N2	2.49	0.45
1:2:1199:G:O6	22:D0:67:THR:OG1	2.18	0.45
36:5:2407:C:H2'	36:5:2408:U:C6	2.51	0.45
36:5:2947:G:N2	36:5:2948:C:C2	2.84	0.45
36:5:2993:G:H2'	36:5:3142:A:N6	2.31	0.45
36:5:373:A:N1	36:5:394:G:H4'	2.31	0.45

Continued on next page...

Continued from previous page...

Atom-1	Atom-2	Interatomic distance (Å)	Clash overlap (Å)
36:5:3005:A:OP2	88:5:4001:OHX:N6	2.49	0.45
36:5:897:U:H2'	36:5:898:U:C6	2.50	0.45
10:S8:32:GLN:NE2	1:6:1675:C:H1'	275.86	0.45
1:6:224:C:H2'	1:6:225:A:C8	2.51	0.45
1:6:846:G:H2'	1:6:847:A:H8	1.81	0.45
1:6:993:A:H2'	1:6:994:G:O4'	2.16	0.45
38:8:102:U:H2'	38:8:103:G:C8	2.51	0.45
19:C7:21:TYR:O	19:C7:23:LYS:N	2.49	0.45
20:C8:122:HIS:CE1	20:C8:126:ARG:HD3	2.52	0.45
27:D5:71:ILE:HG22	27:D5:73:GLY:H	5.16	0.45
28:D6:2:PRO:HG3	1:6:1143:A:OP2	352.16	0.45
29:D7:30:SER:HB2	29:D7:48:SER:OG	2.53	0.45
29:D7:31:TYR:CD2	29:D7:48:SER:HB3	2.62	0.45
39:L2:200:ARG:C	39:L2:202:VAL:H	2.18	0.45
41:L4:281:ILE:HG22	54:M8:25:TYR:HB3	1.97	0.45
42:L5:295:GLY:O	42:L5:297:GLN:N	3.52	0.45
43:L6:108:LYS:H	43:L6:108:LYS:HG2	4.52	0.45
44:L7:224:ILE:HD13	56:N0:39:SER:HB2	1.98	0.45
47:M0:196:PHE:CG	47:M0:197:VAL:N	2.95	0.45
36:1:2853:A:O3'	47:M0:64:ALA:HB2	2.17	0.45
47:M0:76:MET:SD	47:M0:148:VAL:HG22	2.56	0.45
48:M1:52:TYR:HA	48:M1:61:ARG:HG3	1.98	0.45
49:M3:36:ARG:C	49:M3:38:ALA:H	3.14	0.45
52:M6:8:VAL:HG22	52:M6:34:VAL:HG13	4.68	0.45
53:M7:153:LYS:HE2	53:M7:153:LYS:HB3	1.77	0.45
54:M8:153:PHE:O	54:M8:161:LYS:HG2	4.46	0.45
36:1:1779:C:OP1	55:M9:97:ARG:NH2	2.48	0.45
57:N1:126:VAL:HB	57:N1:128:LEU:HG	3.92	0.45
62:N6:108:LYS:HD3	62:N6:108:LYS:HA	2.08	0.45
63:N7:36:HIS:CE1	63:N7:74:VAL:HG21	2.51	0.45
68:O2:24:ARG:HG2	68:O2:25:TYR:CZ	2.93	0.45
70:O4:44:CYS:SG	70:O4:84:CYS:SG	3.22	0.45
3:S1:63:GLY:HA2	3:S1:88:VAL:O	2.16	0.45
5:S3:45:LYS:HB2	5:S3:45:LYS:HE2	1.80	0.45
6:S4:129:VAL:HB	6:S4:139:VAL:HG12	2.08	0.45
8:S6:70:PRO:O	8:S6:98:ARG:NH1	2.64	0.45
10:S8:194:ARG:NH2	10:S8:195:ARG:HH22	2.13	0.45
10:S8:66:SER:HA	10:S8:73:SER:HA	1.98	0.45
35:SM:34:LYS:HA	35:SM:34:LYS:HE2	4.83	0.45
36:1:1210:U:H2'	36:1:1211:U:H6	1.81	0.45
36:1:2206:G:OP2	36:1:2206:G:H8	2.00	0.45

Continued on next page...

Continued from previous page...

Atom-1	Atom-2	Interatomic distance (Å)	Clash overlap (Å)
36:1:2697:A:H2'	36:1:2698:G:H8	1.82	0.45
36:1:2734:A:OP1	88:1:3902:OHX:N3	2.49	0.45
36:1:2849:C:OP2	88:1:4090:OHX:N2	2.48	0.45
36:1:564:G:H2'	36:1:565:U:H6	1.81	0.45
36:1:821:U:OP2	88:1:3873:OHX:N3	2.49	0.45
1:2:1099:U:OP1	24:D2:71:LYS:NZ	2.46	0.45
1:2:1111:G:C2	1:2:1112:G:H1'	2.51	0.45
1:2:1340:U:C2	1:2:1378:U:H4'	2.52	0.45
1:2:1452:U:C2	1:2:1453:G:C8	3.03	0.45
1:2:393:C:OP2	10:S8:2:GLY:N	2.49	0.45
1:2:610:G:H2'	1:2:614:C:C5	2.51	0.45
1:2:68:A:OP1	8:S6:160:ARG:NH2	2.40	0.45
1:2:800:U:H2'	1:2:801:G:C8	2.50	0.45
37:3:93:C:O2'	37:3:94:C:H5'	2.16	0.45
56:N0:115:ARG:NH2	36:5:1320:C:O2	289.21	0.45
36:5:2309:A:H8	36:5:2309:A:OP1	1.99	0.45
36:5:2396:G:OP1	36:5:2397:A:H4'	2.16	0.45
36:5:2403:G:H21	36:5:2404:A:N6	2.14	0.45
36:5:2403:G:N2	36:5:2404:A:N6	2.64	0.45
72:O6:76:ARG:NH1	36:5:294:U:OP1	157.54	0.45
36:5:3242:G:H21	36:5:3245:A:H5''	1.81	0.45
36:5:3290:G:O6	88:5:3996:OHX:N3	2.49	0.45
36:5:3295:A:H2'	36:5:3296:A:C8	2.51	0.45
36:5:796:U:H2'	36:5:797:U:C6	2.52	0.45
1:6:1087:A:H2'	1:6:1088:A:C8	2.51	0.45
1:6:1396:U:O4	88:6:2055:OHX:N1	2.49	0.45
1:6:1522:U:OP1	88:6:2045:OHX:N3	2.49	0.45
1:6:770:A:OP2	88:6:2104:OHX:N3	2.49	0.45
26:D4:60:PHE:N	1:6:523:G:OP1	413.53	0.45
1:6:567:A:N1	1:6:583:C:H1'	2.31	0.45
25:D3:22:ASN:HB3	1:6:609:U:H5	336.53	0.45
12:C0:77:ARG:HA	12:C0:82:LEU:HD11	1.96	0.45
15:C3:12:SER:O	15:C3:12:SER:OG	2.53	0.45
15:C3:55:ARG:NH1	15:C3:56:ASP:OD2	2.42	0.45
16:C4:87:GLY:HA3	16:C4:120:PRO:HG2	2.19	0.45
18:C6:35:PRO:HG2	18:C6:38:LEU:HG	1.98	0.45
7:S5:38:THR:OG1	18:C6:57:LEU:HD12	2.16	0.45
20:C8:83:ALA:HA	20:C8:86:LEU:HD23	1.98	0.45
24:D2:104:LEU:HD23	24:D2:106:THR:HG23	1.98	0.45
24:D2:105:THR:HG23	24:D2:110:ILE:HG12	1.97	0.45
25:D3:130:VAL:O	25:D3:131:SER:HB3	4.56	0.45

Continued on next page...

Continued from previous page...

Atom-1	Atom-2	Interatomic distance (Å)	Clash overlap (Å)
26:D4:21:LYS:N	26:D4:75:VAL:O	2.87	0.45
40:L3:346:THR:O	40:L3:348:ARG:N	3.86	0.45
40:L3:49:TYR:O	40:L3:80:ASP:N	2.77	0.45
42:L5:129:TYR:CG	42:L5:177:GLU:HG2	2.51	0.45
42:L5:21:ARG:O	42:L5:25:GLU:HG3	2.17	0.45
43:L6:105:TYR:OH	43:L6:134:ARG:HD2	3.18	0.45
47:M0:48:LEU:O	47:M0:139:ARG:HA	2.25	0.45
50:M4:38:ILE:HD12	56:N0:148:LEU:HD13	6.48	0.45
57:N1:17:ARG:HE	57:N1:47:SER:HB3	1.80	0.45
59:N3:75:PRO:HG2	59:N3:105:PRO:HD3	1.98	0.45
61:N5:42:ARG:HG2	36:5:14:U:O2'	102.12	0.45
62:N6:109:LEU:HD22	62:N6:115:ARG:NH1	2.77	0.45
63:N7:121:ARG:HG3	63:N7:126:LYS:HB2	1.98	0.45
68:O2:55:ILE:HA	68:O2:55:ILE:HD12	1.81	0.45
72:O6:70:ARG:HH11	72:O6:84:LYS:HG2	2.49	0.45
2:S0:22:THR:HG21	2:S0:173:ILE:HD11	3.08	0.45
1:2:1065:A:OP1	88:S1:301:OHX:N6	2.49	0.45
6:S4:160:VAL:HG21	6:S4:169:ILE:HD13	1.97	0.45
6:S4:125:LYS:NZ	6:S4:225:VAL:O	2.27	0.45
34:SR:225:LEU:O	34:SR:228:LYS:HG3	2.16	0.45
36:1:1317:A:C4	36:1:1319:G:C8	3.04	0.45
36:1:2554:A:C8	36:1:2554:A:H5'	2.52	0.45
36:1:2878:G:O6	88:1:4069:OHX:N2	2.49	0.45
36:1:3066:U:H2'	36:1:3067:C:C6	2.51	0.45
36:1:437:G:H2'	36:1:438:A:C8	2.51	0.45
1:2:10:G:H2'	1:2:11:A:C8	2.51	0.45
1:2:149:C:H42	1:2:165:G:H1	1.62	0.45
1:2:1798:U:C6	28:D6:97:PRO:HB3	2.51	0.45
1:2:131:C:OP1	88:2:2044:OHX:N4	2.50	0.45
1:2:393:C:H4'	1:2:1673:G:O2'	2.16	0.45
1:2:693:U:C5'	1:2:694:U:H5'	2.46	0.45
1:2:936:G:N7	28:D6:15:ARG:NH1	2.63	0.45
37:3:90:U:C4	37:3:91:G:C5	3.04	0.45
38:4:10:A:H2'	38:4:11:C:C6	2.52	0.45
39:L2:7:ASN:O	36:5:2163:C:H4'	186.07	0.45
36:5:2546:C:H2'	36:5:2547:A:C8	2.52	0.45
36:5:2693:C:H1'	36:5:2706:G:H5''	1.97	0.45
36:5:2816:G:C8	36:5:2869:U:H3'	2.51	0.45
36:5:2926:A:O2'	36:5:2927:C:H5'	2.17	0.45
36:5:2972:G:N7	88:5:3796:OHX:N3	2.63	0.45
36:5:2862:U:O4	88:5:3799:OHX:N3	2.50	0.45

Continued on next page...

Continued from previous page...

Atom-1	Atom-2	Interatomic distance (Å)	Clash overlap (Å)
36:5:2369:G:OP2	88:5:3807:OHX:N5	2.49	0.45
88:5:3930:OHX:N3	88:5:3976:OHX:N5	2.64	0.45
36:5:565:U:H2'	36:5:566:G:C8	2.51	0.45
36:5:644:G:H2'	36:5:2372:A:N7	2.31	0.45
1:6:209:U:H2'	1:6:210:A:C8	2.51	0.45
1:6:683:C:H3'	1:6:684:A:H5''	1.98	0.45
12:C0:24:LYS:HD3	12:C0:63:TYR:CZ	2.98	0.45
12:C0:30:ALA:O	12:C0:38:LYS:HA	2.17	0.45
15:C3:53:LEU:HD13	15:C3:53:LEU:HA	3.06	0.45
16:C4:50:ALA:O	16:C4:52:ARG:HG2	2.16	0.45
17:C5:65:LEU:C	17:C5:67:ALA:H	2.18	0.45
18:C6:42:GLU:O	18:C6:45:ARG:N	2.82	0.45
29:D7:47:PHE:CE1	29:D7:49:HIS:HB2	2.51	0.45
40:L3:308:MET:HE3	40:L3:370:PHE:HB2	4.60	0.45
41:L4:226:GLU:CD	41:L4:246:ARG:HH22	2.87	0.45
41:L4:58:HIS:HD2	41:L4:98:ARG:HB2	1.81	0.45
43:L6:136:GLU:O	43:L6:140:VAL:HG23	2.16	0.45
44:L7:88:ARG:HG2	44:L7:111:ILE:HA	1.99	0.45
44:L7:120:THR:OG1	44:L7:121:LYS:N	2.49	0.45
49:M3:91:ARG:CZ	49:M3:97:VAL:HB	2.46	0.45
54:M8:184:PHE:CD1	36:5:2730:G:H4'	190.13	0.45
57:N1:30:TYR:OH	57:N1:94:GLU:OE2	2.42	0.45
60:N4:8:PHE:CD2	60:N4:46:PRO:HG3	2.51	0.45
68:O2:126:LEU:HD23	68:O2:126:LEU:HA	1.74	0.45
68:O2:63:THR:O	68:O2:66:LEU:HB2	2.16	0.45
72:O6:40:VAL:O	72:O6:44:VAL:HG23	2.17	0.45
72:O6:86:LYS:HE3	72:O6:90:MET:HE1	7.64	0.45
74:O8:64:LYS:HG3	74:O8:65:LEU:N	3.63	0.45
36:1:837:A:H5'	79:Q3:9:GLY:C	2.36	0.45
3:S1:23:PRO:HB3	3:S1:26:ARG:NH2	2.31	0.45
34:SR:132:LYS:HB2	34:SR:134:TRP:HE1	1.82	0.45
36:1:1114:U:OP1	64:N8:23:GLY:N	2.40	0.45
36:1:1240:A:H3'	36:1:1241:U:H5'	1.98	0.45
36:1:1595:U:C2	36:1:1596:C:C5	3.04	0.45
1:2:1092:A:C4	1:2:1094:G:C8	3.05	0.45
1:2:1120:U:H2'	1:2:1121:C:C6	2.51	0.45
1:2:395:U:O2'	8:S6:89:ASP:HB3	2.15	0.45
1:2:649:U:O2'	1:2:650:U:O5'	2.34	0.45
36:5:1262:G:H5''	36:5:1263:A:OP2	2.16	0.45
36:5:1414:G:O6	88:5:4041:OHX:N1	2.50	0.45
70:O4:4:ARG:HD2	36:5:1485:G:N2	152.35	0.45

Continued on next page...

Continued from previous page...

Atom-1	Atom-2	Interatomic distance (Å)	Clash overlap (Å)
36:5:1752:A:OP2	88:5:3975:OHX:N6	2.50	0.45
36:5:1950:U:H2'	36:5:1951:C:C6	2.51	0.45
36:5:2187:G:OP2	88:5:3870:OHX:N4	2.49	0.45
36:5:2304:C:C5	36:5:2305:G:C6	3.05	0.45
36:5:2315:G:H2'	36:5:2316:G:H8	1.82	0.45
51:M5:70:ASN:ND2	36:5:2599:U:H5''	155.30	0.45
36:5:2927:C:H2'	36:5:2928:C:C6	2.52	0.45
36:5:492:U:H2'	36:5:493:G:C8	2.51	0.45
43:L6:26:ARG:NH2	36:5:607:A:OP1	249.23	0.45
1:6:498:G:N7	1:6:499:U:N3	2.65	0.45
1:6:751:G:H2'	1:6:752:A:H8	1.82	0.45
14:C2:129:GLU:HA	14:C2:133:LEU:HD22	1.97	0.45
14:C2:50:LYS:O	14:C2:54:ARG:HG2	4.33	0.45
15:C3:103:GLU:HA	15:C3:106:ARG:HH22	1.78	0.45
18:C6:10:PHE:CE2	1:6:1379:C:H5'	432.34	0.45
20:C8:108:LYS:HA	20:C8:108:LYS:HD2	1.75	0.45
22:D0:18:GLN:O	22:D0:96:PRO:HB3	3.71	0.45
33:E1:119:ARG:HE	33:E1:139:LEU:HD21	1.81	0.45
39:L2:104:LEU:HD12	39:L2:104:LEU:HA	1.75	0.45
42:L5:143:LYS:HB3	42:L5:143:LYS:HE2	1.86	0.45
37:3:121:U:O2	42:L5:268:GLU:HB3	2.16	0.45
47:M0:77:THR:HG23	47:M0:85:PHE:CZ	2.97	0.45
49:M3:53:LEU:HD22	49:M3:94:GLY:HA2	1.98	0.45
51:M5:186:ALA:HB3	51:M5:191:THR:HG22	1.99	0.45
51:M5:94:TYR:HD1	51:M5:95:GLN:N	2.14	0.45
45:L8:44:ARG:O	61:N5:28:THR:HG22	2.63	0.45
63:N7:102:GLU:H	63:N7:107:ARG:HH21	3.33	0.45
64:N8:40:HIS:CD2	64:N8:41:HIS:CE1	3.04	0.45
64:N8:46:ASP:O	64:N8:47:LYS:HB3	2.41	0.45
71:O5:9:LEU:HB3	71:O5:17:LEU:HD21	1.97	0.45
73:O7:2:GLY:O	73:O7:7:SER:HB3	2.17	0.45
3:S1:122:GLU:HG3	3:S1:140:ILE:HG13	3.33	0.45
3:S1:158:SER:HA	3:S1:161:ILE:HD12	2.36	0.45
4:S2:241:ASP:HA	4:S2:244:SER:HB3	1.98	0.45
9:S7:126:LEU:HB2	9:S7:173:TYR:HE2	1.82	0.45
11:S9:7:THR:HG21	1:6:758:U:H5''	382.30	0.45
34:SR:112:SER:HB2	34:SR:153:GLN:HA	1.99	0.45
34:SR:10:ARG:NH2	34:SR:51:ASP:OD2	2.50	0.45
36:1:1119:C:H2'	36:1:1120:A:C8	2.52	0.45
36:1:1919:G:H1'	36:1:1934:G:N2	2.32	0.45
36:1:2389:C:H1'	53:M7:69:ARG:NH1	2.31	0.45

Continued on next page...

Continued from previous page...

Atom-1	Atom-2	Interatomic distance (Å)	Clash overlap (Å)
36:1:2592:G:H4'	36:1:2594:C:C2	2.52	0.45
36:1:3065:G:H2'	36:1:3066:U:O4'	2.17	0.45
36:1:590:G:C2	36:1:610:G:H2'	2.52	0.45
36:1:28:C:O2'	36:1:61:A:N3	2.42	0.45
36:1:979:U:H1'	36:1:980:A:C5	2.52	0.45
1:2:1367:G:C4	1:2:1368:G:C8	3.04	0.45
1:2:219:A:H5'	1:2:831:U:O2'	2.16	0.45
1:2:885:G:O6	88:2:2147:OHX:N5	2.49	0.45
36:5:2261:G:O2'	36:5:2263:C:N4	2.50	0.45
36:5:2320:A:OP2	88:5:3971:OHX:N5	2.50	0.45
36:5:878:G:C2	36:5:2980:U:H5'	2.52	0.45
36:5:510:G:O6	88:5:3920:OHX:N2	2.50	0.45
36:5:83:U:H2'	36:5:84:U:O4'	2.17	0.45
26:D4:105:ARG:NH2	1:6:444:C:H5	365.82	0.45
1:6:528:U:H2'	1:6:529:A:H8	1.80	0.45
17:C5:127:ARG:HG3	17:C5:130:ARG:HG2	5.72	0.45
18:C6:79:TYR:HA	18:C6:82:ARG:HG2	2.22	0.45
19:C7:96:SER:HA	19:C7:97:ASN:HA	1.55	0.45
21:C9:31:PRO:HD2	21:C9:54:PHE:CE1	2.51	0.45
26:D4:122:GLY:O	26:D4:125:LEU:N	2.81	0.45
32:E0:17:GLN:OE1	1:6:563:U:H4'	383.04	0.45
14:C2:49:THR:HB	33:E1:106:TYR:HE1	2.62	0.45
40:L3:283:TYR:OH	40:L3:325:LYS:HD3	4.19	0.45
41:L4:174:ALA:O	41:L4:178:LEU:HG	4.20	0.45
43:L6:175:LYS:HD2	43:L6:175:LYS:HA	4.56	0.45
43:L6:72:ASN:HB3	43:L6:160:SER:HA	1.99	0.45
44:L7:176:TYR:O	44:L7:178:ILE:HG13	2.16	0.45
45:L8:231:LYS:HB2	45:L8:231:LYS:HE3	4.02	0.45
46:L9:2:LYS:HB3	46:L9:59:ASN:OD1	2.16	0.45
51:M5:36:ILE:HG12	51:M5:64:VAL:HG23	1.99	0.45
61:N5:34:LEU:HD22	61:N5:35:PRO:HD2	1.98	0.45
63:N7:4:PHE:HB2	63:N7:9:LYS:HE3	1.99	0.45
70:O4:41:ARG:O	70:O4:43:LYS:HE3	2.16	0.45
71:O5:90:ARG:O	71:O5:91:ALA:HB3	2.17	0.45
74:O8:61:LYS:HB3	74:O8:61:LYS:HE3	1.81	0.45
77:Q1:14:LYS:O	77:Q1:18:ARG:HB2	2.17	0.45
78:Q2:9:LYS:HE3	78:Q2:22:GLN:HE22	5.76	0.45
7:S5:89:ILE:H	7:S5:89:ILE:HG13	1.58	0.45
7:S5:92:ARG:HH11	7:S5:92:ARG:HG2	2.14	0.45
34:SR:248:ASN:HD21	34:SR:298:GLY:HA3	1.88	0.45
36:1:1064:A:H5''	36:1:1066:G:O4'	2.17	0.45

Continued on next page...

Continued from previous page...

Atom-1	Atom-2	Interatomic distance (Å)	Clash overlap (Å)
36:1:1095:U:C2	57:N1:127:GLN:HA	2.52	0.45
36:1:129:U:OP1	61:N5:45:LYS:NZ	2.50	0.45
36:1:1456:A:N1	36:1:1476:G:O2'	2.34	0.45
36:1:2577:C:O2'	88:1:4086:OHX:N1	2.49	0.45
36:1:3326:G:H2'	36:1:3327:G:H8	1.80	0.45
36:1:551:A:C4	36:1:552:G:C8	3.05	0.45
36:1:621:A:H8	36:1:623:U:O4	1.99	0.45
36:1:679:U:H2'	36:1:680:G:H8	1.80	0.45
36:1:685:G:OP1	49:M3:35:ARG:HD2	2.16	0.45
1:2:1459:C:OP2	20:C8:138:THR:OG1	2.28	0.45
1:2:1637:C:O2'	35:SM:94:HIS:HE1	2.00	0.45
1:2:197:A:H2'	1:2:198:A:C8	2.51	0.45
1:2:329:G:H2'	1:2:330:G:C8	2.51	0.45
38:4:41:A:H61	38:4:103:G:C2'	2.29	0.45
36:5:1176:C:H2'	36:5:1177:G:N2	2.31	0.45
36:5:1817:G:O2'	36:5:1818:U:OP2	2.30	0.45
36:5:2413:A:H2'	36:5:2414:G:C8	2.52	0.45
36:5:281:G:C6	36:5:282:G:C6	3.04	0.45
36:5:2840:C:H2'	36:5:2841:G:O4'	2.16	0.45
36:5:2341:A:O3'	36:5:3090:U:H4'	2.16	0.45
88:5:4021:OHX:N4	88:5:4040:OHX:N5	2.64	0.45
36:5:920:A:OP1	36:5:922:U:H5	1.99	0.45
1:2:114:C:O2'	13:C1:65:SER:OG	2.23	0.45
15:C3:33:VAL:O	15:C3:37:ILE:HG13	2.16	0.45
19:C7:23:LYS:HD3	34:SR:198:ASN:ND2	5.91	0.45
20:C8:86:LEU:HG	20:C8:99:HIS:HB2	2.67	0.45
33:E1:104:SER:O	33:E1:106:TYR:N	2.49	0.45
40:L3:138:ALA:O	40:L3:140:ASP:N	2.99	0.45
40:L3:169:THR:HG22	40:L3:171:LEU:H	2.51	0.45
40:L3:41:VAL:CA	40:L3:185:GLY:HA3	2.44	0.45
40:L3:25:ILE:HD13	40:L3:25:ILE:N	2.25	0.45
40:L3:300:ARG:HH11	40:L3:300:ARG:HA	5.20	0.45
41:L4:93:MET:CE	41:L4:93:MET:H	2.86	0.45
43:L6:68:PRO:HB2	43:L6:71:VAL:HG23	1.99	0.45
44:L7:180:SER:O	44:L7:183:ASP:HB2	2.54	0.45
44:L7:224:ILE:HG12	56:N0:35:VAL:HG12	1.99	0.45
50:M4:38:ILE:HD13	56:N0:150:PHE:CE2	3.79	0.45
52:M6:7:VAL:HB	52:M6:33:ILE:HD13	4.38	0.45
53:M7:16:SER:HB3	53:M7:149:VAL:HG22	1.99	0.45
62:N6:12:ARG:O	62:N6:16:ARG:HG3	2.16	0.45
64:N8:133:LEU:HD13	64:N8:137:LYS:HD2	2.13	0.45

Continued on next page...

Continued from previous page...

Atom-1	Atom-2	Interatomic distance (Å)	Clash overlap (Å)
64:N8:47:LYS:H	64:N8:50:PRO:HG3	3.81	0.45
65:N9:18:ARG:HE	65:N9:18:ARG:HA	2.77	0.45
71:O5:73:LYS:HE2	71:O5:73:LYS:HB3	1.77	0.45
73:O7:5:THR:HA	73:O7:8:PHE:CD2	2.52	0.45
6:S4:148:ARG:HB3	6:S4:148:ARG:HH21	2.93	0.45
6:S4:26:CYS:SG	1:6:461:G:H5''	364.70	0.45
8:S6:64:LYS:NZ	8:S6:82:SER:O	3.76	0.45
9:S7:107:ARG:HH22	1:6:741:C:H2'	345.84	0.45
10:S8:96:LEU:HD13	10:S8:179:CYS:SG	2.57	0.45
11:S9:171:ARG:HH11	11:S9:174:ARG:CB	4.39	0.45
5:S3:124:ARG:NH2	35:SM:128:ALA:HB1	10.84	0.45
34:SR:295:SER:HB2	34:SR:300:THR:HB	1.99	0.45
36:1:2371:G:O6	88:1:3764:OHX:N3	2.50	0.45
36:1:2375:G:N2	36:1:2377:G:C8	2.85	0.45
36:1:3166:C:H2'	36:1:3167:A:O4'	2.17	0.45
36:1:384:A:H2'	36:1:385:A:O4'	2.17	0.45
36:1:440:A:OP2	36:1:440:A:H8	1.99	0.45
1:2:1079:U:H2'	1:2:1080:U:H6	1.82	0.45
1:2:1041:G:OP1	88:2:2125:OHX:N5	2.50	0.45
1:2:735:C:O2'	1:2:736:C:H5''	2.17	0.45
1:2:868:G:C2	1:2:869:A:C8	3.05	0.45
1:2:960:U:H2'	1:2:961:U:C6	2.48	0.45
36:5:627:U:H4'	36:5:1399:A:O2'	2.16	0.45
36:5:1940:G:H2'	36:5:1941:C:O4'	2.17	0.45
36:5:2568:C:HO2'	36:5:2569:A:P	2.40	0.45
39:L2:213:GLY:CA	36:5:2967:A:H5''	205.44	0.45
36:5:3151:U:H4'	36:5:3294:A:H1'	1.98	0.45
1:6:1564:U:H2'	1:6:1565:C:H6	1.78	0.45
1:6:1738:U:H2'	1:6:1739:C:C6	2.52	0.45
1:6:661:A:N6	1:6:669:G:O6	2.50	0.45
1:6:772:G:N2	1:6:774:A:H1'	2.32	0.45
19:C7:51:ALA:HA	19:C7:54:THR:HG22	1.99	0.45
1:2:1559:A:C5'	20:C8:135:GLY:HA3	2.36	0.45
25:D3:54:LEU:HD11	25:D3:75:GLN:HB2	2.34	0.45
29:D7:19:HIS:HE1	29:D7:21:LEU:HD12	3.51	0.45
40:L3:187:SER:O	40:L3:190:GLU:N	2.76	0.45
40:L3:252:ILE:HD12	40:L3:252:ILE:HA	1.99	0.45
41:L4:44:LYS:HB3	41:L4:47:ARG:NH1	2.84	0.45
42:L5:231:ILE:HG21	42:L5:239:ILE:HD11	1.97	0.45
44:L7:102:VAL:HG12	44:L7:130:ILE:HD12	4.20	0.45
45:L8:97:TYR:OH	45:L8:204:ARG:N	2.50	0.45

Continued on next page...

Continued from previous page...

Atom-1	Atom-2	Interatomic distance (Å)	Clash overlap (Å)
47:M0:38:LYS:HB3	47:M0:46:PHE:HE2	2.44	0.45
49:M3:127:PRO:HG2	49:M3:131:LYS:HE2	1.98	0.45
51:M5:65:ARG:HG2	51:M5:127:TYR:CD1	4.66	0.45
54:M8:66:ARG:CZ	54:M8:143:PRO:HD3	2.64	0.45
55:M9:171:ASP:N	55:M9:171:ASP:OD1	3.41	0.45
55:M9:171:ASP:O	55:M9:175:GLN:HB2	2.17	0.45
61:N5:76:VAL:HG22	61:N5:81:ILE:O	2.26	0.45
64:N8:120:ASN:HA	64:N8:141:ALA:HB1	2.95	0.45
67:O1:31:ARG:HA	67:O1:31:ARG:HD3	1.75	0.45
67:O1:62:ARG:HB2	67:O1:66:GLY:O	2.17	0.45
68:O2:105:ARG:O	68:O2:109:LEU:HB2	2.17	0.45
74:O8:32:ASN:HD21	74:O8:36:LYS:N	2.14	0.45
73:O7:14:LYS:HZ3	75:O9:51:ILE:HD11	2.16	0.45
79:Q3:49:ARG:NE	79:Q3:52:ALA:HA	2.32	0.45
3:S1:131:ASP:N	3:S1:131:ASP:OD1	4.28	0.45
4:S2:163:GLY:HA3	4:S2:209:ASN:ND2	2.31	0.45
4:S2:53:ILE:HD11	4:S2:73:LEU:HD22	2.44	0.45
6:S4:173:ILE:HD11	6:S4:235:TYR:CE1	2.52	0.45
7:S5:20:PHE:CZ	7:S5:35:GLN:HB2	3.82	0.45
7:S5:94:THR:O	7:S5:97:LEU:HB2	2.17	0.45
10:S8:11:ARG:O	13:C1:133:LYS:NZ	2.42	0.45
10:S8:189:LEU:O	10:S8:193:LEU:HB2	2.17	0.45
5:S3:222:VAL:HG13	34:SR:230:ALA:HB2	1.97	0.45
34:SR:260:ILE:HD13	34:SR:292:LEU:HD21	5.37	0.45
34:SR:59:ARG:HH21	34:SR:96:THR:C	3.25	0.45
36:1:2820:A:C5'	36:1:2821:C:OP2	2.50	0.45
1:2:1078:C:H2'	1:2:1079:U:H6	1.81	0.45
1:2:1681:A:H2'	1:2:1682:U:H5'	1.99	0.45
1:2:1645:G:H22	1:2:1756[A]:A:H2	1.65	0.45
1:2:716:C:C5	1:2:717:C:H1'	2.52	0.45
1:2:760:A:H2'	1:2:761:G:O4'	2.17	0.45
1:2:953:G:H2'	1:2:954:G:C8	2.52	0.45
38:4:121:U:H2'	38:4:122:U:H6	1.82	0.45
57:N1:127:GLN:HA	36:5:1095:U:O2	256.94	0.45
36:5:2115:G:H22	36:5:2120:A:H1'	1.81	0.45
36:5:2507:C:H2'	36:5:2508:U:C6	2.52	0.45
36:5:252:U:H4'	36:5:253:A:H5'	1.99	0.45
36:5:2635:A:H4'	36:5:2636:A:O5'	2.17	0.45
64:N8:60:TYR:CE1	36:5:2777:G:C4	136.81	0.45
36:5:3083:G:H2'	36:5:3084:C:O4'	2.17	0.45
36:5:3362:A:H2'	36:5:3363:U:O4'	2.17	0.45

Continued on next page...

Continued from previous page...

Atom-1	Atom-2	Interatomic distance (Å)	Clash overlap (Å)
1:6:1012:U:H2'	1:6:1013:A:O4'	2.17	0.45
1:6:1041:G:OP1	88:6:2148:OHX:N4	2.49	0.45
1:6:1055:U:O4	88:6:2184:OHX:N3	2.49	0.45
38:8:2:A:H3'	38:8:3:A:H8	1.82	0.45
38:8:82:U:O2	38:8:87:G:H4'	2.17	0.45
13:C1:17:PRO:HB2	13:C1:18:HIS:CD2	4.76	0.45
1:2:887:A:C1'	16:C4:122:PRO:HB3	2.46	0.45
7:S5:38:THR:HG21	18:C6:57:LEU:HD11	5.45	0.45
33:E1:144:CYS:O	33:E1:146:SER:N	2.50	0.45
40:L3:286:GLY:HA3	40:L3:321:PHE:CZ	2.52	0.45
41:L4:226:GLU:OE2	41:L4:246:ARG:NH2	2.50	0.45
41:L4:326:ARG:O	44:L7:41:ARG:NH2	4.12	0.45
42:L5:114:GLY:C	42:L5:116:ASP:H	2.20	0.45
42:L5:211:LEU:HD22	42:L5:211:LEU:HA	1.73	0.45
43:L6:40:LEU:HB3	43:L6:84:VAL:HG22	1.98	0.45
46:L9:162:GLN:HG3	46:L9:163:GLN:N	3.76	0.45
46:L9:191:LEU:HA	46:L9:191:LEU:HD23	1.79	0.45
47:M0:47:PRO:HB3	47:M0:171:TRP:CZ2	2.53	0.45
51:M5:38:ARG:CZ	51:M5:60:VAL:HG13	2.46	0.45
54:M8:98:LYS:HB3	54:M8:99:THR:H	1.59	0.45
1:2:852:C:OP1	55:M9:172:ARG:HD3	2.16	0.45
58:N2:33:TYR:CE2	58:N2:63:VAL:HG21	2.52	0.45
58:N2:90:ARG:O	58:N2:91:ASP:HB2	2.35	0.45
68:O2:21:HIS:CE1	68:O2:24:ARG:HD2	2.52	0.45
71:O5:31:LEU:HA	71:O5:31:LEU:HD23	1.78	0.45
77:Q1:8:LYS:HE3	1:6:1777:G:O6	291.15	0.45
2:S0:163:ASN:HB3	2:S0:169:SER:HB3	3.44	0.45
4:S2:152:HIS:CE1	4:S2:174:ARG:HG2	2.52	0.45
5:S3:63:GLY:O	5:S3:67:ASN:ND2	4.53	0.45
6:S4:54:TYR:OH	6:S4:97:GLU:OE2	2.38	0.45
8:S6:18:ILE:HG21	8:S6:24:ILE:HG23	6.63	0.45
9:S7:141:ARG:HH12	9:S7:149:ILE:HD12	1.82	0.45
11:S9:110:GLN:HE22	11:S9:126:ARG:HA	2.23	0.45
11:S9:171:ARG:NH1	11:S9:174:ARG:HB3	4.80	0.45
36:1:2922:G:C2	36:1:2952:G:H1'	2.51	0.45
36:1:31:C:H2'	36:1:32:U:O4'	2.16	0.45
36:1:1196:C:O2	88:1:3888:OHX:N4	2.49	0.45
1:2:1597:A:H2'	1:2:1598:U:H6	1.82	0.45
1:2:184:C:H3'	1:2:185:U:H5''	1.99	0.45
1:2:1110:G:N7	88:2:2040:OHX:N3	2.65	0.45
1:2:768:C:C1'	11:S9:143:ILE:HD13	2.46	0.45

Continued on next page...

Continued from previous page...

Atom-1	Atom-2	Interatomic distance (Å)	Clash overlap (Å)
1:2:968:U:H5''	1:2:1033:C:O2'	2.17	0.45
36:5:1073:U:H2'	36:5:1074:U:C6	2.52	0.45
36:5:3269:U:H5'	36:5:3271:G:O4'	2.16	0.45
36:5:381:U:H2'	36:5:382:U:C6	2.52	0.45
36:5:3154:C:H4'	88:5:4137:OHX:N2	2.31	0.45
1:6:95:G:HO2'	1:6:460:A:HO2'	1.53	0.45
1:6:732:G:N7	88:6:2182:OHX:N6	2.65	0.45
1:6:793:A:H8	1:6:793:A:OP2	2.00	0.45
16:C4:54:GLU:CD	1:6:901:G:H22	282.34	0.45
13:C1:80:MET:HB2	13:C1:83:THR:HG23	1.99	0.45
13:C1:81:HIS:O	13:C1:83:THR:HG22	2.17	0.45
16:C4:81:VAL:HG22	16:C4:115:ILE:HB	1.98	0.45
17:C5:85:ILE:HA	17:C5:89:MET:SD	2.57	0.45
20:C8:127:HIS:CE1	20:C8:133:VAL:HG11	3.56	0.45
20:C8:31:ALA:O	20:C8:34:THR:HG22	5.30	0.45
21:C9:14:PHE:HZ	21:C9:132:LEU:HG	1.80	0.45
25:D3:62:LYS:H	25:D3:116:ASP:HB2	2.04	0.45
29:D7:20:LYS:HZ1	1:6:958:U:P	347.50	0.45
30:D8:52:ASP:N	30:D8:52:ASP:OD1	2.46	0.45
33:E1:109:ASP:O	33:E1:111:GLU:N	2.65	0.45
33:E1:88:PRO:HA	33:E1:89:LYS:HA	4.67	0.45
40:L3:250:ALA:HB1	36:5:2947:G:C2	219.96	0.45
40:L3:21:ARG:HG2	40:L3:269:GLN:HG2	1.99	0.45
42:L5:173:VAL:HA	42:L5:174:PRO:HD2	1.81	0.45
42:L5:91:GLY:HA3	42:L5:94:ASN:ND2	3.97	0.45
44:L7:136:TYR:CZ	44:L7:231:ASN:HB2	2.52	0.45
48:M1:141:ARG:O	48:M1:145:LYS:HE2	2.16	0.45
48:M1:21:ILE:HG21	48:M1:33:ALA:HB1	2.26	0.45
49:M3:69:VAL:HG12	49:M3:149:GLN:OE1	2.81	0.45
49:M3:157:ARG:HG2	49:M3:158:ALA:N	2.32	0.45
54:M8:110:ALA:O	54:M8:114:ILE:HG13	2.53	0.45
60:N4:45:ASN:HA	60:N4:46:PRO:HD3	1.79	0.45
61:N5:131:ASP:O	61:N5:134:ASP:HB2	2.37	0.45
79:Q3:32:GLN:HG2	79:Q3:70:THR:HB	1.99	0.45
5:S3:61:GLU:O	5:S3:64:ARG:N	2.47	0.45
6:S4:89:VAL:CG2	6:S4:100:ARG:HH21	2.30	0.45
6:S4:194:THR:O	6:S4:195:ILE:HB	2.17	0.45
6:S4:9:LEU:HD12	6:S4:30:ARG:HA	1.98	0.45
7:S5:136:ALA:HA	7:S5:201:ALA:O	2.17	0.45
11:S9:86:LEU:HD13	11:S9:99:LEU:HD11	4.96	0.45
34:SR:23:LEU:HB2	34:SR:293:ALA:HB2	2.45	0.45

Continued on next page...

Continued from previous page...

Atom-1	Atom-2	Interatomic distance (Å)	Clash overlap (Å)
36:1:1203:A:N6	36:1:1300:G:H2'	2.32	0.45
36:1:185:C:H2'	36:1:186:U:H6	1.82	0.45
36:1:3279:A:C2'	36:1:3280:U:H5'	2.47	0.45
36:1:138:U:O4	88:1:3781:OHX:N3	2.50	0.45
88:1:3927:OHX:N6	88:1:3940:OHX:N1	2.65	0.45
36:1:407:A:C2	38:4:17:A:H1'	2.52	0.45
36:1:660:A:H5'	41:L4:92:ASN:HD22	1.82	0.45
1:2:83:G:OP2	88:2:2037:OHX:N5	2.50	0.45
1:2:778:G:O6	26:D4:10:ARG:HA	2.17	0.45
1:2:862:A:H5''	24:D2:57:ARG:NH1	2.32	0.45
1:2:885:G:O6	88:2:2147:OHX:N1	2.49	0.45
36:5:139:G:H2'	36:5:140:C:C6	2.52	0.45
36:5:1647:A:C2	36:5:1809:A:H1'	2.51	0.45
75:O9:45:ARG:NH2	36:5:1841:A:N3	128.53	0.45
62:N6:60:ARG:NH1	36:5:200:C:OP1	85.42	0.45
88:5:3930:OHX:N6	88:5:3976:OHX:N6	2.65	0.45
36:5:531:G:H2'	36:5:532:A:C8	2.52	0.45
36:5:696:C:HO2'	36:5:697:A:H8	1.62	0.45
1:6:1382:A:HO2'	1:6:1383:G:H8	1.61	0.45
1:6:149:C:H2'	1:6:150:U:H6	1.80	0.45
1:6:1535:U:H1'	1:6:1536:G:C2	2.51	0.45
1:6:698:U:O4	88:6:2040:OHX:N3	2.49	0.45
14:C2:68:GLU:C	14:C2:70:ASN:H	2.20	0.45
14:C2:81:ASP:OD1	14:C2:85:LYS:HB3	2.62	0.45
15:C3:135:LEU:HD23	15:C3:136:PRO:HD2	1.99	0.45
19:C7:5:ARG:N	19:C7:5:ARG:HD3	2.32	0.45
21:C9:28:LEU:HD12	21:C9:29:GLU:H	1.81	0.45
22:D0:67:THR:HG22	22:D0:68:ARG:O	2.17	0.45
2:S0:184:LEU:HB3	23:D1:45:ALA:HB2	3.11	0.45
24:D2:6:VAL:HG12	24:D2:34:ILE:HD11	1.99	0.45
25:D3:87:VAL:HG22	25:D3:124:VAL:HG21	1.98	0.45
40:L3:212:ASN:O	40:L3:281:LYS:NZ	2.50	0.45
41:L4:157:GLU:HG3	41:L4:251:THR:HG21	1.99	0.45
42:L5:153:THR:HG23	42:L5:160:PHE:CZ	2.52	0.45
42:L5:178:ASN:HA	42:L5:183:TRP:CG	2.53	0.45
44:L7:130:ILE:O	44:L7:134:VAL:HG22	2.17	0.45
44:L7:203:TRP:CD1	44:L7:204:PRO:HD2	2.53	0.45
47:M0:86:HIS:ND1	47:M0:139:ARG:NH1	2.65	0.45
51:M5:102:ALA:O	51:M5:106:VAL:HG13	2.70	0.45
56:N0:1:MET:HE2	56:N0:1:MET:HB3	1.93	0.45
64:N8:7:LYS:HD3	64:N8:7:LYS:HA	1.81	0.45

Continued on next page...

Continued from previous page...

Atom-1	Atom-2	Interatomic distance (Å)	Clash overlap (Å)
71:O5:47:VAL:O	71:O5:51:ILE:HG13	2.18	0.45
71:O5:90:ARG:HG2	71:O5:90:ARG:H	1.51	0.45
72:O6:95:ALA:C	72:O6:97:SER:H	2.77	0.45
74:O8:70:PRO:HA	74:O8:71:PRO:HD3	1.67	0.45
36:1:2760:C:N3	78:Q2:63:LYS:HE3	2.32	0.45
2:S0:85:ALA:HA	2:S0:202:TYR:HD1	1.82	0.45
3:S1:105:PHE:CD2	3:S1:213:ARG:HA	2.52	0.45
3:S1:70:LEU:CD1	3:S1:79:HIS:HB3	2.47	0.45
7:S5:124:LEU:HA	7:S5:124:LEU:HD12	4.47	0.45
10:S8:83:TYR:HB3	10:S8:101:ILE:HB	1.99	0.45
10:S8:113:PHE:CE1	10:S8:121:LEU:HD13	2.88	0.45
11:S9:105:LEU:O	11:S9:108:ARG:HB2	3.26	0.45
36:1:1072:G:O2'	36:1:1073:U:H5'	2.16	0.44
36:1:1495:U:C5	36:1:1835:A:N1	2.80	0.44
36:1:2150:G:O2'	36:1:2189:U:OP1	2.26	0.44
36:1:818:C:H2'	36:1:819:U:O4'	2.17	0.44
1:2:1179:G:H4'	35:SM:79:SER:O	2.17	0.44
1:2:1476:C:H2'	1:2:1477:G:H8	1.81	0.44
1:2:1518:C:OP1	88:2:2092:OHX:N5	2.49	0.44
1:2:333:A:H2'	1:2:334:G:C8	2.52	0.44
1:2:474:A:OP2	11:S9:44:ARG:NH1	2.47	0.44
36:5:1108:U:H2'	36:5:1109:U:H6	1.79	0.44
36:5:151:A:H2'	36:5:152:U:O4'	2.17	0.44
36:5:1733:G:H2'	36:5:1734:G:C8	2.52	0.44
36:5:1815:U:O2'	36:5:1816:A:OP2	2.26	0.44
61:N5:31:THR:OG1	36:5:2523:A:OP1	164.54	0.44
36:5:3027:A:H2'	36:5:3028:G:O4'	2.16	0.44
88:6:2086:OHX:N5	88:6:2142:OHX:N1	2.66	0.44
26:D4:65:GLY:N	1:6:532:U:OP1	429.32	0.44
15:C3:30:SER:HB3	15:C3:67:THR:HG22	1.99	0.44
15:C3:61:THR:HG22	29:D7:32:PHE:CE2	2.52	0.44
16:C4:29:HIS:NE2	16:C4:38:THR:HB	5.72	0.44
22:D0:52:LYS:CB	22:D0:93:LEU:HD23	2.46	0.44
41:L4:148:ILE:HA	41:L4:149:PRO:C	2.43	0.44
41:L4:157:GLU:HG2	41:L4:251:THR:HG21	3.18	0.44
42:L5:281:GLU:HG3	42:L5:281:GLU:H	2.11	0.44
36:1:1101:G:H1'	44:L7:105:LEU:HD23	1.99	0.44
63:N7:22:LYS:HE3	63:N7:134:LEU:HB2	2.83	0.44
63:N7:10:VAL:O	63:N7:83:THR:HG22	2.44	0.44
4:S2:226:THR:HG23	4:S2:229:LEU:HD23	5.17	0.44
4:S2:83:ILE:HA	4:S2:99:LYS:O	2.49	0.44

Continued on next page...

Continued from previous page...

Atom-1	Atom-2	Interatomic distance (Å)	Clash overlap (Å)
5:S3:105:MET:HE1	5:S3:119:ALA:HB2	1.99	0.44
5:S3:21:LEU:HD22	5:S3:25:PHE:CE2	2.49	0.44
7:S5:20:PHE:CZ	7:S5:22:PRO:HG3	3.57	0.44
7:S5:30:PRO:O	7:S5:33:VAL:HB	2.17	0.44
11:S9:93:LEU:O	11:S9:96:VAL:HG22	2.58	0.44
35:SM:133:GLU:O	35:SM:137:GLU:N	2.42	0.44
35:SM:51:ARG:NH1	35:SM:52:PRO:HD2	7.35	0.44
34:SR:123:ILE:HG21	34:SR:169:ILE:HG21	2.60	0.44
34:SR:283:LYS:HG2	88:SR:401:OHX:N1	2.32	0.44
36:1:108:A:O2'	36:1:109:A:H2'	2.18	0.44
1:2:1645:G:H5'	36:1:2255:A:N6	2.32	0.44
36:1:3088:G:H2'	36:1:3089:C:O4'	2.17	0.44
36:1:3308:C:C4	36:1:3309:G:C5	3.05	0.44
36:1:2790:A:O2'	88:1:3876:OHX:N5	2.51	0.44
1:2:1208:A:N1	1:2:1455:G:N2	2.64	0.44
1:2:1483:A:C6	1:2:1484:G:C6	3.05	0.44
1:2:1528:U:H2'	1:2:1529:C:C6	2.51	0.44
1:2:623:A:OP1	88:2:2138:OHX:N4	2.50	0.44
1:2:254:A:H2'	1:2:255:U:H6	1.82	0.44
1:2:354:C:H5''	10:S8:16:ALA:HB2	1.99	0.44
1:2:38:C:H2'	1:2:39:A:H5'	1.99	0.44
36:1:143:G:H4'	38:4:145:U:OP1	2.17	0.44
36:5:171:G:H1	36:5:247:C:N4	2.16	0.44
36:5:2683:U:H2'	36:5:2684:C:H6	1.81	0.44
36:5:2985:C:H2'	36:5:2986:U:O4'	2.18	0.44
36:5:2907:G:OP2	88:5:4064:OHX:N5	2.50	0.44
1:6:116:U:O2	1:6:333:A:H2	2.00	0.44
1:6:1391:A:H2'	1:6:1392:U:C6	2.52	0.44
7:S5:78:ALA:HB1	1:6:1614:A:H61	378.14	0.44
1:6:83:G:H8	1:6:83:G:O5'	2.00	0.44
5:S3:75:LYS:HB3	12:C0:22:VAL:HG22	3.07	0.44
19:C7:71:PHE:C	19:C7:73:LEU:H	2.19	0.44
25:D3:98:GLU:O	25:D3:99:ASN:HB2	2.16	0.44
7:S5:124:LEU:HD21	27:D5:59:TYR:HB2	1.98	0.44
28:D6:82:ARG:O	28:D6:84:VAL:HG12	2.18	0.44
31:D9:21:CYS:HB2	31:D9:39:CYS:HB3	2.71	0.44
40:L3:385:LYS:HD2	40:L3:386:ASP:N	2.23	0.44
42:L5:40:HIS:CD2	42:L5:42:ALA:HB3	2.53	0.44
43:L6:71:VAL:HG12	43:L6:160:SER:HB3	1.98	0.44
44:L7:123:THR:O	44:L7:126:LEU:HB2	2.17	0.44
47:M0:73:ASN:O	47:M0:77:THR:HG23	2.17	0.44

Continued on next page...

Continued from previous page...

Atom-1	Atom-2	Interatomic distance (Å)	Clash overlap (Å)
48:M1:40:LEU:HD12	48:M1:40:LEU:O	3.99	0.44
49:M3:32:LYS:HA	49:M3:35:ARG:NH1	3.01	0.44
49:M3:89:TYR:O	49:M3:92:THR:OG1	2.25	0.44
53:M7:120:ASN:HB3	36:5:412:G:C1'	145.60	0.44
59:N3:86:ARG:HG3	59:N3:92:PHE:CZ	2.51	0.44
62:N6:79:ALA:HB1	62:N6:98:ASN:HB3	1.99	0.44
66:O0:13:LYS:NZ	66:O0:99:ASP:OD1	2.93	0.44
67:O1:25:PHE:HB3	67:O1:65:LYS:HG3	4.56	0.44
77:Q1:13:LEU:HD11	77:Q1:17:ARG:NH2	2.32	0.44
39:L2:48:ILE:CD1	79:Q3:54:ILE:HG12	2.47	0.44
2:S0:60:ALA:O	2:S0:64:ILE:HG13	2.33	0.44
2:S0:69:ASN:OD1	2:S0:69:ASN:N	3.09	0.44
6:S4:125:LYS:N	6:S4:142:HIS:HD2	6.09	0.44
7:S5:33:VAL:O	7:S5:37:GLN:HB2	2.61	0.44
7:S5:53:VAL:O	7:S5:55:ASP:N	2.37	0.44
34:SR:131:ILE:HG21	34:SR:154:VAL:HG11	2.12	0.44
34:SR:131:ILE:HG12	34:SR:154:VAL:HG11	1.98	0.44
34:SR:295:SER:HB3	34:SR:302:PHE:HE2	4.09	0.44
36:1:199:A:C4	36:1:201:A:C8	3.06	0.44
36:1:20:A:N6	36:1:21:G:O6	2.50	0.44
36:1:2358:A:H2'	36:1:2359:C:O4'	2.17	0.44
36:1:2437:G:N2	36:1:2511:A:H1'	2.32	0.44
36:1:279:U:H2'	36:1:280:U:C6	2.52	0.44
36:1:107:A:H1'	36:1:325:A:N3	2.31	0.44
36:1:364:G:OP1	41:L4:60:THR:HG23	2.18	0.44
36:1:748:U:H2'	36:1:749:C:C6	2.52	0.44
1:2:1041:G:H2'	1:2:1042:G:C8	2.52	0.44
1:2:1402:G:H2'	1:2:1403:C:C6	2.52	0.44
1:2:1499:G:C2	1:2:1500:C:C2	3.06	0.44
36:5:1081:U:H6	36:5:1081:U:H2'	1.50	0.44
36:5:2676:A:H4'	36:5:2677:G:O5'	2.17	0.44
36:5:2921:U:H2'	36:5:2923:U:H5''	1.98	0.44
36:5:2996:U:OP1	36:5:2996:U:H4'	2.16	0.44
36:5:673:U:H2'	36:5:674:G:C8	2.53	0.44
36:5:90:C:C2'	36:5:91:G:H5'	2.47	0.44
1:6:1363:U:O2'	1:6:1364:G:H5'	2.17	0.44
1:6:1716:C:O2'	1:6:1717:G:H5''	2.17	0.44
1:6:528:U:H2'	1:6:529:A:C8	2.52	0.44
1:6:52:U:H2'	1:6:53:G:C8	2.52	0.44
14:C2:74:LEU:HD11	33:E1:106:TYR:CD1	2.52	0.44
17:C5:130:ARG:HA	17:C5:130:ARG:HD3	1.66	0.44

Continued on next page...

Continued from previous page...

Atom-1	Atom-2	Interatomic distance (Å)	Clash overlap (Å)
19:C7:89:SER:O	19:C7:95:ARG:N	2.50	0.44
21:C9:11:ALA:HB2	21:C9:63:ARG:NH2	2.33	0.44
24:D2:104:LEU:HB3	24:D2:125:ILE:HA	1.98	0.44
26:D4:111:LYS:HE3	26:D4:111:LYS:HB2	1.83	0.44
26:D4:124:ARG:O	26:D4:127:LYS:HB3	4.48	0.44
23:D1:71:ARG:NE	29:D7:4:VAL:HG11	3.38	0.44
32:E0:28:LYS:HD2	32:E0:31:LYS:HE2	5.36	0.44
33:E1:131:PHE:HB2	1:6:1253:U:OP1	455.31	0.44
40:L3:385:LYS:H	40:L3:385:LYS:HG3	1.57	0.44
41:L4:289:ILE:O	41:L4:295:ILE:HD12	2.18	0.44
41:L4:317:PRO:O	41:L4:324:LEU:HB2	2.32	0.44
44:L7:102:VAL:HG13	44:L7:126:LEU:HD22	2.00	0.44
45:L8:139:VAL:O	45:L8:143:ILE:HG13	2.30	0.44
45:L8:221:ASN:HB2	45:L8:222:PHE:HD2	3.90	0.44
45:L8:179:ILE:HB	45:L8:222:PHE:HE1	2.49	0.44
49:M3:188:ARG:HB3	49:M3:188:ARG:NH2	4.18	0.44
52:M6:116:LYS:HG3	52:M6:117:ARG:N	2.32	0.44
52:M6:129:LEU:HA	52:M6:129:LEU:HD12	1.74	0.44
57:N1:50:LYS:HB3	57:N1:92:ARG:HH11	3.08	0.44
61:N5:65:GLN:NE2	71:O5:36:LEU:HD21	6.81	0.44
65:N9:23:LYS:HD2	65:N9:24:PRO:HD3	4.08	0.44
74:O8:5:ILE:HD11	74:O8:10:GLN:CD	3.41	0.44
3:S1:62:LYS:O	3:S1:64:ARG:N	2.39	0.44
4:S2:153:SER:OG	4:S2:171:PRO:HA	2.59	0.44
7:S5:42:LEU:HB3	7:S5:46:TRP:C	4.50	0.44
8:S6:87:ARG:HD3	8:S6:87:ARG:HA	1.84	0.44
9:S7:31:SER:O	9:S7:35:LYS:HB3	2.55	0.44
36:1:113:C:P	51:M5:147:ARG:HE	2.40	0.44
36:1:1230:G:H2'	36:1:1231:A:H8	1.82	0.44
36:1:1547:G:OP1	51:M5:105:ARG:NH1	2.50	0.44
36:1:1654:A:H2'	36:1:1655:G:H5'	2.00	0.44
36:1:1667:A:H2'	36:1:1668:G:C8	2.52	0.44
36:1:1686:U:O2	36:1:1688:U:H1'	2.16	0.44
36:1:1915:A:H2'	36:1:1916:U:C6	2.52	0.44
36:1:2536:A:H2	36:1:2544:U:H3	1.66	0.44
36:1:2606:G:N3	36:1:2606:G:H2'	2.32	0.44
36:1:2717:U:OP1	88:1:3876:OHX:N6	2.50	0.44
36:1:2913:C:H2'	36:1:2914:G:C8	2.52	0.44
36:1:3353:G:HO2'	36:1:3354:U:P	2.40	0.44
36:1:695:C:OP1	41:L4:271:LYS:NZ	2.41	0.44
36:1:773:G:N7	88:1:3779:OHX:N6	2.66	0.44

Continued on next page...

Continued from previous page...

Atom-1	Atom-2	Interatomic distance (Å)	Clash overlap (Å)
36:1:872:U:H2'	36:1:873:C:C6	2.53	0.44
36:1:916:G:H5'	36:1:917:A:OP1	2.18	0.44
1:2:150:U:H2'	1:2:151:G:O4'	2.17	0.44
1:2:1629:G:H2'	1:2:1630:U:C6	2.51	0.44
1:2:1657:U:N3	88:2:2061:OHX:N2	2.65	0.44
36:5:1124:U:OP1	88:5:3978:OHX:N4	2.50	0.44
45:L8:129:PRO:HG3	36:5:121:A:C6	98.90	0.44
74:O8:42:LYS:NZ	36:5:1748:G:OP2	143.81	0.44
39:L2:241:ARG:HH22	36:5:2156:C:P	213.95	0.44
36:5:2219:A:H2'	36:5:2220:A:C8	2.52	0.44
52:M6:68:ARG:NH1	36:5:2988:C:P	215.92	0.44
36:5:2177:G:O6	88:5:3873:OHX:N5	2.50	0.44
1:6:460:A:H5'	1:6:461:G:OP2	2.16	0.44
1:6:542:A:H1'	1:6:543:C:H5'	1.98	0.44
1:6:602:U:H2'	1:6:603:U:C6	2.52	0.44
55:M9:172:ARG:NH1	1:6:852:C:OP2	321.29	0.44
19:C7:5:ARG:HE	19:C7:53:TYR:HD2	2.28	0.44
22:D0:16:GLN:HB3	22:D0:97:VAL:HG11	1.99	0.44
24:D2:55:ASP:C	24:D2:57:ARG:H	2.21	0.44
25:D3:43:PHE:CE1	25:D3:49:ALA:HB3	2.69	0.44
25:D3:69:ARG:HD3	25:D3:117:ILE:HG12	2.00	0.44
27:D5:54:VAL:HA	27:D5:57:TYR:CD1	2.52	0.44
28:D6:10:ARG:HA	28:D6:10:ARG:HD2	4.72	0.44
28:D6:4:LYS:HG2	28:D6:5:ARG:HG3	1.98	0.44
28:D6:96:ALA:HA	28:D6:97:PRO:HD3	1.71	0.44
39:L2:104:LEU:O	39:L2:139:HIS:HE1	4.46	0.44
40:L3:376:LYS:O	40:L3:380:MET:HB2	2.17	0.44
40:L3:56:ILE:HD12	40:L3:56:ILE:HA	2.09	0.44
41:L4:181:VAL:HG11	41:L4:224:GLY:HA3	2.63	0.44
49:M3:54:LEU:N	49:M3:94:GLY:O	2.72	0.44
50:M4:99:TRP:O	50:M4:99:TRP:HD1	2.56	0.44
53:M7:32:THR:O	53:M7:35:ALA:HB3	2.65	0.44
56:N0:93:GLU:HB2	56:N0:140:VAL:HG21	2.33	0.44
56:N0:139:TYR:CD2	56:N0:140:VAL:HG23	2.52	0.44
56:N0:1:MET:HE1	56:N0:32:SER:H	1.82	0.44
58:N2:87:ASN:HB2	58:N2:89:LEU:HG	1.99	0.44
68:O2:45:ARG:NH1	36:5:1160:C:C2	205.81	0.44
69:O3:52:VAL:HG21	69:O3:99:ARG:NH1	2.87	0.44
71:O5:54:VAL:O	71:O5:58:ILE:HG13	2.16	0.44
75:O9:27:ILE:HD13	38:8:52:A:N6	78.39	0.44
78:Q2:12:CYS:HB3	78:Q2:17:CYS:HB3	2.00	0.44

Continued on next page...

Continued from previous page...

Atom-1	Atom-2	Interatomic distance (Å)	Clash overlap (Å)
78:Q2:3:ASN:HA	78:Q2:92:GLU:O	2.17	0.44
2:S0:139:VAL:HA	4:S2:62:PRO:HG3	1.98	0.44
2:S0:144:ILE:HG23	2:S0:158:VAL:HG13	2.53	0.44
3:S1:105:PHE:HZ	3:S1:211:HIS:HD1	1.87	0.44
5:S3:209:ILE:O	19:C7:20:TYR:OH	2.67	0.44
5:S3:34:TYR:OH	5:S3:37:VAL:HG13	2.18	0.44
8:S6:137:ARG:HD3	8:S6:177:ARG:NH1	5.29	0.44
9:S7:110:GLN:HB3	9:S7:110:GLN:HE21	3.50	0.44
9:S7:21:ALA:O	9:S7:25:VAL:HG23	2.34	0.44
10:S8:138:ASN:HA	10:S8:141:ARG:HB2	2.99	0.44
10:S8:39:GLY:HA2	10:S8:61:GLU:HB3	2.00	0.44
34:SR:209:THR:HG22	34:SR:226:ALA:HB2	1.99	0.44
36:1:1144:U:H1'	36:1:1145:G:C8	2.52	0.44
36:1:2213:A:N1	36:1:2429:G:H1'	2.32	0.44
36:1:2725:U:O4	88:1:3801:OHX:N2	2.51	0.44
36:1:2764:C:H5''	64:N8:55:LYS:HG3	2.00	0.44
36:1:2897:A:OP2	76:Q0:124:LYS:NZ	2.44	0.44
36:1:3237:U:H2'	36:1:3238:G:O4'	2.17	0.44
36:1:595:G:C8	36:1:609:G:C6	3.06	0.44
36:1:751:A:H2'	36:1:752:C:H6	1.83	0.44
1:2:110:U:O2'	1:2:797:G:H1'	2.17	0.44
1:2:452:A:H3'	1:2:453:U:C5	2.53	0.44
1:2:57:G:O6	88:2:2016:OHX:N3	2.51	0.44
1:2:984:G:H2'	1:2:985:G:O4'	2.18	0.44
37:3:19:C:H2'	37:3:20:A:C8	2.50	0.44
36:5:2385:G:O6	88:5:3831:OHX:N3	2.50	0.44
36:5:2561:A:O2'	36:5:2562:A:H5''	2.18	0.44
36:5:600:G:N7	88:5:4018:OHX:N2	2.65	0.44
36:5:307:A:OP2	88:5:4139:OHX:N5	2.50	0.44
1:6:1532:U:H2'	1:6:1533:C:O4'	2.17	0.44
27:D5:77:ARG:NH1	1:6:1533:C:OP2	352.36	0.44
1:6:565:C:O2	88:6:2126:OHX:N1	2.50	0.44
1:6:282:C:H2'	1:6:283:U:O4'	2.18	0.44
1:6:289:U:H2'	1:6:290:G:O4'	2.17	0.44
12:C0:61:TRP:HZ3	31:D9:22:ARG:HD3	1.83	0.44
14:C2:42:ALA:HB1	14:C2:47:GLU:HB3	2.00	0.44
15:C3:42:ARG:HE	15:C3:80:LEU:HD21	1.83	0.44
16:C4:84:ARG:HG2	16:C4:85:ALA:O	2.17	0.44
17:C5:16:SER:HA	17:C5:20:VAL:O	2.17	0.44
2:S0:50:VAL:HG22	19:C7:109:LEU:HD21	2.00	0.44
19:C7:75:GLU:O	19:C7:79:GLU:HG3	3.07	0.44

Continued on next page...

Continued from previous page...

Atom-1	Atom-2	Interatomic distance (Å)	Clash overlap (Å)
20:C8:20:THR:HG21	20:C8:35:ILE:HG23	1.98	0.44
20:C8:50:ALA:CB	20:C8:69:ILE:HG12	3.14	0.44
25:D3:107:PHE:CD2	25:D3:114:LYS:HB3	3.90	0.44
28:D6:79:ILE:HG23	28:D6:84:VAL:HG21	1.98	0.44
33:E1:94:LYS:HB3	33:E1:95:HIS:H	1.55	0.44
39:L2:70:ARG:HH11	39:L2:72:ARG:HG2	1.82	0.44
40:L3:64:GLY:O	36:5:3038:U:H4'	288.25	0.44
41:L4:184:SER:HB2	41:L4:202:ARG:HG2	2.03	0.44
42:L5:55:PHE:CZ	42:L5:158:ARG:HG3	2.53	0.44
36:1:2586:G:N7	45:L8:241:LYS:HB2	2.32	0.44
45:L8:54:GLU:O	45:L8:58:VAL:HG23	2.18	0.44
46:L9:86:TYR:CD2	46:L9:151:VAL:HG22	2.53	0.44
46:L9:48:VAL:HG11	46:L9:52:LEU:HD13	2.00	0.44
48:M1:85:LYS:NZ	48:M1:89:TYR:OH	2.41	0.44
50:M4:41:GLN:HG2	56:N0:143:PHE:CZ	2.52	0.44
53:M7:109:ALA:HA	53:M7:112:LEU:HD22	2.60	0.44
55:M9:78:TYR:HA	55:M9:81:ARG:HD3	2.00	0.44
61:N5:51:VAL:HG12	61:N5:52:PRO:O	2.16	0.44
63:N7:17:ARG:H	70:O4:74:ARG:HG3	2.56	0.44
63:N7:22:LYS:HE2	63:N7:129:TRP:CH2	2.52	0.44
63:N7:55:LYS:O	63:N7:57:HIS:N	3.27	0.44
64:N8:42:ARG:HG3	64:N8:43:ILE:N	2.54	0.44
65:N9:35:VAL:HG12	65:N9:40:ARG:HG3	2.00	0.44
70:O4:29:ILE:HD11	70:O4:31:ARG:HH21	1.82	0.44
71:O5:101:THR:HG23	71:O5:103:LYS:H	1.83	0.44
74:O8:5:ILE:HD13	74:O8:52:TYR:HB3	2.00	0.44
2:S0:193:GLN:O	2:S0:195:TRP:N	2.47	0.44
5:S3:167:PHE:HE1	5:S3:192:PRO:HA	2.72	0.44
7:S5:152:GLY:O	7:S5:154:ALA:N	2.50	0.44
7:S5:87:CYS:SG	7:S5:92:ARG:HG3	2.91	0.44
11:S9:41:GLU:OE1	11:S9:126:ARG:NH2	2.50	0.44
34:SR:33:LEU:HD22	34:SR:47:LEU:HD11	1.98	0.44
36:1:1561:G:O6	36:1:1578:C:N4	2.50	0.44
36:1:1807:G:C6	36:1:1808:G:N1	2.85	0.44
36:1:2507:C:H2'	36:1:2508:U:C5	2.53	0.44
36:1:283:G:O6	36:1:304:G:H1'	2.18	0.44
36:1:2986:U:H2'	36:1:2987:A:C8	2.53	0.44
36:1:3084:C:H2'	36:1:3085:G:O4'	2.18	0.44
36:1:3252:G:H2'	36:1:3253:G:C8	2.53	0.44
1:2:119:A:H1'	1:2:397:A:C4	2.52	0.44
1:2:1292:G:H2'	1:2:1293:U:C6	2.53	0.44

Continued on next page...

Continued from previous page...

Atom-1	Atom-2	Interatomic distance (Å)	Clash overlap (Å)
1:2:1450:U:H2'	1:2:1451:C:H6	1.80	0.44
1:2:1621:U:H2'	1:2:1622:G:C8	2.52	0.44
1:2:358:U:O4	88:2:2030:OHX:N5	2.50	0.44
1:2:442:C:O2'	1:2:525:A:N1	2.46	0.44
36:5:130:A:C6	36:5:139:G:C6	3.05	0.44
36:5:1621:A:H2'	36:5:1622:U:H6	1.81	0.44
36:5:1648:A:H2'	36:5:1649:U:O4'	2.17	0.44
58:N2:82:LYS:NZ	36:5:1682:U:O2	160.42	0.44
36:5:174:C:N4	36:5:244:G:H1	2.15	0.44
51:M5:32:GLN:O	88:5:3852:OHX:N6	145.85	0.44
36:5:627:U:H2'	36:5:628:A:C8	2.52	0.44
36:5:776:U:C5	36:5:2719:U:O2	2.70	0.44
36:5:945:C:H2'	36:5:946:U:C6	2.53	0.44
31:D9:34:TYR:OH	1:6:1487:A:OP1	419.40	0.44
1:6:386:G:C6	1:6:387:A:N6	2.86	0.44
1:6:737:A:H2'	1:6:738:G:C8	2.52	0.44
37:7:26:C:H2'	37:7:27:A:O4'	2.18	0.44
12:C0:77:ARG:HE	12:C0:83:PRO:HA	6.49	0.44
15:C3:142:GLU:HG3	15:C3:145:THR:HG23	2.00	0.44
16:C4:99:GLN:H	16:C4:99:GLN:CD	2.20	0.44
17:C5:41:VAL:HG22	17:C5:84:ILE:HD13	1.99	0.44
1:2:1195:C:N4	18:C6:143:ARG:HA	2.32	0.44
19:C7:28:PHE:CE2	19:C7:32:LYS:HD3	3.76	0.44
20:C8:99:HIS:CD2	20:C8:101:LEU:HD21	2.52	0.44
20:C8:122:HIS:O	20:C8:126:ARG:HB2	2.18	0.44
21:C9:65:ILE:HG12	21:C9:71:VAL:HG13	5.93	0.44
28:D6:85:ARG:NH1	1:6:1153:G:OP1	342.54	0.44
31:D9:15:GLY:O	31:D9:18:SER:OG	2.77	0.44
40:L3:292:ALA:HB1	40:L3:295:ALA:HB3	2.84	0.44
41:L4:141:ARG:CZ	41:L4:180:LYS:HG3	2.86	0.44
41:L4:315:LYS:HG2	36:5:505:G:H5''	239.88	0.44
41:L4:316:ASN:HA	41:L4:317:PRO:HD3	1.92	0.44
41:L4:89:ALA:O	41:L4:91:GLY:N	2.46	0.44
42:L5:18:THR:HA	42:L5:19:PRO:HD3	1.91	0.44
45:L8:104:GLU:O	45:L8:107:GLU:HB3	2.17	0.44
47:M0:42:THR:HG23	47:M0:45:GLU:HG3	4.18	0.44
48:M1:95:ASN:O	48:M1:102:PHE:HA	2.64	0.44
49:M3:102:GLN:HB2	49:M3:104:ARG:NH2	2.33	0.44
49:M3:189:GLU:O	49:M3:192:GLU:HB3	2.18	0.44
54:M8:63:SER:OG	54:M8:64:VAL:N	2.66	0.44
55:M9:100:ARG:O	55:M9:104:ARG:HG3	3.30	0.44

Continued on next page...

Continued from previous page...

Atom-1	Atom-2	Interatomic distance (Å)	Clash overlap (Å)
57:N1:156:TYR:HE2	57:N1:158:THR:HG22	4.45	0.44
57:N1:157:GLU:HB3	57:N1:159:PHE:CE1	2.53	0.44
57:N1:65:TYR:HB3	57:N1:75:ILE:HG13	5.69	0.44
58:N2:51:GLY:O	58:N2:52:ASN:ND2	2.30	0.44
61:N5:100:LYS:HG2	61:N5:105:VAL:O	2.17	0.44
61:N5:40:LEU:HA	61:N5:40:LEU:HD12	1.81	0.44
63:N7:68:ILE:O	63:N7:115:LYS:HE2	2.17	0.44
64:N8:47:LYS:HE2	64:N8:48:TYR:CE2	2.53	0.44
68:O2:60:ASN:O	68:O2:64:LYS:HB2	2.17	0.44
70:O4:107:GLU:O	70:O4:110:GLU:HB2	2.17	0.44
78:Q2:24:LYS:HB2	78:Q2:24:LYS:NZ	5.32	0.44
2:S0:135:GLU:HA	2:S0:138:TYR:HD2	2.25	0.44
2:S0:163:ASN:O	2:S0:165:ARG:HD3	6.48	0.44
3:S1:36:SER:HA	3:S1:41:ARG:HE	4.49	0.44
4:S2:118:ALA:HB3	4:S2:124:ALA:HB2	1.98	0.44
5:S3:66:ILE:O	5:S3:70:THR:HG23	2.38	0.44
7:S5:51:VAL:HG13	7:S5:131:GLN:HB2	2.45	0.44
11:S9:114:TYR:HA	11:S9:119:ALA:HB3	2.02	0.44
11:S9:31:ALA:HA	11:S9:36:LEU:HB2	2.22	0.44
34:SR:110:VAL:HA	34:SR:126:SER:HB2	2.00	0.44
34:SR:203:THR:OG1	34:SR:204:ALA:N	2.49	0.44
36:1:1049:C:H2'	36:1:1050:U:C6	2.52	0.44
36:1:1334:U:H2'	36:1:1335:C:C6	2.53	0.44
36:1:1744:G:H2'	36:1:1745:C:C6	2.53	0.44
36:1:1826:C:H2'	36:1:1827:C:C6	2.52	0.44
36:1:22:G:H1'	38:4:104:A:N3	2.32	0.44
36:1:2794:G:O2'	36:1:2795:U:OP2	2.31	0.44
36:1:2953:U:C2'	36:1:2954:U:H5'	2.47	0.44
36:1:3139:A:OP1	40:L3:274:SER:OG	2.29	0.44
36:1:3283:U:H2'	36:1:3284:G:C8	2.52	0.44
36:1:3316:A:C2	36:1:3389:U:H5'	2.53	0.44
1:2:1255:G:O6	14:C2:46:ARG:HD2	2.18	0.44
1:2:2:A:OP2	1:2:2:A:H8	2.00	0.44
1:2:328:A:H2'	1:2:329:G:O4'	2.18	0.44
1:2:794:U:O2'	1:2:795:U:O5'	2.36	0.44
1:2:819:G:N2	1:2:854:U:O4'	2.46	0.44
36:5:1102:A:H4'	36:5:1103:A:C6	2.53	0.44
36:5:1715:A:H4'	36:5:1716:U:OP1	2.18	0.44
49:M3:39:ARG:NH2	36:5:686:G:OP2	74.03	0.44
1:6:1273:G:O5'	1:6:1274:C:H3'	2.16	0.44
1:6:1446:A:O2'	1:6:1447:C:H5''	2.17	0.44

Continued on next page...

Continued from previous page...

Atom-1	Atom-2	Interatomic distance (Å)	Clash overlap (Å)
1:6:1524:A:H2'	1:6:1525:A:C8	2.52	0.44
1:6:1614:A:O2'	1:6:1615:C:H5'	2.17	0.44
1:6:1621:U:H2'	1:6:1622:G:C8	2.52	0.44
16:C4:15:GLY:H	16:C4:79:VAL:HA	1.83	0.44
23:D1:70:ASN:HB3	23:D1:83:TRP:HB2	1.99	0.44
24:D2:115:GLU:O	24:D2:118:ARG:HB3	4.11	0.44
24:D2:11:LEU:HD12	24:D2:74:VAL:HB	1.99	0.44
24:D2:75:ILE:HG13	24:D2:125:ILE:HD11	2.00	0.44
26:D4:58:PHE:HE2	26:D4:72:PHE:HB3	2.32	0.44
37:3:46:A:P	42:L5:158:ARG:HH11	2.40	0.44
42:L5:160:PHE:O	42:L5:180:PHE:HE1	2.24	0.44
42:L5:271:LYS:HD3	42:L5:271:LYS:HA	4.32	0.44
43:L6:166:LYS:HA	43:L6:166:LYS:HD3	1.93	0.44
46:L9:103:ILE:HG12	46:L9:136:PHE:CE2	2.52	0.44
48:M1:110:ILE:HD13	48:M1:122:ILE:HD11	2.92	0.44
52:M6:121:PRO:HA	52:M6:124:LEU:HD22	2.78	0.44
54:M8:34:THR:HG22	54:M8:49:LEU:HD11	1.98	0.44
57:N1:157:GLU:HB3	57:N1:159:PHE:HE1	1.81	0.44
61:N5:56:ARG:H	61:N5:56:ARG:HG2	3.16	0.44
63:N7:27:LYS:HA	63:N7:28:PRO:HD3	2.72	0.44
64:N8:74:ASN:HB3	64:N8:115:LYS:HB2	1.99	0.44
2:S0:120:LEU:HD13	2:S0:142:PRO:HB2	2.14	0.44
2:S0:162:CYS:HB2	2:S0:173:ILE:HG13	1.99	0.44
2:S0:109:ASN:H	4:S2:64:LYS:NZ	2.18	0.44
6:S4:115:THR:OG1	6:S4:116:ASP:N	2.50	0.44
6:S4:122:LYS:HE3	6:S4:122:LYS:HB2	1.80	0.44
6:S4:23:LEU:O	6:S4:24:SER:HB2	4.10	0.44
8:S6:54:GLY:O	8:S6:63:MET:HE3	2.18	0.44
8:S6:76:LEU:HA	8:S6:76:LEU:HD23	1.81	0.44
9:S7:13:PRO:HA	9:S7:14:THR:HA	2.12	0.44
9:S7:159:VAL:HB	9:S7:163:ASP:OD1	3.43	0.44
34:SR:129:LYS:HG2	34:SR:149:ASP:C	2.49	0.44
34:SR:23:LEU:HG	34:SR:291:SER:HB2	3.42	0.44
36:1:150:A:C4	36:1:151:A:C8	3.06	0.44
36:1:2190:U:C4	36:1:2191:U:C4	3.06	0.44
36:1:2726:C:OP1	88:1:4025:OHX:N3	2.51	0.44
36:1:3172:A:H1'	52:M6:101:ARG:HH21	1.82	0.44
36:1:3191:G:O6	88:1:4028:OHX:N3	2.51	0.44
36:1:641:C:H2'	36:1:642:U:O4'	2.18	0.44
1:2:1294:G:O2'	1:2:1321:A:N1	2.38	0.44
1:2:591:A:H5''	11:S9:24:LEU:HD22	1.99	0.44

Continued on next page...

Continued from previous page...

Atom-1	Atom-2	Interatomic distance (Å)	Clash overlap (Å)
1:2:737:A:OP2	1:2:737:A:H2'	2.17	0.44
36:5:1232:C:C5	36:5:1261:G:H2'	2.52	0.44
36:5:1294:A:O2'	36:5:1295:G:H5''	2.18	0.44
36:5:1323:G:O2'	36:5:1324:U:H5'	2.18	0.44
36:5:1514:G:H2'	36:5:1514:G:N3	2.33	0.44
36:5:2612:U:H2'	36:5:2613:U:O4'	2.18	0.44
36:5:3057:U:O2'	36:5:3059:G:OP1	2.35	0.44
40:L3:97:ARG:NH1	36:5:3244:A:C2	244.42	0.44
36:5:538:G:OP2	36:5:538:G:H8	2.01	0.44
49:M3:18:TRP:NE1	36:5:799:G:O2'	134.39	0.44
1:6:1315:U:OP2	1:6:1328:G:N1	2.37	0.44
1:6:1207:C:N4	1:6:1456:C:H5	2.13	0.44
1:6:1494:C:H2'	1:6:1495:C:H6	1.83	0.44
1:6:482:U:H2'	1:6:483:A:C8	2.53	0.44
1:6:777:C:H42	1:6:783:G:H1	1.66	0.44
1:6:836:U:H2'	1:6:837:G:H8	1.82	0.44
1:6:978:A:H2'	1:6:979:A:O4'	2.18	0.44
38:8:6:U:H2'	38:8:7:U:C6	2.53	0.44
15:C3:26:PHE:CE2	15:C3:66:ILE:HD13	2.77	0.44
16:C4:18:ARG:N	16:C4:29:HIS:O	4.75	0.44
18:C6:115:THR:O	18:C6:117:LEU:N	4.04	0.44
21:C9:138:GLN:HA	21:C9:141:GLU:HG2	5.29	0.44
22:D0:41:ILE:HG12	22:D0:107:THR:HG21	3.10	0.44
23:D1:5:LYS:HB3	23:D1:5:LYS:NZ	4.88	0.44
24:D2:76:SER:HB3	24:D2:77:PRO:HD3	2.00	0.44
27:D5:54:VAL:N	27:D5:55:PRO:HD2	2.32	0.44
30:D8:10:ALA:HB1	30:D8:30:VAL:HB	2.52	0.44
32:E0:13:LYS:HE2	32:E0:13:LYS:HB3	4.56	0.44
33:E1:86:THR:HG23	33:E1:87:THR:H	4.17	0.44
33:E1:96:LYS:O	33:E1:97:LYS:HB3	2.17	0.44
40:L3:11:HIS:ND1	40:L3:234:GLY:O	2.51	0.44
40:L3:219:ALA:HB2	40:L3:336:VAL:HG13	2.20	0.44
41:L4:135:VAL:HA	41:L4:245:GLY:O	2.18	0.44
42:L5:148:ILE:HD12	42:L5:148:ILE:HA	4.39	0.44
42:L5:81:HIS:ND1	42:L5:81:HIS:O	2.51	0.44
46:L9:122:LYS:HG2	46:L9:123:ILE:N	2.77	0.44
46:L9:13:PRO:HD2	46:L9:16:VAL:HG22	1.99	0.44
49:M3:73:ARG:HB3	49:M3:98:ASP:OD2	3.41	0.44
49:M3:75:PHE:O	49:M3:79:GLU:HB2	2.17	0.44
51:M5:73:ARG:HB2	51:M5:92:LEU:HD23	2.00	0.44
52:M6:109:PRO:HB3	36:5:3243:A:C2	261.27	0.44

Continued on next page...

Continued from previous page...

Atom-1	Atom-2	Interatomic distance (Å)	Clash overlap (Å)
52:M6:18:ARG:NH1	36:5:1314:C:O3'	276.19	0.44
53:M7:22:LEU:HD13	53:M7:90:PHE:HD2	1.83	0.44
60:N4:62:GLY:O	60:N4:64:THR:N	3.38	0.44
62:N6:5:SER:HB3	62:N6:8:VAL:CG1	2.84	0.44
63:N7:56:LYS:HB3	63:N7:56:LYS:NZ	4.78	0.44
64:N8:10:LYS:HD2	64:N8:10:LYS:HA	1.78	0.44
64:N8:129:PHE:CZ	72:O6:9:ILE:HG23	2.53	0.44
65:N9:46:ALA:O	65:N9:50:THR:HG22	2.17	0.44
66:O0:45:ALA:O	66:O0:48:THR:HG22	2.17	0.44
70:O4:46:ASP:OD1	70:O4:80:ARG:NH1	2.49	0.44
77:Q1:13:LEU:HD11	77:Q1:17:ARG:HH21	1.82	0.44
3:S1:70:LEU:HD12	3:S1:82:ARG:O	2.18	0.44
4:S2:205:ARG:HD2	1:6:6:G:OP2	379.77	0.44
8:S6:211:LEU:HA	8:S6:211:LEU:HD23	1.76	0.44
9:S7:25:VAL:HA	9:S7:28:GLU:HB2	3.21	0.44
10:S8:29:LEU:HD11	10:S8:31:ARG:CZ	2.48	0.44
34:SR:179:LYS:HD3	34:SR:188:ILE:HD13	3.93	0.44
34:SR:40:LYS:HD2	34:SR:65:SER:O	3.22	0.44
34:SR:69:GLN:N	34:SR:83:ALA:O	2.94	0.44
36:1:1040:A:N3	47:M0:198:LYS:NZ	2.46	0.44
36:1:1269:U:O2	36:1:1271:A:H8	2.00	0.44
36:1:3022:G:O2'	36:1:3031:G:O6	2.28	0.44
1:2:1785:U:H2'	1:2:1786:G:H8	1.82	0.44
1:2:325:G:H2'	1:2:326:G:H8	1.83	0.44
36:5:1002:A:H2'	36:5:1003:A:H8	1.82	0.44
36:5:107:A:H2'	36:5:108:A:O4'	2.18	0.44
36:5:2204:C:O2'	36:5:2205:U:O5'	2.31	0.44
36:5:230:U:H2'	36:5:231:G:O4'	2.17	0.44
36:5:2592:G:H4'	36:5:2594:C:C2	2.53	0.44
88:5:4021:OHX:N4	88:5:4040:OHX:N6	2.66	0.44
36:5:406:G:H1'	38:8:16:G:N2	2.32	0.44
36:5:599:C:H2'	36:5:600:G:O4'	2.17	0.44
36:5:916:G:H5'	36:5:917:A:OP1	2.17	0.44
1:6:485:A:C6	1:6:486:G:H1'	2.52	0.44
1:6:500:C:O2'	1:6:501:U:O5'	2.36	0.44
17:C5:30:THR:O	17:C5:34:VAL:HG13	2.18	0.44
18:C6:5:PRO:HG2	18:C6:24:ALA:HB2	2.00	0.44
18:C6:31:VAL:O	18:C6:33:GLY:N	2.46	0.44
18:C6:65:ILE:HG22	18:C6:67:VAL:HG23	2.56	0.44
22:D0:27:THR:HG22	22:D0:115:GLU:OE2	4.94	0.44
26:D4:53:ASP:O	26:D4:79:VAL:HG13	2.37	0.44

Continued on next page...

Continued from previous page...

Atom-1	Atom-2	Interatomic distance (Å)	Clash overlap (Å)
33:E1:113:LYS:HB3	33:E1:113:LYS:HE3	1.95	0.44
40:L3:117:ARG:NH2	40:L3:175:LYS:HG2	2.58	0.44
42:L5:266:ALA:HA	37:7:1:G:C4	313.64	0.44
43:L6:131:LYS:O	43:L6:134:ARG:N	2.51	0.44
44:L7:150:LYS:HD3	44:L7:244:ASN:ND2	2.33	0.44
47:M0:56:GLU:CA	47:M0:131:ILE:HG12	2.69	0.44
47:M0:53:VAL:HG23	47:M0:164:LYS:O	2.17	0.44
48:M1:109:HIS:HE1	48:M1:122:ILE:HA	1.83	0.44
48:M1:32:ARG:O	48:M1:36:VAL:HG23	2.18	0.44
52:M6:124:LEU:HA	52:M6:124:LEU:HD12	1.60	0.44
52:M6:170:LYS:HB3	52:M6:170:LYS:HE2	3.08	0.44
53:M7:108:ASP:N	53:M7:152:GLU:OE2	2.44	0.44
55:M9:102:LEU:HD12	55:M9:127:SER:HB2	4.71	0.44
58:N2:38:ILE:O	58:N2:50:LEU:HD11	3.15	0.44
64:N8:74:ASN:CB	64:N8:115:LYS:HB2	2.48	0.44
64:N8:95:SER:HB2	64:N8:97:GLU:HG2	5.13	0.44
69:O3:31:LYS:NZ	69:O3:35:VAL:O	2.43	0.44
78:Q2:10:THR:HA	78:Q2:20:HIS:CD2	2.53	0.44
2:S0:195:TRP:NE1	2:S0:197:ILE:HD13	5.76	0.44
5:S3:134:CYS:N	5:S3:157:LEU:HD11	2.33	0.44
7:S5:112:ARG:HD3	1:6:1529:C:OP1	375.74	0.44
8:S6:85:ARG:HA	8:S6:86:PRO:HD3	1.80	0.44
9:S7:110:GLN:HG2	1:6:811:A:C5	340.34	0.44
35:SM:48:ARG:H	35:SM:48:ARG:HG3	1.48	0.44
35:SM:51:ARG:HG3	35:SM:52:PRO:HD2	2.00	0.44
36:1:1029:G:H2'	36:1:1030:A:C8	2.53	0.43
36:1:1331:U:H4'	36:1:1332:A:OP2	2.16	0.43
36:1:1765:U:H5''	55:M9:43:LYS:HE2	1.99	0.43
36:1:1770:G:H5'	36:1:1771:C:OP2	2.17	0.43
36:1:1915:A:H5''	55:M9:84:THR:HG22	1.99	0.43
36:1:3294:A:H2'	36:1:3295:A:O4'	2.17	0.43
36:1:52:A:N3	36:1:811:U:O2'	2.51	0.43
1:2:1362:U:H2'	1:2:1362:U:H6	1.69	0.43
1:2:153:G:H2'	1:2:154:G:C8	2.53	0.43
1:2:1553:G:H1	17:C5:40:ARG:NH2	2.16	0.43
1:2:1603:U:H2'	1:2:1604:U:C6	2.53	0.43
1:2:1613:U:H2'	1:2:1614:A:H5''	1.99	0.43
1:2:1625:C:H2'	1:2:1626:U:C6	2.53	0.43
1:2:622:A:H4'	1:2:623:A:OP1	2.18	0.43
70:O4:52:GLN:HG3	36:5:1738:C:H1'	194.71	0.43
36:5:541:U:H2'	36:5:542:G:H8	1.80	0.43

Continued on next page...

Continued from previous page...

Atom-1	Atom-2	Interatomic distance (Å)	Clash overlap (Å)
54:M8:147:ARG:NH2	36:5:670:C:OP1	162.78	0.43
36:5:998:A:O2'	36:5:999:G:H5'	2.17	0.43
1:6:1320:U:O2	1:6:1322:A:H5'	2.17	0.43
19:C7:48:ASN:ND2	1:6:1388:A:H5''	430.25	0.43
21:C9:89:ARG:NH2	1:6:1562:G:OP1	375.72	0.43
1:6:312:A:C5	1:6:314:C:C4	3.07	0.43
1:6:453:U:O4	88:6:2027:OHX:N4	2.51	0.43
38:8:149:A:H2'	38:8:150:G:C8	2.52	0.43
12:C0:58:GLN:O	12:C0:65:TYR:N	2.90	0.43
17:C5:18:ARG:HH21	17:C5:38:PRO:HG3	1.83	0.43
19:C7:21:TYR:N	19:C7:22:PRO:HD2	2.33	0.43
23:D1:39:VAL:HA	23:D1:45:ALA:HA	1.99	0.43
25:D3:110:LYS:HE3	25:D3:110:LYS:HB2	5.37	0.43
41:L4:342:LYS:O	36:5:515:C:O2'	298.87	0.43
42:L5:187:THR:HG22	42:L5:189:GLU:HB2	4.06	0.43
42:L5:99:TYR:CG	42:L5:199:ILE:HG23	2.63	0.43
42:L5:85:ARG:NH1	42:L5:254:LYS:H	2.44	0.43
44:L7:62:ILE:HG22	44:L7:66:LYS:HE3	3.75	0.43
45:L8:138:HIS:CE1	36:5:119:U:C2	103.58	0.43
45:L8:42:PRO:O	45:L8:44:ARG:N	3.53	0.43
45:L8:94:PHE:CE2	45:L8:200:LEU:HG	2.71	0.43
46:L9:86:TYR:CZ	46:L9:151:VAL:HG22	2.83	0.43
46:L9:87:LYS:HD2	46:L9:191:LEU:HD11	15.18	0.43
48:M1:100:GLY:HA3	48:M1:154:THR:HB	3.04	0.43
49:M3:79:GLU:HG2	49:M3:109:PHE:CD2	2.53	0.43
59:N3:66:LYS:HD2	59:N3:68:GLU:OE1	4.63	0.43
61:N5:40:LEU:HB3	61:N5:41:ALA:H	3.17	0.43
63:N7:87:LEU:HD12	63:N7:127:ASN:CG	5.28	0.43
64:N8:74:ASN:HB3	64:N8:76:ASP:HB2	2.14	0.43
66:O0:73:GLY:O	66:O0:76:GLU:HG2	2.20	0.43
2:S0:198:MET:SD	2:S0:199:PRO:HD2	3.19	0.43
2:S0:51:GLY:O	2:S0:55:GLU:HG3	2.18	0.43
3:S1:119:THR:HB	3:S1:143:THR:HG23	2.13	0.43
5:S3:134:CYS:H	5:S3:157:LEU:HD11	1.83	0.43
6:S4:68:ARG:NH1	6:S4:76:VAL:HG21	2.33	0.43
7:S5:140:THR:HA	7:S5:214:LYS:HD2	2.14	0.43
8:S6:194:LYS:HE3	8:S6:194:LYS:HB2	3.60	0.43
9:S7:125:ILE:O	9:S7:129:LEU:HB2	3.37	0.43
10:S8:12:SER:HA	10:S8:18:ARG:HH22	1.83	0.43
10:S8:62:THR:HA	10:S8:76:THR:O	2.57	0.43
4:S2:83:ILE:HD12	35:SM:117:LEU:HD22	2.00	0.43

Continued on next page...

Continued from previous page...

Atom-1	Atom-2	Interatomic distance (Å)	Clash overlap (Å)
35:SM:160:ARG:O	35:SM:164:ALA:HB2	2.18	0.43
18:C6:99:GLU:OE2	34:SR:60:SER:HB2	2.82	0.43
36:1:1339:C:H2'	36:1:1340:G:O4'	2.18	0.43
36:1:2656:A:C4	36:1:2658:G:N7	2.87	0.43
36:1:2740:A:H2'	36:1:2741:C:C6	2.53	0.43
36:1:3146:G:H4'	40:L3:100:ARG:HD2	2.00	0.43
36:1:535:G:C2	36:1:555:U:C2	3.06	0.43
36:1:603:A:H2'	36:1:604:G:O4'	2.17	0.43
36:1:623:U:OP1	88:1:4032:OHX:N1	2.51	0.43
36:1:712:G:N2	36:1:754:G:O3'	2.51	0.43
1:2:1487:A:H2'	1:2:1488:G:C8	2.53	0.43
1:2:1688:U:H2'	1:2:1689:A:C8	2.53	0.43
1:2:1370:U:O4	88:2:2092:OHX:N5	2.52	0.43
1:2:1665:U:O4	88:2:2111:OHX:N4	2.51	0.43
1:2:285:G:H2'	1:2:286:C:C6	2.53	0.43
1:2:541:A:O2'	1:2:542:A:H4'	2.18	0.43
1:2:733:A:H5'	1:2:734:A:OP1	2.18	0.43
1:2:783:G:HO2'	1:2:784:C:H6	1.64	0.43
37:3:7:G:O3'	42:L5:33:ARG:NH2	2.51	0.43
36:5:1273:A:H3'	36:5:1274:A:H8	1.84	0.43
43:L6:10:TYR:HB2	36:5:1353:U:O2	171.08	0.43
36:5:235:A:H2'	36:5:236:G:C8	2.52	0.43
36:5:2746:A:H2'	36:5:2747:A:O4'	2.18	0.43
36:5:848:A:H2'	36:5:849:C:O4'	2.18	0.43
18:C6:128:LYS:HE2	1:6:1417:A:O3'	392.99	0.43
8:S6:92:ARG:HH22	1:6:1674:C:P	290.22	0.43
1:6:176:C:H3'	1:6:177:U:H6	1.82	0.43
1:6:53:G:H2'	1:6:54:C:O4'	2.17	0.43
1:6:591:A:H2'	1:6:592:A:H8	1.82	0.43
15:C3:54:LEU:O	15:C3:60:VAL:HG13	5.26	0.43
21:C9:94:ILE:HD12	21:C9:94:ILE:HA	1.72	0.43
24:D2:23:ARG:O	24:D2:65:LEU:HD13	2.18	0.43
24:D2:77:PRO:O	24:D2:79:PHE:N	2.50	0.43
25:D3:125:VAL:HG12	25:D3:126:LYS:HG3	2.18	0.43
25:D3:92:CYS:HA	25:D3:95:PHE:CD2	2.53	0.43
26:D4:62:THR:HB	26:D4:69:SER:OG	3.16	0.43
40:L3:154:TYR:CE2	36:5:3242:G:H8	258.86	0.43
42:L5:212:ALA:O	42:L5:214:ASP:N	2.50	0.43
47:M0:48:LEU:HD22	47:M0:49:CYS:H	1.83	0.43
49:M3:16:LYS:O	49:M3:17:HIS:HB2	4.56	0.43
49:M3:5:LYS:HB2	49:M3:7:LEU:HG	1.99	0.43

Continued on next page...

Continued from previous page...

Atom-1	Atom-2	Interatomic distance (Å)	Clash overlap (Å)
51:M5:91:GLU:OE2	36:5:276:U:O2'	161.00	0.43
53:M7:23:ARG:O	53:M7:86:LYS:HE2	2.18	0.43
54:M8:8:LYS:HE3	36:5:971:G:OP1	197.84	0.43
36:1:1719:G:H5''	55:M9:110:ARG:HH22	1.83	0.43
57:N1:159:PHE:O	57:N1:160:ILE:HD12	2.18	0.43
61:N5:63:ILE:HD11	61:N5:84:PHE:CD1	2.53	0.43
62:N6:109:LEU:HD22	62:N6:115:ARG:HH12	3.23	0.43
62:N6:37:LYS:HE2	36:5:190:U:OP1	75.91	0.43
54:M8:94:PHE:CZ	64:N8:119:PRO:HD3	2.66	0.43
64:N8:28:HIS:CD2	64:N8:32:ARG:HG3	2.95	0.43
66:O0:22:LYS:HB3	66:O0:93:LEU:HD12	4.13	0.43
2:S0:98:ILE:HG21	2:S0:102:PHE:HD2	1.82	0.43
2:S0:107:PHE:N	2:S0:107:PHE:CD2	2.84	0.43
2:S0:167:LYS:HB3	2:S0:168:HIS:H	1.38	0.43
3:S1:229:MET:O	3:S1:231:LEU:N	2.69	0.43
3:S1:30:PHE:CD1	3:S1:96:LEU:HD22	2.53	0.43
4:S2:185:LYS:O	4:S2:189:GLN:HG3	4.61	0.43
4:S2:94:GLN:HG2	4:S2:95:ARG:H	4.67	0.43
5:S3:48:VAL:HB	5:S3:86:LEU:HD12	2.38	0.43
6:S4:65:LEU:HG	6:S4:70:VAL:CG1	2.47	0.43
7:S5:129:PRO:O	7:S5:133:VAL:HG23	2.18	0.43
9:S7:89:HIS:ND1	9:S7:165:LYS:HA	3.54	0.43
9:S7:24:PHE:CE1	9:S7:77:LEU:HD11	3.36	0.43
10:S8:9:HIS:CD2	10:S8:10:LYS:HB2	2.53	0.43
36:1:1121:U:C4	36:1:1122:U:C4	3.06	0.43
36:1:1260:A:H4'	36:1:1280:C:H4'	2.00	0.43
36:1:2623:G:C4	36:1:2624:G:C8	3.06	0.43
36:1:3000:A:H2'	36:1:3001:C:C6	2.54	0.43
36:1:3095:U:H2'	36:1:3096:C:C6	2.54	0.43
36:1:3193:C:H2'	36:1:3194:C:O4'	2.18	0.43
36:1:3384:U:H2'	36:1:3385:U:H6	1.81	0.43
36:1:78:U:O4	36:1:107:A:H2	2.01	0.43
36:1:361:A:O4'	36:1:814:U:H4'	2.19	0.43
1:2:1047:G:H2'	1:2:1048:G:O4'	2.19	0.43
1:2:1096:C:H5	88:2:2097:OHX:N5	2.16	0.43
1:2:1214:U:OP1	1:2:1246:C:H1'	2.18	0.43
1:2:1344:A:H4'	1:2:1345:A:OP1	2.17	0.43
1:2:1352:G:H2'	1:2:1353:U:O4'	2.18	0.43
1:2:153:G:OP1	8:S6:15:THR:OG1	2.35	0.43
1:2:1559:A:N3	1:2:1559:A:H3'	2.32	0.43
1:2:436:A:H5''	1:2:437:A:OP1	2.18	0.43

Continued on next page...

Continued from previous page...

Atom-1	Atom-2	Interatomic distance (Å)	Clash overlap (Å)
37:3:112:G:H2'	37:3:113:C:H6	1.81	0.43
38:4:59:A:N1	38:4:100:U:H1'	2.33	0.43
36:5:1192:C:O2	88:5:3912:OHX:N2	2.51	0.43
71:O5:95:PHE:CG	36:5:136:G:H5'	61.98	0.43
36:5:2211:U:H2'	36:5:2212:C:O4'	2.18	0.43
36:5:2403:G:O6	88:5:4088:OHX:N6	2.51	0.43
57:N1:54:HIS:CD2	36:5:2724:U:H4'	228.45	0.43
36:5:3383:G:H2'	36:5:3384:U:H6	1.84	0.43
1:6:1166:A:H2'	1:6:1167:G:O4'	2.17	0.43
1:6:271:A:C2	1:6:285:G:C6	3.06	0.43
1:6:411:C:H2'	1:6:412:A:O4'	2.18	0.43
1:6:67:A:H2'	1:6:69:G:H5''	1.99	0.43
38:8:31:G:OP2	88:8:216:OHX:N6	2.51	0.43
14:C2:38:HIS:CE1	14:C2:127:GLY:HA3	2.53	0.43
17:C5:22:LEU:HD23	17:C5:23:GLU:H	5.58	0.43
26:D4:23:PHE:CE2	26:D4:75:VAL:HG23	6.02	0.43
41:L4:14:GLU:H	41:L4:14:GLU:HG3	4.99	0.43
41:L4:23:PRO:O	41:L4:25:VAL:N	2.49	0.43
43:L6:50:LYS:HG2	43:L6:74:VAL:CG2	2.48	0.43
44:L7:137:GLY:HA3	44:L7:233:GLU:O	2.45	0.43
44:L7:233:GLU:HB3	44:L7:234:GLU:H	2.06	0.43
44:L7:92:ILE:HA	44:L7:92:ILE:HD12	1.71	0.43
47:M0:167:LEU:O	47:M0:167:LEU:HD23	5.43	0.43
36:1:1044:U:OP1	47:M0:90:ARG:NH1	2.51	0.43
54:M8:49:LEU:O	54:M8:49:LEU:HD22	2.24	0.43
56:N0:45:LEU:HD13	56:N0:45:LEU:HA	2.10	0.43
61:N5:59:SER:HB3	61:N5:102:LEU:HG	2.01	0.43
71:O5:101:THR:HG23	71:O5:103:LYS:N	2.33	0.43
49:M3:105:ASN:ND2	72:O6:17:VAL:HG11	2.34	0.43
72:O6:27:SER:C	72:O6:29:LYS:H	2.92	0.43
73:O7:85:LYS:HE2	73:O7:88:ALA:C	2.39	0.43
2:S0:120:LEU:HD11	2:S0:144:ILE:HG12	3.40	0.43
2:S0:193:GLN:C	2:S0:195:TRP:H	2.22	0.43
2:S0:41:ARG:NH1	2:S0:45:VAL:HG23	2.33	0.43
2:S0:76:ILE:HG12	2:S0:98:ILE:HB	2.01	0.43
4:S2:139:ILE:CD1	4:S2:191:ALA:HB1	2.62	0.43
9:S7:64:VAL:HG22	9:S7:94:ALA:HB1	2.00	0.43
10:S8:4:SER:HB3	10:S8:6:ASP:OD2	2.90	0.43
11:S9:133:HIS:NE2	1:6:513:U:H5'	445.78	0.43
34:SR:93:ASP:HB2	34:SR:100:TYR:HE1	1.83	0.43
36:1:1217:A:H61	36:1:1288:U:H3	1.65	0.43

Continued on next page...

Continued from previous page...

Atom-1	Atom-2	Interatomic distance (Å)	Clash overlap (Å)
36:1:1460:A:H2'	36:1:1461:A:H8	1.82	0.43
36:1:2400:G:O2'	36:1:2401:A:OP1	2.30	0.43
36:1:2426:U:O4	88:1:3758:OHX:N2	2.52	0.43
36:1:2854:U:OP2	47:M0:3:ARG:NH2	2.49	0.43
36:1:283:G:N2	36:1:285:A:H5''	2.33	0.43
36:1:3006:A:C2	36:1:3141:A:C4	3.06	0.43
36:1:3341:U:O2'	36:1:3342:A:H5'	2.18	0.43
36:1:386:A:C5	36:1:387:A:H1'	2.53	0.43
36:1:2999:U:O4	88:1:4006:OHX:N5	2.52	0.43
36:1:1538:G:N7	88:1:4036:OHX:N1	2.66	0.43
36:1:613:G:C6	36:1:614:C:C4	3.07	0.43
36:1:653:A:C2	36:1:1443:G:C4	3.05	0.43
36:1:655:C:H5''	68:O2:26:HIS:HB2	2.00	0.43
1:2:1481:C:O2'	1:2:1482:C:O5'	2.31	0.43
1:2:1785:U:H2'	1:2:1786:G:C8	2.53	0.43
1:2:1657:U:N3	88:2:2061:OHX:N5	2.66	0.43
1:2:276:C:H2'	1:2:278:U:C4	2.53	0.43
1:2:452:A:H3'	1:2:453:U:C6	2.53	0.43
1:2:460:A:H3'	1:2:461:G:H8	1.83	0.43
1:2:586:G:H2'	1:2:587:C:C6	2.53	0.43
38:4:25:G:N7	62:N6:13:ARG:NH2	2.66	0.43
56:N0:84:ARG:HG3	36:5:1295:G:OP1	294.06	0.43
36:5:2425:G:H2'	36:5:2426:U:O4'	2.18	0.43
53:M7:69:ARG:NH2	36:5:2992:U:H1'	192.08	0.43
36:5:3189:G:H2'	36:5:3190:C:C6	2.53	0.43
36:5:3276:G:OP2	36:5:3276:G:H2'	2.17	0.43
88:5:3961:OHX:N2	88:5:3970:OHX:N5	2.65	0.43
36:5:566:G:N7	88:5:4024:OHX:N5	2.66	0.43
57:N1:101:CYS:HB3	36:5:990:U:O4'	252.54	0.43
1:6:1003:A:H1'	1:6:1005:A:N7	2.34	0.43
1:6:1486:G:C6	1:6:1522:U:H5	2.36	0.43
1:6:486:G:H22	1:6:501:U:H3	1.67	0.43
1:6:837:G:O6	88:6:2067:OHX:N1	2.51	0.43
38:8:125:U:O2'	38:8:126:A:H5'	2.18	0.43
16:C4:21:ALA:HA	16:C4:26:THR:HG22	2.56	0.43
21:C9:54:PHE:CE2	21:C9:104:VAL:HG22	2.53	0.43
24:D2:86:ILE:H	24:D2:86:ILE:HG13	1.41	0.43
26:D4:29:HIS:O	26:D4:31:ASN:N	3.56	0.43
27:D5:85:LYS:HG3	27:D5:86:GLU:N	2.34	0.43
30:D8:26:THR:O	30:D8:44:VAL:HG22	3.34	0.43
31:D9:19:ARG:HG2	31:D9:19:ARG:H	1.40	0.43

Continued on next page...

Continued from previous page...

Atom-1	Atom-2	Interatomic distance (Å)	Clash overlap (Å)
41:L4:98:ARG:HG2	41:L4:99:MET:O	2.18	0.43
43:L6:175:LYS:O	43:L6:176:PHE:HB2	4.52	0.43
46:L9:171:ASP:HB2	36:5:2899:C:H2'	325.88	0.43
46:L9:47:LYS:HB2	50:M4:7:VAL:HB	2.01	0.43
49:M3:64:LYS:HG3	64:N8:69:TRP:CD1	2.53	0.43
51:M5:19:LEU:HD12	51:M5:19:LEU:HA	1.98	0.43
56:N0:73:LYS:HZ3	56:N0:97:VAL:C	5.49	0.43
59:N3:46:LEU:O	59:N3:47:ASN:HB2	2.28	0.43
59:N3:85:TRP:CZ3	59:N3:94:TYR:HA	2.53	0.43
64:N8:47:LYS:O	64:N8:49:HIS:N	2.48	0.43
69:O3:60:ARG:C	69:O3:62:SER:H	2.49	0.43
38:4:52:A:O4'	75:O9:21:ARG:HD2	2.18	0.43
76:Q0:127:LEU:HD22	76:Q0:128:LYS:H	2.81	0.43
2:S0:55:GLU:HG2	23:D1:79:LEU:HD22	7.37	0.43
2:S0:82:GLY:O	2:S0:86:VAL:HG22	2.18	0.43
3:S1:103:MET:HB3	3:S1:215:VAL:HG13	1.99	0.43
4:S2:229:LEU:HD22	4:S2:229:LEU:H	4.99	0.43
7:S5:63:GLN:HE22	7:S5:66:GLN:HB2	4.02	0.43
8:S6:68:LEU:HA	8:S6:68:LEU:HD13	2.29	0.43
9:S7:126:LEU:HB2	9:S7:173:TYR:CE2	2.54	0.43
36:1:1316:C:C4	52:M6:130:LYS:HA	2.54	0.43
36:1:945:C:H1'	36:1:1407:A:H1'	2.01	0.43
36:1:1554:U:C2	36:1:1555:U:C5	3.06	0.43
36:1:2174:G:H8	36:1:2174:G:OP1	2.01	0.43
36:1:2314:U:H2'	36:1:2314:U:H6	1.46	0.43
36:1:3259:U:H5''	36:1:3261:C:H5	1.84	0.43
36:1:1877:U:OP2	88:1:3819:OHX:N6	2.51	0.43
36:1:2786:G:N7	88:1:3937:OHX:N1	2.66	0.43
36:1:507:U:H2'	36:1:508:U:C6	2.54	0.43
36:1:945:C:H2'	36:1:946:U:C6	2.54	0.43
1:2:1087:A:C2	1:2:1142:A:H4'	2.53	0.43
1:2:1166:A:H2'	1:2:1167:G:O4'	2.19	0.43
1:2:1243:G:N3	1:2:1243:G:H2'	2.33	0.43
1:2:1418:G:N7	88:2:1996:OHX:N5	2.67	0.43
1:2:1483:A:C2	1:2:1607:G:H1'	2.54	0.43
1:2:480:G:N2	1:2:509:G:H1'	2.34	0.43
1:2:607:G:H5'	1:2:613:G:N2	2.33	0.43
1:2:727:U:C2	1:2:728:U:H5	2.36	0.43
36:5:1560:G:O2'	36:5:1561:G:P	2.77	0.43
36:5:1691:U:H2'	36:5:1692:U:C6	2.53	0.43
36:5:1591:G:O2'	36:5:1799:A:N1	2.40	0.43

Continued on next page...

Continued from previous page...

Atom-1	Atom-2	Interatomic distance (Å)	Clash overlap (Å)
36:5:2249:G:HO2'	36:5:2250:G:P	2.41	0.43
36:5:2538:U:H3'	36:5:2539:C:H5''	1.99	0.43
36:5:3088:G:H2'	36:5:3089:C:O4'	2.19	0.43
36:5:2823:G:N7	88:5:3851:OHX:N2	2.66	0.43
36:5:562:C:H2'	36:5:563:U:C6	2.52	0.43
36:5:811:U:H2'	36:5:812:G:C8	2.53	0.43
1:6:1011:G:HO2'	1:6:1012:U:H6	1.66	0.43
1:6:1368:G:O6	88:6:2051:OHX:N4	2.51	0.43
88:6:2086:OHX:N5	88:6:2142:OHX:N3	2.66	0.43
11:S9:127:VAL:HG21	1:6:478:A:H4'	442.15	0.43
6:S4:6:LYS:HA	1:6:94:U:H4'	341.56	0.43
36:5:1619:A:HO2'	38:8:125:U:H5	1.65	0.43
15:C3:84:ILE:HG22	15:C3:135:LEU:HD21	2.00	0.43
17:C5:74:ALA:HA	17:C5:75:PRO:HD3	2.09	0.43
19:C7:29:GLN:HA	19:C7:32:LYS:HE2	2.35	0.43
27:D5:92:ILE:HD11	27:D5:100:ILE:HG22	3.73	0.43
23:D1:85:TYR:CD1	29:D7:6:ASP:HB2	2.81	0.43
30:D8:65:ARG:HG2	30:D8:66:LEU:N	3.93	0.43
40:L3:32:PHE:CD1	40:L3:182:GLN:HB3	2.53	0.43
41:L4:355:PHE:CE1	44:L7:70:LYS:HD3	2.97	0.43
42:L5:113:LEU:HA	42:L5:113:LEU:HD12	1.81	0.43
43:L6:144:ALA:O	43:L6:147:ALA:HB3	2.21	0.43
45:L8:89:GLU:HG2	45:L8:92:LYS:NZ	2.33	0.43
46:L9:124:ARG:HD3	46:L9:164:ILE:O	2.60	0.43
46:L9:75:VAL:HA	46:L9:78:MET:CE	2.45	0.43
46:L9:95:ALA:O	76:Q0:77:ILE:HD12	7.32	0.43
47:M0:85:PHE:HA	47:M0:140:THR:HG22	2.00	0.43
49:M3:67:ARG:HG3	49:M3:67:ARG:H	1.60	0.43
50:M4:115:PHE:O	50:M4:119:GLN:HG3	2.21	0.43
50:M4:32:LEU:HD11	50:M4:94:TRP:CD2	2.99	0.43
52:M6:64:PHE:HE1	52:M6:68:ARG:HD3	1.83	0.43
57:N1:40:VAL:HG21	57:N1:96:ILE:HG13	2.00	0.43
59:N3:48:ARG:HG2	36:5:2339:C:OP2	246.26	0.43
68:O2:77:ALA:HB3	68:O2:81:ASP:OD2	2.56	0.43
75:O9:44:TRP:CZ3	75:O9:45:ARG:HG3	4.14	0.43
2:S0:139:VAL:HG13	2:S0:141:ILE:HG13	1.99	0.43
2:S0:3:LEU:HA	2:S0:4:PRO:HD2	2.27	0.43
3:S1:185:THR:O	3:S1:189:ILE:HG13	2.18	0.43
88:S1:301:OHX:N6	1:6:1065:A:OP1	328.89	0.43
5:S3:69:LEU:HA	5:S3:72:LEU:HB2	2.87	0.43
6:S4:148:ARG:HG2	6:S4:148:ARG:H	2.12	0.43

Continued on next page...

Continued from previous page...

Atom-1	Atom-2	Interatomic distance (Å)	Clash overlap (Å)
7:S5:216:GLU:HA	7:S5:219:ARG:HB3	2.00	0.43
7:S5:44:ASN:O	7:S5:45:LYS:HG2	2.19	0.43
10:S8:8:ARG:CZ	10:S8:21:PHE:HB3	2.48	0.43
34:SR:201:THR:HB	34:SR:242:SER:HA	2.00	0.43
36:1:3153:U:H5''	36:1:3154:C:OP1	2.19	0.43
36:1:317:A:C2	36:1:318:A:C4	3.06	0.43
36:1:3186:A:OP2	56:N0:170:THR:OG1	2.37	0.43
36:1:3290:G:C6	36:1:3291:G:C5	3.06	0.43
36:1:3351:U:O2'	36:1:3352:U:OP1	2.30	0.43
36:1:409:A:N6	38:4:15:G:H1'	2.34	0.43
36:1:997:A:H2'	36:1:998:A:O4'	2.18	0.43
1:2:1545:A:H2'	1:2:1546:G:H8	1.83	0.43
1:2:1698:G:H4'	1:2:1698:G:OP1	2.17	0.43
1:2:517:U:H2'	1:2:518:A:O4'	2.18	0.43
1:2:831:U:H2'	1:2:831:U:O2	2.18	0.43
36:5:1064:A:H5''	36:5:1066:G:O4'	2.18	0.43
36:5:1204:A:H2'	36:5:1205:A:H5'	2.00	0.43
36:5:156:G:O2'	36:5:157:A:H4'	2.18	0.43
36:5:1620:U:O2	36:5:1825:G:N2	2.50	0.43
70:O4:67:LYS:HB2	36:5:1821:U:C2	167.20	0.43
36:5:2823:G:O6	88:5:3851:OHX:N2	2.50	0.43
88:5:3951:OHX:N1	88:5:4152:OHX:N5	2.67	0.43
36:5:981:U:H2'	36:5:982:C:O4'	2.19	0.43
1:6:1350:U:H2'	1:6:1351:G:C8	2.53	0.43
1:6:621:A:N3	1:6:1107:G:H1'	2.32	0.43
14:C2:52:LEU:HD13	14:C2:85:LYS:NZ	2.54	0.43
15:C3:114:ARG:HD2	15:C3:114:ARG:HA	2.12	0.43
18:C6:47:LYS:HZ1	18:C6:114:ARG:NE	2.16	0.43
18:C6:49:TYR:HB3	18:C6:53:LEU:HD11	2.01	0.43
22:D0:100:VAL:O	22:D0:103:ILE:HG22	2.18	0.43
22:D0:96:PRO:HB2	22:D0:97:VAL:H	1.59	0.43
25:D3:22:ASN:HB3	1:6:609:U:C5	337.38	0.43
27:D5:37:GLN:HG2	27:D5:38:HIS:H	5.68	0.43
30:D8:32:PHE:CE2	30:D8:38:ARG:HD2	2.52	0.43
31:D9:31:ILE:HA	31:D9:31:ILE:HD13	2.05	0.43
41:L4:31:ARG:NH1	41:L4:34:ILE:HD11	2.34	0.43
45:L8:183:LYS:HG3	45:L8:184:ALA:N	2.34	0.43
46:L9:190:ASP:O	46:L9:191:LEU:HD22	4.42	0.43
47:M0:116:ARG:O	47:M0:116:ARG:HG3	2.17	0.43
51:M5:106:VAL:O	51:M5:109:ARG:N	2.51	0.43
51:M5:21:PHE:O	51:M5:25:VAL:HG23	2.18	0.43

Continued on next page...

Continued from previous page...

Atom-1	Atom-2	Interatomic distance (Å)	Clash overlap (Å)
52:M6:98:ALA:HA	52:M6:101:ARG:NH1	2.43	0.43
54:M8:19:PRO:HD3	54:M8:53:PHE:CD1	2.54	0.43
54:M8:81:VAL:HG13	54:M8:101:VAL:HG22	4.57	0.43
55:M9:159:ALA:HA	55:M9:162:ARG:NH1	2.33	0.43
57:N1:65:TYR:CE2	57:N1:88:ARG:HB2	2.53	0.43
66:O0:30:THR:HG22	66:O0:91:SER:HB2	2.20	0.43
67:O1:61:LYS:HD2	67:O1:61:LYS:HA	1.71	0.43
70:O4:51:LEU:HD23	70:O4:51:LEU:HA	3.86	0.43
71:O5:5:LYS:O	71:O5:9:LEU:HG	2.33	0.43
36:1:1494:U:OP1	75:O9:44:TRP:HB3	2.18	0.43
2:S0:87:LEU:HA	2:S0:87:LEU:HD12	1.74	0.43
3:S1:134:VAL:O	3:S1:218:LEU:HD22	2.19	0.43
3:S1:194:ASN:ND2	3:S1:211:HIS:HA	2.75	0.43
4:S2:44:LEU:HD11	4:S2:247:ALA:HB2	2.84	0.43
2:S0:139:VAL:HG23	4:S2:62:PRO:HG3	2.24	0.43
5:S3:178:ARG:HA	5:S3:178:ARG:HE	4.46	0.43
6:S4:229:GLY:HA2	6:S4:235:TYR:CE2	2.54	0.43
6:S4:42:LEU:HD22	6:S4:47:PHE:HB2	1.99	0.43
8:S6:67:VAL:HG23	8:S6:68:LEU:O	2.18	0.43
9:S7:123:ASP:O	9:S7:127:GLU:HB2	2.17	0.43
9:S7:4:PRO:N	9:S7:7:LYS:HE2	2.33	0.43
9:S7:9:LEU:HD11	9:S7:17:GLU:HB3	2.88	0.43
34:SR:245:PHE:CD1	34:SR:252:LEU:HD13	2.60	0.43
36:1:1306:G:C6	52:M6:62:THR:HA	2.54	0.43
36:1:1313:G:O2'	36:1:1318:A:N1	2.41	0.43
36:1:1352:A:H4'	36:1:1353:U:OP1	2.17	0.43
36:1:2244:A:H5''	39:L2:243:THR:OG1	2.18	0.43
36:1:2309:A:OP1	36:1:2309:A:H8	2.02	0.43
36:1:2683:U:H2'	36:1:2684:C:H6	1.81	0.43
36:1:979:U:O2'	36:1:980:A:N7	2.39	0.43
1:2:1147:A:H2'	1:2:1148:C:C6	2.54	0.43
1:2:130:C:O2'	1:2:131:C:OP1	2.33	0.43
1:2:209:U:H2'	1:2:210:A:C8	2.53	0.43
1:2:386:G:C6	1:2:387:A:N6	2.87	0.43
1:2:427:C:H2'	1:2:428:A:O4'	2.19	0.43
1:2:494:U:O2'	1:2:495:C:O5'	2.34	0.43
1:2:795:U:C5	1:2:796:A:C8	3.07	0.43
36:5:170:G:N3	36:5:170:G:H2'	2.34	0.43
39:L2:241:ARG:HG3	36:5:2155:G:OP1	223.17	0.43
36:5:273:A:C2	36:5:293:C:C2	3.06	0.43
54:M8:151:ARG:NH1	36:5:781:G:OP1	158.90	0.43

Continued on next page...

Continued from previous page...

Atom-1	Atom-2	Interatomic distance (Å)	Clash overlap (Å)
1:6:1017:U:H2'	1:6:1018:U:C6	2.53	0.43
1:6:1200:G:H4'	1:6:1201:G:C5'	2.48	0.43
19:C7:45:ARG:HG3	1:6:1389:C:OP2	421.90	0.43
20:C8:134:ARG:NH2	1:6:1545:A:C8	355.53	0.43
1:6:1583:A:N6	1:6:1612:U:H5	2.16	0.43
88:6:2086:OHX:N2	88:6:2142:OHX:N3	2.66	0.43
10:S8:33:PRO:HA	1:6:331:A:H5'	277.09	0.43
1:6:906:A:H2'	1:6:907:A:C8	2.53	0.43
12:C0:44:LYS:HD3	12:C0:44:LYS:HA	1.56	0.43
13:C1:55:ASP:C	13:C1:57:LYS:H	2.63	0.43
14:C2:40:GLY:HA3	14:C2:125:ASN:HB3	2.01	0.43
17:C5:25:LEU:HA	17:C5:28:MET:HB2	2.01	0.43
20:C8:27:LYS:HE2	20:C8:27:LYS:HB3	4.06	0.43
21:C9:28:LEU:HD12	21:C9:29:GLU:N	2.34	0.43
24:D2:31:SER:OG	24:D2:33:VAL:HG23	3.87	0.43
25:D3:107:PHE:HA	25:D3:107:PHE:HD1	1.71	0.43
26:D4:17:LEU:HA	26:D4:17:LEU:HD23	4.12	0.43
26:D4:20:ARG:C	26:D4:21:LYS:HD2	2.38	0.43
26:D4:37:LYS:HD2	26:D4:57:VAL:HG23	5.83	0.43
33:E1:144:CYS:HB3	33:E1:147:VAL:HG12	3.43	0.43
40:L3:186:GLY:O	40:L3:191:LYS:HE2	2.18	0.43
40:L3:76:VAL:HG11	40:L3:323:MET:HE3	2.50	0.43
40:L3:358:TRP:CZ2	40:L3:360:ASP:HA	2.61	0.43
41:L4:285:ASP:OD2	41:L4:288:ARG:HB2	2.53	0.43
41:L4:8:VAL:HG21	41:L4:252:GLU:OE1	3.08	0.43
45:L8:160:ILE:HG23	45:L8:164:VAL:HG13	3.61	0.43
46:L9:112:ILE:HD11	46:L9:134:ILE:HD13	1.99	0.43
46:L9:96:HIS:O	46:L9:98:PRO:HD3	2.19	0.43
47:M0:175:ASN:CG	47:M0:176:LEU:N	4.76	0.43
49:M3:124:ILE:HD11	49:M3:126:PHE:CZ	3.12	0.43
50:M4:103:ILE:O	50:M4:106:ARG:HB3	4.13	0.43
51:M5:149:ASN:O	51:M5:152:CYS:HB2	2.19	0.43
53:M7:71:ALA:O	53:M7:74:LYS:HG3	2.46	0.43
54:M8:67:ILE:HG23	54:M8:81:VAL:HG11	2.50	0.43
56:N0:134:ASP:O	56:N0:136:LYS:HG2	2.87	0.43
56:N0:155:ARG:N	56:N0:170:THR:HB	2.34	0.43
56:N0:8:GLN:HB2	56:N0:64:ILE:HD11	2.62	0.43
58:N2:19:VAL:HG11	58:N2:33:TYR:CE2	2.54	0.43
59:N3:128:ARG:HB3	59:N3:128:ARG:NH2	5.42	0.43
59:N3:87:ARG:HG3	59:N3:93:LEU:HD21	2.99	0.43
61:N5:137:ASN:HB3	61:N5:142:ILE:HG13	2.01	0.43

Continued on next page...

Continued from previous page...

Atom-1	Atom-2	Interatomic distance (Å)	Clash overlap (Å)
62:N6:26:GLN:O	62:N6:30:LEU:HG	2.42	0.43
64:N8:116:GLY:O	64:N8:117:ARG:HB2	2.18	0.43
66:O0:70:PHE:CD1	66:O0:77:LEU:HD13	2.53	0.43
68:O2:100:ILE:HG22	68:O2:105:ARG:HG3	2.30	0.43
68:O2:18:LYS:HD3	68:O2:30:GLU:CD	2.54	0.43
68:O2:60:ASN:HB3	68:O2:63:THR:OG1	2.84	0.43
36:1:2553:U:O4	70:O4:98:GLN:HG3	2.18	0.43
71:O5:27:GLU:O	71:O5:30:GLU:HB3	4.19	0.43
36:1:2655:U:H2'	78:Q2:3:ASN:O	2.18	0.43
2:S0:66:ALA:HB1	23:D1:50:TYR:CD1	3.34	0.43
2:S0:90:ALA:HB2	2:S0:97:PRO:HB3	2.01	0.43
3:S1:85:LYS:HB3	3:S1:101:HIS:HB3	2.68	0.43
3:S1:86:LEU:HB3	3:S1:98:THR:OG1	2.18	0.43
4:S2:68:ILE:O	4:S2:72:LEU:HB2	2.70	0.43
5:S3:117:ARG:HE	35:SM:122:GLU:HB3	1.83	0.43
9:S7:110:GLN:HE21	9:S7:110:GLN:HA	1.84	0.43
9:S7:133:THR:HG21	9:S7:162:ILE:HD11	2.01	0.43
36:1:2424:A:H2'	36:1:2425:G:O4'	2.19	0.43
36:1:291:C:H2'	36:1:292:U:C6	2.54	0.43
36:1:3054:U:OP2	88:1:3778:OHX:N3	2.51	0.43
36:1:386:A:H2'	36:1:387:A:O4'	2.19	0.43
36:1:2786:G:O6	88:1:3937:OHX:N1	2.51	0.43
36:1:415:G:H2'	36:1:416:A:H8	1.84	0.43
36:1:70:A:N1	36:1:313:A:O2'	2.40	0.43
36:1:978:G:O2'	36:1:979:U:O2	2.29	0.43
1:2:1344:A:H62	1:2:1377:U:HO2'	1.65	0.43
1:2:1458:G:H5''	1:2:1459:C:OP2	2.19	0.43
1:2:1583:A:N6	1:2:1612:U:OP2	2.40	0.43
1:2:1648:A:H2'	1:2:1649:G:H8	1.84	0.43
1:2:432:G:H2'	1:2:433:C:O4'	2.19	0.43
1:2:485:A:H2'	1:2:486:G:O4'	2.19	0.43
37:3:26:C:H2'	37:3:27:A:O4'	2.19	0.43
38:4:82:U:H2'	38:4:83:C:C6	2.54	0.43
36:5:1017:C:H42	36:5:2671:A:P	2.42	0.43
65:N9:50:THR:HG22	36:5:1073:U:H1'	204.81	0.43
36:5:1280:C:H2'	36:5:1281:G:O4'	2.19	0.43
36:5:2211:U:H5	36:5:2234:G:N1	2.17	0.43
36:5:177:U:O4	36:5:239:G:N2	2.52	0.43
36:5:251:G:C5	36:5:253:A:N6	2.86	0.43
36:5:2595:A:H2'	36:5:2596:U:O4'	2.18	0.43
36:5:2610:G:H2'	36:5:2611:U:O4'	2.18	0.43

Continued on next page...

Continued from previous page...

Atom-1	Atom-2	Interatomic distance (Å)	Clash overlap (Å)
36:5:2689:A:C8	36:5:2702:A:C6	3.07	0.43
36:5:2818:U:C6	36:5:2818:U:H5'	2.48	0.43
36:5:3200:G:H2'	36:5:3201:C:C6	2.54	0.43
40:L3:174:LYS:N	36:5:3314:A:OP1	204.37	0.43
36:5:49:A:C2	36:5:279:U:H4'	2.54	0.43
36:5:701:G:H2'	36:5:702:C:C6	2.53	0.43
73:O7:15:SER:HG	36:5:817:A:H8	140.99	0.43
1:6:1268:G:H1'	1:6:1448:G:H5''	2.01	0.43
1:6:647:G:H1	1:6:687:G:N2	2.02	0.43
1:6:791:A:H2'	1:6:792:U:O4'	2.19	0.43
1:6:924:A:H2'	1:6:925:G:C8	2.54	0.43
75:O9:21:ARG:NH2	38:8:51:G:H4'	76.99	0.43
12:C0:55:VAL:HG23	12:C0:67:THR:O	4.52	0.43
3:S1:71:ALA:HB3	16:C4:114:ARG:HH22	3.28	0.43
18:C6:22:VAL:HA	18:C6:64:ASP:O	2.39	0.43
21:C9:26:GLY:O	21:C9:28:LEU:HG	2.19	0.43
21:C9:73:VAL:HG11	21:C9:102:ARG:HG3	2.00	0.43
23:D1:11:LEU:H	23:D1:11:LEU:HG	1.54	0.43
25:D3:56:LYS:HZ1	25:D3:97:ASP:HA	3.57	0.43
40:L3:287:LYS:HB3	40:L3:287:LYS:HE2	1.78	0.43
42:L5:41:LYS:HA	42:L5:41:LYS:HD3	4.09	0.43
44:L7:147:LEU:HD22	44:L7:205:PHE:CD1	2.54	0.43
46:L9:93:VAL:HG22	76:Q0:82:LEU:HB3	2.00	0.43
52:M6:16:VAL:CG2	52:M6:43:ILE:HG12	2.55	0.43
53:M7:51:VAL:HA	53:M7:56:ARG:O	2.18	0.43
55:M9:105:LEU:HD23	55:M9:138:LEU:HD13	2.76	0.43
58:N2:29:ASP:O	58:N2:31:ALA:N	2.52	0.43
66:O0:54:SER:HB3	70:O4:94:LEU:HD13	2.01	0.43
70:O4:104:VAL:HA	70:O4:107:GLU:CD	2.39	0.43
70:O4:60:ARG:HG3	70:O4:60:ARG:O	2.19	0.43
76:Q0:126:LYS:HD3	76:Q0:126:LYS:HA	1.77	0.43
78:Q2:65:THR:O	78:Q2:87:ARG:NH1	3.33	0.43
79:Q3:38:ASP:OD1	79:Q3:45:LYS:HB3	2.18	0.43
3:S1:168:ILE:O	3:S1:172:LEU:HG	2.53	0.43
3:S1:23:PRO:HB3	3:S1:26:ARG:NH1	2.96	0.43
4:S2:50:ILE:HG22	4:S2:55:GLU:OE1	2.19	0.43
5:S3:187:LYS:HE3	5:S3:187:LYS:HB2	4.11	0.43
8:S6:121:LEU:HD12	8:S6:121:LEU:HA	4.59	0.43
9:S7:11:GLN:CD	9:S7:13:PRO:HD2	4.15	0.43
1:2:768:C:N1	11:S9:143:ILE:HD13	2.34	0.43
34:SR:164:ASP:O	34:SR:166:SER:N	2.42	0.43

Continued on next page...

Continued from previous page...

Atom-1	Atom-2	Interatomic distance (Å)	Clash overlap (Å)
36:1:1063:G:C6	36:1:1097:G:C5	3.06	0.43
36:1:1351:U:H2'	36:1:1351:U:O2	2.18	0.43
36:1:1392:G:H1'	36:1:1418:A:N6	2.34	0.43
36:1:1593:A:N3	36:1:1615:C:O2'	2.44	0.43
36:1:1922:A:H2'	36:1:1923:C:O4'	2.19	0.43
36:1:2312:A:OP1	36:1:2314:U:H5	2.02	0.43
36:1:2403:G:O5'	88:1:4068:OHX:N1	2.52	0.43
36:1:2925:C:H2'	36:1:2926:A:O4'	2.18	0.43
36:1:3160:U:H2'	36:1:3161:C:C6	2.54	0.43
36:1:108:A:H4'	36:1:323:A:C2	2.54	0.43
36:1:3353:G:O2'	36:1:3354:U:OP1	2.30	0.43
36:1:412:G:C6	36:1:413:U:C4	3.07	0.43
1:2:107:C:H42	1:2:307:G:H1	1.67	0.43
1:2:1183:A:C6	1:2:1184:A:N1	2.87	0.43
1:2:1511:U:H2'	1:2:1512:G:C8	2.54	0.43
1:2:153:G:H2'	1:2:154:G:H8	1.82	0.43
1:2:540:G:O3'	1:2:541:A:H3'	2.19	0.43
1:2:586:G:H4'	32:E0:21:VAL:HG22	2.01	0.43
1:2:934:C:N3	28:D6:95:ARG:NH1	2.66	0.43
36:5:1144:U:H1'	36:5:1145:G:C8	2.54	0.43
45:L8:136:LEU:HD12	36:5:147:U:H5'	118.57	0.43
36:5:2726:C:O2'	36:5:2727:A:H2'	2.19	0.43
76:Q0:125:LYS:NZ	36:5:2898:G:O6	328.08	0.43
36:5:2929:C:C4	36:5:2930:A:N7	2.87	0.43
36:5:3121:U:H4'	36:5:3122:A:OP1	2.18	0.43
36:5:3281:U:H5'	36:5:3282:U:OP2	2.18	0.43
36:5:385:A:H2'	36:5:386:A:C8	2.54	0.43
36:5:397:A:H5'	36:5:399:A:OP1	2.19	0.43
36:5:596:C:N3	36:5:608:A:O2'	2.46	0.43
36:5:897:U:H2'	36:5:898:U:H6	1.84	0.43
49:M3:15:ARG:NH2	36:5:96:G:OP1	153.22	0.43
1:6:1218:G:O4'	1:6:1444:A:N6	2.52	0.43
1:6:1494:C:H2'	1:6:1495:C:C6	2.54	0.43
1:6:93:A:C6	1:6:398:G:C6	3.07	0.43
1:6:802:G:C6	1:6:803:A:C6	3.06	0.43
14:C2:29:LYS:HE2	14:C2:100:TRP:NE1	2.34	0.43
15:C3:28:LEU:HB3	15:C3:29:SER:H	1.60	0.43
18:C6:58:ASP:HB2	18:C6:59:LYS:H	1.68	0.43
19:C7:108:ASP:HA	19:C7:111:LYS:HE3	4.31	0.43
19:C7:18:GLU:OE1	19:C7:69:ILE:HA	2.19	0.43
19:C7:71:PHE:CE1	19:C7:74:GLN:HB2	4.71	0.43

Continued on next page...

Continued from previous page...

Atom-1	Atom-2	Interatomic distance (Å)	Clash overlap (Å)
19:C7:8:THR:HG21	1:6:1330:G:N2	420.14	0.43
20:C8:124:GLY:O	20:C8:127:HIS:N	2.52	0.43
21:C9:57:ARG:O	21:C9:61:VAL:HG23	2.19	0.43
29:D7:67:THR:O	1:6:871:G:O2'	328.25	0.43
30:D8:32:PHE:CE2	30:D8:38:ARG:HB3	2.54	0.43
25:D3:60:GLU:CD	32:E0:3:LYS:HB3	3.98	0.43
33:E1:132:LEU:HD13	33:E1:139:LEU:HB3	2.01	0.43
41:L4:299:ILE:CG2	54:M8:39:ARG:HB3	2.82	0.43
43:L6:174:LEU:HD23	43:L6:174:LEU:HA	2.17	0.43
43:L6:18:LEU:HG	36:5:591:G:C2	217.18	0.43
45:L8:101:THR:H	45:L8:104:GLU:HB2	1.84	0.43
45:L8:156:ASP:OD1	45:L8:183:LYS:HG2	2.19	0.43
36:1:2557:A:H2	45:L8:38:GLN:HA	1.83	0.43
45:L8:64:ILE:O	45:L8:68:ARG:HG2	2.24	0.43
49:M3:157:ARG:HG2	49:M3:158:ALA:H	1.83	0.43
50:M4:99:TRP:O	50:M4:103:ILE:HG13	2.63	0.43
51:M5:65:ARG:HB3	51:M5:129:TYR:CD1	2.54	0.43
68:O2:31:ASN:N	68:O2:31:ASN:OD1	2.59	0.43
68:O2:66:LEU:HD23	68:O2:72:LYS:HG2	2.00	0.43
68:O2:8:LYS:HE2	68:O2:8:LYS:HB3	4.11	0.43
70:O4:104:VAL:HA	70:O4:107:GLU:HB2	2.00	0.43
51:M5:143:ARG:HH21	71:O5:92:LEU:HD23	1.84	0.43
74:O8:64:LYS:HA	74:O8:64:LYS:NZ	2.34	0.43
73:O7:14:LYS:NZ	75:O9:51:ILE:HD11	2.33	0.43
76:Q0:127:LEU:HD22	76:Q0:128:LYS:HG3	3.83	0.43
3:S1:120:LEU:HD23	3:S1:121:ILE:N	2.34	0.43
4:S2:115:ILE:HD13	4:S2:208:GLU:HG2	2.01	0.43
4:S2:150:GLN:HA	4:S2:151:PRO:HD3	2.03	0.43
4:S2:53:ILE:HG13	4:S2:53:ILE:H	1.83	0.43
6:S4:46:VAL:O	6:S4:50:ASN:HB2	2.24	0.43
7:S5:109:LYS:O	7:S5:113:ILE:HG13	2.36	0.43
10:S8:36:THR:HG23	10:S8:96:LEU:O	2.19	0.43
10:S8:81:VAL:HB	10:S8:94:ASN:HA	2.29	0.43
11:S9:109:LEU:HA	11:S9:148:VAL:HG23	2.01	0.43
36:1:1072:G:C4	36:1:1087:G:C2	3.07	0.43
36:1:1504:A:C5	36:1:1505:C:C5	3.07	0.43
36:1:1941:C:H1'	36:1:3362:A:C8	2.54	0.43
36:1:201:A:H2'	36:1:202:G:C8	2.53	0.43
36:1:2444:C:H3'	36:1:2445:A:H5''	2.00	0.43
88:1:3927:OHX:N3	88:1:3940:OHX:N5	2.67	0.43
36:1:2877:G:N7	88:1:4069:OHX:N6	2.67	0.43

Continued on next page...

Continued from previous page...

Atom-1	Atom-2	Interatomic distance (Å)	Clash overlap (Å)
36:1:829:U:H3	36:1:895:A:H62	1.67	0.43
36:1:806:A:C4	36:1:936:A:C2	3.07	0.43
1:2:1140:G:H2'	1:2:1141:G:H8	1.83	0.43
1:2:1357:A:H2'	1:2:1358:G:C8	2.54	0.43
1:2:1640:C:H1'	1:2:1763:A:N1	2.33	0.43
1:2:453:U:O4	88:2:2008:OHX:N5	2.51	0.43
1:2:514:G:HO2'	1:2:515:A:H8	1.67	0.43
1:2:603:U:H2'	1:2:604:A:C8	2.52	0.43
36:5:1020:G:H2'	36:5:1021:G:O4'	2.19	0.43
36:5:1049:C:H2'	36:5:1050:U:C6	2.53	0.43
36:5:1346:G:C6	36:5:1347:U:C4	3.07	0.43
36:5:173:G:H1'	36:5:174:C:H5'	2.01	0.43
36:5:2172:A:OP2	88:5:4047:OHX:N5	2.52	0.43
45:L8:49:TYR:OH	36:5:2525:G:H4'	187.74	0.43
36:5:3374:U:O4	88:5:3931:OHX:N6	2.52	0.43
36:5:419:G:N2	38:8:5:U:C2	2.87	0.43
36:5:8:C:H2'	36:5:9:U:O4'	2.19	0.43
36:5:980:A:H2'	36:5:981:U:N1	2.34	0.43
1:6:1275:A:OP2	1:6:1275:A:H8	2.01	0.43
1:6:607:G:H5'	1:6:613:G:N2	2.34	0.43
1:6:836:U:H2'	1:6:837:G:C8	2.54	0.43
12:C0:23:ALA:CB	12:C0:64:TYR:HB2	3.80	0.43
14:C2:67:THR:C	14:C2:69:ALA:H	2.33	0.43
14:C2:62:LEU:O	14:C2:91:VAL:N	4.95	0.43
20:C8:139:LYS:O	20:C8:143:ARG:NH1	2.52	0.43
22:D0:20:ILE:HD13	22:D0:22:ILE:HD13	2.01	0.43
28:D6:23:CYS:HB2	28:D6:74:CYS:SG	3.89	0.43
28:D6:31:PRO:O	28:D6:34:LYS:N	3.03	0.43
28:D6:64:LEU:HD22	28:D6:64:LEU:HA	1.91	0.43
7:S5:160:VAL:HB	30:D8:43:ASN:O	2.74	0.43
31:D9:31:ILE:HB	31:D9:38:ILE:O	2.19	0.43
40:L3:173:GLN:O	40:L3:173:GLN:HG3	2.19	0.43
40:L3:314:TYR:CG	40:L3:315:GLY:N	2.85	0.43
42:L5:260:PHE:HD1	42:L5:264:GLN:NE2	2.16	0.43
37:3:1:G:C4	42:L5:266:ALA:HA	2.54	0.43
36:1:612:U:OP1	43:L6:21:THR:HB	2.19	0.43
46:L9:106:LYS:HD2	46:L9:106:LYS:HA	4.41	0.43
47:M0:91:VAL:HG11	47:M0:129:VAL:HG22	6.21	0.43
49:M3:129:ASN:H	49:M3:129:ASN:HD22	3.89	0.43
51:M5:37:HIS:CD2	51:M5:63:ARG:HB3	2.53	0.43
53:M7:138:LYS:HG3	53:M7:140:GLU:HG3	2.01	0.43

Continued on next page...

Continued from previous page...

Atom-1	Atom-2	Interatomic distance (Å)	Clash overlap (Å)
53:M7:69:ARG:HA	53:M7:79:THR:O	2.49	0.43
36:1:976:U:H5'	54:M8:144:ARG:HH12	1.84	0.43
55:M9:115:ILE:HG21	55:M9:142:ILE:HD13	4.69	0.43
55:M9:28:GLU:O	55:M9:32:ILE:HG13	2.24	0.43
56:N0:106:LEU:HD11	56:N0:123:ILE:HD12	2.01	0.43
59:N3:40:LYS:HD3	59:N3:59:MET:CE	2.49	0.43
61:N5:115:ARG:HG2	61:N5:119:THR:O	2.19	0.43
61:N5:129:ASP:HB2	61:N5:130:TYR:CD1	2.53	0.43
67:O1:53:PRO:O	67:O1:57:GLN:HG3	2.19	0.43
74:O8:66:ILE:O	74:O8:69:LEU:HB2	2.18	0.43
2:S0:163:ASN:C	2:S0:165:ARG:H	2.63	0.43
3:S1:154:SER:OG	3:S1:154:SER:O	2.34	0.43
3:S1:161:ILE:O	3:S1:165:ARG:HB2	2.19	0.43
3:S1:172:LEU:HA	3:S1:172:LEU:HD23	1.87	0.43
3:S1:55:LYS:HD3	3:S1:55:LYS:HA	2.04	0.43
4:S2:90:THR:OG1	4:S2:91:ARG:N	4.37	0.43
6:S4:131:LEU:HD12	1:6:252:U:H4'	326.25	0.43
6:S4:161:LYS:HB3	6:S4:170:THR:O	4.75	0.43
6:S4:79:ASP:OD1	6:S4:82:TYR:N	2.51	0.43
8:S6:24:ILE:O	8:S6:26:VAL:N	2.52	0.43
9:S7:46:ILE:HD13	9:S7:60:ILE:HA	2.01	0.43
11:S9:83:VAL:HA	11:S9:149:ARG:HA	2.47	0.43
34:SR:249:ARG:NH1	34:SR:298:GLY:O	2.62	0.43
36:1:1651:U:H5''	39:L2:71:LEU:HD22	2.00	0.42
36:1:2585:G:C8	45:L8:48:ARG:HG3	2.54	0.42
36:1:2770:G:O2'	36:1:2771:U:H5'	2.18	0.42
36:1:3295:A:H2'	36:1:3296:A:C8	2.54	0.42
88:1:3899:OHX:N3	88:1:3903:OHX:N1	2.67	0.42
36:1:651:G:C6	36:1:652:G:C6	3.07	0.42
36:1:696:C:O2'	36:1:697:A:H8	2.01	0.42
1:2:1765:A:C8	1:2:1768:G:N2	2.85	0.42
1:2:233:C:H4'	1:2:234:G:C2	2.53	0.42
1:2:263:C:H4'	1:2:292:U:H5'	2.01	0.42
1:2:703:G:H2'	1:2:704:C:H5'	2.01	0.42
1:2:897:C:O2'	1:2:914:G:N2	2.52	0.42
38:4:125:U:O2'	38:4:126:A:P	2.77	0.42
36:5:1221:A:H3'	36:5:1222:G:H5'	2.01	0.42
36:5:1235:U:C4'	36:5:1236:G:H5'	2.44	0.42
36:5:54:C:O2'	36:5:1547:G:H1'	2.19	0.42
36:5:1808:G:O6	88:5:3921:OHX:N3	2.52	0.42
36:5:2444:C:O2'	36:5:2445:A:H5'	2.19	0.42

Continued on next page...

Continued from previous page...

Atom-1	Atom-2	Interatomic distance (Å)	Clash overlap (Å)
36:5:2524:A:H1'	36:5:2525:G:C8	2.53	0.42
36:5:3204:C:H2'	36:5:3205:G:C8	2.54	0.42
88:5:3987:OHX:N6	88:5:4108:OHX:N4	2.67	0.42
17:C5:79:HIS:CD2	1:6:1241:G:C4	389.20	0.42
1:6:719:U:O2'	1:6:720:G:H5''	2.19	0.42
1:6:72:A:C4	1:6:73:U:H1'	2.54	0.42
1:6:852:C:H2'	1:6:853:G:C8	2.53	0.42
16:C4:50:ALA:HB3	16:C4:53:ASP:HB2	2.01	0.42
18:C6:102:LYS:HB3	18:C6:102:LYS:HE2	1.86	0.42
18:C6:44:LEU:O	18:C6:47:LYS:HB2	2.19	0.42
19:C7:24:LEU:HG	19:C7:34:LEU:HD13	2.01	0.42
20:C8:94:ASP:OD1	20:C8:98:TYR:OH	2.25	0.42
20:C8:86:LEU:HA	20:C8:99:HIS:ND1	2.72	0.42
4:S2:222:TYR:CE2	23:D1:12:TYR:HD2	2.37	0.42
28:D6:40:ALA:HB1	28:D6:42:ARG:NH2	5.65	0.42
28:D6:62:TYR:CG	28:D6:63:ALA:N	2.87	0.42
28:D6:88:SER:H	28:D6:91:ASP:HB2	2.04	0.42
39:L2:113:VAL:HG23	39:L2:134:VAL:HG22	2.03	0.42
39:L2:29:LEU:HA	39:L2:76:PHE:CE1	2.54	0.42
40:L3:160:VAL:HG13	40:L3:183:LEU:HD21	2.05	0.42
43:L6:90:LYS:HB2	43:L6:90:LYS:HE3	3.60	0.42
46:L9:1:MET:HE3	46:L9:1:MET:HB2	2.82	0.42
47:M0:33:ILE:HD11	47:M0:36:LEU:HD21	2.01	0.42
47:M0:75:TYR:CE2	47:M0:79:VAL:HG21	3.36	0.42
51:M5:144:ARG:O	51:M5:145:ASP:HB3	2.19	0.42
54:M8:177:GLY:HA2	54:M8:184:PHE:CD2	2.87	0.42
55:M9:154:ALA:O	55:M9:158:GLU:HG2	3.08	0.42
56:N0:135:VAL:O	56:N0:141:LYS:HE3	2.18	0.42
61:N5:57:LEU:HA	61:N5:57:LEU:HD12	1.84	0.42
62:N6:82:VAL:HG12	62:N6:83:ASP:O	2.19	0.42
67:O1:16:LEU:HD12	67:O1:16:LEU:HA	1.80	0.42
69:O3:41:ALA:HB3	69:O3:74:THR:HG22	2.25	0.42
69:O3:48:ARG:HH11	69:O3:48:ARG:HG2	1.84	0.42
51:M5:6:TYR:CD2	72:O6:40:VAL:HG13	2.54	0.42
72:O6:45:ARG:HD3	72:O6:45:ARG:O	3.95	0.42
72:O6:87:VAL:O	72:O6:91:ASN:N	2.46	0.42
74:O8:26:LYS:HE3	74:O8:28:ASN:OD1	4.52	0.42
75:O9:21:ARG:HD3	75:O9:22:PRO:O	2.18	0.42
4:S2:128:GLY:O	4:S2:132:ALA:N	2.88	0.42
5:S3:58:VAL:O	5:S3:60:GLY:N	4.03	0.42
6:S4:184:THR:C	6:S4:189:LEU:HD13	2.89	0.42

Continued on next page...

Continued from previous page...

Atom-1	Atom-2	Interatomic distance (Å)	Clash overlap (Å)
6:S4:196:VAL:N	6:S4:209:HIS:O	2.45	0.42
6:S4:32:SER:HB2	6:S4:83:PRO:HD3	2.00	0.42
7:S5:104:ASN:HA	7:S5:104:ASN:HD22	1.62	0.42
8:S6:163:THR:O	8:S6:163:THR:OG1	2.35	0.42
10:S8:147:ALA:C	10:S8:149:SER:H	2.22	0.42
11:S9:17:ARG:HA	11:S9:18:PRO:HD3	1.97	0.42
36:1:1415:U:H2'	36:1:1416:C:O4'	2.18	0.42
36:1:147:U:OP2	45:L8:136:LEU:N	2.52	0.42
36:1:146:U:H5''	36:1:148:G:O4'	2.20	0.42
36:1:1909:A:O5'	36:1:1909:A:H8	2.01	0.42
36:1:2317:A:C6	36:1:2318:U:C4	3.07	0.42
36:1:250:U:C4	36:1:251:G:N7	2.87	0.42
36:1:2635:A:H4'	36:1:2636:A:O5'	2.18	0.42
36:1:2656:A:C8	36:1:2658:G:C8	3.08	0.42
36:1:287:G:H2'	36:1:288:C:C6	2.54	0.42
36:1:2947:G:C2	40:L3:250:ALA:HB1	2.54	0.42
36:1:3317:U:H4'	36:1:3318:G:O5'	2.19	0.42
36:1:3333:G:N2	36:1:3369:G:O2'	2.53	0.42
36:1:3035:A:OP2	88:1:3969:OHX:N4	2.52	0.42
36:1:2751:G:N7	88:1:4003:OHX:N6	2.67	0.42
36:1:619:A:H4'	36:1:620:U:O4'	2.19	0.42
36:1:799:G:H2'	36:1:801:A:N7	2.35	0.42
1:2:1684:U:H2'	1:2:1685:G:O4'	2.20	0.42
1:2:330:G:H2'	1:2:331:A:O4'	2.19	0.42
1:2:705:U:H2'	1:2:706:A:C8	2.54	0.42
1:2:904:G:C6	1:2:905:A:C5	3.07	0.42
36:5:1102:A:H4'	36:5:1103:A:C5	2.54	0.42
36:5:1338:C:H2'	36:5:1339:C:H6	1.83	0.42
36:5:169:U:H4'	36:5:170:G:OP1	2.19	0.42
36:5:2128:C:O2'	36:5:2281:A:H5'	2.18	0.42
36:5:2697:A:H2'	36:5:2698:G:H8	1.84	0.42
36:5:3194:C:C2	36:5:3197:G:N2	2.79	0.42
1:6:149:C:H2'	1:6:150:U:C6	2.54	0.42
1:6:1756[B]:A:O2'	1:6:1757:G:H5'	2.19	0.42
1:6:228:G:H1	1:6:236:A:N6	2.17	0.42
1:6:751:G:H2'	1:6:752:A:C8	2.54	0.42
1:6:775:G:C2	1:6:786:C:C4	3.07	0.42
1:6:84:A:H2'	1:6:85:A:O4'	2.19	0.42
1:6:855:A:H3'	1:6:856:A:H5''	2.00	0.42
38:8:15:G:C6	38:8:16:G:N1	2.87	0.42
38:8:83:C:H6	38:8:83:C:H5'	1.84	0.42

Continued on next page...

Continued from previous page...

Atom-1	Atom-2	Interatomic distance (Å)	Clash overlap (Å)
14:C2:80:ASN:N	14:C2:80:ASN:OD1	2.53	0.42
15:C3:19:SER:O	15:C3:19:SER:OG	3.46	0.42
16:C4:23:PHE:CE2	16:C4:91:THR:HG21	2.54	0.42
17:C5:25:LEU:HD22	17:C5:87:PRO:HG3	2.00	0.42
17:C5:90:ILE:HG21	17:C5:109:PRO:HG3	3.59	0.42
20:C8:84:TRP:HA	20:C8:89:GLN:OE1	2.38	0.42
21:C9:63:ARG:NH1	21:C9:67:MET:HE1	2.91	0.42
4:S2:143:TYR:O	24:D2:98:GLN:NE2	2.51	0.42
26:D4:92:VAL:HG21	26:D4:99:LYS:HG2	2.00	0.42
29:D7:24:LEU:HA	29:D7:24:LEU:HD12	1.80	0.42
1:2:1235:C:H2'	33:E1:138:ARG:HH12	1.85	0.42
39:L2:105:GLY:HA3	39:L2:160:SER:HB3	2.00	0.42
39:L2:187:HIS:ND1	39:L2:190:ARG:NH2	2.67	0.42
40:L3:215:ILE:HD13	40:L3:282:ILE:HD11	2.01	0.42
40:L3:255:TRP:CD1	40:L3:256:HIS:CE1	3.98	0.42
45:L8:56:VAL:HA	45:L8:59:GLN:HE21	1.84	0.42
46:L9:116:ASN:OD1	46:L9:119:GLY:HA2	2.19	0.42
47:M0:142:ASP:CG	47:M0:178:ARG:HH22	2.22	0.42
48:M1:53:THR:HG23	48:M1:59:ILE:O	2.18	0.42
48:M1:37:LEU:HD13	48:M1:69:VAL:HG12	2.88	0.42
51:M5:114:ARG:HG2	51:M5:137:PRO:HG3	2.26	0.42
53:M7:128:ARG:HG2	53:M7:136:ILE:HG21	5.51	0.42
54:M8:37:ALA:HB1	54:M8:46:LYS:HG3	2.83	0.42
58:N2:84:LEU:O	58:N2:89:LEU:N	2.47	0.42
70:O4:47:CYS:SG	70:O4:81:CYS:SG	3.09	0.42
71:O5:83:LYS:O	71:O5:89:ARG:NE	2.51	0.42
49:M3:170:LEU:O	72:O6:9:ILE:HD11	2.19	0.42
77:Q1:6:ARG:O	77:Q1:10:THR:HG23	2.22	0.42
77:Q1:25:LYS:HA	77:Q1:25:LYS:HD3	4.54	0.42
2:S0:68:PRO:HB2	2:S0:69:ASN:H	2.28	0.42
3:S1:76:SER:OG	3:S1:78:ASP:HB2	5.16	0.42
4:S2:67:GLN:HA	4:S2:70:ASP:HB3	2.02	0.42
5:S3:191:ASP:HA	5:S3:192:PRO:HD2	2.22	0.42
5:S3:71:LEU:HD23	5:S3:71:LEU:HA	1.86	0.42
6:S4:34:GLY:HA3	6:S4:35:PRO:HD3	1.65	0.42
7:S5:51:VAL:HG11	7:S5:130:ILE:HG23	4.19	0.42
11:S9:134:ILE:HD13	11:S9:141:VAL:O	4.99	0.42
11:S9:158:PHE:CD1	11:S9:164:PHE:HB3	2.55	0.42
36:1:1682:U:H4'	36:1:1684:U:O4	2.19	0.42
36:1:2250:G:N7	88:1:3821:OHX:N6	2.67	0.42
36:1:510:G:O6	88:1:3903:OHX:N4	2.52	0.42

Continued on next page...

Continued from previous page...

Atom-1	Atom-2	Interatomic distance (Å)	Clash overlap (Å)
36:1:770:G:OP1	49:M3:171:ARG:HD3	2.18	0.42
1:2:1590:G:H2'	1:2:1591:C:H6	1.84	0.42
1:2:1638:G:H2'	1:2:1639:C:O4'	2.19	0.42
1:2:333:A:P	10:S8:48:THR:HB	2.59	0.42
36:5:1069:C:H2'	36:5:1070:U:C6	2.49	0.42
36:5:1149:G:N2	36:5:1198:C:N3	2.47	0.42
36:5:1232:C:H2'	36:5:1233:G:H8	1.84	0.42
36:5:1615:C:H2'	36:5:1616:U:H6	1.84	0.42
36:5:1768:U:H2'	36:5:1769:G:O4'	2.19	0.42
36:5:2148:U:H2'	36:5:2149:A:C5	2.54	0.42
36:5:1899:G:O2'	36:5:2334:U:O4	2.31	0.42
36:5:238:A:H2'	36:5:239:G:C8	2.55	0.42
36:5:2492:C:O2'	36:5:2493:U:O5'	2.34	0.42
36:5:2713:U:H4'	36:5:2714:G:OP1	2.19	0.42
36:5:567:G:O6	88:5:4024:OHX:N2	2.53	0.42
1:6:1027:A:OP1	1:6:1789:G:O2'	2.21	0.42
1:6:1263:G:H2'	1:6:1264:G:O4'	2.18	0.42
1:6:565:C:O2	88:6:2126:OHX:N4	2.53	0.42
1:6:613:G:H4'	1:6:614:C:OP1	2.18	0.42
16:C4:52:ARG:HB3	1:6:906:A:OP2	294.97	0.42
13:C1:21:ASN:HD22	13:C1:31:THR:HA	1.84	0.42
13:C1:26:LYS:HB3	13:C1:26:LYS:HE3	4.27	0.42
14:C2:63:VAL:HB	14:C2:64:SER:H	2.07	0.42
16:C4:117:ASP:OD1	16:C4:119:THR:HG23	2.19	0.42
16:C4:91:THR:HG23	16:C4:92:LYS:N	2.56	0.42
1:2:1401:A:OP1	19:C7:60:ARG:NH1	2.52	0.42
21:C9:113:ILE:HA	21:C9:128:GLY:HA3	2.99	0.42
23:D1:12:TYR:CE2	23:D1:14:PRO:HG3	2.54	0.42
23:D1:36:VAL:O	23:D1:51:VAL:N	2.89	0.42
26:D4:29:HIS:N	26:D4:30:PRO:HD3	2.33	0.42
27:D5:71:ILE:HG23	27:D5:75:LEU:HD12	2.01	0.42
27:D5:78:ILE:HA	27:D5:81:ARG:HB2	3.32	0.42
31:D9:16:LYS:HG2	31:D9:16:LYS:H	2.62	0.42
32:E0:39:LEU:O	32:E0:43:ARG:HB2	3.08	0.42
33:E1:106:TYR:CE2	33:E1:116:LYS:HG2	2.54	0.42
33:E1:97:LYS:HD2	33:E1:97:LYS:HA	2.66	0.42
40:L3:123:TYR:CE2	40:L3:124:LYS:HG3	2.55	0.42
40:L3:280:HIS:HB3	40:L3:324:VAL:HG21	2.01	0.42
40:L3:167:ARG:O	88:L3:404:OHX:N4	2.52	0.42
41:L4:30:ILE:O	41:L4:32:PRO:HD3	2.84	0.42
44:L7:144:ILE:O	44:L7:148:VAL:HG23	2.20	0.42

Continued on next page...

Continued from previous page...

Atom-1	Atom-2	Interatomic distance (Å)	Clash overlap (Å)
45:L8:134:TYR:HB3	45:L8:190:VAL:HG21	2.36	0.42
45:L8:71:VAL:HA	45:L8:72:PRO:HD2	1.75	0.42
47:M0:12:GLN:HE21	47:M0:128:ARG:HB3	3.84	0.42
36:1:77:A:H5'	49:M3:100:ARG:CZ	2.49	0.42
51:M5:99:ARG:NH1	51:M5:167:THR:HB	2.82	0.42
53:M7:123:PRO:O	53:M7:143:PRO:HG2	2.62	0.42
53:M7:168:LEU:HD22	53:M7:176:ILE:HD11	2.01	0.42
59:N3:36:ILE:HG23	59:N3:58:VAL:HB	2.01	0.42
63:N7:24:VAL:HG23	63:N7:44:ALA:O	2.89	0.42
67:O1:20:LEU:HA	67:O1:20:LEU:HD23	1.87	0.42
67:O1:71:LEU:HA	67:O1:71:LEU:HD23	2.12	0.42
68:O2:2:ALA:O	68:O2:90:LYS:HA	3.05	0.42
68:O2:57:TYR:CE1	36:5:1162:U:H4'	197.64	0.42
70:O4:10:ARG:O	36:5:1488:G:O2'	139.36	0.42
49:M3:126:PHE:CD2	71:O5:115:LYS:HG2	2.54	0.42
72:O6:81:THR:HA	72:O6:84:LYS:HE2	5.81	0.42
74:O8:38:PHE:HE1	74:O8:40:GLN:HB2	1.84	0.42
2:S0:160:ILE:O	2:S0:162:CYS:N	2.51	0.42
5:S3:209:ILE:HG23	19:C7:20:TYR:OH	2.78	0.42
5:S3:79:TYR:CE2	5:S3:84:ILE:HG13	2.54	0.42
6:S4:15:PRO:HG2	6:S4:18:TRP:CE2	2.54	0.42
1:2:169:A:OP1	8:S6:137:ARG:HG3	2.20	0.42
35:SM:113:ASP:O	35:SM:116:GLU:HB2	2.19	0.42
34:SR:177:MET:HB3	34:SR:177:MET:HE2	3.67	0.42
36:1:1146:C:H4'	36:1:1331:U:C4	2.54	0.42
36:1:343:U:O2	41:L4:95:ARG:HD2	2.19	0.42
88:1:4033:OHX:N2	88:1:4096:OHX:N4	2.67	0.42
36:1:599:C:OP1	41:L4:332:LYS:NZ	2.52	0.42
1:2:1061:A:H2'	1:2:1062:A:H5'	2.01	0.42
1:2:1101:G:H5''	24:D2:76:SER:HB2	2.00	0.42
1:2:1529:C:OP1	7:S5:112:ARG:HD3	2.18	0.42
1:2:1694:A:O2'	60:N4:98:PRO:O	2.38	0.42
1:2:1699:G:H2'	1:2:1700:C:H5''	2.01	0.42
1:2:341:A:H2'	1:2:342:C:C6	2.55	0.42
1:2:685:A:O2'	1:2:686:C:OP1	2.31	0.42
36:5:1088:U:C2	36:5:1089:G:C8	3.07	0.42
36:5:1471:U:H2'	36:5:1472:U:H6	1.85	0.42
36:5:1700:G:H2'	36:5:1701:C:C6	2.54	0.42
36:5:1930:A:H8	36:5:1930:A:OP1	2.03	0.42
36:5:2204:C:H4'	36:5:2205:U:OP1	2.19	0.42
36:5:2434:U:H4'	36:5:2435:G:O5'	2.19	0.42

Continued on next page...

Continued from previous page...

Atom-1	Atom-2	Interatomic distance (Å)	Clash overlap (Å)
36:5:2407:C:H5'	36:5:2619:G:H21	1.84	0.42
1:6:1018:U:H2'	1:6:1019:A:C8	2.54	0.42
1:6:1499:G:C6	1:6:1500:C:C4	3.08	0.42
10:S8:25:ARG:NH2	1:6:386:G:OP2	317.51	0.42
1:6:955:A:H2'	1:6:956:C:O4'	2.20	0.42
37:7:110:G:C6	37:7:111:U:C4	3.08	0.42
38:8:103:G:O6	88:8:215:OHX:N5	2.52	0.42
12:C0:14:TYR:CE1	12:C0:18:GLU:HG3	2.84	0.42
13:C1:133:LYS:HB2	1:6:337:G:H3'	290.71	0.42
14:C2:125:ASN:OD1	35:SM:168:ALA:N	4.57	0.42
21:C9:127:ASN:HA	21:C9:130:ARG:NH1	7.09	0.42
22:D0:68:ARG:CZ	22:D0:77:LYS:HA	2.50	0.42
23:D1:87:ARG:C	29:D7:11:THR:HG23	2.39	0.42
25:D3:118:PRO:O	25:D3:120:VAL:HG23	2.74	0.42
13:C1:100:TYR:HD2	25:D3:9:LEU:HD13	2.67	0.42
28:D6:75:VAL:O	28:D6:79:ILE:N	2.39	0.42
28:D6:88:SER:N	28:D6:91:ASP:HB2	2.48	0.42
33:E1:106:TYR:HE2	33:E1:116:LYS:HG2	1.84	0.42
40:L3:53:MET:HB3	40:L3:77:THR:HA	2.01	0.42
41:L4:174:ALA:O	41:L4:176:SER:N	2.53	0.42
42:L5:109:THR:O	42:L5:112:LYS:HG3	2.20	0.42
43:L6:109:GLU:OE2	43:L6:109:GLU:N	5.20	0.42
50:M4:36:VAL:HG11	50:M4:55:ARG:HH22	1.84	0.42
50:M4:39:ILE:HB	50:M4:43:LYS:HB3	2.03	0.42
52:M6:8:VAL:O	52:M6:118:VAL:HG22	2.59	0.42
36:1:412:G:C1'	53:M7:120:ASN:HB3	2.49	0.42
55:M9:20:ARG:HG2	36:5:1875:G:OP2	137.39	0.42
56:N0:77:VAL:N	56:N0:92:LYS:O	2.46	0.42
58:N2:53:ALA:O	58:N2:68:THR:HG22	2.18	0.42
59:N3:120:LYS:HB2	59:N3:137:VAL:HG23	2.02	0.42
59:N3:62:VAL:HG12	59:N3:70:ARG:HG2	2.01	0.42
61:N5:64:GLU:HG2	61:N5:85:GLN:O	4.24	0.42
61:N5:86:VAL:HG11	61:N5:95:ILE:HD11	2.01	0.42
63:N7:3:LYS:HE2	66:O0:36:GLN:HG2	2.02	0.42
66:O0:51:LEU:HA	66:O0:51:LEU:HD12	2.10	0.42
49:M3:50:PRO:HG3	71:O5:118:ILE:HD11	2.01	0.42
72:O6:33:ALA:O	72:O6:34:SER:HB3	2.57	0.42
73:O7:65:ARG:NH1	73:O7:65:ARG:HG3	2.37	0.42
78:Q2:46:LYS:HD3	78:Q2:54:THR:HB	2.47	0.42
79:Q3:55:TRP:CD2	79:Q3:71:VAL:HG22	2.54	0.42
3:S1:87:ARG:NH2	3:S1:220:GLN:OE1	2.52	0.42

Continued on next page...

Continued from previous page...

Atom-1	Atom-2	Interatomic distance (Å)	Clash overlap (Å)
3:S1:93:GLY:C	3:S1:95:ASN:H	2.98	0.42
4:S2:152:HIS:N	4:S2:152:HIS:CD2	3.32	0.42
5:S3:216:PRO:HB2	5:S3:217:ILE:H	1.70	0.42
5:S3:5:ILE:HD13	5:S3:5:ILE:HA	4.61	0.42
6:S4:101:LEU:HD22	6:S4:101:LEU:HA	1.81	0.42
6:S4:118:GLU:HA	6:S4:121:TYR:CD1	2.87	0.42
6:S4:208:VAL:HG11	6:S4:225:VAL:HG21	2.01	0.42
7:S5:109:LYS:HE3	7:S5:109:LYS:HB2	4.55	0.42
36:1:1062:A:H5''	36:1:1063:G:H5'	2.00	0.42
36:1:2249:G:C8	36:1:2249:G:H3'	2.54	0.42
36:1:3095:U:H2'	36:1:3096:C:H6	1.85	0.42
36:1:3199:G:H5''	50:M4:6:ILE:HG21	2.02	0.42
36:1:373:A:N1	36:1:394:G:H4'	2.34	0.42
1:2:1003:A:C4	1:2:1005:A:C6	3.08	0.42
1:2:1375:A:H2'	1:2:1376:C:O4'	2.20	0.42
1:2:482:U:H2'	1:2:483:A:C8	2.54	0.42
1:2:445:A:H1'	1:2:525:A:OP1	2.19	0.42
1:2:732:G:H1'	1:2:734:A:H61	1.84	0.42
38:4:86:U:H5'	38:4:87:G:OP1	2.19	0.42
36:5:1345:G:N2	36:5:1360:C:C2	2.87	0.42
36:5:2220:A:C6	36:5:2221:G:C6	3.08	0.42
36:5:2953:U:O5'	36:5:2953:U:H6	2.03	0.42
36:5:3072:C:H2'	36:5:3073:A:O4'	2.20	0.42
36:5:3198:U:H4'	36:5:3199:G:OP2	2.20	0.42
88:5:3950:OHX:N4	88:5:4003:OHX:N4	2.68	0.42
36:5:650:C:O5'	36:5:650:C:H6	2.03	0.42
54:M8:141:ARG:NH1	36:5:743:C:N3	178.29	0.42
36:5:702:C:O2	36:5:788:C:H4'	2.20	0.42
36:5:848:A:C5	36:5:849:C:H1'	2.54	0.42
21:C9:88:VAL:HG23	1:6:1468:U:H1'	356.62	0.42
1:6:412:A:H2	1:6:421:A:H61	1.68	0.42
1:6:869:A:H2'	1:6:870:C:O4'	2.20	0.42
12:C0:87:VAL:O	12:C0:89:GLY:N	4.54	0.42
13:C1:16:GLN:OE1	13:C1:34:TRP:HB3	2.71	0.42
14:C2:107:ASP:O	14:C2:112:ALA:HB3	2.20	0.42
14:C2:85:LYS:C	14:C2:87:PRO:HD3	2.93	0.42
17:C5:116:LEU:HA	17:C5:116:LEU:HD23	1.98	0.42
17:C5:16:SER:HB3	17:C5:21:ASP:OD1	2.19	0.42
19:C7:25:THR:OG1	19:C7:31:ASN:ND2	4.46	0.42
21:C9:5:SER:OG	21:C9:66:TYR:OH	2.24	0.42
22:D0:108:ILE:HD12	22:D0:108:ILE:HA	3.87	0.42

Continued on next page...

Continued from previous page...

Atom-1	Atom-2	Interatomic distance (Å)	Clash overlap (Å)
22:D0:120:SER:HB3	22:D0:121:ASN:H	3.30	0.42
23:D1:5:LYS:O	23:D1:7:GLN:N	3.30	0.42
23:D1:71:ARG:HG3	23:D1:83:TRP:CZ3	4.62	0.42
25:D3:79:ASN:H	25:D3:79:ASN:HD22	1.67	0.42
29:D7:35:VAL:HG22	29:D7:79:PHE:HB3	3.02	0.42
30:D8:27:GLN:NE2	30:D8:64:ARG:O	2.51	0.42
39:L2:116:VAL:HA	39:L2:164:GLY:HA2	2.44	0.42
39:L2:70:ARG:HE	39:L2:72:ARG:HE	5.38	0.42
41:L4:181:VAL:HG21	41:L4:224:GLY:HA3	2.02	0.42
41:L4:346:LYS:HD2	41:L4:347:THR:H	6.70	0.42
42:L5:257:GLU:O	42:L5:258:LYS:HD3	4.44	0.42
45:L8:247:ASP:HB3	45:L8:248:LYS:HD2	2.00	0.42
45:L8:97:TYR:O	45:L8:132:VAL:HG22	5.53	0.42
47:M0:144:ASN:O	47:M0:146:ASP:N	2.52	0.42
48:M1:94:ARG:C	48:M1:96:PHE:N	3.58	0.42
49:M3:116:LEU:HD23	49:M3:116:LEU:HA	2.21	0.42
49:M3:35:ARG:HD2	36:5:685:G:OP1	79.24	0.42
51:M5:159:ARG:H	51:M5:159:ARG:HG2	1.77	0.42
52:M6:17:GLY:HA3	36:5:1313:G:O3'	265.96	0.42
53:M7:107:LEU:HD12	53:M7:152:GLU:CD	3.95	0.42
55:M9:176:ARG:NE	55:M9:179:GLU:OE2	2.42	0.42
60:N4:25:ASP:OD2	60:N4:25:ASP:N	4.03	0.42
62:N6:100:HIS:HA	62:N6:101:PRO:HD2	1.60	0.42
63:N7:103:GLN:HA	63:N7:104:PRO:HD3	1.86	0.42
63:N7:53:VAL:HA	63:N7:57:HIS:CD2	2.54	0.42
65:N9:23:LYS:HB3	65:N9:24:PRO:CD	2.57	0.42
67:O1:72:ARG:O	67:O1:96:VAL:HG13	2.32	0.42
69:O3:103:TYR:HA	69:O3:105:SER:N	2.71	0.42
36:1:3173:G:C2	69:O3:96:ALA:HB2	2.54	0.42
79:Q3:81:SER:OG	79:Q3:82:THR:N	2.75	0.42
6:S4:89:VAL:HG22	6:S4:100:ARG:HH21	1.84	0.42
6:S4:256:ARG:HB3	6:S4:256:ARG:HE	1.57	0.42
7:S5:64:VAL:O	7:S5:65:ARG:HB2	2.19	0.42
9:S7:35:LYS:HB3	9:S7:35:LYS:HE3	1.84	0.42
10:S8:76:THR:HG22	10:S8:108:PRO:HG2	2.01	0.42
20:C8:125:ILE:HG12	35:SM:61:ILE:HB	4.49	0.42
34:SR:123:ILE:HD13	34:SR:169:ILE:HG21	2.04	0.42
34:SR:201:THR:CB	34:SR:242:SER:HA	2.50	0.42
36:1:114:A:H2'	36:1:115:A:O4'	2.19	0.42
36:1:122:A:C2	36:1:145:G:N3	2.88	0.42
36:1:1247:U:H2'	36:1:1268:G:H1	1.85	0.42

Continued on next page...

Continued from previous page...

Atom-1	Atom-2	Interatomic distance (Å)	Clash overlap (Å)
36:1:1272:C:H2'	36:1:1273:A:O4'	2.19	0.42
36:1:1818:U:O5'	36:1:1818:U:H6	2.02	0.42
36:1:2194:G:H2'	36:1:2195:C:C6	2.54	0.42
36:1:2722:U:OP1	65:N9:33:LYS:NZ	2.41	0.42
36:1:2879:C:H5''	36:1:2880:U:OP2	2.19	0.42
36:1:3087:A:H2'	36:1:3088:G:O4'	2.19	0.42
36:1:3344:A:H2	36:1:3361:G:N2	2.13	0.42
36:1:328:U:O4	88:1:3862:OHX:N2	2.52	0.42
1:2:1165:G:C6	1:2:1166:A:C6	3.08	0.42
1:2:1253:U:O2'	33:E1:143:LYS:HA	2.20	0.42
1:2:1457:C:H1'	20:C8:137:HIS:CD2	2.55	0.42
1:2:15:U:H2'	1:2:16:G:O4'	2.20	0.42
1:2:754:A:N1	1:2:793:A:H2'	2.34	0.42
1:2:83:G:H8	1:2:83:G:O5'	2.02	0.42
36:5:1317:A:O2'	36:5:1318:A:H3'	2.20	0.42
36:5:1478:C:H2'	36:5:1479:U:C6	2.55	0.42
36:5:1616:U:H2'	36:5:1617:G:C8	2.54	0.42
40:L3:247:ARG:HG3	36:5:1889:G:OP1	210.32	0.42
36:5:2882:U:H2'	36:5:2883:U:O4'	2.20	0.42
36:5:304:G:N3	36:5:304:G:H5'	2.33	0.42
36:5:3288:G:C4	36:5:3289:G:C8	3.07	0.42
36:5:677:A:H4'	36:5:678:G:O5'	2.19	0.42
1:6:1684:U:H1'	1:6:1718:G:N2	2.34	0.42
1:6:1754:A:H4'	1:6:1755:A:O5'	2.19	0.42
32:E0:28:LYS:HE2	1:6:542:A:H61	431.43	0.42
32:E0:31:LYS:HG3	1:6:545:A:OP1	419.55	0.42
1:6:647:G:H22	1:6:687:G:N2	2.16	0.42
1:6:89:G:C6	1:6:90:C:C4	3.08	0.42
37:7:112:G:OP2	88:7:221:OHX:N6	2.52	0.42
88:7:219:OHX:N3	88:7:225:OHX:N6	2.67	0.42
48:M1:152:HIS:HB2	37:7:56:A:H4'	326.32	0.42
38:8:10:A:H2'	38:8:11:C:C6	2.54	0.42
13:C1:57:LYS:HB2	13:C1:110:HIS:CE1	2.55	0.42
13:C1:36:LYS:HD3	1:6:248:U:H4'	311.95	0.42
15:C3:11:ILE:O	15:C3:13:SER:N	2.52	0.42
17:C5:60:LEU:HD23	17:C5:60:LEU:HA	3.09	0.42
18:C6:141:SER:O	18:C6:143:ARG:N	2.53	0.42
20:C8:11:PHE:CZ	20:C8:59:GLY:HA3	4.27	0.42
23:D1:25:LYS:HE3	23:D1:27:ASP:OD2	2.20	0.42
25:D3:83:VAL:HG21	25:D3:122:PHE:HE2	1.90	0.42
26:D4:43:LYS:O	26:D4:47:VAL:HG23	2.20	0.42

Continued on next page...

Continued from previous page...

Atom-1	Atom-2	Interatomic distance (Å)	Clash overlap (Å)
28:D6:7:SER:OG	28:D6:10:ARG:HA	2.19	0.42
36:1:2424:A:N1	39:L2:230:VAL:HG21	2.35	0.42
40:L3:114:VAL:HG22	40:L3:163:HIS:CE1	2.66	0.42
40:L3:126:LYS:HB2	40:L3:128:LYS:HG2	2.01	0.42
41:L4:158:SER:HA	41:L4:213:ASN:O	2.19	0.42
41:L4:300:ARG:O	41:L4:302:ALA:N	3.69	0.42
42:L5:119:TYR:OH	42:L5:141:PRO:HD3	2.19	0.42
48:M1:75:LYS:O	48:M1:79:ILE:HG13	2.20	0.42
50:M4:20:VAL:HG22	50:M4:66:THR:OG1	2.20	0.42
51:M5:48:ALA:O	51:M5:53:TYR:HB3	2.32	0.42
52:M6:12:LYS:O	56:N0:167:ARG:NH2	2.50	0.42
52:M6:3:VAL:O	52:M6:4:GLU:HG3	3.07	0.42
54:M8:44:PHE:CD1	54:M8:139:ILE:HD11	2.63	0.42
62:N6:112:ASP:H	62:N6:115:ARG:HB2	1.98	0.42
62:N6:57:LEU:HD22	62:N6:58:VAL:N	2.53	0.42
65:N9:22:LYS:HG2	65:N9:22:LYS:H	1.58	0.42
65:N9:44:LYS:HE3	65:N9:44:LYS:HB2	2.31	0.42
67:O1:20:LEU:O	67:O1:23:VAL:HG23	2.20	0.42
68:O2:78:ASN:HB2	68:O2:79:VAL:H	1.71	0.42
69:O3:8:TYR:HB3	69:O3:101:PHE:CD1	2.74	0.42
70:O4:109:THR:O	70:O4:113:LYS:HB2	2.19	0.42
70:O4:85:VAL:HA	70:O4:88:ARG:HB3	3.78	0.42
4:S2:230:TRP:CD1	24:D2:68:ARG:HG2	2.54	0.42
5:S3:194:LYS:O	5:S3:196:ARG:N	2.53	0.42
6:S4:163:ASP:HB2	6:S4:167:GLY:O	4.27	0.42
6:S4:240:LYS:H	6:S4:240:LYS:HE2	1.84	0.42
6:S4:47:PHE:CE2	6:S4:90:ILE:HG21	2.55	0.42
8:S6:163:THR:HB	8:S6:168:THR:HG22	2.01	0.42
11:S9:74:ASN:HA	11:S9:77:ILE:HB	2.02	0.42
34:SR:260:ILE:HB	34:SR:274:LEU:HD12	2.07	0.42
36:1:1127:G:H5'	47:M0:118:ALA:O	2.19	0.42
36:1:1680:G:H2'	36:1:1681:U:C6	2.54	0.42
36:1:1818:U:H2'	36:1:1819:U:O4'	2.19	0.42
36:1:2174:G:H4'	36:1:2175:U:H5''	2.02	0.42
36:1:2514:U:OP2	36:1:2586:G:N2	2.51	0.42
36:1:1656:A:O2'	88:1:4037:OHX:N3	2.53	0.42
36:1:650:C:O5'	36:1:650:C:H6	2.03	0.42
36:1:887:G:H2'	36:1:888:A:C8	2.54	0.42
36:1:981:U:O2'	36:1:982:C:OP1	2.37	0.42
1:2:1357:A:C6	1:2:1358:G:C6	3.08	0.42
1:2:1340:U:N3	1:2:1378:U:H4'	2.34	0.42

Continued on next page...

Continued from previous page...

Atom-1	Atom-2	Interatomic distance (Å)	Clash overlap (Å)
1:2:1435:G:O6	12:C0:64:TYR:OH	2.26	0.42
1:2:1471:A:OP1	7:S5:185:ARG:NH2	2.45	0.42
1:2:241:U:H2'	1:2:242:U:C6	2.54	0.42
1:2:995:A:H2'	1:2:996:U:O4'	2.20	0.42
38:4:127:U:H2'	38:4:128:U:H5'	2.01	0.42
36:5:1659:U:O4	88:5:4102:OHX:N4	2.53	0.42
36:5:2584:G:H8	36:5:2584:G:H5''	1.84	0.42
1:6:1424:A:H2'	1:6:1425:A:O4'	2.20	0.42
1:6:1784:C:H2'	1:6:1785:U:C6	2.55	0.42
1:6:583:C:OP1	88:6:2016:OHX:N3	2.52	0.42
1:6:957:G:C6	1:6:958:U:N3	2.87	0.42
14:C2:31:VAL:HG21	14:C2:136:ILE:HD13	2.00	0.42
19:C7:104:ASN:N	19:C7:104:ASN:OD1	2.52	0.42
19:C7:23:LYS:HB3	19:C7:24:LEU:H	1.69	0.42
39:L2:66:PRO:HB2	39:L2:67:TYR:CE2	2.53	0.42
41:L4:129:THR:O	41:L4:148:ILE:HD11	2.20	0.42
41:L4:287:THR:O	41:L4:291:ASN:ND2	3.71	0.42
41:L4:328:ASN:HA	41:L4:329:PRO:HD2	1.87	0.42
42:L5:244:HIS:O	42:L5:248:ARG:HG3	2.39	0.42
47:M0:45:GLU:O	47:M0:141:LYS:HE3	2.20	0.42
49:M3:46:ILE:HA	49:M3:46:ILE:HD13	2.06	0.42
49:M3:46:ILE:HG23	49:M3:49:ARG:CZ	2.62	0.42
49:M3:85:LEU:HD12	49:M3:90:ALA:HB2	2.80	0.42
51:M5:150:TRP:O	51:M5:153:ASP:HB2	2.38	0.42
52:M6:18:ARG:O	52:M6:22:VAL:HG13	2.19	0.42
56:N0:155:ARG:H	56:N0:170:THR:HB	1.85	0.42
59:N3:69:LEU:HD12	59:N3:69:LEU:HA	1.81	0.42
61:N5:108:LEU:HA	61:N5:108:LEU:HD23	1.90	0.42
63:N7:48:ARG:NH2	63:N7:69:LYS:HD2	2.86	0.42
63:N7:80:LEU:O	63:N7:82:PRO:HD3	3.17	0.42
64:N8:88:ASP:HA	64:N8:91:LEU:HB2	2.67	0.42
67:O1:29:ALA:HB3	67:O1:30:PRO:HD3	2.02	0.42
70:O4:103:LYS:O	70:O4:107:GLU:HG3	2.33	0.42
75:O9:3:ALA:O	75:O9:5:LYS:HE3	6.66	0.42
1:2:1642:G:H5'	77:Q1:1:MET:HB3	2.02	0.42
2:S0:56:LYS:HD2	2:S0:158:VAL:HG23	2.01	0.42
2:S0:27:ARG:HG2	2:S0:28:ASN:H	1.85	0.42
6:S4:181:VAL:O	6:S4:192:ILE:HA	2.20	0.42
7:S5:45:LYS:HD3	7:S5:45:LYS:HA	2.73	0.42
11:S9:34:PHE:CE1	11:S9:105:LEU:HB3	2.78	0.42
11:S9:52:ILE:HG23	11:S9:76:LEU:HD11	2.04	0.42

Continued on next page...

Continued from previous page...

Atom-1	Atom-2	Interatomic distance (Å)	Clash overlap (Å)
11:S9:84:GLY:O	11:S9:107:ARG:HD3	2.35	0.42
34:SR:58:VAL:HG23	34:SR:59:ARG:HG3	2.02	0.42
36:1:1856:C:H2'	36:1:1857:C:H6	1.84	0.42
36:1:2210:G:OP2	36:1:2210:G:H3'	2.19	0.42
36:1:2369:G:C6	36:1:2370:G:C6	3.08	0.42
36:1:2424:A:OP1	51:M5:90:ASN:ND2	2.50	0.42
36:1:2846:U:O2'	88:1:3970:OHX:N2	2.53	0.42
36:1:715:A:H8	64:N8:115:LYS:HG2	1.85	0.42
1:2:1535:U:O2'	1:2:1536:G:H5''	2.20	0.42
1:2:1747:G:O6	88:2:2075:OHX:N2	2.52	0.42
1:2:238:U:C2	1:2:239:C:H5	2.38	0.42
1:2:748:U:H2'	1:2:749:U:H6	1.85	0.42
1:2:819:G:H21	1:2:820:U:H5	1.68	0.42
1:2:913:G:O2'	1:2:914:G:H5''	2.20	0.42
1:2:95:G:O2'	1:2:460:A:O2'	2.30	0.42
36:5:1514:G:N7	36:5:1841:A:O2'	2.45	0.42
36:5:173:G:HO2'	36:5:174:C:C5'	2.33	0.42
36:5:271:C:H2'	36:5:272:G:O4'	2.20	0.42
36:5:346:C:C2	36:5:348:A:N7	2.88	0.42
36:5:773:G:O6	88:5:3836:OHX:N5	2.52	0.42
36:5:686:G:C6	36:5:687:U:C2	3.08	0.42
36:5:956:U:H2'	36:5:957:C:H6	1.85	0.42
1:6:1211:A:C6	1:6:1212:G:C5	3.08	0.42
6:S4:146:THR:HG21	1:6:123:G:H21	341.26	0.42
1:6:1444:A:N7	1:6:1446:A:N6	2.68	0.42
1:6:1496:U:H4'	1:6:1519:U:O2'	2.19	0.42
1:6:1701:A:H3'	1:6:1702:A:O4'	2.20	0.42
1:6:1759:C:H2'	1:6:1760:G:O4'	2.20	0.42
10:S8:10:LYS:HE3	1:6:339:C:OP1	283.97	0.42
11:S9:2:PRO:HA	1:6:380:U:O3'	361.83	0.42
11:S9:149:ARG:NH1	1:6:765:G:C6	428.45	0.42
35:SM:25:ILE:HG12	37:7:39:C:H5'	290.22	0.42
12:C0:14:TYR:CE2	12:C0:21:VAL:HG22	2.55	0.42
15:C3:115:LEU:O	15:C3:119:GLU:HG3	2.20	0.42
16:C4:86:THR:HG21	16:C4:90:ARG:HD2	2.51	0.42
18:C6:87:LYS:HA	18:C6:90:VAL:HG22	2.02	0.42
21:C9:9:VAL:HG22	21:C9:140:LEU:HD23	3.14	0.42
22:D0:50:LEU:HD22	22:D0:93:LEU:HD22	2.01	0.42
26:D4:132:ARG:HG2	26:D4:133:ASN:ND2	6.43	0.42
28:D6:3:LYS:HB3	28:D6:4:LYS:H	1.69	0.42
1:2:1798:U:C5	28:D6:97:PRO:HB3	2.55	0.42

Continued on next page...

Continued from previous page...

Atom-1	Atom-2	Interatomic distance (Å)	Clash overlap (Å)
32:E0:39:LEU:HD12	32:E0:39:LEU:HA	4.50	0.42
33:E1:147:VAL:HG23	33:E1:148:TYR:CG	2.55	0.42
39:L2:15:ILE:HD12	39:L2:15:ILE:HA	4.74	0.42
36:1:2185:G:H5'	39:L2:219:ILE:HD11	2.02	0.42
40:L3:345:ASN:CG	40:L3:347:SER:HB2	2.40	0.42
40:L3:4:ARG:CB	40:L3:4:ARG:HH11	3.50	0.42
41:L4:258:LEU:HA	41:L4:258:LEU:HD12	2.07	0.42
36:1:3267:A:O2'	43:L6:73:GLY:O	2.35	0.42
48:M1:110:ILE:C	48:M1:112:LEU:H	2.23	0.42
49:M3:107:GLU:H	49:M3:107:GLU:HG2	2.66	0.42
50:M4:120:VAL:HG22	52:M6:197:LEU:HD13	2.01	0.42
52:M6:184:THR:O	52:M6:184:THR:OG1	2.36	0.42
36:1:1191:U:C2	52:M6:48:PHE:CD1	3.07	0.42
57:N1:38:ASP:O	57:N1:64:VAL:HG23	2.19	0.42
59:N3:68:GLU:CD	59:N3:68:GLU:H	2.23	0.42
61:N5:135:ILE:HG12	61:N5:135:ILE:O	3.72	0.42
62:N6:12:ARG:O	62:N6:12:ARG:HD2	5.15	0.42
64:N8:4:ARG:HG3	64:N8:4:ARG:NH1	2.35	0.42
64:N8:91:LEU:HD13	64:N8:91:LEU:HA	1.82	0.42
66:O0:10:ILE:HG12	66:O0:68:TYR:CE2	2.54	0.42
66:O0:81:VAL:HG11	66:O0:90:VAL:HG21	2.53	0.42
71:O5:78:LYS:HG3	71:O5:81:ARG:NH1	2.34	0.42
49:M3:106:GLN:HB2	72:O6:20:MET:CG	2.50	0.42
74:O8:58:ASP:HB3	74:O8:61:LYS:HG2	4.14	0.42
78:Q2:8:ARG:HB3	78:Q2:8:ARG:HH11	4.85	0.42
3:S1:176:VAL:C	3:S1:177:GLN:HG2	2.40	0.42
3:S1:228:LEU:O	3:S1:231:LEU:HB3	5.48	0.42
3:S1:47:LEU:HD12	3:S1:47:LEU:H	2.60	0.42
4:S2:56:ILE:O	4:S2:60:SER:N	2.53	0.42
9:S7:166:LEU:HA	9:S7:166:LEU:HD12	2.46	0.42
11:S9:77:ILE:HG23	11:S9:86:LEU:HD23	2.93	0.42
17:C5:119:PHE:HA	35:SM:57:ASN:ND2	3.20	0.42
34:SR:38:ARG:HG2	34:SR:67:ILE:CG2	2.49	0.42
36:1:1244:A:N6	36:1:1271:A:OP2	2.53	0.42
36:1:1245:A:C3'	36:1:1246:G:H5''	2.50	0.42
36:1:1554:U:H4'	36:1:1555:U:C5'	2.49	0.42
36:1:2109:U:O2'	36:1:2110:G:H5'	2.20	0.42
36:1:2224:A:N1	36:1:2783:U:O2'	2.42	0.42
36:1:352:A:H61	36:1:365:A:H5''	1.85	0.42
36:1:439:C:HO2'	36:1:619:A:H2	1.66	0.42
36:1:657:A:H2'	36:1:658:G:H8	1.84	0.42

Continued on next page...

Continued from previous page...

Atom-1	Atom-2	Interatomic distance (Å)	Clash overlap (Å)
1:2:1417:A:H2'	1:2:1418:G:O4'	2.20	0.42
1:2:1488:G:H5'	1:2:1489:U:OP1	2.20	0.42
1:2:224:C:H2'	1:2:225:A:C8	2.55	0.42
1:2:276:C:O2'	1:2:277:U:H5''	2.20	0.42
1:2:270:C:H42	1:2:285:G:H1	1.68	0.42
1:2:523:G:H5'	26:D4:60:PHE:O	2.20	0.42
1:2:600:U:OP2	25:D3:108:GLY:HA2	2.20	0.42
37:3:110:G:C6	37:3:111:U:C4	3.08	0.42
36:5:1243:G:O6	36:5:1244:A:N6	2.52	0.42
36:5:1525:G:H5'	36:5:1830:G:OP2	2.20	0.42
36:5:1632:A:H2'	36:5:1633:C:C6	2.55	0.42
36:5:185:C:H2'	36:5:186:U:H6	1.84	0.42
36:5:2279:A:H2'	36:5:2288:G:O6	2.20	0.42
36:5:2508:U:H2'	36:5:2509:U:C6	2.55	0.42
36:5:262:U:H2'	36:5:263:C:O4'	2.19	0.42
36:5:847:A:H2'	36:5:848:A:C8	2.55	0.42
1:6:1584:G:H22	1:6:1611:A:P	2.43	0.42
1:6:1640:C:O5'	1:6:1640:C:H6	2.03	0.42
61:N5:54:TYR:OH	38:8:60:U:OP1	64.13	0.42
12:C0:15:LEU:HG	12:C0:68:LEU:HD22	2.02	0.42
14:C2:75:VAL:HG21	14:C2:120:VAL:HG21	2.54	0.42
15:C3:30:SER:HB2	15:C3:67:THR:HA	5.03	0.42
24:D2:111:MET:HG3	24:D2:116:ALA:HB2	2.02	0.42
24:D2:14:ILE:HD11	24:D2:38:LEU:HD21	2.01	0.42
28:D6:10:ARG:CG	28:D6:34:LYS:HA	3.22	0.42
30:D8:25:VAL:HG11	30:D8:66:LEU:HD12	2.01	0.42
40:L3:199:PHE:C	40:L3:201:LYS:H	2.27	0.42
44:L7:140:SER:O	44:L7:144:ILE:HG13	2.49	0.42
45:L8:97:TYR:O	45:L8:132:VAL:HG12	2.19	0.42
52:M6:31:GLN:HG3	52:M6:33:ILE:HD12	2.01	0.42
53:M7:32:THR:CG2	53:M7:84:PRO:HG2	2.49	0.42
53:M7:90:PHE:O	53:M7:94:LEU:HD12	2.20	0.42
53:M7:95:LEU:HA	53:M7:95:LEU:HD23	1.86	0.42
54:M8:64:VAL:HG11	54:M8:113:LYS:HD2	2.01	0.42
56:N0:131:LYS:O	56:N0:134:ASP:HB2	2.50	0.42
59:N3:15:LEU:HD23	59:N3:53:SER:HB3	2.10	0.42
61:N5:65:GLN:O	61:N5:85:GLN:N	2.83	0.42
63:N7:81:LEU:HD22	66:O0:59:TYR:HE1	1.83	0.42
67:O1:60:TRP:CZ3	67:O1:64:VAL:HG13	3.17	0.42
74:O8:26:LYS:O	74:O8:41:THR:HA	2.19	0.42
74:O8:32:ASN:HD22	74:O8:32:ASN:H	1.66	0.42

Continued on next page...

Continued from previous page...

Atom-1	Atom-2	Interatomic distance (Å)	Clash overlap (Å)
75:O9:17:LYS:HG3	75:O9:18:LYS:N	4.19	0.42
6:S4:127:LYS:N	6:S4:140:VAL:O	2.53	0.42
6:S4:36:HIS:NE2	6:S4:88:ASP:OD2	2.53	0.42
7:S5:87:CYS:HA	7:S5:88:PRO:HD2	1.78	0.42
11:S9:34:PHE:CD1	11:S9:111:THR:HG21	2.79	0.42
11:S9:172:VAL:HG13	1:6:512:A:OP2	455.83	0.42
11:S9:6:ARG:HD2	1:6:771:A:O2'	390.26	0.42
34:SR:90:ARG:HH21	34:SR:102:ARG:NH2	2.17	0.42
36:1:1012:G:H2'	36:1:1013:G:O4'	2.20	0.42
36:1:1668:G:C6	36:1:1669:C:C4	3.07	0.42
36:1:2588:U:H2'	36:1:2589:G:O4'	2.20	0.42
36:1:3164:C:C2	36:1:3165:A:C8	3.08	0.42
36:1:270:U:O2'	36:1:318:A:H1'	2.20	0.42
36:1:3335:A:H2'	36:1:3336:A:C8	2.55	0.42
36:1:3128:G:OP2	88:1:4063:OHX:N6	2.52	0.42
36:1:656:A:C6	36:1:657:A:C6	3.08	0.42
36:1:824:C:H2'	36:1:825:U:C6	2.54	0.42
36:1:900:G:H2'	36:1:901:G:C8	2.55	0.42
1:2:1327:C:C2	1:2:1328:G:C8	3.08	0.42
1:2:1572:G:OP1	1:2:1572:G:H3'	2.19	0.42
1:2:17:C:H2'	1:2:18:C:H6	1.79	0.42
1:2:301:A:H2'	1:2:302:U:O4'	2.20	0.42
36:5:1554:U:C2	36:5:1555:U:C5	3.08	0.42
36:5:1895:A:O2'	36:5:3053:G:H4'	2.20	0.42
36:5:3025:C:H2'	36:5:3026:G:O4'	2.20	0.42
36:5:3107:U:H2'	36:5:3108:G:C8	2.55	0.42
36:5:143:G:OP2	88:5:3916:OHX:N1	2.53	0.42
36:5:535:G:C2	36:5:555:U:C2	3.08	0.42
36:5:956:U:H2'	36:5:957:C:C6	2.55	0.42
6:S4:3:ARG:NH1	1:6:399:A:N3	322.23	0.42
6:S4:187:ARG:NH2	1:6:754:A:C8	376.09	0.42
1:6:885:G:H2'	1:6:886:U:C6	2.55	0.42
13:C1:34:TRP:CZ2	13:C1:36:LYS:HB3	3.66	0.42
15:C3:63:ALA:O	15:C3:67:THR:HG23	4.42	0.42
18:C6:57:LEU:H	18:C6:57:LEU:HD12	3.26	0.42
19:C7:49:LYS:HB3	19:C7:49:LYS:HE2	4.08	0.42
22:D0:50:LEU:HD11	22:D0:95:ALA:HB2	2.01	0.42
22:D0:70:THR:HA	22:D0:71:PRO:HD3	1.97	0.42
22:D0:80:GLU:HG3	31:D9:54:LYS:NZ	2.34	0.42
25:D3:139:LYS:HE2	25:D3:139:LYS:HB3	4.73	0.42
26:D4:57:VAL:HG13	26:D4:60:PHE:HE2	1.85	0.42

Continued on next page...

Continued from previous page...

Atom-1	Atom-2	Interatomic distance (Å)	Clash overlap (Å)
29:D7:55:THR:HB	29:D7:61:THR:O	2.84	0.42
40:L3:44:THR:OG1	40:L3:182:GLN:O	2.35	0.42
40:L3:291:GLU:HB3	40:L3:292:ALA:H	1.73	0.42
41:L4:128:ALA:HB1	41:L4:134:LEU:HD12	2.02	0.42
41:L4:26:PHE:CD1	41:L4:130:ALA:HB2	2.59	0.42
41:L4:329:PRO:C	41:L4:331:ALA:N	2.98	0.42
42:L5:269:SER:O	42:L5:272:TYR:HD2	2.91	0.42
37:3:63:A:OP1	42:L5:285:ARG:HD3	2.19	0.42
42:L5:30:TYR:HA	42:L5:33:ARG:HB3	2.01	0.42
44:L7:53:LYS:HG3	44:L7:54:GLU:N	4.21	0.42
45:L8:101:THR:HG22	45:L8:104:GLU:HG3	2.02	0.42
36:1:2585:G:H8	45:L8:48:ARG:HG3	1.85	0.42
45:L8:95:ASN:OD1	45:L8:98:ARG:NE	2.53	0.42
46:L9:26:LYS:HA	46:L9:35:THR:HG22	2.03	0.42
47:M0:90:ARG:NH2	47:M0:134:ILE:HD12	2.61	0.42
47:M0:74:LYS:O	47:M0:78:THR:HG23	2.77	0.42
49:M3:101:ARG:HH22	49:M3:112:ASN:ND2	2.17	0.42
52:M6:31:GLN:HE21	52:M6:32:LYS:N	2.18	0.42
36:1:3271:G:OP1	53:M7:171:ARG:HB3	2.20	0.42
54:M8:26:LEU:O	54:M8:30:VAL:HG23	2.20	0.42
55:M9:106:LEU:HD12	55:M9:106:LEU:HA	1.92	0.42
55:M9:167:ARG:HD3	55:M9:170:ARG:CZ	2.50	0.42
61:N5:121:LYS:NZ	61:N5:123:TYR:OH	2.47	0.42
64:N8:71:PRO:HB2	64:N8:109:TYR:HD2	1.84	0.42
66:O0:49:PRO:C	66:O0:51:LEU:H	3.04	0.42
67:O1:19:ARG:HB3	67:O1:35:GLU:HG2	2.02	0.42
67:O1:50:ARG:CZ	67:O1:90:PHE:CE2	3.68	0.42
69:O3:26:ASN:O	69:O3:84:THR:HG22	2.20	0.42
70:O4:76:TYR:HD1	36:5:1805:C:HO2'	191.58	0.42
74:O8:11:PHE:O	74:O8:15:THR:HG23	2.19	0.42
74:O8:8:ILE:H	74:O8:8:ILE:CD1	2.32	0.42
2:S0:186:GLY:O	2:S0:188:LEU:N	2.53	0.42
3:S1:125:VAL:HG11	3:S1:173:THR:HG23	2.94	0.42
4:S2:188:LEU:HD13	4:S2:196:VAL:HG11	2.01	0.42
5:S3:74:GLN:OE1	5:S3:82:GLY:N	4.63	0.42
6:S4:87:MET:SD	6:S4:123:LEU:HB2	2.84	0.42
1:2:1572:G:H1'	7:S5:185:ARG:NH2	2.35	0.42
7:S5:96:SER:HB2	7:S5:176:THR:HG21	2.77	0.42
34:SR:98:GLU:HG2	34:SR:99:THR:N	4.67	0.42
36:1:1615:C:H2'	36:1:1616:U:C6	2.55	0.41
36:1:1810:A:H2'	36:1:1811:G:C8	2.54	0.41

Continued on next page...

Continued from previous page...

Atom-1	Atom-2	Interatomic distance (Å)	Clash overlap (Å)
36:1:1826:C:H2'	36:1:1827:C:H6	1.85	0.41
36:1:2273:G:O6	88:1:3773:OHX:N6	2.53	0.41
36:1:3392:U:H2'	36:1:3393:U:H6	1.85	0.41
36:1:626:U:O4	88:1:3894:OHX:N1	2.53	0.41
1:2:1266:U:H2'	1:2:1267:G:H8	1.85	0.41
1:2:1498:G:C2'	1:2:1499:G:H5'	2.49	0.41
1:2:1548:G:H1'	20:C8:89:GLN:NE2	2.35	0.41
38:4:88:A:H2'	38:4:89:A:O4'	2.20	0.41
36:5:1049:C:H2'	36:5:1050:U:H6	1.85	0.41
36:5:1120:A:H2'	36:5:1121:U:C6	2.55	0.41
36:5:1252:A:H2'	36:5:1253:U:H5'	2.02	0.41
36:5:1483:G:C8	36:5:1485:G:C8	3.08	0.41
55:M9:6:THR:OG1	36:5:1498:A:OP1	107.48	0.41
36:5:2652:U:C4	36:5:2759:U:O2	2.73	0.41
46:L9:184:LYS:NZ	36:5:3111:U:OP1	337.04	0.41
36:5:3181:C:H2'	36:5:3182:G:O4'	2.20	0.41
36:5:3225:C:H2'	36:5:3226:A:C8	2.56	0.41
36:5:3237:U:H2'	36:5:3238:G:O4'	2.20	0.41
36:5:3358:U:H2'	36:5:3359:A:H8	1.84	0.41
36:5:1586:G:OP1	88:5:3890:OHX:N3	2.53	0.41
88:5:3961:OHX:N4	88:5:3970:OHX:N3	2.68	0.41
49:M3:58:VAL:HG22	36:5:75:G:OP1	84.82	0.41
49:M3:171:ARG:HD3	36:5:770:G:OP1	144.40	0.41
36:5:93:C:H4'	36:5:94:G:O5'	2.20	0.41
1:6:217:A:C8	1:6:218:A:C8	3.08	0.41
10:S8:10:LYS:HE3	1:6:339:C:OP2	284.52	0.41
11:S9:24:LEU:HD13	1:6:591:A:H5''	408.05	0.41
1:6:739:G:H2'	1:6:740:A:C8	2.55	0.41
20:C8:94:ASP:OD2	20:C8:98:TYR:HE2	2.45	0.41
22:D0:54:GLY:HA3	22:D0:55:PRO:HD2	2.46	0.41
25:D3:69:ARG:HH12	25:D3:116:ASP:CG	3.27	0.41
1:2:522:U:H5''	26:D4:37:LYS:HG3	2.02	0.41
31:D9:36:LEU:HA	31:D9:36:LEU:HD13	4.52	0.41
39:L2:200:ARG:HD2	36:5:2186:U:OP2	216.07	0.41
40:L3:147:GLU:OE2	40:L3:150:ARG:HD2	2.20	0.41
40:L3:147:GLU:O	40:L3:151:ILE:HG13	2.59	0.41
40:L3:171:LEU:HA	40:L3:171:LEU:HD23	2.11	0.41
40:L3:117:ARG:NH1	40:L3:175:LYS:HD3	2.35	0.41
41:L4:222:VAL:HG22	41:L4:225:VAL:HB	2.02	0.41
42:L5:111:GLN:HA	42:L5:116:ASP:CG	2.40	0.41
43:L6:45:GLY:O	43:L6:48:ARG:HD3	4.46	0.41

Continued on next page...

Continued from previous page...

Atom-1	Atom-2	Interatomic distance (Å)	Clash overlap (Å)
44:L7:89:ILE:HG22	44:L7:220:PHE:CE1	2.55	0.41
44:L7:53:LYS:HA	44:L7:56:GLU:HB3	4.84	0.41
45:L8:24:ASN:N	45:L8:25:PRO:HD2	2.35	0.41
46:L9:22:SER:OG	46:L9:23:ARG:N	2.52	0.41
46:L9:9:GLN:O	46:L9:72:LYS:NZ	2.76	0.41
47:M0:198:LYS:HE2	36:5:1040:A:O2'	332.00	0.41
48:M1:8:PRO:HD2	48:M1:10:ARG:HG2	2.02	0.41
49:M3:47:ALA:HB1	49:M3:48:PRO:CD	2.49	0.41
50:M4:37:GLU:OE1	56:N0:72:VAL:HB	3.45	0.41
50:M4:25:LYS:HD2	50:M4:62:GLN:HG2	2.02	0.41
36:1:3243:A:C8	52:M6:156:LEU:HD22	2.55	0.41
52:M6:23:VAL:HG11	52:M6:84:LEU:HD11	2.02	0.41
52:M6:37:ARG:HG3	52:M6:108:ILE:HG22	5.90	0.41
55:M9:95:TRP:CZ2	55:M9:99:LEU:HG	2.54	0.41
59:N3:10:LYS:HG2	59:N3:11:PHE:O	2.20	0.41
61:N5:24:LEU:C	61:N5:25:LYS:HD2	2.40	0.41
61:N5:74:LYS:HB3	61:N5:74:LYS:HE2	4.64	0.41
64:N8:105:LEU:HD12	64:N8:105:LEU:O	2.19	0.41
67:O1:46:THR:HG23	67:O1:47:ASP:N	3.89	0.41
36:1:1408:G:P	68:O2:33:ARG:HH22	2.43	0.41
69:O3:12:LYS:HA	69:O3:12:LYS:HD3	2.06	0.41
69:O3:19:SER:HB3	36:5:1330:A:OP1	233.16	0.41
72:O6:4:LYS:HD2	72:O6:13:LYS:O	2.19	0.41
72:O6:98:ARG:HD2	72:O6:98:ARG:H	1.85	0.41
2:S0:30:GLN:CD	2:S0:32:HIS:H	7.25	0.41
3:S1:183:GLN:HA	3:S1:186:SER:HB2	2.82	0.41
3:S1:70:LEU:HG	3:S1:84:ILE:HD11	3.16	0.41
4:S2:56:ILE:CG2	4:S2:61:LEU:HB2	2.50	0.41
6:S4:18:TRP:CZ2	6:S4:43:PRO:HD3	2.55	0.41
6:S4:68:ARG:HH11	6:S4:76:VAL:HG11	3.70	0.41
7:S5:145:ASP:CG	7:S5:146:THR:H	2.23	0.41
8:S6:120:GLU:HG3	8:S6:125:THR:HB	2.01	0.41
8:S6:52:ILE:HG23	8:S6:109:LEU:HD21	2.02	0.41
10:S8:100:ALA:HB3	10:S8:169:ILE:HG12	2.69	0.41
11:S9:150:LEU:HD12	11:S9:150:LEU:HA	1.91	0.41
11:S9:175:ARG:HD3	11:S9:179:ARG:HH21	4.16	0.41
36:1:1129:A:OP1	47:M0:13:LYS:NZ	2.35	0.41
36:1:1209:G:O3'	46:L9:63:LYS:NZ	2.53	0.41
36:1:1742:U:H2'	36:1:1743:G:H8	1.85	0.41
36:1:1886:A:O4'	36:1:3307:A:H5'	2.21	0.41
36:1:2376:G:C6	36:1:2377:G:O6	2.73	0.41

Continued on next page...

Continued from previous page...

Atom-1	Atom-2	Interatomic distance (Å)	Clash overlap (Å)
36:1:2379:U:H2'	36:1:2380:U:C6	2.54	0.41
36:1:2418:G:OP1	39:L2:221:LYS:NZ	2.47	0.41
36:1:2444:C:OP2	36:1:2445:A:H5''	2.20	0.41
36:1:2590:A:C4	36:1:2591:A:C8	3.08	0.41
36:1:1134:G:O2'	36:1:2642:A:N3	2.43	0.41
36:1:2914:G:H5''	40:L3:9:PRO:HG3	2.03	0.41
1:2:269:G:C6	1:2:287:G:N1	2.88	0.41
1:2:330:G:C6	1:2:331:A:C5	3.09	0.41
1:2:75:U:H2'	1:2:75:U:H6	1.69	0.41
1:2:776:G:H22	1:2:785:U:H1'	1.85	0.41
1:2:97:C:H2'	1:2:98:U:H6	1.85	0.41
36:5:1307:G:C2	36:5:1308:A:C2	3.08	0.41
58:N2:82:LYS:NZ	36:5:1686:U:O4	163.42	0.41
55:M9:39:ASN:ND2	36:5:1765:U:OP2	94.40	0.41
36:5:1902:G:C6	36:5:1903:U:C2	3.08	0.41
36:5:1921:A:OP2	36:5:1930:A:N6	2.41	0.41
36:5:2159:U:H4'	36:5:2160:G:OP2	2.20	0.41
36:5:278:U:H2'	36:5:279:U:C6	2.54	0.41
76:Q0:111:ARG:NH2	36:5:3120:C:H3'	321.15	0.41
36:5:3274:A:H3'	36:5:3275:U:C5'	2.45	0.41
1:6:1091:A:H4'	1:6:1092:A:O4'	2.20	0.41
1:6:1183:A:N6	1:6:1184:A:N1	2.68	0.41
1:6:1440:C:H2'	1:6:1441:C:O4'	2.20	0.41
8:S6:132:ARG:NH1	1:6:149:C:O2'	333.80	0.41
1:6:1150:G:C6	1:6:1768:G:C6	3.09	0.41
1:6:699:U:O4	88:6:2040:OHX:N1	2.52	0.41
1:6:840:U:H2'	1:6:841:U:H6	1.85	0.41
1:6:852:C:H2'	1:6:853:G:H8	1.86	0.41
13:C1:53:TYR:CD1	13:C1:113:PRO:HG2	2.79	0.41
14:C2:62:LEU:HD23	14:C2:62:LEU:H	1.85	0.41
19:C7:10:LYS:HE3	19:C7:53:TYR:CZ	4.72	0.41
20:C8:46:VAL:HG13	20:C8:72:ILE:HB	2.19	0.41
21:C9:111:ILE:HG23	21:C9:113:ILE:HG12	2.01	0.41
25:D3:12:ALA:O	25:D3:16:ARG:HG3	2.20	0.41
26:D4:124:ARG:HA	26:D4:127:LYS:HG2	2.01	0.41
28:D6:71:LEU:HD13	28:D6:73:TYR:OH	3.59	0.41
32:E0:31:LYS:HE3	1:6:544:A:O3'	418.85	0.41
36:1:2175:U:C5	39:L2:20:THR:HG23	2.55	0.41
41:L4:292:SER:HG	41:L4:295:ILE:H	1.61	0.41
41:L4:300:ARG:HG2	54:M8:39:ARG:O	2.20	0.41
41:L4:361:HIS:HB3	56:N0:26:ARG:CZ	2.94	0.41

Continued on next page...

Continued from previous page...

Atom-1	Atom-2	Interatomic distance (Å)	Clash overlap (Å)
41:L4:361:HIS:ND1	41:L4:362:ASP:N	2.68	0.41
45:L8:240:ASN:HD22	45:L8:240:ASN:N	2.17	0.41
46:L9:85:GLY:HA3	46:L9:187:ILE:HG13	2.02	0.41
46:L9:91:ARG:HD2	46:L9:91:ARG:HA	4.04	0.41
48:M1:47:GLN:H	48:M1:47:GLN:HG2	4.06	0.41
48:M1:96:PHE:CD1	48:M1:102:PHE:HB3	2.56	0.41
49:M3:119:TYR:HD1	49:M3:145:PHE:CE2	2.43	0.41
50:M4:88:ALA:HB3	50:M4:90:VAL:HG23	6.16	0.41
36:1:2168:A:H5''	51:M5:67:ARG:NH1	2.34	0.41
52:M6:14:HIS:HE1	52:M6:119:VAL:HG12	1.85	0.41
54:M8:91:ALA:HB3	64:N8:77:LYS:HE3	4.48	0.41
55:M9:11:ALA:O	55:M9:15:VAL:HG23	2.20	0.41
55:M9:167:ARG:CZ	55:M9:167:ARG:HB3	4.96	0.41
56:N0:135:VAL:HG12	56:N0:141:LYS:HG3	2.01	0.41
41:L4:358:THR:HG21	57:N1:147:VAL:HG13	2.02	0.41
61:N5:24:LEU:HD23	61:N5:24:LEU:HA	2.06	0.41
61:N5:40:LEU:HA	61:N5:40:LEU:HD13	2.43	0.41
62:N6:16:ARG:O	62:N6:20:PHE:HD2	2.31	0.41
63:N7:34:LYS:HA	63:N7:34:LYS:HD2	1.70	0.41
46:L9:93:VAL:HG22	76:Q0:82:LEU:HD13	2.36	0.41
3:S1:201:THR:HG21	3:S1:207:LEU:HD22	2.01	0.41
3:S1:62:LYS:HE3	3:S1:62:LYS:HB2	3.45	0.41
3:S1:86:LEU:HA	3:S1:86:LEU:HD23	3.92	0.41
4:S2:108:ASN:HA	4:S2:141:ARG:NH1	4.58	0.41
5:S3:75:LYS:HD3	5:S3:75:LYS:HA	4.04	0.41
7:S5:51:VAL:HA	7:S5:131:GLN:OE1	2.20	0.41
8:S6:87:ARG:NH1	1:6:159:U:O2'	321.77	0.41
9:S7:49:ILE:HD12	9:S7:172:VAL:HG22	2.02	0.41
34:SR:207:ASP:N	34:SR:207:ASP:OD2	2.70	0.41
34:SR:34:LEU:HB2	34:SR:73:LEU:HD11	2.82	0.41
36:1:1269:U:O2	36:1:1269:U:H2'	2.19	0.41
36:1:2356:A:H61	36:1:2983:C:H5	1.64	0.41
36:1:2767:U:H2'	36:1:2768:U:H6	1.84	0.41
36:1:2843:U:H5''	36:1:2844:C:OP2	2.21	0.41
36:1:3112:G:O6	36:1:3120:C:H5''	2.20	0.41
88:1:3979:OHX:N6	88:1:4055:OHX:N3	2.69	0.41
36:1:887:G:C6	36:1:888:A:C6	3.08	0.41
1:2:1010:C:H2'	1:2:1011:G:O4'	2.21	0.41
1:2:1550:A:OP2	17:C5:42:ARG:NH2	2.53	0.41
1:2:396:G:N2	1:2:399:A:OP2	2.52	0.41
1:2:476:U:H5''	1:2:477:A:O4'	2.19	0.41

Continued on next page...

Continued from previous page...

Atom-1	Atom-2	Interatomic distance (Å)	Clash overlap (Å)
1:2:87:C:H1'	1:2:168:A:N1	2.35	0.41
1:2:881:A:H2'	1:2:882:U:O4'	2.20	0.41
1:2:909:U:H2'	1:2:910:C:H6	1.85	0.41
36:5:1366:A:H2'	36:5:1367:G:H8	1.84	0.41
36:5:1560:G:O2'	36:5:1561:G:OP1	2.34	0.41
36:5:2180:G:H2'	36:5:2181:C:H6	1.85	0.41
36:5:2198:A:C8	36:5:2270:A:H1'	2.56	0.41
36:5:175:C:H42	36:5:243:G:H1	1.68	0.41
36:5:3241:G:H2'	36:5:3245:A:H8	1.81	0.41
36:5:795:G:O6	88:5:3833:OHX:N6	2.53	0.41
53:M7:21:TYR:CE2	36:5:402:A:C6	116.09	0.41
1:6:1503:A:H2'	1:6:1504:G:O4'	2.20	0.41
1:6:538:A:C8	1:6:543:C:N4	2.84	0.41
1:6:542:A:OP1	1:6:542:A:H3'	2.20	0.41
38:8:1:A:C2	38:8:2:A:C4	3.08	0.41
12:C0:25:LYS:HD3	12:C0:62:GLN:HE22	3.01	0.41
15:C3:40:TYR:CZ	15:C3:53:LEU:HD23	2.55	0.41
15:C3:56:ASP:HA	29:D7:47:PHE:HB3	2.02	0.41
15:C3:9:LYS:HB2	15:C3:9:LYS:HE2	1.82	0.41
16:C4:44:GLY:O	16:C4:59:ALA:HB1	2.56	0.41
1:2:1605:G:OP2	18:C6:127:LYS:HE3	2.20	0.41
21:C9:58:ALA:HB1	21:C9:108:LEU:HD11	2.02	0.41
25:D3:130:VAL:HG21	25:D3:135:LEU:HD21	2.01	0.41
28:D6:4:LYS:HE2	28:D6:5:ARG:NH2	2.34	0.41
40:L3:114:VAL:O	40:L3:117:ARG:HB3	2.31	0.41
40:L3:209:PHE:HB3	40:L3:282:ILE:HD12	2.42	0.41
36:1:3304:U:O3'	40:L3:334:ARG:NH2	2.54	0.41
40:L3:376:LYS:HG3	40:L3:380:MET:HG3	3.09	0.41
41:L4:205:PRO:HB3	41:L4:247:PHE:CD2	3.04	0.41
41:L4:98:ARG:HD2	41:L4:99:MET:O	2.75	0.41
42:L5:95:TRP:CH2	42:L5:181:PRO:HD3	5.27	0.41
42:L5:183:TRP:CH2	42:L5:188:GLU:HA	2.56	0.41
42:L5:260:PHE:CE1	37:7:121:U:C5	324.46	0.41
44:L7:103:LEU:HD23	44:L7:130:ILE:HD11	4.35	0.41
46:L9:122:LYS:HD3	46:L9:124:ARG:NH1	2.36	0.41
46:L9:173:ARG:NH2	36:5:2898:G:OP2	330.68	0.41
47:M0:153:ARG:HG3	47:M0:156:ARG:HH21	2.78	0.41
47:M0:52:LEU:HA	47:M0:52:LEU:HD23	1.73	0.41
48:M1:7:ASN:N	48:M1:8:PRO:HD3	2.62	0.41
49:M3:50:PRO:HB2	49:M3:140:SER:O	5.23	0.41
50:M4:8:LYS:HE3	50:M4:8:LYS:HB3	1.60	0.41

Continued on next page...

Continued from previous page...

Atom-1	Atom-2	Interatomic distance (Å)	Clash overlap (Å)
51:M5:153:ASP:OD2	51:M5:154:PRO:HD2	2.58	0.41
51:M5:79:ALA:HB1	51:M5:81:TYR:CE2	3.24	0.41
52:M6:65:ASN:HB3	52:M6:68:ARG:HG3	2.88	0.41
55:M9:159:ALA:HA	55:M9:162:ARG:HH11	1.85	0.41
58:N2:90:ARG:C	58:N2:92:TRP:H	2.22	0.41
59:N3:66:LYS:HB3	59:N3:68:GLU:OE1	2.19	0.41
61:N5:105:VAL:HG12	61:N5:106:ASP:N	2.36	0.41
61:N5:132:ALA:O	61:N5:135:ILE:HG22	2.20	0.41
66:O0:30:THR:O	66:O0:34:LEU:HB2	2.20	0.41
68:O2:71:HIS:ND1	68:O2:118:LYS:HD3	2.35	0.41
70:O4:71:THR:HG22	70:O4:77:GLY:HA3	2.02	0.41
73:O7:52:LYS:HB2	73:O7:52:LYS:HE3	1.92	0.41
74:O8:22:THR:HG22	74:O8:74:LYS:HE3	2.02	0.41
76:Q0:104:PRO:HA	76:Q0:105:PRO:HD3	1.85	0.41
2:S0:145:ALA:HB3	2:S0:156:VAL:HG21	2.01	0.41
2:S0:179:ARG:HD2	2:S0:180:GLU:OE1	3.29	0.41
2:S0:69:ASN:HB3	2:S0:71:GLU:OE1	2.19	0.41
2:S0:82:GLY:O	2:S0:85:ALA:HB3	2.20	0.41
3:S1:68:VAL:HB	3:S1:73:LEU:HD21	4.65	0.41
3:S1:86:LEU:HA	3:S1:86:LEU:HD13	1.93	0.41
4:S2:116:LYS:HG2	4:S2:127:ALA:HB3	2.02	0.41
6:S4:10:LYS:O	6:S4:12:LEU:N	2.71	0.41
6:S4:49:ARG:HB3	6:S4:55:ALA:HB3	4.41	0.41
7:S5:93:LEU:HA	7:S5:93:LEU:HD22	1.84	0.41
8:S6:57:ASP:HA	8:S6:107:ALA:H	1.85	0.41
9:S7:173:TYR:CE1	9:S7:181:ILE:HD11	5.00	0.41
11:S9:149:ARG:HD2	1:6:765:G:C6	429.75	0.41
6:S4:12:LEU:HD11	11:S9:4:ALA:HB2	5.24	0.41
11:S9:78:ARG:HG3	11:S9:79:ARG:N	3.70	0.41
34:SR:44:SER:O	34:SR:58:VAL:HG22	2.20	0.41
36:1:1008:U:C2	36:1:1043:C:C2	3.09	0.41
36:1:1316:C:C5	52:M6:130:LYS:HA	2.56	0.41
36:1:3045:G:H2'	36:1:3046:A:O4'	2.20	0.41
36:1:3121:U:H1'	36:1:3122:A:H5''	2.02	0.41
36:1:359:U:HO2'	73:O7:16:HIS:CE1	2.32	0.41
36:1:2317:A:OP2	88:1:3964:OHX:N6	2.54	0.41
1:2:1354:G:H5'	1:2:1355:C:OP2	2.20	0.41
1:2:1597:A:OP2	31:D9:32:ARG:NH2	2.53	0.41
1:2:6:G:OP2	4:S2:205:ARG:HD2	2.20	0.41
1:2:71:A:H2'	1:2:72:A:O4'	2.20	0.41
68:O2:61:LYS:NZ	36:5:1340:G:OP2	192.44	0.41

Continued on next page...

Continued from previous page...

Atom-1	Atom-2	Interatomic distance (Å)	Clash overlap (Å)
55:M9:43:LYS:CE	36:5:1765:U:H5'	93.90	0.41
36:5:209:A:H4'	36:5:211:A:N7	2.34	0.41
45:L8:68:ARG:HD2	36:5:2514:U:H5'	173.04	0.41
36:5:2900:A:N3	36:5:3025:C:O2'	2.45	0.41
55:M9:59:SER:N	36:5:3068:U:OP1	165.15	0.41
36:5:3298:C:H2'	36:5:3299:A:O4'	2.20	0.41
36:5:1541:G:OP2	88:5:3987:OHX:N1	2.54	0.41
36:5:86:G:O2'	36:5:98:G:O6	2.22	0.41
36:5:996:A:H2'	36:5:997:A:O4'	2.20	0.41
1:6:1365:C:H2'	1:6:1366:U:O4'	2.20	0.41
1:6:1516:A:O2'	1:6:1517:U:H5'	2.21	0.41
1:6:1531:G:H2'	1:6:1532:U:C6	2.56	0.41
1:6:104:A:N6	1:6:308:C:H5'	2.35	0.41
1:6:534:A:H2'	1:6:535:A:H5'	2.01	0.41
56:N0:52:LYS:NZ	37:7:100:C:OP1	280.57	0.41
13:C1:117:VAL:HG12	13:C1:118:GLN:H	1.85	0.41
23:D1:64:GLU:HG3	29:D7:3:LEU:HG	2.22	0.41
23:D1:81:ASN:O	23:D1:83:TRP:N	2.47	0.41
26:D4:104:SER:HB3	26:D4:107:GLN:HB2	2.02	0.41
28:D6:84:VAL:HG13	28:D6:85:ARG:H	1.86	0.41
40:L3:250:ALA:HB3	36:5:2880:U:O2	224.05	0.41
40:L3:291:GLU:OE1	40:L3:302:LYS:NZ	3.98	0.41
41:L4:161:LYS:HA	41:L4:161:LYS:HD2	1.89	0.41
42:L5:86:TYR:CE1	42:L5:247:ILE:HA	2.61	0.41
43:L6:54:TYR:OH	43:L6:57:HIS:HB2	2.62	0.41
44:L7:33:ARG:O	44:L7:36:ALA:N	2.53	0.41
45:L8:160:ILE:HG12	45:L8:160:ILE:H	1.49	0.41
45:L8:81:THR:OG1	45:L8:181:LYS:HB2	2.20	0.41
46:L9:36:LYS:HD2	46:L9:78:MET:HE1	2.01	0.41
48:M1:52:TYR:HB2	48:M1:53:THR:H	1.77	0.41
51:M5:47:LYS:HE3	51:M5:51:LEU:HD11	2.49	0.41
54:M8:113:LYS:HE2	54:M8:113:LYS:HB2	1.87	0.41
55:M9:11:ALA:HA	55:M9:41:ILE:HG21	2.83	0.41
1:2:815:G:H5''	55:M9:162:ARG:HB3	2.01	0.41
36:1:1603:A:OP1	55:M9:38:ARG:NH1	2.53	0.41
64:N8:138:ILE:HD12	64:N8:145:VAL:HG22	2.02	0.41
72:O6:94:ILE:HD13	72:O6:94:ILE:HA	4.42	0.41
64:N8:129:PHE:HZ	72:O6:9:ILE:HG23	1.85	0.41
2:S0:122:ILE:HG12	2:S0:144:ILE:HG13	3.79	0.41
3:S1:184:LEU:HD13	3:S1:188:LEU:HG	2.02	0.41
5:S3:133:GLY:HA3	5:S3:156:PHE:O	2.20	0.41

Continued on next page...

Continued from previous page...

Atom-1	Atom-2	Interatomic distance (Å)	Clash overlap (Å)
5:S3:66:ILE:HG12	5:S3:70:THR:HG23	5.11	0.41
7:S5:164:PRO:O	7:S5:167:ARG:HB2	2.21	0.41
7:S5:91:GLU:HG2	7:S5:95:ASN:ND2	3.25	0.41
9:S7:155:ASP:OD2	9:S7:156:SER:N	2.54	0.41
9:S7:39:ARG:N	9:S7:40:PRO:HD2	2.40	0.41
9:S7:56:LYS:HB2	9:S7:88:ARG:HD3	2.01	0.41
1:2:333:A:C8	10:S8:49:ARG:HD2	2.55	0.41
36:1:1394:A:H2'	36:1:1395:G:O4'	2.20	0.41
36:1:1400:G:C2	36:1:1401:A:C8	3.09	0.41
36:1:1578:C:O2'	36:1:1649:U:OP1	2.36	0.41
36:1:2571:U:H1'	36:1:2572:C:C6	2.56	0.41
36:1:269:G:OP1	51:M5:44:ARG:NH2	2.41	0.41
36:1:3102:G:H2'	36:1:3103:A:H8	1.84	0.41
36:1:600:G:H5'	36:1:601:U:OP2	2.20	0.41
1:2:645:C:H2'	1:2:646:C:H6	1.85	0.41
1:2:976:G:C6	1:2:1023:A:C4	3.09	0.41
57:N1:129:LYS:HD2	36:5:1095:U:H1'	248.86	0.41
36:5:1131:G:C8	36:5:2825:C:H4'	2.56	0.41
58:N2:72:SER:HB2	36:5:1676:A:OP2	158.51	0.41
36:5:1946:A:H2'	36:5:1947:G:C8	2.55	0.41
36:5:2255:A:HO2'	36:5:2256:A:P	2.43	0.41
48:M1:142:LYS:NZ	36:5:2664:C:OP2	280.75	0.41
36:5:3181:C:N4	36:5:3182:G:C6	2.88	0.41
52:M6:159:LYS:NZ	36:5:3243:A:OP1	267.26	0.41
88:5:3885:OHX:N5	88:5:4040:OHX:N1	2.68	0.41
36:5:663:C:H2'	36:5:664:U:C6	2.56	0.41
36:5:888:A:H2'	36:5:889:U:O4'	2.21	0.41
36:5:916:G:C2	36:5:924:G:O4'	2.73	0.41
36:5:948:C:H2'	36:5:949:C:C6	2.56	0.41
1:6:1073:G:N7	88:6:2106:OHX:N1	2.68	0.41
22:D0:88:LYS:NZ	1:6:1516:A:OP1	445.52	0.41
1:6:345:U:H1'	1:6:346:G:C8	2.55	0.41
1:6:431:C:H2'	1:6:432:G:O4'	2.20	0.41
1:6:957:G:C6	1:6:958:U:C4	3.08	0.41
36:5:3:U:H1'	38:8:157:U:O2	2.21	0.41
13:C1:131:ILE:HD13	13:C1:131:ILE:HA	1.87	0.41
13:C1:43:LYS:HD3	13:C1:43:LYS:HA	1.90	0.41
16:C4:84:ARG:HA	16:C4:119:THR:HG22	2.80	0.41
17:C5:129:GLY:HA3	35:SM:74:LYS:HG2	3.09	0.41
17:C5:17:TYR:CE1	17:C5:18:ARG:HG3	2.73	0.41
22:D0:20:ILE:O	22:D0:94:GLU:HA	2.82	0.41

Continued on next page...

Continued from previous page...

Atom-1	Atom-2	Interatomic distance (Å)	Clash overlap (Å)
23:D1:55:LEU:HD13	23:D1:65:SER:OG	2.19	0.41
26:D4:29:HIS:N	26:D4:29:HIS:CD2	3.45	0.41
39:L2:229:ALA:HB3	39:L2:234:LYS:HG3	2.02	0.41
40:L3:152:LYS:HG2	40:L3:192:VAL:HG11	2.02	0.41
40:L3:221:THR:O	40:L3:272:TYR:HA	2.21	0.41
41:L4:60:THR:HG21	41:L4:77:VAL:HG22	2.14	0.41
42:L5:129:TYR:CG	42:L5:177:GLU:HG3	3.60	0.41
42:L5:277:LEU:HB3	42:L5:281:GLU:OE2	4.54	0.41
45:L8:109:LEU:HA	45:L8:109:LEU:HD22	1.80	0.41
46:L9:2:LYS:HA	46:L9:60:GLY:O	2.20	0.41
48:M1:16:LYS:HG2	48:M1:130:VAL:CG1	2.51	0.41
50:M4:24:LYS:HB3	50:M4:24:LYS:HE2	4.38	0.41
51:M5:18:VAL:O	51:M5:22:LEU:HD22	2.96	0.41
53:M7:94:LEU:HA	53:M7:94:LEU:HD12	4.17	0.41
56:N0:42:TRP:CD2	56:N0:53:LYS:HB3	4.59	0.41
57:N1:131:GLN:HG3	57:N1:132:PRO:HD2	2.35	0.41
36:1:2723:U:OP1	57:N1:87:LYS:HD3	2.21	0.41
61:N5:46:TYR:CD1	71:O5:77:PRO:HA	3.10	0.41
62:N6:27:ARG:NH1	62:N6:76:LEU:O	2.52	0.41
66:O0:61:MET:SD	66:O0:62:LEU:HD23	2.60	0.41
71:O5:38:ARG:HA	71:O5:39:PRO:HD2	1.73	0.41
72:O6:26:ILE:H	72:O6:26:ILE:HD12	2.06	0.41
75:O9:23:LEU:HD22	75:O9:23:LEU:HA	1.86	0.41
76:Q0:92:ASP:O	76:Q0:105:PRO:HG3	2.20	0.41
78:Q2:68:VAL:HG11	78:Q2:91:PHE:CE1	3.15	0.41
4:S2:165:VAL:HG11	4:S2:210:THR:HA	2.50	0.41
5:S3:74:GLN:HA	5:S3:79:TYR:HB2	2.29	0.41
7:S5:25:LEU:HB2	7:S5:26:ALA:H	1.63	0.41
9:S7:111:LYS:HB3	9:S7:112:ARG:H	2.00	0.41
9:S7:60:ILE:HD12	9:S7:92:PHE:CE2	3.04	0.41
11:S9:169:PRO:HB2	11:S9:173:ALA:HB3	2.62	0.41
11:S9:66:ASP:HA	11:S9:67:PRO:HD2	2.26	0.41
11:S9:85:VAL:HG12	11:S9:99:LEU:HD11	2.01	0.41
34:SR:248:ASN:ND2	34:SR:298:GLY:HA3	2.51	0.41
34:SR:38:ARG:HG2	34:SR:67:ILE:HG23	2.03	0.41
36:1:118:U:C5	36:1:119:U:C4	3.08	0.41
36:1:1614:C:H2'	36:1:1615:C:H6	1.84	0.41
36:1:199:A:H4'	36:1:200:C:OP1	2.21	0.41
36:1:2775:U:H2'	36:1:2776:C:C6	2.55	0.41
36:1:3113:A:H2'	36:1:3114:A:O4'	2.21	0.41
36:1:3163:A:C6	36:1:3288:G:N1	2.89	0.41

Continued on next page...

Continued from previous page...

Atom-1	Atom-2	Interatomic distance (Å)	Clash overlap (Å)
36:1:3279:A:H2'	36:1:3280:U:H5'	2.01	0.41
36:1:2997:G:O4'	36:1:3396:U:H5'	2.20	0.41
88:1:3888:OHX:N4	88:1:3952:OHX:N3	2.68	0.41
1:2:1111:G:C6	1:2:1112:G:C4	3.09	0.41
1:2:619:A:N3	1:2:1141:G:H1'	2.35	0.41
1:2:1410:A:H5''	18:C6:118:ILE:CD1	2.50	0.41
1:2:1770:U:O2'	88:2:2064:OHX:N6	2.52	0.41
1:2:138:A:N6	1:2:266:A:H61	2.18	0.41
36:5:1121:U:C4	36:5:1122:U:C4	3.08	0.41
51:M5:2:GLY:N	36:5:117:U:OP2	106.92	0.41
36:5:2148:U:H2'	36:5:2149:A:C4	2.56	0.41
36:5:993:G:N3	36:5:2637:A:H2'	2.35	0.41
36:5:2667:A:H61	36:5:2687:G:H1'	1.85	0.41
36:5:1205:A:H4'	36:5:2835:U:O2'	2.21	0.41
36:5:423:A:C6	36:5:424:G:C6	3.08	0.41
36:5:627:U:H2'	36:5:628:A:H8	1.84	0.41
36:5:67:A:OP1	88:5:3853:OHX:N5	2.54	0.41
36:5:825:U:O4	88:5:3861:OHX:N6	2.53	0.41
5:S3:162:GLN:HG3	1:6:1333:C:H4'	428.00	0.41
1:6:1422:A:H2'	1:6:1423:U:C6	2.54	0.41
1:6:1451:C:H2'	1:6:1452:U:H6	1.84	0.41
1:6:1504:G:H2'	1:6:1505:A:C8	2.56	0.41
1:6:1517:U:OP2	1:6:1518:C:N4	2.45	0.41
31:D9:14:TYR:HD2	1:6:1597:A:C8	403.42	0.41
1:6:1537:C:C2	88:6:2127:OHX:N4	2.89	0.41
1:6:1561:U:OP1	88:6:2137:OHX:N6	2.54	0.41
1:6:729:G:N7	88:6:2066:OHX:N1	2.67	0.41
37:7:94:C:H2'	37:7:95:A:H8	1.84	0.41
12:C0:12:HIS:NE2	12:C0:49:LEU:HD21	2.35	0.41
18:C6:129:PHE:CE1	22:D0:78:THR:HA	2.55	0.41
18:C6:12:LYS:HD2	18:C6:17:THR:HG22	2.02	0.41
18:C6:87:LYS:HE2	18:C6:87:LYS:HB3	1.78	0.41
20:C8:49:LYS:NZ	20:C8:80:LYS:HB2	4.12	0.41
22:D0:38:SER:O	22:D0:42:VAL:HG12	2.21	0.41
23:D1:1:MET:HB2	23:D1:10:GLU:OE2	6.79	0.41
25:D3:92:CYS:HA	25:D3:95:PHE:HD2	2.18	0.41
39:L2:177:LYS:HD3	79:Q3:69:TYR:CE1	2.55	0.41
40:L3:13:HIS:HB3	40:L3:16:PHE:HD1	2.39	0.41
40:L3:220:VAL:O	40:L3:334:ARG:NH1	2.44	0.41
40:L3:257:PRO:O	40:L3:259:HIS:N	2.47	0.41
40:L3:284:ARG:NH2	40:L3:295:ALA:O	2.50	0.41

Continued on next page...

Continued from previous page...

Atom-1	Atom-2	Interatomic distance (Å)	Clash overlap (Å)
40:L3:212:ASN:CG	40:L3:353:GLU:HA	2.74	0.41
41:L4:288:ARG:O	41:L4:291:ASN:N	3.25	0.41
42:L5:215:ASP:OD2	42:L5:217:GLU:HB3	2.21	0.41
42:L5:244:HIS:HA	42:L5:247:ILE:HD12	2.03	0.41
42:L5:281:GLU:HA	42:L5:284:ALA:HB3	3.22	0.41
43:L6:76:LEU:HD12	43:L6:138:GLN:HA	2.05	0.41
44:L7:191:VAL:HG12	44:L7:192:GLY:H	4.05	0.41
44:L7:37:ASN:HB3	36:5:597:G:OP1	248.49	0.41
45:L8:105:LYS:HG3	45:L8:108:ARG:NH1	2.35	0.41
46:L9:166:ARG:O	46:L9:167:VAL:HB	4.54	0.41
46:L9:49:ASN:HD21	46:L9:52:LEU:HB2	1.86	0.41
47:M0:14:ASN:O	47:M0:128:ARG:NH2	2.53	0.41
50:M4:70:PHE:HE2	50:M4:72:LEU:HD23	1.85	0.41
51:M5:27:VAL:HB	51:M5:122:ASN:ND2	2.41	0.41
53:M7:30:ARG:HA	53:M7:119:VAL:CG1	2.77	0.41
9:S7:39:ARG:NH1	55:M9:188:ASP:HB3	4.46	0.41
55:M9:84:THR:O	55:M9:88:ARG:HG2	4.01	0.41
59:N3:40:LYS:HD2	59:N3:40:LYS:HA	2.22	0.41
62:N6:22:ALA:HA	62:N6:23:PRO:HD3	2.20	0.41
62:N6:50:ILE:HD13	62:N6:51:ARG:H	3.06	0.41
62:N6:89:LYS:HB3	62:N6:90:VAL:H	2.92	0.41
62:N6:91:ASN:HA	36:5:378:A:O2'	77.31	0.41
63:N7:35:SER:HG	63:N7:36:HIS:H	1.59	0.41
64:N8:121:VAL:HA	64:N8:122:PRO:HD3	1.94	0.41
49:M3:157:ARG:NH1	64:N8:146:GLU:OE2	2.58	0.41
65:N9:47:LEU:HA	65:N9:47:LEU:HD23	2.06	0.41
67:O1:27:LYS:O	67:O1:31:ARG:HB2	2.20	0.41
70:O4:31:ARG:HB2	70:O4:31:ARG:HE	1.70	0.41
72:O6:15:LYS:HB2	72:O6:15:LYS:HE2	4.22	0.41
78:Q2:40:LYS:HE3	78:Q2:44:ASP:OD2	2.25	0.41
79:Q3:13:LYS:HE3	79:Q3:14:TYR:CZ	2.56	0.41
2:S0:107:PHE:HB3	2:S0:139:VAL:HG11	2.91	0.41
2:S0:62:ARG:HD3	23:D1:36:VAL:HG13	2.02	0.41
3:S1:116:LYS:HB3	3:S1:117:TRP:HE3	1.86	0.41
4:S2:121:VAL:O	4:S2:125:ILE:HG13	2.19	0.41
2:S0:119:ARG:NH1	4:S2:241:ASP:OD1	2.76	0.41
6:S4:103:TYR:CD2	6:S4:184:THR:HG22	2.56	0.41
6:S4:3:ARG:O	1:6:93:A:H1'	326.45	0.41
8:S6:130:PRO:HA	60:N4:80:ARG:CB	2.51	0.41
10:S8:11:ARG:HD3	10:S8:15:GLY:O	2.20	0.41
1:2:1675:C:H1'	10:S8:32:GLN:OE1	2.21	0.41

Continued on next page...

Continued from previous page...

Atom-1	Atom-2	Interatomic distance (Å)	Clash overlap (Å)
11:S9:172:VAL:HG11	1:6:512:A:N7	451.09	0.41
35:SM:84:LYS:H	35:SM:84:LYS:HD3	1.84	0.41
34:SR:131:ILE:HG13	34:SR:144:LEU:HB2	5.67	0.41
34:SR:48:THR:HG22	34:SR:55:GLY:HA2	6.17	0.41
36:1:953:G:C8	36:1:1117:G:C8	3.08	0.41
36:1:1262:G:C6	36:1:1278:A:N6	2.89	0.41
36:1:1506:A:H1'	36:1:1848:G:O6	2.21	0.41
36:1:188:U:O2	36:1:208:C:H1'	2.21	0.41
36:1:2413:A:H2'	36:1:2414:G:C8	2.56	0.41
36:1:2970:C:H2'	36:1:2971:A:H2	1.82	0.41
36:1:3096:C:H2'	36:1:3097:C:C6	2.55	0.41
36:1:3365:U:H2'	36:1:3366:G:C8	2.55	0.41
36:1:551:A:O2'	36:1:552:G:O5'	2.34	0.41
1:2:1106:U:H2'	1:2:1107:G:H8	1.85	0.41
1:2:111:U:C2	1:2:304:U:C4	3.07	0.41
1:2:1458:G:OP1	20:C8:138:THR:N	2.46	0.41
1:2:538:A:H8	1:2:543:C:H41	1.67	0.41
1:2:818:C:H2'	1:2:819:G:C5'	2.51	0.41
1:2:878:G:N2	1:2:950:C:O2	2.42	0.41
1:2:968:U:O3'	1:2:1032:G:N2	2.53	0.41
38:4:143:U:H2'	38:4:144:G:O4'	2.20	0.41
36:5:1238:C:H2'	36:5:1239:C:C6	2.55	0.41
36:5:904:A:H5'	36:5:1536:G:O2'	2.21	0.41
55:M9:77:GLY:HA3	36:5:1939:G:OP1	219.00	0.41
1:6:913:G:N7	36:5:2205:U:C2	2.89	0.41
36:5:2608:G:H2'	36:5:2609:A:H8	1.86	0.41
52:M6:109:PRO:HB3	36:5:3243:A:N3	260.45	0.41
36:5:3279:A:N6	36:5:3280:U:C4	2.89	0.41
36:5:3299:A:H1'	36:5:3390:G:N2	2.36	0.41
88:5:3876:OHX:N6	88:5:4106:OHX:N2	2.69	0.41
36:5:1045:C:OP2	88:5:4075:OHX:N1	2.54	0.41
77:Q1:6:ARG:NH2	1:6:1112:G:OP1	314.99	0.41
1:6:151:G:N2	1:6:163:G:N2	2.68	0.41
1:6:241:U:H2'	1:6:242:U:C6	2.56	0.41
1:6:398:G:H8	1:6:398:G:O5'	2.04	0.41
1:6:687:G:H2'	1:6:688:G:H8	1.86	0.41
1:6:772:G:C5	1:6:773:C:C4	3.08	0.41
1:6:816:G:H2'	1:6:816:G:N3	2.35	0.41
1:6:876:G:O2'	1:6:944:A:H5'	2.20	0.41
15:C3:2:GLY:O	15:C3:3:ARG:HB3	2.21	0.41
15:C3:34:ILE:HG13	15:C3:67:THR:HG21	2.01	0.41

Continued on next page...

Continued from previous page...

Atom-1	Atom-2	Interatomic distance (Å)	Clash overlap (Å)
18:C6:48:VAL:O	18:C6:51:PRO:HD2	2.21	0.41
19:C7:104:ASN:O	19:C7:106:THR:HG22	6.01	0.41
20:C8:41:ARG:HG3	1:6:1565:C:OP1	367.97	0.41
22:D0:44:ASN:O	22:D0:47:GLN:HB3	3.18	0.41
24:D2:90:THR:O	24:D2:94:LEU:HB2	2.20	0.41
26:D4:116:LYS:C	26:D4:118:ILE:H	2.43	0.41
26:D4:116:LYS:HE2	26:D4:116:LYS:HB3	1.88	0.41
26:D4:52:LYS:HA	26:D4:55:VAL:HG22	4.22	0.41
26:D4:60:PHE:CG	26:D4:71:GLY:HA3	2.95	0.41
28:D6:11:ASN:O	28:D6:33:ASP:HB2	2.21	0.41
29:D7:30:SER:HB2	29:D7:48:SER:HG	2.58	0.41
32:E0:39:LEU:HD22	32:E0:43:ARG:NH2	2.35	0.41
32:E0:50:VAL:HA	32:E0:54:ARG:HA	3.30	0.41
33:E1:86:THR:OG1	33:E1:87:THR:N	2.52	0.41
39:L2:188:LYS:O	39:L2:192:LYS:HG3	2.62	0.41
39:L2:66:PRO:HB2	39:L2:67:TYR:CD2	2.56	0.41
41:L4:325:LEU:HD23	41:L4:325:LEU:HA	1.88	0.41
41:L4:3:ARG:HA	41:L4:4:PRO:HD2	1.81	0.41
41:L4:77:VAL:HB	41:L4:86:GLY:H	1.86	0.41
42:L5:115:LEU:HD12	42:L5:119:TYR:CD2	4.98	0.41
42:L5:76:ALA:HB3	42:L5:109:THR:CG2	2.45	0.41
42:L5:90:HIS:HB2	42:L5:226:TYR:CE2	2.55	0.41
46:L9:188:THR:HG22	46:L9:189:GLU:N	5.02	0.41
46:L9:7:GLU:CD	46:L9:54:LYS:HD2	2.41	0.41
47:M0:193:ASP:OD2	47:M0:198:LYS:NZ	3.73	0.41
48:M1:59:ILE:CB	48:M1:65:ILE:HD11	3.18	0.41
48:M1:80:LEU:HD22	48:M1:84:LEU:HG	2.02	0.41
54:M8:124:LEU:HD23	54:M8:124:LEU:HA	2.05	0.41
36:1:1720:U:C4	55:M9:124:TYR:CE2	3.09	0.41
56:N0:5:LYS:HB2	56:N0:7:TYR:CE2	2.58	0.41
57:N1:160:ILE:HA	57:N1:160:ILE:HD12	2.56	0.41
58:N2:36:TYR:CD2	58:N2:83:TYR:HB2	3.13	0.41
60:N4:46:PRO:O	60:N4:52:THR:OG1	2.51	0.41
61:N5:113:LEU:HD23	36:5:1523:U:O4'	100.71	0.41
62:N6:48:LEU:HD12	62:N6:109:LEU:HD21	2.01	0.41
66:O0:28:LYS:HE2	66:O0:28:LYS:HB3	1.83	0.41
36:1:634:C:H5'	69:O3:21:ARG:O	2.21	0.41
70:O4:103:LYS:HA	70:O4:103:LYS:HD3	1.92	0.41
71:O5:18:ALA:O	71:O5:22:VAL:HG23	2.21	0.41
77:Q1:21:ARG:HH11	1:6:1654:G:P	282.44	0.41
79:Q3:77:ALA:HA	79:Q3:80:ARG:HE	1.85	0.41

Continued on next page...

Continued from previous page...

Atom-1	Atom-2	Interatomic distance (Å)	Clash overlap (Å)
3:S1:193:ILE:O	3:S1:197:ILE:HG12	2.21	0.41
5:S3:161:GLY:O	5:S3:164:VAL:HG12	4.63	0.41
7:S5:91:GLU:HG2	7:S5:95:ASN:HD21	2.89	0.41
8:S6:173:PRO:HA	1:6:66:U:H5'	341.23	0.41
1:2:1681:A:H1'	8:S6:66:GLY:CA	2.50	0.41
9:S7:78:THR:HG22	9:S7:90:VAL:HG12	2.01	0.41
11:S9:121:SER:HB3	11:S9:124:HIS:CB	4.52	0.41
34:SR:154:VAL:O	34:SR:155:ARG:HD3	2.89	0.41
36:1:1171:G:O6	88:1:3851:OHX:N1	2.54	0.41
36:1:1221:A:H5''	36:1:1222:G:C8	2.56	0.41
36:1:1806:A:OP2	88:1:3875:OHX:N6	2.54	0.41
36:1:2094:C:H2'	36:1:2095:G:C8	2.50	0.41
36:1:209:A:H4'	36:1:211:A:N7	2.36	0.41
36:1:3150:A:H2'	36:1:3151:U:O4'	2.21	0.41
36:1:3084:C:O2'	36:1:3332:U:OP1	2.35	0.41
88:1:3927:OHX:N5	88:1:4103:OHX:N4	2.68	0.41
1:2:1144:U:H2'	1:2:1145:U:C6	2.56	0.41
1:2:1274:C:C4	35:SM:96:ARG:HG3	2.56	0.41
1:2:1304:G:H5'	1:2:1322:A:OP2	2.21	0.41
1:2:1476:C:H2'	1:2:1477:G:C8	2.55	0.41
1:2:1548:G:OP1	17:C5:18:ARG:NH2	2.48	0.41
1:2:1683:C:O2'	1:2:1684:U:O5'	2.36	0.41
1:2:1687:U:H1'	1:2:1715:G:N2	2.35	0.41
1:2:992:A:C8	1:2:1777:G:H1'	2.55	0.41
1:2:138:A:H61	1:2:266:A:H61	1.68	0.41
1:2:52:U:H2'	1:2:53:G:C8	2.56	0.41
1:2:216:U:H5'	1:2:831:U:OP1	2.21	0.41
37:3:30:G:C6	37:3:31:U:C4	3.08	0.41
36:5:1886:A:O4'	36:5:3307:A:H5'	2.20	0.41
36:5:2191:U:H2'	36:5:2192:C:C6	2.56	0.41
36:5:2294:U:O2	36:5:2296:A:C8	2.74	0.41
36:5:2403:G:P	88:5:4126:OHX:N2	2.94	0.41
36:5:3161:C:H2'	36:5:3162:C:C6	2.55	0.41
36:5:3307:A:C6	36:5:3308:C:C4	3.09	0.41
49:M3:73:ARG:NH2	36:5:77:A:N7	80.38	0.41
11:S9:6:ARG:NH1	1:6:39:A:OP1	387.28	0.41
1:6:603:U:H2'	1:6:604:A:C8	2.56	0.41
26:D4:48:TYR:HD1	1:6:782:U:C4	428.63	0.41
38:8:37:A:H5''	38:8:39:G:O4'	2.21	0.41
12:C0:1:MET:HG2	12:C0:2:LEU:N	2.32	0.41
13:C1:124:THR:O	13:C1:140:VAL:HG12	2.29	0.41

Continued on next page...

Continued from previous page...

Atom-1	Atom-2	Interatomic distance (Å)	Clash overlap (Å)
15:C3:88:LEU:HG	15:C3:125:LEU:HD13	2.01	0.41
16:C4:43:THR:HG1	16:C4:44:GLY:H	1.66	0.41
18:C6:46:PHE:O	18:C6:50:GLU:HG3	2.49	0.41
18:C6:97:VAL:HB	18:C6:98:ASP:H	1.68	0.41
19:C7:66:VAL:HB	19:C7:69:ILE:CG1	2.51	0.41
21:C9:6:VAL:HB	21:C9:14:PHE:CE1	3.27	0.41
21:C9:86:ARG:HD3	21:C9:92:LYS:HG2	2.80	0.41
24:D2:11:LEU:HD11	24:D2:37:PHE:CE2	3.35	0.41
26:D4:76:TYR:HB2	26:D4:82:ALA:HB2	2.33	0.41
39:L2:121:GLY:HA2	39:L2:163:ARG:HH21	1.85	0.41
36:1:2243:A:C8	39:L2:245:LEU:HB2	2.56	0.41
41:L4:202:ARG:HA	41:L4:202:ARG:NE	2.53	0.41
41:L4:122:THR:CG2	41:L4:235:LEU:HB2	2.50	0.41
41:L4:23:PRO:HD2	41:L4:26:PHE:CD2	2.55	0.41
42:L5:204:VAL:O	42:L5:208:MET:HG3	3.91	0.41
42:L5:272:TYR:CE1	37:7:22:A:H1'	333.05	0.41
44:L7:82:LYS:HB3	44:L7:191:VAL:HG21	2.69	0.41
44:L7:75:TYR:HB2	57:N1:141:VAL:HG13	2.03	0.41
45:L8:47:SER:HB2	36:5:2585:G:O6	167.60	0.41
46:L9:117:PHE:HE1	46:L9:178:GLY:HA2	1.85	0.41
46:L9:92:TYR:CD1	46:L9:92:TYR:N	2.87	0.41
47:M0:39:LYS:HA	47:M0:86:HIS:CD2	3.43	0.41
48:M1:11:ASP:HB3	48:M1:12:LEU:H	1.61	0.41
51:M5:22:LEU:HD12	51:M5:22:LEU:HA	1.93	0.41
45:L8:136:LEU:HD22	51:M5:3:ALA:HB2	2.03	0.41
51:M5:84:PRO:HA	51:M5:87:GLN:HB2	2.14	0.41
55:M9:114:LYS:HE3	55:M9:114:LYS:HB2	4.31	0.41
56:N0:106:LEU:HD23	56:N0:110:MET:HG2	2.03	0.41
56:N0:1:MET:SD	56:N0:36:ILE:HG21	2.61	0.41
44:L7:119:VAL:O	57:N1:135:PRO:HD3	2.21	0.41
57:N1:11:THR:HG21	57:N1:55:LYS:HB2	3.10	0.41
59:N3:106:LYS:HB2	59:N3:106:LYS:HE3	1.85	0.41
62:N6:112:ASP:HB3	62:N6:114:ASP:H	1.86	0.41
63:N7:27:LYS:HD2	63:N7:27:LYS:HA	2.23	0.41
64:N8:73:LEU:HD23	64:N8:109:TYR:CE2	6.22	0.41
66:O0:27:TYR:O	66:O0:31:VAL:HB	3.82	0.41
67:O1:57:GLN:HG3	67:O1:57:GLN:H	1.66	0.41
69:O3:48:ARG:HD2	69:O3:48:ARG:HA	4.33	0.41
71:O5:55:LEU:HA	71:O5:55:LEU:HD23	1.86	0.41
75:O9:36:ARG:HD3	75:O9:36:ARG:HA	3.91	0.41
79:Q3:22:LEU:O	79:Q3:26:VAL:HG23	2.57	0.41

Continued on next page...

Continued from previous page...

Atom-1	Atom-2	Interatomic distance (Å)	Clash overlap (Å)
79:Q3:47:VAL:HA	79:Q3:56:THR:O	2.20	0.41
2:S0:41:ARG:HB2	2:S0:47:VAL:HG23	2.03	0.41
4:S2:148:LEU:CD1	4:S2:149:GLY:H	2.30	0.41
4:S2:153:SER:HB3	4:S2:154:LEU:H	1.98	0.41
4:S2:206:THR:HG21	1:6:14:C:OP2	375.98	0.41
4:S2:158:THR:OG1	4:S2:217:ALA:O	2.28	0.41
4:S2:84:LYS:HA	4:S2:85:PRO:HD3	1.94	0.41
8:S6:39:GLU:HA	8:S6:42:GLY:O	2.20	0.41
9:S7:117:THR:HB	9:S7:120:ALA:CB	4.99	0.41
10:S8:166:TYR:O	10:S8:183:ILE:HD12	6.48	0.41
11:S9:153:GLU:HA	11:S9:156:ILE:HD11	2.03	0.41
11:S9:118:LEU:HD23	11:S9:158:PHE:CE2	2.56	0.41
34:SR:232:TYR:OH	34:SR:265:LEU:HD12	2.20	0.41
36:1:1074:U:O2'	36:1:1075:A:H2'	2.21	0.41
36:1:1238:C:H41	36:1:1245:A:P	2.43	0.41
36:1:1767:C:H2'	36:1:1768:U:H6	1.85	0.41
36:1:2282:U:O2	36:1:2310:U:H4'	2.21	0.41
36:1:2541:U:H1'	36:1:2542:U:OP2	2.21	0.41
36:1:2883:U:H2'	36:1:2884:C:C6	2.55	0.41
36:1:2902:A:OP1	46:L9:170:LYS:HE3	2.21	0.41
36:1:3298:C:C2	36:1:3299:A:C8	3.09	0.41
36:1:511:G:H2'	36:1:512:U:O4'	2.20	0.41
36:1:853:G:N7	79:Q3:2:ALA:N	2.69	0.41
36:1:94:G:H2'	36:1:95:A:C8	2.56	0.41
1:2:1180:C:H1'	1:2:1460:A:H61	1.85	0.41
1:2:1773:C:H2'	1:2:1774:G:C8	2.56	0.41
1:2:527:A:OP2	88:2:2023:OHX:N4	2.54	0.41
1:2:748:U:H2'	1:2:749:U:C6	2.56	0.41
1:2:898:A:N1	1:2:911:U:O2'	2.54	0.41
1:2:926:A:H2'	1:2:927:C:O4'	2.20	0.41
38:4:11:C:H2'	38:4:12:A:O4'	2.21	0.41
36:5:839:C:H4'	36:5:1724:U:H2'	2.02	0.41
36:5:2103:U:H2'	36:5:2104:A:H8	1.84	0.41
36:5:25:U:H4'	36:5:26:A:N7	2.36	0.41
36:5:3197:G:H2'	36:5:3198:U:H5''	2.03	0.41
88:5:3899:OHX:N2	88:5:4095:OHX:N5	2.69	0.41
50:M4:77:ARG:NH1	36:5:562:C:OP2	345.80	0.41
36:5:833:G:H2'	36:5:834:U:O4'	2.21	0.41
1:6:1361:U:O2'	1:6:1362:U:H3'	2.20	0.41
1:6:1419:G:H2'	1:6:1420:C:O4'	2.20	0.41
8:S6:13:GLN:NE2	1:6:151:G:H21	311.10	0.41

Continued on next page...

Continued from previous page...

Atom-1	Atom-2	Interatomic distance (Å)	Clash overlap (Å)
8:S6:87:ARG:NH2	1:6:161:U:OP2	315.40	0.41
1:6:158:U:O4	1:6:420:A:H4'	2.21	0.41
1:6:454:U:O5'	1:6:455:C:H5	2.04	0.41
1:6:65:A:H2	1:6:84:A:H62	1.66	0.41
29:D7:28:PRO:HB3	1:6:959:U:H5'	351.15	0.41
37:7:79:A:OP2	88:7:218:OHX:N3	2.53	0.41
17:C5:24:LYS:HG3	17:C5:24:LYS:H	1.73	0.41
17:C5:53:PRO:HA	17:C5:56:PHE:HB3	4.18	0.41
20:C8:18:LEU:O	20:C8:20:THR:HG22	2.21	0.41
21:C9:123:ARG:HG2	21:C9:124:ILE:N	2.54	0.41
20:C8:45:LEU:HD11	21:C9:36:ILE:HG22	2.18	0.41
21:C9:60:SER:HB2	1:6:1480:G:OP1	398.74	0.41
22:D0:19:ILE:H	22:D0:19:ILE:HG13	1.63	0.41
22:D0:23:ARG:HD3	22:D0:92:ASP:OD1	2.21	0.41
22:D0:95:ALA:HB1	22:D0:96:PRO:HD2	2.03	0.41
22:D0:95:ALA:HB1	22:D0:99:ILE:HB	4.36	0.41
23:D1:60:ARG:HG2	23:D1:65:SER:OG	3.16	0.41
23:D1:71:ARG:HG2	23:D1:83:TRP:CZ2	2.56	0.41
25:D3:59:ILE:HG21	25:D3:118:PRO:HD2	2.72	0.41
25:D3:142:LYS:HA	25:D3:143:PRO:HD3	1.86	0.41
26:D4:112:LYS:O	26:D4:116:LYS:HG3	2.21	0.41
27:D5:59:TYR:CZ	27:D5:61:SER:HB3	3.16	0.41
25:D3:70:LYS:HE2	32:E0:11:ALA:HB2	2.64	0.41
39:L2:42:ARG:HD2	39:L2:87:PHE:CD1	2.55	0.41
39:L2:56:ALA:HA	39:L2:57:PRO:HD2	1.99	0.41
40:L3:139:GLN:H	40:L3:139:GLN:HG3	1.78	0.41
40:L3:54:THR:OG1	40:L3:55:THR:N	2.52	0.41
40:L3:66:LYS:HE2	40:L3:70:ARG:NH2	3.84	0.41
41:L4:118:LYS:O	41:L4:121:ALA:HB3	2.43	0.41
41:L4:188:ARG:NE	41:L4:197:ARG:HB3	2.98	0.41
41:L4:219:LEU:HD23	41:L4:219:LEU:HA	1.91	0.41
88:1:4100:OHX:N1	43:L6:129:GLU:HB3	2.36	0.41
43:L6:105:TYR:CE1	43:L6:134:ARG:HD2	2.56	0.41
44:L7:151:ARG:HH11	44:L7:244:ASN:HD22	1.69	0.41
52:M6:13:GLY:HA2	52:M6:42:ASN:ND2	4.29	0.41
52:M6:49:ARG:O	52:M6:52:LEU:HB2	2.73	0.41
53:M7:94:LEU:HD13	53:M7:146:ILE:HG21	2.02	0.41
53:M7:170:SER:HA	53:M7:173:ARG:NH1	2.35	0.41
54:M8:173:GLU:OE1	64:N8:49:HIS:HD2	5.64	0.41
54:M8:41:ASP:HB2	54:M8:42:ALA:H	4.30	0.41
36:1:784:A:C8	54:M8:69:ARG:HG3	2.56	0.41

Continued on next page...

Continued from previous page...

Atom-1	Atom-2	Interatomic distance (Å)	Clash overlap (Å)
63:N7:4:PHE:O	63:N7:5:LEU:HB2	4.67	0.41
66:O0:66:LYS:N	66:O0:66:LYS:HD2	4.30	0.41
67:O1:50:ARG:CZ	67:O1:90:PHE:CZ	3.89	0.41
69:O3:103:TYR:HA	69:O3:104:PRO:C	2.41	0.41
36:1:1327:C:O2'	69:O3:76:GLY:HA2	2.20	0.41
36:1:1746:U:O2'	74:O8:4:GLU:OE1	2.30	0.41
79:Q3:55:TRP:CE3	79:Q3:71:VAL:HG22	2.56	0.41
79:Q3:83:ILE:HD13	79:Q3:83:ILE:HA	1.90	0.41
2:S0:150:ASP:OD2	2:S0:165:ARG:NH2	5.69	0.41
2:S0:179:ARG:HD3	2:S0:183:ARG:NH1	2.31	0.41
2:S0:45:VAL:HG12	2:S0:46:HIS:N	2.36	0.41
2:S0:98:ILE:HG21	2:S0:102:PHE:CD2	2.56	0.41
4:S2:121:VAL:HB	4:S2:122:ALA:H	2.55	0.41
4:S2:238:SER:HA	4:S2:239:PRO:HD2	2.62	0.41
5:S3:142:LEU:HD11	5:S3:182:LEU:HD21	2.03	0.41
6:S4:51:ARG:HA	6:S4:51:ARG:HE	2.17	0.41
7:S5:44:ASN:O	7:S5:45:LYS:HE3	3.23	0.41
7:S5:58:LEU:HD13	7:S5:138:THR:HA	2.02	0.41
8:S6:64:LYS:HB2	8:S6:97:VAL:HG21	3.61	0.41
8:S6:73:ILE:HD11	8:S6:75:LEU:HD21	3.24	0.41
10:S8:97:THR:O	10:S8:100:ALA:HB2	2.75	0.41
10:S8:172:ARG:O	10:S8:175:GLN:HB2	2.20	0.41
11:S9:101:VAL:HG12	11:S9:105:LEU:HD23	7.10	0.41
1:2:767:U:C5	11:S9:143:ILE:HD11	2.55	0.41
35:SM:123:ALA:O	35:SM:126:ASP:HB2	2.21	0.41
35:SM:27:LYS:HB2	48:M1:46:VAL:HG21	2.43	0.41
35:SM:48:ARG:NH1	35:SM:52:PRO:HD2	2.36	0.41
36:1:1157:G:H2'	36:1:1158:A:O4'	2.21	0.41
36:1:1838:G:H8	36:1:1838:G:O5'	2.04	0.41
36:1:1947:G:H1	36:1:2101:C:N4	2.15	0.41
36:1:2186:U:H2'	36:1:2187:G:O4'	2.20	0.41
36:1:3119:U:OP2	88:1:3782:OHX:N6	2.54	0.41
36:1:3166:C:N3	36:1:3284:G:N2	2.51	0.41
36:1:2208:A:N1	88:1:3939:OHX:N2	2.69	0.41
1:2:1409:G:N2	1:2:1411:A:H3'	2.35	0.41
1:2:144:U:O2'	1:2:145:A:H8	2.04	0.41
1:2:1751:C:H2'	1:2:1752:U:O4'	2.21	0.41
1:2:707:A:H2'	1:2:708:C:H5''	2.02	0.41
37:3:118:A:H2'	37:3:119:U:O4'	2.21	0.41
37:3:3:U:O2'	37:3:25:G:H1'	2.21	0.41
36:1:6:A:C2	38:4:154:C:C2	3.09	0.41

Continued on next page...

Continued from previous page...

Atom-1	Atom-2	Interatomic distance (Å)	Clash overlap (Å)
36:5:132:C:HO2'	36:5:133:U:H6	1.69	0.41
40:L3:255:TRP:CD1	36:5:2395:G:H5''	216.21	0.41
36:5:2213:A:H61	36:5:2429:G:H1'	1.85	0.41
88:5:3930:OHX:N6	88:5:3976:OHX:N2	2.69	0.41
36:5:1409:G:O6	88:5:4059:OHX:N6	2.54	0.41
36:5:2403:G:OP2	88:5:4126:OHX:N6	2.54	0.41
68:O2:33:ARG:HG3	36:5:945:C:OP1	169.89	0.41
1:6:1185:U:C2	1:6:1458:G:C8	3.09	0.41
1:6:1637:C:O2'	1:6:1638:G:OP1	2.35	0.41
38:8:79:A:H2'	38:8:80:A:O4'	2.21	0.41
12:C0:68:LEU:HD12	12:C0:69:THR:N	2.36	0.41
13:C1:11:ARG:HB3	13:C1:11:ARG:HE	2.18	0.41
18:C6:40:GLU:HA	18:C6:42:GLU:N	2.36	0.41
20:C8:123:ARG:HG3	20:C8:133:VAL:HG22	2.03	0.41
1:2:1172:G:H21	21:C9:88:VAL:CG2	2.34	0.41
22:D0:30:LYS:HB3	22:D0:30:LYS:HE2	4.50	0.41
25:D3:83:VAL:HG21	25:D3:122:PHE:CE2	2.56	0.41
31:D9:30:LEU:HD23	31:D9:30:LEU:HA	1.89	0.41
39:L2:32:LEU:HD13	39:L2:37:ARG:HD3	2.02	0.41
39:L2:55:GLY:O	39:L2:56:ALA:HB3	4.68	0.41
40:L3:56:ILE:HG12	40:L3:356:LEU:HD22	2.19	0.41
40:L3:86:VAL:HG22	40:L3:162:VAL:HG12	2.03	0.41
41:L4:26:PHE:HD1	41:L4:130:ALA:HB2	2.12	0.41
41:L4:271:LYS:HB2	41:L4:274:TYR:CB	2.79	0.41
42:L5:219:PHE:C	42:L5:221:GLU:H	3.03	0.41
42:L5:289:LYS:O	42:L5:292:ALA:HB3	3.16	0.41
43:L6:155:LEU:HD22	43:L6:155:LEU:HA	2.46	0.41
44:L7:187:GLU:CD	44:L7:192:GLY:HA3	2.42	0.41
44:L7:96:PRO:HA	44:L7:97:PRO:HD3	1.96	0.41
36:1:2514:U:H5'	45:L8:68:ARG:HG3	2.02	0.41
46:L9:3:TYR:HA	56:N0:142:GLN:OE1	2.20	0.41
46:L9:41:ILE:O	46:L9:41:ILE:HD13	2.21	0.41
46:L9:8:GLN:HB2	46:L9:55:VAL:HG23	3.16	0.41
49:M3:168:ARG:NH1	49:M3:172:LEU:HD11	2.36	0.41
49:M3:180:ARG:O	49:M3:184:GLU:HG3	2.21	0.41
49:M3:31:LYS:HB3	49:M3:35:ARG:HH21	1.85	0.41
50:M4:54:PRO:O	50:M4:56:GLN:HG2	2.21	0.41
55:M9:13:SER:CB	55:M9:38:ARG:HH12	4.05	0.41
55:M9:61:SER:OG	55:M9:62:ARG:N	2.73	0.41
55:M9:9:ARG:HH11	55:M9:9:ARG:HD3	3.16	0.41
62:N6:95:VAL:HA	62:N6:96:PRO:HD3	2.15	0.41

Continued on next page...

Continued from previous page...

Atom-1	Atom-2	Interatomic distance (Å)	Clash overlap (Å)
64:N8:19:LYS:HD2	64:N8:25:HIS:CD2	3.98	0.41
66:O0:63:SER:OG	66:O0:65:THR:OG1	2.24	0.41
71:O5:62:GLN:O	71:O5:66:VAL:HG23	2.21	0.41
72:O6:70:ARG:HG3	72:O6:87:VAL:HG21	2.03	0.41
75:O9:9:ILE:HA	75:O9:9:ILE:HD13	1.95	0.41
3:S1:48:VAL:HB	3:S1:49:ASN:H	1.66	0.41
6:S4:163:ASP:HB3	6:S4:164:LEU:H	3.14	0.41
6:S4:182:TYR:HB2	6:S4:228:ILE:HD13	2.03	0.41
7:S5:164:PRO:HD2	30:D8:48:VAL:HG22	3.13	0.41
1:2:811:A:C6	9:S7:110:GLN:HG3	2.56	0.41
9:S7:154:LEU:HD22	9:S7:154:LEU:N	2.36	0.41
9:S7:154:LEU:HD21	9:S7:183:PHE:HB3	2.02	0.41
35:SM:99:LYS:O	35:SM:100:THR:HB	2.21	0.41
35:SM:61:ILE:HD12	35:SM:62:ARG:N	2.35	0.41
36:1:1562:C:H2'	36:1:1563:C:C6	2.56	0.41
36:1:1574:C:C2	36:1:1575:A:N7	2.89	0.41
36:1:2356:A:N6	36:1:2983:C:H5	2.19	0.41
36:1:2651:G:H4'	36:1:2652:U:OP2	2.21	0.41
36:1:2676:A:H4'	36:1:2677:G:O5'	2.20	0.41
36:1:2882:U:H2'	36:1:2883:U:O4'	2.21	0.41
36:1:287:G:H2'	36:1:288:C:H6	1.85	0.41
36:1:2943:G:H2'	36:1:2944:U:O4'	2.20	0.41
36:1:277:G:OP1	88:1:3768:OHX:N5	2.54	0.41
36:1:39:A:H5''	64:N8:35:ALA:CB	2.49	0.41
1:2:1349:G:N2	1:2:1350:U:C2	2.89	0.41
1:2:1500:C:OP1	21:C9:122:ARG:NH2	2.46	0.41
1:2:1607:G:H2'	1:2:1608:U:H6	1.86	0.41
1:2:1149:G:H1'	1:2:1765:A:C4	2.56	0.41
1:2:197:A:H61	10:S8:138:ASN:CG	2.25	0.41
1:2:702:G:N7	88:2:2102:OHX:N2	2.69	0.41
1:2:1061:A:OP1	88:2:2137:OHX:N4	2.54	0.41
1:2:246:G:C6	1:2:247:A:C6	3.08	0.41
88:3:211:OHX:N2	88:3:218:OHX:N4	2.69	0.41
36:5:1123:U:H2'	36:5:1124:U:O4'	2.21	0.41
36:5:1815:U:O2'	36:5:1816:A:P	2.79	0.41
36:5:1495:U:H2'	36:5:1842:A:C2	2.55	0.41
36:5:2599:U:H2'	36:5:2600:C:C6	2.56	0.41
36:5:2875:U:H2'	36:5:2875:U:H6	1.73	0.41
36:5:3110:C:C4	36:5:3111:U:C4	3.09	0.41
1:6:1091:A:H4'	1:6:1092:A:O5'	2.20	0.41
1:6:1360:A:H3'	1:6:1361:U:H4'	2.02	0.41

Continued on next page...

Continued from previous page...

Atom-1	Atom-2	Interatomic distance (Å)	Clash overlap (Å)
1:6:1363:U:H3'	1:6:1364:G:H8	1.85	0.41
1:6:1388:A:H4'	1:6:1389:C:O4'	2.21	0.41
1:6:1529:C:H2'	1:6:1530:C:C6	2.56	0.41
1:6:1698:G:H21	1:6:1699:G:H1'	1.85	0.41
1:6:484:C:N4	1:6:503:G:H1	2.19	0.41
1:6:219:A:C6	1:6:843:U:H1'	2.56	0.41
37:7:3:U:H2'	37:7:4:U:H6	1.86	0.41
56:N0:84:ARG:HD3	37:7:89:G:H4'	285.66	0.41
12:C0:32:HIS:CD2	12:C0:33:GLU:N	4.17	0.41
13:C1:59:PRO:HB3	13:C1:66:ILE:HD11	2.03	0.41
13:C1:60:PHE:C	13:C1:62:GLY:H	3.22	0.41
16:C4:125:SER:HB3	16:C4:126:THR:H	1.58	0.41
3:S1:65:VAL:O	16:C4:34:SER:HA	2.21	0.41
17:C5:84:ILE:HD12	17:C5:84:ILE:H	4.21	0.41
20:C8:2:SER:HB3	20:C8:4:VAL:HG13	10.76	0.41
20:C8:91:ASP:O	20:C8:92:ILE:HG22	2.21	0.41
21:C9:98:GLY:O	21:C9:102:ARG:HB2	2.25	0.41
25:D3:107:PHE:CE1	25:D3:114:LYS:HD3	5.63	0.41
25:D3:79:ASN:N	25:D3:79:ASN:HD22	2.19	0.41
28:D6:87:ARG:HB3	28:D6:91:ASP:CB	2.51	0.41
31:D9:19:ARG:HB3	31:D9:30:LEU:HD12	3.84	0.41
33:E1:93:HIS:HB3	33:E1:94:LYS:H	1.55	0.41
36:L1:2154:U:H1'	39:L2:237:LEU:HD22	2.02	0.41
39:L2:59:ALA:HB2	39:L2:78:ALA:HB2	2.03	0.41
40:L3:4:ARG:HB2	40:L3:4:ARG:HH11	4.27	0.41
41:L4:172:VAL:O	41:L4:172:VAL:HG12	3.85	0.41
42:L5:104:LEU:HD11	42:L5:108:ARG:NH2	2.36	0.41
45:L8:73:PRO:O	45:L8:77:GLN:N	4.05	0.41
49:M3:171:ARG:HE	49:M3:171:ARG:HA	3.81	0.41
51:M5:154:PRO:O	51:M5:157:LYS:HG3	4.23	0.41
51:M5:70:ASN:ND2	36:5:2599:U:OP1	155.40	0.41
52:M6:179:ALA:HA	52:M6:182:ASN:HB3	5.40	0.41
52:M6:64:PHE:CE1	52:M6:68:ARG:HD3	2.56	0.41
54:M8:58:ASN:C	54:M8:60:PRO:HD3	2.41	0.41
36:1:1941:C:OP2	55:M9:74:ARG:HG2	2.21	0.41
55:M9:81:ARG:HG2	55:M9:88:ARG:HH21	2.97	0.41
62:N6:52:ARG:HA	62:N6:70:ILE:CG2	2.93	0.41
64:N8:71:PRO:HB2	64:N8:109:TYR:HA	2.29	0.41
66:O0:22:LYS:HD3	66:O0:94:GLU:HG3	3.84	0.41
69:O3:59:VAL:HG13	69:O3:65:ARG:HH21	1.86	0.41
72:O6:33:ALA:HB1	72:O6:38:LYS:HD2	4.62	0.41

Continued on next page...

Continued from previous page...

Atom-1	Atom-2	Interatomic distance (Å)	Clash overlap (Å)
78:Q2:8:ARG:HD2	78:Q2:10:THR:HB	4.47	0.41
78:Q2:71:ARG:HH22	78:Q2:80:ARG:CZ	2.33	0.41
78:Q2:85:LEU:HD12	78:Q2:85:LEU:HA	1.92	0.41
3:S1:105:PHE:HE1	3:S1:109:LYS:HG2	1.85	0.41
3:S1:211:HIS:N	3:S1:211:HIS:CD2	2.89	0.41
6:S4:221:ARG:O	6:S4:223:ASN:N	2.54	0.41
6:S4:252:ARG:O	6:S4:256:ARG:HG2	4.62	0.41
9:S7:50:ASP:HB3	9:S7:56:LYS:CG	2.51	0.41
9:S7:62:VAL:HG13	9:S7:63:PRO:HD2	2.03	0.41
11:S9:161:THR:HG22	11:S9:162:SER:H	1.86	0.41
11:S9:74:ASN:O	11:S9:78:ARG:HB3	2.73	0.41
34:SR:83:ALA:HB1	34:SR:110:VAL:HG12	2.03	0.41
19:C7:37:GLU:HG3	34:SR:150:TRP:HE1	1.86	0.41
36:1:1004:U:C4	36:1:1005:G:N7	2.89	0.40
36:1:1439:U:H2'	36:1:1440:G:O4'	2.21	0.40
36:1:1564:U:H2'	36:1:1565:G:C8	2.57	0.40
36:1:174:C:H2'	36:1:175:C:H6	1.82	0.40
36:1:1794:G:O2'	36:1:1795:U:H5'	2.22	0.40
36:1:2186:U:H5'	36:1:2314:U:OP2	2.21	0.40
36:1:2245:C:H4'	39:L2:221:LYS:O	2.21	0.40
36:1:2528:G:C6	36:1:2529:A:C5	3.09	0.40
36:1:2881:C:H2'	36:1:2882:U:C6	2.56	0.40
36:1:290:G:H5''	51:M5:98:LEU:HD23	2.02	0.40
36:1:3078:U:O4'	36:1:3078:U:O2	2.40	0.40
36:1:3174:A:C5	36:1:3279:A:H1'	2.56	0.40
36:1:27:C:H1'	36:1:328:U:H1'	2.03	0.40
36:1:3335:A:N7	36:1:3370:A:O2'	2.36	0.40
36:1:379:C:H2'	36:1:380:U:H6	1.86	0.40
36:1:92:G:H5'	36:1:93:C:O5'	2.21	0.40
1:2:1015:U:H5''	1:2:1016:C:OP2	2.21	0.40
1:2:17:C:H4'	1:2:1109:G:C8	2.57	0.40
1:2:1475:A:H2'	1:2:1476:C:C6	2.56	0.40
1:2:1484:G:H2'	1:2:1485:C:H6	1.86	0.40
1:2:1590:G:H2'	1:2:1591:C:C6	2.56	0.40
1:2:1646:C:H2'	1:2:1647:U:C6	2.57	0.40
1:2:1698:G:O2'	1:2:1699:G:OP1	2.35	0.40
1:2:309:C:H2'	1:2:310:C:C6	2.56	0.40
1:2:393:C:H2'	1:2:394:C:C6	2.56	0.40
38:4:45:C:H2'	38:4:46:G:O4'	2.21	0.40
36:5:1613:A:C2	36:5:1614:C:C2	3.09	0.40
63:N7:135:ARG:NH1	36:5:1807:G:H5'	194.66	0.40

Continued on next page...

Continued from previous page...

Atom-1	Atom-2	Interatomic distance (Å)	Clash overlap (Å)
36:5:2430:A:H2'	36:5:2431:C:C6	2.56	0.40
36:5:874:U:H5''	36:5:2950:G:OP1	2.21	0.40
36:5:3045:G:H2'	36:5:3046:A:O4'	2.21	0.40
36:5:3278:C:H6	36:5:3278:C:O5'	2.04	0.40
64:N8:113:LEU:HD11	36:5:714:G:C2	140.50	0.40
64:N8:16:SER:HA	36:5:942:U:C4	169.85	0.40
1:6:1054:U:H2'	1:6:1055:U:H6	1.85	0.40
1:6:1491:U:H4'	1:6:1492:A:O5'	2.21	0.40
28:D6:79:ILE:HD11	1:6:1795:U:H5'	335.05	0.40
1:6:386:G:H2'	1:6:387:A:C8	2.55	0.40
1:6:463:U:OP1	88:6:2170:OHX:N1	2.54	0.40
11:S9:44:ARG:NH1	1:6:474:A:OP2	413.19	0.40
14:C2:81:ASP:HA	14:C2:82:PRO:HD3	1.74	0.40
1:2:866:G:OP1	15:C3:2:GLY:HA3	2.21	0.40
16:C4:128:LYS:HZ3	16:C4:128:LYS:HG2	1.59	0.40
18:C6:9:THR:HG21	18:C6:87:LYS:O	2.39	0.40
19:C7:20:TYR:CE2	19:C7:38:ILE:HG13	2.56	0.40
22:D0:109:GLU:OE2	22:D0:110:PRO:HD2	5.16	0.40
25:D3:87:VAL:HG13	25:D3:132:LEU:HD11	4.07	0.40
26:D4:40:LEU:HD23	26:D4:40:LEU:HA	2.18	0.40
27:D5:91:PRO:HB3	27:D5:101:TYR:CE1	2.92	0.40
39:L2:181:LYS:HD3	79:Q3:18:TYR:OH	2.26	0.40
40:L3:151:ILE:O	40:L3:155:ALA:HB3	2.36	0.40
41:L4:201:GLN:HG3	41:L4:202:ARG:O	2.21	0.40
41:L4:6:VAL:N	41:L4:20:LEU:O	2.50	0.40
41:L4:23:PRO:HG2	41:L4:258:LEU:HD23	2.06	0.40
37:3:22:A:H1'	42:L5:272:TYR:CZ	2.56	0.40
44:L7:107:ARG:NH2	44:L7:200:ASN:HA	2.30	0.40
45:L8:101:THR:HG22	45:L8:104:GLU:HB2	2.03	0.40
45:L8:61:GLN:HA	45:L8:64:ILE:HD12	2.03	0.40
46:L9:103:ILE:HG12	46:L9:136:PHE:HE2	1.85	0.40
46:L9:31:ARG:HH21	46:L9:188:THR:CG2	2.34	0.40
46:L9:67:ALA:O	46:L9:71:VAL:HG23	2.21	0.40
46:L9:93:VAL:O	46:L9:177:ASP:HA	2.26	0.40
46:L9:94:TYR:CD2	46:L9:98:PRO:HA	2.87	0.40
47:M0:145:LYS:O	47:M0:148:VAL:N	2.55	0.40
47:M0:150:GLU:HG3	47:M0:154:ARG:HE	1.86	0.40
49:M3:9:ILE:HG13	64:N8:49:HIS:NE2	3.07	0.40
51:M5:96:ARG:NH1	51:M5:96:ARG:HG2	2.32	0.40
36:1:883:A:H5'	53:M7:133:HIS:HA	2.03	0.40
36:1:3067:C:H3'	55:M9:62:ARG:HH12	1.85	0.40

Continued on next page...

Continued from previous page...

Atom-1	Atom-2	Interatomic distance (Å)	Clash overlap (Å)
59:N3:13:ILE:HD11	59:N3:81:GLN:OE1	7.05	0.40
62:N6:58:VAL:HA	62:N6:104:LEU:HD23	2.02	0.40
63:N7:46:ILE:HD11	63:N7:49:TYR:HA	2.05	0.40
66:O0:55:GLU:HB2	70:O4:94:LEU:HD11	2.65	0.40
67:O1:15:ASN:O	67:O1:19:ARG:HD2	2.59	0.40
71:O5:68:GLN:C	71:O5:70:TYR:H	2.27	0.40
49:M3:104:ARG:HG3	72:O6:22:PRO:HD3	3.03	0.40
73:O7:18:LEU:HA	73:O7:25:ARG:H	1.86	0.40
73:O7:24:ARG:HD2	73:O7:36:SER:OG	2.21	0.40
1:2:1643:U:H5'	77:Q1:9:ARG:NH2	2.36	0.40
4:S2:168:ARG:NE	1:6:1098:U:OP2	384.11	0.40
7:S5:41:LYS:HG2	7:S5:69:PHE:CZ	3.38	0.40
8:S6:116:LYS:HD2	8:S6:125:THR:CG2	3.69	0.40
8:S6:20:ASP:OD2	8:S6:23:ARG:HG2	4.86	0.40
11:S9:40:LYS:HE3	11:S9:40:LYS:HB2	2.70	0.40
35:SM:64:LYS:O	35:SM:66:ALA:N	2.54	0.40
34:SR:129:LYS:HG2	34:SR:149:ASP:O	2.39	0.40
36:1:1151:U:C5	36:1:1152:G:C6	3.09	0.40
36:1:1583:A:C2	36:1:1584:U:H1'	2.56	0.40
36:1:2291:A:H2'	36:1:2292:U:C6	2.56	0.40
36:1:2398:A:OP1	36:1:2873:U:H4'	2.21	0.40
36:1:3060:C:H1'	36:1:3332:U:H1'	2.03	0.40
36:1:2972:G:N7	88:1:3993:OHX:N6	2.69	0.40
88:1:3979:OHX:N5	88:1:4055:OHX:N4	2.68	0.40
36:1:435:C:H2'	36:1:436:A:C8	2.56	0.40
36:1:896:A:H5'	39:L2:183:GLY:HA2	2.03	0.40
1:2:119:A:H1'	1:2:397:A:C5	2.57	0.40
1:2:1312:A:C6	1:2:1313:A:C6	3.09	0.40
1:2:1657:U:C4	88:2:2061:OHX:N5	2.89	0.40
1:2:189:C:H5	10:S8:137:LYS:HE3	1.87	0.40
1:2:1748:G:O6	88:2:2075:OHX:N4	2.54	0.40
1:2:350:U:H5''	1:2:352:A:H5'	2.03	0.40
1:2:571:G:H5''	1:2:572:C:OP2	2.21	0.40
1:2:685:A:HO2'	1:2:686:C:P	2.43	0.40
37:3:103:A:H2'	37:3:104:A:O4'	2.22	0.40
37:3:3:U:H2'	37:3:4:U:C6	2.56	0.40
36:5:1024:G:H3'	36:5:1024:G:N3	2.36	0.40
36:5:1498:A:H2'	36:5:1499:C:C6	2.56	0.40
36:5:1567:U:H3'	36:5:1568:U:H5''	2.03	0.40
36:5:1655:G:H1'	36:5:1800:A:H61	1.85	0.40
36:5:1760:A:H1'	36:5:1766:G:N2	2.36	0.40

Continued on next page...

Continued from previous page...

Atom-1	Atom-2	Interatomic distance (Å)	Clash overlap (Å)
36:5:2516:U:O2'	36:5:2595:A:N1	2.47	0.40
36:5:2663:G:H2'	36:5:2664:C:O4'	2.21	0.40
31:D9:40:ARG:HD3	1:6:1199:G:C5	398.24	0.40
1:6:1309:C:H2'	1:6:1310:U:O4'	2.21	0.40
1:6:1489:U:H5'	1:6:1494:C:H1'	2.03	0.40
1:6:485:A:N6	1:6:486:G:N3	2.69	0.40
1:6:669:G:N2	1:6:669:G:OP2	2.48	0.40
1:6:678:A:N7	1:6:679:U:N3	2.69	0.40
1:6:697:C:O2'	1:6:698:U:OP1	2.35	0.40
1:6:809:A:N6	1:6:810:G:O6	2.54	0.40
1:6:825:U:O2'	1:6:826:U:P	2.80	0.40
1:6:886:U:H2'	1:6:887:A:C8	2.55	0.40
1:2:1788:G:OP2	16:C4:132:ARG:HD2	2.22	0.40
17:C5:100:LYS:HG3	17:C5:101:ALA:N	3.48	0.40
17:C5:98:ASN:HB3	17:C5:120:SER:OG	2.21	0.40
25:D3:19:ARG:O	25:D3:23:ARG:HG2	2.34	0.40
27:D5:38:HIS:CG	27:D5:70:LYS:HG2	7.04	0.40
30:D8:32:PHE:HE2	30:D8:38:ARG:HD2	1.86	0.40
1:2:1251:U:H4'	33:E1:133:ALA:HB1	2.03	0.40
39:L2:70:ARG:CZ	39:L2:72:ARG:HH21	6.86	0.40
40:L3:129:ALA:O	36:5:3150:A:H5'	211.88	0.40
40:L3:347:SER:O	40:L3:348:ARG:HB3	4.18	0.40
41:L4:276:LEU:HA	41:L4:277:PRO:HD3	1.88	0.40
41:L4:6:VAL:HG12	41:L4:147:GLU:OE1	3.30	0.40
42:L5:152:ARG:NH1	42:L5:152:ARG:HG3	2.36	0.40
42:L5:68:THR:HB	42:L5:71:GLY:O	2.21	0.40
43:L6:132:ALA:O	43:L6:136:GLU:HG2	2.21	0.40
44:L7:221:LYS:HB2	44:L7:227:GLY:HA3	2.03	0.40
46:L9:88:TYR:CE2	46:L9:184:LYS:HE2	2.57	0.40
46:L9:26:LYS:HB2	36:5:3198:U:C4	327.16	0.40
47:M0:4:ARG:HA	47:M0:5:PRO:HD3	2.61	0.40
47:M0:68:ALA:HB2	47:M0:158:LYS:HB2	2.03	0.40
47:M0:89:VAL:HG22	47:M0:136:PHE:CE1	3.35	0.40
49:M3:15:ARG:CZ	36:5:96:G:H5'	151.79	0.40
50:M4:53:VAL:HA	50:M4:54:PRO:HD3	1.90	0.40
36:1:287:G:H5'	51:M5:180:LYS:O	2.22	0.40
53:M7:10:ASN:HD22	53:M7:13:LYS:HG3	1.85	0.40
56:N0:89:ASN:ND2	57:N1:156:TYR:H	2.19	0.40
36:1:1374:G:O6	64:N8:10:LYS:HE2	2.21	0.40
71:O5:115:LYS:HB3	71:O5:115:LYS:HE2	1.73	0.40
72:O6:37:THR:O	72:O6:41:ARG:HB2	2.21	0.40

Continued on next page...

Continued from previous page...

Atom-1	Atom-2	Interatomic distance (Å)	Clash overlap (Å)
72:O6:62:ARG:NH2	72:O6:94:ILE:HD11	5.01	0.40
36:1:817:A:H8	73:O7:15:SER:HG	1.66	0.40
2:S0:160:ILE:HA	2:S0:161:PRO:HD2	1.94	0.40
3:S1:143:THR:OG1	3:S1:154:SER:O	2.34	0.40
4:S2:78:ASP:HA	4:S2:104:VAL:HG12	2.03	0.40
6:S4:101:LEU:HD23	6:S4:101:LEU:HA	2.42	0.40
6:S4:16:HIS:O	6:S4:19:LEU:HD23	3.01	0.40
6:S4:159:THR:HB	6:S4:227:VAL:HG23	2.03	0.40
6:S4:240:LYS:CD	6:S4:240:LYS:H	2.35	0.40
6:S4:55:ALA:HB2	6:S4:64:ILE:HD12	2.03	0.40
7:S5:114:ILE:O	7:S5:118:LEU:HG	2.50	0.40
7:S5:44:ASN:OD1	7:S5:70:VAL:HG12	2.21	0.40
8:S6:23:ARG:O	8:S6:26:VAL:HG23	2.21	0.40
11:S9:108:ARG:HB3	11:S9:111:THR:HG23	4.50	0.40
11:S9:70:LEU:O	11:S9:74:ASN:ND2	5.70	0.40
34:SR:106:HIS:ND1	34:SR:110:VAL:HG22	2.51	0.40
34:SR:211:ILE:HD11	34:SR:225:LEU:HD13	2.03	0.40
34:SR:6:VAL:HG12	34:SR:318:ALA:HA	5.05	0.40
36:1:18:G:N2	38:4:142:C:C2	2.90	0.40
36:1:2191:U:H2'	36:1:2192:C:O4'	2.21	0.40
36:1:2247:G:OP1	88:1:3773:OHX:N3	2.55	0.40
36:1:2407:C:H2'	36:1:2408:U:H6	1.86	0.40
36:1:2775:U:H2'	36:1:2776:C:H6	1.85	0.40
36:1:3226:A:H2'	36:1:3227:A:O4'	2.21	0.40
1:2:1279:C:H2'	1:2:1280:C:O4'	2.21	0.40
1:2:930:A:H2'	3:S1:114:VAL:HG11	2.03	0.40
35:SM:48:ARG:HA	36:5:1019:G:OP1	333.39	0.40
36:5:1223:A:H8	36:5:1223:A:OP2	2.03	0.40
36:5:185:C:H2'	36:5:186:U:C6	2.56	0.40
36:5:2882:U:H2'	36:5:2883:U:C6	2.56	0.40
36:5:2890:A:N1	36:5:2913:C:N3	2.69	0.40
36:5:3163:A:C6	36:5:3288:G:O6	2.73	0.40
36:5:880:G:O6	36:5:883:A:H5'	2.20	0.40
1:6:1071:U:H2'	1:6:1072:C:C6	2.55	0.40
1:6:1179:G:H2'	1:6:1180:C:O4'	2.21	0.40
1:6:1473:U:H4'	1:6:1474:G:OP2	2.21	0.40
1:6:565:C:C2	88:6:2126:OHX:N4	2.89	0.40
1:6:633:U:H2'	1:6:634:G:O4'	2.21	0.40
13:C1:72:THR:HG22	13:C1:124:THR:HA	2.04	0.40
13:C1:3:THR:HG21	13:C1:82:ARG:HH21	1.86	0.40
17:C5:20:VAL:HG12	17:C5:21:ASP:H	3.47	0.40

Continued on next page...

Continued from previous page...

Atom-1	Atom-2	Interatomic distance (Å)	Clash overlap (Å)
19:C7:106:THR:O	19:C7:109:LEU:HB3	2.22	0.40
23:D1:13:VAL:HA	23:D1:14:PRO:HD3	1.93	0.40
23:D1:32:VAL:HG12	23:D1:55:LEU:HB2	2.38	0.40
26:D4:17:LEU:H	26:D4:17:LEU:HG	1.60	0.40
28:D6:30:ILE:HA	28:D6:31:PRO:HD3	2.14	0.40
29:D7:36:LYS:HE2	29:D7:43:ILE:HG22	4.70	0.40
33:E1:103:LEU:HD11	1:6:1252:C:O5'	453.49	0.40
39:L2:104:LEU:HD11	39:L2:113:VAL:HG21	2.03	0.40
39:L2:230:VAL:HG21	36:5:2424:A:N1	183.31	0.40
40:L3:250:ALA:HB1	36:5:2947:G:N3	218.74	0.40
40:L3:169:THR:HG23	40:L3:314:TYR:OH	3.55	0.40
41:L4:141:ARG:C	41:L4:143:GLU:H	3.33	0.40
42:L5:124:GLU:O	42:L5:126:GLU:N	2.54	0.40
42:L5:146:LEU:HB3	36:5:2746:A:H2	258.46	0.40
42:L5:34:LYS:HE3	42:L5:38:THR:OG1	7.06	0.40
37:3:27:A:OP2	42:L5:57:ASN:HB2	2.22	0.40
42:L5:3:PHE:HB2	42:L5:6:ASP:HB2	2.02	0.40
43:L6:42:LEU:O	43:L6:49:GLY:N	2.37	0.40
44:L7:170:GLU:HB2	44:L7:179:LEU:HB2	3.11	0.40
45:L8:134:TYR:N	45:L8:134:TYR:HD2	2.88	0.40
36:1:3126:C:H1'	46:L9:156:GLN:NE2	2.36	0.40
49:M3:28:GLN:HB3	51:M5:202:ARG:HD2	2.03	0.40
59:N3:74:MET:HG3	59:N3:102:ILE:HG23	5.91	0.40
59:N3:86:ARG:HB2	59:N3:92:PHE:CE1	2.56	0.40
70:O4:71:THR:HG22	70:O4:78:GLY:H	2.66	0.40
72:O6:74:LYS:CA	72:O6:83:ALA:HB2	2.82	0.40
74:O8:43:PHE:HE1	74:O8:66:ILE:HG12	2.87	0.40
74:O8:78:LEU:HD13	74:O8:78:LEU:HA	1.79	0.40
78:Q2:93:LEU:H	78:Q2:93:LEU:HD23	1.86	0.40
79:Q3:54:ILE:HD13	79:Q3:54:ILE:HG21	2.04	0.40
2:S0:165:ARG:HD3	2:S0:165:ARG:HA	1.92	0.40
2:S0:75:ALA:HB1	2:S0:174:TRP:CH2	3.14	0.40
3:S1:35:PRO:CB	3:S1:231:LEU:HD11	5.76	0.40
4:S2:152:HIS:CD2	4:S2:152:HIS:H	2.76	0.40
4:S2:154:LEU:HD12	4:S2:155:ALA:H	1.85	0.40
4:S2:40:LYS:HG2	4:S2:247:ALA:HB1	3.20	0.40
6:S4:197:HIS:O	6:S4:209:HIS:HB2	2.21	0.40
6:S4:173:ILE:HD13	6:S4:229:GLY:HA2	4.77	0.40
7:S5:20:PHE:O	7:S5:21:THR:OG1	2.37	0.40
7:S5:97:LEU:HD23	7:S5:97:LEU:HA	1.75	0.40
8:S6:214:LYS:HE3	8:S6:214:LYS:HB2	4.62	0.40

Continued on next page...

Continued from previous page...

Atom-1	Atom-2	Interatomic distance (Å)	Clash overlap (Å)
34:SR:66:HIS:HB3	34:SR:85:TRP:HB2	2.20	0.40
36:1:1037:C:H2'	36:1:1038:C:C6	2.57	0.40
36:1:1361:U:H2'	36:1:1362:G:C8	2.57	0.40
36:1:139:G:H2'	36:1:140:C:O4'	2.21	0.40
36:1:153:U:H4'	36:1:158:G:O3'	2.21	0.40
36:1:1815:U:O3'	36:1:1816:A:H4'	2.22	0.40
36:1:2211:U:H2'	36:1:2212:C:O4'	2.21	0.40
36:1:2229:A:OP1	88:1:4097:OHX:N3	2.55	0.40
36:1:993:G:N3	36:1:2637:A:H2'	2.37	0.40
36:1:2652:U:C5	36:1:2653:C:C4	3.10	0.40
36:1:2741:C:O5'	36:1:2741:C:H6	2.05	0.40
36:1:3178:A:C2	52:M6:115:LYS:HG2	2.56	0.40
36:1:3199:G:C2	36:1:3200:G:C8	3.10	0.40
36:1:419:G:N7	88:4:221:OHX:N6	2.70	0.40
36:1:436:A:H2'	36:1:437:G:O4'	2.21	0.40
36:1:531:G:H2'	36:1:532:A:C8	2.56	0.40
36:1:560:G:H4'	50:M4:73:PRO:HG2	2.03	0.40
36:1:981:U:OP2	36:1:981:U:H6	2.04	0.40
1:2:1179:G:C6	1:2:1180:C:C4	3.09	0.40
1:2:1311:U:C2	1:2:1315:U:N3	2.89	0.40
1:2:1317:C:H2'	1:2:1318:G:O4'	2.22	0.40
1:2:1368:G:O6	88:2:2079:OHX:N5	2.55	0.40
1:2:1540:G:C6	1:2:1541:G:C5	3.10	0.40
1:2:193:U:H2'	1:2:194:U:H2'	2.03	0.40
1:2:26:A:O2'	1:2:27:U:O5'	2.36	0.40
1:2:411:C:H2'	1:2:412:A:O4'	2.21	0.40
1:2:449:C:H2'	1:2:450:U:C6	2.55	0.40
1:2:553:G:OP2	1:2:554:C:O2'	2.28	0.40
38:4:36:G:N2	38:4:37:A:N1	2.67	0.40
36:5:138:U:H2'	36:5:139:G:C8	2.56	0.40
36:5:1569:U:H5'	36:5:1570:U:C6	2.57	0.40
36:5:2118:C:H2'	36:5:2119:A:O4'	2.20	0.40
39:L2:11:GLY:HA3	36:5:2163:C:O2'	178.61	0.40
51:M5:90:ASN:ND2	36:5:2425:G:OP2	167.68	0.40
36:5:3197:G:C2	36:5:3199:G:C5	3.10	0.40
36:5:324:A:H2'	36:5:325:A:C8	2.57	0.40
36:5:3252:G:H2'	36:5:3253:G:O4'	2.21	0.40
36:5:3380:U:O2'	36:5:3381:U:H5'	2.21	0.40
36:5:839:C:H4'	36:5:1724:U:C2'	2.51	0.40
36:5:926:A:H2'	36:5:927:C:H6	1.86	0.40
36:5:958:C:C4	36:5:960:U:H1'	2.57	0.40

Continued on next page...

Continued from previous page...

Atom-1	Atom-2	Interatomic distance (Å)	Clash overlap (Å)
1:6:1002:G:C5	1:6:1003:A:N7	2.89	0.40
1:6:1013:A:H2'	1:6:1014:G:O4'	2.22	0.40
1:6:1489:U:H2'	1:6:1514:U:O4	2.21	0.40
1:6:548:G:H2'	1:6:549:G:O4'	2.21	0.40
1:6:627:C:H2'	1:6:628:G:O4'	2.21	0.40
1:6:793:A:H4'	1:6:794:U:OP2	2.21	0.40
1:6:745:U:C2	1:6:807:A:C2	3.09	0.40
38:8:81:U:H1'	38:8:82:U:H6	1.87	0.40
15:C3:128:TYR:CE1	1:6:964:U:H5''	323.07	0.40
17:C5:90:ILE:HA	17:C5:107:ILE:HG22	2.02	0.40
17:C5:119:PHE:CE1	20:C8:121:ALA:HB2	2.56	0.40
17:C5:81:ARG:HH12	17:C5:120:SER:HB3	2.28	0.40
18:C6:127:LYS:HE2	18:C6:131:GLY:O	3.17	0.40
18:C6:52:LEU:HA	18:C6:60:PHE:CE1	3.53	0.40
20:C8:49:LYS:HB2	20:C8:72:ILE:HD13	3.43	0.40
21:C9:85:SER:HA	21:C9:91:TYR:CD1	3.74	0.40
23:D1:62:ARG:HH22	24:D2:20:THR:HB	2.12	0.40
23:D1:81:ASN:OD1	23:D1:81:ASN:N	3.12	0.40
24:D2:82:LYS:C	24:D2:84:GLY:H	2.20	0.40
26:D4:57:VAL:HB	26:D4:60:PHE:CE2	4.80	0.40
28:D6:44:ILE:HD12	28:D6:45:VAL:N	2.37	0.40
28:D6:86:VAL:HG12	1:6:1795:U:OP1	343.40	0.40
29:D7:37:CYS:HA	29:D7:38:PRO:HD3	1.91	0.40
39:L2:180:LEU:HA	39:L2:180:LEU:HD23	1.73	0.40
39:L2:72:ARG:HG3	39:L2:72:ARG:NH1	4.35	0.40
40:L3:43:LEU:HA	40:L3:43:LEU:HD12	2.38	0.40
41:L4:187:LEU:HA	41:L4:187:LEU:HD23	1.87	0.40
42:L5:111:GLN:C	42:L5:113:LEU:H	2.60	0.40
43:L6:20:LYS:HD3	43:L6:20:LYS:HA	1.91	0.40
43:L6:31:ARG:HH22	43:L6:84:VAL:HG12	1.87	0.40
44:L7:121:LYS:O	44:L7:121:LYS:HD3	4.18	0.40
48:M1:107:ASP:C	48:M1:108:GLU:HG2	4.00	0.40
50:M4:72:LEU:HD11	50:M4:76:ALA:HB3	2.34	0.40
53:M7:48:LEU:HD22	53:M7:88:VAL:HG22	3.05	0.40
54:M8:30:VAL:O	54:M8:34:THR:HG22	3.55	0.40
36:1:1917:C:P	55:M9:85:ARG:HH22	2.43	0.40
55:M9:92:GLN:O	55:M9:96:ILE:HG13	2.21	0.40
56:N0:117:ARG:HH21	36:5:1322:U:P	281.78	0.40
57:N1:17:ARG:HB3	57:N1:22:HIS:CE1	2.56	0.40
58:N2:12:ALA:HA	58:N2:67:SER:O	2.22	0.40
59:N3:28:ASN:N	59:N3:28:ASN:OD1	2.90	0.40

Continued on next page...

Continued from previous page...

Atom-1	Atom-2	Interatomic distance (Å)	Clash overlap (Å)
36:1:2295:A:N3	59:N3:37:ILE:HD12	2.36	0.40
36:1:216:G:H4'	62:N6:19:TYR:CE1	2.57	0.40
62:N6:27:ARG:HG2	62:N6:78:PHE:CE1	2.57	0.40
64:N8:73:LEU:HD13	64:N8:109:TYR:CE1	2.56	0.40
66:O0:43:ILE:O	66:O0:89:VAL:HA	2.21	0.40
67:O1:96:VAL:O	67:O1:98:VAL:N	2.53	0.40
69:O3:43:PHE:CD2	69:O3:43:PHE:C	2.95	0.40
70:O4:102:LYS:HB3	70:O4:103:LYS:HE3	2.92	0.40
75:O9:23:LEU:HA	75:O9:24:PRO:HD2	2.41	0.40
79:Q3:49:ARG:HB2	79:Q3:55:TRP:CZ3	3.32	0.40
3:S1:29:TRP:HE3	3:S1:45:LYS:HB3	4.73	0.40
5:S3:211:PRO:CG	19:C7:19:ARG:HB3	5.04	0.40
6:S4:54:TYR:O	26:D4:15:ASN:ND2	2.48	0.40
8:S6:153:VAL:HG13	8:S6:175:ILE:HD13	2.03	0.40
9:S7:15:GLU:HG3	9:S7:15:GLU:H	1.56	0.40
9:S7:56:LYS:O	9:S7:88:ARG:HA	2.43	0.40
10:S8:84:HIS:CE1	10:S8:90:LEU:HD13	3.07	0.40
34:SR:295:SER:HB3	34:SR:302:PHE:CE2	4.69	0.40
36:1:1525:G:O4'	36:1:1829:G:H2'	2.22	0.40
36:1:1877:U:H5''	36:1:1878:G:O4'	2.20	0.40
36:1:250:U:H6	36:1:250:U:H2'	1.69	0.40
36:1:2890:A:O2'	36:1:2933:A:N3	2.45	0.40
36:1:3215:A:C4	36:1:3259:U:C2	3.10	0.40
36:1:3249:C:H2'	36:1:3250:U:C6	2.57	0.40
36:1:3277:U:H4'	36:1:3278:C:OP2	2.22	0.40
36:1:3328:G:C2	36:1:3379:C:C2	3.09	0.40
36:1:1933:A:OP2	88:1:3776:OHX:N6	2.54	0.40
1:2:1301:U:H2'	1:2:1302:U:O4'	2.22	0.40
1:2:1344:A:H2'	1:2:1345:A:C8	2.56	0.40
1:2:1396:U:H2'	1:2:1397:U:C6	2.57	0.40
1:2:1731:A:H5''	1:2:1732:A:OP2	2.21	0.40
1:2:408:C:O2'	1:2:1732:A:H4'	2.21	0.40
1:2:443:C:H42	1:2:461:G:H1	1.69	0.40
1:2:856:A:C4	9:S7:64:VAL:HG11	2.57	0.40
38:4:53:A:H3'	38:4:54:A:C8	2.55	0.40
36:5:2580:A:OP1	36:5:2580:A:H8	2.04	0.40
46:L9:26:LYS:HB2	36:5:3198:U:O4	327.19	0.40
36:5:3225:C:H2'	36:5:3226:A:H8	1.86	0.40
36:5:3234:A:N6	36:5:3235:C:C4	2.89	0.40
1:6:542:A:O2'	1:6:543:C:O5'	2.33	0.40
1:6:547:U:H1'	1:6:596:C:H1'	2.03	0.40

Continued on next page...

Continued from previous page...

Atom-1	Atom-2	Interatomic distance (Å)	Clash overlap (Å)
1:6:37:U:O2'	1:6:770:A:N1	2.41	0.40
1:6:783:G:H2'	1:6:784:C:H6	1.86	0.40
1:6:90:C:H2'	1:6:91:G:H8	1.87	0.40
37:7:57:G:H3'	37:7:58:C:C6	2.54	0.40
38:8:139:U:H2'	38:8:140:G:H8	1.85	0.40
38:8:155:A:H2'	38:8:156:U:O4'	2.21	0.40
12:C0:46:LEU:O	12:C0:50:THR:HG22	2.22	0.40
15:C3:16:ILE:HD12	15:C3:16:ILE:HA	4.50	0.40
15:C3:75:LEU:O	15:C3:80:LEU:N	2.57	0.40
16:C4:43:THR:H	16:C4:46:MET:CB	2.35	0.40
18:C6:50:GLU:CD	18:C6:114:ARG:HH11	2.24	0.40
18:C6:28:LEU:HG	18:C6:64:ASP:CG	2.41	0.40
18:C6:58:ASP:O	18:C6:60:PHE:HD1	2.05	0.40
20:C8:120:ARG:HD2	35:SM:61:ILE:CD1	2.51	0.40
25:D3:62:LYS:N	25:D3:116:ASP:O	2.51	0.40
6:S4:95:THR:HG22	26:D4:16:PRO:HG2	2.03	0.40
28:D6:38:ARG:HH21	28:D6:83:ILE:CG2	2.33	0.40
1:2:1451:C:OP1	31:D9:10:HIS:HB3	2.22	0.40
39:L2:5:ILE:HG22	39:L2:208:ASP:O	2.21	0.40
40:L3:328:ILE:HG12	40:L3:329:PRO:HD2	2.04	0.40
41:L4:315:LYS:HE2	36:5:504:A:O3'	240.09	0.40
42:L5:196:ARG:NH2	42:L5:237:GLU:OE1	5.21	0.40
42:L5:211:LEU:HD11	42:L5:222:LEU:HD12	5.80	0.40
42:L5:22:ARG:HD3	42:L5:28:THR:OG1	2.22	0.40
42:L5:240:TYR:O	42:L5:243:ALA:N	2.53	0.40
42:L5:261:THR:OG1	42:L5:264:GLN:HG3	2.22	0.40
36:1:592:A:H5'	43:L6:17:ALA:O	2.22	0.40
43:L6:37:GLY:O	43:L6:91:VAL:N	2.54	0.40
43:L6:55:LEU:HD11	43:L6:66:SER:HB2	2.19	0.40
45:L8:166:LEU:HD23	45:L8:166:LEU:HA	2.13	0.40
47:M0:30:LYS:HB2	47:M0:30:LYS:HE2	1.95	0.40
47:M0:86:HIS:O	47:M0:138:VAL:HA	2.21	0.40
48:M1:171:VAL:O	48:M1:172:LEU:HB2	2.21	0.40
50:M4:89:ALA:O	50:M4:93:LYS:HE3	2.21	0.40
51:M5:105:ARG:HD3	36:5:1547:G:OP1	128.40	0.40
53:M7:105:LYS:HB3	53:M7:107:LEU:HD22	5.24	0.40
53:M7:112:LEU:HD12	53:M7:112:LEU:HA	1.85	0.40
53:M7:54:HIS:HA	53:M7:83:TRP:CD1	2.57	0.40
56:N0:1:MET:HE2	56:N0:4:PHE:CE1	2.57	0.40
56:N0:25:PHE:HA	57:N1:149:GLN:O	2.57	0.40
62:N6:42:GLN:OE1	62:N6:127:GLU:HB3	2.22	0.40

Continued on next page...

Continued from previous page...

Atom-1	Atom-2	Interatomic distance (Å)	Clash overlap (Å)
63:N7:10:VAL:HG22	63:N7:24:VAL:HG13	2.54	0.40
64:N8:14:HIS:N	64:N8:14:HIS:ND1	2.71	0.40
64:N8:56:VAL:HB	64:N8:57:GLY:H	1.55	0.40
68:O2:45:ARG:NH1	36:5:1160:C:N3	205.76	0.40
63:N7:136:PHE:CE1	70:O4:89:ILE:HG12	2.84	0.40
36:1:135:C:N3	71:O5:94:LYS:HD2	2.36	0.40
75:O9:4:GLN:HA	36:5:1833:G:O2'	119.77	0.40
76:Q0:78:ILE:HG12	76:Q0:83:LYS:HG3	3.48	0.40
2:S0:102:PHE:CE1	2:S0:132:ALA:HA	4.32	0.40
2:S0:120:LEU:HD12	2:S0:121:VAL:N	2.36	0.40
2:S0:142:PRO:HB3	23:D1:34:ILE:CD1	2.52	0.40
2:S0:185:ARG:HG2	23:D1:45:ALA:O	4.30	0.40
4:S2:112:GLY:HA3	4:S2:132:ALA:O	2.21	0.40
1:2:2:A:N3	4:S2:199:GLN:NE2	2.69	0.40
4:S2:229:LEU:HD12	23:D1:13:VAL:HG13	5.17	0.40
7:S5:222:LYS:HE3	7:S5:225:ARG:NH1	2.37	0.40
8:S6:105:ASP:N	8:S6:105:ASP:OD2	2.56	0.40
9:S7:77:LEU:HD22	9:S7:92:PHE:CZ	3.93	0.40
10:S8:8:ARG:NH2	10:S8:21:PHE:H	2.19	0.40
11:S9:34:PHE:CD2	11:S9:105:LEU:HD23	2.57	0.40
11:S9:163:PRO:C	11:S9:165:GLY:H	2.25	0.40
35:SM:107:ASN:CG	35:SM:112:ASP:HB3	2.42	0.40
34:SR:222:LEU:HD23	34:SR:234:LEU:HD13	2.43	0.40

There are no symmetry-related clashes.

5.3 Torsion angles [i](#)

5.3.1 Protein backbone [i](#)

In the following table, the Percentiles column shows the percent Ramachandran outliers of the chain as a percentile score with respect to all X-ray entries followed by that with respect to entries of similar resolution.

The Analysed column shows the number of residues for which the backbone conformation was analysed, and the total number of residues.

Mol	Chain	Analysed	Favoured	Allowed	Outliers	Percentiles	
2	S0	204/251 (81%)	156 (76%)	29 (14%)	19 (9%)	1	4
2	s0	204/251 (81%)	159 (78%)	28 (14%)	17 (8%)	1	6

Continued on next page...

Continued from previous page...

Mol	Chain	Analysed	Favoured	Allowed	Outliers	Percentiles	
3	S1	212/254 (84%)	153 (72%)	34 (16%)	25 (12%)	0	2
3	s1	214/254 (84%)	172 (80%)	29 (14%)	13 (6%)	2	14
4	S2	215/253 (85%)	173 (80%)	33 (15%)	9 (4%)	3	24
4	s2	215/253 (85%)	176 (82%)	31 (14%)	8 (4%)	4	27
5	S3	221/239 (92%)	189 (86%)	24 (11%)	8 (4%)	4	28
5	s3	221/239 (92%)	180 (81%)	30 (14%)	11 (5%)	3	19
6	S4	258/260 (99%)	207 (80%)	35 (14%)	16 (6%)	2	13
6	s4	258/260 (99%)	211 (82%)	30 (12%)	17 (7%)	1	11
7	S5	204/224 (91%)	158 (78%)	32 (16%)	14 (7%)	1	10
7	s5	204/224 (91%)	157 (77%)	29 (14%)	18 (9%)	1	5
8	S6	224/236 (95%)	193 (86%)	22 (10%)	9 (4%)	4	25
8	s6	216/236 (92%)	188 (87%)	19 (9%)	9 (4%)	3	24
9	S7	182/189 (96%)	139 (76%)	28 (15%)	15 (8%)	1	6
9	s7	184/189 (97%)	147 (80%)	20 (11%)	17 (9%)	1	4
10	S8	184/200 (92%)	160 (87%)	16 (9%)	8 (4%)	3	23
10	s8	184/200 (92%)	154 (84%)	21 (11%)	9 (5%)	3	20
11	S9	183/196 (93%)	145 (79%)	28 (15%)	10 (6%)	2	17
11	s9	183/196 (93%)	150 (82%)	23 (13%)	10 (6%)	2	17
12	C0	94/105 (90%)	74 (79%)	13 (14%)	7 (7%)	1	8
12	c0	92/105 (88%)	60 (65%)	17 (18%)	15 (16%)	0	1
13	C1	153/155 (99%)	119 (78%)	27 (18%)	7 (5%)	3	21
13	c1	144/155 (93%)	120 (83%)	19 (13%)	5 (4%)	4	29
14	C2	122/124 (98%)	74 (61%)	33 (27%)	15 (12%)	0	2
14	c2	122/124 (98%)	76 (62%)	33 (27%)	13 (11%)	0	3
15	C3	148/150 (99%)	127 (86%)	17 (12%)	4 (3%)	6	37
15	c3	148/150 (99%)	118 (80%)	23 (16%)	7 (5%)	3	21
16	C4	125/136 (92%)	86 (69%)	25 (20%)	14 (11%)	0	3
16	c4	126/136 (93%)	98 (78%)	17 (14%)	11 (9%)	1	5
17	C5	122/137 (89%)	89 (73%)	20 (16%)	13 (11%)	0	3
17	c5	133/137 (97%)	99 (74%)	20 (15%)	14 (10%)	1	3
18	C6	139/142 (98%)	114 (82%)	13 (9%)	12 (9%)	1	5

Continued on next page...

Continued from previous page...

Mol	Chain	Analysed	Favoured	Allowed	Outliers	Percentiles	
18	c6	140/142 (99%)	117 (84%)	14 (10%)	9 (6%)	2	12
19	C7	116/136 (85%)	89 (77%)	16 (14%)	11 (10%)	1	4
19	c7	113/136 (83%)	87 (77%)	21 (19%)	5 (4%)	3	22
20	C8	143/145 (99%)	110 (77%)	24 (17%)	9 (6%)	2	12
20	c8	143/145 (99%)	110 (77%)	26 (18%)	7 (5%)	3	20
21	C9	141/143 (99%)	113 (80%)	22 (16%)	6 (4%)	3	23
21	c9	141/143 (99%)	121 (86%)	14 (10%)	6 (4%)	3	23
22	D0	105/120 (88%)	88 (84%)	15 (14%)	2 (2%)	10	48
22	d0	108/120 (90%)	89 (82%)	13 (12%)	6 (6%)	2	17
23	D1	85/87 (98%)	65 (76%)	14 (16%)	6 (7%)	1	9
23	d1	85/87 (98%)	66 (78%)	13 (15%)	6 (7%)	1	9
24	D2	127/129 (98%)	106 (84%)	18 (14%)	3 (2%)	7	41
25	D3	142/144 (99%)	116 (82%)	15 (11%)	11 (8%)	1	7
25	d3	142/144 (99%)	128 (90%)	12 (8%)	2 (1%)	14	55
26	D4	132/134 (98%)	112 (85%)	11 (8%)	9 (7%)	1	10
26	d4	132/134 (98%)	109 (83%)	14 (11%)	9 (7%)	1	10
27	D5	68/107 (64%)	49 (72%)	12 (18%)	7 (10%)	1	3
27	d5	67/107 (63%)	52 (78%)	12 (18%)	3 (4%)	3	22
28	D6	95/97 (98%)	57 (60%)	21 (22%)	17 (18%)	0	0
28	d6	95/97 (98%)	68 (72%)	19 (20%)	8 (8%)	1	6
29	D7	79/81 (98%)	66 (84%)	5 (6%)	8 (10%)	1	4
29	d7	79/81 (98%)	60 (76%)	18 (23%)	1 (1%)	15	57
30	D8	61/66 (92%)	53 (87%)	6 (10%)	2 (3%)	5	30
30	d8	61/66 (92%)	45 (74%)	12 (20%)	4 (7%)	1	11
31	D9	51/55 (93%)	41 (80%)	8 (16%)	2 (4%)	4	26
31	d9	51/55 (93%)	40 (78%)	8 (16%)	3 (6%)	2	15
32	E0	58/62 (94%)	43 (74%)	11 (19%)	4 (7%)	1	10
32	e0	60/62 (97%)	45 (75%)	10 (17%)	5 (8%)	1	6
33	E1	69/76 (91%)	35 (51%)	20 (29%)	14 (20%)	0	0
33	e1	74/76 (97%)	40 (54%)	14 (19%)	20 (27%)	0	0
34	SR	316/318 (99%)	263 (83%)	40 (13%)	13 (4%)	3	25

Continued on next page...

Continued from previous page...

Mol	Chain	Analysed	Favoured	Allowed	Outliers	Percentiles	
34	sR	316/318 (99%)	257 (81%)	43 (14%)	16 (5%)	2	19
35	SM	155/273 (57%)	107 (69%)	27 (17%)	21 (14%)	0	1
35	sM	98/273 (36%)	60 (61%)	22 (22%)	16 (16%)	0	1
39	L2	250/253 (99%)	221 (88%)	20 (8%)	9 (4%)	4	28
39	l2	250/253 (99%)	216 (86%)	24 (10%)	10 (4%)	4	25
40	L3	384/386 (100%)	329 (86%)	41 (11%)	14 (4%)	4	28
40	l3	384/386 (100%)	344 (90%)	30 (8%)	10 (3%)	7	38
41	L4	359/361 (99%)	303 (84%)	37 (10%)	19 (5%)	2	18
41	l4	359/361 (99%)	301 (84%)	40 (11%)	18 (5%)	3	19
42	L5	294/296 (99%)	239 (81%)	32 (11%)	23 (8%)	1	7
42	l5	292/296 (99%)	263 (90%)	19 (6%)	10 (3%)	5	29
43	L6	152/175 (87%)	132 (87%)	17 (11%)	3 (2%)	9	46
43	l6	153/175 (87%)	134 (88%)	16 (10%)	3 (2%)	9	46
44	L7	220/243 (90%)	199 (90%)	13 (6%)	8 (4%)	4	28
44	l7	221/243 (91%)	208 (94%)	8 (4%)	5 (2%)	8	42
45	L8	231/255 (91%)	188 (81%)	35 (15%)	8 (4%)	4	29
45	l8	229/255 (90%)	186 (81%)	30 (13%)	13 (6%)	2	16
46	L9	189/191 (99%)	161 (85%)	19 (10%)	9 (5%)	3	20
46	l9	189/191 (99%)	168 (89%)	18 (10%)	3 (2%)	12	52
47	M0	207/220 (94%)	172 (83%)	28 (14%)	7 (3%)	5	29
47	m0	209/220 (95%)	173 (83%)	19 (9%)	17 (8%)	1	6
48	M1	167/173 (96%)	125 (75%)	27 (16%)	15 (9%)	1	5
48	m1	167/173 (96%)	142 (85%)	18 (11%)	7 (4%)	3	24
49	M3	191/198 (96%)	161 (84%)	20 (10%)	10 (5%)	2	18
49	m3	192/198 (97%)	155 (81%)	19 (10%)	18 (9%)	1	4
50	M4	134/137 (98%)	119 (89%)	12 (9%)	3 (2%)	8	43
50	m4	135/137 (98%)	125 (93%)	8 (6%)	2 (2%)	13	53
51	M5	199/204 (98%)	174 (87%)	20 (10%)	5 (2%)	7	39
52	M6	195/198 (98%)	173 (89%)	18 (9%)	4 (2%)	9	44
52	m6	195/198 (98%)	177 (91%)	13 (7%)	5 (3%)	7	38
53	M7	181/183 (99%)	156 (86%)	20 (11%)	5 (3%)	6	36

Continued on next page...

Continued from previous page...

Mol	Chain	Analysed	Favoured	Allowed	Outliers	Percentiles	
53	m7	153/183 (84%)	139 (91%)	13 (8%)	1 (1%)	26	71
54	M8	183/185 (99%)	165 (90%)	13 (7%)	5 (3%)	6	37
54	m8	183/185 (99%)	157 (86%)	20 (11%)	6 (3%)	5	30
55	M9	186/188 (99%)	160 (86%)	23 (12%)	3 (2%)	12	52
55	m9	186/188 (99%)	167 (90%)	15 (8%)	4 (2%)	8	43
56	N0	170/172 (99%)	154 (91%)	11 (6%)	5 (3%)	6	35
56	n0	170/172 (99%)	158 (93%)	10 (6%)	2 (1%)	16	58
57	N1	157/159 (99%)	141 (90%)	13 (8%)	3 (2%)	10	48
57	n1	157/159 (99%)	130 (83%)	24 (15%)	3 (2%)	10	48
58	N2	98/120 (82%)	74 (76%)	16 (16%)	8 (8%)	1	6
58	n2	96/120 (80%)	79 (82%)	14 (15%)	3 (3%)	5	32
59	N3	134/136 (98%)	120 (90%)	11 (8%)	3 (2%)	8	43
59	n3	134/136 (98%)	124 (92%)	9 (7%)	1 (1%)	26	71
60	N4	96/155 (62%)	72 (75%)	19 (20%)	5 (5%)	2	18
60	n4	133/155 (86%)	108 (81%)	18 (14%)	7 (5%)	2	18
61	N5	119/141 (84%)	107 (90%)	9 (8%)	3 (2%)	7	39
61	n5	118/141 (84%)	99 (84%)	9 (8%)	10 (8%)	1	5
62	N6	124/126 (98%)	108 (87%)	14 (11%)	2 (2%)	12	52
62	n6	124/126 (98%)	110 (89%)	9 (7%)	5 (4%)	4	25
63	N7	133/135 (98%)	103 (77%)	16 (12%)	14 (10%)	1	3
63	n7	133/135 (98%)	103 (77%)	22 (16%)	8 (6%)	2	14
64	N8	146/148 (99%)	121 (83%)	18 (12%)	7 (5%)	3	20
64	n8	146/148 (99%)	121 (83%)	19 (13%)	6 (4%)	3	25
65	N9	56/58 (97%)	45 (80%)	9 (16%)	2 (4%)	4	28
65	n9	56/58 (97%)	40 (71%)	11 (20%)	5 (9%)	1	5
66	O0	95/104 (91%)	84 (88%)	11 (12%)	0	100	100
66	o0	98/104 (94%)	84 (86%)	8 (8%)	6 (6%)	2	14
67	O1	107/112 (96%)	96 (90%)	5 (5%)	6 (6%)	2	17
67	o1	107/112 (96%)	82 (77%)	20 (19%)	5 (5%)	3	21
68	O2	125/129 (97%)	113 (90%)	9 (7%)	3 (2%)	7	41
68	o2	125/129 (97%)	109 (87%)	11 (9%)	5 (4%)	4	25

Continued on next page...

Continued from previous page...

Mol	Chain	Analysed	Favoured	Allowed	Outliers	Percentiles	
69	O3	104/106 (98%)	100 (96%)	4 (4%)	0	100	100
69	o3	104/106 (98%)	92 (88%)	11 (11%)	1 (1%)	19	63
70	O4	110/119 (92%)	99 (90%)	11 (10%)	0	100	100
70	o4	110/119 (92%)	94 (86%)	15 (14%)	1 (1%)	21	65
71	O5	117/119 (98%)	97 (83%)	18 (15%)	2 (2%)	11	50
71	o5	117/119 (98%)	104 (89%)	10 (8%)	3 (3%)	7	38
72	O6	97/99 (98%)	77 (79%)	11 (11%)	9 (9%)	1	4
72	o6	97/99 (98%)	79 (81%)	10 (10%)	8 (8%)	1	6
73	O7	85/87 (98%)	71 (84%)	12 (14%)	2 (2%)	7	41
73	o7	85/87 (98%)	71 (84%)	13 (15%)	1 (1%)	16	58
74	O8	75/77 (97%)	65 (87%)	8 (11%)	2 (3%)	6	37
74	o8	75/77 (97%)	61 (81%)	11 (15%)	3 (4%)	4	25
75	O9	48/50 (96%)	42 (88%)	5 (10%)	1 (2%)	9	44
75	o9	48/50 (96%)	43 (90%)	5 (10%)	0	100	100
76	Q0	50/52 (96%)	47 (94%)	2 (4%)	1 (2%)	9	46
76	q0	50/52 (96%)	44 (88%)	5 (10%)	1 (2%)	9	46
77	Q1	23/25 (92%)	23 (100%)	0	0	100	100
77	q1	23/25 (92%)	21 (91%)	1 (4%)	1 (4%)	3	23
78	Q2	103/105 (98%)	84 (82%)	16 (16%)	3 (3%)	6	35
78	q2	103/105 (98%)	90 (87%)	8 (8%)	5 (5%)	3	20
79	Q3	89/91 (98%)	77 (86%)	9 (10%)	3 (3%)	5	29
79	q3	89/91 (98%)	79 (89%)	9 (10%)	1 (1%)	17	61
80	d2	125/130 (96%)	114 (91%)	10 (8%)	1 (1%)	24	67
82	m5	201/203 (99%)	178 (89%)	19 (10%)	4 (2%)	9	46
83	p0	139/220 (63%)	112 (81%)	20 (14%)	7 (5%)	3	19
85	f	145/157 (92%)	96 (66%)	29 (20%)	20 (14%)	0	1
All	All	22474/24167 (93%)	18605 (83%)	2710 (12%)	1159 (5%)	2	18

All (1159) Ramachandran outliers are listed below:

Mol	Chain	Res	Type
2	S0	4	PRO
2	S0	158	VAL

Continued on next page...

Continued from previous page...

Mol	Chain	Res	Type
2	S0	191	ARG
2	S0	192	THR
2	S0	202	TYR
3	S1	36	SER
3	S1	37	THR
3	S1	132	ASP
3	S1	181	LEU
3	S1	182	ALA
4	S2	48	GLY
4	S2	106	ASP
4	S2	107	SER
5	S3	62	ASN
5	S3	195	SER
5	S3	220	PRO
6	S4	12	LEU
6	S4	104	ASP
7	S5	26	ALA
7	S5	39	GLU
7	S5	98	MET
7	S5	101	GLY
8	S6	122	GLU
9	S7	11	GLN
9	S7	31	SER
9	S7	32	PRO
9	S7	64	VAL
9	S7	74	GLN
9	S7	110	GLN
9	S7	116	ARG
11	S9	98	ALA
11	S9	134	ILE
12	C0	87	VAL
12	C0	88	PRO
13	C1	7	VAL
14	C2	22	VAL
14	C2	69	ALA
14	C2	91	VAL
15	C3	12	SER
16	C4	42	VAL
16	C4	91	THR
16	C4	132	ARG
17	C5	22	LEU
17	C5	80	MET

Continued on next page...

Continued from previous page...

Mol	Chain	Res	Type
17	C5	87	PRO
17	C5	125	PRO
17	C5	126	VAL
18	C6	39	VAL
18	C6	58	ASP
18	C6	97	VAL
18	C6	114	ARG
18	C6	138	PHE
19	C7	85	VAL
19	C7	86	PRO
19	C7	88	VAL
19	C7	124	VAL
20	C8	14	ILE
20	C8	36	LYS
20	C8	91	ASP
21	C9	25	GLN
21	C9	31	PRO
21	C9	53	TRP
21	C9	69	LYS
24	D2	83	ILE
25	D3	114	LYS
25	D3	128	SER
25	D3	137	LYS
25	D3	144	ARG
28	D6	36	ILE
28	D6	45	VAL
28	D6	47	ALA
28	D6	82	ARG
28	D6	84	VAL
28	D6	85	ARG
28	D6	86	VAL
29	D7	16	ALA
29	D7	57	GLU
30	D8	36	THR
31	D9	11	PRO
32	E0	51	ASN
33	E1	93	HIS
33	E1	98	VAL
33	E1	102	VAL
33	E1	103	LEU
34	SR	50	ASP
34	SR	51	ASP

Continued on next page...

Continued from previous page...

Mol	Chain	Res	Type
34	SR	238	ASP
34	SR	318	ALA
35	SM	15	ALA
35	SM	19	VAL
35	SM	171	PRO
39	L2	20	THR
40	L3	4	ARG
40	L3	140	ASP
40	L3	221	THR
40	L3	291	GLU
40	L3	386	ASP
41	L4	4	PRO
41	L4	15	ALA
41	L4	174	ALA
41	L4	175	HIS
41	L4	292	SER
41	L4	311	HIS
42	L5	57	ASN
42	L5	59	ASP
42	L5	178	ASN
42	L5	212	ALA
42	L5	223	PHE
42	L5	228	ALA
42	L5	233	ALA
42	L5	234	ASP
42	L5	258	LYS
43	L6	98	VAL
45	L8	31	PRO
45	L8	39	ALA
45	L8	122	LYS
46	L9	50	ASN
48	M1	8	PRO
48	M1	11	ASP
48	M1	165	GLN
48	M1	173	ASP
49	M3	47	ALA
49	M3	129	ASN
50	M4	9	ALA
51	M5	74	PRO
51	M5	75	VAL
52	M6	89	SER
52	M6	111	PRO

Continued on next page...

Continued from previous page...

Mol	Chain	Res	Type
54	M8	99	THR
56	N0	2	ALA
56	N0	167	ARG
57	N1	126	VAL
58	N2	59	ASP
58	N2	60	GLY
60	N4	81	PRO
63	N7	4	PHE
63	N7	7	ALA
63	N7	17	ARG
63	N7	30	ASP
63	N7	35	SER
63	N7	125	GLY
63	N7	128	GLN
64	N8	57	GLY
67	O1	6	ASP
71	O5	119	LYS
74	O8	33	LYS
76	Q0	79	GLU
78	Q2	100	LYS
2	s0	29	VAL
2	s0	65	ALA
2	s0	66	ALA
2	s0	68	PRO
2	s0	164	ASN
2	s0	189	VAL
2	s0	194	PRO
3	s1	41	ARG
3	s1	106	THR
3	s1	147	ALA
3	s1	206	PRO
3	s1	231	LEU
4	s2	92	ALA
4	s2	107	SER
5	s3	115	ILE
5	s3	211	PRO
5	s3	217	ILE
5	s3	220	PRO
6	s4	57	ASN
6	s4	163	ASP
6	s4	196	VAL
7	s5	28	PRO

Continued on next page...

Continued from previous page...

Mol	Chain	Res	Type
7	s5	184	PHE
7	s5	204	GLY
8	s6	152	ASP
8	s6	153	VAL
9	s7	63	PRO
9	s7	106	SER
9	s7	131	PHE
11	s9	16	LYS
12	c0	2	LEU
12	c0	32	HIS
12	c0	83	PRO
12	c0	88	PRO
12	c0	92	ILE
12	c0	97	PRO
13	c1	61	THR
14	c2	109	GLU
15	c3	66	ILE
16	c4	91	THR
16	c4	132	ARG
17	c5	47	ARG
17	c5	125	PRO
18	c6	42	GLU
18	c6	97	VAL
19	c7	88	VAL
20	c8	77	THR
20	c8	91	ASP
20	c8	92	ILE
21	c9	26	GLY
21	c9	28	LEU
21	c9	34	VAL
80	d2	69	ARG
25	d3	131	SER
26	d4	52	LYS
26	d4	53	ASP
26	d4	54	ALA
29	d7	59	CYS
30	d8	32	PHE
30	d8	37	SER
31	d9	11	PRO
32	e0	60	PRO
33	e1	79	LYS
33	e1	84	VAL

Continued on next page...

Continued from previous page...

Mol	Chain	Res	Type
33	e1	87	THR
33	e1	92	LYS
33	e1	98	VAL
33	e1	102	VAL
34	sR	160	GLU
34	sR	163	ASP
34	sR	165	ASP
35	sM	50	ASN
35	sM	160	LEU
39	l2	249	SER
40	l3	139	GLN
40	l3	142	ALA
40	l3	188	ILE
40	l3	235	THR
41	l4	15	ALA
41	l4	142	VAL
41	l4	329	PRO
41	l4	361	HIS
42	l5	178	ASN
42	l5	294	ALA
45	l8	25	PRO
45	l8	43	LYS
45	l8	69	LEU
46	l9	62	ARG
47	m0	142	ASP
47	m0	154	ARG
48	m1	8	PRO
48	m1	108	GLU
49	m3	37	ASN
49	m3	47	ALA
49	m3	141	ALA
49	m3	150	PRO
82	m5	76	PRO
82	m5	184	LYS
52	m6	110	PRO
52	m6	111	PRO
54	m8	99	THR
57	n1	135	PRO
59	n3	42	SER
60	n4	26	SER
60	n4	63	ILE
61	n5	24	LEU

Continued on next page...

Continued from previous page...

Mol	Chain	Res	Type
61	n5	38	LEU
61	n5	40	LEU
61	n5	44	PRO
63	n7	56	LYS
64	n8	76	ASP
65	n9	21	ILE
65	n9	23	LYS
65	n9	24	PRO
67	o1	5	LYS
67	o1	45	GLY
68	o2	6	HIS
71	o5	119	LYS
72	o6	12	ASN
72	o6	33	ALA
72	o6	79	SER
74	o8	17	ARG
83	p0	68	SER
85	f	17	ALA
85	f	18	THR
85	f	64	ILE
85	f	108	ASP
85	f	109	THR
85	f	111	ASP
85	f	148	ILE
2	S0	5	ALA
2	S0	39	ASN
2	S0	94	GLY
2	S0	95	ALA
2	S0	187	ALA
2	S0	190	ASP
3	S1	21	VAL
3	S1	62	LYS
3	S1	63	GLY
3	S1	93	GLY
3	S1	176	VAL
3	S1	213	ARG
4	S2	91	ARG
5	S3	81	PRO
5	S3	217	ILE
6	S4	222	LEU
7	S5	54	LYS
7	S5	58	LEU

Continued on next page...

Continued from previous page...

Mol	Chain	Res	Type
7	S5	63	GLN
7	S5	150	GLY
8	S6	48	TYR
9	S7	12	ALA
9	S7	36	ALA
10	S8	152	ILE
10	S8	153	GLU
11	S9	167	ALA
11	S9	169	PRO
12	C0	30	ALA
12	C0	60	SER
13	C1	30	ARG
14	C2	93	ASP
14	C2	106	ILE
14	C2	112	ALA
14	C2	126	TRP
15	C3	68	GLY
16	C4	126	THR
18	C6	142	TYR
19	C7	116	LYS
20	C8	92	ILE
20	C8	145	ARG
21	C9	39	THR
21	C9	116	ILE
22	D0	96	PRO
23	D1	42	GLU
25	D3	4	GLY
25	D3	80	GLY
26	D4	4	ALA
26	D4	5	VAL
26	D4	11	LYS
26	D4	34	ASN
26	D4	54	ALA
26	D4	100	VAL
27	D5	44	GLN
27	D5	71	ILE
28	D6	20	PRO
28	D6	46	GLU
28	D6	97	PRO
33	E1	84	VAL
33	E1	105	TYR
33	E1	127	GLY

Continued on next page...

Continued from previous page...

Mol	Chain	Res	Type
33	E1	144	CYS
34	SR	135	THR
34	SR	139	GLN
34	SR	161	LYS
35	SM	12	VAL
35	SM	100	THR
35	SM	153	LYS
35	SM	156	LEU
39	L2	13	GLY
39	L2	144	ASN
39	L2	251	LYS
40	L3	3	HIS
40	L3	292	ALA
40	L3	347	SER
40	L3	351	LEU
41	L4	11	LEU
41	L4	232	SER
41	L4	293	SER
41	L4	338	LYS
42	L5	6	ASP
42	L5	7	ALA
42	L5	177	GLU
42	L5	214	ASP
42	L5	252	ALA
42	L5	253	PHE
42	L5	260	PHE
43	L6	97	ASN
44	L7	157	ASN
44	L7	164	SER
45	L8	25	PRO
45	L8	36	ILE
45	L8	205	ALA
46	L9	137	SER
46	L9	187	ILE
47	M0	117	GLY
47	M0	145	LYS
47	M0	219	ALA
48	M1	24	GLY
48	M1	115	LYS
48	M1	151	SER
48	M1	172	LEU
49	M3	76	THR

Continued on next page...

Continued from previous page...

Mol	Chain	Res	Type
50	M4	36	VAL
51	M5	185	LYS
52	M6	110	PRO
55	M9	130	ASN
58	N2	11	ILE
59	N3	131	SER
61	N5	24	LEU
62	N6	126	LEU
63	N7	16	GLY
63	N7	59	ALA
64	N8	96	LYS
67	O1	5	LYS
68	O2	126	LEU
68	O2	127	ALA
72	O6	28	TYR
72	O6	33	ALA
72	O6	64	SER
72	O6	78	GLY
72	O6	99	ARG
73	O7	86	ALA
75	O9	46	ARG
78	Q2	17	CYS
2	s0	95	ALA
2	s0	191	ARG
3	s1	21	VAL
3	s1	26	ARG
3	s1	93	GLY
3	s1	224	ASP
4	s2	106	ASP
4	s2	163	GLY
5	s3	59	LEU
6	s4	96	ASN
6	s4	104	ASP
6	s4	164	LEU
7	s5	36	ALA
7	s5	154	ALA
8	s6	68	LEU
8	s6	154	ARG
8	s6	164	LYS
9	s7	8	ILE
9	s7	36	ALA
9	s7	144	VAL

Continued on next page...

Continued from previous page...

Mol	Chain	Res	Type
10	s8	122	GLY
11	s9	3	ARG
11	s9	121	SER
11	s9	167	ALA
12	c0	23	ALA
12	c0	82	LEU
14	c2	22	VAL
14	c2	63	VAL
14	c2	106	ILE
15	c3	12	SER
15	c3	140	LYS
16	c4	98	GLY
17	c5	49	MET
17	c5	129	GLY
18	c6	39	VAL
18	c6	116	LEU
19	c7	19	ARG
19	c7	99	VAL
20	c8	14	ILE
20	c8	36	LYS
21	c9	29	GLU
21	c9	33	TYR
22	d0	15	GLN
22	d0	49	ASN
22	d0	52	LYS
23	d1	6	GLY
23	d1	41	GLU
23	d1	43	GLY
26	d4	35	VAL
26	d4	68	LYS
27	d5	53	GLU
28	d6	8	ASN
30	d8	16	LEU
31	d9	6	VAL
32	e0	61	SER
33	e1	107	LYS
33	e1	110	ALA
33	e1	137	ASP
34	sR	63	GLY
34	sR	145	LEU
34	sR	161	LYS
34	sR	226	ALA

Continued on next page...

Continued from previous page...

Mol	Chain	Res	Type
34	sR	271	VAL
35	sM	42	ALA
39	l2	80	GLU
39	l2	215	ASN
41	l4	11	LEU
41	l4	190	GLY
41	l4	233	LEU
41	l4	268	ALA
41	l4	301	PRO
42	l5	119	TYR
42	l5	260	PHE
42	l5	269	SER
44	l7	178	ILE
44	l7	191	VAL
44	l7	193	PRO
45	l8	118	GLU
45	l8	203	VAL
46	l9	144	ILE
47	m0	82	ARG
47	m0	187	ALA
47	m0	192	ASP
48	m1	95	ASN
49	m3	76	THR
49	m3	93	ILE
50	m4	8	LYS
52	m6	16	VAL
54	m8	98	LYS
55	m9	112	ALA
55	m9	156	ASN
56	n0	2	ALA
56	n0	17	GLU
60	n4	76	VAL
61	n5	39	LYS
61	n5	45	LYS
61	n5	46	TYR
61	n5	47	ALA
61	n5	55	ASN
62	n6	84	LYS
63	n7	125	GLY
63	n7	128	GLN
64	n8	129	PHE
66	o0	98	SER

Continued on next page...

Continued from previous page...

Mol	Chain	Res	Type
66	o0	99	ASP
66	o0	103	THR
67	o1	7	VAL
67	o1	82	GLU
67	o1	86	LYS
68	o2	124	GLY
72	o6	64	SER
72	o6	96	ALA
74	o8	49	SER
76	q0	78	ILE
78	q2	31	GLY
78	q2	78	LYS
83	p0	30	VAL
85	f	68	LYS
85	f	104	ASN
85	f	113	VAL
2	S0	66	ALA
2	S0	140	ASN
2	S0	194	PRO
2	S0	195	TRP
3	S1	49	ASN
3	S1	51	SER
3	S1	54	LEU
3	S1	209	ASN
3	S1	221	PRO
4	S2	148	LEU
5	S3	211	PRO
5	S3	216	PRO
6	S4	26	CYS
6	S4	200	ARG
7	S5	31	GLU
7	S5	152	GLY
8	S6	152	ASP
9	S7	131	PHE
11	S9	16	LYS
11	S9	93	LEU
12	C0	81	ASN
13	C1	55	ASP
14	C2	107	ASP
14	C2	119	SER
14	C2	127	GLY
15	C3	22	ALA

Continued on next page...

Continued from previous page...

Mol	Chain	Res	Type
16	C4	18	ARG
16	C4	40	ALA
16	C4	75	GLY
16	C4	114	ARG
17	C5	66	ALA
17	C5	69	GLU
17	C5	101	ALA
18	C6	14	LYS
19	C7	72	LYS
19	C7	101	ASN
20	C8	7	GLU
20	C8	76	PRO
20	C8	144	ARG
22	D0	119	ALA
23	D1	7	GLN
23	D1	10	GLU
23	D1	15	ARG
24	D2	67	GLY
25	D3	3	LYS
25	D3	41	SER
25	D3	112	LYS
25	D3	138	GLU
26	D4	83	LYS
28	D6	3	LYS
28	D6	8	ASN
29	D7	3	LEU
29	D7	15	GLU
29	D7	50	ALA
29	D7	53	ALA
32	E0	13	LYS
33	E1	87	THR
33	E1	94	LYS
33	E1	118	ARG
34	SR	15	GLY
34	SR	146	GLY
34	SR	163	ASP
34	SR	194	GLY
35	SM	48	ARG
35	SM	52	PRO
35	SM	64	LYS
35	SM	98	GLY
40	L3	155	ALA

Continued on next page...

Continued from previous page...

Mol	Chain	Res	Type
40	L3	302	LYS
41	L4	146	PRO
41	L4	268	ALA
41	L4	282	SER
42	L5	125	VAL
42	L5	257	GLU
44	L7	158	LYS
44	L7	159	GLN
44	L7	175	LYS
46	L9	15	GLY
46	L9	59	ASN
46	L9	96	HIS
46	L9	110	LYS
46	L9	190	ASP
47	M0	25	ALA
47	M0	187	ALA
48	M1	108	GLU
48	M1	114	ILE
48	M1	167	TYR
49	M3	165	SER
49	M3	166	ALA
52	M6	187	GLU
53	M7	75	GLU
53	M7	157	VAL
54	M8	183	GLY
55	M9	53	LYS
55	M9	54	ALA
56	N0	154	HIS
57	N1	124	VAL
58	N2	30	PRO
60	N4	97	LYS
61	N5	117	ASN
62	N6	52	ARG
63	N7	103	GLN
64	N8	97	GLU
67	O1	21	HIS
72	O6	3	VAL
72	O6	97	SER
78	Q2	34	SER
2	s0	4	PRO
2	s0	10	THR
3	s1	145	LYS

Continued on next page...

Continued from previous page...

Mol	Chain	Res	Type
3	s1	218	LEU
4	s2	238	SER
5	s3	93	ASP
5	s3	179	GLN
6	s4	11	ARG
6	s4	168	LYS
7	s5	42	LEU
7	s5	43	PHE
7	s5	45	LYS
7	s5	55	ASP
7	s5	56	ALA
7	s5	81	ARG
7	s5	100	ASN
7	s5	101	GLY
8	s6	138	ALA
8	s6	156	PHE
9	s7	67	LEU
9	s7	145	GLY
9	s7	177	THR
10	s8	41	LYS
11	s9	164	PHE
11	s9	174	ARG
12	c0	30	ALA
12	c0	31	LYS
14	c2	39	ASP
14	c2	87	PRO
14	c2	108	ARG
14	c2	115	VAL
14	c2	119	SER
15	c3	29	SER
16	c4	92	LYS
16	c4	97	GLY
16	c4	114	ARG
17	c5	80	MET
17	c5	134	THR
18	c6	3	ALA
19	c7	113	LEU
22	d0	96	PRO
22	d0	118	VAL
23	d1	42	GLU
26	d4	30	PRO
26	d4	96	LEU

Continued on next page...

Continued from previous page...

Mol	Chain	Res	Type
28	d6	13	LYS
28	d6	62	TYR
30	d8	33	LEU
31	d9	7	TRP
32	e0	51	ASN
33	e1	81	LYS
33	e1	83	LYS
33	e1	94	LYS
33	e1	132	LEU
34	sR	15	GLY
34	sR	234	LEU
35	sM	47	ALA
35	sM	51	ARG
35	sM	52	PRO
35	sM	170	LYS
39	l2	13	GLY
39	l2	14	SER
39	l2	32	LEU
40	l3	19	ARG
40	l3	129	ALA
40	l3	200	GLU
41	l4	302	ALA
41	l4	328	ASN
42	l5	258	LYS
43	l6	10	TYR
43	l6	20	LYS
45	l8	26	LEU
45	l8	39	ALA
47	m0	83	ASP
47	m0	170	LYS
47	m0	195	ALA
47	m0	196	PHE
48	m1	94	ARG
49	m3	38	ALA
49	m3	134	GLU
49	m3	135	ALA
49	m3	162	ASN
49	m3	163	GLY
52	m6	65	ASN
52	m6	109	PRO
58	n2	105	LEU
60	n4	25	ASP

Continued on next page...

Continued from previous page...

Mol	Chain	Res	Type
61	n5	48	SER
62	n6	89	LYS
63	n7	129	TRP
63	n7	134	LEU
64	n8	47	LYS
68	o2	17	PHE
68	o2	125	ARG
69	o3	90	PRO
70	o4	82	ALA
72	o6	20	MET
78	q2	18	ARG
78	q2	104	LEU
83	p0	104	ARG
83	p0	106	ALA
85	f	11	ALA
85	f	15	SER
85	f	96	ASP
85	f	121	GLY
2	S0	85	ALA
3	S1	35	PRO
3	S1	206	PRO
4	S2	171	PRO
5	S3	218	LEU
6	S4	201	HIS
6	S4	205	PHE
6	S4	212	ASP
7	S5	64	VAL
7	S5	153	GLY
7	S5	206	SER
8	S6	69	LEU
8	S6	148	SER
9	S7	85	PHE
9	S7	98	ILE
10	S8	10	LYS
10	S8	40	ALA
10	S8	52	ASN
10	S8	59	ARG
10	S8	120	THR
10	S8	146	ARG
11	S9	89	ASP
12	C0	89	GLY
13	C1	4	GLU

Continued on next page...

Continued from previous page...

Mol	Chain	Res	Type
13	C1	6	THR
13	C1	155	LYS
14	C2	125	ASN
14	C2	131	ASP
15	C3	28	LEU
16	C4	50	ALA
16	C4	96	PRO
16	C4	131	GLY
18	C6	33	GLY
18	C6	59	LYS
18	C6	111	SER
18	C6	112	TYR
19	C7	24	LEU
19	C7	115	LEU
26	D4	50	ALA
27	D5	86	GLU
27	D5	88	ILE
28	D6	4	LYS
28	D6	63	ALA
31	D9	6	VAL
32	E0	47	VAL
33	E1	145	HIS
34	SR	98	GLU
35	SM	86	ASN
35	SM	87	THR
35	SM	111	GLY
35	SM	174	LYS
39	L2	14	SER
40	L3	301	THR
41	L4	83	GLY
41	L4	270	SER
41	L4	313	LEU
42	L5	93	THR
42	L5	259	LYS
44	L7	178	ILE
48	M1	111	ASP
48	M1	117	ASP
48	M1	152	HIS
49	M3	153	ASP
49	M3	193	ALA
51	M5	188	ARG
53	M7	160	ALA

Continued on next page...

Continued from previous page...

Mol	Chain	Res	Type
54	M8	98	LYS
54	M8	162	ALA
56	N0	24	LEU
56	N0	142	GLN
58	N2	31	ALA
58	N2	52	ASN
60	N4	76	VAL
60	N4	86	SER
61	N5	48	SER
63	N7	124	ALA
64	N8	48	TYR
65	N9	25	LYS
67	O1	83	GLU
67	O1	86	LYS
73	O7	85	LYS
79	Q3	7	LYS
79	Q3	58	SER
4	s2	150	GLN
4	s2	182	PRO
4	s2	235	LEU
5	s3	44	THR
5	s3	45	LYS
5	s3	196	ARG
6	s4	31	PRO
6	s4	90	ILE
6	s4	245	LYS
7	s5	37	GLN
7	s5	74	ALA
9	s7	30	SER
9	s7	64	VAL
9	s7	105	THR
9	s7	133	THR
9	s7	178	GLY
10	s8	199	LYS
12	c0	24	LYS
15	c3	139	TRP
16	c4	12	GLN
16	c4	131	GLY
17	c5	11	VAL
17	c5	17	TYR
17	c5	127	ARG
18	c6	113	ASP

Continued on next page...

Continued from previous page...

Mol	Chain	Res	Type
18	c6	142	TYR
22	d0	119	ALA
23	d1	40	ASP
23	d1	85	TYR
25	d3	101	GLU
26	d4	58	PHE
28	d6	10	ARG
28	d6	34	LYS
28	d6	35	ALA
28	d6	51	ARG
32	e0	54	ARG
33	e1	100	LEU
33	e1	128	ALA
33	e1	131	PHE
33	e1	136	LYS
33	e1	148	TYR
34	sR	96	THR
34	sR	186	PHE
35	sM	43	ASP
35	sM	66	ALA
35	sM	84	LYS
35	sM	121	ALA
35	sM	137	ALA
35	sM	172	ALA
39	l2	56	ALA
39	l2	130	SER
39	l2	144	ASN
40	l3	155	ALA
40	l3	187	SER
41	l4	220	ARG
41	l4	330	TYR
41	l4	342	LYS
42	l5	158	ARG
42	l5	296	GLN
44	l7	228	SER
44	l7	229	PHE
45	l8	253	SER
47	m0	113	GLN
47	m0	145	LYS
49	m3	51	LEU
49	m3	101	ARG
49	m3	140	SER

Continued on next page...

Continued from previous page...

Mol	Chain	Res	Type
49	m3	192	GLU
50	m4	60	LEU
82	m5	183	THR
53	m7	3	ARG
54	m8	23	ASN
54	m8	43	PRO
58	n2	49	ASN
58	n2	53	ALA
60	n4	64	THR
62	n6	38	GLU
62	n6	125	LYS
63	n7	103	GLN
64	n8	48	TYR
65	n9	57	ALA
66	o0	7	GLN
66	o0	10	ILE
68	o2	5	PRO
71	o5	40	SER
72	o6	28	TYR
73	o7	58	THR
77	q1	22	ALA
85	f	16	SER
85	f	97	ASP
2	S0	82	GLY
2	S0	193	GLN
3	S1	42	ASN
3	S1	48	VAL
3	S1	230	ALA
4	S2	163	GLY
6	S4	3	ARG
6	S4	168	LYS
6	S4	195	ILE
6	S4	245	LYS
7	S5	51	VAL
8	S6	25	ARG
8	S6	162	VAL
9	S7	146	GLY
9	S7	186	PRO
11	S9	126	ARG
11	S9	147	MET
13	C1	53	TYR
14	C2	105	LYS

Continued on next page...

Continued from previous page...

Mol	Chain	Res	Type
14	C2	108	ARG
16	C4	124	ASP
17	C5	54	ALA
17	C5	127	ARG
17	C5	130	ARG
19	C7	62	GLN
23	D1	26	ALA
23	D1	81	ASN
24	D2	48	GLY
25	D3	40	SER
26	D4	53	ASP
27	D5	94	LYS
28	D6	58	VAL
30	D8	61	ARG
33	E1	111	GLU
33	E1	148	TYR
35	SM	53	ARG
35	SM	80	ALA
35	SM	88	ARG
35	SM	89	ARG
39	L2	47	GLN
39	L2	127	ALA
40	L3	317	ILE
41	L4	14	GLU
42	L5	213	ASP
42	L5	215	ASP
42	L5	221	GLU
46	L9	95	ALA
47	M0	16	PRO
47	M0	207	GLU
48	M1	101	ASN
49	M3	136	GLU
51	M5	94	TYR
53	M7	156	ALA
53	M7	159	LYS
57	N1	18	ASP
60	N4	93	ARG
63	N7	18	TYR
64	N8	76	ASP
64	N8	117	ARG
71	O5	91	ALA
72	O6	21	THR

Continued on next page...

Continued from previous page...

Mol	Chain	Res	Type
79	Q3	51	ALA
2	s0	44	GLY
3	s1	105	PHE
6	s4	30	ARG
6	s4	112	HIS
6	s4	195	ILE
6	s4	254	ARG
7	s5	126	ASP
9	s7	129	LEU
10	s8	50	GLY
10	s8	52	ASN
10	s8	78	ILE
10	s8	101	ILE
11	s9	118	LEU
11	s9	126	ARG
12	c0	9	ASN
12	c0	35	ILE
13	c1	55	ASP
14	c2	54	ARG
14	c2	64	SER
16	c4	124	ASP
17	c5	71	GLU
19	c7	86	PRO
20	c8	76	PRO
26	d4	36	SER
27	d5	44	GLN
27	d5	87	GLY
28	d6	47	ALA
32	e0	47	VAL
33	e1	99	LYS
33	e1	146	SER
34	sR	52	GLN
35	sM	36	ASP
35	sM	168	ALA
39	l2	194	ASN
40	l3	262	TRP
41	l4	5	GLN
41	l4	43	ASN
41	l4	90	PHE
42	l5	135	VAL
45	l8	228	GLU
45	l8	237	ILE

Continued on next page...

Continued from previous page...

Mol	Chain	Res	Type
45	l8	240	ASN
46	l9	167	VAL
47	m0	3	ARG
47	m0	43	VAL
47	m0	74	LYS
47	m0	102	MET
48	m1	114	ILE
48	m1	117	ASP
48	m1	167	TYR
49	m3	50	PRO
49	m3	60	ALA
82	m5	68	ARG
55	m9	35	ALA
55	m9	36	ASN
57	n1	136	ARG
57	n1	148	PRO
62	n6	83	ASP
65	n9	25	LYS
66	o0	50	VAL
71	o5	84	LYS
72	o6	34	SER
74	o8	16	ARG
78	q2	33	ALA
79	q3	4	ARG
83	p0	21	GLU
83	p0	105	VAL
85	f	127	ALA
85	f	154	ALA
2	S0	161	PRO
3	S1	116	LYS
3	S1	131	ASP
3	S1	210	ILE
4	S2	236	PRO
6	S4	77	ARG
6	S4	167	GLY
16	C4	125	SER
17	C5	29	SER
27	D5	97	LYS
29	D7	38	PRO
29	D7	75	GLU
35	SM	23	LYS
35	SM	165	GLU

Continued on next page...

Continued from previous page...

Mol	Chain	Res	Type
39	L2	143	GLU
41	L4	5	GLN
41	L4	233	LEU
44	L7	91	GLY
49	M3	46	ILE
49	M3	62	THR
50	M4	6	ILE
58	N2	70	LYS
59	N3	3	GLY
63	N7	102	GLU
64	N8	56	VAL
72	O6	34	SER
74	O8	38	PHE
3	s1	22	ASP
7	s5	35	GLN
9	s7	11	GLN
9	s7	112	ARG
10	s8	107	THR
10	s8	136	SER
14	c2	89	ILE
16	c4	37	GLU
17	c5	14	THR
17	c5	135	THR
20	c8	102	ALA
34	sR	141	LEU
47	m0	176	LEU
47	m0	179	PRO
49	m3	62	THR
54	m8	183	GLY
60	n4	132	GLY
63	n7	3	LYS
63	n7	17	ARG
64	n8	24	LYS
83	p0	33	VAL
85	f	13	ALA
85	f	100	LEU
6	S4	35	PRO
18	C6	41	PRO
39	L2	201	GLY
45	L8	116	VAL
63	N7	36	HIS
65	N9	21	ILE

Continued on next page...

Continued from previous page...

Mol	Chain	Res	Type
67	O1	7	VAL
2	s0	103	THR
5	s3	219	ALA
6	s4	111	VAL
7	s5	151	GLY
12	c0	3	MET
34	sR	49	GLY
42	l5	125	VAL
3	S1	75	GLY
6	S4	204	GLY
12	C0	11	ILE
27	D5	41	ILE
34	SR	20	VAL
40	L3	141	GLY
44	L7	191	VAL
2	s0	139	VAL
6	s4	150	PRO
8	s6	146	GLY
12	c0	96	ASN
13	c1	129	ARG
15	c3	22	ALA
17	c5	20	VAL
18	c6	40	GLU
45	l8	182	GLY
60	n4	98	PRO
8	S6	117	GLY
8	S6	173	PRO
9	S7	112	ARG
14	C2	66	VAL
16	C4	118	VAL
17	C5	109	PRO
43	L6	95	GLY
45	L8	30	THR
68	O2	68	PRO
2	s0	94	GLY
2	s0	152	PRO
2	s0	206	ASP
13	c1	7	VAL
16	c4	88	GLY
17	c5	52	LYS
43	l6	98	VAL
45	l8	163	VAL

Continued on next page...

Continued from previous page...

Mol	Chain	Res	Type
54	m8	84	VAL
11	S9	156	ILE
20	C8	82	PRO
28	D6	64	LEU
28	D6	75	VAL
59	N3	134	GLY
11	s9	156	ILE
11	s9	162	SER
13	c1	140	VAL
14	c2	110	GLY
15	c3	44	GLY
18	c6	4	VAL
34	sR	194	GLY
35	sM	165	ILE
41	l4	272	VAL
64	n8	56	VAL
4	S2	182	PRO
19	C7	22	PRO
32	E0	58	PRO
54	M8	160	GLY
58	N2	19	VAL
8	s6	70	PRO
21	c9	37	VAL

5.3.2 Protein sidechains ⓘ

In the following table, the Percentiles column shows the percent sidechain outliers of the chain as a percentile score with respect to all X-ray entries followed by that with respect to entries of similar resolution.

The Analysed column shows the number of residues for which the sidechain conformation was analysed, and the total number of residues.

Mol	Chain	Analysed	Rotameric	Outliers	Percentiles	
2	S0	164/209 (78%)	139 (85%)	25 (15%)	3	16
2	s0	165/209 (79%)	146 (88%)	19 (12%)	7	29
3	S1	191/223 (86%)	167 (87%)	24 (13%)	5	25
3	s1	192/223 (86%)	156 (81%)	36 (19%)	2	10
4	S2	176/204 (86%)	151 (86%)	25 (14%)	4	19
4	s2	176/204 (86%)	140 (80%)	36 (20%)	1	7

Continued on next page...

Continued from previous page...

Mol	Chain	Analysed	Rotameric	Outliers	Percentiles	
5	S3	182/194 (94%)	155 (85%)	27 (15%)	4	17
5	s3	182/194 (94%)	162 (89%)	20 (11%)	8	31
6	S4	221/221 (100%)	190 (86%)	31 (14%)	4	19
6	s4	221/221 (100%)	191 (86%)	30 (14%)	5	21
7	S5	173/190 (91%)	146 (84%)	27 (16%)	3	14
7	s5	173/190 (91%)	150 (87%)	23 (13%)	5	22
8	S6	188/201 (94%)	164 (87%)	24 (13%)	5	24
8	s6	187/201 (93%)	163 (87%)	24 (13%)	5	24
9	S7	165/169 (98%)	141 (86%)	24 (14%)	4	18
9	s7	165/169 (98%)	144 (87%)	21 (13%)	5	24
10	S8	150/161 (93%)	136 (91%)	14 (9%)	11	40
10	s8	150/161 (93%)	128 (85%)	22 (15%)	4	18
11	S9	158/165 (96%)	136 (86%)	22 (14%)	4	20
11	s9	158/165 (96%)	130 (82%)	28 (18%)	2	11
12	C0	77/98 (79%)	69 (90%)	8 (10%)	9	33
12	c0	73/98 (74%)	67 (92%)	6 (8%)	14	48
13	C1	129/136 (95%)	122 (95%)	7 (5%)	27	67
13	c1	129/136 (95%)	107 (83%)	22 (17%)	2	12
14	C2	88/100 (88%)	79 (90%)	9 (10%)	9	35
14	c2	88/100 (88%)	80 (91%)	8 (9%)	12	41
15	C3	127/127 (100%)	107 (84%)	20 (16%)	3	14
15	c3	127/127 (100%)	108 (85%)	19 (15%)	3	17
16	C4	81/104 (78%)	68 (84%)	13 (16%)	3	14
16	c4	97/104 (93%)	83 (86%)	14 (14%)	4	19
17	C5	101/113 (89%)	87 (86%)	14 (14%)	4	20
17	c5	103/113 (91%)	89 (86%)	14 (14%)	5	21
18	C6	117/118 (99%)	101 (86%)	16 (14%)	4	21
18	c6	118/118 (100%)	98 (83%)	20 (17%)	2	12
19	C7	94/124 (76%)	77 (82%)	17 (18%)	2	10
19	c7	92/124 (74%)	81 (88%)	11 (12%)	6	27
20	C8	128/128 (100%)	105 (82%)	23 (18%)	2	11

Continued on next page...

Continued from previous page...

Mol	Chain	Analysed	Rotameric	Outliers	Percentiles	
20	c8	128/128 (100%)	108 (84%)	20 (16%)	3	14
21	C9	115/115 (100%)	101 (88%)	14 (12%)	6	26
21	c9	115/115 (100%)	98 (85%)	17 (15%)	4	17
22	D0	100/113 (88%)	87 (87%)	13 (13%)	5	23
22	d0	103/113 (91%)	86 (84%)	17 (16%)	3	13
23	D1	74/74 (100%)	64 (86%)	10 (14%)	5	22
23	d1	74/74 (100%)	63 (85%)	11 (15%)	4	17
24	D2	110/110 (100%)	92 (84%)	18 (16%)	3	13
25	D3	119/119 (100%)	103 (87%)	16 (13%)	5	22
25	d3	119/119 (100%)	108 (91%)	11 (9%)	11	40
26	D4	112/112 (100%)	101 (90%)	11 (10%)	10	37
26	d4	112/112 (100%)	95 (85%)	17 (15%)	3	16
27	D5	61/88 (69%)	48 (79%)	13 (21%)	1	6
27	d5	61/88 (69%)	53 (87%)	8 (13%)	5	23
28	D6	83/83 (100%)	70 (84%)	13 (16%)	3	14
28	d6	83/83 (100%)	74 (89%)	9 (11%)	8	32
29	D7	70/70 (100%)	64 (91%)	6 (9%)	13	45
29	d7	70/70 (100%)	61 (87%)	9 (13%)	5	24
30	D8	56/59 (95%)	49 (88%)	7 (12%)	6	25
30	d8	56/59 (95%)	47 (84%)	9 (16%)	3	13
31	D9	47/48 (98%)	39 (83%)	8 (17%)	2	12
31	d9	47/48 (98%)	38 (81%)	9 (19%)	2	10
32	E0	51/53 (96%)	45 (88%)	6 (12%)	6	28
32	e0	53/53 (100%)	44 (83%)	9 (17%)	2	12
33	E1	62/66 (94%)	51 (82%)	11 (18%)	2	11
33	e1	66/66 (100%)	55 (83%)	11 (17%)	3	12
34	SR	259/261 (99%)	239 (92%)	20 (8%)	16	52
34	sR	260/261 (100%)	233 (90%)	27 (10%)	9	33
35	SM	97/228 (42%)	73 (75%)	24 (25%)	1	3
35	sM	54/228 (24%)	48 (89%)	6 (11%)	8	31
39	L2	193/195 (99%)	163 (84%)	30 (16%)	3	15

Continued on next page...

Continued from previous page...

Mol	Chain	Analysed	Rotameric	Outliers	Percentiles	
39	l2	192/195 (98%)	157 (82%)	35 (18%)	2	10
40	L3	319/322 (99%)	263 (82%)	56 (18%)	2	11
40	l3	320/322 (99%)	259 (81%)	61 (19%)	2	10
41	L4	288/288 (100%)	241 (84%)	47 (16%)	3	13
41	l4	288/288 (100%)	238 (83%)	50 (17%)	2	12
42	L5	244/244 (100%)	196 (80%)	48 (20%)	1	8
42	l5	243/244 (100%)	199 (82%)	44 (18%)	2	10
43	L6	134/152 (88%)	113 (84%)	21 (16%)	3	14
43	l6	135/152 (89%)	112 (83%)	23 (17%)	2	12
44	L7	186/204 (91%)	166 (89%)	20 (11%)	8	32
44	l7	187/204 (92%)	162 (87%)	25 (13%)	5	22
45	L8	187/207 (90%)	155 (83%)	32 (17%)	2	12
45	l8	177/207 (86%)	144 (81%)	33 (19%)	2	10
46	L9	171/171 (100%)	143 (84%)	28 (16%)	3	13
46	l9	171/171 (100%)	135 (79%)	36 (21%)	1	7
47	M0	177/186 (95%)	148 (84%)	29 (16%)	3	13
47	m0	179/186 (96%)	142 (79%)	37 (21%)	1	7
48	M1	147/150 (98%)	121 (82%)	26 (18%)	2	11
48	m1	147/150 (98%)	120 (82%)	27 (18%)	2	10
49	M3	154/158 (98%)	136 (88%)	18 (12%)	7	29
49	m3	154/158 (98%)	130 (84%)	24 (16%)	3	14
50	M4	107/108 (99%)	87 (81%)	20 (19%)	2	10
50	m4	108/108 (100%)	96 (89%)	12 (11%)	8	31
51	M5	175/176 (99%)	149 (85%)	26 (15%)	4	17
52	M6	160/161 (99%)	143 (89%)	17 (11%)	8	33
52	m6	160/161 (99%)	136 (85%)	24 (15%)	3	17
53	M7	140/145 (97%)	121 (86%)	19 (14%)	5	21
53	m7	125/145 (86%)	103 (82%)	22 (18%)	2	11
54	M8	150/150 (100%)	133 (89%)	17 (11%)	7	30
54	m8	150/150 (100%)	123 (82%)	27 (18%)	2	11
55	M9	153/153 (100%)	137 (90%)	16 (10%)	8	33

Continued on next page...

Continued from previous page...

Mol	Chain	Analysed	Rotameric	Outliers	Percentiles	
55	m9	153/153 (100%)	128 (84%)	25 (16%)	3	13
56	N0	156/156 (100%)	126 (81%)	30 (19%)	2	9
56	n0	156/156 (100%)	131 (84%)	25 (16%)	3	14
57	N1	136/136 (100%)	113 (83%)	23 (17%)	2	12
57	n1	136/136 (100%)	113 (83%)	23 (17%)	2	12
58	N2	87/106 (82%)	78 (90%)	9 (10%)	9	34
58	n2	85/106 (80%)	76 (89%)	9 (11%)	8	33
59	N3	104/104 (100%)	91 (88%)	13 (12%)	6	25
59	n3	104/104 (100%)	97 (93%)	7 (7%)	20	58
60	N4	57/129 (44%)	50 (88%)	7 (12%)	6	26
60	n4	100/129 (78%)	90 (90%)	10 (10%)	9	36
61	N5	104/117 (89%)	82 (79%)	22 (21%)	1	7
61	n5	104/117 (89%)	83 (80%)	21 (20%)	1	7
62	N6	109/109 (100%)	90 (83%)	19 (17%)	2	12
62	n6	109/109 (100%)	91 (84%)	18 (16%)	3	13
63	N7	115/115 (100%)	97 (84%)	18 (16%)	3	14
63	n7	115/115 (100%)	97 (84%)	18 (16%)	3	14
64	N8	118/118 (100%)	102 (86%)	16 (14%)	5	21
64	n8	118/118 (100%)	97 (82%)	21 (18%)	2	11
65	N9	46/46 (100%)	41 (89%)	5 (11%)	8	31
65	n9	46/46 (100%)	40 (87%)	6 (13%)	5	23
66	O0	81/87 (93%)	65 (80%)	16 (20%)	1	8
66	o0	84/87 (97%)	72 (86%)	12 (14%)	4	19
67	O1	92/96 (96%)	76 (83%)	16 (17%)	2	12
67	o1	94/96 (98%)	76 (81%)	18 (19%)	2	10
68	O2	109/110 (99%)	90 (83%)	19 (17%)	2	12
68	o2	109/110 (99%)	93 (85%)	16 (15%)	4	18
69	O3	90/90 (100%)	78 (87%)	12 (13%)	5	22
69	o3	90/90 (100%)	78 (87%)	12 (13%)	5	22
70	O4	95/101 (94%)	80 (84%)	15 (16%)	3	14
70	o4	95/101 (94%)	79 (83%)	16 (17%)	2	12

Continued on next page...

Continued from previous page...

Mol	Chain	Analysed	Rotameric	Outliers	Percentiles	
71	O5	104/104 (100%)	88 (85%)	16 (15%)	3	15
71	o5	103/104 (99%)	90 (87%)	13 (13%)	5	25
72	O6	81/81 (100%)	70 (86%)	11 (14%)	5	21
72	o6	80/81 (99%)	58 (72%)	22 (28%)	0	2
73	O7	70/70 (100%)	58 (83%)	12 (17%)	2	12
73	o7	70/70 (100%)	62 (89%)	8 (11%)	7	30
74	O8	68/68 (100%)	53 (78%)	15 (22%)	1	6
74	o8	67/68 (98%)	57 (85%)	10 (15%)	4	17
75	O9	45/45 (100%)	36 (80%)	9 (20%)	1	8
75	o9	45/45 (100%)	37 (82%)	8 (18%)	2	11
76	Q0	47/47 (100%)	39 (83%)	8 (17%)	2	12
76	q0	47/47 (100%)	39 (83%)	8 (17%)	2	12
77	Q1	23/23 (100%)	20 (87%)	3 (13%)	5	23
77	q1	23/23 (100%)	16 (70%)	7 (30%)	0	1
78	Q2	90/90 (100%)	75 (83%)	15 (17%)	3	12
78	q2	90/90 (100%)	76 (84%)	14 (16%)	3	14
79	Q3	71/71 (100%)	58 (82%)	13 (18%)	2	10
79	q3	71/71 (100%)	63 (89%)	8 (11%)	7	30
80	d2	110/111 (99%)	99 (90%)	11 (10%)	9	36
82	m5	175/175 (100%)	151 (86%)	24 (14%)	4	21
83	p0	105/186 (56%)	94 (90%)	11 (10%)	8	33
85	f	123/132 (93%)	100 (81%)	23 (19%)	2	10
All	All	18849/20264 (93%)	16010 (85%)	2839 (15%)	3	17

All (2839) residues with a non-rotameric sidechain are listed below:

Mol	Chain	Res	Type
2	S0	6	THR
2	S0	7	PHE
2	S0	12	GLU
2	S0	24	LEU
2	S0	43	ASP
2	S0	52	LYS
2	S0	57	LEU

Continued on next page...

Continued from previous page...

Mol	Chain	Res	Type
2	S0	84	ARG
2	S0	87	LEU
2	S0	88	LYS
2	S0	96	THR
2	S0	103	THR
2	S0	114	SER
2	S0	117	GLU
2	S0	140	ASN
2	S0	153	SER
2	S0	156	VAL
2	S0	157	ASP
2	S0	162	CYS
2	S0	169	SER
2	S0	170	ILE
2	S0	172	LEU
2	S0	188	LEU
2	S0	189	VAL
2	S0	200	ASP
3	S1	21	VAL
3	S1	29	TRP
3	S1	30	PHE
3	S1	31	ASP
3	S1	39	GLU
3	S1	61	LEU
3	S1	70	LEU
3	S1	77	GLU
3	S1	81	PHE
3	S1	83	LYS
3	S1	105	PHE
3	S1	111	ARG
3	S1	117	TRP
3	S1	133	TYR
3	S1	144	ARG
3	S1	169	SER
3	S1	177	GLN
3	S1	180	THR
3	S1	193	ILE
3	S1	202	LYS
3	S1	214	LYS
3	S1	218	LEU
3	S1	222	LYS
3	S1	223	PHE

Continued on next page...

Continued from previous page...

Mol	Chain	Res	Type
4	S2	41	LEU
4	S2	50	ILE
4	S2	53	ILE
4	S2	56	ILE
4	S2	72	LEU
4	S2	76	LEU
4	S2	91	ARG
4	S2	95	ARG
4	S2	96	THR
4	S2	97	ARG
4	S2	111	VAL
4	S2	113	LEU
4	S2	117	THR
4	S2	134	LEU
4	S2	137	ILE
4	S2	139	ILE
4	S2	146	THR
4	S2	148	LEU
4	S2	170	ILE
4	S2	189	GLN
4	S2	198	THR
4	S2	222	TYR
4	S2	226	THR
4	S2	229	LEU
4	S2	235	LEU
5	S3	4	LEU
5	S3	5	ILE
5	S3	23	GLU
5	S3	41	VAL
5	S3	45	LYS
5	S3	65	ARG
5	S3	66	ILE
5	S3	76	ARG
5	S3	83	THR
5	S3	84	ILE
5	S3	92	GLN
5	S3	97	SER
5	S3	103	GLU
5	S3	127	MET
5	S3	128	GLU
5	S3	146	ARG
5	S3	158	ILE

Continued on next page...

Continued from previous page...

Mol	Chain	Res	Type
5	S3	172	THR
5	S3	175	VAL
5	S3	176	LEU
5	S3	178	ARG
5	S3	181	VAL
5	S3	182	LEU
5	S3	195	SER
5	S3	200	LYS
5	S3	217	ILE
5	S3	223	LYS
6	S4	6	LYS
6	S4	9	LEU
6	S4	12	LEU
6	S4	38	LEU
6	S4	45	ILE
6	S4	65	LEU
6	S4	77	ARG
6	S4	101	LEU
6	S4	109	PHE
6	S4	115	THR
6	S4	122	LYS
6	S4	126	VAL
6	S4	131	LEU
6	S4	148	ARG
6	S4	168	LYS
6	S4	180	LEU
6	S4	181	VAL
6	S4	182	TYR
6	S4	187	ARG
6	S4	192	ILE
6	S4	215	ASP
6	S4	219	VAL
6	S4	221	ARG
6	S4	222	LEU
6	S4	226	PHE
6	S4	227	VAL
6	S4	236	ILE
6	S4	240	LYS
6	S4	244	ILE
6	S4	255	ARG
6	S4	258	GLN
7	S5	23	VAL

Continued on next page...

Continued from previous page...

Mol	Chain	Res	Type
7	S5	25	LEU
7	S5	32	GLU
7	S5	38	THR
7	S5	41	LYS
7	S5	42	LEU
7	S5	45	LYS
7	S5	48	PHE
7	S5	52	GLU
7	S5	65	ARG
7	S5	79	ASN
7	S5	86	GLN
7	S5	87	CYS
7	S5	93	LEU
7	S5	94	THR
7	S5	98	MET
7	S5	130	ILE
7	S5	139	ASN
7	S5	146	THR
7	S5	147	THR
7	S5	149	VAL
7	S5	156	ARG
7	S5	157	ARG
7	S5	160	VAL
7	S5	194	LEU
7	S5	216	GLU
7	S5	225	ARG
8	S6	7	TYR
8	S6	15	THR
8	S6	19	ASP
8	S6	25	ARG
8	S6	52	ILE
8	S6	68	LEU
8	S6	69	LEU
8	S6	71	THR
8	S6	76	LEU
8	S6	82	SER
8	S6	97	VAL
8	S6	125	THR
8	S6	127	THR
8	S6	128	THR
8	S6	129	VAL
8	S6	131	LYS

Continued on next page...

Continued from previous page...

Mol	Chain	Res	Type
8	S6	132	ARG
8	S6	151	ASP
8	S6	153	VAL
8	S6	154	ARG
8	S6	170	THR
8	S6	174	LYS
8	S6	177	ARG
8	S6	223	LYS
9	S7	15	GLU
9	S7	16	LEU
9	S7	38	LEU
9	S7	39	ARG
9	S7	49	ILE
9	S7	50	ASP
9	S7	51	VAL
9	S7	67	LEU
9	S7	75	THR
9	S7	77	LEU
9	S7	85	PHE
9	S7	87	ASP
9	S7	97	ARG
9	S7	104	ARG
9	S7	107	ARG
9	S7	110	GLN
9	S7	114	ARG
9	S7	118	LEU
9	S7	119	THR
9	S7	130	VAL
9	S7	133	THR
9	S7	167	GLU
9	S7	174	ASN
9	S7	185	ILE
10	S8	8	ARG
10	S8	14	THR
10	S8	21	PHE
10	S8	29	LEU
10	S8	32	GLN
10	S8	36	THR
10	S8	46	VAL
10	S8	78	ILE
10	S8	88	ASN
10	S8	97	THR

Continued on next page...

Continued from previous page...

Mol	Chain	Res	Type
10	S8	137	LYS
10	S8	138	ASN
10	S8	170	SER
10	S8	193	LEU
11	S9	3	ARG
11	S9	17	ARG
11	S9	28	LEU
11	S9	39	LYS
11	S9	60	LEU
11	S9	66	ASP
11	S9	82	ARG
11	S9	88	GLU
11	S9	92	LYS
11	S9	93	LEU
11	S9	99	LEU
11	S9	101	VAL
11	S9	109	LEU
11	S9	110	GLN
11	S9	134	ILE
11	S9	138	LYS
11	S9	149	ARG
11	S9	158	PHE
11	S9	161	THR
11	S9	171	ARG
11	S9	172	VAL
11	S9	182	GLU
12	C0	20	VAL
12	C0	22	VAL
12	C0	27	PHE
12	C0	29	GLN
12	C0	39	ASN
12	C0	40	LEU
12	C0	60	SER
12	C0	82	LEU
13	C1	21	ASN
13	C1	30	ARG
13	C1	44	THR
13	C1	67	ARG
13	C1	69	LYS
13	C1	74	THR
13	C1	123	VAL
14	C2	38	HIS

Continued on next page...

Continued from previous page...

Mol	Chain	Res	Type
14	C2	43	ARG
14	C2	71	ILE
14	C2	74	LEU
14	C2	80	ASN
14	C2	89	ILE
14	C2	103	LEU
14	C2	126	TRP
14	C2	132	GLU
15	C3	3	ARG
15	C3	6	SER
15	C3	9	LYS
15	C3	11	ILE
15	C3	21	ASN
15	C3	27	LYS
15	C3	42	ARG
15	C3	58	HIS
15	C3	64	ARG
15	C3	66	ILE
15	C3	83	GLU
15	C3	88	LEU
15	C3	102	LEU
15	C3	103	GLU
15	C3	107	LYS
15	C3	110	ASP
15	C3	115	LEU
15	C3	125	LEU
15	C3	134	VAL
15	C3	151	ASN
16	C4	12	GLN
16	C4	29	HIS
16	C4	39	ILE
16	C4	42	VAL
16	C4	46	MET
16	C4	51	ASP
16	C4	99	GLN
16	C4	103	ARG
16	C4	123	SER
16	C4	125	SER
16	C4	129	LYS
16	C4	132	ARG
16	C4	137	LEU
17	C5	11	VAL

Continued on next page...

Continued from previous page...

Mol	Chain	Res	Type
17	C5	22	LEU
17	C5	36	LEU
17	C5	43	ARG
17	C5	44	ARG
17	C5	52	LYS
17	C5	60	LEU
17	C5	69	GLU
17	C5	80	MET
17	C5	86	VAL
17	C5	103	ASN
17	C5	106	GLU
17	C5	110	GLU
17	C5	124	THR
18	C6	4	VAL
18	C6	13	LYS
18	C6	14	LYS
18	C6	29	ILE
18	C6	47	LYS
18	C6	57	LEU
18	C6	58	ASP
18	C6	66	ARG
18	C6	68	ARG
18	C6	69	VAL
18	C6	99	GLU
18	C6	117	LEU
18	C6	123	ARG
18	C6	128	LYS
18	C6	137	ARG
18	C6	143	ARG
19	C7	3	ARG
19	C7	5	ARG
19	C7	6	THR
19	C7	7	LYS
19	C7	8	THR
19	C7	11	ARG
19	C7	23	LYS
19	C7	24	LEU
19	C7	25	THR
19	C7	38	ILE
19	C7	69	ILE
19	C7	71	PHE
19	C7	83	GLN

Continued on next page...

Continued from previous page...

Mol	Chain	Res	Type
19	C7	84	TYR
19	C7	104	ASN
19	C7	105	GLN
19	C7	107	SER
20	C8	3	LEU
20	C8	5	VAL
20	C8	11	PHE
20	C8	13	HIS
20	C8	14	ILE
20	C8	17	LEU
20	C8	20	THR
20	C8	25	ASN
20	C8	28	ILE
20	C8	40	ARG
20	C8	54	LEU
20	C8	57	ARG
20	C8	71	GLN
20	C8	80	LYS
20	C8	92	ILE
20	C8	93	THR
20	C8	97	ASP
20	C8	136	GLN
20	C8	138	THR
20	C8	141	THR
20	C8	143	ARG
20	C8	144	ARG
20	C8	145	ARG
21	C9	4	VAL
21	C9	18	TYR
21	C9	22	LEU
21	C9	28	LEU
21	C9	35	ASP
21	C9	36	ILE
21	C9	54	PHE
21	C9	64	HIS
21	C9	67	MET
21	C9	71	VAL
21	C9	73	VAL
21	C9	130	ARG
21	C9	139	THR
21	C9	144	GLU
22	D0	23	ARG

Continued on next page...

Continued from previous page...

Mol	Chain	Res	Type
22	D0	42	VAL
22	D0	52	LYS
22	D0	62	VAL
22	D0	66	SER
22	D0	74	GLU
22	D0	76	SER
22	D0	89	ARG
22	D0	97	VAL
22	D0	98	GLN
22	D0	101	LYS
22	D0	117	VAL
22	D0	118	VAL
23	D1	5	LYS
23	D1	11	LEU
23	D1	36	VAL
23	D1	41	GLU
23	D1	44	ARG
23	D1	62	ARG
23	D1	65	SER
23	D1	78	LEU
23	D1	80	LYS
23	D1	87	ARG
24	D2	4	SER
24	D2	7	LEU
24	D2	22	LYS
24	D2	24	GLN
24	D2	26	LEU
24	D2	27	ILE
24	D2	28	ARG
24	D2	53	ILE
24	D2	65	LEU
24	D2	74	VAL
24	D2	81	VAL
24	D2	86	ILE
24	D2	88	LYS
24	D2	93	LEU
24	D2	98	GLN
24	D2	103	ILE
24	D2	104	LEU
24	D2	105	THR
25	D3	7	ARG
25	D3	9	LEU

Continued on next page...

Continued from previous page...

Mol	Chain	Res	Type
25	D3	10	ASN
25	D3	16	ARG
25	D3	18	HIS
25	D3	19	ARG
25	D3	47	SER
25	D3	69	ARG
25	D3	79	ASN
25	D3	84	THR
25	D3	96	VAL
25	D3	103	LEU
25	D3	107	PHE
25	D3	114	LYS
25	D3	117	ILE
25	D3	127	VAL
26	D4	8	ARG
26	D4	17	LEU
26	D4	51	GLU
26	D4	57	VAL
26	D4	79	VAL
26	D4	84	LYS
26	D4	99	LYS
26	D4	102	LYS
26	D4	124	ARG
26	D4	127	LYS
26	D4	128	LYS
27	D5	42	LEU
27	D5	47	TYR
27	D5	60	VAL
27	D5	62	VAL
27	D5	63	SER
27	D5	67	ASP
27	D5	69	LEU
27	D5	75	LEU
27	D5	85	LYS
27	D5	95	HIS
27	D5	98	GLN
27	D5	100	ILE
27	D5	102	THR
28	D6	7	SER
28	D6	15	ARG
28	D6	36	ILE
28	D6	38	ARG

Continued on next page...

Continued from previous page...

Mol	Chain	Res	Type
28	D6	44	ILE
28	D6	58	VAL
28	D6	61	GLU
28	D6	64	LEU
28	D6	68	TYR
28	D6	69	ASN
28	D6	71	LEU
28	D6	90	GLU
28	D6	91	ASP
29	D7	3	LEU
29	D7	17	ARG
29	D7	26	GLN
29	D7	33	LEU
29	D7	42	ASN
29	D7	61	THR
30	D8	14	LYS
30	D8	32	PHE
30	D8	48	VAL
30	D8	52	ASP
30	D8	58	GLU
30	D8	62	GLU
30	D8	65	ARG
31	D9	7	TRP
31	D9	9	SER
31	D9	12	ARG
31	D9	14	TYR
31	D9	21	CYS
31	D9	30	LEU
31	D9	36	LEU
31	D9	48	ASN
32	E0	21	VAL
32	E0	28	LYS
32	E0	37	ARG
32	E0	42	ARG
32	E0	49	LEU
32	E0	50	VAL
33	E1	83	LYS
33	E1	85	TYR
33	E1	89	LYS
33	E1	91	ILE
33	E1	98	VAL
33	E1	103	LEU

Continued on next page...

Continued from previous page...

Mol	Chain	Res	Type
33	E1	108	VAL
33	E1	111	GLU
33	E1	113	LYS
33	E1	126	CYS
33	E1	137	ASP
34	SR	6	VAL
34	SR	16	HIS
34	SR	53	LYS
34	SR	96	THR
34	SR	106	HIS
34	SR	116	ASP
34	SR	117	LYS
34	SR	131	ILE
34	SR	136	ILE
34	SR	144	LEU
34	SR	145	LEU
34	SR	148	ASN
34	SR	191	ASP
34	SR	223	TRP
34	SR	238	ASP
34	SR	248	ASN
34	SR	269	TYR
34	SR	288	HIS
34	SR	290	VAL
34	SR	299	GLN
35	SM	24	GLU
35	SM	27	LYS
35	SM	33	LYS
35	SM	45	SER
35	SM	46	LYS
35	SM	48	ARG
35	SM	61	ILE
35	SM	68	ARG
35	SM	78	ASP
35	SM	81	THR
35	SM	84	LYS
35	SM	88	ARG
35	SM	89	ARG
35	SM	91	THR
35	SM	94	HIS
35	SM	100	THR
35	SM	101	ASP

Continued on next page...

Continued from previous page...

Mol	Chain	Res	Type
35	SM	102	THR
35	SM	114	LYS
35	SM	116	GLU
35	SM	124	GLN
35	SM	131	ILE
35	SM	133	GLU
35	SM	139	GLU
39	L2	32	LEU
39	L2	45	VAL
39	L2	48	ILE
39	L2	52	SER
39	L2	62	VAL
39	L2	70	ARG
39	L2	71	LEU
39	L2	74	GLU
39	L2	84	THR
39	L2	101	VAL
39	L2	102	LEU
39	L2	104	LEU
39	L2	109	GLU
39	L2	118	GLU
39	L2	143	GLU
39	L2	147	ARG
39	L2	149	ARG
39	L2	165	VAL
39	L2	179	LEU
39	L2	180	LEU
39	L2	190	ARG
39	L2	191	LEU
39	L2	193	ARG
39	L2	202	VAL
39	L2	204	MET
39	L2	207	VAL
39	L2	227	ARG
39	L2	230	VAL
39	L2	231	SER
39	L2	252	THR
40	L3	2	SER
40	L3	7	GLU
40	L3	10	ARG
40	L3	17	LEU
40	L3	19	ARG

Continued on next page...

Continued from previous page...

Mol	Chain	Res	Type
40	L3	25	ILE
40	L3	30	LYS
40	L3	34	LYS
40	L3	37	ARG
40	L3	44	THR
40	L3	47	LEU
40	L3	56	ILE
40	L3	66	LYS
40	L3	67	PHE
40	L3	79	VAL
40	L3	84	VAL
40	L3	85	VAL
40	L3	87	VAL
40	L3	95	THR
40	L3	103	THR
40	L3	104	THR
40	L3	114	VAL
40	L3	116	ARG
40	L3	134	SER
40	L3	139	GLN
40	L3	146	ARG
40	L3	148	LEU
40	L3	157	VAL
40	L3	160	VAL
40	L3	169	THR
40	L3	178	LEU
40	L3	183	LEU
40	L3	188	ILE
40	L3	192	VAL
40	L3	196	ARG
40	L3	200	GLU
40	L3	202	THR
40	L3	208	VAL
40	L3	213	GLU
40	L3	232	ARG
40	L3	235	THR
40	L3	244	ARG
40	L3	246	LEU
40	L3	261	MET
40	L3	264	VAL
40	L3	274	SER
40	L3	296	THR

Continued on next page...

Continued from previous page...

Mol	Chain	Res	Type
40	L3	320	ASP
40	L3	328	ILE
40	L3	332	ARG
40	L3	338	LEU
40	L3	351	LEU
40	L3	353	GLU
40	L3	380	MET
40	L3	385	LYS
40	L3	387	LEU
41	L4	3	ARG
41	L4	4	PRO
41	L4	14	GLU
41	L4	27	SER
41	L4	53	SER
41	L4	55	LYS
41	L4	60	THR
41	L4	71	VAL
41	L4	74	ILE
41	L4	93	MET
41	L4	98	ARG
41	L4	120	TYR
41	L4	133	SER
41	L4	138	ARG
41	L4	144	LYS
41	L4	148	ILE
41	L4	152	VAL
41	L4	153	SER
41	L4	156	LEU
41	L4	160	GLN
41	L4	176	SER
41	L4	179	LEU
41	L4	194	TYR
41	L4	200	THR
41	L4	203	ARG
41	L4	206	LEU
41	L4	211	GLU
41	L4	220	ARG
41	L4	222	VAL
41	L4	230	VAL
41	L4	246	ARG
41	L4	256	THR
41	L4	259	ASP

Continued on next page...

Continued from previous page...

Mol	Chain	Res	Type
41	L4	265	GLU
41	L4	267	VAL
41	L4	270	SER
41	L4	287	THR
41	L4	306	THR
41	L4	307	GLN
41	L4	323	VAL
41	L4	327	LEU
41	L4	332	LYS
41	L4	333	VAL
41	L4	347	THR
41	L4	349	THR
41	L4	354	VAL
41	L4	359	LEU
42	L5	5	LYS
42	L5	9	SER
42	L5	23	ARG
42	L5	35	ARG
42	L5	41	LYS
42	L5	43	LYS
42	L5	56	THR
42	L5	57	ASN
42	L5	66	SER
42	L5	69	ILE
42	L5	75	LEU
42	L5	89	THR
42	L5	90	HIS
42	L5	93	THR
42	L5	105	ILE
42	L5	112	LYS
42	L5	113	LEU
42	L5	115	LEU
42	L5	118	THR
42	L5	124	GLU
42	L5	128	GLU
42	L5	140	ARG
42	L5	146	LEU
42	L5	148	ILE
42	L5	151	GLN
42	L5	152	ARG
42	L5	155	THR
42	L5	163	LEU

Continued on next page...

Continued from previous page...

Mol	Chain	Res	Type
42	L5	177	GLU
42	L5	185	PHE
42	L5	187	THR
42	L5	190	ILE
42	L5	208	MET
42	L5	211	LEU
42	L5	216	GLU
42	L5	218	ARG
42	L5	220	SER
42	L5	222	LEU
42	L5	223	PHE
42	L5	231	ILE
42	L5	254	LYS
42	L5	257	GLU
42	L5	258	LYS
42	L5	259	LYS
42	L5	263	GLU
42	L5	268	GLU
42	L5	278	SER
42	L5	279	LYS
43	L6	5	LYS
43	L6	15	VAL
43	L6	21	THR
43	L6	35	VAL
43	L6	41	ILE
43	L6	52	VAL
43	L6	57	HIS
43	L6	64	LEU
43	L6	65	ILE
43	L6	76	LEU
43	L6	78	ARG
43	L6	79	VAL
43	L6	84	VAL
43	L6	88	SER
43	L6	89	THR
43	L6	90	LYS
43	L6	134	ARG
43	L6	137	ASP
43	L6	152	THR
43	L6	155	LEU
43	L6	162	SER
44	L7	24	GLU

Continued on next page...

Continued from previous page...

Mol	Chain	Res	Type
44	L7	25	GLN
44	L7	38	LYS
44	L7	47	ARG
44	L7	60	ARG
44	L7	93	ASN
44	L7	98	LYS
44	L7	100	ARG
44	L7	107	ARG
44	L7	110	ARG
44	L7	118	LYS
44	L7	124	LEU
44	L7	128	LYS
44	L7	157	ASN
44	L7	158	LYS
44	L7	179	LEU
44	L7	183	ASP
44	L7	184	LEU
44	L7	239	LEU
44	L7	244	ASN
45	L8	26	LEU
45	L8	27	THR
45	L8	38	GLN
45	L8	41	GLN
45	L8	47	SER
45	L8	57	ARG
45	L8	63	LYS
45	L8	66	SER
45	L8	71	VAL
45	L8	74	THR
45	L8	79	GLN
45	L8	81	THR
45	L8	98	ARG
45	L8	101	THR
45	L8	109	LEU
45	L8	126	SER
45	L8	136	LEU
45	L8	149	LYS
45	L8	150	LEU
45	L8	157	VAL
45	L8	160	ILE
45	L8	169	LEU
45	L8	180	VAL

Continued on next page...

Continued from previous page...

Mol	Chain	Res	Type
45	L8	185	ARG
45	L8	189	LEU
45	L8	214	LEU
45	L8	217	THR
45	L8	230	LYS
45	L8	240	ASN
45	L8	241	LYS
45	L8	248	LYS
45	L8	251	LYS
46	L9	4	ILE
46	L9	6	THR
46	L9	9	GLN
46	L9	19	SER
46	L9	33	THR
46	L9	36	LYS
46	L9	41	ILE
46	L9	48	VAL
46	L9	49	ASN
46	L9	52	LEU
46	L9	55	VAL
46	L9	68	LEU
46	L9	69	ARG
46	L9	70	THR
46	L9	80	THR
46	L9	82	VAL
46	L9	118	LEU
46	L9	120	ASP
46	L9	121	LYS
46	L9	132	VAL
46	L9	136	PHE
46	L9	157	ASN
46	L9	161	LEU
46	L9	164	ILE
46	L9	166	ARG
46	L9	172	ILE
46	L9	187	ILE
46	L9	190	ASP
47	M0	3	ARG
47	M0	24	ARG
47	M0	28	ASP
47	M0	30	LYS
47	M0	32	ARG

Continued on next page...

Continued from previous page...

Mol	Chain	Res	Type
47	M0	33	ILE
47	M0	42	THR
47	M0	48	LEU
47	M0	52	LEU
47	M0	53	VAL
47	M0	74	LYS
47	M0	87	LEU
47	M0	91	VAL
47	M0	116	ARG
47	M0	130	ASP
47	M0	138	VAL
47	M0	139	ARG
47	M0	145	LYS
47	M0	146	ASP
47	M0	163	GLN
47	M0	165	ILE
47	M0	174	THR
47	M0	178	ARG
47	M0	185	ARG
47	M0	189	GLU
47	M0	203	LYS
47	M0	205	SER
47	M0	210	ILE
47	M0	215	GLU
48	M1	10	ARG
48	M1	12	LEU
48	M1	13	LYS
48	M1	19	LEU
48	M1	26	SER
48	M1	28	ASP
48	M1	29	ARG
48	M1	34	SER
48	M1	44	THR
48	M1	46	VAL
48	M1	61	ARG
48	M1	64	LYS
48	M1	67	VAL
48	M1	80	LEU
48	M1	81	GLU
48	M1	85	LYS
48	M1	94	ARG
48	M1	101	ASN

Continued on next page...

Continued from previous page...

Mol	Chain	Res	Type
48	M1	106	ILE
48	M1	112	LEU
48	M1	115	LYS
48	M1	137	ARG
48	M1	143	ARG
48	M1	165	GLN
48	M1	166	LYS
48	M1	171	VAL
49	M3	17	HIS
49	M3	22	VAL
49	M3	34	SER
49	M3	41	THR
49	M3	54	LEU
49	M3	55	ARG
49	M3	57	VAL
49	M3	59	ARG
49	M3	67	ARG
49	M3	69	VAL
49	M3	70	ARG
49	M3	114	GLN
49	M3	121	SER
49	M3	122	LYS
49	M3	128	ARG
49	M3	131	LYS
49	M3	164	GLU
49	M3	168	ARG
50	M4	4	ASP
50	M4	8	LYS
50	M4	11	ASN
50	M4	15	VAL
50	M4	20	VAL
50	M4	31	LYS
50	M4	39	ILE
50	M4	43	LYS
50	M4	50	LYS
50	M4	53	VAL
50	M4	58	ILE
50	M4	66	THR
50	M4	74	ARG
50	M4	82	SER
50	M4	90	VAL
50	M4	91	CYS

Continued on next page...

Continued from previous page...

Mol	Chain	Res	Type
50	M4	112	LEU
50	M4	125	LYS
50	M4	130	THR
50	M4	135	LEU
51	M5	10	LEU
51	M5	18	VAL
51	M5	19	LEU
51	M5	22	LEU
51	M5	49	ARG
51	M5	56	LYS
51	M5	80	THR
51	M5	92	LEU
51	M5	94	TYR
51	M5	106	VAL
51	M5	109	ARG
51	M5	117	ASN
51	M5	124	ASP
51	M5	133	ILE
51	M5	138	GLN
51	M5	151	ILE
51	M5	153	ASP
51	M5	155	VAL
51	M5	157	LYS
51	M5	159	ARG
51	M5	167	THR
51	M5	171	LYS
51	M5	179	HIS
51	M5	184	THR
51	M5	185	LYS
51	M5	191	THR
52	M6	3	VAL
52	M6	51	LYS
52	M6	77	SER
52	M6	78	ARG
52	M6	89	SER
52	M6	94	ARG
52	M6	106	GLU
52	M6	110	PRO
52	M6	116	LYS
52	M6	117	ARG
52	M6	124	LEU
52	M6	128	ARG

Continued on next page...

Continued from previous page...

Mol	Chain	Res	Type
52	M6	134	LYS
52	M6	143	THR
52	M6	178	VAL
52	M6	184	THR
52	M6	188	SER
53	M7	3	ARG
53	M7	7	THR
53	M7	24	VAL
53	M7	36	ILE
53	M7	42	THR
53	M7	52	LEU
53	M7	59	PRO
53	M7	79	THR
53	M7	94	LEU
53	M7	112	LEU
53	M7	114	VAL
53	M7	119	VAL
53	M7	127	ARG
53	M7	128	ARG
53	M7	138	LYS
53	M7	142	SER
53	M7	154	GLU
53	M7	168	LEU
53	M7	171	ARG
54	M8	20	LYS
54	M8	22	ASP
54	M8	24	VAL
54	M8	26	LEU
54	M8	32	LEU
54	M8	49	LEU
54	M8	57	ILE
54	M8	63	SER
54	M8	69	ARG
54	M8	80	THR
54	M8	105	ARG
54	M8	111	ARG
54	M8	113	LYS
54	M8	135	GLN
54	M8	171	LYS
54	M8	178	ARG
54	M8	181	SER
55	M9	6	THR

Continued on next page...

Continued from previous page...

Mol	Chain	Res	Type
55	M9	29	THR
55	M9	31	GLU
55	M9	41	ILE
55	M9	74	ARG
55	M9	81	ARG
55	M9	99	LEU
55	M9	103	ARG
55	M9	106	LEU
55	M9	108	LYS
55	M9	110	ARG
55	M9	116	ASP
55	M9	134	HIS
55	M9	138	LEU
55	M9	165	LYS
55	M9	180	LYS
56	N0	1	MET
56	N0	8	GLN
56	N0	10	ILE
56	N0	16	THR
56	N0	45	LEU
56	N0	47	LYS
56	N0	50	LYS
56	N0	51	VAL
56	N0	61	ILE
56	N0	71	LYS
56	N0	81	TYR
56	N0	82	ASP
56	N0	87	THR
56	N0	103	VAL
56	N0	106	LEU
56	N0	115	ARG
56	N0	117	ARG
56	N0	124	LEU
56	N0	132	THR
56	N0	137	ARG
56	N0	142	GLN
56	N0	145	THR
56	N0	149	LYS
56	N0	155	ARG
56	N0	157	GLN
56	N0	160	THR
56	N0	162	THR

Continued on next page...

Continued from previous page...

Mol	Chain	Res	Type
56	N0	167	ARG
56	N0	169	SER
56	N0	171	PHE
57	N1	12	ARG
57	N1	25	VAL
57	N1	26	HIS
57	N1	27	LEU
57	N1	55	LYS
57	N1	75	ILE
57	N1	78	LYS
57	N1	79	MET
57	N1	80	VAL
57	N1	83	ARG
57	N1	88	ARG
57	N1	89	LEU
57	N1	93	VAL
57	N1	96	ILE
57	N1	104	GLU
57	N1	106	LEU
57	N1	118	GLU
57	N1	126	VAL
57	N1	128	LEU
57	N1	139	ARG
57	N1	141	VAL
57	N1	159	PHE
57	N1	160	ILE
58	N2	10	LYS
58	N2	16	THR
58	N2	29	ASP
58	N2	47	VAL
58	N2	52	ASN
58	N2	55	THR
58	N2	93	ILE
58	N2	99	LYS
58	N2	100	THR
59	N3	9	THR
59	N3	12	ARG
59	N3	14	SER
59	N3	48	ARG
59	N3	54	LEU
59	N3	63	LYS
59	N3	69	LEU

Continued on next page...

Continued from previous page...

Mol	Chain	Res	Type
59	N3	73	VAL
59	N3	83	LYS
59	N3	102	ILE
59	N3	115	THR
59	N3	128	ARG
59	N3	135	VAL
60	N4	4	GLU
60	N4	5	ILE
60	N4	17	ARG
60	N4	19	THR
60	N4	34	SER
60	N4	45	ASN
60	N4	52	THR
61	N5	26	VAL
61	N5	27	ARG
61	N5	28	THR
61	N5	33	ARG
61	N5	36	LYS
61	N5	37	THR
61	N5	38	LEU
61	N5	39	LYS
61	N5	40	LEU
61	N5	42	ARG
61	N5	49	LYS
61	N5	69	SER
61	N5	71	THR
61	N5	73	MET
61	N5	86	VAL
61	N5	108	LEU
61	N5	109	LYS
61	N5	115	ARG
61	N5	120	LYS
61	N5	133	LEU
61	N5	135	ILE
61	N5	139	ILE
62	N6	3	LYS
62	N6	6	LEU
62	N6	9	SER
62	N6	10	SER
62	N6	13	ARG
62	N6	37	LYS
62	N6	38	GLU

Continued on next page...

Continued from previous page...

Mol	Chain	Res	Type
62	N6	40	ARG
62	N6	42	GLN
62	N6	45	ILE
62	N6	57	LEU
62	N6	59	VAL
62	N6	74	TYR
62	N6	76	LEU
62	N6	87	LYS
62	N6	90	VAL
62	N6	113	LYS
62	N6	115	ARG
62	N6	127	GLU
63	N7	14	VAL
63	N7	17	ARG
63	N7	30	ASP
63	N7	34	LYS
63	N7	46	ILE
63	N7	52	LYS
63	N7	55	LYS
63	N7	60	LYS
63	N7	64	LYS
63	N7	65	ARG
63	N7	72	ILE
63	N7	75	VAL
63	N7	80	LEU
63	N7	81	LEU
63	N7	83	THR
63	N7	88	ASP
63	N7	102	GLU
63	N7	134	LEU
64	N8	4	ARG
64	N8	6	THR
64	N8	8	THR
64	N8	10	LYS
64	N8	34	MET
64	N8	42	ARG
64	N8	56	VAL
64	N8	60	TYR
64	N8	73	LEU
64	N8	78	LEU
64	N8	91	LEU
64	N8	115	LYS

Continued on next page...

Continued from previous page...

Mol	Chain	Res	Type
64	N8	118	ILE
64	N8	120	ASN
64	N8	133	LEU
64	N8	135	GLU
65	N9	4	SER
65	N9	5	LYS
65	N9	22	LYS
65	N9	50	THR
65	N9	59	LYS
66	O0	16	LEU
66	O0	18	ILE
66	O0	28	LYS
66	O0	39	SER
66	O0	40	LYS
66	O0	41	LEU
66	O0	43	ILE
66	O0	52	ARG
66	O0	54	SER
66	O0	61	MET
66	O0	62	LEU
66	O0	75	ASN
66	O0	83	LYS
66	O0	87	VAL
66	O0	100	ILE
66	O0	103	THR
67	O1	6	ASP
67	O1	16	LEU
67	O1	26	LYS
67	O1	31	ARG
67	O1	41	LYS
67	O1	64	VAL
67	O1	68	GLU
67	O1	79	ARG
67	O1	82	GLU
67	O1	84	ASP
67	O1	94	GLU
67	O1	96	VAL
67	O1	97	LEU
67	O1	100	SER
67	O1	106	THR
67	O1	110	GLU
68	O2	11	LYS

Continued on next page...

Continued from previous page...

Mol	Chain	Res	Type
68	O2	16	LYS
68	O2	19	ARG
68	O2	27	ARG
68	O2	31	ASN
68	O2	33	ARG
68	O2	35	GLN
68	O2	40	SER
68	O2	41	VAL
68	O2	54	LYS
68	O2	61	LYS
68	O2	62	LYS
68	O2	66	LEU
68	O2	73	THR
68	O2	75	LEU
68	O2	82	LEU
68	O2	109	LEU
68	O2	125	ARG
68	O2	126	LEU
69	O3	4	SER
69	O3	15	SER
69	O3	28	SER
69	O3	37	THR
69	O3	56	SER
69	O3	59	VAL
69	O3	70	LYS
69	O3	73	ARG
69	O3	81	VAL
69	O3	92	LYS
69	O3	98	VAL
69	O3	106	ASN
70	O4	6	THR
70	O4	7	PHE
70	O4	8	ARG
70	O4	20	ILE
70	O4	21	LYS
70	O4	24	LYS
70	O4	29	ILE
70	O4	51	LEU
70	O4	52	GLN
70	O4	57	LEU
70	O4	58	ARG
70	O4	60	ARG

Continued on next page...

Continued from previous page...

Mol	Chain	Res	Type
70	O4	65	VAL
70	O4	86	LYS
70	O4	102	LYS
71	O5	15	GLU
71	O5	20	GLN
71	O5	44	ILE
71	O5	47	VAL
71	O5	48	ARG
71	O5	50	SER
71	O5	71	LYS
71	O5	73	LYS
71	O5	76	GLN
71	O5	85	THR
71	O5	89	ARG
71	O5	90	ARG
71	O5	96	GLU
71	O5	101	THR
71	O5	102	GLU
71	O5	111	PHE
72	O6	21	THR
72	O6	28	TYR
72	O6	57	LEU
72	O6	58	ILE
72	O6	62	ARG
72	O6	68	ARG
72	O6	76	ARG
72	O6	81	THR
72	O6	90	MET
72	O6	98	ARG
72	O6	99	ARG
73	O7	17	THR
73	O7	24	ARG
73	O7	25	ARG
73	O7	33	THR
73	O7	44	THR
73	O7	45	ARG
73	O7	55	ARG
73	O7	58	THR
73	O7	59	THR
73	O7	67	LEU
73	O7	80	THR
73	O7	82	SER

Continued on next page...

Continued from previous page...

Mol	Chain	Res	Type
74	O8	3	ARG
74	O8	5	ILE
74	O8	8	ILE
74	O8	29	LYS
74	O8	32	ASN
74	O8	39	ARG
74	O8	41	THR
74	O8	46	ARG
74	O8	50	SER
74	O8	53	THR
74	O8	64	LYS
74	O8	65	LEU
74	O8	67	GLN
74	O8	77	ARG
74	O8	78	LEU
75	O9	4	GLN
75	O9	10	LYS
75	O9	21	ARG
75	O9	23	LEU
75	O9	27	ILE
75	O9	29	LEU
75	O9	36	ARG
75	O9	47	THR
75	O9	51	ILE
76	Q0	78	ILE
76	Q0	79	GLU
76	Q0	85	LEU
76	Q0	94	SER
76	Q0	97	ARG
76	Q0	112	LYS
76	Q0	113	ARG
76	Q0	127	LEU
77	Q1	2	ARG
77	Q1	11	ARG
77	Q1	13	LEU
78	Q2	8	ARG
78	Q2	26	THR
78	Q2	34	SER
78	Q2	45	ARG
78	Q2	48	SER
78	Q2	64	THR
78	Q2	71	ARG

Continued on next page...

Continued from previous page...

Mol	Chain	Res	Type
78	Q2	78	LYS
78	Q2	83	LEU
78	Q2	84	THR
78	Q2	85	LEU
78	Q2	87	ARG
78	Q2	88	CYS
78	Q2	92	GLU
78	Q2	93	LEU
79	Q3	7	LYS
79	Q3	10	ILE
79	Q3	11	THR
79	Q3	16	VAL
79	Q3	25	GLN
79	Q3	28	LYS
79	Q3	45	LYS
79	Q3	49	ARG
79	Q3	59	CYS
79	Q3	64	VAL
79	Q3	73	THR
79	Q3	82	THR
79	Q3	90	VAL
2	s0	10	THR
2	s0	21	ASN
2	s0	30	GLN
2	s0	46	HIS
2	s0	55	GLU
2	s0	69	ASN
2	s0	87	LEU
2	s0	93	THR
2	s0	101	ARG
2	s0	108	THR
2	s0	124	THR
2	s0	144	ILE
2	s0	158	VAL
2	s0	172	LEU
2	s0	183	ARG
2	s0	184	LEU
2	s0	188	LEU
2	s0	189	VAL
2	s0	200	ASP
3	s1	21	VAL
3	s1	25	THR

Continued on next page...

Continued from previous page...

Mol	Chain	Res	Type
3	s1	39	GLU
3	s1	43	VAL
3	s1	47	LEU
3	s1	51	SER
3	s1	62	LYS
3	s1	65	VAL
3	s1	68	VAL
3	s1	70	LEU
3	s1	78	ASP
3	s1	81	PHE
3	s1	83	LYS
3	s1	85	LYS
3	s1	87	ARG
3	s1	91	VAL
3	s1	108	ASP
3	s1	110	LEU
3	s1	120	LEU
3	s1	122	GLU
3	s1	124	ASN
3	s1	125	VAL
3	s1	126	THR
3	s1	152	ARG
3	s1	159	SER
3	s1	177	GLN
3	s1	181	LEU
3	s1	183	GLN
3	s1	184	LEU
3	s1	185	THR
3	s1	188	LEU
3	s1	194	ASN
3	s1	212	VAL
3	s1	219	LYS
3	s1	223	PHE
3	s1	234	GLU
4	s2	41	LEU
4	s2	46	LYS
4	s2	51	THR
4	s2	53	ILE
4	s2	54	GLU
4	s2	55	GLU
4	s2	69	ILE
4	s2	72	LEU

Continued on next page...

Continued from previous page...

Mol	Chain	Res	Type
4	s2	76	LEU
4	s2	83	ILE
4	s2	84	LYS
4	s2	89	GLN
4	s2	90	THR
4	s2	91	ARG
4	s2	97	ARG
4	s2	111	VAL
4	s2	115	ILE
4	s2	117	THR
4	s2	134	LEU
4	s2	139	ILE
4	s2	141	ARG
4	s2	152	HIS
4	s2	153	SER
4	s2	158	THR
4	s2	164	SER
4	s2	166	THR
4	s2	169	LEU
4	s2	170	ILE
4	s2	195	ASP
4	s2	208	GLU
4	s2	221	THR
4	s2	224	PHE
4	s2	225	LEU
4	s2	226	THR
4	s2	228	ASN
4	s2	243	TYR
5	s3	4	LEU
5	s3	9	ARG
5	s3	34	TYR
5	s3	37	VAL
5	s3	41	VAL
5	s3	79	TYR
5	s3	84	ILE
5	s3	90	ARG
5	s3	115	ILE
5	s3	120	TYR
5	s3	127	MET
5	s3	128	GLU
5	s3	143	ARG
5	s3	146	ARG

Continued on next page...

Continued from previous page...

Mol	Chain	Res	Type
5	s3	158	ILE
5	s3	162	GLN
5	s3	168	ILE
5	s3	178	ARG
5	s3	207	THR
5	s3	212	LYS
6	s4	30	ARG
6	s4	38	LEU
6	s4	42	LEU
6	s4	49	ARG
6	s4	51	ARG
6	s4	67	GLN
6	s4	78	THR
6	s4	113	ARG
6	s4	116	ASP
6	s4	123	LEU
6	s4	128	LYS
6	s4	131	LEU
6	s4	148	ARG
6	s4	151	ASP
6	s4	160	VAL
6	s4	163	ASP
6	s4	164	LEU
6	s4	176	ASP
6	s4	180	LEU
6	s4	182	TYR
6	s4	187	ARG
6	s4	191	ARG
6	s4	194	THR
6	s4	208	VAL
6	s4	215	ASP
6	s4	219	VAL
6	s4	222	LEU
6	s4	245	LYS
6	s4	246	LEU
6	s4	247	SER
7	s5	25	LEU
7	s5	31	GLU
7	s5	32	GLU
7	s5	40	ILE
7	s5	45	LYS
7	s5	47	SER

Continued on next page...

Continued from previous page...

Mol	Chain	Res	Type
7	s5	48	PHE
7	s5	63	GLN
7	s5	64	VAL
7	s5	68	ILE
7	s5	89	ILE
7	s5	93	LEU
7	s5	99	MET
7	s5	102	ARG
7	s5	112	ARG
7	s5	128	ASN
7	s5	156	ARG
7	s5	157	ARG
7	s5	189	THR
7	s5	193	THR
7	s5	216	GLU
7	s5	219	ARG
7	s5	225	ARG
8	s6	19	ASP
8	s6	21	GLU
8	s6	31	ARG
8	s6	65	GLN
8	s6	67	VAL
8	s6	76	LEU
8	s6	89	ASP
8	s6	93	LYS
8	s6	108	VAL
8	s6	109	LEU
8	s6	112	VAL
8	s6	121	LEU
8	s6	124	LEU
8	s6	126	ASP
8	s6	127	THR
8	s6	128	THR
8	s6	137	ARG
8	s6	150	GLU
8	s6	153	VAL
8	s6	156	PHE
8	s6	170	THR
8	s6	177	ARG
8	s6	191	ARG
8	s6	215	ARG
9	s7	10	SER

Continued on next page...

Continued from previous page...

Mol	Chain	Res	Type
9	s7	33	GLU
9	s7	49	ILE
9	s7	50	ASP
9	s7	60	ILE
9	s7	73	VAL
9	s7	75	THR
9	s7	79	ARG
9	s7	80	GLU
9	s7	86	GLN
9	s7	87	ASP
9	s7	97	ARG
9	s7	103	SER
9	s7	108	GLN
9	s7	109	VAL
9	s7	114	ARG
9	s7	123	ASP
9	s7	129	LEU
9	s7	134	GLU
9	s7	144	VAL
9	s7	159	VAL
10	s8	4	SER
10	s8	7	SER
10	s8	10	LYS
10	s8	18	ARG
10	s8	22	ARG
10	s8	24	LYS
10	s8	25	ARG
10	s8	29	LEU
10	s8	36	THR
10	s8	46	VAL
10	s8	74	LYS
10	s8	76	THR
10	s8	77	ARG
10	s8	93	THR
10	s8	114	GLU
10	s8	138	ASN
10	s8	151	LYS
10	s8	152	ILE
10	s8	155	SER
10	s8	158	SER
10	s8	183	ILE
10	s8	185	GLU

Continued on next page...

Continued from previous page...

Mol	Chain	Res	Type
11	s9	3	ARG
11	s9	6	ARG
11	s9	28	LEU
11	s9	49	LEU
11	s9	54	ARG
11	s9	57	ARG
11	s9	78	ARG
11	s9	82	ARG
11	s9	83	VAL
11	s9	87	SER
11	s9	89	ASP
11	s9	93	LEU
11	s9	105	LEU
11	s9	110	GLN
11	s9	120	LYS
11	s9	126	ARG
11	s9	127	VAL
11	s9	130	THR
11	s9	132	ARG
11	s9	134	ILE
11	s9	150	LEU
11	s9	151	ASP
11	s9	152	SER
11	s9	157	ASP
11	s9	168	ARG
11	s9	171	ARG
11	s9	172	VAL
11	s9	180	LYS
12	c0	2	LEU
12	c0	15	LEU
12	c0	28	ASN
12	c0	47	GLN
12	c0	55	VAL
12	c0	79	TYR
13	c1	4	GLU
13	c1	5	LEU
13	c1	10	GLU
13	c1	30	ARG
13	c1	33	ARG
13	c1	36	LYS
13	c1	40	LEU
13	c1	44	THR

Continued on next page...

Continued from previous page...

Mol	Chain	Res	Type
13	c1	47	THR
13	c1	56	LYS
13	c1	60	PHE
13	c1	63	LEU
13	c1	67	ARG
13	c1	74	THR
13	c1	80	MET
13	c1	82	ARG
13	c1	86	ILE
13	c1	87	ARG
13	c1	118	GLN
13	c1	123	VAL
13	c1	129	ARG
13	c1	131	ILE
14	c2	58	LEU
14	c2	61	VAL
14	c2	62	LEU
14	c2	71	ILE
14	c2	103	LEU
14	c2	131	ASP
14	c2	136	ILE
14	c2	138	GLU
15	c3	6	SER
15	c3	12	SER
15	c3	16	ILE
15	c3	20	ARG
15	c3	21	ASN
15	c3	29	SER
15	c3	33	VAL
15	c3	53	LEU
15	c3	60	VAL
15	c3	64	ARG
15	c3	66	ILE
15	c3	67	THR
15	c3	70	LYS
15	c3	84	ILE
15	c3	87	ASP
15	c3	88	LEU
15	c3	104	ARG
15	c3	115	LEU
15	c3	138	ASN
16	c4	20	TYR

Continued on next page...

Continued from previous page...

Mol	Chain	Res	Type
16	c4	23	PHE
16	c4	26	THR
16	c4	28	VAL
16	c4	61	MET
16	c4	92	LYS
16	c4	102	LEU
16	c4	114	ARG
16	c4	115	ILE
16	c4	118	VAL
16	c4	123	SER
16	c4	132	ARG
16	c4	133	ARG
16	c4	137	LEU
17	c5	12	PHE
17	c5	20	VAL
17	c5	27	GLU
17	c5	36	LEU
17	c5	59	LYS
17	c5	60	LEU
17	c5	61	ARG
17	c5	69	GLU
17	c5	84	ILE
17	c5	110	GLU
17	c5	124	THR
17	c5	126	VAL
17	c5	127	ARG
17	c5	134	THR
18	c6	17	THR
18	c6	23	LYS
18	c6	26	LYS
18	c6	28	LEU
18	c6	37	THR
18	c6	40	GLU
18	c6	43	ILE
18	c6	53	LEU
18	c6	55	VAL
18	c6	57	LEU
18	c6	58	ASP
18	c6	63	ILE
18	c6	94	GLN
18	c6	114	ARG
18	c6	115	THR

Continued on next page...

Continued from previous page...

Mol	Chain	Res	Type
18	c6	117	LEU
18	c6	128	LYS
18	c6	136	SER
18	c6	137	ARG
18	c6	139	GLN
19	c7	3	ARG
19	c7	5	ARG
19	c7	6	THR
19	c7	8	THR
19	c7	27	ASP
19	c7	29	GLN
19	c7	30	THR
19	c7	34	LEU
19	c7	46	LEU
19	c7	85	VAL
19	c7	88	VAL
20	c8	6	GLN
20	c8	14	ILE
20	c8	21	ASN
20	c8	28	ILE
20	c8	29	VAL
20	c8	33	THR
20	c8	38	VAL
20	c8	51	ASP
20	c8	68	ARG
20	c8	75	ASN
20	c8	77	THR
20	c8	85	PHE
20	c8	94	ASP
20	c8	100	THR
20	c8	112	ASP
20	c8	120	ARG
20	c8	133	VAL
20	c8	134	ARG
20	c8	136	GLN
20	c8	143	ARG
21	c9	6	VAL
21	c9	7	ARG
21	c9	28	LEU
21	c9	30	VAL
21	c9	36	ILE
21	c9	37	VAL

Continued on next page...

Continued from previous page...

Mol	Chain	Res	Type
21	c9	56	LYS
21	c9	57	ARG
21	c9	68	ARG
21	c9	70	GLN
21	c9	71	VAL
21	c9	122	ARG
21	c9	126	GLU
21	c9	127	ASN
21	c9	131	ASP
21	c9	139	THR
21	c9	140	LEU
22	d0	22	ILE
22	d0	23	ARG
22	d0	30	LYS
22	d0	44	ASN
22	d0	46	GLU
22	d0	48	HIS
22	d0	57	ARG
22	d0	60	THR
22	d0	62	VAL
22	d0	67	THR
22	d0	70	THR
22	d0	72	ASN
22	d0	77	LYS
22	d0	81	THR
22	d0	98	GLN
22	d0	103	ILE
22	d0	115	GLU
23	d1	2	GLU
23	d1	5	LYS
23	d1	12	TYR
23	d1	17	CYS
23	d1	21	ASN
23	d1	32	VAL
23	d1	39	VAL
23	d1	52	THR
23	d1	62	ARG
23	d1	81	ASN
23	d1	85	TYR
80	d2	4	SER
80	d2	7	LEU
80	d2	25	VAL

Continued on next page...

Continued from previous page...

Mol	Chain	Res	Type
80	d2	26	LEU
80	d2	33	VAL
80	d2	37	PHE
80	d2	41	MET
80	d2	66	LEU
80	d2	99	GLN
80	d2	104	ILE
80	d2	106	THR
25	d3	9	LEU
25	d3	16	ARG
25	d3	19	ARG
25	d3	40	SER
25	d3	73	ARG
25	d3	74	VAL
25	d3	84	THR
25	d3	100	ASP
25	d3	103	LEU
25	d3	107	PHE
25	d3	125	VAL
26	d4	3	ASP
26	d4	5	VAL
26	d4	21	LYS
26	d4	29	HIS
26	d4	34	ASN
26	d4	43	LYS
26	d4	44	LEU
26	d4	49	LYS
26	d4	58	PHE
26	d4	62	THR
26	d4	74	LEU
26	d4	78	SER
26	d4	96	LEU
26	d4	98	GLU
26	d4	100	VAL
26	d4	125	LEU
26	d4	132	ARG
27	d5	40	VAL
27	d5	57	TYR
27	d5	60	VAL
27	d5	69	LEU
27	d5	81	ARG
27	d5	88	ILE

Continued on next page...

Continued from previous page...

Mol	Chain	Res	Type
27	d5	92	ILE
27	d5	103	ARG
28	d6	7	SER
28	d6	27	SER
28	d6	28	LYS
28	d6	30	ILE
28	d6	33	ASP
28	d6	52	ASP
28	d6	61	GLU
28	d6	74	CYS
28	d6	82	ARG
29	d7	3	LEU
29	d7	36	LYS
29	d7	41	LEU
29	d7	42	ASN
29	d7	43	ILE
29	d7	46	VAL
29	d7	55	THR
29	d7	56	CYS
29	d7	77	THR
30	d8	5	THR
30	d8	16	LEU
30	d8	18	ARG
30	d8	22	ARG
30	d8	25	VAL
30	d8	30	VAL
30	d8	33	LEU
30	d8	39	THR
30	d8	54	LEU
31	d9	10	HIS
31	d9	12	ARG
31	d9	16	LYS
31	d9	30	LEU
31	d9	32	ARG
31	d9	36	LEU
31	d9	42	CYS
31	d9	54	LYS
31	d9	56	ARG
32	e0	10	ARG
32	e0	13	LYS
32	e0	21	VAL
32	e0	24	THR

Continued on next page...

Continued from previous page...

Mol	Chain	Res	Type
32	e0	29	LYS
32	e0	44	PHE
32	e0	48	THR
32	e0	49	LEU
32	e0	56	MET
33	e1	80	ARG
33	e1	86	THR
33	e1	98	VAL
33	e1	100	LEU
33	e1	102	VAL
33	e1	106	TYR
33	e1	113	LYS
33	e1	121	CYS
33	e1	135	HIS
33	e1	147	VAL
33	e1	148	TYR
34	sR	16	HIS
34	sR	17	ASN
34	sR	21	THR
34	sR	29	GLN
34	sR	42	LEU
34	sR	50	ASP
34	sR	58	VAL
34	sR	59	ARG
34	sR	66	HIS
34	sR	74	THR
34	sR	76	ASP
34	sR	86	ASP
34	sR	106	HIS
34	sR	108	SER
34	sR	131	ILE
34	sR	167	VAL
34	sR	168	THR
34	sR	177	MET
34	sR	178	VAL
34	sR	184	ASN
34	sR	207	ASP
34	sR	245	PHE
34	sR	272	ASP
34	sR	275	ARG
34	sR	314	GLN
34	sR	317	THR

Continued on next page...

Continued from previous page...

Mol	Chain	Res	Type
34	sR	319	ASN
35	sM	43	ASP
35	sM	49	LYS
35	sM	50	ASN
35	sM	74	LYS
35	sM	75	ASP
35	sM	77	THR
39	l2	10	LYS
39	l2	15	ILE
39	l2	23	ARG
39	l2	32	LEU
39	l2	42	ARG
39	l2	44	ILE
39	l2	46	LYS
39	l2	48	ILE
39	l2	60	LYS
39	l2	62	VAL
39	l2	74	GLU
39	l2	82	VAL
39	l2	96	LEU
39	l2	101	VAL
39	l2	104	LEU
39	l2	107	VAL
39	l2	109	GLU
39	l2	112	ILE
39	l2	137	ILE
39	l2	142	ASP
39	l2	144	ASN
39	l2	147	ARG
39	l2	149	ARG
39	l2	161	ASP
39	l2	168	VAL
39	l2	180	LEU
39	l2	193	ARG
39	l2	194	ASN
39	l2	204	MET
39	l2	207	VAL
39	l2	238	ILE
39	l2	242	ARG
39	l2	246	LEU
39	l2	247	ARG
39	l2	249	SER

Continued on next page...

Continued from previous page...

Mol	Chain	Res	Type
40	l3	3	HIS
40	l3	4	ARG
40	l3	10	ARG
40	l3	17	LEU
40	l3	19	ARG
40	l3	30	LYS
40	l3	43	LEU
40	l3	44	THR
40	l3	47	LEU
40	l3	55	THR
40	l3	59	ASP
40	l3	70	ARG
40	l3	85	VAL
40	l3	94	GLU
40	l3	95	THR
40	l3	103	THR
40	l3	104	THR
40	l3	111	SER
40	l3	112	ASP
40	l3	114	VAL
40	l3	116	ARG
40	l3	125	SER
40	l3	127	LYS
40	l3	139	GLN
40	l3	140	ASP
40	l3	145	GLU
40	l3	150	ARG
40	l3	156	SER
40	l3	157	VAL
40	l3	160	VAL
40	l3	167	ARG
40	l3	168	LYS
40	l3	183	LEU
40	l3	188	ILE
40	l3	192	VAL
40	l3	193	ASP
40	l3	196	ARG
40	l3	202	THR
40	l3	205	VAL
40	l3	207	SER
40	l3	211	GLN
40	l3	214	MET

Continued on next page...

Continued from previous page...

Mol	Chain	Res	Type
40	l3	229	VAL
40	l3	232	ARG
40	l3	235	THR
40	l3	252	ILE
40	l3	266	ARG
40	l3	274	SER
40	l3	284	ARG
40	l3	297	SER
40	l3	308	MET
40	l3	322	ILE
40	l3	324	VAL
40	l3	332	ARG
40	l3	340	LYS
40	l3	341	SER
40	l3	347	SER
40	l3	354	VAL
40	l3	380	MET
40	l3	384	LYS
40	l3	386	ASP
41	l4	2	SER
41	l4	3	ARG
41	l4	6	VAL
41	l4	14	GLU
41	l4	25	VAL
41	l4	41	SER
41	l4	47	ARG
41	l4	52	VAL
41	l4	55	LYS
41	l4	60	THR
41	l4	69	ARG
41	l4	71	VAL
41	l4	92	ASN
41	l4	93	MET
41	l4	120	TYR
41	l4	133	SER
41	l4	138	ARG
41	l4	144	LYS
41	l4	148	ILE
41	l4	150	LEU
41	l4	156	LEU
41	l4	170	LYS
41	l4	176	SER

Continued on next page...

Continued from previous page...

Mol	Chain	Res	Type
41	14	179	LEU
41	14	182	LEU
41	14	186	LYS
41	14	187	LEU
41	14	200	THR
41	14	201	GLN
41	14	203	ARG
41	14	220	ARG
41	14	222	VAL
41	14	230	VAL
41	14	246	ARG
41	14	249	ILE
41	14	258	LEU
41	14	259	ASP
41	14	265	GLU
41	14	270	SER
41	14	283	THR
41	14	286	VAL
41	14	307	GLN
41	14	313	LEU
41	14	319	LYS
41	14	323	VAL
41	14	327	LEU
41	14	347	THR
41	14	349	THR
41	14	359	LEU
41	14	361	HIS
42	15	4	GLN
42	15	10	SER
42	15	17	GLN
42	15	32	GLN
42	15	34	LYS
42	15	35	ARG
42	15	51	LEU
42	15	65	ILE
42	15	70	THR
42	15	73	VAL
42	15	74	VAL
42	15	75	LEU
42	15	89	THR
42	15	110	LEU
42	15	112	LYS

Continued on next page...

Continued from previous page...

Mol	Chain	Res	Type
42	15	113	LEU
42	15	118	THR
42	15	132	THR
42	15	140	ARG
42	15	144	VAL
42	15	146	LEU
42	15	148	ILE
42	15	152	ARG
42	15	155	THR
42	15	158	ARG
42	15	159	VAL
42	15	185	PHE
42	15	194	LEU
42	15	210	GLU
42	15	211	LEU
42	15	218	ARG
42	15	227	LEU
42	15	236	LEU
42	15	254	LYS
42	15	258	LYS
42	15	259	LYS
42	15	261	THR
42	15	263	GLU
42	15	270	LYS
42	15	271	LYS
42	15	278	SER
42	15	279	LYS
42	15	281	GLU
42	15	293	LEU
43	16	2	SER
43	16	15	VAL
43	16	20	LYS
43	16	21	THR
43	16	29	LYS
43	16	33	SER
43	16	35	VAL
43	16	48	ARG
43	16	50	LYS
43	16	52	VAL
43	16	64	LEU
43	16	65	ILE
43	16	76	LEU

Continued on next page...

Continued from previous page...

Mol	Chain	Res	Type
43	16	78	ARG
43	16	82	ARG
43	16	89	THR
43	16	108	LYS
43	16	152	THR
43	16	155	LEU
43	16	160	SER
43	16	166	LYS
43	16	173	MET
43	16	175	LYS
44	17	24	GLU
44	17	25	GLN
44	17	33	ARG
44	17	41	ARG
44	17	45	LEU
44	17	60	ARG
44	17	82	LYS
44	17	83	LEU
44	17	88	ARG
44	17	93	ASN
44	17	98	LYS
44	17	100	ARG
44	17	121	LYS
44	17	124	LEU
44	17	147	LEU
44	17	156	ILE
44	17	158	LYS
44	17	164	SER
44	17	173	LEU
44	17	178	ILE
44	17	179	LEU
44	17	184	LEU
44	17	196	LYS
44	17	229	PHE
44	17	239	LEU
45	18	26	LEU
45	18	38	GLN
45	18	41	GLN
45	18	46	LEU
45	18	50	VAL
45	18	54	GLU
45	18	57	ARG

Continued on next page...

Continued from previous page...

Mol	Chain	Res	Type
45	18	65	LEU
45	18	66	SER
45	18	71	VAL
45	18	74	THR
45	18	79	GLN
45	18	82	LEU
45	18	83	ASP
45	18	89	GLU
45	18	132	VAL
45	18	133	LYS
45	18	134	TYR
45	18	136	LEU
45	18	150	LEU
45	18	153	ILE
45	18	157	VAL
45	18	160	ILE
45	18	163	VAL
45	18	169	LEU
45	18	173	MET
45	18	189	LEU
45	18	200	LEU
45	18	211	LEU
45	18	213	LYS
45	18	214	LEU
45	18	217	THR
45	18	248	LYS
46	19	1	MET
46	19	5	GLN
46	19	6	THR
46	19	16	VAL
46	19	17	THR
46	19	18	VAL
46	19	22	SER
46	19	31	ARG
46	19	33	THR
46	19	55	VAL
46	19	62	ARG
46	19	63	LYS
46	19	68	LEU
46	19	70	THR
46	19	80	THR
46	19	82	VAL

Continued on next page...

Continued from previous page...

Mol	Chain	Res	Type
46	l9	92	TYR
46	l9	105	GLU
46	l9	113	GLU
46	l9	118	LEU
46	l9	123	ILE
46	l9	129	ARG
46	l9	132	VAL
46	l9	133	THR
46	l9	138	THR
46	l9	139	ASN
46	l9	143	GLU
46	l9	144	ILE
46	l9	151	VAL
46	l9	157	ASN
46	l9	162	GLN
46	l9	166	ARG
46	l9	173	ARG
46	l9	177	ASP
46	l9	179	ILE
46	l9	191	LEU
47	m0	3	ARG
47	m0	4	ARG
47	m0	19	LYS
47	m0	21	ARG
47	m0	24	ARG
47	m0	26	VAL
47	m0	28	ASP
47	m0	32	ARG
47	m0	42	THR
47	m0	44	ASP
47	m0	48	LEU
47	m0	52	LEU
47	m0	58	GLU
47	m0	61	SER
47	m0	63	GLU
47	m0	71	CYS
47	m0	83	ASP
47	m0	87	LEU
47	m0	98	ARG
47	m0	99	ILE
47	m0	103	LEU
47	m0	141	LYS

Continued on next page...

Continued from previous page...

Mol	Chain	Res	Type
47	m0	142	ASP
47	m0	156	ARG
47	m0	163	GLN
47	m0	167	LEU
47	m0	169	LYS
47	m0	174	THR
47	m0	177	ASP
47	m0	182	LEU
47	m0	185	ARG
47	m0	191	LYS
47	m0	197	VAL
47	m0	200	LEU
47	m0	206	LEU
47	m0	212	GLU
47	m0	217	PHE
48	m1	9	MET
48	m1	10	ARG
48	m1	11	ASP
48	m1	13	LYS
48	m1	16	LYS
48	m1	30	LEU
48	m1	37	LEU
48	m1	44	THR
48	m1	46	VAL
48	m1	47	GLN
48	m1	51	ARG
48	m1	55	ARG
48	m1	61	ARG
48	m1	65	ILE
48	m1	80	LEU
48	m1	92	ARG
48	m1	95	ASN
48	m1	107	ASP
48	m1	108	GLU
48	m1	112	LEU
48	m1	129	VAL
48	m1	130	VAL
48	m1	137	ARG
48	m1	140	ARG
48	m1	150	ASN
48	m1	153	LYS
48	m1	155	THR

Continued on next page...

Continued from previous page...

Mol	Chain	Res	Type
49	m3	13	HIS
49	m3	54	LEU
49	m3	58	VAL
49	m3	59	ARG
49	m3	67	ARG
49	m3	69	VAL
49	m3	73	ARG
49	m3	76	THR
49	m3	85	LEU
49	m3	100	ARG
49	m3	104	ARG
49	m3	107	GLU
49	m3	118	GLU
49	m3	128	ARG
49	m3	129	ASN
49	m3	137	GLN
49	m3	149	GLN
49	m3	153	ASP
49	m3	154	VAL
49	m3	164	GLU
49	m3	168	ARG
49	m3	171	ARG
49	m3	188	ARG
49	m3	189	GLU
50	m4	15	VAL
50	m4	42	LYS
50	m4	45	LEU
50	m4	53	VAL
50	m4	64	VAL
50	m4	66	THR
50	m4	69	THR
50	m4	80	THR
50	m4	102	LYS
50	m4	107	GLU
50	m4	116	GLU
50	m4	130	THR
82	m5	5	LYS
82	m5	12	ARG
82	m5	22	LEU
82	m5	24	ARG
82	m5	49	ARG
82	m5	68	ARG

Continued on next page...

Continued from previous page...

Mol	Chain	Res	Type
82	m5	76	PRO
82	m5	80	THR
82	m5	83	LYS
82	m5	85	THR
82	m5	92	LEU
82	m5	96	ARG
82	m5	98	LEU
82	m5	105	ARG
82	m5	106	VAL
82	m5	109	ARG
82	m5	117	ASN
82	m5	138	GLN
82	m5	153	ASP
82	m5	155	VAL
82	m5	159	ARG
82	m5	176	LYS
82	m5	182	ASN
82	m5	198	SER
52	m6	3	VAL
52	m6	12	LYS
52	m6	22	VAL
52	m6	58	LEU
52	m6	60	LYS
52	m6	84	LEU
52	m6	100	GLU
52	m6	103	LYS
52	m6	108	ILE
52	m6	110	PRO
52	m6	117	ARG
52	m6	124	LEU
52	m6	126	VAL
52	m6	129	LEU
52	m6	134	LYS
52	m6	144	SER
52	m6	159	LYS
52	m6	171	LYS
52	m6	175	THR
52	m6	182	ASN
52	m6	184	THR
52	m6	189	ASP
52	m6	190	VAL
52	m6	197	LEU

Continued on next page...

Continued from previous page...

Mol	Chain	Res	Type
53	m7	7	THR
53	m7	9	THR
53	m7	24	VAL
53	m7	31	GLU
53	m7	32	THR
53	m7	41	LEU
53	m7	42	THR
53	m7	52	LEU
53	m7	56	ARG
53	m7	78	VAL
53	m7	79	THR
53	m7	89	LYS
53	m7	94	LEU
53	m7	107	LEU
53	m7	112	LEU
53	m7	114	VAL
53	m7	119	VAL
53	m7	126	ARG
53	m7	127	ARG
53	m7	144	SER
53	m7	148	LEU
53	m7	150	VAL
54	m8	7	SER
54	m8	12	ARG
54	m8	17	THR
54	m8	22	ASP
54	m8	26	LEU
54	m8	31	LYS
54	m8	32	LEU
54	m8	41	ASP
54	m8	49	LEU
54	m8	64	VAL
54	m8	69	ARG
54	m8	80	THR
54	m8	81	VAL
54	m8	86	THR
54	m8	93	ILE
54	m8	127	LEU
54	m8	135	GLN
54	m8	136	ASN
54	m8	138	LEU
54	m8	141	ARG

Continued on next page...

Continued from previous page...

Mol	Chain	Res	Type
54	m8	159	LYS
54	m8	161	LYS
54	m8	165	ILE
54	m8	167	SER
54	m8	170	ARG
54	m8	174	ARG
54	m8	185	LYS
55	m9	6	THR
55	m9	7	GLN
55	m9	8	LYS
55	m9	10	LEU
55	m9	17	VAL
55	m9	20	ARG
55	m9	29	THR
55	m9	63	THR
55	m9	70	LYS
55	m9	74	ARG
55	m9	88	ARG
55	m9	99	LEU
55	m9	106	LEU
55	m9	114	LYS
55	m9	128	LYS
55	m9	134	HIS
55	m9	138	LEU
55	m9	146	LYS
55	m9	151	ARG
55	m9	152	GLU
55	m9	153	LYS
55	m9	164	LEU
55	m9	171	ASP
55	m9	173	ARG
55	m9	175	GLN
56	n0	13	ARG
56	n0	61	ILE
56	n0	80	ARG
56	n0	81	TYR
56	n0	82	ASP
56	n0	87	THR
56	n0	92	LYS
56	n0	93	GLU
56	n0	96	ASP
56	n0	97	VAL

Continued on next page...

Continued from previous page...

Mol	Chain	Res	Type
56	n0	107	TYR
56	n0	117	ARG
56	n0	120	SER
56	n0	130	GLU
56	n0	136	LYS
56	n0	137	ARG
56	n0	145	THR
56	n0	148	LEU
56	n0	155	ARG
56	n0	157	GLN
56	n0	160	THR
56	n0	161	LYS
56	n0	162	THR
56	n0	164	SER
56	n0	172	TYR
57	n1	12	ARG
57	n1	25	VAL
57	n1	26	HIS
57	n1	27	LEU
57	n1	78	LYS
57	n1	80	VAL
57	n1	83	ARG
57	n1	96	ILE
57	n1	100	LYS
57	n1	102	ARG
57	n1	104	GLU
57	n1	118	GLU
57	n1	126	VAL
57	n1	131	GLN
57	n1	135	PRO
57	n1	139	ARG
57	n1	141	VAL
57	n1	143	THR
57	n1	149	GLN
57	n1	150	THR
57	n1	158	THR
57	n1	159	PHE
57	n1	160	ILE
58	n2	15	PHE
58	n2	37	LEU
58	n2	38	ILE
58	n2	43	VAL

Continued on next page...

Continued from previous page...

Mol	Chain	Res	Type
58	n2	54	VAL
58	n2	55	THR
58	n2	57	THR
58	n2	63	VAL
58	n2	100	THR
59	n3	7	GLN
59	n3	13	ILE
59	n3	14	SER
59	n3	42	SER
59	n3	74	MET
59	n3	88	ARG
59	n3	125	LEU
60	n4	1	MET
60	n4	5	ILE
60	n4	19	THR
60	n4	25	ASP
60	n4	39	LEU
60	n4	42	GLN
60	n4	54	LEU
60	n4	96	LEU
60	n4	100	VAL
60	n4	134	GLN
61	n5	25	LYS
61	n5	27	ARG
61	n5	28	THR
61	n5	29	SER
61	n5	39	LYS
61	n5	40	LEU
61	n5	56	ARG
61	n5	57	LEU
61	n5	63	ILE
61	n5	65	GLN
61	n5	71	THR
61	n5	89	LYS
61	n5	102	LEU
61	n5	106	ASP
61	n5	108	LEU
61	n5	115	ARG
61	n5	125	ARG
61	n5	135	ILE
61	n5	137	ASN
61	n5	138	ARG

Continued on next page...

Continued from previous page...

Mol	Chain	Res	Type
61	n5	142	ILE
62	n6	4	GLN
62	n6	10	SER
62	n6	12	ARG
62	n6	13	ARG
62	n6	37	LYS
62	n6	40	ARG
62	n6	45	ILE
62	n6	50	ILE
62	n6	56	VAL
62	n6	57	LEU
62	n6	66	GLN
62	n6	74	TYR
62	n6	76	LEU
62	n6	94	SER
62	n6	95	VAL
62	n6	112	ASP
62	n6	115	ARG
62	n6	127	GLU
63	n7	14	VAL
63	n7	17	ARG
63	n7	24	VAL
63	n7	26	VAL
63	n7	46	ILE
63	n7	52	LYS
63	n7	56	LYS
63	n7	57	HIS
63	n7	72	ILE
63	n7	81	LEU
63	n7	83	THR
63	n7	86	THR
63	n7	87	LEU
63	n7	90	GLU
63	n7	99	GLU
63	n7	100	THR
63	n7	102	GLU
63	n7	128	GLN
64	n8	4	ARG
64	n8	6	THR
64	n8	7	LYS
64	n8	8	THR
64	n8	14	HIS

Continued on next page...

Continued from previous page...

Mol	Chain	Res	Type
64	n8	15	VAL
64	n8	42	ARG
64	n8	46	ASP
64	n8	60	TYR
64	n8	73	LEU
64	n8	76	ASP
64	n8	78	LEU
64	n8	80	THR
64	n8	85	ASP
64	n8	88	ASP
64	n8	91	LEU
64	n8	97	GLU
64	n8	123	VAL
64	n8	130	VAL
64	n8	133	LEU
64	n8	144	VAL
65	n9	5	LYS
65	n9	13	THR
65	n9	18	ARG
65	n9	19	ASN
65	n9	38	LYS
65	n9	59	LYS
66	o0	8	GLU
66	o0	18	ILE
66	o0	40	LYS
66	o0	48	THR
66	o0	54	SER
66	o0	61	MET
66	o0	86	ARG
66	o0	87	VAL
66	o0	94	GLU
66	o0	100	ILE
66	o0	103	THR
66	o0	104	LEU
67	o1	6	ASP
67	o1	13	THR
67	o1	16	LEU
67	o1	18	LYS
67	o1	26	LYS
67	o1	31	ARG
67	o1	34	LYS
67	o1	44	MET

Continued on next page...

Continued from previous page...

Mol	Chain	Res	Type
67	o1	62	ARG
67	o1	64	VAL
67	o1	76	SER
67	o1	90	PHE
67	o1	91	SER
67	o1	93	VAL
67	o1	102	LYS
67	o1	106	THR
67	o1	107	VAL
67	o1	110	GLU
68	o2	4	LEU
68	o2	31	ASN
68	o2	33	ARG
68	o2	34	LYS
68	o2	54	LYS
68	o2	61	LYS
68	o2	73	THR
68	o2	75	LEU
68	o2	82	LEU
68	o2	86	THR
68	o2	89	THR
68	o2	95	GLU
68	o2	109	LEU
68	o2	113	LYS
68	o2	125	ARG
68	o2	126	LEU
69	o3	4	SER
69	o3	28	SER
69	o3	31	LYS
69	o3	49	ILE
69	o3	60	ARG
69	o3	74	THR
69	o3	80	VAL
69	o3	81	VAL
69	o3	84	THR
69	o3	87	ASN
69	o3	90	PRO
69	o3	98	VAL
70	o4	6	THR
70	o4	20	ILE
70	o4	21	LYS
70	o4	22	VAL

Continued on next page...

Continued from previous page...

Mol	Chain	Res	Type
70	o4	29	ILE
70	o4	31	ARG
70	o4	35	VAL
70	o4	46	ASP
70	o4	58	ARG
70	o4	65	VAL
70	o4	68	THR
70	o4	71	THR
70	o4	83	ASN
70	o4	87	GLU
70	o4	88	ARG
70	o4	98	GLN
71	o5	4	VAL
71	o5	20	GLN
71	o5	21	LEU
71	o5	47	VAL
71	o5	48	ARG
71	o5	49	LYS
71	o5	59	ASN
71	o5	62	GLN
71	o5	69	LEU
71	o5	84	LYS
71	o5	85	THR
71	o5	89	ARG
71	o5	115	LYS
72	o6	3	VAL
72	o6	9	ILE
72	o6	15	LYS
72	o6	17	VAL
72	o6	20	MET
72	o6	21	THR
72	o6	26	ILE
72	o6	27	SER
72	o6	29	LYS
72	o6	34	SER
72	o6	35	ASN
72	o6	36	ARG
72	o6	43	LEU
72	o6	45	ARG
72	o6	57	LEU
72	o6	58	ILE
72	o6	60	LEU

Continued on next page...

Continued from previous page...

Mol	Chain	Res	Type
72	o6	68	ARG
72	o6	81	THR
72	o6	88	GLU
72	o6	94	ILE
72	o6	98	ARG
73	o7	17	THR
73	o7	33	THR
73	o7	36	SER
73	o7	44	THR
73	o7	55	ARG
73	o7	59	THR
73	o7	64	MET
73	o7	65	ARG
74	o8	5	ILE
74	o8	12	LEU
74	o8	14	LEU
74	o8	41	THR
74	o8	51	LEU
74	o8	52	TYR
74	o8	53	THR
74	o8	61	LYS
74	o8	63	LYS
74	o8	64	LYS
75	o9	4	GLN
75	o9	5	LYS
75	o9	17	LYS
75	o9	21	ARG
75	o9	23	LEU
75	o9	33	ASN
75	o9	45	ARG
75	o9	47	THR
76	q0	77	ILE
76	q0	78	ILE
76	q0	85	LEU
76	q0	93	LYS
76	q0	112	LYS
76	q0	113	ARG
76	q0	114	LYS
76	q0	127	LEU
77	q1	6	ARG
77	q1	13	LEU
77	q1	17	ARG

Continued on next page...

Continued from previous page...

Mol	Chain	Res	Type
77	q1	18	ARG
77	q1	21	ARG
77	q1	23	ARG
77	q1	25	LYS
78	q2	4	VAL
78	q2	7	THR
78	q2	8	ARG
78	q2	18	ARG
78	q2	45	ARG
78	q2	48	SER
78	q2	61	LYS
78	q2	79	THR
78	q2	84	THR
78	q2	85	LEU
78	q2	93	LEU
78	q2	100	LYS
78	q2	105	GLN
78	q2	106	PHE
79	q3	3	LYS
79	q3	33	GLN
79	q3	42	CYS
79	q3	54	ILE
79	q3	58	SER
79	q3	59	CYS
79	q3	73	THR
79	q3	81	SER
83	p0	4	ILE
83	p0	5	ARG
83	p0	30	VAL
83	p0	55	LYS
83	p0	67	LEU
83	p0	70	LEU
83	p0	81	LYS
83	p0	91	GLU
83	p0	93	LEU
83	p0	97	LYS
83	p0	188	VAL
85	f	12	ASP
85	f	18	THR
85	f	37	ARG
85	f	52	HIS
85	f	64	ILE

Continued on next page...

Continued from previous page...

Mol	Chain	Res	Type
85	f	74	SER
85	f	78	HIS
85	f	80	MET
85	f	84	VAL
85	f	93	LEU
85	f	100	LEU
85	f	102	LEU
85	f	105	MET
85	f	106	ASP
85	f	108	ASP
85	f	109	THR
85	f	119	GLU
85	f	120	LEU
85	f	122	ASP
85	f	134	LEU
85	f	144	GLU
85	f	148	ILE
85	f	156	THR

Some sidechains can be flipped to improve hydrogen bonding and reduce clashes. All (49) such sidechains are listed below:

Mol	Chain	Res	Type
2	S0	163	ASN
3	S1	148	ASN
3	S1	157	GLN
6	S4	188	ASN
7	S5	34	GLN
7	S5	103	ASN
8	S6	13	GLN
11	S9	110	GLN
34	SR	248	ASN
34	SR	268	GLN
42	L5	40	HIS
44	L7	244	ASN
45	L8	240	ASN
46	L9	139	ASN
47	M0	14	ASN
47	M0	59	GLN
54	M8	45	ASN
57	N1	26	HIS
57	N1	98	HIS
59	N3	98	ASN

Continued on next page...

Continued from previous page...

Mol	Chain	Res	Type
63	N7	57	HIS
70	O4	11	ASN
74	O8	32	ASN
78	Q2	47	GLN
3	s1	209	ASN
3	s1	211	HIS
4	s2	199	GLN
6	s4	142	HIS
9	s7	71	HIS
11	s9	110	GLN
12	c0	62	GLN
15	c3	21	ASN
15	c3	123	HIS
80	d2	44	HIS
80	d2	57	HIS
30	d8	43	ASN
34	sR	187	GLN
41	l4	311	HIS
47	m0	12	GLN
82	m5	138	GLN
52	m6	42	ASN
52	m6	50	ASN
54	m8	145	ASN
55	m9	7	GLN
63	n7	36	HIS
63	n7	127	ASN
64	n8	49	HIS
69	o3	87	ASN
78	q2	47	GLN

5.3.3 RNA ⓘ

Mol	Chain	Analysed	Backbone Outliers	Pucker Outliers
1	2	1776/1800 (98%)	448 (25%)	41 (2%)
1	6	1791/1800 (99%)	444 (24%)	32 (1%)
36	1	3145/3396 (92%)	646 (20%)	55 (1%)
36	5	3163/3396 (93%)	632 (19%)	59 (1%)
37	3	120/121 (99%)	10 (8%)	0
37	7	120/121 (99%)	17 (14%)	1 (0%)
38	4	157/158 (99%)	35 (22%)	4 (2%)
38	8	157/158 (99%)	32 (20%)	0

Continued on next page...

Continued from previous page...

Mol	Chain	Analysed	Backbone Outliers	Pucker Outliers
All	All	10429/10950 (95%)	2264 (21%)	192 (1%)

All (2264) RNA backbone outliers are listed below:

Mol	Chain	Res	Type
1	2	2	A
1	2	4	C
1	2	8	U
1	2	25	C
1	2	26	A
1	2	27	U
1	2	34	G
1	2	42	G
1	2	45	U
1	2	47	A
1	2	57	G
1	2	67	A
1	2	68	A
1	2	69	G
1	2	72	A
1	2	73	U
1	2	74	U
1	2	75	U
1	2	76	A
1	2	78	A
1	2	101	U
1	2	104	A
1	2	114	C
1	2	115	G
1	2	116	U
1	2	130	C
1	2	131	C
1	2	132	U
1	2	133	U
1	2	134	U
1	2	135	A
1	2	136	C
1	2	137	U
1	2	140	A
1	2	141	U
1	2	144	U
1	2	145	A

Continued on next page...

Continued from previous page...

Mol	Chain	Res	Type
1	2	153	G
1	2	158	U
1	2	159	U
1	2	161	U
1	2	166	C
1	2	169	A
1	2	176	C
1	2	178	U
1	2	185	U
1	2	187	G
1	2	190	C
1	2	191	C
1	2	192	U
1	2	194	U
1	2	195	G
1	2	197	A
1	2	200	A
1	2	207	U
1	2	215	A
1	2	217	A
1	2	218	A
1	2	219	A
1	2	226	A
1	2	227	U
1	2	228	G
1	2	230	C
1	2	233	C
1	2	234	G
1	2	235	G
1	2	236	A
1	2	238	U
1	2	239	C
1	2	240	U
1	2	241	U
1	2	242	U
1	2	243	G
1	2	250	C
1	2	257	A
1	2	260	U
1	2	261	U
1	2	262	U
1	2	265	A

Continued on next page...

Continued from previous page...

Mol	Chain	Res	Type
1	2	270	C
1	2	271	A
1	2	272	U
1	2	275	C
1	2	276	C
1	2	277	U
1	2	278	U
1	2	279	G
1	2	280	U
1	2	281	G
1	2	288	A
1	2	290	G
1	2	299	A
1	2	302	U
1	2	309	C
1	2	314	C
1	2	316	A
1	2	320	U
1	2	322	G
1	2	333	A
1	2	337	G
1	2	338	C
1	2	352	A
1	2	359	A
1	2	360	A
1	2	361	C
1	2	380	U
1	2	390	G
1	2	391	A
1	2	399	A
1	2	400	A
1	2	401	A
1	2	402	C
1	2	403	G
1	2	404	G
1	2	416	A
1	2	418	G
1	2	419	G
1	2	421	A
1	2	424	C
1	2	425	A
1	2	426	G

Continued on next page...

Continued from previous page...

Mol	Chain	Res	Type
1	2	428	A
1	2	434	G
1	2	437	A
1	2	439	U
1	2	440	U
1	2	444	C
1	2	446	A
1	2	448	C
1	2	454	U
1	2	468	A
1	2	469	C
1	2	484	C
1	2	485	A
1	2	488	G
1	2	493	U
1	2	494	U
1	2	495	C
1	2	496	G
1	2	497	G
1	2	498	G
1	2	499	U
1	2	500	C
1	2	502	U
1	2	503	G
1	2	504	U
1	2	505	A
1	2	506	A
1	2	507	U
1	2	510	G
1	2	511	A
1	2	512	A
1	2	513	U
1	2	515	A
1	2	516	G
1	2	527	A
1	2	532	U
1	2	538	A
1	2	539	G
1	2	540	G
1	2	541	A
1	2	542	A
1	2	543	C

Continued on next page...

Continued from previous page...

Mol	Chain	Res	Type
1	2	544	A
1	2	557	G
1	2	558	U
1	2	559	C
1	2	565	C
1	2	566	C
1	2	578	U
1	2	579	A
1	2	580	A
1	2	582	U
1	2	585	A
1	2	594	A
1	2	595	G
1	2	610	G
1	2	611	U
1	2	619	A
1	2	620	A
1	2	622	A
1	2	623	A
1	2	624	G
1	2	635	A
1	2	639	U
1	2	640	U
1	2	648	G
1	2	650	U
1	2	654	C
1	2	655	G
1	2	656	G
1	2	657	U
1	2	658	C
1	2	680	U
1	2	684	A
1	2	686	C
1	2	694	U
1	2	696	C
1	2	697	C
1	2	700	C
1	2	701	U
1	2	702	G
1	2	703	G
1	2	704	C
1	2	705	U

Continued on next page...

Continued from previous page...

Mol	Chain	Res	Type
1	2	706	A
1	2	707	A
1	2	709	C
1	2	710	U
1	2	711	U
1	2	712	G
1	2	714	G
1	2	717	C
1	2	718	U
1	2	719	U
1	2	721	U
1	2	722	G
1	2	723	G
1	2	725	U
1	2	727	U
1	2	728	U
1	2	731	C
1	2	732	G
1	2	733	A
1	2	734	A
1	2	735	C
1	2	736	C
1	2	737	A
1	2	738	G
1	2	742	U
1	2	743	U
1	2	754	A
1	2	755	A
1	2	756	A
1	2	765	G
1	2	766	U
1	2	774	A
1	2	775	G
1	2	778	G
1	2	781	U
1	2	783	G
1	2	784	C
1	2	793	A
1	2	794	U
1	2	795	U
1	2	812	A
1	2	815	G

Continued on next page...

Continued from previous page...

Mol	Chain	Res	Type
1	2	816	G
1	2	818	C
1	2	819	G
1	2	820	U
1	2	821	U
1	2	822	U
1	2	823	G
1	2	824	G
1	2	829	A
1	2	830	U
1	2	831	U
1	2	841	U
1	2	846	G
1	2	848	C
1	2	856	A
1	2	860	U
1	2	863	A
1	2	864	U
1	2	873	U
1	2	876	G
1	2	898	A
1	2	912	U
1	2	913	G
1	2	914	G
1	2	915	A
1	2	933	A
1	2	935	U
1	2	942	G
1	2	951	A
1	2	960	U
1	2	966	A
1	2	992	A
1	2	993	A
1	2	1003	A
1	2	1004	U
1	2	1005	A
1	2	1026	A
1	2	1028	C
1	2	1029	U
1	2	1039	A
1	2	1040	G
1	2	1052	U

Continued on next page...

Continued from previous page...

Mol	Chain	Res	Type
1	2	1053	G
1	2	1057	U
1	2	1058	U
1	2	1059	U
1	2	1061	A
1	2	1074	G
1	2	1079	U
1	2	1080	U
1	2	1082	C
1	2	1083	G
1	2	1086	A
1	2	1091	A
1	2	1092	A
1	2	1093	A
1	2	1096	C
1	2	1097	U
1	2	1098	U
1	2	1100	G
1	2	1109	G
1	2	1117	U
1	2	1138	A
1	2	1146	G
1	2	1150	G
1	2	1151	A
1	2	1155	G
1	2	1158	C
1	2	1160	A
1	2	1167	G
1	2	1185	U
1	2	1194	A
1	2	1196	A
1	2	1199	G
1	2	1200	G
1	2	1202	A
1	2	1203	A
1	2	1207	C
1	2	1208	A
1	2	1217	A
1	2	1218	G
1	2	1227	A
1	2	1228	G
1	2	1229	G

Continued on next page...

Continued from previous page...

Mol	Chain	Res	Type
1	2	1241	G
1	2	1243	G
1	2	1244	A
1	2	1245	G
1	2	1251	U
1	2	1256	A
1	2	1285	U
1	2	1300	A
1	2	1301	U
1	2	1310	U
1	2	1314	U
1	2	1315	U
1	2	1321	A
1	2	1337	A
1	2	1340	U
1	2	1341	A
1	2	1344	A
1	2	1345	A
1	2	1346	A
1	2	1348	A
1	2	1349	G
1	2	1354	G
1	2	1355	C
1	2	1361	U
1	2	1363	U
1	2	1370	U
1	2	1371	A
1	2	1372	U
1	2	1390	U
1	2	1398	U
1	2	1399	C
1	2	1400	A
1	2	1412	G
1	2	1413	U
1	2	1414	U
1	2	1415	U
1	2	1420	C
1	2	1427	A
1	2	1428	G
1	2	1432	U
1	2	1446	A
1	2	1459	C

Continued on next page...

Continued from previous page...

Mol	Chain	Res	Type
1	2	1461	C
1	2	1471	A
1	2	1473	U
1	2	1474	G
1	2	1477	G
1	2	1482	C
1	2	1486	G
1	2	1489	U
1	2	1490	C
1	2	1491	U
1	2	1492	A
1	2	1493	A
1	2	1496	U
1	2	1499	G
1	2	1506	G
1	2	1515	A
1	2	1516	A
1	2	1517	U
1	2	1523	G
1	2	1524	A
1	2	1526	A
1	2	1535	U
1	2	1536	G
1	2	1537	C
1	2	1538	U
1	2	1557	U
1	2	1559	A
1	2	1560	U
1	2	1569	A
1	2	1573	A
1	2	1574	G
1	2	1584	G
1	2	1601	G
1	2	1614	A
1	2	1616	G
1	2	1626	U
1	2	1631	A
1	2	1634	C
1	2	1657	U
1	2	1658	G
1	2	1663	G
1	2	1681	A

Continued on next page...

Continued from previous page...

Mol	Chain	Res	Type
1	2	1682	U
1	2	1683	C
1	2	1684	U
1	2	1697	G
1	2	1698	G
1	2	1699	G
1	2	1700	C
1	2	1701	A
1	2	1702	A
1	2	1703	C
1	2	1711	C
1	2	1712	A
1	2	1713	G
1	2	1714	A
1	2	1720	G
1	2	1731	A
1	2	1750	A
1	2	1752	U
1	2	1755	A
1	2	1760	G
1	2	1762	A
1	2	1766	A
1	2	1769	U
1	2	1770	U
1	2	1780	G
1	2	1782	A
1	2	1783	C
1	2	1792	G
1	2	1793	G
1	2	1794	A
1	2	1795	U
1	2	1796	C
1	2	1798	U
36	1	24	G
36	1	26	A
36	1	40	A
36	1	49	A
36	1	57	A
36	1	59	G
36	1	60	A
36	1	65	A
36	1	66	A

Continued on next page...

Continued from previous page...

Mol	Chain	Res	Type
36	1	68	C
36	1	74	G
36	1	76	G
36	1	83	U
36	1	92	G
36	1	93	C
36	1	94	G
36	1	99	A
36	1	109	A
36	1	110	G
36	1	113	C
36	1	116	A
36	1	121	A
36	1	122	A
36	1	133	U
36	1	135	C
36	1	136	G
36	1	146	U
36	1	156	G
36	1	157	A
36	1	165	A
36	1	166	C
36	1	170	G
36	1	172	G
36	1	173	G
36	1	187	A
36	1	190	U
36	1	191	U
36	1	206	G
36	1	210	U
36	1	211	A
36	1	213	A
36	1	218	G
36	1	219	A
36	1	224	C
36	1	233	C
36	1	234	G
36	1	240	U
36	1	241	G
36	1	243	G
36	1	245	U
36	1	249	U

Continued on next page...

Continued from previous page...

Mol	Chain	Res	Type
36	1	252	U
36	1	269	G
36	1	282	G
36	1	283	G
36	1	286	U
36	1	295	A
36	1	298	U
36	1	299	G
36	1	305	U
36	1	315	C
36	1	316	U
36	1	323	A
36	1	329	U
36	1	339	C
36	1	343	U
36	1	349	A
36	1	350	C
36	1	351	A
36	1	376	G
36	1	398	A
36	1	401	U
36	1	402	A
36	1	403	C
36	1	420	G
36	1	421	G
36	1	422	A
36	1	438	A
36	1	440	A
36	1	495	G
36	1	496	C
36	1	497	C
36	1	498	A
36	1	520	U
36	1	521	A
36	1	535	G
36	1	543	C
36	1	544	C
36	1	546	C
36	1	548	G
36	1	552	G
36	1	556	U
36	1	557	A

Continued on next page...

Continued from previous page...

Mol	Chain	Res	Type
36	1	558	U
36	1	559	A
36	1	568	G
36	1	578	A
36	1	579	G
36	1	592	A
36	1	600	G
36	1	604	G
36	1	609	G
36	1	611	A
36	1	620	U
36	1	621	A
36	1	622	A
36	1	636	C
36	1	649	A
36	1	651	G
36	1	660	A
36	1	661	G
36	1	677	A
36	1	681	U
36	1	682	U
36	1	689	U
36	1	691	A
36	1	705	A
36	1	712	G
36	1	715	A
36	1	716	A
36	1	720	A
36	1	736	A
36	1	763	G
36	1	764	U
36	1	766	U
36	1	767	U
36	1	771	A
36	1	776	U
36	1	777	U
36	1	781	G
36	1	784	A
36	1	785	G
36	1	806	A
36	1	817	A
36	1	830	A

Continued on next page...

Continued from previous page...

Mol	Chain	Res	Type
36	1	837	A
36	1	861	C
36	1	870	G
36	1	874	U
36	1	876	A
36	1	879	U
36	1	890	C
36	1	896	A
36	1	907	G
36	1	908	G
36	1	910	G
36	1	914	A
36	1	916	G
36	1	917	A
36	1	921	A
36	1	923	C
36	1	924	G
36	1	937	G
36	1	938	C
36	1	943	U
36	1	944	C
36	1	953	G
36	1	959	C
36	1	960	U
36	1	979	U
36	1	980	A
36	1	981	U
36	1	982	C
36	1	994	G
36	1	1000	C
36	1	1001	G
36	1	1002	A
36	1	1006	A
36	1	1010	G
36	1	1013	G
36	1	1017	C
36	1	1018	G
36	1	1020	G
36	1	1024	G
36	1	1025	A
36	1	1028	U
36	1	1029	G

Continued on next page...

Continued from previous page...

Mol	Chain	Res	Type
36	1	1036	A
36	1	1047	A
36	1	1049	C
36	1	1057	A
36	1	1063	G
36	1	1064	A
36	1	1065	A
36	1	1071	U
36	1	1072	G
36	1	1081	U
36	1	1082	U
36	1	1087	G
36	1	1093	A
36	1	1094	U
36	1	1095	U
36	1	1096	U
36	1	1097	G
36	1	1098	A
36	1	1103	A
36	1	1104	G
36	1	1116	G
36	1	1117	G
36	1	1131	G
36	1	1144	U
36	1	1153	A
36	1	1159	A
36	1	1160	C
36	1	1179	A
36	1	1180	A
36	1	1181	U
36	1	1182	A
36	1	1191	U
36	1	1192	C
36	1	1197	A
36	1	1200	A
36	1	1201	C
36	1	1206	G
36	1	1209	G
36	1	1217	A
36	1	1222	G
36	1	1227	C
36	1	1232	C

Continued on next page...

Continued from previous page...

Mol	Chain	Res	Type
36	1	1235	U
36	1	1236	G
36	1	1237	G
36	1	1240	A
36	1	1241	U
36	1	1243	G
36	1	1245	A
36	1	1246	G
36	1	1248	C
36	1	1249	G
36	1	1253	U
36	1	1254	C
36	1	1258	U
36	1	1262	G
36	1	1263	A
36	1	1264	G
36	1	1266	G
36	1	1269	U
36	1	1270	A
36	1	1271	A
36	1	1274	A
36	1	1278	A
36	1	1279	C
36	1	1285	G
36	1	1287	A
36	1	1305	U
36	1	1307	G
36	1	1308	A
36	1	1309	U
36	1	1330	A
36	1	1332	A
36	1	1348	U
36	1	1349	G
36	1	1350	A
36	1	1351	U
36	1	1352	A
36	1	1353	U
36	1	1355	A
36	1	1356	U
36	1	1357	G
36	1	1386	A
36	1	1399	A

Continued on next page...

Continued from previous page...

Mol	Chain	Res	Type
36	1	1400	G
36	1	1417	G
36	1	1418	A
36	1	1419	A
36	1	1425	U
36	1	1431	G
36	1	1433	A
36	1	1434	G
36	1	1437	C
36	1	1446	A
36	1	1450	G
36	1	1482	A
36	1	1508	C
36	1	1535	A
36	1	1539	A
36	1	1554	U
36	1	1556	C
36	1	1560	G
36	1	1561	G
36	1	1562	C
36	1	1563	C
36	1	1564	U
36	1	1567	U
36	1	1568	U
36	1	1569	U
36	1	1571	A
36	1	1575	A
36	1	1576	G
36	1	1579	C
36	1	1580	A
36	1	1582	C
36	1	1583	A
36	1	1587	A
36	1	1589	A
36	1	1593	A
36	1	1596	C
36	1	1605	A
36	1	1609	C
36	1	1620	U
36	1	1629	U
36	1	1633	C
36	1	1639	C

Continued on next page...

Continued from previous page...

Mol	Chain	Res	Type
36	1	1641	U
36	1	1642	A
36	1	1643	A
36	1	1645	U
36	1	1655	G
36	1	1657	C
36	1	1658	G
36	1	1677	G
36	1	1683	A
36	1	1716	U
36	1	1717	U
36	1	1724	U
36	1	1725	C
36	1	1729	A
36	1	1736	G
36	1	1741	A
36	1	1742	U
36	1	1750	A
36	1	1751	G
36	1	1760	A
36	1	1761	C
36	1	1762	C
36	1	1763	U
36	1	1765	U
36	1	1766	G
36	1	1767	C
36	1	1768	U
36	1	1770	G
36	1	1778	G
36	1	1780	G
36	1	1797	A
36	1	1814	A
36	1	1815	U
36	1	1816	A
36	1	1819	U
36	1	1820	U
36	1	1821	U
36	1	1839	A
36	1	1841	A
36	1	1842	A
36	1	1845	G
36	1	1846	C

Continued on next page...

Continued from previous page...

Mol	Chain	Res	Type
36	1	1847	A
36	1	1849	C
36	1	1864	A
36	1	1866	C
36	1	1879	A
36	1	1880	U
36	1	1886	A
36	1	1906	G
36	1	1948	G
36	1	1951	C
36	1	1952	G
36	1	1953	G
36	1	1954	G
36	1	1955	U
36	1	2094	C
36	1	2101	C
36	1	2102	U
36	1	2107	A
36	1	2111	G
36	1	2113	A
36	1	2114	C
36	1	2121	G
36	1	2122	G
36	1	2131	A
36	1	2140	U
36	1	2144	A
36	1	2158	A
36	1	2168	A
36	1	2169	G
36	1	2170	U
36	1	2177	G
36	1	2184	U
36	1	2187	G
36	1	2188	A
36	1	2201	G
36	1	2205	U
36	1	2209	U
36	1	2210	G
36	1	2215	A
36	1	2222	A
36	1	2223	A
36	1	2225	U

Continued on next page...

Continued from previous page...

Mol	Chain	Res	Type
36	1	2244	A
36	1	2246	G
36	1	2249	G
36	1	2250	G
36	1	2255	A
36	1	2256	A
36	1	2270	A
36	1	2272	G
36	1	2273	G
36	1	2281	A
36	1	2282	U
36	1	2283	G
36	1	2301	U
36	1	2303	A
36	1	2307	G
36	1	2310	U
36	1	2313	A
36	1	2314	U
36	1	2315	G
36	1	2334	U
36	1	2336	U
36	1	2341	A
36	1	2372	A
36	1	2373	A
36	1	2374	C
36	1	2375	G
36	1	2376	G
36	1	2382	G
36	1	2385	G
36	1	2393	G
36	1	2397	A
36	1	2401	A
36	1	2402	A
36	1	2403	G
36	1	2404	A
36	1	2405	C
36	1	2411	U
36	1	2418	G
36	1	2419	A
36	1	2435	G
36	1	2441	A
36	1	2444	C

Continued on next page...

Continued from previous page...

Mol	Chain	Res	Type
36	1	2445	A
36	1	2502	A
36	1	2503	G
36	1	2514	U
36	1	2515	A
36	1	2522	G
36	1	2523	A
36	1	2526	C
36	1	2530	G
36	1	2531	C
36	1	2533	G
36	1	2534	G
36	1	2537	U
36	1	2538	U
36	1	2539	C
36	1	2540	A
36	1	2541	U
36	1	2542	U
36	1	2543	U
36	1	2544	U
36	1	2547	A
36	1	2549	G
36	1	2551	U
36	1	2552	C
36	1	2554	A
36	1	2555	G
36	1	2561	A
36	1	2562	A
36	1	2568	C
36	1	2569	A
36	1	2570	U
36	1	2571	U
36	1	2572	C
36	1	2573	G
36	1	2581	U
36	1	2585	G
36	1	2586	G
36	1	2593	A
36	1	2594	C
36	1	2606	G
36	1	2607	G
36	1	2614	G

Continued on next page...

Continued from previous page...

Mol	Chain	Res	Type
36	1	2626	A
36	1	2638	C
36	1	2652	U
36	1	2656	A
36	1	2672	G
36	1	2674	A
36	1	2675	C
36	1	2676	A
36	1	2677	G
36	1	2689	A
36	1	2691	A
36	1	2694	A
36	1	2696	A
36	1	2704	A
36	1	2705	A
36	1	2714	G
36	1	2728	G
36	1	2729	U
36	1	2752	U
36	1	2753	G
36	1	2755	C
36	1	2762	A
36	1	2772	C
36	1	2777	G
36	1	2778	G
36	1	2779	A
36	1	2780	A
36	1	2787	G
36	1	2796	G
36	1	2797	C
36	1	2799	A
36	1	2800	G
36	1	2801	A
36	1	2803	A
36	1	2810	C
36	1	2814	G
36	1	2816	G
36	1	2817	A
36	1	2818	U
36	1	2820	A
36	1	2821	C
36	1	2822	U

Continued on next page...

Continued from previous page...

Mol	Chain	Res	Type
36	1	2829	U
36	1	2834	G
36	1	2838	A
36	1	2839	G
36	1	2842	U
36	1	2843	U
36	1	2845	A
36	1	2847	A
36	1	2856	G
36	1	2858	U
36	1	2860	U
36	1	2867	C
36	1	2871	G
36	1	2872	A
36	1	2875	U
36	1	2878	G
36	1	2879	C
36	1	2887	A
36	1	2892	A
36	1	2898	G
36	1	2899	C
36	1	2923	U
36	1	2935	U
36	1	2936	A
36	1	2942	C
36	1	2947	G
36	1	2954	U
36	1	2955	U
36	1	2971	A
36	1	2972	G
36	1	2974	U
36	1	2983	C
36	1	2990	G
36	1	2992	U
36	1	2996	U
36	1	2997	G
36	1	3012	A
36	1	3030	G
36	1	3056	U
36	1	3057	U
36	1	3058	U
36	1	3059	G

Continued on next page...

Continued from previous page...

Mol	Chain	Res	Type
36	1	3078	U
36	1	3079	U
36	1	3080	G
36	1	3086	A
36	1	3090	U
36	1	3092	C
36	1	3113	A
36	1	3119	U
36	1	3122	A
36	1	3130	A
36	1	3131	U
36	1	3142	A
36	1	3143	C
36	1	3151	U
36	1	3152	U
36	1	3153	U
36	1	3154	C
36	1	3155	U
36	1	3156	U
36	1	3157	U
36	1	3164	C
36	1	3165	A
36	1	3168	A
36	1	3170	A
36	1	3171	U
36	1	3173	G
36	1	3174	A
36	1	3176	G
36	1	3179	U
36	1	3181	C
36	1	3187	A
36	1	3196	U
36	1	3197	G
36	1	3198	U
36	1	3206	C
36	1	3207	U
36	1	3210	A
36	1	3217	C
36	1	3218	A
36	1	3219	G
36	1	3223	A
36	1	3228	C

Continued on next page...

Continued from previous page...

Mol	Chain	Res	Type
36	1	3229	G
36	1	3234	A
36	1	3243	A
36	1	3244	A
36	1	3245	A
36	1	3246	G
36	1	3247	G
36	1	3259	U
36	1	3263	G
36	1	3269	U
36	1	3270	U
36	1	3271	G
36	1	3276	G
36	1	3281	U
36	1	3286	G
36	1	3287	U
36	1	3288	G
36	1	3289	G
36	1	3290	G
36	1	3294	A
36	1	3295	A
36	1	3304	U
36	1	3307	A
36	1	3309	G
36	1	3313	U
36	1	3316	A
36	1	3317	U
36	1	3318	G
36	1	3319	U
36	1	3334	U
36	1	3335	A
36	1	3341	U
36	1	3342	A
36	1	3345	G
36	1	3347	A
36	1	3351	U
36	1	3352	U
36	1	3353	G
36	1	3354	U
36	1	3355	U
36	1	3356	G
36	1	3363	U

Continued on next page...

Continued from previous page...

Mol	Chain	Res	Type
36	1	3368	U
36	1	3369	G
36	1	3378	C
36	1	3382	U
36	1	3383	G
36	1	3389	U
36	1	3390	G
37	3	7	G
37	3	22	A
37	3	41	G
37	3	54	U
37	3	65	G
37	3	74	C
37	3	76	A
37	3	102	A
37	3	112	G
37	3	121	U
38	4	34	U
38	4	35	C
38	4	48	A
38	4	51	G
38	4	57	C
38	4	58	G
38	4	59	A
38	4	62	C
38	4	63	G
38	4	75	G
38	4	80	A
38	4	81	U
38	4	82	U
38	4	83	C
38	4	84	C
38	4	85	G
38	4	86	U
38	4	87	G
38	4	90	U
38	4	95	G
38	4	97	A
38	4	100	U
38	4	104	A
38	4	105	A
38	4	106	C

Continued on next page...

Continued from previous page...

Mol	Chain	Res	Type
38	4	111	A
38	4	113	U
38	4	125	U
38	4	126	A
38	4	127	U
38	4	128	U
38	4	138	A
38	4	148	G
38	4	155	A
38	4	158	U
1	6	2	A
1	6	4	C
1	6	10	G
1	6	13	C
1	6	17	C
1	6	25	C
1	6	26	A
1	6	27	U
1	6	34	G
1	6	42	G
1	6	47	A
1	6	50	C
1	6	57	G
1	6	60	U
1	6	65	A
1	6	68	A
1	6	69	G
1	6	75	U
1	6	76	A
1	6	77	U
1	6	78	A
1	6	104	A
1	6	109	G
1	6	114	C
1	6	116	U
1	6	127	G
1	6	132	U
1	6	137	U
1	6	138	A
1	6	140	A
1	6	141	U
1	6	144	U

Continued on next page...

Continued from previous page...

Mol	Chain	Res	Type
1	6	145	A
1	6	146	U
1	6	158	U
1	6	159	U
1	6	166	C
1	6	176	C
1	6	178	U
1	6	185	U
1	6	188	A
1	6	191	C
1	6	192	U
1	6	193	U
1	6	195	G
1	6	196	G
1	6	198	A
1	6	199	G
1	6	200	A
1	6	213	A
1	6	215	A
1	6	216	U
1	6	217	A
1	6	218	A
1	6	219	A
1	6	220	A
1	6	222	A
1	6	227	U
1	6	228	G
1	6	230	C
1	6	232	U
1	6	233	C
1	6	234	G
1	6	240	U
1	6	241	U
1	6	249	U
1	6	250	C
1	6	261	U
1	6	265	A
1	6	271	A
1	6	272	U
1	6	273	G
1	6	277	U
1	6	278	U

Continued on next page...

Continued from previous page...

Mol	Chain	Res	Type
1	6	280	U
1	6	281	G
1	6	299	A
1	6	308	C
1	6	314	C
1	6	316	A
1	6	319	U
1	6	321	C
1	6	322	G
1	6	337	G
1	6	338	C
1	6	352	A
1	6	359	A
1	6	360	A
1	6	361	C
1	6	400	A
1	6	401	A
1	6	402	C
1	6	404	G
1	6	416	A
1	6	418	G
1	6	424	C
1	6	425	A
1	6	426	G
1	6	434	G
1	6	437	A
1	6	439	U
1	6	444	C
1	6	445	A
1	6	448	C
1	6	454	U
1	6	468	A
1	6	475	A
1	6	477	A
1	6	484	C
1	6	486	G
1	6	487	G
1	6	488	G
1	6	489	C
1	6	490	C
1	6	492	A
1	6	493	U

Continued on next page...

Continued from previous page...

Mol	Chain	Res	Type
1	6	494	U
1	6	496	G
1	6	500	C
1	6	501	U
1	6	505	A
1	6	506	A
1	6	508	U
1	6	516	G
1	6	519	C
1	6	527	A
1	6	528	U
1	6	534	A
1	6	538	A
1	6	539	G
1	6	540	G
1	6	541	A
1	6	542	A
1	6	543	C
1	6	544	A
1	6	548	G
1	6	555	A
1	6	556	A
1	6	557	G
1	6	558	U
1	6	559	C
1	6	565	C
1	6	568	G
1	6	570	A
1	6	574	G
1	6	577	G
1	6	579	A
1	6	580	A
1	6	582	U
1	6	584	C
1	6	594	A
1	6	595	G
1	6	606	A
1	6	609	U
1	6	610	G
1	6	611	U
1	6	619	A
1	6	620	A

Continued on next page...

Continued from previous page...

Mol	Chain	Res	Type
1	6	622	A
1	6	623	A
1	6	634	G
1	6	635	A
1	6	639	U
1	6	640	U
1	6	645	C
1	6	650	U
1	6	651	G
1	6	652	G
1	6	653	C
1	6	660	G
1	6	661	A
1	6	662	U
1	6	665	U
1	6	666	U
1	6	667	U
1	6	668	C
1	6	669	G
1	6	670	U
1	6	678	A
1	6	679	U
1	6	680	U
1	6	681	U
1	6	682	C
1	6	683	C
1	6	684	A
1	6	685	A
1	6	690	G
1	6	698	U
1	6	705	U
1	6	709	C
1	6	711	U
1	6	715	U
1	6	718	U
1	6	719	U
1	6	720	G
1	6	721	U
1	6	722	G
1	6	730	G
1	6	740	A
1	6	742	U

Continued on next page...

Continued from previous page...

Mol	Chain	Res	Type
1	6	743	U
1	6	751	G
1	6	754	A
1	6	755	A
1	6	756	A
1	6	765	G
1	6	766	U
1	6	771	A
1	6	774	A
1	6	775	G
1	6	780	A
1	6	781	U
1	6	782	U
1	6	783	G
1	6	786	C
1	6	787	G
1	6	793	A
1	6	794	U
1	6	795	U
1	6	803	A
1	6	811	A
1	6	812	A
1	6	814	A
1	6	815	G
1	6	816	G
1	6	821	U
1	6	823	G
1	6	824	G
1	6	825	U
1	6	826	U
1	6	829	A
1	6	830	U
1	6	831	U
1	6	832	U
1	6	834	G
1	6	835	U
1	6	847	A
1	6	856	A
1	6	860	U
1	6	861	U
1	6	862	A
1	6	863	A

Continued on next page...

Continued from previous page...

Mol	Chain	Res	Type
1	6	898	A
1	6	906	A
1	6	908	U
1	6	909	U
1	6	911	U
1	6	913	G
1	6	914	G
1	6	916	U
1	6	926	A
1	6	933	A
1	6	935	U
1	6	942	G
1	6	951	A
1	6	959	U
1	6	960	U
1	6	966	A
1	6	969	C
1	6	970	A
1	6	971	A
1	6	992	A
1	6	997	G
1	6	1001	A
1	6	1003	A
1	6	1004	U
1	6	1005	A
1	6	1021	C
1	6	1026	A
1	6	1028	C
1	6	1029	U
1	6	1039	A
1	6	1040	G
1	6	1052	U
1	6	1053	G
1	6	1057	U
1	6	1058	U
1	6	1059	U
1	6	1060	U
1	6	1072	C
1	6	1073	G
1	6	1075	C
1	6	1081	A
1	6	1082	C

Continued on next page...

Continued from previous page...

Mol	Chain	Res	Type
1	6	1092	A
1	6	1096	C
1	6	1097	U
1	6	1098	U
1	6	1100	G
1	6	1101	G
1	6	1138	A
1	6	1151	A
1	6	1155	G
1	6	1158	C
1	6	1159	C
1	6	1160	A
1	6	1161	C
1	6	1164	G
1	6	1167	G
1	6	1185	U
1	6	1194	A
1	6	1196	A
1	6	1199	G
1	6	1200	G
1	6	1202	A
1	6	1208	A
1	6	1217	A
1	6	1218	G
1	6	1220	C
1	6	1225	U
1	6	1227	A
1	6	1228	G
1	6	1229	G
1	6	1230	A
1	6	1235	C
1	6	1239	U
1	6	1241	G
1	6	1242	A
1	6	1243	G
1	6	1244	A
1	6	1245	G
1	6	1252	C
1	6	1255	G
1	6	1256	A
1	6	1257	U
1	6	1258	U

Continued on next page...

Continued from previous page...

Mol	Chain	Res	Type
1	6	1273	G
1	6	1286	U
1	6	1291	G
1	6	1314	U
1	6	1315	U
1	6	1316	G
1	6	1321	A
1	6	1335	U
1	6	1337	A
1	6	1343	U
1	6	1344	A
1	6	1345	A
1	6	1346	A
1	6	1347	U
1	6	1353	U
1	6	1355	C
1	6	1361	U
1	6	1363	U
1	6	1364	G
1	6	1367	G
1	6	1370	U
1	6	1371	A
1	6	1385	G
1	6	1390	U
1	6	1398	U
1	6	1399	C
1	6	1400	A
1	6	1402	G
1	6	1413	U
1	6	1414	U
1	6	1415	U
1	6	1426	C
1	6	1427	A
1	6	1428	G
1	6	1437	U
1	6	1445	G
1	6	1446	A
1	6	1447	C
1	6	1448	G
1	6	1458	G
1	6	1459	C
1	6	1465	C

Continued on next page...

Continued from previous page...

Mol	Chain	Res	Type
1	6	1466	G
1	6	1471	A
1	6	1473	U
1	6	1474	G
1	6	1482	C
1	6	1486	G
1	6	1490	C
1	6	1491	U
1	6	1492	A
1	6	1493	A
1	6	1506	G
1	6	1514	U
1	6	1516	A
1	6	1517	U
1	6	1521	G
1	6	1523	G
1	6	1524	A
1	6	1531	G
1	6	1535	U
1	6	1536	G
1	6	1537	C
1	6	1538	U
1	6	1540	G
1	6	1542	G
1	6	1554	U
1	6	1555	A
1	6	1557	U
1	6	1559	A
1	6	1571	C
1	6	1573	A
1	6	1574	G
1	6	1582	U
1	6	1584	G
1	6	1590	G
1	6	1601	G
1	6	1616	G
1	6	1618	C
1	6	1621	U
1	6	1622	G
1	6	1631	A
1	6	1634	C
1	6	1636	C

Continued on next page...

Continued from previous page...

Mol	Chain	Res	Type
1	6	1637	C
1	6	1638	G
1	6	1657	U
1	6	1658	G
1	6	1680	G
1	6	1683	C
1	6	1697	G
1	6	1698	G
1	6	1699	G
1	6	1700	C
1	6	1701	A
1	6	1702	A
1	6	1712	A
1	6	1713	G
1	6	1716	C
1	6	1717	G
1	6	1731	A
1	6	1736	G
1	6	1742	U
1	6	1757	G
1	6	1760	G
1	6	1762	A
1	6	1766	A
1	6	1767	G
1	6	1769	U
1	6	1780	G
1	6	1782	A
1	6	1792	G
1	6	1793	G
1	6	1794	A
1	6	1795	U
1	6	1796	C
1	6	1799	U
1	6	1800	A
36	5	15	C
36	5	26	A
36	5	40	A
36	5	43	A
36	5	49	A
36	5	58	G
36	5	59	G
36	5	60	A

Continued on next page...

Continued from previous page...

Mol	Chain	Res	Type
36	5	65	A
36	5	66	A
36	5	72	C
36	5	73	C
36	5	76	G
36	5	92	G
36	5	94	G
36	5	96	G
36	5	99	A
36	5	109	A
36	5	110	G
36	5	111	C
36	5	113	C
36	5	116	A
36	5	120	G
36	5	121	A
36	5	122	A
36	5	134	U
36	5	135	C
36	5	136	G
36	5	155	G
36	5	156	G
36	5	157	A
36	5	160	G
36	5	162	G
36	5	165	A
36	5	166	C
36	5	170	G
36	5	171	G
36	5	172	G
36	5	173	G
36	5	174	C
36	5	180	C
36	5	182	U
36	5	187	A
36	5	190	U
36	5	191	U
36	5	210	U
36	5	213	A
36	5	218	G
36	5	219	A
36	5	220	G

Continued on next page...

Continued from previous page...

Mol	Chain	Res	Type
36	5	221	A
36	5	233	C
36	5	234	G
36	5	235	A
36	5	237	G
36	5	239	G
36	5	240	U
36	5	245	U
36	5	247	C
36	5	249	U
36	5	250	U
36	5	251	G
36	5	252	U
36	5	253	A
36	5	254	A
36	5	259	C
36	5	267	G
36	5	269	G
36	5	270	U
36	5	284	A
36	5	286	U
36	5	295	A
36	5	311	C
36	5	315	C
36	5	323	A
36	5	329	U
36	5	339	C
36	5	349	A
36	5	350	C
36	5	352	A
36	5	376	G
36	5	398	A
36	5	399	A
36	5	401	U
36	5	402	A
36	5	403	C
36	5	421	G
36	5	422	A
36	5	436	A
36	5	437	G
36	5	438	A
36	5	439	C

Continued on next page...

Continued from previous page...

Mol	Chain	Res	Type
36	5	440	A
36	5	442	G
36	5	492	U
36	5	495	G
36	5	507	U
36	5	520	U
36	5	521	A
36	5	538	G
36	5	539	C
36	5	542	G
36	5	546	C
36	5	547	G
36	5	548	G
36	5	551	A
36	5	552	G
36	5	554	A
36	5	557	A
36	5	559	A
36	5	578	A
36	5	579	G
36	5	592	A
36	5	600	G
36	5	602	A
36	5	604	G
36	5	608	A
36	5	609	G
36	5	611	A
36	5	619	A
36	5	620	U
36	5	621	A
36	5	636	C
36	5	647	A
36	5	649	A
36	5	652	G
36	5	660	A
36	5	662	U
36	5	677	A
36	5	681	U
36	5	683	U
36	5	691	A
36	5	705	A
36	5	712	G

Continued on next page...

Continued from previous page...

Mol	Chain	Res	Type
36	5	715	A
36	5	716	A
36	5	725	G
36	5	747	A
36	5	758	C
36	5	763	G
36	5	766	U
36	5	767	U
36	5	776	U
36	5	777	U
36	5	780	A
36	5	781	G
36	5	785	G
36	5	786	A
36	5	806	A
36	5	817	A
36	5	830	A
36	5	861	C
36	5	869	G
36	5	874	U
36	5	879	U
36	5	882	A
36	5	883	A
36	5	891	G
36	5	896	A
36	5	897	U
36	5	907	G
36	5	908	G
36	5	910	G
36	5	914	A
36	5	916	G
36	5	917	A
36	5	921	A
36	5	923	C
36	5	924	G
36	5	926	A
36	5	936	A
36	5	937	G
36	5	944	C
36	5	953	G
36	5	959	C
36	5	960	U

Continued on next page...

Continued from previous page...

Mol	Chain	Res	Type
36	5	962	A
36	5	963	G
36	5	964	G
36	5	979	U
36	5	994	G
36	5	997	A
36	5	1001	G
36	5	1002	A
36	5	1010	G
36	5	1015	U
36	5	1016	C
36	5	1017	C
36	5	1018	G
36	5	1021	G
36	5	1024	G
36	5	1025	A
36	5	1026	A
36	5	1028	U
36	5	1029	G
36	5	1031	C
36	5	1035	G
36	5	1047	A
36	5	1049	C
36	5	1051	U
36	5	1064	A
36	5	1065	A
36	5	1066	G
36	5	1072	G
36	5	1081	U
36	5	1082	U
36	5	1084	A
36	5	1087	G
36	5	1088	U
36	5	1093	A
36	5	1095	U
36	5	1097	G
36	5	1098	A
36	5	1103	A
36	5	1104	G
36	5	1117	G
36	5	1131	G
36	5	1152	G

Continued on next page...

Continued from previous page...

Mol	Chain	Res	Type
36	5	1153	A
36	5	1154	A
36	5	1159	A
36	5	1180	A
36	5	1181	U
36	5	1182	A
36	5	1191	U
36	5	1192	C
36	5	1197	A
36	5	1201	C
36	5	1209	G
36	5	1222	G
36	5	1223	A
36	5	1233	G
36	5	1235	U
36	5	1236	G
36	5	1237	G
36	5	1239	C
36	5	1241	U
36	5	1242	G
36	5	1245	A
36	5	1246	G
36	5	1252	A
36	5	1253	U
36	5	1254	C
36	5	1258	U
36	5	1262	G
36	5	1263	A
36	5	1264	G
36	5	1265	U
36	5	1266	G
36	5	1277	C
36	5	1292	C
36	5	1307	G
36	5	1309	U
36	5	1313	G
36	5	1330	A
36	5	1331	U
36	5	1348	U
36	5	1349	G
36	5	1350	A
36	5	1351	U

Continued on next page...

Continued from previous page...

Mol	Chain	Res	Type
36	5	1352	A
36	5	1353	U
36	5	1354	G
36	5	1355	A
36	5	1356	U
36	5	1357	G
36	5	1385	C
36	5	1386	A
36	5	1387	G
36	5	1399	A
36	5	1400	G
36	5	1418	A
36	5	1419	A
36	5	1431	G
36	5	1433	A
36	5	1434	G
36	5	1437	C
36	5	1446	A
36	5	1450	G
36	5	1453	A
36	5	1456	A
36	5	1471	U
36	5	1481	A
36	5	1482	A
36	5	1484	U
36	5	1491	A
36	5	1503	A
36	5	1508	C
36	5	1526	U
36	5	1536	G
36	5	1541	G
36	5	1554	U
36	5	1555	U
36	5	1556	C
36	5	1557	A
36	5	1560	G
36	5	1561	G
36	5	1562	C
36	5	1568	U
36	5	1569	U
36	5	1570	U
36	5	1571	A

Continued on next page...

Continued from previous page...

Mol	Chain	Res	Type
36	5	1574	C
36	5	1575	A
36	5	1576	G
36	5	1577	G
36	5	1578	C
36	5	1579	C
36	5	1581	C
36	5	1582	C
36	5	1583	A
36	5	1587	A
36	5	1589	A
36	5	1593	A
36	5	1605	A
36	5	1620	U
36	5	1629	U
36	5	1639	C
36	5	1643	A
36	5	1644	C
36	5	1645	U
36	5	1655	G
36	5	1657	C
36	5	1658	G
36	5	1716	U
36	5	1717	U
36	5	1724	U
36	5	1725	C
36	5	1750	A
36	5	1751	G
36	5	1760	A
36	5	1763	U
36	5	1764	U
36	5	1765	U
36	5	1766	G
36	5	1769	G
36	5	1778	G
36	5	1780	G
36	5	1796	G
36	5	1797	A
36	5	1810	A
36	5	1812	G
36	5	1814	A
36	5	1815	U

Continued on next page...

Continued from previous page...

Mol	Chain	Res	Type
36	5	1816	A
36	5	1817	G
36	5	1818	U
36	5	1821	U
36	5	1839	A
36	5	1841	A
36	5	1842	A
36	5	1846	C
36	5	1849	C
36	5	1878	G
36	5	1879	A
36	5	1880	U
36	5	1906	G
36	5	1935	G
36	5	1953	G
36	5	2098	C
36	5	2100	A
36	5	2101	C
36	5	2102	U
36	5	2112	U
36	5	2113	A
36	5	2114	C
36	5	2121	G
36	5	2122	G
36	5	2131	A
36	5	2140	U
36	5	2144	A
36	5	2155	G
36	5	2158	A
36	5	2168	A
36	5	2169	G
36	5	2184	U
36	5	2187	G
36	5	2188	A
36	5	2192	C
36	5	2198	A
36	5	2205	U
36	5	2208	A
36	5	2209	U
36	5	2210	G
36	5	2223	A
36	5	2225	U

Continued on next page...

Continued from previous page...

Mol	Chain	Res	Type
36	5	2244	A
36	5	2250	G
36	5	2251	G
36	5	2252	A
36	5	2253	G
36	5	2255	A
36	5	2256	A
36	5	2264	U
36	5	2270	A
36	5	2273	G
36	5	2276	G
36	5	2279	A
36	5	2281	A
36	5	2288	G
36	5	2303	A
36	5	2307	G
36	5	2310	U
36	5	2313	A
36	5	2315	G
36	5	2331	C
36	5	2334	U
36	5	2336	U
36	5	2372	A
36	5	2373	A
36	5	2374	C
36	5	2375	G
36	5	2385	G
36	5	2388	U
36	5	2393	G
36	5	2397	A
36	5	2401	A
36	5	2403	G
36	5	2404	A
36	5	2411	U
36	5	2418	G
36	5	2419	A
36	5	2440	G
36	5	2445	A
36	5	2446	U
36	5	2447	A
36	5	2451	G
36	5	2452	G

Continued on next page...

Continued from previous page...

Mol	Chain	Res	Type
36	5	2493	U
36	5	2494	A
36	5	2497	U
36	5	2501	U
36	5	2502	A
36	5	2503	G
36	5	2504	U
36	5	2505	U
36	5	2508	U
36	5	2510	U
36	5	2514	U
36	5	2515	A
36	5	2523	A
36	5	2526	C
36	5	2529	A
36	5	2536	A
36	5	2537	U
36	5	2538	U
36	5	2539	C
36	5	2540	A
36	5	2543	U
36	5	2549	G
36	5	2552	C
36	5	2555	G
36	5	2566	C
36	5	2567	C
36	5	2568	C
36	5	2569	A
36	5	2570	U
36	5	2571	U
36	5	2572	C
36	5	2573	G
36	5	2574	G
36	5	2585	G
36	5	2587	U
36	5	2589	G
36	5	2593	A
36	5	2596	U
36	5	2606	G
36	5	2607	G
36	5	2613	U
36	5	2614	G

Continued on next page...

Continued from previous page...

Mol	Chain	Res	Type
36	5	2637	A
36	5	2647	A
36	5	2652	U
36	5	2656	A
36	5	2674	A
36	5	2675	C
36	5	2677	G
36	5	2681	U
36	5	2689	A
36	5	2690	G
36	5	2691	A
36	5	2694	A
36	5	2696	A
36	5	2705	A
36	5	2706	G
36	5	2707	C
36	5	2714	G
36	5	2727	A
36	5	2728	G
36	5	2729	U
36	5	2737	C
36	5	2752	U
36	5	2753	G
36	5	2755	C
36	5	2762	A
36	5	2771	U
36	5	2772	C
36	5	2773	C
36	5	2777	G
36	5	2778	G
36	5	2781	U
36	5	2796	G
36	5	2799	A
36	5	2800	G
36	5	2801	A
36	5	2802	A
36	5	2810	C
36	5	2814	G
36	5	2817	A
36	5	2818	U
36	5	2822	U
36	5	2837	A

Continued on next page...

Continued from previous page...

Mol	Chain	Res	Type
36	5	2840	C
36	5	2843	U
36	5	2845	A
36	5	2847	A
36	5	2849	C
36	5	2853	A
36	5	2863	G
36	5	2871	G
36	5	2872	A
36	5	2875	U
36	5	2887	A
36	5	2889	C
36	5	2899	C
36	5	2911	A
36	5	2912	G
36	5	2914	G
36	5	2923	U
36	5	2935	U
36	5	2936	A
36	5	2941	A
36	5	2942	C
36	5	2945	G
36	5	2947	G
36	5	2971	A
36	5	2979	U
36	5	2983	C
36	5	2990	G
36	5	2992	U
36	5	2996	U
36	5	2997	G
36	5	3012	A
36	5	3028	G
36	5	3030	G
36	5	3049	A
36	5	3056	U
36	5	3057	U
36	5	3059	G
36	5	3078	U
36	5	3079	U
36	5	3086	A
36	5	3087	A
36	5	3092	C

Continued on next page...

Continued from previous page...

Mol	Chain	Res	Type
36	5	3093	C
36	5	3122	A
36	5	3131	U
36	5	3142	A
36	5	3143	C
36	5	3153	U
36	5	3156	U
36	5	3157	U
36	5	3158	G
36	5	3164	C
36	5	3165	A
36	5	3167	A
36	5	3168	A
36	5	3172	A
36	5	3173	G
36	5	3174	A
36	5	3176	G
36	5	3179	U
36	5	3180	A
36	5	3181	C
36	5	3187	A
36	5	3188	G
36	5	3195	U
36	5	3196	U
36	5	3206	C
36	5	3207	U
36	5	3217	C
36	5	3218	A
36	5	3219	G
36	5	3224	G
36	5	3229	G
36	5	3233	C
36	5	3234	A
36	5	3238	G
36	5	3239	G
36	5	3243	A
36	5	3244	A
36	5	3245	A
36	5	3246	G
36	5	3247	G
36	5	3259	U
36	5	3260	G

Continued on next page...

Continued from previous page...

Mol	Chain	Res	Type
36	5	3270	U
36	5	3273	A
36	5	3275	U
36	5	3276	G
36	5	3277	U
36	5	3280	U
36	5	3281	U
36	5	3282	U
36	5	3285	C
36	5	3286	G
36	5	3288	G
36	5	3289	G
36	5	3290	G
36	5	3294	A
36	5	3295	A
36	5	3304	U
36	5	3307	A
36	5	3309	G
36	5	3313	U
36	5	3316	A
36	5	3317	U
36	5	3318	G
36	5	3319	U
36	5	3320	A
36	5	3342	A
36	5	3345	G
36	5	3348	G
36	5	3354	U
36	5	3358	U
36	5	3361	G
36	5	3369	G
36	5	3378	C
36	5	3383	G
36	5	3389	U
36	5	3390	G
36	5	3396	U
37	7	7	G
37	7	10	C
37	7	22	A
37	7	27	A
37	7	33	U
37	7	41	G

Continued on next page...

Continued from previous page...

Mol	Chain	Res	Type
37	7	54	U
37	7	60	G
37	7	63	A
37	7	65	G
37	7	73	C
37	7	74	C
37	7	76	A
37	7	99	G
37	7	102	A
37	7	112	G
37	7	121	U
38	8	34	U
38	8	35	C
38	8	48	A
38	8	51	G
38	8	52	A
38	8	53	A
38	8	57	C
38	8	58	G
38	8	59	A
38	8	62	C
38	8	63	G
38	8	79	A
38	8	81	U
38	8	82	U
38	8	84	C
38	8	86	U
38	8	87	G
38	8	90	U
38	8	95	G
38	8	96	A
38	8	97	A
38	8	104	A
38	8	105	A
38	8	106	C
38	8	111	A
38	8	113	U
38	8	125	U
38	8	126	A
38	8	138	A
38	8	152	G
38	8	157	U

Continued on next page...

Continued from previous page...

Mol	Chain	Res	Type
38	8	158	U

All (192) RNA pucker outliers are listed below:

Mol	Chain	Res	Type
1	2	25	C
1	2	45	U
1	2	73	U
1	2	114	C
1	2	130	C
1	2	131	C
1	2	158	U
1	2	240	U
1	2	242	U
1	2	278	U
1	2	280	U
1	2	417	A
1	2	499	U
1	2	501	U
1	2	503	G
1	2	512	A
1	2	685	A
1	2	701	U
1	2	704	C
1	2	720	G
1	2	721	U
1	2	755	A
1	2	794	U
1	2	815	G
1	2	829	A
1	2	1058	U
1	2	1081	A
1	2	1207	C
1	2	1226	A
1	2	1244	A
1	2	1250	U
1	2	1344	A
1	2	1370	U
1	2	1481	C
1	2	1489	U
1	2	1568	C
1	2	1573	A

Continued on next page...

Continued from previous page...

Mol	Chain	Res	Type
1	2	1615	C
1	2	1657	U
1	2	1697	G
1	2	1761	U
36	1	65	A
36	1	93	C
36	1	210	U
36	1	223	U
36	1	239	G
36	1	282	G
36	1	594	U
36	1	715	A
36	1	763	G
36	1	873	C
36	1	916	G
36	1	981	U
36	1	993	G
36	1	1064	A
36	1	1094	U
36	1	1097	G
36	1	1103	A
36	1	1196	C
36	1	1329	U
36	1	1352	A
36	1	1355	A
36	1	1562	C
36	1	1716	U
36	1	1724	U
36	1	1820	U
36	1	1842	A
36	1	1846	C
36	1	2101	C
36	1	2112	U
36	1	2209	U
36	1	2249	G
36	1	2372	A
36	1	2400	G
36	1	2404	A
36	1	2418	G
36	1	2537	U
36	1	2541	U
36	1	2554	A

Continued on next page...

Continued from previous page...

Mol	Chain	Res	Type
36	1	2585	G
36	1	2593	A
36	1	2728	G
36	1	2817	A
36	1	2818	U
36	1	2821	C
36	1	2971	A
36	1	3056	U
36	1	3078	U
36	1	3121	U
36	1	3228	C
36	1	3269	U
36	1	3275	U
36	1	3316	A
36	1	3350	C
36	1	3351	U
36	1	3353	G
38	4	80	A
38	4	85	G
38	4	125	U
38	4	126	A
1	6	25	C
1	6	114	C
1	6	158	U
1	6	187	G
1	6	217	A
1	6	400	A
1	6	417	A
1	6	542	A
1	6	555	A
1	6	558	U
1	6	697	C
1	6	717	C
1	6	755	A
1	6	794	U
1	6	828	U
1	6	1051	G
1	6	1058	U
1	6	1097	U
1	6	1207	C
1	6	1238	A
1	6	1241	G

Continued on next page...

Continued from previous page...

Mol	Chain	Res	Type
1	6	1244	A
1	6	1255	G
1	6	1344	A
1	6	1481	C
1	6	1491	U
1	6	1535	U
1	6	1573	A
1	6	1600	A
1	6	1620	C
1	6	1657	U
1	6	1698	G
36	5	210	U
36	5	238	A
36	5	397	A
36	5	438	A
36	5	594	U
36	5	647	A
36	5	765	C
36	5	873	C
36	5	896	A
36	5	916	G
36	5	936	A
36	5	993	G
36	5	1017	C
36	5	1027	A
36	5	1064	A
36	5	1081	U
36	5	1152	G
36	5	1222	G
36	5	1238	C
36	5	1241	U
36	5	1329	U
36	5	1331	U
36	5	1352	A
36	5	1355	A
36	5	1481	A
36	5	1554	U
36	5	1560	G
36	5	1716	U
36	5	1816	A
36	5	2101	C
36	5	2112	U

Continued on next page...

Continued from previous page...

Mol	Chain	Res	Type
36	5	2168	A
36	5	2204	C
36	5	2209	U
36	5	2249	G
36	5	2255	A
36	5	2372	A
36	5	2373	A
36	5	2400	G
36	5	2418	G
36	5	2445	A
36	5	2446	U
36	5	2493	U
36	5	2500	A
36	5	2513	U
36	5	2586	G
36	5	2728	G
36	5	2772	C
36	5	2818	U
36	5	3056	U
36	5	3078	U
36	5	3121	U
36	5	3195	U
36	5	3218	A
36	5	3242	G
36	5	3275	U
36	5	3289	G
36	5	3317	U
36	5	3357	U
37	7	49	G

5.4 Non-standard residues in protein, DNA, RNA chains ⓘ

1 non-standard protein/DNA/RNA residue is modelled in this entry.

In the following table, the Counts columns list the number of bonds (or angles) for which Mogul statistics could be retrieved, the number of bonds (or angles) that are observed in the model and the number of bonds (or angles) that are defined in the chemical component dictionary. The Link column lists molecule types, if any, to which the group is linked. The Z score for a bond length (or angle) is the number of standard deviations the observed value is removed from the expected value. A bond length (or angle) with $|Z| > 2$ is considered an outlier worth inspection. RMSZ is the root-mean-square of all Z scores of the bond lengths (or angles).

Mol	Type	Chain	Res	Link	Bond lengths			Bond angles		
					Counts	RMSZ	# Z > 2	Counts	RMSZ	# Z > 2
85	5CT	f	51	85	12,14,15	2.33	4 (33%)	12,15,17	1.66	3 (25%)

In the following table, the Chirals column lists the number of chiral outliers, the number of chiral centers analysed, the number of these observed in the model and the number defined in the chemical component dictionary. Similar counts are reported in the Torsion and Rings columns. '-' means no outliers of that kind were identified.

Mol	Type	Chain	Res	Link	Chirals	Torsions	Rings
85	5CT	f	51	85	1/1/2/4	0/12/14/16	0/0/0/0

All (4) bond length outliers are listed below:

Mol	Chain	Res	Type	Atoms	Z	Observed(Å)	Ideal(Å)
85	f	51	5CT	O1-C2	-6.54	1.24	1.43
85	f	51	5CT	C1-NZ	-3.32	1.41	1.47
85	f	51	5CT	CB-CA	2.05	1.56	1.53
85	f	51	5CT	C1-C2	2.48	1.57	1.52

All (3) bond angle outliers are listed below:

Mol	Chain	Res	Type	Atoms	Z	Observed(°)	Ideal(°)
85	f	51	5CT	O-C-CA	-2.09	120.11	125.72
85	f	51	5CT	O1-C2-C3	3.16	118.39	109.36
85	f	51	5CT	O1-C2-C1	3.34	120.64	109.08

All (1) chirality outliers are listed below:

Mol	Chain	Res	Type	Atom
85	f	51	5CT	C2

There are no torsion outliers.

There are no ring outliers.

No monomer is involved in short contacts.

5.5 Carbohydrates ⓘ

There are no carbohydrates in this entry.

5.6 Ligand geometry

Of 2290 ligands modelled in this entry, 1124 are monoatomic - leaving 1166 for Mogul analysis.

In the following table, the Counts columns list the number of bonds (or angles) for which Mogul statistics could be retrieved, the number of bonds (or angles) that are observed in the model and the number of bonds (or angles) that are defined in the chemical component dictionary. The Link column lists molecule types, if any, to which the group is linked. The Z score for a bond length (or angle) is the number of standard deviations the observed value is removed from the expected value. A bond length (or angle) with $|Z| > 2$ is considered an outlier worth inspection. RMSZ is the root-mean-square of all Z scores of the bond lengths (or angles).

Mol	Type	Chain	Res	Link	Bond lengths			Bond angles		
					Counts	RMSZ	# Z > 2	Counts	RMSZ	# Z > 2
88	OHX	1	3757	-	0,6,6	0.00	-	0,15,15	0.00	-
88	OHX	1	3758	-	0,6,6	0.00	-	0,15,15	0.00	-
88	OHX	1	3759	-	0,6,6	0.00	-	0,15,15	0.00	-
88	OHX	1	3760	-	0,6,6	0.00	-	0,15,15	0.00	-
88	OHX	1	3761	-	0,6,6	0.00	-	0,15,15	0.00	-
88	OHX	1	3762	-	0,6,6	0.00	-	0,15,15	0.00	-
88	OHX	1	3763	-	0,6,6	0.00	-	0,15,15	0.00	-
88	OHX	1	3764	-	0,6,6	0.00	-	0,15,15	0.00	-
88	OHX	1	3765	-	0,6,6	0.00	-	0,15,15	0.00	-
88	OHX	1	3766	-	0,6,6	0.00	-	0,15,15	0.00	-
88	OHX	1	3767	-	0,6,6	0.00	-	0,15,15	0.00	-
88	OHX	1	3768	-	0,6,6	0.00	-	0,15,15	0.00	-
88	OHX	1	3769	-	0,6,6	0.00	-	0,15,15	0.00	-
88	OHX	1	3770	-	0,6,6	0.00	-	0,15,15	0.00	-
88	OHX	1	3771	-	0,6,6	0.00	-	0,15,15	0.00	-
88	OHX	1	3772	-	0,6,6	0.00	-	0,15,15	0.00	-
88	OHX	1	3773	-	0,6,6	0.00	-	0,15,15	0.00	-
88	OHX	1	3774	-	0,6,6	0.00	-	0,15,15	0.00	-
88	OHX	1	3775	-	0,6,6	0.00	-	0,15,15	0.00	-
88	OHX	1	3776	-	0,6,6	0.00	-	0,15,15	0.00	-
88	OHX	1	3777	-	0,6,6	0.00	-	0,15,15	0.00	-
88	OHX	1	3778	-	0,6,6	0.00	-	0,15,15	0.00	-
88	OHX	1	3779	-	0,6,6	0.00	-	0,15,15	0.00	-
88	OHX	1	3780	-	0,6,6	0.00	-	0,15,15	0.00	-
88	OHX	1	3781	-	0,6,6	0.00	-	0,15,15	0.00	-
88	OHX	1	3782	-	0,6,6	0.00	-	0,15,15	0.00	-
88	OHX	1	3783	-	0,6,6	0.00	-	0,15,15	0.00	-
88	OHX	1	3784	-	0,6,6	0.00	-	0,15,15	0.00	-
88	OHX	1	3785	-	0,6,6	0.00	-	0,15,15	0.00	-
88	OHX	1	3786	-	0,6,6	0.00	-	0,15,15	0.00	-
88	OHX	1	3787	-	0,6,6	0.00	-	0,15,15	0.00	-
88	OHX	1	3788	-	0,6,6	0.00	-	0,15,15	0.00	-

Mol	Type	Chain	Res	Link	Bond lengths			Bond angles		
					Counts	RMSZ	# Z > 2	Counts	RMSZ	# Z > 2
88	OHX	1	3789	-	0,6,6	0.00	-	0,15,15	0.00	-
88	OHX	1	3790	-	0,6,6	0.00	-	0,15,15	0.00	-
88	OHX	1	3791	-	0,6,6	0.00	-	0,15,15	0.00	-
88	OHX	1	3792	-	0,6,6	0.00	-	0,15,15	0.00	-
88	OHX	1	3793	-	0,6,6	0.00	-	0,15,15	0.00	-
88	OHX	1	3794	-	0,6,6	0.00	-	0,15,15	0.00	-
88	OHX	1	3795	-	0,6,6	0.00	-	0,15,15	0.00	-
88	OHX	1	3796	-	0,6,6	0.00	-	0,15,15	0.00	-
88	OHX	1	3797	-	0,6,6	0.00	-	0,15,15	0.00	-
88	OHX	1	3798	-	0,6,6	0.00	-	0,15,15	0.00	-
88	OHX	1	3799	-	0,6,6	0.00	-	0,15,15	0.00	-
88	OHX	1	3800	-	0,6,6	0.00	-	0,15,15	0.00	-
88	OHX	1	3801	-	0,6,6	0.00	-	0,15,15	0.00	-
88	OHX	1	3802	-	0,6,6	0.00	-	0,15,15	0.00	-
88	OHX	1	3803	-	0,6,6	0.00	-	0,15,15	0.00	-
88	OHX	1	3804	-	0,6,6	0.00	-	0,15,15	0.00	-
88	OHX	1	3805	-	0,6,6	0.00	-	0,15,15	0.00	-
88	OHX	1	3806	-	0,6,6	0.00	-	0,15,15	0.00	-
88	OHX	1	3807	-	0,6,6	0.00	-	0,15,15	0.00	-
88	OHX	1	3808	-	0,6,6	0.00	-	0,15,15	0.00	-
88	OHX	1	3809	-	0,6,6	0.00	-	0,15,15	0.00	-
88	OHX	1	3810	-	0,6,6	0.00	-	0,15,15	0.00	-
88	OHX	1	3811	-	0,6,6	0.00	-	0,15,15	0.00	-
88	OHX	1	3812	-	0,6,6	0.00	-	0,15,15	0.00	-
88	OHX	1	3813	-	0,6,6	0.00	-	0,15,15	0.00	-
88	OHX	1	3814	-	0,6,6	0.00	-	0,15,15	0.00	-
88	OHX	1	3815	-	0,6,6	0.00	-	0,15,15	0.00	-
88	OHX	1	3816	-	0,6,6	0.00	-	0,15,15	0.00	-
88	OHX	1	3817	-	0,6,6	0.00	-	0,15,15	0.00	-
88	OHX	1	3818	-	0,6,6	0.00	-	0,15,15	0.00	-
88	OHX	1	3819	-	0,6,6	0.00	-	0,15,15	0.00	-
88	OHX	1	3820	-	0,6,6	0.00	-	0,15,15	0.00	-
88	OHX	1	3821	-	0,6,6	0.00	-	0,15,15	0.00	-
88	OHX	1	3822	-	0,6,6	0.00	-	0,15,15	0.00	-
88	OHX	1	3823	-	0,6,6	0.00	-	0,15,15	0.00	-
88	OHX	1	3824	-	0,6,6	0.00	-	0,15,15	0.00	-
88	OHX	1	3825	-	0,6,6	0.00	-	0,15,15	0.00	-
88	OHX	1	3826	-	0,6,6	0.00	-	0,15,15	0.00	-
88	OHX	1	3827	-	0,6,6	0.00	-	0,15,15	0.00	-
88	OHX	1	3828	-	0,6,6	0.00	-	0,15,15	0.00	-
88	OHX	1	3829	-	0,6,6	0.00	-	0,15,15	0.00	-
88	OHX	1	3830	-	0,6,6	0.00	-	0,15,15	0.00	-
88	OHX	1	3831	-	0,6,6	0.00	-	0,15,15	0.00	-

Mol	Type	Chain	Res	Link	Bond lengths			Bond angles		
					Counts	RMSZ	# Z > 2	Counts	RMSZ	# Z > 2
88	OHX	1	3832	-	0,6,6	0.00	-	0,15,15	0.00	-
88	OHX	1	3833	-	0,6,6	0.00	-	0,15,15	0.00	-
88	OHX	1	3834	-	0,6,6	0.00	-	0,15,15	0.00	-
88	OHX	1	3835	-	0,6,6	0.00	-	0,15,15	0.00	-
88	OHX	1	3836	-	0,6,6	0.00	-	0,15,15	0.00	-
88	OHX	1	3837	-	0,6,6	0.00	-	0,15,15	0.00	-
88	OHX	1	3838	-	0,6,6	0.00	-	0,15,15	0.00	-
88	OHX	1	3839	-	0,6,6	0.00	-	0,15,15	0.00	-
88	OHX	1	3840	-	0,6,6	0.00	-	0,15,15	0.00	-
88	OHX	1	3841	-	0,6,6	0.00	-	0,15,15	0.00	-
88	OHX	1	3842	-	0,6,6	0.00	-	0,15,15	0.00	-
88	OHX	1	3843	-	0,6,6	0.00	-	0,15,15	0.00	-
88	OHX	1	3844	-	0,6,6	0.00	-	0,15,15	0.00	-
88	OHX	1	3845	-	0,6,6	0.00	-	0,15,15	0.00	-
88	OHX	1	3846	-	0,6,6	0.00	-	0,15,15	0.00	-
88	OHX	1	3847	-	0,6,6	0.00	-	0,15,15	0.00	-
88	OHX	1	3848	-	0,6,6	0.00	-	0,15,15	0.00	-
88	OHX	1	3849	-	0,6,6	0.00	-	0,15,15	0.00	-
88	OHX	1	3850	-	0,6,6	0.00	-	0,15,15	0.00	-
88	OHX	1	3851	-	0,6,6	0.00	-	0,15,15	0.00	-
88	OHX	1	3852	-	0,6,6	0.00	-	0,15,15	0.00	-
88	OHX	1	3853	-	0,6,6	0.00	-	0,15,15	0.00	-
88	OHX	1	3854	-	0,6,6	0.00	-	0,15,15	0.00	-
88	OHX	1	3855	-	0,6,6	0.00	-	0,15,15	0.00	-
88	OHX	1	3856	-	0,6,6	0.00	-	0,15,15	0.00	-
88	OHX	1	3857	-	0,6,6	0.00	-	0,15,15	0.00	-
88	OHX	1	3858	-	0,6,6	0.00	-	0,15,15	0.00	-
88	OHX	1	3859	-	0,6,6	0.00	-	0,15,15	0.00	-
88	OHX	1	3860	-	0,6,6	0.00	-	0,15,15	0.00	-
88	OHX	1	3861	-	0,6,6	0.00	-	0,15,15	0.00	-
88	OHX	1	3862	-	0,6,6	0.00	-	0,15,15	0.00	-
88	OHX	1	3863	-	0,6,6	0.00	-	0,15,15	0.00	-
88	OHX	1	3864	-	0,6,6	0.00	-	0,15,15	0.00	-
88	OHX	1	3865	-	0,6,6	0.00	-	0,15,15	0.00	-
88	OHX	1	3866	-	0,6,6	0.00	-	0,15,15	0.00	-
88	OHX	1	3867	-	0,6,6	0.00	-	0,15,15	0.00	-
88	OHX	1	3868	-	0,6,6	0.00	-	0,15,15	0.00	-
88	OHX	1	3869	-	0,6,6	0.00	-	0,15,15	0.00	-
88	OHX	1	3870	-	0,6,6	0.00	-	0,15,15	0.00	-
88	OHX	1	3871	-	0,6,6	0.00	-	0,15,15	0.00	-
88	OHX	1	3872	-	0,6,6	0.00	-	0,15,15	0.00	-
88	OHX	1	3873	-	0,6,6	0.00	-	0,15,15	0.00	-
88	OHX	1	3874	-	0,6,6	0.00	-	0,15,15	0.00	-

Mol	Type	Chain	Res	Link	Bond lengths			Bond angles		
					Counts	RMSZ	# Z > 2	Counts	RMSZ	# Z > 2
88	OHX	1	3875	-	0,6,6	0.00	-	0,15,15	0.00	-
88	OHX	1	3876	-	0,6,6	0.00	-	0,15,15	0.00	-
88	OHX	1	3877	-	0,6,6	0.00	-	0,15,15	0.00	-
88	OHX	1	3878	-	0,6,6	0.00	-	0,15,15	0.00	-
88	OHX	1	3879	-	0,6,6	0.00	-	0,15,15	0.00	-
88	OHX	1	3880	-	0,6,6	0.00	-	0,15,15	0.00	-
88	OHX	1	3881	-	0,6,6	0.00	-	0,15,15	0.00	-
88	OHX	1	3882	-	0,6,6	0.00	-	0,15,15	0.00	-
88	OHX	1	3883	-	0,6,6	0.00	-	0,15,15	0.00	-
88	OHX	1	3884	-	0,6,6	0.00	-	0,15,15	0.00	-
88	OHX	1	3885	-	0,6,6	0.00	-	0,15,15	0.00	-
88	OHX	1	3886	-	0,6,6	0.00	-	0,15,15	0.00	-
88	OHX	1	3887	-	0,6,6	0.00	-	0,15,15	0.00	-
88	OHX	1	3888	-	0,6,6	0.00	-	0,15,15	0.00	-
88	OHX	1	3889	-	0,6,6	0.00	-	0,15,15	0.00	-
88	OHX	1	3890	-	0,6,6	0.00	-	0,15,15	0.00	-
88	OHX	1	3891	-	0,6,6	0.00	-	0,15,15	0.00	-
88	OHX	1	3892	-	0,6,6	0.00	-	0,15,15	0.00	-
88	OHX	1	3893	-	0,6,6	0.00	-	0,15,15	0.00	-
88	OHX	1	3894	-	0,6,6	0.00	-	0,15,15	0.00	-
88	OHX	1	3895	-	0,6,6	0.00	-	0,15,15	0.00	-
88	OHX	1	3896	-	0,6,6	0.00	-	0,15,15	0.00	-
88	OHX	1	3897	-	0,6,6	0.00	-	0,15,15	0.00	-
88	OHX	1	3898	-	0,6,6	0.00	-	0,15,15	0.00	-
88	OHX	1	3899	-	0,6,6	0.00	-	0,15,15	0.00	-
88	OHX	1	3900	-	0,6,6	0.00	-	0,15,15	0.00	-
88	OHX	1	3901	-	0,6,6	0.00	-	0,15,15	0.00	-
88	OHX	1	3902	-	0,6,6	0.00	-	0,15,15	0.00	-
88	OHX	1	3903	-	0,6,6	0.00	-	0,15,15	0.00	-
88	OHX	1	3904	-	0,6,6	0.00	-	0,15,15	0.00	-
88	OHX	1	3905	-	0,6,6	0.00	-	0,15,15	0.00	-
88	OHX	1	3906	-	0,6,6	0.00	-	0,15,15	0.00	-
88	OHX	1	3907	-	0,6,6	0.00	-	0,15,15	0.00	-
88	OHX	1	3908	-	0,6,6	0.00	-	0,15,15	0.00	-
88	OHX	1	3909	-	0,6,6	0.00	-	0,15,15	0.00	-
88	OHX	1	3910	-	0,6,6	0.00	-	0,15,15	0.00	-
88	OHX	1	3911	-	0,6,6	0.00	-	0,15,15	0.00	-
88	OHX	1	3912	-	0,6,6	0.00	-	0,15,15	0.00	-
88	OHX	1	3913	-	0,6,6	0.00	-	0,15,15	0.00	-
88	OHX	1	3914	-	0,6,6	0.00	-	0,15,15	0.00	-
88	OHX	1	3915	-	0,6,6	0.00	-	0,15,15	0.00	-
88	OHX	1	3916	-	0,6,6	0.00	-	0,15,15	0.00	-
88	OHX	1	3917	-	0,6,6	0.00	-	0,15,15	0.00	-

Mol	Type	Chain	Res	Link	Bond lengths			Bond angles		
					Counts	RMSZ	# Z > 2	Counts	RMSZ	# Z > 2
88	OHX	1	3918	-	0,6,6	0.00	-	0,15,15	0.00	-
88	OHX	1	3919	-	0,6,6	0.00	-	0,15,15	0.00	-
88	OHX	1	3920	-	0,6,6	0.00	-	0,15,15	0.00	-
88	OHX	1	3921	-	0,6,6	0.00	-	0,15,15	0.00	-
88	OHX	1	3922	-	0,6,6	0.00	-	0,15,15	0.00	-
88	OHX	1	3923	-	0,6,6	0.00	-	0,15,15	0.00	-
88	OHX	1	3924	-	0,6,6	0.00	-	0,15,15	0.00	-
88	OHX	1	3925	-	0,6,6	0.00	-	0,15,15	0.00	-
88	OHX	1	3926	-	0,6,6	0.00	-	0,15,15	0.00	-
88	OHX	1	3927	-	0,6,6	0.00	-	0,15,15	0.00	-
88	OHX	1	3928	-	0,6,6	0.00	-	0,15,15	0.00	-
88	OHX	1	3929	-	0,6,6	0.00	-	0,15,15	0.00	-
88	OHX	1	3930	-	0,6,6	0.00	-	0,15,15	0.00	-
88	OHX	1	3931	-	0,6,6	0.00	-	0,15,15	0.00	-
88	OHX	1	3932	-	0,6,6	0.00	-	0,15,15	0.00	-
88	OHX	1	3933	-	0,6,6	0.00	-	0,15,15	0.00	-
88	OHX	1	3934	-	0,6,6	0.00	-	0,15,15	0.00	-
88	OHX	1	3935	-	0,6,6	0.00	-	0,15,15	0.00	-
88	OHX	1	3936	-	0,6,6	0.00	-	0,15,15	0.00	-
88	OHX	1	3937	-	0,6,6	0.00	-	0,15,15	0.00	-
88	OHX	1	3938	-	0,6,6	0.00	-	0,15,15	0.00	-
88	OHX	1	3939	-	0,6,6	0.00	-	0,15,15	0.00	-
88	OHX	1	3940	-	0,6,6	0.00	-	0,15,15	0.00	-
88	OHX	1	3941	-	0,6,6	0.00	-	0,15,15	0.00	-
88	OHX	1	3942	-	0,6,6	0.00	-	0,15,15	0.00	-
88	OHX	1	3943	-	0,6,6	0.00	-	0,15,15	0.00	-
88	OHX	1	3944	-	0,6,6	0.00	-	0,15,15	0.00	-
88	OHX	1	3945	-	0,6,6	0.00	-	0,15,15	0.00	-
88	OHX	1	3946	-	0,6,6	0.00	-	0,15,15	0.00	-
88	OHX	1	3947	-	0,6,6	0.00	-	0,15,15	0.00	-
88	OHX	1	3948	-	0,6,6	0.00	-	0,15,15	0.00	-
88	OHX	1	3949	-	0,6,6	0.00	-	0,15,15	0.00	-
88	OHX	1	3950	-	0,6,6	0.00	-	0,15,15	0.00	-
88	OHX	1	3951	-	0,6,6	0.00	-	0,15,15	0.00	-
88	OHX	1	3952	-	0,6,6	0.00	-	0,15,15	0.00	-
88	OHX	1	3953	-	0,6,6	0.00	-	0,15,15	0.00	-
88	OHX	1	3954	-	0,6,6	0.00	-	0,15,15	0.00	-
88	OHX	1	3955	-	0,6,6	0.00	-	0,15,15	0.00	-
88	OHX	1	3956	-	0,6,6	0.00	-	0,15,15	0.00	-
88	OHX	1	3957	-	0,6,6	0.00	-	0,15,15	0.00	-
88	OHX	1	3958	-	0,6,6	0.00	-	0,15,15	0.00	-
88	OHX	1	3959	-	0,6,6	0.00	-	0,15,15	0.00	-
88	OHX	1	3960	-	0,6,6	0.00	-	0,15,15	0.00	-

Mol	Type	Chain	Res	Link	Bond lengths			Bond angles		
					Counts	RMSZ	# Z > 2	Counts	RMSZ	# Z > 2
88	OHX	1	3961	-	0,6,6	0.00	-	0,15,15	0.00	-
88	OHX	1	3962	-	0,6,6	0.00	-	0,15,15	0.00	-
88	OHX	1	3963	-	0,6,6	0.00	-	0,15,15	0.00	-
88	OHX	1	3964	-	0,6,6	0.00	-	0,15,15	0.00	-
88	OHX	1	3965	-	0,6,6	0.00	-	0,15,15	0.00	-
88	OHX	1	3966	-	0,6,6	0.00	-	0,15,15	0.00	-
88	OHX	1	3967	-	0,6,6	0.00	-	0,15,15	0.00	-
88	OHX	1	3968	-	0,6,6	0.00	-	0,15,15	0.00	-
88	OHX	1	3969	-	0,6,6	0.00	-	0,15,15	0.00	-
88	OHX	1	3970	-	0,6,6	0.00	-	0,15,15	0.00	-
88	OHX	1	3971	-	0,6,6	0.00	-	0,15,15	0.00	-
88	OHX	1	3972	-	0,6,6	0.00	-	0,15,15	0.00	-
88	OHX	1	3973	-	0,6,6	0.00	-	0,15,15	0.00	-
88	OHX	1	3974	-	0,6,6	0.00	-	0,15,15	0.00	-
88	OHX	1	3975	-	0,6,6	0.00	-	0,15,15	0.00	-
88	OHX	1	3976	-	0,6,6	0.00	-	0,15,15	0.00	-
88	OHX	1	3977	-	0,6,6	0.00	-	0,15,15	0.00	-
88	OHX	1	3978	-	0,6,6	0.00	-	0,15,15	0.00	-
88	OHX	1	3979	-	0,6,6	0.00	-	0,15,15	0.00	-
88	OHX	1	3980	-	0,6,6	0.00	-	0,15,15	0.00	-
88	OHX	1	3981	-	0,6,6	0.00	-	0,15,15	0.00	-
88	OHX	1	3982	-	0,6,6	0.00	-	0,15,15	0.00	-
88	OHX	1	3983	-	0,6,6	0.00	-	0,15,15	0.00	-
88	OHX	1	3984	-	0,6,6	0.00	-	0,15,15	0.00	-
88	OHX	1	3985	-	0,6,6	0.00	-	0,15,15	0.00	-
88	OHX	1	3986	-	0,6,6	0.00	-	0,15,15	0.00	-
88	OHX	1	3987	-	0,6,6	0.00	-	0,15,15	0.00	-
88	OHX	1	3988	-	0,6,6	0.00	-	0,15,15	0.00	-
88	OHX	1	3989	-	0,6,6	0.00	-	0,15,15	0.00	-
88	OHX	1	3990	-	0,6,6	0.00	-	0,15,15	0.00	-
88	OHX	1	3991	-	0,6,6	0.00	-	0,15,15	0.00	-
88	OHX	1	3992	-	0,6,6	0.00	-	0,15,15	0.00	-
88	OHX	1	3993	-	0,6,6	0.00	-	0,15,15	0.00	-
88	OHX	1	3994	-	0,6,6	0.00	-	0,15,15	0.00	-
88	OHX	1	3995	-	0,6,6	0.00	-	0,15,15	0.00	-
88	OHX	1	3996	-	0,6,6	0.00	-	0,15,15	0.00	-
88	OHX	1	3997	-	0,6,6	0.00	-	0,15,15	0.00	-
88	OHX	1	3998	-	0,6,6	0.00	-	0,15,15	0.00	-
88	OHX	1	3999	-	0,6,6	0.00	-	0,15,15	0.00	-
88	OHX	1	4000	-	0,6,6	0.00	-	0,15,15	0.00	-
88	OHX	1	4001	-	0,6,6	0.00	-	0,15,15	0.00	-
88	OHX	1	4002	-	0,6,6	0.00	-	0,15,15	0.00	-
88	OHX	1	4003	-	0,6,6	0.00	-	0,15,15	0.00	-

Mol	Type	Chain	Res	Link	Bond lengths			Bond angles		
					Counts	RMSZ	# Z > 2	Counts	RMSZ	# Z > 2
88	OHX	1	4004	-	0,6,6	0.00	-	0,15,15	0.00	-
88	OHX	1	4005	-	0,6,6	0.00	-	0,15,15	0.00	-
88	OHX	1	4006	-	0,6,6	0.00	-	0,15,15	0.00	-
88	OHX	1	4007	-	0,6,6	0.00	-	0,15,15	0.00	-
88	OHX	1	4008	-	0,6,6	0.00	-	0,15,15	0.00	-
88	OHX	1	4009	-	0,6,6	0.00	-	0,15,15	0.00	-
88	OHX	1	4010	-	0,6,6	0.00	-	0,15,15	0.00	-
88	OHX	1	4011	-	0,6,6	0.00	-	0,15,15	0.00	-
88	OHX	1	4012	-	0,6,6	0.00	-	0,15,15	0.00	-
88	OHX	1	4013	-	0,6,6	0.00	-	0,15,15	0.00	-
88	OHX	1	4014	-	0,6,6	0.00	-	0,15,15	0.00	-
88	OHX	1	4015	-	0,6,6	0.00	-	0,15,15	0.00	-
88	OHX	1	4016	-	0,6,6	0.00	-	0,15,15	0.00	-
88	OHX	1	4017	-	0,6,6	0.00	-	0,15,15	0.00	-
88	OHX	1	4018	-	0,6,6	0.00	-	0,15,15	0.00	-
88	OHX	1	4019	-	0,6,6	0.00	-	0,15,15	0.00	-
88	OHX	1	4020	-	0,6,6	0.00	-	0,15,15	0.00	-
88	OHX	1	4021	-	0,6,6	0.00	-	0,15,15	0.00	-
88	OHX	1	4022	-	0,6,6	0.00	-	0,15,15	0.00	-
88	OHX	1	4023	-	0,6,6	0.00	-	0,15,15	0.00	-
88	OHX	1	4024	-	0,6,6	0.00	-	0,15,15	0.00	-
88	OHX	1	4025	-	0,6,6	0.00	-	0,15,15	0.00	-
88	OHX	1	4026	-	0,6,6	0.00	-	0,15,15	0.00	-
88	OHX	1	4027	-	0,6,6	0.00	-	0,15,15	0.00	-
88	OHX	1	4028	-	0,6,6	0.00	-	0,15,15	0.00	-
88	OHX	1	4029	-	0,6,6	0.00	-	0,15,15	0.00	-
88	OHX	1	4030	-	0,6,6	0.00	-	0,15,15	0.00	-
88	OHX	1	4031	-	0,6,6	0.00	-	0,15,15	0.00	-
88	OHX	1	4032	-	0,6,6	0.00	-	0,15,15	0.00	-
88	OHX	1	4033	-	0,6,6	0.00	-	0,15,15	0.00	-
88	OHX	1	4034	-	0,6,6	0.00	-	0,15,15	0.00	-
88	OHX	1	4035	-	0,6,6	0.00	-	0,15,15	0.00	-
88	OHX	1	4036	-	0,6,6	0.00	-	0,15,15	0.00	-
88	OHX	1	4037	-	0,6,6	0.00	-	0,15,15	0.00	-
88	OHX	1	4038	-	0,6,6	0.00	-	0,15,15	0.00	-
88	OHX	1	4039	-	0,6,6	0.00	-	0,15,15	0.00	-
88	OHX	1	4040	-	0,6,6	0.00	-	0,15,15	0.00	-
88	OHX	1	4041	-	0,6,6	0.00	-	0,15,15	0.00	-
88	OHX	1	4042	-	0,6,6	0.00	-	0,15,15	0.00	-
88	OHX	1	4043	-	0,6,6	0.00	-	0,15,15	0.00	-
88	OHX	1	4044	-	0,6,6	0.00	-	0,15,15	0.00	-
88	OHX	1	4045	-	0,6,6	0.00	-	0,15,15	0.00	-
88	OHX	1	4046	-	0,6,6	0.00	-	0,15,15	0.00	-

Mol	Type	Chain	Res	Link	Bond lengths			Bond angles		
					Counts	RMSZ	# Z > 2	Counts	RMSZ	# Z > 2
88	OHX	1	4047	-	0,6,6	0.00	-	0,15,15	0.00	-
88	OHX	1	4048	-	0,6,6	0.00	-	0,15,15	0.00	-
88	OHX	1	4049	-	0,6,6	0.00	-	0,15,15	0.00	-
88	OHX	1	4050	-	0,6,6	0.00	-	0,15,15	0.00	-
88	OHX	1	4051	-	0,6,6	0.00	-	0,15,15	0.00	-
88	OHX	1	4052	-	0,6,6	0.00	-	0,15,15	0.00	-
88	OHX	1	4053	-	0,6,6	0.00	-	0,15,15	0.00	-
88	OHX	1	4054	-	0,6,6	0.00	-	0,15,15	0.00	-
88	OHX	1	4055	-	0,6,6	0.00	-	0,15,15	0.00	-
88	OHX	1	4056	-	0,6,6	0.00	-	0,15,15	0.00	-
88	OHX	1	4057	-	0,6,6	0.00	-	0,15,15	0.00	-
88	OHX	1	4058	-	0,6,6	0.00	-	0,15,15	0.00	-
88	OHX	1	4059	-	0,6,6	0.00	-	0,15,15	0.00	-
88	OHX	1	4060	-	0,6,6	0.00	-	0,15,15	0.00	-
88	OHX	1	4061	-	0,6,6	0.00	-	0,15,15	0.00	-
88	OHX	1	4062	-	0,6,6	0.00	-	0,15,15	0.00	-
88	OHX	1	4063	-	0,6,6	0.00	-	0,15,15	0.00	-
88	OHX	1	4064	-	0,6,6	0.00	-	0,15,15	0.00	-
88	OHX	1	4065	-	0,6,6	0.00	-	0,15,15	0.00	-
88	OHX	1	4066	-	0,6,6	0.00	-	0,15,15	0.00	-
88	OHX	1	4067	-	0,6,6	0.00	-	0,15,15	0.00	-
88	OHX	1	4068	-	0,6,6	0.00	-	0,15,15	0.00	-
88	OHX	1	4069	-	0,6,6	0.00	-	0,15,15	0.00	-
88	OHX	1	4070	-	0,6,6	0.00	-	0,15,15	0.00	-
88	OHX	1	4071	-	0,6,6	0.00	-	0,15,15	0.00	-
88	OHX	1	4072	-	0,6,6	0.00	-	0,15,15	0.00	-
88	OHX	1	4073	-	0,6,6	0.00	-	0,15,15	0.00	-
88	OHX	1	4074	-	0,6,6	0.00	-	0,15,15	0.00	-
88	OHX	1	4075	-	0,6,6	0.00	-	0,15,15	0.00	-
88	OHX	1	4076	-	0,6,6	0.00	-	0,15,15	0.00	-
88	OHX	1	4077	-	0,6,6	0.00	-	0,15,15	0.00	-
88	OHX	1	4078	-	0,6,6	0.00	-	0,15,15	0.00	-
88	OHX	1	4079	-	0,6,6	0.00	-	0,15,15	0.00	-
88	OHX	1	4080	-	0,6,6	0.00	-	0,15,15	0.00	-
88	OHX	1	4081	-	0,6,6	0.00	-	0,15,15	0.00	-
88	OHX	1	4082	-	0,6,6	0.00	-	0,15,15	0.00	-
88	OHX	1	4083	-	0,6,6	0.00	-	0,15,15	0.00	-
88	OHX	1	4084	-	0,6,6	0.00	-	0,15,15	0.00	-
88	OHX	1	4085	-	0,6,6	0.00	-	0,15,15	0.00	-
88	OHX	1	4086	-	0,6,6	0.00	-	0,15,15	0.00	-
88	OHX	1	4087	-	0,6,6	0.00	-	0,15,15	0.00	-
88	OHX	1	4088	-	0,6,6	0.00	-	0,15,15	0.00	-
88	OHX	1	4089	-	0,6,6	0.00	-	0,15,15	0.00	-

Mol	Type	Chain	Res	Link	Bond lengths			Bond angles		
					Counts	RMSZ	# Z > 2	Counts	RMSZ	# Z > 2
88	OHX	1	4090	-	0,6,6	0.00	-	0,15,15	0.00	-
88	OHX	1	4091	-	0,6,6	0.00	-	0,15,15	0.00	-
88	OHX	1	4092	-	0,6,6	0.00	-	0,15,15	0.00	-
88	OHX	1	4093	-	0,6,6	0.00	-	0,15,15	0.00	-
88	OHX	1	4094	-	0,6,6	0.00	-	0,15,15	0.00	-
88	OHX	1	4095	-	0,6,6	0.00	-	0,15,15	0.00	-
88	OHX	1	4096	-	0,6,6	0.00	-	0,15,15	0.00	-
88	OHX	1	4097	-	0,6,6	0.00	-	0,15,15	0.00	-
88	OHX	1	4098	-	0,6,6	0.00	-	0,15,15	0.00	-
88	OHX	1	4099	-	0,6,6	0.00	-	0,15,15	0.00	-
88	OHX	1	4100	-	0,6,6	0.00	-	0,15,15	0.00	-
88	OHX	1	4101	-	0,6,6	0.00	-	0,15,15	0.00	-
88	OHX	1	4102	-	0,6,6	0.00	-	0,15,15	0.00	-
88	OHX	1	4103	-	0,6,6	0.00	-	0,15,15	0.00	-
88	OHX	1	4104	-	0,6,6	0.00	-	0,15,15	0.00	-
88	OHX	1	4105	-	0,6,6	0.00	-	0,15,15	0.00	-
88	OHX	1	4106	-	0,6,6	0.00	-	0,15,15	0.00	-
88	OHX	1	4107	-	0,6,6	0.00	-	0,15,15	0.00	-
88	OHX	2	1994	-	0,6,6	0.00	-	0,15,15	0.00	-
88	OHX	2	1995	-	0,6,6	0.00	-	0,15,15	0.00	-
88	OHX	2	1996	-	0,6,6	0.00	-	0,15,15	0.00	-
88	OHX	2	1997	-	0,6,6	0.00	-	0,15,15	0.00	-
88	OHX	2	1998	-	0,6,6	0.00	-	0,15,15	0.00	-
88	OHX	2	1999	-	0,6,6	0.00	-	0,15,15	0.00	-
88	OHX	2	2000	-	0,6,6	0.00	-	0,15,15	0.00	-
88	OHX	2	2001	-	0,6,6	0.00	-	0,15,15	0.00	-
88	OHX	2	2002	-	0,6,6	0.00	-	0,15,15	0.00	-
88	OHX	2	2003	-	0,6,6	0.00	-	0,15,15	0.00	-
88	OHX	2	2004	-	0,6,6	0.00	-	0,15,15	0.00	-
88	OHX	2	2005	-	0,6,6	0.00	-	0,15,15	0.00	-
88	OHX	2	2006	-	0,6,6	0.00	-	0,15,15	0.00	-
88	OHX	2	2007	-	0,6,6	0.00	-	0,15,15	0.00	-
88	OHX	2	2008	-	0,6,6	0.00	-	0,15,15	0.00	-
88	OHX	2	2009	-	0,6,6	0.00	-	0,15,15	0.00	-
88	OHX	2	2010	-	0,6,6	0.00	-	0,15,15	0.00	-
88	OHX	2	2011	-	0,6,6	0.00	-	0,15,15	0.00	-
88	OHX	2	2012	-	0,6,6	0.00	-	0,15,15	0.00	-
88	OHX	2	2013	-	0,6,6	0.00	-	0,15,15	0.00	-
88	OHX	2	2014	-	0,6,6	0.00	-	0,15,15	0.00	-
88	OHX	2	2015	-	0,6,6	0.00	-	0,15,15	0.00	-
88	OHX	2	2016	-	0,6,6	0.00	-	0,15,15	0.00	-
88	OHX	2	2017	-	0,6,6	0.00	-	0,15,15	0.00	-
88	OHX	2	2018	-	0,6,6	0.00	-	0,15,15	0.00	-

Mol	Type	Chain	Res	Link	Bond lengths			Bond angles		
					Counts	RMSZ	# Z > 2	Counts	RMSZ	# Z > 2
88	OHX	2	2019	-	0,6,6	0.00	-	0,15,15	0.00	-
88	OHX	2	2020	-	0,6,6	0.00	-	0,15,15	0.00	-
88	OHX	2	2021	-	0,6,6	0.00	-	0,15,15	0.00	-
88	OHX	2	2022	-	0,6,6	0.00	-	0,15,15	0.00	-
88	OHX	2	2023	-	0,6,6	0.00	-	0,15,15	0.00	-
88	OHX	2	2024	-	0,6,6	0.00	-	0,15,15	0.00	-
88	OHX	2	2025	-	0,6,6	0.00	-	0,15,15	0.00	-
88	OHX	2	2026	-	0,6,6	0.00	-	0,15,15	0.00	-
88	OHX	2	2027	-	0,6,6	0.00	-	0,15,15	0.00	-
88	OHX	2	2028	-	0,6,6	0.00	-	0,15,15	0.00	-
88	OHX	2	2029	-	0,6,6	0.00	-	0,15,15	0.00	-
88	OHX	2	2030	-	0,6,6	0.00	-	0,15,15	0.00	-
88	OHX	2	2031	-	0,6,6	0.00	-	0,15,15	0.00	-
88	OHX	2	2032	-	0,6,6	0.00	-	0,15,15	0.00	-
88	OHX	2	2033	-	0,6,6	0.00	-	0,15,15	0.00	-
88	OHX	2	2034	-	0,6,6	0.00	-	0,15,15	0.00	-
88	OHX	2	2035	-	0,6,6	0.00	-	0,15,15	0.00	-
88	OHX	2	2036	-	0,6,6	0.00	-	0,15,15	0.00	-
88	OHX	2	2037	-	0,6,6	0.00	-	0,15,15	0.00	-
88	OHX	2	2038	-	0,6,6	0.00	-	0,15,15	0.00	-
88	OHX	2	2039	-	0,6,6	0.00	-	0,15,15	0.00	-
88	OHX	2	2040	-	0,6,6	0.00	-	0,15,15	0.00	-
88	OHX	2	2041	-	0,6,6	0.00	-	0,15,15	0.00	-
88	OHX	2	2042	-	0,6,6	0.00	-	0,15,15	0.00	-
88	OHX	2	2043	-	0,6,6	0.00	-	0,15,15	0.00	-
88	OHX	2	2044	-	0,6,6	0.00	-	0,15,15	0.00	-
88	OHX	2	2045	-	0,6,6	0.00	-	0,15,15	0.00	-
88	OHX	2	2046	-	0,6,6	0.00	-	0,15,15	0.00	-
88	OHX	2	2047	-	0,6,6	0.00	-	0,15,15	0.00	-
88	OHX	2	2048	-	0,6,6	0.00	-	0,15,15	0.00	-
88	OHX	2	2049	-	0,6,6	0.00	-	0,15,15	0.00	-
88	OHX	2	2050	-	0,6,6	0.00	-	0,15,15	0.00	-
88	OHX	2	2051	-	0,6,6	0.00	-	0,15,15	0.00	-
88	OHX	2	2052	-	0,6,6	0.00	-	0,15,15	0.00	-
88	OHX	2	2053	-	0,6,6	0.00	-	0,15,15	0.00	-
88	OHX	2	2054	-	0,6,6	0.00	-	0,15,15	0.00	-
88	OHX	2	2055	-	0,6,6	0.00	-	0,15,15	0.00	-
88	OHX	2	2056	-	0,6,6	0.00	-	0,15,15	0.00	-
88	OHX	2	2057	-	0,6,6	0.00	-	0,15,15	0.00	-
88	OHX	2	2058	-	0,6,6	0.00	-	0,15,15	0.00	-
88	OHX	2	2059	-	0,6,6	0.00	-	0,15,15	0.00	-
88	OHX	2	2060	-	0,6,6	0.00	-	0,15,15	0.00	-
88	OHX	2	2061	-	0,6,6	0.00	-	0,15,15	0.00	-

Mol	Type	Chain	Res	Link	Bond lengths			Bond angles		
					Counts	RMSZ	# Z > 2	Counts	RMSZ	# Z > 2
88	OHX	2	2062	-	0,6,6	0.00	-	0,15,15	0.00	-
88	OHX	2	2063	-	0,6,6	0.00	-	0,15,15	0.00	-
88	OHX	2	2064	-	0,6,6	0.00	-	0,15,15	0.00	-
88	OHX	2	2065	-	0,6,6	0.00	-	0,15,15	0.00	-
88	OHX	2	2066	-	0,6,6	0.00	-	0,15,15	0.00	-
88	OHX	2	2067	-	0,6,6	0.00	-	0,15,15	0.00	-
88	OHX	2	2068	-	0,6,6	0.00	-	0,15,15	0.00	-
88	OHX	2	2069	-	0,6,6	0.00	-	0,15,15	0.00	-
88	OHX	2	2070	-	0,6,6	0.00	-	0,15,15	0.00	-
88	OHX	2	2071	-	0,6,6	0.00	-	0,15,15	0.00	-
88	OHX	2	2072	-	0,6,6	0.00	-	0,15,15	0.00	-
88	OHX	2	2073	-	0,6,6	0.00	-	0,15,15	0.00	-
88	OHX	2	2074	-	0,6,6	0.00	-	0,15,15	0.00	-
88	OHX	2	2075	-	0,6,6	0.00	-	0,15,15	0.00	-
88	OHX	2	2076	-	0,6,6	0.00	-	0,15,15	0.00	-
88	OHX	2	2077	-	0,6,6	0.00	-	0,15,15	0.00	-
88	OHX	2	2078	-	0,6,6	0.00	-	0,15,15	0.00	-
88	OHX	2	2079	-	0,6,6	0.00	-	0,15,15	0.00	-
88	OHX	2	2080	-	0,6,6	0.00	-	0,15,15	0.00	-
88	OHX	2	2081	-	0,6,6	0.00	-	0,15,15	0.00	-
88	OHX	2	2082	-	0,6,6	0.00	-	0,15,15	0.00	-
88	OHX	2	2083	-	0,6,6	0.00	-	0,15,15	0.00	-
88	OHX	2	2084	-	0,6,6	0.00	-	0,15,15	0.00	-
88	OHX	2	2085	-	0,6,6	0.00	-	0,15,15	0.00	-
88	OHX	2	2086	-	0,6,6	0.00	-	0,15,15	0.00	-
88	OHX	2	2087	-	0,6,6	0.00	-	0,15,15	0.00	-
88	OHX	2	2088	-	0,6,6	0.00	-	0,15,15	0.00	-
88	OHX	2	2089	-	0,6,6	0.00	-	0,15,15	0.00	-
88	OHX	2	2090	-	0,6,6	0.00	-	0,15,15	0.00	-
88	OHX	2	2091	-	0,6,6	0.00	-	0,15,15	0.00	-
88	OHX	2	2092	-	0,6,6	0.00	-	0,15,15	0.00	-
88	OHX	2	2093	-	0,6,6	0.00	-	0,15,15	0.00	-
88	OHX	2	2094	-	0,6,6	0.00	-	0,15,15	0.00	-
88	OHX	2	2095	-	0,6,6	0.00	-	0,15,15	0.00	-
88	OHX	2	2096	-	0,6,6	0.00	-	0,15,15	0.00	-
88	OHX	2	2097	-	0,6,6	0.00	-	0,15,15	0.00	-
88	OHX	2	2098	-	0,6,6	0.00	-	0,15,15	0.00	-
88	OHX	2	2099	-	0,6,6	0.00	-	0,15,15	0.00	-
88	OHX	2	2100	-	0,6,6	0.00	-	0,15,15	0.00	-
88	OHX	2	2101	-	0,6,6	0.00	-	0,15,15	0.00	-
88	OHX	2	2102	1	0,6,6	0.00	-	0,15,15	0.00	-
88	OHX	2	2103	-	0,6,6	0.00	-	0,15,15	0.00	-
88	OHX	2	2104	-	0,6,6	0.00	-	0,15,15	0.00	-

Mol	Type	Chain	Res	Link	Bond lengths			Bond angles		
					Counts	RMSZ	# Z > 2	Counts	RMSZ	# Z > 2
88	OHX	2	2105	-	0,6,6	0.00	-	0,15,15	0.00	-
88	OHX	2	2106	-	0,6,6	0.00	-	0,15,15	0.00	-
88	OHX	2	2107	-	0,6,6	0.00	-	0,15,15	0.00	-
88	OHX	2	2108	-	0,6,6	0.00	-	0,15,15	0.00	-
88	OHX	2	2109	-	0,6,6	0.00	-	0,15,15	0.00	-
88	OHX	2	2110	-	0,6,6	0.00	-	0,15,15	0.00	-
88	OHX	2	2111	-	0,6,6	0.00	-	0,15,15	0.00	-
88	OHX	2	2112	-	0,6,6	0.00	-	0,15,15	0.00	-
88	OHX	2	2113	-	0,6,6	0.00	-	0,15,15	0.00	-
88	OHX	2	2114	-	0,6,6	0.00	-	0,15,15	0.00	-
88	OHX	2	2115	-	0,6,6	0.00	-	0,15,15	0.00	-
88	OHX	2	2116	-	0,6,6	0.00	-	0,15,15	0.00	-
88	OHX	2	2117	-	0,6,6	0.00	-	0,15,15	0.00	-
88	OHX	2	2118	-	0,6,6	0.00	-	0,15,15	0.00	-
88	OHX	2	2119	-	0,6,6	0.00	-	0,15,15	0.00	-
88	OHX	2	2120	-	0,6,6	0.00	-	0,15,15	0.00	-
88	OHX	2	2121	-	0,6,6	0.00	-	0,15,15	0.00	-
88	OHX	2	2122	-	0,6,6	0.00	-	0,15,15	0.00	-
88	OHX	2	2123	-	0,6,6	0.00	-	0,15,15	0.00	-
88	OHX	2	2124	-	0,6,6	0.00	-	0,15,15	0.00	-
88	OHX	2	2125	-	0,6,6	0.00	-	0,15,15	0.00	-
88	OHX	2	2126	-	0,6,6	0.00	-	0,15,15	0.00	-
88	OHX	2	2127	-	0,6,6	0.00	-	0,15,15	0.00	-
88	OHX	2	2128	-	0,6,6	0.00	-	0,15,15	0.00	-
88	OHX	2	2129	-	0,6,6	0.00	-	0,15,15	0.00	-
88	OHX	2	2130	-	0,6,6	0.00	-	0,15,15	0.00	-
88	OHX	2	2131	-	0,6,6	0.00	-	0,15,15	0.00	-
88	OHX	2	2132	-	0,6,6	0.00	-	0,15,15	0.00	-
88	OHX	2	2133	-	0,6,6	0.00	-	0,15,15	0.00	-
88	OHX	2	2134	-	0,6,6	0.00	-	0,15,15	0.00	-
88	OHX	2	2135	-	0,6,6	0.00	-	0,15,15	0.00	-
88	OHX	2	2136	-	0,6,6	0.00	-	0,15,15	0.00	-
88	OHX	2	2137	-	0,6,6	0.00	-	0,15,15	0.00	-
88	OHX	2	2138	-	0,6,6	0.00	-	0,15,15	0.00	-
88	OHX	2	2139	-	0,6,6	0.00	-	0,15,15	0.00	-
88	OHX	2	2140	-	0,6,6	0.00	-	0,15,15	0.00	-
88	OHX	2	2141	-	0,6,6	0.00	-	0,15,15	0.00	-
88	OHX	2	2142	-	0,6,6	0.00	-	0,15,15	0.00	-
88	OHX	2	2143	-	0,6,6	0.00	-	0,15,15	0.00	-
88	OHX	2	2144	-	0,6,6	0.00	-	0,15,15	0.00	-
88	OHX	2	2145	-	0,6,6	0.00	-	0,15,15	0.00	-
88	OHX	2	2146	-	0,6,6	0.00	-	0,15,15	0.00	-
88	OHX	2	2147	-	0,6,6	0.00	-	0,15,15	0.00	-

Mol	Type	Chain	Res	Link	Bond lengths			Bond angles		
					Counts	RMSZ	# Z > 2	Counts	RMSZ	# Z > 2
88	OHX	2	2148	-	0,6,6	0.00	-	0,15,15	0.00	-
88	OHX	2	2149	-	0,6,6	0.00	-	0,15,15	0.00	-
88	OHX	2	2150	-	0,6,6	0.00	-	0,15,15	0.00	-
88	OHX	2	2151	-	0,6,6	0.00	-	0,15,15	0.00	-
88	OHX	2	2152	-	0,6,6	0.00	-	0,15,15	0.00	-
88	OHX	3	209	-	0,6,6	0.00	-	0,15,15	0.00	-
88	OHX	3	210	-	0,6,6	0.00	-	0,15,15	0.00	-
88	OHX	3	211	-	0,6,6	0.00	-	0,15,15	0.00	-
88	OHX	3	212	-	0,6,6	0.00	-	0,15,15	0.00	-
88	OHX	3	213	-	0,6,6	0.00	-	0,15,15	0.00	-
88	OHX	3	214	-	0,6,6	0.00	-	0,15,15	0.00	-
88	OHX	3	215	-	0,6,6	0.00	-	0,15,15	0.00	-
88	OHX	3	216	-	0,6,6	0.00	-	0,15,15	0.00	-
88	OHX	3	217	-	0,6,6	0.00	-	0,15,15	0.00	-
88	OHX	3	218	-	0,6,6	0.00	-	0,15,15	0.00	-
88	OHX	3	219	-	0,6,6	0.00	-	0,15,15	0.00	-
88	OHX	4	220	-	0,6,6	0.00	-	0,15,15	0.00	-
88	OHX	4	221	-	0,6,6	0.00	-	0,15,15	0.00	-
88	OHX	4	222	-	0,6,6	0.00	-	0,15,15	0.00	-
88	OHX	4	223	-	0,6,6	0.00	-	0,15,15	0.00	-
88	OHX	4	224	-	0,6,6	0.00	-	0,15,15	0.00	-
88	OHX	4	225	-	0,6,6	0.00	-	0,15,15	0.00	-
88	OHX	4	226	-	0,6,6	0.00	-	0,15,15	0.00	-
88	OHX	4	227	-	0,6,6	0.00	-	0,15,15	0.00	-
88	OHX	4	228	-	0,6,6	0.00	-	0,15,15	0.00	-
88	OHX	4	229	-	0,6,6	0.00	-	0,15,15	0.00	-
88	OHX	4	230	-	0,6,6	0.00	-	0,15,15	0.00	-
88	OHX	4	231	-	0,6,6	0.00	-	0,15,15	0.00	-
88	OHX	4	232	-	0,6,6	0.00	-	0,15,15	0.00	-
88	OHX	4	233	-	0,6,6	0.00	-	0,15,15	0.00	-
88	OHX	4	234	-	0,6,6	0.00	-	0,15,15	0.00	-
88	OHX	4	235	-	0,6,6	0.00	-	0,15,15	0.00	-
88	OHX	5	3794	-	0,6,6	0.00	-	0,15,15	0.00	-
88	OHX	5	3795	-	0,6,6	0.00	-	0,15,15	0.00	-
88	OHX	5	3796	-	0,6,6	0.00	-	0,15,15	0.00	-
88	OHX	5	3797	-	0,6,6	0.00	-	0,15,15	0.00	-
88	OHX	5	3798	-	0,6,6	0.00	-	0,15,15	0.00	-
88	OHX	5	3799	-	0,6,6	0.00	-	0,15,15	0.00	-
88	OHX	5	3800	-	0,6,6	0.00	-	0,15,15	0.00	-
88	OHX	5	3801	-	0,6,6	0.00	-	0,15,15	0.00	-
88	OHX	5	3802	-	0,6,6	0.00	-	0,15,15	0.00	-
88	OHX	5	3803	-	0,6,6	0.00	-	0,15,15	0.00	-
88	OHX	5	3804	-	0,6,6	0.00	-	0,15,15	0.00	-

Mol	Type	Chain	Res	Link	Bond lengths			Bond angles		
					Counts	RMSZ	# Z > 2	Counts	RMSZ	# Z > 2
88	OHX	5	3805	-	0,6,6	0.00	-	0,15,15	0.00	-
88	OHX	5	3806	-	0,6,6	0.00	-	0,15,15	0.00	-
88	OHX	5	3807	-	0,6,6	0.00	-	0,15,15	0.00	-
88	OHX	5	3808	-	0,6,6	0.00	-	0,15,15	0.00	-
88	OHX	5	3809	-	0,6,6	0.00	-	0,15,15	0.00	-
88	OHX	5	3810	-	0,6,6	0.00	-	0,15,15	0.00	-
88	OHX	5	3811	-	0,6,6	0.00	-	0,15,15	0.00	-
88	OHX	5	3812	-	0,6,6	0.00	-	0,15,15	0.00	-
88	OHX	5	3813	-	0,6,6	0.00	-	0,15,15	0.00	-
88	OHX	5	3814	-	0,6,6	0.00	-	0,15,15	0.00	-
88	OHX	5	3815	-	0,6,6	0.00	-	0,15,15	0.00	-
88	OHX	5	3816	-	0,6,6	0.00	-	0,15,15	0.00	-
88	OHX	5	3817	-	0,6,6	0.00	-	0,15,15	0.00	-
88	OHX	5	3818	-	0,6,6	0.00	-	0,15,15	0.00	-
88	OHX	5	3819	-	0,6,6	0.00	-	0,15,15	0.00	-
88	OHX	5	3820	-	0,6,6	0.00	-	0,15,15	0.00	-
88	OHX	5	3821	-	0,6,6	0.00	-	0,15,15	0.00	-
88	OHX	5	3822	-	0,6,6	0.00	-	0,15,15	0.00	-
88	OHX	5	3823	-	0,6,6	0.00	-	0,15,15	0.00	-
88	OHX	5	3824	-	0,6,6	0.00	-	0,15,15	0.00	-
88	OHX	5	3825	-	0,6,6	0.00	-	0,15,15	0.00	-
88	OHX	5	3826	-	0,6,6	0.00	-	0,15,15	0.00	-
88	OHX	5	3827	-	0,6,6	0.00	-	0,15,15	0.00	-
88	OHX	5	3828	-	0,6,6	0.00	-	0,15,15	0.00	-
88	OHX	5	3829	-	0,6,6	0.00	-	0,15,15	0.00	-
88	OHX	5	3830	-	0,6,6	0.00	-	0,15,15	0.00	-
88	OHX	5	3831	-	0,6,6	0.00	-	0,15,15	0.00	-
88	OHX	5	3832	-	0,6,6	0.00	-	0,15,15	0.00	-
88	OHX	5	3833	-	0,6,6	0.00	-	0,15,15	0.00	-
88	OHX	5	3834	-	0,6,6	0.00	-	0,15,15	0.00	-
88	OHX	5	3835	-	0,6,6	0.00	-	0,15,15	0.00	-
88	OHX	5	3836	-	0,6,6	0.00	-	0,15,15	0.00	-
88	OHX	5	3837	-	0,6,6	0.00	-	0,15,15	0.00	-
88	OHX	5	3838	-	0,6,6	0.00	-	0,15,15	0.00	-
88	OHX	5	3839	-	0,6,6	0.00	-	0,15,15	0.00	-
88	OHX	5	3840	-	0,6,6	0.00	-	0,15,15	0.00	-
88	OHX	5	3841	-	0,6,6	0.00	-	0,15,15	0.00	-
88	OHX	5	3842	-	0,6,6	0.00	-	0,15,15	0.00	-
88	OHX	5	3843	-	0,6,6	0.00	-	0,15,15	0.00	-
88	OHX	5	3844	-	0,6,6	0.00	-	0,15,15	0.00	-
88	OHX	5	3845	-	0,6,6	0.00	-	0,15,15	0.00	-
88	OHX	5	3846	-	0,6,6	0.00	-	0,15,15	0.00	-
88	OHX	5	3847	-	0,6,6	0.00	-	0,15,15	0.00	-

Mol	Type	Chain	Res	Link	Bond lengths			Bond angles		
					Counts	RMSZ	# Z > 2	Counts	RMSZ	# Z > 2
88	OHX	5	3848	-	0,6,6	0.00	-	0,15,15	0.00	-
88	OHX	5	3849	-	0,6,6	0.00	-	0,15,15	0.00	-
88	OHX	5	3850	-	0,6,6	0.00	-	0,15,15	0.00	-
88	OHX	5	3851	-	0,6,6	0.00	-	0,15,15	0.00	-
88	OHX	5	3852	36	0,6,6	0.00	-	0,15,15	0.00	-
88	OHX	5	3853	-	0,6,6	0.00	-	0,15,15	0.00	-
88	OHX	5	3854	-	0,6,6	0.00	-	0,15,15	0.00	-
88	OHX	5	3855	-	0,6,6	0.00	-	0,15,15	0.00	-
88	OHX	5	3856	-	0,6,6	0.00	-	0,15,15	0.00	-
88	OHX	5	3857	-	0,6,6	0.00	-	0,15,15	0.00	-
88	OHX	5	3858	-	0,6,6	0.00	-	0,15,15	0.00	-
88	OHX	5	3859	-	0,6,6	0.00	-	0,15,15	0.00	-
88	OHX	5	3860	-	0,6,6	0.00	-	0,15,15	0.00	-
88	OHX	5	3861	-	0,6,6	0.00	-	0,15,15	0.00	-
88	OHX	5	3862	-	0,6,6	0.00	-	0,15,15	0.00	-
88	OHX	5	3863	-	0,6,6	0.00	-	0,15,15	0.00	-
88	OHX	5	3864	-	0,6,6	0.00	-	0,15,15	0.00	-
88	OHX	5	3865	-	0,6,6	0.00	-	0,15,15	0.00	-
88	OHX	5	3866	-	0,6,6	0.00	-	0,15,15	0.00	-
88	OHX	5	3867	-	0,6,6	0.00	-	0,15,15	0.00	-
88	OHX	5	3868	-	0,6,6	0.00	-	0,15,15	0.00	-
88	OHX	5	3869	-	0,6,6	0.00	-	0,15,15	0.00	-
88	OHX	5	3870	-	0,6,6	0.00	-	0,15,15	0.00	-
88	OHX	5	3871	-	0,6,6	0.00	-	0,15,15	0.00	-
88	OHX	5	3872	-	0,6,6	0.00	-	0,15,15	0.00	-
88	OHX	5	3873	-	0,6,6	0.00	-	0,15,15	0.00	-
88	OHX	5	3874	-	0,6,6	0.00	-	0,15,15	0.00	-
88	OHX	5	3875	-	0,6,6	0.00	-	0,15,15	0.00	-
88	OHX	5	3876	-	0,6,6	0.00	-	0,15,15	0.00	-
88	OHX	5	3877	-	0,6,6	0.00	-	0,15,15	0.00	-
88	OHX	5	3878	-	0,6,6	0.00	-	0,15,15	0.00	-
88	OHX	5	3879	-	0,6,6	0.00	-	0,15,15	0.00	-
88	OHX	5	3880	-	0,6,6	0.00	-	0,15,15	0.00	-
88	OHX	5	3881	-	0,6,6	0.00	-	0,15,15	0.00	-
88	OHX	5	3882	-	0,6,6	0.00	-	0,15,15	0.00	-
88	OHX	5	3883	-	0,6,6	0.00	-	0,15,15	0.00	-
88	OHX	5	3884	-	0,6,6	0.00	-	0,15,15	0.00	-
88	OHX	5	3885	-	0,6,6	0.00	-	0,15,15	0.00	-
88	OHX	5	3886	-	0,6,6	0.00	-	0,15,15	0.00	-
88	OHX	5	3887	-	0,6,6	0.00	-	0,15,15	0.00	-
88	OHX	5	3888	-	0,6,6	0.00	-	0,15,15	0.00	-
88	OHX	5	3889	-	0,6,6	0.00	-	0,15,15	0.00	-
88	OHX	5	3890	-	0,6,6	0.00	-	0,15,15	0.00	-

Mol	Type	Chain	Res	Link	Bond lengths			Bond angles		
					Counts	RMSZ	# Z > 2	Counts	RMSZ	# Z > 2
88	OHX	5	3891	-	0,6,6	0.00	-	0,15,15	0.00	-
88	OHX	5	3892	-	0,6,6	0.00	-	0,15,15	0.00	-
88	OHX	5	3893	-	0,6,6	0.00	-	0,15,15	0.00	-
88	OHX	5	3894	-	0,6,6	0.00	-	0,15,15	0.00	-
88	OHX	5	3895	-	0,6,6	0.00	-	0,15,15	0.00	-
88	OHX	5	3896	-	0,6,6	0.00	-	0,15,15	0.00	-
88	OHX	5	3897	-	0,6,6	0.00	-	0,15,15	0.00	-
88	OHX	5	3898	-	0,6,6	0.00	-	0,15,15	0.00	-
88	OHX	5	3899	-	0,6,6	0.00	-	0,15,15	0.00	-
88	OHX	5	3900	-	0,6,6	0.00	-	0,15,15	0.00	-
88	OHX	5	3901	-	0,6,6	0.00	-	0,15,15	0.00	-
88	OHX	5	3902	-	0,6,6	0.00	-	0,15,15	0.00	-
88	OHX	5	3903	-	0,6,6	0.00	-	0,15,15	0.00	-
88	OHX	5	3904	-	0,6,6	0.00	-	0,15,15	0.00	-
88	OHX	5	3905	-	0,6,6	0.00	-	0,15,15	0.00	-
88	OHX	5	3906	-	0,6,6	0.00	-	0,15,15	0.00	-
88	OHX	5	3907	-	0,6,6	0.00	-	0,15,15	0.00	-
88	OHX	5	3908	-	0,6,6	0.00	-	0,15,15	0.00	-
88	OHX	5	3909	-	0,6,6	0.00	-	0,15,15	0.00	-
88	OHX	5	3910	-	0,6,6	0.00	-	0,15,15	0.00	-
88	OHX	5	3911	-	0,6,6	0.00	-	0,15,15	0.00	-
88	OHX	5	3912	-	0,6,6	0.00	-	0,15,15	0.00	-
88	OHX	5	3913	-	0,6,6	0.00	-	0,15,15	0.00	-
88	OHX	5	3914	-	0,6,6	0.00	-	0,15,15	0.00	-
88	OHX	5	3915	-	0,6,6	0.00	-	0,15,15	0.00	-
88	OHX	5	3916	-	0,6,6	0.00	-	0,15,15	0.00	-
88	OHX	5	3917	-	0,6,6	0.00	-	0,15,15	0.00	-
88	OHX	5	3918	-	0,6,6	0.00	-	0,15,15	0.00	-
88	OHX	5	3919	-	0,6,6	0.00	-	0,15,15	0.00	-
88	OHX	5	3920	-	0,6,6	0.00	-	0,15,15	0.00	-
88	OHX	5	3921	-	0,6,6	0.00	-	0,15,15	0.00	-
88	OHX	5	3922	-	0,6,6	0.00	-	0,15,15	0.00	-
88	OHX	5	3923	-	0,6,6	0.00	-	0,15,15	0.00	-
88	OHX	5	3924	-	0,6,6	0.00	-	0,15,15	0.00	-
88	OHX	5	3925	-	0,6,6	0.00	-	0,15,15	0.00	-
88	OHX	5	3926	-	0,6,6	0.00	-	0,15,15	0.00	-
88	OHX	5	3927	-	0,6,6	0.00	-	0,15,15	0.00	-
88	OHX	5	3928	-	0,6,6	0.00	-	0,15,15	0.00	-
88	OHX	5	3929	-	0,6,6	0.00	-	0,15,15	0.00	-
88	OHX	5	3930	-	0,6,6	0.00	-	0,15,15	0.00	-
88	OHX	5	3931	-	0,6,6	0.00	-	0,15,15	0.00	-
88	OHX	5	3932	-	0,6,6	0.00	-	0,15,15	0.00	-
88	OHX	5	3933	-	0,6,6	0.00	-	0,15,15	0.00	-

Mol	Type	Chain	Res	Link	Bond lengths			Bond angles		
					Counts	RMSZ	# Z > 2	Counts	RMSZ	# Z > 2
88	OHX	5	3934	-	0,6,6	0.00	-	0,15,15	0.00	-
88	OHX	5	3935	-	0,6,6	0.00	-	0,15,15	0.00	-
88	OHX	5	3936	-	0,6,6	0.00	-	0,15,15	0.00	-
88	OHX	5	3937	-	0,6,6	0.00	-	0,15,15	0.00	-
88	OHX	5	3938	-	0,6,6	0.00	-	0,15,15	0.00	-
88	OHX	5	3939	-	0,6,6	0.00	-	0,15,15	0.00	-
88	OHX	5	3940	-	0,6,6	0.00	-	0,15,15	0.00	-
88	OHX	5	3941	-	0,6,6	0.00	-	0,15,15	0.00	-
88	OHX	5	3942	-	0,6,6	0.00	-	0,15,15	0.00	-
88	OHX	5	3943	-	0,6,6	0.00	-	0,15,15	0.00	-
88	OHX	5	3944	-	0,6,6	0.00	-	0,15,15	0.00	-
88	OHX	5	3945	-	0,6,6	0.00	-	0,15,15	0.00	-
88	OHX	5	3946	-	0,6,6	0.00	-	0,15,15	0.00	-
88	OHX	5	3947	-	0,6,6	0.00	-	0,15,15	0.00	-
88	OHX	5	3948	-	0,6,6	0.00	-	0,15,15	0.00	-
88	OHX	5	3949	-	0,6,6	0.00	-	0,15,15	0.00	-
88	OHX	5	3950	-	0,6,6	0.00	-	0,15,15	0.00	-
88	OHX	5	3951	-	0,6,6	0.00	-	0,15,15	0.00	-
88	OHX	5	3952	-	0,6,6	0.00	-	0,15,15	0.00	-
88	OHX	5	3953	-	0,6,6	0.00	-	0,15,15	0.00	-
88	OHX	5	3954	-	0,6,6	0.00	-	0,15,15	0.00	-
88	OHX	5	3955	-	0,6,6	0.00	-	0,15,15	0.00	-
88	OHX	5	3956	-	0,6,6	0.00	-	0,15,15	0.00	-
88	OHX	5	3957	-	0,6,6	0.00	-	0,15,15	0.00	-
88	OHX	5	3958	-	0,6,6	0.00	-	0,15,15	0.00	-
88	OHX	5	3959	-	0,6,6	0.00	-	0,15,15	0.00	-
88	OHX	5	3960	-	0,6,6	0.00	-	0,15,15	0.00	-
88	OHX	5	3961	-	0,6,6	0.00	-	0,15,15	0.00	-
88	OHX	5	3962	-	0,6,6	0.00	-	0,15,15	0.00	-
88	OHX	5	3963	-	0,6,6	0.00	-	0,15,15	0.00	-
88	OHX	5	3964	-	0,6,6	0.00	-	0,15,15	0.00	-
88	OHX	5	3965	-	0,6,6	0.00	-	0,15,15	0.00	-
88	OHX	5	3966	-	0,6,6	0.00	-	0,15,15	0.00	-
88	OHX	5	3967	-	0,6,6	0.00	-	0,15,15	0.00	-
88	OHX	5	3968	-	0,6,6	0.00	-	0,15,15	0.00	-
88	OHX	5	3969	-	0,6,6	0.00	-	0,15,15	0.00	-
88	OHX	5	3970	-	0,6,6	0.00	-	0,15,15	0.00	-
88	OHX	5	3971	-	0,6,6	0.00	-	0,15,15	0.00	-
88	OHX	5	3972	-	0,6,6	0.00	-	0,15,15	0.00	-
88	OHX	5	3973	-	0,6,6	0.00	-	0,15,15	0.00	-
88	OHX	5	3974	-	0,6,6	0.00	-	0,15,15	0.00	-
88	OHX	5	3975	-	0,6,6	0.00	-	0,15,15	0.00	-
88	OHX	5	3976	-	0,6,6	0.00	-	0,15,15	0.00	-

Mol	Type	Chain	Res	Link	Bond lengths			Bond angles		
					Counts	RMSZ	# Z > 2	Counts	RMSZ	# Z > 2
88	OHX	5	3977	-	0,6,6	0.00	-	0,15,15	0.00	-
88	OHX	5	3978	-	0,6,6	0.00	-	0,15,15	0.00	-
88	OHX	5	3979	-	0,6,6	0.00	-	0,15,15	0.00	-
88	OHX	5	3980	-	0,6,6	0.00	-	0,15,15	0.00	-
88	OHX	5	3981	-	0,6,6	0.00	-	0,15,15	0.00	-
88	OHX	5	3982	-	0,6,6	0.00	-	0,15,15	0.00	-
88	OHX	5	3983	-	0,6,6	0.00	-	0,15,15	0.00	-
88	OHX	5	3984	-	0,6,6	0.00	-	0,15,15	0.00	-
88	OHX	5	3985	-	0,6,6	0.00	-	0,15,15	0.00	-
88	OHX	5	3986	-	0,6,6	0.00	-	0,15,15	0.00	-
88	OHX	5	3987	-	0,6,6	0.00	-	0,15,15	0.00	-
88	OHX	5	3988	-	0,6,6	0.00	-	0,15,15	0.00	-
88	OHX	5	3989	-	0,6,6	0.00	-	0,15,15	0.00	-
88	OHX	5	3990	-	0,6,6	0.00	-	0,15,15	0.00	-
88	OHX	5	3991	-	0,6,6	0.00	-	0,15,15	0.00	-
88	OHX	5	3992	-	0,6,6	0.00	-	0,15,15	0.00	-
88	OHX	5	3993	-	0,6,6	0.00	-	0,15,15	0.00	-
88	OHX	5	3994	-	0,6,6	0.00	-	0,15,15	0.00	-
88	OHX	5	3995	-	0,6,6	0.00	-	0,15,15	0.00	-
88	OHX	5	3996	-	0,6,6	0.00	-	0,15,15	0.00	-
88	OHX	5	3997	-	0,6,6	0.00	-	0,15,15	0.00	-
88	OHX	5	3998	-	0,6,6	0.00	-	0,15,15	0.00	-
88	OHX	5	3999	-	0,6,6	0.00	-	0,15,15	0.00	-
88	OHX	5	4000	-	0,6,6	0.00	-	0,15,15	0.00	-
88	OHX	5	4001	-	0,6,6	0.00	-	0,15,15	0.00	-
88	OHX	5	4002	-	0,6,6	0.00	-	0,15,15	0.00	-
88	OHX	5	4003	-	0,6,6	0.00	-	0,15,15	0.00	-
88	OHX	5	4004	-	0,6,6	0.00	-	0,15,15	0.00	-
88	OHX	5	4005	-	0,6,6	0.00	-	0,15,15	0.00	-
88	OHX	5	4006	-	0,6,6	0.00	-	0,15,15	0.00	-
88	OHX	5	4007	-	0,6,6	0.00	-	0,15,15	0.00	-
88	OHX	5	4008	-	0,6,6	0.00	-	0,15,15	0.00	-
88	OHX	5	4009	-	0,6,6	0.00	-	0,15,15	0.00	-
88	OHX	5	4010	-	0,6,6	0.00	-	0,15,15	0.00	-
88	OHX	5	4011	-	0,6,6	0.00	-	0,15,15	0.00	-
88	OHX	5	4012	-	0,6,6	0.00	-	0,15,15	0.00	-
88	OHX	5	4013	-	0,6,6	0.00	-	0,15,15	0.00	-
88	OHX	5	4014	-	0,6,6	0.00	-	0,15,15	0.00	-
88	OHX	5	4015	-	0,6,6	0.00	-	0,15,15	0.00	-
88	OHX	5	4016	-	0,6,6	0.00	-	0,15,15	0.00	-
88	OHX	5	4017	-	0,6,6	0.00	-	0,15,15	0.00	-
88	OHX	5	4018	-	0,6,6	0.00	-	0,15,15	0.00	-
88	OHX	5	4019	-	0,6,6	0.00	-	0,15,15	0.00	-

Mol	Type	Chain	Res	Link	Bond lengths			Bond angles		
					Counts	RMSZ	# Z > 2	Counts	RMSZ	# Z > 2
88	OHX	5	4020	-	0,6,6	0.00	-	0,15,15	0.00	-
88	OHX	5	4021	-	0,6,6	0.00	-	0,15,15	0.00	-
88	OHX	5	4022	-	0,6,6	0.00	-	0,15,15	0.00	-
88	OHX	5	4023	-	0,6,6	0.00	-	0,15,15	0.00	-
88	OHX	5	4024	-	0,6,6	0.00	-	0,15,15	0.00	-
88	OHX	5	4025	-	0,6,6	0.00	-	0,15,15	0.00	-
88	OHX	5	4026	-	0,6,6	0.00	-	0,15,15	0.00	-
88	OHX	5	4027	-	0,6,6	0.00	-	0,15,15	0.00	-
88	OHX	5	4028	-	0,6,6	0.00	-	0,15,15	0.00	-
88	OHX	5	4029	-	0,6,6	0.00	-	0,15,15	0.00	-
88	OHX	5	4030	-	0,6,6	0.00	-	0,15,15	0.00	-
88	OHX	5	4031	-	0,6,6	0.00	-	0,15,15	0.00	-
88	OHX	5	4032	-	0,6,6	0.00	-	0,15,15	0.00	-
88	OHX	5	4033	-	0,6,6	0.00	-	0,15,15	0.00	-
88	OHX	5	4034	-	0,6,6	0.00	-	0,15,15	0.00	-
88	OHX	5	4035	-	0,6,6	0.00	-	0,15,15	0.00	-
88	OHX	5	4036	-	0,6,6	0.00	-	0,15,15	0.00	-
88	OHX	5	4037	-	0,6,6	0.00	-	0,15,15	0.00	-
88	OHX	5	4038	-	0,6,6	0.00	-	0,15,15	0.00	-
88	OHX	5	4039	-	0,6,6	0.00	-	0,15,15	0.00	-
88	OHX	5	4040	-	0,6,6	0.00	-	0,15,15	0.00	-
88	OHX	5	4041	-	0,6,6	0.00	-	0,15,15	0.00	-
88	OHX	5	4042	-	0,6,6	0.00	-	0,15,15	0.00	-
88	OHX	5	4043	-	0,6,6	0.00	-	0,15,15	0.00	-
88	OHX	5	4044	-	0,6,6	0.00	-	0,15,15	0.00	-
88	OHX	5	4045	-	0,6,6	0.00	-	0,15,15	0.00	-
88	OHX	5	4046	-	0,6,6	0.00	-	0,15,15	0.00	-
88	OHX	5	4047	-	0,6,6	0.00	-	0,15,15	0.00	-
88	OHX	5	4048	-	0,6,6	0.00	-	0,15,15	0.00	-
88	OHX	5	4049	-	0,6,6	0.00	-	0,15,15	0.00	-
88	OHX	5	4050	-	0,6,6	0.00	-	0,15,15	0.00	-
88	OHX	5	4051	-	0,6,6	0.00	-	0,15,15	0.00	-
88	OHX	5	4052	-	0,6,6	0.00	-	0,15,15	0.00	-
88	OHX	5	4053	-	0,6,6	0.00	-	0,15,15	0.00	-
88	OHX	5	4054	-	0,6,6	0.00	-	0,15,15	0.00	-
88	OHX	5	4055	-	0,6,6	0.00	-	0,15,15	0.00	-
88	OHX	5	4056	-	0,6,6	0.00	-	0,15,15	0.00	-
88	OHX	5	4057	-	0,6,6	0.00	-	0,15,15	0.00	-
88	OHX	5	4058	-	0,6,6	0.00	-	0,15,15	0.00	-
88	OHX	5	4059	-	0,6,6	0.00	-	0,15,15	0.00	-
88	OHX	5	4060	-	0,6,6	0.00	-	0,15,15	0.00	-
88	OHX	5	4061	-	0,6,6	0.00	-	0,15,15	0.00	-
88	OHX	5	4062	-	0,6,6	0.00	-	0,15,15	0.00	-

Mol	Type	Chain	Res	Link	Bond lengths			Bond angles		
					Counts	RMSZ	# Z > 2	Counts	RMSZ	# Z > 2
88	OHX	5	4063	-	0,6,6	0.00	-	0,15,15	0.00	-
88	OHX	5	4064	-	0,6,6	0.00	-	0,15,15	0.00	-
88	OHX	5	4065	-	0,6,6	0.00	-	0,15,15	0.00	-
88	OHX	5	4066	-	0,6,6	0.00	-	0,15,15	0.00	-
88	OHX	5	4067	-	0,6,6	0.00	-	0,15,15	0.00	-
88	OHX	5	4068	36	0,6,6	0.00	-	0,15,15	0.00	-
88	OHX	5	4069	-	0,6,6	0.00	-	0,15,15	0.00	-
88	OHX	5	4070	-	0,6,6	0.00	-	0,15,15	0.00	-
88	OHX	5	4071	-	0,6,6	0.00	-	0,15,15	0.00	-
88	OHX	5	4072	-	0,6,6	0.00	-	0,15,15	0.00	-
88	OHX	5	4073	-	0,6,6	0.00	-	0,15,15	0.00	-
88	OHX	5	4074	-	0,6,6	0.00	-	0,15,15	0.00	-
88	OHX	5	4075	-	0,6,6	0.00	-	0,15,15	0.00	-
88	OHX	5	4076	-	0,6,6	0.00	-	0,15,15	0.00	-
88	OHX	5	4077	-	0,6,6	0.00	-	0,15,15	0.00	-
88	OHX	5	4078	-	0,6,6	0.00	-	0,15,15	0.00	-
88	OHX	5	4079	-	0,6,6	0.00	-	0,15,15	0.00	-
88	OHX	5	4080	-	0,6,6	0.00	-	0,15,15	0.00	-
88	OHX	5	4081	-	0,6,6	0.00	-	0,15,15	0.00	-
88	OHX	5	4082	-	0,6,6	0.00	-	0,15,15	0.00	-
88	OHX	5	4083	-	0,6,6	0.00	-	0,15,15	0.00	-
88	OHX	5	4084	-	0,6,6	0.00	-	0,15,15	0.00	-
88	OHX	5	4085	-	0,6,6	0.00	-	0,15,15	0.00	-
88	OHX	5	4086	-	0,6,6	0.00	-	0,15,15	0.00	-
88	OHX	5	4087	-	0,6,6	0.00	-	0,15,15	0.00	-
88	OHX	5	4088	-	0,6,6	0.00	-	0,15,15	0.00	-
88	OHX	5	4089	-	0,6,6	0.00	-	0,15,15	0.00	-
88	OHX	5	4090	-	0,6,6	0.00	-	0,15,15	0.00	-
88	OHX	5	4091	-	0,6,6	0.00	-	0,15,15	0.00	-
88	OHX	5	4092	-	0,6,6	0.00	-	0,15,15	0.00	-
88	OHX	5	4093	-	0,6,6	0.00	-	0,15,15	0.00	-
88	OHX	5	4094	-	0,6,6	0.00	-	0,15,15	0.00	-
88	OHX	5	4095	-	0,6,6	0.00	-	0,15,15	0.00	-
88	OHX	5	4096	-	0,6,6	0.00	-	0,15,15	0.00	-
88	OHX	5	4097	-	0,6,6	0.00	-	0,15,15	0.00	-
88	OHX	5	4098	-	0,6,6	0.00	-	0,15,15	0.00	-
88	OHX	5	4099	-	0,6,6	0.00	-	0,15,15	0.00	-
88	OHX	5	4100	-	0,6,6	0.00	-	0,15,15	0.00	-
88	OHX	5	4101	-	0,6,6	0.00	-	0,15,15	0.00	-
88	OHX	5	4102	-	0,6,6	0.00	-	0,15,15	0.00	-
88	OHX	5	4103	-	0,6,6	0.00	-	0,15,15	0.00	-
88	OHX	5	4104	-	0,6,6	0.00	-	0,15,15	0.00	-
88	OHX	5	4105	-	0,6,6	0.00	-	0,15,15	0.00	-

Mol	Type	Chain	Res	Link	Bond lengths			Bond angles		
					Counts	RMSZ	# Z > 2	Counts	RMSZ	# Z > 2
88	OHX	5	4106	-	0,6,6	0.00	-	0,15,15	0.00	-
88	OHX	5	4107	-	0,6,6	0.00	-	0,15,15	0.00	-
88	OHX	5	4108	-	0,6,6	0.00	-	0,15,15	0.00	-
88	OHX	5	4109	-	0,6,6	0.00	-	0,15,15	0.00	-
88	OHX	5	4110	-	0,6,6	0.00	-	0,15,15	0.00	-
88	OHX	5	4111	-	0,6,6	0.00	-	0,15,15	0.00	-
88	OHX	5	4112	-	0,6,6	0.00	-	0,15,15	0.00	-
88	OHX	5	4113	-	0,6,6	0.00	-	0,15,15	0.00	-
88	OHX	5	4114	-	0,6,6	0.00	-	0,15,15	0.00	-
88	OHX	5	4115	-	0,6,6	0.00	-	0,15,15	0.00	-
88	OHX	5	4116	-	0,6,6	0.00	-	0,15,15	0.00	-
88	OHX	5	4117	-	0,6,6	0.00	-	0,15,15	0.00	-
88	OHX	5	4118	-	0,6,6	0.00	-	0,15,15	0.00	-
88	OHX	5	4119	-	0,6,6	0.00	-	0,15,15	0.00	-
88	OHX	5	4120	-	0,6,6	0.00	-	0,15,15	0.00	-
88	OHX	5	4121	-	0,6,6	0.00	-	0,15,15	0.00	-
88	OHX	5	4122	-	0,6,6	0.00	-	0,15,15	0.00	-
88	OHX	5	4123	-	0,6,6	0.00	-	0,15,15	0.00	-
88	OHX	5	4124	-	0,6,6	0.00	-	0,15,15	0.00	-
88	OHX	5	4125	-	0,6,6	0.00	-	0,15,15	0.00	-
88	OHX	5	4126	36	0,6,6	0.00	-	0,15,15	0.00	-
88	OHX	5	4127	-	0,6,6	0.00	-	0,15,15	0.00	-
88	OHX	5	4128	-	0,6,6	0.00	-	0,15,15	0.00	-
88	OHX	5	4129	-	0,6,6	0.00	-	0,15,15	0.00	-
88	OHX	5	4130	-	0,6,6	0.00	-	0,15,15	0.00	-
88	OHX	5	4131	-	0,6,6	0.00	-	0,15,15	0.00	-
88	OHX	5	4132	-	0,6,6	0.00	-	0,15,15	0.00	-
88	OHX	5	4133	-	0,6,6	0.00	-	0,15,15	0.00	-
88	OHX	5	4134	-	0,6,6	0.00	-	0,15,15	0.00	-
88	OHX	5	4135	-	0,6,6	0.00	-	0,15,15	0.00	-
88	OHX	5	4136	-	0,6,6	0.00	-	0,15,15	0.00	-
88	OHX	5	4137	-	0,6,6	0.00	-	0,15,15	0.00	-
88	OHX	5	4138	-	0,6,6	0.00	-	0,15,15	0.00	-
88	OHX	5	4139	-	0,6,6	0.00	-	0,15,15	0.00	-
88	OHX	5	4140	-	0,6,6	0.00	-	0,15,15	0.00	-
88	OHX	5	4141	-	0,6,6	0.00	-	0,15,15	0.00	-
88	OHX	5	4142	-	0,6,6	0.00	-	0,15,15	0.00	-
88	OHX	5	4143	-	0,6,6	0.00	-	0,15,15	0.00	-
88	OHX	5	4144	-	0,6,6	0.00	-	0,15,15	0.00	-
88	OHX	5	4145	-	0,6,6	0.00	-	0,15,15	0.00	-
88	OHX	5	4146	-	0,6,6	0.00	-	0,15,15	0.00	-
88	OHX	5	4147	-	0,6,6	0.00	-	0,15,15	0.00	-
88	OHX	5	4148	-	0,6,6	0.00	-	0,15,15	0.00	-

Mol	Type	Chain	Res	Link	Bond lengths			Bond angles		
					Counts	RMSZ	# Z > 2	Counts	RMSZ	# Z > 2
88	OHX	5	4149	-	0,6,6	0.00	-	0,15,15	0.00	-
88	OHX	5	4150	-	0,6,6	0.00	-	0,15,15	0.00	-
88	OHX	5	4151	-	0,6,6	0.00	-	0,15,15	0.00	-
88	OHX	5	4152	-	0,6,6	0.00	-	0,15,15	0.00	-
88	OHX	5	4153	-	0,6,6	0.00	-	0,15,15	0.00	-
88	OHX	5	4154	-	0,6,6	0.00	-	0,15,15	0.00	-
88	OHX	5	4155	-	0,6,6	0.00	-	0,15,15	0.00	-
88	OHX	5	4156	-	0,6,6	0.00	-	0,15,15	0.00	-
88	OHX	5	4157	-	0,6,6	0.00	-	0,15,15	0.00	-
88	OHX	5	4158	-	0,6,6	0.00	-	0,15,15	0.00	-
88	OHX	5	4159	-	0,6,6	0.00	-	0,15,15	0.00	-
88	OHX	6	2013	-	0,6,6	0.00	-	0,15,15	0.00	-
88	OHX	6	2014	-	0,6,6	0.00	-	0,15,15	0.00	-
88	OHX	6	2015	-	0,6,6	0.00	-	0,15,15	0.00	-
88	OHX	6	2016	-	0,6,6	0.00	-	0,15,15	0.00	-
88	OHX	6	2017	-	0,6,6	0.00	-	0,15,15	0.00	-
88	OHX	6	2018	-	0,6,6	0.00	-	0,15,15	0.00	-
88	OHX	6	2019	-	0,6,6	0.00	-	0,15,15	0.00	-
88	OHX	6	2020	-	0,6,6	0.00	-	0,15,15	0.00	-
88	OHX	6	2021	-	0,6,6	0.00	-	0,15,15	0.00	-
88	OHX	6	2022	-	0,6,6	0.00	-	0,15,15	0.00	-
88	OHX	6	2023	-	0,6,6	0.00	-	0,15,15	0.00	-
88	OHX	6	2024	-	0,6,6	0.00	-	0,15,15	0.00	-
88	OHX	6	2025	-	0,6,6	0.00	-	0,15,15	0.00	-
88	OHX	6	2026	-	0,6,6	0.00	-	0,15,15	0.00	-
88	OHX	6	2027	-	0,6,6	0.00	-	0,15,15	0.00	-
88	OHX	6	2028	-	0,6,6	0.00	-	0,15,15	0.00	-
88	OHX	6	2029	-	0,6,6	0.00	-	0,15,15	0.00	-
88	OHX	6	2030	-	0,6,6	0.00	-	0,15,15	0.00	-
88	OHX	6	2031	-	0,6,6	0.00	-	0,15,15	0.00	-
88	OHX	6	2032	-	0,6,6	0.00	-	0,15,15	0.00	-
88	OHX	6	2033	-	0,6,6	0.00	-	0,15,15	0.00	-
88	OHX	6	2034	-	0,6,6	0.00	-	0,15,15	0.00	-
88	OHX	6	2035	-	0,6,6	0.00	-	0,15,15	0.00	-
88	OHX	6	2036	-	0,6,6	0.00	-	0,15,15	0.00	-
88	OHX	6	2037	-	0,6,6	0.00	-	0,15,15	0.00	-
88	OHX	6	2038	-	0,6,6	0.00	-	0,15,15	0.00	-
88	OHX	6	2039	-	0,6,6	0.00	-	0,15,15	0.00	-
88	OHX	6	2040	-	0,6,6	0.00	-	0,15,15	0.00	-
88	OHX	6	2041	-	0,6,6	0.00	-	0,15,15	0.00	-
88	OHX	6	2042	-	0,6,6	0.00	-	0,15,15	0.00	-
88	OHX	6	2043	-	0,6,6	0.00	-	0,15,15	0.00	-
88	OHX	6	2044	-	0,6,6	0.00	-	0,15,15	0.00	-

Mol	Type	Chain	Res	Link	Bond lengths			Bond angles		
					Counts	RMSZ	# Z > 2	Counts	RMSZ	# Z > 2
88	OHX	6	2045	-	0,6,6	0.00	-	0,15,15	0.00	-
88	OHX	6	2046	-	0,6,6	0.00	-	0,15,15	0.00	-
88	OHX	6	2047	-	0,6,6	0.00	-	0,15,15	0.00	-
88	OHX	6	2048	-	0,6,6	0.00	-	0,15,15	0.00	-
88	OHX	6	2049	-	0,6,6	0.00	-	0,15,15	0.00	-
88	OHX	6	2050	-	0,6,6	0.00	-	0,15,15	0.00	-
88	OHX	6	2051	-	0,6,6	0.00	-	0,15,15	0.00	-
88	OHX	6	2052	-	0,6,6	0.00	-	0,15,15	0.00	-
88	OHX	6	2053	-	0,6,6	0.00	-	0,15,15	0.00	-
88	OHX	6	2054	-	0,6,6	0.00	-	0,15,15	0.00	-
88	OHX	6	2055	-	0,6,6	0.00	-	0,15,15	0.00	-
88	OHX	6	2056	-	0,6,6	0.00	-	0,15,15	0.00	-
88	OHX	6	2057	-	0,6,6	0.00	-	0,15,15	0.00	-
88	OHX	6	2058	-	0,6,6	0.00	-	0,15,15	0.00	-
88	OHX	6	2059	-	0,6,6	0.00	-	0,15,15	0.00	-
88	OHX	6	2060	-	0,6,6	0.00	-	0,15,15	0.00	-
88	OHX	6	2061	-	0,6,6	0.00	-	0,15,15	0.00	-
88	OHX	6	2062	-	0,6,6	0.00	-	0,15,15	0.00	-
88	OHX	6	2063	-	0,6,6	0.00	-	0,15,15	0.00	-
88	OHX	6	2064	-	0,6,6	0.00	-	0,15,15	0.00	-
88	OHX	6	2065	-	0,6,6	0.00	-	0,15,15	0.00	-
88	OHX	6	2066	-	0,6,6	0.00	-	0,15,15	0.00	-
88	OHX	6	2067	1	0,6,6	0.00	-	0,15,15	0.00	-
88	OHX	6	2068	-	0,6,6	0.00	-	0,15,15	0.00	-
88	OHX	6	2069	-	0,6,6	0.00	-	0,15,15	0.00	-
88	OHX	6	2070	-	0,6,6	0.00	-	0,15,15	0.00	-
88	OHX	6	2071	-	0,6,6	0.00	-	0,15,15	0.00	-
88	OHX	6	2072	-	0,6,6	0.00	-	0,15,15	0.00	-
88	OHX	6	2073	-	0,6,6	0.00	-	0,15,15	0.00	-
88	OHX	6	2074	-	0,6,6	0.00	-	0,15,15	0.00	-
88	OHX	6	2075	-	0,6,6	0.00	-	0,15,15	0.00	-
88	OHX	6	2076	-	0,6,6	0.00	-	0,15,15	0.00	-
88	OHX	6	2077	-	0,6,6	0.00	-	0,15,15	0.00	-
88	OHX	6	2078	-	0,6,6	0.00	-	0,15,15	0.00	-
88	OHX	6	2079	-	0,6,6	0.00	-	0,15,15	0.00	-
88	OHX	6	2080	-	0,6,6	0.00	-	0,15,15	0.00	-
88	OHX	6	2081	-	0,6,6	0.00	-	0,15,15	0.00	-
88	OHX	6	2082	-	0,6,6	0.00	-	0,15,15	0.00	-
88	OHX	6	2083	-	0,6,6	0.00	-	0,15,15	0.00	-
88	OHX	6	2084	-	0,6,6	0.00	-	0,15,15	0.00	-
88	OHX	6	2085	-	0,6,6	0.00	-	0,15,15	0.00	-
88	OHX	6	2086	-	0,6,6	0.00	-	0,15,15	0.00	-
88	OHX	6	2087	-	0,6,6	0.00	-	0,15,15	0.00	-

Mol	Type	Chain	Res	Link	Bond lengths			Bond angles		
					Counts	RMSZ	# Z > 2	Counts	RMSZ	# Z > 2
88	OHX	6	2088	-	0,6,6	0.00	-	0,15,15	0.00	-
88	OHX	6	2089	-	0,6,6	0.00	-	0,15,15	0.00	-
88	OHX	6	2090	-	0,6,6	0.00	-	0,15,15	0.00	-
88	OHX	6	2091	-	0,6,6	0.00	-	0,15,15	0.00	-
88	OHX	6	2092	-	0,6,6	0.00	-	0,15,15	0.00	-
88	OHX	6	2093	-	0,6,6	0.00	-	0,15,15	0.00	-
88	OHX	6	2094	-	0,6,6	0.00	-	0,15,15	0.00	-
88	OHX	6	2095	-	0,6,6	0.00	-	0,15,15	0.00	-
88	OHX	6	2096	-	0,6,6	0.00	-	0,15,15	0.00	-
88	OHX	6	2097	-	0,6,6	0.00	-	0,15,15	0.00	-
88	OHX	6	2098	-	0,6,6	0.00	-	0,15,15	0.00	-
88	OHX	6	2099	-	0,6,6	0.00	-	0,15,15	0.00	-
88	OHX	6	2100	-	0,6,6	0.00	-	0,15,15	0.00	-
88	OHX	6	2101	-	0,6,6	0.00	-	0,15,15	0.00	-
88	OHX	6	2102	-	0,6,6	0.00	-	0,15,15	0.00	-
88	OHX	6	2103	-	0,6,6	0.00	-	0,15,15	0.00	-
88	OHX	6	2104	-	0,6,6	0.00	-	0,15,15	0.00	-
88	OHX	6	2105	-	0,6,6	0.00	-	0,15,15	0.00	-
88	OHX	6	2106	-	0,6,6	0.00	-	0,15,15	0.00	-
88	OHX	6	2107	-	0,6,6	0.00	-	0,15,15	0.00	-
88	OHX	6	2108	-	0,6,6	0.00	-	0,15,15	0.00	-
88	OHX	6	2109	-	0,6,6	0.00	-	0,15,15	0.00	-
88	OHX	6	2110	-	0,6,6	0.00	-	0,15,15	0.00	-
88	OHX	6	2111	-	0,6,6	0.00	-	0,15,15	0.00	-
88	OHX	6	2112	-	0,6,6	0.00	-	0,15,15	0.00	-
88	OHX	6	2113	-	0,6,6	0.00	-	0,15,15	0.00	-
88	OHX	6	2114	-	0,6,6	0.00	-	0,15,15	0.00	-
88	OHX	6	2115	-	0,6,6	0.00	-	0,15,15	0.00	-
88	OHX	6	2116	-	0,6,6	0.00	-	0,15,15	0.00	-
88	OHX	6	2117	-	0,6,6	0.00	-	0,15,15	0.00	-
88	OHX	6	2118	-	0,6,6	0.00	-	0,15,15	0.00	-
88	OHX	6	2119	-	0,6,6	0.00	-	0,15,15	0.00	-
88	OHX	6	2120	-	0,6,6	0.00	-	0,15,15	0.00	-
88	OHX	6	2121	-	0,6,6	0.00	-	0,15,15	0.00	-
88	OHX	6	2122	-	0,6,6	0.00	-	0,15,15	0.00	-
88	OHX	6	2123	-	0,6,6	0.00	-	0,15,15	0.00	-
88	OHX	6	2124	-	0,6,6	0.00	-	0,15,15	0.00	-
88	OHX	6	2125	-	0,6,6	0.00	-	0,15,15	0.00	-
88	OHX	6	2126	-	0,6,6	0.00	-	0,15,15	0.00	-
88	OHX	6	2127	-	0,6,6	0.00	-	0,15,15	0.00	-
88	OHX	6	2128	-	0,6,6	0.00	-	0,15,15	0.00	-
88	OHX	6	2129	-	0,6,6	0.00	-	0,15,15	0.00	-
88	OHX	6	2130	-	0,6,6	0.00	-	0,15,15	0.00	-

Mol	Type	Chain	Res	Link	Bond lengths			Bond angles		
					Counts	RMSZ	# Z > 2	Counts	RMSZ	# Z > 2
88	OHX	6	2131	-	0,6,6	0.00	-	0,15,15	0.00	-
88	OHX	6	2132	-	0,6,6	0.00	-	0,15,15	0.00	-
88	OHX	6	2133	-	0,6,6	0.00	-	0,15,15	0.00	-
88	OHX	6	2134	-	0,6,6	0.00	-	0,15,15	0.00	-
88	OHX	6	2135	-	0,6,6	0.00	-	0,15,15	0.00	-
88	OHX	6	2136	-	0,6,6	0.00	-	0,15,15	0.00	-
88	OHX	6	2137	-	0,6,6	0.00	-	0,15,15	0.00	-
88	OHX	6	2138	-	0,6,6	0.00	-	0,15,15	0.00	-
88	OHX	6	2139	-	0,6,6	0.00	-	0,15,15	0.00	-
88	OHX	6	2140	-	0,6,6	0.00	-	0,15,15	0.00	-
88	OHX	6	2141	-	0,6,6	0.00	-	0,15,15	0.00	-
88	OHX	6	2142	-	0,6,6	0.00	-	0,15,15	0.00	-
88	OHX	6	2143	-	0,6,6	0.00	-	0,15,15	0.00	-
88	OHX	6	2144	-	0,6,6	0.00	-	0,15,15	0.00	-
88	OHX	6	2145	-	0,6,6	0.00	-	0,15,15	0.00	-
88	OHX	6	2146	-	0,6,6	0.00	-	0,15,15	0.00	-
88	OHX	6	2147	-	0,6,6	0.00	-	0,15,15	0.00	-
88	OHX	6	2148	-	0,6,6	0.00	-	0,15,15	0.00	-
88	OHX	6	2149	-	0,6,6	0.00	-	0,15,15	0.00	-
88	OHX	6	2150	-	0,6,6	0.00	-	0,15,15	0.00	-
88	OHX	6	2151	-	0,6,6	0.00	-	0,15,15	0.00	-
88	OHX	6	2152	-	0,6,6	0.00	-	0,15,15	0.00	-
88	OHX	6	2153	-	0,6,6	0.00	-	0,15,15	0.00	-
88	OHX	6	2154	-	0,6,6	0.00	-	0,15,15	0.00	-
88	OHX	6	2155	-	0,6,6	0.00	-	0,15,15	0.00	-
88	OHX	6	2156	-	0,6,6	0.00	-	0,15,15	0.00	-
88	OHX	6	2157	-	0,6,6	0.00	-	0,15,15	0.00	-
88	OHX	6	2158	-	0,6,6	0.00	-	0,15,15	0.00	-
88	OHX	6	2159	-	0,6,6	0.00	-	0,15,15	0.00	-
88	OHX	6	2160	-	0,6,6	0.00	-	0,15,15	0.00	-
88	OHX	6	2161	-	0,6,6	0.00	-	0,15,15	0.00	-
88	OHX	6	2162	-	0,6,6	0.00	-	0,15,15	0.00	-
88	OHX	6	2163	-	0,6,6	0.00	-	0,15,15	0.00	-
88	OHX	6	2164	-	0,6,6	0.00	-	0,15,15	0.00	-
88	OHX	6	2165	-	0,6,6	0.00	-	0,15,15	0.00	-
88	OHX	6	2166	-	0,6,6	0.00	-	0,15,15	0.00	-
88	OHX	6	2167	-	0,6,6	0.00	-	0,15,15	0.00	-
88	OHX	6	2168	-	0,6,6	0.00	-	0,15,15	0.00	-
88	OHX	6	2169	-	0,6,6	0.00	-	0,15,15	0.00	-
88	OHX	6	2170	-	0,6,6	0.00	-	0,15,15	0.00	-
88	OHX	6	2171	-	0,6,6	0.00	-	0,15,15	0.00	-
88	OHX	6	2172	-	0,6,6	0.00	-	0,15,15	0.00	-
88	OHX	6	2173	-	0,6,6	0.00	-	0,15,15	0.00	-

Mol	Type	Chain	Res	Link	Bond lengths			Bond angles		
					Counts	RMSZ	# Z > 2	Counts	RMSZ	# Z > 2
88	OHX	6	2174	-	0,6,6	0.00	-	0,15,15	0.00	-
88	OHX	6	2175	-	0,6,6	0.00	-	0,15,15	0.00	-
88	OHX	6	2176	-	0,6,6	0.00	-	0,15,15	0.00	-
88	OHX	6	2177	-	0,6,6	0.00	-	0,15,15	0.00	-
88	OHX	6	2178	-	0,6,6	0.00	-	0,15,15	0.00	-
88	OHX	6	2179	-	0,6,6	0.00	-	0,15,15	0.00	-
88	OHX	6	2180	-	0,6,6	0.00	-	0,15,15	0.00	-
88	OHX	6	2181	-	0,6,6	0.00	-	0,15,15	0.00	-
88	OHX	6	2182	-	0,6,6	0.00	-	0,15,15	0.00	-
88	OHX	6	2183	-	0,6,6	0.00	-	0,15,15	0.00	-
88	OHX	6	2184	-	0,6,6	0.00	-	0,15,15	0.00	-
88	OHX	6	2185	-	0,6,6	0.00	-	0,15,15	0.00	-
88	OHX	7	216	-	0,6,6	0.00	-	0,15,15	0.00	-
88	OHX	7	217	-	0,6,6	0.00	-	0,15,15	0.00	-
88	OHX	7	218	-	0,6,6	0.00	-	0,15,15	0.00	-
88	OHX	7	219	-	0,6,6	0.00	-	0,15,15	0.00	-
88	OHX	7	220	-	0,6,6	0.00	-	0,15,15	0.00	-
88	OHX	7	221	-	0,6,6	0.00	-	0,15,15	0.00	-
88	OHX	7	222	-	0,6,6	0.00	-	0,15,15	0.00	-
88	OHX	7	223	-	0,6,6	0.00	-	0,15,15	0.00	-
88	OHX	7	224	-	0,6,6	0.00	-	0,15,15	0.00	-
88	OHX	7	225	-	0,6,6	0.00	-	0,15,15	0.00	-
88	OHX	7	226	-	0,6,6	0.00	-	0,15,15	0.00	-
88	OHX	7	227	-	0,6,6	0.00	-	0,15,15	0.00	-
88	OHX	8	213	-	0,6,6	0.00	-	0,15,15	0.00	-
88	OHX	8	214	-	0,6,6	0.00	-	0,15,15	0.00	-
88	OHX	8	215	-	0,6,6	0.00	-	0,15,15	0.00	-
88	OHX	8	216	-	0,6,6	0.00	-	0,15,15	0.00	-
88	OHX	8	217	-	0,6,6	0.00	-	0,15,15	0.00	-
88	OHX	8	218	-	0,6,6	0.00	-	0,15,15	0.00	-
88	OHX	8	219	-	0,6,6	0.00	-	0,15,15	0.00	-
88	OHX	8	220	-	0,6,6	0.00	-	0,15,15	0.00	-
88	OHX	8	221	-	0,6,6	0.00	-	0,15,15	0.00	-
88	OHX	8	222	-	0,6,6	0.00	-	0,15,15	0.00	-
88	OHX	8	223	-	0,6,6	0.00	-	0,15,15	0.00	-
88	OHX	8	224	-	0,6,6	0.00	-	0,15,15	0.00	-
88	OHX	8	225	-	0,6,6	0.00	-	0,15,15	0.00	-
88	OHX	8	226	-	0,6,6	0.00	-	0,15,15	0.00	-
88	OHX	8	227	-	0,6,6	0.00	-	0,15,15	0.00	-
88	OHX	8	228	-	0,6,6	0.00	-	0,15,15	0.00	-
88	OHX	8	229	-	0,6,6	0.00	-	0,15,15	0.00	-
88	OHX	8	230	-	0,6,6	0.00	-	0,15,15	0.00	-
88	OHX	8	231	-	0,6,6	0.00	-	0,15,15	0.00	-

Mol	Type	Chain	Res	Link	Bond lengths			Bond angles		
					Counts	RMSZ	# Z > 2	Counts	RMSZ	# Z > 2
88	OHX	8	232	-	0,6,6	0.00	-	0,15,15	0.00	-
88	OHX	C1	201	-	0,6,6	0.00	-	0,15,15	0.00	-
88	OHX	C3	201	-	0,6,6	0.00	-	0,15,15	0.00	-
88	OHX	C5	201	-	0,6,6	0.00	-	0,15,15	0.00	-
88	OHX	C8	201	-	0,6,6	0.00	-	0,15,15	0.00	-
88	OHX	D9	103	-	0,6,6	0.00	-	0,15,15	0.00	-
88	OHX	L3	404	-	0,6,6	0.00	-	0,15,15	0.00	-
88	OHX	L4	401	-	0,6,6	0.00	-	0,15,15	0.00	-
88	OHX	L5	301	-	0,6,6	0.00	-	0,15,15	0.00	-
88	OHX	M0	302	-	0,6,6	0.00	-	0,15,15	0.00	-
88	OHX	M0	303	-	0,6,6	0.00	-	0,15,15	0.00	-
88	OHX	M5	301	-	0,6,6	0.00	-	0,15,15	0.00	-
88	OHX	M7	204	-	0,6,6	0.00	-	0,15,15	0.00	-
88	OHX	M7	205	-	0,6,6	0.00	-	0,15,15	0.00	-
88	OHX	M8	202	-	0,6,6	0.00	-	0,15,15	0.00	-
88	OHX	M9	201	-	0,6,6	0.00	-	0,15,15	0.00	-
88	OHX	N1	201	-	0,6,6	0.00	-	0,15,15	0.00	-
88	OHX	N8	205	-	0,6,6	0.00	-	0,15,15	0.00	-
88	OHX	N9	102	-	0,6,6	0.00	-	0,15,15	0.00	-
88	OHX	O3	203	-	0,6,6	0.00	-	0,15,15	0.00	-
88	OHX	O7	105	73	0,6,6	0.00	-	0,15,15	0.00	-
88	OHX	O7	106	-	0,6,6	0.00	-	0,15,15	0.00	-
88	OHX	O9	101	-	0,6,6	0.00	-	0,15,15	0.00	-
88	OHX	Q2	503	-	0,6,6	0.00	-	0,15,15	0.00	-
88	OHX	S1	301	-	0,6,6	0.00	-	0,15,15	0.00	-
88	OHX	S6	301	-	0,6,6	0.00	-	0,15,15	0.00	-
88	OHX	S8	301	-	0,6,6	0.00	-	0,15,15	0.00	-
88	OHX	S9	202	-	0,6,6	0.00	-	0,15,15	0.00	-
88	OHX	SR	401	-	0,6,6	0.00	-	0,15,15	0.00	-
88	OHX	c3	201	-	0,6,6	0.00	-	0,15,15	0.00	-
88	OHX	c5	800	-	0,6,6	0.00	-	0,15,15	0.00	-
88	OHX	c8	201	-	0,6,6	0.00	-	0,15,15	0.00	-
88	OHX	l3	402	-	0,6,6	0.00	-	0,15,15	0.00	-
88	OHX	l3	403	-	0,6,6	0.00	-	0,15,15	0.00	-
88	OHX	l3	404	-	0,6,6	0.00	-	0,15,15	0.00	-
88	OHX	l4	401	-	0,6,6	0.00	-	0,15,15	0.00	-
88	OHX	l4	402	-	0,6,6	0.00	-	0,15,15	0.00	-
88	OHX	l5	302	-	0,6,6	0.00	-	0,15,15	0.00	-
88	OHX	l5	303	-	0,6,6	0.00	-	0,15,15	0.00	-
88	OHX	l9	201	-	0,6,6	0.00	-	0,15,15	0.00	-
88	OHX	m0	302	-	0,6,6	0.00	-	0,15,15	0.00	-
88	OHX	m0	303	-	0,6,6	0.00	-	0,15,15	0.00	-
88	OHX	m0	304	-	0,6,6	0.00	-	0,15,15	0.00	-

Mol	Type	Chain	Res	Link	Bond lengths			Bond angles		
					Counts	RMSZ	# Z > 2	Counts	RMSZ	# Z > 2
88	OHX	m5	301	-	0,6,6	0.00	-	0,15,15	0.00	-
88	OHX	m7	204	-	0,6,6	0.00	-	0,15,15	0.00	-
88	OHX	m9	201	-	0,6,6	0.00	-	0,15,15	0.00	-
88	OHX	n3	202	-	0,6,6	0.00	-	0,15,15	0.00	-
88	OHX	n6	202	-	0,6,6	0.00	-	0,15,15	0.00	-
88	OHX	n9	103	-	0,6,6	0.00	-	0,15,15	0.00	-
88	OHX	o3	201	-	0,6,6	0.00	-	0,15,15	0.00	-
88	OHX	o7	502	-	0,6,6	0.00	-	0,15,15	0.00	-
88	OHX	o9	102	-	0,6,6	0.00	-	0,15,15	0.00	-
88	OHX	q1	702	-	0,6,6	0.00	-	0,15,15	0.00	-
88	OHX	q2	502	-	0,6,6	0.00	-	0,15,15	0.00	-
88	OHX	s1	301	-	0,6,6	0.00	-	0,15,15	0.00	-
88	OHX	s4	301	-	0,6,6	0.00	-	0,15,15	0.00	-
88	OHX	s8	302	-	0,6,6	0.00	-	0,15,15	0.00	-
88	OHX	s9	201	-	0,6,6	0.00	-	0,15,15	0.00	-
88	OHX	sR	401	-	0,6,6	0.00	-	0,15,15	0.00	-

In the following table, the Chirals column lists the number of chiral outliers, the number of chiral centers analysed, the number of these observed in the model and the number defined in the chemical component dictionary. Similar counts are reported in the Torsion and Rings columns. '-' means no outliers of that kind were identified.

Mol	Type	Chain	Res	Link	Chirals	Torsions	Rings
88	OHX	1	3757	-	-	0/0/0/0	0/0/0/0
88	OHX	1	3758	-	-	0/0/0/0	0/0/0/0
88	OHX	1	3759	-	-	0/0/0/0	0/0/0/0
88	OHX	1	3760	-	-	0/0/0/0	0/0/0/0
88	OHX	1	3761	-	-	0/0/0/0	0/0/0/0
88	OHX	1	3762	-	-	0/0/0/0	0/0/0/0
88	OHX	1	3763	-	-	0/0/0/0	0/0/0/0
88	OHX	1	3764	-	-	0/0/0/0	0/0/0/0
88	OHX	1	3765	-	-	0/0/0/0	0/0/0/0
88	OHX	1	3766	-	-	0/0/0/0	0/0/0/0
88	OHX	1	3767	-	-	0/0/0/0	0/0/0/0
88	OHX	1	3768	-	-	0/0/0/0	0/0/0/0
88	OHX	1	3769	-	-	0/0/0/0	0/0/0/0
88	OHX	1	3770	-	-	0/0/0/0	0/0/0/0
88	OHX	1	3771	-	-	0/0/0/0	0/0/0/0
88	OHX	1	3772	-	-	0/0/0/0	0/0/0/0
88	OHX	1	3773	-	-	0/0/0/0	0/0/0/0
88	OHX	1	3774	-	-	0/0/0/0	0/0/0/0
88	OHX	1	3775	-	-	0/0/0/0	0/0/0/0
88	OHX	1	3776	-	-	0/0/0/0	0/0/0/0

Continued on next page...

Continued from previous page...

Mol	Type	Chain	Res	Link	Chirals	Torsions	Rings
88	OHX	1	3777	-	-	0/0/0/0	0/0/0/0
88	OHX	1	3778	-	-	0/0/0/0	0/0/0/0
88	OHX	1	3779	-	-	0/0/0/0	0/0/0/0
88	OHX	1	3780	-	-	0/0/0/0	0/0/0/0
88	OHX	1	3781	-	-	0/0/0/0	0/0/0/0
88	OHX	1	3782	-	-	0/0/0/0	0/0/0/0
88	OHX	1	3783	-	-	0/0/0/0	0/0/0/0
88	OHX	1	3784	-	-	0/0/0/0	0/0/0/0
88	OHX	1	3785	-	-	0/0/0/0	0/0/0/0
88	OHX	1	3786	-	-	0/0/0/0	0/0/0/0
88	OHX	1	3787	-	-	0/0/0/0	0/0/0/0
88	OHX	1	3788	-	-	0/0/0/0	0/0/0/0
88	OHX	1	3789	-	-	0/0/0/0	0/0/0/0
88	OHX	1	3790	-	-	0/0/0/0	0/0/0/0
88	OHX	1	3791	-	-	0/0/0/0	0/0/0/0
88	OHX	1	3792	-	-	0/0/0/0	0/0/0/0
88	OHX	1	3793	-	-	0/0/0/0	0/0/0/0
88	OHX	1	3794	-	-	0/0/0/0	0/0/0/0
88	OHX	1	3795	-	-	0/0/0/0	0/0/0/0
88	OHX	1	3796	-	-	0/0/0/0	0/0/0/0
88	OHX	1	3797	-	-	0/0/0/0	0/0/0/0
88	OHX	1	3798	-	-	0/0/0/0	0/0/0/0
88	OHX	1	3799	-	-	0/0/0/0	0/0/0/0
88	OHX	1	3800	-	-	0/0/0/0	0/0/0/0
88	OHX	1	3801	-	-	0/0/0/0	0/0/0/0
88	OHX	1	3802	-	-	0/0/0/0	0/0/0/0
88	OHX	1	3803	-	-	0/0/0/0	0/0/0/0
88	OHX	1	3804	-	-	0/0/0/0	0/0/0/0
88	OHX	1	3805	-	-	0/0/0/0	0/0/0/0
88	OHX	1	3806	-	-	0/0/0/0	0/0/0/0
88	OHX	1	3807	-	-	0/0/0/0	0/0/0/0
88	OHX	1	3808	-	-	0/0/0/0	0/0/0/0
88	OHX	1	3809	-	-	0/0/0/0	0/0/0/0
88	OHX	1	3810	-	-	0/0/0/0	0/0/0/0
88	OHX	1	3811	-	-	0/0/0/0	0/0/0/0
88	OHX	1	3812	-	-	0/0/0/0	0/0/0/0
88	OHX	1	3813	-	-	0/0/0/0	0/0/0/0
88	OHX	1	3814	-	-	0/0/0/0	0/0/0/0
88	OHX	1	3815	-	-	0/0/0/0	0/0/0/0
88	OHX	1	3816	-	-	0/0/0/0	0/0/0/0
88	OHX	1	3817	-	-	0/0/0/0	0/0/0/0
88	OHX	1	3818	-	-	0/0/0/0	0/0/0/0

Continued on next page...

Continued from previous page...

Mol	Type	Chain	Res	Link	Chirals	Torsions	Rings
88	OHX	1	3819	-	-	0/0/0/0	0/0/0/0
88	OHX	1	3820	-	-	0/0/0/0	0/0/0/0
88	OHX	1	3821	-	-	0/0/0/0	0/0/0/0
88	OHX	1	3822	-	-	0/0/0/0	0/0/0/0
88	OHX	1	3823	-	-	0/0/0/0	0/0/0/0
88	OHX	1	3824	-	-	0/0/0/0	0/0/0/0
88	OHX	1	3825	-	-	0/0/0/0	0/0/0/0
88	OHX	1	3826	-	-	0/0/0/0	0/0/0/0
88	OHX	1	3827	-	-	0/0/0/0	0/0/0/0
88	OHX	1	3828	-	-	0/0/0/0	0/0/0/0
88	OHX	1	3829	-	-	0/0/0/0	0/0/0/0
88	OHX	1	3830	-	-	0/0/0/0	0/0/0/0
88	OHX	1	3831	-	-	0/0/0/0	0/0/0/0
88	OHX	1	3832	-	-	0/0/0/0	0/0/0/0
88	OHX	1	3833	-	-	0/0/0/0	0/0/0/0
88	OHX	1	3834	-	-	0/0/0/0	0/0/0/0
88	OHX	1	3835	-	-	0/0/0/0	0/0/0/0
88	OHX	1	3836	-	-	0/0/0/0	0/0/0/0
88	OHX	1	3837	-	-	0/0/0/0	0/0/0/0
88	OHX	1	3838	-	-	0/0/0/0	0/0/0/0
88	OHX	1	3839	-	-	0/0/0/0	0/0/0/0
88	OHX	1	3840	-	-	0/0/0/0	0/0/0/0
88	OHX	1	3841	-	-	0/0/0/0	0/0/0/0
88	OHX	1	3842	-	-	0/0/0/0	0/0/0/0
88	OHX	1	3843	-	-	0/0/0/0	0/0/0/0
88	OHX	1	3844	-	-	0/0/0/0	0/0/0/0
88	OHX	1	3845	-	-	0/0/0/0	0/0/0/0
88	OHX	1	3846	-	-	0/0/0/0	0/0/0/0
88	OHX	1	3847	-	-	0/0/0/0	0/0/0/0
88	OHX	1	3848	-	-	0/0/0/0	0/0/0/0
88	OHX	1	3849	-	-	0/0/0/0	0/0/0/0
88	OHX	1	3850	-	-	0/0/0/0	0/0/0/0
88	OHX	1	3851	-	-	0/0/0/0	0/0/0/0
88	OHX	1	3852	-	-	0/0/0/0	0/0/0/0
88	OHX	1	3853	-	-	0/0/0/0	0/0/0/0
88	OHX	1	3854	-	-	0/0/0/0	0/0/0/0
88	OHX	1	3855	-	-	0/0/0/0	0/0/0/0
88	OHX	1	3856	-	-	0/0/0/0	0/0/0/0
88	OHX	1	3857	-	-	0/0/0/0	0/0/0/0
88	OHX	1	3858	-	-	0/0/0/0	0/0/0/0
88	OHX	1	3859	-	-	0/0/0/0	0/0/0/0
88	OHX	1	3860	-	-	0/0/0/0	0/0/0/0

Continued on next page...

Continued from previous page...

Mol	Type	Chain	Res	Link	Chirals	Torsions	Rings
88	OHX	1	3861	-	-	0/0/0/0	0/0/0/0
88	OHX	1	3862	-	-	0/0/0/0	0/0/0/0
88	OHX	1	3863	-	-	0/0/0/0	0/0/0/0
88	OHX	1	3864	-	-	0/0/0/0	0/0/0/0
88	OHX	1	3865	-	-	0/0/0/0	0/0/0/0
88	OHX	1	3866	-	-	0/0/0/0	0/0/0/0
88	OHX	1	3867	-	-	0/0/0/0	0/0/0/0
88	OHX	1	3868	-	-	0/0/0/0	0/0/0/0
88	OHX	1	3869	-	-	0/0/0/0	0/0/0/0
88	OHX	1	3870	-	-	0/0/0/0	0/0/0/0
88	OHX	1	3871	-	-	0/0/0/0	0/0/0/0
88	OHX	1	3872	-	-	0/0/0/0	0/0/0/0
88	OHX	1	3873	-	-	0/0/0/0	0/0/0/0
88	OHX	1	3874	-	-	0/0/0/0	0/0/0/0
88	OHX	1	3875	-	-	0/0/0/0	0/0/0/0
88	OHX	1	3876	-	-	0/0/0/0	0/0/0/0
88	OHX	1	3877	-	-	0/0/0/0	0/0/0/0
88	OHX	1	3878	-	-	0/0/0/0	0/0/0/0
88	OHX	1	3879	-	-	0/0/0/0	0/0/0/0
88	OHX	1	3880	-	-	0/0/0/0	0/0/0/0
88	OHX	1	3881	-	-	0/0/0/0	0/0/0/0
88	OHX	1	3882	-	-	0/0/0/0	0/0/0/0
88	OHX	1	3883	-	-	0/0/0/0	0/0/0/0
88	OHX	1	3884	-	-	0/0/0/0	0/0/0/0
88	OHX	1	3885	-	-	0/0/0/0	0/0/0/0
88	OHX	1	3886	-	-	0/0/0/0	0/0/0/0
88	OHX	1	3887	-	-	0/0/0/0	0/0/0/0
88	OHX	1	3888	-	-	0/0/0/0	0/0/0/0
88	OHX	1	3889	-	-	0/0/0/0	0/0/0/0
88	OHX	1	3890	-	-	0/0/0/0	0/0/0/0
88	OHX	1	3891	-	-	0/0/0/0	0/0/0/0
88	OHX	1	3892	-	-	0/0/0/0	0/0/0/0
88	OHX	1	3893	-	-	0/0/0/0	0/0/0/0
88	OHX	1	3894	-	-	0/0/0/0	0/0/0/0
88	OHX	1	3895	-	-	0/0/0/0	0/0/0/0
88	OHX	1	3896	-	-	0/0/0/0	0/0/0/0
88	OHX	1	3897	-	-	0/0/0/0	0/0/0/0
88	OHX	1	3898	-	-	0/0/0/0	0/0/0/0
88	OHX	1	3899	-	-	0/0/0/0	0/0/0/0
88	OHX	1	3900	-	-	0/0/0/0	0/0/0/0
88	OHX	1	3901	-	-	0/0/0/0	0/0/0/0
88	OHX	1	3902	-	-	0/0/0/0	0/0/0/0

Continued on next page...

Continued from previous page...

Mol	Type	Chain	Res	Link	Chirals	Torsions	Rings
88	OHX	1	3903	-	-	0/0/0/0	0/0/0/0
88	OHX	1	3904	-	-	0/0/0/0	0/0/0/0
88	OHX	1	3905	-	-	0/0/0/0	0/0/0/0
88	OHX	1	3906	-	-	0/0/0/0	0/0/0/0
88	OHX	1	3907	-	-	0/0/0/0	0/0/0/0
88	OHX	1	3908	-	-	0/0/0/0	0/0/0/0
88	OHX	1	3909	-	-	0/0/0/0	0/0/0/0
88	OHX	1	3910	-	-	0/0/0/0	0/0/0/0
88	OHX	1	3911	-	-	0/0/0/0	0/0/0/0
88	OHX	1	3912	-	-	0/0/0/0	0/0/0/0
88	OHX	1	3913	-	-	0/0/0/0	0/0/0/0
88	OHX	1	3914	-	-	0/0/0/0	0/0/0/0
88	OHX	1	3915	-	-	0/0/0/0	0/0/0/0
88	OHX	1	3916	-	-	0/0/0/0	0/0/0/0
88	OHX	1	3917	-	-	0/0/0/0	0/0/0/0
88	OHX	1	3918	-	-	0/0/0/0	0/0/0/0
88	OHX	1	3919	-	-	0/0/0/0	0/0/0/0
88	OHX	1	3920	-	-	0/0/0/0	0/0/0/0
88	OHX	1	3921	-	-	0/0/0/0	0/0/0/0
88	OHX	1	3922	-	-	0/0/0/0	0/0/0/0
88	OHX	1	3923	-	-	0/0/0/0	0/0/0/0
88	OHX	1	3924	-	-	0/0/0/0	0/0/0/0
88	OHX	1	3925	-	-	0/0/0/0	0/0/0/0
88	OHX	1	3926	-	-	0/0/0/0	0/0/0/0
88	OHX	1	3927	-	-	0/0/0/0	0/0/0/0
88	OHX	1	3928	-	-	0/0/0/0	0/0/0/0
88	OHX	1	3929	-	-	0/0/0/0	0/0/0/0
88	OHX	1	3930	-	-	0/0/0/0	0/0/0/0
88	OHX	1	3931	-	-	0/0/0/0	0/0/0/0
88	OHX	1	3932	-	-	0/0/0/0	0/0/0/0
88	OHX	1	3933	-	-	0/0/0/0	0/0/0/0
88	OHX	1	3934	-	-	0/0/0/0	0/0/0/0
88	OHX	1	3935	-	-	0/0/0/0	0/0/0/0
88	OHX	1	3936	-	-	0/0/0/0	0/0/0/0
88	OHX	1	3937	-	-	0/0/0/0	0/0/0/0
88	OHX	1	3938	-	-	0/0/0/0	0/0/0/0
88	OHX	1	3939	-	-	0/0/0/0	0/0/0/0
88	OHX	1	3940	-	-	0/0/0/0	0/0/0/0
88	OHX	1	3941	-	-	0/0/0/0	0/0/0/0
88	OHX	1	3942	-	-	0/0/0/0	0/0/0/0
88	OHX	1	3943	-	-	0/0/0/0	0/0/0/0
88	OHX	1	3944	-	-	0/0/0/0	0/0/0/0

Continued on next page...

Continued from previous page...

Mol	Type	Chain	Res	Link	Chirals	Torsions	Rings
88	OHX	1	3945	-	-	0/0/0/0	0/0/0/0
88	OHX	1	3946	-	-	0/0/0/0	0/0/0/0
88	OHX	1	3947	-	-	0/0/0/0	0/0/0/0
88	OHX	1	3948	-	-	0/0/0/0	0/0/0/0
88	OHX	1	3949	-	-	0/0/0/0	0/0/0/0
88	OHX	1	3950	-	-	0/0/0/0	0/0/0/0
88	OHX	1	3951	-	-	0/0/0/0	0/0/0/0
88	OHX	1	3952	-	-	0/0/0/0	0/0/0/0
88	OHX	1	3953	-	-	0/0/0/0	0/0/0/0
88	OHX	1	3954	-	-	0/0/0/0	0/0/0/0
88	OHX	1	3955	-	-	0/0/0/0	0/0/0/0
88	OHX	1	3956	-	-	0/0/0/0	0/0/0/0
88	OHX	1	3957	-	-	0/0/0/0	0/0/0/0
88	OHX	1	3958	-	-	0/0/0/0	0/0/0/0
88	OHX	1	3959	-	-	0/0/0/0	0/0/0/0
88	OHX	1	3960	-	-	0/0/0/0	0/0/0/0
88	OHX	1	3961	-	-	0/0/0/0	0/0/0/0
88	OHX	1	3962	-	-	0/0/0/0	0/0/0/0
88	OHX	1	3963	-	-	0/0/0/0	0/0/0/0
88	OHX	1	3964	-	-	0/0/0/0	0/0/0/0
88	OHX	1	3965	-	-	0/0/0/0	0/0/0/0
88	OHX	1	3966	-	-	0/0/0/0	0/0/0/0
88	OHX	1	3967	-	-	0/0/0/0	0/0/0/0
88	OHX	1	3968	-	-	0/0/0/0	0/0/0/0
88	OHX	1	3969	-	-	0/0/0/0	0/0/0/0
88	OHX	1	3970	-	-	0/0/0/0	0/0/0/0
88	OHX	1	3971	-	-	0/0/0/0	0/0/0/0
88	OHX	1	3972	-	-	0/0/0/0	0/0/0/0
88	OHX	1	3973	-	-	0/0/0/0	0/0/0/0
88	OHX	1	3974	-	-	0/0/0/0	0/0/0/0
88	OHX	1	3975	-	-	0/0/0/0	0/0/0/0
88	OHX	1	3976	-	-	0/0/0/0	0/0/0/0
88	OHX	1	3977	-	-	0/0/0/0	0/0/0/0
88	OHX	1	3978	-	-	0/0/0/0	0/0/0/0
88	OHX	1	3979	-	-	0/0/0/0	0/0/0/0
88	OHX	1	3980	-	-	0/0/0/0	0/0/0/0
88	OHX	1	3981	-	-	0/0/0/0	0/0/0/0
88	OHX	1	3982	-	-	0/0/0/0	0/0/0/0
88	OHX	1	3983	-	-	0/0/0/0	0/0/0/0
88	OHX	1	3984	-	-	0/0/0/0	0/0/0/0
88	OHX	1	3985	-	-	0/0/0/0	0/0/0/0
88	OHX	1	3986	-	-	0/0/0/0	0/0/0/0

Continued on next page...

Continued from previous page...

Mol	Type	Chain	Res	Link	Chirals	Torsions	Rings
88	OHX	1	3987	-	-	0/0/0/0	0/0/0/0
88	OHX	1	3988	-	-	0/0/0/0	0/0/0/0
88	OHX	1	3989	-	-	0/0/0/0	0/0/0/0
88	OHX	1	3990	-	-	0/0/0/0	0/0/0/0
88	OHX	1	3991	-	-	0/0/0/0	0/0/0/0
88	OHX	1	3992	-	-	0/0/0/0	0/0/0/0
88	OHX	1	3993	-	-	0/0/0/0	0/0/0/0
88	OHX	1	3994	-	-	0/0/0/0	0/0/0/0
88	OHX	1	3995	-	-	0/0/0/0	0/0/0/0
88	OHX	1	3996	-	-	0/0/0/0	0/0/0/0
88	OHX	1	3997	-	-	0/0/0/0	0/0/0/0
88	OHX	1	3998	-	-	0/0/0/0	0/0/0/0
88	OHX	1	3999	-	-	0/0/0/0	0/0/0/0
88	OHX	1	4000	-	-	0/0/0/0	0/0/0/0
88	OHX	1	4001	-	-	0/0/0/0	0/0/0/0
88	OHX	1	4002	-	-	0/0/0/0	0/0/0/0
88	OHX	1	4003	-	-	0/0/0/0	0/0/0/0
88	OHX	1	4004	-	-	0/0/0/0	0/0/0/0
88	OHX	1	4005	-	-	0/0/0/0	0/0/0/0
88	OHX	1	4006	-	-	0/0/0/0	0/0/0/0
88	OHX	1	4007	-	-	0/0/0/0	0/0/0/0
88	OHX	1	4008	-	-	0/0/0/0	0/0/0/0
88	OHX	1	4009	-	-	0/0/0/0	0/0/0/0
88	OHX	1	4010	-	-	0/0/0/0	0/0/0/0
88	OHX	1	4011	-	-	0/0/0/0	0/0/0/0
88	OHX	1	4012	-	-	0/0/0/0	0/0/0/0
88	OHX	1	4013	-	-	0/0/0/0	0/0/0/0
88	OHX	1	4014	-	-	0/0/0/0	0/0/0/0
88	OHX	1	4015	-	-	0/0/0/0	0/0/0/0
88	OHX	1	4016	-	-	0/0/0/0	0/0/0/0
88	OHX	1	4017	-	-	0/0/0/0	0/0/0/0
88	OHX	1	4018	-	-	0/0/0/0	0/0/0/0
88	OHX	1	4019	-	-	0/0/0/0	0/0/0/0
88	OHX	1	4020	-	-	0/0/0/0	0/0/0/0
88	OHX	1	4021	-	-	0/0/0/0	0/0/0/0
88	OHX	1	4022	-	-	0/0/0/0	0/0/0/0
88	OHX	1	4023	-	-	0/0/0/0	0/0/0/0
88	OHX	1	4024	-	-	0/0/0/0	0/0/0/0
88	OHX	1	4025	-	-	0/0/0/0	0/0/0/0
88	OHX	1	4026	-	-	0/0/0/0	0/0/0/0
88	OHX	1	4027	-	-	0/0/0/0	0/0/0/0
88	OHX	1	4028	-	-	0/0/0/0	0/0/0/0

Continued on next page...

Continued from previous page...

Mol	Type	Chain	Res	Link	Chirals	Torsions	Rings
88	OHX	1	4029	-	-	0/0/0/0	0/0/0/0
88	OHX	1	4030	-	-	0/0/0/0	0/0/0/0
88	OHX	1	4031	-	-	0/0/0/0	0/0/0/0
88	OHX	1	4032	-	-	0/0/0/0	0/0/0/0
88	OHX	1	4033	-	-	0/0/0/0	0/0/0/0
88	OHX	1	4034	-	-	0/0/0/0	0/0/0/0
88	OHX	1	4035	-	-	0/0/0/0	0/0/0/0
88	OHX	1	4036	-	-	0/0/0/0	0/0/0/0
88	OHX	1	4037	-	-	0/0/0/0	0/0/0/0
88	OHX	1	4038	-	-	0/0/0/0	0/0/0/0
88	OHX	1	4039	-	-	0/0/0/0	0/0/0/0
88	OHX	1	4040	-	-	0/0/0/0	0/0/0/0
88	OHX	1	4041	-	-	0/0/0/0	0/0/0/0
88	OHX	1	4042	-	-	0/0/0/0	0/0/0/0
88	OHX	1	4043	-	-	0/0/0/0	0/0/0/0
88	OHX	1	4044	-	-	0/0/0/0	0/0/0/0
88	OHX	1	4045	-	-	0/0/0/0	0/0/0/0
88	OHX	1	4046	-	-	0/0/0/0	0/0/0/0
88	OHX	1	4047	-	-	0/0/0/0	0/0/0/0
88	OHX	1	4048	-	-	0/0/0/0	0/0/0/0
88	OHX	1	4049	-	-	0/0/0/0	0/0/0/0
88	OHX	1	4050	-	-	0/0/0/0	0/0/0/0
88	OHX	1	4051	-	-	0/0/0/0	0/0/0/0
88	OHX	1	4052	-	-	0/0/0/0	0/0/0/0
88	OHX	1	4053	-	-	0/0/0/0	0/0/0/0
88	OHX	1	4054	-	-	0/0/0/0	0/0/0/0
88	OHX	1	4055	-	-	0/0/0/0	0/0/0/0
88	OHX	1	4056	-	-	0/0/0/0	0/0/0/0
88	OHX	1	4057	-	-	0/0/0/0	0/0/0/0
88	OHX	1	4058	-	-	0/0/0/0	0/0/0/0
88	OHX	1	4059	-	-	0/0/0/0	0/0/0/0
88	OHX	1	4060	-	-	0/0/0/0	0/0/0/0
88	OHX	1	4061	-	-	0/0/0/0	0/0/0/0
88	OHX	1	4062	-	-	0/0/0/0	0/0/0/0
88	OHX	1	4063	-	-	0/0/0/0	0/0/0/0
88	OHX	1	4064	-	-	0/0/0/0	0/0/0/0
88	OHX	1	4065	-	-	0/0/0/0	0/0/0/0
88	OHX	1	4066	-	-	0/0/0/0	0/0/0/0
88	OHX	1	4067	-	-	0/0/0/0	0/0/0/0
88	OHX	1	4068	-	-	0/0/0/0	0/0/0/0
88	OHX	1	4069	-	-	0/0/0/0	0/0/0/0
88	OHX	1	4070	-	-	0/0/0/0	0/0/0/0

Continued on next page...

Continued from previous page...

Mol	Type	Chain	Res	Link	Chirals	Torsions	Rings
88	OHX	1	4071	-	-	0/0/0/0	0/0/0/0
88	OHX	1	4072	-	-	0/0/0/0	0/0/0/0
88	OHX	1	4073	-	-	0/0/0/0	0/0/0/0
88	OHX	1	4074	-	-	0/0/0/0	0/0/0/0
88	OHX	1	4075	-	-	0/0/0/0	0/0/0/0
88	OHX	1	4076	-	-	0/0/0/0	0/0/0/0
88	OHX	1	4077	-	-	0/0/0/0	0/0/0/0
88	OHX	1	4078	-	-	0/0/0/0	0/0/0/0
88	OHX	1	4079	-	-	0/0/0/0	0/0/0/0
88	OHX	1	4080	-	-	0/0/0/0	0/0/0/0
88	OHX	1	4081	-	-	0/0/0/0	0/0/0/0
88	OHX	1	4082	-	-	0/0/0/0	0/0/0/0
88	OHX	1	4083	-	-	0/0/0/0	0/0/0/0
88	OHX	1	4084	-	-	0/0/0/0	0/0/0/0
88	OHX	1	4085	-	-	0/0/0/0	0/0/0/0
88	OHX	1	4086	-	-	0/0/0/0	0/0/0/0
88	OHX	1	4087	-	-	0/0/0/0	0/0/0/0
88	OHX	1	4088	-	-	0/0/0/0	0/0/0/0
88	OHX	1	4089	-	-	0/0/0/0	0/0/0/0
88	OHX	1	4090	-	-	0/0/0/0	0/0/0/0
88	OHX	1	4091	-	-	0/0/0/0	0/0/0/0
88	OHX	1	4092	-	-	0/0/0/0	0/0/0/0
88	OHX	1	4093	-	-	0/0/0/0	0/0/0/0
88	OHX	1	4094	-	-	0/0/0/0	0/0/0/0
88	OHX	1	4095	-	-	0/0/0/0	0/0/0/0
88	OHX	1	4096	-	-	0/0/0/0	0/0/0/0
88	OHX	1	4097	-	-	0/0/0/0	0/0/0/0
88	OHX	1	4098	-	-	0/0/0/0	0/0/0/0
88	OHX	1	4099	-	-	0/0/0/0	0/0/0/0
88	OHX	1	4100	-	-	0/0/0/0	0/0/0/0
88	OHX	1	4101	-	-	0/0/0/0	0/0/0/0
88	OHX	1	4102	-	-	0/0/0/0	0/0/0/0
88	OHX	1	4103	-	-	0/0/0/0	0/0/0/0
88	OHX	1	4104	-	-	0/0/0/0	0/0/0/0
88	OHX	1	4105	-	-	0/0/0/0	0/0/0/0
88	OHX	1	4106	-	-	0/0/0/0	0/0/0/0
88	OHX	1	4107	-	-	0/0/0/0	0/0/0/0
88	OHX	2	1994	-	-	0/0/0/0	0/0/0/0
88	OHX	2	1995	-	-	0/0/0/0	0/0/0/0
88	OHX	2	1996	-	-	0/0/0/0	0/0/0/0
88	OHX	2	1997	-	-	0/0/0/0	0/0/0/0
88	OHX	2	1998	-	-	0/0/0/0	0/0/0/0

Continued on next page...

Continued from previous page...

Mol	Type	Chain	Res	Link	Chirals	Torsions	Rings
88	OHX	2	1999	-	-	0/0/0/0	0/0/0/0
88	OHX	2	2000	-	-	0/0/0/0	0/0/0/0
88	OHX	2	2001	-	-	0/0/0/0	0/0/0/0
88	OHX	2	2002	-	-	0/0/0/0	0/0/0/0
88	OHX	2	2003	-	-	0/0/0/0	0/0/0/0
88	OHX	2	2004	-	-	0/0/0/0	0/0/0/0
88	OHX	2	2005	-	-	0/0/0/0	0/0/0/0
88	OHX	2	2006	-	-	0/0/0/0	0/0/0/0
88	OHX	2	2007	-	-	0/0/0/0	0/0/0/0
88	OHX	2	2008	-	-	0/0/0/0	0/0/0/0
88	OHX	2	2009	-	-	0/0/0/0	0/0/0/0
88	OHX	2	2010	-	-	0/0/0/0	0/0/0/0
88	OHX	2	2011	-	-	0/0/0/0	0/0/0/0
88	OHX	2	2012	-	-	0/0/0/0	0/0/0/0
88	OHX	2	2013	-	-	0/0/0/0	0/0/0/0
88	OHX	2	2014	-	-	0/0/0/0	0/0/0/0
88	OHX	2	2015	-	-	0/0/0/0	0/0/0/0
88	OHX	2	2016	-	-	0/0/0/0	0/0/0/0
88	OHX	2	2017	-	-	0/0/0/0	0/0/0/0
88	OHX	2	2018	-	-	0/0/0/0	0/0/0/0
88	OHX	2	2019	-	-	0/0/0/0	0/0/0/0
88	OHX	2	2020	-	-	0/0/0/0	0/0/0/0
88	OHX	2	2021	-	-	0/0/0/0	0/0/0/0
88	OHX	2	2022	-	-	0/0/0/0	0/0/0/0
88	OHX	2	2023	-	-	0/0/0/0	0/0/0/0
88	OHX	2	2024	-	-	0/0/0/0	0/0/0/0
88	OHX	2	2025	-	-	0/0/0/0	0/0/0/0
88	OHX	2	2026	-	-	0/0/0/0	0/0/0/0
88	OHX	2	2027	-	-	0/0/0/0	0/0/0/0
88	OHX	2	2028	-	-	0/0/0/0	0/0/0/0
88	OHX	2	2029	-	-	0/0/0/0	0/0/0/0
88	OHX	2	2030	-	-	0/0/0/0	0/0/0/0
88	OHX	2	2031	-	-	0/0/0/0	0/0/0/0
88	OHX	2	2032	-	-	0/0/0/0	0/0/0/0
88	OHX	2	2033	-	-	0/0/0/0	0/0/0/0
88	OHX	2	2034	-	-	0/0/0/0	0/0/0/0
88	OHX	2	2035	-	-	0/0/0/0	0/0/0/0
88	OHX	2	2036	-	-	0/0/0/0	0/0/0/0
88	OHX	2	2037	-	-	0/0/0/0	0/0/0/0
88	OHX	2	2038	-	-	0/0/0/0	0/0/0/0
88	OHX	2	2039	-	-	0/0/0/0	0/0/0/0
88	OHX	2	2040	-	-	0/0/0/0	0/0/0/0

Continued on next page...

Continued from previous page...

Mol	Type	Chain	Res	Link	Chirals	Torsions	Rings
88	OHX	2	2041	-	-	0/0/0/0	0/0/0/0
88	OHX	2	2042	-	-	0/0/0/0	0/0/0/0
88	OHX	2	2043	-	-	0/0/0/0	0/0/0/0
88	OHX	2	2044	-	-	0/0/0/0	0/0/0/0
88	OHX	2	2045	-	-	0/0/0/0	0/0/0/0
88	OHX	2	2046	-	-	0/0/0/0	0/0/0/0
88	OHX	2	2047	-	-	0/0/0/0	0/0/0/0
88	OHX	2	2048	-	-	0/0/0/0	0/0/0/0
88	OHX	2	2049	-	-	0/0/0/0	0/0/0/0
88	OHX	2	2050	-	-	0/0/0/0	0/0/0/0
88	OHX	2	2051	-	-	0/0/0/0	0/0/0/0
88	OHX	2	2052	-	-	0/0/0/0	0/0/0/0
88	OHX	2	2053	-	-	0/0/0/0	0/0/0/0
88	OHX	2	2054	-	-	0/0/0/0	0/0/0/0
88	OHX	2	2055	-	-	0/0/0/0	0/0/0/0
88	OHX	2	2056	-	-	0/0/0/0	0/0/0/0
88	OHX	2	2057	-	-	0/0/0/0	0/0/0/0
88	OHX	2	2058	-	-	0/0/0/0	0/0/0/0
88	OHX	2	2059	-	-	0/0/0/0	0/0/0/0
88	OHX	2	2060	-	-	0/0/0/0	0/0/0/0
88	OHX	2	2061	-	-	0/0/0/0	0/0/0/0
88	OHX	2	2062	-	-	0/0/0/0	0/0/0/0
88	OHX	2	2063	-	-	0/0/0/0	0/0/0/0
88	OHX	2	2064	-	-	0/0/0/0	0/0/0/0
88	OHX	2	2065	-	-	0/0/0/0	0/0/0/0
88	OHX	2	2066	-	-	0/0/0/0	0/0/0/0
88	OHX	2	2067	-	-	0/0/0/0	0/0/0/0
88	OHX	2	2068	-	-	0/0/0/0	0/0/0/0
88	OHX	2	2069	-	-	0/0/0/0	0/0/0/0
88	OHX	2	2070	-	-	0/0/0/0	0/0/0/0
88	OHX	2	2071	-	-	0/0/0/0	0/0/0/0
88	OHX	2	2072	-	-	0/0/0/0	0/0/0/0
88	OHX	2	2073	-	-	0/0/0/0	0/0/0/0
88	OHX	2	2074	-	-	0/0/0/0	0/0/0/0
88	OHX	2	2075	-	-	0/0/0/0	0/0/0/0
88	OHX	2	2076	-	-	0/0/0/0	0/0/0/0
88	OHX	2	2077	-	-	0/0/0/0	0/0/0/0
88	OHX	2	2078	-	-	0/0/0/0	0/0/0/0
88	OHX	2	2079	-	-	0/0/0/0	0/0/0/0
88	OHX	2	2080	-	-	0/0/0/0	0/0/0/0
88	OHX	2	2081	-	-	0/0/0/0	0/0/0/0
88	OHX	2	2082	-	-	0/0/0/0	0/0/0/0

Continued on next page...

Continued from previous page...

Mol	Type	Chain	Res	Link	Chirals	Torsions	Rings
88	OHX	2	2083	-	-	0/0/0/0	0/0/0/0
88	OHX	2	2084	-	-	0/0/0/0	0/0/0/0
88	OHX	2	2085	-	-	0/0/0/0	0/0/0/0
88	OHX	2	2086	-	-	0/0/0/0	0/0/0/0
88	OHX	2	2087	-	-	0/0/0/0	0/0/0/0
88	OHX	2	2088	-	-	0/0/0/0	0/0/0/0
88	OHX	2	2089	-	-	0/0/0/0	0/0/0/0
88	OHX	2	2090	-	-	0/0/0/0	0/0/0/0
88	OHX	2	2091	-	-	0/0/0/0	0/0/0/0
88	OHX	2	2092	-	-	0/0/0/0	0/0/0/0
88	OHX	2	2093	-	-	0/0/0/0	0/0/0/0
88	OHX	2	2094	-	-	0/0/0/0	0/0/0/0
88	OHX	2	2095	-	-	0/0/0/0	0/0/0/0
88	OHX	2	2096	-	-	0/0/0/0	0/0/0/0
88	OHX	2	2097	-	-	0/0/0/0	0/0/0/0
88	OHX	2	2098	-	-	0/0/0/0	0/0/0/0
88	OHX	2	2099	-	-	0/0/0/0	0/0/0/0
88	OHX	2	2100	-	-	0/0/0/0	0/0/0/0
88	OHX	2	2101	-	-	0/0/0/0	0/0/0/0
88	OHX	2	2102	1	-	0/0/0/0	0/0/0/0
88	OHX	2	2103	-	-	0/0/0/0	0/0/0/0
88	OHX	2	2104	-	-	0/0/0/0	0/0/0/0
88	OHX	2	2105	-	-	0/0/0/0	0/0/0/0
88	OHX	2	2106	-	-	0/0/0/0	0/0/0/0
88	OHX	2	2107	-	-	0/0/0/0	0/0/0/0
88	OHX	2	2108	-	-	0/0/0/0	0/0/0/0
88	OHX	2	2109	-	-	0/0/0/0	0/0/0/0
88	OHX	2	2110	-	-	0/0/0/0	0/0/0/0
88	OHX	2	2111	-	-	0/0/0/0	0/0/0/0
88	OHX	2	2112	-	-	0/0/0/0	0/0/0/0
88	OHX	2	2113	-	-	0/0/0/0	0/0/0/0
88	OHX	2	2114	-	-	0/0/0/0	0/0/0/0
88	OHX	2	2115	-	-	0/0/0/0	0/0/0/0
88	OHX	2	2116	-	-	0/0/0/0	0/0/0/0
88	OHX	2	2117	-	-	0/0/0/0	0/0/0/0
88	OHX	2	2118	-	-	0/0/0/0	0/0/0/0
88	OHX	2	2119	-	-	0/0/0/0	0/0/0/0
88	OHX	2	2120	-	-	0/0/0/0	0/0/0/0
88	OHX	2	2121	-	-	0/0/0/0	0/0/0/0
88	OHX	2	2122	-	-	0/0/0/0	0/0/0/0
88	OHX	2	2123	-	-	0/0/0/0	0/0/0/0
88	OHX	2	2124	-	-	0/0/0/0	0/0/0/0

Continued on next page...

Continued from previous page...

Mol	Type	Chain	Res	Link	Chirals	Torsions	Rings
88	OHX	2	2125	-	-	0/0/0/0	0/0/0/0
88	OHX	2	2126	-	-	0/0/0/0	0/0/0/0
88	OHX	2	2127	-	-	0/0/0/0	0/0/0/0
88	OHX	2	2128	-	-	0/0/0/0	0/0/0/0
88	OHX	2	2129	-	-	0/0/0/0	0/0/0/0
88	OHX	2	2130	-	-	0/0/0/0	0/0/0/0
88	OHX	2	2131	-	-	0/0/0/0	0/0/0/0
88	OHX	2	2132	-	-	0/0/0/0	0/0/0/0
88	OHX	2	2133	-	-	0/0/0/0	0/0/0/0
88	OHX	2	2134	-	-	0/0/0/0	0/0/0/0
88	OHX	2	2135	-	-	0/0/0/0	0/0/0/0
88	OHX	2	2136	-	-	0/0/0/0	0/0/0/0
88	OHX	2	2137	-	-	0/0/0/0	0/0/0/0
88	OHX	2	2138	-	-	0/0/0/0	0/0/0/0
88	OHX	2	2139	-	-	0/0/0/0	0/0/0/0
88	OHX	2	2140	-	-	0/0/0/0	0/0/0/0
88	OHX	2	2141	-	-	0/0/0/0	0/0/0/0
88	OHX	2	2142	-	-	0/0/0/0	0/0/0/0
88	OHX	2	2143	-	-	0/0/0/0	0/0/0/0
88	OHX	2	2144	-	-	0/0/0/0	0/0/0/0
88	OHX	2	2145	-	-	0/0/0/0	0/0/0/0
88	OHX	2	2146	-	-	0/0/0/0	0/0/0/0
88	OHX	2	2147	-	-	0/0/0/0	0/0/0/0
88	OHX	2	2148	-	-	0/0/0/0	0/0/0/0
88	OHX	2	2149	-	-	0/0/0/0	0/0/0/0
88	OHX	2	2150	-	-	0/0/0/0	0/0/0/0
88	OHX	2	2151	-	-	0/0/0/0	0/0/0/0
88	OHX	2	2152	-	-	0/0/0/0	0/0/0/0
88	OHX	3	209	-	-	0/0/0/0	0/0/0/0
88	OHX	3	210	-	-	0/0/0/0	0/0/0/0
88	OHX	3	211	-	-	0/0/0/0	0/0/0/0
88	OHX	3	212	-	-	0/0/0/0	0/0/0/0
88	OHX	3	213	-	-	0/0/0/0	0/0/0/0
88	OHX	3	214	-	-	0/0/0/0	0/0/0/0
88	OHX	3	215	-	-	0/0/0/0	0/0/0/0
88	OHX	3	216	-	-	0/0/0/0	0/0/0/0
88	OHX	3	217	-	-	0/0/0/0	0/0/0/0
88	OHX	3	218	-	-	0/0/0/0	0/0/0/0
88	OHX	3	219	-	-	0/0/0/0	0/0/0/0
88	OHX	4	220	-	-	0/0/0/0	0/0/0/0
88	OHX	4	221	-	-	0/0/0/0	0/0/0/0
88	OHX	4	222	-	-	0/0/0/0	0/0/0/0

Continued on next page...

Continued from previous page...

Mol	Type	Chain	Res	Link	Chirals	Torsions	Rings
88	OHX	4	223	-	-	0/0/0/0	0/0/0/0
88	OHX	4	224	-	-	0/0/0/0	0/0/0/0
88	OHX	4	225	-	-	0/0/0/0	0/0/0/0
88	OHX	4	226	-	-	0/0/0/0	0/0/0/0
88	OHX	4	227	-	-	0/0/0/0	0/0/0/0
88	OHX	4	228	-	-	0/0/0/0	0/0/0/0
88	OHX	4	229	-	-	0/0/0/0	0/0/0/0
88	OHX	4	230	-	-	0/0/0/0	0/0/0/0
88	OHX	4	231	-	-	0/0/0/0	0/0/0/0
88	OHX	4	232	-	-	0/0/0/0	0/0/0/0
88	OHX	4	233	-	-	0/0/0/0	0/0/0/0
88	OHX	4	234	-	-	0/0/0/0	0/0/0/0
88	OHX	4	235	-	-	0/0/0/0	0/0/0/0
88	OHX	5	3794	-	-	0/0/0/0	0/0/0/0
88	OHX	5	3795	-	-	0/0/0/0	0/0/0/0
88	OHX	5	3796	-	-	0/0/0/0	0/0/0/0
88	OHX	5	3797	-	-	0/0/0/0	0/0/0/0
88	OHX	5	3798	-	-	0/0/0/0	0/0/0/0
88	OHX	5	3799	-	-	0/0/0/0	0/0/0/0
88	OHX	5	3800	-	-	0/0/0/0	0/0/0/0
88	OHX	5	3801	-	-	0/0/0/0	0/0/0/0
88	OHX	5	3802	-	-	0/0/0/0	0/0/0/0
88	OHX	5	3803	-	-	0/0/0/0	0/0/0/0
88	OHX	5	3804	-	-	0/0/0/0	0/0/0/0
88	OHX	5	3805	-	-	0/0/0/0	0/0/0/0
88	OHX	5	3806	-	-	0/0/0/0	0/0/0/0
88	OHX	5	3807	-	-	0/0/0/0	0/0/0/0
88	OHX	5	3808	-	-	0/0/0/0	0/0/0/0
88	OHX	5	3809	-	-	0/0/0/0	0/0/0/0
88	OHX	5	3810	-	-	0/0/0/0	0/0/0/0
88	OHX	5	3811	-	-	0/0/0/0	0/0/0/0
88	OHX	5	3812	-	-	0/0/0/0	0/0/0/0
88	OHX	5	3813	-	-	0/0/0/0	0/0/0/0
88	OHX	5	3814	-	-	0/0/0/0	0/0/0/0
88	OHX	5	3815	-	-	0/0/0/0	0/0/0/0
88	OHX	5	3816	-	-	0/0/0/0	0/0/0/0
88	OHX	5	3817	-	-	0/0/0/0	0/0/0/0
88	OHX	5	3818	-	-	0/0/0/0	0/0/0/0
88	OHX	5	3819	-	-	0/0/0/0	0/0/0/0
88	OHX	5	3820	-	-	0/0/0/0	0/0/0/0
88	OHX	5	3821	-	-	0/0/0/0	0/0/0/0
88	OHX	5	3822	-	-	0/0/0/0	0/0/0/0

Continued on next page...

Continued from previous page...

Mol	Type	Chain	Res	Link	Chirals	Torsions	Rings
88	OHX	5	3823	-	-	0/0/0/0	0/0/0/0
88	OHX	5	3824	-	-	0/0/0/0	0/0/0/0
88	OHX	5	3825	-	-	0/0/0/0	0/0/0/0
88	OHX	5	3826	-	-	0/0/0/0	0/0/0/0
88	OHX	5	3827	-	-	0/0/0/0	0/0/0/0
88	OHX	5	3828	-	-	0/0/0/0	0/0/0/0
88	OHX	5	3829	-	-	0/0/0/0	0/0/0/0
88	OHX	5	3830	-	-	0/0/0/0	0/0/0/0
88	OHX	5	3831	-	-	0/0/0/0	0/0/0/0
88	OHX	5	3832	-	-	0/0/0/0	0/0/0/0
88	OHX	5	3833	-	-	0/0/0/0	0/0/0/0
88	OHX	5	3834	-	-	0/0/0/0	0/0/0/0
88	OHX	5	3835	-	-	0/0/0/0	0/0/0/0
88	OHX	5	3836	-	-	0/0/0/0	0/0/0/0
88	OHX	5	3837	-	-	0/0/0/0	0/0/0/0
88	OHX	5	3838	-	-	0/0/0/0	0/0/0/0
88	OHX	5	3839	-	-	0/0/0/0	0/0/0/0
88	OHX	5	3840	-	-	0/0/0/0	0/0/0/0
88	OHX	5	3841	-	-	0/0/0/0	0/0/0/0
88	OHX	5	3842	-	-	0/0/0/0	0/0/0/0
88	OHX	5	3843	-	-	0/0/0/0	0/0/0/0
88	OHX	5	3844	-	-	0/0/0/0	0/0/0/0
88	OHX	5	3845	-	-	0/0/0/0	0/0/0/0
88	OHX	5	3846	-	-	0/0/0/0	0/0/0/0
88	OHX	5	3847	-	-	0/0/0/0	0/0/0/0
88	OHX	5	3848	-	-	0/0/0/0	0/0/0/0
88	OHX	5	3849	-	-	0/0/0/0	0/0/0/0
88	OHX	5	3850	-	-	0/0/0/0	0/0/0/0
88	OHX	5	3851	-	-	0/0/0/0	0/0/0/0
88	OHX	5	3852	36	-	0/0/0/0	0/0/0/0
88	OHX	5	3853	-	-	0/0/0/0	0/0/0/0
88	OHX	5	3854	-	-	0/0/0/0	0/0/0/0
88	OHX	5	3855	-	-	0/0/0/0	0/0/0/0
88	OHX	5	3856	-	-	0/0/0/0	0/0/0/0
88	OHX	5	3857	-	-	0/0/0/0	0/0/0/0
88	OHX	5	3858	-	-	0/0/0/0	0/0/0/0
88	OHX	5	3859	-	-	0/0/0/0	0/0/0/0
88	OHX	5	3860	-	-	0/0/0/0	0/0/0/0
88	OHX	5	3861	-	-	0/0/0/0	0/0/0/0
88	OHX	5	3862	-	-	0/0/0/0	0/0/0/0
88	OHX	5	3863	-	-	0/0/0/0	0/0/0/0
88	OHX	5	3864	-	-	0/0/0/0	0/0/0/0

Continued on next page...

Continued from previous page...

Mol	Type	Chain	Res	Link	Chirals	Torsions	Rings
88	OHX	5	3865	-	-	0/0/0/0	0/0/0/0
88	OHX	5	3866	-	-	0/0/0/0	0/0/0/0
88	OHX	5	3867	-	-	0/0/0/0	0/0/0/0
88	OHX	5	3868	-	-	0/0/0/0	0/0/0/0
88	OHX	5	3869	-	-	0/0/0/0	0/0/0/0
88	OHX	5	3870	-	-	0/0/0/0	0/0/0/0
88	OHX	5	3871	-	-	0/0/0/0	0/0/0/0
88	OHX	5	3872	-	-	0/0/0/0	0/0/0/0
88	OHX	5	3873	-	-	0/0/0/0	0/0/0/0
88	OHX	5	3874	-	-	0/0/0/0	0/0/0/0
88	OHX	5	3875	-	-	0/0/0/0	0/0/0/0
88	OHX	5	3876	-	-	0/0/0/0	0/0/0/0
88	OHX	5	3877	-	-	0/0/0/0	0/0/0/0
88	OHX	5	3878	-	-	0/0/0/0	0/0/0/0
88	OHX	5	3879	-	-	0/0/0/0	0/0/0/0
88	OHX	5	3880	-	-	0/0/0/0	0/0/0/0
88	OHX	5	3881	-	-	0/0/0/0	0/0/0/0
88	OHX	5	3882	-	-	0/0/0/0	0/0/0/0
88	OHX	5	3883	-	-	0/0/0/0	0/0/0/0
88	OHX	5	3884	-	-	0/0/0/0	0/0/0/0
88	OHX	5	3885	-	-	0/0/0/0	0/0/0/0
88	OHX	5	3886	-	-	0/0/0/0	0/0/0/0
88	OHX	5	3887	-	-	0/0/0/0	0/0/0/0
88	OHX	5	3888	-	-	0/0/0/0	0/0/0/0
88	OHX	5	3889	-	-	0/0/0/0	0/0/0/0
88	OHX	5	3890	-	-	0/0/0/0	0/0/0/0
88	OHX	5	3891	-	-	0/0/0/0	0/0/0/0
88	OHX	5	3892	-	-	0/0/0/0	0/0/0/0
88	OHX	5	3893	-	-	0/0/0/0	0/0/0/0
88	OHX	5	3894	-	-	0/0/0/0	0/0/0/0
88	OHX	5	3895	-	-	0/0/0/0	0/0/0/0
88	OHX	5	3896	-	-	0/0/0/0	0/0/0/0
88	OHX	5	3897	-	-	0/0/0/0	0/0/0/0
88	OHX	5	3898	-	-	0/0/0/0	0/0/0/0
88	OHX	5	3899	-	-	0/0/0/0	0/0/0/0
88	OHX	5	3900	-	-	0/0/0/0	0/0/0/0
88	OHX	5	3901	-	-	0/0/0/0	0/0/0/0
88	OHX	5	3902	-	-	0/0/0/0	0/0/0/0
88	OHX	5	3903	-	-	0/0/0/0	0/0/0/0
88	OHX	5	3904	-	-	0/0/0/0	0/0/0/0
88	OHX	5	3905	-	-	0/0/0/0	0/0/0/0
88	OHX	5	3906	-	-	0/0/0/0	0/0/0/0

Continued on next page...

Continued from previous page...

Mol	Type	Chain	Res	Link	Chirals	Torsions	Rings
88	OHX	5	3907	-	-	0/0/0/0	0/0/0/0
88	OHX	5	3908	-	-	0/0/0/0	0/0/0/0
88	OHX	5	3909	-	-	0/0/0/0	0/0/0/0
88	OHX	5	3910	-	-	0/0/0/0	0/0/0/0
88	OHX	5	3911	-	-	0/0/0/0	0/0/0/0
88	OHX	5	3912	-	-	0/0/0/0	0/0/0/0
88	OHX	5	3913	-	-	0/0/0/0	0/0/0/0
88	OHX	5	3914	-	-	0/0/0/0	0/0/0/0
88	OHX	5	3915	-	-	0/0/0/0	0/0/0/0
88	OHX	5	3916	-	-	0/0/0/0	0/0/0/0
88	OHX	5	3917	-	-	0/0/0/0	0/0/0/0
88	OHX	5	3918	-	-	0/0/0/0	0/0/0/0
88	OHX	5	3919	-	-	0/0/0/0	0/0/0/0
88	OHX	5	3920	-	-	0/0/0/0	0/0/0/0
88	OHX	5	3921	-	-	0/0/0/0	0/0/0/0
88	OHX	5	3922	-	-	0/0/0/0	0/0/0/0
88	OHX	5	3923	-	-	0/0/0/0	0/0/0/0
88	OHX	5	3924	-	-	0/0/0/0	0/0/0/0
88	OHX	5	3925	-	-	0/0/0/0	0/0/0/0
88	OHX	5	3926	-	-	0/0/0/0	0/0/0/0
88	OHX	5	3927	-	-	0/0/0/0	0/0/0/0
88	OHX	5	3928	-	-	0/0/0/0	0/0/0/0
88	OHX	5	3929	-	-	0/0/0/0	0/0/0/0
88	OHX	5	3930	-	-	0/0/0/0	0/0/0/0
88	OHX	5	3931	-	-	0/0/0/0	0/0/0/0
88	OHX	5	3932	-	-	0/0/0/0	0/0/0/0
88	OHX	5	3933	-	-	0/0/0/0	0/0/0/0
88	OHX	5	3934	-	-	0/0/0/0	0/0/0/0
88	OHX	5	3935	-	-	0/0/0/0	0/0/0/0
88	OHX	5	3936	-	-	0/0/0/0	0/0/0/0
88	OHX	5	3937	-	-	0/0/0/0	0/0/0/0
88	OHX	5	3938	-	-	0/0/0/0	0/0/0/0
88	OHX	5	3939	-	-	0/0/0/0	0/0/0/0
88	OHX	5	3940	-	-	0/0/0/0	0/0/0/0
88	OHX	5	3941	-	-	0/0/0/0	0/0/0/0
88	OHX	5	3942	-	-	0/0/0/0	0/0/0/0
88	OHX	5	3943	-	-	0/0/0/0	0/0/0/0
88	OHX	5	3944	-	-	0/0/0/0	0/0/0/0
88	OHX	5	3945	-	-	0/0/0/0	0/0/0/0
88	OHX	5	3946	-	-	0/0/0/0	0/0/0/0
88	OHX	5	3947	-	-	0/0/0/0	0/0/0/0
88	OHX	5	3948	-	-	0/0/0/0	0/0/0/0

Continued on next page...

Continued from previous page...

Mol	Type	Chain	Res	Link	Chirals	Torsions	Rings
88	OHX	5	3949	-	-	0/0/0/0	0/0/0/0
88	OHX	5	3950	-	-	0/0/0/0	0/0/0/0
88	OHX	5	3951	-	-	0/0/0/0	0/0/0/0
88	OHX	5	3952	-	-	0/0/0/0	0/0/0/0
88	OHX	5	3953	-	-	0/0/0/0	0/0/0/0
88	OHX	5	3954	-	-	0/0/0/0	0/0/0/0
88	OHX	5	3955	-	-	0/0/0/0	0/0/0/0
88	OHX	5	3956	-	-	0/0/0/0	0/0/0/0
88	OHX	5	3957	-	-	0/0/0/0	0/0/0/0
88	OHX	5	3958	-	-	0/0/0/0	0/0/0/0
88	OHX	5	3959	-	-	0/0/0/0	0/0/0/0
88	OHX	5	3960	-	-	0/0/0/0	0/0/0/0
88	OHX	5	3961	-	-	0/0/0/0	0/0/0/0
88	OHX	5	3962	-	-	0/0/0/0	0/0/0/0
88	OHX	5	3963	-	-	0/0/0/0	0/0/0/0
88	OHX	5	3964	-	-	0/0/0/0	0/0/0/0
88	OHX	5	3965	-	-	0/0/0/0	0/0/0/0
88	OHX	5	3966	-	-	0/0/0/0	0/0/0/0
88	OHX	5	3967	-	-	0/0/0/0	0/0/0/0
88	OHX	5	3968	-	-	0/0/0/0	0/0/0/0
88	OHX	5	3969	-	-	0/0/0/0	0/0/0/0
88	OHX	5	3970	-	-	0/0/0/0	0/0/0/0
88	OHX	5	3971	-	-	0/0/0/0	0/0/0/0
88	OHX	5	3972	-	-	0/0/0/0	0/0/0/0
88	OHX	5	3973	-	-	0/0/0/0	0/0/0/0
88	OHX	5	3974	-	-	0/0/0/0	0/0/0/0
88	OHX	5	3975	-	-	0/0/0/0	0/0/0/0
88	OHX	5	3976	-	-	0/0/0/0	0/0/0/0
88	OHX	5	3977	-	-	0/0/0/0	0/0/0/0
88	OHX	5	3978	-	-	0/0/0/0	0/0/0/0
88	OHX	5	3979	-	-	0/0/0/0	0/0/0/0
88	OHX	5	3980	-	-	0/0/0/0	0/0/0/0
88	OHX	5	3981	-	-	0/0/0/0	0/0/0/0
88	OHX	5	3982	-	-	0/0/0/0	0/0/0/0
88	OHX	5	3983	-	-	0/0/0/0	0/0/0/0
88	OHX	5	3984	-	-	0/0/0/0	0/0/0/0
88	OHX	5	3985	-	-	0/0/0/0	0/0/0/0
88	OHX	5	3986	-	-	0/0/0/0	0/0/0/0
88	OHX	5	3987	-	-	0/0/0/0	0/0/0/0
88	OHX	5	3988	-	-	0/0/0/0	0/0/0/0
88	OHX	5	3989	-	-	0/0/0/0	0/0/0/0
88	OHX	5	3990	-	-	0/0/0/0	0/0/0/0

Continued on next page...

Continued from previous page...

Mol	Type	Chain	Res	Link	Chirals	Torsions	Rings
88	OHX	5	3991	-	-	0/0/0/0	0/0/0/0
88	OHX	5	3992	-	-	0/0/0/0	0/0/0/0
88	OHX	5	3993	-	-	0/0/0/0	0/0/0/0
88	OHX	5	3994	-	-	0/0/0/0	0/0/0/0
88	OHX	5	3995	-	-	0/0/0/0	0/0/0/0
88	OHX	5	3996	-	-	0/0/0/0	0/0/0/0
88	OHX	5	3997	-	-	0/0/0/0	0/0/0/0
88	OHX	5	3998	-	-	0/0/0/0	0/0/0/0
88	OHX	5	3999	-	-	0/0/0/0	0/0/0/0
88	OHX	5	4000	-	-	0/0/0/0	0/0/0/0
88	OHX	5	4001	-	-	0/0/0/0	0/0/0/0
88	OHX	5	4002	-	-	0/0/0/0	0/0/0/0
88	OHX	5	4003	-	-	0/0/0/0	0/0/0/0
88	OHX	5	4004	-	-	0/0/0/0	0/0/0/0
88	OHX	5	4005	-	-	0/0/0/0	0/0/0/0
88	OHX	5	4006	-	-	0/0/0/0	0/0/0/0
88	OHX	5	4007	-	-	0/0/0/0	0/0/0/0
88	OHX	5	4008	-	-	0/0/0/0	0/0/0/0
88	OHX	5	4009	-	-	0/0/0/0	0/0/0/0
88	OHX	5	4010	-	-	0/0/0/0	0/0/0/0
88	OHX	5	4011	-	-	0/0/0/0	0/0/0/0
88	OHX	5	4012	-	-	0/0/0/0	0/0/0/0
88	OHX	5	4013	-	-	0/0/0/0	0/0/0/0
88	OHX	5	4014	-	-	0/0/0/0	0/0/0/0
88	OHX	5	4015	-	-	0/0/0/0	0/0/0/0
88	OHX	5	4016	-	-	0/0/0/0	0/0/0/0
88	OHX	5	4017	-	-	0/0/0/0	0/0/0/0
88	OHX	5	4018	-	-	0/0/0/0	0/0/0/0
88	OHX	5	4019	-	-	0/0/0/0	0/0/0/0
88	OHX	5	4020	-	-	0/0/0/0	0/0/0/0
88	OHX	5	4021	-	-	0/0/0/0	0/0/0/0
88	OHX	5	4022	-	-	0/0/0/0	0/0/0/0
88	OHX	5	4023	-	-	0/0/0/0	0/0/0/0
88	OHX	5	4024	-	-	0/0/0/0	0/0/0/0
88	OHX	5	4025	-	-	0/0/0/0	0/0/0/0
88	OHX	5	4026	-	-	0/0/0/0	0/0/0/0
88	OHX	5	4027	-	-	0/0/0/0	0/0/0/0
88	OHX	5	4028	-	-	0/0/0/0	0/0/0/0
88	OHX	5	4029	-	-	0/0/0/0	0/0/0/0
88	OHX	5	4030	-	-	0/0/0/0	0/0/0/0
88	OHX	5	4031	-	-	0/0/0/0	0/0/0/0
88	OHX	5	4032	-	-	0/0/0/0	0/0/0/0

Continued on next page...

Continued from previous page...

Mol	Type	Chain	Res	Link	Chirals	Torsions	Rings
88	OHX	5	4033	-	-	0/0/0/0	0/0/0/0
88	OHX	5	4034	-	-	0/0/0/0	0/0/0/0
88	OHX	5	4035	-	-	0/0/0/0	0/0/0/0
88	OHX	5	4036	-	-	0/0/0/0	0/0/0/0
88	OHX	5	4037	-	-	0/0/0/0	0/0/0/0
88	OHX	5	4038	-	-	0/0/0/0	0/0/0/0
88	OHX	5	4039	-	-	0/0/0/0	0/0/0/0
88	OHX	5	4040	-	-	0/0/0/0	0/0/0/0
88	OHX	5	4041	-	-	0/0/0/0	0/0/0/0
88	OHX	5	4042	-	-	0/0/0/0	0/0/0/0
88	OHX	5	4043	-	-	0/0/0/0	0/0/0/0
88	OHX	5	4044	-	-	0/0/0/0	0/0/0/0
88	OHX	5	4045	-	-	0/0/0/0	0/0/0/0
88	OHX	5	4046	-	-	0/0/0/0	0/0/0/0
88	OHX	5	4047	-	-	0/0/0/0	0/0/0/0
88	OHX	5	4048	-	-	0/0/0/0	0/0/0/0
88	OHX	5	4049	-	-	0/0/0/0	0/0/0/0
88	OHX	5	4050	-	-	0/0/0/0	0/0/0/0
88	OHX	5	4051	-	-	0/0/0/0	0/0/0/0
88	OHX	5	4052	-	-	0/0/0/0	0/0/0/0
88	OHX	5	4053	-	-	0/0/0/0	0/0/0/0
88	OHX	5	4054	-	-	0/0/0/0	0/0/0/0
88	OHX	5	4055	-	-	0/0/0/0	0/0/0/0
88	OHX	5	4056	-	-	0/0/0/0	0/0/0/0
88	OHX	5	4057	-	-	0/0/0/0	0/0/0/0
88	OHX	5	4058	-	-	0/0/0/0	0/0/0/0
88	OHX	5	4059	-	-	0/0/0/0	0/0/0/0
88	OHX	5	4060	-	-	0/0/0/0	0/0/0/0
88	OHX	5	4061	-	-	0/0/0/0	0/0/0/0
88	OHX	5	4062	-	-	0/0/0/0	0/0/0/0
88	OHX	5	4063	-	-	0/0/0/0	0/0/0/0
88	OHX	5	4064	-	-	0/0/0/0	0/0/0/0
88	OHX	5	4065	-	-	0/0/0/0	0/0/0/0
88	OHX	5	4066	-	-	0/0/0/0	0/0/0/0
88	OHX	5	4067	-	-	0/0/0/0	0/0/0/0
88	OHX	5	4068	36	-	0/0/0/0	0/0/0/0
88	OHX	5	4069	-	-	0/0/0/0	0/0/0/0
88	OHX	5	4070	-	-	0/0/0/0	0/0/0/0
88	OHX	5	4071	-	-	0/0/0/0	0/0/0/0
88	OHX	5	4072	-	-	0/0/0/0	0/0/0/0
88	OHX	5	4073	-	-	0/0/0/0	0/0/0/0
88	OHX	5	4074	-	-	0/0/0/0	0/0/0/0

Continued on next page...

Continued from previous page...

Mol	Type	Chain	Res	Link	Chirals	Torsions	Rings
88	OHX	5	4075	-	-	0/0/0/0	0/0/0/0
88	OHX	5	4076	-	-	0/0/0/0	0/0/0/0
88	OHX	5	4077	-	-	0/0/0/0	0/0/0/0
88	OHX	5	4078	-	-	0/0/0/0	0/0/0/0
88	OHX	5	4079	-	-	0/0/0/0	0/0/0/0
88	OHX	5	4080	-	-	0/0/0/0	0/0/0/0
88	OHX	5	4081	-	-	0/0/0/0	0/0/0/0
88	OHX	5	4082	-	-	0/0/0/0	0/0/0/0
88	OHX	5	4083	-	-	0/0/0/0	0/0/0/0
88	OHX	5	4084	-	-	0/0/0/0	0/0/0/0
88	OHX	5	4085	-	-	0/0/0/0	0/0/0/0
88	OHX	5	4086	-	-	0/0/0/0	0/0/0/0
88	OHX	5	4087	-	-	0/0/0/0	0/0/0/0
88	OHX	5	4088	-	-	0/0/0/0	0/0/0/0
88	OHX	5	4089	-	-	0/0/0/0	0/0/0/0
88	OHX	5	4090	-	-	0/0/0/0	0/0/0/0
88	OHX	5	4091	-	-	0/0/0/0	0/0/0/0
88	OHX	5	4092	-	-	0/0/0/0	0/0/0/0
88	OHX	5	4093	-	-	0/0/0/0	0/0/0/0
88	OHX	5	4094	-	-	0/0/0/0	0/0/0/0
88	OHX	5	4095	-	-	0/0/0/0	0/0/0/0
88	OHX	5	4096	-	-	0/0/0/0	0/0/0/0
88	OHX	5	4097	-	-	0/0/0/0	0/0/0/0
88	OHX	5	4098	-	-	0/0/0/0	0/0/0/0
88	OHX	5	4099	-	-	0/0/0/0	0/0/0/0
88	OHX	5	4100	-	-	0/0/0/0	0/0/0/0
88	OHX	5	4101	-	-	0/0/0/0	0/0/0/0
88	OHX	5	4102	-	-	0/0/0/0	0/0/0/0
88	OHX	5	4103	-	-	0/0/0/0	0/0/0/0
88	OHX	5	4104	-	-	0/0/0/0	0/0/0/0
88	OHX	5	4105	-	-	0/0/0/0	0/0/0/0
88	OHX	5	4106	-	-	0/0/0/0	0/0/0/0
88	OHX	5	4107	-	-	0/0/0/0	0/0/0/0
88	OHX	5	4108	-	-	0/0/0/0	0/0/0/0
88	OHX	5	4109	-	-	0/0/0/0	0/0/0/0
88	OHX	5	4110	-	-	0/0/0/0	0/0/0/0
88	OHX	5	4111	-	-	0/0/0/0	0/0/0/0
88	OHX	5	4112	-	-	0/0/0/0	0/0/0/0
88	OHX	5	4113	-	-	0/0/0/0	0/0/0/0
88	OHX	5	4114	-	-	0/0/0/0	0/0/0/0
88	OHX	5	4115	-	-	0/0/0/0	0/0/0/0
88	OHX	5	4116	-	-	0/0/0/0	0/0/0/0

Continued on next page...

Continued from previous page...

Mol	Type	Chain	Res	Link	Chirals	Torsions	Rings
88	OHX	5	4117	-	-	0/0/0/0	0/0/0/0
88	OHX	5	4118	-	-	0/0/0/0	0/0/0/0
88	OHX	5	4119	-	-	0/0/0/0	0/0/0/0
88	OHX	5	4120	-	-	0/0/0/0	0/0/0/0
88	OHX	5	4121	-	-	0/0/0/0	0/0/0/0
88	OHX	5	4122	-	-	0/0/0/0	0/0/0/0
88	OHX	5	4123	-	-	0/0/0/0	0/0/0/0
88	OHX	5	4124	-	-	0/0/0/0	0/0/0/0
88	OHX	5	4125	-	-	0/0/0/0	0/0/0/0
88	OHX	5	4126	36	-	0/0/0/0	0/0/0/0
88	OHX	5	4127	-	-	0/0/0/0	0/0/0/0
88	OHX	5	4128	-	-	0/0/0/0	0/0/0/0
88	OHX	5	4129	-	-	0/0/0/0	0/0/0/0
88	OHX	5	4130	-	-	0/0/0/0	0/0/0/0
88	OHX	5	4131	-	-	0/0/0/0	0/0/0/0
88	OHX	5	4132	-	-	0/0/0/0	0/0/0/0
88	OHX	5	4133	-	-	0/0/0/0	0/0/0/0
88	OHX	5	4134	-	-	0/0/0/0	0/0/0/0
88	OHX	5	4135	-	-	0/0/0/0	0/0/0/0
88	OHX	5	4136	-	-	0/0/0/0	0/0/0/0
88	OHX	5	4137	-	-	0/0/0/0	0/0/0/0
88	OHX	5	4138	-	-	0/0/0/0	0/0/0/0
88	OHX	5	4139	-	-	0/0/0/0	0/0/0/0
88	OHX	5	4140	-	-	0/0/0/0	0/0/0/0
88	OHX	5	4141	-	-	0/0/0/0	0/0/0/0
88	OHX	5	4142	-	-	0/0/0/0	0/0/0/0
88	OHX	5	4143	-	-	0/0/0/0	0/0/0/0
88	OHX	5	4144	-	-	0/0/0/0	0/0/0/0
88	OHX	5	4145	-	-	0/0/0/0	0/0/0/0
88	OHX	5	4146	-	-	0/0/0/0	0/0/0/0
88	OHX	5	4147	-	-	0/0/0/0	0/0/0/0
88	OHX	5	4148	-	-	0/0/0/0	0/0/0/0
88	OHX	5	4149	-	-	0/0/0/0	0/0/0/0
88	OHX	5	4150	-	-	0/0/0/0	0/0/0/0
88	OHX	5	4151	-	-	0/0/0/0	0/0/0/0
88	OHX	5	4152	-	-	0/0/0/0	0/0/0/0
88	OHX	5	4153	-	-	0/0/0/0	0/0/0/0
88	OHX	5	4154	-	-	0/0/0/0	0/0/0/0
88	OHX	5	4155	-	-	0/0/0/0	0/0/0/0
88	OHX	5	4156	-	-	0/0/0/0	0/0/0/0
88	OHX	5	4157	-	-	0/0/0/0	0/0/0/0
88	OHX	5	4158	-	-	0/0/0/0	0/0/0/0

Continued on next page...

Continued from previous page...

Mol	Type	Chain	Res	Link	Chirals	Torsions	Rings
88	OHX	5	4159	-	-	0/0/0/0	0/0/0/0
88	OHX	6	2013	-	-	0/0/0/0	0/0/0/0
88	OHX	6	2014	-	-	0/0/0/0	0/0/0/0
88	OHX	6	2015	-	-	0/0/0/0	0/0/0/0
88	OHX	6	2016	-	-	0/0/0/0	0/0/0/0
88	OHX	6	2017	-	-	0/0/0/0	0/0/0/0
88	OHX	6	2018	-	-	0/0/0/0	0/0/0/0
88	OHX	6	2019	-	-	0/0/0/0	0/0/0/0
88	OHX	6	2020	-	-	0/0/0/0	0/0/0/0
88	OHX	6	2021	-	-	0/0/0/0	0/0/0/0
88	OHX	6	2022	-	-	0/0/0/0	0/0/0/0
88	OHX	6	2023	-	-	0/0/0/0	0/0/0/0
88	OHX	6	2024	-	-	0/0/0/0	0/0/0/0
88	OHX	6	2025	-	-	0/0/0/0	0/0/0/0
88	OHX	6	2026	-	-	0/0/0/0	0/0/0/0
88	OHX	6	2027	-	-	0/0/0/0	0/0/0/0
88	OHX	6	2028	-	-	0/0/0/0	0/0/0/0
88	OHX	6	2029	-	-	0/0/0/0	0/0/0/0
88	OHX	6	2030	-	-	0/0/0/0	0/0/0/0
88	OHX	6	2031	-	-	0/0/0/0	0/0/0/0
88	OHX	6	2032	-	-	0/0/0/0	0/0/0/0
88	OHX	6	2033	-	-	0/0/0/0	0/0/0/0
88	OHX	6	2034	-	-	0/0/0/0	0/0/0/0
88	OHX	6	2035	-	-	0/0/0/0	0/0/0/0
88	OHX	6	2036	-	-	0/0/0/0	0/0/0/0
88	OHX	6	2037	-	-	0/0/0/0	0/0/0/0
88	OHX	6	2038	-	-	0/0/0/0	0/0/0/0
88	OHX	6	2039	-	-	0/0/0/0	0/0/0/0
88	OHX	6	2040	-	-	0/0/0/0	0/0/0/0
88	OHX	6	2041	-	-	0/0/0/0	0/0/0/0
88	OHX	6	2042	-	-	0/0/0/0	0/0/0/0
88	OHX	6	2043	-	-	0/0/0/0	0/0/0/0
88	OHX	6	2044	-	-	0/0/0/0	0/0/0/0
88	OHX	6	2045	-	-	0/0/0/0	0/0/0/0
88	OHX	6	2046	-	-	0/0/0/0	0/0/0/0
88	OHX	6	2047	-	-	0/0/0/0	0/0/0/0
88	OHX	6	2048	-	-	0/0/0/0	0/0/0/0
88	OHX	6	2049	-	-	0/0/0/0	0/0/0/0
88	OHX	6	2050	-	-	0/0/0/0	0/0/0/0
88	OHX	6	2051	-	-	0/0/0/0	0/0/0/0
88	OHX	6	2052	-	-	0/0/0/0	0/0/0/0
88	OHX	6	2053	-	-	0/0/0/0	0/0/0/0

Continued on next page...

Continued from previous page...

Mol	Type	Chain	Res	Link	Chirals	Torsions	Rings
88	OHX	6	2054	-	-	0/0/0/0	0/0/0/0
88	OHX	6	2055	-	-	0/0/0/0	0/0/0/0
88	OHX	6	2056	-	-	0/0/0/0	0/0/0/0
88	OHX	6	2057	-	-	0/0/0/0	0/0/0/0
88	OHX	6	2058	-	-	0/0/0/0	0/0/0/0
88	OHX	6	2059	-	-	0/0/0/0	0/0/0/0
88	OHX	6	2060	-	-	0/0/0/0	0/0/0/0
88	OHX	6	2061	-	-	0/0/0/0	0/0/0/0
88	OHX	6	2062	-	-	0/0/0/0	0/0/0/0
88	OHX	6	2063	-	-	0/0/0/0	0/0/0/0
88	OHX	6	2064	-	-	0/0/0/0	0/0/0/0
88	OHX	6	2065	-	-	0/0/0/0	0/0/0/0
88	OHX	6	2066	-	-	0/0/0/0	0/0/0/0
88	OHX	6	2067	1	-	0/0/0/0	0/0/0/0
88	OHX	6	2068	-	-	0/0/0/0	0/0/0/0
88	OHX	6	2069	-	-	0/0/0/0	0/0/0/0
88	OHX	6	2070	-	-	0/0/0/0	0/0/0/0
88	OHX	6	2071	-	-	0/0/0/0	0/0/0/0
88	OHX	6	2072	-	-	0/0/0/0	0/0/0/0
88	OHX	6	2073	-	-	0/0/0/0	0/0/0/0
88	OHX	6	2074	-	-	0/0/0/0	0/0/0/0
88	OHX	6	2075	-	-	0/0/0/0	0/0/0/0
88	OHX	6	2076	-	-	0/0/0/0	0/0/0/0
88	OHX	6	2077	-	-	0/0/0/0	0/0/0/0
88	OHX	6	2078	-	-	0/0/0/0	0/0/0/0
88	OHX	6	2079	-	-	0/0/0/0	0/0/0/0
88	OHX	6	2080	-	-	0/0/0/0	0/0/0/0
88	OHX	6	2081	-	-	0/0/0/0	0/0/0/0
88	OHX	6	2082	-	-	0/0/0/0	0/0/0/0
88	OHX	6	2083	-	-	0/0/0/0	0/0/0/0
88	OHX	6	2084	-	-	0/0/0/0	0/0/0/0
88	OHX	6	2085	-	-	0/0/0/0	0/0/0/0
88	OHX	6	2086	-	-	0/0/0/0	0/0/0/0
88	OHX	6	2087	-	-	0/0/0/0	0/0/0/0
88	OHX	6	2088	-	-	0/0/0/0	0/0/0/0
88	OHX	6	2089	-	-	0/0/0/0	0/0/0/0
88	OHX	6	2090	-	-	0/0/0/0	0/0/0/0
88	OHX	6	2091	-	-	0/0/0/0	0/0/0/0
88	OHX	6	2092	-	-	0/0/0/0	0/0/0/0
88	OHX	6	2093	-	-	0/0/0/0	0/0/0/0
88	OHX	6	2094	-	-	0/0/0/0	0/0/0/0
88	OHX	6	2095	-	-	0/0/0/0	0/0/0/0

Continued on next page...

Continued from previous page...

Mol	Type	Chain	Res	Link	Chirals	Torsions	Rings
88	OHX	6	2096	-	-	0/0/0/0	0/0/0/0
88	OHX	6	2097	-	-	0/0/0/0	0/0/0/0
88	OHX	6	2098	-	-	0/0/0/0	0/0/0/0
88	OHX	6	2099	-	-	0/0/0/0	0/0/0/0
88	OHX	6	2100	-	-	0/0/0/0	0/0/0/0
88	OHX	6	2101	-	-	0/0/0/0	0/0/0/0
88	OHX	6	2102	-	-	0/0/0/0	0/0/0/0
88	OHX	6	2103	-	-	0/0/0/0	0/0/0/0
88	OHX	6	2104	-	-	0/0/0/0	0/0/0/0
88	OHX	6	2105	-	-	0/0/0/0	0/0/0/0
88	OHX	6	2106	-	-	0/0/0/0	0/0/0/0
88	OHX	6	2107	-	-	0/0/0/0	0/0/0/0
88	OHX	6	2108	-	-	0/0/0/0	0/0/0/0
88	OHX	6	2109	-	-	0/0/0/0	0/0/0/0
88	OHX	6	2110	-	-	0/0/0/0	0/0/0/0
88	OHX	6	2111	-	-	0/0/0/0	0/0/0/0
88	OHX	6	2112	-	-	0/0/0/0	0/0/0/0
88	OHX	6	2113	-	-	0/0/0/0	0/0/0/0
88	OHX	6	2114	-	-	0/0/0/0	0/0/0/0
88	OHX	6	2115	-	-	0/0/0/0	0/0/0/0
88	OHX	6	2116	-	-	0/0/0/0	0/0/0/0
88	OHX	6	2117	-	-	0/0/0/0	0/0/0/0
88	OHX	6	2118	-	-	0/0/0/0	0/0/0/0
88	OHX	6	2119	-	-	0/0/0/0	0/0/0/0
88	OHX	6	2120	-	-	0/0/0/0	0/0/0/0
88	OHX	6	2121	-	-	0/0/0/0	0/0/0/0
88	OHX	6	2122	-	-	0/0/0/0	0/0/0/0
88	OHX	6	2123	-	-	0/0/0/0	0/0/0/0
88	OHX	6	2124	-	-	0/0/0/0	0/0/0/0
88	OHX	6	2125	-	-	0/0/0/0	0/0/0/0
88	OHX	6	2126	-	-	0/0/0/0	0/0/0/0
88	OHX	6	2127	-	-	0/0/0/0	0/0/0/0
88	OHX	6	2128	-	-	0/0/0/0	0/0/0/0
88	OHX	6	2129	-	-	0/0/0/0	0/0/0/0
88	OHX	6	2130	-	-	0/0/0/0	0/0/0/0
88	OHX	6	2131	-	-	0/0/0/0	0/0/0/0
88	OHX	6	2132	-	-	0/0/0/0	0/0/0/0
88	OHX	6	2133	-	-	0/0/0/0	0/0/0/0
88	OHX	6	2134	-	-	0/0/0/0	0/0/0/0
88	OHX	6	2135	-	-	0/0/0/0	0/0/0/0
88	OHX	6	2136	-	-	0/0/0/0	0/0/0/0
88	OHX	6	2137	-	-	0/0/0/0	0/0/0/0

Continued on next page...

Continued from previous page...

Mol	Type	Chain	Res	Link	Chirals	Torsions	Rings
88	OHX	6	2138	-	-	0/0/0/0	0/0/0/0
88	OHX	6	2139	-	-	0/0/0/0	0/0/0/0
88	OHX	6	2140	-	-	0/0/0/0	0/0/0/0
88	OHX	6	2141	-	-	0/0/0/0	0/0/0/0
88	OHX	6	2142	-	-	0/0/0/0	0/0/0/0
88	OHX	6	2143	-	-	0/0/0/0	0/0/0/0
88	OHX	6	2144	-	-	0/0/0/0	0/0/0/0
88	OHX	6	2145	-	-	0/0/0/0	0/0/0/0
88	OHX	6	2146	-	-	0/0/0/0	0/0/0/0
88	OHX	6	2147	-	-	0/0/0/0	0/0/0/0
88	OHX	6	2148	-	-	0/0/0/0	0/0/0/0
88	OHX	6	2149	-	-	0/0/0/0	0/0/0/0
88	OHX	6	2150	-	-	0/0/0/0	0/0/0/0
88	OHX	6	2151	-	-	0/0/0/0	0/0/0/0
88	OHX	6	2152	-	-	0/0/0/0	0/0/0/0
88	OHX	6	2153	-	-	0/0/0/0	0/0/0/0
88	OHX	6	2154	-	-	0/0/0/0	0/0/0/0
88	OHX	6	2155	-	-	0/0/0/0	0/0/0/0
88	OHX	6	2156	-	-	0/0/0/0	0/0/0/0
88	OHX	6	2157	-	-	0/0/0/0	0/0/0/0
88	OHX	6	2158	-	-	0/0/0/0	0/0/0/0
88	OHX	6	2159	-	-	0/0/0/0	0/0/0/0
88	OHX	6	2160	-	-	0/0/0/0	0/0/0/0
88	OHX	6	2161	-	-	0/0/0/0	0/0/0/0
88	OHX	6	2162	-	-	0/0/0/0	0/0/0/0
88	OHX	6	2163	-	-	0/0/0/0	0/0/0/0
88	OHX	6	2164	-	-	0/0/0/0	0/0/0/0
88	OHX	6	2165	-	-	0/0/0/0	0/0/0/0
88	OHX	6	2166	-	-	0/0/0/0	0/0/0/0
88	OHX	6	2167	-	-	0/0/0/0	0/0/0/0
88	OHX	6	2168	-	-	0/0/0/0	0/0/0/0
88	OHX	6	2169	-	-	0/0/0/0	0/0/0/0
88	OHX	6	2170	-	-	0/0/0/0	0/0/0/0
88	OHX	6	2171	-	-	0/0/0/0	0/0/0/0
88	OHX	6	2172	-	-	0/0/0/0	0/0/0/0
88	OHX	6	2173	-	-	0/0/0/0	0/0/0/0
88	OHX	6	2174	-	-	0/0/0/0	0/0/0/0
88	OHX	6	2175	-	-	0/0/0/0	0/0/0/0
88	OHX	6	2176	-	-	0/0/0/0	0/0/0/0
88	OHX	6	2177	-	-	0/0/0/0	0/0/0/0
88	OHX	6	2178	-	-	0/0/0/0	0/0/0/0
88	OHX	6	2179	-	-	0/0/0/0	0/0/0/0

Continued on next page...

Continued from previous page...

Mol	Type	Chain	Res	Link	Chirals	Torsions	Rings
88	OHX	6	2180	-	-	0/0/0/0	0/0/0/0
88	OHX	6	2181	-	-	0/0/0/0	0/0/0/0
88	OHX	6	2182	-	-	0/0/0/0	0/0/0/0
88	OHX	6	2183	-	-	0/0/0/0	0/0/0/0
88	OHX	6	2184	-	-	0/0/0/0	0/0/0/0
88	OHX	6	2185	-	-	0/0/0/0	0/0/0/0
88	OHX	7	216	-	-	0/0/0/0	0/0/0/0
88	OHX	7	217	-	-	0/0/0/0	0/0/0/0
88	OHX	7	218	-	-	0/0/0/0	0/0/0/0
88	OHX	7	219	-	-	0/0/0/0	0/0/0/0
88	OHX	7	220	-	-	0/0/0/0	0/0/0/0
88	OHX	7	221	-	-	0/0/0/0	0/0/0/0
88	OHX	7	222	-	-	0/0/0/0	0/0/0/0
88	OHX	7	223	-	-	0/0/0/0	0/0/0/0
88	OHX	7	224	-	-	0/0/0/0	0/0/0/0
88	OHX	7	225	-	-	0/0/0/0	0/0/0/0
88	OHX	7	226	-	-	0/0/0/0	0/0/0/0
88	OHX	7	227	-	-	0/0/0/0	0/0/0/0
88	OHX	8	213	-	-	0/0/0/0	0/0/0/0
88	OHX	8	214	-	-	0/0/0/0	0/0/0/0
88	OHX	8	215	-	-	0/0/0/0	0/0/0/0
88	OHX	8	216	-	-	0/0/0/0	0/0/0/0
88	OHX	8	217	-	-	0/0/0/0	0/0/0/0
88	OHX	8	218	-	-	0/0/0/0	0/0/0/0
88	OHX	8	219	-	-	0/0/0/0	0/0/0/0
88	OHX	8	220	-	-	0/0/0/0	0/0/0/0
88	OHX	8	221	-	-	0/0/0/0	0/0/0/0
88	OHX	8	222	-	-	0/0/0/0	0/0/0/0
88	OHX	8	223	-	-	0/0/0/0	0/0/0/0
88	OHX	8	224	-	-	0/0/0/0	0/0/0/0
88	OHX	8	225	-	-	0/0/0/0	0/0/0/0
88	OHX	8	226	-	-	0/0/0/0	0/0/0/0
88	OHX	8	227	-	-	0/0/0/0	0/0/0/0
88	OHX	8	228	-	-	0/0/0/0	0/0/0/0
88	OHX	8	229	-	-	0/0/0/0	0/0/0/0
88	OHX	8	230	-	-	0/0/0/0	0/0/0/0
88	OHX	8	231	-	-	0/0/0/0	0/0/0/0
88	OHX	8	232	-	-	0/0/0/0	0/0/0/0
88	OHX	C1	201	-	-	0/0/0/0	0/0/0/0
88	OHX	C3	201	-	-	0/0/0/0	0/0/0/0
88	OHX	C5	201	-	-	0/0/0/0	0/0/0/0
88	OHX	C8	201	-	-	0/0/0/0	0/0/0/0

Continued on next page...

Continued from previous page...

Mol	Type	Chain	Res	Link	Chirals	Torsions	Rings
88	OHX	D9	103	-	-	0/0/0/0	0/0/0/0
88	OHX	L3	404	-	-	0/0/0/0	0/0/0/0
88	OHX	L4	401	-	-	0/0/0/0	0/0/0/0
88	OHX	L5	301	-	-	0/0/0/0	0/0/0/0
88	OHX	M0	302	-	-	0/0/0/0	0/0/0/0
88	OHX	M0	303	-	-	0/0/0/0	0/0/0/0
88	OHX	M5	301	-	-	0/0/0/0	0/0/0/0
88	OHX	M7	204	-	-	0/0/0/0	0/0/0/0
88	OHX	M7	205	-	-	0/0/0/0	0/0/0/0
88	OHX	M8	202	-	-	0/0/0/0	0/0/0/0
88	OHX	M9	201	-	-	0/0/0/0	0/0/0/0
88	OHX	N1	201	-	-	0/0/0/0	0/0/0/0
88	OHX	N8	205	-	-	0/0/0/0	0/0/0/0
88	OHX	N9	102	-	-	0/0/0/0	0/0/0/0
88	OHX	O3	203	-	-	0/0/0/0	0/0/0/0
88	OHX	O7	105	73	-	0/0/0/0	0/0/0/0
88	OHX	O7	106	-	-	0/0/0/0	0/0/0/0
88	OHX	O9	101	-	-	0/0/0/0	0/0/0/0
88	OHX	Q2	503	-	-	0/0/0/0	0/0/0/0
88	OHX	S1	301	-	-	0/0/0/0	0/0/0/0
88	OHX	S6	301	-	-	0/0/0/0	0/0/0/0
88	OHX	S8	301	-	-	0/0/0/0	0/0/0/0
88	OHX	S9	202	-	-	0/0/0/0	0/0/0/0
88	OHX	SR	401	-	-	0/0/0/0	0/0/0/0
88	OHX	c3	201	-	-	0/0/0/0	0/0/0/0
88	OHX	c5	800	-	-	0/0/0/0	0/0/0/0
88	OHX	c8	201	-	-	0/0/0/0	0/0/0/0
88	OHX	l3	402	-	-	0/0/0/0	0/0/0/0
88	OHX	l3	403	-	-	0/0/0/0	0/0/0/0
88	OHX	l3	404	-	-	0/0/0/0	0/0/0/0
88	OHX	l4	401	-	-	0/0/0/0	0/0/0/0
88	OHX	l4	402	-	-	0/0/0/0	0/0/0/0
88	OHX	l5	302	-	-	0/0/0/0	0/0/0/0
88	OHX	l5	303	-	-	0/0/0/0	0/0/0/0
88	OHX	l9	201	-	-	0/0/0/0	0/0/0/0
88	OHX	m0	302	-	-	0/0/0/0	0/0/0/0
88	OHX	m0	303	-	-	0/0/0/0	0/0/0/0
88	OHX	m0	304	-	-	0/0/0/0	0/0/0/0
88	OHX	m5	301	-	-	0/0/0/0	0/0/0/0
88	OHX	m7	204	-	-	0/0/0/0	0/0/0/0
88	OHX	m9	201	-	-	0/0/0/0	0/0/0/0
88	OHX	n3	202	-	-	0/0/0/0	0/0/0/0

Continued on next page...

Continued from previous page...

Mol	Type	Chain	Res	Link	Chirals	Torsions	Rings
88	OHX	n6	202	-	-	0/0/0/0	0/0/0/0
88	OHX	n9	103	-	-	0/0/0/0	0/0/0/0
88	OHX	o3	201	-	-	0/0/0/0	0/0/0/0
88	OHX	o7	502	-	-	0/0/0/0	0/0/0/0
88	OHX	o9	102	-	-	0/0/0/0	0/0/0/0
88	OHX	q1	702	-	-	0/0/0/0	0/0/0/0
88	OHX	q2	502	-	-	0/0/0/0	0/0/0/0
88	OHX	s1	301	-	-	0/0/0/0	0/0/0/0
88	OHX	s4	301	-	-	0/0/0/0	0/0/0/0
88	OHX	s8	302	-	-	0/0/0/0	0/0/0/0
88	OHX	s9	201	-	-	0/0/0/0	0/0/0/0
88	OHX	sR	401	-	-	0/0/0/0	0/0/0/0

There are no bond length outliers.

There are no bond angle outliers.

There are no chirality outliers.

There are no torsion outliers.

There are no ring outliers.

582 monomers are involved in 844 short contacts:

Mol	Chain	Res	Type	Clashes	Symm-Clashes
88	1	3758	OHX	1	0
88	1	3762	OHX	2	0
88	1	3764	OHX	1	0
88	1	3766	OHX	1	0
88	1	3767	OHX	1	0
88	1	3768	OHX	1	0
88	1	3770	OHX	1	0
88	1	3773	OHX	2	0
88	1	3775	OHX	2	0
88	1	3776	OHX	2	0
88	1	3778	OHX	1	0
88	1	3779	OHX	1	0
88	1	3781	OHX	1	0
88	1	3782	OHX	2	0
88	1	3783	OHX	1	0
88	1	3788	OHX	1	0
88	1	3792	OHX	1	0
88	1	3795	OHX	1	0
88	1	3801	OHX	1	0

Continued on next page...

Continued from previous page...

Mol	Chain	Res	Type	Clashes	Symm-Clashes
88	1	3802	OHX	1	0
88	1	3804	OHX	2	0
88	1	3805	OHX	1	0
88	1	3806	OHX	1	0
88	1	3808	OHX	1	0
88	1	3810	OHX	1	0
88	1	3813	OHX	1	0
88	1	3814	OHX	1	0
88	1	3818	OHX	1	0
88	1	3819	OHX	2	0
88	1	3821	OHX	2	0
88	1	3823	OHX	1	0
88	1	3825	OHX	3	0
88	1	3826	OHX	1	0
88	1	3829	OHX	1	0
88	1	3833	OHX	1	0
88	1	3836	OHX	2	0
88	1	3841	OHX	1	0
88	1	3844	OHX	1	0
88	1	3845	OHX	1	0
88	1	3847	OHX	1	0
88	1	3849	OHX	1	0
88	1	3850	OHX	1	0
88	1	3851	OHX	6	0
88	1	3852	OHX	2	0
88	1	3855	OHX	1	0
88	1	3860	OHX	1	0
88	1	3862	OHX	2	0
88	1	3864	OHX	1	0
88	1	3868	OHX	1	0
88	1	3870	OHX	2	0
88	1	3871	OHX	2	0
88	1	3873	OHX	1	0
88	1	3874	OHX	1	0
88	1	3875	OHX	2	0
88	1	3876	OHX	3	0
88	1	3879	OHX	1	0
88	1	3880	OHX	1	0
88	1	3882	OHX	2	0
88	1	3884	OHX	1	0
88	1	3886	OHX	1	0
88	1	3888	OHX	2	0

Continued on next page...

Continued from previous page...

Mol	Chain	Res	Type	Clashes	Symm-Clashes
88	1	3892	OHX	2	0
88	1	3893	OHX	1	0
88	1	3894	OHX	1	0
88	1	3897	OHX	2	0
88	1	3898	OHX	1	0
88	1	3899	OHX	1	0
88	1	3902	OHX	1	0
88	1	3903	OHX	2	0
88	1	3904	OHX	2	0
88	1	3909	OHX	1	0
88	1	3913	OHX	1	0
88	1	3915	OHX	1	0
88	1	3920	OHX	2	0
88	1	3923	OHX	2	0
88	1	3927	OHX	5	0
88	1	3928	OHX	1	0
88	1	3930	OHX	1	0
88	1	3935	OHX	2	0
88	1	3936	OHX	1	0
88	1	3937	OHX	2	0
88	1	3938	OHX	1	0
88	1	3939	OHX	4	0
88	1	3940	OHX	4	0
88	1	3942	OHX	2	0
88	1	3943	OHX	1	0
88	1	3946	OHX	1	0
88	1	3949	OHX	1	0
88	1	3950	OHX	2	0
88	1	3951	OHX	3	0
88	1	3952	OHX	1	0
88	1	3953	OHX	2	0
88	1	3955	OHX	1	0
88	1	3957	OHX	1	0
88	1	3961	OHX	1	0
88	1	3962	OHX	1	0
88	1	3964	OHX	1	0
88	1	3965	OHX	1	0
88	1	3969	OHX	1	0
88	1	3970	OHX	1	0
88	1	3971	OHX	1	0
88	1	3975	OHX	1	0
88	1	3979	OHX	2	0

Continued on next page...

Continued from previous page...

Mol	Chain	Res	Type	Clashes	Symm-Clashes
88	1	3980	OHX	2	0
88	1	3982	OHX	1	0
88	1	3983	OHX	2	0
88	1	3984	OHX	1	0
88	1	3985	OHX	2	0
88	1	3990	OHX	1	0
88	1	3991	OHX	1	0
88	1	3993	OHX	1	0
88	1	3995	OHX	1	0
88	1	3998	OHX	1	0
88	1	3999	OHX	1	0
88	1	4001	OHX	6	0
88	1	4002	OHX	1	0
88	1	4003	OHX	1	0
88	1	4006	OHX	2	0
88	1	4009	OHX	1	0
88	1	4010	OHX	1	0
88	1	4011	OHX	1	0
88	1	4012	OHX	1	0
88	1	4016	OHX	2	0
88	1	4017	OHX	1	0
88	1	4020	OHX	3	0
88	1	4023	OHX	1	0
88	1	4025	OHX	1	0
88	1	4028	OHX	1	0
88	1	4032	OHX	2	0
88	1	4033	OHX	1	0
88	1	4035	OHX	1	0
88	1	4036	OHX	1	0
88	1	4037	OHX	1	0
88	1	4038	OHX	1	0
88	1	4039	OHX	1	0
88	1	4040	OHX	2	0
88	1	4042	OHX	1	0
88	1	4045	OHX	2	0
88	1	4046	OHX	2	0
88	1	4050	OHX	2	0
88	1	4051	OHX	1	0
88	1	4053	OHX	1	0
88	1	4055	OHX	2	0
88	1	4056	OHX	1	0
88	1	4060	OHX	2	0

Continued on next page...

Continued from previous page...

Mol	Chain	Res	Type	Clashes	Symm-Clashes
88	1	4062	OHX	1	0
88	1	4063	OHX	3	0
88	1	4064	OHX	2	0
88	1	4065	OHX	1	0
88	1	4068	OHX	6	0
88	1	4069	OHX	2	0
88	1	4070	OHX	1	0
88	1	4071	OHX	1	0
88	1	4072	OHX	1	0
88	1	4075	OHX	1	0
88	1	4077	OHX	4	0
88	1	4080	OHX	2	0
88	1	4084	OHX	1	0
88	1	4086	OHX	1	0
88	1	4089	OHX	1	0
88	1	4090	OHX	2	0
88	1	4096	OHX	1	0
88	1	4097	OHX	1	0
88	1	4099	OHX	1	0
88	1	4100	OHX	2	0
88	1	4101	OHX	1	0
88	1	4102	OHX	1	0
88	1	4103	OHX	1	0
88	1	4104	OHX	1	0
88	1	4107	OHX	2	0
88	2	1994	OHX	2	0
88	2	1996	OHX	1	0
88	2	1997	OHX	2	0
88	2	1999	OHX	1	0
88	2	2002	OHX	1	0
88	2	2003	OHX	1	0
88	2	2005	OHX	2	0
88	2	2006	OHX	1	0
88	2	2007	OHX	1	0
88	2	2008	OHX	2	0
88	2	2009	OHX	2	0
88	2	2010	OHX	2	0
88	2	2011	OHX	1	0
88	2	2013	OHX	1	0
88	2	2015	OHX	1	0
88	2	2016	OHX	1	0
88	2	2017	OHX	2	0

Continued on next page...

Continued from previous page...

Mol	Chain	Res	Type	Clashes	Symm-Clashes
88	2	2020	OHX	1	0
88	2	2021	OHX	1	0
88	2	2022	OHX	1	0
88	2	2023	OHX	1	0
88	2	2024	OHX	2	0
88	2	2028	OHX	1	0
88	2	2029	OHX	1	0
88	2	2030	OHX	1	0
88	2	2031	OHX	1	0
88	2	2033	OHX	1	0
88	2	2034	OHX	1	0
88	2	2036	OHX	1	0
88	2	2037	OHX	1	0
88	2	2040	OHX	1	0
88	2	2041	OHX	1	0
88	2	2042	OHX	1	0
88	2	2044	OHX	2	0
88	2	2045	OHX	1	0
88	2	2049	OHX	1	0
88	2	2052	OHX	1	0
88	2	2053	OHX	1	0
88	2	2055	OHX	2	0
88	2	2056	OHX	1	0
88	2	2058	OHX	1	0
88	2	2061	OHX	8	0
88	2	2062	OHX	1	0
88	2	2064	OHX	2	0
88	2	2067	OHX	1	0
88	2	2068	OHX	2	0
88	2	2071	OHX	2	0
88	2	2074	OHX	3	0
88	2	2075	OHX	2	0
88	2	2076	OHX	1	0
88	2	2079	OHX	3	0
88	2	2082	OHX	3	0
88	2	2086	OHX	2	0
88	2	2087	OHX	1	0
88	2	2090	OHX	1	0
88	2	2091	OHX	1	0
88	2	2092	OHX	4	0
88	2	2097	OHX	1	0
88	2	2098	OHX	1	0

Continued on next page...

Continued from previous page...

Mol	Chain	Res	Type	Clashes	Symm-Clashes
88	2	2100	OHX	1	0
88	2	2101	OHX	1	0
88	2	2102	OHX	4	0
88	2	2104	OHX	3	0
88	2	2105	OHX	1	0
88	2	2107	OHX	1	0
88	2	2108	OHX	1	0
88	2	2111	OHX	2	0
88	2	2113	OHX	1	0
88	2	2116	OHX	1	0
88	2	2117	OHX	2	0
88	2	2119	OHX	2	0
88	2	2122	OHX	1	0
88	2	2125	OHX	1	0
88	2	2126	OHX	2	0
88	2	2127	OHX	1	0
88	2	2129	OHX	3	0
88	2	2130	OHX	1	0
88	2	2131	OHX	1	0
88	2	2132	OHX	1	0
88	2	2133	OHX	4	0
88	2	2134	OHX	1	0
88	2	2135	OHX	1	0
88	2	2137	OHX	1	0
88	2	2138	OHX	3	0
88	2	2142	OHX	1	0
88	2	2143	OHX	1	0
88	2	2147	OHX	2	0
88	2	2148	OHX	1	0
88	2	2150	OHX	5	0
88	3	209	OHX	1	0
88	3	211	OHX	1	0
88	3	214	OHX	1	0
88	3	218	OHX	1	0
88	4	221	OHX	2	0
88	4	222	OHX	1	0
88	4	223	OHX	1	0
88	4	224	OHX	1	0
88	4	225	OHX	1	0
88	4	228	OHX	1	0
88	4	231	OHX	1	0
88	4	235	OHX	1	0

Continued on next page...

Continued from previous page...

Mol	Chain	Res	Type	Clashes	Symm-Clashes
88	5	3795	OHX	1	0
88	5	3796	OHX	2	0
88	5	3797	OHX	2	0
88	5	3799	OHX	2	0
88	5	3803	OHX	1	0
88	5	3804	OHX	1	0
88	5	3805	OHX	1	0
88	5	3806	OHX	1	0
88	5	3807	OHX	2	0
88	5	3809	OHX	2	0
88	5	3810	OHX	1	0
88	5	3813	OHX	1	0
88	5	3814	OHX	1	0
88	5	3818	OHX	1	0
88	5	3822	OHX	1	0
88	5	3823	OHX	2	0
88	5	3828	OHX	1	0
88	5	3829	OHX	1	0
88	5	3831	OHX	1	0
88	5	3832	OHX	1	0
88	5	3833	OHX	1	0
88	5	3834	OHX	1	0
88	5	3836	OHX	1	0
88	5	3838	OHX	1	0
88	5	3839	OHX	1	0
88	5	3840	OHX	1	0
88	5	3843	OHX	1	0
88	5	3845	OHX	1	0
88	5	3847	OHX	1	0
88	5	3848	OHX	1	0
88	5	3851	OHX	3	0
88	5	3852	OHX	4	0
88	5	3853	OHX	1	0
88	5	3854	OHX	1	0
88	5	3855	OHX	2	0
88	5	3858	OHX	1	0
88	5	3859	OHX	1	0
88	5	3860	OHX	2	0
88	5	3861	OHX	2	0
88	5	3863	OHX	1	0
88	5	3864	OHX	1	0
88	5	3868	OHX	1	0

Continued on next page...

Continued from previous page...

Mol	Chain	Res	Type	Clashes	Symm-Clashes
88	5	3870	OHX	1	0
88	5	3873	OHX	1	0
88	5	3876	OHX	2	0
88	5	3881	OHX	2	0
88	5	3884	OHX	1	0
88	5	3885	OHX	2	0
88	5	3886	OHX	1	0
88	5	3890	OHX	1	0
88	5	3891	OHX	1	0
88	5	3896	OHX	1	0
88	5	3898	OHX	1	0
88	5	3899	OHX	1	0
88	5	3900	OHX	6	0
88	5	3904	OHX	1	0
88	5	3905	OHX	2	0
88	5	3911	OHX	2	0
88	5	3912	OHX	1	0
88	5	3913	OHX	1	0
88	5	3916	OHX	2	0
88	5	3918	OHX	1	0
88	5	3920	OHX	1	0
88	5	3921	OHX	2	0
88	5	3923	OHX	1	0
88	5	3925	OHX	1	0
88	5	3926	OHX	1	0
88	5	3928	OHX	2	0
88	5	3930	OHX	3	0
88	5	3931	OHX	1	0
88	5	3933	OHX	2	0
88	5	3934	OHX	1	0
88	5	3935	OHX	2	0
88	5	3937	OHX	2	0
88	5	3939	OHX	1	0
88	5	3940	OHX	1	0
88	5	3941	OHX	1	0
88	5	3943	OHX	1	0
88	5	3945	OHX	2	0
88	5	3946	OHX	1	0
88	5	3947	OHX	1	0
88	5	3948	OHX	1	0
88	5	3949	OHX	1	0
88	5	3950	OHX	2	0

Continued on next page...

Continued from previous page...

Mol	Chain	Res	Type	Clashes	Symm-Clashes
88	5	3951	OHX	4	0
88	5	3952	OHX	1	0
88	5	3955	OHX	1	0
88	5	3959	OHX	1	0
88	5	3961	OHX	4	0
88	5	3962	OHX	2	0
88	5	3966	OHX	1	0
88	5	3967	OHX	1	0
88	5	3968	OHX	1	0
88	5	3970	OHX	3	0
88	5	3971	OHX	1	0
88	5	3972	OHX	1	0
88	5	3975	OHX	3	0
88	5	3976	OHX	3	0
88	5	3978	OHX	1	0
88	5	3979	OHX	1	0
88	5	3982	OHX	1	0
88	5	3987	OHX	3	0
88	5	3988	OHX	1	0
88	5	3990	OHX	1	0
88	5	3994	OHX	1	0
88	5	3995	OHX	2	0
88	5	3996	OHX	2	0
88	5	3997	OHX	2	0
88	5	3998	OHX	1	0
88	5	4000	OHX	3	0
88	5	4001	OHX	1	0
88	5	4003	OHX	2	0
88	5	4004	OHX	1	0
88	5	4005	OHX	1	0
88	5	4013	OHX	2	0
88	5	4016	OHX	1	0
88	5	4018	OHX	1	0
88	5	4021	OHX	2	0
88	5	4022	OHX	1	0
88	5	4024	OHX	2	0
88	5	4025	OHX	1	0
88	5	4032	OHX	2	0
88	5	4034	OHX	1	0
88	5	4036	OHX	1	0
88	5	4038	OHX	1	0
88	5	4040	OHX	3	0

Continued on next page...

Continued from previous page...

Mol	Chain	Res	Type	Clashes	Symm-Clashes
88	5	4041	OHX	1	0
88	5	4042	OHX	1	0
88	5	4047	OHX	1	0
88	5	4048	OHX	1	0
88	5	4051	OHX	1	0
88	5	4052	OHX	1	0
88	5	4053	OHX	2	0
88	5	4055	OHX	2	0
88	5	4058	OHX	1	0
88	5	4059	OHX	2	0
88	5	4064	OHX	1	0
88	5	4065	OHX	1	0
88	5	4067	OHX	1	0
88	5	4068	OHX	3	0
88	5	4071	OHX	2	0
88	5	4072	OHX	1	0
88	5	4074	OHX	1	0
88	5	4075	OHX	1	0
88	5	4078	OHX	1	0
88	5	4079	OHX	1	0
88	5	4080	OHX	2	0
88	5	4081	OHX	2	0
88	5	4082	OHX	2	0
88	5	4083	OHX	1	0
88	5	4084	OHX	1	0
88	5	4085	OHX	1	0
88	5	4088	OHX	2	0
88	5	4089	OHX	1	0
88	5	4091	OHX	1	0
88	5	4092	OHX	1	0
88	5	4094	OHX	1	0
88	5	4095	OHX	1	0
88	5	4096	OHX	1	0
88	5	4099	OHX	2	0
88	5	4102	OHX	1	0
88	5	4106	OHX	5	0
88	5	4107	OHX	3	0
88	5	4108	OHX	1	0
88	5	4110	OHX	1	0
88	5	4111	OHX	1	0
88	5	4112	OHX	2	0
88	5	4118	OHX	1	0

Continued on next page...

Continued from previous page...

Mol	Chain	Res	Type	Clashes	Symm-Clashes
88	5	4121	OHX	2	0
88	5	4124	OHX	2	0
88	5	4126	OHX	6	0
88	5	4130	OHX	1	0
88	5	4132	OHX	1	0
88	5	4134	OHX	1	0
88	5	4137	OHX	3	0
88	5	4138	OHX	1	0
88	5	4139	OHX	1	0
88	5	4140	OHX	1	0
88	5	4142	OHX	1	0
88	5	4143	OHX	1	0
88	5	4149	OHX	1	0
88	5	4150	OHX	1	0
88	5	4152	OHX	1	0
88	5	4153	OHX	1	0
88	5	4154	OHX	1	0
88	5	4156	OHX	1	0
88	5	4157	OHX	4	0
88	5	4159	OHX	1	0
88	6	2014	OHX	1	0
88	6	2016	OHX	1	0
88	6	2020	OHX	1	0
88	6	2022	OHX	1	0
88	6	2025	OHX	1	0
88	6	2027	OHX	1	0
88	6	2028	OHX	1	0
88	6	2029	OHX	1	0
88	6	2032	OHX	1	0
88	6	2033	OHX	1	0
88	6	2036	OHX	1	0
88	6	2037	OHX	1	0
88	6	2038	OHX	1	0
88	6	2040	OHX	4	0
88	6	2044	OHX	1	0
88	6	2045	OHX	2	0
88	6	2050	OHX	1	0
88	6	2051	OHX	1	0
88	6	2053	OHX	1	0
88	6	2055	OHX	1	0
88	6	2060	OHX	2	0
88	6	2063	OHX	3	0

Continued on next page...

Continued from previous page...

Mol	Chain	Res	Type	Clashes	Symm-Clashes
88	6	2064	OHX	1	0
88	6	2066	OHX	1	0
88	6	2067	OHX	4	0
88	6	2069	OHX	2	0
88	6	2070	OHX	1	0
88	6	2074	OHX	2	0
88	6	2075	OHX	1	0
88	6	2076	OHX	1	0
88	6	2079	OHX	1	0
88	6	2081	OHX	2	0
88	6	2084	OHX	1	0
88	6	2085	OHX	2	0
88	6	2086	OHX	4	0
88	6	2087	OHX	1	0
88	6	2089	OHX	1	0
88	6	2091	OHX	1	0
88	6	2092	OHX	1	0
88	6	2095	OHX	1	0
88	6	2096	OHX	4	0
88	6	2097	OHX	1	0
88	6	2101	OHX	1	0
88	6	2102	OHX	1	0
88	6	2104	OHX	2	0
88	6	2106	OHX	1	0
88	6	2109	OHX	4	0
88	6	2110	OHX	1	0
88	6	2116	OHX	1	0
88	6	2121	OHX	2	0
88	6	2126	OHX	4	0
88	6	2127	OHX	4	0
88	6	2134	OHX	2	0
88	6	2135	OHX	1	0
88	6	2136	OHX	2	0
88	6	2137	OHX	1	0
88	6	2139	OHX	1	0
88	6	2140	OHX	1	0
88	6	2141	OHX	1	0
88	6	2142	OHX	4	0
88	6	2144	OHX	1	0
88	6	2145	OHX	1	0
88	6	2146	OHX	1	0
88	6	2148	OHX	1	0

Continued on next page...

Continued from previous page...

Mol	Chain	Res	Type	Clashes	Symm-Clashes
88	6	2151	OHX	1	0
88	6	2152	OHX	2	0
88	6	2153	OHX	1	0
88	6	2156	OHX	2	0
88	6	2159	OHX	2	0
88	6	2160	OHX	2	0
88	6	2164	OHX	1	0
88	6	2166	OHX	1	0
88	6	2169	OHX	1	0
88	6	2170	OHX	1	0
88	6	2173	OHX	1	0
88	6	2174	OHX	3	0
88	6	2175	OHX	2	0
88	6	2177	OHX	1	0
88	6	2179	OHX	1	0
88	6	2182	OHX	1	0
88	6	2184	OHX	1	0
88	7	218	OHX	1	0
88	7	219	OHX	1	0
88	7	221	OHX	1	0
88	7	224	OHX	1	0
88	7	225	OHX	1	0
88	8	214	OHX	1	0
88	8	215	OHX	1	0
88	8	216	OHX	1	0
88	8	219	OHX	1	0
88	8	220	OHX	1	0
88	8	221	OHX	1	0
88	8	222	OHX	2	0
88	8	223	OHX	1	0
88	8	225	OHX	1	0
88	8	227	OHX	1	0
88	8	229	OHX	1	0
88	8	230	OHX	1	0
88	8	231	OHX	1	0
88	C3	201	OHX	5	0
88	C5	201	OHX	2	0
88	D9	103	OHX	1	0
88	L3	404	OHX	3	0
88	L4	401	OHX	4	0
88	L5	301	OHX	1	0
88	M0	302	OHX	1	0

Continued on next page...

Continued from previous page...

Mol	Chain	Res	Type	Clashes	Symm-Clashes
88	M0	303	OHX	3	0
88	M5	301	OHX	1	0
88	M7	204	OHX	1	0
88	M7	205	OHX	2	0
88	M9	201	OHX	2	0
88	N1	201	OHX	1	0
88	N9	102	OHX	1	0
88	O3	203	OHX	1	0
88	O7	105	OHX	3	0
88	O7	106	OHX	1	0
88	O9	101	OHX	1	0
88	Q2	503	OHX	1	0
88	S1	301	OHX	3	0
88	S6	301	OHX	3	0
88	S8	301	OHX	2	0
88	S9	202	OHX	1	0
88	SR	401	OHX	3	0

5.7 Other polymers [i](#)

There are no such residues in this entry.

5.8 Polymer linkage issues [i](#)

The following chains have linkage breaks:

Mol	Chain	Number of breaks
86	l1	46
1	2	2
81	m2	2
36	5	1

All chain breaks are listed below:

Model	Chain	Residue-1	Atom-1	Residue-2	Atom-2	Distance (Å)
1	2	1716:C	O3'	1717:G	P	5.68
1	l1	132:UNK	C	133:UNK	N	4.51
1	m2	23:UNK	C	28:UNK	N	4.14
1	l1	81:UNK	C	82:UNK	N	3.84
1	5	2437:G	O3'	2438:A	P	3.63
1	m2	52:UNK	C	54:UNK	N	3.58

Continued on next page...

Continued from previous page...

Model	Chain	Residue-1	Atom-1	Residue-2	Atom-2	Distance (Å)
1	l1	174:UNK	C	175:UNK	N	3.30
1	l1	27:UNK	C	28:UNK	N	3.12
1	2	1685:G	O3'	1686:C	P	3.07
1	l1	201:UNK	C	202:UNK	N	2.85
1	l1	39:UNK	C	40:UNK	N	2.75
1	l1	152:UNK	C	153:UNK	N	2.65
1	l1	162:UNK	C	163:UNK	N	2.57
1	l1	159:UNK	C	160:UNK	N	2.45
1	l1	210:UNK	C	211:UNK	N	2.44
1	l1	192:UNK	C	193:UNK	N	2.42
1	l1	48:UNK	C	49:UNK	N	2.30
1	l1	168:UNK	C	169:UNK	N	2.24
1	l1	22:UNK	C	23:UNK	N	2.07
1	l1	61:UNK	C	62:UNK	N	1.97
1	l1	57:UNK	C	58:UNK	N	1.91
1	l1	69:UNK	C	70:UNK	N	1.91
1	l1	141:UNK	C	142:UNK	N	1.87
1	l1	84:UNK	C	85:UNK	N	1.81
1	l1	171:UNK	C	172:UNK	N	1.78
1	l1	54:UNK	C	55:UNK	N	1.71
1	l1	123:UNK	C	124:UNK	N	1.71
1	l1	71:UNK	C	72:UNK	N	1.69
1	l1	198:UNK	C	199:UNK	N	1.64
1	l1	153:UNK	C	154:UNK	N	1.61
1	l1	105:UNK	C	106:UNK	N	1.60
1	l1	46:UNK	C	47:UNK	N	1.20
1	l1	68:UNK	C	69:UNK	N	1.19
1	l1	23:UNK	C	24:UNK	N	1.18
1	l1	158:UNK	C	159:UNK	N	1.18
1	l1	133:UNK	C	134:UNK	N	1.16
1	l1	44:UNK	C	45:UNK	N	1.15
1	l1	50:UNK	C	51:UNK	N	1.15
1	l1	211:UNK	C	212:UNK	N	1.15
1	l1	45:UNK	C	46:UNK	N	1.14
1	l1	140:UNK	C	141:UNK	N	1.14
1	l1	70:UNK	C	71:UNK	N	1.13
1	l1	169:UNK	C	170:UNK	N	1.09
1	l1	134:UNK	C	135:UNK	N	1.07
1	l1	209:UNK	C	210:UNK	N	1.06
1	l1	59:UNK	C	60:UNK	N	0.99
1	l1	160:UNK	C	161:UNK	N	0.99
1	l1	49:UNK	C	50:UNK	N	0.98

Continued on next page...

Continued from previous page...

Model	Chain	Residue-1	Atom-1	Residue-2	Atom-2	Distance (Å)
1	l1	96:UNK	C	97:UNK	N	0.95
1	l1	26:UNK	C	27:UNK	N	0.94
1	l1	20:UNK	C	21:UNK	N	0.90

6 Fit of model and data

6.1 Protein, DNA and RNA chains

In the following table, the column labelled ‘#RSRZ> 2’ contains the number (and percentage) of RSRZ outliers, followed by percent RSRZ outliers for the chain as percentile scores relative to all X-ray entries and entries of similar resolution. The OWAB column contains the minimum, median, 95th percentile and maximum values of the occupancy-weighted average B-factor per residue. The column labelled ‘Q< 0.9’ lists the number of (and percentage) of residues with an average occupancy less than 0.9.

Mol	Chain	Analysed	<RSRZ>	#RSRZ>2	OWAB(Å ²)	Q<0.9
1	2	1781/1800 (98%)	0.76	159 (8%) 12 6	57, 96, 178, 219	0
1	6	1795/1800 (99%)	0.51	86 (4%) 34 20	44, 84, 166, 211	0
2	S0	206/251 (82%)	1.12	43 (20%) 1 1	100, 115, 126, 138	0
2	s0	206/251 (82%)	0.62	18 (8%) 13 6	81, 98, 114, 118	0
3	S1	214/254 (84%)	0.80	34 (15%) 3 1	104, 134, 156, 161	0
3	s1	216/254 (85%)	0.49	12 (5%) 28 14	77, 91, 111, 123	0
4	S2	217/253 (85%)	0.91	36 (16%) 2 1	81, 93, 109, 115	0
4	s2	217/253 (85%)	1.13	48 (22%) 1 1	65, 81, 96, 112	0
5	S3	223/239 (93%)	1.34	68 (30%) 1 0	84, 97, 119, 130	0
5	s3	223/239 (93%)	0.80	39 (17%) 2 1	80, 109, 133, 136	0
6	S4	260/260 (100%)	1.33	80 (30%) 1 0	71, 96, 106, 121	0
6	s4	260/260 (100%)	0.71	26 (10%) 9 4	59, 86, 100, 121	0
7	S5	206/224 (91%)	1.11	50 (24%) 1 1	103, 122, 131, 135	0
7	s5	206/224 (91%)	0.93	40 (19%) 1 1	83, 106, 121, 129	0
8	S6	226/236 (95%)	0.49	22 (9%) 10 5	72, 102, 122, 133	0
8	s6	218/236 (92%)	0.48	13 (5%) 25 13	60, 90, 110, 121	0
9	S7	184/189 (97%)	1.31	56 (30%) 1 0	98, 122, 142, 148	0
9	s7	186/189 (98%)	0.67	19 (10%) 9 4	79, 107, 134, 139	0
10	S8	188/200 (94%)	1.47	54 (28%) 1 0	67, 83, 116, 129	0
10	s8	188/200 (94%)	0.71	12 (6%) 23 11	56, 74, 119, 135	0
11	S9	185/196 (94%)	1.94	80 (43%) 0 0	86, 103, 129, 145	0
11	s9	185/196 (94%)	1.21	39 (21%) 1 1	72, 90, 120, 138	0
12	C0	96/105 (91%)	0.33	8 (8%) 14 6	89, 110, 128, 138	0
12	c0	96/105 (91%)	1.13	25 (26%) 1 0	101, 132, 145, 150	0

Continued on next page...

Continued from previous page...

Mol	Chain	Analysed	<RSRZ>	#RSRZ>2	OWAB(Å²)		Q<0.9	
13	C1	155/155 (100%)	1.50	42 (27%)	1	0	71, 82, 114, 129	0
13	c1	146/155 (94%)	1.21	21 (14%)	3	2	59, 71, 99, 122	0
14	C2	124/124 (100%)	0.72	14 (11%)	7	3	135, 143, 151, 154	0
14	c2	124/124 (100%)	2.28	62 (50%)	0	0	172, 187, 200, 208	0
15	C3	150/150 (100%)	0.64	19 (12%)	5	2	77, 91, 111, 115	0
15	c3	150/150 (100%)	0.65	11 (7%)	18	9	64, 80, 95, 100	0
16	C4	127/136 (93%)	0.38	12 (9%)	11	5	78, 131, 145, 150	0
16	c4	128/136 (94%)	0.78	15 (11%)	6	3	58, 92, 102, 108	0
17	C5	124/137 (90%)	0.70	14 (11%)	7	3	84, 100, 116, 128	0
17	c5	135/137 (98%)	1.18	28 (20%)	1	1	76, 101, 113, 119	0
18	C6	141/142 (99%)	2.41	75 (53%)	0	0	89, 110, 115, 118	0
18	c6	142/142 (100%)	2.18	69 (48%)	0	0	75, 99, 113, 127	0
19	C7	120/136 (88%)	1.75	49 (40%)	0	0	96, 110, 133, 135	0
19	c7	117/136 (86%)	0.88	20 (17%)	2	1	83, 98, 116, 118	0
20	C8	145/145 (100%)	0.47	10 (6%)	20	10	83, 109, 130, 138	0
20	c8	145/145 (100%)	0.70	20 (13%)	4	2	82, 97, 120, 130	0
21	C9	143/143 (100%)	1.98	70 (48%)	0	0	94, 108, 119, 126	0
21	c9	143/143 (100%)	1.08	25 (17%)	2	1	78, 93, 110, 119	0
22	D0	107/120 (89%)	2.12	47 (43%)	0	0	82, 112, 129, 132	0
22	d0	110/120 (91%)	2.21	57 (51%)	0	0	79, 110, 138, 141	0
23	D1	87/87 (100%)	0.83	14 (16%)	3	1	96, 104, 120, 127	0
23	d1	87/87 (100%)	0.33	3 (3%)	49	32	78, 87, 109, 119	0
24	D2	129/129 (100%)	2.43	75 (58%)	0	0	80, 93, 99, 108	0
25	D3	144/144 (100%)	1.04	30 (20%)	1	1	67, 73, 81, 95	0
25	d3	144/144 (100%)	0.70	22 (15%)	3	1	54, 61, 72, 82	0
26	D4	134/134 (100%)	0.62	15 (11%)	7	3	80, 104, 115, 122	0
26	d4	134/134 (100%)	0.17	3 (2%)	65	49	68, 91, 103, 109	0
27	D5	70/107 (65%)	0.51	6 (8%)	13	6	119, 133, 139, 141	0
27	d5	69/107 (64%)	0.91	8 (11%)	6	3	97, 117, 127, 130	0
28	D6	97/97 (100%)	2.03	51 (52%)	0	0	82, 95, 140, 144	0
28	d6	97/97 (100%)	1.43	28 (28%)	1	0	62, 74, 105, 112	0

Continued on next page...

Continued from previous page...

Mol	Chain	Analysed	<RSRZ>	#RSRZ>2	OWAB(Å²)		Q<0.9	
29	D7	81/81 (100%)	1.91	35 (43%)	0	0	95, 109, 134, 140	0
29	d7	81/81 (100%)	1.69	27 (33%)	0	0	79, 93, 127, 132	0
30	D8	63/66 (95%)	0.84	13 (20%)	1	1	111, 126, 137, 141	0
30	d8	63/66 (95%)	1.18	16 (25%)	1	0	98, 113, 124, 135	0
31	D9	53/55 (96%)	1.69	20 (37%)	0	0	83, 87, 103, 110	0
31	d9	53/55 (96%)	2.92	34 (64%)	0	0	77, 88, 125, 139	0
32	E0	60/62 (96%)	2.27	27 (45%)	0	0	74, 101, 125, 127	0
32	e0	62/62 (100%)	0.67	9 (14%)	3	2	62, 89, 112, 115	0
33	E1	71/76 (93%)	1.56	25 (35%)	0	0	103, 132, 143, 147	0
33	e1	76/76 (100%)	2.80	41 (53%)	0	0	108, 162, 178, 183	0
34	SR	318/318 (100%)	1.01	55 (17%)	2	1	106, 117, 131, 147	0
34	sR	318/318 (100%)	1.44	99 (31%)	1	0	106, 124, 137, 148	0
35	SM	159/273 (58%)	0.90	33 (20%)	1	1	58, 94, 141, 144	0
35	sM	104/273 (38%)	0.36	7 (6%)	21	11	50, 106, 179, 186	0
36	1	3149/3396 (92%)	0.33	37 (1%)	81	69	35, 57, 128, 216	0
36	5	3169/3396 (93%)	0.38	40 (1%)	79	67	33, 53, 126, 187	0
37	3	121/121 (100%)	0.18	0	100	100	41, 72, 85, 91	0
37	7	121/121 (100%)	0.21	0	100	100	39, 58, 68, 77	0
38	4	158/158 (100%)	0.19	1 (0%)	90	84	43, 58, 94, 137	0
38	8	158/158 (100%)	0.21	0	100	100	43, 59, 94, 128	0
39	L2	252/253 (99%)	0.90	28 (11%)	7	3	44, 61, 76, 85	0
39	l2	252/253 (99%)	1.03	29 (11%)	6	3	40, 56, 73, 80	0
40	L3	386/386 (100%)	0.38	16 (4%)	41	25	40, 59, 72, 87	0
40	l3	386/386 (100%)	0.21	5 (1%)	79	67	34, 48, 62, 78	0
41	L4	361/361 (100%)	0.03	1 (0%)	94	92	38, 53, 69, 74	0
41	l4	361/361 (100%)	0.04	0	100	100	39, 55, 72, 84	0
42	L5	296/296 (100%)	0.66	25 (8%)	14	6	55, 79, 95, 114	0
42	l5	294/296 (99%)	0.38	7 (2%)	62	45	46, 62, 87, 102	0
43	L6	156/175 (89%)	0.09	0	100	100	47, 54, 70, 83	0
43	l6	157/175 (89%)	0.11	2 (1%)	79	67	48, 56, 76, 87	0
44	L7	222/243 (91%)	0.08	0	100	100	38, 48, 76, 105	0

Continued on next page...

Continued from previous page...

Mol	Chain	Analysed	<RSRZ>	#RSRZ>2	OWAB(Å ²)	Q<0.9
44	l7	223/243 (91%)	0.04	0 100 100	38, 47, 77, 109	0
45	L8	233/255 (91%)	0.61	15 (6%) 23 11	67, 81, 110, 120	0
45	l8	231/255 (90%)	0.58	19 (8%) 14 7	69, 82, 109, 118	0
46	L9	191/191 (100%)	0.15	2 (1%) 84 74	54, 65, 77, 87	0
46	l9	191/191 (100%)	0.11	2 (1%) 84 74	43, 55, 71, 81	0
47	M0	211/220 (95%)	0.24	1 (0%) 91 87	41, 55, 88, 106	0
47	m0	213/220 (96%)	0.28	2 (0%) 85 77	39, 56, 80, 97	0
48	M1	169/173 (97%)	0.87	25 (14%) 3 2	63, 81, 93, 100	0
48	m1	169/173 (97%)	0.42	5 (2%) 54 37	51, 65, 76, 83	0
49	M3	193/198 (97%)	0.29	1 (0%) 91 87	38, 63, 100, 123	0
49	m3	194/198 (97%)	0.17	2 (1%) 84 74	39, 66, 96, 120	0
50	M4	136/137 (99%)	-0.03	0 100 100	49, 56, 68, 78	0
50	m4	137/137 (100%)	-0.07	0 100 100	45, 52, 66, 80	0
51	M5	204/204 (100%)	1.00	21 (10%) 9 4	40, 54, 66, 70	0
52	M6	197/198 (99%)	0.34	4 (2%) 68 52	39, 44, 64, 67	20 (10%)
52	m6	197/198 (99%)	0.28	2 (1%) 84 74	34, 40, 63, 65	18 (9%)
53	M7	183/183 (100%)	0.58	9 (4%) 33 19	43, 50, 97, 121	0
53	m7	155/183 (84%)	0.32	1 (0%) 90 84	37, 45, 59, 88	0
54	M8	185/185 (100%)	0.37	3 (1%) 74 61	41, 54, 69, 90	0
54	m8	185/185 (100%)	0.60	13 (7%) 19 10	40, 55, 64, 69	0
55	M9	188/188 (100%)	0.42	16 (8%) 13 6	60, 74, 144, 150	0
55	m9	188/188 (100%)	0.32	8 (4%) 39 23	49, 62, 125, 137	0
56	N0	172/172 (100%)	0.41	8 (4%) 35 20	46, 54, 65, 73	0
56	n0	172/172 (100%)	0.06	0 100 100	41, 48, 61, 70	0
57	N1	159/159 (100%)	0.70	14 (8%) 12 6	41, 54, 96, 103	0
57	n1	159/159 (100%)	0.65	11 (6%) 20 10	38, 48, 82, 89	0
58	N2	100/120 (83%)	0.41	7 (7%) 19 10	89, 104, 117, 121	0
58	n2	98/120 (81%)	0.67	7 (7%) 19 10	73, 85, 93, 97	0
59	N3	136/136 (100%)	0.55	7 (5%) 32 17	46, 56, 68, 76	0
59	n3	136/136 (100%)	0.54	2 (1%) 76 62	35, 45, 56, 60	0
60	N4	98/155 (63%)	2.10	31 (31%) 1 0	57, 69, 134, 146	0

Continued on next page...

Continued from previous page...

Mol	Chain	Analysed	<RSRZ>	#RSRZ>2	OWAB(Å ²)	Q<0.9
60	n4	135/155 (87%)	0.77	14 (10%) 8 4	45, 93, 120, 132	0
61	N5	121/141 (85%)	0.47	4 (3%) 50 33	55, 66, 82, 107	0
61	n5	120/141 (85%)	0.27	3 (2%) 61 45	53, 66, 81, 93	0
62	N6	126/126 (100%)	0.49	4 (3%) 51 34	46, 60, 71, 77	0
62	n6	126/126 (100%)	0.45	0 100 100	49, 63, 75, 82	0
63	N7	135/135 (100%)	0.97	17 (12%) 5 3	81, 93, 105, 113	0
63	n7	135/135 (100%)	0.70	16 (11%) 6 3	74, 88, 99, 104	0
64	N8	148/148 (100%)	0.46	5 (3%) 49 32	35, 56, 78, 89	0
64	n8	148/148 (100%)	0.64	7 (4%) 35 20	35, 55, 76, 80	0
65	N9	58/58 (100%)	1.10	10 (17%) 2 1	37, 60, 96, 109	0
65	n9	58/58 (100%)	0.83	9 (15%) 3 1	37, 56, 77, 87	0
66	O0	97/104 (93%)	-0.25	0 100 100	81, 89, 107, 111	0
66	o0	100/104 (96%)	-0.04	3 (3%) 54 37	72, 80, 100, 109	0
67	O1	109/112 (97%)	1.23	29 (26%) 1 0	57, 69, 91, 98	0
67	o1	109/112 (97%)	0.66	3 (2%) 56 40	45, 57, 88, 104	0
68	O2	127/129 (98%)	0.27	2 (1%) 74 61	36, 48, 61, 74	0
68	o2	127/129 (98%)	0.22	0 100 100	34, 51, 64, 70	0
69	O3	106/106 (100%)	0.31	0 100 100	39, 45, 64, 74	0
69	o3	106/106 (100%)	0.52	3 (2%) 56 40	38, 45, 69, 77	0
70	O4	112/119 (94%)	1.29	35 (31%) 1 0	55, 71, 106, 113	0
70	o4	112/119 (94%)	1.43	35 (31%) 1 0	48, 66, 102, 107	0
71	O5	119/119 (100%)	0.03	1 (0%) 87 79	51, 68, 76, 81	0
71	o5	119/119 (100%)	0.19	4 (3%) 49 32	55, 68, 83, 92	0
72	O6	99/99 (100%)	0.49	9 (9%) 11 5	59, 69, 97, 110	0
72	o6	99/99 (100%)	0.76	6 (6%) 25 12	63, 71, 88, 106	0
73	O7	87/87 (100%)	0.58	2 (2%) 64 47	42, 48, 66, 85	0
73	o7	87/87 (100%)	0.72	3 (3%) 49 32	39, 47, 73, 92	0
74	O8	77/77 (100%)	0.42	5 (6%) 22 11	77, 90, 107, 112	0
74	o8	77/77 (100%)	0.88	14 (18%) 2 1	73, 86, 99, 101	0
75	O9	50/50 (100%)	0.73	3 (6%) 25 13	49, 55, 58, 58	0
75	o9	50/50 (100%)	0.97	4 (8%) 15 7	47, 52, 60, 61	0

Continued on next page...

Continued from previous page...

Mol	Chain	Analysed	<RSRZ>	#RSRZ>2	OWAB(Å ²)	Q<0.9
76	Q0	52/52 (100%)	0.57	2 (3%) 44 27	46, 52, 67, 73	0
76	q0	52/52 (100%)	0.31	0 100 100	39, 45, 55, 58	0
77	Q1	25/25 (100%)	2.41	16 (64%) 0 0	58, 64, 68, 69	0
77	q1	25/25 (100%)	1.28	3 (12%) 6 3	50, 53, 56, 57	0
78	Q2	105/105 (100%)	0.25	1 (0%) 84 74	42, 56, 75, 99	0
78	q2	105/105 (100%)	0.17	2 (1%) 70 54	41, 54, 69, 107	0
79	Q3	91/91 (100%)	0.66	6 (6%) 22 11	51, 64, 78, 86	0
79	q3	91/91 (100%)	1.11	16 (17%) 2 1	44, 56, 72, 82	0
80	d2	130/130 (100%)	1.20	24 (18%) 2 1	63, 75, 82, 91	0
81	m2	0/150	-	-	-	-
82	m5	203/203 (100%)	1.30	38 (18%) 2 1	41, 56, 68, 73	0
83	p0	143/220 (65%)	0.99	28 (19%) 1 1	103, 124, 217, 227	0
84	p1	0/47	-	-	-	-
84	p2	0/47	-	-	-	-
85	f	147/157 (93%)	0.42	10 (6%) 20 10	48, 81, 147, 150	4 (2%)
86	l1	0/213	-	-	-	-
All	All	33262/35574 (93%)	0.66	3268 (9%) 10 5	33, 73, 133, 227	42 (0%)

All (3268) RSRZ outliers are listed below:

Mol	Chain	Res	Type	RSRZ
1	2	1694	A	15.4
1	2	1693	A	14.9
60	N4	86	SER	14.5
60	N4	75	THR	14.4
1	2	1708	U	14.1
1	2	1709	C	13.3
1	2	1710	U	12.3
1	2	1699	G	12.2
1	2	1697	G	12.2
31	d9	4	GLU	12.0
13	c1	3	THR	11.3
1	2	1696	G	11.2
1	2	1692	G	11.2
60	n4	68	ALA	11.0
31	d9	5	ASN	11.0
1	2	1698	G	10.1
32	E0	54	ARG	9.8

Continued on next page...

Continued from previous page...

Mol	Chain	Res	Type	RSRZ
39	L2	253	GLN	9.8
35	SM	88	ARG	9.6
36	1	1570	U	9.5
1	2	1686	C	9.5
4	s2	93	GLY	9.5
32	E0	61	SER	9.4
60	N4	88	ASP	9.4
60	N4	87	LEU	9.2
60	N4	89	LEU	9.2
1	2	1695	G	9.0
33	e1	110	ALA	8.9
1	2	1691	A	8.8
1	2	1707	A	8.7
7	S5	152	GLY	8.7
60	N4	98	PRO	8.7
14	c2	113	ARG	8.7
13	c1	2	SER	8.5
60	n4	69	LYS	8.5
9	S7	98	ILE	8.5
14	c2	20	ALA	8.5
60	N4	76	VAL	8.4
60	N4	83	THR	8.4
17	c5	136	SER	8.3
29	D7	38	PRO	8.3
1	2	1711	C	8.1
1	2	1690	G	8.0
53	M7	161	ALA	8.0
1	2	506	A	8.0
18	C6	20	ALA	7.9
39	L2	252	THR	7.9
4	s2	87	GLN	7.9
11	S9	3	ARG	7.9
22	D0	121	ASN	7.8
14	c2	105	LYS	7.8
35	sM	85	SER	7.7
33	e1	85	TYR	7.6
39	l2	252	THR	7.6
22	D0	64	LYS	7.5
39	l2	249	SER	7.5
1	6	1694	A	7.5
13	C1	145	ALA	7.5
33	e1	98	VAL	7.4

Continued on next page...

Continued from previous page...

Mol	Chain	Res	Type	RSRZ
7	s5	37	GLN	7.4
34	sR	121	MET	7.3
11	S9	5	PRO	7.3
34	sR	244	ALA	7.3
17	c5	134	THR	7.3
17	c5	4	ALA	7.3
45	l8	121	SER	7.2
32	E0	53	LYS	7.2
28	D6	2	PRO	7.1
22	d0	18	GLN	7.0
19	C7	2	GLY	7.0
33	e1	145	HIS	7.0
56	N0	1	MET	7.0
4	s2	88	LYS	6.9
7	S5	71	ALA	6.9
22	d0	64	LYS	6.9
1	6	1695	G	6.8
5	s3	151	LYS	6.8
35	SM	87	THR	6.8
14	c2	123	VAL	6.7
33	E1	87	THR	6.7
35	SM	84	LYS	6.7
11	S9	186	GLU	6.7
18	c6	132	LYS	6.7
19	C7	62	GLN	6.7
39	l2	253	GLN	6.7
18	C6	143	ARG	6.6
32	E0	60	PRO	6.6
19	C7	63	LYS	6.6
13	C1	4	GLU	6.6
9	S7	150	GLN	6.6
35	SM	85	SER	6.6
5	s3	148	LYS	6.5
33	e1	80	ARG	6.5
4	s2	89	GLN	6.5
9	S7	99	LEU	6.5
18	C6	133	GLY	6.5
45	l8	120	LYS	6.4
22	d0	77	LYS	6.4
33	e1	92	LYS	6.4
60	N4	84	GLY	6.4
1	2	696	C	6.4

Continued on next page...

Continued from previous page...

Mol	Chain	Res	Type	RSRZ
60	N4	81	PRO	6.4
18	c6	138	PHE	6.4
60	N4	95	SER	6.3
14	c2	115	VAL	6.3
18	c6	141	SER	6.3
1	2	1712	A	6.3
32	E0	55	ARG	6.3
18	c6	142	TYR	6.3
2	S0	28	ASN	6.2
31	D9	54	LYS	6.2
18	c6	124	PRO	6.2
22	D0	63	LEU	6.1
33	e1	146	SER	6.1
28	D6	92	ARG	6.1
14	c2	102	GLY	6.1
14	c2	112	ALA	6.1
14	c2	64	SER	6.1
29	d7	33	LEU	6.1
33	e1	90	LYS	6.1
34	sR	303	ALA	6.0
22	D0	81	THR	6.0
4	s2	92	ALA	6.0
11	s9	148	VAL	6.0
4	s2	84	LYS	6.0
22	D0	120	SER	6.0
60	N4	85	ALA	6.0
13	C1	146	ALA	6.0
18	C6	132	LYS	6.0
6	S4	8	HIS	6.0
32	E0	56	MET	5.9
34	sR	72	THR	5.9
36	1	2205	U	5.9
21	C9	80	TYR	5.9
35	SM	89	ARG	5.9
60	n4	67	VAL	5.9
19	c7	3	ARG	5.9
21	C9	103	LYS	5.9
58	N2	9	GLN	5.8
1	6	662	U	5.8
60	N4	74	LYS	5.8
14	c2	121	VAL	5.8
14	c2	103	LEU	5.8

Continued on next page...

Continued from previous page...

Mol	Chain	Res	Type	RSRZ
28	D6	8	ASN	5.8
5	S3	148	LYS	5.8
18	C6	29	ILE	5.8
1	2	1702	A	5.8
22	d0	83	GLU	5.7
7	S5	154	ALA	5.7
21	C9	96	ALA	5.7
10	s8	200	LYS	5.7
29	D7	32	PHE	5.7
22	d0	78	THR	5.7
39	l2	250	GLN	5.7
18	C6	123	ARG	5.7
22	D0	54	GLY	5.7
1	6	493	U	5.7
53	M7	184	ALA	5.7
22	D0	65	ILE	5.7
4	s2	90	THR	5.7
6	S4	54	TYR	5.7
34	sR	252	LEU	5.7
18	C6	114	ARG	5.7
60	N4	72	SER	5.7
79	q3	2	ALA	5.6
28	D6	79	ILE	5.6
17	c5	103	ASN	5.6
18	C6	21	HIS	5.6
33	e1	77	GLY	5.6
53	M7	160	ALA	5.6
18	C6	13	LYS	5.6
11	S9	6	ARG	5.6
18	C6	142	TYR	5.6
1	6	663	U	5.6
34	sR	62	LYS	5.6
10	S8	21	PHE	5.5
11	S9	2	PRO	5.5
33	e1	88	PRO	5.5
7	S5	151	GLY	5.5
5	S3	152	PHE	5.5
32	E0	44	PHE	5.5
70	O4	2	ALA	5.5
8	S6	77	LEU	5.5
36	5	1566	A	5.4
22	d0	79	TRP	5.4

Continued on next page...

Continued from previous page...

Mol	Chain	Res	Type	RSRZ
18	c6	11	GLY	5.4
22	d0	67	THR	5.4
18	C6	68	ARG	5.4
18	c6	19	VAL	5.4
1	6	659	C	5.4
28	D6	20	PRO	5.4
39	L2	250	GLN	5.4
4	s2	95	ARG	5.4
18	C6	17	THR	5.4
18	C6	18	ALA	5.4
8	s6	148	SER	5.4
18	C6	14	LYS	5.4
12	c0	25	LYS	5.4
14	c2	126	TRP	5.4
24	D2	34	ILE	5.4
60	N4	77	LYS	5.3
1	2	1687	U	5.3
36	1	1568	U	5.3
7	S5	153	GLY	5.3
10	S8	67	TRP	5.3
34	sR	253	ALA	5.3
4	s2	85	PRO	5.3
18	C6	12	LYS	5.3
33	e1	96	LYS	5.3
18	C6	124	PRO	5.3
24	D2	6	VAL	5.3
1	6	1700	C	5.3
11	S9	134	ILE	5.3
22	d0	70	THR	5.3
36	5	1567	U	5.3
1	2	1705	C	5.2
1	2	1706	C	5.2
7	s5	153	GLY	5.2
24	D2	25	VAL	5.2
70	o4	58	ARG	5.2
31	D9	55	PHE	5.2
22	D0	85	ARG	5.2
7	S5	70	VAL	5.2
36	1	2507	C	5.2
32	E0	49	LEU	5.2
28	D6	17	HIS	5.2
18	c6	114	ARG	5.2

Continued on next page...

Continued from previous page...

Mol	Chain	Res	Type	RSRZ
19	C7	101	ASN	5.2
83	p0	206	ASP	5.1
34	sR	254	ALA	5.1
22	D0	79	TRP	5.1
36	5	1579	C	5.1
70	O4	23	VAL	5.1
8	S6	78	THR	5.1
24	D2	126	LEU	5.1
29	D7	51	GLN	5.1
31	d9	20	GLN	5.1
31	d9	55	PHE	5.1
35	SM	86	ASN	5.1
6	S4	65	LEU	5.1
5	S3	208	ILE	5.1
29	D7	7	LEU	5.1
36	1	1567	U	5.1
9	S7	105	THR	5.1
11	S9	181	ALA	5.1
34	SR	32	LEU	5.1
10	S8	152	ILE	5.1
48	M1	127	PHE	5.1
1	2	1704	U	5.1
14	c2	41	LEU	5.0
14	c2	106	ILE	5.0
7	S5	75	GLY	5.0
24	D2	104	LEU	5.0
1	6	1708	U	5.0
5	S3	135	GLU	5.0
53	M7	162	GLU	5.0
25	D3	24	TRP	5.0
28	D6	80	HIS	5.0
18	c6	121	SER	5.0
22	d0	62	VAL	5.0
14	c2	116	VAL	5.0
34	sR	157	VAL	5.0
21	c9	92	LYS	5.0
14	c2	43	ARG	5.0
4	s2	86	VAL	5.0
22	D0	82	TYR	5.0
19	C7	74	GLN	5.0
22	D0	19	ILE	5.0
18	c6	20	ALA	5.0

Continued on next page...

Continued from previous page...

Mol	Chain	Res	Type	RSRZ
18	C6	66	ARG	5.0
24	D2	27	ILE	5.0
33	e1	79	LYS	5.0
31	d9	6	VAL	4.9
79	q3	3	LYS	4.9
14	c2	114	LYS	4.9
70	o4	57	LEU	4.9
12	c0	64	TYR	4.9
1	2	1701	A	4.9
31	d9	34	TYR	4.9
33	e1	86	THR	4.9
34	sR	3	SER	4.9
33	e1	125	THR	4.9
18	c6	8	GLN	4.9
34	sR	292	LEU	4.9
18	c6	139	GLN	4.9
60	N4	73	ARG	4.9
18	c6	143	ARG	4.9
36	1	1955	U	4.9
1	6	1711	C	4.8
11	S9	180	LYS	4.8
61	N5	24	LEU	4.8
1	6	1228	G	4.8
18	C6	140	LYS	4.8
24	D2	82	LYS	4.8
4	s2	118	ALA	4.8
4	S2	86	VAL	4.8
34	SR	79	TYR	4.8
33	e1	83	LYS	4.8
5	S3	216	PRO	4.8
77	Q1	25	LYS	4.8
33	e1	148	TYR	4.8
31	D9	56	ARG	4.8
22	D0	67	THR	4.8
7	s5	79	ASN	4.8
34	SR	214	ALA	4.8
70	o4	21	LYS	4.8
33	e1	95	HIS	4.8
6	S4	22	LYS	4.8
33	E1	88	PRO	4.8
33	e1	81	LYS	4.8
22	d0	82	TYR	4.8

Continued on next page...

Continued from previous page...

Mol	Chain	Res	Type	RSRZ
24	D2	85	ASP	4.8
60	N4	78	ALA	4.8
22	d0	65	ILE	4.7
18	C6	74	HIS	4.7
1	6	1227	A	4.7
1	6	1709	C	4.7
17	c5	52	LYS	4.7
2	S0	98	ILE	4.7
8	S6	175	ILE	4.7
18	C6	141	SER	4.7
1	2	656	G	4.7
5	S3	144	ALA	4.7
1	2	913	G	4.7
17	c5	9	LYS	4.7
5	S3	185	LYS	4.7
34	SR	212	ALA	4.7
30	D8	67	ARG	4.7
13	c1	4	GLU	4.7
36	5	1569	U	4.7
33	e1	99	LYS	4.7
1	2	793	A	4.7
7	S5	96	SER	4.7
21	C9	82	GLY	4.7
28	D6	76	SER	4.7
4	s2	96	THR	4.7
22	D0	74	GLU	4.7
24	D2	69	LEU	4.7
20	C8	2	SER	4.7
17	c5	135	THR	4.6
3	S1	207	LEU	4.6
21	C9	71	VAL	4.6
31	d9	56	ARG	4.6
14	c2	111	ASN	4.6
22	D0	83	GLU	4.6
36	5	1580	A	4.6
18	c6	17	THR	4.6
21	c9	18	TYR	4.6
9	S7	104	ARG	4.6
33	e1	94	LYS	4.6
1	6	658	C	4.6
20	c8	22	VAL	4.6
24	D2	37	PHE	4.6

Continued on next page...

Continued from previous page...

Mol	Chain	Res	Type	RSRZ
9	S7	149	ILE	4.6
25	D3	2	GLY	4.6
34	sR	167	VAL	4.6
7	s5	152	GLY	4.6
9	S7	187	SER	4.6
27	D5	36	ALA	4.6
33	e1	87	THR	4.6
33	e1	111	GLU	4.6
24	D2	75	ILE	4.6
4	s2	181	SER	4.5
34	SR	115	ILE	4.5
14	c2	28	LEU	4.5
22	D0	80	GLU	4.5
28	D6	90	GLU	4.5
30	d8	67	ARG	4.5
83	p0	207	GLU	4.5
12	c0	65	TYR	4.5
34	sR	301	LEU	4.5
39	L2	247	ARG	4.5
25	D3	27	ASN	4.5
5	s3	150	MET	4.5
60	N4	67	VAL	4.5
24	D2	41	MET	4.5
31	d9	17	GLY	4.5
70	O4	21	LYS	4.5
34	sR	24	ALA	4.5
5	S3	217	ILE	4.5
32	E0	51	ASN	4.5
45	L8	116	VAL	4.5
9	s7	93	LEU	4.5
31	d9	27	HIS	4.5
4	S2	87	GLN	4.5
18	c6	13	LYS	4.5
5	S3	153	ALA	4.5
1	6	794	U	4.5
28	D6	89	ARG	4.5
36	1	1569	U	4.5
29	d7	46	VAL	4.5
29	d7	38	PRO	4.5
17	C5	50	THR	4.5
6	S4	66	MET	4.5
18	c6	12	LYS	4.5

Continued on next page...

Continued from previous page...

Mol	Chain	Res	Type	RSRZ
70	O4	20	ILE	4.4
14	c2	93	ASP	4.4
65	N9	26	THR	4.4
70	o4	33	GLN	4.4
31	d9	14	TYR	4.4
1	6	1707	A	4.4
3	S1	204	ILE	4.4
33	e1	89	LYS	4.4
14	C2	83	GLU	4.4
22	d0	72	ASN	4.4
28	d6	69	ASN	4.4
1	6	1199	G	4.4
1	6	1699	G	4.4
3	s1	54	LEU	4.4
6	S4	12	LEU	4.4
36	1	1581	C	4.4
83	p0	205	THR	4.4
14	c2	56	GLU	4.4
22	D0	86	ILE	4.4
31	d9	36	LEU	4.4
18	c6	21	HIS	4.4
13	C1	152	GLN	4.4
1	6	1698	G	4.3
33	e1	100	LEU	4.3
12	c0	23	ALA	4.3
18	c6	18	ALA	4.3
6	S4	25	GLY	4.3
22	d0	98	GLN	4.3
63	N7	72	ILE	4.3
14	C2	82	PRO	4.3
21	C9	72	GLY	4.3
35	SM	106	VAL	4.3
11	S9	167	ALA	4.3
7	S5	76	ARG	4.3
24	D2	29	PRO	4.3
5	S3	150	MET	4.3
18	c6	83	GLN	4.3
21	C9	4	VAL	4.3
29	d7	32	PHE	4.3
4	S2	85	PRO	4.3
14	c2	88	LEU	4.3
36	5	1571	A	4.3

Continued on next page...

Continued from previous page...

Mol	Chain	Res	Type	RSRZ
24	D2	62	VAL	4.3
34	SR	72	THR	4.3
11	S9	185	GLY	4.3
34	sR	211	ILE	4.3
9	S7	142	TYR	4.3
24	D2	117	ARG	4.3
22	d0	80	GLU	4.3
18	c6	69	VAL	4.3
22	D0	93	LEU	4.3
19	C7	53	TYR	4.3
18	C6	15	SER	4.3
19	C7	83	GLN	4.3
18	c6	44	LEU	4.3
24	D2	55	ASP	4.3
28	D6	10	ARG	4.3
11	S9	101	VAL	4.3
14	c2	85	LYS	4.2
18	c6	49	TYR	4.2
11	S9	12	TYR	4.2
2	S0	201	LEU	4.2
28	D6	21	VAL	4.2
31	d9	43	PHE	4.2
39	l2	251	LYS	4.2
24	D2	122	SER	4.2
21	c9	55	TYR	4.2
19	C7	99	VAL	4.2
29	D7	67	THR	4.2
22	D0	84	MET	4.2
13	C1	42	PHE	4.2
18	c6	68	ARG	4.2
1	6	239	C	4.2
35	sM	84	LYS	4.2
7	S5	37	GLN	4.2
28	D6	31	PRO	4.2
18	C6	129	PHE	4.2
28	D6	9	GLY	4.2
4	s2	178	ILE	4.2
6	S4	61	VAL	4.2
19	c7	28	PHE	4.2
21	C9	84	LYS	4.2
13	C1	64	VAL	4.2
18	C6	11	GLY	4.2

Continued on next page...

Continued from previous page...

Mol	Chain	Res	Type	RSRZ
3	S1	140	ILE	4.2
12	c0	36	ASP	4.1
18	C6	120	ASP	4.1
70	O4	33	GLN	4.1
9	S7	101	LYS	4.1
13	C1	91	LEU	4.1
71	o5	120	ALA	4.1
1	2	1426	C	4.1
24	D2	72	CYS	4.1
67	O1	14	ILE	4.1
10	S8	167	ALA	4.1
1	2	1703	C	4.1
10	S8	8	ARG	4.1
12	c0	22	VAL	4.1
23	d1	87	ARG	4.1
31	d9	12	ARG	4.1
4	s2	203	LYS	4.1
22	d0	63	LEU	4.1
1	2	234	G	4.1
1	2	1685	G	4.1
48	M1	96	PHE	4.1
1	6	495	C	4.1
6	S4	80	THR	4.1
15	C3	14	SER	4.1
29	d7	22	LYS	4.1
1	6	660	G	4.1
1	2	261	U	4.1
4	s2	201	ASN	4.1
5	s3	149	ALA	4.1
11	s9	147	MET	4.1
13	C1	92	HIS	4.1
6	S4	7	LYS	4.1
9	S7	138	LYS	4.1
5	S3	164	VAL	4.1
31	d9	11	PRO	4.1
18	c6	129	PHE	4.1
1	2	1700	C	4.1
83	p0	18	TYR	4.1
33	E1	86	THR	4.1
29	D7	33	LEU	4.1
5	S3	105	MET	4.1
11	S9	148	VAL	4.1

Continued on next page...

Continued from previous page...

Mol	Chain	Res	Type	RSRZ
6	S4	44	LEU	4.1
3	S1	138	PHE	4.1
18	C6	16	ALA	4.1
18	C6	125	GLU	4.1
18	c6	140	LYS	4.1
83	p0	208	GLU	4.1
24	D2	61	ILE	4.1
36	1	1564	U	4.0
18	C6	126	PRO	4.0
24	D2	51	GLU	4.0
7	S5	68	ILE	4.0
34	sR	202	LEU	4.0
21	C9	104	VAL	4.0
8	s6	147	LEU	4.0
24	D2	60	LYS	4.0
7	S5	78	ALA	4.0
30	D8	44	VAL	4.0
15	C3	61	THR	4.0
11	S9	60	LEU	4.0
19	c7	69	ILE	4.0
20	c8	18	LEU	4.0
70	o4	62	TYR	4.0
63	n7	136	PHE	4.0
18	C6	75	VAL	4.0
24	D2	73	GLY	4.0
9	S7	108	GLN	4.0
22	D0	26	LEU	4.0
28	D6	85	ARG	4.0
31	d9	31	ILE	4.0
34	sR	92	TRP	4.0
26	D4	70	VAL	4.0
34	SR	33	LEU	4.0
35	sM	83	LYS	4.0
6	S4	27	TYR	4.0
4	s2	164	SER	4.0
25	d3	11	SER	4.0
33	E1	145	HIS	4.0
13	C1	147	GLY	4.0
30	d8	66	LEU	4.0
33	e1	134	ASN	4.0
4	s2	91	ARG	4.0
10	S8	22	ARG	4.0

Continued on next page...

Continued from previous page...

Mol	Chain	Res	Type	RSRZ
17	c5	5	VAL	4.0
72	O6	99	ARG	4.0
40	l3	387	LEU	4.0
5	S3	186	VAL	4.0
34	SR	284	ALA	4.0
28	D6	30	ILE	4.0
34	SR	263	PHE	4.0
4	s2	208	GLU	4.0
48	M1	11	ASP	4.0
2	s0	46	HIS	4.0
22	D0	20	ILE	4.0
1	2	715	U	4.0
79	Q3	25	GLN	4.0
18	C6	39	VAL	4.0
32	e0	52	GLY	4.0
31	d9	40	ARG	4.0
3	S1	92	GLN	3.9
31	D9	23	VAL	3.9
11	S9	4	ALA	3.9
28	D6	73	TYR	3.9
1	2	238	U	3.9
19	C7	60	ARG	3.9
24	D2	53	ILE	3.9
1	2	1332	C	3.9
22	D0	70	THR	3.9
36	1	1563	C	3.9
25	d3	110	LYS	3.9
2	S0	122	ILE	3.9
10	S8	148	ALA	3.9
31	d9	52	PHE	3.9
28	D6	18	VAL	3.9
32	E0	45	VAL	3.9
1	6	1696	G	3.9
7	s5	68	ILE	3.9
60	N4	90	ILE	3.9
19	C7	41	ILE	3.9
25	d3	21	ASN	3.9
28	d6	73	TYR	3.9
35	SM	107	ASN	3.9
5	s3	138	VAL	3.9
6	S4	9	LEU	3.9
19	c7	2	GLY	3.9

Continued on next page...

Continued from previous page...

Mol	Chain	Res	Type	RSRZ
46	l9	190	ASP	3.9
1	6	506	A	3.9
5	S3	206	VAL	3.9
24	D2	129	VAL	3.9
35	SM	16	ASP	3.9
2	S0	99	ALA	3.9
22	d0	76	SER	3.9
24	D2	5	SER	3.9
30	D8	45	LYS	3.9
77	Q1	4	LYS	3.9
25	D3	22	ASN	3.9
6	S4	64	ILE	3.9
34	sR	123	ILE	3.9
22	d0	66	SER	3.9
19	C7	71	PHE	3.9
1	2	1370	U	3.9
3	S1	156	ALA	3.9
13	C1	40	LEU	3.9
18	c6	14	LYS	3.9
39	L2	246	LEU	3.9
67	O1	27	LYS	3.9
18	c6	70	THR	3.9
80	d2	2	THR	3.9
5	S3	134	CYS	3.9
6	S4	47	PHE	3.9
11	S9	35	GLY	3.9
18	c6	130	GLY	3.9
1	6	678	A	3.9
11	S9	182	GLU	3.9
18	C6	77	GLN	3.9
1	2	134	U	3.8
14	c2	59	LEU	3.8
45	l8	109	LEU	3.8
48	M1	148	VAL	3.8
15	C3	15	ALA	3.8
36	1	3079	U	3.8
6	S4	90	ILE	3.8
18	c6	128	LYS	3.8
23	D1	55	LEU	3.8
26	D4	18	LEU	3.8
2	S0	203	PHE	3.8
5	S3	140	GLY	3.8

Continued on next page...

Continued from previous page...

Mol	Chain	Res	Type	RSRZ
22	d0	73	GLY	3.8
25	d3	3	LYS	3.8
7	s5	159	ALA	3.8
11	S9	97	LEU	3.8
18	C6	44	LEU	3.8
24	D2	26	LEU	3.8
29	d7	24	LEU	3.8
6	S4	79	ASP	3.8
24	D2	128	PHE	3.8
5	S3	214	GLU	3.8
1	6	1337	A	3.8
22	D0	78	THR	3.8
21	C9	40	SER	3.8
6	s4	13	ALA	3.8
33	e1	93	HIS	3.8
5	S3	120	TYR	3.8
6	S4	67	GLN	3.8
15	C3	62	GLN	3.8
23	D1	34	ILE	3.8
8	S6	75	LEU	3.8
14	C2	122	VAL	3.8
32	e0	56	MET	3.8
63	n7	56	LYS	3.8
30	d8	59	SER	3.8
1	6	1693	A	3.8
4	S2	178	ILE	3.8
6	s4	26	CYS	3.8
33	e1	112	GLY	3.8
66	o0	105	ALA	3.8
11	S9	138	LYS	3.8
21	C9	63	ARG	3.8
45	l8	117	ALA	3.8
18	c6	125	GLU	3.8
22	D0	77	LYS	3.8
31	d9	16	LYS	3.8
13	C1	66	ILE	3.8
28	D6	72	HIS	3.8
80	d2	127	LEU	3.8
7	S5	104	ASN	3.8
77	q1	25	LYS	3.8
6	S4	82	TYR	3.8
1	2	194	U	3.8

Continued on next page...

Continued from previous page...

Mol	Chain	Res	Type	RSRZ
22	d0	52	LYS	3.8
36	5	1565	G	3.8
5	S3	184	ILE	3.8
12	C0	40	LEU	3.8
22	D0	62	VAL	3.8
29	d7	47	PHE	3.8
10	S8	181	GLY	3.7
11	S9	28	LEU	3.7
24	D2	35	ILE	3.7
34	sR	183	LEU	3.7
29	D7	49	HIS	3.7
31	D9	43	PHE	3.7
36	5	2539	C	3.7
70	O4	32	ALA	3.7
11	s9	134	ILE	3.7
18	C6	32	ASN	3.7
83	p0	88	PHE	3.7
22	D0	94	GLU	3.7
60	n4	95	SER	3.7
1	6	1284	C	3.7
15	C3	16	ILE	3.7
24	D2	83	ILE	3.7
32	E0	48	THR	3.7
24	D2	39	GLN	3.7
5	S3	115	ILE	3.7
21	C9	95	ASP	3.7
24	D2	121	VAL	3.7
63	n7	65	ARG	3.7
12	c0	3	MET	3.7
14	c2	104	GLY	3.7
28	D6	16	GLY	3.7
33	e1	143	LYS	3.7
25	d3	15	LEU	3.7
18	c6	126	PRO	3.7
19	C7	80	ARG	3.7
22	D0	68	ARG	3.7
34	sR	313	TRP	3.7
1	2	658	C	3.7
22	d0	93	LEU	3.7
34	sR	122	ILE	3.7
21	C9	92	LYS	3.7
21	C9	28	LEU	3.7

Continued on next page...

Continued from previous page...

Mol	Chain	Res	Type	RSRZ
55	m9	183	ALA	3.7
5	s3	185	LYS	3.7
22	D0	53	LYS	3.7
25	D3	30	LYS	3.7
33	E1	90	LYS	3.7
1	2	493	U	3.7
1	2	697	C	3.7
5	s3	152	PHE	3.7
18	C6	10	PHE	3.7
18	C6	65	ILE	3.7
36	1	1572	U	3.7
19	C7	124	VAL	3.7
29	D7	37	CYS	3.7
6	S4	78	THR	3.7
59	N3	32	ARG	3.7
5	s3	184	ILE	3.7
80	d2	87	ILE	3.7
32	e0	62	VAL	3.7
54	m8	186	VAL	3.7
4	s2	94	GLN	3.7
5	s3	160	SER	3.7
22	d0	81	THR	3.7
18	C6	128	LYS	3.7
15	c3	15	ALA	3.7
83	p0	221	ALA	3.7
5	s3	158	ILE	3.7
18	c6	137	ARG	3.7
25	D3	18	HIS	3.7
14	c2	63	VAL	3.6
18	C6	36	ILE	3.6
74	o8	45	VAL	3.6
60	n4	102	LYS	3.6
11	S9	76	LEU	3.6
1	6	1285	U	3.6
4	S2	90	THR	3.6
5	s3	139	SER	3.6
7	s5	74	ALA	3.6
11	s9	149	ARG	3.6
28	D6	35	ALA	3.6
63	N7	46	ILE	3.6
17	c5	100	LYS	3.6
18	C6	116	LEU	3.6

Continued on next page...

Continued from previous page...

Mol	Chain	Res	Type	RSRZ
1	2	1059	U	3.6
1	6	718	U	3.6
33	e1	147	VAL	3.6
7	S5	106	LYS	3.6
63	n7	10	VAL	3.6
70	O4	34	HIS	3.6
8	S6	79	LYS	3.6
13	c1	117	VAL	3.6
16	c4	126	THR	3.6
29	d7	81	ARG	3.6
24	D2	111	MET	3.6
6	S4	2	ALA	3.6
1	2	1713	G	3.6
6	S4	6	LYS	3.6
25	D3	3	LYS	3.6
83	p0	94	THR	3.6
2	S0	126	PRO	3.6
24	D2	38	LEU	3.6
34	sR	33	LEU	3.6
1	2	1774	G	3.6
15	c3	66	ILE	3.6
5	S3	142	LEU	3.6
32	E0	58	PRO	3.6
31	D9	52	PHE	3.6
4	s2	166	THR	3.6
10	S8	146	ARG	3.6
5	s3	159	HIS	3.6
9	s7	3	ALA	3.6
34	sR	204	ALA	3.6
36	5	1564	U	3.6
6	s4	15	PRO	3.6
18	C6	138	PHE	3.6
9	s7	11	GLN	3.6
30	d8	65	ARG	3.6
12	c0	43	ILE	3.6
32	E0	25	GLU	3.6
21	C9	62	ALA	3.6
42	L5	28	THR	3.6
46	L9	190	ASP	3.6
14	C2	78	LEU	3.6
33	E1	85	TYR	3.6
13	C1	137	PHE	3.6

Continued on next page...

Continued from previous page...

Mol	Chain	Res	Type	RSRZ
18	C6	69	VAL	3.6
34	SR	253	ALA	3.6
18	c6	79	TYR	3.6
70	o4	38	LEU	3.6
24	D2	92	ASN	3.5
25	D3	21	ASN	3.5
9	S7	16	LEU	3.5
33	E1	96	LYS	3.5
83	p0	26	PHE	3.5
18	c6	48	VAL	3.5
29	d7	35	VAL	3.5
19	C7	123	ASN	3.5
20	C8	44	ASN	3.5
4	S2	163	GLY	3.5
32	E0	32	GLY	3.5
2	S0	175	TYR	3.5
9	S7	44	LYS	3.5
28	D6	93	LYS	3.5
48	m1	174	LYS	3.5
34	SR	211	ILE	3.5
28	D6	22	ARG	3.5
46	l9	191	LEU	3.5
22	D0	72	ASN	3.5
11	S9	8	TYR	3.5
18	c6	115	THR	3.5
34	sR	88	THR	3.5
29	D7	62	ILE	3.5
18	c6	117	LEU	3.5
58	N2	92	TRP	3.5
8	s6	162	VAL	3.5
10	S8	62	THR	3.5
20	c8	141	THR	3.5
36	5	1016	C	3.5
36	5	1581	C	3.5
19	c7	57	LEU	3.5
34	sR	243	LEU	3.5
74	o8	54	LEU	3.5
5	S3	149	ALA	3.5
10	S8	179	CYS	3.5
23	D1	53	TYR	3.5
3	S1	151	LYS	3.5
34	sR	104	VAL	3.5

Continued on next page...

Continued from previous page...

Mol	Chain	Res	Type	RSRZ
22	D0	34	LEU	3.5
34	sR	81	LEU	3.5
45	L8	66	SER	3.5
4	s2	105	GLY	3.5
6	S4	5	PRO	3.5
7	S5	36	ALA	3.5
14	c2	82	PRO	3.5
20	c8	146	ALA	3.5
35	SM	105	LYS	3.5
27	d5	51	LEU	3.5
7	S5	74	ALA	3.5
10	S8	30	GLY	3.5
18	C6	3	ALA	3.5
19	c7	42	GLN	3.5
66	o0	6	SER	3.5
10	S8	151	LYS	3.5
7	S5	100	ASN	3.5
8	S6	80	ASN	3.5
36	5	1568	U	3.5
6	s4	39	ARG	3.5
11	S9	7	THR	3.5
34	sR	168	THR	3.5
60	n4	66	GLU	3.5
1	2	980	G	3.5
8	s6	212	LEU	3.5
25	D3	34	LEU	3.5
70	o4	51	LEU	3.5
10	S8	2	GLY	3.5
11	S9	164	PHE	3.5
24	D2	48	GLY	3.5
17	c5	54	ALA	3.5
4	S2	144	TRP	3.5
9	S7	15	GLU	3.5
59	N3	2	SER	3.5
70	O4	22	VAL	3.5
13	c1	5	LEU	3.5
39	L2	179	LEU	3.5
16	c4	98	GLY	3.5
34	sR	245	PHE	3.5
82	m5	130	PHE	3.5
1	6	1702	A	3.5
26	d4	106	GLN	3.5

Continued on next page...

Continued from previous page...

Mol	Chain	Res	Type	RSRZ
18	C6	5	PRO	3.5
21	C9	66	TYR	3.5
29	d7	59	CYS	3.5
7	s5	83	ARG	3.5
29	D7	41	LEU	3.5
21	C9	67	MET	3.5
30	D8	17	GLY	3.5
18	C6	31	VAL	3.4
5	S3	187	LYS	3.4
6	S4	249	ALA	3.4
67	O1	82	GLU	3.4
77	Q1	3	ALA	3.4
2	S0	84	ARG	3.4
5	s3	164	VAL	3.4
36	5	1764	U	3.4
70	o4	25	THR	3.4
22	D0	73	GLY	3.4
18	C6	40	GLU	3.4
30	D8	48	VAL	3.4
31	d9	30	LEU	3.4
34	SR	262	VAL	3.4
42	L5	220	SER	3.4
24	D2	18	GLU	3.4
70	O4	67	LYS	3.4
11	S9	36	LEU	3.4
30	D8	16	LEU	3.4
34	SR	81	LEU	3.4
14	c2	117	GLY	3.4
4	S2	84	LYS	3.4
13	C1	3	THR	3.4
55	M9	177	VAL	3.4
3	S1	164	ILE	3.4
29	D7	47	PHE	3.4
29	D7	70	LYS	3.4
33	e1	82	LYS	3.4
6	S4	110	ALA	3.4
1	2	731	C	3.4
21	C9	94	ILE	3.4
33	E1	91	ILE	3.4
18	C6	130	GLY	3.4
70	o4	26	PRO	3.4
29	D7	2	VAL	3.4

Continued on next page...

Continued from previous page...

Mol	Chain	Res	Type	RSRZ
83	p0	70	LEU	3.4
1	6	1710	U	3.4
28	D6	32	LYS	3.4
29	D7	29	ARG	3.4
34	sR	170	ILE	3.4
14	c2	55	GLY	3.4
15	c3	25	TRP	3.4
5	S3	138	VAL	3.4
34	sR	65	SER	3.4
60	N4	70	LYS	3.4
65	n9	27	TYR	3.4
18	c6	74	HIS	3.4
6	S4	11	ARG	3.4
6	s4	14	ALA	3.4
7	s5	155	ALA	3.4
14	C2	51	ALA	3.4
5	S3	170	THR	3.4
70	O4	78	GLY	3.4
35	sM	52	PRO	3.4
55	M9	60	LYS	3.4
65	n9	22	LYS	3.4
36	5	1576	G	3.4
5	S3	139	SER	3.4
11	S9	130	THR	3.4
30	D8	19	THR	3.4
32	E0	24	THR	3.4
13	c1	116	ARG	3.4
28	D6	84	VAL	3.4
28	d6	71	LEU	3.4
34	SR	42	LEU	3.4
63	N7	42	LEU	3.4
82	m5	147	ARG	3.4
1	2	239	C	3.4
10	S8	200	LYS	3.4
19	C7	120	SER	3.4
18	c6	123	ARG	3.4
31	d9	33	LYS	3.4
60	N4	69	LYS	3.4
15	c3	16	ILE	3.3
28	d6	11	ASN	3.3
29	D7	48	SER	3.3
34	sR	25	THR	3.3

Continued on next page...

Continued from previous page...

Mol	Chain	Res	Type	RSRZ
35	SM	91	THR	3.3
85	f	49	THR	3.3
11	S9	125	ALA	3.3
28	d6	68	TYR	3.3
10	S8	187	GLU	3.3
18	c6	71	GLY	3.3
45	l8	122	LYS	3.3
83	p0	69	ASP	3.3
3	S1	217	LEU	3.3
5	s3	181	VAL	3.3
70	o4	40	THR	3.3
18	C6	41	PRO	3.3
34	SR	305	TYR	3.3
63	n7	68	ILE	3.3
80	d2	27	ILE	3.3
5	s3	142	LEU	3.3
19	C7	73	LEU	3.3
22	d0	121	ASN	3.3
6	S4	220	THR	3.3
3	S1	121	ILE	3.3
21	C9	124	ILE	3.3
35	SM	110	TRP	3.3
11	S9	118	LEU	3.3
2	S0	181	VAL	3.3
4	s2	184	VAL	3.3
9	s7	136	VAL	3.3
33	e1	102	VAL	3.3
1	6	677	G	3.3
21	c9	14	PHE	3.3
8	S6	91	GLU	3.3
1	6	1426	C	3.3
29	d7	21	LEU	3.3
20	C8	145	ARG	3.3
28	d6	18	VAL	3.3
12	c0	28	ASN	3.3
58	n2	11	ILE	3.3
18	C6	131	GLY	3.3
21	C9	105	LEU	3.3
2	s0	107	PHE	3.3
34	SR	198	ASN	3.3
28	d6	19	LYS	3.3
35	SM	93	ARG	3.3

Continued on next page...

Continued from previous page...

Mol	Chain	Res	Type	RSRZ
70	o4	42	PRO	3.3
6	s4	22	LYS	3.3
9	S7	173	TYR	3.3
19	c7	59	LYS	3.3
45	L8	226	TYR	3.3
79	q3	69	TYR	3.3
31	D9	36	LEU	3.3
18	c6	46	PHE	3.3
1	6	793	A	3.3
7	S5	155	ALA	3.3
21	C9	126	GLU	3.3
31	D9	38	ILE	3.3
82	m5	6	TYR	3.3
57	N1	85	LEU	3.3
9	S7	103	SER	3.3
11	s9	2	PRO	3.3
19	C7	39	ALA	3.3
5	S3	21	LEU	3.3
28	d6	3	LYS	3.3
33	e1	78	LYS	3.3
35	SM	83	LYS	3.3
70	o4	59	PRO	3.3
83	p0	14	LYS	3.3
55	M9	187	GLU	3.3
34	sR	105	GLY	3.3
11	S9	105	LEU	3.3
11	S9	128	LEU	3.3
18	C6	7	VAL	3.3
34	sR	134	TRP	3.2
42	L5	221	GLU	3.2
10	S8	139	ALA	3.2
42	l5	201	GLY	3.2
6	S4	38	LEU	3.2
18	c6	54	LEU	3.2
25	D3	29	TYR	3.2
18	C6	78	VAL	3.2
3	s1	140	ILE	3.2
21	C9	113	ILE	3.2
34	sR	166	SER	3.2
6	S4	246	LEU	3.2
28	D6	3	LYS	3.2
31	D9	44	ARG	3.2

Continued on next page...

Continued from previous page...

Mol	Chain	Res	Type	RSRZ
70	o4	16	ARG	3.2
1	2	729	G	3.2
2	S0	30	GLN	3.2
39	l2	248	GLY	3.2
74	o8	35	GLY	3.2
5	S3	147	ALA	3.2
18	C6	28	LEU	3.2
28	D6	70	LYS	3.2
34	sR	13	LEU	3.2
83	p0	73	PHE	3.2
14	c2	110	GLY	3.2
24	D2	125	ILE	3.2
34	sR	314	GLN	3.2
11	S9	95	TYR	3.2
5	s3	137	VAL	3.2
72	o6	72	VAL	3.2
1	2	820	U	3.2
9	S7	155	ASP	3.2
11	s9	8	TYR	3.2
34	sR	61	PHE	3.2
1	6	679	U	3.2
12	c0	35	ILE	3.2
1	2	1794	A	3.2
7	s5	108	LEU	3.2
18	C6	54	LEU	3.2
25	D3	20	ARG	3.2
36	5	1103	A	3.2
4	S2	91	ARG	3.2
39	l2	72	ARG	3.2
58	n2	14	THR	3.2
16	C4	137	LEU	3.2
21	C9	8	ASP	3.2
55	m9	184	LEU	3.2
7	S5	69	PHE	3.2
11	s9	146	PHE	3.2
9	S7	151	LYS	3.2
13	c1	142	VAL	3.2
15	c3	40	TYR	3.2
22	d0	69	LYS	3.2
33	e1	106	TYR	3.2
34	SR	261	LYS	3.2
58	n2	70	LYS	3.2

Continued on next page...

Continued from previous page...

Mol	Chain	Res	Type	RSRZ
22	d0	102	ARG	3.2
4	s2	177	GLY	3.2
14	c2	133	LEU	3.2
34	sR	34	LEU	3.2
34	sR	115	ILE	3.2
5	s3	145	ALA	3.2
6	S4	70	VAL	3.2
3	S1	213	ARG	3.2
9	S7	93	LEU	3.2
11	s9	86	LEU	3.2
21	C9	108	LEU	3.2
24	D2	107	SER	3.2
34	SR	194	GLY	3.2
31	D9	33	LYS	3.2
7	S5	72	HIS	3.2
74	O8	43	PHE	3.2
1	2	982	U	3.2
11	S9	20	GLU	3.2
78	q2	43	TYR	3.2
34	SR	7	LEU	3.2
6	S4	208	VAL	3.2
18	c6	80	ALA	3.2
25	d3	18	HIS	3.2
67	O1	64	VAL	3.2
74	o8	2	ALA	3.2
14	c2	99	GLU	3.2
21	c9	80	TYR	3.2
6	S4	52	LEU	3.2
7	S5	107	LYS	3.2
13	C1	26	LYS	3.2
65	N9	54	LEU	3.2
77	Q1	5	TRP	3.2
24	D2	103	ILE	3.2
57	n1	76	ILE	3.2
9	S7	92	PHE	3.2
29	d7	13	ALA	3.2
13	c1	97	TYR	3.2
34	SR	74	THR	3.2
1	2	1795	U	3.1
27	d5	50	ILE	3.1
7	s5	104	ASN	3.1
7	s5	154	ALA	3.1

Continued on next page...

Continued from previous page...

Mol	Chain	Res	Type	RSRZ
21	c9	71	VAL	3.1
63	N7	96	VAL	3.1
18	C6	49	TYR	3.1
21	C9	91	TYR	3.1
70	O4	73	SER	3.1
34	sR	116	ASP	3.1
39	l2	246	LEU	3.1
1	2	1635	A	3.1
34	SR	136	ILE	3.1
63	N7	136	PHE	3.1
4	s2	165	VAL	3.1
70	O4	72	VAL	3.1
22	d0	16	GLN	3.1
9	S7	153	LEU	3.1
5	s3	216	PRO	3.1
77	Q1	18	ARG	3.1
79	Q3	24	ARG	3.1
6	S4	45	ILE	3.1
28	D6	83	ILE	3.1
2	S0	29	VAL	3.1
5	S3	181	VAL	3.1
7	s5	71	ALA	3.1
13	c1	145	ALA	3.1
56	N0	2	ALA	3.1
57	N1	77	ASN	3.1
2	s0	170	ILE	3.1
3	s1	89	ASP	3.1
5	s3	8	LYS	3.1
14	c2	94	ALA	3.1
34	sR	180	ALA	3.1
16	c4	125	SER	3.1
21	C9	64	HIS	3.1
21	C9	97	SER	3.1
4	S2	88	LYS	3.1
18	c6	127	LYS	3.1
70	o4	36	LYS	3.1
30	d8	28	VAL	3.1
33	e1	84	VAL	3.1
83	p0	87	VAL	3.1
5	s3	3	ALA	3.1
13	C1	30	ARG	3.1
34	sR	214	ALA	3.1

Continued on next page...

Continued from previous page...

Mol	Chain	Res	Type	RSRZ
77	Q1	17	ARG	3.1
5	s3	113	LEU	3.1
19	c7	24	LEU	3.1
4	s2	82	ASN	3.1
45	L8	67	ILE	3.1
77	Q1	14	LYS	3.1
1	2	1527	C	3.1
14	C2	119	SER	3.1
34	sR	213	SER	3.1
72	O6	100	HIS	3.1
11	S9	141	VAL	3.1
34	sR	309	VAL	3.1
80	d2	86	ASP	3.1
14	C2	105	LYS	3.1
14	c2	96	GLN	3.1
45	l8	200	LEU	3.1
21	C9	119	LYS	3.1
16	C4	15	GLY	3.1
21	c9	37	VAL	3.1
28	d6	17	HIS	3.1
67	O1	83	GLU	3.1
13	C1	151	LYS	3.1
20	c8	17	LEU	3.1
34	sR	32	LEU	3.1
39	l2	59	ALA	3.1
77	Q1	7	LYS	3.1
9	S7	70	PHE	3.1
4	s2	64	LYS	3.1
5	s3	141	LYS	3.1
17	c5	109	PRO	3.1
1	6	1217	A	3.1
5	s3	208	ILE	3.1
6	S4	173	ILE	3.1
11	S9	146	PHE	3.1
12	c0	27	PHE	3.1
72	o6	36	ARG	3.1
82	m5	52	GLY	3.1
13	C1	18	HIS	3.1
79	q3	7	LYS	3.1
1	2	231	U	3.1
11	s9	152	SER	3.1
29	D7	50	ALA	3.1

Continued on next page...

Continued from previous page...

Mol	Chain	Res	Type	RSRZ
11	S9	11	THR	3.1
25	d3	23	ARG	3.1
63	n7	135	ARG	3.1
64	n8	116	GLY	3.1
1	2	505	A	3.1
8	S6	74	LYS	3.1
11	S9	29	LYS	3.1
14	c2	61	VAL	3.1
33	E1	82	LYS	3.1
9	s7	153	LEU	3.1
4	S2	205	ARG	3.1
18	C6	121	SER	3.1
19	C7	76	GLU	3.1
28	D6	19	LYS	3.1
65	N9	25	LYS	3.1
6	S4	14	ALA	3.1
34	sR	83	ALA	3.1
42	L5	3	PHE	3.0
10	S8	23	LYS	3.0
57	n1	66	ASN	3.0
70	o4	35	VAL	3.0
42	L5	146	LEU	3.0
9	S7	100	PRO	3.0
15	C3	26	PHE	3.0
18	c6	73	GLY	3.0
21	C9	90	PRO	3.0
4	S2	94	GLN	3.0
8	s6	161	GLU	3.0
39	L2	241	ARG	3.0
2	s0	146	LEU	3.0
3	S1	47	LEU	3.0
18	C6	38	LEU	3.0
5	S3	151	LYS	3.0
1	2	1127	G	3.0
1	6	676	G	3.0
2	S0	197	ILE	3.0
8	S6	73	ILE	3.0
18	c6	133	GLY	3.0
21	c9	93	HIS	3.0
53	M7	158	ALA	3.0
34	SR	131	ILE	3.0
31	d9	41	GLN	3.0

Continued on next page...

Continued from previous page...

Mol	Chain	Res	Type	RSRZ
20	c8	73	MET	3.0
34	sR	210	LEU	3.0
42	L5	222	LEU	3.0
80	d2	38	LEU	3.0
22	d0	30	LYS	3.0
30	d8	45	LYS	3.0
5	S3	25	PHE	3.0
24	D2	52	TYR	3.0
31	d9	29	GLY	3.0
34	SR	244	ALA	3.0
16	C4	83	ILE	3.0
19	C7	18	GLU	3.0
34	SR	102	ARG	3.0
51	M5	60	VAL	3.0
7	S5	41	LYS	3.0
21	C9	5	SER	3.0
36	5	2442	G	3.0
6	S4	85	GLY	3.0
14	c2	118	ALA	3.0
14	c2	68	GLU	3.0
3	S1	91	VAL	3.0
5	s3	175	VAL	3.0
6	S4	26	CYS	3.0
70	o4	37	LYS	3.0
21	C9	131	ASP	3.0
25	D3	28	ASN	3.0
26	D4	69	SER	3.0
11	S9	135	ALA	3.0
20	C8	146	ALA	3.0
1	6	1588	G	3.0
10	S8	72	ILE	3.0
16	c4	92	LYS	3.0
24	D2	40	VAL	3.0
60	n4	97	LYS	3.0
22	d0	14	GLN	3.0
80	d2	26	LEU	3.0
7	S5	79	ASN	3.0
11	s9	104	PHE	3.0
17	C5	51	SER	3.0
27	d5	46	LYS	3.0
28	d6	44	ILE	3.0
71	O5	120	ALA	3.0

Continued on next page...

Continued from previous page...

Mol	Chain	Res	Type	RSRZ
36	1	2954	U	3.0
65	n9	24	PRO	3.0
70	o4	34	HIS	3.0
21	C9	78	LYS	3.0
28	D6	11	ASN	3.0
30	D8	21	SER	3.0
31	d9	38	ILE	3.0
45	l8	113	ALA	3.0
46	L9	189	GLU	3.0
29	D7	45	THR	3.0
80	d2	25	VAL	3.0
11	S9	24	LEU	3.0
47	m0	103	LEU	3.0
31	d9	13	ARG	3.0
7	s5	82	PHE	3.0
57	n1	79	MET	3.0
62	N6	92	GLY	3.0
18	c6	36	ILE	3.0
34	SR	43	ILE	3.0
34	sR	79	TYR	3.0
39	l2	48	ILE	3.0
3	s1	114	VAL	3.0
20	C8	22	VAL	3.0
77	Q1	11	ARG	3.0
4	S2	89	GLN	3.0
6	S4	17	HIS	3.0
21	C9	2	PRO	3.0
28	d6	2	PRO	3.0
55	M9	70	LYS	3.0
21	C9	114	VAL	3.0
36	1	1025	A	3.0
34	SR	34	LEU	3.0
39	l2	247	ARG	3.0
79	Q3	86	LEU	3.0
6	S4	81	THR	3.0
9	S7	43	PHE	3.0
11	S9	111	THR	3.0
12	c0	37	THR	3.0
40	l3	242	THR	3.0
22	d0	74	GLU	3.0
19	C7	3	ARG	3.0
21	C9	73	VAL	3.0

Continued on next page...

Continued from previous page...

Mol	Chain	Res	Type	RSRZ
35	SM	172	ALA	3.0
39	l2	71	LEU	3.0
45	l8	116	VAL	3.0
54	m8	149	ALA	3.0
22	d0	58	LEU	3.0
70	O4	5	VAL	3.0
6	S4	62	LYS	3.0
18	c6	136	SER	3.0
22	D0	88	LYS	3.0
29	D7	82	LYS	3.0
36	1	1571	A	3.0
29	D7	65	THR	3.0
5	S3	161	GLY	2.9
19	C7	86	PRO	3.0
60	N4	82	ILE	2.9
19	C7	7	LYS	2.9
19	C7	14	LYS	2.9
21	C9	56	LYS	2.9
21	c9	91	TYR	2.9
25	D3	15	LEU	2.9
31	D9	34	TYR	2.9
58	N2	27	VAL	2.9
61	n5	23	ALA	2.9
11	s9	3	ARG	2.9
13	C1	31	THR	2.9
34	sR	201	THR	2.9
63	n7	66	THR	2.9
82	m5	58	GLY	2.9
2	S0	18	LEU	2.9
35	SM	115	LYS	2.9
70	o4	19	LYS	2.9
1	6	1697	G	2.9
7	S5	43	PHE	2.9
29	d7	58	SER	2.9
70	o4	41	ARG	2.9
11	s9	14	THR	2.9
13	c1	131	ILE	2.9
22	D0	91	ILE	2.9
65	n9	25	LYS	2.9
6	S4	55	ALA	2.9
21	C9	33	TYR	2.9
48	M1	138	VAL	2.9

Continued on next page...

Continued from previous page...

Mol	Chain	Res	Type	RSRZ
3	S1	142	PHE	2.9
1	2	794	U	2.9
5	S3	143	ARG	2.9
22	D0	89	ARG	2.9
1	6	1774	G	2.9
4	s2	212	LYS	2.9
13	C1	22	ASN	2.9
32	e0	53	LYS	2.9
65	n9	23	LYS	2.9
11	S9	122	VAL	2.9
11	s9	4	ALA	2.9
34	SR	252	LEU	2.9
70	O4	65	VAL	2.9
18	c6	10	PHE	2.9
34	SR	313	TRP	2.9
48	M1	104	PHE	2.9
36	5	1025	A	2.9
67	O1	79	ARG	2.9
21	C9	38	LYS	2.9
25	D3	39	LYS	2.9
2	S0	158	VAL	2.9
3	S1	167	VAL	2.9
18	C6	81	ILE	2.9
4	s2	198	THR	2.9
11	s9	47	PHE	2.9
25	D3	7	ARG	2.9
70	O4	6	THR	2.9
11	S9	27	GLU	2.9
36	1	1762	C	2.9
53	M7	163	LYS	2.9
58	n2	13	LYS	2.9
35	SM	113	ASP	2.9
5	s3	182	LEU	2.9
9	S7	154	LEU	2.9
9	s7	5	GLN	2.9
45	l8	162	LEU	2.9
5	s3	153	ALA	2.9
9	S7	141	ARG	2.9
21	C9	99	SER	2.9
34	SR	25	THR	2.9
48	M1	153	LYS	2.9
70	O4	24	LYS	2.9

Continued on next page...

Continued from previous page...

Mol	Chain	Res	Type	RSRZ
70	O4	25	THR	2.9
1	2	709	C	2.9
4	S2	69	ILE	2.9
5	s3	189	MET	2.9
5	S3	154	ASP	2.9
6	s4	187	ARG	2.9
7	S5	172	ILE	2.9
15	c3	125	LEU	2.9
16	C4	135	ARG	2.9
28	D6	82	ARG	2.9
33	E1	130	VAL	2.9
33	e1	91	ILE	2.9
39	l2	47	GLN	2.9
77	Q1	2	ARG	2.9
8	S6	149	LYS	2.9
22	d0	120	SER	2.9
25	d3	10	ASN	2.9
34	sR	64	HIS	2.9
7	s5	89	ILE	2.9
10	S8	165	LEU	2.9
23	D1	69	LEU	2.9
51	M5	61	ILE	2.9
11	s9	48	GLN	2.9
9	s7	92	PHE	2.9
3	S1	153	HIS	2.9
1	2	494	U	2.9
14	c2	80	ASN	2.9
31	d9	19	ARG	2.9
75	o9	36	ARG	2.9
2	S0	144	ILE	2.9
11	s9	109	LEU	2.9
17	C5	84	ILE	2.9
20	C8	36	LYS	2.9
21	c9	84	LYS	2.9
35	SM	103	LYS	2.9
21	C9	83	ALA	2.9
22	D0	87	HIS	2.9
1	2	1601	G	2.9
13	c1	98	ASN	2.9
18	C6	122	ARG	2.9
40	L3	4	ARG	2.9
60	n4	98	PRO	2.9

Continued on next page...

Continued from previous page...

Mol	Chain	Res	Type	RSRZ
27	D5	97	LYS	2.9
29	d7	68	GLY	2.9
2	S0	156	VAL	2.9
48	M1	147	THR	2.9
80	d2	54	ILE	2.9
5	s3	120	TYR	2.9
17	c5	97	TYR	2.9
17	c5	137	ARG	2.9
32	E0	37	ARG	2.9
28	D6	13	LYS	2.9
33	e1	107	LYS	2.9
1	2	230	C	2.9
1	2	1491	U	2.9
4	s2	97	ARG	2.9
6	s4	134	LYS	2.9
7	s5	80	LYS	2.9
11	s9	10	LYS	2.9
22	D0	61	LYS	2.9
17	c5	99	GLY	2.9
26	D4	67	GLY	2.9
63	N7	70	PRO	2.9
4	S2	63	VAL	2.8
17	c5	80	MET	2.8
22	d0	91	ILE	2.8
18	C6	33	GLY	2.8
22	d0	19	ILE	2.8
22	d0	99	ILE	2.8
40	L3	252	ILE	2.8
42	l5	159	VAL	2.8
63	n7	23	VAL	2.8
70	o4	22	VAL	2.8
16	C4	132	ARG	2.8
63	N7	131	PHE	2.8
15	C3	22	ALA	2.8
33	e1	97	LYS	2.8
16	c4	137	LEU	2.8
18	C6	57	LEU	2.8
58	n2	54	VAL	2.8
32	e0	55	ARG	2.8
77	q1	11	ARG	2.8
14	c2	21	GLU	2.8
22	D0	27	THR	2.8

Continued on next page...

Continued from previous page...

Mol	Chain	Res	Type	RSRZ
83	p0	219	THR	2.8
19	C7	100	LEU	2.8
2	S0	104	PRO	2.8
2	s0	173	ILE	2.8
18	C6	127	LYS	2.8
21	c9	68	ARG	2.8
6	S4	60	GLU	2.8
6	S4	24	SER	2.8
17	C5	101	ALA	2.8
34	sR	26	SER	2.8
34	sR	227	ALA	2.8
1	2	1199	G	2.8
70	O4	51	LEU	2.8
11	s9	101	VAL	2.8
19	C7	28	PHE	2.8
24	D2	14	ILE	2.8
28	D6	6	ALA	2.8
2	S0	113	ARG	2.8
1	2	1583	A	2.8
21	c9	101	ASN	2.8
34	sR	141	LEU	2.8
10	S8	102	VAL	2.8
18	C6	19	VAL	2.8
75	o9	51	ILE	2.8
1	2	792	U	2.8
1	2	1014	G	2.8
1	6	1491	U	2.8
19	C7	65	PRO	2.8
64	n8	46	ASP	2.8
5	S3	171	ALA	2.8
6	S4	10	LYS	2.8
10	S8	192	TYR	2.8
22	d0	68	ARG	2.8
7	s5	130	ILE	2.8
11	S9	158	PHE	2.8
14	c2	22	VAL	2.8
16	C4	89	THR	2.8
7	S5	91	GLU	2.8
36	5	2971	A	2.8
3	S1	163	ALA	2.8
9	s7	142	TYR	2.8
21	c9	66	TYR	2.8

Continued on next page...

Continued from previous page...

Mol	Chain	Res	Type	RSRZ
34	sR	2	ALA	2.8
75	O9	2	ALA	2.8
79	q3	6	LYS	2.8
21	C9	85	SER	2.8
40	L3	226	PHE	2.8
58	n2	15	PHE	2.8
63	n7	21	LYS	2.8
4	S2	92	ALA	2.8
11	S9	123	HIS	2.8
35	SM	90	ALA	2.8
3	S1	20	VAL	2.8
7	s5	69	PHE	2.8
1	2	1420	C	2.8
1	6	1605	G	2.8
16	c4	135	ARG	2.8
36	5	1577	G	2.8
6	S4	159	THR	2.8
5	S3	159	HIS	2.8
29	D7	3	LEU	2.8
39	L2	235	ALA	2.8
5	S3	179	GLN	2.8
9	S7	42	GLN	2.8
32	E0	50	VAL	2.8
34	SR	61	PHE	2.8
34	sR	6	VAL	2.8
36	5	3079	U	2.8
82	m5	15	GLN	2.8
5	S3	173	ARG	2.8
9	S7	135	ILE	2.8
22	d0	20	ILE	2.8
22	d0	32	LYS	2.8
28	D6	36	ILE	2.8
67	O1	75	ILE	2.8
24	D2	30	SER	2.8
1	2	1105	C	2.8
34	SR	234	LEU	2.8
24	D2	101	TYR	2.8
36	5	1578	C	2.8
1	2	624	G	2.8
2	S0	107	PHE	2.8
21	C9	35	ASP	2.8
5	S3	116	ARG	2.8

Continued on next page...

Continued from previous page...

Mol	Chain	Res	Type	RSRZ
10	S8	143	TRP	2.8
11	S9	126	ARG	2.8
13	C1	13	PHE	2.8
28	d6	13	LYS	2.8
35	SM	108	GLN	2.8
77	Q1	15	ARG	2.8
82	m5	66	VAL	2.8
79	q3	10	ILE	2.8
19	C7	58	MET	2.8
24	D2	11	LEU	2.8
24	D2	94	LEU	2.8
34	sR	205	SER	2.8
17	c5	101	ALA	2.8
34	SR	36	ALA	2.8
14	c2	34	THR	2.8
42	L5	63	GLN	2.7
55	M9	58	HIS	2.8
9	S7	91	ILE	2.7
4	s2	119	LYS	2.7
6	S4	245	LYS	2.7
9	s7	148	LYS	2.7
59	n3	2	SER	2.7
72	o6	64	SER	2.7
72	o6	71	LYS	2.7
5	S3	136	VAL	2.7
6	S4	15	PRO	2.7
24	D2	74	VAL	2.7
18	c6	85	ILE	2.7
29	d7	61	THR	2.7
55	m9	56	THR	2.7
1	2	719	U	2.7
1	6	494	U	2.7
7	S5	102	ARG	2.7
45	l8	26	LEU	2.7
1	2	1107	G	2.7
31	D9	29	GLY	2.7
11	S9	96	VAL	2.7
11	s9	141	VAL	2.7
42	L5	55	PHE	2.7
54	M8	167	SER	2.7
58	N2	108	TYR	2.7
5	S3	174	HIS	2.7

Continued on next page...

Continued from previous page...

Mol	Chain	Res	Type	RSRZ
18	C6	139	GLN	2.7
73	o7	69	HIS	2.7
5	s3	109	LEU	2.7
29	D7	73	LEU	2.7
39	l2	29	LEU	2.7
61	n5	36	LYS	2.7
1	6	1232	U	2.7
6	S4	109	PHE	2.7
21	C9	6	VAL	2.7
5	S3	158	ILE	2.7
9	S7	156	SER	2.7
1	6	1601	G	2.7
7	S5	86	GLN	2.7
18	C6	9	THR	2.7
29	d7	18	LYS	2.7
13	c1	40	LEU	2.7
39	L2	245	LEU	2.7
8	S6	67	VAL	2.7
9	s7	43	PHE	2.7
79	q3	8	VAL	2.7
1	6	194	U	2.7
13	C1	70	ILE	2.7
25	D3	47	SER	2.7
82	m5	133	ILE	2.7
83	p0	100	ILE	2.7
2	S0	199	PRO	2.7
18	c6	66	ARG	2.7
29	D7	72	LYS	2.7
32	e0	63	GLN	2.7
67	o1	86	LYS	2.7
4	S2	82	ASN	2.7
21	C9	45	MET	2.7
27	d5	42	LEU	2.7
32	e0	49	LEU	2.7
45	L8	93	LEU	2.7
70	O4	30	LEU	2.7
79	Q3	22	LEU	2.7
1	6	656	G	2.7
2	S0	26	ALA	2.7
72	o6	53	TYR	2.7
11	S9	62	ARG	2.7
17	c5	10	ARG	2.7

Continued on next page...

Continued from previous page...

Mol	Chain	Res	Type	RSRZ
6	S4	48	LEU	2.7
83	p0	19	LEU	2.7
57	N1	82	ASN	2.7
18	c6	120	ASP	2.7
33	e1	109	ASP	2.7
63	N7	92	PHE	2.7
5	S3	137	VAL	2.7
14	c2	42	ALA	2.7
18	C6	79	TYR	2.7
26	D4	68	LYS	2.7
34	SR	172	ALA	2.7
39	l2	28	LYS	2.7
65	N9	27	TYR	2.7
79	Q3	71	VAL	2.7
2	s0	98	ILE	2.7
7	s5	137	ILE	2.7
9	S7	48	GLU	2.7
11	s9	156	ILE	2.7
14	c2	109	GLU	2.7
18	c6	29	ILE	2.7
63	N7	65	ARG	2.7
1	2	1193	A	2.7
29	D7	64	CYS	2.7
11	S9	80	LEU	2.7
13	C1	127	GLN	2.7
18	C6	117	LEU	2.7
21	C9	76	LEU	2.7
33	E1	146	SER	2.7
42	L5	51	LEU	2.7
2	S0	32	HIS	2.7
6	S4	107	GLY	2.7
4	S2	95	ARG	2.7
6	S4	39	ARG	2.7
8	S6	95	LYS	2.7
19	c7	60	ARG	2.7
22	D0	69	LYS	2.7
25	d3	5	LYS	2.7
60	N4	64	THR	2.7
70	O4	64	THR	2.7
77	Q1	8	LYS	2.7
6	s4	207	LEU	2.7
30	d8	9	LEU	2.7

Continued on next page...

Continued from previous page...

Mol	Chain	Res	Type	RSRZ
1	6	1223	A	2.7
15	C3	5	HIS	2.7
15	C3	107	LYS	2.7
28	D6	88	SER	2.7
33	E1	124	PRO	2.7
1	2	133	U	2.7
21	C9	57	ARG	2.7
29	D7	69	GLY	2.7
34	sR	171	SER	2.7
48	M1	135	GLY	2.7
48	M1	140	ARG	2.7
48	M1	174	LYS	2.7
83	p0	81	LYS	2.7
25	d3	24	TRP	2.7
80	d2	90	TRP	2.7
83	p0	22	TYR	2.7
21	C9	79	LEU	2.7
14	c2	33	ARG	2.7
21	C9	14	PHE	2.7
48	M1	125	MET	2.7
51	M5	23	GLN	2.7
1	6	1224	A	2.7
11	s9	33	GLU	2.7
29	D7	30	SER	2.7
56	N0	77	VAL	2.7
63	N7	95	VAL	2.7
2	S0	170	ILE	2.7
5	S3	205	ALA	2.7
45	L8	130	TYR	2.7
1	6	1484	G	2.7
2	s0	134	LYS	2.7
5	S3	157	LEU	2.7
11	s9	118	LEU	2.7
65	n9	33	LYS	2.7
16	C4	75	GLY	2.7
24	D2	59	GLY	2.7
24	D2	79	PHE	2.7
55	m9	175	GLN	2.7
25	d3	6	PRO	2.7
59	N3	137	VAL	2.7
74	o8	37	PRO	2.7
9	S7	115	SER	2.7

Continued on next page...

Continued from previous page...

Mol	Chain	Res	Type	RSRZ
11	S9	156	ILE	2.7
16	c4	83	ILE	2.7
18	C6	76	SER	2.7
19	C7	38	ILE	2.7
57	n1	71	SER	2.7
72	O6	48	ALA	2.7
11	S9	40	LYS	2.7
28	d6	8	ASN	2.7
35	SM	101	ASP	2.7
7	S5	148	ARG	2.7
2	s0	83	GLN	2.7
3	S1	205	PHE	2.7
17	c5	119	PHE	2.7
34	sR	263	PHE	2.7
57	n1	86	GLU	2.7
2	S0	75	ALA	2.7
2	S0	138	TYR	2.6
17	c5	96	ILE	2.7
25	D3	48	HIS	2.7
25	d3	40	SER	2.6
33	E1	89	LYS	2.6
33	E1	149	LYS	2.6
39	L2	249	SER	2.6
39	l2	225	ILE	2.7
42	L5	226	TYR	2.6
48	M1	13	LYS	2.6
67	O1	36	ILE	2.7
14	c2	45	LEU	2.6
28	d6	15	ARG	2.6
53	M7	168	LEU	2.6
82	m5	22	LEU	2.6
10	s8	179	CYS	2.6
1	2	1076	A	2.6
1	6	657	U	2.6
34	sR	302	PHE	2.6
1	6	661	A	2.6
7	S5	150	GLY	2.6
14	c2	66	VAL	2.6
27	d5	41	ILE	2.6
35	SM	99	LYS	2.6
6	S4	13	ALA	2.6
1	2	1108	G	2.6

Continued on next page...

Continued from previous page...

Mol	Chain	Res	Type	RSRZ
6	S4	18	TRP	2.6
34	sR	251	TRP	2.6
36	1	1547	G	2.6
34	sR	163	ASP	2.6
49	m3	6	ASN	2.6
10	s8	177	GLY	2.6
19	c7	66	VAL	2.6
24	D2	63	VAL	2.6
25	d3	4	GLY	2.6
39	L2	201	GLY	2.6
70	O4	71	THR	2.6
80	d2	41	MET	2.6
21	C9	31	PRO	2.6
23	D1	23	ILE	2.6
39	L2	242	ARG	2.6
72	O6	56	ARG	2.6
58	N2	89	LEU	2.6
65	N9	55	ALA	2.6
67	O1	71	LEU	2.6
67	O1	73	LEU	2.6
1	2	1481	C	2.6
4	s2	144	TRP	2.6
70	O4	7	PHE	2.6
82	m5	120	TRP	2.6
1	2	1150	G	2.6
3	S1	233	GLY	2.6
22	d0	100	VAL	2.6
25	D3	108	GLY	2.6
25	d3	14	LYS	2.6
34	sR	113	VAL	2.6
34	sR	200	ASN	2.6
10	S8	119	GLN	2.6
17	c5	78	THR	2.6
26	D4	22	GLN	2.6
42	L5	151	GLN	2.6
1	6	675	U	2.6
5	s3	176	LEU	2.6
11	S9	26	ALA	2.6
12	c0	41	TYR	2.6
26	D4	19	ALA	2.6
34	sR	67	ILE	2.6
34	sR	158	PRO	2.6

Continued on next page...

Continued from previous page...

Mol	Chain	Res	Type	RSRZ
1	2	491	C	2.6
4	S2	145	GLY	2.6
14	C2	50	LYS	2.6
22	D0	76	SER	2.6
23	d1	83	TRP	2.6
34	SR	44	SER	2.6
9	S7	96	ARG	2.6
11	s9	57	ARG	2.6
31	d9	23	VAL	2.6
32	E0	59	GLY	2.6
57	n1	80	VAL	2.6
63	N7	45	GLY	2.6
30	d8	43	ASN	2.6
82	m5	117	ASN	2.6
6	s4	261	LEU	2.6
1	2	1130	G	2.6
14	c2	92	ALA	2.6
18	c6	52	LEU	2.6
48	m1	12	LEU	2.6
36	5	1573	G	2.6
25	D3	5	LYS	2.6
29	d7	36	LYS	2.6
83	p0	86	PHE	2.6
18	c6	122	ARG	2.6
1	2	754	A	2.6
34	sR	294	TRP	2.6
10	S8	66	SER	2.6
11	S9	110	GLN	2.6
35	SM	92	ASP	2.6
3	S1	171	ILE	2.6
6	s4	90	ILE	2.6
10	S8	183	ILE	2.6
10	S8	184	LEU	2.6
21	C9	15	ILE	2.6
27	D5	69	LEU	2.6
70	o4	20	ILE	2.6
6	S4	53	LYS	2.6
6	S4	127	LYS	2.6
14	c2	23	THR	2.6
80	d2	89	LYS	2.6
7	S5	112	ARG	2.6
19	C7	85	VAL	2.6

Continued on next page...

Continued from previous page...

Mol	Chain	Res	Type	RSRZ
57	N1	67	VAL	2.6
10	S8	73	SER	2.6
70	o4	55	SER	2.6
1	2	1371	A	2.6
9	S7	176	LEU	2.6
10	S8	142	LYS	2.6
11	S9	99	LEU	2.6
13	C1	69	LYS	2.6
55	M9	52	LYS	2.6
57	N1	88	ARG	2.6
61	n5	33	ARG	2.6
19	C7	64	GLY	2.6
28	d6	45	VAL	2.6
3	s1	110	LEU	2.6
22	d0	103	ILE	2.6
33	E1	92	LYS	2.6
34	sR	35	SER	2.6
40	L3	387	LEU	2.6
70	O4	3	GLN	2.6
80	d2	14	ILE	2.6
1	2	1789	G	2.6
3	s1	111	ARG	2.6
7	s5	179	ALA	2.6
21	C9	49	ASP	2.6
34	SR	83	ALA	2.6
82	m5	148	TYR	2.6
30	D8	20	GLY	2.6
33	E1	129	GLY	2.6
63	N7	122	HIS	2.6
1	2	1362	U	2.6
10	S8	3	ILE	2.6
24	D2	7	LEU	2.6
30	d8	49	ARG	2.6
16	C4	124	ASP	2.6
20	c8	112	ASP	2.6
70	o4	50	ALA	2.6
7	s5	151	GLY	2.6
9	S7	136	VAL	2.6
11	S9	37	LYS	2.6
17	C5	9	LYS	2.6
30	D8	28	VAL	2.6
36	1	2502	A	2.6

Continued on next page...

Continued from previous page...

Mol	Chain	Res	Type	RSRZ
5	S3	113	LEU	2.6
6	S4	23	LEU	2.6
6	s4	162	ILE	2.6
11	S9	108	ARG	2.6
14	c2	32	LEU	2.6
19	C7	57	LEU	2.6
19	C7	78	ARG	2.6
20	c8	15	LEU	2.6
20	c8	32	LEU	2.6
28	d6	10	ARG	2.6
67	O1	62	ARG	2.6
27	D5	37	GLN	2.6
36	1	2505	U	2.6
38	4	158	U	2.6
82	m5	151	ILE	2.6
45	l8	192	GLN	2.6
75	o9	11	GLN	2.6
23	D1	65	SER	2.6
24	D2	76	SER	2.6
51	M5	6	TYR	2.6
60	n4	72	SER	2.6
70	O4	79	SER	2.6
18	c6	72	GLY	2.6
19	c7	7	LYS	2.6
80	d2	63	VAL	2.6
5	S3	117	ARG	2.6
7	S5	98	MET	2.6
8	S6	88	ARG	2.6
17	c5	89	MET	2.6
19	C7	16	LEU	2.6
29	D7	24	LEU	2.6
79	q3	63	THR	2.6
12	C0	43	ILE	2.6
63	n7	46	ILE	2.6
1	2	135	A	2.6
11	s9	164	PHE	2.6
36	5	1350	A	2.6
39	l2	63	PHE	2.6
13	C1	90	TYR	2.6
9	S7	95	GLU	2.6
33	E1	116	LYS	2.6
33	E1	98	VAL	2.6

Continued on next page...

Continued from previous page...

Mol	Chain	Res	Type	RSRZ
59	N3	3	GLY	2.6
11	S9	54	ARG	2.6
16	c4	84	ARG	2.6
4	S2	187	LEU	2.6
9	S7	126	LEU	2.6
17	C5	49	MET	2.6
30	D8	66	LEU	2.6
42	L5	90	HIS	2.6
58	N2	93	ILE	2.6
24	D2	89	TRP	2.5
67	O1	65	LYS	2.5
1	2	483	A	2.5
1	2	1337	A	2.5
8	s6	166	GLU	2.5
29	d7	57	GLU	2.5
60	n4	106	GLU	2.5
3	S1	114	VAL	2.5
8	S6	66	GLY	2.5
18	c6	31	VAL	2.5
79	q3	53	GLY	2.5
11	s9	116	LEU	2.5
20	c8	116	LEU	2.5
4	s2	83	ILE	2.5
28	D6	69	ASN	2.5
39	l2	238	ILE	2.5
6	s4	27	TYR	2.5
13	C1	38	ALA	2.5
8	s6	133	LEU	2.5
14	c2	65	SER	2.5
21	c9	22	LEU	2.5
34	sR	165	ASP	2.5
36	1	1103	A	2.5
1	2	1419	G	2.5
34	SR	196	ASN	2.5
2	S0	83	GLN	2.5
5	S3	54	ARG	2.5
7	s5	76	ARG	2.5
18	C6	82	ARG	2.5
19	c7	25	THR	2.5
32	E0	40	TYR	2.5
45	l8	115	ALA	2.5
55	M9	72	GLU	2.5

Continued on next page...

Continued from previous page...

Mol	Chain	Res	Type	RSRZ
70	O4	16	ARG	2.5
82	m5	111	ALA	2.5
7	S5	105	GLY	2.5
16	C4	16	VAL	2.5
33	e1	108	VAL	2.5
54	m8	150	VAL	2.5
67	O1	67	VAL	2.5
9	s7	154	LEU	2.5
10	S8	121	LEU	2.5
55	M9	44	LEU	2.5
82	m5	116	LEU	2.5
2	S0	198	MET	2.5
12	c0	26	ASP	2.5
39	L2	225	ILE	2.5
1	6	1196	A	2.5
10	S8	141	ARG	2.5
2	S0	15	GLN	2.5
2	s0	96	THR	2.5
10	S8	20	GLN	2.5
18	C6	119	ALA	2.5
33	E1	148	TYR	2.5
45	L8	202	GLU	2.5
74	o8	52	TYR	2.5
19	c7	4	VAL	2.5
5	S3	109	LEU	2.5
39	l2	46	LYS	2.5
67	O1	16	LEU	2.5
10	S8	101	ILE	2.5
21	C9	123	ARG	2.5
35	SM	96	ARG	2.5
45	L8	218	ILE	2.5
64	N8	46	ASP	2.5
74	o8	3	ARG	2.5
16	c4	59	ALA	2.5
1	2	1128	C	2.5
1	2	1424	A	2.5
7	S5	95	ASN	2.5
25	D3	106	GLY	2.5
28	D6	37	LYS	2.5
29	D7	26	GLN	2.5
34	sR	139	GLN	2.5
34	sR	226	ALA	2.5

Continued on next page...

Continued from previous page...

Mol	Chain	Res	Type	RSRZ
10	S8	74	LYS	2.5
57	N1	78	LYS	2.5
82	m5	183	THR	2.5
20	C8	41	ARG	2.5
28	d6	36	ILE	2.5
40	L3	21	ARG	2.5
11	S9	147	MET	2.5
34	SR	221	MET	2.5
2	S0	11	PRO	2.5
9	S7	134	GLU	2.5
15	c3	14	SER	2.5
3	s1	83	LYS	2.5
19	C7	22	PRO	2.5
6	s4	131	LEU	2.5
10	s8	184	LEU	2.5
30	D8	27	GLN	2.5
47	m0	111	LEU	2.5
74	o8	31	LEU	2.5
85	f	26	LEU	2.5
9	S7	97	ARG	2.5
31	D9	28	THR	2.5
34	sR	311	ARG	2.5
1	6	1157	A	2.5
6	S4	99	PHE	2.5
24	D2	47	ILE	2.5
24	D2	50	PHE	2.5
63	N7	71	PHE	2.5
11	S9	68	LYS	2.5
13	C1	15	LYS	2.5
13	c1	69	LYS	2.5
24	D2	71	LYS	2.5
1	2	1605	G	2.5
11	S9	113	VAL	2.5
14	C2	94	ALA	2.5
18	c6	86	ALA	2.5
28	D6	86	VAL	2.5
82	m5	53	TYR	2.5
21	C9	89	ARG	2.5
55	M9	185	LEU	2.5
20	C8	48	LYS	2.5
34	SR	121	MET	2.5
1	6	1705	C	2.5

Continued on next page...

Continued from previous page...

Mol	Chain	Res	Type	RSRZ
36	1	1857	C	2.5
3	S1	147	ALA	2.5
6	S4	49	ARG	2.5
10	S8	145	ALA	2.5
45	L8	132	VAL	2.5
64	N8	37	GLY	2.5
31	d9	10	HIS	2.5
2	S0	54	TRP	2.5
18	C6	60	PHE	2.5
8	S6	93	LYS	2.5
12	c0	5	LYS	2.5
33	E1	151	ASN	2.5
17	C5	89	MET	2.5
21	C9	39	THR	2.5
70	o4	56	THR	2.5
14	c2	122	VAL	2.5
29	D7	31	TYR	2.5
35	SM	170	VAL	2.5
55	m9	176	ARG	2.5
42	L5	30	TYR	2.5
57	N1	27	LEU	2.5
39	L2	176	ASP	2.5
6	S4	71	LYS	2.5
33	E1	93	HIS	2.5
5	S3	188	ILE	2.5
43	l6	130	ILE	2.5
1	6	719	U	2.5
6	S4	50	ASN	2.5
34	sR	41	THR	2.5
35	SM	81	THR	2.5
1	2	1122	G	2.5
9	S7	109	VAL	2.5
11	S9	31	ALA	2.5
15	C3	7	ALA	2.5
34	sR	222	LEU	2.5
11	S9	144	PRO	2.5
25	D3	110	LYS	2.5
33	E1	131	PHE	2.5
80	d2	22	LYS	2.5
1	2	992	A	2.5
36	1	1574	C	2.5
9	S7	182	VAL	2.5

Continued on next page...

Continued from previous page...

Mol	Chain	Res	Type	RSRZ
52	M6	65	ASN	2.5
18	C6	52	LEU	2.5
25	d3	2	GLY	2.5
45	L8	199	ALA	2.5
60	N4	96	LEU	2.5
70	o4	23	VAL	2.5
6	s4	35	PRO	2.5
9	S7	61	PHE	2.5
9	s7	108	GLN	2.5
22	D0	71	PRO	2.5
2	s0	111	ILE	2.5
7	S5	114	ILE	2.5
4	s2	176	SER	2.5
7	s5	225	ARG	2.5
18	C6	137	ARG	2.5
54	M8	155	MET	2.4
67	O1	60	TRP	2.4
1	2	1469	A	2.4
1	6	1371	A	2.4
2	s0	116	LYS	2.4
4	s2	211	LEU	2.4
14	C2	75	VAL	2.4
14	c2	74	LEU	2.4
34	sR	236	ALA	2.4
57	n1	84	TYR	2.4
8	S6	182	GLN	2.4
10	S8	103	GLN	2.4
23	D1	33	GLN	2.4
29	D7	81	ARG	2.4
39	l2	241	ARG	2.4
21	C9	115	GLU	2.4
9	S7	122	HIS	2.4
29	d7	19	HIS	2.4
3	S1	120	LEU	2.4
9	S7	129	LEU	2.4
11	S9	32	GLY	2.4
11	S9	116	LEU	2.4
24	D2	88	LYS	2.4
25	D3	31	LYS	2.4
29	D7	46	VAL	2.4
40	L3	245	GLY	2.4
59	N3	69	LEU	2.4

Continued on next page...

Continued from previous page...

Mol	Chain	Res	Type	RSRZ
63	N7	26	VAL	2.4
64	N8	116	GLY	2.4
67	O1	23	VAL	2.4
70	o4	28	GLY	2.4
13	C1	93	TYR	2.4
24	D2	8	ALA	2.4
30	d8	32	PHE	2.4
82	m5	30	TYR	2.4
1	2	1604	U	2.4
4	s2	117	THR	2.4
74	O8	53	THR	2.4
28	D6	98	PRO	2.4
55	M9	50	ILE	2.4
70	O4	26	PRO	2.4
83	p0	220	ILE	2.4
54	m8	159	LYS	2.4
10	S8	63	GLY	2.4
10	S8	112	TRP	2.4
14	C2	62	LEU	2.4
18	c6	131	GLY	2.4
29	d7	2	VAL	2.4
7	S5	184	PHE	2.4
25	D3	19	ARG	2.4
11	S9	112	GLN	2.4
22	d0	15	GLN	2.4
30	d8	19	THR	2.4
34	sR	160	GLU	2.4
12	c0	4	PRO	2.4
69	o3	90	PRO	2.4
6	S4	19	LEU	2.4
10	S8	58	LEU	2.4
28	d6	86	VAL	2.4
34	sR	89	LEU	2.4
10	S8	25	ARG	2.4
12	C0	61	TRP	2.4
7	S5	110	ALA	2.4
17	C5	119	PHE	2.4
63	N7	41	ALA	2.4
13	C1	101	GLU	2.4
7	S5	94	THR	2.4
7	s5	114	ILE	2.4
22	D0	60	THR	2.4

Continued on next page...

Continued from previous page...

Mol	Chain	Res	Type	RSRZ
26	D4	31	ASN	2.4
29	d7	51	GLN	2.4
57	N1	42	ILE	2.4
1	2	1285	U	2.4
24	D2	77	PRO	2.4
24	D2	81	VAL	2.4
33	E1	132	LEU	2.4
34	SR	215	GLY	2.4
39	L2	180	LEU	2.4
1	2	623	A	2.4
36	1	1566	A	2.4
54	m8	14	GLY	2.4
83	p0	192	ASP	2.4
2	S0	155	PHE	2.4
9	S7	94	ALA	2.4
13	C1	97	TYR	2.4
16	c4	85	ALA	2.4
24	D2	10	ALA	2.4
52	M6	71	PHE	2.4
33	e1	113	LYS	2.4
17	c5	121	ILE	2.4
31	D9	4	GLU	2.4
9	S7	112	ARG	2.4
31	D9	20	GLN	2.4
9	s7	58	LEU	2.4
18	c6	116	LEU	2.4
22	d0	116	VAL	2.4
31	d9	44	ARG	2.4
42	L5	218	ARG	2.4
51	M5	66	VAL	2.4
52	m6	62	THR	2.4
57	n1	83	ARG	2.4
58	N2	105	LEU	2.4
2	s0	166	GLY	2.4
73	O7	2	GLY	2.4
5	S3	223	LYS	2.4
36	1	2504	U	2.4
36	5	1572	U	2.4
1	2	1152	A	2.4
1	6	1425	A	2.4
6	s4	18	TRP	2.4
28	d6	6	ALA	2.4

Continued on next page...

Continued from previous page...

Mol	Chain	Res	Type	RSRZ
79	Q3	69	TYR	2.4
82	m5	129	TYR	2.4
1	2	1149	G	2.4
18	c6	15	SER	2.4
39	l2	41	ILE	2.4
28	D6	15	ARG	2.4
31	D9	40	ARG	2.4
28	D6	71	LEU	2.4
12	c0	57	THR	2.4
28	d6	20	PRO	2.4
42	L5	159	VAL	2.4
82	m5	122	ASN	2.4
17	C5	52	LYS	2.4
77	Q1	16	LYS	2.4
5	S3	118	ALA	2.4
7	s5	145	ASP	2.4
35	sM	122	ASP	2.4
6	S4	77	ARG	2.4
7	s5	90	ILE	2.4
21	c9	65	ILE	2.4
28	d6	22	ARG	2.4
63	N7	132	SER	2.4
72	O6	58	ILE	2.4
5	S3	202	LEU	2.4
9	S7	143	LEU	2.4
1	2	377	G	2.4
4	s2	99	LYS	2.4
22	d0	75	GLY	2.4
33	E1	84	VAL	2.4
60	N4	79	GLN	2.4
16	c4	15	GLY	2.4
82	m5	64	VAL	2.4
5	s3	163	PRO	2.4
30	D8	26	THR	2.4
34	sR	247	PRO	2.4
45	l8	159	PRO	2.4
20	c8	137	HIS	2.4
29	D7	19	HIS	2.4
31	D9	47	ALA	2.4
74	O8	34	ALA	2.4
48	M1	14	ILE	2.4
4	s2	63	VAL	2.4

Continued on next page...

Continued from previous page...

Mol	Chain	Res	Type	RSRZ
7	s5	198	LEU	2.4
34	SR	197	SER	2.4
34	sR	82	SER	2.4
40	L3	237	LYS	2.4
70	O4	19	LYS	2.4
80	d2	21	GLY	2.4
2	S0	80	THR	2.4
11	S9	142	ASN	2.4
18	C6	115	THR	2.4
56	N0	81	TYR	2.4
65	N9	29	TYR	2.4
3	S1	161	ILE	2.4
36	5	1655	G	2.4
1	6	501	U	2.4
6	S4	123	LEU	2.4
6	S4	261	LEU	2.4
10	S8	96	LEU	2.4
80	d2	64	VAL	2.4
1	2	233	C	2.4
6	S4	59	ARG	2.4
19	c7	67	ARG	2.4
32	E0	42	ARG	2.4
77	q1	18	ARG	2.4
4	S2	65	GLU	2.4
31	d9	53	ASN	2.4
3	s1	116	LYS	2.4
32	E0	26	LYS	2.4
68	O2	127	ALA	2.4
4	S2	83	ILE	2.4
6	S4	197	HIS	2.4
11	S9	143	ILE	2.4
15	c3	5	HIS	2.4
17	c5	128	HIS	2.4
12	c0	76	LEU	2.4
1	2	718	U	2.4
13	C1	20	PHE	2.4
22	d0	54	GLY	2.4
51	M5	15	GLN	2.4
80	d2	51	PHE	2.4
13	c1	101	GLU	2.4
8	S6	84	TYR	2.4
15	C3	57	ALA	2.4

Continued on next page...

Continued from previous page...

Mol	Chain	Res	Type	RSRZ
24	D2	32	LYS	2.4
23	D1	21	ASN	2.4
48	M1	136	ALA	2.4
11	s9	80	LEU	2.4
26	d4	18	LEU	2.4
51	M5	101	THR	2.4
1	2	755	A	2.3
3	S1	100	PHE	2.3
5	s3	178	ARG	2.3
8	S6	153	VAL	2.3
23	D1	32	VAL	2.3
24	D2	102	VAL	2.3
26	d4	135	ASP	2.3
78	Q2	36	PHE	2.3
85	f	72	ASP	2.3
3	S1	103	MET	2.3
5	S3	141	LYS	2.3
11	S9	13	SER	2.3
13	C1	2	SER	2.3
1	6	1466	G	2.3
6	S4	83	PRO	2.3
14	c2	89	ILE	2.3
18	c6	39	VAL	2.3
5	S3	169	ASP	2.3
21	C9	112	GLY	2.3
61	N5	124	VAL	2.3
54	m8	153	PHE	2.3
10	S8	24	LYS	2.3
1	2	369	A	2.3
13	C1	16	GLN	2.3
77	Q1	1	MET	2.3
85	f	43	ASP	2.3
1	2	504	U	2.3
1	6	1191	U	2.3
1	6	1595	U	2.3
2	S0	152	PRO	2.3
4	s2	183	ALA	2.3
73	O7	7	SER	2.3
5	S3	218	LEU	2.3
19	C7	26	LEU	2.3
22	D0	55	PRO	2.3
30	d8	13	ILE	2.3

Continued on next page...

Continued from previous page...

Mol	Chain	Res	Type	RSRZ
34	SR	169	ILE	2.3
70	o4	54	ILE	2.3
2	S0	74	VAL	2.3
2	S0	22	THR	2.3
4	S2	186	LYS	2.3
11	S9	104	PHE	2.3
16	c4	91	THR	2.3
21	C9	54	PHE	2.3
39	L2	224	THR	2.3
51	M5	112	ASN	2.3
70	o4	78	GLY	2.3
71	o5	83	LYS	2.3
72	O6	49	GLY	2.3
73	o7	70	VAL	2.3
29	D7	44	THR	2.3
36	1	1486	G	2.3
36	5	1306	G	2.3
6	S4	143	ASP	2.3
21	C9	44	GLU	2.3
29	d7	26	GLN	2.3
70	O4	52	GLN	2.3
4	S2	113	LEU	2.3
9	S7	49	ILE	2.3
10	s8	58	LEU	2.3
23	D1	62	ARG	2.3
24	D2	46	TYR	2.3
26	D4	17	LEU	2.3
31	d9	18	SER	2.3
39	L2	238	ILE	2.3
11	S9	169	PRO	2.3
20	c8	48	LYS	2.3
63	n7	22	LYS	2.3
23	D1	10	GLU	2.3
34	SR	181	TRP	2.3
39	l2	224	THR	2.3
48	M1	154	THR	2.3
59	N3	61	THR	2.3
62	N6	98	ASN	2.3
79	q3	55	TRP	2.3
17	c5	104	GLN	2.3
1	2	976	G	2.3
2	s0	101	ARG	2.3

Continued on next page...

Continued from previous page...

Mol	Chain	Res	Type	RSRZ
11	s9	6	ARG	2.3
24	D2	3	ARG	2.3
34	sR	90	ARG	2.3
7	S5	137	ILE	2.3
14	C2	41	LEU	2.3
15	c3	57	ALA	2.3
17	c5	85	ILE	2.3
27	d5	89	ILE	2.3
34	sR	310	ILE	2.3
24	D2	22	LYS	2.3
35	SM	104	LYS	2.3
55	M9	178	ALA	2.3
8	s6	144	PHE	2.3
10	S8	170	SER	2.3
21	C9	61	VAL	2.3
25	D3	107	PHE	2.3
42	L5	52	VAL	2.3
57	n1	70	SER	2.3
36	5	3275	U	2.3
4	s2	209	ASN	2.3
14	c2	142	GLN	2.3
25	D3	23	ARG	2.3
4	s2	170	ILE	2.3
10	S8	26	LYS	2.3
22	D0	21	LYS	2.3
28	d6	70	LYS	2.3
53	M7	183	ALA	2.3
57	N1	75	ILE	2.3
57	n1	89	LEU	2.3
67	O1	34	LYS	2.3
70	O4	37	LYS	2.3
8	S6	81	VAL	2.3
9	s7	137	GLY	2.3
25	d3	38	PHE	2.3
39	L2	248	GLY	2.3
1	2	1425	A	2.3
1	2	1776	A	2.3
1	6	1526	A	2.3
17	c5	79	HIS	2.3
83	p0	16	ARG	2.3
3	s1	121	ILE	2.3
4	s2	154	LEU	2.3

Continued on next page...

Continued from previous page...

Mol	Chain	Res	Type	RSRZ
17	C5	78	THR	2.3
20	c8	20	THR	2.3
31	D9	16	LYS	2.3
32	E0	46	ASN	2.3
54	m8	168	THR	2.3
26	D4	76	TYR	2.3
42	l5	272	TYR	2.3
74	o8	78	LEU	2.3
40	L3	12	GLY	2.3
5	S3	160	SER	2.3
24	D2	124	LYS	2.3
1	2	875	G	2.3
30	d8	54	LEU	2.3
36	1	1555	U	2.3
1	2	1421	A	2.3
10	s8	52	ASN	2.3
35	sM	50	ASN	2.3
82	m5	134	LEU	2.3
36	5	2443	A	2.3
70	O4	62	TYR	2.3
70	O4	68	THR	2.3
79	q3	11	THR	2.3
26	D4	85	PHE	2.3
34	sR	156	VAL	2.3
34	sR	312	VAL	2.3
67	o1	23	VAL	2.3
24	D2	21	GLY	2.3
65	n9	14	ARG	2.3
5	S3	220	PRO	2.3
10	S8	53	LYS	2.3
10	s8	176	SER	2.3
19	C7	59	LYS	2.3
29	D7	58	SER	2.3
32	E0	29	LYS	2.3
34	SR	213	SER	2.3
1	2	1022	C	2.3
6	s4	9	LEU	2.3
11	s9	28	LEU	2.3
11	s9	112	GLN	2.3
12	c0	62	GLN	2.3
24	D2	65	LEU	2.3
8	s6	88	ARG	2.3

Continued on next page...

Continued from previous page...

Mol	Chain	Res	Type	RSRZ
13	C1	156	PHE	2.3
19	C7	66	VAL	2.3
20	c8	25	ASN	2.3
51	M5	135	VAL	2.3
54	m8	84	VAL	2.3
57	n1	67	VAL	2.3
64	n8	48	TYR	2.3
75	o9	32	ASN	2.3
83	p0	48	ARG	2.3
1	6	1592	A	2.3
4	S2	157	LYS	2.3
14	C2	48	SER	2.3
21	C9	41	SER	2.3
34	sR	7	LEU	2.3
76	Q0	85	LEU	2.3
80	d2	66	LEU	2.3
22	d0	87	HIS	2.3
1	2	310	C	2.3
14	c2	31	VAL	2.3
19	C7	110	VAL	2.3
25	d3	13	ARG	2.3
57	N1	72	VAL	2.3
67	O1	101	ALA	2.3
1	2	499	U	2.3
1	2	1115	U	2.3
1	2	1159	C	2.3
1	2	1379	C	2.3
82	m5	135	VAL	2.3
4	S2	93	GLY	2.3
22	d0	94	GLU	2.3
24	D2	70	ASN	2.3
29	d7	82	LYS	2.3
39	l2	73	GLU	2.3
45	l8	137	ASN	2.3
56	N0	76	GLY	2.3
60	N4	66	GLU	2.3
62	N6	88	GLU	2.3
1	2	1023	A	2.3
6	S4	42	LEU	2.3
36	5	2494	A	2.3
51	M5	22	LEU	2.3
74	O8	31	LEU	2.3

Continued on next page...

Continued from previous page...

Mol	Chain	Res	Type	RSRZ
20	c8	125	ILE	2.3
28	d6	79	ILE	2.3
6	S4	103	TYR	2.3
13	c1	139	VAL	2.3
28	d6	93	LYS	2.3
29	d7	50	ALA	2.3
1	2	489	C	2.3
1	2	1423	U	2.3
2	S0	149	LEU	2.3
4	S2	97	ARG	2.3
6	S4	101	LEU	2.3
17	C5	43	ARG	2.3
57	N1	89	LEU	2.3
75	O9	29	LEU	2.3
4	s2	199	GLN	2.3
13	C1	46	LYS	2.3
17	C5	45	PHE	2.3
24	D2	119	LYS	2.3
1	2	365	G	2.2
1	2	1788	G	2.2
9	S7	17	GLU	2.2
20	C8	124	GLY	2.2
20	c8	58	ALA	2.3
30	d8	44	VAL	2.3
36	1	1580	A	2.3
72	o6	44	VAL	2.3
83	p0	50	VAL	2.3
35	SM	116	GLU	2.2
36	1	1576	G	2.2
4	S2	146	THR	2.2
5	S3	165	ASN	2.2
6	S4	187	ARG	2.2
7	S5	97	LEU	2.2
31	D9	30	LEU	2.2
51	M5	134	LEU	2.2
67	O1	51	LEU	2.2
83	p0	209	LEU	2.2
1	2	495	C	2.2
4	S2	57	PHE	2.2
18	c6	81	ILE	2.2
6	S4	102	VAL	2.2
28	d6	21	VAL	2.2

Continued on next page...

Continued from previous page...

Mol	Chain	Res	Type	RSRZ
7	s5	75	GLY	2.2
19	C7	75	GLU	2.2
34	sR	181	TRP	2.2
55	M9	59	SER	2.2
1	6	1701	A	2.2
13	c1	141	LYS	2.2
18	c6	87	LYS	2.2
3	S1	46	THR	2.2
3	S1	95	ASN	2.2
18	C6	70	THR	2.2
22	d0	84	MET	2.2
65	n9	36	ASP	2.2
1	2	1145	U	2.2
36	1	1764	U	2.2
60	N4	22	VAL	2.2
9	S7	170	GLN	2.2
12	C0	62	GLN	2.2
18	c6	119	ALA	2.2
21	C9	81	GLY	2.2
27	d5	37	GLN	2.2
45	l8	161	GLU	2.2
83	p0	216	ALA	2.2
19	C7	70	SER	2.2
32	E0	38	LEU	2.2
45	L8	230	LYS	2.2
51	M5	72	LYS	2.2
1	2	733	A	2.2
5	S3	44	THR	2.2
5	s3	134	CYS	2.2
10	S8	169	ILE	2.2
13	c1	137	PHE	2.2
14	c2	26	ASP	2.2
34	sR	114	ASP	2.2
63	n7	118	PHE	2.2
9	S7	130	VAL	2.2
30	d8	48	VAL	2.2
34	sR	178	VAL	2.2
1	2	1398	U	2.2
1	2	1688	U	2.2
1	2	1777	G	2.2
22	d0	35	GLU	2.2
28	D6	95	ARG	2.2

Continued on next page...

Continued from previous page...

Mol	Chain	Res	Type	RSRZ
29	D7	68	GLY	2.2
67	o1	82	GLU	2.2
34	sR	87	LYS	2.2
14	c2	36	LEU	2.2
25	D3	33	LEU	2.2
27	d5	80	LEU	2.2
34	sR	85	TRP	2.2
42	L5	95	TRP	2.2
61	N5	82	LEU	2.2
74	o8	51	LEU	2.2
6	s4	183	VAL	2.2
7	s5	172	ILE	2.2
31	D9	31	ILE	2.2
7	s5	103	ASN	2.2
27	D5	81	ARG	2.2
33	e1	123	ASN	2.2
42	l5	125	VAL	2.2
1	2	941	A	2.2
3	s1	213	ARG	2.2
8	S6	154	ARG	2.2
5	S3	119	ALA	2.2
5	s3	187	LYS	2.2
12	c0	63	TYR	2.2
13	C1	136	ARG	2.2
16	C4	127	ARG	2.2
16	C4	133	ARG	2.2
35	SM	173	THR	2.2
40	L3	164	THR	2.2
51	M5	62	TYR	2.2
67	O1	28	ARG	2.2
70	o4	68	THR	2.2
53	m7	55	GLN	2.2
1	2	558	U	2.2
36	5	1763	U	2.2
67	O1	24	SER	2.2
1	2	1716	C	2.2
5	S3	156	PHE	2.2
5	s3	167	PHE	2.2
5	s3	136	VAL	2.2
7	S5	190	ILE	2.2
10	S8	195	ARG	2.2
20	C8	40	ARG	2.2

Continued on next page...

Continued from previous page...

Mol	Chain	Res	Type	RSRZ
25	D3	32	ARG	2.2
79	q3	64	VAL	2.2
82	m5	142	ILE	2.2
7	s5	106	LYS	2.2
19	C7	81	LYS	2.2
19	c7	87	GLU	2.2
21	C9	69	LYS	2.2
21	C9	75	LYS	2.2
77	Q1	19	LYS	2.2
25	d3	28	ASN	2.2
49	M3	135	ALA	2.2
82	m5	146	ALA	2.2
21	c9	105	LEU	2.2
42	L5	236	LEU	2.2
67	O1	20	LEU	2.2
1	6	1413	U	2.2
5	S3	107	PHE	2.2
17	c5	83	MET	2.2
2	S0	88	LYS	2.2
2	S0	153	SER	2.2
5	s3	12	VAL	2.2
10	S8	137	LYS	2.2
21	C9	7	ARG	2.2
22	d0	86	ILE	2.2
28	D6	12	LYS	2.2
40	L3	260	VAL	2.2
60	n4	105	ARG	2.2
74	O8	33	LYS	2.2
82	m5	97	SER	2.2
1	2	716	C	2.2
11	s9	32	GLY	2.2
7	S5	165	LEU	2.2
13	C1	21	ASN	2.2
18	c6	51	PRO	2.2
22	d0	71	PRO	2.2
24	D2	17	ALA	2.2
48	M1	167	TYR	2.2
25	d3	9	LEU	2.2
29	d7	63	LEU	2.2
31	d9	28	THR	2.2
41	L4	67	THR	2.2
10	S8	109	PHE	2.2

Continued on next page...

Continued from previous page...

Mol	Chain	Res	Type	RSRZ
13	c1	92	HIS	2.2
52	M6	64	PHE	2.2
1	2	1410	A	2.2
1	6	1193	A	2.2
1	6	1336	A	2.2
1	6	1424	A	2.2
36	1	1605	A	2.2
36	5	2540	A	2.2
60	n4	135	SER	2.2
2	S0	110	TYR	2.2
7	S5	77	TYR	2.2
39	l2	65	ASP	2.2
40	L3	51	ALA	2.2
45	l8	114	ALA	2.2
82	m5	62	TYR	2.2
11	s9	5	PRO	2.2
19	C7	24	LEU	2.2
45	L8	152	LEU	2.2
34	sR	137	LYS	2.2
36	5	1349	G	2.2
42	L5	34	LYS	2.2
45	L8	84	ARG	2.2
48	M1	139	THR	2.2
2	S0	23	HIS	2.2
4	s2	101	VAL	2.2
7	s5	29	ILE	2.2
5	s3	135	GLU	2.2
8	S6	97	VAL	2.2
24	D2	86	ILE	2.2
23	D1	64	GLU	2.2
29	d7	54	VAL	2.2
42	L5	53	VAL	2.2
80	d2	126	ILE	2.2
1	2	1151	A	2.2
2	S0	17	LEU	2.2
2	S0	146	LEU	2.2
6	S4	84	ALA	2.2
34	sR	212	ALA	2.2
40	L3	272	TYR	2.2
7	S5	80	LYS	2.2
7	s5	161	ASP	2.2
65	N9	24	PRO	2.2

Continued on next page...

Continued from previous page...

Mol	Chain	Res	Type	RSRZ
70	o4	106	LYS	2.2
17	C5	82	ASN	2.2
31	d9	37	ASN	2.2
32	e0	51	ASN	2.2
39	L2	199	THR	2.2
51	M5	151	ILE	2.2
57	N1	29	THR	2.2
15	C3	58	HIS	2.2
55	M9	51	VAL	2.2
75	O9	51	ILE	2.2
85	f	57	VAL	2.2
4	s2	163	GLY	2.2
28	d6	5	ARG	2.2
34	SR	27	ALA	2.2
35	SM	119	ALA	2.2
60	n4	101	ARG	2.2
82	m5	119	TYR	2.2
85	f	45	SER	2.2
58	n2	71	PHE	2.2
4	S2	179	VAL	2.2
8	s6	218	GLU	2.2
11	s9	20	GLU	2.2
12	c0	78	GLU	2.2
15	C3	4	MET	2.2
24	D2	33	VAL	2.2
28	D6	75	VAL	2.2
39	l2	164	GLY	2.2
55	m9	58	HIS	2.2
28	D6	87	ARG	2.2
21	C9	107	ALA	2.2
21	C9	132	LEU	2.2
1	2	507	U	2.2
1	2	1775	U	2.2
22	D0	66	SER	2.2
45	L8	196	ALA	2.2
1	2	488	G	2.2
13	C1	23	PRO	2.2
21	c9	90	PRO	2.2
26	D4	72	PHE	2.2
11	S9	52	ILE	2.2
22	D0	116	VAL	2.2
22	d0	97	VAL	2.2

Continued on next page...

Continued from previous page...

Mol	Chain	Res	Type	RSRZ
28	D6	91	ASP	2.2
34	sR	220	ILE	2.2
1	6	754	A	2.2
19	C7	56	HIS	2.2
52	m6	184	THR	2.2
2	s0	110	TYR	2.1
9	S7	58	LEU	2.1
22	D0	90	TYR	2.1
49	m3	7	LEU	2.1
35	sM	119	ALA	2.1
39	L2	78	ALA	2.1
60	n4	85	ALA	2.1
70	o4	2	ALA	2.1
72	O6	53	TYR	2.1
1	2	484	C	2.1
17	c5	102	PHE	2.1
1	6	1340	U	2.1
3	S1	157	GLN	2.1
34	SR	192	PHE	2.1
7	s5	180	ARG	2.1
21	C9	9	VAL	2.1
22	d0	92	ASP	2.1
23	D1	40	ASP	2.1
31	d9	54	LYS	2.1
34	SR	71	CYS	2.1
42	L5	6	ASP	2.1
51	M5	132	VAL	2.1
12	C0	24	LYS	2.1
51	M5	190	LYS	2.1
57	N1	60	LYS	2.1
72	O6	68	ARG	2.1
1	2	95	G	2.1
39	L2	69	TYR	2.1
51	M5	10	LEU	2.1
70	o4	64	THR	2.1
79	q3	56	THR	2.1
19	C7	126	ALA	2.1
39	l2	240	ALA	2.1
60	N4	68	ALA	2.1
19	c7	71	PHE	2.1
48	m1	127	PHE	2.1
1	2	1772	C	2.1

Continued on next page...

Continued from previous page...

Mol	Chain	Res	Type	RSRZ
1	6	1082	C	2.1
13	C1	25	VAL	2.1
15	C3	13	SER	2.1
15	c3	11	ILE	2.1
21	c9	94	ILE	2.1
54	M8	159	LYS	2.1
60	N4	94	ARG	2.1
80	d2	62	ILE	2.1
85	f	71	GLU	2.1
1	6	261	U	2.1
67	O1	66	GLY	2.1
19	C7	46	LEU	2.1
63	n7	51	LEU	2.1
72	O6	50	LEU	2.1
2	s0	168	HIS	2.1
21	C9	93	HIS	2.1
21	c9	17	ALA	2.1
48	M1	95	ASN	2.1
1	2	96	G	2.1
1	2	1416	G	2.1
1	6	942	G	2.1
42	L5	20	PHE	2.1
4	S2	64	LYS	2.1
6	s4	127	LYS	2.1
11	S9	16	LYS	2.1
17	C5	10	ARG	2.1
18	C6	8	GLN	2.1
28	D6	5	ARG	2.1
36	1	1575	A	2.1
36	5	1026	A	2.1
48	m1	15	GLU	2.1
53	M7	157	VAL	2.1
56	N0	93	GLU	2.1
65	N9	33	LYS	2.1
80	d2	58	ARG	2.1
23	D1	39	VAL	2.1
82	m5	155	VAL	2.1
54	m8	155	MET	2.1
10	S8	95	THR	2.1
14	c2	125	ASN	2.1
16	c4	27	PHE	2.1
18	C6	135	ARG	2.1

Continued on next page...

Continued from previous page...

Mol	Chain	Res	Type	RSRZ
20	c8	21	ASN	2.1
21	c9	119	LYS	2.1
22	d0	61	LYS	2.1
42	L5	145	PHE	2.1
45	l8	154	ALA	2.1
48	M1	162	TRP	2.1
51	M5	192	TRP	2.1
64	N8	94	ALA	2.1
70	o4	43	LYS	2.1
10	s8	78	ILE	2.1
13	C1	131	ILE	2.1
21	c9	36	ILE	2.1
24	D2	110	ILE	2.1
34	SR	199	ILE	2.1
39	L2	233	GLN	2.1
40	l3	252	ILE	2.1
63	n7	53	VAL	2.1
76	Q0	77	ILE	2.1
7	S5	101	GLY	2.1
7	S5	175	LEU	2.1
11	S9	46	SER	2.1
13	c1	59	PRO	2.1
26	D4	125	LEU	2.1
1	2	232	U	2.1
1	6	1059	U	2.1
1	6	1192	C	2.1
11	s9	91	LYS	2.1
11	s9	138	LYS	2.1
13	c1	90	TYR	2.1
34	sR	161	LYS	2.1
36	5	2098	C	2.1
77	Q1	12	ARG	2.1
39	L2	216	HIS	2.1
3	S1	119	THR	2.1
19	C7	77	GLU	2.1
25	d3	22	ASN	2.1
25	d3	27	ASN	2.1
32	e0	47	VAL	2.1
43	l6	129	GLU	2.1
5	S3	50	ILE	2.1
64	n8	138	ILE	2.1
66	o0	100	ILE	2.1

Continued on next page...

Continued from previous page...

Mol	Chain	Res	Type	RSRZ
67	O1	33	VAL	2.1
85	f	32	VAL	2.1
4	s2	202	GLY	2.1
6	S4	207	LEU	2.1
13	C1	5	LEU	2.1
22	d0	26	LEU	2.1
40	L3	14	LEU	2.1
48	M1	146	GLY	2.1
54	m8	154	GLY	2.1
1	2	988	A	2.1
1	6	1583	A	2.1
10	S8	166	TYR	2.1
34	sR	190	ALA	2.1
36	1	1667	A	2.1
39	L2	208	ASP	2.1
70	o4	7	PHE	2.1
1	2	810	G	2.1
11	S9	183	ALA	2.1
20	c8	121	ALA	2.1
51	M5	102	ALA	2.1
79	q3	65	ALA	2.1
12	c0	74	GLU	2.1
14	c2	25	GLU	2.1
21	C9	29	GLU	2.1
54	m8	95	GLU	2.1
79	q3	30	GLU	2.1
48	M1	132	ASN	2.1
63	n7	72	ILE	2.1
82	m5	123	GLN	2.1
4	S2	119	LYS	2.1
11	S9	93	LEU	2.1
16	C4	136	ARG	2.1
34	SR	292	LEU	2.1
18	C6	51	PRO	2.1
39	L2	195	SER	2.1
3	S1	170	GLU	2.1
39	L2	239	ALA	2.1
45	l8	199	ALA	2.1
69	o3	55	ALA	2.1
19	c7	38	ILE	2.1
32	E0	23	LYS	2.1
36	1	2506	U	2.1

Continued on next page...

Continued from previous page...

Mol	Chain	Res	Type	RSRZ
36	5	1352	A	2.1
1	2	1466	G	2.1
1	2	1467	C	2.1
1	6	1419	G	2.1
11	s9	108	ARG	2.1
12	C0	28	ASN	2.1
19	C7	5	ARG	2.1
19	C7	45	ARG	2.1
21	c9	67	MET	2.1
26	D4	6	THR	2.1
36	5	1889	G	2.1
64	N8	55	LYS	2.1
67	O1	18	LYS	2.1
36	5	2444	C	2.1
4	S2	151	PRO	2.1
25	D3	42	PRO	2.1
11	S9	19	TYR	2.1
6	s4	199	GLU	2.1
35	SM	141	ALA	2.1
2	s0	158	VAL	2.1
4	S2	203	LYS	2.1
6	S4	219	VAL	2.1
6	s4	208	VAL	2.1
6	s4	17	HIS	2.1
9	S7	124	LYS	2.1
9	s7	181	ILE	2.1
18	c6	67	VAL	2.1
10	s8	44	HIS	2.1
12	c0	24	LYS	2.1
23	d1	82	VAL	2.1
27	D5	100	ILE	2.1
51	M5	115	VAL	2.1
59	N3	118	VAL	2.1
34	sR	66	HIS	2.1
35	SM	94	HIS	2.1
39	L2	149	ARG	2.1
64	n8	79	TRP	2.1
80	d2	57	HIS	2.1
6	s4	38	LEU	2.1
1	6	225	A	2.1
12	c0	1	MET	2.1
34	SR	301	LEU	2.1

Continued on next page...

Continued from previous page...

Mol	Chain	Res	Type	RSRZ
13	c1	42	PHE	2.1
64	n8	120	ASN	2.1
83	p0	89	THR	2.1
1	2	298	C	2.1
11	s9	144	PRO	2.1
3	S1	200	ALA	2.1
20	c8	42	TYR	2.1
34	SR	80	ALA	2.1
36	1	1889	G	2.1
67	O1	30	PRO	2.1
42	L5	126	GLU	2.1
69	o3	50	ALA	2.1
70	O4	13	TYR	2.1
4	s2	200	SER	2.1
10	s8	156	VAL	2.1
11	S9	85	VAL	2.1
14	c2	124	LYS	2.1
28	D6	34	LYS	2.1
47	M0	62	SER	2.1
55	M9	53	LYS	2.1
70	O4	66	SER	2.1
80	d2	82	VAL	2.1
82	m5	47	LYS	2.1
22	d0	22	ILE	2.1
4	s2	81	MET	2.1
12	c0	29	GLN	2.1
15	c3	62	GLN	2.1
40	l3	262	TRP	2.1
79	q3	66	GLY	2.1
1	6	1225	U	2.1
25	D3	38	PHE	2.1
48	M1	150	ASN	2.1
67	O1	39	PHE	2.1
82	m5	181	ASN	2.1
1	2	1766	A	2.1
1	2	1790	A	2.1
18	C6	92	TYR	2.1
4	S2	103	VAL	2.1
5	S3	102	ALA	2.1
7	S5	209	TYR	2.1
8	s6	208	TYR	2.1
9	S7	111	LYS	2.1

Continued on next page...

Continued from previous page...

Mol	Chain	Res	Type	RSRZ
18	c6	3	ALA	2.1
22	D0	97	VAL	2.1
22	D0	119	ALA	2.1
34	SR	78	ALA	2.1
39	l2	60	LYS	2.1
51	M5	148	TYR	2.1
18	c6	135	ARG	2.1
55	m9	181	ARG	2.1
11	S9	184	SER	2.1
28	d6	30	ILE	2.1
15	C3	125	LEU	2.1
34	SR	291	SER	2.1
34	sR	106	HIS	2.1
36	1	1668	G	2.1
36	5	443	G	2.1
36	5	1560	G	2.1
40	l3	245	GLY	2.1
82	m5	191	TRP	2.1
85	f	142	MET	2.1
9	s7	7	LYS	2.1
11	s9	62	ARG	2.1
39	L2	177	LYS	2.1
39	l2	70	ARG	2.1
52	M6	68	ARG	2.1
54	m8	148	GLU	2.1
67	O1	69	TYR	2.1
70	O4	31	ARG	2.1
71	o5	84	LYS	2.1
11	s9	114	TYR	2.1
22	d0	27	THR	2.1
3	s1	215	VAL	2.1
22	d0	95	ALA	2.1
63	n7	24	VAL	2.1
7	S5	108	LEU	2.1
9	s7	126	LEU	2.1
13	C1	122	ILE	2.1
14	C2	89	ILE	2.1
48	M1	37	LEU	2.1
70	O4	29	ILE	2.1
30	d8	24	GLY	2.1
73	o7	67	LEU	2.1
82	m5	51	LEU	2.1

Continued on next page...

Continued from previous page...

Mol	Chain	Res	Type	RSRZ
2	s0	129	ASP	2.1
14	c2	107	ASP	2.1
36	1	1579	C	2.1
59	n3	32	ARG	2.0
1	6	1594	G	2.0
6	S4	33	ALA	2.0
10	S8	182	TYR	2.0
22	d0	90	TYR	2.0
55	M9	57	VAL	2.0
61	N5	123	TYR	2.0
62	N6	127	GLU	2.0
1	6	1390	U	2.0
28	D6	24	VAL	2.0
5	S3	8	LYS	2.0
11	S9	10	LYS	2.0
6	S4	69	HIS	2.0
6	s4	41	SER	2.0
74	o8	42	LYS	2.0
21	c9	95	ASP	2.0
22	d0	85	ARG	2.0
28	d6	85	ARG	2.0
34	SR	45	TRP	2.0
45	l8	77	GLN	2.0
82	m5	67	ARG	2.0
25	D3	26	GLU	2.0
7	s5	77	TYR	2.0
7	s5	183	ALA	2.0
18	c6	7	VAL	2.0
19	c7	12	ALA	2.0
48	M1	69	VAL	2.0
2	s0	164	ASN	2.0
12	C0	39	ASN	2.0
1	2	1015	U	2.0
1	2	1414	U	2.0
1	6	496	G	2.0
5	S3	183	GLY	2.0
6	S4	35	PRO	2.0
7	S5	117	THR	2.0
9	S7	46	ILE	2.0
6	s4	161	LYS	2.0
15	C3	27	LYS	2.0
21	c9	98	GLY	2.0

Continued on next page...

Continued from previous page...

Mol	Chain	Res	Type	RSRZ
39	l2	245	LEU	2.0
40	L3	248	LYS	2.0
40	L3	271	GLY	2.0
65	N9	32	LEU	2.0
42	l5	270	LYS	2.0
67	O1	61	LYS	2.0
7	S5	82	PHE	2.0
9	S7	183	PHE	2.0
20	c8	11	PHE	2.0
71	o5	105	ARG	2.0
74	o8	11	PHE	2.0
21	C9	60	SER	2.0
28	D6	29	SER	2.0
85	f	157	ASP	2.0
1	2	1026	A	2.0
7	s5	162	VAL	2.0
1	2	1021	C	2.0
1	2	1632	C	2.0
9	s7	52	ALA	2.0
12	C0	22	VAL	2.0
14	c2	97	LEU	2.0
15	C3	109	LYS	2.0
16	c4	62	LEU	2.0
28	D6	41	ILE	2.0
34	sR	172	ALA	2.0
33	E1	83	LYS	2.0
65	n9	58	LYS	2.0
7	s5	43	PHE	2.0
8	S6	186	ARG	2.0
31	d9	32	ARG	2.0
60	N4	21	PHE	2.0
63	N7	135	ARG	2.0
64	n8	44	ASN	2.0
82	m5	65	ARG	2.0
1	6	667	U	2.0
1	2	1114	G	2.0
15	C3	25	TRP	2.0
16	c4	117	ASP	2.0
19	c7	56	HIS	2.0
34	sR	223	TRP	2.0
36	5	1591	G	2.0
3	s1	141	ALA	2.0

Continued on next page...

Continued from previous page...

Mol	Chain	Res	Type	RSRZ
7	s5	58	LEU	2.0
7	s5	78	ALA	2.0
8	s6	79	LYS	2.0
26	D4	25	VAL	2.0
19	C7	17	ILE	2.0
32	E0	39	LEU	2.0
34	SR	188	ILE	2.0
35	SM	114	LYS	2.0
55	M9	82	LYS	2.0
57	N1	87	LYS	2.0
60	N4	39	LEU	2.0
68	O2	128	LEU	2.0
74	o8	34	ALA	2.0
29	d7	80	ARG	2.0
78	q2	35	LEU	2.0
82	m5	61	ILE	2.0
9	s7	4	PRO	2.0
19	c7	65	PRO	2.0
32	E0	27	PRO	2.0
42	l5	200	PHE	2.0
4	S2	96	THR	2.0
11	S9	38	ASN	2.0
11	s9	111	THR	2.0
34	sR	177	MET	2.0
74	o8	53	THR	2.0
1	2	1129	U	2.0
70	o4	61	GLN	2.0
82	m5	11	GLN	2.0
5	s3	10	LYS	2.0
10	s8	67	TRP	2.0
14	c2	30	VAL	2.0
21	c9	64	HIS	2.0
25	d3	17	VAL	2.0
29	D7	18	LYS	2.0
42	L5	37	VAL	2.0
56	N0	78	TRP	2.0
56	N0	88	HIS	2.0
5	S3	145	ALA	2.0
11	S9	30	LEU	2.0
6	s4	25	GLY	2.0
13	C1	19	ILE	2.0
34	SR	73	LEU	2.0

Continued on next page...

Continued from previous page...

Mol	Chain	Res	Type	RSRZ
40	L3	244	ARG	2.0
42	l5	194	LEU	2.0
48	m1	17	LEU	2.0
8	s6	156	PHE	2.0
36	1	1573	G	2.0
1	2	1592	A	2.0
1	6	1148	C	2.0
11	S9	61	THR	2.0
3	S1	149	GLN	2.0
45	L8	79	GLN	2.0
54	m8	185	LYS	2.0
65	N9	28	LYS	2.0
6	S4	89	VAL	2.0
10	S8	168	CYS	2.0
10	s8	166	TYR	2.0
15	C3	28	LEU	2.0
55	m9	22	VAL	2.0

6.2 Non-standard residues in protein, DNA, RNA chains [i](#)

In the following table, the Atoms column lists the number of modelled atoms in the group and the number defined in the chemical component dictionary. LLDF column lists the quality of electron density of the group with respect to its neighbouring residues in protein, DNA or RNA chains. The B-factors column lists the minimum, median, 95th percentile and maximum values of B factors of atoms in the group. The column labelled 'Q < 0.9' lists the number of atoms with occupancy less than 0.9.

Mol	Type	Chain	Res	Atoms	RSCC	RSR	LLDF	B-factors(Å ²)	Q<0.9
85	5CT	f	51	15/16	0.89	0.49	-	46,46,46,46	15

6.3 Carbohydrates [i](#)

There are no carbohydrates in this entry.

6.4 Ligands [i](#)

In the following table, the Atoms column lists the number of modelled atoms in the group and the number defined in the chemical component dictionary. LLDF column lists the quality of electron density of the group with respect to its neighbouring residues in protein, DNA or RNA chains. The B-factors column lists the minimum, median, 95th percentile and maximum values of B factors

of atoms in the group. The column labelled 'Q< 0.9' lists the number of atoms with occupancy less than 0.9.

Mol	Type	Chain	Res	Atoms	RSCC	RSR	LLDF	B-factors(\AA^2)	Q<0.9
87	MG	1	3735	1/1	0.95	1.82	50.63	38,38,38,38	0
87	MG	1	3674	1/1	0.86	0.63	41.51	75,75,75,75	0
87	MG	6	1988	1/1	0.56	0.77	40.28	61,61,61,61	0
87	MG	5	3769	1/1	0.96	0.94	39.04	43,43,43,43	1
87	MG	1	3707	1/1	0.93	1.14	35.84	45,45,45,45	1
87	MG	5	3670	1/1	0.82	1.34	35.32	36,36,36,36	1
87	MG	6	1934	1/1	0.93	0.52	30.74	79,79,79,79	0
87	MG	O7	104	1/1	0.93	2.39	28.93	43,43,43,43	1
88	OHX	5	4081	7/7	0.90	0.53	25.50	72,72,72,72	4
87	MG	5	3665	1/1	0.88	0.48	24.04	39,39,39,39	1
88	OHX	6	2071	7/7	0.89	0.37	23.89	57,57,57,57	3
87	MG	1	3667	1/1	0.98	0.64	23.50	38,38,38,38	1
87	MG	5	3593	1/1	0.99	0.53	23.46	28,28,28,28	0
87	MG	1	3547	1/1	0.95	0.47	23.29	38,38,38,38	0
87	MG	5	3761	1/1	0.90	1.13	23.11	41,41,41,41	1
87	MG	5	4162	1/1	0.95	1.68	22.17	36,36,36,36	1
88	OHX	5	3918	7/7	0.92	0.41	22.08	46,46,46,46	3
87	MG	7	215	1/1	0.98	1.08	22.06	54,54,54,54	1
87	MG	5	3497	1/1	0.80	0.68	20.83	48,48,48,48	1
88	OHX	5	4068	7/7	0.96	0.32	20.22	38,38,38,38	4
87	MG	5	4165	1/1	0.96	1.10	19.96	39,39,39,39	1
88	OHX	5	4093	7/7	0.87	0.32	19.72	80,80,80,80	6
87	MG	4	215	1/1	0.95	0.94	19.62	51,51,51,51	1
88	OHX	1	3950	7/7	0.90	0.31	18.88	99,99,99,99	5
87	MG	5	3529	1/1	0.96	0.50	18.80	28,28,28,28	0
87	MG	1	4112	1/1	0.97	0.81	18.68	35,35,35,35	1
88	OHX	5	3920	7/7	0.95	0.33	17.91	48,48,48,48	2
87	MG	6	1994	1/1	0.88	0.76	17.72	57,57,57,57	1
87	MG	1	3497	1/1	0.97	0.42	17.59	34,34,34,34	0
88	OHX	1	3853	7/7	0.94	0.37	17.36	70,70,70,70	1
88	OHX	1	3843	7/7	0.95	0.25	16.85	111,111,111,111	1
87	MG	O3	201	1/1	0.86	0.95	16.73	44,44,44,44	1
88	OHX	1	4098	7/7	0.91	0.44	16.16	45,45,45,45	5
88	OHX	5	4019	7/7	0.82	0.36	15.84	60,60,60,60	5
87	MG	1	3687	1/1	0.96	0.47	15.69	41,41,41,41	1
87	MG	2	1956	1/1	0.94	0.55	15.63	90,90,90,90	0
87	MG	5	3516	1/1	0.97	0.41	15.20	36,36,36,36	0
87	MG	5	3731	1/1	0.82	0.47	15.03	44,44,44,44	0
87	MG	1	3733	1/1	0.93	1.15	14.84	37,37,37,37	1

Continued on next page...

Continued from previous page...

Mol	Type	Chain	Res	Atoms	RSCC	RSR	LLDF	B-factors(\AA^2)	Q<0.9
87	MG	1	3416	1/1	0.88	0.39	14.82	42,42,42,42	0
87	MG	5	3504	1/1	0.93	0.41	14.20	36,36,36,36	0
88	OHX	1	4000	7/7	0.97	0.28	14.06	104,104,104,104	5
87	MG	5	3547	1/1	0.86	0.40	13.97	51,51,51,51	0
87	MG	1	3511	1/1	0.93	0.32	13.49	36,36,36,36	0
87	MG	1	3556	1/1	0.96	0.37	13.32	29,29,29,29	0
87	MG	5	3429	1/1	0.99	0.44	13.27	30,30,30,30	0
87	MG	5	3520	1/1	0.98	0.57	13.05	39,39,39,39	0
87	MG	1	3554	1/1	0.99	0.52	13.05	30,30,30,30	0
87	MG	5	3587	1/1	0.96	0.40	13.04	39,39,39,39	0
87	MG	6	2009	1/1	0.91	0.43	12.94	73,73,73,73	0
87	MG	1	3512	1/1	0.95	0.45	12.71	37,37,37,37	0
88	OHX	6	2029	7/7	0.96	0.31	12.67	67,67,67,67	5
87	MG	1	3580	1/1	0.98	0.52	12.54	27,27,27,27	0
87	MG	5	3595	1/1	0.89	0.41	12.37	35,35,35,35	0
87	MG	1	3573	1/1	0.94	0.38	12.12	53,53,53,53	0
88	OHX	1	3846	7/7	0.88	0.37	12.11	43,43,43,43	3
87	MG	1	3577	1/1	0.98	0.48	12.02	27,27,27,27	0
88	OHX	5	3932	7/7	0.95	0.36	11.46	88,88,88,88	3
87	MG	1	3541	1/1	0.98	0.42	11.31	39,39,39,39	0
87	MG	O2	201	1/1	0.95	0.65	11.09	36,36,36,36	1
87	MG	5	3582	1/1	0.98	0.46	10.86	34,34,34,34	0
87	MG	1	3686	1/1	0.96	0.64	10.78	47,47,47,47	1
87	MG	1	3535	1/1	0.86	0.49	10.73	44,44,44,44	0
87	MG	5	3405	1/1	0.97	0.40	10.69	34,34,34,34	0
87	MG	1	3570	1/1	0.95	0.40	10.49	37,37,37,37	0
87	MG	1	3568	1/1	0.89	0.45	10.48	40,40,40,40	0
87	MG	5	3714	1/1	0.97	0.80	10.36	39,39,39,39	1
87	MG	5	3419	1/1	0.83	0.30	10.31	51,51,51,51	0
88	OHX	3	219	7/7	0.69	0.33	10.24	78,78,78,78	5
87	MG	5	3594	1/1	0.89	0.42	10.23	36,36,36,36	0
87	MG	5	3767	1/1	0.84	0.49	10.12	40,40,40,40	0
87	MG	5	3633	1/1	0.97	0.30	10.03	43,43,43,43	0
88	OHX	3	211	7/7	0.97	0.34	9.98	55,55,55,55	2
88	OHX	1	4009	7/7	0.93	0.29	9.93	42,42,42,42	3
87	MG	5	3448	1/1	0.96	0.33	9.81	34,34,34,34	0
87	MG	1	3410	1/1	0.97	0.38	9.74	55,55,55,55	0
88	OHX	5	4152	7/7	0.88	0.35	9.73	50,50,50,50	3
87	MG	6	1945	1/1	0.78	0.36	9.65	66,66,66,66	0
88	OHX	5	4147	7/7	0.74	0.44	9.59	52,52,52,52	5
87	MG	5	3508	1/1	0.97	0.40	9.58	34,34,34,34	0

Continued on next page...

Continued from previous page...

Mol	Type	Chain	Res	Atoms	RSCC	RSR	LLDF	B-factors(\AA^2)	Q<0.9
87	MG	1	4113	1/1	0.86	1.27	9.55	55,55,55,55	1
88	OHX	5	3998	7/7	0.94	0.33	9.41	101,101,101,101	4
87	MG	1	3670	1/1	0.74	0.38	9.37	44,44,44,44	0
88	OHX	7	223	7/7	0.96	0.29	9.24	65,65,65,65	1
87	MG	6	1908	1/1	0.82	0.31	9.24	58,58,58,58	0
88	OHX	5	3959	7/7	0.94	0.29	9.15	78,78,78,78	2
88	OHX	1	3923	7/7	0.93	0.34	9.04	36,36,36,36	2
88	OHX	5	3838	7/7	0.97	0.36	8.98	62,62,62,62	3
87	MG	5	3720	1/1	0.93	0.33	8.85	42,42,42,42	0
88	OHX	5	4069	7/7	0.93	0.32	8.84	143,143,143,143	7
88	OHX	5	3826	7/7	0.98	0.28	8.83	47,47,47,47	3
88	OHX	5	3923	7/7	0.88	0.38	8.80	37,37,37,37	4
87	MG	5	3561	1/1	0.97	0.40	8.64	35,35,35,35	0
88	OHX	1	4053	7/7	0.94	0.29	8.62	51,51,51,51	4
87	MG	1	3465	1/1	0.94	0.40	8.45	30,30,30,30	0
88	OHX	1	4076	7/7	0.90	0.83	8.37	48,48,48,48	3
87	MG	4	206	1/1	0.98	0.38	8.11	40,40,40,40	0
87	MG	1	3455	1/1	0.96	0.40	8.07	32,32,32,32	0
88	OHX	4	234	7/7	0.91	0.30	8.03	64,64,64,64	5
87	MG	1	3559	1/1	0.93	0.36	7.87	33,33,33,33	0
88	OHX	5	3886	7/7	0.97	0.29	7.71	66,66,66,66	3
87	MG	5	3578	1/1	0.99	0.41	7.68	38,38,38,38	0
87	MG	1	3731	1/1	0.94	0.51	7.64	47,47,47,47	1
88	OHX	8	220	7/7	0.96	0.26	7.57	75,75,75,75	3
88	OHX	5	4055	7/7	0.93	0.26	7.48	44,44,44,44	3
87	MG	5	3751	1/1	0.87	0.47	7.35	51,51,51,51	0
87	MG	6	1922	1/1	0.98	0.36	7.28	60,60,60,60	0
88	OHX	7	218	7/7	0.97	0.30	7.25	56,56,56,56	2
87	MG	1	3503	1/1	0.97	0.48	7.23	34,34,34,34	0
87	MG	1	3692	1/1	0.90	0.36	7.21	58,58,58,58	1
88	OHX	1	4103	7/7	0.88	0.34	7.17	46,46,46,46	4
88	OHX	5	3858	7/7	0.96	0.31	7.17	45,45,45,45	4
88	OHX	1	3856	7/7	0.94	0.28	7.17	45,45,45,45	4
87	MG	5	3431	1/1	0.96	0.43	7.12	44,44,44,44	0
87	MG	1	3578	1/1	0.99	0.43	7.11	34,34,34,34	0
88	OHX	1	3956	7/7	0.88	0.28	7.10	65,65,65,65	3
88	OHX	1	3812	7/7	0.97	0.30	7.01	100,100,100,100	3
88	OHX	1	4031	7/7	0.89	0.21	7.00	116,116,116,116	3
87	MG	5	3475	1/1	0.92	0.30	6.96	34,34,34,34	0
88	OHX	1	4028	7/7	0.97	0.30	6.91	70,70,70,70	4
87	MG	1	3527	1/1	0.93	0.33	6.74	40,40,40,40	0

Continued on next page...

Continued from previous page...

Mol	Type	Chain	Res	Atoms	RSCC	RSR	LLDF	B-factors(\AA^2)	Q<0.9
88	OHX	5	3847	7/7	0.98	0.33	6.70	87,87,87,87	3
88	OHX	1	3859	7/7	0.93	0.32	6.67	82,82,82,82	5
87	MG	1	3552	1/1	0.89	0.41	6.65	52,52,52,52	0
88	OHX	5	3840	7/7	0.95	0.33	6.53	65,65,65,65	2
87	MG	5	3585	1/1	0.95	0.48	6.51	38,38,38,38	0
87	MG	1	3493	1/1	0.95	0.40	6.51	30,30,30,30	0
88	OHX	1	4060	7/7	0.85	0.30	6.50	61,61,61,61	4
87	MG	1	3623	1/1	0.96	0.38	6.49	48,48,48,48	0
87	MG	n3	201	1/1	0.98	0.40	6.48	31,31,31,31	0
88	OHX	1	3903	7/7	0.95	0.27	6.46	52,52,52,52	3
87	MG	5	3600	1/1	0.93	0.31	6.35	45,45,45,45	0
88	OHX	1	4050	7/7	0.77	0.27	6.34	106,106,106,106	5
88	OHX	5	3911	7/7	0.98	0.28	6.30	137,137,137,137	3
88	OHX	5	4088	7/7	0.83	0.55	6.26	41,41,41,41	6
87	MG	5	3583	1/1	0.98	0.45	6.23	28,28,28,28	0
87	MG	5	3544	1/1	0.96	0.40	6.22	54,54,54,54	0
87	MG	5	3464	1/1	0.80	0.35	6.19	118,118,118,118	0
88	OHX	8	225	7/7	0.91	0.29	6.17	70,70,70,70	5
87	MG	5	3414	1/1	0.95	0.36	6.17	34,34,34,34	0
88	OHX	7	221	7/7	0.99	0.27	6.15	67,67,67,67	2
88	OHX	5	3887	7/7	0.98	0.31	6.15	87,87,87,87	3
87	MG	5	3533	1/1	0.96	0.30	6.14	54,54,54,54	0
88	OHX	5	4100	7/7	0.83	0.71	6.13	50,50,50,50	4
88	OHX	1	3820	7/7	0.96	0.28	6.06	86,86,86,86	3
88	OHX	7	222	7/7	0.98	0.31	6.04	66,66,66,66	2
88	OHX	5	3846	7/7	0.99	0.27	5.93	88,88,88,88	1
87	MG	6	1962	1/1	0.83	0.27	5.81	95,95,95,95	0
87	MG	5	3564	1/1	0.88	0.38	5.79	33,33,33,33	0
88	OHX	1	3842	7/7	0.98	0.28	5.77	109,109,109,109	3
88	OHX	M7	204	7/7	0.81	0.56	5.76	43,43,43,43	4
88	OHX	1	3992	7/7	0.97	0.31	5.73	82,82,82,82	5
88	OHX	6	2065	7/7	0.94	0.22	5.67	141,141,141,141	6
87	MG	1	3732	1/1	0.96	0.40	5.64	37,37,37,37	0
87	MG	3	220	1/1	0.97	0.34	5.59	49,49,49,49	1
88	OHX	6	2064	7/7	0.94	0.28	5.53	97,97,97,97	3
88	OHX	1	4101	7/7	0.75	0.26	5.51	85,85,85,85	6
88	OHX	1	3886	7/7	0.97	0.22	5.50	124,124,124,124	4
88	OHX	1	4090	7/7	0.90	0.24	5.38	46,46,46,46	4
87	MG	1	3534	1/1	0.94	0.34	5.35	40,40,40,40	0
88	OHX	1	3810	7/7	0.97	0.28	5.35	89,89,89,89	4
88	OHX	1	3815	7/7	0.99	0.30	5.31	51,51,51,51	3

Continued on next page...

Continued from previous page...

Mol	Type	Chain	Res	Atoms	RSCC	RSR	LLDF	B-factors(\AA^2)	Q<0.9
88	OHX	5	4117	7/7	0.90	0.34	5.29	36,36,36,36	2
87	MG	1	3422	1/1	0.98	0.35	5.26	58,58,58,58	0
88	OHX	5	3915	7/7	0.89	0.26	5.25	127,127,127,127	5
88	OHX	5	3884	7/7	0.99	0.28	5.21	53,53,53,53	3
88	OHX	1	3825	7/7	0.98	0.27	5.20	90,90,90,90	3
88	OHX	1	3899	7/7	0.89	0.44	5.17	50,50,50,50	5
88	OHX	5	3905	7/7	0.95	0.27	5.10	118,118,118,118	3
88	OHX	1	3821	7/7	0.98	0.23	5.06	83,83,83,83	3
87	MG	5	3549	1/1	0.97	0.37	5.05	56,56,56,56	0
88	OHX	1	4069	7/7	0.82	0.36	5.04	51,51,51,51	3
87	MG	5	3501	1/1	0.97	0.33	4.98	33,33,33,33	0
88	OHX	2	2148	7/7	0.93	0.54	4.91	67,67,67,67	4
88	OHX	5	3810	7/7	1.00	0.22	4.89	69,69,69,69	0
87	MG	1	3513	1/1	0.96	0.26	4.89	50,50,50,50	0
88	OHX	1	3968	7/7	0.97	0.30	4.88	72,72,72,72	3
87	MG	1	3683	1/1	0.86	0.33	4.84	46,46,46,46	0
87	MG	5	3510	1/1	0.96	0.36	4.80	35,35,35,35	0
88	OHX	5	4109	7/7	0.96	0.33	4.78	68,68,68,68	6
88	OHX	1	4107	7/7	0.96	0.23	4.76	151,151,151,151	6
87	MG	6	1982	1/1	0.94	0.31	4.75	61,61,61,61	0
88	OHX	5	3993	7/7	0.89	0.30	4.74	58,58,58,58	3
87	MG	1	3525	1/1	0.96	0.33	4.74	35,35,35,35	0
87	MG	6	1925	1/1	0.87	0.33	4.74	52,52,52,52	0
87	MG	5	3498	1/1	0.98	0.28	4.73	64,64,64,64	0
88	OHX	5	3845	7/7	0.98	0.28	4.72	79,79,79,79	4
88	OHX	5	3875	7/7	0.98	0.28	4.71	53,53,53,53	3
87	MG	1	3701	1/1	0.91	0.29	4.70	35,35,35,35	0
88	OHX	8	217	7/7	0.97	0.26	4.67	85,85,85,85	3
88	OHX	1	3918	7/7	0.98	0.30	4.66	70,70,70,70	3
88	OHX	6	2051	7/7	0.96	0.26	4.60	123,123,123,123	5
88	OHX	2	2124	7/7	0.84	0.51	4.52	88,88,88,88	7
87	MG	1	3408	1/1	0.96	0.31	4.51	38,38,38,38	0
87	MG	5	3571	1/1	0.97	0.41	4.50	39,39,39,39	0
87	MG	5	3514	1/1	0.98	0.43	4.48	36,36,36,36	0
87	MG	5	3511	1/1	0.98	0.42	4.47	31,31,31,31	0
87	MG	5	3592	1/1	0.94	0.39	4.46	45,45,45,45	0
87	MG	1	3449	1/1	0.86	0.29	4.46	42,42,42,42	0
88	OHX	1	3781	7/7	0.99	0.25	4.45	92,92,92,92	4
88	OHX	1	3898	7/7	0.97	0.30	4.41	80,80,80,80	5
88	OHX	1	4061	7/7	0.84	0.31	4.40	53,53,53,53	3
87	MG	1	3673	1/1	0.94	0.61	4.39	61,61,61,61	0

Continued on next page...

Continued from previous page...

Mol	Type	Chain	Res	Atoms	RSCC	RSR	LLDF	B-factors(\AA^2)	Q<0.9
87	MG	2	1973	1/1	0.40	0.34	4.37	107,107,107,107	0
88	OHX	5	3962	7/7	0.91	0.28	4.36	61,61,61,61	4
87	MG	6	1918	1/1	0.95	0.35	4.34	48,48,48,48	0
88	OHX	1	4097	7/7	0.79	0.31	4.33	74,74,74,74	5
88	OHX	5	3931	7/7	0.95	0.27	4.33	55,55,55,55	3
88	OHX	1	4005	7/7	0.95	0.29	4.31	60,60,60,60	5
88	OHX	1	3865	7/7	0.85	0.42	4.30	46,46,46,46	4
88	OHX	1	4006	7/7	0.91	0.23	4.29	68,68,68,68	4
88	OHX	5	3795	7/7	0.87	0.35	4.26	38,38,38,38	1
88	OHX	1	4007	7/7	0.93	0.28	4.25	40,40,40,40	4
87	MG	5	3590	1/1	0.96	0.39	4.22	37,37,37,37	0
87	MG	1	3474	1/1	0.96	0.32	4.21	43,43,43,43	0
88	OHX	1	3771	7/7	0.99	0.26	4.16	68,68,68,68	2
88	OHX	4	229	7/7	0.97	0.21	4.11	92,92,92,92	3
87	MG	1	3536	1/1	0.84	0.32	4.09	43,43,43,43	0
87	MG	5	3524	1/1	0.92	0.35	4.07	35,35,35,35	0
88	OHX	5	3867	7/7	0.99	0.22	4.07	75,75,75,75	1
88	OHX	1	3975	7/7	0.87	0.33	4.06	59,59,59,59	5
88	OHX	6	2164	7/7	0.84	0.38	4.05	81,81,81,81	5
87	MG	1	3571	1/1	0.95	0.40	3.98	48,48,48,48	0
88	OHX	1	3984	7/7	0.90	0.30	3.98	72,72,72,72	4
87	MG	5	3402	1/1	0.70	0.33	3.96	47,47,47,47	0
88	OHX	5	3973	7/7	0.97	0.22	3.92	153,153,153,153	7
88	OHX	2	2118	7/7	0.93	0.34	3.89	82,82,82,82	5
87	MG	m7	201	1/1	0.96	0.40	3.86	40,40,40,40	0
88	OHX	5	3830	7/7	0.99	0.25	3.85	95,95,95,95	2
88	OHX	6	2114	7/7	0.98	0.28	3.79	65,65,65,65	2
88	OHX	5	4038	7/7	0.97	0.25	3.76	65,65,65,65	4
87	MG	7	228	1/1	0.92	0.27	3.73	38,38,38,38	0
87	MG	5	3412	1/1	0.80	0.28	3.71	37,37,37,37	0
87	MG	5	3562	1/1	0.99	0.28	3.71	31,31,31,31	0
87	MG	1	3523	1/1	0.96	0.42	3.70	33,33,33,33	0
87	MG	8	204	1/1	0.87	0.27	3.69	52,52,52,52	0
88	OHX	5	3864	7/7	0.97	0.25	3.69	87,87,87,87	3
88	OHX	5	3898	7/7	0.92	0.29	3.69	70,70,70,70	5
88	OHX	1	3969	7/7	0.95	0.26	3.66	64,64,64,64	4
87	MG	5	3457	1/1	0.91	0.29	3.63	34,34,34,34	0
87	MG	5	3445	1/1	0.99	0.32	3.63	38,38,38,38	0
88	OHX	8	219	7/7	0.95	0.25	3.62	59,59,59,59	2
88	OHX	1	3914	7/7	0.95	0.26	3.62	70,70,70,70	4
87	MG	1	3418	1/1	0.81	0.49	3.60	78,78,78,78	0

Continued on next page...

Continued from previous page...

Mol	Type	Chain	Res	Atoms	RSCC	RSR	LLDF	B-factors(\AA^2)	Q<0.9
87	MG	l3	401	1/1	0.96	0.44	3.57	31,31,31,31	0
88	OHX	5	4071	7/7	0.89	0.31	3.55	42,42,42,42	4
88	OHX	5	4024	7/7	0.97	0.32	3.54	74,74,74,74	5
88	OHX	1	3837	7/7	0.98	0.28	3.52	64,64,64,64	3
88	OHX	1	3763	7/7	0.99	0.27	3.52	72,72,72,72	2
88	OHX	6	2154	7/7	0.93	0.30	3.51	69,69,69,69	5
88	OHX	5	4122	7/7	0.90	0.40	3.50	55,55,55,55	4
87	MG	n0	202	1/1	0.84	0.33	3.49	48,48,48,48	0
87	MG	1	3485	1/1	0.98	0.41	3.48	32,32,32,32	0
87	MG	1	3401	1/1	0.94	0.44	3.45	46,46,46,46	0
88	OHX	5	3849	7/7	0.99	0.21	3.45	127,127,127,127	2
88	OHX	8	227	7/7	0.91	0.27	3.44	56,56,56,56	4
88	OHX	5	3808	7/7	1.00	0.25	3.44	71,71,71,71	2
87	MG	5	3556	1/1	0.97	0.35	3.43	33,33,33,33	0
87	MG	5	3407	1/1	0.96	0.32	3.42	36,36,36,36	0
87	MG	5	3540	1/1	0.96	0.39	3.42	36,36,36,36	0
88	OHX	5	3939	7/7	0.95	0.33	3.38	46,46,46,46	3
88	OHX	1	4081	7/7	0.90	0.34	3.38	61,61,61,61	5
88	OHX	5	3996	7/7	0.87	0.29	3.37	116,116,116,116	3
87	MG	1	4111	1/1	0.98	0.31	3.36	44,44,44,44	1
87	MG	1	3584	1/1	0.97	0.36	3.30	43,43,43,43	0
88	OHX	5	3946	7/7	0.97	0.23	3.30	100,100,100,100	3
88	OHX	1	4033	7/7	0.91	0.34	3.29	52,52,52,52	5
88	OHX	5	3924	7/7	0.95	0.27	3.28	45,45,45,45	4
88	OHX	6	2185	7/7	0.70	0.28	3.28	75,75,75,75	4
88	OHX	5	3856	7/7	0.97	0.28	3.26	60,60,60,60	2
87	MG	1	3748	1/1	0.90	0.30	3.26	45,45,45,45	0
88	OHX	1	3793	7/7	0.99	0.25	3.25	62,62,62,62	1
87	MG	5	3546	1/1	0.89	0.31	3.20	56,56,56,56	0
88	OHX	5	3818	7/7	1.00	0.23	3.14	63,63,63,63	3
87	MG	N3	201	1/1	0.95	0.32	3.13	39,39,39,39	0
88	OHX	6	2049	7/7	0.97	0.25	3.13	95,95,95,95	2
88	OHX	2	2010	7/7	0.95	0.27	3.12	86,86,86,86	5
88	OHX	5	3896	7/7	0.99	0.30	3.12	106,106,106,106	1
88	OHX	6	2138	7/7	0.92	0.61	3.12	62,62,62,62	5
88	OHX	3	215	7/7	0.93	0.20	3.12	80,80,80,80	2
87	MG	5	3570	1/1	0.96	0.30	3.11	38,38,38,38	0
88	OHX	7	216	7/7	0.98	0.33	3.11	71,71,71,71	2
88	OHX	1	3877	7/7	0.97	0.25	3.10	44,44,44,44	1
88	OHX	6	2088	7/7	0.90	0.26	3.10	107,107,107,107	3
88	OHX	5	4011	7/7	0.93	0.28	3.10	56,56,56,56	1

Continued on next page...

Continued from previous page...

Mol	Type	Chain	Res	Atoms	RSCC	RSR	LLDF	B-factors(\AA^2)	Q<0.9
87	MG	1	3495	1/1	0.96	0.31	3.10	40,40,40,40	0
88	OHX	6	2021	7/7	0.99	0.22	3.06	95,95,95,95	3
87	MG	1	3590	1/1	0.96	0.39	3.02	70,70,70,70	0
88	OHX	1	3830	7/7	0.98	0.26	3.02	57,57,57,57	1
88	OHX	1	4010	7/7	0.95	0.36	3.02	50,50,50,50	6
88	OHX	5	3812	7/7	0.99	0.25	2.99	58,58,58,58	1
88	OHX	1	3803	7/7	0.98	0.26	2.99	60,60,60,60	3
88	OHX	1	3947	7/7	0.92	0.24	2.96	92,92,92,92	5
88	OHX	1	3807	7/7	0.97	0.26	2.92	86,86,86,86	3
88	OHX	5	3837	7/7	0.99	0.31	2.89	74,74,74,74	2
88	OHX	4	226	7/7	0.98	0.20	2.88	75,75,75,75	1
88	OHX	2	2014	7/7	0.94	0.28	2.86	75,75,75,75	4
87	MG	4	236	1/1	0.98	0.55	2.85	56,56,56,56	0
87	MG	1	3575	1/1	0.97	0.37	2.84	35,35,35,35	0
88	OHX	5	3969	7/7	0.98	0.25	2.84	54,54,54,54	4
87	MG	1	3507	1/1	0.98	0.41	2.82	36,36,36,36	0
88	OHX	O9	101	7/7	0.89	0.41	2.81	47,47,47,47	4
88	OHX	1	3873	7/7	0.96	0.27	2.79	50,50,50,50	2
88	OHX	1	3784	7/7	1.00	0.23	2.78	74,74,74,74	2
87	MG	5	3630	1/1	0.96	0.27	2.77	55,55,55,55	0
88	OHX	4	222	7/7	0.97	0.24	2.76	57,57,57,57	3
88	OHX	5	4130	7/7	0.87	0.26	2.76	54,54,54,54	5
87	MG	5	3410	1/1	0.95	0.29	2.72	37,37,37,37	0
88	OHX	1	4008	7/7	0.96	0.25	2.69	53,53,53,53	6
88	OHX	1	4022	7/7	0.90	0.32	2.69	50,50,50,50	4
88	OHX	5	3811	7/7	0.99	0.26	2.67	59,59,59,59	1
88	OHX	1	3866	7/7	0.98	0.23	2.66	53,53,53,53	3
87	MG	1	3492	1/1	0.94	0.32	2.66	39,39,39,39	0
88	OHX	5	3947	7/7	0.97	0.24	2.60	53,53,53,53	5
88	OHX	1	4020	7/7	0.88	0.32	2.59	46,46,46,46	4
87	MG	5	3715	1/1	0.97	0.33	2.58	39,39,39,39	0
87	MG	5	3589	1/1	0.87	0.37	2.58	33,33,33,33	0
87	MG	1	3550	1/1	0.98	0.32	2.53	32,32,32,32	0
88	OHX	5	4104	7/7	0.85	0.32	2.50	54,54,54,54	3
87	MG	6	1915	1/1	0.75	0.27	2.49	82,82,82,82	0
88	OHX	5	3800	7/7	1.00	0.24	2.49	57,57,57,57	4
88	OHX	m0	304	7/7	0.85	0.34	2.48	44,44,44,44	5
88	OHX	6	2150	7/7	0.92	0.26	2.48	66,66,66,66	1
88	OHX	5	3953	7/7	0.96	0.25	2.46	101,101,101,101	2
88	OHX	2	2023	7/7	0.96	0.29	2.46	111,111,111,111	2
88	OHX	1	4042	7/7	0.91	0.36	2.43	52,52,52,52	5

Continued on next page...

Continued from previous page...

Mol	Type	Chain	Res	Atoms	RSCC	RSR	LLDF	B-factors(\AA^2)	Q<0.9
87	MG	1	3441	1/1	0.96	0.29	2.39	56,56,56,56	0
88	OHX	6	2044	7/7	0.96	0.25	2.38	51,51,51,51	3
88	OHX	1	3882	7/7	0.99	0.21	2.37	65,65,65,65	5
88	OHX	5	4103	7/7	0.84	0.24	2.35	63,63,63,63	7
88	OHX	8	226	7/7	0.95	0.23	2.32	92,92,92,92	5
88	OHX	7	219	7/7	0.99	0.26	2.31	44,44,44,44	2
87	MG	7	208	1/1	0.87	0.34	2.31	55,55,55,55	0
87	MG	12	303	1/1	0.97	0.48	2.30	45,45,45,45	0
88	OHX	5	3861	7/7	0.97	0.27	2.29	55,55,55,55	2
88	OHX	5	4005	7/7	0.95	0.20	2.27	78,78,78,78	6
87	MG	M7	202	1/1	0.91	0.36	2.25	41,41,41,41	0
88	OHX	1	3839	7/7	0.96	0.27	2.24	55,55,55,55	3
88	OHX	1	4064	7/7	0.89	0.23	2.23	62,62,62,62	5
88	OHX	4	235	7/7	0.88	0.28	2.21	59,59,59,59	3
87	MG	1	3706	1/1	0.95	0.27	2.20	36,36,36,36	0
87	MG	5	3469	1/1	0.96	0.28	2.19	38,38,38,38	0
88	OHX	5	4035	7/7	0.92	0.30	2.18	42,42,42,42	4
87	MG	5	3635	1/1	0.95	0.26	2.16	42,42,42,42	0
88	OHX	1	4051	7/7	0.87	0.26	2.16	59,59,59,59	4
87	MG	8	202	1/1	0.86	0.28	2.15	44,44,44,44	0
88	OHX	6	2028	7/7	0.99	0.23	2.13	67,67,67,67	2
88	OHX	5	3995	7/7	0.96	0.28	2.13	68,68,68,68	5
87	MG	5	3565	1/1	0.98	0.30	2.13	34,34,34,34	0
88	OHX	1	3953	7/7	0.94	0.26	2.11	131,131,131,131	7
87	MG	1	3642	1/1	0.87	0.25	2.11	37,37,37,37	0
88	OHX	1	4106	7/7	0.93	0.52	2.11	60,60,60,60	4
87	MG	1	3479	1/1	0.98	0.24	2.08	54,54,54,54	0
88	OHX	1	4094	7/7	0.88	0.32	2.07	60,60,60,60	3
87	MG	1	3433	1/1	0.96	0.28	2.07	37,37,37,37	0
88	OHX	6	2067	7/7	0.99	0.19	2.07	157,157,157,157	5
87	MG	5	3426	1/1	0.89	0.26	2.05	65,65,65,65	0
87	MG	1	3557	1/1	0.91	0.36	2.03	33,33,33,33	0
88	OHX	1	3788	7/7	0.99	0.27	2.02	67,67,67,67	3
88	OHX	5	3958	7/7	0.95	0.26	2.02	52,52,52,52	2
87	MG	5	3413	1/1	0.99	0.24	2.02	41,41,41,41	0
88	OHX	5	3888	7/7	0.99	0.24	2.02	51,51,51,51	1
87	MG	5	3591	1/1	0.98	0.30	2.00	45,45,45,45	0
87	MG	6	1953	1/1	0.94	0.43	1.99	51,51,51,51	0
88	OHX	6	2068	7/7	0.95	0.22	1.98	99,99,99,99	3
88	OHX	5	4037	7/7	0.90	0.25	1.97	62,62,62,62	6
88	OHX	1	3802	7/7	0.96	0.35	1.97	66,66,66,66	3

Continued on next page...

Continued from previous page...

Mol	Type	Chain	Res	Atoms	RSCC	RSR	LLDF	B-factors(\AA^2)	Q<0.9
88	OHX	1	4099	7/7	0.89	0.26	1.93	72,72,72,72	6
87	MG	6	1965	1/1	0.95	0.31	1.92	63,63,63,63	0
88	OHX	2	2100	7/7	0.91	0.23	1.87	70,70,70,70	5
88	OHX	1	4001	7/7	0.90	0.17	1.85	200,200,200,200	7
88	OHX	5	4065	7/7	0.96	0.25	1.85	82,82,82,82	3
88	OHX	6	2167	7/7	0.81	0.36	1.85	48,48,48,48	2
88	OHX	5	4031	7/7	0.93	0.47	1.84	60,60,60,60	5
88	OHX	5	3909	7/7	0.88	0.32	1.84	54,54,54,54	3
88	OHX	5	4044	7/7	0.90	0.26	1.82	54,54,54,54	3
88	OHX	2	2126	7/7	0.82	0.26	1.81	111,111,111,111	5
87	MG	1	3668	1/1	0.96	0.21	1.79	51,51,51,51	0
88	OHX	2	2051	7/7	0.91	0.17	1.78	136,136,136,136	4
88	OHX	5	4049	7/7	0.93	0.30	1.77	40,40,40,40	2
88	OHX	14	401	7/7	0.96	0.34	1.76	69,69,69,69	5
88	OHX	1	4012	7/7	0.95	0.28	1.74	41,41,41,41	4
88	OHX	5	4120	7/7	0.95	0.28	1.73	38,38,38,38	3
88	OHX	1	3927	7/7	0.97	0.26	1.73	48,48,48,48	4
88	OHX	1	4025	7/7	0.92	0.30	1.72	42,42,42,42	3
88	OHX	5	4154	7/7	0.89	0.27	1.72	42,42,42,42	3
88	OHX	5	4028	7/7	0.90	0.35	1.72	39,39,39,39	3
87	MG	1	3483	1/1	0.91	0.28	1.70	39,39,39,39	0
87	MG	5	3553	1/1	0.95	0.32	1.69	36,36,36,36	0
87	MG	5	3656	1/1	0.97	0.35	1.69	42,42,42,42	0
88	OHX	1	4017	7/7	0.95	0.32	1.65	50,50,50,50	5
88	OHX	7	225	7/7	0.95	0.25	1.65	43,43,43,43	4
88	OHX	1	3759	7/7	1.00	0.24	1.65	55,55,55,55	2
88	OHX	5	3893	7/7	0.98	0.20	1.64	76,76,76,76	4
87	MG	5	3669	1/1	0.89	0.25	1.64	76,76,76,76	0
88	OHX	8	224	7/7	0.90	0.28	1.62	46,46,46,46	4
87	MG	1	3415	1/1	0.95	0.47	1.61	57,57,57,57	0
88	OHX	8	222	7/7	0.96	0.23	1.58	59,59,59,59	3
88	OHX	6	2032	7/7	0.97	0.22	1.56	131,131,131,131	3
88	OHX	5	3925	7/7	0.98	0.23	1.56	46,46,46,46	4
88	OHX	1	3936	7/7	0.98	0.21	1.55	103,103,103,103	3
88	OHX	2	2144	7/7	0.83	0.38	1.55	97,97,97,97	6
88	OHX	7	227	7/7	0.93	0.22	1.54	59,59,59,59	3
88	OHX	1	4018	7/7	0.90	0.30	1.54	42,42,42,42	1
88	OHX	5	4013	7/7	0.95	0.23	1.51	67,67,67,67	4
87	MG	1	3526	1/1	0.95	0.29	1.50	38,38,38,38	0
88	OHX	5	4150	7/7	0.91	0.38	1.50	41,41,41,41	6
87	MG	1	3567	1/1	0.93	0.44	1.50	48,48,48,48	0
87	MG	1	3501	1/1	0.94	0.31	1.50	47,47,47,47	0

Continued on next page...

Continued from previous page...

Mol	Type	Chain	Res	Atoms	RSCC	RSR	LLDF	B-factors(\AA^2)	Q<0.9
88	OHX	3	210	7/7	0.98	0.23	1.49	48,48,48,48	3
88	OHX	2	2147	7/7	0.79	0.30	1.48	102,102,102,102	6
88	OHX	1	3816	7/7	0.97	0.28	1.48	66,66,66,66	5
88	OHX	5	4095	7/7	0.88	0.28	1.48	60,60,60,60	4
88	OHX	5	3899	7/7	0.97	0.26	1.47	72,72,72,72	2
88	OHX	5	3907	7/7	0.98	0.26	1.47	41,41,41,41	2
88	OHX	5	3997	7/7	0.95	0.24	1.42	42,42,42,42	3
87	MG	5	3567	1/1	0.92	0.30	1.42	38,38,38,38	0
87	MG	5	3467	1/1	0.73	0.23	1.42	125,125,125,125	0
88	OHX	1	3951	7/7	0.95	0.24	1.42	41,41,41,41	3
88	OHX	1	3869	7/7	0.80	0.37	1.42	56,56,56,56	4
87	MG	1	3602	1/1	0.95	0.25	1.42	43,43,43,43	0
88	OHX	1	3779	7/7	0.99	0.21	1.41	82,82,82,82	2
88	OHX	2	2037	7/7	0.96	0.24	1.40	102,102,102,102	3
87	MG	1	3628	1/1	0.95	0.32	1.40	51,51,51,51	0
88	OHX	5	4078	7/7	0.93	0.29	1.39	38,38,38,38	5
88	OHX	3	212	7/7	0.99	0.28	1.39	76,76,76,76	2
87	MG	L3	402	1/1	0.87	0.31	1.37	58,58,58,58	0
88	OHX	1	4013	7/7	0.94	0.22	1.37	60,60,60,60	3
88	OHX	5	3871	7/7	0.95	0.39	1.36	42,42,42,42	3
88	OHX	5	4082	7/7	0.86	0.22	1.35	99,99,99,99	5
88	OHX	1	3782	7/7	0.99	0.25	1.35	67,67,67,67	3
88	OHX	1	4062	7/7	0.91	0.30	1.34	39,39,39,39	3
88	OHX	1	3829	7/7	0.97	0.24	1.34	60,60,60,60	2
88	OHX	1	3966	7/7	0.73	0.29	1.34	55,55,55,55	2
87	MG	1	3679	1/1	0.74	0.30	1.32	45,45,45,45	0
87	MG	1	3444	1/1	0.96	0.22	1.31	44,44,44,44	0
88	OHX	5	4041	7/7	0.88	0.29	1.31	47,47,47,47	3
88	OHX	5	4106	7/7	0.95	0.25	1.31	52,52,52,52	3
88	OHX	1	3761	7/7	0.99	0.26	1.30	66,66,66,66	2
88	OHX	1	3938	7/7	0.95	0.26	1.30	53,53,53,53	3
88	OHX	1	3772	7/7	0.99	0.26	1.30	51,51,51,51	2
88	OHX	5	3894	7/7	0.96	0.26	1.29	56,56,56,56	4
88	OHX	5	3814	7/7	0.99	0.23	1.29	54,54,54,54	4
88	OHX	1	3770	7/7	0.99	0.21	1.28	71,71,71,71	2
88	OHX	1	4084	7/7	0.86	0.36	1.27	47,47,47,47	4
87	MG	2	1921	1/1	0.97	0.27	1.25	69,69,69,69	0
88	OHX	5	3951	7/7	0.98	0.26	1.23	49,49,49,49	3
88	OHX	2	2110	7/7	0.94	0.35	1.22	61,61,61,61	5
88	OHX	o9	102	7/7	0.89	0.34	1.20	47,47,47,47	5
87	MG	5	3651	1/1	0.90	0.37	1.20	45,45,45,45	0
87	MG	1	3464	1/1	0.91	0.24	1.19	39,39,39,39	0

Continued on next page...

Continued from previous page...

Mol	Type	Chain	Res	Atoms	RSCC	RSR	LLDF	B-factors(\AA^2)	Q<0.9
88	OHX	5	3937	7/7	0.98	0.20	1.17	136,136,136,136	1
87	MG	1	3555	1/1	0.94	0.28	1.17	45,45,45,45	0
87	MG	6	1933	1/1	0.86	0.20	1.16	90,90,90,90	0
88	OHX	5	4061	7/7	0.87	0.23	1.15	61,61,61,61	1
88	OHX	1	3989	7/7	0.89	0.27	1.15	78,78,78,78	3
87	MG	5	3525	1/1	0.94	0.24	1.14	46,46,46,46	0
88	OHX	5	4040	7/7	0.97	0.24	1.13	40,40,40,40	4
88	OHX	O7	105	7/7	0.90	0.33	1.11	76,76,76,76	4
87	MG	2	1910	1/1	0.93	0.30	1.11	65,65,65,65	0
87	MG	1	3502	1/1	0.95	0.28	1.11	38,38,38,38	0
87	MG	5	3602	1/1	0.94	0.28	1.09	35,35,35,35	0
87	MG	1	3663	1/1	0.92	0.24	1.09	52,52,52,52	0
88	OHX	3	217	7/7	0.94	0.23	1.08	78,78,78,78	5
88	OHX	1	3838	7/7	0.94	0.28	1.07	78,78,78,78	3
88	OHX	5	3883	7/7	0.98	0.23	1.07	54,54,54,54	4
87	MG	o9	101	1/1	0.92	0.40	1.06	53,53,53,53	0
88	OHX	6	2027	7/7	0.99	0.24	1.06	77,77,77,77	1
88	OHX	2	2019	7/7	0.97	0.24	1.05	93,93,93,93	3
88	OHX	5	3950	7/7	0.94	0.28	1.05	40,40,40,40	4
88	OHX	S9	202	7/7	0.88	0.50	1.05	87,87,87,87	5
88	OHX	1	3827	7/7	0.96	0.24	1.05	73,73,73,73	1
88	OHX	1	4068	7/7	0.96	0.27	1.04	50,50,50,50	6
88	OHX	6	2176	7/7	0.89	0.32	1.04	63,63,63,63	4
88	OHX	5	3940	7/7	0.97	0.23	1.04	42,42,42,42	2
88	OHX	5	3797	7/7	1.00	0.25	1.03	55,55,55,55	3
88	OHX	5	3799	7/7	0.99	0.24	1.01	54,54,54,54	2
88	OHX	1	3884	7/7	0.96	0.25	1.01	54,54,54,54	3
88	OHX	L4	401	7/7	0.96	0.31	1.00	61,61,61,61	6
88	OHX	5	3897	7/7	0.97	0.22	0.98	76,76,76,76	2
87	MG	5	3411	1/1	0.95	0.24	0.98	37,37,37,37	0
88	OHX	5	3926	7/7	0.97	0.28	0.96	41,41,41,41	5
88	OHX	1	3758	7/7	0.99	0.24	0.96	61,61,61,61	1
88	OHX	5	3821	7/7	0.99	0.23	0.96	69,69,69,69	1
88	OHX	4	221	7/7	0.99	0.23	0.95	64,64,64,64	3
88	OHX	6	2161	7/7	0.90	0.17	0.94	133,133,133,133	7
88	OHX	5	3841	7/7	0.99	0.26	0.93	51,51,51,51	1
88	OHX	6	2031	7/7	0.98	0.23	0.91	81,81,81,81	3
88	OHX	1	3967	7/7	0.93	0.32	0.91	37,37,37,37	4
88	OHX	1	3939	7/7	0.94	0.23	0.86	76,76,76,76	4
88	OHX	4	230	7/7	0.88	0.30	0.86	47,47,47,47	3
87	MG	5	3548	1/1	0.81	0.36	0.84	45,45,45,45	0
88	OHX	5	4137	7/7	0.75	0.28	0.82	96,96,96,96	6

Continued on next page...

Continued from previous page...

Mol	Type	Chain	Res	Atoms	RSCC	RSR	LLDF	B-factors(\AA^2)	Q<0.9
87	MG	6	1954	1/1	0.98	0.34	0.82	51,51,51,51	0
88	OHX	1	3948	7/7	0.94	0.24	0.80	73,73,73,73	3
88	OHX	2	2111	7/7	0.94	0.26	0.79	73,73,73,73	5
88	OHX	M0	302	7/7	0.95	0.30	0.78	50,50,50,50	4
88	OHX	6	2060	7/7	0.97	0.21	0.78	96,96,96,96	3
87	MG	4	209	1/1	0.99	0.23	0.77	58,58,58,58	0
88	OHX	1	3911	7/7	0.96	0.22	0.77	64,64,64,64	4
88	OHX	6	2040	7/7	0.99	0.19	0.76	130,130,130,130	5
88	OHX	15	303	7/7	0.85	0.27	0.75	94,94,94,94	6
88	OHX	5	3824	7/7	0.98	0.25	0.74	62,62,62,62	2
87	MG	6	2006	1/1	0.98	0.51	0.74	83,83,83,83	0
87	MG	5	3466	1/1	0.89	0.24	0.74	44,44,44,44	0
88	OHX	5	3801	7/7	1.00	0.27	0.74	63,63,63,63	2
88	OHX	1	4002	7/7	0.90	0.25	0.73	55,55,55,55	2
87	MG	5	3675	1/1	0.93	0.25	0.73	42,42,42,42	0
88	OHX	8	214	7/7	0.95	0.30	0.72	80,80,80,80	4
88	OHX	5	3966	7/7	0.95	0.25	0.71	55,55,55,55	4
88	OHX	5	4015	7/7	0.95	0.23	0.70	66,66,66,66	4
88	OHX	2	2065	7/7	0.89	0.24	0.70	117,117,117,117	3
88	OHX	6	2130	7/7	0.92	0.23	0.70	61,61,61,61	3
88	OHX	1	3870	7/7	0.95	0.25	0.70	43,43,43,43	3
88	OHX	n3	202	7/7	0.98	0.21	0.69	63,63,63,63	3
88	OHX	6	2146	7/7	0.85	0.35	0.69	53,53,53,53	3
88	OHX	6	2058	7/7	0.98	0.21	0.68	77,77,77,77	3
88	OHX	5	4066	7/7	0.92	0.27	0.68	53,53,53,53	3
87	MG	5	3435	1/1	0.98	0.26	0.66	39,39,39,39	0
88	OHX	1	3776	7/7	0.99	0.20	0.65	72,72,72,72	1
87	MG	5	3566	1/1	0.93	0.29	0.65	40,40,40,40	0
87	MG	6	1949	1/1	0.91	0.28	0.65	80,80,80,80	0
88	OHX	6	2149	7/7	0.94	0.26	0.64	49,49,49,49	4
88	OHX	5	4102	7/7	0.91	0.21	0.64	53,53,53,53	5
88	OHX	15	302	7/7	0.89	0.23	0.63	105,105,105,105	5
87	MG	2	1944	1/1	0.79	0.24	0.62	80,80,80,80	0
88	OHX	5	4033	7/7	0.93	0.31	0.62	37,37,37,37	5
88	OHX	5	4133	7/7	0.92	0.27	0.62	38,38,38,38	4
88	OHX	1	3766	7/7	0.99	0.24	0.61	55,55,55,55	1
87	MG	5	3611	1/1	0.94	0.29	0.60	46,46,46,46	0
88	OHX	5	3964	7/7	0.97	0.24	0.60	53,53,53,53	5
88	OHX	2	2028	7/7	0.97	0.21	0.59	74,74,74,74	4
88	OHX	1	3760	7/7	0.99	0.26	0.59	64,64,64,64	3
88	OHX	1	3874	7/7	0.98	0.25	0.58	43,43,43,43	3
88	OHX	5	3976	7/7	0.97	0.24	0.58	50,50,50,50	4

Continued on next page...

Continued from previous page...

Mol	Type	Chain	Res	Atoms	RSCC	RSR	LLDF	B-factors(\AA^2)	Q<0.9
87	MG	6	1968	1/1	0.99	0.23	0.57	55,55,55,55	0
88	OHX	1	3888	7/7	0.97	0.26	0.57	45,45,45,45	3
88	OHX	2	2131	7/7	0.93	0.35	0.57	86,86,86,86	6
87	MG	N8	201	1/1	0.85	0.32	0.56	57,57,57,57	0
88	OHX	5	4114	7/7	0.94	0.27	0.56	47,47,47,47	4
87	MG	1	3533	1/1	0.97	0.30	0.56	50,50,50,50	0
87	MG	L7	301	1/1	0.97	0.24	0.55	41,41,41,41	0
88	OHX	1	4023	7/7	0.95	0.22	0.53	69,69,69,69	6
87	MG	1	3609	1/1	0.80	0.24	0.53	44,44,44,44	0
88	OHX	2	2067	7/7	0.96	0.19	0.52	124,124,124,124	5
88	OHX	C8	201	7/7	0.98	0.25	0.52	106,106,106,106	3
88	OHX	5	4108	7/7	0.94	0.26	0.52	64,64,64,64	4
88	OHX	8	231	7/7	0.94	0.20	0.51	62,62,62,62	3
88	OHX	6	2137	7/7	0.83	0.33	0.50	85,85,85,85	5
88	OHX	1	3994	7/7	0.95	0.22	0.50	47,47,47,47	2
87	MG	6	1909	1/1	0.97	0.21	0.48	109,109,109,109	0
88	OHX	L5	301	7/7	0.89	0.38	0.48	81,81,81,81	7
87	MG	5	3699	1/1	0.90	0.25	0.47	35,35,35,35	0
88	OHX	1	3780	7/7	0.99	0.25	0.47	72,72,72,72	2
88	OHX	2	2138	7/7	0.95	0.36	0.47	72,72,72,72	6
88	OHX	5	4060	7/7	0.97	0.25	0.47	38,38,38,38	4
88	OHX	6	2066	7/7	0.95	0.19	0.46	161,161,161,161	6
88	OHX	5	3806	7/7	0.99	0.22	0.46	58,58,58,58	1
88	OHX	5	3948	7/7	0.97	0.22	0.45	50,50,50,50	3
88	OHX	6	2179	7/7	0.92	0.18	0.45	99,99,99,99	4
88	OHX	5	4086	7/7	0.92	0.23	0.44	45,45,45,45	4
88	OHX	5	3829	7/7	0.98	0.24	0.43	56,56,56,56	2
87	MG	5	4160	1/1	0.88	0.29	0.43	39,39,39,39	0
88	OHX	19	201	7/7	0.93	0.28	0.42	65,65,65,65	2
88	OHX	1	3826	7/7	0.99	0.24	0.41	52,52,52,52	2
88	OHX	5	3835	7/7	0.98	0.24	0.40	55,55,55,55	3
88	OHX	1	4032	7/7	0.91	0.23	0.40	56,56,56,56	5
88	OHX	5	4029	7/7	0.97	0.24	0.39	49,49,49,49	4
88	OHX	4	220	7/7	0.99	0.24	0.39	60,60,60,60	3
88	OHX	3	214	7/7	0.97	0.21	0.39	77,77,77,77	4
88	OHX	5	4138	7/7	0.73	0.26	0.39	138,138,138,138	6
88	OHX	1	4019	7/7	0.94	0.21	0.38	65,65,65,65	2
88	OHX	1	4075	7/7	0.91	0.34	0.38	74,74,74,74	5
88	OHX	6	2158	7/7	0.90	0.25	0.38	70,70,70,70	1
88	OHX	5	3983	7/7	0.93	0.26	0.38	42,42,42,42	3
87	MG	2	1950	1/1	0.86	0.30	0.37	99,99,99,99	0
87	MG	5	3625	1/1	0.80	0.30	0.37	52,52,52,52	0

Continued on next page...

Continued from previous page...

Mol	Type	Chain	Res	Atoms	RSCC	RSR	LLDF	B-factors(\AA^2)	Q<0.9
87	MG	5	3641	1/1	0.72	0.23	0.36	39,39,39,39	0
87	MG	1	3466	1/1	0.98	0.24	0.36	42,42,42,42	0
88	OHX	8	213	7/7	0.99	0.24	0.36	58,58,58,58	2
88	OHX	1	3995	7/7	0.94	0.18	0.35	98,98,98,98	7
88	OHX	5	3873	7/7	0.97	0.27	0.35	65,65,65,65	3
87	MG	5	4166	1/1	0.85	0.32	0.35	68,68,68,68	0
88	OHX	5	4057	7/7	0.94	0.26	0.34	73,73,73,73	6
88	OHX	2	2121	7/7	0.87	0.41	0.34	60,60,60,60	5
88	OHX	5	4017	7/7	0.96	0.21	0.34	69,69,69,69	4
88	OHX	1	4100	7/7	0.83	0.29	0.33	71,71,71,71	3
87	MG	1	3606	1/1	0.98	0.25	0.32	44,44,44,44	0
87	MG	1	3669	1/1	0.96	0.25	0.32	38,38,38,38	0
88	OHX	2	1994	7/7	1.00	0.21	0.32	85,85,85,85	0
87	MG	n0	201	1/1	0.83	0.24	0.32	45,45,45,45	0
88	OHX	5	4023	7/7	0.97	0.19	0.31	97,97,97,97	5
87	MG	M0	301	1/1	0.96	0.28	0.31	42,42,42,42	0
88	OHX	1	3765	7/7	0.99	0.23	0.31	59,59,59,59	2
88	OHX	5	3798	7/7	1.00	0.25	0.30	58,58,58,58	2
88	OHX	1	3931	7/7	0.97	0.28	0.29	53,53,53,53	4
88	OHX	6	2111	7/7	0.90	0.29	0.29	94,94,94,94	7
87	MG	1	3540	1/1	0.99	0.25	0.28	35,35,35,35	0
88	OHX	5	4113	7/7	0.93	0.40	0.28	53,53,53,53	3
87	MG	5	3613	1/1	0.97	0.26	0.28	45,45,45,45	0
88	OHX	1	3933	7/7	0.96	0.26	0.27	53,53,53,53	4
88	OHX	2	2043	7/7	0.99	0.20	0.27	80,80,80,80	3
88	OHX	6	2082	7/7	0.97	0.17	0.26	93,93,93,93	4
88	OHX	5	4070	7/7	0.88	0.26	0.26	69,69,69,69	3
88	OHX	6	2153	7/7	0.93	0.21	0.25	75,75,75,75	3
88	OHX	5	3823	7/7	1.00	0.23	0.25	43,43,43,43	1
89	ZN	D7	101	1/1	0.74	0.33	0.24	152,152,152,152	0
88	OHX	5	3796	7/7	0.94	0.28	0.24	52,52,52,52	2
88	OHX	1	3806	7/7	0.98	0.24	0.23	73,73,73,73	2
88	OHX	2	2039	7/7	0.86	0.22	0.23	133,133,133,133	5
88	OHX	1	3824	7/7	0.97	0.27	0.22	57,57,57,57	2
88	OHX	2	2002	7/7	0.95	0.23	0.22	109,109,109,109	4
88	OHX	5	3975	7/7	0.97	0.22	0.22	70,70,70,70	2
88	OHX	5	3913	7/7	0.99	0.19	0.22	55,55,55,55	3
88	OHX	6	2102	7/7	0.89	0.29	0.21	69,69,69,69	3
88	OHX	6	2018	7/7	0.99	0.24	0.21	64,64,64,64	3
88	OHX	1	3775	7/7	0.99	0.23	0.21	49,49,49,49	3
88	OHX	1	3757	7/7	1.00	0.24	0.20	56,56,56,56	1
88	OHX	2	2012	7/7	0.99	0.21	0.20	80,80,80,80	5

Continued on next page...

Continued from previous page...

Mol	Type	Chain	Res	Atoms	RSCC	RSR	LLDF	B-factors(\AA^2)	Q<0.9
88	OHX	5	3880	7/7	0.99	0.23	0.19	45,45,45,45	2
88	OHX	1	4080	7/7	0.90	0.22	0.17	60,60,60,60	5
88	OHX	6	2092	7/7	0.92	0.28	0.17	61,61,61,61	3
88	OHX	1	4049	7/7	0.94	0.19	0.17	99,99,99,99	3
88	OHX	6	2129	7/7	0.90	0.22	0.17	58,58,58,58	3
88	OHX	6	2142	7/7	0.93	0.29	0.17	68,68,68,68	5
88	OHX	1	3907	7/7	0.94	0.30	0.17	69,69,69,69	3
88	OHX	s9	201	7/7	0.93	0.36	0.17	73,73,73,73	5
88	OHX	2	2075	7/7	0.95	0.22	0.16	60,60,60,60	4
88	OHX	5	3882	7/7	0.99	0.21	0.16	56,56,56,56	4
88	OHX	2	2117	7/7	0.83	0.20	0.16	95,95,95,95	5
88	OHX	2	2142	7/7	0.89	0.43	0.15	101,101,101,101	6
88	OHX	6	2095	7/7	0.96	0.24	0.15	104,104,104,104	3
88	OHX	8	221	7/7	0.97	0.24	0.14	42,42,42,42	4
88	OHX	1	3999	7/7	0.93	0.25	0.14	55,55,55,55	5
88	OHX	1	4040	7/7	0.90	0.20	0.14	59,59,59,59	2
88	OHX	5	3836	7/7	0.99	0.19	0.13	78,78,78,78	3
88	OHX	1	4055	7/7	0.90	0.30	0.13	71,71,71,71	5
88	OHX	5	3853	7/7	0.96	0.29	0.13	69,69,69,69	2
87	MG	1	3450	1/1	0.81	0.32	0.13	62,62,62,62	0
88	OHX	5	4000	7/7	0.96	0.26	0.12	48,48,48,48	4
88	OHX	5	3974	7/7	0.98	0.23	0.12	49,49,49,49	3
88	OHX	2	2114	7/7	0.84	0.37	0.11	99,99,99,99	4
88	OHX	m0	302	7/7	0.95	0.27	0.11	97,97,97,97	4
87	MG	c7	201	1/1	0.77	0.31	0.11	78,78,78,78	0
88	OHX	5	3912	7/7	0.95	0.27	0.10	43,43,43,43	4
88	OHX	1	3787	7/7	0.97	0.28	0.10	70,70,70,70	3
88	OHX	1	4057	7/7	0.91	0.25	0.10	77,77,77,77	3
88	OHX	6	2034	7/7	0.99	0.20	0.09	70,70,70,70	3
88	OHX	5	3930	7/7	0.95	0.23	0.09	49,49,49,49	3
87	MG	8	206	1/1	0.98	0.21	0.09	58,58,58,58	0
88	OHX	5	3822	7/7	0.99	0.23	0.09	49,49,49,49	1
88	OHX	5	4058	7/7	0.94	0.23	0.09	50,50,50,50	4
88	OHX	1	3789	7/7	0.99	0.20	0.08	70,70,70,70	3
88	OHX	5	3928	7/7	0.97	0.22	0.08	101,101,101,101	3
88	OHX	5	3942	7/7	0.98	0.24	0.06	46,46,46,46	3
88	OHX	5	3834	7/7	1.00	0.21	0.05	52,52,52,52	5
87	MG	6	1978	1/1	0.93	0.17	0.05	88,88,88,88	0
87	MG	M7	203	1/1	0.83	0.23	0.05	44,44,44,44	0
87	MG	1	3471	1/1	0.98	0.20	0.04	36,36,36,36	0
87	MG	n8	202	1/1	0.95	0.27	0.03	51,51,51,51	0
88	OHX	1	4086	7/7	0.87	0.34	0.03	136,136,136,136	7

Continued on next page...

Continued from previous page...

Mol	Type	Chain	Res	Atoms	RSCC	RSR	LLDF	B-factors(\AA^2)	Q<0.9
88	OHX	1	3902	7/7	0.98	0.23	0.01	51,51,51,51	1
88	OHX	1	4078	7/7	0.94	0.27	0.01	45,45,45,45	6
87	MG	1	3740	1/1	0.94	0.29	0.01	62,62,62,62	0
88	OHX	5	3892	7/7	0.98	0.24	0.01	45,45,45,45	3
87	MG	6	1911	1/1	0.96	0.23	-0.00	91,91,91,91	0
88	OHX	5	4135	7/7	0.92	0.23	-0.01	68,68,68,68	3
87	MG	5	4164	1/1	0.96	0.36	-0.02	55,55,55,55	0
87	MG	5	3766	1/1	0.93	0.24	-0.02	33,33,33,33	0
88	OHX	5	4126	7/7	0.97	0.24	-0.03	53,53,53,53	6
87	MG	O3	202	1/1	0.91	0.26	-0.03	40,40,40,40	0
88	OHX	1	3777	7/7	0.99	0.22	-0.04	74,74,74,74	3
88	OHX	C5	201	7/7	0.87	0.20	-0.04	116,116,116,116	5
88	OHX	1	3785	7/7	0.99	0.24	-0.04	49,49,49,49	3
88	OHX	5	4042	7/7	0.93	0.26	-0.04	47,47,47,47	3
88	OHX	sR	401	7/7	0.90	0.23	-0.05	125,125,125,125	5
87	MG	1	3549	1/1	0.96	0.27	-0.05	39,39,39,39	0
87	MG	6	1955	1/1	0.97	0.36	-0.06	64,64,64,64	0
88	OHX	2	2135	7/7	0.78	0.25	-0.06	194,194,194,194	7
87	MG	n6	201	1/1	0.93	0.29	-0.06	59,59,59,59	0
88	OHX	5	3862	7/7	0.99	0.21	-0.09	47,47,47,47	4
88	OHX	O7	106	7/7	0.97	0.25	-0.09	55,55,55,55	3
88	OHX	6	2115	7/7	0.87	0.24	-0.09	70,70,70,70	4
88	OHX	5	3877	7/7	0.98	0.26	-0.09	54,54,54,54	3
87	MG	6	1970	1/1	0.97	0.22	-0.10	52,52,52,52	0
88	OHX	6	2059	7/7	0.97	0.23	-0.10	67,67,67,67	4
88	OHX	1	3819	7/7	0.99	0.20	-0.10	68,68,68,68	3
88	OHX	6	2089	7/7	0.98	0.20	-0.11	58,58,58,58	3
87	MG	5	3694	1/1	0.92	0.23	-0.11	45,45,45,45	0
88	OHX	5	3876	7/7	0.99	0.22	-0.11	54,54,54,54	1
88	OHX	6	2013	7/7	1.00	0.21	-0.12	69,69,69,69	1
88	OHX	1	4087	7/7	0.93	0.22	-0.13	45,45,45,45	4
88	OHX	1	4093	7/7	0.94	0.37	-0.14	42,42,42,42	5
88	OHX	5	3863	7/7	0.99	0.23	-0.15	89,89,89,89	2
88	OHX	4	224	7/7	0.98	0.23	-0.15	81,81,81,81	4
87	MG	6	1944	1/1	0.96	0.26	-0.15	70,70,70,70	0
88	OHX	5	3833	7/7	0.99	0.23	-0.16	52,52,52,52	2
88	OHX	6	2126	7/7	0.93	0.19	-0.16	74,74,74,74	5
88	OHX	2	2072	7/7	0.95	0.20	-0.16	104,104,104,104	5
88	OHX	8	215	7/7	0.98	0.23	-0.17	59,59,59,59	2
88	OHX	1	3993	7/7	0.95	0.26	-0.17	53,53,53,53	2
87	MG	1	3677	1/1	0.85	0.20	-0.17	49,49,49,49	0
88	OHX	5	3972	7/7	0.97	0.22	-0.17	60,60,60,60	4

Continued on next page...

Continued from previous page...

Mol	Type	Chain	Res	Atoms	RSCC	RSR	LLDF	B-factors(\AA^2)	Q<0.9
87	MG	2	1943	1/1	0.94	0.29	-0.17	78,78,78,78	0
87	MG	1	3551	1/1	0.97	0.23	-0.17	32,32,32,32	0
88	OHX	5	4131	7/7	0.87	0.32	-0.18	59,59,59,59	2
88	OHX	m0	303	7/7	0.97	0.26	-0.18	49,49,49,49	1
87	MG	5	3422	1/1	0.97	0.25	-0.18	40,40,40,40	0
88	OHX	5	3868	7/7	0.98	0.21	-0.18	77,77,77,77	4
88	OHX	1	3862	7/7	0.98	0.23	-0.19	54,54,54,54	4
88	OHX	2	2017	7/7	0.98	0.17	-0.19	118,118,118,118	5
88	OHX	5	4085	7/7	0.96	0.24	-0.20	66,66,66,66	3
87	MG	5	3509	1/1	0.97	0.25	-0.21	43,43,43,43	0
88	OHX	5	4012	7/7	0.94	0.23	-0.21	49,49,49,49	3
88	OHX	5	3957	7/7	0.97	0.25	-0.21	38,38,38,38	2
87	MG	5	3432	1/1	0.79	0.20	-0.22	46,46,46,46	0
88	OHX	5	4072	7/7	0.98	0.22	-0.23	42,42,42,42	4
88	OHX	6	2107	7/7	0.94	0.18	-0.23	114,114,114,114	7
87	MG	1	3738	1/1	0.86	0.29	-0.24	62,62,62,62	0
88	OHX	6	2041	7/7	0.99	0.22	-0.24	61,61,61,61	2
88	OHX	S6	301	7/7	0.85	0.20	-0.24	105,105,105,105	5
88	OHX	1	3970	7/7	0.98	0.19	-0.25	53,53,53,53	4
87	MG	2	1915	1/1	0.89	0.25	-0.25	78,78,78,78	0
88	OHX	1	3860	7/7	0.98	0.24	-0.25	40,40,40,40	2
88	OHX	2	2041	7/7	0.97	0.15	-0.25	110,110,110,110	5
88	OHX	2	2078	7/7	0.92	0.21	-0.25	77,77,77,77	5
88	OHX	N9	102	7/7	0.99	0.23	-0.25	63,63,63,63	1
88	OHX	2	2000	7/7	0.98	0.18	-0.26	102,102,102,102	3
88	OHX	c5	800	7/7	0.90	0.26	-0.26	117,117,117,117	5
87	MG	1	3491	1/1	0.96	0.27	-0.26	44,44,44,44	0
88	OHX	5	3827	7/7	0.99	0.22	-0.27	40,40,40,40	3
88	OHX	1	3773	7/7	0.99	0.23	-0.27	63,63,63,63	3
88	OHX	2	2061	7/7	0.92	0.27	-0.27	63,63,63,63	4
88	OHX	6	2145	7/7	0.93	0.31	-0.28	88,88,88,88	6
88	OHX	5	3949	7/7	0.98	0.23	-0.28	50,50,50,50	4
87	MG	N9	101	1/1	0.81	0.25	-0.28	33,33,33,33	0
88	OHX	2	2001	7/7	0.97	0.19	-0.29	104,104,104,104	2
88	OHX	5	4026	7/7	0.97	0.20	-0.29	68,68,68,68	6
88	OHX	2	2108	7/7	0.85	0.23	-0.29	83,83,83,83	3
88	OHX	5	3999	7/7	0.95	0.26	-0.29	53,53,53,53	1
89	ZN	q3	501	1/1	0.99	0.18	-0.29	63,63,63,63	0
88	OHX	5	3879	7/7	0.97	0.23	-0.29	61,61,61,61	3
87	MG	6	1976	1/1	0.97	0.27	-0.30	54,54,54,54	0
88	OHX	5	4004	7/7	0.98	0.23	-0.30	49,49,49,49	2
88	OHX	1	3808	7/7	0.98	0.24	-0.30	52,52,52,52	1

Continued on next page...

Continued from previous page...

Mol	Type	Chain	Res	Atoms	RSCC	RSR	LLDF	B-factors(Å ²)	Q<0.9
88	OHX	5	4039	7/7	0.94	0.22	-0.30	55,55,55,55	3
88	OHX	6	2077	7/7	0.93	0.25	-0.30	87,87,87,87	4
88	OHX	1	3795	7/7	0.99	0.22	-0.30	51,51,51,51	3
88	OHX	5	3954	7/7	0.96	0.23	-0.31	73,73,73,73	3
88	OHX	6	2025	7/7	0.99	0.21	-0.31	98,98,98,98	2
88	OHX	5	3813	7/7	0.99	0.21	-0.32	63,63,63,63	1
88	OHX	5	3985	7/7	0.97	0.23	-0.32	46,46,46,46	4
88	OHX	1	3952	7/7	0.96	0.22	-0.33	46,46,46,46	5
88	OHX	s1	301	7/7	0.98	0.21	-0.33	91,91,91,91	2
88	OHX	5	4123	7/7	0.93	0.22	-0.33	47,47,47,47	3
88	OHX	N8	205	7/7	0.91	0.20	-0.33	105,105,105,105	7
88	OHX	1	3797	7/7	0.99	0.22	-0.33	55,55,55,55	2
87	MG	2	1936	1/1	0.93	0.26	-0.33	63,63,63,63	0
87	MG	2	2154	1/1	0.88	0.21	-0.33	105,105,105,105	0
88	OHX	5	4096	7/7	0.97	0.24	-0.34	55,55,55,55	4
87	MG	5	3759	1/1	0.92	0.23	-0.34	44,44,44,44	0
88	OHX	1	3818	7/7	0.99	0.20	-0.34	106,106,106,106	3
88	OHX	6	2136	7/7	0.88	0.20	-0.35	165,165,165,165	7
88	OHX	6	2090	7/7	0.93	0.27	-0.35	84,84,84,84	6
87	MG	1	3475	1/1	0.90	0.25	-0.35	49,49,49,49	0
88	OHX	6	2170	7/7	0.88	0.25	-0.37	76,76,76,76	6
88	OHX	6	2160	7/7	0.88	0.18	-0.37	98,98,98,98	7
88	OHX	6	2093	7/7	0.96	0.21	-0.37	47,47,47,47	2
87	MG	1	3486	1/1	0.85	0.25	-0.38	49,49,49,49	0
88	OHX	4	231	7/7	0.95	0.19	-0.39	56,56,56,56	3
88	OHX	7	220	7/7	0.98	0.22	-0.40	43,43,43,43	3
88	OHX	s8	302	7/7	0.94	0.24	-0.42	108,108,108,108	5
87	MG	1	3478	1/1	0.95	0.24	-0.42	39,39,39,39	0
87	MG	1	3632	1/1	0.94	0.29	-0.43	41,41,41,41	0
88	OHX	5	4097	7/7	0.94	0.21	-0.43	132,132,132,132	5
88	OHX	1	4046	7/7	0.92	0.17	-0.43	105,105,105,105	5
88	OHX	5	4036	7/7	0.91	0.24	-0.44	47,47,47,47	3
88	OHX	M8	202	7/7	0.87	0.26	-0.44	49,49,49,49	2
88	OHX	6	2162	7/7	0.93	0.20	-0.44	87,87,87,87	4
87	MG	2	1964	1/1	0.97	0.22	-0.44	69,69,69,69	0
88	OHX	5	3815	7/7	0.99	0.22	-0.45	56,56,56,56	3
88	OHX	1	3858	7/7	0.98	0.20	-0.45	61,61,61,61	3
88	OHX	6	2083	7/7	0.96	0.32	-0.45	85,85,85,85	7
88	OHX	1	3872	7/7	0.98	0.23	-0.46	47,47,47,47	2
87	MG	1	3660	1/1	0.71	0.20	-0.46	52,52,52,52	0
88	OHX	n6	202	7/7	0.98	0.20	-0.46	89,89,89,89	5
88	OHX	1	3767	7/7	0.99	0.22	-0.46	68,68,68,68	3

Continued on next page...

Continued from previous page...

Mol	Type	Chain	Res	Atoms	RSCC	RSR	LLDF	B-factors(\AA^2)	Q<0.9
88	OHX	2	2040	7/7	0.97	0.23	-0.46	68,68,68,68	4
88	OHX	5	3802	7/7	1.00	0.23	-0.47	62,62,62,62	3
88	OHX	1	4039	7/7	0.91	0.23	-0.47	76,76,76,76	5
88	OHX	5	3817	7/7	1.00	0.20	-0.47	66,66,66,66	1
88	OHX	6	2147	7/7	0.93	0.29	-0.48	82,82,82,82	5
87	MG	2	1914	1/1	0.98	0.21	-0.48	77,77,77,77	0
88	OHX	5	4007	7/7	0.98	0.23	-0.48	35,35,35,35	3
87	MG	2	1937	1/1	0.88	0.25	-0.48	66,66,66,66	0
88	OHX	2	2064	7/7	0.91	0.29	-0.49	79,79,79,79	3
88	OHX	5	3848	7/7	0.98	0.24	-0.49	58,58,58,58	3
88	OHX	6	2173	7/7	0.89	0.17	-0.49	88,88,88,88	6
88	OHX	1	3876	7/7	0.97	0.20	-0.51	56,56,56,56	4
88	OHX	6	2152	7/7	0.90	0.29	-0.51	87,87,87,87	5
88	OHX	1	3893	7/7	0.95	0.20	-0.52	131,131,131,131	5
88	OHX	1	3890	7/7	0.95	0.16	-0.52	106,106,106,106	5
88	OHX	1	3851	7/7	0.99	0.22	-0.52	42,42,42,42	4
88	OHX	6	2106	7/7	0.92	0.18	-0.52	80,80,80,80	3
87	MG	4	212	1/1	0.86	0.19	-0.52	54,54,54,54	0
88	OHX	6	2061	7/7	0.96	0.21	-0.53	84,84,84,84	2
88	OHX	5	3805	7/7	0.99	0.23	-0.53	63,63,63,63	2
88	OHX	6	2174	7/7	0.97	0.17	-0.53	86,86,86,86	6
88	OHX	13	404	7/7	0.89	0.24	-0.53	71,71,71,71	3
88	OHX	6	2063	7/7	0.97	0.18	-0.54	138,138,138,138	4
88	OHX	2	2092	7/7	0.95	0.22	-0.54	113,113,113,113	5
88	OHX	1	3895	7/7	0.99	0.21	-0.54	50,50,50,50	3
88	OHX	6	2020	7/7	0.99	0.23	-0.55	77,77,77,77	3
87	MG	6	1961	1/1	0.77	0.19	-0.55	68,68,68,68	0
88	OHX	1	3833	7/7	0.99	0.20	-0.55	61,61,61,61	3
88	OHX	1	3875	7/7	0.96	0.21	-0.56	86,86,86,86	3
88	OHX	n9	103	7/7	0.99	0.24	-0.57	59,59,59,59	3
88	OHX	2	2011	7/7	0.99	0.20	-0.57	80,80,80,80	2
88	OHX	1	3949	7/7	0.95	0.22	-0.57	37,37,37,37	2
88	OHX	1	3930	7/7	0.98	0.23	-0.57	42,42,42,42	4
88	OHX	2	2129	7/7	0.83	0.14	-0.58	118,118,118,118	6
88	OHX	1	3980	7/7	0.95	0.15	-0.58	182,182,182,182	7
88	OHX	6	2062	7/7	0.98	0.18	-0.59	114,114,114,114	4
88	OHX	5	4092	7/7	0.91	0.25	-0.59	64,64,64,64	5
88	OHX	2	2013	7/7	0.93	0.22	-0.59	105,105,105,105	3
88	OHX	2	2068	7/7	0.95	0.17	-0.60	144,144,144,144	6
88	OHX	2	2038	7/7	0.96	0.18	-0.60	110,110,110,110	3
88	OHX	2	2103	7/7	0.96	0.27	-0.61	77,77,77,77	3
87	MG	5	3680	1/1	0.84	0.21	-0.61	41,41,41,41	0

Continued on next page...

Continued from previous page...

Mol	Type	Chain	Res	Atoms	RSCC	RSR	LLDF	B-factors(\AA^2)	Q<0.9
88	OHX	q1	702	7/7	0.95	0.20	-0.62	48,48,48,48	3
88	OHX	5	4008	7/7	0.96	0.28	-0.62	40,40,40,40	3
88	OHX	6	2118	7/7	0.91	0.25	-0.62	62,62,62,62	3
88	OHX	1	3943	7/7	0.97	0.18	-0.62	89,89,89,89	3
88	OHX	6	2035	7/7	0.97	0.21	-0.63	82,82,82,82	3
87	MG	1	3653	1/1	0.99	0.25	-0.64	57,57,57,57	1
87	MG	6	1901	1/1	0.97	0.25	-0.64	55,55,55,55	0
88	OHX	2	2115	7/7	0.92	0.17	-0.65	103,103,103,103	5
87	MG	2	2155	1/1	0.83	0.27	-0.65	83,83,83,83	0
88	OHX	1	3979	7/7	0.96	0.20	-0.65	69,69,69,69	3
88	OHX	2	2077	7/7	0.98	0.19	-0.65	73,73,73,73	3
88	OHX	2	2070	7/7	0.94	0.27	-0.66	100,100,100,100	5
87	MG	1	4109	1/1	0.96	0.20	-0.66	56,56,56,56	0
88	OHX	2	2007	7/7	0.96	0.19	-0.66	136,136,136,136	6
88	OHX	2	2073	7/7	0.96	0.21	-0.66	64,64,64,64	4
88	OHX	o7	502	7/7	0.99	0.20	-0.67	57,57,57,57	1
88	OHX	1	4003	7/7	0.97	0.18	-0.67	57,57,57,57	4
88	OHX	2	2036	7/7	0.96	0.25	-0.67	75,75,75,75	5
88	OHX	2	2058	7/7	0.96	0.22	-0.67	61,61,61,61	3
88	OHX	1	3857	7/7	0.99	0.22	-0.68	38,38,38,38	3
88	OHX	1	3959	7/7	0.98	0.21	-0.68	51,51,51,51	2
88	OHX	6	2112	7/7	0.96	0.21	-0.68	69,69,69,69	3
88	OHX	N1	201	7/7	0.99	0.23	-0.69	56,56,56,56	2
87	MG	5	3653	1/1	0.86	0.20	-0.69	37,37,37,37	0
88	OHX	1	3762	7/7	0.99	0.23	-0.69	59,59,59,59	2
89	ZN	q0	201	1/1	0.99	0.21	-0.70	45,45,45,45	0
88	OHX	5	3839	7/7	0.99	0.23	-0.70	53,53,53,53	2
87	MG	N0	201	1/1	0.80	0.24	-0.70	51,51,51,51	0
88	OHX	5	3809	7/7	1.00	0.22	-0.70	54,54,54,54	2
88	OHX	1	3792	7/7	1.00	0.21	-0.70	54,54,54,54	2
88	OHX	5	4149	7/7	0.89	0.19	-0.70	101,101,101,101	7
88	OHX	5	3852	7/7	0.98	0.20	-0.70	75,75,75,75	2
88	OHX	1	3937	7/7	0.96	0.21	-0.71	54,54,54,54	4
88	OHX	1	3822	7/7	0.99	0.23	-0.71	46,46,46,46	2
88	OHX	5	4001	7/7	0.97	0.21	-0.72	40,40,40,40	3
88	OHX	6	2098	7/7	0.95	0.21	-0.72	75,75,75,75	4
88	OHX	6	2070	7/7	0.96	0.19	-0.72	86,86,86,86	3
88	OHX	6	2122	7/7	0.97	0.20	-0.72	64,64,64,64	3
88	OHX	5	3921	7/7	0.98	0.22	-0.73	83,83,83,83	3
88	OHX	2	2097	7/7	0.96	0.21	-0.73	88,88,88,88	4
88	OHX	l3	402	7/7	0.98	0.22	-0.73	50,50,50,50	2
88	OHX	6	2109	7/7	0.88	0.20	-0.73	100,100,100,100	5

Continued on next page...

Continued from previous page...

Mol	Type	Chain	Res	Atoms	RSCC	RSR	LLDF	B-factors(\AA^2)	Q<0.9
88	OHX	2	2101	7/7	0.93	0.19	-0.74	100,100,100,100	5
87	MG	2	1985	1/1	0.96	0.18	-0.74	81,81,81,81	0
88	OHX	6	2024	7/7	0.99	0.20	-0.74	83,83,83,83	2
88	OHX	1	4030	7/7	0.83	0.23	-0.74	73,73,73,73	3
88	OHX	2	2093	7/7	0.98	0.17	-0.75	91,91,91,91	7
88	OHX	1	3778	7/7	0.99	0.22	-0.75	69,69,69,69	2
88	OHX	2	2066	7/7	0.98	0.13	-0.75	139,139,139,139	6
87	MG	1	3583	1/1	0.97	0.25	-0.75	42,42,42,42	0
88	OHX	q2	502	7/7	0.97	0.23	-0.76	46,46,46,46	3
88	OHX	1	3917	7/7	0.97	0.22	-0.76	52,52,52,52	5
88	OHX	2	2080	7/7	0.97	0.17	-0.76	107,107,107,107	7
88	OHX	6	2091	7/7	0.97	0.20	-0.77	90,90,90,90	5
88	OHX	4	227	7/7	0.97	0.22	-0.77	42,42,42,42	3
88	OHX	M0	303	7/7	0.88	0.19	-0.77	97,97,97,97	7
88	OHX	2	1998	7/7	0.99	0.19	-0.78	73,73,73,73	3
88	OHX	6	2036	7/7	0.98	0.20	-0.78	58,58,58,58	2
88	OHX	1	3963	7/7	0.96	0.19	-0.78	58,58,58,58	3
88	OHX	1	3841	7/7	0.99	0.21	-0.79	48,48,48,48	2
88	OHX	2	2096	7/7	0.91	0.21	-0.79	100,100,100,100	4
87	MG	1	3582	1/1	0.93	0.20	-0.79	38,38,38,38	0
88	OHX	1	3901	7/7	0.98	0.19	-0.80	63,63,63,63	5
89	ZN	d7	101	1/1	0.84	0.32	-0.80	142,142,142,142	0
87	MG	n9	101	1/1	0.93	0.21	-0.80	32,32,32,32	0
88	OHX	1	4021	7/7	0.95	0.19	-0.80	48,48,48,48	5
88	OHX	5	3970	7/7	0.97	0.20	-0.81	57,57,57,57	3
88	OHX	1	3920	7/7	0.98	0.22	-0.82	44,44,44,44	4
88	OHX	1	3934	7/7	0.97	0.16	-0.83	65,65,65,65	3
88	OHX	6	2140	7/7	0.88	0.19	-0.83	119,119,119,119	7
87	MG	6	1966	1/1	0.91	0.18	-0.84	83,83,83,83	0
88	OHX	5	3982	7/7	0.98	0.22	-0.85	43,43,43,43	3
88	OHX	2	2081	7/7	0.96	0.23	-0.85	78,78,78,78	6
88	OHX	1	3817	7/7	0.99	0.20	-0.86	50,50,50,50	4
87	MG	l2	302	1/1	0.86	0.24	-0.86	50,50,50,50	0
88	OHX	6	2030	7/7	0.99	0.20	-0.86	60,60,60,60	1
88	OHX	5	3878	7/7	0.99	0.23	-0.86	44,44,44,44	2
88	OHX	2	2094	7/7	0.91	0.23	-0.87	79,79,79,79	5
88	OHX	o3	201	7/7	0.98	0.22	-0.87	49,49,49,49	3
88	OHX	2	2048	7/7	0.95	0.18	-0.87	97,97,97,97	3
88	OHX	1	3850	7/7	0.99	0.19	-0.88	57,57,57,57	3
88	OHX	1	4059	7/7	0.92	0.24	-0.88	65,65,65,65	4
88	OHX	5	3984	7/7	0.99	0.21	-0.89	42,42,42,42	3
88	OHX	2	2056	7/7	0.94	0.14	-0.90	108,108,108,108	5

Continued on next page...

Continued from previous page...

Mol	Type	Chain	Res	Atoms	RSCC	RSR	LLDF	B-factors(\AA^2)	Q<0.9
88	OHX	2	2003	7/7	0.99	0.17	-0.90	98,98,98,98	2
87	MG	5	3681	1/1	0.92	0.14	-0.90	130,130,130,130	0
87	MG	1	3476	1/1	0.97	0.21	-0.92	43,43,43,43	0
88	OHX	1	3834	7/7	0.99	0.20	-0.92	47,47,47,47	2
88	OHX	6	2094	7/7	0.92	0.17	-0.92	106,106,106,106	5
87	MG	5	3612	1/1	0.92	0.24	-0.93	38,38,38,38	0
88	OHX	Q2	503	7/7	0.98	0.22	-0.94	45,45,45,45	2
88	OHX	1	3798	7/7	0.99	0.21	-0.94	71,71,71,71	1
88	OHX	5	3855	7/7	0.99	0.20	-0.94	59,59,59,59	4
87	MG	1	3414	1/1	0.97	0.21	-0.94	45,45,45,45	0
88	OHX	C1	201	7/7	0.98	0.19	-0.94	97,97,97,97	5
87	MG	5	3640	1/1	0.97	0.23	-0.96	38,38,38,38	0
88	OHX	5	3910	7/7	0.97	0.19	-0.97	64,64,64,64	4
88	OHX	5	3961	7/7	0.94	0.21	-0.98	56,56,56,56	3
88	OHX	1	3774	7/7	0.99	0.22	-0.98	63,63,63,63	4
88	OHX	2	2116	7/7	0.92	0.17	-0.99	146,146,146,146	7
87	MG	2	1938	1/1	0.90	0.21	-1.00	67,67,67,67	0
87	MG	6	1907	1/1	0.92	0.16	-1.00	76,76,76,76	0
88	OHX	2	2069	7/7	0.96	0.13	-1.00	122,122,122,122	3
88	OHX	2	2032	7/7	0.98	0.17	-1.00	92,92,92,92	4
88	OHX	L3	404	7/7	0.97	0.19	-1.00	68,68,68,68	2
87	MG	1	4110	1/1	0.77	0.15	-1.01	73,73,73,73	0
87	MG	6	1905	1/1	0.90	0.18	-1.01	67,67,67,67	0
88	OHX	5	3832	7/7	1.00	0.20	-1.01	55,55,55,55	2
88	OHX	5	3906	7/7	0.99	0.23	-1.02	40,40,40,40	2
88	OHX	1	3915	7/7	0.92	0.23	-1.03	72,72,72,72	3
88	OHX	2	2137	7/7	0.81	0.13	-1.04	148,148,148,148	6
88	OHX	5	4084	7/7	0.95	0.19	-1.04	48,48,48,48	5
88	OHX	1	3900	7/7	0.94	0.20	-1.04	51,51,51,51	3
88	OHX	5	4112	7/7	0.95	0.18	-1.05	57,57,57,57	3
88	OHX	5	3903	7/7	0.98	0.19	-1.05	55,55,55,55	1
88	OHX	M5	301	7/7	0.97	0.20	-1.05	66,66,66,66	4
88	OHX	6	2148	7/7	0.96	0.15	-1.06	93,93,93,93	5
88	OHX	1	3786	7/7	0.99	0.23	-1.06	46,46,46,46	2
89	ZN	Q0	201	1/1	0.99	0.18	-1.07	49,49,49,49	0
88	OHX	5	4014	7/7	0.99	0.13	-1.07	72,72,72,72	4
88	OHX	5	3870	7/7	0.99	0.21	-1.07	48,48,48,48	3
88	OHX	5	3825	7/7	0.99	0.22	-1.08	62,62,62,62	3
88	OHX	6	2033	7/7	0.99	0.19	-1.08	60,60,60,60	5
88	OHX	S8	301	7/7	0.93	0.16	-1.08	109,109,109,109	6
88	OHX	S1	301	7/7	0.97	0.18	-1.09	117,117,117,117	3
88	OHX	2	2027	7/7	0.97	0.15	-1.09	94,94,94,94	5

Continued on next page...

Continued from previous page...

Mol	Type	Chain	Res	Atoms	RSCC	RSR	LLDF	B-factors(\AA^2)	Q<0.9
87	MG	m0	301	1/1	0.97	0.22	-1.09	45,45,45,45	0
88	OHX	3	213	7/7	0.97	0.17	-1.11	76,76,76,76	4
88	OHX	6	2039	7/7	0.97	0.17	-1.11	123,123,123,123	3
88	OHX	2	2062	7/7	0.90	0.22	-1.11	93,93,93,93	4
88	OHX	1	4035	7/7	0.95	0.20	-1.11	64,64,64,64	4
88	OHX	1	3840	7/7	0.98	0.15	-1.12	90,90,90,90	5
87	MG	5	3597	1/1	0.87	0.17	-1.12	48,48,48,48	0
88	OHX	2	2105	7/7	0.95	0.16	-1.13	106,106,106,106	4
88	OHX	2	2082	7/7	0.93	0.22	-1.13	86,86,86,86	5
89	ZN	d9	101	1/1	0.98	0.14	-1.13	89,89,89,89	0
88	OHX	6	2133	7/7	0.86	0.14	-1.13	148,148,148,148	7
88	OHX	5	3803	7/7	1.00	0.20	-1.14	60,60,60,60	2
88	OHX	5	4073	7/7	0.96	0.20	-1.14	47,47,47,47	2
88	OHX	1	3801	7/7	0.99	0.22	-1.14	55,55,55,55	2
88	OHX	5	3857	7/7	0.98	0.24	-1.14	52,52,52,52	3
89	ZN	Q3	501	1/1	0.99	0.14	-1.15	74,74,74,74	0
88	OHX	5	3851	7/7	0.98	0.22	-1.15	41,41,41,41	3
88	OHX	2	2006	7/7	0.99	0.17	-1.15	72,72,72,72	4
87	MG	5	3494	1/1	0.96	0.25	-1.16	35,35,35,35	0
88	OHX	1	3925	7/7	0.98	0.20	-1.17	56,56,56,56	7
88	OHX	1	3935	7/7	0.94	0.23	-1.17	55,55,55,55	2
88	OHX	2	2088	7/7	0.92	0.23	-1.17	99,99,99,99	3
88	OHX	6	2019	7/7	0.99	0.18	-1.18	87,87,87,87	2
88	OHX	6	2103	7/7	0.96	0.27	-1.19	90,90,90,90	7
88	OHX	1	3828	7/7	0.99	0.19	-1.20	65,65,65,65	2
88	OHX	1	3883	7/7	0.99	0.19	-1.20	48,48,48,48	5
88	OHX	1	3983	7/7	0.99	0.21	-1.20	52,52,52,52	4
88	OHX	2	2125	7/7	0.96	0.09	-1.20	113,113,113,113	4
88	OHX	D9	103	7/7	0.91	0.24	-1.20	89,89,89,89	5
89	ZN	D9	101	1/1	0.96	0.11	-1.20	86,86,86,86	0
88	OHX	6	2056	7/7	0.99	0.18	-1.20	75,75,75,75	3
88	OHX	2	1996	7/7	0.98	0.21	-1.21	99,99,99,99	2
88	OHX	1	3878	7/7	0.98	0.20	-1.21	46,46,46,46	4
88	OHX	6	2055	7/7	0.99	0.14	-1.21	110,110,110,110	2
87	MG	5	3433	1/1	0.97	0.18	-1.22	60,60,60,60	0
88	OHX	5	3927	7/7	0.96	0.22	-1.22	48,48,48,48	2
88	OHX	2	2009	7/7	0.99	0.17	-1.22	86,86,86,86	5
88	OHX	2	2102	7/7	0.93	0.13	-1.23	161,161,161,161	7
87	MG	d2	201	1/1	0.91	0.19	-1.24	71,71,71,71	0
88	OHX	2	2008	7/7	0.98	0.20	-1.25	89,89,89,89	3
88	OHX	2	1997	7/7	0.99	0.18	-1.26	89,89,89,89	2
88	OHX	O3	203	7/7	0.98	0.23	-1.27	47,47,47,47	3

Continued on next page...

Continued from previous page...

Mol	Type	Chain	Res	Atoms	RSCC	RSR	LLDF	B-factors(\AA^2)	Q<0.9
88	OHX	5	4094	7/7	0.95	0.19	-1.27	64,64,64,64	5
88	OHX	5	3936	7/7	0.97	0.20	-1.27	51,51,51,51	1
88	OHX	5	3819	7/7	1.00	0.21	-1.28	65,65,65,65	2
88	OHX	2	2047	7/7	0.94	0.20	-1.28	88,88,88,88	5
88	OHX	1	3897	7/7	0.96	0.21	-1.28	51,51,51,51	5
88	OHX	1	3889	7/7	0.96	0.20	-1.30	49,49,49,49	3
87	MG	6	2187	1/1	0.92	0.15	-1.30	93,93,93,93	0
88	OHX	1	3864	7/7	0.98	0.20	-1.30	65,65,65,65	2
88	OHX	2	2005	7/7	0.98	0.19	-1.32	90,90,90,90	3
88	OHX	5	3978	7/7	0.97	0.20	-1.32	45,45,45,45	3
89	ZN	E1	501	1/1	0.91	0.12	-1.32	132,132,132,132	0
88	OHX	1	3977	7/7	0.96	0.21	-1.32	51,51,51,51	3
88	OHX	6	2125	7/7	0.95	0.16	-1.33	76,76,76,76	2
87	MG	sM	301	1/1	0.94	0.19	-1.33	50,50,50,50	0
87	MG	5	3658	1/1	0.93	0.19	-1.34	39,39,39,39	0
87	MG	5	3523	1/1	0.92	0.25	-1.35	38,38,38,38	0
87	MG	5	3483	1/1	0.96	0.16	-1.36	68,68,68,68	0
88	OHX	2	2031	7/7	0.96	0.17	-1.36	102,102,102,102	1
88	OHX	6	2108	7/7	0.98	0.20	-1.37	91,91,91,91	5
88	OHX	6	2043	7/7	0.94	0.20	-1.38	91,91,91,91	4
88	OHX	1	3871	7/7	0.98	0.21	-1.39	50,50,50,50	4
88	OHX	6	2099	7/7	0.95	0.19	-1.40	64,64,64,64	5
88	OHX	SR	401	7/7	0.94	0.14	-1.40	133,133,133,133	5
87	MG	O4	201	1/1	0.87	0.19	-1.41	73,73,73,73	0
87	MG	5	3406	1/1	0.92	0.18	-1.41	47,47,47,47	0
88	OHX	1	3982	7/7	0.95	0.20	-1.42	50,50,50,50	2
88	OHX	2	2104	7/7	0.95	0.23	-1.42	106,106,106,106	7
87	MG	5	3604	1/1	0.91	0.21	-1.42	39,39,39,39	0
87	MG	1	3562	1/1	0.83	0.23	-1.43	49,49,49,49	0
88	OHX	1	3769	7/7	1.00	0.22	-1.44	64,64,64,64	4
88	OHX	6	2053	7/7	0.98	0.20	-1.45	86,86,86,86	5
87	MG	2	1965	1/1	0.83	0.16	-1.45	81,81,81,81	0
87	MG	L2	302	1/1	0.86	0.19	-1.47	44,44,44,44	0
88	OHX	8	216	7/7	0.98	0.20	-1.48	60,60,60,60	4
88	OHX	2	2098	7/7	0.98	0.17	-1.48	70,70,70,70	3
88	OHX	2	2050	7/7	0.96	0.21	-1.48	77,77,77,77	3
87	MG	6	2186	1/1	0.91	0.20	-1.48	67,67,67,67	0
88	OHX	5	3935	7/7	0.98	0.21	-1.49	45,45,45,45	3
88	OHX	1	3804	7/7	0.99	0.23	-1.50	74,74,74,74	3
88	OHX	1	3932	7/7	0.96	0.19	-1.50	87,87,87,87	2
87	MG	17	301	1/1	0.94	0.18	-1.51	46,46,46,46	0
88	OHX	5	3900	7/7	0.98	0.20	-1.51	39,39,39,39	3

Continued on next page...

Continued from previous page...

Mol	Type	Chain	Res	Atoms	RSCC	RSR	LLDF	B-factors(\AA^2)	Q<0.9
89	ZN	o7	501	1/1	0.99	0.17	-1.52	48,48,48,48	0
87	MG	6	1937	1/1	0.90	0.24	-1.52	71,71,71,71	0
88	OHX	2	2150	7/7	0.86	0.11	-1.53	140,140,140,140	7
88	OHX	2	2079	7/7	0.97	0.15	-1.53	122,122,122,122	6
87	MG	8	210	1/1	0.80	0.10	-1.54	86,86,86,86	0
88	OHX	1	3845	7/7	0.97	0.22	-1.54	70,70,70,70	2
87	MG	L2	301	1/1	0.90	0.15	-1.56	43,43,43,43	0
88	OHX	1	3974	7/7	0.97	0.16	-1.56	61,61,61,61	5
87	MG	L7	302	1/1	0.89	0.22	-1.56	47,47,47,47	0
87	MG	4	207	1/1	0.86	0.17	-1.57	37,37,37,37	0
87	MG	6	1981	1/1	0.94	0.16	-1.57	85,85,85,85	0
88	OHX	1	4024	7/7	0.93	0.21	-1.59	61,61,61,61	1
88	OHX	1	4052	7/7	0.98	0.21	-1.59	58,58,58,58	2
87	MG	2	1947	1/1	0.96	0.20	-1.60	98,98,98,98	0
88	OHX	2	2046	7/7	0.93	0.25	-1.61	98,98,98,98	5
87	MG	1	3407	1/1	0.71	0.19	-1.63	52,52,52,52	0
87	MG	5	3626	1/1	0.87	0.24	-1.65	53,53,53,53	0
88	OHX	2	2042	7/7	0.97	0.16	-1.66	100,100,100,100	4
89	ZN	e1	501	1/1	0.81	0.06	-1.66	168,168,168,168	0
87	MG	6	2188	1/1	0.81	0.06	-1.68	81,81,81,81	0
88	OHX	1	3835	7/7	0.99	0.20	-1.69	60,60,60,60	3
88	OHX	6	2072	7/7	0.97	0.18	-1.70	70,70,70,70	3
87	MG	1	3420	1/1	0.84	0.19	-1.71	39,39,39,39	0
88	OHX	2	2113	7/7	0.94	0.16	-1.72	99,99,99,99	4
87	MG	2	2153	1/1	0.88	0.17	-1.73	77,77,77,77	0
88	OHX	1	3844	7/7	0.99	0.20	-1.73	56,56,56,56	3
88	OHX	5	3890	7/7	0.99	0.19	-1.73	56,56,56,56	3
88	OHX	1	3986	7/7	0.98	0.19	-1.74	41,41,41,41	2
89	ZN	O7	101	1/1	0.99	0.15	-1.75	49,49,49,49	0
88	OHX	1	4045	7/7	0.97	0.19	-1.75	45,45,45,45	4
87	MG	2	1969	1/1	0.86	0.11	-1.75	93,93,93,93	0
88	OHX	2	2035	7/7	0.94	0.21	-1.77	100,100,100,100	6
87	MG	2	1929	1/1	0.97	0.20	-1.78	75,75,75,75	0
88	OHX	5	4148	7/7	0.95	0.17	-1.79	45,45,45,45	6
87	MG	o2	202	1/1	0.75	0.17	-1.80	52,52,52,52	0
88	OHX	5	3865	7/7	0.99	0.21	-1.80	49,49,49,49	2
88	OHX	6	2015	7/7	0.99	0.19	-1.80	73,73,73,73	2
89	ZN	D6	500	1/1	0.99	0.12	-1.80	89,89,89,89	0
87	MG	1	3720	1/1	0.95	0.17	-1.83	48,48,48,48	0
88	OHX	5	3804	7/7	0.99	0.24	-1.83	56,56,56,56	1
89	ZN	Q2	501	1/1	0.97	0.07	-1.83	79,79,79,79	0
87	MG	2	1961	1/1	0.96	0.17	-1.84	101,101,101,101	0

Continued on next page...

Continued from previous page...

Mol	Type	Chain	Res	Atoms	RSCC	RSR	LLDF	B-factors(Å ²)	Q<0.9
88	OHX	2	1995	7/7	0.99	0.21	-1.85	90,90,90,90	2
88	OHX	1	3928	7/7	0.99	0.20	-1.87	52,52,52,52	3
88	OHX	1	3885	7/7	0.98	0.18	-1.88	51,51,51,51	3
88	OHX	6	2084	7/7	0.94	0.22	-1.89	98,98,98,98	5
87	MG	6	1950	1/1	0.96	0.18	-1.89	76,76,76,76	0
87	MG	1	4108	1/1	0.92	0.17	-1.90	41,41,41,41	0
88	OHX	5	3945	7/7	0.98	0.19	-1.90	59,59,59,59	5
88	OHX	5	3987	7/7	0.98	0.17	-1.91	69,69,69,69	5
88	OHX	m5	301	7/7	0.99	0.17	-1.92	72,72,72,72	3
88	OHX	5	3794	7/7	1.00	0.22	-1.92	50,50,50,50	3
87	MG	5	3423	1/1	0.91	0.20	-1.94	38,38,38,38	0
88	OHX	5	4048	7/7	0.97	0.21	-1.95	41,41,41,41	5
88	OHX	5	3820	7/7	1.00	0.20	-1.95	65,65,65,65	4
87	MG	2	1939	1/1	0.94	0.18	-1.98	79,79,79,79	0
88	OHX	1	3942	7/7	0.96	0.17	-1.98	87,87,87,87	3
88	OHX	1	3896	7/7	0.97	0.17	-1.99	57,57,57,57	4
88	OHX	6	2014	7/7	0.99	0.19	-1.99	85,85,85,85	2
88	OHX	1	4077	7/7	0.93	0.20	-2.00	56,56,56,56	5
88	OHX	2	2084	7/7	0.97	0.17	-2.00	87,87,87,87	3
89	ZN	d6	101	1/1	0.97	0.11	-2.01	71,71,71,71	0
88	OHX	1	3945	7/7	0.97	0.18	-2.02	52,52,52,52	1
88	OHX	1	3768	7/7	0.99	0.20	-2.03	63,63,63,63	5
87	MG	6	2004	1/1	0.97	0.15	-2.07	90,90,90,90	0
87	MG	1	3655	1/1	0.88	0.20	-2.07	44,44,44,44	0
88	OHX	6	2057	7/7	0.97	0.21	-2.08	65,65,65,65	2
88	OHX	2	2099	7/7	0.92	0.20	-2.08	99,99,99,99	4
88	OHX	5	3981	7/7	0.95	0.18	-2.11	60,60,60,60	5
88	OHX	5	4067	7/7	0.96	0.17	-2.11	41,41,41,41	4
88	OHX	2	2086	7/7	0.97	0.21	-2.13	94,94,94,94	4
88	OHX	5	3860	7/7	0.99	0.20	-2.13	73,73,73,73	2
88	OHX	2	2059	7/7	0.97	0.14	-2.13	90,90,90,90	1
87	MG	1	3406	1/1	0.76	0.23	-2.14	48,48,48,48	0
88	OHX	6	2105	7/7	0.96	0.16	-2.14	83,83,83,83	2
88	OHX	5	3807	7/7	1.00	0.22	-2.16	49,49,49,49	2
88	OHX	5	3881	7/7	1.00	0.19	-2.17	51,51,51,51	1
87	MG	1	3690	1/1	0.87	0.15	-2.17	46,46,46,46	0
88	OHX	2	2049	7/7	0.98	0.20	-2.19	78,78,78,78	6
88	OHX	2	2033	7/7	0.97	0.15	-2.20	91,91,91,91	7
88	OHX	6	2101	7/7	0.97	0.15	-2.21	88,88,88,88	3
88	OHX	1	3894	7/7	0.97	0.19	-2.21	49,49,49,49	4
88	OHX	6	2074	7/7	0.97	0.19	-2.22	71,71,71,71	2
88	OHX	2	2134	7/7	0.93	0.18	-2.22	85,85,85,85	4

Continued on next page...

Continued from previous page...

Mol	Type	Chain	Res	Atoms	RSCC	RSR	LLDF	B-factors(\AA^2)	Q<0.9
88	OHX	1	3887	7/7	0.98	0.21	-2.23	63,63,63,63	1
87	MG	1	3565	1/1	0.94	0.17	-2.27	50,50,50,50	0
88	OHX	6	2116	7/7	0.97	0.18	-2.29	62,62,62,62	3
87	MG	5	3606	1/1	0.95	0.15	-2.31	40,40,40,40	0
87	MG	5	3420	1/1	0.91	0.15	-2.38	35,35,35,35	0
87	MG	5	3631	1/1	0.91	0.15	-2.39	50,50,50,50	0
87	MG	5	4161	1/1	0.89	0.14	-2.44	39,39,39,39	0
88	OHX	5	3889	7/7	0.99	0.22	-2.44	47,47,47,47	3
87	MG	12	301	1/1	0.98	0.12	-2.49	40,40,40,40	0
88	OHX	5	4006	7/7	0.97	0.21	-2.49	49,49,49,49	2
87	MG	2	1923	1/1	0.90	0.15	-2.52	89,89,89,89	0
88	OHX	2	2016	7/7	0.99	0.17	-2.57	87,87,87,87	4
88	OHX	5	3895	7/7	0.99	0.20	-2.59	47,47,47,47	3
89	ZN	q2	501	1/1	0.91	0.08	-2.60	79,79,79,79	0
87	MG	5	3430	1/1	0.94	0.13	-2.61	41,41,41,41	0
88	OHX	6	2184	7/7	0.92	0.10	-2.62	115,115,115,115	6
87	MG	1	3743	1/1	0.99	0.15	-2.62	49,49,49,49	0
88	OHX	6	2078	7/7	0.98	0.18	-2.66	66,66,66,66	2
87	MG	2	1941	1/1	0.71	0.15	-2.70	81,81,81,81	0
88	OHX	5	3869	7/7	0.99	0.20	-2.71	45,45,45,45	3
88	OHX	2	2024	7/7	0.96	0.16	-2.71	98,98,98,98	6
87	MG	1	3477	1/1	0.96	0.16	-2.75	41,41,41,41	0
88	OHX	2	2122	7/7	0.94	0.20	-2.76	83,83,83,83	3
88	OHX	6	2100	7/7	0.96	0.18	-2.77	65,65,65,65	4
88	OHX	5	3828	7/7	1.00	0.20	-2.77	49,49,49,49	2
88	OHX	2	2055	7/7	0.99	0.15	-2.84	83,83,83,83	5
87	MG	2	1971	1/1	0.84	0.19	-2.86	64,64,64,64	0
87	MG	1	3734	1/1	0.97	0.16	-2.88	35,35,35,35	0
88	OHX	6	2104	7/7	0.97	0.16	-2.96	83,83,83,83	5
88	OHX	2	2034	7/7	0.98	0.17	-2.99	79,79,79,79	5
88	OHX	6	2045	7/7	0.99	0.15	-3.05	87,87,87,87	5
88	OHX	2	2091	7/7	0.95	0.15	-3.08	85,85,85,85	4
88	OHX	2	2030	7/7	0.98	0.18	-3.12	71,71,71,71	4
87	MG	5	3696	1/1	0.96	0.11	-3.13	56,56,56,56	0
87	MG	5	3744	1/1	0.96	0.11	-3.16	42,42,42,42	0
87	MG	5	3771	1/1	0.96	0.17	-3.19	38,38,38,38	0
88	OHX	5	4124	7/7	0.89	0.12	-3.33	163,163,163,163	7
88	OHX	5	3971	7/7	0.97	0.17	-3.38	43,43,43,43	2
87	MG	5	3416	1/1	0.76	0.12	-3.39	49,49,49,49	0
87	MG	2	1986	1/1	0.87	0.15	-3.44	99,99,99,99	0
88	OHX	5	3919	7/7	0.99	0.16	-3.44	53,53,53,53	1
88	OHX	2	2015	7/7	0.99	0.18	-3.58	81,81,81,81	1

Continued on next page...

Continued from previous page...

Mol	Type	Chain	Res	Atoms	RSCC	RSR	LLDF	B-factors(\AA^2)	Q<0.9
88	OHX	6	2038	7/7	0.99	0.19	-3.60	63,63,63,63	5
87	MG	5	3515	1/1	0.97	0.10	-3.68	42,42,42,42	0
88	OHX	2	2029	7/7	0.98	0.15	-3.76	103,103,103,103	4
87	MG	5	3459	1/1	0.82	0.17	-3.85	43,43,43,43	0
87	MG	5	3707	1/1	0.94	0.13	-3.88	44,44,44,44	0
87	MG	5	3679	1/1	0.96	0.14	-3.91	50,50,50,50	0
87	MG	1	3626	1/1	0.96	0.19	-3.91	43,43,43,43	0
88	OHX	6	2081	7/7	0.98	0.16	-3.93	74,74,74,74	3
87	MG	5	3451	1/1	0.85	0.14	-4.03	44,44,44,44	0
87	MG	5	3716	1/1	0.92	0.18	-4.03	40,40,40,40	0
88	OHX	8	232	7/7	0.96	0.15	-4.08	48,48,48,48	3
88	OHX	1	3891	7/7	0.97	0.18	-4.17	63,63,63,63	3
87	MG	5	3484	1/1	0.87	0.14	-4.30	48,48,48,48	0
87	MG	5	3428	1/1	0.96	0.13	-4.30	34,34,34,34	0
88	OHX	5	4051	7/7	0.98	0.17	-4.71	51,51,51,51	2
87	MG	1	3468	1/1	0.76	0.17	-4.73	48,48,48,48	0
87	MG	1	3587	1/1	0.91	0.09	-4.86	63,63,63,63	0
87	MG	5	3418	1/1	0.84	0.13	-4.91	41,41,41,41	0
87	MG	5	3671	1/1	0.86	0.17	-5.53	44,44,44,44	0
88	OHX	6	2022	7/7	0.99	0.19	-5.62	66,66,66,66	3
87	MG	1	3430	1/1	0.94	0.12	-6.00	50,50,50,50	0
88	OHX	1	3783	7/7	1.00	0.21	-6.08	57,57,57,57	2
87	MG	5	3503	1/1	0.96	0.09	-6.14	47,47,47,47	0
87	MG	5	3598	1/1	0.97	0.11	-6.27	50,50,50,50	0
88	OHX	2	2106	7/7	0.91	0.17	-6.98	108,108,108,108	5
87	MG	5	3719	1/1	0.87	0.11	-7.21	60,60,60,60	0
87	MG	6	1939	1/1	0.96	0.14	-7.78	57,57,57,57	0
87	MG	6	1930	1/1	0.90	0.09	-8.57	63,63,63,63	0
87	MG	1	3645	1/1	0.92	0.32	-	57,57,57,57	0
88	OHX	1	3854	7/7	0.99	0.22	-	53,53,53,53	3
87	MG	1	3605	1/1	0.54	0.46	-	55,55,55,55	0
88	OHX	1	3922	7/7	0.97	0.26	-	74,74,74,74	4
87	MG	5	3659	1/1	0.95	0.27	-	49,49,49,49	0
87	MG	1	3548	1/1	0.96	0.40	-	35,35,35,35	0
87	MG	5	3698	1/1	0.97	0.27	-	65,65,65,65	0
87	MG	1	3713	1/1	0.88	0.44	-	72,72,72,72	0
87	MG	1	3434	1/1	0.95	0.24	-	59,59,59,59	0
88	OHX	1	3863	7/7	0.99	0.23	-	69,69,69,69	4
87	MG	6	1904	1/1	0.92	0.27	-	82,82,82,82	0
87	MG	6	1977	1/1	0.97	0.09	-	70,70,70,70	0
88	OHX	1	4066	7/7	0.92	0.23	-	37,37,37,37	3
88	OHX	6	2183	7/7	0.94	0.15	-	101,101,101,101	6

Continued on next page...

Continued from previous page...

Mol	Type	Chain	Res	Atoms	RSCC	RSR	LLDF	B-factors(\AA^2)	Q<0.9
87	MG	1	3403	1/1	0.91	0.17	-	43,43,43,43	0
87	MG	1	3532	1/1	0.85	0.29	-	43,43,43,43	0
87	MG	2	1987	1/1	0.88	0.36	-	96,96,96,96	0
88	OHX	5	3844	7/7	0.98	0.25	-	47,47,47,47	1
87	MG	5	3735	1/1	0.81	0.23	-	49,49,49,49	1
87	MG	d6	102	1/1	0.89	0.72	-	65,65,65,65	0
88	OHX	1	4095	7/7	0.92	0.26	-	45,45,45,45	3
88	OHX	1	4092	7/7	0.94	0.20	-	49,49,49,49	4
87	MG	5	3780	1/1	0.87	0.39	-	43,43,43,43	0
87	MG	5	3481	1/1	0.85	0.60	-	48,48,48,48	0
88	OHX	1	3764	7/7	0.99	0.22	-	54,54,54,54	3
88	OHX	5	3831	7/7	0.99	0.24	-	54,54,54,54	2
87	MG	1	3599	1/1	0.89	0.26	-	61,61,61,61	0
87	MG	5	3617	1/1	0.89	0.29	-	35,35,35,35	0
87	MG	1	3470	1/1	0.91	0.30	-	47,47,47,47	0
87	MG	1	3739	1/1	0.94	0.41	-	45,45,45,45	0
87	MG	5	3409	1/1	0.95	0.31	-	41,41,41,41	0
88	OHX	1	3987	7/7	0.98	0.26	-	65,65,65,65	5
87	MG	N8	203	1/1	0.77	0.22	-	52,52,52,52	0
88	OHX	1	3879	7/7	0.98	0.19	-	82,82,82,82	3
87	MG	1	3700	1/1	0.75	0.22	-	63,63,63,63	0
87	MG	1	3603	1/1	0.92	0.24	-	45,45,45,45	0
87	MG	5	3573	1/1	0.97	0.48	-	41,41,41,41	0
87	MG	3	207	1/1	0.93	0.27	-	68,68,68,68	0
88	OHX	1	4037	7/7	0.94	0.20	-	60,60,60,60	6
88	OHX	6	2141	7/7	0.95	0.15	-	87,87,87,87	5
87	MG	1	3601	1/1	0.96	0.37	-	47,47,47,47	0
88	OHX	5	4046	7/7	0.95	0.23	-	46,46,46,46	2
87	MG	6	1942	1/1	0.88	0.37	-	78,78,78,78	0
87	MG	5	3703	1/1	0.94	0.38	-	48,48,48,48	0
87	MG	2	1984	1/1	0.96	0.31	-	57,57,57,57	0
87	MG	3	202	1/1	0.98	0.47	-	54,54,54,54	0
87	MG	8	201	1/1	0.96	0.15	-	51,51,51,51	0
88	OHX	6	2128	7/7	0.92	0.39	-	56,56,56,56	3
87	MG	1	3448	1/1	0.85	0.33	-	54,54,54,54	0
87	MG	1	3680	1/1	0.75	0.31	-	66,66,66,66	0
87	MG	5	3526	1/1	0.96	0.40	-	35,35,35,35	0
87	MG	1	3429	1/1	0.91	0.16	-	42,42,42,42	0
87	MG	M3	202	1/1	0.87	0.20	-	44,44,44,44	0
87	MG	7	210	1/1	0.96	0.32	-	49,49,49,49	0
88	OHX	5	3866	7/7	0.98	0.25	-	61,61,61,61	2
88	OHX	1	3998	7/7	0.96	0.20	-	67,67,67,67	3

Continued on next page...

Continued from previous page...

Mol	Type	Chain	Res	Atoms	RSCC	RSR	LLDF	B-factors(\AA^2)	Q<0.9
87	MG	1	3737	1/1	0.93	0.16	-	53,53,53,53	0
87	MG	5	3447	1/1	0.92	0.26	-	46,46,46,46	0
87	MG	1	3498	1/1	0.97	0.42	-	32,32,32,32	0
87	MG	5	3535	1/1	0.98	0.31	-	41,41,41,41	0
87	MG	1	3618	1/1	0.83	0.28	-	53,53,53,53	0
88	OHX	2	2107	7/7	0.89	0.15	-	108,108,108,108	4
87	MG	1	3576	1/1	0.98	0.39	-	31,31,31,31	0
87	MG	5	3471	1/1	0.95	0.31	-	59,59,59,59	0
88	OHX	2	2076	7/7	0.97	0.14	-	78,78,78,78	2
87	MG	5	3762	1/1	0.94	0.98	-	45,45,45,45	1
87	MG	2	1981	1/1	0.83	0.32	-	60,60,60,60	0
87	MG	5	3688	1/1	0.91	0.14	-	66,66,66,66	0
87	MG	1	3656	1/1	0.95	0.35	-	44,44,44,44	0
87	MG	5	3785	1/1	0.61	0.28	-	52,52,52,52	0
87	MG	6	2008	1/1	0.96	0.26	-	83,83,83,83	0
87	MG	5	3700	1/1	0.84	0.21	-	53,53,53,53	0
87	MG	1	3519	1/1	0.88	0.33	-	55,55,55,55	0
87	MG	5	3557	1/1	0.92	0.20	-	49,49,49,49	0
87	MG	8	203	1/1	0.94	0.14	-	52,52,52,52	0
88	OHX	5	4053	7/7	0.94	0.24	-	67,67,67,67	4
87	MG	M3	201	1/1	0.59	0.44	-	97,97,97,97	0
88	OHX	6	2073	7/7	0.95	0.24	-	68,68,68,68	5
87	MG	4	210	1/1	0.90	0.35	-	61,61,61,61	0
88	OHX	2	2087	7/7	0.91	0.23	-	100,100,100,100	6
87	MG	6	2000	1/1	0.87	0.26	-	47,47,47,47	0
87	MG	5	3729	1/1	0.92	0.17	-	51,51,51,51	0
88	OHX	5	3967	7/7	0.93	0.28	-	45,45,45,45	2
87	MG	1	3704	1/1	0.81	0.21	-	53,53,53,53	0
87	MG	1	3747	1/1	0.77	0.35	-	55,55,55,55	0
88	OHX	1	3921	7/7	0.98	0.21	-	73,73,73,73	3
87	MG	1	3624	1/1	0.95	0.25	-	38,38,38,38	0
87	MG	5	3777	1/1	0.90	0.13	-	67,67,67,67	0
87	MG	2	1992	1/1	0.87	0.16	-	86,86,86,86	0
88	OHX	5	4054	7/7	0.91	0.25	-	46,46,46,46	2
87	MG	Q2	502	1/1	0.81	0.20	-	72,72,72,72	0
87	MG	2	1979	1/1	0.79	0.18	-	68,68,68,68	0
87	MG	6	1910	1/1	0.95	0.21	-	59,59,59,59	0
88	OHX	2	2074	7/7	0.85	0.15	-	179,179,179,179	7
88	OHX	5	3854	7/7	0.97	0.29	-	80,80,80,80	3
87	MG	5	3470	1/1	0.95	0.25	-	49,49,49,49	0
88	OHX	1	4047	7/7	0.94	0.25	-	48,48,48,48	3
88	OHX	5	4020	7/7	0.97	0.30	-	40,40,40,40	2

Continued on next page...

Continued from previous page...

Mol	Type	Chain	Res	Atoms	RSCC	RSR	LLDF	B-factors(\AA^2)	Q<0.9
88	OHX	8	218	7/7	0.96	0.27	-	73,73,73,73	2
87	MG	1	3699	1/1	0.87	0.20	-	48,48,48,48	0
88	OHX	1	3929	7/7	0.98	0.28	-	116,116,116,116	5
87	MG	1	3615	1/1	0.88	0.12	-	67,67,67,67	0
87	MG	5	3468	1/1	0.91	0.35	-	49,49,49,49	0
88	OHX	6	2050	7/7	0.97	0.21	-	87,87,87,87	3
87	MG	6	1951	1/1	0.80	0.45	-	74,74,74,74	0
87	MG	1	3694	1/1	0.85	0.35	-	81,81,81,81	0
87	MG	6	1990	1/1	0.92	0.34	-	72,72,72,72	0
87	MG	1	3431	1/1	0.82	0.12	-	52,52,52,52	0
87	MG	1	3726	1/1	0.80	0.22	-	60,60,60,60	0
88	OHX	5	4079	7/7	0.90	0.25	-	45,45,45,45	3
88	OHX	1	4096	7/7	0.92	0.26	-	52,52,52,52	3
87	MG	4	219	1/1	0.87	0.35	-	58,58,58,58	0
87	MG	1	3754	1/1	0.88	0.22	-	39,39,39,39	0
87	MG	6	1920	1/1	0.85	0.23	-	53,53,53,53	0
88	OHX	5	3901	7/7	0.97	0.29	-	67,67,67,67	2
87	MG	1	3695	1/1	0.95	0.46	-	59,59,59,59	0
88	OHX	1	3880	7/7	0.97	0.24	-	62,62,62,62	4
87	MG	1	3509	1/1	0.96	0.16	-	39,39,39,39	0
87	MG	M6	201	1/1	0.89	0.21	-	47,47,47,47	0
88	OHX	1	3971	7/7	0.95	0.28	-	61,61,61,61	3
88	OHX	1	4058	7/7	0.95	0.13	-	106,106,106,106	6
87	MG	1	3574	1/1	0.97	0.18	-	41,41,41,41	0
88	OHX	2	2045	7/7	0.97	0.34	-	65,65,65,65	4
87	MG	1	3412	1/1	0.89	0.29	-	46,46,46,46	0
88	OHX	1	3944	7/7	0.97	0.20	-	44,44,44,44	1
87	MG	5	3518	1/1	0.96	0.41	-	31,31,31,31	0
87	MG	5	3775	1/1	0.74	0.21	-	63,63,63,63	0
87	MG	1	3528	1/1	0.87	0.30	-	40,40,40,40	0
87	MG	5	3472	1/1	0.98	0.20	-	44,44,44,44	0
88	OHX	5	3965	7/7	0.96	0.34	-	61,61,61,61	3
87	MG	1	3736	1/1	0.85	0.25	-	54,54,54,54	0
88	OHX	2	2054	7/7	0.97	0.15	-	104,104,104,104	5
88	OHX	5	4089	7/7	0.88	0.37	-	67,67,67,67	5
87	MG	2	1942	1/1	0.72	0.29	-	77,77,77,77	0
87	MG	1	3742	1/1	0.85	0.18	-	68,68,68,68	0
88	OHX	5	4030	7/7	0.94	0.31	-	48,48,48,48	1
87	MG	1	3614	1/1	0.84	0.26	-	55,55,55,55	0
87	MG	1	3522	1/1	0.97	0.21	-	48,48,48,48	0
87	MG	2	1908	1/1	0.93	0.18	-	84,84,84,84	0
87	MG	1	3496	1/1	0.93	0.26	-	40,40,40,40	0

Continued on next page...

Continued from previous page...

Mol	Type	Chain	Res	Atoms	RSCC	RSR	LLDF	B-factors(\AA^2)	Q<0.9
88	OHX	1	4054	7/7	0.92	0.23	-	43,43,43,43	3
87	MG	2	1972	1/1	0.93	0.23	-	91,91,91,91	0
87	MG	4	205	1/1	0.96	0.28	-	40,40,40,40	0
88	OHX	1	4073	7/7	0.88	0.21	-	55,55,55,55	2
88	OHX	1	3848	7/7	0.99	0.18	-	45,45,45,45	2
88	OHX	1	3794	7/7	0.99	0.23	-	65,65,65,65	3
87	MG	6	1960	1/1	0.97	0.18	-	52,52,52,52	0
87	MG	1	3413	1/1	0.76	0.18	-	66,66,66,66	0
87	MG	7	209	1/1	0.88	0.15	-	59,59,59,59	0
88	OHX	1	4105	7/7	0.90	0.17	-	98,98,98,98	3
88	OHX	2	2143	7/7	0.91	0.63	-	61,61,61,61	5
87	MG	5	3683	1/1	0.81	0.23	-	41,41,41,41	0
87	MG	1	3524	1/1	0.84	0.56	-	62,62,62,62	0
87	MG	6	2011	1/1	0.83	0.26	-	79,79,79,79	0
88	OHX	5	4025	7/7	0.90	0.23	-	133,133,133,133	6
87	MG	2	1963	1/1	0.54	0.30	-	95,95,95,95	0
87	MG	1	3457	1/1	0.94	0.33	-	32,32,32,32	0
87	MG	6	1938	1/1	0.94	0.49	-	98,98,98,98	0
87	MG	5	3551	1/1	0.87	0.20	-	46,46,46,46	0
87	MG	5	3772	1/1	0.93	0.14	-	65,65,65,65	0
87	MG	1	3460	1/1	0.92	0.23	-	59,59,59,59	0
87	MG	5	3713	1/1	0.91	0.39	-	55,55,55,55	0
87	MG	1	3445	1/1	0.91	0.30	-	46,46,46,46	0
88	OHX	1	4044	7/7	0.95	0.23	-	62,62,62,62	4
87	MG	1	3688	1/1	0.93	0.25	-	39,39,39,39	0
88	OHX	1	3978	7/7	0.96	0.19	-	74,74,74,74	5
87	MG	6	2003	1/1	0.91	0.68	-	51,51,51,51	0
87	MG	5	3427	1/1	0.85	0.22	-	40,40,40,40	0
87	MG	2	1959	1/1	0.78	0.37	-	84,84,84,84	0
87	MG	5	3473	1/1	0.97	0.48	-	59,59,59,59	0
87	MG	n9	102	1/1	0.90	0.61	-	41,41,41,41	0
87	MG	5	3506	1/1	0.92	0.35	-	34,34,34,34	0
87	MG	5	3677	1/1	0.90	0.15	-	69,69,69,69	0
87	MG	o2	201	1/1	0.87	0.26	-	37,37,37,37	0
87	MG	1	3715	1/1	0.94	0.18	-	49,49,49,49	0
88	OHX	5	3914	7/7	0.98	0.21	-	54,54,54,54	4
88	OHX	5	4032	7/7	0.97	0.30	-	51,51,51,51	3
87	MG	1	3613	1/1	0.79	0.35	-	60,60,60,60	0
88	OHX	5	4101	7/7	0.93	0.28	-	54,54,54,54	5
87	MG	1	3636	1/1	0.95	0.32	-	58,58,58,58	0
88	OHX	5	4076	7/7	0.92	0.21	-	38,38,38,38	2
87	MG	1	3427	1/1	0.56	0.32	-	53,53,53,53	0

Continued on next page...

Continued from previous page...

Mol	Type	Chain	Res	Atoms	RSCC	RSR	LLDF	B-factors(\AA^2)	Q<0.9
87	MG	1	3729	1/1	0.88	0.15	-	55,55,55,55	0
88	OHX	5	4134	7/7	0.88	0.24	-	50,50,50,50	6
88	OHX	2	2133	7/7	0.87	0.18	-	108,108,108,108	6
87	MG	1	3718	1/1	0.63	0.38	-	108,108,108,108	0
88	OHX	5	3908	7/7	0.98	0.24	-	58,58,58,58	2
87	MG	5	3552	1/1	0.83	0.39	-	46,46,46,46	0
88	OHX	1	3892	7/7	0.95	0.23	-	149,149,149,149	5
88	OHX	1	3972	7/7	0.94	0.27	-	53,53,53,53	2
88	OHX	2	2139	7/7	0.84	0.29	-	164,164,164,164	7
87	MG	6	1985	1/1	0.81	0.16	-	90,90,90,90	0
87	MG	5	3531	1/1	0.60	0.24	-	48,48,48,48	0
87	MG	6	1972	1/1	0.95	0.10	-	60,60,60,60	0
87	MG	1	3592	1/1	0.93	0.33	-	47,47,47,47	0
88	OHX	5	3922	7/7	0.98	0.27	-	59,59,59,59	3
88	OHX	1	4063	7/7	0.94	0.26	-	55,55,55,55	4
87	MG	2	1954	1/1	0.33	0.26	-	82,82,82,82	0
87	MG	1	3621	1/1	0.78	0.21	-	56,56,56,56	0
87	MG	6	1992	1/1	0.90	0.26	-	84,84,84,84	0
88	OHX	5	3992	7/7	0.93	0.31	-	41,41,41,41	4
87	MG	5	3614	1/1	0.96	0.19	-	44,44,44,44	0
87	MG	1	3452	1/1	0.96	0.31	-	36,36,36,36	0
87	MG	2	1924	1/1	0.91	0.15	-	75,75,75,75	0
87	MG	5	3541	1/1	0.98	0.47	-	38,38,38,38	0
87	MG	5	3753	1/1	0.94	0.18	-	42,42,42,42	0
87	MG	2	1968	1/1	0.93	0.17	-	89,89,89,89	0
87	MG	1	3560	1/1	0.96	0.60	-	35,35,35,35	0
87	MG	N6	201	1/1	0.88	0.33	-	64,64,64,64	0
87	MG	5	3723	1/1	0.94	0.60	-	55,55,55,55	0
88	OHX	1	3941	7/7	0.97	0.25	-	46,46,46,46	3
88	OHX	2	2095	7/7	0.92	0.18	-	70,70,70,70	5
88	OHX	1	4048	7/7	0.96	0.17	-	52,52,52,52	3
88	OHX	1	3985	7/7	0.93	0.19	-	114,114,114,114	4
87	MG	1	3594	1/1	0.97	0.42	-	50,50,50,50	0
88	OHX	2	2123	7/7	0.92	0.18	-	94,94,94,94	4
87	MG	5	3763	1/1	0.89	0.18	-	41,41,41,41	0
87	MG	D4	201	1/1	0.91	0.33	-	69,69,69,69	0
88	OHX	1	3855	7/7	0.98	0.24	-	102,102,102,102	4
87	MG	1	3553	1/1	0.96	0.28	-	41,41,41,41	0
87	MG	5	3486	1/1	0.81	0.25	-	45,45,45,45	0
87	MG	5	3774	1/1	0.92	0.18	-	50,50,50,50	0
87	MG	5	3728	1/1	0.84	0.22	-	47,47,47,47	0
87	MG	5	3543	1/1	0.96	0.24	-	41,41,41,41	0

Continued on next page...

Continued from previous page...

Mol	Type	Chain	Res	Atoms	RSCC	RSR	LLDF	B-factors(\AA^2)	Q<0.9
87	MG	5	3748	1/1	0.89	0.12	-	45,45,45,45	0
88	OHX	5	4110	7/7	0.92	0.28	-	54,54,54,54	5
87	MG	6	1927	1/1	0.96	0.27	-	54,54,54,54	0
87	MG	8	212	1/1	0.61	0.31	-	67,67,67,67	0
87	MG	5	3747	1/1	0.94	0.24	-	46,46,46,46	1
88	OHX	5	3929	7/7	0.97	0.26	-	42,42,42,42	4
88	OHX	2	2149	7/7	0.80	0.21	-	134,134,134,134	6
87	MG	1	3616	1/1	0.91	0.23	-	44,44,44,44	0
87	MG	5	3743	1/1	0.95	0.23	-	45,45,45,45	0
87	MG	6	1964	1/1	0.87	0.30	-	75,75,75,75	0
87	MG	5	3485	1/1	0.87	0.47	-	73,73,73,73	0
87	MG	7	205	1/1	0.91	0.52	-	34,34,34,34	0
88	OHX	5	4107	7/7	0.97	0.27	-	48,48,48,48	5
87	MG	2	1919	1/1	0.80	0.27	-	70,70,70,70	0
87	MG	6	1969	1/1	0.81	0.23	-	73,73,73,73	0
88	OHX	5	4128	7/7	0.91	0.18	-	99,99,99,99	4
88	OHX	5	4142	7/7	0.80	0.52	-	37,37,37,37	6
88	OHX	5	4047	7/7	0.93	0.22	-	52,52,52,52	3
87	MG	5	3690	1/1	0.91	0.51	-	68,68,68,68	0
87	MG	5	3438	1/1	0.93	0.41	-	48,48,48,48	0
87	MG	2	1917	1/1	0.94	0.17	-	65,65,65,65	0
87	MG	1	3661	1/1	0.86	0.33	-	46,46,46,46	0
88	OHX	2	2022	7/7	0.98	0.18	-	78,78,78,78	2
87	MG	6	2010	1/1	0.83	0.19	-	66,66,66,66	0
87	MG	n8	203	1/1	0.90	0.20	-	45,45,45,45	0
87	MG	5	3712	1/1	0.91	0.19	-	40,40,40,40	0
87	MG	1	3622	1/1	0.89	0.21	-	44,44,44,44	0
87	MG	2	1922	1/1	0.85	0.20	-	60,60,60,60	0
87	MG	6	1914	1/1	0.74	0.23	-	78,78,78,78	0
87	MG	1	3659	1/1	0.85	0.34	-	86,86,86,86	0
88	OHX	6	2182	7/7	0.86	0.22	-	152,152,152,152	7
88	OHX	5	4111	7/7	0.85	0.29	-	77,77,77,77	6
88	OHX	6	2157	7/7	0.96	0.28	-	51,51,51,51	3
87	MG	1	3664	1/1	0.89	0.18	-	60,60,60,60	0
88	OHX	1	3940	7/7	0.98	0.26	-	47,47,47,47	4
87	MG	5	3709	1/1	0.92	0.40	-	56,56,56,56	0
88	OHX	5	3968	7/7	0.98	0.19	-	58,58,58,58	3
88	OHX	2	2128	7/7	0.87	0.33	-	62,62,62,62	3
87	MG	1	3607	1/1	0.95	0.18	-	45,45,45,45	0
88	OHX	7	217	7/7	0.99	0.22	-	61,61,61,61	5
87	MG	6	1923	1/1	0.94	0.34	-	82,82,82,82	0
87	MG	Q0	202	1/1	0.94	0.76	-	56,56,56,56	0

Continued on next page...

Continued from previous page...

Mol	Type	Chain	Res	Atoms	RSCC	RSR	LLDF	B-factors(\AA^2)	Q<0.9
87	MG	2	1988	1/1	0.91	0.20	-	66,66,66,66	0
87	MG	1	3487	1/1	0.97	0.35	-	35,35,35,35	0
88	OHX	1	4014	7/7	0.96	0.22	-	53,53,53,53	3
87	MG	5	3662	1/1	0.90	0.12	-	55,55,55,55	0
87	MG	5	3770	1/1	0.86	0.30	-	40,40,40,40	0
87	MG	1	3722	1/1	0.94	0.35	-	56,56,56,56	0
87	MG	5	3610	1/1	0.89	0.51	-	45,45,45,45	0
87	MG	1	3649	1/1	0.94	0.41	-	45,45,45,45	0
88	OHX	6	2151	7/7	0.89	0.22	-	58,58,58,58	4
87	MG	5	3782	1/1	0.95	0.28	-	52,52,52,52	0
87	MG	5	3619	1/1	0.83	0.30	-	53,53,53,53	0
87	MG	5	3637	1/1	0.89	0.32	-	57,57,57,57	0
88	OHX	5	3843	7/7	0.99	0.21	-	47,47,47,47	3
87	MG	5	3576	1/1	0.96	0.21	-	35,35,35,35	0
87	MG	5	3642	1/1	0.88	0.45	-	54,54,54,54	0
87	MG	5	3673	1/1	0.86	0.11	-	48,48,48,48	1
87	MG	8	211	1/1	0.88	0.23	-	56,56,56,56	0
87	MG	6	1913	1/1	0.94	0.26	-	44,44,44,44	0
87	MG	5	3783	1/1	0.86	0.30	-	70,70,70,70	0
87	MG	5	3580	1/1	0.97	0.47	-	44,44,44,44	0
87	MG	2	1951	1/1	0.94	0.21	-	106,106,106,106	0
88	OHX	5	4121	7/7	0.91	0.20	-	145,145,145,145	7
88	OHX	6	2123	7/7	0.94	0.21	-	70,70,70,70	4
87	MG	N3	203	1/1	0.89	0.18	-	55,55,55,55	0
87	MG	2	1940	1/1	0.93	0.18	-	72,72,72,72	0
88	OHX	6	2026	7/7	0.99	0.22	-	69,69,69,69	2
87	MG	1	3703	1/1	0.88	0.21	-	59,59,59,59	0
87	MG	1	3499	1/1	0.95	0.31	-	40,40,40,40	0
87	MG	1	3662	1/1	0.70	0.28	-	43,43,43,43	0
88	OHX	6	2172	7/7	0.92	0.31	-	73,73,73,73	6
87	MG	1	3440	1/1	0.97	0.24	-	52,52,52,52	0
87	MG	1	3438	1/1	0.92	0.31	-	36,36,36,36	0
87	MG	5	3710	1/1	0.83	0.31	-	46,46,46,46	0
87	MG	5	3627	1/1	0.87	0.22	-	48,48,48,48	0
87	MG	1	3627	1/1	0.90	0.28	-	44,44,44,44	0
87	MG	4	208	1/1	0.97	0.33	-	49,49,49,49	0
88	OHX	5	3986	7/7	0.96	0.21	-	46,46,46,46	3
87	MG	5	3768	1/1	0.76	0.28	-	62,62,62,62	0
88	OHX	6	2023	7/7	0.99	0.21	-	73,73,73,73	2
88	OHX	1	4041	7/7	0.84	0.23	-	200,200,200,200	7
88	OHX	5	3938	7/7	0.97	0.26	-	41,41,41,41	4
87	MG	5	3628	1/1	0.92	0.20	-	42,42,42,42	0

Continued on next page...

Continued from previous page...

Mol	Type	Chain	Res	Atoms	RSCC	RSR	LLDF	B-factors(\AA^2)	Q<0.9
87	MG	3	203	1/1	0.87	0.30	-	38,38,38,38	0
87	MG	1	3721	1/1	0.78	0.18	-	60,60,60,60	0
87	MG	1	3617	1/1	0.83	0.55	-	44,44,44,44	0
88	OHX	6	2086	7/7	0.92	0.37	-	68,68,68,68	5
88	OHX	6	2076	7/7	0.97	0.19	-	54,54,54,54	5
87	MG	6	1980	1/1	0.87	0.28	-	83,83,83,83	0
88	OHX	5	4016	7/7	0.95	0.26	-	78,78,78,78	3
87	MG	1	3458	1/1	0.89	0.41	-	43,43,43,43	0
87	MG	5	3545	1/1	0.86	0.33	-	44,44,44,44	0
87	MG	m7	202	1/1	0.97	0.29	-	37,37,37,37	0
87	MG	2	1911	1/1	0.89	0.26	-	65,65,65,65	0
87	MG	6	1974	1/1	0.76	0.53	-	94,94,94,94	0
88	OHX	6	2052	7/7	0.96	0.26	-	73,73,73,73	2
87	MG	5	3603	1/1	0.97	0.24	-	38,38,38,38	0
87	MG	5	3505	1/1	0.96	0.23	-	52,52,52,52	0
87	MG	2	1906	1/1	0.79	0.17	-	67,67,67,67	0
87	MG	2	1945	1/1	0.88	0.38	-	90,90,90,90	0
87	MG	2	1912	1/1	0.68	0.47	-	88,88,88,88	0
87	MG	5	3644	1/1	0.83	0.29	-	43,43,43,43	0
87	MG	4	213	1/1	0.98	0.38	-	49,49,49,49	0
87	MG	5	3776	1/1	0.95	0.19	-	49,49,49,49	0
87	MG	5	3579	1/1	0.95	0.35	-	32,32,32,32	0
87	MG	1	3520	1/1	0.94	0.39	-	53,53,53,53	0
87	MG	2	1966	1/1	0.85	0.16	-	90,90,90,90	0
87	MG	1	3459	1/1	0.85	0.40	-	52,52,52,52	0
88	OHX	5	4074	7/7	0.94	0.32	-	53,53,53,53	4
87	MG	5	3652	1/1	0.97	0.29	-	44,44,44,44	0
88	OHX	5	3850	7/7	0.98	0.30	-	72,72,72,72	1
87	MG	5	3791	1/1	0.92	0.26	-	42,42,42,42	0
87	MG	6	2001	1/1	0.96	0.81	-	51,51,51,51	0
88	OHX	6	2079	7/7	0.97	0.22	-	52,52,52,52	4
87	MG	O7	103	1/1	0.91	0.84	-	55,55,55,55	1
87	MG	5	3746	1/1	0.92	0.17	-	59,59,59,59	0
88	OHX	2	2025	7/7	0.97	0.21	-	74,74,74,74	4
88	OHX	5	4156	7/7	0.89	0.25	-	78,78,78,78	7
88	OHX	5	3904	7/7	0.95	0.30	-	67,67,67,67	3
88	OHX	5	3891	7/7	0.99	0.20	-	60,60,60,60	3
87	MG	1	3484	1/1	0.77	0.37	-	81,81,81,81	0
88	OHX	2	2120	7/7	0.93	0.15	-	123,123,123,123	5
88	OHX	2	2145	7/7	0.89	0.19	-	88,88,88,88	3
88	OHX	5	4002	7/7	0.96	0.27	-	63,63,63,63	4
87	MG	5	3745	1/1	0.88	0.21	-	39,39,39,39	0

Continued on next page...

Continued from previous page...

Mol	Type	Chain	Res	Atoms	RSCC	RSR	LLDF	B-factors(\AA^2)	Q<0.9
87	MG	6	1931	1/1	0.98	0.32	-	54,54,54,54	0
87	MG	2	1974	1/1	0.89	0.24	-	71,71,71,71	0
88	OHX	5	4125	7/7	0.90	0.25	-	51,51,51,51	3
88	OHX	5	4045	7/7	0.93	0.22	-	56,56,56,56	4
88	OHX	2	2060	7/7	0.93	0.19	-	73,73,73,73	1
87	MG	5	3621	1/1	0.57	0.55	-	99,99,99,99	0
87	MG	1	3442	1/1	0.96	0.33	-	45,45,45,45	0
87	MG	5	3538	1/1	0.86	0.27	-	45,45,45,45	0
88	OHX	5	4043	7/7	0.97	0.23	-	46,46,46,46	5
87	MG	5	3711	1/1	0.92	0.41	-	63,63,63,63	0
88	OHX	1	3881	7/7	0.97	0.30	-	60,60,60,60	1
87	MG	5	3663	1/1	0.91	0.43	-	84,84,84,84	0
88	OHX	2	2146	7/7	0.80	0.43	-	82,82,82,82	5
87	MG	5	3639	1/1	0.80	0.41	-	69,69,69,69	0
88	OHX	5	3944	7/7	0.97	0.24	-	50,50,50,50	4
87	MG	q1	701	1/1	0.92	0.15	-	52,52,52,52	0
87	MG	2	1905	1/1	0.82	0.19	-	65,65,65,65	0
87	MG	5	3668	1/1	0.73	0.29	-	64,64,64,64	0
88	OHX	5	4059	7/7	0.95	0.26	-	40,40,40,40	2
87	MG	5	3708	1/1	0.85	0.32	-	46,46,46,46	0
88	OHX	5	3902	7/7	0.98	0.19	-	39,39,39,39	3
87	MG	5	3646	1/1	0.93	0.24	-	38,38,38,38	0
88	OHX	5	3963	7/7	0.96	0.33	-	64,64,64,64	2
88	OHX	2	1999	7/7	0.97	0.22	-	104,104,104,104	2
88	OHX	5	3977	7/7	0.93	0.26	-	41,41,41,41	5
87	MG	5	3584	1/1	0.97	0.33	-	31,31,31,31	0
88	OHX	6	2085	7/7	0.98	0.16	-	69,69,69,69	2
87	MG	5	3616	1/1	0.84	0.26	-	63,63,63,63	0
87	MG	M7	201	1/1	0.73	0.45	-	73,73,73,73	0
87	MG	5	3550	1/1	0.90	0.31	-	37,37,37,37	0
88	OHX	1	4004	7/7	0.96	0.26	-	59,59,59,59	4
87	MG	1	3712	1/1	0.89	0.27	-	40,40,40,40	0
87	MG	1	3610	1/1	0.94	0.20	-	39,39,39,39	1
88	OHX	1	4071	7/7	0.92	0.26	-	40,40,40,40	4
87	MG	5	3623	1/1	0.70	0.65	-	95,95,95,95	0
88	OHX	6	2135	7/7	0.96	0.11	-	88,88,88,88	5
87	MG	2	1960	1/1	0.79	0.37	-	75,75,75,75	0
87	MG	2	1991	1/1	0.96	0.13	-	76,76,76,76	0
87	MG	5	3449	1/1	0.88	0.26	-	37,37,37,37	0
87	MG	5	3752	1/1	0.95	0.37	-	41,41,41,41	1
87	MG	1	3591	1/1	0.89	0.29	-	52,52,52,52	0
88	OHX	6	2132	7/7	0.98	0.15	-	61,61,61,61	5

Continued on next page...

Continued from previous page...

Mol	Type	Chain	Res	Atoms	RSCC	RSR	LLDF	B-factors(\AA^2)	Q<0.9
88	OHX	5	3934	7/7	0.96	0.28	-	98,98,98,98	2
88	OHX	5	4127	7/7	0.91	0.30	-	45,45,45,45	5
87	MG	5	3727	1/1	0.95	0.36	-	46,46,46,46	1
87	MG	1	3691	1/1	0.88	0.30	-	65,65,65,65	0
87	MG	2	1946	1/1	0.87	0.34	-	66,66,66,66	0
87	MG	5	3779	1/1	0.92	0.26	-	51,51,51,51	0
87	MG	1	3510	1/1	0.98	0.27	-	36,36,36,36	0
87	MG	5	3605	1/1	0.87	0.32	-	56,56,56,56	0
88	OHX	4	225	7/7	0.98	0.19	-	57,57,57,57	3
88	OHX	1	3924	7/7	0.90	0.32	-	64,64,64,64	4
88	OHX	6	2131	7/7	0.96	0.26	-	53,53,53,53	4
88	OHX	1	4016	7/7	0.93	0.18	-	63,63,63,63	3
88	OHX	1	3852	7/7	0.98	0.21	-	79,79,79,79	2
87	MG	1	3675	1/1	0.69	0.36	-	65,65,65,65	0
87	MG	6	1959	1/1	0.81	0.22	-	80,80,80,80	0
88	OHX	6	2047	7/7	0.98	0.20	-	68,68,68,68	4
87	MG	6	1983	1/1	0.92	0.17	-	60,60,60,60	0
87	MG	5	3454	1/1	0.83	0.40	-	48,48,48,48	0
87	MG	5	3706	1/1	0.74	0.38	-	69,69,69,69	0
87	MG	5	3537	1/1	0.93	0.35	-	42,42,42,42	0
87	MG	5	3689	1/1	0.96	1.09	-	39,39,39,39	1
88	OHX	M7	205	7/7	0.92	0.29	-	57,57,57,57	5
87	MG	8	208	1/1	0.92	0.35	-	46,46,46,46	0
87	MG	5	3555	1/1	0.95	0.32	-	36,36,36,36	0
87	MG	1	3494	1/1	0.88	0.57	-	51,51,51,51	0
87	MG	5	3755	1/1	0.73	0.17	-	64,64,64,64	0
88	OHX	5	3917	7/7	0.99	0.20	-	41,41,41,41	2
87	MG	2	1953	1/1	0.90	0.33	-	65,65,65,65	0
87	MG	5	3572	1/1	0.96	0.46	-	32,32,32,32	0
87	MG	S9	201	1/1	0.80	0.35	-	99,99,99,99	0
87	MG	1	3517	1/1	0.94	0.44	-	40,40,40,40	0
88	OHX	1	3791	7/7	0.98	0.27	-	58,58,58,58	3
87	MG	1	3417	1/1	0.88	0.26	-	50,50,50,50	0
87	MG	5	3527	1/1	0.96	0.27	-	39,39,39,39	0
87	MG	5	3705	1/1	0.86	0.24	-	50,50,50,50	0
88	OHX	5	4009	7/7	0.97	0.26	-	41,41,41,41	3
87	MG	3	201	1/1	0.95	0.37	-	71,71,71,71	0
87	MG	8	209	1/1	0.91	0.34	-	50,50,50,50	0
87	MG	SM	301	1/1	0.88	0.30	-	58,58,58,58	0
88	OHX	1	3799	7/7	0.98	0.25	-	61,61,61,61	1
87	MG	5	3488	1/1	0.87	0.40	-	34,34,34,34	0
88	OHX	5	3979	7/7	0.97	0.35	-	84,84,84,84	3

Continued on next page...

Continued from previous page...

Mol	Type	Chain	Res	Atoms	RSCC	RSR	LLDF	B-factors(\AA^2)	Q<0.9
87	MG	1	3515	1/1	0.87	0.18	-	54,54,54,54	0
88	OHX	6	2165	7/7	0.85	0.22	-	119,119,119,119	7
87	MG	5	3685	1/1	0.87	0.25	-	44,44,44,44	0
87	MG	5	3507	1/1	0.96	0.45	-	37,37,37,37	0
87	MG	5	3624	1/1	0.92	0.34	-	41,41,41,41	0
88	OHX	6	2069	7/7	0.97	0.20	-	74,74,74,74	4
88	OHX	5	4119	7/7	0.92	0.30	-	51,51,51,51	4
87	MG	5	3733	1/1	0.92	0.44	-	39,39,39,39	0
87	MG	1	3585	1/1	0.98	0.28	-	45,45,45,45	0
88	OHX	s4	301	7/7	0.94	0.20	-	82,82,82,82	2
88	OHX	8	230	7/7	0.81	0.33	-	65,65,65,65	5
88	OHX	6	2168	7/7	0.91	0.25	-	72,72,72,72	3
88	OHX	5	4153	7/7	0.83	0.32	-	50,50,50,50	6
87	MG	3	205	1/1	0.93	0.50	-	60,60,60,60	0
88	OHX	5	3933	7/7	0.93	0.25	-	64,64,64,64	3
88	OHX	2	2151	7/7	0.87	0.28	-	109,109,109,109	6
87	MG	5	3618	1/1	0.91	0.20	-	56,56,56,56	0
88	OHX	5	4116	7/7	0.91	0.22	-	47,47,47,47	3
87	MG	2	1990	1/1	0.85	0.27	-	74,74,74,74	0
87	MG	1	3685	1/1	0.84	0.28	-	50,50,50,50	0
88	OHX	5	4145	7/7	0.92	0.29	-	47,47,47,47	4
87	MG	5	3638	1/1	0.93	0.28	-	41,41,41,41	0
88	OHX	5	4144	7/7	0.92	0.32	-	49,49,49,49	5
87	MG	5	3786	1/1	0.76	0.49	-	90,90,90,90	0
87	MG	1	3711	1/1	0.77	0.72	-	59,59,59,59	1
87	MG	1	3666	1/1	0.79	0.25	-	66,66,66,66	0
87	MG	5	3536	1/1	0.85	0.50	-	36,36,36,36	0
87	MG	1	3710	1/1	0.86	0.19	-	45,45,45,45	0
88	OHX	6	2178	7/7	0.94	0.16	-	97,97,97,97	5
87	MG	2	1993	1/1	0.84	0.11	-	76,76,76,76	0
87	MG	2	1902	1/1	0.81	0.24	-	59,59,59,59	0
88	OHX	5	3874	7/7	0.98	0.25	-	62,62,62,62	3
87	MG	5	3532	1/1	0.97	0.40	-	37,37,37,37	0
87	MG	1	3657	1/1	0.95	0.33	-	50,50,50,50	0
87	MG	O7	102	1/1	0.78	0.56	-	67,67,67,67	0
88	OHX	1	4026	7/7	0.96	0.21	-	51,51,51,51	2
87	MG	1	3631	1/1	0.92	0.39	-	79,79,79,79	0
88	OHX	5	4087	7/7	0.96	0.30	-	45,45,45,45	6
87	MG	1	3529	1/1	0.91	0.17	-	49,49,49,49	0
88	OHX	2	2018	7/7	0.98	0.19	-	83,83,83,83	3
87	MG	1	3435	1/1	0.96	0.46	-	35,35,35,35	0
88	OHX	1	3964	7/7	0.94	0.24	-	54,54,54,54	4

Continued on next page...

Continued from previous page...

Mol	Type	Chain	Res	Atoms	RSCC	RSR	LLDF	B-factors(\AA^2)	Q<0.9
87	MG	5	3522	1/1	0.95	0.48	-	45,45,45,45	0
87	MG	1	3641	1/1	0.87	0.51	-	58,58,58,58	0
88	OHX	5	3990	7/7	0.92	0.28	-	80,80,80,80	3
87	MG	1	3564	1/1	0.93	0.47	-	47,47,47,47	0
87	MG	1	3755	1/1	0.94	0.28	-	53,53,53,53	0
87	MG	5	3455	1/1	0.98	0.17	-	45,45,45,45	0
87	MG	5	3512	1/1	0.96	0.13	-	40,40,40,40	0
87	MG	1	3447	1/1	0.97	0.24	-	41,41,41,41	0
88	OHX	2	2090	7/7	0.93	0.18	-	84,84,84,84	3
87	MG	2	1933	1/1	0.86	0.23	-	84,84,84,84	0
87	MG	6	1906	1/1	0.98	0.43	-	51,51,51,51	0
87	MG	5	3491	1/1	0.95	0.23	-	46,46,46,46	0
88	OHX	8	223	7/7	0.93	0.29	-	95,95,95,95	3
87	MG	1	3684	1/1	0.95	0.15	-	57,57,57,57	0
87	MG	1	3561	1/1	0.92	0.43	-	46,46,46,46	0
87	MG	5	3519	1/1	0.95	0.34	-	32,32,32,32	0
88	OHX	6	2046	7/7	0.98	0.21	-	60,60,60,60	3
87	MG	5	3629	1/1	0.98	0.27	-	43,43,43,43	0
87	MG	1	3746	1/1	0.86	0.29	-	56,56,56,56	0
87	MG	5	3661	1/1	0.93	0.34	-	43,43,43,43	0
87	MG	m7	203	1/1	0.95	0.30	-	35,35,35,35	0
87	MG	m6	201	1/1	0.90	0.36	-	42,42,42,42	0
87	MG	s8	301	1/1	0.74	0.31	-	63,63,63,63	0
87	MG	1	3756	1/1	0.94	0.16	-	54,54,54,54	0
87	MG	1	3426	1/1	0.94	0.42	-	45,45,45,45	0
87	MG	1	3671	1/1	0.87	0.14	-	47,47,47,47	0
88	OHX	5	3994	7/7	0.94	0.26	-	45,45,45,45	3
87	MG	1	3678	1/1	0.84	0.34	-	69,69,69,69	0
88	OHX	5	3941	7/7	0.98	0.17	-	60,60,60,60	1
88	OHX	6	2175	7/7	0.89	0.23	-	57,57,57,57	5
87	MG	5	3596	1/1	0.96	0.18	-	46,46,46,46	0
87	MG	5	3490	1/1	0.81	0.15	-	51,51,51,51	0
87	MG	6	1967	1/1	0.82	0.21	-	64,64,64,64	0
87	MG	1	3633	1/1	0.96	0.26	-	52,52,52,52	0
87	MG	7	202	1/1	0.95	0.42	-	26,26,26,26	0
87	MG	6	1948	1/1	0.93	0.20	-	55,55,55,55	0
87	MG	6	1971	1/1	0.98	0.22	-	56,56,56,56	0
88	OHX	2	2141	7/7	0.91	0.44	-	78,78,78,78	5
88	OHX	1	3849	7/7	0.99	0.18	-	65,65,65,65	2
88	OHX	6	2159	7/7	0.92	0.10	-	135,135,135,135	6
87	MG	5	3502	1/1	0.76	0.28	-	44,44,44,44	0
87	MG	4	203	1/1	0.83	0.40	-	52,52,52,52	0

Continued on next page...

Continued from previous page...

Mol	Type	Chain	Res	Atoms	RSCC	RSR	LLDF	B-factors(\AA^2)	Q<0.9
87	MG	6	1956	1/1	0.95	0.34	-	61,61,61,61	0
87	MG	5	3496	1/1	0.98	0.28	-	38,38,38,38	0
88	OHX	5	4083	7/7	0.93	0.26	-	74,74,74,74	5
87	MG	5	3636	1/1	0.84	0.11	-	54,54,54,54	0
87	MG	1	3597	1/1	0.70	0.14	-	68,68,68,68	0
87	MG	2	1930	1/1	0.77	0.17	-	76,76,76,76	0
87	MG	6	1928	1/1	0.90	0.24	-	70,70,70,70	0
87	MG	5	3788	1/1	0.95	0.61	-	40,40,40,40	0
87	MG	1	3473	1/1	0.88	0.36	-	58,58,58,58	0
87	MG	1	3612	1/1	0.95	0.11	-	58,58,58,58	0
87	MG	5	3441	1/1	0.99	0.34	-	35,35,35,35	0
88	OHX	5	4027	7/7	0.95	0.20	-	45,45,45,45	4
87	MG	1	3504	1/1	0.93	0.23	-	42,42,42,42	0
88	OHX	6	2075	7/7	0.96	0.19	-	71,71,71,71	2
87	MG	5	3489	1/1	0.96	0.33	-	40,40,40,40	0
87	MG	5	3528	1/1	0.94	0.24	-	34,34,34,34	0
88	OHX	4	232	7/7	0.94	0.24	-	45,45,45,45	4
88	OHX	6	2139	7/7	0.93	0.21	-	91,91,91,91	4
87	MG	5	3446	1/1	0.83	0.33	-	43,43,43,43	0
88	OHX	3	218	7/7	0.91	0.28	-	49,49,49,49	4
88	OHX	6	2127	7/7	0.89	0.21	-	98,98,98,98	5
88	OHX	2	2020	7/7	0.95	0.23	-	73,73,73,73	4
87	MG	5	3474	1/1	0.95	0.17	-	39,39,39,39	0
87	MG	2	1907	1/1	0.94	0.36	-	65,65,65,65	0
87	MG	5	3647	1/1	0.94	0.23	-	41,41,41,41	0
87	MG	L3	401	1/1	0.96	0.19	-	41,41,41,41	0
88	OHX	6	2110	7/7	0.89	0.26	-	65,65,65,65	3
87	MG	5	3437	1/1	0.94	0.30	-	33,33,33,33	0
88	OHX	2	2021	7/7	0.98	0.18	-	71,71,71,71	4
87	MG	7	203	1/1	0.97	0.39	-	57,57,57,57	0
87	MG	5	3738	1/1	0.87	0.19	-	51,51,51,51	0
88	OHX	5	4075	7/7	0.94	0.20	-	49,49,49,49	3
87	MG	1	3542	1/1	0.96	0.31	-	36,36,36,36	0
87	MG	1	3544	1/1	0.99	0.10	-	58,58,58,58	0
87	MG	1	3652	1/1	0.88	0.27	-	46,46,46,46	0
88	OHX	5	3916	7/7	0.98	0.23	-	90,90,90,90	5
87	MG	1	3530	1/1	0.79	0.38	-	63,63,63,63	0
87	MG	2	1967	1/1	0.26	0.47	-	130,130,130,130	0
87	MG	1	3581	1/1	0.91	0.21	-	42,42,42,42	0
87	MG	1	3538	1/1	0.93	0.42	-	46,46,46,46	0
87	MG	1	3741	1/1	0.87	0.29	-	46,46,46,46	0
88	OHX	2	2112	7/7	0.95	0.15	-	103,103,103,103	6

Continued on next page...

Continued from previous page...

Mol	Type	Chain	Res	Atoms	RSCC	RSR	LLDF	B-factors(\AA^2)	Q<0.9
87	MG	5	3453	1/1	0.93	0.24	-	38,38,38,38	0
88	OHX	1	3836	7/7	0.99	0.30	-	78,78,78,78	3
87	MG	5	3792	1/1	0.82	0.33	-	44,44,44,44	1
87	MG	5	3608	1/1	0.87	0.12	-	47,47,47,47	0
88	OHX	1	4015	7/7	0.89	0.28	-	52,52,52,52	4
87	MG	5	3725	1/1	0.87	0.26	-	53,53,53,53	0
87	MG	5	3434	1/1	0.93	0.30	-	44,44,44,44	0
87	MG	6	1921	1/1	0.85	0.22	-	71,71,71,71	0
87	MG	6	1941	1/1	0.97	0.43	-	47,47,47,47	0
88	OHX	1	3906	7/7	0.95	0.19	-	59,59,59,59	2
88	OHX	1	4011	7/7	0.86	0.26	-	117,117,117,117	4
88	OHX	5	4136	7/7	0.82	0.35	-	85,85,85,85	6
88	OHX	1	3904	7/7	0.94	0.22	-	55,55,55,55	3
88	OHX	2	2071	7/7	0.95	0.25	-	104,104,104,104	5
87	MG	1	3629	1/1	0.87	0.24	-	52,52,52,52	0
88	OHX	1	3990	7/7	0.88	0.25	-	80,80,80,80	4
87	MG	5	3492	1/1	0.93	0.30	-	46,46,46,46	0
87	MG	5	3757	1/1	0.69	0.23	-	59,59,59,59	0
87	MG	5	3697	1/1	0.95	0.38	-	40,40,40,40	0
88	OHX	2	2057	7/7	0.91	0.20	-	96,96,96,96	3
87	MG	1	3625	1/1	0.90	0.20	-	56,56,56,56	0
88	OHX	2	2089	7/7	0.97	0.18	-	88,88,88,88	3
88	OHX	5	4155	7/7	0.88	0.24	-	58,58,58,58	4
87	MG	6	1989	1/1	0.76	0.26	-	81,81,81,81	0
88	OHX	1	3790	7/7	0.99	0.24	-	77,77,77,77	3
87	MG	1	3682	1/1	0.92	0.39	-	50,50,50,50	0
87	MG	N3	202	1/1	0.57	0.19	-	65,65,65,65	0
87	MG	5	3577	1/1	0.87	0.49	-	39,39,39,39	0
88	OHX	1	3981	7/7	0.96	0.24	-	49,49,49,49	3
88	OHX	1	4089	7/7	0.91	0.34	-	63,63,63,63	3
87	MG	7	207	1/1	0.83	0.36	-	40,40,40,40	0
88	OHX	1	3996	7/7	0.98	0.23	-	55,55,55,55	5
87	MG	1	3423	1/1	0.81	0.26	-	49,49,49,49	0
87	MG	7	214	1/1	0.84	0.28	-	66,66,66,66	0
88	OHX	6	2121	7/7	0.97	0.16	-	89,89,89,89	5
87	MG	1	3638	1/1	0.86	0.40	-	69,69,69,69	0
87	MG	5	3476	1/1	0.82	0.15	-	46,46,46,46	0
87	MG	6	2005	1/1	0.81	0.64	-	72,72,72,72	0
87	MG	2	1932	1/1	0.94	0.15	-	78,78,78,78	0
88	OHX	1	3958	7/7	0.96	0.25	-	47,47,47,47	4
87	MG	5	3588	1/1	0.98	0.29	-	37,37,37,37	0
88	OHX	5	3956	7/7	0.96	0.28	-	81,81,81,81	3

Continued on next page...

Continued from previous page...

Mol	Type	Chain	Res	Atoms	RSCC	RSR	LLDF	B-factors(\AA^2)	Q<0.9
88	OHX	5	3859	7/7	0.99	0.20	-	58,58,58,58	1
87	MG	1	3402	1/1	0.85	0.39	-	53,53,53,53	0
88	OHX	5	4132	7/7	0.81	0.28	-	72,72,72,72	5
87	MG	1	3539	1/1	0.94	0.30	-	45,45,45,45	0
87	MG	1	3409	1/1	0.98	0.36	-	37,37,37,37	0
88	OHX	5	4050	7/7	0.93	0.21	-	39,39,39,39	4
87	MG	1	3723	1/1	0.80	0.21	-	70,70,70,70	0
87	MG	5	3739	1/1	0.70	0.35	-	63,63,63,63	0
87	MG	1	3702	1/1	0.88	0.45	-	42,42,42,42	0
87	MG	6	2012	1/1	0.77	0.14	-	72,72,72,72	0
88	OHX	2	2140	7/7	0.92	0.52	-	65,65,65,65	4
87	MG	5	3620	1/1	0.93	0.40	-	44,44,44,44	0
88	OHX	1	3809	7/7	0.97	0.28	-	77,77,77,77	3
87	MG	1	3411	1/1	0.88	0.24	-	46,46,46,46	0
88	OHX	5	4077	7/7	0.96	0.28	-	53,53,53,53	5
87	MG	5	3732	1/1	0.94	0.11	-	49,49,49,49	0
88	OHX	2	2119	7/7	0.87	0.23	-	84,84,84,84	3
87	MG	5	3479	1/1	0.91	0.24	-	54,54,54,54	0
88	OHX	5	3816	7/7	0.99	0.24	-	69,69,69,69	1
87	MG	6	1996	1/1	0.93	0.36	-	60,60,60,60	0
87	MG	6	1929	1/1	0.96	0.29	-	68,68,68,68	0
88	OHX	1	3814	7/7	0.98	0.24	-	76,76,76,76	5
87	MG	5	3787	1/1	0.95	0.15	-	42,42,42,42	0
87	MG	6	1935	1/1	0.96	0.35	-	50,50,50,50	0
87	MG	1	3650	1/1	0.98	0.14	-	55,55,55,55	0
87	MG	1	3521	1/1	0.93	0.51	-	43,43,43,43	0
88	OHX	5	3980	7/7	0.97	0.28	-	54,54,54,54	3
88	OHX	6	2124	7/7	0.91	0.42	-	81,81,81,81	4
88	OHX	c3	201	7/7	0.92	0.19	-	89,89,89,89	3
87	MG	6	1946	1/1	0.95	0.30	-	48,48,48,48	0
87	MG	5	3450	1/1	0.89	0.34	-	48,48,48,48	0
87	MG	4	218	1/1	0.77	0.28	-	41,41,41,41	0
87	MG	1	3439	1/1	0.89	0.42	-	55,55,55,55	0
88	OHX	8	229	7/7	0.83	0.28	-	49,49,49,49	4
88	OHX	6	2113	7/7	0.94	0.17	-	66,66,66,66	2
87	MG	5	3778	1/1	0.92	0.24	-	64,64,64,64	0
87	MG	5	3443	1/1	0.89	0.17	-	46,46,46,46	0
88	OHX	5	4115	7/7	0.96	0.21	-	92,92,92,92	2
87	MG	1	3489	1/1	0.98	0.24	-	44,44,44,44	0
87	MG	5	3650	1/1	0.93	0.47	-	43,43,43,43	0
87	MG	L6	201	1/1	0.81	0.26	-	53,53,53,53	0
87	MG	l5	301	1/1	0.84	0.36	-	56,56,56,56	0

Continued on next page...

Continued from previous page...

Mol	Type	Chain	Res	Atoms	RSCC	RSR	LLDF	B-factors(\AA^2)	Q<0.9
87	MG	1	3698	1/1	0.90	0.41	-	57,57,57,57	0
88	OHX	6	2048	7/7	0.99	0.21	-	64,64,64,64	2
87	MG	6	1957	1/1	0.93	0.52	-	65,65,65,65	0
87	MG	n8	201	1/1	0.93	0.20	-	34,34,34,34	0
87	MG	1	3665	1/1	0.84	0.28	-	63,63,63,63	0
88	OHX	1	4070	7/7	0.86	0.22	-	71,71,71,71	4
88	OHX	1	3926	7/7	0.95	0.26	-	50,50,50,50	3
87	MG	4	217	1/1	0.61	0.26	-	60,60,60,60	0
87	MG	2	1970	1/1	0.70	0.20	-	91,91,91,91	0
88	OHX	5	3872	7/7	0.96	0.33	-	71,71,71,71	3
88	OHX	1	3796	7/7	0.99	0.31	-	77,77,77,77	3
88	OHX	5	4052	7/7	0.92	0.20	-	58,58,58,58	5
87	MG	1	3595	1/1	0.96	0.35	-	45,45,45,45	0
87	MG	8	207	1/1	0.82	0.19	-	50,50,50,50	0
87	MG	1	3421	1/1	0.80	0.30	-	44,44,44,44	0
87	MG	5	3704	1/1	0.93	0.42	-	44,44,44,44	0
87	MG	5	3773	1/1	0.90	0.53	-	40,40,40,40	0
88	OHX	5	3943	7/7	0.97	0.21	-	69,69,69,69	2
88	OHX	5	4099	7/7	0.83	0.24	-	75,75,75,75	5
87	MG	5	3686	1/1	0.92	0.15	-	40,40,40,40	0
88	OHX	7	226	7/7	0.90	0.36	-	61,61,61,61	4
87	MG	1	3708	1/1	0.82	0.25	-	50,50,50,50	0
87	MG	1	3566	1/1	0.95	0.45	-	53,53,53,53	0
87	MG	5	3781	1/1	0.89	0.65	-	56,56,56,56	0
87	MG	3	206	1/1	0.85	0.19	-	66,66,66,66	0
87	MG	5	3463	1/1	0.91	0.25	-	56,56,56,56	0
88	OHX	5	3952	7/7	0.99	0.21	-	45,45,45,45	3
88	OHX	5	4158	7/7	0.85	0.19	-	49,49,49,49	1
87	MG	L7	303	1/1	0.95	0.14	-	51,51,51,51	0
88	OHX	6	2096	7/7	0.98	0.14	-	86,86,86,86	5
88	OHX	1	4091	7/7	0.93	0.40	-	44,44,44,44	5
87	MG	d3	201	1/1	0.80	0.19	-	60,60,60,60	0
87	MG	1	3651	1/1	0.96	0.19	-	58,58,58,58	0
88	OHX	5	4098	7/7	0.91	0.18	-	74,74,74,74	6
87	MG	7	206	1/1	0.89	0.52	-	54,54,54,54	0
87	MG	2	1920	1/1	0.95	0.27	-	61,61,61,61	0
87	MG	1	3514	1/1	0.97	0.35	-	35,35,35,35	0
88	OHX	2	2052	7/7	0.90	0.18	-	94,94,94,94	3
87	MG	1	3644	1/1	0.85	0.21	-	51,51,51,51	0
88	OHX	1	4029	7/7	0.92	0.22	-	51,51,51,51	3
87	MG	6	1903	1/1	0.96	0.15	-	53,53,53,53	0
87	MG	2	1958	1/1	0.95	0.11	-	70,70,70,70	0

Continued on next page...

Continued from previous page...

Mol	Type	Chain	Res	Atoms	RSCC	RSR	LLDF	B-factors(\AA^2)	Q<0.9
87	MG	6	1917	1/1	0.62	0.44	-	78,78,78,78	0
87	MG	5	3741	1/1	0.92	0.21	-	39,39,39,39	0
88	OHX	5	3988	7/7	0.93	0.28	-	54,54,54,54	2
87	MG	4	211	1/1	0.89	0.36	-	66,66,66,66	0
88	OHX	m9	201	7/7	0.85	0.21	-	61,61,61,61	4
87	MG	5	3460	1/1	0.99	0.38	-	34,34,34,34	0
87	MG	6	1912	1/1	0.76	0.26	-	59,59,59,59	0
87	MG	1	3462	1/1	0.86	0.38	-	50,50,50,50	0
87	MG	1	3588	1/1	0.96	0.28	-	55,55,55,55	0
88	OHX	4	233	7/7	0.92	0.33	-	63,63,63,63	2
88	OHX	1	3965	7/7	0.89	0.24	-	64,64,64,64	5
88	OHX	1	4043	7/7	0.90	0.18	-	125,125,125,125	6
88	OHX	5	4091	7/7	0.75	0.38	-	34,34,34,34	4
87	MG	1	3745	1/1	0.85	0.23	-	47,47,47,47	0
87	MG	1	3472	1/1	0.94	0.36	-	58,58,58,58	0
87	MG	1	3480	1/1	0.96	0.17	-	55,55,55,55	0
87	MG	2	1975	1/1	0.61	0.17	-	74,74,74,74	0
88	OHX	1	3991	7/7	0.95	0.40	-	88,88,88,88	5
88	OHX	1	4088	7/7	0.88	0.28	-	58,58,58,58	7
87	MG	2	1909	1/1	0.74	0.33	-	84,84,84,84	0
87	MG	5	3478	1/1	0.93	0.37	-	58,58,58,58	0
88	OHX	6	2017	7/7	0.98	0.23	-	79,79,79,79	5
87	MG	1	3506	1/1	0.90	0.30	-	51,51,51,51	0
87	MG	5	3634	1/1	0.95	0.24	-	47,47,47,47	0
87	MG	2	1982	1/1	0.98	0.07	-	75,75,75,75	0
87	MG	5	3513	1/1	0.96	0.30	-	48,48,48,48	0
87	MG	1	3705	1/1	0.92	0.23	-	48,48,48,48	0
87	MG	N8	202	1/1	0.93	0.33	-	44,44,44,44	0
87	MG	5	3465	1/1	0.89	0.29	-	36,36,36,36	0
87	MG	7	213	1/1	0.78	0.48	-	60,60,60,60	0
87	MG	1	3543	1/1	0.97	0.27	-	36,36,36,36	0
87	MG	1	3752	1/1	0.91	0.13	-	51,51,51,51	0
87	MG	5	3674	1/1	0.88	0.28	-	50,50,50,50	0
88	OHX	1	4027	7/7	0.84	0.33	-	50,50,50,50	4
87	MG	5	3790	1/1	0.78	0.27	-	70,70,70,70	0
87	MG	5	3687	1/1	0.93	0.25	-	47,47,47,47	0
87	MG	6	1952	1/1	0.92	0.33	-	58,58,58,58	0
87	MG	5	3737	1/1	0.79	0.16	-	51,51,51,51	0
87	MG	1	3589	1/1	0.94	0.17	-	53,53,53,53	0
88	OHX	2	2083	7/7	0.95	0.17	-	100,100,100,100	6
87	MG	f	1002	1/1	0.97	0.22	-	58,58,58,58	0
87	MG	4	216	1/1	0.82	0.17	-	65,65,65,65	0

Continued on next page...

Continued from previous page...

Mol	Type	Chain	Res	Atoms	RSCC	RSR	LLDF	B-factors(\AA^2)	Q<0.9
87	MG	5	3666	1/1	0.83	0.23	-	39,39,39,39	0
87	MG	6	2007	1/1	0.69	0.56	-	100,100,100,100	0
87	MG	1	3419	1/1	0.88	0.32	-	47,47,47,47	0
87	MG	2	1903	1/1	0.87	0.14	-	59,59,59,59	0
88	OHX	6	2080	7/7	0.94	0.25	-	76,76,76,76	2
87	MG	1	3676	1/1	0.95	0.72	-	49,49,49,49	0
88	OHX	1	3916	7/7	0.96	0.23	-	45,45,45,45	2
87	MG	8	205	1/1	0.92	0.22	-	45,45,45,45	0
87	MG	5	3542	1/1	0.87	0.26	-	38,38,38,38	0
88	OHX	1	3957	7/7	0.97	0.19	-	48,48,48,48	3
87	MG	o4	201	1/1	0.79	0.26	-	50,50,50,50	0
87	MG	5	3672	1/1	0.86	0.19	-	48,48,48,48	0
87	MG	1	3697	1/1	0.85	0.45	-	56,56,56,56	0
87	MG	5	3569	1/1	0.68	0.37	-	40,40,40,40	0
87	MG	5	3758	1/1	0.94	0.43	-	58,58,58,58	0
87	MG	1	3593	1/1	0.88	0.22	-	48,48,48,48	0
87	MG	5	3480	1/1	0.98	0.32	-	44,44,44,44	0
87	MG	2	1934	1/1	0.88	0.37	-	93,93,93,93	0
87	MG	5	3436	1/1	0.95	0.24	-	46,46,46,46	0
87	MG	5	3664	1/1	0.84	0.21	-	44,44,44,44	0
87	MG	1	3646	1/1	0.87	0.40	-	41,41,41,41	0
88	OHX	2	2109	7/7	0.94	0.25	-	73,73,73,73	4
87	MG	1	3558	1/1	0.98	0.18	-	38,38,38,38	0
88	OHX	5	4018	7/7	0.95	0.28	-	87,87,87,87	4
87	MG	5	3560	1/1	0.96	0.43	-	34,34,34,34	0
87	MG	2	1913	1/1	0.87	0.29	-	69,69,69,69	0
88	OHX	6	2134	7/7	0.88	0.18	-	88,88,88,88	6
87	MG	5	3645	1/1	0.87	0.27	-	48,48,48,48	0
88	OHX	6	2156	7/7	0.92	0.21	-	62,62,62,62	4
88	OHX	1	3861	7/7	0.97	0.32	-	99,99,99,99	3
88	OHX	1	3955	7/7	0.98	0.28	-	100,100,100,100	2
87	MG	7	211	1/1	0.88	0.26	-	52,52,52,52	0
87	MG	2	1955	1/1	0.93	0.37	-	78,78,78,78	0
87	MG	1	3681	1/1	0.77	0.30	-	54,54,54,54	0
88	OHX	2	2044	7/7	0.96	0.16	-	130,130,130,130	7
88	OHX	5	3885	7/7	0.98	0.24	-	42,42,42,42	3
87	MG	5	3563	1/1	0.87	0.42	-	45,45,45,45	0
87	MG	5	3736	1/1	0.74	0.42	-	80,80,80,80	0
87	MG	2	1904	1/1	0.86	0.53	-	75,75,75,75	0
87	MG	5	3693	1/1	0.85	0.26	-	47,47,47,47	0
87	MG	5	3660	1/1	0.92	0.15	-	50,50,50,50	0
88	OHX	1	3988	7/7	0.96	0.27	-	68,68,68,68	3

Continued on next page...

Continued from previous page...

Mol	Type	Chain	Res	Atoms	RSCC	RSR	LLDF	B-factors(\AA^2)	Q<0.9
88	OHX	2	2127	7/7	0.88	0.15	-	146,146,146,146	6
87	MG	5	3415	1/1	0.93	0.55	-	55,55,55,55	0
88	OHX	2	2132	7/7	0.93	0.23	-	81,81,81,81	5
88	OHX	m7	204	7/7	0.81	0.42	-	50,50,50,50	4
88	OHX	1	4074	7/7	0.91	0.20	-	156,156,156,156	7
87	MG	2	1927	1/1	0.96	0.29	-	95,95,95,95	0
87	MG	1	3461	1/1	0.92	0.26	-	46,46,46,46	0
87	MG	2	1978	1/1	0.85	0.24	-	58,58,58,58	0
87	MG	5	3554	1/1	0.92	0.35	-	47,47,47,47	0
87	MG	1	3598	1/1	0.78	0.40	-	70,70,70,70	0
88	OHX	5	4159	7/7	0.81	0.17	-	162,162,162,162	7
87	MG	5	3676	1/1	0.84	0.29	-	62,62,62,62	0
88	OHX	l3	403	7/7	0.99	0.19	-	47,47,47,47	2
87	MG	2	1962	1/1	0.86	0.20	-	66,66,66,66	0
87	MG	5	3401	1/1	0.93	0.19	-	42,42,42,42	0
87	MG	5	3692	1/1	0.88	0.18	-	59,59,59,59	0
87	MG	1	3437	1/1	0.89	0.18	-	51,51,51,51	0
87	MG	5	3421	1/1	0.80	0.39	-	63,63,63,63	0
87	MG	1	3490	1/1	0.95	0.38	-	40,40,40,40	0
87	MG	5	3695	1/1	0.95	0.22	-	39,39,39,39	0
87	MG	5	3756	1/1	0.88	0.42	-	39,39,39,39	0
87	MG	5	3493	1/1	0.92	0.20	-	38,38,38,38	0
88	OHX	5	3991	7/7	0.92	0.32	-	96,96,96,96	4
87	MG	1	3454	1/1	0.92	0.27	-	43,43,43,43	0
87	MG	2	1957	1/1	0.88	0.14	-	74,74,74,74	0
88	OHX	6	2117	7/7	0.89	0.24	-	94,94,94,94	5
87	MG	5	3655	1/1	0.92	0.19	-	42,42,42,42	0
87	MG	5	3499	1/1	0.83	0.22	-	50,50,50,50	0
87	MG	5	3461	1/1	0.95	0.51	-	48,48,48,48	0
88	OHX	6	2016	7/7	0.99	0.22	-	83,83,83,83	4
87	MG	6	1999	1/1	0.88	0.29	-	57,57,57,57	0
87	MG	1	3404	1/1	0.93	0.21	-	60,60,60,60	0
88	OHX	5	4146	7/7	0.91	0.26	-	39,39,39,39	2
88	OHX	2	2130	7/7	0.93	0.18	-	103,103,103,103	7
87	MG	5	3575	1/1	0.91	0.48	-	42,42,42,42	0
87	MG	5	3760	1/1	0.90	0.31	-	48,48,48,48	0
88	OHX	6	2163	7/7	0.94	0.20	-	62,62,62,62	7
88	OHX	1	3946	7/7	0.97	0.19	-	56,56,56,56	3
87	MG	6	1943	1/1	0.93	0.51	-	51,51,51,51	0
88	OHX	5	4141	7/7	0.96	0.23	-	74,74,74,74	3
87	MG	1	3604	1/1	0.70	0.64	-	90,90,90,90	0
88	OHX	1	3973	7/7	0.97	0.26	-	52,52,52,52	3

Continued on next page...

Continued from previous page...

Mol	Type	Chain	Res	Atoms	RSCC	RSR	LLDF	B-factors(\AA^2)	Q<0.9
87	MG	5	3730	1/1	0.85	0.28	-	44,44,44,44	0
88	OHX	6	2054	7/7	0.99	0.21	-	89,89,89,89	2
88	OHX	6	2169	7/7	0.91	0.16	-	61,61,61,61	5
88	OHX	6	2180	7/7	0.84	0.13	-	137,137,137,137	6
87	MG	f	1001	1/1	0.99	0.41	-	42,42,42,42	0
87	MG	6	1932	1/1	0.83	0.20	-	60,60,60,60	0
87	MG	6	1991	1/1	0.71	0.29	-	65,65,65,65	0
87	MG	1	3456	1/1	0.89	0.38	-	33,33,33,33	0
87	MG	5	3444	1/1	0.89	0.49	-	55,55,55,55	0
87	MG	1	3488	1/1	0.96	0.33	-	46,46,46,46	0
87	MG	5	3574	1/1	0.97	0.37	-	41,41,41,41	0
87	MG	5	3648	1/1	0.73	0.26	-	55,55,55,55	0
88	OHX	1	4056	7/7	0.87	0.27	-	74,74,74,74	4
87	MG	6	1995	1/1	0.82	0.44	-	67,67,67,67	0
88	OHX	1	3910	7/7	0.96	0.20	-	75,75,75,75	3
87	MG	2	1925	1/1	0.29	0.33	-	99,99,99,99	0
88	OHX	5	4063	7/7	0.95	0.21	-	54,54,54,54	2
88	OHX	1	3997	7/7	0.94	0.33	-	49,49,49,49	2
87	MG	1	3432	1/1	0.97	0.14	-	51,51,51,51	0
88	OHX	1	4102	7/7	0.85	0.30	-	58,58,58,58	2
87	MG	1	3630	1/1	0.96	0.13	-	40,40,40,40	0
87	MG	1	3728	1/1	0.95	0.26	-	75,75,75,75	0
87	MG	5	3452	1/1	0.94	0.26	-	35,35,35,35	0
87	MG	5	3701	1/1	0.67	0.26	-	48,48,48,48	0
87	MG	5	3530	1/1	0.94	0.32	-	46,46,46,46	0
87	MG	5	3632	1/1	0.90	0.29	-	51,51,51,51	0
87	MG	5	3789	1/1	0.78	0.23	-	59,59,59,59	0
88	OHX	4	228	7/7	0.96	0.26	-	96,96,96,96	3
87	MG	1	3545	1/1	0.91	0.29	-	42,42,42,42	0
88	OHX	6	2097	7/7	0.95	0.18	-	97,97,97,97	3
88	OHX	2	2063	7/7	0.98	0.15	-	80,80,80,80	4
88	OHX	5	3989	7/7	0.95	0.26	-	48,48,48,48	3
87	MG	6	1997	1/1	0.87	0.40	-	122,122,122,122	0
88	OHX	4	223	7/7	0.95	0.27	-	67,67,67,67	3
88	OHX	6	2120	7/7	0.91	0.23	-	84,84,84,84	5
87	MG	2	1935	1/1	0.93	0.43	-	67,67,67,67	0
87	MG	5	3404	1/1	0.93	0.38	-	35,35,35,35	0
87	MG	1	3639	1/1	0.97	0.17	-	58,58,58,58	0
87	MG	5	3691	1/1	0.78	0.30	-	52,52,52,52	0
87	MG	5	3539	1/1	0.95	0.34	-	29,29,29,29	0
87	MG	1	3443	1/1	0.80	0.36	-	36,36,36,36	0
87	MG	1	3654	1/1	0.89	0.22	-	56,56,56,56	0

Continued on next page...

Continued from previous page...

Mol	Type	Chain	Res	Atoms	RSCC	RSR	LLDF	B-factors(\AA^2)	Q<0.9
88	OHX	1	3868	7/7	0.97	0.27	-	68,68,68,68	3
87	MG	1	3753	1/1	0.91	0.28	-	64,64,64,64	0
88	OHX	1	3832	7/7	0.98	0.31	-	88,88,88,88	3
87	MG	5	3643	1/1	0.89	0.12	-	60,60,60,60	0
87	MG	1	3600	1/1	0.96	0.28	-	48,48,48,48	0
87	MG	5	3678	1/1	0.91	0.22	-	52,52,52,52	0
88	OHX	1	3976	7/7	0.89	0.28	-	83,83,83,83	4
87	MG	5	3649	1/1	0.98	0.17	-	47,47,47,47	0
88	OHX	2	2085	7/7	0.95	0.19	-	83,83,83,83	3
87	MG	2	1948	1/1	0.93	0.19	-	66,66,66,66	0
88	OHX	3	216	7/7	0.91	0.31	-	62,62,62,62	3
87	MG	1	3424	1/1	0.94	0.12	-	61,61,61,61	0
87	MG	1	3717	1/1	0.43	0.26	-	61,61,61,61	0
87	MG	6	1916	1/1	0.96	0.16	-	71,71,71,71	0
87	MG	5	3722	1/1	0.75	0.71	-	46,46,46,46	1
88	OHX	1	3811	7/7	0.99	0.26	-	58,58,58,58	3
87	MG	1	3693	1/1	0.93	0.29	-	53,53,53,53	0
87	MG	1	3672	1/1	0.94	0.23	-	68,68,68,68	0
87	MG	5	3764	1/1	0.92	0.45	-	110,110,110,110	0
87	MG	1	3750	1/1	0.83	0.28	-	55,55,55,55	0
88	OHX	5	4129	7/7	0.89	0.26	-	58,58,58,58	3
88	OHX	5	4118	7/7	0.91	0.24	-	67,67,67,67	5
87	MG	5	3462	1/1	0.89	0.16	-	39,39,39,39	0
87	MG	1	3640	1/1	0.98	0.50	-	66,66,66,66	0
87	MG	4	201	1/1	0.84	0.51	-	62,62,62,62	0
87	MG	1	3634	1/1	0.92	0.31	-	60,60,60,60	0
87	MG	1	3569	1/1	0.92	0.50	-	35,35,35,35	0
87	MG	1	3719	1/1	0.66	0.29	-	58,58,58,58	0
87	MG	5	3609	1/1	0.91	0.24	-	38,38,38,38	0
87	MG	5	3726	1/1	0.89	0.24	-	47,47,47,47	0
87	MG	1	3725	1/1	0.96	0.26	-	43,43,43,43	0
87	MG	1	3563	1/1	0.86	0.46	-	40,40,40,40	0
87	MG	5	3439	1/1	0.92	0.31	-	46,46,46,46	0
87	MG	5	3742	1/1	0.80	0.35	-	61,61,61,61	0
87	MG	6	1979	1/1	0.74	0.19	-	54,54,54,54	0
87	MG	7	204	1/1	0.93	0.42	-	46,46,46,46	0
88	OHX	1	3867	7/7	0.98	0.23	-	84,84,84,84	3
88	OHX	C3	201	7/7	0.90	0.26	-	94,94,94,94	3
87	MG	M8	201	1/1	0.60	0.42	-	51,51,51,51	0
87	MG	5	3521	1/1	0.94	0.34	-	45,45,45,45	0
87	MG	1	3714	1/1	0.89	0.26	-	46,46,46,46	0
87	MG	1	3482	1/1	0.94	0.29	-	51,51,51,51	0

Continued on next page...

Continued from previous page...

Mol	Type	Chain	Res	Atoms	RSCC	RSR	LLDF	B-factors(\AA^2)	Q<0.9
87	MG	1	3608	1/1	0.94	0.14	-	49,49,49,49	0
87	MG	5	3599	1/1	0.89	0.20	-	42,42,42,42	0
87	MG	2	1983	1/1	0.93	0.20	-	71,71,71,71	0
87	MG	1	3658	1/1	0.93	0.28	-	43,43,43,43	0
87	MG	5	3442	1/1	0.92	0.27	-	36,36,36,36	0
87	MG	1	3648	1/1	0.97	0.15	-	46,46,46,46	0
87	MG	5	3765	1/1	0.97	0.15	-	47,47,47,47	0
88	OHX	1	3908	7/7	0.93	0.26	-	80,80,80,80	2
87	MG	1	3635	1/1	0.78	0.31	-	61,61,61,61	0
87	MG	1	3405	1/1	0.76	0.70	-	118,118,118,118	0
87	MG	1	3467	1/1	0.91	0.27	-	54,54,54,54	0
87	MG	6	1993	1/1	0.84	0.27	-	56,56,56,56	0
88	OHX	5	4080	7/7	0.95	0.19	-	111,111,111,111	4
87	MG	2	1928	1/1	0.95	0.32	-	74,74,74,74	0
87	MG	6	1973	1/1	0.75	0.38	-	102,102,102,102	0
87	MG	N8	204	1/1	0.85	0.20	-	56,56,56,56	0
87	MG	1	3716	1/1	0.86	0.32	-	44,44,44,44	0
87	MG	5	3456	1/1	0.94	0.19	-	40,40,40,40	0
88	OHX	2	2053	7/7	0.92	0.19	-	120,120,120,120	5
88	OHX	5	4056	7/7	0.96	0.23	-	49,49,49,49	5
87	MG	5	3615	1/1	0.84	0.17	-	35,35,35,35	0
87	MG	5	3654	1/1	0.98	0.28	-	33,33,33,33	0
87	MG	5	3458	1/1	0.92	0.31	-	39,39,39,39	0
88	OHX	1	4072	7/7	0.82	0.24	-	68,68,68,68	5
87	MG	6	1902	1/1	0.94	0.12	-	59,59,59,59	0
87	MG	5	3734	1/1	0.73	0.69	-	93,93,93,93	0
87	MG	5	3749	1/1	0.58	0.27	-	70,70,70,70	0
87	MG	1	3500	1/1	0.90	0.43	-	40,40,40,40	0
87	MG	6	1998	1/1	0.78	0.20	-	55,55,55,55	0
87	MG	2	1918	1/1	0.83	0.26	-	65,65,65,65	0
87	MG	4	204	1/1	0.91	0.43	-	48,48,48,48	0
87	MG	1	3469	1/1	0.94	0.35	-	63,63,63,63	0
88	OHX	M9	201	7/7	0.86	0.15	-	75,75,75,75	3
88	OHX	1	3813	7/7	0.99	0.22	-	54,54,54,54	1
88	OHX	6	2181	7/7	0.72	0.79	-	92,92,92,92	5
87	MG	4	202	1/1	0.93	0.41	-	53,53,53,53	0
87	MG	6	1963	1/1	0.95	0.19	-	89,89,89,89	0
87	MG	2	1952	1/1	0.92	0.16	-	71,71,71,71	0
87	MG	5	3495	1/1	0.91	0.20	-	34,34,34,34	0
88	OHX	6	2155	7/7	0.91	0.14	-	108,108,108,108	5
87	MG	1	3730	1/1	0.89	0.19	-	72,72,72,72	0
88	OHX	1	4082	7/7	0.84	0.39	-	44,44,44,44	4

Continued on next page...

Continued from previous page...

Mol	Type	Chain	Res	Atoms	RSCC	RSR	LLDF	B-factors(\AA^2)	Q<0.9
87	MG	q0	202	1/1	0.88	0.41	-	50,50,50,50	0
87	MG	5	3724	1/1	0.87	0.24	-	44,44,44,44	0
87	MG	5	3721	1/1	0.86	0.21	-	54,54,54,54	0
87	MG	2	1976	1/1	0.75	0.18	-	75,75,75,75	0
87	MG	1	3436	1/1	0.90	0.24	-	40,40,40,40	0
87	MG	1	3696	1/1	0.80	0.23	-	62,62,62,62	0
88	OHX	c8	201	7/7	0.95	0.22	-	94,94,94,94	5
88	OHX	5	4151	7/7	0.83	0.36	-	60,60,60,60	6
87	MG	f	1003	1/1	0.78	0.20	-	50,50,50,50	0
87	MG	6	1924	1/1	0.53	0.61	-	84,84,84,84	0
88	OHX	1	3954	7/7	0.96	0.25	-	54,54,54,54	3
87	MG	5	3403	1/1	0.95	0.39	-	41,41,41,41	0
87	MG	5	3657	1/1	0.80	0.21	-	42,42,42,42	0
88	OHX	1	4085	7/7	0.88	0.31	-	42,42,42,42	3
87	MG	2	1980	1/1	0.79	0.26	-	89,89,89,89	0
88	OHX	1	4038	7/7	0.88	0.27	-	83,83,83,83	4
87	MG	6	1947	1/1	0.94	0.21	-	58,58,58,58	0
88	OHX	1	3805	7/7	0.99	0.24	-	60,60,60,60	3
87	MG	5	3586	1/1	0.96	0.38	-	31,31,31,31	0
88	OHX	5	3960	7/7	0.98	0.25	-	108,108,108,108	4
87	MG	6	1940	1/1	0.92	0.28	-	40,40,40,40	0
87	MG	5	3417	1/1	0.98	0.26	-	38,38,38,38	0
88	OHX	5	4010	7/7	0.97	0.26	-	62,62,62,62	4
88	OHX	6	2144	7/7	0.88	0.19	-	139,139,139,139	7
87	MG	5	3601	1/1	0.81	0.21	-	55,55,55,55	0
87	MG	1	3611	1/1	0.92	0.37	-	59,59,59,59	0
87	MG	1	3643	1/1	0.97	0.32	-	35,35,35,35	0
87	MG	5	3718	1/1	0.84	0.28	-	59,59,59,59	0
88	OHX	6	2119	7/7	0.94	0.19	-	62,62,62,62	2
88	OHX	5	4157	7/7	0.91	0.28	-	85,85,85,85	5
87	MG	1	3531	1/1	0.92	0.40	-	52,52,52,52	0
87	MG	5	3534	1/1	0.93	0.32	-	41,41,41,41	0
87	MG	1	3637	1/1	0.85	0.27	-	47,47,47,47	0
88	OHX	1	4034	7/7	0.92	0.38	-	50,50,50,50	5
87	MG	5	3482	1/1	0.91	0.43	-	30,30,30,30	0
87	MG	5	3559	1/1	0.98	0.46	-	31,31,31,31	0
87	MG	5	3408	1/1	0.88	0.31	-	48,48,48,48	0
87	MG	m6	202	1/1	0.81	0.30	-	52,52,52,52	0
87	MG	5	3784	1/1	0.94	0.28	-	41,41,41,41	0
88	OHX	1	3913	7/7	0.98	0.19	-	55,55,55,55	2
87	MG	5	3750	1/1	0.95	0.14	-	47,47,47,47	0
88	OHX	1	3962	7/7	0.95	0.24	-	42,42,42,42	3

Continued on next page...

Continued from previous page...

Mol	Type	Chain	Res	Atoms	RSCC	RSR	LLDF	B-factors(\AA^2)	Q<0.9
87	MG	3	204	1/1	0.94	0.43	-	37,37,37,37	0
87	MG	5	3558	1/1	0.91	0.33	-	37,37,37,37	0
88	OHX	2	2152	7/7	0.82	0.18	-	104,104,104,104	5
87	MG	2	1949	1/1	0.61	0.31	-	90,90,90,90	0
88	OHX	1	4036	7/7	0.94	0.28	-	70,70,70,70	3
87	MG	1	3689	1/1	0.88	0.24	-	55,55,55,55	0
88	OHX	2	2136	7/7	0.93	0.27	-	72,72,72,72	5
87	MG	6	1958	1/1	0.95	0.47	-	51,51,51,51	0
87	MG	6	1984	1/1	0.83	0.40	-	72,72,72,72	0
87	MG	6	1987	1/1	0.95	0.30	-	58,58,58,58	0
88	OHX	5	4143	7/7	0.93	0.14	-	116,116,116,116	5
87	MG	2	1916	1/1	0.98	0.17	-	60,60,60,60	0
87	MG	6	1975	1/1	0.91	0.25	-	58,58,58,58	0
87	MG	6	1936	1/1	0.82	0.20	-	59,59,59,59	0
87	MG	1	3453	1/1	0.97	0.25	-	51,51,51,51	0
88	OHX	6	2037	7/7	0.98	0.18	-	95,95,95,95	3
87	MG	1	3709	1/1	0.85	0.63	-	44,44,44,44	0
87	MG	1	3572	1/1	0.97	0.31	-	44,44,44,44	0
88	OHX	6	2087	7/7	0.94	0.18	-	100,100,100,100	5
87	MG	5	3424	1/1	0.94	0.23	-	51,51,51,51	0
87	MG	2	1926	1/1	0.81	0.33	-	61,61,61,61	0
87	MG	1	3481	1/1	0.92	0.27	-	40,40,40,40	0
87	MG	1	3751	1/1	0.86	0.26	-	61,61,61,61	0
87	MG	1	3727	1/1	0.95	0.36	-	46,46,46,46	0
87	MG	D9	102	1/1	0.88	0.22	-	90,90,90,90	0
87	MG	1	3619	1/1	0.85	0.22	-	49,49,49,49	0
87	MG	6	2002	1/1	0.90	0.21	-	55,55,55,55	0
87	MG	1	3647	1/1	0.87	0.21	-	58,58,58,58	0
87	MG	1	3537	1/1	0.91	0.36	-	36,36,36,36	0
88	OHX	6	2171	7/7	0.93	0.14	-	131,131,131,131	7
88	OHX	2	2004	7/7	0.99	0.20	-	112,112,112,112	3
87	MG	1	3724	1/1	0.92	0.12	-	86,86,86,86	0
88	OHX	1	4083	7/7	0.95	0.22	-	90,90,90,90	4
87	MG	m3	201	1/1	0.95	0.19	-	40,40,40,40	0
88	OHX	5	4003	7/7	0.93	0.26	-	41,41,41,41	2
87	MG	4	214	1/1	0.83	0.27	-	71,71,71,71	0
87	MG	2	1901	1/1	0.52	0.40	-	87,87,87,87	0
88	OHX	2	2026	7/7	0.96	0.18	-	99,99,99,99	3
87	MG	2	1977	1/1	0.90	0.24	-	83,83,83,83	0
87	MG	1	3586	1/1	0.92	0.23	-	51,51,51,51	0
87	MG	2	1989	1/1	0.87	0.27	-	103,103,103,103	0
88	OHX	14	402	7/7	0.91	0.26	-	52,52,52,52	5

Continued on next page...

Continued from previous page...

Mol	Type	Chain	Res	Atoms	RSCC	RSR	LLDF	B-factors(\AA^2)	Q<0.9
88	OHX	5	4140	7/7	0.92	0.26	-	52,52,52,52	5
87	MG	5	3622	1/1	0.93	0.30	-	38,38,38,38	0
88	OHX	3	209	7/7	0.99	0.28	-	68,68,68,68	3
88	OHX	5	4139	7/7	0.88	0.29	-	58,58,58,58	5
88	OHX	5	4090	7/7	0.86	0.23	-	83,83,83,83	4
87	MG	1	3620	1/1	0.93	0.32	-	39,39,39,39	0
87	MG	1	3508	1/1	0.97	0.35	-	37,37,37,37	0
88	OHX	5	3955	7/7	0.97	0.20	-	42,42,42,42	2
88	OHX	1	4067	7/7	0.83	0.30	-	104,104,104,104	4
88	OHX	6	2042	7/7	0.99	0.17	-	66,66,66,66	2
87	MG	1	3446	1/1	0.88	0.31	-	53,53,53,53	0
87	MG	5	3517	1/1	0.93	0.24	-	42,42,42,42	0
87	MG	1	3451	1/1	0.62	0.46	-	64,64,64,64	0
88	OHX	1	4065	7/7	0.92	0.28	-	98,98,98,98	7
87	MG	1	3546	1/1	0.90	0.18	-	48,48,48,48	0
88	OHX	8	228	7/7	0.93	0.27	-	67,67,67,67	3
87	MG	1	3579	1/1	0.98	0.42	-	38,38,38,38	0
88	OHX	1	3909	7/7	0.97	0.19	-	68,68,68,68	3
88	OHX	6	2177	7/7	0.91	0.26	-	68,68,68,68	5
87	MG	5	3754	1/1	0.83	0.33	-	49,49,49,49	0
87	MG	S4	301	1/1	0.65	2.11	-	88,88,88,88	0
87	MG	2	1931	1/1	0.90	0.33	-	70,70,70,70	0
88	OHX	1	4079	7/7	0.90	0.20	-	120,120,120,120	7
87	MG	6	1986	1/1	0.84	0.07	-	63,63,63,63	0
88	OHX	5	4105	7/7	0.95	0.26	-	44,44,44,44	5
87	MG	1	3463	1/1	0.81	0.27	-	51,51,51,51	0
88	OHX	5	4034	7/7	0.91	0.22	-	72,72,72,72	3
88	OHX	5	4021	7/7	0.96	0.21	-	41,41,41,41	5
87	MG	5	3440	1/1	0.75	0.50	-	81,81,81,81	0
88	OHX	5	4022	7/7	0.94	0.22	-	96,96,96,96	6
87	MG	7	201	1/1	0.93	0.36	-	51,51,51,51	0
87	MG	1	3744	1/1	0.96	0.36	-	34,34,34,34	0
88	OHX	5	3842	7/7	0.98	0.30	-	77,77,77,77	3
88	OHX	1	3919	7/7	0.96	0.17	-	96,96,96,96	3
87	MG	1	3425	1/1	0.97	0.33	-	48,48,48,48	0
87	MG	6	1926	1/1	0.85	0.21	-	57,57,57,57	0
87	MG	L3	403	1/1	0.89	0.11	-	52,52,52,52	0
87	MG	7	212	1/1	0.89	0.52	-	70,70,70,70	0
87	MG	1	3505	1/1	0.97	0.42	-	36,36,36,36	0
88	OHX	5	4062	7/7	0.92	0.24	-	50,50,50,50	5
87	MG	1	3516	1/1	0.96	0.36	-	36,36,36,36	0
88	OHX	1	3831	7/7	0.95	0.29	-	85,85,85,85	3

Continued on next page...

Continued from previous page...

Mol	Type	Chain	Res	Atoms	RSCC	RSR	LLDF	B-factors(\AA^2)	Q<0.9
87	MG	5	3487	1/1	0.92	0.20	-	52,52,52,52	0
87	MG	5	3684	1/1	0.76	0.17	-	75,75,75,75	0
87	MG	5	3568	1/1	0.98	0.38	-	33,33,33,33	0
87	MG	5	3682	1/1	0.63	0.52	-	50,50,50,50	0
88	OHX	1	3800	7/7	0.98	0.28	-	91,91,91,91	3
87	MG	5	3425	1/1	0.94	0.38	-	37,37,37,37	0
87	MG	3	208	1/1	0.69	0.27	-	67,67,67,67	0
87	MG	5	3667	1/1	0.84	0.35	-	54,54,54,54	0
88	OHX	1	3823	7/7	0.99	0.21	-	57,57,57,57	2
87	MG	6	1919	1/1	0.82	0.13	-	66,66,66,66	0
88	OHX	1	3912	7/7	0.94	0.30	-	112,112,112,112	4
87	MG	1	3596	1/1	0.86	0.31	-	64,64,64,64	0
87	MG	1	3428	1/1	0.91	0.24	-	52,52,52,52	0
87	MG	5	3607	1/1	0.86	0.25	-	52,52,52,52	0
88	OHX	6	2143	7/7	0.95	0.16	-	74,74,74,74	5
87	MG	5	3793	1/1	0.89	0.30	-	49,49,49,49	0
88	OHX	1	3847	7/7	0.98	0.25	-	42,42,42,42	2
87	MG	5	3581	1/1	0.95	0.48	-	28,28,28,28	0
88	OHX	7	224	7/7	0.95	0.27	-	51,51,51,51	4
87	MG	5	3717	1/1	0.92	0.24	-	44,44,44,44	0
87	MG	5	3500	1/1	0.96	0.30	-	41,41,41,41	0
87	MG	5	3477	1/1	0.90	0.22	-	76,76,76,76	0
87	MG	5	4163	1/1	0.90	0.25	-	34,34,34,34	0
87	MG	5	3702	1/1	0.80	0.26	-	62,62,62,62	0
88	OHX	1	4104	7/7	0.88	0.27	-	56,56,56,56	5
88	OHX	1	3961	7/7	0.96	0.23	-	41,41,41,41	4
88	OHX	1	3905	7/7	0.97	0.26	-	52,52,52,52	2
88	OHX	6	2166	7/7	0.91	0.39	-	65,65,65,65	5
88	OHX	5	4064	7/7	0.93	0.37	-	38,38,38,38	3
87	MG	1	3518	1/1	0.95	0.47	-	41,41,41,41	0
88	OHX	1	3960	7/7	0.97	0.26	-	110,110,110,110	2
87	MG	1	3749	1/1	0.86	0.20	-	48,48,48,48	0
87	MG	5	3740	1/1	0.96	0.33	-	34,34,34,34	0

6.5 Other polymers ⓘ

There are no such residues in this entry.