



wwPDB X-ray Structure Validation Summary Report ⓘ

Feb 20, 2016 – 02:59 AM GMT

PDB ID : 5DOY
Title : Crystal structure of the *Thermus thermophilus* 70S ribosome in complex with antibiotic Hygromycin A, mRNA and three tRNAs in the A, P and E sites at 2.6Å resolution
Authors : Polikanov, Y.S.; Starosta, A.L.; Juetter, M.F.; Altman, R.B.; Terry, D.S.; Lu, W.; Burnett, B.J.; Dinos, G.; Reynolds, K.; Blanchard, S.C.; Steitz, T.A.; Wilson, D.N.
Deposited on : 2015-09-11
Resolution : 2.60 Å(reported)

This is a wwPDB X-ray Structure Validation Summary Report for a publicly released PDB entry.
We welcome your comments at validation@mail.wwpdb.org
A user guide is available at
<http://wwpdb.org/validation/2016/XrayValidationReportHelp>
with specific help available everywhere you see the ⓘ symbol.

The following versions of software and data (see [references ⓘ](#)) were used in the production of this report:

MolProbity : 4.02b-467
Mogul : 1.7.1 (RC1), CSD as537be (2016)
Xtriage (Phenix) : 1.9-1692
EDS : rb-20026982
Percentile statistics : 20151230.v01 (using entries in the PDB archive December 30th 2015)
Refmac : 5.8.0135
CCP4 : 6.5.0
Ideal geometry (proteins) : Engh & Huber (2001)
Ideal geometry (DNA, RNA) : Parkinson et al. (1996)
Validation Pipeline (wwPDB-VP) : rb-20026982

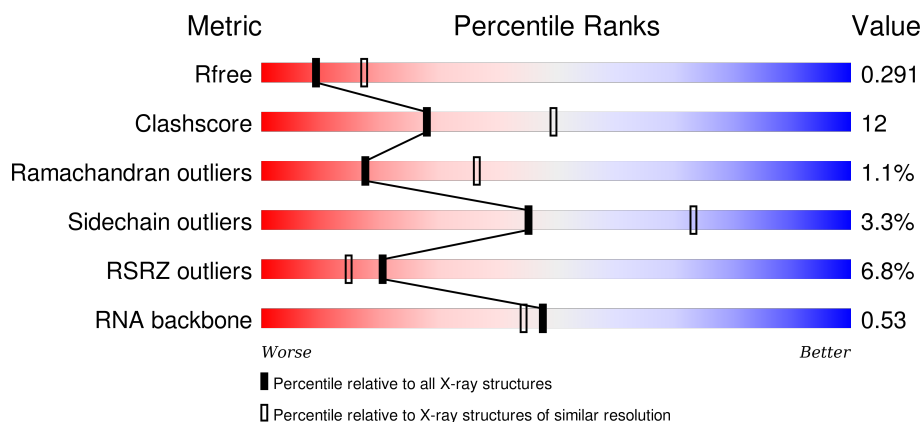
1 Overall quality at a glance

The following experimental techniques were used to determine the structure:

X-RAY DIFFRACTION

The reported resolution of this entry is 2.60 Å.

Percentile scores (ranging between 0-100) for global validation metrics of the entry are shown in the following graphic. The table shows the number of entries on which the scores are based.



Metric	Whole archive (#Entries)	Similar resolution (#Entries, resolution range(Å))
R_{free}	91344	2328 (2.60-2.60)
Clashscore	102246	2679 (2.60-2.60)
Ramachandran outliers	100387	2635 (2.60-2.60)
Sidechain outliers	100360	2635 (2.60-2.60)
RSRZ outliers	91569	2334 (2.60-2.60)
RNA backbone	2183	1022 (3.00-2.20)

The table below summarises the geometric issues observed across the polymeric chains and their fit to the electron density. The red, orange, yellow and green segments on the lower bar indicate the fraction of residues that contain outliers for ≥ 3 , 2, 1 and 0 types of geometric quality criteria. A grey segment represents the fraction of residues that are not modelled. The numeric value for each fraction is indicated below the corresponding segment, with a dot representing fractions $\leq 5\%$. The upper red bar (where present) indicates the fraction of residues that have poor fit to the electron density. The numeric value is given above the bar.

Mol	Chain	Length	Quality of chain
1	1A	2915	<div> <div>2%</div> <div>57%</div> <div>33%</div> <div>8%</div> <div>.</div> </div>
1	2A	2915	<div> <div>2%</div> <div>45%</div> <div>41%</div> <div>9%</div> <div>.</div> </div>
2	1B	121	<div> <div>64%</div> <div>31%</div> <div>...</div> </div>
2	2B	121	<div> <div>2%</div> <div>28%</div> <div>53%</div> <div>18%</div> <div>.</div> </div>













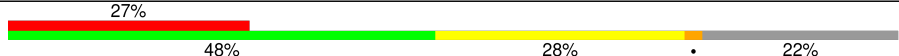
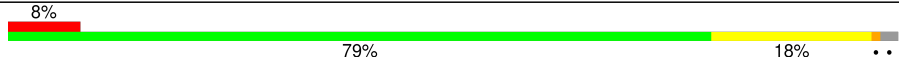
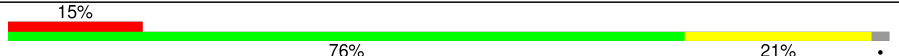

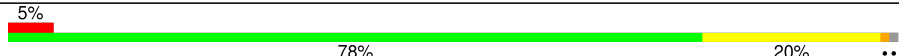
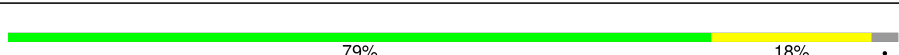
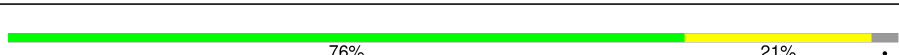
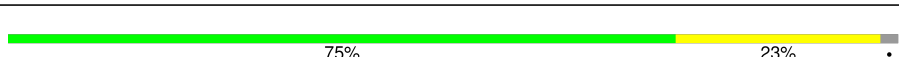
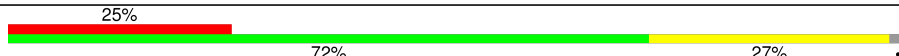



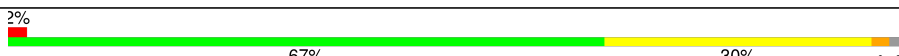
Continued on next page...

Continued from previous page...

Mol	Chain	Length	Quality of chain
3	1D	276	
3	2D	276	
4	1E	206	
4	2E	206	
5	1F	210	
5	2F	210	
6	1G	182	
6	2G	182	
7	1H	180	
7	2H	180	
8	1I	148	
8	2I	148	
9	1N	140	
9	2N	140	
10	1O	122	
10	2O	122	
11	1P	150	
11	2P	150	
12	1Q	141	
12	2Q	141	
13	1R	118	
13	2R	118	
14	1S	112	
14	2S	112	
15	1T	146	

Continued on next page...

Continued from previous page...

Mol	Chain	Length	Quality of chain
15	2T	146	
16	1U	118	
16	2U	118	
17	1V	101	
17	2V	101	
18	1W	113	
18	2W	113	
19	1X	96	
19	2X	96	
20	1Y	110	
20	2Y	110	
21	1Z	206	
21	2Z	206	
22	10	85	
22	20	85	
23	11	98	
23	21	98	
24	12	72	
24	22	72	
25	13	60	
25	23	60	
26	14	71	
26	24	71	
27	15	60	
27	25	60	

Continued on next page...

Continued from previous page...

Mol	Chain	Length	Quality of chain
28	16	54	
28	26	54	
29	17	49	
29	27	49	
30	18	65	
30	28	65	
31	19	37	
31	29	37	
32	1a	1521	
32	2a	1521	
33	1b	256	
33	2b	256	
34	1c	239	
34	2c	239	
35	1d	209	
35	2d	209	
36	1e	162	
36	2e	162	
37	1f	101	
37	2f	101	
38	1g	156	
38	2g	156	
39	1h	138	
39	2h	138	
40	1i	128	

Continued on next page...

Continued from previous page...

Mol	Chain	Length	Quality of chain
40	2i	128	
41	1j	105	
41	2j	105	
42	1k	129	
42	2k	129	
43	1l	132	
43	2l	132	
44	1m	126	
44	2m	126	
45	1n	61	
45	2n	61	
46	1o	89	
46	2o	89	
47	1p	88	
47	2p	88	
48	1q	105	
48	2q	105	
49	1r	88	
49	2r	88	
50	1s	93	
50	2s	93	
51	1t	106	
51	2t	106	
52	1u	27	
52	2u	27	

Continued on next page...

Continued from previous page...

Mol	Chain	Length	Quality of chain
53	1v	27	
53	2v	27	
54	1w	76	
54	1y	76	
54	2w	76	
54	2y	76	
55	1x	77	
55	2x	77	

The following table lists non-polymeric compounds, carbohydrate monomers and non-standard residues in protein, DNA, RNA chains that are outliers for geometric or electron-density-fit criteria:

Mol	Type	Chain	Res	Chirality	Geometry	Clashes	Electron density
56	MG	17	101	-	-	-	X
56	MG	18	101	-	-	-	X
56	MG	1A	3030	-	-	-	X
56	MG	1A	3039	-	-	-	X
56	MG	1A	3094	-	-	-	X
56	MG	1A	3121	-	-	-	X
56	MG	1A	3123	-	-	-	X
56	MG	1A	3125	-	-	-	X
56	MG	1A	3126	-	-	-	X
56	MG	1A	3159	-	-	-	X
56	MG	1A	3162	-	-	-	X
56	MG	1A	3178	-	-	-	X
56	MG	1A	3192	-	-	-	X
56	MG	1A	3198	-	-	-	X
56	MG	1A	3199	-	-	-	X
56	MG	1A	3202	-	-	-	X
56	MG	1A	3234	-	-	-	X
56	MG	1A	3235	-	-	-	X
56	MG	1A	3249	-	-	-	X
56	MG	1A	3251	-	-	-	X
56	MG	1A	3268	-	-	-	X
56	MG	1A	3296	-	-	-	X
56	MG	1A	3313	-	-	-	X

Continued on next page...

Continued from previous page...

Mol	Type	Chain	Res	Chirality	Geometry	Clashes	Electron density
56	MG	1A	3314	-	-	-	X
56	MG	1A	3315	-	-	-	X
56	MG	1A	3317	-	-	-	X
56	MG	1A	3319	-	-	-	X
56	MG	1A	3362	-	-	-	X
56	MG	1A	3604	-	-	-	X
56	MG	1A	3652	-	-	-	X
56	MG	1A	3658	-	-	-	X
56	MG	1A	3670	-	-	-	X
56	MG	1A	3680	-	-	-	X
56	MG	1A	3736	-	-	-	X
56	MG	1A	3738	-	-	-	X
56	MG	1A	3762	-	-	-	X
56	MG	1A	3769	-	-	-	X
56	MG	1A	3770	-	-	-	X
56	MG	1A	3827	-	-	-	X
56	MG	1A	3897	-	-	-	X
56	MG	1A	3908	-	-	-	X
56	MG	1A	3910	-	-	-	X
56	MG	1A	3917	-	-	-	X
56	MG	1A	3919	-	-	-	X
56	MG	1A	3926	-	-	-	X
56	MG	1A	3929	-	-	-	X
56	MG	1A	3930	-	-	-	X
56	MG	1A	3934	-	-	-	X
56	MG	1A	3935	-	-	-	X
56	MG	1A	3940	-	-	-	X
56	MG	1A	3944	-	-	-	X
56	MG	1A	3947	-	-	-	X
56	MG	1A	3957	-	-	-	X
56	MG	1A	3958	-	-	-	X
56	MG	1A	3965	-	-	-	X
56	MG	1B	3003	-	-	-	X
56	MG	1B	3011	-	-	-	X
56	MG	1B	3024	-	-	-	X
56	MG	1F	304	-	-	-	X
56	MG	1F	307	-	-	-	X
56	MG	1N	3001	-	-	-	X
56	MG	1N	3004	-	-	-	X
56	MG	1N	3006	-	-	-	X
56	MG	1S	3001	-	-	-	X
56	MG	1X	3004	-	-	-	X

Continued on next page...

Continued from previous page...

Mol	Type	Chain	Res	Chirality	Geometry	Clashes	Electron density
56	MG	1a	1608	-	-	-	X
56	MG	1a	1625	-	-	-	X
56	MG	1a	1644	-	-	-	X
56	MG	1a	1649	-	-	-	X
56	MG	1a	1653	-	-	-	X
56	MG	1a	1656	-	-	-	X
56	MG	1a	1669	-	-	-	X
56	MG	1a	1713	-	-	-	X
56	MG	1a	1730	-	-	-	X
56	MG	1a	1761	-	-	-	X
56	MG	1a	1837	-	-	-	X
56	MG	2A	3015	-	-	-	X
56	MG	2A	3022	-	-	-	X
56	MG	2A	3048	-	-	-	X
56	MG	2A	3071	-	-	-	X
56	MG	2A	3090	-	-	-	X
56	MG	2A	3104	-	-	-	X
56	MG	2A	3123	-	-	-	X
56	MG	2A	3159	-	-	-	X
56	MG	2A	3167	-	-	-	X
56	MG	2A	3201	-	-	-	X
56	MG	2A	3202	-	-	-	X
56	MG	2A	3205	-	-	-	X
56	MG	2A	3215	-	-	-	X
56	MG	2A	3264	-	-	-	X
56	MG	2A	3303	-	-	-	X
56	MG	2A	3304	-	-	-	X
56	MG	2A	3405	-	-	-	X
56	MG	2A	3421	-	-	-	X
56	MG	2A	3451	-	-	-	X
56	MG	2A	3481	-	-	-	X
56	MG	2A	3482	-	-	-	X
56	MG	2A	3495	-	-	-	X
56	MG	2A	3497	-	-	-	X
56	MG	2A	3559	-	-	-	X
56	MG	2A	3598	-	-	-	X
56	MG	2A	3622	-	-	-	X
56	MG	2A	3656	-	-	-	X
56	MG	2A	3659	-	-	-	X
56	MG	2A	3662	-	-	-	X
56	MG	2A	3664	-	-	-	X
56	MG	2A	3668	-	-	-	X

Continued on next page...

Continued from previous page...

Mol	Type	Chain	Res	Chirality	Geometry	Clashes	Electron density
56	MG	2A	3669	-	-	-	X
56	MG	2D	301	-	-	-	X
56	MG	2D	303	-	-	-	X
56	MG	2F	302	-	-	-	X
56	MG	2Q	201	-	-	-	X
56	MG	2U	204	-	-	-	X
56	MG	2a	1633	-	-	-	X
56	MG	2a	1659	-	-	-	X
56	MG	2a	1679	-	-	-	X
56	MG	2a	1715	-	-	-	X
56	MG	2a	1738	-	-	-	X
56	MG	2a	1747	-	-	-	X
56	MG	2a	1787	-	-	-	X

2 Entry composition

There are 61 unique types of molecules in this entry. The entry contains 298925 atoms, of which 0 are hydrogens and 0 are deuteriums.

In the tables below, the ZeroOcc column contains the number of atoms modelled with zero occupancy, the AltConf column contains the number of residues with at least one atom in alternate conformation and the Trace column contains the number of residues modelled with at most 2 atoms.

- Molecule 1 is a RNA chain called 23S Ribosomal RNA.

Mol	Chain	Residues	Atoms					ZeroOcc	AltConf	Trace
1	1A	2871	Total	C	N	O	P	0	0	0
			61852	27531	11572	19878	2871			
1	2A	2800	Total	C	N	O	P	0	0	0
			60322	26848	11284	19390	2800			

- Molecule 2 is a RNA chain called 5S Ribosomal RNA.

Mol	Chain	Residues	Atoms					ZeroOcc	AltConf	Trace
2	1B	120	Total	C	N	O	P	0	0	0
			2577	1146	476	835	120			
2	2B	120	Total	C	N	O	P	0	0	0
			2575	1146	476	833	120			

- Molecule 3 is a protein called 50S Ribosomal Protein L2.

Mol	Chain	Residues	Atoms					ZeroOcc	AltConf	Trace
3	1D	275	Total	C	N	O	S	0	0	0
			2136	1349	423	361	3			
3	2D	275	Total	C	N	O	S	0	0	0
			2136	1349	423	361	3			

- Molecule 4 is a protein called 50S Ribosomal Protein L3.

Mol	Chain	Residues	Atoms					ZeroOcc	AltConf	Trace
4	1E	204	Total	C	N	O	S	0	0	0
			1559	985	298	270	6			
4	2E	204	Total	C	N	O	S	0	0	0
			1559	985	298	270	6			

- Molecule 5 is a protein called 50S Ribosomal Protein L4.

Mol	Chain	Residues	Atoms					ZeroOcc	AltConf	Trace
5	1F	203	Total	C	N	O	S	0	0	1
			1584	1009	298	275	2			
5	2F	203	Total	C	N	O	S	0	0	1
			1580	1007	297	274	2			

- Molecule 6 is a protein called 50S Ribosomal Protein L5.

Mol	Chain	Residues	Atoms					ZeroOcc	AltConf	Trace
6	1G	181	Total	C	N	O	S	0	0	0
			1429	916	256	253	4			
6	2G	181	Total	C	N	O	S	0	0	0
			1428	913	258	253	4			

- Molecule 7 is a protein called 50S Ribosomal Protein L6.

Mol	Chain	Residues	Atoms					ZeroOcc	AltConf	Trace
7	1H	174	Total	C	N	O	S	0	0	0
			1330	845	248	236	1			
7	2H	174	Total	C	N	O	S	0	0	0
			1330	845	248	236	1			

- Molecule 8 is a protein called 50S Ribosomal Protein L9.

Mol	Chain	Residues	Atoms					ZeroOcc	AltConf	Trace
8	1I	146	Total	C	N	O	S	0	0	0
			1097	701	191	204	1			
8	2I	146	Total	C	N	O	S	0	0	0
			1064	681	186	196	1			

- Molecule 9 is a protein called 50S Ribosomal Protein L13.

Mol	Chain	Residues	Atoms					ZeroOcc	AltConf	Trace
9	1N	140	Total	C	N	O	S	0	0	0
			1117	719	207	187	4			
9	2N	140	Total	C	N	O	S	0	0	0
			1117	719	207	187	4			

- Molecule 10 is a protein called 50S Ribosomal Protein L14.

Mol	Chain	Residues	Atoms					ZeroOcc	AltConf	Trace
10	1O	122	Total	C	N	O	S	0	0	0
			933	588	171	170	4			

Continued on next page...

Continued from previous page...

Mol	Chain	Residues	Atoms					ZeroOcc	AltConf	Trace
10	2O	122	Total	C	N	O	S	0	0	0
			933	588	171	170	4			

- Molecule 11 is a protein called 50S Ribosomal Protein L15.

Mol	Chain	Residues	Atoms					ZeroOcc	AltConf	Trace
11	1P	149	Total	C	N	O	S	0	0	0
			1135	706	230	196	3			
11	2P	149	Total	C	N	O	S	0	0	0
			1135	706	230	196	3			

- Molecule 12 is a protein called 50S Ribosomal Protein L16.

Mol	Chain	Residues	Atoms					ZeroOcc	AltConf	Trace
12	1Q	141	Total	C	N	O	S	0	0	0
			1122	715	212	188	7			
12	2Q	141	Total	C	N	O	S	0	0	0
			1122	715	212	188	7			

- Molecule 13 is a protein called 50S Ribosomal Protein L17.

Mol	Chain	Residues	Atoms					ZeroOcc	AltConf	Trace
13	1R	118	Total	C	N	O	S	0	0	0
			968	604	203	160	1			
13	2R	118	Total	C	N	O	S	0	0	0
			968	604	203	160	1			

- Molecule 14 is a protein called 50S Ribosomal Protein L18.

Mol	Chain	Residues	Atoms				ZeroOcc	AltConf	Trace
14	1S	110	Total	C	N	O	0	0	0
			873	550	174	149			
14	2S	110	Total	C	N	O	0	0	0
			870	549	173	148			

- Molecule 15 is a protein called 50S Ribosomal Protein L19.

Mol	Chain	Residues	Atoms					ZeroOcc	AltConf	Trace
15	1T	131	Total	C	N	O	S	0	0	0
			1091	680	225	185	1			
15	2T	131	Total	C	N	O	S	0	0	0
			1083	675	224	183	1			

- Molecule 16 is a protein called 50S Ribosomal Protein L20.

Mol	Chain	Residues	Atoms					ZeroOcc	AltConf	Trace
16	1U	116	Total	C	N	O	S	0	0	0
			959	608	201	149	1			
16	2U	116	Total	C	N	O	S	0	0	0
			959	608	201	149	1			

- Molecule 17 is a protein called 50S Ribosomal Protein L21.

Mol	Chain	Residues	Atoms					ZeroOcc	AltConf	Trace
17	1V	101	Total	C	N	O	S	0	0	0
			771	495	140	135	1			
17	2V	101	Total	C	N	O	S	0	0	0
			771	495	140	135	1			

- Molecule 18 is a protein called 50S Ribosomal Protein L22.

Mol	Chain	Residues	Atoms					ZeroOcc	AltConf	Trace
18	1W	112	Total	C	N	O	S	0	0	0
			886	557	174	153	2			
18	2W	112	Total	C	N	O	S	0	0	0
			886	557	174	153	2			

- Molecule 19 is a protein called 50S Ribosomal Protein L23.

Mol	Chain	Residues	Atoms					ZeroOcc	AltConf	Trace
19	1X	95	Total	C	N	O	S	0	0	0
			750	488	135	126	1			
19	2X	95	Total	C	N	O	S	0	0	0
			750	488	135	126	1			

- Molecule 20 is a protein called 50S Ribosomal Protein L24.

Mol	Chain	Residues	Atoms					ZeroOcc	AltConf	Trace
20	1Y	107	Total	C	N	O	S	0	0	0
			806	517	152	131	6			
20	2Y	107	Total	C	N	O	S	0	0	0
			806	517	152	131	6			

- Molecule 21 is a protein called 50S Ribosomal Protein L25.

Mol	Chain	Residues	Atoms					ZeroOcc	AltConf	Trace
21	1Z	154	Total	C	N	O	S	0	0	0
			1240	795	222	220	3			
21	2Z	160	Total	C	N	O	S	0	0	0
			1271	814	228	227	2			

- Molecule 22 is a protein called 50S Ribosomal Protein L27.

Mol	Chain	Residues	Atoms					ZeroOcc	AltConf	Trace
22	10	83	Total	C	N	O	S	0	0	0
			653	404	139	109	1			
22	20	83	Total	C	N	O	S	0	0	0
			653	404	139	109	1			

- Molecule 23 is a protein called 50S Ribosomal Protein L28.

Mol	Chain	Residues	Atoms					ZeroOcc	AltConf	Trace
23	11	97	Total	C	N	O	S	0	0	0
			755	475	148	131	1			
23	21	97	Total	C	N	O	S	0	0	0
			755	475	148	131	1			

- Molecule 24 is a protein called 50S Ribosomal Protein L29.

Mol	Chain	Residues	Atoms					ZeroOcc	AltConf	Trace
24	12	70	Total	C	N	O	S	0	0	0
			588	365	118	103	2			
24	22	70	Total	C	N	O	S	0	0	0
			588	365	118	103	2			

- Molecule 25 is a protein called 50S Ribosomal Protein L30.

Mol	Chain	Residues	Atoms				ZeroOcc	AltConf	Trace
25	13	59	Total	C	N	O	0	0	0
			469	298	90	81			
25	23	59	Total	C	N	O	0	0	0
			464	296	90	78			

- Molecule 26 is a protein called 50S Ribosomal Protein L31.

Mol	Chain	Residues	Atoms					ZeroOcc	AltConf	Trace
26	14	69	Total	C	N	O	S	0	0	0
			552	349	99	99	5			

Continued on next page...

Continued from previous page...

Mol	Chain	Residues	Atoms					ZeroOcc	AltConf	Trace
26	24	69	Total	C	N	O	S	0	0	0
			532	339	97	91	5			

- Molecule 27 is a protein called 50S Ribosomal Protein L32.

Mol	Chain	Residues	Atoms					ZeroOcc	AltConf	Trace
27	15	59	Total	C	N	O	S	0	0	0
			455	285	89	76	5			
27	25	59	Total	C	N	O	S	0	0	0
			455	285	89	76	5			

- Molecule 28 is a protein called 50S Ribosomal Protein L33.

Mol	Chain	Residues	Atoms					ZeroOcc	AltConf	Trace
28	16	53	Total	C	N	O	S	0	0	0
			453	281	91	77	4			
28	26	53	Total	C	N	O	S	0	0	0
			449	279	91	75	4			

- Molecule 29 is a protein called 50S Ribosomal Protein L34.

Mol	Chain	Residues	Atoms					ZeroOcc	AltConf	Trace
29	17	48	Total	C	N	O	S	0	0	0
			418	257	104	55	2			
29	27	48	Total	C	N	O	S	0	0	0
			418	257	104	55	2			

- Molecule 30 is a protein called 50S Ribosomal Protein L35.

Mol	Chain	Residues	Atoms					ZeroOcc	AltConf	Trace
30	18	64	Total	C	N	O	S	0	0	0
			517	331	102	82	2			
30	28	64	Total	C	N	O	S	0	0	0
			517	331	102	82	2			

- Molecule 31 is a protein called 50S Ribosomal Protein L36.

Mol	Chain	Residues	Atoms					ZeroOcc	AltConf	Trace
31	19	37	Total	C	N	O	S	0	0	0
			307	188	68	47	4			
31	29	37	Total	C	N	O	S	0	0	0
			307	188	68	47	4			

- Molecule 32 is a RNA chain called 16S Ribosomal RNA.

Mol	Chain	Residues	Atoms					ZeroOcc	AltConf	Trace
32	1a	1500	Total	C	N	O	P	0	0	0
			32246	14358	5975	10413	1500			
32	2a	1503	Total	C	N	O	P	0	0	0
			32327	14396	5990	10438	1503			

- Molecule 33 is a protein called 30S Ribosomal Protein S2.

Mol	Chain	Residues	Atoms					ZeroOcc	AltConf	Trace
33	1b	231	Total	C	N	O	S	0	0	0
			1846	1179	331	331	5			
33	2b	231	Total	C	N	O	S	0	0	0
			1825	1167	326	327	5			

- Molecule 34 is a protein called 30S Ribosomal Protein S3.

Mol	Chain	Residues	Atoms					ZeroOcc	AltConf	Trace
34	1c	206	Total	C	N	O	S	0	0	0
			1548	973	301	273	1			
34	2c	206	Total	C	N	O	S	0	0	0
			1542	968	300	273	1			

- Molecule 35 is a protein called 30S Ribosomal Protein S4.

Mol	Chain	Residues	Atoms					ZeroOcc	AltConf	Trace
35	1d	208	Total	C	N	O	S	0	0	0
			1655	1038	326	284	7			
35	2d	208	Total	C	N	O	S	0	0	0
			1674	1050	333	284	7			

- Molecule 36 is a protein called 30S Ribosomal Protein S5.

Mol	Chain	Residues	Atoms					ZeroOcc	AltConf	Trace
36	1e	148	Total	C	N	O	S	0	0	0
			1129	714	213	198	4			
36	2e	148	Total	C	N	O	S	0	0	0
			1133	716	214	199	4			

- Molecule 37 is a protein called 30S Ribosomal Protein S6.

Mol	Chain	Residues	Atoms					ZeroOcc	AltConf	Trace
37	1f	100	Total	C	N	O	S	0	0	0
			810	514	144	149	3			
37	2f	100	Total	C	N	O	S	0	0	0
			816	516	146	151	3			

- Molecule 38 is a protein called 30S Ribosomal Protein S7.

Mol	Chain	Residues	Atoms					ZeroOcc	AltConf	Trace
38	1g	155	Total	C	N	O	S	0	0	0
			1231	766	243	216	6			
38	2g	155	Total	C	N	O	S	0	0	0
			1235	769	244	216	6			

- Molecule 39 is a protein called 30S Ribosomal Protein S8.

Mol	Chain	Residues	Atoms					ZeroOcc	AltConf	Trace
39	1h	137	Total	C	N	O	S	0	0	0
			1088	689	206	191	2			
39	2h	137	Total	C	N	O	S	0	0	0
			1088	689	206	191	2			

- Molecule 40 is a protein called 30S Ribosomal Protein S9.

Mol	Chain	Residues	Atoms				ZeroOcc	AltConf	Trace
40	1i	127	Total	C	N	O	0	0	0
			983	623	193	167			
40	2i	127	Total	C	N	O	0	0	0
			978	619	190	169			

- Molecule 41 is a protein called 30S Ribosomal Protein S10.

Mol	Chain	Residues	Atoms				ZeroOcc	AltConf	Trace
41	1j	97	Total	C	N	O	0	0	0
			709	440	138	131			
41	2j	96	Total	C	N	O	0	0	0
			714	445	138	131			

- Molecule 42 is a protein called 30S Ribosomal Protein S11.

Mol	Chain	Residues	Atoms					ZeroOcc	AltConf	Trace
42	1k	114	Total	C	N	O	S	0	0	0
			829	516	155	155	3			

Continued on next page...

Continued from previous page...

Mol	Chain	Residues	Atoms					ZeroOcc	AltConf	Trace
42	2k	114	Total	C	N	O	S	0	0	0
			833	519	156	155	3			

- Molecule 43 is a protein called 30S Ribosomal Protein S12.

Mol	Chain	Residues	Atoms					ZeroOcc	AltConf	Trace
43	1l	122	Total	C	N	O	S	0	0	0
			932	586	185	159	2			
43	2l	122	Total	C	N	O	S	0	0	0
			932	586	185	159	2			

- Molecule 44 is a protein called 30S Ribosomal Protein S13.

Mol	Chain	Residues	Atoms					ZeroOcc	AltConf	Trace
44	1m	123	Total	C	N	O	S	0	0	0
			958	592	198	166	2			
44	2m	122	Total	C	N	O	S	0	0	0
			950	586	197	165	2			

- Molecule 45 is a protein called 30S Ribosomal Protein S14.

Mol	Chain	Residues	Atoms					ZeroOcc	AltConf	Trace
45	1n	60	Total	C	N	O	S	0	0	0
			492	312	104	72	4			
45	2n	60	Total	C	N	O	S	0	0	0
			492	312	104	72	4			

- Molecule 46 is a protein called 30S Ribosomal Protein S15.

Mol	Chain	Residues	Atoms					ZeroOcc	AltConf	Trace
46	1o	88	Total	C	N	O	S	0	0	0
			728	456	144	126	2			
46	2o	88	Total	C	N	O	S	0	0	0
			728	456	144	126	2			

- Molecule 47 is a protein called 30S Ribosomal Protein S16.

Mol	Chain	Residues	Atoms					ZeroOcc	AltConf	Trace
47	1p	82	Total	C	N	O	S	0	0	0
			681	433	134	113	1			
47	2p	82	Total	C	N	O	S	0	0	0
			677	430	133	113	1			

- Molecule 48 is a protein called 30S Ribosomal Protein S17.

Mol	Chain	Residues	Atoms					ZeroOcc	AltConf	Trace
48	1q	99	Total	C	N	O	S	0	0	0
			823	528	151	142	2			
48	2q	99	Total	C	N	O	S	0	0	0
			823	528	151	142	2			

- Molecule 49 is a protein called 30S Ribosomal Protein S18.

Mol	Chain	Residues	Atoms					ZeroOcc	AltConf	Trace
49	1r	68	Total	C	N	O		0	0	0
			555	355	108	92				
49	2r	68	Total	C	N	O		0	0	0
			555	355	108	92				

- Molecule 50 is a protein called 30S Ribosomal Protein S19.

Mol	Chain	Residues	Atoms					ZeroOcc	AltConf	Trace
50	1s	83	Total	C	N	O	S	0	0	0
			652	417	120	113	2			
50	2s	83	Total	C	N	O	S	0	0	0
			646	412	119	113	2			

- Molecule 51 is a protein called 30S Ribosomal Protein S20.

Mol	Chain	Residues	Atoms					ZeroOcc	AltConf	Trace
51	1t	96	Total	C	N	O	S	0	0	0
			728	446	156	124	2			
51	2t	96	Total	C	N	O	S	0	0	0
			727	446	155	124	2			

- Molecule 52 is a protein called 30S Ribosomal Protein THX.

Mol	Chain	Residues	Atoms					ZeroOcc	AltConf	Trace
52	1u	23	Total	C	N	O		0	0	0
			199	122	48	29				
52	2u	23	Total	C	N	O		0	0	0
			199	122	48	29				

- Molecule 53 is a RNA chain called mRNA.

Mol	Chain	Residues	Atoms					ZeroOcc	AltConf	Trace
53	1v	14	Total	C	N	O	P	0	0	0
			281	125	51	91	14			
53	2v	13	Total	C	N	O	P	0	0	0
			277	125	51	88	13			

- Molecule 54 is a RNA chain called A-site and E-site tRNAs.

Mol	Chain	Residues	Atoms						ZeroOcc	AltConf	Trace
54	1w	75	Total 1574	C 704	N 283	O 512	P 73	S 2	0	0	1
54	1y	74	Total 1581	C 707	N 285	O 515	P 73	S 1	0	0	0
54	2w	74	Total 1547	C 688	N 278	O 507	P 73	S 1	0	0	1
54	2y	73	Total 1561	C 698	N 283	O 507	P 72	S 1	0	0	0

- Molecule 55 is a RNA chain called P-site tRNA.

Mol	Chain	Residues	Atoms						ZeroOcc	AltConf	Trace
55	1x	76	Total	C	N	O	P	S	0	0	0
			1635	731	295	531	76	2			
55	2x	76	Total	C	N	O	P	S	0	0	0
			1635	731	295	531	76	2			

- Molecule 56 is MAGNESIUM ION (three-letter code: MG) (formula: Mg).

Mol	Chain	Residues	Atoms		ZeroOcc	AltConf
56	2E	5	Total	Mg	0	0
			5	5		
56	17	2	Total	Mg	0	0
			2	2		
56	2d	1	Total	Mg	0	0
			1	1		
56	1T	3	Total	Mg	0	0
			3	3		
56	1N	7	Total	Mg	0	0
			7	7		
56	20	3	Total	Mg	0	0
			3	3		
56	18	2	Total	Mg	0	0
			2	2		
56	1Y	1	Total	Mg	0	0
			1	1		

Continued on next page...

Continued from previous page...

Mol	Chain	Residues	Atoms		ZeroOcc	AltConf
56	13	3	Total 3	Mg 3	0	0
56	1f	2	Total 2	Mg 2	0	0
56	1P	4	Total 4	Mg 4	0	0
56	2B	18	Total 18	Mg 18	0	0
56	2a	196	Total 196	Mg 196	0	0
56	1E	6	Total 6	Mg 6	0	0
56	1b	2	Total 2	Mg 2	0	0
56	2l	2	Total 2	Mg 2	0	0
56	2F	4	Total 4	Mg 4	0	0
56	16	1	Total 1	Mg 1	0	0
56	28	1	Total 1	Mg 1	0	0
56	2e	1	Total 1	Mg 1	0	0
56	1W	6	Total 6	Mg 6	0	0
56	1A	963	Total 963	Mg 963	0	0
56	1t	1	Total 1	Mg 1	0	0
56	2p	1	Total 1	Mg 1	0	0
56	2P	1	Total 1	Mg 1	0	0
56	1X	4	Total 4	Mg 4	0	0
56	12	1	Total 1	Mg 1	0	0
56	1y	2	Total 2	Mg 2	0	0
56	1S	2	Total 2	Mg 2	0	0

Continued on next page...

Continued from previous page...

Mol	Chain	Residues	Atoms		ZeroOcc	AltConf
56	2T	1	Total 1	Mg 1	0	0
56	1D	5	Total 5	Mg 5	0	0
56	23	1	Total 1	Mg 1	0	0
56	1e	1	Total 1	Mg 1	0	0
56	2G	1	Total 1	Mg 1	0	0
56	1I	1	Total 1	Mg 1	0	0
56	2f	2	Total 2	Mg 2	0	0
56	1V	2	Total 2	Mg 2	0	0
56	2X	1	Total 1	Mg 1	0	0
56	1w	6	Total 6	Mg 6	0	0
56	1a	239	Total 239	Mg 239	0	0
56	2Q	4	Total 4	Mg 4	0	0
56	15	2	Total 2	Mg 2	0	0
56	1x	10	Total 10	Mg 10	0	0
56	2j	2	Total 2	Mg 2	0	0
56	1R	3	Total 3	Mg 3	0	0
56	26	1	Total 1	Mg 1	0	0
56	2v	1	Total 1	Mg 1	0	0
56	2U	4	Total 4	Mg 4	0	0
56	1G	4	Total 4	Mg 4	0	0
56	2O	2	Total 2	Mg 2	0	0

Continued on next page...

Continued from previous page...

Mol	Chain	Residues	Atoms		ZeroOcc	AltConf
56	1l	3	Total 3	Mg 3	0	0
56	1d	2	Total 2	Mg 2	0	0
56	2r	1	Total 1	Mg 1	0	0
56	2g	1	Total 1	Mg 1	0	0
56	1v	1	Total 1	Mg 1	0	0
56	2x	2	Total 2	Mg 2	0	0
56	2R	1	Total 1	Mg 1	0	0
56	1Z	5	Total 5	Mg 5	0	0
56	2D	4	Total 4	Mg 4	0	0
56	2q	2	Total 2	Mg 2	0	0
56	1U	5	Total 5	Mg 5	0	0
56	1O	6	Total 6	Mg 6	0	0
56	19	2	Total 2	Mg 2	0	0
56	1l	3	Total 3	Mg 3	0	0
56	2V	1	Total 1	Mg 1	0	0
56	1F	7	Total 7	Mg 7	0	0
56	10	4	Total 4	Mg 4	0	0
56	2t	1	Total 1	Mg 1	0	0
56	1Q	6	Total 6	Mg 6	0	0
56	2A	673	Total 673	Mg 673	0	0
56	2Z	1	Total 1	Mg 1	0	0

Continued on next page...

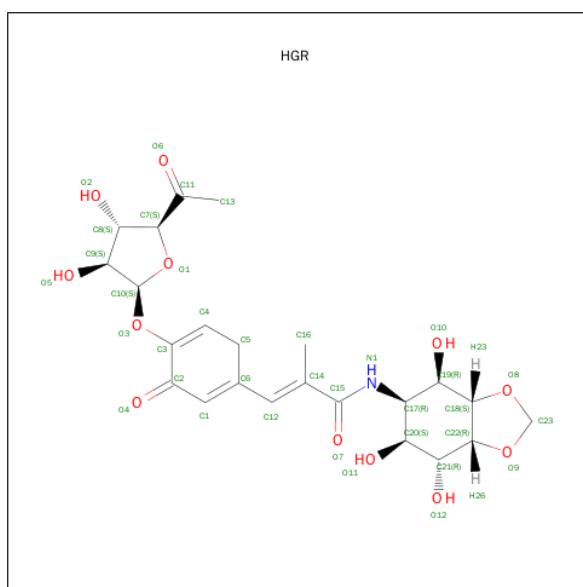
Continued from previous page...

Mol	Chain	Residues	Atoms		ZeroOcc	AltConf
56	1B	29	Total	Mg	0	0
			29	29		
56	2w	3	Total	Mg	0	0
			3	3		

- Molecule 57 is POTASSIUM ION (three-letter code: K) (formula: K).

Mol	Chain	Residues	Atoms		ZeroOcc	AltConf
57	1A	1	Total	K	0	0
			1	1		
57	2A	1	Total	K	0	0
			1	1		

- Molecule 58 is Hygromycin A (three-letter code: HGR) (formula: C₂₃H₂₉NO₁₂).



Mol	Chain	Residues	Atoms				ZeroOcc	AltConf
58	1A	1	Total	C	N	O	0	0
			36	23	1	12		
58	2A	1	Total	C	N	O	0	0
			36	23	1	12		

- Molecule 59 is ZINC ION (three-letter code: ZN) (formula: Zn).

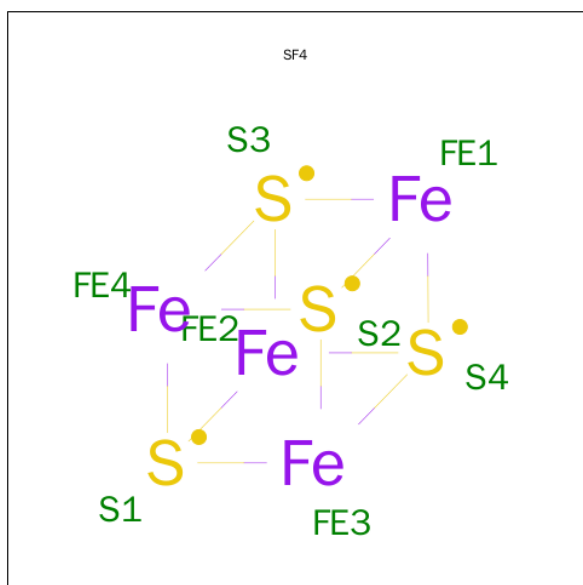
Mol	Chain	Residues	Atoms		ZeroOcc	AltConf
59	1Y	1	Total	Zn	0	0
			1	1		

Continued on next page...

Continued from previous page...

Mol	Chain	Residues	Atoms		ZeroOcc	AltConf
59	14	1	Total	Zn	0	0
			1	1		
59	1n	1	Total	Zn	0	0
			1	1		
59	15	1	Total	Zn	0	0
			1	1		
59	29	1	Total	Zn	0	0
			1	1		
59	19	1	Total	Zn	0	0
			1	1		
59	26	1	Total	Zn	0	0
			1	1		
59	25	1	Total	Zn	0	0
			1	1		
59	24	1	Total	Zn	0	0
			1	1		
59	2n	1	Total	Zn	0	0
			1	1		
59	2Y	1	Total	Zn	0	0
			1	1		
59	16	1	Total	Zn	0	0
			1	1		

- Molecule 60 is IRON/SULFUR CLUSTER (three-letter code: SF4) (formula: Fe₄S₄).



Mol	Chain	Residues	Atoms			ZeroOcc	AltConf
60	1d	1	Total	Fe	S	0	0
			8	4	4		
60	2d	1	Total	Fe	S	0	0
			8	4	4		

- Molecule 61 is water.

Mol	Chain	Residues	Atoms		ZeroOcc	AltConf
61	1A	1577	Total	O	0	0
			1577	1577		
61	1B	43	Total	O	0	0
			43	43		
61	1D	23	Total	O	0	0
			23	23		
61	1E	25	Total	O	0	0
			25	25		
61	1F	17	Total	O	0	0
			17	17		
61	1G	3	Total	O	0	0
			3	3		
61	1H	1	Total	O	0	0
			1	1		
61	1N	3	Total	O	0	0
			3	3		
61	1O	4	Total	O	0	0
			4	4		
61	1P	20	Total	O	0	0
			20	20		
61	1Q	4	Total	O	0	0
			4	4		
61	1R	5	Total	O	0	0
			5	5		
61	1S	3	Total	O	0	0
			3	3		
61	1T	4	Total	O	0	0
			4	4		
61	1U	9	Total	O	0	0
			9	9		
61	1V	5	Total	O	0	0
			5	5		
61	1W	8	Total	O	0	0
			8	8		
61	1X	7	Total	O	0	0
			7	7		

Continued on next page...

Continued from previous page...

Mol	Chain	Residues	Atoms		ZeroOcc	AltConf
61	1Y	2	Total	O	0	0
			2	2		
61	1Z	1	Total	O	0	0
			1	1		
61	10	9	Total	O	0	0
			9	9		
61	11	3	Total	O	0	0
			3	3		
61	12	4	Total	O	0	0
			4	4		
61	13	3	Total	O	0	0
			3	3		
61	14	1	Total	O	0	0
			1	1		
61	15	4	Total	O	0	0
			4	4		
61	16	2	Total	O	0	0
			2	2		
61	17	5	Total	O	0	0
			5	5		
61	18	10	Total	O	0	0
			10	10		
61	19	1	Total	O	0	0
			1	1		
61	1a	287	Total	O	0	0
			287	287		
61	1e	1	Total	O	0	0
			1	1		
61	1h	1	Total	O	0	0
			1	1		
61	1i	1	Total	O	0	0
			1	1		
61	1l	4	Total	O	0	0
			4	4		
61	1m	1	Total	O	0	0
			1	1		
61	1n	1	Total	O	0	0
			1	1		
61	1o	1	Total	O	0	0
			1	1		
61	1p	1	Total	O	0	0
			1	1		

Continued on next page...

Continued from previous page...

Mol	Chain	Residues	Atoms		ZeroOcc	AltConf
61	1q	1	Total 1	O 1	0	0
61	1s	1	Total 1	O 1	0	0
61	1v	3	Total 3	O 3	0	0
61	1w	8	Total 8	O 8	0	0
61	1x	6	Total 6	O 6	0	0
61	1y	1	Total 1	O 1	0	0
61	2A	1063	Total 1063	O 1063	0	0
61	2B	10	Total 10	O 10	0	0
61	2D	20	Total 20	O 20	0	0
61	2E	9	Total 9	O 9	0	0
61	2F	7	Total 7	O 7	0	0
61	2I	1	Total 1	O 1	0	0
61	2N	2	Total 2	O 2	0	0
61	2O	1	Total 1	O 1	0	0
61	2P	14	Total 14	O 14	0	0
61	2Q	1	Total 1	O 1	0	0
61	2R	3	Total 3	O 3	0	0
61	2T	2	Total 2	O 2	0	0
61	2U	1	Total 1	O 1	0	0
61	2V	2	Total 2	O 2	0	0
61	2W	2	Total 2	O 2	0	0

Continued on next page...

Continued from previous page...

Mol	Chain	Residues	Atoms		ZeroOcc	AltConf
61	2X	3	Total 3	O 3	0	0
61	2Y	1	Total 1	O 1	0	0
61	2Z	1	Total 1	O 1	0	0
61	20	4	Total 4	O 4	0	0
61	21	3	Total 3	O 3	0	0
61	23	1	Total 1	O 1	0	0
61	25	2	Total 2	O 2	0	0
61	26	2	Total 2	O 2	0	0
61	28	5	Total 5	O 5	0	0
61	29	1	Total 1	O 1	0	0
61	2a	213	Total 213	O 213	0	0
61	2d	3	Total 3	O 3	0	0
61	2g	2	Total 2	O 2	0	0
61	2i	2	Total 2	O 2	0	0
61	2j	5	Total 5	O 5	0	0
61	2l	3	Total 3	O 3	0	0
61	2n	1	Total 1	O 1	0	0
61	2o	1	Total 1	O 1	0	0
61	2p	3	Total 3	O 3	0	0
61	2r	1	Total 1	O 1	0	0
61	2t	2	Total 2	O 2	0	0

Continued on next page...

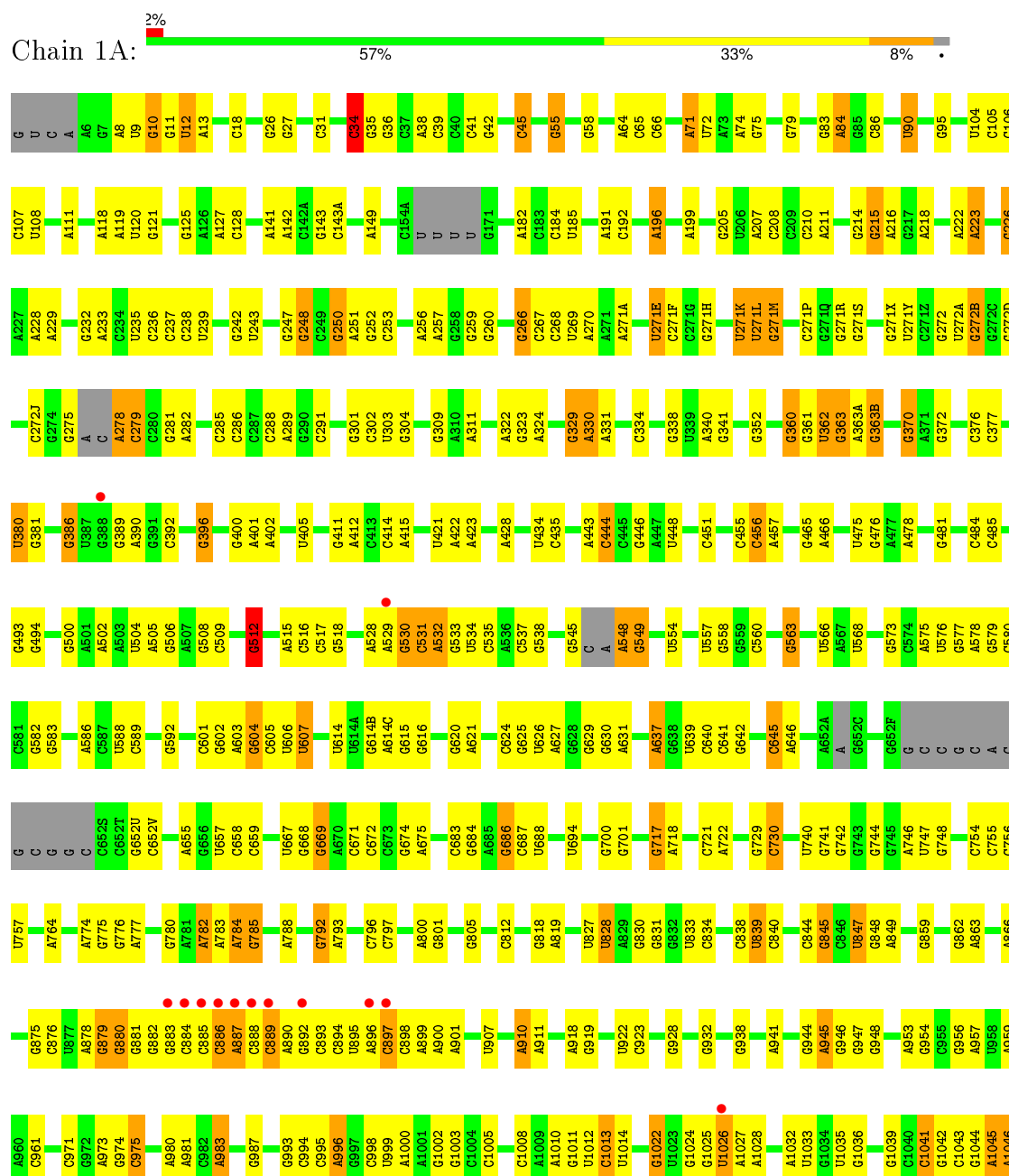
Continued from previous page...

Mol	Chain	Residues	Atoms		ZeroOcc	AltConf
61	2v	1	Total	O	0	0
			1	1		
61	2w	2	Total	O	0	0
			2	2		
61	2x	6	Total	O	0	0
			6	6		

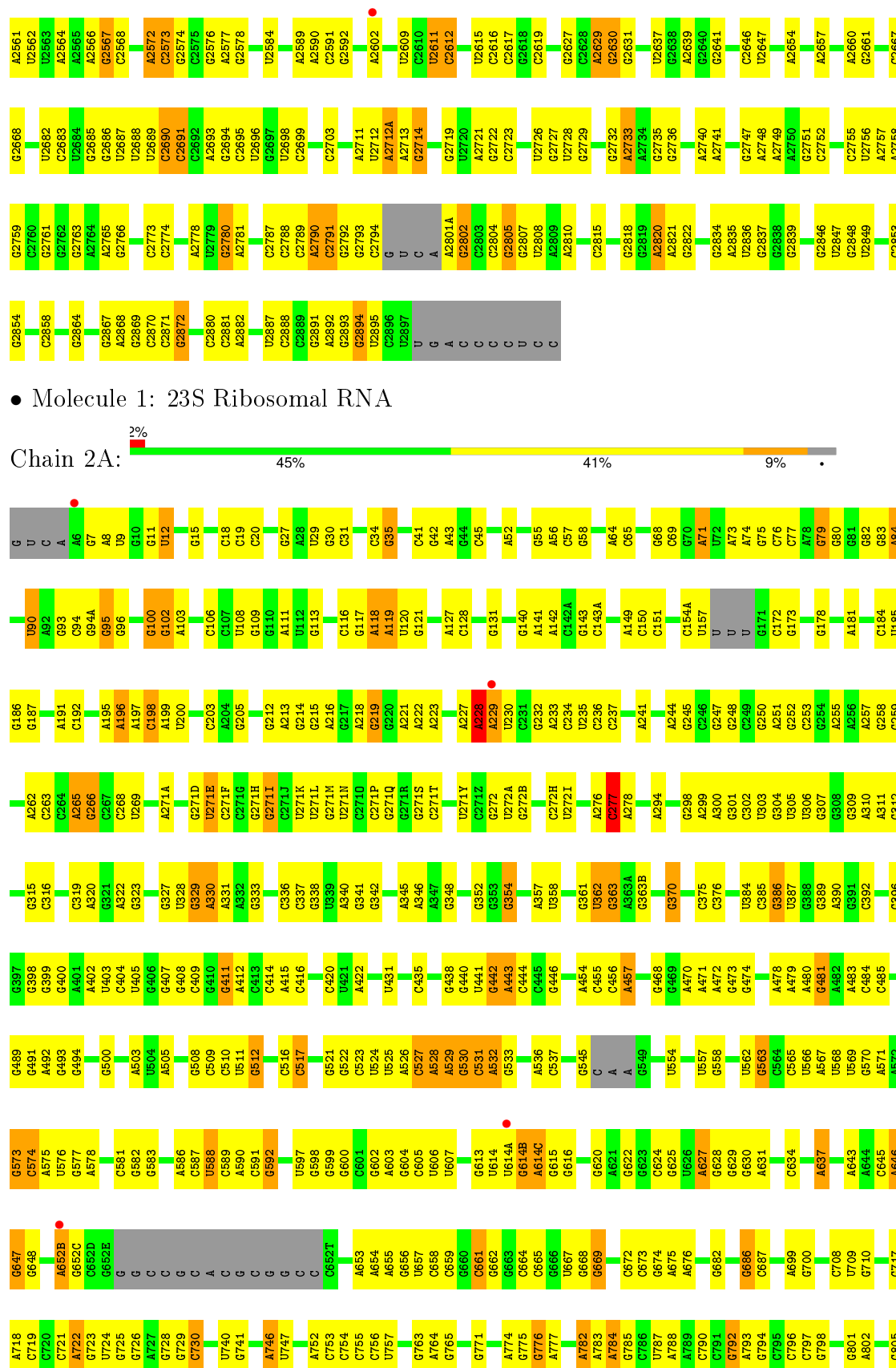
3 Residue-property plots

These plots are drawn for all protein, RNA and DNA chains in the entry. The first graphic for a chain summarises the proportions of errors displayed in the second graphic. The second graphic shows the sequence view annotated by issues in geometry and electron density. Residues are color-coded according to the number of geometric quality criteria for which they contain at least one outlier: green = 0, yellow = 1, orange = 2 and red = 3 or more. A red dot above a residue indicates a poor fit to the electron density (RSRZ > 2). Stretches of 2 or more consecutive residues without any outlier are shown as a green connector. Residues present in the sample, but not in the model, are shown in grey.

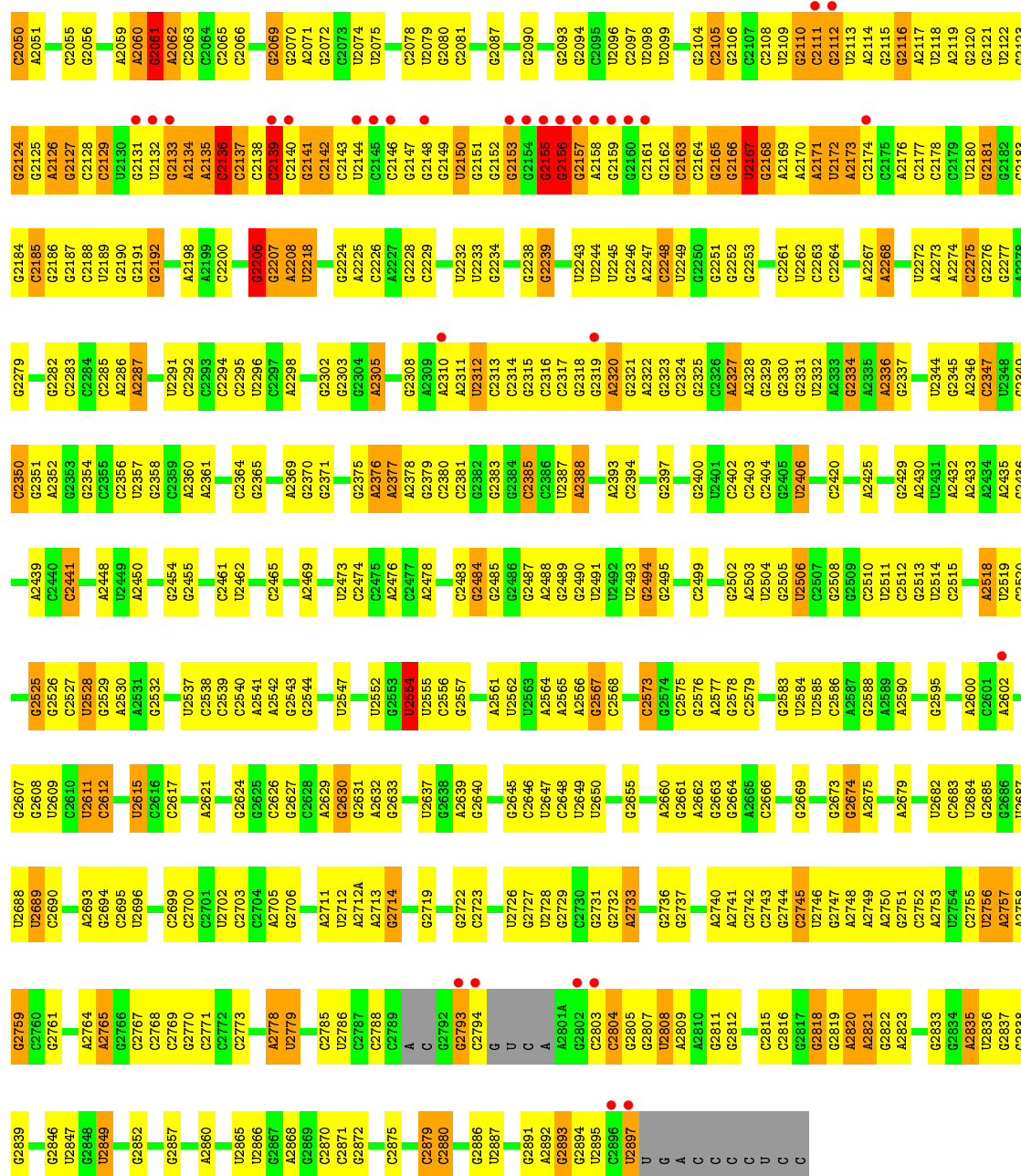
• Molecule 1: 23S Ribosomal RNA

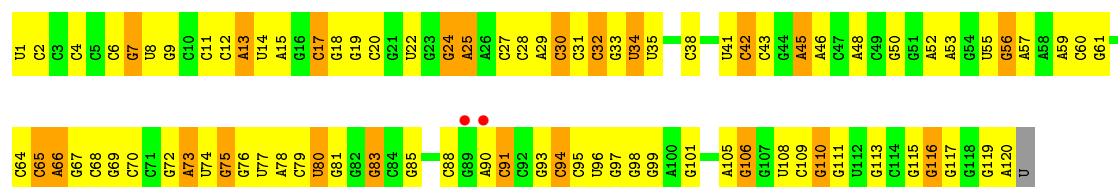


C2441	A2386	G2252	G2155	U2086	U1963	U1833	U1602	G1484	C1386	U1292	C1201	U1108	G1047
G2445	G2340	A2267	G2156	G2087	C1967	C1837	A1608	C1493	C1387	U1293	G1201	C1109	A1048
G2446	G2341	A2268	G2157	G2093	G1968	C1837	A1609	A1494	U1394	C1297	A1204	G1110	G1051
G2447	G2342	A2269	G2158	G2096	A1969	C1837	A1610	A1495	U1395	C1298	U1205	G1111	C1052
A2448	C2347	G2270	G2159	U2096	A1970	C1843	G1746	A1508	U1396	C1299	G1206	G1112	C1053
G2458	C2350	G2271	C2161	C2097	A1971	G1846	G1756	C1509	G1400	U1300	A1210	G1113	A1054
G2459	G2351	U2272	C2162	U2098	A1972	A1847	G1766	C1509A	G1401	A1301	U1211	G1114	G1055
C2461	A2352	A2273	C2163	U2099	G1985	G1848	A1759	A1509B	C1402	C1302	G1218	G1115	A1057
U2462	G2353	A2274	C2164	G2100	A1986	G1849	G1762	U1512	C1403	G1303	G1219	G1116	U1058
G2468	G2354	G2275	G2165	G2101	G1987	U1850	G1763	U1513	G1404	C1306	G1220	G1122	G1059
A2469	C2355	A2276	U2167	U2102	G1989	U1851	G1764	U1514	U1405	U1307	A1220	G1125	U1060
G2470	G2356	G2277	G2168	C2105	G1992	C1852	G1765	U1517	C1406	C1308	G1223	U1128	U1061
G2471	C2357	A2278	A2169	G2106	U1993	U1853	U1766	G1517	G1407	U1313	G1224	A1129	G1062
A2476	A2360	A2279	A2170	C2107	G1994	A1854	C1767	U1518	G1410	C1314	G1225	A1130	G1063
G2483	C2361	G2280	U2172	C2108	C1996	G1861	G1773	U1519	C1411	U1315	G1226	U1130	U1064
G2487	G2362	C2281	A2173	G2110	G1997	G1866	G1645	G1526	G1416	U1316	G1227	G1131	U1065
G2488	G2363	A2282	C2175	U2113	C1867	A1876	C1646	G1527	C1417	C1317	G1228	C1135	U1066
G2489	G2364	C2283	C2176	G2114	A2001	G1877	C1647	A1528	G1418	U1318	G1229	G1136	U1067
G2490	G2365	G2284	A2177	G2115	G2002	G1878	C1648	U1529	G1419	C1319	G1230	G1137	G1068
U2491	C2366	C2285	C2178	G2116	A2012	C1881	G1663	C1531	U1420	C1320	G1231	U1141	A1069
A2497	G2367	G2286	U2179	U2117	G2013	C1882	A1654	G1532	G1421	G1321	G1232	A1143	G1071
C2498	G2368	A2287	G2181	U2118	A2014	C1883	A1654	G1533	G1422	U1322	G1233	G1149	G1072
C2499	G2369	A2288	G2182	U2119	G2015	C1884	A1654	G1534	G1423	C1323	G1234	C1150	G1073
G2502	G2370	G2289	C2183	G2120	G2016	A1889	A1664	G1535	C1424	U1324	G1235	G1153	G1074
U2503	G2371	C2290	G2184	G2121	G2017	A1890	A1664	G1536	G1425	C1325	G1236	G1154	G1075
G2504	G2372	G2291	G2185	G2122	G2018	A1891	A1664	G1537	G1426	U1326	G1237	G1155	G1076
G2505	G2373	U2292	G2186	G2123	G2019	A1892	A1664	G1538	G1427	C1327	G1238	G1156	A1077
U2506	G2374	C2293	G2187	G2124	G2020	A1893	A1664	G1539	G1428	U1328	G1239	G1157	U1078
G2512	G2375	A2294	C2188	G2125	G2021	A1900	A1664	G1540	G1429	C1329	G1240	G1158	U1079
G2513	G2376	G2295	C2189	G2126	U2022	A1901	A1664	G1541	G1430	U1330	G1241	G1159	C1080
A2518	G2377	G2296	G2190	A2126	G2023	A1902	A1664	G1542	U1431	C1331	G1242	G1160	U1081
G2525	A2377	C2297	G2191	C2127	G2024	A1903	A1664	G1543	G1432	U1332	G1243	G1161	U1082
G2529	G2378	A2298	G2192	C2128	U2025	A1904	A1664	G1544	G1433	C1333	G1244	G1162	U1083
A2531	G2379	G2299	G2193	G2129	G2026	A1905	A1664	G1545	G1434	U1334	G1245	G1163	A1084
G2532	G2380	C2299	G2194	U2130	G2027	A1906	A1664	G1546	G1435	U1335	G1246	G1164	A1085
A2533	G2381	A2300	G2195	U2131	G2028	A1907	A1664	G1547	G1436	U1336	G1247	G1165	A1086
A2534	G2382	G2301	G2196	U2132	U2029	A1908	A1664	G1548	G1437	U1337	G1248	G1166	A1087
U2537	G2383	G2302	G2197	G2133	G2030	A1909	A1664	G1549	G1438	U1338	G1249	G1167	A1088
C2538	G2384	A2303	G2198	A2134	G2031	A1910	A1664	G1550	G1439	U1339	G1250	G1168	U1089
G2539	G2385	G2304	G2199	A2135	G2032	A1911	A1664	G1551	G1440	U1340	G1251	G1169	G1170
A2541	G2386	C2305	G2200	C2136	G2033	A1912	A1664	G1552	G1441	U1341	G1252	G1170	U1090
G2542	G2387	A2306	G2201	G2137	G2034	A1913	A1664	G1553	G1442	U1342	G1253	G1171	G1091
G2543	G2388	G2307	G2202	C2138	G2035	A1914	A1664	G1554	G1443	U1343	G1254	G1172	C1092
G2544	G2389	G2308	G2203	G2139	G2036	A1915	A1664	G1555	G1444	U1344	G1255	G1173	G1093
G2545	G2390	G2309	G2204	U2140	G2037	A1916	A1664	G1556	G1445	U1345	G1256	G1174	U1094
G2546	G2391	A2310	G2205	U2141	G2038	A1917	A1664	G1557	G1446	U1346	G1257	G1175	A1095
G2547	G2392	G2311	G2206	C2142	G2039	A1918	A1664	G1558	G1447	U1347	G1258	G1176	U1096
G2548	G2393	G2312	G2207	C2143	G2040	A1919	A1664	G1559	G1448	U1348	G1259	G1177	U1097
G2549	G2394	A2313	G2208	U2144	G2041	A1920	A1664	G1560	G1449	U1349	G1260	G1178	A1098
G2550	G2395	G2314	G2209	C2145	G2042	A1921	A1664	G1561	G1450	U1350	G1261	G1179	U1099
G2551	G2396	C2315	G2210	U2146	G2043	A1922	A1664	G1562	G1451	U1351	G1262	G1180	G1100
G2552	G2397	A2316	G2211	C2147	G2044	A1923	A1664	G1563	G1452	U1352	G1263	G1181	U1101
U2553	G2398	G2317	G2212	G2148	G2045	A1924	A1664	G1564	G1453	U1353	G1264	G1182	G1184
G2554	G2399	C2318	G2213	C2149	G2046	A1925	A1664	G1565	G1454	U1354	G1265	G1183	U1102
G2555	G2400	G2319	G2214	U2150	G2047	A1926	A1664	G1566	G1455	U1355	G1266	G1184	G1185
G2556	G2401	A2320	G2215	G2151	G2048	A1927	A1664	G1567	G1456	U1356	G1267	G1185	G1186
G2557	G2402	G2321	G2216	C2152	G2049	A1928	A1664	G1568	G1457	U1357	G1268	G1186	G1187
G2558	G2403	C2322	G2217	U2153	G2050	A1929	A1664	G1569	G1458	U1358	G1269	G1187	U1188
G2559	G2404	G2323	G2218	G2154	G2051	A1930	A1664	G1570	G1459	U1359	G1270	G1188	G1197
G2560	G2405	C2324	G2219	C2155	G2052	A1931	A1664	G1571	G1460	U1360	G1271	G1189	U1198
G2561	G2406	G2325	G2220	U2156	G2053	A1932	A1664	G1572	G1461	U1361	G1272	G1190	G1199
G2562	G2407	C2326	G2221	C2157	G2054	A1933	A1664	G1573	G1462	U1362	G1273	G1191	G1200
G2563	G2408	A2327	G2222	U2158	G2055	A1934	A1664	G1574	G1463	U1363	G1274	G1192	U1201
G2564	G2409	G2328	G2223	G2159	G2056	A1935	A1664	G1575	G1464	U1364	G1275	G1193	G1202
G2565	G2410	A2329	G2224	C2160	G2057	A1936	A1664	G1576	G1465	U1365	G1276	G1194	G1203
G2566	G2411	C2330	G2225	U2161	G2058	A1937	A1664	G1577	G1466	U1366	G1277	G1195	G1204
G2567	G2412	G2331	G2226	C2162	G2059	A1938	A1664	G1578	G1467	U1367	G1278	G1196	G1205
G2568	G2413	A2332	G2227	U2163	G2060	A1939	A1664	G1579	G1468	U1368	G1279	G1197	G1206
G2569	G2414	G2333	G2228	G2164	G2061	A1940	A1664	G1580	G1469	U1369	G1280	G1198	G1207
G2570	G2415	C2334	G2229	C2165	G2062	A1941	A1664	G1581	G1470	U1370	G1281	G1199	G1208
G2571	G2416	G2335	G2230	U2166	G2063	A1942	A1664	G1582	G1471	U1371	G1282	G1200	G1209
G2572	G2417	A2336	G2231	C2167	G2064	A1943	A1664	G1583	G1472	U1372	G1283	G1201	G1210
G2573	G2418	G2337	G2232	G2168	G2065	A1944	A1664	G1584	G1473	U1373	G1284	G1202	G1211
G2574	G2419	C2338	G2233	U2169	G2066	A1945	A1664	G1585	G1474	U1374	G1285	G1203	G1212
G2575	G2420	G2339	G2234	C2170	G2067	A1946	A1664	G1586	G1475	U1375	G1286	G1204	G1213
G2576	G2421	A2340	G2235	G2171	G2068	A1947	A1664	G1587	G1476	U1376	G1287	G1205	G1214
G2577	G2422	G2341	G2236	C2172	G2069	A1948	A1664	G1588	G1477	U1377	G1288	G1206	G1215
G2578	G2423	C2342	G2237	U2173	G2070	A1949	A1664	G1589	G1478	U1378	G1289	G1207	G1216
G2579	G2424	G2343	G2238	G2174	G2071	A1950	A1664	G1590	G1479	U1379	G1290	G1208	G1217
G2580	G2425	A2344	G2239	C2175	G2072	A1951	A1664	G1591	G1480	U1380	G1291	G1209	G1218
G2581	G2426	G2345	G2240	U2176	G2073	A1952	A1664	G1592	G1481	U1381	G1292	G1210	G1219
G2582	G2427	C2346	G2241	C2177	G2074	A1953	A1664	G1593	G1482	U1382	G1293	G1211	G1220
G2583	G2428	A2347	G2242	G2178	G2075	A1954	A1664	G1594	G1483	U1383	G1294	G1212	G1221
G2584	G2429	G2348	G2243	U2179	G2076	A1955	A1664	G1595	G1484	U1384	G1295	G1213	G1222
G2585	G2430	C2349	G2244	C2180	G2077	A1956	A1664	G1596	G1485	U1385	G1296	G1214	G1223
G2586	G2431	G2350	G2245	G2181	G2078	A1957	A1664	G1597	G1486	U1386	G1297	G1215	G1224
G2587	G2432	C2351	G2246	C2182	G2079	A1958	A1664	G1598	G1487	U1387	G1298	G1216	G1225
G2588	G2433	A2352	G2247	U2181	G2080	A1959	A1664	G1599	G1488	U1388	G1299	G1217	G1226
G2589	G2434	G2353	G2248	C2183	G2081	A1960	A1664	G1600	G1489	U1389	G1300	G1218	G1227
G2590	G2435	C2354	G2249	G2184	G2082	A1961	A1664	G1601	G1490	U1390	G1301	G1219	G1228
G2591	G2436	A2355	G2250	U2182	G2083	A1962	A1664	G1602	G1491	U1391	G1302	G1220	G1229
G2592	G2437	G2356	G2251	C2185	G2084	A1963	A1664	G1603	G1492	U1392	G1303	G1221	G1230
G2593	G2438	C2357	G2252	G2186	G2085	A1964	A1664	G1604	G1493	U1393	G1304	G1222	G1231

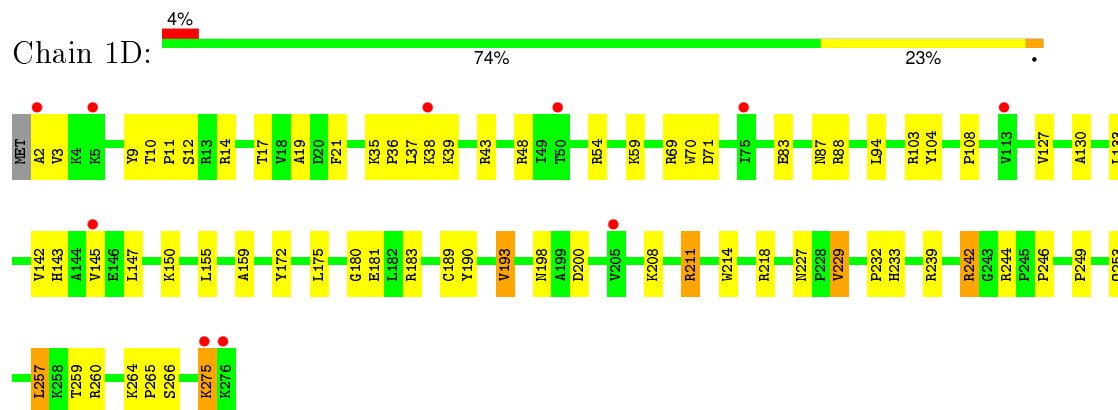


U1955	G1835	G1756	C1636	A1545	A1469	G1389	G1309	G1225	A1148	A	G1024	C951	A878	C806
U1963	G1839	U1767	A1637	C1546	A1471	U1394	G1310	A1226	G1149	A	G1025	C951	A879	U807
G1967	A1847	G1762	C1638	C1547	G1474	U1396	U1312	G1227	C1150	A	U1026	A953	A880	G809
A1848	G1763	A1762	C1639	C1557	G1475	G1400	U1313	G1229	G1153	G	A1028	G956	G881	U810
A1853	G1764	G1764	A1641	A1558	G1479	G1401	C1314	C1230	G1154	U	A1029	G957	G882	U811
	A1853		G1642	G1559			C1315	G1231	A1155	C	G1030	U958	G883	C812
							C1318	G1232		C	A1031		G884	U813
							G1404	C1233	G1160	G	A1032	C985	C885	
							G1405	U1234	G1161	U	U1033	C961	A886	C817
							G1406	G1235	G1162	A		G966	A887	C818
							U1406	G1236		A			A888	A819
							G1407	A1237	C1166	U	G1037		C889	A820
								G1238	U1167	A	C1038	C971	A890	A821
							G1410	G1239	G1168	G	G1039	G972	A892	
							G1411	U1240	G1169	C	G1040	A973	C893	A824
							A1412	G1241	G1170	U	C1041	G974	C894	
							G1413	A1242	G1171	C	G1042	C975	U895	U827
							C1330	G1243	G	A	C1043		A896	U828
							A1331		A	C			C897	U829
							G1332	G1250	U	U			C898	A830
							A1336	C1251	G	A			C899	A831
							G1337	G1252	A	G			A900	U832
							G1338	A1253	G	U			C901	U833
							G1339	A1254	C1178	C			C902	C834
								U1255		U			C903	A835
							A1342	G1256	G1181	G			C904	
							G1343		A1182	A			A910	U839
							G1344	G1264	G1183	C			A911	C840
							C1345	A1265	G1186	C			G993	A841
							U1352	G1266	G1187	G			C994	
							A1353	U1267	U1188	G			C995	G845
							G1354	A1268	A1189	A			A996	C846
							A1355	A1269	G1190	G			A917	U847
							G1356	G1271	G1191	U			A918	U848
							U1357	A1272	G1197	G			A919	A849
							G1358	U1273	U1198	U			G920	
							A1359	A1278	U1199	G			C921	G852
							A1360		C1200	G			U922	G853
							G1364	A1284	C1201	C			C923	G854
							A1365	G1285	A1202	U			G924	G855
							A1366	A1286	G1203	U			C925	C856
							A1367	U1287	A1204	A			A926	C857
							G1368	U1288	U1205	G			C927	U858
							G1369		G1206	A			G928	G859
							C1370	U1292	C1207	A				
							G1371	C1293	G1208	G			G932	A861
							U1372		C1209	C			A933	G862
							A1373	G1297	A1210	A			U1012	A863
									U1211	G			C1013	G864
							A1379	U1300	G1212	C			U1014	C865
							G1380	A1301	A1213	U			G1015	A866
								G1459	U1141	A			G1016	C867
							A1460	A1302	U1142	U			G942	U868
							G1461	G1303	A1142A	C			U943	G869
							G1385	C1306	A1143	C			G944	U1019
							C1386	U1307	G1144	U			A1020	A870
							C1467	A1542		U			A945	A873
							C1468			C			G946	G874
										U			G1022	G875
										A			G948	

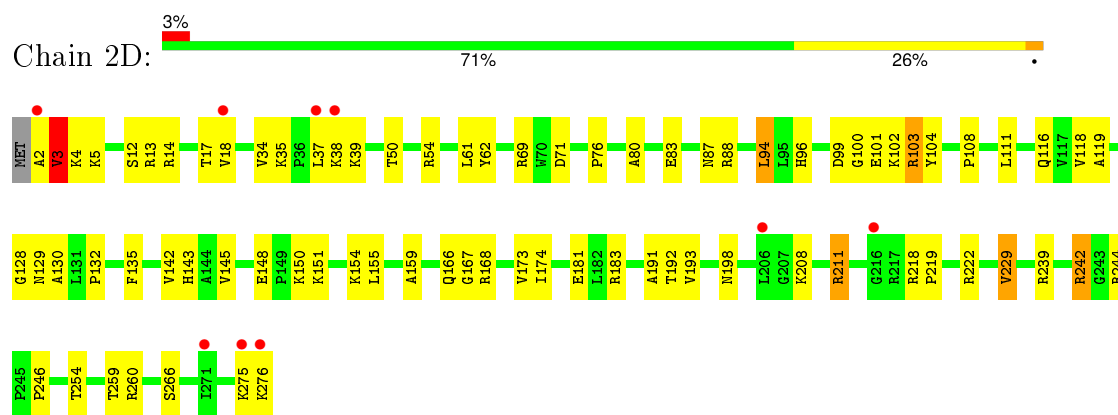




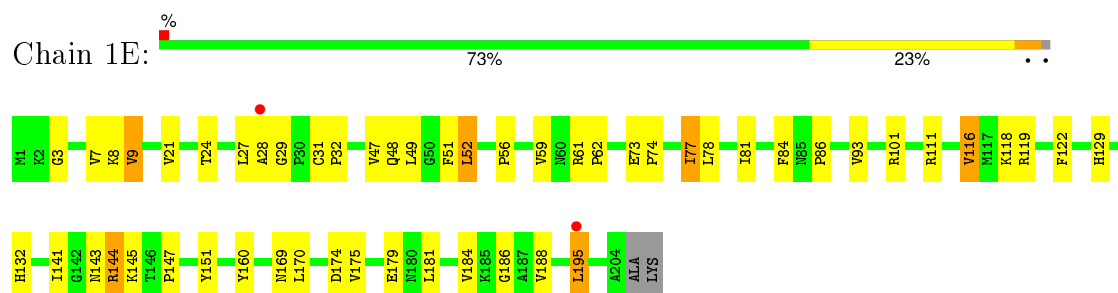
• Molecule 3: 50S Ribosomal Protein L2



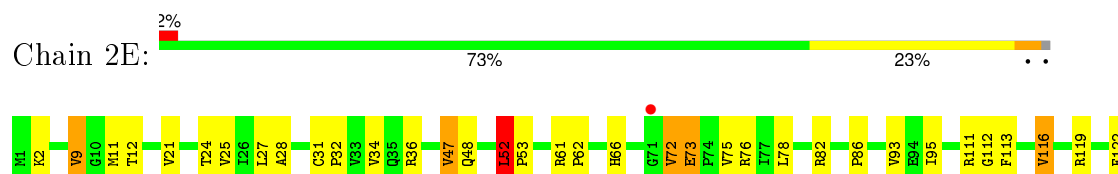
• Molecule 3: 50S Ribosomal Protein L2



• Molecule 4: 50S Ribosomal Protein L3



• Molecule 4: 50S Ribosomal Protein L3

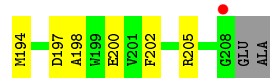
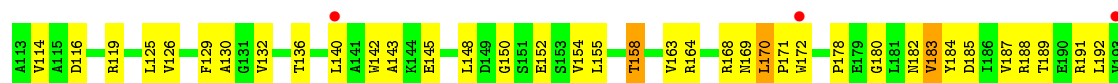




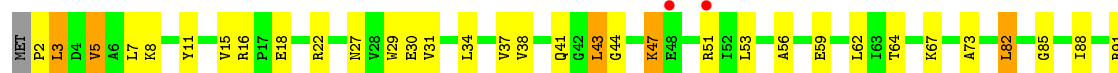
• Molecule 5: 50S Ribosomal Protein L4



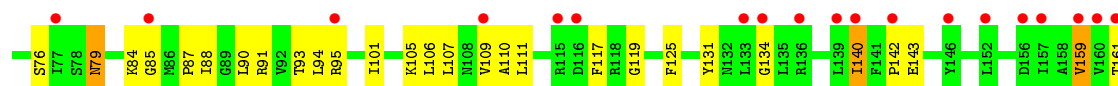
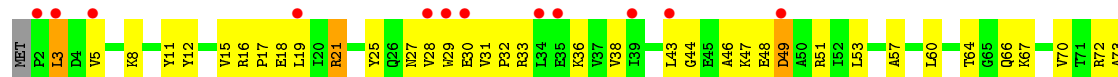
• Molecule 5: 50S Ribosomal Protein L4



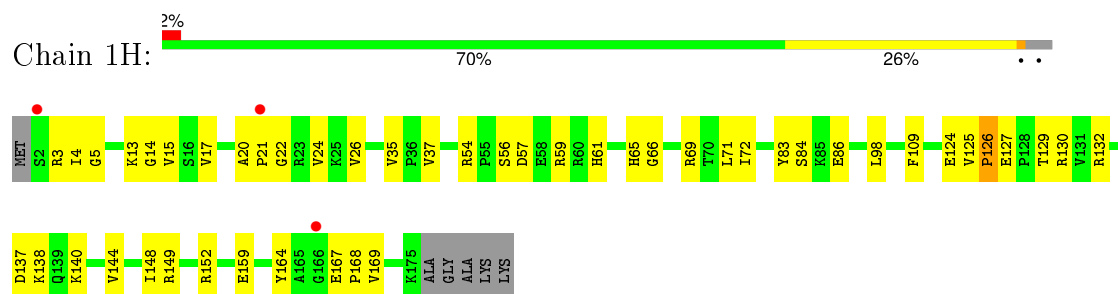
• Molecule 6: 50S Ribosomal Protein L5



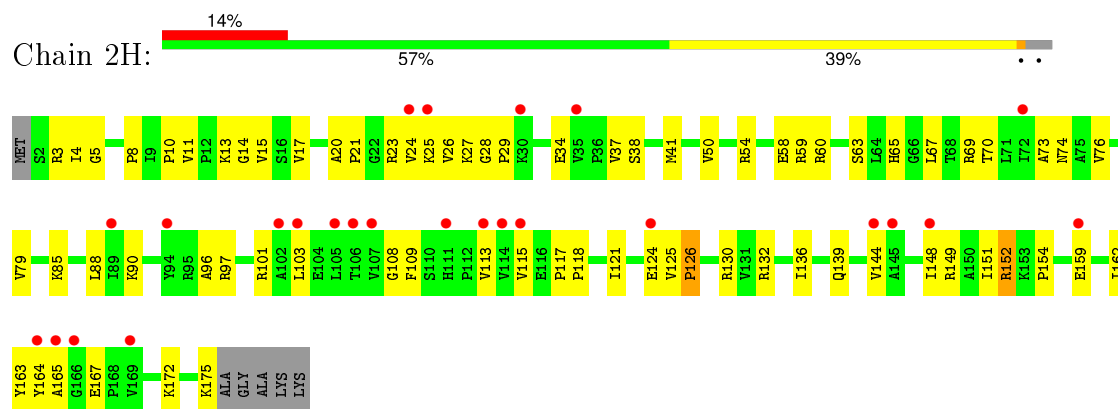
• Molecule 6: 50S Ribosomal Protein L5



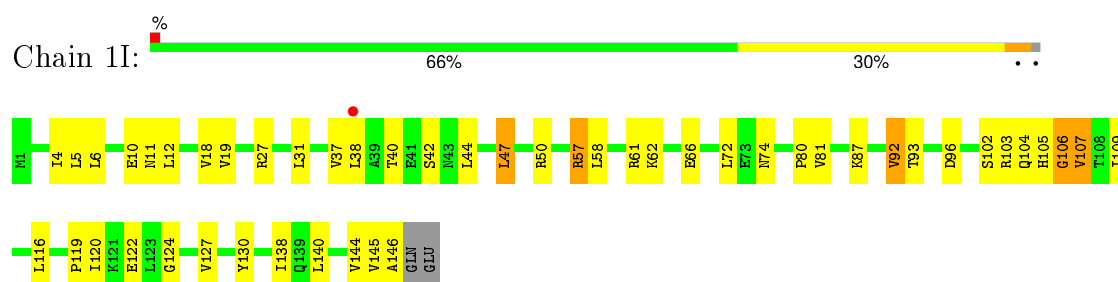
- Molecule 7: 50S Ribosomal Protein L6



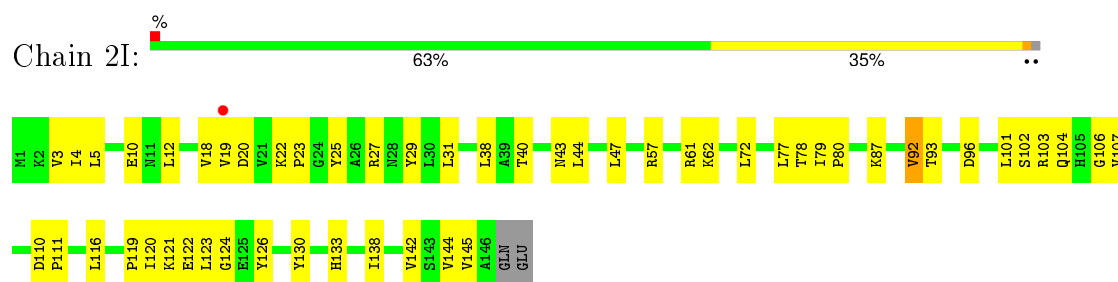
- Molecule 7: 50S Ribosomal Protein L6



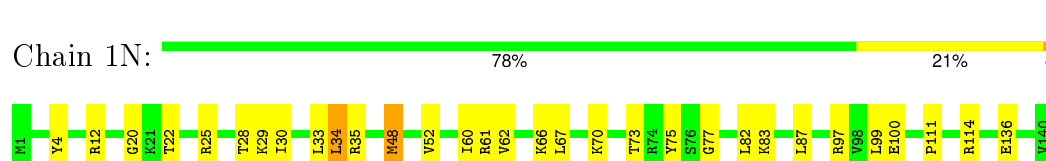
- Molecule 8: 50S Ribosomal Protein L9



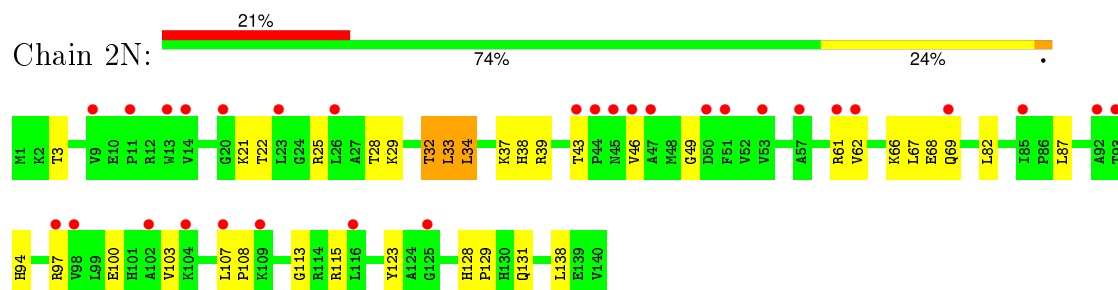
- Molecule 8: 50S Ribosomal Protein L9



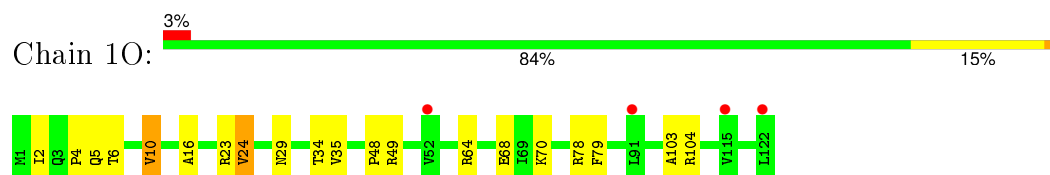
- Molecule 9: 50S Ribosomal Protein L13



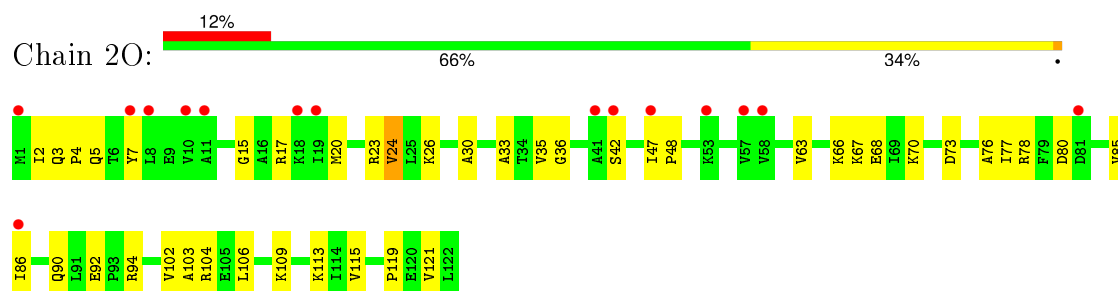
- Molecule 9: 50S Ribosomal Protein L13



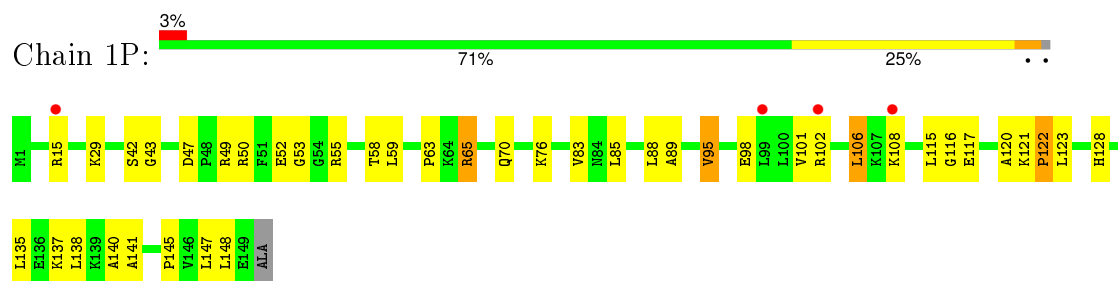
- Molecule 10: 50S Ribosomal Protein L14



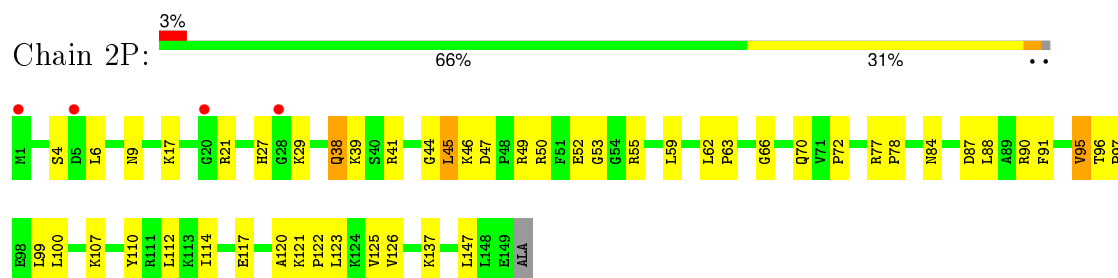
- Molecule 10: 50S Ribosomal Protein L14



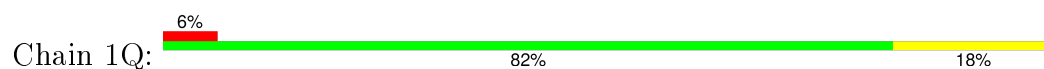
- Molecule 11: 50S Ribosomal Protein L15



- Molecule 11: 50S Ribosomal Protein L15

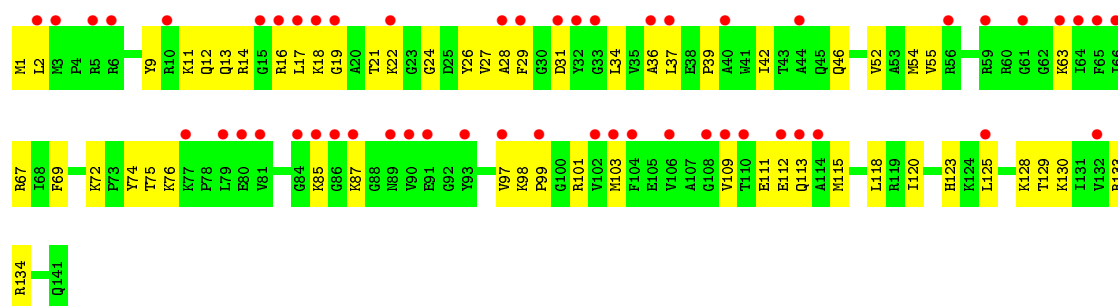
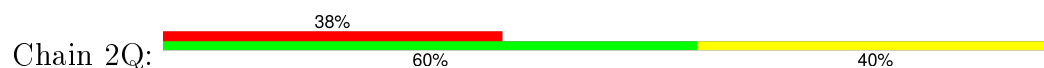


- Molecule 12: 50S Ribosomal Protein L16

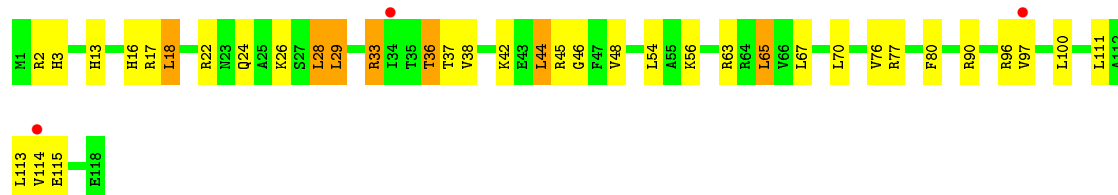




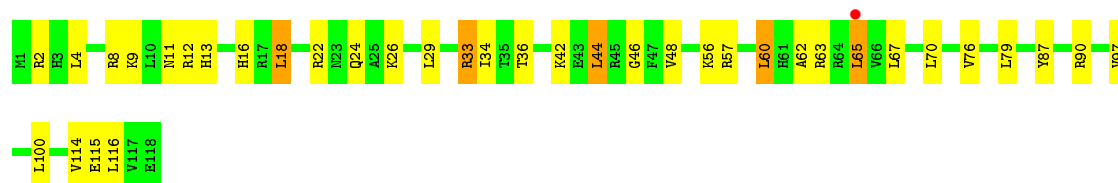
• Molecule 12: 50S Ribosomal Protein L16



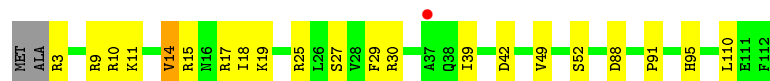
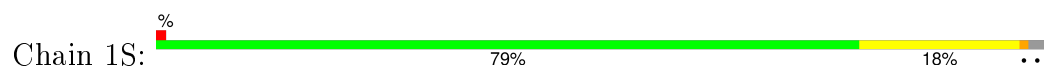
• Molecule 13: 50S Ribosomal Protein L17



• Molecule 13: 50S Ribosomal Protein L17

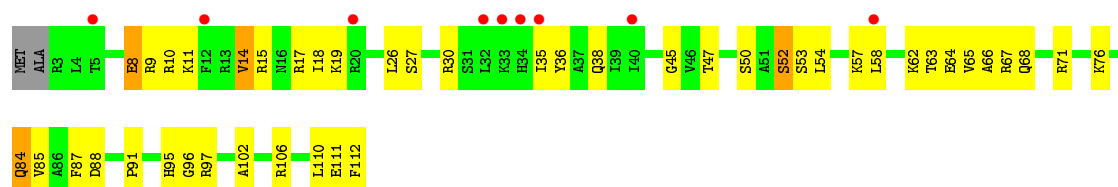


• Molecule 14: 50S Ribosomal Protein L18

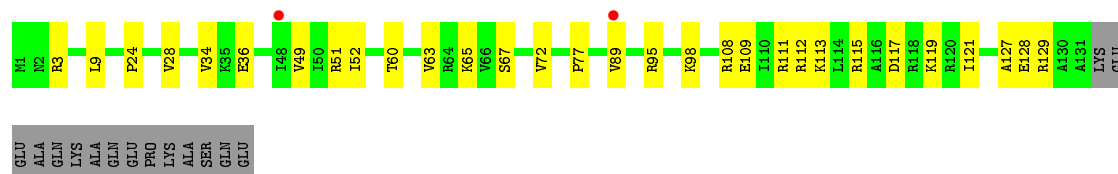


• Molecule 14: 50S Ribosomal Protein L18

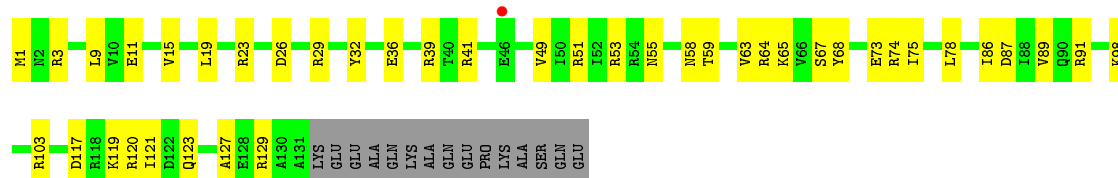




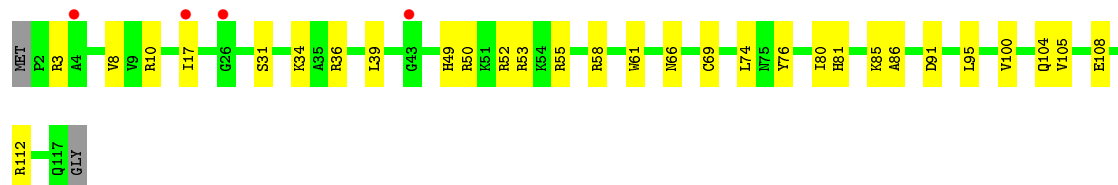
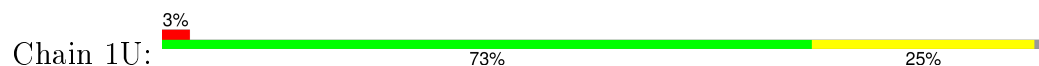
• Molecule 15: 50S Ribosomal Protein L19



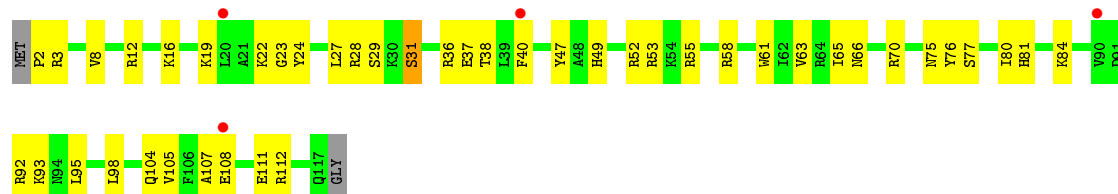
• Molecule 15: 50S Ribosomal Protein L19



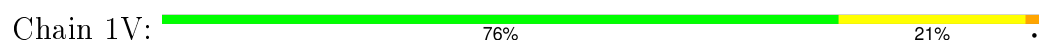
• Molecule 16: 50S Ribosomal Protein L20



• Molecule 16: 50S Ribosomal Protein L20

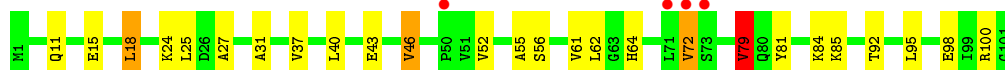
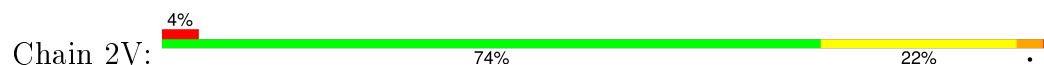


• Molecule 17: 50S Ribosomal Protein L21

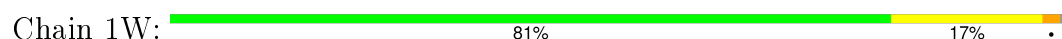




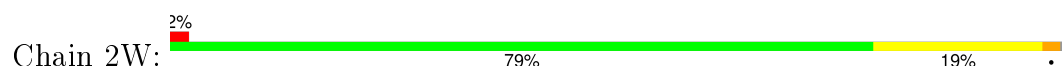
- Molecule 17: 50S Ribosomal Protein L21



- Molecule 18: 50S Ribosomal Protein L22



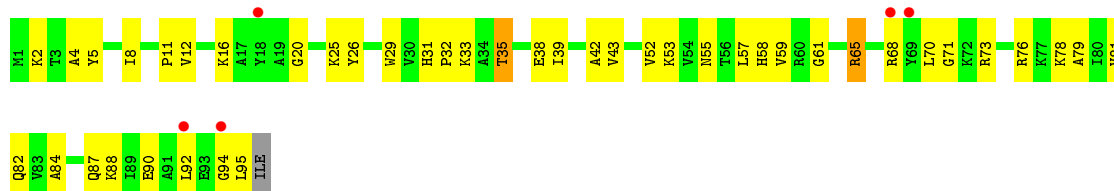
- Molecule 18: 50S Ribosomal Protein L22



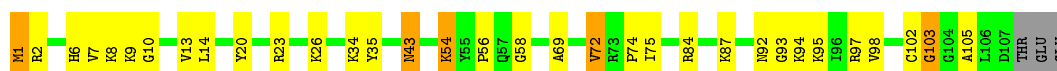
- Molecule 19: 50S Ribosomal Protein L23



- Molecule 19: 50S Ribosomal Protein L23

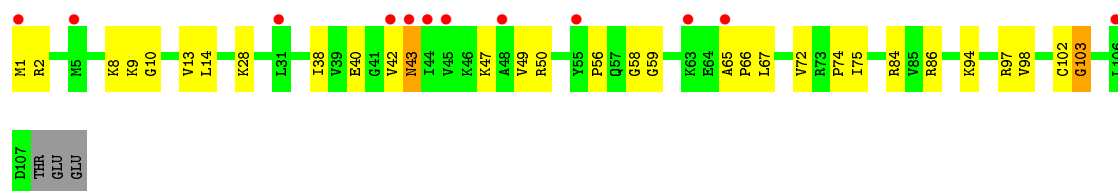


- Molecule 20: 50S Ribosomal Protein L24

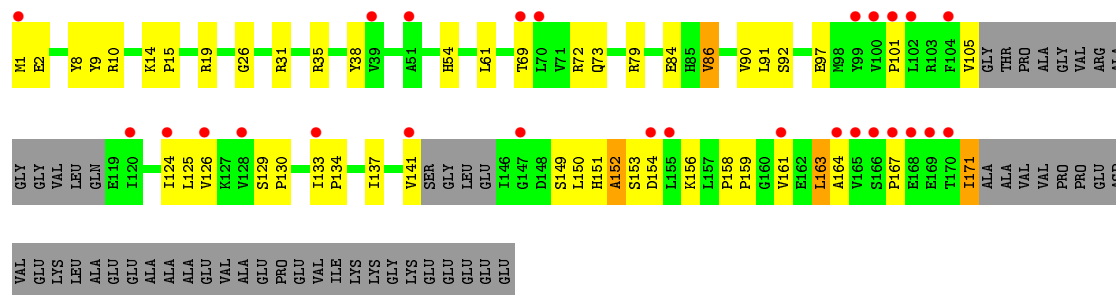


- Molecule 20: 50S Ribosomal Protein L24

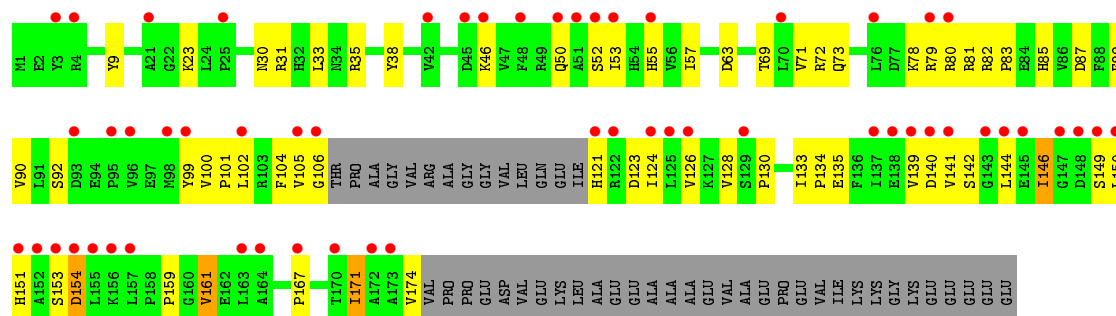




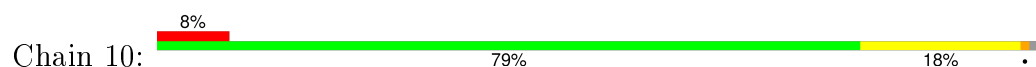
• Molecule 21: 50S Ribosomal Protein L25



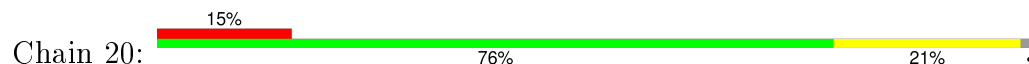
• Molecule 21: 50S Ribosomal Protein L25



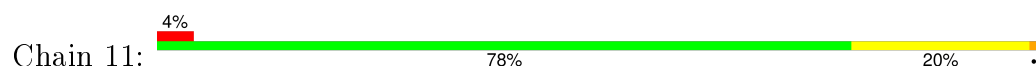
• Molecule 22: 50S Ribosomal Protein L27

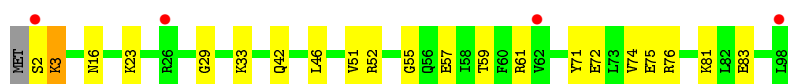


• Molecule 22: 50S Ribosomal Protein L27

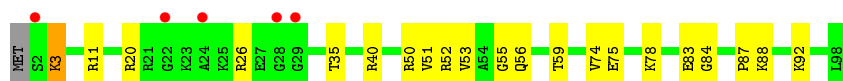
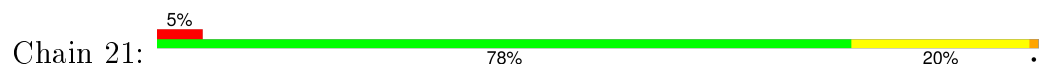


• Molecule 23: 50S Ribosomal Protein L28

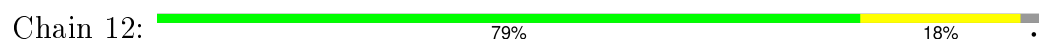




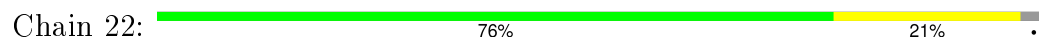
• Molecule 23: 50S Ribosomal Protein L28



• Molecule 24: 50S Ribosomal Protein L29



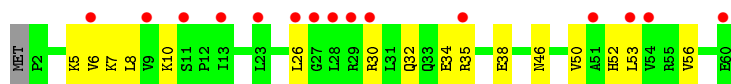
• Molecule 24: 50S Ribosomal Protein L29



• Molecule 25: 50S Ribosomal Protein L30



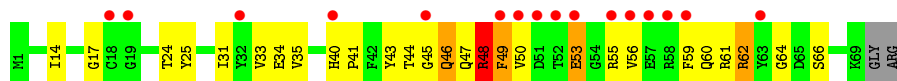
• Molecule 25: 50S Ribosomal Protein L30



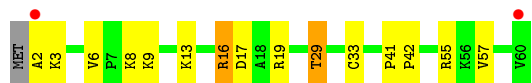
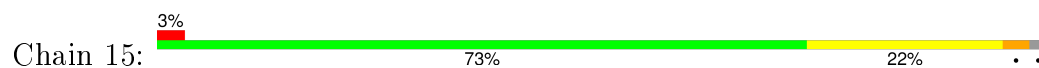
• Molecule 26: 50S Ribosomal Protein L31



• Molecule 26: 50S Ribosomal Protein L31



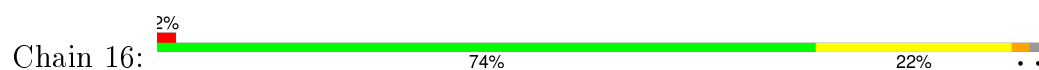
- Molecule 27: 50S Ribosomal Protein L32



- Molecule 27: 50S Ribosomal Protein L32



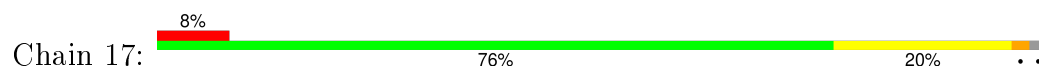
- Molecule 28: 50S Ribosomal Protein L33



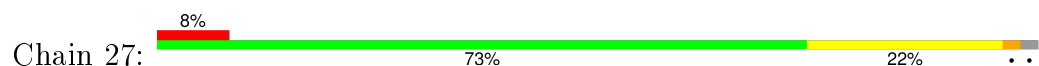
- Molecule 28: 50S Ribosomal Protein L33



- Molecule 29: 50S Ribosomal Protein L34



- Molecule 29: 50S Ribosomal Protein L34




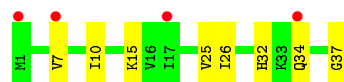
- Molecule 30: 50S Ribosomal Protein L35



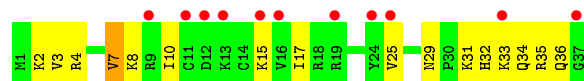
- Molecule 30: 50S Ribosomal Protein L35


ME1	P2	K3	M4		H7	K8	G9	A10		R13		V23	A24	M25	K26	T27		H31	L32	N33	M34	Q35	F36		K39		R42	Q43	K44		K47		L50	A51	K52		E65
-----	----	----	----	--	----	----	----	-----	--	-----	--	-----	-----	-----	-----	-----	--	-----	-----	-----	-----	-----	-----	--	-----	--	-----	-----	-----	--	-----	--	-----	-----	-----	--	-----

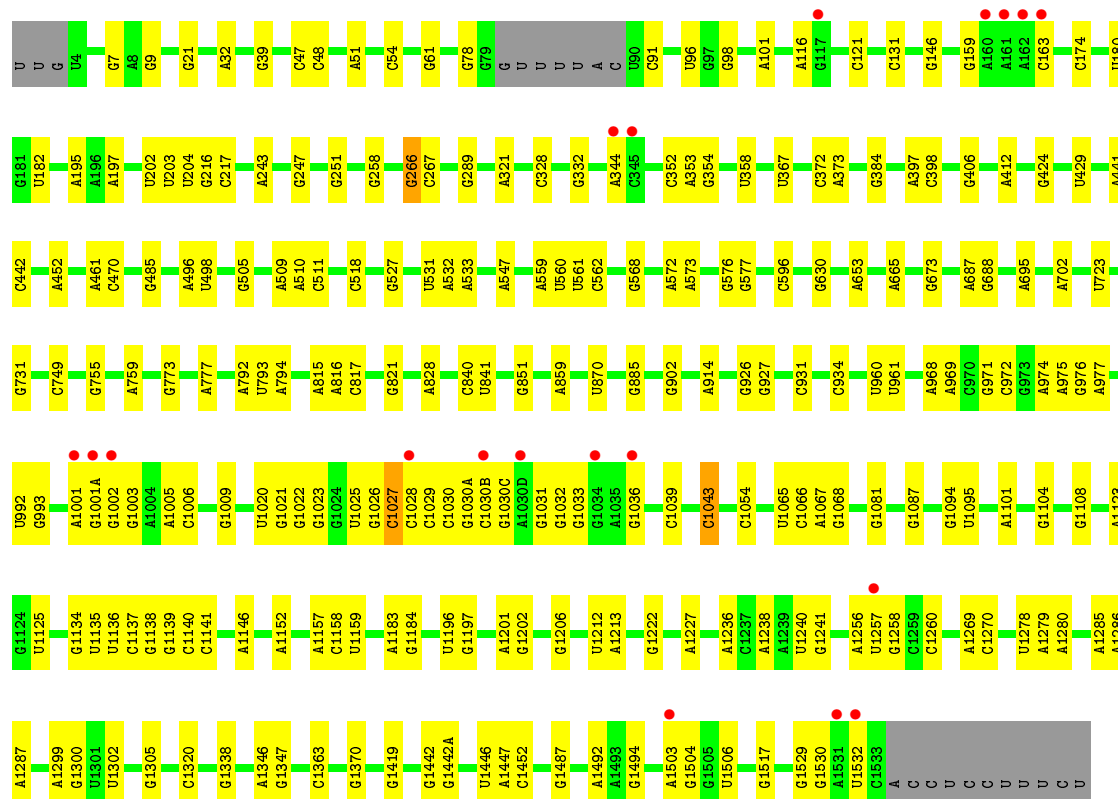
- Chain 19: 




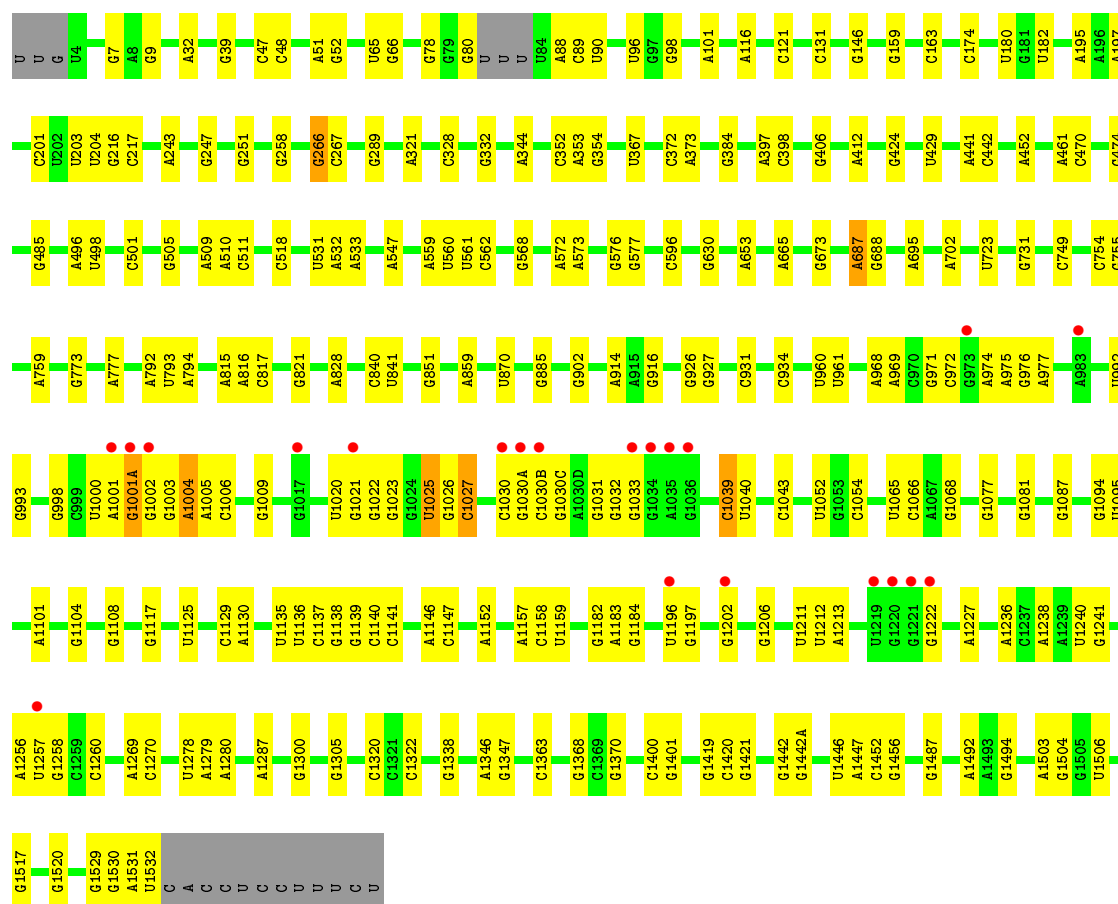
- Chain 29:  30% 57% 41%



- Chain 1a:  83% 15% 2%



- Chain 2a:  82% 16% 2%



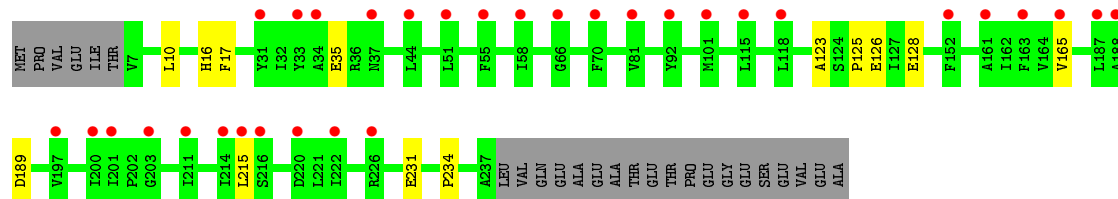
• Molecule 33: 30S Ribosomal Protein S2

Chain 1b: 86% 10%



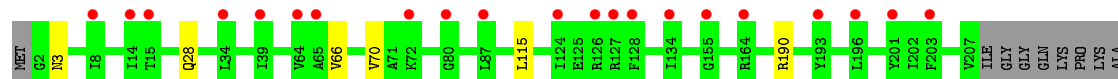
• Molecule 33: 30S Ribosomal Protein S2

Chain 2b: 13% 85% 5% 10%



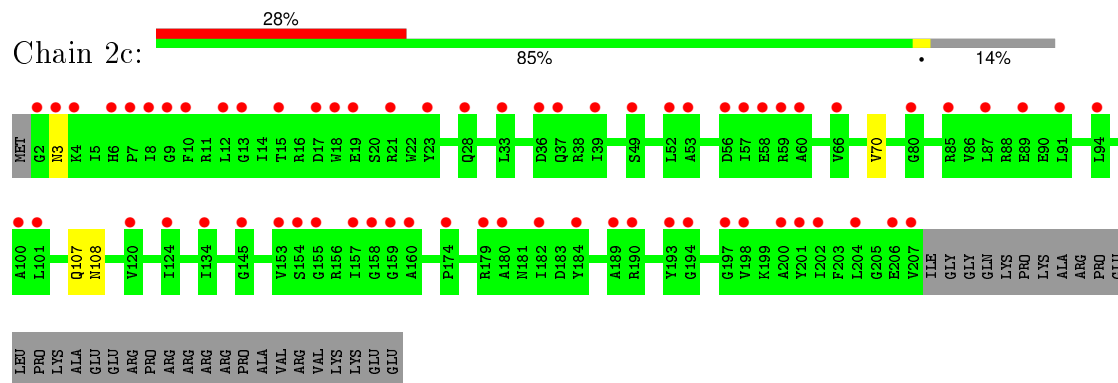
• Molecule 34: 30S Ribosomal Protein S3

Chain 1c: 9% 84% 14%

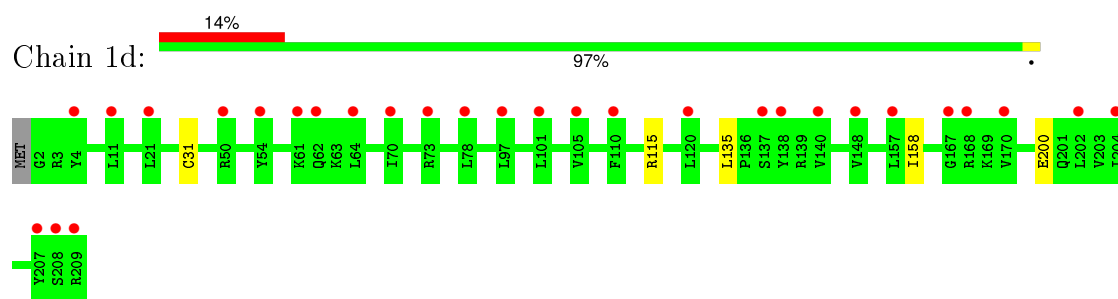


ARG
PRO
GLU
LEU
PRO
LYS
ALA
GLU
ARG
PRO
ARG
ARG
ARG
ARG
PRO
ALA
VAL
ARG
VAL
LYS
LYS
GLU
GLU

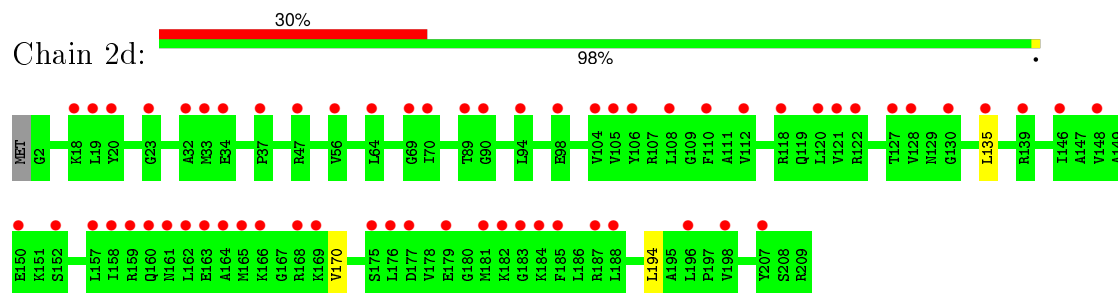
• Molecule 34: 30S Ribosomal Protein S3



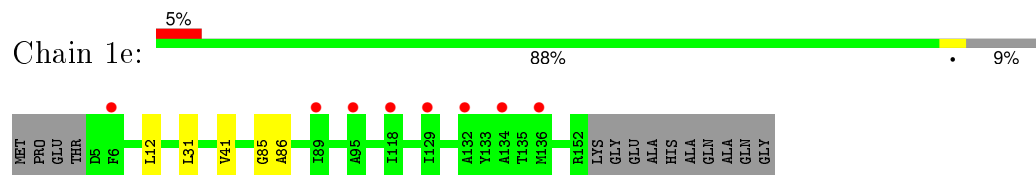
• Molecule 35: 30S Ribosomal Protein S4

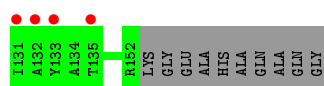


• Molecule 35: 30S Ribosomal Protein S4

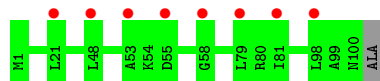


• Molecule 36: 30S Ribosomal Protein S5

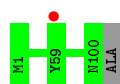




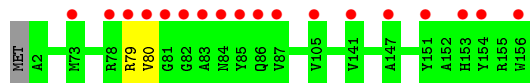
- Molecule 37: 30S Ribosomal Protein S6



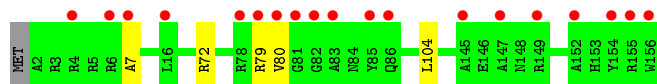
- Molecule 37: 30S Ribosomal Protein S6



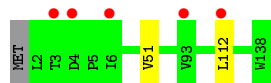
- Molecule 38: 30S Ribosomal Protein S7



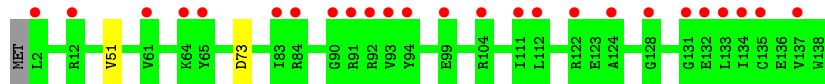
- Molecule 38: 30S Ribosomal Protein S7



- Molecule 39: 30S Ribosomal Protein S8

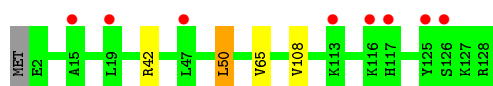


- Molecule 39: 30S Ribosomal Protein S8



- Molecule 40: 30S Ribosomal Protein S9

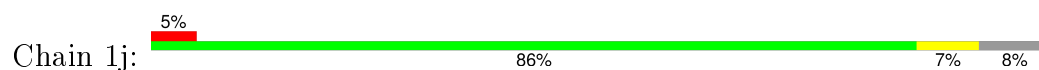




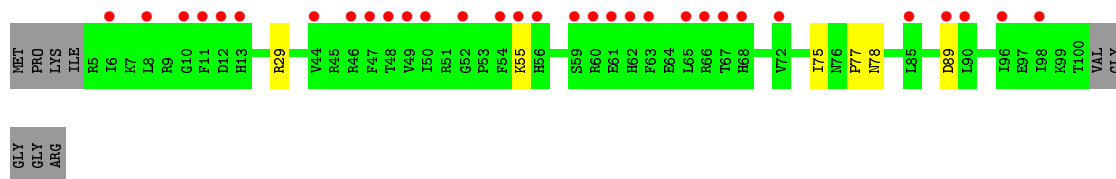
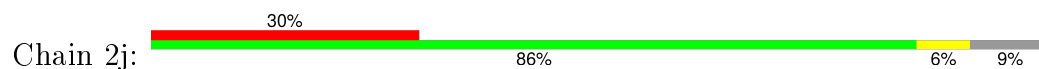
- Molecule 40: 30S Ribosomal Protein S9



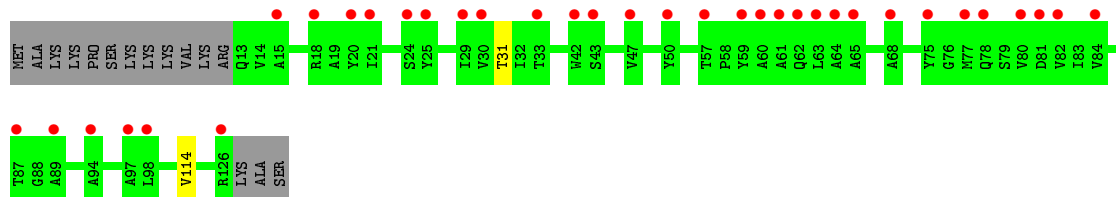
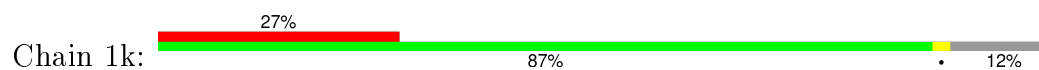
- Molecule 41: 30S Ribosomal Protein S10



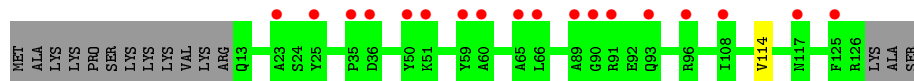
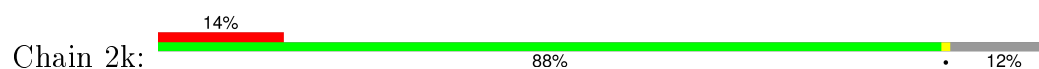
- Molecule 41: 30S Ribosomal Protein S10



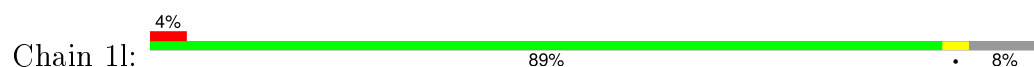
- Molecule 42: 30S Ribosomal Protein S11

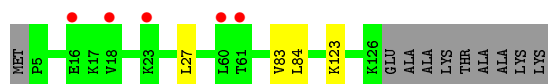


- Molecule 42: 30S Ribosomal Protein S11

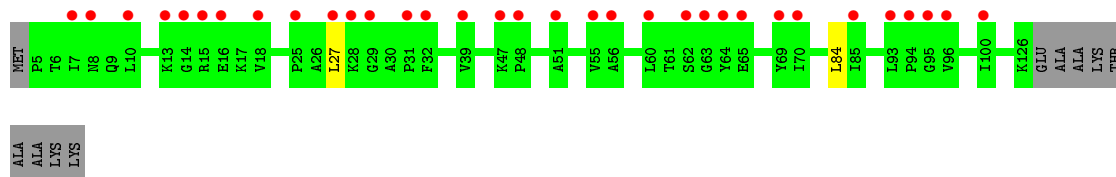
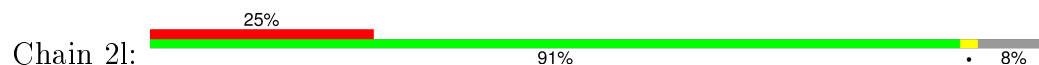


- Molecule 43: 30S Ribosomal Protein S12

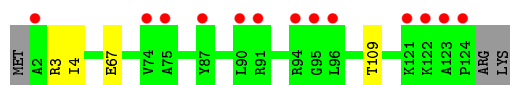




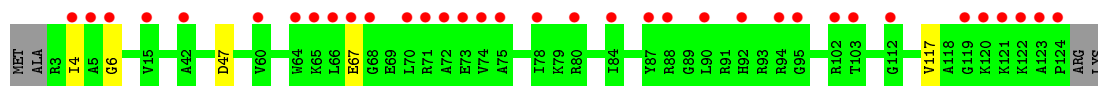
- Molecule 43: 30S Ribosomal Protein S12



- Molecule 44: 30S Ribosomal Protein S13



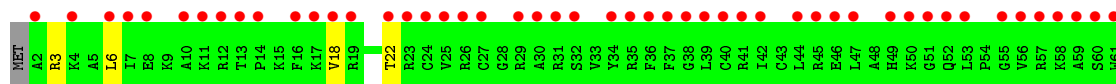
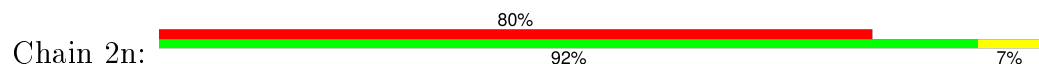
- Molecule 44: 30S Ribosomal Protein S13



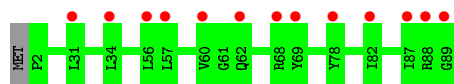
- Molecule 45: 30S Ribosomal Protein S14



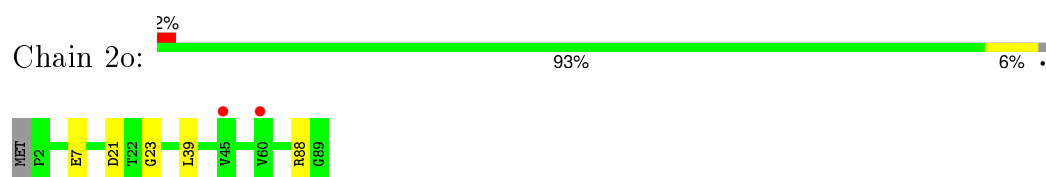
- Molecule 45: 30S Ribosomal Protein S14



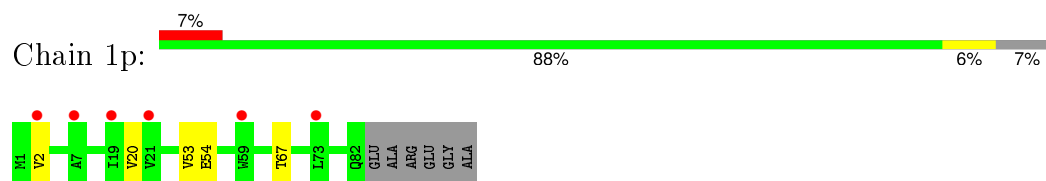
- Molecule 46: 30S Ribosomal Protein S15



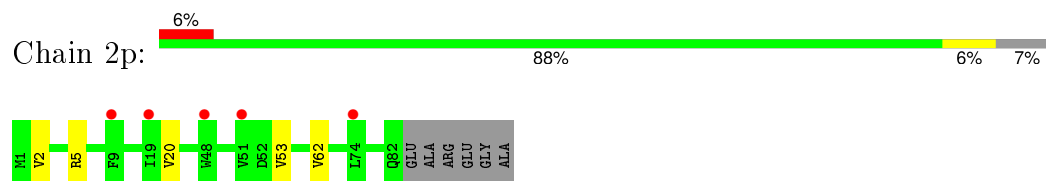
- Molecule 46: 30S Ribosomal Protein S15



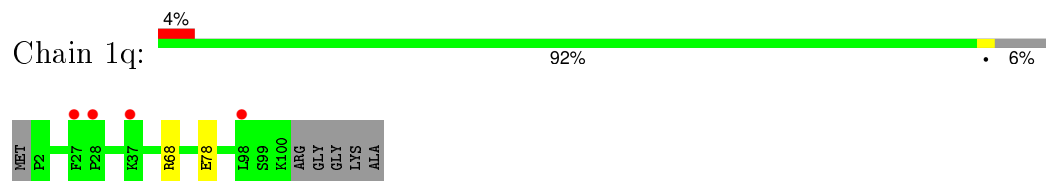
- Molecule 47: 30S Ribosomal Protein S16



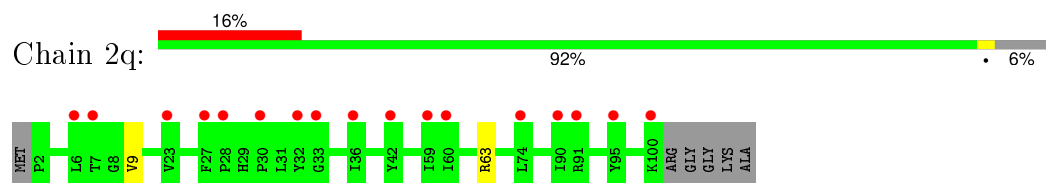
- Molecule 47: 30S Ribosomal Protein S16



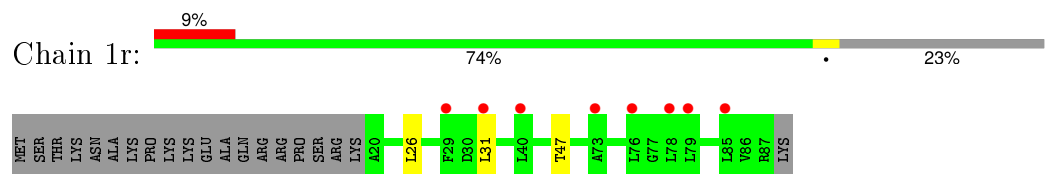
- Molecule 48: 30S Ribosomal Protein S17



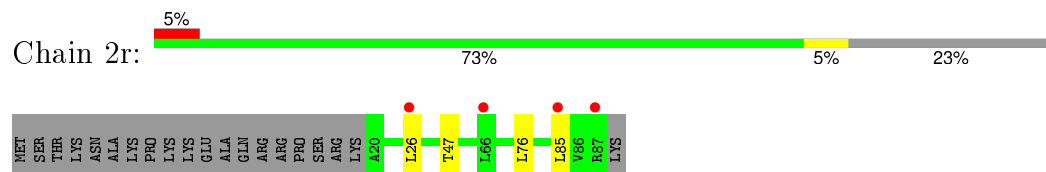
- Molecule 48: 30S Ribosomal Protein S17



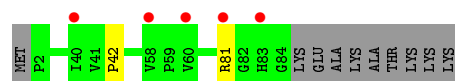
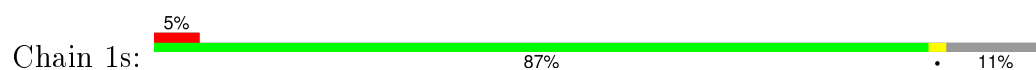
- Molecule 49: 30S Ribosomal Protein S18



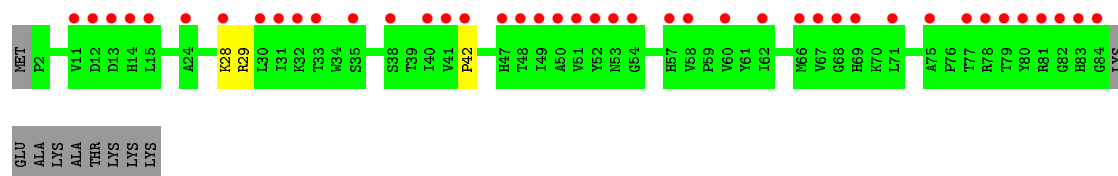
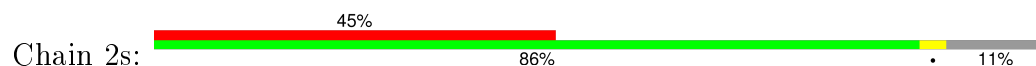
- Molecule 49: 30S Ribosomal Protein S18



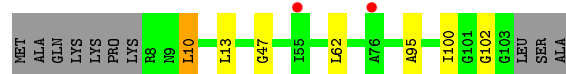
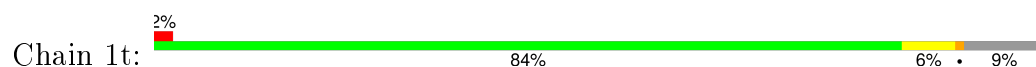
- Molecule 50: 30S Ribosomal Protein S19



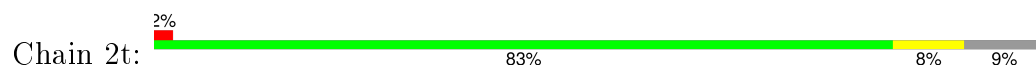
• Molecule 50: 30S Ribosomal Protein S19



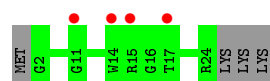
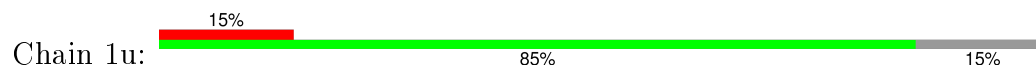
• Molecule 51: 30S Ribosomal Protein S20



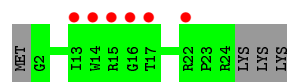
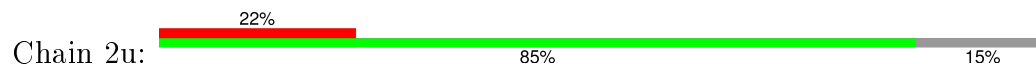
• Molecule 51: 30S Ribosomal Protein S20



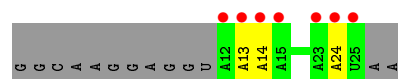
• Molecule 52: 30S Ribosomal Protein THX



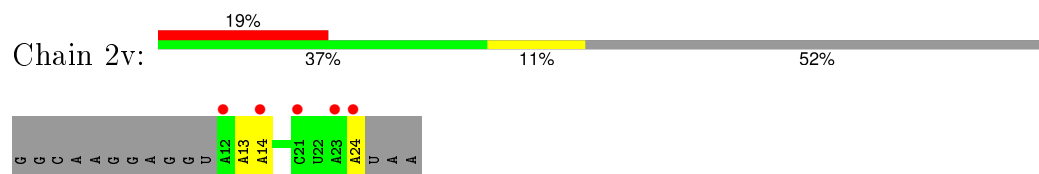
• Molecule 52: 30S Ribosomal Protein THX



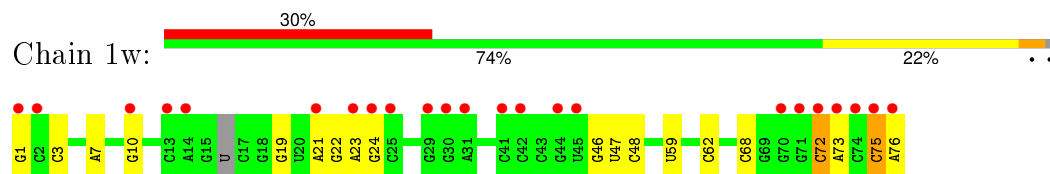
• Molecule 53: mRNA



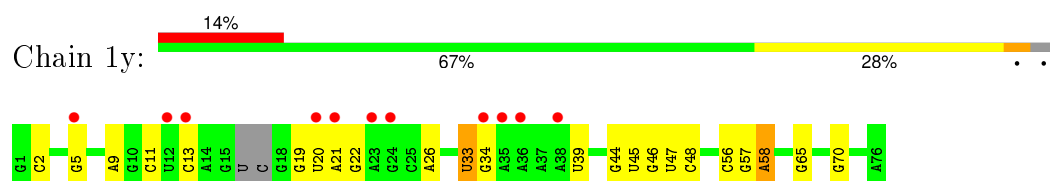
- Molecule 53: mRNA



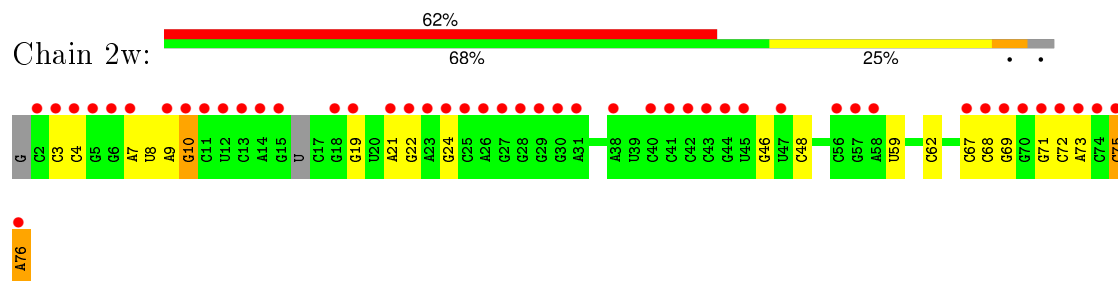
- Molecule 54: A-site and E-site tRNAs



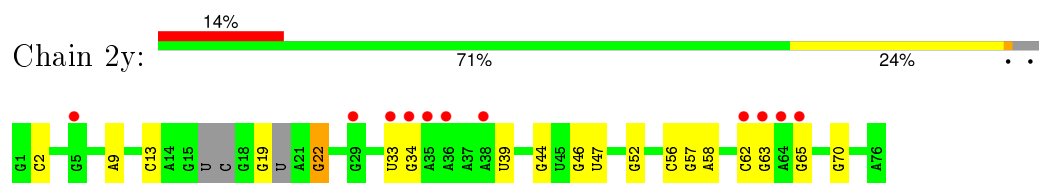
- Molecule 54: A-site and E-site tRNAs



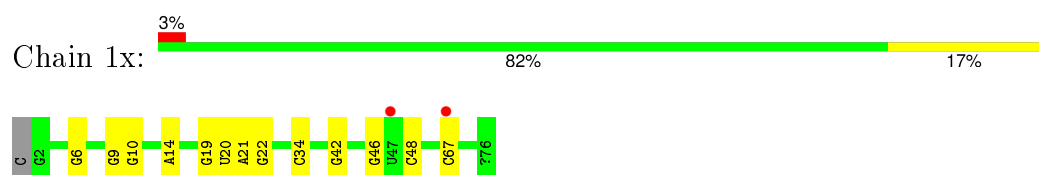
- Molecule 54: A-site and E-site tRNAs



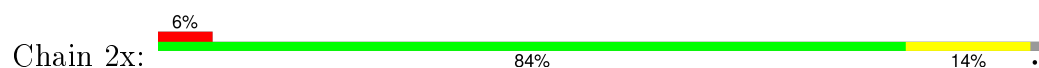
- Molecule 54: A-site and E-site tRNAs



- Molecule 55: P-site tRNA



- Molecule 55: P-site tRNA





4 Data and refinement statistics

Property	Value	Source
Space group	P 21 21 21	Depositor
Cell constants a, b, c, α , β , γ	208.39Å 444.58Å 619.20Å 90.00° 90.00° 90.00°	Depositor
Resolution (Å)	361.14 – 2.60 361.14 – 2.60	Depositor EDS
% Data completeness (in resolution range)	99.3 (361.14-2.60) 99.3 (361.14-2.60)	Depositor EDS
R_{merge}	0.19	Depositor
R_{sym}	(Not available)	Depositor
$\langle I/\sigma(I) \rangle$ ¹	1.29 (at 2.62Å)	Xtriage
Refinement program	PHENIX	Depositor
R, R_{free}	0.233 , 0.283 0.244 , 0.291	Depositor DCC
R_{free} test set	86608 reflections (5.29%)	DCC
Wilson B-factor (Å ²)	51.7	Xtriage
Anisotropy	0.120	Xtriage
Bulk solvent k_{sol} (e/Å ³), B_{sol} (Å ²)	0.28 , 61.4	EDS
Estimated twinning fraction	No twinning to report.	Xtriage
L-test for twinning ²	$\langle L \rangle = 0.37$, $\langle L^2 \rangle = 0.19$	Xtriage
Outliers	0 of 1724935 reflections	Xtriage
F_o, F_c correlation	0.89	EDS
Total number of atoms	298925	wwPDB-VP
Average B, all atoms (Å ²)	58.0	wwPDB-VP

Xtriage's analysis on translational NCS is as follows: *The largest off-origin peak in the Patterson function is 1.63% of the height of the origin peak. No significant pseudotranslation is detected.*

¹Intensities estimated from amplitudes.

²Theoretical values of $\langle |L| \rangle$, $\langle L^2 \rangle$ for acentric reflections are 0.5, 0.375 respectively for untwinned datasets, and 0.333, 0.2 for perfectly twinned datasets.

5 Model quality ⓘ

5.1 Standard geometry ⓘ

Bond lengths and bond angles in the following residue types are not validated in this section: 5MU, ZN, 4SU, OMG, 2MU, MIA, SF4, 0TD, HGR, MG, M3O, 2MA, 2MG, 5MC, UR3, MA6, 4OC, M2G, 7MG, K, PSU

The Z score for a bond length (or angle) is the number of standard deviations the observed value is removed from the expected value. A bond length (or angle) with $|Z| > 5$ is considered an outlier worth inspection. RMSZ is the root-mean-square of all Z scores of the bond lengths (or angles).

Mol	Chain	Bond lengths		Bond angles	
		RMSZ	# Z >5	RMSZ	# Z >5
1	1A	0.52	0/69009	0.95	67/107712 (0.1%)
1	2A	0.43	0/67293	0.93	46/105034 (0.0%)
2	1B	0.46	1/2882 (0.0%)	0.85	0/4494
2	2B	0.49	1/2879 (0.0%)	0.93	2/4487 (0.0%)
3	1D	0.38	0/2186	0.59	0/2944
3	2D	0.34	0/2186	0.59	0/2944
4	1E	0.37	0/1592	0.57	0/2149
4	2E	0.33	0/1592	0.56	1/2149 (0.0%)
5	1F	0.36	0/1619	0.55	0/2193
5	2F	0.33	0/1615	0.56	0/2188
6	1G	0.32	0/1454	0.53	0/1964
6	2G	0.31	0/1453	0.56	0/1963
7	1H	0.33	0/1356	0.52	0/1834
7	2H	0.29	0/1356	0.52	0/1834
8	1I	0.29	0/1112	0.54	0/1514
8	2I	0.28	0/1079	0.54	0/1475
9	1N	0.34	0/1144	0.55	0/1543
9	2N	0.28	0/1144	0.53	0/1543
10	1O	0.37	0/943	0.55	0/1269
10	2O	0.33	0/943	0.52	0/1269
11	1P	0.35	0/1152	0.55	0/1533
11	2P	0.32	0/1152	0.60	0/1533
12	1Q	0.39	0/1143	0.54	0/1527
12	2Q	0.33	0/1143	0.58	0/1527
13	1R	0.37	0/982	0.59	0/1312
13	2R	0.33	0/982	0.56	0/1312
14	1S	0.32	0/883	0.53	0/1176
14	2S	0.32	0/880	0.57	0/1172
15	1T	0.34	0/1105	0.52	0/1477
15	2T	0.31	0/1097	0.53	0/1468
16	1U	0.41	0/977	0.55	0/1301

Mol	Chain	Bond lengths		Bond angles	
		RMSZ	# Z >5	RMSZ	# Z >5
16	2U	0.34	0/977	0.53	0/1301
17	1V	0.39	0/782	0.54	0/1049
17	2V	0.33	0/782	0.53	0/1049
18	1W	0.40	0/897	0.56	0/1205
18	2W	0.34	0/897	0.52	0/1205
19	1X	0.41	0/764	0.59	0/1025
19	2X	0.34	0/764	0.53	0/1025
20	1Y	0.35	0/819	0.55	0/1095
20	2Y	0.32	0/819	0.55	0/1095
21	1Z	0.32	0/1267	0.54	0/1717
21	2Z	0.28	0/1299	0.53	0/1763
22	10	0.38	0/662	0.57	0/881
22	20	0.31	0/662	0.54	0/881
23	11	0.35	0/762	0.54	0/1014
23	21	0.32	0/762	0.53	0/1014
24	12	0.31	0/590	0.53	0/781
24	22	0.29	0/590	0.45	0/781
25	13	0.34	0/474	0.53	0/635
25	23	0.30	0/469	0.52	0/630
26	14	0.34	0/565	0.66	0/761
26	24	0.31	0/545	0.66	0/737
27	15	0.39	0/469	0.62	0/635
27	25	0.31	0/469	0.57	1/635 (0.2%)
28	16	0.38	0/460	0.54	0/613
28	26	0.31	0/456	0.51	0/608
29	17	0.39	0/426	0.54	0/561
29	27	0.32	0/426	0.54	0/561
30	18	0.38	0/525	0.56	0/691
30	28	0.33	0/525	0.53	0/691
31	19	0.36	0/310	0.50	0/407
31	29	0.32	0/310	0.58	0/407
32	1a	0.38	0/35795	0.88	27/55864 (0.0%)
32	2a	0.37	0/35886	0.91	33/56005 (0.1%)
33	1b	0.29	0/1881	0.59	0/2542
33	2b	0.31	0/1860	0.57	0/2518
34	1c	0.28	0/1572	0.52	2/2126 (0.1%)
34	2c	0.29	0/1566	0.55	0/2119
35	1d	0.28	0/1685	0.51	0/2262
35	2d	0.28	0/1704	0.49	0/2284
36	1e	0.31	0/1145	0.54	0/1543
36	2e	0.29	0/1149	0.57	0/1548
37	1f	0.30	0/823	0.50	0/1115
37	2f	0.30	0/829	0.48	0/1123

Mol	Chain	Bond lengths		Bond angles	
		RMSZ	# Z >5	RMSZ	# Z >5
38	1g	0.29	0/1250	0.53	0/1679
38	2g	0.29	0/1254	0.55	0/1683
39	1h	0.27	0/1108	0.54	0/1494
39	2h	0.27	0/1108	0.54	0/1494
40	1i	0.28	0/1002	0.57	1/1346 (0.1%)
40	2i	0.28	0/997	0.56	0/1343
41	1j	0.27	0/722	0.53	0/982
41	2j	0.29	0/727	0.56	0/988
42	1k	0.28	0/844	0.52	0/1145
42	2k	0.27	0/848	0.48	0/1149
43	1l	0.32	0/937	0.53	0/1260
43	2l	0.30	0/937	0.56	0/1260
44	1m	0.29	0/969	0.54	0/1302
44	2m	0.30	0/961	0.56	0/1291
45	1n	0.31	0/501	0.48	0/664
45	2n	0.29	0/501	0.48	0/664
46	1o	0.29	0/739	0.52	0/985
46	2o	0.27	0/739	0.54	0/985
47	1p	0.28	0/697	0.52	0/939
47	2p	0.29	0/693	0.52	0/935
48	1q	0.29	0/836	0.51	0/1117
48	2q	0.28	0/836	0.52	0/1117
49	1r	0.29	0/560	0.49	0/746
49	2r	0.28	0/560	0.52	0/746
50	1s	0.28	0/667	0.56	0/900
50	2s	0.32	0/661	0.62	0/893
51	1t	0.27	0/730	0.52	0/965
51	2t	0.27	0/729	0.53	0/965
52	1u	0.27	0/203	0.47	0/266
52	2u	0.30	0/203	0.50	0/266
53	1v	0.40	0/314	0.90	0/487
53	2v	0.40	0/310	0.87	0/480
54	1w	0.45	0/1585	1.14	11/2468 (0.4%)
54	1y	0.39	0/1602	1.02	3/2493 (0.1%)
54	2w	0.52	0/1562	1.21	5/2431 (0.2%)
54	2y	0.46	0/1579	1.10	4/2455 (0.2%)
55	1x	0.53	2/1700 (0.1%)	1.15	22/2650 (0.8%)
55	2x	0.45	0/1700	1.09	8/2650 (0.3%)
All	All	0.41	4/316623 (0.0%)	0.85	233/474025 (0.0%)

Chiral center outliers are detected by calculating the chiral volume of a chiral center and verifying if the center is modelled as a planar moiety or with the opposite hand. A planarity outlier is detected by checking planarity of atoms in a peptide group, atoms in a mainchain group or atoms

of a sidechain that are expected to be planar.

Mol	Chain	#Chirality outliers	#Planarity outliers
26	14	0	1
50	2s	0	1
All	All	0	2

All (4) bond length outliers are listed below:

Mol	Chain	Res	Type	Atoms	Z	Observed(Å)	Ideal(Å)
2	2B	1	U	OP3-P	-10.32	1.48	1.61
2	1B	1	U	OP3-P	-10.29	1.48	1.61
55	1x	22	G	N7-C5	7.16	1.43	1.39
55	1x	46	G	C6-N1	5.15	1.43	1.39

The worst 5 of 233 bond angle outliers are listed below:

Mol	Chain	Res	Type	Atoms	Z	Observed(°)	Ideal(°)
2	2B	80	U	O4'-C1'-N1	11.58	117.47	108.20
32	2a	1420	C	OP1-P-O3'	-11.56	79.77	105.20
55	1x	46	G	C6-N1-C2	-10.60	118.74	125.10
32	1a	1027	C	C2-N1-C1'	10.47	130.32	118.80
1	1A	975	C	N1-C2-O2	-10.11	112.83	118.90

There are no chirality outliers.

All (2) planarity outliers are listed below:

Mol	Chain	Res	Type	Group
26	14	67	TYR	Peptide
50	2s	28	LYS	Peptide

5.2 Too-close contacts [i](#)

In the following table, the Non-H and H(model) columns list the number of non-hydrogen atoms and hydrogen atoms in the chain respectively. The H(added) column lists the number of hydrogen atoms added and optimized by MolProbity. The Clashes column lists the number of clashes within the asymmetric unit, whereas Symm-Clashes lists symmetry related clashes.

Mol	Chain	Non-H	H(model)	H(added)	Clashes	Symm-Clashes
1	1A	61852	0	31191	833	0
1	2A	60322	0	30426	1115	0
2	1B	2577	0	1305	34	0
2	2B	2575	0	1303	76	0

Continued on next page...

Continued from previous page...

Mol	Chain	Non-H	H(model)	H(added)	Clashes	Symm-Clashes
3	1D	2136	0	2218	59	0
3	2D	2136	0	2218	63	0
4	1E	1559	0	1618	40	0
4	2E	1559	0	1618	39	0
5	1F	1584	0	1625	39	0
5	2F	1580	0	1619	50	0
6	1G	1429	0	1447	39	0
6	2G	1428	0	1438	70	0
7	1H	1330	0	1407	35	0
7	2H	1330	0	1407	48	0
8	1I	1097	0	1140	33	0
8	2I	1064	0	1082	33	1
9	1N	1117	0	1184	23	0
9	2N	1117	0	1184	28	0
10	1O	933	0	996	20	0
10	2O	933	0	996	34	0
11	1P	1135	0	1212	33	0
11	2P	1135	0	1212	48	0
12	1Q	1122	0	1179	22	0
12	2Q	1122	0	1179	44	0
13	1R	968	0	1033	29	0
13	2R	968	0	1033	31	0
14	1S	873	0	927	19	0
14	2S	870	0	923	42	0
15	1T	1091	0	1151	21	0
15	2T	1083	0	1136	33	0
16	1U	959	0	1019	28	0
16	2U	959	0	1019	37	0
17	1V	771	0	830	15	0
17	2V	771	0	829	24	0
18	1W	886	0	940	14	0
18	2W	886	0	940	15	0
19	1X	750	0	814	21	0
19	2X	750	0	814	31	0
20	1Y	806	0	881	24	0
20	2Y	806	0	881	25	0
21	1Z	1240	0	1240	32	0
21	2Z	1271	0	1273	49	0
22	10	653	0	674	18	0
22	20	653	0	674	15	0
23	11	755	0	826	18	0
23	21	755	0	826	17	0

Continued on next page...

Continued from previous page...

Mol	Chain	Non-H	H(model)	H(added)	Clashes	Symm-Clashes
24	12	588	0	643	7	0
24	22	588	0	643	12	0
25	13	469	0	518	8	0
25	23	464	0	514	13	0
26	14	552	0	533	23	0
26	24	532	0	503	19	0
27	15	455	0	465	13	0
27	25	455	0	465	17	0
28	16	453	0	472	8	0
28	26	449	0	469	12	0
29	17	418	0	467	8	0
29	27	418	0	467	9	0
30	18	517	0	582	18	0
30	28	517	0	582	19	0
31	19	307	0	335	6	0
31	29	307	0	335	15	0
32	1a	32246	0	16296	0	1
32	2a	32327	0	16340	0	0
33	1b	1846	0	1867	0	0
33	2b	1825	0	1828	0	0
34	1c	1548	0	1535	0	0
34	2c	1542	0	1517	0	0
35	1d	1655	0	1671	0	0
35	2d	1674	0	1714	0	0
36	1e	1129	0	1185	0	0
36	2e	1133	0	1191	0	0
37	1f	810	0	804	0	0
37	2f	816	0	808	0	0
38	1g	1231	0	1238	0	0
38	2g	1235	0	1249	0	0
39	1h	1088	0	1126	0	0
39	2h	1088	0	1126	0	0
40	1i	983	0	986	0	0
40	2i	978	0	966	0	0
41	1j	709	0	650	0	0
41	2j	714	0	672	0	0
42	1k	829	0	825	0	0
42	2k	833	0	836	0	0
43	1l	932	0	981	0	0
43	2l	932	0	980	0	0
44	1m	958	0	1002	0	0
44	2m	950	0	988	0	0

Continued on next page...

Continued from previous page...

Mol	Chain	Non-H	H(model)	H(added)	Clashes	Symm-Clashes
45	1n	492	0	529	0	0
45	2n	492	0	529	0	0
46	1o	728	0	760	0	0
46	2o	728	0	760	0	0
47	1p	681	0	697	0	0
47	2p	677	0	686	0	0
48	1q	823	0	891	0	0
48	2q	823	0	891	0	0
49	1r	555	0	618	0	0
49	2r	555	0	618	0	0
50	1s	652	0	662	0	0
50	2s	646	0	644	0	0
51	1t	728	0	798	0	0
51	2t	727	0	796	0	0
52	1u	199	0	208	0	0
52	2u	199	0	208	0	0
53	1v	281	0	139	0	0
53	2v	277	0	140	0	0
54	1w	1574	0	810	0	0
54	1y	1581	0	805	0	0
54	2w	1547	0	783	0	0
54	2y	1561	0	796	0	0
55	1x	1635	0	838	0	0
55	2x	1635	0	838	0	0
56	10	4	0	0	0	0
56	11	3	0	0	0	0
56	12	1	0	0	0	0
56	13	3	0	0	0	0
56	15	2	0	0	0	0
56	16	1	0	0	0	0
56	17	2	0	0	0	0
56	18	2	0	0	0	0
56	19	2	0	0	0	0
56	1A	963	0	0	1	0
56	1B	29	0	0	0	0
56	1D	5	0	0	0	0
56	1E	6	0	0	0	0
56	1F	7	0	0	0	0
56	1G	4	0	0	0	0
56	1I	1	0	0	0	0
56	1N	7	0	0	0	0
56	1O	6	0	0	0	0

Continued on next page...

Continued from previous page...

Mol	Chain	Non-H	H(model)	H(added)	Clashes	Symm-Clashes
56	1P	4	0	0	0	0
56	1Q	6	0	0	0	0
56	1R	3	0	0	0	0
56	1S	2	0	0	0	0
56	1T	3	0	0	0	0
56	1U	5	0	0	0	0
56	1V	2	0	0	0	0
56	1W	6	0	0	0	0
56	1X	4	0	0	0	0
56	1Y	1	0	0	0	0
56	1Z	5	0	0	0	0
56	1a	239	0	0	0	0
56	1b	2	0	0	0	0
56	1d	2	0	0	0	0
56	1e	1	0	0	0	0
56	1f	2	0	0	0	0
56	1l	3	0	0	0	0
56	1t	1	0	0	0	0
56	1v	1	0	0	0	0
56	1w	6	0	0	0	0
56	1x	10	0	0	0	0
56	1y	2	0	0	0	0
56	20	3	0	0	0	0
56	23	1	0	0	0	0
56	26	1	0	0	0	0
56	28	1	0	0	0	0
56	2A	673	0	0	0	0
56	2B	18	0	0	0	0
56	2D	4	0	0	0	0
56	2E	5	0	0	0	0
56	2F	4	0	0	0	0
56	2G	1	0	0	0	0
56	2O	2	0	0	0	0
56	2P	1	0	0	0	0
56	2Q	4	0	0	0	0
56	2R	1	0	0	0	0
56	2T	1	0	0	0	0
56	2U	4	0	0	0	0
56	2V	1	0	0	0	0
56	2X	1	0	0	0	0
56	2Z	1	0	0	0	0
56	2a	196	0	0	0	0

Continued on next page...

Continued from previous page...

Mol	Chain	Non-H	H(model)	H(added)	Clashes	Symm-Clashes
56	2d	1	0	0	0	0
56	2e	1	0	0	0	0
56	2f	2	0	0	0	0
56	2g	1	0	0	0	0
56	2j	2	0	0	0	0
56	2l	2	0	0	0	0
56	2p	1	0	0	0	0
56	2q	2	0	0	0	0
56	2r	1	0	0	0	0
56	2t	1	0	0	0	0
56	2v	1	0	0	0	0
56	2w	3	0	0	0	0
56	2x	2	0	0	0	0
57	1A	1	0	0	0	0
57	2A	1	0	0	0	0
58	1A	36	0	29	2	0
58	2A	36	0	29	4	0
59	14	1	0	0	0	0
59	15	1	0	0	0	0
59	16	1	0	0	0	0
59	19	1	0	0	0	0
59	1Y	1	0	0	0	0
59	1n	1	0	0	0	0
59	24	1	0	0	0	0
59	25	1	0	0	0	0
59	26	1	0	0	0	0
59	29	1	0	0	0	0
59	2Y	1	0	0	0	0
59	2n	1	0	0	0	0
60	1d	8	0	0	0	0
60	2d	8	0	0	0	0
61	10	9	0	0	2	0
61	11	3	0	0	0	0
61	12	4	0	0	0	0
61	13	3	0	0	0	0
61	14	1	0	0	0	0
61	15	4	0	0	0	0
61	16	2	0	0	0	0
61	17	5	0	0	0	0
61	18	10	0	0	0	0
61	19	1	0	0	0	0
61	1A	1577	0	0	94	0

Continued on next page...

Continued from previous page...

Mol	Chain	Non-H	H(model)	H(added)	Clashes	Symm-Clashes
61	1B	43	0	0	2	0
61	1D	23	0	0	0	0
61	1E	25	0	0	2	0
61	1F	17	0	0	0	0
61	1G	3	0	0	1	0
61	1H	1	0	0	0	0
61	1N	3	0	0	1	0
61	1O	4	0	0	1	0
61	1P	20	0	0	3	0
61	1Q	4	0	0	0	0
61	1R	5	0	0	0	0
61	1S	3	0	0	0	0
61	1T	4	0	0	0	0
61	1U	9	0	0	0	0
61	1V	5	0	0	0	0
61	1W	8	0	0	2	0
61	1X	7	0	0	0	0
61	1Y	2	0	0	1	0
61	1Z	1	0	0	0	0
61	1a	287	0	0	0	0
61	1e	1	0	0	0	0
61	1h	1	0	0	0	0
61	1i	1	0	0	0	0
61	1l	4	0	0	0	0
61	1m	1	0	0	0	0
61	1n	1	0	0	0	0
61	1o	1	0	0	0	0
61	1p	1	0	0	0	0
61	1q	1	0	0	0	0
61	1s	1	0	0	0	0
61	1v	3	0	0	0	0
61	1w	8	0	0	0	0
61	1x	6	0	0	0	0
61	1y	1	0	0	0	0
61	20	4	0	0	0	0
61	21	3	0	0	0	0
61	23	1	0	0	0	0
61	25	2	0	0	0	0
61	26	2	0	0	1	0
61	28	5	0	0	0	0
61	29	1	0	0	0	0
61	2A	1063	0	0	90	0

Continued on next page...

Continued from previous page...

Mol	Chain	Non-H	H(model)	H(added)	Clashes	Symm-Clashes
61	2B	10	0	0	1	0
61	2D	20	0	0	0	0
61	2E	9	0	0	1	0
61	2F	7	0	0	0	0
61	2I	1	0	0	0	0
61	2N	2	0	0	1	0
61	2O	1	0	0	0	0
61	2P	14	0	0	1	0
61	2Q	1	0	0	0	0
61	2R	3	0	0	0	0
61	2T	2	0	0	0	0
61	2U	1	0	0	0	0
61	2V	2	0	0	0	0
61	2W	2	0	0	0	0
61	2X	3	0	0	0	0
61	2Y	1	0	0	1	0
61	2Z	1	0	0	0	0
61	2a	213	0	0	0	0
61	2d	3	0	0	0	0
61	2g	2	0	0	0	0
61	2i	2	0	0	0	0
61	2j	5	0	0	0	0
61	2l	3	0	0	0	0
61	2n	1	0	0	0	0
61	2o	1	0	0	0	0
61	2p	3	0	0	0	0
61	2r	1	0	0	0	0
61	2t	2	0	0	0	0
61	2v	1	0	0	0	0
61	2w	2	0	0	0	0
61	2x	6	0	0	0	0
All	All	298925	0	196763	3133	1

The all-atom clashscore is defined as the number of clashes found per 1000 atoms (including hydrogen atoms). The all-atom clashscore for this structure is 12.

The worst 5 of 3133 close contacts within the same asymmetric unit are listed below, sorted by their clash magnitude.

Atom-1	Atom-2	Interatomic distance (Å)	Clash overlap (Å)
1:1A:1082:U:H3	1:1A:1086:A:N6	1.44	1.14
1:2A:79:G:H1	1:2A:90:U:H3	28.99	1.03

Continued on next page...

Continued from previous page...

Atom-1	Atom-2	Interatomic distance (Å)	Clash overlap (Å)
1:1A:1059:G:H1	1:1A:1079:C:N4	1.61	0.97
1:1A:2499:C:OP1	61:1A:4001:HOH:O	1.82	0.97
1:1A:631:A:OP1	11:1P:65:ARG:NH1	1.98	0.97

All (1) symmetry-related close contacts are listed below. The label for Atom-2 includes the symmetry operator and encoded unit-cell translations to be applied.

Atom-1	Atom-2	Interatomic distance (Å)	Clash overlap (Å)
32:1a:358:U:OP1	8:2I:121:LYS:NZ[2_655]	2.11	0.09

5.3 Torsion angles [i](#)

5.3.1 Protein backbone [i](#)

In the following table, the Percentiles column shows the percent Ramachandran outliers of the chain as a percentile score with respect to all X-ray entries followed by that with respect to entries of similar resolution.

The Analysed column shows the number of residues for which the backbone conformation was analysed, and the total number of residues.

Mol	Chain	Analysed	Favoured	Allowed	Outliers	Percentiles	
3	1D	273/276 (99%)	259 (95%)	13 (5%)	1 (0%)	39	65
3	2D	273/276 (99%)	261 (96%)	11 (4%)	1 (0%)	39	65
4	1E	202/206 (98%)	194 (96%)	7 (4%)	1 (0%)	34	60
4	2E	202/206 (98%)	194 (96%)	6 (3%)	2 (1%)	19	39
5	1F	201/210 (96%)	195 (97%)	5 (2%)	1 (0%)	34	60
5	2F	201/210 (96%)	195 (97%)	4 (2%)	2 (1%)	19	39
6	1G	179/182 (98%)	167 (93%)	10 (6%)	2 (1%)	17	36
6	2G	179/182 (98%)	165 (92%)	12 (7%)	2 (1%)	17	36
7	1H	172/180 (96%)	162 (94%)	9 (5%)	1 (1%)	30	56
7	2H	172/180 (96%)	160 (93%)	11 (6%)	1 (1%)	30	56
8	1I	144/148 (97%)	126 (88%)	13 (9%)	5 (4%)	4	6
8	2I	144/148 (97%)	129 (90%)	14 (10%)	1 (1%)	26	51
9	1N	138/140 (99%)	130 (94%)	8 (6%)	0	100	100

Continued on next page...

Continued from previous page...

Mol	Chain	Analysed	Favoured	Allowed	Outliers	Percentiles	
9	2N	138/140 (99%)	128 (93%)	10 (7%)	0	100	100
10	1O	120/122 (98%)	112 (93%)	7 (6%)	1 (1%)	24	46
10	2O	120/122 (98%)	112 (93%)	8 (7%)	0	100	100
11	1P	147/150 (98%)	139 (95%)	7 (5%)	1 (1%)	26	51
11	2P	147/150 (98%)	135 (92%)	10 (7%)	2 (1%)	14	28
12	1Q	139/141 (99%)	130 (94%)	9 (6%)	0	100	100
12	2Q	139/141 (99%)	131 (94%)	7 (5%)	1 (1%)	26	51
13	1R	116/118 (98%)	109 (94%)	7 (6%)	0	100	100
13	2R	116/118 (98%)	109 (94%)	7 (6%)	0	100	100
14	1S	108/112 (96%)	106 (98%)	2 (2%)	0	100	100
14	2S	108/112 (96%)	104 (96%)	3 (3%)	1 (1%)	21	42
15	1T	129/146 (88%)	119 (92%)	9 (7%)	1 (1%)	24	46
15	2T	129/146 (88%)	121 (94%)	8 (6%)	0	100	100
16	1U	114/118 (97%)	114 (100%)	0	0	100	100
16	2U	114/118 (97%)	114 (100%)	0	0	100	100
17	1V	99/101 (98%)	94 (95%)	4 (4%)	1 (1%)	19	39
17	2V	99/101 (98%)	96 (97%)	2 (2%)	1 (1%)	19	39
18	1W	110/113 (97%)	109 (99%)	1 (1%)	0	100	100
18	2W	110/113 (97%)	110 (100%)	0	0	100	100
19	1X	93/96 (97%)	89 (96%)	4 (4%)	0	100	100
19	2X	93/96 (97%)	88 (95%)	4 (4%)	1 (1%)	17	36
20	1Y	105/110 (96%)	97 (92%)	6 (6%)	2 (2%)	10	19
20	2Y	105/110 (96%)	99 (94%)	5 (5%)	1 (1%)	19	39
21	1Z	148/206 (72%)	128 (86%)	16 (11%)	4 (3%)	6	10
21	2Z	156/206 (76%)	131 (84%)	22 (14%)	3 (2%)	10	19
22	10	81/85 (95%)	78 (96%)	3 (4%)	0	100	100
22	20	81/85 (95%)	76 (94%)	3 (4%)	2 (2%)	7	12
23	11	95/98 (97%)	92 (97%)	2 (2%)	1 (1%)	17	36
23	21	95/98 (97%)	91 (96%)	3 (3%)	1 (1%)	17	36
24	12	68/72 (94%)	67 (98%)	1 (2%)	0	100	100
24	22	68/72 (94%)	66 (97%)	2 (3%)	0	100	100

Continued on next page...

Continued from previous page...

Mol	Chain	Analysed	Favoured	Allowed	Outliers	Percentiles	
25	13	57/60 (95%)	56 (98%)	1 (2%)	0	100	100
25	23	57/60 (95%)	55 (96%)	2 (4%)	0	100	100
26	14	67/71 (94%)	53 (79%)	8 (12%)	6 (9%)	1	1
26	24	67/71 (94%)	52 (78%)	8 (12%)	7 (10%)	1	0
27	15	57/60 (95%)	55 (96%)	2 (4%)	0	100	100
27	25	57/60 (95%)	56 (98%)	1 (2%)	0	100	100
28	16	51/54 (94%)	49 (96%)	2 (4%)	0	100	100
28	26	51/54 (94%)	50 (98%)	1 (2%)	0	100	100
29	17	46/49 (94%)	44 (96%)	2 (4%)	0	100	100
29	27	46/49 (94%)	44 (96%)	1 (2%)	1 (2%)	8	15
30	18	62/65 (95%)	61 (98%)	1 (2%)	0	100	100
30	28	62/65 (95%)	60 (97%)	2 (3%)	0	100	100
31	19	35/37 (95%)	35 (100%)	0	0	100	100
31	29	35/37 (95%)	35 (100%)	0	0	100	100
33	1b	229/256 (90%)	197 (86%)	27 (12%)	5 (2%)	8	15
33	2b	229/256 (90%)	199 (87%)	21 (9%)	9 (4%)	4	5
34	1c	204/239 (85%)	183 (90%)	19 (9%)	2 (1%)	19	39
34	2c	204/239 (85%)	181 (89%)	20 (10%)	3 (2%)	13	26
35	1d	206/209 (99%)	191 (93%)	15 (7%)	0	100	100
35	2d	206/209 (99%)	191 (93%)	15 (7%)	0	100	100
36	1e	146/162 (90%)	142 (97%)	2 (1%)	2 (1%)	14	28
36	2e	146/162 (90%)	141 (97%)	5 (3%)	0	100	100
37	1f	98/101 (97%)	95 (97%)	3 (3%)	0	100	100
37	2f	98/101 (97%)	95 (97%)	3 (3%)	0	100	100
38	1g	153/156 (98%)	142 (93%)	9 (6%)	2 (1%)	15	30
38	2g	153/156 (98%)	140 (92%)	11 (7%)	2 (1%)	15	30
39	1h	135/138 (98%)	131 (97%)	4 (3%)	0	100	100
39	2h	135/138 (98%)	128 (95%)	6 (4%)	1 (1%)	26	51
40	1i	125/128 (98%)	108 (86%)	17 (14%)	0	100	100
40	2i	125/128 (98%)	107 (86%)	17 (14%)	1 (1%)	24	46
41	1j	95/105 (90%)	81 (85%)	8 (8%)	6 (6%)	2	2

Continued on next page...

Continued from previous page...

Mol	Chain	Analysed	Favoured	Allowed	Outliers	Percentiles	
41	2j	94/105 (90%)	80 (85%)	9 (10%)	5 (5%)	2	2
42	1k	112/129 (87%)	105 (94%)	7 (6%)	0	100	100
42	2k	112/129 (87%)	105 (94%)	7 (6%)	0	100	100
43	1l	119/132 (90%)	113 (95%)	6 (5%)	0	100	100
43	2l	119/132 (90%)	112 (94%)	7 (6%)	0	100	100
44	1m	121/126 (96%)	113 (93%)	6 (5%)	2 (2%)	11	22
44	2m	120/126 (95%)	110 (92%)	7 (6%)	3 (2%)	7	12
45	1n	58/61 (95%)	54 (93%)	4 (7%)	0	100	100
45	2n	58/61 (95%)	54 (93%)	4 (7%)	0	100	100
46	1o	86/89 (97%)	85 (99%)	1 (1%)	0	100	100
46	2o	86/89 (97%)	80 (93%)	4 (5%)	2 (2%)	8	14
47	1p	80/88 (91%)	75 (94%)	4 (5%)	1 (1%)	15	30
47	2p	80/88 (91%)	74 (92%)	5 (6%)	1 (1%)	15	30
48	1q	97/105 (92%)	90 (93%)	6 (6%)	1 (1%)	19	39
48	2q	97/105 (92%)	91 (94%)	6 (6%)	0	100	100
49	1r	66/88 (75%)	63 (96%)	3 (4%)	0	100	100
49	2r	66/88 (75%)	64 (97%)	2 (3%)	0	100	100
50	1s	81/93 (87%)	73 (90%)	6 (7%)	2 (2%)	7	12
50	2s	81/93 (87%)	72 (89%)	7 (9%)	2 (2%)	7	12
51	1t	94/106 (89%)	87 (93%)	2 (2%)	5 (5%)	2	2
51	2t	94/106 (89%)	87 (93%)	1 (1%)	6 (6%)	2	2
52	1u	21/27 (78%)	19 (90%)	2 (10%)	0	100	100
52	2u	21/27 (78%)	19 (90%)	2 (10%)	0	100	100
All	All	11370/12128 (94%)	10613 (93%)	636 (6%)	121 (1%)	17	36

5 of 121 Ramachandran outliers are listed below:

Mol	Chain	Res	Type
3	1D	275	LYS
5	1F	130	ALA
6	1G	47	LYS
6	1G	51	ARG
7	1H	126	PRO

5.3.2 Protein sidechains ⓘ

In the following table, the Percentiles column shows the percent sidechain outliers of the chain as a percentile score with respect to all X-ray entries followed by that with respect to entries of similar resolution.

The Analysed column shows the number of residues for which the sidechain conformation was analysed, and the total number of residues.

Mol	Chain	Analysed	Rotameric	Outliers	Percentiles	
3	1D	215/218 (99%)	208 (97%)	7 (3%)	45	73
3	2D	215/218 (99%)	207 (96%)	8 (4%)	41	69
4	1E	164/166 (99%)	154 (94%)	10 (6%)	23	46
4	2E	164/166 (99%)	151 (92%)	13 (8%)	15	30
5	1F	160/166 (96%)	149 (93%)	11 (7%)	19	38
5	2F	159/166 (96%)	149 (94%)	10 (6%)	22	44
6	1G	144/156 (92%)	136 (94%)	8 (6%)	26	50
6	2G	143/156 (92%)	135 (94%)	8 (6%)	26	50
7	1H	144/148 (97%)	140 (97%)	4 (3%)	51	78
7	2H	144/148 (97%)	140 (97%)	4 (3%)	51	78
8	1I	113/124 (91%)	110 (97%)	3 (3%)	52	79
8	2I	105/124 (85%)	102 (97%)	3 (3%)	50	77
9	1N	118/119 (99%)	114 (97%)	4 (3%)	44	72
9	2N	118/119 (99%)	115 (98%)	3 (2%)	55	81
10	1O	100/100 (100%)	98 (98%)	2 (2%)	63	85
10	2O	100/100 (100%)	99 (99%)	1 (1%)	82	94
11	1P	115/116 (99%)	110 (96%)	5 (4%)	35	64
11	2P	115/116 (99%)	113 (98%)	2 (2%)	68	88
12	1Q	111/111 (100%)	110 (99%)	1 (1%)	84	95
12	2Q	111/111 (100%)	109 (98%)	2 (2%)	66	87
13	1R	101/101 (100%)	90 (89%)	11 (11%)	8	14
13	2R	101/101 (100%)	92 (91%)	9 (9%)	12	23
14	1S	86/88 (98%)	84 (98%)	2 (2%)	58	83
14	2S	85/88 (97%)	82 (96%)	3 (4%)	43	71
15	1T	115/127 (91%)	113 (98%)	2 (2%)	68	88
15	2T	113/127 (89%)	112 (99%)	1 (1%)	84	95

Continued on next page...

Continued from previous page...

Mol	Chain	Analysed	Rotameric	Outliers	Percentiles	
16	1U	93/94 (99%)	90 (97%)	3 (3%)	46	74
16	2U	93/94 (99%)	92 (99%)	1 (1%)	80	93
17	1V	80/82 (98%)	73 (91%)	7 (9%)	12	24
17	2V	80/82 (98%)	76 (95%)	4 (5%)	30	56
18	1W	90/92 (98%)	86 (96%)	4 (4%)	35	63
18	2W	90/92 (98%)	87 (97%)	3 (3%)	45	73
19	1X	77/78 (99%)	75 (97%)	2 (3%)	54	80
19	2X	77/78 (99%)	75 (97%)	2 (3%)	54	80
20	1Y	85/91 (93%)	81 (95%)	4 (5%)	32	59
20	2Y	85/91 (93%)	84 (99%)	1 (1%)	78	92
21	1Z	135/179 (75%)	131 (97%)	4 (3%)	48	76
21	2Z	137/179 (76%)	134 (98%)	3 (2%)	60	83
22	10	65/67 (97%)	64 (98%)	1 (2%)	72	90
22	20	65/67 (97%)	65 (100%)	0	100	100
23	11	80/83 (96%)	79 (99%)	1 (1%)	76	91
23	21	80/83 (96%)	80 (100%)	0	100	100
24	12	65/67 (97%)	64 (98%)	1 (2%)	72	90
24	22	65/67 (97%)	63 (97%)	2 (3%)	47	76
25	13	51/52 (98%)	49 (96%)	2 (4%)	39	68
25	23	50/52 (96%)	48 (96%)	2 (4%)	38	67
26	14	59/63 (94%)	53 (90%)	6 (10%)	9	17
26	24	53/63 (84%)	49 (92%)	4 (8%)	17	33
27	15	50/52 (96%)	46 (92%)	4 (8%)	15	29
27	25	50/52 (96%)	47 (94%)	3 (6%)	24	47
28	16	51/52 (98%)	49 (96%)	2 (4%)	39	68
28	26	50/52 (96%)	47 (94%)	3 (6%)	24	47
29	17	41/42 (98%)	40 (98%)	1 (2%)	57	82
29	27	41/42 (98%)	40 (98%)	1 (2%)	57	82
30	18	54/55 (98%)	52 (96%)	2 (4%)	41	69
30	28	54/55 (98%)	52 (96%)	2 (4%)	41	69
31	19	34/34 (100%)	34 (100%)	0	100	100

Continued on next page...

Continued from previous page...

Mol	Chain	Analysed	Rotameric	Outliers	Percentiles	
31	29	34/34 (100%)	32 (94%)	2 (6%)	24	47
33	1b	192/220 (87%)	186 (97%)	6 (3%)	47	76
33	2b	187/220 (85%)	183 (98%)	4 (2%)	61	85
34	1c	142/188 (76%)	139 (98%)	3 (2%)	61	85
34	2c	140/188 (74%)	139 (99%)	1 (1%)	88	96
35	1d	169/181 (93%)	164 (97%)	5 (3%)	48	76
35	2d	173/181 (96%)	170 (98%)	3 (2%)	68	88
36	1e	113/123 (92%)	110 (97%)	3 (3%)	52	79
36	2e	114/123 (93%)	112 (98%)	2 (2%)	66	87
37	1f	84/90 (93%)	84 (100%)	0	100	100
37	2f	85/90 (94%)	85 (100%)	0	100	100
38	1g	119/127 (94%)	119 (100%)	0	100	100
38	2g	120/127 (94%)	117 (98%)	3 (2%)	55	81
39	1h	114/119 (96%)	112 (98%)	2 (2%)	66	87
39	2h	114/119 (96%)	113 (99%)	1 (1%)	84	95
40	1i	90/99 (91%)	86 (96%)	4 (4%)	35	63
40	2i	89/99 (90%)	85 (96%)	4 (4%)	34	62
41	1j	66/92 (72%)	65 (98%)	1 (2%)	72	90
41	2j	69/92 (75%)	68 (99%)	1 (1%)	74	90
42	1k	82/99 (83%)	80 (98%)	2 (2%)	57	82
42	2k	83/99 (84%)	82 (99%)	1 (1%)	78	92
43	1l	96/108 (89%)	92 (96%)	4 (4%)	36	65
43	2l	96/108 (89%)	94 (98%)	2 (2%)	61	85
44	1m	93/101 (92%)	91 (98%)	2 (2%)	60	83
44	2m	92/101 (91%)	90 (98%)	2 (2%)	60	83
45	1n	49/50 (98%)	45 (92%)	4 (8%)	14	27
45	2n	49/50 (98%)	45 (92%)	4 (8%)	14	27
46	1o	78/80 (98%)	78 (100%)	0	100	100
46	2o	78/80 (98%)	75 (96%)	3 (4%)	40	68
47	1p	69/74 (93%)	65 (94%)	4 (6%)	25	49
47	2p	68/74 (92%)	64 (94%)	4 (6%)	24	47

Continued on next page...

Continued from previous page...

Mol	Chain	Analysed	Rotameric	Outliers	Percentiles	
48	1q	94/97 (97%)	93 (99%)	1 (1%)	80	93
48	2q	94/97 (97%)	92 (98%)	2 (2%)	61	85
49	1r	59/77 (77%)	56 (95%)	3 (5%)	29	55
49	2r	59/77 (77%)	55 (93%)	4 (7%)	20	39
50	1s	69/80 (86%)	69 (100%)	0	100	100
50	2s	67/80 (84%)	67 (100%)	0	100	100
51	1t	70/82 (85%)	67 (96%)	3 (4%)	35	64
51	2t	70/82 (85%)	68 (97%)	2 (3%)	50	77
52	1u	18/22 (82%)	18 (100%)	0	100	100
52	2u	18/22 (82%)	18 (100%)	0	100	100
All	All	9304/10064 (92%)	9000 (97%)	304 (3%)	45	73

5 of 304 residues with a non-rotameric sidechain are listed below:

Mol	Chain	Res	Type
41	1j	92	THR
4	2E	12	THR
42	2k	114	VAL
43	1l	83	VAL
48	1q	78	GLU

Some sidechains can be flipped to improve hydrogen bonding and reduce clashes. 5 of 100 such sidechains are listed below:

Mol	Chain	Res	Type
3	2D	116	GLN
12	2Q	13	GLN
40	2i	31	GLN
4	2E	48	GLN
9	2N	38	HIS

5.3.3 RNA ⓘ

Mol	Chain	Analysed	Backbone Outliers	Pucker Outliers
1	1A	2861/2915 (98%)	440 (15%)	33 (1%)
1	2A	2788/2915 (95%)	516 (18%)	30 (1%)
2	1B	120/121 (99%)	8 (6%)	1 (0%)

Continued on next page...

Continued from previous page...

Mol	Chain	Analysed	Backbone Outliers	Pucker Outliers
2	2B	118/121 (97%)	36 (30%)	0
32	1a	1494/1521 (98%)	226 (15%)	0
32	2a	1498/1521 (98%)	240 (16%)	0
53	1v	12/27 (44%)	3 (25%)	0
53	2v	12/27 (44%)	3 (25%)	0
54	1w	70/76 (92%)	18 (25%)	0
54	1y	71/76 (93%)	23 (32%)	0
54	2w	69/76 (90%)	20 (28%)	0
54	2y	69/76 (90%)	17 (24%)	0
55	1x	74/77 (96%)	9 (12%)	0
55	2x	74/77 (96%)	8 (10%)	0
All	All	9330/9626 (96%)	1567 (16%)	64 (0%)

5 of 1567 RNA backbone outliers are listed below:

Mol	Chain	Res	Type
1	1A	10	G
1	1A	12	U
1	1A	13	A
1	1A	34	C
1	1A	45	C

5 of 64 RNA pucker outliers are listed below:

Mol	Chain	Res	Type
1	1A	2183	C
1	2A	228	A
1	2A	2126	A
1	1A	2430	A
1	1A	2756	U

5.4 Non-standard residues in protein, DNA, RNA chains

86 non-standard protein/DNA/RNA residues are modelled in this entry.

In the following table, the Counts columns list the number of bonds (or angles) for which Mogul statistics could be retrieved, the number of bonds (or angles) that are observed in the model and the number of bonds (or angles) that are defined in the chemical component dictionary. The Link column lists molecule types, if any, to which the group is linked. The Z score for a bond length (or angle) is the number of standard deviations the observed value is removed from the expected value. A bond length (or angle) with $|Z| > 2$ is considered an outlier worth inspection. RMSZ is the root-mean-square of all Z scores of the bond lengths (or angles).

Mol	Type	Chain	Res	Link	Bond lengths			Bond angles		
					Counts	RMSZ	# Z > 2	Counts	RMSZ	# Z > 2
1	PSU	1A	1911	1	15,21,22	1.37	1 (6%)	16,30,33	2.33	4 (25%)
1	5MU	1A	1915	1	13,22,23	0.60	0	16,32,35	2.46	2 (12%)
1	PSU	1A	1917	1	15,21,22	1.37	2 (13%)	16,30,33	2.27	4 (25%)
1	4OC	1A	1920	1	15,22,24	0.60	0	20,31,35	1.32	3 (15%)
1	5MU	1A	1939	1,56	13,22,23	0.59	0	16,32,35	2.37	2 (12%)
1	5MC	1A	1942	1	14,22,23	1.19	1 (7%)	17,32,35	1.13	1 (5%)
1	5MC	1A	1962	1	14,22,23	1.36	1 (7%)	17,32,35	0.85	1 (5%)
1	OMG	1A	2251	1,55,56	18,26,27	1.19	2 (11%)	21,38,41	2.13	4 (19%)
1	2MA	1A	2503	1,56	17,25,26	1.49	3 (17%)	18,37,40	2.92	1 (5%)
1	2MU	1A	2552	1,56	14,22,24	0.85	1 (7%)	19,31,36	1.53	1 (5%)
1	PSU	1A	2605	1	15,21,22	1.46	2 (13%)	16,30,33	2.32	4 (25%)
32	2MG	1a	1207	32	18,26,27	1.19	2 (11%)	21,38,41	2.50	7 (33%)
32	5MC	1a	1400	32	14,22,23	1.44	1 (7%)	17,32,35	0.82	1 (5%)
32	4OC	1a	1402	32	15,23,24	0.59	0	21,32,35	1.87	3 (14%)
32	5MC	1a	1404	32	14,22,23	1.32	1 (7%)	17,32,35	0.96	1 (5%)
32	5MC	1a	1407	32	14,22,23	1.28	1 (7%)	17,32,35	0.97	1 (5%)
32	UR3	1a	1498	32	13,22,23	0.81	1 (7%)	18,32,35	0.84	1 (5%)
32	MA6	1a	1518	32	18,26,27	0.96	1 (5%)	15,38,41	2.47	4 (26%)
32	MA6	1a	1519	32	18,26,27	0.97	1 (5%)	15,38,41	2.53	3 (20%)
32	PSU	1a	516	32,56	15,21,22	1.28	2 (13%)	16,30,33	2.14	3 (18%)
32	7MG	1a	527	32,56	20,26,27	1.46	2 (10%)	23,39,42	3.23	5 (21%)
32	M2G	1a	966	32	18,27,28	1.35	3 (16%)	22,40,43	1.78	4 (18%)
32	5MC	1a	967	32	14,22,23	1.34	1 (7%)	17,32,35	0.83	1 (5%)
43	0TD	1l	92	43	4,9,10	3.14	1 (25%)	4,11,13	9.84	1 (25%)
54	PSU	1w	32	54	15,21,22	1.16	1 (6%)	16,30,33	2.20	3 (18%)
54	MIA	1w	37	54	22,31,32	1.71	2 (9%)	26,44,47	1.25	4 (15%)
54	PSU	1w	39	54	15,21,22	1.33	1 (6%)	16,30,33	2.31	4 (25%)
54	7MG	1w	46	54	20,26,27	1.33	2 (10%)	23,39,42	3.22	6 (26%)
54	5MU	1w	54	54	13,22,23	0.62	0	16,32,35	2.79	2 (12%)
54	PSU	1w	55	54	15,21,22	1.19	1 (6%)	16,30,33	2.50	4 (25%)
54	4SU	1w	8	54	12,21,22	0.64	0	15,30,33	1.14	1 (6%)
55	5MC	1x	32	55	14,22,23	1.34	1 (7%)	17,32,35	0.92	1 (5%)
55	5MU	1x	54	55,56	13,22,23	0.60	0	16,32,35	2.84	2 (12%)
55	PSU	1x	55	55	15,21,22	1.60	1 (6%)	16,30,33	2.36	4 (25%)
55	M3O	1x	76	55,56	27,34,35	1.28	3 (11%)	28,47,50	2.61	5 (17%)

Mol	Type	Chain	Res	Link	Bond lengths			Bond angles		
					Counts	RMSZ	# Z > 2	Counts	RMSZ	# Z > 2
55	4SU	1x	8	55	12,21,22	1.03	1 (8%)	15,30,33	1.44	1 (6%)
54	PSU	1y	32	54	15,21,22	1.13	1 (6%)	16,30,33	2.20	3 (18%)
54	MIA	1y	37	54	17,24,32	1.16	2 (11%)	16,35,47	1.91	1 (6%)
54	PSU	1y	39	54	15,21,22	1.32	2 (13%)	16,30,33	2.20	3 (18%)
54	7MG	1y	46	54	20,26,27	1.58	2 (10%)	23,39,42	3.30	6 (26%)
54	5MU	1y	54	54	13,22,23	0.48	0	16,32,35	3.32	2 (12%)
54	PSU	1y	55	54	15,21,22	1.23	1 (6%)	16,30,33	2.21	3 (18%)
54	4SU	1y	8	54	12,21,22	0.74	1 (8%)	15,30,33	1.04	1 (6%)
1	PSU	2A	1911	1	15,21,22	1.37	1 (6%)	16,30,33	2.25	4 (25%)
1	5MU	2A	1915	1	13,22,23	0.59	0	16,32,35	2.55	2 (12%)
1	PSU	2A	1917	1	15,21,22	1.28	1 (6%)	16,30,33	2.39	4 (25%)
1	4OC	2A	1920	1	15,22,24	0.55	0	20,31,35	1.29	1 (5%)
1	5MU	2A	1939	1,56	13,22,23	0.67	0	16,32,35	2.23	2 (12%)
1	5MC	2A	1942	1	14,22,23	1.30	1 (7%)	17,32,35	1.02	1 (5%)
1	5MC	2A	1962	1,56	14,22,23	1.27	1 (7%)	17,32,35	0.98	1 (5%)
1	OMG	2A	2251	1,55,56	18,26,27	1.16	2 (11%)	21,38,41	1.84	4 (19%)
1	2MA	2A	2503	1,56	17,25,26	1.47	3 (17%)	18,37,40	2.56	2 (11%)
1	2MU	2A	2552	1,56	14,22,24	0.83	0	19,31,36	1.60	1 (5%)
1	PSU	2A	2605	1	15,21,22	1.33	1 (6%)	16,30,33	1.96	4 (25%)
32	2MG	2a	1207	32	18,26,27	1.19	2 (11%)	21,38,41	2.31	7 (33%)
32	5MC	2a	1400	32	14,22,23	1.29	1 (7%)	17,32,35	0.96	1 (5%)
32	4OC	2a	1402	32	15,23,24	0.56	0	21,32,35	1.93	3 (14%)
32	5MC	2a	1404	32	14,22,23	1.36	1 (7%)	17,32,35	0.92	1 (5%)
32	5MC	2a	1407	32	14,22,23	1.30	1 (7%)	17,32,35	1.01	1 (5%)
32	UR3	2a	1498	32	13,22,23	0.74	1 (7%)	18,32,35	0.79	1 (5%)
32	MA6	2a	1518	32	18,26,27	0.94	1 (5%)	15,38,41	2.45	4 (26%)
32	MA6	2a	1519	32	18,26,27	0.98	1 (5%)	15,38,41	2.23	2 (13%)
32	PSU	2a	516	32	15,21,22	1.24	1 (6%)	16,30,33	2.17	3 (18%)
32	7MG	2a	527	32,56	20,26,27	1.50	2 (10%)	23,39,42	3.09	5 (21%)
32	M2G	2a	966	32	18,27,28	1.44	3 (16%)	22,40,43	1.87	3 (13%)
32	5MC	2a	967	32,56	14,22,23	1.33	1 (7%)	17,32,35	0.87	1 (5%)
43	0TD	2l	92	43	4,9,10	3.07	1 (25%)	4,11,13	5.88	1 (25%)
54	PSU	2w	32	54	15,21,22	1.30	1 (6%)	16,30,33	2.34	4 (25%)
54	MIA	2w	37	54	17,24,32	1.14	2 (11%)	16,35,47	1.89	1 (6%)
54	PSU	2w	39	54	15,21,22	1.26	1 (6%)	16,30,33	2.47	3 (18%)

Mol	Type	Chain	Res	Link	Bond lengths			Bond angles		
					Counts	RMSZ	# Z > 2	Counts	RMSZ	# Z > 2
54	7MG	2w	46	54	20,26,27	1.50	2 (10%)	23,39,42	2.86	4 (17%)
54	5MU	2w	54	54	13,22,23	0.64	0	16,32,35	2.99	2 (12%)
54	PSU	2w	55	54	15,21,22	1.13	1 (6%)	16,30,33	2.44	4 (25%)
54	4SU	2w	8	54,56	12,21,22	0.72	0	15,30,33	1.24	1 (6%)
55	5MC	2x	32	55	14,22,23	1.28	1 (7%)	17,32,35	0.91	1 (5%)
55	5MU	2x	54	55	13,22,23	0.62	0	16,32,35	2.53	2 (12%)
55	PSU	2x	55	55	15,21,22	1.33	1 (6%)	16,30,33	2.19	3 (18%)
55	M3O	2x	76	55,56	27,34,35	1.22	2 (7%)	28,47,50	2.85	6 (21%)
55	4SU	2x	8	55	12,21,22	0.79	1 (8%)	15,30,33	1.56	1 (6%)
54	PSU	2y	32	54	15,21,22	1.15	1 (6%)	16,30,33	2.23	3 (18%)
54	MIA	2y	37	54	17,24,32	1.22	2 (11%)	16,35,47	1.90	1 (6%)
54	PSU	2y	39	54	15,21,22	1.37	1 (6%)	16,30,33	1.94	5 (31%)
54	7MG	2y	46	54	20,26,27	1.55	2 (10%)	23,39,42	3.14	8 (34%)
54	5MU	2y	54	54	13,22,23	0.59	0	16,32,35	2.81	2 (12%)
54	PSU	2y	55	54	15,21,22	1.32	1 (6%)	16,30,33	2.20	4 (25%)
54	4SU	2y	8	54	12,21,22	0.70	0	15,30,33	1.11	1 (6%)

In the following table, the Chirals column lists the number of chiral outliers, the number of chiral centers analysed, the number of these observed in the model and the number defined in the chemical component dictionary. Similar counts are reported in the Torsion and Rings columns. '-' means no outliers of that kind were identified.

Mol	Type	Chain	Res	Link	Chirals	Torsions	Rings
1	PSU	1A	1911	1	-	0/7/25/26	0/2/2/2
1	5MU	1A	1915	1	-	0/3/25/26	0/2/2/2
1	PSU	1A	1917	1	-	0/7/25/26	0/2/2/2
1	4OC	1A	1920	1	-	0/5/27/30	0/2/2/2
1	5MU	1A	1939	1,56	-	0/3/25/26	0/2/2/2
1	5MC	1A	1942	1	-	0/3/25/26	0/2/2/2
1	5MC	1A	1962	1	-	0/3/25/26	0/2/2/2
1	OMG	1A	2251	1,55,56	-	0/5/27/28	0/3/3/3
1	2MA	1A	2503	1,56	-	0/3/25/26	0/3/3/3
1	2MU	1A	2552	1,56	-	0/5/27/28	0/2/2/2
1	PSU	1A	2605	1	-	0/7/25/26	0/2/2/2
32	2MG	1a	1207	32	-	0/5/27/28	0/3/3/3
32	5MC	1a	1400	32	-	0/3/25/26	0/2/2/2
32	4OC	1a	1402	32	-	0/7/29/30	0/2/2/2
32	5MC	1a	1404	32	-	0/3/25/26	0/2/2/2
32	5MC	1a	1407	32	-	0/3/25/26	0/2/2/2

Continued on next page...

Continued from previous page...

Mol	Type	Chain	Res	Link	Chirals	Torsions	Rings
32	UR3	1a	1498	32	-	0/3/25/26	0/2/2/2
32	MA6	1a	1518	32	-	0/7/29/30	0/3/3/3
32	MA6	1a	1519	32	-	0/7/29/30	0/3/3/3
32	PSU	1a	516	32,56	-	0/7/25/26	0/2/2/2
32	7MG	1a	527	32,56	-	0/7/37/38	0/3/3/3
32	M2G	1a	966	32	-	0/7/29/30	0/3/3/3
32	5MC	1a	967	32	-	0/3/25/26	0/2/2/2
43	0TD	1l	92	43	-	0/2/12/14	0/0/0/0
54	PSU	1w	32	54	-	0/7/25/26	0/2/2/2
54	MIA	1w	37	54	-	0/11/33/34	0/3/3/3
54	PSU	1w	39	54	-	0/7/25/26	0/2/2/2
54	7MG	1w	46	54	-	0/7/37/38	0/3/3/3
54	5MU	1w	54	54	-	0/3/25/26	0/2/2/2
54	PSU	1w	55	54	-	0/7/25/26	0/2/2/2
54	4SU	1w	8	54	-	0/3/25/26	0/2/2/2
55	5MC	1x	32	55	-	0/3/25/26	0/2/2/2
55	5MU	1x	54	55,56	-	0/3/25/26	0/2/2/2
55	PSU	1x	55	55	-	0/7/25/26	0/2/2/2
55	M3O	1x	76	55,56	-	1/18/40/41	0/3/3/3
55	4SU	1x	8	55	-	0/3/25/26	0/2/2/2
54	PSU	1y	32	54	-	0/7/25/26	0/2/2/2
54	MIA	1y	37	54	-	0/3/25/34	0/3/3/3
54	PSU	1y	39	54	-	0/7/25/26	0/2/2/2
54	7MG	1y	46	54	-	0/7/37/38	0/3/3/3
54	5MU	1y	54	54	-	0/3/25/26	0/2/2/2
54	PSU	1y	55	54	-	0/7/25/26	0/2/2/2
54	4SU	1y	8	54	-	0/3/25/26	0/2/2/2
1	PSU	2A	1911	1	-	0/7/25/26	0/2/2/2
1	5MU	2A	1915	1	-	0/3/25/26	0/2/2/2
1	PSU	2A	1917	1	-	0/7/25/26	0/2/2/2
1	4OC	2A	1920	1	-	0/5/27/30	0/2/2/2
1	5MU	2A	1939	1,56	-	0/3/25/26	0/2/2/2
1	5MC	2A	1942	1	-	0/3/25/26	0/2/2/2
1	5MC	2A	1962	1,56	-	0/3/25/26	0/2/2/2
1	OMG	2A	2251	1,55,56	-	0/5/27/28	0/3/3/3
1	2MA	2A	2503	1,56	-	0/3/25/26	0/3/3/3
1	2MU	2A	2552	1,56	-	0/5/27/28	0/2/2/2
1	PSU	2A	2605	1	-	0/7/25/26	0/2/2/2
32	2MG	2a	1207	32	-	0/5/27/28	0/3/3/3
32	5MC	2a	1400	32	-	0/3/25/26	0/2/2/2
32	4OC	2a	1402	32	-	0/7/29/30	0/2/2/2
32	5MC	2a	1404	32	-	0/3/25/26	0/2/2/2

Continued on next page...

Continued from previous page...

Mol	Type	Chain	Res	Link	Chirals	Torsions	Rings
32	5MC	2a	1407	32	-	0/3/25/26	0/2/2/2
32	UR3	2a	1498	32	-	0/3/25/26	0/2/2/2
32	MA6	2a	1518	32	-	0/7/29/30	0/3/3/3
32	MA6	2a	1519	32	-	0/7/29/30	0/3/3/3
32	PSU	2a	516	32	-	0/7/25/26	0/2/2/2
32	7MG	2a	527	32,56	-	0/7/37/38	0/3/3/3
32	M2G	2a	966	32	-	0/7/29/30	0/3/3/3
32	5MC	2a	967	32,56	-	0/3/25/26	0/2/2/2
43	0TD	2l	92	43	-	0/2/12/14	0/0/0/0
54	PSU	2w	32	54	-	0/7/25/26	0/2/2/2
54	MIA	2w	37	54	-	0/3/25/34	0/3/3/3
54	PSU	2w	39	54	-	0/7/25/26	0/2/2/2
54	7MG	2w	46	54	-	0/7/37/38	0/3/3/3
54	5MU	2w	54	54	-	0/3/25/26	0/2/2/2
54	PSU	2w	55	54	-	0/7/25/26	0/2/2/2
54	4SU	2w	8	54,56	-	0/3/25/26	0/2/2/2
55	5MC	2x	32	55	-	0/3/25/26	0/2/2/2
55	5MU	2x	54	55	-	0/3/25/26	0/2/2/2
55	PSU	2x	55	55	-	0/7/25/26	0/2/2/2
55	M3O	2x	76	55,56	-	1/18/40/41	0/3/3/3
55	4SU	2x	8	55	-	0/3/25/26	0/2/2/2
54	PSU	2y	32	54	-	0/7/25/26	0/2/2/2
54	MIA	2y	37	54	-	0/3/25/34	0/3/3/3
54	PSU	2y	39	54	-	0/7/25/26	0/2/2/2
54	7MG	2y	46	54	-	0/7/37/38	0/3/3/3
54	5MU	2y	54	54	-	0/3/25/26	0/2/2/2
54	PSU	2y	55	54	-	0/7/25/26	0/2/2/2
54	4SU	2y	8	54	-	0/3/25/26	0/2/2/2

The worst 5 of 97 bond length outliers are listed below:

Mol	Chain	Res	Type	Atoms	Z	Observed(Å)	Ideal(Å)
54	1w	37	MIA	C2-S10	-6.67	1.70	1.75
43	2l	92	0TD	CB-SB	-5.91	1.69	1.84
43	1l	92	0TD	CB-SB	-5.88	1.69	1.84
55	1x	55	PSU	C5-C1'	-5.18	1.47	1.52
1	1A	2605	PSU	C5-C1'	-4.44	1.48	1.52

The worst 5 of 233 bond angle outliers are listed below:

Mol	Chain	Res	Type	Atoms	Z	Observed(°)	Ideal(°)
55	1x	76	M3O	N3-C2-N1	-11.68	119.69	128.87

Continued on next page...

Continued from previous page...

Mol	Chain	Res	Type	Atoms	Z	Observed(°)	Ideal(°)
43	2l	92	0TD	CSB-SB-CB	-11.61	79.73	101.44
55	2x	76	M3O	N3-C2-N1	-11.43	119.89	128.87
54	1y	46	7MG	C5-C4-N3	-8.96	117.61	126.74
32	1a	527	7MG	C5-C4-N3	-8.82	117.75	126.74

There are no chirality outliers.

All (2) torsion outliers are listed below:

Mol	Chain	Res	Type	Atoms
55	1x	76	M3O	OCN-CN-N-CA
55	2x	76	M3O	OCN-CN-N-CA

There are no ring outliers.

8 monomers are involved in 10 short contacts:

Mol	Chain	Res	Type	Clashes	Symm-Clashes
1	1A	1915	5MU	1	0
1	1A	1920	4OC	1	0
1	1A	2503	2MA	1	0
1	1A	2552	2MU	1	0
1	2A	1942	5MC	1	0
1	2A	2251	OMG	1	0
1	2A	2503	2MA	2	0
1	2A	2552	2MU	2	0

5.5 Carbohydrates [i](#)

There are no carbohydrates in this entry.

5.6 Ligand geometry [i](#)

Of 2319 ligands modelled in this entry, 2315 are monoatomic - leaving 4 for Mogul analysis.

In the following table, the Counts columns list the number of bonds (or angles) for which Mogul statistics could be retrieved, the number of bonds (or angles) that are observed in the model and the number of bonds (or angles) that are defined in the chemical component dictionary. The Link column lists molecule types, if any, to which the group is linked. The Z score for a bond length (or angle) is the number of standard deviations the observed value is removed from the expected value. A bond length (or angle) with $|Z| > 2$ is considered an outlier worth inspection. RMSZ is the root-mean-square of all Z scores of the bond lengths (or angles).

Mol	Type	Chain	Res	Link	Bond lengths			Bond angles		
					Counts	RMSZ	# Z > 2	Counts	RMSZ	# Z > 2
58	HGR	1A	3915	56	38,39,39	2.34	8 (21%)	44,58,58	1.84	12 (27%)
60	SF4	1d	501	35	0,12,12	0.00	-	0,24,24	0.00	-
58	HGR	2A	3652	-	38,39,39	2.33	8 (21%)	44,58,58	1.77	11 (25%)
60	SF4	2d	301	35	0,12,12	0.00	-	0,24,24	0.00	-

In the following table, the Chirals column lists the number of chiral outliers, the number of chiral centers analysed, the number of these observed in the model and the number defined in the chemical component dictionary. Similar counts are reported in the Torsion and Rings columns. '-' means no outliers of that kind were identified.

Mol	Type	Chain	Res	Link	Chirals	Torsions	Rings
58	HGR	1A	3915	56	-	0/20/79/79	0/4/4/4
60	SF4	1d	501	35	-	0/0/48/48	0/6/5/5
58	HGR	2A	3652	-	-	0/20/79/79	0/4/4/4
60	SF4	2d	301	35	-	0/0/48/48	0/6/5/5

The worst 5 of 16 bond length outliers are listed below:

Mol	Chain	Res	Type	Atoms	Z	Observed(Å)	Ideal(Å)
58	2A	3652	HGR	C5-C4	-5.62	1.39	1.49
58	1A	3915	HGR	C5-C6	-5.55	1.39	1.50
58	1A	3915	HGR	C5-C4	-5.52	1.39	1.49
58	2A	3652	HGR	C5-C6	-5.49	1.39	1.50
58	1A	3915	HGR	C3-C2	-4.55	1.39	1.48

The worst 5 of 23 bond angle outliers are listed below:

Mol	Chain	Res	Type	Atoms	Z	Observed(°)	Ideal(°)
58	1A	3915	HGR	C12-C6-C1	-4.66	114.97	119.27
58	2A	3652	HGR	C10-C9-C8	-4.50	96.50	102.46
58	1A	3915	HGR	C10-C9-C8	-3.60	97.70	102.46
58	1A	3915	HGR	O8-C18-C22	-3.43	98.05	105.97
58	2A	3652	HGR	C12-C6-C1	-3.35	116.18	119.27

There are no chirality outliers.

There are no torsion outliers.

There are no ring outliers.

2 monomers are involved in 6 short contacts:

Mol	Chain	Res	Type	Clashes	Symm-Clashes
58	1A	3915	HGR	2	0
58	2A	3652	HGR	4	0

5.7 Other polymers [i](#)

There are no such residues in this entry.

5.8 Polymer linkage issues [i](#)

There are no chain breaks in this entry.

6 Fit of model and data ⓘ

6.1 Protein, DNA and RNA chains ⓘ

In the following table, the column labelled ‘#RSRZ> 2’ contains the number (and percentage) of RSRZ outliers, followed by percent RSRZ outliers for the chain as percentile scores relative to all X-ray entries and entries of similar resolution. The OWAB column contains the minimum, median, 95th percentile and maximum values of the occupancy-weighted average B-factor per residue. The column labelled ‘Q< 0.9’ lists the number of (and percentage) of residues with an average occupancy less than 0.9.

Mol	Chain	Analysed	<RSRZ>	#RSRZ>2	OWAB(Å ²)	Q<0.9
1	1A	2860/2915 (98%)	0.56	46 (1%) 74 69	22, 42, 90, 106	0
1	2A	2789/2915 (95%)	0.05	51 (1%) 71 66	26, 45, 87, 104	0
2	1B	120/121 (99%)	0.36	0 100 100	37, 58, 69, 86	0
2	2B	120/121 (99%)	-0.02	2 (1%) 73 68	44, 65, 74, 87	0
3	1D	275/276 (99%)	0.83	10 (3%) 46 38	21, 41, 58, 73	0
3	2D	275/276 (99%)	0.51	9 (3%) 50 43	25, 42, 61, 72	0
4	1E	204/206 (99%)	0.63	2 (0%) 84 81	22, 46, 65, 78	0
4	2E	204/206 (99%)	0.40	4 (1%) 68 63	25, 49, 66, 79	0
5	1F	203/210 (96%)	0.55	3 (1%) 76 71	21, 50, 72, 83	0
5	2F	203/210 (96%)	0.41	6 (2%) 54 47	24, 54, 74, 85	0
6	1G	181/182 (99%)	0.67	9 (4%) 32 26	49, 66, 77, 91	0
6	2G	181/182 (99%)	1.04	34 (18%) 2 1	53, 69, 80, 93	0
7	1H	174/180 (96%)	0.63	3 (1%) 73 68	47, 63, 73, 81	0
7	2H	174/180 (96%)	0.97	25 (14%) 3 2	53, 67, 76, 82	0
8	1I	146/148 (98%)	0.13	1 (0%) 89 87	44, 72, 81, 85	0
8	2I	146/148 (98%)	0.04	1 (0%) 89 87	47, 72, 81, 84	0
9	1N	140/140 (100%)	0.42	0 100 100	23, 37, 59, 69	0
9	2N	140/140 (100%)	1.31	30 (21%) 1 0	37, 64, 76, 84	0
10	1O	122/122 (100%)	0.68	4 (3%) 50 43	26, 39, 58, 66	0
10	2O	122/122 (100%)	0.95	15 (12%) 5 3	39, 56, 68, 78	0
11	1P	149/150 (99%)	0.66	4 (2%) 58 51	22, 52, 71, 81	0
11	2P	149/150 (99%)	0.28	4 (2%) 58 51	27, 55, 77, 82	0
12	1Q	141/141 (100%)	0.95	9 (6%) 23 17	32, 49, 63, 76	0
12	2Q	141/141 (100%)	1.80	53 (37%) 0 0	36, 53, 66, 77	0

Continued on next page...

Continued from previous page...

Mol	Chain	Analysed	<RSRZ>	#RSRZ>2	OWAB(Å ²)	Q<0.9
13	1R	118/118 (100%)	0.66	3 (2%) 61 54	28, 39, 54, 64	0
13	2R	118/118 (100%)	0.33	1 (0%) 87 85	31, 41, 57, 64	0
14	1S	110/112 (98%)	0.60	1 (0%) 85 83	46, 58, 70, 74	0
14	2S	110/112 (98%)	0.50	9 (8%) 14 10	51, 61, 73, 77	0
15	1T	131/146 (89%)	0.64	2 (1%) 76 71	39, 51, 69, 75	0
15	2T	131/146 (89%)	0.31	1 (0%) 87 85	41, 53, 70, 74	0
16	1U	116/118 (98%)	0.67	4 (3%) 49 41	26, 39, 57, 71	0
16	2U	116/118 (98%)	0.48	4 (3%) 49 41	29, 45, 63, 72	0
17	1V	101/101 (100%)	0.46	0 100 100	26, 49, 66, 70	0
17	2V	101/101 (100%)	0.49	4 (3%) 42 34	30, 54, 69, 73	0
18	1W	112/113 (99%)	0.53	0 100 100	26, 36, 55, 83	0
18	2W	112/113 (99%)	0.50	2 (1%) 71 66	29, 39, 59, 86	0
19	1X	95/96 (98%)	0.63	0 100 100	30, 43, 63, 80	0
19	2X	95/96 (98%)	0.45	5 (5%) 30 23	34, 47, 65, 80	0
20	1Y	107/110 (97%)	0.47	0 100 100	44, 55, 71, 79	0
20	2Y	107/110 (97%)	0.80	12 (11%) 7 4	49, 59, 73, 81	0
21	1Z	154/206 (74%)	1.01	27 (17%) 2 1	37, 61, 82, 94	0
21	2Z	160/206 (77%)	1.69	56 (35%) 0 0	65, 80, 91, 97	0
22	10	83/85 (97%)	1.02	7 (8%) 14 9	24, 36, 65, 88	0
22	20	83/85 (97%)	1.28	13 (15%) 3 1	48, 64, 80, 89	0
23	11	97/98 (98%)	0.57	4 (4%) 41 33	23, 43, 67, 74	0
23	21	97/98 (98%)	0.54	5 (5%) 31 24	35, 55, 72, 76	0
24	12	70/72 (97%)	0.40	0 100 100	41, 56, 65, 68	0
24	22	70/72 (97%)	-0.02	0 100 100	45, 59, 68, 78	0
25	13	59/60 (98%)	0.45	0 100 100	28, 44, 65, 72	0
25	23	59/60 (98%)	1.51	15 (25%) 1 0	36, 49, 69, 76	0
26	14	69/71 (97%)	0.35	1 (1%) 78 74	49, 71, 85, 89	0
26	24	69/71 (97%)	1.26	16 (23%) 1 0	72, 83, 93, 97	0
27	15	59/60 (98%)	0.47	2 (3%) 49 41	17, 28, 46, 72	0
27	25	59/60 (98%)	0.44	1 (1%) 73 68	32, 49, 63, 72	0
28	16	53/54 (98%)	0.56	1 (1%) 70 64	33, 47, 60, 64	0

Continued on next page...

Continued from previous page...

Mol	Chain	Analysed	<RSRZ>	#RSRZ>2	OWAB(Å ²)	Q<0.9
28	26	53/54 (98%)	0.55	6 (11%) 7 4	35, 51, 61, 67	0
29	17	48/49 (97%)	0.68	4 (8%) 14 9	16, 25, 49, 72	0
29	27	48/49 (97%)	0.71	4 (8%) 14 9	31, 38, 63, 69	0
30	18	64/65 (98%)	0.63	0 100 100	32, 40, 49, 60	0
30	28	64/65 (98%)	0.49	0 100 100	36, 44, 52, 61	0
31	19	37/37 (100%)	1.01	4 (10%) 8 4	36, 47, 61, 70	0
31	29	37/37 (100%)	1.33	11 (29%) 1 0	42, 52, 64, 74	0
32	1a	1488/1521 (97%)	0.21	19 (1%) 79 75	39, 70, 90, 105	0
32	2a	1491/1521 (98%)	0.02	21 (1%) 78 74	42, 72, 91, 104	0
33	1b	231/256 (90%)	0.15	1 (0%) 93 91	67, 79, 88, 92	0
33	2b	231/256 (90%)	0.85	32 (13%) 4 2	67, 81, 88, 93	0
34	1c	206/239 (86%)	0.85	21 (10%) 9 5	66, 76, 83, 92	0
34	2c	206/239 (86%)	1.54	66 (32%) 1 0	69, 78, 85, 92	0
35	1d	208/209 (99%)	0.95	29 (13%) 4 2	57, 71, 79, 84	0
35	2d	208/209 (99%)	1.51	62 (29%) 1 0	58, 71, 79, 84	0
36	1e	148/162 (91%)	0.76	8 (5%) 29 22	48, 63, 73, 83	0
36	2e	148/162 (91%)	1.34	38 (25%) 1 0	67, 78, 85, 90	0
37	1f	100/101 (99%)	0.71	8 (8%) 15 10	46, 65, 74, 76	0
37	2f	100/101 (99%)	0.26	1 (1%) 84 81	55, 70, 79, 87	0
38	1g	155/156 (99%)	0.80	18 (11%) 6 4	61, 72, 81, 88	0
38	2g	155/156 (99%)	0.66	19 (12%) 5 3	64, 74, 82, 87	0
39	1h	137/138 (99%)	0.29	5 (3%) 46 38	52, 64, 73, 86	0
39	2h	137/138 (99%)	1.05	25 (18%) 2 1	60, 77, 84, 89	0
40	1i	127/128 (99%)	0.44	8 (6%) 23 17	59, 77, 85, 88	0
40	2i	127/128 (99%)	1.27	30 (23%) 1 0	64, 79, 86, 89	0
41	1j	97/105 (92%)	0.45	5 (5%) 31 24	56, 75, 85, 92	0
41	2j	96/105 (91%)	1.47	31 (32%) 1 0	68, 85, 92, 94	0
42	1k	114/129 (88%)	1.56	35 (30%) 1 0	37, 64, 73, 77	0
42	2k	114/129 (88%)	1.18	18 (15%) 3 1	44, 73, 81, 85	0
43	1l	121/132 (91%)	0.56	5 (4%) 41 33	41, 55, 68, 75	0
43	2l	121/132 (91%)	1.34	33 (27%) 1 0	50, 70, 79, 83	0

Continued on next page...

Continued from previous page...

Mol	Chain	Analysed	<RSRZ>	#RSRZ>2	OWAB(Å ²)	Q<0.9
44	1m	123/126 (97%)	0.92	13 (10%) 8 5	58, 73, 81, 84	0
44	2m	122/126 (96%)	1.47	35 (28%) 1 0	63, 76, 82, 85	0
45	1n	60/61 (98%)	1.05	6 (10%) 9 6	55, 64, 74, 80	0
45	2n	60/61 (98%)	3.63	49 (81%) 0 0	73, 85, 90, 94	0
46	1o	88/89 (98%)	0.96	13 (14%) 3 2	52, 66, 76, 83	0
46	2o	88/89 (98%)	0.22	2 (2%) 64 57	56, 68, 78, 85	0
47	1p	82/88 (93%)	0.73	6 (7%) 18 12	56, 68, 76, 81	0
47	2p	82/88 (93%)	0.80	5 (6%) 25 18	58, 68, 76, 82	0
48	1q	99/105 (94%)	0.65	4 (4%) 42 34	59, 68, 76, 78	0
48	2q	99/105 (94%)	0.90	17 (17%) 2 1	60, 69, 77, 80	0
49	1r	68/88 (77%)	0.84	8 (11%) 6 4	57, 67, 76, 82	0
49	2r	68/88 (77%)	0.33	4 (5%) 26 19	57, 68, 77, 83	0
50	1s	83/93 (89%)	0.67	5 (6%) 25 18	64, 76, 84, 91	0
50	2s	83/93 (89%)	2.09	42 (50%) 0 0	67, 79, 86, 93	0
51	1t	96/106 (90%)	0.45	2 (2%) 67 61	56, 67, 77, 81	0
51	2t	96/106 (90%)	0.27	2 (2%) 67 61	56, 68, 78, 80	0
52	1u	23/27 (85%)	0.90	4 (17%) 2 1	62, 70, 74, 75	0
52	2u	23/27 (85%)	1.22	6 (26%) 1 0	65, 72, 76, 76	0
53	1v	14/27 (51%)	2.03	7 (50%) 0 0	55, 73, 97, 105	0
53	2v	13/27 (48%)	2.08	5 (38%) 0 0	60, 75, 89, 98	0
54	1w	68/76 (89%)	1.71	23 (33%) 0 0	67, 86, 97, 105	0
54	1y	67/76 (88%)	1.22	11 (16%) 2 1	40, 91, 97, 99	0
54	2w	67/76 (88%)	3.48	47 (70%) 0 0	73, 88, 97, 99	0
54	2y	66/76 (86%)	1.16	11 (16%) 2 1	43, 93, 97, 99	0
55	1x	71/77 (92%)	0.35	2 (2%) 56 49	27, 56, 81, 85	0
55	2x	71/77 (92%)	0.63	5 (7%) 19 13	44, 77, 88, 94	0
All	All	20877/21754 (95%)	0.56	1422 (6%) 20 15	16, 61, 86, 106	0

The worst 5 of 1422 RSRZ outliers are listed below:

Mol	Chain	Res	Type	RSRZ
45	2n	38	GLY	13.6
54	2w	74	C	12.1

Continued on next page...

Continued from previous page...

Mol	Chain	Res	Type	RSRZ
22	10	6	GLY	10.9
54	2w	73	A	10.4
22	20	7	LEU	10.4

6.2 Non-standard residues in protein, DNA, RNA chains [i](#)

In the following table, the Atoms column lists the number of modelled atoms in the group and the number defined in the chemical component dictionary. LLDF column lists the quality of electron density of the group with respect to its neighbouring residues in protein, DNA or RNA chains. The B-factors column lists the minimum, median, 95th percentile and maximum values of B factors of atoms in the group. The column labelled 'Q< 0.9' lists the number of atoms with occupancy less than 0.9.

Mol	Type	Chain	Res	Atoms	RSCC	RSR	LLDF	B-factors(Å ²)	Q<0.9
54	MIA	2y	37	22/30	0.84	0.34	-	68,84,93,122	0
1	2MU	1A	2552	21/23	0.98	0.21	-	24,30,37,41	0
1	5MU	1A	1915	21/22	0.96	0.20	-	54,67,70,77	0
32	M2G	1a	966	25/26	0.97	0.20	-	39,49,58,74	0
32	5MC	2a	1400	21/22	0.94	0.23	-	61,73,83,87	0
54	7MG	2w	46	24/25	0.82	0.41	-	73,93,103,114	0
54	7MG	1y	46	24/25	0.84	0.22	-	81,96,103,124	0
54	4SU	1y	8	20/21	0.87	0.18	-	79,87,95,95	0
32	5MC	1a	1404	21/22	0.98	0.20	-	30,40,45,48	0
54	PSU	1y	32	20/21	0.85	0.36	-	72,86,96,100	0
54	4SU	1w	8	20/21	0.93	0.18	-	63,75,89,89	0
1	2MA	2A	2503	23/24	0.98	0.20	-	21,28,35,40	0
1	5MU	1A	1939	21/22	0.98	0.21	-	24,31,38,39	0
54	PSU	2y	32	20/21	0.81	0.32	-	74,85,99,103	0
1	PSU	1A	1917	20/21	0.95	0.18	-	44,58,66,67	0
1	5MC	1A	1962	21/22	0.97	0.22	-	25,36,43,50	0
1	5MU	2A	1915	21/22	0.94	0.14	-	59,69,77,91	0
54	PSU	1y	55	20/21	0.79	0.29	-	80,96,105,117	0
32	4OC	1a	1402	22/23	0.96	0.21	-	35,45,57,62	0
32	5MC	1a	967	21/22	0.96	0.21	-	42,52,66,70	0
54	MIA	1w	37	29/30	0.95	0.26	-	41,59,74,84	0
54	PSU	2w	39	20/21	0.92	0.39	-	68,76,83,83	0
54	7MG	1w	46	24/25	0.86	0.20	-	66,84,103,123	0
1	PSU	2A	1911	20/21	0.94	0.18	-	40,58,64,67	0
55	4SU	1x	8	20/21	0.95	0.19	-	41,59,76,88	0
32	UR3	1a	1498	21/22	0.98	0.22	-	35,43,51,52	0
1	PSU	2A	1917	20/21	0.95	0.16	-	48,61,71,72	0
32	7MG	2a	527	24/25	0.96	0.19	-	54,66,75,89	0

Continued on next page...

Continued from previous page...

Mol	Type	Chain	Res	Atoms	RSCC	RSR	LLDF	B-factors(\AA^2)	Q<0.9
54	PSU	2w	32	20/21	0.90	0.35	-	69,80,91,97	0
1	OMG	1A	2251	24/25	0.98	0.22	-	25,29,37,40	0
32	MA6	1a	1518	24/25	0.98	0.23	-	28,42,50,51	0
55	4SU	2x	8	20/21	0.89	0.15	-	65,81,88,92	0
32	PSU	1a	516	20/21	0.94	0.15	-	58,67,74,78	0
1	4OC	1A	1920	21/23	0.97	0.24	-	37,52,60,63	0
55	5MU	1x	54	21/22	0.96	0.18	-	40,62,68,69	0
55	5MC	1x	32	21/22	0.97	0.23	-	44,53,60,62	0
54	5MU	2y	54	21/22	0.80	0.27	-	81,94,101,117	0
54	4SU	2w	8	20/21	0.82	0.28	-	68,89,101,117	0
54	PSU	2y	39	20/21	0.84	0.30	-	75,83,94,99	0
54	5MU	1w	54	21/22	0.94	0.24	-	48,66,72,87	0
32	MA6	2a	1519	24/25	0.96	0.25	-	48,62,68,73	0
43	0TD	2l	92	10/11	0.89	0.20	-	62,70,72,90	0
1	2MA	1A	2503	23/24	0.98	0.24	-	18,26,31,35	0
54	PSU	1w	39	20/21	0.94	0.24	-	65,73,79,81	0
54	5MU	2w	54	21/22	0.88	0.25	-	55,78,91,98	0
55	PSU	1x	55	20/21	0.95	0.18	-	48,55,72,72	0
32	5MC	1a	1400	21/22	0.97	0.19	-	36,52,62,67	0
1	PSU	2A	2605	20/21	0.97	0.19	-	20,31,35,36	0
32	UR3	2a	1498	21/22	0.96	0.21	-	36,56,67,69	0
54	5MU	1y	54	21/22	0.84	0.21	-	70,86,99,113	0
43	0TD	1l	92	10/11	0.93	0.21	-	48,55,61,77	0
54	7MG	2y	46	24/25	0.76	0.17	-	84,98,104,130	0
32	5MC	2a	1404	21/22	0.94	0.19	-	50,61,68,76	0
32	PSU	2a	516	20/21	0.92	0.16	-	56,70,76,84	0
54	PSU	2w	55	20/21	0.82	0.35	-	63,84,92,92	0
1	5MU	2A	1939	21/22	0.97	0.18	-	25,32,39,43	0
54	MIA	1y	37	22/30	0.91	0.27	-	64,78,83,86	0
32	2MG	2a	1207	24/25	0.92	0.17	-	69,80,93,94	0
32	5MC	2a	1407	21/22	0.96	0.18	-	38,51,59,70	0
54	PSU	2y	55	20/21	0.68	0.23	-	80,96,106,120	0
55	M3O	1x	76	32/33	0.96	0.25	-	21,39,51,79	10
32	M2G	2a	966	25/26	0.88	0.22	-	52,72,85,96	0
54	MIA	2w	37	22/30	0.89	0.26	-	60,78,83,89	0
54	PSU	1w	55	20/21	0.84	0.28	-	61,81,88,95	0
1	PSU	1A	1911	20/21	0.97	0.21	-	41,51,62,64	0
1	5MC	2A	1942	21/22	0.97	0.18	-	41,51,58,67	0
55	5MU	2x	54	21/22	0.89	0.23	-	68,79,84,102	0
55	PSU	2x	55	20/21	0.91	0.20	-	63,74,87,92	0
54	4SU	2y	8	20/21	0.80	0.14	-	80,97,107,114	0
54	PSU	1y	39	20/21	0.90	0.27	-	73,83,89,90	0

Continued on next page...

Continued from previous page...

Mol	Type	Chain	Res	Atoms	RSCC	RSR	LLDF	B-factors(\AA^2)	Q<0.9
32	MA6	2a	1518	24/25	0.96	0.20	-	44,63,70,76	0
1	5MC	2A	1962	21/22	0.97	0.17	-	27,40,49,52	0
32	2MG	1a	1207	24/25	0.95	0.15	-	49,69,77,81	0
55	M3O	2x	76	32/33	0.94	0.26	-	35,55,69,90	10
1	OMG	2A	2251	24/25	0.98	0.21	-	28,33,40,42	0
1	2MU	2A	2552	21/23	0.97	0.20	-	26,32,38,49	0
1	PSU	1A	2605	20/21	0.98	0.20	-	19,24,34,35	0
54	PSU	1w	32	20/21	0.91	0.24	-	67,79,90,93	0
55	5MC	2x	32	21/22	0.96	0.19	-	63,73,82,83	0
1	4OC	2A	1920	21/23	0.95	0.20	-	46,54,60,72	0
1	5MC	1A	1942	21/22	0.97	0.19	-	37,49,54,58	0
32	4OC	2a	1402	22/23	0.91	0.19	-	48,64,76,83	0
32	5MC	2a	967	21/22	0.93	0.19	-	61,67,75,87	0
32	7MG	1a	527	24/25	0.96	0.17	-	35,51,55,62	0
32	MA6	1a	1519	24/25	0.97	0.24	-	24,42,50,65	0
32	5MC	1a	1407	21/22	0.98	0.22	-	32,46,51,62	0

6.3 Carbohydrates [i](#)

There are no carbohydrates in this entry.

6.4 Ligands [i](#)

In the following table, the Atoms column lists the number of modelled atoms in the group and the number defined in the chemical component dictionary. LLDF column lists the quality of electron density of the group with respect to its neighbouring residues in protein, DNA or RNA chains. The B-factors column lists the minimum, median, 95th percentile and maximum values of B factors of atoms in the group. The column labelled 'Q< 0.9' lists the number of atoms with occupancy less than 0.9.

Mol	Type	Chain	Res	Atoms	RSCC	RSR	LLDF	B-factors(\AA^2)	Q<0.9
56	MG	1A	3162	1/1	0.99	0.64	30.36	33,33,33,33	0
56	MG	1A	3958	1/1	0.93	0.73	25.82	49,49,49,49	0
56	MG	2A	3048	1/1	0.94	0.55	25.38	44,44,44,44	0
56	MG	1A	3917	1/1	0.95	0.56	23.47	40,40,40,40	0
56	MG	2A	3668	1/1	0.98	0.77	22.92	48,48,48,48	0
56	MG	1A	3235	1/1	0.91	0.47	22.16	32,32,32,32	0
56	MG	2a	1738	1/1	0.90	0.61	21.46	76,76,76,76	0
56	MG	1A	3769	1/1	0.94	0.43	18.58	39,39,39,39	0
56	MG	2A	3104	1/1	0.98	0.38	18.44	46,46,46,46	0
56	MG	1A	3030	1/1	0.98	0.46	17.65	33,33,33,33	0

Continued on next page...

Continued from previous page...

Mol	Type	Chain	Res	Atoms	RSCC	RSR	LLDF	B-factors(\AA^2)	Q<0.9
56	MG	1A	3317	1/1	0.91	0.58	17.24	39,39,39,39	0
56	MG	1N	3006	1/1	0.84	0.63	17.23	50,50,50,50	0
56	MG	1A	3897	1/1	0.97	0.49	15.77	38,38,38,38	0
56	MG	2A	3482	1/1	0.90	0.29	14.74	46,46,46,46	0
56	MG	1A	3362	1/1	0.93	0.33	14.29	36,36,36,36	0
56	MG	2A	3090	1/1	0.92	0.47	13.75	53,53,53,53	0
56	MG	1A	3930	1/1	0.95	0.52	13.64	36,36,36,36	0
56	MG	1A	3770	1/1	0.65	0.52	13.61	63,63,63,63	0
56	MG	2a	1633	1/1	0.81	0.55	13.58	61,61,61,61	0
56	MG	1A	3202	1/1	0.98	0.33	13.45	31,31,31,31	0
56	MG	2D	303	1/1	0.91	0.63	13.21	45,45,45,45	0
56	MG	1A	3940	1/1	0.97	0.51	12.50	33,33,33,33	0
56	MG	2A	3659	1/1	0.96	0.58	12.46	43,43,43,43	0
56	MG	2A	3071	1/1	0.93	0.42	12.18	34,34,34,34	0
56	MG	1A	3680	1/1	0.96	0.33	12.04	36,36,36,36	0
56	MG	1A	3908	1/1	0.96	0.42	10.82	38,38,38,38	0
56	MG	2A	3022	1/1	0.97	0.34	10.79	43,43,43,43	0
56	MG	1A	3234	1/1	0.96	0.31	10.42	34,34,34,34	0
56	MG	1a	1761	1/1	0.78	0.30	10.25	72,72,72,72	0
56	MG	1N	3004	1/1	0.96	0.48	9.77	56,56,56,56	0
56	MG	1A	3738	1/1	0.84	0.39	9.62	44,44,44,44	0
56	MG	1A	3159	1/1	0.93	0.31	9.61	34,34,34,34	0
56	MG	2A	3497	1/1	0.71	0.25	9.11	56,56,56,56	0
56	MG	2A	3656	1/1	0.96	0.46	8.96	44,44,44,44	0
56	MG	1A	3934	1/1	0.92	0.32	8.94	30,30,30,30	0
56	MG	1A	3314	1/1	0.93	0.36	8.71	42,42,42,42	0
56	MG	2A	3421	1/1	0.92	0.23	8.68	52,52,52,52	0
56	MG	2D	301	1/1	0.85	0.49	8.43	39,39,39,39	0
56	MG	1A	3319	1/1	0.97	0.42	7.99	28,28,28,28	0
56	MG	2U	204	1/1	0.90	0.45	7.92	45,45,45,45	0
56	MG	1B	3011	1/1	0.89	0.33	7.90	54,54,54,54	0
56	MG	1a	1656	1/1	0.80	0.28	7.83	46,46,46,46	0
56	MG	2A	3167	1/1	0.96	0.24	7.66	39,39,39,39	0
56	MG	1N	3001	1/1	0.97	0.42	7.63	38,38,38,38	0
56	MG	1A	3249	1/1	0.98	0.40	7.49	29,29,29,29	0
56	MG	2A	3304	1/1	0.95	0.23	7.43	53,53,53,53	0
56	MG	1a	1608	1/1	0.88	0.33	7.40	57,57,57,57	0
56	MG	2a	1715	1/1	0.93	0.29	7.12	53,53,53,53	0
56	MG	1S	3001	1/1	0.92	0.47	7.04	52,52,52,52	0
56	MG	2Q	201	1/1	0.91	1.00	7.02	61,61,61,61	0
56	MG	1A	3929	1/1	0.98	0.43	6.98	45,45,45,45	0

Continued on next page...

Continued from previous page...

Mol	Type	Chain	Res	Atoms	RSCC	RSR	LLDF	B-factors(\AA^2)	Q<0.9
56	MG	2A	3159	1/1	0.95	0.23	6.97	41,41,41,41	0
56	MG	1A	3296	1/1	0.90	0.26	6.58	40,40,40,40	0
56	MG	1A	3919	1/1	0.92	0.34	6.53	33,33,33,33	0
56	MG	2A	3123	1/1	0.93	0.26	6.52	47,47,47,47	0
56	MG	1A	3315	1/1	0.97	0.36	6.42	37,37,37,37	0
56	MG	2A	3405	1/1	0.94	0.21	6.23	49,49,49,49	0
56	MG	1F	304	1/1	0.98	0.32	5.97	37,37,37,37	0
56	MG	1A	3957	1/1	0.97	0.32	5.79	37,37,37,37	0
56	MG	2A	3015	1/1	0.97	0.24	5.70	36,36,36,36	0
56	MG	1a	1837	1/1	0.88	0.41	5.69	60,60,60,60	0
56	MG	1B	3003	1/1	0.92	0.28	5.58	62,62,62,62	0
56	MG	1a	1653	1/1	0.92	0.19	5.57	59,59,59,59	0
56	MG	1a	1669	1/1	0.87	0.26	5.43	58,58,58,58	0
56	MG	2A	3664	1/1	0.97	0.51	5.38	46,46,46,46	0
56	MG	1A	3199	1/1	0.90	0.30	5.38	35,35,35,35	0
56	MG	1A	3121	1/1	0.84	0.31	5.26	55,55,55,55	0
56	MG	2A	3264	1/1	0.96	0.25	5.16	40,40,40,40	0
56	MG	2A	3201	1/1	0.78	0.23	5.09	61,61,61,61	0
56	MG	2a	1679	1/1	0.92	0.19	5.02	64,64,64,64	0
56	MG	1A	3126	1/1	0.99	0.36	5.01	39,39,39,39	0
56	MG	2a	1659	1/1	0.87	0.33	4.82	66,66,66,66	0
56	MG	1A	3935	1/1	0.94	0.32	4.77	48,48,48,48	0
56	MG	1A	3125	1/1	0.95	0.32	4.50	36,36,36,36	0
56	MG	2A	3481	1/1	0.94	0.24	4.45	58,58,58,58	0
56	MG	1A	3094	1/1	0.95	0.26	4.34	58,58,58,58	0
56	MG	1F	307	1/1	0.91	0.38	4.12	57,57,57,57	0
56	MG	1B	3024	1/1	0.89	0.27	4.05	63,63,63,63	0
56	MG	1a	1713	1/1	0.98	0.25	3.91	53,53,53,53	0
56	MG	1A	3652	1/1	0.98	0.25	3.90	25,25,25,25	0
56	MG	1A	3192	1/1	0.90	0.29	3.85	39,39,39,39	0
56	MG	1A	3910	1/1	0.90	0.30	3.79	40,40,40,40	0
56	MG	1A	3198	1/1	0.94	0.29	3.74	34,34,34,34	0
56	MG	2A	3662	1/1	0.96	0.27	3.65	29,29,29,29	0
56	MG	2a	1747	1/1	0.92	0.22	3.59	72,72,72,72	0
56	MG	1A	3178	1/1	0.90	0.27	3.55	36,36,36,36	0
56	MG	2A	3622	1/1	0.88	0.26	3.46	41,41,41,41	0
56	MG	1A	3658	1/1	0.98	0.33	3.45	35,35,35,35	0
56	MG	1A	3123	1/1	0.95	0.24	3.39	43,43,43,43	0
56	MG	1A	3827	1/1	0.88	0.25	3.37	51,51,51,51	0
56	MG	1A	3268	1/1	0.97	0.23	3.36	33,33,33,33	0
56	MG	2A	3215	1/1	0.91	0.24	3.34	50,50,50,50	0

Continued on next page...

Continued from previous page...

Mol	Type	Chain	Res	Atoms	RSCC	RSR	LLDF	B-factors(\AA^2)	Q<0.9
56	MG	1a	1644	1/1	0.79	0.23	3.23	56,56,56,56	0
56	MG	1A	3251	1/1	0.94	0.29	3.22	25,25,25,25	0
56	MG	2A	3303	1/1	0.94	0.21	3.21	60,60,60,60	0
56	MG	1A	3604	1/1	0.95	0.25	3.20	29,29,29,29	0
56	MG	1a	1625	1/1	0.97	0.22	3.11	53,53,53,53	0
56	MG	2A	3451	1/1	0.96	0.32	3.05	36,36,36,36	0
56	MG	1A	3944	1/1	0.97	0.30	3.02	33,33,33,33	0
56	MG	2A	3598	1/1	0.91	0.20	2.89	45,45,45,45	0
56	MG	1a	1649	1/1	0.89	0.19	2.74	56,56,56,56	0
56	MG	1A	3965	1/1	0.98	0.28	2.69	38,38,38,38	0
56	MG	1A	3313	1/1	0.92	0.32	2.69	41,41,41,41	0
56	MG	2A	3495	1/1	0.91	0.23	2.69	61,61,61,61	0
56	MG	1A	3926	1/1	0.97	0.27	2.59	29,29,29,29	0
56	MG	18	101	1/1	0.96	0.31	2.59	45,45,45,45	0
56	MG	1A	3736	1/1	0.96	0.23	2.53	38,38,38,38	0
56	MG	2A	3559	1/1	0.74	0.23	2.50	59,59,59,59	0
56	MG	1A	3762	1/1	0.90	0.27	2.44	31,31,31,31	0
56	MG	1A	3670	1/1	0.83	0.23	2.39	58,58,58,58	0
56	MG	2F	302	1/1	0.96	0.24	2.29	50,50,50,50	0
56	MG	2A	3205	1/1	0.96	0.29	2.27	53,53,53,53	0
56	MG	1A	3039	1/1	0.93	0.26	2.24	50,50,50,50	0
56	MG	2A	3669	1/1	0.95	0.33	2.21	44,44,44,44	0
56	MG	1A	3947	1/1	0.93	0.28	2.16	49,49,49,49	0
56	MG	17	101	1/1	0.94	0.27	2.16	48,48,48,48	0
56	MG	2A	3202	1/1	0.97	0.19	2.06	44,44,44,44	0
56	MG	1X	3004	1/1	0.94	0.27	2.05	64,64,64,64	0
56	MG	1a	1730	1/1	0.94	0.22	2.03	71,71,71,71	0
56	MG	2a	1787	1/1	0.96	0.23	2.02	51,51,51,51	0
56	MG	2A	3057	1/1	0.94	0.22	1.99	57,57,57,57	0
56	MG	2A	3189	1/1	0.99	0.20	1.98	31,31,31,31	0
56	MG	1A	3013	1/1	0.96	0.26	1.97	24,24,24,24	0
56	MG	2a	1616	1/1	0.90	0.20	1.95	52,52,52,52	0
56	MG	1N	3005	1/1	0.95	0.20	1.93	51,51,51,51	0
56	MG	2A	3567	1/1	0.89	0.23	1.92	58,58,58,58	0
56	MG	1b	3002	1/1	0.80	0.22	1.87	74,74,74,74	0
56	MG	1A	3939	1/1	0.94	0.31	1.86	42,42,42,42	0
56	MG	2A	3310	1/1	0.96	0.21	1.79	34,34,34,34	0
56	MG	2A	3088	1/1	0.92	0.17	1.78	53,53,53,53	0
56	MG	1A	3601	1/1	0.91	0.24	1.75	45,45,45,45	0
56	MG	1A	3914	1/1	0.88	0.23	1.74	38,38,38,38	0
56	MG	1P	203	1/1	0.96	0.29	1.59	27,27,27,27	0

Continued on next page...

Continued from previous page...

Mol	Type	Chain	Res	Atoms	RSCC	RSR	LLDF	B-factors(\AA^2)	Q<0.9
56	MG	1N	3002	1/1	0.94	0.25	1.56	49,49,49,49	0
56	MG	1A	3936	1/1	0.97	0.28	1.54	29,29,29,29	0
56	MG	1A	3945	1/1	0.91	0.24	1.47	39,39,39,39	0
56	MG	2A	3389	1/1	0.94	0.24	1.40	52,52,52,52	0
56	MG	1A	3924	1/1	0.98	0.26	1.38	28,28,28,28	0
56	MG	2A	3381	1/1	0.92	0.19	1.35	46,46,46,46	0
56	MG	1A	3564	1/1	0.87	0.26	1.31	24,24,24,24	0
56	MG	2A	3150	1/1	0.88	0.22	1.31	35,35,35,35	0
56	MG	1A	3129	1/1	0.86	0.22	1.30	38,38,38,38	0
56	MG	2A	3663	1/1	0.98	0.28	1.28	42,42,42,42	0
56	MG	1a	1708	1/1	0.97	0.21	1.27	34,34,34,34	0
56	MG	1A	3900	1/1	0.88	0.24	1.20	28,28,28,28	0
56	MG	1X	3001	1/1	0.96	0.27	1.14	33,33,33,33	0
56	MG	2A	3039	1/1	0.89	0.17	1.09	46,46,46,46	0
56	MG	2A	3461	1/1	0.95	0.17	1.09	39,39,39,39	0
56	MG	1A	3265	1/1	0.92	0.21	1.08	40,40,40,40	0
56	MG	1A	3073	1/1	0.95	0.22	1.04	29,29,29,29	0
56	MG	2A	3342	1/1	0.98	0.22	1.02	31,31,31,31	0
56	MG	1A	3485	1/1	0.97	0.23	0.94	38,38,38,38	0
56	MG	2A	3223	1/1	0.90	0.18	0.92	51,51,51,51	0
56	MG	1a	1717	1/1	0.78	0.31	0.89	80,80,80,80	0
56	MG	1A	3432	1/1	0.99	0.21	0.89	22,22,22,22	0
56	MG	1a	1680	1/1	0.95	0.22	0.84	56,56,56,56	0
56	MG	1P	202	1/1	0.92	0.26	0.79	33,33,33,33	0
56	MG	1A	3765	1/1	0.91	0.30	0.77	46,46,46,46	0
56	MG	1A	3920	1/1	0.92	0.24	0.75	33,33,33,33	0
56	MG	1a	1833	1/1	0.94	0.27	0.73	52,52,52,52	0
56	MG	1A	3772	1/1	0.95	0.27	0.72	29,29,29,29	0
56	MG	2A	3165	1/1	0.95	0.21	0.71	36,36,36,36	0
56	MG	2D	304	1/1	0.99	0.23	0.70	42,42,42,42	0
56	MG	1A	3952	1/1	0.94	0.23	0.64	33,33,33,33	0
56	MG	2A	3549	1/1	0.92	0.21	0.59	45,45,45,45	0
56	MG	1A	3949	1/1	0.99	0.27	0.58	28,28,28,28	0
56	MG	1U	203	1/1	0.98	0.27	0.55	27,27,27,27	0
56	MG	2A	3347	1/1	0.82	0.16	0.52	45,45,45,45	0
56	MG	1A	3955	1/1	0.93	0.24	0.52	29,29,29,29	0
56	MG	2a	1745	1/1	0.93	0.20	0.50	78,78,78,78	0
56	MG	2A	3542	1/1	0.91	0.21	0.48	37,37,37,37	0
59	ZN	26	501	1/1	0.99	0.19	0.47	54,54,54,54	0
56	MG	2A	3585	1/1	0.85	0.27	0.44	44,44,44,44	0
56	MG	1Y	502	1/1	0.96	0.28	0.42	50,50,50,50	0
59	ZN	19	103	1/1	0.98	0.26	0.39	61,61,61,61	0

Continued on next page...

Continued from previous page...

Mol	Type	Chain	Res	Atoms	RSCC	RSR	LLDF	B-factors(\AA^2)	Q<0.9
56	MG	1A	3801	1/1	0.95	0.24	0.35	45,45,45,45	0
56	MG	2A	3151	1/1	0.95	0.19	0.35	31,31,31,31	0
56	MG	2a	1774	1/1	0.83	0.17	0.35	72,72,72,72	0
56	MG	1A	3903	1/1	0.84	0.23	0.35	51,51,51,51	0
56	MG	2a	1696	1/1	0.86	0.20	0.32	50,50,50,50	0
56	MG	1A	3060	1/1	0.92	0.18	0.32	31,31,31,31	0
56	MG	1A	3398	1/1	0.99	0.19	0.29	27,27,27,27	0
59	ZN	25	101	1/1	0.99	0.18	0.28	64,64,64,64	0
56	MG	1A	3222	1/1	0.87	0.26	0.28	37,37,37,37	0
56	MG	1A	3956	1/1	0.98	0.26	0.25	35,35,35,35	0
56	MG	2a	1662	1/1	0.96	0.21	0.22	42,42,42,42	0
56	MG	2A	3505	1/1	0.98	0.20	0.22	48,48,48,48	0
56	MG	2A	3309	1/1	0.91	0.19	0.21	31,31,31,31	0
56	MG	2B	3004	1/1	0.95	0.23	0.20	62,62,62,62	0
56	MG	2A	3423	1/1	0.96	0.19	0.19	47,47,47,47	0
59	ZN	1Y	501	1/1	0.98	0.18	0.18	67,67,67,67	0
56	MG	2A	3311	1/1	0.94	0.18	0.18	45,45,45,45	0
56	MG	1A	3061	1/1	0.94	0.20	0.15	36,36,36,36	0
56	MG	1X	3003	1/1	0.97	0.23	0.13	32,32,32,32	0
56	MG	2A	3168	1/1	0.93	0.20	0.11	46,46,46,46	0
56	MG	1A	3921	1/1	0.98	0.26	0.10	40,40,40,40	0
56	MG	1D	305	1/1	0.97	0.23	0.06	31,31,31,31	0
56	MG	2A	3108	1/1	0.95	0.15	0.04	30,30,30,30	0
56	MG	2A	3653	1/1	0.89	0.20	0.04	36,36,36,36	0
56	MG	1B	3009	1/1	0.95	0.19	0.04	42,42,42,42	0
56	MG	1A	3931	1/1	0.86	0.19	0.01	57,57,57,57	0
56	MG	1A	3084	1/1	0.81	0.23	0.00	42,42,42,42	0
58	HGR	2A	3652	36/36	0.96	0.24	-0.01	21,36,48,50	0
56	MG	1Z	3001	1/1	0.83	0.24	-0.05	50,50,50,50	0
56	MG	2a	1631	1/1	0.72	0.18	-0.07	58,58,58,58	0
56	MG	2a	1776	1/1	0.95	0.18	-0.10	66,66,66,66	0
58	HGR	1A	3915	36/36	0.97	0.23	-0.17	15,30,37,44	0
56	MG	2A	3550	1/1	0.88	0.18	-0.21	52,52,52,52	0
56	MG	2q	3002	1/1	0.97	0.18	-0.21	63,63,63,63	0
56	MG	1a	1603	1/1	0.90	0.21	-0.21	66,66,66,66	0
56	MG	1A	3064	1/1	0.98	0.20	-0.25	35,35,35,35	0
56	MG	1A	3342	1/1	0.98	0.27	-0.26	33,33,33,33	0
56	MG	1a	1794	1/1	0.90	0.17	-0.27	45,45,45,45	0
56	MG	2t	3001	1/1	0.80	0.19	-0.28	48,48,48,48	0
56	MG	2A	3302	1/1	0.92	0.20	-0.30	38,38,38,38	0
56	MG	2A	3092	1/1	0.93	0.15	-0.30	38,38,38,38	0
56	MG	1a	1806	1/1	0.65	0.18	-0.31	68,68,68,68	0

Continued on next page...

Continued from previous page...

Mol	Type	Chain	Res	Atoms	RSCC	RSR	LLDF	B-factors(\AA^2)	Q<0.9
56	MG	2A	3504	1/1	0.88	0.17	-0.33	45,45,45,45	0
56	MG	1a	1639	1/1	0.92	0.18	-0.34	45,45,45,45	0
56	MG	2A	3570	1/1	0.81	0.15	-0.36	57,57,57,57	0
56	MG	1A	3173	1/1	0.95	0.22	-0.37	36,36,36,36	0
56	MG	1Q	201	1/1	0.91	0.23	-0.39	30,30,30,30	0
56	MG	2a	1650	1/1	0.92	0.17	-0.40	47,47,47,47	0
56	MG	2A	3066	1/1	0.87	0.14	-0.43	46,46,46,46	0
56	MG	1A	3458	1/1	0.94	0.19	-0.44	42,42,42,42	0
59	ZN	16	501	1/1	0.99	0.20	-0.44	35,35,35,35	0
56	MG	2X	101	1/1	0.92	0.16	-0.45	37,37,37,37	0
56	MG	1A	3174	1/1	0.96	0.22	-0.49	34,34,34,34	0
59	ZN	2Y	501	1/1	0.97	0.14	-0.53	83,83,83,83	0
56	MG	1A	3493	1/1	0.95	0.21	-0.53	21,21,21,21	0
56	MG	1A	3522	1/1	0.76	0.21	-0.54	38,38,38,38	0
56	MG	2A	3144	1/1	0.94	0.13	-0.57	43,43,43,43	0
56	MG	1U	205	1/1	0.96	0.21	-0.60	29,29,29,29	0
56	MG	1A	3457	1/1	0.93	0.19	-0.60	30,30,30,30	0
56	MG	1a	1765	1/1	0.97	0.18	-0.63	69,69,69,69	0
56	MG	2A	3354	1/1	0.96	0.18	-0.63	43,43,43,43	0
56	MG	2A	3254	1/1	0.99	0.16	-0.65	38,38,38,38	0
56	MG	2a	1758	1/1	0.96	0.16	-0.67	46,46,46,46	0
56	MG	2a	1779	1/1	0.82	0.16	-0.67	74,74,74,74	0
56	MG	1A	3467	1/1	0.98	0.17	-0.68	43,43,43,43	0
56	MG	1a	1818	1/1	0.95	0.21	-0.68	55,55,55,55	0
56	MG	1O	202	1/1	0.93	0.21	-0.69	63,63,63,63	0
56	MG	1A	3029	1/1	0.94	0.23	-0.69	28,28,28,28	0
56	MG	2A	3267	1/1	0.98	0.17	-0.70	53,53,53,53	0
56	MG	1A	3300	1/1	0.97	0.21	-0.72	31,31,31,31	0
56	MG	1a	1666	1/1	0.98	0.17	-0.78	36,36,36,36	0
56	MG	1a	1752	1/1	0.89	0.18	-0.79	59,59,59,59	0
56	MG	1A	3113	1/1	0.90	0.20	-0.79	40,40,40,40	0
56	MG	2a	1643	1/1	0.90	0.18	-0.83	58,58,58,58	0
56	MG	1a	1642	1/1	0.91	0.18	-0.84	42,42,42,42	0
56	MG	1a	1712	1/1	0.97	0.20	-0.85	49,49,49,49	0
56	MG	2A	3021	1/1	0.99	0.19	-0.86	38,38,38,38	0
56	MG	2A	3190	1/1	0.76	0.18	-0.89	44,44,44,44	0
56	MG	1A	3946	1/1	0.93	0.21	-0.90	38,38,38,38	0
56	MG	1A	3911	1/1	0.98	0.20	-0.90	53,53,53,53	0
56	MG	2U	201	1/1	0.95	0.17	-0.91	39,39,39,39	0
56	MG	2d	302	1/1	0.93	0.21	-0.95	67,67,67,67	0
56	MG	1E	305	1/1	0.96	0.20	-0.96	37,37,37,37	0
56	MG	2U	203	1/1	0.96	0.24	-0.97	42,42,42,42	0

Continued on next page...

Continued from previous page...

Mol	Type	Chain	Res	Atoms	RSCC	RSR	LLDF	B-factors(\AA^2)	Q<0.9
59	ZN	1n	501	1/1	0.98	0.16	-0.98	58,58,58,58	0
56	MG	2A	3406	1/1	0.95	0.17	-0.99	47,47,47,47	0
56	MG	2A	3396	1/1	0.78	0.16	-1.00	36,36,36,36	0
56	MG	1a	1836	1/1	0.89	0.17	-1.00	60,60,60,60	0
56	MG	1A	3595	1/1	0.94	0.20	-1.01	26,26,26,26	0
56	MG	1A	3183	1/1	0.69	0.21	-1.04	50,50,50,50	0
56	MG	1a	1722	1/1	0.97	0.13	-1.04	50,50,50,50	0
56	MG	1A	3089	1/1	0.97	0.15	-1.07	40,40,40,40	0
56	MG	20	101	1/1	0.84	0.12	-1.08	57,57,57,57	0
56	MG	2A	3443	1/1	0.96	0.14	-1.09	36,36,36,36	0
56	MG	1A	3171	1/1	0.93	0.20	-1.09	43,43,43,43	0
56	MG	2a	1705	1/1	0.94	0.12	-1.09	60,60,60,60	0
56	MG	2A	3431	1/1	0.98	0.16	-1.10	52,52,52,52	0
56	MG	1G	203	1/1	0.92	0.18	-1.10	71,71,71,71	0
56	MG	2A	3094	1/1	0.91	0.15	-1.10	43,43,43,43	0
56	MG	1a	1747	1/1	0.94	0.17	-1.14	55,55,55,55	0
56	MG	1A	3566	1/1	0.91	0.16	-1.15	55,55,55,55	0
56	MG	2A	3391	1/1	0.89	0.16	-1.16	53,53,53,53	0
56	MG	2a	1639	1/1	0.94	0.17	-1.17	52,52,52,52	0
56	MG	2A	3091	1/1	0.95	0.17	-1.17	29,29,29,29	0
56	MG	1A	3898	1/1	0.86	0.20	-1.21	25,25,25,25	0
56	MG	1a	1834	1/1	0.97	0.21	-1.21	44,44,44,44	0
56	MG	2A	3647	1/1	0.97	0.19	-1.22	41,41,41,41	0
56	MG	1a	1611	1/1	0.87	0.16	-1.23	57,57,57,57	0
60	SF4	1d	501	8/8	0.98	0.16	-1.24	55,66,73,80	0
56	MG	2a	1671	1/1	0.81	0.15	-1.24	54,54,54,54	0
56	MG	1A	3488	1/1	0.94	0.19	-1.25	28,28,28,28	0
56	MG	1A	3038	1/1	0.96	0.21	-1.25	36,36,36,36	0
56	MG	1N	3003	1/1	0.99	0.17	-1.26	36,36,36,36	0
56	MG	19	101	1/1	0.83	0.20	-1.27	41,41,41,41	0
56	MG	1A	3729	1/1	0.89	0.20	-1.27	39,39,39,39	0
56	MG	1A	3735	1/1	0.96	0.19	-1.28	25,25,25,25	0
56	MG	1A	3637	1/1	0.89	0.20	-1.28	39,39,39,39	0
56	MG	1D	302	1/1	0.94	0.18	-1.30	21,21,21,21	0
56	MG	1A	3456	1/1	0.97	0.18	-1.31	28,28,28,28	0
56	MG	2A	3666	1/1	0.97	0.18	-1.32	48,48,48,48	0
56	MG	1A	3193	1/1	0.93	0.19	-1.33	33,33,33,33	0
56	MG	2a	1688	1/1	0.94	0.17	-1.33	56,56,56,56	0
56	MG	2a	1697	1/1	0.96	0.14	-1.33	37,37,37,37	0
56	MG	2A	3016	1/1	0.97	0.15	-1.33	41,41,41,41	0
56	MG	2A	3146	1/1	0.98	0.16	-1.34	33,33,33,33	0
56	MG	1B	3027	1/1	0.95	0.16	-1.36	48,48,48,48	0

Continued on next page...

Continued from previous page...

Mol	Type	Chain	Res	Atoms	RSCC	RSR	LLDF	B-factors(\AA^2)	Q<0.9
56	MG	1A	3591	1/1	0.95	0.20	-1.37	49,49,49,49	0
56	MG	2A	3169	1/1	0.85	0.14	-1.37	41,41,41,41	0
56	MG	2A	3081	1/1	0.93	0.15	-1.38	39,39,39,39	0
56	MG	1A	3245	1/1	0.96	0.20	-1.38	29,29,29,29	0
56	MG	2a	1792	1/1	0.94	0.15	-1.38	50,50,50,50	0
56	MG	2A	3024	1/1	0.83	0.16	-1.39	33,33,33,33	0
56	MG	2A	3436	1/1	0.96	0.17	-1.40	39,39,39,39	0
56	MG	1A	3443	1/1	0.98	0.19	-1.40	26,26,26,26	0
56	MG	2A	3291	1/1	0.92	0.17	-1.41	49,49,49,49	0
56	MG	1A	3796	1/1	0.88	0.16	-1.44	47,47,47,47	0
56	MG	2A	3140	1/1	0.90	0.14	-1.45	50,50,50,50	0
56	MG	2A	3064	1/1	0.85	0.15	-1.46	58,58,58,58	0
56	MG	1U	201	1/1	0.95	0.19	-1.47	33,33,33,33	0
56	MG	2a	1739	1/1	0.89	0.15	-1.49	74,74,74,74	0
56	MG	2A	3556	1/1	0.88	0.07	-1.49	49,49,49,49	0
56	MG	2A	3042	1/1	0.98	0.15	-1.49	37,37,37,37	0
56	MG	2A	3569	1/1	0.95	0.14	-1.49	51,51,51,51	0
56	MG	2R	201	1/1	0.96	0.15	-1.54	48,48,48,48	0
56	MG	1A	3912	1/1	0.87	0.15	-1.57	35,35,35,35	0
56	MG	2a	1648	1/1	0.85	0.12	-1.57	61,61,61,61	0
56	MG	2A	3587	1/1	0.94	0.17	-1.59	48,48,48,48	0
56	MG	2j	8002	1/1	0.88	0.10	-1.60	66,66,66,66	0
56	MG	1A	3837	1/1	0.93	0.18	-1.60	21,21,21,21	0
56	MG	2A	3621	1/1	0.92	0.15	-1.61	57,57,57,57	0
56	MG	2A	3531	1/1	0.94	0.18	-1.66	45,45,45,45	0
56	MG	2a	1757	1/1	0.94	0.10	-1.72	70,70,70,70	0
56	MG	1A	3668	1/1	0.95	0.20	-1.72	35,35,35,35	0
56	MG	1A	3848	1/1	0.87	0.19	-1.72	29,29,29,29	0
60	SF4	2d	301	8/8	0.98	0.12	-1.73	51,72,83,98	0
56	MG	1A	3045	1/1	0.97	0.19	-1.74	19,19,19,19	0
59	ZN	29	501	1/1	0.92	0.12	-1.77	62,62,62,62	0
56	MG	1D	304	1/1	0.93	0.19	-1.77	44,44,44,44	0
56	MG	2A	3345	1/1	0.85	0.15	-1.81	40,40,40,40	0
56	MG	1a	1805	1/1	0.95	0.16	-1.82	49,49,49,49	0
56	MG	1a	1760	1/1	0.95	0.17	-1.83	36,36,36,36	0
56	MG	2A	3095	1/1	0.98	0.16	-1.85	47,47,47,47	0
56	MG	2A	3163	1/1	0.97	0.17	-1.86	32,32,32,32	0
56	MG	1A	3592	1/1	0.80	0.18	-1.88	32,32,32,32	0
56	MG	1A	3954	1/1	0.97	0.19	-1.89	28,28,28,28	0
56	MG	2G	3001	1/1	0.88	0.14	-1.90	54,54,54,54	0
56	MG	2A	3337	1/1	0.96	0.16	-1.90	42,42,42,42	0
56	MG	2A	3281	1/1	0.86	0.14	-1.90	40,40,40,40	0

Continued on next page...

Continued from previous page...

Mol	Type	Chain	Res	Atoms	RSCC	RSR	LLDF	B-factors(\AA^2)	Q<0.9
56	MG	1A	3933	1/1	0.97	0.17	-1.91	28,28,28,28	0
56	MG	2a	1773	1/1	0.91	0.13	-1.91	66,66,66,66	0
56	MG	1A	3899	1/1	0.95	0.18	-1.95	14,14,14,14	0
56	MG	1A	3010	1/1	0.98	0.15	-1.95	29,29,29,29	0
56	MG	1a	1808	1/1	0.77	0.16	-1.96	67,67,67,67	0
56	MG	2A	3642	1/1	0.96	0.17	-1.98	32,32,32,32	0
56	MG	1l	201	1/1	0.96	0.14	-1.98	34,34,34,34	0
56	MG	2A	3428	1/1	0.97	0.14	-1.99	27,27,27,27	0
56	MG	1x	3001	1/1	0.84	0.13	-1.99	44,44,44,44	0
56	MG	1A	3477	1/1	0.93	0.17	-2.02	23,23,23,23	0
56	MG	1A	3953	1/1	0.95	0.19	-2.03	48,48,48,48	0
56	MG	2A	3533	1/1	0.87	0.16	-2.03	26,26,26,26	0
56	MG	2A	3173	1/1	0.80	0.14	-2.03	45,45,45,45	0
56	MG	1A	3269	1/1	0.91	0.16	-2.04	30,30,30,30	0
56	MG	2A	3401	1/1	0.93	0.12	-2.08	45,45,45,45	0
56	MG	2A	3478	1/1	0.91	0.15	-2.08	56,56,56,56	0
59	ZN	2n	501	1/1	0.93	0.08	-2.10	108,108,108,108	0
56	MG	1A	3875	1/1	0.90	0.16	-2.11	32,32,32,32	0
56	MG	2A	3459	1/1	0.96	0.15	-2.13	49,49,49,49	0
56	MG	1A	3913	1/1	0.95	0.15	-2.14	39,39,39,39	0
56	MG	1A	3942	1/1	0.98	0.19	-2.16	32,32,32,32	0
56	MG	2f	3001	1/1	0.96	0.13	-2.17	39,39,39,39	0
56	MG	2A	3395	1/1	0.92	0.14	-2.17	46,46,46,46	0
56	MG	2A	3285	1/1	0.78	0.12	-2.18	64,64,64,64	0
56	MG	1A	3290	1/1	0.87	0.19	-2.18	33,33,33,33	0
56	MG	1A	3106	1/1	0.96	0.18	-2.19	37,37,37,37	0
56	MG	2A	3298	1/1	0.82	0.12	-2.19	39,39,39,39	0
56	MG	1A	3687	1/1	0.95	0.20	-2.21	39,39,39,39	0
56	MG	2a	1702	1/1	0.93	0.12	-2.21	60,60,60,60	0
56	MG	2B	3008	1/1	0.89	0.12	-2.22	55,55,55,55	0
56	MG	26	502	1/1	0.92	0.14	-2.23	45,45,45,45	0
56	MG	1A	3948	1/1	0.90	0.18	-2.23	34,34,34,34	0
56	MG	2A	3400	1/1	0.96	0.12	-2.24	49,49,49,49	0
56	MG	2A	3434	1/1	0.88	0.15	-2.24	39,39,39,39	0
56	MG	1x	3003	1/1	0.90	0.13	-2.25	53,53,53,53	0
56	MG	2a	1667	1/1	0.61	0.14	-2.26	73,73,73,73	0
56	MG	2A	3402	1/1	0.82	0.14	-2.26	53,53,53,53	0
56	MG	1t	3001	1/1	0.97	0.15	-2.26	47,47,47,47	0
56	MG	2A	3643	1/1	0.81	0.15	-2.27	38,38,38,38	0
56	MG	2A	3413	1/1	0.91	0.10	-2.28	50,50,50,50	0
56	MG	2Q	202	1/1	0.98	0.14	-2.29	46,46,46,46	0
56	MG	1a	1601	1/1	0.94	0.14	-2.29	53,53,53,53	0

Continued on next page...

Continued from previous page...

Mol	Type	Chain	Res	Atoms	RSCC	RSR	LLDF	B-factors(\AA^2)	Q<0.9
56	MG	1A	3502	1/1	0.91	0.18	-2.30	23,23,23,23	0
56	MG	1A	3535	1/1	0.95	0.18	-2.32	45,45,45,45	0
56	MG	2A	3349	1/1	0.96	0.18	-2.33	18,18,18,18	0
56	MG	1a	1602	1/1	0.93	0.17	-2.33	68,68,68,68	0
56	MG	1A	3103	1/1	0.94	0.18	-2.35	36,36,36,36	0
56	MG	1A	3110	1/1	0.97	0.19	-2.37	29,29,29,29	0
56	MG	2a	1794	1/1	0.92	0.13	-2.37	51,51,51,51	0
56	MG	1A	3468	1/1	0.92	0.18	-2.38	44,44,44,44	0
56	MG	2A	3294	1/1	0.97	0.13	-2.38	38,38,38,38	0
56	MG	2A	3033	1/1	0.96	0.14	-2.38	29,29,29,29	0
56	MG	1b	3001	1/1	0.95	0.10	-2.40	75,75,75,75	0
56	MG	1a	1689	1/1	0.78	0.13	-2.40	63,63,63,63	0
56	MG	1A	3487	1/1	0.98	0.18	-2.42	24,24,24,24	0
56	MG	19	102	1/1	0.94	0.12	-2.42	50,50,50,50	0
56	MG	2A	3599	1/1	0.94	0.14	-2.44	54,54,54,54	0
56	MG	2a	1632	1/1	0.96	0.13	-2.45	59,59,59,59	0
56	MG	1A	3474	1/1	0.88	0.20	-2.49	29,29,29,29	0
56	MG	2A	3317	1/1	0.98	0.15	-2.51	38,38,38,38	0
56	MG	1A	3402	1/1	0.95	0.15	-2.52	38,38,38,38	0
56	MG	2A	3609	1/1	0.97	0.16	-2.53	36,36,36,36	0
56	MG	1A	3841	1/1	0.98	0.18	-2.54	22,22,22,22	0
56	MG	2A	3142	1/1	0.92	0.18	-2.54	37,37,37,37	0
56	MG	1a	1628	1/1	0.94	0.14	-2.55	43,43,43,43	0
56	MG	1A	3885	1/1	0.93	0.19	-2.58	44,44,44,44	0
56	MG	2l	201	1/1	0.96	0.09	-2.59	61,61,61,61	0
56	MG	1A	3190	1/1	0.93	0.19	-2.59	43,43,43,43	0
56	MG	1A	3918	1/1	0.93	0.18	-2.59	35,35,35,35	0
56	MG	2A	3620	1/1	0.96	0.14	-2.60	39,39,39,39	0
56	MG	1A	3469	1/1	0.97	0.16	-2.62	33,33,33,33	0
56	MG	1A	3577	1/1	0.95	0.18	-2.62	47,47,47,47	0
56	MG	1A	3384	1/1	0.90	0.19	-2.63	52,52,52,52	0
56	MG	1B	3025	1/1	0.86	0.14	-2.63	49,49,49,49	0
56	MG	1a	1621	1/1	0.91	0.15	-2.64	49,49,49,49	0
56	MG	1A	3472	1/1	0.98	0.17	-2.65	32,32,32,32	0
56	MG	2A	3006	1/1	0.93	0.13	-2.67	53,53,53,53	0
56	MG	2A	3658	1/1	0.95	0.11	-2.68	39,39,39,39	0
56	MG	1a	1727	1/1	0.91	0.07	-2.68	65,65,65,65	0
59	ZN	24	501	1/1	0.69	0.07	-2.68	143,143,143,143	0
56	MG	2a	1672	1/1	0.76	0.16	-2.68	72,72,72,72	0
56	MG	1A	3950	1/1	0.95	0.16	-2.68	35,35,35,35	0
56	MG	1a	1753	1/1	0.91	0.13	-2.69	58,58,58,58	0
56	MG	1A	3700	1/1	0.93	0.17	-2.70	40,40,40,40	0

Continued on next page...

Continued from previous page...

Mol	Type	Chain	Res	Atoms	RSCC	RSR	LLDF	B-factors(\AA^2)	Q<0.9
56	MG	1R	201	1/1	0.88	0.14	-2.71	34,34,34,34	0
56	MG	1A	3688	1/1	0.97	0.15	-2.73	41,41,41,41	0
56	MG	1A	3012	1/1	0.98	0.16	-2.74	28,28,28,28	0
59	ZN	14	501	1/1	0.94	0.07	-2.75	97,97,97,97	0
56	MG	2E	302	1/1	0.88	0.12	-2.75	39,39,39,39	0
56	MG	2A	3099	1/1	0.95	0.15	-2.79	24,24,24,24	0
56	MG	1A	3630	1/1	0.90	0.19	-2.80	35,35,35,35	0
56	MG	1A	3008	1/1	0.96	0.17	-2.84	26,26,26,26	0
56	MG	1A	3814	1/1	0.96	0.19	-2.87	16,16,16,16	0
56	MG	1A	3583	1/1	0.97	0.18	-2.88	57,57,57,57	0
56	MG	2A	3307	1/1	0.94	0.14	-2.92	31,31,31,31	0
56	MG	1A	3071	1/1	0.96	0.16	-2.93	47,47,47,47	0
56	MG	2A	3373	1/1	0.86	0.15	-2.93	27,27,27,27	0
56	MG	1A	3377	1/1	0.96	0.17	-2.94	36,36,36,36	0
56	MG	1A	3127	1/1	0.98	0.18	-2.96	47,47,47,47	0
56	MG	2A	3001	1/1	0.94	0.16	-2.98	28,28,28,28	0
56	MG	2A	3418	1/1	0.95	0.17	-2.98	44,44,44,44	0
56	MG	1A	3464	1/1	0.95	0.16	-2.98	35,35,35,35	0
56	MG	2A	3035	1/1	0.95	0.12	-2.99	41,41,41,41	0
56	MG	1A	3403	1/1	0.95	0.16	-3.00	52,52,52,52	0
56	MG	1F	303	1/1	0.84	0.18	-3.02	34,34,34,34	0
56	MG	2A	3327	1/1	0.96	0.14	-3.03	33,33,33,33	0
56	MG	1a	1629	1/1	0.88	0.13	-3.03	58,58,58,58	0
56	MG	2A	3465	1/1	0.94	0.12	-3.04	39,39,39,39	0
56	MG	2A	3380	1/1	0.94	0.09	-3.04	35,35,35,35	0
56	MG	1A	3229	1/1	0.94	0.15	-3.05	40,40,40,40	0
56	MG	1A	3750	1/1	0.76	0.14	-3.05	53,53,53,53	0
56	MG	2A	3576	1/1	0.89	0.09	-3.06	59,59,59,59	0
56	MG	1A	3767	1/1	0.96	0.14	-3.06	39,39,39,39	0
56	MG	1a	1757	1/1	0.96	0.14	-3.08	39,39,39,39	0
56	MG	2A	3419	1/1	0.95	0.14	-3.08	37,37,37,37	0
56	MG	1d	503	1/1	0.85	0.08	-3.11	66,66,66,66	0
56	MG	2a	1606	1/1	0.92	0.12	-3.12	61,61,61,61	0
56	MG	2A	3319	1/1	0.95	0.16	-3.12	29,29,29,29	0
56	MG	1A	3397	1/1	0.95	0.18	-3.13	56,56,56,56	0
56	MG	1A	3508	1/1	0.95	0.17	-3.18	38,38,38,38	0
56	MG	2A	3009	1/1	0.94	0.13	-3.21	41,41,41,41	0
56	MG	1U	202	1/1	0.94	0.13	-3.22	31,31,31,31	0
56	MG	1A	3187	1/1	0.92	0.12	-3.23	60,60,60,60	0
56	MG	1a	1674	1/1	0.94	0.13	-3.26	42,42,42,42	0
56	MG	1a	1838	1/1	0.94	0.10	-3.26	51,51,51,51	0
56	MG	1A	3922	1/1	0.98	0.15	-3.28	41,41,41,41	0

Continued on next page...

Continued from previous page...

Mol	Type	Chain	Res	Atoms	RSCC	RSR	LLDF	B-factors(\AA^2)	Q<0.9
56	MG	1a	1830	1/1	0.98	0.15	-3.28	44,44,44,44	0
56	MG	2A	3522	1/1	0.86	0.13	-3.32	53,53,53,53	0
56	MG	2A	3568	1/1	0.97	0.11	-3.33	54,54,54,54	0
56	MG	1A	3963	1/1	0.95	0.18	-3.38	34,34,34,34	0
56	MG	1A	3858	1/1	0.97	0.13	-3.42	36,36,36,36	0
56	MG	1A	3584	1/1	0.89	0.17	-3.42	19,19,19,19	0
56	MG	1A	3715	1/1	0.79	0.12	-3.44	50,50,50,50	0
56	MG	2A	3117	1/1	0.91	0.14	-3.46	43,43,43,43	0
56	MG	1A	3462	1/1	0.86	0.14	-3.47	53,53,53,53	0
56	MG	1A	3200	1/1	0.90	0.14	-3.47	49,49,49,49	0
56	MG	2A	3058	1/1	0.86	0.12	-3.48	47,47,47,47	0
56	MG	2A	3253	1/1	0.97	0.11	-3.49	47,47,47,47	0
56	MG	1A	3452	1/1	0.91	0.15	-3.52	43,43,43,43	0
56	MG	1A	3046	1/1	0.98	0.17	-3.52	29,29,29,29	0
56	MG	1A	3962	1/1	0.93	0.15	-3.58	35,35,35,35	0
56	MG	2e	3001	1/1	0.97	0.10	-3.59	53,53,53,53	0
56	MG	1A	3775	1/1	0.90	0.12	-3.59	47,47,47,47	0
56	MG	1A	3691	1/1	0.92	0.17	-3.62	41,41,41,41	0
56	MG	1A	3901	1/1	0.98	0.16	-3.63	46,46,46,46	0
56	MG	2A	3282	1/1	0.92	0.13	-3.65	33,33,33,33	0
56	MG	1A	3842	1/1	0.92	0.15	-3.65	39,39,39,39	0
56	MG	2A	3118	1/1	0.98	0.11	-3.65	37,37,37,37	0
56	MG	1A	3461	1/1	0.89	0.16	-3.67	27,27,27,27	0
56	MG	1A	3479	1/1	0.94	0.19	-3.67	48,48,48,48	0
56	MG	2A	3061	1/1	0.84	0.15	-3.67	43,43,43,43	0
56	MG	2A	3010	1/1	0.97	0.13	-3.68	30,30,30,30	0
56	MG	2A	3017	1/1	0.96	0.14	-3.73	26,26,26,26	0
56	MG	1A	3434	1/1	0.86	0.10	-3.73	39,39,39,39	0
56	MG	2A	3650	1/1	0.97	0.12	-3.73	37,37,37,37	0
56	MG	1a	1832	1/1	0.94	0.10	-3.75	47,47,47,47	0
59	ZN	15	101	1/1	0.99	0.12	-3.77	25,25,25,25	0
56	MG	1A	3854	1/1	0.96	0.15	-3.77	33,33,33,33	0
56	MG	2O	8001	1/1	0.91	0.12	-3.79	52,52,52,52	0
56	MG	1a	1646	1/1	0.94	0.19	-3.80	25,25,25,25	0
56	MG	1a	1745	1/1	0.96	0.13	-3.81	43,43,43,43	0
56	MG	1A	3896	1/1	0.99	0.20	-3.82	13,13,13,13	0
56	MG	1A	3401	1/1	0.86	0.16	-3.82	38,38,38,38	0
56	MG	1l	202	1/1	0.96	0.14	-3.82	52,52,52,52	0
56	MG	2a	1732	1/1	0.98	0.10	-3.83	45,45,45,45	0
56	MG	1G	201	1/1	0.94	0.10	-3.84	37,37,37,37	0
56	MG	1A	3553	1/1	0.95	0.14	-3.85	28,28,28,28	0
56	MG	1A	3600	1/1	0.76	0.16	-3.85	41,41,41,41	0

Continued on next page...

Continued from previous page...

Mol	Type	Chain	Res	Atoms	RSCC	RSR	LLDF	B-factors(\AA^2)	Q<0.9
56	MG	1A	3838	1/1	0.91	0.17	-3.88	38,38,38,38	0
56	MG	1A	3097	1/1	0.95	0.18	-3.89	16,16,16,16	0
56	MG	2A	3489	1/1	0.94	0.12	-3.92	57,57,57,57	0
56	MG	2A	3541	1/1	0.98	0.11	-3.93	51,51,51,51	0
56	MG	1A	3394	1/1	0.98	0.18	-3.94	12,12,12,12	0
56	MG	2A	3256	1/1	0.93	0.11	-3.97	33,33,33,33	0
56	MG	2D	302	1/1	0.99	0.10	-3.98	27,27,27,27	0
56	MG	1W	3005	1/1	0.96	0.09	-3.98	30,30,30,30	0
56	MG	1A	3316	1/1	0.89	0.11	-3.99	44,44,44,44	0
56	MG	2A	3012	1/1	0.89	0.12	-4.04	40,40,40,40	0
56	MG	2a	1611	1/1	0.77	0.11	-4.05	62,62,62,62	0
56	MG	2a	1692	1/1	0.98	0.14	-4.08	54,54,54,54	0
56	MG	1A	3614	1/1	0.97	0.16	-4.08	42,42,42,42	0
56	MG	1A	3794	1/1	0.90	0.10	-4.08	21,21,21,21	0
56	MG	2A	3472	1/1	0.97	0.15	-4.10	55,55,55,55	0
56	MG	2A	3275	1/1	0.97	0.13	-4.10	46,46,46,46	0
56	MG	1A	3613	1/1	0.89	0.15	-4.11	36,36,36,36	0
56	MG	2a	1622	1/1	0.86	0.13	-4.11	44,44,44,44	0
56	MG	2A	3654	1/1	0.96	0.13	-4.11	34,34,34,34	0
56	MG	1A	3593	1/1	0.91	0.14	-4.12	29,29,29,29	0
56	MG	1A	3033	1/1	0.98	0.16	-4.12	22,22,22,22	0
56	MG	1a	1679	1/1	0.92	0.16	-4.14	48,48,48,48	0
56	MG	2A	3660	1/1	0.93	0.08	-4.15	42,42,42,42	0
56	MG	2A	3132	1/1	0.97	0.13	-4.15	44,44,44,44	0
56	MG	2a	1714	1/1	0.94	0.13	-4.17	55,55,55,55	0
56	MG	2a	1733	1/1	0.95	0.16	-4.18	61,61,61,61	0
56	MG	2a	1687	1/1	0.93	0.12	-4.18	52,52,52,52	0
56	MG	1a	1813	1/1	0.94	0.14	-4.18	72,72,72,72	0
56	MG	2a	1795	1/1	0.94	0.07	-4.19	55,55,55,55	0
56	MG	2A	3526	1/1	0.97	0.13	-4.20	49,49,49,49	0
56	MG	1A	3902	1/1	0.94	0.17	-4.21	28,28,28,28	0
56	MG	1A	3804	1/1	0.98	0.16	-4.21	26,26,26,26	0
56	MG	1A	3632	1/1	0.97	0.17	-4.23	57,57,57,57	0
56	MG	1A	3447	1/1	0.93	0.17	-4.24	36,36,36,36	0
56	MG	1A	3572	1/1	0.96	0.12	-4.24	33,33,33,33	0
56	MG	1A	3960	1/1	0.83	0.16	-4.29	38,38,38,38	0
56	MG	1W	3003	1/1	0.98	0.14	-4.30	25,25,25,25	0
56	MG	1A	3620	1/1	0.96	0.15	-4.34	32,32,32,32	0
56	MG	1A	3927	1/1	0.92	0.15	-4.35	40,40,40,40	0
56	MG	1A	3473	1/1	0.85	0.18	-4.39	26,26,26,26	0
56	MG	2A	3301	1/1	0.97	0.09	-4.39	35,35,35,35	0
56	MG	1A	3664	1/1	0.96	0.15	-4.40	39,39,39,39	0

Continued on next page...

Continued from previous page...

Mol	Type	Chain	Res	Atoms	RSCC	RSR	LLDF	B-factors(\AA^2)	Q<0.9
56	MG	1a	1734	1/1	0.90	0.16	-4.40	30,30,30,30	0
56	MG	1A	3792	1/1	0.98	0.11	-4.41	17,17,17,17	0
56	MG	2A	3655	1/1	0.87	0.10	-4.45	31,31,31,31	0
56	MG	2A	3119	1/1	0.92	0.12	-4.48	37,37,37,37	0
56	MG	1A	3389	1/1	0.94	0.14	-4.50	50,50,50,50	0
56	MG	2A	3470	1/1	0.93	0.13	-4.55	30,30,30,30	0
56	MG	1A	3165	1/1	0.85	0.15	-4.58	38,38,38,38	0
56	MG	1A	3892	1/1	0.84	0.15	-4.61	41,41,41,41	0
56	MG	1w	3001	1/1	0.94	0.10	-4.61	44,44,44,44	0
56	MG	1A	3217	1/1	0.89	0.10	-4.62	42,42,42,42	0
56	MG	1A	3043	1/1	0.96	0.12	-4.64	27,27,27,27	0
56	MG	1A	3417	1/1	0.87	0.17	-4.67	32,32,32,32	0
56	MG	1l	102	1/1	0.97	0.14	-4.70	38,38,38,38	0
56	MG	1A	3396	1/1	0.95	0.15	-4.71	45,45,45,45	0
56	MG	1A	3774	1/1	0.91	0.17	-4.71	42,42,42,42	0
56	MG	1l	101	1/1	0.95	0.07	-4.72	41,41,41,41	0
56	MG	1A	3905	1/1	0.97	0.12	-4.73	35,35,35,35	0
56	MG	1A	3212	1/1	0.90	0.10	-4.73	67,67,67,67	0
56	MG	2A	3385	1/1	0.81	0.13	-4.74	43,43,43,43	0
56	MG	2A	3543	1/1	0.98	0.11	-4.74	28,28,28,28	0
56	MG	2A	3240	1/1	0.94	0.12	-4.79	46,46,46,46	0
56	MG	1E	303	1/1	0.98	0.12	-4.84	26,26,26,26	0
56	MG	1a	1741	1/1	0.94	0.11	-4.84	47,47,47,47	0
56	MG	2A	3028	1/1	0.91	0.10	-4.87	43,43,43,43	0
56	MG	1A	3781	1/1	0.99	0.13	-4.91	23,23,23,23	0
56	MG	1a	1672	1/1	0.85	0.11	-4.94	55,55,55,55	0
56	MG	1A	3585	1/1	0.98	0.13	-4.94	49,49,49,49	0
56	MG	1a	1619	1/1	0.98	0.09	-4.99	56,56,56,56	0
56	MG	1a	1771	1/1	0.95	0.10	-5.00	54,54,54,54	0
56	MG	2a	1647	1/1	0.83	0.13	-5.01	64,64,64,64	0
56	MG	2A	3571	1/1	0.96	0.14	-5.01	47,47,47,47	0
56	MG	1A	3780	1/1	0.94	0.16	-5.01	26,26,26,26	0
56	MG	1A	3819	1/1	0.87	0.10	-5.03	51,51,51,51	0
56	MG	1A	3209	1/1	0.93	0.16	-5.04	35,35,35,35	0
56	MG	2a	1700	1/1	0.92	0.09	-5.07	60,60,60,60	0
56	MG	1A	3093	1/1	0.90	0.14	-5.08	43,43,43,43	0
56	MG	1a	1677	1/1	0.91	0.12	-5.11	56,56,56,56	0
56	MG	2A	3561	1/1	0.88	0.05	-5.12	71,71,71,71	0
56	MG	1A	3590	1/1	0.95	0.16	-5.13	24,24,24,24	0
56	MG	1A	3684	1/1	0.96	0.16	-5.16	29,29,29,29	0
56	MG	1A	3051	1/1	0.91	0.15	-5.18	38,38,38,38	0
56	MG	2A	3640	1/1	0.91	0.12	-5.25	45,45,45,45	0

Continued on next page...

Continued from previous page...

Mol	Type	Chain	Res	Atoms	RSCC	RSR	LLDF	B-factors(\AA^2)	Q<0.9
56	MG	1A	3040	1/1	0.96	0.12	-5.26	32,32,32,32	0
56	MG	1B	3017	1/1	0.96	0.12	-5.27	44,44,44,44	0
56	MG	1A	3203	1/1	0.92	0.14	-5.27	44,44,44,44	0
56	MG	1A	3612	1/1	0.91	0.14	-5.32	30,30,30,30	0
56	MG	2a	1704	1/1	0.88	0.13	-5.34	40,40,40,40	0
56	MG	1A	3714	1/1	0.93	0.13	-5.42	48,48,48,48	0
56	MG	1A	3530	1/1	0.97	0.13	-5.42	14,14,14,14	0
56	MG	1A	3134	1/1	0.96	0.12	-5.43	35,35,35,35	0
56	MG	2a	1619	1/1	0.93	0.08	-5.46	46,46,46,46	0
56	MG	1a	1831	1/1	0.79	0.11	-5.48	58,58,58,58	0
56	MG	1A	3515	1/1	0.79	0.17	-5.49	37,37,37,37	0
56	MG	2A	3646	1/1	0.93	0.11	-5.49	39,39,39,39	0
56	MG	1a	1839	1/1	0.92	0.10	-5.50	37,37,37,37	0
56	MG	2A	3560	1/1	0.98	0.11	-5.50	51,51,51,51	0
56	MG	1B	3029	1/1	0.96	0.12	-5.51	28,28,28,28	0
56	MG	2A	3548	1/1	0.91	0.10	-5.52	35,35,35,35	0
56	MG	2A	3390	1/1	0.93	0.11	-5.55	30,30,30,30	0
56	MG	2A	3325	1/1	0.96	0.09	-5.56	25,25,25,25	0
56	MG	1A	3496	1/1	0.96	0.16	-5.56	28,28,28,28	0
56	MG	1A	3873	1/1	0.95	0.15	-5.59	39,39,39,39	0
56	MG	1A	3856	1/1	0.95	0.14	-5.63	29,29,29,29	0
56	MG	2A	3469	1/1	0.92	0.09	-5.63	46,46,46,46	0
56	MG	1A	3019	1/1	0.97	0.13	-5.64	27,27,27,27	0
56	MG	1A	3602	1/1	0.84	0.18	-5.72	22,22,22,22	0
56	MG	1A	3188	1/1	0.95	0.13	-5.72	39,39,39,39	0
56	MG	1a	1661	1/1	0.87	0.13	-5.72	56,56,56,56	0
56	MG	1A	3358	1/1	0.97	0.14	-5.74	33,33,33,33	0
56	MG	2A	3479	1/1	0.98	0.11	-5.80	39,39,39,39	0
56	MG	1F	302	1/1	0.91	0.10	-5.80	54,54,54,54	0
56	MG	1A	3442	1/1	0.97	0.16	-5.81	36,36,36,36	0
56	MG	2A	3457	1/1	0.97	0.09	-5.81	48,48,48,48	0
56	MG	2a	1641	1/1	0.95	0.11	-5.81	65,65,65,65	0
56	MG	1A	3748	1/1	0.94	0.13	-5.82	29,29,29,29	0
56	MG	2A	3523	1/1	0.91	0.14	-5.83	54,54,54,54	0
56	MG	1a	1673	1/1	0.89	0.09	-5.89	65,65,65,65	0
56	MG	2A	3358	1/1	0.96	0.10	-5.89	52,52,52,52	0
56	MG	1A	3471	1/1	0.97	0.13	-5.92	26,26,26,26	0
56	MG	1a	1763	1/1	0.95	0.07	-5.98	56,56,56,56	0
56	MG	1A	3928	1/1	0.98	0.13	-5.99	24,24,24,24	0
56	MG	1A	3629	1/1	0.92	0.13	-6.02	42,42,42,42	0
56	MG	2A	3398	1/1	0.90	0.04	-6.03	47,47,47,47	0
56	MG	2a	1717	1/1	0.92	0.15	-6.07	59,59,59,59	0

Continued on next page...

Continued from previous page...

Mol	Type	Chain	Res	Atoms	RSCC	RSR	LLDF	B-factors(\AA^2)	Q<0.9
56	MG	1A	3594	1/1	0.89	0.13	-6.09	35,35,35,35	0
56	MG	2A	3356	1/1	0.98	0.07	-6.10	29,29,29,29	0
56	MG	1A	3172	1/1	0.99	0.12	-6.12	32,32,32,32	0
56	MG	1A	3478	1/1	0.96	0.16	-6.15	20,20,20,20	0
56	MG	1A	3500	1/1	0.98	0.13	-6.20	26,26,26,26	0
56	MG	2A	3157	1/1	0.98	0.10	-6.22	29,29,29,29	0
56	MG	1A	3540	1/1	0.93	0.14	-6.31	33,33,33,33	0
56	MG	1A	3682	1/1	0.97	0.14	-6.31	50,50,50,50	0
56	MG	2A	3502	1/1	0.97	0.05	-6.32	35,35,35,35	0
56	MG	1A	3431	1/1	0.92	0.12	-6.40	45,45,45,45	0
56	MG	1A	3175	1/1	0.94	0.15	-6.41	31,31,31,31	0
56	MG	1A	3445	1/1	0.96	0.11	-6.42	53,53,53,53	0
56	MG	1A	3104	1/1	0.95	0.15	-6.42	33,33,33,33	0
56	MG	2A	3124	1/1	0.94	0.10	-6.46	50,50,50,50	0
56	MG	2a	1707	1/1	0.92	0.07	-6.51	60,60,60,60	0
56	MG	1A	3400	1/1	0.98	0.14	-6.53	28,28,28,28	0
56	MG	1A	3480	1/1	0.94	0.16	-6.53	26,26,26,26	0
56	MG	1A	3941	1/1	0.96	0.10	-6.54	43,43,43,43	0
56	MG	1B	3019	1/1	0.97	0.14	-6.54	22,22,22,22	0
56	MG	1a	1631	1/1	0.95	0.14	-6.63	59,59,59,59	0
56	MG	2A	3299	1/1	0.95	0.09	-6.65	36,36,36,36	0
56	MG	2A	3579	1/1	0.92	0.13	-6.69	65,65,65,65	0
56	MG	2A	3552	1/1	0.97	0.10	-6.70	57,57,57,57	0
56	MG	1T	203	1/1	0.93	0.09	-6.76	42,42,42,42	0
56	MG	1A	3031	1/1	0.94	0.14	-6.76	31,31,31,31	0
56	MG	1A	3751	1/1	0.74	0.11	-6.77	63,63,63,63	0
56	MG	2A	3078	1/1	0.92	0.14	-6.77	47,47,47,47	0
56	MG	2A	3297	1/1	0.86	0.15	-6.79	32,32,32,32	0
56	MG	2A	3238	1/1	0.91	0.10	-6.83	42,42,42,42	0
56	MG	1a	1670	1/1	0.92	0.15	-6.84	40,40,40,40	0
56	MG	2A	3030	1/1	0.97	0.11	-6.88	28,28,28,28	0
56	MG	1A	3862	1/1	0.99	0.11	-6.88	19,19,19,19	0
56	MG	1A	3386	1/1	0.96	0.16	-6.92	42,42,42,42	0
56	MG	2A	3508	1/1	0.97	0.09	-6.92	38,38,38,38	0
56	MG	1A	3421	1/1	0.88	0.08	-7.01	60,60,60,60	0
56	MG	2A	3393	1/1	0.90	0.09	-7.03	21,21,21,21	0
56	MG	2A	3258	1/1	0.98	0.06	-7.04	35,35,35,35	0
56	MG	1A	3871	1/1	0.96	0.16	-7.23	18,18,18,18	0
56	MG	2A	3572	1/1	0.98	0.09	-7.27	43,43,43,43	0
56	MG	2A	3228	1/1	0.93	0.11	-7.29	43,43,43,43	0
56	MG	2A	3031	1/1	0.97	0.07	-7.31	24,24,24,24	0
56	MG	2A	3273	1/1	0.96	0.12	-7.38	35,35,35,35	0

Continued on next page...

Continued from previous page...

Mol	Type	Chain	Res	Atoms	RSCC	RSR	LLDF	B-factors(\AA^2)	Q<0.9
56	MG	1A	3793	1/1	0.89	0.17	-7.47	28,28,28,28	0
56	MG	2A	3447	1/1	0.95	0.07	-7.62	46,46,46,46	0
56	MG	1A	3565	1/1	0.97	0.14	-7.76	28,28,28,28	0
56	MG	1A	3204	1/1	0.96	0.15	-7.87	24,24,24,24	0
56	MG	1A	3482	1/1	0.93	0.14	-7.90	27,27,27,27	0
56	MG	2A	3265	1/1	0.98	0.11	-7.92	51,51,51,51	0
56	MG	1A	3070	1/1	0.90	0.11	-7.95	33,33,33,33	0
56	MG	1A	3517	1/1	0.98	0.12	-8.00	9,9,9,9	0
56	MG	1A	3369	1/1	0.91	0.14	-8.10	40,40,40,40	0
56	MG	1A	3651	1/1	0.94	0.13	-8.33	41,41,41,41	0
56	MG	1A	3567	1/1	0.98	0.13	-8.35	15,15,15,15	0
56	MG	1A	3690	1/1	0.96	0.11	-8.36	48,48,48,48	0
56	MG	1A	3587	1/1	0.95	0.15	-8.39	25,25,25,25	0
56	MG	1a	1615	1/1	0.95	0.11	-8.41	65,65,65,65	0
56	MG	1A	3436	1/1	0.95	0.15	-8.48	31,31,31,31	0
56	MG	1A	3363	1/1	0.85	0.15	-8.63	58,58,58,58	0
56	MG	2A	3673	1/1	0.96	0.12	-8.65	33,33,33,33	0
56	MG	1A	3861	1/1	0.91	0.11	-8.80	26,26,26,26	0
56	MG	2A	3432	1/1	0.98	0.12	-8.88	36,36,36,36	0
56	MG	1a	1652	1/1	0.92	0.12	-9.05	51,51,51,51	0
56	MG	2A	3323	1/1	0.88	0.09	-9.08	47,47,47,47	0
56	MG	1A	3430	1/1	0.96	0.10	-9.11	21,21,21,21	0
56	MG	1A	3248	1/1	0.88	0.10	-9.11	32,32,32,32	0
56	MG	2a	1727	1/1	0.95	0.09	-9.22	62,62,62,62	0
56	MG	2A	3365	1/1	0.94	0.09	-9.30	29,29,29,29	0
56	MG	2A	3007	1/1	0.95	0.12	-9.32	38,38,38,38	0
56	MG	1A	3419	1/1	0.90	0.15	-9.49	43,43,43,43	0
56	MG	1A	3160	1/1	0.98	0.13	-9.83	26,26,26,26	0
56	MG	2A	3196	1/1	0.96	0.10	-9.84	35,35,35,35	0
56	MG	1A	3865	1/1	0.92	0.13	-9.91	41,41,41,41	0
56	MG	1A	3020	1/1	0.91	0.11	-10.06	23,23,23,23	0
56	MG	2A	3314	1/1	0.96	0.15	-10.10	40,40,40,40	0
56	MG	1A	3615	1/1	0.97	0.12	-10.11	45,45,45,45	0
56	MG	1a	1815	1/1	0.82	0.08	-10.26	76,76,76,76	0
56	MG	1A	3206	1/1	0.93	0.15	-10.34	36,36,36,36	0
56	MG	2A	3152	1/1	0.96	0.12	-10.41	32,32,32,32	0
56	MG	1a	1690	1/1	0.92	0.14	-10.46	47,47,47,47	0
56	MG	1A	3642	1/1	0.86	0.12	-10.85	39,39,39,39	0
56	MG	2A	3510	1/1	0.95	0.11	-10.94	31,31,31,31	0
56	MG	1a	1715	1/1	0.94	0.13	-10.98	51,51,51,51	0
56	MG	1A	3580	1/1	0.97	0.11	-11.00	32,32,32,32	0
56	MG	1A	3044	1/1	0.91	0.13	-11.02	23,23,23,23	0

Continued on next page...

Continued from previous page...

Mol	Type	Chain	Res	Atoms	RSCC	RSR	LLDF	B-factors(\AA^2)	Q<0.9
56	MG	2A	3442	1/1	0.94	0.08	-11.23	46,46,46,46	0
56	MG	2A	3224	1/1	0.89	0.10	-11.33	46,46,46,46	0
56	MG	1a	1610	1/1	0.97	0.10	-11.42	22,22,22,22	0
56	MG	1a	1660	1/1	0.94	0.13	-11.55	47,47,47,47	0
56	MG	2A	3332	1/1	0.92	0.06	-12.42	37,37,37,37	0
56	MG	1A	3207	1/1	0.84	0.12	-12.45	52,52,52,52	0
56	MG	1a	1738	1/1	0.94	0.05	-12.51	43,43,43,43	0
56	MG	1A	3685	1/1	0.95	0.14	-12.54	26,26,26,26	0
56	MG	1A	3654	1/1	0.97	0.10	-12.64	40,40,40,40	0
56	MG	2A	3366	1/1	0.89	0.11	-12.78	41,41,41,41	0
56	MG	1A	3001	1/1	0.97	0.10	-12.87	33,33,33,33	0
56	MG	1A	3650	1/1	0.98	0.14	-12.98	31,31,31,31	0
56	MG	1A	3644	1/1	0.86	0.07	-13.18	57,57,57,57	0
56	MG	2A	3089	1/1	0.97	0.10	-14.52	27,27,27,27	0
56	MG	2A	3306	1/1	0.94	0.11	-14.76	33,33,33,33	0
56	MG	1A	3111	1/1	0.95	0.15	-15.59	40,40,40,40	0
56	MG	1A	3576	1/1	0.97	0.10	-16.60	41,41,41,41	0
56	MG	1A	3518	1/1	0.95	0.17	-16.66	40,40,40,40	0
56	MG	1A	3388	1/1	0.94	0.12	-17.48	49,49,49,49	0
56	MG	2A	3511	1/1	0.95	0.11	-17.95	68,68,68,68	0
56	MG	1a	1804	1/1	0.94	0.09	-19.03	65,65,65,65	0
56	MG	1A	3561	1/1	0.96	0.16	-	54,54,54,54	0
56	MG	1a	1612	1/1	0.74	0.17	-	63,63,63,63	0
56	MG	2A	3627	1/1	0.94	0.11	-	56,56,56,56	0
56	MG	1A	3586	1/1	0.99	0.17	-	41,41,41,41	0
56	MG	2A	3453	1/1	0.96	0.10	-	37,37,37,37	0
56	MG	2A	3415	1/1	0.99	0.16	-	30,30,30,30	0
56	MG	2A	3295	1/1	0.95	0.11	-	39,39,39,39	0
56	MG	2A	3412	1/1	0.92	0.17	-	40,40,40,40	0
56	MG	1a	1793	1/1	0.93	0.09	-	45,45,45,45	0
56	MG	1A	3374	1/1	0.89	0.13	-	47,47,47,47	0
56	MG	2a	1793	1/1	0.94	0.13	-	41,41,41,41	0
56	MG	2A	3293	1/1	0.94	0.09	-	33,33,33,33	0
56	MG	1A	3425	1/1	0.98	0.17	-	36,36,36,36	0
56	MG	1A	3139	1/1	0.95	0.17	-	33,33,33,33	0
56	MG	1A	3698	1/1	0.92	0.21	-	43,43,43,43	0
56	MG	1A	3554	1/1	0.94	0.27	-	32,32,32,32	0
56	MG	2A	3341	1/1	0.91	0.19	-	45,45,45,45	0
56	MG	1A	3641	1/1	0.90	0.26	-	35,35,35,35	0
56	MG	1A	3608	1/1	0.81	0.15	-	40,40,40,40	0
56	MG	1a	1696	1/1	0.89	0.15	-	66,66,66,66	0
56	MG	1A	3305	1/1	0.93	0.17	-	42,42,42,42	0

Continued on next page...

Continued from previous page...

Mol	Type	Chain	Res	Atoms	RSCC	RSR	LLDF	B-factors(\AA^2)	Q<0.9
56	MG	1A	3525	1/1	0.90	0.09	-	53,53,53,53	0
56	MG	2A	3578	1/1	0.74	0.30	-	65,65,65,65	0
56	MG	1A	3291	1/1	0.95	0.27	-	28,28,28,28	0
56	MG	2A	3222	1/1	0.78	0.17	-	47,47,47,47	0
56	MG	2A	3631	1/1	0.95	0.14	-	51,51,51,51	0
56	MG	2a	1725	1/1	0.88	0.07	-	69,69,69,69	0
56	MG	1a	1651	1/1	0.75	0.21	-	62,62,62,62	0
56	MG	1A	3244	1/1	0.85	0.34	-	39,39,39,39	0
56	MG	2A	3308	1/1	0.92	0.08	-	45,45,45,45	0
56	MG	2A	3586	1/1	0.98	0.11	-	44,44,44,44	0
56	MG	1A	3782	1/1	0.93	0.16	-	34,34,34,34	0
56	MG	2A	3133	1/1	0.93	0.17	-	49,49,49,49	0
56	MG	1A	3145	1/1	0.93	0.28	-	36,36,36,36	0
56	MG	2A	3339	1/1	0.93	0.16	-	38,38,38,38	0
56	MG	1A	3707	1/1	0.95	0.16	-	54,54,54,54	0
56	MG	2A	3375	1/1	0.92	0.10	-	53,53,53,53	0
56	MG	1B	3002	1/1	0.89	0.19	-	48,48,48,48	0
56	MG	2a	1723	1/1	0.95	0.07	-	54,54,54,54	0
56	MG	1A	3274	1/1	0.94	0.28	-	66,66,66,66	0
56	MG	2A	3067	1/1	0.93	0.09	-	32,32,32,32	0
56	MG	2a	1718	1/1	0.91	0.09	-	51,51,51,51	0
56	MG	1A	3130	1/1	0.94	0.12	-	50,50,50,50	0
56	MG	1A	3150	1/1	0.90	0.29	-	41,41,41,41	0
56	MG	2A	3362	1/1	0.98	0.19	-	44,44,44,44	0
56	MG	1A	3798	1/1	0.92	0.11	-	43,43,43,43	0
56	MG	1A	3052	1/1	0.93	0.21	-	39,39,39,39	0
56	MG	1A	3761	1/1	0.83	0.13	-	56,56,56,56	0
56	MG	1a	1811	1/1	0.95	0.22	-	57,57,57,57	0
56	MG	1A	3541	1/1	0.96	0.08	-	42,42,42,42	0
56	MG	1a	1714	1/1	0.97	0.23	-	42,42,42,42	0
56	MG	1A	3355	1/1	0.97	0.22	-	46,46,46,46	0
56	MG	1G	204	1/1	0.99	0.03	-	48,48,48,48	0
56	MG	1A	3864	1/1	0.97	0.09	-	38,38,38,38	0
56	MG	1A	3259	1/1	0.87	0.16	-	61,61,61,61	0
56	MG	1A	3116	1/1	0.81	0.28	-	47,47,47,47	0
56	MG	1A	3831	1/1	0.95	0.25	-	62,62,62,62	0
56	MG	1A	3640	1/1	0.93	0.20	-	21,21,21,21	0
56	MG	2A	3227	1/1	0.84	0.16	-	48,48,48,48	0
56	MG	2A	3320	1/1	0.89	0.13	-	42,42,42,42	0
56	MG	1A	3304	1/1	0.96	0.12	-	48,48,48,48	0
56	MG	1A	3455	1/1	0.94	0.14	-	45,45,45,45	0
56	MG	2A	3547	1/1	0.90	0.17	-	37,37,37,37	0

Continued on next page...

Continued from previous page...

Mol	Type	Chain	Res	Atoms	RSCC	RSR	LLDF	B-factors(\AA^2)	Q<0.9
56	MG	1A	3239	1/1	0.85	0.13	-	56,56,56,56	0
56	MG	2A	3500	1/1	0.96	0.11	-	38,38,38,38	0
56	MG	1x	3007	1/1	0.96	0.28	-	51,51,51,51	0
56	MG	2a	1636	1/1	0.97	0.08	-	60,60,60,60	0
56	MG	2A	3507	1/1	0.96	0.16	-	19,19,19,19	0
56	MG	2A	3408	1/1	0.94	0.08	-	50,50,50,50	0
56	MG	2A	3214	1/1	0.88	0.23	-	41,41,41,41	0
56	MG	2A	3161	1/1	0.96	0.25	-	49,49,49,49	0
56	MG	1A	3545	1/1	0.98	0.08	-	57,57,57,57	0
56	MG	1A	3818	1/1	0.95	0.16	-	30,30,30,30	0
56	MG	2A	3454	1/1	0.99	0.09	-	36,36,36,36	0
56	MG	2B	3003	1/1	0.86	0.17	-	48,48,48,48	0
56	MG	1B	3010	1/1	0.83	0.11	-	68,68,68,68	0
56	MG	2a	1764	1/1	0.92	0.17	-	53,53,53,53	0
56	MG	2a	1684	1/1	0.95	0.31	-	48,48,48,48	0
56	MG	1A	3904	1/1	0.87	0.13	-	55,55,55,55	0
56	MG	2B	3001	1/1	0.78	0.27	-	69,69,69,69	0
56	MG	1A	3437	1/1	0.92	0.15	-	28,28,28,28	0
56	MG	2A	3562	1/1	0.98	0.14	-	42,42,42,42	0
56	MG	2A	3266	1/1	0.93	0.13	-	34,34,34,34	0
56	MG	1F	306	1/1	0.79	0.18	-	46,46,46,46	0
56	MG	1A	3448	1/1	0.96	0.11	-	57,57,57,57	0
56	MG	1A	3843	1/1	0.95	0.17	-	33,33,33,33	0
56	MG	2A	3336	1/1	0.99	0.09	-	47,47,47,47	0
56	MG	2A	3247	1/1	0.94	0.12	-	51,51,51,51	0
56	MG	2E	305	1/1	0.98	0.13	-	39,39,39,39	0
56	MG	1A	3542	1/1	0.94	0.14	-	52,52,52,52	0
56	MG	2a	1630	1/1	0.98	0.21	-	55,55,55,55	0
56	MG	1l	203	1/1	0.87	0.17	-	58,58,58,58	0
56	MG	2a	1673	1/1	0.90	0.26	-	60,60,60,60	0
56	MG	2A	3625	1/1	0.92	0.08	-	56,56,56,56	0
56	MG	2a	1602	1/1	0.98	0.25	-	60,60,60,60	0
56	MG	1A	3538	1/1	0.97	0.14	-	40,40,40,40	0
56	MG	2A	3529	1/1	0.89	0.22	-	57,57,57,57	0
56	MG	1A	3078	1/1	0.97	0.25	-	38,38,38,38	0
56	MG	1B	3016	1/1	0.93	0.19	-	61,61,61,61	0
56	MG	1A	3874	1/1	0.86	0.19	-	63,63,63,63	0
56	MG	1A	3211	1/1	0.93	0.17	-	38,38,38,38	0
56	MG	2A	3582	1/1	0.93	0.14	-	47,47,47,47	0
56	MG	1A	3820	1/1	0.98	0.21	-	45,45,45,45	0
56	MG	1A	3742	1/1	0.85	0.22	-	37,37,37,37	0
56	MG	1A	3196	1/1	0.89	0.15	-	52,52,52,52	0

Continued on next page...

Continued from previous page...

Mol	Type	Chain	Res	Atoms	RSCC	RSR	LLDF	B-factors(\AA^2)	Q<0.9
56	MG	1A	3806	1/1	0.87	0.12	-	73,73,73,73	0
56	MG	1A	3307	1/1	0.94	0.17	-	55,55,55,55	0
56	MG	1U	204	1/1	0.94	0.20	-	44,44,44,44	0
56	MG	2A	3036	1/1	0.95	0.20	-	43,43,43,43	0
56	MG	2a	1680	1/1	0.82	0.15	-	73,73,73,73	0
56	MG	1A	3278	1/1	0.91	0.18	-	60,60,60,60	0
56	MG	2A	3384	1/1	0.97	0.10	-	39,39,39,39	0
56	MG	1a	1764	1/1	0.93	0.12	-	38,38,38,38	0
56	MG	2O	8002	1/1	0.68	1.29	-	112,112,112,112	0
56	MG	2A	3444	1/1	0.96	0.21	-	50,50,50,50	0
56	MG	1A	3551	1/1	0.98	0.18	-	26,26,26,26	0
56	MG	1A	3232	1/1	0.94	0.12	-	49,49,49,49	0
56	MG	1A	3581	1/1	0.93	0.21	-	50,50,50,50	0
56	MG	2A	3612	1/1	0.96	0.13	-	57,57,57,57	0
56	MG	1a	1825	1/1	0.96	0.11	-	46,46,46,46	0
56	MG	2A	3260	1/1	0.94	0.10	-	52,52,52,52	0
56	MG	1A	3230	1/1	0.87	0.17	-	39,39,39,39	0
56	MG	2A	3630	1/1	0.97	0.12	-	41,41,41,41	0
56	MG	1a	1662	1/1	0.98	0.22	-	51,51,51,51	0
56	MG	1A	3568	1/1	0.95	0.21	-	53,53,53,53	0
56	MG	1a	1823	1/1	0.95	0.10	-	58,58,58,58	0
56	MG	2A	3514	1/1	0.78	0.17	-	59,59,59,59	0
56	MG	2A	3593	1/1	0.91	0.28	-	56,56,56,56	0
56	MG	1A	3716	1/1	0.95	0.36	-	59,59,59,59	0
56	MG	1A	3069	1/1	0.96	0.13	-	27,27,27,27	0
56	MG	1A	3771	1/1	0.95	0.20	-	39,39,39,39	0
56	MG	2A	3399	1/1	0.87	0.16	-	47,47,47,47	0
56	MG	1A	3059	1/1	0.93	0.18	-	50,50,50,50	0
56	MG	2a	1676	1/1	0.97	0.21	-	40,40,40,40	0
56	MG	1A	3186	1/1	0.98	0.35	-	56,56,56,56	0
56	MG	2A	3503	1/1	0.94	0.11	-	47,47,47,47	0
56	MG	1A	3361	1/1	0.96	0.11	-	33,33,33,33	0
56	MG	1A	3053	1/1	0.87	0.23	-	52,52,52,52	0
56	MG	2A	3651	1/1	0.81	0.14	-	55,55,55,55	0
56	MG	2a	1736	1/1	0.83	0.10	-	68,68,68,68	0
56	MG	1A	3724	1/1	0.97	0.18	-	23,23,23,23	0
56	MG	1A	3366	1/1	0.94	0.14	-	61,61,61,61	0
56	MG	2A	3209	1/1	0.93	0.08	-	41,41,41,41	0
56	MG	13	103	1/1	0.92	0.15	-	50,50,50,50	0
56	MG	2A	3555	1/1	0.95	0.12	-	53,53,53,53	0
56	MG	2a	1748	1/1	0.90	0.12	-	77,77,77,77	0
56	MG	2A	3135	1/1	0.94	0.17	-	33,33,33,33	0

Continued on next page...

Continued from previous page...

Mol	Type	Chain	Res	Atoms	RSCC	RSR	LLDF	B-factors(\AA^2)	Q<0.9
56	MG	2a	1624	1/1	0.89	0.26	-	54,54,54,54	0
56	MG	1A	3332	1/1	0.94	0.17	-	31,31,31,31	0
56	MG	1A	3270	1/1	0.92	0.18	-	57,57,57,57	0
56	MG	1a	1759	1/1	0.90	0.13	-	57,57,57,57	0
56	MG	1A	3638	1/1	0.93	0.18	-	27,27,27,27	0
56	MG	1d	502	1/1	0.92	0.18	-	51,51,51,51	0
56	MG	1A	3880	1/1	0.83	0.12	-	37,37,37,37	0
56	MG	1A	3733	1/1	0.96	0.15	-	25,25,25,25	0
56	MG	1A	3661	1/1	0.97	0.20	-	45,45,45,45	0
56	MG	2A	3367	1/1	0.94	0.22	-	42,42,42,42	0
56	MG	1A	3749	1/1	0.94	0.14	-	52,52,52,52	0
56	MG	2A	3075	1/1	0.77	0.27	-	41,41,41,41	0
56	MG	2A	3003	1/1	0.93	0.10	-	43,43,43,43	0
56	MG	2A	3493	1/1	0.84	0.12	-	62,62,62,62	0
56	MG	1A	3450	1/1	0.97	0.13	-	42,42,42,42	0
56	MG	1a	1710	1/1	0.91	0.16	-	61,61,61,61	0
56	MG	2A	3410	1/1	0.98	0.10	-	43,43,43,43	0
56	MG	1A	3310	1/1	0.95	0.13	-	54,54,54,54	0
56	MG	1A	3725	1/1	0.95	0.15	-	28,28,28,28	0
56	MG	1A	3136	1/1	0.96	0.12	-	39,39,39,39	0
56	MG	2A	3438	1/1	0.90	0.15	-	44,44,44,44	0
56	MG	1A	3872	1/1	0.79	0.11	-	50,50,50,50	0
56	MG	1x	3006	1/1	0.93	0.13	-	51,51,51,51	0
56	MG	20	103	1/1	0.91	0.08	-	49,49,49,49	0
56	MG	2A	3667	1/1	0.83	0.14	-	53,53,53,53	0
56	MG	1a	1635	1/1	0.89	0.31	-	50,50,50,50	0
56	MG	1A	3627	1/1	0.94	0.07	-	44,44,44,44	0
56	MG	2A	3230	1/1	0.87	0.22	-	57,57,57,57	0
56	MG	1A	3364	1/1	0.96	0.16	-	55,55,55,55	0
56	MG	2a	1642	1/1	0.74	0.16	-	66,66,66,66	0
56	MG	1A	3260	1/1	0.89	0.15	-	40,40,40,40	0
56	MG	2B	3002	1/1	0.89	0.17	-	55,55,55,55	0
56	MG	2A	3595	1/1	0.98	0.08	-	57,57,57,57	0
56	MG	2A	3020	1/1	0.97	0.08	-	43,43,43,43	0
56	MG	1A	3349	1/1	0.91	0.30	-	38,38,38,38	0
56	MG	2A	3156	1/1	0.98	0.24	-	31,31,31,31	0
56	MG	1A	3867	1/1	0.97	0.09	-	31,31,31,31	0
56	MG	1W	3002	1/1	0.94	0.17	-	49,49,49,49	0
56	MG	2w	3001	1/1	0.88	0.20	-	67,67,67,67	0
56	MG	1A	3079	1/1	0.97	0.35	-	30,30,30,30	0
56	MG	1A	3303	1/1	0.91	0.15	-	34,34,34,34	0
56	MG	1A	3681	1/1	0.94	0.11	-	32,32,32,32	0

Continued on next page...

Continued from previous page...

Mol	Type	Chain	Res	Atoms	RSCC	RSR	LLDF	B-factors(\AA^2)	Q<0.9
56	MG	2A	3262	1/1	0.96	0.14	-	41,41,41,41	0
56	MG	2a	1744	1/1	0.97	0.11	-	47,47,47,47	0
56	MG	1A	3072	1/1	0.96	0.17	-	40,40,40,40	0
56	MG	1a	1824	1/1	0.94	0.17	-	48,48,48,48	0
56	MG	1a	1746	1/1	0.64	0.12	-	85,85,85,85	0
56	MG	2A	3329	1/1	0.98	0.07	-	43,43,43,43	0
56	MG	1a	1702	1/1	0.89	0.26	-	60,60,60,60	0
56	MG	18	102	1/1	0.96	0.17	-	33,33,33,33	0
56	MG	1A	3387	1/1	0.96	0.13	-	38,38,38,38	0
56	MG	1A	3371	1/1	0.94	0.21	-	56,56,56,56	0
56	MG	1A	3042	1/1	0.92	0.16	-	27,27,27,27	0
56	MG	2A	3564	1/1	0.89	0.17	-	45,45,45,45	0
56	MG	1A	3218	1/1	0.94	0.12	-	51,51,51,51	0
56	MG	2A	3235	1/1	0.94	0.20	-	49,49,49,49	0
56	MG	2a	1637	1/1	0.93	0.14	-	60,60,60,60	0
56	MG	1A	3659	1/1	0.92	0.06	-	64,64,64,64	0
56	MG	1A	3275	1/1	0.87	0.14	-	39,39,39,39	0
56	MG	1A	3596	1/1	0.99	0.16	-	32,32,32,32	0
56	MG	1A	3666	1/1	0.95	0.28	-	44,44,44,44	0
56	MG	2A	3097	1/1	0.92	0.14	-	57,57,57,57	0
56	MG	1A	3208	1/1	0.98	0.24	-	24,24,24,24	0
56	MG	2A	3617	1/1	0.83	0.09	-	54,54,54,54	0
56	MG	2A	3219	1/1	0.97	0.24	-	45,45,45,45	0
56	MG	1A	3836	1/1	0.73	0.29	-	54,54,54,54	0
56	MG	1A	3144	1/1	0.93	0.29	-	40,40,40,40	0
56	MG	2A	3038	1/1	0.97	0.23	-	48,48,48,48	0
56	MG	1a	1667	1/1	0.77	0.17	-	68,68,68,68	0
56	MG	2a	1708	1/1	0.97	0.07	-	52,52,52,52	0
56	MG	2A	3316	1/1	0.94	0.17	-	25,25,25,25	0
56	MG	2A	3558	1/1	0.90	0.13	-	54,54,54,54	0
56	MG	1a	1614	1/1	0.95	0.19	-	37,37,37,37	0
56	MG	1A	3451	1/1	0.97	0.15	-	40,40,40,40	0
56	MG	2A	3130	1/1	0.94	0.30	-	54,54,54,54	0
56	MG	1a	1637	1/1	0.92	0.10	-	47,47,47,47	0
56	MG	1A	3334	1/1	0.90	0.23	-	54,54,54,54	0
56	MG	1A	3391	1/1	0.95	0.17	-	18,18,18,18	0
56	MG	1A	3675	1/1	0.95	0.17	-	56,56,56,56	0
56	MG	1A	3151	1/1	0.96	0.22	-	34,34,34,34	0
56	MG	1A	3197	1/1	0.93	0.22	-	51,51,51,51	0
56	MG	1B	3018	1/1	0.97	0.20	-	41,41,41,41	0
56	MG	2a	1761	1/1	0.96	0.09	-	82,82,82,82	0
56	MG	2A	3101	1/1	0.94	0.21	-	53,53,53,53	0

Continued on next page...

Continued from previous page...

Mol	Type	Chain	Res	Atoms	RSCC	RSR	LLDF	B-factors(\AA^2)	Q<0.9
56	MG	1A	3441	1/1	0.84	0.15	-	48,48,48,48	0
56	MG	23	3001	1/1	0.92	0.20	-	54,54,54,54	0
56	MG	1A	3074	1/1	0.82	0.18	-	45,45,45,45	0
56	MG	1A	3605	1/1	0.78	0.09	-	74,74,74,74	0
56	MG	2a	1693	1/1	0.91	0.23	-	47,47,47,47	0
56	MG	2a	1629	1/1	0.79	0.19	-	55,55,55,55	0
56	MG	2a	1743	1/1	0.92	0.10	-	54,54,54,54	0
56	MG	2A	3374	1/1	0.95	0.17	-	54,54,54,54	0
56	MG	1A	3498	1/1	0.86	0.14	-	50,50,50,50	0
56	MG	2A	3536	1/1	0.97	0.11	-	46,46,46,46	0
56	MG	1A	3672	1/1	0.98	0.08	-	57,57,57,57	0
56	MG	1A	3149	1/1	0.99	0.30	-	30,30,30,30	0
56	MG	2A	3054	1/1	0.96	0.09	-	41,41,41,41	0
56	MG	1A	3726	1/1	0.87	0.15	-	62,62,62,62	0
56	MG	2A	3272	1/1	0.94	0.15	-	42,42,42,42	0
56	MG	2A	3047	1/1	0.94	0.10	-	22,22,22,22	0
56	MG	1A	3122	1/1	0.98	0.29	-	40,40,40,40	0
56	MG	1A	3378	1/1	0.96	0.21	-	43,43,43,43	0
56	MG	2A	3477	1/1	0.97	0.16	-	44,44,44,44	0
56	MG	1A	3420	1/1	0.95	0.08	-	59,59,59,59	0
56	MG	1F	305	1/1	0.89	0.16	-	46,46,46,46	0
56	MG	1A	3633	1/1	0.92	0.20	-	40,40,40,40	0
56	MG	1A	3787	1/1	0.95	0.09	-	34,34,34,34	0
56	MG	1X	3002	1/1	0.94	0.17	-	45,45,45,45	0
56	MG	1A	3411	1/1	0.93	0.15	-	51,51,51,51	0
56	MG	1A	3344	1/1	0.96	0.23	-	48,48,48,48	0
56	MG	2A	3162	1/1	0.86	0.10	-	45,45,45,45	0
56	MG	1A	3280	1/1	0.80	0.20	-	50,50,50,50	0
56	MG	1a	1810	1/1	0.42	0.14	-	90,90,90,90	0
56	MG	1A	3636	1/1	0.97	0.17	-	53,53,53,53	0
56	MG	1A	3324	1/1	0.96	0.12	-	43,43,43,43	0
56	MG	1B	3007	1/1	0.84	0.20	-	53,53,53,53	0
56	MG	1A	3185	1/1	0.95	0.20	-	50,50,50,50	0
56	MG	2A	3251	1/1	0.95	0.18	-	27,27,27,27	0
56	MG	2A	3466	1/1	0.95	0.11	-	50,50,50,50	0
56	MG	1A	3137	1/1	0.94	0.21	-	32,32,32,32	0
56	MG	1A	3335	1/1	0.92	0.26	-	47,47,47,47	0
56	MG	1A	3616	1/1	0.95	0.22	-	55,55,55,55	0
56	MG	2A	3290	1/1	0.97	0.12	-	40,40,40,40	0
56	MG	2A	3437	1/1	0.98	0.13	-	34,34,34,34	0
56	MG	1a	1655	1/1	0.93	0.20	-	63,63,63,63	0
56	MG	1A	3184	1/1	0.96	0.14	-	34,34,34,34	0

Continued on next page...

Continued from previous page...

Mol	Type	Chain	Res	Atoms	RSCC	RSR	LLDF	B-factors(\AA^2)	Q<0.9
56	MG	2a	1699	1/1	0.96	0.12	-	38,38,38,38	0
56	MG	2A	3096	1/1	0.90	0.17	-	56,56,56,56	0
56	MG	1A	3888	1/1	0.44	0.14	-	89,89,89,89	0
56	MG	2A	3049	1/1	0.93	0.12	-	42,42,42,42	0
56	MG	2A	3645	1/1	0.91	0.14	-	41,41,41,41	0
56	MG	2A	3218	1/1	0.93	0.29	-	49,49,49,49	0
56	MG	1A	3943	1/1	0.85	0.17	-	42,42,42,42	0
56	MG	1A	3063	1/1	0.90	0.22	-	36,36,36,36	0
56	MG	2A	3305	1/1	0.89	0.17	-	37,37,37,37	0
56	MG	1A	3509	1/1	0.96	0.13	-	31,31,31,31	0
56	MG	1A	3007	1/1	0.95	0.21	-	29,29,29,29	0
56	MG	1a	1648	1/1	0.97	0.24	-	43,43,43,43	0
56	MG	2A	3499	1/1	0.91	0.09	-	52,52,52,52	0
56	MG	1A	3446	1/1	0.96	0.03	-	48,48,48,48	0
57	K	2A	3207	1/1	0.86	0.26	-	75,75,75,75	0
56	MG	2A	3158	1/1	0.96	0.14	-	49,49,49,49	0
56	MG	1y	101	1/1	0.97	0.29	-	38,38,38,38	0
56	MG	1A	3306	1/1	0.96	0.30	-	55,55,55,55	0
56	MG	1a	1827	1/1	0.80	0.13	-	55,55,55,55	0
56	MG	2A	3065	1/1	0.88	0.19	-	43,43,43,43	0
56	MG	1A	3696	1/1	0.91	0.28	-	38,38,38,38	0
56	MG	2a	1728	1/1	0.93	0.13	-	52,52,52,52	0
56	MG	1A	3426	1/1	0.90	0.16	-	51,51,51,51	0
56	MG	1A	3215	1/1	0.97	0.19	-	56,56,56,56	0
56	MG	2A	3441	1/1	0.80	0.17	-	33,33,33,33	0
56	MG	2A	3618	1/1	0.94	0.12	-	44,44,44,44	0
56	MG	2a	1601	1/1	0.97	0.25	-	45,45,45,45	0
56	MG	1A	3683	1/1	0.93	0.15	-	50,50,50,50	0
56	MG	2A	3276	1/1	0.93	0.09	-	48,48,48,48	0
56	MG	2a	1675	1/1	0.94	0.05	-	66,66,66,66	0
56	MG	1a	1692	1/1	0.85	0.17	-	60,60,60,60	0
56	MG	1A	3766	1/1	0.88	0.10	-	57,57,57,57	0
56	MG	1A	3673	1/1	0.94	0.12	-	59,59,59,59	0
56	MG	2a	1789	1/1	0.87	0.17	-	58,58,58,58	0
56	MG	2a	1656	1/1	0.95	0.16	-	62,62,62,62	0
56	MG	1a	1627	1/1	0.95	0.20	-	58,58,58,58	0
56	MG	1A	3883	1/1	0.94	0.09	-	60,60,60,60	0
56	MG	1A	3639	1/1	0.85	0.16	-	39,39,39,39	0
56	MG	1A	3625	1/1	0.92	0.10	-	51,51,51,51	0
56	MG	2a	1778	1/1	0.98	0.05	-	51,51,51,51	0
56	MG	1A	3273	1/1	0.90	0.20	-	42,42,42,42	0
56	MG	1a	1736	1/1	0.92	0.07	-	58,58,58,58	0

Continued on next page...

Continued from previous page...

Mol	Type	Chain	Res	Atoms	RSCC	RSR	LLDF	B-factors(\AA^2)	Q<0.9
56	MG	2A	3116	1/1	0.80	0.19	-	56,56,56,56	0
56	MG	1A	3597	1/1	0.79	0.18	-	50,50,50,50	0
56	MG	1A	3550	1/1	0.96	0.16	-	40,40,40,40	0
56	MG	2A	3535	1/1	0.80	0.07	-	62,62,62,62	0
56	MG	1a	1709	1/1	0.94	0.23	-	60,60,60,60	0
56	MG	2a	1661	1/1	0.81	0.28	-	65,65,65,65	0
56	MG	2A	3639	1/1	0.92	0.11	-	52,52,52,52	0
56	MG	2F	304	1/1	0.82	0.14	-	54,54,54,54	0
56	MG	1A	3503	1/1	0.90	0.18	-	33,33,33,33	0
56	MG	2A	3671	1/1	0.97	0.05	-	51,51,51,51	0
56	MG	2A	3027	1/1	0.92	0.11	-	44,44,44,44	0
56	MG	2a	1682	1/1	0.94	0.29	-	64,64,64,64	0
56	MG	2A	3236	1/1	0.91	0.16	-	55,55,55,55	0
56	MG	2A	3644	1/1	0.89	0.40	-	42,42,42,42	0
56	MG	1A	3424	1/1	0.94	0.18	-	14,14,14,14	0
56	MG	1A	3267	1/1	0.85	0.15	-	53,53,53,53	0
56	MG	1a	1724	1/1	0.95	0.15	-	52,52,52,52	0
56	MG	2A	3079	1/1	0.93	0.17	-	49,49,49,49	0
56	MG	1A	3098	1/1	0.82	0.17	-	56,56,56,56	0
56	MG	1a	1800	1/1	0.88	0.13	-	50,50,50,50	0
56	MG	1A	3343	1/1	0.92	0.20	-	54,54,54,54	0
56	MG	1a	1798	1/1	0.77	0.13	-	71,71,71,71	0
56	MG	1a	1821	1/1	0.95	0.09	-	68,68,68,68	0
56	MG	1A	3656	1/1	0.97	0.12	-	48,48,48,48	0
56	MG	1A	3453	1/1	0.96	0.10	-	31,31,31,31	0
56	MG	1A	3773	1/1	0.82	0.25	-	41,41,41,41	0
56	MG	1a	1658	1/1	0.98	0.30	-	51,51,51,51	0
56	MG	2A	3463	1/1	0.96	0.09	-	45,45,45,45	0
56	MG	1A	3289	1/1	0.94	0.13	-	29,29,29,29	0
56	MG	1E	304	1/1	0.93	0.06	-	57,57,57,57	0
56	MG	1A	3839	1/1	0.94	0.12	-	70,70,70,70	0
56	MG	1A	3221	1/1	0.87	0.16	-	48,48,48,48	0
56	MG	1a	1790	1/1	0.92	0.13	-	46,46,46,46	0
56	MG	2a	1655	1/1	0.70	0.24	-	64,64,64,64	0
56	MG	2A	3452	1/1	0.94	0.30	-	54,54,54,54	0
56	MG	1a	1773	1/1	0.81	0.10	-	64,64,64,64	0
56	MG	2a	1786	1/1	0.92	0.10	-	59,59,59,59	0
56	MG	1A	3266	1/1	0.78	0.18	-	61,61,61,61	0
56	MG	1T	202	1/1	0.97	0.09	-	46,46,46,46	0
56	MG	2a	1712	1/1	0.97	0.21	-	58,58,58,58	0
56	MG	1a	1803	1/1	0.95	0.06	-	64,64,64,64	0
56	MG	1A	3329	1/1	0.94	0.20	-	38,38,38,38	0

Continued on next page...

Continued from previous page...

Mol	Type	Chain	Res	Atoms	RSCC	RSR	LLDF	B-factors(\AA^2)	Q<0.9
56	MG	1A	3768	1/1	0.94	0.23	-	50,50,50,50	0
56	MG	1A	3790	1/1	0.89	0.15	-	49,49,49,49	0
56	MG	1A	3840	1/1	0.97	0.26	-	36,36,36,36	0
56	MG	2A	3583	1/1	0.94	0.13	-	41,41,41,41	0
56	MG	2A	3353	1/1	0.94	0.10	-	49,49,49,49	0
56	MG	1A	3413	1/1	0.97	0.13	-	30,30,30,30	0
56	MG	1A	3560	1/1	0.92	0.16	-	49,49,49,49	0
56	MG	2A	3069	1/1	0.95	0.16	-	30,30,30,30	0
56	MG	2A	3287	1/1	0.95	0.07	-	31,31,31,31	0
56	MG	2A	3519	1/1	0.93	0.15	-	43,43,43,43	0
56	MG	2A	3084	1/1	0.90	0.10	-	40,40,40,40	0
56	MG	1P	201	1/1	0.95	0.07	-	50,50,50,50	0
56	MG	1a	1604	1/1	0.90	0.11	-	47,47,47,47	0
56	MG	1A	3285	1/1	0.81	0.18	-	49,49,49,49	0
56	MG	1A	3118	1/1	0.95	0.18	-	30,30,30,30	0
56	MG	2A	3492	1/1	0.79	0.14	-	50,50,50,50	0
56	MG	1A	3516	1/1	0.96	0.16	-	25,25,25,25	0
56	MG	1A	3406	1/1	0.96	0.18	-	23,23,23,23	0
56	MG	1A	3539	1/1	0.97	0.25	-	51,51,51,51	0
56	MG	28	101	1/1	0.86	0.20	-	57,57,57,57	0
56	MG	2A	3114	1/1	0.95	0.25	-	51,51,51,51	0
56	MG	1A	3410	1/1	0.96	0.21	-	42,42,42,42	0
56	MG	2A	3404	1/1	0.90	0.14	-	37,37,37,37	0
56	MG	1A	3255	1/1	0.97	0.21	-	50,50,50,50	0
56	MG	1a	1654	1/1	0.89	0.09	-	54,54,54,54	0
56	MG	2A	3326	1/1	0.98	0.06	-	42,42,42,42	0
56	MG	1a	1755	1/1	0.89	0.13	-	57,57,57,57	0
56	MG	2A	3237	1/1	0.84	0.18	-	57,57,57,57	0
56	MG	1E	306	1/1	0.97	0.16	-	56,56,56,56	0
56	MG	10	104	1/1	0.98	0.04	-	55,55,55,55	0
56	MG	1a	1809	1/1	0.88	0.10	-	83,83,83,83	0
56	MG	1A	3100	1/1	0.94	0.11	-	57,57,57,57	0
56	MG	1A	3527	1/1	0.96	0.11	-	41,41,41,41	0
56	MG	2A	3074	1/1	0.61	0.18	-	54,54,54,54	0
56	MG	2A	3665	1/1	0.96	0.09	-	57,57,57,57	0
56	MG	1A	3028	1/1	0.95	0.17	-	20,20,20,20	0
56	MG	1A	3693	1/1	0.92	0.21	-	48,48,48,48	0
56	MG	1a	1729	1/1	0.94	0.16	-	53,53,53,53	0
56	MG	1A	3728	1/1	0.96	0.20	-	50,50,50,50	0
56	MG	1A	3287	1/1	0.87	0.17	-	47,47,47,47	0
56	MG	1A	3821	1/1	0.92	0.22	-	47,47,47,47	0
56	MG	1A	3167	1/1	0.94	0.38	-	42,42,42,42	0

Continued on next page...

Continued from previous page...

Mol	Type	Chain	Res	Atoms	RSCC	RSR	LLDF	B-factors(\AA^2)	Q<0.9
56	MG	1A	3279	1/1	0.89	0.12	-	52,52,52,52	0
56	MG	2A	3155	1/1	0.90	0.22	-	43,43,43,43	0
56	MG	2a	1695	1/1	0.86	0.18	-	54,54,54,54	0
56	MG	1A	3679	1/1	0.95	0.15	-	52,52,52,52	0
56	MG	1w	3006	1/1	0.94	0.06	-	67,67,67,67	0
56	MG	2A	3487	1/1	0.92	0.09	-	56,56,56,56	0
56	MG	1a	1817	1/1	0.96	0.19	-	48,48,48,48	0
56	MG	2A	3439	1/1	0.96	0.12	-	36,36,36,36	0
56	MG	2B	3016	1/1	0.92	0.27	-	66,66,66,66	0
56	MG	2A	3269	1/1	0.92	0.15	-	38,38,38,38	0
56	MG	2A	3476	1/1	0.98	0.13	-	47,47,47,47	0
56	MG	1A	3589	1/1	0.92	0.17	-	29,29,29,29	0
56	MG	1A	3795	1/1	0.98	0.13	-	20,20,20,20	0
56	MG	2a	1649	1/1	0.62	0.21	-	71,71,71,71	0
56	MG	1A	3226	1/1	0.87	0.37	-	35,35,35,35	0
56	MG	1a	1657	1/1	0.73	0.26	-	56,56,56,56	0
56	MG	1A	3824	1/1	0.92	0.16	-	36,36,36,36	0
56	MG	1A	3648	1/1	0.88	0.10	-	46,46,46,46	0
56	MG	2A	3486	1/1	0.95	0.06	-	54,54,54,54	0
56	MG	2A	3525	1/1	0.93	0.10	-	52,52,52,52	0
56	MG	1A	3102	1/1	0.96	0.28	-	44,44,44,44	0
56	MG	1A	3891	1/1	0.89	0.26	-	76,76,76,76	0
56	MG	2A	3131	1/1	0.90	0.22	-	49,49,49,49	0
56	MG	2A	3565	1/1	0.97	0.15	-	50,50,50,50	0
56	MG	1A	3808	1/1	0.96	0.23	-	41,41,41,41	0
56	MG	2a	1735	1/1	0.96	0.22	-	42,42,42,42	0
56	MG	1A	3261	1/1	0.94	0.74	-	51,51,51,51	0
56	MG	2A	3198	1/1	0.89	0.13	-	42,42,42,42	0
56	MG	1A	3408	1/1	0.95	0.15	-	43,43,43,43	0
56	MG	2A	3211	1/1	0.96	0.13	-	43,43,43,43	0
56	MG	1A	3556	1/1	0.94	0.13	-	43,43,43,43	0
56	MG	2A	3183	1/1	0.98	0.08	-	44,44,44,44	0
56	MG	1A	3088	1/1	0.90	0.24	-	54,54,54,54	0
56	MG	2A	3018	1/1	0.98	0.26	-	52,52,52,52	0
56	MG	1A	3893	1/1	0.79	0.08	-	47,47,47,47	0
56	MG	2A	3425	1/1	0.84	0.16	-	38,38,38,38	0
56	MG	1A	3117	1/1	0.87	0.26	-	38,38,38,38	0
56	MG	1A	3141	1/1	0.99	0.25	-	27,27,27,27	0
56	MG	1A	3825	1/1	0.97	0.17	-	47,47,47,47	0
56	MG	2x	101	1/1	0.93	0.22	-	56,56,56,56	0
56	MG	1A	3003	1/1	0.95	0.14	-	32,32,32,32	0
56	MG	1Z	3003	1/1	0.88	0.18	-	61,61,61,61	0

Continued on next page...

Continued from previous page...

Mol	Type	Chain	Res	Atoms	RSCC	RSR	LLDF	B-factors(\AA^2)	Q<0.9
56	MG	2A	3473	1/1	0.92	0.08	-	51,51,51,51	0
56	MG	1A	3205	1/1	0.96	0.15	-	33,33,33,33	0
56	MG	1A	3018	1/1	0.87	0.21	-	52,52,52,52	0
56	MG	1A	3511	1/1	0.96	0.15	-	49,49,49,49	0
56	MG	1a	1617	1/1	0.89	0.17	-	47,47,47,47	0
56	MG	1A	3326	1/1	0.95	0.23	-	43,43,43,43	0
56	MG	1A	3380	1/1	0.86	0.20	-	30,30,30,30	0
56	MG	2A	3255	1/1	0.93	0.15	-	43,43,43,43	0
56	MG	1A	3811	1/1	0.87	0.12	-	64,64,64,64	0
56	MG	1A	3701	1/1	0.88	0.14	-	47,47,47,47	0
56	MG	2A	3333	1/1	0.91	0.20	-	35,35,35,35	0
56	MG	1A	3549	1/1	0.97	0.17	-	41,41,41,41	0
56	MG	1a	1772	1/1	0.96	0.10	-	60,60,60,60	0
56	MG	15	102	1/1	0.96	0.10	-	37,37,37,37	0
56	MG	1A	3333	1/1	0.76	0.17	-	51,51,51,51	0
56	MG	1a	1606	1/1	0.91	0.18	-	54,54,54,54	0
56	MG	2A	3343	1/1	0.89	0.10	-	33,33,33,33	0
56	MG	1a	1659	1/1	0.97	0.23	-	55,55,55,55	0
56	MG	1f	3001	1/1	0.95	0.18	-	38,38,38,38	0
56	MG	1A	3846	1/1	0.94	0.17	-	51,51,51,51	0
56	MG	2a	1689	1/1	0.91	0.12	-	61,61,61,61	0
56	MG	2A	3217	1/1	0.86	0.23	-	60,60,60,60	0
56	MG	1A	3859	1/1	0.93	0.14	-	53,53,53,53	0
56	MG	1A	3210	1/1	0.78	0.12	-	55,55,55,55	0
56	MG	1a	1703	1/1	0.97	0.15	-	50,50,50,50	0
56	MG	2A	3292	1/1	0.94	0.15	-	45,45,45,45	0
56	MG	2A	3377	1/1	0.95	0.08	-	43,43,43,43	0
56	MG	1A	3405	1/1	0.97	0.16	-	40,40,40,40	0
56	MG	1A	3288	1/1	0.97	0.18	-	36,36,36,36	0
56	MG	2A	3467	1/1	0.95	0.09	-	65,65,65,65	0
56	MG	1O	205	1/1	0.85	0.15	-	55,55,55,55	0
56	MG	1A	3823	1/1	0.87	0.13	-	67,67,67,67	0
56	MG	2A	3241	1/1	0.90	0.08	-	42,42,42,42	0
56	MG	1a	1779	1/1	0.95	0.14	-	36,36,36,36	0
56	MG	1A	3292	1/1	0.80	0.14	-	49,49,49,49	0
56	MG	1A	3284	1/1	0.93	0.22	-	42,42,42,42	0
56	MG	1A	3090	1/1	0.93	0.18	-	39,39,39,39	0
56	MG	1A	3006	1/1	0.93	0.13	-	53,53,53,53	0
56	MG	2A	3394	1/1	0.91	0.15	-	45,45,45,45	0
56	MG	2A	3107	1/1	0.93	0.13	-	47,47,47,47	0
56	MG	1A	3372	1/1	0.91	0.17	-	52,52,52,52	0
56	MG	1a	1732	1/1	0.98	0.26	-	42,42,42,42	0

Continued on next page...

Continued from previous page...

Mol	Type	Chain	Res	Atoms	RSCC	RSR	LLDF	B-factors(\AA^2)	Q<0.9
56	MG	2Z	8001	1/1	0.94	0.13	-	70,70,70,70	0
56	MG	1A	3513	1/1	0.98	0.23	-	29,29,29,29	0
56	MG	2a	1605	1/1	0.92	0.12	-	81,81,81,81	0
56	MG	2Q	203	1/1	0.96	0.16	-	37,37,37,37	0
56	MG	1A	3713	1/1	0.95	0.13	-	36,36,36,36	0
56	MG	1A	3353	1/1	0.94	0.26	-	36,36,36,36	0
56	MG	1A	3309	1/1	0.98	0.19	-	36,36,36,36	0
56	MG	1A	3807	1/1	0.97	0.21	-	49,49,49,49	0
56	MG	2a	1706	1/1	0.63	0.14	-	75,75,75,75	0
56	MG	2A	3357	1/1	0.85	0.16	-	49,49,49,49	0
56	MG	1A	3105	1/1	0.95	0.20	-	31,31,31,31	0
56	MG	2A	3340	1/1	0.94	0.10	-	27,27,27,27	0
56	MG	1A	3890	1/1	0.98	0.16	-	38,38,38,38	0
56	MG	2A	3592	1/1	0.80	0.14	-	57,57,57,57	0
56	MG	2a	1614	1/1	0.91	0.15	-	71,71,71,71	0
56	MG	1A	3704	1/1	0.94	0.10	-	43,43,43,43	0
56	MG	1A	3336	1/1	0.97	0.17	-	40,40,40,40	0
56	MG	1A	3286	1/1	0.94	0.40	-	41,41,41,41	0
56	MG	1A	3849	1/1	0.98	0.20	-	29,29,29,29	0
56	MG	2B	3006	1/1	0.89	0.14	-	51,51,51,51	0
56	MG	1A	3524	1/1	0.94	0.16	-	50,50,50,50	0
56	MG	2A	3546	1/1	0.96	0.14	-	33,33,33,33	0
56	MG	2A	3177	1/1	0.91	0.11	-	37,37,37,37	0
56	MG	1A	3906	1/1	0.96	0.15	-	42,42,42,42	0
56	MG	2A	3637	1/1	0.94	0.13	-	41,41,41,41	0
56	MG	2P	201	1/1	0.87	0.12	-	47,47,47,47	0
56	MG	1A	3056	1/1	0.77	0.19	-	48,48,48,48	0
56	MG	1a	1733	1/1	0.91	0.11	-	33,33,33,33	0
56	MG	1A	3213	1/1	0.83	0.24	-	42,42,42,42	0
56	MG	1A	3161	1/1	0.97	0.20	-	41,41,41,41	0
56	MG	1w	3002	1/1	0.87	0.09	-	56,56,56,56	0
56	MG	1A	3376	1/1	0.77	0.15	-	42,42,42,42	0
56	MG	2A	3187	1/1	0.86	0.14	-	60,60,60,60	0
56	MG	2a	1722	1/1	0.91	0.21	-	57,57,57,57	0
56	MG	20	102	1/1	0.69	0.23	-	57,57,57,57	0
56	MG	1A	3635	1/1	0.81	0.09	-	49,49,49,49	0
56	MG	2a	1677	1/1	0.95	0.18	-	51,51,51,51	0
56	MG	2A	3184	1/1	0.91	0.17	-	46,46,46,46	0
56	MG	1A	3783	1/1	0.78	0.15	-	27,27,27,27	0
56	MG	2A	3111	1/1	0.93	0.15	-	43,43,43,43	0
56	MG	1A	3168	1/1	0.95	0.23	-	47,47,47,47	0
56	MG	2a	1726	1/1	0.94	0.11	-	64,64,64,64	0

Continued on next page...

Continued from previous page...

Mol	Type	Chain	Res	Atoms	RSCC	RSR	LLDF	B-factors(\AA^2)	Q<0.9
56	MG	10	103	1/1	0.94	0.10	-	60,60,60,60	0
56	MG	2A	3590	1/1	0.95	0.21	-	41,41,41,41	0
56	MG	1A	3272	1/1	0.93	0.17	-	38,38,38,38	0
56	MG	2A	3080	1/1	0.96	0.17	-	50,50,50,50	0
56	MG	2A	3573	1/1	0.93	0.08	-	54,54,54,54	0
56	MG	2A	3488	1/1	0.95	0.10	-	52,52,52,52	0
56	MG	1A	3628	1/1	0.94	0.19	-	47,47,47,47	0
56	MG	2A	3300	1/1	0.87	0.13	-	29,29,29,29	0
56	MG	1A	3293	1/1	0.89	0.17	-	26,26,26,26	0
56	MG	1A	3444	1/1	0.96	0.10	-	37,37,37,37	0
56	MG	2a	1760	1/1	0.91	0.10	-	54,54,54,54	0
56	MG	1A	3182	1/1	0.78	0.24	-	65,65,65,65	0
56	MG	1A	3179	1/1	0.96	0.22	-	31,31,31,31	0
56	MG	1A	3886	1/1	0.90	0.16	-	50,50,50,50	0
56	MG	1A	3756	1/1	0.95	0.14	-	39,39,39,39	0
56	MG	2A	3458	1/1	0.97	0.17	-	57,57,57,57	0
56	MG	1A	3619	1/1	0.93	0.20	-	53,53,53,53	0
56	MG	1A	3860	1/1	0.98	0.14	-	38,38,38,38	0
56	MG	1A	3083	1/1	0.89	0.24	-	27,27,27,27	0
56	MG	1A	3459	1/1	0.99	0.15	-	40,40,40,40	0
56	MG	1A	3486	1/1	0.84	0.17	-	46,46,46,46	0
56	MG	2A	3034	1/1	0.96	0.15	-	40,40,40,40	0
56	MG	2V	201	1/1	0.90	0.11	-	44,44,44,44	0
56	MG	1A	3483	1/1	0.88	0.17	-	29,29,29,29	0
56	MG	1A	3295	1/1	0.96	0.15	-	43,43,43,43	0
56	MG	1a	1638	1/1	0.95	0.24	-	42,42,42,42	0
56	MG	2A	3455	1/1	0.97	0.20	-	44,44,44,44	0
56	MG	2A	3277	1/1	0.98	0.17	-	35,35,35,35	0
56	MG	2A	3346	1/1	0.97	0.07	-	36,36,36,36	0
56	MG	2A	3318	1/1	0.96	0.19	-	38,38,38,38	0
56	MG	2A	3520	1/1	0.83	0.11	-	51,51,51,51	0
56	MG	1A	3066	1/1	0.95	0.39	-	31,31,31,31	0
56	MG	1A	3546	1/1	0.95	0.13	-	45,45,45,45	0
56	MG	2A	3212	1/1	0.86	0.18	-	55,55,55,55	0
56	MG	2A	3501	1/1	0.84	0.07	-	46,46,46,46	0
56	MG	1a	1682	1/1	0.91	0.22	-	57,57,57,57	0
56	MG	1A	3322	1/1	0.89	0.34	-	55,55,55,55	0
56	MG	1A	3740	1/1	0.97	0.06	-	39,39,39,39	0
56	MG	1a	1775	1/1	0.96	0.07	-	52,52,52,52	0
56	MG	1A	3737	1/1	0.97	0.19	-	50,50,50,50	0
56	MG	2a	1626	1/1	0.89	0.24	-	50,50,50,50	0
56	MG	2w	3003	1/1	0.75	0.10	-	70,70,70,70	0

Continued on next page...

Continued from previous page...

Mol	Type	Chain	Res	Atoms	RSCC	RSR	LLDF	B-factors(\AA^2)	Q<0.9
56	MG	1A	3027	1/1	0.97	0.28	-	33,33,33,33	0
56	MG	1A	3514	1/1	0.92	0.16	-	40,40,40,40	0
56	MG	1a	1650	1/1	0.91	0.21	-	55,55,55,55	0
56	MG	1A	3879	1/1	0.90	0.21	-	54,54,54,54	0
56	MG	1a	1816	1/1	0.95	0.17	-	49,49,49,49	0
56	MG	1A	3438	1/1	0.94	0.14	-	30,30,30,30	0
56	MG	1A	3195	1/1	0.97	0.10	-	39,39,39,39	0
56	MG	2A	3040	1/1	0.95	0.13	-	43,43,43,43	0
56	MG	2a	1683	1/1	0.95	0.25	-	57,57,57,57	0
56	MG	1A	3863	1/1	0.92	0.12	-	31,31,31,31	0
56	MG	1A	3091	1/1	0.92	0.15	-	48,48,48,48	0
56	MG	1A	3075	1/1	0.84	0.25	-	43,43,43,43	0
56	MG	2A	3025	1/1	0.79	0.20	-	61,61,61,61	0
56	MG	1A	3236	1/1	0.82	0.17	-	52,52,52,52	0
56	MG	1A	3423	1/1	0.93	0.13	-	42,42,42,42	0
56	MG	2a	1701	1/1	0.94	0.15	-	62,62,62,62	0
56	MG	1A	3016	1/1	0.94	0.12	-	34,34,34,34	0
56	MG	2A	3574	1/1	0.91	0.14	-	43,43,43,43	0
56	MG	2A	3540	1/1	0.91	0.17	-	43,43,43,43	0
56	MG	1A	3258	1/1	0.98	0.17	-	32,32,32,32	0
56	MG	1A	3623	1/1	0.95	0.18	-	53,53,53,53	0
56	MG	2A	3139	1/1	0.97	0.22	-	38,38,38,38	0
56	MG	1A	3032	1/1	0.99	0.21	-	41,41,41,41	0
56	MG	1A	3562	1/1	0.94	0.10	-	42,42,42,42	0
56	MG	1B	3015	1/1	0.98	0.15	-	31,31,31,31	0
56	MG	1A	3870	1/1	0.91	0.12	-	44,44,44,44	0
56	MG	10	102	1/1	0.98	0.20	-	62,62,62,62	0
56	MG	1A	3531	1/1	0.94	0.14	-	53,53,53,53	0
56	MG	1A	3852	1/1	0.90	0.15	-	38,38,38,38	0
56	MG	2A	3052	1/1	0.87	0.19	-	50,50,50,50	0
56	MG	1a	1634	1/1	0.85	0.17	-	61,61,61,61	0
56	MG	1A	3365	1/1	0.93	0.17	-	48,48,48,48	0
56	MG	1A	3784	1/1	0.73	0.14	-	63,63,63,63	0
56	MG	2A	3070	1/1	0.93	0.15	-	28,28,28,28	0
56	MG	1A	3128	1/1	0.97	0.27	-	49,49,49,49	0
56	MG	1A	3346	1/1	0.98	0.20	-	41,41,41,41	0
56	MG	1A	3643	1/1	0.93	0.19	-	30,30,30,30	0
56	MG	10	101	1/1	0.74	0.31	-	59,59,59,59	0
56	MG	1A	3802	1/1	0.97	0.10	-	60,60,60,60	0
56	MG	1A	3884	1/1	0.93	0.13	-	52,52,52,52	0
56	MG	1A	3081	1/1	0.89	0.20	-	43,43,43,43	0
56	MG	1A	3492	1/1	0.93	0.11	-	49,49,49,49	0

Continued on next page...

Continued from previous page...

Mol	Type	Chain	Res	Atoms	RSCC	RSR	LLDF	B-factors(\AA^2)	Q<0.9
56	MG	2a	1620	1/1	0.96	0.09	-	58,58,58,58	0
56	MG	1A	3135	1/1	0.87	0.14	-	49,49,49,49	0
56	MG	2A	3331	1/1	0.98	0.20	-	39,39,39,39	0
56	MG	2A	3105	1/1	0.93	0.19	-	49,49,49,49	0
56	MG	2q	3001	1/1	0.91	0.05	-	66,66,66,66	0
56	MG	1A	3757	1/1	0.77	0.09	-	44,44,44,44	0
56	MG	1A	3708	1/1	0.96	0.20	-	47,47,47,47	0
56	MG	1D	303	1/1	0.97	0.30	-	25,25,25,25	0
56	MG	2a	1654	1/1	0.94	0.13	-	64,64,64,64	0
56	MG	2A	3248	1/1	0.83	0.12	-	52,52,52,52	0
56	MG	1a	1807	1/1	0.88	0.15	-	84,84,84,84	0
56	MG	2A	3002	1/1	0.89	0.23	-	53,53,53,53	0
56	MG	2a	1765	1/1	0.95	0.10	-	53,53,53,53	0
56	MG	1A	3552	1/1	0.97	0.16	-	22,22,22,22	0
56	MG	2A	3370	1/1	0.94	0.11	-	42,42,42,42	0
56	MG	1A	3588	1/1	0.97	0.29	-	39,39,39,39	0
56	MG	1A	3961	1/1	0.93	0.34	-	45,45,45,45	0
56	MG	2A	3600	1/1	0.97	0.10	-	42,42,42,42	0
56	MG	1A	3799	1/1	0.86	0.36	-	55,55,55,55	0
56	MG	1a	1749	1/1	0.95	0.09	-	56,56,56,56	0
56	MG	2A	3274	1/1	0.94	0.15	-	48,48,48,48	0
56	MG	1A	3180	1/1	0.94	0.13	-	56,56,56,56	0
56	MG	1R	202	1/1	0.97	0.22	-	36,36,36,36	0
56	MG	1A	3025	1/1	0.80	0.12	-	44,44,44,44	0
56	MG	2a	1751	1/1	0.95	0.15	-	65,65,65,65	0
56	MG	2A	3532	1/1	0.76	0.11	-	69,69,69,69	0
56	MG	1a	1739	1/1	0.92	0.11	-	51,51,51,51	0
56	MG	1a	1828	1/1	0.83	0.12	-	62,62,62,62	0
56	MG	2A	3626	1/1	0.93	0.12	-	49,49,49,49	0
56	MG	1A	3537	1/1	0.95	0.14	-	40,40,40,40	0
56	MG	1A	3889	1/1	0.94	0.13	-	36,36,36,36	0
56	MG	1A	3360	1/1	0.86	0.21	-	50,50,50,50	0
56	MG	2a	1678	1/1	0.90	0.12	-	64,64,64,64	0
56	MG	1A	3558	1/1	0.71	0.12	-	51,51,51,51	0
56	MG	2A	3077	1/1	0.90	0.12	-	43,43,43,43	0
56	MG	2E	303	1/1	0.90	0.13	-	42,42,42,42	0
56	MG	2A	3063	1/1	0.93	0.16	-	43,43,43,43	0
56	MG	1A	3745	1/1	0.95	0.14	-	61,61,61,61	0
56	MG	1B	3013	1/1	0.94	0.09	-	53,53,53,53	0
56	MG	1A	3370	1/1	0.88	0.21	-	42,42,42,42	0
56	MG	1A	3375	1/1	0.96	0.16	-	32,32,32,32	0
56	MG	2a	1664	1/1	0.84	0.15	-	71,71,71,71	0

Continued on next page...

Continued from previous page...

Mol	Type	Chain	Res	Atoms	RSCC	RSR	LLDF	B-factors(\AA^2)	Q<0.9
56	MG	2A	3506	1/1	0.94	0.12	-	50,50,50,50	0
56	MG	1a	1784	1/1	0.94	0.08	-	58,58,58,58	0
56	MG	2A	3386	1/1	0.80	0.11	-	50,50,50,50	0
56	MG	2A	3411	1/1	0.98	0.23	-	50,50,50,50	0
56	MG	1a	1758	1/1	0.89	0.14	-	55,55,55,55	0
56	MG	1A	3951	1/1	0.97	0.22	-	33,33,33,33	0
56	MG	2a	1753	1/1	0.89	0.07	-	80,80,80,80	0
56	MG	2A	3628	1/1	0.94	0.16	-	46,46,46,46	0
56	MG	1A	3711	1/1	0.97	0.17	-	41,41,41,41	0
56	MG	1A	3014	1/1	0.95	0.18	-	32,32,32,32	0
56	MG	2A	3136	1/1	0.92	0.20	-	45,45,45,45	0
56	MG	2a	1709	1/1	0.85	0.12	-	68,68,68,68	0
56	MG	1A	3140	1/1	0.97	0.22	-	41,41,41,41	0
56	MG	17	102	1/1	0.87	0.11	-	50,50,50,50	0
56	MG	1A	3797	1/1	0.92	0.15	-	57,57,57,57	0
56	MG	2A	3259	1/1	0.94	0.15	-	43,43,43,43	0
56	MG	1A	3534	1/1	0.94	0.08	-	47,47,47,47	0
56	MG	15	103	1/1	0.97	0.09	-	53,53,53,53	0
56	MG	1A	3543	1/1	0.92	0.17	-	55,55,55,55	0
56	MG	1A	3023	1/1	0.82	0.36	-	57,57,57,57	0
56	MG	1A	3037	1/1	0.96	0.09	-	38,38,38,38	0
56	MG	1A	3263	1/1	0.96	0.23	-	41,41,41,41	0
56	MG	1A	3147	1/1	0.92	0.18	-	34,34,34,34	0
56	MG	1a	1774	1/1	0.90	0.09	-	48,48,48,48	0
56	MG	2A	3062	1/1	0.97	0.16	-	42,42,42,42	0
56	MG	1A	3662	1/1	0.79	0.20	-	55,55,55,55	0
56	MG	2A	3178	1/1	0.97	0.20	-	43,43,43,43	0
56	MG	1a	1751	1/1	0.93	0.18	-	45,45,45,45	0
56	MG	2A	3636	1/1	0.81	0.17	-	55,55,55,55	0
56	MG	1a	1721	1/1	0.82	0.17	-	66,66,66,66	0
56	MG	1A	3776	1/1	0.96	0.21	-	45,45,45,45	0
56	MG	2a	1791	1/1	0.81	0.13	-	63,63,63,63	0
56	MG	1x	3008	1/1	0.89	0.22	-	61,61,61,61	0
56	MG	1A	3490	1/1	0.87	0.10	-	53,53,53,53	0
56	MG	1a	1609	1/1	0.90	0.12	-	54,54,54,54	0
56	MG	2a	1691	1/1	0.94	0.14	-	57,57,57,57	0
56	MG	1a	1685	1/1	0.90	0.07	-	66,66,66,66	0
56	MG	1A	3155	1/1	0.96	0.14	-	48,48,48,48	0
56	MG	1a	1728	1/1	0.98	0.15	-	49,49,49,49	0
56	MG	2a	1770	1/1	0.96	0.20	-	41,41,41,41	0
56	MG	1a	1647	1/1	0.92	0.16	-	60,60,60,60	0
56	MG	1A	3649	1/1	0.62	0.15	-	58,58,58,58	0

Continued on next page...

Continued from previous page...

Mol	Type	Chain	Res	Atoms	RSCC	RSR	LLDF	B-factors(\AA^2)	Q<0.9
56	MG	2A	3544	1/1	0.97	0.10	-	53,53,53,53	0
56	MG	2a	1625	1/1	0.79	0.15	-	71,71,71,71	0
56	MG	2A	3244	1/1	0.85	0.14	-	43,43,43,43	0
56	MG	1A	3034	1/1	0.95	0.25	-	35,35,35,35	0
56	MG	2a	1783	1/1	0.86	0.18	-	60,60,60,60	0
56	MG	2A	3213	1/1	0.94	0.14	-	45,45,45,45	0
56	MG	2A	3100	1/1	0.87	0.10	-	52,52,52,52	0
56	MG	1A	3418	1/1	0.93	0.20	-	34,34,34,34	0
56	MG	1A	3626	1/1	0.90	0.12	-	56,56,56,56	0
56	MG	1A	3385	1/1	0.86	0.18	-	42,42,42,42	0
56	MG	1A	3415	1/1	0.94	0.16	-	28,28,28,28	0
56	MG	2A	3141	1/1	0.91	0.12	-	29,29,29,29	0
56	MG	1A	3099	1/1	0.82	0.17	-	51,51,51,51	0
56	MG	1A	3763	1/1	0.97	0.19	-	39,39,39,39	0
56	MG	1A	3800	1/1	0.87	0.19	-	54,54,54,54	0
56	MG	1A	3254	1/1	0.89	0.26	-	58,58,58,58	0
56	MG	1a	1783	1/1	0.94	0.12	-	63,63,63,63	0
56	MG	2A	3422	1/1	0.96	0.12	-	43,43,43,43	0
56	MG	2A	3480	1/1	0.94	0.19	-	72,72,72,72	0
56	MG	1a	1668	1/1	0.89	0.12	-	52,52,52,52	0
56	MG	1A	3338	1/1	0.96	0.08	-	36,36,36,36	0
56	MG	2a	1627	1/1	0.97	0.08	-	46,46,46,46	0
56	MG	2A	3350	1/1	0.96	0.12	-	38,38,38,38	0
56	MG	2A	3427	1/1	0.97	0.14	-	42,42,42,42	0
56	MG	2a	1604	1/1	0.93	0.08	-	60,60,60,60	0
56	MG	2A	3584	1/1	0.90	0.27	-	58,58,58,58	0
56	MG	12	3001	1/1	0.93	0.17	-	53,53,53,53	0
56	MG	1A	3709	1/1	0.89	0.16	-	43,43,43,43	0
56	MG	1A	3201	1/1	0.96	0.20	-	39,39,39,39	0
56	MG	1a	1716	1/1	0.95	0.14	-	62,62,62,62	0
56	MG	1A	3225	1/1	0.82	0.23	-	55,55,55,55	0
56	MG	1A	3277	1/1	0.93	0.22	-	57,57,57,57	0
56	MG	1A	3510	1/1	0.94	0.17	-	25,25,25,25	0
56	MG	1A	3157	1/1	0.89	0.18	-	39,39,39,39	0
56	MG	2a	1724	1/1	0.78	0.16	-	83,83,83,83	0
56	MG	1A	3302	1/1	0.93	0.28	-	30,30,30,30	0
56	MG	2A	3170	1/1	0.92	0.13	-	58,58,58,58	0
56	MG	2A	3186	1/1	0.95	0.19	-	43,43,43,43	0
56	MG	2a	1759	1/1	0.93	0.10	-	76,76,76,76	0
56	MG	1w	3003	1/1	0.85	0.32	-	78,78,78,78	0
56	MG	1A	3689	1/1	0.94	0.16	-	35,35,35,35	0
56	MG	2a	1713	1/1	0.97	0.11	-	49,49,49,49	0

Continued on next page...

Continued from previous page...

Mol	Type	Chain	Res	Atoms	RSCC	RSR	LLDF	B-factors(\AA^2)	Q<0.9
56	MG	2A	3577	1/1	0.81	0.23	-	61,61,61,61	0
56	MG	2a	1769	1/1	0.83	0.11	-	73,73,73,73	0
56	MG	2B	3017	1/1	0.95	0.31	-	63,63,63,63	0
56	MG	1a	1694	1/1	0.96	0.20	-	66,66,66,66	0
56	MG	1A	3504	1/1	0.95	0.17	-	50,50,50,50	0
56	MG	2A	3554	1/1	0.94	0.07	-	45,45,45,45	0
56	MG	2A	3364	1/1	0.96	0.14	-	31,31,31,31	0
56	MG	2a	1660	1/1	0.95	0.09	-	61,61,61,61	0
56	MG	2A	3392	1/1	0.95	0.17	-	55,55,55,55	0
56	MG	2A	3312	1/1	0.93	0.16	-	48,48,48,48	0
56	MG	2A	3344	1/1	0.97	0.10	-	30,30,30,30	0
56	MG	2a	1788	1/1	0.93	0.16	-	68,68,68,68	0
56	MG	1w	3004	1/1	0.86	0.16	-	51,51,51,51	0
56	MG	2A	3014	1/1	0.94	0.12	-	38,38,38,38	0
56	MG	2a	1670	1/1	0.88	0.19	-	53,53,53,53	0
56	MG	1a	1785	1/1	0.97	0.20	-	41,41,41,41	0
56	MG	2A	3129	1/1	0.96	0.23	-	41,41,41,41	0
56	MG	1x	3005	1/1	0.81	0.20	-	66,66,66,66	0
56	MG	2A	3137	1/1	0.89	0.34	-	42,42,42,42	0
56	MG	2A	3634	1/1	0.92	0.17	-	38,38,38,38	0
56	MG	1a	1630	1/1	0.86	0.19	-	57,57,57,57	0
56	MG	1a	1782	1/1	0.92	0.17	-	44,44,44,44	0
56	MG	1a	1688	1/1	0.93	0.12	-	44,44,44,44	0
56	MG	2A	3672	1/1	0.98	0.25	-	41,41,41,41	0
56	MG	1Q	206	1/1	0.74	0.22	-	54,54,54,54	0
56	MG	2A	3635	1/1	0.96	0.11	-	38,38,38,38	0
56	MG	1A	3907	1/1	0.92	0.24	-	40,40,40,40	0
56	MG	2A	3602	1/1	0.94	0.07	-	50,50,50,50	0
56	MG	2A	3372	1/1	0.98	0.22	-	41,41,41,41	0
56	MG	2A	3445	1/1	0.96	0.08	-	39,39,39,39	0
56	MG	2a	1686	1/1	0.94	0.32	-	66,66,66,66	0
56	MG	1a	1766	1/1	0.94	0.16	-	59,59,59,59	0
56	MG	1A	3544	1/1	0.95	0.09	-	54,54,54,54	0
56	MG	1A	3730	1/1	0.95	0.12	-	47,47,47,47	0
56	MG	1A	3224	1/1	0.89	0.17	-	51,51,51,51	0
56	MG	1A	3022	1/1	0.95	0.15	-	27,27,27,27	0
56	MG	2A	3530	1/1	0.78	0.10	-	52,52,52,52	0
56	MG	1A	3495	1/1	0.95	0.20	-	43,43,43,43	0
56	MG	1S	3002	1/1	0.95	0.13	-	53,53,53,53	0
56	MG	1A	3393	1/1	0.93	0.14	-	35,35,35,35	0
56	MG	1a	1776	1/1	0.90	0.14	-	63,63,63,63	0
56	MG	2A	3462	1/1	0.95	0.13	-	57,57,57,57	0

Continued on next page...

Continued from previous page...

Mol	Type	Chain	Res	Atoms	RSCC	RSR	LLDF	B-factors(\AA^2)	Q<0.9
56	MG	1A	3563	1/1	0.95	0.09	-	33,33,33,33	0
56	MG	2A	3234	1/1	0.79	0.11	-	54,54,54,54	0
56	MG	1A	3786	1/1	0.98	0.16	-	36,36,36,36	0
56	MG	1A	3054	1/1	0.91	0.22	-	54,54,54,54	0
56	MG	1A	3694	1/1	0.95	0.17	-	47,47,47,47	0
56	MG	2A	3334	1/1	0.94	0.12	-	44,44,44,44	0
56	MG	2E	304	1/1	0.95	0.12	-	47,47,47,47	0
56	MG	1A	3667	1/1	0.75	0.11	-	45,45,45,45	0
56	MG	1A	3298	1/1	0.98	0.21	-	33,33,33,33	0
56	MG	1A	3047	1/1	0.97	0.16	-	35,35,35,35	0
56	MG	1I	3001	1/1	0.91	0.09	-	58,58,58,58	0
56	MG	1v	3001	1/1	0.92	0.12	-	56,56,56,56	0
56	MG	1A	3706	1/1	0.88	0.13	-	51,51,51,51	0
56	MG	2a	1666	1/1	0.95	0.13	-	49,49,49,49	0
56	MG	1A	3194	1/1	0.94	0.18	-	38,38,38,38	0
56	MG	1A	3739	1/1	0.95	0.09	-	48,48,48,48	0
56	MG	1A	3404	1/1	0.98	0.14	-	44,44,44,44	0
56	MG	2B	3010	1/1	0.95	0.10	-	50,50,50,50	0
56	MG	1A	3699	1/1	0.88	0.16	-	66,66,66,66	0
56	MG	1A	3382	1/1	0.96	0.18	-	47,47,47,47	0
56	MG	2A	3351	1/1	0.92	0.12	-	46,46,46,46	0
56	MG	1A	3529	1/1	0.89	0.21	-	54,54,54,54	0
56	MG	2A	3528	1/1	0.95	0.10	-	55,55,55,55	0
56	MG	1a	1613	1/1	0.86	0.20	-	62,62,62,62	0
56	MG	2A	3059	1/1	0.98	0.10	-	46,46,46,46	0
56	MG	1A	3427	1/1	0.92	0.16	-	39,39,39,39	0
56	MG	2B	3012	1/1	0.98	0.19	-	51,51,51,51	0
56	MG	1A	3341	1/1	0.74	0.22	-	60,60,60,60	0
56	MG	1a	1740	1/1	0.96	0.11	-	45,45,45,45	0
56	MG	2A	3271	1/1	0.87	0.14	-	34,34,34,34	0
56	MG	2a	1603	1/1	0.90	0.20	-	65,65,65,65	0
56	MG	2A	3175	1/1	0.94	0.24	-	54,54,54,54	0
56	MG	1A	3109	1/1	0.96	0.56	-	34,34,34,34	0
56	MG	2a	1777	1/1	0.83	0.18	-	77,77,77,77	0
56	MG	2A	3160	1/1	0.94	0.12	-	47,47,47,47	0
56	MG	2a	1749	1/1	0.96	0.19	-	58,58,58,58	0
56	MG	1A	3055	1/1	0.92	0.18	-	50,50,50,50	0
56	MG	1P	204	1/1	0.90	0.27	-	42,42,42,42	0
56	MG	2A	3126	1/1	0.86	0.21	-	53,53,53,53	0
56	MG	1A	3847	1/1	0.78	0.52	-	74,74,74,74	0
56	MG	2A	3322	1/1	0.97	0.13	-	49,49,49,49	0
56	MG	2a	1771	1/1	0.85	0.23	-	63,63,63,63	0

Continued on next page...

Continued from previous page...

Mol	Type	Chain	Res	Atoms	RSCC	RSR	LLDF	B-factors(\AA^2)	Q<0.9
56	MG	2a	1610	1/1	0.96	0.33	-	52,52,52,52	0
56	MG	2A	3446	1/1	0.92	0.10	-	43,43,43,43	0
56	MG	1a	1814	1/1	0.93	0.19	-	57,57,57,57	0
56	MG	2A	3221	1/1	0.96	0.20	-	43,43,43,43	0
56	MG	1A	3216	1/1	0.97	0.41	-	36,36,36,36	0
56	MG	2A	3403	1/1	0.97	0.17	-	37,37,37,37	0
56	MG	1a	1675	1/1	0.98	0.08	-	40,40,40,40	0
56	MG	1a	1697	1/1	0.79	0.14	-	63,63,63,63	0
56	MG	2a	1796	1/1	0.94	0.15	-	60,60,60,60	0
56	MG	2A	3122	1/1	0.93	0.19	-	60,60,60,60	0
56	MG	1a	1748	1/1	0.90	0.10	-	58,58,58,58	0
56	MG	1A	3101	1/1	0.92	0.29	-	47,47,47,47	0
56	MG	1A	3124	1/1	0.91	0.17	-	51,51,51,51	0
56	MG	1A	3557	1/1	0.94	0.11	-	44,44,44,44	0
56	MG	1A	3788	1/1	0.84	0.16	-	24,24,24,24	0
56	MG	1e	201	1/1	0.93	0.30	-	60,60,60,60	0
56	MG	2a	1694	1/1	0.96	0.21	-	62,62,62,62	0
56	MG	2A	3460	1/1	0.98	0.12	-	40,40,40,40	0
56	MG	2A	3670	1/1	0.97	0.16	-	57,57,57,57	0
56	MG	1A	3755	1/1	0.79	0.13	-	55,55,55,55	0
56	MG	1A	3177	1/1	0.92	0.13	-	44,44,44,44	0
56	MG	1A	3526	1/1	0.92	0.11	-	49,49,49,49	0
56	MG	1A	3646	1/1	0.95	0.24	-	36,36,36,36	0
56	MG	1A	3096	1/1	0.96	0.15	-	22,22,22,22	0
56	MG	2A	3490	1/1	0.95	0.22	-	48,48,48,48	0
56	MG	2A	3208	1/1	0.81	0.14	-	45,45,45,45	0
56	MG	1A	3082	1/1	0.94	0.16	-	41,41,41,41	0
56	MG	1A	3439	1/1	0.94	0.17	-	43,43,43,43	0
56	MG	2a	1698	1/1	0.95	0.16	-	57,57,57,57	0
56	MG	1A	3243	1/1	0.80	0.12	-	56,56,56,56	0
56	MG	2A	3246	1/1	0.95	0.11	-	56,56,56,56	0
56	MG	2A	3243	1/1	0.89	0.22	-	53,53,53,53	0
56	MG	2x	102	1/1	0.87	0.11	-	58,58,58,58	0
56	MG	1A	3803	1/1	0.81	0.15	-	60,60,60,60	0
56	MG	2A	3379	1/1	0.93	0.15	-	42,42,42,42	0
56	MG	1A	3937	1/1	0.96	0.25	-	39,39,39,39	0
56	MG	1a	1691	1/1	0.67	0.21	-	66,66,66,66	0
56	MG	1E	302	1/1	0.85	0.26	-	43,43,43,43	0
56	MG	2A	3174	1/1	0.98	0.08	-	42,42,42,42	0
56	MG	2A	3249	1/1	0.91	0.17	-	30,30,30,30	0
56	MG	2a	1755	1/1	0.97	0.12	-	61,61,61,61	0
56	MG	2A	3289	1/1	0.95	0.12	-	60,60,60,60	0

Continued on next page...

Continued from previous page...

Mol	Type	Chain	Res	Atoms	RSCC	RSR	LLDF	B-factors(\AA^2)	Q<0.9
56	MG	2a	1772	1/1	0.95	0.11	-	52,52,52,52	0
56	MG	1A	3048	1/1	0.96	0.23	-	32,32,32,32	0
56	MG	1B	3005	1/1	0.82	0.18	-	58,58,58,58	0
56	MG	1x	3004	1/1	0.93	0.26	-	47,47,47,47	0
56	MG	1B	3001	1/1	0.98	0.25	-	39,39,39,39	0
56	MG	2A	3335	1/1	0.99	0.09	-	25,25,25,25	0
56	MG	2E	301	1/1	0.87	0.11	-	36,36,36,36	0
56	MG	1a	1777	1/1	0.95	0.14	-	47,47,47,47	0
57	K	1A	3321	1/1	0.93	0.14	-	84,84,84,84	0
56	MG	1a	1643	1/1	0.95	0.33	-	51,51,51,51	0
56	MG	2A	3232	1/1	0.94	0.12	-	41,41,41,41	0
56	MG	1A	3294	1/1	0.97	0.17	-	32,32,32,32	0
56	MG	1A	3189	1/1	0.97	0.15	-	32,32,32,32	0
56	MG	2a	1663	1/1	0.96	0.24	-	62,62,62,62	0
56	MG	2A	3591	1/1	0.95	0.20	-	45,45,45,45	0
56	MG	1A	3830	1/1	0.91	0.14	-	53,53,53,53	0
56	MG	2a	1608	1/1	0.76	0.14	-	65,65,65,65	0
56	MG	1a	1665	1/1	0.77	0.25	-	56,56,56,56	0
56	MG	1A	3523	1/1	0.92	0.15	-	57,57,57,57	0
56	MG	1A	3348	1/1	0.92	0.23	-	54,54,54,54	0
56	MG	2A	3053	1/1	0.89	0.18	-	44,44,44,44	0
56	MG	1B	3021	1/1	0.86	0.10	-	48,48,48,48	0
56	MG	2a	1711	1/1	0.94	0.18	-	57,57,57,57	0
56	MG	2A	3268	1/1	0.96	0.12	-	37,37,37,37	0
56	MG	2A	3019	1/1	0.94	0.17	-	52,52,52,52	0
56	MG	1a	1769	1/1	0.93	0.15	-	69,69,69,69	0
56	MG	2A	3220	1/1	0.94	0.20	-	55,55,55,55	0
56	MG	2A	3032	1/1	0.92	0.15	-	35,35,35,35	0
56	MG	13	102	1/1	0.88	0.16	-	52,52,52,52	0
56	MG	2A	3557	1/1	0.94	0.14	-	49,49,49,49	0
56	MG	1A	3676	1/1	0.98	0.25	-	50,50,50,50	0
56	MG	1O	204	1/1	0.89	0.14	-	52,52,52,52	0
56	MG	2A	3225	1/1	0.91	0.22	-	53,53,53,53	0
56	MG	2a	1767	1/1	0.76	0.15	-	74,74,74,74	0
56	MG	1A	3463	1/1	0.92	0.16	-	25,25,25,25	0
56	MG	11	103	1/1	0.95	0.25	-	45,45,45,45	0
56	MG	1A	3695	1/1	0.98	0.26	-	42,42,42,42	0
56	MG	2A	3082	1/1	0.81	0.25	-	45,45,45,45	0
56	MG	2A	3164	1/1	0.89	0.15	-	47,47,47,47	0
56	MG	1A	3318	1/1	0.99	0.18	-	53,53,53,53	0
56	MG	2A	3231	1/1	0.91	0.14	-	49,49,49,49	0
56	MG	2a	1742	1/1	0.94	0.16	-	62,62,62,62	0

Continued on next page...

Continued from previous page...

Mol	Type	Chain	Res	Atoms	RSCC	RSR	LLDF	B-factors(\AA^2)	Q<0.9
56	MG	2A	3675	1/1	0.93	0.26	-	55,55,55,55	0
56	MG	2g	8001	1/1	0.94	0.10	-	57,57,57,57	0
56	MG	2A	3409	1/1	0.97	0.24	-	42,42,42,42	0
56	MG	2A	3288	1/1	0.96	0.10	-	44,44,44,44	0
56	MG	1A	3460	1/1	0.86	0.15	-	37,37,37,37	0
56	MG	1a	1711	1/1	0.87	0.11	-	49,49,49,49	0
56	MG	2A	3352	1/1	0.96	0.20	-	55,55,55,55	0
56	MG	1A	3813	1/1	0.95	0.31	-	40,40,40,40	0
56	MG	1A	3214	1/1	0.72	0.18	-	59,59,59,59	0
56	MG	1A	3002	1/1	0.96	0.31	-	61,61,61,61	0
56	MG	1A	3250	1/1	0.94	0.36	-	30,30,30,30	0
56	MG	1a	1699	1/1	0.94	0.08	-	46,46,46,46	0
56	MG	1A	3618	1/1	0.88	0.07	-	70,70,70,70	0
56	MG	2A	3433	1/1	0.97	0.16	-	41,41,41,41	0
56	MG	1a	1820	1/1	0.88	0.15	-	62,62,62,62	0
56	MG	2l	202	1/1	0.86	0.19	-	62,62,62,62	0
56	MG	2A	3087	1/1	0.85	0.16	-	55,55,55,55	0
56	MG	1A	3156	1/1	0.98	0.24	-	34,34,34,34	0
56	MG	1Q	204	1/1	0.97	0.12	-	55,55,55,55	0
56	MG	2A	3383	1/1	0.98	0.11	-	46,46,46,46	0
56	MG	1A	3163	1/1	0.93	0.14	-	41,41,41,41	0
56	MG	1A	3655	1/1	0.97	0.17	-	52,52,52,52	0
56	MG	1A	3631	1/1	0.91	0.09	-	67,67,67,67	0
56	MG	2A	3614	1/1	0.97	0.10	-	54,54,54,54	0
56	MG	1A	3717	1/1	0.87	0.19	-	60,60,60,60	0
56	MG	2A	3580	1/1	0.94	0.12	-	38,38,38,38	0
56	MG	1A	3131	1/1	0.91	0.16	-	44,44,44,44	0
56	MG	2A	3430	1/1	0.96	0.14	-	56,56,56,56	0
56	MG	2a	1618	1/1	0.91	0.26	-	67,67,67,67	0
56	MG	2a	1756	1/1	0.75	0.12	-	49,49,49,49	0
56	MG	1A	3428	1/1	0.93	0.13	-	43,43,43,43	0
56	MG	2A	3106	1/1	0.96	0.13	-	28,28,28,28	0
56	MG	1A	3829	1/1	0.95	0.24	-	59,59,59,59	0
56	MG	2A	3041	1/1	0.89	0.10	-	59,59,59,59	0
56	MG	2a	1730	1/1	0.74	0.17	-	71,71,71,71	0
56	MG	2A	3328	1/1	0.79	0.12	-	39,39,39,39	0
56	MG	1B	3012	1/1	0.76	0.16	-	66,66,66,66	0
56	MG	1a	1705	1/1	0.87	0.13	-	56,56,56,56	0
56	MG	1A	3142	1/1	0.95	0.26	-	17,17,17,17	0
56	MG	2A	3204	1/1	0.93	0.23	-	47,47,47,47	0
56	MG	2A	3261	1/1	0.93	0.19	-	34,34,34,34	0
56	MG	1a	1676	1/1	0.74	0.17	-	64,64,64,64	0

Continued on next page...

Continued from previous page...

Mol	Type	Chain	Res	Atoms	RSCC	RSR	LLDF	B-factors(\AA^2)	Q<0.9
56	MG	2F	303	1/1	0.86	0.19	-	58,58,58,58	0
56	MG	2a	1635	1/1	0.92	0.15	-	49,49,49,49	0
56	MG	2A	3521	1/1	0.86	0.16	-	63,63,63,63	0
56	MG	1A	3169	1/1	0.80	0.15	-	44,44,44,44	0
56	MG	1a	1819	1/1	0.91	0.14	-	61,61,61,61	0
56	MG	1a	1750	1/1	0.89	0.11	-	41,41,41,41	0
56	MG	1T	201	1/1	0.94	0.19	-	43,43,43,43	0
56	MG	1W	3006	1/1	0.93	0.15	-	46,46,46,46	0
56	MG	2a	1646	1/1	0.91	0.14	-	55,55,55,55	0
56	MG	1a	1787	1/1	0.98	0.14	-	48,48,48,48	0
56	MG	1A	3262	1/1	0.89	0.23	-	48,48,48,48	0
56	MG	1D	301	1/1	0.91	0.22	-	46,46,46,46	0
56	MG	2A	3397	1/1	0.97	0.14	-	36,36,36,36	0
56	MG	1F	301	1/1	0.96	0.15	-	51,51,51,51	0
56	MG	1A	3166	1/1	0.95	0.25	-	44,44,44,44	0
56	MG	1a	1663	1/1	0.97	0.10	-	59,59,59,59	0
56	MG	1A	3107	1/1	0.94	0.12	-	26,26,26,26	0
56	MG	1A	3758	1/1	0.72	0.14	-	40,40,40,40	0
56	MG	1R	203	1/1	0.85	0.19	-	44,44,44,44	0
56	MG	1A	3611	1/1	0.95	0.18	-	46,46,46,46	0
56	MG	1a	1744	1/1	0.89	0.09	-	53,53,53,53	0
56	MG	1A	3764	1/1	0.87	0.10	-	40,40,40,40	0
56	MG	1W	3001	1/1	0.91	0.24	-	43,43,43,43	0
56	MG	2A	3601	1/1	0.93	0.14	-	49,49,49,49	0
56	MG	1A	3617	1/1	0.98	0.17	-	26,26,26,26	0
56	MG	1A	3276	1/1	0.87	0.24	-	51,51,51,51	0
56	MG	1A	3833	1/1	0.98	0.13	-	54,54,54,54	0
56	MG	2a	1741	1/1	0.96	0.25	-	48,48,48,48	0
56	MG	1a	1768	1/1	0.91	0.13	-	56,56,56,56	0
56	MG	1A	3881	1/1	0.94	0.10	-	48,48,48,48	0
56	MG	1A	3674	1/1	0.88	0.12	-	53,53,53,53	0
56	MG	1a	1633	1/1	0.98	0.24	-	52,52,52,52	0
56	MG	2A	3594	1/1	0.95	0.06	-	48,48,48,48	0
56	MG	1a	1826	1/1	0.78	0.20	-	72,72,72,72	0
56	MG	2A	3518	1/1	0.95	0.07	-	50,50,50,50	0
56	MG	1A	3240	1/1	0.97	0.19	-	40,40,40,40	0
56	MG	2A	3361	1/1	0.91	0.07	-	58,58,58,58	0
56	MG	1A	3844	1/1	0.90	0.16	-	64,64,64,64	0
56	MG	2a	1651	1/1	0.76	0.25	-	70,70,70,70	0
56	MG	2A	3154	1/1	0.98	0.22	-	41,41,41,41	0
56	MG	2A	3200	1/1	0.90	0.10	-	46,46,46,46	0
56	MG	2A	3607	1/1	0.95	0.17	-	60,60,60,60	0

Continued on next page...

Continued from previous page...

Mol	Type	Chain	Res	Atoms	RSCC	RSR	LLDF	B-factors(\AA^2)	Q<0.9
56	MG	1A	3356	1/1	0.88	0.13	-	35,35,35,35	0
56	MG	1A	3017	1/1	0.88	0.23	-	31,31,31,31	0
56	MG	1A	3815	1/1	0.91	0.14	-	60,60,60,60	0
56	MG	1a	1640	1/1	0.95	0.21	-	41,41,41,41	0
56	MG	1a	1683	1/1	0.93	0.25	-	64,64,64,64	0
56	MG	2A	3613	1/1	0.95	0.15	-	64,64,64,64	0
56	MG	1G	202	1/1	0.96	0.15	-	45,45,45,45	0
56	MG	1a	1742	1/1	0.86	0.16	-	68,68,68,68	0
56	MG	1A	3119	1/1	0.96	0.43	-	36,36,36,36	0
56	MG	1Q	202	1/1	0.94	0.26	-	41,41,41,41	0
56	MG	2A	3369	1/1	0.93	0.10	-	50,50,50,50	0
56	MG	2A	3138	1/1	0.94	0.14	-	47,47,47,47	0
56	MG	1A	3895	1/1	0.88	0.19	-	40,40,40,40	0
56	MG	1a	1743	1/1	0.84	0.25	-	63,63,63,63	0
56	MG	16	502	1/1	0.94	0.19	-	51,51,51,51	0
56	MG	1x	3009	1/1	0.90	0.12	-	58,58,58,58	0
56	MG	2A	3098	1/1	0.98	0.07	-	37,37,37,37	0
56	MG	1A	3571	1/1	0.96	0.19	-	39,39,39,39	0
56	MG	1Q	203	1/1	0.97	0.22	-	33,33,33,33	0
56	MG	2A	3619	1/1	0.91	0.12	-	55,55,55,55	0
56	MG	2A	3566	1/1	0.91	0.11	-	38,38,38,38	0
56	MG	2A	3596	1/1	0.96	0.10	-	42,42,42,42	0
56	MG	1A	3407	1/1	0.93	0.09	-	34,34,34,34	0
56	MG	1A	3569	1/1	0.92	0.14	-	50,50,50,50	0
56	MG	1a	1664	1/1	0.85	0.10	-	57,57,57,57	0
56	MG	2A	3324	1/1	0.95	0.15	-	50,50,50,50	0
56	MG	1A	3752	1/1	0.97	0.10	-	37,37,37,37	0
56	MG	2a	1734	1/1	0.88	0.13	-	70,70,70,70	0
56	MG	1A	3345	1/1	0.91	0.20	-	35,35,35,35	0
56	MG	2B	3014	1/1	0.89	0.26	-	65,65,65,65	0
56	MG	2A	3210	1/1	0.87	0.14	-	40,40,40,40	0
56	MG	2A	3102	1/1	0.83	0.15	-	49,49,49,49	0
56	MG	1a	1626	1/1	0.95	0.28	-	45,45,45,45	0
56	MG	2a	1716	1/1	0.94	0.07	-	52,52,52,52	0
56	MG	2Q	204	1/1	0.85	0.29	-	44,44,44,44	0
56	MG	1A	3697	1/1	0.90	0.12	-	57,57,57,57	0
56	MG	1A	3412	1/1	0.92	0.13	-	35,35,35,35	0
56	MG	1A	3271	1/1	0.70	0.14	-	71,71,71,71	0
56	MG	2A	3606	1/1	0.96	0.06	-	51,51,51,51	0
56	MG	2B	3011	1/1	0.95	0.20	-	55,55,55,55	0
56	MG	2A	3648	1/1	0.95	0.27	-	47,47,47,47	0
56	MG	2A	3194	1/1	0.95	0.21	-	40,40,40,40	0

Continued on next page...

Continued from previous page...

Mol	Type	Chain	Res	Atoms	RSCC	RSR	LLDF	B-factors(\AA^2)	Q<0.9
56	MG	2A	3611	1/1	0.97	0.08	-	60,60,60,60	0
56	MG	1A	3916	1/1	0.99	0.31	-	34,34,34,34	0
56	MG	2A	3537	1/1	0.92	0.09	-	57,57,57,57	0
56	MG	1A	3828	1/1	0.93	0.16	-	58,58,58,58	0
56	MG	2A	3629	1/1	0.97	0.07	-	56,56,56,56	0
56	MG	1A	3036	1/1	0.92	0.23	-	49,49,49,49	0
56	MG	1A	3158	1/1	0.97	0.14	-	49,49,49,49	0
56	MG	2A	3491	1/1	0.82	0.17	-	49,49,49,49	0
56	MG	1A	3133	1/1	0.91	0.20	-	44,44,44,44	0
56	MG	1A	3816	1/1	0.94	0.47	-	62,62,62,62	0
56	MG	2A	3005	1/1	0.89	0.19	-	50,50,50,50	0
56	MG	1a	1671	1/1	0.94	0.18	-	42,42,42,42	0
56	MG	2a	1766	1/1	0.95	0.11	-	56,56,56,56	0
56	MG	2A	3498	1/1	0.87	0.11	-	37,37,37,37	0
56	MG	1A	3383	1/1	0.92	0.21	-	33,33,33,33	0
56	MG	2A	3110	1/1	0.89	0.34	-	46,46,46,46	0
56	MG	2A	3011	1/1	0.84	0.18	-	41,41,41,41	0
56	MG	1A	3712	1/1	0.97	0.22	-	50,50,50,50	0
56	MG	2A	3321	1/1	0.95	0.24	-	53,53,53,53	0
56	MG	2A	3360	1/1	0.94	0.09	-	35,35,35,35	0
56	MG	1A	3085	1/1	0.84	0.18	-	51,51,51,51	0
56	MG	2a	1623	1/1	0.88	0.15	-	65,65,65,65	0
56	MG	1E	301	1/1	0.87	0.19	-	27,27,27,27	0
56	MG	2A	3551	1/1	0.80	0.17	-	51,51,51,51	0
56	MG	2A	3128	1/1	0.91	0.12	-	49,49,49,49	0
56	MG	2A	3527	1/1	0.89	0.08	-	53,53,53,53	0
56	MG	1B	3026	1/1	0.92	0.10	-	62,62,62,62	0
56	MG	1A	3148	1/1	0.94	0.32	-	31,31,31,31	0
56	MG	2A	3072	1/1	0.93	0.12	-	40,40,40,40	0
56	MG	1A	3507	1/1	0.91	0.19	-	34,34,34,34	0
56	MG	2A	3363	1/1	0.90	0.14	-	30,30,30,30	0
56	MG	1A	3475	1/1	0.90	0.15	-	37,37,37,37	0
56	MG	1a	1726	1/1	0.88	0.06	-	57,57,57,57	0
56	MG	2a	1784	1/1	0.98	0.11	-	56,56,56,56	0
56	MG	2A	3330	1/1	0.88	0.14	-	44,44,44,44	0
56	MG	1A	3610	1/1	0.85	0.08	-	56,56,56,56	0
56	MG	2a	1721	1/1	0.91	0.13	-	61,61,61,61	0
56	MG	1a	1770	1/1	0.99	0.14	-	44,44,44,44	0
56	MG	1A	3743	1/1	0.93	0.17	-	38,38,38,38	0
56	MG	2A	3229	1/1	0.92	0.19	-	53,53,53,53	0
56	MG	1A	3647	1/1	0.93	0.07	-	45,45,45,45	0
56	MG	1A	3004	1/1	0.92	0.17	-	28,28,28,28	0

Continued on next page...

Continued from previous page...

Mol	Type	Chain	Res	Atoms	RSCC	RSR	LLDF	B-factors(\AA^2)	Q<0.9
56	MG	1A	3663	1/1	0.88	0.14	-	46,46,46,46	0
56	MG	1a	1781	1/1	0.96	0.17	-	63,63,63,63	0
56	MG	1A	3746	1/1	0.94	0.07	-	45,45,45,45	0
56	MG	1A	3853	1/1	0.94	0.07	-	41,41,41,41	0
56	MG	1a	1707	1/1	0.80	0.20	-	62,62,62,62	0
56	MG	1A	3465	1/1	0.89	0.12	-	32,32,32,32	0
56	MG	1A	3219	1/1	0.93	0.22	-	40,40,40,40	0
56	MG	2a	1645	1/1	0.99	0.15	-	50,50,50,50	0
56	MG	2a	1782	1/1	0.95	0.23	-	71,71,71,71	0
56	MG	2A	3176	1/1	0.80	0.24	-	52,52,52,52	0
56	MG	2p	3001	1/1	0.95	0.13	-	52,52,52,52	0
56	MG	2a	1652	1/1	0.88	0.14	-	62,62,62,62	0
56	MG	2a	1653	1/1	0.91	0.13	-	51,51,51,51	0
56	MG	1A	3152	1/1	0.92	0.19	-	37,37,37,37	0
56	MG	1A	3501	1/1	0.94	0.18	-	32,32,32,32	0
56	MG	1A	3810	1/1	0.93	0.13	-	36,36,36,36	0
56	MG	1A	3041	1/1	0.97	0.16	-	35,35,35,35	0
56	MG	2A	3193	1/1	0.96	0.11	-	40,40,40,40	0
56	MG	2a	1681	1/1	0.92	0.26	-	47,47,47,47	0
56	MG	1A	3347	1/1	0.86	0.27	-	54,54,54,54	0
56	MG	2A	3597	1/1	0.96	0.16	-	46,46,46,46	0
56	MG	2a	1634	1/1	0.86	0.16	-	53,53,53,53	0
56	MG	1a	1623	1/1	0.95	0.14	-	59,59,59,59	0
56	MG	1A	3579	1/1	0.96	0.19	-	21,21,21,21	0
56	MG	1A	3723	1/1	0.95	0.15	-	62,62,62,62	0
56	MG	1A	3429	1/1	0.89	0.23	-	53,53,53,53	0
56	MG	2a	1752	1/1	0.95	0.10	-	68,68,68,68	0
56	MG	1A	3238	1/1	0.91	0.22	-	28,28,28,28	0
56	MG	1a	1678	1/1	0.98	0.14	-	57,57,57,57	0
56	MG	2A	3283	1/1	0.95	0.17	-	51,51,51,51	0
56	MG	1a	1616	1/1	0.84	0.19	-	62,62,62,62	0
56	MG	1A	3454	1/1	0.98	0.20	-	35,35,35,35	0
56	MG	2B	3005	1/1	0.96	0.20	-	54,54,54,54	0
56	MG	2a	1731	1/1	0.73	0.10	-	65,65,65,65	0
56	MG	2A	3414	1/1	0.85	0.15	-	40,40,40,40	0
56	MG	2A	3044	1/1	0.94	0.17	-	36,36,36,36	0
56	MG	1A	3143	1/1	0.90	0.11	-	30,30,30,30	0
56	MG	1A	3120	1/1	0.95	0.12	-	38,38,38,38	0
56	MG	1A	3489	1/1	0.96	0.17	-	40,40,40,40	0
56	MG	1B	3014	1/1	0.82	0.22	-	63,63,63,63	0
56	MG	2A	3216	1/1	0.88	0.10	-	43,43,43,43	0
56	MG	2a	1615	1/1	0.97	0.18	-	63,63,63,63	0

Continued on next page...

Continued from previous page...

Mol	Type	Chain	Res	Atoms	RSCC	RSR	LLDF	B-factors(\AA^2)	Q<0.9
56	MG	1A	3575	1/1	0.92	0.20	-	38,38,38,38	0
56	MG	1A	3785	1/1	0.97	0.15	-	37,37,37,37	0
56	MG	2A	3046	1/1	0.90	0.12	-	38,38,38,38	0
56	MG	2A	3056	1/1	0.86	0.12	-	54,54,54,54	0
56	MG	2a	1617	1/1	0.71	0.15	-	52,52,52,52	0
56	MG	2A	3368	1/1	0.82	0.14	-	38,38,38,38	0
56	MG	1A	3779	1/1	0.84	0.34	-	44,44,44,44	0
56	MG	1A	3283	1/1	0.96	0.16	-	37,37,37,37	0
56	MG	1A	3256	1/1	0.95	0.14	-	49,49,49,49	0
56	MG	2A	3125	1/1	0.88	0.12	-	56,56,56,56	0
56	MG	2a	1763	1/1	0.98	0.16	-	46,46,46,46	0
56	MG	2a	1790	1/1	0.91	0.19	-	66,66,66,66	0
56	MG	1A	3866	1/1	0.87	0.13	-	44,44,44,44	0
56	MG	2a	1674	1/1	0.80	0.14	-	58,58,58,58	0
56	MG	1A	3528	1/1	0.88	0.10	-	64,64,64,64	0
56	MG	1A	3555	1/1	0.87	0.12	-	55,55,55,55	0
56	MG	1A	3330	1/1	0.96	0.21	-	42,42,42,42	0
56	MG	1A	3354	1/1	0.93	0.19	-	45,45,45,45	0
56	MG	1Z	3002	1/1	0.91	0.24	-	56,56,56,56	0
56	MG	1A	3092	1/1	0.95	0.16	-	41,41,41,41	0
56	MG	1A	3574	1/1	0.96	0.16	-	47,47,47,47	0
56	MG	2U	202	1/1	0.97	0.09	-	35,35,35,35	0
56	MG	1A	3220	1/1	0.86	0.36	-	48,48,48,48	0
56	MG	1A	3301	1/1	0.91	0.44	-	38,38,38,38	0
56	MG	2A	3534	1/1	0.95	0.06	-	62,62,62,62	0
56	MG	1a	1796	1/1	0.91	0.13	-	40,40,40,40	0
56	MG	1a	1624	1/1	0.72	0.11	-	65,65,65,65	0
56	MG	1A	3598	1/1	0.91	0.19	-	42,42,42,42	0
56	MG	1A	3320	1/1	0.93	0.23	-	59,59,59,59	0
56	MG	2A	3166	1/1	0.88	0.17	-	43,43,43,43	0
56	MG	1A	3851	1/1	0.86	0.23	-	45,45,45,45	0
56	MG	1a	1795	1/1	0.91	0.07	-	64,64,64,64	0
56	MG	1A	3308	1/1	0.84	0.21	-	58,58,58,58	0
56	MG	1A	3909	1/1	0.97	0.13	-	36,36,36,36	0
56	MG	1A	3791	1/1	0.99	0.18	-	43,43,43,43	0
56	MG	2A	3382	1/1	0.87	0.10	-	48,48,48,48	0
56	MG	2A	3172	1/1	0.85	0.11	-	59,59,59,59	0
56	MG	1A	3494	1/1	0.84	0.10	-	47,47,47,47	0
56	MG	2A	3483	1/1	0.90	0.07	-	61,61,61,61	0
56	MG	2A	3179	1/1	0.83	0.12	-	45,45,45,45	0
56	MG	2A	3103	1/1	0.93	0.25	-	49,49,49,49	0
56	MG	1A	3176	1/1	0.93	0.16	-	27,27,27,27	0

Continued on next page...

Continued from previous page...

Mol	Type	Chain	Res	Atoms	RSCC	RSR	LLDF	B-factors(\AA^2)	Q<0.9
56	MG	2A	3181	1/1	0.94	0.11	-	44,44,44,44	0
56	MG	1A	3339	1/1	0.98	0.23	-	46,46,46,46	0
56	MG	1A	3246	1/1	0.93	0.21	-	48,48,48,48	0
56	MG	2A	3661	1/1	0.91	0.11	-	41,41,41,41	0
56	MG	2A	3134	1/1	0.95	0.09	-	44,44,44,44	0
56	MG	1A	3379	1/1	0.95	0.18	-	52,52,52,52	0
56	MG	1A	3351	1/1	0.94	0.09	-	51,51,51,51	0
56	MG	2a	1720	1/1	0.90	0.10	-	53,53,53,53	0
56	MG	2a	1628	1/1	0.90	0.13	-	65,65,65,65	0
56	MG	1a	1780	1/1	0.98	0.07	-	47,47,47,47	0
56	MG	2a	1754	1/1	0.98	0.08	-	67,67,67,67	0
56	MG	2A	3641	1/1	0.91	0.10	-	46,46,46,46	0
56	MG	1A	3181	1/1	0.92	0.22	-	48,48,48,48	0
56	MG	2B	3009	1/1	0.80	0.19	-	62,62,62,62	0
56	MG	2A	3464	1/1	0.92	0.09	-	41,41,41,41	0
56	MG	1A	3024	1/1	0.99	0.17	-	27,27,27,27	0
56	MG	1A	3311	1/1	0.96	0.26	-	50,50,50,50	0
56	MG	1A	3923	1/1	0.92	0.21	-	39,39,39,39	0
56	MG	1A	3809	1/1	0.92	0.14	-	42,42,42,42	0
56	MG	2v	3001	1/1	0.93	0.12	-	56,56,56,56	0
56	MG	2A	3605	1/1	0.93	0.11	-	45,45,45,45	0
56	MG	1A	3778	1/1	0.84	0.10	-	48,48,48,48	0
56	MG	2A	3051	1/1	0.81	0.15	-	61,61,61,61	0
56	MG	1A	3390	1/1	0.93	0.15	-	42,42,42,42	0
56	MG	2A	3286	1/1	0.97	0.18	-	55,55,55,55	0
56	MG	2A	3008	1/1	0.97	0.20	-	39,39,39,39	0
56	MG	1a	1802	1/1	0.91	0.10	-	50,50,50,50	0
56	MG	1A	3080	1/1	0.90	0.24	-	31,31,31,31	0
56	MG	1a	1687	1/1	0.96	0.11	-	55,55,55,55	0
56	MG	2A	3143	1/1	0.97	0.13	-	47,47,47,47	0
56	MG	2A	3192	1/1	0.94	0.21	-	51,51,51,51	0
56	MG	1A	3499	1/1	0.97	0.12	-	34,34,34,34	0
56	MG	2A	3553	1/1	0.94	0.06	-	53,53,53,53	0
56	MG	1A	3536	1/1	0.98	0.11	-	48,48,48,48	0
56	MG	1A	3877	1/1	0.97	0.11	-	49,49,49,49	0
56	MG	2a	1719	1/1	0.96	0.17	-	44,44,44,44	0
56	MG	2A	3242	1/1	0.94	0.13	-	54,54,54,54	0
56	MG	1A	3532	1/1	0.90	0.18	-	59,59,59,59	0
56	MG	1A	3805	1/1	0.87	0.19	-	64,64,64,64	0
56	MG	2A	3448	1/1	0.90	0.13	-	47,47,47,47	0
56	MG	1A	3138	1/1	0.98	0.26	-	32,32,32,32	0
56	MG	1a	1698	1/1	0.97	0.18	-	51,51,51,51	0

Continued on next page...

Continued from previous page...

Mol	Type	Chain	Res	Atoms	RSCC	RSR	LLDF	B-factors(\AA^2)	Q<0.9
56	MG	1A	3264	1/1	0.82	0.15	-	64,64,64,64	0
56	MG	1A	3603	1/1	0.94	0.13	-	31,31,31,31	0
56	MG	2A	3471	1/1	0.93	0.10	-	47,47,47,47	0
56	MG	2a	1775	1/1	0.90	0.10	-	71,71,71,71	0
56	MG	1B	3006	1/1	0.90	0.23	-	44,44,44,44	0
56	MG	1O	201	1/1	0.96	0.15	-	39,39,39,39	0
56	MG	1A	3086	1/1	0.93	0.15	-	41,41,41,41	0
56	MG	1A	3660	1/1	0.76	0.14	-	50,50,50,50	0
56	MG	1A	3227	1/1	0.95	0.10	-	42,42,42,42	0
56	MG	1A	3719	1/1	0.93	0.17	-	41,41,41,41	0
56	MG	2a	1669	1/1	0.95	0.16	-	44,44,44,44	0
56	MG	2A	3147	1/1	0.98	0.12	-	38,38,38,38	0
56	MG	2a	1785	1/1	0.93	0.14	-	66,66,66,66	0
56	MG	2A	3073	1/1	0.88	0.14	-	46,46,46,46	0
56	MG	1A	3067	1/1	0.97	0.16	-	18,18,18,18	0
56	MG	1Q	205	1/1	0.82	0.24	-	58,58,58,58	0
56	MG	1a	1812	1/1	0.93	0.16	-	51,51,51,51	0
56	MG	1A	3223	1/1	0.93	0.29	-	42,42,42,42	0
56	MG	1A	3582	1/1	0.93	0.16	-	45,45,45,45	0
56	MG	1A	3422	1/1	0.96	0.14	-	45,45,45,45	0
56	MG	2A	3037	1/1	0.91	0.13	-	42,42,42,42	0
56	MG	2A	3252	1/1	0.89	0.09	-	58,58,58,58	0
56	MG	1A	3005	1/1	0.98	0.15	-	43,43,43,43	0
56	MG	2A	3588	1/1	0.93	0.09	-	60,60,60,60	0
56	MG	2a	1762	1/1	0.94	0.13	-	55,55,55,55	0
56	MG	2A	3515	1/1	0.96	0.12	-	35,35,35,35	0
56	MG	1A	3731	1/1	0.96	0.15	-	58,58,58,58	0
56	MG	2a	1690	1/1	0.94	0.26	-	50,50,50,50	0
56	MG	1A	3011	1/1	0.93	0.21	-	41,41,41,41	0
56	MG	2A	3624	1/1	0.94	0.08	-	44,44,44,44	0
56	MG	1A	3634	1/1	0.92	0.14	-	56,56,56,56	0
56	MG	1A	3359	1/1	0.94	0.09	-	44,44,44,44	0
56	MG	1a	1645	1/1	0.84	0.14	-	56,56,56,56	0
56	MG	2j	8001	1/1	0.97	0.13	-	69,69,69,69	0
56	MG	1A	3727	1/1	0.96	0.16	-	45,45,45,45	0
56	MG	1A	3228	1/1	0.88	0.17	-	39,39,39,39	0
56	MG	1A	3231	1/1	0.92	0.20	-	53,53,53,53	0
56	MG	2A	3378	1/1	0.95	0.16	-	48,48,48,48	0
56	MG	1x	3010	1/1	0.94	0.07	-	74,74,74,74	0
56	MG	1a	1693	1/1	0.72	0.16	-	60,60,60,60	0
56	MG	2a	1658	1/1	0.91	0.09	-	69,69,69,69	0
56	MG	2a	1607	1/1	0.95	0.18	-	48,48,48,48	0

Continued on next page...

Continued from previous page...

Mol	Type	Chain	Res	Atoms	RSCC	RSR	LLDF	B-factors(\AA^2)	Q<0.9
56	MG	2A	3638	1/1	0.98	0.10	-	55,55,55,55	0
56	MG	2A	3545	1/1	0.95	0.24	-	47,47,47,47	0
56	MG	1A	3368	1/1	0.93	0.14	-	41,41,41,41	0
56	MG	1A	3938	1/1	0.88	0.35	-	43,43,43,43	0
56	MG	2B	3013	1/1	0.94	0.16	-	45,45,45,45	0
56	MG	2A	3538	1/1	0.85	0.10	-	53,53,53,53	0
56	MG	1A	3076	1/1	0.88	0.14	-	43,43,43,43	0
56	MG	1A	3484	1/1	0.95	0.23	-	30,30,30,30	0
56	MG	1A	3357	1/1	0.96	0.28	-	52,52,52,52	0
56	MG	1A	3703	1/1	0.94	0.10	-	50,50,50,50	0
56	MG	2a	1685	1/1	0.92	0.11	-	53,53,53,53	0
56	MG	1A	3702	1/1	0.96	0.14	-	45,45,45,45	0
56	MG	2A	3468	1/1	0.95	0.10	-	38,38,38,38	0
56	MG	2A	3420	1/1	0.96	0.10	-	43,43,43,43	0
56	MG	1B	3028	1/1	0.93	0.15	-	39,39,39,39	0
56	MG	1A	3325	1/1	0.92	0.15	-	38,38,38,38	0
56	MG	1A	3282	1/1	0.92	0.13	-	53,53,53,53	0
56	MG	2A	3188	1/1	0.89	0.18	-	50,50,50,50	0
56	MG	2A	3171	1/1	0.93	0.13	-	43,43,43,43	0
56	MG	2A	3149	1/1	0.94	0.13	-	49,49,49,49	0
56	MG	2A	3278	1/1	0.95	0.13	-	31,31,31,31	0
56	MG	1A	3233	1/1	0.95	0.39	-	35,35,35,35	0
56	MG	1A	3759	1/1	0.94	0.17	-	45,45,45,45	0
56	MG	2A	3093	1/1	0.94	0.11	-	51,51,51,51	0
56	MG	2A	3516	1/1	0.97	0.15	-	46,46,46,46	0
56	MG	1A	3058	1/1	0.98	0.21	-	44,44,44,44	0
56	MG	1A	3868	1/1	0.84	0.09	-	48,48,48,48	0
56	MG	2A	3085	1/1	0.93	0.13	-	37,37,37,37	0
56	MG	1A	3505	1/1	0.89	0.15	-	28,28,28,28	0
56	MG	1A	3645	1/1	0.93	0.11	-	23,23,23,23	0
56	MG	1A	3164	1/1	0.89	0.14	-	51,51,51,51	0
56	MG	1Z	3004	1/1	0.91	0.17	-	52,52,52,52	0
56	MG	2A	3524	1/1	0.90	0.09	-	56,56,56,56	0
56	MG	1a	1695	1/1	0.92	0.09	-	55,55,55,55	0
56	MG	2A	3109	1/1	0.94	0.09	-	49,49,49,49	0
56	MG	2A	3604	1/1	0.89	0.12	-	45,45,45,45	0
56	MG	1a	1641	1/1	0.87	0.16	-	50,50,50,50	0
56	MG	2A	3539	1/1	0.97	0.10	-	51,51,51,51	0
56	MG	2A	3440	1/1	0.95	0.20	-	42,42,42,42	0
56	MG	1A	3624	1/1	0.88	0.16	-	57,57,57,57	0
56	MG	1A	3677	1/1	0.85	0.13	-	57,57,57,57	0
56	MG	1a	1618	1/1	0.89	0.13	-	64,64,64,64	0

Continued on next page...

Continued from previous page...

Mol	Type	Chain	Res	Atoms	RSCC	RSR	LLDF	B-factors(\AA^2)	Q<0.9
56	MG	1A	3894	1/1	0.93	0.15	-	47,47,47,47	0
56	MG	2A	3280	1/1	0.97	0.21	-	42,42,42,42	0
56	MG	1A	3609	1/1	0.91	0.06	-	43,43,43,43	0
56	MG	1A	3009	1/1	0.95	0.12	-	30,30,30,30	0
56	MG	1A	3621	1/1	0.98	0.12	-	48,48,48,48	0
56	MG	1A	3435	1/1	0.95	0.14	-	35,35,35,35	0
56	MG	2A	3313	1/1	0.97	0.11	-	37,37,37,37	0
56	MG	1A	3669	1/1	0.93	0.18	-	34,34,34,34	0
56	MG	1a	1681	1/1	0.83	0.27	-	54,54,54,54	0
56	MG	1a	1791	1/1	0.93	0.16	-	62,62,62,62	0
56	MG	1a	1737	1/1	0.97	0.14	-	33,33,33,33	0
56	MG	2A	3029	1/1	0.90	0.18	-	47,47,47,47	0
56	MG	1a	1788	1/1	0.92	0.13	-	64,64,64,64	0
56	MG	1A	3146	1/1	0.99	0.22	-	31,31,31,31	0
56	MG	1A	3114	1/1	0.92	0.26	-	32,32,32,32	0
56	MG	2A	3484	1/1	0.95	0.11	-	53,53,53,53	0
56	MG	2A	3623	1/1	0.95	0.09	-	46,46,46,46	0
56	MG	2r	101	1/1	0.84	0.14	-	66,66,66,66	0
56	MG	1a	1686	1/1	0.87	0.16	-	47,47,47,47	0
56	MG	1A	3399	1/1	0.96	0.16	-	42,42,42,42	0
56	MG	1A	3026	1/1	0.95	0.19	-	29,29,29,29	0
56	MG	1A	3850	1/1	0.89	0.25	-	60,60,60,60	0
56	MG	2A	3416	1/1	0.90	0.20	-	44,44,44,44	0
56	MG	2a	1746	1/1	0.97	0.11	-	59,59,59,59	0
56	MG	1A	3153	1/1	0.96	0.18	-	31,31,31,31	0
56	MG	1A	3547	1/1	0.98	0.08	-	36,36,36,36	0
56	MG	1A	3845	1/1	0.99	0.25	-	47,47,47,47	0
56	MG	2A	3086	1/1	0.83	0.13	-	43,43,43,43	0
56	MG	1A	3241	1/1	0.95	0.13	-	51,51,51,51	0
56	MG	1A	3570	1/1	0.92	0.14	-	43,43,43,43	0
56	MG	2A	3185	1/1	0.97	0.25	-	55,55,55,55	0
56	MG	1a	1799	1/1	0.90	0.33	-	85,85,85,85	0
56	MG	1a	1700	1/1	0.93	0.28	-	51,51,51,51	0
56	MG	1A	3331	1/1	0.94	0.25	-	53,53,53,53	0
56	MG	2T	3001	1/1	0.97	0.14	-	50,50,50,50	0
56	MG	2a	1612	1/1	0.93	0.14	-	54,54,54,54	0
56	MG	2A	3426	1/1	0.93	0.12	-	38,38,38,38	0
56	MG	2A	3449	1/1	0.97	0.12	-	42,42,42,42	0
56	MG	2B	3015	1/1	0.96	0.17	-	48,48,48,48	0
56	MG	1a	1636	1/1	0.90	0.11	-	53,53,53,53	0
56	MG	1A	3855	1/1	0.98	0.17	-	23,23,23,23	0
56	MG	1A	3665	1/1	0.90	0.09	-	53,53,53,53	0

Continued on next page...

Continued from previous page...

Mol	Type	Chain	Res	Atoms	RSCC	RSR	LLDF	B-factors(\AA^2)	Q<0.9
56	MG	1A	3352	1/1	0.91	0.20	-	58,58,58,58	0
56	MG	1A	3578	1/1	0.76	0.12	-	39,39,39,39	0
56	MG	2A	3513	1/1	0.89	0.07	-	50,50,50,50	0
56	MG	1y	102	1/1	0.96	0.12	-	63,63,63,63	0
56	MG	1A	3959	1/1	0.96	0.38	-	53,53,53,53	0
56	MG	1A	3925	1/1	0.99	0.07	-	59,59,59,59	0
56	MG	1A	3832	1/1	0.98	0.10	-	57,57,57,57	0
56	MG	2A	3517	1/1	0.97	0.11	-	54,54,54,54	0
56	MG	1A	3299	1/1	0.96	0.25	-	40,40,40,40	0
56	MG	2A	3068	1/1	0.90	0.12	-	39,39,39,39	0
56	MG	2A	3115	1/1	0.88	0.15	-	38,38,38,38	0
56	MG	1A	3878	1/1	0.97	0.13	-	40,40,40,40	0
56	MG	1A	3734	1/1	0.86	0.17	-	48,48,48,48	0
56	MG	1A	3754	1/1	0.97	0.11	-	53,53,53,53	0
56	MG	1a	1797	1/1	0.98	0.19	-	52,52,52,52	0
56	MG	2A	3127	1/1	0.87	0.12	-	50,50,50,50	0
56	MG	2A	3182	1/1	0.81	0.10	-	53,53,53,53	0
56	MG	1A	3328	1/1	0.98	0.12	-	27,27,27,27	0
56	MG	2a	1740	1/1	0.81	0.14	-	82,82,82,82	0
56	MG	1B	3020	1/1	0.97	0.15	-	48,48,48,48	0
56	MG	1A	3964	1/1	0.90	0.18	-	26,26,26,26	0
56	MG	1a	1792	1/1	0.95	0.11	-	75,75,75,75	0
56	MG	2A	3121	1/1	0.92	0.16	-	41,41,41,41	0
56	MG	1Z	3005	1/1	0.88	0.26	-	56,56,56,56	0
56	MG	1A	3112	1/1	0.93	0.26	-	43,43,43,43	0
56	MG	1a	1835	1/1	0.88	0.15	-	57,57,57,57	0
56	MG	1a	1605	1/1	0.94	0.11	-	50,50,50,50	0
56	MG	1A	3657	1/1	0.96	0.09	-	29,29,29,29	0
56	MG	1a	1718	1/1	0.91	0.16	-	54,54,54,54	0
56	MG	1A	3519	1/1	0.94	0.08	-	41,41,41,41	0
56	MG	1A	3057	1/1	0.83	0.12	-	44,44,44,44	0
56	MG	1A	3115	1/1	0.94	0.12	-	37,37,37,37	0
56	MG	1a	1720	1/1	0.98	0.17	-	64,64,64,64	0
56	MG	2A	3148	1/1	0.96	0.21	-	43,43,43,43	0
56	MG	2A	3239	1/1	0.96	0.10	-	43,43,43,43	0
56	MG	2A	3603	1/1	0.79	0.18	-	65,65,65,65	0
56	MG	1A	3440	1/1	0.90	0.16	-	72,72,72,72	0
56	MG	1A	3337	1/1	0.91	0.15	-	39,39,39,39	0
56	MG	1A	3077	1/1	0.96	0.15	-	39,39,39,39	0
56	MG	1a	1701	1/1	0.87	0.11	-	52,52,52,52	0
56	MG	1A	3777	1/1	0.85	0.10	-	42,42,42,42	0
56	MG	2a	1665	1/1	0.93	0.14	-	55,55,55,55	0

Continued on next page...

Continued from previous page...

Mol	Type	Chain	Res	Atoms	RSCC	RSR	LLDF	B-factors(\AA^2)	Q<0.9
56	MG	1A	3409	1/1	0.86	0.08	-	34,34,34,34	0
56	MG	2A	3270	1/1	0.68	0.08	-	38,38,38,38	0
56	MG	2A	3407	1/1	0.80	0.11	-	44,44,44,44	0
56	MG	1A	3741	1/1	0.92	0.14	-	58,58,58,58	0
56	MG	2B	3018	1/1	0.94	0.06	-	57,57,57,57	0
56	MG	2a	1703	1/1	0.95	0.18	-	61,61,61,61	0
56	MG	2A	3475	1/1	0.94	0.06	-	52,52,52,52	0
56	MG	2F	301	1/1	0.79	0.23	-	37,37,37,37	0
56	MG	1A	3812	1/1	0.94	0.15	-	41,41,41,41	0
56	MG	1w	3005	1/1	0.92	0.18	-	82,82,82,82	0
56	MG	2a	1729	1/1	0.82	0.12	-	65,65,65,65	0
56	MG	1a	1801	1/1	0.89	0.16	-	54,54,54,54	0
56	MG	1A	3753	1/1	0.97	0.05	-	49,49,49,49	0
56	MG	2A	3050	1/1	0.94	0.18	-	43,43,43,43	0
56	MG	1a	1719	1/1	0.94	0.14	-	45,45,45,45	0
56	MG	1A	3607	1/1	0.95	0.21	-	30,30,30,30	0
56	MG	1A	3191	1/1	0.95	0.06	-	38,38,38,38	0
56	MG	1B	3023	1/1	0.98	0.19	-	51,51,51,51	0
56	MG	2A	3376	1/1	0.85	0.12	-	41,41,41,41	0
56	MG	2A	3657	1/1	0.95	0.06	-	36,36,36,36	0
56	MG	2A	3633	1/1	0.95	0.11	-	49,49,49,49	0
56	MG	2A	3496	1/1	0.95	0.13	-	53,53,53,53	0
56	MG	1a	1822	1/1	0.97	0.14	-	62,62,62,62	0
56	MG	1A	3671	1/1	0.93	0.14	-	38,38,38,38	0
56	MG	1A	3170	1/1	0.87	0.20	-	39,39,39,39	0
56	MG	1a	1731	1/1	0.97	0.15	-	61,61,61,61	0
56	MG	2A	3485	1/1	0.94	0.10	-	59,59,59,59	0
56	MG	1A	3470	1/1	0.96	0.17	-	27,27,27,27	0
56	MG	1A	3154	1/1	0.97	0.35	-	36,36,36,36	0
56	MG	2A	3083	1/1	0.91	0.14	-	48,48,48,48	0
56	MG	1A	3721	1/1	0.97	0.10	-	50,50,50,50	0
56	MG	1a	1684	1/1	0.89	0.14	-	54,54,54,54	0
56	MG	2A	3203	1/1	0.93	0.14	-	40,40,40,40	0
56	MG	2a	1781	1/1	0.89	0.17	-	66,66,66,66	0
56	MG	1A	3252	1/1	0.96	0.17	-	41,41,41,41	0
56	MG	1A	3876	1/1	0.93	0.13	-	55,55,55,55	0
56	MG	1A	3834	1/1	0.96	0.37	-	46,46,46,46	0
56	MG	2B	3007	1/1	0.95	0.13	-	46,46,46,46	0
56	MG	1A	3718	1/1	0.84	0.16	-	69,69,69,69	0
56	MG	1A	3433	1/1	0.98	0.18	-	42,42,42,42	0
56	MG	2A	3589	1/1	0.96	0.08	-	41,41,41,41	0
56	MG	2A	3456	1/1	0.95	0.16	-	39,39,39,39	0

Continued on next page...

Continued from previous page...

Mol	Type	Chain	Res	Atoms	RSCC	RSR	LLDF	B-factors(\AA^2)	Q<0.9
56	MG	1a	1706	1/1	0.91	0.17	-	66,66,66,66	0
56	MG	2A	3388	1/1	0.89	0.11	-	52,52,52,52	0
56	MG	2A	3371	1/1	0.84	0.10	-	49,49,49,49	0
56	MG	2a	1640	1/1	0.96	0.11	-	56,56,56,56	0
56	MG	1A	3312	1/1	0.97	0.22	-	41,41,41,41	0
56	MG	2A	3257	1/1	0.97	0.13	-	47,47,47,47	0
56	MG	1A	3237	1/1	0.88	0.16	-	44,44,44,44	0
56	MG	1O	203	1/1	0.86	0.11	-	52,52,52,52	0
56	MG	1A	3857	1/1	0.94	0.11	-	39,39,39,39	0
56	MG	2A	3026	1/1	0.87	0.09	-	35,35,35,35	0
56	MG	1a	1607	1/1	0.87	0.21	-	68,68,68,68	0
56	MG	2A	3004	1/1	0.96	0.14	-	36,36,36,36	0
56	MG	2A	3226	1/1	0.90	0.32	-	42,42,42,42	0
56	MG	1a	1620	1/1	0.88	0.13	-	50,50,50,50	0
56	MG	1a	1778	1/1	0.94	0.15	-	66,66,66,66	0
56	MG	2a	1638	1/1	0.96	0.10	-	50,50,50,50	0
56	MG	1A	3367	1/1	0.82	0.20	-	55,55,55,55	0
56	MG	2A	3180	1/1	0.96	0.19	-	39,39,39,39	0
56	MG	2A	3615	1/1	0.89	0.13	-	46,46,46,46	0
56	MG	1A	3132	1/1	0.92	0.22	-	37,37,37,37	0
56	MG	1a	1622	1/1	0.97	0.13	-	49,49,49,49	0
56	MG	1A	3068	1/1	0.95	0.18	-	43,43,43,43	0
56	MG	1A	3932	1/1	0.68	0.22	-	56,56,56,56	0
56	MG	1a	1704	1/1	0.89	0.22	-	73,73,73,73	0
56	MG	2A	3145	1/1	0.95	0.10	-	35,35,35,35	0
56	MG	2A	3610	1/1	0.90	0.20	-	32,32,32,32	0
56	MG	1a	1735	1/1	0.92	0.16	-	58,58,58,58	0
56	MG	2A	3076	1/1	0.94	0.21	-	31,31,31,31	0
56	MG	1A	3416	1/1	0.95	0.14	-	54,54,54,54	0
56	MG	2A	3387	1/1	0.96	0.28	-	50,50,50,50	0
56	MG	2A	3013	1/1	0.95	0.12	-	36,36,36,36	0
56	MG	2f	3002	1/1	0.89	0.21	-	61,61,61,61	0
56	MG	2a	1737	1/1	0.95	0.22	-	51,51,51,51	0
56	MG	2a	1609	1/1	0.94	0.08	-	60,60,60,60	0
56	MG	1A	3395	1/1	0.98	0.20	-	31,31,31,31	0
56	MG	1A	3747	1/1	0.85	0.18	-	49,49,49,49	0
56	MG	2A	3023	1/1	0.94	0.61	-	49,49,49,49	0
56	MG	1A	3789	1/1	0.96	0.09	-	33,33,33,33	0
56	MG	2A	3649	1/1	0.98	0.18	-	30,30,30,30	0
56	MG	2a	1768	1/1	0.96	0.13	-	54,54,54,54	0
56	MG	1A	3760	1/1	0.90	0.12	-	57,57,57,57	0
56	MG	2A	3284	1/1	0.95	0.17	-	49,49,49,49	0

Continued on next page...

Continued from previous page...

Mol	Type	Chain	Res	Atoms	RSCC	RSR	LLDF	B-factors(\AA^2)	Q<0.9
56	MG	1A	3414	1/1	0.76	0.13	-	31,31,31,31	0
56	MG	2A	3250	1/1	0.88	0.12	-	43,43,43,43	0
56	MG	2a	1668	1/1	0.90	0.12	-	64,64,64,64	0
56	MG	1a	1754	1/1	0.96	0.10	-	45,45,45,45	0
56	MG	1V	201	1/1	0.88	0.15	-	52,52,52,52	0
56	MG	1B	3008	1/1	0.85	0.17	-	57,57,57,57	0
56	MG	2A	3043	1/1	0.88	0.26	-	39,39,39,39	0
56	MG	2A	3195	1/1	0.93	0.19	-	47,47,47,47	0
56	MG	1V	202	1/1	0.95	0.15	-	59,59,59,59	0
56	MG	2A	3263	1/1	0.94	0.17	-	45,45,45,45	0
56	MG	1a	1756	1/1	0.84	0.06	-	65,65,65,65	0
56	MG	2A	3509	1/1	0.89	0.21	-	50,50,50,50	0
56	MG	2a	1657	1/1	0.85	0.14	-	54,54,54,54	0
56	MG	1A	3108	1/1	0.92	0.33	-	39,39,39,39	0
56	MG	1A	3559	1/1	0.95	0.07	-	41,41,41,41	0
56	MG	1A	3705	1/1	0.88	0.10	-	52,52,52,52	0
56	MG	2a	1750	1/1	0.96	0.17	-	72,72,72,72	0
56	MG	1A	3015	1/1	0.82	0.20	-	43,43,43,43	0
56	MG	2A	3112	1/1	0.90	0.31	-	49,49,49,49	0
56	MG	2A	3581	1/1	0.97	0.14	-	66,66,66,66	0
56	MG	1A	3521	1/1	0.95	0.11	-	35,35,35,35	0
56	MG	1A	3297	1/1	0.96	0.16	-	19,19,19,19	0
56	MG	1A	3242	1/1	0.81	0.19	-	47,47,47,47	0
56	MG	1B	3004	1/1	0.94	0.22	-	68,68,68,68	0
56	MG	2a	1710	1/1	0.97	0.09	-	61,61,61,61	0
56	MG	1A	3887	1/1	0.97	0.08	-	49,49,49,49	0
56	MG	1A	3512	1/1	0.89	0.20	-	53,53,53,53	0
56	MG	1A	3692	1/1	0.93	0.21	-	44,44,44,44	0
56	MG	1A	3466	1/1	0.95	0.11	-	50,50,50,50	0
56	MG	1a	1762	1/1	0.98	0.14	-	42,42,42,42	0
56	MG	1A	3710	1/1	0.94	0.10	-	43,43,43,43	0
56	MG	1A	3281	1/1	0.93	0.14	-	48,48,48,48	0
56	MG	1A	3722	1/1	0.77	0.48	-	48,48,48,48	0
56	MG	1a	1723	1/1	0.94	0.12	-	62,62,62,62	0
56	MG	1A	3323	1/1	0.94	0.26	-	50,50,50,50	0
56	MG	13	101	1/1	0.96	0.11	-	50,50,50,50	0
56	MG	1A	3350	1/1	0.95	0.15	-	44,44,44,44	0
56	MG	2A	3512	1/1	0.84	0.12	-	52,52,52,52	0
56	MG	1N	3007	1/1	0.96	0.19	-	25,25,25,25	0
56	MG	1A	3491	1/1	0.96	0.09	-	53,53,53,53	0
56	MG	1O	206	1/1	0.90	0.12	-	62,62,62,62	0
56	MG	2A	3120	1/1	0.94	0.10	-	53,53,53,53	0

Continued on next page...

Continued from previous page...

Mol	Type	Chain	Res	Atoms	RSCC	RSR	LLDF	B-factors(\AA^2)	Q<0.9
56	MG	2A	3563	1/1	0.96	0.09	-	36,36,36,36	0
56	MG	1A	3817	1/1	0.91	0.11	-	45,45,45,45	0
56	MG	1A	3497	1/1	0.92	0.07	-	29,29,29,29	0
56	MG	1A	3732	1/1	0.85	0.08	-	60,60,60,60	0
56	MG	1A	3373	1/1	0.97	0.20	-	53,53,53,53	0
56	MG	1B	3022	1/1	0.96	0.09	-	53,53,53,53	0
56	MG	1A	3247	1/1	0.96	0.24	-	27,27,27,27	0
56	MG	1A	3253	1/1	0.71	0.13	-	51,51,51,51	0
56	MG	2a	1780	1/1	0.93	0.17	-	64,64,64,64	0
56	MG	2A	3474	1/1	0.84	0.10	-	44,44,44,44	0
56	MG	2A	3206	1/1	0.94	0.23	-	38,38,38,38	0
56	MG	1a	1786	1/1	0.97	0.11	-	56,56,56,56	0
56	MG	1A	3506	1/1	0.96	0.14	-	62,62,62,62	0
56	MG	1a	1829	1/1	0.87	0.19	-	57,57,57,57	0
56	MG	2A	3197	1/1	0.75	0.49	-	50,50,50,50	0
56	MG	2A	3338	1/1	0.96	0.10	-	42,42,42,42	0
56	MG	2A	3060	1/1	0.92	0.12	-	42,42,42,42	0
56	MG	1A	3678	1/1	0.97	0.15	-	36,36,36,36	0
56	MG	2A	3348	1/1	0.95	0.17	-	55,55,55,55	0
56	MG	1a	1725	1/1	0.91	0.15	-	54,54,54,54	0
56	MG	1A	3065	1/1	0.96	0.17	-	14,14,14,14	0
56	MG	1a	1632	1/1	0.93	0.14	-	54,54,54,54	0
56	MG	1A	3599	1/1	0.97	0.21	-	28,28,28,28	0
56	MG	1A	3049	1/1	0.87	0.14	-	60,60,60,60	0
56	MG	1A	3835	1/1	0.97	0.33	-	30,30,30,30	0
56	MG	1A	3021	1/1	0.88	0.20	-	50,50,50,50	0
56	MG	2a	1621	1/1	0.60	0.13	-	74,74,74,74	0
56	MG	2A	3055	1/1	0.89	0.18	-	54,54,54,54	0
56	MG	2A	3199	1/1	0.96	0.23	-	43,43,43,43	0
56	MG	1A	3686	1/1	0.89	0.10	-	29,29,29,29	0
56	MG	1A	3087	1/1	0.94	0.14	-	20,20,20,20	0
56	MG	2A	3296	1/1	0.90	0.18	-	47,47,47,47	0
56	MG	2w	3002	1/1	0.91	0.11	-	63,63,63,63	0
56	MG	1A	3050	1/1	0.94	0.21	-	46,46,46,46	0
56	MG	1A	3476	1/1	0.93	0.07	-	31,31,31,31	0
56	MG	1A	3340	1/1	0.92	0.15	-	51,51,51,51	0
56	MG	2A	3233	1/1	0.83	0.22	-	44,44,44,44	0
56	MG	2A	3153	1/1	0.98	0.14	-	42,42,42,42	0
56	MG	1A	3822	1/1	0.95	0.08	-	52,52,52,52	0
56	MG	2A	3429	1/1	0.92	0.11	-	29,29,29,29	0
56	MG	1A	3520	1/1	0.97	0.11	-	47,47,47,47	0
56	MG	1A	3533	1/1	0.98	0.08	-	28,28,28,28	0

Continued on next page...

Continued from previous page...

Mol	Type	Chain	Res	Atoms	RSCC	RSR	LLDF	B-factors(\AA^2)	Q<0.9
56	MG	2A	3355	1/1	0.93	0.19	-	49,49,49,49	0
56	MG	1A	3548	1/1	0.90	0.22	-	47,47,47,47	0
56	MG	1A	3062	1/1	0.91	0.18	-	50,50,50,50	0
56	MG	2A	3191	1/1	0.89	0.23	-	58,58,58,58	0
56	MG	1A	3869	1/1	0.93	0.13	-	52,52,52,52	0
56	MG	1A	3882	1/1	0.92	0.13	-	52,52,52,52	0
56	MG	1A	3744	1/1	0.96	0.15	-	50,50,50,50	0
56	MG	2A	3632	1/1	0.82	0.21	-	58,58,58,58	0
56	MG	1A	3481	1/1	0.91	0.17	-	26,26,26,26	0
56	MG	2A	3359	1/1	0.93	0.11	-	44,44,44,44	0
56	MG	2a	1613	1/1	0.81	0.18	-	58,58,58,58	0
56	MG	1A	3327	1/1	0.90	0.17	-	44,44,44,44	0
56	MG	2A	3435	1/1	0.95	0.14	-	43,43,43,43	0
56	MG	2A	3575	1/1	0.85	0.08	-	57,57,57,57	0
56	MG	2A	3279	1/1	0.97	0.13	-	43,43,43,43	0
56	MG	1W	3004	1/1	0.92	0.16	-	33,33,33,33	0
56	MG	1a	1789	1/1	0.88	0.16	-	45,45,45,45	0
56	MG	2A	3113	1/1	0.90	0.22	-	51,51,51,51	0
56	MG	2A	3450	1/1	0.97	0.12	-	24,24,24,24	0
56	MG	1A	3449	1/1	0.95	0.21	-	37,37,37,37	0
56	MG	2A	3608	1/1	0.94	0.14	-	27,27,27,27	0
56	MG	2A	3674	1/1	0.92	0.16	-	47,47,47,47	0
56	MG	1A	3622	1/1	0.96	0.12	-	52,52,52,52	0
56	MG	1A	3257	1/1	0.69	0.26	-	65,65,65,65	0
56	MG	1A	3720	1/1	0.59	0.26	-	71,71,71,71	0
56	MG	1A	3095	1/1	0.86	0.22	-	54,54,54,54	0
56	MG	2A	3315	1/1	0.92	0.18	-	40,40,40,40	0
56	MG	2a	1644	1/1	0.97	0.10	-	66,66,66,66	0
56	MG	1A	3606	1/1	0.99	0.17	-	19,19,19,19	0
56	MG	2A	3417	1/1	0.98	0.12	-	43,43,43,43	0
56	MG	1A	3573	1/1	0.98	0.14	-	34,34,34,34	0
56	MG	1f	3002	1/1	0.96	0.15	-	54,54,54,54	0
56	MG	1a	1767	1/1	0.99	0.24	-	67,67,67,67	0
56	MG	2A	3616	1/1	0.89	0.17	-	55,55,55,55	0
56	MG	2A	3245	1/1	0.90	0.15	-	42,42,42,42	0
56	MG	2A	3045	1/1	0.99	0.17	-	36,36,36,36	0
56	MG	1A	3381	1/1	0.95	0.23	-	57,57,57,57	0
56	MG	2A	3424	1/1	0.86	0.22	-	43,43,43,43	0
56	MG	2A	3494	1/1	0.94	0.14	-	45,45,45,45	0
56	MG	1A	3653	1/1	0.96	0.13	-	47,47,47,47	0
56	MG	1A	3826	1/1	0.89	0.20	-	37,37,37,37	0
56	MG	1A	3035	1/1	0.97	0.33	-	32,32,32,32	0

Continued on next page...

Continued from previous page...

Mol	Type	Chain	Res	Atoms	RSCC	RSR	LLDF	B-factors(\AA^2)	Q<0.9
56	MG	1x	3002	1/1	0.96	0.15	-	56,56,56,56	0
56	MG	1A	3392	1/1	0.94	0.19	-	39,39,39,39	0

6.5 Other polymers [i](#)

There are no such residues in this entry.