



Full wwPDB X-ray Structure Validation Report ⓘ

Jan 31, 2016 – 07:03 PM GMT

PDB ID : 1DQX
Title : CRYSTAL STRUCTURE OF OROTIDINE 5'-PHOSPHATE DECARBOXY-
LASE COMPLEXED TO 6-HYDROXYURIDINE 5'-PHOSPHATE (BMP)
Authors : Milburn, M.V.; Miller, B.G.; Hassell, A.M.; Wolfenden, R.; Short, S.A.
Deposited on : 2000-01-05
Resolution : 2.40 Å(reported)

This is a Full wwPDB X-ray Structure Validation Report for a publicly released PDB entry.
We welcome your comments at validation@mail.wwpdb.org
A user guide is available at
<http://wwpdb.org/validation/2016/XrayValidationReportHelp>
with specific help available everywhere you see the ⓘ symbol.

The following versions of software and data (see [references ⓘ](#)) were used in the production of this report:

MolProbity : 4.02b-467
Mogul : 1.7 (RC4), CSD as536be (2015)
Xtriage (Phenix) : 1.9-1692
EDS : rb-20026688
Percentile statistics : 20151230.v01 (using entries in the PDB archive December 30th 2015)
Refmac : 5.8.0135
CCP4 : 6.5.0
Ideal geometry (proteins) : Engh & Huber (2001)
Ideal geometry (DNA, RNA) : Parkinson et al. (1996)
Validation Pipeline (wwPDB-VP) : trunk26865

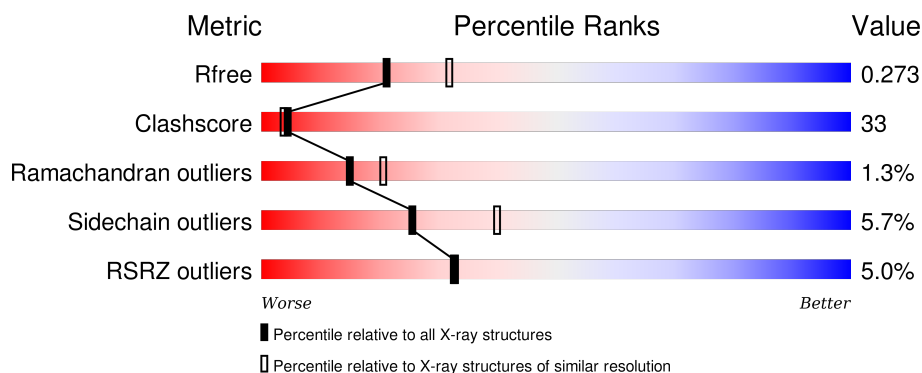
1 Overall quality at a glance

The following experimental techniques were used to determine the structure:

X-RAY DIFFRACTION

The reported resolution of this entry is 2.40 Å.

Percentile scores (ranging between 0-100) for global validation metrics of the entry are shown in the following graphic. The table shows the number of entries on which the scores are based.



Metric	Whole archive (#Entries)	Similar resolution (#Entries, resolution range(Å))
R_{free}	91344	2919 (2.40-2.40)
Clashscore	102246	3407 (2.40-2.40)
Ramachandran outliers	100387	3351 (2.40-2.40)
Sidechain outliers	100360	3352 (2.40-2.40)
RSRZ outliers	91569	2928 (2.40-2.40)

The table below summarises the geometric issues observed across the polymeric chains and their fit to the electron density. The red, orange, yellow and green segments on the lower bar indicate the fraction of residues that contain outliers for ≥ 3 , 2, 1 and 0 types of geometric quality criteria. A grey segment represents the fraction of residues that are not modelled. The numeric value for each fraction is indicated below the corresponding segment, with a dot representing fractions $\leq 5\%$. The upper red bar (where present) indicates the fraction of residues that have poor fit to the electron density. The numeric value is given above the bar.

Mol	Chain	Length	Quality of chain
1	A	267	<div> <div>5%</div> <div>48%</div> <div>47%</div> <div>5%</div> </div>
1	B	267	<div> <div>5%</div> <div>54%</div> <div>41%</div> <div>5%</div> </div>
1	C	267	<div> <div>4%</div> <div>49%</div> <div>47%</div> <div>.</div> </div>
1	D	267	<div> <div>6%</div> <div>52%</div> <div>43%</div> <div>.</div> </div>

2 Entry composition

There are 3 unique types of molecules in this entry. The entry contains 8825 atoms, of which 0 are hydrogens and 0 are deuteriums.

In the tables below, the ZeroOcc column contains the number of atoms modelled with zero occupancy, the AltConf column contains the number of residues with at least one atom in alternate conformation and the Trace column contains the number of residues modelled with at most 2 atoms.

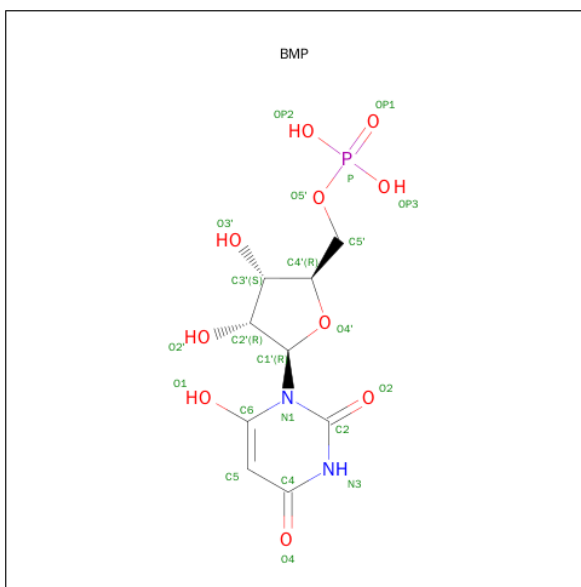
- Molecule 1 is a protein called OROTIDINE 5'-PHOSPHATE DECARBOXYLASE.

Mol	Chain	Residues	Atoms					ZeroOcc	AltConf	Trace
1	A	267	Total	C	N	O	S	0	0	0
			2059	1299	357	393	10			
1	B	267	Total	C	N	O	S	0	0	0
			2059	1299	357	393	10			
1	C	267	Total	C	N	O	S	0	0	0
			2059	1299	357	393	10			
1	D	267	Total	C	N	O	S	0	0	0
			2059	1299	357	393	10			

There are 8 discrepancies between the modelled and reference sequences:

Chain	Residue	Modelled	Actual	Comment	Reference
A	2	HIS	SER	ENGINEERED	UNP P03962
A	267	ASP	ASN	ENGINEERED	UNP P03962
B	2	HIS	SER	ENGINEERED	UNP P03962
B	267	ASP	ASN	ENGINEERED	UNP P03962
C	2	HIS	SER	ENGINEERED	UNP P03962
C	267	ASP	ASN	ENGINEERED	UNP P03962
D	2	HIS	SER	ENGINEERED	UNP P03962
D	267	ASP	ASN	ENGINEERED	UNP P03962

- Molecule 2 is 6-HYDROXYURIDINE-5'-PHOSPHATE (three-letter code: BMP) (formula: $C_9H_{13}N_2O_{10}P$).



Mol	Chain	Residues	Atoms					ZeroOcc	AltConf
2	A	1	Total	C	N	O	P	0	0
			22	9	2	10	1		
2	B	1	Total	C	N	O	P	0	0
			22	9	2	10	1		
2	C	1	Total	C	N	O	P	0	0
			22	9	2	10	1		
2	D	1	Total	C	N	O	P	0	0
			22	9	2	10	1		

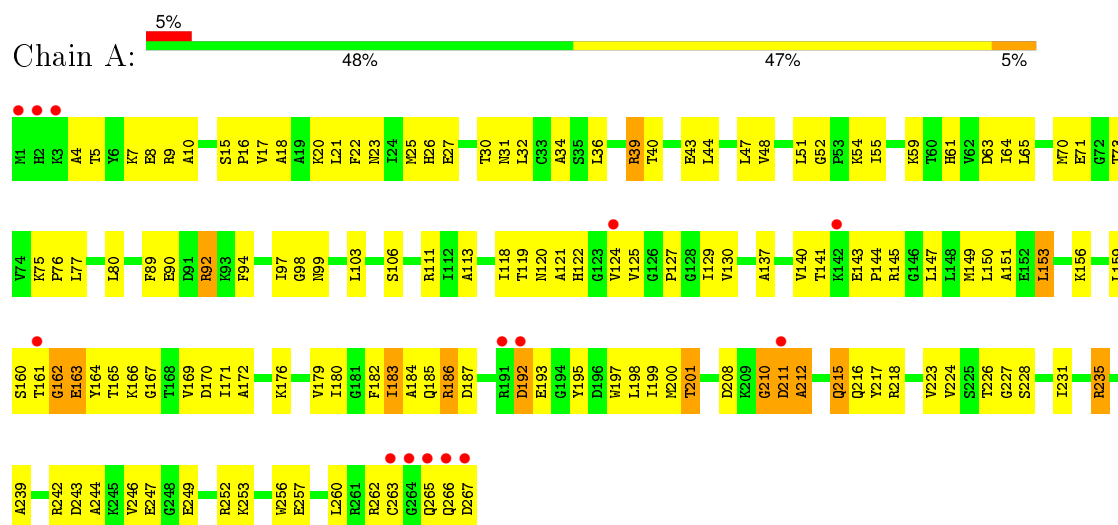
- Molecule 3 is water.

Mol	Chain	Residues	Atoms		ZeroOcc	AltConf
3	A	130	Total	O	0	0
			130	130		
3	B	134	Total	O	0	0
			134	134		
3	C	152	Total	O	0	0
			152	152		
3	D	85	Total	O	0	0
			85	85		

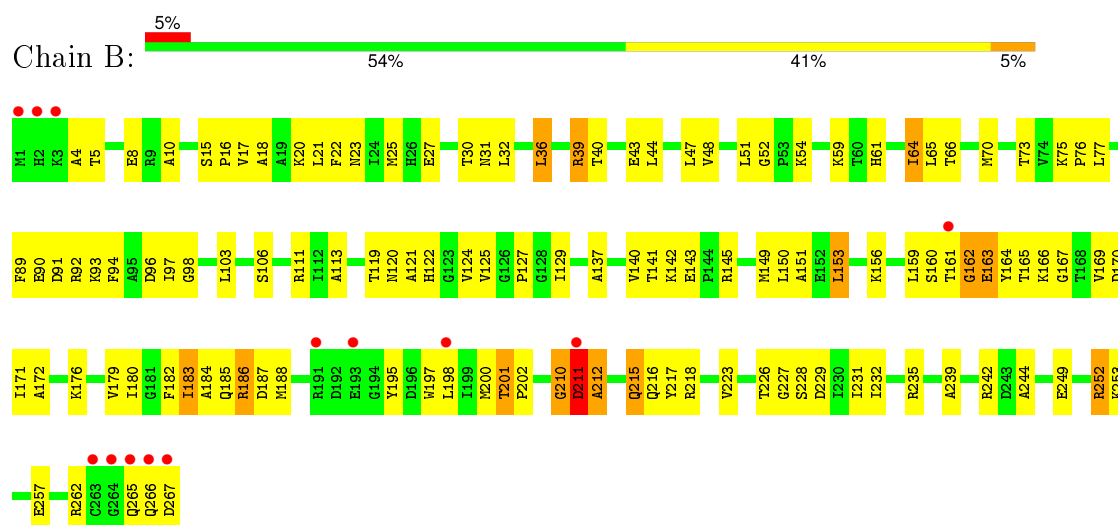
3 Residue-property plots

These plots are drawn for all protein, RNA and DNA chains in the entry. The first graphic for a chain summarises the proportions of errors displayed in the second graphic. The second graphic shows the sequence view annotated by issues in geometry and electron density. Residues are color-coded according to the number of geometric quality criteria for which they contain at least one outlier: green = 0, yellow = 1, orange = 2 and red = 3 or more. A red dot above a residue indicates a poor fit to the electron density ($RSRZ > 2$). Stretches of 2 or more consecutive residues without any outlier are shown as a green connector. Residues present in the sample, but not in the model, are shown in grey.

• Molecule 1: OROTIDINE 5'-PHOSPHATE DECARBOXYLASE

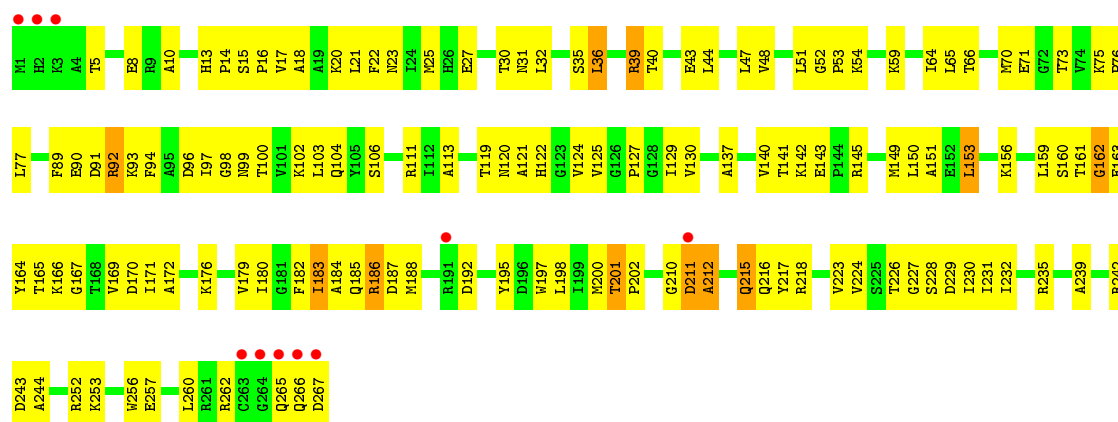


• Molecule 1: OROTIDINE 5'-PHOSPHATE DECARBOXYLASE

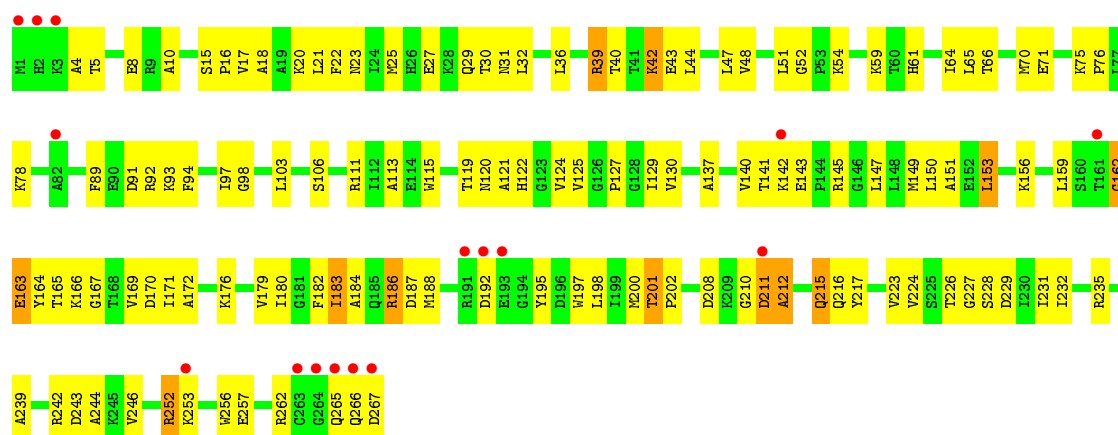


• Molecule 1: OROTIDINE 5'-PHOSPHATE DECARBOXYLASE





• Molecule 1: OROTIDINE 5'-PHOSPHATE DECARBOXYLASE



4 Data and refinement statistics

Property	Value	Source
Space group	P 1 21 1	Depositor
Cell constants a, b, c, α , β , γ	79.89Å 79.97Å 98.19Å 90.00° 108.59° 90.00°	Depositor
Resolution (Å)	50.00 – 2.40 20.05 – 2.21	Depositor EDS
% Data completeness (in resolution range)	91.3 (50.00-2.40) 81.4 (20.05-2.21)	Depositor EDS
R_{merge}	0.06	Depositor
R_{sym}	(Not available)	Depositor
$\langle I/\sigma(I) \rangle$ ¹	2.24 (at 2.21Å)	Xtriage
Refinement program	CNS 0.5	Depositor
R, R_{free}	0.213 , 0.258 0.229 , 0.273	Depositor DCC
R_{free} test set	2547 reflections (6.06%)	DCC
Wilson B-factor (Å ²)	30.4	Xtriage
Anisotropy	0.457	Xtriage
Bulk solvent k_{sol} (e/Å ³), B_{sol} (Å ²)	0.34 , 57.2	EDS
Estimated twinning fraction	No twinning to report.	Xtriage
L-test for twinning ²	$\langle L \rangle = 0.48$, $\langle L^2 \rangle = 0.31$	Xtriage
Outliers	0 of 50484 reflections	Xtriage
F_o, F_c correlation	0.92	EDS
Total number of atoms	8825	wwPDB-VP
Average B, all atoms (Å ²)	35.0	wwPDB-VP

Xtriage's analysis on translational NCS is as follows: *The largest off-origin peak in the Patterson function is 5.88% of the height of the origin peak. No significant pseudotranslation is detected.*

¹Intensities estimated from amplitudes.

²Theoretical values of $\langle |L| \rangle$, $\langle L^2 \rangle$ for acentric reflections are 0.5, 0.375 respectively for untwinned datasets, and 0.333, 0.2 for perfectly twinned datasets.

5 Model quality [i](#)

5.1 Standard geometry [i](#)

Bond lengths and bond angles in the following residue types are not validated in this section: BMP

The Z score for a bond length (or angle) is the number of standard deviations the observed value is removed from the expected value. A bond length (or angle) with $|Z| > 5$ is considered an outlier worth inspection. RMSZ is the root-mean-square of all Z scores of the bond lengths (or angles).

Mol	Chain	Bond lengths		Bond angles	
		RMSZ	$\# Z > 5$	RMSZ	$\# Z > 5$
1	A	0.44	0/2093	0.69	2/2819 (0.1%)
1	B	0.44	0/2093	0.70	2/2819 (0.1%)
1	C	0.45	0/2093	0.69	1/2819 (0.0%)
1	D	0.43	0/2093	0.68	1/2819 (0.0%)
All	All	0.44	0/8372	0.69	6/11276 (0.1%)

There are no bond length outliers.

All (6) bond angle outliers are listed below:

Mol	Chain	Res	Type	Atoms	Z	Observed(°)	Ideal(°)
1	A	183	ILE	N-CA-C	-6.34	93.88	111.00
1	C	183	ILE	N-CA-C	-6.18	94.30	111.00
1	B	183	ILE	N-CA-C	-5.87	95.16	111.00
1	D	183	ILE	N-CA-C	-5.74	95.50	111.00
1	B	210	GLY	N-CA-C	5.38	126.55	113.10
1	A	210	GLY	N-CA-C	5.33	126.42	113.10

There are no chirality outliers.

There are no planarity outliers.

5.2 Too-close contacts [i](#)

In the following table, the Non-H and H(model) columns list the number of non-hydrogen atoms and hydrogen atoms in the chain respectively. The H(added) column lists the number of hydrogen atoms added and optimized by MolProbity. The Clashes column lists the number of clashes within the asymmetric unit, whereas Symm-Clashes lists symmetry related clashes.

Mol	Chain	Non-H	H(model)	H(added)	Clashes	Symm-Clashes
1	A	2059	0	2078	144	0

Continued on next page...

Continued from previous page...

Mol	Chain	Non-H	H(model)	H(added)	Clashes	Symm-Clashes
1	B	2059	0	2078	144	0
1	C	2059	0	2078	141	0
1	D	2059	0	2078	134	0
2	A	22	0	10	4	0
2	B	22	0	10	3	0
2	C	22	0	10	3	0
2	D	22	0	10	3	0
3	A	130	0	0	9	0
3	B	134	0	0	7	0
3	C	152	0	0	11	0
3	D	85	0	0	1	0
All	All	8825	0	8352	543	0

The all-atom clashscore is defined as the number of clashes found per 1000 atoms (including hydrogen atoms). The all-atom clashscore for this structure is 33.

All (543) close contacts within the same asymmetric unit are listed below, sorted by their clash magnitude.

Atom-1	Atom-2	Interatomic distance (Å)	Clash overlap (Å)
1:C:39:ARG:HH11	1:C:39:ARG:HB3	1.09	1.10
1:A:39:ARG:HB3	1:A:39:ARG:HH11	1.09	1.09
1:B:39:ARG:HB3	1:B:39:ARG:HH11	1.08	1.09
1:C:141:THR:HG22	1:C:143:GLU:H	1.15	1.09
1:B:141:THR:HG22	1:B:143:GLU:H	1.14	1.08
1:D:39:ARG:HH11	1:D:39:ARG:HB3	1.15	1.06
1:A:141:THR:HG22	1:A:143:GLU:H	1.14	1.03
1:A:30:THR:HG22	1:A:32:LEU:H	1.22	1.01
1:D:141:THR:HG22	1:D:143:GLU:H	1.21	0.99
1:B:30:THR:HG22	1:B:32:LEU:H	1.28	0.98
1:C:30:THR:HG22	1:C:32:LEU:H	1.29	0.97
1:D:30:THR:HG22	1:D:32:LEU:H	1.29	0.96
1:B:119:THR:HG22	1:B:120:ASN:H	1.30	0.96
1:D:119:THR:HG22	1:D:120:ASN:H	1.31	0.95
1:C:119:THR:HG22	1:C:120:ASN:H	1.32	0.94
1:A:119:THR:HG22	1:A:120:ASN:H	1.29	0.94
1:A:64:ILE:HD11	1:B:103:LEU:HD13	1.51	0.92
1:B:23:ASN:O	1:B:27:GLU:HG2	1.69	0.91
1:A:215:GLN:HE21	1:A:215:GLN:HA	1.36	0.90
1:C:215:GLN:HE21	1:C:215:GLN:HA	1.37	0.90
1:B:215:GLN:HA	1:B:215:GLN:HE21	1.34	0.90
1:D:215:GLN:HA	1:D:215:GLN:HE21	1.37	0.88

Continued on next page...

Continued from previous page...

Atom-1	Atom-2	Interatomic distance (Å)	Clash overlap (Å)
1:A:23:ASN:O	1:A:27:GLU:HG2	1.74	0.86
1:A:121:ALA:HB1	1:A:129:ILE:HD13	1.59	0.84
1:D:23:ASN:O	1:D:27:GLU:HG2	1.76	0.84
1:C:103:LEU:HD13	1:D:64:ILE:HD11	1.59	0.84
1:C:64:ILE:HD11	1:D:103:LEU:HD13	1.58	0.84
1:B:94:PHE:HE1	1:B:119:THR:HG21	1.43	0.84
1:D:94:PHE:HE1	1:D:119:THR:HG21	1.41	0.83
1:C:94:PHE:HE1	1:C:119:THR:HG21	1.42	0.83
1:D:141:THR:HG22	1:D:143:GLU:N	1.94	0.83
1:B:39:ARG:NH1	1:B:39:ARG:HB3	1.93	0.82
1:B:121:ALA:HB1	1:B:129:ILE:HD13	1.60	0.82
1:A:141:THR:HG22	1:A:143:GLU:N	1.93	0.82
1:C:23:ASN:O	1:C:27:GLU:HG2	1.78	0.82
1:A:39:ARG:CB	1:A:39:ARG:HH11	1.93	0.81
1:D:121:ALA:HB1	1:D:129:ILE:HD13	1.63	0.81
1:A:39:ARG:NH1	1:A:39:ARG:HB3	1.93	0.81
1:C:64:ILE:HD11	1:D:103:LEU:CD1	2.11	0.81
1:B:39:ARG:HH11	1:B:39:ARG:CB	1.91	0.80
1:C:141:THR:HG22	1:C:143:GLU:N	1.93	0.79
1:C:39:ARG:HB3	1:C:39:ARG:NH1	1.94	0.79
1:B:30:THR:HG21	1:B:54:LYS:O	1.83	0.79
1:C:97:ILE:HD11	2:D:604:BMP:O2	1.81	0.79
1:A:94:PHE:HE1	1:A:119:THR:HG21	1.47	0.77
1:A:40:THR:OG1	1:A:43:GLU:HG2	1.85	0.76
1:C:125:VAL:HG11	1:C:129:ILE:HD12	1.67	0.76
1:A:64:ILE:HD11	1:B:103:LEU:CD1	2.17	0.75
1:B:125:VAL:HG11	1:B:129:ILE:HB	1.69	0.75
1:D:30:THR:HG21	1:D:54:LYS:O	1.87	0.75
1:C:30:THR:HG21	1:C:54:LYS:O	1.87	0.74
2:C:603:BMP:O2	1:D:97:ILE:HD11	1.88	0.74
1:D:39:ARG:NH1	1:D:39:ARG:HB3	1.98	0.73
1:C:39:ARG:CB	1:C:39:ARG:HH11	1.94	0.73
1:A:103:LEU:CD1	1:B:64:ILE:HD11	2.18	0.73
1:D:165:THR:O	1:D:169:VAL:HG23	1.88	0.73
1:C:165:THR:O	1:C:169:VAL:HG23	1.89	0.73
1:B:165:THR:O	1:B:169:VAL:HG23	1.89	0.72
1:B:141:THR:HG22	1:B:143:GLU:N	1.97	0.72
1:A:103:LEU:HD13	1:B:64:ILE:HD11	1.70	0.72
1:A:5:THR:OG1	1:A:8:GLU:HG3	1.89	0.72
1:D:36:LEU:HG	1:D:47:LEU:HB3	1.72	0.72
1:B:119:THR:HG22	1:B:120:ASN:N	2.05	0.71

Continued on next page...

Continued from previous page...

Atom-1	Atom-2	Interatomic distance (Å)	Clash overlap (Å)
1:D:22:PHE:CD2	1:D:25:MET:HE3	2.25	0.71
1:A:97:ILE:HD11	2:B:602:BMP:O2	1.89	0.71
1:D:210:GLY:HA2	1:D:217:TYR:CE1	2.25	0.71
1:A:165:THR:O	1:A:169:VAL:HG23	1.90	0.71
1:B:184:ALA:O	1:B:201:THR:HB	1.91	0.71
1:B:210:GLY:HA2	1:B:217:TYR:CE1	2.26	0.71
1:B:106:SER:HB2	1:B:140:VAL:HG11	1.73	0.70
1:B:18:ALA:HB2	1:B:180:ILE:HG13	1.73	0.70
1:D:18:ALA:HB2	1:D:180:ILE:HG13	1.73	0.70
1:D:39:ARG:CB	1:D:39:ARG:HH11	2.02	0.70
1:C:243:ASP:HB2	3:C:626:HOH:O	1.92	0.70
1:C:18:ALA:HB2	1:C:180:ILE:HG13	1.74	0.70
1:C:119:THR:HG22	1:C:120:ASN:N	2.07	0.69
1:C:103:LEU:CD1	1:D:64:ILE:HD11	2.22	0.69
1:D:162:GLY:O	1:D:166:LYS:HG3	1.93	0.69
1:D:119:THR:HG22	1:D:120:ASN:N	2.06	0.69
1:B:153:LEU:O	3:B:671:HOH:O	2.10	0.69
2:A:601:BMP:O2	1:B:97:ILE:HD11	1.93	0.69
1:B:201:THR:HG21	1:B:228:SER:OG	1.93	0.69
1:C:176:LYS:HG2	1:C:195:TYR:CE2	2.28	0.69
1:A:176:LYS:HG2	1:A:195:TYR:CE2	2.28	0.68
1:A:184:ALA:O	1:A:201:THR:HB	1.92	0.68
1:B:39:ARG:HD2	1:B:39:ARG:H	1.58	0.68
1:D:106:SER:HB2	1:D:140:VAL:HG11	1.74	0.67
1:A:156:LYS:C	1:A:156:LYS:HD3	2.15	0.67
1:D:125:VAL:HG11	1:D:129:ILE:HD12	1.75	0.67
1:C:5:THR:OG1	1:C:8:GLU:HG3	1.94	0.67
1:A:119:THR:HG22	1:A:120:ASN:N	2.07	0.67
1:D:113:ALA:O	1:D:145:ARG:NH1	2.28	0.67
1:A:227:GLY:HA2	1:A:262:ARG:NH1	2.10	0.66
1:C:40:THR:OG1	1:C:43:GLU:HG2	1.95	0.66
1:A:125:VAL:HG11	1:A:129:ILE:HD12	1.76	0.66
1:C:210:GLY:HA2	1:C:217:TYR:CE1	2.30	0.66
1:B:262:ARG:O	1:B:265:GLN:HB2	1.95	0.66
1:C:141:THR:HG21	1:C:143:GLU:HB2	1.78	0.65
1:A:36:LEU:HG	1:A:47:LEU:HB3	1.78	0.65
1:C:227:GLY:HA2	1:C:262:ARG:NH1	2.11	0.65
1:D:141:THR:HG21	1:D:143:GLU:HB2	1.78	0.65
1:B:125:VAL:CG1	1:B:129:ILE:HB	2.27	0.65
1:C:39:ARG:HD3	3:C:605:HOH:O	1.95	0.65
1:C:106:SER:HB2	1:C:140:VAL:HG11	1.77	0.65

Continued on next page...

Continued from previous page...

Atom-1	Atom-2	Interatomic distance (Å)	Clash overlap (Å)
1:A:18:ALA:HB2	1:A:180:ILE:HG13	1.77	0.65
1:B:36:LEU:HG	1:B:47:LEU:HB3	1.79	0.65
1:B:40:THR:OG1	1:B:43:GLU:HG2	1.96	0.64
1:D:94:PHE:CE1	1:D:119:THR:HG21	2.28	0.64
1:D:125:VAL:HG11	1:D:129:ILE:HB	1.79	0.64
1:D:163:GLU:OE1	1:D:166:LYS:HD2	1.96	0.64
1:B:22:PHE:CD2	1:B:25:MET:HE3	2.32	0.64
1:A:30:THR:HG21	1:A:54:LYS:O	1.97	0.64
1:C:121:ALA:HB1	1:C:129:ILE:HD13	1.78	0.64
1:A:210:GLY:HA2	1:A:217:TYR:CE1	2.32	0.63
1:D:227:GLY:HA2	1:D:262:ARG:NH1	2.12	0.63
1:D:184:ALA:O	1:D:201:THR:HB	1.98	0.63
1:C:94:PHE:CE1	1:C:119:THR:HG21	2.29	0.63
1:A:141:THR:HG21	1:A:143:GLU:HB2	1.80	0.63
1:B:180:ILE:HG23	1:B:198:LEU:HD12	1.81	0.63
1:B:227:GLY:HA2	1:B:262:ARG:NH1	2.14	0.63
1:B:186:ARG:HD2	1:B:187:ASP:O	1.98	0.63
1:C:36:LEU:HG	1:C:47:LEU:HB3	1.80	0.63
1:A:176:LYS:HG2	1:A:195:TYR:HE2	1.65	0.62
1:A:186:ARG:HD2	1:A:187:ASP:O	1.99	0.62
1:C:125:VAL:HG11	1:C:129:ILE:HB	1.81	0.62
1:C:97:ILE:HD12	3:C:733:HOH:O	1.98	0.62
1:D:5:THR:OG1	1:D:8:GLU:HG3	1.99	0.62
1:B:215:GLN:HA	1:B:215:GLN:NE2	2.11	0.62
1:A:235:ARG:HH11	1:A:235:ARG:HG3	1.64	0.62
1:C:15:SER:OG	1:C:180:ILE:HD11	1.98	0.61
1:C:142:LYS:HG3	3:C:694:HOH:O	1.99	0.61
1:C:75:LYS:HE3	3:C:673:HOH:O	1.98	0.61
1:C:141:THR:CG2	1:C:143:GLU:H	2.04	0.61
1:C:16:PRO:O	1:C:20:LYS:HD3	2.01	0.61
1:C:262:ARG:O	1:C:265:GLN:HB2	2.00	0.61
1:A:22:PHE:CD2	1:A:25:MET:HE3	2.35	0.61
1:D:40:THR:OG1	1:D:43:GLU:HG2	2.01	0.60
1:C:162:GLY:O	1:C:166:LYS:HG3	2.00	0.60
1:B:141:THR:HG21	1:B:143:GLU:HB2	1.83	0.60
1:C:184:ALA:O	1:C:201:THR:HB	2.01	0.60
1:A:39:ARG:H	1:A:39:ARG:HD2	1.66	0.60
1:A:70:MET:HG3	1:A:111:ARG:NH1	2.16	0.60
1:D:156:LYS:C	1:D:156:LYS:HD3	2.21	0.60
1:C:176:LYS:HG2	1:C:195:TYR:HE2	1.66	0.60
1:D:167:GLY:O	1:D:171:ILE:HG13	2.01	0.60

Continued on next page...

Continued from previous page...

Atom-1	Atom-2	Interatomic distance (Å)	Clash overlap (Å)
1:D:176:LYS:HG2	1:D:195:TYR:HE2	1.66	0.60
1:A:162:GLY:O	1:A:166:LYS:HG3	2.01	0.60
1:D:141:THR:CG2	1:D:143:GLU:HB2	2.32	0.60
1:D:125:VAL:CG1	1:D:129:ILE:HB	2.32	0.60
1:B:113:ALA:O	1:B:145:ARG:NH1	2.35	0.60
1:D:97:ILE:HG22	1:D:98:GLY:N	2.17	0.60
1:B:176:LYS:HG2	1:B:195:TYR:CE2	2.37	0.60
1:A:215:GLN:NE2	1:A:215:GLN:HA	2.14	0.60
1:C:156:LYS:C	1:C:156:LYS:HD3	2.22	0.60
1:C:235:ARG:HG3	2:C:603:BMP:OP3	2.02	0.60
1:B:97:ILE:HG22	1:B:98:GLY:N	2.17	0.59
1:D:262:ARG:O	1:D:265:GLN:HB2	2.01	0.59
1:C:141:THR:CG2	1:C:143:GLU:HB2	2.32	0.59
1:C:22:PHE:CD2	1:C:25:MET:HE3	2.38	0.59
1:C:44:LEU:O	1:C:48:VAL:HG23	2.03	0.59
1:D:215:GLN:HA	1:D:215:GLN:NE2	2.12	0.59
1:A:94:PHE:CE1	1:A:119:THR:HG21	2.33	0.59
1:B:176:LYS:HG2	1:B:195:TYR:HE2	1.68	0.59
1:A:262:ARG:O	1:A:265:GLN:HB2	2.03	0.58
1:B:70:MET:HG3	1:B:111:ARG:NH1	2.18	0.58
1:A:61:HIS:O	1:A:64:ILE:HG22	2.03	0.58
1:C:125:VAL:CG1	1:C:129:ILE:HB	2.33	0.58
1:B:39:ARG:H	1:B:39:ARG:CD	2.15	0.58
1:D:10:ALA:HB1	1:D:23:ASN:ND2	2.18	0.58
1:C:180:ILE:HG23	1:C:198:LEU:HD12	1.85	0.58
1:C:201:THR:HG21	1:C:228:SER:OG	2.05	0.57
1:B:93:LYS:HG2	1:B:150:LEU:HD11	1.86	0.57
1:B:162:GLY:O	1:B:166:LYS:HG3	2.05	0.57
1:A:106:SER:HB2	1:A:140:VAL:HG11	1.86	0.57
1:B:156:LYS:HD3	1:B:156:LYS:C	2.25	0.57
1:D:16:PRO:O	1:D:20:LYS:HD3	2.05	0.57
1:D:176:LYS:HG2	1:D:195:TYR:CE2	2.38	0.57
1:B:161:THR:HA	3:B:698:HOH:O	2.05	0.57
1:D:15:SER:OG	1:D:180:ILE:HD11	2.06	0.56
1:A:141:THR:CG2	1:A:143:GLU:HB2	2.35	0.56
1:B:125:VAL:HG11	1:B:129:ILE:HD12	1.87	0.56
1:C:43:GLU:O	1:C:47:LEU:HD23	2.05	0.56
1:D:70:MET:HG3	1:D:111:ARG:NH1	2.20	0.56
1:A:125:VAL:HG11	1:A:129:ILE:HB	1.87	0.56
1:C:113:ALA:O	1:C:145:ARG:NH1	2.39	0.56
1:B:215:GLN:HE21	1:B:215:GLN:CA	2.13	0.56

Continued on next page...

Continued from previous page...

Atom-1	Atom-2	Interatomic distance (Å)	Clash overlap (Å)
1:C:192:ASP:HB3	3:C:737:HOH:O	2.06	0.56
1:C:167:GLY:O	1:C:171:ILE:HG13	2.06	0.56
1:A:39:ARG:H	1:A:39:ARG:CD	2.17	0.55
1:D:235:ARG:HG3	2:D:604:BMP:OP3	2.07	0.55
1:B:61:HIS:O	1:B:64:ILE:HG22	2.07	0.55
1:A:125:VAL:CG1	1:A:129:ILE:HB	2.36	0.55
1:B:183:ILE:HD13	1:B:200:MET:HB2	1.89	0.55
1:B:5:THR:OG1	1:B:8:GLU:HG3	2.07	0.55
1:D:130:VAL:HG22	1:D:147:LEU:CD2	2.35	0.55
1:C:215:GLN:HE21	1:C:215:GLN:CA	2.16	0.55
1:B:59:LYS:HG3	1:B:89:PHE:CD2	2.41	0.55
1:D:51:LEU:HD21	1:D:244:ALA:HB1	1.88	0.55
1:D:39:ARG:H	1:D:39:ARG:HD2	1.72	0.55
1:D:10:ALA:CB	1:D:23:ASN:ND2	2.70	0.55
1:A:235:ARG:HG3	1:A:235:ARG:NH1	2.22	0.55
1:B:21:LEU:HG	1:B:25:MET:CE	2.37	0.55
1:B:94:PHE:CE1	1:B:119:THR:HG21	2.33	0.54
1:C:21:LEU:HG	1:C:25:MET:HE1	1.88	0.54
1:B:253:LYS:O	1:B:257:GLU:HG3	2.07	0.54
1:A:253:LYS:O	1:A:257:GLU:HG3	2.07	0.54
1:A:63:ASP:HB2	3:A:645:HOH:O	2.06	0.54
1:A:97:ILE:HG22	1:A:98:GLY:N	2.22	0.54
1:D:10:ALA:HB1	1:D:23:ASN:HD21	1.72	0.54
1:D:39:ARG:H	1:D:39:ARG:CD	2.21	0.54
1:C:97:ILE:HD13	1:D:215:GLN:HG2	1.89	0.54
1:A:113:ALA:O	1:A:145:ARG:NH1	2.41	0.54
1:A:186:ARG:HH11	1:A:186:ARG:HG2	1.73	0.54
1:A:21:LEU:HG	1:A:25:MET:CE	2.37	0.54
1:D:149:MET:HB2	1:D:182:PHE:CD1	2.42	0.54
1:D:141:THR:CG2	1:D:143:GLU:H	2.08	0.54
1:B:16:PRO:O	1:B:20:LYS:HD3	2.08	0.54
1:C:59:LYS:HG3	1:C:89:PHE:CD2	2.43	0.54
1:C:163:GLU:OE1	1:C:166:LYS:HD2	2.07	0.54
1:D:122:HIS:HB3	1:D:124:VAL:HG23	1.90	0.54
1:A:122:HIS:HB3	1:A:124:VAL:HG23	1.89	0.54
1:B:51:LEU:HD21	1:B:244:ALA:HB1	1.89	0.53
1:D:75:LYS:HB3	1:D:76:PRO:HD3	1.88	0.53
1:A:119:THR:CG2	1:A:120:ASN:H	2.12	0.53
1:D:122:HIS:CE1	1:D:150:LEU:HD13	2.42	0.53
1:C:150:LEU:HD23	1:C:183:ILE:HB	1.89	0.53
1:C:215:GLN:HG2	1:D:97:ILE:HD13	1.90	0.53

Continued on next page...

Continued from previous page...

Atom-1	Atom-2	Interatomic distance (Å)	Clash overlap (Å)
1:A:97:ILE:HD13	1:B:215:GLN:HG2	1.91	0.53
1:A:215:GLN:NE2	1:A:216:GLN:H	2.06	0.53
1:D:153:LEU:HA	2:D:604:BMP:O4	2.09	0.53
1:D:176:LYS:HE3	1:D:195:TYR:CE2	2.44	0.53
1:A:137:ALA:HB1	1:A:145:ARG:HG3	1.91	0.53
1:B:122:HIS:HB3	1:B:124:VAL:HG23	1.90	0.53
1:B:235:ARG:HG3	2:B:602:BMP:OP3	2.08	0.53
1:D:150:LEU:HD23	1:D:183:ILE:HB	1.91	0.53
1:D:75:LYS:CB	1:D:76:PRO:HD3	2.39	0.53
1:A:121:ALA:HB1	1:A:129:ILE:CD1	2.37	0.52
1:B:153:LEU:HA	2:B:602:BMP:O4	2.09	0.52
1:C:97:ILE:HG22	1:C:98:GLY:N	2.22	0.52
1:C:151:ALA:HB1	1:C:188:MET:HE1	1.91	0.52
1:B:124:VAL:HG22	1:B:164:TYR:CE2	2.43	0.52
1:A:30:THR:HG22	1:A:32:LEU:N	2.07	0.52
1:A:10:ALA:HB1	1:A:23:ASN:ND2	2.23	0.52
1:D:180:ILE:HG23	1:D:198:LEU:HD12	1.91	0.52
1:A:124:VAL:HA	1:B:159:LEU:HB2	1.89	0.52
1:D:186:ARG:HG2	1:D:186:ARG:HH11	1.74	0.52
1:A:17:VAL:HA	1:A:20:LYS:HD3	1.91	0.52
1:D:30:THR:CG2	1:D:32:LEU:HB3	2.40	0.52
1:A:90:GLU:O	1:A:119:THR:HG23	2.09	0.52
1:B:215:GLN:NE2	1:B:216:GLN:H	2.07	0.52
1:D:183:ILE:HD13	1:D:200:MET:HB2	1.92	0.52
1:B:211:ASP:O	1:B:212:ALA:HB3	2.09	0.52
1:B:141:THR:HG22	1:B:142:LYS:N	2.24	0.52
1:B:127:PRO:HA	1:B:171:ILE:HG23	1.91	0.52
1:B:167:GLY:O	1:B:171:ILE:HG13	2.10	0.52
1:C:64:ILE:HD11	1:D:103:LEU:HD12	1.92	0.52
1:D:137:ALA:HB1	1:D:145:ARG:HG3	1.91	0.52
1:C:172:ALA:HB1	1:C:179:VAL:HG11	1.92	0.52
1:C:51:LEU:HD21	1:C:244:ALA:HB1	1.92	0.52
1:C:102:LYS:HG2	3:C:716:HOH:O	2.10	0.52
1:A:149:MET:HB2	1:A:182:PHE:CD1	2.45	0.52
1:D:119:THR:CG2	1:D:120:ASN:H	2.14	0.52
1:A:180:ILE:HG23	1:A:198:LEU:HD12	1.92	0.52
1:B:21:LEU:HG	1:B:25:MET:HE2	1.91	0.52
1:D:44:LEU:O	1:D:48:VAL:HG23	2.09	0.52
1:A:153:LEU:HA	2:A:601:BMP:O4	2.09	0.51
1:B:51:LEU:CD2	1:B:244:ALA:HB1	2.40	0.51
1:C:186:ARG:HD2	1:C:187:ASP:O	2.11	0.51

Continued on next page...

Continued from previous page...

Atom-1	Atom-2	Interatomic distance (Å)	Clash overlap (Å)
1:C:70:MET:HG3	1:C:111:ARG:NH1	2.24	0.51
1:B:31:ASN:HB2	1:B:229:ASP:O	2.10	0.51
1:C:211:ASP:O	1:C:212:ALA:HB3	2.10	0.51
1:A:103:LEU:HD12	1:B:64:ILE:HD11	1.92	0.51
1:D:21:LEU:HG	1:D:25:MET:CE	2.40	0.51
1:C:151:ALA:O	1:C:160:SER:HB3	2.10	0.51
1:C:75:LYS:HB3	1:C:76:PRO:HD3	1.92	0.51
1:B:30:THR:HG22	1:B:32:LEU:N	2.12	0.51
1:C:137:ALA:HB1	1:C:145:ARG:HG3	1.93	0.51
1:A:130:VAL:HG22	1:A:147:LEU:CD2	2.41	0.51
1:A:75:LYS:HB3	1:A:76:PRO:HD3	1.93	0.51
1:C:21:LEU:HG	1:C:25:MET:CE	2.40	0.51
1:C:39:ARG:CD	1:C:39:ARG:H	2.23	0.50
1:D:124:VAL:HG22	1:D:164:TYR:CE2	2.47	0.50
1:C:51:LEU:CD2	1:C:244:ALA:HB1	2.42	0.50
1:A:71:GLU:OE1	1:A:75:LYS:HD2	2.11	0.50
1:A:192:ASP:OD1	1:A:193:GLU:HG3	2.11	0.50
1:D:252:ARG:HD3	1:D:253:LYS:N	2.26	0.50
1:B:10:ALA:HB1	1:B:23:ASN:ND2	2.26	0.50
1:D:215:GLN:HE21	1:D:215:GLN:CA	2.19	0.50
1:A:16:PRO:O	1:A:20:LYS:HD3	2.12	0.50
1:A:75:LYS:HD3	3:A:621:HOH:O	2.10	0.50
1:B:39:ARG:HD2	1:B:39:ARG:N	2.26	0.50
1:B:176:LYS:HE3	1:B:195:TYR:CE2	2.46	0.50
1:B:163:GLU:OE1	1:B:166:LYS:HD2	2.12	0.50
1:B:44:LEU:O	1:B:48:VAL:HG23	2.11	0.50
1:C:127:PRO:HA	1:C:171:ILE:HG23	1.92	0.50
1:B:201:THR:CG2	1:B:228:SER:OG	2.59	0.50
1:A:39:ARG:HG3	3:A:651:HOH:O	2.11	0.50
1:D:215:GLN:NE2	1:D:216:GLN:H	2.10	0.50
1:C:186:ARG:HA	1:C:226:THR:HG22	1.94	0.50
1:C:119:THR:CG2	1:C:120:ASN:H	2.16	0.50
1:A:44:LEU:O	1:A:48:VAL:HG23	2.12	0.50
1:C:215:GLN:NE2	1:C:216:GLN:H	2.10	0.49
1:D:51:LEU:CD2	1:D:244:ALA:HB1	2.42	0.49
1:B:172:ALA:HB1	1:B:179:VAL:HG11	1.94	0.49
1:C:91:ASP:CG	1:C:93:LYS:HZ2	2.13	0.49
1:D:201:THR:HG21	1:D:228:SER:OG	2.12	0.49
1:A:156:LYS:HE3	3:A:708:HOH:O	2.12	0.49
1:C:159:LEU:HB2	1:D:124:VAL:HA	1.95	0.49
1:A:185:GLN:HE21	1:A:218:ARG:HH11	1.59	0.49

Continued on next page...

Continued from previous page...

Atom-1	Atom-2	Interatomic distance (Å)	Clash overlap (Å)
1:A:243:ASP:O	1:A:247:GLU:HG2	2.12	0.49
1:A:172:ALA:HB1	1:A:179:VAL:HG11	1.94	0.49
1:C:142:LYS:HE3	3:C:726:HOH:O	2.13	0.49
1:C:102:LYS:HD3	3:C:681:HOH:O	2.12	0.49
1:A:243:ASP:OD1	1:A:246:VAL:HG23	2.12	0.49
1:C:39:ARG:HD2	1:C:39:ARG:H	1.77	0.49
1:B:15:SER:OG	1:B:180:ILE:HD11	2.12	0.49
1:A:30:THR:CG2	1:A:32:LEU:HB3	2.42	0.49
1:C:215:GLN:NE2	1:C:215:GLN:HA	2.15	0.49
1:D:10:ALA:CB	1:D:23:ASN:HD21	2.26	0.49
1:D:253:LYS:O	1:D:257:GLU:HG3	2.13	0.49
1:C:13:HIS:ND1	1:C:14:PRO:HD2	2.28	0.49
1:C:266:GLN:O	1:C:267:ASP:HB2	2.13	0.49
1:D:239:ALA:O	1:D:242:ARG:HG3	2.12	0.48
1:A:51:LEU:HD21	1:A:244:ALA:HB1	1.94	0.48
1:B:185:GLN:HE21	1:B:218:ARG:HH11	1.61	0.48
1:C:124:VAL:HG22	1:C:164:TYR:CE2	2.47	0.48
1:C:153:LEU:HA	2:C:603:BMP:O4	2.13	0.48
1:A:15:SER:OG	1:A:180:ILE:HD11	2.13	0.48
1:B:22:PHE:HA	1:B:25:MET:HE3	1.94	0.48
1:C:253:LYS:O	1:C:257:GLU:HG3	2.13	0.48
1:B:180:ILE:HG21	3:B:683:HOH:O	2.13	0.48
1:A:59:LYS:HG3	1:A:89:PHE:CD2	2.47	0.48
1:D:226:THR:HG22	1:D:226:THR:O	2.13	0.48
1:B:231:ILE:HG13	1:B:231:ILE:O	2.14	0.48
1:C:125:VAL:HG11	1:C:129:ILE:CD1	2.41	0.48
1:A:51:LEU:CD2	1:A:244:ALA:HB1	2.44	0.48
1:A:239:ALA:O	1:A:242:ARG:HG3	2.14	0.48
1:D:31:ASN:HB2	1:D:229:ASP:O	2.14	0.48
1:B:235:ARG:O	1:B:239:ALA:HB3	2.14	0.47
1:D:208:ASP:OD2	1:D:242:ARG:NH2	2.47	0.47
1:A:21:LEU:HG	1:A:25:MET:HE2	1.96	0.47
1:B:252:ARG:HD3	1:B:253:LYS:N	2.29	0.47
1:A:183:ILE:HD13	1:A:200:MET:HB2	1.95	0.47
1:A:256:TRP:O	1:A:260:LEU:HG	2.14	0.47
1:C:231:ILE:HG13	1:C:231:ILE:O	2.14	0.47
1:D:61:HIS:O	1:D:64:ILE:HG22	2.13	0.47
1:C:39:ARG:HD2	1:C:39:ARG:N	2.30	0.47
1:C:10:ALA:HB1	1:C:23:ASN:ND2	2.28	0.47
1:B:124:VAL:HG22	1:B:164:TYR:HE2	1.80	0.47
1:C:53:PRO:HG2	3:C:660:HOH:O	2.14	0.47

Continued on next page...

Continued from previous page...

Atom-1	Atom-2	Interatomic distance (Å)	Clash overlap (Å)
1:C:185:GLN:HE21	1:C:218:ARG:HH11	1.61	0.47
1:A:215:GLN:HG2	1:B:97:ILE:HD13	1.96	0.47
1:B:141:THR:CG2	1:B:143:GLU:HB2	2.44	0.47
1:B:223:VAL:O	1:B:226:THR:HB	2.15	0.47
1:C:223:VAL:HG23	1:C:224:VAL:N	2.30	0.47
1:D:235:ARG:O	1:D:239:ALA:HB3	2.15	0.47
1:D:186:ARG:HA	1:D:226:THR:HG22	1.96	0.47
1:C:100:THR:O	1:C:104:GLN:HG3	2.15	0.47
1:A:215:GLN:CA	1:A:215:GLN:HE21	2.15	0.47
1:D:223:VAL:O	1:D:226:THR:HB	2.15	0.47
1:A:201:THR:HG21	1:A:228:SER:OG	2.15	0.46
1:B:176:LYS:HE3	1:B:195:TYR:CD2	2.51	0.46
1:A:124:VAL:HG22	1:A:164:TYR:CE2	2.51	0.46
1:A:10:ALA:CB	1:A:23:ASN:ND2	2.78	0.46
1:A:208:ASP:OD2	1:A:242:ARG:NH2	2.48	0.46
1:D:211:ASP:O	1:D:212:ALA:HB3	2.14	0.46
1:C:90:GLU:O	1:C:119:THR:HG23	2.16	0.46
1:A:122:HIS:CE1	1:A:150:LEU:HD13	2.50	0.46
1:C:124:VAL:HG22	1:C:164:TYR:HE2	1.80	0.46
1:B:121:ALA:HB1	1:B:129:ILE:CD1	2.38	0.46
1:B:235:ARG:HG3	1:B:235:ARG:HH11	1.80	0.46
1:C:149:MET:HB2	1:C:182:PHE:CD1	2.51	0.46
1:C:31:ASN:HB2	1:C:229:ASP:O	2.15	0.46
1:C:71:GLU:HB2	3:C:729:HOH:O	2.16	0.46
1:B:122:HIS:CE1	1:B:150:LEU:HD13	2.51	0.46
1:A:172:ALA:CB	1:A:179:VAL:HG11	2.46	0.46
1:A:7:LYS:HD2	1:A:26:HIS:CE1	2.51	0.46
1:B:266:GLN:O	1:B:267:ASP:HB2	2.15	0.46
1:D:142:LYS:HE2	1:D:143:GLU:OE2	2.15	0.46
1:B:30:THR:CG2	1:B:32:LEU:HB3	2.45	0.46
1:B:90:GLU:O	1:B:119:THR:HG23	2.15	0.46
1:B:211:ASP:HB3	1:B:212:ALA:H	1.41	0.46
1:A:127:PRO:HA	1:A:171:ILE:HG23	1.97	0.46
1:B:10:ALA:CB	1:B:23:ASN:ND2	2.79	0.46
1:D:17:VAL:HA	1:D:20:LYS:HD3	1.97	0.46
1:B:73:THR:O	1:B:77:LEU:HG	2.16	0.46
1:C:10:ALA:CB	1:C:23:ASN:ND2	2.79	0.46
1:C:202:PRO:HA	1:C:232:ILE:HB	1.97	0.46
1:D:39:ARG:O	1:D:66:THR:HG22	2.16	0.46
1:D:176:LYS:HE3	1:D:195:TYR:CD2	2.51	0.46
1:C:122:HIS:HB3	1:C:124:VAL:HG23	1.97	0.46

Continued on next page...

Continued from previous page...

Atom-1	Atom-2	Interatomic distance (Å)	Clash overlap (Å)
1:A:97:ILE:HG22	1:A:99:ASN:H	1.81	0.46
1:D:39:ARG:HD2	1:D:39:ARG:N	2.31	0.45
1:A:167:GLY:O	1:A:171:ILE:HG13	2.15	0.45
1:C:30:THR:CG2	1:C:32:LEU:HB3	2.46	0.45
1:D:4:ALA:HB1	1:D:8:GLU:OE1	2.15	0.45
1:C:75:LYS:CB	1:C:76:PRO:HD3	2.46	0.45
1:B:211:ASP:O	1:B:212:ALA:CB	2.64	0.45
1:A:151:ALA:O	1:A:160:SER:HB3	2.16	0.45
1:A:150:LEU:HD23	1:A:183:ILE:HB	1.98	0.45
1:A:75:LYS:CB	1:A:76:PRO:HD3	2.46	0.45
1:B:186:ARG:HA	1:B:226:THR:HG22	1.98	0.45
1:C:59:LYS:HG3	1:C:89:PHE:CE2	2.51	0.45
1:A:192:ASP:HA	3:A:668:HOH:O	2.17	0.45
1:A:48:VAL:CG1	1:A:80:LEU:HD13	2.47	0.45
1:B:180:ILE:CG2	1:B:198:LEU:HD12	2.45	0.45
1:A:59:LYS:HA	1:A:89:PHE:O	2.17	0.45
1:C:172:ALA:CB	1:C:179:VAL:HG11	2.47	0.45
1:D:172:ALA:HB1	1:D:179:VAL:HG11	1.98	0.45
1:B:142:LYS:HE2	1:B:143:GLU:OE2	2.17	0.45
1:D:186:ARG:HD2	1:D:187:ASP:O	2.16	0.45
1:C:239:ALA:O	1:C:242:ARG:HG3	2.17	0.45
1:D:231:ILE:HG13	1:D:231:ILE:O	2.16	0.45
1:A:125:VAL:HA	1:B:153:LEU:HD23	2.00	0.44
1:B:210:GLY:HA2	1:B:217:TYR:CD1	2.51	0.44
1:A:34:ALA:HB2	1:A:55:ILE:HG21	1.98	0.44
1:A:21:LEU:HG	1:A:25:MET:HE1	1.98	0.44
1:B:149:MET:HB2	1:B:182:PHE:CD1	2.52	0.44
1:C:235:ARG:HG3	1:C:235:ARG:HH11	1.81	0.44
1:D:71:GLU:OE1	1:D:75:LYS:HD2	2.18	0.44
1:D:223:VAL:HG23	1:D:224:VAL:N	2.32	0.44
1:B:153:LEU:N	1:B:153:LEU:CD1	2.80	0.44
1:B:235:ARG:NH1	1:B:235:ARG:HG3	2.32	0.44
1:A:73:THR:O	1:A:77:LEU:HG	2.18	0.44
1:B:39:ARG:HD3	3:B:605:HOH:O	2.16	0.44
1:A:163:GLU:OE1	1:A:166:LYS:HD2	2.18	0.44
1:A:71:GLU:O	1:A:76:PRO:HD3	2.17	0.44
1:D:197:TRP:CE3	1:D:197:TRP:HA	2.53	0.44
1:A:10:ALA:HB1	1:A:23:ASN:HD21	1.83	0.44
1:D:266:GLN:O	1:D:267:ASP:HB2	2.17	0.44
1:D:21:LEU:HG	1:D:25:MET:HE1	1.99	0.44
1:C:91:ASP:OD2	1:C:93:LYS:NZ	2.51	0.44

Continued on next page...

Continued from previous page...

Atom-1	Atom-2	Interatomic distance (Å)	Clash overlap (Å)
1:A:211:ASP:O	1:A:212:ALA:HB3	2.17	0.44
1:A:92:ARG:NH2	3:A:617:HOH:O	2.51	0.44
1:D:151:ALA:HB1	1:D:188:MET:HE2	2.00	0.44
1:C:183:ILE:HD13	1:C:200:MET:HB2	2.00	0.44
1:C:223:VAL:O	1:C:226:THR:HB	2.18	0.44
1:C:39:ARG:O	1:C:66:THR:HG22	2.18	0.43
1:B:91:ASP:OD1	1:B:93:LYS:NZ	2.41	0.43
1:B:59:LYS:HA	1:B:89:PHE:O	2.18	0.43
1:A:235:ARG:HH11	1:A:235:ARG:CG	2.30	0.43
1:D:215:GLN:NE2	1:D:215:GLN:CA	2.80	0.43
1:B:137:ALA:HB1	1:B:145:ARG:HG3	1.99	0.43
1:C:211:ASP:O	1:C:212:ALA:CB	2.65	0.43
1:B:119:THR:CG2	1:B:120:ASN:H	2.14	0.43
1:A:235:ARG:HG3	2:A:601:BMP:OP3	2.18	0.43
1:C:256:TRP:O	1:C:260:LEU:HG	2.18	0.43
1:A:54:LYS:HE3	1:A:249:GLU:HB2	1.99	0.43
1:A:223:VAL:HG23	1:A:224:VAL:N	2.33	0.43
1:B:172:ALA:CB	1:B:179:VAL:HG11	2.49	0.43
1:A:4:ALA:HB1	1:A:8:GLU:OE1	2.18	0.43
1:D:124:VAL:HG22	1:D:164:TYR:OH	2.19	0.43
1:B:197:TRP:CE3	1:B:197:TRP:HA	2.53	0.43
1:B:202:PRO:HA	1:B:232:ILE:HB	2.00	0.43
1:B:39:ARG:O	1:B:66:THR:HG22	2.19	0.43
1:A:75:LYS:HE3	3:A:648:HOH:O	2.18	0.43
1:C:215:GLN:NE2	1:C:215:GLN:CA	2.80	0.43
1:D:59:LYS:HA	1:D:89:PHE:O	2.17	0.43
1:B:150:LEU:HD23	1:B:183:ILE:HB	2.01	0.43
1:B:4:ALA:HB1	1:B:8:GLU:OE1	2.19	0.43
1:A:226:THR:HG22	1:A:226:THR:O	2.18	0.42
1:D:243:ASP:OD1	1:D:246:VAL:HG23	2.19	0.42
1:C:17:VAL:HG23	1:C:18:ALA:N	2.35	0.42
1:C:71:GLU:O	1:C:76:PRO:HD3	2.19	0.42
1:C:59:LYS:HA	1:C:89:PHE:O	2.19	0.42
1:C:124:VAL:HA	1:D:159:LEU:HB2	2.00	0.42
1:D:197:TRP:HA	1:D:197:TRP:HE3	1.84	0.42
1:A:223:VAL:O	1:A:226:THR:HB	2.20	0.42
1:C:91:ASP:OD1	1:C:93:LYS:NZ	2.40	0.42
1:A:231:ILE:O	1:A:231:ILE:HG13	2.18	0.42
2:A:601:BMP:H2'	1:B:97:ILE:CD1	2.50	0.42
1:A:43:GLU:O	1:A:47:LEU:HD23	2.20	0.42
1:A:4:ALA:O	1:A:9:ARG:HD2	2.19	0.42

Continued on next page...

Continued from previous page...

Atom-1	Atom-2	Interatomic distance (Å)	Clash overlap (Å)
1:A:159:LEU:HB2	1:B:124:VAL:HA	2.02	0.42
1:B:91:ASP:CG	1:B:93:LYS:HZ2	2.22	0.42
1:C:73:THR:O	1:C:77:LEU:HG	2.19	0.42
1:B:17:VAL:HG23	1:B:18:ALA:N	2.34	0.42
1:C:235:ARG:NH1	1:C:235:ARG:HG3	2.35	0.42
1:D:210:GLY:HA2	1:D:217:TYR:CD1	2.54	0.42
1:D:42:LYS:HB2	3:D:661:HOH:O	2.20	0.42
1:D:21:LEU:HG	1:D:25:MET:HE2	2.02	0.42
1:C:161:THR:O	1:C:162:GLY:C	2.58	0.42
1:D:78:LYS:HD3	1:D:115:TRP:HB2	2.02	0.42
1:A:39:ARG:HD2	1:A:39:ARG:N	2.33	0.42
1:A:106:SER:HA	1:A:113:ALA:HB3	2.01	0.42
1:A:197:TRP:HA	1:A:197:TRP:CE3	2.55	0.42
1:C:92:ARG:HG2	1:C:94:PHE:CZ	2.55	0.41
1:C:43:GLU:O	1:C:47:LEU:CD2	2.68	0.41
1:B:145:ARG:HD3	3:B:721:HOH:O	2.19	0.41
1:D:124:VAL:HG22	1:D:164:TYR:HE2	1.85	0.41
1:A:30:THR:HG22	1:A:31:ASN:N	2.35	0.41
1:B:61:HIS:HD2	3:B:658:HOH:O	2.02	0.41
1:B:59:LYS:HG3	1:B:89:PHE:CE2	2.55	0.41
1:C:201:THR:CG2	1:C:228:SER:OG	2.67	0.41
1:A:199:ILE:HD11	3:A:619:HOH:O	2.20	0.41
1:B:39:ARG:NH1	1:B:39:ARG:CB	2.70	0.41
1:A:161:THR:O	1:A:162:GLY:C	2.59	0.41
1:D:124:VAL:CG2	1:D:164:TYR:OH	2.69	0.41
1:B:96:ASP:O	1:B:125:VAL:HG21	2.21	0.41
1:B:239:ALA:O	1:B:242:ARG:HG3	2.20	0.41
1:B:165:THR:CG2	1:B:188:MET:HE1	2.51	0.41
1:C:163:GLU:O	1:C:166:LYS:HB2	2.20	0.41
1:B:10:ALA:HB1	1:B:23:ASN:HD21	1.86	0.41
1:D:151:ALA:HB3	1:D:184:ALA:HB2	2.01	0.41
1:D:211:ASP:HB3	1:D:212:ALA:H	1.46	0.41
1:C:197:TRP:CE3	1:C:197:TRP:HA	2.55	0.41
1:A:263:CYS:HB3	3:A:683:HOH:O	2.20	0.41
1:A:266:GLN:O	1:A:267:ASP:HB2	2.20	0.41
1:B:226:THR:O	1:B:226:THR:HG22	2.20	0.41
1:D:91:ASP:CG	1:D:93:LYS:HZ2	2.24	0.41
1:A:215:GLN:CA	1:A:215:GLN:NE2	2.80	0.41
1:D:172:ALA:CB	1:D:179:VAL:HG11	2.50	0.41
1:C:97:ILE:HG22	1:C:99:ASN:H	1.86	0.41
1:C:129:ILE:HG23	1:C:130:VAL:N	2.36	0.41

Continued on next page...

Continued from previous page...

Atom-1	Atom-2	Interatomic distance (Å)	Clash overlap (Å)
1:C:96:ASP:O	1:C:125:VAL:HG21	2.21	0.41
1:B:186:ARG:HG2	1:B:186:ARG:HH11	1.86	0.41
1:C:93:LYS:HG2	1:C:150:LEU:HD11	2.03	0.41
1:A:185:GLN:NE2	1:A:218:ARG:HH11	2.18	0.41
1:B:185:GLN:NE2	1:B:218:ARG:HH11	2.19	0.41
1:D:183:ILE:HA	1:D:183:ILE:HD13	1.96	0.41
1:A:118:ILE:HG22	1:A:119:THR:N	2.36	0.40
1:D:97:ILE:CG2	1:D:98:GLY:N	2.84	0.40
1:B:156:LYS:HE3	3:B:725:HOH:O	2.21	0.40
1:B:197:TRP:HE3	1:B:197:TRP:HA	1.85	0.40
1:A:197:TRP:HE3	1:A:197:TRP:HA	1.86	0.40
1:D:235:ARG:NH1	1:D:235:ARG:HG3	2.36	0.40
1:C:106:SER:HA	1:C:113:ALA:HB3	2.03	0.40
1:D:127:PRO:HA	1:D:171:ILE:HG23	2.01	0.40
1:D:211:ASP:O	1:D:212:ALA:CB	2.70	0.40
1:D:59:LYS:HG3	1:D:89:PHE:CD2	2.56	0.40
1:A:153:LEU:HD23	1:B:125:VAL:HA	2.02	0.40
1:A:186:ARG:HA	1:A:226:THR:HG22	2.02	0.40
1:C:35:SER:OG	1:C:59:LYS:HE3	2.22	0.40
1:B:151:ALA:O	1:B:160:SER:HB3	2.22	0.40
1:D:17:VAL:HG23	1:D:18:ALA:N	2.37	0.40
1:B:21:LEU:HG	1:B:25:MET:HE1	2.04	0.40
1:C:200:MET:HE2	1:C:230:ILE:HD12	2.03	0.40
1:D:91:ASP:OD2	1:D:93:LYS:NZ	2.55	0.40
1:B:75:LYS:HB3	1:B:76:PRO:HD3	2.03	0.40
1:D:202:PRO:HA	1:D:232:ILE:HB	2.04	0.40
1:A:143:GLU:HA	1:A:144:PRO:HD3	1.88	0.40
1:D:29:GLN:HA	1:D:256:TRP:CZ2	2.57	0.40
1:B:249:GLU:HA	1:B:249:GLU:OE2	2.21	0.40

There are no symmetry-related clashes.

5.3 Torsion angles ⓘ

5.3.1 Protein backbone ⓘ

In the following table, the Percentiles column shows the percent Ramachandran outliers of the chain as a percentile score with respect to all X-ray entries followed by that with respect to entries of similar resolution.

The Analysed column shows the number of residues for which the backbone conformation was analysed, and the total number of residues.

Mol	Chain	Analysed	Favoured	Allowed	Outliers	Percentiles	
1	A	265/267 (99%)	243 (92%)	19 (7%)	3 (1%)	17	25
1	B	265/267 (99%)	245 (92%)	16 (6%)	4 (2%)	13	17
1	C	265/267 (99%)	245 (92%)	17 (6%)	3 (1%)	17	25
1	D	265/267 (99%)	242 (91%)	19 (7%)	4 (2%)	13	17
All	All	1060/1068 (99%)	975 (92%)	71 (7%)	14 (1%)	15	21

All (14) Ramachandran outliers are listed below:

Mol	Chain	Res	Type
1	A	162	GLY
1	B	162	GLY
1	C	162	GLY
1	D	162	GLY
1	A	52	GLY
1	A	212	ALA
1	B	212	ALA
1	C	212	ALA
1	D	212	ALA
1	B	52	GLY
1	B	211	ASP
1	D	42	LYS
1	D	52	GLY
1	C	52	GLY

5.3.2 Protein sidechains ⓘ

In the following table, the Percentiles column shows the percent sidechain outliers of the chain as a percentile score with respect to all X-ray entries followed by that with respect to entries of similar resolution.

The Analysed column shows the number of residues for which the sidechain conformation was analysed, and the total number of residues.

Mol	Chain	Analysed	Rotameric	Outliers	Percentiles	
1	A	216/216 (100%)	203 (94%)	13 (6%)	24	37
1	B	216/216 (100%)	203 (94%)	13 (6%)	24	37
1	C	216/216 (100%)	205 (95%)	11 (5%)	29	46
1	D	216/216 (100%)	204 (94%)	12 (6%)	26	41
All	All	864/864 (100%)	815 (94%)	49 (6%)	25	40

All (49) residues with a non-rotameric sidechain are listed below:

Mol	Chain	Res	Type
1	A	39	ARG
1	A	65	LEU
1	A	92	ARG
1	A	153	LEU
1	A	163	GLU
1	A	170	ASP
1	A	186	ARG
1	A	192	ASP
1	A	201	THR
1	A	211	ASP
1	A	215	GLN
1	A	235	ARG
1	A	252	ARG
1	B	36	LEU
1	B	39	ARG
1	B	64	ILE
1	B	65	LEU
1	B	92	ARG
1	B	153	LEU
1	B	163	GLU
1	B	170	ASP
1	B	186	ARG
1	B	201	THR
1	B	211	ASP
1	B	215	GLN
1	B	252	ARG
1	C	36	LEU
1	C	39	ARG
1	C	65	LEU
1	C	92	ARG
1	C	153	LEU
1	C	170	ASP
1	C	186	ARG
1	C	201	THR
1	C	211	ASP
1	C	215	GLN
1	C	252	ARG
1	D	39	ARG
1	D	65	LEU
1	D	92	ARG
1	D	153	LEU
1	D	163	GLU

Continued on next page...

Continued from previous page...

Mol	Chain	Res	Type
1	D	170	ASP
1	D	186	ARG
1	D	192	ASP
1	D	201	THR
1	D	211	ASP
1	D	215	GLN
1	D	252	ARG

Some sidechains can be flipped to improve hydrogen bonding and reduce clashes. All (33) such sidechains are listed below:

Mol	Chain	Res	Type
1	A	23	ASN
1	A	26	HIS
1	A	85	ASN
1	A	185	GLN
1	A	215	GLN
1	A	216	GLN
1	A	265	GLN
1	B	23	ASN
1	B	26	HIS
1	B	29	GLN
1	B	61	HIS
1	B	85	ASN
1	B	185	GLN
1	B	215	GLN
1	B	216	GLN
1	B	265	GLN
1	C	23	ASN
1	C	26	HIS
1	C	29	GLN
1	C	61	HIS
1	C	85	ASN
1	C	185	GLN
1	C	215	GLN
1	C	216	GLN
1	C	265	GLN
1	D	23	ASN
1	D	26	HIS
1	D	61	HIS
1	D	85	ASN
1	D	185	GLN
1	D	215	GLN

Continued on next page...

Continued from previous page...

Mol	Chain	Res	Type
1	D	216	GLN
1	D	265	GLN

5.3.3 RNA ⓘ

There are no RNA molecules in this entry.

5.4 Non-standard residues in protein, DNA, RNA chains ⓘ

There are no non-standard protein/DNA/RNA residues in this entry.

5.5 Carbohydrates ⓘ

There are no carbohydrates in this entry.

5.6 Ligand geometry ⓘ

4 ligands are modelled in this entry.

In the following table, the Counts columns list the number of bonds (or angles) for which Mogul statistics could be retrieved, the number of bonds (or angles) that are observed in the model and the number of bonds (or angles) that are defined in the chemical component dictionary. The Link column lists molecule types, if any, to which the group is linked. The Z score for a bond length (or angle) is the number of standard deviations the observed value is removed from the expected value. A bond length (or angle) with $|Z| > 2$ is considered an outlier worth inspection. RMSZ is the root-mean-square of all Z scores of the bond lengths (or angles).

Mol	Type	Chain	Res	Link	Bond lengths			Bond angles		
					Counts	RMSZ	$\# Z > 2$	Counts	RMSZ	$\# Z > 2$
2	BMP	A	601	-	16,23,23	2.63	2 (12%)	19,35,35	2.37	7 (36%)
2	BMP	B	602	-	16,23,23	2.62	2 (12%)	19,35,35	2.47	7 (36%)
2	BMP	C	603	-	16,23,23	2.70	2 (12%)	19,35,35	2.27	3 (15%)
2	BMP	D	604	-	16,23,23	2.59	3 (18%)	19,35,35	2.02	5 (26%)

In the following table, the Chirals column lists the number of chiral outliers, the number of chiral centers analysed, the number of these observed in the model and the number defined in the chemical component dictionary. Similar counts are reported in the Torsion and Rings columns. '-' means no outliers of that kind were identified.

Mol	Type	Chain	Res	Link	Chirals	Torsions	Rings
2	BMP	A	601	-	-	0/6/26/26	0/2/2/2
2	BMP	B	602	-	-	0/6/26/26	0/2/2/2
2	BMP	C	603	-	-	0/6/26/26	0/2/2/2
2	BMP	D	604	-	-	0/6/26/26	0/2/2/2

All (9) bond length outliers are listed below:

Mol	Chain	Res	Type	Atoms	Z	Observed(Å)	Ideal(Å)
2	D	604	BMP	O4'-C1'	2.40	1.44	1.41
2	A	601	BMP	C4-N3	3.73	1.40	1.33
2	B	602	BMP	C4-N3	3.80	1.40	1.33
2	D	604	BMP	C4-N3	3.81	1.40	1.33
2	C	603	BMP	C4-N3	4.03	1.40	1.33
2	A	601	BMP	C6-N1	9.05	1.51	1.38
2	D	604	BMP	C6-N1	9.06	1.51	1.38
2	B	602	BMP	C6-N1	9.27	1.52	1.38
2	C	603	BMP	C6-N1	9.48	1.52	1.38

All (22) bond angle outliers are listed below:

Mol	Chain	Res	Type	Atoms	Z	Observed(°)	Ideal(°)
2	C	603	BMP	C5-C4-N3	-4.19	118.98	124.05
2	B	602	BMP	C4'-O4'-C1'	-3.72	105.63	109.72
2	A	601	BMP	C5-C4-N3	-3.51	119.79	124.05
2	B	602	BMP	C5-C4-N3	-3.17	120.21	124.05
2	A	601	BMP	C4'-O4'-C1'	-3.17	106.24	109.72
2	D	604	BMP	C5-C4-N3	-3.08	120.31	124.05
2	D	604	BMP	C4'-O4'-C1'	-2.91	106.52	109.72
2	B	602	BMP	O5'-P-OP1	-2.30	101.29	107.14
2	D	604	BMP	O5'-P-OP1	-2.20	101.55	107.14
2	B	602	BMP	O4'-C1'-N1	2.03	110.60	108.29
2	C	603	BMP	O2'-C2'-C3'	2.06	118.53	111.83
2	B	602	BMP	O2'-C2'-C3'	2.07	118.56	111.83
2	D	604	BMP	O4'-C4'-C3'	2.37	109.92	105.15
2	A	601	BMP	O4'-C1'-N1	2.45	111.09	108.29
2	A	601	BMP	OP3-P-O5'	2.55	113.91	106.56
2	A	601	BMP	O2'-C2'-C3'	2.62	120.35	111.83
2	A	601	BMP	O4'-C4'-C3'	2.77	110.74	105.15
2	B	602	BMP	O4'-C4'-C3'	4.73	114.69	105.15
2	D	604	BMP	C4-N3-C2	5.98	120.07	114.14
2	B	602	BMP	C4-N3-C2	6.40	120.48	114.14
2	A	601	BMP	C4-N3-C2	6.63	120.71	114.14
2	C	603	BMP	C4-N3-C2	7.33	121.40	114.14

There are no chirality outliers.

There are no torsion outliers.

There are no ring outliers.

4 monomers are involved in 13 short contacts:

Mol	Chain	Res	Type	Clashes	Symm-Clashes
2	A	601	BMP	4	0
2	B	602	BMP	3	0
2	C	603	BMP	3	0
2	D	604	BMP	3	0

5.7 Other polymers [i](#)

There are no such residues in this entry.

5.8 Polymer linkage issues [i](#)

There are no chain breaks in this entry.

6 Fit of model and data

6.1 Protein, DNA and RNA chains

In the following table, the column labelled ‘#RSRZ> 2’ contains the number (and percentage) of RSRZ outliers, followed by percent RSRZ outliers for the chain as percentile scores relative to all X-ray entries and entries of similar resolution. The OWAB column contains the minimum, median, 95th percentile and maximum values of the occupancy-weighted average B-factor per residue. The column labelled ‘Q< 0.9’ lists the number of (and percentage) of residues with an average occupancy less than 0.9.

Mol	Chain	Analysed	<RSRZ>	#RSRZ>2	OWAB(Å ²)	Q<0.9
1	A	267/267 (100%)	0.17	14 (5%) 31 31	18, 32, 54, 80	0
1	B	267/267 (100%)	0.23	13 (4%) 33 34	17, 32, 54, 81	0
1	C	267/267 (100%)	0.14	10 (3%) 45 46	17, 32, 53, 80	0
1	D	267/267 (100%)	0.24	16 (5%) 25 25	20, 34, 54, 81	0
All	All	1068/1068 (100%)	0.19	53 (4%) 32 33	17, 33, 54, 81	0

All (53) RSRZ outliers are listed below:

Mol	Chain	Res	Type	RSRZ
1	C	1	MET	11.1
1	B	266	GLN	10.8
1	B	1	MET	10.1
1	B	264	GLY	9.0
1	C	266	GLN	8.9
1	A	265	GLN	8.8
1	D	267	ASP	8.4
1	D	266	GLN	8.2
1	A	264	GLY	8.0
1	C	267	ASP	7.9
1	A	267	ASP	7.7
1	D	1	MET	7.7
1	B	267	ASP	7.6
1	A	263	CYS	7.5
1	B	263	CYS	7.1
1	A	1	MET	6.4
1	D	265	GLN	6.2
1	C	2	HIS	6.1
1	D	2	HIS	5.9
1	A	2	HIS	5.9
1	A	266	GLN	5.8

Continued on next page...

Continued from previous page...

Mol	Chain	Res	Type	RSRZ
1	B	2	HIS	5.6
1	B	265	GLN	4.8
1	C	264	GLY	4.6
1	C	263	CYS	4.6
1	A	3	LYS	4.4
1	A	211	ASP	4.2
1	B	211	ASP	4.1
1	D	264	GLY	4.1
1	D	192	ASP	4.0
1	D	161	THR	3.8
1	C	211	ASP	3.4
1	D	191	ARG	3.4
1	D	211	ASP	3.3
1	D	263	CYS	3.2
1	D	142	LYS	3.0
1	C	265	GLN	3.0
1	B	191	ARG	2.8
1	B	161	THR	2.6
1	D	193	GLU	2.6
1	A	191	ARG	2.6
1	B	193	GLU	2.4
1	C	191	ARG	2.4
1	D	3	LYS	2.4
1	A	192	ASP	2.3
1	B	198	LEU	2.2
1	D	82	ALA	2.2
1	A	161	THR	2.2
1	C	3	LYS	2.2
1	A	142	LYS	2.1
1	B	3	LYS	2.1
1	A	124	VAL	2.1
1	D	253	LYS	2.0

6.2 Non-standard residues in protein, DNA, RNA chains [i](#)

There are no non-standard protein/DNA/RNA residues in this entry.

6.3 Carbohydrates [i](#)

There are no carbohydrates in this entry.

6.4 Ligands [i](#)

In the following table, the Atoms column lists the number of modelled atoms in the group and the number defined in the chemical component dictionary. LLDF column lists the quality of electron density of the group with respect to its neighbouring residues in protein, DNA or RNA chains. The B-factors column lists the minimum, median, 95th percentile and maximum values of B factors of atoms in the group. The column labelled 'Q< 0.9' lists the number of atoms with occupancy less than 0.9.

Mol	Type	Chain	Res	Atoms	RSCC	RSR	LLDF	B-factors(\AA^2)	Q<0.9
2	BMP	C	603	22/22	0.95	0.14	-0.10	28,33,36,38	0
2	BMP	B	602	22/22	0.96	0.14	-0.14	26,30,36,38	0
2	BMP	D	604	22/22	0.95	0.12	-0.38	32,35,37,39	0
2	BMP	A	601	22/22	0.97	0.12	-0.59	24,34,37,37	0

6.5 Other polymers [i](#)

There are no such residues in this entry.