



Full wwPDB X-ray Structure Validation Report ⓘ

Jan 31, 2016 – 07:21 PM GMT

PDB ID : 1F3W
Title : RECOMBINANT RABBIT MUSCLE PYRUVATE KINASE
Authors : Wooll, J.O.; Friesen, R.H.E.; White, M.A.; Watowich, S.J.; Fox, R.O.; Lee, J.C.; Czerwinski, E.W.
Deposited on : 2000-06-06
Resolution : 3.00 Å(reported)

This is a Full wwPDB X-ray Structure Validation Report for a publicly released PDB entry.
We welcome your comments at validation@mail.wwpdb.org
A user guide is available at
<http://wwpdb.org/validation/2016/XrayValidationReportHelp>
with specific help available everywhere you see the ⓘ symbol.

The following versions of software and data (see [references ⓘ](#)) were used in the production of this report:

MolProbity : 4.02b-467
Mogul : 1.7 (RC4), CSD as536be (2015)
Xtriage (Phenix) : **NOT EXECUTED**
EDS : **NOT EXECUTED**
Percentile statistics : 20151230.v01 (using entries in the PDB archive December 30th 2015)
Ideal geometry (proteins) : Engh & Huber (2001)
Ideal geometry (DNA, RNA) : Parkinson et al. (1996)
Validation Pipeline (wwPDB-VP) : trunk26865

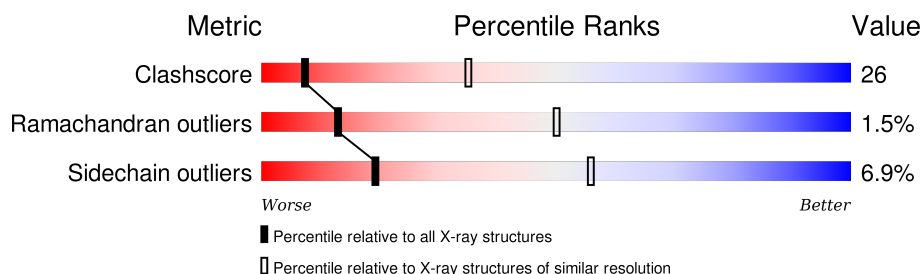
1 Overall quality at a glance

The following experimental techniques were used to determine the structure:

X-RAY DIFFRACTION

The reported resolution of this entry is 3.00 Å.

Percentile scores (ranging between 0-100) for global validation metrics of the entry are shown in the following graphic. The table shows the number of entries on which the scores are based.



Metric	Whole archive (#Entries)	Similar resolution (#Entries, resolution range(Å))
Clashscore	102246	1912 (3.00-3.00)
Ramachandran outliers	100387	1853 (3.00-3.00)
Sidechain outliers	100360	1856 (3.00-3.00)


The table below summarises the geometric issues observed across the polymeric chains and their fit to the electron density. The red, orange, yellow and green segments on the lower bar indicate the fraction of residues that contain outliers for ≥ 3 , 2, 1 and 0 types of geometric quality criteria. A grey segment represents the fraction of residues that are not modelled. The numeric value for each fraction is indicated below the corresponding segment, with a dot representing fractions $\leq 5\%$. The upper red bar (where present) indicates the fraction of residues that have poor fit to the electron density. The numeric value is given above the bar.

Note EDS was not executed.

Mol	Chain	Length	Quality of chain
1	A	530	
1	B	530	
1	C	530	
1	D	530	
1	E	530	
1	F	530	
1	G	530	

Continued on next page...

Continued from previous page...

Mol	Chain	Length	Quality of chain
1	H	530	 A horizontal bar chart showing the quality of the chain. The bar is divided into three segments: a green segment on the left labeled '61%', a yellow segment in the middle labeled '33%', and a small orange segment on the right. Below the orange segment are two small black dots.

2 Entry composition [i](#)

There are 4 unique types of molecules in this entry. The entry contains 31728 atoms, of which 0 are hydrogens and 0 are deuteriums.

In the tables below, the ZeroOcc column contains the number of atoms modelled with zero occupancy, the AltConf column contains the number of residues with at least one atom in alternate conformation and the Trace column contains the number of residues modelled with at most 2 atoms.

- Molecule 1 is a protein called PYRUVATE KINASE.

Mol	Chain	Residues	Atoms					ZeroOcc	AltConf	Trace
1	A	519	Total	C	N	O	S	0	0	0
			3958	2484	704	742	28			
1	B	519	Total	C	N	O	S	0	0	0
			3958	2484	704	742	28			
1	C	519	Total	C	N	O	S	0	0	0
			3958	2484	704	742	28			
1	D	519	Total	C	N	O	S	0	0	0
			3958	2484	704	742	28			
1	E	519	Total	C	N	O	S	0	0	0
			3958	2484	704	742	28			
1	F	519	Total	C	N	O	S	0	0	0
			3958	2484	704	742	28			
1	G	519	Total	C	N	O	S	0	0	0
			3958	2484	704	742	28			
1	H	519	Total	C	N	O	S	0	0	0
			3958	2484	704	742	28			

- Molecule 2 is POTASSIUM ION (three-letter code: K) (formula: K).

Mol	Chain	Residues	Atoms		ZeroOcc	AltConf
2	G	1	Total	K	0	0
			1	1		
2	D	1	Total	K	0	0
			1	1		
2	E	1	Total	K	0	0
			1	1		
2	H	1	Total	K	0	0
			1	1		
2	B	1	Total	K	0	0
			1	1		
2	C	1	Total	K	0	0
			1	1		

Continued on next page...

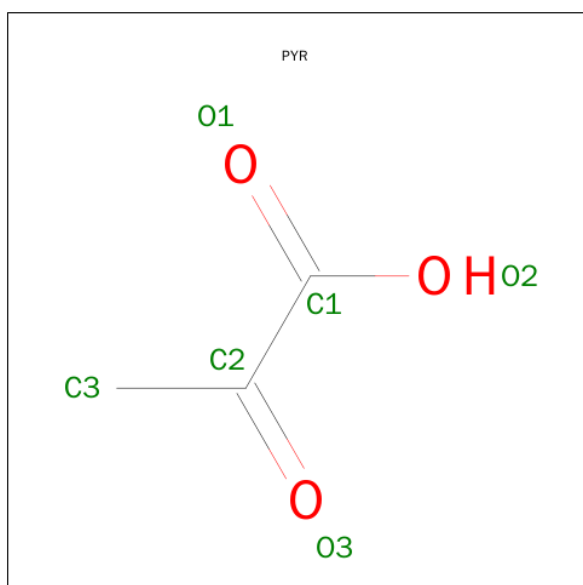
Continued from previous page...

Mol	Chain	Residues	Atoms	ZeroOcc	AltConf
2	A	1	Total K 1 1	0	0
2	F	1	Total K 1 1	0	0

- Molecule 3 is MANGANESE (II) ION (three-letter code: MN) (formula: Mn).

Mol	Chain	Residues	Atoms	ZeroOcc	AltConf
3	G	1	Total Mn 1 1	0	0
3	D	1	Total Mn 1 1	0	0
3	E	1	Total Mn 1 1	0	0
3	H	1	Total Mn 1 1	0	0
3	B	1	Total Mn 1 1	0	0
3	C	1	Total Mn 1 1	0	0
3	A	1	Total Mn 1 1	0	0
3	F	1	Total Mn 1 1	0	0

- Molecule 4 is PYRUVIC ACID (three-letter code: PYR) (formula: C₃H₄O₃).



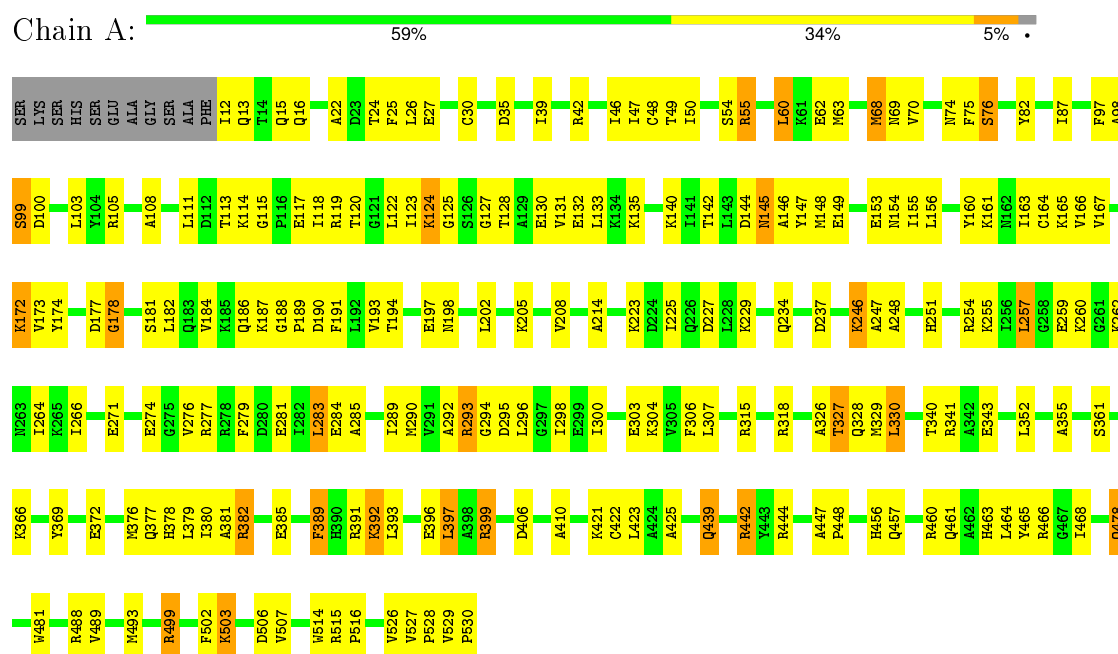
Mol	Chain	Residues	Atoms			ZeroOcc	AltConf
4	A	1	Total 6	C 3	O 3	0	0
4	B	1	Total 6	C 3	O 3	0	0
4	C	1	Total 6	C 3	O 3	0	0
4	D	1	Total 6	C 3	O 3	0	0
4	E	1	Total 6	C 3	O 3	0	0
4	F	1	Total 6	C 3	O 3	0	0
4	G	1	Total 6	C 3	O 3	0	0
4	H	1	Total 6	C 3	O 3	0	0

3 Residue-property plots

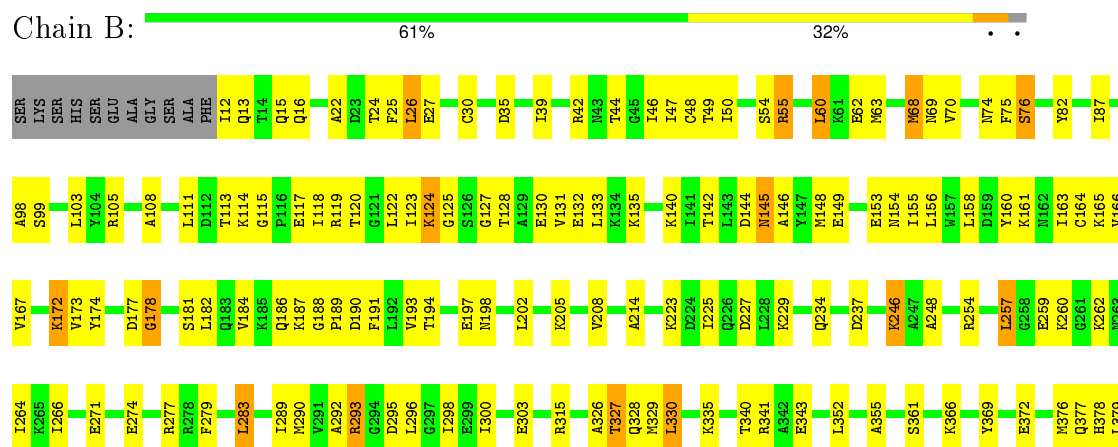
These plots are drawn for all protein, RNA and DNA chains in the entry. The first graphic for a chain summarises the proportions of errors displayed in the second graphic. The second graphic shows the sequence view annotated by issues in geometry and electron density. Residues are color-coded according to the number of geometric quality criteria for which they contain at least one outlier: green = 0, yellow = 1, orange = 2 and red = 3 or more. A red dot above a residue indicates a poor fit to the electron density ($RSRZ > 2$). Stretches of 2 or more consecutive residues without any outlier are shown as a green connector. Residues present in the sample, but not in the model, are shown in grey.

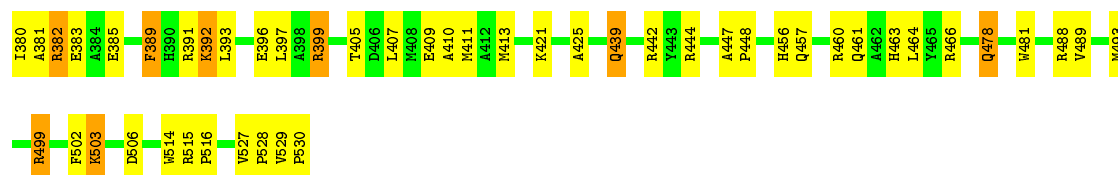
Note EDS was not executed.

• Molecule 1: PYRUVATE KINASE



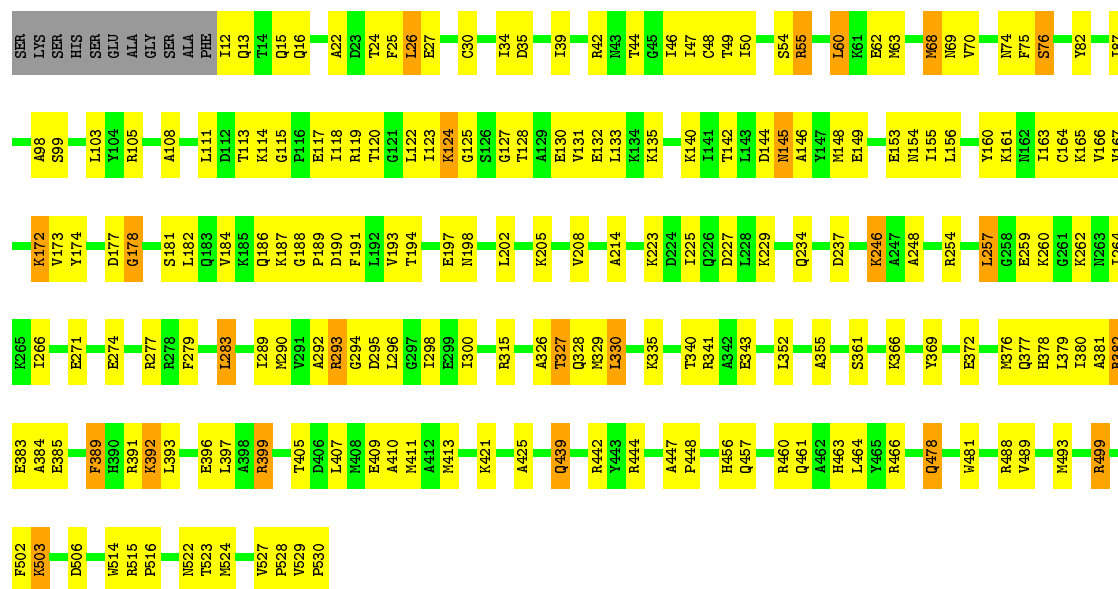
• Molecule 1: PYRUVATE KINASE





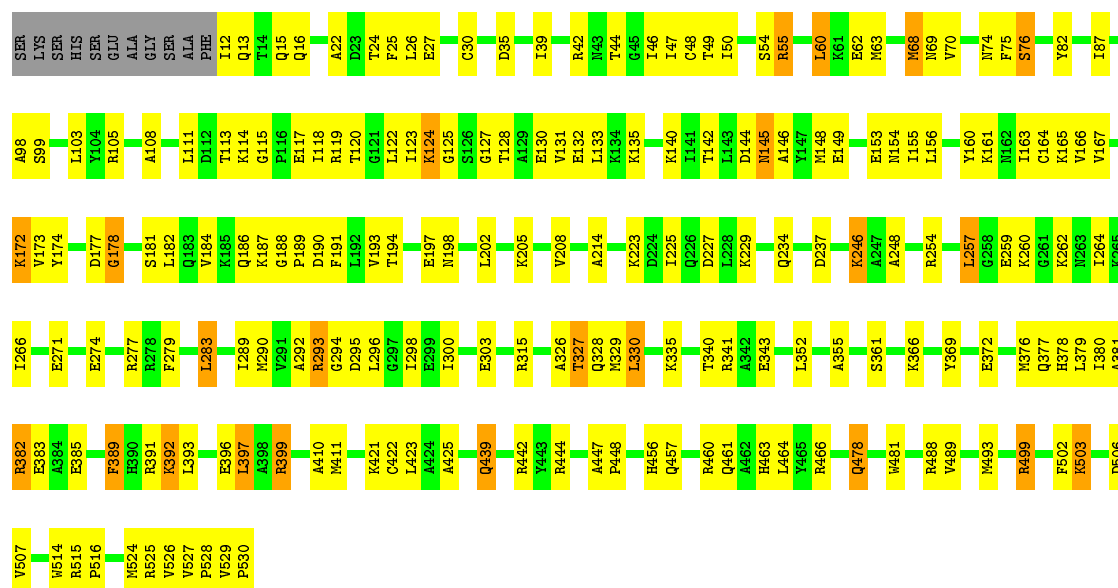
• Molecule 1: PYRUVATE KINASE

Chain C: 61% 33%



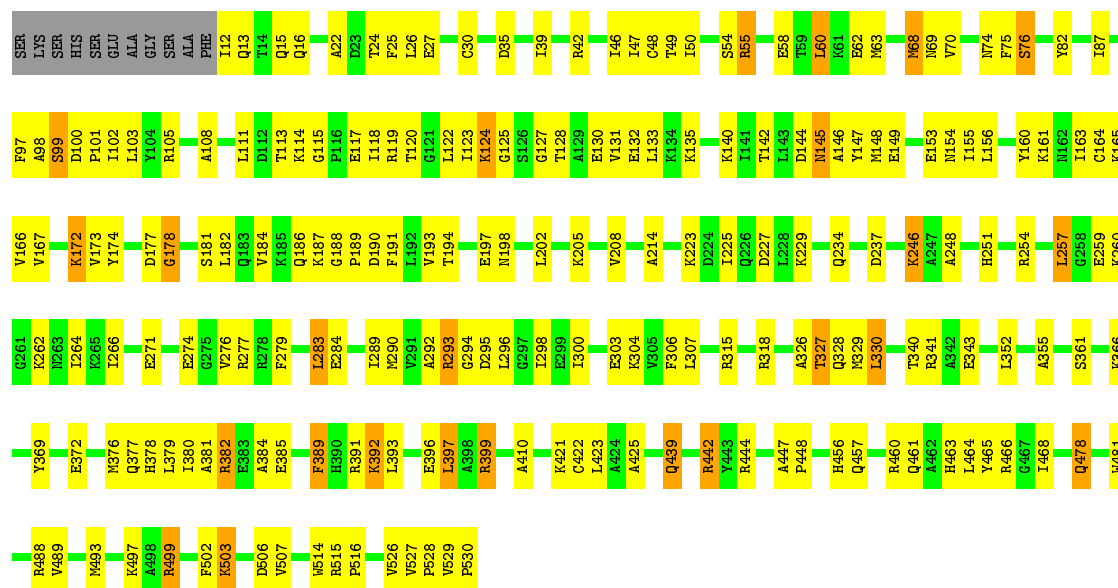
• Molecule 1: PYRUVATE KINASE

Chain D: 61% 33%



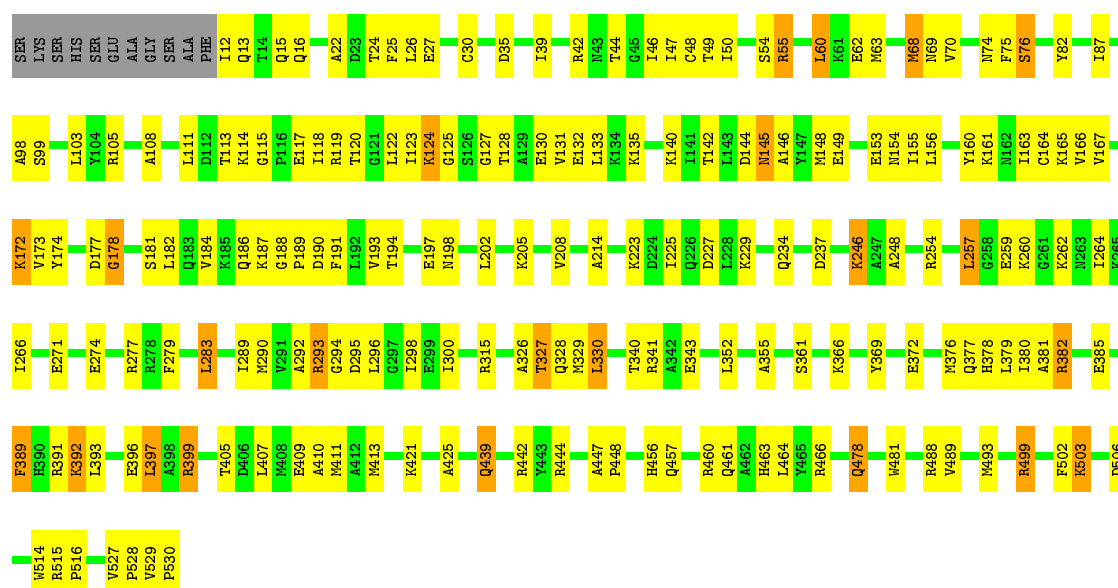
• Molecule 1: PYRUVATE KINASE

Chain E: 



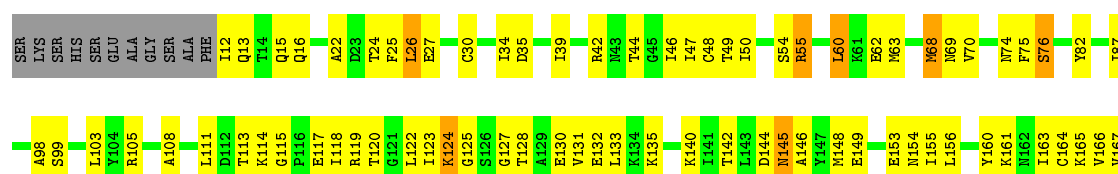
• Molecule 1: PYRUVATE KINASE

Chain F: 



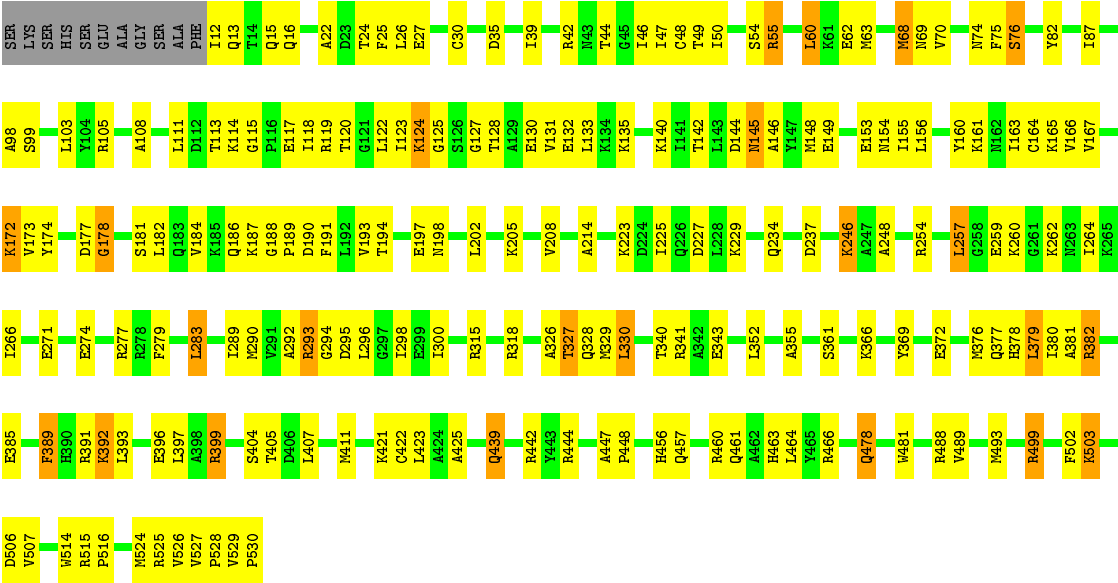
• Molecule 1: PYRUVATE KINASE

Chain G: 





• Molecule 1: PYRUVATE KINASE



4 Data and refinement statistics

Xtriage (Phenix) and EDS were not executed - this section will therefore be incomplete.

Property	Value	Source
Space group	P 1	Depositor
Cell constants a, b, c, α , β , γ	79.00 Å 105.40 Å 143.50 Å 95.90° 92.80° 111.90°	Depositor
Resolution (Å)	52.00 – 3.00	Depositor
% Data completeness (in resolution range)	97.1 (52.00-3.00)	Depositor
R_{merge}	0.08	Depositor
R_{sym}	(Not available)	Depositor
Refinement program	CNS 1.0	Depositor
R, R_{free}	0.238 , 0.257	Depositor
Estimated twinning fraction	No twinning to report.	Xtriage
Total number of atoms	31728	wwPDB-VP
Average B, all atoms (Å ²)	46.0	wwPDB-VP

5 Model quality [i](#)

5.1 Standard geometry [i](#)

Bond lengths and bond angles in the following residue types are not validated in this section: PYR, MN, K

The Z score for a bond length (or angle) is the number of standard deviations the observed value is removed from the expected value. A bond length (or angle) with $|Z| > 5$ is considered an outlier worth inspection. RMSZ is the root-mean-square of all Z scores of the bond lengths (or angles).

Mol	Chain	Bond lengths		Bond angles	
		RMSZ	# Z >5	RMSZ	# Z >5
1	A	0.37	0/4021	0.61	0/5430
1	B	0.38	0/4021	0.61	0/5430
1	C	0.37	0/4021	0.61	0/5430
1	D	0.38	0/4021	0.61	0/5430
1	E	0.38	0/4021	0.61	0/5430
1	F	0.38	0/4021	0.61	0/5430
1	G	0.38	0/4021	0.61	0/5430
1	H	0.38	0/4021	0.62	0/5430
All	All	0.38	0/32168	0.61	0/43440

There are no bond length outliers.

There are no bond angle outliers.

There are no chirality outliers.

There are no planarity outliers.

5.2 Too-close contacts [i](#)

In the following table, the Non-H and H(model) columns list the number of non-hydrogen atoms and hydrogen atoms in the chain respectively. The H(added) column lists the number of hydrogen atoms added and optimized by MolProbity. The Clashes column lists the number of clashes within the asymmetric unit, whereas Symm-Clashes lists symmetry related clashes.

Mol	Chain	Non-H	H(model)	H(added)	Clashes	Symm-Clashes
1	A	3958	0	4008	249	15
1	B	3958	0	4008	220	0
1	C	3958	0	4008	240	0
1	D	3958	0	4008	225	0
1	E	3958	0	4007	257	15

Continued on next page...

Continued from previous page...

Mol	Chain	Non-H	H(model)	H(added)	Clashes	Symm-Clashes
1	F	3958	0	4008	215	0
1	G	3958	0	4008	248	0
1	H	3958	0	4008	226	0
2	A	1	0	0	0	0
2	B	1	0	0	0	0
2	C	1	0	0	0	0
2	D	1	0	0	0	0
2	E	1	0	0	0	0
2	F	1	0	0	0	0
2	G	1	0	0	0	0
2	H	1	0	0	0	0
3	A	1	0	0	0	0
3	B	1	0	0	0	0
3	C	1	0	0	0	0
3	D	1	0	0	0	0
3	E	1	0	0	0	0
3	F	1	0	0	0	0
3	G	1	0	0	0	0
3	H	1	0	0	0	0
4	A	6	0	3	0	0
4	B	6	0	3	0	0
4	C	6	0	3	0	0
4	D	6	0	3	0	0
4	E	6	0	3	0	0
4	F	6	0	3	0	0
4	G	6	0	3	0	0
4	H	6	0	3	0	0
All	All	31728	0	32087	1640	15

The all-atom clashscore is defined as the number of clashes found per 1000 atoms (including hydrogen atoms). The all-atom clashscore for this structure is 26.

All (1640) close contacts within the same asymmetric unit are listed below, sorted by their clash magnitude.

Atom-1	Atom-2	Interatomic distance (Å)	Clash overlap (Å)
1:G:407:LEU:HD22	1:H:526:VAL:HG11	1.20	1.12
1:D:493:MET:HE2	1:D:530:PRO:HD2	1.37	1.06
1:E:526:VAL:HG23	1:F:411:MET:SD	1.96	1.05
1:A:526:VAL:HG23	1:B:411:MET:SD	1.96	1.05
1:F:493:MET:HE2	1:F:530:PRO:HD2	1.37	1.04
1:C:411:MET:SD	1:D:526:VAL:HG23	2.01	0.99

Continued on next page...

Continued from previous page...

Atom-1	Atom-2	Interatomic distance (Å)	Clash overlap (Å)
1:G:493:MET:HE2	1:G:530:PRO:HD2	1.42	0.98
1:A:423:LEU:HD12	1:B:405:THR:HG21	1.45	0.98
1:C:493:MET:HE2	1:C:530:PRO:HD2	1.41	0.97
1:E:493:MET:HE2	1:E:530:PRO:HD2	1.45	0.97
1:B:25:PHE:CE1	1:D:25:PHE:CE1	2.52	0.97
1:A:493:MET:HE2	1:A:530:PRO:HD2	1.45	0.97
1:E:25:PHE:CE1	1:G:25:PHE:CE1	2.54	0.95
1:A:507:VAL:HG21	1:B:407:LEU:HD21	1.48	0.94
1:A:285:ALA:HB2	1:E:100:ASP:OD2	1.68	0.94
1:A:25:PHE:CE1	1:C:25:PHE:CE1	2.56	0.93
1:E:507:VAL:HG21	1:F:407:LEU:HD21	1.49	0.92
1:G:407:LEU:HD22	1:H:526:VAL:CG1	2.01	0.91
1:F:25:PHE:CE1	1:H:25:PHE:CE1	2.57	0.91
1:B:493:MET:HE2	1:B:530:PRO:HD2	1.48	0.91
1:C:405:THR:HG21	1:D:423:LEU:HD12	1.50	0.90
1:B:131:VAL:HG12	1:B:132:GLU:H	1.40	0.87
1:C:131:VAL:HG12	1:C:132:GLU:H	1.40	0.87
1:C:407:LEU:CD2	1:D:507:VAL:HG11	2.05	0.86
1:G:131:VAL:HG12	1:G:132:GLU:H	1.40	0.86
1:F:131:VAL:HG12	1:F:132:GLU:H	1.40	0.86
1:G:407:LEU:HD21	1:H:507:VAL:HG11	1.57	0.86
1:A:131:VAL:HG12	1:A:132:GLU:H	1.40	0.86
1:E:131:VAL:HG12	1:E:132:GLU:H	1.40	0.85
1:C:407:LEU:HD22	1:D:526:VAL:HG11	1.57	0.85
1:D:131:VAL:HG12	1:D:132:GLU:H	1.40	0.85
1:F:493:MET:HE1	1:F:529:VAL:HG22	1.58	0.85
1:C:407:LEU:HD21	1:D:507:VAL:HG11	1.57	0.85
1:H:131:VAL:HG12	1:H:132:GLU:H	1.40	0.84
1:C:184:VAL:HA	1:C:194:THR:HG22	1.59	0.84
1:G:184:VAL:HA	1:G:194:THR:HG22	1.59	0.84
1:C:407:LEU:HD21	1:D:507:VAL:HG21	1.59	0.83
1:A:184:VAL:HA	1:A:194:THR:HG22	1.59	0.83
1:E:341:ARG:H	1:G:328:GLN:NE2	1.75	0.83
1:E:423:LEU:HD12	1:F:405:THR:HG21	1.60	0.83
1:D:493:MET:HE1	1:D:529:VAL:HG22	1.58	0.83
1:E:184:VAL:HA	1:E:194:THR:HG22	1.59	0.83
1:B:184:VAL:HA	1:B:194:THR:HG22	1.59	0.83
1:D:184:VAL:HA	1:D:194:THR:HG22	1.59	0.82
1:B:145:ASN:HD21	1:B:161:LYS:NZ	1.77	0.82
1:F:328:GLN:NE2	1:H:341:ARG:H	1.77	0.82
1:F:145:ASN:HD21	1:F:161:LYS:NZ	1.77	0.82

Continued on next page...

Continued from previous page...

Atom-1	Atom-2	Interatomic distance (Å)	Clash overlap (Å)
1:F:184:VAL:HA	1:F:194:THR:HG22	1.59	0.82
1:A:145:ASN:HD21	1:A:161:LYS:NZ	1.77	0.82
1:E:381:ALA:O	1:E:385:GLU:HG3	1.80	0.82
1:E:145:ASN:HD21	1:E:161:LYS:NZ	1.77	0.82
1:C:493:MET:HE1	1:C:529:VAL:HG22	1.61	0.82
1:G:145:ASN:HD21	1:G:161:LYS:NZ	1.77	0.82
1:A:381:ALA:O	1:A:385:GLU:HG3	1.80	0.82
1:C:145:ASN:HD21	1:C:161:LYS:NZ	1.77	0.82
1:H:184:VAL:HA	1:H:194:THR:HG22	1.59	0.82
1:E:328:GLN:HE21	1:G:340:THR:HB	1.45	0.81
1:G:493:MET:HE1	1:G:529:VAL:HG22	1.62	0.81
1:G:140:LYS:HE3	1:G:191:PHE:CD2	2.16	0.81
1:F:381:ALA:O	1:F:385:GLU:HG3	1.80	0.81
1:B:381:ALA:O	1:B:385:GLU:HG3	1.80	0.81
1:F:70:VAL:HG22	1:F:108:ALA:HB3	1.63	0.81
1:D:145:ASN:HD21	1:D:161:LYS:NZ	1.77	0.81
1:C:140:LYS:HE3	1:C:191:PHE:CD2	2.16	0.81
1:B:70:VAL:HG22	1:B:108:ALA:HB3	1.63	0.81
1:B:140:LYS:HE3	1:B:191:PHE:CD2	2.16	0.81
1:H:493:MET:HE2	1:H:530:PRO:HD2	1.61	0.81
1:H:145:ASN:HD21	1:H:161:LYS:NZ	1.77	0.80
1:B:328:GLN:NE2	1:D:341:ARG:H	1.79	0.80
1:D:70:VAL:HG22	1:D:108:ALA:HB3	1.63	0.80
1:F:140:LYS:HE3	1:F:191:PHE:CD2	2.16	0.80
1:G:381:ALA:O	1:G:385:GLU:HG3	1.80	0.80
1:C:381:ALA:O	1:C:385:GLU:HG3	1.80	0.80
1:A:493:MET:HE1	1:A:529:VAL:HG22	1.63	0.80
1:E:70:VAL:HG22	1:E:108:ALA:HB3	1.63	0.80
1:H:381:ALA:O	1:H:385:GLU:HG3	1.80	0.80
1:E:140:LYS:HE3	1:E:191:PHE:CD2	2.16	0.80
1:E:493:MET:HE1	1:E:529:VAL:HG22	1.63	0.80
1:D:381:ALA:O	1:D:385:GLU:HG3	1.80	0.80
1:H:140:LYS:HE3	1:H:191:PHE:CD2	2.16	0.80
1:H:70:VAL:HG22	1:H:108:ALA:HB3	1.63	0.80
1:D:140:LYS:HE3	1:D:191:PHE:CD2	2.16	0.80
1:A:341:ARG:H	1:C:328:GLN:NE2	1.80	0.80
1:A:140:LYS:HE3	1:A:191:PHE:CD2	2.16	0.79
1:E:42:ARG:HE	1:E:378:HIS:HD2	1.30	0.79
1:E:328:GLN:NE2	1:G:340:THR:HB	1.98	0.79
1:G:70:VAL:HG22	1:G:108:ALA:HB3	1.63	0.79
1:A:70:VAL:HG22	1:A:108:ALA:HB3	1.63	0.79

Continued on next page...

Continued from previous page...

Atom-1	Atom-2	Interatomic distance (Å)	Clash overlap (Å)
1:E:294:GLY:O	1:G:341:ARG:NH1	2.16	0.79
1:A:42:ARG:HE	1:A:378:HIS:HD2	1.30	0.79
1:E:421:LYS:HD3	1:F:413:MET:SD	2.23	0.79
1:F:42:ARG:HE	1:F:378:HIS:HD2	1.30	0.79
1:B:42:ARG:HE	1:B:378:HIS:HD2	1.30	0.79
1:C:70:VAL:HG22	1:C:108:ALA:HB3	1.63	0.78
1:G:411:MET:SD	1:H:524:MET:CE	2.72	0.78
1:B:122:LEU:HD23	1:B:149:GLU:HG2	1.66	0.78
1:D:122:LEU:HD23	1:D:149:GLU:HG2	1.66	0.78
1:C:114:LYS:HE3	1:C:117:GLU:HG2	1.66	0.78
1:F:122:LEU:HD23	1:F:149:GLU:HG2	1.66	0.78
1:G:114:LYS:HE3	1:G:117:GLU:HG2	1.66	0.78
1:H:122:LEU:HD23	1:H:149:GLU:HG2	1.66	0.78
1:D:42:ARG:HE	1:D:378:HIS:HD2	1.30	0.78
1:A:122:LEU:HD23	1:A:149:GLU:HG2	1.66	0.78
1:E:122:LEU:HD23	1:E:149:GLU:HG2	1.66	0.77
1:G:42:ARG:HE	1:G:378:HIS:HD2	1.30	0.77
1:H:114:LYS:HE3	1:H:117:GLU:HG2	1.66	0.77
1:E:293:ARG:HB3	1:G:341:ARG:HG3	1.67	0.77
1:F:114:LYS:HE3	1:F:117:GLU:HG2	1.66	0.77
1:D:114:LYS:HE3	1:D:117:GLU:HG2	1.66	0.77
1:H:42:ARG:HE	1:H:378:HIS:HD2	1.30	0.77
1:B:493:MET:HE1	1:B:529:VAL:HG22	1.66	0.77
1:C:42:ARG:HE	1:C:378:HIS:HD2	1.30	0.77
1:A:421:LYS:HD3	1:B:413:MET:SD	2.25	0.76
1:G:122:LEU:HD23	1:G:149:GLU:HG2	1.66	0.76
1:C:122:LEU:HD23	1:C:149:GLU:HG2	1.66	0.76
1:B:114:LYS:HE3	1:B:117:GLU:HG2	1.66	0.76
1:A:507:VAL:HG11	1:B:407:LEU:CD2	2.15	0.76
1:A:251:HIS:CE1	1:E:100:ASP:OD2	2.38	0.76
1:B:187:LYS:HG3	1:B:188:GLY:N	2.01	0.76
1:C:187:LYS:HG3	1:C:188:GLY:N	2.01	0.76
1:F:187:LYS:HG3	1:F:188:GLY:N	2.01	0.76
1:G:187:LYS:HG3	1:G:188:GLY:N	2.01	0.75
1:A:114:LYS:HE3	1:A:117:GLU:HG2	1.66	0.75
1:E:114:LYS:HE3	1:E:117:GLU:HG2	1.66	0.75
1:H:187:LYS:HG3	1:H:188:GLY:N	2.01	0.75
1:A:328:GLN:NE2	1:C:341:ARG:H	1.85	0.75
1:G:186:GLN:HB3	1:G:193:VAL:CG1	2.17	0.75
1:C:186:GLN:HB3	1:C:193:VAL:CG1	2.17	0.74
1:E:187:LYS:HG3	1:E:188:GLY:N	2.01	0.74

Continued on next page...

Continued from previous page...

Atom-1	Atom-2	Interatomic distance (Å)	Clash overlap (Å)
1:D:186:GLN:HB3	1:D:193:VAL:CG1	2.17	0.74
1:E:340:THR:HB	1:G:328:GLN:NE2	2.03	0.74
1:G:405:THR:HA	1:H:421:LYS:O	1.88	0.74
1:H:186:GLN:HB3	1:H:193:VAL:CG1	2.17	0.74
1:H:189:PRO:HD2	1:H:191:PHE:CE1	2.23	0.74
1:D:187:LYS:HG3	1:D:188:GLY:N	2.01	0.74
1:G:189:PRO:HD2	1:G:191:PHE:CE1	2.23	0.74
1:D:189:PRO:HD2	1:D:191:PHE:CE1	2.23	0.74
1:D:382:ARG:HH11	1:D:382:ARG:CB	2.00	0.74
1:A:187:LYS:HG3	1:A:188:GLY:N	2.01	0.74
1:F:186:GLN:HB3	1:F:193:VAL:CG1	2.17	0.74
1:A:186:GLN:HB3	1:A:193:VAL:CG1	2.17	0.74
1:B:186:GLN:HB3	1:B:193:VAL:CG1	2.17	0.74
1:C:189:PRO:HD2	1:C:191:PHE:CE1	2.23	0.73
1:B:189:PRO:HD2	1:B:191:PHE:CE1	2.23	0.73
1:A:189:PRO:HD2	1:A:191:PHE:CE1	2.23	0.73
1:H:382:ARG:HH11	1:H:382:ARG:CB	2.00	0.73
1:F:189:PRO:HD2	1:F:191:PHE:CE1	2.23	0.73
1:E:186:GLN:HB3	1:E:193:VAL:CG1	2.17	0.73
1:C:382:ARG:CB	1:C:382:ARG:HH11	2.00	0.73
1:E:382:ARG:CB	1:E:382:ARG:HH11	2.00	0.73
1:G:382:ARG:CB	1:G:382:ARG:HH11	2.00	0.73
1:E:189:PRO:HD2	1:E:191:PHE:CE1	2.23	0.73
1:B:341:ARG:H	1:D:328:GLN:NE2	1.86	0.73
1:A:382:ARG:CB	1:A:382:ARG:HH11	2.00	0.73
1:B:382:ARG:CB	1:B:382:ARG:HH11	2.00	0.73
1:B:340:THR:OG1	1:B:343:GLU:HG3	1.89	0.73
1:E:526:VAL:HG11	1:F:407:LEU:HD22	1.71	0.73
1:E:293:ARG:O	1:G:341:ARG:HD2	1.88	0.73
1:B:493:MET:CE	1:B:530:PRO:HD2	2.18	0.73
1:G:340:THR:OG1	1:G:343:GLU:HG3	1.89	0.73
1:E:493:MET:CE	1:E:530:PRO:HD2	2.18	0.72
1:A:340:THR:OG1	1:A:343:GLU:HG3	1.89	0.72
1:F:340:THR:OG1	1:F:343:GLU:HG3	1.89	0.72
1:F:382:ARG:HH11	1:F:382:ARG:CB	2.00	0.72
1:E:340:THR:OG1	1:E:343:GLU:HG3	1.89	0.72
1:A:493:MET:CE	1:A:530:PRO:HD2	2.18	0.72
1:H:340:THR:OG1	1:H:343:GLU:HG3	1.89	0.72
1:C:340:THR:OG1	1:C:343:GLU:HG3	1.89	0.72
1:B:478:GLN:CA	1:B:478:GLN:HE21	2.03	0.72
1:H:493:MET:CE	1:H:530:PRO:HD2	2.18	0.72

Continued on next page...

Continued from previous page...

Atom-1	Atom-2	Interatomic distance (Å)	Clash overlap (Å)
1:G:493:MET:CE	1:G:530:PRO:HD2	2.18	0.72
1:F:478:GLN:HE21	1:F:478:GLN:CA	2.02	0.72
1:A:247:ALA:HB1	1:E:100:ASP:CG	2.09	0.72
1:A:526:VAL:CG2	1:B:411:MET:SD	2.78	0.72
1:D:42:ARG:HE	1:D:378:HIS:CD2	2.07	0.71
1:E:478:GLN:CA	1:E:478:GLN:HE21	2.02	0.71
1:A:478:GLN:HE21	1:A:478:GLN:CA	2.02	0.71
1:B:42:ARG:HE	1:B:378:HIS:CD2	2.07	0.71
1:C:493:MET:CE	1:C:530:PRO:HD2	2.18	0.71
1:D:340:THR:OG1	1:D:343:GLU:HG3	1.89	0.71
1:D:493:MET:CE	1:D:530:PRO:HD2	2.18	0.71
1:A:42:ARG:HE	1:A:378:HIS:CD2	2.07	0.71
1:F:42:ARG:HE	1:F:378:HIS:CD2	2.07	0.71
1:C:114:LYS:O	1:C:114:LYS:HD3	1.91	0.71
1:G:114:LYS:HD3	1:G:114:LYS:O	1.91	0.71
1:C:42:ARG:HE	1:C:378:HIS:CD2	2.07	0.71
1:E:42:ARG:HE	1:E:378:HIS:CD2	2.07	0.71
1:G:42:ARG:HE	1:G:378:HIS:CD2	2.07	0.71
1:H:271:GLU:HB3	1:H:295:ASP:HB2	1.73	0.71
1:H:42:ARG:HE	1:H:378:HIS:CD2	2.07	0.71
1:E:499:ARG:HH11	1:E:499:ARG:HG3	1.56	0.71
1:G:407:LEU:CD2	1:H:507:VAL:HG11	2.21	0.70
1:H:493:MET:HE1	1:H:529:VAL:HA	1.73	0.70
1:D:271:GLU:HB3	1:D:295:ASP:HB2	1.73	0.70
1:A:499:ARG:HH11	1:A:499:ARG:HG3	1.56	0.70
1:G:478:GLN:CA	1:G:478:GLN:HE21	2.02	0.70
1:H:478:GLN:HE21	1:H:478:GLN:CA	2.02	0.70
1:A:526:VAL:HG11	1:B:407:LEU:HD22	1.73	0.70
1:F:493:MET:CE	1:F:530:PRO:HD2	2.18	0.70
1:G:271:GLU:HB3	1:G:295:ASP:HB2	1.73	0.70
1:C:271:GLU:HB3	1:C:295:ASP:HB2	1.73	0.70
1:E:422:CYS:HB3	1:F:410:ALA:HB2	1.74	0.70
1:C:478:GLN:HE21	1:C:478:GLN:CA	2.02	0.70
1:F:114:LYS:O	1:F:114:LYS:HD3	1.91	0.70
1:B:114:LYS:HD3	1:B:114:LYS:O	1.91	0.70
1:B:499:ARG:HH11	1:B:499:ARG:HG3	1.56	0.70
1:F:131:VAL:HG12	1:F:132:GLU:N	2.07	0.70
1:F:499:ARG:HH11	1:F:499:ARG:HG3	1.56	0.70
1:D:478:GLN:HE21	1:D:478:GLN:CA	2.02	0.70
1:A:423:LEU:CD1	1:B:405:THR:HG21	2.19	0.69
1:B:131:VAL:HG12	1:B:132:GLU:N	2.07	0.69

Continued on next page...

Continued from previous page...

Atom-1	Atom-2	Interatomic distance (Å)	Clash overlap (Å)
1:D:499:ARG:HG3	1:D:499:ARG:HH11	1.56	0.69
1:B:271:GLU:HB3	1:B:295:ASP:HB2	1.73	0.69
1:A:507:VAL:HG11	1:B:407:LEU:HD21	1.73	0.69
1:G:499:ARG:HG3	1:G:499:ARG:HH11	1.56	0.69
1:F:271:GLU:HB3	1:F:295:ASP:HB2	1.73	0.69
1:H:499:ARG:HH11	1:H:499:ARG:HG3	1.56	0.69
1:E:328:GLN:HE22	1:G:340:THR:HA	1.56	0.69
1:A:271:GLU:HB3	1:A:295:ASP:HB2	1.73	0.69
1:H:114:LYS:O	1:H:114:LYS:HD3	1.91	0.69
1:D:114:LYS:O	1:D:114:LYS:HD3	1.91	0.69
1:C:499:ARG:HH11	1:C:499:ARG:HG3	1.56	0.69
1:C:405:THR:HG21	1:D:423:LEU:CD1	2.23	0.69
1:E:271:GLU:HB3	1:E:295:ASP:HB2	1.73	0.69
1:H:131:VAL:HG12	1:H:132:GLU:N	2.07	0.69
1:D:131:VAL:HG12	1:D:132:GLU:N	2.07	0.69
1:E:114:LYS:HD3	1:E:114:LYS:O	1.91	0.69
1:E:341:ARG:NH1	1:G:294:GLY:O	2.26	0.69
1:A:145:ASN:HD21	1:A:161:LYS:HZ2	1.41	0.69
1:A:114:LYS:O	1:A:114:LYS:HD3	1.91	0.69
1:E:145:ASN:HD21	1:E:161:LYS:HZ2	1.41	0.68
1:A:131:VAL:HG12	1:A:132:GLU:N	2.07	0.68
1:E:131:VAL:HG12	1:E:132:GLU:N	2.07	0.68
1:A:507:VAL:CG2	1:B:407:LEU:HD21	2.21	0.68
1:C:131:VAL:HG12	1:C:132:GLU:N	2.07	0.68
1:H:493:MET:HE1	1:H:529:VAL:HG22	1.75	0.68
1:E:328:GLN:NE2	1:G:341:ARG:H	1.92	0.68
1:C:409:GLU:OE1	1:D:421:LYS:HE2	1.93	0.67
1:A:422:CYS:HB3	1:B:410:ALA:HB2	1.76	0.67
1:G:131:VAL:HG12	1:G:132:GLU:N	2.07	0.67
1:F:341:ARG:H	1:H:328:GLN:NE2	1.92	0.67
1:G:117:GLU:OE1	1:G:119:ARG:NH1	2.28	0.67
1:A:117:GLU:OE1	1:A:119:ARG:NH1	2.28	0.67
1:C:117:GLU:OE1	1:C:119:ARG:NH1	2.28	0.67
1:E:117:GLU:OE1	1:E:119:ARG:NH1	2.28	0.67
1:C:399:ARG:HG2	1:C:399:ARG:HH11	1.60	0.67
1:E:399:ARG:HG2	1:E:399:ARG:HH11	1.60	0.67
1:A:399:ARG:HH11	1:A:399:ARG:HG2	1.60	0.67
1:D:117:GLU:OE1	1:D:119:ARG:NH1	2.28	0.66
1:G:399:ARG:HG2	1:G:399:ARG:HH11	1.60	0.66
1:A:251:HIS:CE1	1:E:102:ILE:HB	2.30	0.66
1:B:399:ARG:HH11	1:B:399:ARG:HG2	1.60	0.66

Continued on next page...

Continued from previous page...

Atom-1	Atom-2	Interatomic distance (Å)	Clash overlap (Å)
1:H:117:GLU:OE1	1:H:119:ARG:NH1	2.28	0.66
1:B:117:GLU:OE1	1:B:119:ARG:NH1	2.28	0.66
1:H:173:VAL:HG13	1:H:182:LEU:HB2	1.77	0.66
1:H:399:ARG:HH11	1:H:399:ARG:HG2	1.60	0.66
1:D:399:ARG:HG2	1:D:399:ARG:HH11	1.60	0.66
1:H:140:LYS:HE3	1:H:191:PHE:HD2	1.60	0.66
1:D:140:LYS:HE3	1:D:191:PHE:HD2	1.60	0.66
1:F:399:ARG:HH11	1:F:399:ARG:HG2	1.60	0.66
1:F:117:GLU:OE1	1:F:119:ARG:NH1	2.28	0.66
1:F:274:GLU:HG3	1:F:277:ARG:NH2	2.11	0.66
1:A:30:CYS:SG	1:C:315:ARG:HG3	2.36	0.66
1:B:140:LYS:HE3	1:B:191:PHE:HD2	1.59	0.66
1:D:271:GLU:HG2	1:D:292:ALA:HB3	1.78	0.66
1:D:173:VAL:HG13	1:D:182:LEU:HB2	1.77	0.66
1:A:173:VAL:HG13	1:A:182:LEU:HB2	1.77	0.66
1:G:274:GLU:HG3	1:G:277:ARG:NH2	2.11	0.65
1:B:274:GLU:HG3	1:B:277:ARG:NH2	2.11	0.65
1:E:140:LYS:HE3	1:E:191:PHE:HD2	1.59	0.65
1:C:274:GLU:HG3	1:C:277:ARG:NH2	2.11	0.65
1:G:399:ARG:NH2	1:H:391:ARG:NH1	2.44	0.65
1:C:173:VAL:HG13	1:C:182:LEU:HB2	1.77	0.65
1:C:246:LYS:HD3	1:C:248:ALA:HB3	1.78	0.65
1:E:340:THR:HB	1:G:328:GLN:HE21	1.61	0.65
1:A:140:LYS:HE3	1:A:191:PHE:HD2	1.59	0.65
1:G:271:GLU:HG2	1:G:292:ALA:HB3	1.78	0.65
1:G:246:LYS:HD3	1:G:248:ALA:HB3	1.78	0.65
1:F:173:VAL:HG13	1:F:182:LEU:HB2	1.77	0.65
1:E:318:ARG:NH2	1:G:30:CYS:HB3	2.12	0.65
1:E:173:VAL:HG13	1:E:182:LEU:HB2	1.77	0.65
1:B:173:VAL:HG13	1:B:182:LEU:HB2	1.77	0.65
1:D:493:MET:CE	1:D:529:VAL:HG13	2.27	0.65
1:E:526:VAL:CG2	1:F:411:MET:SD	2.78	0.65
1:F:493:MET:CE	1:F:529:VAL:HG13	2.27	0.65
1:H:271:GLU:HG2	1:H:292:ALA:HB3	1.78	0.65
1:D:274:GLU:HG3	1:D:277:ARG:NH2	2.11	0.65
1:F:140:LYS:HE3	1:F:191:PHE:HD2	1.59	0.65
1:C:493:MET:CE	1:C:529:VAL:HG13	2.27	0.65
1:E:493:MET:CE	1:E:529:VAL:HG13	2.27	0.65
1:A:493:MET:CE	1:A:529:VAL:HG13	2.27	0.65
1:F:271:GLU:HG2	1:F:292:ALA:HB3	1.78	0.65
1:A:274:GLU:HG3	1:A:277:ARG:NH2	2.11	0.65

Continued on next page...

Continued from previous page...

Atom-1	Atom-2	Interatomic distance (Å)	Clash overlap (Å)
1:C:413:MET:SD	1:D:421:LYS:HD3	2.37	0.65
1:E:274:GLU:HG3	1:E:277:ARG:NH2	2.11	0.65
1:F:246:LYS:HD3	1:F:248:ALA:HB3	1.78	0.65
1:G:493:MET:CE	1:G:529:VAL:HG13	2.27	0.65
1:B:493:MET:CE	1:B:529:VAL:HG13	2.27	0.65
1:C:407:LEU:HD21	1:D:507:VAL:CG2	2.27	0.64
1:H:493:MET:CE	1:H:529:VAL:HG13	2.27	0.64
1:C:271:GLU:HG2	1:C:292:ALA:HB3	1.78	0.64
1:H:274:GLU:HG3	1:H:277:ARG:NH2	2.11	0.64
1:E:507:VAL:HG11	1:F:407:LEU:CD2	2.27	0.64
1:C:405:THR:HA	1:D:421:LYS:O	1.97	0.64
1:B:271:GLU:HG2	1:B:292:ALA:HB3	1.78	0.64
1:G:173:VAL:HG13	1:G:182:LEU:HB2	1.77	0.64
1:E:246:LYS:HD3	1:E:248:ALA:HB3	1.78	0.64
1:A:246:LYS:HD3	1:A:248:ALA:HB3	1.78	0.64
1:E:271:GLU:HG2	1:E:292:ALA:HB3	1.78	0.64
1:E:399:ARG:HG2	1:E:399:ARG:NH1	2.12	0.64
1:B:246:LYS:HD3	1:B:248:ALA:HB3	1.78	0.64
1:A:271:GLU:HG2	1:A:292:ALA:HB3	1.78	0.64
1:H:246:LYS:HD3	1:H:248:ALA:HB3	1.78	0.64
1:G:409:GLU:OE1	1:H:421:LYS:HE2	1.98	0.64
1:A:399:ARG:HG2	1:A:399:ARG:NH1	2.12	0.64
1:D:246:LYS:HD3	1:D:248:ALA:HB3	1.78	0.64
1:F:399:ARG:HG2	1:F:399:ARG:NH1	2.12	0.64
1:G:411:MET:SD	1:H:524:MET:HE1	2.36	0.64
1:E:507:VAL:CG2	1:F:407:LEU:HD21	2.24	0.64
1:C:407:LEU:HD21	1:D:507:VAL:CG1	2.26	0.64
1:A:284:GLU:CG	1:E:100:ASP:H	2.10	0.64
1:G:522:ASN:O	1:H:525:ARG:HA	1.98	0.64
1:A:285:ALA:CB	1:E:100:ASP:OD2	2.46	0.63
1:G:140:LYS:HE3	1:G:191:PHE:HD2	1.60	0.63
1:A:294:GLY:O	1:C:341:ARG:NH1	2.31	0.63
1:D:399:ARG:HG2	1:D:399:ARG:NH1	2.12	0.63
1:H:399:ARG:NH1	1:H:399:ARG:HG2	2.12	0.63
1:D:166:VAL:O	1:D:166:VAL:HG22	1.99	0.63
1:C:140:LYS:HE3	1:C:191:PHE:HD2	1.60	0.63
1:B:399:ARG:NH1	1:B:399:ARG:HG2	2.13	0.63
1:A:247:ALA:HB1	1:E:100:ASP:OD2	1.97	0.63
1:G:166:VAL:O	1:G:166:VAL:HG22	1.99	0.63
1:C:166:VAL:HG22	1:C:166:VAL:O	1.99	0.63
1:E:410:ALA:HA	1:F:421:LYS:HG2	1.80	0.63

Continued on next page...

Continued from previous page...

Atom-1	Atom-2	Interatomic distance (Å)	Clash overlap (Å)
1:H:166:VAL:HG22	1:H:166:VAL:O	1.99	0.63
1:G:405:THR:HG21	1:H:423:LEU:HD12	1.80	0.63
1:A:167:VAL:HG23	1:A:167:VAL:O	1.99	0.62
1:E:166:VAL:HG22	1:E:166:VAL:O	1.99	0.62
1:C:167:VAL:O	1:C:167:VAL:HG23	1.99	0.62
1:G:167:VAL:HG23	1:G:167:VAL:O	1.99	0.62
1:G:411:MET:SD	1:H:526:VAL:HG23	2.39	0.62
1:A:166:VAL:O	1:A:166:VAL:HG22	1.99	0.62
1:B:166:VAL:O	1:B:166:VAL:HG22	1.99	0.62
1:F:166:VAL:HG22	1:F:166:VAL:O	1.99	0.62
1:E:163:ILE:O	1:E:167:VAL:HG22	2.00	0.62
1:E:167:VAL:HG23	1:E:167:VAL:O	1.99	0.62
1:C:163:ILE:O	1:C:167:VAL:HG22	2.00	0.62
1:E:276:VAL:HG11	1:G:34:ILE:HD13	1.82	0.62
1:H:163:ILE:O	1:H:167:VAL:HG22	2.00	0.62
1:C:411:MET:SD	1:D:524:MET:CE	2.88	0.62
1:B:167:VAL:O	1:B:167:VAL:HG23	1.99	0.62
1:E:133:LEU:H	1:E:133:LEU:HD22	1.65	0.62
1:F:133:LEU:H	1:F:133:LEU:HD22	1.65	0.62
1:D:163:ILE:O	1:D:167:VAL:HG22	2.00	0.62
1:A:133:LEU:H	1:A:133:LEU:HD22	1.65	0.62
1:C:399:ARG:HG2	1:C:399:ARG:NH1	2.12	0.62
1:D:167:VAL:HG23	1:D:167:VAL:O	1.99	0.62
1:H:87:ILE:HD12	1:H:234:GLN:NE2	2.15	0.62
1:B:133:LEU:H	1:B:133:LEU:HD22	1.65	0.62
1:G:399:ARG:HG2	1:G:399:ARG:NH1	2.12	0.62
1:A:163:ILE:O	1:A:167:VAL:HG22	2.00	0.62
1:H:167:VAL:HG23	1:H:167:VAL:O	1.99	0.62
1:F:163:ILE:O	1:F:167:VAL:HG22	2.00	0.62
1:F:87:ILE:HD12	1:F:234:GLN:NE2	2.15	0.62
1:A:328:GLN:HE21	1:C:340:THR:HB	1.65	0.61
1:F:340:THR:HB	1:H:328:GLN:NE2	2.15	0.61
1:D:87:ILE:HD12	1:D:234:GLN:NE2	2.15	0.61
1:B:163:ILE:O	1:B:167:VAL:HG22	2.00	0.61
1:C:133:LEU:H	1:C:133:LEU:HD22	1.65	0.61
1:C:87:ILE:HD12	1:C:234:GLN:NE2	2.15	0.61
1:G:133:LEU:HD22	1:G:133:LEU:H	1.65	0.61
1:G:407:LEU:HD21	1:H:507:VAL:CG1	2.30	0.61
1:F:340:THR:HB	1:H:328:GLN:HE21	1.65	0.61
1:G:163:ILE:O	1:G:167:VAL:HG22	2.00	0.61
1:F:167:VAL:O	1:F:167:VAL:HG23	1.99	0.61

Continued on next page...

Continued from previous page...

Atom-1	Atom-2	Interatomic distance (Å)	Clash overlap (Å)
1:B:87:ILE:HD12	1:B:234:GLN:NE2	2.15	0.61
1:E:391:ARG:NH1	1:F:399:ARG:NH2	2.48	0.61
1:D:133:LEU:HD22	1:D:133:LEU:H	1.65	0.61
1:C:407:LEU:HD22	1:D:526:VAL:CG1	2.28	0.61
1:A:87:ILE:HD12	1:A:234:GLN:NE2	2.15	0.61
1:D:145:ASN:HD21	1:D:161:LYS:HZ2	1.47	0.61
1:G:87:ILE:HD12	1:G:234:GLN:NE2	2.15	0.61
1:D:237:ASP:OD2	1:D:460:ARG:HD2	2.00	0.61
1:H:237:ASP:OD2	1:H:460:ARG:HD2	2.00	0.61
1:C:237:ASP:OD2	1:C:460:ARG:HD2	2.00	0.61
1:A:237:ASP:OD2	1:A:460:ARG:HD2	2.00	0.61
1:C:399:ARG:NH2	1:D:391:ARG:NH1	2.48	0.61
1:H:133:LEU:HD22	1:H:133:LEU:H	1.65	0.61
1:A:391:ARG:NH1	1:B:399:ARG:NH2	2.48	0.61
1:E:237:ASP:OD2	1:E:460:ARG:HD2	2.00	0.60
1:G:237:ASP:OD2	1:G:460:ARG:HD2	2.00	0.60
1:H:128:THR:O	1:H:128:THR:HG22	2.01	0.60
1:E:87:ILE:HD12	1:E:234:GLN:NE2	2.15	0.60
1:A:293:ARG:O	1:C:341:ARG:HD2	2.02	0.60
1:A:328:GLN:NE2	1:C:340:THR:HB	2.16	0.60
1:E:294:GLY:HA2	1:G:341:ARG:NH1	2.15	0.60
1:A:120:THR:O	1:A:205:LYS:HA	2.02	0.60
1:B:315:ARG:HG3	1:D:30:CYS:SG	2.42	0.60
1:F:341:ARG:NH1	1:H:294:GLY:O	2.34	0.60
1:G:120:THR:O	1:G:205:LYS:HA	2.02	0.60
1:E:120:THR:O	1:E:205:LYS:HA	2.02	0.60
1:C:120:THR:O	1:C:205:LYS:HA	2.02	0.60
1:F:237:ASP:OD2	1:F:460:ARG:HD2	2.00	0.60
1:F:189:PRO:HD2	1:F:191:PHE:CD1	2.37	0.60
1:B:128:THR:HG22	1:B:128:THR:O	2.01	0.60
1:E:49:THR:HB	1:E:361:SER:HA	1.84	0.60
1:H:49:THR:HB	1:H:361:SER:HA	1.84	0.60
1:B:49:THR:HB	1:B:361:SER:HA	1.84	0.60
1:F:128:THR:HG22	1:F:128:THR:O	2.01	0.60
1:A:49:THR:HB	1:A:361:SER:HA	1.84	0.60
1:B:237:ASP:OD2	1:B:460:ARG:HD2	2.00	0.60
1:B:189:PRO:HD2	1:B:191:PHE:CD1	2.37	0.60
1:D:128:THR:O	1:D:128:THR:HG22	2.01	0.60
1:E:30:CYS:SG	1:G:315:ARG:HG3	2.42	0.60
1:D:49:THR:HB	1:D:361:SER:HA	1.84	0.60
1:F:49:THR:HB	1:F:361:SER:HA	1.84	0.60

Continued on next page...

Continued from previous page...

Atom-1	Atom-2	Interatomic distance (Å)	Clash overlap (Å)
1:H:189:PRO:HD2	1:H:191:PHE:HE1	1.66	0.60
1:D:189:PRO:HD2	1:D:191:PHE:HE1	1.66	0.60
1:F:120:THR:O	1:F:205:LYS:HA	2.02	0.60
1:H:120:THR:O	1:H:205:LYS:HA	2.02	0.60
1:F:328:GLN:NE2	1:H:340:THR:HB	2.17	0.59
1:F:341:ARG:HG3	1:H:293:ARG:HB3	1.84	0.59
1:C:478:GLN:HE21	1:C:478:GLN:N	2.01	0.59
1:G:499:ARG:HG3	1:G:499:ARG:NH1	2.18	0.59
1:C:499:ARG:NH1	1:C:499:ARG:HG3	2.18	0.59
1:D:189:PRO:HD2	1:D:191:PHE:CD1	2.37	0.59
1:G:478:GLN:HE21	1:G:478:GLN:N	2.01	0.59
1:D:120:THR:O	1:D:205:LYS:HA	2.02	0.59
1:B:189:PRO:HD2	1:B:191:PHE:HE1	1.66	0.59
1:A:293:ARG:HB3	1:C:341:ARG:HG3	1.84	0.59
1:A:128:THR:O	1:A:128:THR:HG22	2.01	0.59
1:G:355:ALA:O	1:G:466:ARG:NH1	2.36	0.59
1:B:120:THR:O	1:B:205:LYS:HA	2.02	0.59
1:B:493:MET:HE1	1:B:529:VAL:HA	1.84	0.59
1:C:355:ALA:O	1:C:466:ARG:NH1	2.36	0.59
1:A:315:ARG:HD2	1:C:30:CYS:O	2.01	0.59
1:E:128:THR:O	1:E:128:THR:HG22	2.01	0.59
1:D:128:THR:C	1:D:130:GLU:N	2.56	0.59
1:C:522:ASN:O	1:D:525:ARG:HA	2.03	0.59
1:G:189:PRO:HD2	1:G:191:PHE:CD1	2.37	0.59
1:E:189:PRO:HD2	1:E:191:PHE:CD1	2.37	0.59
1:A:189:PRO:HD2	1:A:191:PHE:CD1	2.37	0.59
1:H:478:GLN:N	1:H:478:GLN:HE21	2.01	0.59
1:H:189:PRO:HD2	1:H:191:PHE:CD1	2.37	0.59
1:A:478:GLN:HE21	1:A:478:GLN:N	2.01	0.59
1:G:128:THR:HG22	1:G:128:THR:O	2.01	0.59
1:H:128:THR:C	1:H:130:GLU:N	2.56	0.59
1:B:355:ALA:O	1:B:466:ARG:NH1	2.36	0.59
1:G:49:THR:HB	1:G:361:SER:HA	1.84	0.59
1:D:478:GLN:HE21	1:D:478:GLN:N	2.01	0.59
1:H:355:ALA:O	1:H:466:ARG:NH1	2.36	0.59
1:C:189:PRO:HD2	1:C:191:PHE:CD1	2.37	0.58
1:E:478:GLN:HE21	1:E:478:GLN:N	2.01	0.58
1:F:187:LYS:CG	1:F:188:GLY:N	2.67	0.58
1:E:187:LYS:CG	1:E:188:GLY:N	2.67	0.58
1:C:128:THR:O	1:C:128:THR:HG22	2.01	0.58
1:G:128:THR:C	1:G:130:GLU:N	2.56	0.58

Continued on next page...

Continued from previous page...

Atom-1	Atom-2	Interatomic distance (Å)	Clash overlap (Å)
1:F:355:ALA:O	1:F:466:ARG:NH1	2.36	0.58
1:A:421:LYS:HE2	1:B:409:GLU:OE1	2.03	0.58
1:D:131:VAL:HG11	1:D:153:GLU:CA	2.34	0.58
1:D:355:ALA:O	1:D:466:ARG:NH1	2.36	0.58
1:E:355:ALA:O	1:E:466:ARG:NH1	2.36	0.58
1:C:49:THR:HB	1:C:361:SER:HA	1.84	0.58
1:A:187:LYS:CG	1:A:188:GLY:N	2.67	0.58
1:A:355:ALA:O	1:A:466:ARG:NH1	2.36	0.58
1:B:187:LYS:CG	1:B:188:GLY:N	2.67	0.58
1:C:128:THR:C	1:C:130:GLU:N	2.56	0.58
1:A:304:LYS:NZ	1:C:383:GLU:OE2	2.36	0.58
1:A:131:VAL:HG11	1:A:153:GLU:CA	2.34	0.58
1:H:131:VAL:HG11	1:H:153:GLU:CA	2.34	0.58
1:C:187:LYS:CG	1:C:188:GLY:N	2.67	0.58
1:G:187:LYS:CG	1:G:188:GLY:N	2.67	0.58
1:D:187:LYS:CG	1:D:188:GLY:N	2.67	0.58
1:C:411:MET:SD	1:D:526:VAL:CG2	2.86	0.58
1:F:294:GLY:O	1:H:341:ARG:NH1	2.37	0.58
1:E:131:VAL:HG11	1:E:153:GLU:CA	2.34	0.57
1:H:187:LYS:CG	1:H:188:GLY:N	2.67	0.57
1:D:499:ARG:NH1	1:D:499:ARG:HG3	2.18	0.57
1:G:524:MET:HE1	1:H:411:MET:SD	2.44	0.57
1:G:131:VAL:HG11	1:G:153:GLU:CA	2.34	0.57
1:E:189:PRO:HD2	1:E:191:PHE:HE1	1.66	0.57
1:H:499:ARG:NH1	1:H:499:ARG:HG3	2.18	0.57
1:D:246:LYS:HG2	1:D:248:ALA:H	1.69	0.57
1:A:246:LYS:HG2	1:A:248:ALA:H	1.70	0.57
1:B:131:VAL:HG11	1:B:153:GLU:CA	2.34	0.57
1:F:478:GLN:HE21	1:F:478:GLN:N	2.01	0.57
1:E:128:THR:C	1:E:130:GLU:H	2.07	0.57
1:F:131:VAL:HG11	1:F:153:GLU:CA	2.34	0.57
1:B:114:LYS:HE3	1:B:117:GLU:CG	2.35	0.57
1:A:294:GLY:HA2	1:C:341:ARG:NH1	2.20	0.57
1:E:246:LYS:HG2	1:E:248:ALA:H	1.70	0.57
1:H:246:LYS:HG2	1:H:248:ALA:H	1.70	0.57
1:G:246:LYS:HG2	1:G:248:ALA:H	1.69	0.57
1:E:507:VAL:HG11	1:F:407:LEU:HD21	1.86	0.57
1:C:131:VAL:HG11	1:C:153:GLU:CA	2.34	0.57
1:A:128:THR:C	1:A:130:GLU:H	2.07	0.57
1:B:478:GLN:N	1:B:478:GLN:HE21	2.01	0.57
1:C:410:ALA:HB2	1:D:422:CYS:HB3	1.86	0.57

Continued on next page...

Continued from previous page...

Atom-1	Atom-2	Interatomic distance (Å)	Clash overlap (Å)
1:A:189:PRO:HD2	1:A:191:PHE:HE1	1.66	0.57
1:F:114:LYS:HE3	1:F:117:GLU:CG	2.35	0.57
1:F:186:GLN:HB3	1:F:193:VAL:HG12	1.86	0.57
1:B:499:ARG:HG3	1:B:499:ARG:NH1	2.18	0.57
1:G:128:THR:C	1:G:130:GLU:H	2.07	0.57
1:A:318:ARG:NH2	1:C:30:CYS:HB3	2.20	0.57
1:H:145:ASN:HD21	1:H:161:LYS:HZ2	1.50	0.57
1:C:186:GLN:HB3	1:C:193:VAL:HG12	1.86	0.57
1:F:499:ARG:NH1	1:F:499:ARG:HG3	2.18	0.57
1:F:128:THR:C	1:F:130:GLU:N	2.56	0.57
1:G:524:MET:CE	1:H:411:MET:SD	2.93	0.57
1:C:246:LYS:HG2	1:C:248:ALA:H	1.70	0.57
1:E:128:THR:C	1:E:130:GLU:N	2.56	0.57
1:F:128:THR:C	1:F:130:GLU:H	2.07	0.57
1:A:251:HIS:HE1	1:E:102:ILE:HB	1.69	0.56
1:C:114:LYS:HE3	1:C:117:GLU:CG	2.35	0.56
1:A:114:LYS:HE3	1:A:117:GLU:CG	2.35	0.56
1:B:186:GLN:HB3	1:B:193:VAL:HG12	1.86	0.56
1:C:54:SER:O	1:C:60:LEU:HD13	2.05	0.56
1:G:186:GLN:HB3	1:G:193:VAL:HG12	1.86	0.56
1:D:186:GLN:HB3	1:D:193:VAL:HG12	1.86	0.56
1:C:128:THR:C	1:C:130:GLU:H	2.07	0.56
1:F:54:SER:O	1:F:60:LEU:HD13	2.05	0.56
1:B:54:SER:O	1:B:60:LEU:HD13	2.05	0.56
1:G:54:SER:O	1:G:60:LEU:HD13	2.05	0.56
1:A:493:MET:HE1	1:A:529:VAL:HA	1.88	0.56
1:E:76:SER:HA	1:E:114:LYS:HB2	1.87	0.56
1:B:128:THR:C	1:B:130:GLU:H	2.07	0.56
1:D:128:THR:C	1:D:130:GLU:H	2.07	0.56
1:E:304:LYS:NZ	1:G:383:GLU:OE2	2.38	0.56
1:E:493:MET:HE1	1:E:529:VAL:HA	1.88	0.56
1:G:114:LYS:HE3	1:G:117:GLU:CG	2.35	0.56
1:H:76:SER:HA	1:H:114:LYS:HB2	1.87	0.56
1:D:76:SER:HA	1:D:114:LYS:HB2	1.87	0.56
1:A:76:SER:HA	1:A:114:LYS:HB2	1.88	0.56
1:A:186:GLN:HB3	1:A:193:VAL:HG12	1.86	0.56
1:B:128:THR:C	1:B:130:GLU:N	2.56	0.56
1:E:54:SER:O	1:E:60:LEU:HD13	2.05	0.56
1:E:481:TRP:CZ3	1:E:516:PRO:HA	2.41	0.56
1:G:481:TRP:CZ3	1:G:516:PRO:HA	2.41	0.56
1:A:54:SER:O	1:A:60:LEU:HD13	2.05	0.56

Continued on next page...

Continued from previous page...

Atom-1	Atom-2	Interatomic distance (Å)	Clash overlap (Å)
1:E:391:ARG:NH1	1:F:399:ARG:HH21	2.04	0.56
1:A:128:THR:C	1:A:130:GLU:N	2.56	0.56
1:D:481:TRP:CZ3	1:D:516:PRO:HA	2.41	0.56
1:F:481:TRP:CZ3	1:F:516:PRO:HA	2.41	0.56
1:E:25:PHE:CE1	1:E:392:LYS:HD3	2.41	0.56
1:A:25:PHE:CE1	1:A:392:LYS:HD3	2.41	0.56
1:G:189:PRO:HD2	1:G:191:PHE:HE1	1.66	0.56
1:C:189:PRO:HD2	1:C:191:PHE:HE1	1.66	0.56
1:C:481:TRP:CZ3	1:C:516:PRO:HA	2.41	0.56
1:B:481:TRP:CZ3	1:B:516:PRO:HA	2.41	0.56
1:F:315:ARG:HG3	1:H:30:CYS:SG	2.45	0.56
1:F:145:ASN:HD21	1:F:161:LYS:HZ1	1.50	0.56
1:F:76:SER:HA	1:F:114:LYS:HB2	1.88	0.56
1:H:186:GLN:HB3	1:H:193:VAL:HG12	1.86	0.56
1:A:481:TRP:CZ3	1:A:516:PRO:HA	2.41	0.56
1:F:189:PRO:HD2	1:F:191:PHE:HE1	1.66	0.56
1:E:186:GLN:HB3	1:E:193:VAL:HG12	1.86	0.56
1:B:246:LYS:HG2	1:B:248:ALA:H	1.70	0.56
1:C:382:ARG:HB2	1:C:382:ARG:HH11	1.71	0.56
1:D:25:PHE:CE1	1:D:392:LYS:HD3	2.41	0.55
1:E:341:ARG:HD2	1:G:293:ARG:O	2.06	0.55
1:A:340:THR:HB	1:C:328:GLN:NE2	2.21	0.55
1:H:114:LYS:HE3	1:H:117:GLU:CG	2.35	0.55
1:H:128:THR:C	1:H:130:GLU:H	2.07	0.55
1:E:307:LEU:HD11	1:G:383:GLU:HG3	1.88	0.55
1:H:481:TRP:CZ3	1:H:516:PRO:HA	2.41	0.55
1:D:54:SER:O	1:D:60:LEU:HD13	2.05	0.55
1:G:145:ASN:HD21	1:G:161:LYS:HZ1	1.51	0.55
1:G:76:SER:HA	1:G:114:LYS:HB2	1.87	0.55
1:B:76:SER:HA	1:B:114:LYS:HB2	1.87	0.55
1:G:382:ARG:HH11	1:G:382:ARG:HB2	1.71	0.55
1:F:246:LYS:HG2	1:F:248:ALA:H	1.69	0.55
1:H:25:PHE:CE1	1:H:392:LYS:HD3	2.41	0.55
1:C:87:ILE:HD12	1:C:234:GLN:HE22	1.71	0.55
1:H:54:SER:O	1:H:60:LEU:HD13	2.05	0.55
1:B:145:ASN:HD21	1:B:161:LYS:HZ1	1.50	0.55
1:D:114:LYS:HE3	1:D:117:GLU:CG	2.35	0.55
1:E:114:LYS:HE3	1:E:117:GLU:CG	2.35	0.55
1:H:393:LEU:HD21	1:H:444:ARG:HG3	1.89	0.55
1:B:25:PHE:CE1	1:B:392:LYS:HD3	2.41	0.55
1:C:145:ASN:HD21	1:C:161:LYS:HZ1	1.51	0.55

Continued on next page...

Continued from previous page...

Atom-1	Atom-2	Interatomic distance (Å)	Clash overlap (Å)
1:C:145:ASN:HD22	1:C:145:ASN:N	2.05	0.55
1:C:76:SER:HA	1:C:114:LYS:HB2	1.88	0.55
1:A:328:GLN:HE22	1:C:340:THR:HA	1.71	0.55
1:D:393:LEU:HD21	1:D:444:ARG:HG3	1.89	0.55
1:E:393:LEU:HD21	1:E:444:ARG:HG3	1.89	0.55
1:G:25:PHE:CE1	1:G:392:LYS:HD3	2.41	0.55
1:E:341:ARG:N	1:G:328:GLN:NE2	2.52	0.55
1:F:25:PHE:CE1	1:F:392:LYS:HD3	2.41	0.55
1:A:87:ILE:HD12	1:A:234:GLN:HE22	1.72	0.55
1:G:87:ILE:HD12	1:G:234:GLN:HE22	1.72	0.55
1:D:382:ARG:HH11	1:D:382:ARG:HB2	1.71	0.55
1:B:393:LEU:HD21	1:B:444:ARG:HG3	1.89	0.55
1:A:393:LEU:HD21	1:A:444:ARG:HG3	1.89	0.55
1:A:410:ALA:HA	1:B:421:LYS:HG2	1.88	0.55
1:G:145:ASN:N	1:G:145:ASN:HD22	2.05	0.55
1:C:25:PHE:CE1	1:C:392:LYS:HD3	2.41	0.55
1:D:478:GLN:NE2	1:D:478:GLN:CA	2.70	0.55
1:E:318:ARG:NH2	1:G:30:CYS:CB	2.70	0.55
1:E:87:ILE:HD12	1:E:234:GLN:HE22	1.72	0.54
1:E:15:GLN:HG2	1:E:39:ILE:HG23	1.90	0.54
1:B:145:ASN:HD22	1:B:145:ASN:N	2.05	0.54
1:H:478:GLN:NE2	1:H:478:GLN:CA	2.70	0.54
1:F:87:ILE:HD12	1:F:234:GLN:HE22	1.72	0.54
1:B:87:ILE:HD12	1:B:234:GLN:HE22	1.72	0.54
1:A:145:ASN:N	1:A:145:ASN:HD22	2.05	0.54
1:E:145:ASN:N	1:E:145:ASN:HD22	2.05	0.54
1:E:328:GLN:NE2	1:G:340:THR:CB	2.70	0.54
1:H:87:ILE:HD12	1:H:234:GLN:HE22	1.72	0.54
1:D:87:ILE:HD12	1:D:234:GLN:HE22	1.72	0.54
1:A:15:GLN:HG2	1:A:39:ILE:HG23	1.90	0.54
1:H:22:ALA:HB1	1:H:27:GLU:HB3	1.90	0.54
1:F:393:LEU:HD21	1:F:444:ARG:HG3	1.89	0.54
1:F:22:ALA:HB1	1:F:27:GLU:HB3	1.90	0.54
1:C:376:MET:HE3	1:C:380:ILE:HG13	1.88	0.54
1:F:145:ASN:HD22	1:F:145:ASN:N	2.05	0.54
1:G:421:LYS:NZ	1:H:404:SER:O	2.40	0.54
1:B:22:ALA:HB1	1:B:27:GLU:HB3	1.90	0.54
1:D:22:ALA:HB1	1:D:27:GLU:HB3	1.90	0.54
1:H:15:GLN:HG2	1:H:39:ILE:HG23	1.90	0.54
1:H:382:ARG:HH11	1:H:382:ARG:HB2	1.71	0.54
1:D:15:GLN:HG2	1:D:39:ILE:HG23	1.90	0.54

Continued on next page...

Continued from previous page...

Atom-1	Atom-2	Interatomic distance (Å)	Clash overlap (Å)
1:E:22:ALA:HB1	1:E:27:GLU:HB3	1.90	0.54
1:B:382:ARG:HB2	1:B:382:ARG:HH11	1.71	0.54
1:A:315:ARG:HG3	1:C:30:CYS:SG	2.48	0.54
1:G:493:MET:HE1	1:G:529:VAL:HA	1.90	0.54
1:H:223:LYS:NZ	1:H:227:ASP:OD2	2.41	0.54
1:H:145:ASN:HD22	1:H:145:ASN:N	2.05	0.53
1:A:22:ALA:HB1	1:A:27:GLU:HB3	1.90	0.53
1:G:376:MET:HE3	1:G:380:ILE:HG13	1.89	0.53
1:E:293:ARG:HB3	1:G:341:ARG:CG	2.38	0.53
1:F:382:ARG:HH11	1:F:382:ARG:HB2	1.71	0.53
1:H:271:GLU:HG2	1:H:292:ALA:CB	2.38	0.53
1:C:271:GLU:HG2	1:C:292:ALA:CB	2.38	0.53
1:D:133:LEU:HD22	1:D:133:LEU:N	2.24	0.53
1:H:133:LEU:HD22	1:H:133:LEU:N	2.24	0.53
1:G:393:LEU:HD21	1:G:444:ARG:HG3	1.89	0.53
1:C:393:LEU:HD21	1:C:444:ARG:HG3	1.89	0.53
1:A:397:LEU:CD1	1:C:26:LEU:HD11	2.39	0.53
1:B:478:GLN:CA	1:B:478:GLN:NE2	2.70	0.53
1:E:133:LEU:N	1:E:133:LEU:HD22	2.24	0.53
1:D:145:ASN:N	1:D:145:ASN:HD22	2.05	0.53
1:F:341:ARG:HD2	1:H:293:ARG:O	2.09	0.53
1:G:22:ALA:HB1	1:G:27:GLU:HB3	1.90	0.53
1:E:389:PHE:CE1	1:E:392:LYS:HG3	2.44	0.53
1:G:271:GLU:HG2	1:G:292:ALA:CB	2.38	0.53
1:B:133:LEU:HD22	1:B:133:LEU:N	2.24	0.53
1:B:25:PHE:CZ	1:D:25:PHE:CE1	2.97	0.53
1:B:76:SER:HA	1:B:114:LYS:CG	2.39	0.53
1:A:133:LEU:N	1:A:133:LEU:HD22	2.24	0.53
1:D:271:GLU:HG2	1:D:292:ALA:CB	2.38	0.53
1:C:15:GLN:HG2	1:C:39:ILE:HG23	1.90	0.53
1:G:389:PHE:CE1	1:G:392:LYS:HG3	2.44	0.53
1:A:389:PHE:CE1	1:A:392:LYS:HG3	2.44	0.53
1:H:389:PHE:CE1	1:H:392:LYS:HG3	2.44	0.53
1:F:326:ALA:O	1:F:327:THR:HB	2.09	0.53
1:F:376:MET:HE3	1:F:380:ILE:HG13	1.90	0.53
1:C:22:ALA:HB1	1:C:27:GLU:HB3	1.90	0.52
1:F:76:SER:HA	1:F:114:LYS:CG	2.39	0.52
1:F:478:GLN:NE2	1:F:478:GLN:CA	2.70	0.52
1:F:15:GLN:HG2	1:F:39:ILE:HG23	1.90	0.52
1:C:223:LYS:NZ	1:C:227:ASP:OD2	2.41	0.52
1:A:306:PHE:CZ	1:C:384:ALA:HA	2.44	0.52

Continued on next page...

Continued from previous page...

Atom-1	Atom-2	Interatomic distance (Å)	Clash overlap (Å)
1:G:15:GLN:HG2	1:G:39:ILE:HG23	1.90	0.52
1:A:276:VAL:HG11	1:C:34:ILE:HD13	1.90	0.52
1:B:326:ALA:O	1:B:327:THR:HB	2.09	0.52
1:B:389:PHE:CE1	1:B:392:LYS:HG3	2.44	0.52
1:D:389:PHE:CE1	1:D:392:LYS:HG3	2.44	0.52
1:F:328:GLN:HE21	1:H:340:THR:HB	1.73	0.52
1:E:382:ARG:HH11	1:E:382:ARG:HB2	1.71	0.52
1:B:271:GLU:HG2	1:B:292:ALA:CB	2.38	0.52
1:F:133:LEU:HD22	1:F:133:LEU:N	2.24	0.52
1:B:15:GLN:HG2	1:B:39:ILE:HG23	1.90	0.52
1:G:439:GLN:NE2	1:G:439:GLN:HA	2.25	0.52
1:F:391:ARG:HG2	1:F:391:ARG:HH11	1.74	0.52
1:C:326:ALA:O	1:C:327:THR:HB	2.09	0.52
1:C:493:MET:HE1	1:C:529:VAL:HA	1.92	0.52
1:A:76:SER:HA	1:A:114:LYS:CG	2.39	0.52
1:E:478:GLN:CA	1:E:478:GLN:NE2	2.70	0.52
1:A:499:ARG:NH1	1:A:499:ARG:HG3	2.18	0.52
1:A:391:ARG:HG2	1:A:391:ARG:HH11	1.74	0.52
1:C:174:TYR:HB3	1:C:178:GLY:HA2	1.91	0.52
1:G:223:LYS:NZ	1:G:227:ASP:OD2	2.41	0.52
1:G:76:SER:HA	1:G:114:LYS:CG	2.39	0.52
1:A:271:GLU:HG2	1:A:292:ALA:CB	2.38	0.52
1:E:271:GLU:HG2	1:E:292:ALA:CB	2.38	0.52
1:F:174:TYR:HB3	1:F:178:GLY:HA2	1.91	0.52
1:A:174:TYR:HB3	1:A:178:GLY:HA2	1.91	0.52
1:H:376:MET:HE3	1:H:380:ILE:HG13	1.91	0.52
1:C:391:ARG:HG2	1:C:391:ARG:HH11	1.74	0.52
1:C:439:GLN:NE2	1:C:439:GLN:HA	2.25	0.52
1:C:389:PHE:CE1	1:C:392:LYS:HG3	2.44	0.52
1:C:76:SER:HA	1:C:114:LYS:CG	2.39	0.52
1:E:76:SER:HA	1:E:114:LYS:CG	2.39	0.52
1:E:499:ARG:NH1	1:E:499:ARG:HG3	2.18	0.52
1:F:271:GLU:HG2	1:F:292:ALA:CB	2.38	0.52
1:D:391:ARG:HG2	1:D:391:ARG:HH11	1.74	0.52
1:E:391:ARG:HH11	1:E:391:ARG:HG2	1.74	0.52
1:H:120:THR:HB	1:H:156:LEU:HD11	1.92	0.52
1:E:174:TYR:HB3	1:E:178:GLY:HA2	1.91	0.52
1:A:382:ARG:HH11	1:A:382:ARG:HB2	1.71	0.52
1:A:120:THR:HB	1:A:156:LEU:HD11	1.92	0.52
1:H:174:TYR:HB3	1:H:178:GLY:HA2	1.91	0.52
1:D:439:GLN:HA	1:D:439:GLN:NE2	2.25	0.52

Continued on next page...

Continued from previous page...

Atom-1	Atom-2	Interatomic distance (Å)	Clash overlap (Å)
1:F:389:PHE:CE1	1:F:392:LYS:HG3	2.44	0.52
1:G:326:ALA:O	1:G:327:THR:HB	2.10	0.52
1:C:145:ASN:HD21	1:C:161:LYS:HZ2	1.55	0.52
1:H:145:ASN:HD21	1:H:161:LYS:HZ1	1.56	0.52
1:B:328:GLN:HE21	1:D:341:ARG:H	1.56	0.52
1:H:76:SER:HA	1:H:114:LYS:CG	2.39	0.52
1:G:133:LEU:HD22	1:G:133:LEU:N	2.24	0.52
1:D:120:THR:HB	1:D:156:LEU:HD11	1.91	0.52
1:D:326:ALA:O	1:D:327:THR:HB	2.10	0.52
1:H:12:ILE:HD13	1:H:35:ASP:HB2	1.92	0.52
1:B:174:TYR:HB3	1:B:178:GLY:HA2	1.91	0.52
1:D:12:ILE:HD13	1:D:35:ASP:HB2	1.91	0.52
1:G:391:ARG:HG2	1:G:391:ARG:HH11	1.74	0.52
1:D:76:SER:HA	1:D:114:LYS:CG	2.39	0.52
1:E:76:SER:HA	1:E:114:LYS:HG3	1.92	0.52
1:C:478:GLN:NE2	1:C:478:GLN:CA	2.70	0.52
1:C:133:LEU:HD22	1:C:133:LEU:N	2.24	0.52
1:H:259:GLU:O	1:H:262:LYS:HB2	2.10	0.52
1:C:259:GLU:O	1:C:262:LYS:HB2	2.10	0.52
1:F:439:GLN:NE2	1:F:439:GLN:HA	2.25	0.52
1:A:439:GLN:HA	1:A:439:GLN:NE2	2.25	0.52
1:B:439:GLN:HE21	1:B:439:GLN:CA	2.23	0.52
1:A:223:LYS:NZ	1:A:227:ASP:OD2	2.41	0.52
1:A:507:VAL:CG1	1:B:407:LEU:HD21	2.39	0.52
1:G:145:ASN:HD21	1:G:161:LYS:HZ2	1.55	0.52
1:E:328:GLN:NE2	1:G:340:THR:CA	2.72	0.52
1:A:478:GLN:NE2	1:A:478:GLN:CA	2.70	0.52
1:E:120:THR:HB	1:E:156:LEU:HD11	1.92	0.52
1:G:144:ASP:OD2	1:G:146:ALA:HB3	2.10	0.52
1:H:326:ALA:O	1:H:327:THR:HB	2.09	0.52
1:B:144:ASP:OD2	1:B:146:ALA:HB3	2.10	0.52
1:G:259:GLU:O	1:G:262:LYS:HB2	2.10	0.52
1:G:174:TYR:HB3	1:G:178:GLY:HA2	1.91	0.52
1:A:259:GLU:O	1:A:262:LYS:HB2	2.10	0.52
1:E:144:ASP:OD2	1:E:146:ALA:HB3	2.10	0.52
1:E:439:GLN:NE2	1:E:439:GLN:HA	2.25	0.52
1:B:392:LYS:O	1:B:396:GLU:HG3	2.10	0.52
1:A:392:LYS:O	1:A:396:GLU:HG3	2.10	0.52
1:F:392:LYS:O	1:F:396:GLU:HG3	2.10	0.52
1:A:76:SER:HA	1:A:114:LYS:HG3	1.92	0.52
1:A:326:ALA:O	1:A:327:THR:HB	2.09	0.52

Continued on next page...

Continued from previous page...

Atom-1	Atom-2	Interatomic distance (Å)	Clash overlap (Å)
1:G:478:GLN:CA	1:G:478:GLN:NE2	2.70	0.52
1:H:391:ARG:HH11	1:H:391:ARG:HG2	1.74	0.52
1:E:315:ARG:HD2	1:G:30:CYS:O	2.10	0.52
1:A:12:ILE:HD13	1:A:35:ASP:HB2	1.92	0.52
1:F:12:ILE:HD13	1:F:35:ASP:HB2	1.92	0.52
1:C:144:ASP:OD2	1:C:146:ALA:HB3	2.10	0.52
1:F:144:ASP:OD2	1:F:146:ALA:HB3	2.10	0.52
1:E:12:ILE:HD13	1:E:35:ASP:HB2	1.91	0.52
1:B:391:ARG:HG2	1:B:391:ARG:HH11	1.74	0.52
1:D:259:GLU:O	1:D:262:LYS:HB2	2.10	0.52
1:E:259:GLU:O	1:E:262:LYS:HB2	2.10	0.52
1:E:392:LYS:O	1:E:396:GLU:HG3	2.11	0.51
1:E:326:ALA:O	1:E:327:THR:HB	2.10	0.51
1:F:76:SER:HA	1:F:114:LYS:HG3	1.92	0.51
1:E:15:GLN:CG	1:E:39:ILE:HG23	2.40	0.51
1:B:259:GLU:O	1:B:262:LYS:HB2	2.10	0.51
1:H:439:GLN:HE21	1:H:439:GLN:CA	2.23	0.51
1:A:15:GLN:CG	1:A:39:ILE:HG23	2.41	0.51
1:H:439:GLN:HA	1:H:439:GLN:NE2	2.25	0.51
1:F:259:GLU:O	1:F:262:LYS:HB2	2.10	0.51
1:E:376:MET:HE3	1:E:380:ILE:HG13	1.91	0.51
1:G:12:ILE:HD13	1:G:35:ASP:HB2	1.92	0.51
1:B:30:CYS:SG	1:D:315:ARG:HG3	2.50	0.51
1:A:421:LYS:O	1:B:405:THR:HA	2.10	0.51
1:D:76:SER:HA	1:D:114:LYS:HG3	1.92	0.51
1:F:439:GLN:HE21	1:F:439:GLN:CA	2.23	0.51
1:B:439:GLN:NE2	1:B:439:GLN:HA	2.25	0.51
1:A:144:ASP:OD2	1:A:146:ALA:HB3	2.10	0.51
1:D:174:TYR:HB3	1:D:178:GLY:HA2	1.91	0.51
1:E:328:GLN:NE2	1:G:340:THR:HA	2.24	0.51
1:F:187:LYS:HG3	1:F:188:GLY:H	1.73	0.51
1:E:187:LYS:HG3	1:E:188:GLY:H	1.73	0.51
1:E:391:ARG:CZ	1:F:399:ARG:NH2	2.74	0.51
1:B:12:ILE:HD13	1:B:35:ASP:HB2	1.91	0.51
1:C:409:GLU:OE1	1:D:421:LYS:CE	2.58	0.51
1:B:76:SER:HA	1:B:114:LYS:HG3	1.92	0.51
1:D:15:GLN:CG	1:D:39:ILE:HG23	2.41	0.51
1:A:439:GLN:CA	1:A:439:GLN:HE21	2.23	0.51
1:E:439:GLN:HE21	1:E:439:GLN:CA	2.23	0.51
1:G:392:LYS:O	1:G:396:GLU:HG3	2.10	0.51
1:A:187:LYS:HG3	1:A:188:GLY:H	1.73	0.51

Continued on next page...

Continued from previous page...

Atom-1	Atom-2	Interatomic distance (Å)	Clash overlap (Å)
1:B:120:THR:HB	1:B:156:LEU:HD11	1.91	0.51
1:H:15:GLN:CG	1:H:39:ILE:HG23	2.41	0.51
1:A:251:HIS:HD1	1:E:102:ILE:HG21	1.75	0.51
1:G:439:GLN:CA	1:G:439:GLN:HE21	2.23	0.51
1:C:12:ILE:HD13	1:C:35:ASP:HB2	1.91	0.51
1:C:392:LYS:O	1:C:396:GLU:HG3	2.10	0.51
1:G:399:ARG:HH21	1:H:391:ARG:HH12	1.57	0.51
1:A:406:ASP:OD1	1:E:58:GLU:CG	2.58	0.51
1:B:187:LYS:CG	1:B:188:GLY:H	2.24	0.51
1:B:187:LYS:HG3	1:B:188:GLY:H	1.73	0.51
1:F:187:LYS:CG	1:F:188:GLY:H	2.24	0.51
1:B:69:ASN:HB3	1:B:463:HIS:CD2	2.46	0.51
1:D:392:LYS:O	1:D:396:GLU:HG3	2.10	0.51
1:H:392:LYS:O	1:H:396:GLU:HG3	2.11	0.51
1:G:187:LYS:CG	1:G:188:GLY:H	2.24	0.51
1:C:120:THR:HB	1:C:156:LEU:HD11	1.92	0.51
1:F:120:THR:HB	1:F:156:LEU:HD11	1.91	0.51
1:A:307:LEU:HD11	1:C:383:GLU:HG3	1.93	0.51
1:C:439:GLN:CA	1:C:439:GLN:HE21	2.23	0.51
1:C:69:ASN:HB3	1:C:463:HIS:CD2	2.46	0.51
1:H:144:ASP:OD2	1:H:146:ALA:HB3	2.10	0.51
1:B:155:ILE:N	1:B:155:ILE:HD12	2.26	0.51
1:B:447:ALA:HB1	1:B:448:PRO:HD2	1.93	0.51
1:C:187:LYS:CG	1:C:188:GLY:H	2.24	0.50
1:E:187:LYS:CG	1:E:188:GLY:H	2.24	0.50
1:H:76:SER:HA	1:H:114:LYS:HG3	1.92	0.50
1:G:15:GLN:CG	1:G:39:ILE:HG23	2.41	0.50
1:H:439:GLN:NE2	1:H:439:GLN:CA	2.75	0.50
1:F:447:ALA:HB1	1:F:448:PRO:HD2	1.93	0.50
1:A:155:ILE:HD12	1:A:155:ILE:N	2.26	0.50
1:F:69:ASN:HB3	1:F:463:HIS:CD2	2.46	0.50
1:E:69:ASN:HB3	1:E:463:HIS:CD2	2.46	0.50
1:D:155:ILE:HD12	1:D:155:ILE:N	2.26	0.50
1:E:303:GLU:HB2	1:G:380:ILE:HA	1.92	0.50
1:C:15:GLN:CG	1:C:39:ILE:HG23	2.41	0.50
1:F:15:GLN:CG	1:F:39:ILE:HG23	2.41	0.50
1:B:15:GLN:CG	1:B:39:ILE:HG23	2.41	0.50
1:D:439:GLN:CA	1:D:439:GLN:NE2	2.75	0.50
1:G:155:ILE:HD12	1:G:155:ILE:N	2.26	0.50
1:H:155:ILE:HD12	1:H:155:ILE:N	2.26	0.50
1:C:155:ILE:N	1:C:155:ILE:HD12	2.26	0.50

Continued on next page...

Continued from previous page...

Atom-1	Atom-2	Interatomic distance (Å)	Clash overlap (Å)
1:A:69:ASN:HB3	1:A:463:HIS:CD2	2.46	0.50
1:G:69:ASN:HB3	1:G:463:HIS:CD2	2.46	0.50
1:E:155:ILE:N	1:E:155:ILE:HD12	2.26	0.50
1:F:155:ILE:HD12	1:F:155:ILE:N	2.26	0.50
1:G:439:GLN:CA	1:G:439:GLN:NE2	2.75	0.50
1:D:439:GLN:CA	1:D:439:GLN:HE21	2.23	0.50
1:B:303:GLU:O	1:D:383:GLU:HG2	2.11	0.50
1:D:69:ASN:HB3	1:D:463:HIS:CD2	2.46	0.50
1:A:447:ALA:HB1	1:A:448:PRO:HD2	1.93	0.50
1:E:447:ALA:HB1	1:E:448:PRO:HD2	1.93	0.50
1:B:145:ASN:HD21	1:B:161:LYS:HZ2	1.56	0.50
1:H:187:LYS:HG3	1:H:188:GLY:H	1.73	0.50
1:A:187:LYS:CG	1:A:188:GLY:H	2.24	0.50
1:C:74:ASN:OD1	1:C:76:SER:HB2	2.12	0.50
1:E:130:GLU:HA	1:E:202:LEU:O	2.12	0.50
1:A:130:GLU:HA	1:A:202:LEU:O	2.12	0.50
1:H:447:ALA:HB1	1:H:448:PRO:HD2	1.93	0.50
1:D:447:ALA:HB1	1:D:448:PRO:HD2	1.93	0.50
1:H:69:ASN:HB3	1:H:463:HIS:CD2	2.46	0.50
1:A:376:MET:HE3	1:A:380:ILE:HG13	1.92	0.50
1:A:248:ALA:HA	1:E:102:ILE:CD1	2.42	0.50
1:G:74:ASN:OD1	1:G:76:SER:HB2	2.12	0.50
1:F:439:GLN:NE2	1:F:439:GLN:CA	2.75	0.50
1:E:237:ASP:OD1	1:E:460:ARG:NH1	2.41	0.50
1:C:76:SER:HA	1:C:114:LYS:HG3	1.92	0.50
1:H:74:ASN:OD1	1:H:76:SER:HB2	2.12	0.50
1:D:74:ASN:OD1	1:D:76:SER:HB2	2.12	0.50
1:A:439:GLN:CA	1:A:439:GLN:NE2	2.75	0.50
1:B:439:GLN:NE2	1:B:439:GLN:CA	2.75	0.50
1:E:439:GLN:NE2	1:E:439:GLN:CA	2.75	0.50
1:D:144:ASP:OD2	1:D:146:ALA:HB3	2.10	0.50
1:C:172:LYS:HD2	1:C:172:LYS:N	2.27	0.50
1:A:341:ARG:NH1	1:C:294:GLY:O	2.45	0.50
1:E:421:LYS:HE2	1:F:409:GLU:OE1	2.12	0.50
1:G:120:THR:HB	1:G:156:LEU:HD11	1.92	0.50
1:A:303:GLU:HB2	1:C:380:ILE:HA	1.93	0.50
1:D:24:THR:OG1	1:D:27:GLU:HB2	2.12	0.50
1:C:439:GLN:NE2	1:C:439:GLN:CA	2.75	0.50
1:E:306:PHE:CZ	1:G:384:ALA:HA	2.47	0.50
1:H:172:LYS:HD2	1:H:172:LYS:N	2.27	0.50
1:E:25:PHE:CE1	1:G:25:PHE:CZ	2.98	0.50

Continued on next page...

Continued from previous page...

Atom-1	Atom-2	Interatomic distance (Å)	Clash overlap (Å)
1:G:189:PRO:HG2	1:G:190:ASP:H	1.77	0.50
1:H:24:THR:OG1	1:H:27:GLU:HB2	2.12	0.50
1:B:24:THR:OG1	1:B:27:GLU:HB2	2.12	0.50
1:G:187:LYS:HG3	1:G:188:GLY:H	1.73	0.50
1:C:189:PRO:HG2	1:C:190:ASP:H	1.77	0.50
1:H:181:SER:O	1:H:182:LEU:HD23	2.12	0.50
1:E:391:ARG:HH12	1:F:399:ARG:HH21	1.60	0.50
1:F:181:SER:O	1:F:182:LEU:HD23	2.12	0.50
1:F:130:GLU:HA	1:F:202:LEU:O	2.12	0.50
1:G:421:LYS:HE3	1:H:404:SER:O	2.11	0.50
1:A:397:LEU:HD13	1:C:26:LEU:HD12	1.93	0.50
1:E:340:THR:HA	1:G:328:GLN:HE22	1.77	0.49
1:E:74:ASN:OD1	1:E:76:SER:HB2	2.12	0.49
1:D:181:SER:O	1:D:182:LEU:HD23	2.12	0.49
1:G:237:ASP:OD1	1:G:460:ARG:NH1	2.41	0.49
1:G:76:SER:HA	1:G:114:LYS:HG3	1.92	0.49
1:G:172:LYS:N	1:G:172:LYS:HD2	2.27	0.49
1:C:24:THR:OG1	1:C:27:GLU:HB2	2.12	0.49
1:F:145:ASN:HD21	1:F:161:LYS:HZ2	1.56	0.49
1:C:187:LYS:HG3	1:C:188:GLY:H	1.73	0.49
1:D:187:LYS:CG	1:D:188:GLY:H	2.24	0.49
1:A:74:ASN:OD1	1:A:76:SER:HB2	2.12	0.49
1:G:181:SER:O	1:G:182:LEU:HD23	2.12	0.49
1:B:130:GLU:HA	1:B:202:LEU:O	2.12	0.49
1:G:24:THR:OG1	1:G:27:GLU:HB2	2.12	0.49
1:A:25:PHE:CE1	1:C:25:PHE:CZ	2.99	0.49
1:A:237:ASP:OD1	1:A:460:ARG:NH1	2.41	0.49
1:G:399:ARG:NH2	1:H:391:ARG:HH12	2.09	0.49
1:G:130:GLU:HA	1:G:202:LEU:O	2.12	0.49
1:F:24:THR:OG1	1:F:27:GLU:HB2	2.12	0.49
1:C:130:GLU:HA	1:C:202:LEU:O	2.12	0.49
1:D:60:LEU:HA	1:D:63:MET:HG3	1.94	0.49
1:E:172:LYS:HD2	1:E:172:LYS:N	2.27	0.49
1:B:172:LYS:N	1:B:172:LYS:HD2	2.27	0.49
1:H:187:LYS:CG	1:H:188:GLY:H	2.24	0.49
1:A:24:THR:OG1	1:A:27:GLU:HB2	2.12	0.49
1:G:447:ALA:HB1	1:G:448:PRO:HD2	1.93	0.49
1:C:382:ARG:HH11	1:C:382:ARG:HB3	1.77	0.49
1:B:382:ARG:HB3	1:B:382:ARG:HH11	1.77	0.49
1:B:181:SER:O	1:B:182:LEU:HD23	2.12	0.49
1:F:172:LYS:N	1:F:172:LYS:HD2	2.27	0.49

Continued on next page...

Continued from previous page...

Atom-1	Atom-2	Interatomic distance (Å)	Clash overlap (Å)
1:F:189:PRO:HG2	1:F:190:ASP:H	1.77	0.49
1:G:113:THR:HG22	1:G:115:GLY:N	2.28	0.49
1:G:399:ARG:HH21	1:H:391:ARG:NH1	2.11	0.49
1:A:181:SER:O	1:A:182:LEU:HD23	2.12	0.49
1:C:181:SER:O	1:C:182:LEU:HD23	2.12	0.49
1:B:166:VAL:HG21	1:B:214:ALA:O	2.13	0.49
1:F:127:GLY:O	1:F:128:THR:HB	2.13	0.49
1:B:127:GLY:O	1:B:128:THR:HB	2.13	0.49
1:D:127:GLY:O	1:D:128:THR:HB	2.13	0.49
1:D:130:GLU:HA	1:D:202:LEU:O	2.12	0.49
1:A:60:LEU:HA	1:A:63:MET:HG3	1.94	0.49
1:E:369:TYR:HB3	1:E:372:GLU:HB2	1.95	0.49
1:A:369:TYR:HB3	1:A:372:GLU:HB2	1.95	0.49
1:F:74:ASN:OD1	1:F:76:SER:HB2	2.12	0.49
1:G:382:ARG:HB3	1:G:382:ARG:HH11	1.77	0.49
1:F:166:VAL:HG21	1:F:214:ALA:O	2.13	0.49
1:E:60:LEU:HA	1:E:63:MET:HG3	1.94	0.49
1:G:526:VAL:HG11	1:H:407:LEU:HD22	1.95	0.49
1:F:369:TYR:HB3	1:F:372:GLU:HB2	1.95	0.49
1:B:369:TYR:HB3	1:B:372:GLU:HB2	1.95	0.49
1:A:172:LYS:HD2	1:A:172:LYS:N	2.27	0.49
1:C:113:THR:HG22	1:C:115:GLY:N	2.28	0.49
1:B:74:ASN:OD1	1:B:76:SER:HB2	2.12	0.49
1:A:113:THR:HG22	1:A:115:GLY:N	2.28	0.49
1:E:181:SER:O	1:E:182:LEU:HD23	2.12	0.49
1:B:246:LYS:HG2	1:B:248:ALA:N	2.28	0.49
1:A:127:GLY:O	1:A:128:THR:HB	2.13	0.49
1:F:60:LEU:HA	1:F:63:MET:HG3	1.94	0.49
1:E:24:THR:OG1	1:E:27:GLU:HB2	2.12	0.49
1:C:447:ALA:HB1	1:C:448:PRO:HD2	1.94	0.49
1:D:172:LYS:HD2	1:D:172:LYS:N	2.27	0.49
1:B:189:PRO:HG2	1:B:190:ASP:H	1.77	0.48
1:F:382:ARG:HH11	1:F:382:ARG:HB3	1.77	0.48
1:E:105:ARG:HD3	1:E:499:ARG:NH2	2.28	0.48
1:A:105:ARG:HD3	1:A:499:ARG:NH2	2.28	0.48
1:A:391:ARG:NH1	1:B:399:ARG:HH21	2.11	0.48
1:E:127:GLY:O	1:E:128:THR:HB	2.13	0.48
1:H:130:GLU:HA	1:H:202:LEU:O	2.12	0.48
1:G:60:LEU:HA	1:G:63:MET:HG3	1.94	0.48
1:H:60:LEU:HA	1:H:63:MET:HG3	1.94	0.48
1:C:407:LEU:HD22	1:D:507:VAL:HG11	1.94	0.48

Continued on next page...

Continued from previous page...

Atom-1	Atom-2	Interatomic distance (Å)	Clash overlap (Å)
1:B:131:VAL:CG1	1:B:132:GLU:H	2.21	0.48
1:D:145:ASN:HD21	1:D:161:LYS:HZ1	1.60	0.48
1:D:187:LYS:HG3	1:D:188:GLY:H	1.73	0.48
1:D:189:PRO:HG2	1:D:190:ASP:H	1.77	0.48
1:C:237:ASP:OD1	1:C:460:ARG:NH1	2.41	0.48
1:E:113:THR:HG22	1:E:115:GLY:N	2.28	0.48
1:F:246:LYS:HG2	1:F:248:ALA:N	2.28	0.48
1:E:166:VAL:HG21	1:E:214:ALA:O	2.13	0.48
1:H:127:GLY:O	1:H:128:THR:HB	2.13	0.48
1:A:397:LEU:HD13	1:C:26:LEU:CD1	2.43	0.48
1:C:369:TYR:HB3	1:C:372:GLU:HB2	1.95	0.48
1:A:246:LYS:HG2	1:A:248:ALA:N	2.28	0.48
1:E:189:PRO:HG2	1:E:190:ASP:H	1.77	0.48
1:H:113:THR:HG22	1:H:115:GLY:N	2.28	0.48
1:F:113:THR:HG22	1:F:115:GLY:N	2.28	0.48
1:D:113:THR:HG22	1:D:115:GLY:N	2.28	0.48
1:A:391:ARG:HH12	1:B:399:ARG:HH21	1.61	0.48
1:C:127:GLY:O	1:C:128:THR:HB	2.13	0.48
1:C:60:LEU:HA	1:C:63:MET:HG3	1.94	0.48
1:A:340:THR:HB	1:C:328:GLN:HE21	1.78	0.48
1:E:274:GLU:HG3	1:E:277:ARG:HH21	1.79	0.48
1:A:166:VAL:HG21	1:A:214:ALA:O	2.13	0.48
1:B:223:LYS:NZ	1:B:227:ASP:OD2	2.41	0.48
1:E:425:ALA:HB1	1:E:502:PHE:HB3	1.96	0.48
1:E:164:CYS:O	1:E:187:LYS:NZ	2.47	0.48
1:H:189:PRO:HG2	1:H:190:ASP:H	1.77	0.48
1:B:113:THR:HG22	1:B:115:GLY:N	2.28	0.48
1:B:399:ARG:HH11	1:B:399:ARG:CG	2.27	0.48
1:A:274:GLU:HG3	1:A:277:ARG:HH21	1.79	0.48
1:A:425:ALA:HB1	1:A:502:PHE:HB3	1.96	0.48
1:G:369:TYR:HB3	1:G:372:GLU:HB2	1.95	0.48
1:A:421:LYS:CE	1:B:409:GLU:OE1	2.61	0.48
1:F:328:GLN:NE2	1:H:341:ARG:N	2.56	0.48
1:B:341:ARG:H	1:D:328:GLN:HE21	1.58	0.48
1:B:105:ARG:HD3	1:B:499:ARG:NH2	2.28	0.48
1:C:399:ARG:HH21	1:D:391:ARG:HH12	1.61	0.48
1:F:399:ARG:CG	1:F:399:ARG:HH11	2.27	0.48
1:H:274:GLU:HG3	1:H:277:ARG:HH21	1.79	0.48
1:C:166:VAL:HG21	1:C:214:ALA:O	2.13	0.48
1:G:127:GLY:O	1:G:128:THR:HB	2.13	0.48
1:C:522:ASN:O	1:D:525:ARG:CA	2.62	0.48

Continued on next page...

Continued from previous page...

Atom-1	Atom-2	Interatomic distance (Å)	Clash overlap (Å)
1:D:50:ILE:HD12	1:D:60:LEU:HD11	1.96	0.48
1:B:425:ALA:HB1	1:B:502:PHE:HB3	1.96	0.48
1:A:281:GLU:HB2	1:E:101:PRO:HD2	1.96	0.48
1:H:369:TYR:HB3	1:H:372:GLU:HB2	1.95	0.48
1:A:164:CYS:O	1:A:187:LYS:NZ	2.46	0.48
1:A:189:PRO:HG2	1:A:190:ASP:H	1.77	0.48
1:G:105:ARG:HD3	1:G:499:ARG:NH2	2.28	0.48
1:C:105:ARG:HD3	1:C:499:ARG:NH2	2.28	0.48
1:H:246:LYS:HG2	1:H:248:ALA:N	2.28	0.48
1:G:166:VAL:HG21	1:G:214:ALA:O	2.13	0.48
1:A:318:ARG:NH2	1:C:30:CYS:CB	2.76	0.48
1:A:306:PHE:HZ	1:C:384:ALA:HA	1.77	0.48
1:D:369:TYR:HB3	1:D:372:GLU:HB2	1.95	0.48
1:E:397:LEU:CD1	1:G:26:LEU:HD11	2.44	0.48
1:F:223:LYS:NZ	1:F:227:ASP:OD2	2.41	0.48
1:F:425:ALA:HB1	1:F:502:PHE:HB3	1.96	0.48
1:A:251:HIS:CE1	1:E:100:ASP:CG	2.87	0.48
1:D:105:ARG:HD3	1:D:499:ARG:NH2	2.28	0.48
1:D:274:GLU:HG3	1:D:277:ARG:HH21	1.79	0.48
1:E:246:LYS:HG2	1:E:248:ALA:N	2.28	0.48
1:C:50:ILE:HD12	1:C:60:LEU:HD11	1.96	0.48
1:B:60:LEU:HA	1:B:63:MET:HG3	1.94	0.48
1:G:50:ILE:HD12	1:G:60:LEU:HD11	1.96	0.48
1:C:425:ALA:HB1	1:C:502:PHE:HB3	1.96	0.48
1:G:165:LYS:O	1:G:165:LYS:HG2	2.14	0.48
1:B:165:LYS:O	1:B:165:LYS:HG2	2.14	0.48
1:G:425:ALA:HB1	1:G:502:PHE:HB3	1.96	0.48
1:B:25:PHE:CE1	1:D:25:PHE:CZ	3.00	0.48
1:C:131:VAL:CG1	1:C:132:GLU:H	2.21	0.48
1:D:237:ASP:OD1	1:D:460:ARG:NH1	2.41	0.48
1:E:47:ILE:HG12	1:E:70:VAL:HB	1.96	0.48
1:A:47:ILE:HG12	1:A:70:VAL:HB	1.96	0.48
1:D:246:LYS:HG2	1:D:248:ALA:N	2.28	0.48
1:D:425:ALA:HB1	1:D:502:PHE:HB3	1.96	0.48
1:H:50:ILE:HD12	1:H:60:LEU:HD11	1.96	0.48
1:H:425:ALA:HB1	1:H:502:PHE:HB3	1.96	0.48
1:F:340:THR:HA	1:H:328:GLN:HE22	1.79	0.47
1:B:133:LEU:HD21	1:B:202:LEU:HB2	1.96	0.47
1:E:50:ILE:HD12	1:E:60:LEU:HD11	1.96	0.47
1:D:223:LYS:NZ	1:D:227:ASP:OD2	2.41	0.47
1:B:383:GLU:HG2	1:D:303:GLU:O	2.14	0.47

Continued on next page...

Continued from previous page...

Atom-1	Atom-2	Interatomic distance (Å)	Clash overlap (Å)
1:H:165:LYS:HG2	1:H:165:LYS:O	2.14	0.47
1:C:165:LYS:O	1:C:165:LYS:HG2	2.13	0.47
1:A:399:ARG:HH11	1:A:399:ARG:CG	2.27	0.47
1:D:166:VAL:HG21	1:D:214:ALA:O	2.13	0.47
1:G:131:VAL:CG1	1:G:132:GLU:H	2.21	0.47
1:H:329:MET:O	1:H:343:GLU:HB3	2.14	0.47
1:A:122:LEU:HB2	1:A:149:GLU:HA	1.96	0.47
1:F:105:ARG:HD3	1:F:499:ARG:NH2	2.28	0.47
1:H:105:ARG:HD3	1:H:499:ARG:NH2	2.28	0.47
1:E:399:ARG:CG	1:E:399:ARG:HH11	2.27	0.47
1:F:165:LYS:O	1:F:165:LYS:HG2	2.13	0.47
1:D:165:LYS:HG2	1:D:165:LYS:O	2.13	0.47
1:E:328:GLN:HE22	1:G:340:THR:CA	2.25	0.47
1:D:105:ARG:CZ	1:D:499:ARG:HH22	2.27	0.47
1:G:105:ARG:CZ	1:G:499:ARG:HH22	2.27	0.47
1:G:246:LYS:HG2	1:G:248:ALA:N	2.28	0.47
1:H:166:VAL:HG21	1:H:214:ALA:O	2.13	0.47
1:F:133:LEU:HD21	1:F:202:LEU:HB2	1.96	0.47
1:C:257:LEU:HG	1:C:264:ILE:HD12	1.97	0.47
1:B:376:MET:HE3	1:B:380:ILE:HG13	1.96	0.47
1:E:165:LYS:HG2	1:E:165:LYS:O	2.14	0.47
1:B:237:ASP:OD1	1:B:460:ARG:NH1	2.41	0.47
1:A:329:MET:O	1:A:343:GLU:HB3	2.15	0.47
1:E:122:LEU:HB2	1:E:149:GLU:HA	1.96	0.47
1:H:105:ARG:CZ	1:H:499:ARG:HH22	2.27	0.47
1:D:133:LEU:HD21	1:D:202:LEU:HB2	1.96	0.47
1:H:133:LEU:HD21	1:H:202:LEU:HB2	1.96	0.47
1:A:50:ILE:HD12	1:A:60:LEU:HD11	1.96	0.47
1:A:257:LEU:HG	1:A:264:ILE:HD12	1.97	0.47
1:H:123:ILE:O	1:H:125:GLY:N	2.48	0.47
1:A:25:PHE:CZ	1:C:25:PHE:CE1	3.03	0.47
1:E:329:MET:O	1:E:343:GLU:HB3	2.15	0.47
1:G:164:CYS:O	1:G:187:LYS:NZ	2.47	0.47
1:C:122:LEU:HB2	1:C:149:GLU:HA	1.96	0.47
1:B:105:ARG:CZ	1:B:499:ARG:HH22	2.27	0.47
1:G:133:LEU:HD21	1:G:202:LEU:HB2	1.96	0.47
1:B:50:ILE:HD12	1:B:60:LEU:HD11	1.96	0.47
1:F:257:LEU:HG	1:F:264:ILE:HD12	1.97	0.47
1:F:457:GLN:O	1:F:461:GLN:HG3	2.14	0.47
1:D:123:ILE:O	1:D:125:GLY:N	2.48	0.47
1:A:123:ILE:O	1:A:125:GLY:N	2.48	0.47

Continued on next page...

Continued from previous page...

Atom-1	Atom-2	Interatomic distance (Å)	Clash overlap (Å)
1:D:489:VAL:O	1:D:493:MET:HG2	2.15	0.47
1:E:489:VAL:O	1:E:493:MET:HG2	2.15	0.47
1:A:489:VAL:O	1:A:493:MET:HG2	2.15	0.47
1:F:293:ARG:O	1:H:341:ARG:HD2	2.14	0.47
1:E:294:GLY:CA	1:G:341:ARG:NH1	2.77	0.47
1:B:47:ILE:HG12	1:B:70:VAL:HB	1.96	0.47
1:B:329:MET:O	1:B:343:GLU:HB3	2.15	0.47
1:F:329:MET:O	1:F:343:GLU:HB3	2.15	0.47
1:C:246:LYS:HG2	1:C:248:ALA:N	2.28	0.47
1:F:50:ILE:HD12	1:F:60:LEU:HD11	1.96	0.47
1:G:257:LEU:HG	1:G:264:ILE:HD12	1.97	0.47
1:E:123:ILE:O	1:E:125:GLY:N	2.48	0.47
1:A:165:LYS:O	1:A:165:LYS:HG2	2.14	0.47
1:B:26:LEU:HD12	1:D:397:LEU:HD13	1.96	0.47
1:D:118:ILE:CG2	1:D:208:VAL:HB	2.45	0.47
1:E:223:LYS:NZ	1:E:227:ASP:OD2	2.41	0.47
1:G:118:ILE:CG2	1:G:208:VAL:HB	2.45	0.47
1:D:457:GLN:O	1:D:461:GLN:HG3	2.15	0.47
1:B:118:ILE:CG2	1:B:208:VAL:HB	2.45	0.47
1:E:257:LEU:HG	1:E:264:ILE:HD12	1.97	0.47
1:B:489:VAL:O	1:B:493:MET:HG2	2.15	0.47
1:D:122:LEU:HB2	1:D:149:GLU:HA	1.96	0.47
1:D:329:MET:O	1:D:343:GLU:HB3	2.15	0.47
1:F:105:ARG:CZ	1:F:499:ARG:HH22	2.28	0.47
1:C:105:ARG:CZ	1:C:499:ARG:HH22	2.27	0.47
1:C:399:ARG:HH21	1:D:391:ARG:NH1	2.13	0.47
1:C:118:ILE:CG2	1:C:208:VAL:HB	2.45	0.47
1:F:118:ILE:CG2	1:F:208:VAL:HB	2.45	0.47
1:F:237:ASP:OD1	1:F:460:ARG:NH1	2.41	0.47
1:H:489:VAL:O	1:H:493:MET:HG2	2.15	0.47
1:H:47:ILE:HG12	1:H:70:VAL:HB	1.96	0.47
1:F:122:LEU:HB2	1:F:149:GLU:HA	1.96	0.47
1:D:181:SER:H	1:D:198:ASN:HB2	1.80	0.47
1:B:257:LEU:HG	1:B:264:ILE:HD12	1.97	0.47
1:B:457:GLN:O	1:B:461:GLN:HG3	2.14	0.47
1:F:123:ILE:O	1:F:125:GLY:N	2.48	0.47
1:C:489:VAL:O	1:C:493:MET:HG2	2.15	0.47
1:C:164:CYS:O	1:C:187:LYS:NZ	2.47	0.47
1:G:47:ILE:HG12	1:G:70:VAL:HB	1.96	0.47
1:C:47:ILE:HG12	1:C:70:VAL:HB	1.96	0.47
1:E:181:SER:H	1:E:198:ASN:HB2	1.80	0.47

Continued on next page...

Continued from previous page...

Atom-1	Atom-2	Interatomic distance (Å)	Clash overlap (Å)
1:C:133:LEU:HD21	1:C:202:LEU:HB2	1.96	0.47
1:G:489:VAL:O	1:G:493:MET:HG2	2.15	0.46
1:G:329:MET:O	1:G:343:GLU:HB3	2.15	0.46
1:B:122:LEU:HB2	1:B:149:GLU:HA	1.96	0.46
1:H:122:LEU:HB2	1:H:149:GLU:HA	1.96	0.46
1:A:181:SER:H	1:A:198:ASN:HB2	1.80	0.46
1:E:48:CYS:SG	1:E:68:MET:HG3	2.56	0.46
1:G:457:GLN:O	1:G:461:GLN:HG3	2.15	0.46
1:F:489:VAL:O	1:F:493:MET:HG2	2.15	0.46
1:D:47:ILE:HG12	1:D:70:VAL:HB	1.96	0.46
1:G:122:LEU:HB2	1:G:149:GLU:HA	1.96	0.46
1:A:478:GLN:NE2	1:A:478:GLN:HA	2.30	0.46
1:E:105:ARG:CZ	1:E:499:ARG:HH22	2.27	0.46
1:A:105:ARG:CZ	1:A:499:ARG:HH22	2.27	0.46
1:E:133:LEU:HD21	1:E:202:LEU:HB2	1.96	0.46
1:B:123:ILE:O	1:B:125:GLY:N	2.48	0.46
1:H:257:LEU:HG	1:H:264:ILE:HD12	1.97	0.46
1:E:118:ILE:CG2	1:E:208:VAL:HB	2.45	0.46
1:F:493:MET:HE1	1:F:529:VAL:HA	1.97	0.46
1:A:284:GLU:HG2	1:E:100:ASP:H	1.79	0.46
1:C:115:GLY:O	1:C:117:GLU:N	2.49	0.46
1:G:115:GLY:O	1:G:117:GLU:N	2.48	0.46
1:C:523:THR:HA	1:D:525:ARG:HB3	1.97	0.46
1:F:30:CYS:SG	1:H:315:ARG:HG3	2.55	0.46
1:A:48:CYS:SG	1:A:68:MET:HG3	2.56	0.46
1:C:457:GLN:O	1:C:461:GLN:HG3	2.14	0.46
1:A:131:VAL:CG1	1:A:132:GLU:H	2.21	0.46
1:E:341:ARG:H	1:G:328:GLN:HE22	1.59	0.46
1:D:115:GLY:O	1:D:117:GLU:N	2.49	0.46
1:E:478:GLN:NE2	1:E:478:GLN:HA	2.31	0.46
1:C:522:ASN:O	1:D:525:ARG:CB	2.64	0.46
1:B:26:LEU:HD11	1:D:397:LEU:CD1	2.44	0.46
1:G:123:ILE:O	1:G:125:GLY:N	2.48	0.46
1:C:48:CYS:SG	1:C:68:MET:HG3	2.56	0.46
1:A:457:GLN:O	1:A:461:GLN:HG3	2.15	0.46
1:H:457:GLN:O	1:H:461:GLN:HG3	2.15	0.46
1:H:118:ILE:CG2	1:H:208:VAL:HB	2.44	0.46
1:H:118:ILE:HG22	1:H:208:VAL:HB	1.98	0.46
1:F:493:MET:HE1	1:F:529:VAL:CG2	2.38	0.46
1:F:47:ILE:HG12	1:F:70:VAL:HB	1.96	0.46
1:H:115:GLY:O	1:H:117:GLU:N	2.48	0.46

Continued on next page...

Continued from previous page...

Atom-1	Atom-2	Interatomic distance (Å)	Clash overlap (Å)
1:H:181:SER:H	1:H:198:ASN:HB2	1.80	0.46
1:G:274:GLU:HG3	1:G:277:ARG:HH21	1.79	0.46
1:E:306:PHE:HZ	1:G:384:ALA:HA	1.80	0.46
1:E:457:GLN:O	1:E:461:GLN:HG3	2.14	0.46
1:A:118:ILE:CG2	1:A:208:VAL:HB	2.45	0.46
1:D:257:LEU:HG	1:D:264:ILE:HD12	1.97	0.46
1:B:478:GLN:HA	1:B:478:GLN:NE2	2.31	0.46
1:G:478:GLN:HA	1:G:478:GLN:NE2	2.30	0.46
1:D:173:VAL:CG1	1:D:182:LEU:HB2	2.45	0.46
1:A:173:VAL:CG1	1:A:182:LEU:HB2	2.45	0.46
1:G:522:ASN:O	1:H:525:ARG:CB	2.64	0.46
1:A:133:LEU:HD21	1:A:202:LEU:HB2	1.96	0.46
1:D:376:MET:HE3	1:D:380:ILE:HG13	1.98	0.46
1:G:48:CYS:SG	1:G:68:MET:HG3	2.56	0.46
1:E:103:LEU:HD13	1:E:103:LEU:HA	1.78	0.46
1:D:493:MET:HE1	1:D:529:VAL:CG2	2.38	0.46
1:H:237:ASP:OD1	1:H:460:ARG:NH1	2.41	0.46
1:E:421:LYS:CD	1:F:413:MET:SD	2.99	0.46
1:F:115:GLY:O	1:F:117:GLU:N	2.48	0.46
1:F:478:GLN:NE2	1:F:478:GLN:HA	2.30	0.46
1:F:118:ILE:HG22	1:F:208:VAL:HB	1.98	0.46
1:F:48:CYS:SG	1:F:68:MET:HG3	2.56	0.46
1:H:48:CYS:SG	1:H:68:MET:HG3	2.56	0.46
1:C:329:MET:O	1:C:343:GLU:HB3	2.15	0.46
1:C:123:ILE:O	1:C:125:GLY:N	2.48	0.46
1:F:514:TRP:CD1	1:F:515:ARG:HB3	2.51	0.46
1:F:131:VAL:CG1	1:F:132:GLU:N	2.79	0.46
1:E:422:CYS:HB3	1:F:410:ALA:CB	2.46	0.46
1:C:478:GLN:HA	1:C:478:GLN:NE2	2.31	0.46
1:D:399:ARG:CG	1:D:399:ARG:HH11	2.27	0.46
1:B:274:GLU:HG3	1:B:277:ARG:HH21	1.79	0.46
1:D:118:ILE:HG22	1:D:208:VAL:HB	1.98	0.46
1:G:527:VAL:HG13	1:G:528:PRO:HD2	1.98	0.46
1:B:514:TRP:CD1	1:B:515:ARG:HB3	2.51	0.46
1:B:527:VAL:HG13	1:B:528:PRO:HD2	1.98	0.46
1:C:527:VAL:HG13	1:C:528:PRO:HD2	1.98	0.46
1:E:131:VAL:CG1	1:E:132:GLU:H	2.21	0.46
1:E:382:ARG:HB3	1:E:382:ARG:HH11	1.78	0.46
1:B:181:SER:H	1:B:198:ASN:HB2	1.80	0.46
1:G:421:LYS:CE	1:H:404:SER:O	2.64	0.46
1:F:527:VAL:HG13	1:F:528:PRO:HD2	1.98	0.46

Continued on next page...

Continued from previous page...

Atom-1	Atom-2	Interatomic distance (Å)	Clash overlap (Å)
1:H:527:VAL:HG13	1:H:528:PRO:HD2	1.98	0.46
1:A:382:ARG:HB3	1:A:382:ARG:HH11	1.78	0.45
1:H:173:VAL:CG1	1:H:182:LEU:HB2	2.45	0.45
1:C:274:GLU:HG3	1:C:277:ARG:HH21	1.79	0.45
1:G:181:SER:H	1:G:198:ASN:HB2	1.80	0.45
1:B:118:ILE:HG22	1:B:208:VAL:HB	1.98	0.45
1:H:514:TRP:CD1	1:H:515:ARG:HB3	2.51	0.45
1:F:145:ASN:ND2	1:F:161:LYS:NZ	2.57	0.45
1:B:115:GLY:O	1:B:117:GLU:N	2.49	0.45
1:F:181:SER:H	1:F:198:ASN:HB2	1.80	0.45
1:C:118:ILE:HG22	1:C:208:VAL:HB	1.98	0.45
1:B:48:CYS:SG	1:B:68:MET:HG3	2.56	0.45
1:E:115:GLY:O	1:E:117:GLU:N	2.49	0.45
1:D:478:GLN:NE2	1:D:478:GLN:HA	2.31	0.45
1:F:274:GLU:HG3	1:F:277:ARG:HH21	1.79	0.45
1:F:30:CYS:HB3	1:H:318:ARG:NH2	2.32	0.45
1:A:115:GLY:O	1:A:117:GLU:N	2.48	0.45
1:H:399:ARG:HH11	1:H:399:ARG:CG	2.27	0.45
1:C:181:SER:H	1:C:198:ASN:HB2	1.80	0.45
1:D:48:CYS:SG	1:D:68:MET:HG3	2.56	0.45
1:G:514:TRP:CD1	1:G:515:ARG:HB3	2.51	0.45
1:A:527:VAL:HG13	1:A:528:PRO:HD2	1.98	0.45
1:E:526:VAL:CG1	1:F:407:LEU:HD22	2.45	0.45
1:B:131:VAL:CG1	1:B:132:GLU:N	2.79	0.45
1:E:145:ASN:ND2	1:E:161:LYS:NZ	2.57	0.45
1:E:173:VAL:CG1	1:E:182:LEU:HB2	2.45	0.45
1:E:527:VAL:HG13	1:E:528:PRO:HD2	1.98	0.45
1:D:514:TRP:CD1	1:D:515:ARG:HB3	2.51	0.45
1:E:514:TRP:CD1	1:E:515:ARG:HB3	2.51	0.45
1:B:145:ASN:ND2	1:B:161:LYS:NZ	2.57	0.45
1:A:145:ASN:ND2	1:A:161:LYS:NZ	2.57	0.45
1:B:164:CYS:O	1:B:187:LYS:NZ	2.46	0.45
1:B:26:LEU:CD1	1:D:397:LEU:HD13	2.47	0.45
1:C:514:TRP:CD1	1:C:515:ARG:HB3	2.51	0.45
1:C:421:LYS:HG2	1:D:410:ALA:HA	1.99	0.45
1:D:527:VAL:HG13	1:D:528:PRO:HD2	1.98	0.45
1:H:296:LEU:O	1:H:300:ILE:HG12	2.17	0.45
1:G:493:MET:HE1	1:G:529:VAL:CG2	2.40	0.45
1:A:397:LEU:CD1	1:C:26:LEU:CD1	2.94	0.45
1:E:118:ILE:HG22	1:E:208:VAL:HB	1.98	0.45
1:D:296:LEU:O	1:D:300:ILE:HG12	2.17	0.45

Continued on next page...

Continued from previous page...

Atom-1	Atom-2	Interatomic distance (Å)	Clash overlap (Å)
1:B:103:LEU:HA	1:B:103:LEU:HD13	1.78	0.45
1:B:75:PHE:CE1	1:B:111:LEU:HG	2.52	0.45
1:A:507:VAL:HG11	1:B:407:LEU:HD22	1.98	0.45
1:D:164:CYS:O	1:D:187:LYS:NZ	2.47	0.45
1:G:122:LEU:N	1:G:122:LEU:HD22	2.32	0.45
1:A:160:TYR:CE2	1:A:163:ILE:HA	2.52	0.45
1:H:160:TYR:CE2	1:H:163:ILE:HA	2.52	0.45
1:D:160:TYR:CE2	1:D:163:ILE:HA	2.52	0.45
1:F:391:ARG:HG2	1:F:391:ARG:NH1	2.32	0.45
1:G:118:ILE:HG22	1:G:208:VAL:HB	1.98	0.45
1:A:118:ILE:HG22	1:A:208:VAL:HB	1.98	0.45
1:A:514:TRP:CD1	1:A:515:ARG:HB3	2.51	0.45
1:F:296:LEU:O	1:F:300:ILE:HG12	2.17	0.45
1:E:75:PHE:CE1	1:E:111:LEU:HG	2.52	0.45
1:H:237:ASP:CG	1:H:460:ARG:HD2	2.37	0.45
1:C:122:LEU:HD22	1:C:122:LEU:N	2.32	0.45
1:E:160:TYR:CE2	1:E:163:ILE:HA	2.52	0.45
1:C:391:ARG:HG2	1:C:391:ARG:NH1	2.32	0.45
1:A:75:PHE:CE1	1:A:111:LEU:HG	2.52	0.45
1:A:103:LEU:HD13	1:A:103:LEU:HA	1.78	0.45
1:H:131:VAL:CG1	1:H:132:GLU:H	2.21	0.45
1:E:341:ARG:HG3	1:G:293:ARG:HB3	1.99	0.45
1:E:456:HIS:HB3	1:E:460:ARG:HH21	1.82	0.45
1:G:237:ASP:CG	1:G:460:ARG:HD2	2.37	0.45
1:G:522:ASN:O	1:H:525:ARG:CA	2.64	0.45
1:C:123:ILE:O	1:C:124:LYS:C	2.56	0.45
1:A:289:ILE:HG22	1:A:290:MET:N	2.32	0.45
1:F:75:PHE:CE1	1:F:111:LEU:HG	2.52	0.45
1:A:456:HIS:HB3	1:A:460:ARG:HH21	1.82	0.44
1:A:422:CYS:HB3	1:B:410:ALA:CB	2.47	0.44
1:A:444:ARG:NH1	1:A:466:ARG:HB3	2.33	0.44
1:H:372:GLU:OE1	1:H:372:GLU:HA	2.17	0.44
1:G:123:ILE:O	1:G:124:LYS:C	2.56	0.44
1:C:237:ASP:CG	1:C:460:ARG:HD2	2.37	0.44
1:H:478:GLN:NE2	1:H:478:GLN:HA	2.31	0.44
1:H:444:ARG:NH1	1:H:466:ARG:HB3	2.33	0.44
1:D:444:ARG:NH1	1:D:466:ARG:HB3	2.33	0.44
1:E:444:ARG:NH1	1:E:466:ARG:HB3	2.33	0.44
1:B:391:ARG:HG2	1:B:391:ARG:NH1	2.32	0.44
1:A:406:ASP:OD1	1:E:58:GLU:HG2	2.16	0.44
1:D:372:GLU:HA	1:D:372:GLU:OE1	2.17	0.44

Continued on next page...

Continued from previous page...

Atom-1	Atom-2	Interatomic distance (Å)	Clash overlap (Å)
1:B:296:LEU:O	1:B:300:ILE:HG12	2.17	0.44
1:E:289:ILE:HG22	1:E:290:MET:N	2.32	0.44
1:G:296:LEU:O	1:G:300:ILE:HG12	2.17	0.44
1:C:296:LEU:O	1:C:300:ILE:HG12	2.17	0.44
1:H:75:PHE:CE1	1:H:111:LEU:HG	2.52	0.44
1:D:493:MET:HE1	1:D:529:VAL:HA	1.97	0.44
1:C:407:LEU:CD2	1:D:507:VAL:CG1	2.85	0.44
1:B:456:HIS:HB3	1:B:460:ARG:HH21	1.82	0.44
1:A:237:ASP:CG	1:A:460:ARG:HD2	2.37	0.44
1:F:181:SER:OG	1:F:197:GLU:HB2	2.18	0.44
1:B:181:SER:OG	1:B:197:GLU:HB2	2.18	0.44
1:C:444:ARG:NH1	1:C:466:ARG:HB3	2.32	0.44
1:G:391:ARG:HG2	1:G:391:ARG:NH1	2.32	0.44
1:G:372:GLU:OE1	1:G:372:GLU:HA	2.17	0.44
1:C:75:PHE:CE1	1:C:111:LEU:HG	2.52	0.44
1:D:75:PHE:CE1	1:D:111:LEU:HG	2.52	0.44
1:C:493:MET:HE1	1:C:529:VAL:CG2	2.40	0.44
1:B:145:ASN:ND2	1:B:145:ASN:N	2.65	0.44
1:D:237:ASP:CG	1:D:460:ARG:HD2	2.37	0.44
1:B:122:LEU:HD22	1:B:122:LEU:N	2.32	0.44
1:E:391:ARG:NH1	1:E:391:ARG:HG2	2.32	0.44
1:G:181:SER:OG	1:G:197:GLU:HB2	2.18	0.44
1:C:160:TYR:CE2	1:C:163:ILE:HA	2.52	0.44
1:G:444:ARG:NH1	1:G:466:ARG:HB3	2.32	0.44
1:B:30:CYS:O	1:D:315:ARG:HD2	2.17	0.44
1:C:411:MET:SD	1:D:524:MET:HE1	2.57	0.44
1:F:145:ASN:ND2	1:F:145:ASN:N	2.65	0.44
1:F:456:HIS:HB3	1:F:460:ARG:HH21	1.82	0.44
1:D:108:ALA:HA	1:D:460:ARG:HG2	2.00	0.44
1:F:122:LEU:N	1:F:122:LEU:HD22	2.32	0.44
1:B:76:SER:HA	1:B:114:LYS:CB	2.47	0.44
1:H:391:ARG:NH1	1:H:391:ARG:HG2	2.32	0.44
1:C:181:SER:OG	1:C:197:GLU:HB2	2.18	0.44
1:G:160:TYR:CE2	1:G:163:ILE:HA	2.52	0.44
1:C:372:GLU:HA	1:C:372:GLU:OE1	2.17	0.44
1:F:123:ILE:O	1:F:124:LYS:C	2.56	0.44
1:B:123:ILE:O	1:B:124:LYS:C	2.56	0.44
1:E:296:LEU:O	1:E:300:ILE:HG12	2.17	0.44
1:B:289:ILE:HG22	1:B:290:MET:N	2.32	0.44
1:G:75:PHE:CE1	1:G:111:LEU:HG	2.52	0.44
1:D:456:HIS:HB3	1:D:460:ARG:HH21	1.82	0.44

Continued on next page...

Continued from previous page...

Atom-1	Atom-2	Interatomic distance (Å)	Clash overlap (Å)
1:F:164:CYS:O	1:F:187:LYS:NZ	2.46	0.44
1:E:237:ASP:CG	1:E:460:ARG:HD2	2.37	0.44
1:H:108:ALA:HA	1:H:460:ARG:HG2	1.99	0.44
1:D:122:LEU:HD22	1:D:122:LEU:N	2.32	0.44
1:A:122:LEU:N	1:A:122:LEU:HD22	2.32	0.44
1:F:76:SER:HA	1:F:114:LYS:CB	2.48	0.44
1:H:181:SER:OG	1:H:197:GLU:HB2	2.18	0.44
1:A:296:LEU:O	1:A:300:ILE:HG12	2.17	0.44
1:A:145:ASN:ND2	1:A:145:ASN:N	2.65	0.44
1:E:145:ASN:ND2	1:E:145:ASN:N	2.65	0.44
1:D:145:ASN:ND2	1:D:145:ASN:N	2.65	0.44
1:E:372:GLU:HA	1:E:372:GLU:OE1	2.17	0.44
1:F:372:GLU:HA	1:F:372:GLU:OE1	2.17	0.44
1:B:237:ASP:CG	1:B:460:ARG:HD2	2.37	0.44
1:E:122:LEU:HD22	1:E:122:LEU:N	2.32	0.44
1:G:478:GLN:HA	1:G:478:GLN:HE21	1.81	0.44
1:D:391:ARG:HG2	1:D:391:ARG:NH1	2.32	0.44
1:A:391:ARG:NH1	1:A:391:ARG:HG2	2.32	0.44
1:B:160:TYR:CE2	1:B:163:ILE:HA	2.52	0.44
1:D:376:MET:HE2	1:D:380:ILE:HD11	1.99	0.44
1:B:493:MET:HE1	1:B:529:VAL:CG2	2.42	0.44
1:H:164:CYS:O	1:H:187:LYS:NZ	2.46	0.44
1:E:123:ILE:O	1:E:124:LYS:C	2.56	0.44
1:F:289:ILE:HG22	1:F:290:MET:N	2.32	0.44
1:A:177:ASP:HA	1:A:298:ILE:HD11	2.00	0.44
1:G:177:ASP:HA	1:G:298:ILE:HD11	2.00	0.44
1:G:407:LEU:HD21	1:H:507:VAL:HG21	1.99	0.43
1:A:421:LYS:CD	1:B:413:MET:SD	3.03	0.43
1:G:145:ASN:ND2	1:G:161:LYS:NZ	2.57	0.43
1:F:237:ASP:CG	1:F:460:ARG:HD2	2.37	0.43
1:H:145:ASN:ND2	1:H:145:ASN:N	2.65	0.43
1:C:76:SER:HA	1:C:114:LYS:CB	2.48	0.43
1:F:160:TYR:CE2	1:F:163:ILE:HA	2.52	0.43
1:D:123:ILE:O	1:D:124:LYS:C	2.56	0.43
1:A:123:ILE:O	1:A:124:LYS:C	2.56	0.43
1:C:177:ASP:HA	1:C:298:ILE:HD11	2.00	0.43
1:E:493:MET:HE1	1:E:529:VAL:CG2	2.41	0.43
1:B:444:ARG:NH1	1:B:466:ARG:HB3	2.33	0.43
1:B:372:GLU:OE1	1:B:372:GLU:HA	2.17	0.43
1:H:123:ILE:O	1:H:124:LYS:C	2.56	0.43
1:G:527:VAL:CG1	1:G:528:PRO:HD2	2.48	0.43

Continued on next page...

Continued from previous page...

Atom-1	Atom-2	Interatomic distance (Å)	Clash overlap (Å)
1:E:177:ASP:HA	1:E:298:ILE:HD11	2.00	0.43
1:B:24:THR:HB	1:D:396:GLU:CD	2.39	0.43
1:G:76:SER:HA	1:G:114:LYS:CB	2.48	0.43
1:E:76:SER:HA	1:E:114:LYS:CB	2.48	0.43
1:H:382:ARG:HH11	1:H:382:ARG:HB3	1.77	0.43
1:D:181:SER:OG	1:D:197:GLU:HB2	2.18	0.43
1:E:315:ARG:HG3	1:G:30:CYS:SG	2.59	0.43
1:F:444:ARG:NH1	1:F:466:ARG:HB3	2.33	0.43
1:D:289:ILE:HG22	1:D:290:MET:N	2.32	0.43
1:H:103:LEU:HD13	1:H:103:LEU:HA	1.78	0.43
1:G:145:ASN:N	1:G:145:ASN:ND2	2.65	0.43
1:H:456:HIS:HB3	1:H:460:ARG:HH21	1.82	0.43
1:A:341:ARG:H	1:C:328:GLN:HE22	1.61	0.43
1:A:372:GLU:OE1	1:A:372:GLU:HA	2.17	0.43
1:B:527:VAL:CG1	1:B:528:PRO:HD2	2.48	0.43
1:F:527:VAL:CG1	1:F:528:PRO:HD2	2.48	0.43
1:C:289:ILE:HG22	1:C:290:MET:N	2.32	0.43
1:G:289:ILE:HG22	1:G:290:MET:N	2.32	0.43
1:H:289:ILE:HG22	1:H:290:MET:N	2.32	0.43
1:E:25:PHE:CZ	1:G:25:PHE:CE1	3.05	0.43
1:F:25:PHE:CZ	1:H:25:PHE:CE1	3.04	0.43
1:B:108:ALA:HA	1:B:460:ARG:HG2	1.99	0.43
1:C:108:ALA:HA	1:C:460:ARG:HG2	2.00	0.43
1:H:122:LEU:HD22	1:H:122:LEU:N	2.32	0.43
1:D:382:ARG:HH11	1:D:382:ARG:HB3	1.78	0.43
1:F:478:GLN:HE21	1:F:478:GLN:HA	1.81	0.43
1:C:527:VAL:CG1	1:C:528:PRO:HD2	2.48	0.43
1:E:527:VAL:CG1	1:E:528:PRO:HD2	2.48	0.43
1:F:55:ARG:NH2	1:F:82:TYR:CD1	2.87	0.43
1:A:526:VAL:CG1	1:B:407:LEU:HD22	2.45	0.43
1:D:131:VAL:CG1	1:D:132:GLU:H	2.21	0.43
1:F:108:ALA:HA	1:F:460:ARG:HG2	1.99	0.43
1:C:478:GLN:HA	1:C:478:GLN:HE21	1.81	0.43
1:A:181:SER:OG	1:A:197:GLU:HB2	2.18	0.43
1:A:154:ASN:C	1:A:155:ILE:HD12	2.39	0.43
1:F:154:ASN:C	1:F:155:ILE:HD12	2.39	0.43
1:A:527:VAL:CG1	1:A:528:PRO:HD2	2.48	0.43
1:H:55:ARG:NH2	1:H:82:TYR:CD1	2.87	0.43
1:G:55:ARG:NH2	1:G:82:TYR:CD1	2.87	0.43
1:B:55:ARG:NH2	1:B:82:TYR:CD1	2.87	0.43
1:C:55:ARG:NH2	1:C:82:TYR:CD1	2.87	0.43

Continued on next page...

Continued from previous page...

Atom-1	Atom-2	Interatomic distance (Å)	Clash overlap (Å)
1:C:145:ASN:ND2	1:C:161:LYS:NZ	2.57	0.43
1:G:108:ALA:HA	1:G:460:ARG:HG2	2.00	0.43
1:H:76:SER:HA	1:H:114:LYS:CB	2.48	0.43
1:A:76:SER:HA	1:A:114:LYS:CB	2.48	0.43
1:E:154:ASN:C	1:E:155:ILE:HD12	2.39	0.43
1:F:177:ASP:HA	1:F:298:ILE:HD11	2.00	0.43
1:A:55:ARG:NH2	1:A:82:TYR:CD1	2.87	0.43
1:B:25:PHE:CZ	1:D:25:PHE:CD1	3.07	0.43
1:C:173:VAL:CG1	1:C:182:LEU:HB2	2.45	0.43
1:E:397:LEU:HD13	1:G:26:LEU:CD1	2.49	0.43
1:D:55:ARG:NH2	1:D:82:TYR:CD1	2.87	0.43
1:C:399:ARG:NH2	1:D:391:ARG:HH12	2.15	0.43
1:G:399:ARG:HH11	1:G:399:ARG:CG	2.27	0.43
1:E:181:SER:OG	1:E:197:GLU:HB2	2.18	0.43
1:B:154:ASN:C	1:B:155:ILE:HD12	2.39	0.43
1:E:55:ARG:NH2	1:E:82:TYR:CD1	2.87	0.43
1:B:177:ASP:HA	1:B:298:ILE:HD11	2.00	0.43
1:C:145:ASN:ND2	1:C:145:ASN:N	2.65	0.43
1:D:145:ASN:HB3	1:D:148:MET:HE1	2.00	0.43
1:E:108:ALA:HA	1:E:460:ARG:HG2	1.99	0.43
1:B:341:ARG:NH1	1:D:294:GLY:HA2	2.34	0.43
1:D:527:VAL:CG1	1:D:528:PRO:HD2	2.48	0.43
1:A:493:MET:HE1	1:A:529:VAL:CG2	2.41	0.42
1:E:340:THR:CB	1:G:328:GLN:NE2	2.78	0.42
1:A:108:ALA:HA	1:A:460:ARG:HG2	1.99	0.42
1:D:154:ASN:C	1:D:155:ILE:HD12	2.39	0.42
1:H:154:ASN:C	1:H:155:ILE:HD12	2.39	0.42
1:B:335:LYS:HD3	1:B:335:LYS:HA	1.91	0.42
1:H:131:VAL:HG11	1:H:153:GLU:HA	2.02	0.42
1:G:456:HIS:HB3	1:G:460:ARG:HH21	1.82	0.42
1:C:456:HIS:HB3	1:C:460:ARG:HH21	1.83	0.42
1:G:405:THR:HB	1:H:422:CYS:HA	2.00	0.42
1:B:478:GLN:HA	1:B:478:GLN:HE21	1.81	0.42
1:G:173:VAL:CG1	1:G:182:LEU:HB2	2.45	0.42
1:C:154:ASN:C	1:C:155:ILE:HD12	2.39	0.42
1:H:527:VAL:CG1	1:H:528:PRO:HD2	2.48	0.42
1:A:255:LYS:NZ	1:E:497:LYS:HB3	2.34	0.42
1:H:177:ASP:HA	1:H:298:ILE:HD11	2.00	0.42
1:C:524:MET:HE1	1:D:411:MET:SD	2.59	0.42
1:D:177:ASP:HA	1:D:298:ILE:HD11	2.00	0.42
1:D:131:VAL:HG11	1:D:153:GLU:HA	2.02	0.42

Continued on next page...

Continued from previous page...

Atom-1	Atom-2	Interatomic distance (Å)	Clash overlap (Å)
1:E:293:ARG:O	1:G:341:ARG:NH1	2.44	0.42
1:D:76:SER:HA	1:D:114:LYS:CB	2.48	0.42
1:A:397:LEU:HD12	1:A:397:LEU:HA	1.94	0.42
1:C:225:ILE:O	1:C:229:LYS:HG2	2.20	0.42
1:G:254:ARG:HA	1:G:266:ILE:HD11	2.01	0.42
1:C:103:LEU:HD13	1:C:103:LEU:HA	1.78	0.42
1:B:25:PHE:CD1	1:D:25:PHE:CZ	3.07	0.42
1:B:173:VAL:CG1	1:B:182:LEU:HB2	2.45	0.42
1:E:397:LEU:HA	1:E:397:LEU:HD12	1.94	0.42
1:H:55:ARG:NH2	1:H:82:TYR:CE1	2.88	0.42
1:D:55:ARG:NH2	1:D:82:TYR:CE1	2.88	0.42
1:D:279:PHE:CE2	1:D:283:LEU:HD12	2.55	0.42
1:H:279:PHE:CE2	1:H:283:LEU:HD12	2.55	0.42
1:F:103:LEU:HA	1:F:103:LEU:HD13	1.78	0.42
1:F:328:GLN:HE22	1:H:340:THR:HA	1.85	0.42
1:D:128:THR:O	1:D:130:GLU:N	2.53	0.42
1:A:260:LYS:C	1:A:262:LYS:H	2.23	0.42
1:E:260:LYS:C	1:E:262:LYS:H	2.23	0.42
1:G:154:ASN:C	1:G:155:ILE:HD12	2.39	0.42
1:H:225:ILE:O	1:H:229:LYS:HG2	2.20	0.42
1:F:279:PHE:CE2	1:F:283:LEU:HD12	2.55	0.42
1:B:279:PHE:CE2	1:B:283:LEU:HD12	2.55	0.42
1:G:225:ILE:O	1:G:229:LYS:HG2	2.20	0.42
1:A:247:ALA:HB1	1:E:100:ASP:OD1	2.20	0.42
1:B:131:VAL:HG11	1:B:153:GLU:HA	2.02	0.42
1:H:128:THR:O	1:H:130:GLU:N	2.53	0.42
1:G:421:LYS:O	1:H:405:THR:HG22	2.19	0.42
1:B:225:ILE:O	1:B:229:LYS:HG2	2.20	0.42
1:G:46:ILE:HG23	1:G:377:GLN:NE2	2.35	0.42
1:A:225:ILE:O	1:A:229:LYS:HG2	2.20	0.42
1:C:187:LYS:CD	1:C:188:GLY:H	2.33	0.42
1:E:55:ARG:NH2	1:E:82:TYR:CE1	2.88	0.42
1:E:225:ILE:O	1:E:229:LYS:HG2	2.20	0.42
1:F:225:ILE:O	1:F:229:LYS:HG2	2.20	0.42
1:A:145:ASN:O	1:A:148:MET:HB2	2.20	0.42
1:E:145:ASN:O	1:E:148:MET:HB2	2.20	0.42
1:B:187:LYS:CD	1:B:188:GLY:H	2.33	0.42
1:A:391:ARG:CZ	1:B:399:ARG:NH2	2.83	0.42
1:A:55:ARG:NH2	1:A:82:TYR:CE1	2.88	0.42
1:H:254:ARG:HA	1:H:266:ILE:HD11	2.01	0.42
1:C:46:ILE:HG23	1:C:377:GLN:NE2	2.35	0.42

Continued on next page...

Continued from previous page...

Atom-1	Atom-2	Interatomic distance (Å)	Clash overlap (Å)
1:E:503:LYS:HD2	1:E:506:ASP:OD1	2.20	0.42
1:D:254:ARG:HA	1:D:266:ILE:HD11	2.01	0.42
1:G:188:GLY:HA3	1:G:191:PHE:CE1	2.55	0.42
1:F:187:LYS:CD	1:F:188:GLY:H	2.33	0.42
1:C:44:THR:N	1:C:385:GLU:OE2	2.52	0.42
1:A:294:GLY:HA2	1:C:341:ARG:HH11	1.85	0.42
1:F:128:THR:O	1:F:130:GLU:N	2.53	0.42
1:B:128:THR:O	1:B:130:GLU:N	2.53	0.42
1:B:260:LYS:C	1:B:262:LYS:H	2.23	0.42
1:B:254:ARG:HA	1:B:266:ILE:HD11	2.01	0.42
1:C:254:ARG:HA	1:C:266:ILE:HD11	2.01	0.42
1:B:330:LEU:HD12	1:B:330:LEU:HA	1.89	0.42
1:G:103:LEU:HD13	1:G:103:LEU:HA	1.78	0.42
1:G:187:LYS:CD	1:G:188:GLY:H	2.33	0.41
1:D:145:ASN:ND2	1:D:161:LYS:NZ	2.57	0.41
1:H:187:LYS:CD	1:H:188:GLY:H	2.33	0.41
1:C:260:LYS:C	1:C:262:LYS:H	2.23	0.41
1:F:260:LYS:C	1:F:262:LYS:H	2.23	0.41
1:B:46:ILE:HG23	1:B:377:GLN:NE2	2.35	0.41
1:A:503:LYS:HD2	1:A:506:ASP:OD1	2.20	0.41
1:A:254:ARG:HA	1:A:266:ILE:HD11	2.01	0.41
1:H:340:THR:HG1	1:H:343:GLU:HG3	1.84	0.41
1:C:145:ASN:O	1:C:148:MET:HB2	2.20	0.41
1:C:188:GLY:HA3	1:C:191:PHE:CE1	2.56	0.41
1:H:145:ASN:O	1:H:148:MET:HB2	2.20	0.41
1:D:187:LYS:CD	1:D:188:GLY:H	2.33	0.41
1:D:188:GLY:HA3	1:D:191:PHE:CE1	2.55	0.41
1:C:399:ARG:HH11	1:C:399:ARG:CG	2.27	0.41
1:G:330:LEU:HD22	1:G:377:GLN:HG3	2.03	0.41
1:F:254:ARG:HA	1:F:266:ILE:HD11	2.01	0.41
1:E:279:PHE:CE2	1:E:283:LEU:HD12	2.55	0.41
1:D:225:ILE:O	1:D:229:LYS:HG2	2.20	0.41
1:A:279:PHE:CE2	1:A:283:LEU:HD12	2.55	0.41
1:E:254:ARG:HA	1:E:266:ILE:HD11	2.01	0.41
1:A:145:ASN:HB3	1:A:148:MET:HE1	2.03	0.41
1:H:188:GLY:HA3	1:H:191:PHE:CE1	2.56	0.41
1:F:173:VAL:CG1	1:F:182:LEU:HB2	2.45	0.41
1:C:128:THR:O	1:C:130:GLU:N	2.53	0.41
1:G:128:THR:O	1:G:130:GLU:N	2.53	0.41
1:F:55:ARG:NH2	1:F:82:TYR:CE1	2.88	0.41
1:G:55:ARG:NH2	1:G:82:TYR:CE1	2.88	0.41

Continued on next page...

Continued from previous page...

Atom-1	Atom-2	Interatomic distance (Å)	Clash overlap (Å)
1:B:55:ARG:NH2	1:B:82:TYR:CE1	2.88	0.41
1:C:55:ARG:NH2	1:C:82:TYR:CE1	2.88	0.41
1:C:330:LEU:HD22	1:C:377:GLN:HG3	2.03	0.41
1:D:503:LYS:HD2	1:D:506:ASP:OD1	2.20	0.41
1:F:131:VAL:HG11	1:F:153:GLU:HA	2.02	0.41
1:A:131:VAL:CG1	1:A:153:GLU:HB2	2.51	0.41
1:E:131:VAL:CG1	1:E:153:GLU:HB2	2.51	0.41
1:E:293:ARG:HB2	1:E:326:ALA:O	2.21	0.41
1:D:44:THR:N	1:D:385:GLU:OE2	2.52	0.41
1:G:246:LYS:CD	1:G:248:ALA:HB3	2.49	0.41
1:G:260:LYS:C	1:G:262:LYS:H	2.23	0.41
1:D:154:ASN:HB2	1:D:155:ILE:HD12	2.03	0.41
1:G:503:LYS:HD2	1:G:506:ASP:OD1	2.20	0.41
1:C:503:LYS:HD2	1:C:506:ASP:OD1	2.20	0.41
1:A:396:GLU:CD	1:C:24:THR:HB	2.41	0.41
1:F:145:ASN:O	1:F:148:MET:HB2	2.20	0.41
1:H:145:ASN:ND2	1:H:161:LYS:NZ	2.57	0.41
1:G:44:THR:N	1:G:385:GLU:OE2	2.52	0.41
1:E:187:LYS:CD	1:E:188:GLY:H	2.33	0.41
1:A:293:ARG:HB2	1:A:326:ALA:O	2.21	0.41
1:A:128:THR:O	1:A:130:GLU:N	2.53	0.41
1:H:154:ASN:HB2	1:H:155:ILE:HD12	2.03	0.41
1:B:330:LEU:HD22	1:B:377:GLN:HG3	2.03	0.41
1:H:503:LYS:HD2	1:H:506:ASP:OD1	2.20	0.41
1:F:330:LEU:HA	1:F:330:LEU:HD12	1.89	0.41
1:F:330:LEU:HD22	1:F:377:GLN:HG3	2.02	0.41
1:F:46:ILE:HG23	1:F:377:GLN:NE2	2.35	0.41
1:G:335:LYS:HA	1:G:335:LYS:HD3	1.90	0.41
1:G:131:VAL:CG1	1:G:153:GLU:HB2	2.51	0.41
1:E:423:LEU:CD1	1:F:405:THR:HG21	2.40	0.41
1:B:145:ASN:O	1:B:148:MET:HB2	2.20	0.41
1:A:154:ASN:HB2	1:A:155:ILE:HD12	2.03	0.41
1:D:330:LEU:HD22	1:D:377:GLN:HG3	2.02	0.41
1:D:46:ILE:HG23	1:D:377:GLN:NE2	2.35	0.41
1:H:330:LEU:HD22	1:H:377:GLN:HG3	2.03	0.41
1:G:145:ASN:O	1:G:148:MET:HB2	2.20	0.41
1:D:145:ASN:O	1:D:148:MET:HB2	2.20	0.41
1:A:187:LYS:CD	1:A:188:GLY:H	2.33	0.41
1:B:376:MET:HE2	1:B:380:ILE:HD11	2.02	0.41
1:E:330:LEU:HD22	1:E:377:GLN:HG3	2.03	0.41
1:E:46:ILE:HG23	1:E:377:GLN:NE2	2.35	0.41

Continued on next page...

Continued from previous page...

Atom-1	Atom-2	Interatomic distance (Å)	Clash overlap (Å)
1:A:330:LEU:HD22	1:A:377:GLN:HG3	2.03	0.41
1:C:335:LYS:HD3	1:C:335:LYS:HA	1.90	0.41
1:C:131:VAL:CG1	1:C:153:GLU:HB2	2.51	0.41
1:E:128:THR:O	1:E:130:GLU:N	2.53	0.41
1:E:154:ASN:HB2	1:E:155:ILE:HD12	2.03	0.41
1:H:46:ILE:HG23	1:H:377:GLN:NE2	2.35	0.41
1:A:46:ILE:HG23	1:A:377:GLN:NE2	2.35	0.41
1:E:384:ALA:HA	1:G:306:PHE:CZ	2.56	0.41
1:G:279:PHE:CE2	1:G:283:LEU:HD12	2.55	0.41
1:E:507:VAL:CG1	1:F:407:LEU:HD21	2.49	0.41
1:C:131:VAL:HG11	1:C:153:GLU:HA	2.02	0.41
1:G:131:VAL:HG11	1:G:153:GLU:HA	2.02	0.41
1:H:131:VAL:CG1	1:H:153:GLU:HB2	2.51	0.41
1:F:293:ARG:HB3	1:H:341:ARG:HG3	2.03	0.41
1:H:493:MET:HE1	1:H:529:VAL:CA	2.48	0.41
1:C:246:LYS:CD	1:C:248:ALA:HB3	2.49	0.41
1:H:87:ILE:CD1	1:H:234:GLN:NE2	2.84	0.41
1:F:279:PHE:HE2	1:F:283:LEU:HD12	1.86	0.41
1:B:279:PHE:HE2	1:B:283:LEU:HD12	1.86	0.41
1:G:279:PHE:HE2	1:G:283:LEU:HD12	1.86	0.41
1:F:503:LYS:HD2	1:F:506:ASP:OD1	2.20	0.41
1:C:279:PHE:HE2	1:C:283:LEU:HD12	1.86	0.41
1:E:25:PHE:CD1	1:G:25:PHE:CZ	3.09	0.41
1:D:131:VAL:CG1	1:D:153:GLU:HB2	2.51	0.41
1:G:293:ARG:HB2	1:G:326:ALA:O	2.21	0.41
1:H:44:THR:N	1:H:385:GLU:OE2	2.52	0.41
1:E:188:GLY:HA3	1:E:191:PHE:CE1	2.56	0.41
1:A:188:GLY:HA3	1:A:191:PHE:CE1	2.55	0.41
1:G:166:VAL:HG21	1:G:214:ALA:C	2.42	0.41
1:C:279:PHE:CE2	1:C:283:LEU:HD12	2.55	0.41
1:B:503:LYS:HD2	1:B:506:ASP:OD1	2.21	0.41
1:D:335:LYS:HD3	1:D:335:LYS:HA	1.90	0.41
1:H:379:LEU:HA	1:H:379:LEU:HD12	1.90	0.41
1:B:44:THR:N	1:B:385:GLU:OE2	2.52	0.40
1:D:105:ARG:CD	1:D:499:ARG:NH2	2.84	0.40
1:G:399:ARG:CZ	1:H:391:ARG:NH1	2.84	0.40
1:E:133:LEU:CD2	1:E:133:LEU:H	2.33	0.40
1:C:293:ARG:HB2	1:C:326:ALA:O	2.21	0.40
1:D:293:ARG:HB2	1:D:326:ALA:O	2.21	0.40
1:D:260:LYS:C	1:D:262:LYS:H	2.23	0.40
1:H:279:PHE:HE2	1:H:283:LEU:HD12	1.86	0.40

Continued on next page...

Continued from previous page...

Atom-1	Atom-2	Interatomic distance (Å)	Clash overlap (Å)
1:A:279:PHE:HE2	1:A:283:LEU:HD12	1.86	0.40
1:B:131:VAL:CG1	1:B:153:GLU:HB2	2.51	0.40
1:F:131:VAL:CG1	1:F:153:GLU:HB2	2.51	0.40
1:F:328:GLN:HE22	1:H:341:ARG:H	1.62	0.40
1:H:493:MET:HE1	1:H:529:VAL:CG2	2.48	0.40
1:F:188:GLY:HA3	1:F:191:PHE:CE1	2.55	0.40
1:G:401:SER:O	1:H:421:LYS:NZ	2.52	0.40
1:C:105:ARG:CD	1:C:499:ARG:NH2	2.84	0.40
1:G:399:ARG:NH2	1:H:391:ARG:CZ	2.84	0.40
1:A:133:LEU:H	1:A:133:LEU:CD2	2.33	0.40
1:B:293:ARG:HB2	1:B:326:ALA:O	2.21	0.40
1:H:260:LYS:C	1:H:262:LYS:H	2.23	0.40
1:D:279:PHE:HE2	1:D:283:LEU:HD12	1.86	0.40
1:E:279:PHE:HE2	1:E:283:LEU:HD12	1.86	0.40
1:E:97:PHE:C	1:E:99:SER:N	2.75	0.40
1:E:442:ARG:HG3	1:E:442:ARG:NH1	2.37	0.40
1:F:397:LEU:HD12	1:F:397:LEU:HA	1.94	0.40
1:H:105:ARG:CD	1:H:499:ARG:NH2	2.84	0.40
1:C:166:VAL:HG21	1:C:214:ALA:C	2.42	0.40
1:A:97:PHE:C	1:A:99:SER:N	2.75	0.40
1:E:465:TYR:HB2	1:E:468:ILE:HD12	2.03	0.40
1:D:103:LEU:HA	1:D:103:LEU:HD13	1.78	0.40
1:A:442:ARG:NH1	1:A:442:ARG:HG3	2.37	0.40
1:A:284:GLU:HB3	1:E:100:ASP:N	2.36	0.40
1:F:44:THR:N	1:F:385:GLU:OE2	2.52	0.40
1:B:188:GLY:HA3	1:B:191:PHE:CE1	2.55	0.40
1:B:105:ARG:CD	1:B:499:ARG:NH2	2.84	0.40
1:F:154:ASN:HB2	1:F:155:ILE:HD12	2.03	0.40
1:E:397:LEU:HD13	1:G:26:LEU:HD12	2.03	0.40
1:E:145:ASN:HB3	1:E:148:MET:HE1	2.04	0.40
1:D:166:VAL:HG21	1:D:214:ALA:C	2.42	0.40
1:C:133:LEU:CD2	1:C:133:LEU:H	2.33	0.40
1:C:154:ASN:HB2	1:C:155:ILE:HD12	2.03	0.40
1:A:465:TYR:HB2	1:A:468:ILE:HD12	2.03	0.40
1:B:158:LEU:HD12	1:B:158:LEU:O	2.22	0.40

All (15) symmetry-related close contacts are listed below. The label for Atom-2 includes the symmetry operator and encoded unit-cell translations to be applied.

Atom-1	Atom-2	Interatomic distance (Å)	Clash overlap (Å)
1:A:99:SER:OG	1:E:284:GLU:CB[1_455]	0.86	1.34

Continued on next page...

Continued from previous page...

Atom-1	Atom-2	Interatomic distance (Å)	Clash overlap (Å)
1:A:99:SER:CB	1:E:284:GLU:CB[1_455]	1.02	1.18
1:A:147:TYR:CE1	1:E:147:TYR:CE1[1_565]	1.33	0.87
1:A:99:SER:CB	1:E:284:GLU:CG[1_455]	1.40	0.80
1:A:99:SER:OG	1:E:284:GLU:CA[1_455]	1.77	0.43
1:A:147:TYR:CZ	1:E:147:TYR:CE1[1_565]	1.77	0.43
1:A:103:LEU:CD2	1:E:251:HIS:NE2[1_455]	1.78	0.42
1:A:100:ASP:OD2	1:E:251:HIS:CE1[1_455]	1.88	0.32
1:A:147:TYR:CZ	1:E:147:TYR:CZ[1_565]	1.90	0.30
1:A:103:LEU:CD2	1:E:251:HIS:CE1[1_455]	1.92	0.28
1:A:147:TYR:CE1	1:E:147:TYR:CD1[1_565]	1.94	0.26
1:A:99:SER:OG	1:E:284:GLU:CG[1_455]	2.03	0.17
1:A:100:ASP:OD2	1:E:251:HIS:NE2[1_455]	2.03	0.17
1:A:147:TYR:CD1	1:E:147:TYR:CE1[1_565]	2.15	0.05
1:A:147:TYR:CE2	1:E:147:TYR:OH[1_565]	2.19	0.01

5.3 Torsion angles ⓘ

5.3.1 Protein backbone ⓘ

In the following table, the Percentiles column shows the percent Ramachandran outliers of the chain as a percentile score with respect to all X-ray entries followed by that with respect to entries of similar resolution.

The Analysed column shows the number of residues for which the backbone conformation was analysed, and the total number of residues.

Mol	Chain	Analysed	Favoured	Allowed	Outliers	Percentiles	
1	A	517/530 (98%)	476 (92%)	33 (6%)	8 (2%)	13	50
1	B	517/530 (98%)	476 (92%)	33 (6%)	8 (2%)	13	50
1	C	517/530 (98%)	476 (92%)	33 (6%)	8 (2%)	13	50
1	D	517/530 (98%)	476 (92%)	33 (6%)	8 (2%)	13	50
1	E	517/530 (98%)	476 (92%)	33 (6%)	8 (2%)	13	50
1	F	517/530 (98%)	476 (92%)	33 (6%)	8 (2%)	13	50
1	G	517/530 (98%)	476 (92%)	33 (6%)	8 (2%)	13	50
1	H	517/530 (98%)	476 (92%)	33 (6%)	8 (2%)	13	50
All	All	4136/4240 (98%)	3808 (92%)	264 (6%)	64 (2%)	13	50

All (64) Ramachandran outliers are listed below:

Mol	Chain	Res	Type
1	A	124	LYS
1	B	124	LYS
1	C	124	LYS
1	D	124	LYS
1	E	124	LYS
1	F	124	LYS
1	G	124	LYS
1	H	124	LYS
1	A	13	GLN
1	A	99	SER
1	B	13	GLN
1	B	99	SER
1	C	13	GLN
1	C	99	SER
1	D	13	GLN
1	D	99	SER
1	E	13	GLN
1	E	99	SER
1	F	13	GLN
1	F	99	SER
1	G	13	GLN
1	G	99	SER
1	H	13	GLN
1	H	99	SER
1	C	145	ASN
1	D	145	ASN
1	G	145	ASN
1	A	98	ALA
1	A	145	ASN
1	A	327	THR
1	B	98	ALA
1	B	145	ASN
1	B	327	THR
1	C	98	ALA
1	C	327	THR
1	D	98	ALA
1	D	327	THR
1	E	98	ALA
1	E	145	ASN
1	E	327	THR
1	F	98	ALA
1	F	145	ASN
1	F	327	THR

Continued on next page...

Continued from previous page...

Mol	Chain	Res	Type
1	G	98	ALA
1	G	327	THR
1	H	98	ALA
1	H	145	ASN
1	H	327	THR
1	A	135	LYS
1	B	135	LYS
1	C	135	LYS
1	D	135	LYS
1	E	135	LYS
1	F	135	LYS
1	G	135	LYS
1	H	135	LYS
1	A	178	GLY
1	B	178	GLY
1	C	178	GLY
1	D	178	GLY
1	E	178	GLY
1	F	178	GLY
1	G	178	GLY
1	H	178	GLY

5.3.2 Protein sidechains ⓘ

In the following table, the Percentiles column shows the percent sidechain outliers of the chain as a percentile score with respect to all X-ray entries followed by that with respect to entries of similar resolution.

The Analysed column shows the number of residues for which the sidechain conformation was analysed, and the total number of residues.

Mol	Chain	Analysed	Rotameric	Outliers	Percentiles	
1	A	420/433 (97%)	391 (93%)	29 (7%)	19	56
1	B	420/433 (97%)	391 (93%)	29 (7%)	19	56
1	C	420/433 (97%)	391 (93%)	29 (7%)	19	56
1	D	420/433 (97%)	391 (93%)	29 (7%)	19	56
1	E	420/433 (97%)	391 (93%)	29 (7%)	19	56
1	F	420/433 (97%)	391 (93%)	29 (7%)	19	56
1	G	420/433 (97%)	391 (93%)	29 (7%)	19	56
1	H	420/433 (97%)	391 (93%)	29 (7%)	19	56

Continued on next page...

Continued from previous page...

Mol	Chain	Analysed	Rotameric	Outliers	Percentiles
All	All	3360/3464 (97%)	3128 (93%)	232 (7%)	19 56

All (232) residues with a non-rotameric sidechain are listed below:

Mol	Chain	Res	Type
1	A	16	GLN
1	A	26	LEU
1	A	55	ARG
1	A	60	LEU
1	A	62	GLU
1	A	68	MET
1	A	76	SER
1	A	142	THR
1	A	172	LYS
1	A	246	LYS
1	A	257	LEU
1	A	283	LEU
1	A	293	ARG
1	A	330	LEU
1	A	352	LEU
1	A	366	LYS
1	A	379	LEU
1	A	382	ARG
1	A	389	PHE
1	A	392	LYS
1	A	397	LEU
1	A	399	ARG
1	A	439	GLN
1	A	442	ARG
1	A	464	LEU
1	A	478	GLN
1	A	488	ARG
1	A	499	ARG
1	A	503	LYS
1	B	16	GLN
1	B	26	LEU
1	B	55	ARG
1	B	60	LEU
1	B	62	GLU
1	B	68	MET
1	B	76	SER
1	B	142	THR

Continued on next page...

Continued from previous page...

Mol	Chain	Res	Type
1	B	172	LYS
1	B	246	LYS
1	B	257	LEU
1	B	283	LEU
1	B	293	ARG
1	B	330	LEU
1	B	352	LEU
1	B	366	LYS
1	B	379	LEU
1	B	382	ARG
1	B	389	PHE
1	B	392	LYS
1	B	397	LEU
1	B	399	ARG
1	B	439	GLN
1	B	442	ARG
1	B	464	LEU
1	B	478	GLN
1	B	488	ARG
1	B	499	ARG
1	B	503	LYS
1	C	16	GLN
1	C	26	LEU
1	C	55	ARG
1	C	60	LEU
1	C	62	GLU
1	C	68	MET
1	C	76	SER
1	C	142	THR
1	C	172	LYS
1	C	246	LYS
1	C	257	LEU
1	C	283	LEU
1	C	293	ARG
1	C	330	LEU
1	C	352	LEU
1	C	366	LYS
1	C	379	LEU
1	C	382	ARG
1	C	389	PHE
1	C	392	LYS
1	C	397	LEU

Continued on next page...

Continued from previous page...

Mol	Chain	Res	Type
1	C	399	ARG
1	C	439	GLN
1	C	442	ARG
1	C	464	LEU
1	C	478	GLN
1	C	488	ARG
1	C	499	ARG
1	C	503	LYS
1	D	16	GLN
1	D	26	LEU
1	D	55	ARG
1	D	60	LEU
1	D	62	GLU
1	D	68	MET
1	D	76	SER
1	D	142	THR
1	D	172	LYS
1	D	246	LYS
1	D	257	LEU
1	D	283	LEU
1	D	293	ARG
1	D	330	LEU
1	D	352	LEU
1	D	366	LYS
1	D	379	LEU
1	D	382	ARG
1	D	389	PHE
1	D	392	LYS
1	D	397	LEU
1	D	399	ARG
1	D	439	GLN
1	D	442	ARG
1	D	464	LEU
1	D	478	GLN
1	D	488	ARG
1	D	499	ARG
1	D	503	LYS
1	E	16	GLN
1	E	26	LEU
1	E	55	ARG
1	E	60	LEU
1	E	62	GLU

Continued on next page...

Continued from previous page...

Mol	Chain	Res	Type
1	E	68	MET
1	E	76	SER
1	E	142	THR
1	E	172	LYS
1	E	246	LYS
1	E	257	LEU
1	E	283	LEU
1	E	293	ARG
1	E	330	LEU
1	E	352	LEU
1	E	366	LYS
1	E	379	LEU
1	E	382	ARG
1	E	389	PHE
1	E	392	LYS
1	E	397	LEU
1	E	399	ARG
1	E	439	GLN
1	E	442	ARG
1	E	464	LEU
1	E	478	GLN
1	E	488	ARG
1	E	499	ARG
1	E	503	LYS
1	F	16	GLN
1	F	26	LEU
1	F	55	ARG
1	F	60	LEU
1	F	62	GLU
1	F	68	MET
1	F	76	SER
1	F	142	THR
1	F	172	LYS
1	F	246	LYS
1	F	257	LEU
1	F	283	LEU
1	F	293	ARG
1	F	330	LEU
1	F	352	LEU
1	F	366	LYS
1	F	379	LEU
1	F	382	ARG

Continued on next page...

Continued from previous page...

Mol	Chain	Res	Type
1	F	389	PHE
1	F	392	LYS
1	F	397	LEU
1	F	399	ARG
1	F	439	GLN
1	F	442	ARG
1	F	464	LEU
1	F	478	GLN
1	F	488	ARG
1	F	499	ARG
1	F	503	LYS
1	G	16	GLN
1	G	26	LEU
1	G	55	ARG
1	G	60	LEU
1	G	62	GLU
1	G	68	MET
1	G	76	SER
1	G	142	THR
1	G	172	LYS
1	G	246	LYS
1	G	257	LEU
1	G	283	LEU
1	G	293	ARG
1	G	330	LEU
1	G	352	LEU
1	G	366	LYS
1	G	379	LEU
1	G	382	ARG
1	G	389	PHE
1	G	392	LYS
1	G	397	LEU
1	G	399	ARG
1	G	439	GLN
1	G	442	ARG
1	G	464	LEU
1	G	478	GLN
1	G	488	ARG
1	G	499	ARG
1	G	503	LYS
1	H	16	GLN
1	H	26	LEU

Continued on next page...

Continued from previous page...

Mol	Chain	Res	Type
1	H	55	ARG
1	H	60	LEU
1	H	62	GLU
1	H	68	MET
1	H	76	SER
1	H	142	THR
1	H	172	LYS
1	H	246	LYS
1	H	257	LEU
1	H	283	LEU
1	H	293	ARG
1	H	330	LEU
1	H	352	LEU
1	H	366	LYS
1	H	379	LEU
1	H	382	ARG
1	H	389	PHE
1	H	392	LYS
1	H	397	LEU
1	H	399	ARG
1	H	439	GLN
1	H	442	ARG
1	H	464	LEU
1	H	478	GLN
1	H	488	ARG
1	H	499	ARG
1	H	503	LYS

Some sidechains can be flipped to improve hydrogen bonding and reduce clashes. All (112) such sidechains are listed below:

Mol	Chain	Res	Type
1	A	43	ASN
1	A	145	ASN
1	A	162	ASN
1	A	198	ASN
1	A	209	ASN
1	A	226	GLN
1	A	234	GLN
1	A	263	ASN
1	A	328	GLN
1	A	377	GLN
1	A	378	HIS

Continued on next page...

Continued from previous page...

Mol	Chain	Res	Type
1	A	463	HIS
1	A	478	GLN
1	A	494	ASN
1	B	43	ASN
1	B	145	ASN
1	B	162	ASN
1	B	198	ASN
1	B	209	ASN
1	B	226	GLN
1	B	234	GLN
1	B	263	ASN
1	B	328	GLN
1	B	377	GLN
1	B	378	HIS
1	B	463	HIS
1	B	478	GLN
1	B	494	ASN
1	C	43	ASN
1	C	145	ASN
1	C	162	ASN
1	C	198	ASN
1	C	209	ASN
1	C	226	GLN
1	C	234	GLN
1	C	263	ASN
1	C	328	GLN
1	C	377	GLN
1	C	378	HIS
1	C	463	HIS
1	C	478	GLN
1	C	494	ASN
1	D	43	ASN
1	D	145	ASN
1	D	162	ASN
1	D	198	ASN
1	D	209	ASN
1	D	226	GLN
1	D	234	GLN
1	D	263	ASN
1	D	328	GLN
1	D	377	GLN
1	D	378	HIS

Continued on next page...

Continued from previous page...

Mol	Chain	Res	Type
1	D	463	HIS
1	D	478	GLN
1	D	494	ASN
1	E	43	ASN
1	E	145	ASN
1	E	162	ASN
1	E	198	ASN
1	E	209	ASN
1	E	226	GLN
1	E	234	GLN
1	E	263	ASN
1	E	328	GLN
1	E	377	GLN
1	E	378	HIS
1	E	463	HIS
1	E	478	GLN
1	E	494	ASN
1	F	43	ASN
1	F	145	ASN
1	F	162	ASN
1	F	198	ASN
1	F	209	ASN
1	F	226	GLN
1	F	234	GLN
1	F	263	ASN
1	F	328	GLN
1	F	377	GLN
1	F	378	HIS
1	F	463	HIS
1	F	478	GLN
1	F	494	ASN
1	G	43	ASN
1	G	145	ASN
1	G	162	ASN
1	G	198	ASN
1	G	209	ASN
1	G	226	GLN
1	G	234	GLN
1	G	263	ASN
1	G	328	GLN
1	G	377	GLN
1	G	378	HIS

Continued on next page...

Continued from previous page...

Mol	Chain	Res	Type
1	G	463	HIS
1	G	478	GLN
1	G	494	ASN
1	H	43	ASN
1	H	145	ASN
1	H	162	ASN
1	H	198	ASN
1	H	209	ASN
1	H	226	GLN
1	H	234	GLN
1	H	263	ASN
1	H	328	GLN
1	H	377	GLN
1	H	378	HIS
1	H	463	HIS
1	H	478	GLN
1	H	494	ASN

5.3.3 RNA [i](#)

There are no RNA molecules in this entry.

5.4 Non-standard residues in protein, DNA, RNA chains [i](#)

There are no non-standard protein/DNA/RNA residues in this entry.

5.5 Carbohydrates [i](#)

There are no carbohydrates in this entry.

5.6 Ligand geometry [i](#)

Of 24 ligands modelled in this entry, 16 are monoatomic - leaving 8 for Mogul analysis.

In the following table, the Counts columns list the number of bonds (or angles) for which Mogul statistics could be retrieved, the number of bonds (or angles) that are observed in the model and the number of bonds (or angles) that are defined in the chemical component dictionary. The Link column lists molecule types, if any, to which the group is linked. The Z score for a bond length (or angle) is the number of standard deviations the observed value is removed from the expected value. A bond length (or angle) with $|Z| > 2$ is considered an outlier worth inspection. RMSZ is the root-mean-square of all Z scores of the bond lengths (or angles).

Mol	Type	Chain	Res	Link	Bond lengths			Bond angles		
					Counts	RMSZ	# Z > 2	Counts	RMSZ	# Z > 2
4	PYR	A	541	3	2,5,5	5.19	2 (100%)	2,6,6	5.56	2 (100%)
4	PYR	B	542	3	2,5,5	5.21	2 (100%)	2,6,6	5.57	2 (100%)
4	PYR	C	543	3	2,5,5	5.20	2 (100%)	2,6,6	5.57	2 (100%)
4	PYR	D	544	3	2,5,5	5.19	2 (100%)	2,6,6	5.57	2 (100%)
4	PYR	E	545	3	2,5,5	5.17	2 (100%)	2,6,6	5.54	2 (100%)
4	PYR	F	546	3	2,5,5	5.19	2 (100%)	2,6,6	5.56	2 (100%)
4	PYR	G	547	3	2,5,5	5.20	2 (100%)	2,6,6	5.57	2 (100%)
4	PYR	H	548	3	2,5,5	5.18	2 (100%)	2,6,6	5.56	2 (100%)

In the following table, the Chirals column lists the number of chiral outliers, the number of chiral centers analysed, the number of these observed in the model and the number defined in the chemical component dictionary. Similar counts are reported in the Torsion and Rings columns. '-' means no outliers of that kind were identified.

Mol	Type	Chain	Res	Link	Chirals	Torsions	Rings
4	PYR	A	541	3	-	0/0/4/4	0/0/0/0
4	PYR	B	542	3	-	0/0/4/4	0/0/0/0
4	PYR	C	543	3	-	0/0/4/4	0/0/0/0
4	PYR	D	544	3	-	0/0/4/4	0/0/0/0
4	PYR	E	545	3	-	0/0/4/4	0/0/0/0
4	PYR	F	546	3	-	0/0/4/4	0/0/0/0
4	PYR	G	547	3	-	0/0/4/4	0/0/0/0
4	PYR	H	548	3	-	0/0/4/4	0/0/0/0

All (16) bond length outliers are listed below:

Mol	Chain	Res	Type	Atoms	Z	Observed(Å)	Ideal(Å)
4	F	546	PYR	O3-C2	4.61	1.38	1.22
4	E	545	PYR	O3-C2	4.61	1.38	1.22
4	C	543	PYR	O3-C2	4.62	1.38	1.22
4	H	548	PYR	O3-C2	4.62	1.38	1.22
4	A	541	PYR	O3-C2	4.63	1.38	1.22
4	D	544	PYR	O3-C2	4.64	1.38	1.22
4	B	542	PYR	O3-C2	4.65	1.38	1.22
4	G	547	PYR	O3-C2	4.67	1.38	1.22
4	H	548	PYR	C3-C2	5.68	1.67	1.49
4	G	547	PYR	C3-C2	5.68	1.67	1.49
4	E	545	PYR	C3-C2	5.68	1.67	1.49
4	D	544	PYR	C3-C2	5.69	1.67	1.49
4	A	541	PYR	C3-C2	5.70	1.67	1.49

Continued on next page...

Continued from previous page...

Mol	Chain	Res	Type	Atoms	Z	Observed(Å)	Ideal(Å)
4	B	542	PYR	C3-C2	5.71	1.67	1.49
4	F	546	PYR	C3-C2	5.72	1.67	1.49
4	C	543	PYR	C3-C2	5.72	1.67	1.49

All (16) bond angle outliers are listed below:

Mol	Chain	Res	Type	Atoms	Z	Observed(°)	Ideal(°)
4	C	543	PYR	O3-C2-C3	-7.12	103.07	120.13
4	B	542	PYR	O3-C2-C3	-7.12	103.08	120.13
4	G	547	PYR	O3-C2-C3	-7.11	103.08	120.13
4	D	544	PYR	O3-C2-C3	-7.11	103.09	120.13
4	H	548	PYR	O3-C2-C3	-7.11	103.10	120.13
4	A	541	PYR	O3-C2-C3	-7.10	103.10	120.13
4	F	546	PYR	O3-C2-C3	-7.10	103.11	120.13
4	E	545	PYR	O3-C2-C3	-7.08	103.16	120.13
4	C	543	PYR	C3-C2-C1	3.36	130.24	120.23
4	F	546	PYR	C3-C2-C1	3.36	130.24	120.23
4	E	545	PYR	C3-C2-C1	3.37	130.26	120.23
4	H	548	PYR	C3-C2-C1	3.37	130.26	120.23
4	A	541	PYR	C3-C2-C1	3.37	130.27	120.23
4	D	544	PYR	C3-C2-C1	3.38	130.28	120.23
4	B	542	PYR	C3-C2-C1	3.38	130.29	120.23
4	G	547	PYR	C3-C2-C1	3.39	130.31	120.23

There are no chirality outliers.

There are no torsion outliers.

There are no ring outliers.

No monomer is involved in short contacts.

5.7 Other polymers

There are no such residues in this entry.

5.8 Polymer linkage issues

There are no chain breaks in this entry.

6 Fit of model and data

6.1 Protein, DNA and RNA chains

EDS was not executed - this section will therefore be empty.

6.2 Non-standard residues in protein, DNA, RNA chains

EDS was not executed - this section will therefore be empty.

6.3 Carbohydrates

EDS was not executed - this section will therefore be empty.

6.4 Ligands

EDS was not executed - this section will therefore be empty.

6.5 Other polymers

EDS was not executed - this section will therefore be empty.