



wwPDB X-ray Structure Validation Summary Report ⓘ

Mar 20, 2016 – 04:41 PM EDT

PDB ID : 5F8K
Title : Crystal structure of the Bac7(1-16) antimicrobial peptide bound to the *Thermus thermophilus* 70S ribosome
Authors : Seefeldt, A.C.; Graf, M.; Perebaskine, N.; Nguyen, F.; Arenz, S.; Mardirossian, M.; Scocchi, M.; Wilson, D.N.; Innis, C.A.
Deposited on : 2015-12-09
Resolution : 2.80 Å(reported)

This is a wwPDB X-ray Structure Validation Summary Report for a publicly released PDB entry.
We welcome your comments at validation@mail.wwpdb.org
A user guide is available at
<http://wwpdb.org/validation/2016/XrayValidationReportHelp>
with specific help available everywhere you see the ⓘ symbol.

The following versions of software and data (see [references ⓘ](#)) were used in the production of this report:

MolProbity : 4.02b-467
Mogul : 1.7.1 (RC1), CSD as537be (2016)
Xtriage (Phenix) : 1.9-1692
EDS : rb-20027107
Percentile statistics : 20151230.v01 (using entries in the PDB archive December 30th 2015)
Refmac : 5.8.0122
CCP4 : 6.5.0
Ideal geometry (proteins) : Engh & Huber (2001)
Ideal geometry (DNA, RNA) : Parkinson et al. (1996)
Validation Pipeline (wwPDB-VP) : rb-20027107

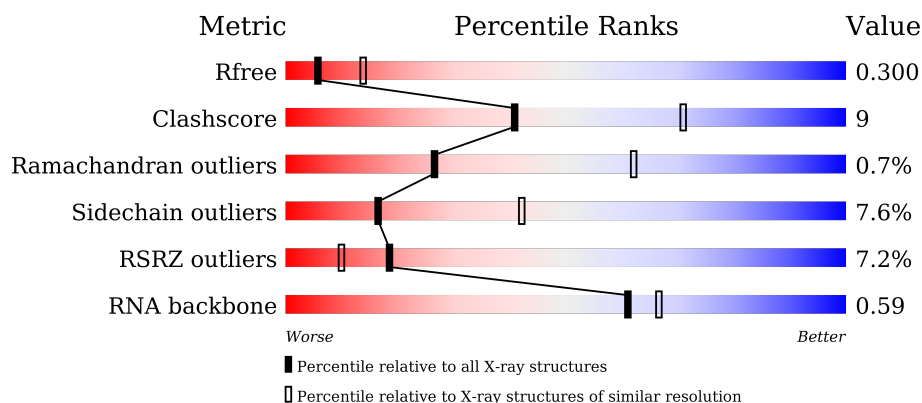
1 Overall quality at a glance

The following experimental techniques were used to determine the structure:

X-RAY DIFFRACTION

The reported resolution of this entry is 2.80 Å.

Percentile scores (ranging between 0-100) for global validation metrics of the entry are shown in the following graphic. The table shows the number of entries on which the scores are based.




























Metric	Whole archive (#Entries)	Similar resolution (#Entries, resolution range(Å))
R_{free}	91344	2393 (2.80-2.80)
Clashscore	102246	2827 (2.80-2.80)
Ramachandran outliers	100387	2782 (2.80-2.80)
Sidechain outliers	100360	2784 (2.80-2.80)
RSRZ outliers	91569	2404 (2.80-2.80)
RNA backbone	2183	1091 (3.20-2.40)

The table below summarises the geometric issues observed across the polymeric chains and their fit to the electron density. The red, orange, yellow and green segments on the lower bar indicate the fraction of residues that contain outliers for ≥ 3 , 2, 1 and 0 types of geometric quality criteria. A grey segment represents the fraction of residues that are not modelled. The numeric value for each fraction is indicated below the corresponding segment, with a dot representing fractions $\leq 5\%$. The upper red bar (where present) indicates the fraction of residues that have poor fit to the electron density. The numeric value is given above the bar.

Mol	Chain	Length	Quality of chain
1	1A	2915	
1	2A	2915	
2	1B	120	
2	2B	120	

Continued on next page...

Continued from previous page...

Mol	Chain	Length	Quality of chain
3	1D	275	
3	2D	275	
4	1E	204	
4	2E	204	
5	1F	203	
5	2F	203	
6	1G	181	
6	2G	181	
7	1H	174	
7	2H	174	
8	1I	147	
8	2I	147	
9	1N	140	
9	2N	140	
10	1O	122	
10	2O	122	
11	1P	149	
11	2P	149	
12	1Q	141	
12	2Q	141	
13	1R	118	
13	2R	118	
14	1S	110	
14	2S	110	
15	1T	131	
















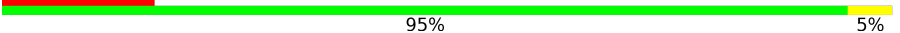


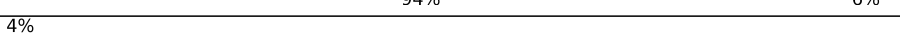

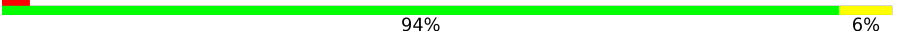




Continued on next page...

Continued from previous page...

Mol	Chain	Length	Quality of chain
15	2T	131	<div> <div>3%</div> <div>76%</div> <div>21%</div> <div>.</div> </div>
16	1U	116	<div> <div>80%</div> <div>19%</div> <div>.</div> </div>
16	2U	116	<div> <div>4%</div> <div>80%</div> <div>19%</div> <div>.</div> </div>
17	1V	101	<div> <div>%</div> <div>79%</div> <div>18%</div> <div>.</div> </div>
17	2V	101	<div> <div>5%</div> <div>75%</div> <div>23%</div> <div>..</div> </div>
18	1W	112	<div> <div>86%</div> <div>12%</div> <div>.</div> </div>
18	2W	112	<div> <div>2%</div> <div>82%</div> <div>15%</div> <div>.</div> </div>
19	1X	95	<div> <div>76%</div> <div>23%</div> <div>.</div> </div>
19	2X	95	<div> <div>%</div> <div>74%</div> <div>25%</div> <div>.</div> </div>
20	1Y	107	<div> <div>70%</div> <div>29%</div> <div>.</div> </div>
20	2Y	107	<div> <div>5%</div> <div>79%</div> <div>21%</div> <div>.</div> </div>
21	1Z	203	<div> <div>7%</div> <div>69%</div> <div>29%</div> <div>.</div> </div>
21	2Z	203	<div> <div>12%</div> <div>63%</div> <div>33%</div> <div>..</div> </div>
22	10	77	<div> <div>%</div> <div>78%</div> <div>18%</div> <div>.</div> </div>
22	20	77	<div> <div>4%</div> <div>81%</div> <div>18%</div> <div>.</div> </div>
23	11	97	<div> <div>8%</div> <div>78%</div> <div>21%</div> <div>.</div> </div>
23	21	97	<div> <div>5%</div> <div>65%</div> <div>30%</div> <div>5%</div> </div>
24	12	70	<div> <div>80%</div> <div>17%</div> <div>.</div> </div>
24	22	70	<div> <div>%</div> <div>77%</div> <div>21%</div> <div>.</div> </div>
25	13	59	<div> <div>75%</div> <div>25%</div> </div>
25	23	59	<div> <div>8%</div> <div>59%</div> <div>37%</div> <div>.</div> </div>
26	14	69	<div> <div>16%</div> <div>58%</div> <div>38%</div> <div>..</div> </div>
26	24	69	<div> <div>45%</div> <div>52%</div> <div>45%</div> <div>.</div> </div>
27	15	59	<div> <div>76%</div> <div>22%</div> <div>.</div> </div>
27	25	59	<div> <div>3%</div> <div>81%</div> <div>17%</div> <div>.</div> </div>

Continued on next page...

Continued from previous page...

Mol	Chain	Length	Quality of chain
28	16	53	
28	26	53	
29	17	48	
29	27	48	
30	18	64	
30	28	64	
31	19	37	
31	29	37	
32	1a	1520	
32	2a	1520	
33	1b	231	
33	2b	231	
34	1c	206	
34	2c	206	
35	1d	208	
35	2d	208	
36	1e	148	
36	2e	148	
37	1f	100	
37	2f	100	
38	1g	155	
38	2g	155	
39	1h	137	
39	2h	137	
40	1i	127	

Continued on next page...

Continued from previous page...

Mol	Chain	Length	Quality of chain
40	2i	127	
41	1j	97	
41	2j	97	
42	1k	114	
42	2k	114	
43	1l	122	
43	2l	122	
44	1m	116	
44	2m	116	
45	1n	60	
45	2n	60	
46	1o	88	
46	2o	88	
47	1p	82	
47	2p	82	
48	1q	99	
48	2q	99	
49	1r	68	
49	2r	68	
50	1s	83	
50	2s	83	
51	1t	98	
51	2t	98	
52	1u	23	
52	2u	23	

Continued on next page...

Continued from previous page...

Mol	Chain	Length	Quality of chain
53	1v	3	 100%
53	2v	3	 100%
54	1x	76	 3% 74% 26%
54	2x	76	 21% 83% 17%
55	1y	16	 75% 19% 6%
55	2y	16	 81% 13% 6%

The following table lists non-polymeric compounds, carbohydrate monomers and non-standard residues in protein, DNA, RNA chains that are outliers for geometric or electron-density-fit criteria:

Mol	Type	Chain	Res	Chirality	Geometry	Clashes	Electron density
56	MG	15	105	-	-	-	X
56	MG	18	101	-	-	-	X
56	MG	19	101	-	-	-	X
56	MG	1A	8008	-	-	-	X
56	MG	1A	8020	-	-	-	X
56	MG	1A	8021	-	-	-	X
56	MG	1A	8022	-	-	-	X
56	MG	1A	8024	-	-	-	X
56	MG	1A	8025	-	-	-	X
56	MG	1A	8026	-	-	-	X
56	MG	1A	8030	-	-	-	X
56	MG	1A	8032	-	-	-	X
56	MG	1A	8041	-	-	-	X
56	MG	1A	8045	-	-	-	X
56	MG	1A	8070	-	-	-	X
56	MG	1A	8080	-	-	-	X
56	MG	1A	8091	-	-	-	X
56	MG	1A	8098	-	-	-	X
56	MG	1A	8107	-	-	-	X
56	MG	1A	8108	-	-	-	X
56	MG	1A	8110	-	-	-	X
56	MG	1A	8111	-	-	-	X
56	MG	1A	8117	-	-	-	X
56	MG	1A	8126	-	-	-	X
56	MG	1A	8131	-	-	-	X
56	MG	1A	8147	-	-	-	X
56	MG	1A	8156	-	-	-	X

Continued on next page...

Continued from previous page...

Mol	Type	Chain	Res	Chirality	Geometry	Clashes	Electron density
56	MG	1A	8161	-	-	-	X
56	MG	1A	8167	-	-	-	X
56	MG	1A	8173	-	-	-	X
56	MG	1A	8178	-	-	-	X
56	MG	1A	8207	-	-	-	X
56	MG	1A	8208	-	-	-	X
56	MG	1A	8210	-	-	-	X
56	MG	1A	8212	-	-	-	X
56	MG	1A	8215	-	-	-	X
56	MG	1A	8217	-	-	-	X
56	MG	1A	8223	-	-	-	X
56	MG	1A	8256	-	-	-	X
56	MG	1A	8258	-	-	-	X
56	MG	1A	8266	-	-	-	X
56	MG	1A	8268	-	-	-	X
56	MG	1A	8275	-	-	-	X
56	MG	1A	8276	-	-	-	X
56	MG	1A	8291	-	-	-	X
56	MG	1A	8347	-	-	-	X
56	MG	1A	8363	-	-	-	X
56	MG	1A	8467	-	-	-	X
56	MG	1A	8478	-	-	-	X
56	MG	1A	8484	-	-	-	X
56	MG	1A	8489	-	-	-	X
56	MG	1A	8494	-	-	-	X
56	MG	1A	8532	-	-	-	X
56	MG	1A	8556	-	-	-	X
56	MG	1A	8565	-	-	-	X
56	MG	1A	8589	-	-	-	X
56	MG	1A	8597	-	-	-	X
56	MG	1A	8647	-	-	-	X
56	MG	1A	8657	-	-	-	X
56	MG	1A	8658	-	-	-	X
56	MG	1A	8683	-	-	-	X
56	MG	1A	8726	-	-	-	X
56	MG	1A	8741	-	-	-	X
56	MG	1A	8743	-	-	-	X
56	MG	1A	8753	-	-	-	X
56	MG	1A	8759	-	-	-	X
56	MG	1A	8798	-	-	-	X
56	MG	1A	8806	-	-	-	X
56	MG	1A	8832	-	-	-	X

Continued on next page...

Continued from previous page...

Mol	Type	Chain	Res	Chirality	Geometry	Clashes	Electron density
56	MG	1A	8855	-	-	-	X
56	MG	1A	8911	-	-	-	X
56	MG	1A	8917	-	-	-	X
56	MG	1A	8920	-	-	-	X
56	MG	1A	8922	-	-	-	X
56	MG	1A	8927	-	-	-	X
56	MG	1A	8928	-	-	-	X
56	MG	1A	8933	-	-	-	X
56	MG	1A	8936	-	-	-	X
56	MG	1A	8943	-	-	-	X
56	MG	1A	8949	-	-	-	X
56	MG	1A	8952	-	-	-	X
56	MG	1A	8955	-	-	-	X
56	MG	1A	8965	-	-	-	X
56	MG	1A	8969	-	-	-	X
56	MG	1A	8970	-	-	-	X
56	MG	1A	8972	-	-	-	X
56	MG	1A	8973	-	-	-	X
56	MG	1B	3005	-	-	-	X
56	MG	1D	307	-	-	-	X
56	MG	1D	314	-	-	-	X
56	MG	1E	305	-	-	-	X
56	MG	1F	301	-	-	-	X
56	MG	1F	302	-	-	-	X
56	MG	1F	303	-	-	-	X
56	MG	1a	1613	-	-	-	X
56	MG	1a	1625	-	-	-	X
56	MG	1a	1649	-	-	-	X
56	MG	1a	1653	-	-	-	X
56	MG	1a	1668	-	-	-	X
56	MG	1a	1669	-	-	-	X
56	MG	1a	1682	-	-	-	X
56	MG	1a	1740	-	-	-	X
56	MG	1a	1751	-	-	-	X
56	MG	1a	1833	-	-	-	X
56	MG	1a	1836	-	-	-	X
56	MG	1o	101	-	-	-	X
56	MG	20	105	-	-	-	X
56	MG	25	103	-	-	-	X
56	MG	2A	3016	-	-	-	X
56	MG	2A	3024	-	-	-	X
56	MG	2A	3028	-	-	-	X

Continued on next page...

Continued from previous page...

Mol	Type	Chain	Res	Chirality	Geometry	Clashes	Electron density
56	MG	2A	3029	-	-	-	X
56	MG	2A	3061	-	-	-	X
56	MG	2A	3070	-	-	-	X
56	MG	2A	3080	-	-	-	X
56	MG	2A	3084	-	-	-	X
56	MG	2A	3086	-	-	-	X
56	MG	2A	3090	-	-	-	X
56	MG	2A	3092	-	-	-	X
56	MG	2A	3106	-	-	-	X
56	MG	2A	3108	-	-	-	X
56	MG	2A	3113	-	-	-	X
56	MG	2A	3131	-	-	-	X
56	MG	2A	3138	-	-	-	X
56	MG	2A	3142	-	-	-	X
56	MG	2A	3150	-	-	-	X
56	MG	2A	3151	-	-	-	X
56	MG	2A	3169	-	-	-	X
56	MG	2A	3177	-	-	-	X
56	MG	2A	3187	-	-	-	X
56	MG	2A	3196	-	-	-	X
56	MG	2A	3199	-	-	-	X
56	MG	2A	3203	-	-	-	X
56	MG	2A	3211	-	-	-	X
56	MG	2A	3219	-	-	-	X
56	MG	2A	3227	-	-	-	X
56	MG	2A	3244	-	-	-	X
56	MG	2A	3261	-	-	-	X
56	MG	2A	3269	-	-	-	X
56	MG	2A	3291	-	-	-	X
56	MG	2A	3330	-	-	-	X
56	MG	2A	3348	-	-	-	X
56	MG	2A	3350	-	-	-	X
56	MG	2A	3364	-	-	-	X
56	MG	2A	3391	-	-	-	X
56	MG	2A	3405	-	-	-	X
56	MG	2A	3482	-	-	-	X
56	MG	2A	3487	-	-	-	X
56	MG	2A	3523	-	-	-	X
56	MG	2A	3527	-	-	-	X
56	MG	2A	3530	-	-	-	X
56	MG	2A	3558	-	-	-	X
56	MG	2A	3561	-	-	-	X

Continued on next page...

Continued from previous page...

Mol	Type	Chain	Res	Chirality	Geometry	Clashes	Electron density
56	MG	2A	3563	-	-	-	X
56	MG	2A	3572	-	-	-	X
56	MG	2A	3575	-	-	-	X
56	MG	2A	3585	-	-	-	X
56	MG	2A	3593	-	-	-	X
56	MG	2A	3611	-	-	-	X
56	MG	2A	3629	-	-	-	X
56	MG	2A	3641	-	-	-	X
56	MG	2A	3654	-	-	-	X
56	MG	2A	3656	-	-	-	X
56	MG	2A	3657	-	-	-	X
56	MG	2A	3667	-	-	-	X
56	MG	2A	3702	-	-	-	X
56	MG	2A	3727	-	-	-	X
56	MG	2A	3740	-	-	-	X
56	MG	2A	3744	-	-	-	X
56	MG	2A	3748	-	-	-	X
56	MG	2A	3757	-	-	-	X
56	MG	2A	3774	-	-	-	X
56	MG	2A	3804	-	-	-	X
56	MG	2A	3831	-	-	-	X
56	MG	2A	3833	-	-	-	X
56	MG	2A	3854	-	-	-	X
56	MG	2A	3891	-	-	-	X
56	MG	2A	3917	-	-	-	X
56	MG	2A	3921	-	-	-	X
56	MG	2A	3924	-	-	-	X
56	MG	2A	3926	-	-	-	X
56	MG	2A	3934	-	-	-	X
56	MG	2A	3938	-	-	-	X
56	MG	2A	3939	-	-	-	X
56	MG	2A	3944	-	-	-	X
56	MG	2A	3946	-	-	-	X
56	MG	2A	3947	-	-	-	X
56	MG	2A	3948	-	-	-	X
56	MG	2A	3949	-	-	-	X
56	MG	2A	3951	-	-	-	X
56	MG	2A	3954	-	-	-	X
56	MG	2A	3955	-	-	-	X
56	MG	2A	3956	-	-	-	X
56	MG	2A	3957	-	-	-	X
56	MG	2A	3959	-	-	-	X

Continued on next page...

Continued from previous page...

Mol	Type	Chain	Res	Chirality	Geometry	Clashes	Electron density
56	MG	2A	3961	-	-	-	X
56	MG	2A	3964	-	-	-	X
56	MG	2A	3971	-	-	-	X
56	MG	2A	3976	-	-	-	X
56	MG	2A	3977	-	-	-	X
56	MG	2A	3981	-	-	-	X
56	MG	2A	3984	-	-	-	X
56	MG	2A	3987	-	-	-	X
56	MG	2B	3008	-	-	-	X
56	MG	2B	3014	-	-	-	X
56	MG	2B	3020	-	-	-	X
56	MG	2F	302	-	-	-	X
56	MG	2F	307	-	-	-	X
56	MG	2F	308	-	-	-	X
56	MG	2N	201	-	-	-	X
56	MG	2R	201	-	-	-	X
56	MG	2U	204	-	-	-	X
56	MG	2a	1635	-	-	-	X
56	MG	2a	1657	-	-	-	X
56	MG	2a	1660	-	-	-	X
56	MG	2a	1661	-	-	-	X
56	MG	2a	1667	-	-	-	X
56	MG	2a	1712	-	-	-	X
56	MG	2a	1718	-	-	-	X
56	MG	2a	1725	-	-	-	X
56	MG	2a	1728	-	-	-	X
56	MG	2a	1729	-	-	-	X
56	MG	2a	1765	-	-	-	X
56	MG	2a	1767	-	-	-	X
56	MG	2a	1780	-	-	-	X
56	MG	2a	1799	-	-	-	X
56	MG	2a	1810	-	-	-	X
56	MG	2x	104	-	-	-	X

2 Entry composition [i](#)

There are 60 unique types of molecules in this entry. The entry contains 296108 atoms, of which 0 are hydrogens and 0 are deuteriums.

In the tables below, the ZeroOcc column contains the number of atoms modelled with zero occupancy, the AltConf column contains the number of residues with at least one atom in alternate conformation and the Trace column contains the number of residues modelled with at most 2 atoms.

- Molecule 1 is a RNA chain called 23S ribosomal RNA.

Mol	Chain	Residues	Atoms					ZeroOcc	AltConf	Trace
1	1A	2872	Total	C	N	O	P	0	0	0
			61872	27540	11574	19886	2872			
1	2A	2867	Total	C	N	O	P	0	0	0
			61761	27491	11552	19852	2866			

- Molecule 2 is a RNA chain called 5S ribosomal RNA.

Mol	Chain	Residues	Atoms					ZeroOcc	AltConf	Trace
2	1B	120	Total	C	N	O	P	0	0	0
			2575	1145	476	834	120			
2	2B	120	Total	C	N	O	P	0	0	0
			2571	1146	476	831	118			

- Molecule 3 is a protein called 50S ribosomal protein L2.

Mol	Chain	Residues	Atoms					ZeroOcc	AltConf	Trace
3	1D	275	Total	C	N	O	S	0	0	0
			2131	1346	422	360	3			
3	2D	275	Total	C	N	O	S	0	0	0
			2136	1349	423	361	3			

- Molecule 4 is a protein called 50S ribosomal protein L3.

Mol	Chain	Residues	Atoms					ZeroOcc	AltConf	Trace
4	1E	204	Total	C	N	O	S	0	0	0
			1559	985	298	270	6			
4	2E	204	Total	C	N	O	S	0	0	0
			1559	985	298	270	6			

- Molecule 5 is a protein called 50S ribosomal protein L4.

Mol	Chain	Residues	Atoms					ZeroOcc	AltConf	Trace
5	1F	203	Total	C	N	O	S	0	0	1
			1584	1009	298	275	2			
5	2F	203	Total	C	N	O	S	0	0	1
			1580	1007	297	274	2			

- Molecule 6 is a protein called 50S ribosomal protein L5.

Mol	Chain	Residues	Atoms					ZeroOcc	AltConf	Trace
6	1G	181	Total	C	N	O	S	0	0	0
			1426	916	253	253	4			
6	2G	181	Total	C	N	O	S	0	0	0
			1424	912	259	249	4			

- Molecule 7 is a protein called 50S ribosomal protein L6.

Mol	Chain	Residues	Atoms					ZeroOcc	AltConf	Trace
7	1H	174	Total	C	N	O	S	0	0	0
			1330	845	248	236	1			
7	2H	173	Total	C	N	O	S	0	0	0
			1324	842	247	234	1			

- Molecule 8 is a protein called 50S ribosomal protein L9.

Mol	Chain	Residues	Atoms					ZeroOcc	AltConf	Trace
8	1I	147	Total	C	N	O	S	0	0	0
			1094	699	191	203	1			
8	2I	146	Total	C	N	O	S	0	0	0
			1076	687	186	202	1			

- Molecule 9 is a protein called 50S ribosomal protein L13.

Mol	Chain	Residues	Atoms					ZeroOcc	AltConf	Trace
9	1N	140	Total	C	N	O	S	0	0	0
			1121	722	208	187	4			
9	2N	140	Total	C	N	O	S	0	0	0
			1117	719	207	187	4			

- Molecule 10 is a protein called 50S ribosomal protein L14.

Mol	Chain	Residues	Atoms					ZeroOcc	AltConf	Trace
10	1O	122	Total	C	N	O	S	0	0	0
			933	588	171	170	4			

Continued on next page...

Continued from previous page...

Mol	Chain	Residues	Atoms					ZeroOcc	AltConf	Trace
10	2O	122	Total	C	N	O	S	0	0	0
			933	588	171	170	4			

- Molecule 11 is a protein called 50S ribosomal protein L15.

Mol	Chain	Residues	Atoms					ZeroOcc	AltConf	Trace
11	1P	149	Total	C	N	O	S	0	0	0
			1135	706	230	196	3			
11	2P	149	Total	C	N	O	S	0	0	0
			1135	706	230	196	3			

- Molecule 12 is a protein called 50S ribosomal protein L16.

Mol	Chain	Residues	Atoms					ZeroOcc	AltConf	Trace
12	1Q	141	Total	C	N	O	S	0	0	0
			1122	715	212	188	7			
12	2Q	141	Total	C	N	O	S	0	0	0
			1122	715	212	188	7			

- Molecule 13 is a protein called 50S ribosomal protein L17.

Mol	Chain	Residues	Atoms					ZeroOcc	AltConf	Trace
13	1R	118	Total	C	N	O	S	0	0	0
			968	604	203	160	1			
13	2R	118	Total	C	N	O	S	0	0	0
			968	604	203	160	1			

- Molecule 14 is a protein called 50S ribosomal protein L18.

Mol	Chain	Residues	Atoms				ZeroOcc	AltConf	Trace
14	1S	110	Total	C	N	O	0	0	0
			877	553	175	149			
14	2S	110	Total	C	N	O	0	0	0
			870	549	173	148			

- Molecule 15 is a protein called 50S ribosomal protein L19.

Mol	Chain	Residues	Atoms					ZeroOcc	AltConf	Trace
15	1T	131	Total	C	N	O	S	0	0	0
			1091	680	225	185	1			
15	2T	131	Total	C	N	O	S	0	0	0
			1083	675	224	183	1			

- Molecule 16 is a protein called 50S ribosomal protein L20.

Mol	Chain	Residues	Atoms					ZeroOcc	AltConf	Trace
16	1U	116	Total	C	N	O	S	0	0	0
			959	608	201	149	1			
16	2U	116	Total	C	N	O	S	0	0	0
			959	608	201	149	1			

- Molecule 17 is a protein called 50S ribosomal protein L21.

Mol	Chain	Residues	Atoms					ZeroOcc	AltConf	Trace
17	1V	101	Total	C	N	O	S	0	0	0
			775	498	141	135	1			
17	2V	101	Total	C	N	O	S	0	0	0
			771	495	140	135	1			

- Molecule 18 is a protein called 50S ribosomal protein L22.

Mol	Chain	Residues	Atoms					ZeroOcc	AltConf	Trace
18	1W	112	Total	C	N	O	S	0	0	0
			886	557	174	153	2			
18	2W	112	Total	C	N	O	S	0	0	0
			886	557	174	153	2			

- Molecule 19 is a protein called 50S ribosomal protein L23.

Mol	Chain	Residues	Atoms					ZeroOcc	AltConf	Trace
19	1X	95	Total	C	N	O	S	0	0	0
			750	488	135	126	1			
19	2X	95	Total	C	N	O	S	0	0	0
			750	488	135	126	1			

- Molecule 20 is a protein called 50S ribosomal protein L24.

Mol	Chain	Residues	Atoms					ZeroOcc	AltConf	Trace
20	1Y	107	Total	C	N	O	S	0	0	0
			810	520	153	131	6			
20	2Y	107	Total	C	N	O	S	0	0	0
			810	519	153	132	6			

- Molecule 21 is a protein called 50S ribosomal protein L25.

Mol	Chain	Residues	Atoms					ZeroOcc	AltConf	Trace
21	1Z	203	Total	C	N	O	S	0	0	0
			1587	1011	282	292	2			
21	2Z	201	Total	C	N	O	S	0	0	0
			1557	995	274	286	2			

- Molecule 22 is a protein called 50S ribosomal protein L27.

Mol	Chain	Residues	Atoms					ZeroOcc	AltConf	Trace
22	10	77	Total	C	N	O	S	0	0	0
			608	375	129	103	1			
22	20	77	Total	C	N	O	S	0	0	0
			608	375	129	103	1			

- Molecule 23 is a protein called 50S ribosomal protein L28.

Mol	Chain	Residues	Atoms					ZeroOcc	AltConf	Trace
23	11	97	Total	C	N	O	S	0	0	0
			754	475	148	130	1			
23	21	97	Total	C	N	O	S	0	0	0
			759	478	149	131	1			

- Molecule 24 is a protein called 50S ribosomal protein L29.

Mol	Chain	Residues	Atoms					ZeroOcc	AltConf	Trace
24	12	70	Total	C	N	O	S	0	0	0
			588	365	118	103	2			
24	22	70	Total	C	N	O	S	0	0	0
			592	368	119	103	2			

- Molecule 25 is a protein called 50S ribosomal protein L30.

Mol	Chain	Residues	Atoms				ZeroOcc	AltConf	Trace
25	13	59	Total	C	N	O	0	0	0
			469	298	90	81			
25	23	59	Total	C	N	O	0	0	0
			464	296	90	78			

- Molecule 26 is a protein called 50S ribosomal protein L31.

Mol	Chain	Residues	Atoms					ZeroOcc	AltConf	Trace
26	14	69	Total	C	N	O	S	0	0	0
			546	346	96	99	5			

Continued on next page...

Continued from previous page...

Mol	Chain	Residues	Atoms					ZeroOcc	AltConf	Trace
26	24	69	Total	C	N	O	S	0	0	0
			536	342	98	91	5			

- Molecule 27 is a protein called 50S ribosomal protein L32.

Mol	Chain	Residues	Atoms					ZeroOcc	AltConf	Trace
27	15	59	Total	C	N	O	S	0	0	0
			459	288	90	76	5			
27	25	59	Total	C	N	O	S	0	0	0
			455	285	89	76	5			

- Molecule 28 is a protein called 50S ribosomal protein L33.

Mol	Chain	Residues	Atoms					ZeroOcc	AltConf	Trace
28	16	53	Total	C	N	O	S	0	0	0
			453	281	91	77	4			
28	26	53	Total	C	N	O	S	0	0	0
			449	279	91	75	4			

- Molecule 29 is a protein called 50S ribosomal protein L34.

Mol	Chain	Residues	Atoms					ZeroOcc	AltConf	Trace
29	17	48	Total	C	N	O	S	0	0	0
			418	257	104	55	2			
29	27	48	Total	C	N	O	S	0	0	0
			418	257	104	55	2			

- Molecule 30 is a protein called 50S ribosomal protein L35.

Mol	Chain	Residues	Atoms					ZeroOcc	AltConf	Trace
30	18	64	Total	C	N	O	S	0	0	0
			517	331	102	82	2			
30	28	64	Total	C	N	O	S	0	0	0
			517	331	102	82	2			

- Molecule 31 is a protein called 50S ribosomal protein L36.

Mol	Chain	Residues	Atoms					ZeroOcc	AltConf	Trace
31	19	37	Total	C	N	O	S	0	0	0
			307	188	68	47	4			
31	29	37	Total	C	N	O	S	0	0	0
			307	188	68	47	4			

- Molecule 32 is a RNA chain called 16S ribosomal RNA.

Mol	Chain	Residues	Atoms					ZeroOcc	AltConf	Trace
32	1a	1500	Total	C	N	O	P	0	0	0
			32246	14358	5975	10413	1500			
32	2a	1504	Total	C	N	O	P	0	0	0
			32331	14396	5990	10441	1504			

- Molecule 33 is a protein called 30S ribosomal protein S2.

Mol	Chain	Residues	Atoms					ZeroOcc	AltConf	Trace
33	1b	231	Total	C	N	O	S	0	0	0
			1842	1175	330	332	5			
33	2b	231	Total	C	N	O	S	0	0	0
			1825	1167	326	327	5			

- Molecule 34 is a protein called 30S ribosomal protein S3.

Mol	Chain	Residues	Atoms					ZeroOcc	AltConf	Trace
34	1c	206	Total	C	N	O	S	0	0	0
			1558	979	305	273	1			
34	2c	206	Total	C	N	O	S	0	0	0
			1542	968	300	273	1			

- Molecule 35 is a protein called 30S ribosomal protein S4.

Mol	Chain	Residues	Atoms					ZeroOcc	AltConf	Trace
35	1d	208	Total	C	N	O	S	0	0	0
			1665	1043	329	286	7			
35	2d	208	Total	C	N	O	S	0	0	0
			1668	1047	330	284	7			

- Molecule 36 is a protein called 30S ribosomal protein S5.

Mol	Chain	Residues	Atoms					ZeroOcc	AltConf	Trace
36	1e	148	Total	C	N	O	S	0	0	0
			1133	716	214	199	4			
36	2e	148	Total	C	N	O	S	0	0	0
			1133	716	214	199	4			

- Molecule 37 is a protein called 30S ribosomal protein S6.

Mol	Chain	Residues	Atoms					ZeroOcc	AltConf	Trace
37	1f	100	Total	C	N	O	S	0	0	0
			814	516	144	151	3			
37	2f	100	Total	C	N	O	S	0	0	0
			816	516	146	151	3			

- Molecule 38 is a protein called 30S ribosomal protein S7.

Mol	Chain	Residues	Atoms					ZeroOcc	AltConf	Trace
38	1g	155	Total	C	N	O	S	0	0	0
			1235	769	244	216	6			
38	2g	155	Total	C	N	O	S	0	0	0
			1229	766	241	216	6			

- Molecule 39 is a protein called 30S ribosomal protein S8.

Mol	Chain	Residues	Atoms					ZeroOcc	AltConf	Trace
39	1h	137	Total	C	N	O	S	0	0	0
			1098	694	210	192	2			
39	2h	137	Total	C	N	O	S	0	0	0
			1088	689	206	191	2			

- Molecule 40 is a protein called 30S ribosomal protein S9.

Mol	Chain	Residues	Atoms					ZeroOcc	AltConf	Trace
40	1i	127	Total	C	N	O		0	0	0
			986	625	193	168				
40	2i	126	Total	C	N	O		0	0	0
			966	613	186	167				

- Molecule 41 is a protein called 30S ribosomal protein S10.

Mol	Chain	Residues	Atoms					ZeroOcc	AltConf	Trace
41	1j	97	Total	C	N	O		0	0	0
			719	446	142	131				
41	2j	96	Total	C	N	O		0	0	0
			710	442	137	131				

- Molecule 42 is a protein called 30S ribosomal protein S11.

Mol	Chain	Residues	Atoms					ZeroOcc	AltConf	Trace
42	1k	114	Total	C	N	O	S	0	0	0
			834	520	156	155	3			

Continued on next page...

Continued from previous page...

Mol	Chain	Residues	Atoms					ZeroOcc	AltConf	Trace
42	2k	114	Total	C	N	O	S	0	0	0
			833	519	156	155	3			

- Molecule 43 is a protein called 30S ribosomal protein S12.

Mol	Chain	Residues	Atoms					ZeroOcc	AltConf	Trace
43	1l	122	Total	C	N	O	S	0	0	0
			932	586	185	159	2			
43	2l	122	Total	C	N	O	S	0	0	0
			932	586	185	159	2			

- Molecule 44 is a protein called 30S ribosomal protein S13.

Mol	Chain	Residues	Atoms					ZeroOcc	AltConf	Trace
44	1m	116	Total	C	N	O	S	0	0	0
			914	564	189	159	2			
44	2m	114	Total	C	N	O	S	0	0	0
			895	550	186	157	2			

- Molecule 45 is a protein called 30S ribosomal protein S14 type Z.

Mol	Chain	Residues	Atoms					ZeroOcc	AltConf	Trace
45	1n	60	Total	C	N	O	S	0	0	0
			492	312	104	72	4			
45	2n	60	Total	C	N	O	S	0	0	0
			492	312	104	72	4			

- Molecule 46 is a protein called 30S ribosomal protein S15.

Mol	Chain	Residues	Atoms					ZeroOcc	AltConf	Trace
46	1o	88	Total	C	N	O	S	0	0	0
			728	456	144	126	2			
46	2o	88	Total	C	N	O	S	0	0	0
			728	456	144	126	2			

- Molecule 47 is a protein called 30S ribosomal protein S16.

Mol	Chain	Residues	Atoms					ZeroOcc	AltConf	Trace
47	1p	82	Total	C	N	O	S	0	0	0
			681	433	134	113	1			
47	2p	82	Total	C	N	O	S	0	0	0
			677	430	133	113	1			

- Molecule 48 is a protein called 30S ribosomal protein S17.

Mol	Chain	Residues	Atoms					ZeroOcc	AltConf	Trace
48	1q	99	Total	C	N	O	S	0	0	0
			823	528	151	142	2			
48	2q	99	Total	C	N	O	S	0	0	0
			823	528	151	142	2			

- Molecule 49 is a protein called 30S ribosomal protein S18.

Mol	Chain	Residues	Atoms					ZeroOcc	AltConf	Trace
49	1r	68	Total	C	N	O		0	0	0
			555	355	108	92				
49	2r	68	Total	C	N	O		0	0	0
			555	355	108	92				

- Molecule 50 is a protein called 30S ribosomal protein S19.

Mol	Chain	Residues	Atoms					ZeroOcc	AltConf	Trace
50	1s	83	Total	C	N	O	S	0	0	0
			648	415	120	111	2			
50	2s	83	Total	C	N	O	S	0	0	0
			645	410	118	115	2			

- Molecule 51 is a protein called 30S ribosomal protein S20.

Mol	Chain	Residues	Atoms					ZeroOcc	AltConf	Trace
51	1t	96	Total	C	N	O	S	0	0	0
			732	449	157	124	2			
51	2t	98	Total	C	N	O	S	0	0	0
			733	451	154	126	2			

- Molecule 52 is a protein called 30S ribosomal protein Thx.

Mol	Chain	Residues	Atoms				ZeroOcc	AltConf	Trace
52	1u	23	Total	C	N	O	0	0	0
			199	122	48	29			
52	2u	23	Total	C	N	O	0	0	0
			199	122	48	29			

- Molecule 53 is a RNA chain called mRNA.

Mol	Chain	Residues	Atoms					ZeroOcc	AltConf	Trace
53	1v	3	Total	C	N	O	P	0	0	0
			65	29	12	21	3			
53	2v	3	Total	C	N	O	P	0	0	0
			65	29	12	21	3			

- Molecule 54 is a RNA chain called tRNAiMet.

Mol	Chain	Residues	Atoms						ZeroOcc	AltConf	Trace
54	1x	76	Total	C	N	O	P	S	0	0	0
			1625	725	294	529	76	1			
54	2x	76	Total	C	N	O	P	S	0	0	0
			1625	725	294	529	76	1			

- Molecule 55 is a protein called Cathelicidin-3.

Mol	Chain	Residues	Atoms				ZeroOcc	AltConf	Trace
55	1y	16	Total	C	N	O	0	0	0
			147	90	40	17			
55	2y	16	Total	C	N	O	0	0	0
			147	90	40	17			

- Molecule 56 is MAGNESIUM ION (three-letter code: MG) (formula: Mg).

Mol	Chain	Residues	Atoms		ZeroOcc	AltConf
56	2E	6	Total	Mg	0	0
			6	6		
56	17	2	Total	Mg	0	0
			2	2		
56	2d	4	Total	Mg	0	0
			4	4		
56	1T	1	Total	Mg	0	0
			1	1		
56	1N	4	Total	Mg	0	0
			4	4		
56	20	5	Total	Mg	0	0
			5	5		
56	18	1	Total	Mg	0	0
			1	1		
56	1o	2	Total	Mg	0	0
			2	2		
56	2W	1	Total	Mg	0	0
			1	1		

Continued on next page...

Continued from previous page...

Mol	Chain	Residues	Atoms		ZeroOcc	AltConf
56	13	2	Total 2	Mg 2	0	0
56	1f	1	Total 1	Mg 1	0	0
56	2h	2	Total 2	Mg 2	0	0
56	1P	4	Total 4	Mg 4	0	0
56	2B	25	Total 25	Mg 25	0	0
56	1q	1	Total 1	Mg 1	0	0
56	2a	221	Total 221	Mg 221	0	0
56	1E	7	Total 7	Mg 7	0	0
56	1b	1	Total 1	Mg 1	0	0
56	2l	2	Total 2	Mg 2	0	0
56	2F	9	Total 9	Mg 9	0	0
56	28	1	Total 1	Mg 1	0	0
56	2e	1	Total 1	Mg 1	0	0
56	1W	3	Total 3	Mg 3	0	0
56	1A	973	Total 973	Mg 973	0	0
56	1t	1	Total 1	Mg 1	0	0
56	1n	1	Total 1	Mg 1	0	0
56	2P	3	Total 3	Mg 3	0	0
56	1X	1	Total 1	Mg 1	0	0
56	2i	1	Total 1	Mg 1	0	0
56	1S	1	Total 1	Mg 1	0	0

Continued on next page...

Continued from previous page...

Mol	Chain	Residues	Atoms		ZeroOcc	AltConf
56	25	3	Total 3	Mg 3	0	0
56	2b	1	Total 1	Mg 1	0	0
56	1D	14	Total 14	Mg 14	0	0
56	2N	3	Total 3	Mg 3	0	0
56	1e	1	Total 1	Mg 1	0	0
56	2G	3	Total 3	Mg 3	0	0
56	29	2	Total 2	Mg 2	0	0
56	2f	1	Total 1	Mg 1	0	0
56	1V	3	Total 3	Mg 3	0	0
56	2X	2	Total 2	Mg 2	0	0
56	1a	240	Total 240	Mg 240	0	0
56	2Q	4	Total 4	Mg 4	0	0
56	15	7	Total 7	Mg 7	0	0
56	1x	13	Total 13	Mg 13	0	0
56	2j	1	Total 1	Mg 1	0	0
56	1R	4	Total 4	Mg 4	0	0
56	2t	1	Total 1	Mg 1	0	0
56	2v	1	Total 1	Mg 1	0	0
56	2U	7	Total 7	Mg 7	0	0
56	1G	3	Total 3	Mg 3	0	0
56	11	2	Total 2	Mg 2	0	0

Continued on next page...

Continued from previous page...

Mol	Chain	Residues	Atoms		ZeroOcc	AltConf
56	1d	5	Total 5	Mg 5	0	0
56	2n	1	Total 1	Mg 1	0	0
56	1H	2	Total 2	Mg 2	0	0
56	2g	1	Total 1	Mg 1	0	0
56	1i	1	Total 1	Mg 1	0	0
56	2Y	2	Total 2	Mg 2	0	0
56	23	2	Total 2	Mg 2	0	0
56	2x	12	Total 12	Mg 12	0	0
56	2R	2	Total 2	Mg 2	0	0
56	2D	17	Total 17	Mg 17	0	0
56	1U	3	Total 3	Mg 3	0	0
56	27	2	Total 2	Mg 2	0	0
56	19	3	Total 3	Mg 3	0	0
56	1l	3	Total 3	Mg 3	0	0
56	2V	1	Total 1	Mg 1	0	0
56	1F	10	Total 10	Mg 10	0	0
56	2H	2	Total 2	Mg 2	0	0
56	10	8	Total 8	Mg 8	0	0
56	1g	1	Total 1	Mg 1	0	0
56	2o	1	Total 1	Mg 1	0	0
56	1Q	6	Total 6	Mg 6	0	0

Continued on next page...

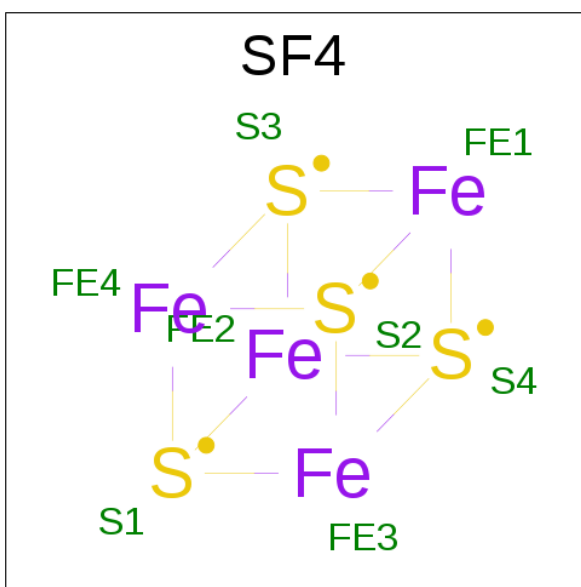
Continued from previous page...

Mol	Chain	Residues	Atoms		ZeroOcc	AltConf
56	2A	986	Total 986	Mg 986	0	0
56	1h	1	Total 1	Mg 1	0	0
56	1B	27	Total 27	Mg 27	0	0
56	2S	1	Total 1	Mg 1	0	0

- Molecule 57 is ZINC ION (three-letter code: ZN) (formula: Zn).

Mol	Chain	Residues	Atoms		ZeroOcc	AltConf
57	1Y	1	Total 1	Zn 1	0	0
57	14	1	Total 1	Zn 1	0	0
57	1n	1	Total 1	Zn 1	0	0
57	15	1	Total 1	Zn 1	0	0
57	29	1	Total 1	Zn 1	0	0
57	19	1	Total 1	Zn 1	0	0
57	26	1	Total 1	Zn 1	0	0
57	25	1	Total 1	Zn 1	0	0
57	24	1	Total 1	Zn 1	0	0
57	2n	1	Total 1	Zn 1	0	0
57	2Y	1	Total 1	Zn 1	0	0
57	16	1	Total 1	Zn 1	0	0

- Molecule 58 is IRON/SULFUR CLUSTER (three-letter code: SF4) (formula: Fe₄S₄).



Mol	Chain	Residues	Atoms			ZeroOcc	AltConf
58	1d	1	Total	Fe	S	0	0
			8	4	4		
58	2d	1	Total	Fe	S	0	0
			8	4	4		

- Molecule 59 is POTASSIUM ION (three-letter code: K) (formula: K).

Mol	Chain	Residues	Atoms		ZeroOcc	AltConf
59	1x	1	Total	K	0	0
			1	1		
59	2A	1	Total	K	0	0
			1	1		

- Molecule 60 is water.

Mol	Chain	Residues	Atoms		ZeroOcc	AltConf
60	1A	1795	Total	O	0	0
			1795	1795		
60	1B	49	Total	O	0	0
			49	49		
60	1D	23	Total	O	0	0
			23	23		
60	1E	16	Total	O	0	0
			16	16		
60	1F	9	Total	O	0	0
			9	9		

Continued on next page...

Continued from previous page...

Mol	Chain	Residues	Atoms		ZeroOcc	AltConf
60	1G	2	Total 2	O 2	0	0
60	1H	4	Total 4	O 4	0	0
60	1N	8	Total 8	O 8	0	0
60	1P	14	Total 14	O 14	0	0
60	1Q	6	Total 6	O 6	0	0
60	1R	6	Total 6	O 6	0	0
60	1T	5	Total 5	O 5	0	0
60	1U	3	Total 3	O 3	0	0
60	1V	6	Total 6	O 6	0	0
60	1W	1	Total 1	O 1	0	0
60	1X	6	Total 6	O 6	0	0
60	1Y	4	Total 4	O 4	0	0
60	10	5	Total 5	O 5	0	0
60	11	5	Total 5	O 5	0	0
60	13	1	Total 1	O 1	0	0
60	15	3	Total 3	O 3	0	0
60	16	1	Total 1	O 1	0	0
60	17	2	Total 2	O 2	0	0
60	18	8	Total 8	O 8	0	0
60	19	2	Total 2	O 2	0	0
60	1a	408	Total 408	O 408	0	0

Continued on next page...

Continued from previous page...

Mol	Chain	Residues	Atoms		ZeroOcc	AltConf
60	1d	8	Total 8	O 8	0	0
60	1e	3	Total 3	O 3	0	0
60	1f	1	Total 1	O 1	0	0
60	1h	1	Total 1	O 1	0	0
60	1j	1	Total 1	O 1	0	0
60	1l	4	Total 4	O 4	0	0
60	1m	1	Total 1	O 1	0	0
60	1o	2	Total 2	O 2	0	0
60	1p	1	Total 1	O 1	0	0
60	1t	2	Total 2	O 2	0	0
60	1v	2	Total 2	O 2	0	0
60	1x	5	Total 5	O 5	0	0
60	1y	2	Total 2	O 2	0	0
60	2A	1787	Total 1787	O 1787	0	0
60	2B	46	Total 46	O 46	0	0
60	2D	20	Total 20	O 20	0	0
60	2E	15	Total 15	O 15	0	0
60	2F	11	Total 11	O 11	0	0
60	2G	2	Total 2	O 2	0	0
60	2H	4	Total 4	O 4	0	0
60	2N	8	Total 8	O 8	0	0

Continued on next page...

Continued from previous page...

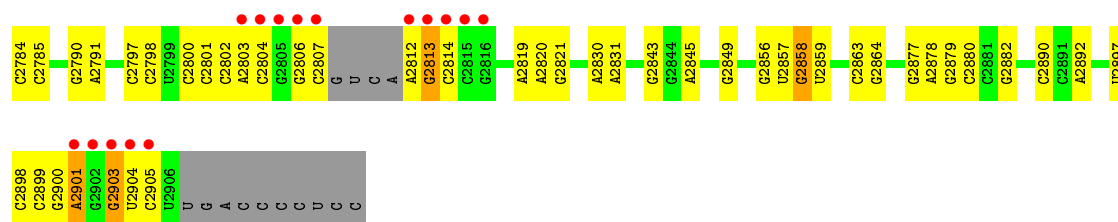
Mol	Chain	Residues	Atoms		ZeroOcc	AltConf
60	2P	17	Total 17	O 17	0	0
60	2Q	4	Total 4	O 4	0	0
60	2R	6	Total 6	O 6	0	0
60	2T	4	Total 4	O 4	0	0
60	2U	5	Total 5	O 5	0	0
60	2V	3	Total 3	O 3	0	0
60	2W	1	Total 1	O 1	0	0
60	2X	5	Total 5	O 5	0	0
60	2Y	8	Total 8	O 8	0	0
60	20	9	Total 9	O 9	0	0
60	21	2	Total 2	O 2	0	0
60	23	2	Total 2	O 2	0	0
60	25	2	Total 2	O 2	0	0
60	26	1	Total 1	O 1	0	0
60	27	2	Total 2	O 2	0	0
60	28	9	Total 9	O 9	0	0
60	29	4	Total 4	O 4	0	0
60	2a	408	Total 408	O 408	0	0
60	2d	7	Total 7	O 7	0	0
60	2e	4	Total 4	O 4	0	0
60	2f	1	Total 1	O 1	0	0

Continued on next page...

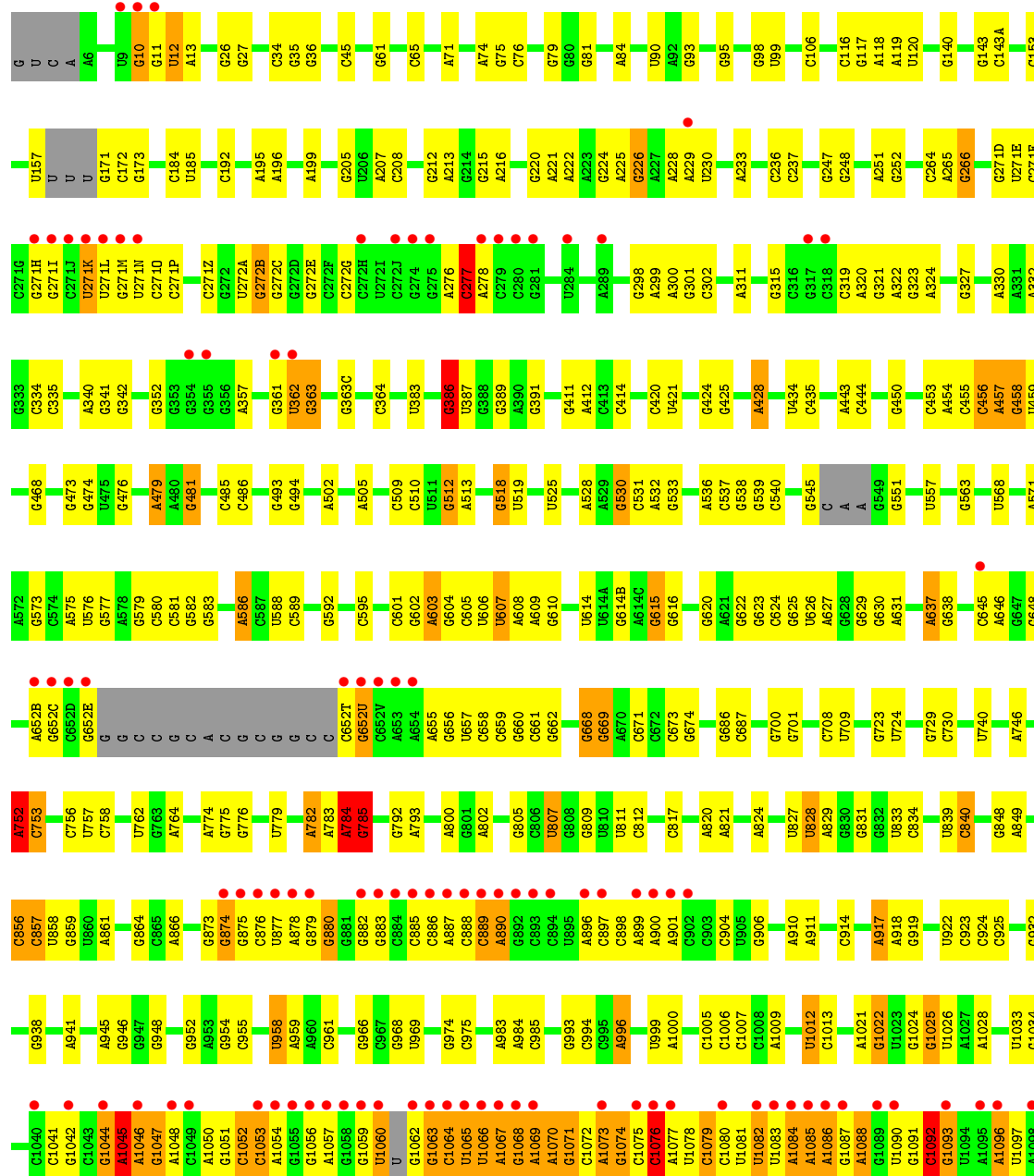
Continued from previous page...

Mol	Chain	Residues	Atoms		ZeroOcc	AltConf
60	2h	1	Total	O	0	0
			1	1		
60	2j	2	Total	O	0	0
			2	2		
60	2l	7	Total	O	0	0
			7	7		
60	2m	1	Total	O	0	0
			1	1		
60	2n	1	Total	O	0	0
			1	1		
60	2t	1	Total	O	0	0
			1	1		
60	2v	3	Total	O	0	0
			3	3		
60	2x	4	Total	O	0	0
			4	4		
60	2y	4	Total	O	0	0
			4	4		

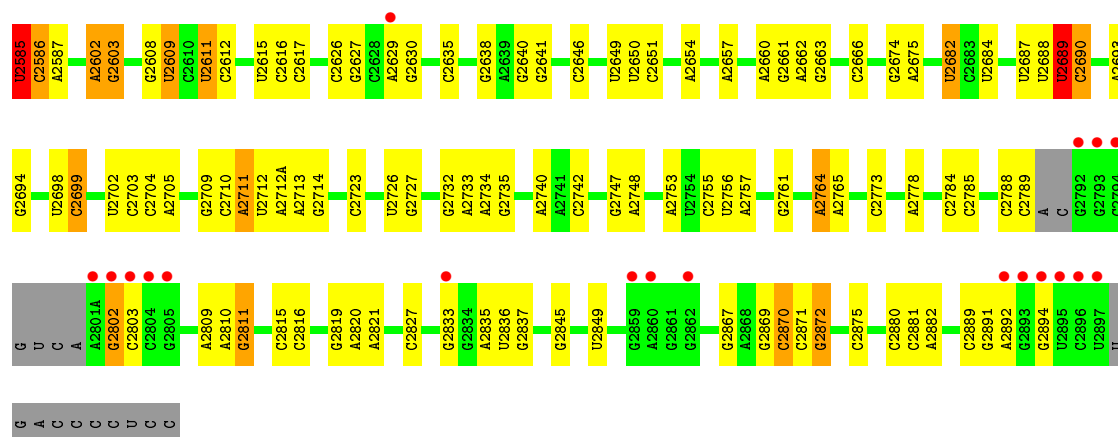
A2669	A2645	C2432	A2317	G2201	A1935	U1829	A1715	G1588	A1496	G1370	A1255	A1422
A2672	A2546	C2433	C2318	U2202	C1936	G1890	A1716	A1589	G1497	G1371	U1266	U1143
A2673	A2547	A2434	G2319	G2203	U1937	C1831	C1717	C1498	C1498	A1259	A1144	A1145
A2674	A2554	A2435	G2320	G2204	A1938	C1832	U1718	A1590	C1499	G1374	A1259	G1146
A2675	A2564	C2436	A2321	C2205	U1948	U1836	G1721	A1591	U1500	U1375	G1260	U1147
C2679	U2564	A2437	A2322	G2206	U1949	C1897	C1722	A1592	A1501	G1378	A1265	C1148
G2680	U2565	U2324	A2323	C2207	A1950	G1898	A1723	C1593	G1502			C1149
U2684	A2566	C2441	G2327	G2208	A1951	G1845	C1732	A1594	A1507	U1386	A1265	C1150
C2695	A2573	A2442	C2328	C2209	G1952	A1846	C1733	A1604	G1511	A1387	G1270	C1151
U2696	A2578	U2443	G2329	U2211	U1953	A1847	C1734	A1605	G1512	A1388	G1271	G1152
G2697	G2579	A2447	G2331	G2212	A1954	G1848	C1738	A1605	G1513	C1397	G1275	G1153
U2698	C2580		A2332	G2214	C1955	U1849	G1743	A1613	C1514	U1398	C1276	U1154
U2699	U2450	U2451	G2333	G2215	G1957	A1852		A1616	A1518		G1277	C1155
C2700	A2584	C2452	G2337	C2217	A1958	G1853	A1747	A1617	G1511	G1404	A1157	G1156
U2701	C2585	C2453	A2338	G2218	A1959	A1854	A1748	A1618	G1512	A1405	U1286	G1158
C2702	G2586		A2339	A2220	A1960	G1855	G1749	G1635	A1524	A1406	U1287	U1159
	C2587	G2457	A2340		U1961	A1856	G1750	U1625	G1525		A1288	G1160
U2710	G2588	G2458	A2341	G2227	U1968	A1857	G1751	A1626	G1529	G1410		C1162
C2711	A2589	A2459	G2342	A2228	C1969	G1857	U1756	A1627	G1530	A1411	G1291	
C2712	A2460	A2460	G2343	A2229		A1860	C1757	G1628	G1531	C1416	A1299	G1171
U2713					U1977	G1870		C1631	A1532	G1417	A1300	A1175
U2714			G2346	G2236	U1985	G1871	G1766	A1632	G1533	U1418	U1301	U1176
C2715	U2587		A2347	A2237	G1986	G1873	U1767	A1633	C1539	A1425	G1302	
U2724	C2598	C2473	A2348	G2238	U1987	C1874	U1768	C1634	A1540	G1426	C1303	C1180
A2725	G2604	U2474	G2357	G2240	C1989	A1878	G1769	A1541	A1541	A1430	G1305	G1181
A2726		C2475	A2358		U1990	A1879	U1770	A1542	U1543	U1309		U1186
C2727	A2612	C2476	C2359	C2243	A1991	G1880		G1640		G1310		U1187
C2728	G2613	C2479	G2368	G2246	A1992	G1881	C1785	G1641	C1547			U1188
U2729	A2614	G2480	U2369		A1993	G1882	A1786			A1314		A1189
A2734	G2615	A2481	G2391	G2250	A1994	A1890	G1787	C1645	C1550	G1435	A1315	G1190
G2735	U2616		G2382	G2251	G2014	U1895	A1793	G1653	C1551	G1316	G1316	
C2736	G2620	G2485	G2383	G2255	U2015	G1896	G1794	A1654	C1552	U1440	C1317	C1199
U2739	U2621	C2486	A2390	U2256	C2018	C1897	G1795	A1655	A1553	U1441	A1318	G1200
G2745	C2622	A2488	C2392	U2257	G2019	A1898		A1554	U1555	U1442	U1319	A1201
G2746	G2624		C2393	A2259	G2020	A1899	A1804	C1672	C1556	U1451	A1324	G1206
		C2495	G2394		C2021	G1900	C1805	U1675	A1557	U1452		U1211
C2755	U2627	C2510	C2395	C2275	G2022	C1904	U1809	G1676	U1560	G1462	G1331	C1212
C2756	G2628	G2396	G2396		G2023	G1905	U1810		C1561	C1463	A1332	
G2757		C2513	C2397	A2280	G2024	A1906	A1811	A1679	U1562			G1217
G2760	C2639	G2514	C2398	A2281	G2032	A1911	C1812	U1686	G1563	U1466	U1338	G1218
A2761	A2641	A2515	A2399	U2258	A2035	A1912	A1814	C1687		G1467	C1339	U1219
A2762	G2642	U2517	G2401	G2291	A2036	G1918	A1816	G1689	G1572	C1474	U1346	U1220
		U2518	U2402	C2295	A2039		A1817			G1475	A1347	G1221
A2766	U2648				U2039	G1921		C1695	G1576	C1476	A1348	A1222
U2767	U2649	A2530	G2408	A2298	A2042	A1922	C1821	G1700	C1577	U1477	G1349	C1224
C2768	G2650	U2531	A2398	A2299	A2043	G1925	A1822	A1701	G	G1490	A1354	C1230
U2769		C2532	A2135	U2136	U2044	G1926	G1824		U	A1491	U1368	G1231
A2770	C2658		G2301	G2301	G2045	G1927	U1825	C1707	A	C1492		G1232
	U2689	G2537	G2302	U2302	G2046	G1928	U1826	G1708	C	C1493	U1362	
A2777	A2666	G2538	U2303	C2304	A2052	G1928	U1827	C1709	G1584	C1494	A1363	A1239
					A2053		C1828		G1585	G1495		



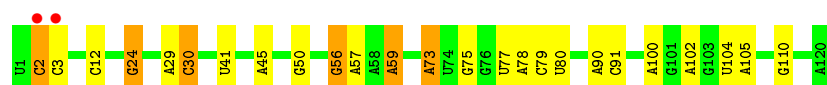
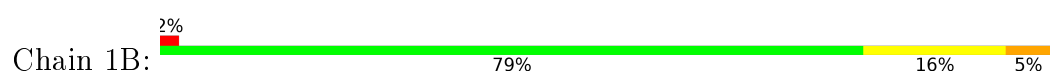
● Molecule 1: 23S ribosomal RNA



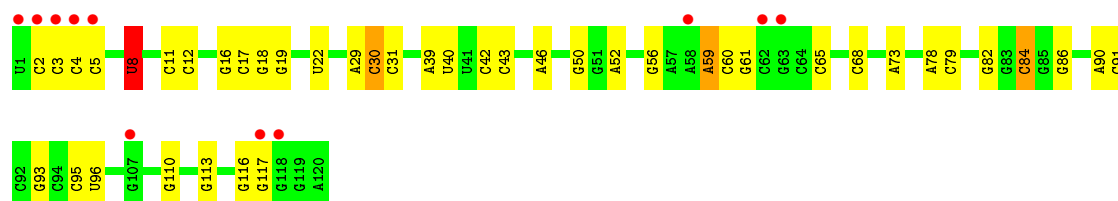
U2473	G2383	G2297	C2174	A2114	A1789	U1839	A1528A	C1430	G1296	G1186	G1099
C2474	G2384	A2298	C2175	G2115	C1790	C1640	A1528A	U1431	C1297	G1187	C1100
A2475	G2385	G2302	A2176	G2116	A1791	A1641	G1529	G1441	U1300	U1188	U1101
C2476	G2386	G2302	C2177	A2117	G1792	G1642	C2021	G1442	A1301	U1189	A1102
C2483	U2387	A2305	C2178	U2118	C1793	C1648	G1903	A1445	A1302	G1200	A1103
G2489	U2390	G2308	U2180	A2119	G1794	C1795	G1904	U1448	A1308	G1201	A1104
G2490	G2391	A2309	G2181	G2121	C1796	C1657	C1905	U1449	U1312	C1202	U1105
U2491	A2392	G2310	G2182	U2122	U1797	C1658	G1906	A1450	U1313	G1106	G1107
G2495	C2395	U2312	C2185	G2123	U1798	G1667	A1913	A1451	U1314	U1108	A1109
C2496	G2396	C2313	C2186	G2124	G1799	G1667	G1914	A1452	C1314	A1204	G1110
A2497	G2396	C2314	G2187	U2125	C1800	U1687	U1915	C1450A	U1315	U1205	G1111
C2498	U2406	G2315	G2188	A2126	G1801	U1688	A1916	A1460	U1316	A1210	G1112
C2499	G2410	G2316	C2189	G2127	A1802	G1681	U1919	U1461	A1317	U1211	G1113
G2502	A2411	C2317	G2191	U2128	A1803	G1682	A1919	G1465	A1214	U1114	G1114
A2503	G2418	U2130	G2192	C2129	U1804	C1683	C1924	G1466	G1215	G1115	G1115
U2504	G2419	G2318	A2198	U2131	U1805	C1684	G1924	C1467	G1216	G1116	G1116
G2505	G2414	C2319	G2199	U2132	G1813	C1685	A1927	C1468	G1217	G1117	G1117
U2506	G2417	A2320	G2206	U2133	G1814	C1686	A1928	A1469	G1218	G1118	G1118
U2511	G2422	G2322	G2207	A2134	G1815	U1687	A1929	G1470	G1219	G1125	G1125
G2518	A2422	G2323	A2208	C2136	G1816	U1688	G1930	A1471	A1360	A1221	A1129
U2519	G2422	C2324	U2218	G2137	A1829	G1696	G1935	A1472	A1361	G1221A	U1130
C2520	A2425	G2325	G2224	C2138	C1830	A1700	A1936	G1482	G1364	G1229	G1131
G2525	G2429	A2330	C2226	U2141	U1833	G1719	A1937	G1483	A1365	G1230	A1132
G2526	U2431	G2330	G2226	C2142	U1834	U1720	A1938	G1484	A1366	G1231	U1133
G2529	A2432	G2331	G2238	U2143	G1835	G1721	U1946	A1486	A1367	G1235	G1136
U2537	A2433	G2334	G2239	C2144	C1836	U1722	U1947	A1490	C1370	G1235	G1139
C2538	A2435	A2335	G2250	U2145	G1837	G1740	U1948	G1491	G1371	G1243	C1140
A2542	U2438	G2342	G2251	C2146	U1838	U1739	U1949	G1492	U1372	G1244	U1141
G2543	A2439	C2347	G2259	G2147	G1839	U1741	U1950	A1493	A1379	G1245	U1142
U2547	C2441	U2348	A2268	C2148	C1842	G1742	U1951	A1494	G1380	A1246	A1142A
G2552	G2444	U2357	A2269	U2149	C1843	G1743	U1952	A1495	A1384	G1247	G1153
C2553	G2445	G2358	A2273	G2150	A1847	G1744	G1967	A1496	G1385	G1248	G1154
U2554	G2446	C2359	A2274	G2151	A1848	G1756	G1968	U1503	A1387	A1253	A1155
A2561	A2448	A2361	C2275	U2152	G1857	A1760	A1969	C1504	C1387	A1254	U1159
G2566	U2449	G2364	G2279	G2153	U1859	G1761	A1970	C1505	G1388	G1256	G1160
C2567	A2451	G2365	G2282	U2154	A1859	A1762	A1971	C1506	C1399	G1264	U1165
C2568	G2454	G2370	G2283	G2155	U1864	G1763	U1981	A1507	U1405	A1265	C1166
G2573	C2461	G2371	A2285	G2156	G1865	G1764	G1982	A1508	U1406	G1266	U1167
C2574	U2462	A2374	A2286	C2157	C1866	U1773	U1993	A1509	A1509A	U1267	G1168
G2575	G2463	G2375	A2287	U2158	A1876	U1774	G1994	A1509B	A1412	A1268	G1169
C2576	C2464	U2376	G2291	G2159	G1878	U1775	G1995	C1510	G1413	A1269	G1170
G2577	A2469	A2377	G2292	C2160	A1890	U1778	G1996	C1511	G1416	G1270	G1171
A2582	G2470	G2378	G2293	G2161	A1894	U1779	G1997	U1514	C1417	G1271	G
G2582	C2471	C2379	C2294	U2162	A1895	U1780	G2000	G1515	A1272	A1272	A
	G2472	C2380	U2296	G2163	A1899	C1781	A2001	G1516	U1273	U1273	U
				C2164	A1900	C1782	G2002	G1517	A1278	A1278	G
				G2165	G2009	C1783	G2003	G1518	G1421	A1286	A
				C2166	G2010	A1784	G2011	U1519	G1422	A1287	C1178
				U2167	G2011	A1785	U2012	G1525	C1428	U1288	C1179
				A2169	G2012	C1895	G2013	G1526	G1429		C1181
				A2170	G2013	C1896	A2013	G1527			
				A2171	G2014	C1897					
				U2172	G2015	C1898					
				A2173	G2016	C1899					
				A2174	G2017	C1900					
				A2175	G2018	C1901					
				A2176	G2019	C1902					
				A2177	G2020	C1903					
				A2178	G2021	C1904					
				A2179	G2022	C1905					
				A2180	G2023	C1906					
				A2181	G2024	C1907					
				A2182	G2025	C1908					
				A2183	G2026	C1909					
				A2184	G2027	C1910					
				A2185	G2028	C1911					
				A2186	G2029	C1912					
				A2187	G2030	C1913					
				A2188	G2031	C1914					
				A2189	G2032	C1915					
				A2190	G2033	C1916					
				A2191	G2034	C1917					
				A2192	G2035	C1918					
				A2193	G2036	C1919					
				A2194	G2037	C1920					
				A2195	G2038	C1921					
				A2196	G2039	C1922					
				A2197	G2040	C1923					
				A2198	G2041	C1924					
				A2199	G2042	C1925					
				A2200	G2043	C1926					
				A2201	G2044	C1927					
				A2202	G2045	C1928					
				A2203	G2046	C1929					
				A2204	G2047	C1930					
				A2205	G2048	C1931					
				A2206	G2049	C1932					
				A2207	G2050	C1933					
				A2208	G2051	C1934					
				A2209	G2052	C1935					
				A2210	G2053	C1936					
				A2211	G2054	C1937					
				A2212	G2055	C1938					
				A2213	G2056	C1939					
				A2214	G2057	C1940					
				A2215	G2058	C1941					
				A2216	G2059	C1942					
				A2217	G2060	C1943					
				A2218	G2061	C1944					
				A2219	G2062	C1945					
				A2220	G2063	C1946					
				A2221	G2064	C1947					
				A2222	G2065	C1948					
				A2223	G2066	C1949					
				A2224	G2067	C1950					
				A2225	G2068	C1951					
				A2226	G2069	C1952					
				A2227	G2070	C1953					
				A2228	G2071	C1954					
				A2229	G2072	C1955					
				A2230	G2073	C1956					
				A2231	G2074	C1957					
				A2232	G2075	C1958					
				A2233	G2076	C1959					
				A2234	G2077	C1960					
				A2235	G2078	C1961					
				A2236	G2079	C1962					
				A2237	G2080	C1963					
				A2238	G2081	C1964					
				A2239	G2082	C1965					
				A2240	G2083	C1966					
				A2241	G2084	C1967					
				A2242	G2085	C1968					
				A2243	G2086	C1969					
				A2244	G2087	C1970					
				A2245	G2088	C1971					
				A2246	G2089	C1972					
				A2247	G2090	C1973					
				A2248	G2091	C1974					
				A2249	G2092	C1975					
				A2250	G2093	C1976					
				A2251	G2094	C1977					
				A2252	G2095	C1978					
				A2253	G2096	C1979					
				A2254	G2097	C1980					
				A2255	G2098	C1981					
				A2256	G2099	C1982					
				A2257	G2100	C1983					
				A2258	G2101	C1984					
				A2259	G2102	C1985					
				A2260	G2103	C1986					
				A2261	G2104	C1987					
				A2262	G2105	C1988					
				A2263	G2106	C1989					
				A2264	G2107	C1990					
				A2265	G2108	C1991					
				A2266	G2109	C1992					
				A2267	G2110	C1993					
				A2268	G2111	C1994					
				A22							



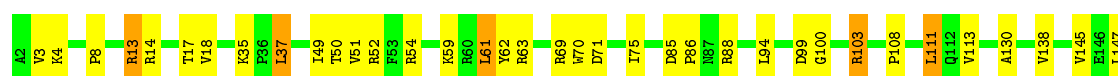
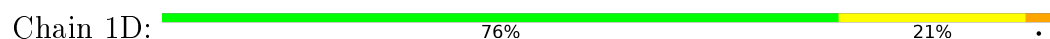
• Molecule 2: 5S ribosomal RNA



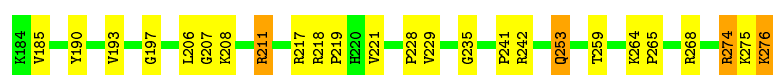
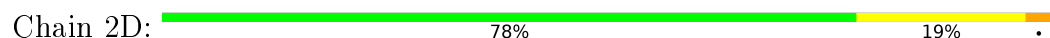
• Molecule 2: 5S ribosomal RNA



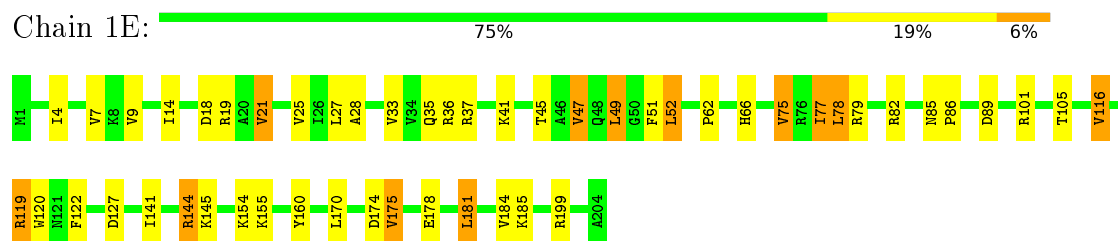
• Molecule 3: 50S ribosomal protein L2



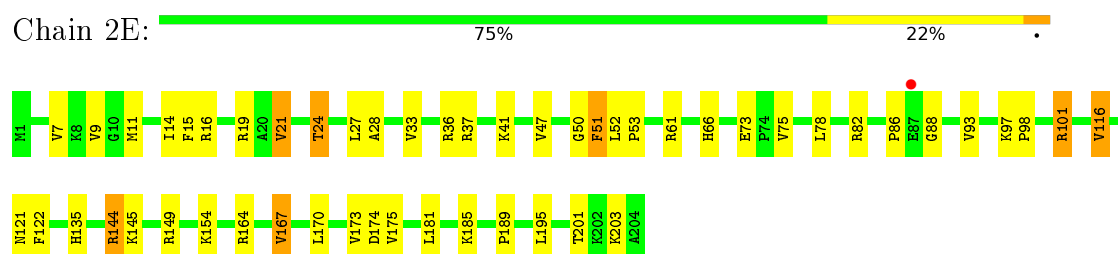
• Molecule 3: 50S ribosomal protein L2



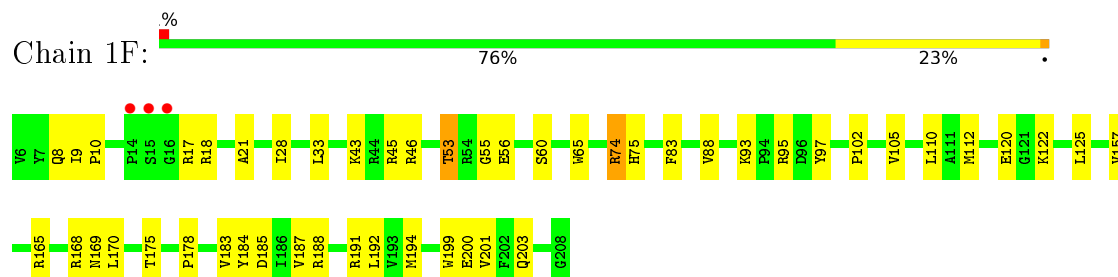
- Molecule 4: 50S ribosomal protein L3



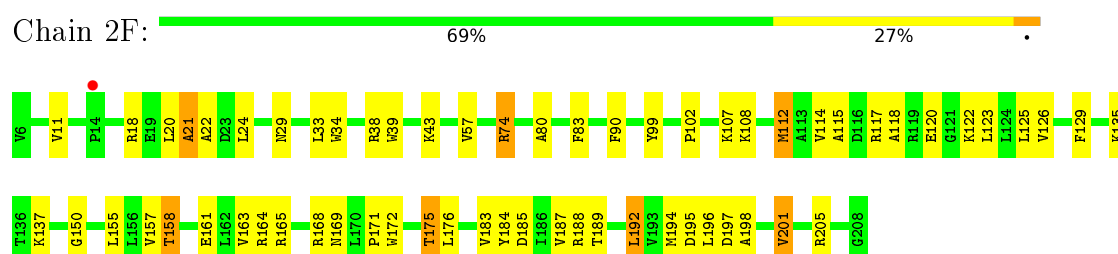
- Molecule 4: 50S ribosomal protein L3



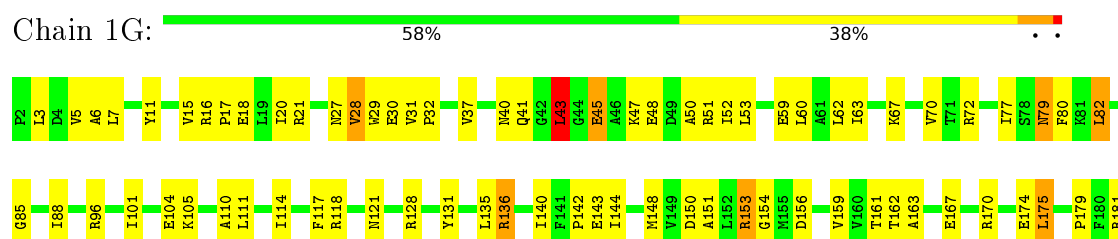
- Molecule 5: 50S ribosomal protein L4



- Molecule 5: 50S ribosomal protein L4

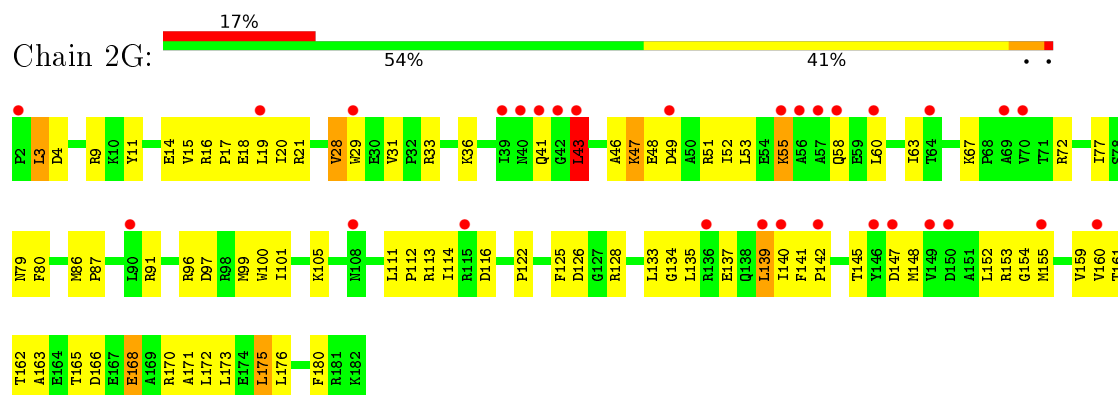


- Molecule 6: 50S ribosomal protein L5

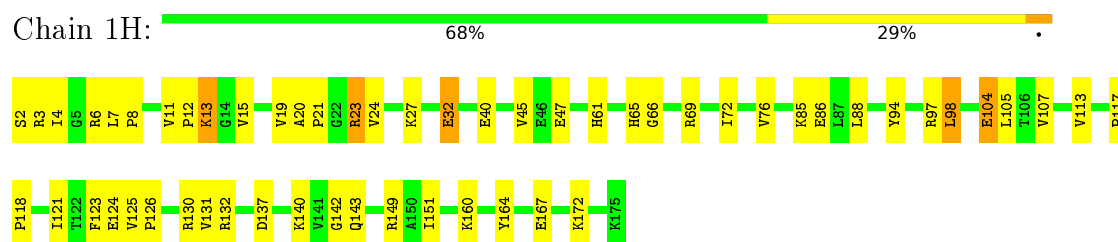


K182

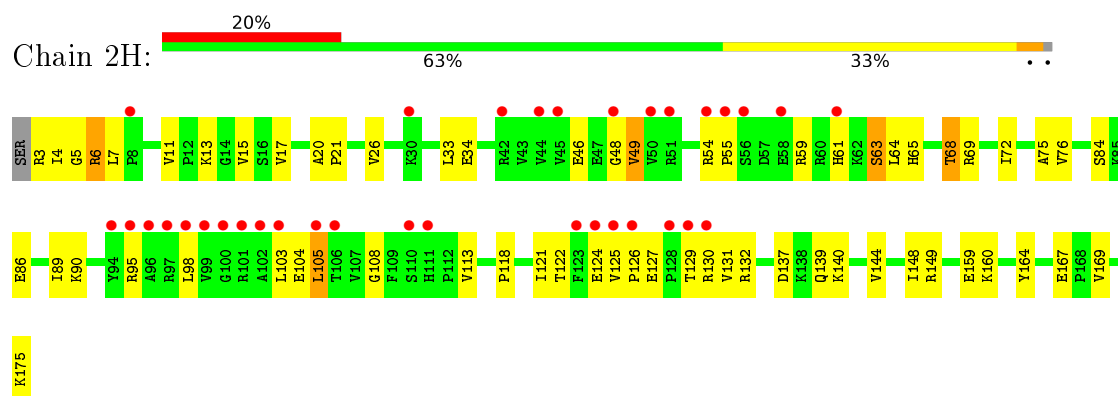
- Molecule 6: 50S ribosomal protein L5



- Molecule 7: 50S ribosomal protein L6

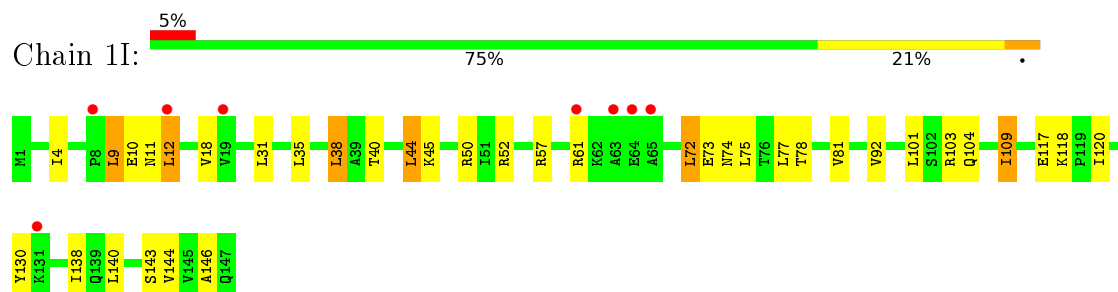


- Molecule 7: 50S ribosomal protein L6

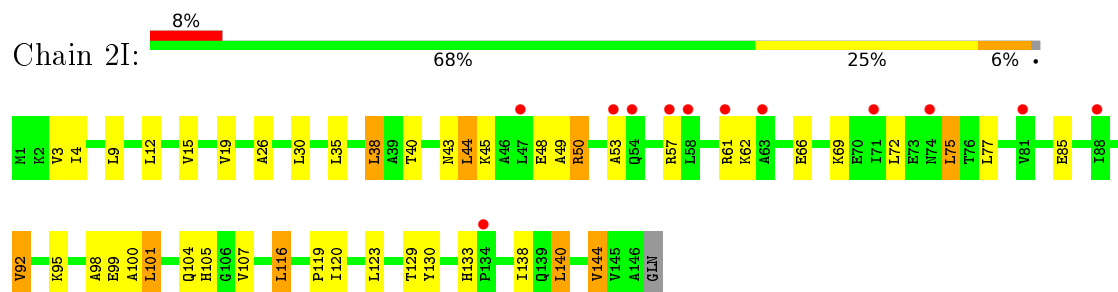


K175

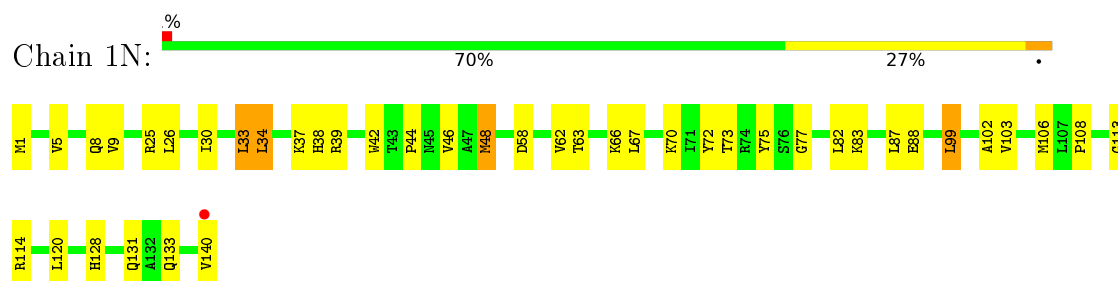
- Molecule 8: 50S ribosomal protein L9



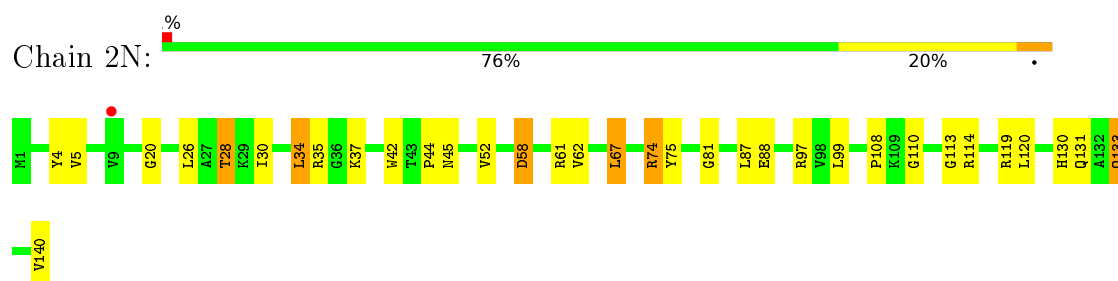
- Molecule 8: 50S ribosomal protein L9



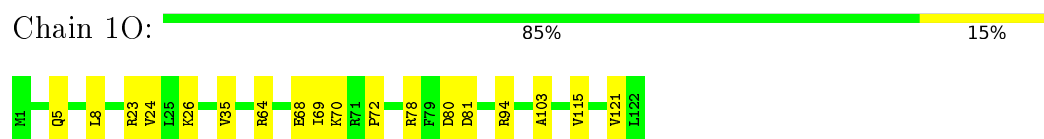
- Molecule 9: 50S ribosomal protein L13



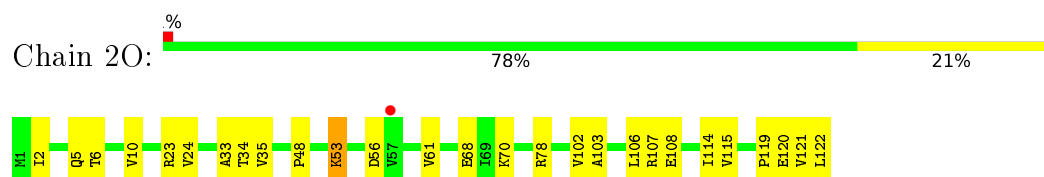
- Molecule 9: 50S ribosomal protein L13



- Molecule 10: 50S ribosomal protein L14



- Molecule 10: 50S ribosomal protein L14

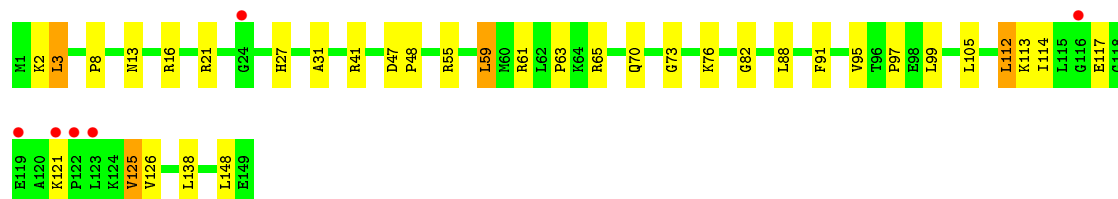
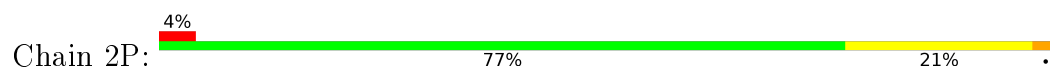


- Molecule 11: 50S ribosomal protein L15

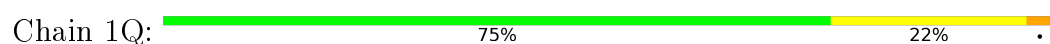




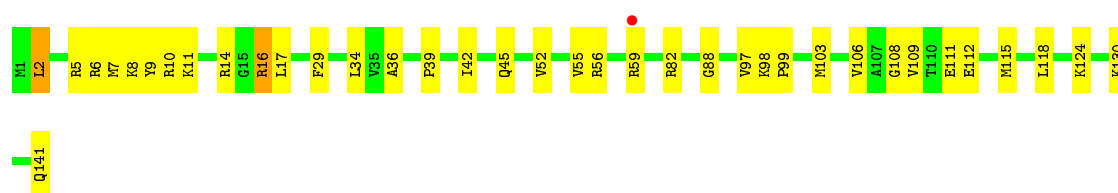
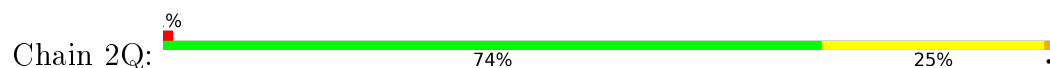
- Molecule 11: 50S ribosomal protein L15



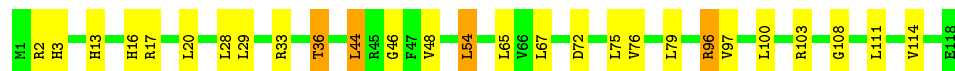
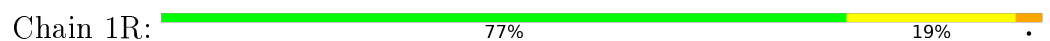
- Molecule 12: 50S ribosomal protein L16



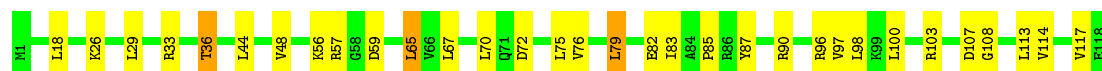
- Molecule 12: 50S ribosomal protein L16




- Molecule 13: 50S ribosomal protein L17



- Molecule 13: 50S ribosomal protein L17




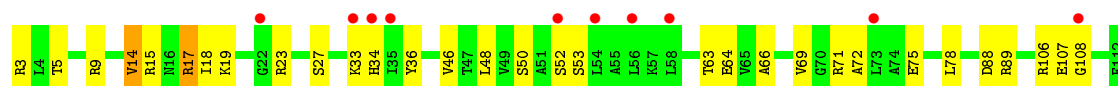
- Molecule 14: 50S ribosomal protein L18

Chain 1S:  77% 20% ..




- Molecule 14: 50S ribosomal protein L18

Chain 2S:  9% 72% 26% .




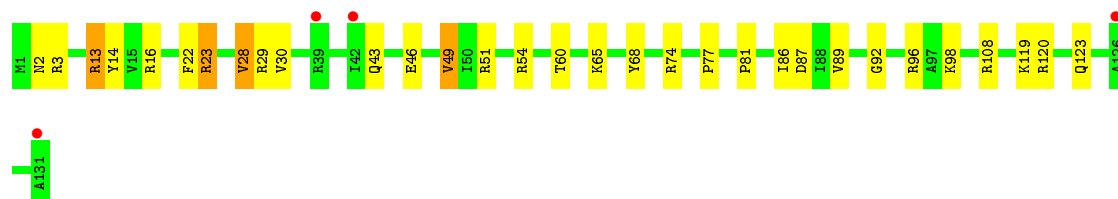
- Molecule 15: 50S ribosomal protein L19

Chain 1T:  2% 74% 25% .




- Molecule 15: 50S ribosomal protein L19

Chain 2T:  3% 76% 21% .




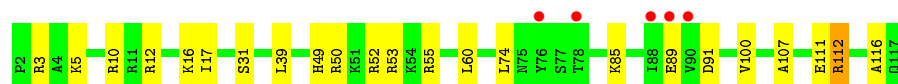
- Molecule 16: 50S ribosomal protein L20

Chain 1U:  80% 19% .




- Molecule 16: 50S ribosomal protein L20

Chain 2U:  4% 80% 19% .

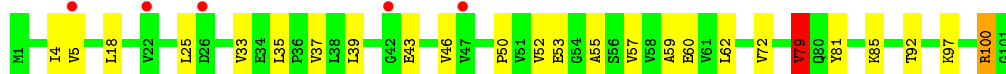
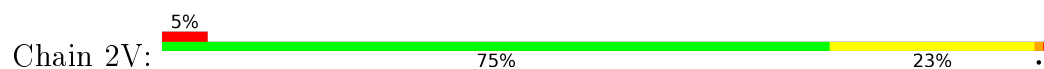


- Molecule 17: 50S ribosomal protein L21

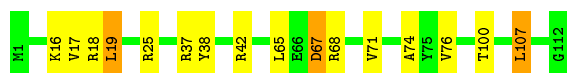
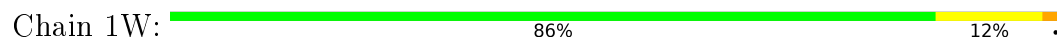
Chain 1V:  79% 18% .



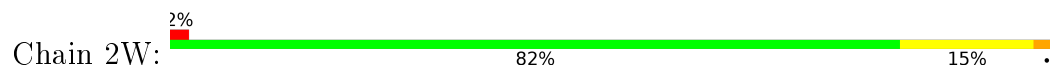
- Molecule 17: 50S ribosomal protein L21



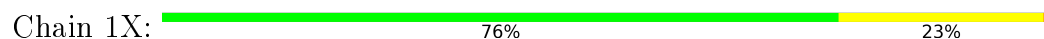
- Molecule 18: 50S ribosomal protein L22



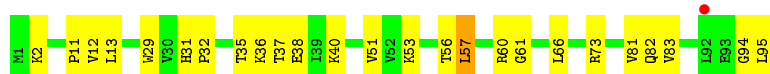
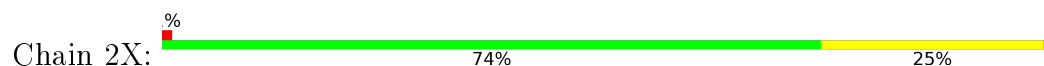
- Molecule 18: 50S ribosomal protein L22



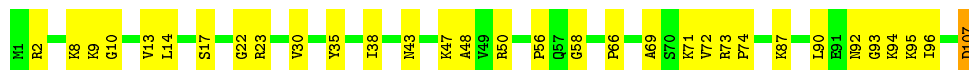
- Molecule 19: 50S ribosomal protein L23



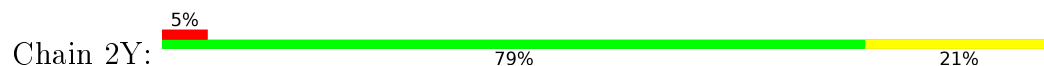
- Molecule 19: 50S ribosomal protein L23

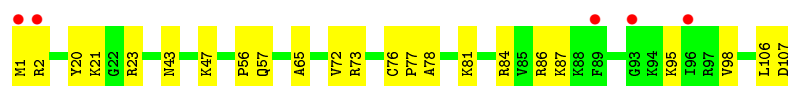


- Molecule 20: 50S ribosomal protein L24



- Molecule 20: 50S ribosomal protein L24

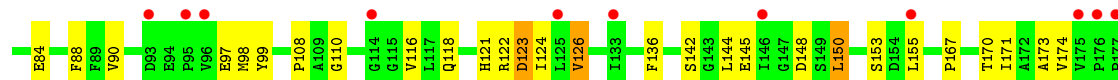
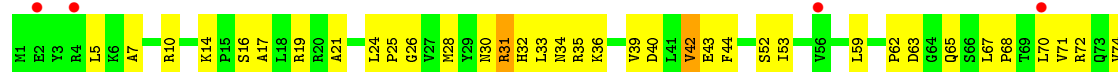




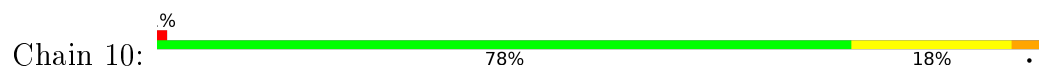
- Molecule 21: 50S ribosomal protein L25



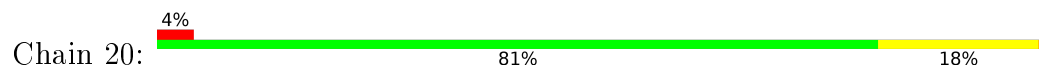
- Molecule 21: 50S ribosomal protein L25



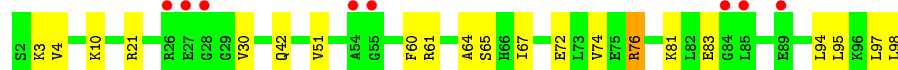
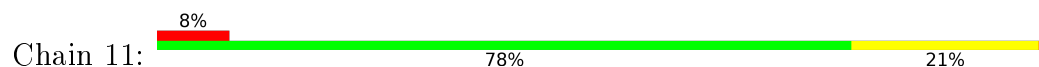
- Molecule 22: 50S ribosomal protein L27



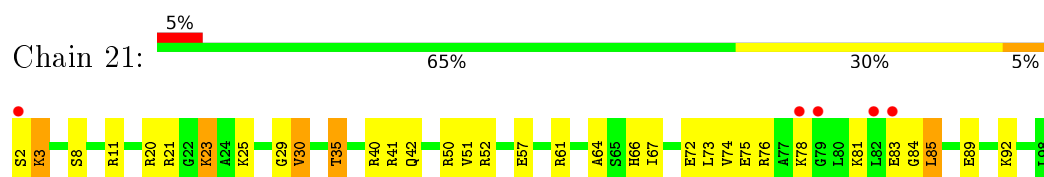
- Molecule 22: 50S ribosomal protein L27



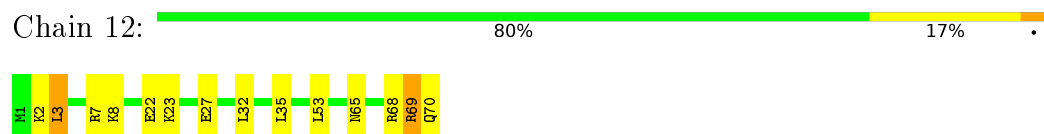
- Molecule 23: 50S ribosomal protein L28



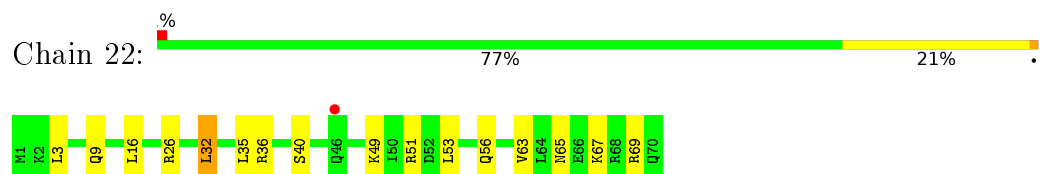
- Molecule 23: 50S ribosomal protein L28



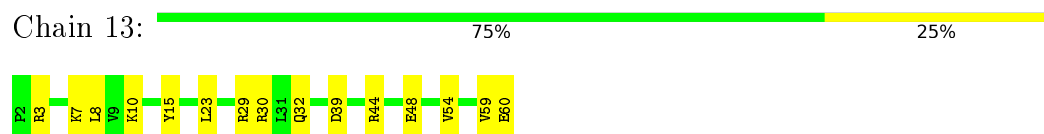
- Molecule 24: 50S ribosomal protein L29



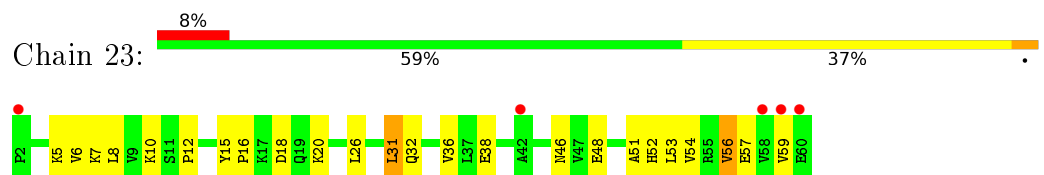
- Molecule 24: 50S ribosomal protein L29



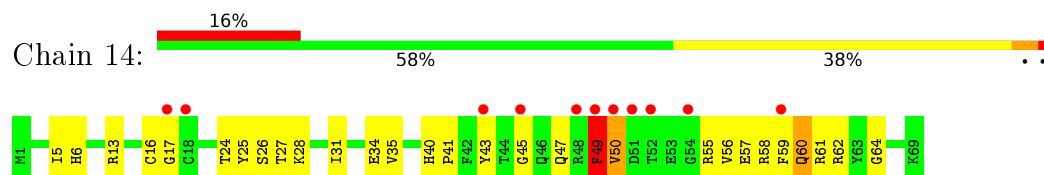
- Molecule 25: 50S ribosomal protein L30



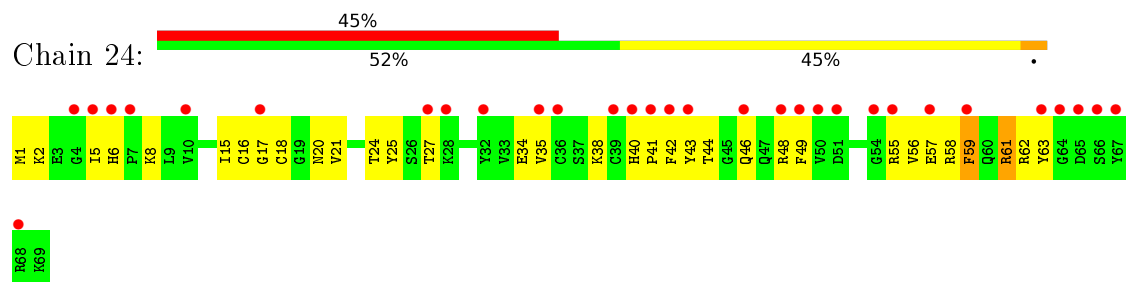
- Molecule 25: 50S ribosomal protein L30




- Molecule 26: 50S ribosomal protein L31

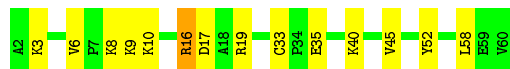


- Molecule 26: 50S ribosomal protein L31




- Molecule 27: 50S ribosomal protein L32

Chain 15:  76% 22% .



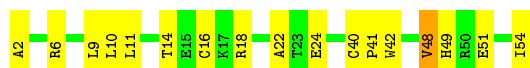
- Molecule 27: 50S ribosomal protein L32

Chain 25:  3% 81% 17% .




- Molecule 28: 50S ribosomal protein L33

Chain 16:  68% 30% .




- Molecule 28: 50S ribosomal protein L33

Chain 26:  6% 68% 26% 6% .




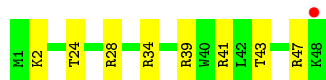
- Molecule 29: 50S ribosomal protein L34

Chain 17:  77% 21% .



- Molecule 29: 50S ribosomal protein L34

Chain 27:  2% 83% 17% .




- Molecule 30: 50S ribosomal protein L35

Chain 18:  61% 38% .



- Molecule 30: 50S ribosomal protein L35

Chain 28:  69% 25% 6%



- Molecule 31: 50S ribosomal protein L36

Chain 19:  73% 27%




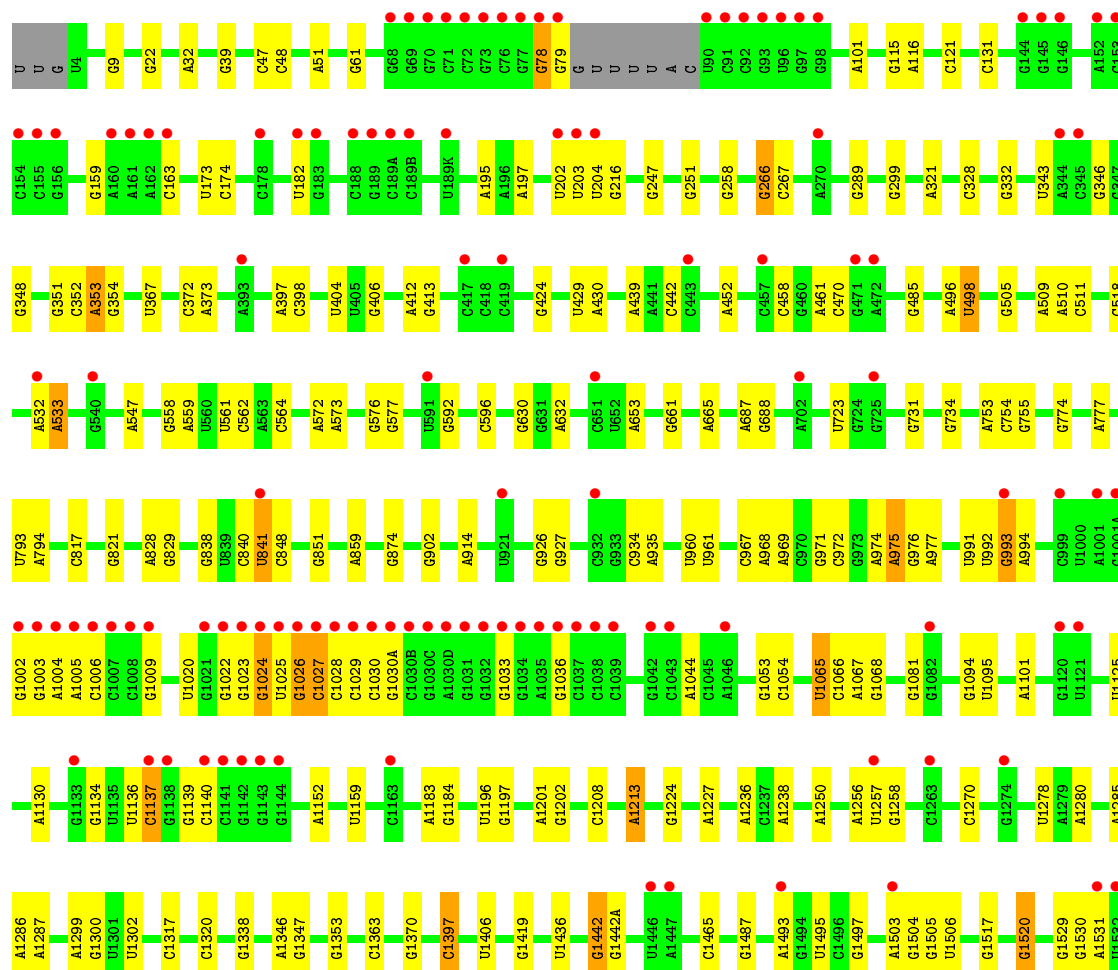
- Molecule 31: 50S ribosomal protein L36

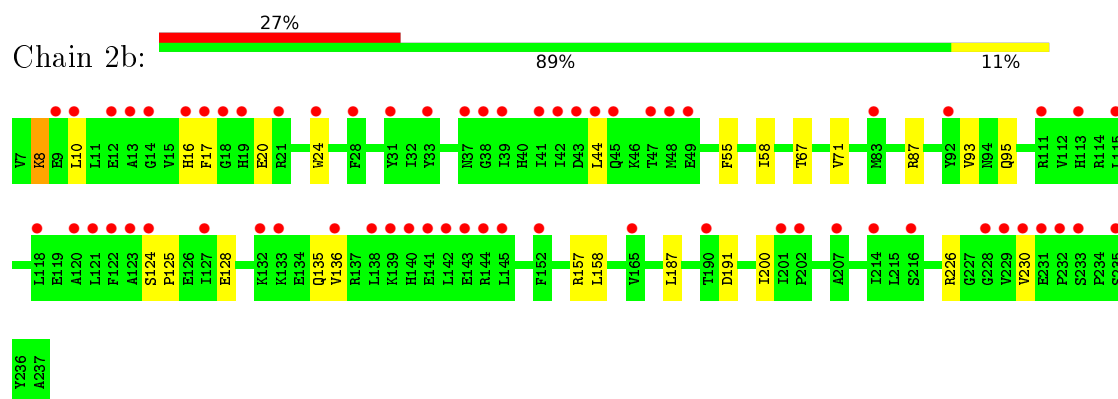
Chain 29:  73% 27%



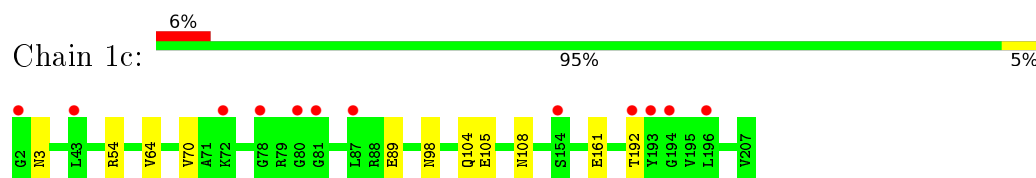
- Molecule 32: 16S ribosomal RNA

Chain 1a:  8% 84% 14% ..

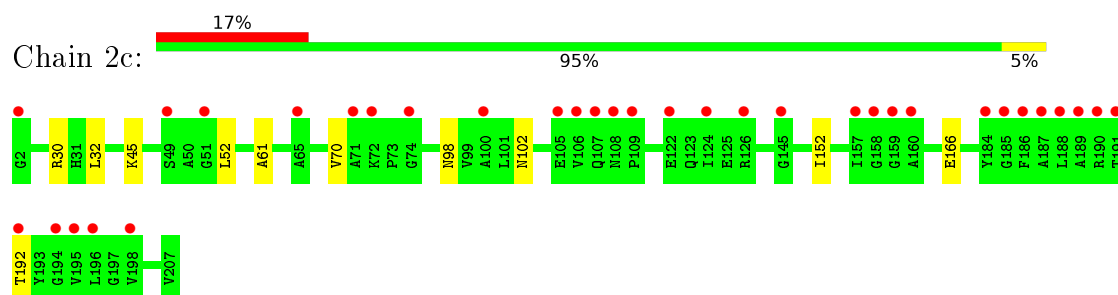




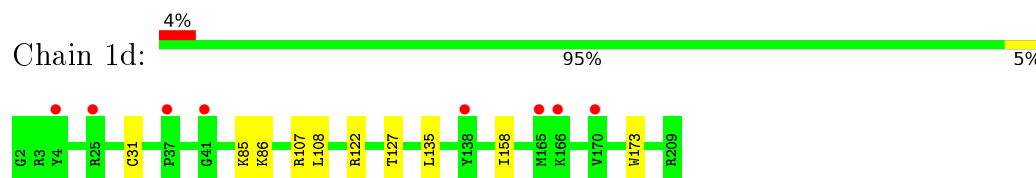
- Molecule 34: 30S ribosomal protein S3



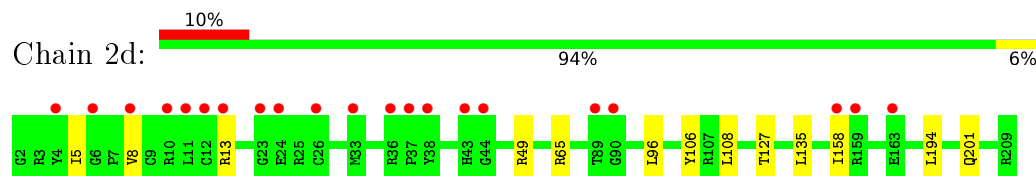
- Molecule 34: 30S ribosomal protein S3



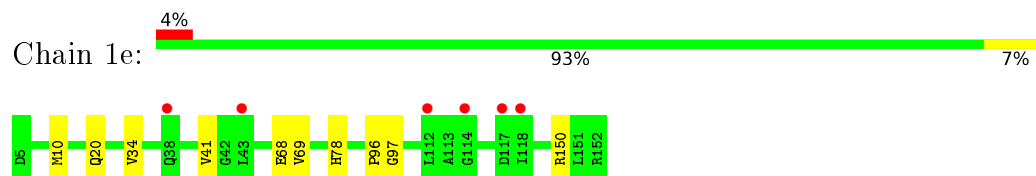
- Molecule 35: 30S ribosomal protein S4



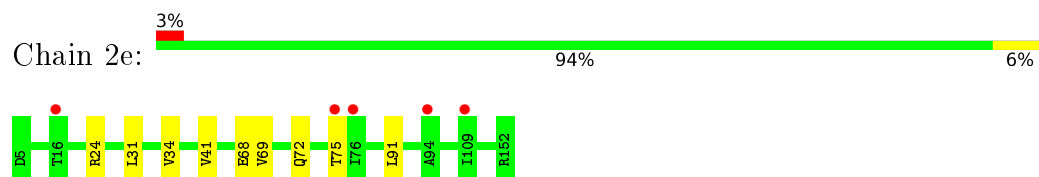
- Molecule 35: 30S ribosomal protein S4



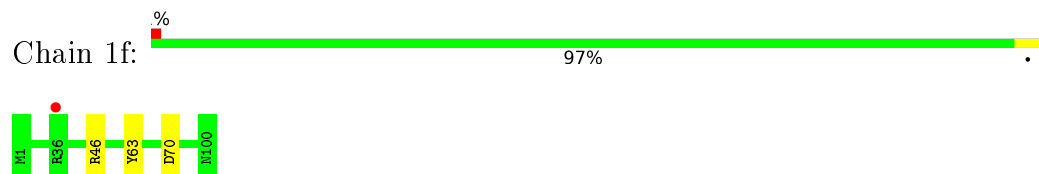
- Molecule 36: 30S ribosomal protein S5



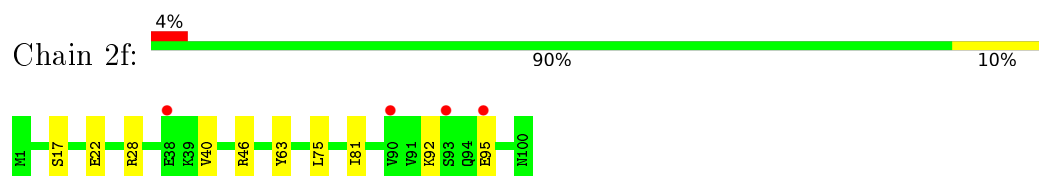
- Molecule 36: 30S ribosomal protein S5



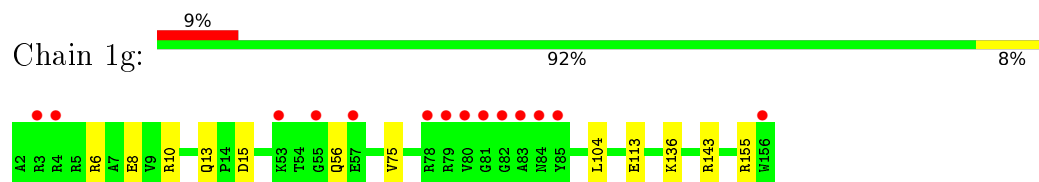
- Molecule 37: 30S ribosomal protein S6



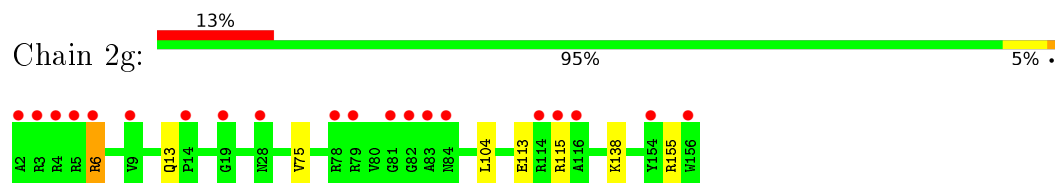
- Molecule 37: 30S ribosomal protein S6



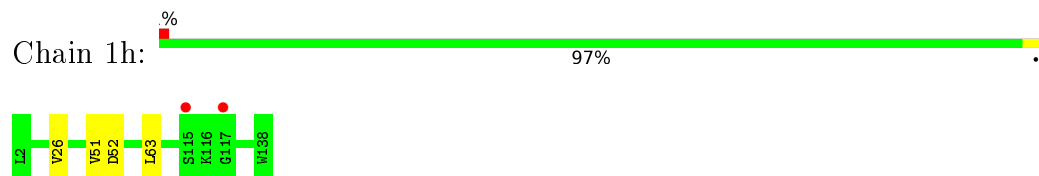
- Molecule 38: 30S ribosomal protein S7



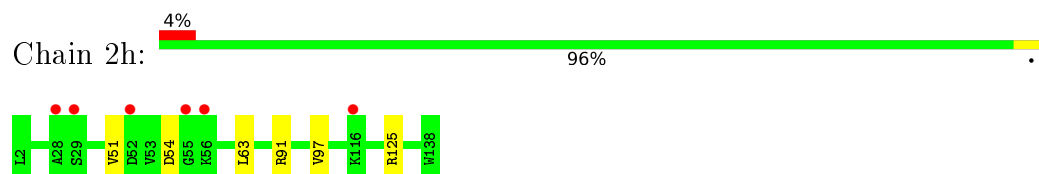
- Molecule 38: 30S ribosomal protein S7



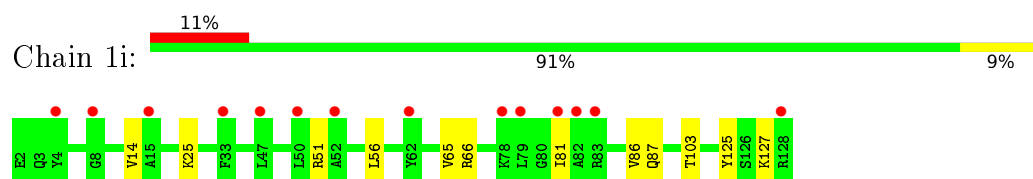
- Molecule 39: 30S ribosomal protein S8



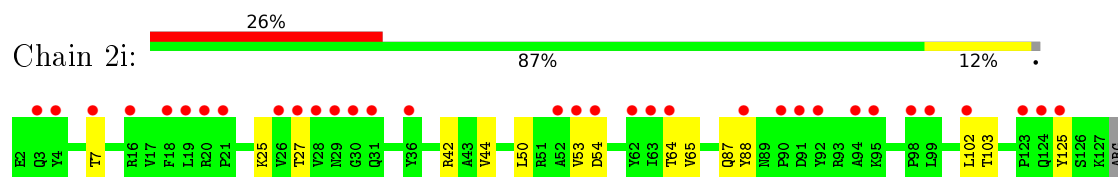
- Molecule 39: 30S ribosomal protein S8



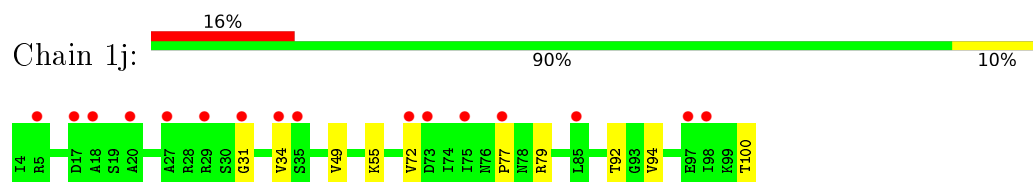
- Molecule 40: 30S ribosomal protein S9



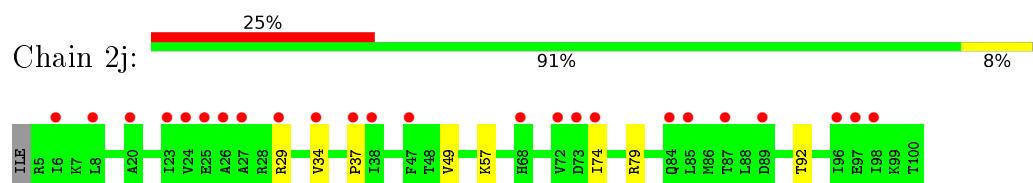
- Molecule 40: 30S ribosomal protein S9



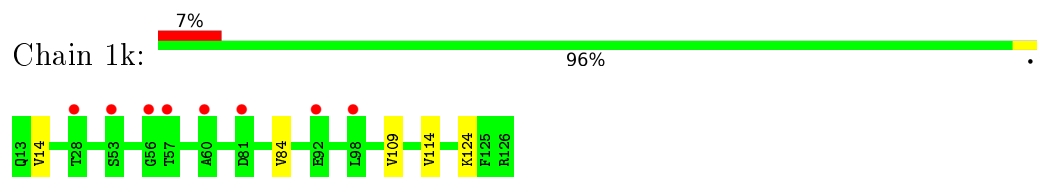
- Molecule 41: 30S ribosomal protein S10



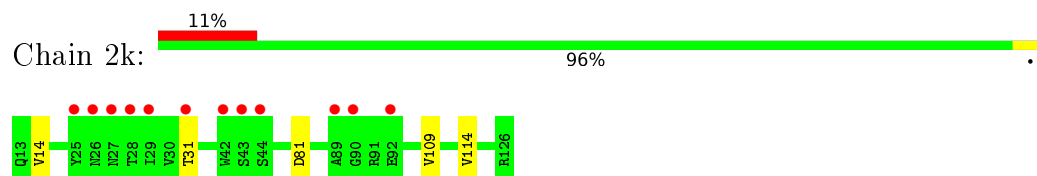
- Molecule 41: 30S ribosomal protein S10



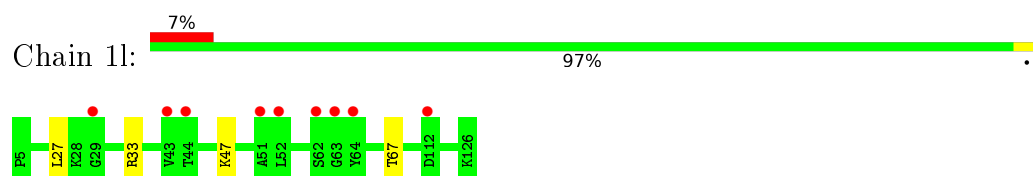
- Molecule 42: 30S ribosomal protein S11



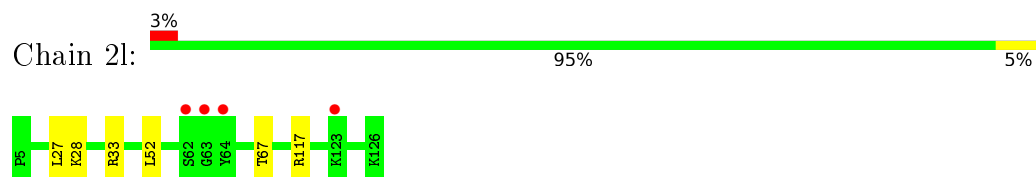
- Molecule 42: 30S ribosomal protein S11



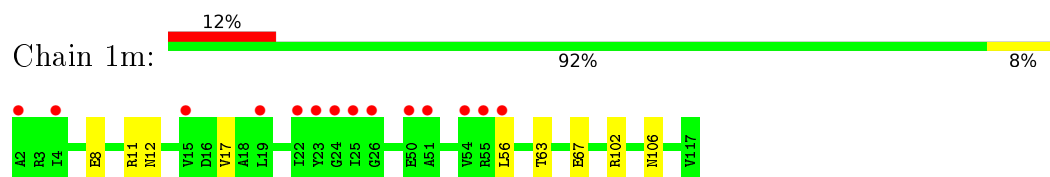
- Molecule 43: 30S ribosomal protein S12



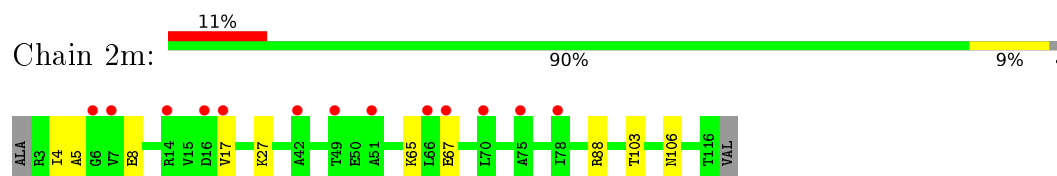
- Molecule 43: 30S ribosomal protein S12



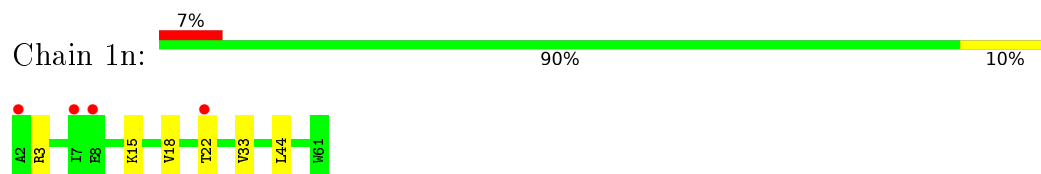
- Molecule 44: 30S ribosomal protein S13



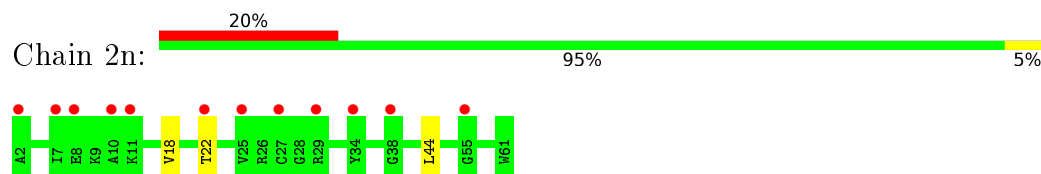
- Molecule 44: 30S ribosomal protein S13



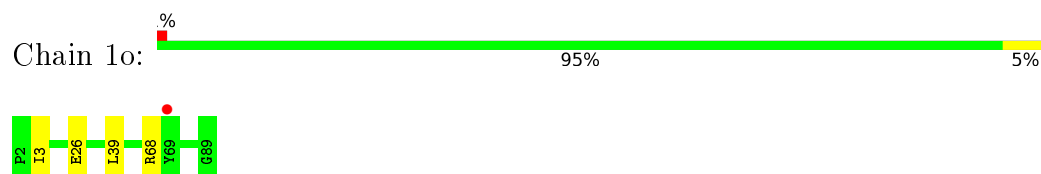
- Molecule 45: 30S ribosomal protein S14 type Z



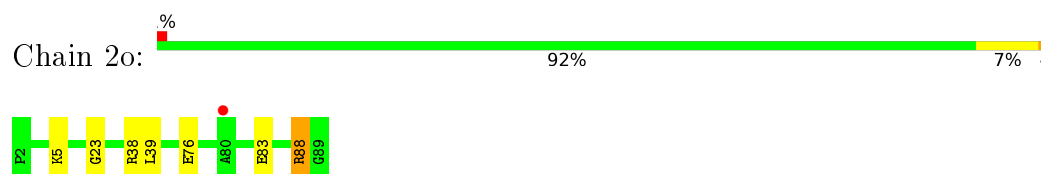
- Molecule 45: 30S ribosomal protein S14 type Z



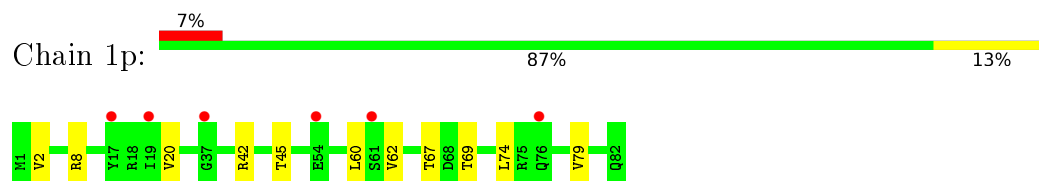
- Molecule 46: 30S ribosomal protein S15



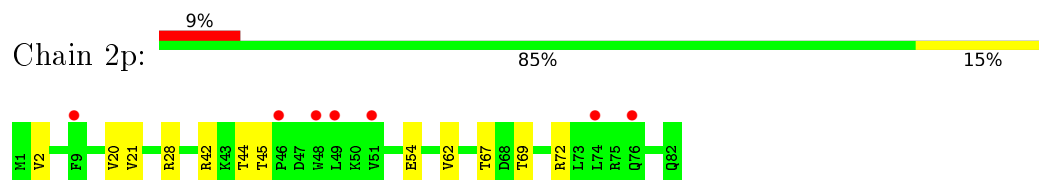
- Molecule 46: 30S ribosomal protein S15



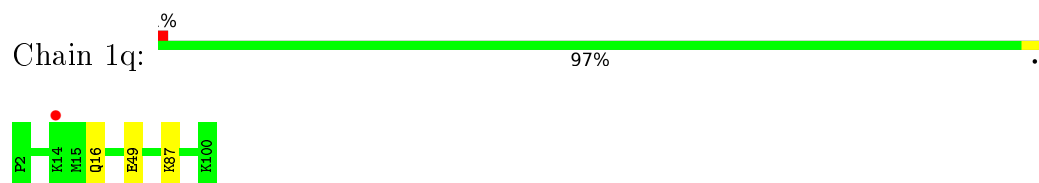
- Molecule 47: 30S ribosomal protein S16



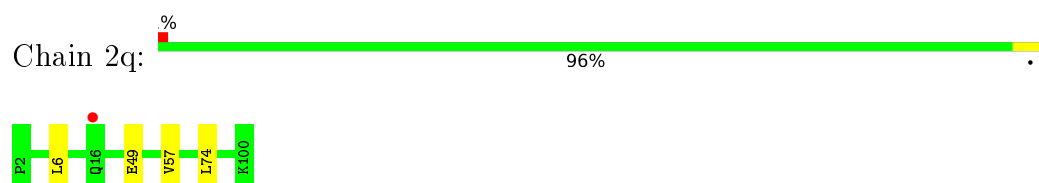
- Molecule 47: 30S ribosomal protein S16



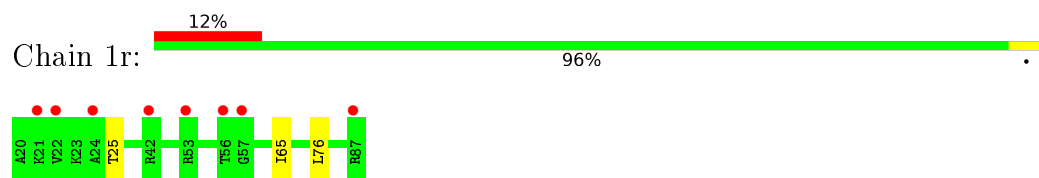
- Molecule 48: 30S ribosomal protein S17



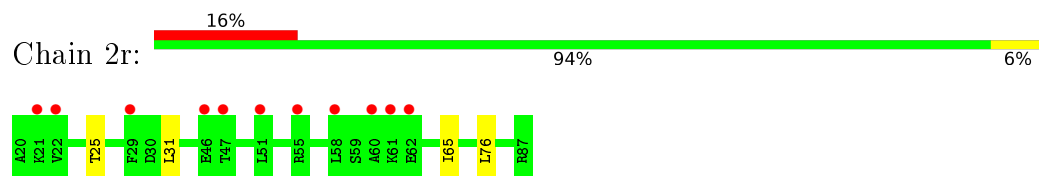
- Molecule 48: 30S ribosomal protein S17



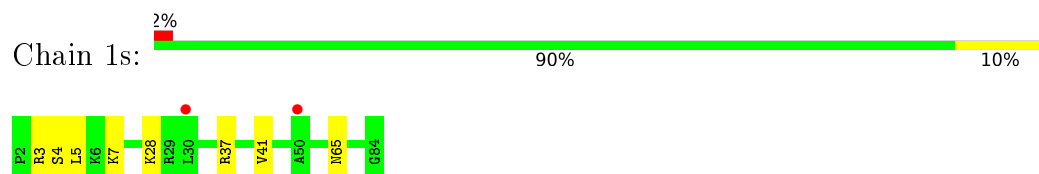
- Molecule 49: 30S ribosomal protein S18



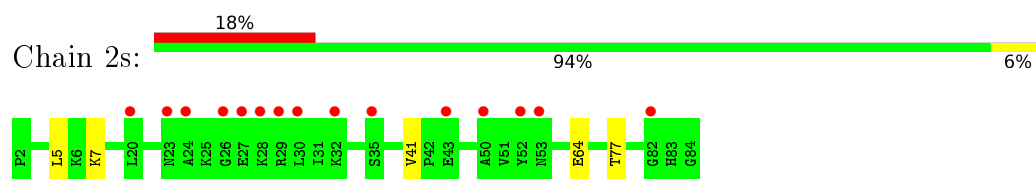
- Molecule 49: 30S ribosomal protein S18



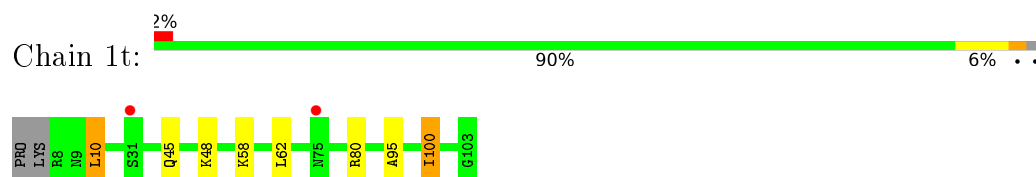
- Molecule 50: 30S ribosomal protein S19



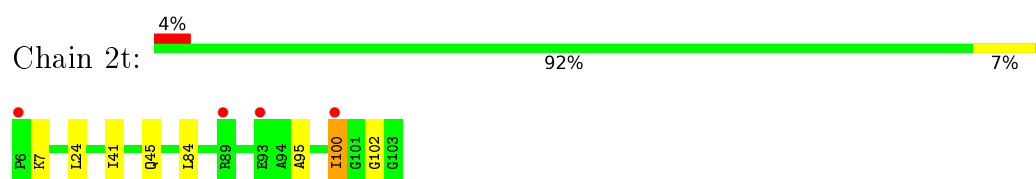
- Molecule 50: 30S ribosomal protein S19



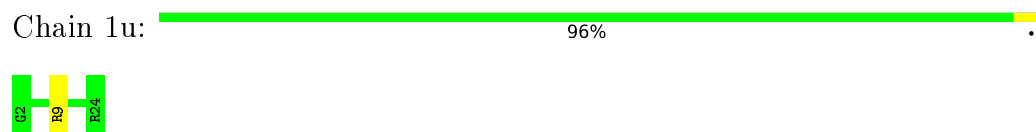
- Molecule 51: 30S ribosomal protein S20



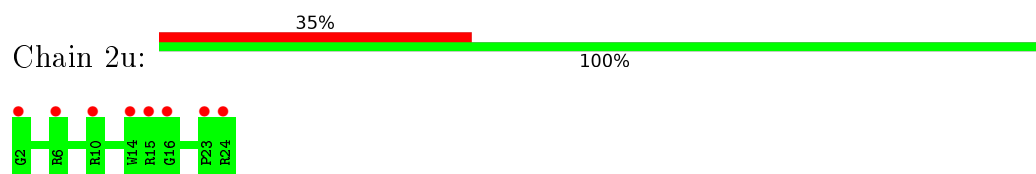
- Molecule 51: 30S ribosomal protein S20



- Molecule 52: 30S ribosomal protein Thx



- Molecule 52: 30S ribosomal protein Thx



- Molecule 53: mRNA



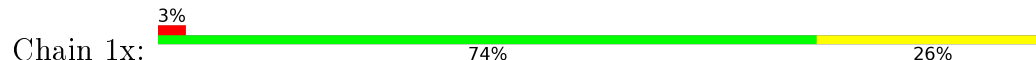
There are no outlier residues recorded for this chain.

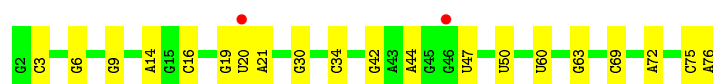
- Molecule 53: mRNA



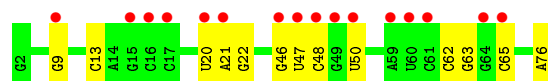
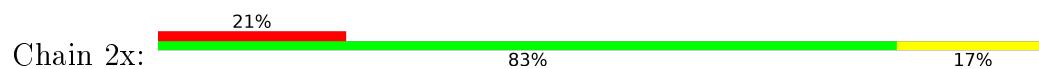
There are no outlier residues recorded for this chain.

- Molecule 54: tRNAiMet

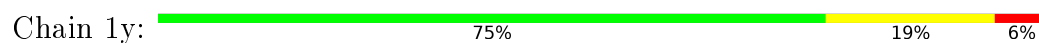




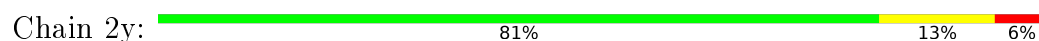
- Molecule 54: tRNAiMet



- Molecule 55: Cathelicidin-3



- Molecule 55: Cathelicidin-3



4 Data and refinement statistics

Property	Value	Source
Space group	P 21 21 21	Depositor
Cell constants a, b, c, α , β , γ	209.96Å 450.13Å 622.82Å 90.00° 90.00° 90.00°	Depositor
Resolution (Å)	48.62 – 2.80 48.98 – 2.80	Depositor EDS
% Data completeness (in resolution range)	99.5 (48.62-2.80) 99.6 (48.98-2.80)	Depositor EDS
R_{merge}	0.51	Depositor
R_{sym}	(Not available)	Depositor
$\langle I/\sigma(I) \rangle$ ¹	1.14 (at 2.81Å)	Xtriage
Refinement program	PHENIX	Depositor
R, R_{free}	0.249 , 0.292 0.260 , 0.300	Depositor DCC
R_{free} test set	70217 reflections (5.19%)	DCC
Wilson B-factor (Å ²)	42.0	Xtriage
Anisotropy	0.182	Xtriage
Bulk solvent k_{sol} (e/Å ³), B_{sol} (Å ²)	0.28 , 18.2	EDS
Estimated twinning fraction	No twinning to report.	Xtriage
L-test for twinning ²	$\langle L \rangle = 0.38$, $\langle L^2 \rangle = 0.20$	Xtriage
Outliers	0 of 1422885 reflections	Xtriage
F_o, F_c correlation	0.84	EDS
Total number of atoms	296108	wwPDB-VP
Average B, all atoms (Å ²)	44.0	wwPDB-VP

Xtriage's analysis on translational NCS is as follows: *The largest off-origin peak in the Patterson function is 1.60% of the height of the origin peak. No significant pseudotranslation is detected.*

¹Intensities estimated from amplitudes.

²Theoretical values of $\langle |L| \rangle$, $\langle L^2 \rangle$ for acentric reflections are 0.5, 0.375 respectively for untwinned datasets, and 0.333, 0.2 for perfectly twinned datasets.

5 Model quality ⓘ

5.1 Standard geometry ⓘ

Bond lengths and bond angles in the following residue types are not validated in this section: 5MU, OMC, ZN, M2G, OMG, OMU, MA6, SF4, 0TD, MG, 2MA, 2MG, 5MC, UR3, 4OC, 4SU, 7MG, K, PSU

The Z score for a bond length (or angle) is the number of standard deviations the observed value is removed from the expected value. A bond length (or angle) with $|Z| > 5$ is considered an outlier worth inspection. RMSZ is the root-mean-square of all Z scores of the bond lengths (or angles).

Mol	Chain	Bond lengths		Bond angles	
		RMSZ	# Z >5	RMSZ	# Z >5
1	1A	0.54	0/69034	1.07	167/107758 (0.2%)
1	2A	0.44	0/68906	0.97	77/107556 (0.1%)
2	1B	0.46	0/2879	1.03	11/4490 (0.2%)
2	2B	0.41	0/2874	0.97	2/4482 (0.0%)
3	1D	0.39	0/2181	0.64	1/2940 (0.0%)
3	2D	0.34	0/2186	0.61	0/2944
4	1E	0.38	0/1592	0.61	0/2149
4	2E	0.34	0/1592	0.62	0/2149
5	1F	0.36	0/1619	0.60	0/2193
5	2F	0.32	0/1615	0.56	0/2188
6	1G	0.33	0/1451	0.61	0/1961
6	2G	0.31	0/1449	0.60	0/1957
7	1H	0.34	0/1356	0.55	0/1834
7	2H	0.31	0/1350	0.54	0/1826
8	1I	0.31	0/1109	0.62	0/1512
8	2I	0.29	0/1091	0.58	0/1490
9	1N	0.36	0/1148	0.60	0/1547
9	2N	0.30	0/1144	0.55	0/1543
10	1O	0.41	0/943	0.61	0/1269
10	2O	0.35	0/943	0.58	0/1269
11	1P	0.35	0/1152	0.62	0/1533
11	2P	0.31	0/1152	0.57	0/1533
12	1Q	0.44	1/1143 (0.1%)	0.64	2/1527 (0.1%)
12	2Q	0.32	0/1143	0.54	0/1527
13	1R	0.37	0/982	0.61	0/1312
13	2R	0.32	0/982	0.57	0/1312
14	1S	0.32	0/887	0.59	0/1180
14	2S	0.31	0/880	0.58	0/1172
15	1T	0.34	0/1105	0.60	0/1477
15	2T	0.32	0/1097	0.58	0/1468
16	1U	0.37	0/977	0.58	0/1301

Mol	Chain	Bond lengths		Bond angles	
		RMSZ	# Z >5	RMSZ	# Z >5
16	2U	0.31	0/977	0.53	0/1301
17	1V	0.37	0/786	0.60	0/1053
17	2V	0.32	0/782	0.60	0/1049
18	1W	0.39	0/897	0.60	0/1205
18	2W	0.32	0/897	0.55	0/1205
19	1X	0.39	0/764	0.60	0/1025
19	2X	0.34	0/764	0.63	1/1025 (0.1%)
20	1Y	0.38	0/823	0.62	0/1099
20	2Y	0.33	0/823	0.63	0/1100
21	1Z	0.33	0/1620	0.57	0/2200
21	2Z	0.32	0/1590	0.58	0/2162
22	10	0.36	0/616	0.61	0/821
22	20	0.33	0/616	0.58	0/821
23	11	0.36	0/761	0.57	0/1013
23	21	0.33	0/766	0.56	0/1018
24	12	0.35	0/590	0.63	1/781 (0.1%)
24	22	0.31	0/594	0.53	0/785
25	13	0.35	0/474	0.57	0/635
25	23	0.30	0/469	0.53	0/630
26	14	0.35	0/559	0.68	0/754
26	24	0.37	0/549	0.67	0/741
27	15	0.39	0/473	0.63	0/639
27	25	0.31	0/469	0.61	1/635 (0.2%)
28	16	0.36	0/460	0.59	0/613
28	26	0.34	0/456	0.57	0/608
29	17	0.41	0/426	0.65	0/561
29	27	0.36	0/426	0.55	0/561
30	18	0.38	0/525	0.61	0/691
30	28	0.34	0/525	0.57	0/691
31	19	0.36	0/310	0.61	0/407
31	29	0.31	0/310	0.58	0/407
32	1a	0.41	0/35795	0.99	69/55864 (0.1%)
32	2a	0.40	1/35890 (0.0%)	1.00	91/56012 (0.2%)
33	1b	0.34	0/1876	0.63	0/2533
33	2b	0.33	0/1860	0.59	0/2518
34	1c	0.31	0/1582	0.57	0/2137
34	2c	0.31	0/1566	0.58	0/2119
35	1d	0.32	0/1695	0.60	0/2274
35	2d	0.29	0/1698	0.55	0/2277
36	1e	0.32	0/1149	0.58	0/1548
36	2e	0.32	0/1149	0.58	0/1548
37	1f	0.32	0/827	0.57	0/1120
37	2f	0.31	0/829	0.57	0/1123

Mol	Chain	Bond lengths		Bond angles	
		RMSZ	# Z >5	RMSZ	# Z >5
38	1g	0.32	0/1254	0.55	0/1683
38	2g	0.29	0/1248	0.52	0/1676
39	1h	0.30	0/1118	0.58	0/1506
39	2h	0.30	0/1108	0.56	0/1494
40	1i	0.30	0/1005	0.58	0/1351
40	2i	0.32	0/985	0.57	0/1329
41	1j	0.32	0/732	0.58	0/993
41	2j	0.32	0/723	0.60	0/984
42	1k	0.33	0/849	0.59	0/1150
42	2k	0.36	0/848	0.61	0/1149
43	1l	0.31	0/937	0.56	0/1260
43	2l	0.31	0/937	0.61	0/1260
44	1m	0.29	0/924	0.60	0/1242
44	2m	0.31	0/905	0.58	0/1217
45	1n	0.31	0/501	0.55	0/664
45	2n	0.33	0/501	0.55	0/664
46	1o	0.31	0/739	0.58	0/985
46	2o	0.29	0/739	0.52	0/985
47	1p	0.30	0/697	0.56	0/939
47	2p	0.31	0/693	0.55	0/935
48	1q	0.32	0/836	0.60	0/1117
48	2q	0.31	0/836	0.56	0/1117
49	1r	0.30	0/560	0.56	0/746
49	2r	0.31	0/560	0.56	0/746
50	1s	0.30	0/663	0.61	0/895
50	2s	0.29	0/660	0.60	0/893
51	1t	0.31	0/734	0.57	0/969
51	2t	0.29	0/736	0.54	0/976
52	1u	0.28	0/203	0.57	0/266
52	2u	0.30	0/203	0.57	0/266
53	1v	0.45	0/72	0.91	0/110
53	2v	0.48	0/72	1.04	0/110
54	1x	0.42	0/1725	0.94	0/2689
54	2x	0.40	0/1725	0.96	3/2689 (0.1%)
55	1y	0.37	0/152	0.83	1/203 (0.5%)
55	2y	0.33	0/152	0.87	1/203 (0.5%)
All	All	0.43	2/312307 (0.0%)	0.92	428/467169 (0.1%)

Chiral center outliers are detected by calculating the chiral volume of a chiral center and verifying if the center is modelled as a planar moiety or with the opposite hand. A planarity outlier is detected by checking planarity of atoms in a peptide group, atoms in a mainchain group or atoms of a sidechain that are expected to be planar.

Mol	Chain	#Chirality outliers	#Planarity outliers
26	24	0	1
33	1b	0	1
55	1y	0	1
55	2y	0	1
All	All	0	4

All (2) bond length outliers are listed below:

Mol	Chain	Res	Type	Atoms	Z	Observed(Å)	Ideal(Å)
12	1Q	41	TRP	NE1-CE2	6.34	1.45	1.37
32	2a	1034	G	N9-C4	5.00	1.42	1.38

The worst 5 of 428 bond angle outliers are listed below:

Mol	Chain	Res	Type	Atoms	Z	Observed(°)	Ideal(°)
32	2a	1208	C	O5'-P-OP1	-31.64	72.74	110.70
32	1a	1520	G	O5'-P-OP1	-30.14	74.54	110.70
32	2a	1208	C	OP1-P-OP2	-27.27	78.69	119.60
32	1a	1520	G	OP1-P-OP2	-26.36	80.06	119.60
32	1a	1520	G	O5'-P-OP2	19.44	134.03	110.70

There are no chirality outliers.

All (4) planarity outliers are listed below:

Mol	Chain	Res	Type	Group
33	1b	231	GLU	Peptide
55	1y	15	PRO	Mainchain
26	24	59	PHE	Peptide
55	2y	15	PRO	Mainchain

5.2 Too-close contacts

In the following table, the Non-H and H(model) columns list the number of non-hydrogen atoms and hydrogen atoms in the chain respectively. The H(added) column lists the number of hydrogen atoms added and optimized by MolProbity. The Clashes column lists the number of clashes within the asymmetric unit, whereas Symm-Clashes lists symmetry related clashes.

Mol	Chain	Non-H	H(model)	H(added)	Clashes	Symm-Clashes
1	1A	61872	0	31199	649	0
1	2A	61761	0	31142	691	0
2	1B	2575	0	1304	19	0

Continued on next page...

Continued from previous page...

Mol	Chain	Non-H	H(model)	H(added)	Clashes	Symm-Clashes
2	2B	2571	0	1308	29	0
3	1D	2131	0	2207	50	0
3	2D	2136	0	2218	42	0
4	1E	1559	0	1618	35	0
4	2E	1559	0	1618	33	0
5	1F	1584	0	1625	30	0
5	2F	1580	0	1619	46	0
6	1G	1426	0	1445	61	0
6	2G	1424	0	1441	60	0
7	1H	1330	0	1407	37	0
7	2H	1324	0	1402	42	0
8	1I	1094	0	1127	20	0
8	2I	1076	0	1094	26	0
9	1N	1121	0	1195	28	0
9	2N	1117	0	1184	23	0
10	1O	933	0	996	8	0
10	2O	933	0	996	20	0
11	1P	1135	0	1212	30	0
11	2P	1135	0	1212	26	0
12	1Q	1122	0	1179	26	0
12	2Q	1122	0	1178	29	0
13	1R	968	0	1033	16	0
13	2R	968	0	1032	17	0
14	1S	877	0	938	23	0
14	2S	870	0	923	22	0
15	1T	1091	0	1151	25	0
15	2T	1083	0	1136	20	0
16	1U	959	0	1019	15	0
16	2U	959	0	1019	17	0
17	1V	775	0	841	10	0
17	2V	771	0	830	14	0
18	1W	886	0	940	9	0
18	2W	886	0	940	13	0
19	1X	750	0	814	19	0
19	2X	750	0	814	15	0
20	1Y	810	0	892	18	0
20	2Y	810	0	887	18	0
21	1Z	1587	0	1598	36	0
21	2Z	1557	0	1564	51	0
22	10	608	0	622	16	0
22	20	608	0	621	10	0
23	11	754	0	823	11	0

Continued on next page...

Continued from previous page...

Mol	Chain	Non-H	H(model)	H(added)	Clashes	Symm-Clashes
23	21	759	0	837	24	0
24	12	588	0	643	8	0
24	22	592	0	654	7	0
25	13	469	0	518	9	0
25	23	464	0	514	12	0
26	14	546	0	522	19	0
26	24	536	0	514	27	0
27	15	459	0	476	12	0
27	25	455	0	465	8	0
28	16	453	0	473	10	0
28	26	449	0	469	12	0
29	17	418	0	467	10	0
29	27	418	0	467	9	0
30	18	517	0	582	18	0
30	28	517	0	582	11	0
31	19	307	0	335	6	0
31	29	307	0	335	7	0
32	1a	32246	0	16295	0	0
32	2a	32331	0	16339	0	0
33	1b	1842	0	1862	0	0
33	2b	1825	0	1828	0	0
34	1c	1558	0	1557	0	0
34	2c	1542	0	1517	0	0
35	1d	1665	0	1687	0	0
35	2d	1668	0	1703	0	0
36	1e	1133	0	1190	0	0
36	2e	1133	0	1191	0	0
37	1f	814	0	808	0	0
37	2f	816	0	808	0	0
38	1g	1235	0	1249	0	0
38	2g	1229	0	1238	0	0
39	1h	1098	0	1143	0	0
39	2h	1088	0	1126	0	0
40	1i	986	0	990	0	0
40	2i	966	0	953	0	0
41	1j	719	0	672	0	0
41	2j	710	0	661	0	0
42	1k	834	0	838	0	0
42	2k	833	0	836	0	0
43	1l	932	0	981	0	0
43	2l	932	0	981	0	0
44	1m	914	0	954	0	0

Continued on next page...

Continued from previous page...

Mol	Chain	Non-H	H(model)	H(added)	Clashes	Symm-Clashes
44	2m	895	0	920	0	0
45	1n	492	0	529	0	0
45	2n	492	0	529	0	0
46	1o	728	0	760	0	0
46	2o	728	0	760	0	0
47	1p	681	0	697	0	0
47	2p	677	0	686	0	0
48	1q	823	0	891	0	0
48	2q	823	0	891	0	0
49	1r	555	0	618	0	0
49	2r	555	0	618	0	0
50	1s	648	0	658	0	0
50	2s	645	0	635	0	0
51	1t	732	0	809	0	0
51	2t	733	0	795	0	0
52	1u	199	0	208	0	0
52	2u	199	0	208	0	0
53	1v	65	0	33	0	0
53	2v	65	0	33	0	0
54	1x	1625	0	829	0	0
54	2x	1625	0	829	0	0
55	1y	147	0	170	0	0
55	2y	147	0	170	0	0
56	10	8	0	0	0	0
56	11	2	0	0	0	0
56	13	2	0	0	0	0
56	15	7	0	0	0	0
56	17	2	0	0	0	0
56	18	1	0	0	0	0
56	19	3	0	0	0	0
56	1A	973	0	0	0	0
56	1B	27	0	0	0	0
56	1D	14	0	0	0	0
56	1E	7	0	0	0	0
56	1F	10	0	0	0	0
56	1G	3	0	0	0	0
56	1H	2	0	0	0	0
56	1N	4	0	0	0	0
56	1P	4	0	0	0	0
56	1Q	6	0	0	0	0
56	1R	4	0	0	0	0
56	1S	1	0	0	0	0

Continued on next page...

Continued from previous page...

Mol	Chain	Non-H	H(model)	H(added)	Clashes	Symm-Clashes
56	1T	1	0	0	0	0
56	1U	3	0	0	0	0
56	1V	3	0	0	0	0
56	1W	3	0	0	0	0
56	1X	1	0	0	0	0
56	1a	240	0	0	0	0
56	1b	1	0	0	0	0
56	1d	5	0	0	0	0
56	1e	1	0	0	0	0
56	1f	1	0	0	0	0
56	1g	1	0	0	0	0
56	1h	1	0	0	0	0
56	1i	1	0	0	0	0
56	1l	3	0	0	0	0
56	1n	1	0	0	0	0
56	1o	2	0	0	0	0
56	1q	1	0	0	0	0
56	1t	1	0	0	0	0
56	1x	13	0	0	0	0
56	20	5	0	0	0	0
56	23	2	0	0	0	0
56	25	3	0	0	0	0
56	27	2	0	0	0	0
56	28	1	0	0	0	0
56	29	2	0	0	0	0
56	2A	986	0	0	0	0
56	2B	25	0	0	0	0
56	2D	17	0	0	0	0
56	2E	6	0	0	0	0
56	2F	9	0	0	0	0
56	2G	3	0	0	0	0
56	2H	2	0	0	0	0
56	2N	3	0	0	0	0
56	2P	3	0	0	0	0
56	2Q	4	0	0	0	0
56	2R	2	0	0	0	0
56	2S	1	0	0	0	0
56	2U	7	0	0	0	0
56	2V	1	0	0	0	0
56	2W	1	0	0	0	0
56	2X	2	0	0	0	0
56	2Y	2	0	0	0	0

Continued on next page...

Continued from previous page...

Mol	Chain	Non-H	H(model)	H(added)	Clashes	Symm-Clashes
56	2a	221	0	0	0	0
56	2b	1	0	0	0	0
56	2d	4	0	0	0	0
56	2e	1	0	0	0	0
56	2f	1	0	0	0	0
56	2g	1	0	0	0	0
56	2h	2	0	0	0	0
56	2i	1	0	0	0	0
56	2j	1	0	0	0	0
56	2l	2	0	0	0	0
56	2n	1	0	0	0	0
56	2o	1	0	0	0	0
56	2t	1	0	0	0	0
56	2v	1	0	0	0	0
56	2x	12	0	0	0	0
57	14	1	0	0	0	0
57	15	1	0	0	0	0
57	16	1	0	0	0	0
57	19	1	0	0	0	0
57	1Y	1	0	0	0	0
57	1n	1	0	0	0	0
57	24	1	0	0	0	0
57	25	1	0	0	0	0
57	26	1	0	0	0	0
57	29	1	0	0	0	0
57	2Y	1	0	0	0	0
57	2n	1	0	0	0	0
58	1d	8	0	0	0	0
58	2d	8	0	0	0	0
59	1x	1	0	0	0	0
59	2A	1	0	0	0	0
60	10	5	0	0	0	0
60	11	5	0	0	0	0
60	13	1	0	0	0	0
60	15	3	0	0	0	0
60	16	1	0	0	0	0
60	17	2	0	0	0	0
60	18	8	0	0	0	0
60	19	2	0	0	0	0
60	1A	1795	0	0	7	0
60	1B	49	0	0	1	0
60	1D	23	0	0	0	0

Continued on next page...

Continued from previous page...

Mol	Chain	Non-H	H(model)	H(added)	Clashes	Symm-Clashes
60	1E	16	0	0	0	0
60	1F	9	0	0	0	0
60	1G	2	0	0	0	0
60	1H	4	0	0	0	0
60	1N	8	0	0	0	0
60	1P	14	0	0	0	0
60	1Q	6	0	0	0	0
60	1R	6	0	0	1	0
60	1T	5	0	0	0	0
60	1U	3	0	0	0	0
60	1V	6	0	0	0	0
60	1W	1	0	0	0	0
60	1X	6	0	0	0	0
60	1Y	4	0	0	0	0
60	1a	408	0	0	0	0
60	1d	8	0	0	0	0
60	1e	3	0	0	0	0
60	1f	1	0	0	0	0
60	1h	1	0	0	0	0
60	1j	1	0	0	0	0
60	1l	4	0	0	0	0
60	1m	1	0	0	0	0
60	1o	2	0	0	0	0
60	1p	1	0	0	0	0
60	1t	2	0	0	0	0
60	1v	2	0	0	0	0
60	1x	5	0	0	0	0
60	1y	2	0	0	0	0
60	20	9	0	0	1	0
60	21	2	0	0	0	0
60	23	2	0	0	0	0
60	25	2	0	0	0	0
60	26	1	0	0	0	0
60	27	2	0	0	0	0
60	28	9	0	0	0	0
60	29	4	0	0	0	0
60	2A	1787	0	0	16	0
60	2B	46	0	0	2	0
60	2D	20	0	0	0	0
60	2E	15	0	0	1	0
60	2F	11	0	0	0	0
60	2G	2	0	0	0	0

Continued on next page...

Continued from previous page...

Mol	Chain	Non-H	H(model)	H(added)	Clashes	Symm-Clashes
60	2H	4	0	0	0	0
60	2N	8	0	0	0	0
60	2P	17	0	0	0	0
60	2Q	4	0	0	0	0
60	2R	6	0	0	0	0
60	2T	4	0	0	0	0
60	2U	5	0	0	0	0
60	2V	3	0	0	0	0
60	2W	1	0	0	0	0
60	2X	5	0	0	0	0
60	2Y	8	0	0	0	0
60	2a	408	0	0	0	0
60	2d	7	0	0	0	0
60	2e	4	0	0	0	0
60	2f	1	0	0	0	0
60	2h	1	0	0	0	0
60	2j	2	0	0	0	0
60	2l	7	0	0	0	0
60	2m	1	0	0	0	0
60	2n	1	0	0	0	0
60	2t	1	0	0	0	0
60	2v	3	0	0	0	0
60	2x	4	0	0	0	0
60	2y	4	0	0	0	0
All	All	296108	0	194899	2305	0

The all-atom clashscore is defined as the number of clashes found per 1000 atoms (including hydrogen atoms). The all-atom clashscore for this structure is 9.

The worst 5 of 2305 close contacts within the same asymmetric unit are listed below, sorted by their clash magnitude.

Atom-1	Atom-2	Interatomic distance (Å)	Clash overlap (Å)
1:1A:2564:OMU:C4	1:1A:2564:OMU:C5	1.78	1.62
1:2A:2552:OMU:C5	1:2A:2552:OMU:C4	1.77	1.56
1:1A:1085:G:H1	1:1A:1162:C:N4	1.37	1.23
1:2A:2119:A:H61	1:2A:2168:G:N2	1.40	1.17
1:2A:2119:A:N6	1:2A:2168:G:H21	1.43	1.14

There are no symmetry-related clashes.

5.3 Torsion angles ⓘ

5.3.1 Protein backbone ⓘ

In the following table, the Percentiles column shows the percent Ramachandran outliers of the chain as a percentile score with respect to all X-ray entries followed by that with respect to entries of similar resolution.

The Analysed column shows the number of residues for which the backbone conformation was analysed, and the total number of residues.

Mol	Chain	Analysed	Favoured	Allowed	Outliers	Percentiles	
3	1D	273/275 (99%)	259 (95%)	13 (5%)	1 (0%)	39	74
3	2D	273/275 (99%)	261 (96%)	12 (4%)	0	100	100
4	1E	202/204 (99%)	193 (96%)	8 (4%)	1 (0%)	34	69
4	2E	202/204 (99%)	192 (95%)	9 (4%)	1 (0%)	34	69
5	1F	201/203 (99%)	196 (98%)	5 (2%)	0	100	100
5	2F	201/203 (99%)	192 (96%)	8 (4%)	1 (0%)	34	69
6	1G	179/181 (99%)	161 (90%)	16 (9%)	2 (1%)	17	50
6	2G	179/181 (99%)	164 (92%)	14 (8%)	1 (1%)	30	65
7	1H	172/174 (99%)	161 (94%)	11 (6%)	0	100	100
7	2H	171/174 (98%)	161 (94%)	10 (6%)	0	100	100
8	1I	145/147 (99%)	130 (90%)	12 (8%)	3 (2%)	9	29
8	2I	144/147 (98%)	131 (91%)	13 (9%)	0	100	100
9	1N	138/140 (99%)	135 (98%)	3 (2%)	0	100	100
9	2N	138/140 (99%)	136 (99%)	2 (1%)	0	100	100
10	1O	120/122 (98%)	113 (94%)	6 (5%)	1 (1%)	24	58
10	2O	120/122 (98%)	113 (94%)	6 (5%)	1 (1%)	24	58
11	1P	147/149 (99%)	137 (93%)	10 (7%)	0	100	100
11	2P	147/149 (99%)	138 (94%)	9 (6%)	0	100	100
12	1Q	139/141 (99%)	133 (96%)	6 (4%)	0	100	100
12	2Q	139/141 (99%)	133 (96%)	6 (4%)	0	100	100
13	1R	116/118 (98%)	110 (95%)	6 (5%)	0	100	100
13	2R	116/118 (98%)	109 (94%)	7 (6%)	0	100	100
14	1S	108/110 (98%)	102 (94%)	5 (5%)	1 (1%)	21	55
14	2S	108/110 (98%)	103 (95%)	5 (5%)	0	100	100
15	1T	129/131 (98%)	122 (95%)	7 (5%)	0	100	100

Continued on next page...

Continued from previous page...

Mol	Chain	Analysed	Favoured	Allowed	Outliers	Percentiles	
15	2T	129/131 (98%)	123 (95%)	6 (5%)	0	100	100
16	1U	114/116 (98%)	112 (98%)	2 (2%)	0	100	100
16	2U	114/116 (98%)	112 (98%)	2 (2%)	0	100	100
17	1V	99/101 (98%)	95 (96%)	3 (3%)	1 (1%)	19	52
17	2V	99/101 (98%)	95 (96%)	3 (3%)	1 (1%)	19	52
18	1W	110/112 (98%)	106 (96%)	4 (4%)	0	100	100
18	2W	110/112 (98%)	108 (98%)	2 (2%)	0	100	100
19	1X	93/95 (98%)	90 (97%)	2 (2%)	1 (1%)	17	50
19	2X	93/95 (98%)	88 (95%)	4 (4%)	1 (1%)	17	50
20	1Y	105/107 (98%)	98 (93%)	7 (7%)	0	100	100
20	2Y	105/107 (98%)	100 (95%)	5 (5%)	0	100	100
21	1Z	201/203 (99%)	186 (92%)	15 (8%)	0	100	100
21	2Z	199/203 (98%)	184 (92%)	15 (8%)	0	100	100
22	10	75/77 (97%)	70 (93%)	5 (7%)	0	100	100
22	20	75/77 (97%)	70 (93%)	5 (7%)	0	100	100
23	11	95/97 (98%)	94 (99%)	1 (1%)	0	100	100
23	21	95/97 (98%)	93 (98%)	1 (1%)	1 (1%)	17	50
24	12	68/70 (97%)	66 (97%)	2 (3%)	0	100	100
24	22	68/70 (97%)	66 (97%)	2 (3%)	0	100	100
25	13	57/59 (97%)	55 (96%)	2 (4%)	0	100	100
25	23	57/59 (97%)	54 (95%)	3 (5%)	0	100	100
26	14	67/69 (97%)	55 (82%)	8 (12%)	4 (6%)	2	5
26	24	67/69 (97%)	52 (78%)	14 (21%)	1 (2%)	13	40
27	15	57/59 (97%)	54 (95%)	3 (5%)	0	100	100
27	25	57/59 (97%)	54 (95%)	3 (5%)	0	100	100
28	16	51/53 (96%)	49 (96%)	2 (4%)	0	100	100
28	26	51/53 (96%)	49 (96%)	2 (4%)	0	100	100
29	17	46/48 (96%)	44 (96%)	2 (4%)	0	100	100
29	27	46/48 (96%)	44 (96%)	2 (4%)	0	100	100
30	18	62/64 (97%)	60 (97%)	2 (3%)	0	100	100
30	28	62/64 (97%)	59 (95%)	3 (5%)	0	100	100

Continued on next page...

Continued from previous page...

Mol	Chain	Analysed	Favoured	Allowed	Outliers	Percentiles	
31	19	35/37 (95%)	35 (100%)	0	0	100	100
31	29	35/37 (95%)	35 (100%)	0	0	100	100
33	1b	229/231 (99%)	201 (88%)	20 (9%)	8 (4%)	4	15
33	2b	229/231 (99%)	198 (86%)	24 (10%)	7 (3%)	5	17
34	1c	204/206 (99%)	185 (91%)	17 (8%)	2 (1%)	19	52
34	2c	204/206 (99%)	186 (91%)	16 (8%)	2 (1%)	19	52
35	1d	206/208 (99%)	188 (91%)	18 (9%)	0	100	100
35	2d	206/208 (99%)	188 (91%)	18 (9%)	0	100	100
36	1e	146/148 (99%)	138 (94%)	6 (4%)	2 (1%)	14	42
36	2e	146/148 (99%)	139 (95%)	7 (5%)	0	100	100
37	1f	98/100 (98%)	92 (94%)	6 (6%)	0	100	100
37	2f	98/100 (98%)	92 (94%)	6 (6%)	0	100	100
38	1g	153/155 (99%)	148 (97%)	5 (3%)	0	100	100
38	2g	153/155 (99%)	145 (95%)	7 (5%)	1 (1%)	26	62
39	1h	135/137 (98%)	130 (96%)	5 (4%)	0	100	100
39	2h	135/137 (98%)	129 (96%)	6 (4%)	0	100	100
40	1i	125/127 (98%)	112 (90%)	12 (10%)	1 (1%)	24	58
40	2i	124/127 (98%)	109 (88%)	13 (10%)	2 (2%)	12	38
41	1j	95/97 (98%)	82 (86%)	10 (10%)	3 (3%)	5	17
41	2j	94/97 (97%)	83 (88%)	9 (10%)	2 (2%)	9	29
42	1k	112/114 (98%)	100 (89%)	12 (11%)	0	100	100
42	2k	112/114 (98%)	100 (89%)	12 (11%)	0	100	100
43	1l	119/122 (98%)	114 (96%)	5 (4%)	0	100	100
43	2l	119/122 (98%)	115 (97%)	4 (3%)	0	100	100
44	1m	114/116 (98%)	102 (90%)	9 (8%)	3 (3%)	7	22
44	2m	112/116 (97%)	96 (86%)	13 (12%)	3 (3%)	6	21
45	1n	58/60 (97%)	54 (93%)	4 (7%)	0	100	100
45	2n	58/60 (97%)	54 (93%)	4 (7%)	0	100	100
46	1o	86/88 (98%)	84 (98%)	2 (2%)	0	100	100
46	2o	86/88 (98%)	81 (94%)	3 (4%)	2 (2%)	8	26
47	1p	80/82 (98%)	77 (96%)	3 (4%)	0	100	100

Continued on next page...

Continued from previous page...

Mol	Chain	Analysed	Favoured	Allowed	Outliers	Percentiles	
47	2p	80/82 (98%)	76 (95%)	4 (5%)	0	100	100
48	1q	97/99 (98%)	89 (92%)	7 (7%)	1 (1%)	19	52
48	2q	97/99 (98%)	90 (93%)	6 (6%)	1 (1%)	19	52
49	1r	66/68 (97%)	60 (91%)	5 (8%)	1 (2%)	13	40
49	2r	66/68 (97%)	61 (92%)	4 (6%)	1 (2%)	13	40
50	1s	81/83 (98%)	72 (89%)	8 (10%)	1 (1%)	16	47
50	2s	81/83 (98%)	73 (90%)	7 (9%)	1 (1%)	16	47
51	1t	94/98 (96%)	85 (90%)	6 (6%)	3 (3%)	5	17
51	2t	96/98 (98%)	87 (91%)	5 (5%)	4 (4%)	3	11
52	1u	21/23 (91%)	19 (90%)	2 (10%)	0	100	100
52	2u	21/23 (91%)	19 (90%)	2 (10%)	0	100	100
55	1y	14/16 (88%)	13 (93%)	0	1 (7%)	1	3
55	2y	14/16 (88%)	13 (93%)	0	1 (7%)	1	3
All	All	11468/11680 (98%)	10719 (94%)	673 (6%)	76 (1%)	26	62

5 of 76 Ramachandran outliers are listed below:

Mol	Chain	Res	Type
8	1I	11	ASN
14	1S	59	LYS
33	1b	17	PHE
33	1b	21	ARG
33	1b	37	ASN

5.3.2 Protein sidechains ⓘ

In the following table, the Percentiles column shows the percent sidechain outliers of the chain as a percentile score with respect to all X-ray entries followed by that with respect to entries of similar resolution.

The Analysed column shows the number of residues for which the sidechain conformation was analysed, and the total number of residues.

Mol	Chain	Analysed	Rotameric	Outliers	Percentiles	
3	1D	214/217 (99%)	193 (90%)	21 (10%)	10	28
3	2D	215/217 (99%)	197 (92%)	18 (8%)	14	37
4	1E	164/165 (99%)	146 (89%)	18 (11%)	8	23

Continued on next page...

Continued from previous page...

Mol	Chain	Analysed	Rotameric	Outliers	Percentiles	
4	2E	164/165 (99%)	148 (90%)	16 (10%)	10	28
5	1F	160/161 (99%)	149 (93%)	11 (7%)	19	48
5	2F	159/161 (99%)	151 (95%)	8 (5%)	30	64
6	1G	144/155 (93%)	134 (93%)	10 (7%)	19	48
6	2G	142/155 (92%)	129 (91%)	13 (9%)	11	32
7	1H	144/145 (99%)	133 (92%)	11 (8%)	16	42
7	2H	143/145 (99%)	131 (92%)	12 (8%)	14	37
8	1I	111/123 (90%)	101 (91%)	10 (9%)	12	34
8	2I	108/123 (88%)	93 (86%)	15 (14%)	4	13
9	1N	119/119 (100%)	110 (92%)	9 (8%)	16	42
9	2N	118/119 (99%)	104 (88%)	14 (12%)	6	19
10	1O	100/100 (100%)	94 (94%)	6 (6%)	24	56
10	2O	100/100 (100%)	97 (97%)	3 (3%)	48	82
11	1P	115/116 (99%)	107 (93%)	8 (7%)	19	47
11	2P	115/116 (99%)	108 (94%)	7 (6%)	23	55
12	1Q	111/111 (100%)	102 (92%)	9 (8%)	15	39
12	2Q	111/111 (100%)	104 (94%)	7 (6%)	22	53
13	1R	101/101 (100%)	91 (90%)	10 (10%)	10	28
13	2R	101/101 (100%)	93 (92%)	8 (8%)	15	40
14	1S	87/87 (100%)	83 (95%)	4 (5%)	33	67
14	2S	85/87 (98%)	79 (93%)	6 (7%)	18	46
15	1T	115/115 (100%)	110 (96%)	5 (4%)	35	70
15	2T	113/115 (98%)	104 (92%)	9 (8%)	15	40
16	1U	93/93 (100%)	86 (92%)	7 (8%)	17	43
16	2U	93/93 (100%)	89 (96%)	4 (4%)	35	70
17	1V	81/82 (99%)	70 (86%)	11 (14%)	5	14
17	2V	80/82 (98%)	73 (91%)	7 (9%)	12	35
18	1W	90/91 (99%)	85 (94%)	5 (6%)	26	59
18	2W	90/91 (99%)	85 (94%)	5 (6%)	26	59
19	1X	77/77 (100%)	75 (97%)	2 (3%)	54	86
19	2X	77/77 (100%)	73 (95%)	4 (5%)	29	62

Continued on next page...

Continued from previous page...

Mol	Chain	Analysed	Rotameric	Outliers	Percentiles	
20	1Y	86/88 (98%)	81 (94%)	5 (6%)	25	57
20	2Y	86/88 (98%)	83 (96%)	3 (4%)	43	77
21	1Z	169/176 (96%)	149 (88%)	20 (12%)	6	19
21	2Z	165/176 (94%)	152 (92%)	13 (8%)	15	40
22	10	61/62 (98%)	56 (92%)	5 (8%)	14	38
22	20	61/62 (98%)	59 (97%)	2 (3%)	45	79
23	11	79/82 (96%)	74 (94%)	5 (6%)	22	53
23	21	81/82 (99%)	75 (93%)	6 (7%)	17	43
24	12	65/66 (98%)	61 (94%)	4 (6%)	23	54
24	22	66/66 (100%)	61 (92%)	5 (8%)	16	42
25	13	51/51 (100%)	48 (94%)	3 (6%)	24	57
25	23	50/51 (98%)	47 (94%)	3 (6%)	24	56
26	14	58/62 (94%)	52 (90%)	6 (10%)	9	26
26	24	54/62 (87%)	48 (89%)	6 (11%)	8	23
27	15	51/51 (100%)	48 (94%)	3 (6%)	24	57
27	25	50/51 (98%)	49 (98%)	1 (2%)	63	90
28	16	51/51 (100%)	50 (98%)	1 (2%)	63	90
28	26	50/51 (98%)	45 (90%)	5 (10%)	9	27
29	17	41/41 (100%)	39 (95%)	2 (5%)	31	65
29	27	41/41 (100%)	40 (98%)	1 (2%)	57	87
30	18	54/54 (100%)	49 (91%)	5 (9%)	11	32
30	28	54/54 (100%)	48 (89%)	6 (11%)	8	23
31	19	34/34 (100%)	33 (97%)	1 (3%)	50	83
31	29	34/34 (100%)	34 (100%)	0	100	100
33	1b	191/199 (96%)	169 (88%)	22 (12%)	7	21
33	2b	187/199 (94%)	167 (89%)	20 (11%)	8	24
34	1c	144/160 (90%)	135 (94%)	9 (6%)	22	53
34	2c	140/160 (88%)	131 (94%)	9 (6%)	22	52
35	1d	171/180 (95%)	161 (94%)	10 (6%)	25	57
35	2d	172/180 (96%)	159 (92%)	13 (8%)	16	42
36	1e	114/114 (100%)	106 (93%)	8 (7%)	19	47

Continued on next page...

Continued from previous page...

Mol	Chain	Analysed	Rotameric	Outliers	Percentiles	
36	2e	114/114 (100%)	105 (92%)	9 (8%)	15	40
37	1f	85/90 (94%)	82 (96%)	3 (4%)	43	77
37	2f	85/90 (94%)	75 (88%)	10 (12%)	6	19
38	1g	120/126 (95%)	108 (90%)	12 (10%)	9	27
38	2g	119/126 (94%)	111 (93%)	8 (7%)	20	50
39	1h	116/118 (98%)	112 (97%)	4 (3%)	44	78
39	2h	114/118 (97%)	108 (95%)	6 (5%)	28	61
40	1i	91/98 (93%)	80 (88%)	11 (12%)	6	18
40	2i	88/98 (90%)	75 (85%)	13 (15%)	4	11
41	1j	68/87 (78%)	61 (90%)	7 (10%)	9	26
41	2j	68/87 (78%)	62 (91%)	6 (9%)	12	35
42	1k	83/86 (96%)	78 (94%)	5 (6%)	24	56
42	2k	83/86 (96%)	78 (94%)	5 (6%)	24	56
43	1l	96/102 (94%)	92 (96%)	4 (4%)	36	71
43	2l	96/102 (94%)	90 (94%)	6 (6%)	22	53
44	1m	90/94 (96%)	84 (93%)	6 (7%)	20	50
44	2m	87/94 (93%)	80 (92%)	7 (8%)	15	40
45	1n	49/49 (100%)	43 (88%)	6 (12%)	6	18
45	2n	49/49 (100%)	46 (94%)	3 (6%)	23	55
46	1o	78/79 (99%)	74 (95%)	4 (5%)	29	63
46	2o	78/79 (99%)	72 (92%)	6 (8%)	16	41
47	1p	69/71 (97%)	58 (84%)	11 (16%)	3	9
47	2p	68/71 (96%)	56 (82%)	12 (18%)	2	7
48	1q	94/94 (100%)	92 (98%)	2 (2%)	61	90
48	2q	94/94 (100%)	91 (97%)	3 (3%)	46	80
49	1r	59/59 (100%)	57 (97%)	2 (3%)	44	78
49	2r	59/59 (100%)	56 (95%)	3 (5%)	29	63
50	1s	68/72 (94%)	61 (90%)	7 (10%)	9	26
50	2s	67/72 (93%)	63 (94%)	4 (6%)	24	56
51	1t	71/76 (93%)	64 (90%)	7 (10%)	10	28
51	2t	70/76 (92%)	65 (93%)	5 (7%)	18	46

Continued on next page...

Continued from previous page...

Mol	Chain	Analysed	Rotameric	Outliers	Percentiles	
52	1u	18/18 (100%)	17 (94%)	1 (6%)	26	59
52	2u	18/18 (100%)	18 (100%)	0	100	100
55	1y	16/16 (100%)	13 (81%)	3 (19%)	2	6
55	2y	16/16 (100%)	14 (88%)	2 (12%)	6	17
All	All	9395/9728 (97%)	8677 (92%)	718 (8%)	16	42

5 of 718 residues with a non-rotameric sidechain are listed below:

Mol	Chain	Res	Type
46	1o	3	ILE
5	2F	192	LEU
42	2k	31	THR
47	1p	62	VAL
3	2D	94	LEU

Some sidechains can be flipped to improve hydrogen bonding and reduce clashes. 5 of 96 such sidechains are listed below:

Mol	Chain	Res	Type
50	1s	23	ASN
18	2W	60	ASN
41	2j	69	ASN
50	1s	69	HIS
5	2F	203	GLN

5.3.3 RNA ⓘ

Mol	Chain	Analysed	Backbone Outliers	Pucker Outliers
1	1A	2864/2915 (98%)	407 (14%)	38 (1%)
1	2A	2857/2915 (98%)	408 (14%)	33 (1%)
2	1B	119/120 (99%)	5 (4%)	0
2	2B	118/120 (98%)	6 (5%)	0
32	1a	1494/1520 (98%)	208 (13%)	0
32	2a	1498/1520 (98%)	220 (14%)	0
53	1v	2/3 (66%)	0	0
53	2v	2/3 (66%)	0	0
54	1x	75/76 (98%)	20 (26%)	0
54	2x	75/76 (98%)	10 (13%)	0
All	All	9104/9268 (98%)	1284 (14%)	71 (0%)

5 of 1284 RNA backbone outliers are listed below:

Mol	Chain	Res	Type
1	1A	12	U
1	1A	34	C
1	1A	45	C
1	1A	70	A
1	1A	73	A

5 of 71 RNA pucker outliers are listed below:

Mol	Chain	Res	Type
1	1A	2418	U
1	2A	196	A
1	2A	2406	U
1	1A	2434	A
1	1A	2701	U

5.4 Non-standard residues in protein, DNA, RNA chains [i](#)

56 non-standard protein/DNA/RNA residues are modelled in this entry.

In the following table, the Counts columns list the number of bonds (or angles) for which Mogul statistics could be retrieved, the number of bonds (or angles) that are observed in the model and the number of bonds (or angles) that are defined in the chemical component dictionary. The Link column lists molecule types, if any, to which the group is linked. The Z score for a bond length (or angle) is the number of standard deviations the observed value is removed from the expected value. A bond length (or angle) with $|Z| > 2$ is considered an outlier worth inspection. RMSZ is the root-mean-square of all Z scores of the bond lengths (or angles).

Mol	Type	Chain	Res	Link	Bond lengths			Bond angles		
					Counts	RMSZ	$\# Z > 2$	Counts	RMSZ	$\# Z > 2$
1	PSU	1A	1933	1	15,21,22	2.05	5 (33%)	16,30,33	2.88	5 (31%)
1	5MU	1A	1937	1	13,22,23	1.26	1 (7%)	16,32,35	3.54	2 (12%)
1	PSU	1A	1939	1,56	15,21,22	2.07	4 (26%)	16,30,33	2.98	5 (31%)
1	OMC	1A	1942	1	15,22,23	2.33	6 (40%)	20,31,34	1.26	1 (5%)
1	5MU	1A	1961	1	13,22,23	1.25	1 (7%)	16,32,35	3.55	2 (12%)
1	5MC	1A	1964	1,56	14,22,23	0.78	0	17,32,35	0.83	1 (5%)
1	5MC	1A	1984	1,56	14,22,23	0.85	0	17,32,35	0.95	1 (5%)
1	OMG	1A	2263	1,54	18,26,27	2.56	7 (38%)	21,38,41	2.23	6 (28%)
1	2MA	1A	2515	1,56	17,25,26	2.60	6 (35%)	18,37,40	4.27	4 (22%)
1	OMU	1A	2564	1,56	14,22,23	7.79	8 (57%)	19,31,34	1.56	2 (10%)
1	PSU	1A	2617	1	15,21,22	1.79	3 (20%)	16,30,33	2.79	4 (25%)

Mol	Type	Chain	Res	Link	Bond lengths			Bond angles		
					Counts	RMSZ	# Z > 2	Counts	RMSZ	# Z > 2
32	2MG	1a	1207	32	18,26,27	2.80	6 (33%)	21,38,41	3.11	9 (42%)
32	5MC	1a	1400	32	14,22,23	0.77	0	17,32,35	0.86	1 (5%)
32	4OC	1a	1402	32	15,23,24	2.14	6 (40%)	21,32,35	1.84	4 (19%)
32	5MC	1a	1404	32	14,22,23	0.87	0	17,32,35	0.84	1 (5%)
32	5MC	1a	1407	32	14,22,23	0.95	1 (7%)	17,32,35	0.99	1 (5%)
32	UR3	1a	1498	32	13,22,23	1.90	3 (23%)	18,32,35	0.77	0
32	MA6	1a	1518	32	18,26,27	0.94	2 (11%)	15,38,41	3.86	3 (20%)
32	MA6	1a	1519	32	18,26,27	0.89	2 (11%)	15,38,41	3.80	3 (20%)
32	PSU	1a	516	32	15,21,22	2.43	5 (33%)	16,30,33	3.40	5 (31%)
32	7MG	1a	527	32,56	20,26,27	3.04	7 (35%)	23,39,42	2.00	7 (30%)
32	M2G	1a	966	32	18,27,28	2.93	5 (27%)	22,40,43	1.59	5 (22%)
32	5MC	1a	967	32	14,22,23	0.83	0	17,32,35	0.85	1 (5%)
43	0TD	1l	92	43	4,9,10	1.95	2 (50%)	4,11,13	2.97	3 (75%)
54	5MC	1x	32	54	14,22,23	0.93	0	17,32,35	0.82	1 (5%)
54	5MU	1x	54	54	13,22,23	1.22	1 (7%)	16,32,35	3.70	2 (12%)
54	PSU	1x	55	54	15,21,22	2.07	4 (26%)	16,30,33	3.00	5 (31%)
54	4SU	1x	8	54	12,21,22	1.16	1 (8%)	15,30,33	1.79	1 (6%)
1	PSU	2A	1911	1	15,21,22	2.06	4 (26%)	16,30,33	2.87	5 (31%)
1	5MU	2A	1915	1	13,22,23	1.29	1 (7%)	16,32,35	3.74	2 (12%)
1	PSU	2A	1917	1	15,21,22	1.88	3 (20%)	16,30,33	2.90	5 (31%)
1	OMC	2A	1920	1	15,22,23	2.30	6 (40%)	20,31,34	1.46	2 (10%)
1	5MU	2A	1939	1	13,22,23	1.44	1 (7%)	16,32,35	3.60	2 (12%)
1	5MC	2A	1942	1	14,22,23	0.89	0	17,32,35	0.92	1 (5%)
1	5MC	2A	1962	1,56	14,22,23	0.83	0	17,32,35	0.77	1 (5%)
1	OMG	2A	2251	1,54	18,26,27	2.50	6 (33%)	21,38,41	2.76	4 (19%)
1	2MA	2A	2503	1,56	17,25,26	2.62	6 (35%)	18,37,40	3.86	4 (22%)
1	OMU	2A	2552	1,56	14,22,23	7.83	8 (57%)	19,31,34	1.54	2 (10%)
1	PSU	2A	2605	1	15,21,22	2.02	4 (26%)	16,30,33	2.95	5 (31%)
32	2MG	2a	1207	32	18,26,27	2.66	6 (33%)	21,38,41	2.70	7 (33%)
32	5MC	2a	1400	32	14,22,23	0.82	0	17,32,35	0.87	1 (5%)
32	4OC	2a	1402	32	15,23,24	2.09	6 (40%)	21,32,35	3.22	4 (19%)
32	5MC	2a	1404	32	14,22,23	1.03	1 (7%)	17,32,35	0.87	1 (5%)
32	5MC	2a	1407	32	14,22,23	0.92	0	17,32,35	0.85	1 (5%)
32	UR3	2a	1498	32	13,22,23	2.09	3 (23%)	18,32,35	0.73	0
32	MA6	2a	1518	32	18,26,27	0.94	2 (11%)	15,38,41	3.85	3 (20%)

Mol	Type	Chain	Res	Link	Bond lengths			Bond angles		
					Counts	RMSZ	# Z > 2	Counts	RMSZ	# Z > 2
32	MA6	2a	1519	32	18,26,27	0.87	2 (11%)	15,38,41	3.65	3 (20%)
32	PSU	2a	516	32	15,21,22	2.03	5 (33%)	16,30,33	3.13	5 (31%)
32	7MG	2a	527	32	20,26,27	3.23	7 (35%)	23,39,42	2.00	6 (26%)
32	M2G	2a	966	32	18,27,28	3.04	6 (33%)	22,40,43	1.86	6 (27%)
32	5MC	2a	967	32	14,22,23	0.71	0	17,32,35	0.89	1 (5%)
43	0TD	2l	92	43	4,9,10	1.73	1 (25%)	4,11,13	2.40	2 (50%)
54	5MC	2x	32	54	14,22,23	0.79	0	17,32,35	0.81	1 (5%)
54	5MU	2x	54	54	13,22,23	1.42	1 (7%)	16,32,35	3.77	2 (12%)
54	PSU	2x	55	54,56	15,21,22	2.10	3 (20%)	16,30,33	2.78	4 (25%)
54	4SU	2x	8	54	12,21,22	1.29	2 (16%)	15,30,33	2.33	1 (6%)

In the following table, the Chirals column lists the number of chiral outliers, the number of chiral centers analysed, the number of these observed in the model and the number defined in the chemical component dictionary. Similar counts are reported in the Torsion and Rings columns. '-' means no outliers of that kind were identified.

Mol	Type	Chain	Res	Link	Chirals	Torsions	Rings
1	PSU	1A	1933	1	-	0/7/25/26	0/2/2/2
1	5MU	1A	1937	1	-	0/3/25/26	0/2/2/2
1	PSU	1A	1939	1,56	-	0/7/25/26	0/2/2/2
1	OMC	1A	1942	1	-	0/5/27/28	0/2/2/2
1	5MU	1A	1961	1	-	0/3/25/26	0/2/2/2
1	5MC	1A	1964	1,56	-	0/3/25/26	0/2/2/2
1	5MC	1A	1984	1,56	-	0/3/25/26	0/2/2/2
1	OMG	1A	2263	1,54	-	0/5/27/28	0/3/3/3
1	2MA	1A	2515	1,56	-	0/3/25/26	0/3/3/3
1	OMU	1A	2564	1,56	-	0/5/27/28	0/2/2/2
1	PSU	1A	2617	1	-	0/7/25/26	0/2/2/2
32	2MG	1a	1207	32	-	0/5/27/28	0/3/3/3
32	5MC	1a	1400	32	-	0/3/25/26	0/2/2/2
32	4OC	1a	1402	32	-	0/7/29/30	0/2/2/2
32	5MC	1a	1404	32	-	0/3/25/26	0/2/2/2
32	5MC	1a	1407	32	-	0/3/25/26	0/2/2/2
32	UR3	1a	1498	32	-	0/3/25/26	0/2/2/2
32	MA6	1a	1518	32	-	0/7/29/30	0/3/3/3
32	MA6	1a	1519	32	-	0/7/29/30	0/3/3/3
32	PSU	1a	516	32	-	0/7/25/26	0/2/2/2
32	7MG	1a	527	32,56	-	0/7/37/38	0/3/3/3
32	M2G	1a	966	32	-	0/7/29/30	0/3/3/3
32	5MC	1a	967	32	-	0/3/25/26	0/2/2/2

Continued on next page...

Continued from previous page...

Mol	Type	Chain	Res	Link	Chirals	Torsions	Rings
43	0TD	1l	92	43	-	0/2/12/14	0/0/0/0
54	5MC	1x	32	54	-	0/3/25/26	0/2/2/2
54	5MU	1x	54	54	-	0/3/25/26	0/2/2/2
54	PSU	1x	55	54	-	0/7/25/26	0/2/2/2
54	4SU	1x	8	54	-	0/3/25/26	0/2/2/2
1	PSU	2A	1911	1	-	0/7/25/26	0/2/2/2
1	5MU	2A	1915	1	-	0/3/25/26	0/2/2/2
1	PSU	2A	1917	1	-	0/7/25/26	0/2/2/2
1	OMC	2A	1920	1	-	0/5/27/28	0/2/2/2
1	5MU	2A	1939	1	-	0/3/25/26	0/2/2/2
1	5MC	2A	1942	1	-	0/3/25/26	0/2/2/2
1	5MC	2A	1962	1,56	-	0/3/25/26	0/2/2/2
1	OMG	2A	2251	1,54	-	0/5/27/28	0/3/3/3
1	2MA	2A	2503	1,56	-	0/3/25/26	0/3/3/3
1	OMU	2A	2552	1,56	-	0/5/27/28	0/2/2/2
1	PSU	2A	2605	1	-	0/7/25/26	0/2/2/2
32	2MG	2a	1207	32	-	0/5/27/28	0/3/3/3
32	5MC	2a	1400	32	-	0/3/25/26	0/2/2/2
32	4OC	2a	1402	32	-	0/7/29/30	0/2/2/2
32	5MC	2a	1404	32	-	0/3/25/26	0/2/2/2
32	5MC	2a	1407	32	-	0/3/25/26	0/2/2/2
32	UR3	2a	1498	32	-	0/3/25/26	0/2/2/2
32	MA6	2a	1518	32	-	0/7/29/30	0/3/3/3
32	MA6	2a	1519	32	-	0/7/29/30	0/3/3/3
32	PSU	2a	516	32	-	0/7/25/26	0/2/2/2
32	7MG	2a	527	32	-	0/7/37/38	0/3/3/3
32	M2G	2a	966	32	-	0/7/29/30	0/3/3/3
32	5MC	2a	967	32	-	0/3/25/26	0/2/2/2
43	0TD	2l	92	43	-	0/2/12/14	0/0/0/0
54	5MC	2x	32	54	-	0/3/25/26	0/2/2/2
54	5MU	2x	54	54	-	0/3/25/26	0/2/2/2
54	PSU	2x	55	54,56	-	0/7/25/26	0/2/2/2
54	4SU	2x	8	54	-	0/3/25/26	0/2/2/2

The worst 5 of 170 bond length outliers are listed below:

Mol	Chain	Res	Type	Atoms	Z	Observed(Å)	Ideal(Å)
1	2A	2552	OMU	C6-C5	-12.32	1.11	1.38
1	1A	2564	OMU	C6-C5	-12.24	1.11	1.38
1	2A	2552	OMU	C4-N3	-11.52	1.12	1.33
1	1A	2564	OMU	C4-N3	-11.33	1.12	1.33
1	1A	2564	OMU	C3'-C2'	-8.50	1.33	1.53

The worst 5 of 166 bond angle outliers are listed below:

Mol	Chain	Res	Type	Atoms	Z	Observed(°)	Ideal(°)
32	2a	1402	4OC	CM4-N4-C4	-12.60	112.25	122.87
32	2a	1518	MA6	N3-C2-N1	-10.92	120.29	128.87
54	2x	54	5MU	C5-C4-N3	-10.75	116.32	125.35
32	2a	1519	MA6	N3-C2-N1	-10.70	120.47	128.87
32	1a	1518	MA6	N3-C2-N1	-10.60	120.55	128.87

There are no chirality outliers.

There are no torsion outliers.

There are no ring outliers.

8 monomers are involved in 14 short contacts:

Mol	Chain	Res	Type	Clashes	Symm-Clashes
1	1A	1937	5MU	1	0
1	1A	1961	5MU	1	0
1	1A	2515	2MA	1	0
1	1A	2564	OMU	2	0
1	2A	1915	5MU	5	0
1	2A	2251	OMG	1	0
1	2A	2503	2MA	1	0
1	2A	2552	OMU	2	0

5.5 Carbohydrates [i](#)

There are no carbohydrates in this entry.

5.6 Ligand geometry [i](#)

Of 2719 ligands modelled in this entry, 2717 are monoatomic - leaving 2 for Mogul analysis.

In the following table, the Counts columns list the number of bonds (or angles) for which Mogul statistics could be retrieved, the number of bonds (or angles) that are observed in the model and the number of bonds (or angles) that are defined in the chemical component dictionary. The Link column lists molecule types, if any, to which the group is linked. The Z score for a bond length (or angle) is the number of standard deviations the observed value is removed from the expected value. A bond length (or angle) with $|Z| > 2$ is considered an outlier worth inspection. RMSZ is the root-mean-square of all Z scores of the bond lengths (or angles).

Mol	Type	Chain	Res	Link	Bond lengths			Bond angles		
					Counts	RMSZ	$\# Z > 2$	Counts	RMSZ	$\# Z > 2$
58	SF4	1d	501	35	0,12,12	0.00	-	0,24,24	0.00	-

Mol	Type	Chain	Res	Link	Bond lengths			Bond angles		
					Counts	RMSZ	# Z > 2	Counts	RMSZ	# Z > 2
58	SF4	2d	501	35	0,12,12	0.00	-	0,24,24	0.00	-

In the following table, the Chirals column lists the number of chiral outliers, the number of chiral centers analysed, the number of these observed in the model and the number defined in the chemical component dictionary. Similar counts are reported in the Torsion and Rings columns. '-' means no outliers of that kind were identified.

Mol	Type	Chain	Res	Link	Chirals	Torsions	Rings
58	SF4	1d	501	35	-	0/0/48/48	0/6/5/5
58	SF4	2d	501	35	-	0/0/48/48	0/6/5/5

There are no bond length outliers.

There are no bond angle outliers.

There are no chirality outliers.

There are no torsion outliers.

There are no ring outliers.

No monomer is involved in short contacts.

5.7 Other polymers ⓘ

There are no such residues in this entry.

5.8 Polymer linkage issues ⓘ

There are no chain breaks in this entry.

6 Fit of model and data [i](#)

6.1 Protein, DNA and RNA chains [i](#)

In the following table, the column labelled '#RSRZ> 2' contains the number (and percentage) of RSRZ outliers, followed by percent RSRZ outliers for the chain as percentile scores relative to all X-ray entries and entries of similar resolution. The OWAB column contains the minimum, median, 95th percentile and maximum values of the occupancy-weighted average B-factor per residue. The column labelled 'Q< 0.9' lists the number of (and percentage) of residues with an average occupancy less than 0.9.

Mol	Chain	Analysed	<RSRZ>	#RSRZ>2	OWAB(Å ²)	Q<0.9
1	1A	2861/2915 (98%)	0.52	241 (8%) 14 6	6, 22, 80, 93	0
1	2A	2856/2915 (97%)	0.67	270 (9%) 10 5	19, 41, 80, 92	0
2	1B	120/120 (100%)	0.22	2 (1%) 73 63	18, 35, 49, 69	0
2	2B	120/120 (100%)	0.71	11 (9%) 11 5	43, 60, 69, 73	0
3	1D	275/275 (100%)	-0.28	0 100 100	7, 23, 36, 52	0
3	2D	275/275 (100%)	-0.12	0 100 100	19, 36, 47, 63	0
4	1E	204/204 (100%)	-0.21	0 100 100	7, 29, 47, 56	0
4	2E	204/204 (100%)	-0.03	1 (0%) 91 88	19, 41, 55, 63	0
5	1F	203/203 (100%)	-0.18	3 (1%) 76 68	7, 28, 53, 70	0
5	2F	203/203 (100%)	-0.00	1 (0%) 91 88	24, 50, 63, 73	0
6	1G	181/181 (100%)	-0.10	0 100 100	28, 44, 55, 69	0
6	2G	181/181 (100%)	0.82	30 (16%) 2 1	56, 65, 74, 77	0
7	1H	174/174 (100%)	-0.11	0 100 100	23, 38, 49, 54	0
7	2H	173/174 (99%)	0.95	34 (19%) 1 1	50, 62, 69, 71	0
8	1I	147/147 (100%)	0.49	8 (5%) 29 19	31, 54, 66, 70	0
8	2I	146/147 (99%)	0.55	12 (8%) 14 7	39, 58, 68, 76	0
9	1N	140/140 (100%)	-0.23	1 (0%) 89 84	14, 26, 44, 58	0
9	2N	140/140 (100%)	-0.00	1 (0%) 89 84	28, 47, 59, 63	0
10	1O	122/122 (100%)	-0.18	0 100 100	14, 26, 41, 49	0
10	2O	122/122 (100%)	-0.03	1 (0%) 87 81	30, 40, 51, 56	0
11	1P	149/149 (100%)	0.10	3 (2%) 68 58	7, 32, 48, 64	0
11	2P	149/149 (100%)	0.39	6 (4%) 42 30	24, 50, 64, 71	0
12	1Q	141/141 (100%)	-0.15	0 100 100	14, 26, 42, 59	0
12	2Q	141/141 (100%)	-0.00	1 (0%) 89 84	31, 47, 57, 65	0

Continued on next page...

Continued from previous page...

Mol	Chain	Analysed	<RSRZ>	#RSRZ>2	OWAB(Å ²)	Q<0.9
13	1R	118/118 (100%)	-0.26	0 100 100	14, 22, 36, 47	0
13	2R	118/118 (100%)	-0.16	0 100 100	25, 37, 46, 55	0
14	1S	110/110 (100%)	0.12	0 100 100	24, 36, 45, 51	0
14	2S	110/110 (100%)	0.79	10 (9%) 11 6	46, 55, 62, 66	0
15	1T	131/131 (100%)	0.07	2 (1%) 76 68	20, 33, 52, 64	0
15	2T	131/131 (100%)	0.09	4 (3%) 52 40	36, 44, 59, 65	0
16	1U	116/116 (100%)	-0.20	0 100 100	9, 17, 35, 49	0
16	2U	116/116 (100%)	0.44	5 (4%) 39 27	26, 45, 55, 66	0
17	1V	101/101 (100%)	-0.20	1 (0%) 84 77	8, 29, 44, 54	0
17	2V	101/101 (100%)	0.44	5 (4%) 32 21	32, 51, 59, 67	0
18	1W	112/112 (100%)	-0.29	0 100 100	10, 17, 36, 66	0
18	2W	112/112 (100%)	-0.05	2 (1%) 71 61	25, 34, 48, 60	0
19	1X	95/95 (100%)	-0.17	0 100 100	13, 24, 43, 59	0
19	2X	95/95 (100%)	0.06	1 (1%) 82 74	35, 44, 57, 60	0
20	1Y	107/107 (100%)	-0.29	0 100 100	24, 34, 49, 61	0
20	2Y	107/107 (100%)	0.31	5 (4%) 35 24	44, 54, 62, 73	0
21	1Z	203/203 (100%)	0.57	15 (7%) 17 9	28, 47, 62, 78	0
21	2Z	201/203 (99%)	0.78	25 (12%) 5 2	46, 60, 68, 71	0
22	10	77/77 (100%)	0.10	1 (1%) 79 71	17, 23, 37, 41	0
22	20	77/77 (100%)	0.37	3 (3%) 43 31	39, 45, 54, 63	0
23	11	97/97 (100%)	0.26	8 (8%) 14 7	11, 31, 54, 58	0
23	21	97/97 (100%)	0.17	5 (5%) 31 20	28, 40, 58, 64	0
24	12	70/70 (100%)	-0.17	0 100 100	24, 34, 46, 56	0
24	22	70/70 (100%)	0.06	1 (1%) 78 69	42, 53, 63, 64	0
25	13	59/59 (100%)	-0.14	0 100 100	15, 26, 49, 59	0
25	23	59/59 (100%)	0.42	5 (8%) 13 6	37, 46, 57, 63	0
26	14	69/69 (100%)	0.82	11 (15%) 3 1	35, 60, 72, 81	0
26	24	69/69 (100%)	2.01	31 (44%) 0 0	64, 72, 81, 84	0
27	15	59/59 (100%)	-0.22	0 100 100	8, 23, 42, 51	0
27	25	59/59 (100%)	-0.11	2 (3%) 49 36	23, 38, 52, 58	0
28	16	53/53 (100%)	0.11	0 100 100	24, 29, 41, 50	0

Continued on next page...

Continued from previous page...

Mol	Chain	Analysed	<RSRZ>	#RSRZ>2	OWAB(Å ²)	Q<0.9
28	26	53/53 (100%)	0.44	3 (5%) 27 17	34, 47, 56, 58	0
29	17	48/48 (100%)	-0.01	0 100 100	8, 13, 34, 42	0
29	27	48/48 (100%)	0.16	1 (2%) 67 56	21, 28, 44, 58	0
30	18	64/64 (100%)	-0.20	0 100 100	15, 20, 28, 37	0
30	28	64/64 (100%)	0.10	0 100 100	31, 39, 49, 54	0
31	19	37/37 (100%)	0.03	0 100 100	19, 28, 43, 49	0
31	29	37/37 (100%)	0.59	0 100 100	39, 47, 54, 57	0
32	1a	1488/1520 (97%)	0.69	119 (7%) 15 7	20, 53, 76, 91	0
32	2a	1492/1520 (98%)	0.80	135 (9%) 12 6	32, 59, 77, 90	0
33	1b	231/231 (100%)	0.90	32 (13%) 4 2	50, 60, 69, 74	0
33	2b	231/231 (100%)	1.28	63 (27%) 1 0	54, 66, 71, 81	0
34	1c	206/206 (100%)	0.40	12 (5%) 26 16	47, 57, 66, 69	0
34	2c	206/206 (100%)	0.76	34 (16%) 2 1	53, 65, 71, 75	0
35	1d	208/208 (100%)	0.36	8 (3%) 44 32	41, 56, 67, 70	0
35	2d	208/208 (100%)	0.56	21 (10%) 9 4	48, 57, 64, 69	0
36	1e	148/148 (100%)	0.32	6 (4%) 41 29	33, 49, 58, 69	0
36	2e	148/148 (100%)	0.45	5 (3%) 49 36	48, 56, 63, 76	0
37	1f	100/100 (100%)	0.07	1 (1%) 84 77	46, 53, 60, 64	0
37	2f	100/100 (100%)	0.23	4 (4%) 42 30	38, 54, 62, 67	0
38	1g	155/155 (100%)	0.37	14 (9%) 12 6	47, 55, 69, 76	0
38	2g	155/155 (100%)	0.66	20 (12%) 5 2	53, 62, 71, 80	0
39	1h	137/137 (100%)	0.08	2 (1%) 76 68	40, 51, 58, 65	0
39	2h	137/137 (100%)	0.12	6 (4%) 38 26	46, 56, 62, 65	0
40	1i	127/127 (100%)	0.79	14 (11%) 7 3	40, 61, 68, 72	0
40	2i	126/127 (99%)	1.28	33 (26%) 1 0	55, 65, 72, 79	0
41	1j	97/97 (100%)	1.00	16 (16%) 2 1	44, 61, 73, 78	0
41	2j	96/97 (98%)	1.37	24 (25%) 1 0	52, 66, 72, 74	0
42	1k	114/114 (100%)	0.66	8 (7%) 19 11	29, 50, 61, 65	0
42	2k	114/114 (100%)	0.68	12 (10%) 8 4	45, 57, 64, 68	0
43	1l	121/122 (99%)	0.31	9 (7%) 17 9	32, 43, 56, 61	0
43	2l	121/122 (99%)	0.24	4 (3%) 50 38	41, 52, 60, 63	0

Continued on next page...

Continued from previous page...

Mol	Chain	Analysed	<RSRZ>	#RSRZ>2	OWAB(Å ²)	Q<0.9
44	1m	116/116 (100%)	0.76	14 (12%) 6 3	45, 55, 64, 67	0
44	2m	114/116 (98%)	0.82	13 (11%) 7 3	56, 65, 72, 76	0
45	1n	60/60 (100%)	0.51	4 (6%) 21 12	47, 53, 59, 62	0
45	2n	60/60 (100%)	1.14	12 (20%) 1 1	58, 64, 69, 72	0
46	1o	88/88 (100%)	0.19	1 (1%) 82 74	36, 46, 58, 65	0
46	2o	88/88 (100%)	0.20	1 (1%) 82 74	45, 52, 61, 69	0
47	1p	82/82 (100%)	0.76	6 (7%) 18 10	43, 55, 62, 64	0
47	2p	82/82 (100%)	0.65	7 (8%) 13 6	46, 54, 61, 68	0
48	1q	99/99 (100%)	0.14	1 (1%) 84 77	36, 51, 61, 65	0
48	2q	99/99 (100%)	0.31	1 (1%) 84 77	43, 53, 60, 65	0
49	1r	68/68 (100%)	0.72	8 (11%) 6 3	43, 52, 62, 69	0
49	2r	68/68 (100%)	0.92	11 (16%) 3 1	48, 55, 64, 67	0
50	1s	83/83 (100%)	0.39	2 (2%) 62 50	50, 60, 67, 73	0
50	2s	83/83 (100%)	0.89	15 (18%) 2 1	55, 67, 75, 77	0
51	1t	96/98 (97%)	0.39	2 (2%) 67 56	45, 56, 65, 68	0
51	2t	98/98 (100%)	0.29	4 (4%) 41 29	46, 53, 64, 68	0
52	1u	23/23 (100%)	0.45	0 100 100	48, 52, 57, 58	0
52	2u	23/23 (100%)	1.51	8 (34%) 0 0	58, 62, 67, 68	0
53	1v	3/3 (100%)	0.17	0 100 100	37, 37, 39, 40	0
53	2v	3/3 (100%)	0.45	0 100 100	53, 53, 57, 62	0
54	1x	72/76 (94%)	0.39	2 (2%) 56 44	15, 41, 61, 71	0
54	2x	72/76 (94%)	1.06	16 (22%) 1 1	32, 57, 68, 75	0
55	1y	16/16 (100%)	-0.14	0 100 100	14, 20, 32, 39	0
55	2y	16/16 (100%)	0.02	0 100 100	28, 33, 48, 48	0
All	All	20755/20948 (99%)	0.46	1502 (7%) 18 10	6, 47, 71, 93	0

The worst 5 of 1502 RSRZ outliers are listed below:

Mol	Chain	Res	Type	RSRZ
1	1A	1133	G	15.3
1	2A	2128	C	14.8
1	1A	2155	G	13.7
1	1A	2149	G	13.6
1	1A	1135	G	13.0

6.2 Non-standard residues in protein, DNA, RNA chains ⓘ

In the following table, the Atoms column lists the number of modelled atoms in the group and the number defined in the chemical component dictionary. LLDF column lists the quality of electron density of the group with respect to its neighbouring residues in protein, DNA or RNA chains. The B-factors column lists the minimum, median, 95th percentile and maximum values of B factors of atoms in the group. The column labelled 'Q< 0.9' lists the number of atoms with occupancy less than 0.9.

Mol	Type	Chain	Res	Atoms	RSCC	RSR	LLDF	B-factors(Å ²)	Q<0.9
32	5MC	1a	1400	21/22	0.93	0.17	-	39,42,46,48	0
1	2MA	2A	2503	23/24	0.97	0.21	-	18,21,24,27	0
32	4OC	2a	1402	22/23	0.92	0.23	-	44,50,53,56	0
32	4OC	1a	1402	22/23	0.95	0.19	-	31,35,37,39	0
54	4SU	1x	8	20/21	0.95	0.15	-	36,42,44,45	0
1	5MC	2A	1962	21/22	0.95	0.19	-	30,33,36,42	0
1	PSU	2A	1911	20/21	0.95	0.25	-	45,51,57,60	0
54	5MC	2x	32	21/22	0.95	0.16	-	46,55,57,59	0
1	PSU	1A	1933	20/21	0.96	0.21	-	31,43,46,49	0
1	5MU	2A	1915	21/22	0.85	0.41	-	58,65,81,94	0
32	MA6	1a	1518	24/25	0.96	0.19	-	23,27,28,29	0
32	2MG	2a	1207	24/25	0.87	0.26	-	58,64,73,77	0
32	PSU	1a	516	20/21	0.93	0.20	-	39,48,50,50	0
1	5MU	2A	1939	21/22	0.97	0.15	-	26,28,30,31	0
1	5MC	2A	1942	21/22	0.96	0.13	-	35,37,40,45	0
1	PSU	1A	2617	20/21	0.96	0.19	-	10,12,14,16	0
1	5MU	1A	1961	21/22	0.97	0.18	-	12,16,19,21	0
54	5MC	1x	32	21/22	0.95	0.18	-	36,39,43,49	0
32	5MC	1a	1404	21/22	0.95	0.17	-	27,31,34,45	0
32	5MC	2a	967	21/22	0.91	0.21	-	52,56,63,69	0
54	PSU	1x	55	20/21	0.93	0.19	-	37,44,48,52	0
1	OMC	2A	1920	21/22	0.94	0.21	-	39,46,48,50	0
32	M2G	1a	966	25/26	0.94	0.19	-	34,37,46,48	0
1	OMU	2A	2552	21/22	0.97	0.20	-	26,27,29,31	0
32	MA6	2a	1519	24/25	0.96	0.22	-	37,43,46,49	0
1	PSU	1A	1939	20/21	0.90	0.30	-	34,47,52,52	0
1	PSU	2A	2605	20/21	0.96	0.18	-	22,26,27,27	0
1	5MC	1A	1984	21/22	0.98	0.17	-	19,23,25,30	0
32	M2G	2a	966	25/26	0.91	0.19	-	48,53,60,61	0
1	OMU	1A	2564	21/22	0.97	0.19	-	14,18,20,21	0
32	7MG	2a	527	24/25	0.93	0.17	-	52,56,62,67	0
32	5MC	2a	1407	21/22	0.94	0.16	-	35,44,46,47	0
32	5MC	1a	1407	21/22	0.94	0.18	-	27,31,35,36	0
32	5MC	1a	967	21/22	0.94	0.17	-	35,43,47,49	0
43	0TD	2l	92	10/11	0.89	0.17	-	50,53,56,61	0

Continued on next page...

Continued from previous page...

Mol	Type	Chain	Res	Atoms	RSCC	RSR	LLDF	B-factors(\AA^2)	Q<0.9
1	5MU	1A	1937	21/22	0.90	0.44	-	50,57,72,76	0
32	7MG	1a	527	24/25	0.94	0.18	-	33,38,43,46	0
54	PSU	2x	55	20/21	0.88	0.15	-	54,59,67,69	0
43	0TD	1l	92	10/11	0.94	0.15	-	41,43,47,48	0
1	PSU	2A	1917	20/21	0.91	0.26	-	46,58,67,72	0
32	MA6	1a	1519	24/25	0.97	0.18	-	24,28,29,31	0
54	5MU	2x	54	21/22	0.91	0.19	-	56,60,63,66	0
32	UR3	2a	1498	21/22	0.95	0.23	-	39,44,48,51	0
1	5MC	1A	1964	21/22	0.97	0.14	-	25,29,33,40	0
32	5MC	2a	1400	21/22	0.95	0.16	-	54,59,62,64	0
32	MA6	2a	1518	24/25	0.95	0.17	-	41,45,47,48	0
32	5MC	2a	1404	21/22	0.94	0.17	-	36,41,44,47	0
32	UR3	1a	1498	21/22	0.97	0.17	-	26,29,32,33	0
1	OMG	1A	2263	24/25	0.97	0.17	-	9,10,12,12	0
54	5MU	1x	54	21/22	0.95	0.18	-	43,48,53,60	0
54	4SU	2x	8	20/21	0.91	0.23	-	51,57,61,61	0
1	OMG	2A	2251	24/25	0.97	0.18	-	19,25,27,28	0
32	2MG	1a	1207	24/25	0.91	0.29	-	54,58,61,69	0
1	2MA	1A	2515	23/24	0.98	0.18	-	5,9,11,15	0
1	OMC	1A	1942	21/22	0.97	0.21	-	26,34,40,42	0
32	PSU	2a	516	20/21	0.89	0.34	-	58,63,69,71	0

6.3 Carbohydrates [i](#)

There are no carbohydrates in this entry.

6.4 Ligands [i](#)

In the following table, the Atoms column lists the number of modelled atoms in the group and the number defined in the chemical component dictionary. LLDF column lists the quality of electron density of the group with respect to its neighbouring residues in protein, DNA or RNA chains. The B-factors column lists the minimum, median, 95th percentile and maximum values of B factors of atoms in the group. The column labelled 'Q< 0.9' lists the number of atoms with occupancy less than 0.9.

Mol	Type	Chain	Res	Atoms	RSCC	RSR	LLDF	B-factors(\AA^2)	Q<0.9
56	MG	2A	3029	1/1	0.89	1.02	118.47	31,31,31,31	0
56	MG	2A	3131	1/1	0.91	1.10	60.43	33,33,33,33	0
56	MG	2A	3946	1/1	0.93	0.69	39.51	29,29,29,29	0
56	MG	2a	1725	1/1	0.20	0.87	34.04	71,71,71,71	0
56	MG	1A	8045	1/1	0.86	0.55	33.81	11,11,11,11	0

Continued on next page...

Continued from previous page...

Mol	Type	Chain	Res	Atoms	RSCC	RSR	LLDF	B-factors(\AA^2)	Q<0.9
56	MG	2A	3244	1/1	0.96	0.43	32.27	30,30,30,30	0
56	MG	1A	8806	1/1	0.95	0.45	31.77	16,16,16,16	0
56	MG	1A	8647	1/1	0.96	0.43	30.52	14,14,14,14	0
56	MG	2A	3261	1/1	0.88	1.14	29.90	42,42,42,42	0
56	MG	2A	3203	1/1	0.91	0.56	29.78	28,28,28,28	0
56	MG	2A	3948	1/1	0.90	0.47	26.27	42,42,42,42	0
56	MG	2A	3611	1/1	0.96	0.58	26.18	34,34,34,34	0
56	MG	2A	3956	1/1	0.95	0.49	23.19	35,35,35,35	0
56	MG	2F	307	1/1	0.94	0.60	22.92	37,37,37,37	0
56	MG	2A	3774	1/1	0.96	0.49	22.91	56,56,56,56	0
56	MG	2A	3199	1/1	0.84	0.43	22.57	30,30,30,30	0
56	MG	1A	8917	1/1	0.91	0.45	22.54	21,21,21,21	0
56	MG	1A	8291	1/1	0.91	0.46	21.94	13,13,13,13	0
56	MG	1A	8753	1/1	0.83	0.40	21.87	13,13,13,13	0
56	MG	2A	3944	1/1	0.90	0.49	21.14	28,28,28,28	0
56	MG	2A	3024	1/1	0.95	0.40	20.28	30,30,30,30	0
56	MG	2A	3530	1/1	0.92	0.59	19.40	45,45,45,45	0
56	MG	2A	3938	1/1	0.97	0.46	19.28	38,38,38,38	0
56	MG	1A	8024	1/1	0.92	0.29	18.84	8,8,8,8	0
56	MG	1A	8161	1/1	0.93	0.42	18.78	10,10,10,10	0
56	MG	2A	3092	1/1	0.77	0.61	18.65	48,48,48,48	0
56	MG	1A	8276	1/1	0.88	0.36	18.52	15,15,15,15	0
56	MG	1A	8167	1/1	0.97	0.40	18.21	17,17,17,17	0
56	MG	2A	3086	1/1	0.95	0.56	18.20	40,40,40,40	0
56	MG	1A	8589	1/1	0.96	0.32	17.50	13,13,13,13	0
56	MG	2A	3804	1/1	0.90	0.56	17.26	33,33,33,33	0
56	MG	19	101	1/1	0.95	0.58	17.09	24,24,24,24	0
56	MG	2A	3169	1/1	0.94	0.49	16.92	31,31,31,31	0
56	MG	1A	8759	1/1	0.92	0.26	16.91	15,15,15,15	0
56	MG	2A	3151	1/1	0.92	0.60	16.82	32,32,32,32	0
56	MG	2A	3744	1/1	0.26	0.57	16.26	45,45,45,45	0
56	MG	2A	3558	1/1	0.94	0.44	16.15	32,32,32,32	0
56	MG	1A	8484	1/1	0.77	0.38	16.01	17,17,17,17	0
56	MG	2A	3070	1/1	0.95	0.42	15.66	39,39,39,39	0
56	MG	2A	3984	1/1	0.90	0.54	15.42	37,37,37,37	0
56	MG	1A	8025	1/1	0.93	0.59	15.17	23,23,23,23	0
56	MG	2A	3482	1/1	0.85	0.30	13.92	43,43,43,43	0
56	MG	1A	8026	1/1	0.89	0.32	13.85	10,10,10,10	0
56	MG	1a	1649	1/1	0.92	0.36	13.79	32,32,32,32	0
56	MG	2a	1667	1/1	0.18	0.70	13.76	79,79,79,79	0
56	MG	2a	1810	1/1	0.84	0.89	13.64	53,53,53,53	0

Continued on next page...

Continued from previous page...

Mol	Type	Chain	Res	Atoms	RSCC	RSR	LLDF	B-factors(\AA^2)	Q<0.9
56	MG	1A	8223	1/1	0.96	0.46	13.38	18,18,18,18	0
56	MG	1A	8098	1/1	0.83	0.39	12.72	19,19,19,19	0
56	MG	1A	8478	1/1	0.91	0.44	12.51	9,9,9,9	0
56	MG	2x	104	1/1	0.76	1.18	12.40	68,68,68,68	0
56	MG	2A	3291	1/1	0.96	0.34	12.28	19,19,19,19	0
56	MG	2A	3955	1/1	0.90	0.38	12.07	35,35,35,35	0
56	MG	2A	3917	1/1	0.81	0.62	11.78	49,49,49,49	0
56	MG	2a	1718	1/1	0.79	0.73	11.64	72,72,72,72	0
56	MG	1A	8949	1/1	0.94	0.37	11.54	16,16,16,16	0
56	MG	1A	8110	1/1	0.83	0.34	11.32	14,14,14,14	0
56	MG	1A	8147	1/1	0.95	0.33	11.28	18,18,18,18	0
56	MG	2a	1635	1/1	0.67	0.70	11.01	69,69,69,69	0
56	MG	1A	8108	1/1	0.94	0.38	10.94	18,18,18,18	0
56	MG	2a	1780	1/1	0.28	0.89	10.51	77,77,77,77	0
56	MG	1A	8021	1/1	0.97	0.31	10.23	12,12,12,12	0
56	MG	2A	3954	1/1	0.91	0.54	10.12	41,41,41,41	0
56	MG	1A	8952	1/1	0.91	0.28	9.97	17,17,17,17	0
56	MG	1a	1833	1/1	0.94	0.30	9.97	39,39,39,39	0
56	MG	1A	8658	1/1	0.97	0.28	9.85	9,9,9,9	0
56	MG	1a	1669	1/1	0.88	0.38	9.76	42,42,42,42	0
56	MG	2A	3585	1/1	0.94	0.35	9.60	33,33,33,33	0
56	MG	2A	3947	1/1	0.88	0.30	9.60	24,24,24,24	0
56	MG	1A	8532	1/1	0.89	0.27	9.59	15,15,15,15	0
56	MG	2A	3138	1/1	0.88	0.23	9.51	31,31,31,31	0
56	MG	1A	8091	1/1	0.92	0.28	9.50	16,16,16,16	0
56	MG	1a	1613	1/1	0.93	0.26	9.29	15,15,15,15	0
56	MG	1a	1740	1/1	0.87	0.40	9.23	54,54,54,54	0
56	MG	2A	3177	1/1	0.93	0.52	8.93	56,56,56,56	0
56	MG	1A	8922	1/1	0.75	0.26	8.81	16,16,16,16	0
56	MG	2A	3106	1/1	0.82	0.31	8.76	31,31,31,31	0
56	MG	2A	3702	1/1	0.79	0.34	8.75	55,55,55,55	0
56	MG	1A	8943	1/1	0.98	0.34	8.62	19,19,19,19	0
56	MG	2F	308	1/1	0.98	0.37	8.52	46,46,46,46	0
56	MG	1a	1836	1/1	0.95	0.35	8.47	36,36,36,36	0
56	MG	2a	1712	1/1	0.87	0.32	8.43	64,64,64,64	0
56	MG	1A	8683	1/1	0.88	0.28	8.40	30,30,30,30	0
56	MG	1o	101	1/1	0.84	0.35	8.33	50,50,50,50	0
56	MG	2A	3016	1/1	0.89	0.54	8.15	34,34,34,34	0
56	MG	1A	8743	1/1	0.96	0.28	8.11	14,14,14,14	0
56	MG	2A	3656	1/1	0.97	0.33	7.97	24,24,24,24	0
56	MG	1A	8173	1/1	0.95	0.28	7.94	15,15,15,15	0

Continued on next page...

Continued from previous page...

Mol	Type	Chain	Res	Atoms	RSCC	RSR	LLDF	B-factors(Å ²)	Q<0.9
56	MG	1A	8256	1/1	0.95	0.26	7.74	14,14,14,14	0
56	MG	2A	3061	1/1	0.57	0.60	7.67	68,68,68,68	0
56	MG	1A	8107	1/1	0.89	0.25	7.51	18,18,18,18	0
56	MG	2A	3575	1/1	0.92	0.28	7.49	42,42,42,42	0
56	MG	1A	8258	1/1	0.93	0.40	7.46	24,24,24,24	0
56	MG	2A	3028	1/1	0.92	0.41	7.45	34,34,34,34	0
56	MG	1A	8741	1/1	0.90	0.34	7.33	25,25,25,25	0
56	MG	2A	3654	1/1	0.94	0.44	7.16	41,41,41,41	0
56	MG	2A	3951	1/1	0.92	0.31	7.09	30,30,30,30	0
56	MG	1A	8565	1/1	0.94	0.27	7.07	17,17,17,17	0
56	MG	1A	8217	1/1	0.95	0.22	6.97	11,11,11,11	0
56	MG	2A	3269	1/1	0.95	0.41	6.79	44,44,44,44	0
56	MG	2a	1661	1/1	0.81	0.35	6.69	43,43,43,43	0
56	MG	2A	3142	1/1	0.90	0.26	6.69	36,36,36,36	0
56	MG	2a	1728	1/1	0.91	0.34	6.56	64,64,64,64	0
56	MG	1A	8597	1/1	0.93	0.27	6.42	14,14,14,14	0
56	MG	2a	1765	1/1	0.92	0.38	6.38	47,47,47,47	0
56	MG	1A	8080	1/1	0.87	0.25	6.32	18,18,18,18	0
56	MG	1A	8494	1/1	0.98	0.31	6.08	17,17,17,17	0
56	MG	1A	8933	1/1	0.98	0.30	6.02	20,20,20,20	0
56	MG	1A	8117	1/1	0.95	0.24	5.97	27,27,27,27	0
56	MG	1A	8832	1/1	0.98	0.24	5.87	12,12,12,12	0
56	MG	1D	307	1/1	0.79	0.29	5.86	20,20,20,20	0
56	MG	1A	8070	1/1	0.96	0.23	5.86	16,16,16,16	0
56	MG	2A	3957	1/1	0.87	0.34	5.80	41,41,41,41	0
56	MG	2A	3629	1/1	0.82	0.20	5.79	25,25,25,25	0
56	MG	2A	3211	1/1	0.92	0.29	5.72	35,35,35,35	0
56	MG	2A	3150	1/1	0.95	0.30	5.72	35,35,35,35	0
56	MG	1A	8207	1/1	0.95	0.23	5.61	11,11,11,11	0
56	MG	25	103	1/1	0.83	0.30	5.56	46,46,46,46	0
56	MG	2A	3523	1/1	0.85	0.29	5.43	38,38,38,38	0
56	MG	2A	3981	1/1	0.97	0.62	5.42	41,41,41,41	0
56	MG	1a	1625	1/1	0.79	0.35	5.41	47,47,47,47	0
56	MG	2a	1767	1/1	0.72	0.37	5.32	65,65,65,65	0
56	MG	20	105	1/1	0.77	0.35	5.28	50,50,50,50	0
56	MG	1A	8111	1/1	0.96	0.26	5.27	12,12,12,12	0
56	MG	2A	3757	1/1	0.82	0.23	5.17	32,32,32,32	0
56	MG	1A	8131	1/1	0.95	0.23	5.14	12,12,12,12	0
56	MG	2A	3108	1/1	0.97	0.31	5.13	27,27,27,27	0
56	MG	1A	8972	1/1	0.87	0.25	5.08	20,20,20,20	0
56	MG	1A	8657	1/1	0.87	0.22	5.06	19,19,19,19	0

Continued on next page...

Continued from previous page...

Mol	Type	Chain	Res	Atoms	RSCC	RSR	LLDF	B-factors(\AA^2)	Q<0.9
56	MG	2a	1657	1/1	0.93	0.37	5.02	38,38,38,38	0
56	MG	1A	8927	1/1	0.95	0.29	5.02	8,8,8,8	0
56	MG	2A	3084	1/1	0.97	0.32	5.01	21,21,21,21	0
56	MG	2B	3020	1/1	0.66	0.27	4.96	54,54,54,54	0
56	MG	2A	3561	1/1	0.95	0.31	4.94	32,32,32,32	0
56	MG	2A	3350	1/1	0.82	0.24	4.94	28,28,28,28	0
56	MG	1E	305	1/1	0.96	0.30	4.93	12,12,12,12	0
56	MG	2A	3949	1/1	0.97	0.23	4.92	26,26,26,26	0
56	MG	2B	3014	1/1	0.65	0.46	4.90	66,66,66,66	0
56	MG	2A	3187	1/1	0.95	0.30	4.87	42,42,42,42	0
56	MG	1A	8032	1/1	0.92	0.19	4.87	6,6,6,6	0
56	MG	1A	8969	1/1	0.97	0.23	4.86	12,12,12,12	0
56	MG	2A	3657	1/1	0.87	0.41	4.85	33,33,33,33	0
56	MG	2A	3961	1/1	0.97	0.44	4.79	35,35,35,35	0
56	MG	1A	8911	1/1	0.91	0.30	4.77	32,32,32,32	0
56	MG	1A	8030	1/1	0.84	0.33	4.66	20,20,20,20	0
56	MG	2A	3080	1/1	0.94	0.29	4.64	31,31,31,31	0
56	MG	1A	8726	1/1	0.94	0.27	4.63	17,17,17,17	0
56	MG	2A	3921	1/1	0.91	0.34	4.61	19,19,19,19	0
56	MG	1A	8556	1/1	0.93	0.28	4.61	17,17,17,17	0
56	MG	1A	8215	1/1	0.88	0.25	4.58	12,12,12,12	0
56	MG	2A	3113	1/1	0.99	0.25	4.58	29,29,29,29	0
56	MG	1A	8268	1/1	0.94	0.26	4.52	15,15,15,15	0
56	MG	1A	8363	1/1	0.95	0.23	4.52	15,15,15,15	0
56	MG	1F	303	1/1	0.94	0.22	4.49	19,19,19,19	0
56	MG	2A	3831	1/1	0.96	0.31	4.49	35,35,35,35	0
56	MG	1F	301	1/1	0.73	0.25	4.36	21,21,21,21	0
56	MG	2F	302	1/1	0.91	0.33	4.35	28,28,28,28	0
56	MG	1A	8965	1/1	0.96	0.25	4.22	14,14,14,14	0
56	MG	2A	3976	1/1	0.96	0.30	4.20	28,28,28,28	0
56	MG	2A	3348	1/1	0.94	0.24	4.15	19,19,19,19	0
56	MG	1A	8955	1/1	0.86	0.27	4.12	11,11,11,11	0
56	MG	2A	3667	1/1	0.76	0.36	4.11	58,58,58,58	0
56	MG	2A	3391	1/1	0.94	0.27	4.09	20,20,20,20	0
56	MG	2A	3854	1/1	0.81	0.20	4.04	32,32,32,32	0
56	MG	2A	3926	1/1	0.96	0.28	4.02	36,36,36,36	0
56	MG	1A	8212	1/1	0.97	0.33	4.01	33,33,33,33	0
56	MG	1A	8126	1/1	0.91	0.22	3.95	12,12,12,12	0
56	MG	1a	1682	1/1	0.89	0.47	3.90	45,45,45,45	0
56	MG	2A	3748	1/1	0.97	0.19	3.89	47,47,47,47	0
56	MG	2A	3977	1/1	0.87	0.26	3.78	30,30,30,30	0

Continued on next page...

Continued from previous page...

Mol	Type	Chain	Res	Atoms	RSCC	RSR	LLDF	B-factors(\AA^2)	Q<0.9
56	MG	1A	8022	1/1	0.99	0.23	3.78	12,12,12,12	0
56	MG	1A	8020	1/1	0.95	0.23	3.78	8,8,8,8	0
56	MG	2A	3971	1/1	0.91	0.48	3.71	41,41,41,41	0
56	MG	2A	3934	1/1	0.92	0.35	3.70	32,32,32,32	0
56	MG	2A	3964	1/1	0.96	0.36	3.69	37,37,37,37	0
56	MG	1A	8936	1/1	0.93	0.23	3.64	11,11,11,11	0
56	MG	18	101	1/1	0.82	0.28	3.63	49,49,49,49	0
56	MG	1A	8928	1/1	0.95	0.37	3.61	16,16,16,16	0
56	MG	2A	3593	1/1	0.93	0.27	3.56	24,24,24,24	0
56	MG	1A	8275	1/1	0.95	0.23	3.52	10,10,10,10	0
56	MG	1A	8266	1/1	0.87	0.21	3.45	13,13,13,13	0
56	MG	2A	3572	1/1	0.96	0.23	3.42	56,56,56,56	0
56	MG	15	105	1/1	0.95	0.24	3.41	12,12,12,12	0
56	MG	2A	3487	1/1	0.94	0.23	3.37	26,26,26,26	0
56	MG	1A	8008	1/1	0.97	0.25	3.35	23,23,23,23	0
56	MG	1A	8210	1/1	0.87	0.22	3.28	14,14,14,14	0
56	MG	1F	302	1/1	0.95	0.22	3.27	16,16,16,16	0
56	MG	2R	201	1/1	0.69	0.27	3.27	42,42,42,42	0
56	MG	2A	3959	1/1	0.98	0.34	3.24	38,38,38,38	0
56	MG	2A	3939	1/1	0.93	0.27	3.19	43,43,43,43	0
56	MG	1A	8178	1/1	0.94	0.26	3.10	14,14,14,14	0
56	MG	2A	3196	1/1	0.92	0.31	3.06	31,31,31,31	0
56	MG	2a	1729	1/1	0.91	0.33	3.05	62,62,62,62	0
56	MG	2A	3563	1/1	0.82	0.31	2.99	51,51,51,51	0
56	MG	1A	8970	1/1	0.81	0.25	2.92	29,29,29,29	0
56	MG	2A	3641	1/1	0.98	0.28	2.89	35,35,35,35	0
56	MG	2A	3405	1/1	0.97	0.23	2.84	28,28,28,28	0
56	MG	2a	1660	1/1	0.79	0.40	2.82	59,59,59,59	0
56	MG	1A	8467	1/1	0.95	0.18	2.81	9,9,9,9	0
56	MG	1D	314	1/1	0.79	0.22	2.73	31,31,31,31	0
56	MG	2A	3227	1/1	0.93	0.25	2.69	34,34,34,34	0
56	MG	2A	3740	1/1	0.91	0.40	2.69	39,39,39,39	0
56	MG	1A	8347	1/1	0.96	0.22	2.69	13,13,13,13	0
56	MG	1A	8041	1/1	0.93	0.22	2.67	24,24,24,24	0
56	MG	2U	204	1/1	0.74	0.30	2.65	52,52,52,52	0
56	MG	2A	3527	1/1	0.66	0.17	2.64	42,42,42,42	0
56	MG	1a	1751	1/1	0.88	0.32	2.63	59,59,59,59	0
56	MG	2A	3090	1/1	0.93	0.27	2.62	39,39,39,39	0
56	MG	2A	3219	1/1	0.87	0.21	2.61	29,29,29,29	0
56	MG	1a	1653	1/1	0.96	0.21	2.56	32,32,32,32	0
56	MG	1A	8973	1/1	0.95	0.24	2.56	12,12,12,12	0

Continued on next page...

Continued from previous page...

Mol	Type	Chain	Res	Atoms	RSCC	RSR	LLDF	B-factors(\AA^2)	Q<0.9
56	MG	2A	3330	1/1	0.97	0.21	2.54	23,23,23,23	0
56	MG	2A	3987	1/1	0.94	0.28	2.53	28,28,28,28	0
56	MG	2A	3891	1/1	0.90	0.23	2.52	43,43,43,43	0
56	MG	2A	3924	1/1	0.81	0.26	2.52	26,26,26,26	0
56	MG	1A	8920	1/1	0.95	0.22	2.37	6,6,6,6	0
56	MG	2A	3364	1/1	0.86	0.26	2.35	42,42,42,42	0
56	MG	1A	8208	1/1	0.95	0.19	2.27	11,11,11,11	0
56	MG	2A	3833	1/1	0.67	0.24	2.22	28,28,28,28	0
56	MG	1A	8489	1/1	0.99	0.20	2.16	9,9,9,9	0
56	MG	2N	201	1/1	0.88	0.21	2.14	50,50,50,50	0
56	MG	1B	3005	1/1	0.95	0.27	2.11	34,34,34,34	0
56	MG	2B	3008	1/1	0.86	0.22	2.09	52,52,52,52	0
56	MG	2A	3727	1/1	0.89	0.20	2.08	44,44,44,44	0
56	MG	1A	8855	1/1	0.82	0.21	2.08	29,29,29,29	0
56	MG	1A	8798	1/1	0.85	0.21	2.07	24,24,24,24	0
56	MG	2a	1799	1/1	0.87	0.19	2.00	57,57,57,57	0
56	MG	1a	1668	1/1	0.89	0.26	2.00	47,47,47,47	0
56	MG	2A	3834	1/1	0.89	0.28	1.98	55,55,55,55	0
56	MG	1D	305	1/1	0.93	0.19	1.97	18,18,18,18	0
56	MG	1A	8146	1/1	0.97	0.19	1.96	13,13,13,13	0
56	MG	1a	1755	1/1	0.80	0.25	1.86	60,60,60,60	0
56	MG	1d	503	1/1	0.93	0.27	1.86	38,38,38,38	0
56	MG	2A	3937	1/1	0.90	0.26	1.85	38,38,38,38	0
56	MG	2A	3116	1/1	0.98	0.22	1.84	36,36,36,36	0
56	MG	2A	3300	1/1	0.92	0.21	1.84	30,30,30,30	0
56	MG	1a	1618	1/1	0.91	0.20	1.82	57,57,57,57	0
56	MG	2D	314	1/1	0.87	0.22	1.79	25,25,25,25	0
56	MG	1A	8561	1/1	0.97	0.22	1.74	17,17,17,17	0
56	MG	1F	307	1/1	0.92	0.20	1.73	13,13,13,13	0
56	MG	1A	8049	1/1	0.98	0.21	1.71	12,12,12,12	0
56	MG	2D	304	1/1	0.93	0.21	1.70	41,41,41,41	0
56	MG	29	502	1/1	0.93	0.23	1.66	53,53,53,53	0
56	MG	2D	302	1/1	0.89	0.32	1.63	44,44,44,44	0
56	MG	2A	3678	1/1	0.88	0.32	1.61	49,49,49,49	0
56	MG	2A	3568	1/1	0.93	0.22	1.61	22,22,22,22	0
56	MG	2a	1727	1/1	0.88	0.22	1.55	49,49,49,49	0
56	MG	2A	3786	1/1	0.74	0.27	1.53	62,62,62,62	0
56	MG	2A	3974	1/1	0.95	0.22	1.51	27,27,27,27	0
56	MG	2A	3779	1/1	0.89	0.21	1.51	34,34,34,34	0
56	MG	1A	8175	1/1	0.91	0.19	1.49	25,25,25,25	0
56	MG	2A	3909	1/1	0.96	0.24	1.46	29,29,29,29	0
56	MG	1a	1676	1/1	0.92	0.21	1.46	30,30,30,30	0

Continued on next page...

Continued from previous page...

Mol	Type	Chain	Res	Atoms	RSCC	RSR	LLDF	B-factors(Å ²)	Q<0.9
56	MG	2A	3881	1/1	0.89	0.26	1.45	56,56,56,56	0
56	MG	1a	1645	1/1	0.95	0.20	1.42	34,34,34,34	0
56	MG	2A	3623	1/1	0.85	0.36	1.42	53,53,53,53	0
56	MG	2A	3784	1/1	0.95	0.19	1.40	45,45,45,45	0
56	MG	2A	3565	1/1	0.94	0.19	1.37	32,32,32,32	0
56	MG	2A	3472	1/1	0.92	0.22	1.32	29,29,29,29	0
56	MG	1a	1619	1/1	0.77	0.22	1.30	45,45,45,45	0
56	MG	2A	3802	1/1	0.90	0.32	1.29	54,54,54,54	0
56	MG	1A	8096	1/1	0.90	0.19	1.25	10,10,10,10	0
56	MG	1A	8198	1/1	0.90	0.19	1.24	8,8,8,8	0
56	MG	1A	8957	1/1	0.95	0.20	1.22	26,26,26,26	0
56	MG	1A	8156	1/1	0.94	0.41	1.18	25,25,25,25	0
56	MG	2n	502	1/1	0.82	0.31	1.18	55,55,55,55	0
56	MG	1A	8925	1/1	0.91	0.20	1.16	32,32,32,32	0
56	MG	2a	1653	1/1	0.94	0.24	1.15	40,40,40,40	0
56	MG	2A	3605	1/1	0.73	0.16	1.15	35,35,35,35	0
56	MG	10	101	1/1	0.91	0.22	1.12	42,42,42,42	0
56	MG	1A	8971	1/1	0.91	0.21	1.12	9,9,9,9	0
56	MG	2A	3034	1/1	0.90	0.19	1.06	23,23,23,23	0
56	MG	1A	8014	1/1	0.93	0.18	1.01	5,5,5,5	0
56	MG	2A	3424	1/1	0.87	0.30	1.00	50,50,50,50	0
56	MG	2A	3661	1/1	0.95	0.19	0.93	36,36,36,36	0
56	MG	2a	1623	1/1	0.76	0.28	0.93	41,41,41,41	0
56	MG	2A	3465	1/1	0.93	0.18	0.93	23,23,23,23	0
56	MG	2A	3032	1/1	0.92	0.27	0.92	43,43,43,43	0
56	MG	1A	8953	1/1	0.95	0.20	0.85	13,13,13,13	0
56	MG	1A	8127	1/1	0.97	0.19	0.84	11,11,11,11	0
56	MG	2E	304	1/1	0.97	0.20	0.83	21,21,21,21	0
56	MG	2B	3005	1/1	0.79	0.30	0.80	55,55,55,55	0
56	MG	1A	8271	1/1	0.93	0.20	0.78	21,21,21,21	0
56	MG	2a	1695	1/1	0.92	0.26	0.71	53,53,53,53	0
56	MG	2a	1641	1/1	0.85	0.27	0.69	59,59,59,59	0
56	MG	2A	3110	1/1	0.98	0.25	0.66	35,35,35,35	0
56	MG	1R	202	1/1	0.95	0.20	0.65	26,26,26,26	0
56	MG	2Q	203	1/1	0.90	0.24	0.64	33,33,33,33	0
56	MG	2A	3027	1/1	0.92	0.18	0.63	31,31,31,31	0
56	MG	1a	1809	1/1	0.92	0.18	0.63	51,51,51,51	0
56	MG	2A	3272	1/1	0.96	0.17	0.62	30,30,30,30	0
56	MG	2a	1688	1/1	0.98	0.23	0.62	53,53,53,53	0
56	MG	2A	3492	1/1	0.96	0.21	0.61	35,35,35,35	0
56	MG	1A	8840	1/1	0.79	0.17	0.58	9,9,9,9	0
56	MG	2A	3063	1/1	0.70	0.22	0.55	38,38,38,38	0

Continued on next page...

Continued from previous page...

Mol	Type	Chain	Res	Atoms	RSCC	RSR	LLDF	B-factors(\AA^2)	Q<0.9
56	MG	1A	8114	1/1	0.93	0.18	0.55	20,20,20,20	0
56	MG	2A	3968	1/1	0.92	0.20	0.47	38,38,38,38	0
56	MG	2D	312	1/1	0.86	0.19	0.45	39,39,39,39	0
56	MG	1A	8962	1/1	0.97	0.18	0.43	11,11,11,11	0
56	MG	2A	3338	1/1	0.95	0.20	0.43	40,40,40,40	0
56	MG	1A	8350	1/1	0.92	0.17	0.42	8,8,8,8	0
56	MG	1Q	201	1/1	0.87	0.20	0.42	17,17,17,17	0
56	MG	1A	8089	1/1	0.97	0.20	0.39	20,20,20,20	0
56	MG	2A	3307	1/1	0.99	0.18	0.36	43,43,43,43	0
56	MG	1A	8029	1/1	0.91	0.18	0.33	15,15,15,15	0
56	MG	2A	3966	1/1	0.93	0.23	0.32	50,50,50,50	0
56	MG	2D	313	1/1	0.92	0.21	0.32	32,32,32,32	0
56	MG	1A	8918	1/1	0.91	0.17	0.31	16,16,16,16	0
56	MG	1a	1635	1/1	0.78	0.19	0.31	38,38,38,38	0
56	MG	2A	3213	1/1	0.88	0.21	0.31	32,32,32,32	0
56	MG	2A	3015	1/1	0.89	0.18	0.30	18,18,18,18	0
56	MG	2A	3608	1/1	0.95	0.18	0.28	21,21,21,21	0
56	MG	2A	3295	1/1	0.94	0.23	0.25	43,43,43,43	0
56	MG	1a	1821	1/1	0.91	0.19	0.24	39,39,39,39	0
56	MG	1A	8244	1/1	0.90	0.19	0.23	11,11,11,11	0
56	MG	2a	1814	1/1	0.95	0.26	0.21	40,40,40,40	0
56	MG	1A	8370	1/1	0.70	0.17	0.20	10,10,10,10	0
56	MG	1A	8495	1/1	0.89	0.16	0.18	14,14,14,14	0
56	MG	1A	8948	1/1	0.92	0.17	0.17	35,35,35,35	0
56	MG	1A	8320	1/1	0.76	0.18	0.16	7,7,7,7	0
56	MG	2A	3314	1/1	0.90	0.17	0.14	22,22,22,22	0
56	MG	2U	205	1/1	0.88	0.23	0.12	49,49,49,49	0
56	MG	1A	8144	1/1	0.89	0.15	0.05	35,35,35,35	0
56	MG	1A	8153	1/1	0.94	0.16	0.03	12,12,12,12	0
56	MG	1A	8128	1/1	0.90	0.25	0.03	40,40,40,40	0
56	MG	2A	3985	1/1	0.83	0.18	0.02	39,39,39,39	0
56	MG	1x	3005	1/1	0.86	0.23	-0.00	51,51,51,51	0
56	MG	1A	8669	1/1	0.95	0.20	-0.04	27,27,27,27	0
56	MG	2A	3323	1/1	0.77	0.22	-0.07	47,47,47,47	0
56	MG	1A	8939	1/1	0.94	0.18	-0.09	12,12,12,12	0
56	MG	2A	3916	1/1	0.79	0.35	-0.10	86,86,86,86	0
56	MG	20	101	1/1	0.95	0.23	-0.11	46,46,46,46	0
56	MG	1A	8272	1/1	0.96	0.17	-0.11	27,27,27,27	0
56	MG	2P	202	1/1	0.97	0.24	-0.12	37,37,37,37	0
56	MG	2A	3577	1/1	0.91	0.18	-0.12	25,25,25,25	0
56	MG	1A	8703	1/1	0.93	0.18	-0.23	28,28,28,28	0
56	MG	2a	1777	1/1	0.91	0.20	-0.23	45,45,45,45	0

Continued on next page...

Continued from previous page...

Mol	Type	Chain	Res	Atoms	RSCC	RSR	LLDF	B-factors(Å ²)	Q<0.9
56	MG	1a	1839	1/1	0.79	0.22	-0.25	48,48,48,48	0
56	MG	2A	3162	1/1	0.93	0.16	-0.27	39,39,39,39	0
56	MG	2A	3168	1/1	0.94	0.17	-0.28	24,24,24,24	0
56	MG	1a	1716	1/1	0.94	0.17	-0.32	52,52,52,52	0
56	MG	1A	8353	1/1	0.95	0.16	-0.32	7,7,7,7	0
56	MG	2d	505	1/1	0.47	0.21	-0.35	73,73,73,73	0
56	MG	1A	8011	1/1	0.98	0.16	-0.36	27,27,27,27	0
56	MG	1a	1692	1/1	0.93	0.19	-0.36	40,40,40,40	0
56	MG	2A	3986	1/1	0.96	0.18	-0.36	37,37,37,37	0
56	MG	1a	1609	1/1	0.95	0.21	-0.37	43,43,43,43	0
56	MG	2a	1659	1/1	0.92	0.15	-0.37	46,46,46,46	0
56	MG	1A	8627	1/1	0.94	0.25	-0.39	48,48,48,48	0
56	MG	1A	8930	1/1	0.93	0.17	-0.42	23,23,23,23	0
56	MG	2P	201	1/1	0.90	0.24	-0.43	38,38,38,38	0
56	MG	2A	3310	1/1	0.93	0.18	-0.44	25,25,25,25	0
56	MG	2A	3044	1/1	0.89	0.17	-0.44	39,39,39,39	0
56	MG	1A	8663	1/1	0.94	0.16	-0.44	21,21,21,21	0
56	MG	1A	8073	1/1	0.98	0.16	-0.45	17,17,17,17	0
56	MG	2A	3670	1/1	0.86	0.19	-0.47	32,32,32,32	0
56	MG	2A	3655	1/1	0.96	0.18	-0.48	25,25,25,25	0
56	MG	1A	8486	1/1	0.95	0.16	-0.48	26,26,26,26	0
56	MG	2A	3795	1/1	0.86	0.18	-0.49	28,28,28,28	0
56	MG	2A	3460	1/1	0.91	0.19	-0.51	25,25,25,25	0
56	MG	1A	8659	1/1	0.95	0.16	-0.54	23,23,23,23	0
56	MG	2A	3068	1/1	0.96	0.20	-0.54	34,34,34,34	0
56	MG	1a	1803	1/1	0.73	0.17	-0.54	47,47,47,47	0
56	MG	2A	3352	1/1	0.92	0.15	-0.55	60,60,60,60	0
56	MG	1A	8300	1/1	0.91	0.17	-0.55	23,23,23,23	0
56	MG	2A	3442	1/1	0.90	0.18	-0.55	23,23,23,23	0
56	MG	1A	8929	1/1	0.93	0.18	-0.56	17,17,17,17	0
56	MG	1A	8559	1/1	0.90	0.16	-0.57	43,43,43,43	0
56	MG	1x	3002	1/1	0.89	0.19	-0.57	44,44,44,44	0
56	MG	2A	3385	1/1	0.84	0.17	-0.62	24,24,24,24	0
56	MG	2A	3796	1/1	0.90	0.18	-0.62	29,29,29,29	0
56	MG	2A	3427	1/1	0.88	0.18	-0.64	22,22,22,22	0
56	MG	1d	506	1/1	0.51	0.17	-0.65	77,77,77,77	0
56	MG	2A	3154	1/1	0.96	0.16	-0.67	31,31,31,31	0
56	MG	1A	8468	1/1	0.66	0.15	-0.67	29,29,29,29	0
56	MG	1A	8964	1/1	0.97	0.16	-0.69	12,12,12,12	0
56	MG	2A	3869	1/1	0.81	0.17	-0.69	38,38,38,38	0
56	MG	1A	8068	1/1	0.96	0.19	-0.70	16,16,16,16	0
56	MG	2A	3380	1/1	0.92	0.17	-0.75	25,25,25,25	0

Continued on next page...

Continued from previous page...

Mol	Type	Chain	Res	Atoms	RSCC	RSR	LLDF	B-factors(Å ²)	Q<0.9
56	MG	1a	1622	1/1	0.94	0.17	-0.85	32,32,32,32	0
56	MG	1A	8443	1/1	0.90	0.17	-0.86	13,13,13,13	0
56	MG	2A	3320	1/1	0.84	0.18	-0.88	27,27,27,27	0
56	MG	1a	1655	1/1	0.98	0.15	-0.88	28,28,28,28	0
56	MG	1A	8355	1/1	0.93	0.17	-0.89	7,7,7,7	0
56	MG	2a	1672	1/1	0.86	0.17	-0.91	64,64,64,64	0
56	MG	1A	8075	1/1	0.94	0.16	-0.91	20,20,20,20	0
56	MG	1U	203	1/1	0.96	0.17	-0.92	13,13,13,13	0
56	MG	1B	3008	1/1	0.91	0.15	-0.93	35,35,35,35	0
56	MG	2a	1604	1/1	0.86	0.19	-0.94	44,44,44,44	0
56	MG	2B	3024	1/1	0.60	0.21	-0.96	61,61,61,61	0
56	MG	2A	3607	1/1	0.93	0.15	-0.98	37,37,37,37	0
56	MG	1A	8043	1/1	0.96	0.17	-1.00	24,24,24,24	0
56	MG	2A	3490	1/1	0.91	0.18	-1.01	39,39,39,39	0
56	MG	1a	1626	1/1	0.92	0.16	-1.01	38,38,38,38	0
56	MG	2A	3353	1/1	0.93	0.17	-1.01	27,27,27,27	0
56	MG	2A	3715	1/1	0.91	0.15	-1.02	28,28,28,28	0
56	MG	2A	3214	1/1	0.94	0.15	-1.04	32,32,32,32	0
56	MG	2A	3584	1/1	0.89	0.17	-1.04	30,30,30,30	0
56	MG	2A	3164	1/1	0.96	0.16	-1.06	29,29,29,29	0
56	MG	2x	101	1/1	0.94	0.22	-1.11	48,48,48,48	0
56	MG	1D	302	1/1	0.99	0.16	-1.11	11,11,11,11	0
56	MG	2Q	201	1/1	0.97	0.16	-1.13	38,38,38,38	0
56	MG	2f	8001	1/1	0.95	0.14	-1.15	43,43,43,43	0
56	MG	2b	3001	1/1	0.90	0.16	-1.15	56,56,56,56	0
56	MG	2G	3003	1/1	0.73	0.16	-1.19	59,59,59,59	0
56	MG	1A	8162	1/1	0.97	0.14	-1.20	10,10,10,10	0
56	MG	1A	8427	1/1	0.95	0.17	-1.22	7,7,7,7	0
56	MG	2Q	204	1/1	0.96	0.14	-1.25	42,42,42,42	0
56	MG	1A	8412	1/1	0.87	0.18	-1.26	6,6,6,6	0
56	MG	1D	309	1/1	0.98	0.16	-1.26	26,26,26,26	0
56	MG	1A	8209	1/1	0.95	0.15	-1.26	15,15,15,15	0
56	MG	2B	3004	1/1	0.92	0.17	-1.27	63,63,63,63	0
56	MG	1A	8437	1/1	0.88	0.15	-1.27	6,6,6,6	0
56	MG	1I	101	1/1	0.96	0.15	-1.30	26,26,26,26	0
56	MG	2A	3927	1/1	0.85	0.15	-1.32	30,30,30,30	0
56	MG	2A	3973	1/1	0.96	0.17	-1.34	35,35,35,35	0
56	MG	1A	8923	1/1	0.97	0.18	-1.37	17,17,17,17	0
56	MG	2A	3932	1/1	0.94	0.18	-1.39	31,31,31,31	0
56	MG	1A	8749	1/1	0.97	0.14	-1.40	22,22,22,22	0
56	MG	2A	3893	1/1	0.86	0.15	-1.41	44,44,44,44	0
56	MG	1D	301	1/1	0.93	0.14	-1.42	21,21,21,21	0

Continued on next page...

Continued from previous page...

Mol	Type	Chain	Res	Atoms	RSCC	RSR	LLDF	B-factors(\AA^2)	Q<0.9
56	MG	2A	3799	1/1	0.74	0.16	-1.43	54,54,54,54	0
56	MG	2a	1616	1/1	0.92	0.15	-1.45	37,37,37,37	0
57	ZN	14	501	1/1	0.85	0.13	-1.45	75,75,75,75	0
56	MG	1a	1605	1/1	0.84	0.15	-1.46	43,43,43,43	0
56	MG	1A	8380	1/1	0.84	0.15	-1.47	16,16,16,16	0
56	MG	1A	8491	1/1	0.91	0.15	-1.48	9,9,9,9	0
56	MG	1A	8097	1/1	0.94	0.14	-1.48	18,18,18,18	0
56	MG	1A	8348	1/1	0.89	0.13	-1.48	7,7,7,7	0
56	MG	2a	1720	1/1	0.86	0.15	-1.48	43,43,43,43	0
56	MG	1t	3001	1/1	0.99	0.21	-1.48	37,37,37,37	0
56	MG	2G	3001	1/1	0.79	0.16	-1.48	67,67,67,67	0
56	MG	2A	3012	1/1	0.96	0.15	-1.49	41,41,41,41	0
56	MG	1l	102	1/1	0.95	0.14	-1.50	23,23,23,23	0
56	MG	1b	3001	1/1	0.96	0.13	-1.51	50,50,50,50	0
56	MG	1a	1650	1/1	0.94	0.18	-1.53	42,42,42,42	0
56	MG	15	101	1/1	0.95	0.10	-1.59	32,32,32,32	0
56	MG	1R	201	1/1	0.92	0.16	-1.59	18,18,18,18	0
56	MG	2a	1791	1/1	0.88	0.11	-1.59	51,51,51,51	0
56	MG	2A	3676	1/1	0.95	0.16	-1.62	31,31,31,31	0
56	MG	1a	1838	1/1	0.93	0.13	-1.63	46,46,46,46	0
56	MG	2A	3280	1/1	0.83	0.14	-1.63	35,35,35,35	0
56	MG	2a	1817	1/1	0.97	0.10	-1.63	49,49,49,49	0
56	MG	1A	8288	1/1	0.97	0.15	-1.64	8,8,8,8	0
56	MG	2D	311	1/1	0.95	0.14	-1.65	29,29,29,29	0
56	MG	1a	1620	1/1	0.83	0.17	-1.66	46,46,46,46	0
56	MG	1D	306	1/1	0.94	0.13	-1.66	21,21,21,21	0
56	MG	1a	1753	1/1	0.57	0.17	-1.68	54,54,54,54	0
56	MG	1A	8120	1/1	0.91	0.12	-1.68	53,53,53,53	0
56	MG	1A	8908	1/1	0.95	0.16	-1.70	9,9,9,9	0
56	MG	1a	1634	1/1	0.92	0.14	-1.71	22,22,22,22	0
56	MG	1A	8298	1/1	0.92	0.12	-1.71	12,12,12,12	0
56	MG	1a	1785	1/1	0.65	0.15	-1.72	74,74,74,74	0
56	MG	2a	1633	1/1	0.98	0.12	-1.73	41,41,41,41	0
56	MG	2A	3443	1/1	0.98	0.15	-1.73	31,31,31,31	0
56	MG	1A	8581	1/1	0.98	0.14	-1.73	15,15,15,15	0
56	MG	2A	3260	1/1	0.93	0.17	-1.75	26,26,26,26	0
56	MG	1a	1702	1/1	0.94	0.14	-1.75	48,48,48,48	0
56	MG	2A	3007	1/1	0.93	0.14	-1.76	38,38,38,38	0
56	MG	2A	3965	1/1	0.98	0.15	-1.78	32,32,32,32	0
56	MG	1E	303	1/1	0.92	0.13	-1.78	11,11,11,11	0
56	MG	1A	8717	1/1	0.92	0.14	-1.79	16,16,16,16	0
56	MG	2a	1786	1/1	0.69	0.14	-1.80	48,48,48,48	0

Continued on next page...

Continued from previous page...

Mol	Type	Chain	Res	Atoms	RSCC	RSR	LLDF	B-factors(Å ²)	Q<0.9
56	MG	2A	3541	1/1	0.92	0.15	-1.80	24,24,24,24	0
56	MG	1a	1707	1/1	0.65	0.14	-1.80	51,51,51,51	0
56	MG	1A	8474	1/1	0.97	0.16	-1.81	13,13,13,13	0
56	MG	2a	1781	1/1	0.94	0.17	-1.81	61,61,61,61	0
56	MG	1A	8436	1/1	0.93	0.14	-1.84	7,7,7,7	0
56	MG	2d	503	1/1	0.91	0.09	-1.85	54,54,54,54	0
56	MG	1a	1749	1/1	0.83	0.14	-1.86	54,54,54,54	0
56	MG	1Q	206	1/1	0.95	0.12	-1.86	17,17,17,17	0
56	MG	1a	1617	1/1	0.93	0.15	-1.89	53,53,53,53	0
58	SF4	1d	501	8/8	0.97	0.08	-1.90	48,49,54,54	0
56	MG	1F	309	1/1	0.98	0.13	-1.90	14,14,14,14	0
56	MG	2a	1675	1/1	0.91	0.18	-1.90	42,42,42,42	0
56	MG	2a	1613	1/1	0.87	0.14	-1.94	46,46,46,46	0
56	MG	2A	3009	1/1	0.95	0.12	-1.96	42,42,42,42	0
57	ZN	2n	501	1/1	0.96	0.08	-1.97	64,64,64,64	0
56	MG	2A	3479	1/1	0.88	0.13	-1.98	26,26,26,26	0
56	MG	2A	3809	1/1	0.96	0.13	-1.99	20,20,20,20	0
56	MG	2A	3274	1/1	0.97	0.17	-2.01	42,42,42,42	0
57	ZN	16	101	1/1	0.99	0.09	-2.02	24,24,24,24	0
56	MG	2A	3438	1/1	0.89	0.16	-2.04	25,25,25,25	0
56	MG	1A	8382	1/1	0.98	0.13	-2.04	8,8,8,8	0
56	MG	1A	8567	1/1	0.97	0.11	-2.04	31,31,31,31	0
56	MG	2A	3425	1/1	0.68	0.19	-2.04	25,25,25,25	0
56	MG	2a	1612	1/1	0.90	0.11	-2.09	43,43,43,43	0
56	MG	1A	8143	1/1	0.85	0.10	-2.09	20,20,20,20	0
56	MG	1a	1834	1/1	0.88	0.15	-2.10	46,46,46,46	0
56	MG	1Q	203	1/1	0.97	0.12	-2.13	19,19,19,19	0
56	MG	1a	1615	1/1	0.94	0.12	-2.13	51,51,51,51	0
56	MG	2a	1734	1/1	0.70	0.11	-2.13	59,59,59,59	0
56	MG	2A	3711	1/1	0.88	0.12	-2.15	29,29,29,29	0
56	MG	1a	1837	1/1	0.95	0.15	-2.16	39,39,39,39	0
56	MG	1A	8465	1/1	0.85	0.12	-2.16	24,24,24,24	0
56	MG	1A	8761	1/1	1.00	0.12	-2.18	7,7,7,7	0
56	MG	2A	3347	1/1	0.96	0.15	-2.19	34,34,34,34	0
56	MG	2A	3919	1/1	0.98	0.14	-2.20	32,32,32,32	0
56	MG	2A	3276	1/1	0.92	0.12	-2.21	42,42,42,42	0
56	MG	2A	3023	1/1	0.96	0.14	-2.24	43,43,43,43	0
56	MG	2A	3025	1/1	0.92	0.13	-2.25	33,33,33,33	0
57	ZN	24	501	1/1	0.89	0.14	-2.27	99,99,99,99	0
56	MG	1A	8121	1/1	0.90	0.11	-2.29	19,19,19,19	0
56	MG	1a	1720	1/1	0.97	0.16	-2.33	49,49,49,49	0
56	MG	2A	3119	1/1	0.93	0.13	-2.36	35,35,35,35	0

Continued on next page...

Continued from previous page...

Mol	Type	Chain	Res	Atoms	RSCC	RSR	LLDF	B-factors(\AA^2)	Q<0.9
56	MG	1A	8833	1/1	0.92	0.14	-2.36	12,12,12,12	0
56	MG	2A	3073	1/1	0.95	0.14	-2.39	32,32,32,32	0
56	MG	2A	3129	1/1	0.96	0.14	-2.41	28,28,28,28	0
56	MG	1A	8006	1/1	0.97	0.12	-2.42	14,14,14,14	0
56	MG	1A	8937	1/1	0.98	0.12	-2.42	11,11,11,11	0
56	MG	2F	306	1/1	0.96	0.13	-2.44	30,30,30,30	0
56	MG	1a	1603	1/1	0.91	0.11	-2.44	39,39,39,39	0
56	MG	1A	8424	1/1	0.92	0.13	-2.44	26,26,26,26	0
57	ZN	1Y	501	1/1	0.98	0.07	-2.45	47,47,47,47	0
56	MG	2A	3049	1/1	0.89	0.15	-2.46	43,43,43,43	0
56	MG	2A	3536	1/1	0.67	0.13	-2.47	31,31,31,31	0
56	MG	1A	8919	1/1	0.91	0.14	-2.48	11,11,11,11	0
56	MG	2A	3953	1/1	0.51	0.15	-2.50	37,37,37,37	0
56	MG	2A	3147	1/1	0.95	0.11	-2.51	36,36,36,36	0
56	MG	2A	3042	1/1	0.94	0.13	-2.53	38,38,38,38	0
56	MG	2A	3293	1/1	0.96	0.13	-2.54	24,24,24,24	0
57	ZN	15	102	1/1	0.99	0.08	-2.54	31,31,31,31	0
56	MG	1A	8611	1/1	0.96	0.12	-2.55	17,17,17,17	0
56	MG	2A	3945	1/1	0.88	0.13	-2.55	22,22,22,22	0
56	MG	2A	3941	1/1	0.98	0.12	-2.55	35,35,35,35	0
56	MG	2A	3659	1/1	0.92	0.14	-2.56	30,30,30,30	0
56	MG	1A	8461	1/1	0.90	0.12	-2.58	10,10,10,10	0
56	MG	1A	8186	1/1	0.94	0.12	-2.59	26,26,26,26	0
56	MG	1Q	205	1/1	0.94	0.14	-2.60	26,26,26,26	0
56	MG	1A	8572	1/1	0.92	0.14	-2.63	5,5,5,5	0
56	MG	2A	3868	1/1	0.90	0.15	-2.63	48,48,48,48	0
56	MG	1A	8086	1/1	0.98	0.16	-2.64	18,18,18,18	0
56	MG	1A	8149	1/1	0.98	0.12	-2.65	11,11,11,11	0
56	MG	2D	305	1/1	0.98	0.11	-2.66	33,33,33,33	0
56	MG	2a	1797	1/1	0.82	0.12	-2.68	47,47,47,47	0
56	MG	1A	8588	1/1	0.97	0.12	-2.68	11,11,11,11	0
56	MG	1G	3001	1/1	0.96	0.10	-2.68	52,52,52,52	0
56	MG	1A	8257	1/1	0.96	0.13	-2.68	11,11,11,11	0
56	MG	2d	502	1/1	0.98	0.08	-2.69	53,53,53,53	0
56	MG	1A	8959	1/1	0.92	0.17	-2.70	27,27,27,27	0
56	MG	1A	8569	1/1	0.93	0.14	-2.70	16,16,16,16	0
56	MG	1A	8942	1/1	0.96	0.13	-2.70	11,11,11,11	0
56	MG	1G	3003	1/1	0.99	0.10	-2.71	31,31,31,31	0
56	MG	1A	8940	1/1	0.97	0.16	-2.74	6,6,6,6	0
56	MG	1a	1695	1/1	0.98	0.10	-2.76	27,27,27,27	0
56	MG	2A	3692	1/1	0.97	0.09	-2.79	33,33,33,33	0
56	MG	1A	8890	1/1	0.94	0.13	-2.80	23,23,23,23	0

Continued on next page...

Continued from previous page...

Mol	Type	Chain	Res	Atoms	RSCC	RSR	LLDF	B-factors(Å ²)	Q<0.9
56	MG	1A	8323	1/1	0.91	0.10	-2.80	20,20,20,20	0
56	MG	1A	8063	1/1	0.92	0.13	-2.81	22,22,22,22	0
56	MG	1A	8373	1/1	0.93	0.12	-2.82	13,13,13,13	0
56	MG	1A	8293	1/1	0.98	0.14	-2.82	12,12,12,12	0
56	MG	1A	8071	1/1	0.98	0.14	-2.82	10,10,10,10	0
56	MG	1a	1776	1/1	0.77	0.16	-2.83	35,35,35,35	0
56	MG	1A	8886	1/1	0.97	0.12	-2.84	24,24,24,24	0
58	SF4	2d	501	8/8	0.97	0.08	-2.85	47,53,59,65	0
56	MG	1A	8954	1/1	0.98	0.15	-2.86	13,13,13,13	0
56	MG	2a	1678	1/1	0.92	0.11	-2.87	37,37,37,37	0
56	MG	2F	303	1/1	0.96	0.14	-2.88	29,29,29,29	0
56	MG	2A	3298	1/1	0.89	0.11	-2.89	29,29,29,29	0
56	MG	1A	8517	1/1	0.91	0.10	-2.89	32,32,32,32	0
56	MG	1A	8023	1/1	0.88	0.15	-2.90	21,21,21,21	0
56	MG	2A	3071	1/1	0.96	0.10	-2.90	25,25,25,25	0
56	MG	1A	8603	1/1	0.93	0.12	-2.91	24,24,24,24	0
56	MG	2A	3286	1/1	0.86	0.14	-2.91	21,21,21,21	0
56	MG	1B	3014	1/1	0.97	0.10	-2.91	31,31,31,31	0
56	MG	1A	8267	1/1	0.97	0.09	-2.92	15,15,15,15	0
56	MG	2A	3696	1/1	0.78	0.11	-2.92	54,54,54,54	0
56	MG	28	101	1/1	0.85	0.14	-2.93	54,54,54,54	0
56	MG	1A	8529	1/1	0.99	0.12	-2.93	21,21,21,21	0
56	MG	2a	1693	1/1	0.75	0.12	-2.93	47,47,47,47	0
56	MG	1A	8825	1/1	0.95	0.12	-2.94	35,35,35,35	0
56	MG	2a	1796	1/1	0.94	0.13	-2.95	53,53,53,53	0
57	ZN	1n	102	1/1	0.96	0.10	-2.96	55,55,55,55	0
57	ZN	2Y	202	1/1	0.87	0.05	-2.96	66,66,66,66	0
56	MG	1a	1631	1/1	0.94	0.14	-2.96	34,34,34,34	0
56	MG	2A	3493	1/1	0.93	0.12	-2.96	32,32,32,32	0
56	MG	1F	306	1/1	0.97	0.14	-2.97	7,7,7,7	0
56	MG	2A	3463	1/1	0.64	0.13	-2.98	42,42,42,42	0
56	MG	2a	1731	1/1	0.79	0.13	-2.98	56,56,56,56	0
56	MG	2a	1811	1/1	0.88	0.10	-2.99	59,59,59,59	0
56	MG	1a	1638	1/1	0.91	0.13	-3.01	27,27,27,27	0
56	MG	1A	8425	1/1	0.90	0.16	-3.02	12,12,12,12	0
56	MG	2D	309	1/1	0.96	0.14	-3.02	37,37,37,37	0
56	MG	2a	1609	1/1	0.85	0.15	-3.04	45,45,45,45	0
56	MG	2A	3134	1/1	0.98	0.14	-3.06	24,24,24,24	0
56	MG	1A	8404	1/1	0.97	0.14	-3.08	8,8,8,8	0
56	MG	2A	3836	1/1	0.96	0.16	-3.09	32,32,32,32	0
57	ZN	25	102	1/1	0.98	0.05	-3.10	53,53,53,53	0
56	MG	1A	8956	1/1	0.98	0.12	-3.12	11,11,11,11	0

Continued on next page...

Continued from previous page...

Mol	Type	Chain	Res	Atoms	RSCC	RSR	LLDF	B-factors(\AA^2)	Q<0.9
57	ZN	26	101	1/1	0.98	0.06	-3.14	42,42,42,42	0
56	MG	2A	3340	1/1	0.98	0.10	-3.14	32,32,32,32	0
57	ZN	29	501	1/1	0.99	0.07	-3.15	52,52,52,52	0
56	MG	1A	8321	1/1	0.98	0.14	-3.15	5,5,5,5	0
56	MG	2a	1627	1/1	0.91	0.08	-3.17	45,45,45,45	0
56	MG	2A	3543	1/1	0.97	0.04	-3.19	50,50,50,50	0
56	MG	2A	3418	1/1	0.82	0.11	-3.19	57,57,57,57	0
56	MG	2A	3887	1/1	0.96	0.13	-3.25	41,41,41,41	0
56	MG	1A	8646	1/1	0.85	0.12	-3.27	30,30,30,30	0
56	MG	1A	8894	1/1	0.89	0.14	-3.27	8,8,8,8	0
56	MG	1A	8945	1/1	0.97	0.11	-3.28	8,8,8,8	0
56	MG	1A	8950	1/1	0.98	0.09	-3.30	26,26,26,26	0
56	MG	2a	1818	1/1	0.92	0.08	-3.36	61,61,61,61	0
56	MG	2A	3745	1/1	0.98	0.09	-3.40	39,39,39,39	0
56	MG	1D	310	1/1	0.96	0.12	-3.44	12,12,12,12	0
56	MG	1A	8274	1/1	0.93	0.10	-3.46	23,23,23,23	0
56	MG	1A	8938	1/1	0.99	0.13	-3.47	12,12,12,12	0
56	MG	2F	304	1/1	0.96	0.09	-3.48	44,44,44,44	0
56	MG	1a	1647	1/1	0.85	0.09	-3.49	53,53,53,53	0
56	MG	2D	310	1/1	0.98	0.15	-3.49	37,37,37,37	0
56	MG	2A	3163	1/1	0.97	0.14	-3.49	23,23,23,23	0
56	MG	2a	1682	1/1	0.95	0.11	-3.50	53,53,53,53	0
56	MG	1P	203	1/1	0.96	0.12	-3.52	8,8,8,8	0
56	MG	2A	3321	1/1	0.95	0.14	-3.55	18,18,18,18	0
56	MG	1N	201	1/1	0.97	0.12	-3.56	24,24,24,24	0
56	MG	1A	8868	1/1	0.92	0.11	-3.57	22,22,22,22	0
56	MG	1A	8456	1/1	0.96	0.07	-3.59	25,25,25,25	0
56	MG	1A	8710	1/1	0.96	0.10	-3.61	16,16,16,16	0
56	MG	1A	8728	1/1	0.98	0.10	-3.62	24,24,24,24	0
56	MG	1A	8462	1/1	0.97	0.13	-3.66	8,8,8,8	0
56	MG	1A	8446	1/1	0.97	0.10	-3.66	26,26,26,26	0
56	MG	1a	1636	1/1	0.84	0.13	-3.66	56,56,56,56	0
56	MG	1D	308	1/1	0.97	0.12	-3.67	8,8,8,8	0
56	MG	1a	1786	1/1	0.76	0.14	-3.69	56,56,56,56	0
56	MG	2U	201	1/1	0.94	0.13	-3.70	42,42,42,42	0
57	ZN	19	102	1/1	0.99	0.12	-3.70	27,27,27,27	0
56	MG	2X	102	1/1	0.90	0.10	-3.70	40,40,40,40	0
56	MG	1A	8429	1/1	0.97	0.12	-3.71	12,12,12,12	0
56	MG	1B	3004	1/1	0.84	0.11	-3.72	35,35,35,35	0
56	MG	2A	3792	1/1	0.88	0.10	-3.75	44,44,44,44	0
56	MG	2A	3423	1/1	0.96	0.10	-3.77	37,37,37,37	0
56	MG	1A	8582	1/1	0.88	0.10	-3.79	15,15,15,15	0

Continued on next page...

Continued from previous page...

Mol	Type	Chain	Res	Atoms	RSCC	RSR	LLDF	B-factors(Å ²)	Q<0.9
56	MG	2A	3123	1/1	0.89	0.12	-3.82	41,41,41,41	0
56	MG	2A	3357	1/1	0.96	0.15	-3.84	20,20,20,20	0
56	MG	1A	8435	1/1	0.97	0.12	-3.87	16,16,16,16	0
56	MG	1A	8311	1/1	0.93	0.15	-3.87	11,11,11,11	0
56	MG	2A	3435	1/1	0.86	0.11	-3.89	33,33,33,33	0
56	MG	1A	8810	1/1	0.95	0.11	-3.89	8,8,8,8	0
56	MG	2A	3436	1/1	0.94	0.15	-3.90	29,29,29,29	0
56	MG	2A	3373	1/1	0.73	0.12	-3.91	29,29,29,29	0
56	MG	2A	3824	1/1	0.96	0.08	-3.95	42,42,42,42	0
56	MG	1A	8241	1/1	0.91	0.15	-3.96	10,10,10,10	0
56	MG	1A	8299	1/1	0.86	0.08	-4.01	28,28,28,28	0
56	MG	1A	8698	1/1	0.91	0.06	-4.02	30,30,30,30	0
56	MG	2A	3359	1/1	0.98	0.12	-4.04	30,30,30,30	0
56	MG	1a	1818	1/1	0.97	0.10	-4.04	41,41,41,41	0
56	MG	2A	3489	1/1	0.94	0.12	-4.07	27,27,27,27	0
56	MG	2A	3496	1/1	0.91	0.11	-4.08	36,36,36,36	0
56	MG	1A	8418	1/1	0.89	0.09	-4.11	22,22,22,22	0
56	MG	1a	1756	1/1	0.85	0.11	-4.13	51,51,51,51	0
56	MG	1F	304	1/1	0.98	0.07	-4.13	9,9,9,9	0
56	MG	1A	8305	1/1	0.96	0.12	-4.21	29,29,29,29	0
56	MG	1A	8385	1/1	0.77	0.13	-4.21	15,15,15,15	0
56	MG	2A	3455	1/1	0.97	0.08	-4.23	40,40,40,40	0
56	MG	1A	8961	1/1	0.95	0.12	-4.23	20,20,20,20	0
56	MG	1A	8439	1/1	0.97	0.12	-4.25	6,6,6,6	0
56	MG	1A	8083	1/1	0.93	0.13	-4.25	15,15,15,15	0
56	MG	1a	1832	1/1	0.92	0.06	-4.25	44,44,44,44	0
56	MG	1a	1799	1/1	0.91	0.10	-4.26	35,35,35,35	0
56	MG	1a	1657	1/1	0.88	0.12	-4.26	55,55,55,55	0
56	MG	2A	3801	1/1	0.95	0.07	-4.28	41,41,41,41	0
56	MG	1A	8947	1/1	0.95	0.08	-4.28	19,19,19,19	0
56	MG	1A	8804	1/1	0.87	0.09	-4.29	31,31,31,31	0
56	MG	2A	3008	1/1	0.92	0.13	-4.33	27,27,27,27	0
56	MG	2A	3122	1/1	0.90	0.09	-4.33	55,55,55,55	0
56	MG	2A	3297	1/1	0.96	0.09	-4.33	31,31,31,31	0
56	MG	2A	3892	1/1	0.89	0.15	-4.34	34,34,34,34	0
56	MG	2A	3474	1/1	0.91	0.07	-4.35	37,37,37,37	0
56	MG	2A	3355	1/1	0.96	0.12	-4.38	20,20,20,20	0
56	MG	2A	3390	1/1	0.89	0.10	-4.39	45,45,45,45	0
56	MG	1A	8492	1/1	0.98	0.07	-4.39	18,18,18,18	0
56	MG	1A	8345	1/1	0.94	0.10	-4.42	30,30,30,30	0
56	MG	2A	3895	1/1	0.93	0.10	-4.45	27,27,27,27	0
56	MG	1A	8444	1/1	0.95	0.12	-4.47	12,12,12,12	0

Continued on next page...

Continued from previous page...

Mol	Type	Chain	Res	Atoms	RSCC	RSR	LLDF	B-factors(Å ²)	Q<0.9
56	MG	1a	1689	1/1	0.95	0.11	-4.53	41,41,41,41	0
56	MG	1A	8696	1/1	0.92	0.13	-4.54	20,20,20,20	0
56	MG	2A	3515	1/1	0.95	0.10	-4.57	48,48,48,48	0
56	MG	1A	8349	1/1	0.95	0.11	-4.64	13,13,13,13	0
56	MG	2A	3450	1/1	0.97	0.11	-4.64	27,27,27,27	0
56	MG	1E	307	1/1	0.94	0.08	-4.71	28,28,28,28	0
56	MG	1B	3025	1/1	0.95	0.12	-4.72	26,26,26,26	0
56	MG	2A	3805	1/1	0.78	0.08	-4.73	40,40,40,40	0
56	MG	2A	3137	1/1	0.99	0.11	-4.76	26,26,26,26	0
56	MG	1A	8391	1/1	0.95	0.13	-4.76	6,6,6,6	0
56	MG	2A	3430	1/1	0.94	0.10	-4.78	30,30,30,30	0
56	MG	2a	1802	1/1	0.92	0.12	-4.81	60,60,60,60	0
56	MG	2A	3694	1/1	0.97	0.12	-4.87	35,35,35,35	0
56	MG	1A	8339	1/1	0.94	0.07	-4.90	32,32,32,32	0
56	MG	1A	8295	1/1	0.86	0.10	-4.90	21,21,21,21	0
56	MG	1A	8286	1/1	0.76	0.10	-4.91	11,11,11,11	0
56	MG	1A	8574	1/1	0.94	0.08	-4.91	15,15,15,15	0
56	MG	1A	8057	1/1	0.93	0.12	-4.92	12,12,12,12	0
56	MG	1A	8457	1/1	0.90	0.11	-4.92	9,9,9,9	0
56	MG	2A	3975	1/1	0.97	0.13	-4.93	22,22,22,22	0
56	MG	2A	3135	1/1	0.95	0.09	-4.93	24,24,24,24	0
56	MG	1a	1819	1/1	0.92	0.11	-4.93	37,37,37,37	0
56	MG	2A	3396	1/1	0.99	0.07	-4.94	25,25,25,25	0
56	MG	1A	8354	1/1	0.94	0.10	-4.97	9,9,9,9	0
56	MG	1A	8792	1/1	0.98	0.10	-4.97	15,15,15,15	0
56	MG	1A	8807	1/1	0.94	0.08	-4.99	18,18,18,18	0
56	MG	2A	3687	1/1	0.92	0.10	-4.99	30,30,30,30	0
56	MG	2A	3638	1/1	0.95	0.10	-5.00	32,32,32,32	0
56	MG	1X	101	1/1	0.96	0.07	-5.01	20,20,20,20	0
56	MG	1D	303	1/1	0.95	0.09	-5.01	17,17,17,17	0
56	MG	1A	8678	1/1	0.98	0.13	-5.03	21,21,21,21	0
56	MG	2A	3773	1/1	0.94	0.09	-5.03	24,24,24,24	0
56	MG	1A	8151	1/1	0.94	0.13	-5.04	10,10,10,10	0
56	MG	2A	3841	1/1	0.94	0.12	-5.06	40,40,40,40	0
56	MG	1A	8313	1/1	0.87	0.13	-5.09	16,16,16,16	0
56	MG	2A	3476	1/1	0.95	0.10	-5.09	34,34,34,34	0
56	MG	2a	1787	1/1	0.87	0.08	-5.13	49,49,49,49	0
56	MG	2A	3363	1/1	0.91	0.12	-5.16	26,26,26,26	0
56	MG	2A	3456	1/1	0.92	0.12	-5.16	23,23,23,23	0
56	MG	2A	3345	1/1	0.97	0.07	-5.17	39,39,39,39	0
56	MG	2a	1699	1/1	0.94	0.12	-5.17	68,68,68,68	0
56	MG	2A	3925	1/1	0.92	0.05	-5.20	42,42,42,42	0

Continued on next page...

Continued from previous page...

Mol	Type	Chain	Res	Atoms	RSCC	RSR	LLDF	B-factors(\AA^2)	Q<0.9
56	MG	2A	3808	1/1	0.86	0.11	-5.21	31,31,31,31	0
56	MG	2A	3578	1/1	0.85	0.08	-5.32	47,47,47,47	0
56	MG	1A	8680	1/1	0.94	0.12	-5.35	19,19,19,19	0
56	MG	1a	1711	1/1	0.94	0.08	-5.35	45,45,45,45	0
56	MG	2A	3370	1/1	0.77	0.13	-5.36	21,21,21,21	0
56	MG	1A	8280	1/1	0.97	0.07	-5.36	18,18,18,18	0
56	MG	2A	3132	1/1	0.96	0.11	-5.41	32,32,32,32	0
56	MG	1A	8786	1/1	0.94	0.08	-5.42	15,15,15,15	0
56	MG	2A	3653	1/1	0.96	0.11	-5.42	41,41,41,41	0
56	MG	1A	8546	1/1	0.90	0.11	-5.44	21,21,21,21	0
56	MG	2A	3429	1/1	0.92	0.11	-5.50	37,37,37,37	0
56	MG	1A	8716	1/1	0.88	0.11	-5.51	39,39,39,39	0
56	MG	1A	8472	1/1	0.95	0.11	-5.54	11,11,11,11	0
56	MG	2A	3708	1/1	0.95	0.08	-5.56	30,30,30,30	0
56	MG	2A	3366	1/1	0.96	0.11	-5.57	29,29,29,29	0
56	MG	1A	8633	1/1	0.96	0.09	-5.57	10,10,10,10	0
56	MG	1A	8431	1/1	0.92	0.10	-5.59	17,17,17,17	0
56	MG	1A	8203	1/1	0.91	0.11	-5.59	15,15,15,15	0
56	MG	2A	3983	1/1	0.87	0.10	-5.65	23,23,23,23	0
56	MG	1A	8809	1/1	0.84	0.15	-5.66	21,21,21,21	0
56	MG	1A	8294	1/1	0.96	0.06	-5.69	29,29,29,29	0
56	MG	2A	3759	1/1	0.92	0.13	-5.71	52,52,52,52	0
56	MG	2A	3712	1/1	0.80	0.08	-5.74	29,29,29,29	0
56	MG	1A	8750	1/1	0.98	0.06	-5.77	31,31,31,31	0
56	MG	1A	8396	1/1	0.95	0.07	-5.77	14,14,14,14	0
56	MG	2B	3018	1/1	0.59	0.11	-5.81	57,57,57,57	0
56	MG	2A	3750	1/1	0.92	0.06	-5.96	24,24,24,24	0
56	MG	1A	8166	1/1	0.99	0.10	-6.09	14,14,14,14	0
56	MG	1A	8713	1/1	0.95	0.08	-6.15	9,9,9,9	0
56	MG	1A	8297	1/1	0.97	0.09	-6.22	13,13,13,13	0
56	MG	2A	3354	1/1	0.90	0.09	-6.29	27,27,27,27	0
56	MG	2A	3570	1/1	0.98	0.05	-6.30	35,35,35,35	0
56	MG	1A	8752	1/1	0.97	0.10	-6.34	12,12,12,12	0
56	MG	2a	1691	1/1	0.84	0.09	-6.38	52,52,52,52	0
56	MG	2D	306	1/1	0.94	0.14	-6.38	34,34,34,34	0
56	MG	1A	8481	1/1	0.98	0.06	-6.47	20,20,20,20	0
56	MG	2A	3288	1/1	0.97	0.11	-6.49	25,25,25,25	0
56	MG	1A	8061	1/1	0.90	0.09	-6.50	41,41,41,41	0
56	MG	1A	8314	1/1	0.97	0.11	-6.52	12,12,12,12	0
56	MG	1A	8869	1/1	0.98	0.09	-6.52	20,20,20,20	0
56	MG	2A	3714	1/1	0.93	0.10	-6.65	39,39,39,39	0
56	MG	1A	8642	1/1	0.97	0.10	-6.69	18,18,18,18	0

Continued on next page...

Continued from previous page...

Mol	Type	Chain	Res	Atoms	RSCC	RSR	LLDF	B-factors(\AA^2)	Q<0.9
56	MG	1A	8837	1/1	0.96	0.07	-6.71	18,18,18,18	0
56	MG	1A	8476	1/1	0.98	0.08	-6.74	17,17,17,17	0
56	MG	1A	8450	1/1	0.98	0.09	-6.76	14,14,14,14	0
56	MG	1A	8801	1/1	0.85	0.10	-6.79	25,25,25,25	0
56	MG	1A	8672	1/1	0.90	0.13	-6.80	19,19,19,19	0
56	MG	1B	3018	1/1	0.89	0.13	-6.84	41,41,41,41	0
56	MG	2A	3141	1/1	0.91	0.12	-7.12	27,27,27,27	0
56	MG	1A	8357	1/1	0.95	0.08	-7.14	6,6,6,6	0
56	MG	1A	8430	1/1	0.93	0.08	-7.15	13,13,13,13	0
56	MG	2A	3404	1/1	0.96	0.08	-7.17	25,25,25,25	0
56	MG	1A	8891	1/1	0.95	0.09	-7.23	15,15,15,15	0
56	MG	1A	8310	1/1	0.96	0.09	-7.41	8,8,8,8	0
56	MG	2A	3788	1/1	0.95	0.10	-7.46	36,36,36,36	0
56	MG	2a	1754	1/1	0.91	0.06	-7.53	42,42,42,42	0
56	MG	2A	3412	1/1	0.72	0.16	-7.61	21,21,21,21	0
56	MG	1A	8842	1/1	0.99	0.05	-7.64	11,11,11,11	0
56	MG	2A	3336	1/1	0.93	0.08	-7.66	44,44,44,44	0
56	MG	2a	1686	1/1	0.89	0.06	-7.76	41,41,41,41	0
56	MG	25	101	1/1	0.96	0.11	-7.80	27,27,27,27	0
56	MG	1E	301	1/1	0.94	0.07	-7.94	22,22,22,22	0
56	MG	2A	3900	1/1	0.93	0.11	-7.99	41,41,41,41	0
56	MG	1A	8366	1/1	0.94	0.07	-8.05	14,14,14,14	0
56	MG	2a	1614	1/1	0.94	0.12	-8.06	49,49,49,49	0
56	MG	2A	3756	1/1	0.96	0.10	-8.07	28,28,28,28	0
56	MG	1A	8369	1/1	0.97	0.12	-8.12	11,11,11,11	0
56	MG	1A	8342	1/1	0.96	0.12	-8.24	9,9,9,9	0
56	MG	2A	3839	1/1	0.96	0.10	-8.36	27,27,27,27	0
56	MG	1A	8794	1/1	0.88	0.12	-8.45	24,24,24,24	0
56	MG	2A	3544	1/1	0.89	0.08	-8.47	38,38,38,38	0
56	MG	2A	3369	1/1	0.91	0.09	-8.60	25,25,25,25	0
56	MG	2A	3349	1/1	0.85	0.10	-9.13	43,43,43,43	0
56	MG	1a	1808	1/1	0.96	0.07	-9.19	35,35,35,35	0
56	MG	2A	3445	1/1	0.97	0.10	-9.19	42,42,42,42	0
56	MG	2A	3439	1/1	0.94	0.06	-9.59	25,25,25,25	0
56	MG	2A	3247	1/1	0.98	0.12	-9.74	25,25,25,25	0
56	MG	1A	8543	1/1	0.96	0.08	-9.95	20,20,20,20	0
56	MG	2A	3313	1/1	0.97	0.12	-10.09	31,31,31,31	0
56	MG	2A	3311	1/1	0.91	0.10	-10.34	29,29,29,29	0
56	MG	2A	3470	1/1	0.97	0.10	-10.42	24,24,24,24	0
56	MG	2A	3278	1/1	0.92	0.11	-10.67	30,30,30,30	0
56	MG	2D	308	1/1	0.97	0.08	-10.99	33,33,33,33	0
56	MG	2A	3431	1/1	0.79	0.09	-11.17	39,39,39,39	0

Continued on next page...

Continued from previous page...

Mol	Type	Chain	Res	Atoms	RSCC	RSR	LLDF	B-factors(Å ²)	Q<0.9
56	MG	1A	8359	1/1	0.96	0.08	-11.66	24,24,24,24	0
56	MG	1A	8330	1/1	0.98	0.07	-12.29	13,13,13,13	0
56	MG	1A	8775	1/1	0.95	0.06	-15.46	9,9,9,9	0
56	MG	1a	1698	1/1	0.89	0.07	-16.97	29,29,29,29	0
56	MG	1A	8451	1/1	0.98	0.05	-18.88	19,19,19,19	0
56	MG	2A	3820	1/1	0.93	0.07	-20.88	29,29,29,29	0
56	MG	2A	3166	1/1	0.94	0.10	-	42,42,42,42	0
56	MG	1a	1828	1/1	0.84	0.20	-	52,52,52,52	0
56	MG	2A	3686	1/1	0.73	0.44	-	53,53,53,53	0
56	MG	2A	3719	1/1	0.84	0.50	-	37,37,37,37	0
56	MG	2A	3884	1/1	0.93	0.16	-	37,37,37,37	0
56	MG	1A	8700	1/1	0.93	0.15	-	27,27,27,27	0
56	MG	2A	3268	1/1	0.97	0.22	-	42,42,42,42	0
56	MG	2A	3587	1/1	0.91	0.80	-	39,39,39,39	0
56	MG	2A	3665	1/1	0.92	0.19	-	29,29,29,29	0
56	MG	1A	8856	1/1	0.92	0.14	-	18,18,18,18	0
56	MG	1a	1717	1/1	0.98	0.10	-	32,32,32,32	0
56	MG	1A	8200	1/1	0.92	0.14	-	46,46,46,46	0
56	MG	1A	8903	1/1	0.96	0.15	-	19,19,19,19	0
56	MG	1A	8039	1/1	0.81	0.17	-	12,12,12,12	0
56	MG	1A	8880	1/1	0.65	0.39	-	46,46,46,46	0
56	MG	1A	8074	1/1	0.86	0.27	-	18,18,18,18	0
56	MG	1A	8568	1/1	0.93	0.15	-	11,11,11,11	0
56	MG	2A	3161	1/1	0.90	0.13	-	33,33,33,33	0
56	MG	2a	1690	1/1	0.39	0.10	-	57,57,57,57	0
56	MG	2a	1724	1/1	0.89	0.22	-	56,56,56,56	0
56	MG	1A	8287	1/1	0.97	0.17	-	23,23,23,23	0
56	MG	2A	3642	1/1	0.97	0.12	-	37,37,37,37	0
56	MG	1a	1761	1/1	0.97	0.14	-	44,44,44,44	0
56	MG	2A	3716	1/1	0.93	0.38	-	37,37,37,37	0
56	MG	1A	8479	1/1	0.94	0.24	-	38,38,38,38	0
56	MG	2A	3114	1/1	0.82	0.16	-	33,33,33,33	0
56	MG	1a	1713	1/1	0.90	0.11	-	39,39,39,39	0
56	MG	2A	3846	1/1	0.82	0.14	-	38,38,38,38	0
56	MG	2D	315	1/1	0.91	0.11	-	24,24,24,24	0
56	MG	2A	3040	1/1	0.87	0.07	-	53,53,53,53	0
56	MG	2A	3499	1/1	0.89	0.26	-	51,51,51,51	0
56	MG	1A	8661	1/1	0.93	0.11	-	7,7,7,7	0
56	MG	2A	3099	1/1	0.94	0.19	-	34,34,34,34	0
56	MG	1A	8845	1/1	0.97	0.17	-	28,28,28,28	0
56	MG	2a	1812	1/1	0.92	0.12	-	64,64,64,64	0
56	MG	2A	3148	1/1	0.94	0.14	-	50,50,50,50	0

Continued on next page...

Continued from previous page...

Mol	Type	Chain	Res	Atoms	RSCC	RSR	LLDF	B-factors(\AA^2)	Q<0.9
56	MG	2A	3673	1/1	0.86	0.28	-	41,41,41,41	0
56	MG	2a	1617	1/1	0.90	0.11	-	50,50,50,50	0
56	MG	1a	1774	1/1	0.85	0.24	-	59,59,59,59	0
56	MG	2A	3860	1/1	0.91	0.09	-	46,46,46,46	0
56	MG	2a	1745	1/1	0.91	0.05	-	55,55,55,55	0
56	MG	1A	8042	1/1	0.96	0.10	-	33,33,33,33	0
56	MG	1A	8113	1/1	0.95	0.14	-	16,16,16,16	0
56	MG	2A	3838	1/1	0.94	0.41	-	44,44,44,44	0
56	MG	2A	3058	1/1	0.93	0.09	-	42,42,42,42	0
56	MG	1A	8821	1/1	0.96	0.07	-	9,9,9,9	0
56	MG	2A	3599	1/1	0.96	0.09	-	48,48,48,48	0
56	MG	2A	3462	1/1	0.91	0.21	-	26,26,26,26	0
56	MG	2x	110	1/1	0.90	0.11	-	42,42,42,42	0
56	MG	2a	1626	1/1	0.80	0.25	-	63,63,63,63	0
56	MG	2A	3283	1/1	0.83	0.16	-	30,30,30,30	0
56	MG	2A	3952	1/1	0.98	0.12	-	36,36,36,36	0
56	MG	1a	1764	1/1	0.93	0.23	-	54,54,54,54	0
56	MG	1a	1782	1/1	0.87	0.10	-	38,38,38,38	0
56	MG	1A	8793	1/1	0.93	0.12	-	27,27,27,27	0
56	MG	2A	3374	1/1	0.84	0.12	-	57,57,57,57	0
56	MG	1A	8066	1/1	0.97	0.16	-	25,25,25,25	0
56	MG	1A	8623	1/1	0.92	0.57	-	18,18,18,18	0
56	MG	2A	3170	1/1	0.97	0.15	-	39,39,39,39	0
56	MG	1a	1681	1/1	0.89	0.16	-	52,52,52,52	0
56	MG	1A	8031	1/1	0.94	0.18	-	12,12,12,12	0
56	MG	2A	3139	1/1	0.92	0.22	-	45,45,45,45	0
56	MG	2A	3844	1/1	0.92	0.15	-	46,46,46,46	0
56	MG	1A	8519	1/1	0.88	0.23	-	29,29,29,29	0
56	MG	2x	112	1/1	0.98	0.15	-	39,39,39,39	0
56	MG	1A	8150	1/1	0.92	0.21	-	36,36,36,36	0
56	MG	2A	3889	1/1	0.89	0.31	-	63,63,63,63	0
56	MG	2A	3083	1/1	0.87	0.19	-	25,25,25,25	0
56	MG	2A	3459	1/1	0.96	0.22	-	33,33,33,33	0
56	MG	2A	3825	1/1	0.94	0.08	-	27,27,27,27	0
56	MG	2B	3011	1/1	0.87	0.08	-	73,73,73,73	0
56	MG	2a	1798	1/1	0.87	0.17	-	49,49,49,49	0
56	MG	1A	8445	1/1	0.94	0.09	-	18,18,18,18	0
56	MG	1a	1630	1/1	0.96	0.26	-	17,17,17,17	0
56	MG	2A	3239	1/1	0.88	0.37	-	51,51,51,51	0
56	MG	1A	8881	1/1	0.72	0.23	-	53,53,53,53	0
56	MG	1A	8027	1/1	0.92	0.13	-	38,38,38,38	0
56	MG	1A	8375	1/1	0.99	0.12	-	11,11,11,11	0

Continued on next page...

Continued from previous page...

Mol	Type	Chain	Res	Atoms	RSCC	RSR	LLDF	B-factors(\AA^2)	Q<0.9
56	MG	1A	8872	1/1	0.56	0.32	-	59,59,59,59	0
56	MG	1A	8594	1/1	0.84	0.15	-	36,36,36,36	0
56	MG	1A	8508	1/1	0.75	0.09	-	34,34,34,34	0
56	MG	1A	8652	1/1	0.98	0.14	-	24,24,24,24	0
56	MG	1A	8634	1/1	0.88	0.20	-	39,39,39,39	0
56	MG	2a	1752	1/1	0.84	0.59	-	71,71,71,71	0
56	MG	1A	8214	1/1	0.91	0.27	-	10,10,10,10	0
56	MG	1A	8835	1/1	0.86	0.10	-	36,36,36,36	0
56	MG	1A	8087	1/1	0.95	0.12	-	45,45,45,45	0
56	MG	2A	3055	1/1	0.90	0.56	-	32,32,32,32	0
56	MG	2A	3096	1/1	0.96	0.33	-	21,21,21,21	0
56	MG	2A	3898	1/1	0.96	0.18	-	46,46,46,46	0
56	MG	2A	3853	1/1	0.94	0.15	-	54,54,54,54	0
56	MG	2A	3509	1/1	0.85	0.36	-	66,66,66,66	0
56	MG	1A	8426	1/1	0.93	0.06	-	31,31,31,31	0
56	MG	1A	8612	1/1	0.88	0.14	-	8,8,8,8	0
56	MG	1a	1789	1/1	0.71	0.30	-	61,61,61,61	0
56	MG	2A	3789	1/1	0.95	0.08	-	48,48,48,48	0
56	MG	1A	8180	1/1	0.98	0.13	-	17,17,17,17	0
56	MG	1A	8677	1/1	0.93	0.14	-	24,24,24,24	0
56	MG	2A	3731	1/1	0.83	0.46	-	63,63,63,63	0
56	MG	1B	3009	1/1	0.97	0.32	-	37,37,37,37	0
56	MG	2A	3315	1/1	0.95	0.15	-	44,44,44,44	0
56	MG	1A	8724	1/1	0.89	0.12	-	17,17,17,17	0
56	MG	1A	8379	1/1	0.97	0.13	-	19,19,19,19	0
56	MG	1W	3001	1/1	0.95	0.12	-	21,21,21,21	0
56	MG	1A	8758	1/1	0.99	0.10	-	11,11,11,11	0
56	MG	2A	3271	1/1	0.94	0.41	-	42,42,42,42	0
56	MG	2A	3294	1/1	0.91	0.09	-	50,50,50,50	0
56	MG	2a	1713	1/1	0.36	0.23	-	59,59,59,59	0
56	MG	1A	8133	1/1	0.98	0.14	-	15,15,15,15	0
56	MG	2A	3579	1/1	0.98	0.10	-	25,25,25,25	0
56	MG	1A	8818	1/1	0.93	0.39	-	33,33,33,33	0
56	MG	2A	3739	1/1	0.89	0.29	-	46,46,46,46	0
56	MG	1A	8392	1/1	0.94	0.14	-	37,37,37,37	0
56	MG	1A	8812	1/1	0.94	0.11	-	31,31,31,31	0
56	MG	2A	3828	1/1	0.84	0.22	-	58,58,58,58	0
56	MG	1A	8799	1/1	0.96	0.22	-	23,23,23,23	0
56	MG	1x	3014	1/1	0.95	0.16	-	29,29,29,29	0
56	MG	1A	8576	1/1	0.96	0.06	-	29,29,29,29	0
56	MG	1A	8459	1/1	0.98	0.08	-	24,24,24,24	0
56	MG	1a	1814	1/1	0.87	0.16	-	40,40,40,40	0

Continued on next page...

Continued from previous page...

Mol	Type	Chain	Res	Atoms	RSCC	RSR	LLDF	B-factors(Å ²)	Q<0.9
56	MG	1A	8909	1/1	0.85	0.21	-	15,15,15,15	0
56	MG	1A	8520	1/1	0.94	0.23	-	9,9,9,9	0
56	MG	1A	8533	1/1	0.91	0.13	-	28,28,28,28	0
56	MG	1H	201	1/1	0.89	0.14	-	38,38,38,38	0
56	MG	2A	3879	1/1	0.91	0.22	-	36,36,36,36	0
56	MG	1A	8112	1/1	0.99	0.17	-	13,13,13,13	0
56	MG	2A	3319	1/1	0.85	0.20	-	68,68,68,68	0
56	MG	2A	3419	1/1	0.87	0.08	-	48,48,48,48	0
56	MG	1A	8712	1/1	0.94	0.12	-	24,24,24,24	0
56	MG	1A	8148	1/1	0.93	0.13	-	7,7,7,7	0
56	MG	2a	1706	1/1	0.75	0.15	-	55,55,55,55	0
56	MG	2A	3356	1/1	0.88	0.15	-	30,30,30,30	0
56	MG	1a	1724	1/1	0.92	0.13	-	50,50,50,50	0
56	MG	1A	8883	1/1	0.95	0.08	-	30,30,30,30	0
56	MG	1A	8005	1/1	0.87	0.14	-	20,20,20,20	0
56	MG	1N	203	1/1	0.91	0.14	-	47,47,47,47	0
56	MG	1A	8236	1/1	0.95	0.27	-	22,22,22,22	0
56	MG	1A	8583	1/1	0.95	0.17	-	8,8,8,8	0
56	MG	1A	8141	1/1	0.97	0.21	-	22,22,22,22	0
56	MG	1A	8254	1/1	0.95	0.14	-	15,15,15,15	0
56	MG	2A	3488	1/1	0.92	0.21	-	30,30,30,30	0
56	MG	1A	8830	1/1	0.96	0.09	-	27,27,27,27	0
56	MG	2A	3097	1/1	0.93	0.41	-	38,38,38,38	0
56	MG	2A	3365	1/1	0.90	0.14	-	47,47,47,47	0
56	MG	2A	3819	1/1	0.97	0.07	-	32,32,32,32	0
56	MG	1A	8941	1/1	0.91	0.29	-	45,45,45,45	0
56	MG	1A	8119	1/1	0.88	0.09	-	29,29,29,29	0
56	MG	2E	303	1/1	0.88	0.17	-	64,64,64,64	0
56	MG	1A	8046	1/1	0.98	0.15	-	12,12,12,12	0
56	MG	1a	1737	1/1	0.96	0.13	-	40,40,40,40	0
56	MG	1A	8931	1/1	0.92	0.14	-	18,18,18,18	0
56	MG	1a	1733	1/1	0.82	0.33	-	58,58,58,58	0
56	MG	2A	3075	1/1	0.94	0.15	-	35,35,35,35	0
56	MG	1V	201	1/1	0.94	0.21	-	28,28,28,28	0
56	MG	2A	3791	1/1	0.95	0.11	-	52,52,52,52	0
56	MG	1A	8142	1/1	0.95	0.37	-	11,11,11,11	0
56	MG	1x	3010	1/1	0.95	0.13	-	34,34,34,34	0
56	MG	1a	1775	1/1	0.80	0.19	-	41,41,41,41	0
56	MG	2a	1680	1/1	0.74	0.64	-	59,59,59,59	0
56	MG	2R	202	1/1	0.89	0.19	-	21,21,21,21	0
56	MG	2a	1808	1/1	0.98	0.11	-	53,53,53,53	0
56	MG	1A	8878	1/1	0.94	0.10	-	16,16,16,16	0

Continued on next page...

Continued from previous page...

Mol	Type	Chain	Res	Atoms	RSCC	RSR	LLDF	B-factors(\AA^2)	Q<0.9
56	MG	1A	8787	1/1	0.92	0.12	-	8,8,8,8	0
56	MG	2A	3309	1/1	0.89	0.08	-	38,38,38,38	0
56	MG	2B	3022	1/1	0.88	0.10	-	59,59,59,59	0
56	MG	1A	8596	1/1	0.97	0.08	-	17,17,17,17	0
56	MG	1A	8815	1/1	0.97	0.19	-	21,21,21,21	0
56	MG	1a	1644	1/1	0.95	0.22	-	38,38,38,38	0
56	MG	1A	8653	1/1	0.81	0.17	-	47,47,47,47	0
56	MG	2A	3826	1/1	0.92	0.07	-	33,33,33,33	0
56	MG	1A	8249	1/1	0.81	0.31	-	36,36,36,36	0
56	MG	1A	8157	1/1	0.90	0.21	-	23,23,23,23	0
56	MG	1A	8440	1/1	0.95	0.17	-	5,5,5,5	0
56	MG	2A	3732	1/1	0.95	0.20	-	62,62,62,62	0
56	MG	2A	3942	1/1	0.94	0.12	-	43,43,43,43	0
56	MG	2A	3920	1/1	0.93	0.18	-	43,43,43,43	0
56	MG	1A	8290	1/1	0.93	0.10	-	19,19,19,19	0
56	MG	2A	3332	1/1	0.76	0.15	-	69,69,69,69	0
56	MG	2a	1761	1/1	0.83	0.12	-	42,42,42,42	0
56	MG	1A	8324	1/1	0.87	0.12	-	17,17,17,17	0
56	MG	2A	3440	1/1	0.97	0.09	-	30,30,30,30	0
56	MG	2j	201	1/1	0.93	0.17	-	65,65,65,65	0
56	MG	1a	1801	1/1	0.78	0.18	-	60,60,60,60	0
56	MG	2A	3559	1/1	0.83	0.26	-	25,25,25,25	0
56	MG	1A	8434	1/1	0.92	0.18	-	16,16,16,16	0
56	MG	2A	3764	1/1	0.91	0.07	-	62,62,62,62	0
56	MG	2A	3914	1/1	0.90	0.15	-	51,51,51,51	0
56	MG	1q	201	1/1	0.94	0.10	-	37,37,37,37	0
56	MG	2A	3447	1/1	0.96	0.17	-	22,22,22,22	0
56	MG	2A	3815	1/1	0.92	0.11	-	33,33,33,33	0
56	MG	2A	3245	1/1	0.81	0.28	-	46,46,46,46	0
56	MG	2A	3555	1/1	0.91	0.20	-	35,35,35,35	0
56	MG	1A	8513	1/1	0.95	0.06	-	27,27,27,27	0
56	MG	2i	3001	1/1	0.95	0.13	-	36,36,36,36	0
56	MG	1A	8644	1/1	0.88	0.23	-	36,36,36,36	0
56	MG	2A	3873	1/1	0.79	0.36	-	74,74,74,74	0
56	MG	1A	8507	1/1	0.94	0.20	-	33,33,33,33	0
56	MG	1A	8105	1/1	0.93	0.34	-	12,12,12,12	0
56	MG	1D	311	1/1	0.96	0.10	-	31,31,31,31	0
56	MG	1A	8667	1/1	0.81	0.24	-	40,40,40,40	0
56	MG	2U	206	1/1	0.93	0.24	-	38,38,38,38	0
56	MG	1A	8028	1/1	0.94	0.17	-	11,11,11,11	0
56	MG	2A	3863	1/1	0.88	0.26	-	54,54,54,54	0
56	MG	2A	3972	1/1	0.95	0.11	-	31,31,31,31	0

Continued on next page...

Continued from previous page...

Mol	Type	Chain	Res	Atoms	RSCC	RSR	LLDF	B-factors(\AA^2)	Q<0.9
56	MG	1A	8201	1/1	0.87	0.32	-	45,45,45,45	0
56	MG	1A	8915	1/1	0.89	0.14	-	38,38,38,38	0
56	MG	2a	1821	1/1	0.76	0.18	-	71,71,71,71	0
56	MG	2A	3524	1/1	0.71	0.22	-	59,59,59,59	0
56	MG	2A	3823	1/1	0.83	0.19	-	43,43,43,43	0
56	MG	2B	3019	1/1	0.69	0.10	-	62,62,62,62	0
56	MG	1n	101	1/1	0.89	0.29	-	51,51,51,51	0
56	MG	2A	3021	1/1	0.94	0.18	-	30,30,30,30	0
56	MG	2A	3088	1/1	0.95	0.32	-	33,33,33,33	0
56	MG	2a	1684	1/1	0.87	0.29	-	41,41,41,41	0
56	MG	2A	3157	1/1	0.91	0.09	-	40,40,40,40	0
56	MG	2A	3821	1/1	0.87	0.11	-	48,48,48,48	0
56	MG	2A	3284	1/1	0.96	0.10	-	41,41,41,41	0
56	MG	2A	3718	1/1	0.96	0.14	-	30,30,30,30	0
56	MG	2A	3218	1/1	0.94	0.33	-	37,37,37,37	0
56	MG	2A	3912	1/1	0.93	0.78	-	49,49,49,49	0
56	MG	1A	8466	1/1	0.92	0.10	-	25,25,25,25	0
56	MG	1A	8566	1/1	0.94	0.16	-	22,22,22,22	0
56	MG	1A	8808	1/1	0.95	0.10	-	17,17,17,17	0
56	MG	2A	3604	1/1	0.90	0.08	-	43,43,43,43	0
56	MG	1d	505	1/1	0.81	0.05	-	56,56,56,56	0
56	MG	2A	3643	1/1	0.94	0.27	-	27,27,27,27	0
56	MG	1A	8525	1/1	0.92	0.18	-	10,10,10,10	0
56	MG	1A	8364	1/1	0.95	0.14	-	26,26,26,26	0
56	MG	1A	8538	1/1	0.96	0.11	-	14,14,14,14	0
56	MG	2A	3469	1/1	0.92	0.24	-	31,31,31,31	0
56	MG	1A	8019	1/1	0.91	0.41	-	12,12,12,12	0
56	MG	1a	1606	1/1	0.93	0.18	-	36,36,36,36	0
56	MG	2A	3725	1/1	0.95	0.11	-	29,29,29,29	0
56	MG	2A	3797	1/1	0.94	0.19	-	38,38,38,38	0
56	MG	1A	8471	1/1	0.85	0.21	-	17,17,17,17	0
56	MG	2A	3698	1/1	0.87	0.13	-	35,35,35,35	0
56	MG	1a	1744	1/1	0.77	0.15	-	59,59,59,59	0
56	MG	2A	3794	1/1	0.89	0.07	-	63,63,63,63	0
56	MG	2A	3886	1/1	0.96	0.15	-	43,43,43,43	0
56	MG	1A	8335	1/1	0.95	0.26	-	38,38,38,38	0
56	MG	1A	8689	1/1	0.80	0.20	-	33,33,33,33	0
56	MG	1A	8488	1/1	0.83	0.21	-	46,46,46,46	0
56	MG	2A	3843	1/1	0.95	0.16	-	43,43,43,43	0
56	MG	1a	1768	1/1	0.66	0.27	-	53,53,53,53	0
56	MG	2A	3888	1/1	0.92	0.15	-	41,41,41,41	0
56	MG	2A	3229	1/1	0.94	0.14	-	30,30,30,30	0

Continued on next page...

Continued from previous page...

Mol	Type	Chain	Res	Atoms	RSCC	RSR	LLDF	B-factors(\AA^2)	Q<0.9
56	MG	1g	3001	1/1	0.95	0.12	-	38,38,38,38	0
56	MG	1A	8771	1/1	0.95	0.09	-	24,24,24,24	0
56	MG	2A	3043	1/1	0.91	0.18	-	42,42,42,42	0
56	MG	2G	3002	1/1	0.70	0.17	-	63,63,63,63	0
56	MG	2A	3812	1/1	0.94	0.11	-	22,22,22,22	0
56	MG	1B	3006	1/1	0.92	0.13	-	25,25,25,25	0
56	MG	1A	8847	1/1	0.90	0.25	-	16,16,16,16	0
56	MG	1A	8755	1/1	0.99	0.28	-	16,16,16,16	0
56	MG	2a	1717	1/1	0.93	0.13	-	54,54,54,54	0
56	MG	1a	1637	1/1	0.97	0.39	-	38,38,38,38	0
56	MG	2A	3362	1/1	0.87	0.13	-	61,61,61,61	0
56	MG	1A	8124	1/1	0.89	0.14	-	16,16,16,16	0
56	MG	1a	1652	1/1	0.87	0.16	-	47,47,47,47	0
56	MG	1B	3013	1/1	0.95	0.10	-	24,24,24,24	0
56	MG	2A	3522	1/1	0.92	0.33	-	51,51,51,51	0
56	MG	1a	1646	1/1	0.97	0.35	-	34,34,34,34	0
56	MG	1A	8751	1/1	0.83	0.16	-	44,44,44,44	0
56	MG	1A	8307	1/1	0.94	0.05	-	18,18,18,18	0
56	MG	1A	8778	1/1	0.98	0.06	-	21,21,21,21	0
56	MG	2A	3780	1/1	0.93	0.31	-	44,44,44,44	0
56	MG	1A	8563	1/1	0.96	0.13	-	11,11,11,11	0
56	MG	2A	3133	1/1	0.96	0.50	-	39,39,39,39	0
56	MG	1A	8622	1/1	0.97	0.12	-	26,26,26,26	0
56	MG	2A	3861	1/1	0.95	0.06	-	50,50,50,50	0
56	MG	2A	3882	1/1	0.92	0.05	-	46,46,46,46	0
56	MG	2A	3706	1/1	0.85	0.21	-	32,32,32,32	0
56	MG	1A	8744	1/1	0.91	0.13	-	17,17,17,17	0
56	MG	2A	3243	1/1	0.58	0.45	-	31,31,31,31	0
56	MG	2A	3726	1/1	0.86	0.12	-	50,50,50,50	0
56	MG	1A	8383	1/1	0.88	0.09	-	10,10,10,10	0
56	MG	1A	8695	1/1	0.87	0.16	-	11,11,11,11	0
56	MG	2A	3610	1/1	0.89	0.14	-	57,57,57,57	0
56	MG	1a	1700	1/1	0.88	0.23	-	45,45,45,45	0
56	MG	1A	8873	1/1	0.96	0.13	-	10,10,10,10	0
56	MG	2A	3811	1/1	0.94	0.07	-	47,47,47,47	0
56	MG	1A	8159	1/1	0.92	0.15	-	21,21,21,21	0
56	MG	1A	8318	1/1	0.97	0.17	-	6,6,6,6	0
56	MG	1A	8859	1/1	0.83	0.15	-	37,37,37,37	0
56	MG	2A	3504	1/1	0.87	0.25	-	45,45,45,45	0
56	MG	2A	3574	1/1	0.91	0.16	-	31,31,31,31	0
56	MG	2A	3768	1/1	0.83	0.13	-	42,42,42,42	0
56	MG	1A	8171	1/1	0.89	0.13	-	28,28,28,28	0

Continued on next page...

Continued from previous page...

Mol	Type	Chain	Res	Atoms	RSCC	RSR	LLDF	B-factors(\AA^2)	Q<0.9
56	MG	1A	8528	1/1	0.97	0.20	-	18,18,18,18	0
56	MG	2a	1685	1/1	0.93	0.08	-	41,41,41,41	0
56	MG	1a	1604	1/1	0.79	0.33	-	50,50,50,50	0
56	MG	2A	3675	1/1	0.81	0.19	-	44,44,44,44	0
56	MG	1A	8769	1/1	0.95	0.12	-	20,20,20,20	0
56	MG	2A	3845	1/1	0.92	0.38	-	51,51,51,51	0
56	MG	2A	3679	1/1	0.77	0.22	-	60,60,60,60	0
56	MG	1A	8341	1/1	0.92	0.14	-	17,17,17,17	0
56	MG	2D	317	1/1	0.66	0.34	-	59,59,59,59	0
56	MG	2A	3121	1/1	0.93	0.05	-	42,42,42,42	0
56	MG	2A	3331	1/1	0.91	0.25	-	48,48,48,48	0
56	MG	1E	304	1/1	0.93	0.10	-	27,27,27,27	0
56	MG	1A	8648	1/1	0.89	0.16	-	27,27,27,27	0
56	MG	2F	305	1/1	0.94	0.15	-	26,26,26,26	0
56	MG	2A	3074	1/1	0.75	0.48	-	33,33,33,33	0
56	MG	1A	8518	1/1	0.91	0.15	-	35,35,35,35	0
56	MG	1A	8844	1/1	0.97	0.23	-	15,15,15,15	0
56	MG	1A	8841	1/1	0.96	0.10	-	34,34,34,34	0
56	MG	2a	1715	1/1	0.78	0.21	-	50,50,50,50	0
56	MG	1A	8081	1/1	0.98	0.13	-	16,16,16,16	0
56	MG	1A	8679	1/1	0.74	0.19	-	34,34,34,34	0
56	MG	1A	8926	1/1	0.97	0.10	-	35,35,35,35	0
56	MG	2A	3894	1/1	0.94	0.09	-	36,36,36,36	0
56	MG	2A	3848	1/1	0.61	0.17	-	63,63,63,63	0
56	MG	2A	3943	1/1	0.96	0.24	-	40,40,40,40	0
56	MG	1A	8604	1/1	0.83	0.25	-	29,29,29,29	0
56	MG	2A	3632	1/1	0.95	0.12	-	38,38,38,38	0
56	MG	2a	1730	1/1	0.90	0.10	-	71,71,71,71	0
56	MG	1a	1662	1/1	0.94	0.12	-	44,44,44,44	0
56	MG	1f	8001	1/1	0.92	0.15	-	36,36,36,36	0
56	MG	1D	312	1/1	0.91	0.13	-	41,41,41,41	0
56	MG	2A	3399	1/1	0.90	0.27	-	46,46,46,46	0
56	MG	1A	8674	1/1	0.85	0.26	-	35,35,35,35	0
56	MG	2A	3867	1/1	0.92	0.11	-	42,42,42,42	0
56	MG	1A	8606	1/1	0.95	0.08	-	26,26,26,26	0
56	MG	2A	3859	1/1	0.94	0.10	-	41,41,41,41	0
56	MG	1A	8415	1/1	0.97	0.08	-	16,16,16,16	0
56	MG	2D	301	1/1	0.79	0.31	-	52,52,52,52	0
56	MG	1a	1800	1/1	0.73	0.11	-	31,31,31,31	0
56	MG	1A	8389	1/1	0.89	0.07	-	32,32,32,32	0
56	MG	1G	3002	1/1	0.81	0.10	-	44,44,44,44	0
56	MG	1A	8573	1/1	0.89	0.15	-	18,18,18,18	0

Continued on next page...

Continued from previous page...

Mol	Type	Chain	Res	Atoms	RSCC	RSR	LLDF	B-factors(\AA^2)	Q<0.9
56	MG	2A	3790	1/1	0.91	0.15	-	45,45,45,45	0
56	MG	2A	3913	1/1	0.97	0.41	-	34,34,34,34	0
56	MG	1A	8497	1/1	0.93	0.13	-	20,20,20,20	0
56	MG	2A	3658	1/1	0.74	0.10	-	29,29,29,29	0
56	MG	1I	201	1/1	0.88	0.14	-	42,42,42,42	0
56	MG	1A	8449	1/1	0.87	0.08	-	61,61,61,61	0
56	MG	1A	8248	1/1	0.95	0.27	-	17,17,17,17	0
56	MG	2A	3551	1/1	0.80	0.27	-	34,34,34,34	0
56	MG	2A	3259	1/1	0.89	0.29	-	33,33,33,33	0
56	MG	1a	1784	1/1	0.89	0.20	-	54,54,54,54	0
56	MG	2a	1645	1/1	0.96	0.12	-	53,53,53,53	0
56	MG	2A	3880	1/1	0.88	0.20	-	32,32,32,32	0
56	MG	2a	1768	1/1	0.92	0.21	-	57,57,57,57	0
56	MG	2A	3741	1/1	0.93	0.23	-	69,69,69,69	0
56	MG	1A	8916	1/1	0.78	0.07	-	75,75,75,75	0
56	MG	1E	302	1/1	0.95	0.14	-	9,9,9,9	0
56	MG	1a	1835	1/1	0.95	0.14	-	43,43,43,43	0
56	MG	1A	8013	1/1	0.89	0.14	-	20,20,20,20	0
56	MG	2A	3746	1/1	0.97	0.22	-	27,27,27,27	0
56	MG	1A	8593	1/1	0.93	0.28	-	16,16,16,16	0
56	MG	1A	8650	1/1	0.94	0.19	-	39,39,39,39	0
56	MG	2a	1737	1/1	0.93	0.08	-	53,53,53,53	0
56	MG	2A	3571	1/1	0.89	0.15	-	26,26,26,26	0
56	MG	2D	316	1/1	0.63	0.15	-	47,47,47,47	0
56	MG	1A	8544	1/1	0.79	0.18	-	27,27,27,27	0
56	MG	2A	3038	1/1	0.96	0.26	-	30,30,30,30	0
56	MG	2A	3520	1/1	0.52	0.29	-	74,74,74,74	0
56	MG	2A	3204	1/1	0.90	0.31	-	31,31,31,31	0
56	MG	1A	8610	1/1	0.83	0.29	-	41,41,41,41	0
56	MG	1A	8765	1/1	0.97	0.08	-	23,23,23,23	0
56	MG	2A	3428	1/1	0.90	0.14	-	30,30,30,30	0
56	MG	1A	8802	1/1	0.88	0.11	-	26,26,26,26	0
56	MG	2N	202	1/1	0.89	0.21	-	49,49,49,49	0
56	MG	2A	3480	1/1	0.85	0.39	-	63,63,63,63	0
56	MG	1A	8309	1/1	0.97	0.10	-	19,19,19,19	0
56	MG	2A	3377	1/1	0.91	0.19	-	32,32,32,32	0
56	MG	2A	3807	1/1	0.90	0.11	-	29,29,29,29	0
56	MG	2A	3047	1/1	0.98	0.16	-	18,18,18,18	0
56	MG	2A	3503	1/1	0.86	0.21	-	47,47,47,47	0
56	MG	2A	3054	1/1	0.94	0.12	-	22,22,22,22	0
56	MG	1W	3002	1/1	0.96	0.28	-	28,28,28,28	0
56	MG	1U	202	1/1	0.95	0.14	-	17,17,17,17	0

Continued on next page...

Continued from previous page...

Mol	Type	Chain	Res	Atoms	RSCC	RSR	LLDF	B-factors(\AA^2)	Q<0.9
56	MG	2A	3343	1/1	0.87	0.15	-	35,35,35,35	0
56	MG	1A	8319	1/1	0.95	0.09	-	27,27,27,27	0
56	MG	1A	8232	1/1	0.87	0.18	-	34,34,34,34	0
56	MG	2A	3822	1/1	0.96	0.04	-	46,46,46,46	0
56	MG	2A	3208	1/1	0.94	0.42	-	31,31,31,31	0
56	MG	1A	8395	1/1	0.97	0.16	-	34,34,34,34	0
56	MG	1A	8725	1/1	0.95	0.14	-	18,18,18,18	0
56	MG	1A	8346	1/1	0.95	0.18	-	14,14,14,14	0
56	MG	2A	3552	1/1	0.86	0.32	-	47,47,47,47	0
56	MG	2A	3325	1/1	0.95	0.23	-	35,35,35,35	0
56	MG	2A	3915	1/1	0.80	0.13	-	42,42,42,42	0
56	MG	2A	3735	1/1	0.93	0.08	-	46,46,46,46	0
56	MG	1A	8547	1/1	0.88	0.11	-	21,21,21,21	0
56	MG	1A	8601	1/1	0.93	0.12	-	36,36,36,36	0
56	MG	1a	1612	1/1	0.90	0.09	-	52,52,52,52	0
56	MG	1A	8803	1/1	0.89	0.13	-	59,59,59,59	0
56	MG	1A	8125	1/1	0.97	0.17	-	30,30,30,30	0
56	MG	2A	3228	1/1	0.92	0.40	-	34,34,34,34	0
56	MG	2A	3432	1/1	0.96	0.09	-	45,45,45,45	0
56	MG	1A	8935	1/1	0.98	0.31	-	5,5,5,5	0
56	MG	2a	1784	1/1	0.81	0.25	-	64,64,64,64	0
56	MG	1A	8892	1/1	0.95	0.11	-	28,28,28,28	0
56	MG	2A	3557	1/1	0.97	0.53	-	33,33,33,33	0
56	MG	1A	8843	1/1	0.95	0.13	-	33,33,33,33	0
56	MG	1A	8732	1/1	0.89	0.25	-	33,33,33,33	0
56	MG	1A	8516	1/1	0.95	0.14	-	34,34,34,34	0
56	MG	1A	8625	1/1	0.84	0.20	-	39,39,39,39	0
56	MG	2A	3421	1/1	0.79	0.14	-	49,49,49,49	0
56	MG	1A	8534	1/1	0.88	0.15	-	52,52,52,52	0
56	MG	1S	201	1/1	0.89	0.12	-	23,23,23,23	0
56	MG	2A	3111	1/1	0.91	0.48	-	47,47,47,47	0
56	MG	1A	8649	1/1	0.86	0.32	-	18,18,18,18	0
56	MG	2E	302	1/1	0.90	0.11	-	26,26,26,26	0
56	MG	29	503	1/1	0.84	0.22	-	62,62,62,62	0
56	MG	1A	8617	1/1	0.72	0.17	-	43,43,43,43	0
56	MG	2A	3911	1/1	0.97	0.08	-	53,53,53,53	0
56	MG	2A	3640	1/1	0.91	0.29	-	26,26,26,26	0
56	MG	1A	8185	1/1	0.90	0.24	-	26,26,26,26	0
56	MG	1a	1627	1/1	0.95	0.43	-	37,37,37,37	0
56	MG	1A	8140	1/1	0.90	0.06	-	52,52,52,52	0
56	MG	1A	8230	1/1	0.94	0.36	-	13,13,13,13	0
56	MG	1A	8879	1/1	0.87	0.14	-	25,25,25,25	0

Continued on next page...

Continued from previous page...

Mol	Type	Chain	Res	Atoms	RSCC	RSR	LLDF	B-factors(\AA^2)	Q<0.9
56	MG	1A	8405	1/1	0.96	0.11	-	16,16,16,16	0
56	MG	1A	8455	1/1	0.95	0.09	-	22,22,22,22	0
56	MG	1A	8065	1/1	0.93	0.15	-	11,11,11,11	0
56	MG	2a	1601	1/1	0.82	0.18	-	47,47,47,47	0
56	MG	1A	8109	1/1	0.98	0.09	-	12,12,12,12	0
56	MG	2A	3107	1/1	0.93	0.20	-	34,34,34,34	0
56	MG	2a	1721	1/1	0.95	0.14	-	47,47,47,47	0
56	MG	2a	1732	1/1	0.74	0.19	-	77,77,77,77	0
56	MG	2A	3907	1/1	0.93	0.14	-	23,23,23,23	0
56	MG	1A	8783	1/1	0.96	0.13	-	15,15,15,15	0
56	MG	2a	1813	1/1	0.91	0.15	-	42,42,42,42	0
56	MG	1A	8779	1/1	0.95	0.09	-	29,29,29,29	0
56	MG	1A	8464	1/1	0.88	0.21	-	7,7,7,7	0
56	MG	2B	3017	1/1	0.75	0.42	-	74,74,74,74	0
56	MG	2D	307	1/1	0.97	0.14	-	33,33,33,33	0
56	MG	1A	8628	1/1	0.56	0.21	-	62,62,62,62	0
56	MG	2A	3618	1/1	0.91	0.16	-	43,43,43,43	0
56	MG	2a	1643	1/1	0.91	0.28	-	57,57,57,57	0
56	MG	1A	8828	1/1	0.90	0.06	-	40,40,40,40	0
56	MG	1a	1712	1/1	0.96	0.04	-	39,39,39,39	0
56	MG	2A	3905	1/1	0.64	0.24	-	56,56,56,56	0
56	MG	1a	1777	1/1	0.84	0.41	-	56,56,56,56	0
56	MG	1a	1824	1/1	0.82	0.11	-	54,54,54,54	0
56	MG	1A	8730	1/1	0.84	0.12	-	62,62,62,62	0
56	MG	1A	8745	1/1	0.93	0.19	-	17,17,17,17	0
56	MG	2A	3178	1/1	0.94	0.28	-	31,31,31,31	0
56	MG	1B	3022	1/1	0.80	0.14	-	41,41,41,41	0
56	MG	2A	3883	1/1	0.92	0.09	-	60,60,60,60	0
56	MG	1A	8708	1/1	0.96	0.18	-	17,17,17,17	0
56	MG	1A	8629	1/1	0.92	0.17	-	45,45,45,45	0
56	MG	2A	3246	1/1	0.96	0.07	-	26,26,26,26	0
56	MG	2A	3755	1/1	0.87	0.27	-	50,50,50,50	0
56	MG	1A	8176	1/1	0.88	0.10	-	28,28,28,28	0
56	MG	2A	3491	1/1	0.97	0.20	-	27,27,27,27	0
56	MG	1a	1780	1/1	0.89	0.13	-	61,61,61,61	0
56	MG	1A	8009	1/1	0.94	0.24	-	20,20,20,20	0
56	MG	1A	8060	1/1	0.91	0.14	-	31,31,31,31	0
56	MG	2A	3036	1/1	0.90	0.14	-	34,34,34,34	0
56	MG	2A	3003	1/1	0.93	0.13	-	42,42,42,42	0
56	MG	1A	8671	1/1	0.97	0.11	-	17,17,17,17	0
56	MG	2A	3535	1/1	0.76	0.21	-	55,55,55,55	0
56	MG	1A	8863	1/1	0.82	0.23	-	24,24,24,24	0

Continued on next page...

Continued from previous page...

Mol	Type	Chain	Res	Atoms	RSCC	RSR	LLDF	B-factors(Å ²)	Q<0.9
56	MG	1a	1691	1/1	0.98	0.09	-	30,30,30,30	0
56	MG	2A	3174	1/1	0.86	0.10	-	40,40,40,40	0
56	MG	1x	3013	1/1	0.93	0.14	-	53,53,53,53	0
56	MG	1B	3020	1/1	0.89	0.14	-	23,23,23,23	0
56	MG	2V	201	1/1	0.94	0.08	-	32,32,32,32	0
56	MG	2A	3382	1/1	0.90	0.10	-	38,38,38,38	0
56	MG	2A	3707	1/1	0.93	0.06	-	31,31,31,31	0
56	MG	2A	3483	1/1	0.94	0.17	-	48,48,48,48	0
56	MG	1A	8782	1/1	0.94	0.14	-	24,24,24,24	0
56	MG	1A	8397	1/1	0.95	0.12	-	18,18,18,18	0
56	MG	1Q	202	1/1	0.82	0.10	-	53,53,53,53	0
56	MG	1A	8191	1/1	0.95	0.21	-	17,17,17,17	0
56	MG	1A	8864	1/1	0.84	0.15	-	26,26,26,26	0
56	MG	2A	3513	1/1	0.92	0.19	-	38,38,38,38	0
56	MG	1A	8136	1/1	0.97	0.12	-	10,10,10,10	0
56	MG	1H	202	1/1	0.76	0.12	-	39,39,39,39	0
56	MG	2A	3501	1/1	0.87	0.12	-	41,41,41,41	0
56	MG	2a	1774	1/1	0.90	0.14	-	54,54,54,54	0
56	MG	1A	8899	1/1	0.86	0.12	-	37,37,37,37	0
56	MG	2A	3699	1/1	0.68	0.43	-	46,46,46,46	0
56	MG	2a	1764	1/1	0.88	0.22	-	55,55,55,55	0
56	MG	1a	1607	1/1	0.93	0.10	-	49,49,49,49	0
56	MG	2A	3928	1/1	0.89	0.28	-	31,31,31,31	0
56	MG	1a	1680	1/1	0.87	0.24	-	27,27,27,27	0
56	MG	2A	3648	1/1	0.95	0.09	-	34,34,34,34	0
56	MG	2a	1747	1/1	0.95	0.23	-	39,39,39,39	0
56	MG	1A	8668	1/1	0.92	0.25	-	32,32,32,32	0
56	MG	2A	3620	1/1	0.67	0.23	-	61,61,61,61	0
56	MG	1A	8233	1/1	0.93	0.26	-	21,21,21,21	0
56	MG	2A	3341	1/1	0.77	0.14	-	43,43,43,43	0
56	MG	1A	8811	1/1	0.98	0.16	-	35,35,35,35	0
56	MG	2A	3908	1/1	0.87	0.81	-	57,57,57,57	0
56	MG	1A	8714	1/1	0.95	0.12	-	9,9,9,9	0
56	MG	1A	8337	1/1	0.97	0.14	-	34,34,34,34	0
56	MG	1A	8408	1/1	0.94	0.08	-	19,19,19,19	0
56	MG	1A	8522	1/1	0.94	0.13	-	34,34,34,34	0
56	MG	2A	3181	1/1	0.90	0.35	-	31,31,31,31	0
56	MG	1A	8077	1/1	0.95	0.16	-	15,15,15,15	0
56	MG	1B	3026	1/1	0.94	0.29	-	35,35,35,35	0
56	MG	2A	3507	1/1	0.94	0.14	-	43,43,43,43	0
56	MG	1R	204	1/1	0.90	0.15	-	26,26,26,26	0
56	MG	2A	3305	1/1	0.86	0.08	-	41,41,41,41	0

Continued on next page...

Continued from previous page...

Mol	Type	Chain	Res	Atoms	RSCC	RSR	LLDF	B-factors(\AA^2)	Q<0.9
56	MG	1A	8550	1/1	0.90	0.17	-	35,35,35,35	0
56	MG	1a	1763	1/1	0.91	0.06	-	55,55,55,55	0
56	MG	2a	1683	1/1	0.93	0.17	-	61,61,61,61	0
56	MG	1A	8189	1/1	0.98	0.22	-	11,11,11,11	0
56	MG	2A	3152	1/1	0.94	0.13	-	32,32,32,32	0
56	MG	1A	8402	1/1	0.90	0.11	-	29,29,29,29	0
56	MG	1A	8670	1/1	0.85	0.46	-	41,41,41,41	0
56	MG	1a	1831	1/1	0.97	0.37	-	14,14,14,14	0
56	MG	1N	204	1/1	0.73	0.26	-	68,68,68,68	0
56	MG	2A	3186	1/1	0.98	0.26	-	39,39,39,39	0
56	MG	2a	1701	1/1	0.68	0.21	-	82,82,82,82	0
56	MG	1A	8247	1/1	0.84	0.17	-	25,25,25,25	0
56	MG	1a	1633	1/1	0.98	0.09	-	27,27,27,27	0
56	MG	2A	3279	1/1	0.80	0.17	-	49,49,49,49	0
56	MG	1A	8242	1/1	0.90	0.23	-	44,44,44,44	0
56	MG	2A	3682	1/1	0.97	0.08	-	40,40,40,40	0
56	MG	1a	1699	1/1	0.94	0.09	-	26,26,26,26	0
56	MG	1A	8222	1/1	0.93	0.23	-	18,18,18,18	0
56	MG	1F	305	1/1	0.92	0.15	-	15,15,15,15	0
56	MG	2A	3724	1/1	0.92	0.56	-	50,50,50,50	0
56	MG	1A	8480	1/1	0.94	0.10	-	34,34,34,34	0
56	MG	2A	3242	1/1	0.97	0.24	-	30,30,30,30	0
56	MG	2A	3852	1/1	0.97	0.21	-	40,40,40,40	0
56	MG	2A	3695	1/1	0.97	0.07	-	33,33,33,33	0
56	MG	1V	203	1/1	0.96	0.10	-	40,40,40,40	0
56	MG	1A	8188	1/1	0.96	0.43	-	16,16,16,16	0
56	MG	2A	3375	1/1	0.91	0.19	-	24,24,24,24	0
56	MG	2A	3662	1/1	0.81	0.11	-	43,43,43,43	0
56	MG	1A	8691	1/1	0.83	0.17	-	14,14,14,14	0
56	MG	1A	8129	1/1	0.89	0.19	-	19,19,19,19	0
56	MG	2A	3192	1/1	0.93	0.21	-	29,29,29,29	0
56	MG	2A	3128	1/1	0.98	0.09	-	48,48,48,48	0
56	MG	2l	202	1/1	0.96	0.09	-	50,50,50,50	0
56	MG	2a	1723	1/1	0.95	0.14	-	50,50,50,50	0
56	MG	1A	8851	1/1	0.96	0.09	-	33,33,33,33	0
56	MG	2A	3664	1/1	0.84	0.20	-	25,25,25,25	0
56	MG	1A	8564	1/1	0.96	0.27	-	11,11,11,11	0
56	MG	2a	1708	1/1	0.97	0.08	-	29,29,29,29	0
56	MG	1A	8897	1/1	0.93	0.10	-	48,48,48,48	0
56	MG	1A	8270	1/1	0.90	0.23	-	20,20,20,20	0
56	MG	1a	1827	1/1	0.76	0.17	-	62,62,62,62	0
56	MG	2A	3337	1/1	0.94	0.14	-	28,28,28,28	0

Continued on next page...

Continued from previous page...

Mol	Type	Chain	Res	Atoms	RSCC	RSR	LLDF	B-factors(\AA^2)	Q<0.9
56	MG	2U	203	1/1	0.97	0.19	-	35,35,35,35	0
56	MG	2A	3704	1/1	0.87	0.23	-	53,53,53,53	0
56	MG	2A	3189	1/1	0.98	0.26	-	32,32,32,32	0
56	MG	1a	1614	1/1	0.90	0.24	-	52,52,52,52	0
56	MG	2a	1816	1/1	0.95	0.16	-	56,56,56,56	0
56	MG	1A	8216	1/1	0.96	0.37	-	15,15,15,15	0
56	MG	2A	3006	1/1	0.91	0.22	-	45,45,45,45	0
56	MG	2A	3533	1/1	0.98	0.08	-	50,50,50,50	0
56	MG	2A	3101	1/1	0.94	0.36	-	48,48,48,48	0
56	MG	2A	3874	1/1	0.93	0.18	-	32,32,32,32	0
56	MG	1A	8509	1/1	0.96	0.19	-	42,42,42,42	0
56	MG	1a	1726	1/1	0.81	0.36	-	56,56,56,56	0
56	MG	1A	8183	1/1	0.92	0.13	-	24,24,24,24	0
56	MG	1A	8475	1/1	0.97	0.15	-	28,28,28,28	0
56	MG	1a	1641	1/1	0.92	0.20	-	33,33,33,33	0
56	MG	2A	3775	1/1	0.80	0.58	-	51,51,51,51	0
56	MG	1A	8401	1/1	0.91	0.22	-	28,28,28,28	0
56	MG	1o	102	1/1	0.91	0.09	-	26,26,26,26	0
56	MG	1A	8676	1/1	0.84	0.06	-	26,26,26,26	0
56	MG	1A	8239	1/1	0.94	0.17	-	13,13,13,13	0
56	MG	2A	3634	1/1	0.99	0.03	-	43,43,43,43	0
56	MG	1N	202	1/1	0.98	0.09	-	28,28,28,28	0
56	MG	1A	8069	1/1	0.88	0.19	-	18,18,18,18	0
56	MG	2A	3159	1/1	0.92	0.14	-	36,36,36,36	0
56	MG	1A	8512	1/1	0.97	0.11	-	28,28,28,28	0
56	MG	2A	3832	1/1	0.79	0.24	-	31,31,31,31	0
56	MG	1A	8641	1/1	0.91	0.13	-	20,20,20,20	0
56	MG	2h	3002	1/1	0.76	0.55	-	64,64,64,64	0
56	MG	1a	1665	1/1	0.97	0.23	-	51,51,51,51	0
56	MG	2A	3289	1/1	0.97	0.13	-	22,22,22,22	0
56	MG	2A	3525	1/1	0.84	0.14	-	25,25,25,25	0
56	MG	2A	3281	1/1	0.91	0.17	-	52,52,52,52	0
56	MG	1A	8010	1/1	0.88	0.22	-	7,7,7,7	0
56	MG	2a	1714	1/1	0.64	0.23	-	60,60,60,60	0
56	MG	1A	8438	1/1	0.86	0.12	-	34,34,34,34	0
56	MG	2a	1758	1/1	0.64	0.81	-	83,83,83,83	0
56	MG	2A	3451	1/1	0.98	0.16	-	46,46,46,46	0
56	MG	2A	3328	1/1	0.92	0.33	-	31,31,31,31	0
56	MG	2a	1629	1/1	0.89	0.54	-	53,53,53,53	0
56	MG	1A	8064	1/1	0.96	0.14	-	23,23,23,23	0
56	MG	2a	1700	1/1	0.84	0.17	-	51,51,51,51	0
56	MG	2A	3197	1/1	0.93	0.08	-	37,37,37,37	0

Continued on next page...

Continued from previous page...

Mol	Type	Chain	Res	Atoms	RSCC	RSR	LLDF	B-factors(\AA^2)	Q<0.9
56	MG	2A	3017	1/1	0.93	0.22	-	46,46,46,46	0
56	MG	2H	8002	1/1	0.55	0.69	-	79,79,79,79	0
56	MG	2A	3855	1/1	0.93	0.14	-	32,32,32,32	0
56	MG	1A	8645	1/1	0.95	0.16	-	11,11,11,11	0
56	MG	1A	8220	1/1	0.85	0.12	-	52,52,52,52	0
56	MG	1a	1715	1/1	0.98	0.07	-	32,32,32,32	0
56	MG	2A	3039	1/1	0.94	0.20	-	38,38,38,38	0
56	MG	2A	3053	1/1	0.92	0.42	-	27,27,27,27	0
56	MG	1A	8184	1/1	0.99	0.22	-	17,17,17,17	0
56	MG	1A	8813	1/1	0.95	0.10	-	11,11,11,11	0
56	MG	2A	3849	1/1	0.71	0.22	-	56,56,56,56	0
56	MG	15	104	1/1	0.95	0.24	-	16,16,16,16	0
56	MG	1A	8122	1/1	0.93	0.10	-	18,18,18,18	0
56	MG	2A	3967	1/1	0.67	0.59	-	55,55,55,55	0
56	MG	1a	1757	1/1	0.90	0.12	-	44,44,44,44	0
56	MG	1A	8910	1/1	0.98	0.09	-	19,19,19,19	0
56	MG	1a	1705	1/1	0.96	0.14	-	25,25,25,25	0
56	MG	1A	8422	1/1	0.98	0.05	-	33,33,33,33	0
56	MG	1x	3003	1/1	0.90	0.14	-	31,31,31,31	0
56	MG	2a	1631	1/1	0.96	0.22	-	42,42,42,42	0
56	MG	2A	3929	1/1	0.89	0.15	-	48,48,48,48	0
56	MG	2A	3765	1/1	0.79	0.08	-	48,48,48,48	0
56	MG	1a	1718	1/1	0.88	0.09	-	44,44,44,44	0
56	MG	1A	8496	1/1	0.97	0.11	-	21,21,21,21	0
56	MG	2a	1719	1/1	0.77	0.39	-	39,39,39,39	0
56	MG	1A	8059	1/1	0.93	0.16	-	7,7,7,7	0
56	MG	10	106	1/1	0.90	0.08	-	46,46,46,46	0
56	MG	1a	1675	1/1	0.97	0.11	-	19,19,19,19	0
56	MG	2A	3233	1/1	0.93	0.45	-	28,28,28,28	0
56	MG	1a	1661	1/1	0.87	0.19	-	48,48,48,48	0
56	MG	1A	8839	1/1	0.90	0.31	-	31,31,31,31	0
56	MG	1B	3002	1/1	0.95	0.09	-	33,33,33,33	0
56	MG	2a	1651	1/1	0.94	0.13	-	48,48,48,48	0
56	MG	1A	8367	1/1	0.84	0.14	-	33,33,33,33	0
56	MG	1A	8511	1/1	0.95	0.16	-	32,32,32,32	0
56	MG	2A	3666	1/1	0.78	0.25	-	48,48,48,48	0
56	MG	1A	8187	1/1	0.85	0.22	-	20,20,20,20	0
56	MG	1A	8805	1/1	0.93	0.10	-	34,34,34,34	0
56	MG	1A	8246	1/1	0.90	0.13	-	45,45,45,45	0
56	MG	1a	1628	1/1	0.92	0.12	-	39,39,39,39	0
56	MG	2h	3001	1/1	0.89	0.34	-	30,30,30,30	0
56	MG	1A	8904	1/1	0.88	0.09	-	41,41,41,41	0

Continued on next page...

Continued from previous page...

Mol	Type	Chain	Res	Atoms	RSCC	RSR	LLDF	B-factors(\AA^2)	Q<0.9
56	MG	2A	3800	1/1	0.91	0.14	-	34,34,34,34	0
56	MG	1a	1829	1/1	0.93	0.12	-	36,36,36,36	0
56	MG	1A	8368	1/1	0.94	0.19	-	14,14,14,14	0
56	MG	1a	1678	1/1	0.81	0.24	-	43,43,43,43	0
56	MG	2A	3013	1/1	0.79	0.23	-	29,29,29,29	0
56	MG	1A	8705	1/1	0.96	0.09	-	10,10,10,10	0
56	MG	2A	3267	1/1	0.77	0.21	-	58,58,58,58	0
56	MG	1A	8016	1/1	0.95	0.12	-	18,18,18,18	0
56	MG	2A	3713	1/1	0.92	0.12	-	24,24,24,24	0
56	MG	2A	3004	1/1	0.95	0.13	-	39,39,39,39	0
56	MG	2A	3866	1/1	0.50	0.42	-	84,84,84,84	0
56	MG	2x	102	1/1	0.95	0.27	-	51,51,51,51	0
56	MG	1A	8664	1/1	0.96	0.12	-	26,26,26,26	0
56	MG	1a	1710	1/1	0.82	0.09	-	47,47,47,47	0
56	MG	2A	3145	1/1	0.96	0.15	-	32,32,32,32	0
56	MG	2A	3275	1/1	0.95	0.18	-	42,42,42,42	0
56	MG	2A	3778	1/1	0.78	0.32	-	46,46,46,46	0
56	MG	1A	8777	1/1	0.94	0.19	-	31,31,31,31	0
56	MG	2A	3540	1/1	0.93	0.16	-	48,48,48,48	0
56	MG	1A	8549	1/1	0.83	0.19	-	38,38,38,38	0
56	MG	1A	8660	1/1	0.96	0.11	-	16,16,16,16	0
56	MG	1A	8876	1/1	0.93	0.14	-	10,10,10,10	0
56	MG	1a	1752	1/1	0.90	0.14	-	45,45,45,45	0
56	MG	1B	3012	1/1	0.96	0.10	-	25,25,25,25	0
56	MG	2a	1658	1/1	0.94	0.17	-	63,63,63,63	0
56	MG	1A	8536	1/1	0.85	0.17	-	54,54,54,54	0
56	MG	1a	1731	1/1	0.82	0.41	-	64,64,64,64	0
56	MG	2E	301	1/1	0.91	0.19	-	37,37,37,37	0
56	MG	2A	3076	1/1	0.83	1.04	-	44,44,44,44	0
56	MG	1A	8420	1/1	0.91	0.10	-	28,28,28,28	0
56	MG	1a	1727	1/1	0.93	0.09	-	32,32,32,32	0
56	MG	1A	8234	1/1	0.83	0.15	-	32,32,32,32	0
56	MG	2a	1687	1/1	0.67	0.12	-	58,58,58,58	0
56	MG	2a	1801	1/1	0.82	0.14	-	61,61,61,61	0
56	MG	2a	1820	1/1	0.86	0.31	-	60,60,60,60	0
56	MG	23	102	1/1	0.94	0.25	-	41,41,41,41	0
56	MG	1A	8115	1/1	0.92	0.18	-	13,13,13,13	0
56	MG	2A	3368	1/1	0.91	0.50	-	54,54,54,54	0
56	MG	1A	8827	1/1	0.89	0.07	-	12,12,12,12	0
56	MG	2A	3410	1/1	0.91	0.04	-	45,45,45,45	0
56	MG	2a	1733	1/1	0.86	0.20	-	69,69,69,69	0
56	MG	1d	502	1/1	0.85	0.21	-	56,56,56,56	0

Continued on next page...

Continued from previous page...

Mol	Type	Chain	Res	Atoms	RSCC	RSR	LLDF	B-factors(\AA^2)	Q<0.9
56	MG	2A	3230	1/1	0.92	0.27	-	33,33,33,33	0
56	MG	1A	8135	1/1	0.98	0.11	-	26,26,26,26	0
56	MG	1a	1672	1/1	0.95	0.21	-	38,38,38,38	0
56	MG	1A	8225	1/1	0.96	0.20	-	10,10,10,10	0
56	MG	1A	8887	1/1	0.98	0.34	-	24,24,24,24	0
56	MG	2A	3875	1/1	0.93	0.15	-	23,23,23,23	0
56	MG	1A	8102	1/1	0.88	0.24	-	16,16,16,16	0
56	MG	2A	3639	1/1	0.90	0.47	-	41,41,41,41	0
56	MG	2P	203	1/1	0.61	0.23	-	63,63,63,63	0
56	MG	2A	3526	1/1	0.85	0.13	-	46,46,46,46	0
56	MG	2a	1750	1/1	0.93	0.14	-	67,67,67,67	0
56	MG	2A	3444	1/1	0.92	0.12	-	32,32,32,32	0
56	MG	2A	3498	1/1	0.88	0.18	-	45,45,45,45	0
56	MG	2A	3717	1/1	0.92	0.24	-	24,24,24,24	0
56	MG	1A	8296	1/1	0.97	0.10	-	21,21,21,21	0
56	MG	2a	1815	1/1	0.85	0.44	-	58,58,58,58	0
56	MG	2A	3806	1/1	0.73	0.36	-	65,65,65,65	0
56	MG	2a	1705	1/1	0.84	0.26	-	63,63,63,63	0
56	MG	1a	1632	1/1	0.97	0.44	-	41,41,41,41	0
56	MG	1A	8138	1/1	0.92	0.14	-	14,14,14,14	0
56	MG	1A	8912	1/1	0.95	0.14	-	15,15,15,15	0
56	MG	1B	3019	1/1	0.96	0.07	-	23,23,23,23	0
56	MG	1A	8626	1/1	0.95	0.19	-	22,22,22,22	0
56	MG	1A	8785	1/1	0.94	0.07	-	23,23,23,23	0
56	MG	2a	1793	1/1	0.85	0.10	-	52,52,52,52	0
56	MG	1A	8033	1/1	0.88	0.21	-	27,27,27,27	0
56	MG	1a	1616	1/1	0.94	0.20	-	45,45,45,45	0
56	MG	25	104	1/1	0.80	0.27	-	53,53,53,53	0
56	MG	1a	1805	1/1	0.89	0.07	-	55,55,55,55	0
56	MG	2A	3144	1/1	0.94	0.10	-	63,63,63,63	0
56	MG	2F	309	1/1	0.84	0.14	-	58,58,58,58	0
56	MG	17	102	1/1	0.91	0.14	-	34,34,34,34	0
56	MG	2A	3308	1/1	0.96	0.17	-	47,47,47,47	0
56	MG	2A	3183	1/1	0.93	0.17	-	36,36,36,36	0
56	MG	2A	3417	1/1	0.93	0.17	-	51,51,51,51	0
56	MG	2a	1697	1/1	0.80	0.08	-	54,54,54,54	0
56	MG	1l	202	1/1	0.93	0.05	-	38,38,38,38	0
56	MG	1A	8542	1/1	0.87	0.26	-	40,40,40,40	0
56	MG	1a	1666	1/1	0.93	0.27	-	31,31,31,31	0
56	MG	2B	3013	1/1	0.79	0.12	-	51,51,51,51	0
56	MG	1a	1654	1/1	0.96	0.19	-	43,43,43,43	0
56	MG	1A	8056	1/1	0.97	0.07	-	12,12,12,12	0

Continued on next page...

Continued from previous page...

Mol	Type	Chain	Res	Atoms	RSCC	RSR	LLDF	B-factors(\AA^2)	Q<0.9
56	MG	2A	3387	1/1	0.99	0.15	-	47,47,47,47	0
56	MG	1A	8103	1/1	0.84	0.23	-	13,13,13,13	0
56	MG	1a	1732	1/1	0.98	0.08	-	38,38,38,38	0
56	MG	1A	8800	1/1	0.85	0.29	-	44,44,44,44	0
56	MG	2A	3613	1/1	0.73	0.09	-	62,62,62,62	0
56	MG	1a	1825	1/1	0.80	0.14	-	43,43,43,43	0
56	MG	1a	1766	1/1	0.97	0.14	-	34,34,34,34	0
56	MG	2a	1646	1/1	0.66	0.57	-	48,48,48,48	0
56	MG	1A	8452	1/1	0.95	0.06	-	26,26,26,26	0
56	MG	1A	8332	1/1	0.95	0.12	-	48,48,48,48	0
56	MG	2A	3060	1/1	0.97	0.17	-	51,51,51,51	0
56	MG	2A	3517	1/1	0.93	0.21	-	47,47,47,47	0
56	MG	1x	3011	1/1	0.78	0.15	-	34,34,34,34	0
56	MG	2A	3803	1/1	0.73	0.46	-	71,71,71,71	0
56	MG	1A	8613	1/1	0.90	0.10	-	36,36,36,36	0
56	MG	1A	8416	1/1	0.96	0.08	-	36,36,36,36	0
56	MG	2A	3461	1/1	0.88	0.13	-	30,30,30,30	0
56	MG	2a	1663	1/1	0.94	0.17	-	43,43,43,43	0
56	MG	1A	8301	1/1	0.97	0.12	-	27,27,27,27	0
56	MG	2A	3179	1/1	0.96	0.10	-	35,35,35,35	0
56	MG	2A	3545	1/1	0.85	0.12	-	47,47,47,47	0
56	MG	15	103	1/1	0.90	0.19	-	20,20,20,20	0
56	MG	1A	8746	1/1	0.95	0.20	-	22,22,22,22	0
56	MG	2A	3681	1/1	0.98	0.21	-	57,57,57,57	0
56	MG	2A	3376	1/1	0.88	0.12	-	23,23,23,23	0
56	MG	1A	8015	1/1	0.84	0.14	-	28,28,28,28	0
56	MG	1a	1667	1/1	0.76	0.31	-	59,59,59,59	0
56	MG	2A	3529	1/1	0.91	0.14	-	44,44,44,44	0
56	MG	2A	3052	1/1	0.96	0.31	-	37,37,37,37	0
56	MG	2A	3262	1/1	0.84	0.15	-	38,38,38,38	0
56	MG	2A	3621	1/1	0.90	0.13	-	44,44,44,44	0
56	MG	1A	8866	1/1	0.82	0.09	-	32,32,32,32	0
56	MG	2A	3475	1/1	0.90	0.09	-	23,23,23,23	0
56	MG	2A	3441	1/1	0.97	0.09	-	38,38,38,38	0
56	MG	1A	8699	1/1	0.96	0.12	-	17,17,17,17	0
56	MG	2A	3633	1/1	0.92	0.32	-	44,44,44,44	0
56	MG	1B	3017	1/1	0.78	0.12	-	44,44,44,44	0
56	MG	2a	1608	1/1	0.90	0.12	-	36,36,36,36	0
56	MG	2A	3497	1/1	0.98	0.07	-	28,28,28,28	0
56	MG	2A	3690	1/1	0.72	0.59	-	67,67,67,67	0
56	MG	2A	3255	1/1	0.89	0.17	-	45,45,45,45	0
56	MG	2A	3588	1/1	0.87	0.24	-	44,44,44,44	0

Continued on next page...

Continued from previous page...

Mol	Type	Chain	Res	Atoms	RSCC	RSR	LLDF	B-factors(\AA^2)	Q<0.9
56	MG	2A	3614	1/1	0.73	0.12	-	42,42,42,42	0
56	MG	2A	3890	1/1	0.92	0.39	-	60,60,60,60	0
56	MG	1A	8499	1/1	0.96	0.15	-	18,18,18,18	0
56	MG	1A	8638	1/1	0.94	0.07	-	18,18,18,18	0
56	MG	1A	8654	1/1	0.92	0.29	-	32,32,32,32	0
56	MG	2a	1773	1/1	0.94	0.06	-	52,52,52,52	0
56	MG	2A	3292	1/1	0.94	0.16	-	51,51,51,51	0
56	MG	2A	3077	1/1	0.91	0.36	-	30,30,30,30	0
56	MG	2A	3346	1/1	0.81	0.12	-	29,29,29,29	0
56	MG	1A	8877	1/1	0.92	0.10	-	38,38,38,38	0
56	MG	1a	1830	1/1	0.92	0.10	-	45,45,45,45	0
56	MG	2a	1602	1/1	0.97	0.11	-	48,48,48,48	0
56	MG	2A	3630	1/1	0.87	0.20	-	57,57,57,57	0
56	MG	1A	8721	1/1	0.96	0.14	-	11,11,11,11	0
56	MG	1A	8893	1/1	0.99	0.10	-	21,21,21,21	0
56	MG	2A	3871	1/1	0.91	0.15	-	56,56,56,56	0
56	MG	2A	3173	1/1	0.94	0.15	-	37,37,37,37	0
56	MG	1A	8259	1/1	0.93	0.12	-	28,28,28,28	0
56	MG	2A	3212	1/1	0.94	0.31	-	27,27,27,27	0
56	MG	1A	8007	1/1	0.96	0.14	-	8,8,8,8	0
56	MG	2A	3583	1/1	0.95	0.11	-	25,25,25,25	0
56	MG	1A	8134	1/1	0.96	0.13	-	12,12,12,12	0
56	MG	2A	3752	1/1	0.84	0.42	-	39,39,39,39	0
56	MG	2A	3067	1/1	0.95	0.18	-	20,20,20,20	0
56	MG	2A	3232	1/1	0.87	0.28	-	46,46,46,46	0
56	MG	1A	8386	1/1	0.95	0.09	-	16,16,16,16	0
56	MG	2A	3078	1/1	0.94	0.32	-	24,24,24,24	0
56	MG	2A	3221	1/1	0.88	0.62	-	29,29,29,29	0
56	MG	1A	8034	1/1	0.90	0.14	-	24,24,24,24	0
56	MG	1A	8898	1/1	0.95	0.16	-	39,39,39,39	0
56	MG	1a	1621	1/1	0.95	0.25	-	26,26,26,26	0
56	MG	1A	8570	1/1	0.93	0.19	-	34,34,34,34	0
56	MG	1P	204	1/1	0.66	0.18	-	62,62,62,62	0
56	MG	2A	3532	1/1	0.76	0.17	-	54,54,54,54	0
56	MG	1A	8399	1/1	0.97	0.04	-	34,34,34,34	0
56	MG	2B	3021	1/1	0.74	0.25	-	50,50,50,50	0
56	MG	2o	3001	1/1	0.85	0.15	-	32,32,32,32	0
56	MG	1a	1671	1/1	0.88	0.15	-	39,39,39,39	0
56	MG	2A	3931	1/1	0.87	0.15	-	47,47,47,47	0
56	MG	2A	3528	1/1	0.88	0.08	-	40,40,40,40	0
56	MG	2A	3878	1/1	0.94	0.10	-	45,45,45,45	0
56	MG	1A	8853	1/1	0.84	0.21	-	50,50,50,50	0

Continued on next page...

Continued from previous page...

Mol	Type	Chain	Res	Atoms	RSCC	RSR	LLDF	B-factors(\AA^2)	Q<0.9
56	MG	1A	8733	1/1	0.92	0.18	-	54,54,54,54	0
56	MG	2A	3398	1/1	0.89	0.22	-	39,39,39,39	0
56	MG	2A	3553	1/1	0.92	0.10	-	52,52,52,52	0
56	MG	2A	3923	1/1	0.75	0.25	-	39,39,39,39	0
56	MG	1a	1778	1/1	0.91	0.10	-	33,33,33,33	0
56	MG	2A	3437	1/1	0.88	0.07	-	59,59,59,59	0
56	MG	1A	8179	1/1	0.93	0.39	-	16,16,16,16	0
56	MG	1A	8960	1/1	0.95	0.10	-	20,20,20,20	0
56	MG	1A	8384	1/1	0.92	0.27	-	36,36,36,36	0
56	MG	2A	3494	1/1	0.94	0.19	-	30,30,30,30	0
56	MG	1A	8504	1/1	0.88	0.17	-	30,30,30,30	0
56	MG	1A	8338	1/1	0.95	0.15	-	13,13,13,13	0
56	MG	2A	3041	1/1	0.87	0.18	-	39,39,39,39	0
56	MG	1D	304	1/1	0.91	0.20	-	14,14,14,14	0
56	MG	2A	3466	1/1	0.98	0.08	-	46,46,46,46	0
56	MG	1A	8502	1/1	0.97	0.18	-	18,18,18,18	0
56	MG	1A	8586	1/1	0.92	0.23	-	27,27,27,27	0
56	MG	1B	3023	1/1	0.77	0.11	-	46,46,46,46	0
56	MG	2E	306	1/1	0.93	0.07	-	44,44,44,44	0
56	MG	1A	8614	1/1	0.85	0.21	-	41,41,41,41	0
56	MG	1A	8748	1/1	0.98	0.16	-	18,18,18,18	0
56	MG	2a	1800	1/1	0.87	0.14	-	39,39,39,39	0
56	MG	1A	8849	1/1	0.84	0.13	-	39,39,39,39	0
56	MG	1a	1759	1/1	0.82	0.11	-	63,63,63,63	0
56	MG	1A	8889	1/1	0.99	0.15	-	17,17,17,17	0
56	MG	1A	8192	1/1	0.88	0.29	-	22,22,22,22	0
56	MG	1A	8145	1/1	0.83	0.23	-	15,15,15,15	0
56	MG	2A	3761	1/1	0.92	0.38	-	43,43,43,43	0
56	MG	2A	3950	1/1	0.94	0.12	-	41,41,41,41	0
56	MG	1A	8924	1/1	0.96	0.13	-	12,12,12,12	0
56	MG	1A	8037	1/1	0.92	0.11	-	14,14,14,14	0
56	MG	2v	101	1/1	0.77	0.19	-	61,61,61,61	0
56	MG	1A	8643	1/1	0.94	0.30	-	28,28,28,28	0
56	MG	2A	3554	1/1	0.93	0.41	-	37,37,37,37	0
56	MG	2a	1674	1/1	0.84	0.09	-	37,37,37,37	0
56	MG	2A	3477	1/1	0.49	0.37	-	62,62,62,62	0
56	MG	2A	3550	1/1	0.94	0.33	-	50,50,50,50	0
56	MG	2a	1632	1/1	0.94	0.21	-	51,51,51,51	0
56	MG	1A	8526	1/1	0.88	0.08	-	42,42,42,42	0
56	MG	1A	8473	1/1	0.85	0.25	-	35,35,35,35	0
56	MG	2A	3250	1/1	0.90	0.71	-	40,40,40,40	0
56	MG	2A	3516	1/1	0.94	0.10	-	48,48,48,48	0

Continued on next page...

Continued from previous page...

Mol	Type	Chain	Res	Atoms	RSCC	RSR	LLDF	B-factors(Å ²)	Q<0.9
56	MG	2A	3296	1/1	0.82	0.11	-	49,49,49,49	0
56	MG	2a	1605	1/1	0.95	0.13	-	40,40,40,40	0
56	MG	1B	3027	1/1	0.82	0.32	-	66,66,66,66	0
56	MG	2A	3371	1/1	0.92	0.13	-	18,18,18,18	0
56	MG	2A	3960	1/1	0.91	0.73	-	45,45,45,45	0
56	MG	2a	1652	1/1	0.90	0.16	-	28,28,28,28	0
56	MG	2a	1806	1/1	0.90	0.19	-	65,65,65,65	0
56	MG	2A	3393	1/1	0.95	0.17	-	27,27,27,27	0
56	MG	2A	3782	1/1	0.95	0.33	-	60,60,60,60	0
56	MG	1a	1659	1/1	0.78	0.21	-	50,50,50,50	0
56	MG	2A	3402	1/1	0.87	0.09	-	39,39,39,39	0
56	MG	1A	8458	1/1	0.97	0.18	-	53,53,53,53	0
56	MG	1a	1794	1/1	0.95	0.44	-	43,43,43,43	0
56	MG	1a	1683	1/1	0.89	0.14	-	39,39,39,39	0
56	MG	2A	3548	1/1	0.60	0.17	-	52,52,52,52	0
56	MG	2A	3091	1/1	0.88	0.18	-	50,50,50,50	0
56	MG	1A	8336	1/1	0.80	0.14	-	32,32,32,32	0
56	MG	2A	3851	1/1	0.90	0.10	-	37,37,37,37	0
56	MG	19	104	1/1	0.88	0.18	-	34,34,34,34	0
56	MG	2A	3510	1/1	0.96	0.15	-	54,54,54,54	0
56	MG	1A	8398	1/1	0.92	0.21	-	41,41,41,41	0
56	MG	1A	8944	1/1	0.96	0.14	-	24,24,24,24	0
56	MG	2A	3624	1/1	0.90	0.14	-	52,52,52,52	0
56	MG	2A	3982	1/1	0.78	0.35	-	26,26,26,26	0
56	MG	2a	1751	1/1	0.76	0.14	-	50,50,50,50	0
56	MG	19	103	1/1	0.95	0.23	-	23,23,23,23	0
56	MG	2A	3146	1/1	0.97	0.35	-	28,28,28,28	0
56	MG	2a	1603	1/1	0.94	0.16	-	45,45,45,45	0
56	MG	2A	3381	1/1	0.97	0.09	-	31,31,31,31	0
56	MG	2a	1607	1/1	0.89	0.34	-	55,55,55,55	0
56	MG	17	101	1/1	0.98	0.13	-	21,21,21,21	0
56	MG	2a	1809	1/1	0.64	0.32	-	81,81,81,81	0
56	MG	2A	3862	1/1	0.87	0.26	-	32,32,32,32	0
56	MG	1A	8002	1/1	0.91	0.17	-	21,21,21,21	0
56	MG	2A	3771	1/1	0.99	0.21	-	41,41,41,41	0
56	MG	2A	3069	1/1	0.91	0.45	-	36,36,36,36	0
56	MG	1A	8781	1/1	0.93	0.15	-	14,14,14,14	0
56	MG	2A	3877	1/1	0.98	0.12	-	20,20,20,20	0
56	MG	2a	1742	1/1	0.69	0.22	-	62,62,62,62	0
56	MG	1A	8707	1/1	0.96	0.06	-	45,45,45,45	0
56	MG	2A	3590	1/1	0.88	0.15	-	65,65,65,65	0
56	MG	1a	1696	1/1	0.97	0.05	-	54,54,54,54	0

Continued on next page...

Continued from previous page...

Mol	Type	Chain	Res	Atoms	RSCC	RSR	LLDF	B-factors(Å ²)	Q<0.9
56	MG	2A	3689	1/1	0.83	0.13	-	32,32,32,32	0
56	MG	1A	8278	1/1	0.95	0.12	-	8,8,8,8	0
56	MG	1A	8377	1/1	0.78	0.21	-	20,20,20,20	0
56	MG	2A	3140	1/1	0.92	0.17	-	25,25,25,25	0
56	MG	1a	1816	1/1	0.84	0.15	-	49,49,49,49	0
56	MG	2A	3781	1/1	0.81	0.26	-	51,51,51,51	0
56	MG	1A	8194	1/1	0.96	0.31	-	17,17,17,17	0
56	MG	2A	3646	1/1	0.91	0.14	-	51,51,51,51	0
56	MG	2A	3776	1/1	0.91	0.07	-	51,51,51,51	0
56	MG	2x	109	1/1	0.89	0.25	-	56,56,56,56	0
56	MG	2A	3969	1/1	0.95	0.21	-	55,55,55,55	0
56	MG	1A	8693	1/1	0.98	0.07	-	28,28,28,28	0
56	MG	1A	8448	1/1	0.91	0.19	-	8,8,8,8	0
56	MG	1A	8485	1/1	0.92	0.11	-	30,30,30,30	0
56	MG	1A	8854	1/1	0.95	0.09	-	22,22,22,22	0
56	MG	2A	3864	1/1	0.78	0.21	-	39,39,39,39	0
56	MG	1A	8885	1/1	0.94	0.10	-	31,31,31,31	0
56	MG	1A	8640	1/1	0.98	0.16	-	40,40,40,40	0
56	MG	2A	3360	1/1	0.97	0.12	-	33,33,33,33	0
56	MG	2a	1740	1/1	0.67	0.15	-	62,62,62,62	0
56	MG	1A	8609	1/1	0.92	0.13	-	18,18,18,18	0
56	MG	1A	8181	1/1	0.96	0.12	-	18,18,18,18	0
56	MG	1A	8017	1/1	0.98	0.12	-	13,13,13,13	0
56	MG	1a	1734	1/1	0.94	0.11	-	42,42,42,42	0
56	MG	2A	3930	1/1	0.92	0.42	-	48,48,48,48	0
56	MG	1a	1797	1/1	0.84	0.29	-	47,47,47,47	0
56	MG	1a	1673	1/1	0.92	0.17	-	35,35,35,35	0
56	MG	2A	3389	1/1	0.91	0.07	-	45,45,45,45	0
56	MG	1A	8453	1/1	0.97	0.08	-	24,24,24,24	0
56	MG	1A	8204	1/1	0.96	0.37	-	20,20,20,20	0
56	MG	1A	8585	1/1	0.87	0.15	-	29,29,29,29	0
56	MG	2A	3547	1/1	0.86	0.18	-	43,43,43,43	0
56	MG	1a	1787	1/1	0.95	0.43	-	47,47,47,47	0
56	MG	1A	8284	1/1	0.94	0.21	-	50,50,50,50	0
56	MG	1A	8100	1/1	0.95	0.23	-	28,28,28,28	0
56	MG	1A	8521	1/1	0.98	0.13	-	12,12,12,12	0
56	MG	1A	8776	1/1	0.92	0.26	-	35,35,35,35	0
56	MG	1A	8968	1/1	0.95	0.11	-	34,34,34,34	0
56	MG	10	105	1/1	0.91	0.11	-	27,27,27,27	0
56	MG	2A	3597	1/1	0.98	0.28	-	44,44,44,44	0
56	MG	1A	8548	1/1	0.91	0.08	-	27,27,27,27	0
56	MG	2A	3252	1/1	0.60	0.32	-	53,53,53,53	0

Continued on next page...

Continued from previous page...

Mol	Type	Chain	Res	Atoms	RSCC	RSR	LLDF	B-factors(\AA^2)	Q<0.9
56	MG	1A	8637	1/1	0.98	0.10	-	11,11,11,11	0
56	MG	1A	8822	1/1	0.95	0.04	-	44,44,44,44	0
56	MG	1a	1721	1/1	0.94	0.10	-	49,49,49,49	0
56	MG	1a	1701	1/1	0.95	0.16	-	44,44,44,44	0
56	MG	2A	3595	1/1	0.95	0.10	-	32,32,32,32	0
56	MG	2A	3601	1/1	0.92	0.29	-	44,44,44,44	0
56	MG	1A	8018	1/1	0.97	0.18	-	10,10,10,10	0
56	MG	2A	3100	1/1	0.94	0.17	-	37,37,37,37	0
56	MG	2A	3318	1/1	0.96	0.10	-	30,30,30,30	0
56	MG	2A	3495	1/1	0.89	0.33	-	57,57,57,57	0
56	MG	1A	8498	1/1	0.77	0.12	-	34,34,34,34	0
56	MG	1A	8817	1/1	0.84	0.06	-	31,31,31,31	0
56	MG	1A	8824	1/1	0.93	0.14	-	37,37,37,37	0
56	MG	2A	3856	1/1	0.66	0.41	-	53,53,53,53	0
56	MG	1A	8163	1/1	0.96	0.22	-	17,17,17,17	0
56	MG	1A	8118	1/1	0.96	0.17	-	10,10,10,10	0
56	MG	1A	8487	1/1	0.93	0.15	-	31,31,31,31	0
56	MG	1d	504	1/1	0.86	0.12	-	45,45,45,45	0
56	MG	1a	1602	1/1	0.97	0.12	-	54,54,54,54	0
56	MG	1A	8245	1/1	0.97	0.14	-	8,8,8,8	0
56	MG	2A	3426	1/1	0.79	0.10	-	55,55,55,55	0
56	MG	1A	8636	1/1	0.81	0.20	-	45,45,45,45	0
56	MG	2A	3703	1/1	0.89	0.15	-	26,26,26,26	0
56	MG	2a	1642	1/1	0.75	0.32	-	51,51,51,51	0
56	MG	1A	8530	1/1	0.98	0.14	-	27,27,27,27	0
56	MG	2A	3560	1/1	0.87	0.59	-	43,43,43,43	0
56	MG	1A	8739	1/1	0.96	0.19	-	28,28,28,28	0
56	MG	1A	8490	1/1	0.92	0.25	-	18,18,18,18	0
56	MG	1A	8860	1/1	0.94	0.06	-	22,22,22,22	0
56	MG	1A	8673	1/1	0.98	0.24	-	32,32,32,32	0
56	MG	2a	1620	1/1	0.92	0.27	-	69,69,69,69	0
56	MG	1A	8169	1/1	0.88	0.63	-	16,16,16,16	0
56	MG	1A	8553	1/1	0.97	0.13	-	18,18,18,18	0
56	MG	2A	3446	1/1	0.84	0.25	-	29,29,29,29	0
56	MG	2x	105	1/1	0.94	0.21	-	59,59,59,59	0
56	MG	2A	3816	1/1	0.56	0.13	-	62,62,62,62	0
56	MG	2A	3906	1/1	0.94	0.10	-	39,39,39,39	0
56	MG	2A	3342	1/1	0.82	0.19	-	25,25,25,25	0
56	MG	2A	3304	1/1	0.80	0.14	-	47,47,47,47	0
56	MG	1A	8390	1/1	0.91	0.11	-	41,41,41,41	0
56	MG	1A	8602	1/1	0.88	0.11	-	47,47,47,47	0
56	MG	2a	1778	1/1	0.82	0.16	-	42,42,42,42	0

Continued on next page...

Continued from previous page...

Mol	Type	Chain	Res	Atoms	RSCC	RSR	LLDF	B-factors(\AA^2)	Q<0.9
56	MG	1A	8826	1/1	0.97	0.07	-	14,14,14,14	0
56	MG	1A	8326	1/1	0.97	0.21	-	20,20,20,20	0
56	MG	1a	1684	1/1	0.96	0.18	-	35,35,35,35	0
56	MG	1A	8552	1/1	0.84	0.20	-	23,23,23,23	0
56	MG	2A	3650	1/1	0.87	0.18	-	36,36,36,36	0
56	MG	2A	3344	1/1	0.91	0.12	-	41,41,41,41	0
56	MG	1A	8279	1/1	0.80	0.10	-	30,30,30,30	0
56	MG	1A	8099	1/1	0.97	0.18	-	12,12,12,12	0
56	MG	2a	1650	1/1	0.88	0.20	-	46,46,46,46	0
56	MG	2A	3026	1/1	0.98	0.33	-	28,28,28,28	0
56	MG	2A	3143	1/1	0.84	0.16	-	33,33,33,33	0
56	MG	2A	3636	1/1	0.86	0.33	-	48,48,48,48	0
56	MG	1a	1788	1/1	0.86	0.20	-	42,42,42,42	0
56	MG	1a	1686	1/1	0.83	0.20	-	46,46,46,46	0
56	MG	2A	3254	1/1	0.94	0.24	-	38,38,38,38	0
56	MG	2A	3384	1/1	0.93	0.17	-	40,40,40,40	0
56	MG	1A	8834	1/1	0.89	0.09	-	18,18,18,18	0
56	MG	1A	8934	1/1	0.89	0.11	-	48,48,48,48	0
56	MG	2A	3118	1/1	0.90	0.36	-	48,48,48,48	0
56	MG	2A	3251	1/1	0.97	0.11	-	43,43,43,43	0
56	MG	1x	3006	1/1	0.82	0.19	-	47,47,47,47	0
56	MG	2A	3194	1/1	0.96	0.14	-	24,24,24,24	0
56	MG	1A	8537	1/1	0.94	0.10	-	21,21,21,21	0
56	MG	2A	3505	1/1	0.93	0.32	-	43,43,43,43	0
56	MG	2A	3760	1/1	0.95	0.13	-	47,47,47,47	0
56	MG	1A	8766	1/1	0.96	0.05	-	37,37,37,37	0
56	MG	2A	3240	1/1	0.98	0.08	-	57,57,57,57	0
56	MG	2a	1615	1/1	0.84	0.57	-	50,50,50,50	0
56	MG	2A	3518	1/1	0.86	0.18	-	24,24,24,24	0
56	MG	2a	1703	1/1	0.82	0.09	-	47,47,47,47	0
56	MG	2a	1776	1/1	0.97	0.07	-	51,51,51,51	0
56	MG	2A	3857	1/1	0.87	0.20	-	40,40,40,40	0
56	MG	2A	3095	1/1	0.97	0.15	-	29,29,29,29	0
56	MG	2A	3155	1/1	0.97	0.12	-	24,24,24,24	0
56	MG	1A	8393	1/1	0.94	0.16	-	20,20,20,20	0
56	MG	2A	3586	1/1	0.90	0.16	-	33,33,33,33	0
56	MG	2A	3709	1/1	0.86	0.21	-	40,40,40,40	0
56	MG	1a	1736	1/1	0.92	0.07	-	40,40,40,40	0
56	MG	2A	3453	1/1	0.97	0.14	-	44,44,44,44	0
56	MG	2A	3030	1/1	0.90	0.14	-	47,47,47,47	0
56	MG	1a	1820	1/1	0.97	0.05	-	51,51,51,51	0
56	MG	2A	3326	1/1	0.71	0.22	-	55,55,55,55	0

Continued on next page...

Continued from previous page...

Mol	Type	Chain	Res	Atoms	RSCC	RSR	LLDF	B-factors(\AA^2)	Q<0.9
56	MG	1A	8774	1/1	0.94	0.12	-	25,25,25,25	0
56	MG	2A	3729	1/1	0.82	0.39	-	76,76,76,76	0
56	MG	1a	1658	1/1	0.91	0.40	-	29,29,29,29	0
56	MG	2A	3721	1/1	0.76	0.26	-	47,47,47,47	0
56	MG	1a	1735	1/1	0.86	0.24	-	54,54,54,54	0
56	MG	2A	3448	1/1	0.65	0.16	-	65,65,65,65	0
56	MG	2e	201	1/1	0.68	0.16	-	56,56,56,56	0
56	MG	1A	8770	1/1	0.94	0.14	-	21,21,21,21	0
56	MG	1A	8914	1/1	0.94	0.12	-	46,46,46,46	0
56	MG	2A	3302	1/1	0.92	0.18	-	48,48,48,48	0
56	MG	1A	8182	1/1	0.95	0.11	-	12,12,12,12	0
56	MG	1A	8562	1/1	0.97	0.14	-	9,9,9,9	0
56	MG	10	104	1/1	0.69	0.15	-	41,41,41,41	0
56	MG	2a	1638	1/1	0.86	0.33	-	54,54,54,54	0
56	MG	1P	202	1/1	0.98	0.11	-	39,39,39,39	0
56	MG	1A	8551	1/1	0.95	0.04	-	32,32,32,32	0
56	MG	1A	8900	1/1	0.83	0.14	-	13,13,13,13	0
56	MG	1a	1793	1/1	0.94	0.12	-	45,45,45,45	0
56	MG	1A	8791	1/1	0.95	0.10	-	39,39,39,39	0
56	MG	2a	1669	1/1	0.94	0.12	-	40,40,40,40	0
56	MG	2A	3171	1/1	0.98	0.18	-	33,33,33,33	0
56	MG	1A	8004	1/1	0.96	0.16	-	18,18,18,18	0
56	MG	1A	8951	1/1	0.96	0.11	-	20,20,20,20	0
56	MG	1A	8482	1/1	0.90	0.14	-	31,31,31,31	0
56	MG	2a	1819	1/1	0.90	0.33	-	59,59,59,59	0
56	MG	2A	3195	1/1	0.90	0.29	-	31,31,31,31	0
56	MG	2a	1668	1/1	0.97	0.21	-	46,46,46,46	0
56	MG	1A	8662	1/1	0.87	0.18	-	29,29,29,29	0
56	MG	2a	1709	1/1	0.98	0.07	-	33,33,33,33	0
56	MG	1A	8737	1/1	0.90	0.08	-	24,24,24,24	0
56	MG	1a	1690	1/1	0.98	0.24	-	36,36,36,36	0
56	MG	1A	8768	1/1	0.96	0.14	-	12,12,12,12	0
56	MG	1A	8428	1/1	0.94	0.11	-	14,14,14,14	0
56	MG	1A	8365	1/1	0.97	0.22	-	24,24,24,24	0
56	MG	2A	3870	1/1	0.78	0.34	-	63,63,63,63	0
56	MG	2a	1749	1/1	0.95	0.18	-	57,57,57,57	0
56	MG	2a	1654	1/1	0.85	0.11	-	62,62,62,62	0
56	MG	1A	8722	1/1	0.88	0.10	-	22,22,22,22	0
56	MG	1A	8756	1/1	0.95	0.26	-	14,14,14,14	0
56	MG	1a	1811	1/1	0.96	0.07	-	58,58,58,58	0
56	MG	1A	8193	1/1	0.86	0.19	-	28,28,28,28	0
56	MG	2A	3367	1/1	0.93	0.37	-	55,55,55,55	0

Continued on next page...

Continued from previous page...

Mol	Type	Chain	Res	Atoms	RSCC	RSR	LLDF	B-factors(Å ²)	Q<0.9
56	MG	1A	8403	1/1	0.93	0.17	-	13,13,13,13	0
56	MG	1A	8164	1/1	0.94	0.10	-	31,31,31,31	0
56	MG	1A	8619	1/1	0.98	0.32	-	20,20,20,20	0
56	MG	1a	1660	1/1	0.76	0.40	-	39,39,39,39	0
56	MG	1A	8686	1/1	0.86	0.20	-	38,38,38,38	0
56	MG	1a	1687	1/1	0.97	0.15	-	39,39,39,39	0
56	MG	1A	8264	1/1	0.87	0.23	-	37,37,37,37	0
56	MG	1a	1822	1/1	0.96	0.05	-	25,25,25,25	0
56	MG	1A	8130	1/1	0.89	0.18	-	20,20,20,20	0
56	MG	2A	3414	1/1	0.90	0.07	-	46,46,46,46	0
56	MG	2A	3600	1/1	0.91	0.28	-	40,40,40,40	0
56	MG	1A	8560	1/1	0.94	0.19	-	18,18,18,18	0
56	MG	1A	8331	1/1	0.94	0.17	-	19,19,19,19	0
56	MG	1A	8082	1/1	0.83	0.23	-	27,27,27,27	0
56	MG	2A	3020	1/1	0.92	0.22	-	26,26,26,26	0
56	MG	2A	3979	1/1	0.93	0.16	-	57,57,57,57	0
56	MG	2A	3087	1/1	0.60	0.20	-	54,54,54,54	0
56	MG	1a	1624	1/1	0.91	0.20	-	34,34,34,34	0
56	MG	2A	3209	1/1	0.95	0.28	-	37,37,37,37	0
56	MG	2A	3397	1/1	0.95	0.18	-	21,21,21,21	0
56	MG	1A	8352	1/1	0.96	0.08	-	21,21,21,21	0
56	MG	1A	8590	1/1	0.94	0.21	-	29,29,29,29	0
56	MG	2A	3743	1/1	0.84	0.38	-	47,47,47,47	0
56	MG	1A	8036	1/1	0.96	0.12	-	17,17,17,17	0
56	MG	1A	8360	1/1	0.97	0.07	-	25,25,25,25	0
56	MG	2A	3176	1/1	0.93	0.22	-	42,42,42,42	0
56	MG	1A	8104	1/1	0.94	0.27	-	44,44,44,44	0
56	MG	1A	8202	1/1	0.88	0.27	-	11,11,11,11	0
56	MG	1A	8621	1/1	0.78	0.16	-	24,24,24,24	0
56	MG	1A	8784	1/1	0.80	0.20	-	38,38,38,38	0
56	MG	1A	8861	1/1	0.93	0.16	-	39,39,39,39	0
56	MG	1A	8575	1/1	0.97	0.15	-	14,14,14,14	0
56	MG	1A	8213	1/1	0.95	0.17	-	14,14,14,14	0
56	MG	1U	201	1/1	0.86	0.13	-	26,26,26,26	0
56	MG	2B	3007	1/1	0.86	0.12	-	42,42,42,42	0
56	MG	2A	3127	1/1	0.95	0.44	-	27,27,27,27	0
56	MG	1a	1779	1/1	0.82	0.13	-	50,50,50,50	0
56	MG	2a	1807	1/1	0.36	0.45	-	58,58,58,58	0
56	MG	1A	8624	1/1	0.97	0.07	-	34,34,34,34	0
56	MG	1A	8281	1/1	0.95	0.10	-	28,28,28,28	0
56	MG	1A	8921	1/1	0.90	0.14	-	52,52,52,52	0
56	MG	1A	8302	1/1	0.98	0.17	-	21,21,21,21	0

Continued on next page...

Continued from previous page...

Mol	Type	Chain	Res	Atoms	RSCC	RSR	LLDF	B-factors(\AA^2)	Q<0.9
56	MG	1E	306	1/1	0.90	0.10	-	41,41,41,41	0
56	MG	2A	3733	1/1	0.86	0.08	-	33,33,33,33	0
56	MG	2A	3182	1/1	0.89	0.25	-	34,34,34,34	0
56	MG	1A	8413	1/1	0.70	0.17	-	44,44,44,44	0
56	MG	2a	1621	1/1	0.87	0.19	-	49,49,49,49	0
56	MG	1A	8285	1/1	0.93	0.13	-	10,10,10,10	0
56	MG	1A	8635	1/1	0.95	0.20	-	34,34,34,34	0
56	MG	1A	8797	1/1	0.89	0.11	-	20,20,20,20	0
56	MG	2A	3514	1/1	0.94	0.10	-	36,36,36,36	0
56	MG	1A	8723	1/1	0.98	0.14	-	20,20,20,20	0
56	MG	2A	3264	1/1	0.97	0.67	-	65,65,65,65	0
56	MG	2A	3407	1/1	0.94	0.11	-	29,29,29,29	0
56	MG	1A	8381	1/1	0.96	0.15	-	10,10,10,10	0
56	MG	1A	8729	1/1	0.95	0.14	-	43,43,43,43	0
56	MG	1A	8592	1/1	0.93	0.15	-	24,24,24,24	0
56	MG	2a	1711	1/1	0.81	0.19	-	64,64,64,64	0
56	MG	2B	3025	1/1	0.92	0.40	-	52,52,52,52	0
56	MG	2A	3089	1/1	0.94	0.28	-	34,34,34,34	0
56	MG	1A	8058	1/1	0.76	0.14	-	44,44,44,44	0
56	MG	2a	1665	1/1	0.95	0.13	-	53,53,53,53	0
56	MG	1A	8477	1/1	0.94	0.08	-	14,14,14,14	0
56	MG	1F	310	1/1	0.97	0.10	-	29,29,29,29	0
56	MG	2A	3285	1/1	0.72	0.14	-	30,30,30,30	0
56	MG	1A	8421	1/1	0.96	0.07	-	26,26,26,26	0
56	MG	2A	3910	1/1	0.89	0.24	-	60,60,60,60	0
56	MG	2a	1766	1/1	0.87	0.51	-	67,67,67,67	0
56	MG	1A	8554	1/1	0.84	0.30	-	34,34,34,34	0
56	MG	2A	3010	1/1	0.91	0.32	-	28,28,28,28	0
56	MG	1a	1810	1/1	0.96	0.07	-	52,52,52,52	0
56	MG	1A	8631	1/1	0.74	0.09	-	53,53,53,53	0
56	MG	1A	8092	1/1	0.96	0.55	-	17,17,17,17	0
56	MG	2A	3668	1/1	0.83	0.49	-	57,57,57,57	0
56	MG	23	101	1/1	0.88	0.30	-	51,51,51,51	0
56	MG	1a	1643	1/1	0.92	0.16	-	53,53,53,53	0
56	MG	2A	3901	1/1	0.98	0.07	-	29,29,29,29	0
56	MG	1A	8315	1/1	0.91	0.24	-	28,28,28,28	0
56	MG	2A	3104	1/1	0.96	0.23	-	25,25,25,25	0
56	MG	2A	3485	1/1	0.88	0.07	-	44,44,44,44	0
56	MG	2A	3082	1/1	0.91	0.26	-	35,35,35,35	0
56	MG	1a	1745	1/1	0.96	0.11	-	41,41,41,41	0
56	MG	1A	8967	1/1	0.92	0.36	-	27,27,27,27	0
56	MG	1A	8639	1/1	0.95	0.11	-	24,24,24,24	0

Continued on next page...

Continued from previous page...

Mol	Type	Chain	Res	Atoms	RSCC	RSR	LLDF	B-factors(\AA^2)	Q<0.9
56	MG	2a	1736	1/1	0.90	0.15	-	68,68,68,68	0
56	MG	1A	8226	1/1	0.94	0.18	-	17,17,17,17	0
56	MG	1a	1796	1/1	0.80	0.19	-	58,58,58,58	0
56	MG	2A	3394	1/1	0.78	0.35	-	65,65,65,65	0
56	MG	1A	8095	1/1	0.99	0.19	-	6,6,6,6	0
56	MG	1a	1813	1/1	0.78	0.11	-	49,49,49,49	0
56	MG	2a	1772	1/1	0.94	0.33	-	57,57,57,57	0
56	MG	1A	8702	1/1	0.97	0.07	-	30,30,30,30	0
56	MG	1A	8685	1/1	0.89	0.10	-	51,51,51,51	0
56	MG	1A	8557	1/1	0.97	0.28	-	16,16,16,16	0
56	MG	2A	3933	1/1	0.79	0.12	-	51,51,51,51	0
56	MG	1A	8577	1/1	0.93	0.12	-	21,21,21,21	0
56	MG	2a	1788	1/1	0.82	0.12	-	50,50,50,50	0
56	MG	1a	1601	1/1	0.96	0.07	-	43,43,43,43	0
56	MG	1a	1748	1/1	0.65	0.18	-	65,65,65,65	0
56	MG	1A	8598	1/1	0.97	0.13	-	43,43,43,43	0
56	MG	1A	8632	1/1	0.95	0.09	-	55,55,55,55	0
56	MG	2a	1805	1/1	0.47	0.78	-	94,94,94,94	0
56	MG	2A	3180	1/1	0.78	0.34	-	46,46,46,46	0
56	MG	1A	8558	1/1	0.89	0.09	-	42,42,42,42	0
56	MG	2A	3671	1/1	0.86	0.32	-	45,45,45,45	0
56	MG	1A	8158	1/1	0.95	0.19	-	27,27,27,27	0
56	MG	2U	207	1/1	0.89	0.14	-	29,29,29,29	0
56	MG	2a	1611	1/1	0.87	0.42	-	61,61,61,61	0
56	MG	2a	1619	1/1	0.97	0.45	-	50,50,50,50	0
56	MG	1A	8823	1/1	0.95	0.09	-	23,23,23,23	0
56	MG	2B	3016	1/1	0.91	0.19	-	55,55,55,55	0
56	MG	1A	8687	1/1	0.76	0.16	-	46,46,46,46	0
56	MG	2A	3324	1/1	0.77	0.12	-	33,33,33,33	0
56	MG	1A	8101	1/1	0.98	0.29	-	11,11,11,11	0
56	MG	2A	3814	1/1	0.75	0.10	-	33,33,33,33	0
56	MG	1A	8001	1/1	0.90	0.14	-	37,37,37,37	0
56	MG	2A	3002	1/1	0.97	0.17	-	28,28,28,28	0
56	MG	1B	3021	1/1	0.96	0.09	-	28,28,28,28	0
56	MG	2A	3617	1/1	0.89	0.09	-	43,43,43,43	0
56	MG	1A	8742	1/1	0.90	0.09	-	50,50,50,50	0
56	MG	2W	3001	1/1	0.85	0.11	-	45,45,45,45	0
56	MG	2A	3185	1/1	0.89	0.22	-	45,45,45,45	0
56	MG	1A	8665	1/1	0.83	0.27	-	63,63,63,63	0
56	MG	1A	8946	1/1	0.90	0.20	-	11,11,11,11	0
56	MG	1A	8966	1/1	0.87	0.11	-	22,22,22,22	0
56	MG	2N	203	1/1	0.85	0.13	-	49,49,49,49	0

Continued on next page...

Continued from previous page...

Mol	Type	Chain	Res	Atoms	RSCC	RSR	LLDF	B-factors(Å ²)	Q<0.9
56	MG	1A	8727	1/1	0.88	0.09	-	36,36,36,36	0
56	MG	2A	3361	1/1	0.96	0.07	-	42,42,42,42	0
56	MG	2a	1738	1/1	0.98	0.09	-	43,43,43,43	0
56	MG	2A	3669	1/1	0.96	0.09	-	34,34,34,34	0
56	MG	1A	8510	1/1	0.96	0.15	-	29,29,29,29	0
56	MG	1A	8505	1/1	0.92	0.15	-	24,24,24,24	0
56	MG	2A	3202	1/1	0.82	0.74	-	42,42,42,42	0
56	MG	2A	3263	1/1	0.81	0.41	-	46,46,46,46	0
56	MG	1A	8469	1/1	0.88	0.08	-	29,29,29,29	0
56	MG	1A	8388	1/1	0.97	0.09	-	11,11,11,11	0
56	MG	2A	3256	1/1	0.98	0.20	-	33,33,33,33	0
56	MG	2B	3023	1/1	0.85	0.14	-	41,41,41,41	0
56	MG	2A	3406	1/1	0.81	0.16	-	51,51,51,51	0
56	MG	1A	8317	1/1	0.66	0.09	-	35,35,35,35	0
56	MG	1A	8055	1/1	0.88	0.26	-	10,10,10,10	0
56	MG	1a	1685	1/1	0.83	0.12	-	51,51,51,51	0
56	MG	2a	1628	1/1	0.95	0.69	-	58,58,58,58	0
56	MG	2A	3785	1/1	0.80	0.17	-	29,29,29,29	0
56	MG	2A	3400	1/1	0.86	0.08	-	41,41,41,41	0
56	MG	1A	8470	1/1	0.92	0.21	-	39,39,39,39	0
56	MG	1A	8531	1/1	0.99	0.10	-	26,26,26,26	0
56	MG	2A	3683	1/1	0.88	0.23	-	73,73,73,73	0
56	MG	1A	8501	1/1	0.98	0.11	-	29,29,29,29	0
56	MG	2A	3840	1/1	0.86	0.19	-	42,42,42,42	0
56	MG	1A	8870	1/1	0.98	0.08	-	20,20,20,20	0
56	MG	1A	8789	1/1	0.91	0.16	-	22,22,22,22	0
56	MG	2a	1763	1/1	0.55	0.24	-	81,81,81,81	0
56	MG	1A	8697	1/1	0.93	0.14	-	32,32,32,32	0
56	MG	1a	1725	1/1	0.98	0.09	-	35,35,35,35	0
56	MG	1a	1802	1/1	0.99	0.13	-	30,30,30,30	0
56	MG	2a	1748	1/1	0.97	0.12	-	50,50,50,50	0
56	MG	1A	8760	1/1	0.93	0.10	-	12,12,12,12	0
56	MG	2A	3700	1/1	0.87	0.10	-	42,42,42,42	0
56	MG	1A	8411	1/1	0.98	0.10	-	12,12,12,12	0
56	MG	2A	3827	1/1	0.59	0.20	-	66,66,66,66	0
56	MG	1A	8483	1/1	0.93	0.12	-	30,30,30,30	0
56	MG	2A	3962	1/1	0.81	0.54	-	54,54,54,54	0
56	MG	2A	3637	1/1	0.78	0.22	-	48,48,48,48	0
56	MG	1A	8253	1/1	0.94	0.28	-	23,23,23,23	0
56	MG	2Y	201	1/1	0.87	0.71	-	85,85,85,85	0
56	MG	1B	3016	1/1	0.91	0.13	-	51,51,51,51	0
56	MG	2A	3282	1/1	0.89	0.24	-	63,63,63,63	0

Continued on next page...

Continued from previous page...

Mol	Type	Chain	Res	Atoms	RSCC	RSR	LLDF	B-factors(Å ²)	Q<0.9
56	MG	2a	1785	1/1	0.82	0.28	-	70,70,70,70	0
56	MG	1A	8591	1/1	0.93	0.28	-	10,10,10,10	0
56	MG	1a	1679	1/1	0.91	0.26	-	36,36,36,36	0
56	MG	2A	3899	1/1	0.80	0.42	-	62,62,62,62	0
56	MG	2A	3191	1/1	0.93	0.26	-	35,35,35,35	0
56	MG	1A	8358	1/1	0.94	0.08	-	7,7,7,7	0
56	MG	1A	8540	1/1	0.93	0.10	-	21,21,21,21	0
56	MG	1A	8684	1/1	0.98	0.07	-	35,35,35,35	0
56	MG	1A	8740	1/1	0.97	0.14	-	27,27,27,27	0
56	MG	2A	3758	1/1	0.90	0.21	-	28,28,28,28	0
56	MG	2A	3502	1/1	0.83	0.10	-	47,47,47,47	0
56	MG	2A	3651	1/1	0.97	0.23	-	35,35,35,35	0
56	MG	1i	3001	1/1	0.84	0.17	-	46,46,46,46	0
56	MG	20	104	1/1	0.85	0.20	-	55,55,55,55	0
56	MG	1A	8584	1/1	0.98	0.20	-	35,35,35,35	0
56	MG	2A	3549	1/1	0.83	0.10	-	39,39,39,39	0
56	MG	1a	1791	1/1	0.72	0.23	-	56,56,56,56	0
56	MG	2A	3512	1/1	0.92	0.05	-	53,53,53,53	0
56	MG	2A	3566	1/1	0.90	0.13	-	43,43,43,43	0
56	MG	2A	3837	1/1	0.89	0.20	-	21,21,21,21	0
56	MG	1a	1642	1/1	0.82	0.20	-	57,57,57,57	0
56	MG	1A	8846	1/1	0.88	0.17	-	37,37,37,37	0
56	MG	2A	3005	1/1	0.96	0.31	-	32,32,32,32	0
56	MG	2A	3207	1/1	0.86	0.69	-	44,44,44,44	0
56	MG	1a	1670	1/1	0.84	0.16	-	44,44,44,44	0
56	MG	2x	103	1/1	0.94	0.14	-	49,49,49,49	0
56	MG	2A	3484	1/1	0.90	0.22	-	57,57,57,57	0
56	MG	1A	8709	1/1	0.96	0.11	-	23,23,23,23	0
56	MG	2A	3622	1/1	0.89	0.16	-	44,44,44,44	0
56	MG	27	102	1/1	0.88	0.11	-	56,56,56,56	0
56	MG	2a	1770	1/1	0.82	0.13	-	52,52,52,52	0
56	MG	1a	1639	1/1	0.61	0.20	-	50,50,50,50	0
56	MG	2a	1662	1/1	0.84	0.15	-	48,48,48,48	0
56	MG	2A	3506	1/1	0.98	0.05	-	33,33,33,33	0
56	MG	1A	8718	1/1	0.83	0.29	-	27,27,27,27	0
56	MG	1a	1611	1/1	0.96	0.08	-	38,38,38,38	0
56	MG	1A	8875	1/1	0.96	0.27	-	10,10,10,10	0
56	MG	1A	8541	1/1	0.93	0.16	-	31,31,31,31	0
56	MG	1A	8539	1/1	0.93	0.16	-	26,26,26,26	0
56	MG	2a	1722	1/1	0.61	0.08	-	61,61,61,61	0
56	MG	2A	3829	1/1	0.90	0.25	-	53,53,53,53	0
56	MG	1A	8094	1/1	0.93	0.19	-	12,12,12,12	0

Continued on next page...

Continued from previous page...

Mol	Type	Chain	Res	Atoms	RSCC	RSR	LLDF	B-factors(\AA^2)	Q<0.9
56	MG	2A	3918	1/1	0.98	0.06	-	43,43,43,43	0
56	MG	2A	3847	1/1	0.87	0.40	-	53,53,53,53	0
56	MG	2a	1710	1/1	0.87	0.19	-	55,55,55,55	0
56	MG	2A	3897	1/1	0.94	0.14	-	59,59,59,59	0
56	MG	1B	3010	1/1	0.83	0.14	-	44,44,44,44	0
56	MG	1A	8106	1/1	0.91	0.16	-	22,22,22,22	0
56	MG	1a	1708	1/1	0.96	0.24	-	43,43,43,43	0
56	MG	2A	3602	1/1	0.88	0.13	-	53,53,53,53	0
56	MG	1A	8088	1/1	0.93	0.15	-	16,16,16,16	0
56	MG	1A	8820	1/1	0.96	0.12	-	24,24,24,24	0
56	MG	1A	8003	1/1	0.96	0.17	-	29,29,29,29	0
56	MG	1A	8374	1/1	0.84	0.12	-	41,41,41,41	0
56	MG	1A	8580	1/1	0.98	0.06	-	27,27,27,27	0
56	MG	2A	3742	1/1	0.58	0.86	-	35,35,35,35	0
56	MG	2A	3378	1/1	0.93	0.14	-	41,41,41,41	0
56	MG	2A	3564	1/1	0.86	0.27	-	51,51,51,51	0
56	MG	1A	8196	1/1	0.87	0.18	-	49,49,49,49	0
56	MG	2A	3647	1/1	0.98	0.11	-	28,28,28,28	0
56	MG	1A	8255	1/1	0.89	0.57	-	33,33,33,33	0
56	MG	1A	8172	1/1	0.80	0.13	-	53,53,53,53	0
56	MG	2A	3237	1/1	0.84	0.17	-	45,45,45,45	0
56	MG	1a	1651	1/1	0.97	0.15	-	26,26,26,26	0
56	MG	1a	1656	1/1	0.88	0.15	-	51,51,51,51	0
56	MG	1A	8050	1/1	0.92	0.19	-	23,23,23,23	0
56	MG	1A	8312	1/1	0.88	0.10	-	7,7,7,7	0
56	MG	1A	8836	1/1	0.93	0.08	-	17,17,17,17	0
56	MG	1A	8747	1/1	0.82	0.09	-	27,27,27,27	0
56	MG	2a	1735	1/1	0.90	0.26	-	51,51,51,51	0
56	MG	2A	3935	1/1	0.95	0.11	-	68,68,68,68	0
56	MG	2A	3596	1/1	0.75	0.22	-	35,35,35,35	0
56	MG	2A	3467	1/1	0.80	0.12	-	52,52,52,52	0
56	MG	1a	1765	1/1	0.93	0.13	-	44,44,44,44	0
56	MG	1A	8308	1/1	0.85	0.10	-	41,41,41,41	0
56	MG	1A	8848	1/1	0.92	0.08	-	13,13,13,13	0
56	MG	1A	8340	1/1	0.94	0.13	-	19,19,19,19	0
56	MG	2A	3062	1/1	0.88	0.26	-	37,37,37,37	0
56	MG	1A	8736	1/1	0.85	0.36	-	38,38,38,38	0
56	MG	2A	3538	1/1	0.94	0.09	-	32,32,32,32	0
56	MG	2A	3903	1/1	0.84	0.30	-	49,49,49,49	0
56	MG	1A	8432	1/1	0.97	0.07	-	26,26,26,26	0
56	MG	1P	201	1/1	0.70	0.15	-	18,18,18,18	0
56	MG	1A	8757	1/1	0.94	0.28	-	42,42,42,42	0

Continued on next page...

Continued from previous page...

Mol	Type	Chain	Res	Atoms	RSCC	RSR	LLDF	B-factors(\AA^2)	Q<0.9
56	MG	2A	3253	1/1	0.94	0.37	-	39,39,39,39	0
56	MG	2A	3403	1/1	0.79	0.10	-	40,40,40,40	0
56	MG	2I	201	1/1	0.56	0.53	-	65,65,65,65	0
56	MG	2A	3458	1/1	0.92	0.12	-	37,37,37,37	0
56	MG	1A	8328	1/1	0.85	0.25	-	38,38,38,38	0
56	MG	2Y	203	1/1	0.87	0.07	-	47,47,47,47	0
56	MG	2A	3594	1/1	0.95	0.09	-	44,44,44,44	0
56	MG	1A	8738	1/1	0.89	0.08	-	38,38,38,38	0
56	MG	2A	3249	1/1	0.92	0.19	-	31,31,31,31	0
56	MG	2A	3351	1/1	0.95	0.10	-	40,40,40,40	0
56	MG	1A	8579	1/1	0.91	0.23	-	27,27,27,27	0
56	MG	1A	8282	1/1	0.91	0.10	-	45,45,45,45	0
56	MG	2a	1762	1/1	0.78	0.13	-	58,58,58,58	0
56	MG	1A	8035	1/1	0.95	0.18	-	30,30,30,30	0
56	MG	1A	8085	1/1	0.95	0.19	-	15,15,15,15	0
56	MG	1A	8858	1/1	0.91	0.15	-	28,28,28,28	0
56	MG	1A	8093	1/1	0.87	0.21	-	20,20,20,20	0
56	MG	2a	1694	1/1	0.95	0.12	-	28,28,28,28	0
56	MG	2A	3767	1/1	0.88	0.15	-	52,52,52,52	0
56	MG	1A	8688	1/1	0.90	0.10	-	20,20,20,20	0
56	MG	2A	3963	1/1	0.93	0.29	-	53,53,53,53	0
56	MG	2A	3019	1/1	0.98	0.27	-	33,33,33,33	0
56	MG	1h	8001	1/1	0.93	0.08	-	52,52,52,52	0
56	MG	2A	3117	1/1	0.90	0.40	-	45,45,45,45	0
56	MG	20	102	1/1	0.94	0.06	-	43,43,43,43	0
56	MG	1A	8608	1/1	0.81	0.23	-	29,29,29,29	0
56	MG	2a	1630	1/1	0.83	0.15	-	50,50,50,50	0
56	MG	2A	3872	1/1	0.28	0.34	-	69,69,69,69	0
56	MG	2A	3048	1/1	0.91	0.40	-	40,40,40,40	0
56	MG	1a	1767	1/1	0.93	0.15	-	55,55,55,55	0
56	MG	1A	8316	1/1	0.88	0.17	-	14,14,14,14	0
56	MG	2A	3922	1/1	0.86	0.28	-	65,65,65,65	0
56	MG	2A	3112	1/1	0.80	0.30	-	29,29,29,29	0
56	MG	1B	3015	1/1	0.98	0.14	-	18,18,18,18	0
56	MG	1A	8958	1/1	0.90	0.21	-	28,28,28,28	0
56	MG	1a	1772	1/1	0.76	0.13	-	53,53,53,53	0
56	MG	1x	3008	1/1	0.99	0.16	-	36,36,36,36	0
56	MG	1A	8052	1/1	0.94	0.17	-	12,12,12,12	0
56	MG	1A	8605	1/1	0.85	0.22	-	41,41,41,41	0
56	MG	2A	3830	1/1	0.89	0.13	-	42,42,42,42	0
56	MG	1A	8587	1/1	0.91	0.23	-	21,21,21,21	0
56	MG	1A	8289	1/1	0.91	0.17	-	8,8,8,8	0

Continued on next page...

Continued from previous page...

Mol	Type	Chain	Res	Atoms	RSCC	RSR	LLDF	B-factors(\AA^2)	Q<0.9
56	MG	2A	3257	1/1	0.83	0.24	-	44,44,44,44	0
56	MG	1A	8595	1/1	0.94	0.14	-	35,35,35,35	0
56	MG	2A	3688	1/1	0.72	0.13	-	47,47,47,47	0
56	MG	1A	8378	1/1	0.96	0.14	-	24,24,24,24	0
56	MG	1a	1723	1/1	0.86	0.09	-	40,40,40,40	0
56	MG	1A	8506	1/1	0.98	0.13	-	30,30,30,30	0
56	MG	1D	313	1/1	0.96	0.18	-	33,33,33,33	0
56	MG	1a	1742	1/1	0.88	0.14	-	32,32,32,32	0
56	MG	2A	3081	1/1	0.95	0.17	-	27,27,27,27	0
56	MG	13	101	1/1	0.99	0.11	-	17,17,17,17	0
56	MG	2A	3105	1/1	0.80	0.40	-	46,46,46,46	0
56	MG	1A	8199	1/1	0.92	0.17	-	14,14,14,14	0
56	MG	2A	3136	1/1	0.96	0.16	-	34,34,34,34	0
56	MG	1A	8048	1/1	0.88	0.18	-	22,22,22,22	0
56	MG	1a	1722	1/1	0.92	0.08	-	32,32,32,32	0
56	MG	1a	1754	1/1	0.66	0.21	-	59,59,59,59	0
56	MG	2A	3064	1/1	0.92	0.15	-	34,34,34,34	0
56	MG	1a	1608	1/1	0.91	0.22	-	47,47,47,47	0
56	MG	1A	8790	1/1	0.91	0.11	-	20,20,20,20	0
56	MG	1a	1798	1/1	0.94	0.13	-	48,48,48,48	0
56	MG	1A	8076	1/1	0.83	0.44	-	22,22,22,22	0
56	MG	2x	106	1/1	0.94	0.15	-	52,52,52,52	0
56	MG	2A	3738	1/1	0.95	0.09	-	43,43,43,43	0
56	MG	1a	1806	1/1	0.96	0.10	-	49,49,49,49	0
56	MG	2A	3581	1/1	0.92	0.14	-	31,31,31,31	0
56	MG	1A	8763	1/1	0.92	0.35	-	28,28,28,28	0
56	MG	1a	1648	1/1	0.93	0.20	-	38,38,38,38	0
56	MG	1A	8407	1/1	0.96	0.10	-	20,20,20,20	0
56	MG	2A	3684	1/1	0.51	0.33	-	68,68,68,68	0
56	MG	2a	1759	1/1	0.70	0.35	-	76,76,76,76	0
56	MG	2a	1775	1/1	0.82	0.48	-	68,68,68,68	0
56	MG	1a	1697	1/1	0.88	0.08	-	38,38,38,38	0
56	MG	1a	1773	1/1	0.72	0.13	-	44,44,44,44	0
56	MG	2A	3277	1/1	0.94	0.43	-	59,59,59,59	0
56	MG	2A	3329	1/1	0.96	0.12	-	30,30,30,30	0
56	MG	2a	1677	1/1	0.72	0.12	-	62,62,62,62	0
56	MG	2a	1636	1/1	0.93	0.26	-	33,33,33,33	0
56	MG	1a	1817	1/1	0.95	0.37	-	52,52,52,52	0
56	MG	1A	8442	1/1	0.88	0.15	-	47,47,47,47	0
56	MG	1A	8762	1/1	0.94	0.07	-	34,34,34,34	0
56	MG	1A	8871	1/1	0.84	0.39	-	38,38,38,38	0
56	MG	2A	3592	1/1	0.97	0.19	-	42,42,42,42	0

Continued on next page...

Continued from previous page...

Mol	Type	Chain	Res	Atoms	RSCC	RSR	LLDF	B-factors(Å ²)	Q<0.9
56	MG	2a	1640	1/1	0.65	0.21	-	64,64,64,64	0
56	MG	2A	3395	1/1	0.97	0.07	-	38,38,38,38	0
56	MG	2A	3130	1/1	0.96	0.12	-	27,27,27,27	0
56	MG	2A	3693	1/1	0.95	0.20	-	34,34,34,34	0
56	MG	2A	3172	1/1	0.94	0.25	-	25,25,25,25	0
56	MG	20	103	1/1	0.93	0.10	-	62,62,62,62	0
56	MG	1A	8351	1/1	0.97	0.10	-	16,16,16,16	0
56	MG	1A	8796	1/1	0.97	0.04	-	35,35,35,35	0
56	MG	1A	8079	1/1	0.95	0.28	-	16,16,16,16	0
56	MG	2a	1760	1/1	0.88	0.13	-	56,56,56,56	0
56	MG	2A	3457	1/1	0.93	0.13	-	50,50,50,50	0
56	MG	2F	301	1/1	0.91	0.17	-	43,43,43,43	0
56	MG	2A	3079	1/1	0.52	1.09	-	61,61,61,61	0
56	MG	1A	8269	1/1	0.91	0.11	-	23,23,23,23	0
56	MG	1A	8260	1/1	0.82	0.30	-	28,28,28,28	0
56	MG	2A	3649	1/1	0.97	0.05	-	42,42,42,42	0
56	MG	2a	1639	1/1	0.97	0.09	-	27,27,27,27	0
56	MG	2A	3573	1/1	0.96	0.11	-	41,41,41,41	0
56	MG	1x	3007	1/1	0.92	0.13	-	37,37,37,37	0
56	MG	2A	3677	1/1	0.80	0.19	-	60,60,60,60	0
56	MG	2A	3222	1/1	0.94	0.05	-	48,48,48,48	0
56	MG	2A	3217	1/1	0.85	0.52	-	30,30,30,30	0
56	MG	2d	504	1/1	0.60	0.35	-	64,64,64,64	0
56	MG	2A	3591	1/1	0.80	0.21	-	51,51,51,51	0
56	MG	1a	1694	1/1	0.72	0.12	-	27,27,27,27	0
56	MG	2A	3193	1/1	0.97	0.12	-	27,27,27,27	0
56	MG	2A	3205	1/1	0.88	1.05	-	44,44,44,44	0
56	MG	1a	1739	1/1	0.86	0.15	-	50,50,50,50	0
56	MG	1a	1760	1/1	0.94	0.17	-	56,56,56,56	0
56	MG	2a	1789	1/1	0.90	0.05	-	63,63,63,63	0
56	MG	2A	3265	1/1	0.84	0.41	-	56,56,56,56	0
56	MG	2A	3580	1/1	0.95	0.11	-	49,49,49,49	0
56	MG	2A	3940	1/1	0.95	0.33	-	8,8,8,8	0
56	MG	1A	8780	1/1	0.92	0.24	-	10,10,10,10	0
56	MG	2A	3065	1/1	0.95	0.46	-	43,43,43,43	0
56	MG	1A	8116	1/1	0.93	0.19	-	25,25,25,25	0
56	MG	2x	107	1/1	0.94	0.14	-	52,52,52,52	0
56	MG	2A	3626	1/1	0.94	0.16	-	60,60,60,60	0
56	MG	2A	3386	1/1	0.94	0.19	-	29,29,29,29	0
56	MG	2a	1771	1/1	0.85	0.11	-	55,55,55,55	0
56	MG	2A	3335	1/1	0.95	0.15	-	37,37,37,37	0
56	MG	2A	3248	1/1	0.85	0.32	-	34,34,34,34	0

Continued on next page...

Continued from previous page...

Mol	Type	Chain	Res	Atoms	RSCC	RSR	LLDF	B-factors(\AA^2)	Q<0.9
56	MG	2A	3409	1/1	0.95	0.22	-	31,31,31,31	0
56	MG	2A	3753	1/1	0.94	0.28	-	27,27,27,27	0
56	MG	2A	3014	1/1	0.91	0.22	-	39,39,39,39	0
56	MG	2a	1637	1/1	0.84	0.15	-	36,36,36,36	0
56	MG	1A	8675	1/1	0.96	0.17	-	17,17,17,17	0
56	MG	1T	201	1/1	0.95	0.08	-	37,37,37,37	0
56	MG	2A	3198	1/1	0.95	0.06	-	36,36,36,36	0
56	MG	2A	3290	1/1	0.86	0.15	-	31,31,31,31	0
56	MG	1a	1826	1/1	0.94	0.14	-	65,65,65,65	0
56	MG	1a	1623	1/1	0.77	0.32	-	47,47,47,47	0
56	MG	1A	8795	1/1	0.86	0.36	-	21,21,21,21	0
56	MG	1A	8460	1/1	0.97	0.14	-	33,33,33,33	0
56	MG	2A	3420	1/1	0.89	0.17	-	54,54,54,54	0
56	MG	2A	3322	1/1	0.94	0.09	-	37,37,37,37	0
56	MG	2A	3057	1/1	0.78	0.27	-	42,42,42,42	0
56	MG	2A	3241	1/1	0.94	0.22	-	49,49,49,49	0
56	MG	1A	8417	1/1	0.78	0.11	-	37,37,37,37	0
56	MG	1A	8852	1/1	0.89	0.11	-	27,27,27,27	0
56	MG	2A	3225	1/1	0.90	0.35	-	42,42,42,42	0
56	MG	2A	3220	1/1	0.97	0.33	-	29,29,29,29	0
56	MG	1a	1769	1/1	0.91	0.20	-	46,46,46,46	0
56	MG	1A	8607	1/1	0.95	0.12	-	18,18,18,18	0
56	MG	2a	1716	1/1	0.55	0.33	-	65,65,65,65	0
56	MG	1A	8524	1/1	0.93	0.20	-	31,31,31,31	0
56	MG	2A	3033	1/1	0.96	0.27	-	28,28,28,28	0
56	MG	2A	3783	1/1	0.96	0.13	-	55,55,55,55	0
56	MG	2A	3231	1/1	0.94	0.41	-	32,32,32,32	0
56	MG	2A	3160	1/1	0.92	0.16	-	28,28,28,28	0
56	MG	1A	8051	1/1	0.89	0.20	-	10,10,10,10	0
56	MG	1x	3009	1/1	0.95	0.23	-	41,41,41,41	0
56	MG	2A	3156	1/1	0.93	0.17	-	33,33,33,33	0
56	MG	1A	8356	1/1	0.76	0.12	-	9,9,9,9	0
56	MG	2a	1655	1/1	0.90	0.19	-	48,48,48,48	0
56	MG	1A	8772	1/1	0.93	0.06	-	27,27,27,27	0
56	MG	1F	308	1/1	0.94	0.17	-	18,18,18,18	0
56	MG	2a	1647	1/1	0.85	0.16	-	48,48,48,48	0
56	MG	1A	8137	1/1	0.86	0.40	-	11,11,11,11	0
56	MG	2A	3631	1/1	0.94	0.11	-	48,48,48,48	0
56	MG	2A	3045	1/1	0.97	0.32	-	20,20,20,20	0
56	MG	2A	3085	1/1	0.96	0.35	-	28,28,28,28	0
56	MG	1A	8620	1/1	0.95	0.16	-	25,25,25,25	0
56	MG	1A	8701	1/1	0.63	0.38	-	49,49,49,49	0

Continued on next page...

Continued from previous page...

Mol	Type	Chain	Res	Atoms	RSCC	RSR	LLDF	B-factors(\AA^2)	Q<0.9
56	MG	2E	305	1/1	0.93	0.30	-	60,60,60,60	0
56	MG	2A	3902	1/1	0.83	0.12	-	39,39,39,39	0
56	MG	1a	1729	1/1	0.67	0.18	-	52,52,52,52	0
56	MG	1A	8221	1/1	0.80	0.10	-	43,43,43,43	0
56	MG	1V	202	1/1	0.93	0.17	-	26,26,26,26	0
56	MG	1A	8711	1/1	0.81	0.12	-	27,27,27,27	0
56	MG	1a	1747	1/1	0.88	0.13	-	65,65,65,65	0
56	MG	1A	8303	1/1	0.93	0.07	-	11,11,11,11	0
56	MG	2A	3464	1/1	0.98	0.28	-	40,40,40,40	0
56	MG	2A	3723	1/1	0.97	0.09	-	45,45,45,45	0
56	MG	1A	8690	1/1	0.95	0.12	-	20,20,20,20	0
56	MG	2a	1679	1/1	0.84	0.15	-	51,51,51,51	0
56	MG	2A	3582	1/1	0.91	0.27	-	27,27,27,27	0
56	MG	2a	1779	1/1	0.89	0.17	-	48,48,48,48	0
56	MG	2a	1769	1/1	0.71	0.30	-	59,59,59,59	0
56	MG	1a	1840	1/1	0.91	0.22	-	55,55,55,55	0
56	MG	1A	8406	1/1	0.97	0.17	-	42,42,42,42	0
56	MG	1a	1807	1/1	0.85	0.18	-	51,51,51,51	0
56	MG	1A	8514	1/1	0.52	0.35	-	48,48,48,48	0
56	MG	2a	1795	1/1	0.92	0.23	-	65,65,65,65	0
56	MG	1A	8228	1/1	0.93	0.37	-	13,13,13,13	0
56	MG	2A	3411	1/1	0.92	0.16	-	36,36,36,36	0
56	MG	2A	3408	1/1	0.94	0.10	-	38,38,38,38	0
56	MG	2A	3850	1/1	0.92	0.17	-	39,39,39,39	0
56	MG	2a	1676	1/1	0.69	0.17	-	65,65,65,65	0
56	MG	2A	3287	1/1	0.90	0.19	-	53,53,53,53	0
56	MG	2A	3175	1/1	0.95	0.16	-	35,35,35,35	0
56	MG	1A	8334	1/1	0.99	0.10	-	13,13,13,13	0
56	MG	1A	8304	1/1	0.97	0.09	-	17,17,17,17	0
56	MG	2A	3663	1/1	0.90	0.20	-	61,61,61,61	0
56	MG	2a	1744	1/1	0.85	0.36	-	43,43,43,43	0
56	MG	1A	8292	1/1	0.97	0.09	-	26,26,26,26	0
56	MG	2A	3710	1/1	0.92	0.16	-	39,39,39,39	0
56	MG	1A	8344	1/1	0.87	0.10	-	26,26,26,26	0
56	MG	1A	8773	1/1	0.84	0.14	-	29,29,29,29	0
56	MG	1A	8838	1/1	0.98	0.13	-	7,7,7,7	0
56	MG	1A	8493	1/1	0.91	0.13	-	16,16,16,16	0
56	MG	1A	8044	1/1	0.91	0.23	-	7,7,7,7	0
56	MG	2a	1625	1/1	0.65	0.23	-	63,63,63,63	0
56	MG	2A	3619	1/1	0.96	0.23	-	36,36,36,36	0
56	MG	1A	8038	1/1	0.93	0.08	-	40,40,40,40	0
56	MG	2A	3306	1/1	0.95	0.10	-	29,29,29,29	0

Continued on next page...

Continued from previous page...

Mol	Type	Chain	Res	Atoms	RSCC	RSR	LLDF	B-factors(\AA^2)	Q<0.9
56	MG	2A	3770	1/1	0.90	0.08	-	40,40,40,40	0
56	MG	1A	8371	1/1	0.83	0.12	-	11,11,11,11	0
56	MG	2A	3124	1/1	0.86	0.16	-	46,46,46,46	0
56	MG	1A	8874	1/1	0.91	0.10	-	9,9,9,9	0
56	MG	2A	3615	1/1	0.95	0.35	-	36,36,36,36	0
56	MG	2A	3334	1/1	0.96	0.13	-	23,23,23,23	0
56	MG	1A	8227	1/1	0.92	0.25	-	14,14,14,14	0
56	MG	1A	8329	1/1	0.97	0.08	-	24,24,24,24	0
56	MG	1a	1823	1/1	0.91	0.11	-	42,42,42,42	0
56	MG	1A	8655	1/1	0.91	0.17	-	22,22,22,22	0
56	MG	1a	1730	1/1	0.88	0.24	-	43,43,43,43	0
56	MG	1A	8155	1/1	0.92	0.23	-	24,24,24,24	0
56	MG	2a	1746	1/1	0.92	0.20	-	59,59,59,59	0
56	MG	1A	8895	1/1	0.93	0.09	-	12,12,12,12	0
56	MG	1a	1640	1/1	0.97	0.14	-	47,47,47,47	0
56	MG	2A	3206	1/1	0.95	0.20	-	48,48,48,48	0
56	MG	1a	1703	1/1	0.94	0.12	-	48,48,48,48	0
56	MG	1A	8170	1/1	0.97	0.27	-	23,23,23,23	0
56	MG	2A	3603	1/1	0.76	0.51	-	53,53,53,53	0
56	MG	2x	108	1/1	0.56	0.17	-	53,53,53,53	0
56	MG	1A	8277	1/1	0.85	0.30	-	50,50,50,50	0
56	MG	2A	3316	1/1	0.90	0.32	-	34,34,34,34	0
56	MG	1A	8720	1/1	0.98	0.14	-	27,27,27,27	0
56	MG	1A	8197	1/1	0.82	0.29	-	42,42,42,42	0
56	MG	1A	8555	1/1	0.94	0.10	-	37,37,37,37	0
56	MG	2B	3010	1/1	0.84	0.18	-	38,38,38,38	0
56	MG	2A	3813	1/1	0.82	0.19	-	64,64,64,64	0
56	MG	1A	8831	1/1	0.92	0.14	-	41,41,41,41	0
56	MG	1A	8154	1/1	0.91	0.23	-	22,22,22,22	0
56	MG	2A	3358	1/1	0.89	0.08	-	27,27,27,27	0
56	MG	2a	1794	1/1	0.75	0.31	-	71,71,71,71	0
56	MG	1a	1610	1/1	0.91	0.34	-	36,36,36,36	0
56	MG	2A	3734	1/1	0.86	0.08	-	33,33,33,33	0
56	MG	1A	8651	1/1	0.92	0.17	-	23,23,23,23	0
56	MG	1A	8666	1/1	0.91	0.10	-	18,18,18,18	0
56	MG	2A	3612	1/1	0.91	0.15	-	40,40,40,40	0
56	MG	1A	8704	1/1	0.87	0.20	-	34,34,34,34	0
56	MG	2a	1649	1/1	0.82	0.71	-	48,48,48,48	0
56	MG	1a	1746	1/1	0.93	0.31	-	44,44,44,44	0
56	MG	2A	3787	1/1	0.92	0.27	-	41,41,41,41	0
56	MG	1A	8190	1/1	0.94	0.07	-	15,15,15,15	0
56	MG	15	107	1/1	0.90	0.19	-	17,17,17,17	0

Continued on next page...

Continued from previous page...

Mol	Type	Chain	Res	Atoms	RSCC	RSR	LLDF	B-factors(\AA^2)	Q<0.9
56	MG	1A	8527	1/1	0.78	0.15	-	11,11,11,11	0
56	MG	2A	3388	1/1	0.95	0.15	-	23,23,23,23	0
56	MG	2A	3422	1/1	0.97	0.09	-	45,45,45,45	0
56	MG	2A	3215	1/1	0.99	0.11	-	26,26,26,26	0
56	MG	2A	3317	1/1	0.60	0.18	-	68,68,68,68	0
56	MG	2A	3266	1/1	0.95	0.14	-	25,25,25,25	0
56	MG	2A	3858	1/1	0.87	0.15	-	46,46,46,46	0
56	MG	2A	3115	1/1	0.88	0.21	-	41,41,41,41	0
56	MG	1A	8409	1/1	0.96	0.10	-	35,35,35,35	0
56	MG	2A	3011	1/1	0.95	0.16	-	29,29,29,29	0
56	MG	1A	8132	1/1	0.97	0.22	-	19,19,19,19	0
56	MG	1A	8361	1/1	0.96	0.09	-	26,26,26,26	0
56	MG	1A	8165	1/1	0.98	0.11	-	10,10,10,10	0
56	MG	1A	8387	1/1	0.92	0.20	-	28,28,28,28	0
56	MG	2A	3680	1/1	0.92	0.38	-	38,38,38,38	0
56	MG	1a	1677	1/1	0.89	0.15	-	49,49,49,49	0
56	MG	2A	3763	1/1	0.72	0.71	-	51,51,51,51	0
56	MG	1A	8571	1/1	0.90	0.08	-	34,34,34,34	0
56	MG	1A	8682	1/1	0.98	0.07	-	23,23,23,23	0
56	MG	1A	8578	1/1	0.84	0.17	-	10,10,10,10	0
56	MG	1A	8224	1/1	0.91	0.26	-	15,15,15,15	0
56	MG	2A	3327	1/1	0.75	0.33	-	61,61,61,61	0
56	MG	1A	8218	1/1	0.93	0.12	-	11,11,11,11	0
56	MG	1A	8788	1/1	0.95	0.17	-	34,34,34,34	0
56	MG	1B	3003	1/1	0.86	0.14	-	43,43,43,43	0
56	MG	1R	203	1/1	0.98	0.24	-	16,16,16,16	0
56	MG	1A	8706	1/1	0.97	0.06	-	39,39,39,39	0
56	MG	1A	8615	1/1	0.85	0.21	-	13,13,13,13	0
56	MG	2A	3299	1/1	0.96	0.04	-	41,41,41,41	0
56	MG	2A	3896	1/1	0.95	0.04	-	28,28,28,28	0
56	MG	2A	3149	1/1	0.89	0.21	-	32,32,32,32	0
56	MG	1A	8905	1/1	0.84	0.08	-	42,42,42,42	0
56	MG	1a	1770	1/1	0.97	0.19	-	47,47,47,47	0
56	MG	2A	3625	1/1	0.93	0.14	-	51,51,51,51	0
56	MG	2A	3120	1/1	0.95	0.15	-	28,28,28,28	0
56	MG	1A	8764	1/1	0.93	0.12	-	27,27,27,27	0
56	MG	2A	3167	1/1	0.90	0.16	-	26,26,26,26	0
56	MG	1A	8913	1/1	0.95	0.14	-	48,48,48,48	0
56	MG	2A	3094	1/1	0.97	0.12	-	38,38,38,38	0
56	MG	1A	8767	1/1	0.88	0.10	-	33,33,33,33	0
56	MG	2A	3333	1/1	0.97	0.14	-	39,39,39,39	0
56	MG	2A	3546	1/1	0.90	0.21	-	54,54,54,54	0

Continued on next page...

Continued from previous page...

Mol	Type	Chain	Res	Atoms	RSCC	RSR	LLDF	B-factors(Å ²)	Q<0.9
56	MG	2A	3035	1/1	0.90	0.15	-	37,37,37,37	0
56	MG	2A	3697	1/1	0.94	0.37	-	35,35,35,35	0
56	MG	1A	8047	1/1	0.97	0.30	-	6,6,6,6	0
56	MG	1A	8306	1/1	0.94	0.14	-	14,14,14,14	0
56	MG	2A	3701	1/1	0.94	0.22	-	42,42,42,42	0
56	MG	1A	8535	1/1	0.99	0.07	-	31,31,31,31	0
56	MG	2A	3273	1/1	0.86	0.27	-	44,44,44,44	0
56	MG	2H	8001	1/1	0.64	0.56	-	71,71,71,71	0
56	MG	2A	3201	1/1	0.62	0.29	-	51,51,51,51	0
56	MG	2Q	202	1/1	0.98	0.15	-	23,23,23,23	0
56	MG	2A	3730	1/1	0.91	0.23	-	50,50,50,50	0
56	MG	2A	3226	1/1	0.93	0.22	-	27,27,27,27	0
56	MG	1A	8139	1/1	0.96	0.19	-	15,15,15,15	0
56	MG	2A	3109	1/1	0.92	0.21	-	41,41,41,41	0
56	MG	1a	1792	1/1	0.91	0.10	-	41,41,41,41	0
56	MG	2A	3958	1/1	0.81	0.26	-	51,51,51,51	0
56	MG	2A	3339	1/1	0.85	0.12	-	35,35,35,35	0
56	MG	1A	8252	1/1	0.83	0.23	-	24,24,24,24	0
56	MG	2A	3153	1/1	0.94	0.19	-	39,39,39,39	0
56	MG	1A	8454	1/1	0.98	0.09	-	16,16,16,16	0
56	MG	1A	8325	1/1	0.94	0.19	-	21,21,21,21	0
56	MG	2A	3481	1/1	0.94	0.14	-	39,39,39,39	0
56	MG	13	102	1/1	0.96	0.21	-	20,20,20,20	0
56	MG	1A	8078	1/1	0.98	0.15	-	9,9,9,9	0
56	MG	2A	3628	1/1	0.88	0.16	-	59,59,59,59	0
56	MG	1A	8681	1/1	0.96	0.15	-	32,32,32,32	0
56	MG	2A	3728	1/1	0.89	0.12	-	56,56,56,56	0
56	MG	1A	8414	1/1	0.95	0.06	-	35,35,35,35	0
56	MG	1A	8322	1/1	0.94	0.16	-	45,45,45,45	0
56	MG	2A	3537	1/1	0.93	0.15	-	33,33,33,33	0
56	MG	2A	3616	1/1	0.96	0.15	-	39,39,39,39	0
56	MG	2A	3562	1/1	0.94	0.20	-	33,33,33,33	0
56	MG	1a	1719	1/1	0.97	0.20	-	35,35,35,35	0
56	MG	10	102	1/1	0.98	0.11	-	19,19,19,19	0
56	MG	1a	1741	1/1	0.92	0.17	-	47,47,47,47	0
56	MG	1A	8963	1/1	0.95	0.36	-	14,14,14,14	0
56	MG	1A	8206	1/1	0.88	0.31	-	18,18,18,18	0
56	MG	1A	8168	1/1	0.90	0.14	-	23,23,23,23	0
56	MG	2A	3022	1/1	0.95	0.30	-	29,29,29,29	0
56	MG	2a	1755	1/1	0.79	0.15	-	52,52,52,52	0
56	MG	1A	8265	1/1	0.95	0.16	-	18,18,18,18	0
56	MG	1A	8656	1/1	0.94	0.08	-	22,22,22,22	0

Continued on next page...

Continued from previous page...

Mol	Type	Chain	Res	Atoms	RSCC	RSR	LLDF	B-factors(\AA^2)	Q<0.9
56	MG	2A	3486	1/1	0.82	0.22	-	47,47,47,47	0
56	MG	2a	1622	1/1	0.83	0.25	-	59,59,59,59	0
56	MG	1A	8423	1/1	0.81	0.11	-	28,28,28,28	0
56	MG	1W	3003	1/1	0.96	0.12	-	12,12,12,12	0
56	MG	2A	3018	1/1	0.89	0.25	-	55,55,55,55	0
56	MG	1A	8394	1/1	0.95	0.09	-	37,37,37,37	0
56	MG	1A	8819	1/1	0.95	0.22	-	20,20,20,20	0
56	MG	2A	3059	1/1	0.95	0.12	-	21,21,21,21	0
56	MG	1a	1738	1/1	0.97	0.12	-	43,43,43,43	0
56	MG	15	108	1/1	0.95	0.16	-	28,28,28,28	0
56	MG	2A	3660	1/1	0.76	0.27	-	51,51,51,51	0
56	MG	2B	3015	1/1	0.66	0.25	-	59,59,59,59	0
56	MG	2a	1671	1/1	0.96	0.11	-	34,34,34,34	0
56	MG	2a	1704	1/1	0.94	0.45	-	38,38,38,38	0
56	MG	2A	3645	1/1	0.95	0.31	-	29,29,29,29	0
56	MG	2A	3810	1/1	0.73	0.11	-	53,53,53,53	0
56	MG	2A	3542	1/1	0.94	0.15	-	23,23,23,23	0
56	MG	2a	1681	1/1	0.88	0.18	-	45,45,45,45	0
56	MG	1A	8123	1/1	0.81	0.67	-	22,22,22,22	0
56	MG	2A	3798	1/1	0.73	0.20	-	59,59,59,59	0
56	MG	1a	1762	1/1	0.81	0.07	-	54,54,54,54	0
56	MG	1A	8053	1/1	0.97	0.07	-	11,11,11,11	0
56	MG	2A	3720	1/1	0.60	0.32	-	60,60,60,60	0
56	MG	2A	3705	1/1	0.86	0.18	-	48,48,48,48	0
56	MG	1A	8362	1/1	0.96	0.06	-	52,52,52,52	0
56	MG	1A	8343	1/1	0.95	0.12	-	12,12,12,12	0
56	MG	1e	201	1/1	0.96	0.10	-	28,28,28,28	0
56	MG	2A	3766	1/1	0.89	0.12	-	41,41,41,41	0
56	MG	2A	3691	1/1	0.97	0.15	-	29,29,29,29	0
56	MG	1A	8857	1/1	0.86	0.18	-	44,44,44,44	0
56	MG	2a	1644	1/1	0.92	0.17	-	46,46,46,46	0
56	MG	2A	3508	1/1	0.94	0.12	-	44,44,44,44	0
56	MG	2A	3885	1/1	0.68	0.17	-	55,55,55,55	0
56	MG	2x	111	1/1	0.78	0.15	-	67,67,67,67	0
56	MG	2A	3511	1/1	0.98	0.13	-	39,39,39,39	0
56	MG	1A	8067	1/1	0.96	0.18	-	10,10,10,10	0
56	MG	2A	3609	1/1	0.91	0.12	-	47,47,47,47	0
56	MG	27	101	1/1	0.96	0.35	-	39,39,39,39	0
56	MG	1A	8376	1/1	0.96	0.07	-	14,14,14,14	0
56	MG	2A	3556	1/1	0.91	0.15	-	49,49,49,49	0
56	MG	2A	3383	1/1	0.93	0.17	-	27,27,27,27	0
56	MG	2A	3644	1/1	0.89	0.07	-	40,40,40,40	0

Continued on next page...

Continued from previous page...

Mol	Type	Chain	Res	Atoms	RSCC	RSR	LLDF	B-factors(\AA^2)	Q<0.9
56	MG	2a	1782	1/1	0.92	0.48	-	61,61,61,61	0
56	MG	2a	1753	1/1	0.79	0.20	-	57,57,57,57	0
56	MG	2A	3793	1/1	0.89	0.16	-	34,34,34,34	0
56	MG	1A	8618	1/1	0.90	0.29	-	41,41,41,41	0
56	MG	1A	8719	1/1	0.91	0.14	-	9,9,9,9	0
56	MG	1a	1704	1/1	0.88	0.17	-	47,47,47,47	0
56	MG	1A	8850	1/1	0.94	0.33	-	34,34,34,34	0
56	MG	1A	8084	1/1	0.95	0.20	-	23,23,23,23	0
56	MG	2a	1757	1/1	0.92	0.26	-	55,55,55,55	0
56	MG	2A	3478	1/1	0.93	0.15	-	38,38,38,38	0
56	MG	2A	3125	1/1	0.79	0.87	-	39,39,39,39	0
56	MG	1A	8829	1/1	0.90	0.34	-	42,42,42,42	0
56	MG	1B	3024	1/1	0.97	0.13	-	18,18,18,18	0
56	MG	1Q	204	1/1	0.97	0.07	-	20,20,20,20	0
56	MG	1B	3011	1/1	0.90	0.08	-	39,39,39,39	0
56	MG	1A	8463	1/1	0.94	0.18	-	7,7,7,7	0
56	MG	2a	1610	1/1	0.52	0.81	-	63,63,63,63	0
56	MG	1A	8261	1/1	0.87	0.16	-	55,55,55,55	0
56	MG	2A	3066	1/1	0.92	0.17	-	26,26,26,26	0
56	MG	2B	3002	1/1	0.50	0.20	-	60,60,60,60	0
56	MG	2A	3769	1/1	0.92	0.07	-	31,31,31,31	0
56	MG	2B	3012	1/1	0.94	0.14	-	52,52,52,52	0
56	MG	1A	8219	1/1	0.97	0.38	-	12,12,12,12	0
56	MG	1a	1663	1/1	0.94	0.14	-	51,51,51,51	0
56	MG	2A	3818	1/1	0.97	0.25	-	44,44,44,44	0
56	MG	1A	8503	1/1	0.97	0.04	-	23,23,23,23	0
56	MG	2A	3627	1/1	0.95	0.19	-	55,55,55,55	0
56	MG	1a	1693	1/1	0.97	0.10	-	29,29,29,29	0
56	MG	1x	3004	1/1	0.93	0.09	-	47,47,47,47	0
56	MG	2A	3452	1/1	0.85	0.09	-	34,34,34,34	0
56	MG	2A	3471	1/1	0.98	0.12	-	35,35,35,35	0
56	MG	1A	8240	1/1	0.85	0.20	-	13,13,13,13	0
56	MG	2A	3531	1/1	0.96	0.17	-	36,36,36,36	0
56	MG	1A	8400	1/1	0.97	0.25	-	42,42,42,42	0
56	MG	10	108	1/1	0.96	0.13	-	35,35,35,35	0
56	MG	10	107	1/1	0.88	0.10	-	36,36,36,36	0
56	MG	1a	1790	1/1	0.93	0.13	-	46,46,46,46	0
56	MG	2A	3539	1/1	0.84	0.19	-	47,47,47,47	0
56	MG	15	106	1/1	0.89	0.34	-	20,20,20,20	0
56	MG	2A	3236	1/1	0.94	0.39	-	46,46,46,46	0
56	MG	2A	3569	1/1	0.93	0.08	-	43,43,43,43	0
56	MG	2A	3737	1/1	0.89	0.19	-	44,44,44,44	0

Continued on next page...

Continued from previous page...

Mol	Type	Chain	Res	Atoms	RSCC	RSR	LLDF	B-factors(\AA^2)	Q<0.9
56	MG	2A	3303	1/1	0.89	0.11	-	30,30,30,30	0
56	MG	2A	3762	1/1	0.94	0.17	-	44,44,44,44	0
56	MG	2A	3473	1/1	0.96	0.27	-	51,51,51,51	0
56	MG	1A	8205	1/1	0.78	0.21	-	25,25,25,25	0
56	MG	10	103	1/1	0.94	0.22	-	21,21,21,21	0
56	MG	2a	1783	1/1	0.69	0.11	-	59,59,59,59	0
56	MG	2A	3519	1/1	0.87	0.20	-	31,31,31,31	0
56	MG	1A	8896	1/1	0.92	0.10	-	35,35,35,35	0
56	MG	2A	3165	1/1	0.82	0.28	-	42,42,42,42	0
56	MG	1A	8867	1/1	0.95	0.12	-	55,55,55,55	0
56	MG	1a	1714	1/1	0.85	0.09	-	42,42,42,42	0
56	MG	2B	3009	1/1	0.86	0.21	-	67,67,67,67	0
56	MG	2a	1670	1/1	0.90	0.23	-	53,53,53,53	0
56	MG	1a	1674	1/1	0.98	0.15	-	40,40,40,40	0
56	MG	1A	8441	1/1	0.99	0.05	-	16,16,16,16	0
56	MG	2a	1673	1/1	0.97	0.05	-	33,33,33,33	0
56	MG	2A	3224	1/1	0.77	0.29	-	48,48,48,48	0
56	MG	2A	3433	1/1	0.65	0.14	-	43,43,43,43	0
56	MG	1A	8273	1/1	0.94	0.10	-	32,32,32,32	0
56	MG	1A	8734	1/1	0.82	0.14	-	22,22,22,22	0
56	MG	1A	8160	1/1	0.94	0.10	-	20,20,20,20	0
56	MG	2A	3635	1/1	0.95	0.10	-	36,36,36,36	0
56	MG	2A	3258	1/1	0.93	0.17	-	36,36,36,36	0
56	MG	1A	8263	1/1	0.85	0.14	-	26,26,26,26	0
56	MG	2a	1624	1/1	0.88	0.50	-	48,48,48,48	0
56	MG	2a	1664	1/1	0.73	0.13	-	44,44,44,44	0
56	MG	1A	8211	1/1	0.95	0.38	-	15,15,15,15	0
56	MG	2A	3747	1/1	0.86	0.29	-	39,39,39,39	0
56	MG	1A	8040	1/1	0.91	0.32	-	32,32,32,32	0
56	MG	1B	3001	1/1	0.83	0.15	-	37,37,37,37	0
56	MG	2a	1698	1/1	0.96	0.27	-	40,40,40,40	0
56	MG	2a	1790	1/1	0.91	0.15	-	51,51,51,51	0
56	MG	1A	8237	1/1	0.83	0.22	-	41,41,41,41	0
56	MG	1a	1709	1/1	0.99	0.08	-	30,30,30,30	0
56	MG	2a	1666	1/1	0.90	0.16	-	55,55,55,55	0
56	MG	2A	3754	1/1	0.93	0.28	-	36,36,36,36	0
56	MG	2A	3098	1/1	0.73	1.60	-	62,62,62,62	0
56	MG	2A	3126	1/1	0.94	0.15	-	32,32,32,32	0
56	MG	2a	1707	1/1	0.85	0.22	-	61,61,61,61	0
56	MG	1A	8545	1/1	0.96	0.11	-	33,33,33,33	0
56	MG	2A	3031	1/1	0.92	0.49	-	27,27,27,27	0
56	MG	2A	3817	1/1	0.83	0.56	-	52,52,52,52	0

Continued on next page...

Continued from previous page...

Mol	Type	Chain	Res	Atoms	RSCC	RSR	LLDF	B-factors(Å ²)	Q<0.9
56	MG	2A	3093	1/1	0.72	0.42	-	61,61,61,61	0
56	MG	2a	1726	1/1	0.83	0.09	-	51,51,51,51	0
56	MG	1A	8500	1/1	0.94	0.18	-	45,45,45,45	0
56	MG	1a	1743	1/1	0.91	0.15	-	41,41,41,41	0
56	MG	1A	8229	1/1	0.98	0.13	-	21,21,21,21	0
56	MG	1A	8090	1/1	0.96	0.09	-	36,36,36,36	0
56	MG	2A	3876	1/1	0.95	0.53	-	30,30,30,30	0
56	MG	2A	3103	1/1	0.93	0.22	-	30,30,30,30	0
56	MG	2A	3454	1/1	0.97	0.09	-	28,28,28,28	0
56	MG	1A	8177	1/1	0.90	0.55	-	55,55,55,55	0
56	MG	1A	8327	1/1	0.94	0.17	-	32,32,32,32	0
56	MG	1A	8062	1/1	0.97	0.18	-	13,13,13,13	0
56	MG	1a	1781	1/1	0.42	0.24	-	68,68,68,68	0
56	MG	2a	1756	1/1	0.94	0.13	-	38,38,38,38	0
56	MG	2A	3722	1/1	0.89	0.12	-	42,42,42,42	0
56	MG	2a	1739	1/1	0.94	0.14	-	48,48,48,48	0
56	MG	2A	3401	1/1	0.92	0.15	-	38,38,38,38	0
56	MG	2a	1689	1/1	0.90	0.16	-	41,41,41,41	0
56	MG	1A	8251	1/1	0.86	0.19	-	33,33,33,33	0
56	MG	1a	1783	1/1	0.80	0.39	-	60,60,60,60	0
56	MG	2A	3415	1/1	0.91	0.31	-	34,34,34,34	0
56	MG	2A	3751	1/1	0.94	0.21	-	32,32,32,32	0
56	MG	2A	3521	1/1	0.92	0.19	-	34,34,34,34	0
56	MG	2A	3434	1/1	0.70	0.13	-	34,34,34,34	0
56	MG	1A	8243	1/1	0.97	0.17	-	17,17,17,17	0
56	MG	2D	303	1/1	0.97	0.17	-	25,25,25,25	0
56	MG	2A	3449	1/1	0.98	0.20	-	25,25,25,25	0
56	MG	1A	8906	1/1	0.93	0.13	-	13,13,13,13	0
56	MG	1A	8715	1/1	0.94	0.11	-	17,17,17,17	0
56	MG	2A	3200	1/1	0.88	0.22	-	21,21,21,21	0
59	K	2A	3001	1/1	0.93	0.17	-	65,65,65,65	0
56	MG	1A	8152	1/1	0.91	0.09	-	28,28,28,28	0
56	MG	2A	3865	1/1	0.93	0.16	-	48,48,48,48	0
56	MG	2A	3379	1/1	0.91	0.11	-	36,36,36,36	0
56	MG	2A	3500	1/1	0.86	0.33	-	45,45,45,45	0
56	MG	1A	8250	1/1	0.85	0.51	-	50,50,50,50	0
56	MG	1A	8054	1/1	0.92	0.16	-	9,9,9,9	0
56	MG	1a	1728	1/1	0.93	0.10	-	38,38,38,38	0
56	MG	2A	3037	1/1	0.90	0.17	-	50,50,50,50	0
56	MG	2A	3904	1/1	0.96	0.29	-	47,47,47,47	0
56	MG	2a	1804	1/1	0.87	0.23	-	65,65,65,65	0
56	MG	1A	8599	1/1	0.93	0.15	-	24,24,24,24	0

Continued on next page...

Continued from previous page...

Mol	Type	Chain	Res	Atoms	RSCC	RSR	LLDF	B-factors(\AA^2)	Q<0.9
56	MG	2a	1696	1/1	0.87	0.19	-	36,36,36,36	0
56	MG	2A	3051	1/1	0.89	0.23	-	29,29,29,29	0
56	MG	1a	1795	1/1	0.82	0.10	-	52,52,52,52	0
56	MG	1a	1706	1/1	0.95	0.08	-	27,27,27,27	0
56	MG	1a	1758	1/1	0.83	0.14	-	38,38,38,38	0
56	MG	2A	3223	1/1	0.82	0.19	-	52,52,52,52	0
59	K	1x	3001	1/1	0.94	0.16	-	46,46,46,46	0
56	MG	1A	8447	1/1	0.89	0.21	-	13,13,13,13	0
56	MG	2A	3936	1/1	0.94	0.12	-	20,20,20,20	0
56	MG	2a	1741	1/1	0.84	0.09	-	61,61,61,61	0
56	MG	1A	8372	1/1	0.94	0.08	-	51,51,51,51	0
56	MG	1A	8174	1/1	0.93	0.13	-	28,28,28,28	0
56	MG	2A	3235	1/1	0.89	0.32	-	43,43,43,43	0
56	MG	1A	8012	1/1	0.90	0.12	-	18,18,18,18	0
56	MG	1A	8630	1/1	0.78	0.19	-	36,36,36,36	0
56	MG	2A	3234	1/1	0.81	0.20	-	42,42,42,42	0
56	MG	1A	8616	1/1	0.90	0.27	-	61,61,61,61	0
56	MG	2X	101	1/1	0.96	0.12	-	33,33,33,33	0
56	MG	2A	3102	1/1	0.95	0.22	-	29,29,29,29	0
56	MG	2A	3046	1/1	0.96	0.24	-	26,26,26,26	0
56	MG	2B	3001	1/1	0.91	0.12	-	59,59,59,59	0
56	MG	1A	8884	1/1	0.81	0.19	-	65,65,65,65	0
56	MG	1A	8735	1/1	0.82	0.16	-	15,15,15,15	0
56	MG	2A	3392	1/1	0.97	0.07	-	35,35,35,35	0
56	MG	1A	8410	1/1	0.92	0.07	-	35,35,35,35	0
56	MG	1A	8231	1/1	0.94	0.12	-	25,25,25,25	0
56	MG	2g	3001	1/1	0.97	0.12	-	52,52,52,52	0
56	MG	2a	1618	1/1	0.95	0.14	-	38,38,38,38	0
56	MG	1a	1629	1/1	0.87	0.29	-	36,36,36,36	0
56	MG	2A	3978	1/1	0.91	0.16	-	41,41,41,41	0
56	MG	1A	8882	1/1	0.92	0.15	-	38,38,38,38	0
56	MG	2a	1743	1/1	0.82	0.41	-	41,41,41,41	0
56	MG	1a	1771	1/1	0.97	0.11	-	46,46,46,46	0
56	MG	1A	8238	1/1	0.96	0.15	-	19,19,19,19	0
56	MG	2A	3835	1/1	0.57	0.19	-	40,40,40,40	0
56	MG	2A	3468	1/1	0.90	0.18	-	47,47,47,47	0
56	MG	2A	3210	1/1	0.93	0.15	-	34,34,34,34	0
56	MG	1A	8195	1/1	0.95	0.23	-	8,8,8,8	0
56	MG	1A	8865	1/1	0.89	0.20	-	28,28,28,28	0
56	MG	1A	8419	1/1	0.86	0.20	-	31,31,31,31	0
56	MG	1a	1688	1/1	0.99	0.12	-	43,43,43,43	0
56	MG	2A	3184	1/1	0.97	0.20	-	25,25,25,25	0

Continued on next page...

Continued from previous page...

Mol	Type	Chain	Res	Atoms	RSCC	RSR	LLDF	B-factors(Å ²)	Q<0.9
56	MG	2A	3050	1/1	0.89	0.21	-	39,39,39,39	0
56	MG	2A	3576	1/1	0.75	0.27	-	47,47,47,47	0
56	MG	2a	1634	1/1	0.95	0.40	-	54,54,54,54	0
56	MG	2A	3736	1/1	0.87	0.29	-	51,51,51,51	0
56	MG	1A	8816	1/1	0.94	0.10	-	12,12,12,12	0
56	MG	2U	202	1/1	0.94	0.37	-	50,50,50,50	0
56	MG	1A	8333	1/1	0.94	0.16	-	39,39,39,39	0
56	MG	1a	1664	1/1	0.94	0.17	-	38,38,38,38	0
56	MG	2A	3970	1/1	0.97	0.42	-	53,53,53,53	0
56	MG	2A	3567	1/1	0.91	0.11	-	43,43,43,43	0
56	MG	1A	8907	1/1	0.90	0.35	-	26,26,26,26	0
56	MG	1a	1815	1/1	0.81	0.17	-	57,57,57,57	0
56	MG	2A	3772	1/1	0.82	0.25	-	43,43,43,43	0
56	MG	2A	3598	1/1	0.94	0.09	-	50,50,50,50	0
56	MG	1a	1750	1/1	0.91	0.20	-	56,56,56,56	0
56	MG	1A	8262	1/1	0.96	0.28	-	58,58,58,58	0
56	MG	1l	203	1/1	0.90	0.15	-	56,56,56,56	0
56	MG	2A	3589	1/1	0.97	0.40	-	30,30,30,30	0
56	MG	2A	3190	1/1	0.94	0.35	-	32,32,32,32	0
56	MG	1A	8901	1/1	0.94	0.17	-	34,34,34,34	0
56	MG	2A	3312	1/1	0.85	0.14	-	25,25,25,25	0
56	MG	2a	1702	1/1	0.73	0.25	-	54,54,54,54	0
56	MG	1a	1812	1/1	0.86	0.08	-	35,35,35,35	0
56	MG	1A	8862	1/1	0.95	0.07	-	42,42,42,42	0
56	MG	2A	3842	1/1	0.97	0.09	-	48,48,48,48	0
56	MG	2A	3372	1/1	0.94	0.13	-	48,48,48,48	0
56	MG	2A	3652	1/1	0.94	0.06	-	43,43,43,43	0
56	MG	1A	8235	1/1	0.97	0.19	-	9,9,9,9	0
56	MG	1A	8754	1/1	0.96	0.21	-	18,18,18,18	0
56	MG	1A	8731	1/1	0.91	0.41	-	40,40,40,40	0
56	MG	2a	1606	1/1	0.86	0.17	-	35,35,35,35	0
56	MG	1A	8283	1/1	0.91	0.22	-	13,13,13,13	0
56	MG	2A	3749	1/1	0.89	0.28	-	50,50,50,50	0
56	MG	2A	3685	1/1	0.70	0.16	-	50,50,50,50	0
56	MG	1A	8523	1/1	0.91	0.14	-	23,23,23,23	0
56	MG	2A	3216	1/1	0.97	0.26	-	28,28,28,28	0
56	MG	2a	1692	1/1	0.95	0.24	-	44,44,44,44	0
56	MG	2a	1648	1/1	0.94	0.26	-	33,33,33,33	0
56	MG	1A	8902	1/1	0.87	0.46	-	51,51,51,51	0
56	MG	2A	3672	1/1	0.81	0.17	-	46,46,46,46	0
56	MG	2A	3301	1/1	0.98	0.12	-	52,52,52,52	0
56	MG	2A	3674	1/1	0.96	0.06	-	32,32,32,32	0

Continued on next page...

Continued from previous page...

Mol	Type	Chain	Res	Atoms	RSCC	RSR	LLDF	B-factors(\AA^2)	Q<0.9
56	MG	2A	3270	1/1	0.95	0.11	-	20,20,20,20	0
56	MG	2a	1792	1/1	0.92	0.19	-	55,55,55,55	0
56	MG	1A	8932	1/1	0.96	0.20	-	21,21,21,21	0
56	MG	2B	3006	1/1	0.79	0.42	-	48,48,48,48	0
56	MG	1A	8692	1/1	0.94	0.14	-	19,19,19,19	0
56	MG	2A	3188	1/1	0.91	0.33	-	33,33,33,33	0
56	MG	1A	8433	1/1	0.93	0.12	-	14,14,14,14	0
56	MG	1B	3007	1/1	0.89	0.11	-	37,37,37,37	0
56	MG	1x	3012	1/1	0.95	0.13	-	38,38,38,38	0
56	MG	2A	3158	1/1	0.77	0.40	-	40,40,40,40	0
56	MG	2A	3072	1/1	0.75	0.23	-	36,36,36,36	0
56	MG	2A	3777	1/1	0.91	0.43	-	61,61,61,61	0
56	MG	2t	201	1/1	0.85	0.22	-	46,46,46,46	0
56	MG	2A	3238	1/1	0.95	0.12	-	24,24,24,24	0
56	MG	1A	8072	1/1	0.99	0.17	-	11,11,11,11	0
56	MG	1A	8515	1/1	0.95	0.10	-	28,28,28,28	0
56	MG	2A	3534	1/1	0.98	0.10	-	35,35,35,35	0
56	MG	2B	3003	1/1	0.95	0.08	-	37,37,37,37	0
56	MG	2A	3056	1/1	0.97	0.09	-	29,29,29,29	0
56	MG	1A	8600	1/1	0.91	0.33	-	26,26,26,26	0
56	MG	2A	3980	1/1	0.92	0.15	-	51,51,51,51	0
56	MG	2A	3413	1/1	0.85	0.19	-	44,44,44,44	0
56	MG	2A	3606	1/1	0.81	0.17	-	42,42,42,42	0
56	MG	1A	8694	1/1	0.97	0.06	-	30,30,30,30	0
56	MG	1A	8888	1/1	0.75	0.48	-	62,62,62,62	0
56	MG	1A	8814	1/1	0.85	0.07	-	62,62,62,62	0
56	MG	2S	201	1/1	0.95	0.14	-	27,27,27,27	0
56	MG	2a	1656	1/1	0.81	0.32	-	65,65,65,65	0
56	MG	2a	1803	1/1	0.88	0.10	-	41,41,41,41	0
56	MG	2A	3416	1/1	0.91	0.10	-	28,28,28,28	0
56	MG	1a	1804	1/1	0.82	0.14	-	46,46,46,46	0

6.5 Other polymers [i](#)

There are no such residues in this entry.