



Full wwPDB X-ray Structure Validation Report ⓘ

Jan 31, 2016 – 07:25 PM GMT

PDB ID : 1FBX
Title : CRYSTAL STRUCTURE OF ZINC-CONTAINING E.COLI GTP CYCLO-HYDROLASE I
Authors : Auerbach, G.; Herrmann, A.; Bracher, A.; Bader, A.; Gutlich, M.; Fischer, M.; Neukamm, M.; Nar, H.; Garrido-Franco, M.; Richardson, J.; Huber, R.; Bacher, A.
Deposited on : 2000-07-17
Resolution : 2.80 Å(reported)

This is a Full wwPDB X-ray Structure Validation Report for a publicly released PDB entry.
We welcome your comments at validation@mail.wwpdb.org
A user guide is available at
<http://wwpdb.org/validation/2016/XrayValidationReportHelp>
with specific help available everywhere you see the ⓘ symbol.

The following versions of software and data (see [references ⓘ](#)) were used in the production of this report:

MolProbity : 4.02b-467
Mogul : 1.7 (RC4), CSD as536be (2015)
Xtriage (Phenix) : **NOT EXECUTED**
EDS : **NOT EXECUTED**
Percentile statistics : 20151230.v01 (using entries in the PDB archive December 30th 2015)
Ideal geometry (proteins) : Engh & Huber (2001)
Ideal geometry (DNA, RNA) : Parkinson et al. (1996)
Validation Pipeline (wwPDB-VP) : trunk26865

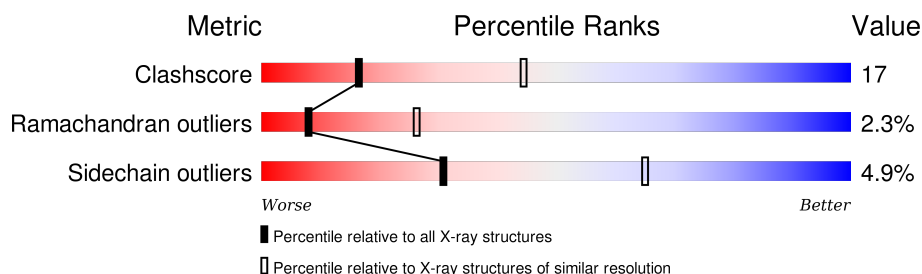
1 Overall quality at a glance

The following experimental techniques were used to determine the structure:

X-RAY DIFFRACTION

The reported resolution of this entry is 2.80 Å.

Percentile scores (ranging between 0-100) for global validation metrics of the entry are shown in the following graphic. The table shows the number of entries on which the scores are based.



Metric	Whole archive (#Entries)	Similar resolution (#Entries, resolution range(Å))
Clashscore	102246	2827 (2.80-2.80)
Ramachandran outliers	100387	2782 (2.80-2.80)
Sidechain outliers	100360	2784 (2.80-2.80)

The table below summarises the geometric issues observed across the polymeric chains and their fit to the electron density. The red, orange, yellow and green segments on the lower bar indicate the fraction of residues that contain outliers for ≥ 3 , 2, 1 and 0 types of geometric quality criteria. A grey segment represents the fraction of residues that are not modelled. The numeric value for each fraction is indicated below the corresponding segment, with a dot representing fractions $\leq 5\%$. The upper red bar (where present) indicates the fraction of residues that have poor fit to the electron density. The numeric value is given above the bar.

Note EDS was not executed.

Mol	Chain	Length	Quality of chain
1	A	221	
1	B	221	
1	C	221	
1	D	221	
1	E	221	
1	F	221	
1	G	221	

Continued on next page...

Continued from previous page...

Mol	Chain	Length	Quality of chain
1	H	221	
1	I	221	
1	J	221	
1	K	221	
1	L	221	
1	M	221	
1	N	221	
1	O	221	

The following table lists non-polymeric compounds, carbohydrate monomers and non-standard residues in protein, DNA, RNA chains that are outliers for geometric or electron-density-fit criteria:

Mol	Type	Chain	Res	Chirality	Geometry	Clashes	Electron density
3	CL	A	3350	-	-	X	-
3	CL	F	3355	-	-	X	-
3	CL	J	3354	-	-	X	-

2 Entry composition

There are 4 unique types of molecules in this entry. The entry contains 26025 atoms, of which 0 are hydrogens and 0 are deuteriums.

In the tables below, the ZeroOcc column contains the number of atoms modelled with zero occupancy, the AltConf column contains the number of residues with at least one atom in alternate conformation and the Trace column contains the number of residues modelled with at most 2 atoms.

- Molecule 1 is a protein called GTP CYCLOHYDROLASE I.

Mol	Chain	Residues	Atoms					ZeroOcc	AltConf	Trace
1	A	221	Total	C	N	O	S	74	0	0
			1732	1088	309	326	9			
1	B	221	Total	C	N	O	S	74	0	0
			1732	1088	309	326	9			
1	C	221	Total	C	N	O	S	74	0	0
			1732	1088	309	326	9			
1	D	221	Total	C	N	O	S	74	0	0
			1732	1088	309	326	9			
1	E	221	Total	C	N	O	S	74	0	0
			1732	1088	309	326	9			
1	F	221	Total	C	N	O	S	74	0	0
			1732	1088	309	326	9			
1	G	221	Total	C	N	O	S	74	0	0
			1732	1088	309	326	9			
1	H	221	Total	C	N	O	S	74	0	0
			1732	1088	309	326	9			
1	I	221	Total	C	N	O	S	74	0	0
			1732	1088	309	326	9			
1	J	221	Total	C	N	O	S	74	0	0
			1732	1088	309	326	9			
1	K	221	Total	C	N	O	S	74	0	0
			1732	1088	309	326	9			
1	L	221	Total	C	N	O	S	74	0	0
			1732	1088	309	326	9			
1	M	221	Total	C	N	O	S	74	0	0
			1732	1088	309	326	9			
1	N	221	Total	C	N	O	S	74	0	0
			1732	1088	309	326	9			
1	O	221	Total	C	N	O	S	74	0	0
			1732	1088	309	326	9			

- Molecule 2 is ZINC ION (three-letter code: ZN) (formula: Zn).

Mol	Chain	Residues	Atoms	ZeroOcc	AltConf
2	G	1	Total Zn 1 1	0	0
2	J	1	Total Zn 1 1	0	0
2	D	1	Total Zn 1 1	0	0
2	K	1	Total Zn 1 1	0	0
2	E	1	Total Zn 1 1	0	0
2	H	1	Total Zn 1 1	0	0
2	B	1	Total Zn 1 1	0	0
2	I	1	Total Zn 1 1	0	0
2	C	1	Total Zn 1 1	0	0
2	A	1	Total Zn 1 1	0	0
2	N	1	Total Zn 1 1	0	0
2	O	1	Total Zn 1 1	0	0
2	L	1	Total Zn 1 1	0	0
2	F	1	Total Zn 1 1	0	0
2	M	1	Total Zn 1 1	0	0

- Molecule 3 is CHLORIDE ION (three-letter code: CL) (formula: Cl).

Mol	Chain	Residues	Atoms	ZeroOcc	AltConf
3	G	1	Total Cl 1 1	0	0
3	J	1	Total Cl 1 1	0	0
3	D	1	Total Cl 1 1	0	0
3	K	1	Total Cl 1 1	0	0
3	E	1	Total Cl 1 1	0	0

Continued on next page...

Continued from previous page...

Mol	Chain	Residues	Atoms	ZeroOcc	AltConf
3	H	1	Total Cl 1 1	0	0
3	B	1	Total Cl 1 1	0	0
3	I	1	Total Cl 1 1	0	0
3	C	1	Total Cl 1 1	0	0
3	A	1	Total Cl 1 1	0	0
3	N	1	Total Cl 1 1	0	0
3	O	1	Total Cl 1 1	0	0
3	L	1	Total Cl 1 1	0	0
3	F	1	Total Cl 1 1	0	0
3	M	1	Total Cl 1 1	0	0

- Molecule 4 is water.

Mol	Chain	Residues	Atoms	ZeroOcc	AltConf
4	A	1	Total O 1 1	0	0
4	B	1	Total O 1 1	0	0
4	C	1	Total O 1 1	0	0
4	D	1	Total O 1 1	0	0
4	E	1	Total O 1 1	0	0
4	F	1	Total O 1 1	0	0
4	G	1	Total O 1 1	0	0
4	H	1	Total O 1 1	0	0
4	I	1	Total O 1 1	0	0

Continued on next page...

Continued from previous page...

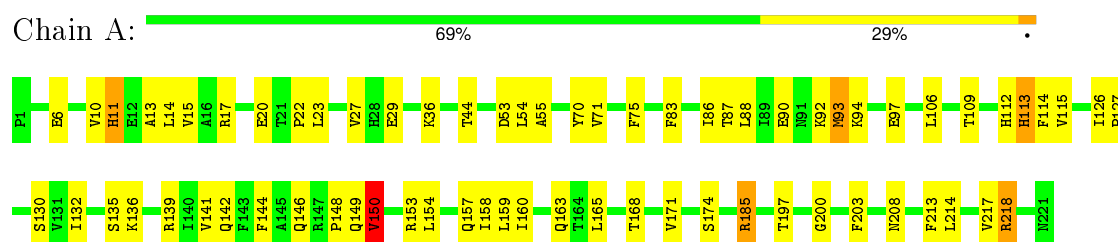
Mol	Chain	Residues	Atoms		ZeroOcc	AltConf
4	J	1	Total 1	O 1	0	0
4	K	1	Total 1	O 1	0	0
4	L	1	Total 1	O 1	0	0
4	M	1	Total 1	O 1	0	0
4	N	1	Total 1	O 1	0	0
4	O	1	Total 1	O 1	0	0

3 Residue-property plots

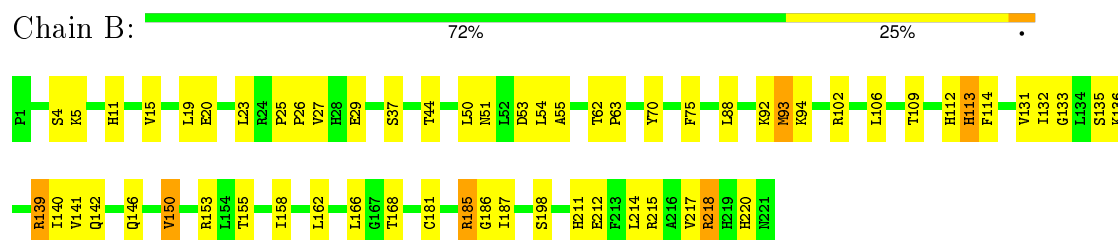
These plots are drawn for all protein, RNA and DNA chains in the entry. The first graphic for a chain summarises the proportions of errors displayed in the second graphic. The second graphic shows the sequence view annotated by issues in geometry and electron density. Residues are color-coded according to the number of geometric quality criteria for which they contain at least one outlier: green = 0, yellow = 1, orange = 2 and red = 3 or more. A red dot above a residue indicates a poor fit to the electron density ($RSRZ > 2$). Stretches of 2 or more consecutive residues without any outlier are shown as a green connector. Residues present in the sample, but not in the model, are shown in grey.

Note EDS was not executed.

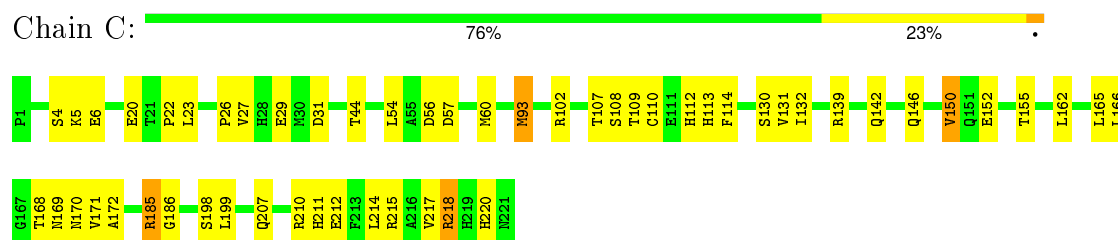
• Molecule 1: GTP CYCLOHYDROLASE I



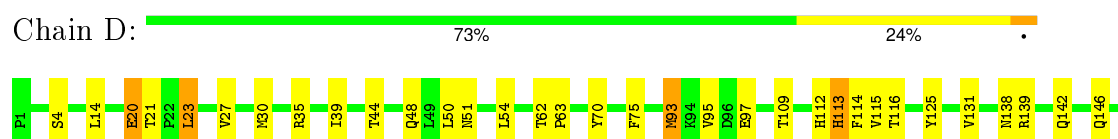
• Molecule 1: GTP CYCLOHYDROLASE I



• Molecule 1: GTP CYCLOHYDROLASE I



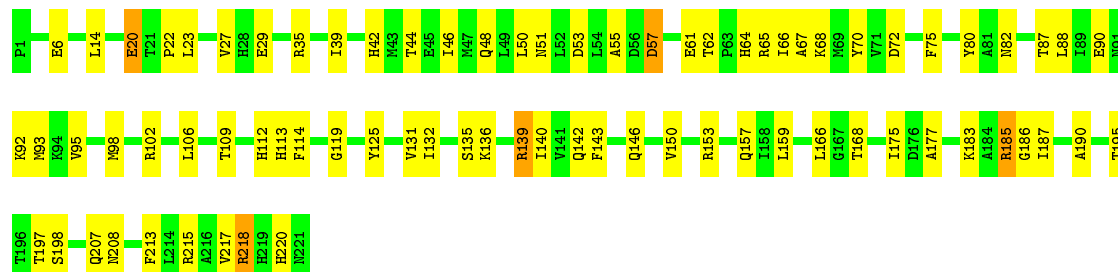
• Molecule 1: GTP CYCLOHYDROLASE I





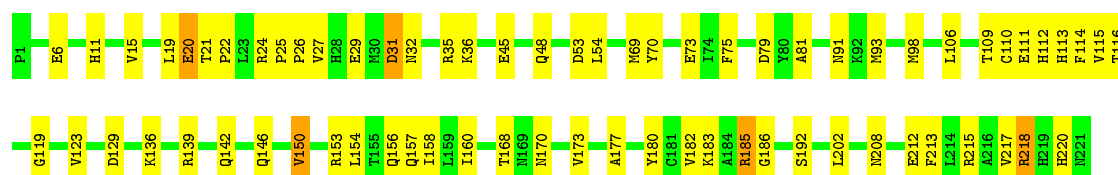
• Molecule 1: GTP CYCLOHYDROLASE I

Chain E: 65% 33%



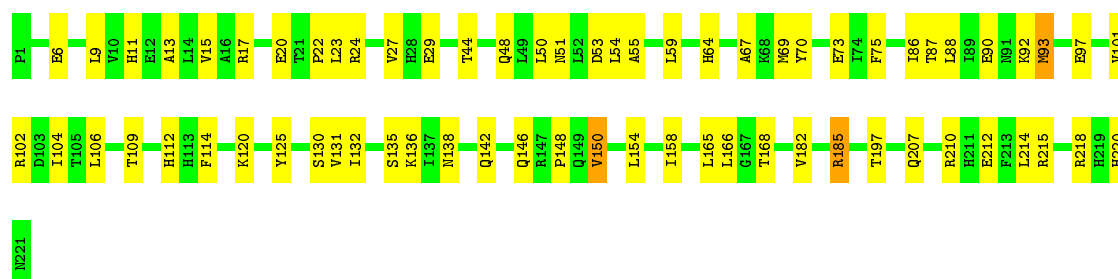
• Molecule 1: GTP CYCLOHYDROLASE I

Chain F: 68% 29%



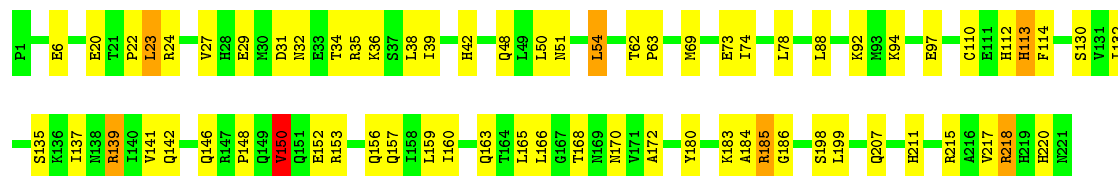
• Molecule 1: GTP CYCLOHYDROLASE I

Chain G: 70% 29%



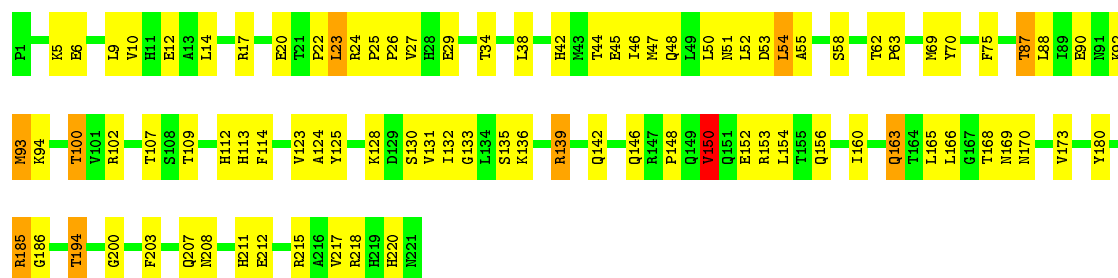
• Molecule 1: GTP CYCLOHYDROLASE I

Chain H: 69% 28%



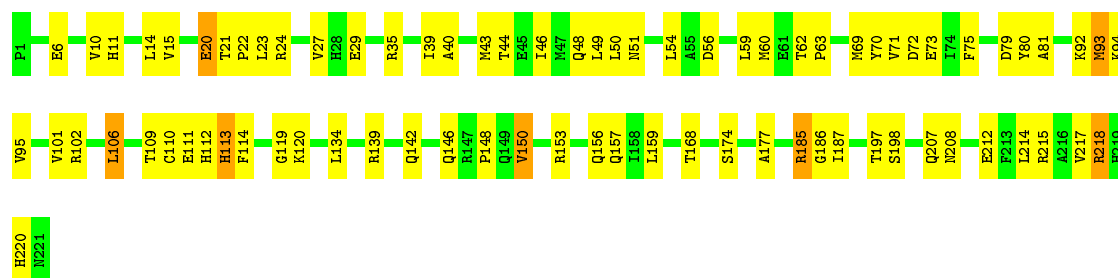
• Molecule 1: GTP CYCLOHYDROLASE I

Chain I: 60% 36%



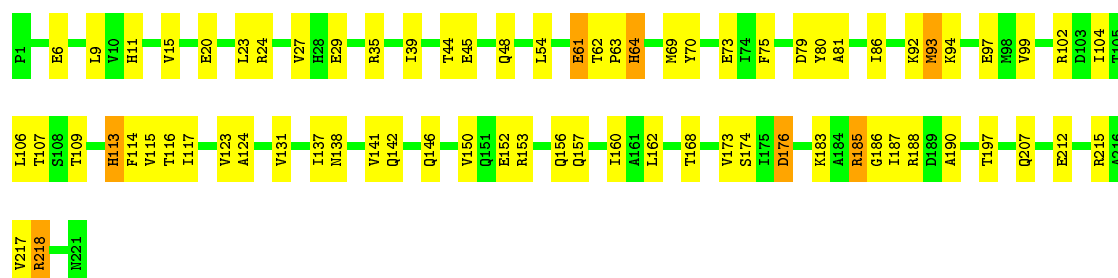
• Molecule 1: GTP CYCLOHYDROLASE I

Chain J: 65% 32% .



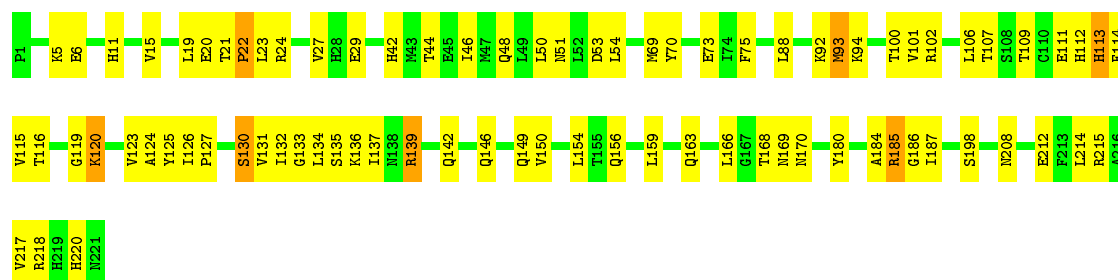
• Molecule 1: GTP CYCLOHYDROLASE I

Chain K: 67% 30% .



• Molecule 1: GTP CYCLOHYDROLASE I

Chain L: 63% 33% .



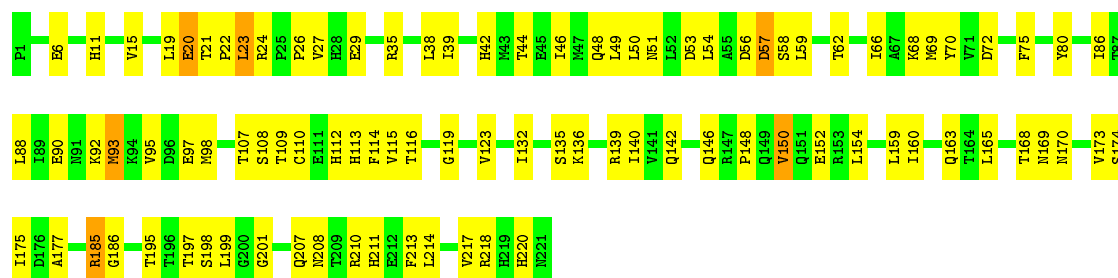
• Molecule 1: GTP CYCLOHYDROLASE I

Chain M: 64% 33% .



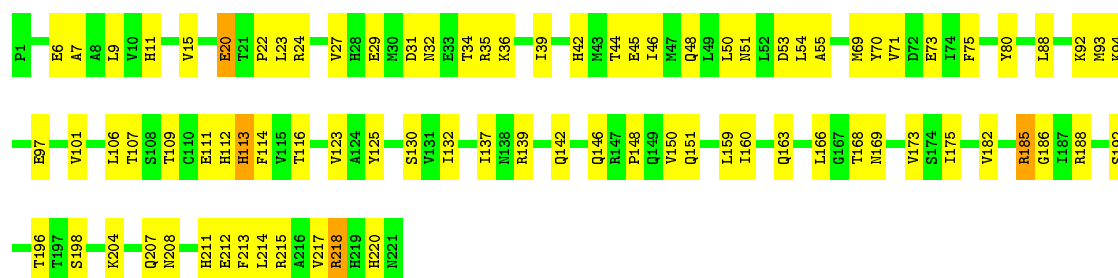
• Molecule 1: GTP CYCLOHYDROLASE I

Chain N:  58% 39% .



• Molecule 1: GTP CYCLOHYDROLASE I

Chain O:  62% 36% .



4 Data and refinement statistics

Xtriage (Phenix) and EDS were not executed - this section will therefore be incomplete.

Property	Value	Source
Space group	C 2 2 21	Depositor
Cell constants a, b, c, α , β , γ	227.69Å 314.19Å 132.57Å 90.00° 90.00° 90.00°	Depositor
Resolution (Å)	14.98 – 2.80	Depositor
% Data completeness (in resolution range)	91.2 (14.98-2.80)	Depositor
R_{merge}	0.12	Depositor
R_{sym}	(Not available)	Depositor
Refinement program	CNS 1.0	Depositor
R, R_{free}	0.202 , 0.251	Depositor
Estimated twinning fraction	No twinning to report.	Xtriage
Total number of atoms	26025	wwPDB-VP
Average B, all atoms (Å ²)	52.0	wwPDB-VP

5 Model quality ⓘ

5.1 Standard geometry ⓘ

Bond lengths and bond angles in the following residue types are not validated in this section: ZN, CL

The Z score for a bond length (or angle) is the number of standard deviations the observed value is removed from the expected value. A bond length (or angle) with $|Z| > 5$ is considered an outlier worth inspection. RMSZ is the root-mean-square of all Z scores of the bond lengths (or angles).

Mol	Chain	Bond lengths		Bond angles	
		RMSZ	# $ Z > 5$	RMSZ	# $ Z > 5$
1	A	0.56	0/1760	0.80	1/2384 (0.0%)
1	B	0.59	1/1760 (0.1%)	0.81	1/2384 (0.0%)
1	C	0.60	0/1760	0.84	1/2384 (0.0%)
1	D	0.58	0/1760	0.80	0/2384
1	E	0.50	0/1760	0.78	0/2384
1	F	0.52	0/1760	0.77	1/2384 (0.0%)
1	G	0.45	0/1760	0.72	1/2384 (0.0%)
1	H	0.52	0/1760	0.77	2/2384 (0.1%)
1	I	0.47	0/1760	0.73	1/2384 (0.0%)
1	J	0.51	0/1760	0.77	1/2384 (0.0%)
1	K	0.54	2/1760 (0.1%)	0.76	1/2384 (0.0%)
1	L	0.45	0/1760	0.71	0/2384
1	M	0.52	0/1760	0.77	1/2384 (0.0%)
1	N	0.47	0/1760	0.72	0/2384
1	O	0.47	0/1760	0.72	0/2384
All	All	0.52	3/26400 (0.0%)	0.77	11/35760 (0.0%)

Chiral center outliers are detected by calculating the chiral volume of a chiral center and verifying if the center is modelled as a planar moiety or with the opposite hand. A planarity outlier is detected by checking planarity of atoms in a peptide group, atoms in a mainchain group or atoms of a sidechain that are expected to be planar.

Mol	Chain	#Chirality outliers	#Planarity outliers
1	D	0	1

All (3) bond length outliers are listed below:

Mol	Chain	Res	Type	Atoms	Z	Observed(Å)	Ideal(Å)
1	K	61	GLU	CG-CD	6.46	1.61	1.51
1	B	181	CYS	CB-SG	-5.54	1.72	1.81
1	K	61	GLU	CB-CG	5.46	1.62	1.52

All (11) bond angle outliers are listed below:

Mol	Chain	Res	Type	Atoms	Z	Observed($^{\circ}$)	Ideal($^{\circ}$)
1	B	150	VAL	N-CA-C	-6.06	94.63	111.00
1	H	150	VAL	N-CA-C	-6.00	94.80	111.00
1	K	150	VAL	N-CA-C	-5.98	94.86	111.00
1	J	150	VAL	N-CA-C	-5.82	95.29	111.00
1	I	150	VAL	N-CA-C	-5.68	95.67	111.00
1	C	150	VAL	N-CA-C	-5.67	95.68	111.00
1	F	150	VAL	N-CA-C	-5.45	96.29	111.00
1	H	148	PRO	N-CA-C	-5.33	98.23	112.10
1	M	150	VAL	N-CA-C	-5.15	97.10	111.00
1	G	150	VAL	N-CA-C	-5.03	97.43	111.00
1	A	150	VAL	N-CA-C	-5.01	97.47	111.00

There are no chirality outliers.

All (1) planarity outliers are listed below:

Mol	Chain	Res	Type	Group
1	D	180	TYR	Sidechain

5.2 Too-close contacts ⓘ

In the following table, the Non-H and H(model) columns list the number of non-hydrogen atoms and hydrogen atoms in the chain respectively. The H(added) column lists the number of hydrogen atoms added and optimized by MolProbity. The Clashes column lists the number of clashes within the asymmetric unit, whereas Symm-Clashes lists symmetry related clashes.

Mol	Chain	Non-H	H(model)	H(added)	Clashes	Symm-Clashes
1	A	1732	0	1766	50	0
1	B	1732	0	1766	44	0
1	C	1732	0	1766	39	0
1	D	1732	0	1766	38	0
1	E	1732	0	1766	52	0
1	F	1732	0	1766	68	0
1	G	1732	0	1766	66	0
1	H	1732	0	1766	63	0
1	I	1732	0	1766	86	0
1	J	1732	0	1766	86	0
1	K	1732	0	1766	69	0
1	L	1732	0	1766	73	0
1	M	1732	0	1766	80	0
1	N	1732	0	1766	92	0

Continued on next page...

Continued from previous page...

Mol	Chain	Non-H	H(model)	H(added)	Clashes	Symm-Clashes
1	O	1732	0	1766	91	0
2	A	1	0	0	0	0
2	B	1	0	0	0	0
2	C	1	0	0	0	0
2	D	1	0	0	0	0
2	E	1	0	0	0	0
2	F	1	0	0	0	0
2	G	1	0	0	0	0
2	H	1	0	0	0	0
2	I	1	0	0	0	0
2	J	1	0	0	0	0
2	K	1	0	0	0	0
2	L	1	0	0	0	0
2	M	1	0	0	0	0
2	N	1	0	0	0	0
2	O	1	0	0	0	0
3	A	1	0	0	2	0
3	B	1	0	0	0	0
3	C	1	0	0	1	0
3	D	1	0	0	1	0
3	E	1	0	0	1	0
3	F	1	0	0	2	0
3	G	1	0	0	1	0
3	H	1	0	0	1	0
3	I	1	0	0	1	0
3	J	1	0	0	2	0
3	K	1	0	0	0	0
3	L	1	0	0	0	0
3	M	1	0	0	1	0
3	N	1	0	0	1	0
3	O	1	0	0	1	0
4	A	1	0	0	1	0
4	B	1	0	0	2	0
4	C	1	0	0	1	0
4	D	1	0	0	1	0
4	E	1	0	0	1	0
4	F	1	0	0	2	0
4	G	1	0	0	1	0
4	H	1	0	0	2	0
4	I	1	0	0	1	0
4	J	1	0	0	3	0
4	K	1	0	0	0	0

Continued on next page...

Continued from previous page...

Mol	Chain	Non-H	H(model)	H(added)	Clashes	Symm-Clashes
4	L	1	0	0	1	0
4	M	1	0	0	1	0
4	N	1	0	0	1	0
4	O	1	0	0	2	0
All	All	26025	0	26490	835	0

The all-atom clashscore is defined as the number of clashes found per 1000 atoms (including hydrogen atoms). The all-atom clashscore for this structure is 17.

All (835) close contacts within the same asymmetric unit are listed below, sorted by their clash magnitude.

Atom-1	Atom-2	Interatomic distance (Å)	Clash overlap (Å)
1:J:69:MET:HE2	1:N:185:ARG:HD2	1.31	1.11
1:C:168:THR:HG22	1:C:170:ASN:H	1.14	1.11
1:I:168:THR:HG22	1:I:170:ASN:H	1.22	1.04
1:F:185:ARG:HD2	1:M:69:MET:HE2	1.38	1.03
1:K:61:GLU:OE1	1:K:64:HIS:HD2	1.41	1.00
1:J:24:ARG:NH2	1:N:54:LEU:HB2	1.80	0.97
1:H:48:GLN:HG2	1:K:24:ARG:HH12	1.31	0.95
1:I:185:ARG:HG2	1:I:186:GLY:N	1.81	0.94
1:L:142:GLN:O	1:L:146:GLN:HG2	1.68	0.94
1:L:93:MET:HE1	1:L:131:VAL:HG21	1.49	0.93
1:I:54:LEU:HB2	1:O:24:ARG:HH22	1.33	0.92
1:G:54:LEU:HB2	1:L:24:ARG:NH2	1.85	0.91
1:F:168:THR:HG22	1:F:170:ASN:H	1.37	0.90
1:C:142:GLN:O	1:C:146:GLN:HG2	1.71	0.89
1:H:48:GLN:HG2	1:K:24:ARG:NH1	1.87	0.89
1:G:48:GLN:HE21	1:L:24:ARG:HH12	1.17	0.89
1:G:54:LEU:HB2	1:L:24:ARG:HH22	1.39	0.87
1:K:61:GLU:OE1	1:K:64:HIS:CD2	2.27	0.86
1:E:142:GLN:O	1:E:146:GLN:HG2	1.78	0.83
1:B:185:ARG:CG	1:B:185:ARG:HH11	1.90	0.82
1:H:69:MET:HE3	1:K:113:HIS:HB3	1.61	0.82
1:J:69:MET:CE	1:N:185:ARG:HD2	2.09	0.81
1:J:24:ARG:HH22	1:N:54:LEU:HB2	1.47	0.80
1:I:54:LEU:HB2	1:O:24:ARG:NH2	1.96	0.80
1:G:70:TYR:O	1:G:75:PHE:HB2	1.82	0.80
1:O:11:HIS:O	1:O:15:VAL:HG23	1.82	0.80
1:F:48:GLN:HE21	1:M:24:ARG:HH12	1.29	0.79
1:K:92:LYS:O	1:K:94:LYS:HG3	1.83	0.79
1:N:11:HIS:O	1:N:15:VAL:HG23	1.83	0.78

Continued on next page...

Continued from previous page...

Atom-1	Atom-2	Interatomic distance (Å)	Clash overlap (Å)
1:B:141:VAL:HG22	1:B:158:ILE:HD13	1.64	0.78
1:J:142:GLN:O	1:J:146:GLN:HG2	1.83	0.78
1:C:214:LEU:HD13	1:D:215:ARG:HH22	1.47	0.77
1:E:159:LEU:HD22	1:E:198:SER:HB3	1.65	0.77
1:M:200:GLY:O	1:M:203:PHE:HB2	1.86	0.76
1:G:212:GLU:HG2	1:G:215:ARG:HH22	1.50	0.76
1:O:139:ARG:NH1	3:O:3359:CL:CL	2.55	0.76
1:L:187:ILE:HD12	1:M:139:ARG:HG2	1.68	0.75
1:B:185:ARG:NH1	1:B:185:ARG:HG2	2.01	0.75
1:D:35:ARG:O	1:D:39:ILE:HG13	1.86	0.74
1:L:212:GLU:HA	1:L:215:ARG:NH1	2.02	0.74
1:A:90:GLU:OE2	1:A:92:LYS:HG2	1.88	0.73
1:E:90:GLU:OE2	1:E:92:LYS:HG2	1.88	0.73
1:N:6:GLU:H	1:N:6:GLU:CD	1.91	0.73
1:I:70:TYR:O	1:I:75:PHE:HB2	1.88	0.73
1:N:142:GLN:O	1:N:146:GLN:HG2	1.88	0.73
1:N:21:THR:O	1:N:23:LEU:HD13	1.88	0.73
1:G:185:ARG:HD2	1:L:69:MET:HE2	1.69	0.73
1:M:153:ARG:O	1:M:157:GLN:HG3	1.89	0.73
1:E:112:HIS:ND1	4:E:3335:HOH:O	2.21	0.73
1:L:149:GLN:HE21	1:L:154:LEU:HD13	1.53	0.72
1:F:142:GLN:O	1:F:146:GLN:HG2	1.89	0.72
1:I:142:GLN:O	1:I:146:GLN:HG2	1.90	0.72
1:A:185:ARG:CG	1:A:185:ARG:HH11	2.03	0.72
1:A:92:LYS:O	1:A:94:LYS:HG3	1.89	0.71
1:F:24:ARG:HH12	1:M:48:GLN:HG2	1.56	0.71
1:D:163:GLN:HG2	1:D:169:ASN:HA	1.73	0.71
1:O:92:LYS:O	1:O:94:LYS:HG3	1.91	0.71
1:D:185:ARG:HG2	1:D:186:GLY:N	2.05	0.70
1:O:88:LEU:HD23	1:O:132:ILE:HA	1.73	0.70
1:C:93:MET:HE1	1:C:131:VAL:HG21	1.74	0.70
1:L:214:LEU:HD13	1:M:215:ARG:HH22	1.57	0.70
1:A:11:HIS:O	1:A:15:VAL:HG23	1.92	0.69
1:I:24:ARG:NH2	1:O:54:LEU:HB2	2.06	0.69
1:O:185:ARG:HG2	1:O:186:GLY:N	2.07	0.69
1:N:75:PHE:CE1	1:N:148:PRO:HG3	2.27	0.69
1:F:69:MET:HE2	1:M:185:ARG:HD2	1.75	0.69
1:M:185:ARG:CG	1:M:185:ARG:HH11	2.06	0.69
1:D:44:THR:HG23	1:D:54:LEU:CD1	2.23	0.69
1:A:142:GLN:O	1:A:146:GLN:HG2	1.93	0.69
1:L:70:TYR:O	1:L:75:PHE:HB2	1.93	0.69

Continued on next page...

Continued from previous page...

Atom-1	Atom-2	Interatomic distance (Å)	Clash overlap (Å)
1:O:6:GLU:CD	1:O:6:GLU:H	1.96	0.69
1:B:185:ARG:NH1	1:B:185:ARG:CG	2.50	0.68
1:N:207:GLN:NE2	1:O:208:ASN:ND2	2.42	0.68
1:E:50:LEU:O	1:E:51:ASN:HB2	1.93	0.68
1:I:139:ARG:NH1	3:I:3353:CL:CL	2.64	0.68
1:H:112:HIS:HB2	4:H:3338:HOH:O	1.94	0.67
1:H:168:THR:HG22	1:H:170:ASN:H	1.60	0.67
1:J:24:ARG:NH2	1:N:54:LEU:H	1.92	0.67
1:O:53:ASP:OD1	1:O:55:ALA:HB3	1.95	0.67
1:N:207:GLN:NE2	1:O:208:ASN:HD21	1.93	0.66
1:F:32:ASN:O	1:F:36:LYS:HG3	1.94	0.66
1:G:87:THR:HG23	1:G:136:LYS:HE3	1.76	0.66
1:H:156:GLN:O	1:H:160:ILE:HG12	1.95	0.66
1:J:112:HIS:ND1	4:J:3340:HOH:O	2.28	0.66
1:H:159:LEU:HD22	1:H:198:SER:HB3	1.76	0.66
1:K:11:HIS:O	1:K:15:VAL:HG23	1.96	0.66
1:N:185:ARG:HG2	1:N:186:GLY:N	2.10	0.66
1:F:24:ARG:HH12	1:M:48:GLN:HE21	1.44	0.66
1:B:212:GLU:HA	1:B:215:ARG:NH1	2.11	0.66
1:A:97:GLU:HA	1:A:97:GLU:OE1	1.95	0.66
1:J:56:ASP:O	1:J:60:MET:HB2	1.96	0.66
1:L:106:LEU:C	1:L:106:LEU:HD23	2.17	0.65
1:L:44:THR:O	1:L:48:GLN:HG3	1.96	0.65
1:I:102:ARG:HH11	1:I:102:ARG:HG3	1.61	0.65
1:O:112:HIS:HD2	4:O:3345:HOH:O	1.78	0.65
1:I:93:MET:HE1	1:I:131:VAL:HG21	1.79	0.65
1:L:212:GLU:HA	1:L:215:ARG:HH12	1.61	0.64
1:H:185:ARG:CG	1:H:185:ARG:HH11	2.10	0.64
1:I:185:ARG:HG2	1:I:186:GLY:H	1.60	0.64
1:J:185:ARG:CG	1:J:185:ARG:HH11	2.10	0.64
1:C:168:THR:HG22	1:C:170:ASN:N	2.00	0.64
1:F:98:MET:HE1	1:F:213:PHE:HA	1.80	0.64
1:A:141:VAL:HG22	1:A:158:ILE:HD13	1.79	0.64
1:I:194:THR:HG23	1:J:101:VAL:HG22	1.78	0.64
1:I:212:GLU:HA	1:I:215:ARG:HH12	1.62	0.64
1:L:119:GLY:O	1:L:120:LYS:HD2	1.98	0.64
1:D:142:GLN:O	1:D:146:GLN:HG2	1.98	0.63
1:I:23:LEU:HD12	1:O:51:ASN:O	1.97	0.63
1:M:19:LEU:CD2	1:N:93:MET:HA	2.28	0.63
1:F:185:ARG:HG2	1:F:186:GLY:N	2.14	0.63
1:C:185:ARG:CG	1:C:185:ARG:HH11	2.12	0.63

Continued on next page...

Continued from previous page...

Atom-1	Atom-2	Interatomic distance (Å)	Clash overlap (Å)
1:G:24:ARG:NH2	1:L:54:LEU:HB2	2.14	0.63
1:J:24:ARG:NE	1:N:53:ASP:HA	2.14	0.63
1:C:185:ARG:HG2	1:C:186:GLY:N	2.12	0.63
1:G:73:GLU:OE1	1:L:185:ARG:NH1	2.32	0.62
1:B:44:THR:HG23	1:B:54:LEU:CD1	2.29	0.62
1:N:44:THR:O	1:N:48:GLN:HG3	1.99	0.62
1:J:70:TYR:O	1:J:75:PHE:HB2	1.98	0.62
1:M:70:TYR:O	1:M:75:PHE:HB2	1.99	0.62
1:L:101:VAL:HG21	1:L:137:ILE:HD12	1.82	0.62
1:N:86:ILE:HG13	1:N:165:LEU:HD13	1.81	0.62
1:A:174:SER:OG	1:A:197:THR:HG22	1.98	0.62
1:A:185:ARG:NH1	1:A:185:ARG:HG2	2.15	0.62
1:I:212:GLU:HA	1:I:215:ARG:NH1	2.15	0.62
1:G:93:MET:HE1	1:G:131:VAL:HG21	1.82	0.62
1:G:154:LEU:O	1:G:158:ILE:HG13	2.00	0.62
1:F:24:ARG:NH2	1:M:54:LEU:HB2	2.15	0.62
1:A:75:PHE:CE1	1:A:148:PRO:HG3	2.35	0.62
1:B:185:ARG:HH11	1:B:185:ARG:HG3	1.63	0.61
1:I:69:MET:HE2	1:O:185:ARG:HD2	1.81	0.61
1:N:19:LEU:HD12	1:N:160:ILE:HG13	1.81	0.61
1:A:139:ARG:NH1	3:A:3350:CL:CL	2.70	0.61
1:N:123:VAL:HG22	1:N:173:VAL:HG22	1.81	0.61
1:D:155:THR:HG22	1:D:198:SER:OG	2.00	0.61
1:F:69:MET:CE	1:M:185:ARG:HD2	2.29	0.61
1:B:212:GLU:HA	1:B:215:ARG:HH12	1.65	0.61
1:J:24:ARG:HH12	1:N:48:GLN:HE21	1.49	0.61
1:F:91:ASN:HB2	1:F:129:ASP:O	2.00	0.61
1:H:137:ILE:O	1:H:141:VAL:HG23	2.01	0.61
1:O:163:GLN:HG2	1:O:169:ASN:HA	1.81	0.61
1:H:185:ARG:HG2	1:H:186:GLY:N	2.15	0.61
1:B:88:LEU:HD23	1:B:132:ILE:HA	1.83	0.61
1:I:217:VAL:HG12	1:I:218:ARG:N	2.15	0.61
1:J:185:ARG:HD2	1:N:69:MET:CE	2.31	0.61
1:E:185:ARG:HH11	1:E:185:ARG:CG	2.14	0.61
1:M:163:GLN:HG2	1:M:169:ASN:HA	1.82	0.61
1:J:110:CYS:HB2	4:J:3340:HOH:O	2.00	0.60
1:D:93:MET:HE1	1:D:131:VAL:HG21	1.82	0.60
1:G:101:VAL:HG12	1:G:104:ILE:HD11	1.82	0.60
1:H:54:LEU:HB2	1:K:24:ARG:NH2	2.17	0.60
1:I:152:GLU:HB3	1:J:95:VAL:HG21	1.83	0.60
1:A:106:LEU:HD23	1:A:106:LEU:C	2.21	0.60

Continued on next page...

Continued from previous page...

Atom-1	Atom-2	Interatomic distance (Å)	Clash overlap (Å)
1:M:106:LEU:O	1:M:106:LEU:HD23	2.01	0.60
1:N:185:ARG:CG	1:N:185:ARG:HH11	2.15	0.60
1:D:109:THR:CG2	1:D:114:PHE:HA	2.31	0.60
1:E:64:HIS:O	1:E:67:ALA:HB3	2.01	0.60
1:I:75:PHE:CE1	1:I:148:PRO:HG3	2.36	0.60
1:J:24:ARG:HH12	1:N:48:GLN:HG2	1.66	0.60
1:I:211:HIS:NE2	1:J:212:GLU:HG3	2.17	0.60
1:H:88:LEU:HD23	1:H:132:ILE:HA	1.84	0.60
1:H:54:LEU:HB2	1:K:24:ARG:HH22	1.67	0.60
1:G:142:GLN:O	1:G:146:GLN:HG2	2.01	0.60
1:O:112:HIS:CD2	4:O:3345:HOH:O	2.53	0.59
1:E:139:ARG:NH1	3:E:3349:CL:CL	2.72	0.59
1:A:106:LEU:HD23	1:A:106:LEU:O	2.01	0.59
1:B:142:GLN:O	1:B:146:GLN:HG2	2.02	0.59
1:K:152:GLU:OE1	1:K:152:GLU:N	2.26	0.59
1:I:87:THR:HG23	1:I:136:LYS:HE3	1.83	0.59
1:K:115:VAL:HG12	1:K:116:THR:N	2.16	0.59
1:E:102:ARG:HG3	1:E:102:ARG:HH11	1.68	0.59
1:G:106:LEU:HD11	1:G:154:LEU:HD21	1.83	0.59
1:N:168:THR:HG22	1:N:170:ASN:H	1.67	0.59
1:F:24:ARG:NH1	1:M:48:GLN:HE21	1.99	0.59
1:A:159:LEU:HD12	1:A:171:VAL:HG12	1.83	0.59
1:F:73:GLU:OE1	1:M:185:ARG:NH1	2.36	0.59
1:B:211:HIS:HD2	1:B:214:LEU:HD12	1.67	0.59
1:F:208:ASN:CG	1:J:207:GLN:HE22	2.06	0.59
1:J:22:PRO:O	1:J:23:LEU:HD12	2.03	0.59
1:J:54:LEU:HB2	1:N:24:ARG:NH2	2.17	0.59
1:C:185:ARG:NH1	1:C:185:ARG:CG	2.66	0.58
1:N:56:ASP:C	1:N:58:SER:H	2.05	0.58
1:K:137:ILE:O	1:K:141:VAL:HG23	2.02	0.58
1:B:217:VAL:CG1	1:B:218:ARG:N	2.67	0.58
1:H:69:MET:HE2	1:K:185:ARG:HD2	1.86	0.58
1:O:159:LEU:HD22	1:O:198:SER:HB3	1.84	0.58
1:G:44:THR:HG23	1:G:54:LEU:CD1	2.33	0.58
1:J:159:LEU:HD22	1:J:198:SER:HB3	1.85	0.58
1:I:34:THR:HG22	1:I:38:LEU:HD12	1.84	0.58
1:A:154:LEU:O	1:A:158:ILE:HG13	2.04	0.58
1:E:42:HIS:O	1:E:46:ILE:HG13	2.04	0.58
1:D:139:ARG:NH1	3:D:3348:CL:CL	2.73	0.58
1:N:217:VAL:HG12	1:N:218:ARG:N	2.18	0.58
1:F:185:ARG:NH1	1:M:73:GLU:OE1	2.37	0.58

Continued on next page...

Continued from previous page...

Atom-1	Atom-2	Interatomic distance (Å)	Clash overlap (Å)
1:A:185:ARG:CG	1:A:185:ARG:NH1	2.61	0.58
1:K:70:TYR:O	1:K:75:PHE:HB2	2.03	0.58
1:J:106:LEU:C	1:J:106:LEU:HD23	2.24	0.58
1:C:211:HIS:CD2	1:D:215:ARG:HH12	2.22	0.58
1:M:139:ARG:NH1	3:M:3357:CL:CL	2.74	0.58
1:O:70:TYR:O	1:O:75:PHE:HB2	2.03	0.58
1:H:142:GLN:O	1:H:146:GLN:HG2	2.04	0.58
1:B:112:HIS:HB2	4:B:3332:HOH:O	2.03	0.58
1:G:48:GLN:HE21	1:L:24:ARG:NH1	1.96	0.58
1:I:185:ARG:CG	1:I:185:ARG:HH11	2.17	0.57
1:H:92:LYS:O	1:H:94:LYS:HG3	2.04	0.57
1:H:48:GLN:CG	1:K:24:ARG:HH12	2.11	0.57
1:I:135:SER:O	1:I:139:ARG:HG3	2.03	0.57
1:J:185:ARG:HG2	1:J:186:GLY:N	2.20	0.57
1:J:6:GLU:O	1:J:10:VAL:HG23	2.04	0.57
1:N:50:LEU:O	1:N:51:ASN:HB2	2.04	0.57
1:G:48:GLN:NE2	1:L:24:ARG:HH12	1.96	0.57
1:D:153:ARG:O	1:D:157:GLN:HG3	2.05	0.56
1:F:11:HIS:O	1:F:15:VAL:HG23	2.04	0.56
1:A:153:ARG:O	1:A:157:GLN:HG3	2.04	0.56
1:E:125:TYR:CD2	1:E:166:LEU:HD13	2.39	0.56
1:I:24:ARG:HH12	1:O:48:GLN:HG2	1.69	0.56
1:J:185:ARG:HD2	1:N:69:MET:HE1	1.87	0.56
1:J:109:THR:CG2	1:J:114:PHE:HA	2.36	0.56
1:M:35:ARG:O	1:M:39:ILE:HG13	2.05	0.56
1:A:10:VAL:HG21	1:A:83:PHE:CZ	2.41	0.56
1:K:185:ARG:HG2	1:K:186:GLY:N	2.20	0.56
1:M:169:ASN:O	1:M:201:GLY:N	2.39	0.56
1:O:207:GLN:OE1	1:O:211:HIS:CE1	2.59	0.56
1:G:185:ARG:CG	1:G:185:ARG:HH11	2.17	0.56
1:J:49:LEU:O	1:N:35:ARG:HD2	2.06	0.56
1:B:185:ARG:HG2	1:B:185:ARG:HH11	1.64	0.56
1:H:110:CYS:HB2	4:H:3338:HOH:O	2.06	0.56
1:J:119:GLY:HA3	1:J:177:ALA:HB2	1.87	0.56
1:F:110:CYS:HB2	4:F:3336:HOH:O	2.04	0.56
1:J:75:PHE:CE1	1:J:148:PRO:HG3	2.41	0.56
1:G:106:LEU:C	1:G:106:LEU:HD23	2.26	0.56
1:I:112:HIS:HB2	4:I:3339:HOH:O	2.06	0.56
1:F:106:LEU:C	1:F:106:LEU:HD23	2.25	0.56
1:G:17:ARG:O	1:H:94:LYS:NZ	2.29	0.56
1:K:106:LEU:C	1:K:106:LEU:HD23	2.27	0.56

Continued on next page...

Continued from previous page...

Atom-1	Atom-2	Interatomic distance (Å)	Clash overlap (Å)
1:H:185:ARG:HH11	1:H:185:ARG:HG3	1.71	0.55
1:H:185:ARG:CG	1:H:185:ARG:NH1	2.66	0.55
1:I:90:GLU:HB3	1:I:92:LYS:HG3	1.87	0.55
1:L:217:VAL:HG12	1:L:218:ARG:N	2.21	0.55
1:L:135:SER:O	1:L:139:ARG:HG3	2.06	0.55
1:B:132:ILE:HG12	1:B:133:GLY:N	2.21	0.55
1:C:214:LEU:HD13	1:D:215:ARG:NH2	2.21	0.55
1:J:112:HIS:HB2	4:J:3340:HOH:O	2.06	0.55
1:H:185:ARG:HD2	1:K:69:MET:CE	2.36	0.55
1:L:21:THR:O	1:L:23:LEU:HD13	2.06	0.55
1:J:174:SER:OG	1:J:197:THR:HG22	2.07	0.55
1:H:73:GLU:OE1	1:K:185:ARG:NH1	2.39	0.55
1:N:20:GLU:OE2	1:N:80:TYR:OH	2.10	0.55
1:K:142:GLN:O	1:K:146:GLN:HG2	2.06	0.55
1:K:185:ARG:HH11	1:K:185:ARG:CG	2.19	0.55
1:C:57:ASP:HA	1:C:60:MET:HE2	1.87	0.55
1:E:102:ARG:HG3	1:E:102:ARG:NH1	2.22	0.55
1:O:217:VAL:HG12	1:O:218:ARG:N	2.21	0.55
1:A:36:LYS:HG2	1:A:71:VAL:HG21	1.89	0.55
1:E:106:LEU:HD23	1:E:106:LEU:C	2.26	0.55
1:I:163:GLN:HG2	1:I:169:ASN:HA	1.89	0.55
1:O:185:ARG:HH11	1:O:185:ARG:CG	2.19	0.55
1:C:185:ARG:HG3	1:C:185:ARG:HH11	1.72	0.55
1:M:168:THR:HG22	1:M:169:ASN:H	1.70	0.55
1:H:135:SER:O	1:H:139:ARG:HG3	2.08	0.55
1:F:119:GLY:HA3	1:F:177:ALA:HB2	1.87	0.55
1:E:70:TYR:O	1:E:75:PHE:HB2	2.07	0.55
1:G:102:ARG:HG3	1:G:102:ARG:HH11	1.72	0.54
1:M:185:ARG:CG	1:M:185:ARG:NH1	2.67	0.54
1:M:168:THR:HG22	1:M:170:ASN:H	1.72	0.54
1:J:212:GLU:HG2	1:J:215:ARG:HH12	1.72	0.54
1:E:153:ARG:O	1:E:157:GLN:HG3	2.07	0.54
1:H:132:ILE:HB	1:H:166:LEU:HD21	1.89	0.54
1:O:35:ARG:O	1:O:39:ILE:HG13	2.07	0.54
1:E:87:THR:HG23	1:E:136:LYS:HE3	1.90	0.54
1:G:44:THR:O	1:G:48:GLN:HG3	2.07	0.54
1:O:125:TYR:CD2	1:O:166:LEU:HD13	2.42	0.54
1:G:185:ARG:HG2	1:G:185:ARG:NH1	2.21	0.54
1:J:44:THR:O	1:J:48:GLN:HG3	2.08	0.54
1:O:32:ASN:OD1	1:O:35:ARG:NH2	2.36	0.54
1:F:31:ASP:O	1:F:35:ARG:HG3	2.08	0.54

Continued on next page...

Continued from previous page...

Atom-1	Atom-2	Interatomic distance (Å)	Clash overlap (Å)
1:F:154:LEU:O	1:F:158:ILE:HG13	2.07	0.54
1:G:75:PHE:CE1	1:G:148:PRO:HG3	2.43	0.54
1:O:88:LEU:HD22	1:O:130:SER:HB2	1.89	0.54
1:E:44:THR:O	1:E:48:GLN:HG3	2.07	0.54
1:I:123:VAL:HG22	1:I:173:VAL:HG22	1.90	0.54
1:G:112:HIS:HB2	4:G:3337:HOH:O	2.06	0.54
1:B:135:SER:O	1:B:139:ARG:HG3	2.07	0.54
1:G:11:HIS:O	1:G:15:VAL:HG23	2.08	0.54
1:H:23:LEU:HD11	1:H:78:LEU:HD22	1.89	0.54
1:D:44:THR:HG23	1:D:54:LEU:HD11	1.90	0.54
1:I:42:HIS:CE1	1:O:45:GLU:HG3	2.43	0.54
1:F:113:HIS:HB3	1:M:69:MET:HE3	1.90	0.54
1:O:53:ASP:OD1	1:O:55:ALA:CB	2.56	0.54
1:M:106:LEU:C	1:M:106:LEU:HD23	2.28	0.54
1:E:53:ASP:OD1	1:E:55:ALA:HB3	2.07	0.54
1:A:113:HIS:HB2	1:A:115:VAL:HG23	1.90	0.54
1:M:92:LYS:O	1:M:94:LYS:HG3	2.07	0.54
1:N:207:GLN:HE22	1:O:208:ASN:HD21	1.55	0.54
1:C:217:VAL:HG12	1:C:218:ARG:N	2.23	0.54
1:D:112:HIS:ND1	4:D:3334:HOH:O	2.34	0.54
1:L:113:HIS:CD2	1:L:113:HIS:N	2.75	0.54
1:A:93:MET:H	1:A:93:MET:HE2	1.72	0.53
1:J:24:ARG:HG3	1:N:53:ASP:HA	1.90	0.53
1:I:14:LEU:HB2	1:I:20:GLU:HG2	1.91	0.53
1:L:111:GLU:HG2	1:L:150:VAL:HG23	1.90	0.53
1:L:106:LEU:HD23	1:L:107:THR:N	2.22	0.53
1:N:139:ARG:NH1	3:N:3358:CL:CL	2.78	0.53
1:E:183:LYS:HG3	1:E:190:ALA:HA	1.91	0.53
1:I:200:GLY:O	1:I:203:PHE:HB2	2.08	0.53
1:M:153:ARG:HB2	1:N:93:MET:HG2	1.90	0.53
1:F:19:LEU:CD2	1:G:93:MET:HA	2.38	0.53
1:H:153:ARG:O	1:H:157:GLN:HG3	2.09	0.53
1:M:50:LEU:O	1:M:51:ASN:HB2	2.09	0.53
1:J:24:ARG:HH12	1:N:48:GLN:NE2	2.05	0.53
1:F:54:LEU:HB2	1:M:24:ARG:NH2	2.24	0.53
1:K:44:THR:HG23	1:K:54:LEU:HD13	1.91	0.53
1:D:70:TYR:O	1:D:75:PHE:HB2	2.07	0.53
1:I:100:THR:HG23	1:I:124:ALA:HB2	1.90	0.53
1:O:113:HIS:N	1:O:113:HIS:CD2	2.76	0.53
1:M:185:ARG:NH1	1:M:185:ARG:HG2	2.24	0.53
1:G:106:LEU:O	1:G:106:LEU:HD23	2.09	0.53

Continued on next page...

Continued from previous page...

Atom-1	Atom-2	Interatomic distance (Å)	Clash overlap (Å)
1:G:101:VAL:CG1	1:G:104:ILE:HD11	2.40	0.52
1:M:152:GLU:OE1	1:M:152:GLU:N	2.37	0.52
1:C:212:GLU:HA	1:C:215:ARG:NH1	2.24	0.52
1:K:62:THR:HB	1:K:63:PRO:HD3	1.90	0.52
1:I:168:THR:HG22	1:I:169:ASN:N	2.24	0.52
1:N:109:THR:CG2	1:N:114:PHE:HA	2.40	0.52
1:F:156:GLN:O	1:F:160:ILE:HG12	2.09	0.52
1:I:44:THR:HG23	1:I:54:LEU:HD13	1.90	0.52
1:O:212:GLU:HG2	1:O:215:ARG:HH22	1.75	0.52
1:N:136:LYS:O	1:N:140:ILE:HG13	2.09	0.52
1:J:62:THR:HB	1:J:63:PRO:HD3	1.90	0.52
1:G:69:MET:HE2	1:L:185:ARG:HD2	1.92	0.52
1:B:11:HIS:O	1:B:15:VAL:HG23	2.10	0.52
1:F:217:VAL:HG12	1:F:218:ARG:N	2.23	0.52
1:I:194:THR:HG21	1:J:134:LEU:CD2	2.40	0.52
1:K:207:GLN:HE22	1:L:208:ASN:ND2	2.07	0.52
1:G:6:GLU:CD	1:G:6:GLU:H	2.13	0.52
1:I:62:THR:HB	1:I:63:PRO:HD3	1.92	0.52
1:E:132:ILE:HB	1:E:166:LEU:HD21	1.92	0.52
1:I:14:LEU:CB	1:I:20:GLU:HG2	2.40	0.52
1:E:217:VAL:HG12	1:E:218:ARG:N	2.24	0.52
1:M:137:ILE:O	1:M:141:VAL:HG23	2.09	0.52
1:J:21:THR:O	1:J:23:LEU:HD13	2.10	0.52
1:F:20:GLU:OE1	1:F:21:THR:N	2.41	0.52
1:G:97:GLU:HA	1:G:97:GLU:OE1	2.09	0.52
1:I:24:ARG:HH12	1:O:48:GLN:NE2	2.07	0.52
1:H:172:ALA:HB1	1:H:199:LEU:HD23	1.91	0.52
1:J:73:GLU:OE2	1:N:185:ARG:NH1	2.43	0.52
1:E:185:ARG:HG2	1:E:186:GLY:N	2.24	0.52
1:E:35:ARG:O	1:E:39:ILE:HG13	2.09	0.52
1:I:125:TYR:CD2	1:I:166:LEU:HD13	2.45	0.52
1:K:93:MET:HE1	1:K:131:VAL:HG21	1.91	0.52
1:J:185:ARG:HG3	1:J:185:ARG:HH11	1.75	0.52
1:I:102:ARG:HG3	1:I:102:ARG:NH1	2.25	0.51
1:F:79:ASP:OD2	1:F:81:ALA:HB3	2.10	0.51
1:A:112:HIS:HB2	4:A:3331:HOH:O	2.10	0.51
1:J:46:ILE:HG23	1:N:39:ILE:HG23	1.90	0.51
1:N:56:ASP:O	1:N:58:SER:N	2.42	0.51
1:L:11:HIS:O	1:L:15:VAL:HG23	2.11	0.51
1:G:185:ARG:CG	1:G:185:ARG:NH1	2.71	0.51
1:J:217:VAL:HG12	1:J:218:ARG:N	2.24	0.51

Continued on next page...

Continued from previous page...

Atom-1	Atom-2	Interatomic distance (Å)	Clash overlap (Å)
1:D:217:VAL:CG1	1:D:218:ARG:N	2.72	0.51
1:G:24:ARG:NH2	1:L:54:LEU:H	2.08	0.51
1:B:217:VAL:HG12	1:B:218:ARG:N	2.26	0.51
1:J:174:SER:CB	1:J:197:THR:HG22	2.40	0.51
1:F:48:GLN:HG2	1:M:24:ARG:NH1	2.25	0.51
1:G:87:THR:HG23	1:G:136:LYS:CE	2.41	0.51
1:A:218:ARG:HG3	1:A:218:ARG:O	2.10	0.51
1:F:136:LYS:NZ	3:F:3355:CL:CL	2.80	0.51
1:I:53:ASP:HA	1:O:24:ARG:NE	2.26	0.51
1:I:24:ARG:HG3	1:O:53:ASP:HA	1.92	0.51
1:G:24:ARG:NE	1:L:53:ASP:HA	2.25	0.51
1:G:214:LEU:HD13	1:H:215:ARG:HH22	1.76	0.51
1:F:192:SER:HB3	1:G:104:ILE:HA	1.92	0.51
1:H:6:GLU:HB3	1:H:165:LEU:HD21	1.93	0.51
1:O:109:THR:HG22	1:O:114:PHE:HA	1.92	0.51
1:I:185:ARG:NH2	3:J:3354:CL:CL	2.81	0.50
1:M:19:LEU:HD21	1:N:93:MET:HA	1.92	0.50
1:K:187:ILE:O	1:K:188:ARG:HB2	2.10	0.50
1:H:34:THR:O	1:H:38:LEU:HG	2.10	0.50
1:B:109:THR:CG2	1:B:114:PHE:HA	2.41	0.50
1:J:106:LEU:HA	1:J:142:GLN:OE1	2.11	0.50
1:O:97:GLU:OE1	1:O:97:GLU:HA	2.11	0.50
1:M:142:GLN:O	1:M:146:GLN:HG2	2.12	0.50
1:G:44:THR:HG23	1:G:54:LEU:HD13	1.94	0.50
1:N:217:VAL:CG1	1:N:218:ARG:N	2.75	0.50
1:C:217:VAL:O	1:C:218:ARG:HB3	2.11	0.50
1:N:159:LEU:HD22	1:N:198:SER:HB3	1.93	0.50
1:D:138:ASN:H	1:D:138:ASN:HD22	1.57	0.50
1:E:185:ARG:NH1	1:E:185:ARG:CG	2.71	0.50
1:K:215:ARG:HH12	1:O:214:LEU:HD13	1.76	0.50
1:J:113:HIS:O	1:J:114:PHE:HB2	2.11	0.50
1:F:217:VAL:CG1	1:F:218:ARG:N	2.74	0.50
1:I:45:GLU:HG3	1:O:42:HIS:CE1	2.47	0.50
1:K:217:VAL:O	1:K:218:ARG:HB3	2.12	0.50
1:H:180:TYR:CE2	1:H:183:LYS:HD3	2.46	0.50
1:O:151:GLN:HG2	1:O:196:THR:OG1	2.12	0.50
1:M:217:VAL:HG12	1:M:218:ARG:N	2.27	0.50
1:I:24:ARG:NH1	1:O:48:GLN:HG2	2.27	0.49
1:F:180:TYR:CE2	1:F:183:LYS:HD3	2.47	0.49
1:B:50:LEU:O	1:B:51:ASN:HB2	2.11	0.49
1:B:70:TYR:O	1:B:75:PHE:HB2	2.12	0.49

Continued on next page...

Continued from previous page...

Atom-1	Atom-2	Interatomic distance (Å)	Clash overlap (Å)
1:O:44:THR:HG23	1:O:54:LEU:HD13	1.94	0.49
1:H:24:ARG:HH12	1:K:48:GLN:HE21	1.60	0.49
1:C:44:THR:HG23	1:C:54:LEU:CD1	2.41	0.49
1:G:138:ASN:HD22	1:G:138:ASN:H	1.60	0.49
1:L:6:GLU:CD	1:L:6:GLU:H	2.15	0.49
1:M:109:THR:CG2	1:M:114:PHE:HA	2.42	0.49
1:I:194:THR:HG21	1:J:134:LEU:HD22	1.95	0.49
1:B:112:HIS:ND1	4:B:3332:HOH:O	2.31	0.49
1:K:153:ARG:O	1:K:157:GLN:HG3	2.12	0.49
1:I:185:ARG:NH1	1:O:73:GLU:OE1	2.46	0.49
1:I:218:ARG:HH11	1:I:218:ARG:HG2	1.76	0.49
1:C:210:ARG:NH2	1:D:97:GLU:OE1	2.45	0.49
1:E:187:ILE:O	1:E:187:ILE:HG13	2.12	0.49
1:H:185:ARG:HD2	1:K:69:MET:HE2	1.95	0.49
1:D:152:GLU:HB3	1:E:95:VAL:HG21	1.94	0.49
1:G:53:ASP:OD1	1:G:55:ALA:HB3	2.12	0.49
1:B:109:THR:HG22	1:B:114:PHE:HA	1.94	0.49
1:A:44:THR:HG23	1:A:54:LEU:HD13	1.93	0.49
1:L:88:LEU:HD22	1:L:130:SER:HB2	1.93	0.49
1:J:24:ARG:NH2	1:N:54:LEU:CB	2.64	0.49
1:K:109:THR:HG22	1:K:114:PHE:HA	1.94	0.49
1:D:156:GLN:O	1:D:160:ILE:HG12	2.13	0.49
1:J:73:GLU:OE1	1:N:185:ARG:NH1	2.46	0.49
1:I:6:GLU:HB3	1:I:165:LEU:HD21	1.94	0.49
1:I:185:ARG:CG	1:I:185:ARG:NH1	2.73	0.49
1:F:48:GLN:HE21	1:M:24:ARG:NH1	2.06	0.49
1:K:79:ASP:C	1:K:81:ALA:H	2.16	0.49
1:H:35:ARG:O	1:H:39:ILE:HG13	2.13	0.49
1:J:35:ARG:HD2	1:N:49:LEU:O	2.12	0.49
1:G:102:ARG:HG3	1:G:102:ARG:NH1	2.28	0.48
1:H:62:THR:HB	1:H:63:PRO:HD3	1.96	0.48
1:A:200:GLY:O	1:A:203:PHE:HB2	2.13	0.48
1:B:106:LEU:HD23	1:B:106:LEU:C	2.33	0.48
1:F:113:HIS:HB3	1:M:69:MET:CE	2.42	0.48
1:M:44:THR:HG23	1:M:54:LEU:CD1	2.43	0.48
1:D:152:GLU:N	1:D:152:GLU:OE1	2.37	0.48
1:D:113:HIS:N	1:D:113:HIS:CD2	2.80	0.48
1:A:70:TYR:O	1:A:75:PHE:HB2	2.13	0.48
1:B:136:LYS:O	1:B:140:ILE:HG13	2.14	0.48
1:F:70:TYR:O	1:F:75:PHE:HB2	2.13	0.48
1:M:185:ARG:HG3	1:M:185:ARG:HH11	1.77	0.48

Continued on next page...

Continued from previous page...

Atom-1	Atom-2	Interatomic distance (Å)	Clash overlap (Å)
1:H:150:VAL:HG12	1:H:153:ARG:H	1.77	0.48
1:L:5:LYS:HB2	1:L:6:GLU:OE2	2.13	0.48
1:N:185:ARG:NH1	1:N:185:ARG:CG	2.72	0.48
1:L:111:GLU:HG2	1:L:149:GLN:O	2.14	0.48
1:A:150:VAL:HG12	1:A:153:ARG:H	1.78	0.48
1:I:207:GLN:OE1	1:I:211:HIS:CE1	2.66	0.48
1:L:42:HIS:O	1:L:46:ILE:HG13	2.14	0.48
1:N:112:HIS:HB2	4:N:3344:HOH:O	2.13	0.48
1:A:113:HIS:N	1:A:113:HIS:CD2	2.81	0.48
1:A:208:ASN:CG	1:E:207:GLN:HE22	2.17	0.48
1:M:135:SER:O	1:M:139:ARG:HG3	2.14	0.48
1:A:159:LEU:O	1:A:163:GLN:HG3	2.14	0.48
1:M:112:HIS:CG	4:M:3343:HOH:O	2.66	0.48
1:G:207:GLN:NE2	1:G:207:GLN:HA	2.29	0.48
1:L:19:LEU:HD13	1:L:156:GLN:HB3	1.95	0.48
1:B:217:VAL:O	1:B:218:ARG:HB3	2.14	0.48
1:A:6:GLU:H	1:A:6:GLU:CD	2.17	0.48
1:O:36:LYS:HG2	1:O:71:VAL:HG21	1.96	0.48
1:N:119:GLY:HA3	1:N:177:ALA:HB2	1.96	0.48
1:C:109:THR:CG2	1:C:114:PHE:HA	2.44	0.48
1:L:159:LEU:HD22	1:L:198:SER:HB3	1.95	0.47
1:G:182:VAL:O	1:G:182:VAL:HG12	2.14	0.47
1:H:217:VAL:O	1:H:218:ARG:HB3	2.15	0.47
1:O:132:ILE:CG2	1:O:166:LEU:HD21	2.43	0.47
1:H:160:ILE:HA	1:H:163:GLN:HE21	1.79	0.47
1:J:185:ARG:CG	1:J:185:ARG:NH1	2.70	0.47
1:H:180:TYR:O	1:H:184:ALA:HB3	2.14	0.47
1:D:199:LEU:HD12	1:D:210:ARG:NH1	2.29	0.47
1:L:125:TYR:CD2	1:L:166:LEU:HD13	2.49	0.47
1:J:24:ARG:HG3	1:N:53:ASP:CA	2.44	0.47
1:E:119:GLY:HA3	1:E:177:ALA:HB2	1.97	0.47
1:C:132:ILE:HB	1:C:166:LEU:HD21	1.96	0.47
1:N:154:LEU:HD12	1:N:154:LEU:O	2.14	0.47
1:F:112:HIS:HB2	4:F:3336:HOH:O	2.13	0.47
1:L:217:VAL:CG1	1:L:218:ARG:N	2.77	0.47
1:H:153:ARG:HG2	1:H:157:GLN:NE2	2.29	0.47
1:J:156:GLN:HA	1:J:156:GLN:OE1	2.15	0.47
1:E:146:GLN:HA	1:E:146:GLN:HE21	1.80	0.47
1:K:97:GLU:OE2	1:O:204:LYS:NZ	2.48	0.47
1:A:6:GLU:O	1:A:10:VAL:HG23	2.14	0.47
1:I:92:LYS:O	1:I:94:LYS:HG3	2.15	0.47

Continued on next page...

Continued from previous page...

Atom-1	Atom-2	Interatomic distance (Å)	Clash overlap (Å)
1:B:162:LEU:O	1:B:166:LEU:HD12	2.14	0.47
1:F:185:ARG:HH11	1:F:185:ARG:CG	2.27	0.47
1:I:69:MET:CE	1:O:185:ARG:HD2	2.45	0.47
1:L:185:ARG:CG	1:L:185:ARG:HH11	2.28	0.47
1:B:53:ASP:OD1	1:B:55:ALA:HB3	2.15	0.47
1:K:102:ARG:O	1:O:192:SER:HA	2.15	0.47
1:J:187:ILE:HG13	1:J:187:ILE:O	2.14	0.47
1:J:102:ARG:HG3	1:J:102:ARG:HH11	1.78	0.47
1:A:144:PHE:O	1:A:149:GLN:NE2	2.38	0.47
1:A:14:LEU:HD23	1:A:160:ILE:HG21	1.96	0.47
1:E:6:GLU:H	1:E:6:GLU:CD	2.17	0.47
1:K:92:LYS:C	1:K:94:LYS:H	2.17	0.47
1:I:142:GLN:NE2	1:O:188:ARG:NH2	2.63	0.47
1:B:62:THR:HB	1:B:63:PRO:HD3	1.97	0.47
1:I:24:ARG:HH12	1:O:48:GLN:HE21	1.62	0.47
1:N:207:GLN:OE1	1:N:210:ARG:HD3	2.15	0.47
1:K:115:VAL:CG1	1:K:116:THR:N	2.78	0.47
1:E:106:LEU:HD23	1:E:106:LEU:O	2.15	0.47
1:D:50:LEU:O	1:D:51:ASN:HB2	2.15	0.47
1:E:61:GLU:HB2	1:E:65:ARG:CZ	2.45	0.47
1:M:108:SER:HB3	1:M:117:ILE:HB	1.96	0.47
1:C:102:ARG:HG3	1:C:102:ARG:HH11	1.80	0.47
1:H:42:HIS:HE1	1:K:45:GLU:OE1	1.97	0.47
1:M:79:ASP:C	1:M:81:ALA:H	2.18	0.47
1:F:153:ARG:O	1:F:157:GLN:HG3	2.15	0.47
1:K:185:ARG:HG2	1:K:185:ARG:NH1	2.29	0.46
1:H:153:ARG:HG2	1:H:157:GLN:HE21	1.80	0.46
1:C:155:THR:HG22	1:C:198:SER:OG	2.14	0.46
1:I:180:TYR:CD2	1:O:116:THR:HG21	2.50	0.46
1:J:106:LEU:CD2	1:J:106:LEU:C	2.83	0.46
1:M:44:THR:O	1:M:48:GLN:HG3	2.15	0.46
1:O:88:LEU:HD23	1:O:132:ILE:CA	2.43	0.46
1:E:185:ARG:NH1	1:E:185:ARG:HG2	2.30	0.46
1:J:93:MET:HB2	1:J:95:VAL:HG23	1.97	0.46
1:K:218:ARG:HG3	1:K:218:ARG:O	2.16	0.46
1:N:98:MET:HE3	1:N:213:PHE:HD1	1.81	0.46
1:E:109:THR:CG2	1:E:114:PHE:HA	2.45	0.46
1:I:185:ARG:HD2	1:O:69:MET:CE	2.45	0.46
1:F:142:GLN:OE1	1:F:142:GLN:HA	2.14	0.46
1:O:6:GLU:CD	1:O:6:GLU:N	2.66	0.46
1:M:77:GLY:O	1:M:147:ARG:NE	2.43	0.46

Continued on next page...

Continued from previous page...

Atom-1	Atom-2	Interatomic distance (Å)	Clash overlap (Å)
1:K:185:ARG:CG	1:K:185:ARG:NH1	2.78	0.46
1:F:24:ARG:HH22	1:M:54:LEU:HB2	1.78	0.46
1:G:24:ARG:HE	1:L:53:ASP:HA	1.81	0.46
1:E:80:TYR:C	1:E:82:ASN:N	2.69	0.46
1:G:132:ILE:HB	1:G:166:LEU:HD21	1.97	0.46
1:C:162:LEU:HA	1:C:162:LEU:HD23	1.79	0.46
1:O:20:GLU:OE1	1:O:20:GLU:HA	2.15	0.46
1:I:50:LEU:O	1:I:51:ASN:HB2	2.16	0.46
1:J:24:ARG:NH1	1:N:48:GLN:HG2	2.31	0.46
1:A:185:ARG:HG3	1:A:185:ARG:HH11	1.80	0.46
1:I:24:ARG:HH21	1:O:54:LEU:HB2	1.78	0.46
1:G:24:ARG:NH2	1:L:54:LEU:CB	2.79	0.46
1:M:202:LEU:HA	1:M:205:SER:OG	2.16	0.46
1:J:24:ARG:HE	1:N:53:ASP:HA	1.78	0.46
1:I:54:LEU:H	1:O:24:ARG:CZ	2.29	0.46
1:G:212:GLU:CG	1:G:215:ARG:HH22	2.25	0.46
1:N:211:HIS:HE2	1:O:212:GLU:HG3	1.81	0.46
1:N:90:GLU:OE2	1:N:92:LYS:HG2	2.15	0.46
1:B:102:ARG:HH11	1:B:102:ARG:HG3	1.81	0.46
1:E:146:GLN:HA	1:E:146:GLN:NE2	2.30	0.46
1:M:75:PHE:CE1	1:M:148:PRO:HG3	2.50	0.46
1:L:123:VAL:HG12	1:L:124:ALA:N	2.30	0.46
1:L:88:LEU:HD23	1:L:132:ILE:HA	1.97	0.46
1:O:142:GLN:O	1:O:146:GLN:HG2	2.16	0.46
1:D:214:LEU:HD13	1:E:215:ARG:HH22	1.79	0.46
1:M:5:LYS:O	1:M:9:LEU:HB2	2.16	0.46
1:C:185:ARG:HG2	1:C:185:ARG:NH1	2.30	0.46
1:L:21:THR:HG22	1:L:23:LEU:CD1	2.46	0.46
1:O:213:PHE:O	1:O:217:VAL:HG23	2.15	0.46
1:A:217:VAL:O	1:A:218:ARG:HB3	2.16	0.46
1:G:125:TYR:CD2	1:G:166:LEU:HD13	2.50	0.46
1:K:176:ASP:OD2	1:L:102:ARG:NH2	2.42	0.46
1:N:70:TYR:O	1:N:75:PHE:HB2	2.15	0.45
1:B:187:ILE:HD13	1:C:139:ARG:HG2	1.98	0.45
1:N:6:GLU:N	1:N:6:GLU:CD	2.65	0.45
1:O:88:LEU:HD21	1:O:132:ILE:HB	1.98	0.45
1:F:119:GLY:HA3	1:F:177:ALA:CB	2.47	0.45
1:B:150:VAL:HG12	1:B:153:ARG:H	1.81	0.45
1:K:117:ILE:HG22	1:K:117:ILE:O	2.14	0.45
1:A:87:THR:HG23	1:A:136:LYS:HE3	1.98	0.45
1:G:24:ARG:HH12	1:L:48:GLN:NE2	2.14	0.45

Continued on next page...

Continued from previous page...

Atom-1	Atom-2	Interatomic distance (Å)	Clash overlap (Å)
1:L:22:PRO:C	1:L:23:LEU:HD12	2.36	0.45
1:N:214:LEU:HD13	1:O:215:ARG:HH22	1.81	0.45
1:K:123:VAL:HG22	1:K:173:VAL:HG22	1.98	0.45
1:I:185:ARG:HG3	1:I:185:ARG:HH11	1.81	0.45
1:I:217:VAL:CG1	1:I:218:ARG:N	2.79	0.45
1:H:139:ARG:NH1	3:H:3352:CL:CL	2.87	0.45
1:M:56:ASP:OD2	1:M:58:SER:HB3	2.17	0.45
1:J:71:VAL:HG12	1:J:72:ASP:OD1	2.16	0.45
1:L:185:ARG:HG2	1:L:186:GLY:N	2.32	0.45
1:C:217:VAL:CG1	1:C:218:ARG:N	2.79	0.45
1:J:218:ARG:HG3	1:J:218:ARG:O	2.16	0.45
1:H:152:GLU:N	1:H:152:GLU:OE1	2.31	0.45
1:C:168:THR:HG22	1:C:169:ASN:N	2.31	0.45
1:H:69:MET:CE	1:K:113:HIS:HB3	2.39	0.45
1:F:48:GLN:HG2	1:M:24:ARG:HH12	1.80	0.45
1:E:88:LEU:HD23	1:E:132:ILE:HA	1.98	0.45
1:N:163:GLN:HG2	1:N:169:ASN:HA	1.98	0.45
1:O:182:VAL:HG12	1:O:182:VAL:O	2.16	0.45
1:I:48:GLN:HE21	1:O:24:ARG:NH1	2.15	0.45
1:M:217:VAL:CG1	1:M:218:ARG:N	2.80	0.45
1:C:93:MET:HE2	1:C:93:MET:HB2	1.50	0.45
1:L:106:LEU:C	1:L:106:LEU:CD2	2.84	0.45
1:H:185:ARG:HD2	1:K:69:MET:HE3	1.99	0.45
1:F:111:GLU:OE2	1:M:58:SER:OG	2.26	0.45
1:F:115:VAL:HG12	1:F:116:THR:N	2.32	0.45
1:N:15:VAL:HG22	1:N:20:GLU:HG3	1.99	0.45
1:D:44:THR:O	1:D:48:GLN:HG3	2.16	0.45
1:B:218:ARG:HG2	1:B:218:ARG:HH11	1.81	0.45
1:J:113:HIS:N	1:J:113:HIS:CD2	2.85	0.45
1:E:217:VAL:CG1	1:E:218:ARG:N	2.80	0.45
1:J:217:VAL:CG1	1:J:218:ARG:N	2.80	0.45
1:A:44:THR:HG23	1:A:54:LEU:CD1	2.47	0.45
1:M:112:HIS:HE1	1:M:150:VAL:HG22	1.81	0.45
1:J:14:LEU:HB2	1:J:20:GLU:HG2	1.98	0.45
1:N:175:ILE:O	1:N:195:THR:HA	2.17	0.45
1:J:56:ASP:HB3	1:J:59:LEU:HB2	1.98	0.44
1:F:218:ARG:HG3	1:F:218:ARG:O	2.17	0.44
1:K:104:ILE:HG23	1:K:138:ASN:OD1	2.17	0.44
1:K:92:LYS:C	1:K:94:LYS:N	2.71	0.44
1:N:56:ASP:C	1:N:58:SER:N	2.69	0.44
1:C:139:ARG:NH1	3:C:3347:CL:CL	2.88	0.44

Continued on next page...

Continued from previous page...

Atom-1	Atom-2	Interatomic distance (Å)	Clash overlap (Å)
1:B:93:MET:HE1	1:B:131:VAL:HG21	1.99	0.44
1:M:119:GLY:HA3	1:M:177:ALA:HB2	2.00	0.44
1:I:150:VAL:HG12	1:I:153:ARG:H	1.82	0.44
1:N:174:SER:OG	1:N:197:THR:HG22	2.17	0.44
1:M:207:GLN:HA	1:M:207:GLN:NE2	2.32	0.44
1:F:202:LEU:HA	1:F:202:LEU:HD23	1.75	0.44
1:H:6:GLU:CD	1:H:6:GLU:H	2.21	0.44
1:H:50:LEU:O	1:H:51:ASN:HB2	2.18	0.44
1:K:113:HIS:CD2	1:K:113:HIS:N	2.86	0.44
1:M:135:SER:HA	1:M:138:ASN:HD22	1.81	0.44
1:O:6:GLU:O	1:O:7:ALA:C	2.56	0.44
1:F:192:SER:HA	1:G:102:ARG:O	2.17	0.44
1:M:152:GLU:HB3	1:N:95:VAL:HG21	2.00	0.44
1:E:213:PHE:O	1:E:217:VAL:HG23	2.17	0.44
1:O:106:LEU:HD11	1:O:175:ILE:HD13	1.99	0.44
1:C:168:THR:HG21	1:C:170:ASN:HB2	1.98	0.44
1:F:146:GLN:HA	1:F:146:GLN:HE21	1.81	0.44
1:O:185:ARG:HH11	1:O:185:ARG:HG3	1.81	0.44
1:J:48:GLN:NE2	1:N:24:ARG:HH12	2.16	0.44
1:L:217:VAL:O	1:L:218:ARG:HB3	2.18	0.44
1:G:64:HIS:O	1:G:67:ALA:HB3	2.16	0.44
1:B:19:LEU:CD2	1:C:93:MET:HA	2.47	0.44
1:K:35:ARG:O	1:K:39:ILE:HG13	2.18	0.44
1:L:50:LEU:O	1:L:51:ASN:HB2	2.17	0.44
1:M:151:GLN:NE2	1:M:196:THR:HG23	2.32	0.44
1:I:156:GLN:O	1:I:160:ILE:HG12	2.18	0.44
1:N:115:VAL:HG12	1:N:116:THR:N	2.32	0.44
1:E:14:LEU:CB	1:E:20:GLU:HG2	2.47	0.44
1:A:214:LEU:HD23	1:A:214:LEU:HA	1.82	0.44
1:E:90:GLU:HB3	1:E:92:LYS:HE3	1.99	0.44
1:G:185:ARG:HD2	1:L:69:MET:CE	2.44	0.44
1:O:42:HIS:O	1:O:46:ILE:HG13	2.17	0.44
1:K:217:VAL:O	1:K:218:ARG:CB	2.65	0.44
1:I:23:LEU:HA	1:I:23:LEU:HD12	1.79	0.44
3:A:3350:CL:CL	1:E:185:ARG:NH2	2.88	0.44
1:B:132:ILE:CG1	1:B:133:GLY:N	2.81	0.44
1:O:123:VAL:HG22	1:O:173:VAL:HG22	2.00	0.44
1:H:113:HIS:O	1:H:114:PHE:HB2	2.18	0.44
1:N:88:LEU:HD23	1:N:132:ILE:HA	1.99	0.44
1:H:69:MET:HG2	1:H:74:ILE:HG12	2.00	0.43
1:O:160:ILE:HD13	1:O:163:GLN:NE2	2.33	0.43

Continued on next page...

Continued from previous page...

Atom-1	Atom-2	Interatomic distance (Å)	Clash overlap (Å)
1:J:22:PRO:C	1:J:23:LEU:HD12	2.37	0.43
1:H:24:ARG:HH12	1:K:48:GLN:NE2	2.16	0.43
1:L:180:TYR:O	1:L:184:ALA:HB3	2.17	0.43
1:F:24:ARG:NH1	1:M:48:GLN:HG2	2.29	0.43
1:C:152:GLU:HB3	1:D:95:VAL:HG21	1.98	0.43
1:L:163:GLN:HG2	1:L:168:THR:O	2.18	0.43
1:J:24:ARG:HH21	1:N:54:LEU:H	1.66	0.43
1:N:20:GLU:OE1	1:N:20:GLU:HA	2.18	0.43
1:I:52:LEU:HD11	1:O:148:PRO:HG2	2.00	0.43
1:J:92:LYS:C	1:J:94:LYS:H	2.22	0.43
1:H:207:GLN:HE22	1:I:208:ASN:CG	2.22	0.43
1:H:185:ARG:HG2	1:H:185:ARG:NH1	2.34	0.43
1:O:75:PHE:CE1	1:O:148:PRO:HG3	2.54	0.43
1:C:112:HIS:HB2	4:C:3333:HOH:O	2.19	0.43
1:N:68:LYS:HG3	1:N:72:ASP:OD2	2.17	0.43
1:F:54:LEU:HB2	1:M:24:ARG:HH22	1.83	0.43
1:F:180:TYR:C	1:F:182:VAL:H	2.22	0.43
1:G:50:LEU:O	1:G:51:ASN:HB2	2.18	0.43
1:L:92:LYS:O	1:L:94:LYS:HG3	2.18	0.43
1:I:24:ARG:HH12	1:O:48:GLN:CG	2.31	0.43
1:H:185:ARG:NH1	1:K:73:GLU:OE1	2.52	0.43
1:K:218:ARG:CG	1:K:218:ARG:O	2.67	0.43
1:G:88:LEU:HD23	1:G:132:ILE:HA	2.00	0.43
1:O:31:ASP:O	1:O:34:THR:HB	2.18	0.43
1:F:53:ASP:HA	1:M:24:ARG:NE	2.34	0.43
1:O:185:ARG:NH1	1:O:185:ARG:CG	2.77	0.43
1:H:211:HIS:NE2	1:I:212:GLU:HG3	2.33	0.43
1:J:6:GLU:H	1:J:6:GLU:CD	2.20	0.43
1:I:46:ILE:HD13	1:O:39:ILE:HG23	2.01	0.43
1:E:61:GLU:HB2	1:E:65:ARG:NH1	2.33	0.43
1:H:113:HIS:CD2	1:H:113:HIS:N	2.85	0.43
1:L:163:GLN:HG2	1:L:169:ASN:HA	2.01	0.43
1:E:62:THR:O	1:E:66:ILE:HG13	2.19	0.43
1:E:68:LYS:NZ	1:E:72:ASP:OD2	2.38	0.43
1:G:86:ILE:HG13	1:G:165:LEU:HD13	1.99	0.43
1:D:125:TYR:CD2	1:D:166:LEU:HD13	2.53	0.43
1:N:97:GLU:OE1	1:N:97:GLU:HA	2.17	0.43
1:O:50:LEU:O	1:O:51:ASN:HB2	2.19	0.43
1:N:109:THR:HG22	1:N:110:CYS:O	2.18	0.43
1:K:162:LEU:HD23	1:K:162:LEU:HA	1.79	0.43
1:D:187:ILE:O	1:D:187:ILE:HG13	2.18	0.43

Continued on next page...

Continued from previous page...

Atom-1	Atom-2	Interatomic distance (Å)	Clash overlap (Å)
1:A:217:VAL:HG12	1:A:218:ARG:N	2.33	0.43
1:L:168:THR:HG22	1:L:170:ASN:H	1.83	0.43
1:I:109:THR:CG2	1:I:114:PHE:HA	2.49	0.43
1:J:79:ASP:O	1:J:81:ALA:N	2.52	0.43
1:J:153:ARG:O	1:J:157:GLN:HG3	2.18	0.43
1:K:99:VAL:O	1:K:124:ALA:HA	2.19	0.43
1:F:212:GLU:HG2	1:J:214:LEU:CD1	2.49	0.43
1:D:14:LEU:HB3	1:D:20:GLU:HG2	2.00	0.43
1:M:168:THR:HG22	1:M:169:ASN:N	2.33	0.42
1:L:214:LEU:HB3	1:M:215:ARG:NH2	2.34	0.42
1:C:6:GLU:HB3	1:C:165:LEU:HD21	2.01	0.42
1:J:50:LEU:O	1:J:51:ASN:HB2	2.20	0.42
1:G:210:ARG:NH2	1:H:97:GLU:OE1	2.50	0.42
1:L:115:VAL:HG12	1:L:116:THR:N	2.34	0.42
1:F:185:ARG:HD2	1:M:69:MET:CE	2.28	0.42
1:J:185:ARG:HD2	1:N:69:MET:HE2	2.00	0.42
1:A:135:SER:O	1:A:139:ARG:HG3	2.19	0.42
1:F:212:GLU:HA	1:F:215:ARG:CZ	2.50	0.42
1:B:113:HIS:N	1:B:113:HIS:CD2	2.87	0.42
1:F:6:GLU:CD	1:F:6:GLU:H	2.23	0.42
1:M:113:HIS:N	1:M:113:HIS:CD2	2.87	0.42
1:F:185:ARG:NH2	3:G:3351:CL:CL	2.90	0.42
1:C:207:GLN:OE1	1:C:211:HIS:CE1	2.72	0.42
1:O:109:THR:CG2	1:O:114:PHE:HA	2.49	0.42
1:M:218:ARG:HD2	1:M:218:ARG:HA	1.84	0.42
1:H:217:VAL:CG1	1:H:218:ARG:N	2.82	0.42
1:M:72:ASP:O	1:M:76:SER:HB3	2.19	0.42
1:I:53:ASP:C	1:I:55:ALA:H	2.23	0.42
1:O:92:LYS:C	1:O:94:LYS:N	2.73	0.42
1:M:163:GLN:HG2	1:M:168:THR:O	2.20	0.42
1:O:217:VAL:CG1	1:O:218:ARG:N	2.81	0.42
1:N:211:HIS:NE2	1:O:212:GLU:HG3	2.34	0.42
1:C:108:SER:OG	1:C:109:THR:N	2.52	0.42
1:L:100:THR:HG23	1:L:124:ALA:HB2	2.01	0.42
1:K:6:GLU:HG2	1:K:86:ILE:HB	2.02	0.42
1:E:140:ILE:O	1:E:143:PHE:HB3	2.20	0.42
1:D:185:ARG:HH11	1:D:185:ARG:CG	2.31	0.42
1:J:185:ARG:HG2	1:J:185:ARG:NH1	2.35	0.42
1:B:44:THR:HG23	1:B:54:LEU:HD11	2.01	0.42
1:N:119:GLY:HA3	1:N:177:ALA:CB	2.50	0.42
1:A:53:ASP:OD1	1:A:55:ALA:HB3	2.20	0.42

Continued on next page...

Continued from previous page...

Atom-1	Atom-2	Interatomic distance (Å)	Clash overlap (Å)
1:I:25:PRO:HA	1:I:26:PRO:HD3	1.85	0.42
1:J:139:ARG:NH1	3:J:3354:CL:CL	2.90	0.42
1:E:135:SER:O	1:E:139:ARG:HG3	2.19	0.42
1:I:154:LEU:HD12	1:I:154:LEU:O	2.19	0.42
1:N:185:ARG:NH1	1:N:185:ARG:HG2	2.35	0.42
1:G:53:ASP:HA	1:L:24:ARG:HG3	2.01	0.42
1:M:207:GLN:OE1	1:M:211:HIS:CE1	2.73	0.42
1:F:123:VAL:HG22	1:F:173:VAL:HG22	2.01	0.42
1:K:9:LEU:HD23	1:K:9:LEU:HA	1.87	0.42
1:J:40:ALA:O	1:J:43:MET:N	2.53	0.42
1:J:24:ARG:CZ	1:N:54:LEU:H	2.32	0.41
1:L:185:ARG:NH1	1:L:185:ARG:CG	2.82	0.41
1:E:136:LYS:HD3	1:E:136:LYS:HA	1.76	0.41
1:A:213:PHE:O	1:A:217:VAL:HG23	2.20	0.41
1:K:79:ASP:O	1:K:81:ALA:N	2.53	0.41
1:B:187:ILE:HG13	1:B:187:ILE:O	2.19	0.41
1:A:53:ASP:C	1:A:53:ASP:OD1	2.59	0.41
1:I:132:ILE:HG12	1:I:133:GLY:N	2.35	0.41
1:G:22:PRO:O	1:G:23:LEU:HD12	2.19	0.41
1:L:109:THR:CG2	1:L:114:PHE:HA	2.49	0.41
1:J:11:HIS:O	1:J:15:VAL:HG23	2.21	0.41
1:G:185:ARG:NH1	1:L:73:GLU:OE1	2.54	0.41
1:C:171:VAL:HG12	1:C:172:ALA:N	2.36	0.41
1:K:174:SER:OG	1:K:197:THR:HG22	2.21	0.41
1:H:48:GLN:HE21	1:K:24:ARG:HH12	1.67	0.41
1:I:6:GLU:CD	1:I:6:GLU:H	2.23	0.41
1:J:92:LYS:C	1:J:94:LYS:N	2.72	0.41
1:J:111:GLU:HB2	1:N:59:LEU:HD21	2.02	0.41
1:O:101:VAL:HG21	1:O:137:ILE:HD12	2.02	0.41
1:F:185:ARG:NH1	1:F:185:ARG:CG	2.83	0.41
1:O:44:THR:O	1:O:48:GLN:HG3	2.21	0.41
1:H:159:LEU:CD2	1:H:198:SER:HB3	2.46	0.41
1:H:32:ASN:O	1:H:36:LYS:HG3	2.20	0.41
1:N:185:ARG:HG3	1:N:185:ARG:HH11	1.83	0.41
1:J:24:ARG:NH2	1:N:54:LEU:N	2.65	0.41
1:G:59:LEU:CD2	1:L:111:GLU:HB2	2.50	0.41
1:K:156:GLN:O	1:K:160:ILE:HG12	2.20	0.41
1:A:88:LEU:HD23	1:A:132:ILE:HA	2.03	0.41
1:I:47:MET:HB3	1:I:54:LEU:HD21	2.02	0.41
1:D:115:VAL:CG1	1:D:116:THR:N	2.84	0.41
1:F:109:THR:HG22	1:F:114:PHE:HA	2.02	0.41

Continued on next page...

Continued from previous page...

Atom-1	Atom-2	Interatomic distance (Å)	Clash overlap (Å)
1:L:149:GLN:HE21	1:L:154:LEU:CD1	2.27	0.41
1:I:217:VAL:HG12	1:I:218:ARG:H	1.86	0.41
1:D:93:MET:HE2	1:D:93:MET:HB2	1.78	0.41
1:K:142:GLN:HA	1:K:142:GLN:OE1	2.19	0.41
1:D:21:THR:O	1:D:23:LEU:HD22	2.21	0.41
1:N:62:THR:O	1:N:66:ILE:HG13	2.21	0.41
1:C:4:SER:O	1:C:5:LYS:C	2.58	0.41
1:G:90:GLU:OE2	1:G:92:LYS:HG2	2.21	0.41
1:F:113:HIS:O	1:F:114:PHE:HB2	2.20	0.41
1:I:53:ASP:HA	1:O:24:ARG:HG3	2.03	0.41
1:H:211:HIS:O	1:H:215:ARG:HB2	2.21	0.41
1:F:139:ARG:NH1	3:F:3355:CL:CL	2.91	0.41
1:B:25:PRO:O	1:B:26:PRO:C	2.59	0.41
1:L:112:HIS:HB2	4:L:3342:HOH:O	2.19	0.41
1:N:38:LEU:O	1:N:42:HIS:CD2	2.74	0.41
1:J:39:ILE:HG23	1:N:46:ILE:HG12	2.03	0.41
1:I:128:LYS:HB2	1:I:168:THR:OG1	2.20	0.41
1:B:185:ARG:HG2	1:B:186:GLY:N	2.36	0.41
1:K:185:ARG:HH11	1:K:185:ARG:HG2	1.85	0.41
1:D:109:THR:HG22	1:D:114:PHE:HA	2.00	0.41
1:N:135:SER:O	1:N:139:ARG:HG3	2.20	0.41
1:N:115:VAL:CG1	1:N:116:THR:N	2.83	0.41
1:I:88:LEU:HD23	1:I:132:ILE:HA	2.03	0.41
1:F:25:PRO:O	1:F:26:PRO:C	2.58	0.41
1:I:10:VAL:C	1:I:12:GLU:N	2.74	0.41
1:A:109:THR:CG2	1:A:114:PHE:HA	2.51	0.41
1:M:14:LEU:HA	1:M:14:LEU:HD23	1.90	0.41
1:B:92:LYS:C	1:B:94:LYS:H	2.23	0.41
1:E:175:ILE:O	1:E:195:THR:HA	2.21	0.41
1:A:13:ALA:O	1:A:17:ARG:HD3	2.20	0.41
1:B:4:SER:O	1:B:5:LYS:C	2.60	0.41
1:O:111:GLU:CD	1:O:150:VAL:HG23	2.41	0.41
1:K:44:THR:O	1:K:48:GLN:HG3	2.21	0.41
1:E:218:ARG:HA	1:E:218:ARG:HD2	1.96	0.41
1:K:215:ARG:NH1	1:O:214:LEU:HB3	2.36	0.41
1:C:93:MET:CE	1:C:131:VAL:HG21	2.47	0.40
1:J:54:LEU:HB2	1:N:24:ARG:HH22	1.86	0.40
1:J:44:THR:HG23	1:J:54:LEU:HD13	2.04	0.40
1:G:13:ALA:O	1:G:17:ARG:HD3	2.21	0.40
1:K:212:GLU:HG3	1:O:211:HIS:NE2	2.36	0.40
1:D:158:ILE:HG22	1:D:173:VAL:HG21	2.03	0.40

Continued on next page...

Continued from previous page...

Atom-1	Atom-2	Interatomic distance (Å)	Clash overlap (Å)
1:D:62:THR:N	1:D:63:PRO:CD	2.84	0.40
1:F:45:GLU:OE1	1:M:42:HIS:HE1	2.03	0.40
1:M:53:ASP:OD1	1:M:55:ALA:HB3	2.22	0.40
1:L:126:ILE:HA	1:L:127:PRO:HD3	1.86	0.40
1:L:133:GLY:O	1:L:134:LEU:C	2.58	0.40
1:L:136:LYS:HA	1:L:136:LYS:HD3	1.77	0.40
1:I:24:ARG:HG3	1:O:53:ASP:CA	2.51	0.40
1:I:58:SER:OG	1:O:112:HIS:HE1	2.04	0.40
1:G:138:ASN:H	1:G:138:ASN:ND2	2.19	0.40
1:M:79:ASP:C	1:M:81:ALA:N	2.75	0.40
1:A:126:ILE:HA	1:A:127:PRO:HD3	1.89	0.40
1:N:199:LEU:HD12	1:N:210:ARG:NH1	2.36	0.40
1:G:24:ARG:HG3	1:L:53:ASP:HA	2.03	0.40
1:M:92:LYS:C	1:M:94:LYS:H	2.23	0.40
1:E:98:MET:HE1	1:E:213:PHE:HA	2.03	0.40
1:B:155:THR:HG22	1:B:198:SER:OG	2.21	0.40
1:G:109:THR:CG2	1:G:114:PHE:HA	2.52	0.40
1:O:53:ASP:C	1:O:55:ALA:H	2.24	0.40
1:O:113:HIS:O	1:O:114:PHE:HB2	2.20	0.40
1:N:150:VAL:HG13	1:N:152:GLU:OE1	2.22	0.40
1:A:86:ILE:HG13	1:A:165:LEU:HD13	2.04	0.40
1:F:185:ARG:HH11	1:M:73:GLU:CD	2.24	0.40
1:A:106:LEU:HD11	1:A:154:LEU:HD21	2.04	0.40
1:N:168:THR:HG21	1:N:170:ASN:HB2	2.04	0.40
1:C:56:ASP:O	1:C:60:MET:HB2	2.22	0.40
1:K:48:GLN:HG2	1:K:54:LEU:HD12	2.03	0.40
1:K:183:LYS:HG3	1:K:190:ALA:HA	2.03	0.40

There are no symmetry-related clashes.

5.3 Torsion angles ⓘ

5.3.1 Protein backbone ⓘ

In the following table, the Percentiles column shows the percent Ramachandran outliers of the chain as a percentile score with respect to all X-ray entries followed by that with respect to entries of similar resolution.

The Analysed column shows the number of residues for which the backbone conformation was analysed, and the total number of residues.

Mol	Chain	Analysed	Favoured	Allowed	Outliers	Percentiles	
1	A	219/221 (99%)	206 (94%)	9 (4%)	4 (2%)	11	34
1	B	219/221 (99%)	204 (93%)	11 (5%)	4 (2%)	11	34
1	C	219/221 (99%)	200 (91%)	13 (6%)	6 (3%)	6	21
1	D	219/221 (99%)	200 (91%)	16 (7%)	3 (1%)	14	42
1	E	219/221 (99%)	199 (91%)	14 (6%)	6 (3%)	6	21
1	F	219/221 (99%)	196 (90%)	17 (8%)	6 (3%)	6	21
1	G	219/221 (99%)	195 (89%)	20 (9%)	4 (2%)	11	34
1	H	219/221 (99%)	202 (92%)	11 (5%)	6 (3%)	6	21
1	I	219/221 (99%)	197 (90%)	16 (7%)	6 (3%)	6	21
1	J	219/221 (99%)	196 (90%)	18 (8%)	5 (2%)	8	26
1	K	219/221 (99%)	201 (92%)	14 (6%)	4 (2%)	11	34
1	L	219/221 (99%)	191 (87%)	24 (11%)	4 (2%)	11	34
1	M	219/221 (99%)	199 (91%)	14 (6%)	6 (3%)	6	21
1	N	219/221 (99%)	196 (90%)	16 (7%)	7 (3%)	5	17
1	O	219/221 (99%)	197 (90%)	16 (7%)	6 (3%)	6	21
All	All	3285/3315 (99%)	2979 (91%)	229 (7%)	77 (2%)	8	26

All (77) Ramachandran outliers are listed below:

Mol	Chain	Res	Type
1	A	27	VAL
1	A	218	ARG
1	B	27	VAL
1	F	27	VAL
1	K	27	VAL
1	A	29	GLU
1	B	29	GLU
1	C	26	PRO
1	C	27	VAL
1	C	220	HIS
1	D	27	VAL
1	D	220	HIS
1	E	27	VAL
1	E	220	HIS
1	F	29	GLU
1	F	31	ASP
1	F	220	HIS
1	G	27	VAL

Continued on next page...

Continued from previous page...

Mol	Chain	Res	Type
1	G	218	ARG
1	G	220	HIS
1	H	27	VAL
1	H	29	GLU
1	H	218	ARG
1	H	220	HIS
1	I	29	GLU
1	I	220	HIS
1	J	27	VAL
1	J	29	GLU
1	K	29	GLU
1	K	218	ARG
1	L	27	VAL
1	L	29	GLU
1	M	27	VAL
1	M	29	GLU
1	M	220	HIS
1	N	27	VAL
1	N	29	GLU
1	N	57	ASP
1	O	29	GLU
1	C	29	GLU
1	C	218	ARG
1	E	29	GLU
1	E	218	ARG
1	G	29	GLU
1	I	5	LYS
1	I	27	VAL
1	J	220	HIS
1	K	80	TYR
1	L	220	HIS
1	N	22	PRO
1	N	26	PRO
1	N	220	HIS
1	O	27	VAL
1	O	218	ARG
1	O	220	HIS
1	B	218	ARG
1	H	54	LEU
1	J	80	TYR
1	M	80	TYR
1	O	22	PRO

Continued on next page...

Continued from previous page...

Mol	Chain	Res	Type
1	B	220	HIS
1	D	218	ARG
1	F	218	ARG
1	J	218	ARG
1	M	22	PRO
1	M	218	ARG
1	N	201	GLY
1	O	80	TYR
1	C	22	PRO
1	E	57	ASP
1	I	54	LEU
1	I	22	PRO
1	E	22	PRO
1	F	22	PRO
1	H	22	PRO
1	L	22	PRO
1	A	22	PRO

5.3.2 Protein sidechains ⓘ

In the following table, the Percentiles column shows the percent sidechain outliers of the chain as a percentile score with respect to all X-ray entries followed by that with respect to entries of similar resolution.

The Analysed column shows the number of residues for which the sidechain conformation was analysed, and the total number of residues.

Mol	Chain	Analysed	Rotameric	Outliers	Percentiles	
1	A	194/194 (100%)	185 (95%)	9 (5%)	33	67
1	B	194/194 (100%)	186 (96%)	8 (4%)	37	72
1	C	194/194 (100%)	183 (94%)	11 (6%)	25	58
1	D	194/194 (100%)	183 (94%)	11 (6%)	25	58
1	E	194/194 (100%)	182 (94%)	12 (6%)	23	54
1	F	194/194 (100%)	190 (98%)	4 (2%)	61	90
1	G	194/194 (100%)	184 (95%)	10 (5%)	29	62
1	H	194/194 (100%)	186 (96%)	8 (4%)	37	72
1	I	194/194 (100%)	180 (93%)	14 (7%)	18	45
1	J	194/194 (100%)	185 (95%)	9 (5%)	33	67
1	K	194/194 (100%)	185 (95%)	9 (5%)	33	67

Continued on next page...

Continued from previous page...

Mol	Chain	Analysed	Rotameric	Outliers	Percentiles	
1	L	194/194 (100%)	187 (96%)	7 (4%)	42	76
1	M	194/194 (100%)	180 (93%)	14 (7%)	18	45
1	N	194/194 (100%)	184 (95%)	10 (5%)	29	62
1	O	194/194 (100%)	186 (96%)	8 (4%)	37	72
All	All	2910/2910 (100%)	2766 (95%)	144 (5%)	31	65

All (144) residues with a non-rotameric sidechain are listed below:

Mol	Chain	Res	Type
1	A	11	HIS
1	A	20	GLU
1	A	23	LEU
1	A	93	MET
1	A	113	HIS
1	A	130	SER
1	A	150	VAL
1	A	168	THR
1	A	185	ARG
1	B	20	GLU
1	B	23	LEU
1	B	37	SER
1	B	93	MET
1	B	113	HIS
1	B	139	ARG
1	B	168	THR
1	B	185	ARG
1	C	20	GLU
1	C	23	LEU
1	C	31	ASP
1	C	93	MET
1	C	107	THR
1	C	110	CYS
1	C	113	HIS
1	C	130	SER
1	C	150	VAL
1	C	185	ARG
1	C	199	LEU
1	D	4	SER
1	D	20	GLU
1	D	23	LEU
1	D	30	MET

Continued on next page...

Continued from previous page...

Mol	Chain	Res	Type
1	D	93	MET
1	D	113	HIS
1	D	150	VAL
1	D	168	THR
1	D	185	ARG
1	D	197	THR
1	D	208	ASN
1	E	20	GLU
1	E	23	LEU
1	E	57	ASP
1	E	93	MET
1	E	113	HIS
1	E	131	VAL
1	E	139	ARG
1	E	150	VAL
1	E	168	THR
1	E	185	ARG
1	E	197	THR
1	E	208	ASN
1	F	20	GLU
1	F	93	MET
1	F	150	VAL
1	F	185	ARG
1	G	9	LEU
1	G	20	GLU
1	G	93	MET
1	G	120	LYS
1	G	130	SER
1	G	135	SER
1	G	150	VAL
1	G	168	THR
1	G	185	ARG
1	G	197	THR
1	H	20	GLU
1	H	23	LEU
1	H	31	ASP
1	H	113	HIS
1	H	130	SER
1	H	139	ARG
1	H	150	VAL
1	H	185	ARG
1	I	9	LEU

Continued on next page...

Continued from previous page...

Mol	Chain	Res	Type
1	I	17	ARG
1	I	23	LEU
1	I	87	THR
1	I	93	MET
1	I	100	THR
1	I	107	THR
1	I	113	HIS
1	I	130	SER
1	I	139	ARG
1	I	150	VAL
1	I	163	GLN
1	I	185	ARG
1	I	194	THR
1	J	20	GLU
1	J	93	MET
1	J	106	LEU
1	J	113	HIS
1	J	120	LYS
1	J	150	VAL
1	J	168	THR
1	J	185	ARG
1	J	208	ASN
1	K	20	GLU
1	K	23	LEU
1	K	64	HIS
1	K	93	MET
1	K	107	THR
1	K	113	HIS
1	K	168	THR
1	K	176	ASP
1	K	185	ARG
1	L	20	GLU
1	L	93	MET
1	L	113	HIS
1	L	120	LYS
1	L	130	SER
1	L	139	ARG
1	L	185	ARG
1	M	9	LEU
1	M	20	GLU
1	M	23	LEU
1	M	30	MET

Continued on next page...

Continued from previous page...

Mol	Chain	Res	Type
1	M	93	MET
1	M	108	SER
1	M	113	HIS
1	M	120	LYS
1	M	130	SER
1	M	155	THR
1	M	163	GLN
1	M	168	THR
1	M	185	ARG
1	M	208	ASN
1	N	20	GLU
1	N	23	LEU
1	N	57	ASP
1	N	93	MET
1	N	107	THR
1	N	108	SER
1	N	113	HIS
1	N	150	VAL
1	N	185	ARG
1	N	208	ASN
1	O	9	LEU
1	O	20	GLU
1	O	23	LEU
1	O	93	MET
1	O	107	THR
1	O	113	HIS
1	O	168	THR
1	O	185	ARG

Some sidechains can be flipped to improve hydrogen bonding and reduce clashes. All (58) such sidechains are listed below:

Mol	Chain	Res	Type
1	A	113	HIS
1	B	113	HIS
1	B	138	ASN
1	C	112	HIS
1	C	113	HIS
1	C	138	ASN
1	C	207	GLN
1	D	113	HIS
1	D	138	ASN
1	D	163	GLN

Continued on next page...

Continued from previous page...

Mol	Chain	Res	Type
1	E	113	HIS
1	E	146	GLN
1	E	163	GLN
1	E	207	GLN
1	E	208	ASN
1	F	48	GLN
1	F	113	HIS
1	F	138	ASN
1	F	146	GLN
1	F	207	GLN
1	F	211	HIS
1	G	48	GLN
1	G	113	HIS
1	G	138	ASN
1	G	163	GLN
1	H	48	GLN
1	H	113	HIS
1	H	157	GLN
1	H	163	GLN
1	H	207	GLN
1	I	48	GLN
1	I	113	HIS
1	I	163	GLN
1	J	42	HIS
1	J	48	GLN
1	J	112	HIS
1	J	113	HIS
1	J	163	GLN
1	J	207	GLN
1	K	48	GLN
1	K	64	HIS
1	K	113	HIS
1	K	207	GLN
1	L	48	GLN
1	L	113	HIS
1	L	163	GLN
1	M	48	GLN
1	M	113	HIS
1	M	163	GLN
1	N	48	GLN
1	N	113	HIS
1	N	163	GLN

Continued on next page...

Continued from previous page...

Mol	Chain	Res	Type
1	N	207	GLN
1	O	48	GLN
1	O	112	HIS
1	O	113	HIS
1	O	138	ASN
1	O	163	GLN

5.3.3 RNA ⓘ

There are no RNA molecules in this entry.

5.4 Non-standard residues in protein, DNA, RNA chains ⓘ

There are no non-standard protein/DNA/RNA residues in this entry.

5.5 Carbohydrates ⓘ

There are no carbohydrates in this entry.

5.6 Ligand geometry ⓘ

Of 30 ligands modelled in this entry, 30 are monoatomic - leaving 0 for Mogul analysis.

There are no bond length outliers.

There are no bond angle outliers.

There are no chirality outliers.

There are no torsion outliers.

There are no ring outliers.

No monomer is involved in short contacts.

5.7 Other polymers ⓘ

There are no such residues in this entry.

5.8 Polymer linkage issues ⓘ

There are no chain breaks in this entry.

6 Fit of model and data ⓘ

6.1 Protein, DNA and RNA chains ⓘ

EDS was not executed - this section will therefore be empty.

6.2 Non-standard residues in protein, DNA, RNA chains ⓘ

EDS was not executed - this section will therefore be empty.

6.3 Carbohydrates ⓘ

EDS was not executed - this section will therefore be empty.

6.4 Ligands ⓘ

EDS was not executed - this section will therefore be empty.

6.5 Other polymers ⓘ

EDS was not executed - this section will therefore be empty.