



Full wwPDB X-ray Structure Validation Report ⓘ

Jan 31, 2016 – 07:26 PM GMT

PDB ID : 1FIN
Title : CYCLIN A-CYCLIN-DEPENDENT KINASE 2 COMPLEX
Authors : Jeffrey, P.D.; Russo, A.A.; Pavletich, N.P.
Deposited on : 1996-07-14
Resolution : 2.30 Å(reported)

This is a Full wwPDB X-ray Structure Validation Report for a publicly released PDB entry.
We welcome your comments at validation@mail.wwpdb.org
A user guide is available at
<http://wwpdb.org/validation/2016/XrayValidationReportHelp>
with specific help available everywhere you see the ⓘ symbol.

The following versions of software and data (see [references ⓘ](#)) were used in the production of this report:

MolProbity : 4.02b-467
Mogul : 1.7 (RC4), CSD as536be (2015)
Xtriage (Phenix) : **NOT EXECUTED**
EDS : **NOT EXECUTED**
Percentile statistics : 20151230.v01 (using entries in the PDB archive December 30th 2015)
Ideal geometry (proteins) : Engh & Huber (2001)
Ideal geometry (DNA, RNA) : Parkinson et al. (1996)
Validation Pipeline (wwPDB-VP) : trunk26865

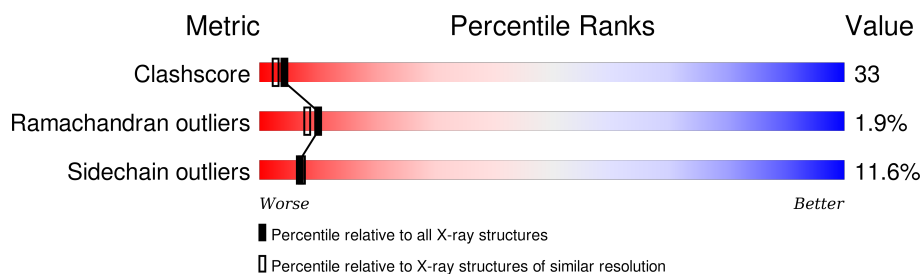
1 Overall quality at a glance

The following experimental techniques were used to determine the structure:

X-RAY DIFFRACTION

The reported resolution of this entry is 2.30 Å.

Percentile scores (ranging between 0-100) for global validation metrics of the entry are shown in the following graphic. The table shows the number of entries on which the scores are based.



Metric	Whole archive (#Entries)	Similar resolution (#Entries, resolution range(Å))
Clashscore	102246	4452 (2.30-2.30)
Ramachandran outliers	100387	4410 (2.30-2.30)
Sidechain outliers	100360	4409 (2.30-2.30)

The table below summarises the geometric issues observed across the polymeric chains and their fit to the electron density. The red, orange, yellow and green segments on the lower bar indicate the fraction of residues that contain outliers for ≥ 3 , 2, 1 and 0 types of geometric quality criteria. A grey segment represents the fraction of residues that are not modelled. The numeric value for each fraction is indicated below the corresponding segment, with a dot representing fractions $\leq 5\%$. The upper red bar (where present) indicates the fraction of residues that have poor fit to the electron density. The numeric value is given above the bar.

Note EDS was not executed.

Mol	Chain	Length	Quality of chain
1	A	298	 57% 35% 7%
1	C	298	 40% 50% 10%
2	B	260	 52% 41% 7%
2	D	260	 63% 31% 6%

2 Entry composition [i](#)

There are 4 unique types of molecules in this entry. The entry contains 9476 atoms, of which 0 are hydrogens and 0 are deuteriums.

In the tables below, the ZeroOcc column contains the number of atoms modelled with zero occupancy, the AltConf column contains the number of residues with at least one atom in alternate conformation and the Trace column contains the number of residues modelled with at most 2 atoms.

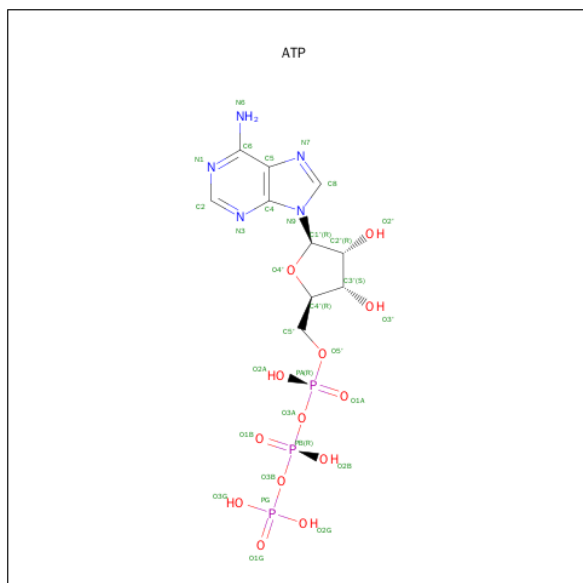
- Molecule 1 is a protein called CYCLIN-DEPENDENT KINASE 2.

Mol	Chain	Residues	Atoms					ZeroOcc	AltConf	Trace
1	A	298	Total	C	N	O	S	0	0	0
			2398	1559	408	423	8			
1	C	298	Total	C	N	O	S	0	0	0
			2398	1559	408	423	8			

- Molecule 2 is a protein called CYCLIN A.

Mol	Chain	Residues	Atoms					ZeroOcc	AltConf	Trace
2	B	260	Total	C	N	O	S	0	0	0
			2101	1359	342	389	11			
2	D	260	Total	C	N	O	S	0	0	0
			2101	1359	342	389	11			

- Molecule 3 is ADENOSINE-5'-TRIPHOSPHATE (three-letter code: ATP) (formula: $C_{10}H_{16}N_5O_{13}P_3$).



Mol	Chain	Residues	Atoms					ZeroOcc	AltConf
3	A	1	Total	C	N	O	P	0	0
			31	10	5	13	3		
3	C	1	Total	C	N	O	P	0	0
			31	10	5	13	3		

- Molecule 4 is water.

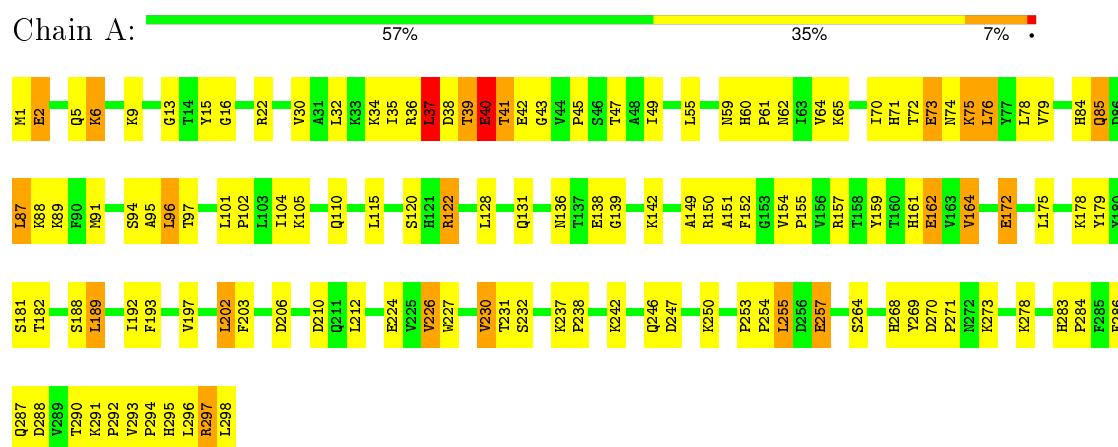
Mol	Chain	Residues	Atoms		ZeroOcc	AltConf
4	A	136	Total	O	0	0
			136	136		
4	B	96	Total	O	0	0
			96	96		
4	C	58	Total	O	0	0
			58	58		
4	D	126	Total	O	0	0
			126	126		

3 Residue-property plots

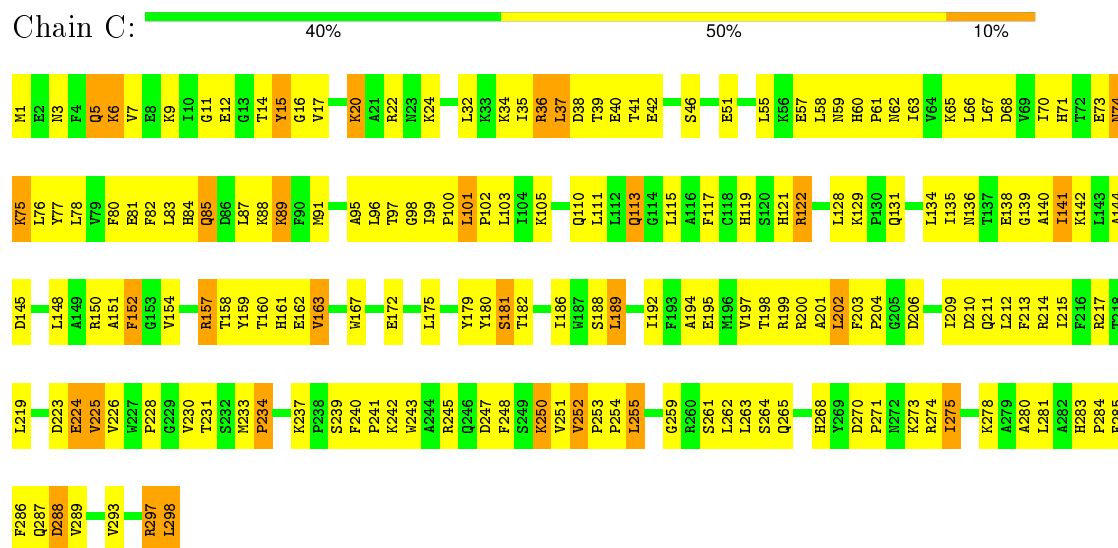
These plots are drawn for all protein, RNA and DNA chains in the entry. The first graphic for a chain summarises the proportions of errors displayed in the second graphic. The second graphic shows the sequence view annotated by issues in geometry and electron density. Residues are color-coded according to the number of geometric quality criteria for which they contain at least one outlier: green = 0, yellow = 1, orange = 2 and red = 3 or more. A red dot above a residue indicates a poor fit to the electron density ($RSRZ > 2$). Stretches of 2 or more consecutive residues without any outlier are shown as a green connector. Residues present in the sample, but not in the model, are shown in grey.

Note EDS was not executed.

• Molecule 1: CYCLIN-DEPENDENT KINASE 2

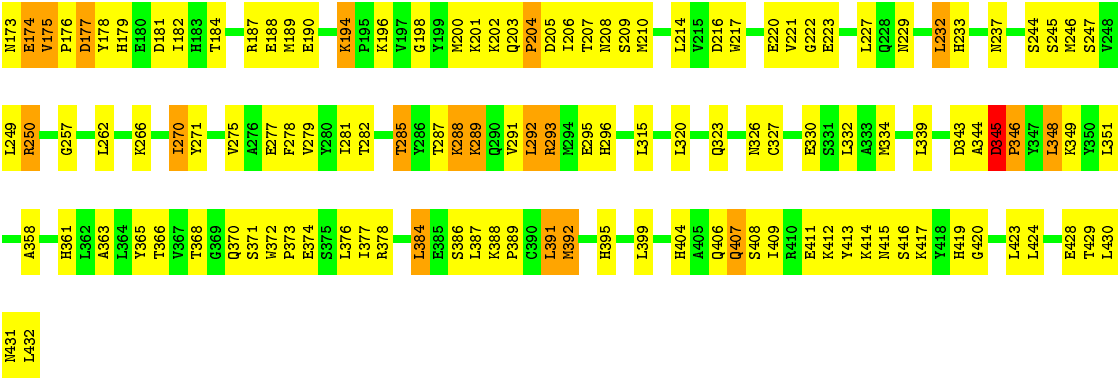


• Molecule 1: CYCLIN-DEPENDENT KINASE 2

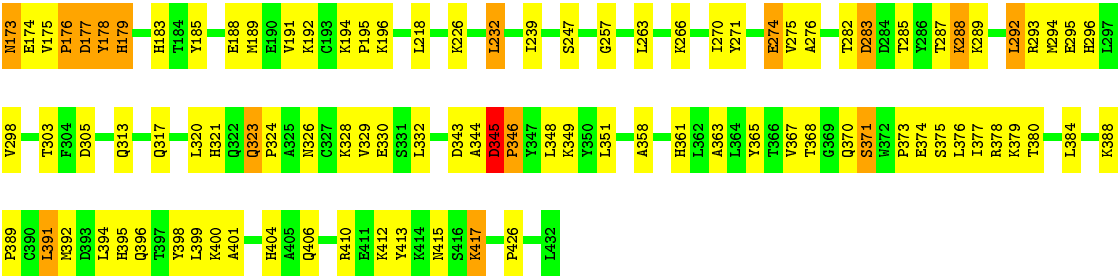


• Molecule 2: CYCLIN A





● Molecule 2: CYCLIN A



4 Data and refinement statistics

Xtriage (Phenix) and EDS were not executed - this section will therefore be incomplete.

Property	Value	Source
Space group	P 62 2 2	Depositor
Cell constants a, b, c, α , β , γ	185.10 Å 185.10 Å 214.40 Å 90.00° 90.00° 120.00°	Depositor
Resolution (Å)	6.00 – 2.30	Depositor
% Data completeness (in resolution range)	90.2 (6.00-2.30)	Depositor
R_{merge}	0.06	Depositor
R_{sym}	(Not available)	Depositor
Refinement program	TNT	Depositor
R, R_{free}	0.208 , (Not available)	Depositor
Estimated twinning fraction	No twinning to report.	Xtriage
Total number of atoms	9476	wwPDB-VP
Average B, all atoms (Å ²)	49.0	wwPDB-VP

5 Model quality [i](#)

5.1 Standard geometry [i](#)

Bond lengths and bond angles in the following residue types are not validated in this section: ATP

The Z score for a bond length (or angle) is the number of standard deviations the observed value is removed from the expected value. A bond length (or angle) with $|Z| > 5$ is considered an outlier worth inspection. RMSZ is the root-mean-square of all Z scores of the bond lengths (or angles).

Mol	Chain	Bond lengths		Bond angles	
		RMSZ	$\# Z > 5$	RMSZ	$\# Z > 5$
1	A	0.66	1/2460 (0.0%)	0.87	1/3338 (0.0%)
1	C	0.60	0/2460	0.84	1/3338 (0.0%)
2	B	0.61	0/2151	0.83	4/2920 (0.1%)
2	D	0.65	0/2151	0.77	1/2920 (0.0%)
All	All	0.63	1/9222 (0.0%)	0.83	7/12516 (0.1%)

All (1) bond length outliers are listed below:

Mol	Chain	Res	Type	Atoms	Z	Observed(Å)	Ideal(Å)
1	A	257	GLU	CB-CG	5.43	1.62	1.52

All (7) bond angle outliers are listed below:

Mol	Chain	Res	Type	Atoms	Z	Observed(°)	Ideal(°)
2	B	345	ASP	C-N-CD	-8.69	101.48	120.60
2	B	175	VAL	C-N-CD	-7.52	104.07	120.60
2	B	174	GLU	N-CA-C	7.38	130.92	111.00
2	D	232	LEU	CA-CB-CG	5.45	127.84	115.30
1	A	164	VAL	CB-CA-C	-5.37	101.20	111.40
1	C	20	LYS	N-CA-C	-5.20	96.97	111.00
2	B	232	LEU	CA-CB-CG	5.08	126.98	115.30

There are no chirality outliers.

There are no planarity outliers.

5.2 Too-close contacts [i](#)

In the following table, the Non-H and H(model) columns list the number of non-hydrogen atoms and hydrogen atoms in the chain respectively. The H(added) column lists the number of hydrogen

atoms added and optimized by MolProbity. The Clashes column lists the number of clashes within the asymmetric unit, whereas Symm-Clashes lists symmetry related clashes.

Mol	Chain	Non-H	H(model)	H(added)	Clashes	Symm-Clashes
1	A	2398	0	2450	128	0
1	C	2398	0	2450	248	0
2	B	2101	0	2119	147	0
2	D	2101	0	2119	120	0
3	A	31	0	12	2	0
3	C	31	0	12	7	0
4	A	136	0	0	10	0
4	B	96	0	0	12	0
4	C	58	0	0	7	0
4	D	126	0	0	3	0
All	All	9476	0	9162	606	0

The all-atom clashscore is defined as the number of clashes found per 1000 atoms (including hydrogen atoms). The all-atom clashscore for this structure is 33.

All (606) close contacts within the same asymmetric unit are listed below, sorted by their clash magnitude.

Atom-1	Atom-2	Interatomic distance (Å)	Clash overlap (Å)
1:C:34:LYS:HZ1	1:C:75:LYS:NZ	1.45	1.13
1:C:278:LYS:HE3	2:D:177:ASP:HB3	1.32	1.12
1:C:34:LYS:NZ	1:C:75:LYS:HZ2	1.48	1.09
2:D:374:GLU:HA	2:D:377:ILE:HD12	1.15	1.08
2:B:207:THR:HG22	2:B:210:MET:HG3	1.15	1.08
1:A:247:ASP:HB2	1:A:250:LYS:HE3	1.16	1.07
2:B:414:LYS:HE2	2:B:423:LEU:HD21	1.38	1.01
1:A:38:ASP:HB3	1:A:42:GLU:HB3	1.40	1.00
1:C:11:GLY:HA3	3:C:299:ATP:H5'2	1.39	1.00
2:B:332:LEU:HD23	2:B:363:ALA:HA	1.41	0.98
1:C:7:VAL:HG11	1:C:20:LYS:HD3	1.46	0.98
1:C:96:LEU:N	1:C:199:ARG:HE	1.61	0.98
2:B:404:HIS:HD2	2:B:406:GLN:H	0.99	0.97
1:A:73:GLU:HG3	1:A:74:ASN:H	1.30	0.96
2:D:404:HIS:HD2	2:D:406:GLN:H	1.01	0.96
1:A:122:ARG:HB3	2:B:182:ILE:HD13	1.47	0.96
2:B:210:MET:HE1	2:B:250:ARG:HB2	1.48	0.95
2:D:289:LYS:HG3	2:D:293:ARG:HH21	1.28	0.94
2:B:207:THR:HG22	2:B:210:MET:CG	1.97	0.94
1:C:96:LEU:H	1:C:199:ARG:HE	1.11	0.94
1:C:60:HIS:HD2	1:C:62:ASN:H	1.14	0.91

Continued on next page...

Continued from previous page...

Atom-1	Atom-2	Interatomic distance (Å)	Clash overlap (Å)
2:B:250:ARG:HB3	2:B:250:ARG:HH11	1.36	0.91
2:D:374:GLU:CA	2:D:377:ILE:HD12	2.02	0.88
2:B:404:HIS:CD2	2:B:406:GLN:H	1.90	0.88
1:C:7:VAL:CG1	1:C:20:LYS:HD3	2.03	0.87
2:D:398:TYR:CE2	2:D:426:PRO:HB3	2.08	0.87
1:A:60:HIS:HD2	1:A:62:ASN:H	1.21	0.87
1:C:96:LEU:HA	1:C:199:ARG:HH21	1.39	0.87
1:C:1:MET:CE	1:C:70:ILE:HD13	2.04	0.87
1:C:85:GLN:NE2	1:C:297:ARG:NH1	2.24	0.86
1:A:247:ASP:CB	1:A:250:LYS:HE3	2.04	0.86
2:B:374:GLU:HG3	2:B:378:ARG:NH1	1.90	0.86
1:A:227:TRP:O	1:A:230:VAL:HG22	1.76	0.85
1:C:182:THR:OG1	2:D:174:GLU:HB2	1.77	0.85
1:C:159:TYR:HE1	2:D:271:TYR:HH	1.21	0.85
1:C:99:ILE:HG23	1:C:103:LEU:HD23	1.56	0.85
2:D:404:HIS:CD2	2:D:406:GLN:H	1.92	0.84
1:C:60:HIS:CD2	1:C:62:ASN:H	1.94	0.84
1:C:11:GLY:HA3	3:C:299:ATP:C5'	2.06	0.84
2:D:343:ASP:HB3	2:D:345:ASP:HB2	1.59	0.84
2:B:270:ILE:HG22	2:B:271:TYR:HD1	1.43	0.84
1:A:64:VAL:HB	4:A:398:HOH:O	1.79	0.82
2:B:282:THR:O	2:B:285:THR:HG23	1.80	0.82
1:A:172:GLU:HG2	1:A:271:PRO:HG3	1.59	0.82
1:A:202:LEU:HD13	1:A:203:PHE:CE2	2.13	0.82
2:D:191:VAL:HA	2:D:194:LYS:NZ	1.95	0.81
1:C:1:MET:HE3	1:C:70:ILE:HD13	1.63	0.80
1:C:250:LYS:N	1:C:250:LYS:HD2	1.95	0.80
1:C:96:LEU:N	1:C:199:ARG:NE	2.29	0.80
1:C:34:LYS:HZ3	1:C:75:LYS:HG3	1.46	0.79
2:B:201:LYS:HZ3	2:B:202:LYS:HE2	1.48	0.79
1:C:35:ILE:O	1:C:75:LYS:HB2	1.83	0.79
2:B:201:LYS:HG3	2:B:202:LYS:N	1.96	0.78
2:B:196:LYS:HB2	2:B:244:SER:HB3	1.66	0.78
1:A:101:LEU:HD12	1:A:104:ILE:HD12	1.66	0.77
1:C:241:PRO:HB2	1:C:243:TRP:CZ3	2.20	0.77
1:C:34:LYS:HZ1	1:C:75:LYS:HZ2	0.79	0.77
1:C:159:TYR:CD2	1:C:162:GLU:HB2	2.20	0.77
2:B:250:ARG:HH11	2:B:250:ARG:CB	1.97	0.77
1:C:11:GLY:CA	3:C:299:ATP:H5'2	2.15	0.76
1:C:84:HIS:HD2	1:C:136:ASN:HA	1.49	0.76
1:A:247:ASP:HB2	1:A:250:LYS:CE	2.09	0.76

Continued on next page...

Continued from previous page...

Atom-1	Atom-2	Interatomic distance (Å)	Clash overlap (Å)
1:A:131:GLN:HG2	4:A:349:HOH:O	1.84	0.76
2:D:388:LYS:O	2:D:392:MET:HG2	1.85	0.76
1:C:96:LEU:HA	1:C:199:ARG:NH2	2.01	0.76
1:C:159:TYR:HD2	1:C:162:GLU:HB2	1.49	0.76
1:A:157:ARG:HG3	1:A:179:TYR:CE1	2.20	0.75
2:B:217:TRP:O	2:B:221:VAL:HG23	1.86	0.75
1:A:15:TYR:CD1	1:A:35:ILE:HG12	2.21	0.74
2:B:332:LEU:HD23	2:B:363:ALA:CA	2.17	0.74
2:B:345:ASP:HB2	2:B:346:PRO:CD	2.17	0.74
2:D:175:VAL:N	2:D:176:PRO:HD2	2.02	0.74
2:B:200:MET:SD	2:B:206:ILE:HD12	2.28	0.74
1:C:253:PRO:HB2	1:C:254:PRO:HD3	1.70	0.74
2:D:179:HIS:NE2	2:D:320:LEU:HD12	2.02	0.74
2:B:332:LEU:CD2	2:B:363:ALA:HA	2.17	0.74
1:C:111:LEU:HD21	1:C:141:ILE:HG12	1.68	0.74
2:D:289:LYS:HG3	2:D:293:ARG:NH2	2.02	0.74
1:C:159:TYR:HD2	1:C:162:GLU:CB	2.01	0.73
1:C:9:LYS:NZ	1:C:17:VAL:HG11	2.03	0.73
1:A:60:HIS:CD2	1:A:62:ASN:H	2.04	0.73
2:B:179:HIS:CE1	2:B:320:LEU:HD12	2.24	0.73
1:C:22:ARG:HH12	1:C:24:LYS:HA	1.52	0.73
1:C:34:LYS:NZ	1:C:75:LYS:HG3	2.03	0.73
1:A:40:GLU:HG3	1:A:41:THR:OG1	1.87	0.73
2:B:203:GLN:HG2	2:B:206:ILE:HG13	1.68	0.73
1:C:60:HIS:CG	1:C:61:PRO:HD2	2.23	0.73
1:C:152:PHE:CE2	2:D:173:ASN:HA	2.23	0.72
2:B:388:LYS:HG3	2:B:432:LEU:HD13	1.72	0.72
2:D:415:ASN:HD22	2:D:417:LYS:H	1.38	0.72
1:C:138:GLU:O	1:C:140:ALA:N	2.22	0.72
1:A:162:GLU:HB2	4:A:391:HOH:O	1.88	0.72
1:A:15:TYR:CE1	1:A:35:ILE:HD11	2.24	0.72
1:A:40:GLU:OE2	1:A:41:THR:HG23	1.90	0.71
2:B:345:ASP:HB2	2:B:346:PRO:HD3	1.73	0.71
2:D:174:GLU:HG2	2:D:177:ASP:H	1.55	0.71
1:A:73:GLU:CG	1:A:74:ASN:H	1.94	0.71
2:D:287:THR:OG1	2:D:289:LYS:HG2	1.89	0.71
2:B:201:LYS:HG3	2:B:202:LYS:HG3	1.71	0.71
1:C:101:LEU:N	1:C:102:PRO:HD2	2.05	0.71
1:C:247:ASP:HB3	1:C:250:LYS:HD3	1.73	0.71
1:C:159:TYR:CZ	1:C:161:HIS:HB2	2.26	0.71
2:B:404:HIS:HD2	2:B:406:GLN:N	1.82	0.71

Continued on next page...

Continued from previous page...

Atom-1	Atom-2	Interatomic distance (Å)	Clash overlap (Å)
2:B:334:MET:HG3	4:B:527:HOH:O	1.90	0.71
1:C:159:TYR:HD2	1:C:162:GLU:CG	2.04	0.70
1:C:5:GLN:OE1	1:C:22:ARG:NE	2.22	0.70
1:A:6:LYS:HZ3	1:A:6:LYS:HB2	1.56	0.70
1:C:255:LEU:HG	1:C:259:GLY:HA3	1.74	0.70
2:B:388:LYS:HB3	2:B:389:PRO:HD3	1.72	0.70
1:C:59:ASN:OD1	1:C:65:LYS:HE2	1.92	0.70
1:A:38:ASP:CB	1:A:42:GLU:HB3	2.21	0.69
1:C:57:GLU:OE2	1:C:122:ARG:NH2	2.24	0.69
2:D:345:ASP:HB2	2:D:346:PRO:HD2	1.74	0.69
1:A:157:ARG:HG3	1:A:179:TYR:HE1	1.57	0.69
1:C:74:ASN:HA	4:C:335:HOH:O	1.92	0.69
1:A:72:THR:OG1	1:A:75:LYS:HE3	1.92	0.69
1:C:9:LYS:HZ2	1:C:17:VAL:HG11	1.57	0.69
1:A:84:HIS:HB3	1:A:298:LEU:CD2	2.23	0.69
2:D:174:GLU:OE2	2:D:176:PRO:HB2	1.92	0.69
2:B:374:GLU:HA	2:B:377:ILE:HD12	1.73	0.69
1:C:158:THR:HA	1:C:180:TYR:CE2	2.28	0.69
2:D:191:VAL:HA	2:D:194:LYS:HZ1	1.56	0.68
2:D:404:HIS:HD2	2:D:406:GLN:N	1.84	0.68
1:C:22:ARG:NH1	1:C:24:LYS:HA	2.09	0.68
1:A:71:HIS:HA	1:A:76:LEU:HD23	1.75	0.68
2:D:345:ASP:HB2	2:D:346:PRO:CD	2.24	0.68
2:D:174:GLU:HA	4:D:502:HOH:O	1.92	0.67
1:C:195:GLU:HB2	4:C:337:HOH:O	1.93	0.67
1:C:270:ASP:CB	1:C:273:LYS:HE2	2.23	0.67
1:A:36:ARG:O	1:A:37:LEU:HB2	1.94	0.67
2:B:262:LEU:HD11	2:B:266:LYS:HE3	1.75	0.67
1:C:213:PHE:CE2	1:C:241:PRO:HD2	2.30	0.67
1:C:128:LEU:HD13	1:C:189:LEU:HD13	1.77	0.67
1:C:89:LYS:N	1:C:89:LYS:HD3	2.10	0.67
1:A:89:LYS:HD2	1:A:89:LYS:N	2.10	0.67
2:D:412:LYS:HE2	2:D:413:TYR:CE1	2.29	0.66
1:C:95:ALA:HA	1:C:199:ARG:HD2	1.77	0.66
1:A:88:LYS:HD3	4:A:433:HOH:O	1.94	0.66
1:A:39:THR:HG23	4:B:513:HOH:O	1.95	0.66
1:C:15:TYR:CE1	1:C:35:ILE:HD11	2.31	0.66
2:B:210:MET:CE	2:B:250:ARG:HB2	2.23	0.66
1:A:84:HIS:HB3	1:A:298:LEU:HD21	1.78	0.66
1:C:200:ARG:HD2	1:C:201:ALA:H	1.60	0.66
2:B:201:LYS:HE2	2:B:202:LYS:CG	2.25	0.65

Continued on next page...

Continued from previous page...

Atom-1	Atom-2	Interatomic distance (Å)	Clash overlap (Å)
1:C:38:ASP:HB3	1:C:42:GLU:HB3	1.78	0.65
1:C:157:ARG:HH21	2:D:270:ILE:HG13	1.62	0.65
1:A:1:MET:HE2	1:A:70:ILE:HG21	1.79	0.65
1:C:159:TYR:HB3	1:C:162:GLU:HB2	1.78	0.65
2:D:191:VAL:HG22	2:D:194:LYS:NZ	2.12	0.65
2:B:201:LYS:HE2	2:B:202:LYS:HG3	1.79	0.65
2:B:207:THR:HG21	4:B:455:HOH:O	1.95	0.64
2:D:345:ASP:CB	2:D:346:PRO:CD	2.76	0.64
2:B:270:ILE:HG22	2:B:271:TYR:CD1	2.31	0.64
1:C:172:GLU:HG2	1:C:271:PRO:HG3	1.80	0.64
2:D:174:GLU:CG	2:D:176:PRO:HB2	2.27	0.64
1:C:181:SER:HA	2:D:173:ASN:N	2.12	0.64
1:C:85:GLN:HE21	1:C:297:ARG:NH1	1.95	0.64
2:D:174:GLU:HG3	2:D:176:PRO:CG	2.27	0.64
1:C:138:GLU:HA	1:C:293:VAL:HG13	1.79	0.64
1:A:15:TYR:HD1	1:A:35:ILE:HG12	1.60	0.64
2:B:293:ARG:NH1	1:C:3:ASN:OD1	2.31	0.64
1:A:1:MET:HE2	1:A:70:ILE:HD13	1.79	0.64
1:C:55:LEU:CD1	1:C:80:PHE:HE1	2.12	0.63
2:D:174:GLU:HG3	2:D:176:PRO:HB2	1.79	0.63
2:B:179:HIS:NE2	2:B:320:LEU:HD12	2.13	0.63
1:C:40:GLU:O	2:D:288:LYS:HD2	1.99	0.63
1:A:59:ASN:HD21	1:A:65:LYS:HD2	1.64	0.63
2:D:176:PRO:HG2	4:D:502:HOH:O	1.98	0.63
1:A:6:LYS:HB2	1:A:6:LYS:NZ	2.13	0.63
4:A:330:HOH:O	2:B:296:HIS:HB3	1.98	0.63
2:B:250:ARG:HB3	2:B:250:ARG:NH1	2.11	0.63
1:C:270:ASP:HB3	1:C:273:LYS:HE2	1.79	0.63
2:D:395:HIS:CE1	2:D:399:LEU:HD11	2.34	0.63
1:C:60:HIS:CD2	1:C:61:PRO:HD2	2.34	0.62
1:C:98:GLY:HA2	1:C:199:ARG:HD3	1.81	0.62
1:C:248:PHE:HA	1:C:251:VAL:HB	1.81	0.62
1:A:1:MET:CE	1:A:70:ILE:HG21	2.29	0.62
1:A:159:TYR:CZ	1:A:161:HIS:HB2	2.35	0.62
1:C:61:PRO:O	1:C:142:LYS:HD3	1.99	0.62
2:B:343:ASP:HB3	2:B:346:PRO:HD2	1.81	0.62
2:D:396:GLN:O	2:D:400:LYS:HG3	1.99	0.62
2:B:203:GLN:HG3	4:B:433:HOH:O	2.00	0.62
1:A:182:THR:H	2:B:173:ASN:N	1.97	0.62
1:C:213:PHE:HD2	1:C:243:TRP:CH2	2.18	0.61
1:C:241:PRO:HB2	1:C:243:TRP:CH2	2.35	0.61

Continued on next page...

Continued from previous page...

Atom-1	Atom-2	Interatomic distance (Å)	Clash overlap (Å)
1:C:283:HIS:CG	1:C:284:PRO:HD2	2.34	0.61
2:D:174:GLU:HG3	2:D:176:PRO:CB	2.30	0.61
1:C:152:PHE:CD2	2:D:173:ASN:HA	2.35	0.61
2:B:374:GLU:O	2:B:378:ARG:HG3	2.00	0.61
1:A:1:MET:CE	1:A:70:ILE:HD13	2.30	0.61
1:C:297:ARG:O	1:C:298:LEU:HB2	1.99	0.61
1:A:128:LEU:HD13	1:A:189:LEU:HD13	1.82	0.61
3:A:299:ATP:H3'	4:A:429:HOH:O	2.00	0.61
2:B:278:PHE:O	2:B:282:THR:HG23	2.00	0.61
1:A:41:THR:HG23	2:B:288:LYS:NZ	2.16	0.60
1:C:60:HIS:HD2	1:C:62:ASN:N	1.94	0.60
1:C:242:LYS:NZ	1:C:242:LYS:HB2	2.16	0.60
2:B:344:ALA:HB1	2:B:348:LEU:HD22	1.81	0.60
1:C:96:LEU:H	1:C:199:ARG:NE	1.90	0.60
2:B:222:GLY:HA2	2:B:227:LEU:HD12	1.82	0.60
1:C:297:ARG:HH11	1:C:298:LEU:HB2	1.66	0.60
1:C:100:PRO:C	1:C:102:PRO:HD2	2.22	0.60
1:C:247:ASP:OD2	1:C:250:LYS:HD3	2.01	0.59
2:B:198:GLY:O	2:B:201:LYS:HG2	2.01	0.59
2:B:201:LYS:NZ	2:B:202:LYS:HE2	2.16	0.59
1:A:71:HIS:HE1	2:B:296:HIS:CE1	2.20	0.59
2:D:398:TYR:CD2	2:D:426:PRO:HB3	2.36	0.59
1:A:1:MET:HE1	1:A:70:ILE:HB	1.84	0.59
1:C:122:ARG:O	1:C:151:ALA:HA	2.02	0.59
1:C:215:ILE:HG23	1:C:219:LEU:HD12	1.82	0.59
1:C:46:SER:HB2	2:D:266:LYS:O	2.02	0.59
2:B:345:ASP:CB	2:B:346:PRO:HD3	2.31	0.59
2:D:183:HIS:CE1	2:D:380:THR:HG22	2.38	0.59
1:C:223:ASP:OD1	1:C:225:VAL:HG12	2.02	0.58
2:D:326:ASN:O	2:D:330:GLU:HG3	2.03	0.58
1:C:213:PHE:CD2	1:C:243:TRP:CH2	2.91	0.58
2:D:374:GLU:HA	2:D:377:ILE:CD1	2.10	0.58
1:A:73:GLU:CG	1:A:74:ASN:N	2.66	0.58
1:C:247:ASP:O	1:C:250:LYS:HB2	2.04	0.58
2:B:332:LEU:HB3	2:B:363:ALA:HB1	1.86	0.58
1:C:172:GLU:OE2	1:C:274:ARG:NH1	2.36	0.58
2:D:274:GLU:OE1	2:D:276:ALA:N	2.30	0.58
2:B:275:VAL:O	2:B:279:VAL:HG23	2.04	0.58
2:B:287:THR:HG22	2:B:288:LYS:N	2.18	0.58
1:C:288:ASP:OD1	1:C:288:ASP:N	2.36	0.58
1:C:134:LEU:HD12	1:C:144:ALA:HB2	1.85	0.58

Continued on next page...

Continued from previous page...

Atom-1	Atom-2	Interatomic distance (Å)	Clash overlap (Å)
2:B:374:GLU:HG3	2:B:378:ARG:HH11	1.68	0.57
1:C:159:TYR:CD2	1:C:162:GLU:CB	2.83	0.57
2:D:282:THR:O	2:D:285:THR:HG23	2.03	0.57
1:C:84:HIS:HD2	1:C:136:ASN:CA	2.15	0.57
1:C:157:ARG:HD3	1:C:157:ARG:N	2.19	0.57
1:C:34:LYS:CE	1:C:75:LYS:HZ2	2.16	0.57
1:A:202:LEU:HD13	1:A:203:PHE:CZ	2.40	0.57
1:C:3:ASN:HA	1:C:24:LYS:HE3	1.86	0.57
2:B:206:ILE:HG22	2:B:250:ARG:HA	1.87	0.57
2:B:189:MET:HG3	4:B:498:HOH:O	2.04	0.57
1:A:71:HIS:CE1	2:B:296:HIS:ND1	2.73	0.57
1:C:210:ASP:O	1:C:214:ARG:HG3	2.04	0.57
1:A:73:GLU:CG	1:A:75:LYS:HG2	2.35	0.56
1:C:268:HIS:HD2	1:C:270:ASP:N	2.02	0.56
1:A:89:LYS:HD2	1:A:89:LYS:H	1.70	0.56
1:A:270:ASP:HB2	4:A:390:HOH:O	2.03	0.56
2:B:175:VAL:O	2:B:177:ASP:N	2.38	0.56
2:D:332:LEU:HD23	2:D:363:ALA:HA	1.85	0.56
1:C:95:ALA:HA	1:C:199:ARG:CD	2.35	0.56
2:B:351:LEU:HD12	4:B:494:HOH:O	2.05	0.56
1:C:157:ARG:HG3	1:C:179:TYR:HE1	1.70	0.56
1:C:188:SER:O	1:C:192:ILE:HG13	2.06	0.56
2:B:207:THR:CG2	2:B:210:MET:HG3	2.10	0.56
1:C:201:ALA:HB3	1:C:204:PRO:HG3	1.88	0.56
1:C:150:ARG:HD2	4:C:315:HOH:O	2.06	0.56
1:C:36:ARG:O	1:C:37:LEU:HB2	2.05	0.56
2:D:185:TYR:CE1	2:D:189:MET:HE3	2.40	0.55
2:B:395:HIS:CE1	2:B:399:LEU:HD11	2.42	0.55
2:B:345:ASP:CB	2:B:346:PRO:CD	2.80	0.55
1:C:223:ASP:OD1	1:C:226:VAL:HG12	2.06	0.55
1:C:88:LYS:HA	1:C:91:MET:HE2	1.88	0.55
2:D:191:VAL:HA	2:D:194:LYS:CE	2.36	0.55
1:A:40:GLU:O	2:B:288:LYS:NZ	2.35	0.55
2:B:223:GLU:OE1	2:B:223:GLU:HA	2.06	0.55
2:D:194:LYS:HZ1	2:D:351:LEU:HD21	1.72	0.55
2:B:411:GLU:O	2:B:414:LYS:HG2	2.07	0.55
2:B:208:ASN:HB3	2:B:345:ASP:OD1	2.07	0.55
2:B:216:ASP:OD1	2:B:408:SER:HB2	2.07	0.55
1:C:16:GLY:HA3	1:C:34:LYS:O	2.07	0.54
1:C:51:GLU:O	1:C:55:LEU:HB2	2.08	0.54
1:C:297:ARG:NH1	1:C:298:LEU:HB2	2.22	0.54

Continued on next page...

Continued from previous page...

Atom-1	Atom-2	Interatomic distance (Å)	Clash overlap (Å)
1:C:253:PRO:CB	1:C:254:PRO:HD3	2.35	0.54
1:C:100:PRO:HB2	1:C:102:PRO:HG2	1.88	0.54
1:A:61:PRO:O	1:A:142:LYS:HE2	2.07	0.54
1:C:157:ARG:H	1:C:157:ARG:CD	2.20	0.54
2:B:414:LYS:HA	2:B:420:GLY:HA2	1.89	0.54
1:A:71:HIS:CE1	2:B:296:HIS:CE1	2.96	0.54
2:B:175:VAL:HG12	2:B:175:VAL:O	2.06	0.54
1:C:135:ILE:CG2	1:C:141:ILE:HD12	2.38	0.54
1:C:36:ARG:HD3	1:C:75:LYS:HZ3	1.73	0.54
2:B:365:TYR:OH	2:B:431:ASN:ND2	2.41	0.54
1:C:113:GLN:HE22	1:C:281:LEU:HD22	1.73	0.54
1:C:159:TYR:CE2	1:C:161:HIS:HB2	2.42	0.53
2:D:294:MET:O	2:D:298:VAL:HG23	2.08	0.53
1:C:209:ILE:HG22	4:C:342:HOH:O	2.07	0.53
1:A:162:GLU:HG3	4:A:360:HOH:O	2.08	0.53
1:A:269:TYR:O	1:A:271:PRO:HD3	2.08	0.53
2:B:345:ASP:HB2	2:B:346:PRO:HD2	1.88	0.53
2:B:327:CYS:SG	2:B:419:HIS:NE2	2.79	0.53
2:D:175:VAL:N	2:D:176:PRO:CD	2.69	0.53
2:B:223:GLU:OE2	2:B:412:LYS:HG3	2.09	0.53
2:D:401:ALA:HB1	2:D:410:ARG:HD2	1.91	0.53
2:D:345:ASP:CB	2:D:346:PRO:HD3	2.39	0.53
1:C:213:PHE:HE2	1:C:241:PRO:HD2	1.72	0.53
1:C:160:THR:O	1:C:163:VAL:HG22	2.09	0.52
1:A:253:PRO:HB2	1:A:254:PRO:HD3	1.91	0.52
2:B:206:ILE:CG2	2:B:250:ARG:HA	2.39	0.52
1:C:60:HIS:HB3	1:C:63:ILE:HG13	1.90	0.52
1:C:71:HIS:CE1	2:D:296:HIS:CD2	2.97	0.52
1:C:157:ARG:CD	1:C:157:ARG:N	2.72	0.52
1:C:102:PRO:HG2	4:C:351:HOH:O	2.10	0.52
1:C:245:ARG:NH2	1:C:248:PHE:CE1	2.77	0.52
2:D:344:ALA:HB1	2:D:348:LEU:HD22	1.91	0.52
1:C:297:ARG:HH12	1:C:298:LEU:HD23	1.74	0.52
1:C:242:LYS:HZ2	1:C:242:LYS:HB2	1.73	0.52
1:C:12:GLU:CD	1:C:17:VAL:HG12	2.30	0.52
2:B:412:LYS:HD3	2:B:413:TYR:CE1	2.45	0.52
1:C:12:GLU:HA	1:C:17:VAL:HA	1.91	0.52
2:B:245:SER:C	2:B:246:MET:HG2	2.29	0.52
2:D:174:GLU:HG3	2:D:176:PRO:HG2	1.91	0.52
1:C:209:ILE:HD11	1:C:213:PHE:HE1	1.74	0.52
1:A:15:TYR:CE1	1:A:35:ILE:CD1	2.92	0.52

Continued on next page...

Continued from previous page...

Atom-1	Atom-2	Interatomic distance (Å)	Clash overlap (Å)
2:B:201:LYS:HG3	2:B:202:LYS:H	1.74	0.52
2:D:358:ALA:HB1	2:D:391:LEU:HD13	1.92	0.52
1:C:9:LYS:HZ2	1:C:17:VAL:CG1	2.22	0.51
1:C:159:TYR:OH	1:C:161:HIS:HB2	2.10	0.51
1:C:268:HIS:CD2	1:C:270:ASP:N	2.78	0.51
1:A:283:HIS:CG	1:A:284:PRO:HD2	2.45	0.51
2:D:321:HIS:HD2	2:D:375:SER:HB2	1.74	0.51
1:C:202:LEU:HD13	1:C:203:PHE:CE2	2.45	0.51
2:B:179:HIS:CE1	2:B:320:LEU:CD1	2.93	0.51
2:D:188:GLU:HG2	2:D:189:MET:HE2	1.93	0.51
2:D:367:VAL:HG12	2:D:368:THR:HG23	1.92	0.51
2:D:178:TYR:N	2:D:178:TYR:CD1	2.78	0.51
1:C:250:LYS:O	1:C:253:PRO:HD3	2.11	0.51
1:A:40:GLU:HG3	1:A:41:THR:N	2.26	0.51
1:C:175:LEU:HD21	1:C:212:LEU:HD21	1.91	0.51
1:C:110:GLN:O	1:C:113:GLN:HB2	2.11	0.51
1:C:224:GLU:OE1	1:C:231:THR:HB	2.11	0.51
1:C:65:LYS:HB3	1:C:81:GLU:HG2	1.93	0.51
1:C:157:ARG:HG3	1:C:179:TYR:CE1	2.46	0.51
2:B:282:THR:O	2:B:285:THR:CG2	2.57	0.50
1:C:158:THR:HA	1:C:180:TYR:HE2	1.73	0.50
2:B:339:LEU:HD23	2:B:409:ILE:HG21	1.92	0.50
1:A:41:THR:CG2	2:B:288:LYS:NZ	2.74	0.50
1:C:217:ARG:HG2	1:C:243:TRP:CE2	2.46	0.50
1:C:194:ALA:O	1:C:198:THR:HG23	2.11	0.50
2:B:292:LEU:O	2:B:295:GLU:HB3	2.11	0.50
1:C:152:PHE:CD1	1:C:152:PHE:N	2.79	0.50
1:C:247:ASP:O	1:C:250:LYS:N	2.44	0.50
1:C:9:LYS:HD2	1:C:17:VAL:HB	1.92	0.50
1:C:96:LEU:CA	1:C:199:ARG:HE	2.25	0.50
2:B:204:PRO:HG2	4:B:433:HOH:O	2.12	0.50
1:C:182:THR:HG1	2:D:174:GLU:HB2	1.74	0.50
1:C:34:LYS:NZ	1:C:75:LYS:NZ	2.27	0.50
1:C:242:LYS:CB	1:C:242:LYS:NZ	2.75	0.49
1:C:278:LYS:HE3	2:D:177:ASP:CB	2.23	0.49
1:C:1:MET:HE2	1:C:70:ILE:HD13	1.88	0.49
1:C:85:GLN:NE2	1:C:298:LEU:CB	2.75	0.49
1:C:283:HIS:ND1	1:C:284:PRO:HD2	2.27	0.49
1:C:60:HIS:CD2	1:C:61:PRO:CD	2.95	0.49
2:B:412:LYS:HD3	2:B:413:TYR:HE1	1.78	0.49
1:C:203:PHE:CB	1:C:211:GLN:HE22	2.25	0.49

Continued on next page...

Continued from previous page...

Atom-1	Atom-2	Interatomic distance (Å)	Clash overlap (Å)
1:C:15:TYR:O	1:C:35:ILE:HG12	2.13	0.49
1:A:294:PRO:HB2	1:A:296:LEU:HD23	1.94	0.49
1:A:149:ALA:O	1:A:150:ARG:HG2	2.13	0.49
2:D:175:VAL:HB	2:D:176:PRO:CD	2.42	0.49
1:C:84:HIS:CD2	1:C:136:ASN:HA	2.38	0.49
2:D:358:ALA:CB	2:D:391:LEU:HD13	2.43	0.49
1:A:73:GLU:HG3	1:A:75:LYS:HG2	1.95	0.49
1:C:200:ARG:HD2	1:C:201:ALA:N	2.26	0.49
1:A:95:ALA:O	1:A:96:LEU:CB	2.61	0.49
1:C:74:ASN:HB2	1:C:75:LYS:HE2	1.94	0.49
2:B:207:THR:HG23	2:B:210:MET:H	1.77	0.49
1:C:85:GLN:NE2	1:C:298:LEU:HB3	2.28	0.49
2:B:373:PRO:HG2	2:B:376:LEU:HB2	1.94	0.49
2:D:174:GLU:CG	2:D:177:ASP:H	2.23	0.48
1:A:122:ARG:O	1:A:151:ALA:HA	2.12	0.48
2:D:313:GLN:O	2:D:317:GLN:HG2	2.13	0.48
1:C:101:LEU:N	1:C:102:PRO:CD	2.75	0.48
2:D:282:THR:O	2:D:283:ASP:HB2	2.12	0.48
1:A:224:GLU:OE2	1:A:231:THR:OG1	2.21	0.48
1:C:75:LYS:H	1:C:75:LYS:HD2	1.79	0.48
1:C:159:TYR:CZ	2:D:271:TYR:CE1	3.02	0.48
1:C:40:GLU:O	2:D:288:LYS:HG2	2.13	0.48
1:C:268:HIS:CD2	1:C:270:ASP:H	2.31	0.48
1:C:75:LYS:N	1:C:75:LYS:HD2	2.28	0.48
2:D:292:LEU:HA	2:D:292:LEU:HD12	1.55	0.48
1:C:36:ARG:HD3	1:C:75:LYS:NZ	2.29	0.48
1:A:36:ARG:O	1:A:74:ASN:O	2.31	0.48
1:C:39:THR:HG22	1:C:39:THR:O	2.13	0.48
1:A:227:TRP:CE3	1:A:230:VAL:HG13	2.49	0.48
2:D:275:VAL:HG11	2:D:292:LEU:HD13	1.96	0.48
1:A:41:THR:HG23	2:B:288:LYS:HZ1	1.78	0.48
1:C:167:TRP:CZ3	1:C:201:ALA:HB2	2.49	0.48
2:D:189:MET:HE2	2:D:192:LYS:NZ	2.29	0.48
1:C:223:ASP:H	1:C:226:VAL:HG12	1.79	0.48
1:C:1:MET:HG2	1:C:70:ILE:HG21	1.96	0.47
2:D:175:VAL:HA	2:D:179:HIS:HB2	1.96	0.47
2:D:415:ASN:ND2	4:D:444:HOH:O	2.46	0.47
2:D:288:LYS:HB2	2:D:288:LYS:HE3	1.54	0.47
2:D:185:TYR:O	2:D:189:MET:HG2	2.14	0.47
1:A:120:SER:HB2	2:B:181:ASP:HB3	1.96	0.47
2:B:194:LYS:HE3	4:B:473:HOH:O	2.14	0.47

Continued on next page...

Continued from previous page...

Atom-1	Atom-2	Interatomic distance (Å)	Clash overlap (Å)
3:A:299:ATP:O2B	3:A:299:ATP:H5'2	2.14	0.47
4:C:344:HOH:O	2:D:189:MET:HB3	2.13	0.47
1:A:159:TYR:HB2	2:B:270:ILE:HG13	1.97	0.47
2:D:179:HIS:CE1	2:D:379:LYS:NZ	2.82	0.47
1:C:40:GLU:O	1:C:40:GLU:HG3	2.14	0.47
2:B:407:GLN:HA	4:B:492:HOH:O	2.14	0.47
2:D:398:TYR:CZ	2:D:426:PRO:HB3	2.50	0.47
1:A:291:LYS:N	1:A:292:PRO:HD3	2.29	0.47
1:C:172:GLU:OE2	1:C:274:ARG:NH2	2.44	0.47
2:B:392:MET:HE3	2:B:392:MET:HA	1.97	0.47
2:D:303:THR:OG1	2:D:305:ASP:OD2	2.32	0.47
1:A:206:ASP:N	1:A:210:ASP:OD2	2.45	0.47
1:C:36:ARG:HE	1:C:36:ARG:HB2	1.51	0.47
2:D:191:VAL:HA	2:D:194:LYS:HE3	1.97	0.46
1:A:5:GLN:HG2	1:A:22:ARG:HH21	1.81	0.46
1:A:159:TYR:CD2	1:A:162:GLU:HG3	2.50	0.46
1:A:49:ILE:CD1	2:B:266:LYS:HD2	2.45	0.46
1:C:206:ASP:N	1:C:210:ASP:OD2	2.44	0.46
2:B:205:ASP:OD2	2:B:250:ARG:HG2	2.15	0.46
2:B:287:THR:HG22	2:B:288:LYS:H	1.79	0.46
1:C:230:VAL:HG13	1:C:231:THR:N	2.31	0.46
1:A:72:THR:OG1	1:A:75:LYS:HG3	2.15	0.46
2:B:395:HIS:HB2	2:B:430:LEU:HD11	1.98	0.46
2:D:329:VAL:HG23	2:D:367:VAL:HG11	1.96	0.46
2:D:373:PRO:HG2	2:D:376:LEU:HB2	1.97	0.46
1:C:95:ALA:HA	1:C:199:ARG:CG	2.46	0.46
1:C:159:TYR:CD2	1:C:162:GLU:CG	2.92	0.46
1:A:43:GLY:O	1:A:45:PRO:HD3	2.16	0.46
1:C:11:GLY:HA3	3:C:299:ATP:C4'	2.45	0.46
1:A:226:VAL:HG12	1:A:227:TRP:N	2.31	0.46
2:B:289:LYS:HG3	2:B:293:ARG:HD2	1.98	0.46
1:A:290:THR:C	1:A:292:PRO:HD3	2.36	0.46
1:A:288:ASP:OD1	1:A:288:ASP:N	2.49	0.46
2:D:374:GLU:HG3	2:D:378:ARG:NH1	2.31	0.46
1:C:159:TYR:CD2	1:C:162:GLU:HG3	2.51	0.46
2:B:326:ASN:O	2:B:330:GLU:HG3	2.15	0.46
2:D:191:VAL:HG22	2:D:194:LYS:HZ1	1.81	0.46
1:C:157:ARG:HD3	1:C:157:ARG:H	1.78	0.46
2:B:220:GLU:O	2:B:223:GLU:HB2	2.16	0.46
2:B:415:ASN:OD1	2:B:417:LYS:N	2.33	0.46
2:D:346:PRO:O	2:D:349:LYS:HG2	2.16	0.45

Continued on next page...

Continued from previous page...

Atom-1	Atom-2	Interatomic distance (Å)	Clash overlap (Å)
2:D:417:LYS:HB3	2:D:417:LYS:HE3	1.58	0.45
1:C:197:VAL:HG11	1:C:255:LEU:HD13	1.98	0.45
1:A:60:HIS:HD2	1:A:62:ASN:N	2.01	0.45
1:A:71:HIS:NE2	2:B:296:HIS:ND1	2.64	0.45
2:B:370:GLN:CD	2:B:371:SER:H	2.19	0.45
1:A:152:PHE:CD2	2:B:173:ASN:ND2	2.84	0.45
1:C:113:GLN:NE2	1:C:281:LEU:CD2	2.79	0.45
1:C:159:TYR:CD1	1:C:160:THR:N	2.85	0.45
2:D:388:LYS:HB3	2:D:389:PRO:HD3	1.97	0.45
1:A:13:GLY:N	1:A:16:GLY:O	2.50	0.45
1:C:34:LYS:CE	1:C:75:LYS:NZ	2.79	0.45
2:B:201:LYS:HE2	2:B:202:LYS:CD	2.47	0.45
1:A:32:LEU:CD2	1:A:79:VAL:HG22	2.47	0.45
2:D:179:HIS:NE2	2:D:320:LEU:CD1	2.75	0.45
1:A:227:TRP:CD2	1:A:230:VAL:HG13	2.52	0.45
1:C:117:PHE:CE1	1:C:121:HIS:CE1	3.05	0.45
1:C:41:THR:HG22	2:D:288:LYS:HD2	1.98	0.45
1:C:225:VAL:CG1	1:C:226:VAL:N	2.79	0.45
1:C:113:GLN:HE22	1:C:281:LEU:CD2	2.30	0.45
2:B:372:TRP:CZ3	2:B:376:LEU:HD13	2.51	0.45
2:D:174:GLU:CD	2:D:176:PRO:HB2	2.37	0.45
1:A:37:LEU:HD23	1:A:37:LEU:HA	1.69	0.45
1:A:159:TYR:CD2	1:A:162:GLU:CG	2.99	0.45
1:A:84:HIS:HB3	1:A:298:LEU:HD22	1.97	0.45
1:A:84:HIS:ND1	1:A:136:ASN:HA	2.31	0.45
1:A:85:GLN:HB2	1:A:85:GLN:HE21	1.50	0.45
1:C:275:ILE:HD13	1:C:280:ALA:CA	2.47	0.45
1:C:15:TYR:CE1	1:C:35:ILE:CD1	3.00	0.44
1:C:297:ARG:NH1	1:C:298:LEU:HD23	2.32	0.44
1:C:233:MET:HA	1:C:234:PRO:HD3	1.76	0.44
2:B:200:MET:HB2	2:B:200:MET:HE2	1.50	0.44
2:B:414:LYS:HB2	2:B:423:LEU:HD11	1.98	0.44
1:C:226:VAL:O	1:C:226:VAL:HG22	2.16	0.44
1:C:6:LYS:H	1:C:6:LYS:CD	2.30	0.44
1:A:159:TYR:HB3	4:A:391:HOH:O	2.18	0.44
2:B:327:CYS:HG	2:B:419:HIS:HE2	1.55	0.44
2:B:277:GLU:O	2:B:281:ILE:HG12	2.16	0.44
1:C:268:HIS:HB3	1:C:274:ARG:HA	2.00	0.44
1:C:203:PHE:HB2	1:C:211:GLN:HE22	1.83	0.44
1:A:2:GLU:HG2	1:C:73:GLU:OE1	2.18	0.44
2:D:328:LYS:HE2	2:D:328:LYS:HB3	1.72	0.44

Continued on next page...

Continued from previous page...

Atom-1	Atom-2	Interatomic distance (Å)	Clash overlap (Å)
2:D:263:LEU:HD21	2:D:295:GLU:HG3	1.98	0.44
1:C:11:GLY:HA3	3:C:299:ATP:H4'	2.00	0.44
1:A:74:ASN:N	1:A:74:ASN:OD1	2.51	0.44
1:A:159:TYR:CE2	1:A:161:HIS:HB2	2.52	0.44
2:B:201:LYS:NZ	2:B:202:LYS:CE	2.80	0.44
1:C:158:THR:HG22	1:C:180:TYR:CE2	2.53	0.44
2:D:179:HIS:CE1	2:D:320:LEU:HD12	2.53	0.44
1:C:6:LYS:HD2	1:C:6:LYS:H	1.82	0.44
1:C:225:VAL:HG12	1:C:226:VAL:N	2.33	0.44
1:A:273:LYS:HD2	1:A:273:LYS:HA	1.79	0.44
1:C:213:PHE:HE2	1:C:241:PRO:CD	2.30	0.44
1:A:49:ILE:HD12	2:B:266:LYS:HD2	2.00	0.44
2:B:361:HIS:CE1	2:B:384:LEU:HD21	2.53	0.44
2:B:233:HIS:HE1	4:B:515:HOH:O	1.99	0.44
1:C:135:ILE:HG23	1:C:141:ILE:HD12	1.99	0.43
1:C:55:LEU:HA	1:C:55:LEU:HD23	1.83	0.43
2:B:203:GLN:HG2	2:B:206:ILE:CG1	2.44	0.43
2:D:343:ASP:C	2:D:345:ASP:N	2.66	0.43
2:D:415:ASN:HD22	2:D:417:LYS:HB3	1.83	0.43
2:B:370:GLN:HG3	4:B:479:HOH:O	2.18	0.43
1:A:255:LEU:HA	1:A:255:LEU:HD12	1.80	0.43
1:C:135:ILE:HA	1:C:140:ALA:O	2.18	0.43
1:C:159:TYR:CD2	1:C:162:GLU:N	2.86	0.43
1:A:101:LEU:N	1:A:102:PRO:CD	2.82	0.43
2:D:263:LEU:HD21	2:D:295:GLU:CG	2.48	0.43
2:B:387:LEU:O	2:B:391:LEU:HB2	2.19	0.43
1:C:105:LYS:HE2	1:C:285:PHE:O	2.18	0.43
1:A:62:ASN:ND2	1:A:110:GLN:HB3	2.33	0.43
1:C:1:MET:HG3	1:C:77:TYR:CE1	2.54	0.43
1:C:55:LEU:HD13	1:C:66:LEU:HB2	2.01	0.43
1:A:268:HIS:CE1	4:A:390:HOH:O	2.71	0.43
1:C:262:LEU:HD21	1:C:286:PHE:CZ	2.53	0.43
2:D:194:LYS:HA	2:D:195:PRO:HD3	1.79	0.43
1:C:247:ASP:CB	1:C:250:LYS:HD3	2.47	0.43
1:C:223:ASP:OD1	1:C:226:VAL:N	2.45	0.43
1:A:286:PHE:O	1:A:288:ASP:N	2.52	0.43
1:A:212:LEU:HD23	1:A:212:LEU:HA	1.79	0.43
1:C:182:THR:N	2:D:173:ASN:O	2.40	0.43
1:C:85:GLN:HE21	1:C:298:LEU:HB3	1.82	0.43
2:B:270:ILE:CG2	2:B:271:TYR:HD1	2.20	0.43
2:B:187:ARG:O	2:B:190:GLU:HG2	2.18	0.43

Continued on next page...

Continued from previous page...

Atom-1	Atom-2	Interatomic distance (Å)	Clash overlap (Å)
2:B:187:ARG:HD2	2:B:190:GLU:OE2	2.18	0.43
1:C:77:TYR:C	1:C:78:LEU:HD23	2.38	0.43
1:A:159:TYR:HD2	1:A:162:GLU:HG3	1.83	0.43
1:A:178:LYS:HD3	1:A:179:TYR:CZ	2.54	0.43
1:C:237:LYS:HE3	1:C:240:PHE:CE1	2.54	0.43
2:D:175:VAL:HB	2:D:176:PRO:HD3	2.00	0.43
2:B:287:THR:O	2:B:291:VAL:HG23	2.17	0.43
1:C:250:LYS:CD	1:C:250:LYS:N	2.74	0.43
2:B:229:ASN:HD22	2:B:334:MET:CE	2.32	0.43
1:A:95:ALA:O	1:A:96:LEU:HB3	2.19	0.43
2:B:358:ALA:HB1	2:B:391:LEU:HD13	2.00	0.43
1:C:252:VAL:HG21	1:C:263:LEU:HD23	2.01	0.43
1:C:12:GLU:N	3:C:299:ATP:H5'2	2.34	0.43
2:B:245:SER:O	2:B:246:MET:HG2	2.18	0.43
2:B:370:GLN:CG	2:B:371:SER:N	2.82	0.43
1:A:188:SER:O	1:A:192:ILE:HG13	2.19	0.43
2:B:184:THR:O	2:B:188:GLU:HG3	2.19	0.43
1:A:157:ARG:NH1	1:A:179:TYR:HE1	2.17	0.42
1:C:223:ASP:C	1:C:225:VAL:H	2.21	0.42
1:A:193:PHE:O	1:A:197:VAL:HG23	2.19	0.42
1:A:1:MET:CE	1:A:70:ILE:CD1	2.97	0.42
1:A:270:ASP:HB3	1:A:273:LYS:HB2	2.00	0.42
2:D:384:LEU:HA	2:D:384:LEU:HD12	1.93	0.42
1:C:159:TYR:CZ	2:D:271:TYR:HE1	2.37	0.42
2:D:239:ILE:HD11	2:D:257:GLY:HA2	2.00	0.42
1:C:82:PHE:C	1:C:82:PHE:CD1	2.92	0.42
1:A:38:ASP:C	1:A:40:GLU:H	2.23	0.42
1:C:95:ALA:CA	1:C:199:ARG:HD2	2.48	0.42
1:C:141:ILE:O	1:C:142:LYS:HG2	2.19	0.42
1:A:181:SER:HA	2:B:173:ASN:N	2.34	0.42
2:D:376:LEU:HD23	2:D:376:LEU:HA	1.87	0.42
1:A:2:GLU:CD	1:A:2:GLU:H	2.23	0.42
1:A:105:LYS:HE3	1:A:105:LYS:HB2	1.76	0.42
1:A:237:LYS:HA	1:A:238:PRO:HD3	1.88	0.42
1:C:67:LEU:O	1:C:68:ASP:HB2	2.19	0.42
2:B:428:GLU:C	2:B:429:THR:HG23	2.40	0.42
1:C:89:LYS:HB3	1:C:297:ARG:HH21	1.85	0.42
1:C:213:PHE:CD2	1:C:243:TRP:HH2	2.36	0.42
2:D:412:LYS:HE2	2:D:413:TYR:HE1	1.82	0.42
2:D:348:LEU:HD12	2:D:348:LEU:HA	1.71	0.42
1:C:297:ARG:NH1	1:C:298:LEU:CD2	2.82	0.42

Continued on next page...

Continued from previous page...

Atom-1	Atom-2	Interatomic distance (Å)	Clash overlap (Å)
2:D:343:ASP:HB3	2:D:345:ASP:CB	2.40	0.42
2:D:191:VAL:HG13	2:D:191:VAL:O	2.19	0.42
2:D:361:HIS:HE1	2:D:371:SER:HB3	1.83	0.42
2:B:270:ILE:HG22	2:B:271:TYR:N	2.33	0.42
2:B:201:LYS:CE	2:B:202:LYS:HG3	2.46	0.42
2:B:370:GLN:HG3	2:B:371:SER:N	2.34	0.42
1:C:55:LEU:CD1	1:C:80:PHE:CE1	2.99	0.42
1:C:284:PRO:HA	1:C:287:GLN:HG3	2.02	0.42
1:C:134:LEU:HD12	1:C:144:ALA:CB	2.49	0.42
2:D:185:TYR:CE1	2:D:189:MET:CE	3.03	0.42
1:A:175:LEU:HD23	1:A:212:LEU:HD11	2.02	0.42
2:B:207:THR:CG2	2:B:210:MET:H	2.33	0.41
1:A:182:THR:N	2:B:173:ASN:N	2.67	0.41
1:C:203:PHE:HB3	1:C:211:GLN:NE2	2.35	0.41
2:B:233:HIS:HD2	4:B:446:HOH:O	2.02	0.41
2:B:270:ILE:HD12	2:B:270:ILE:HA	1.74	0.41
1:C:275:ILE:CD1	1:C:280:ALA:HA	2.50	0.41
1:C:41:THR:HG22	2:D:288:LYS:CD	2.51	0.41
1:A:55:LEU:HD12	1:A:55:LEU:HA	1.82	0.41
1:A:15:TYR:C	1:A:15:TYR:CD1	2.94	0.41
2:B:366:THR:HG22	2:B:424:LEU:HD21	2.03	0.41
2:B:315:LEU:HD23	2:B:315:LEU:HA	1.85	0.41
1:A:34:LYS:HB3	1:A:34:LYS:HE2	1.88	0.41
1:C:138:GLU:HG3	1:C:138:GLU:O	2.19	0.41
2:D:323:GLN:HA	2:D:324:PRO:HA	1.63	0.41
2:B:404:HIS:O	2:B:407:GLN:NE2	2.54	0.41
2:B:178:TYR:O	2:B:182:ILE:HG13	2.21	0.41
1:C:253:PRO:N	1:C:254:PRO:CD	2.84	0.41
2:B:372:TRP:HA	2:B:373:PRO:HD2	1.80	0.41
1:C:129:LYS:HE3	1:C:131:GLN:CG	2.50	0.41
2:B:214:LEU:HD11	2:B:257:GLY:HA3	2.03	0.41
2:B:210:MET:HE3	2:B:210:MET:HB3	1.83	0.41
1:A:40:GLU:O	2:B:288:LYS:CD	2.69	0.41
1:C:140:ALA:N	4:C:354:HOH:O	2.54	0.41
1:C:85:GLN:HE21	1:C:297:ARG:HH12	1.66	0.41
1:A:87:LEU:O	1:A:91:MET:HB2	2.21	0.41
1:A:49:ILE:HD12	2:B:266:LYS:CD	2.51	0.41
1:C:261:SER:OG	1:C:283:HIS:NE2	2.52	0.41
2:D:358:ALA:HB1	2:D:391:LEU:CD1	2.51	0.41
1:C:119:HIS:CD2	1:C:182:THR:HB	2.56	0.40
1:C:261:SER:O	1:C:265:GLN:HG3	2.21	0.40

Continued on next page...

Continued from previous page...

Atom-1	Atom-2	Interatomic distance (Å)	Clash overlap (Å)
1:A:295:HIS:O	1:A:297:ARG:NH2	2.54	0.40
1:C:83:LEU:O	3:C:299:ATP:H2	2.03	0.40
2:D:415:ASN:ND2	2:D:417:LYS:HB3	2.35	0.40
2:D:394:LEU:HD12	2:D:394:LEU:HA	1.89	0.40
2:B:200:MET:SD	2:B:206:ILE:CD1	3.05	0.40
1:A:139:GLY:HA2	1:A:294:PRO:HD3	2.03	0.40
2:D:218:LEU:HD23	2:D:218:LEU:HA	1.90	0.40
2:D:365:TYR:HA	2:D:370:GLN:O	2.21	0.40
2:D:191:VAL:CG2	2:D:194:LYS:HZ1	2.35	0.40
1:C:121:HIS:C	1:C:122:ARG:HG3	2.42	0.40
1:C:115:LEU:HD22	1:C:189:LEU:HD22	2.04	0.40

There are no symmetry-related clashes.

5.3 Torsion angles [i](#)

5.3.1 Protein backbone [i](#)

In the following table, the Percentiles column shows the percent Ramachandran outliers of the chain as a percentile score with respect to all X-ray entries followed by that with respect to entries of similar resolution.

The Analysed column shows the number of residues for which the backbone conformation was analysed, and the total number of residues.

Mol	Chain	Analysed	Favoured	Allowed	Outliers	Percentiles	
1	A	296/298 (99%)	270 (91%)	20 (7%)	6 (2%)	9	7
1	C	296/298 (99%)	267 (90%)	22 (7%)	7 (2%)	7	5
2	B	258/260 (99%)	238 (92%)	15 (6%)	5 (2%)	10	8
2	D	258/260 (99%)	247 (96%)	8 (3%)	3 (1%)	16	16
All	All	1108/1116 (99%)	1022 (92%)	65 (6%)	21 (2%)	10	8

All (21) Ramachandran outliers are listed below:

Mol	Chain	Res	Type
1	A	73	GLU
1	A	96	LEU
2	B	174	GLU
2	B	176	PRO

Continued on next page...

Continued from previous page...

Mol	Chain	Res	Type
2	B	346	PRO
1	C	139	GLY
2	D	346	PRO
1	A	287	GLN
2	B	204	PRO
1	C	14	THR
1	A	40	GLU
1	A	155	PRO
1	C	97	THR
1	A	37	LEU
1	C	37	LEU
2	D	345	ASP
1	C	228	PRO
1	C	289	VAL
2	D	176	PRO
2	B	345	ASP
1	C	234	PRO

5.3.2 Protein sidechains ⓘ

In the following table, the Percentiles column shows the percent sidechain outliers of the chain as a percentile score with respect to all X-ray entries followed by that with respect to entries of similar resolution.

The Analysed column shows the number of residues for which the sidechain conformation was analysed, and the total number of residues.

Mol	Chain	Analysed	Rotameric	Outliers	Percentiles	
1	A	263/263 (100%)	227 (86%)	36 (14%)	4	4
1	C	263/263 (100%)	226 (86%)	37 (14%)	4	4
2	B	234/234 (100%)	209 (89%)	25 (11%)	8	9
2	D	234/234 (100%)	217 (93%)	17 (7%)	17	22
All	All	994/994 (100%)	879 (88%)	115 (12%)	7	7

All (115) residues with a non-rotameric sidechain are listed below:

Mol	Chain	Res	Type
1	A	2	GLU
1	A	6	LYS
1	A	9	LYS
1	A	30	VAL

Continued on next page...

Continued from previous page...

Mol	Chain	Res	Type
1	A	37	LEU
1	A	39	THR
1	A	40	GLU
1	A	41	THR
1	A	47	THR
1	A	75	LYS
1	A	76	LEU
1	A	78	LEU
1	A	85	GLN
1	A	87	LEU
1	A	94	SER
1	A	97	THR
1	A	115	LEU
1	A	122	ARG
1	A	138	GLU
1	A	154	VAL
1	A	162	GLU
1	A	164	VAL
1	A	172	GLU
1	A	189	LEU
1	A	202	LEU
1	A	226	VAL
1	A	230	VAL
1	A	232	SER
1	A	242	LYS
1	A	246	GLN
1	A	255	LEU
1	A	257	GLU
1	A	264	SER
1	A	278	LYS
1	A	293	VAL
1	A	297	ARG
2	B	177	ASP
2	B	194	LYS
2	B	209	SER
2	B	232	LEU
2	B	237	ASN
2	B	247	SER
2	B	249	LEU
2	B	250	ARG
2	B	270	ILE
2	B	285	THR

Continued on next page...

Continued from previous page...

Mol	Chain	Res	Type
2	B	288	LYS
2	B	289	LYS
2	B	292	LEU
2	B	293	ARG
2	B	323	GLN
2	B	345	ASP
2	B	348	LEU
2	B	349	LYS
2	B	368	THR
2	B	384	LEU
2	B	386	SER
2	B	391	LEU
2	B	392	MET
2	B	407	GLN
2	B	416	SER
1	C	5	GLN
1	C	6	LYS
1	C	15	TYR
1	C	32	LEU
1	C	36	ARG
1	C	58	LEU
1	C	74	ASN
1	C	75	LYS
1	C	76	LEU
1	C	85	GLN
1	C	87	LEU
1	C	89	LYS
1	C	101	LEU
1	C	113	GLN
1	C	122	ARG
1	C	141	ILE
1	C	145	ASP
1	C	148	LEU
1	C	152	PHE
1	C	154	VAL
1	C	157	ARG
1	C	163	VAL
1	C	181	SER
1	C	186	ILE
1	C	189	LEU
1	C	202	LEU
1	C	224	GLU

Continued on next page...

Continued from previous page...

Mol	Chain	Res	Type
1	C	225	VAL
1	C	239	SER
1	C	250	LYS
1	C	252	VAL
1	C	255	LEU
1	C	264	SER
1	C	275	ILE
1	C	288	ASP
1	C	297	ARG
1	C	298	LEU
2	D	173	ASN
2	D	177	ASP
2	D	178	TYR
2	D	179	HIS
2	D	196	LYS
2	D	226	LYS
2	D	232	LEU
2	D	247	SER
2	D	274	GLU
2	D	283	ASP
2	D	288	LYS
2	D	292	LEU
2	D	323	GLN
2	D	345	ASP
2	D	371	SER
2	D	391	LEU
2	D	417	LYS

Some sidechains can be flipped to improve hydrogen bonding and reduce clashes. All (30) such sidechains are listed below:

Mol	Chain	Res	Type
1	A	59	ASN
1	A	60	HIS
1	A	71	HIS
1	A	85	GLN
2	B	173	ASN
2	B	179	HIS
2	B	208	ASN
2	B	317	GLN
2	B	323	GLN
2	B	404	HIS
2	B	431	ASN

Continued on next page...

Continued from previous page...

Mol	Chain	Res	Type
1	C	60	HIS
1	C	71	HIS
1	C	84	HIS
1	C	85	GLN
1	C	113	GLN
1	C	119	HIS
1	C	161	HIS
1	C	268	HIS
2	D	173	ASN
2	D	179	HIS
2	D	183	HIS
2	D	208	ASN
2	D	229	ASN
2	D	296	HIS
2	D	321	HIS
2	D	404	HIS
2	D	406	GLN
2	D	415	ASN
2	D	419	HIS

5.3.3 RNA [i](#)

There are no RNA molecules in this entry.

5.4 Non-standard residues in protein, DNA, RNA chains [i](#)

There are no non-standard protein/DNA/RNA residues in this entry.

5.5 Carbohydrates [i](#)

There are no carbohydrates in this entry.

5.6 Ligand geometry [i](#)

2 ligands are modelled in this entry.

In the following table, the Counts columns list the number of bonds (or angles) for which Mogul statistics could be retrieved, the number of bonds (or angles) that are observed in the model and the number of bonds (or angles) that are defined in the chemical component dictionary. The Link column lists molecule types, if any, to which the group is linked. The Z score for a bond length (or angle) is the number of standard deviations the observed value is removed from the expected

value. A bond length (or angle) with $|Z| > 2$ is considered an outlier worth inspection. RMSZ is the root-mean-square of all Z scores of the bond lengths (or angles).

Mol	Type	Chain	Res	Link	Bond lengths			Bond angles		
					Counts	RMSZ	$\# Z > 2$	Counts	RMSZ	$\# Z > 2$
3	ATP	A	299	-	24,33,33	0.77	1 (4%)	31,52,52	2.47	9 (29%)
3	ATP	C	299	-	24,33,33	0.72	0	31,52,52	1.91	8 (25%)

In the following table, the Chirals column lists the number of chiral outliers, the number of chiral centers analysed, the number of these observed in the model and the number defined in the chemical component dictionary. Similar counts are reported in the Torsion and Rings columns. '-' means no outliers of that kind were identified.

Mol	Type	Chain	Res	Link	Chirals	Torsions	Rings
3	ATP	A	299	-	-	0/18/38/38	0/3/3/3
3	ATP	C	299	-	-	0/18/38/38	0/3/3/3

All (1) bond length outliers are listed below:

Mol	Chain	Res	Type	Atoms	Z	Observed(Å)	Ideal(Å)
3	A	299	ATP	O4'-C1'	2.21	1.44	1.41

All (17) bond angle outliers are listed below:

Mol	Chain	Res	Type	Atoms	Z	Observed(°)	Ideal(°)
3	A	299	ATP	C2'-C1'-N9	-6.21	104.81	114.29
3	C	299	ATP	O2A-PA-O3A	-5.69	79.28	105.09
3	A	299	ATP	O2A-PA-O3A	-5.41	80.56	105.09
3	A	299	ATP	PA-O3A-PB	-4.89	118.99	132.73
3	A	299	ATP	C4'-O4'-C1'	-4.40	104.88	109.72
3	C	299	ATP	PA-O3A-PB	-2.68	125.20	132.73
3	C	299	ATP	C4'-O4'-C1'	-2.27	107.23	109.72
3	C	299	ATP	O4'-C4'-C3'	-2.08	100.95	105.15
3	C	299	ATP	C2'-C1'-N9	2.02	117.38	114.29
3	A	299	ATP	O2B-PB-O1B	2.27	124.84	112.53
3	A	299	ATP	O5'-C5'-C4'	2.40	117.96	109.12
3	C	299	ATP	O4'-C1'-N9	2.66	113.67	108.10
3	A	299	ATP	O4'-C4'-C5'	3.27	121.02	109.32
3	C	299	ATP	C1'-N9-C4	3.29	131.90	126.94
3	A	299	ATP	O2B-PB-O3B	3.60	121.43	105.09
3	C	299	ATP	O3G-PG-O1G	3.84	122.96	110.58
3	A	299	ATP	O4'-C1'-N9	4.30	117.10	108.10

There are no chirality outliers.

There are no torsion outliers.

There are no ring outliers.

2 monomers are involved in 9 short contacts:

Mol	Chain	Res	Type	Clashes	Symm-Clashes
3	A	299	ATP	2	0
3	C	299	ATP	7	0

5.7 Other polymers [i](#)

There are no such residues in this entry.

5.8 Polymer linkage issues [i](#)

There are no chain breaks in this entry.

6 Fit of model and data ⓘ

6.1 Protein, DNA and RNA chains ⓘ

EDS was not executed - this section will therefore be empty.

6.2 Non-standard residues in protein, DNA, RNA chains ⓘ

EDS was not executed - this section will therefore be empty.

6.3 Carbohydrates ⓘ

EDS was not executed - this section will therefore be empty.

6.4 Ligands ⓘ

EDS was not executed - this section will therefore be empty.

6.5 Other polymers ⓘ

EDS was not executed - this section will therefore be empty.