



Full wwPDB X-ray Structure Validation Report ⓘ

Sep 22, 2016 – 12:00 PM EDT

PDB ID : 5FJV
Title : Crystal structure of the extracellular domain of alpha2 nicotinic acetylcholine receptor in pentameric assembly
Authors : Giastas, P.; Kouvatsos, N.; Chroni-Tzartou, D.; Tzartos, S.J.
Deposited on : 2015-10-13
Resolution : 3.20 Å(reported)

This is a Full wwPDB X-ray Structure Validation Report for a publicly released PDB entry.

We welcome your comments at validation@mail.wwpdb.org

A user guide is available at

<http://wwpdb.org/validation/2016/XrayValidationReportHelp>

with specific help available everywhere you see the ⓘ symbol.

The following versions of software and data (see [references ⓘ](#)) were used in the production of this report:

MolProbity : 4.02b-467
Mogul : 1.7.1 (RC1), CSD as537be (2016)
Xtriage (Phenix) : 1.9-1692
EDS : rb-20027939
Percentile statistics : 20151230.v01 (using entries in the PDB archive December 30th 2015)
Refmac : 5.8.0135
CCP4 : 6.5.0
Ideal geometry (proteins) : Engh & Huber (2001)
Ideal geometry (DNA, RNA) : Parkinson et al. (1996)
Validation Pipeline (wwPDB-VP) : rb-20027939

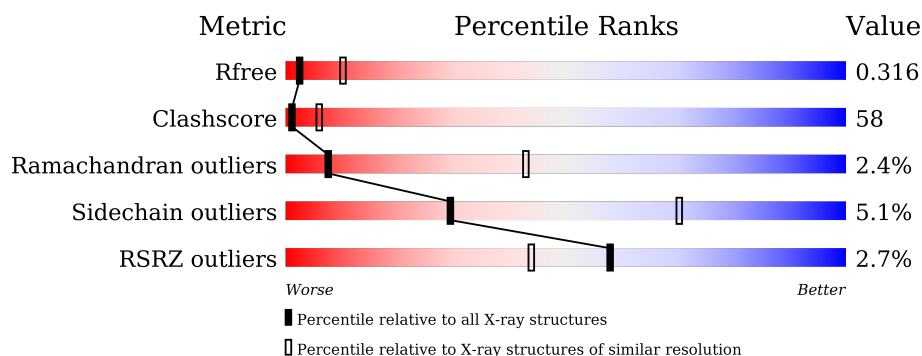
1 Overall quality at a glance i

The following experimental techniques were used to determine the structure:

X-RAY DIFFRACTION

The reported resolution of this entry is 3.20 Å.

Percentile scores (ranging between 0-100) for global validation metrics of the entry are shown in the following graphic. The table shows the number of entries on which the scores are based.



Metric	Whole archive (#Entries)	Similar resolution (#Entries, resolution range(Å))
R_{free}	91344	1124 (3.24-3.16)
Clashscore	102246	1024 (3.22-3.18)
Ramachandran outliers	100387	1004 (3.22-3.18)
Sidechain outliers	100360	1003 (3.22-3.18)
RSRZ outliers	91569	1129 (3.24-3.16)

The table below summarises the geometric issues observed across the polymeric chains and their fit to the electron density. The red, orange, yellow and green segments on the lower bar indicate the fraction of residues that contain outliers for ≥ 3 , 2, 1 and 0 types of geometric quality criteria. A grey segment represents the fraction of residues that are not modelled. The numeric value for each fraction is indicated below the corresponding segment, with a dot representing fractions $\leq 5\%$. The upper red bar (where present) indicates the fraction of residues that have poor fit to the electron density. The numeric value is given above the bar.

Mol	Chain	Length	Quality of chain
1	A	213	<div> <div>2%</div> <div> <div></div> <div>34%</div> <div>56%</div> <div>7%</div> <div></div> </div> <div></div> </div>
1	B	213	<div> <div>3%</div> <div> <div></div> <div>29%</div> <div>62%</div> <div>6%</div> <div></div> </div> <div></div> </div>
1	C	213	<div> <div>%</div> <div> <div></div> <div>39%</div> <div>54%</div> <div></div> </div> <div></div> </div>
1	D	213	<div> <div>4%</div> <div> <div></div> <div>36%</div> <div>55%</div> <div>5%</div> <div></div> </div> <div></div> </div>
1	E	213	<div> <div>2%</div> <div> <div></div> <div>32%</div> <div>59%</div> <div>6%</div> <div></div> </div> <div></div> </div>

The following table lists non-polymeric compounds, carbohydrate monomers and non-standard residues in protein, DNA, RNA chains that are outliers for geometric or electron-density-fit criteria:

Mol	Type	Chain	Res	Chirality	Geometry	Clashes	Electron density
2	EPJ	A	300	-	-	-	X
2	EPJ	B	300	-	-	-	X
2	EPJ	C	300	-	-	-	X
2	EPJ	D	300	-	-	-	X

2 Entry composition

There are 2 unique types of molecules in this entry. The entry contains 8584 atoms, of which 0 are hydrogens and 0 are deuteriums.

In the tables below, the ZeroOcc column contains the number of atoms modelled with zero occupancy, the AltConf column contains the number of residues with at least one atom in alternate conformation and the Trace column contains the number of residues modelled with at most 2 atoms.

- Molecule 1 is a protein called NEURONAL ACETYLCHOLINE RECEPTOR SUBUNIT ALPHA-2.

Mol	Chain	Residues	Atoms					ZeroOcc	AltConf	Trace
1	A	207	Total	C	N	O	S	0	0	1
			1702	1099	282	311	10			
1	B	208	Total	C	N	O	S	0	0	1
			1711	1104	283	314	10			
1	C	208	Total	C	N	O	S	0	0	1
			1711	1104	283	314	10			
1	D	205	Total	C	N	O	S	0	0	1
			1679	1080	279	310	10			
1	E	208	Total	C	N	O	S	0	0	1
			1711	1104	283	314	10			

There are 30 discrepancies between the modelled and reference sequences:

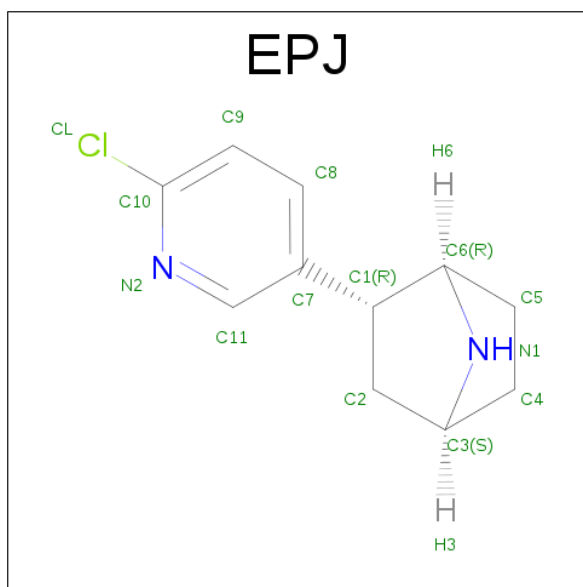
Chain	Residue	Modelled	Actual	Comment	Reference
A	240	HIS	-	EXPRESSION TAG	UNP Q15822
A	241	HIS	-	EXPRESSION TAG	UNP Q15822
A	242	HIS	-	EXPRESSION TAG	UNP Q15822
A	243	HIS	-	EXPRESSION TAG	UNP Q15822
A	244	HIS	-	EXPRESSION TAG	UNP Q15822
A	245	HIS	-	EXPRESSION TAG	UNP Q15822
B	240	HIS	-	EXPRESSION TAG	UNP Q15822
B	241	HIS	-	EXPRESSION TAG	UNP Q15822
B	242	HIS	-	EXPRESSION TAG	UNP Q15822
B	243	HIS	-	EXPRESSION TAG	UNP Q15822
B	244	HIS	-	EXPRESSION TAG	UNP Q15822
B	245	HIS	-	EXPRESSION TAG	UNP Q15822
C	240	HIS	-	EXPRESSION TAG	UNP Q15822
C	241	HIS	-	EXPRESSION TAG	UNP Q15822
C	242	HIS	-	EXPRESSION TAG	UNP Q15822
C	243	HIS	-	EXPRESSION TAG	UNP Q15822
C	244	HIS	-	EXPRESSION TAG	UNP Q15822
C	245	HIS	-	EXPRESSION TAG	UNP Q15822

Continued on next page...

Continued from previous page...

Chain	Residue	Modelled	Actual	Comment	Reference
D	240	HIS	-	EXPRESSION TAG	UNP Q15822
D	241	HIS	-	EXPRESSION TAG	UNP Q15822
D	242	HIS	-	EXPRESSION TAG	UNP Q15822
D	243	HIS	-	EXPRESSION TAG	UNP Q15822
D	244	HIS	-	EXPRESSION TAG	UNP Q15822
D	245	HIS	-	EXPRESSION TAG	UNP Q15822
E	240	HIS	-	EXPRESSION TAG	UNP Q15822
E	241	HIS	-	EXPRESSION TAG	UNP Q15822
E	242	HIS	-	EXPRESSION TAG	UNP Q15822
E	243	HIS	-	EXPRESSION TAG	UNP Q15822
E	244	HIS	-	EXPRESSION TAG	UNP Q15822
E	245	HIS	-	EXPRESSION TAG	UNP Q15822

- Molecule 2 is EPIBATIDINE (three-letter code: EPJ) (formula: $C_{11}H_{13}ClN_2$).

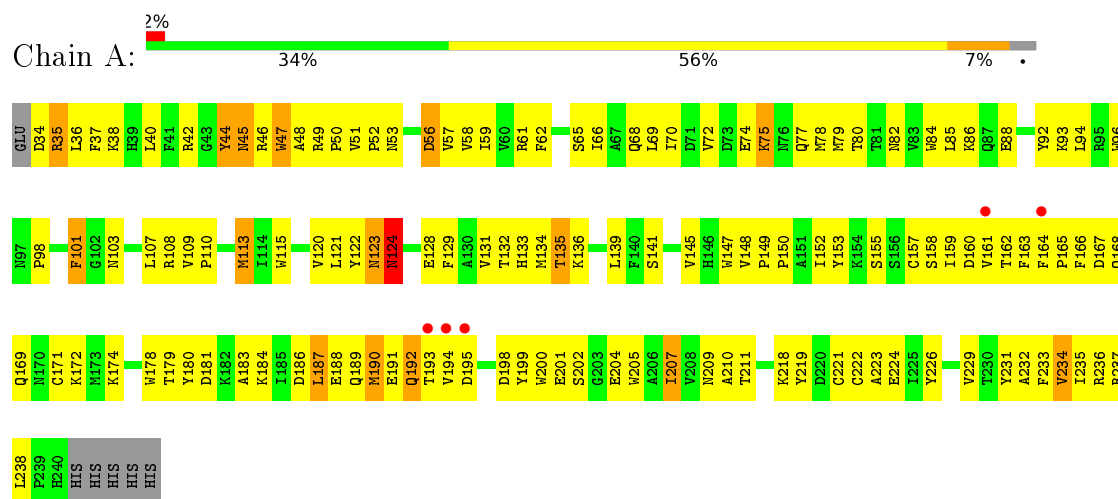


Mol	Chain	Residues	Atoms				ZeroOcc	AltConf
2	A	1	Total	C	Cl	N	0	0
			14	11	1	2		
2	B	1	Total	C	Cl	N	0	0
			14	11	1	2		
2	C	1	Total	C	Cl	N	0	0
			14	11	1	2		
2	D	1	Total	C	Cl	N	0	0
			14	11	1	2		
2	E	1	Total	C	Cl	N	0	0
			14	11	1	2		

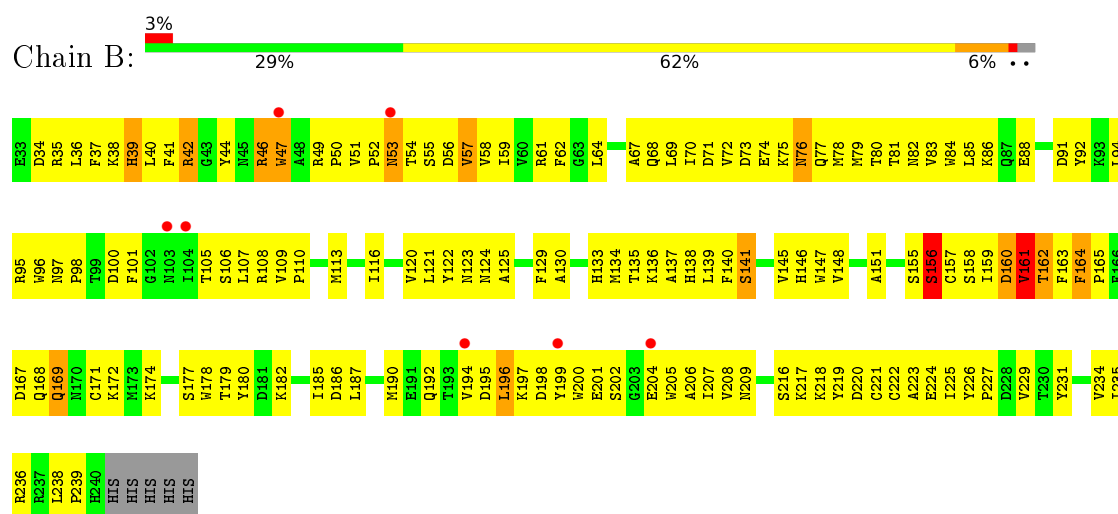
3 Residue-property plots

These plots are drawn for all protein, RNA and DNA chains in the entry. The first graphic for a chain summarises the proportions of errors displayed in the second graphic. The second graphic shows the sequence view annotated by issues in geometry and electron density. Residues are color-coded according to the number of geometric quality criteria for which they contain at least one outlier: green = 0, yellow = 1, orange = 2 and red = 3 or more. A red dot above a residue indicates a poor fit to the electron density ($RSRZ > 2$). Stretches of 2 or more consecutive residues without any outlier are shown as a green connector. Residues present in the sample, but not in the model, are shown in grey.

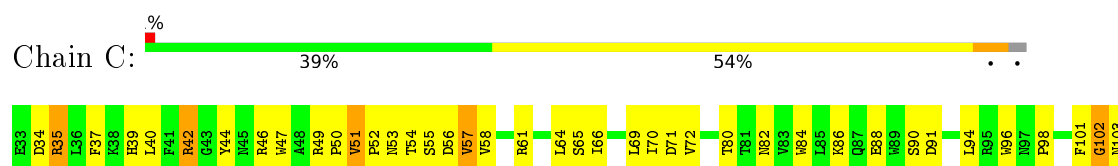
• Molecule 1: NEURONAL ACETYLCHOLINE RECEPTOR SUBUNIT ALPHA-2

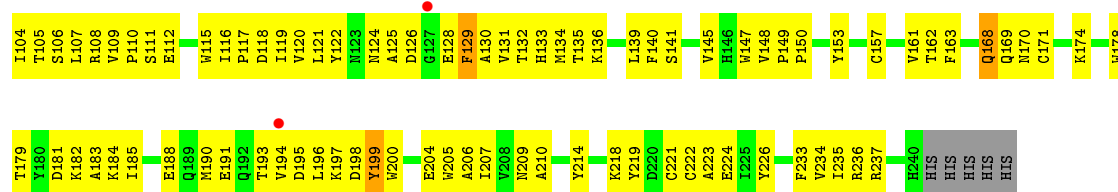


• Molecule 1: NEURONAL ACETYLCHOLINE RECEPTOR SUBUNIT ALPHA-2

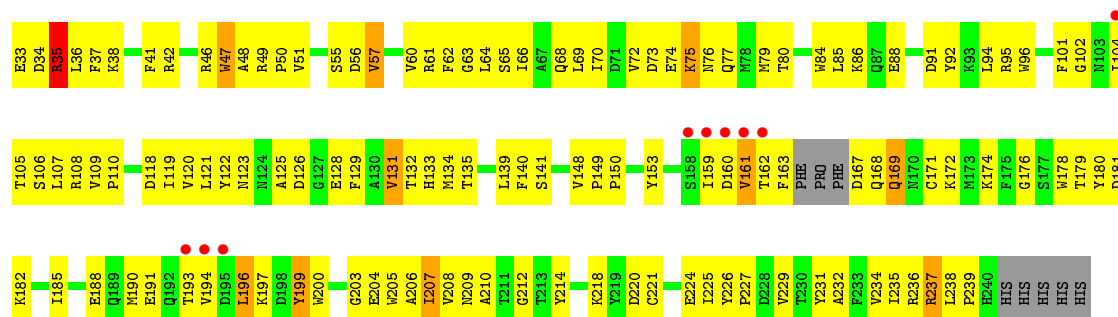


• Molecule 1: NEURONAL ACETYLCHOLINE RECEPTOR SUBUNIT ALPHA-2

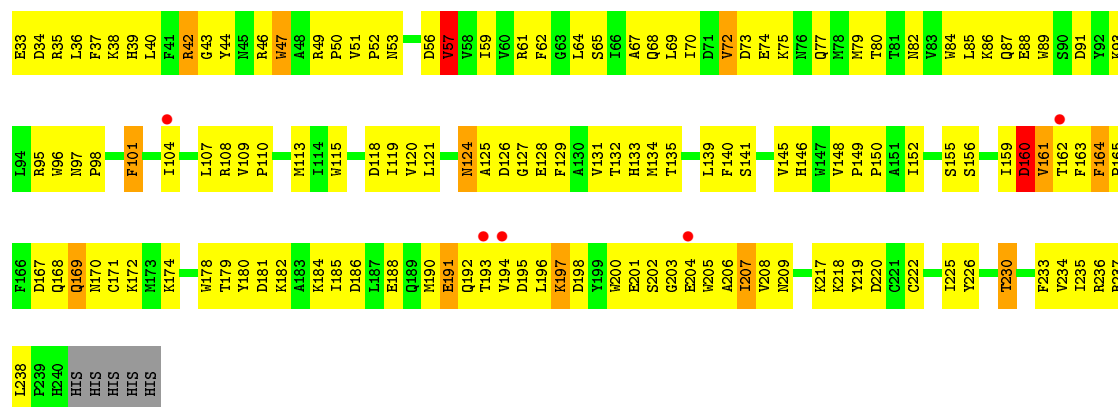




• Molecule 1: NEURONAL ACETYLCHOLINE RECEPTOR SUBUNIT ALPHA-2



• Molecule 1: NEURONAL ACETYLCHOLINE RECEPTOR SUBUNIT ALPHA-2



4 Data and refinement statistics

Property	Value	Source
Space group	P 21 21 21	Depositor
Cell constants a, b, c, α , β , γ	101.52Å 116.56Å 129.55Å 90.00° 90.00° 90.00°	Depositor
Resolution (Å)	47.26 – 3.20 47.26 – 3.10	Depositor EDS
% Data completeness (in resolution range)	99.9 (47.26-3.20) 99.9 (47.26-3.10)	Depositor EDS
R_{merge}	0.09	Depositor
R_{sym}	(Not available)	Depositor
$\langle I/\sigma(I) \rangle$ ¹	1.67 (at 3.12Å)	Xtriage
Refinement program	PHENIX (PHENIX.REFINE)	Depositor
R, R_{free}	0.224 , 0.308 0.235 , 0.316	Depositor DCC
R_{free} test set	1299 reflections (5.26%)	DCC
Wilson B-factor (Å ²)	85.1	Xtriage
Anisotropy	0.403	Xtriage
Bulk solvent k_{sol} (e/Å ³), B_{sol} (Å ²)	0.30 , 82.6	EDS
L-test for twinning ²	$\langle L \rangle = 0.48$, $\langle L^2 \rangle = 0.31$	Xtriage
Estimated twinning fraction	No twinning to report.	Xtriage
F_o, F_c correlation	0.92	EDS
Total number of atoms	8584	wwPDB-VP
Average B, all atoms (Å ²)	96.0	wwPDB-VP

Xtriage's analysis on translational NCS is as follows: *The largest off-origin peak in the Patterson function is 3.03% of the height of the origin peak. No significant pseudotranslation is detected.*

¹Intensities estimated from amplitudes.

²Theoretical values of $\langle |L| \rangle$, $\langle L^2 \rangle$ for acentric reflections are 0.5, 0.333 respectively for untwinned datasets, and 0.375, 0.2 for perfectly twinned datasets.

5 Model quality

5.1 Standard geometry

Bond lengths and bond angles in the following residue types are not validated in this section: EPJ

The Z score for a bond length (or angle) is the number of standard deviations the observed value is removed from the expected value. A bond length (or angle) with $|Z| > 5$ is considered an outlier worth inspection. RMSZ is the root-mean-square of all Z scores of the bond lengths (or angles).

Mol	Chain	Bond lengths		Bond angles	
		RMSZ	# Z >5	RMSZ	# Z >5
1	A	0.60	0/1754	0.88	0/2390
1	B	0.55	0/1763	0.88	1/2402 (0.0%)
1	C	0.56	0/1763	0.87	3/2402 (0.1%)
1	D	0.65	0/1728	0.93	2/2354 (0.1%)
1	E	0.64	0/1763	0.92	2/2402 (0.1%)
All	All	0.60	0/8771	0.90	8/11950 (0.1%)

Chiral center outliers are detected by calculating the chiral volume of a chiral center and verifying if the center is modelled as a planar moiety or with the opposite hand. A planarity outlier is detected by checking planarity of atoms in a peptide group, atoms in a mainchain group or atoms of a sidechain that are expected to be planar.

Mol	Chain	#Chirality outliers	#Planarity outliers
1	B	0	2
1	D	0	1
All	All	0	3

There are no bond length outliers.

All (8) bond angle outliers are listed below:

Mol	Chain	Res	Type	Atoms	Z	Observed(°)	Ideal(°)
1	C	102	GLY	N-CA-C	7.44	131.69	113.10
1	D	196	LEU	CA-CB-CG	7.33	132.15	115.30
1	D	190	MET	N-CA-C	-6.19	94.28	111.00
1	C	35	ARG	NE-CZ-NH1	-6.15	117.22	120.30
1	E	197	LYS	N-CA-C	5.59	126.10	111.00
1	E	57	VAL	N-CA-C	5.56	126.02	111.00
1	B	156	SER	N-CA-C	-5.52	96.10	111.00
1	C	35	ARG	NE-CZ-NH2	5.24	122.92	120.30

There are no chirality outliers.

All (3) planarity outliers are listed below:

Mol	Chain	Res	Type	Group
1	B	156	SER	Peptide
1	B	76	ASN	Peptide
1	D	126	ASP	Peptide

5.2 Too-close contacts ⓘ

In the following table, the Non-H and H(model) columns list the number of non-hydrogen atoms and hydrogen atoms in the chain respectively. The H(added) column lists the number of hydrogen atoms added and optimized by MolProbity. The Clashes column lists the number of clashes within the asymmetric unit, whereas Symm-Clashes lists symmetry related clashes.

Mol	Chain	Non-H	H(model)	H(added)	Clashes	Symm-Clashes
1	A	1702	0	1635	223	0
1	B	1711	0	1641	241	0
1	C	1711	0	1641	196	0
1	D	1679	0	1612	201	1
1	E	1711	0	1643	207	1
2	A	14	0	13	4	0
2	B	14	0	13	1	0
2	C	14	0	13	1	0
2	D	14	0	13	3	0
2	E	14	0	13	3	0
All	All	8584	0	8237	982	1

The all-atom clashscore is defined as the number of clashes found per 1000 atoms (including hydrogen atoms). The all-atom clashscore for this structure is 58.

All (982) close contacts within the same asymmetric unit are listed below, sorted by their clash magnitude.

Atom-1	Atom-2	Interatomic distance (Å)	Clash overlap (Å)
1:C:133:HIS:HB3	1:C:134:MET:HA	1.30	1.13
1:A:168:GLN:HB3	1:A:236:ARG:NH1	1.63	1.12
1:D:161:VAL:HA	1:D:167:ASP:HB2	1.10	1.10
1:E:74:GLU:HA	1:E:159:ILE:HD12	1.28	1.08
1:B:133:HIS:HB3	1:B:134:MET:HA	1.36	1.07
1:A:195:ASP:HB3	1:A:198:ASP:HB3	1.36	1.05
1:C:121:LEU:HD23	1:C:125:ALA:HB2	1.40	1.03
1:D:33:GLU:HB3	1:D:37:PHE:HD2	1.19	1.03

Continued on next page...

Continued from previous page...

Atom-1	Atom-2	Interatomic distance (Å)	Clash overlap (Å)
1:B:195:ASP:OD2	1:B:198:ASP:N	1.90	1.02
1:D:221:CYS:HB3	1:E:194:VAL:HG23	1.38	1.02
1:D:161:VAL:HG22	1:D:162:THR:H	1.21	1.02
1:A:164:PHE:HB2	1:A:165:PRO:HD3	1.43	1.00
1:C:65:SER:HB3	1:C:199:TYR:HE1	1.26	1.00
1:B:54:THR:HA	1:C:35:ARG:HH12	1.25	1.00
1:E:191:GLU:HB2	1:E:193:THR:HG23	1.43	0.99
1:A:70:ILE:HB	1:A:80:THR:HG22	1.45	0.98
1:C:61:ARG:HB2	1:C:88:GLU:HG2	1.42	0.97
1:A:199:TYR:OH	1:E:220:ASP:N	1.97	0.97
1:E:195:ASP:OD2	1:E:198:ASP:N	1.97	0.97
1:E:124:ASN:ND2	1:E:126:ASP:OD2	1.96	0.97
1:D:161:VAL:CA	1:D:167:ASP:HB2	1.94	0.96
1:C:34:ASP:HB2	1:C:37:PHE:HB2	1.43	0.96
1:D:33:GLU:HB3	1:D:37:PHE:CD2	2.01	0.96
1:B:61:ARG:HB2	1:B:88:GLU:HG2	1.48	0.96
1:C:42:ARG:HE	1:C:42:ARG:HA	1.29	0.96
1:E:133:HIS:HB3	1:E:134:MET:HA	1.45	0.95
1:E:206:ALA:CB	1:E:236:ARG:H	1.78	0.95
1:A:131:VAL:HG21	1:A:149:PRO:HB2	1.49	0.94
1:A:77:GLN:HE22	1:A:159:ILE:HG23	1.29	0.94
1:B:180:TYR:HB3	1:B:185:ILE:HG22	1.46	0.94
1:B:54:THR:HA	1:C:35:ARG:NH1	1.83	0.92
1:E:74:GLU:CA	1:E:159:ILE:HD12	1.98	0.92
1:D:160:ASP:OD1	1:D:169:GLN:HB3	1.71	0.90
1:D:221:CYS:CB	1:E:194:VAL:HG23	2.00	0.90
1:C:51:VAL:HG12	1:C:58:VAL:HG21	1.53	0.90
1:B:169:GLN:NE2	1:B:235:ILE:O	2.05	0.90
1:E:74:GLU:HA	1:E:159:ILE:CD1	2.01	0.90
1:B:123:ASN:HD21	1:B:155:SER:HB2	1.35	0.89
1:B:73:ASP:HB3	1:B:76:ASN:O	1.73	0.89
1:C:103:ASN:N	1:C:104:ILE:HA	1.86	0.88
1:A:209:ASN:O	1:A:234:VAL:HG23	1.74	0.88
1:C:65:SER:HB3	1:C:199:TYR:CE1	2.09	0.88
1:B:205:TRP:HB2	1:B:238:LEU:H	1.39	0.88
1:B:168:GLN:HA	1:B:169:GLN:NE2	1.89	0.87
1:A:221:CYS:HA	1:B:194:VAL:CG2	2.04	0.86
1:A:61:ARG:HB2	1:A:88:GLU:HG2	1.54	0.86
1:A:35:ARG:HG2	1:A:36:LEU:HD12	1.58	0.86
1:A:165:PRO:O	1:A:237:ARG:HB2	1.75	0.85
1:E:77:GLN:HA	1:E:159:ILE:HD13	1.58	0.85

Continued on next page...

Continued from previous page...

Atom-1	Atom-2	Interatomic distance (Å)	Clash overlap (Å)
1:B:180:TYR:CD1	1:C:108:ARG:HD2	2.12	0.85
1:B:54:THR:CA	1:C:35:ARG:HH12	1.90	0.85
1:C:34:ASP:HB2	1:C:37:PHE:CB	2.06	0.84
1:A:46:ARG:HH12	1:A:48:ALA:HA	1.42	0.84
1:B:207:ILE:HA	1:B:235:ILE:HG22	1.60	0.84
1:E:206:ALA:HB2	1:E:236:ARG:H	1.40	0.84
1:D:121:LEU:HD23	1:D:125:ALA:HB2	1.56	0.84
1:D:50:PRO:HB3	1:E:35:ARG:HD2	1.61	0.83
1:D:96:TRP:CE2	1:D:141:SER:HB3	2.14	0.82
1:C:98:PRO:HB3	1:C:105:THR:HB	1.61	0.82
1:C:133:HIS:HB3	1:C:134:MET:CA	2.09	0.82
1:B:77:GLN:HG3	1:C:71:ASP:HB2	1.62	0.81
1:E:47:TRP:HD1	1:E:50:PRO:HD3	1.44	0.81
1:B:70:ILE:HB	1:B:80:THR:HG22	1.63	0.81
1:B:75:LYS:O	1:B:159:ILE:HG23	1.80	0.81
1:E:167:ASP:OD1	1:E:237:ARG:NH1	2.13	0.81
1:D:169:GLN:OE1	1:D:235:ILE:N	2.14	0.81
1:B:157:CYS:SG	1:B:158:SER:N	2.54	0.80
1:D:33:GLU:CB	1:D:37:PHE:HB3	2.10	0.80
1:C:98:PRO:O	1:C:104:ILE:HG21	1.80	0.80
1:B:78:MET:HA	1:B:156:SER:HB2	1.63	0.80
1:C:61:ARG:NH1	1:C:188:GLU:OE2	2.15	0.80
1:B:169:GLN:OE1	1:B:235:ILE:N	2.13	0.79
1:D:33:GLU:HB2	1:D:37:PHE:HB3	1.64	0.79
1:D:34:ASP:O	1:D:36:LEU:N	2.13	0.79
1:C:46:ARG:HH21	1:C:115:TRP:H	1.31	0.79
1:E:125:ALA:HB1	1:E:128:GLU:C	2.03	0.79
1:B:238:LEU:HD12	1:B:239:PRO:HD2	1.65	0.79
1:C:161:VAL:HG22	1:C:162:THR:H	1.48	0.78
1:C:117:PRO:HB2	1:C:119:ILE:HG12	1.64	0.78
1:C:49:ARG:HD2	1:D:110:PRO:HG2	1.64	0.78
1:C:72:VAL:HG21	1:C:237:ARG:HH22	1.49	0.78
1:D:74:GLU:HB2	1:D:75:LYS:HZ3	1.47	0.78
1:B:219:TYR:HD2	1:C:199:TYR:HD2	1.31	0.77
1:B:35:ARG:O	1:B:39:HIS:N	2.13	0.77
1:D:209:ASN:O	1:D:234:VAL:HG22	1.83	0.77
1:E:208:VAL:HB	1:E:234:VAL:CG2	2.14	0.77
1:A:163:PHE:O	1:A:167:ASP:HB3	1.85	0.77
1:A:49:ARG:HB2	1:A:50:PRO:HD3	1.66	0.77
1:D:47:TRP:HE3	1:D:48:ALA:H	1.30	0.77
1:E:169:GLN:HB2	1:E:235:ILE:HD11	1.64	0.77

Continued on next page...

Continued from previous page...

Atom-1	Atom-2	Interatomic distance (Å)	Clash overlap (Å)
1:E:207:ILE:HD12	1:E:233:PHE:HD2	1.50	0.77
1:E:191:GLU:HB2	1:E:193:THR:CG2	2.14	0.77
1:B:156:SER:HA	1:B:157:CYS:HB3	1.65	0.77
1:C:96:TRP:HE1	1:C:105:THR:HG1	1.33	0.76
1:D:221:CYS:HA	1:E:194:VAL:HA	1.67	0.76
1:E:133:HIS:HB3	1:E:134:MET:CA	2.14	0.76
1:D:60:VAL:HG21	1:D:185:ILE:HD11	1.68	0.76
1:A:179:THR:HG23	2:A:300:EPJ:CL	2.23	0.76
1:D:169:GLN:CD	1:D:235:ILE:H	1.88	0.76
1:E:131:VAL:HG21	1:E:149:PRO:CG	2.16	0.76
1:D:107:LEU:CD1	1:D:109:VAL:HG13	2.16	0.76
1:D:161:VAL:HG22	1:D:162:THR:N	1.99	0.75
1:A:168:GLN:HG2	1:A:236:ARG:CD	2.15	0.75
1:B:192:GLN:CD	1:B:196:LEU:HD11	2.06	0.75
1:E:174:LYS:HG3	1:E:230:THR:HG22	1.66	0.75
1:B:61:ARG:HD3	1:B:88:GLU:OE2	1.86	0.75
1:D:206:ALA:HB3	1:D:236:ARG:H	1.52	0.75
1:A:108:ARG:HH11	1:A:108:ARG:HG3	1.52	0.75
1:B:110:PRO:HB2	1:B:113:MET:HG3	1.68	0.75
1:E:86:LYS:HD2	1:E:190:MET:SD	2.27	0.75
1:B:53:ASN:O	1:C:35:ARG:NH1	2.19	0.75
1:D:169:GLN:HG2	1:D:235:ILE:HG13	1.68	0.74
1:B:74:GLU:H	1:B:75:LYS:C	1.90	0.74
1:B:123:ASN:ND2	1:B:155:SER:HB2	2.03	0.74
1:C:133:HIS:CB	1:C:134:MET:HA	2.07	0.74
1:B:169:GLN:N	1:B:169:GLN:CD	2.41	0.74
1:A:164:PHE:HB2	1:A:165:PRO:CD	2.17	0.74
1:B:129:PHE:HB2	1:C:133:HIS:NE2	2.02	0.74
1:B:79:MET:CE	1:B:171:CYS:HB3	2.17	0.74
1:A:164:PHE:CB	1:A:165:PRO:HD3	2.16	0.74
1:B:197:LYS:HG2	1:B:197:LYS:O	1.87	0.73
1:E:190:MET:C	1:E:192:GLN:H	1.91	0.73
1:D:106:SER:CB	1:D:140:PHE:HA	2.19	0.73
1:D:205:TRP:HA	1:D:237:ARG:HA	1.70	0.73
1:E:47:TRP:CD1	1:E:50:PRO:HD3	2.23	0.73
1:B:207:ILE:CA	1:B:235:ILE:HG22	2.18	0.73
1:E:107:LEU:CD1	1:E:109:VAL:HG13	2.19	0.73
1:A:162:THR:CB	1:A:168:GLN:HE22	2.02	0.73
1:A:77:GLN:HE22	1:A:159:ILE:CG2	2.02	0.73
1:E:161:VAL:HB	1:E:163:PHE:CD1	2.24	0.72
1:D:47:TRP:HA	1:D:47:TRP:CE3	2.25	0.72

Continued on next page...

Continued from previous page...

Atom-1	Atom-2	Interatomic distance (Å)	Clash overlap (Å)
1:B:164:PHE:HB3	1:B:165:PRO:CD	2.20	0.72
1:C:42:ARG:NE	1:C:42:ARG:HA	2.02	0.72
1:A:133:HIS:HB3	1:A:134:MET:O	1.89	0.72
1:D:181:ASP:HB3	1:D:226:TYR:CE2	2.24	0.72
1:C:34:ASP:O	1:C:37:PHE:HB3	1.89	0.71
1:E:70:ILE:HB	1:E:80:THR:HG22	1.72	0.71
1:C:174:LYS:NZ	1:C:219:TYR:OH	2.21	0.71
1:A:131:VAL:HG21	1:A:149:PRO:CB	2.21	0.71
1:A:191:GLU:O	1:A:193:THR:N	2.24	0.71
1:A:109:VAL:HG23	1:A:110:PRO:HD2	1.72	0.71
1:C:70:ILE:HD12	1:C:80:THR:HG22	1.72	0.71
1:B:62:PHE:CE1	1:B:85:LEU:HD22	2.26	0.71
1:E:86:LYS:HG2	1:E:148:VAL:HG22	1.73	0.71
1:A:49:ARG:HE	1:B:113:MET:CE	2.04	0.70
1:D:106:SER:HB3	1:D:140:PHE:HA	1.72	0.70
1:D:47:TRP:O	1:D:50:PRO:HD2	1.91	0.70
1:A:47:TRP:HB3	1:A:50:PRO:CD	2.20	0.70
1:D:65:SER:HB2	1:D:84:TRP:HB2	1.71	0.70
1:E:161:VAL:HG11	1:E:163:PHE:CE1	2.26	0.70
1:A:34:ASP:O	1:A:37:PHE:HB3	1.91	0.70
1:E:39:HIS:O	1:E:42:ARG:HG3	1.92	0.70
1:B:206:ALA:O	1:B:207:ILE:HG22	1.91	0.70
1:A:108:ARG:HD2	1:E:180:TYR:CD1	2.27	0.70
1:C:65:SER:CB	1:C:199:TYR:HE1	2.04	0.70
1:E:168:GLN:OE1	1:E:236:ARG:NH1	2.24	0.70
1:D:207:ILE:N	1:D:235:ILE:HG22	2.07	0.69
1:D:46:ARG:NH2	1:D:91:ASP:OD2	2.23	0.69
1:C:157:CYS:CB	1:C:171:CYS:HA	2.23	0.69
1:E:169:GLN:OE1	1:E:170:ASN:N	2.24	0.69
1:E:74:GLU:HG2	1:E:159:ILE:HD12	1.73	0.69
1:A:162:THR:HB	1:A:168:GLN:NE2	2.07	0.69
1:B:133:HIS:HB3	1:B:134:MET:CA	2.20	0.69
1:D:180:TYR:CD1	1:E:108:ARG:HG3	2.27	0.69
1:B:107:LEU:CD1	1:B:109:VAL:HG13	2.23	0.69
1:C:47:TRP:O	1:C:50:PRO:HD2	1.93	0.68
1:C:197:LYS:HG2	1:C:197:LYS:O	1.91	0.68
1:A:45:ASN:O	1:A:45:ASN:ND2	2.27	0.68
1:E:133:HIS:CB	1:E:134:MET:HA	2.19	0.68
1:B:160:ASP:CG	1:B:169:GLN:HB3	2.14	0.68
1:C:131:VAL:HG21	1:C:149:PRO:HB2	1.75	0.68
1:D:163:PHE:H	1:D:167:ASP:HA	1.59	0.68

Continued on next page...

Continued from previous page...

Atom-1	Atom-2	Interatomic distance (Å)	Clash overlap (Å)
1:E:131:VAL:HG21	1:E:149:PRO:HG3	1.75	0.68
1:B:56:ASP:O	1:B:57:VAL:HG12	1.93	0.68
1:B:79:MET:HE2	1:B:171:CYS:HB3	1.75	0.67
1:A:168:GLN:HG2	1:A:236:ARG:HD3	1.75	0.67
1:D:169:GLN:NE2	1:D:169:GLN:O	2.27	0.67
1:C:51:VAL:CG1	1:C:58:VAL:HG21	2.23	0.67
1:A:124:ASN:OD1	1:B:68:GLN:HB2	1.92	0.67
1:A:159:ILE:HG22	1:A:169:GLN:NE2	2.09	0.67
1:A:70:ILE:HB	1:A:80:THR:CG2	2.23	0.67
1:D:69:LEU:H	1:D:200:TRP:HZ3	1.40	0.67
1:A:192:GLN:OE1	1:A:192:GLN:N	2.21	0.67
1:E:96:TRP:CZ3	1:E:141:SER:HA	2.30	0.67
1:B:180:TYR:HB3	1:B:185:ILE:CG2	2.22	0.66
1:D:207:ILE:H	1:D:235:ILE:HG22	1.60	0.66
1:C:197:LYS:HA	1:C:200:TRP:HB2	1.76	0.66
1:A:45:ASN:O	1:A:46:ARG:HB2	1.94	0.66
1:B:72:VAL:HG11	1:B:205:TRP:CH2	2.30	0.66
1:B:61:ARG:HB2	1:B:88:GLU:CG	2.23	0.66
1:C:72:VAL:HG11	1:C:237:ARG:NH1	2.10	0.66
1:C:72:VAL:HG11	1:C:237:ARG:NH2	2.10	0.66
1:C:205:TRP:CD1	1:C:237:ARG:HD2	2.31	0.66
1:B:218:LYS:HZ1	1:B:223:ALA:HA	1.58	0.66
1:D:92:TYR:O	1:D:95:ARG:HD3	1.95	0.66
1:A:207:ILE:HD12	1:A:233:PHE:HB3	1.77	0.66
1:A:53:ASN:HA	1:A:92:TYR:CE1	2.29	0.66
1:B:206:ALA:CB	1:B:235:ILE:HB	2.26	0.66
1:E:110:PRO:HB2	1:E:113:MET:HG3	1.77	0.65
1:A:79:MET:CE	1:A:171:CYS:HB3	2.25	0.65
1:D:119:ILE:HA	1:D:176:GLY:O	1.96	0.65
1:D:96:TRP:CE3	1:D:141:SER:HA	2.30	0.65
1:E:51:VAL:HG22	1:E:53:ASN:HB2	1.77	0.65
1:B:139:LEU:HD12	1:B:140:PHE:H	1.62	0.65
1:A:195:ASP:HB3	1:A:198:ASP:CB	2.21	0.65
1:B:64:LEU:HD11	1:B:83:VAL:HB	1.77	0.65
1:D:181:ASP:HB3	1:D:226:TYR:CZ	2.32	0.65
1:A:37:PHE:HD1	1:A:38:LYS:HE2	1.60	0.65
1:D:63:GLY:HA3	1:D:86:LYS:HE3	1.78	0.65
1:D:73:ASP:OD2	1:D:76:ASN:HB2	1.96	0.65
1:E:209:ASN:H	1:E:234:VAL:HG22	1.62	0.65
1:B:200:TRP:NE1	1:B:207:ILE:HG21	2.12	0.65
1:C:53:ASN:O	1:C:54:THR:OG1	2.11	0.65

Continued on next page...

Continued from previous page...

Atom-1	Atom-2	Interatomic distance (Å)	Clash overlap (Å)
1:E:65:SER:HB2	1:E:84:TRP:HB2	1.79	0.64
1:C:168:GLN:HG3	1:C:169:GLN:N	2.13	0.64
1:C:58:VAL:HB	1:C:185:ILE:CD1	2.28	0.64
2:A:300:EPJ:H11	1:B:148:VAL:HB	1.78	0.64
1:B:160:ASP:OD2	1:B:169:GLN:HG3	1.98	0.64
1:B:70:ILE:HB	1:B:80:THR:CG2	2.27	0.64
1:C:61:ARG:HB2	1:C:88:GLU:CG	2.23	0.64
1:E:169:GLN:CB	1:E:235:ILE:HD11	2.28	0.64
1:A:74:GLU:N	1:A:75:LYS:HZ3	1.94	0.64
1:D:208:VAL:CG1	1:D:234:VAL:HG23	2.27	0.64
1:D:33:GLU:CA	1:D:37:PHE:HB3	2.28	0.64
1:B:46:ARG:HG3	1:B:46:ARG:HH11	1.61	0.64
1:C:182:LYS:NZ	1:C:214:TYR:OH	2.24	0.64
1:A:62:PHE:CE1	1:A:85:LEU:HD22	2.33	0.64
1:B:123:ASN:O	1:C:82:ASN:ND2	2.31	0.64
1:B:168:GLN:OE1	1:B:236:ARG:NE	2.23	0.64
1:D:224:GLU:OE1	1:D:226:TYR:OH	2.15	0.64
1:B:179:THR:HG22	2:B:300:EPJ:CL	2.35	0.64
1:C:168:GLN:HB2	1:C:236:ARG:HG2	1.80	0.64
1:D:128:GLU:OE1	1:D:132:THR:HG21	1.98	0.64
1:A:168:GLN:HB3	1:A:236:ARG:HH11	1.61	0.63
1:C:72:VAL:HG11	1:C:237:ARG:CZ	2.29	0.63
1:D:101:PHE:CG	1:D:102:GLY:N	2.65	0.63
1:D:120:VAL:HG11	1:D:178:TRP:CE3	2.33	0.63
1:A:66:ILE:HD11	1:A:233:PHE:CZ	2.33	0.63
1:A:82:ASN:HD22	1:E:124:ASN:H	1.44	0.63
1:D:47:TRP:HB3	1:D:50:PRO:CD	2.28	0.63
1:E:208:VAL:HB	1:E:234:VAL:HG21	1.79	0.63
1:A:207:ILE:CD1	1:A:233:PHE:HB3	2.28	0.63
1:B:121:LEU:HD21	1:B:155:SER:HB3	1.80	0.63
1:A:96:TRP:CE3	1:A:141:SER:HA	2.34	0.63
1:B:98:PRO:HA	1:B:105:THR:HG21	1.81	0.63
1:D:169:GLN:HG2	1:D:235:ILE:CG1	2.29	0.63
1:E:238:LEU:HD23	1:E:238:LEU:O	1.99	0.63
1:B:98:PRO:HB3	1:B:105:THR:HG22	1.79	0.63
1:A:113:MET:CE	1:A:113:MET:HA	2.29	0.62
1:C:112:GLU:N	1:C:112:GLU:OE1	2.25	0.62
1:A:57:VAL:HG13	1:A:59:ILE:CD1	2.29	0.62
1:B:139:LEU:HD12	1:B:140:PHE:N	2.14	0.62
1:C:98:PRO:HB3	1:C:105:THR:CB	2.28	0.62
1:C:125:ALA:HB1	1:C:129:PHE:H	1.65	0.62

Continued on next page...

Continued from previous page...

Atom-1	Atom-2	Interatomic distance (Å)	Clash overlap (Å)
1:D:208:VAL:HG13	1:D:209:ASN:H	1.63	0.62
1:B:46:ARG:NH2	1:B:91:ASP:OD2	2.33	0.62
1:B:49:ARG:HD2	1:C:110:PRO:HG2	1.80	0.62
1:B:169:GLN:H	1:B:169:GLN:CD	2.02	0.62
1:D:169:GLN:HE22	1:D:234:VAL:HA	1.64	0.62
1:A:96:TRP:CZ3	1:A:141:SER:HA	2.35	0.62
1:B:62:PHE:CZ	1:B:85:LEU:HD22	2.35	0.62
1:D:163:PHE:H	1:D:167:ASP:CA	2.13	0.62
1:A:47:TRP:O	1:A:50:PRO:HD2	1.99	0.62
1:B:74:GLU:HB3	1:B:75:LYS:CB	2.30	0.62
1:B:200:TRP:HE1	1:B:207:ILE:HG21	1.65	0.62
1:B:225:ILE:HD12	1:B:225:ILE:N	2.14	0.62
1:A:133:HIS:CD2	1:E:129:PHE:HB2	2.35	0.62
1:E:68:GLN:HB2	1:E:82:ASN:HB3	1.82	0.62
1:E:86:LYS:HB2	1:E:194:VAL:HG21	1.82	0.62
1:B:221:CYS:HB3	1:C:199:TYR:OH	2.00	0.61
1:C:131:VAL:CG2	1:C:149:PRO:HB2	2.30	0.61
1:D:178:TRP:NE1	1:E:150:PRO:HD3	2.15	0.61
1:D:107:LEU:C	1:D:107:LEU:HD12	2.21	0.61
1:E:77:GLN:NE2	1:E:159:ILE:HD11	2.15	0.61
1:A:123:ASN:ND2	1:A:155:SER:HB2	2.14	0.61
1:A:221:CYS:HA	1:B:194:VAL:HG21	1.80	0.61
1:A:234:VAL:HG12	1:A:236:ARG:NH1	2.15	0.61
1:A:122:TYR:CB	1:A:174:LYS:HD3	2.31	0.61
1:A:134:MET:O	1:A:135:THR:HB	1.99	0.61
1:B:200:TRP:NE1	1:B:207:ILE:CG2	2.64	0.61
1:B:98:PRO:HB3	1:B:105:THR:CG2	2.30	0.61
1:A:49:ARG:HG3	1:B:113:MET:HE3	1.81	0.61
1:C:72:VAL:CG2	1:C:237:ARG:HH22	2.12	0.61
1:E:197:LYS:HZ1	1:E:200:TRP:CB	2.12	0.61
1:E:69:LEU:HD22	1:E:207:ILE:HG12	1.82	0.61
1:C:195:ASP:OD1	1:C:197:LYS:N	2.25	0.61
1:D:180:TYR:HE1	1:E:108:ARG:HB2	1.65	0.61
1:B:161:VAL:HA	1:B:167:ASP:OD2	2.00	0.61
1:C:111:SER:OG	1:C:135:THR:O	2.09	0.61
1:D:229:VAL:HG12	1:D:231:TYR:CE1	2.36	0.61
1:D:55:SER:OG	1:D:56:ASP:N	2.32	0.61
1:A:181:ASP:OD1	1:B:108:ARG:NH2	2.34	0.61
1:D:120:VAL:HG23	1:D:129:PHE:HB3	1.81	0.61
1:D:56:ASP:OD1	1:E:104:ILE:HD11	1.99	0.61
1:B:192:GLN:NE2	1:B:196:LEU:HD11	2.16	0.60

Continued on next page...

Continued from previous page...

Atom-1	Atom-2	Interatomic distance (Å)	Clash overlap (Å)
1:C:157:CYS:HB2	1:C:171:CYS:HA	1.83	0.60
1:D:180:TYR:HB3	1:D:185:ILE:HG22	1.82	0.60
1:A:221:CYS:HA	1:B:194:VAL:HG23	1.84	0.60
1:B:69:LEU:HD22	1:B:207:ILE:HB	1.82	0.60
1:C:61:ARG:HB3	1:C:190:MET:HE2	1.83	0.60
1:E:47:TRP:HB3	1:E:50:PRO:CD	2.31	0.60
1:B:224:GLU:C	1:B:225:ILE:HD12	2.21	0.60
1:E:62:PHE:CE1	1:E:85:LEU:HD22	2.36	0.60
1:A:35:ARG:HG2	1:A:36:LEU:CD1	2.32	0.60
1:B:179:THR:O	1:C:108:ARG:NE	2.33	0.60
1:C:170:ASN:ND2	1:C:233:PHE:O	2.35	0.60
1:C:42:ARG:HE	1:C:42:ARG:CA	2.07	0.60
1:E:197:LYS:HZ2	1:E:197:LYS:HB3	1.66	0.60
1:C:108:ARG:HH11	1:C:108:ARG:HG3	1.67	0.60
1:A:159:ILE:HG13	1:A:159:ILE:O	2.02	0.59
1:A:62:PHE:C	1:A:190:MET:HB2	2.22	0.59
1:B:54:THR:HG23	1:B:92:TYR:CE2	2.37	0.59
1:D:33:GLU:HA	1:D:37:PHE:CB	2.33	0.59
1:E:57:VAL:O	1:E:57:VAL:HG13	2.01	0.59
1:A:162:THR:HB	1:A:168:GLN:HE22	1.66	0.59
1:C:161:VAL:HG22	1:C:162:THR:N	2.16	0.59
1:D:180:TYR:CB	1:D:185:ILE:HG22	2.32	0.59
1:D:50:PRO:HB3	1:E:35:ARG:CD	2.32	0.59
1:B:218:LYS:NZ	1:B:223:ALA:HA	2.17	0.59
1:B:49:ARG:HD2	1:C:110:PRO:CG	2.32	0.59
1:B:36:LEU:O	1:B:40:LEU:HD13	2.02	0.59
1:B:57:VAL:O	1:B:57:VAL:HG13	2.02	0.59
1:C:53:ASN:OD1	1:C:54:THR:N	2.34	0.59
1:C:72:VAL:HG21	1:C:237:ARG:NH2	2.15	0.59
1:D:68:GLN:HA	1:D:200:TRP:CZ3	2.37	0.59
1:E:42:ARG:HH21	1:E:43:GLY:CA	2.16	0.59
1:D:68:GLN:HA	1:D:200:TRP:HZ3	1.67	0.59
1:A:131:VAL:CG2	1:A:149:PRO:HB2	2.29	0.59
1:B:47:TRP:CD1	1:B:50:PRO:HD3	2.36	0.59
1:D:69:LEU:N	1:D:200:TRP:CZ3	2.70	0.59
1:E:70:ILE:O	1:E:204:GLU:HG2	2.03	0.59
1:B:86:LYS:HA	1:B:148:VAL:HG22	1.85	0.58
1:B:36:LEU:O	1:B:40:LEU:HB2	2.03	0.58
1:D:74:GLU:CB	1:D:75:LYS:HZ3	2.16	0.58
1:A:53:ASN:HA	1:A:92:TYR:CD1	2.37	0.58
1:C:103:ASN:H	1:C:104:ILE:HA	1.68	0.58

Continued on next page...

Continued from previous page...

Atom-1	Atom-2	Interatomic distance (Å)	Clash overlap (Å)
1:E:38:LYS:HG3	1:E:101:PHE:HB2	1.85	0.58
1:E:86:LYS:HE2	1:E:146:HIS:HD2	1.68	0.58
1:B:207:ILE:HG23	1:B:207:ILE:O	2.03	0.58
1:C:96:TRP:HZ2	1:C:106:SER:H	1.51	0.58
1:A:47:TRP:HB3	1:A:50:PRO:HD3	1.84	0.58
1:B:209:ASN:HB3	1:B:234:VAL:HG22	1.86	0.58
1:B:206:ALA:HB1	1:B:235:ILE:CA	2.33	0.58
1:A:51:VAL:HG23	1:B:35:ARG:NH1	2.18	0.58
1:D:66:ILE:HG21	1:D:197:LYS:HE3	1.85	0.58
1:A:36:LEU:HD11	1:E:93:LYS:NZ	2.18	0.58
1:A:167:ASP:OD1	1:A:237:ARG:CD	2.52	0.58
1:C:72:VAL:CB	1:C:237:ARG:HH22	2.17	0.58
1:E:34:ASP:H	1:E:37:PHE:HD2	1.47	0.58
1:E:42:ARG:HH21	1:E:43:GLY:HA2	1.68	0.58
1:C:120:VAL:HG11	1:C:178:TRP:CE3	2.38	0.57
1:C:55:SER:OG	1:C:56:ASP:N	2.37	0.57
1:D:218:LYS:HB2	1:D:225:ILE:CD1	2.34	0.57
1:A:82:ASN:ND2	1:E:124:ASN:H	2.01	0.57
1:B:74:GLU:HB3	1:B:76:ASN:N	2.19	0.57
1:D:104:ILE:O	1:D:104:ILE:HG22	2.04	0.57
1:B:36:LEU:HB3	1:B:40:LEU:HD13	1.87	0.57
1:D:122:TYR:HB2	1:D:174:LYS:HD3	1.86	0.57
1:B:91:ASP:HB3	1:B:94:LEU:HD12	1.86	0.57
1:E:206:ALA:HB3	1:E:235:ILE:HA	1.86	0.57
1:B:164:PHE:HB3	1:B:165:PRO:HD2	1.85	0.57
1:D:206:ALA:CB	1:D:236:ARG:H	2.17	0.57
1:D:238:LEU:HG	1:D:239:PRO:HD2	1.86	0.57
1:E:217:LYS:HG2	1:E:218:LYS:N	2.19	0.57
1:A:74:GLU:H	1:A:75:LYS:NZ	2.01	0.57
1:B:74:GLU:N	1:B:75:LYS:C	2.57	0.57
2:D:300:EPJ:C11	1:E:148:VAL:HB	2.35	0.57
1:B:47:TRP:CE3	1:B:47:TRP:HA	2.39	0.57
1:C:191:GLU:C	1:C:193:THR:H	2.07	0.57
1:A:168:GLN:CG	1:A:236:ARG:HD3	2.34	0.57
1:A:209:ASN:HB2	1:A:234:VAL:HG21	1.86	0.57
1:D:180:TYR:CE1	1:E:108:ARG:HG3	2.40	0.57
1:D:61:ARG:HB2	1:D:88:GLU:HB3	1.86	0.57
1:A:57:VAL:HG22	1:A:58:VAL:N	2.20	0.56
1:B:160:ASP:OD2	1:B:169:GLN:HB3	2.05	0.56
1:B:67:ALA:HB3	1:B:82:ASN:ND2	2.20	0.56
1:B:208:VAL:O	1:B:208:VAL:HG22	2.05	0.56

Continued on next page...

Continued from previous page...

Atom-1	Atom-2	Interatomic distance (Å)	Clash overlap (Å)
1:C:88:GLU:HA	1:C:145:VAL:O	2.05	0.56
1:E:70:ILE:HB	1:E:80:THR:CG2	2.36	0.56
1:B:72:VAL:CG1	1:B:205:TRP:CH2	2.87	0.56
1:E:207:ILE:HD12	1:E:233:PHE:CD2	2.36	0.56
1:E:169:GLN:H	1:E:235:ILE:HG12	1.70	0.56
1:A:157:CYS:SG	1:A:171:CYS:N	2.78	0.56
1:D:122:TYR:CB	1:D:174:LYS:HD3	2.36	0.56
1:E:164:PHE:HB3	1:E:165:PRO:HD2	1.87	0.56
1:E:190:MET:C	1:E:192:GLN:N	2.58	0.56
2:A:300:EPJ:C11	1:B:148:VAL:HB	2.35	0.56
1:B:229:VAL:HG12	1:B:231:TYR:CE1	2.41	0.56
1:A:122:TYR:N	1:A:174:LYS:O	2.38	0.56
1:A:120:VAL:HG13	1:A:129:PHE:HB3	1.86	0.56
1:A:207:ILE:HA	1:A:234:VAL:O	2.06	0.56
1:A:180:TYR:CE1	1:B:108:ARG:HG3	2.41	0.56
1:C:223:ALA:HB3	1:C:224:GLU:OE2	2.06	0.56
1:C:157:CYS:HB3	1:C:171:CYS:HA	1.88	0.56
1:D:60:VAL:CG2	1:D:185:ILE:HD11	2.36	0.56
1:D:208:VAL:HG13	1:D:234:VAL:HG23	1.88	0.56
1:D:220:ASP:HB2	1:E:195:ASP:HB2	1.87	0.56
1:E:218:LYS:HB2	1:E:225:ILE:CD1	2.36	0.56
1:A:108:ARG:HG3	1:A:108:ARG:NH1	2.17	0.55
1:D:106:SER:HB3	1:D:139:LEU:O	2.06	0.55
1:A:84:TRP:CZ3	1:A:199:TYR:CD2	2.94	0.55
1:C:105:THR:OG1	1:C:106:SER:N	2.39	0.55
1:E:36:LEU:HD12	1:E:36:LEU:H	1.71	0.55
1:B:120:VAL:HG21	1:B:178:TRP:CE3	2.41	0.55
1:C:107:LEU:HG	1:C:108:ARG:N	2.20	0.55
1:C:105:THR:OG1	1:C:141:SER:HB3	2.06	0.55
1:C:72:VAL:HG11	1:C:237:ARG:HH12	1.70	0.55
1:E:125:ALA:HB1	1:E:128:GLU:O	2.06	0.55
1:A:108:ARG:HD2	1:E:180:TYR:CE1	2.42	0.55
1:A:51:VAL:CG1	1:A:58:VAL:HG21	2.37	0.55
1:C:197:LYS:HG2	1:C:200:TRP:HB3	1.87	0.55
1:E:96:TRP:CZ2	1:E:141:SER:HB3	2.41	0.55
1:E:77:GLN:OE1	1:E:159:ILE:HG12	2.07	0.55
1:E:200:TRP:CH2	1:E:202:SER:HA	2.42	0.55
1:E:42:ARG:HE	1:E:43:GLY:N	2.04	0.55
1:B:205:TRP:CB	1:B:238:LEU:H	2.15	0.55
1:C:72:VAL:HG11	1:C:237:ARG:HH22	1.71	0.55
1:A:74:GLU:H	1:A:75:LYS:HZ3	1.53	0.55

Continued on next page...

Continued from previous page...

Atom-1	Atom-2	Interatomic distance (Å)	Clash overlap (Å)
1:B:41:PHE:H	1:B:44:TYR:HB2	1.71	0.55
1:C:139:LEU:HD12	1:C:140:PHE:N	2.21	0.55
1:E:127:GLY:O	1:E:128:GLU:HG2	2.06	0.55
1:E:52:PRO:HB2	1:E:91:ASP:OD1	2.06	0.55
1:C:120:VAL:HG23	1:C:129:PHE:O	2.06	0.55
1:D:206:ALA:HB3	1:D:236:ARG:N	2.20	0.55
1:D:96:TRP:HZ2	1:D:106:SER:HA	1.71	0.55
1:B:156:SER:HA	1:B:157:CYS:CB	2.35	0.54
1:A:86:LYS:HZ3	1:A:194:VAL:HG12	1.71	0.54
1:C:70:ILE:HB	1:C:80:THR:HG22	1.89	0.54
1:E:127:GLY:C	1:E:128:GLU:HG2	2.27	0.54
1:E:208:VAL:HB	1:E:234:VAL:HG23	1.89	0.54
1:B:54:THR:HG23	1:B:92:TYR:CZ	2.42	0.54
1:D:34:ASP:C	1:D:36:LEU:H	2.08	0.54
1:D:96:TRP:CZ3	1:D:141:SER:HA	2.41	0.54
1:A:61:ARG:HH11	1:A:88:GLU:CD	2.11	0.54
1:C:47:TRP:HB3	1:C:50:PRO:HD3	1.90	0.54
1:D:76:ASN:O	1:D:77:GLN:NE2	2.40	0.54
1:E:204:GLU:O	1:E:205:TRP:HD1	1.90	0.54
1:B:180:TYR:HD1	1:C:108:ARG:HD2	1.71	0.54
1:C:135:THR:HG23	1:C:136:LYS:O	2.08	0.54
1:C:39:HIS:CE1	1:C:109:VAL:HG12	2.42	0.54
1:D:33:GLU:HA	1:D:37:PHE:HB3	1.89	0.54
1:A:61:ARG:HD3	1:A:88:GLU:OE2	2.07	0.54
1:B:77:GLN:HA	1:B:159:ILE:HD12	1.89	0.54
1:A:121:LEU:HD22	1:A:153:TYR:CD1	2.42	0.54
1:A:36:LEU:N	1:A:36:LEU:HD12	2.23	0.54
1:B:190:MET:HE2	1:B:194:VAL:HG11	1.89	0.54
1:C:204:GLU:HB2	1:C:205:TRP:CE3	2.42	0.54
1:C:209:ASN:HB2	1:C:234:VAL:CG2	2.38	0.54
1:B:180:TYR:CE1	1:C:108:ARG:HD2	2.43	0.54
1:C:124:ASN:ND2	1:C:126:ASP:OD1	2.41	0.54
1:D:79:MET:CE	1:D:171:CYS:HB3	2.38	0.54
1:E:197:LYS:HA	1:E:197:LYS:NZ	2.23	0.54
1:A:110:PRO:HB2	1:A:113:MET:HG2	1.90	0.54
1:B:190:MET:CE	1:B:194:VAL:HG11	2.38	0.54
1:C:64:LEU:HD23	1:C:65:SER:N	2.23	0.54
1:D:69:LEU:HB3	1:D:200:TRP:HH2	1.71	0.54
1:E:197:LYS:NZ	1:E:197:LYS:CA	2.71	0.54
1:A:161:VAL:HG22	1:A:161:VAL:O	2.08	0.53
1:A:38:LYS:HE3	1:A:101:PHE:HB2	1.91	0.53

Continued on next page...

Continued from previous page...

Atom-1	Atom-2	Interatomic distance (Å)	Clash overlap (Å)
1:C:58:VAL:HB	1:C:185:ILE:HD13	1.89	0.53
1:B:137:ALA:HB1	1:B:145:VAL:CG1	2.38	0.53
1:E:161:VAL:HG11	1:E:163:PHE:HE1	1.71	0.53
1:A:160:ASP:HB3	1:A:168:GLN:HB2	1.89	0.53
1:B:206:ALA:HB3	1:B:235:ILE:HB	1.90	0.53
2:D:300:EPJ:N2	1:E:148:VAL:HB	2.23	0.53
1:E:197:LYS:NZ	1:E:200:TRP:HB2	2.23	0.53
1:E:206:ALA:CB	1:E:236:ARG:N	2.62	0.53
1:A:187:LEU:HD12	1:A:187:LEU:O	2.09	0.53
1:C:98:PRO:HB3	1:C:105:THR:CG2	2.38	0.53
1:A:207:ILE:HD13	1:A:235:ILE:HG23	1.91	0.53
1:B:46:ARG:CG	1:B:46:ARG:HH11	2.20	0.53
1:B:195:ASP:CG	1:B:198:ASP:H	1.99	0.53
1:B:216:SER:HA	1:B:227:PRO:HA	1.91	0.53
1:C:49:ARG:HD2	1:D:110:PRO:CG	2.37	0.53
1:D:161:VAL:HG23	1:D:167:ASP:OD2	2.09	0.53
1:E:194:VAL:HG13	1:E:194:VAL:O	2.08	0.53
1:A:211:THR:OG1	1:A:232:ALA:HB3	2.09	0.53
1:D:104:ILE:O	1:D:105:THR:OG1	2.15	0.53
1:D:38:LYS:HE3	1:D:96:TRP:CE2	2.44	0.53
1:D:47:TRP:HB3	1:D:50:PRO:HD3	1.90	0.53
1:A:167:ASP:OD1	1:A:237:ARG:HD3	2.09	0.53
1:A:200:TRP:CH2	1:A:202:SER:HA	2.43	0.53
1:B:217:LYS:HD3	1:B:219:TYR:CZ	2.44	0.53
1:D:218:LYS:HB2	1:D:225:ILE:HD11	1.90	0.53
1:A:77:GLN:HG3	1:A:77:GLN:O	2.08	0.52
1:A:92:TYR:OH	1:A:93:LYS:HE2	2.08	0.52
1:E:197:LYS:HA	1:E:197:LYS:HZ3	1.75	0.52
1:C:64:LEU:O	1:C:196:LEU:HG	2.08	0.52
1:C:197:LYS:HA	1:C:200:TRP:CB	2.38	0.52
1:A:36:LEU:HD11	1:E:93:LYS:HZ3	1.74	0.52
1:A:135:THR:HG22	1:A:147:TRP:HE1	1.75	0.52
1:A:172:LYS:NZ	1:B:201:GLU:OE2	2.41	0.52
1:B:238:LEU:CD1	1:B:239:PRO:HD2	2.37	0.52
1:E:61:ARG:HB3	1:E:190:MET:HG2	1.92	0.52
1:E:74:GLU:HG2	1:E:159:ILE:CD1	2.37	0.52
1:A:190:MET:O	1:A:191:GLU:HB2	2.10	0.52
1:B:98:PRO:CA	1:B:105:THR:HG21	2.40	0.52
1:D:120:VAL:CG2	1:D:129:PHE:HB3	2.38	0.52
1:E:139:LEU:HD12	1:E:140:PHE:H	1.74	0.52
1:A:205:TRP:CH2	1:A:237:ARG:HG2	2.44	0.52

Continued on next page...

Continued from previous page...

Atom-1	Atom-2	Interatomic distance (Å)	Clash overlap (Å)
1:B:116:ILE:HD12	1:B:147:TRP:CZ3	2.44	0.52
1:C:96:TRP:CE2	1:C:141:SER:HB3	2.44	0.52
1:A:160:ASP:N	1:A:168:GLN:O	2.42	0.52
1:A:70:ILE:CB	1:A:80:THR:HG22	2.30	0.52
1:A:168:GLN:HB3	1:A:236:ARG:CZ	2.37	0.52
1:A:70:ILE:HD11	1:A:82:ASN:HB2	1.91	0.52
1:C:57:VAL:HG22	1:C:183:ALA:O	2.09	0.52
1:B:107:LEU:C	1:B:107:LEU:HD12	2.30	0.52
1:E:190:MET:O	1:E:192:GLN:N	2.43	0.52
1:E:197:LYS:HZ2	1:E:197:LYS:CB	2.23	0.52
1:B:206:ALA:HB1	1:B:235:ILE:HB	1.91	0.52
1:A:229:VAL:HG12	1:A:231:TYR:CE1	2.44	0.52
1:A:37:PHE:CD1	1:A:38:LYS:HE2	2.43	0.52
1:D:49:ARG:NE	1:E:113:MET:HE1	2.25	0.52
1:A:46:ARG:NH1	1:A:48:ALA:HA	2.20	0.51
1:C:125:ALA:CB	1:C:129:PHE:HA	2.39	0.51
1:E:51:VAL:O	1:E:53:ASN:N	2.42	0.51
1:E:67:ALA:O	1:E:68:GLN:HG2	2.10	0.51
1:A:157:CYS:SG	1:A:158:SER:N	2.83	0.51
1:B:206:ALA:HB2	1:B:236:ARG:O	2.09	0.51
1:D:33:GLU:CB	1:D:37:PHE:CD2	2.86	0.51
1:D:49:ARG:HE	1:E:113:MET:HE1	1.75	0.51
1:A:74:GLU:OE2	1:A:169:GLN:NE2	2.42	0.51
1:C:197:LYS:O	1:C:200:TRP:HB3	2.10	0.51
1:D:47:TRP:HE3	1:D:48:ALA:N	2.05	0.51
1:E:161:VAL:HG12	1:E:162:THR:H	1.74	0.51
1:B:83:VAL:CG2	1:B:151:ALA:HB3	2.40	0.51
1:C:131:VAL:HG21	1:C:149:PRO:CB	2.39	0.51
1:E:159:ILE:HG13	1:E:159:ILE:O	2.09	0.51
1:A:51:VAL:HG23	1:B:35:ARG:HH12	1.76	0.51
1:B:101:PHE:CD1	1:B:105:THR:HB	2.46	0.51
1:B:164:PHE:CB	1:B:165:PRO:CD	2.88	0.51
1:C:107:LEU:HD12	1:C:108:ARG:H	1.74	0.51
2:C:300:EPJ:C11	1:D:148:VAL:HB	2.40	0.51
1:D:204:GLU:CD	1:D:204:GLU:N	2.64	0.51
1:D:210:ALA:HA	1:D:232:ALA:O	2.10	0.51
1:E:160:ASP:OD1	1:E:160:ASP:N	2.44	0.51
1:D:49:ARG:NE	1:E:113:MET:CE	2.74	0.51
1:B:169:GLN:HG2	1:B:235:ILE:CG1	2.41	0.51
1:C:207:ILE:HG12	1:C:235:ILE:HG22	1.93	0.51
1:E:169:GLN:CD	1:E:170:ASN:H	2.14	0.51

Continued on next page...

Continued from previous page...

Atom-1	Atom-2	Interatomic distance (Å)	Clash overlap (Å)
1:E:209:ASN:H	1:E:234:VAL:CG2	2.23	0.51
1:E:46:ARG:HG2	1:E:47:TRP:N	2.26	0.51
1:A:92:TYR:CZ	1:A:93:LYS:HE2	2.46	0.51
1:C:235:ILE:HD12	1:C:237:ARG:HH21	1.75	0.51
1:D:65:SER:HB3	1:D:199:TYR:CE1	2.45	0.51
1:D:34:ASP:C	1:D:35:ARG:HG3	2.30	0.51
1:E:207:ILE:CD1	1:E:233:PHE:HD2	2.21	0.51
1:B:116:ILE:HD12	1:B:147:TRP:CH2	2.46	0.51
1:A:219:TYR:CD2	1:B:199:TYR:CZ	2.99	0.51
1:D:96:TRP:CD2	1:D:141:SER:HA	2.46	0.51
1:E:101:PHE:CD1	1:E:101:PHE:C	2.84	0.51
1:E:74:GLU:O	1:E:159:ILE:CD1	2.59	0.51
1:A:162:THR:CB	1:A:168:GLN:NE2	2.68	0.51
1:B:47:TRP:HA	1:B:47:TRP:HE3	1.76	0.51
1:C:116:ILE:HD12	1:C:147:TRP:CZ3	2.46	0.51
1:D:182:LYS:HB2	1:D:227:PRO:HD3	1.92	0.51
1:E:218:LYS:HB2	1:E:225:ILE:HD11	1.93	0.51
1:A:62:PHE:HE1	1:A:85:LEU:HD22	1.74	0.50
1:D:42:ARG:NH1	1:D:94:LEU:HD22	2.26	0.50
1:A:65:SER:HB2	1:A:84:TRP:HB2	1.92	0.50
1:B:209:ASN:HB3	1:B:234:VAL:CG2	2.41	0.50
1:D:74:GLU:HB2	1:D:75:LYS:HD3	1.94	0.50
1:E:179:THR:HG22	2:E:300:EPJ:CL	2.49	0.50
1:E:46:ARG:HH21	1:E:115:TRP:H	1.59	0.50
1:C:139:LEU:HD12	1:C:140:PHE:H	1.74	0.50
1:C:179:THR:O	1:D:108:ARG:NE	2.34	0.50
1:A:113:MET:HE2	1:A:113:MET:HA	1.94	0.50
1:B:138:HIS:HB3	1:B:146:HIS:HB2	1.94	0.50
1:B:180:TYR:CB	1:B:185:ILE:CG2	2.90	0.50
1:E:160:ASP:OD1	1:E:169:GLN:HG2	2.11	0.50
1:B:68:GLN:HG2	1:B:69:LEU:N	2.27	0.50
1:C:58:VAL:HB	1:C:185:ILE:HD12	1.94	0.50
1:C:84:TRP:CZ3	1:C:199:TYR:CD2	2.99	0.50
1:D:123:ASN:ND2	1:D:172:LYS:O	2.44	0.50
1:D:208:VAL:HG12	1:D:234:VAL:HG23	1.94	0.50
1:C:96:TRP:NE1	1:C:141:SER:HB3	2.27	0.50
1:E:87:GLN:OE1	1:E:119:ILE:HD12	2.12	0.50
1:A:207:ILE:HD13	1:A:235:ILE:CG2	2.42	0.49
1:B:204:GLU:N	1:B:204:GLU:OE1	2.44	0.49
1:B:59:ILE:N	1:B:59:ILE:HD12	2.27	0.49
1:D:49:ARG:HB2	1:D:50:PRO:HD3	1.93	0.49

Continued on next page...

Continued from previous page...

Atom-1	Atom-2	Interatomic distance (Å)	Clash overlap (Å)
1:D:208:VAL:HG13	1:D:209:ASN:N	2.28	0.49
1:D:70:ILE:HB	1:D:80:THR:HG22	1.94	0.49
1:E:197:LYS:NZ	1:E:200:TRP:CB	2.75	0.49
1:A:59:ILE:HA	1:A:186:ASP:O	2.11	0.49
1:A:59:ILE:N	1:A:59:ILE:HD12	2.27	0.49
1:C:118:ASP:OD2	1:C:179:THR:OG1	2.27	0.49
1:C:70:ILE:HD12	1:C:80:THR:CG2	2.41	0.49
1:D:72:VAL:HG11	1:D:205:TRP:CD2	2.47	0.49
1:D:129:PHE:CZ	1:E:150:PRO:HB2	2.47	0.49
1:A:113:MET:HE3	1:A:113:MET:HA	1.94	0.49
1:A:57:VAL:HG13	1:A:59:ILE:HD11	1.94	0.49
1:B:121:LEU:HD23	1:B:124:ASN:HA	1.95	0.49
1:B:34:ASP:O	1:B:37:PHE:HB3	2.11	0.49
1:D:180:TYR:HD1	1:E:108:ARG:HG3	1.74	0.49
1:A:131:VAL:HG21	1:A:149:PRO:CG	2.42	0.49
1:A:40:LEU:O	1:A:44:TYR:HB2	2.13	0.49
1:C:65:SER:CB	1:C:199:TYR:CE1	2.89	0.49
1:D:118:ASP:OD2	1:D:179:THR:OG1	2.26	0.49
1:A:199:TYR:CZ	1:E:219:TYR:HB3	2.47	0.49
1:A:62:PHE:CZ	1:A:85:LEU:HD22	2.47	0.49
1:B:78:MET:CA	1:B:156:SER:HB2	2.38	0.49
1:A:96:TRP:CE2	1:A:141:SER:HB3	2.47	0.49
1:B:71:ASP:OD1	1:B:72:VAL:N	2.45	0.49
1:D:66:ILE:CG2	1:D:197:LYS:HE3	2.43	0.49
1:E:64:LEU:HD12	1:E:84:TRP:O	2.12	0.49
1:D:96:TRP:CE2	1:D:141:SER:CB	2.92	0.49
1:A:49:ARG:HE	1:B:113:MET:HE3	1.77	0.49
1:D:163:PHE:H	1:D:167:ASP:CB	2.25	0.49
1:A:191:GLU:C	1:A:193:THR:H	2.16	0.49
1:D:107:LEU:HD13	1:D:109:VAL:HG13	1.94	0.49
1:A:38:LYS:CE	1:A:101:PHE:HB2	2.43	0.48
1:A:75:LYS:CD	1:A:75:LYS:H	2.26	0.48
1:B:185:ILE:HG12	1:B:186:ASP:N	2.28	0.48
1:E:139:LEU:HD12	1:E:140:PHE:N	2.27	0.48
1:E:82:ASN:HA	1:E:152:ILE:HD13	1.95	0.48
1:A:109:VAL:CG2	1:A:110:PRO:HD2	2.40	0.48
1:A:219:TYR:HA	1:B:199:TYR:OH	2.13	0.48
1:B:98:PRO:CB	1:B:105:THR:HG21	2.44	0.48
1:C:101:PHE:C	1:C:104:ILE:HG23	2.34	0.48
1:A:75:LYS:HD3	1:A:75:LYS:H	1.78	0.48
1:C:125:ALA:HB1	1:C:129:PHE:N	2.29	0.48

Continued on next page...

Continued from previous page...

Atom-1	Atom-2	Interatomic distance (Å)	Clash overlap (Å)
1:B:219:TYR:CD2	1:C:199:TYR:HD2	2.21	0.48
1:D:207:ILE:H	1:D:235:ILE:HA	1.77	0.48
1:A:79:MET:HE2	1:A:171:CYS:HB3	1.95	0.48
1:A:53:ASN:CA	1:A:92:TYR:CE1	2.97	0.48
1:C:49:ARG:N	1:C:50:PRO:CD	2.76	0.48
1:B:122:TYR:CB	1:B:174:LYS:HD3	2.44	0.48
1:C:108:ARG:NH1	1:C:108:ARG:HG3	2.25	0.48
1:D:64:LEU:HD23	1:D:65:SER:N	2.29	0.48
1:E:33:GLU:HG2	1:E:37:PHE:CE2	2.48	0.48
1:A:159:ILE:HA	1:A:169:GLN:HG2	1.94	0.48
1:C:128:GLU:O	1:C:129:PHE:HB2	2.13	0.48
1:C:128:GLU:OE1	1:C:132:THR:HG22	2.12	0.48
1:C:91:ASP:HB3	1:C:94:LEU:HB2	1.96	0.48
1:A:167:ASP:C	1:A:168:GLN:HG3	2.33	0.48
1:D:159:ILE:HG13	1:D:159:ILE:O	2.14	0.48
1:A:122:TYR:O	1:A:124:ASN:N	2.47	0.48
1:B:74:GLU:N	1:B:75:LYS:O	2.31	0.48
1:E:72:VAL:HG11	1:E:205:TRP:CE3	2.48	0.48
1:B:200:TRP:HE1	1:B:207:ILE:CG2	2.26	0.47
1:B:47:TRP:CE2	1:B:49:ARG:CG	2.96	0.47
1:D:131:VAL:HG21	1:D:149:PRO:CB	2.44	0.47
1:D:79:MET:HE2	1:D:171:CYS:HB3	1.95	0.47
1:B:78:MET:HA	1:B:156:SER:CB	2.41	0.47
1:D:120:VAL:HG22	1:D:121:LEU:N	2.28	0.47
1:D:163:PHE:H	1:D:167:ASP:HB3	1.80	0.47
1:A:207:ILE:O	1:A:207:ILE:HG22	2.13	0.47
1:B:205:TRP:HB3	1:B:238:LEU:HB3	1.95	0.47
1:B:74:GLU:HB3	1:B:75:LYS:C	2.35	0.47
1:C:51:VAL:HG12	1:C:58:VAL:CG2	2.33	0.47
1:C:52:PRO:HB2	1:C:91:ASP:OD1	2.13	0.47
1:E:74:GLU:CG	1:E:159:ILE:HD12	2.42	0.47
1:E:42:ARG:NH2	1:E:43:GLY:HA2	2.29	0.47
1:D:206:ALA:HB3	1:D:235:ILE:HA	1.96	0.47
1:A:40:LEU:HD22	1:A:44:TYR:CE1	2.49	0.47
1:A:88:GLU:HA	1:A:145:VAL:O	2.15	0.47
1:B:54:THR:CG2	1:B:92:TYR:CE2	2.97	0.47
1:C:106:SER:HB3	1:C:140:PHE:CD1	2.50	0.47
1:C:61:ARG:CB	1:C:88:GLU:HG2	2.30	0.47
1:B:55:SER:OG	1:B:56:ASP:N	2.46	0.47
1:C:191:GLU:C	1:C:193:THR:N	2.67	0.47
1:C:196:LEU:N	1:C:196:LEU:HD12	2.29	0.47

Continued on next page...

Continued from previous page...

Atom-1	Atom-2	Interatomic distance (Å)	Clash overlap (Å)
1:E:34:ASP:HB2	1:E:37:PHE:CE2	2.49	0.47
1:A:57:VAL:HG13	1:A:59:ILE:HD12	1.97	0.47
1:B:159:ILE:O	1:B:160:ASP:HB3	2.12	0.47
1:C:106:SER:HB3	1:C:140:PHE:HD1	1.80	0.47
1:D:96:TRP:NE1	1:D:141:SER:HB3	2.30	0.47
1:B:94:LEU:HB3	1:B:139:LEU:HD21	1.96	0.47
1:B:238:LEU:HD12	1:B:239:PRO:CD	2.41	0.47
1:C:96:TRP:CE2	1:C:141:SER:HA	2.50	0.47
1:C:197:LYS:HG3	1:C:200:TRP:CE3	2.50	0.47
1:B:158:SER:HA	1:C:204:GLU:OE2	2.15	0.47
1:E:120:VAL:CG1	1:E:121:LEU:N	2.78	0.47
1:A:136:LYS:HB2	1:E:179:THR:HG21	1.95	0.47
1:B:51:VAL:HG23	1:B:52:PRO:HD2	1.95	0.47
1:B:225:ILE:N	1:B:225:ILE:CD1	2.78	0.47
1:C:157:CYS:HB2	1:C:170:ASN:O	2.14	0.47
1:B:220:ASP:O	1:C:194:VAL:HG13	2.14	0.47
1:C:72:VAL:CG1	1:C:237:ARG:HH22	2.28	0.47
1:D:107:LEU:O	1:D:107:LEU:HD12	2.14	0.47
1:D:163:PHE:N	1:D:167:ASP:HA	2.23	0.47
1:B:180:TYR:CB	1:B:185:ILE:HG22	2.30	0.47
1:B:47:TRP:CE2	1:B:49:ARG:HG2	2.50	0.47
1:B:47:TRP:HD1	1:B:50:PRO:HG3	1.80	0.47
1:D:57:VAL:O	1:D:57:VAL:HG12	2.15	0.47
1:A:122:TYR:HB2	1:A:174:LYS:HD3	1.98	0.46
1:D:161:VAL:C	1:D:167:ASP:HB2	2.35	0.46
1:A:221:CYS:SG	1:A:222:CYS:N	2.88	0.46
1:A:207:ILE:CD1	1:A:235:ILE:CG2	2.94	0.46
1:B:220:ASP:HB2	1:C:198:ASP:OD2	2.15	0.46
1:C:102:GLY:CA	1:C:104:ILE:HG12	2.46	0.46
1:E:128:GLU:HG3	1:E:132:THR:HG21	1.97	0.46
1:E:38:LYS:HA	1:E:38:LYS:HD3	1.66	0.46
1:C:46:ARG:HG2	1:C:47:TRP:N	2.29	0.46
1:D:105:THR:OG1	1:D:106:SER:N	2.44	0.46
1:D:168:GLN:HA	1:D:236:ARG:NH1	2.31	0.46
1:E:77:GLN:HA	1:E:159:ILE:CD1	2.39	0.46
1:B:74:GLU:HB2	1:B:76:ASN:O	2.16	0.46
1:C:122:TYR:CB	1:C:174:LYS:HD3	2.45	0.46
1:A:128:GLU:OE1	1:A:132:THR:HG21	2.16	0.46
1:C:121:LEU:HD23	1:C:125:ALA:CB	2.29	0.46
1:C:40:LEU:O	1:C:44:TYR:HB2	2.16	0.46
1:E:89:TRP:CZ2	1:E:145:VAL:HG11	2.51	0.46

Continued on next page...

Continued from previous page...

Atom-1	Atom-2	Interatomic distance (Å)	Clash overlap (Å)
1:D:70:ILE:HD12	1:D:80:THR:HG22	1.96	0.46
1:A:72:VAL:HG23	1:A:78:MET:O	2.16	0.46
1:A:98:PRO:O	1:A:103:ASN:HA	2.15	0.46
1:B:217:LYS:HD3	1:B:219:TYR:CE2	2.51	0.46
1:C:37:PHE:O	1:C:40:LEU:HB2	2.15	0.46
1:D:69:LEU:HB3	1:D:200:TRP:CH2	2.49	0.46
1:E:169:GLN:CD	1:E:170:ASN:N	2.69	0.46
1:B:221:CYS:SG	1:B:222:CYS:N	2.88	0.46
1:E:34:ASP:HB2	1:E:37:PHE:CD2	2.51	0.46
1:E:67:ALA:C	1:E:68:GLN:HG2	2.36	0.46
1:C:168:GLN:HB2	1:C:236:ARG:CG	2.46	0.46
1:C:237:ARG:HA	1:C:237:ARG:HD3	1.28	0.46
1:A:61:ARG:NH2	1:A:190:MET:HG3	2.31	0.45
1:B:195:ASP:OD2	1:B:197:LYS:N	2.49	0.45
1:C:96:TRP:NE1	1:C:105:THR:OG1	2.45	0.45
1:D:161:VAL:O	1:D:162:THR:OG1	2.32	0.45
1:A:47:TRP:C	1:A:50:PRO:HD2	2.36	0.45
1:D:133:HIS:HB3	1:D:134:MET:HA	1.98	0.45
1:E:107:LEU:C	1:E:107:LEU:HD12	2.37	0.45
1:A:42:ARG:NH2	1:A:107:LEU:HD11	2.31	0.45
1:B:156:SER:CA	1:B:157:CYS:HB3	2.40	0.45
1:A:51:VAL:CG2	1:B:35:ARG:NH1	2.80	0.45
1:B:219:TYR:HB3	1:C:199:TYR:HE2	1.81	0.45
1:A:86:LYS:HB2	1:A:86:LYS:HE3	1.77	0.45
1:B:40:LEU:O	1:B:41:PHE:HB2	2.17	0.45
1:B:47:TRP:CZ2	1:B:49:ARG:HG3	2.51	0.45
1:C:46:ARG:NH1	1:C:91:ASP:OD2	2.50	0.45
1:E:72:VAL:HG11	1:E:205:TRP:CZ3	2.52	0.45
1:E:95:ARG:HB2	1:E:95:ARG:NH1	2.32	0.45
1:B:46:ARG:CG	1:B:46:ARG:NH1	2.77	0.45
1:B:68:GLN:CD	1:B:70:ILE:HD13	2.37	0.45
1:B:96:TRP:CE2	1:B:141:SER:HB3	2.52	0.45
1:C:101:PHE:O	1:C:104:ILE:HG12	2.16	0.45
1:E:200:TRP:CZ3	1:E:202:SER:HA	2.51	0.45
1:D:172:LYS:HE3	1:E:201:GLU:OE1	2.17	0.45
1:D:51:VAL:HG22	1:E:35:ARG:CZ	2.46	0.45
1:A:51:VAL:CG2	1:B:35:ARG:HH12	2.30	0.45
1:B:106:SER:HB2	1:B:139:LEU:O	2.17	0.45
1:C:131:VAL:O	1:C:132:THR:HG22	2.15	0.45
1:C:70:ILE:HD11	1:C:82:ASN:HB2	1.98	0.45
1:D:206:ALA:O	1:D:207:ILE:HB	2.16	0.45

Continued on next page...

Continued from previous page...

Atom-1	Atom-2	Interatomic distance (Å)	Clash overlap (Å)
1:D:47:TRP:HE3	1:D:47:TRP:HA	1.79	0.45
1:A:166:PHE:CG	1:A:166:PHE:O	2.68	0.45
1:C:204:GLU:CB	1:C:205:TRP:CE3	3.00	0.45
1:E:107:LEU:HD13	1:E:109:VAL:HG13	1.97	0.45
1:A:148:VAL:HB	2:E:300:EPJ:C11	2.47	0.45
1:E:68:GLN:HB3	1:E:70:ILE:HD13	1.99	0.45
1:A:70:ILE:HD11	1:A:82:ASN:CB	2.47	0.45
1:C:161:VAL:CG2	1:C:162:THR:H	2.23	0.45
1:E:197:LYS:CA	1:E:197:LYS:HZ2	2.29	0.45
1:E:202:SER:O	1:E:204:GLU:N	2.46	0.45
1:E:51:VAL:CG2	1:E:53:ASN:HB2	2.45	0.45
1:B:76:ASN:HA	1:B:77:GLN:HA	1.80	0.44
1:C:129:PHE:CZ	1:D:150:PRO:HB2	2.52	0.44
1:D:69:LEU:CB	1:D:200:TRP:CH2	3.00	0.44
1:D:221:CYS:HB2	1:E:194:VAL:HG23	1.92	0.44
1:C:72:VAL:CG1	1:C:237:ARG:HH12	2.29	0.44
1:A:201:GLU:CD	1:E:172:LYS:HZ1	2.19	0.44
1:E:36:LEU:N	1:E:36:LEU:HD12	2.31	0.44
1:A:191:GLU:C	1:A:193:THR:N	2.71	0.44
1:D:179:THR:HG22	2:D:300:EPJ:CL	2.53	0.44
1:E:160:ASP:OD1	1:E:169:GLN:HB2	2.17	0.44
1:D:236:ARG:O	1:D:237:ARG:CG	2.66	0.44
1:A:192:GLN:H	1:A:192:GLN:CD	2.12	0.44
1:B:129:PHE:CZ	1:C:150:PRO:HB2	2.52	0.44
1:C:49:ARG:HB2	1:C:50:PRO:HD3	2.00	0.44
1:D:161:VAL:HG13	1:D:162:THR:N	2.33	0.44
1:A:150:PRO:HD3	1:E:178:TRP:NE1	2.31	0.44
1:A:77:GLN:NE2	1:A:159:ILE:HG23	2.12	0.44
1:A:122:TYR:HB3	1:A:174:LYS:HD3	1.98	0.44
1:D:38:LYS:HE3	1:D:96:TRP:CD2	2.52	0.44
1:E:160:ASP:O	1:E:161:VAL:HG22	2.18	0.44
1:E:33:GLU:HG3	1:E:34:ASP:OD1	2.17	0.44
1:A:150:PRO:HB2	1:E:129:PHE:CZ	2.53	0.44
1:A:164:PHE:CB	1:A:165:PRO:CD	2.85	0.44
1:A:189:GLN:O	1:A:191:GLU:N	2.51	0.44
1:A:36:LEU:H	1:A:36:LEU:HD12	1.83	0.44
1:B:98:PRO:CB	1:B:105:THR:CG2	2.95	0.44
1:B:122:TYR:HB2	1:B:174:LYS:HD3	2.00	0.44
1:D:63:GLY:HA3	1:D:86:LYS:CE	2.47	0.44
1:D:76:ASN:C	1:D:77:GLN:CD	2.77	0.44
1:E:222:CYS:SG	2:E:300:EPJ:C8	3.06	0.44

Continued on next page...

Continued from previous page...

Atom-1	Atom-2	Interatomic distance (Å)	Clash overlap (Å)
1:B:74:GLU:HB3	1:B:75:LYS:CA	2.48	0.44
1:C:61:ARG:CB	1:C:190:MET:HE2	2.46	0.44
1:B:83:VAL:O	1:B:151:ALA:N	2.49	0.44
1:B:206:ALA:HB1	1:B:235:ILE:HA	2.00	0.44
1:E:86:LYS:NZ	1:E:88:GLU:OE1	2.49	0.44
1:A:49:ARG:CB	1:A:50:PRO:HD3	2.40	0.43
1:B:162:THR:HG23	1:B:163:PHE:CD1	2.53	0.43
1:A:181:ASP:OD2	1:A:183:ALA:HB3	2.18	0.43
1:A:210:ALA:HA	1:A:232:ALA:O	2.18	0.43
1:A:61:ARG:HG2	1:A:188:GLU:OE2	2.18	0.43
1:B:38:LYS:NZ	1:B:100:ASP:HB2	2.33	0.43
1:A:47:TRP:CZ3	1:B:39:HIS:HB3	2.53	0.43
1:E:47:TRP:O	1:E:50:PRO:HD2	2.18	0.43
1:A:201:GLU:OE1	1:E:172:LYS:NZ	2.51	0.43
1:B:47:TRP:CG	1:B:50:PRO:HD3	2.53	0.43
1:C:91:ASP:CG	1:C:94:LEU:HG	2.39	0.43
1:E:217:LYS:HG2	1:E:218:LYS:O	2.17	0.43
1:E:61:ARG:HA	1:E:188:GLU:O	2.19	0.43
1:B:164:PHE:HB3	1:B:165:PRO:HD3	1.97	0.43
1:B:47:TRP:O	1:B:50:PRO:HD2	2.18	0.43
1:D:133:HIS:ND1	1:D:135:THR:HG22	2.34	0.43
1:D:236:ARG:O	1:D:237:ARG:HG2	2.18	0.43
1:C:148:VAL:O	1:C:148:VAL:HG12	2.17	0.43
1:D:204:GLU:OE1	1:D:204:GLU:N	2.52	0.43
1:D:208:VAL:HG13	1:D:234:VAL:CG2	2.48	0.43
1:E:161:VAL:CG1	1:E:163:PHE:CE1	2.99	0.43
1:A:178:TRP:HH2	1:B:84:TRP:CE2	2.37	0.43
1:C:98:PRO:O	1:C:104:ILE:CG2	2.60	0.43
1:D:46:ARG:HG2	1:D:47:TRP:N	2.32	0.43
1:A:38:LYS:HE3	1:A:101:PHE:CB	2.48	0.43
1:A:96:TRP:CD2	1:A:141:SER:HA	2.53	0.43
1:A:179:THR:HG22	1:A:179:THR:O	2.18	0.43
1:A:52:PRO:HD3	1:A:115:TRP:CE2	2.52	0.43
1:A:68:GLN:HE22	1:E:156:SER:CB	2.28	0.43
1:B:226:TYR:HA	1:B:227:PRO:HD2	1.75	0.43
1:C:66:ILE:O	1:C:66:ILE:HG23	2.18	0.43
1:C:91:ASP:OD2	1:C:94:LEU:HG	2.18	0.43
1:A:234:VAL:HG11	1:A:236:ARG:NH2	2.33	0.43
1:A:204:GLU:O	1:A:238:LEU:HB3	2.18	0.43
1:A:74:GLU:O	1:A:77:GLN:N	2.51	0.43
1:C:69:LEU:C	1:C:69:LEU:HD23	2.39	0.43

Continued on next page...

Continued from previous page...

Atom-1	Atom-2	Interatomic distance (Å)	Clash overlap (Å)
1:D:96:TRP:CZ2	1:D:141:SER:HB3	2.51	0.43
1:D:62:PHE:HE1	1:D:85:LEU:HD22	1.84	0.43
1:A:37:PHE:CE1	1:A:101:PHE:CG	3.07	0.43
1:B:135:THR:OG1	1:B:136:LYS:N	2.51	0.43
1:C:101:PHE:O	1:C:104:ILE:HG23	2.17	0.43
1:E:96:TRP:CE3	1:E:141:SER:HA	2.53	0.43
1:E:53:ASN:HD21	1:E:56:ASP:C	2.21	0.43
1:B:73:ASP:HA	1:B:74:GLU:HA	1.44	0.43
1:C:196:LEU:HD22	1:C:210:ALA:HB1	2.00	0.43
1:C:34:ASP:HB2	1:C:37:PHE:HB3	1.94	0.43
1:D:188:GLU:O	1:D:188:GLU:HG3	2.18	0.43
1:E:190:MET:HE2	1:E:194:VAL:H	1.84	0.43
1:E:169:GLN:N	1:E:235:ILE:HG12	2.34	0.43
1:B:56:ASP:O	1:B:57:VAL:CG1	2.65	0.42
1:E:74:GLU:CB	1:E:159:ILE:HD12	2.48	0.42
1:A:181:ASP:HB3	1:A:226:TYR:CE2	2.54	0.42
1:C:107:LEU:CG	1:C:108:ARG:N	2.81	0.42
1:D:218:LYS:HB2	1:D:225:ILE:HD13	2.00	0.42
1:E:218:LYS:HB2	1:E:225:ILE:HD13	2.01	0.42
1:A:109:VAL:HA	1:A:110:PRO:HD3	1.83	0.42
1:B:96:TRP:HE1	1:B:105:THR:HG21	1.83	0.42
1:C:161:VAL:HG11	1:C:163:PHE:CE2	2.54	0.42
1:D:49:ARG:N	1:D:50:PRO:CD	2.82	0.42
1:E:56:ASP:O	1:E:57:VAL:HG12	2.19	0.42
1:A:180:TYR:CE1	1:B:108:ARG:CG	3.02	0.42
1:D:180:TYR:HB2	1:D:185:ILE:CG2	2.49	0.42
1:B:163:PHE:HB2	1:B:167:ASP:HB3	2.02	0.42
1:B:207:ILE:N	1:B:235:ILE:HG22	2.34	0.42
1:B:42:ARG:HA	1:B:42:ARG:HD3	1.74	0.42
1:B:54:THR:HA	1:C:35:ARG:CZ	2.46	0.42
1:C:120:VAL:HG22	1:C:121:LEU:N	2.35	0.42
1:C:34:ASP:O	1:C:37:PHE:N	2.52	0.42
1:A:179:THR:HA	2:A:300:EPJ:C9	2.49	0.42
1:A:94:LEU:HB3	1:A:139:LEU:HD21	2.01	0.42
1:B:133:HIS:CB	1:B:134:MET:HA	2.19	0.42
1:B:168:GLN:HG3	1:B:169:GLN:H	1.84	0.42
1:B:177:SER:OG	1:B:180:TYR:HB2	2.20	0.42
1:D:194:VAL:HG13	1:D:194:VAL:O	2.20	0.42
1:D:47:TRP:CA	1:D:47:TRP:CE3	3.01	0.42
1:D:79:MET:HB3	1:D:79:MET:HE2	1.97	0.42
1:E:182:LYS:HA	1:E:185:ILE:O	2.19	0.42

Continued on next page...

Continued from previous page...

Atom-1	Atom-2	Interatomic distance (Å)	Clash overlap (Å)
1:A:184:LYS:HB3	1:A:184:LYS:HE3	1.83	0.42
1:A:218:LYS:HE2	1:A:223:ALA:HA	2.00	0.42
1:A:56:ASP:HA	1:A:57:VAL:HA	1.90	0.42
1:A:75:LYS:HB2	1:A:75:LYS:HE2	1.67	0.42
1:E:118:ASP:OD2	1:E:179:THR:OG1	2.23	0.42
1:A:47:TRP:HB3	1:A:50:PRO:HD2	2.00	0.42
1:B:92:TYR:HA	1:B:95:ARG:NE	2.35	0.42
1:C:204:GLU:OE1	1:C:204:GLU:N	2.40	0.42
1:E:164:PHE:HB3	1:E:165:PRO:CD	2.49	0.42
1:D:96:TRP:CZ2	1:D:106:SER:HA	2.53	0.42
1:D:94:LEU:HD13	1:D:139:LEU:HD22	2.00	0.42
1:D:163:PHE:N	1:D:167:ASP:HB3	2.33	0.42
1:D:191:GLU:C	1:D:193:THR:H	2.23	0.42
1:E:59:ILE:CD1	1:E:186:ASP:HB3	2.50	0.42
1:E:86:LYS:HG2	1:E:148:VAL:CG2	2.45	0.42
1:A:57:VAL:CG1	1:A:59:ILE:HD11	2.50	0.42
1:B:96:TRP:CE3	1:B:141:SER:HA	2.55	0.42
1:C:197:LYS:CG	1:C:200:TRP:HB3	2.48	0.42
1:D:160:ASP:HA	1:D:168:GLN:O	2.20	0.42
1:D:180:TYR:CE1	1:E:108:ARG:CG	3.02	0.42
1:E:70:ILE:HD13	1:E:70:ILE:HA	1.81	0.42
1:A:162:THR:HB	1:A:168:GLN:CD	2.39	0.41
1:B:206:ALA:HB1	1:B:235:ILE:CB	2.49	0.41
1:C:221:CYS:SG	1:C:222:CYS:N	2.93	0.41
1:C:218:LYS:HE2	1:C:223:ALA:HA	2.02	0.41
1:C:51:VAL:CG1	1:C:58:VAL:CG2	2.95	0.41
1:C:86:LYS:HE3	1:C:86:LYS:HB2	1.78	0.41
1:D:37:PHE:O	1:D:41:PHE:N	2.49	0.41
1:E:38:LYS:CG	1:E:101:PHE:HB2	2.49	0.41
1:E:197:LYS:NZ	1:E:197:LYS:CB	2.81	0.41
1:E:69:LEU:HD22	1:E:207:ILE:CG1	2.48	0.41
1:A:45:ASN:HD22	1:A:45:ASN:C	2.22	0.41
1:A:61:ARG:HD3	1:A:88:GLU:CD	2.41	0.41
1:D:161:VAL:CG2	1:D:162:THR:N	2.69	0.41
1:D:191:GLU:O	1:D:194:VAL:HG12	2.19	0.41
1:A:224:GLU:OE1	1:A:226:TYR:OH	2.37	0.41
1:A:207:ILE:CA	1:A:234:VAL:O	2.68	0.41
1:C:84:TRP:HZ3	1:C:199:TYR:CD2	2.38	0.41
1:D:207:ILE:CA	1:D:235:ILE:HG22	2.50	0.41
1:D:235:ILE:HG13	1:D:235:ILE:O	2.20	0.41
1:A:198:ASP:N	1:A:198:ASP:OD1	2.52	0.41

Continued on next page...

Continued from previous page...

Atom-1	Atom-2	Interatomic distance (Å)	Clash overlap (Å)
1:A:42:ARG:CZ	1:A:42:ARG:HB2	2.50	0.41
1:A:51:VAL:CG1	1:A:58:VAL:CG2	2.98	0.41
1:A:74:GLU:N	1:A:75:LYS:NZ	2.64	0.41
1:B:169:GLN:CD	1:B:235:ILE:O	2.57	0.41
1:D:38:LYS:CE	1:D:96:TRP:CE2	3.03	0.41
1:E:79:MET:HE3	1:E:155:SER:OG	2.21	0.41
1:A:58:VAL:C	1:A:59:ILE:HD12	2.40	0.41
1:B:186:ASP:OD1	1:B:187:LEU:N	2.51	0.41
1:B:219:TYR:HB3	1:C:199:TYR:CE2	2.54	0.41
1:C:181:ASP:HA	1:C:226:TYR:CD1	2.55	0.41
1:D:85:LEU:O	1:D:149:PRO:HD2	2.20	0.41
1:D:169:GLN:CD	1:D:235:ILE:HG12	2.41	0.41
1:D:180:TYR:HE1	1:E:108:ARG:CB	2.32	0.41
1:E:184:LYS:HE3	1:E:184:LYS:HB3	1.88	0.41
1:E:97:ASN:HA	1:E:98:PRO:HD3	1.96	0.41
1:A:190:MET:HG2	1:A:190:MET:O	2.20	0.41
1:B:40:LEU:HD12	1:B:40:LEU:N	2.35	0.41
1:C:35:ARG:H	1:C:35:ARG:HG3	1.11	0.41
1:D:75:LYS:HE2	1:D:75:LYS:HB2	1.73	0.41
1:E:42:ARG:HH21	1:E:43:GLY:HA3	1.86	0.41
1:E:68:GLN:HB3	1:E:70:ILE:CD1	2.50	0.41
1:E:74:GLU:O	1:E:75:LYS:C	2.59	0.41
1:A:204:GLU:OE1	1:A:204:GLU:N	2.54	0.41
1:A:82:ASN:HA	1:A:152:ILE:HD13	2.02	0.41
1:B:97:ASN:HA	1:B:98:PRO:HD3	1.57	0.41
1:C:107:LEU:CD1	1:C:108:ARG:H	2.32	0.41
1:B:164:PHE:CD1	1:B:164:PHE:N	2.88	0.41
1:B:172:LYS:HA	1:B:231:TYR:O	2.21	0.41
1:C:128:GLU:C	1:C:130:ALA:H	2.24	0.41
1:C:184:LYS:O	1:C:185:ILE:HD13	2.21	0.41
1:C:206:ALA:HB3	1:C:236:ARG:O	2.21	0.41
1:A:86:LYS:NZ	1:A:194:VAL:HG12	2.34	0.41
1:D:214:TYR:C	1:D:214:TYR:CD1	2.93	0.41
1:B:38:LYS:HZ2	1:B:100:ASP:HB2	1.85	0.41
1:A:124:ASN:CG	1:B:68:GLN:HB2	2.41	0.41
1:C:209:ASN:HB2	1:C:234:VAL:HG23	2.01	0.41
1:B:182:LYS:HA	1:B:185:ILE:O	2.21	0.40
1:B:200:TRP:CH2	1:B:202:SER:HA	2.56	0.40
1:B:206:ALA:HB1	1:B:207:ILE:H	1.52	0.40
1:D:180:TYR:HB2	1:D:185:ILE:HG22	2.01	0.40
1:E:181:ASP:HA	1:E:226:TYR:CD2	2.56	0.40

Continued on next page...

Continued from previous page...

Atom-1	Atom-2	Interatomic distance (Å)	Clash overlap (Å)
1:E:49:ARG:HB2	1:E:50:PRO:HD3	2.02	0.40
1:A:168:GLN:HG2	1:A:236:ARG:NE	2.36	0.40
1:A:49:ARG:NE	1:B:113:MET:HE3	2.35	0.40
1:B:161:VAL:CG1	1:B:162:THR:H	2.31	0.40
1:C:120:VAL:HG11	1:C:178:TRP:HE3	1.86	0.40
1:D:220:ASP:CB	1:E:195:ASP:HB2	2.50	0.40
1:E:40:LEU:O	1:E:44:TYR:HB2	2.21	0.40
1:B:57:VAL:O	1:B:59:ILE:HD12	2.21	0.40
1:B:96:TRP:CZ3	1:B:141:SER:HA	2.56	0.40
1:C:121:LEU:HD22	1:C:153:TYR:CD1	2.56	0.40
1:D:69:LEU:N	1:D:200:TRP:HZ3	2.10	0.40
1:D:74:GLU:H	1:D:75:LYS:NZ	2.19	0.40
1:E:163:PHE:CD1	1:E:163:PHE:N	2.88	0.40
1:B:108:ARG:NH1	1:B:138:HIS:CE1	2.89	0.40
1:C:102:GLY:HA2	1:C:104:ILE:HG12	2.02	0.40
1:D:121:LEU:HD22	1:D:153:TYR:CD1	2.56	0.40
1:D:161:VAL:CG2	1:D:162:THR:H	1.99	0.40
1:D:212:GLY:HA2	1:D:231:TYR:HA	2.03	0.40
1:D:46:ARG:HG3	1:D:46:ARG:NH1	2.36	0.40
1:D:38:LYS:NZ	1:D:96:TRP:CE2	2.86	0.40
1:E:135:THR:HG23	1:E:135:THR:H	1.52	0.40
1:A:169:GLN:HB2	1:A:235:ILE:CG1	2.51	0.40
1:B:98:PRO:O	1:B:101:PHE:HB3	2.21	0.40
1:B:120:VAL:CG2	1:B:178:TRP:CE3	3.04	0.40
1:B:206:ALA:HB1	1:B:236:ARG:N	2.36	0.40
1:B:218:LYS:NZ	1:B:223:ALA:O	2.44	0.40
1:A:124:ASN:HB2	1:B:68:GLN:OE1	2.22	0.40
1:C:126:ASP:N	1:C:126:ASP:OD1	2.54	0.40
1:C:132:THR:O	1:C:132:THR:OG1	2.34	0.40
1:D:46:ARG:HG3	1:D:46:ARG:HH11	1.87	0.40
1:E:74:GLU:CA	1:E:159:ILE:CD1	2.80	0.40

All (1) symmetry-related close contacts are listed below. The label for Atom-2 includes the symmetry operator and encoded unit-cell translations to be applied.

Atom-1	Atom-2	Interatomic distance (Å)	Clash overlap (Å)
1:D:203:GLY:O	1:E:44:TYR:OH[3_544]	2.17	0.03

5.3 Torsion angles

5.3.1 Protein backbone

In the following table, the Percentiles column shows the percent Ramachandran outliers of the chain as a percentile score with respect to all X-ray entries followed by that with respect to entries of similar resolution.

The Analysed column shows the number of residues for which the backbone conformation was analysed, and the total number of residues.

Mol	Chain	Analysed	Favoured	Allowed	Outliers	Percentiles	
1	A	205/213 (96%)	181 (88%)	19 (9%)	5 (2%)	7	43
1	B	206/213 (97%)	182 (88%)	18 (9%)	6 (3%)	6	36
1	C	206/213 (97%)	185 (90%)	20 (10%)	1 (0%)	34	78
1	D	203/213 (95%)	182 (90%)	17 (8%)	4 (2%)	9	48
1	E	206/213 (97%)	178 (86%)	19 (9%)	9 (4%)	3	24
All	All	1026/1065 (96%)	908 (88%)	93 (9%)	25 (2%)	7	43

All (25) Ramachandran outliers are listed below:

Mol	Chain	Res	Type
1	A	192	GLN
1	E	161	VAL
1	A	135	THR
1	D	35	ARG
1	D	161	VAL
1	E	191	GLU
1	A	124	ASN
1	B	130	ALA
1	B	161	VAL
1	E	160	ASP
1	E	171	CYS
1	B	164	PHE
1	E	124	ASN
1	B	125	ALA
1	B	160	ASP
1	E	57	VAL
1	A	190	MET
1	C	57	VAL
1	D	57	VAL
1	E	207	ILE
1	B	57	VAL

Continued on next page...

Continued from previous page...

Mol	Chain	Res	Type
1	D	207	ILE
1	A	207	ILE
1	E	164	PHE
1	E	203	GLY

5.3.2 Protein sidechains ⓘ

In the following table, the Percentiles column shows the percent sidechain outliers of the chain as a percentile score with respect to all X-ray entries followed by that with respect to entries of similar resolution.

The Analysed column shows the number of residues for which the sidechain conformation was analysed, and the total number of residues.

Mol	Chain	Analysed	Rotameric	Outliers	Percentiles	
1	A	187/194 (96%)	174 (93%)	13 (7%)	19	58
1	B	188/194 (97%)	176 (94%)	12 (6%)	22	62
1	C	188/194 (97%)	182 (97%)	6 (3%)	46	81
1	D	184/194 (95%)	176 (96%)	8 (4%)	35	75
1	E	188/194 (97%)	179 (95%)	9 (5%)	31	72
All	All	935/970 (96%)	887 (95%)	48 (5%)	29	70

All (48) residues with a non-rotameric sidechain are listed below:

Mol	Chain	Res	Type
1	A	35	ARG
1	A	44	TYR
1	A	45	ASN
1	A	47	TRP
1	A	56	ASP
1	A	69	LEU
1	A	75	LYS
1	A	101	PHE
1	A	113	MET
1	A	123	ASN
1	A	124	ASN
1	A	187	LEU
1	A	234	VAL
1	B	39	HIS
1	B	42	ARG

Continued on next page...

Continued from previous page...

Mol	Chain	Res	Type
1	B	46	ARG
1	B	47	TRP
1	B	53	ASN
1	B	58	VAL
1	B	81	THR
1	B	141	SER
1	B	161	VAL
1	B	162	THR
1	B	169	GLN
1	B	196	LEU
1	C	42	ARG
1	C	51	VAL
1	C	90	SER
1	C	129	PHE
1	C	168	GLN
1	C	199	TYR
1	D	35	ARG
1	D	47	TRP
1	D	75	LYS
1	D	131	VAL
1	D	169	GLN
1	D	196	LEU
1	D	199	TYR
1	D	237	ARG
1	E	42	ARG
1	E	47	TRP
1	E	72	VAL
1	E	73	ASP
1	E	101	PHE
1	E	160	ASP
1	E	169	GLN
1	E	196	LEU
1	E	230	THR

Some sidechains can be flipped to improve hydrogen bonding and reduce clashes. All (9) such sidechains are listed below:

Mol	Chain	Res	Type
1	A	45	ASN
1	A	77	GLN
1	A	82	ASN
1	A	103	ASN
1	A	169	GLN

Continued on next page...

Continued from previous page...

Mol	Chain	Res	Type
1	A	189	GLN
1	B	123	ASN
1	C	103	ASN
1	D	146	HIS

5.3.3 RNA [i](#)

There are no RNA molecules in this entry.

5.4 Non-standard residues in protein, DNA, RNA chains [i](#)

There are no non-standard protein/DNA/RNA residues in this entry.

5.5 Carbohydrates [i](#)

There are no carbohydrates in this entry.

5.6 Ligand geometry [i](#)

5 ligands are modelled in this entry.

In the following table, the Counts columns list the number of bonds (or angles) for which Mogul statistics could be retrieved, the number of bonds (or angles) that are observed in the model and the number of bonds (or angles) that are defined in the chemical component dictionary. The Link column lists molecule types, if any, to which the group is linked. The Z score for a bond length (or angle) is the number of standard deviations the observed value is removed from the expected value. A bond length (or angle) with $|Z| > 2$ is considered an outlier worth inspection. RMSZ is the root-mean-square of all Z scores of the bond lengths (or angles).

Mol	Type	Chain	Res	Link	Bond lengths			Bond angles		
					Counts	RMSZ	$\# Z > 2$	Counts	RMSZ	$\# Z > 2$
2	EPJ	A	300	-	16,16,16	1.89	5 (31%)	15,23,23	2.50	7 (46%)
2	EPJ	B	300	-	16,16,16	1.70	4 (25%)	15,23,23	1.68	4 (26%)
2	EPJ	C	300	-	16,16,16	1.77	4 (25%)	15,23,23	1.90	6 (40%)
2	EPJ	D	300	-	16,16,16	2.18	7 (43%)	15,23,23	1.92	6 (40%)
2	EPJ	E	300	-	16,16,16	1.79	4 (25%)	15,23,23	1.86	5 (33%)

In the following table, the Chirals column lists the number of chiral outliers, the number of chiral centers analysed, the number of these observed in the model and the number defined in the chemical component dictionary. Similar counts are reported in the Torsion and Rings columns. '-' means

no outliers of that kind were identified.

Mol	Type	Chain	Res	Link	Chirals	Torsions	Rings
2	EPJ	A	300	-	-	0/4/21/21	0/1/3/3
2	EPJ	B	300	-	-	0/4/21/21	0/1/3/3
2	EPJ	C	300	-	-	0/4/21/21	0/1/3/3
2	EPJ	D	300	-	-	0/4/21/21	0/1/3/3
2	EPJ	E	300	-	-	0/4/21/21	0/1/3/3

All (24) bond length outliers are listed below:

Mol	Chain	Res	Type	Atoms	Z	Observed(Å)	Ideal(Å)
2	D	300	EPJ	C6-N1	-4.11	1.41	1.48
2	E	300	EPJ	C6-N1	-4.08	1.42	1.48
2	C	300	EPJ	C6-N1	-4.03	1.42	1.48
2	B	300	EPJ	C6-N1	-3.99	1.42	1.48
2	A	300	EPJ	C6-N1	-3.48	1.42	1.48
2	D	300	EPJ	C1-C6	-3.27	1.50	1.55
2	A	300	EPJ	C1-C6	-3.24	1.50	1.55
2	A	300	EPJ	C7-C1	-3.19	1.47	1.51
2	D	300	EPJ	C3-N1	-3.02	1.41	1.49
2	C	300	EPJ	C3-N1	-2.97	1.41	1.49
2	E	300	EPJ	C1-C6	-2.95	1.51	1.55
2	E	300	EPJ	C3-N1	-2.91	1.41	1.49
2	B	300	EPJ	C3-N1	-2.80	1.42	1.49
2	D	300	EPJ	C9-C8	-2.48	1.33	1.38
2	A	300	EPJ	C3-N1	-2.31	1.43	1.49
2	B	300	EPJ	C7-C1	-2.28	1.48	1.51
2	C	300	EPJ	C1-C6	-2.26	1.52	1.55
2	D	300	EPJ	C11-N2	2.13	1.38	1.34
2	D	300	EPJ	C10-N2	2.88	1.39	1.32
2	B	300	EPJ	C10-CL	3.00	1.79	1.74
2	E	300	EPJ	C10-CL	3.03	1.79	1.74
2	A	300	EPJ	C10-CL	3.31	1.80	1.74
2	D	300	EPJ	C10-CL	3.37	1.80	1.74
2	C	300	EPJ	C10-CL	3.42	1.80	1.74

All (28) bond angle outliers are listed below:

Mol	Chain	Res	Type	Atoms	Z	Observed(°)	Ideal(°)
2	A	300	EPJ	C2-C3-C4	-5.75	103.72	109.64
2	D	300	EPJ	C7-C11-N2	-3.85	119.36	124.88
2	A	300	EPJ	C7-C11-N2	-3.36	120.06	124.88
2	C	300	EPJ	C9-C10-N2	-3.30	119.22	124.75

Continued on next page...

Continued from previous page...

Mol	Chain	Res	Type	Atoms	Z	Observed(°)	Ideal(°)
2	B	300	EPJ	C9-C10-N2	-2.91	119.87	124.75
2	E	300	EPJ	C9-C10-N2	-2.90	119.88	124.75
2	E	300	EPJ	C7-C11-N2	-2.81	120.86	124.88
2	C	300	EPJ	C7-C11-N2	-2.53	121.26	124.88
2	B	300	EPJ	C7-C11-N2	-2.46	121.35	124.88
2	A	300	EPJ	C9-C8-C7	-2.45	118.67	121.20
2	D	300	EPJ	C9-C10-N2	-2.42	120.69	124.75
2	E	300	EPJ	C2-C3-C4	-2.28	107.28	109.64
2	C	300	EPJ	C2-C3-C4	-2.24	107.33	109.64
2	A	300	EPJ	C9-C10-N2	-2.19	121.08	124.75
2	A	300	EPJ	C2-C1-C7	-2.12	110.67	115.38
2	D	300	EPJ	C2-C3-C4	-2.08	107.50	109.64
2	C	300	EPJ	C8-C9-C10	2.06	119.31	117.39
2	D	300	EPJ	C8-C7-C11	2.13	119.10	116.76
2	B	300	EPJ	C8-C9-C10	2.13	119.38	117.39
2	E	300	EPJ	CL-C10-N2	2.27	121.42	116.27
2	C	300	EPJ	CL-C10-N2	2.28	121.44	116.27
2	D	300	EPJ	C11-N2-C10	2.35	119.37	116.42
2	D	300	EPJ	C8-C9-C10	3.38	120.54	117.39
2	A	300	EPJ	C8-C7-C11	3.45	120.55	116.76
2	A	300	EPJ	C11-N2-C10	3.79	121.17	116.42
2	B	300	EPJ	C11-N2-C10	3.87	121.28	116.42
2	E	300	EPJ	C11-N2-C10	4.24	121.73	116.42
2	C	300	EPJ	C11-N2-C10	4.39	121.92	116.42

There are no chirality outliers.

There are no torsion outliers.

There are no ring outliers.

5 monomers are involved in 12 short contacts:

Mol	Chain	Res	Type	Clashes	Symm-Clashes
2	A	300	EPJ	4	0
2	B	300	EPJ	1	0
2	C	300	EPJ	1	0
2	D	300	EPJ	3	0
2	E	300	EPJ	3	0

5.7 Other polymers

There are no such residues in this entry.

5.8 Polymer linkage issues ⓘ

There are no chain breaks in this entry.

6 Fit of model and data ⓘ

6.1 Protein, DNA and RNA chains ⓘ

In the following table, the column labelled ‘#RSRZ> 2’ contains the number (and percentage) of RSRZ outliers, followed by percent RSRZ outliers for the chain as percentile scores relative to all X-ray entries and entries of similar resolution. The OWAB column contains the minimum, median, 95th percentile and maximum values of the occupancy-weighted average B-factor per residue. The column labelled ‘Q< 0.9’ lists the number of (and percentage) of residues with an average occupancy less than 0.9.

Mol	Chain	Analysed	<RSRZ>	#RSRZ>2	OWAB(Å ²)	Q<0.9
1	A	207/213 (97%)	0.04	5 (2%) 62 47	55, 92, 182, 278	0
1	B	208/213 (97%)	-0.09	7 (3%) 49 34	54, 89, 156, 235	0
1	C	208/213 (97%)	-0.08	2 (0%) 84 75	50, 99, 173, 258	0
1	D	205/213 (96%)	0.04	9 (4%) 38 24	39, 81, 161, 275	0
1	E	208/213 (97%)	-0.19	5 (2%) 62 47	37, 79, 151, 262	0
All	All	1036/1065 (97%)	-0.06	28 (2%) 58 44	37, 88, 167, 278	0

All (28) RSRZ outliers are listed below:

Mol	Chain	Res	Type	RSRZ
1	D	193	THR	11.4
1	A	194	VAL	5.8
1	D	194	VAL	5.8
1	A	195	ASP	5.2
1	D	160	ASP	4.7
1	C	127	GLY	4.3
1	B	103	ASN	4.3
1	A	164	PHE	4.1
1	D	161	VAL	3.9
1	A	193	THR	3.7
1	B	204	GLU	3.7
1	D	158	SER	3.4
1	C	194	VAL	3.4
1	B	53	ASN	3.3
1	A	161	VAL	3.3
1	D	162	THR	3.1
1	D	104	ILE	2.9
1	D	195	ASP	2.8
1	B	104	ILE	2.7
1	B	194	VAL	2.6

Continued on next page...

Continued from previous page...

Mol	Chain	Res	Type	RSRZ
1	E	194	VAL	2.6
1	E	104	ILE	2.5
1	B	199	TYR	2.4
1	D	159	ILE	2.4
1	E	162	THR	2.4
1	E	193	THR	2.2
1	B	47	TRP	2.0
1	E	204	GLU	2.0

6.2 Non-standard residues in protein, DNA, RNA chains [i](#)

There are no non-standard protein/DNA/RNA residues in this entry.

6.3 Carbohydrates [i](#)

There are no carbohydrates in this entry.

6.4 Ligands [i](#)

In the following table, the Atoms column lists the number of modelled atoms in the group and the number defined in the chemical component dictionary. LLDF column lists the quality of electron density of the group with respect to its neighbouring residues in protein, DNA or RNA chains. The B-factors column lists the minimum, median, 95th percentile and maximum values of B factors of atoms in the group. The column labelled 'Q< 0.9' lists the number of atoms with occupancy less than 0.9.

Mol	Type	Chain	Res	Atoms	RSCC	RSR	LLDF	B-factors(Å ²)	Q<0.9
2	EPJ	C	300	14/14	0.91	0.34	4.42	90,113,130,147	0
2	EPJ	D	300	14/14	0.94	0.30	3.57	84,96,124,139	0
2	EPJ	A	300	14/14	0.96	0.28	2.44	77,91,106,140	0
2	EPJ	B	300	14/14	0.94	0.28	2.15	74,93,115,135	0
2	EPJ	E	300	14/14	0.98	0.22	0.45	72,81,90,120	0

6.5 Other polymers [i](#)

There are no such residues in this entry.