



# wwPDB X-ray Structure Validation Summary Report ⓘ

Aug 4, 2016 – 02:18 PM EDT

PDB ID : 5FOC  
Title : Crystal structure of the P.falciparum cytosolic leucyl-tRNA synthetase editing domain (space group P21)  
Authors : Palencia, A.; Sonoiki, E.; Guo, D.; Ah Yong, V.; Dong, C.; Li, X.; Hernandez, V.S.; Gut, J.; Legac, J.; Cooper, R.; Alley, M.R.K.; Freund, Y.R.; DeRisi, J.; Cusack, S.; Rosenthal, P.J.  
Deposited on : 2015-11-19  
Resolution : 1.50 Å(reported)

This is a wwPDB X-ray Structure Validation Summary Report for a publicly released PDB entry.

We welcome your comments at [validation@mail.wwpdb.org](mailto:validation@mail.wwpdb.org)

A user guide is available at

<http://wwpdb.org/validation/2016/XrayValidationReportHelp>

with specific help available everywhere you see the ⓘ symbol.

---

The following versions of software and data (see [references ⓘ](#)) were used in the production of this report:

|                                |   |  |
|--------------------------------|---|--|
| MolProbity                     | : | 4.02b-467  |
| Mogul                          | : | unknown  |
| Xtriage (Phenix)               | : | 1.9-1692   |
| EDS                            | : | rb-20027939  |
| Percentile statistics          | : | 20151230.v01 (using entries in the PDB archive December 30th 2015) |
| Refmac                         | : | 5.8.0135   |
| CCP4                           | : | 6.5.0  |
| Ideal geometry (proteins)      | : | Engh & Huber (2001)  |
| Ideal geometry (DNA, RNA)      | : | Parkinson et al. (1996)  |
| Validation Pipeline (wwPDB-VP) | : | rb-20027939  |



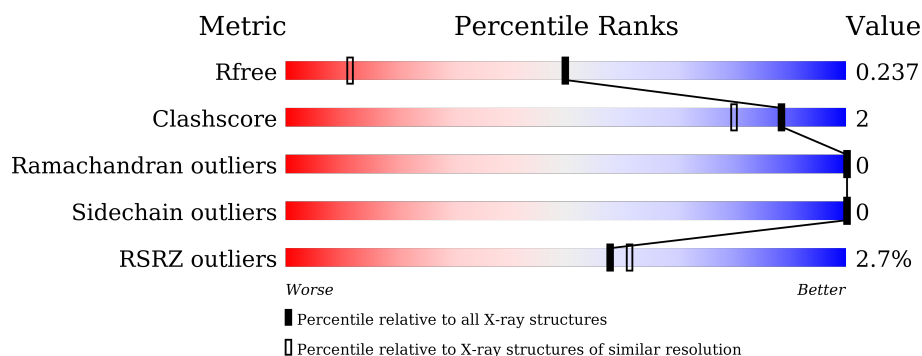
# 1 Overall quality at a glance

The following experimental techniques were used to determine the structure:

## *X-RAY DIFFRACTION*

The reported resolution of this entry is 1.50 Å.

Percentile scores (ranging between 0-100) for global validation metrics of the entry are shown in the following graphic. The table shows the number of entries on which the scores are based.



| Metric                | Whole archive<br>(#Entries) | Similar resolution<br>(#Entries, resolution range(Å)) |
|-----------------------|-----------------------------|---|
| $R_{free}$            | 91344                       | 2072 (1.50-1.50)                                      |
| Clashscore            | 102246                      | 2274 (1.50-1.50)                                      |
| Ramachandran outliers | 100387                      | 2218 (1.50-1.50)                                      |
| Sidechain outliers    | 100360                      | 2216 (1.50-1.50)                                      |
| RSRZ outliers         | 91569                       | 2075 (1.50-1.50)                                      |

The table below summarises the geometric issues observed across the polymeric chains and their fit to the electron density. The red, orange, yellow and green segments on the lower bar indicate the fraction of residues that contain outliers for  $\geq 3$ , 2, 1 and 0 types of geometric quality criteria. A grey segment represents the fraction of residues that are not modelled. The numeric value for each fraction is indicated below the corresponding segment, with a dot representing fractions  $\leq 5\%$ . The upper red bar (where present) indicates the fraction of residues that have poor fit to the electron density. The numeric value is given above the bar.

| Mol | Chain | Length | Quality of chain   |
|-----|-------|--------|--|
| 1   | A     | 374    | <div> <div style="width: 100%; height: 10px; position: relative;"> <div style="position: absolute; top: -10px; left: 0; width: 100%; height: 1px; background-color: red;"></div> <div style="position: absolute; bottom: 0; left: 0; width: 100%; height: 10px; background-color: green;"></div> <div style="position: absolute; top: 5px; left: 50%; transform: translate(-50%, -50%); font-size: 8px;">75%</div> <div style="position: absolute; top: 5px; right: 0; font-size: 8px;">21%</div> </div> </div>  |
| 1   | B     | 374    | <div> <div style="width: 100%; height: 10px; position: relative;"> <div style="position: absolute; top: -10px; left: 0; width: 100%; height: 1px; background-color: red;"></div> <div style="position: absolute; bottom: 0; left: 0; width: 100%; height: 10px; background-color: green;"></div> <div style="position: absolute; top: 5px; left: 0; font-size: 8px;">3%</div> <div style="position: absolute; top: 5px; left: 50%; transform: translate(-50%, -50%); font-size: 8px;">77%</div> <div style="position: absolute; top: 5px; right: 0; font-size: 8px;">20%</div> </div> </div> |



## 2 Entry composition

There are 2 unique types of molecules in this entry. The entry contains 5369 atoms, of which 0 are hydrogens and 0 are deuteriums.

In the tables below, the ZeroOcc column contains the number of atoms modelled with zero occupancy, the AltConf column contains the number of residues with at least one atom in alternate conformation and the Trace column contains the number of residues modelled with at most 2 atoms.

- Molecule 1 is a protein called LEUCYL-TRNA SYNTHETASE.

| Mol | Chain | Residues | Atoms |      |     |     |    | ZeroOcc | AltConf | Trace |
|-----|-------|----------|-------|------|-----|-----|----|---------|---------|-------|
| 1   | A     | 297      | Total | C    | N   | O   | S  | 0       | 7       | 0     |
|     |       |          | 2486  | 1608 | 387 | 476 | 15 |         |         |       |
| 1   | B     | 300      | Total | C    | N   | O   | S  | 0       | 6       | 0     |
|     |       |          | 2501  | 1616 | 390 | 481 | 14 |         |         |       |

There are 100 discrepancies between the modelled and reference sequences:

| Chain | Residue | Modelled | Actual | Comment             | Reference  |
|-------|---------|----------|--------|---------------------|------------|
| A     | 269     | GLY      | -      | EXPRESSION TAG      | UNP C6KT64 |
| A     | 270     | ALA      | -      | EXPRESSION TAG      | UNP C6KT64 |
| A     | 271     | MET      | -      | EXPRESSION TAG      | UNP C6KT64 |
| A     | 273     | SER      | CYS    | ENGINEERED MUTATION | UNP C6KT64 |
| A     | .       | -        | ILE    | DELETION            | UNP C6KT64 |
| A     | .       | -        | LYS    | DELETION            | UNP C6KT64 |
| A     | .       | -        | ASN    | DELETION            | UNP C6KT64 |
| A     | .       | -        | VAL    | DELETION            | UNP C6KT64 |
| A     | .       | -        | GLN    | DELETION            | UNP C6KT64 |
| A     | .       | -        | ILE    | DELETION            | UNP C6KT64 |
| A     | .       | -        | PRO    | DELETION            | UNP C6KT64 |
| A     | .       | -        | LYS    | DELETION            | UNP C6KT64 |
| A     | .       | -        | SER    | DELETION            | UNP C6KT64 |
| A     | .       | -        | GLU    | DELETION            | UNP C6KT64 |
| A     | .       | -        | ASP    | DELETION            | UNP C6KT64 |
| A     | .       | -        | ASN    | DELETION            | UNP C6KT64 |
| A     | .       | -        | THR    | DELETION            | UNP C6KT64 |
| A     | .       | -        | ASN    | DELETION            | UNP C6KT64 |
| A     | .       | -        | ASP    | DELETION            | UNP C6KT64 |
| A     | .       | -        | ASP    | DELETION            | UNP C6KT64 |
| A     | .       | -        | ASP    | DELETION            | UNP C6KT64 |
| A     | .       | -        | THR    | DELETION            | UNP C6KT64 |
| A     | .       | -        | LEU    | DELETION            | UNP C6KT64 |
| A     | .       | -        | GLU    | DELETION            | UNP C6KT64 |
| A     | .       | -        | LYS    | DELETION            | UNP C6KT64 |

*Continued on next page...*



*Continued from previous page...*

| Chain | Residue | Modelled | Actual | Comment             | Reference  |
|-------|---------|----------|--------|---------------------|------------|
| A     | .       | -        | LYS    | DELETION            | UNP C6KT64 |
| A     | .       | -        | ASN    | DELETION            | UNP C6KT64 |
| A     | .       | -        | ASN    | DELETION            | UNP C6KT64 |
| A     | .       | -        | ASP    | DELETION            | UNP C6KT64 |
| A     | .       | -        | VAL    | DELETION            | UNP C6KT64 |
| A     | .       | -        | ILE    | DELETION            | UNP C6KT64 |
| A     | .       | -        | THR    | DELETION            | UNP C6KT64 |
| A     | .       | -        | LYS    | DELETION            | UNP C6KT64 |
| A     | .       | -        | ASN    | DELETION            | UNP C6KT64 |
| A     | .       | -        | THR    | DELETION            | UNP C6KT64 |
| A     | .       | -        | ASN    | DELETION            | UNP C6KT64 |
| A     | .       | -        | ASN    | DELETION            | UNP C6KT64 |
| A     | .       | -        | ASN    | DELETION            | UNP C6KT64 |
| A     | .       | -        | ASN    | DELETION            | UNP C6KT64 |
| A     | .       | -        | ASN    | DELETION            | UNP C6KT64 |
| A     | .       | -        | GLU    | DELETION            | UNP C6KT64 |
| A     | .       | -        | ASN    | DELETION            | UNP C6KT64 |
| A     | .       | -        | ASN    | DELETION            | UNP C6KT64 |
| A     | .       | -        | ASN    | DELETION            | UNP C6KT64 |
| A     | .       | -        | ASN    | DELETION            | UNP C6KT64 |
| A     | .       | -        | MET    | DELETION            | UNP C6KT64 |
| A     | .       | -        | ASN    | DELETION            | UNP C6KT64 |
| A     | .       | -        | ASN    | DELETION            | UNP C6KT64 |
| A     | .       | -        | VAL    | DELETION            | UNP C6KT64 |
| A     | 520     | GLY      | TYR    | ENGINEERED MUTATION | UNP C6KT64 |
| B     | 269     | GLY      | -      | EXPRESSION TAG      | UNP C6KT64 |
| B     | 270     | ALA      | -      | EXPRESSION TAG      | UNP C6KT64 |
| B     | 271     | MET      | -      | EXPRESSION TAG      | UNP C6KT64 |
| B     | 273     | SER      | CYS    | ENGINEERED MUTATION | UNP C6KT64 |
| B     | .       | -        | ILE    | DELETION            | UNP C6KT64 |
| B     | .       | -        | LYS    | DELETION            | UNP C6KT64 |
| B     | .       | -        | ASN    | DELETION            | UNP C6KT64 |
| B     | .       | -        | VAL    | DELETION            | UNP C6KT64 |
| B     | .       | -        | GLN    | DELETION            | UNP C6KT64 |
| B     | .       | -        | ILE    | DELETION            | UNP C6KT64 |
| B     | .       | -        | PRO    | DELETION            | UNP C6KT64 |
| B     | .       | -        | LYS    | DELETION            | UNP C6KT64 |
| B     | .       | -        | SER    | DELETION            | UNP C6KT64 |
| B     | .       | -        | GLU    | DELETION            | UNP C6KT64 |
| B     | .       | -        | ASP    | DELETION            | UNP C6KT64 |
| B     | .       | -        | ASN    | DELETION            | UNP C6KT64 |
| B     | .       | -        | THR    | DELETION            | UNP C6KT64 |

*Continued on next page...*



*Continued from previous page...*

| Chain | Residue | Modelled | Actual | Comment             | Reference  |
|-------|---------|----------|--------|---------------------|------------|
| B     | .       | -        | ASN    | DELETION            | UNP C6KT64 |
| B     | .       | -        | ASP    | DELETION            | UNP C6KT64 |
| B     | .       | -        | ASP    | DELETION            | UNP C6KT64 |
| B     | .       | -        | ASP    | DELETION            | UNP C6KT64 |
| B     | .       | -        | THR    | DELETION            | UNP C6KT64 |
| B     | .       | -        | LEU    | DELETION            | UNP C6KT64 |
| B     | .       | -        | GLU    | DELETION            | UNP C6KT64 |
| B     | .       | -        | LYS    | DELETION            | UNP C6KT64 |
| B     | .       | -        | LYS    | DELETION            | UNP C6KT64 |
| B     | .       | -        | ASN    | DELETION            | UNP C6KT64 |
| B     | .       | -        | ASN    | DELETION            | UNP C6KT64 |
| B     | .       | -        | ASP    | DELETION            | UNP C6KT64 |
| B     | .       | -        | VAL    | DELETION            | UNP C6KT64 |
| B     | .       | -        | ILE    | DELETION            | UNP C6KT64 |
| B     | .       | -        | THR    | DELETION            | UNP C6KT64 |
| B     | .       | -        | LYS    | DELETION            | UNP C6KT64 |
| B     | .       | -        | ASN    | DELETION            | UNP C6KT64 |
| B     | .       | -        | THR    | DELETION            | UNP C6KT64 |
| B     | .       | -        | ASN    | DELETION            | UNP C6KT64 |
| B     | .       | -        | ASN    | DELETION            | UNP C6KT64 |
| B     | .       | -        | ASN    | DELETION            | UNP C6KT64 |
| B     | .       | -        | ASN    | DELETION            | UNP C6KT64 |
| B     | .       | -        | ASN    | DELETION            | UNP C6KT64 |
| B     | .       | -        | GLU    | DELETION            | UNP C6KT64 |
| B     | .       | -        | ASN    | DELETION            | UNP C6KT64 |
| B     | .       | -        | ASN    | DELETION            | UNP C6KT64 |
| B     | .       | -        | ASN    | DELETION            | UNP C6KT64 |
| B     | .       | -        | ASN    | DELETION            | UNP C6KT64 |
| B     | .       | -        | MET    | DELETION            | UNP C6KT64 |
| B     | .       | -        | ASN    | DELETION            | UNP C6KT64 |
| B     | .       | -        | ASN    | DELETION            | UNP C6KT64 |
| B     | .       | -        | VAL    | DELETION            | UNP C6KT64 |
| B     | 520     | GLY      | TYR    | ENGINEERED MUTATION | UNP C6KT64 |


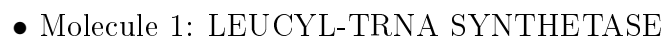
- Molecule 2 is water.

| Mol | Chain | Residues | Atoms              | ZeroOcc | AltConf |
|-----|-------|----------|--------------------|---------|---------|
| 2   | A     | 219      | Total O<br>219 219 | 0       | 0       |
| 2   | B     | 163      | Total O<br>163 163 | 0       | 0       |





- Molecule 1: LEUCYL-TRNA SYNTHETASE





## 4 Data and refinement statistics

| Property  | Value   | Source           |
|---|---|------------------|
| Space group   | P 1 21 1  | Depositor        |
| Cell constants<br>a, b, c, $\alpha$ , $\beta$ , $\gamma$                | 48.60 Å 53.49 Å 122.79 Å<br>90.00° 97.31° 90.00°            | Depositor        |
| Resolution (Å)  | 50.01 – 1.50<br>48.97 – 1.45                                | Depositor<br>EDS |
| % Data completeness<br>(in resolution range)                            | 99.3 (50.01-1.50)<br>99.2 (48.97-1.45)                      | Depositor<br>EDS |
| $R_{merge}$   | 0.04  | Depositor        |
| $R_{sym}$   | (Not available)   | Depositor        |
| $\langle I/\sigma(I) \rangle$ <sup>1</sup>                              | 1.14 (at 1.45 Å)  | Xtriage          |
| Refinement program  | REFMAC 5.8.0123   | Depositor        |
| R, $R_{free}$   | 0.183 , 0.234<br>0.192 , 0.237                              | Depositor<br>DCC |
| $R_{free}$ test set   | 4943 reflections (5.22%)                                    | DCC              |
| Wilson B-factor (Å <sup>2</sup> )                                       | 23.2  | Xtriage          |
| Anisotropy  | 0.257   | Xtriage          |
| Bulk solvent $k_{sol}$ (e/Å <sup>3</sup> ), $B_{sol}$ (Å <sup>2</sup> ) | 0.34 , 42.4   | EDS              |
| L-test for twinning <sup>2</sup>  | $\langle  L  \rangle = 0.50$ , $\langle L^2 \rangle = 0.33$ | Xtriage          |
| Estimated twinning fraction   | No twinning to report.                                      | Xtriage          |
| $F_o, F_c$ correlation  | 0.97  | EDS              |
| Total number of atoms   | 5369  | wwPDB-VP         |
| Average B, all atoms (Å <sup>2</sup> )                                  | 31.0  | wwPDB-VP         |

Xtriage's analysis on translational NCS is as follows: *The analyses of the Patterson function reveals a significant off-origin peak that is 60.83 % of the origin peak, indicating pseudo translational symmetry. The chance of finding a peak of this or larger height randomly in a structure without pseudo translational symmetry is equal to 1.4350e-05. The detected translational NCS is most likely also responsible for the elevated intensity ratio.*

<sup>1</sup> Intensities estimated from amplitudes.

<sup>2</sup> Theoretical values of  $\langle |L| \rangle$ ,  $\langle L^2 \rangle$  for acentric reflections are 0.5, 0.333 respectively for untwinned datasets, and 0.375, 0.2 for perfectly twinned datasets.



## 5 Model quality [i](#)

### 5.1 Standard geometry [i](#)

The Z score for a bond length (or angle) is the number of standard deviations the observed value is removed from the expected value. A bond length (or angle) with  $|Z| > 5$  is considered an outlier worth inspection. RMSZ is the root-mean-square of all Z scores of the bond lengths (or angles).

| Mol | Chain | Bond lengths |             | Bond angles |               |
|-----|-------|--------------|-------------|-------------|---------------|
|     |       | RMSZ         | $\# Z  > 5$ | RMSZ        | $\# Z  > 5$   |
| 1   | A     | 0.78         | 0/2551      | 0.86        | 3/3428 (0.1%) |
| 1   | B     | 0.71         | 0/2566      | 0.77        | 2/3450 (0.1%) |
| All | All   | 0.74         | 0/5117      | 0.82        | 5/6878 (0.1%) |

There are no bond length outliers.

All (5) bond angle outliers are listed below:

| Mol | Chain | Res | Type | Atoms     | Z     | Observed(°) | Ideal(°) |
|-----|-------|-----|------|-----------|-------|-------------|----------|
| 1   | B     | 381 | ASP  | CB-CG-OD2 | -6.46 | 112.48      | 118.30   |
| 1   | A     | 526 | PHE  | CB-CG-CD2 | -5.31 | 117.09      | 120.80   |
| 1   | A     | 526 | PHE  | CB-CG-CD1 | 5.29  | 124.50      | 120.80   |
| 1   | A     | 298 | ARG  | NE-CZ-NH2 | -5.05 | 117.78      | 120.30   |
| 1   | B     | 381 | ASP  | CB-CG-OD1 | 5.02  | 122.81      | 118.30   |

There are no chirality outliers.

There are no planarity outliers.

### 5.2 Too-close contacts [i](#)

In the following table, the Non-H and H(model) columns list the number of non-hydrogen atoms and hydrogen atoms in the chain respectively. The H(added) column lists the number of hydrogen atoms added and optimized by MolProbity. The Clashes column lists the number of clashes within the asymmetric unit, whereas Symm-Clashes lists symmetry related clashes.

| Mol | Chain | Non-H | H(model) | H(added) | Clashes | Symm-Clashes |
|-----|-------|-------|----------|----------|---------|--------------|
| 1   | A     | 2486  | 0        | 2496     | 15      | 0            |
| 1   | B     | 2501  | 0        | 2507     | 10      | 0            |
| 2   | A     | 219   | 0        | 0        | 3       | 0            |
| 2   | B     | 163   | 0        | 0        | 0       | 0            |
| All | All   | 5369  | 0        | 5003     | 25      | 0            |



The all-atom clashscore is defined as the number of clashes found per 1000 atoms (including hydrogen atoms). The all-atom clashscore for this structure is 2.

The worst 5 of 25 close contacts within the same asymmetric unit are listed below, sorted by their clash magnitude.

| Atom-1             | Atom-2              | Interatomic distance (Å) | Clash overlap (Å) |
|--------------------|---------------------|--------------------------|-------------------|
| 1:B:635:ASP:HB3    | 1:B:638[A]:LEU:HD13 | 1.80                     | 0.63              |
| 1:A:663[A]:MET:HE1 | 1:A:671:LEU:HD12    | 1.80                     | 0.63              |
| 1:A:630:VAL:CG1    | 1:A:638[A]:LEU:HD11 | 2.33                     | 0.59              |
| 1:A:575[A]:SER:OG  | 1:A:577:ASP:OD1     | 2.22                     | 0.58              |
| 1:A:663[A]:MET:CE  | 1:A:671:LEU:HD12    | 2.34                     | 0.58              |

There are no symmetry-related clashes.

## 5.3 Torsion angles [i](#)

### 5.3.1 Protein backbone [i](#)

In the following table, the Percentiles column shows the percent Ramachandran outliers of the chain as a percentile score with respect to all X-ray entries followed by that with respect to entries of similar resolution.

The Analysed column shows the number of residues for which the backbone conformation was analysed, and the total number of residues.

| Mol | Chain | Analysed      | Favoured  | Allowed | Outliers | Percentiles |     |
|-----|-------|---------------|-----------|---------|----------|-------------|-----|
| 1   | A     | 296/374 (79%) | 291 (98%) | 5 (2%)  | 0        | 100         | 100 |
| 1   | B     | 298/374 (80%) | 293 (98%) | 5 (2%)  | 0        | 100         | 100 |
| All | All   | 594/748 (79%) | 584 (98%) | 10 (2%) | 0        | 100         | 100 |

There are no Ramachandran outliers to report.

### 5.3.2 Protein sidechains [i](#)

In the following table, the Percentiles column shows the percent sidechain outliers of the chain as a percentile score with respect to all X-ray entries followed by that with respect to entries of similar resolution.

The Analysed column shows the number of residues for which the sidechain conformation was analysed, and the total number of residues.



| Mol | Chain | Analysed      | Rotameric  | Outliers | Percentiles |     |
|-----|-------|---------------|------------|----------|-------------|-----|
| 1   | A     | 287/349 (82%) | 287 (100%) | 0        | 100         | 100 |
| 1   | B     | 289/349 (83%) | 289 (100%) | 0        | 100         | 100 |
| All | All   | 576/698 (82%) | 576 (100%) | 0        | 100         | 100 |

There are no protein residues with a non-rotameric sidechain to report.

Some sidechains can be flipped to improve hydrogen bonding and reduce clashes. All (1) such sidechains are listed below:

| Mol | Chain | Res | Type |
|-----|-------|-----|------|
| 1   | B     | 597 | ASN  |

### 5.3.3 RNA [i](#)

There are no RNA molecules in this entry.

## 5.4 Non-standard residues in protein, DNA, RNA chains [i](#)

There are no non-standard protein/DNA/RNA residues in this entry.

## 5.5 Carbohydrates [i](#)

There are no carbohydrates in this entry.

## 5.6 Ligand geometry [i](#)

There are no ligands in this entry.

## 5.7 Other polymers [i](#)

There are no such residues in this entry.

## 5.8 Polymer linkage issues [i](#)

There are no chain breaks in this entry.



## 6 Fit of model and data [i](#)

### 6.1 Protein, DNA and RNA chains [i](#)

In the following table, the column labelled ‘#RSRZ> 2’ contains the number (and percentage) of RSRZ outliers, followed by percent RSRZ outliers for the chain as percentile scores relative to all X-ray entries and entries of similar resolution. The OWAB column contains the minimum, median, 95<sup>th</sup> percentile and maximum values of the occupancy-weighted average B-factor per residue. The column labelled ‘Q< 0.9’ lists the number of (and percentage) of residues with an average occupancy less than 0.9.

| Mol | Chain | Analysed      | <RSRZ> | #RSRZ>2       | OWAB(Å <sup>2</sup> ) | Q<0.9 |
|-----|-------|---------------|--------|---------------|-----------------------|-------|
| 1   | A     | 297/374 (79%) | -0.15  | 3 (1%) 84 86  | 18, 26, 46, 63        | 0     |
| 1   | B     | 300/374 (80%) | 0.05   | 13 (4%) 39 41 | 19, 30, 54, 71        | 0     |
| All | All   | 597/748 (79%) | -0.05  | 16 (2%) 58 61 | 18, 28, 50, 71        | 0     |

The worst 5 of 16 RSRZ outliers are listed below:

| Mol | Chain | Res | Type | RSRZ |
|-----|-------|-----|------|------|
| 1   | B     | 434 | VAL  | 7.9  |
| 1   | B     | 523 | ASP  | 5.5  |
| 1   | A     | 361 | THR  | 4.8  |
| 1   | B     | 303 | VAL  | 4.2  |
| 1   | B     | 305 | ASN  | 3.9  |

### 6.2 Non-standard residues in protein, DNA, RNA chains [i](#)

There are no non-standard protein/DNA/RNA residues in this entry.

### 6.3 Carbohydrates [i](#)

There are no carbohydrates in this entry.

### 6.4 Ligands [i](#)

There are no ligands in this entry.

### 6.5 Other polymers [i](#)

There are no such residues in this entry.