



Full wwPDB X-ray Structure Validation Report ⓘ

Feb 23, 2016 – 12:44 PM GMT

PDB ID : 5FVC
Title : Structure of RNA-bound decameric HMPV nucleoprotein
Authors : Renner, M.; Bertinelli, M.; Leyrat, C.; Paesen, G.C.; Saraiva de Oliveira, L.F.;
Huiskonen, J.T.; Grimes, J.M.
Deposited on : 2016-02-05
Resolution : 4.17 Å(reported)

This is a Full wwPDB X-ray Structure Validation Report for a publicly released PDB entry.
We welcome your comments at validation@mail.wwpdb.org
A user guide is available at
<http://wwpdb.org/validation/2016/XrayValidationReportHelp>
with specific help available everywhere you see the ⓘ symbol.

The following versions of software and data (see [references ⓘ](#)) were used in the production of this report:

MolProbity : 4.02b-467
Mogul : unknown
Xtriage (Phenix) : 1.9-1692
EDS : rb-20026982
Percentile statistics : 20151230.v01 (using entries in the PDB archive December 30th 2015)
Refmac : 5.8.0135
CCP4 : 6.5.0
Ideal geometry (proteins) : Engh & Huber (2001)
Ideal geometry (DNA, RNA) : Parkinson et al. (1996)
Validation Pipeline (wwPDB-VP) : rb-20026982

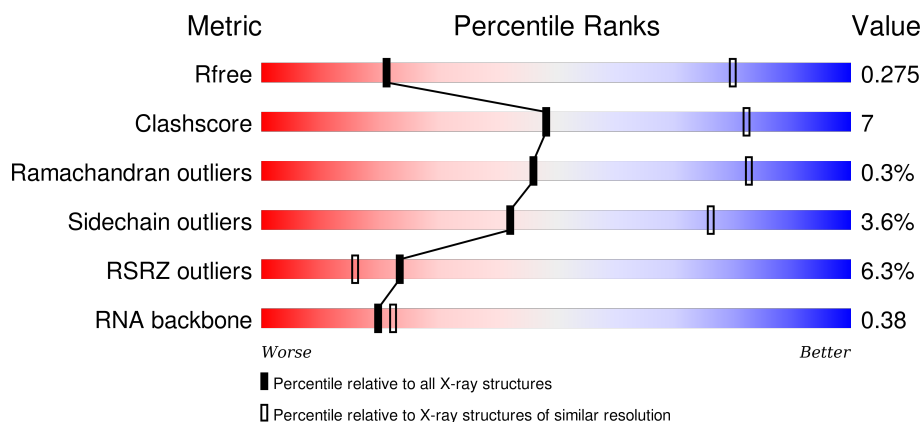
1 Overall quality at a glance

The following experimental techniques were used to determine the structure:

X-RAY DIFFRACTION

The reported resolution of this entry is 4.17 Å.

Percentile scores (ranging between 0-100) for global validation metrics of the entry are shown in the following graphic. The table shows the number of entries on which the scores are based.



Metric	Whole archive (#Entries)	Similar resolution (#Entries, resolution range(Å))
R_{free}	91344	1030 (4.76-3.60)
Clashscore	102246	1130 (4.76-3.60)
Ramachandran outliers	100387	1076 (4.76-3.60)
Sidechain outliers	100360	1061 (4.76-3.60)
RSRZ outliers	91569	1034 (4.76-3.60)
RNA backbone	2183	1086 (5.50-2.80)

The table below summarises the geometric issues observed across the polymeric chains and their fit to the electron density. The red, orange, yellow and green segments on the lower bar indicate the fraction of residues that contain outliers for ≥ 3 , 2, 1 and 0 types of geometric quality criteria. A grey segment represents the fraction of residues that are not modelled. The numeric value for each fraction is indicated below the corresponding segment, with a dot representing fractions $\leq 5\%$. The upper red bar (where present) indicates the fraction of residues that have poor fit to the electron density. The numeric value is given above the bar.

Mol	Chain	Length	Quality of chain
1	A	401	<div> <div>3%</div> <div>68% 17% 14%</div> </div>
1	B	401	<div> <div>14%</div> <div>72% 18% 8%</div> </div>
1	C	401	<div> <div>13%</div> <div>68% 18% 14%</div> </div>
1	D	401	<div> <div>6%</div> <div>73% 18% 8%</div> </div>

Continued on next page...

Continued from previous page...

Mol	Chain	Length	Quality of chain
1	E	401	<div><div></div><div>4%</div><div>72%</div><div>18%</div><div>9%</div></div>
1	F	401	<div><div></div><div>2%</div><div>72%</div><div>18%</div><div>9%</div></div>
1	G	401	<div><div></div><div>6%</div><div>74%</div><div>17%</div><div>8%</div></div>
1	H	401	<div><div></div><div>3%</div><div>68%</div><div>18%</div><div>12%</div></div>
1	I	401	<div><div></div><div>3%</div><div>73%</div><div>18%</div><div>9%</div></div>
1	J	401	<div><div></div><div>2%</div><div>72%</div><div>18%</div><div>9%</div></div>
2	K	70	<div><div></div><div>9%</div><div>17%</div><div>50%</div><div>30%</div><div></div></div>

2 Entry composition

There are 2 unique types of molecules in this entry. The entry contains 29357 atoms, of which 0 are hydrogens and 0 are deuteriums.

In the tables below, the ZeroOcc column contains the number of atoms modelled with zero occupancy, the AltConf column contains the number of residues with at least one atom in alternate conformation and the Trace column contains the number of residues modelled with at most 2 atoms.

- Molecule 1 is a protein called HMPV NUCLEOPROTEIN.

Mol	Chain	Residues	Atoms					ZeroOcc	AltConf	Trace
1	A	346	Total	C	N	O	S	0	0	0
			2679	1693	466	510	10			
1	B	367	Total	C	N	O	S	0	0	0
			2848	1801	492	544	11			
1	C	346	Total	C	N	O	S	0	0	0
			2682	1696	466	509	11			
1	D	369	Total	C	N	O	S	0	0	0
			2863	1809	495	548	11			
1	E	364	Total	C	N	O	S	0	0	0
			2815	1775	489	541	10			
1	F	366	Total	C	N	O	S	0	0	0
			2838	1793	491	544	10			
1	G	368	Total	C	N	O	S	0	0	0
			2850	1797	494	548	11			
1	H	351	Total	C	N	O	S	0	0	0
			2719	1718	473	517	11			
1	I	366	Total	C	N	O	S	0	0	0
			2834	1788	490	545	11			
1	J	364	Total	C	N	O	S	0	0	0
			2829	1790	489	539	11			

There are 70 discrepancies between the modelled and reference sequences:

Chain	Residue	Modelled	Actual	Comment	Reference
A	395	LYS	-	EXPRESSION TAG	UNP Q91F57
A	396	HIS	-	EXPRESSION TAG	UNP Q91F57
A	397	HIS	-	EXPRESSION TAG	UNP Q91F57
A	398	HIS	-	EXPRESSION TAG	UNP Q91F57
A	399	HIS	-	EXPRESSION TAG	UNP Q91F57
A	400	HIS	-	EXPRESSION TAG	UNP Q91F57
A	401	HIS	-	EXPRESSION TAG	UNP Q91F57
B	395	LYS	-	EXPRESSION TAG	UNP Q91F57
B	396	HIS	-	EXPRESSION TAG	UNP Q91F57

Continued on next page...

Continued from previous page...

Chain	Residue	Modelled	Actual	Comment	Reference
B	397	HIS	-	EXPRESSION TAG	UNP Q91F57
B	398	HIS	-	EXPRESSION TAG	UNP Q91F57
B	399	HIS	-	EXPRESSION TAG	UNP Q91F57
B	400	HIS	-	EXPRESSION TAG	UNP Q91F57
B	401	HIS	-	EXPRESSION TAG	UNP Q91F57
C	395	LYS	-	EXPRESSION TAG	UNP Q91F57
C	396	HIS	-	EXPRESSION TAG	UNP Q91F57
C	397	HIS	-	EXPRESSION TAG	UNP Q91F57
C	398	HIS	-	EXPRESSION TAG	UNP Q91F57
C	399	HIS	-	EXPRESSION TAG	UNP Q91F57
C	400	HIS	-	EXPRESSION TAG	UNP Q91F57
C	401	HIS	-	EXPRESSION TAG	UNP Q91F57
D	395	LYS	-	EXPRESSION TAG	UNP Q91F57
D	396	HIS	-	EXPRESSION TAG	UNP Q91F57
D	397	HIS	-	EXPRESSION TAG	UNP Q91F57
D	398	HIS	-	EXPRESSION TAG	UNP Q91F57
D	399	HIS	-	EXPRESSION TAG	UNP Q91F57
D	400	HIS	-	EXPRESSION TAG	UNP Q91F57
D	401	HIS	-	EXPRESSION TAG	UNP Q91F57
E	395	LYS	-	EXPRESSION TAG	UNP Q91F57
E	396	HIS	-	EXPRESSION TAG	UNP Q91F57
E	397	HIS	-	EXPRESSION TAG	UNP Q91F57
E	398	HIS	-	EXPRESSION TAG	UNP Q91F57
E	399	HIS	-	EXPRESSION TAG	UNP Q91F57
E	400	HIS	-	EXPRESSION TAG	UNP Q91F57
E	401	HIS	-	EXPRESSION TAG	UNP Q91F57
F	395	LYS	-	EXPRESSION TAG	UNP Q91F57
F	396	HIS	-	EXPRESSION TAG	UNP Q91F57
F	397	HIS	-	EXPRESSION TAG	UNP Q91F57
F	398	HIS	-	EXPRESSION TAG	UNP Q91F57
F	399	HIS	-	EXPRESSION TAG	UNP Q91F57
F	400	HIS	-	EXPRESSION TAG	UNP Q91F57
F	401	HIS	-	EXPRESSION TAG	UNP Q91F57
G	395	LYS	-	EXPRESSION TAG	UNP Q91F57
G	396	HIS	-	EXPRESSION TAG	UNP Q91F57
G	397	HIS	-	EXPRESSION TAG	UNP Q91F57
G	398	HIS	-	EXPRESSION TAG	UNP Q91F57
G	399	HIS	-	EXPRESSION TAG	UNP Q91F57
G	400	HIS	-	EXPRESSION TAG	UNP Q91F57
G	401	HIS	-	EXPRESSION TAG	UNP Q91F57
H	395	LYS	-	EXPRESSION TAG	UNP Q91F57
H	396	HIS	-	EXPRESSION TAG	UNP Q91F57

Continued on next page...

Continued from previous page...

Chain	Residue	Modelled	Actual	Comment	Reference
H	397	HIS	-	EXPRESSION TAG	UNP Q91F57
H	398	HIS	-	EXPRESSION TAG	UNP Q91F57
H	399	HIS	-	EXPRESSION TAG	UNP Q91F57
H	400	HIS	-	EXPRESSION TAG	UNP Q91F57
H	401	HIS	-	EXPRESSION TAG	UNP Q91F57
I	395	LYS	-	EXPRESSION TAG	UNP Q91F57
I	396	HIS	-	EXPRESSION TAG	UNP Q91F57
I	397	HIS	-	EXPRESSION TAG	UNP Q91F57
I	398	HIS	-	EXPRESSION TAG	UNP Q91F57
I	399	HIS	-	EXPRESSION TAG	UNP Q91F57
I	400	HIS	-	EXPRESSION TAG	UNP Q91F57
I	401	HIS	-	EXPRESSION TAG	UNP Q91F57
J	395	LYS	-	EXPRESSION TAG	UNP Q91F57
J	396	HIS	-	EXPRESSION TAG	UNP Q91F57
J	397	HIS	-	EXPRESSION TAG	UNP Q91F57
J	398	HIS	-	EXPRESSION TAG	UNP Q91F57
J	399	HIS	-	EXPRESSION TAG	UNP Q91F57
J	400	HIS	-	EXPRESSION TAG	UNP Q91F57
J	401	HIS	-	EXPRESSION TAG	UNP Q91F57

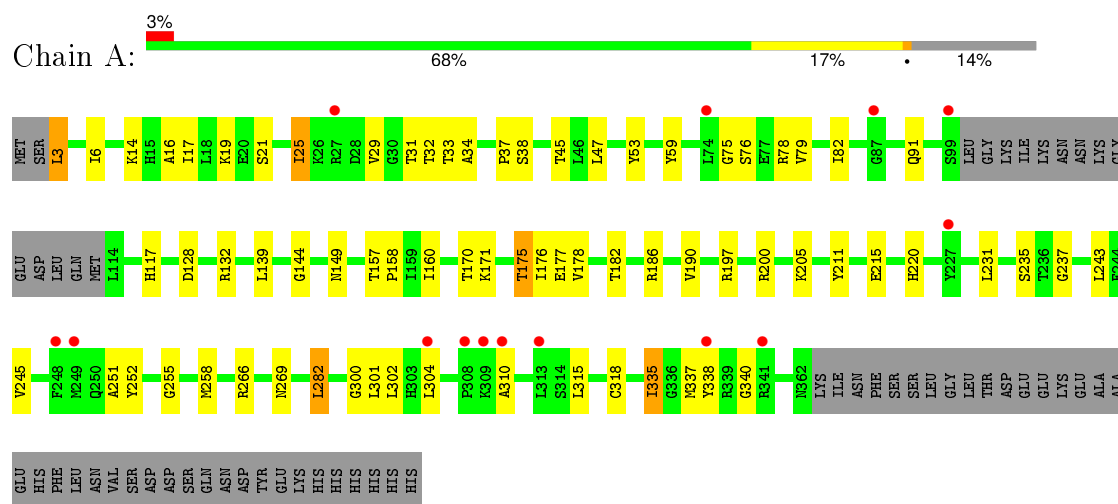
- Molecule 2 is a RNA chain called RNA.

Mol	Chain	Residues	Atoms					ZeroOcc	AltConf	Trace
2	K	70	Total	C	N	O	P	0	0	0
			1400	630	210	490	70			

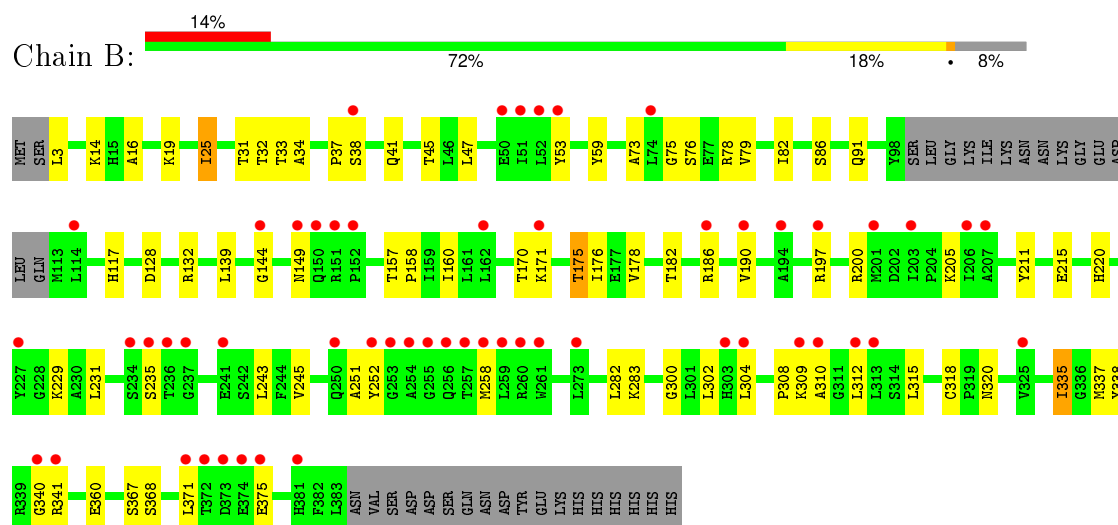
3 Residue-property plots [i](#)

These plots are drawn for all protein, RNA and DNA chains in the entry. The first graphic for a chain summarises the proportions of errors displayed in the second graphic. The second graphic shows the sequence view annotated by issues in geometry and electron density. Residues are color-coded according to the number of geometric quality criteria for which they contain at least one outlier: green = 0, yellow = 1, orange = 2 and red = 3 or more. A red dot above a residue indicates a poor fit to the electron density ($RSRZ > 2$). Stretches of 2 or more consecutive residues without any outlier are shown as a green connector. Residues present in the sample, but not in the model, are shown in grey.

• Molecule 1: HMPV NUCLEOPROTEIN

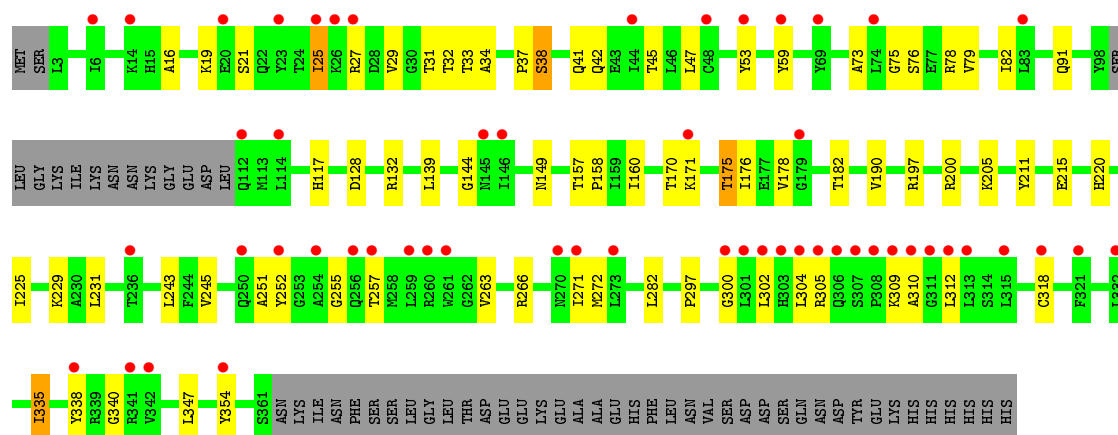


• Molecule 1: HMPV NUCLEOPROTEIN

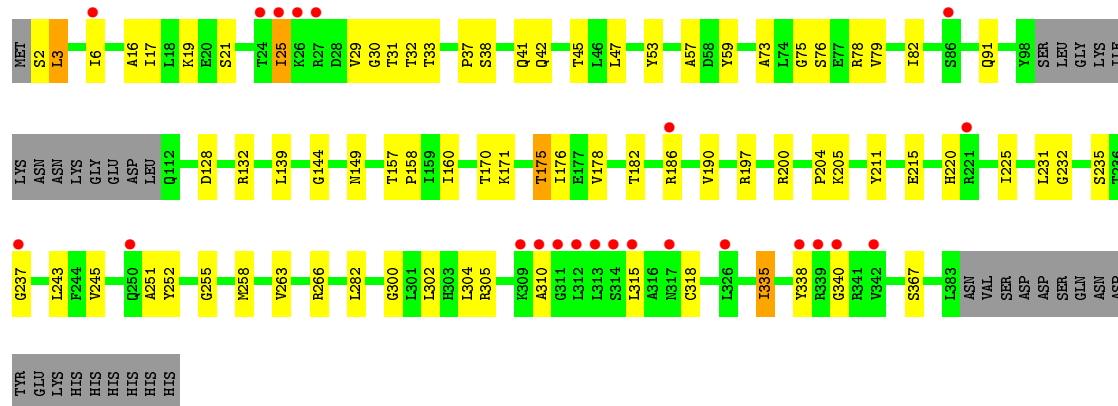
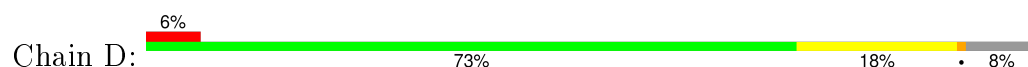


• Molecule 1: HMPV NUCLEOPROTEIN

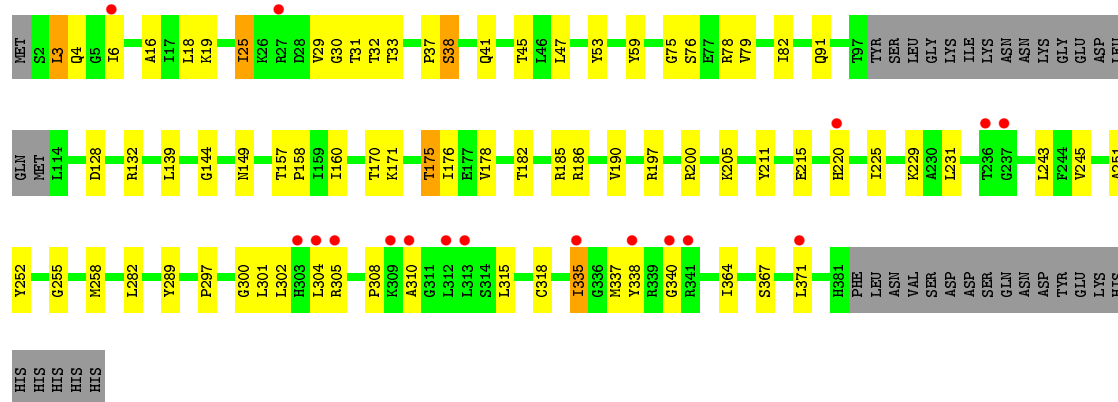




• Molecule 1: HMPV NUCLEOPROTEIN

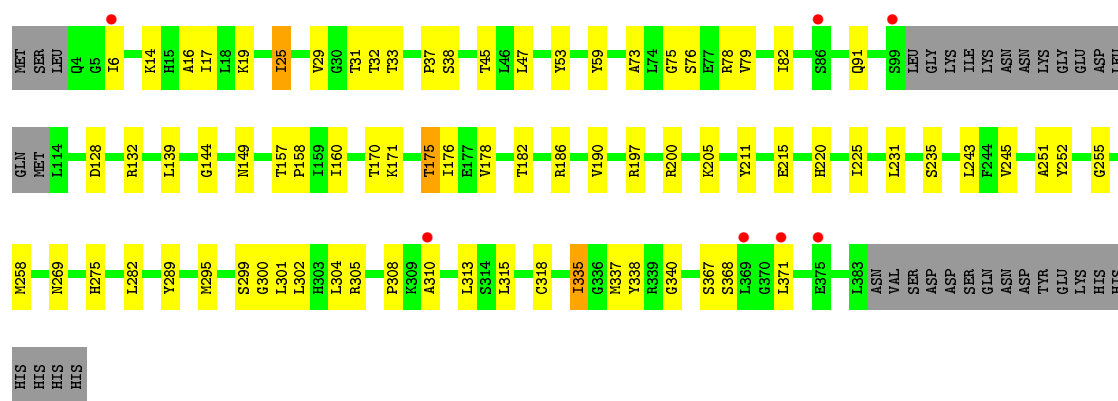


• Molecule 1: HMPV NUCLEOPROTEIN

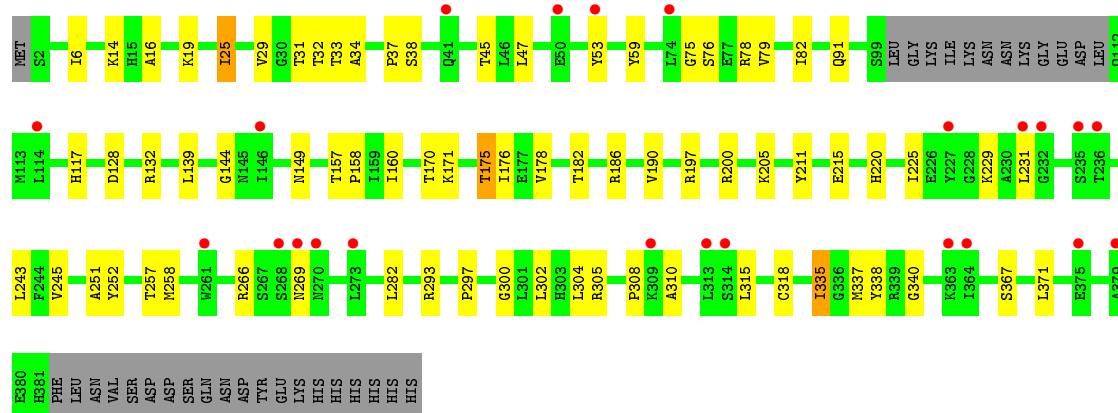
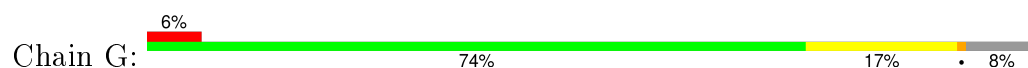


• Molecule 1: HMPV NUCLEOPROTEIN

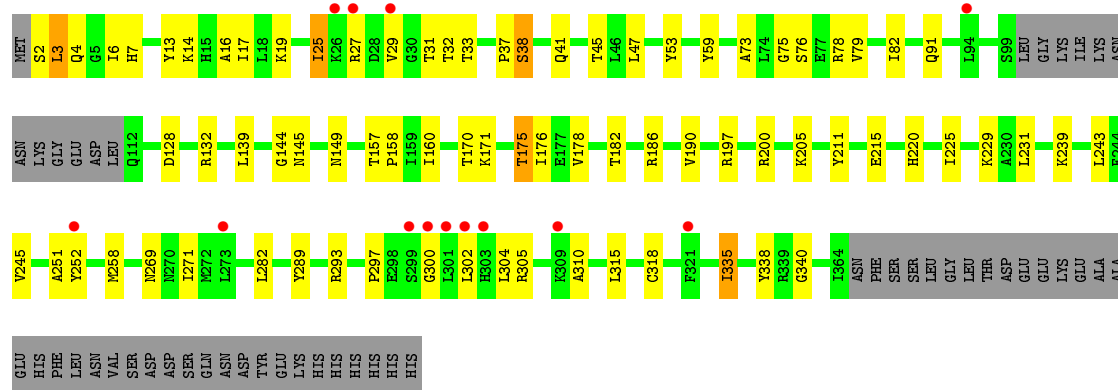




• Molecule 1: HMPV NUCLEOPROTEIN

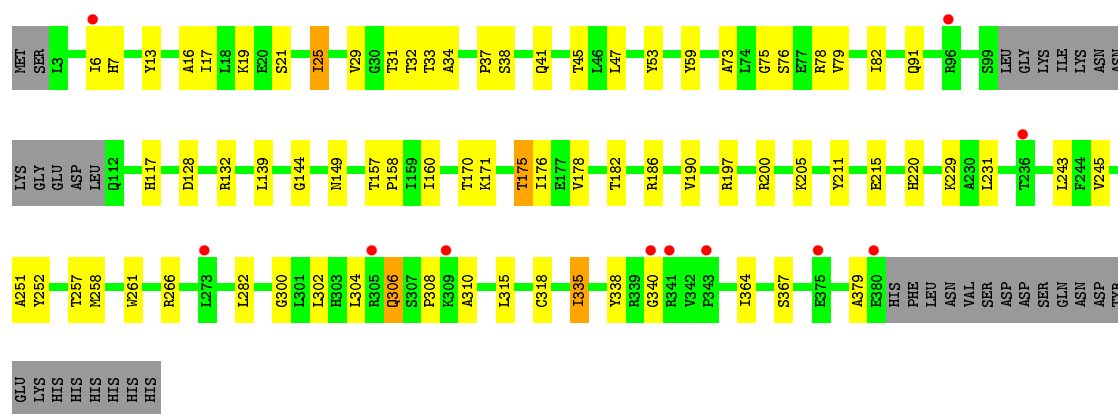


• Molecule 1: HMPV NUCLEOPROTEIN

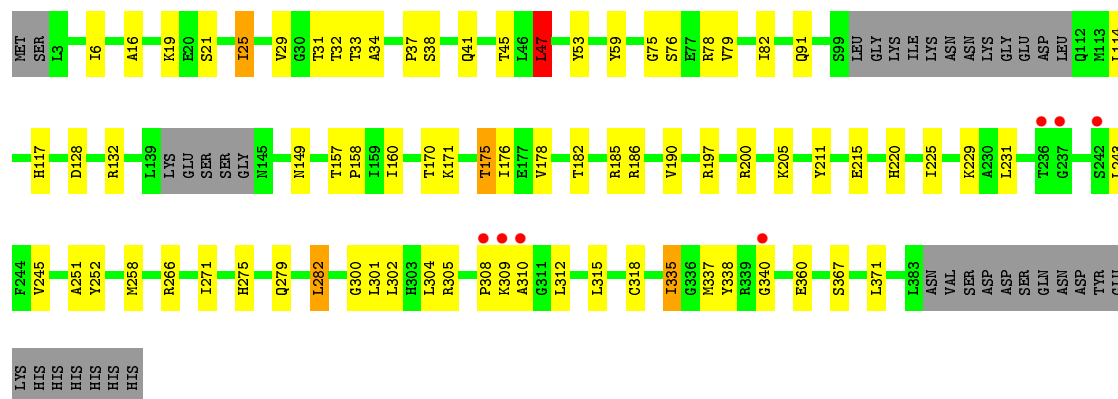


• Molecule 1: HMPV NUCLEOPROTEIN

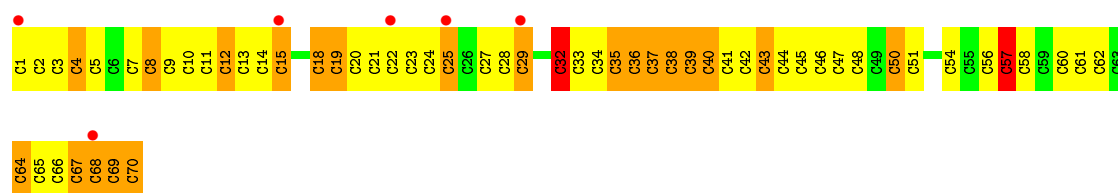
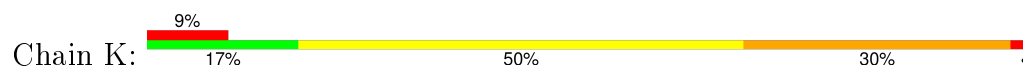




• Molecule 1: HMPV NUCLEOPROTEIN



• Molecule 2: RNA



4 Data and refinement statistics

Property	Value	Source
Space group	C 2 2 21	Depositor
Cell constants a, b, c, α , β , γ	202.01Å 233.21Å 203.64Å 90.00° 90.00° 90.00°	Depositor
Resolution (Å)	101.19 – 4.17 101.19 – 4.17	Depositor EDS
% Data completeness (in resolution range)	99.9 (101.19-4.17) 99.9 (101.19-4.17)	Depositor EDS
R_{merge}	0.22	Depositor
R_{sym}	(Not available)	Depositor
$\langle I/\sigma(I) \rangle$ ¹	1.41 (at 4.15Å)	Xtriage
Refinement program	BUSTER 2.10.2	Depositor
R, R_{free}	0.191 , 0.230 0.239 , 0.275	Depositor DCC
R_{free} test set	1798 reflections (4.98%)	DCC
Wilson B-factor (Å ²)	189.2	Xtriage
Anisotropy	0.088	Xtriage
Bulk solvent k_{sol} (e/Å ³), B_{sol} (Å ²)	0.31 , 257.1	EDS
Estimated twinning fraction	No twinning to report.	Xtriage
L-test for twinning ²	$\langle L \rangle = 0.44$, $\langle L^2 \rangle = 0.26$	Xtriage
Outliers	1 of 36103 reflections (0.003%)	Xtriage
F_o, F_c correlation	0.91	EDS
Total number of atoms	29357	wwPDB-VP
Average B, all atoms (Å ²)	215.0	wwPDB-VP

Xtriage's analysis on translational NCS is as follows: *The largest off-origin peak in the Patterson function is 2.54% of the height of the origin peak. No significant pseudotranslation is detected.*

¹Intensities estimated from amplitudes.

²Theoretical values of $\langle |L| \rangle$, $\langle L^2 \rangle$ for acentric reflections are 0.5, 0.375 respectively for untwinned datasets, and 0.333, 0.2 for perfectly twinned datasets.

5 Model quality ⓘ

5.1 Standard geometry ⓘ

The Z score for a bond length (or angle) is the number of standard deviations the observed value is removed from the expected value. A bond length (or angle) with $|Z| > 5$ is considered an outlier worth inspection. RMSZ is the root-mean-square of all Z scores of the bond lengths (or angles).

Mol	Chain	Bond lengths		Bond angles	
		RMSZ	# $ Z > 5$	RMSZ	# $ Z > 5$
1	A	0.47	0/2722	0.68	0/3678
1	B	0.45	0/2894	0.68	0/3908
1	C	0.45	0/2725	0.66	0/3681
1	D	0.47	0/2909	0.69	0/3928
1	E	0.46	0/2859	0.68	0/3861
1	F	0.45	0/2884	0.68	0/3895
1	G	0.45	0/2895	0.68	0/3909
1	H	0.46	0/2762	0.69	1/3730 (0.0%)
1	I	0.47	0/2878	0.68	1/3886 (0.0%)
1	J	0.51	1/2874 (0.0%)	0.71	3/3881 (0.1%)
2	K	1.61	21/1539 (1.4%)	1.02	0/2376
All	All	0.58	22/29941 (0.1%)	0.71	5/40733 (0.0%)

Chiral center outliers are detected by calculating the chiral volume of a chiral center and verifying if the center is modelled as a planar moiety or with the opposite hand. A planarity outlier is detected by checking planarity of atoms in a peptide group, atoms in a mainchain group or atoms of a sidechain that are expected to be planar.

Mol	Chain	#Chirality outliers	#Planarity outliers
1	B	0	1

All (22) bond length outliers are listed below:

Mol	Chain	Res	Type	Atoms	Z	Observed(Å)	Ideal(Å)
1	J	47	LEU	CG-CD1	9.19	1.85	1.51
2	K	7	C	C1'-N1	8.28	1.61	1.48
2	K	28	C	C1'-N1	7.26	1.59	1.48
2	K	14	C	C1'-N1	7.00	1.59	1.48
2	K	42	C	C1'-N1	6.91	1.59	1.48
2	K	48	C	C1'-N1	6.62	1.58	1.48
2	K	56	C	C1'-N1	6.47	1.58	1.48
2	K	41	C	C1'-N1	6.36	1.58	1.48
2	K	20	C	C1'-N1	6.22	1.58	1.48

Continued on next page...

Continued from previous page...

Mol	Chain	Res	Type	Atoms	Z	Observed(Å)	Ideal(Å)
2	K	32	C	C1'-N1	5.94	1.57	1.48
2	K	57	C	C3'-O3'	5.80	1.50	1.42
2	K	40	C	C1'-N1	5.79	1.57	1.48
2	K	27	C	C1'-N1	5.75	1.57	1.48
2	K	24	C	C1'-N1	5.73	1.57	1.48
2	K	7	C	N1-C2	5.48	1.45	1.40
2	K	70	C	C1'-N1	5.43	1.56	1.48
2	K	35	C	C1'-N1	5.41	1.56	1.48
2	K	38	C	C1'-N1	5.32	1.56	1.48
2	K	34	C	C1'-N1	5.25	1.56	1.48
2	K	37	C	C1'-N1	5.17	1.56	1.48
2	K	69	C	C1'-N1	5.14	1.56	1.48
2	K	21	C	C1'-N1	5.09	1.56	1.48

All (5) bond angle outliers are listed below:

Mol	Chain	Res	Type	Atoms	Z	Observed(°)	Ideal(°)
1	J	47	LEU	CD1-CG-CD2	-11.03	77.43	110.50
1	J	47	LEU	CB-CG-CD2	-6.10	100.63	111.00
1	H	25	ILE	CB-CA-C	-5.98	99.65	111.60
1	I	306	GLN	CG-CD-OE1	5.38	132.37	121.60
1	J	47	LEU	CB-CG-CD1	-5.10	102.33	111.00

There are no chirality outliers.

All (1) planarity outliers are listed below:

Mol	Chain	Res	Type	Group
1	B	320	ASN	Sidechain

5.2 Too-close contacts

In the following table, the Non-H and H(model) columns list the number of non-hydrogen atoms and hydrogen atoms in the chain respectively. The H(added) column lists the number of hydrogen atoms added and optimized by MolProbity. The Clashes column lists the number of clashes within the asymmetric unit, whereas Symm-Clashes lists symmetry related clashes.

Mol	Chain	Non-H	H(model)	H(added)	Clashes	Symm-Clashes
1	A	2679	0	2731	44	2
1	B	2848	0	2894	45	0
1	C	2682	0	2737	48	0
1	D	2863	0	2907	53	2

Continued on next page...

Continued from previous page...

Mol	Chain	Non-H	H(model)	H(added)	Clashes	Symm-Clashes
1	E	2815	0	2861	56	0
1	F	2838	0	2879	52	0
1	G	2850	0	2892	48	0
1	H	2719	0	2777	54	1
1	I	2834	0	2880	54	0
1	J	2829	0	2874	58	0
2	K	1400	0	770	42	0
All	All	29357	0	29202	427	3

The all-atom clashscore is defined as the number of clashes found per 1000 atoms (including hydrogen atoms). The all-atom clashscore for this structure is 7.

All (427) close contacts within the same asymmetric unit are listed below, sorted by their clash magnitude.

Atom-1	Atom-2	Interatomic distance (Å)	Clash overlap (Å)
1:J:47:LEU:CG	1:J:47:LEU:CD1	1.85	1.52
1:J:47:LEU:CD1	1:J:47:LEU:CD2	2.14	1.24
1:A:3:LEU:HD23	1:J:282:LEU:HD11	1.31	1.11
1:E:41:GLN:HB3	1:F:29:VAL:HG11	1.31	1.07
1:I:41:GLN:HB3	1:J:29:VAL:HG11	1.39	1.04
1:D:41:GLN:HB3	1:E:29:VAL:HG11	1.39	1.03
1:H:41:GLN:HB3	1:I:29:VAL:HG11	1.38	1.03
1:C:41:GLN:HB3	1:D:29:VAL:HG11	1.36	1.03
1:J:47:LEU:HD13	1:J:47:LEU:HD22	1.45	0.99
1:J:47:LEU:CD1	1:J:47:LEU:HD22	1.93	0.95
1:C:41:GLN:HB3	1:D:29:VAL:CG1	2.04	0.86
1:E:186:ARG:HG2	2:K:36:C:OP2	1.74	0.86
1:E:41:GLN:HB3	1:F:29:VAL:CG1	2.07	0.85
1:D:41:GLN:HB3	1:E:29:VAL:CG1	2.09	0.83
1:I:186:ARG:HG2	2:K:64:C:OP2	1.79	0.82
1:C:170:THR:HG22	1:C:251:ALA:HB2	1.61	0.82
1:B:371:LEU:HD11	1:C:271:ILE:HG22	1.61	0.82
1:B:170:THR:HG22	1:B:251:ALA:HB2	1.62	0.82
1:D:170:THR:HG22	1:D:251:ALA:HB2	1.63	0.81
1:H:170:THR:HG22	1:H:251:ALA:HB2	1.62	0.81
1:G:170:THR:HG22	1:G:251:ALA:HB2	1.63	0.81
1:I:170:THR:HG22	1:I:251:ALA:HB2	1.63	0.80
1:J:47:LEU:CD1	1:J:47:LEU:CB	2.59	0.80
1:A:170:THR:HG22	1:A:251:ALA:HB2	1.64	0.79
1:J:170:THR:HG22	1:J:251:ALA:HB2	1.62	0.79
1:E:170:THR:HG22	1:E:251:ALA:HB2	1.65	0.79

Continued on next page...

Continued from previous page...

Atom-1	Atom-2	Interatomic distance (Å)	Clash overlap (Å)
1:F:170:THR:HG22	1:F:251:ALA:HB2	1.64	0.77
1:H:41:GLN:HB3	1:I:29:VAL:CG1	2.14	0.77
1:G:266:ARG:NH2	1:H:4:GLN:HA	1.99	0.76
1:D:186:ARG:HG2	2:K:29:C:OP2	1.86	0.75
1:A:29:VAL:HG11	1:J:41:GLN:HB3	1.67	0.74
1:I:41:GLN:HB3	1:J:29:VAL:CG1	2.16	0.73
1:I:258:MET:CE	1:I:258:MET:HA	2.19	0.73
1:F:252:TYR:HB3	1:G:14:LYS:HE2	1.71	0.72
1:B:41:GLN:HB3	1:C:29:VAL:HG11	1.72	0.71
1:F:337:MET:HB2	2:K:40:C:H4'	1.71	0.71
1:B:186:ARG:HG2	2:K:15:C:OP2	1.91	0.70
1:A:186:ARG:HG2	2:K:8:C:OP2	1.94	0.67
1:E:252:TYR:HB3	1:F:14:LYS:HE2	1.77	0.67
1:F:371:LEU:CD2	1:G:269:ASN:HB3	2.25	0.67
1:I:190:VAL:HG13	1:I:243:LEU:HD11	1.79	0.65
1:A:269:ASN:HB3	1:J:371:LEU:CD2	2.26	0.65
1:F:186:ARG:HG2	2:K:43:C:OP2	1.96	0.64
1:I:257:THR:HG21	2:K:61:C:H5	1.62	0.64
1:D:190:VAL:HG13	1:D:243:LEU:HD11	1.79	0.64
1:H:186:ARG:HG2	2:K:57:C:OP2	1.96	0.64
1:H:190:VAL:HG13	1:H:243:LEU:HD11	1.80	0.64
1:J:190:VAL:HG13	1:J:243:LEU:HD11	1.80	0.63
1:F:190:VAL:HG13	1:F:243:LEU:HD11	1.80	0.62
1:E:337:MET:HB2	2:K:33:C:H4'	1.80	0.62
2:K:9:C:H2'	2:K:10:C:O4'	1.98	0.62
1:A:266:ARG:HH12	1:B:283:LYS:HZ2	1.47	0.62
1:B:190:VAL:HG13	1:B:243:LEU:HD11	1.80	0.62
1:C:190:VAL:HG13	1:C:243:LEU:HD11	1.81	0.62
1:D:255:GLY:HA2	2:K:25:C:OP1	2.00	0.62
1:A:190:VAL:HG13	1:A:243:LEU:HD11	1.80	0.61
1:J:337:MET:HB2	2:K:68:C:H4'	1.82	0.61
1:E:190:VAL:HG13	1:E:243:LEU:HD11	1.80	0.61
1:F:295:MET:HE1	1:F:313:LEU:HD11	1.82	0.61
1:G:190:VAL:HG13	1:G:243:LEU:HD11	1.81	0.61
1:C:38:SER:O	1:D:29:VAL:HG21	2.01	0.60
1:G:186:ARG:HG2	2:K:50:C:OP2	2.02	0.59
1:E:178:VAL:HG11	2:K:33:C:OP1	2.01	0.59
1:H:178:VAL:HG11	2:K:54:C:OP1	2.02	0.59
1:I:79:VAL:HA	1:I:82:ILE:HD12	1.85	0.58
1:E:371:LEU:CD2	1:F:269:ASN:HB3	2.34	0.58
1:J:186:ARG:HG2	2:K:1:C:OP2	2.02	0.58

Continued on next page...

Continued from previous page...

Atom-1	Atom-2	Interatomic distance (Å)	Clash overlap (Å)
1:E:79:VAL:HA	1:E:82:ILE:HD12	1.85	0.58
1:G:79:VAL:HA	1:G:82:ILE:HD12	1.86	0.58
1:C:79:VAL:HA	1:C:82:ILE:HD12	1.86	0.58
2:K:12:C:H2'	2:K:13:C:O4'	2.05	0.57
1:D:3:LEU:HG	1:D:6:ILE:HD11	1.85	0.57
1:H:79:VAL:HA	1:H:82:ILE:HD12	1.87	0.57
1:J:47:LEU:HD22	1:J:114:LEU:HD12	1.86	0.57
1:E:289:TYR:CZ	1:F:6:ILE:HG23	2.40	0.57
1:F:79:VAL:HA	1:F:82:ILE:HD12	1.86	0.57
1:A:79:VAL:HA	1:A:82:ILE:HD12	1.85	0.57
1:B:79:VAL:HA	1:B:82:ILE:HD12	1.85	0.57
1:C:266:ARG:HD2	1:D:6:ILE:HB	1.86	0.56
1:F:73:ALA:HB1	1:G:25:ILE:HG22	1.87	0.56
1:D:79:VAL:HA	1:D:82:ILE:HD12	1.87	0.56
1:E:3:LEU:HG	1:E:6:ILE:HD11	1.88	0.56
1:J:79:VAL:HA	1:J:82:ILE:HD12	1.87	0.56
1:B:375:GLU:HG2	1:C:354:TYR:OH	2.05	0.56
1:G:297:PRO:HA	1:H:13:TYR:HB3	1.88	0.56
1:B:231:LEU:HD12	1:C:25:ILE:HD13	1.87	0.56
1:J:53:TYR:O	1:J:200:ARG:HD2	2.06	0.56
1:I:266:ARG:HD2	1:J:6:ILE:HB	1.87	0.55
1:H:171:LYS:HE3	1:H:182:THR:HG21	1.89	0.55
1:B:53:TYR:O	1:B:200:ARG:HD2	2.07	0.55
1:A:53:TYR:O	1:A:200:ARG:HD2	2.06	0.55
1:D:53:TYR:O	1:D:200:ARG:HD2	2.07	0.55
1:C:263:VAL:HG12	1:D:6:ILE:HG22	1.89	0.54
1:I:176:ILE:HG12	1:I:211:TYR:CE1	2.42	0.54
1:C:53:TYR:O	1:C:200:ARG:HD2	2.07	0.54
1:D:176:ILE:HG12	1:D:211:TYR:CE1	2.42	0.54
1:D:3:LEU:HG	1:D:6:ILE:CD1	2.37	0.54
1:A:176:ILE:HG12	1:A:211:TYR:CE1	2.42	0.54
1:G:53:TYR:O	1:G:200:ARG:HD2	2.08	0.54
1:F:53:TYR:O	1:F:200:ARG:HD2	2.07	0.54
1:I:171:LYS:HE3	1:I:182:THR:HG21	1.89	0.54
1:G:337:MET:HB2	2:K:47:C:H4'	1.90	0.54
1:I:258:MET:HA	1:I:258:MET:HE2	1.88	0.54
1:E:53:TYR:O	1:E:200:ARG:HD2	2.07	0.54
1:H:25:ILE:HG22	1:H:27:ARG:HG3	1.90	0.54
1:G:371:LEU:HD11	1:H:271:ILE:HG22	1.89	0.54
1:F:176:ILE:HG12	1:F:211:TYR:CE1	2.42	0.54
1:H:53:TYR:O	1:H:200:ARG:HD2	2.08	0.54

Continued on next page...

Continued from previous page...

Atom-1	Atom-2	Interatomic distance (Å)	Clash overlap (Å)
1:I:53:TYR:O	1:I:200:ARG:HD2	2.07	0.54
1:H:139:LEU:HG	1:H:144:GLY:HA2	1.90	0.53
1:E:176:ILE:HG12	1:E:211:TYR:CE1	2.43	0.53
1:G:231:LEU:HA	1:H:25:ILE:HD11	1.89	0.53
1:G:139:LEU:HG	1:G:144:GLY:HA2	1.91	0.53
1:F:231:LEU:HD12	1:G:25:ILE:HD13	1.89	0.53
1:I:37:PRO:HA	1:I:76:SER:HA	1.90	0.53
1:C:176:ILE:HG12	1:C:211:TYR:CE1	2.44	0.53
1:H:176:ILE:HG12	1:H:211:TYR:CE1	2.44	0.53
1:J:176:ILE:HG12	1:J:211:TYR:CE1	2.43	0.53
1:G:297:PRO:HB2	1:H:17:ILE:HG12	1.91	0.53
1:C:171:LYS:HE3	1:C:182:THR:HG21	1.91	0.53
1:F:139:LEU:HG	1:F:144:GLY:HA2	1.91	0.53
1:B:37:PRO:HA	1:B:76:SER:HA	1.90	0.53
1:F:245:VAL:HG21	1:G:308:PRO:O	2.09	0.53
1:D:37:PRO:HA	1:D:76:SER:HA	1.90	0.53
1:G:176:ILE:HG12	1:G:211:TYR:CE1	2.44	0.53
1:B:171:LYS:HE3	1:B:182:THR:HG21	1.91	0.53
1:F:37:PRO:HA	1:F:76:SER:HA	1.91	0.53
1:F:171:LYS:HE3	1:F:182:THR:HG21	1.90	0.52
1:I:139:LEU:HG	1:I:144:GLY:HA2	1.91	0.52
1:H:37:PRO:HA	1:H:76:SER:HA	1.91	0.52
1:I:364:ILE:HD13	1:J:275:HIS:HA	1.90	0.52
1:B:176:ILE:HG12	1:B:211:TYR:CE1	2.44	0.52
1:G:37:PRO:HA	1:G:76:SER:HA	1.91	0.52
1:E:37:PRO:HA	1:E:76:SER:HA	1.90	0.52
1:C:266:ARG:HG3	1:D:3:LEU:HD23	1.91	0.52
1:D:139:LEU:HG	1:D:144:GLY:HA2	1.92	0.52
1:D:171:LYS:HE3	1:D:182:THR:HG21	1.92	0.52
1:B:139:LEU:HG	1:B:144:GLY:HA2	1.90	0.52
1:H:3:LEU:HG	1:H:6:ILE:CD1	2.39	0.52
2:K:44:C:H2'	2:K:45:C:O4'	2.09	0.52
1:E:139:LEU:HG	1:E:144:GLY:HA2	1.90	0.52
1:G:171:LYS:HE3	1:G:182:THR:HG21	1.91	0.52
1:J:171:LYS:HE3	1:J:182:THR:HG21	1.91	0.52
1:J:37:PRO:HA	1:J:76:SER:HA	1.91	0.52
1:A:37:PRO:HA	1:A:76:SER:HA	1.91	0.52
1:B:368:SER:OG	1:D:2:SER:HB3	2.09	0.52
1:I:379:ALA:HB2	1:J:271:ILE:HG21	1.92	0.52
1:A:139:LEU:HG	1:A:144:GLY:HA2	1.91	0.52
1:A:252:TYR:CZ	1:A:300:GLY:HA3	2.46	0.51

Continued on next page...

Continued from previous page...

Atom-1	Atom-2	Interatomic distance (Å)	Clash overlap (Å)
1:E:252:TYR:CZ	1:E:300:GLY:HA3	2.45	0.51
1:E:171:LYS:HE3	1:E:182:THR:HG21	1.91	0.51
1:C:25:ILE:HD12	1:C:27:ARG:HE	1.75	0.51
1:A:255:GLY:HA2	2:K:4:C:OP1	2.11	0.51
1:C:37:PRO:HA	1:C:76:SER:HA	1.92	0.51
1:I:128:ASP:O	1:I:132:ARG:HG3	2.11	0.51
1:J:128:ASP:O	1:J:132:ARG:HG3	2.10	0.51
1:B:252:TYR:CZ	1:B:300:GLY:HA3	2.46	0.51
1:F:252:TYR:CZ	1:F:300:GLY:HA3	2.45	0.51
1:B:73:ALA:HB1	1:C:25:ILE:HG22	1.93	0.51
1:A:171:LYS:HE3	1:A:182:THR:HG21	1.93	0.51
1:B:229:LYS:HB3	1:C:21:SER:HB3	1.93	0.51
1:F:128:ASP:O	1:F:132:ARG:HG3	2.11	0.51
1:H:128:ASP:O	1:H:132:ARG:HG3	2.11	0.50
1:D:128:ASP:O	1:D:132:ARG:HG3	2.11	0.50
1:I:252:TYR:CZ	1:I:300:GLY:HA3	2.47	0.50
1:D:252:TYR:CZ	1:D:300:GLY:HA3	2.47	0.50
1:G:128:ASP:O	1:G:132:ARG:HG3	2.11	0.50
1:D:266:ARG:HD2	1:E:6:ILE:HB	1.93	0.50
1:A:128:ASP:O	1:A:132:ARG:HG3	2.11	0.50
1:E:245:VAL:HG21	1:F:308:PRO:O	2.11	0.50
1:D:42:GLN:HE21	1:E:30:GLY:HA3	1.76	0.50
1:C:128:ASP:O	1:C:132:ARG:HG3	2.12	0.50
1:E:128:ASP:O	1:E:132:ARG:HG3	2.11	0.50
1:J:252:TYR:CZ	1:J:300:GLY:HA3	2.46	0.50
1:B:128:ASP:O	1:B:132:ARG:HG3	2.11	0.50
1:I:175:THR:HB	1:I:178:VAL:H	1.77	0.50
1:J:175:THR:HB	1:J:178:VAL:H	1.77	0.50
1:E:3:LEU:HG	1:E:6:ILE:CD1	2.41	0.49
1:I:245:VAL:HG21	1:J:308:PRO:O	2.11	0.49
1:D:73:ALA:HB1	1:E:25:ILE:HG22	1.94	0.49
1:D:175:THR:HB	1:D:178:VAL:H	1.77	0.49
1:I:257:THR:CG2	2:K:61:C:H5	2.24	0.49
1:H:175:THR:HB	1:H:178:VAL:H	1.77	0.49
1:C:139:LEU:HG	1:C:144:GLY:HA2	1.93	0.49
1:H:252:TYR:CZ	1:H:300:GLY:HA3	2.47	0.49
1:E:175:THR:HB	1:E:178:VAL:H	1.77	0.49
1:F:295:MET:HE1	1:F:313:LEU:HD21	1.95	0.49
1:H:25:ILE:CG2	1:H:27:ARG:HG3	2.43	0.49
1:D:237:GLY:HA3	1:E:308:PRO:HG3	1.94	0.49
1:J:340:GLY:HA2	2:K:67:C:C5	2.48	0.49

Continued on next page...

Continued from previous page...

Atom-1	Atom-2	Interatomic distance (Å)	Clash overlap (Å)
1:F:175:THR:HB	1:F:178:VAL:H	1.77	0.49
1:G:252:TYR:HB3	1:H:14:LYS:HE2	1.94	0.49
1:B:175:THR:HB	1:B:178:VAL:H	1.77	0.49
1:C:175:THR:HB	1:C:178:VAL:H	1.77	0.49
1:D:245:VAL:HG21	1:E:308:PRO:O	2.13	0.49
1:G:252:TYR:CZ	1:G:300:GLY:HA3	2.47	0.48
2:K:66:C:C5	2:K:67:C:C4	3.01	0.48
1:F:59:TYR:HB2	1:F:205:LYS:HB3	1.95	0.48
1:E:338:TYR:CE2	1:E:340:GLY:HA3	2.48	0.48
1:C:257:THR:HG21	2:K:19:C:H5	1.78	0.48
1:C:297:PRO:HB2	1:D:17:ILE:HG12	1.95	0.48
1:A:3:LEU:HD21	1:J:279:GLN:OE1	2.12	0.48
1:I:258:MET:HE1	1:I:261:TRP:HE3	1.79	0.48
1:G:175:THR:HB	1:G:178:VAL:H	1.78	0.48
1:H:297:PRO:HA	1:I:13:TYR:HB3	1.96	0.48
1:A:252:TYR:HB3	1:B:14:LYS:HE2	1.95	0.48
1:E:59:TYR:HB2	1:E:205:LYS:HB3	1.95	0.48
1:D:302:LEU:HB3	1:D:310:ALA:HB2	1.96	0.48
1:G:59:TYR:HB2	1:G:205:LYS:HB3	1.95	0.48
1:G:338:TYR:CE2	1:G:340:GLY:HA3	2.48	0.48
1:A:59:TYR:HB2	1:A:205:LYS:HB3	1.95	0.48
1:H:59:TYR:HB2	1:H:205:LYS:HB3	1.96	0.48
1:B:59:TYR:HB2	1:B:205:LYS:HB3	1.95	0.48
1:G:257:THR:HG21	2:K:47:C:H5	1.79	0.47
1:I:73:ALA:HB1	1:J:25:ILE:HG22	1.96	0.47
1:B:338:TYR:CE2	1:B:340:GLY:HA3	2.49	0.47
1:C:16:ALA:HA	1:C:19:LYS:HD3	1.96	0.47
1:I:59:TYR:HB2	1:I:205:LYS:HB3	1.95	0.47
1:J:338:TYR:CE2	1:J:340:GLY:HA3	2.49	0.47
1:D:59:TYR:HB2	1:D:205:LYS:HB3	1.95	0.47
1:A:338:TYR:CE2	1:A:340:GLY:HA3	2.49	0.47
1:I:302:LEU:HB3	1:I:310:ALA:HB2	1.97	0.47
1:A:178:VAL:HG11	2:K:5:C:OP1	2.14	0.47
1:H:302:LEU:HB3	1:H:310:ALA:HB2	1.96	0.47
1:H:297:PRO:HB2	1:I:17:ILE:HG12	1.97	0.47
1:I:338:TYR:CE2	1:I:340:GLY:HA3	2.49	0.47
1:E:302:LEU:HB3	1:E:310:ALA:HB2	1.96	0.47
1:E:16:ALA:HA	1:E:19:LYS:HD3	1.97	0.47
1:I:229:LYS:HB3	1:J:21:SER:HB3	1.95	0.47
1:H:289:TYR:CZ	1:I:6:ILE:HG23	2.49	0.47
1:C:252:TYR:CZ	1:C:300:GLY:HA3	2.49	0.47

Continued on next page...

Continued from previous page...

Atom-1	Atom-2	Interatomic distance (Å)	Clash overlap (Å)
1:G:16:ALA:HA	1:G:19:LYS:HD3	1.97	0.47
1:A:21:SER:HB3	1:J:229:LYS:HB3	1.96	0.47
1:J:59:TYR:HB2	1:J:205:LYS:HB3	1.97	0.47
1:D:338:TYR:CE2	1:D:340:GLY:HA3	2.50	0.47
1:D:42:GLN:NE2	1:E:30:GLY:HA3	2.29	0.47
1:E:297:PRO:HB2	1:F:17:ILE:HG12	1.97	0.47
1:C:338:TYR:CE2	1:C:340:GLY:HA3	2.50	0.47
1:F:16:ALA:HA	1:F:19:LYS:HD3	1.97	0.47
1:C:251:ALA:HB1	1:C:304:LEU:HD11	1.97	0.47
1:A:175:THR:HB	1:A:178:VAL:H	1.78	0.47
1:C:272:MET:CE	1:C:347:LEU:HD23	2.45	0.47
1:E:38:SER:O	1:F:29:VAL:HG21	2.15	0.47
1:F:295:MET:HE3	1:F:299:SER:HA	1.96	0.46
1:H:16:ALA:HA	1:H:19:LYS:HD3	1.97	0.46
1:E:229:LYS:HE2	1:F:17:ILE:HG23	1.96	0.46
1:F:338:TYR:CE2	1:F:340:GLY:HA3	2.49	0.46
1:C:73:ALA:HB1	1:D:25:ILE:HG22	1.97	0.46
1:D:232:GLY:HA3	1:E:18:LEU:HG	1.96	0.46
1:J:302:LEU:HB3	1:J:310:ALA:HB2	1.97	0.46
1:F:289:TYR:CZ	1:G:6:ILE:HG23	2.51	0.46
1:C:302:LEU:HB3	1:C:310:ALA:HB2	1.97	0.46
1:B:16:ALA:HA	1:B:19:LYS:HD3	1.96	0.46
1:J:149:ASN:HB2	1:J:197:ARG:HD2	1.98	0.46
1:D:16:ALA:HA	1:D:19:LYS:HD3	1.97	0.46
1:H:157:THR:HA	1:H:160:ILE:HD12	1.98	0.46
1:C:255:GLY:HA2	2:K:18:C:OP1	2.15	0.46
1:J:157:THR:HA	1:J:160:ILE:HD12	1.98	0.46
1:E:255:GLY:HA2	2:K:32:C:OP1	2.15	0.46
1:C:59:TYR:HB2	1:C:205:LYS:HB3	1.97	0.46
1:I:16:ALA:HA	1:I:19:LYS:HD3	1.98	0.46
1:J:16:ALA:HA	1:J:19:LYS:HD3	1.97	0.46
1:F:368:SER:OG	1:H:2:SER:HB3	2.16	0.46
1:A:16:ALA:HA	1:A:19:LYS:HD3	1.98	0.46
1:A:302:LEU:HB3	1:A:310:ALA:HB2	1.97	0.46
1:B:157:THR:HA	1:B:160:ILE:HD12	1.97	0.46
1:I:258:MET:HA	1:I:258:MET:HE3	1.95	0.45
2:K:68:C:H2'	2:K:69:C:O4'	2.15	0.45
1:B:337:MET:HB2	2:K:12:C:H4'	1.97	0.45
1:D:25:ILE:H	1:D:25:ILE:HG13	1.62	0.45
1:E:75:GLY:HA3	1:E:78:ARG:HB2	1.98	0.45
1:E:157:THR:HA	1:E:160:ILE:HD12	1.97	0.45

Continued on next page...

Continued from previous page...

Atom-1	Atom-2	Interatomic distance (Å)	Clash overlap (Å)
1:G:302:LEU:HB3	1:G:310:ALA:HB2	1.97	0.45
1:G:157:THR:HA	1:G:160:ILE:HD12	1.97	0.45
1:I:157:THR:HA	1:I:160:ILE:HD12	1.97	0.45
1:D:157:THR:HA	1:D:160:ILE:HD12	1.98	0.45
1:B:302:LEU:HB3	1:B:310:ALA:HB2	1.97	0.45
1:D:251:ALA:HB1	1:D:304:LEU:HD11	1.98	0.45
1:A:157:THR:HA	1:A:160:ILE:HD12	1.98	0.45
1:C:157:THR:HA	1:C:160:ILE:HD12	1.98	0.45
1:E:231:LEU:HD12	1:F:25:ILE:HD13	1.98	0.45
1:H:149:ASN:HB2	1:H:197:ARG:HD2	1.98	0.45
2:K:2:C:H2'	2:K:3:C:O4'	2.15	0.45
1:A:237:GLY:HA3	1:B:308:PRO:HG3	1.97	0.45
1:H:251:ALA:HB1	1:H:304:LEU:HD11	1.99	0.45
1:I:251:ALA:HB1	1:I:304:LEU:HD11	1.98	0.45
1:H:338:TYR:CE2	1:H:340:GLY:HA3	2.51	0.45
1:E:149:ASN:HB2	1:E:197:ARG:HD2	1.99	0.45
1:G:229:LYS:HE2	1:H:17:ILE:HG23	1.98	0.45
1:F:251:ALA:HB1	1:F:304:LEU:HD11	1.98	0.45
1:I:149:ASN:HB2	1:I:197:ARG:HD2	1.98	0.45
1:E:251:ALA:HB1	1:E:304:LEU:HD11	1.98	0.45
1:D:263:VAL:HG12	1:E:6:ILE:HG22	1.99	0.45
1:A:149:ASN:HB2	1:A:197:ARG:HD2	1.99	0.45
1:J:75:GLY:HA3	1:J:78:ARG:HB2	1.99	0.45
1:I:231:LEU:HD12	1:J:25:ILE:HD13	1.99	0.44
1:F:302:LEU:HB3	1:F:310:ALA:HB2	1.98	0.44
1:I:75:GLY:HA3	1:I:78:ARG:HB2	1.99	0.44
1:G:149:ASN:HB2	1:G:197:ARG:HD2	1.99	0.44
1:G:75:GLY:HA3	1:G:78:ARG:HB2	1.98	0.44
1:B:371:LEU:CD1	1:C:271:ILE:HG22	2.39	0.44
1:D:149:ASN:HB2	1:D:197:ARG:HD2	1.99	0.44
1:H:3:LEU:HG	1:H:6:ILE:HD11	2.00	0.44
1:D:231:LEU:HD12	1:E:25:ILE:HD13	2.00	0.44
1:C:149:ASN:HB2	1:C:197:ARG:HD2	1.99	0.44
1:B:251:ALA:HB1	1:B:304:LEU:HD11	2.00	0.44
1:F:252:TYR:CB	1:G:14:LYS:HE2	2.43	0.44
1:J:225:ILE:HG21	1:J:305:ARG:HH21	1.83	0.44
1:F:157:THR:HA	1:F:160:ILE:HD12	1.98	0.44
1:I:340:GLY:HA2	2:K:60:C:C5	2.53	0.44
1:C:229:LYS:HB3	1:D:21:SER:HB3	2.00	0.44
1:H:75:GLY:HA3	1:H:78:ARG:HB2	1.98	0.44
1:E:33:THR:HG21	1:E:220:HIS:CE1	2.53	0.44

Continued on next page...

Continued from previous page...

Atom-1	Atom-2	Interatomic distance (Å)	Clash overlap (Å)
1:D:33:THR:HG21	1:D:220:HIS:CE1	2.53	0.44
1:B:75:GLY:HA3	1:B:78:ARG:HB2	1.99	0.44
1:A:258:MET:HB3	1:A:315:LEU:HD13	2.00	0.44
1:A:75:GLY:HA3	1:A:78:ARG:HB2	1.99	0.44
1:J:251:ALA:HB1	1:J:304:LEU:HD11	1.99	0.43
1:J:231:LEU:HD23	1:J:245:VAL:HG13	2.00	0.43
1:A:25:ILE:HD13	1:J:231:LEU:HD12	2.00	0.43
1:D:75:GLY:HA3	1:D:78:ARG:HB2	1.99	0.43
1:F:75:GLY:HA3	1:F:78:ARG:HB2	1.99	0.43
1:B:149:ASN:HB2	1:B:197:ARG:HD2	2.00	0.43
1:G:251:ALA:HB1	1:G:304:LEU:HD11	2.00	0.43
1:B:33:THR:HG21	1:B:220:HIS:CE1	2.53	0.43
1:J:33:THR:HG21	1:J:220:HIS:CE1	2.53	0.43
1:J:47:LEU:HB2	1:J:47:LEU:CD1	2.45	0.43
1:C:25:ILE:H	1:C:25:ILE:HG13	1.59	0.43
1:H:45:THR:HA	1:H:158:PRO:HG3	2.01	0.43
1:A:45:THR:HA	1:A:158:PRO:HG3	2.00	0.43
1:G:33:THR:HG21	1:G:220:HIS:CE1	2.53	0.43
1:E:364:ILE:HD13	1:F:275:HIS:HA	2.00	0.43
1:D:225:ILE:HG21	1:D:305:ARG:HH21	1.82	0.43
2:K:65:C:H2'	2:K:66:C:O4'	2.17	0.43
1:J:45:THR:HA	1:J:158:PRO:HG3	2.00	0.43
1:G:258:MET:HB3	1:G:315:LEU:HD13	2.01	0.43
1:A:17:ILE:HG23	1:J:229:LYS:HE2	1.99	0.43
1:F:45:THR:HA	1:F:158:PRO:HG3	2.01	0.43
1:C:75:GLY:HA3	1:C:78:ARG:HB2	2.00	0.43
1:H:33:THR:HG21	1:H:220:HIS:CE1	2.53	0.42
1:I:33:THR:HG21	1:I:220:HIS:CE1	2.54	0.42
1:F:149:ASN:HB2	1:F:197:ARG:HD2	2.00	0.42
1:F:25:ILE:H	1:F:25:ILE:HG13	1.66	0.42
1:A:33:THR:HG21	1:A:220:HIS:CE1	2.54	0.42
1:F:231:LEU:HD23	1:F:245:VAL:HG13	2.02	0.42
1:G:231:LEU:HD23	1:G:245:VAL:HG13	2.02	0.42
1:H:231:LEU:HD23	1:H:245:VAL:HG13	2.01	0.42
1:C:33:THR:HG21	1:C:220:HIS:CE1	2.54	0.42
1:E:45:THR:HA	1:E:158:PRO:HG3	2.00	0.42
1:E:33:THR:HG21	1:E:220:HIS:NE2	2.35	0.42
1:H:239:LYS:HA	1:I:306:GLN:HE21	1.84	0.42
1:F:255:GLY:HA2	2:K:39:C:OP1	2.19	0.42
1:A:32:THR:HA	1:A:91:GLN:O	2.19	0.42
1:I:45:THR:HA	1:I:158:PRO:HG3	2.00	0.42

Continued on next page...

Continued from previous page...

Atom-1	Atom-2	Interatomic distance (Å)	Clash overlap (Å)
1:H:229:LYS:HB3	1:I:21:SER:HB3	2.02	0.42
1:A:251:ALA:HB1	1:A:304:LEU:HD11	2.01	0.42
2:K:61:C:H2'	2:K:62:C:O4'	2.19	0.42
1:B:231:LEU:HD23	1:B:245:VAL:HG13	2.01	0.42
1:A:6:ILE:HB	1:J:266:ARG:HD2	2.01	0.42
1:H:73:ALA:HB1	1:I:25:ILE:HG22	2.02	0.42
1:A:231:LEU:HD23	1:A:245:VAL:HG13	2.01	0.42
1:H:258:MET:HB3	1:H:315:LEU:HD13	2.02	0.42
1:G:45:THR:HA	1:G:158:PRO:HG3	2.01	0.42
1:C:225:ILE:HG21	1:C:305:ARG:HH21	1.84	0.42
1:E:185:ARG:HH12	2:K:35:C:P	2.42	0.42
1:D:231:LEU:HD23	1:D:245:VAL:HG13	2.01	0.42
1:B:45:THR:HA	1:B:158:PRO:HG3	2.01	0.42
1:B:341:ARG:NH2	2:K:10:C:H5	2.18	0.41
1:J:337:MET:CB	2:K:68:C:H4'	2.48	0.41
1:F:32:THR:HA	1:F:91:GLN:O	2.20	0.41
1:B:309:LYS:O	1:B:312:LEU:HG	2.20	0.41
1:A:231:LEU:HD12	1:B:25:ILE:HD13	2.01	0.41
1:B:25:ILE:H	1:B:25:ILE:HG13	1.66	0.41
1:C:309:LYS:O	1:C:312:LEU:HG	2.20	0.41
1:D:258:MET:HB3	1:D:315:LEU:HD13	2.02	0.41
1:H:32:THR:HA	1:H:91:GLN:O	2.20	0.41
1:J:32:THR:HA	1:J:91:GLN:O	2.21	0.41
1:B:34:ALA:HB2	1:B:117:HIS:O	2.21	0.41
1:C:45:THR:HA	1:C:158:PRO:HG3	2.01	0.41
1:I:34:ALA:HB2	1:I:117:HIS:O	2.20	0.41
1:H:38:SER:O	1:I:29:VAL:HG21	2.20	0.41
1:F:33:THR:HG21	1:F:220:HIS:CE1	2.54	0.41
1:D:45:THR:HA	1:D:158:PRO:HG3	2.01	0.41
1:H:225:ILE:HG21	1:H:305:ARG:HH21	1.85	0.41
1:H:25:ILE:HG21	1:H:25:ILE:HD13	1.60	0.41
1:G:33:THR:HG21	1:G:220:HIS:NE2	2.36	0.41
1:F:33:THR:HG21	1:F:220:HIS:NE2	2.36	0.41
1:G:34:ALA:HB2	1:G:117:HIS:O	2.20	0.41
1:F:258:MET:HB3	1:F:315:LEU:HD13	2.03	0.41
1:J:185:ARG:HH12	2:K:70:C:P	2.44	0.41
1:C:231:LEU:HD23	1:C:245:VAL:HG13	2.02	0.41
1:B:360:GLU:H	1:B:360:GLU:HG2	1.76	0.41
1:E:231:LEU:HD23	1:E:245:VAL:HG13	2.01	0.41
1:B:32:THR:HA	1:B:91:GLN:O	2.20	0.41
1:F:225:ILE:HG21	1:F:305:ARG:HH21	1.85	0.41

Continued on next page...

Continued from previous page...

Atom-1	Atom-2	Interatomic distance (Å)	Clash overlap (Å)
1:I:32:THR:HA	1:I:91:GLN:O	2.21	0.41
1:A:34:ALA:HB2	1:A:117:HIS:O	2.20	0.41
1:G:225:ILE:HG21	1:G:305:ARG:HH21	1.86	0.41
1:G:178:VAL:HG11	2:K:47:C:OP1	2.20	0.41
1:G:371:LEU:CD2	1:H:269:ASN:HB3	2.51	0.41
1:A:14:LYS:HE2	1:J:252:TYR:HB3	2.02	0.41
2:K:66:C:C4	2:K:67:C:N3	2.89	0.41
1:I:33:THR:HG21	1:I:220:HIS:NE2	2.36	0.41
1:H:245:VAL:HG21	1:I:308:PRO:O	2.21	0.41
1:C:32:THR:HA	1:C:91:GLN:O	2.21	0.41
1:E:225:ILE:HG21	1:E:305:ARG:HH21	1.86	0.41
1:E:32:THR:HA	1:E:91:GLN:O	2.20	0.41
1:J:309:LYS:O	1:J:312:LEU:HG	2.21	0.41
1:J:360:GLU:H	1:J:360:GLU:HG2	1.77	0.41
1:G:32:THR:HA	1:G:91:GLN:O	2.21	0.41
1:I:258:MET:HB3	1:I:315:LEU:HD13	2.03	0.40
1:J:34:ALA:HB2	1:J:117:HIS:O	2.20	0.40
1:D:32:THR:HA	1:D:91:GLN:O	2.21	0.40
1:B:258:MET:HB3	1:B:315:LEU:HD13	2.03	0.40
1:E:258:MET:HB3	1:E:315:LEU:HD13	2.03	0.40
1:A:235:SER:HB3	1:B:86:SER:O	2.21	0.40
1:J:190:VAL:CG1	1:J:243:LEU:HD11	2.51	0.40
1:G:297:PRO:HB3	1:H:16:ALA:HB3	2.04	0.40
1:I:231:LEU:HD23	1:I:245:VAL:HG13	2.02	0.40
1:A:33:THR:HG21	1:A:220:HIS:NE2	2.36	0.40
1:G:293:ARG:NH2	1:H:7:HIS:HB3	2.36	0.40
1:C:42:GLN:NE2	1:D:30:GLY:HA3	2.35	0.40
1:J:258:MET:HB3	1:J:315:LEU:HD13	2.03	0.40
1:C:34:ALA:HB2	1:C:117:HIS:O	2.22	0.40
1:D:266:ARG:NH2	1:E:4:GLN:HA	2.37	0.40
1:A:282:LEU:CD2	1:B:3:LEU:HD12	2.52	0.40
1:H:293:ARG:NH2	1:I:7:HIS:HB3	2.37	0.40

All (3) symmetry-related close contacts are listed below. The label for Atom-2 includes the symmetry operator and encoded unit-cell translations to be applied.

Atom-1	Atom-2	Interatomic distance (Å)	Clash overlap (Å)
1:A:337:MET:SD	1:D:57:ALA:O[7_747]	1.93	0.27
1:A:177:GLU:OE2	1:D:204:PRO:CG[7_747]	2.01	0.19
1:H:145:ASN:OD1	1:H:145:ASN:OD1[4_557]	2.02	0.18

5.3 Torsion angles

5.3.1 Protein backbone

In the following table, the Percentiles column shows the percent Ramachandran outliers of the chain as a percentile score with respect to all X-ray entries followed by that with respect to entries of similar resolution.

The Analysed column shows the number of residues for which the backbone conformation was analysed, and the total number of residues.

Mol	Chain	Analysed	Favoured	Allowed	Outliers	Percentiles	
1	A	342/401 (85%)	321 (94%)	20 (6%)	1 (0%)	46	83
1	B	363/401 (90%)	342 (94%)	20 (6%)	1 (0%)	46	83
1	C	342/401 (85%)	321 (94%)	20 (6%)	1 (0%)	46	83
1	D	365/401 (91%)	342 (94%)	22 (6%)	1 (0%)	46	83
1	E	360/401 (90%)	337 (94%)	22 (6%)	1 (0%)	46	83
1	F	362/401 (90%)	341 (94%)	20 (6%)	1 (0%)	46	83
1	G	364/401 (91%)	343 (94%)	20 (6%)	1 (0%)	46	83
1	H	347/401 (86%)	325 (94%)	21 (6%)	1 (0%)	46	83
1	I	362/401 (90%)	341 (94%)	20 (6%)	1 (0%)	46	83
1	J	358/401 (89%)	336 (94%)	21 (6%)	1 (0%)	46	83
All	All	3565/4010 (89%)	3349 (94%)	206 (6%)	10 (0%)	46	83

All (10) Ramachandran outliers are listed below:

Mol	Chain	Res	Type
1	A	335	ILE
1	B	335	ILE
1	D	335	ILE
1	E	335	ILE
1	F	335	ILE
1	G	335	ILE
1	H	335	ILE
1	I	335	ILE
1	C	335	ILE
1	J	335	ILE

5.3.2 Protein sidechains ⓘ

In the following table, the Percentiles column shows the percent sidechain outliers of the chain as a percentile score with respect to all X-ray entries followed by that with respect to entries of similar resolution.

The Analysed column shows the number of residues for which the sidechain conformation was analysed, and the total number of residues.

Mol	Chain	Analysed	Rotameric	Outliers	Percentiles	
1	A	293/343 (85%)	282 (96%)	11 (4%)	40	75
1	B	311/343 (91%)	300 (96%)	11 (4%)	43	77
1	C	293/343 (85%)	284 (97%)	9 (3%)	47	79
1	D	313/343 (91%)	301 (96%)	12 (4%)	40	75
1	E	308/343 (90%)	296 (96%)	12 (4%)	39	74
1	F	310/343 (90%)	298 (96%)	12 (4%)	39	74
1	G	312/343 (91%)	301 (96%)	11 (4%)	43	77
1	H	298/343 (87%)	288 (97%)	10 (3%)	44	77
1	I	310/343 (90%)	300 (97%)	10 (3%)	46	78
1	J	309/343 (90%)	298 (96%)	11 (4%)	42	76
All	All	3057/3430 (89%)	2948 (96%)	109 (4%)	42	76

All (109) residues with a non-rotameric sidechain are listed below:

Mol	Chain	Res	Type
1	A	3	LEU
1	A	25	ILE
1	A	31	THR
1	A	38	SER
1	A	47	LEU
1	A	175	THR
1	A	215	GLU
1	A	282	LEU
1	A	301	LEU
1	A	318	CYS
1	A	335	ILE
1	B	25	ILE
1	B	31	THR
1	B	38	SER
1	B	47	LEU
1	B	175	THR

Continued on next page...

Continued from previous page...

Mol	Chain	Res	Type
1	B	215	GLU
1	B	235	SER
1	B	282	LEU
1	B	318	CYS
1	B	335	ILE
1	B	367	SER
1	C	25	ILE
1	C	31	THR
1	C	38	SER
1	C	47	LEU
1	C	175	THR
1	C	215	GLU
1	C	282	LEU
1	C	318	CYS
1	C	335	ILE
1	D	3	LEU
1	D	25	ILE
1	D	31	THR
1	D	38	SER
1	D	47	LEU
1	D	175	THR
1	D	215	GLU
1	D	235	SER
1	D	282	LEU
1	D	318	CYS
1	D	335	ILE
1	D	367	SER
1	E	3	LEU
1	E	25	ILE
1	E	31	THR
1	E	38	SER
1	E	47	LEU
1	E	175	THR
1	E	215	GLU
1	E	282	LEU
1	E	301	LEU
1	E	318	CYS
1	E	335	ILE
1	E	367	SER
1	F	25	ILE
1	F	31	THR
1	F	38	SER

Continued on next page...

Continued from previous page...

Mol	Chain	Res	Type
1	F	47	LEU
1	F	175	THR
1	F	215	GLU
1	F	235	SER
1	F	282	LEU
1	F	301	LEU
1	F	318	CYS
1	F	335	ILE
1	F	367	SER
1	G	25	ILE
1	G	29	VAL
1	G	31	THR
1	G	38	SER
1	G	47	LEU
1	G	175	THR
1	G	215	GLU
1	G	282	LEU
1	G	318	CYS
1	G	335	ILE
1	G	367	SER
1	H	3	LEU
1	H	29	VAL
1	H	31	THR
1	H	38	SER
1	H	47	LEU
1	H	175	THR
1	H	215	GLU
1	H	282	LEU
1	H	318	CYS
1	H	335	ILE
1	I	25	ILE
1	I	31	THR
1	I	38	SER
1	I	47	LEU
1	I	175	THR
1	I	215	GLU
1	I	282	LEU
1	I	318	CYS
1	I	335	ILE
1	I	367	SER
1	J	25	ILE
1	J	31	THR

Continued on next page...

Continued from previous page...

Mol	Chain	Res	Type
1	J	38	SER
1	J	47	LEU
1	J	175	THR
1	J	215	GLU
1	J	282	LEU
1	J	301	LEU
1	J	318	CYS
1	J	335	ILE
1	J	367	SER

Some sidechains can be flipped to improve hydrogen bonding and reduce clashes. All (11) such sidechains are listed below:

Mol	Chain	Res	Type
1	A	320	ASN
1	B	7	HIS
1	B	320	ASN
1	C	320	ASN
1	D	320	ASN
1	E	320	ASN
1	F	320	ASN
1	G	320	ASN
1	H	320	ASN
1	I	320	ASN
1	J	320	ASN

5.3.3 RNA ⓘ

Mol	Chain	Analysed	Backbone Outliers	Pucker Outliers
2	K	69/70 (98%)	23 (33%)	7 (10%)

All (23) RNA backbone outliers are listed below:

Mol	Chain	Res	Type
2	K	4	C
2	K	8	C
2	K	11	C
2	K	12	C
2	K	15	C
2	K	18	C
2	K	19	C

Continued on next page...

Continued from previous page...

Mol	Chain	Res	Type
2	K	22	C
2	K	23	C
2	K	29	C
2	K	36	C
2	K	37	C
2	K	38	C
2	K	39	C
2	K	43	C
2	K	46	C
2	K	50	C
2	K	51	C
2	K	57	C
2	K	58	C
2	K	64	C
2	K	67	C
2	K	68	C

All (7) RNA pucker outliers are listed below:

Mol	Chain	Res	Type
2	K	11	C
2	K	18	C
2	K	25	C
2	K	32	C
2	K	39	C
2	K	46	C
2	K	67	C

5.4 Non-standard residues in protein, DNA, RNA chains [i](#)

There are no non-standard protein/DNA/RNA residues in this entry.

5.5 Carbohydrates [i](#)

There are no carbohydrates in this entry.

5.6 Ligand geometry [i](#)

There are no ligands in this entry.

5.7 Other polymers

There are no such residues in this entry.

5.8 Polymer linkage issues

There are no chain breaks in this entry.

6 Fit of model and data ⓘ

6.1 Protein, DNA and RNA chains ⓘ

In the following table, the column labelled ‘#RSRZ> 2’ contains the number (and percentage) of RSRZ outliers, followed by percent RSRZ outliers for the chain as percentile scores relative to all X-ray entries and entries of similar resolution. The OWAB column contains the minimum, median, 95th percentile and maximum values of the occupancy-weighted average B-factor per residue. The column labelled ‘Q< 0.9’ lists the number of (and percentage) of residues with an average occupancy less than 0.9.

Mol	Chain	Analysed	<RSRZ>	#RSRZ>2	OWAB(Å ²)	Q<0.9
1	A	346/401 (86%)	0.32	14 (4%) 42 32	157, 206, 245, 262	0
1	B	367/401 (91%)	0.97	55 (14%) 3 4	147, 237, 276, 284	0
1	C	346/401 (86%)	0.90	54 (15%) 3 4	179, 221, 260, 272	0
1	D	369/401 (92%)	0.40	23 (6%) 24 16	149, 217, 274, 285	0
1	E	364/401 (90%)	0.21	17 (4%) 35 27	157, 221, 268, 279	0
1	F	366/401 (91%)	0.11	7 (1%) 70 60	141, 212, 253, 265	0
1	G	368/401 (91%)	0.51	23 (6%) 23 16	169, 216, 257, 267	0
1	H	351/401 (87%)	0.28	13 (3%) 45 35	169, 216, 254, 267	0
1	I	366/401 (91%)	0.15	11 (3%) 54 41	151, 205, 260, 275	0
1	J	364/401 (90%)	0.15	7 (1%) 70 60	141, 195, 252, 267	0
2	K	70/70 (100%)	0.85	6 (8%) 13 10	179, 216, 231, 237	0
All	All	3677/4080 (90%)	0.41	230 (6%) 23 16	141, 215, 261, 285	0

All (230) RSRZ outliers are listed below:

Mol	Chain	Res	Type	RSRZ
1	G	375	GLU	6.6
1	F	375	GLU	6.0
1	C	260	ARG	5.6
1	B	375	GLU	5.6
1	C	309	LYS	5.5
1	E	236	THR	5.5
1	C	303	HIS	5.4
1	B	310	ALA	5.2
1	B	256	GLN	5.2
1	B	309	LYS	5.1
1	B	373	ASP	5.0
1	D	340	GLY	4.7

Continued on next page...

Continued from previous page...

Mol	Chain	Res	Type	RSRZ
1	B	53	TYR	4.5
1	H	309	LYS	4.5
1	B	374	GLU	4.3
1	A	99	SER	4.3
1	J	309	LYS	4.3
1	B	254	ALA	4.3
1	C	236	THR	4.2
1	B	255	GLY	4.1
1	E	309	LYS	4.0
1	C	27	ARG	4.0
1	J	236	THR	3.9
1	C	25	ILE	3.9
1	B	313	LEU	3.9
1	C	259	LEU	3.8
1	C	310	ALA	3.8
1	B	52	LEU	3.8
1	C	256	GLN	3.7
1	C	306	GLN	3.7
1	I	236	THR	3.7
1	C	304	LEU	3.7
1	G	231	LEU	3.6
1	D	25	ILE	3.6
1	B	260	ARG	3.6
1	D	314	SER	3.6
1	B	241	GLU	3.5
1	C	313	LEU	3.5
1	D	312	LEU	3.4
1	H	26	LYS	3.4
1	G	146	ILE	3.4
1	C	312	LEU	3.4
2	K	22	C	3.4
1	B	74	LEU	3.3
1	C	261	TRP	3.3
1	C	307	SER	3.3
1	I	380	GLU	3.3
1	C	300	GLY	3.3
1	J	237	GLY	3.3
1	B	325	VAL	3.2
1	C	308	PRO	3.2
1	D	313	LEU	3.2
1	C	20	GLU	3.2
1	D	27	ARG	3.2

Continued on next page...

Continued from previous page...

Mol	Chain	Res	Type	RSRZ
1	G	313	LEU	3.2
1	B	201	MET	3.2
1	C	321	PHE	3.1
1	C	273	LEU	3.1
1	B	253	GLY	3.1
1	B	273	LEU	3.1
1	B	341	ARG	3.1
1	B	304	LEU	3.1
1	C	250	GLN	3.0
1	G	273	LEU	3.0
1	A	27	ARG	3.0
1	I	341	ARG	3.0
1	D	342	VAL	3.0
1	C	332	LEU	3.0
1	B	236	THR	3.0
1	A	309	LYS	2.9
1	B	257	THR	2.9
1	B	303	HIS	2.9
1	C	26	LYS	2.9
1	B	371	LEU	2.9
1	B	206	ILE	2.9
1	G	236	THR	2.9
1	H	303	HIS	2.9
1	E	340	GLY	2.9
1	J	310	ALA	2.9
1	F	371	LEU	2.9
1	B	114	LEU	2.9
1	C	74	LEU	2.9
1	C	23	TYR	2.8
1	C	341	ARG	2.8
1	G	261	TRP	2.8
1	H	27	ARG	2.8
1	B	203	ILE	2.8
1	A	338	TYR	2.8
1	D	309	LYS	2.8
1	C	305	ARG	2.8
1	B	381	HIS	2.8
1	G	363	LYS	2.8
1	B	259	LEU	2.8
1	H	273	LEU	2.8
1	C	252	TYR	2.8
1	G	50	GLU	2.7

Continued on next page...

Continued from previous page...

Mol	Chain	Res	Type	RSRZ
1	B	152	PRO	2.7
1	C	271	ILE	2.7
1	J	340	GLY	2.7
1	F	99	SER	2.7
1	D	26	LYS	2.7
1	B	372	THR	2.7
1	C	146	ILE	2.7
1	J	242	SER	2.7
1	B	250	GLN	2.7
1	E	313	LEU	2.7
1	C	145	ASN	2.7
1	B	227	TYR	2.7
1	I	273	LEU	2.6
1	B	151	ARG	2.6
1	E	237	GLY	2.6
1	G	379	ALA	2.6
1	B	194	ALA	2.6
1	D	310	ALA	2.6
1	E	304	LEU	2.6
1	C	112	GLN	2.6
1	C	315	LEU	2.6
1	I	375	GLU	2.6
1	E	341	ARG	2.6
1	I	305	ARG	2.6
1	A	308	PRO	2.5
1	H	300	GLY	2.5
1	D	221	ARG	2.5
1	I	96	ARG	2.5
1	G	53	TYR	2.5
1	C	338	TYR	2.5
2	K	25	C	2.5
1	E	312	LEU	2.5
1	E	6	ILE	2.5
1	H	299	SER	2.5
1	E	27	ARG	2.5
1	A	74	LEU	2.5
1	E	335	ILE	2.5
1	A	248	PHE	2.5
1	E	338	TYR	2.5
1	C	301	LEU	2.5
1	G	41	GLN	2.5
1	C	59	TYR	2.4

Continued on next page...

Continued from previous page...

Mol	Chain	Res	Type	RSRZ
1	B	261	TRP	2.4
1	D	326	LEU	2.4
1	B	252	TYR	2.4
1	B	50	GLU	2.4
1	B	162	LEU	2.4
1	C	6	ILE	2.4
1	C	44	ILE	2.4
1	H	29	VAL	2.4
1	B	312	LEU	2.4
1	D	6	ILE	2.4
1	G	364	ILE	2.4
1	C	254	ALA	2.4
1	F	86	SER	2.4
2	K	29	C	2.4
1	G	227	TYR	2.4
1	B	149	ASN	2.4
1	C	342	VAL	2.4
1	I	340	GLY	2.4
1	B	150	GLN	2.4
1	D	315	LEU	2.3
1	E	310	ALA	2.3
1	C	318	CYS	2.3
1	G	309	LYS	2.3
1	B	237	GLY	2.3
1	D	86	SER	2.3
1	C	311	GLY	2.3
1	I	6	ILE	2.3
1	B	51	ILE	2.3
1	D	311	GLY	2.3
1	B	235	SER	2.3
1	D	186	ARG	2.3
1	C	53	TYR	2.3
1	A	304	LEU	2.3
1	H	94	LEU	2.3
1	B	234	SER	2.3
1	B	258	MET	2.3
1	G	74	LEU	2.3
1	G	314	SER	2.3
1	C	179	GLY	2.3
1	G	270	ASN	2.3
1	C	171	LYS	2.3
1	G	269	ASN	2.2

Continued on next page...

Continued from previous page...

Mol	Chain	Res	Type	RSRZ
1	B	186	ARG	2.2
1	G	232	GLY	2.2
1	C	14	LYS	2.2
1	D	250	GLN	2.2
1	B	144	GLY	2.2
1	G	235	SER	2.2
1	J	308	PRO	2.2
1	C	257	THR	2.2
1	G	114	LEU	2.2
1	E	303	HIS	2.2
1	G	268	SER	2.2
1	C	270	ASN	2.2
1	C	48	CYS	2.2
1	C	83	LEU	2.2
1	D	338	TYR	2.2
1	C	302	LEU	2.2
1	I	309	LYS	2.2
1	D	24	THR	2.1
1	F	310	ALA	2.1
1	B	340	GLY	2.1
1	D	339	ARG	2.1
1	H	302	LEU	2.1
1	A	227	TYR	2.1
1	B	38	SER	2.1
1	C	354	TYR	2.1
1	A	310	ALA	2.1
1	A	249	MET	2.1
1	H	321	PHE	2.1
1	A	87	GLY	2.1
1	F	6	ILE	2.1
1	D	237	GLY	2.1
1	I	343	PRO	2.1
1	B	190	VAL	2.1
1	A	313	LEU	2.1
1	F	369	LEU	2.1
1	H	301	LEU	2.1
1	E	220	HIS	2.1
1	C	114	LEU	2.1
1	B	197	ARG	2.1
2	K	1	C	2.1
1	B	207	ALA	2.1
1	C	69	TYR	2.1

Continued on next page...

Continued from previous page...

Mol	Chain	Res	Type	RSRZ
1	D	317	ASN	2.1
1	A	341	ARG	2.1
2	K	15	C	2.1
1	E	371	LEU	2.0
1	E	305	ARG	2.0
2	K	68	C	2.0
1	B	171	LYS	2.0
1	H	252	TYR	2.0

6.2 Non-standard residues in protein, DNA, RNA chains [i](#)

There are no non-standard protein/DNA/RNA residues in this entry.

6.3 Carbohydrates [i](#)

There are no carbohydrates in this entry.

6.4 Ligands [i](#)

There are no ligands in this entry.

6.5 Other polymers [i](#)

There are no such residues in this entry.