



Full wwPDB X-ray Structure Validation Report ⓘ

Feb 1, 2016 – 09:02 AM GMT

PDB ID : 3GWJ
Title : Crystal structure of Antheraea pernyi arylphorin
Authors : Ryu, K.S.; Lee, J.O.; Kwon, T.H.; Kim, S.
Deposited on : 2009-04-01
Resolution : 2.43 Å(reported)

This is a Full wwPDB X-ray Structure Validation Report for a publicly released PDB entry.
We welcome your comments at validation@mail.wwpdb.org
A user guide is available at
<http://wwpdb.org/validation/2016/XrayValidationReportHelp>
with specific help available everywhere you see the ⓘ symbol.

The following versions of software and data (see [references ⓘ](#)) were used in the production of this report:

MolProbity : 4.02b-467
Mogul : 1.7 (RC4), CSD as536be (2015)
Xtriage (Phenix) : 1.9-1692
EDS : rb-20026688
Percentile statistics : 20151230.v01 (using entries in the PDB archive December 30th 2015)
Refmac : 5.8.0135
CCP4 : 6.5.0
Ideal geometry (proteins) : Engh & Huber (2001)
Ideal geometry (DNA, RNA) : Parkinson et al. (1996)
Validation Pipeline (wwPDB-VP) : trunk26865

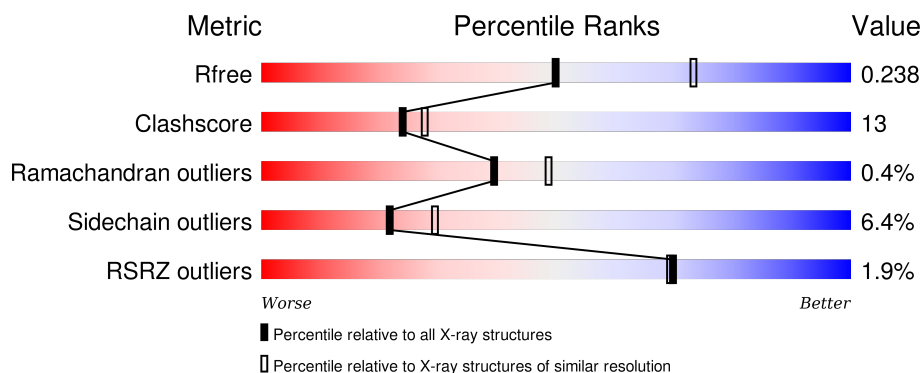
1 Overall quality at a glance

The following experimental techniques were used to determine the structure:

X-RAY DIFFRACTION

The reported resolution of this entry is 2.43 Å.

Percentile scores (ranging between 0-100) for global validation metrics of the entry are shown in the following graphic. The table shows the number of entries on which the scores are based.




Metric	Whole archive (#Entries)	Similar resolution (#Entries, resolution range(Å))
R_{free}	91344	1003 (2.46-2.42)
Clashscore	102246	1071 (2.46-2.42)
Ramachandran outliers	100387	1065 (2.46-2.42)
Sidechain outliers	100360	1065 (2.46-2.42)
RSRZ outliers	91569	1005 (2.46-2.42)

The table below summarises the geometric issues observed across the polymeric chains and their fit to the electron density. The red, orange, yellow and green segments on the lower bar indicate the fraction of residues that contain outliers for ≥ 3 , 2, 1 and 0 types of geometric quality criteria. A grey segment represents the fraction of residues that are not modelled. The numeric value for each fraction is indicated below the corresponding segment, with a dot representing fractions $\leq 5\%$. The upper red bar (where present) indicates the fraction of residues that have poor fit to the electron density. The numeric value is given above the bar.

Mol	Chain	Length	Quality of chain
1	A	674	<div> <div>2%</div> <div>71%</div> <div>26%</div> <div>.</div> </div>
1	B	674	<div> <div>72%</div> <div>25%</div> <div>.</div> </div>
1	C	674	<div> <div>%</div> <div>72%</div> <div>26%</div> <div>.</div> </div>
1	D	674	<div> <div>2%</div> <div>72%</div> <div>25%</div> <div>.</div> </div>
1	E	674	<div> <div>3%</div> <div>72%</div> <div>26%</div> <div>.</div> </div>

Continued on next page...

Continued from previous page...

Mol	Chain	Length	Quality of chain
1	F	674	

The following table lists non-polymeric compounds, carbohydrate monomers and non-standard residues in protein, DNA, RNA chains that are outliers for geometric or electron-density-fit criteria:

Mol	Type	Chain	Res	Chirality	Geometry	Clashes	Electron density
2	GLC	B	807	-	-	-	X
2	MAN	B	810	-	-	-	X
2	MAN	D	810	-	-	-	X
2	MAN	E	810	-	-	-	X
4	FMT	B	2002	-	-	X	-

2 Entry composition

There are 5 unique types of molecules in this entry. The entry contains 36702 atoms, of which 0 are hydrogens and 0 are deuteriums.

In the tables below, the ZeroOcc column contains the number of atoms modelled with zero occupancy, the AltConf column contains the number of residues with at least one atom in alternate conformation and the Trace column contains the number of residues modelled with at most 2 atoms.

- Molecule 1 is a protein called Arylphorin.

Mol	Chain	Residues	Atoms					ZeroOcc	AltConf	Trace
1	A	674	Total	C	N	O	S	0	0	0
			5718	3752	906	1047	13			
1	B	674	Total	C	N	O	S	0	0	0
			5718	3752	906	1047	13			
1	C	674	Total	C	N	O	S	0	0	0
			5718	3752	906	1047	13			
1	D	674	Total	C	N	O	S	0	0	0
			5718	3752	906	1047	13			
1	E	674	Total	C	N	O	S	0	0	0
			5718	3752	906	1047	13			
1	F	674	Total	C	N	O	S	0	0	0
			5718	3752	906	1047	13			

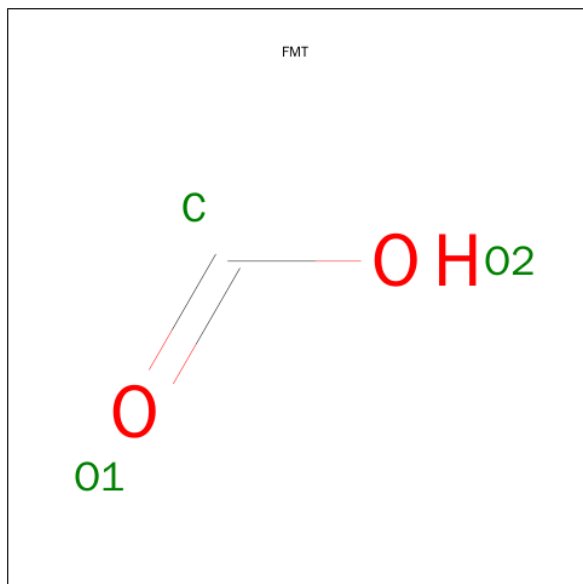
- Molecule 2 is a polymer of unknown type called SUGAR (12-MER).

Mol	Chain	Residues	Atoms				ZeroOcc	AltConf
2	A	12	Total	C	N	O	0	0
			138	76	2	60		
2	B	12	Total	C	N	O	0	0
			138	76	2	60		
2	C	12	Total	C	N	O	0	0
			138	76	2	60		
2	D	12	Total	C	N	O	0	0
			138	76	2	60		
2	E	12	Total	C	N	O	0	0
			138	76	2	60		
2	F	12	Total	C	N	O	0	0
			138	76	2	60		

- Molecule 3 is a polymer of unknown type called SUGAR (2-MER).

Mol	Chain	Residues	Atoms				ZeroOcc	AltConf
3	A	2	Total	C	N	O	0	0
			28	16	2	10		
3	B	2	Total	C	N	O	0	0
			28	16	2	10		
3	C	2	Total	C	N	O	0	0
			28	16	2	10		
3	D	2	Total	C	N	O	0	0
			28	16	2	10		
3	E	2	Total	C	N	O	0	0
			28	16	2	10		
3	F	2	Total	C	N	O	0	0
			28	16	2	10		

- Molecule 4 is FORMIC ACID (three-letter code: FMT) (formula: CH₂O₂).



Mol	Chain	Residues	Atoms			ZeroOcc	AltConf
4	A	1	Total	C	O	0	0
			3	1	2		
4	B	1	Total	C	O	0	0
			3	1	2		
4	C	1	Total	C	O	0	0
			3	1	2		
4	D	1	Total	C	O	0	0
			3	1	2		
4	E	1	Total	C	O	0	0
			3	1	2		
4	F	1	Total	C	O	0	0
			3	1	2		

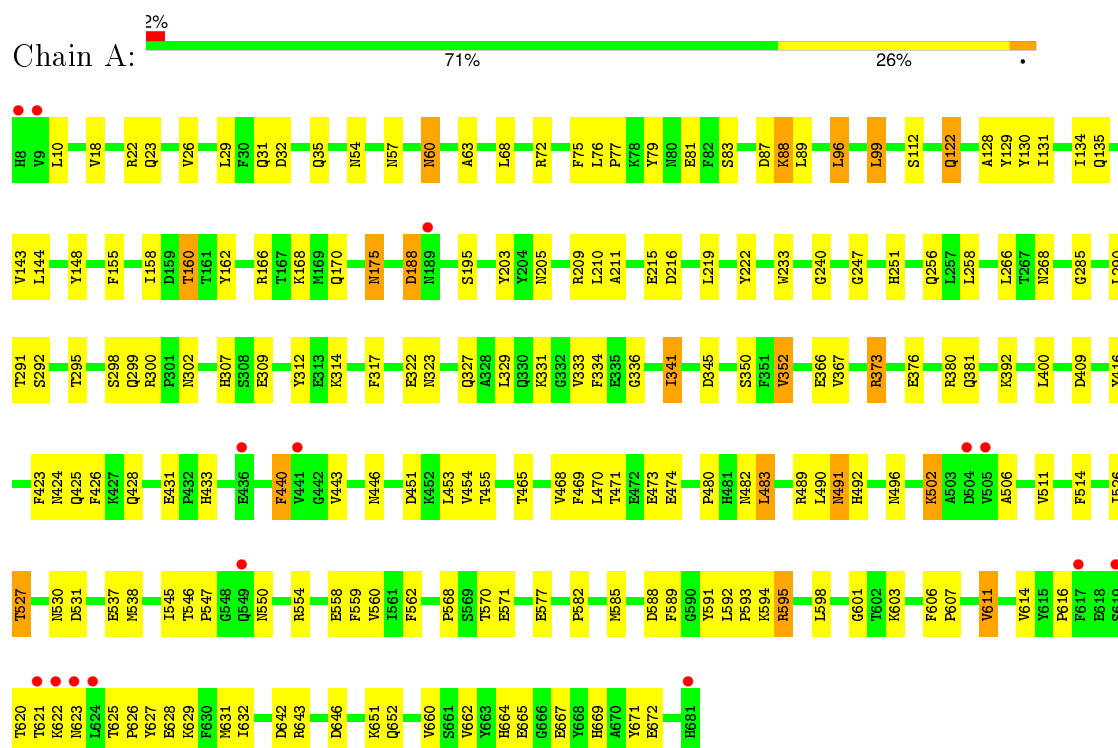
- Molecule 5 is water.

Mol	Chain	Residues	Atoms		ZeroOcc	AltConf
5	A	225	Total 225	O 225	0	0
5	B	241	Total 241	O 241	0	0
5	C	200	Total 200	O 200	0	0
5	D	243	Total 243	O 243	0	0
5	E	218	Total 218	O 218	0	0
5	F	253	Total 253	O 253	0	0

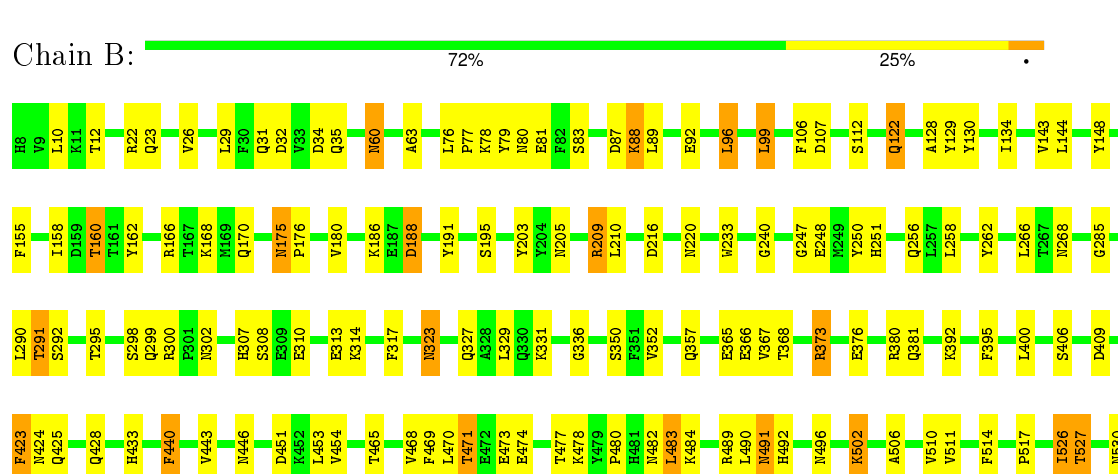
3 Residue-property plots

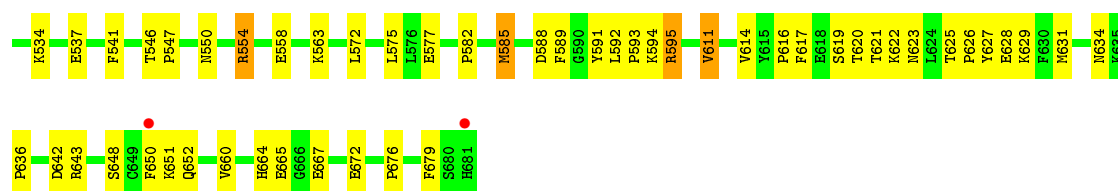
These plots are drawn for all protein, RNA and DNA chains in the entry. The first graphic for a chain summarises the proportions of errors displayed in the second graphic. The second graphic shows the sequence view annotated by issues in geometry and electron density. Residues are color-coded according to the number of geometric quality criteria for which they contain at least one outlier: green = 0, yellow = 1, orange = 2 and red = 3 or more. A red dot above a residue indicates a poor fit to the electron density ($RSRZ > 2$). Stretches of 2 or more consecutive residues without any outlier are shown as a green connector. Residues present in the sample, but not in the model, are shown in grey.

• Molecule 1: Arylphorin

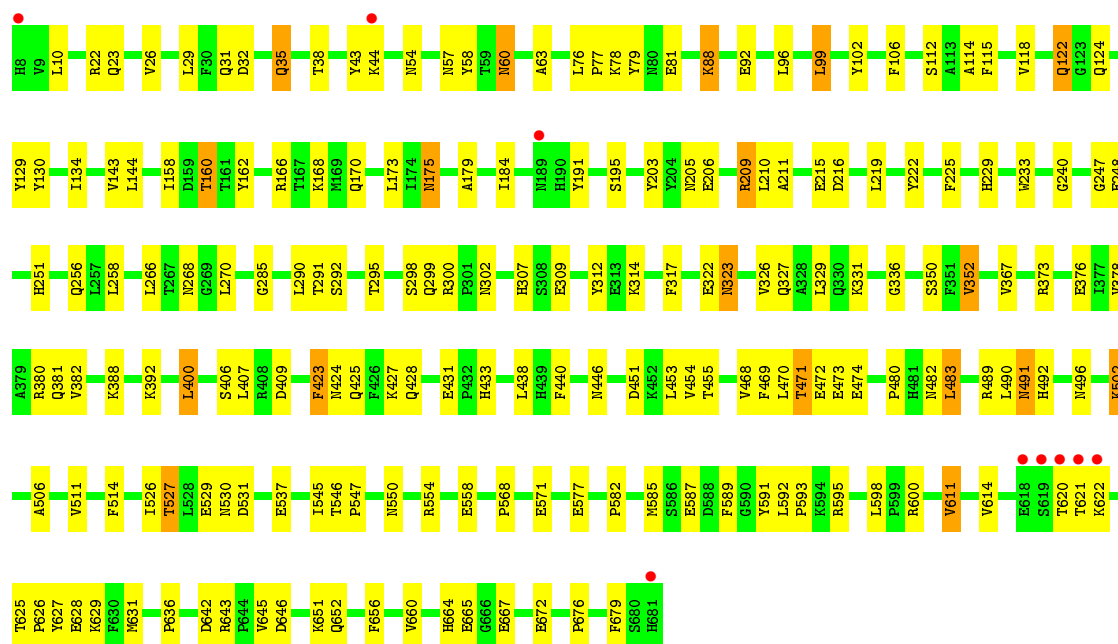


• Molecule 1: Arylphorin

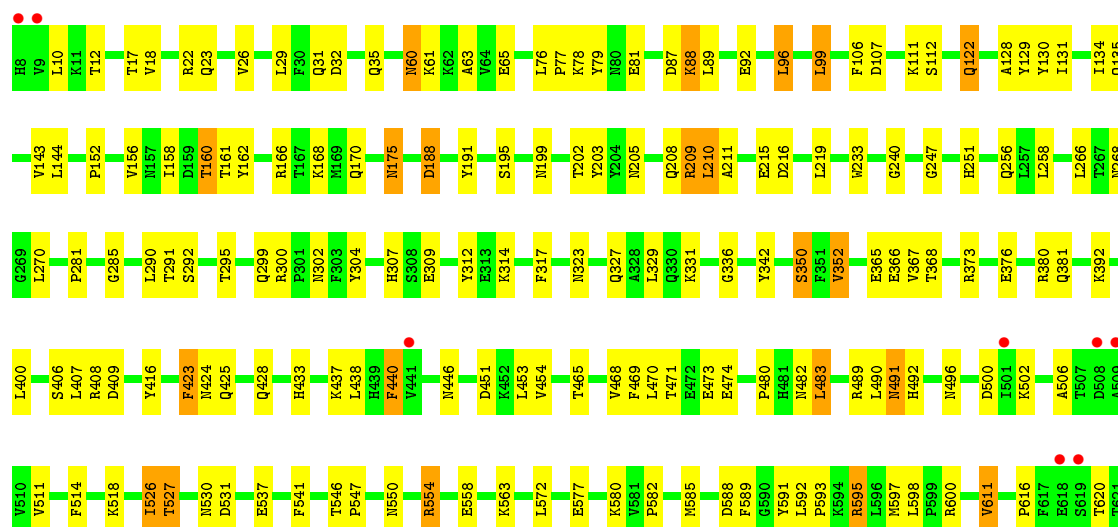


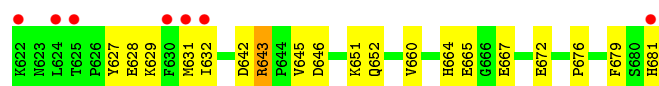


• Molecule 1: Arylphorin

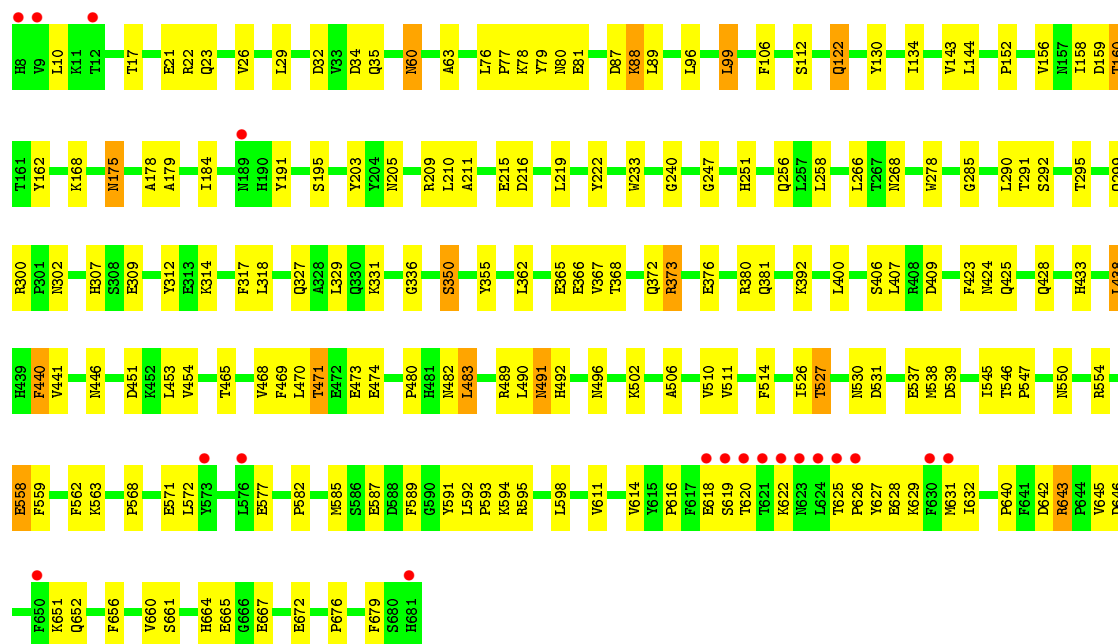


• Molecule 1: Arylphorin

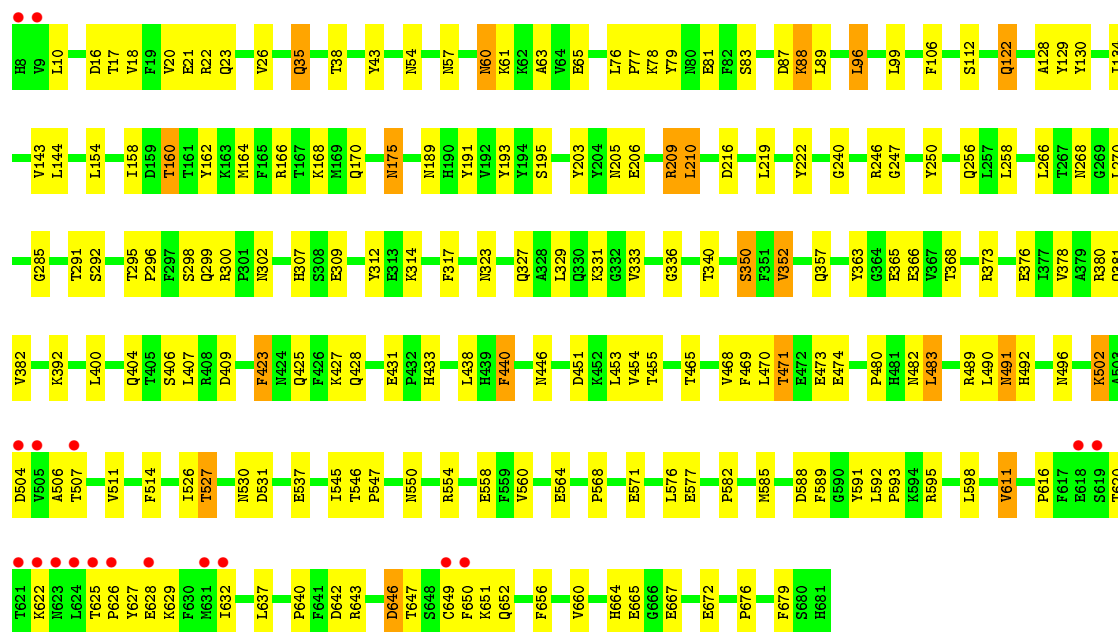




• Molecule 1: Arylphorin



• Molecule 1: Arylphorin



4 Data and refinement statistics

Property	Value	Source
Space group	P 21 21 21	Depositor
Cell constants a, b, c, α , β , γ	121.20Å 119.47Å 319.88Å 90.00° 90.00° 90.00°	Depositor
Resolution (Å)	48.80 – 2.43 48.80 – 2.43	Depositor EDS
% Data completeness (in resolution range)	95.7 (48.80-2.43) 95.8 (48.80-2.43)	Depositor EDS
R_{merge}	(Not available)	Depositor
R_{sym}	(Not available)	Depositor
$\langle I/\sigma(I) \rangle$ ¹	4.10 (at 2.42Å)	Xtriage
Refinement program	CNS 1.2	Depositor
R, R_{free}	0.182 , 0.229 0.197 , 0.238	Depositor DCC
R_{free} test set	8408 reflections (5.00%)	DCC
Wilson B-factor (Å ²)	32.3	Xtriage
Anisotropy	0.276	Xtriage
Bulk solvent k_{sol} (e/Å ³), B_{sol} (Å ²)	0.31 , 40.8	EDS
Estimated twinning fraction	0.023 for k,h,-l	Xtriage
L-test for twinning ²	$\langle L \rangle = 0.48$, $\langle L^2 \rangle = 0.30$	Xtriage
Outliers	0 of 168292 reflections	Xtriage
F_o, F_c correlation	0.95	EDS
Total number of atoms	36702	wwPDB-VP
Average B, all atoms (Å ²)	36.0	wwPDB-VP

Xtriage's analysis on translational NCS is as follows: *The largest off-origin peak in the Patterson function is 2.12% of the height of the origin peak. No significant pseudotranslation is detected.*

¹Intensities estimated from amplitudes.

²Theoretical values of $\langle |L| \rangle$, $\langle L^2 \rangle$ for acentric reflections are 0.5, 0.375 respectively for untwinned datasets, and 0.333, 0.2 for perfectly twinned datasets.

5 Model quality [i](#)

5.1 Standard geometry [i](#)

Bond lengths and bond angles in the following residue types are not validated in this section: GLC, FMT, BMA, NAG, MAN

The Z score for a bond length (or angle) is the number of standard deviations the observed value is removed from the expected value. A bond length (or angle) with $|Z| > 5$ is considered an outlier worth inspection. RMSZ is the root-mean-square of all Z scores of the bond lengths (or angles).

Mol	Chain	Bond lengths		Bond angles	
		RMSZ	$\# Z > 5$	RMSZ	$\# Z > 5$
1	A	0.40	0/5907	0.58	0/8017
1	B	0.40	0/5907	0.59	0/8017
1	C	0.41	0/5907	0.59	0/8017
1	D	0.40	0/5907	0.58	0/8017
1	E	0.40	0/5907	0.58	0/8017
1	F	0.41	0/5907	0.59	1/8017 (0.0%)
All	All	0.40	0/35442	0.59	1/48102 (0.0%)

Chiral center outliers are detected by calculating the chiral volume of a chiral center and verifying if the center is modelled as a planar moiety or with the opposite hand. A planarity outlier is detected by checking planarity of atoms in a peptide group, atoms in a mainchain group or atoms of a sidechain that are expected to be planar.

Mol	Chain	#Chirality outliers	#Planarity outliers
1	D	0	1

There are no bond length outliers.

All (1) bond angle outliers are listed below:

Mol	Chain	Res	Type	Atoms	Z	Observed(°)	Ideal(°)
1	F	649	CYS	CA-CB-SG	-6.93	101.53	114.00

There are no chirality outliers.

All (1) planarity outliers are listed below:

Mol	Chain	Res	Type	Group
1	D	342	TYR	Sidechain

5.2 Too-close contacts ⓘ

In the following table, the Non-H and H(model) columns list the number of non-hydrogen atoms and hydrogen atoms in the chain respectively. The H(added) column lists the number of hydrogen atoms added and optimized by MolProbity. The Clashes column lists the number of clashes within the asymmetric unit, whereas Symm-Clashes lists symmetry related clashes.

Mol	Chain	Non-H	H(model)	H(added)	Clashes	Symm-Clashes
1	A	5718	0	5424	151	0
1	B	5718	0	5424	157	0
1	C	5718	0	5424	150	0
1	D	5718	0	5424	159	0
1	E	5718	0	5424	159	0
1	F	5718	0	5424	162	0
2	A	138	0	115	0	0
2	B	138	0	115	1	0
2	C	138	0	115	1	0
2	D	138	0	115	0	0
2	E	138	0	115	0	0
2	F	138	0	115	2	0
3	A	28	0	25	0	0
3	B	28	0	25	0	0
3	C	28	0	25	0	0
3	D	28	0	25	0	0
3	E	28	0	25	0	0
3	F	28	0	25	0	0
4	A	3	0	1	1	0
4	B	3	0	1	2	0
4	C	3	0	1	1	0
4	D	3	0	1	1	0
4	E	3	0	1	1	0
4	F	3	0	1	1	0
5	A	225	0	0	7	0
5	B	241	0	0	11	0
5	C	200	0	0	12	0
5	D	243	0	0	11	0
5	E	218	0	0	14	0
5	F	253	0	0	11	0
All	All	36702	0	33390	899	0

The all-atom clashscore is defined as the number of clashes found per 1000 atoms (including hydrogen atoms). The all-atom clashscore for this structure is 13.

All (899) close contacts within the same asymmetric unit are listed below, sorted by their clash magnitude.

Atom-1	Atom-2	Interatomic distance (Å)	Clash overlap (Å)
1:D:134:ILE:HD11	1:D:144:LEU:HD11	1.38	1.06
1:C:134:ILE:HD11	1:C:144:LEU:HD11	1.41	1.02
1:C:23:GLN:HE22	1:C:143:VAL:H	1.06	1.00
1:B:134:ILE:HD11	1:B:144:LEU:HD11	1.48	0.96
1:B:35:GLN:HE22	1:B:470:LEU:H	1.12	0.96
1:E:446:ASN:HD21	1:E:502:LYS:HB2	1.32	0.94
1:A:35:GLN:HE22	1:A:470:LEU:H	1.14	0.94
1:D:425:GLN:O	1:D:428:GLN:HG2	1.67	0.93
1:E:256:GLN:HE22	1:E:537:GLU:H	1.12	0.93
1:E:134:ILE:HD11	1:E:144:LEU:HD11	1.49	0.92
1:C:256:GLN:HE22	1:C:537:GLU:H	1.18	0.92
1:A:23:GLN:HE22	1:A:143:VAL:H	1.18	0.92
1:A:256:GLN:HE22	1:A:537:GLU:H	1.19	0.91
1:E:23:GLN:HE22	1:E:143:VAL:H	1.15	0.90
1:D:23:GLN:HE22	1:D:143:VAL:H	1.19	0.90
1:B:209:ARG:HD2	1:B:268:ASN:OD1	1.70	0.90
1:C:88:LYS:HG2	1:C:392:LYS:HD2	1.54	0.90
1:F:23:GLN:HE22	1:F:143:VAL:H	1.19	0.90
1:B:314:LYS:HE2	1:B:381:GLN:NE2	1.86	0.89
1:D:376:GLU:O	1:D:380:ARG:HG3	1.73	0.88
1:F:491:ASN:HD22	1:F:492:HIS:H	1.17	0.88
1:A:60:ASN:ND2	1:A:63:ALA:H	1.73	0.86
1:D:285:GLY:H	1:D:302:ASN:HD22	1.21	0.86
1:B:285:GLY:H	1:B:302:ASN:HD22	1.23	0.85
1:F:134:ILE:HD11	1:F:144:LEU:HD11	1.58	0.85
1:F:256:GLN:HE22	1:F:537:GLU:H	1.23	0.85
1:C:425:GLN:O	1:C:428:GLN:HG2	1.78	0.84
1:D:256:GLN:HE22	1:D:537:GLU:H	1.24	0.84
1:C:216:ASP:OD1	1:C:489:ARG:HD2	1.78	0.84
1:B:376:GLU:O	1:B:380:ARG:HG3	1.77	0.84
1:D:35:GLN:HE22	1:D:470:LEU:H	1.24	0.84
1:A:88:LYS:HG2	1:A:392:LYS:HD2	1.58	0.84
1:D:514:PHE:HB2	1:D:611:VAL:HG13	1.60	0.83
1:A:285:GLY:H	1:A:302:ASN:HD22	1.23	0.83
1:C:446:ASN:HD21	1:C:502:LYS:HB2	1.43	0.83
1:E:506:ALA:HB2	1:E:547:PRO:HD3	1.61	0.83
1:B:23:GLN:HE22	1:B:143:VAL:H	1.26	0.83
1:F:425:GLN:O	1:F:428:GLN:HG2	1.77	0.83
1:E:35:GLN:HE22	1:E:470:LEU:H	1.23	0.82
1:C:205:ASN:HD22	1:C:302:ASN:HD21	1.27	0.82
1:E:480:PRO:HB2	1:E:482:ASN:HB2	1.61	0.82
1:A:471:THR:HB	1:A:474:GLU:HG3	1.62	0.82

Continued on next page...

Continued from previous page...

Atom-1	Atom-2	Interatomic distance (Å)	Clash overlap (Å)
1:D:546:THR:H	1:D:550:ASN:HD21	1.24	0.82
1:D:79:TYR:H	1:D:122:GLN:NE2	1.77	0.82
1:A:425:GLN:O	1:A:428:GLN:HG2	1.78	0.81
1:E:546:THR:H	1:E:550:ASN:HD21	1.25	0.81
1:F:209:ARG:HD2	1:F:268:ASN:OD1	1.80	0.81
1:B:291:THR:HG21	1:F:162:TYR:OH	1.80	0.81
1:E:425:GLN:O	1:E:428:GLN:HG2	1.80	0.81
1:B:256:GLN:HE22	1:B:537:GLU:H	1.28	0.81
1:C:546:THR:H	1:C:550:ASN:HD21	1.28	0.81
1:B:546:THR:H	1:B:550:ASN:HD21	1.26	0.81
1:D:209:ARG:HD2	1:D:268:ASN:OD1	1.81	0.80
1:C:317:PHE:CZ	1:C:373:ARG:HG2	2.17	0.80
1:F:446:ASN:HD21	1:F:502:LYS:HB2	1.46	0.80
1:F:79:TYR:H	1:F:122:GLN:NE2	1.79	0.79
1:B:667:GLU:HG2	1:B:672:GLU:CB	2.11	0.79
1:F:35:GLN:HE22	1:F:470:LEU:H	1.29	0.79
1:D:667:GLU:HG2	1:D:672:GLU:CB	2.13	0.78
1:A:446:ASN:HD21	1:A:502:LYS:HB2	1.47	0.78
1:D:437:LYS:HD2	5:D:702:HOH:O	1.84	0.78
1:E:88:LYS:HG2	1:E:392:LYS:HD2	1.63	0.78
1:E:645:VAL:HG12	5:E:707:HOH:O	1.84	0.77
1:E:160:THR:HG21	1:E:195:SER:OG	1.85	0.77
1:B:295:THR:HA	1:F:158:ILE:HD11	1.65	0.77
1:D:134:ILE:HD11	1:D:144:LEU:CD1	2.15	0.77
1:C:480:PRO:HB2	1:C:482:ASN:HB2	1.66	0.76
1:F:667:GLU:HG2	1:F:672:GLU:CB	2.16	0.76
1:E:667:GLU:HG2	1:E:672:GLU:CB	2.16	0.76
1:E:285:GLY:H	1:E:302:ASN:HD22	1.32	0.76
1:F:491:ASN:ND2	1:F:492:HIS:H	1.82	0.76
1:B:506:ALA:HB2	1:B:547:PRO:HD3	1.67	0.76
1:A:491:ASN:HD22	1:A:492:HIS:H	1.34	0.76
1:A:285:GLY:H	1:A:302:ASN:ND2	1.85	0.75
1:C:162:TYR:OH	1:E:291:THR:HG21	1.87	0.75
1:E:79:TYR:H	1:E:122:GLN:NE2	1.83	0.75
1:C:285:GLY:H	1:C:302:ASN:HD22	1.32	0.75
1:A:667:GLU:HG2	1:A:672:GLU:CB	2.17	0.75
1:D:480:PRO:HB2	1:D:482:ASN:HB2	1.69	0.74
1:E:376:GLU:O	1:E:380:ARG:HG3	1.85	0.74
1:E:317:PHE:CZ	1:E:373:ARG:HG2	2.22	0.74
1:F:285:GLY:H	1:F:302:ASN:HD22	1.32	0.74
1:B:122:GLN:NE2	1:B:122:GLN:H	1.86	0.74

Continued on next page...

Continued from previous page...

Atom-1	Atom-2	Interatomic distance (Å)	Clash overlap (Å)
1:E:60:ASN:HD22	1:E:63:ALA:H	1.35	0.74
1:C:247:GLY:HA3	1:C:350:SER:HA	1.68	0.74
1:F:546:THR:H	1:F:550:ASN:HD21	1.32	0.74
1:F:88:LYS:HG2	1:F:392:LYS:HD2	1.69	0.74
1:A:79:TYR:H	1:A:122:GLN:NE2	1.85	0.74
1:A:60:ASN:HD22	1:A:63:ALA:H	1.31	0.74
1:A:158:ILE:HD11	1:D:295:THR:HA	1.69	0.74
1:D:491:ASN:HD22	1:D:492:HIS:H	1.35	0.74
1:D:88:LYS:HG2	1:D:392:LYS:HD2	1.68	0.73
1:D:645:VAL:HG12	5:D:794:HOH:O	1.87	0.73
1:D:285:GLY:H	1:D:302:ASN:ND2	1.86	0.73
1:D:491:ASN:ND2	1:D:492:HIS:H	1.85	0.73
1:A:514:PHE:HB2	1:A:611:VAL:HG13	1.69	0.73
1:D:99:LEU:HD13	1:D:112:SER:HB3	1.71	0.73
1:A:134:ILE:HD11	1:A:144:LEU:HD11	1.71	0.73
1:E:471:THR:HG22	1:E:474:GLU:H	1.53	0.73
1:C:526:ILE:HD11	5:C:690:HOH:O	1.88	0.73
1:A:506:ALA:HB2	1:A:547:PRO:HD3	1.69	0.73
1:E:76:LEU:HD12	1:E:77:PRO:HD2	1.69	0.72
1:A:489:ARG:HD3	5:A:683:HOH:O	1.89	0.72
1:A:471:THR:HG22	1:A:473:GLU:H	1.54	0.72
1:F:60:ASN:ND2	1:F:63:ALA:H	1.87	0.72
1:C:667:GLU:HG2	1:C:672:GLU:CB	2.20	0.72
1:B:79:TYR:H	1:B:122:GLN:NE2	1.86	0.72
1:D:160:THR:HG21	1:D:195:SER:OG	1.88	0.72
1:F:491:ASN:HD22	1:F:492:HIS:N	1.88	0.72
1:E:667:GLU:HG2	1:E:672:GLU:HB2	1.72	0.72
1:A:209:ARG:HD2	1:A:268:ASN:OD1	1.89	0.72
1:C:79:TYR:H	1:C:122:GLN:NE2	1.88	0.71
1:A:68:LEU:O	1:A:72:ARG:HD2	1.90	0.71
1:E:23:GLN:HE22	1:E:143:VAL:N	1.88	0.71
1:C:60:ASN:ND2	1:C:63:ALA:H	1.89	0.71
1:F:568:PRO:HG2	1:F:571:GLU:HG2	1.73	0.70
1:A:546:THR:H	1:A:550:ASN:HD21	1.35	0.70
1:D:314:LYS:NZ	1:D:381:GLN:HE21	1.88	0.70
1:B:299:GLN:H	1:F:299:GLN:NE2	1.88	0.70
1:C:60:ASN:HD22	1:C:63:ALA:H	1.36	0.70
1:B:514:PHE:HB2	1:B:611:VAL:HG13	1.73	0.70
1:B:160:THR:HG21	1:B:195:SER:OG	1.89	0.70
1:A:10:LEU:H	1:A:10:LEU:HD23	1.56	0.70
1:D:216:ASP:OD1	1:D:489:ARG:HD2	1.91	0.70

Continued on next page...

Continued from previous page...

Atom-1	Atom-2	Interatomic distance (Å)	Clash overlap (Å)
1:E:10:LEU:HD23	1:E:10:LEU:H	1.55	0.70
1:C:10:LEU:HD23	1:C:10:LEU:H	1.54	0.70
1:B:425:GLN:O	1:B:428:GLN:HG2	1.92	0.70
1:A:376:GLU:O	1:A:380:ARG:HG3	1.91	0.70
1:E:60:ASN:ND2	1:E:63:ALA:H	1.90	0.69
1:C:134:ILE:HD11	1:C:144:LEU:CD1	2.22	0.69
1:B:446:ASN:HD21	1:B:502:LYS:HB2	1.58	0.69
1:F:582:PRO:HB2	1:F:585:MET:HB2	1.75	0.69
1:B:317:PHE:CZ	1:B:373:ARG:HG2	2.28	0.69
1:E:491:ASN:HD22	1:E:492:HIS:H	1.41	0.69
1:B:205:ASN:HD22	1:B:302:ASN:HD21	1.37	0.69
1:A:454:VAL:CG1	1:A:665:GLU:HG3	2.22	0.69
1:B:490:LEU:O	1:B:595:ARG:HD3	1.93	0.69
1:A:256:GLN:NE2	1:A:537:GLU:H	1.90	0.68
1:B:667:GLU:HG2	1:B:672:GLU:HB2	1.73	0.68
1:B:480:PRO:HB2	1:B:482:ASN:HB2	1.73	0.68
1:B:134:ILE:HD11	1:B:144:LEU:CD1	2.21	0.68
1:F:76:LEU:HD12	1:F:77:PRO:HD2	1.75	0.68
1:D:23:GLN:HE22	1:D:143:VAL:N	1.89	0.68
1:A:480:PRO:HB2	1:A:482:ASN:HB2	1.75	0.68
1:F:314:LYS:NZ	1:F:381:GLN:HE21	1.92	0.68
1:F:216:ASP:OD1	1:F:489:ARG:HD2	1.94	0.68
1:E:446:ASN:ND2	1:E:502:LYS:HB2	2.07	0.68
1:E:134:ILE:HD11	1:E:144:LEU:CD1	2.21	0.68
1:B:88:LYS:HG2	1:B:392:LYS:HD2	1.75	0.68
1:A:433:HIS:HE1	1:A:642:ASP:OD2	1.75	0.68
1:C:295:THR:HA	1:E:158:ILE:HD11	1.77	0.67
1:F:480:PRO:HB2	1:F:482:ASN:HB2	1.75	0.67
1:E:592:LEU:HD22	1:E:593:PRO:HD2	1.76	0.67
1:C:527:THR:HG22	1:C:530:ASN:H	1.58	0.67
1:C:491:ASN:HD22	1:C:492:HIS:H	1.39	0.67
1:E:122:GLN:H	1:E:122:GLN:NE2	1.93	0.67
1:A:256:GLN:HE22	1:A:537:GLU:N	1.91	0.67
1:C:76:LEU:HD12	1:C:77:PRO:HD2	1.75	0.66
1:A:22:ARG:O	1:A:26:VAL:HG13	1.95	0.66
1:B:299:GLN:HE22	1:F:299:GLN:H	1.44	0.66
1:E:209:ARG:HD2	1:E:268:ASN:OD1	1.95	0.66
1:F:490:LEU:O	1:F:595:ARG:HD3	1.94	0.66
1:A:317:PHE:CZ	1:A:373:ARG:HG2	2.30	0.66
1:D:471:THR:HG22	1:D:473:GLU:H	1.61	0.66
1:C:35:GLN:HE22	1:C:470:LEU:H	1.41	0.66

Continued on next page...

Continued from previous page...

Atom-1	Atom-2	Interatomic distance (Å)	Clash overlap (Å)
1:F:160:THR:HG21	1:F:195:SER:OG	1.96	0.66
1:F:65:GLU:HG2	5:F:757:HOH:O	1.96	0.66
1:F:10:LEU:HD23	1:F:10:LEU:H	1.61	0.66
1:E:568:PRO:HG2	1:E:571:GLU:HG2	1.78	0.66
1:B:168:LYS:HG2	1:B:468:VAL:HG13	1.75	0.66
1:A:592:LEU:HD22	1:A:593:PRO:HD2	1.76	0.66
1:C:134:ILE:CD1	1:C:144:LEU:HD11	2.22	0.66
1:B:134:ILE:CD1	1:B:144:LEU:HD11	2.23	0.66
1:A:216:ASP:OD1	1:A:489:ARG:HD2	1.96	0.66
1:A:336:GLY:HA3	1:B:331:LYS:HB2	1.77	0.66
1:D:10:LEU:HD23	1:D:10:LEU:H	1.61	0.65
1:D:134:ILE:CD1	1:D:144:LEU:HD11	2.20	0.65
1:F:471:THR:HG22	1:F:473:GLU:H	1.62	0.65
1:D:327:GLN:O	1:D:331:LYS:HG2	1.97	0.65
1:E:175:ASN:HD22	1:E:175:ASN:C	1.98	0.65
1:A:667:GLU:HG2	1:A:672:GLU:HB2	1.79	0.65
1:B:299:GLN:NE2	1:F:299:GLN:H	1.94	0.65
1:B:433:HIS:HE1	1:B:642:ASP:OD2	1.80	0.65
1:D:454:VAL:CG1	1:D:665:GLU:HG3	2.27	0.65
1:D:490:LEU:O	1:D:595:ARG:HD3	1.97	0.65
1:B:307:HIS:HE1	4:B:2002:FMT:O1	1.79	0.65
1:F:514:PHE:HB2	1:F:611:VAL:HG13	1.78	0.65
1:B:158:ILE:HD11	1:F:296:PRO:HD3	1.79	0.65
1:E:514:PHE:HB2	1:E:611:VAL:HG13	1.77	0.65
1:C:205:ASN:HD22	1:C:302:ASN:ND2	1.94	0.65
1:F:168:LYS:HG2	1:F:468:VAL:HG13	1.78	0.65
1:B:162:TYR:OH	1:F:291:THR:HG21	1.97	0.64
1:D:446:ASN:HD21	1:D:502:LYS:HB2	1.61	0.64
1:C:23:GLN:HE22	1:C:143:VAL:N	1.88	0.64
1:F:451:ASP:OD2	1:F:496:ASN:HB2	1.97	0.64
1:C:209:ARG:HD2	1:C:268:ASN:OD1	1.98	0.64
1:D:60:ASN:ND2	1:D:63:ALA:H	1.95	0.64
1:B:454:VAL:CG1	1:B:665:GLU:HG3	2.28	0.64
1:D:331:LYS:HB2	1:F:336:GLY:HA3	1.80	0.64
1:E:642:ASP:OD1	1:E:643:ARG:HG2	1.98	0.64
1:D:205:ASN:HD22	1:D:302:ASN:HD21	1.45	0.64
1:F:667:GLU:HG2	1:F:672:GLU:HB2	1.80	0.64
1:A:162:TYR:OH	1:D:291:THR:HG21	1.98	0.64
1:F:446:ASN:ND2	1:F:502:LYS:HB2	2.13	0.64
1:C:667:GLU:HG3	5:C:720:HOH:O	1.98	0.64
1:B:299:GLN:H	1:F:299:GLN:HE22	1.44	0.64

Continued on next page...

Continued from previous page...

Atom-1	Atom-2	Interatomic distance (Å)	Clash overlap (Å)
1:A:465:THR:HG23	1:A:483:LEU:HD22	1.80	0.64
1:C:256:GLN:NE2	1:C:537:GLU:H	1.94	0.63
1:E:35:GLN:NE2	1:E:470:LEU:H	1.96	0.63
1:D:168:LYS:HG2	1:D:468:VAL:HG13	1.80	0.63
1:C:645:VAL:HG12	5:C:1005:HOH:O	1.97	0.63
1:D:471:THR:HG22	1:D:473:GLU:N	2.13	0.63
1:B:471:THR:CG2	1:B:473:GLU:H	2.12	0.63
1:E:247:GLY:HA3	1:E:350:SER:HA	1.80	0.63
1:A:446:ASN:ND2	1:A:502:LYS:HB2	2.14	0.63
1:F:88:LYS:HA	1:F:88:LYS:HE3	1.80	0.63
1:A:582:PRO:HB2	1:A:585:MET:HB2	1.80	0.63
1:D:667:GLU:HG2	1:D:672:GLU:HB2	1.78	0.63
1:E:134:ILE:CD1	1:E:144:LEU:HD11	2.23	0.63
1:F:546:THR:N	1:F:550:ASN:HD21	1.97	0.63
1:A:291:THR:HG21	1:D:162:TYR:OH	1.98	0.63
1:A:491:ASN:ND2	1:A:492:HIS:H	1.97	0.62
1:D:317:PHE:CZ	1:D:373:ARG:HG2	2.34	0.62
1:B:300:ARG:HH22	1:B:409:ASP:CG	2.03	0.62
1:E:285:GLY:H	1:E:302:ASN:ND2	1.96	0.62
1:E:491:ASN:ND2	1:E:492:HIS:H	1.97	0.62
1:B:88:LYS:HA	1:B:88:LYS:HE3	1.81	0.62
1:B:285:GLY:H	1:B:302:ASN:ND2	1.97	0.62
1:B:81:GLU:HG2	1:B:292:SER:HB2	1.81	0.62
1:F:205:ASN:HD22	1:F:302:ASN:HD21	1.48	0.62
1:C:160:THR:HG21	1:C:195:SER:OG	2.00	0.62
1:A:160:THR:HG21	1:A:195:SER:OG	2.00	0.62
1:A:454:VAL:HG11	1:A:665:GLU:HG3	1.81	0.62
1:D:307:HIS:HE1	4:D:2001:FMT:O2	1.83	0.62
1:E:216:ASP:OD1	1:E:489:ARG:HD2	2.00	0.61
1:E:527:THR:HG22	1:E:530:ASN:H	1.65	0.61
1:C:168:LYS:HG2	1:C:468:VAL:HG13	1.82	0.61
1:E:23:GLN:NE2	1:E:143:VAL:H	1.93	0.61
1:A:23:GLN:HE22	1:A:143:VAL:N	1.94	0.61
1:A:471:THR:HG22	1:A:473:GLU:N	2.15	0.61
1:F:527:THR:HG22	1:F:530:ASN:H	1.64	0.61
1:D:35:GLN:NE2	1:D:470:LEU:H	1.97	0.61
1:B:158:ILE:HD11	1:F:295:THR:HA	1.82	0.61
1:A:168:LYS:HG2	1:A:468:VAL:HG13	1.83	0.61
1:A:526:ILE:HG13	1:A:531:ASP:OD1	1.99	0.61
1:D:88:LYS:HA	1:D:88:LYS:HE3	1.83	0.61
1:C:491:ASN:ND2	1:C:492:HIS:H	1.99	0.61

Continued on next page...

Continued from previous page...

Atom-1	Atom-2	Interatomic distance (Å)	Clash overlap (Å)
1:B:471:THR:HG22	1:B:473:GLU:H	1.65	0.61
1:C:81:GLU:CG	1:C:292:SER:HB2	2.31	0.61
1:E:256:GLN:NE2	1:E:537:GLU:H	1.92	0.61
1:F:506:ALA:HB2	1:F:547:PRO:HD3	1.81	0.61
1:A:295:THR:HA	1:D:158:ILE:HD11	1.81	0.61
1:E:465:THR:HG23	1:E:483:LEU:HD22	1.81	0.61
1:F:471:THR:HG22	1:F:473:GLU:N	2.16	0.60
1:B:216:ASP:OD1	1:B:489:ARG:HD2	2.00	0.60
1:B:471:THR:HG22	1:B:473:GLU:N	2.15	0.60
1:B:247:GLY:HA3	1:B:350:SER:HA	1.84	0.60
1:F:206:GLU:HG2	5:F:1237:HOH:O	2.00	0.60
1:D:527:THR:HG22	1:D:530:ASN:H	1.66	0.60
1:C:490:LEU:O	1:C:595:ARG:HD3	2.01	0.60
1:C:134:ILE:HD12	1:C:589:PHE:CZ	2.37	0.60
1:D:471:THR:HB	1:D:474:GLU:HG3	1.84	0.60
1:A:527:THR:HG22	1:A:530:ASN:H	1.67	0.60
1:C:317:PHE:CE2	1:C:373:ARG:HG2	2.37	0.60
1:D:667:GLU:HG3	5:D:694:HOH:O	2.00	0.60
1:B:380:ARG:NH2	1:B:406:SER:OG	2.34	0.59
1:C:514:PHE:HB2	1:C:611:VAL:HG13	1.83	0.59
1:D:12:THR:HG23	5:D:695:HOH:O	2.02	0.59
1:B:621:THR:HG23	1:B:622:LYS:HG3	1.83	0.59
1:B:96:LEU:HD13	1:B:128:ALA:HB3	1.85	0.59
1:D:506:ALA:HB2	1:D:547:PRO:HD3	1.83	0.59
1:C:592:LEU:HD22	1:C:593:PRO:HD2	1.84	0.59
1:B:99:LEU:HD13	1:B:112:SER:HB3	1.85	0.59
1:D:597:MET:HG3	1:D:598:LEU:HD13	1.84	0.59
1:A:175:ASN:C	1:A:175:ASN:HD22	2.06	0.59
1:D:592:LEU:HD22	1:D:593:PRO:HD2	1.85	0.59
1:B:592:LEU:HD22	1:B:593:PRO:HD2	1.83	0.59
1:E:134:ILE:HD12	1:E:589:PHE:CZ	2.38	0.58
1:E:168:LYS:HG2	1:E:468:VAL:HG13	1.83	0.58
1:C:88:LYS:O	1:C:92:GLU:HG3	2.02	0.58
1:C:446:ASN:ND2	1:C:502:LYS:HB2	2.17	0.58
1:A:134:ILE:HD12	1:A:589:PHE:CZ	2.38	0.58
1:E:554:ARG:NH1	1:E:558:GLU:HB3	2.18	0.58
1:C:471:THR:HG22	1:C:474:GLU:H	1.68	0.58
1:B:76:LEU:HD12	1:B:77:PRO:HD2	1.84	0.58
1:B:471:THR:HG22	1:B:474:GLU:H	1.67	0.58
1:B:60:ASN:ND2	1:B:63:ALA:H	2.01	0.58
1:C:506:ALA:HB2	1:C:547:PRO:HD3	1.86	0.58

Continued on next page...

Continued from previous page...

Atom-1	Atom-2	Interatomic distance (Å)	Clash overlap (Å)
1:F:454:VAL:CG1	1:F:665:GLU:HG3	2.33	0.58
1:D:681:HIS:HE1	5:D:1334:HOH:O	1.86	0.58
1:B:10:LEU:H	1:B:10:LEU:HD23	1.68	0.58
1:D:433:HIS:HE1	1:D:642:ASP:OD2	1.85	0.58
1:F:471:THR:CG2	1:F:473:GLU:H	2.17	0.58
1:F:564:GLU:HG3	5:F:869:HOH:O	2.03	0.58
1:E:314:LYS:NZ	1:E:381:GLN:NE2	2.51	0.58
1:D:60:ASN:C	1:D:60:ASN:HD22	2.07	0.58
1:E:526:ILE:HD11	5:E:717:HOH:O	2.03	0.58
1:D:491:ASN:HD22	1:D:492:HIS:N	2.01	0.58
1:A:568:PRO:HG2	1:A:571:GLU:HG2	1.86	0.58
1:E:539:ASP:OD1	1:E:559:PHE:HA	2.04	0.58
1:F:99:LEU:CD1	1:F:112:SER:HB3	2.33	0.58
1:A:285:GLY:N	1:A:302:ASN:HD22	2.00	0.58
1:A:627:TYR:CD1	1:A:628:GLU:HG2	2.39	0.58
1:D:514:PHE:HB2	1:D:611:VAL:CG1	2.33	0.58
1:E:219:LEU:HG	1:E:407:LEU:HD23	1.86	0.58
1:F:54:ASN:HB3	1:F:57:ASN:HD22	1.69	0.58
1:D:79:TYR:H	1:D:122:GLN:HE22	1.50	0.57
1:C:23:GLN:NE2	1:C:143:VAL:H	1.89	0.57
1:B:664:HIS:HE1	1:B:667:GLU:O	1.88	0.57
1:A:247:GLY:HA3	1:A:350:SER:HA	1.84	0.57
1:B:582:PRO:HB2	1:B:585:MET:HB2	1.86	0.57
1:F:314:LYS:HZ1	1:F:381:GLN:HE21	1.51	0.57
1:E:380:ARG:NH2	1:E:406:SER:OG	2.37	0.57
1:A:99:LEU:HD13	1:A:112:SER:HB3	1.86	0.57
1:F:60:ASN:HD22	1:F:63:ALA:H	1.52	0.57
1:F:250:TYR:CE1	1:F:357:GLN:HB2	2.40	0.57
1:E:440:PHE:CE1	1:E:616:PRO:HG3	2.40	0.57
1:B:175:ASN:HD22	1:B:175:ASN:C	2.06	0.57
1:C:99:LEU:HD13	1:C:112:SER:HB3	1.87	0.57
1:E:81:GLU:HG2	1:E:292:SER:HB2	1.87	0.57
1:E:307:HIS:HE1	4:E:2005:FMT:O1	1.87	0.57
1:E:667:GLU:HG3	5:E:745:HOH:O	2.03	0.57
1:C:327:GLN:O	1:C:331:LYS:HG2	2.05	0.57
1:F:650:PHE:HB2	5:F:1364:HOH:O	2.04	0.57
1:E:471:THR:HB	1:E:474:GLU:HG3	1.87	0.57
1:E:546:THR:N	1:E:550:ASN:HD21	2.00	0.57
1:F:642:ASP:OD1	1:F:643:ARG:HG2	2.05	0.57
1:A:327:GLN:O	1:A:331:LYS:HG2	2.04	0.57
1:D:122:GLN:H	1:D:122:GLN:NE2	2.03	0.56

Continued on next page...

Continued from previous page...

Atom-1	Atom-2	Interatomic distance (Å)	Clash overlap (Å)
1:C:99:LEU:CD1	1:C:112:SER:HB3	2.35	0.56
1:E:620:THR:HG22	1:E:620:THR:O	2.06	0.56
1:D:76:LEU:HD12	1:D:77:PRO:HD2	1.87	0.56
1:C:621:THR:HG23	1:C:622:LYS:HG3	1.88	0.56
1:B:676:PRO:HA	1:B:679:PHE:CE1	2.40	0.56
1:F:191:TYR:HB2	1:F:483:LEU:HD12	1.86	0.56
1:C:433:HIS:HE1	1:C:642:ASP:OD2	1.89	0.56
1:D:256:GLN:NE2	1:D:537:GLU:H	2.00	0.56
1:E:558:GLU:HG2	5:E:1059:HOH:O	2.05	0.56
1:B:81:GLU:CG	1:B:292:SER:HB2	2.35	0.56
1:A:35:GLN:HE22	1:A:470:LEU:N	1.95	0.56
1:B:295:THR:CA	1:F:158:ILE:HD11	2.33	0.56
1:A:134:ILE:HD11	1:A:144:LEU:CD1	2.35	0.56
1:D:446:ASN:ND2	1:D:502:LYS:HB2	2.19	0.56
1:A:490:LEU:O	1:A:595:ARG:HD3	2.05	0.56
1:D:23:GLN:NE2	1:D:143:VAL:H	1.95	0.55
1:F:376:GLU:O	1:F:380:ARG:HG3	2.05	0.55
1:D:365:GLU:OE2	1:D:368:THR:HA	2.06	0.55
1:D:526:ILE:HD11	5:D:1109:HOH:O	2.06	0.55
1:F:314:LYS:NZ	1:F:381:GLN:NE2	2.54	0.55
1:B:23:GLN:HE22	1:B:143:VAL:N	2.01	0.55
1:F:23:GLN:HE22	1:F:143:VAL:N	1.97	0.55
1:A:219:LEU:O	1:A:222:TYR:HB3	2.06	0.55
1:C:168:LYS:HG2	1:C:468:VAL:CG1	2.36	0.55
1:F:17:THR:O	1:F:21:GLU:HG2	2.07	0.55
2:B:810:MAN:H4	5:B:791:HOH:O	2.06	0.55
1:E:300:ARG:HD2	5:E:708:HOH:O	2.07	0.55
1:C:627:TYR:CD1	1:C:628:GLU:HG2	2.41	0.55
1:C:22:ARG:HD2	1:C:106:PHE:CD1	2.41	0.55
1:F:627:TYR:CD1	1:F:628:GLU:HG2	2.41	0.55
1:D:175:ASN:HD22	1:D:175:ASN:C	2.10	0.55
1:E:88:LYS:HE3	1:E:88:LYS:HA	1.89	0.55
1:D:314:LYS:NZ	1:D:381:GLN:NE2	2.55	0.55
1:E:454:VAL:CG1	1:E:665:GLU:HG3	2.37	0.55
1:A:471:THR:HB	1:A:474:GLU:CG	2.35	0.54
1:F:504:ASP:O	1:F:547:PRO:HB3	2.07	0.54
1:E:490:LEU:O	1:E:595:ARG:HD3	2.06	0.54
1:C:291:THR:HG21	1:E:162:TYR:OH	2.08	0.54
1:F:440:PHE:CE1	1:F:616:PRO:HG3	2.42	0.54
1:C:667:GLU:HG2	1:C:672:GLU:HB2	1.87	0.54
1:E:627:TYR:CD1	1:E:628:GLU:HG2	2.42	0.54

Continued on next page...

Continued from previous page...

Atom-1	Atom-2	Interatomic distance (Å)	Clash overlap (Å)
1:C:285:GLY:H	1:C:302:ASN:ND2	2.04	0.54
1:F:676:PRO:HA	1:F:679:PHE:CE1	2.42	0.54
1:F:134:ILE:CD1	1:F:144:LEU:HD11	2.34	0.54
1:F:545:ILE:HG23	1:F:550:ASN:ND2	2.22	0.54
1:E:300:ARG:HH22	1:E:409:ASP:CG	2.10	0.54
1:C:568:PRO:HG2	1:C:571:GLU:HG2	1.90	0.54
1:B:314:LYS:HE2	1:B:381:GLN:HE22	1.72	0.54
1:C:471:THR:HB	1:C:474:GLU:HG3	1.90	0.54
2:F:809:MAN:H2	5:F:945:HOH:O	2.08	0.54
1:B:627:TYR:CD1	1:B:628:GLU:HG2	2.43	0.54
1:B:300:ARG:NH2	1:B:409:ASP:OD2	2.40	0.54
1:F:256:GLN:HE22	1:F:537:GLU:N	2.01	0.54
1:E:205:ASN:HD22	1:E:302:ASN:HD21	1.55	0.54
1:F:489:ARG:HD3	5:F:700:HOH:O	2.07	0.54
1:F:380:ARG:NH2	1:F:406:SER:OG	2.40	0.54
1:C:158:ILE:HD11	1:E:295:THR:HA	1.89	0.54
1:F:134:ILE:HD12	1:F:589:PHE:CZ	2.43	0.54
1:C:591:TYR:OH	1:C:629:LYS:HB2	2.08	0.54
1:C:256:GLN:HE22	1:C:537:GLU:N	1.98	0.53
1:D:468:VAL:CG1	1:D:469:PHE:N	2.71	0.53
1:C:471:THR:HG22	1:C:473:GLU:N	2.22	0.53
1:F:433:HIS:HE1	1:F:642:ASP:OD2	1.91	0.53
1:D:23:GLN:O	1:D:26:VAL:HG22	2.08	0.53
1:B:527:THR:HG22	1:B:530:ASN:H	1.71	0.53
1:F:81:GLU:HG2	1:F:292:SER:HB2	1.89	0.53
1:E:433:HIS:HE1	1:E:642:ASP:OD2	1.92	0.53
1:C:380:ARG:NH2	1:C:406:SER:OG	2.42	0.53
1:A:603:LYS:HE2	5:E:1182:HOH:O	2.09	0.53
1:D:22:ARG:O	1:D:26:VAL:HG13	2.09	0.53
1:B:471:THR:HB	1:B:474:GLU:HG3	1.90	0.53
1:D:314:LYS:HZ1	1:D:381:GLN:HE21	1.57	0.53
1:B:168:LYS:HG2	1:B:468:VAL:CG1	2.39	0.53
1:B:628:GLU:HB2	1:B:631:MET:SD	2.48	0.53
1:D:152:PRO:O	1:D:156:VAL:HG12	2.09	0.53
1:A:81:GLU:HG2	1:A:292:SER:HB2	1.90	0.53
1:F:317:PHE:CZ	1:F:373:ARG:HG2	2.43	0.53
1:E:22:ARG:O	1:E:26:VAL:HG13	2.08	0.53
1:A:32:ASP:OD2	1:A:35:GLN:HB3	2.09	0.53
1:C:502:LYS:HB2	1:C:502:LYS:HZ2	1.73	0.53
1:F:546:THR:H	1:F:550:ASN:ND2	2.05	0.53
1:B:642:ASP:OD1	1:B:643:ARG:HG2	2.08	0.53

Continued on next page...

Continued from previous page...

Atom-1	Atom-2	Interatomic distance (Å)	Clash overlap (Å)
1:F:122:GLN:NE2	1:F:122:GLN:H	2.07	0.53
1:A:526:ILE:HD11	5:A:708:HOH:O	2.09	0.53
1:D:18:VAL:O	1:D:22:ARG:HG3	2.09	0.53
1:A:205:ASN:HD22	1:A:302:ASN:HD21	1.57	0.53
1:C:88:LYS:HE3	1:C:88:LYS:HA	1.90	0.53
1:B:191:TYR:HB2	1:B:483:LEU:HD12	1.89	0.53
1:B:454:VAL:HG11	1:B:665:GLU:HG3	1.91	0.52
1:D:380:ARG:NH2	1:D:406:SER:OG	2.42	0.52
1:B:667:GLU:HG3	5:B:1197:HOH:O	2.09	0.52
1:D:600:ARG:HG3	1:D:664:HIS:CD2	2.44	0.52
1:A:620:THR:O	1:A:620:THR:HG22	2.09	0.52
1:F:256:GLN:NE2	1:F:537:GLU:H	2.01	0.52
1:B:291:THR:HG21	1:F:162:TYR:HH	1.71	0.52
1:D:300:ARG:HD2	5:D:5:HOH:O	2.09	0.52
1:A:502:LYS:HZ2	1:A:502:LYS:HB2	1.74	0.52
1:D:591:TYR:OH	1:D:629:LYS:HB2	2.10	0.52
1:D:166:ARG:O	1:D:170:GLN:HG3	2.09	0.52
1:D:285:GLY:N	1:D:302:ASN:HD22	2.00	0.52
1:E:538:MET:O	1:E:559:PHE:HB3	2.10	0.52
1:D:131:ILE:O	1:D:135:GLN:HG2	2.10	0.52
1:D:465:THR:HG23	1:D:483:LEU:HD22	1.91	0.52
1:E:285:GLY:N	1:E:302:ASN:HD22	2.05	0.52
1:C:664:HIS:HE1	1:C:667:GLU:O	1.92	0.52
1:B:298:SER:HA	1:F:299:GLN:HE22	1.75	0.52
1:E:454:VAL:HG11	1:E:665:GLU:CD	2.30	0.52
1:F:620:THR:O	1:F:620:THR:HG22	2.09	0.52
1:F:365:GLU:OE2	1:F:368:THR:HA	2.10	0.52
1:C:299:GLN:H	1:E:299:GLN:HE22	1.58	0.52
1:D:628:GLU:HB2	1:D:631:MET:SD	2.50	0.52
1:E:632:ILE:HG21	5:E:1284:HOH:O	2.10	0.52
1:B:526:ILE:HD11	5:B:753:HOH:O	2.10	0.52
1:F:247:GLY:HA3	1:F:350:SER:HA	1.92	0.51
1:A:440:PHE:CE1	1:A:616:PRO:HG3	2.45	0.51
1:B:491:ASN:ND2	1:B:492:HIS:H	2.08	0.51
1:F:88:LYS:CA	1:F:88:LYS:HE3	2.41	0.51
1:D:247:GLY:HA3	1:D:350:SER:HA	1.93	0.51
1:F:526:ILE:HD11	5:F:694:HOH:O	2.10	0.51
1:A:233:TRP:O	1:A:367:VAL:HA	2.10	0.51
1:C:300:ARG:HH22	1:C:409:ASP:CG	2.13	0.51
5:A:814:HOH:O	1:D:471:THR:HG23	2.09	0.51
1:D:78:LYS:O	1:D:79:TYR:HB2	2.09	0.51

Continued on next page...

Continued from previous page...

Atom-1	Atom-2	Interatomic distance (Å)	Clash overlap (Å)
1:A:468:VAL:CG1	1:A:469:PHE:N	2.73	0.51
1:C:300:ARG:HD2	5:C:748:HOH:O	2.09	0.51
1:C:471:THR:CG2	1:C:473:GLU:H	2.24	0.51
1:E:582:PRO:HB2	1:E:585:MET:HB2	1.91	0.51
1:F:300:ARG:HH22	1:F:409:ASP:CG	2.13	0.51
1:D:620:THR:HG22	1:D:620:THR:O	2.11	0.51
1:E:480:PRO:HD3	5:E:705:HOH:O	2.10	0.51
1:A:300:ARG:HH22	1:A:409:ASP:CG	2.13	0.51
1:F:591:TYR:OH	1:F:629:LYS:HB2	2.11	0.51
1:A:491:ASN:HD22	1:A:492:HIS:N	2.05	0.51
1:D:588:ASP:HB3	1:D:591:TYR:CD1	2.46	0.51
1:D:336:GLY:HA3	1:E:331:LYS:HB2	1.93	0.51
1:E:81:GLU:CG	1:E:292:SER:HB2	2.41	0.51
1:F:363:TYR:HB2	1:F:365:GLU:HG2	1.91	0.51
1:C:175:ASN:HD22	1:C:175:ASN:C	2.13	0.51
1:C:620:THR:O	1:C:620:THR:HG22	2.11	0.50
1:F:471:THR:HG22	1:F:474:GLU:H	1.77	0.50
1:C:81:GLU:HG2	1:C:292:SER:HB2	1.92	0.50
1:C:628:GLU:HB2	1:C:631:MET:SD	2.51	0.50
1:C:299:GLN:H	1:E:299:GLN:NE2	2.10	0.50
1:C:454:VAL:CG1	1:C:665:GLU:HG3	2.41	0.50
1:E:473:GLU:HG2	5:E:744:HOH:O	2.10	0.50
1:F:307:HIS:HE1	4:F:2006:FMT:O2	1.95	0.50
1:B:188:ASP:OD2	1:B:188:ASP:N	2.44	0.50
1:D:81:GLU:HG2	1:D:292:SER:HB2	1.92	0.50
1:D:233:TRP:O	1:D:367:VAL:HA	2.11	0.50
1:E:152:PRO:O	1:E:156:VAL:HG12	2.11	0.50
1:D:26:VAL:HA	1:D:129:TYR:OH	2.12	0.50
1:B:81:GLU:HG2	5:B:1164:HOH:O	2.10	0.50
1:A:642:ASP:OD1	1:A:643:ARG:HG2	2.11	0.50
1:A:546:THR:N	1:A:550:ASN:HD21	2.08	0.50
1:C:491:ASN:HD22	1:C:492:HIS:N	2.08	0.50
1:A:299:GLN:HE22	1:D:299:GLN:H	1.59	0.50
1:F:23:GLN:NE2	1:F:143:VAL:H	2.00	0.50
1:F:61:LYS:O	1:F:65:GLU:HG3	2.12	0.50
1:B:491:ASN:HD22	1:B:492:HIS:H	1.59	0.50
1:D:96:LEU:HD13	1:D:128:ALA:HB3	1.94	0.50
1:B:648:SER:C	1:B:650:PHE:H	2.15	0.50
1:B:563:LYS:HB3	1:B:591:TYR:HB2	1.93	0.50
1:E:651:LYS:HG2	1:E:652:GLN:O	2.12	0.49
1:A:35:GLN:NE2	1:A:470:LEU:H	1.97	0.49

Continued on next page...

Continued from previous page...

Atom-1	Atom-2	Interatomic distance (Å)	Clash overlap (Å)
1:B:299:GLN:HE22	1:F:298:SER:HA	1.77	0.49
1:B:88:LYS:O	1:B:92:GLU:HG3	2.12	0.49
1:F:168:LYS:HG2	1:F:468:VAL:CG1	2.40	0.49
1:E:365:GLU:OE2	1:E:368:THR:HA	2.12	0.49
1:B:623:ASN:ND2	1:B:625:THR:OG1	2.45	0.49
1:B:620:THR:HG22	1:B:620:THR:O	2.12	0.49
1:D:300:ARG:HH22	1:D:409:ASP:CG	2.15	0.49
2:C:804:MAN:H61	1:E:77:PRO:HB3	1.94	0.49
1:C:468:VAL:CG1	1:C:469:PHE:N	2.74	0.49
1:F:526:ILE:HG13	1:F:531:ASP:OD1	2.12	0.49
1:F:352:VAL:HG22	1:F:423:PHE:CZ	2.48	0.49
1:E:592:LEU:HD22	1:E:593:PRO:CD	2.42	0.49
1:B:468:VAL:CG1	1:B:469:PHE:N	2.76	0.49
1:F:455:THR:OG1	1:F:664:HIS:HD2	1.94	0.49
1:C:81:GLU:HG3	1:C:292:SER:HB2	1.93	0.49
1:E:300:ARG:NH2	1:E:409:ASP:OD2	2.45	0.49
1:D:307:HIS:HD2	5:E:726:HOH:O	1.95	0.49
1:E:211:ALA:O	1:E:215:GLU:HB2	2.13	0.49
1:F:154:LEU:HD13	1:F:404:GLN:CG	2.43	0.49
1:B:291:THR:HG23	1:B:292:SER:O	2.13	0.49
1:C:526:ILE:HG13	1:C:531:ASP:OD1	2.13	0.49
1:C:219:LEU:O	1:C:222:TYR:HB3	2.12	0.49
1:D:251:HIS:HD2	5:D:818:HOH:O	1.96	0.49
1:C:314:LYS:NZ	1:C:381:GLN:HE21	2.10	0.49
1:C:32:ASP:OD2	1:C:35:GLN:HB3	2.13	0.49
1:D:168:LYS:HG2	1:D:468:VAL:CG1	2.42	0.49
1:D:526:ILE:HG13	1:D:531:ASP:OD1	2.11	0.49
1:D:582:PRO:HB2	1:D:585:MET:HB2	1.94	0.49
1:B:256:GLN:NE2	1:B:537:GLU:H	2.03	0.49
1:A:18:VAL:O	1:A:22:ARG:HG3	2.13	0.49
1:E:468:VAL:CG1	1:E:469:PHE:N	2.76	0.49
1:A:168:LYS:HG2	1:A:468:VAL:CG1	2.42	0.49
1:A:621:THR:HG23	1:A:622:LYS:HG3	1.95	0.48
1:F:134:ILE:HD11	1:F:144:LEU:CD1	2.38	0.48
1:C:489:ARG:HD3	5:C:682:HOH:O	2.12	0.48
1:F:611:VAL:HA	1:F:656:PHE:O	2.13	0.48
1:E:327:GLN:O	1:E:331:LYS:HG2	2.13	0.48
1:D:667:GLU:HG2	1:D:672:GLU:HB3	1.92	0.48
1:C:376:GLU:O	1:C:380:ARG:HG3	2.14	0.48
1:F:26:VAL:HA	1:F:129:TYR:OH	2.14	0.48
1:D:627:TYR:CD1	1:D:628:GLU:HG2	2.48	0.48

Continued on next page...

Continued from previous page...

Atom-1	Atom-2	Interatomic distance (Å)	Clash overlap (Å)
1:A:314:LYS:NZ	1:A:381:GLN:NE2	2.62	0.48
1:E:191:TYR:HB2	1:E:483:LEU:HD12	1.95	0.48
1:A:440:PHE:CE2	1:A:443:VAL:HG21	2.49	0.48
1:A:314:LYS:NZ	1:A:381:GLN:HE21	2.12	0.48
1:A:664:HIS:HE1	1:A:667:GLU:O	1.96	0.48
1:F:620:THR:HG23	1:F:632:ILE:O	2.14	0.48
1:A:298:SER:HA	1:D:299:GLN:HE22	1.79	0.48
1:B:484:LYS:HE2	5:B:837:HOH:O	2.12	0.48
1:D:300:ARG:NH2	1:D:409:ASP:OD2	2.47	0.48
1:D:88:LYS:O	1:D:92:GLU:HG3	2.14	0.48
1:B:323:ASN:ND2	5:B:1017:HOH:O	2.46	0.48
1:B:308:SER:OG	1:B:310:GLU:HG2	2.14	0.48
1:B:78:LYS:O	1:B:79:TYR:HB2	2.14	0.48
1:B:307:HIS:CE1	4:B:2002:FMT:O1	2.65	0.48
1:B:99:LEU:CD1	1:B:112:SER:HB3	2.44	0.48
1:B:575:LEU:HD23	1:B:582:PRO:HD3	1.95	0.48
1:C:299:GLN:NE2	1:E:299:GLN:H	2.12	0.48
1:A:251:HIS:HE1	1:A:424:ASN:OD1	1.96	0.48
1:D:219:LEU:HG	1:D:407:LEU:HD23	1.94	0.48
1:E:506:ALA:HA	1:E:545:ILE:O	2.14	0.48
1:F:22:ARG:HD2	1:F:106:PHE:CG	2.49	0.48
1:C:166:ARG:O	1:C:170:GLN:HG3	2.14	0.48
1:D:188:ASP:N	1:D:188:ASP:OD2	2.47	0.48
1:B:122:GLN:HE21	1:B:122:GLN:H	1.58	0.47
1:A:299:GLN:H	1:D:299:GLN:NE2	2.12	0.47
1:F:38:THR:HG22	1:F:43:TYR:CZ	2.49	0.47
1:A:23:GLN:NE2	1:A:143:VAL:H	1.98	0.47
1:E:222:TYR:CD2	1:E:592:LEU:HD23	2.48	0.47
1:E:168:LYS:HG2	1:E:468:VAL:CG1	2.44	0.47
1:C:114:ALA:O	1:C:118:VAL:HG23	2.14	0.47
1:D:199:ASN:HB3	1:D:208:GLN:O	2.14	0.47
1:B:248:GLU:OE2	1:B:636:PRO:HA	2.14	0.47
1:D:134:ILE:HD12	1:D:589:PHE:CZ	2.50	0.47
1:B:256:GLN:HE22	1:B:537:GLU:N	2.06	0.47
1:F:468:VAL:CG1	1:F:469:PHE:N	2.77	0.47
1:D:256:GLN:HE22	1:D:537:GLU:N	2.03	0.47
1:E:471:THR:CG2	1:E:473:GLU:H	2.27	0.47
1:E:219:LEU:O	1:E:222:TYR:HB3	2.14	0.47
1:D:107:ASP:OD1	1:D:111:LYS:HE3	2.15	0.47
1:E:451:ASP:OD2	1:E:496:ASN:HB2	2.14	0.47
1:C:78:LYS:O	1:C:79:TYR:HB2	2.13	0.47

Continued on next page...

Continued from previous page...

Atom-1	Atom-2	Interatomic distance (Å)	Clash overlap (Å)
1:C:352:VAL:HG22	1:C:423:PHE:CZ	2.50	0.47
1:F:219:LEU:HG	1:F:407:LEU:HD23	1.95	0.47
1:A:131:ILE:O	1:A:135:GLN:HG2	2.14	0.47
1:A:222:TYR:CD2	1:A:592:LEU:HD23	2.50	0.47
1:D:446:ASN:HB2	1:D:500:ASP:OD1	2.14	0.47
1:C:471:THR:HG22	1:C:473:GLU:H	1.78	0.47
1:E:546:THR:H	1:E:550:ASN:ND2	2.04	0.47
1:F:502:LYS:HZ2	1:F:502:LYS:HB2	1.80	0.47
1:F:35:GLN:NE2	1:F:470:LEU:H	2.05	0.47
1:B:313:GLU:OE2	1:B:373:ARG:NH1	2.46	0.47
1:A:299:GLN:NE2	1:D:299:GLN:H	2.13	0.47
1:A:307:HIS:HE1	4:A:2003:FMT:O2	1.98	0.47
1:B:629:LYS:HG2	5:B:727:HOH:O	2.14	0.47
1:B:220:ASN:ND2	5:B:776:HOH:O	2.41	0.47
1:B:440:PHE:CE1	1:B:616:PRO:HG3	2.50	0.47
1:E:471:THR:HG23	5:E:744:HOH:O	2.14	0.47
1:B:446:ASN:ND2	1:B:502:LYS:HB2	2.29	0.47
1:E:514:PHE:HB2	1:E:611:VAL:CG1	2.44	0.47
1:D:433:HIS:CD2	1:D:643:ARG:HD2	2.49	0.47
1:D:408:ARG:HD3	5:D:1143:HOH:O	2.15	0.47
1:C:529:GLU:OE2	2:F:810:MAN:H61	2.15	0.47
1:B:35:GLN:NE2	1:B:470:LEU:H	1.95	0.47
1:A:562:PHE:HB2	1:A:594:LYS:HB3	1.96	0.47
1:C:10:LEU:H	1:C:10:LEU:CD2	2.27	0.47
1:B:502:LYS:HB2	1:B:502:LYS:NZ	2.29	0.47
1:B:327:GLN:O	1:B:331:LYS:HG2	2.15	0.47
1:D:642:ASP:OD1	1:D:643:ARG:HG2	2.14	0.47
1:E:314:LYS:HZ2	1:E:381:GLN:NE2	2.12	0.47
1:F:78:LYS:O	1:F:79:TYR:HB2	2.14	0.47
1:D:251:HIS:HE1	1:D:424:ASN:OD1	1.98	0.47
1:B:22:ARG:HD2	1:B:106:PHE:CD1	2.50	0.47
1:C:248:GLU:OE2	1:C:636:PRO:HA	2.15	0.47
1:D:440:PHE:CE1	1:D:616:PRO:HG3	2.50	0.47
1:C:211:ALA:O	1:C:215:GLU:HB2	2.16	0.46
1:A:76:LEU:HD12	1:A:77:PRO:HD2	1.97	0.46
1:D:471:THR:CG2	1:D:473:GLU:H	2.26	0.46
1:C:472:GLU:HB2	5:C:706:HOH:O	2.15	0.46
1:B:60:ASN:HD22	1:B:63:ALA:H	1.62	0.46
1:A:83:SER:H	1:A:89:LEU:HD23	1.80	0.46
1:E:78:LYS:O	1:E:79:TYR:HB2	2.15	0.46
1:C:122:GLN:H	1:C:122:GLN:NE2	2.13	0.46

Continued on next page...

Continued from previous page...

Atom-1	Atom-2	Interatomic distance (Å)	Clash overlap (Å)
1:E:10:LEU:CD2	1:E:10:LEU:H	2.26	0.46
1:C:642:ASP:OD1	1:C:643:ARG:HG2	2.15	0.46
1:B:619:SER:O	1:B:634:ASN:HB2	2.15	0.46
1:E:17:THR:O	1:E:21:GLU:HG2	2.16	0.46
1:C:285:GLY:HA2	1:C:300:ARG:HH11	1.79	0.46
1:D:454:VAL:HG11	1:D:665:GLU:HG3	1.95	0.46
1:A:333:VAL:HG23	1:A:341:ILE:O	2.16	0.46
1:D:352:VAL:HG22	1:D:423:PHE:CZ	2.51	0.46
1:C:54:ASN:HD22	1:C:57:ASN:HD22	1.63	0.46
1:B:365:GLU:OE2	1:B:368:THR:HA	2.15	0.46
1:E:233:TRP:O	1:E:367:VAL:HA	2.15	0.46
1:E:664:HIS:HE1	1:E:667:GLU:O	1.98	0.46
1:B:299:GLN:N	1:F:299:GLN:HE22	2.12	0.46
1:B:88:LYS:CA	1:B:88:LYS:HE3	2.45	0.46
1:F:427:LYS:HD3	1:F:642:ASP:O	2.16	0.46
1:B:651:LYS:HG2	1:B:652:GLN:O	2.16	0.46
1:C:427:LYS:HD3	1:C:642:ASP:O	2.16	0.46
1:B:148:TYR:HA	1:B:155:PHE:CD1	2.50	0.46
1:F:378:VAL:O	1:F:382:VAL:HG13	2.15	0.46
1:C:299:GLN:HE22	1:E:299:GLN:H	1.62	0.46
1:A:148:TYR:HA	1:A:155:PHE:CD1	2.51	0.46
1:E:336:GLY:HA3	1:F:331:LYS:HB2	1.97	0.46
1:B:26:VAL:HA	1:B:129:TYR:OH	2.16	0.46
1:E:122:GLN:H	1:E:122:GLN:HE21	1.64	0.46
1:F:433:HIS:CD2	1:F:643:ARG:HD2	2.51	0.46
1:B:527:THR:O	1:B:527:THR:HG22	2.14	0.46
1:F:309:GLU:HA	1:F:312:TYR:CE1	2.51	0.46
1:B:451:ASP:OD2	1:B:496:ASN:HB2	2.16	0.46
1:B:336:GLY:HA3	1:C:331:LYS:HB2	1.98	0.45
1:E:179:ALA:HB1	1:E:184:ILE:HB	1.98	0.45
1:B:176:PRO:O	1:B:180:VAL:HG23	2.16	0.45
1:C:428:GLN:NE2	5:C:794:HOH:O	2.48	0.45
1:C:611:VAL:HA	1:C:656:PHE:O	2.16	0.45
1:D:89:LEU:N	1:D:89:LEU:CD1	2.79	0.45
1:E:175:ASN:C	1:E:175:ASN:ND2	2.68	0.45
1:F:168:LYS:HD3	1:F:468:VAL:HG11	1.99	0.45
1:F:300:ARG:NH2	1:F:409:ASP:OD2	2.50	0.45
1:C:124:GLN:NE2	5:C:688:HOH:O	2.49	0.45
1:A:651:LYS:HG2	1:A:652:GLN:O	2.16	0.45
1:A:309:GLU:HA	1:A:312:TYR:CE1	2.51	0.45
1:D:99:LEU:CD1	1:D:112:SER:HB3	2.44	0.45

Continued on next page...

Continued from previous page...

Atom-1	Atom-2	Interatomic distance (Å)	Clash overlap (Å)
1:C:455:THR:OG1	1:C:664:HIS:HD2	2.00	0.45
1:E:563:LYS:HB3	1:E:591:TYR:HB2	1.98	0.45
1:E:625:THR:N	1:E:626:PRO:CD	2.80	0.45
1:C:300:ARG:NH2	1:C:409:ASP:OD2	2.50	0.45
1:B:489:ARG:HD3	5:B:682:HOH:O	2.15	0.45
1:A:331:LYS:HB2	1:C:336:GLY:HA3	1.98	0.45
1:A:54:ASN:HB3	1:A:57:ASN:HD22	1.80	0.45
1:C:483:LEU:HD13	1:C:483:LEU:N	2.32	0.45
1:D:89:LEU:N	1:D:89:LEU:HD12	2.31	0.45
1:A:451:ASP:OD2	1:A:496:ASN:HB2	2.16	0.45
1:A:88:LYS:HA	1:A:88:LYS:HE3	1.97	0.45
1:B:517:PRO:HG2	1:B:526:ILE:HG12	1.99	0.45
1:D:22:ARG:HD2	1:D:106:PHE:CD1	2.52	0.45
1:A:211:ALA:O	1:A:215:GLU:HB2	2.16	0.45
1:F:667:GLU:HG2	1:F:672:GLU:HB3	1.94	0.45
1:C:667:GLU:HG2	1:C:672:GLU:HB3	1.97	0.45
1:B:299:GLN:HE22	1:F:299:GLN:N	2.13	0.45
1:E:491:ASN:HD22	1:E:492:HIS:N	2.10	0.45
1:A:26:VAL:HA	1:A:129:TYR:OH	2.16	0.45
1:E:433:HIS:HB3	1:E:438:LEU:HD13	1.98	0.45
1:C:206:GLU:HG2	5:C:721:HOH:O	2.17	0.45
1:C:307:HIS:HE1	4:C:2004:FMT:O2	1.99	0.45
1:E:160:THR:HG21	1:E:195:SER:CB	2.47	0.44
1:F:219:LEU:O	1:F:222:TYR:HB3	2.17	0.44
1:C:676:PRO:HA	1:C:679:PHE:CE1	2.52	0.44
1:C:179:ALA:HB1	1:C:184:ILE:HB	1.98	0.44
1:C:600:ARG:HG3	1:C:664:HIS:CD2	2.52	0.44
1:F:81:GLU:CG	1:F:292:SER:HB2	2.47	0.44
1:B:652:GLN:OE1	1:B:652:GLN:HA	2.16	0.44
1:A:601:GLY:HA3	1:A:662:VAL:HG12	2.00	0.44
1:A:433:HIS:CD2	1:A:643:ARG:HD2	2.52	0.44
1:B:186:LYS:HE2	1:B:191:TYR:CZ	2.52	0.44
1:C:219:LEU:HG	1:C:407:LEU:HD23	1.97	0.44
1:D:211:ALA:O	1:D:215:GLU:HB2	2.17	0.44
1:F:592:LEU:HD22	1:F:593:PRO:HD2	1.99	0.44
1:C:652:GLN:HA	1:C:652:GLN:OE1	2.17	0.44
1:A:322:GLU:HB2	5:A:793:HOH:O	2.17	0.44
1:F:168:LYS:CD	1:F:468:VAL:HG11	2.47	0.44
1:D:592:LEU:HD13	1:D:593:PRO:O	2.17	0.44
1:D:309:GLU:HA	1:D:312:TYR:CE1	2.52	0.44
1:C:251:HIS:HE1	1:C:424:ASN:OD1	2.01	0.44

Continued on next page...

Continued from previous page...

Atom-1	Atom-2	Interatomic distance (Å)	Clash overlap (Å)
1:E:256:GLN:HE22	1:E:537:GLU:N	1.95	0.44
1:B:34:ASP:OD2	1:B:122:GLN:HG3	2.17	0.44
1:E:643:ARG:HH11	1:E:643:ARG:HG2	1.83	0.44
1:E:483:LEU:HD13	1:E:483:LEU:N	2.32	0.44
1:F:18:VAL:O	1:F:22:ARG:HG3	2.17	0.44
1:E:99:LEU:HD13	1:E:112:SER:HB3	2.00	0.44
1:E:622:LYS:HZ3	1:E:622:LYS:HB3	1.83	0.44
1:A:188:ASP:N	1:A:188:ASP:OD2	2.51	0.44
1:B:134:ILE:HD12	1:B:589:PHE:CZ	2.53	0.44
1:D:160:THR:HG21	1:D:195:SER:CB	2.48	0.44
1:F:154:LEU:HD13	1:F:404:GLN:HG3	1.98	0.44
1:A:341:ILE:HG22	1:A:345:ASP:OD1	2.17	0.44
1:F:210:LEU:HD13	1:F:270:LEU:HD12	1.99	0.44
1:C:225:PHE:O	1:C:229:HIS:HB2	2.17	0.44
1:A:591:TYR:OH	1:A:629:LYS:HB2	2.17	0.44
1:F:246:ARG:HG2	5:F:744:HOH:O	2.17	0.44
1:E:489:ARG:HD3	5:E:683:HOH:O	2.18	0.44
1:E:168:LYS:CD	1:E:468:VAL:HG11	2.48	0.44
1:E:22:ARG:HD2	1:E:106:PHE:CG	2.52	0.44
1:A:300:ARG:NH2	1:A:409:ASP:OD2	2.51	0.44
1:A:166:ARG:O	1:A:170:GLN:HG3	2.17	0.44
1:C:322:GLU:O	1:C:326:VAL:HG23	2.18	0.44
1:D:22:ARG:HD2	1:D:106:PHE:CG	2.53	0.44
1:E:88:LYS:HE3	1:E:88:LYS:CA	2.47	0.44
1:E:611:VAL:HA	1:E:656:PHE:O	2.17	0.44
1:F:175:ASN:C	1:F:175:ASN:HD22	2.21	0.44
1:A:502:LYS:NZ	1:A:502:LYS:HB2	2.32	0.44
1:C:451:ASP:OD2	1:C:496:ASN:HB2	2.18	0.44
1:A:483:LEU:HD13	1:A:483:LEU:N	2.33	0.43
1:F:96:LEU:HD13	1:F:128:ALA:HB3	1.99	0.43
1:A:570:THR:HG23	5:A:1027:HOH:O	2.16	0.43
1:B:667:GLU:HG2	1:B:672:GLU:HB3	1.95	0.43
1:B:251:HIS:HE1	1:B:424:ASN:OD1	2.01	0.43
1:F:560:VAL:HG11	5:F:736:HOH:O	2.18	0.43
1:C:625:THR:N	1:C:626:PRO:CD	2.82	0.43
1:D:202:THR:HG23	1:D:202:THR:O	2.19	0.43
1:F:23:GLN:O	1:F:26:VAL:HG22	2.18	0.43
1:A:134:ILE:CD1	1:A:144:LEU:HD11	2.44	0.43
1:C:175:ASN:ND2	5:C:1174:HOH:O	2.51	0.43
1:E:251:HIS:HE1	1:E:424:ASN:OD1	2.01	0.43
1:C:88:LYS:HE3	1:C:88:LYS:CA	2.48	0.43

Continued on next page...

Continued from previous page...

Atom-1	Atom-2	Interatomic distance (Å)	Clash overlap (Å)
1:C:582:PRO:HB2	1:C:585:MET:HB2	1.99	0.43
1:B:166:ARG:O	1:B:170:GLN:HG3	2.17	0.43
1:B:546:THR:N	1:B:550:ASN:HD21	2.06	0.43
1:D:314:LYS:HZ3	1:D:381:GLN:HE21	1.63	0.43
1:D:468:VAL:HG13	1:D:469:PHE:N	2.33	0.43
1:F:506:ALA:O	1:F:507:THR:HG23	2.17	0.43
1:D:664:HIS:HE1	1:D:667:GLU:O	2.01	0.43
1:E:34:ASP:OD2	1:E:122:GLN:HG3	2.19	0.43
1:E:618:GLU:HG3	1:E:619:SER:H	1.83	0.43
1:B:541:PHE:CE1	1:B:554:ARG:HG3	2.54	0.43
1:A:455:THR:OG1	1:A:664:HIS:HD2	2.01	0.43
1:F:471:THR:HB	1:F:474:GLU:HG3	1.99	0.43
1:E:175:ASN:ND2	1:E:178:ALA:H	2.17	0.43
1:A:465:THR:HA	1:A:483:LEU:HD23	2.00	0.43
1:F:99:LEU:HD13	1:F:112:SER:HB3	1.98	0.43
1:F:22:ARG:HD2	1:F:106:PHE:CD1	2.54	0.43
1:A:96:LEU:HD13	1:A:128:ALA:HB3	2.00	0.43
1:A:560:VAL:HG11	5:A:865:HOH:O	2.18	0.43
1:A:99:LEU:CD1	1:A:112:SER:HB3	2.49	0.43
1:E:620:THR:HG21	5:E:1361:HOH:O	2.18	0.43
1:F:16:ASP:O	1:F:20:VAL:HG23	2.19	0.43
1:A:606:PHE:CG	1:A:607:PRO:HD2	2.54	0.43
1:E:510:VAL:O	1:E:614:VAL:HA	2.19	0.43
5:C:737:HOH:O	1:E:159:ASP:HB3	2.18	0.43
1:F:79:TYR:H	1:F:122:GLN:HE22	1.61	0.43
1:C:31:GLN:O	1:C:32:ASP:C	2.58	0.43
1:A:628:GLU:HB2	1:A:631:MET:SD	2.58	0.43
1:B:83:SER:H	1:B:89:LEU:HD23	1.83	0.43
1:B:233:TRP:O	1:B:367:VAL:HA	2.18	0.43
1:C:233:TRP:O	1:C:367:VAL:HA	2.19	0.43
1:B:96:LEU:HD13	1:B:128:ALA:CB	2.48	0.42
1:B:465:THR:HG23	1:B:483:LEU:HD22	2.01	0.42
1:E:676:PRO:HA	1:E:679:PHE:CE1	2.54	0.42
1:B:262:TYR:CE1	1:B:534:LYS:HD3	2.54	0.42
1:D:489:ARG:HD3	5:D:711:HOH:O	2.19	0.42
1:D:10:LEU:CD2	1:D:10:LEU:H	2.30	0.42
1:A:295:THR:CA	1:D:158:ILE:HD11	2.49	0.42
1:E:620:THR:HG23	1:E:632:ILE:O	2.18	0.42
1:C:400:LEU:HD12	1:C:400:LEU:HA	1.84	0.42
1:A:380:ARG:NH1	1:A:416:TYR:OH	2.52	0.42
1:B:625:THR:N	1:B:626:PRO:CD	2.81	0.42

Continued on next page...

Continued from previous page...

Atom-1	Atom-2	Interatomic distance (Å)	Clash overlap (Å)
1:D:518:LYS:HE2	5:D:773:HOH:O	2.19	0.42
1:E:441:VAL:HG23	1:E:441:VAL:O	2.20	0.42
1:B:285:GLY:HA2	1:B:300:ARG:HH11	1.84	0.42
1:A:168:LYS:CD	1:A:468:VAL:HG11	2.48	0.42
1:F:327:GLN:O	1:F:331:LYS:HG2	2.19	0.42
1:A:623:ASN:ND2	1:A:625:THR:OG1	2.52	0.42
1:B:395:PHE:HA	5:B:1230:HOH:O	2.19	0.42
1:F:83:SER:H	1:F:89:LEU:HD23	1.84	0.42
1:E:32:ASP:OD2	1:E:35:GLN:HB3	2.20	0.42
1:E:526:ILE:HG13	1:E:531:ASP:OD1	2.19	0.42
1:B:477:THR:OG1	1:B:478:LYS:N	2.52	0.42
1:A:546:THR:H	1:A:550:ASN:ND2	2.11	0.42
1:D:563:LYS:HB3	1:D:591:TYR:HB2	2.00	0.42
1:A:352:VAL:HG11	1:A:426:PHE:CE2	2.54	0.42
1:D:676:PRO:HA	1:D:679:PHE:CE1	2.55	0.42
1:D:31:GLN:O	1:D:32:ASP:C	2.58	0.42
1:F:88:LYS:HA	1:F:88:LYS:CE	2.46	0.42
1:B:433:HIS:CD2	1:B:643:ARG:HD2	2.55	0.42
1:B:440:PHE:CE2	1:B:443:VAL:HG21	2.55	0.42
1:D:158:ILE:HA	1:D:161:THR:HB	2.02	0.42
1:A:175:ASN:C	1:A:175:ASN:ND2	2.72	0.42
1:B:60:ASN:HD22	1:B:60:ASN:C	2.22	0.42
1:D:643:ARG:HG2	1:D:643:ARG:HH11	1.83	0.42
1:A:620:THR:HG23	1:A:632:ILE:O	2.20	0.42
1:A:309:GLU:HA	1:A:312:TYR:CD1	2.54	0.42
1:E:667:GLU:HG2	1:E:672:GLU:HB3	1.99	0.42
1:D:12:THR:OG1	1:D:580:LYS:HB3	2.19	0.42
1:A:81:GLU:CG	1:A:292:SER:HB2	2.50	0.42
1:B:492:HIS:HE1	1:B:594:LYS:O	2.02	0.42
1:D:651:LYS:HG2	1:D:652:GLN:O	2.20	0.42
1:F:637:LEU:HA	5:F:1043:HOH:O	2.20	0.42
1:F:651:LYS:HG3	1:F:652:GLN:O	2.20	0.42
1:F:285:GLY:H	1:F:302:ASN:ND2	2.09	0.42
1:F:454:VAL:HG11	1:F:665:GLU:HG3	2.02	0.41
1:E:632:ILE:CG2	5:E:1284:HOH:O	2.68	0.41
1:B:250:TYR:CE1	1:B:357:GLN:HB2	2.55	0.41
1:F:625:THR:N	1:F:626:PRO:CD	2.83	0.41
1:C:210:LEU:HD13	1:C:270:LEU:HD12	2.02	0.41
1:E:309:GLU:HA	1:E:312:TYR:CE1	2.55	0.41
1:C:378:VAL:O	1:C:382:VAL:HG13	2.20	0.41
1:D:209:ARG:HD2	1:D:268:ASN:CG	2.37	0.41

Continued on next page...

Continued from previous page...

Atom-1	Atom-2	Interatomic distance (Å)	Clash overlap (Å)
1:E:554:ARG:HH11	1:E:558:GLU:HB3	1.85	0.41
1:C:506:ALA:HA	1:C:545:ILE:O	2.20	0.41
1:E:314:LYS:HZ1	1:E:381:GLN:NE2	2.17	0.41
1:C:173:LEU:HD21	1:C:184:ILE:HG21	2.01	0.41
1:A:352:VAL:HG11	1:A:426:PHE:CD2	2.55	0.41
1:E:562:PHE:HB2	1:E:594:LYS:HB3	2.03	0.41
1:D:210:LEU:HD13	1:D:270:LEU:HD12	2.02	0.41
1:B:468:VAL:HG13	1:B:469:PHE:N	2.34	0.41
1:C:298:SER:HA	1:E:299:GLN:HE22	1.86	0.41
1:C:26:VAL:HA	1:C:129:TYR:OH	2.20	0.41
1:D:61:LYS:O	1:D:65:GLU:HG3	2.20	0.41
1:F:502:LYS:HB2	1:F:502:LYS:NZ	2.35	0.41
1:A:506:ALA:HA	1:A:545:ILE:O	2.20	0.41
1:D:191:TYR:HB2	1:D:483:LEU:HD12	2.03	0.41
1:F:455:THR:OG1	1:F:664:HIS:CD2	2.72	0.41
1:A:625:THR:N	1:A:626:PRO:CD	2.83	0.41
1:D:380:ARG:NH1	1:D:416:TYR:OH	2.53	0.41
1:D:32:ASP:OD2	1:D:35:GLN:NE2	2.51	0.41
1:A:10:LEU:CD2	1:A:10:LEU:H	2.26	0.41
1:A:299:GLN:H	1:D:299:GLN:HE22	1.69	0.41
1:B:588:ASP:HB3	1:B:591:TYR:CD1	2.56	0.41
1:A:588:ASP:HB3	1:A:591:TYR:CD1	2.56	0.41
1:F:646:ASP:O	1:F:647:THR:C	2.59	0.41
1:B:291:THR:HG21	1:F:162:TYR:CZ	2.55	0.41
1:D:309:GLU:HA	1:D:312:TYR:CD1	2.56	0.41
1:A:538:MET:O	1:A:559:PHE:HB3	2.21	0.41
1:E:89:LEU:N	1:E:89:LEU:HD12	2.36	0.41
1:A:492:HIS:HE1	1:A:594:LYS:O	2.04	0.41
1:E:628:GLU:HB2	1:E:631:MET:SD	2.61	0.41
1:D:285:GLY:HA2	1:D:300:ARG:HH11	1.86	0.41
1:E:35:GLN:HE22	1:E:470:LEU:N	2.04	0.41
1:D:168:LYS:CD	1:D:468:VAL:HG11	2.51	0.41
1:C:112:SER:O	1:C:115:PHE:HB3	2.21	0.41
1:A:334:PHE:HB2	1:A:341:ILE:HG13	2.03	0.41
1:F:164:MET:HG2	1:F:193:TYR:CE2	2.55	0.41
1:F:622:LYS:NZ	1:F:622:LYS:CB	2.83	0.41
1:F:166:ARG:O	1:F:170:GLN:HG3	2.21	0.41
1:B:12:THR:HG22	5:B:1093:HOH:O	2.20	0.41
1:A:669:HIS:HB3	1:A:671:TYR:CE1	2.56	0.41
1:B:31:GLN:O	1:B:32:ASP:C	2.58	0.41
1:A:468:VAL:HG13	1:A:469:PHE:N	2.36	0.41

Continued on next page...

Continued from previous page...

Atom-1	Atom-2	Interatomic distance (Å)	Clash overlap (Å)
1:C:471:THR:CG2	1:C:472:GLU:N	2.84	0.41
1:E:314:LYS:HZ1	1:E:381:GLN:HE21	1.69	0.41
1:F:465:THR:HA	1:F:483:LEU:HD23	2.02	0.41
1:C:22:ARG:HD2	1:C:106:PHE:CG	2.56	0.41
1:E:591:TYR:OH	1:E:629:LYS:HB2	2.21	0.41
1:B:352:VAL:HG22	1:B:423:PHE:CZ	2.55	0.41
1:A:31:GLN:O	1:A:32:ASP:C	2.60	0.40
1:F:23:GLN:HG2	1:F:576:LEU:HD21	2.02	0.40
1:E:440:PHE:CD1	1:E:616:PRO:HG3	2.56	0.40
1:F:588:ASP:HB3	1:F:591:TYR:CD1	2.56	0.40
1:C:323:ASN:ND2	5:C:724:HOH:O	2.51	0.40
1:C:58:TYR:HA	1:C:102:TYR:O	2.20	0.40
1:D:541:PHE:CE1	1:D:554:ARG:HG3	2.56	0.40
1:C:88:LYS:HG2	1:C:392:LYS:CD	2.39	0.40
1:E:365:GLU:OE2	1:E:372:GLN:OE1	2.39	0.40
1:C:191:TYR:HB2	1:C:483:LEU:HD12	2.03	0.40
1:E:278:TRP:CZ2	1:E:318:LEU:HD13	2.57	0.40
1:C:309:GLU:HA	1:C:312:TYR:CD1	2.57	0.40
1:C:38:THR:HA	1:C:43:TYR:CG	2.56	0.40
1:A:667:GLU:HG2	1:A:672:GLU:HB3	1.99	0.40
1:F:314:LYS:HZ3	1:F:381:GLN:HE21	1.67	0.40
1:C:35:GLN:NE2	1:C:470:LEU:H	2.13	0.40
1:F:454:VAL:HG13	1:F:665:GLU:HG3	2.03	0.40
1:B:186:LYS:HE2	1:B:191:TYR:CE2	2.56	0.40
1:F:189:ASN:HB2	5:F:755:HOH:O	2.22	0.40
1:D:451:ASP:OD2	1:D:496:ASN:HB2	2.22	0.40
1:D:281:PRO:HA	1:D:304:TYR:O	2.22	0.40
1:B:510:VAL:HG23	1:B:617:PHE:HB2	2.02	0.40
1:B:32:ASP:OD2	1:B:35:GLN:HB3	2.22	0.40
1:A:168:LYS:HE3	1:A:468:VAL:CG1	2.51	0.40
1:C:388:LYS:HB2	1:C:388:LYS:HE3	1.90	0.40
1:E:355:TYR:HA	1:E:362:LEU:HD22	2.03	0.40
1:C:433:HIS:CD2	1:C:643:ARG:HD2	2.57	0.40
1:E:22:ARG:HD2	1:E:106:PHE:CD1	2.57	0.40
1:C:651:LYS:HG2	1:C:652:GLN:O	2.21	0.40
1:A:75:PHE:HB3	5:A:772:HOH:O	2.21	0.40
1:F:333:VAL:HG21	1:F:340:THR:HG23	2.03	0.40

There are no symmetry-related clashes.

5.3 Torsion angles

5.3.1 Protein backbone

In the following table, the Percentiles column shows the percent Ramachandran outliers of the chain as a percentile score with respect to all X-ray entries followed by that with respect to entries of similar resolution.

The Analysed column shows the number of residues for which the backbone conformation was analysed, and the total number of residues.

Mol	Chain	Analysed	Favoured	Allowed	Outliers	Percentiles	
1	A	672/674 (100%)	649 (97%)	20 (3%)	3 (0%)	39	49
1	B	672/674 (100%)	649 (97%)	21 (3%)	2 (0%)	46	56
1	C	672/674 (100%)	653 (97%)	17 (2%)	2 (0%)	46	56
1	D	672/674 (100%)	655 (98%)	13 (2%)	4 (1%)	30	36
1	E	672/674 (100%)	651 (97%)	18 (3%)	3 (0%)	39	49
1	F	672/674 (100%)	649 (97%)	20 (3%)	3 (0%)	39	49
All	All	4032/4044 (100%)	3906 (97%)	109 (3%)	17 (0%)	39	49

All (17) Ramachandran outliers are listed below:

Mol	Chain	Res	Type
1	B	87	ASP
1	C	646	ASP
1	E	240	GLY
1	F	240	GLY
1	F	646	ASP
1	A	87	ASP
1	A	240	GLY
1	C	240	GLY
1	E	646	ASP
1	E	87	ASP
1	F	87	ASP
1	B	240	GLY
1	D	646	ASP
1	A	646	ASP
1	D	87	ASP
1	D	632	ILE
1	D	240	GLY

5.3.2 Protein sidechains ⓘ

In the following table, the Percentiles column shows the percent sidechain outliers of the chain as a percentile score with respect to all X-ray entries followed by that with respect to entries of similar resolution.

The Analysed column shows the number of residues for which the sidechain conformation was analysed, and the total number of residues.

Mol	Chain	Analysed	Rotameric	Outliers	Percentiles	
1	A	613/613 (100%)	574 (94%)	39 (6%)	22	29
1	B	613/613 (100%)	570 (93%)	43 (7%)	19	25
1	C	613/613 (100%)	574 (94%)	39 (6%)	22	29
1	D	613/613 (100%)	573 (94%)	40 (6%)	21	28
1	E	613/613 (100%)	575 (94%)	38 (6%)	23	31
1	F	613/613 (100%)	576 (94%)	37 (6%)	24	33
All	All	3678/3678 (100%)	3442 (94%)	236 (6%)	22	29

All (236) residues with a non-rotameric sidechain are listed below:

Mol	Chain	Res	Type
1	A	29	LEU
1	A	60	ASN
1	A	88	LYS
1	A	96	LEU
1	A	99	LEU
1	A	122	GLN
1	A	130	TYR
1	A	160	THR
1	A	175	ASN
1	A	188	ASP
1	A	203	TYR
1	A	210	LEU
1	A	258	LEU
1	A	266	LEU
1	A	290	LEU
1	A	323	ASN
1	A	329	LEU
1	A	341	ILE
1	A	352	VAL
1	A	366	GLU
1	A	373	ARG
1	A	400	LEU

Continued on next page...

Continued from previous page...

Mol	Chain	Res	Type
1	A	423	PHE
1	A	431	GLU
1	A	440	PHE
1	A	453	LEU
1	A	483	LEU
1	A	491	ASN
1	A	502	LYS
1	A	511	VAL
1	A	527	THR
1	A	554	ARG
1	A	558	GLU
1	A	577	GLU
1	A	595	ARG
1	A	598	LEU
1	A	611	VAL
1	A	614	VAL
1	A	660	VAL
1	B	29	LEU
1	B	60	ASN
1	B	80	ASN
1	B	88	LYS
1	B	96	LEU
1	B	99	LEU
1	B	107	ASP
1	B	122	GLN
1	B	130	TYR
1	B	160	THR
1	B	175	ASN
1	B	188	ASP
1	B	203	TYR
1	B	209	ARG
1	B	210	LEU
1	B	258	LEU
1	B	266	LEU
1	B	290	LEU
1	B	291	THR
1	B	323	ASN
1	B	329	LEU
1	B	366	GLU
1	B	373	ARG
1	B	400	LEU
1	B	423	PHE

Continued on next page...

Continued from previous page...

Mol	Chain	Res	Type
1	B	440	PHE
1	B	453	LEU
1	B	471	THR
1	B	483	LEU
1	B	491	ASN
1	B	502	LYS
1	B	511	VAL
1	B	526	ILE
1	B	527	THR
1	B	554	ARG
1	B	558	GLU
1	B	572	LEU
1	B	577	GLU
1	B	585	MET
1	B	595	ARG
1	B	611	VAL
1	B	614	VAL
1	B	660	VAL
1	C	29	LEU
1	C	35	GLN
1	C	44	LYS
1	C	60	ASN
1	C	88	LYS
1	C	96	LEU
1	C	99	LEU
1	C	122	GLN
1	C	130	TYR
1	C	160	THR
1	C	175	ASN
1	C	203	TYR
1	C	209	ARG
1	C	258	LEU
1	C	266	LEU
1	C	290	LEU
1	C	323	ASN
1	C	329	LEU
1	C	352	VAL
1	C	400	LEU
1	C	423	PHE
1	C	431	GLU
1	C	438	LEU
1	C	440	PHE

Continued on next page...

Continued from previous page...

Mol	Chain	Res	Type
1	C	453	LEU
1	C	471	THR
1	C	483	LEU
1	C	491	ASN
1	C	502	LYS
1	C	511	VAL
1	C	527	THR
1	C	554	ARG
1	C	558	GLU
1	C	577	GLU
1	C	587	GLU
1	C	598	LEU
1	C	611	VAL
1	C	614	VAL
1	C	660	VAL
1	D	17	THR
1	D	29	LEU
1	D	60	ASN
1	D	88	LYS
1	D	96	LEU
1	D	99	LEU
1	D	122	GLN
1	D	130	TYR
1	D	160	THR
1	D	175	ASN
1	D	188	ASP
1	D	203	TYR
1	D	209	ARG
1	D	210	LEU
1	D	258	LEU
1	D	266	LEU
1	D	290	LEU
1	D	323	ASN
1	D	329	LEU
1	D	350	SER
1	D	352	VAL
1	D	366	GLU
1	D	400	LEU
1	D	423	PHE
1	D	438	LEU
1	D	440	PHE
1	D	453	LEU

Continued on next page...

Continued from previous page...

Mol	Chain	Res	Type
1	D	483	LEU
1	D	491	ASN
1	D	511	VAL
1	D	526	ILE
1	D	527	THR
1	D	554	ARG
1	D	558	GLU
1	D	572	LEU
1	D	577	GLU
1	D	595	ARG
1	D	611	VAL
1	D	643	ARG
1	D	660	VAL
1	E	29	LEU
1	E	60	ASN
1	E	80	ASN
1	E	88	LYS
1	E	96	LEU
1	E	99	LEU
1	E	122	GLN
1	E	130	TYR
1	E	160	THR
1	E	175	ASN
1	E	203	TYR
1	E	210	LEU
1	E	258	LEU
1	E	266	LEU
1	E	290	LEU
1	E	329	LEU
1	E	350	SER
1	E	366	GLU
1	E	373	ARG
1	E	400	LEU
1	E	423	PHE
1	E	438	LEU
1	E	440	PHE
1	E	453	LEU
1	E	471	THR
1	E	483	LEU
1	E	491	ASN
1	E	511	VAL
1	E	527	THR

Continued on next page...

Continued from previous page...

Mol	Chain	Res	Type
1	E	558	GLU
1	E	572	LEU
1	E	577	GLU
1	E	587	GLU
1	E	598	LEU
1	E	640	PRO
1	E	643	ARG
1	E	660	VAL
1	E	661	SER
1	F	35	GLN
1	F	60	ASN
1	F	88	LYS
1	F	96	LEU
1	F	122	GLN
1	F	130	TYR
1	F	160	THR
1	F	175	ASN
1	F	203	TYR
1	F	209	ARG
1	F	210	LEU
1	F	258	LEU
1	F	266	LEU
1	F	323	ASN
1	F	329	LEU
1	F	350	SER
1	F	352	VAL
1	F	366	GLU
1	F	400	LEU
1	F	423	PHE
1	F	431	GLU
1	F	438	LEU
1	F	440	PHE
1	F	453	LEU
1	F	471	THR
1	F	483	LEU
1	F	491	ASN
1	F	502	LYS
1	F	511	VAL
1	F	527	THR
1	F	554	ARG
1	F	558	GLU
1	F	577	GLU

Continued on next page...

Continued from previous page...

Mol	Chain	Res	Type
1	F	598	LEU
1	F	611	VAL
1	F	640	PRO
1	F	660	VAL

Some sidechains can be flipped to improve hydrogen bonding and reduce clashes. All (183) such sidechains are listed below:

Mol	Chain	Res	Type
1	A	23	GLN
1	A	35	GLN
1	A	54	ASN
1	A	60	ASN
1	A	80	ASN
1	A	119	HIS
1	A	122	GLN
1	A	124	GLN
1	A	170	GLN
1	A	175	ASN
1	A	220	ASN
1	A	251	HIS
1	A	256	GLN
1	A	299	GLN
1	A	302	ASN
1	A	307	HIS
1	A	327	GLN
1	A	381	GLN
1	A	433	HIS
1	A	439	HIS
1	A	446	ASN
1	A	487	GLN
1	A	491	ASN
1	A	492	HIS
1	A	493	GLN
1	A	530	ASN
1	A	550	ASN
1	A	623	ASN
1	A	664	HIS
1	A	669	HIS
1	B	23	GLN
1	B	35	GLN
1	B	54	ASN
1	B	60	ASN

Continued on next page...

Continued from previous page...

Mol	Chain	Res	Type
1	B	80	ASN
1	B	86	HIS
1	B	119	HIS
1	B	122	GLN
1	B	124	GLN
1	B	170	GLN
1	B	175	ASN
1	B	220	ASN
1	B	251	HIS
1	B	256	GLN
1	B	299	GLN
1	B	302	ASN
1	B	307	HIS
1	B	323	ASN
1	B	327	GLN
1	B	339	GLN
1	B	381	GLN
1	B	428	GLN
1	B	433	HIS
1	B	446	ASN
1	B	487	GLN
1	B	491	ASN
1	B	492	HIS
1	B	493	GLN
1	B	549	GLN
1	B	550	ASN
1	B	623	ASN
1	B	664	HIS
1	C	23	GLN
1	C	35	GLN
1	C	54	ASN
1	C	60	ASN
1	C	80	ASN
1	C	86	HIS
1	C	119	HIS
1	C	122	GLN
1	C	124	GLN
1	C	170	GLN
1	C	175	ASN
1	C	220	ASN
1	C	251	HIS
1	C	256	GLN

Continued on next page...

Continued from previous page...

Mol	Chain	Res	Type
1	C	299	GLN
1	C	302	ASN
1	C	307	HIS
1	C	323	ASN
1	C	327	GLN
1	C	339	GLN
1	C	381	GLN
1	C	428	GLN
1	C	439	HIS
1	C	446	ASN
1	C	487	GLN
1	C	491	ASN
1	C	493	GLN
1	C	550	ASN
1	C	664	HIS
1	C	681	HIS
1	D	23	GLN
1	D	35	GLN
1	D	54	ASN
1	D	60	ASN
1	D	80	ASN
1	D	86	HIS
1	D	119	HIS
1	D	122	GLN
1	D	124	GLN
1	D	170	GLN
1	D	175	ASN
1	D	220	ASN
1	D	251	HIS
1	D	256	GLN
1	D	299	GLN
1	D	302	ASN
1	D	307	HIS
1	D	327	GLN
1	D	339	GLN
1	D	381	GLN
1	D	433	HIS
1	D	446	ASN
1	D	487	GLN
1	D	491	ASN
1	D	492	HIS
1	D	493	GLN

Continued on next page...

Continued from previous page...

Mol	Chain	Res	Type
1	D	498	ASN
1	D	550	ASN
1	D	664	HIS
1	E	23	GLN
1	E	35	GLN
1	E	54	ASN
1	E	60	ASN
1	E	80	ASN
1	E	86	HIS
1	E	119	HIS
1	E	122	GLN
1	E	124	GLN
1	E	170	GLN
1	E	175	ASN
1	E	220	ASN
1	E	251	HIS
1	E	256	GLN
1	E	286	HIS
1	E	299	GLN
1	E	302	ASN
1	E	307	HIS
1	E	323	ASN
1	E	327	GLN
1	E	339	GLN
1	E	381	GLN
1	E	417	ASN
1	E	433	HIS
1	E	439	HIS
1	E	446	ASN
1	E	487	GLN
1	E	491	ASN
1	E	493	GLN
1	E	550	ASN
1	E	664	HIS
1	E	669	HIS
1	F	23	GLN
1	F	35	GLN
1	F	54	ASN
1	F	57	ASN
1	F	60	ASN
1	F	80	ASN
1	F	119	HIS

Continued on next page...

Continued from previous page...

Mol	Chain	Res	Type
1	F	122	GLN
1	F	124	GLN
1	F	175	ASN
1	F	220	ASN
1	F	251	HIS
1	F	256	GLN
1	F	299	GLN
1	F	302	ASN
1	F	307	HIS
1	F	323	ASN
1	F	327	GLN
1	F	339	GLN
1	F	381	GLN
1	F	433	HIS
1	F	439	HIS
1	F	446	ASN
1	F	487	GLN
1	F	491	ASN
1	F	492	HIS
1	F	493	GLN
1	F	543	HIS
1	F	550	ASN
1	F	664	HIS

5.3.3 RNA ⓘ

There are no RNA molecules in this entry.

5.4 Non-standard residues in protein, DNA, RNA chains ⓘ

There are no non-standard protein/DNA/RNA residues in this entry.

5.5 Carbohydrates ⓘ

84 carbohydrates are modelled in this entry.

In the following table, the Counts columns list the number of bonds (or angles) for which Mogul statistics could be retrieved, the number of bonds (or angles) that are observed in the model and the number of bonds (or angles) that are defined in the chemical component dictionary. The Link column lists molecule types, if any, to which the group is linked. The Z score for a bond length (or angle) is the number of standard deviations the observed value is removed from the expected

value. A bond length (or angle) with $|Z| > 2$ is considered an outlier worth inspection. RMSZ is the root-mean-square of all Z scores of the bond lengths (or angles).

Mol	Type	Chain	Res	Link	Bond lengths			Bond angles		
					Counts	RMSZ	$\# Z > 2$	Counts	RMSZ	$\# Z > 2$
2	NAG	A	801	1,2	14,14,15	0.51	0	15,19,21	0.76	1 (6%)
2	NAG	A	802	2	14,14,15	0.57	0	15,19,21	0.78	0
2	BMA	A	803	2	11,11,12	0.41	0	14,15,17	0.42	0
2	MAN	A	804	2	11,11,12	0.35	0	14,15,17	0.77	1 (7%)
2	MAN	A	805	2	11,11,12	0.50	0	14,15,17	0.65	0
2	MAN	A	806	2	11,11,12	0.59	0	14,15,17	0.72	1 (7%)
2	GLC	A	807	2	11,11,12	0.42	0	14,15,17	1.44	1 (7%)
2	MAN	A	808	2	11,11,12	0.54	0	14,15,17	0.78	1 (7%)
2	MAN	A	809	2	11,11,12	0.71	0	14,15,17	0.96	1 (7%)
2	MAN	A	810	2	11,11,12	0.51	0	14,15,17	0.71	1 (7%)
2	MAN	A	811	2	11,11,12	0.59	0	14,15,17	0.69	1 (7%)
2	MAN	A	812	2	11,11,12	0.56	0	14,15,17	0.82	1 (7%)
3	NAG	A	901	1,3	14,14,15	0.44	0	15,19,21	0.69	0
3	NAG	A	902	3	14,14,15	0.53	0	15,19,21	0.72	0
2	NAG	B	801	1,2	14,14,15	0.49	0	15,19,21	0.66	1 (6%)
2	NAG	B	802	2	14,14,15	0.58	0	15,19,21	0.83	1 (6%)
2	BMA	B	803	2	11,11,12	0.45	0	14,15,17	0.32	0
2	MAN	B	804	2	11,11,12	0.55	0	14,15,17	0.66	1 (7%)
2	MAN	B	805	2	11,11,12	0.53	0	14,15,17	0.76	1 (7%)
2	MAN	B	806	2	11,11,12	0.43	0	14,15,17	0.63	1 (7%)
2	GLC	B	807	2	11,11,12	0.47	0	14,15,17	0.73	1 (7%)
2	MAN	B	808	2	11,11,12	0.61	0	14,15,17	0.73	1 (7%)
2	MAN	B	809	2	11,11,12	0.58	0	14,15,17	1.32	2 (14%)
2	MAN	B	810	2	11,11,12	0.75	0	14,15,17	1.75	1 (7%)
2	MAN	B	811	2	11,11,12	0.63	0	14,15,17	0.72	1 (7%)
2	MAN	B	812	2	11,11,12	0.54	0	14,15,17	1.07	1 (7%)
3	NAG	B	901	1,3	14,14,15	0.66	0	15,19,21	0.73	0
3	NAG	B	902	3	14,14,15	0.56	0	15,19,21	0.69	0
2	NAG	C	801	1,2	14,14,15	0.44	0	15,19,21	0.95	1 (6%)
2	NAG	C	802	2	14,14,15	0.42	0	15,19,21	0.87	1 (6%)
2	BMA	C	803	2	11,11,12	0.51	0	14,15,17	0.41	0
2	MAN	C	804	2	11,11,12	0.50	0	14,15,17	0.79	1 (7%)
2	MAN	C	805	2	11,11,12	0.47	0	14,15,17	0.69	1 (7%)
2	MAN	C	806	2	11,11,12	0.44	0	14,15,17	0.62	0
2	GLC	C	807	2	11,11,12	0.49	0	14,15,17	0.79	1 (7%)

Mol	Type	Chain	Res	Link	Bond lengths			Bond angles		
					Counts	RMSZ	# Z > 2	Counts	RMSZ	# Z > 2
2	MAN	C	808	2	11,11,12	0.56	0	14,15,17	0.70	1 (7%)
2	MAN	C	809	2	11,11,12	0.70	0	14,15,17	0.97	1 (7%)
2	MAN	C	810	2	11,11,12	0.61	0	14,15,17	0.79	1 (7%)
2	MAN	C	811	2	11,11,12	0.52	0	14,15,17	0.74	1 (7%)
2	MAN	C	812	2	11,11,12	0.55	0	14,15,17	0.81	1 (7%)
3	NAG	C	901	1,3	14,14,15	0.74	0	15,19,21	0.74	0
3	NAG	C	902	3	14,14,15	0.64	0	15,19,21	0.64	0
2	NAG	D	801	1,2	14,14,15	0.48	0	15,19,21	0.83	1 (6%)
2	NAG	D	802	2	14,14,15	0.52	0	15,19,21	0.82	1 (6%)
2	BMA	D	803	2	11,11,12	0.55	0	14,15,17	0.37	0
2	MAN	D	804	2	11,11,12	0.34	0	14,15,17	0.78	1 (7%)
2	MAN	D	805	2	11,11,12	0.48	0	14,15,17	0.68	0
2	MAN	D	806	2	11,11,12	0.49	0	14,15,17	0.58	0
2	GLC	D	807	2	11,11,12	0.40	0	14,15,17	0.82	1 (7%)
2	MAN	D	808	2	11,11,12	0.53	0	14,15,17	0.72	1 (7%)
2	MAN	D	809	2	11,11,12	0.73	0	14,15,17	1.33	1 (7%)
2	MAN	D	810	2	11,11,12	0.56	0	14,15,17	1.38	1 (7%)
2	MAN	D	811	2	11,11,12	0.69	0	14,15,17	0.78	1 (7%)
2	MAN	D	812	2	11,11,12	0.59	0	14,15,17	1.10	1 (7%)
3	NAG	D	901	1,3	14,14,15	0.67	0	15,19,21	0.66	0
3	NAG	D	902	3	14,14,15	0.67	0	15,19,21	0.64	0
2	NAG	E	801	1,2	14,14,15	0.43	0	15,19,21	0.83	1 (6%)
2	NAG	E	802	2	14,14,15	0.50	0	15,19,21	0.80	0
2	BMA	E	803	2	11,11,12	0.57	0	14,15,17	0.37	0
2	MAN	E	804	2	11,11,12	0.43	0	14,15,17	0.77	1 (7%)
2	MAN	E	805	2	11,11,12	0.53	0	14,15,17	0.60	0
2	MAN	E	806	2	11,11,12	0.68	0	14,15,17	0.70	0
2	GLC	E	807	2	11,11,12	0.50	0	14,15,17	1.33	1 (7%)
2	MAN	E	808	2	11,11,12	0.52	0	14,15,17	0.81	1 (7%)
2	MAN	E	809	2	11,11,12	0.79	0	14,15,17	1.34	1 (7%)
2	MAN	E	810	2	11,11,12	0.63	0	14,15,17	1.41	2 (14%)
2	MAN	E	811	2	11,11,12	0.54	0	14,15,17	0.64	1 (7%)
2	MAN	E	812	2	11,11,12	0.55	0	14,15,17	0.83	1 (7%)
3	NAG	E	901	1,3	14,14,15	0.64	0	15,19,21	0.71	1 (6%)
3	NAG	E	902	3	14,14,15	0.51	0	15,19,21	0.78	1 (6%)
2	NAG	F	801	1,2	14,14,15	0.48	0	15,19,21	0.78	1 (6%)
2	NAG	F	802	2	14,14,15	0.51	0	15,19,21	0.98	1 (6%)

Mol	Type	Chain	Res	Link	Bond lengths			Bond angles		
					Counts	RMSZ	# Z > 2	Counts	RMSZ	# Z > 2
2	BMA	F	803	2	11,11,12	0.40	0	14,15,17	0.34	0
2	MAN	F	804	2	11,11,12	0.53	0	14,15,17	0.67	0
2	MAN	F	805	2	11,11,12	0.50	0	14,15,17	0.86	1 (7%)
2	MAN	F	806	2	11,11,12	0.44	0	14,15,17	0.70	1 (7%)
2	GLC	F	807	2	11,11,12	0.42	0	14,15,17	0.67	1 (7%)
2	MAN	F	808	2	11,11,12	0.50	0	14,15,17	0.64	0
2	MAN	F	809	2	11,11,12	0.73	0	14,15,17	1.01	1 (7%)
2	MAN	F	810	2	11,11,12	0.51	0	14,15,17	0.78	1 (7%)
2	MAN	F	811	2	11,11,12	0.48	0	14,15,17	0.62	1 (7%)
2	MAN	F	812	2	11,11,12	0.59	0	14,15,17	0.79	1 (7%)
3	NAG	F	901	1,3	14,14,15	0.49	0	15,19,21	0.79	1 (6%)
3	NAG	F	902	3	14,14,15	0.58	0	15,19,21	0.68	0

In the following table, the Chirals column lists the number of chiral outliers, the number of chiral centers analysed, the number of these observed in the model and the number defined in the chemical component dictionary. Similar counts are reported in the Torsion and Rings columns. '-' means no outliers of that kind were identified.

Mol	Type	Chain	Res	Link	Chirals	Torsions	Rings
2	NAG	A	801	1,2	-	0/6/23/26	0/1/1/1
2	NAG	A	802	2	-	0/6/23/26	0/1/1/1
2	BMA	A	803	2	-	0/2/19/22	0/1/1/1
2	MAN	A	804	2	-	0/2/19/22	0/1/1/1
2	MAN	A	805	2	-	0/2/19/22	0/1/1/1
2	MAN	A	806	2	-	0/2/19/22	0/1/1/1
2	GLC	A	807	2	-	0/2/19/22	0/1/1/1
2	MAN	A	808	2	-	0/2/19/22	0/1/1/1
2	MAN	A	809	2	-	0/2/19/22	0/1/1/1
2	MAN	A	810	2	-	0/2/19/22	1/1/1/1
2	MAN	A	811	2	-	0/2/19/22	0/1/1/1
2	MAN	A	812	2	-	0/2/19/22	1/1/1/1
3	NAG	A	901	1,3	-	0/6/23/26	0/1/1/1
3	NAG	A	902	3	-	0/6/23/26	0/1/1/1
2	NAG	B	801	1,2	-	0/6/23/26	0/1/1/1
2	NAG	B	802	2	-	0/6/23/26	0/1/1/1
2	BMA	B	803	2	-	0/2/19/22	0/1/1/1
2	MAN	B	804	2	-	0/2/19/22	0/1/1/1
2	MAN	B	805	2	-	0/2/19/22	0/1/1/1
2	MAN	B	806	2	-	0/2/19/22	0/1/1/1
2	GLC	B	807	2	-	0/2/19/22	0/1/1/1
2	MAN	B	808	2	-	0/2/19/22	0/1/1/1

Continued on next page...

Continued from previous page...

Mol	Type	Chain	Res	Link	Chirals	Torsions	Rings
2	MAN	B	809	2	-	0/2/19/22	0/1/1/1
2	MAN	B	810	2	-	0/2/19/22	0/1/1/1
2	MAN	B	811	2	-	0/2/19/22	0/1/1/1
2	MAN	B	812	2	-	0/2/19/22	0/1/1/1
3	NAG	B	901	1,3	-	0/6/23/26	0/1/1/1
3	NAG	B	902	3	-	0/6/23/26	0/1/1/1
2	NAG	C	801	1,2	-	0/6/23/26	0/1/1/1
2	NAG	C	802	2	-	0/6/23/26	0/1/1/1
2	BMA	C	803	2	-	0/2/19/22	0/1/1/1
2	MAN	C	804	2	-	0/2/19/22	0/1/1/1
2	MAN	C	805	2	-	0/2/19/22	0/1/1/1
2	MAN	C	806	2	-	0/2/19/22	0/1/1/1
2	GLC	C	807	2	-	0/2/19/22	0/1/1/1
2	MAN	C	808	2	-	0/2/19/22	0/1/1/1
2	MAN	C	809	2	-	0/2/19/22	0/1/1/1
2	MAN	C	810	2	-	0/2/19/22	1/1/1/1
2	MAN	C	811	2	-	0/2/19/22	0/1/1/1
2	MAN	C	812	2	-	0/2/19/22	1/1/1/1
3	NAG	C	901	1,3	-	0/6/23/26	0/1/1/1
3	NAG	C	902	3	-	0/6/23/26	0/1/1/1
2	NAG	D	801	1,2	-	0/6/23/26	0/1/1/1
2	NAG	D	802	2	-	0/6/23/26	0/1/1/1
2	BMA	D	803	2	-	0/2/19/22	0/1/1/1
2	MAN	D	804	2	-	0/2/19/22	0/1/1/1
2	MAN	D	805	2	-	0/2/19/22	0/1/1/1
2	MAN	D	806	2	-	0/2/19/22	0/1/1/1
2	GLC	D	807	2	-	0/2/19/22	0/1/1/1
2	MAN	D	808	2	-	0/2/19/22	0/1/1/1
2	MAN	D	809	2	-	0/2/19/22	0/1/1/1
2	MAN	D	810	2	-	0/2/19/22	0/1/1/1
2	MAN	D	811	2	-	0/2/19/22	0/1/1/1
2	MAN	D	812	2	-	0/2/19/22	0/1/1/1
3	NAG	D	901	1,3	-	0/6/23/26	0/1/1/1
3	NAG	D	902	3	-	0/6/23/26	0/1/1/1
2	NAG	E	801	1,2	-	0/6/23/26	0/1/1/1
2	NAG	E	802	2	-	0/6/23/26	0/1/1/1
2	BMA	E	803	2	-	0/2/19/22	0/1/1/1
2	MAN	E	804	2	-	0/2/19/22	0/1/1/1
2	MAN	E	805	2	-	0/2/19/22	0/1/1/1
2	MAN	E	806	2	-	0/2/19/22	0/1/1/1
2	GLC	E	807	2	-	0/2/19/22	0/1/1/1
2	MAN	E	808	2	-	0/2/19/22	0/1/1/1

Continued on next page...

Continued from previous page...

Mol	Type	Chain	Res	Link	Chirals	Torsions	Rings
2	MAN	E	809	2	-	0/2/19/22	0/1/1/1
2	MAN	E	810	2	-	0/2/19/22	0/1/1/1
2	MAN	E	811	2	-	0/2/19/22	0/1/1/1
2	MAN	E	812	2	-	0/2/19/22	1/1/1/1
3	NAG	E	901	1,3	-	0/6/23/26	0/1/1/1
3	NAG	E	902	3	-	0/6/23/26	0/1/1/1
2	NAG	F	801	1,2	-	0/6/23/26	0/1/1/1
2	NAG	F	802	2	-	0/6/23/26	0/1/1/1
2	BMA	F	803	2	-	0/2/19/22	0/1/1/1
2	MAN	F	804	2	-	0/2/19/22	0/1/1/1
2	MAN	F	805	2	-	0/2/19/22	0/1/1/1
2	MAN	F	806	2	-	0/2/19/22	0/1/1/1
2	GLC	F	807	2	-	0/2/19/22	0/1/1/1
2	MAN	F	808	2	-	0/2/19/22	0/1/1/1
2	MAN	F	809	2	-	0/2/19/22	0/1/1/1
2	MAN	F	810	2	-	0/2/19/22	1/1/1/1
2	MAN	F	811	2	-	0/2/19/22	0/1/1/1
2	MAN	F	812	2	-	0/2/19/22	1/1/1/1
3	NAG	F	901	1,3	-	0/6/23/26	0/1/1/1
3	NAG	F	902	3	-	0/6/23/26	0/1/1/1

There are no bond length outliers.

All (61) bond angle outliers are listed below:

Mol	Chain	Res	Type	Atoms	Z	Observed(°)	Ideal(°)
2	B	810	MAN	C1-C2-C3	-6.05	102.39	109.54
2	C	801	NAG	C2-N2-C7	-3.10	119.06	123.04
2	E	801	NAG	C2-N2-C7	-2.69	119.58	123.04
2	D	801	NAG	C2-N2-C7	-2.65	119.63	123.04
2	B	809	MAN	C2-C3-C4	-2.59	106.63	111.04
2	F	802	NAG	C2-N2-C7	-2.56	119.75	123.04
2	F	801	NAG	C2-N2-C7	-2.54	119.77	123.04
3	F	901	NAG	C2-N2-C7	-2.41	119.95	123.04
3	E	902	NAG	C2-N2-C7	-2.40	119.96	123.04
2	A	801	NAG	C2-N2-C7	-2.39	119.97	123.04
2	C	802	NAG	C2-N2-C7	-2.33	120.05	123.04
2	D	802	NAG	C2-N2-C7	-2.18	120.23	123.04
2	B	802	NAG	C2-N2-C7	-2.17	120.25	123.04
3	E	901	NAG	C2-N2-C7	-2.17	120.25	123.04
2	B	801	NAG	C2-N2-C7	-2.06	120.39	123.04
2	E	804	MAN	C1-O5-C5	2.02	114.81	112.25
2	C	808	MAN	C1-O5-C5	2.02	114.82	112.25

Continued on next page...

Continued from previous page...

Mol	Chain	Res	Type	Atoms	Z	Observed(°)	Ideal(°)
2	C	805	MAN	C1-O5-C5	2.04	114.84	112.25
2	B	804	MAN	C1-O5-C5	2.08	114.89	112.25
2	B	806	MAN	C1-O5-C5	2.10	114.92	112.25
2	F	806	MAN	C1-O5-C5	2.11	114.93	112.25
2	F	811	MAN	C1-O5-C5	2.12	114.94	112.25
2	E	811	MAN	C1-O5-C5	2.13	114.95	112.25
2	E	810	MAN	C1-C2-C3	2.14	112.07	109.54
2	D	808	MAN	C1-O5-C5	2.18	115.01	112.25
2	B	809	MAN	C1-O5-C5	2.19	115.03	112.25
2	A	808	MAN	C1-O5-C5	2.21	115.05	112.25
2	D	804	MAN	C1-O5-C5	2.21	115.05	112.25
2	A	806	MAN	C1-O5-C5	2.23	115.08	112.25
2	B	811	MAN	C1-O5-C5	2.27	115.12	112.25
2	B	805	MAN	C1-O5-C5	2.27	115.13	112.25
2	F	807	GLC	C1-O5-C5	2.29	115.15	112.25
2	B	808	MAN	C1-O5-C5	2.35	115.23	112.25
2	A	804	MAN	C1-O5-C5	2.35	115.23	112.25
2	F	812	MAN	C1-O5-C5	2.36	115.24	112.25
2	A	811	MAN	C1-O5-C5	2.36	115.24	112.25
2	A	810	MAN	C1-O5-C5	2.37	115.26	112.25
2	C	804	MAN	C1-O5-C5	2.38	115.26	112.25
2	A	809	MAN	C1-C2-C3	2.41	112.39	109.54
2	B	807	GLC	C1-O5-C5	2.41	115.31	112.25
2	C	811	MAN	C1-O5-C5	2.42	115.32	112.25
2	C	807	GLC	C1-O5-C5	2.43	115.34	112.25
2	E	808	MAN	C1-O5-C5	2.46	115.37	112.25
2	E	812	MAN	C1-O5-C5	2.48	115.39	112.25
2	C	810	MAN	C1-O5-C5	2.52	115.45	112.25
2	C	809	MAN	C1-C2-C3	2.53	112.53	109.54
2	D	811	MAN	C1-O5-C5	2.54	115.47	112.25
2	C	812	MAN	C1-O5-C5	2.54	115.48	112.25
2	A	812	MAN	C1-O5-C5	2.55	115.48	112.25
2	F	809	MAN	C1-C2-C3	2.61	112.63	109.54
2	F	810	MAN	C1-O5-C5	2.63	115.58	112.25
2	D	807	GLC	C1-O5-C5	2.64	115.60	112.25
2	F	805	MAN	C1-O5-C5	2.66	115.62	112.25
2	B	812	MAN	C1-O5-C5	3.23	116.35	112.25
2	D	812	MAN	C1-O5-C5	3.41	116.57	112.25
2	D	809	MAN	C1-C2-C3	3.88	114.13	109.54
2	E	809	MAN	C1-C2-C3	4.01	114.29	109.54
2	E	807	GLC	C1-O5-C5	4.37	117.80	112.25
2	E	810	MAN	C1-O5-C5	4.56	118.04	112.25

Continued on next page...

Continued from previous page...

Mol	Chain	Res	Type	Atoms	Z	Observed(°)	Ideal(°)
2	D	810	MAN	C1-O5-C5	4.64	118.14	112.25
2	A	807	GLC	C1-O5-C5	4.83	118.38	112.25

There are no chirality outliers.

There are no torsion outliers.

All (7) ring outliers are listed below:

Mol	Chain	Res	Type	Atoms
2	F	812	MAN	C1-C2-C3-C4-C5-O5
2	C	810	MAN	C1-C2-C3-C4-C5-O5
2	A	812	MAN	C1-C2-C3-C4-C5-O5
2	F	810	MAN	C1-C2-C3-C4-C5-O5
2	C	812	MAN	C1-C2-C3-C4-C5-O5
2	E	812	MAN	C1-C2-C3-C4-C5-O5
2	A	810	MAN	C1-C2-C3-C4-C5-O5

4 monomers are involved in 4 short contacts:

Mol	Chain	Res	Type	Clashes	Symm-Clashes
2	B	810	MAN	1	0
2	C	804	MAN	1	0
2	F	809	MAN	1	0
2	F	810	MAN	1	0

5.6 Ligand geometry

6 ligands are modelled in this entry.

In the following table, the Counts columns list the number of bonds (or angles) for which Mogul statistics could be retrieved, the number of bonds (or angles) that are observed in the model and the number of bonds (or angles) that are defined in the chemical component dictionary. The Link column lists molecule types, if any, to which the group is linked. The Z score for a bond length (or angle) is the number of standard deviations the observed value is removed from the expected value. A bond length (or angle) with $|Z| > 2$ is considered an outlier worth inspection. RMSZ is the root-mean-square of all Z scores of the bond lengths (or angles).

Mol	Type	Chain	Res	Link	Bond lengths			Bond angles		
					Counts	RMSZ	$\# Z > 2$	Counts	RMSZ	$\# Z > 2$
4	FMT	A	2003	-	0,2,2	0.00	-	0,1,1	0.00	-
4	FMT	B	2002	-	0,2,2	0.00	-	0,1,1	0.00	-
4	FMT	C	2004	-	0,2,2	0.00	-	0,1,1	0.00	-
4	FMT	D	2001	-	0,2,2	0.00	-	0,1,1	0.00	-

Mol	Type	Chain	Res	Link	Bond lengths			Bond angles		
					Counts	RMSZ	# Z > 2	Counts	RMSZ	# Z > 2
4	FMT	E	2005	-	0,2,2	0.00	-	0,1,1	0.00	-
4	FMT	F	2006	-	0,2,2	0.00	-	0,1,1	0.00	-

In the following table, the Chirals column lists the number of chiral outliers, the number of chiral centers analysed, the number of these observed in the model and the number defined in the chemical component dictionary. Similar counts are reported in the Torsion and Rings columns. '-' means no outliers of that kind were identified.

Mol	Type	Chain	Res	Link	Chirals	Torsions	Rings
4	FMT	A	2003	-	-	0/0/0/0	0/0/0/0
4	FMT	B	2002	-	-	0/0/0/0	0/0/0/0
4	FMT	C	2004	-	-	0/0/0/0	0/0/0/0
4	FMT	D	2001	-	-	0/0/0/0	0/0/0/0
4	FMT	E	2005	-	-	0/0/0/0	0/0/0/0
4	FMT	F	2006	-	-	0/0/0/0	0/0/0/0

There are no bond length outliers.

There are no bond angle outliers.

There are no chirality outliers.

There are no torsion outliers.

There are no ring outliers.

6 monomers are involved in 7 short contacts:

Mol	Chain	Res	Type	Clashes	Symm-Clashes
4	A	2003	FMT	1	0
4	B	2002	FMT	2	0
4	C	2004	FMT	1	0
4	D	2001	FMT	1	0
4	E	2005	FMT	1	0
4	F	2006	FMT	1	0

5.7 Other polymers [i](#)

There are no such residues in this entry.

5.8 Polymer linkage issues [i](#)

There are no chain breaks in this entry.

6 Fit of model and data ⓘ

6.1 Protein, DNA and RNA chains ⓘ

In the following table, the column labelled ‘#RSRZ> 2’ contains the number (and percentage) of RSRZ outliers, followed by percent RSRZ outliers for the chain as percentile scores relative to all X-ray entries and entries of similar resolution. The OWAB column contains the minimum, median, 95th percentile and maximum values of the occupancy-weighted average B-factor per residue. The column labelled ‘Q< 0.9’ lists the number of (and percentage) of residues with an average occupancy less than 0.9.

Mol	Chain	Analysed	<RSRZ>	#RSRZ>2	OWAB(Å ²)	Q<0.9
1	A	674/674 (100%)	-0.48	15 (2%) 65 65	18, 33, 64, 96	0
1	B	674/674 (100%)	-0.50	2 (0%) 94 95	16, 32, 63, 94	0
1	C	674/674 (100%)	-0.42	9 (1%) 79 80	17, 34, 65, 97	0
1	D	674/674 (100%)	-0.38	15 (2%) 65 65	17, 33, 63, 96	0
1	E	674/674 (100%)	-0.33	19 (2%) 56 56	17, 34, 65, 97	0
1	F	674/674 (100%)	-0.42	18 (2%) 58 57	17, 33, 66, 96	0
All	All	4044/4044 (100%)	-0.42	78 (1%) 70 69	16, 33, 65, 97	0

All (78) RSRZ outliers are listed below:

Mol	Chain	Res	Type	RSRZ
1	F	621	THR	6.8
1	F	631	MET	5.9
1	A	8	HIS	5.7
1	F	624	LEU	5.6
1	B	650	PHE	5.5
1	E	681	HIS	4.9
1	D	681	HIS	4.7
1	F	8	HIS	4.6
1	A	622	LYS	4.5
1	F	625	THR	4.4
1	E	624	LEU	4.4
1	E	621	THR	4.3
1	F	626	PRO	4.3
1	E	618	GLU	4.3
1	C	621	THR	4.0
1	C	8	HIS	3.9
1	F	649	CYS	3.9
1	C	622	LYS	3.8
1	D	624	LEU	3.8

Continued on next page...

Continued from previous page...

Mol	Chain	Res	Type	RSRZ
1	E	619	SER	3.7
1	D	501	ILE	3.7
1	E	8	HIS	3.5
1	F	650	PHE	3.5
1	E	622	LYS	3.5
1	F	618	GLU	3.4
1	F	622	LYS	3.4
1	E	650	PHE	3.4
1	A	624	LEU	3.4
1	F	623	ASN	3.3
1	D	441	VAL	3.2
1	E	573	TYR	3.2
1	F	628	GLU	3.1
1	C	681	HIS	3.1
1	E	626	PRO	3.1
1	B	681	HIS	3.1
1	D	622	LYS	3.0
1	C	618	GLU	3.0
1	D	618	GLU	3.0
1	D	619	SER	3.0
1	D	630	PHE	2.9
1	C	619	SER	2.9
1	E	630	PHE	2.8
1	E	620	THR	2.8
1	E	189	ASN	2.8
1	E	625	THR	2.8
1	D	631	MET	2.7
1	E	12	THR	2.7
1	E	623	ASN	2.7
1	C	620	THR	2.6
1	A	441	VAL	2.6
1	D	632	ILE	2.6
1	D	508	ASP	2.4
1	A	617	PHE	2.4
1	F	619	SER	2.4
1	D	8	HIS	2.4
1	D	509	ALA	2.4
1	F	9	VAL	2.3
1	A	505	VAL	2.3
1	D	625	THR	2.3
1	A	619	SER	2.3
1	E	631	MET	2.3

Continued on next page...

Continued from previous page...

Mol	Chain	Res	Type	RSRZ
1	D	9	VAL	2.2
1	A	189	ASN	2.2
1	C	189	ASN	2.2
1	C	44	LYS	2.2
1	F	507	THR	2.2
1	A	623	ASN	2.2
1	A	621	THR	2.2
1	A	504	ASP	2.1
1	A	436	GLU	2.1
1	E	9	VAL	2.1
1	A	9	VAL	2.1
1	F	505	VAL	2.1
1	F	632	ILE	2.1
1	A	681	HIS	2.1
1	A	549	GLN	2.0
1	F	504	ASP	2.0
1	E	576	LEU	2.0

6.2 Non-standard residues in protein, DNA, RNA chains [i](#)

There are no non-standard protein/DNA/RNA residues in this entry.

6.3 Carbohydrates [i](#)

In the following table, the Atoms column lists the number of modelled atoms in the group and the number defined in the chemical component dictionary. LLDF column lists the quality of electron density of the group with respect to its neighbouring residues in protein, DNA or RNA chains. The B-factors column lists the minimum, median, 95th percentile and maximum values of B factors of atoms in the group. The column labelled 'Q< 0.9' lists the number of atoms with occupancy less than 0.9.

Mol	Type	Chain	Res	Atoms	RSCC	RSR	LLDF	B-factors(Å ²)	Q<0.9
2	MAN	E	810	11/12	0.56	0.36	15.54	87,89,91,92	0
2	MAN	B	810	11/12	0.73	0.28	5.99	88,89,91,91	0
2	MAN	D	810	11/12	0.72	0.37	4.68	87,91,93,93	0
2	GLC	B	807	11/12	0.92	0.20	2.94	56,57,59,61	0
2	GLC	A	807	11/12	0.89	0.18	1.33	53,57,59,60	0
2	GLC	C	807	11/12	0.87	0.21	1.23	53,55,58,58	0
2	MAN	E	804	11/12	0.96	0.12	0.89	34,36,39,41	0
2	NAG	E	802	14/15	0.97	0.11	0.44	29,32,34,37	0
2	NAG	F	802	14/15	0.97	0.10	0.28	29,31,33,39	0

Continued on next page...

Continued from previous page...

Mol	Type	Chain	Res	Atoms	RSCC	RSR	LLDF	B-factors(\AA^2)	Q<0.9
2	GLC	D	807	11/12	0.94	0.14	0.17	51,55,59,60	0
2	NAG	D	802	14/15	0.96	0.11	0.08	24,32,39,40	0
2	GLC	F	807	11/12	0.95	0.16	-0.02	50,53,55,58	0
2	NAG	A	802	14/15	0.97	0.10	-0.16	29,33,37,43	0
2	GLC	E	807	11/12	0.93	0.14	-0.24	57,60,62,62	0
2	NAG	E	801	14/15	0.98	0.10	-0.51	24,27,29,29	0
2	NAG	C	801	14/15	0.98	0.09	-0.78	20,25,28,30	0
2	NAG	B	802	14/15	0.97	0.10	-0.82	28,32,37,38	0
2	NAG	B	801	14/15	0.97	0.10	-0.85	22,24,29,32	0
2	MAN	A	804	11/12	0.96	0.09	-0.85	36,37,39,40	0
2	NAG	A	801	14/15	0.97	0.09	-0.94	20,26,31,31	0
2	NAG	F	801	14/15	0.98	0.09	-1.09	21,24,26,27	0
2	NAG	D	801	14/15	0.97	0.08	-1.23	22,24,29,30	0
2	MAN	C	804	11/12	0.97	0.10	-1.33	32,32,34,35	0
2	NAG	C	802	14/15	0.98	0.09	-1.47	25,31,37,40	0
2	MAN	D	804	11/12	0.98	0.08	-1.76	34,36,39,40	0
2	MAN	F	804	11/12	0.97	0.07	-2.67	34,35,37,38	0
2	MAN	B	804	11/12	0.97	0.08	-3.56	34,36,37,38	0
2	MAN	C	812	11/12	0.72	0.58	-	97,99,101,101	0
2	MAN	D	812	11/12	0.55	0.70	-	97,100,101,102	0
3	NAG	F	902	14/15	0.71	0.41	-	86,89,92,92	0
3	NAG	C	902	14/15	0.77	0.31	-	79,82,84,85	0
2	MAN	B	811	11/12	0.77	0.30	-	83,87,90,94	0
2	MAN	E	812	11/12	0.83	0.37	-	96,99,100,101	0
2	MAN	F	811	11/12	0.84	0.30	-	86,87,90,94	0
3	NAG	E	902	14/15	0.89	0.21	-	72,74,76,76	0
2	MAN	D	811	11/12	0.76	0.36	-	88,90,91,96	0
2	MAN	C	809	11/12	0.86	0.28	-	79,80,83,86	0
2	MAN	C	806	11/12	0.96	0.10	-	40,41,43,50	0
2	MAN	E	809	11/12	0.91	0.17	-	78,81,82,85	0
3	NAG	B	901	14/15	0.83	0.20	-	67,72,77,81	0
3	NAG	D	902	14/15	0.61	0.44	-	98,102,104,105	0
2	MAN	E	806	11/12	0.92	0.13	-	44,45,50,54	0
2	MAN	B	806	11/12	0.96	0.10	-	40,42,46,50	0
2	BMA	C	803	11/12	0.98	0.08	-	32,37,46,55	0
3	NAG	D	901	14/15	0.74	0.26	-	79,86,90,95	0
2	MAN	D	809	11/12	0.89	0.25	-	81,83,85,87	0
2	MAN	D	808	11/12	0.90	0.10	-	63,70,76,83	0
2	MAN	B	805	11/12	0.97	0.10	-	32,35,38,41	0
2	MAN	F	808	11/12	0.92	0.13	-	63,67,76,84	0
2	MAN	F	806	11/12	0.96	0.10	-	40,40,43,46	0
2	MAN	B	809	11/12	0.91	0.14	-	78,79,81,86	0

Continued on next page...

Continued from previous page...

Mol	Type	Chain	Res	Atoms	RSCC	RSR	LLDF	B-factors(Å ²)	Q<0.9
2	MAN	C	810	11/12	0.53	0.47	-	86,91,92,92	0
3	NAG	F	901	14/15	0.88	0.18	-	67,74,79,81	0
3	NAG	B	902	14/15	0.74	0.25	-	88,90,91,91	0
3	NAG	C	901	14/15	0.92	0.24	-	63,68,72,76	0
2	MAN	F	810	11/12	0.76	0.25	-	85,90,91,91	0
2	MAN	E	811	11/12	0.89	0.19	-	86,88,90,95	0
2	BMA	E	803	11/12	0.95	0.09	-	31,39,44,55	0
2	MAN	A	810	11/12	0.72	0.35	-	86,90,92,93	0
2	MAN	A	808	11/12	0.83	0.22	-	66,70,77,85	0
2	MAN	A	811	11/12	0.76	0.38	-	84,88,90,94	0
2	MAN	A	806	11/12	0.95	0.10	-	40,42,45,49	0
2	BMA	A	803	11/12	0.94	0.10	-	36,39,48,59	0
2	MAN	D	805	11/12	0.97	0.09	-	33,35,36,40	0
2	MAN	A	812	11/12	0.74	0.41	-	96,98,100,100	0
2	MAN	B	812	11/12	0.60	0.54	-	95,99,101,103	0
2	MAN	E	805	11/12	0.96	0.10	-	29,34,38,44	0
2	MAN	E	808	11/12	0.89	0.11	-	61,65,75,84	0
2	MAN	A	805	11/12	0.96	0.11	-	33,35,39,42	0
2	MAN	F	812	11/12	0.69	0.48	-	97,99,100,100	0
2	MAN	C	805	11/12	0.98	0.09	-	32,33,36,38	0
3	NAG	A	902	14/15	0.84	0.18	-	63,68,70,71	0
2	BMA	D	803	11/12	0.95	0.09	-	35,38,47,56	0
2	MAN	D	806	11/12	0.94	0.10	-	39,43,45,49	0
2	MAN	B	808	11/12	0.91	0.14	-	63,69,77,84	0
2	MAN	F	809	11/12	0.91	0.20	-	79,80,82,84	0
3	NAG	A	901	14/15	0.96	0.11	-	39,49,52,56	0
2	MAN	F	805	11/12	0.98	0.10	-	28,32,36,37	0
2	MAN	C	808	11/12	0.91	0.16	-	62,66,75,83	0
2	BMA	B	803	11/12	0.97	0.09	-	36,39,48,57	0
3	NAG	E	901	14/15	0.92	0.17	-	60,65,68,70	0
2	MAN	C	811	11/12	0.89	0.24	-	85,87,89,94	0
2	MAN	A	809	11/12	0.89	0.20	-	79,82,83,86	0
2	BMA	F	803	11/12	0.96	0.08	-	33,35,42,53	0

6.4 Ligands ⓘ

In the following table, the Atoms column lists the number of modelled atoms in the group and the number defined in the chemical component dictionary. LLDF column lists the quality of electron density of the group with respect to its neighbouring residues in protein, DNA or RNA chains. The B-factors column lists the minimum, median, 95th percentile and maximum values of B factors of atoms in the group. The column labelled 'Q< 0.9' lists the number of atoms with occupancy less than 0.9.

Mol	Type	Chain	Res	Atoms	RSCC	RSR	LLDF	B-factors(\AA^2)	Q<0.9
4	FMT	B	2002	3/3	0.98	0.11	1.30	21,21,22,23	0
4	FMT	F	2006	3/3	0.99	0.09	-0.24	23,23,26,26	0
4	FMT	E	2005	3/3	0.98	0.09	-0.56	12,12,16,18	0
4	FMT	A	2003	3/3	0.99	0.07	-1.18	22,22,29,31	0
4	FMT	C	2004	3/3	0.98	0.07	-1.54	23,23,25,28	0
4	FMT	D	2001	3/3	0.99	0.07	-2.46	30,30,31,33	0

6.5 Other polymers [i](#)

There are no such residues in this entry.