



Full wwPDB/EMDatabank EM Map/Model Validation Report ⓘ

Feb 6, 2017 – 04:51 PM EST

PDB ID : 5H1Q
EMDB ID: : EMD-9570
Title : C. elegans INX-6 gap junction hemichannel
Authors : Oshima, A.; Tani, K.; Fujiyoshi, Y.
Deposited on : 2016-10-11
Resolution : 3.30 Å(reported)

This is a Full wwPDB/EMDatabank EM Map/Model Validation Report
for a publicly released PDB/EMDB entry.

We welcome your comments at validation@mail.wwpdb.org
A user guide is available at
<http://wwpdb.org/validation/2016/EMValidationReportHelp>
with specific help available everywhere you see the ⓘ symbol.

MolProbity : 4.02b-467
Mogul : unknown
Percentile statistics : 20151230.v01 (using entries in the PDB archive December 30th 2015)
Ideal geometry (proteins) : Engh & Huber (2001)
Ideal geometry (DNA, RNA) : Parkinson et. al. (1996)
Validation Pipeline (wwPDB-VP) : rb-20028442

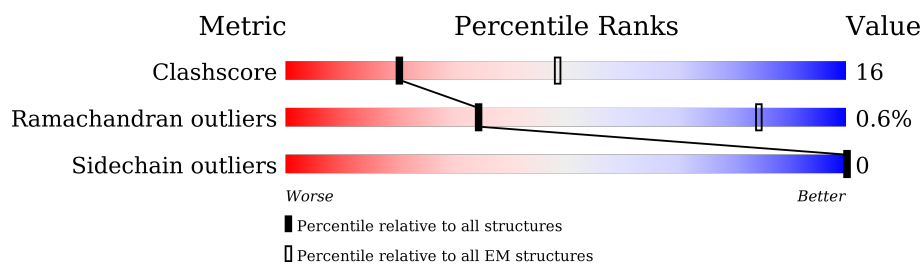
1 Overall quality at a glance

The following experimental techniques were used to determine the structure:

ELECTRON MICROSCOPY

The reported resolution of this entry is 3.30 Å.

Percentile scores (ranging between 0-100) for global validation metrics of the entry are shown in the following graphic. The table shows the number of entries on which the scores are based.



Metric	Whole archive (#Entries)	EM structures (#Entries)
Clashscore	114402	924
Ramachandran outliers	111179	726
Sidechain outliers	111093	686

The table below summarises the geometric issues observed across the polymeric chains. The red, orange, yellow and green segments on the bar indicate the fraction of residues that contain outliers for ≥ 3 , 2, 1 and 0 types of geometric quality criteria. A grey segment represents the fraction of residues that are not modelled. The numeric value for each fraction is indicated below the corresponding segment, with a dot representing fractions $\leq 5\%$

Mol	Chain	Length	Quality of chain
1	A	389	60% 32% 7%
1	B	389	60% 33% 7%
1	C	389	60% 32% 7%
1	D	389	59% 33% 7%
1	E	389	60% 32% 7%
1	F	389	61% 32% 7%
1	G	389	61% 32% 7%
1	H	389	61% 32% 7%

2 Entry composition

There is only 1 type of molecule in this entry. The entry contains 23784 atoms, of which 0 are hydrogens and 0 are deuteriums.

In the tables below, the AltConf column contains the number of residues with at least one atom in alternate conformation and the Trace column contains the number of residues modelled with at most 2 atoms.

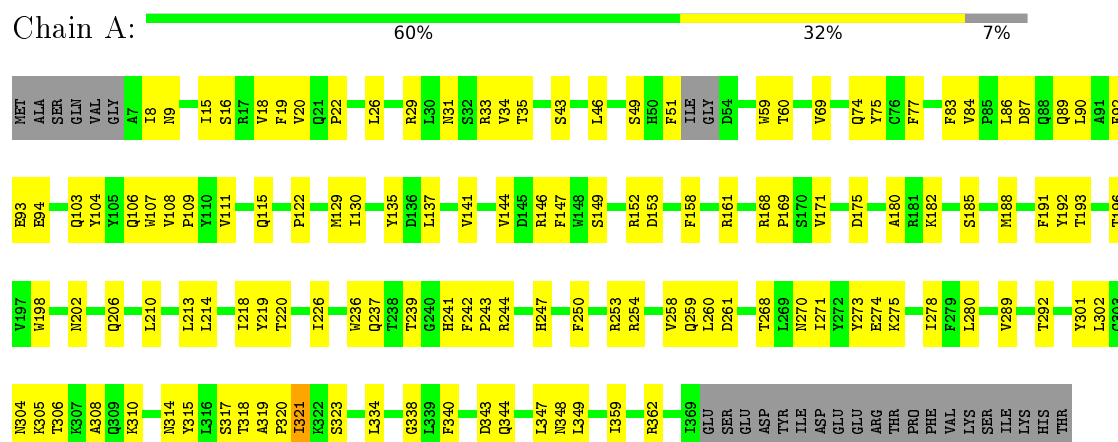
- Molecule 1 is a protein called Innexin-6.

Mol	Chain	Residues	Atoms					AltConf	Trace
1	A	361	Total	C	N	O	S	0	0
			2973	1956	488	517	12		
1	B	361	Total	C	N	O	S	0	0
			2973	1956	488	517	12		
1	C	361	Total	C	N	O	S	0	0
			2973	1956	488	517	12		
1	D	361	Total	C	N	O	S	0	0
			2973	1956	488	517	12		
1	E	361	Total	C	N	O	S	0	0
			2973	1956	488	517	12		
1	F	361	Total	C	N	O	S	0	0
			2973	1956	488	517	12		
1	G	361	Total	C	N	O	S	0	0
			2973	1956	488	517	12		
1	H	361	Total	C	N	O	S	0	0
			2973	1956	488	517	12		

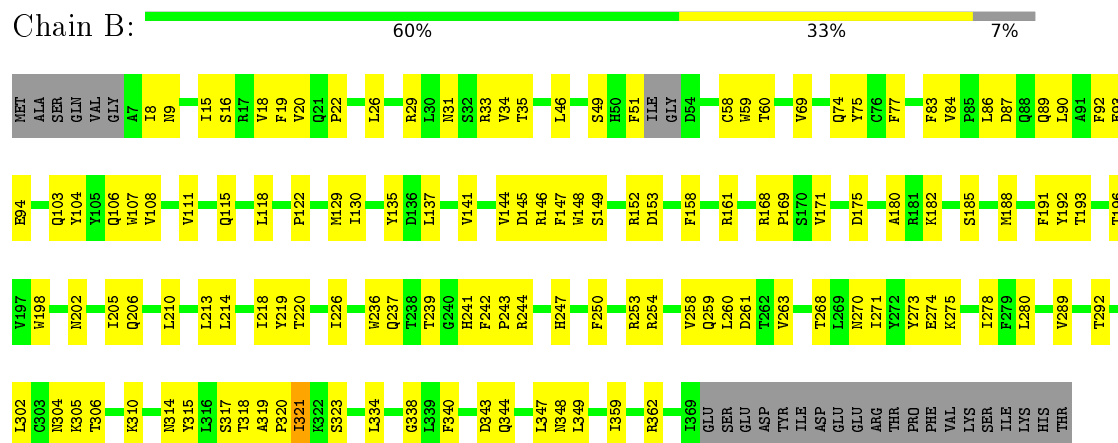
3 Residue-property plots

These plots are drawn for all protein, RNA and DNA chains in the entry. The first graphic for a chain summarises the proportions of errors displayed in the second graphic. The second graphic shows the sequence view annotated by issues in geometry. Residues are color-coded according to the number of geometric quality criteria for which they contain at least one outlier: green = 0, yellow = 1, orange = 2 and red = 3 or more. Stretches of 2 or more consecutive residues without any outlier are shown as a green connector. Residues present in the sample, but not in the model, are shown in grey.

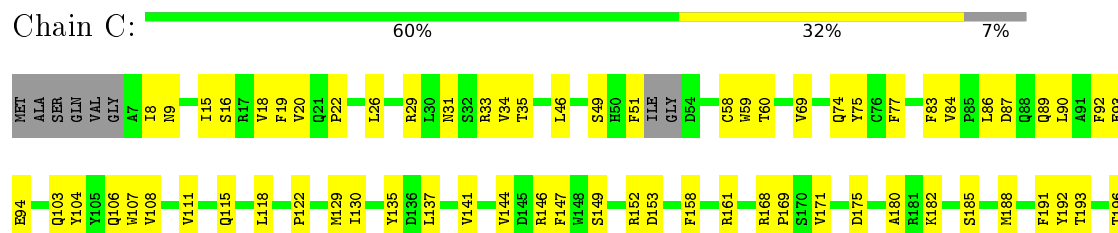
• Molecule 1: Innexin-6

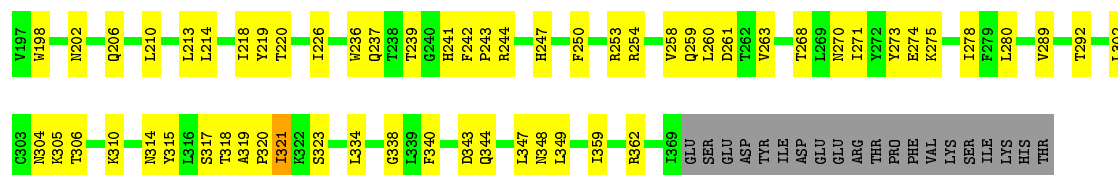


• Molecule 1: Innexin-6



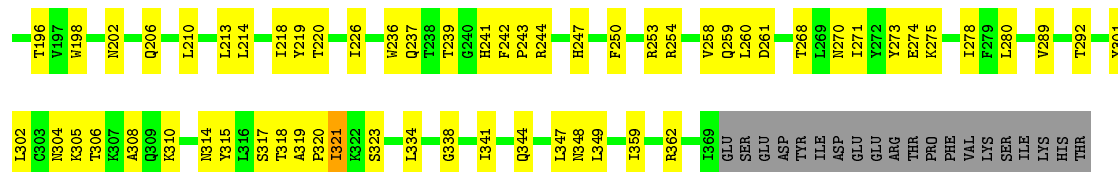
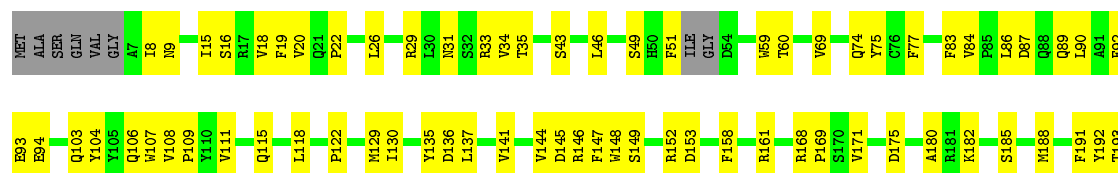
• Molecule 1: Innexin-6





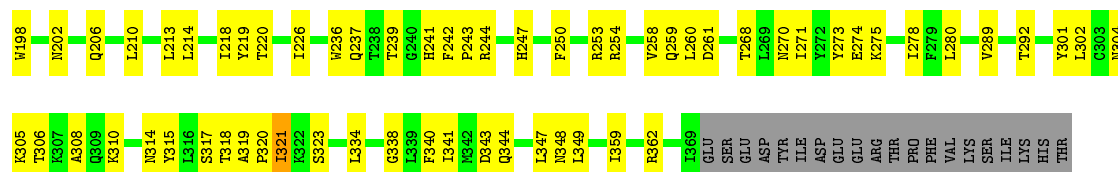
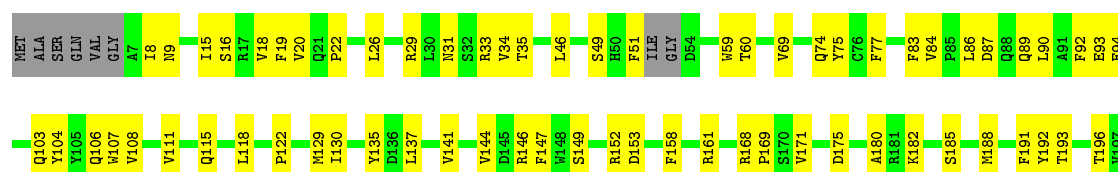
• Molecule 1: Innexin-6

Chain D: 59% 33% 7%



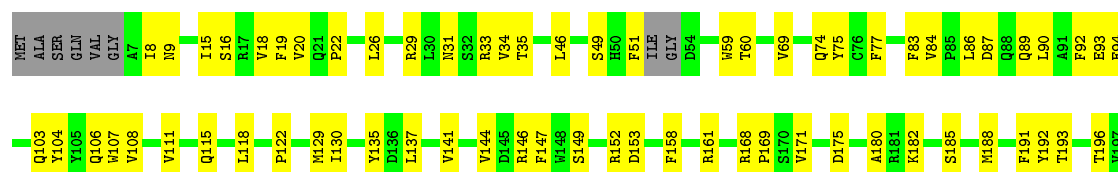
• Molecule 1: Innexin-6

Chain E: 60% 32% 7%



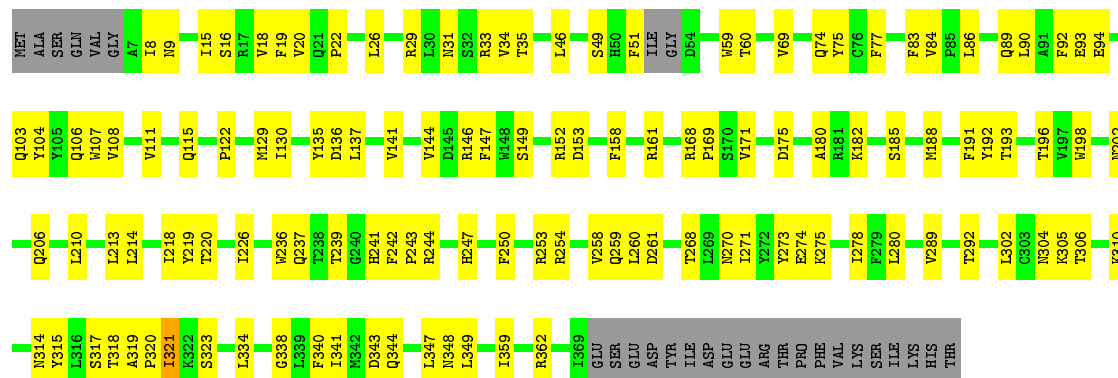
• Molecule 1: Innexin-6

Chain F: 61% 32% 7%



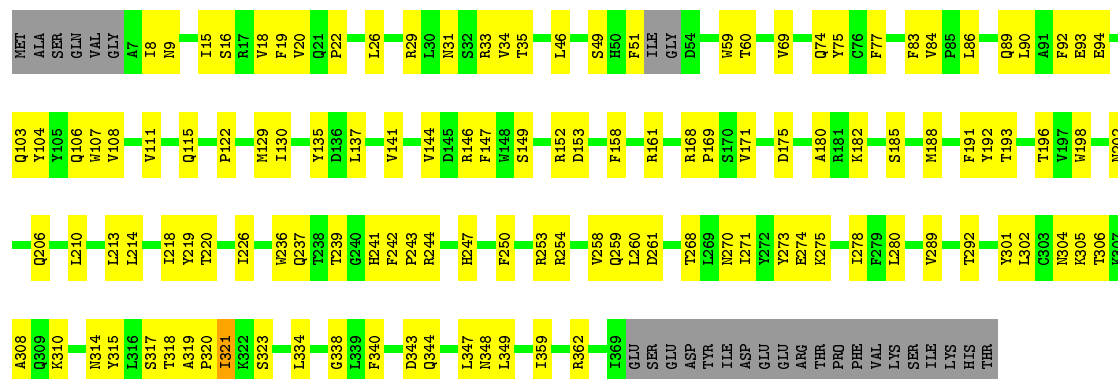
- Molecule 1: Innexin-6

Chain G:  61% 32% 7%



- Molecule 1: Innexin-6

Chain H:  61% 32% 7%



4 Experimental information

Property	Value	Source
Reconstruction method	SINGLE PARTICLE	Depositor
Imposed symmetry	POINT, Not provided	Depositor
Number of particles used	74398	Depositor
Resolution determination method	FSC 0.143 CUT-OFF	Depositor
CTF correction method	Not provided	Depositor
Microscope	JEOL 3000SFF	Depositor
Voltage (kV)	300	Depositor
Electron dose ($e^-/\text{\AA}^2$)	Not provided	Depositor
Minimum defocus (nm)	Not provided	Depositor
Maximum defocus (nm)	Not provided	Depositor
Magnification	Not provided	Depositor
Image detector	Not provided	Depositor

5 Model quality

5.1 Standard geometry

The Z score for a bond length (or angle) is the number of standard deviations the observed value is removed from the expected value. A bond length (or angle) with $|Z| > 5$ is considered an outlier worth inspection. RMSZ is the root-mean-square of all Z scores of the bond lengths (or angles).

Mol	Chain	Bond lengths		Bond angles	
		RMSZ	# Z >2	RMSZ	# Z >2
1	A	0.47	0/3059	0.58	0/4166
1	B	0.47	0/3059	0.58	0/4166
1	C	0.47	0/3059	0.58	0/4166
1	D	0.47	0/3059	0.58	0/4166
1	E	0.47	0/3059	0.58	0/4166
1	F	0.47	0/3059	0.58	0/4166
1	G	0.47	0/3059	0.58	0/4166
1	H	0.47	0/3059	0.58	0/4166
All	All	0.47	0/24472	0.58	0/33328

Chiral center outliers are detected by calculating the chiral volume of a chiral center and verifying if the center is modelled as a planar moiety or with the opposite hand. A planarity outlier is detected by checking planarity of atoms in a peptide group, atoms in a mainchain group or atoms of a sidechain that are expected to be planar.

Mol	Chain	#Chirality outliers	#Planarity outliers
1	A	0	2
1	B	0	2
1	C	0	2
1	D	0	2
1	E	0	2
1	F	0	2
1	G	0	2
1	H	0	2
All	All	0	16

There are no bond length outliers.

There are no bond angle outliers.

There are no chirality outliers.

All (16) planarity outliers are listed below:

Mol	Chain	Res	Type	Group
1	A	185	SER	Peptide
1	A	86	LEU	Peptide
1	B	185	SER	Peptide
1	B	86	LEU	Peptide
1	C	185	SER	Peptide
1	C	86	LEU	Peptide
1	D	185	SER	Peptide
1	D	86	LEU	Peptide
1	E	185	SER	Peptide
1	E	86	LEU	Peptide
1	F	185	SER	Peptide
1	F	86	LEU	Peptide
1	G	185	SER	Peptide
1	G	86	LEU	Peptide
1	H	185	SER	Peptide
1	H	86	LEU	Peptide

5.2 Too-close contacts ⓘ

In the following table, the Non-H and H(model) columns list the number of non-hydrogen atoms and hydrogen atoms in the chain respectively. The H(added) column lists the number of hydrogen atoms added and optimized by MolProbity. The Clashes column lists the number of clashes within the asymmetric unit, whereas Symm-Clashes lists symmetry related clashes.

Mol	Chain	Non-H	H(model)	H(added)	Clashes	Symm-Clashes
1	A	2973	0	2939	105	0
1	B	2973	0	2939	108	0
1	C	2973	0	2939	105	0
1	D	2973	0	2939	108	0
1	E	2973	0	2939	105	0
1	F	2973	0	2939	104	0
1	G	2973	0	2939	105	0
1	H	2973	0	2939	103	0
All	All	23784	0	23512	755	0

The all-atom clashscore is defined as the number of clashes found per 1000 atoms (including hydrogen atoms). The all-atom clashscore for this structure is 16.

All (755) close contacts within the same asymmetric unit are listed below, sorted by their clash magnitude.

Atom-1	Atom-2	Interatomic distance (Å)	Clash overlap (Å)
1:C:168:ARG:HH21	1:D:153:ASP:HA	1.30	0.96
1:B:243:PRO:O	1:B:270:ASN:ND2	2.00	0.95
1:C:243:PRO:O	1:C:270:ASN:ND2	2.00	0.95
1:D:168:ARG:HH21	1:E:153:ASP:HA	1.31	0.94
1:A:243:PRO:O	1:A:270:ASN:ND2	2.00	0.94
1:F:168:ARG:HH21	1:G:153:ASP:HA	1.32	0.94
1:D:243:PRO:O	1:D:270:ASN:ND2	2.00	0.94
1:A:168:ARG:HH21	1:B:153:ASP:HA	1.33	0.94
1:G:243:PRO:O	1:G:270:ASN:ND2	2.00	0.94
1:F:243:PRO:O	1:F:270:ASN:ND2	2.00	0.94
1:E:168:ARG:HH21	1:F:153:ASP:HA	1.33	0.94
1:E:243:PRO:O	1:E:270:ASN:ND2	2.00	0.93
1:H:243:PRO:O	1:H:270:ASN:ND2	2.00	0.93
1:B:168:ARG:HH21	1:C:153:ASP:HA	1.33	0.93
1:G:168:ARG:HH21	1:H:153:ASP:HA	1.33	0.93
1:A:153:ASP:HA	1:H:168:ARG:HH21	1.33	0.92
1:B:250:PHE:O	1:B:260:LEU:HA	1.86	0.75
1:G:250:PHE:O	1:G:260:LEU:HA	1.87	0.75
1:A:250:PHE:O	1:A:260:LEU:HA	1.87	0.74
1:F:250:PHE:O	1:F:260:LEU:HA	1.86	0.74
1:H:250:PHE:O	1:H:260:LEU:HA	1.86	0.74
1:C:250:PHE:O	1:C:260:LEU:HA	1.86	0.74
1:E:250:PHE:O	1:E:260:LEU:HA	1.87	0.74
1:F:29:ARG:HH22	1:F:196:THR:HB	1.53	0.74
1:G:29:ARG:HH22	1:G:196:THR:HB	1.53	0.74
1:D:250:PHE:O	1:D:260:LEU:HA	1.86	0.74
1:E:29:ARG:HH22	1:E:196:THR:HB	1.53	0.74
1:H:29:ARG:HH22	1:H:196:THR:HB	1.53	0.73
1:D:29:ARG:HH22	1:D:196:THR:HB	1.53	0.73
1:A:29:ARG:HH22	1:A:196:THR:HB	1.53	0.73
1:B:29:ARG:HH22	1:B:196:THR:HB	1.53	0.72
1:C:29:ARG:HH22	1:C:196:THR:HB	1.53	0.72
1:B:31:ASN:O	1:B:35:THR:OG1	2.06	0.71
1:C:93:GLU:HG3	1:C:94:GLU:H	1.55	0.71
1:F:93:GLU:HG3	1:F:94:GLU:H	1.55	0.71
1:A:31:ASN:O	1:A:35:THR:OG1	2.06	0.70
1:B:93:GLU:HG3	1:B:94:GLU:H	1.55	0.70
1:G:93:GLU:HG3	1:G:94:GLU:H	1.55	0.70
1:E:93:GLU:HG3	1:E:94:GLU:H	1.55	0.70
1:H:93:GLU:HG3	1:H:94:GLU:H	1.55	0.70
1:D:93:GLU:HG3	1:D:94:GLU:H	1.55	0.70
1:H:31:ASN:O	1:H:35:THR:OG1	2.06	0.70

Continued on next page...

Continued from previous page...

Atom-1	Atom-2	Interatomic distance (Å)	Clash overlap (Å)
1:A:93:GLU:HG3	1:A:94:GLU:H	1.55	0.69
1:H:31:ASN:HA	1:H:34:VAL:HG12	1.75	0.69
1:A:31:ASN:HA	1:A:34:VAL:HG12	1.75	0.68
1:G:31:ASN:HA	1:G:34:VAL:HG12	1.75	0.68
1:E:31:ASN:HA	1:E:34:VAL:HG12	1.75	0.68
1:B:31:ASN:HA	1:B:34:VAL:HG12	1.75	0.68
1:C:31:ASN:HA	1:C:34:VAL:HG12	1.75	0.68
1:D:31:ASN:O	1:D:35:THR:OG1	2.06	0.68
1:D:31:ASN:HA	1:D:34:VAL:HG12	1.75	0.68
1:F:31:ASN:HA	1:F:34:VAL:HG12	1.75	0.68
1:H:318:THR:HG23	1:H:319:ALA:H	1.59	0.68
1:C:318:THR:HG23	1:C:319:ALA:H	1.59	0.68
1:B:318:THR:HG23	1:B:319:ALA:H	1.59	0.68
1:G:104:TYR:OH	1:G:270:ASN:OD1	2.12	0.67
1:G:318:THR:HG23	1:G:319:ALA:H	1.59	0.67
1:A:318:THR:HG23	1:A:319:ALA:H	1.59	0.67
1:B:104:TYR:OH	1:B:270:ASN:OD1	2.13	0.67
1:H:104:TYR:OH	1:H:270:ASN:OD1	2.13	0.67
1:A:104:TYR:OH	1:A:270:ASN:OD1	2.12	0.67
1:C:104:TYR:OH	1:C:270:ASN:OD1	2.12	0.67
1:D:318:THR:HG23	1:D:319:ALA:H	1.59	0.67
1:F:104:TYR:OH	1:F:270:ASN:OD1	2.13	0.67
1:D:104:TYR:OH	1:D:270:ASN:OD1	2.13	0.66
1:B:108:VAL:HG22	1:B:213:LEU:HD21	1.78	0.66
1:E:31:ASN:O	1:E:35:THR:OG1	2.06	0.66
1:A:108:VAL:HG22	1:A:213:LEU:HD21	1.78	0.66
1:E:104:TYR:OH	1:E:270:ASN:OD1	2.13	0.66
1:F:318:THR:HG23	1:F:319:ALA:H	1.59	0.66
1:C:108:VAL:HG22	1:C:213:LEU:HD21	1.78	0.66
1:D:108:VAL:HG22	1:D:213:LEU:HD21	1.78	0.66
1:H:108:VAL:HG22	1:H:213:LEU:HD21	1.78	0.65
1:E:318:THR:HG23	1:E:319:ALA:H	1.59	0.65
1:E:108:VAL:HG22	1:E:213:LEU:HD21	1.77	0.65
1:G:31:ASN:O	1:G:35:THR:OG1	2.06	0.65
1:A:89:GLN:HG2	1:A:90:LEU:H	1.62	0.65
1:G:108:VAL:HG22	1:G:213:LEU:HD21	1.78	0.64
1:H:89:GLN:HG2	1:H:90:LEU:H	1.62	0.64
1:F:108:VAL:HG22	1:F:213:LEU:HD21	1.78	0.64
1:F:89:GLN:HG2	1:F:90:LEU:H	1.62	0.64
1:E:89:GLN:HG2	1:E:90:LEU:H	1.62	0.63
1:C:89:GLN:HG2	1:C:90:LEU:H	1.62	0.63

Continued on next page...

Continued from previous page...

Atom-1	Atom-2	Interatomic distance (Å)	Clash overlap (Å)
1:G:89:GLN:HG2	1:G:90:LEU:H	1.62	0.63
1:C:31:ASN:O	1:C:35:THR:OG1	2.06	0.63
1:G:18:VAL:O	1:G:33:ARG:NH1	2.32	0.63
1:D:89:GLN:HG2	1:D:90:LEU:H	1.62	0.63
1:F:18:VAL:O	1:F:33:ARG:NH1	2.32	0.62
1:C:168:ARG:NH2	1:D:153:ASP:HA	2.09	0.62
1:H:18:VAL:O	1:H:33:ARG:NH1	2.32	0.62
1:B:89:GLN:HG2	1:B:90:LEU:H	1.62	0.62
1:G:168:ARG:NH2	1:H:153:ASP:HA	2.12	0.62
1:C:18:VAL:O	1:C:33:ARG:NH1	2.32	0.62
1:E:18:VAL:O	1:E:33:ARG:NH1	2.32	0.62
1:B:111:VAL:O	1:B:115:GLN:HG2	2.00	0.62
1:A:18:VAL:O	1:A:33:ARG:NH1	2.32	0.62
1:B:18:VAL:O	1:B:33:ARG:NH1	2.32	0.62
1:C:111:VAL:O	1:C:115:GLN:HG2	2.00	0.62
1:D:18:VAL:O	1:D:33:ARG:NH1	2.32	0.62
1:A:111:VAL:O	1:A:115:GLN:HG2	2.00	0.61
1:H:111:VAL:O	1:H:115:GLN:HG2	2.00	0.61
1:A:254:ARG:HD2	1:A:259:GLN:HE22	1.66	0.61
1:D:111:VAL:O	1:D:115:GLN:HG2	2.00	0.61
1:F:111:VAL:O	1:F:115:GLN:HG2	2.00	0.61
1:G:111:VAL:O	1:G:115:GLN:HG2	2.00	0.61
1:B:254:ARG:HD2	1:B:259:GLN:HE22	1.66	0.61
1:C:254:ARG:HD2	1:C:259:GLN:HE22	1.66	0.61
1:D:213:LEU:HD23	1:D:214:LEU:H	1.66	0.61
1:E:213:LEU:HD23	1:E:214:LEU:H	1.66	0.61
1:A:213:LEU:HD23	1:A:214:LEU:H	1.66	0.61
1:D:254:ARG:HD2	1:D:259:GLN:HE22	1.66	0.61
1:F:213:LEU:HD23	1:F:214:LEU:H	1.66	0.61
1:B:213:LEU:HD23	1:B:214:LEU:H	1.66	0.61
1:E:111:VAL:O	1:E:115:GLN:HG2	2.00	0.61
1:D:168:ARG:NH2	1:E:153:ASP:HA	2.10	0.60
1:E:254:ARG:HD2	1:E:259:GLN:HE22	1.66	0.60
1:E:168:ARG:NH2	1:F:153:ASP:HA	2.12	0.60
1:C:213:LEU:HD23	1:C:214:LEU:H	1.66	0.60
1:G:213:LEU:HD23	1:G:214:LEU:H	1.66	0.60
1:G:254:ARG:HD2	1:G:259:GLN:HE22	1.66	0.60
1:H:254:ARG:HD2	1:H:259:GLN:HE22	1.66	0.60
1:H:213:LEU:HD23	1:H:214:LEU:H	1.66	0.60
1:E:210:LEU:HD21	1:E:280:LEU:HD23	1.84	0.59
1:F:210:LEU:HD21	1:F:280:LEU:HD23	1.84	0.59

Continued on next page...

Continued from previous page...

Atom-1	Atom-2	Interatomic distance (Å)	Clash overlap (Å)
1:D:210:LEU:HD21	1:D:280:LEU:HD23	1.84	0.59
1:F:254:ARG:HD2	1:F:259:GLN:HE22	1.66	0.59
1:G:210:LEU:HD21	1:G:280:LEU:HD23	1.85	0.59
1:C:146:ARG:HH21	1:D:152:ARG:HE	1.49	0.59
1:C:210:LEU:HD21	1:C:280:LEU:HD23	1.84	0.59
1:H:210:LEU:HD21	1:H:280:LEU:HD23	1.85	0.59
1:A:153:ASP:HA	1:H:168:ARG:NH2	2.12	0.59
1:A:158:PHE:HA	1:A:161:ARG:HB2	1.85	0.59
1:B:168:ARG:NH2	1:C:153:ASP:HA	2.12	0.59
1:F:31:ASN:O	1:F:35:THR:OG1	2.06	0.59
1:A:210:LEU:HD21	1:A:280:LEU:HD23	1.84	0.58
1:B:210:LEU:HD21	1:B:280:LEU:HD23	1.84	0.58
1:A:168:ARG:NH2	1:B:153:ASP:HA	2.12	0.58
1:B:158:PHE:HA	1:B:161:ARG:HB2	1.85	0.58
1:H:158:PHE:HA	1:H:161:ARG:HB2	1.85	0.58
1:C:158:PHE:HA	1:C:161:ARG:HB2	1.85	0.58
1:A:152:ARG:HE	1:H:146:ARG:HH21	1.52	0.58
1:B:146:ARG:HH21	1:C:152:ARG:HE	1.51	0.58
1:G:158:PHE:HA	1:G:161:ARG:HB2	1.85	0.58
1:F:46:LEU:HD13	1:F:273:TYR:HE1	1.69	0.57
1:E:158:PHE:HA	1:E:161:ARG:HB2	1.85	0.57
1:G:258:VAL:HG23	1:G:259:GLN:H	1.70	0.57
1:D:158:PHE:HA	1:D:161:ARG:HB2	1.85	0.57
1:D:258:VAL:HG23	1:D:259:GLN:H	1.70	0.57
1:H:46:LEU:HD13	1:H:273:TYR:HE1	1.70	0.57
1:F:258:VAL:HG23	1:F:259:GLN:H	1.70	0.57
1:F:359:ILE:HD11	1:F:362:ARG:HH21	1.70	0.57
1:G:146:ARG:HH21	1:H:152:ARG:HE	1.53	0.57
1:H:258:VAL:HG23	1:H:259:GLN:H	1.70	0.57
1:F:158:PHE:HA	1:F:161:ARG:HB2	1.85	0.56
1:C:359:ILE:HD11	1:C:362:ARG:HH21	1.70	0.56
1:D:359:ILE:HD11	1:D:362:ARG:HH21	1.70	0.56
1:E:258:VAL:HG23	1:E:259:GLN:H	1.70	0.56
1:G:359:ILE:HD11	1:G:362:ARG:HH21	1.70	0.56
1:B:359:ILE:HD11	1:B:362:ARG:HH21	1.70	0.56
1:A:46:LEU:HD13	1:A:273:TYR:HE1	1.70	0.56
1:C:46:LEU:HD13	1:C:273:TYR:HE1	1.70	0.56
1:A:359:ILE:HD11	1:A:362:ARG:HH21	1.70	0.56
1:F:146:ARG:HH21	1:G:152:ARG:HE	1.52	0.56
1:A:258:VAL:HG23	1:A:259:GLN:H	1.70	0.56
1:A:146:ARG:HH21	1:B:152:ARG:HE	1.53	0.56

Continued on next page...

Continued from previous page...

Atom-1	Atom-2	Interatomic distance (Å)	Clash overlap (Å)
1:B:258:VAL:HG23	1:B:259:GLN:H	1.70	0.56
1:C:106:GLN:O	1:D:275:LYS:NZ	2.37	0.56
1:E:359:ILE:HD11	1:E:362:ARG:HH21	1.70	0.56
1:F:168:ARG:NH2	1:G:153:ASP:HA	2.11	0.56
1:H:359:ILE:HD11	1:H:362:ARG:HH21	1.70	0.56
1:E:46:LEU:HD13	1:E:273:TYR:HE1	1.70	0.56
1:B:46:LEU:HD13	1:B:273:TYR:HE1	1.70	0.56
1:D:46:LEU:HD13	1:D:273:TYR:HE1	1.70	0.56
1:E:146:ARG:HH21	1:F:152:ARG:HE	1.53	0.56
1:G:46:LEU:HD13	1:G:273:TYR:HE1	1.70	0.56
1:A:106:GLN:O	1:B:275:LYS:NZ	2.39	0.55
1:F:236:TRP:O	1:F:239:THR:HG22	2.07	0.55
1:C:258:VAL:HG23	1:C:259:GLN:H	1.70	0.55
1:C:59:TRP:O	1:C:59:TRP:CG	2.60	0.55
1:B:59:TRP:O	1:B:59:TRP:CG	2.60	0.55
1:E:236:TRP:O	1:E:239:THR:HG22	2.07	0.55
1:C:236:TRP:O	1:C:239:THR:HG22	2.07	0.54
1:A:275:LYS:NZ	1:H:106:GLN:O	2.40	0.54
1:G:106:GLN:O	1:H:275:LYS:NZ	2.40	0.54
1:D:59:TRP:O	1:D:59:TRP:CG	2.60	0.54
1:G:59:TRP:CG	1:G:59:TRP:O	2.60	0.54
1:B:236:TRP:O	1:B:239:THR:HG22	2.07	0.54
1:E:106:GLN:O	1:F:275:LYS:NZ	2.40	0.54
1:H:236:TRP:O	1:H:239:THR:HG22	2.07	0.54
1:H:59:TRP:CG	1:H:59:TRP:O	2.60	0.54
1:D:236:TRP:O	1:D:239:THR:HG22	2.07	0.54
1:E:59:TRP:CG	1:E:59:TRP:O	2.60	0.54
1:A:236:TRP:O	1:A:239:THR:HG22	2.07	0.54
1:H:171:VAL:O	1:H:175:ASP:HB2	2.08	0.54
1:A:59:TRP:O	1:A:59:TRP:CG	2.60	0.54
1:G:236:TRP:O	1:G:239:THR:HG22	2.07	0.54
1:A:171:VAL:O	1:A:175:ASP:HB2	2.08	0.54
1:B:106:GLN:O	1:C:275:LYS:NZ	2.40	0.54
1:E:26:LEU:HA	1:E:347:LEU:HD21	1.90	0.54
1:F:59:TRP:O	1:F:59:TRP:CG	2.60	0.54
1:F:106:GLN:O	1:G:275:LYS:NZ	2.41	0.53
1:B:26:LEU:HA	1:B:347:LEU:HD21	1.90	0.53
1:B:171:VAL:O	1:B:175:ASP:HB2	2.08	0.53
1:G:26:LEU:HA	1:G:347:LEU:HD21	1.90	0.53
1:C:26:LEU:HA	1:C:347:LEU:HD21	1.90	0.53
1:E:22:PRO:HG2	1:E:33:ARG:HH12	1.74	0.53

Continued on next page...

Continued from previous page...

Atom-1	Atom-2	Interatomic distance (Å)	Clash overlap (Å)
1:G:171:VAL:O	1:G:175:ASP:HB2	2.08	0.53
1:F:193:THR:HG21	1:F:302:LEU:HD22	1.91	0.53
1:D:26:LEU:HA	1:D:347:LEU:HD21	1.90	0.53
1:E:193:THR:HG21	1:E:302:LEU:HD22	1.91	0.53
1:C:22:PRO:HG2	1:C:33:ARG:HH12	1.74	0.53
1:D:171:VAL:O	1:D:175:ASP:HB2	2.08	0.53
1:D:193:THR:HG21	1:D:302:LEU:HD22	1.91	0.53
1:E:171:VAL:O	1:E:175:ASP:HB2	2.08	0.53
1:G:193:THR:HG21	1:G:302:LEU:HD22	1.91	0.53
1:H:193:THR:HG21	1:H:302:LEU:HD22	1.91	0.53
1:A:26:LEU:HA	1:A:347:LEU:HD21	1.90	0.53
1:F:26:LEU:HA	1:F:347:LEU:HD21	1.90	0.53
1:C:193:THR:HG21	1:C:302:LEU:HD22	1.91	0.52
1:A:193:THR:HG21	1:A:302:LEU:HD22	1.91	0.52
1:C:171:VAL:O	1:C:175:ASP:HB2	2.08	0.52
1:C:106:GLN:OE1	1:D:244:ARG:NH1	2.42	0.52
1:D:146:ARG:HH21	1:E:152:ARG:HE	1.55	0.52
1:D:106:GLN:O	1:E:275:LYS:NZ	2.42	0.52
1:E:320:PRO:O	1:E:321:ILE:HG12	2.10	0.52
1:G:22:PRO:HG2	1:G:33:ARG:HH12	1.74	0.52
1:B:193:THR:HG21	1:B:302:LEU:HD22	1.91	0.52
1:B:320:PRO:O	1:B:321:ILE:HG12	2.10	0.52
1:F:171:VAL:O	1:F:175:ASP:HB2	2.08	0.52
1:H:26:LEU:HA	1:H:347:LEU:HD21	1.90	0.52
1:D:188:MET:HA	1:D:191:PHE:HD2	1.75	0.52
1:D:22:PRO:HG2	1:D:33:ARG:HH12	1.74	0.52
1:F:188:MET:HA	1:F:191:PHE:HD2	1.75	0.52
1:B:188:MET:HA	1:B:191:PHE:HD2	1.75	0.51
1:A:106:GLN:OE1	1:B:244:ARG:NH1	2.44	0.51
1:C:320:PRO:O	1:C:321:ILE:HG12	2.10	0.51
1:H:320:PRO:O	1:H:321:ILE:HG12	2.10	0.51
1:F:22:PRO:HG2	1:F:33:ARG:HH12	1.74	0.51
1:G:106:GLN:OE1	1:H:244:ARG:NH1	2.44	0.51
1:G:320:PRO:O	1:G:321:ILE:HG12	2.10	0.51
1:H:22:PRO:HG2	1:H:33:ARG:HH12	1.74	0.51
1:A:188:MET:HA	1:A:191:PHE:HD2	1.75	0.51
1:A:22:PRO:HG2	1:A:33:ARG:HH12	1.74	0.51
1:C:188:MET:HA	1:C:191:PHE:HD2	1.75	0.51
1:C:29:ARG:NH2	1:C:196:THR:HB	2.25	0.51
1:D:320:PRO:O	1:D:321:ILE:HG12	2.10	0.51
1:A:320:PRO:O	1:A:321:ILE:HG12	2.10	0.51

Continued on next page...

Continued from previous page...

Atom-1	Atom-2	Interatomic distance (Å)	Clash overlap (Å)
1:B:22:PRO:HG2	1:B:33:ARG:HH12	1.74	0.51
1:E:315:TYR:O	1:E:318:THR:HG22	2.11	0.51
1:F:320:PRO:O	1:F:321:ILE:HG12	2.10	0.50
1:C:84:VAL:HG12	1:C:247:HIS:CD2	2.47	0.50
1:C:182:LYS:NZ	1:D:317:SER:OG	2.38	0.50
1:G:188:MET:HA	1:G:191:PHE:HD2	1.75	0.50
1:B:29:ARG:NH2	1:B:196:THR:HB	2.25	0.50
1:B:84:VAL:HG12	1:B:247:HIS:CD2	2.47	0.50
1:D:315:TYR:O	1:D:318:THR:HG22	2.11	0.50
1:E:106:GLN:OE1	1:F:244:ARG:NH1	2.44	0.50
1:A:315:TYR:O	1:A:318:THR:HG22	2.11	0.50
1:B:74:GLN:O	1:B:77:PHE:N	2.45	0.50
1:E:188:MET:HA	1:E:191:PHE:HD2	1.75	0.50
1:G:74:GLN:O	1:G:77:PHE:N	2.45	0.50
1:A:244:ARG:NH1	1:H:106:GLN:OE1	2.45	0.50
1:G:315:TYR:O	1:G:318:THR:HG22	2.11	0.50
1:H:188:MET:HA	1:H:191:PHE:HD2	1.75	0.50
1:E:74:GLN:O	1:E:77:PHE:N	2.45	0.50
1:C:315:TYR:O	1:C:318:THR:HG22	2.11	0.49
1:C:74:GLN:O	1:C:77:PHE:N	2.45	0.49
1:F:74:GLN:O	1:F:77:PHE:N	2.45	0.49
1:H:315:TYR:O	1:H:318:THR:HG22	2.11	0.49
1:H:74:GLN:O	1:H:77:PHE:N	2.45	0.49
1:B:315:TYR:O	1:B:318:THR:HG22	2.11	0.49
1:G:213:LEU:HD23	1:G:214:LEU:N	2.27	0.49
1:H:213:LEU:HD23	1:H:214:LEU:N	2.27	0.49
1:H:84:VAL:HG12	1:H:247:HIS:CD2	2.47	0.49
1:D:74:GLN:O	1:D:77:PHE:N	2.45	0.49
1:F:106:GLN:OE1	1:G:244:ARG:NH1	2.45	0.49
1:F:84:VAL:HG12	1:F:247:HIS:CD2	2.47	0.49
1:A:84:VAL:HG12	1:A:247:HIS:CD2	2.47	0.49
1:E:84:VAL:HG12	1:E:247:HIS:CD2	2.47	0.49
1:A:213:LEU:HD23	1:A:214:LEU:N	2.27	0.49
1:A:74:GLN:O	1:A:77:PHE:N	2.45	0.49
1:A:144:VAL:HG13	1:A:349:LEU:HD21	1.95	0.49
1:C:146:ARG:HH21	1:D:152:ARG:NE	2.10	0.49
1:C:218:ILE:HG13	1:C:219:TYR:CD2	2.48	0.49
1:D:84:VAL:HG12	1:D:247:HIS:CD2	2.47	0.49
1:E:218:ILE:HG13	1:E:219:TYR:CD2	2.48	0.49
1:F:239:THR:HG23	1:F:241:HIS:H	1.78	0.49
1:F:315:TYR:O	1:F:318:THR:HG22	2.11	0.49

Continued on next page...

Continued from previous page...

Atom-1	Atom-2	Interatomic distance (Å)	Clash overlap (Å)
1:G:144:VAL:HG13	1:G:349:LEU:HD21	1.95	0.49
1:B:144:VAL:HG13	1:B:349:LEU:HD21	1.95	0.49
1:C:239:THR:HG23	1:C:241:HIS:H	1.78	0.49
1:G:84:VAL:HG12	1:G:247:HIS:CD2	2.47	0.49
1:B:213:LEU:HD23	1:B:214:LEU:N	2.27	0.49
1:F:144:VAL:HG13	1:F:349:LEU:HD21	1.95	0.49
1:A:29:ARG:NH2	1:A:196:THR:HB	2.25	0.49
1:A:218:ILE:HG13	1:A:219:TYR:CD2	2.48	0.49
1:A:239:THR:HG23	1:A:241:HIS:H	1.78	0.49
1:D:218:ILE:HG13	1:D:219:TYR:CD2	2.48	0.49
1:D:239:THR:HG23	1:D:241:HIS:H	1.78	0.48
1:A:236:TRP:CH2	1:A:244:ARG:HD2	2.48	0.48
1:C:213:LEU:HD23	1:C:214:LEU:N	2.27	0.48
1:C:236:TRP:CH2	1:C:244:ARG:HD2	2.48	0.48
1:E:236:TRP:CH2	1:E:244:ARG:HD2	2.48	0.48
1:G:236:TRP:CH2	1:G:244:ARG:HD2	2.48	0.48
1:H:218:ILE:HG13	1:H:219:TYR:CD2	2.48	0.48
1:H:144:VAL:HG13	1:H:349:LEU:HD21	1.95	0.48
1:A:15:ILE:O	1:A:19:PHE:HB3	2.14	0.48
1:B:236:TRP:CH2	1:B:244:ARG:HD2	2.48	0.48
1:B:106:GLN:OE1	1:C:244:ARG:NH1	2.45	0.48
1:C:144:VAL:HG13	1:C:349:LEU:HD21	1.95	0.48
1:E:239:THR:HG23	1:E:241:HIS:H	1.78	0.48
1:C:168:ARG:HG3	1:D:158:PHE:CZ	2.48	0.48
1:D:236:TRP:CH2	1:D:244:ARG:HD2	2.48	0.48
1:E:15:ILE:O	1:E:19:PHE:HB3	2.14	0.48
1:F:218:ILE:HG13	1:F:219:TYR:CD2	2.48	0.48
1:B:15:ILE:O	1:B:19:PHE:HB3	2.14	0.48
1:E:144:VAL:HG13	1:E:349:LEU:HD21	1.95	0.48
1:F:236:TRP:CH2	1:F:244:ARG:HD2	2.48	0.48
1:H:236:TRP:CH2	1:H:244:ARG:HD2	2.48	0.48
1:C:15:ILE:O	1:C:19:PHE:HB3	2.14	0.48
1:C:253:ARG:HD2	1:D:247:HIS:HE1	1.78	0.48
1:D:15:ILE:O	1:D:19:PHE:HB3	2.14	0.48
1:D:213:LEU:HD23	1:D:214:LEU:N	2.27	0.48
1:G:218:ILE:HG13	1:G:219:TYR:CD2	2.48	0.48
1:H:239:THR:HG23	1:H:241:HIS:H	1.78	0.48
1:D:144:VAL:HG13	1:D:349:LEU:HD21	1.95	0.48
1:B:218:ILE:HG13	1:B:219:TYR:CD2	2.48	0.48
1:B:239:THR:HG23	1:B:241:HIS:H	1.78	0.48
1:C:253:ARG:HD2	1:D:247:HIS:CE1	2.49	0.48

Continued on next page...

Continued from previous page...

Atom-1	Atom-2	Interatomic distance (Å)	Clash overlap (Å)
1:D:29:ARG:NH2	1:D:196:THR:HB	2.25	0.48
1:F:29:ARG:NH2	1:F:196:THR:HB	2.25	0.48
1:H:15:ILE:O	1:H:19:PHE:HB3	2.14	0.48
1:A:158:PHE:HD1	1:A:161:ARG:HH21	1.62	0.48
1:B:158:PHE:HD1	1:B:161:ARG:HH21	1.62	0.48
1:A:210:LEU:HD21	1:A:280:LEU:CD2	2.44	0.48
1:E:210:LEU:HD21	1:E:280:LEU:CD2	2.44	0.48
1:G:210:LEU:HD21	1:G:280:LEU:CD2	2.44	0.48
1:B:75:TYR:HE2	1:B:250:PHE:HA	1.79	0.47
1:E:15:ILE:O	1:E:19:PHE:CB	2.62	0.47
1:E:213:LEU:HD23	1:E:214:LEU:N	2.27	0.47
1:H:15:ILE:O	1:H:19:PHE:CB	2.62	0.47
1:B:49:SER:HB2	1:B:51:PHE:CE1	2.50	0.47
1:C:210:LEU:HD21	1:C:280:LEU:CD2	2.44	0.47
1:D:242:PHE:CZ	1:D:274:GLU:HB2	2.49	0.47
1:A:242:PHE:CG	1:A:242:PHE:O	2.68	0.47
1:D:106:GLN:OE1	1:E:244:ARG:NH1	2.47	0.47
1:D:15:ILE:O	1:D:19:PHE:CB	2.62	0.47
1:H:49:SER:HB2	1:H:51:PHE:CE1	2.50	0.47
1:A:15:ILE:O	1:A:19:PHE:CB	2.62	0.47
1:C:242:PHE:CZ	1:C:274:GLU:HB2	2.49	0.47
1:C:49:SER:HB2	1:C:51:PHE:CE1	2.50	0.47
1:D:210:LEU:HD21	1:D:280:LEU:CD2	2.44	0.47
1:E:49:SER:HB2	1:E:51:PHE:CE1	2.50	0.47
1:F:15:ILE:O	1:F:19:PHE:HB3	2.14	0.47
1:F:213:LEU:HD23	1:F:214:LEU:N	2.27	0.47
1:H:242:PHE:CG	1:H:242:PHE:O	2.68	0.47
1:B:15:ILE:O	1:B:19:PHE:CB	2.62	0.47
1:B:253:ARG:HD2	1:C:247:HIS:HE1	1.80	0.47
1:C:158:PHE:HD1	1:C:161:ARG:HH21	1.62	0.47
1:C:242:PHE:CG	1:C:242:PHE:O	2.68	0.47
1:C:75:TYR:HE2	1:C:250:PHE:HA	1.80	0.47
1:G:15:ILE:O	1:G:19:PHE:HB3	2.14	0.47
1:G:15:ILE:O	1:G:19:PHE:CB	2.62	0.47
1:G:239:THR:HG23	1:G:241:HIS:H	1.78	0.47
1:H:158:PHE:HD1	1:H:161:ARG:HH21	1.62	0.47
1:A:75:TYR:HE2	1:A:250:PHE:HA	1.79	0.47
1:A:242:PHE:CZ	1:A:274:GLU:HB2	2.49	0.47
1:F:15:ILE:O	1:F:19:PHE:CB	2.62	0.47
1:F:242:PHE:CZ	1:F:274:GLU:HB2	2.50	0.47
1:A:49:SER:HB2	1:A:51:PHE:CE1	2.50	0.47

Continued on next page...

Continued from previous page...

Atom-1	Atom-2	Interatomic distance (Å)	Clash overlap (Å)
1:F:210:LEU:HD21	1:F:280:LEU:CD2	2.44	0.47
1:B:129:MET:SD	1:B:191:PHE:HB3	2.55	0.47
1:B:210:LEU:HD21	1:B:280:LEU:CD2	2.44	0.47
1:C:129:MET:SD	1:C:191:PHE:HB3	2.55	0.47
1:F:242:PHE:CG	1:F:242:PHE:O	2.68	0.47
1:F:49:SER:HB2	1:F:51:PHE:CE1	2.50	0.47
1:H:29:ARG:NH2	1:H:196:THR:HB	2.25	0.47
1:H:210:LEU:HD21	1:H:280:LEU:CD2	2.44	0.47
1:H:242:PHE:CZ	1:H:274:GLU:HB2	2.49	0.47
1:G:253:ARG:HD2	1:H:247:HIS:HE1	1.80	0.47
1:C:15:ILE:O	1:C:19:PHE:CB	2.62	0.47
1:B:9:ASN:ND2	1:C:8:ILE:HG21	2.29	0.47
1:F:75:TYR:HE2	1:F:250:PHE:HA	1.79	0.47
1:G:75:TYR:HE2	1:G:250:PHE:HA	1.79	0.47
1:A:8:ILE:HG21	1:H:9:ASN:ND2	2.30	0.47
1:C:9:ASN:ND2	1:D:8:ILE:HG21	2.29	0.47
1:E:129:MET:SD	1:E:191:PHE:HB3	2.55	0.47
1:G:242:PHE:CZ	1:G:274:GLU:HB2	2.50	0.47
1:F:9:ASN:ND2	1:G:8:ILE:HG21	2.30	0.47
1:H:75:TYR:HE2	1:H:250:PHE:HA	1.80	0.47
1:B:242:PHE:CZ	1:B:274:GLU:HB2	2.49	0.46
1:C:219:TYR:CD1	1:C:220:THR:N	2.83	0.46
1:D:129:MET:SD	1:D:191:PHE:HB3	2.55	0.46
1:D:49:SER:HB2	1:D:51:PHE:CE1	2.50	0.46
1:E:158:PHE:HD1	1:E:161:ARG:HH21	1.62	0.46
1:E:75:TYR:HE2	1:E:250:PHE:HA	1.79	0.46
1:F:158:PHE:HD1	1:F:161:ARG:HH21	1.62	0.46
1:G:129:MET:SD	1:G:191:PHE:HB3	2.55	0.46
1:G:49:SER:HB2	1:G:51:PHE:CE1	2.50	0.46
1:H:129:MET:SD	1:H:191:PHE:HB3	2.55	0.46
1:A:60:THR:HG21	1:A:69:VAL:HG22	1.97	0.46
1:C:60:THR:HG21	1:C:69:VAL:HG22	1.98	0.46
1:E:219:TYR:CD1	1:E:220:THR:N	2.83	0.46
1:E:242:PHE:CZ	1:E:274:GLU:HB2	2.49	0.46
1:A:219:TYR:CD1	1:A:220:THR:N	2.84	0.46
1:B:242:PHE:CG	1:B:242:PHE:O	2.68	0.46
1:B:60:THR:HG21	1:B:69:VAL:HG22	1.97	0.46
1:F:202:ASN:O	1:F:206:GLN:HG2	2.15	0.46
1:G:219:TYR:CD1	1:G:220:THR:N	2.84	0.46
1:D:182:LYS:NZ	1:E:317:SER:OG	2.41	0.46
1:E:9:ASN:ND2	1:F:8:ILE:HG21	2.30	0.46

Continued on next page...

Continued from previous page...

Atom-1	Atom-2	Interatomic distance (Å)	Clash overlap (Å)
1:H:219:TYR:CD1	1:H:220:THR:N	2.83	0.46
1:B:219:TYR:CD1	1:B:220:THR:N	2.84	0.46
1:A:253:ARG:HD2	1:B:247:HIS:HE1	1.80	0.46
1:C:202:ASN:O	1:C:206:GLN:HG2	2.16	0.46
1:D:158:PHE:HD1	1:D:161:ARG:HH21	1.62	0.46
1:D:219:TYR:CD1	1:D:220:THR:N	2.83	0.46
1:D:75:TYR:HE2	1:D:250:PHE:HA	1.80	0.46
1:D:60:THR:HG21	1:D:69:VAL:HG22	1.97	0.46
1:F:219:TYR:CD1	1:F:220:THR:N	2.83	0.46
1:F:253:ARG:HD2	1:G:247:HIS:HE1	1.80	0.46
1:H:60:THR:HG21	1:H:69:VAL:HG22	1.97	0.46
1:A:158:PHE:CZ	1:H:168:ARG:HG3	2.51	0.46
1:B:202:ASN:O	1:B:206:GLN:HG2	2.16	0.46
1:C:137:LEU:HD13	1:C:344:GLN:HG3	1.98	0.46
1:D:137:LEU:HD13	1:D:344:GLN:HG3	1.98	0.46
1:D:202:ASN:O	1:D:206:GLN:HG2	2.16	0.46
1:D:242:PHE:CG	1:D:242:PHE:O	2.68	0.46
1:E:202:ASN:O	1:E:206:GLN:HG2	2.16	0.46
1:G:158:PHE:HD1	1:G:161:ARG:HH21	1.62	0.46
1:A:129:MET:SD	1:A:191:PHE:HB3	2.55	0.46
1:B:137:LEU:HD13	1:B:344:GLN:HG3	1.98	0.46
1:G:242:PHE:O	1:G:242:PHE:CG	2.68	0.46
1:A:247:HIS:HE1	1:H:253:ARG:HD2	1.80	0.46
1:A:9:ASN:ND2	1:B:8:ILE:HG21	2.31	0.46
1:D:9:ASN:ND2	1:E:8:ILE:HG21	2.30	0.46
1:G:9:ASN:ND2	1:H:8:ILE:HG21	2.31	0.46
1:A:202:ASN:O	1:A:206:GLN:HG2	2.16	0.46
1:D:168:ARG:HG3	1:E:158:PHE:CZ	2.51	0.46
1:E:137:LEU:HD13	1:E:344:GLN:HG3	1.98	0.46
1:G:202:ASN:O	1:G:206:GLN:HG2	2.16	0.46
1:H:202:ASN:O	1:H:206:GLN:HG2	2.16	0.46
1:B:253:ARG:HD2	1:C:247:HIS:CE1	2.51	0.45
1:E:130:ILE:HD11	1:E:188:MET:HE3	1.97	0.45
1:B:146:ARG:HH21	1:C:152:ARG:NE	2.14	0.45
1:F:129:MET:SD	1:F:191:PHE:HB3	2.55	0.45
1:G:168:ARG:HG3	1:H:158:PHE:CZ	2.51	0.45
1:A:137:LEU:HD13	1:A:344:GLN:HG3	1.98	0.45
1:E:253:ARG:HD2	1:F:247:HIS:CE1	2.52	0.45
1:F:168:ARG:HG3	1:G:158:PHE:CZ	2.51	0.45
1:F:250:PHE:HB3	1:F:261:ASP:OD1	2.17	0.45
1:F:146:ARG:HH21	1:G:152:ARG:NE	2.14	0.45

Continued on next page...

Continued from previous page...

Atom-1	Atom-2	Interatomic distance (Å)	Clash overlap (Å)
1:A:250:PHE:HB3	1:A:261:ASP:OD1	2.17	0.45
1:E:253:ARG:HD2	1:F:247:HIS:HE1	1.81	0.45
1:G:60:THR:HG21	1:G:69:VAL:HG22	1.98	0.45
1:G:146:ARG:HH21	1:H:152:ARG:NE	2.15	0.45
1:H:137:LEU:HD13	1:H:344:GLN:HG3	1.98	0.45
1:A:29:ARG:NE	1:A:192:TYR:OH	2.50	0.45
1:E:60:THR:HG21	1:E:69:VAL:HG22	1.98	0.45
1:F:137:LEU:HD13	1:F:344:GLN:HG3	1.98	0.45
1:G:137:LEU:HD13	1:G:344:GLN:HG3	1.98	0.45
1:C:29:ARG:NE	1:C:192:TYR:OH	2.50	0.45
1:E:250:PHE:HB3	1:E:261:ASP:OD1	2.17	0.45
1:G:250:PHE:HB3	1:G:261:ASP:OD1	2.17	0.45
1:H:29:ARG:NE	1:H:192:TYR:OH	2.50	0.45
1:A:253:ARG:HD2	1:B:247:HIS:CE1	2.51	0.45
1:E:29:ARG:NE	1:E:192:TYR:OH	2.50	0.45
1:F:29:ARG:NE	1:F:192:TYR:OH	2.50	0.45
1:G:29:ARG:NH2	1:G:196:THR:HB	2.25	0.45
1:A:130:ILE:HD11	1:A:188:MET:HE3	1.98	0.45
1:A:317:SER:OG	1:H:182:LYS:NZ	2.41	0.45
1:B:250:PHE:HB3	1:B:261:ASP:OD1	2.17	0.45
1:A:149:SER:HA	1:A:152:ARG:HH12	1.82	0.45
1:D:130:ILE:HD11	1:D:188:MET:HE3	1.99	0.45
1:E:242:PHE:CG	1:E:242:PHE:O	2.67	0.45
1:G:253:ARG:HD2	1:H:247:HIS:CE1	2.51	0.45
1:A:146:ARG:HH21	1:B:152:ARG:NE	2.16	0.44
1:A:168:ARG:HG3	1:B:158:PHE:CZ	2.52	0.44
1:B:168:ARG:HG3	1:C:158:PHE:CZ	2.51	0.44
1:B:29:ARG:NE	1:B:192:TYR:OH	2.50	0.44
1:D:103:GLN:O	1:D:107:TRP:HZ3	2.00	0.44
1:D:250:PHE:HB3	1:D:261:ASP:OD1	2.17	0.44
1:E:268:THR:O	1:E:271:ILE:HG22	2.18	0.44
1:F:149:SER:HA	1:F:152:ARG:HH12	1.82	0.44
1:F:60:THR:HG21	1:F:69:VAL:HG22	1.98	0.44
1:A:152:ARG:NE	1:H:146:ARG:HH21	2.14	0.44
1:H:149:SER:HA	1:H:152:ARG:HH12	1.82	0.44
1:B:268:THR:O	1:B:271:ILE:HG22	2.17	0.44
1:E:103:GLN:O	1:E:107:TRP:HZ3	2.01	0.44
1:G:130:ILE:HD11	1:G:188:MET:HE3	1.99	0.44
1:G:149:SER:HA	1:G:152:ARG:HH12	1.82	0.44
1:A:247:HIS:CE1	1:H:253:ARG:HD2	2.52	0.44
1:B:149:SER:HA	1:B:152:ARG:HH12	1.82	0.44

Continued on next page...

Continued from previous page...

Atom-1	Atom-2	Interatomic distance (Å)	Clash overlap (Å)
1:E:310:LYS:O	1:E:314:ASN:HB2	2.18	0.44
1:E:92:PHE:CG	1:E:93:GLU:N	2.86	0.44
1:E:146:ARG:HH21	1:F:152:ARG:NE	2.15	0.44
1:E:168:ARG:HG3	1:F:158:PHE:CZ	2.51	0.44
1:A:268:THR:O	1:A:271:ILE:HG22	2.17	0.44
1:B:130:ILE:HD11	1:B:188:MET:HE3	1.99	0.44
1:C:92:PHE:CG	1:C:93:GLU:N	2.86	0.44
1:F:253:ARG:HD2	1:G:247:HIS:CE1	2.52	0.44
1:B:92:PHE:CG	1:B:93:GLU:N	2.86	0.44
1:C:250:PHE:HB3	1:C:261:ASP:OD1	2.17	0.44
1:D:268:THR:O	1:D:271:ILE:HG22	2.18	0.44
1:G:103:GLN:O	1:G:107:TRP:HZ3	2.01	0.44
1:H:130:ILE:HD11	1:H:188:MET:HE3	1.99	0.44
1:C:130:ILE:HD11	1:C:188:MET:HE3	1.99	0.44
1:E:104:TYR:HE1	1:E:273:TYR:CD2	2.36	0.44
1:G:136:ASP:N	1:G:136:ASP:OD1	2.51	0.44
1:A:310:LYS:O	1:A:314:ASN:HB2	2.18	0.44
1:C:310:LYS:O	1:C:314:ASN:HB2	2.18	0.44
1:D:29:ARG:NE	1:D:192:TYR:OH	2.50	0.44
1:D:104:TYR:HE1	1:D:273:TYR:CD2	2.36	0.44
1:D:92:PHE:CG	1:D:93:GLU:N	2.86	0.44
1:E:29:ARG:NH2	1:E:196:THR:HB	2.25	0.44
1:H:250:PHE:HB3	1:H:261:ASP:OD1	2.17	0.44
1:H:268:THR:O	1:H:271:ILE:HG22	2.18	0.44
1:H:310:LYS:O	1:H:314:ASN:HB2	2.18	0.44
1:A:92:PHE:CG	1:A:93:GLU:N	2.86	0.44
1:B:118:LEU:O	1:B:202:ASN:ND2	2.46	0.44
1:C:268:THR:O	1:C:271:ILE:HG22	2.17	0.44
1:E:149:SER:HA	1:E:152:ARG:HH12	1.82	0.44
1:F:268:THR:O	1:F:271:ILE:HG22	2.17	0.44
1:A:289:VAL:HA	1:A:292:THR:HG22	2.00	0.43
1:B:103:GLN:O	1:B:107:TRP:HZ3	2.01	0.43
1:C:149:SER:HA	1:C:152:ARG:HH12	1.82	0.43
1:D:253:ARG:HD2	1:E:247:HIS:CE1	2.53	0.43
1:F:104:TYR:HE1	1:F:273:TYR:CD2	2.36	0.43
1:G:268:THR:O	1:G:271:ILE:HG22	2.18	0.43
1:G:29:ARG:NE	1:G:192:TYR:OH	2.50	0.43
1:G:182:LYS:NZ	1:H:317:SER:OG	2.41	0.43
1:A:182:LYS:NZ	1:B:317:SER:OG	2.42	0.43
1:D:149:SER:HA	1:D:152:ARG:HH12	1.82	0.43
1:D:310:LYS:O	1:D:314:ASN:HB2	2.18	0.43

Continued on next page...

Continued from previous page...

Atom-1	Atom-2	Interatomic distance (Å)	Clash overlap (Å)
1:G:104:TYR:HE1	1:G:273:TYR:CD2	2.36	0.43
1:G:310:LYS:O	1:G:314:ASN:HB2	2.18	0.43
1:H:318:THR:HG23	1:H:319:ALA:N	2.31	0.43
1:F:236:TRP:CD1	1:F:237:GLN:N	2.87	0.43
1:B:310:LYS:O	1:B:314:ASN:HB2	2.18	0.43
1:F:92:PHE:CG	1:F:93:GLU:N	2.86	0.43
1:D:253:ARG:HD2	1:E:247:HIS:HE1	1.82	0.43
1:F:310:LYS:O	1:F:314:ASN:HB2	2.18	0.43
1:H:103:GLN:O	1:H:107:TRP:HZ3	2.01	0.43
1:A:103:GLN:O	1:A:107:TRP:HZ3	2.01	0.43
1:B:289:VAL:HA	1:B:292:THR:HG22	2.00	0.43
1:E:318:THR:HG23	1:E:319:ALA:N	2.31	0.43
1:F:130:ILE:HD11	1:F:188:MET:HE3	2.00	0.43
1:H:92:PHE:CG	1:H:93:GLU:N	2.86	0.43
1:A:236:TRP:CD1	1:A:237:GLN:N	2.87	0.43
1:C:104:TYR:HE1	1:C:273:TYR:CD2	2.36	0.43
1:C:103:GLN:O	1:C:107:TRP:HZ3	2.01	0.43
1:F:226:ILE:HG21	1:F:278:ILE:HD11	2.01	0.43
1:G:236:TRP:CD1	1:G:237:GLN:N	2.87	0.43
1:H:236:TRP:CD1	1:H:237:GLN:N	2.87	0.43
1:H:104:TYR:HE1	1:H:273:TYR:CD2	2.36	0.43
1:E:236:TRP:CD1	1:E:237:GLN:N	2.87	0.43
1:G:289:VAL:HA	1:G:292:THR:HG22	2.00	0.43
1:G:304:ASN:O	1:G:305:LYS:HG2	2.19	0.43
1:D:226:ILE:HG21	1:D:278:ILE:HD11	2.01	0.43
1:E:193:THR:HA	1:E:196:THR:HG22	2.01	0.43
1:F:103:GLN:O	1:F:107:TRP:HZ3	2.01	0.43
1:C:236:TRP:CD1	1:C:237:GLN:N	2.87	0.43
1:D:16:SER:O	1:D:20:VAL:HB	2.19	0.43
1:E:16:SER:O	1:E:20:VAL:HB	2.19	0.43
1:F:16:SER:O	1:F:20:VAL:HB	2.19	0.43
1:H:16:SER:O	1:H:20:VAL:HB	2.19	0.43
1:H:226:ILE:HG21	1:H:278:ILE:HD11	2.01	0.43
1:H:304:ASN:O	1:H:305:LYS:HG2	2.19	0.43
1:C:16:SER:O	1:C:20:VAL:HB	2.19	0.42
1:D:236:TRP:CD1	1:D:237:GLN:N	2.87	0.42
1:G:92:PHE:CG	1:G:93:GLU:N	2.86	0.42
1:H:334:LEU:HD11	1:H:338:GLY:HA3	2.01	0.42
1:B:304:ASN:O	1:B:305:LYS:HG2	2.19	0.42
1:D:193:THR:HA	1:D:196:THR:HG22	2.01	0.42
1:D:289:VAL:HA	1:D:292:THR:HG22	2.00	0.42

Continued on next page...

Continued from previous page...

Atom-1	Atom-2	Interatomic distance (Å)	Clash overlap (Å)
1:G:16:SER:O	1:G:20:VAL:HB	2.19	0.42
1:F:182:LYS:NZ	1:G:317:SER:OG	2.40	0.42
1:A:104:TYR:HE1	1:A:273:TYR:CD2	2.36	0.42
1:B:16:SER:O	1:B:20:VAL:HB	2.19	0.42
1:F:304:ASN:O	1:F:305:LYS:HG2	2.19	0.42
1:H:135:TYR:HB2	1:H:180:ALA:HB2	2.01	0.42
1:H:289:VAL:HA	1:H:292:THR:HG22	2.00	0.42
1:B:226:ILE:HG21	1:B:278:ILE:HD11	2.01	0.42
1:D:146:ARG:HH21	1:E:152:ARG:NE	2.17	0.42
1:E:304:ASN:O	1:E:305:LYS:HG2	2.19	0.42
1:F:289:VAL:HA	1:F:292:THR:HG22	2.00	0.42
1:G:193:THR:HA	1:G:196:THR:HG22	2.01	0.42
1:B:104:TYR:HE1	1:B:273:TYR:CD2	2.36	0.42
1:E:289:VAL:HA	1:E:292:THR:HG22	2.00	0.42
1:G:226:ILE:HG21	1:G:278:ILE:HD11	2.01	0.42
1:A:43:SER:OG	1:A:109:PRO:O	2.28	0.42
1:A:168:ARG:HB3	1:A:169:PRO:HD3	2.02	0.42
1:A:304:ASN:O	1:A:305:LYS:HG2	2.19	0.42
1:B:193:THR:HA	1:B:196:THR:HG22	2.01	0.42
1:B:236:TRP:CD1	1:B:237:GLN:N	2.87	0.42
1:B:334:LEU:HD11	1:B:338:GLY:HA3	2.01	0.42
1:C:193:THR:HA	1:C:196:THR:HG22	2.01	0.42
1:E:182:LYS:NZ	1:F:317:SER:OG	2.41	0.42
1:G:334:LEU:HD11	1:G:338:GLY:HA3	2.01	0.42
1:A:226:ILE:HG21	1:A:278:ILE:HD11	2.01	0.42
1:B:304:ASN:C	1:B:306:THR:H	2.23	0.42
1:C:118:LEU:O	1:C:202:ASN:ND2	2.46	0.42
1:C:87:ASP:OD1	1:C:87:ASP:N	2.53	0.42
1:E:83:PHE:HB2	1:E:243:PRO:HG3	2.02	0.42
1:E:304:ASN:C	1:E:306:THR:H	2.23	0.42
1:F:83:PHE:HB2	1:F:243:PRO:HG3	2.02	0.42
1:H:168:ARG:HB3	1:H:169:PRO:HD3	2.02	0.42
1:C:83:PHE:HB2	1:C:243:PRO:HG3	2.02	0.42
1:D:83:PHE:HB2	1:D:243:PRO:HG3	2.02	0.42
1:E:135:TYR:HB2	1:E:180:ALA:HB2	2.01	0.42
1:E:226:ILE:HG21	1:E:278:ILE:HD11	2.01	0.42
1:G:168:ARG:HB3	1:G:169:PRO:HD3	2.02	0.42
1:B:83:PHE:HB2	1:B:243:PRO:HG3	2.02	0.42
1:D:168:ARG:HB3	1:D:169:PRO:HD3	2.02	0.42
1:D:304:ASN:O	1:D:305:LYS:HG2	2.19	0.42
1:D:304:ASN:C	1:D:306:THR:H	2.23	0.42

Continued on next page...

Continued from previous page...

Atom-1	Atom-2	Interatomic distance (Å)	Clash overlap (Å)
1:D:87:ASP:OD1	1:D:87:ASP:N	2.53	0.42
1:F:168:ARG:HB3	1:F:169:PRO:HD3	2.02	0.42
1:G:318:THR:HG23	1:G:319:ALA:N	2.31	0.42
1:C:218:ILE:HG13	1:C:219:TYR:HD2	1.85	0.42
1:C:226:ILE:HG21	1:C:278:ILE:HD11	2.01	0.42
1:E:168:ARG:HB3	1:E:169:PRO:HD3	2.02	0.42
1:F:334:LEU:HD11	1:F:338:GLY:HA3	2.01	0.42
1:G:135:TYR:HB2	1:G:180:ALA:HB2	2.01	0.42
1:G:46:LEU:HA	1:G:46:LEU:HD23	1.90	0.42
1:C:135:TYR:HB2	1:C:180:ALA:HB2	2.01	0.41
1:C:289:VAL:HA	1:C:292:THR:HG22	2.00	0.41
1:D:135:TYR:HB2	1:D:180:ALA:HB2	2.01	0.41
1:D:60:THR:CG2	1:D:69:VAL:HG22	2.50	0.41
1:G:304:ASN:C	1:G:306:THR:H	2.23	0.41
1:H:147:PHE:HB2	1:H:168:ARG:HH12	1.85	0.41
1:A:16:SER:O	1:A:20:VAL:HB	2.19	0.41
1:A:122:PRO:HB3	1:A:198:TRP:HD1	1.85	0.41
1:A:60:THR:CG2	1:A:69:VAL:HG22	2.50	0.41
1:B:87:ASP:N	1:B:87:ASP:OD1	2.53	0.41
1:C:122:PRO:HB3	1:C:198:TRP:HD1	1.85	0.41
1:C:304:ASN:O	1:C:305:LYS:HG2	2.19	0.41
1:C:60:THR:CG2	1:C:69:VAL:HG22	2.50	0.41
1:H:122:PRO:HB3	1:H:198:TRP:HD1	1.85	0.41
1:A:193:THR:HA	1:A:196:THR:HG22	2.01	0.41
1:A:83:PHE:HB2	1:A:243:PRO:HG3	2.02	0.41
1:B:60:THR:CG2	1:B:69:VAL:HG22	2.50	0.41
1:C:304:ASN:C	1:C:306:THR:H	2.23	0.41
1:E:218:ILE:HG13	1:E:219:TYR:HD2	1.85	0.41
1:F:147:PHE:HB2	1:F:168:ARG:HH12	1.85	0.41
1:G:83:PHE:HB2	1:G:243:PRO:HG3	2.02	0.41
1:H:83:PHE:HB2	1:H:243:PRO:HG3	2.02	0.41
1:B:168:ARG:HB3	1:B:169:PRO:HD3	2.02	0.41
1:B:135:TYR:HB2	1:B:180:ALA:HB2	2.01	0.41
1:C:168:ARG:HB3	1:C:169:PRO:HD3	2.02	0.41
1:E:147:PHE:HB2	1:E:168:ARG:HH12	1.85	0.41
1:E:87:ASP:N	1:E:87:ASP:OD1	2.53	0.41
1:F:141:VAL:HG11	1:F:348:ASN:HD22	1.85	0.41
1:G:147:PHE:HB2	1:G:168:ARG:HH12	1.85	0.41
1:B:318:THR:HG23	1:B:319:ALA:N	2.31	0.41
1:D:118:LEU:O	1:D:202:ASN:ND2	2.46	0.41
1:F:340:PHE:O	1:F:343:ASP:N	2.54	0.41

Continued on next page...

Continued from previous page...

Atom-1	Atom-2	Interatomic distance (Å)	Clash overlap (Å)
1:G:340:PHE:O	1:G:343:ASP:N	2.54	0.41
1:H:304:ASN:C	1:H:306:THR:H	2.23	0.41
1:A:141:VAL:HG11	1:A:348:ASN:HD22	1.85	0.41
1:B:340:PHE:O	1:B:343:ASP:N	2.54	0.41
1:D:136:ASP:OD1	1:D:136:ASP:N	2.51	0.41
1:D:334:LEU:HD11	1:D:338:GLY:HA3	2.01	0.41
1:D:46:LEU:HD23	1:D:46:LEU:HA	1.90	0.41
1:E:141:VAL:HG11	1:E:348:ASN:HD22	1.85	0.41
1:F:193:THR:HA	1:F:196:THR:HG22	2.01	0.41
1:H:340:PHE:O	1:H:343:ASP:N	2.54	0.41
1:H:60:THR:CG2	1:H:69:VAL:HG22	2.50	0.41
1:A:135:TYR:HB2	1:A:180:ALA:HB2	2.01	0.41
1:A:304:ASN:O	1:A:306:THR:N	2.53	0.41
1:A:304:ASN:C	1:A:306:THR:H	2.23	0.41
1:A:334:LEU:HD11	1:A:338:GLY:HA3	2.01	0.41
1:A:340:PHE:O	1:A:343:ASP:N	2.54	0.41
1:B:130:ILE:HD12	1:B:130:ILE:HA	1.93	0.41
1:B:205:ILE:HD13	1:B:205:ILE:HA	1.93	0.41
1:B:84:VAL:HG12	1:B:247:HIS:HD2	1.86	0.41
1:C:318:THR:HG23	1:C:319:ALA:N	2.31	0.41
1:D:135:TYR:HB2	1:D:180:ALA:CB	2.51	0.41
1:D:218:ILE:HG13	1:D:219:TYR:HD2	1.85	0.41
1:D:84:VAL:HG12	1:D:247:HIS:HD2	1.86	0.41
1:E:60:THR:CG2	1:E:69:VAL:HG22	2.51	0.41
1:F:135:TYR:HB2	1:F:180:ALA:HB2	2.01	0.41
1:F:304:ASN:C	1:F:306:THR:H	2.23	0.41
1:G:141:VAL:HG11	1:G:348:ASN:HD22	1.85	0.41
1:G:122:PRO:HB3	1:G:198:TRP:HD1	1.85	0.41
1:A:147:PHE:HB2	1:A:168:ARG:HH12	1.85	0.41
1:A:115:GLN:NE2	1:A:206:GLN:OE1	2.54	0.41
1:A:318:THR:HG23	1:A:319:ALA:N	2.31	0.41
1:B:218:ILE:HG13	1:B:219:TYR:HD2	1.85	0.41
1:B:304:ASN:O	1:B:306:THR:N	2.53	0.41
1:E:135:TYR:HB2	1:E:180:ALA:CB	2.51	0.41
1:F:60:THR:CG2	1:F:69:VAL:HG22	2.50	0.41
1:D:147:PHE:HB2	1:D:168:ARG:HH12	1.85	0.41
1:B:115:GLN:NE2	1:B:206:GLN:OE1	2.54	0.41
1:D:43:SER:OG	1:D:109:PRO:O	2.28	0.41
1:D:115:GLN:NE2	1:D:206:GLN:OE1	2.54	0.41
1:D:141:VAL:HG11	1:D:348:ASN:HD22	1.85	0.41
1:E:118:LEU:O	1:E:202:ASN:ND2	2.46	0.41

Continued on next page...

Continued from previous page...

Atom-1	Atom-2	Interatomic distance (Å)	Clash overlap (Å)
1:E:334:LEU:HD11	1:E:338:GLY:HA3	2.01	0.41
1:F:135:TYR:HB2	1:F:180:ALA:CB	2.51	0.41
1:H:193:THR:HA	1:H:196:THR:HG22	2.01	0.41
1:A:135:TYR:HB2	1:A:180:ALA:CB	2.51	0.41
1:B:147:PHE:HB2	1:B:168:ARG:HH12	1.85	0.41
1:B:141:VAL:HG11	1:B:348:ASN:HD22	1.85	0.41
1:C:115:GLN:NE2	1:C:206:GLN:OE1	2.54	0.41
1:C:135:TYR:HB2	1:C:180:ALA:CB	2.51	0.41
1:C:340:PHE:O	1:C:343:ASP:N	2.54	0.41
1:E:115:GLN:NE2	1:E:206:GLN:OE1	2.54	0.41
1:F:115:GLN:NE2	1:F:206:GLN:OE1	2.54	0.41
1:G:115:GLN:NE2	1:G:206:GLN:OE1	2.54	0.41
1:G:60:THR:CG2	1:G:69:VAL:HG22	2.50	0.41
1:H:141:VAL:HG11	1:H:348:ASN:HD22	1.85	0.41
1:H:304:ASN:O	1:H:306:THR:N	2.53	0.41
1:A:137:LEU:HD11	1:A:340:PHE:HE2	1.86	0.40
1:A:87:ASP:N	1:A:87:ASP:OD1	2.53	0.40
1:B:122:PRO:HB3	1:B:198:TRP:HD1	1.85	0.40
1:C:147:PHE:HB2	1:C:168:ARG:HH12	1.85	0.40
1:B:182:LYS:NZ	1:C:317:SER:OG	2.42	0.40
1:C:137:LEU:HD11	1:C:340:PHE:HE2	1.86	0.40
1:D:122:PRO:HB3	1:D:198:TRP:HD1	1.85	0.40
1:E:340:PHE:O	1:E:343:ASP:N	2.54	0.40
1:G:304:ASN:O	1:G:306:THR:N	2.53	0.40
1:H:135:TYR:HB2	1:H:180:ALA:CB	2.51	0.40
1:H:84:VAL:HG12	1:H:247:HIS:HD2	1.86	0.40
1:C:304:ASN:O	1:C:306:THR:N	2.53	0.40
1:C:334:LEU:HD11	1:C:338:GLY:HA3	2.01	0.40
1:D:145:ASP:O	1:D:148:TRP:N	2.55	0.40
1:F:118:LEU:O	1:F:202:ASN:ND2	2.46	0.40
1:F:130:ILE:HA	1:F:130:ILE:HD12	1.93	0.40
1:F:122:PRO:HB3	1:F:198:TRP:HD1	1.85	0.40
1:F:137:LEU:HD21	1:F:341:ILE:HG22	2.04	0.40
1:F:87:ASP:OD1	1:F:87:ASP:N	2.53	0.40
1:G:137:LEU:HD21	1:G:341:ILE:HG22	2.04	0.40
1:H:115:GLN:NE2	1:H:206:GLN:OE1	2.54	0.40
1:C:141:VAL:HG11	1:C:348:ASN:HD22	1.85	0.40
1:D:137:LEU:HD21	1:D:341:ILE:HG22	2.04	0.40
1:D:301:TYR:CE1	1:D:308:ALA:HB1	2.57	0.40
1:E:137:LEU:HD21	1:E:341:ILE:HG22	2.04	0.40
1:E:236:TRP:HA	1:E:239:THR:HG22	2.04	0.40

Continued on next page...

Continued from previous page...

Atom-1	Atom-2	Interatomic distance (Å)	Clash overlap (Å)
1:E:301:TYR:CE1	1:E:308:ALA:HB1	2.57	0.40
1:F:22:PRO:HG2	1:F:33:ARG:NH1	2.36	0.40
1:A:301:TYR:CE1	1:A:308:ALA:HB1	2.57	0.40
1:B:58:CYS:SG	1:B:263:VAL:HG12	2.62	0.40
1:C:58:CYS:SG	1:C:263:VAL:HG12	2.62	0.40
1:D:304:ASN:O	1:D:306:THR:N	2.53	0.40
1:F:84:VAL:HG12	1:F:247:HIS:HD2	1.86	0.40
1:G:135:TYR:HB2	1:G:180:ALA:CB	2.51	0.40
1:H:22:PRO:HG2	1:H:33:ARG:NH1	2.36	0.40
1:A:218:ILE:HG13	1:A:219:TYR:HD2	1.85	0.40
1:B:145:ASP:O	1:B:148:TRP:N	2.55	0.40
1:B:137:LEU:HD11	1:B:340:PHE:HE2	1.86	0.40
1:E:122:PRO:HB3	1:E:198:TRP:HD1	1.85	0.40
1:G:218:ILE:HG13	1:G:219:TYR:HD2	1.85	0.40
1:G:236:TRP:HA	1:G:239:THR:HG22	2.04	0.40
1:H:301:TYR:CE1	1:H:308:ALA:HB1	2.57	0.40

There are no symmetry-related clashes.

5.3 Torsion angles [i](#)

5.3.1 Protein backbone [i](#)

In the following table, the Percentiles column shows the percent Ramachandran outliers of the chain as a percentile score with respect to all PDB entries followed by that with respect to all EM entries.

The Analysed column shows the number of residues for which the backbone conformation was analysed, and the total number of residues.

Mol	Chain	Analysed	Favoured	Allowed	Outliers	Percentiles	
1	A	357/389 (92%)	310 (87%)	45 (13%)	2 (1%)	30	68
1	B	357/389 (92%)	310 (87%)	45 (13%)	2 (1%)	30	68
1	C	357/389 (92%)	310 (87%)	45 (13%)	2 (1%)	30	68
1	D	357/389 (92%)	310 (87%)	45 (13%)	2 (1%)	30	68
1	E	357/389 (92%)	310 (87%)	45 (13%)	2 (1%)	30	68
1	F	357/389 (92%)	310 (87%)	45 (13%)	2 (1%)	30	68
1	G	357/389 (92%)	310 (87%)	45 (13%)	2 (1%)	30	68

Continued on next page...

Continued from previous page...

Mol	Chain	Analysed	Favoured	Allowed	Outliers	Percentiles	
1	H	357/389 (92%)	310 (87%)	45 (13%)	2 (1%)	30	68
All	All	2856/3112 (92%)	2480 (87%)	360 (13%)	16 (1%)	34	68

All (16) Ramachandran outliers are listed below:

Mol	Chain	Res	Type
1	A	321	ILE
1	B	321	ILE
1	C	321	ILE
1	D	321	ILE
1	E	321	ILE
1	F	321	ILE
1	G	321	ILE
1	H	321	ILE
1	A	323	SER
1	B	323	SER
1	C	323	SER
1	D	323	SER
1	E	323	SER
1	F	323	SER
1	G	323	SER
1	H	323	SER

5.3.2 Protein sidechains ⓘ

In the following table, the Percentiles column shows the percent sidechain outliers of the chain as a percentile score with respect to all PDB entries followed by that with respect to all EM entries.

The Analysed column shows the number of residues for which the sidechain conformation was analysed, and the total number of residues.

Mol	Chain	Analysed	Rotameric	Outliers	Percentiles	
1	A	321/346 (93%)	321 (100%)	0	100	100
1	B	321/346 (93%)	321 (100%)	0	100	100
1	C	321/346 (93%)	321 (100%)	0	100	100
1	D	321/346 (93%)	321 (100%)	0	100	100
1	E	321/346 (93%)	321 (100%)	0	100	100
1	F	321/346 (93%)	321 (100%)	0	100	100

Continued on next page...

Continued from previous page...

Mol	Chain	Analysed	Rotameric	Outliers	Percentiles	
1	G	321/346 (93%)	321 (100%)	0	100	100
1	H	321/346 (93%)	321 (100%)	0	100	100
All	All	2568/2768 (93%)	2568 (100%)	0	100	100

There are no protein residues with a non-rotameric sidechain to report.

Some sidechains can be flipped to improve hydrogen bonding and reduce clashes. All (8) such sidechains are listed below:

Mol	Chain	Res	Type
1	A	115	GLN
1	B	115	GLN
1	C	115	GLN
1	D	115	GLN
1	E	115	GLN
1	F	115	GLN
1	G	115	GLN
1	H	115	GLN

5.3.3 RNA ⓘ

There are no RNA molecules in this entry.

5.4 Non-standard residues in protein, DNA, RNA chains ⓘ

There are no non-standard protein/DNA/RNA residues in this entry.

5.5 Carbohydrates ⓘ

There are no carbohydrates in this entry.

5.6 Ligand geometry ⓘ

There are no ligands in this entry.

5.7 Other polymers ⓘ

There are no such residues in this entry.

5.8 Polymer linkage issues ⓘ

There are no chain breaks in this entry.