



Full wwPDB X-ray Structure Validation Report ⓘ

Feb 1, 2016 – 09:07 AM GMT

PDB ID : 3H94
Title : Crystal structure of the membrane fusion protein CusB from Escherichia coli
Authors : Su, C.-C.; Yang, F.; Long, F.; Reyon, D.; Routh, M.D.; Kuo, D.W.; Mokhtari, A.K.; Van Ornam, J.D.; Rabe, K.L.; Hoy, J.A.; Lee, Y.J.; Rajashankar, K.R.; Yu, E.W.
Deposited on : 2009-04-30
Resolution : 3.84 Å(reported)

This is a Full wwPDB X-ray Structure Validation Report for a publicly released PDB entry.
We welcome your comments at validation@mail.wwpdb.org
A user guide is available at
<http://wwpdb.org/validation/2016/XrayValidationReportHelp>
with specific help available everywhere you see the ⓘ symbol.

The following versions of software and data (see [references ⓘ](#)) were used in the production of this report:

MolProbity : 4.02b-467
Mogul : 1.7 (RC4), CSD as536be (2015)
Xtriage (Phenix) : 1.9-1692
EDS : rb-20026688
Percentile statistics : 20151230.v01 (using entries in the PDB archive December 30th 2015)
Refmac : 5.8.0135
CCP4 : 6.5.0
Ideal geometry (proteins) : Engh & Huber (2001)
Ideal geometry (DNA, RNA) : Parkinson et al. (1996)
Validation Pipeline (wwPDB-VP) : trunk26865

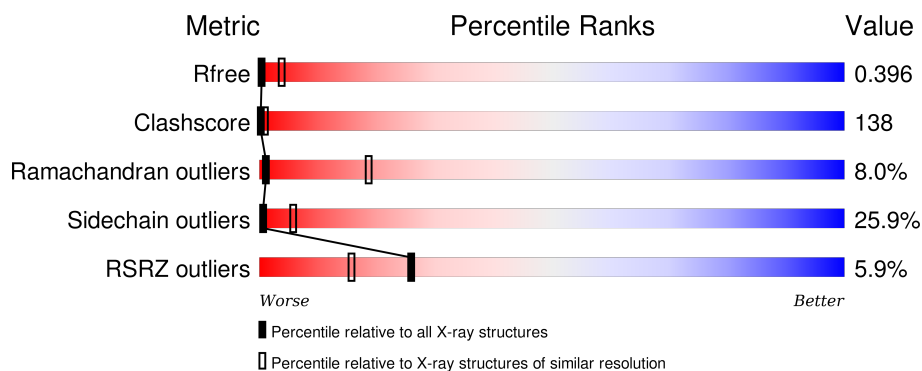
1 Overall quality at a glance

The following experimental techniques were used to determine the structure:

X-RAY DIFFRACTION

The reported resolution of this entry is 3.84 Å.

Percentile scores (ranging between 0-100) for global validation metrics of the entry are shown in the following graphic. The table shows the number of entries on which the scores are based.



Metric	Whole archive (#Entries)	Similar resolution (#Entries, resolution range(Å))
R_{free}	91344	1334 (4.18-3.50)
Clashscore	102246	1036 (4.16-3.52)
Ramachandran outliers	100387	1415 (4.18-3.50)
Sidechain outliers	100360	1410 (4.18-3.50)
RSRZ outliers	91569	1342 (4.18-3.50)

The table below summarises the geometric issues observed across the polymeric chains and their fit to the electron density. The red, orange, yellow and green segments on the lower bar indicate the fraction of residues that contain outliers for ≥ 3 , 2, 1 and 0 types of geometric quality criteria. A grey segment represents the fraction of residues that are not modelled. The numeric value for each fraction is indicated below the corresponding segment, with a dot representing fractions $\leq 5\%$. The upper red bar (where present) indicates the fraction of residues that have poor fit to the electron density. The numeric value is given above the bar.

Mol	Chain	Length	Quality of chain
1	A	407	<div> <div>5%</div> <div>14%</div> <div>38%</div> <div>20%</div> <div>•</div> <div>27%</div> </div>
1	B	407	<div> <div>4%</div> <div>13%</div> <div>40%</div> <div>18%</div> <div>•</div> <div>27%</div> </div>

The following table lists non-polymeric compounds, carbohydrate monomers and non-standard residues in protein, DNA, RNA chains that are outliers for geometric or electron-density-fit criteria:

Mol	Type	Chain	Res	Chirality	Geometry	Clashes	Electron density
2	AG	B	408	-	-	-	X

2 Entry composition

There are 2 unique types of molecules in this entry. The entry contains 4550 atoms, of which 0 are hydrogens and 0 are deuteriums.

In the tables below, the ZeroOcc column contains the number of atoms modelled with zero occupancy, the AltConf column contains the number of residues with at least one atom in alternate conformation and the Trace column contains the number of residues modelled with at most 2 atoms.

- Molecule 1 is a protein called Cation efflux system protein cusB.

Mol	Chain	Residues	Atoms					ZeroOcc	AltConf	Trace
1	A	297	Total	C	N	O	S	0	0	0
			2274	1448	392	429	5			
1	B	297	Total	C	N	O	S	0	0	0
			2274	1448	392	429	5			

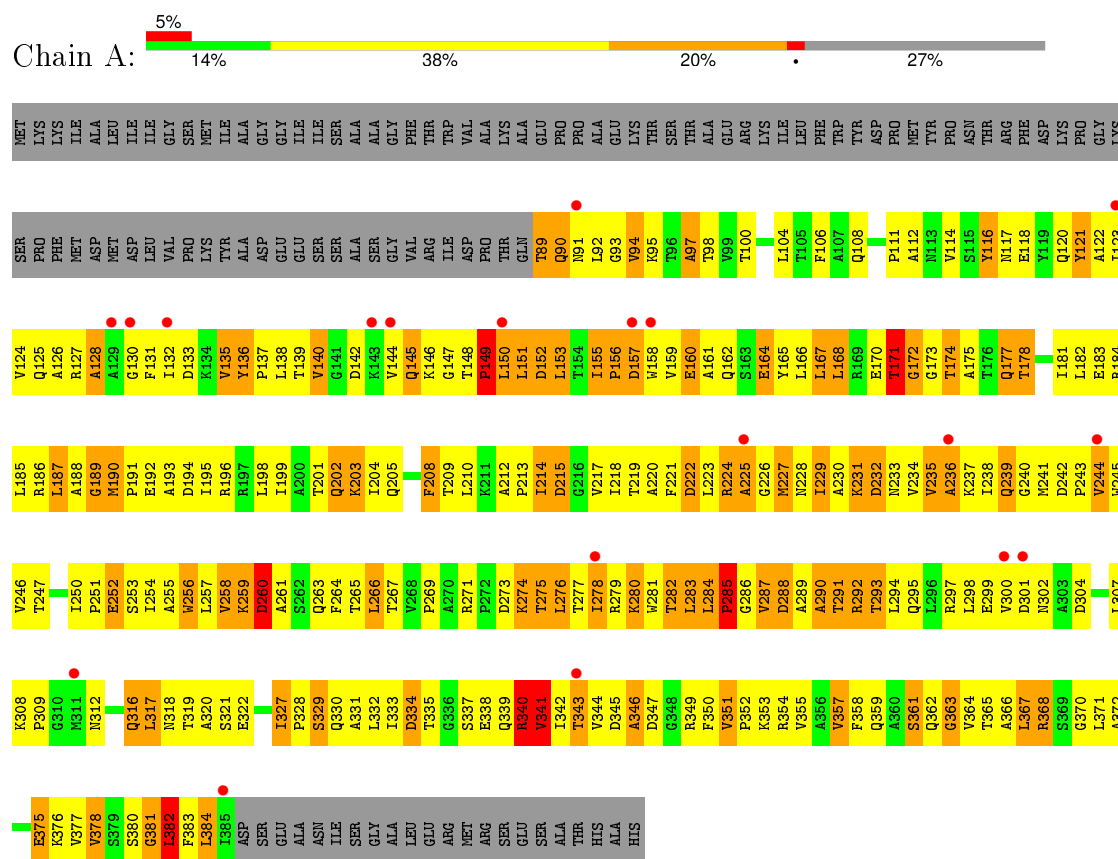
- Molecule 2 is SILVER ION (three-letter code: AG) (formula: Ag).

Mol	Chain	Residues	Atoms		ZeroOcc	AltConf
2	B	1	Total	Ag	0	0
			1	1		
2	A	1	Total	Ag	0	0
			1	1		

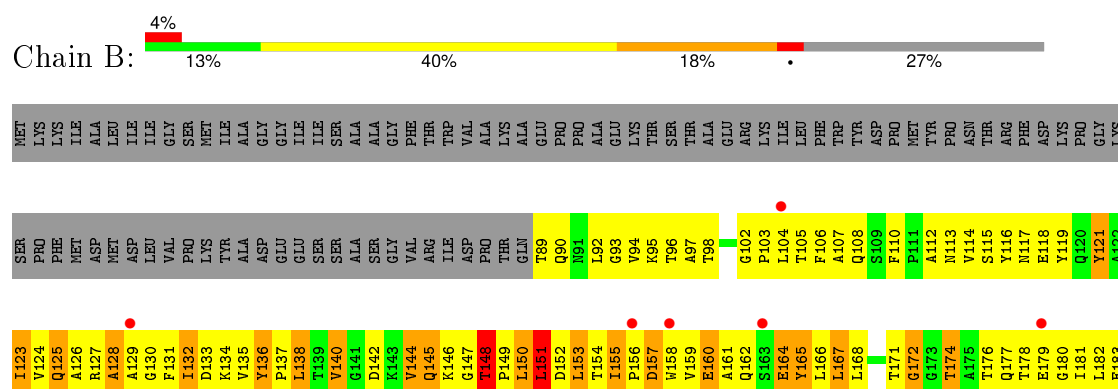
3 Residue-property plots

These plots are drawn for all protein, RNA and DNA chains in the entry. The first graphic for a chain summarises the proportions of errors displayed in the second graphic. The second graphic shows the sequence view annotated by issues in geometry and electron density. Residues are color-coded according to the number of geometric quality criteria for which they contain at least one outlier: green = 0, yellow = 1, orange = 2 and red = 3 or more. A red dot above a residue indicates a poor fit to the electron density ($RSRZ > 2$). Stretches of 2 or more consecutive residues without any outlier are shown as a green connector. Residues present in the sample, but not in the model, are shown in grey.

• Molecule 1: Cation efflux system protein cusB



• Molecule 1: Cation efflux system protein cusB



R368	R369	G370	L371	A372	E373	G374	E375	K376	V377	V378	S379	S380	G381	L382	F383	L384	I385	ASP	SER	GLU	ALA	ASN	ILE	SER	GLY	ALA	LEU	GLU	ARG	MET	ARG	SER	GLU	SER	THR	HIS	ALA	HIS																						
V244	W245	V246	T247	A248	A249	N312	A249	I250	P251	E252	I254	A255	W256	L257	V258	K259	D260	T261	T265	L266	T267	V268	P269	A270	R271	P272	D273	T274	T275	L276	T277	I278	R279	K280	W281	T282	L283	L284	P285	G286	V287	D288	A289	A290	T291	R292	T293	L294	Q295	L296	R297	L298	E299	V300	D301	N302	A303	D304	E305	A306
L307	K308	P309	G310	N311	N312	A313	W314	L315	S253	Q316	L317	N318	T319	A320	S321	E322	P323	M324	L325	L326	I327	P328	S329	Q330	A331	L332	I333	D334	T335	G336	S337	E338	Q339	R340	V341	I342	T343	V344	D345	A346	D347	G348	R349	P350	V351	P352	K353	R354	V355	F358	Q359	A360	S361	Q362	G363	V364	T365	A366	L367	
R184	L185	R186	L187	A188	G189	M190	P191	E192	A193	D194	I195	R196	R197	L198	I199	A200	T201	Q202	K203	I204	Q205	T206	R207	F208	T209	L210	K211	A212	P213	I214	D215	G216	V217	I218	T219	A220	F221	D222	L223	R224	A225	G226	N227	N228	I229	A230	K231	D232	N233	V234	V235	A236	K237	I238	Q239	G240	F241	D242	P243	

4 Data and refinement statistics

Property	Value	Source
Space group	I 2 2 2	Depositor
Cell constants a, b, c, α , β , γ	85.00Å 114.42Å 259.08Å 90.00° 90.00° 90.00°	Depositor
Resolution (Å)	47.20 – 3.84 47.20 – 3.71	Depositor EDS
% Data completeness (in resolution range)	87.3 (47.20-3.84) 98.1 (47.20-3.71)	Depositor EDS
R_{merge}	0.07	Depositor
R_{sym}	(Not available)	Depositor
$\langle I/\sigma(I) \rangle$ ¹	4.96 (at 3.66Å)	Xtriage
Refinement program	PHENIX (phenix.refine)	Depositor
R, R_{free}	0.280 , 0.300 0.398 , 0.396	Depositor DCC
R_{free} test set	611 reflections (5.17%)	DCC
Wilson B-factor (Å ²)	153.0	Xtriage
Anisotropy	0.727	Xtriage
Bulk solvent k_{sol} (e/Å ³), B_{sol} (Å ²)	0.34 , 231.4	EDS
Estimated twinning fraction	No twinning to report.	Xtriage
L-test for twinning ²	$\langle L \rangle = 0.47$, $\langle L^2 \rangle = 0.30$	Xtriage
Outliers	0 of 13543 reflections	Xtriage
F_o, F_c correlation	0.85	EDS
Total number of atoms	4550	wwPDB-VP
Average B, all atoms (Å ²)	175.0	wwPDB-VP

Xtriage's analysis on translational NCS is as follows: *The largest off-origin peak in the Patterson function is 9.73% of the height of the origin peak. No significant pseudotranslation is detected.*

¹Intensities estimated from amplitudes.

²Theoretical values of $\langle |L| \rangle$, $\langle L^2 \rangle$ for acentric reflections are 0.5, 0.375 respectively for untwinned datasets, and 0.333, 0.2 for perfectly twinned datasets.

5 Model quality

5.1 Standard geometry

Bond lengths and bond angles in the following residue types are not validated in this section: AG

The Z score for a bond length (or angle) is the number of standard deviations the observed value is removed from the expected value. A bond length (or angle) with $|Z| > 5$ is considered an outlier worth inspection. RMSZ is the root-mean-square of all Z scores of the bond lengths (or angles).

Mol	Chain	Bond lengths		Bond angles	
		RMSZ	$\# Z > 5$	RMSZ	$\# Z > 5$
1	A	0.83	5/2313 (0.2%)	1.25	25/3152 (0.8%)
1	B	0.85	3/2313 (0.1%)	1.34	32/3152 (1.0%)
All	All	0.84	8/4626 (0.2%)	1.29	57/6304 (0.9%)

Chiral center outliers are detected by calculating the chiral volume of a chiral center and verifying if the center is modelled as a planar moiety or with the opposite hand. A planarity outlier is detected by checking planarity of atoms in a peptide group, atoms in a mainchain group or atoms of a sidechain that are expected to be planar.

Mol	Chain	#Chirality outliers	#Planarity outliers
1	A	0	1
1	B	0	2
All	All	0	3

All (8) bond length outliers are listed below:

Mol	Chain	Res	Type	Atoms	Z	Observed(Å)	Ideal(Å)
1	A	97	ALA	C-O	-9.88	1.04	1.23
1	A	94	VAL	C-N	8.15	1.52	1.34
1	A	89	THR	C-N	7.67	1.51	1.34
1	A	149	PRO	C-N	7.35	1.50	1.34
1	A	377	VAL	C-O	-6.94	1.10	1.23
1	B	259	LYS	N-CA	5.58	1.57	1.46
1	B	341	VAL	CA-CB	-5.22	1.43	1.54
1	B	300	VAL	CA-CB	-5.05	1.44	1.54

All (57) bond angle outliers are listed below:

Mol	Chain	Res	Type	Atoms	Z	Observed(°)	Ideal(°)
1	B	119	TYR	N-CA-CB	-16.57	80.77	110.60

Continued on next page...

Continued from previous page...

Mol	Chain	Res	Type	Atoms	Z	Observed(°)	Ideal(°)
1	A	94	VAL	O-C-N	15.20	147.02	122.70
1	A	94	VAL	CA-C-N	-14.14	86.08	117.20
1	B	323	PRO	O-C-N	-11.99	103.51	122.70
1	A	94	VAL	C-N-CA	-11.00	94.20	121.70
1	B	259	LYS	N-CA-C	10.44	139.19	111.00
1	B	341	VAL	CB-CA-C	-9.87	92.66	111.40
1	B	340	ARG	NE-CZ-NH2	-9.62	115.49	120.30
1	B	340	ARG	NE-CZ-NH1	8.93	124.77	120.30
1	A	341	VAL	CB-CA-C	-8.88	94.53	111.40
1	B	259	LYS	CB-CA-C	-8.62	93.16	110.40
1	B	225	ALA	N-CA-C	8.56	134.12	111.00
1	A	340	ARG	NE-CZ-NH1	8.52	124.56	120.30
1	B	215	ASP	N-CA-C	-8.49	88.08	111.00
1	B	213	PRO	O-C-N	-8.33	109.38	122.70
1	B	219	THR	N-CA-C	-7.96	89.49	111.00
1	B	123	ILE	N-CA-C	-7.93	89.59	111.00
1	A	290	ALA	N-CA-C	-7.92	89.60	111.00
1	B	323	PRO	CA-C-N	7.63	133.99	117.20
1	A	278	ILE	N-CA-C	-7.53	90.67	111.00
1	B	129	ALA	N-CA-C	-7.36	91.12	111.00
1	A	274	LYS	N-CA-C	-7.23	91.48	111.00
1	A	89	THR	O-C-N	-6.93	111.61	122.70
1	A	215	ASP	N-CA-C	-6.89	92.39	111.00
1	A	156	PRO	N-CA-C	6.80	129.78	112.10
1	B	213	PRO	C-N-CA	6.67	138.38	121.70
1	B	323	PRO	C-N-CA	6.66	138.34	121.70
1	A	340	ARG	CG-CD-NE	6.44	125.33	111.80
1	A	304	ASP	N-CA-C	-6.37	93.79	111.00
1	B	258	VAL	N-CA-C	6.30	128.01	111.00
1	B	260	ASP	CB-CA-C	-6.27	97.87	110.40
1	B	222	ASP	N-CA-C	6.04	127.31	111.00
1	B	219	THR	C-N-CA	-6.01	106.68	121.70
1	A	172	GLY	N-CA-C	-6.00	98.09	113.10
1	B	373	GLU	N-CA-C	5.96	127.09	111.00
1	B	118	GLU	N-CA-C	5.95	127.06	111.00
1	B	311	MET	N-CA-C	-5.94	94.95	111.00
1	A	225	ALA	N-CA-C	5.93	127.01	111.00
1	B	340	ARG	CG-CD-NE	5.76	123.90	111.80
1	B	309	PRO	N-CA-C	-5.69	97.31	112.10
1	B	150	LEU	N-CA-C	5.61	126.14	111.00
1	A	381	GLY	O-C-N	5.58	131.63	122.70
1	B	241	MET	C-N-CA	-5.57	107.78	121.70

Continued on next page...

Continued from previous page...

Mol	Chain	Res	Type	Atoms	Z	Observed(°)	Ideal(°)
1	A	89	THR	C-N-CA	5.55	135.58	121.70
1	B	265	THR	N-CA-C	-5.52	96.09	111.00
1	A	235	VAL	N-CA-C	-5.51	96.13	111.00
1	A	260	ASP	N-CA-C	5.48	125.79	111.00
1	A	382	LEU	CA-CB-CG	5.47	127.88	115.30
1	A	155	ILE	N-CA-C	5.45	125.71	111.00
1	B	332	LEU	CB-CG-CD1	5.38	120.15	111.00
1	A	232	ASP	N-CA-C	-5.38	96.47	111.00
1	A	381	GLY	C-N-CA	5.29	134.93	121.70
1	B	258	VAL	CB-CA-C	-5.26	101.41	111.40
1	A	222	ASP	N-CA-C	5.24	125.14	111.00
1	B	260	ASP	CB-CG-OD2	5.18	122.96	118.30
1	B	306	ALA	CA-C-N	-5.08	106.03	117.20
1	A	171	THR	N-CA-C	-5.03	97.42	111.00

There are no chirality outliers.

All (3) planarity outliers are listed below:

Mol	Chain	Res	Type	Group
1	A	149	PRO	Mainchain
1	B	323	PRO	Mainchain
1	B	341	VAL	Peptide

5.2 Too-close contacts ⓘ

In the following table, the Non-H and H(model) columns list the number of non-hydrogen atoms and hydrogen atoms in the chain respectively. The H(added) column lists the number of hydrogen atoms added and optimized by MolProbity. The Clashes column lists the number of clashes within the asymmetric unit, whereas Symm-Clashes lists symmetry related clashes.

Mol	Chain	Non-H	H(model)	H(added)	Clashes	Symm-Clashes
1	A	2274	0	2341	658	0
1	B	2274	0	2341	648	0
2	A	1	0	0	0	0
2	B	1	0	0	0	0
All	All	4550	0	4682	1274	0

The all-atom clashscore is defined as the number of clashes found per 1000 atoms (including hydrogen atoms). The all-atom clashscore for this structure is 138.

All (1274) close contacts within the same asymmetric unit are listed below, sorted by their clash magnitude.

Atom-1	Atom-2	Interatomic distance (Å)	Clash overlap (Å)
1:B:283:LEU:CD2	1:B:294:LEU:HD12	1.43	1.49
1:B:147:GLY:CA	1:B:212:ALA:HB3	1.45	1.45
1:A:92:LEU:HD13	1:A:93:GLY:N	1.32	1.41
1:B:187:LEU:HD12	1:B:188:ALA:N	1.38	1.39
1:B:244:VAL:HG21	1:B:307:LEU:CD1	1.53	1.38
1:B:92:LEU:HD13	1:B:93:GLY:N	1.32	1.37
1:B:370:GLY:C	1:B:371:LEU:HD23	1.44	1.37
1:B:167:LEU:HD12	1:B:168:LEU:N	1.38	1.36
1:A:132:ILE:CD1	1:A:229:ILE:HD11	1.54	1.36
1:B:151:LEU:HD23	1:B:152:ASP:N	1.36	1.36
1:B:147:GLY:HA3	1:B:212:ALA:CB	1.57	1.33
1:B:256:TRP:CH2	1:B:257:LEU:HD22	1.62	1.32
1:A:167:LEU:HD12	1:A:168:LEU:N	1.41	1.32
1:A:317:LEU:HD12	1:A:318:ASN:N	1.44	1.32
1:A:256:TRP:CH2	1:A:257:LEU:HD22	1.65	1.30
1:B:123:ILE:HD13	1:B:125:GLN:NE2	1.44	1.30
1:B:132:ILE:HD11	1:B:229:ILE:CD1	1.60	1.30
1:B:244:VAL:CG2	1:B:307:LEU:HD11	1.61	1.28
1:A:358:PHE:CD2	1:A:368:ARG:HG2	1.68	1.28
1:B:244:VAL:CG1	1:B:300:VAL:HB	1.64	1.28
1:A:122:ALA:HB2	1:A:214:ILE:CD1	1.65	1.27
1:B:193:ALA:HA	1:B:196:ARG:CZ	1.65	1.27
1:A:358:PHE:HD2	1:A:368:ARG:CG	1.47	1.25
1:B:291:THR:O	1:B:292:ARG:HD2	1.37	1.24
1:B:151:LEU:HD23	1:B:151:LEU:C	1.52	1.24
1:A:187:LEU:HD12	1:A:188:ALA:N	1.53	1.23
1:A:167:LEU:C	1:A:167:LEU:HD12	1.55	1.23
1:B:370:GLY:O	1:B:371:LEU:HD23	1.38	1.21
1:A:256:TRP:CZ3	1:A:257:LEU:HD22	1.77	1.20
1:A:165:TYR:CE2	1:A:182:LEU:HD11	1.73	1.20
1:A:132:ILE:HD11	1:A:229:ILE:CD1	1.72	1.19
1:B:198:LEU:C	1:B:198:LEU:HD12	1.54	1.19
1:A:283:LEU:HD21	1:A:294:LEU:CD1	1.71	1.19
1:A:187:LEU:HD12	1:A:187:LEU:C	1.58	1.18
1:A:122:ALA:CB	1:A:214:ILE:HD11	1.74	1.18
1:B:384:LEU:HD23	1:B:384:LEU:C	1.61	1.18
1:B:167:LEU:HD12	1:B:167:LEU:C	1.62	1.18
1:B:181:ILE:CB	1:B:184:ARG:HH21	1.57	1.18
1:B:158:TRP:O	1:B:162:GLN:HG3	1.40	1.17
1:A:94:VAL:CG1	1:A:95:LYS:N	2.03	1.17
1:B:283:LEU:CD2	1:B:294:LEU:CD1	2.22	1.17
1:B:123:ILE:O	1:B:123:ILE:HD12	1.40	1.17

Continued on next page...

Continued from previous page...

Atom-1	Atom-2	Interatomic distance (Å)	Clash overlap (Å)
1:A:317:LEU:C	1:A:317:LEU:HD12	1.58	1.17
1:A:283:LEU:CD2	1:A:294:LEU:HD13	1.74	1.17
1:A:327:ILE:C	1:A:327:ILE:HD12	1.55	1.16
1:A:152:ASP:CG	1:A:209:THR:HG22	1.65	1.16
1:B:187:LEU:C	1:B:187:LEU:HD12	1.60	1.16
1:A:332:LEU:HD23	1:A:332:LEU:C	1.66	1.16
1:B:246:VAL:CG2	1:B:298:LEU:HB2	1.76	1.16
1:A:347:ASP:HB2	1:A:349:ARG:HG2	1.21	1.15
1:B:283:LEU:HD21	1:B:294:LEU:CD1	1.75	1.15
1:A:178:THR:O	1:A:181:ILE:HG22	1.47	1.15
1:A:106:PHE:CE2	1:B:253:SER:HA	1.82	1.15
1:B:269:PRO:HD2	1:B:312:ASN:O	1.44	1.15
1:A:327:ILE:HD12	1:A:328:PRO:N	1.61	1.15
1:A:193:ALA:HA	1:A:196:ARG:HH11	0.98	1.15
1:B:256:TRP:CZ3	1:B:257:LEU:HD22	1.81	1.15
1:A:256:TRP:CH2	1:A:257:LEU:CD2	2.30	1.14
1:A:193:ALA:HA	1:A:196:ARG:NH1	1.62	1.14
1:A:250:ILE:HG22	1:A:254:ILE:HG23	1.22	1.14
1:B:256:TRP:CZ2	1:B:257:LEU:CD2	2.30	1.13
1:A:256:TRP:CZ2	1:A:257:LEU:CD2	2.30	1.13
1:A:274:LYS:O	1:A:275:THR:HG23	1.44	1.13
1:A:95:LYS:HB3	1:A:380:SER:HB3	1.29	1.13
1:B:276:LEU:HD23	1:B:276:LEU:N	1.62	1.12
1:B:193:ALA:CB	1:B:196:ARG:HH22	1.60	1.12
1:A:186:ARG:HG2	1:A:195:ILE:HD12	1.18	1.12
1:B:256:TRP:CH2	1:B:257:LEU:CD2	2.30	1.12
1:B:150:LEU:HD23	1:B:150:LEU:O	1.47	1.12
1:A:251:PRO:HD2	1:A:254:ILE:CG2	1.77	1.12
1:A:123:ILE:O	1:A:123:ILE:HD12	1.44	1.12
1:B:123:ILE:CD1	1:B:125:GLN:HE21	1.62	1.11
1:B:244:VAL:CG2	1:B:307:LEU:HD21	1.80	1.11
1:B:347:ASP:HB2	1:B:349:ARG:HG2	1.18	1.11
1:B:132:ILE:HD11	1:B:229:ILE:HD11	1.16	1.10
1:B:382:LEU:N	1:B:382:LEU:HD23	1.66	1.09
1:A:284:LEU:HD23	1:A:284:LEU:N	1.65	1.09
1:B:339:GLN:C	1:B:340:ARG:HG3	1.74	1.08
1:B:219:THR:O	1:B:220:ALA:HB3	1.48	1.08
1:B:181:ILE:HA	1:B:184:ARG:NE	1.67	1.08
1:B:153:LEU:N	1:B:153:LEU:HD23	1.63	1.08
1:B:193:ALA:HB2	1:B:196:ARG:HH22	1.17	1.08
1:B:181:ILE:HA	1:B:184:ARG:HE	1.06	1.07

Continued on next page...

Continued from previous page...

Atom-1	Atom-2	Interatomic distance (Å)	Clash overlap (Å)
1:A:153:LEU:H	1:A:153:LEU:CD2	1.63	1.07
1:A:384:LEU:N	1:A:384:LEU:HD23	1.65	1.07
1:A:332:LEU:HD23	1:A:332:LEU:O	1.52	1.06
1:A:218:ILE:HG21	1:A:221:PHE:HB2	1.31	1.06
1:B:158:TRP:C	1:B:162:GLN:HE21	1.58	1.06
1:A:90:GLN:HA	1:A:383:PHE:HB2	1.34	1.05
1:B:153:LEU:H	1:B:153:LEU:HD23	1.09	1.04
1:B:193:ALA:N	1:B:196:ARG:HH12	1.55	1.04
1:A:90:GLN:HA	1:A:383:PHE:CB	1.87	1.04
1:B:244:VAL:HG23	1:B:307:LEU:HD21	1.35	1.04
1:B:181:ILE:HG13	1:B:184:ARG:NH2	1.73	1.04
1:B:193:ALA:HA	1:B:196:ARG:NH2	1.70	1.04
1:A:132:ILE:CD1	1:A:229:ILE:CD1	2.32	1.03
1:A:162:GLN:HE22	1:A:205:GLN:HB2	1.19	1.03
1:A:177:GLN:OE1	1:A:177:GLN:HA	1.54	1.03
1:A:94:VAL:HG12	1:A:95:LYS:N	1.71	1.03
1:A:94:VAL:HG13	1:A:95:LYS:H	1.22	1.03
1:A:90:GLN:HG3	1:A:383:PHE:CD1	1.93	1.03
1:A:251:PRO:CD	1:A:254:ILE:HG21	1.89	1.03
1:B:174:THR:OG1	1:B:177:GLN:HB2	1.59	1.02
1:A:153:LEU:HD22	1:A:153:LEU:N	1.52	1.02
1:B:121:TYR:O	1:B:121:TYR:HD2	1.38	1.02
1:B:198:LEU:O	1:B:198:LEU:HD12	1.57	1.02
1:B:193:ALA:HA	1:B:196:ARG:NH1	1.74	1.02
1:A:384:LEU:H	1:A:384:LEU:CD2	1.73	1.02
1:A:339:GLN:C	1:A:340:ARG:HG3	1.75	1.02
1:B:382:LEU:H	1:B:382:LEU:HD23	1.19	1.02
1:A:276:LEU:N	1:A:276:LEU:HD23	1.73	1.01
1:B:256:TRP:CZ2	1:B:257:LEU:HD22	1.94	1.01
1:A:384:LEU:H	1:A:384:LEU:HD23	0.88	1.01
1:A:351:VAL:HG23	1:A:352:PRO:HD2	1.42	1.01
1:A:186:ARG:HG2	1:A:195:ILE:CD1	1.90	1.01
1:A:231:LYS:HG3	1:A:232:ASP:H	1.24	1.01
1:A:162:GLN:NE2	1:A:205:GLN:HB2	1.75	1.00
1:A:283:LEU:HD21	1:A:294:LEU:HD12	1.38	1.00
1:A:334:ASP:HB3	1:A:339:GLN:HE21	1.24	1.00
1:B:334:ASP:HB3	1:B:339:GLN:HE21	1.23	1.00
1:A:150:LEU:O	1:A:151:LEU:HB3	1.61	1.00
1:A:122:ALA:HB2	1:A:214:ILE:HD13	1.39	1.00
1:B:181:ILE:CA	1:B:184:ARG:HH21	1.74	1.00
1:B:90:GLN:HG2	1:B:350:PHE:CD2	1.97	0.99

Continued on next page...

Continued from previous page...

Atom-1	Atom-2	Interatomic distance (Å)	Clash overlap (Å)
1:A:187:LEU:CD1	1:A:187:LEU:C	2.30	0.99
1:B:231:LYS:HG3	1:B:232:ASP:H	1.23	0.99
1:A:122:ALA:HB2	1:A:214:ILE:HD11	1.35	0.99
1:B:151:LEU:CD2	1:B:151:LEU:C	2.30	0.99
1:A:106:PHE:HE2	1:B:253:SER:HA	1.23	0.99
1:A:321:SER:HB3	1:B:256:TRP:CD1	1.96	0.99
1:B:244:VAL:HB	1:B:307:LEU:CD2	1.93	0.99
1:B:151:LEU:CD2	1:B:152:ASP:N	2.25	0.98
1:A:175:ALA:O	1:A:178:THR:HG23	1.61	0.98
1:A:327:ILE:CD1	1:A:329:SER:N	2.26	0.98
1:A:150:LEU:C	1:A:151:LEU:HD23	1.84	0.98
1:A:331:ALA:HB2	1:A:378:VAL:O	1.62	0.98
1:B:370:GLY:O	1:B:371:LEU:CD2	2.10	0.98
1:A:121:TYR:HD2	1:A:121:TYR:O	1.46	0.98
1:A:153:LEU:O	1:A:153:LEU:HD23	1.61	0.98
1:B:123:ILE:HD13	1:B:125:GLN:HE21	0.94	0.98
1:B:178:THR:O	1:B:182:LEU:HD13	1.62	0.98
1:A:156:PRO:O	1:A:159:VAL:HG22	1.62	0.97
1:B:256:TRP:C	1:B:256:TRP:CE3	2.38	0.97
1:A:94:VAL:CG1	1:A:95:LYS:H	1.72	0.97
1:B:132:ILE:HD13	1:B:227:MET:HB2	1.45	0.97
1:A:256:TRP:CZ2	1:A:257:LEU:HD22	1.94	0.97
1:A:250:ILE:HG22	1:A:254:ILE:CG2	1.94	0.97
1:B:92:LEU:HD13	1:B:93:GLY:H	1.30	0.97
1:B:92:LEU:CD1	1:B:93:GLY:N	2.26	0.97
1:A:231:LYS:CG	1:A:232:ASP:H	1.75	0.97
1:A:358:PHE:HD2	1:A:368:ARG:HG2	0.82	0.96
1:A:327:ILE:C	1:A:327:ILE:CD1	2.30	0.96
1:A:140:VAL:HG22	1:A:221:PHE:O	1.64	0.96
1:A:167:LEU:C	1:A:167:LEU:CD1	2.30	0.96
1:A:92:LEU:CD1	1:A:93:GLY:N	2.26	0.96
1:B:187:LEU:CD1	1:B:187:LEU:C	2.30	0.96
1:A:317:LEU:HD12	1:A:318:ASN:CA	1.95	0.96
1:B:244:VAL:CB	1:B:307:LEU:HD21	1.96	0.96
1:A:136:TYR:HB3	1:A:137:PRO:HD2	1.48	0.96
1:A:266:LEU:HD13	1:A:267:THR:N	1.80	0.96
1:B:283:LEU:HD23	1:B:294:LEU:CD1	1.94	0.96
1:B:126:ALA:O	1:B:232:ASP:HA	1.66	0.96
1:B:183:GLU:HA	1:B:186:ARG:NH1	1.81	0.95
1:B:132:ILE:CD1	1:B:229:ILE:HD11	1.94	0.95
1:B:280:LYS:HG2	1:B:299:GLU:HB3	1.48	0.95

Continued on next page...

Continued from previous page...

Atom-1	Atom-2	Interatomic distance (Å)	Clash overlap (Å)
1:B:167:LEU:CD1	1:B:168:LEU:N	2.30	0.95
1:A:251:PRO:HD2	1:A:254:ILE:HG21	0.98	0.95
1:B:256:TRP:O	1:B:256:TRP:HE3	1.48	0.95
1:B:167:LEU:CD1	1:B:167:LEU:C	2.35	0.95
1:A:256:TRP:CE3	1:A:256:TRP:C	2.40	0.95
1:A:193:ALA:CA	1:A:196:ARG:HH11	1.78	0.95
1:A:266:LEU:CD1	1:A:267:THR:N	2.30	0.95
1:B:181:ILE:CB	1:B:184:ARG:NH2	2.30	0.95
1:A:122:ALA:CB	1:A:214:ILE:CD1	2.37	0.95
1:A:351:VAL:HG23	1:A:352:PRO:CD	1.94	0.94
1:B:165:TYR:CD2	1:B:182:LEU:HD11	2.02	0.94
1:B:181:ILE:CG1	1:B:184:ARG:NH2	2.30	0.94
1:B:278:ILE:N	1:B:278:ILE:HD12	1.83	0.94
1:B:194:ASP:OD2	1:B:208:PHE:CD2	2.21	0.94
1:A:358:PHE:HD1	1:A:359:GLN:HG2	1.31	0.94
1:B:153:LEU:N	1:B:153:LEU:CD2	2.29	0.94
1:B:132:ILE:CD1	1:B:229:ILE:CD1	2.45	0.94
1:A:283:LEU:CD2	1:A:294:LEU:CD1	2.37	0.94
1:A:250:ILE:CG2	1:A:254:ILE:HG23	1.96	0.94
1:A:370:GLY:C	1:A:371:LEU:HD23	1.88	0.94
1:B:193:ALA:CB	1:B:196:ARG:NH2	2.30	0.94
1:B:367:LEU:CD1	1:B:367:LEU:N	2.31	0.94
1:A:135:VAL:HG11	1:A:224:ARG:HB2	1.50	0.94
1:A:327:ILE:HD11	1:A:329:SER:N	1.82	0.94
1:A:152:ASP:OD2	1:A:209:THR:HG22	1.68	0.93
1:B:194:ASP:OD2	1:B:208:PHE:HD2	1.51	0.93
1:A:193:ALA:CA	1:A:196:ARG:NH1	2.30	0.93
1:B:121:TYR:CD2	1:B:121:TYR:C	2.38	0.93
1:B:244:VAL:HG12	1:B:300:VAL:O	1.69	0.93
1:B:246:VAL:HG22	1:B:298:LEU:HB2	1.47	0.93
1:A:167:LEU:CD1	1:A:168:LEU:N	2.31	0.93
1:B:193:ALA:CA	1:B:196:ARG:NH2	2.31	0.93
1:B:384:LEU:HD23	1:B:385:ILE:O	1.68	0.93
1:B:219:THR:O	1:B:220:ALA:CB	2.13	0.93
1:B:187:LEU:CD1	1:B:188:ALA:N	2.30	0.93
1:B:198:LEU:C	1:B:198:LEU:CD1	2.30	0.93
1:B:116:TYR:CE2	1:B:309:PRO:HG2	2.04	0.93
1:B:291:THR:O	1:B:292:ARG:CD	2.16	0.92
1:B:205:GLN:OE1	1:B:205:GLN:HA	1.65	0.92
1:A:138:LEU:HB2	1:A:221:PHE:CE1	2.05	0.92
1:A:132:ILE:HD11	1:A:229:ILE:HD11	0.94	0.92

Continued on next page...

Continued from previous page...

Atom-1	Atom-2	Interatomic distance (Å)	Clash overlap (Å)
1:A:358:PHE:CD2	1:A:368:ARG:CG	2.36	0.92
1:B:244:VAL:HG21	1:B:307:LEU:HD11	0.92	0.91
1:B:334:ASP:HB2	1:B:338:GLU:O	1.69	0.91
1:B:97:ALA:CB	1:B:328:PRO:HG2	2.00	0.91
1:A:244:VAL:CG2	1:A:302:ASN:HB2	1.99	0.91
1:A:186:ARG:CG	1:A:195:ILE:HD12	2.00	0.91
1:B:187:LEU:HD12	1:B:188:ALA:CA	2.00	0.91
1:A:95:LYS:CB	1:A:380:SER:HB3	2.00	0.91
1:A:256:TRP:O	1:A:256:TRP:HE3	1.53	0.91
1:A:228:ASN:C	1:A:229:ILE:HD12	1.90	0.91
1:A:317:LEU:CD1	1:A:318:ASN:N	2.33	0.91
1:B:220:ALA:HB3	1:B:237:LYS:HB2	1.53	0.90
1:B:89:THR:C	1:B:90:GLN:CD	2.30	0.90
1:B:167:LEU:HD12	1:B:168:LEU:CA	2.02	0.90
1:B:192:GLU:C	1:B:196:ARG:HH12	1.75	0.90
1:B:174:THR:O	1:B:178:THR:HG23	1.71	0.90
1:A:256:TRP:CZ2	1:A:257:LEU:HD21	2.04	0.90
1:A:319:THR:CG2	1:A:320:ALA:N	2.34	0.89
1:B:244:VAL:CG2	1:B:307:LEU:CD2	2.49	0.89
1:A:321:SER:CB	1:B:256:TRP:CD1	2.55	0.89
1:A:256:TRP:CD1	1:B:321:SER:HB3	2.07	0.89
1:B:231:LYS:CG	1:B:232:ASP:H	1.84	0.89
1:B:181:ILE:HB	1:B:184:ARG:HH21	1.36	0.89
1:A:384:LEU:N	1:A:384:LEU:CD2	2.31	0.89
1:B:121:TYR:HD2	1:B:121:TYR:C	1.71	0.89
1:A:334:ASP:HB2	1:A:338:GLU:O	1.72	0.89
1:B:244:VAL:HB	1:B:307:LEU:HD22	1.54	0.89
1:A:228:ASN:O	1:A:229:ILE:HD12	1.74	0.88
1:B:178:THR:O	1:B:181:ILE:HG22	1.72	0.88
1:A:327:ILE:CD1	1:A:328:PRO:N	2.36	0.88
1:B:159:VAL:HA	1:B:162:GLN:NE2	1.88	0.88
1:B:371:LEU:HD23	1:B:371:LEU:N	1.83	0.88
1:B:358:PHE:HD1	1:B:359:GLN:HG2	1.35	0.88
1:B:269:PRO:CD	1:B:312:ASN:O	2.21	0.88
1:B:276:LEU:N	1:B:276:LEU:CD2	2.35	0.88
1:A:124:VAL:HG12	1:A:235:VAL:HB	1.54	0.88
1:B:183:GLU:HA	1:B:186:ARG:HH12	1.35	0.88
1:A:198:LEU:HB2	1:A:205:GLN:HG2	1.55	0.88
1:A:164:GLU:OE1	1:A:165:TYR:HA	1.74	0.87
1:A:186:ARG:CG	1:A:195:ILE:CD1	2.52	0.87
1:B:127:ARG:O	1:B:128:ALA:CB	2.20	0.87

Continued on next page...

Continued from previous page...

Atom-1	Atom-2	Interatomic distance (Å)	Clash overlap (Å)
1:A:92:LEU:HD13	1:A:93:GLY:H	1.30	0.87
1:B:181:ILE:CA	1:B:184:ARG:HE	1.88	0.87
1:B:165:TYR:CD1	1:B:165:TYR:C	2.48	0.87
1:A:164:GLU:C	1:A:164:GLU:CD	2.30	0.86
1:A:167:LEU:HD12	1:A:168:LEU:CA	2.05	0.86
1:A:256:TRP:CZ3	1:A:257:LEU:HA	2.09	0.86
1:A:250:ILE:O	1:A:293:THR:CG2	2.23	0.86
1:A:244:VAL:HG21	1:A:307:LEU:CD1	2.05	0.86
1:B:280:LYS:HG3	1:B:281:TRP:N	1.88	0.86
1:B:193:ALA:CA	1:B:196:ARG:NH1	2.39	0.86
1:A:128:ALA:HB2	1:A:158:TRP:HZ2	1.40	0.86
1:B:132:ILE:HD12	1:B:227:MET:O	1.76	0.86
1:B:219:THR:OG1	1:B:237:LYS:HE2	1.75	0.86
1:B:342:ILE:O	1:B:342:ILE:HG22	1.75	0.86
1:B:203:LYS:HE2	1:B:203:LYS:O	1.75	0.85
1:A:234:VAL:HG22	1:A:236:ALA:CA	2.04	0.85
1:B:132:ILE:HD12	1:B:132:ILE:N	1.91	0.85
1:B:174:THR:OG1	1:B:177:GLN:CB	2.24	0.85
1:A:140:VAL:HA	1:A:221:PHE:HB3	1.56	0.85
1:B:162:GLN:OE1	1:B:205:GLN:HB2	1.77	0.85
1:A:121:TYR:CD2	1:A:121:TYR:O	2.30	0.85
1:B:151:LEU:HD23	1:B:152:ASP:CA	2.07	0.85
1:A:151:LEU:C	1:A:152:ASP:OD1	2.15	0.85
1:A:317:LEU:C	1:A:317:LEU:CD1	2.29	0.85
1:B:192:GLU:C	1:B:196:ARG:NH1	2.30	0.85
1:A:106:PHE:CD2	1:B:253:SER:HA	2.11	0.85
1:A:287:VAL:O	1:A:287:VAL:HG23	1.74	0.84
1:B:340:ARG:HG2	1:B:354:ARG:HA	1.58	0.84
1:A:165:TYR:CE2	1:A:182:LEU:CD1	2.58	0.84
1:A:244:VAL:HG21	1:A:307:LEU:HD13	1.59	0.84
1:B:132:ILE:HD12	1:B:132:ILE:H	1.43	0.84
1:A:162:GLN:HE22	1:A:205:GLN:CB	1.89	0.84
1:A:327:ILE:CD1	1:A:328:PRO:C	2.46	0.84
1:B:317:LEU:HD12	1:B:318:ASN:H	1.40	0.84
1:A:331:ALA:CB	1:A:378:VAL:O	2.25	0.84
1:A:106:PHE:CD2	1:B:253:SER:CA	2.61	0.84
1:B:181:ILE:HG22	1:B:182:LEU:HD12	1.60	0.84
1:B:278:ILE:H	1:B:278:ILE:HD12	1.43	0.84
1:B:347:ASP:CB	1:B:349:ARG:HG2	2.04	0.84
1:A:266:LEU:HD13	1:A:267:THR:H	1.39	0.84
1:B:367:LEU:HD12	1:B:367:LEU:N	1.91	0.84

Continued on next page...

Continued from previous page...

Atom-1	Atom-2	Interatomic distance (Å)	Clash overlap (Å)
1:A:112:ALA:HA	1:A:247:THR:O	1.78	0.84
1:B:207:ARG:HH11	1:B:207:ARG:HG2	1.39	0.83
1:B:244:VAL:HG11	1:B:300:VAL:HB	1.56	0.83
1:A:150:LEU:HB3	1:A:151:LEU:HD23	1.57	0.83
1:A:167:LEU:O	1:A:171:THR:HG23	1.78	0.83
1:A:317:LEU:CD1	1:A:318:ASN:O	2.26	0.83
1:A:121:TYR:CD2	1:A:121:TYR:C	2.47	0.83
1:B:379:SER:O	1:B:380:SER:HB3	1.77	0.83
1:A:256:TRP:HE3	1:A:256:TRP:C	1.79	0.83
1:A:319:THR:HG22	1:A:320:ALA:N	1.91	0.83
1:A:319:THR:HG23	1:A:320:ALA:H	1.41	0.83
1:A:256:TRP:CE3	1:A:257:LEU:HD22	2.14	0.83
1:A:327:ILE:HD12	1:A:328:PRO:CA	2.09	0.83
1:B:244:VAL:CG1	1:B:300:VAL:CB	2.55	0.83
1:A:284:LEU:N	1:A:284:LEU:CD2	2.42	0.82
1:A:358:PHE:CD1	1:A:359:GLN:HG2	2.13	0.82
1:B:384:LEU:HD23	1:B:385:ILE:N	1.93	0.82
1:B:121:TYR:O	1:B:121:TYR:CD2	2.29	0.82
1:B:256:TRP:CZ3	1:B:257:LEU:HA	2.14	0.82
1:A:135:VAL:HG12	1:A:135:VAL:O	1.80	0.82
1:B:256:TRP:CZ2	1:B:257:LEU:HD21	2.14	0.82
1:B:164:GLU:OE1	1:B:165:TYR:HA	1.80	0.82
1:B:165:TYR:HD1	1:B:166:LEU:N	1.77	0.82
1:A:256:TRP:CE3	1:A:257:LEU:HA	2.12	0.82
1:A:133:ASP:HB2	1:A:152:ASP:O	1.80	0.82
1:B:117:ASN:HB3	1:B:245:TRP:NE1	1.95	0.82
1:A:174:THR:OG1	1:A:177:GLN:HB2	1.80	0.82
1:B:256:TRP:CE3	1:B:257:LEU:HA	2.13	0.82
1:A:319:THR:CG2	1:A:320:ALA:H	1.91	0.81
1:A:106:PHE:CE2	1:B:253:SER:CA	2.63	0.81
1:A:153:LEU:HD22	1:A:153:LEU:H	0.72	0.81
1:B:283:LEU:O	1:B:285:PRO:HD3	1.79	0.81
1:A:122:ALA:HB3	1:A:214:ILE:HD11	1.61	0.81
1:B:276:LEU:HD23	1:B:276:LEU:H	1.45	0.81
1:A:138:LEU:CB	1:A:221:PHE:CE1	2.63	0.81
1:B:244:VAL:HG12	1:B:300:VAL:HB	1.62	0.81
1:A:283:LEU:O	1:A:285:PRO:HD3	1.80	0.81
1:B:181:ILE:CG2	1:B:182:LEU:HD12	2.10	0.81
1:A:192:GLU:O	1:A:196:ARG:HG3	1.80	0.81
1:B:165:TYR:CE2	1:B:182:LEU:HD11	2.16	0.81
1:B:132:ILE:CD1	1:B:227:MET:O	2.28	0.81

Continued on next page...

Continued from previous page...

Atom-1	Atom-2	Interatomic distance (Å)	Clash overlap (Å)
1:B:89:THR:O	1:B:90:GLN:HG3	1.80	0.81
1:A:278:ILE:HG23	1:A:298:LEU:HD22	1.62	0.81
1:B:283:LEU:HD21	1:B:294:LEU:HD12	0.83	0.81
1:B:273:ASP:CG	1:B:274:LYS:H	1.84	0.81
1:B:246:VAL:HG23	1:B:246:VAL:O	1.78	0.81
1:B:123:ILE:CD1	1:B:125:GLN:NE2	2.30	0.80
1:B:94:VAL:HG12	1:B:95:LYS:N	1.96	0.80
1:B:382:LEU:CD2	1:B:382:LEU:N	2.41	0.80
1:A:198:LEU:HD12	1:A:203:LYS:O	1.81	0.80
1:B:256:TRP:C	1:B:256:TRP:HE3	1.76	0.80
1:B:89:THR:O	1:B:90:GLN:CG	2.30	0.80
1:B:193:ALA:CA	1:B:196:ARG:HH22	1.92	0.80
1:B:92:LEU:HD13	1:B:92:LEU:C	2.01	0.80
1:A:347:ASP:CB	1:A:349:ARG:HG2	2.09	0.80
1:B:384:LEU:CD2	1:B:385:ILE:O	2.30	0.80
1:B:127:ARG:O	1:B:128:ALA:HB2	1.80	0.80
1:A:253:SER:HB3	1:B:106:PHE:HD2	1.47	0.80
1:B:132:ILE:HD13	1:B:227:MET:CB	2.12	0.79
1:B:181:ILE:HA	1:B:184:ARG:CZ	2.12	0.79
1:A:150:LEU:O	1:A:151:LEU:CB	2.27	0.79
1:A:175:ALA:O	1:A:178:THR:CG2	2.30	0.79
1:B:193:ALA:N	1:B:196:ARG:NH1	2.30	0.79
1:A:153:LEU:O	1:A:153:LEU:CD2	2.30	0.79
1:B:244:VAL:CB	1:B:307:LEU:CD2	2.57	0.79
1:A:258:VAL:O	1:A:259:LYS:HB2	1.79	0.79
1:A:140:VAL:CG2	1:A:221:PHE:O	2.30	0.79
1:A:92:LEU:HD13	1:A:92:LEU:C	2.01	0.79
1:A:144:VAL:HG21	1:A:238:ILE:HD13	1.63	0.79
1:A:167:LEU:HD11	1:A:168:LEU:HD12	1.65	0.79
1:A:177:GLN:OE1	1:A:177:GLN:CA	2.30	0.79
1:B:343:THR:HB	1:B:351:VAL:HG13	1.65	0.79
1:A:266:LEU:C	1:A:266:LEU:CD1	2.51	0.79
1:B:178:THR:O	1:B:182:LEU:CD1	2.30	0.79
1:A:253:SER:HA	1:B:106:PHE:HE2	1.47	0.79
1:B:95:LYS:HB3	1:B:379:SER:O	1.83	0.78
1:A:283:LEU:C	1:A:284:LEU:HD23	2.03	0.78
1:B:246:VAL:CG2	1:B:246:VAL:O	2.31	0.78
1:B:244:VAL:HG21	1:B:307:LEU:HD13	1.65	0.78
1:B:116:TYR:CE2	1:B:309:PRO:CG	2.65	0.78
1:B:273:ASP:OD1	1:B:274:LYS:N	2.16	0.78
1:A:160:GLU:OE2	1:A:161:ALA:HA	1.83	0.78

Continued on next page...

Continued from previous page...

Atom-1	Atom-2	Interatomic distance (Å)	Clash overlap (Å)
1:A:327:ILE:HD12	1:A:329:SER:N	1.97	0.78
1:B:219:THR:O	1:B:237:LYS:HB2	1.83	0.78
1:A:210:LEU:O	1:A:210:LEU:HD12	1.84	0.78
1:A:128:ALA:HB2	1:A:158:TRP:CZ2	2.19	0.78
1:B:181:ILE:CA	1:B:184:ARG:NH2	2.46	0.78
1:A:327:ILE:HD12	1:A:328:PRO:C	2.04	0.78
1:A:234:VAL:HG22	1:A:236:ALA:N	1.99	0.78
1:A:287:VAL:O	1:A:287:VAL:CG2	2.30	0.78
1:B:250:ILE:HG22	1:B:251:PRO:N	1.99	0.78
1:A:92:LEU:HD13	1:A:93:GLY:CA	2.13	0.78
1:A:256:TRP:CE2	1:A:257:LEU:CD2	2.66	0.78
1:A:251:PRO:CD	1:A:254:ILE:CG2	2.55	0.78
1:A:140:VAL:HG22	1:A:221:PHE:C	2.04	0.78
1:A:317:LEU:HD11	1:A:318:ASN:O	1.84	0.77
1:A:185:LEU:HD11	1:A:190:MET:HG3	1.65	0.77
1:A:234:VAL:HG22	1:A:236:ALA:H	1.48	0.77
1:A:150:LEU:C	1:A:151:LEU:CD2	2.52	0.77
1:B:92:LEU:HD13	1:B:93:GLY:CA	2.13	0.77
1:A:174:THR:OG1	1:A:177:GLN:CB	2.33	0.77
1:A:187:LEU:HD12	1:A:188:ALA:CA	2.15	0.77
1:B:384:LEU:C	1:B:384:LEU:CD2	2.38	0.77
1:A:351:VAL:CG2	1:A:352:PRO:CD	2.62	0.77
1:B:159:VAL:N	1:B:162:GLN:HE21	1.81	0.77
1:B:244:VAL:HG13	1:B:300:VAL:HB	1.62	0.77
1:B:193:ALA:CA	1:B:196:ARG:CZ	2.55	0.77
1:A:277:THR:OG1	1:A:301:ASP:HB2	1.84	0.77
1:B:244:VAL:CG2	1:B:307:LEU:CD1	2.35	0.77
1:A:138:LEU:HB2	1:A:221:PHE:HE1	1.49	0.77
1:A:256:TRP:CE3	1:A:257:LEU:N	2.53	0.77
1:B:244:VAL:HB	1:B:307:LEU:HD21	1.63	0.76
1:A:265:THR:HB	1:A:316:GLN:HG2	1.65	0.76
1:B:372:ALA:O	1:B:375:GLU:HB2	1.86	0.76
1:A:90:GLN:CA	1:A:383:PHE:HB2	2.15	0.76
1:A:123:ILE:CD1	1:A:123:ILE:O	2.30	0.76
1:B:317:LEU:HD12	1:B:318:ASN:N	2.00	0.76
1:A:147:GLY:HA3	1:A:212:ALA:N	2.00	0.76
1:A:147:GLY:HA3	1:A:212:ALA:O	1.84	0.76
1:A:332:LEU:CD2	1:A:332:LEU:O	2.33	0.76
1:B:345:ASP:C	1:B:347:ASP:H	1.88	0.76
1:B:147:GLY:HA2	1:B:212:ALA:HB3	1.65	0.76
1:B:256:TRP:CE3	1:B:257:LEU:N	2.54	0.76

Continued on next page...

Continued from previous page...

Atom-1	Atom-2	Interatomic distance (Å)	Clash overlap (Å)
1:A:274:LYS:O	1:A:275:THR:CG2	2.30	0.76
1:B:150:LEU:O	1:B:151:LEU:CB	2.32	0.75
1:B:147:GLY:HA3	1:B:212:ALA:HB3	0.76	0.75
1:A:250:ILE:O	1:A:293:THR:HG22	1.85	0.75
1:B:165:TYR:HD2	1:B:182:LEU:HD11	1.51	0.75
1:A:164:GLU:O	1:A:167:LEU:HG	1.85	0.75
1:B:198:LEU:O	1:B:198:LEU:CD1	2.30	0.75
1:A:171:THR:OG1	1:A:172:GLY:N	2.11	0.75
1:A:90:GLN:HG2	1:A:350:PHE:CD2	2.21	0.75
1:B:245:TRP:CZ3	1:B:297:ARG:CZ	2.70	0.75
1:A:317:LEU:CD1	1:A:318:ASN:C	2.55	0.75
1:A:334:ASP:CB	1:A:339:GLN:HE21	1.98	0.75
1:B:246:VAL:HG21	1:B:298:LEU:HB2	1.66	0.75
1:A:218:ILE:CG2	1:A:221:PHE:HB2	2.14	0.75
1:A:165:TYR:HB2	1:A:181:ILE:HD13	1.67	0.75
1:A:136:TYR:HB3	1:A:137:PRO:CD	2.16	0.75
1:A:370:GLY:O	1:A:371:LEU:HD23	1.85	0.75
1:B:135:VAL:O	1:B:136:TYR:HB2	1.87	0.75
1:A:132:ILE:O	1:A:226:GLY:HA2	1.86	0.75
1:A:258:VAL:HG12	1:A:259:LYS:N	2.02	0.75
1:A:231:LYS:CG	1:A:232:ASP:N	2.49	0.75
1:A:261:ALA:O	1:A:264:PHE:HB2	1.87	0.75
1:A:185:LEU:HD21	1:A:190:MET:SD	2.26	0.75
1:B:217:VAL:O	1:B:238:ILE:HG23	1.87	0.75
1:B:158:TRP:O	1:B:162:GLN:CG	2.30	0.74
1:B:132:ILE:CD1	1:B:227:MET:HB2	2.17	0.74
1:A:277:THR:OG1	1:A:301:ASP:CB	2.35	0.74
1:A:91:ASN:OD1	1:A:92:LEU:N	2.21	0.74
1:A:327:ILE:O	1:A:327:ILE:HD12	1.87	0.74
1:B:123:ILE:CD1	1:B:123:ILE:O	2.30	0.74
1:B:342:ILE:HD13	1:B:351:VAL:O	1.87	0.74
1:A:121:TYR:HD1	1:A:237:LYS:HZ1	1.35	0.74
1:A:256:TRP:CE2	1:A:257:LEU:HD22	2.22	0.74
1:A:217:VAL:O	1:A:238:ILE:HG23	1.87	0.74
1:A:234:VAL:HG22	1:A:236:ALA:HA	1.68	0.74
1:A:244:VAL:HG21	1:A:302:ASN:HB2	1.69	0.74
1:B:184:ARG:O	1:B:187:LEU:HG	1.88	0.74
1:A:137:PRO:C	1:A:138:LEU:HD22	2.08	0.74
1:A:253:SER:HA	1:B:106:PHE:CE2	2.23	0.74
1:B:147:GLY:CA	1:B:212:ALA:CB	2.39	0.73
1:A:280:LYS:CE	1:A:281:TRP:H	2.01	0.73

Continued on next page...

Continued from previous page...

Atom-1	Atom-2	Interatomic distance (Å)	Clash overlap (Å)
1:A:106:PHE:HD2	1:B:253:SER:HB3	1.53	0.73
1:A:153:LEU:N	1:A:153:LEU:CD2	2.31	0.73
1:A:149:PRO:HG2	1:A:150:LEU:H	1.53	0.73
1:A:332:LEU:C	1:A:332:LEU:CD2	2.42	0.73
1:B:256:TRP:CE2	1:B:257:LEU:CD2	2.72	0.73
1:B:207:ARG:HH11	1:B:207:ARG:CG	2.02	0.73
1:A:282:THR:HG23	1:A:297:ARG:HB3	1.68	0.73
1:B:132:ILE:HD11	1:B:229:ILE:HD13	1.67	0.73
1:A:275:THR:C	1:A:276:LEU:HD23	2.08	0.73
1:A:351:VAL:CG2	1:A:352:PRO:HD2	2.19	0.73
1:A:266:LEU:HD12	1:A:267:THR:N	2.02	0.73
1:A:276:LEU:CD2	1:A:276:LEU:N	2.42	0.73
1:B:334:ASP:C	1:B:334:ASP:OD1	2.27	0.72
1:A:164:GLU:OE1	1:A:165:TYR:CA	2.38	0.72
1:A:263:GLN:O	1:A:263:GLN:HG3	1.89	0.72
1:A:201:THR:O	1:A:202:GLN:C	2.28	0.72
1:A:139:THR:O	1:A:140:VAL:HB	1.90	0.72
1:A:290:ALA:O	1:A:291:THR:CB	2.37	0.72
1:A:321:SER:O	1:A:322:GLU:C	2.27	0.72
1:A:228:ASN:C	1:A:229:ILE:CD1	2.58	0.72
1:A:165:TYR:CD2	1:A:182:LEU:HD11	2.24	0.72
1:A:145:GLN:HA	1:A:215:ASP:HA	1.72	0.72
1:B:132:ILE:HD13	1:B:227:MET:CA	2.20	0.72
1:A:90:GLN:CG	1:A:383:PHE:CD1	2.70	0.72
1:B:164:GLU:O	1:B:167:LEU:HG	1.90	0.71
1:A:90:GLN:HA	1:A:383:PHE:HB3	1.69	0.71
1:A:219:THR:CG2	1:A:239:GLN:HG2	2.20	0.71
1:B:95:LYS:HB3	1:B:380:SER:HB3	1.72	0.71
1:A:302:ASN:HB2	1:A:307:LEU:HD12	1.73	0.71
1:B:190:MET:CE	1:B:194:ASP:HB2	2.21	0.71
1:B:132:ILE:CD1	1:B:227:MET:C	2.59	0.71
1:A:250:ILE:O	1:A:293:THR:HG23	1.89	0.71
1:B:319:THR:HG22	1:B:320:ALA:N	2.04	0.71
1:B:147:GLY:HA3	1:B:212:ALA:CA	2.20	0.71
1:B:331:ALA:HB2	1:B:378:VAL:O	1.90	0.71
1:A:256:TRP:CH2	1:A:257:LEU:HD21	2.19	0.71
1:A:106:PHE:HD2	1:B:253:SER:CB	2.04	0.71
1:A:280:LYS:HE2	1:A:281:TRP:H	1.53	0.71
1:A:269:PRO:HD2	1:A:312:ASN:O	1.91	0.71
1:B:165:TYR:CD1	1:B:166:LEU:N	2.58	0.71
1:B:319:THR:CG2	1:B:320:ALA:N	2.53	0.71

Continued on next page...

Continued from previous page...

Atom-1	Atom-2	Interatomic distance (Å)	Clash overlap (Å)
1:B:384:LEU:HD23	1:B:384:LEU:O	1.90	0.70
1:A:166:LEU:HD22	1:A:202:GLN:HG2	1.72	0.70
1:A:198:LEU:CD1	1:A:203:LYS:O	2.39	0.70
1:A:345:ASP:C	1:A:347:ASP:H	1.93	0.70
1:A:164:GLU:OE1	1:A:164:GLU:C	2.30	0.70
1:B:358:PHE:CD1	1:B:359:GLN:HG2	2.22	0.70
1:B:350:PHE:N	1:B:350:PHE:CD1	2.57	0.70
1:B:256:TRP:O	1:B:256:TRP:CE3	2.38	0.70
1:B:231:LYS:CG	1:B:232:ASP:N	2.54	0.70
1:A:89:THR:C	1:A:90:GLN:CD	2.50	0.70
1:B:90:GLN:HG2	1:B:350:PHE:CE2	2.26	0.70
1:A:160:GLU:C	1:A:160:GLU:OE2	2.30	0.70
1:B:89:THR:O	1:B:90:GLN:CD	2.30	0.70
1:A:150:LEU:O	1:A:151:LEU:CD2	2.40	0.70
1:A:146:LYS:C	1:A:212:ALA:O	2.31	0.70
1:A:187:LEU:CD1	1:A:188:ALA:N	2.46	0.70
1:A:166:LEU:CD2	1:A:202:GLN:HG2	2.21	0.70
1:B:256:TRP:CH2	1:B:257:LEU:HD21	2.23	0.69
1:A:367:LEU:CD1	1:A:367:LEU:N	2.55	0.69
1:B:256:TRP:CE3	1:B:257:LEU:HD22	2.26	0.69
1:B:370:GLY:C	1:B:371:LEU:CD2	2.41	0.69
1:A:317:LEU:HD12	1:A:318:ASN:C	2.11	0.69
1:B:124:VAL:HG12	1:B:235:VAL:CG2	2.22	0.69
1:B:151:LEU:O	1:B:152:ASP:OD1	2.11	0.69
1:B:132:ILE:HD13	1:B:227:MET:C	2.12	0.69
1:A:334:ASP:C	1:A:334:ASP:OD1	2.31	0.69
1:A:283:LEU:HD21	1:A:294:LEU:HD13	1.43	0.69
1:A:321:SER:HA	1:B:256:TRP:NE1	2.07	0.69
1:A:164:GLU:HG3	1:A:181:ILE:HD11	1.75	0.69
1:B:192:GLU:CD	1:B:196:ARG:HH11	1.96	0.69
1:A:90:GLN:CA	1:A:383:PHE:CB	2.69	0.69
1:A:191:PRO:HG2	1:A:194:ASP:OD2	1.93	0.69
1:A:218:ILE:HG21	1:A:221:PHE:CB	2.18	0.69
1:B:97:ALA:O	1:B:377:VAL:HG12	1.92	0.69
1:B:229:ILE:N	1:B:229:ILE:CD1	2.55	0.69
1:B:117:ASN:HB3	1:B:245:TRP:CE2	2.27	0.69
1:B:193:ALA:CA	1:B:196:ARG:HH12	2.01	0.69
1:A:136:TYR:CB	1:A:137:PRO:HD2	2.22	0.69
1:B:206:THR:HG23	1:B:207:ARG:H	1.58	0.69
1:B:90:GLN:CB	1:B:350:PHE:CE2	2.76	0.69
1:A:266:LEU:C	1:A:266:LEU:HD12	2.14	0.69

Continued on next page...

Continued from previous page...

Atom-1	Atom-2	Interatomic distance (Å)	Clash overlap (Å)
1:B:235:VAL:O	1:B:236:ALA:HB2	1.93	0.69
1:B:338:GLU:HB2	1:B:340:ARG:NH1	2.08	0.68
1:B:321:SER:O	1:B:322:GLU:C	2.26	0.68
1:A:357:VAL:HG23	1:B:285:PRO:HG2	1.76	0.68
1:B:368:ARG:O	1:B:368:ARG:HD3	1.94	0.68
1:B:116:TYR:CZ	1:B:309:PRO:CG	2.76	0.68
1:B:239:GLN:HE21	1:B:240:GLY:H	1.39	0.68
1:B:158:TRP:CE3	1:B:208:PHE:CZ	2.82	0.68
1:A:136:TYR:HB3	1:A:138:LEU:CD2	2.24	0.68
1:B:279:ARG:HG2	1:B:299:GLU:HG2	1.75	0.68
1:A:106:PHE:HD2	1:B:253:SER:CA	2.07	0.68
1:A:185:LEU:CD1	1:A:190:MET:HG3	2.24	0.68
1:B:136:TYR:HB3	1:B:137:PRO:CD	2.24	0.68
1:B:159:VAL:CA	1:B:162:GLN:NE2	2.56	0.68
1:B:116:TYR:CZ	1:B:309:PRO:HG2	2.28	0.68
1:B:278:ILE:H	1:B:278:ILE:CD1	2.05	0.68
1:B:229:ILE:HG23	1:B:233:ASN:HB2	1.76	0.68
1:B:181:ILE:HG13	1:B:184:ARG:CZ	2.23	0.68
1:A:178:THR:O	1:A:181:ILE:CG2	2.36	0.68
1:A:256:TRP:CE3	1:A:257:LEU:CA	2.77	0.67
1:B:198:LEU:HD12	1:B:199:ILE:N	2.09	0.67
1:B:181:ILE:HA	1:B:184:ARG:NH2	2.09	0.67
1:B:90:GLN:HB3	1:B:350:PHE:HE2	1.59	0.67
1:B:150:LEU:CD2	1:B:150:LEU:O	2.36	0.67
1:B:130:GLY:O	1:B:228:ASN:HA	1.95	0.67
1:B:331:ALA:CB	1:B:378:VAL:O	2.43	0.67
1:A:316:GLN:O	1:A:316:GLN:CG	2.42	0.67
1:B:164:GLU:C	1:B:164:GLU:OE1	2.33	0.67
1:B:94:VAL:CG1	1:B:95:LYS:N	2.58	0.67
1:A:201:THR:O	1:A:203:LYS:N	2.28	0.67
1:B:329:SER:HA	1:B:365:THR:HG23	1.75	0.67
1:B:190:MET:CE	1:B:194:ASP:CB	2.72	0.67
1:B:367:LEU:N	1:B:367:LEU:HD13	2.09	0.67
1:B:228:ASN:C	1:B:229:ILE:HD12	2.16	0.67
1:B:105:THR:HA	1:B:319:THR:O	1.94	0.67
1:B:273:ASP:CG	1:B:274:LYS:N	2.48	0.67
1:B:244:VAL:HG23	1:B:307:LEU:CD2	2.16	0.67
1:A:227:MET:O	1:A:229:ILE:HD13	1.95	0.66
1:A:271:ARG:HG3	1:A:271:ARG:O	1.96	0.66
1:B:155:ILE:CD1	1:B:208:PHE:HE1	2.08	0.66
1:B:250:ILE:CG2	1:B:251:PRO:N	2.58	0.66

Continued on next page...

Continued from previous page...

Atom-1	Atom-2	Interatomic distance (Å)	Clash overlap (Å)
1:B:104:LEU:HD11	1:B:364:VAL:HG23	1.76	0.66
1:B:338:GLU:HB2	1:B:340:ARG:HH11	1.61	0.66
1:B:384:LEU:CG	1:B:385:ILE:N	2.58	0.66
1:A:329:SER:OG	1:A:365:THR:HG23	1.96	0.66
1:A:97:ALA:CB	1:A:328:PRO:HG2	2.25	0.66
1:A:90:GLN:CB	1:A:350:PHE:HE2	2.08	0.66
1:B:342:ILE:O	1:B:342:ILE:CG2	2.42	0.66
1:A:261:ALA:HA	1:A:264:PHE:CD1	2.30	0.66
1:B:384:LEU:CD2	1:B:385:ILE:N	2.59	0.66
1:B:164:GLU:OE1	1:B:165:TYR:CA	2.43	0.66
1:A:327:ILE:HG13	1:A:365:THR:OG1	1.96	0.66
1:B:229:ILE:N	1:B:229:ILE:HD12	2.11	0.66
1:A:255:ALA:HB1	1:A:283:LEU:HD11	1.76	0.66
1:A:124:VAL:HG12	1:A:235:VAL:CB	2.25	0.66
1:A:358:PHE:O	1:B:285:PRO:HG3	1.96	0.66
1:A:327:ILE:HD11	1:A:329:SER:CA	2.25	0.66
1:A:367:LEU:HD12	1:A:367:LEU:N	2.11	0.66
1:B:278:ILE:N	1:B:278:ILE:CD1	2.54	0.66
1:B:145:GLN:C	1:B:147:GLY:N	2.45	0.65
1:B:256:TRP:CE2	1:B:257:LEU:HD22	2.31	0.65
1:A:90:GLN:HG2	1:A:350:PHE:CE2	2.31	0.65
1:B:366:ALA:C	1:B:367:LEU:HD12	2.17	0.65
1:B:157:ASP:N	1:B:157:ASP:OD2	2.30	0.65
1:A:132:ILE:HD11	1:A:229:ILE:CG1	2.26	0.65
1:A:344:VAL:HG12	1:A:345:ASP:N	2.12	0.65
1:B:327:ILE:HD12	1:B:328:PRO:N	2.10	0.65
1:A:160:GLU:OE2	1:A:161:ALA:CA	2.44	0.65
1:A:371:LEU:HD23	1:A:371:LEU:N	2.09	0.65
1:A:160:GLU:OE2	1:A:161:ALA:N	2.30	0.65
1:A:118:GLU:OE1	1:A:118:GLU:N	2.30	0.65
1:B:192:GLU:OE2	1:B:196:ARG:NH1	2.30	0.65
1:A:340:ARG:HG2	1:A:354:ARG:HA	1.79	0.65
1:A:251:PRO:HB2	1:A:254:ILE:HG22	1.79	0.65
1:A:120:GLN:HA	1:A:120:GLN:OE1	1.97	0.65
1:B:167:LEU:O	1:B:171:THR:HG23	1.97	0.65
1:B:334:ASP:CB	1:B:339:GLN:HE21	2.05	0.65
1:A:229:ILE:N	1:A:229:ILE:CD1	2.59	0.65
1:B:283:LEU:HD23	1:B:294:LEU:HD12	1.51	0.65
1:B:304:ASP:OD1	1:B:305:GLU:N	2.30	0.65
1:A:256:TRP:CD1	1:B:321:SER:CB	2.80	0.65
1:A:193:ALA:O	1:A:196:ARG:NH1	2.30	0.65

Continued on next page...

Continued from previous page...

Atom-1	Atom-2	Interatomic distance (Å)	Clash overlap (Å)
1:B:265:THR:HB	1:B:316:GLN:HB3	1.79	0.65
1:B:158:TRP:HE3	1:B:208:PHE:CZ	2.15	0.64
1:A:135:VAL:CG1	1:A:135:VAL:O	2.45	0.64
1:A:250:ILE:C	1:A:293:THR:HG23	2.17	0.64
1:B:89:THR:C	1:B:90:GLN:OE1	2.34	0.64
1:A:244:VAL:HG21	1:A:307:LEU:HD12	1.80	0.64
1:B:325:LEU:HD13	1:B:371:LEU:O	1.97	0.64
1:B:151:LEU:C	1:B:152:ASP:OD1	2.35	0.64
1:B:198:LEU:HB2	1:B:205:GLN:HG2	1.80	0.64
1:A:260:ASP:OD1	1:A:261:ALA:N	2.30	0.64
1:B:241:MET:O	1:B:302:ASN:HB3	1.97	0.64
1:A:174:THR:OG1	1:A:177:GLN:N	2.29	0.64
1:A:198:LEU:HB2	1:A:205:GLN:CG	2.27	0.64
1:B:361:SER:OG	1:B:362:GLN:N	2.30	0.64
1:B:164:GLU:OE1	1:B:165:TYR:N	2.30	0.64
1:B:171:THR:O	1:B:172:GLY:C	2.35	0.64
1:B:271:ARG:O	1:B:273:ASP:N	2.31	0.64
1:B:145:GLN:HA	1:B:215:ASP:HA	1.78	0.64
1:A:149:PRO:O	1:A:150:LEU:HB2	1.96	0.64
1:A:300:VAL:CG1	1:A:301:ASP:N	2.60	0.64
1:A:235:VAL:O	1:A:236:ALA:HB3	1.98	0.64
1:B:340:ARG:C	1:B:341:VAL:HG13	2.19	0.63
1:A:138:LEU:CB	1:A:221:PHE:HE1	2.09	0.63
1:A:116:TYR:HE2	1:A:241:MET:HG2	1.62	0.63
1:B:256:TRP:CE3	1:B:257:LEU:CA	2.80	0.63
1:A:152:ASP:OD1	1:A:152:ASP:N	2.30	0.63
1:A:283:LEU:HD22	1:A:294:LEU:HD13	1.78	0.63
1:A:382:LEU:HD22	1:A:382:LEU:O	1.98	0.63
1:A:157:ASP:N	1:A:157:ASP:OD2	2.30	0.63
1:A:164:GLU:OE1	1:A:165:TYR:N	2.30	0.63
1:A:136:TYR:CB	1:A:137:PRO:CD	2.76	0.63
1:A:235:VAL:O	1:A:236:ALA:CB	2.46	0.63
1:B:164:GLU:CD	1:B:164:GLU:C	2.56	0.63
1:A:174:THR:O	1:A:178:THR:HG22	1.99	0.63
1:A:285:PRO:HG3	1:B:358:PHE:O	1.98	0.63
1:A:144:VAL:HG21	1:A:238:ILE:CD1	2.29	0.63
1:B:218:ILE:HA	1:B:238:ILE:HA	1.81	0.63
1:B:159:VAL:N	1:B:162:GLN:NE2	2.47	0.62
1:A:338:GLU:HB2	1:A:340:ARG:NH1	2.13	0.62
1:B:124:VAL:HG12	1:B:235:VAL:HG22	1.79	0.62
1:B:181:ILE:HB	1:B:184:ARG:NH2	2.04	0.62

Continued on next page...

Continued from previous page...

Atom-1	Atom-2	Interatomic distance (Å)	Clash overlap (Å)
1:A:256:TRP:CD2	1:A:257:LEU:HD22	2.34	0.62
1:B:275:THR:C	1:B:276:LEU:HD23	2.17	0.62
1:A:165:TYR:CD2	1:A:182:LEU:CD1	2.81	0.62
1:A:342:ILE:CD1	1:A:383:PHE:HZ	2.12	0.62
1:A:164:GLU:OE2	1:A:168:LEU:HD13	1.99	0.62
1:B:103:PRO:CD	1:B:103:PRO:O	2.47	0.62
1:B:125:GLN:HB3	1:B:233:ASN:O	2.00	0.62
1:A:147:GLY:O	1:A:149:PRO:N	2.33	0.62
1:A:258:VAL:O	1:A:259:LYS:O	2.16	0.62
1:B:217:VAL:O	1:B:239:GLN:N	2.31	0.62
1:A:358:PHE:CE2	1:A:368:ARG:NE	2.68	0.62
1:B:135:VAL:HG21	1:B:224:ARG:HB2	1.82	0.62
1:B:117:ASN:ND2	1:B:243:PRO:HB2	2.15	0.62
1:A:147:GLY:CA	1:A:212:ALA:O	2.48	0.62
1:A:246:VAL:HG13	1:A:300:VAL:HG23	1.81	0.62
1:B:155:ILE:HD12	1:B:208:PHE:HE1	1.65	0.62
1:B:130:GLY:O	1:B:229:ILE:N	2.27	0.62
1:A:276:LEU:H	1:A:276:LEU:HD23	1.63	0.62
1:B:351:VAL:HG23	1:B:352:PRO:HD2	1.81	0.61
1:A:152:ASP:CG	1:A:209:THR:CG2	2.57	0.61
1:B:156:PRO:O	1:B:159:VAL:HG22	2.00	0.61
1:A:219:THR:CG2	1:A:239:GLN:CG	2.78	0.61
1:B:192:GLU:O	1:B:196:ARG:NH1	2.34	0.61
1:A:300:VAL:HG12	1:A:301:ASP:N	2.13	0.61
1:A:372:ALA:HB3	1:A:375:GLU:OE1	2.00	0.61
1:B:328:PRO:O	1:B:330:GLN:N	2.34	0.61
1:A:89:THR:C	1:A:90:GLN:NE2	2.54	0.61
1:B:131:PHE:HA	1:B:227:MET:O	2.00	0.61
1:B:132:ILE:CD1	1:B:229:ILE:HD13	2.24	0.61
1:B:267:THR:HG23	1:B:314:TRP:HB2	1.82	0.61
1:B:382:LEU:H	1:B:382:LEU:CD2	2.00	0.61
1:B:160:GLU:HG3	1:B:161:ALA:N	2.15	0.61
1:A:186:ARG:HG3	1:A:195:ILE:CD1	2.30	0.61
1:A:351:VAL:CG2	1:A:352:PRO:N	2.63	0.61
1:A:123:ILE:HD12	1:A:123:ILE:C	2.21	0.60
1:B:187:LEU:HD12	1:B:188:ALA:HA	1.83	0.60
1:B:154:THR:HG22	1:B:207:ARG:HD2	1.82	0.60
1:B:171:THR:O	1:B:172:GLY:O	2.19	0.60
1:A:273:ASP:OD1	1:A:274:LYS:N	2.30	0.60
1:A:244:VAL:CG2	1:A:302:ASN:CB	2.78	0.60
1:B:180:GLY:O	1:B:184:ARG:HG3	2.02	0.60

Continued on next page...

Continued from previous page...

Atom-1	Atom-2	Interatomic distance (Å)	Clash overlap (Å)
1:A:328:PRO:O	1:A:330:GLN:N	2.34	0.60
1:B:97:ALA:HB1	1:B:328:PRO:CG	2.32	0.60
1:A:241:MET:HB3	1:A:302:ASN:HD22	1.67	0.60
1:A:290:ALA:O	1:A:291:THR:HB	2.01	0.60
1:A:247:THR:HG21	1:A:295:GLN:OE1	2.02	0.60
1:B:151:LEU:HD21	1:B:153:LEU:HD22	1.83	0.60
1:B:244:VAL:O	1:B:245:TRP:HD1	1.85	0.60
1:A:90:GLN:HG2	1:A:350:PHE:HD2	1.66	0.60
1:B:155:ILE:O	1:B:159:VAL:HG13	2.02	0.60
1:B:271:ARG:HG3	1:B:273:ASP:HB2	1.83	0.59
1:A:279:ARG:HG2	1:A:299:GLU:O	2.02	0.59
1:B:266:LEU:CD2	1:B:298:LEU:HD13	2.32	0.59
1:A:144:VAL:CG1	1:A:218:ILE:HD11	2.32	0.59
1:A:288:ASP:C	1:A:290:ALA:N	2.54	0.59
1:B:280:LYS:HE3	1:B:282:THR:HG22	1.83	0.59
1:B:219:THR:HG21	1:B:239:GLN:HG2	1.84	0.59
1:A:138:LEU:HB3	1:A:221:PHE:CE1	2.36	0.59
1:B:90:GLN:HG2	1:B:350:PHE:HD2	1.60	0.59
1:A:121:TYR:HD1	1:A:237:LYS:NZ	2.01	0.59
1:B:97:ALA:CB	1:B:328:PRO:CG	2.78	0.59
1:A:132:ILE:HD12	1:A:227:MET:O	2.02	0.59
1:B:219:THR:OG1	1:B:237:LYS:CE	2.48	0.59
1:A:139:THR:O	1:A:140:VAL:CB	2.50	0.59
1:B:207:ARG:CG	1:B:207:ARG:NH1	2.63	0.59
1:B:280:LYS:HE3	1:B:282:THR:CG2	2.33	0.59
1:B:339:GLN:C	1:B:340:ARG:CG	2.52	0.59
1:A:256:TRP:CE3	1:A:256:TRP:O	2.43	0.59
1:B:97:ALA:HB1	1:B:328:PRO:HG2	1.84	0.59
1:B:154:THR:HG22	1:B:207:ARG:HB3	1.83	0.59
1:B:244:VAL:HG12	1:B:300:VAL:C	2.23	0.59
1:B:94:VAL:CG1	1:B:95:LYS:H	2.16	0.59
1:B:132:ILE:CG1	1:B:229:ILE:HD11	2.33	0.59
1:A:317:LEU:HD11	1:A:318:ASN:C	2.22	0.59
1:A:127:ARG:O	1:A:128:ALA:HB3	2.02	0.59
1:B:90:GLN:HB3	1:B:350:PHE:CE2	2.38	0.59
1:A:278:ILE:HG23	1:A:298:LEU:CD2	2.31	0.59
1:B:132:ILE:H	1:B:132:ILE:CD1	2.14	0.59
1:A:92:LEU:CD1	1:A:93:GLY:H	2.07	0.59
1:B:339:GLN:O	1:B:340:ARG:HG3	2.00	0.59
1:A:241:MET:HE3	1:A:307:LEU:O	2.03	0.59
1:A:132:ILE:CD1	1:A:227:MET:O	2.50	0.58

Continued on next page...

Continued from previous page...

Atom-1	Atom-2	Interatomic distance (Å)	Clash overlap (Å)
1:A:220:ALA:O	1:A:236:ALA:HB1	2.03	0.58
1:A:174:THR:HG1	1:A:177:GLN:HB2	1.67	0.58
1:A:284:LEU:O	1:A:286:GLY:N	2.35	0.58
1:A:196:ARG:CZ	1:A:196:ARG:HB2	2.32	0.58
1:A:219:THR:HG22	1:A:239:GLN:CG	2.33	0.58
1:B:342:ILE:HG22	1:B:378:VAL:HG12	1.85	0.58
1:A:150:LEU:CB	1:A:151:LEU:HD23	2.30	0.58
1:A:227:MET:O	1:A:229:ILE:CD1	2.52	0.58
1:B:90:GLN:N	1:B:90:GLN:OE1	2.36	0.58
1:A:149:PRO:CG	1:A:150:LEU:H	2.13	0.58
1:A:132:ILE:HD12	1:A:229:ILE:CD1	2.32	0.58
1:B:192:GLU:OE2	1:B:196:ARG:HD3	2.03	0.58
1:B:358:PHE:HE1	1:B:359:GLN:HE21	1.51	0.58
1:A:332:LEU:HD23	1:A:333:ILE:N	2.19	0.58
1:A:138:LEU:N	1:A:138:LEU:HD22	2.18	0.58
1:B:219:THR:O	1:B:237:LYS:CB	2.50	0.58
1:A:128:ALA:CB	1:A:158:TRP:CZ2	2.87	0.58
1:A:126:ALA:O	1:A:232:ASP:HA	2.03	0.58
1:B:267:THR:CG2	1:B:314:TRP:HB2	2.34	0.58
1:A:167:LEU:HD12	1:A:168:LEU:HA	1.84	0.58
1:A:246:VAL:O	1:A:246:VAL:HG23	2.03	0.58
1:B:135:VAL:O	1:B:136:TYR:HD2	1.86	0.58
1:B:132:ILE:HG22	1:B:133:ASP:N	2.18	0.58
1:B:345:ASP:C	1:B:347:ASP:N	2.56	0.58
1:B:244:VAL:HG12	1:B:300:VAL:CB	2.27	0.58
1:B:140:VAL:O	1:B:140:VAL:HG23	2.03	0.58
1:B:239:GLN:HE21	1:B:240:GLY:N	2.02	0.57
1:B:279:ARG:CG	1:B:299:GLU:HG2	2.34	0.57
1:B:239:GLN:NE2	1:B:240:GLY:H	2.01	0.57
1:B:327:ILE:HD12	1:B:327:ILE:C	2.25	0.57
1:B:135:VAL:O	1:B:136:TYR:CB	2.51	0.57
1:B:190:MET:HE1	1:B:194:ASP:HB3	1.87	0.57
1:B:150:LEU:O	1:B:151:LEU:HB3	2.04	0.57
1:B:193:ALA:HB2	1:B:196:ARG:NH2	2.00	0.57
1:A:144:VAL:CG2	1:A:238:ILE:HD13	2.34	0.57
1:B:319:THR:CG2	1:B:320:ALA:H	2.18	0.57
1:B:329:SER:HA	1:B:365:THR:CG2	2.33	0.57
1:A:351:VAL:HG22	1:A:352:PRO:N	2.19	0.57
1:B:136:TYR:CD1	1:B:149:PRO:HB2	2.40	0.57
1:B:106:PHE:O	1:B:318:ASN:HA	2.04	0.57
1:B:104:LEU:O	1:B:320:ALA:HA	2.04	0.57

Continued on next page...

Continued from previous page...

Atom-1	Atom-2	Interatomic distance (Å)	Clash overlap (Å)
1:A:132:ILE:HD13	1:A:229:ILE:HD11	1.76	0.57
1:B:384:LEU:HG	1:B:385:ILE:N	2.20	0.57
1:B:195:ILE:O	1:B:199:ILE:HG12	2.05	0.57
1:A:106:PHE:CD2	1:B:253:SER:N	2.73	0.57
1:A:182:LEU:CD2	1:A:199:ILE:HD11	2.35	0.56
1:A:258:VAL:C	1:A:259:LYS:O	2.39	0.56
1:B:150:LEU:O	1:B:151:LEU:HB2	2.06	0.56
1:B:334:ASP:CB	1:B:338:GLU:O	2.50	0.56
1:B:355:VAL:HG12	1:B:371:LEU:CD2	2.35	0.56
1:A:146:LYS:O	1:A:212:ALA:O	2.24	0.56
1:A:140:VAL:O	1:A:140:VAL:HG12	2.04	0.56
1:A:253:SER:HB3	1:B:106:PHE:CD2	2.35	0.56
1:A:91:ASN:OD1	1:A:91:ASN:C	2.43	0.56
1:A:250:ILE:C	1:A:293:THR:CG2	2.74	0.56
1:A:320:ALA:O	1:B:256:TRP:NE1	2.38	0.56
1:B:159:VAL:HG23	1:B:160:GLU:N	2.21	0.56
1:B:115:SER:N	1:B:245:TRP:O	2.36	0.56
1:B:108:GLN:O	1:B:317:LEU:N	2.27	0.56
1:B:131:PHE:O	1:B:153:LEU:CB	2.54	0.56
1:B:244:VAL:CG2	1:B:307:LEU:CG	2.84	0.56
1:B:244:VAL:HG23	1:B:307:LEU:HD11	1.79	0.56
1:B:102:GLY:O	1:B:323:PRO:HA	2.06	0.56
1:A:114:VAL:O	1:A:309:PRO:HA	2.06	0.56
1:B:201:THR:O	1:B:202:GLN:HB3	2.06	0.56
1:A:147:GLY:HA3	1:A:212:ALA:CA	2.34	0.56
1:A:130:GLY:O	1:A:229:ILE:HD13	2.06	0.56
1:A:280:LYS:HA	1:A:280:LYS:HE3	1.88	0.56
1:A:321:SER:HB2	1:B:256:TRP:CG	2.41	0.56
1:B:145:GLN:O	1:B:146:LYS:C	2.44	0.56
1:B:167:LEU:HD12	1:B:168:LEU:HA	1.86	0.56
1:B:165:TYR:HD2	1:B:182:LEU:CD1	2.17	0.56
1:A:331:ALA:O	1:A:341:VAL:HG12	2.05	0.56
1:A:186:ARG:NE	1:A:192:GLU:OE1	2.38	0.56
1:A:89:THR:HG22	1:A:90:GLN:H	1.71	0.56
1:B:113:ASN:OD1	1:B:113:ASN:C	2.44	0.56
1:A:149:PRO:CG	1:A:150:LEU:N	2.69	0.55
1:B:250:ILE:O	1:B:293:THR:HA	2.06	0.55
1:B:154:THR:HG22	1:B:207:ARG:CB	2.36	0.55
1:B:230:ALA:H	1:B:233:ASN:ND2	2.05	0.55
1:B:334:ASP:HB3	1:B:339:GLN:HA	1.89	0.55
1:B:278:ILE:HG21	1:B:298:LEU:HD22	1.88	0.55

Continued on next page...

Continued from previous page...

Atom-1	Atom-2	Interatomic distance (Å)	Clash overlap (Å)
1:A:160:GLU:C	1:A:160:GLU:CD	2.64	0.55
1:A:241:MET:HB3	1:A:302:ASN:ND2	2.21	0.55
1:A:279:ARG:HD3	1:A:299:GLU:HG2	1.88	0.55
1:A:358:PHE:CD2	1:A:368:ARG:HG3	2.35	0.55
1:B:181:ILE:CG2	1:B:182:LEU:N	2.69	0.55
1:A:203:LYS:O	1:A:204:ILE:C	2.41	0.55
1:B:127:ARG:O	1:B:128:ALA:HB3	2.05	0.55
1:A:287:VAL:O	1:A:289:ALA:N	2.39	0.55
1:B:302:ASN:HB2	1:B:307:LEU:HD22	1.88	0.55
1:B:89:THR:C	1:B:90:GLN:CG	2.74	0.55
1:A:246:VAL:CG2	1:A:246:VAL:O	2.54	0.55
1:A:114:VAL:CG1	1:A:308:LYS:O	2.55	0.55
1:A:90:GLN:HB2	1:A:350:PHE:HE2	1.70	0.55
1:B:292:ARG:HA	1:B:292:ARG:NE	2.21	0.55
1:A:219:THR:HG21	1:A:239:GLN:HG2	1.89	0.55
1:B:304:ASP:CG	1:B:305:GLU:N	2.60	0.55
1:A:150:LEU:O	1:A:151:LEU:HD22	2.06	0.55
1:B:125:GLN:CB	1:B:233:ASN:O	2.55	0.54
1:B:231:LYS:HE2	1:B:233:ASN:OD1	2.07	0.54
1:A:190:MET:CE	1:A:194:ASP:HB3	2.37	0.54
1:B:116:TYR:CZ	1:B:309:PRO:HG3	2.42	0.54
1:A:124:VAL:O	1:A:235:VAL:HB	2.07	0.54
1:A:361:SER:O	1:A:363:GLY:N	2.36	0.54
1:B:136:TYR:HB3	1:B:137:PRO:HD2	1.89	0.54
1:A:164:GLU:CD	1:A:164:GLU:O	2.45	0.54
1:A:167:LEU:CD1	1:A:168:LEU:HD12	2.36	0.54
1:B:97:ALA:HB2	1:B:328:PRO:HG2	1.88	0.54
1:B:135:VAL:O	1:B:136:TYR:CD2	2.61	0.54
1:B:145:GLN:O	1:B:147:GLY:N	2.40	0.54
1:A:151:LEU:N	1:A:151:LEU:HD23	2.22	0.54
1:A:104:LEU:HD21	1:A:364:VAL:HG23	1.88	0.54
1:A:339:GLN:CA	1:A:340:ARG:HG3	2.38	0.54
1:B:219:THR:CG2	1:B:239:GLN:HG2	2.38	0.54
1:B:340:ARG:HB2	1:B:353:LYS:O	2.08	0.54
1:A:334:ASP:OD2	1:A:339:GLN:NE2	2.41	0.54
1:B:208:PHE:N	1:B:208:PHE:CD1	2.76	0.54
1:B:90:GLN:CG	1:B:350:PHE:CE2	2.91	0.54
1:B:284:LEU:O	1:B:286:GLY:N	2.41	0.54
1:B:241:MET:HB2	1:B:302:ASN:HD22	1.72	0.53
1:A:147:GLY:N	1:A:212:ALA:O	2.40	0.53
1:A:332:LEU:HA	1:A:341:VAL:CG1	2.38	0.53

Continued on next page...

Continued from previous page...

Atom-1	Atom-2	Interatomic distance (Å)	Clash overlap (Å)
1:B:190:MET:HE1	1:B:194:ASP:CB	2.39	0.53
1:A:90:GLN:CG	1:A:350:PHE:CE2	2.92	0.53
1:A:164:GLU:OE1	1:A:181:ILE:CD1	2.57	0.53
1:B:181:ILE:HG22	1:B:182:LEU:CD1	2.33	0.53
1:A:155:ILE:HD12	1:A:158:TRP:CZ3	2.43	0.53
1:B:133:ASP:N	1:B:152:ASP:O	2.41	0.53
1:B:144:VAL:CG1	1:B:218:ILE:HD11	2.38	0.53
1:B:153:LEU:O	1:B:207:ARG:HB2	2.09	0.53
1:A:181:ILE:HG23	1:A:182:LEU:N	2.24	0.53
1:A:89:THR:CA	1:A:90:GLN:NE2	2.72	0.53
1:A:138:LEU:HB2	1:A:221:PHE:CZ	2.43	0.53
1:B:342:ILE:CG2	1:B:378:VAL:HG12	2.39	0.53
1:A:273:ASP:CG	1:A:274:LYS:H	2.10	0.53
1:B:135:VAL:HG12	1:B:136:TYR:N	2.23	0.52
1:A:260:ASP:O	1:A:263:GLN:HG2	2.10	0.52
1:A:94:VAL:HG12	1:A:95:LYS:CA	2.39	0.52
1:B:190:MET:CE	1:B:194:ASP:HB3	2.38	0.52
1:A:263:GLN:HB2	1:A:318:ASN:HB2	1.92	0.52
1:A:239:GLN:HE21	1:A:240:GLY:H	1.57	0.52
1:B:145:GLN:C	1:B:147:GLY:H	2.12	0.52
1:B:112:ALA:HB2	1:B:248:ALA:HB2	1.91	0.52
1:A:321:SER:HA	1:B:256:TRP:CE2	2.45	0.52
1:A:90:GLN:HG3	1:A:383:PHE:CG	2.41	0.52
1:A:159:VAL:HG23	1:A:160:GLU:N	2.23	0.52
1:A:278:ILE:HD12	1:A:278:ILE:N	2.24	0.52
1:B:146:LYS:C	1:B:212:ALA:O	2.48	0.52
1:B:116:TYR:CE2	1:B:309:PRO:HG3	2.44	0.52
1:A:253:SER:CA	1:B:106:PHE:CE2	2.92	0.52
1:B:288:ASP:HB2	1:B:293:THR:OG1	2.09	0.52
1:A:92:LEU:C	1:A:92:LEU:CD1	2.72	0.52
1:B:92:LEU:CD1	1:B:93:GLY:H	2.07	0.52
1:A:250:ILE:CG2	1:A:254:ILE:CG2	2.72	0.52
1:B:302:ASN:OD1	1:B:304:ASP:O	2.27	0.52
1:A:90:GLN:CG	1:A:383:PHE:CG	2.93	0.52
1:B:203:LYS:O	1:B:204:ILE:HB	2.10	0.51
1:A:261:ALA:HA	1:A:264:PHE:HD1	1.75	0.51
1:A:344:VAL:CG1	1:A:345:ASP:N	2.73	0.51
1:A:289:ALA:C	1:A:291:THR:O	2.49	0.51
1:B:174:THR:HG1	1:B:177:GLN:CB	2.23	0.51
1:A:317:LEU:CG	1:A:317:LEU:O	2.56	0.51
1:B:367:LEU:HD13	1:B:367:LEU:H	1.76	0.51

Continued on next page...

Continued from previous page...

Atom-1	Atom-2	Interatomic distance (Å)	Clash overlap (Å)
1:B:307:LEU:O	1:B:308:LYS:HG2	2.11	0.51
1:B:159:VAL:CG2	1:B:160:GLU:N	2.74	0.51
1:B:117:ASN:OD1	1:B:117:ASN:N	2.30	0.51
1:A:155:ILE:HG13	1:A:208:PHE:HE1	1.74	0.51
1:A:124:VAL:CG2	1:A:213:PRO:HD3	2.40	0.51
1:B:104:LEU:HD13	1:B:326:LEU:HD11	1.91	0.51
1:A:317:LEU:O	1:A:317:LEU:HG	2.10	0.51
1:A:89:THR:O	1:A:90:GLN:HG3	2.11	0.51
1:B:150:LEU:HD23	1:B:150:LEU:C	2.27	0.51
1:B:339:GLN:CA	1:B:340:ARG:HG3	2.40	0.51
1:B:340:ARG:CB	1:B:353:LYS:O	2.58	0.51
1:B:287:VAL:HG12	1:B:294:LEU:CD2	2.40	0.51
1:B:133:ASP:O	1:B:135:VAL:N	2.44	0.51
1:A:190:MET:HB3	1:A:195:ILE:HG13	1.92	0.51
1:B:267:THR:HG23	1:B:267:THR:O	2.10	0.51
1:A:164:GLU:CG	1:A:181:ILE:HD11	2.39	0.51
1:A:185:LEU:CG	1:A:190:MET:HG3	2.41	0.51
1:A:278:ILE:CG2	1:A:298:LEU:CD2	2.88	0.51
1:B:154:THR:HA	1:B:207:ARG:CB	2.41	0.51
1:B:164:GLU:CG	1:B:181:ILE:HD11	2.41	0.51
1:A:173:GLY:O	1:A:174:THR:C	2.47	0.51
1:A:201:THR:C	1:A:203:LYS:N	2.64	0.51
1:B:162:GLN:OE1	1:B:205:GLN:N	2.44	0.50
1:A:164:GLU:OE2	1:A:168:LEU:CD1	2.59	0.50
1:A:181:ILE:HG23	1:A:182:LEU:HD12	1.92	0.50
1:A:340:ARG:C	1:A:341:VAL:HG13	2.32	0.50
1:A:183:GLU:OE1	1:A:183:GLU:O	2.30	0.50
1:B:192:GLU:OE1	1:B:192:GLU:O	2.30	0.50
1:B:192:GLU:CD	1:B:196:ARG:NH1	2.64	0.50
1:A:327:ILE:HD11	1:A:329:SER:HA	1.91	0.50
1:A:193:ALA:C	1:A:196:ARG:NH1	2.64	0.50
1:B:283:LEU:HD23	1:B:294:LEU:HD13	1.91	0.50
1:B:245:TRP:CH2	1:B:297:ARG:CZ	2.94	0.50
1:B:368:ARG:HA	1:B:368:ARG:HH11	1.77	0.50
1:B:113:ASN:OD1	1:B:113:ASN:O	2.30	0.50
1:B:103:PRO:HD2	1:B:103:PRO:O	2.12	0.50
1:B:136:TYR:CE1	1:B:149:PRO:HB2	2.47	0.50
1:A:108:GLN:OE1	1:A:254:ILE:CD1	2.60	0.50
1:A:217:VAL:O	1:A:239:GLN:N	2.41	0.50
1:B:164:GLU:CD	1:B:181:ILE:CD1	2.80	0.50
1:A:239:GLN:NE2	1:A:240:GLY:H	2.09	0.50

Continued on next page...

Continued from previous page...

Atom-1	Atom-2	Interatomic distance (Å)	Clash overlap (Å)
1:A:210:LEU:C	1:A:210:LEU:HD12	2.32	0.50
1:B:94:VAL:HG12	1:B:95:LYS:H	1.71	0.49
1:A:263:GLN:O	1:A:263:GLN:CG	2.54	0.49
1:A:184:ARG:O	1:A:187:LEU:HG	2.12	0.49
1:A:343:THR:O	1:A:351:VAL:HG12	2.12	0.49
1:A:290:ALA:O	1:A:291:THR:OG1	2.30	0.49
1:A:339:GLN:C	1:A:340:ARG:CG	2.53	0.49
1:A:153:LEU:HD23	1:A:208:PHE:HD1	1.77	0.49
1:A:334:ASP:HB3	1:A:339:GLN:HA	1.94	0.49
1:A:251:PRO:CB	1:A:254:ILE:HG22	2.40	0.49
1:B:179:GLU:OE2	1:B:179:GLU:HA	2.11	0.49
1:B:244:VAL:HG12	1:B:300:VAL:CA	2.42	0.49
1:A:350:PHE:N	1:A:350:PHE:CD1	2.78	0.49
1:A:288:ASP:C	1:A:290:ALA:H	2.15	0.49
1:B:133:ASP:OD1	1:B:134:LYS:N	2.45	0.49
1:B:379:SER:O	1:B:380:SER:CB	2.45	0.49
1:B:183:GLU:OE1	1:B:183:GLU:O	2.30	0.49
1:B:183:GLU:OE1	1:B:183:GLU:C	2.51	0.49
1:B:165:TYR:HB2	1:B:181:ILE:HG21	1.93	0.49
1:B:158:TRP:C	1:B:162:GLN:NE2	2.43	0.49
1:B:166:LEU:HD21	1:B:202:GLN:O	2.12	0.49
1:B:115:SER:O	1:B:245:TRP:HB2	2.12	0.49
1:B:327:ILE:HD12	1:B:328:PRO:C	2.32	0.49
1:B:256:TRP:CD2	1:B:257:LEU:HD22	2.48	0.49
1:B:290:ALA:O	1:B:291:THR:OG1	2.29	0.49
1:A:275:THR:CA	1:A:276:LEU:HD23	2.42	0.49
1:A:241:MET:O	1:A:302:ASN:HB3	2.12	0.49
1:B:104:LEU:HD11	1:B:364:VAL:CG2	2.40	0.49
1:A:175:ALA:HA	1:A:178:THR:CG2	2.41	0.49
1:A:90:GLN:HB3	1:A:383:PHE:CG	2.47	0.49
1:A:242:ASP:HB3	1:A:243:PRO:HD3	1.94	0.49
1:B:256:TRP:CE2	1:B:257:LEU:HD23	2.46	0.48
1:A:357:VAL:CG2	1:B:285:PRO:HG2	2.42	0.48
1:B:380:SER:OG	1:B:380:SER:O	2.30	0.48
1:B:384:LEU:O	1:B:385:ILE:O	2.30	0.48
1:B:158:TRP:HE3	1:B:208:PHE:HZ	1.57	0.48
1:A:277:THR:OG1	1:A:301:ASP:HB3	2.10	0.48
1:A:339:GLN:O	1:A:340:ARG:HG3	2.10	0.48
1:B:258:VAL:HG12	1:B:259:LYS:N	2.26	0.48
1:A:321:SER:HB2	1:B:256:TRP:CD1	2.47	0.48
1:B:181:ILE:CA	1:B:184:ARG:NE	2.58	0.48

Continued on next page...

Continued from previous page...

Atom-1	Atom-2	Interatomic distance (Å)	Clash overlap (Å)
1:B:136:TYR:CB	1:B:137:PRO:CD	2.91	0.48
1:A:182:LEU:HD21	1:A:199:ILE:HD11	1.94	0.48
1:B:218:ILE:CG2	1:B:220:ALA:O	2.61	0.48
1:B:165:TYR:CD2	1:B:182:LEU:CD1	2.87	0.48
1:A:201:THR:OG1	1:A:203:LYS:HB2	2.13	0.48
1:B:350:PHE:HD1	1:B:350:PHE:N	2.05	0.48
1:B:250:ILE:HG23	1:B:251:PRO:HD2	1.95	0.48
1:A:114:VAL:HG11	1:A:308:LYS:O	2.13	0.48
1:A:321:SER:CA	1:B:256:TRP:NE1	2.75	0.48
1:B:300:VAL:HG12	1:B:301:ASP:N	2.29	0.48
1:A:234:VAL:CG2	1:A:236:ALA:HA	2.41	0.48
1:B:92:LEU:CD1	1:B:92:LEU:C	2.72	0.48
1:A:278:ILE:CG2	1:A:298:LEU:HD22	2.40	0.48
1:B:158:TRP:CE3	1:B:208:PHE:HZ	2.29	0.48
1:A:349:ARG:HG3	1:A:349:ARG:O	2.13	0.48
1:A:125:GLN:HA	1:A:233:ASN:O	2.14	0.48
1:A:132:ILE:HG22	1:A:133:ASP:N	2.28	0.47
1:A:136:TYR:HD1	1:A:137:PRO:CD	2.26	0.47
1:A:90:GLN:CB	1:A:383:PHE:CB	2.92	0.47
1:B:113:ASN:O	1:B:246:VAL:HA	2.14	0.47
1:B:345:ASP:O	1:B:347:ASP:N	2.46	0.47
1:B:219:THR:CG2	1:B:239:GLN:CG	2.92	0.47
1:A:162:GLN:OE1	1:A:205:GLN:N	2.46	0.47
1:A:291:THR:HG22	1:A:292:ARG:H	1.79	0.47
1:B:108:GLN:HG2	1:B:110:PHE:CE2	2.49	0.47
1:A:358:PHE:CD2	1:A:368:ARG:NE	2.81	0.47
1:A:181:ILE:CG2	1:A:182:LEU:N	2.77	0.47
1:B:368:ARG:O	1:B:368:ARG:CD	2.61	0.47
1:A:132:ILE:CG2	1:A:133:ASP:N	2.78	0.47
1:B:291:THR:O	1:B:292:ARG:CG	2.62	0.47
1:B:114:VAL:HG13	1:B:244:VAL:HG22	1.95	0.47
1:A:127:ARG:O	1:A:128:ALA:CB	2.62	0.47
1:A:321:SER:CB	1:B:256:TRP:CG	2.96	0.47
1:B:158:TRP:N	1:B:158:TRP:CD1	2.79	0.47
1:B:273:ASP:O	1:B:274:LYS:O	2.32	0.47
1:A:112:ALA:CA	1:A:247:THR:O	2.58	0.47
1:B:138:LEU:HB3	1:B:221:PHE:CE1	2.50	0.47
1:B:331:ALA:HB2	1:B:379:SER:HA	1.96	0.47
1:B:131:PHE:O	1:B:153:LEU:HA	2.13	0.47
1:B:159:VAL:CA	1:B:162:GLN:HE21	2.24	0.47
1:A:95:LYS:HB3	1:A:380:SER:CB	2.21	0.47

Continued on next page...

Continued from previous page...

Atom-1	Atom-2	Interatomic distance (Å)	Clash overlap (Å)
1:A:246:VAL:HG13	1:A:300:VAL:CG2	2.45	0.47
1:B:368:ARG:HA	1:B:368:ARG:HD3	1.56	0.47
1:A:381:GLY:HA2	1:A:382:LEU:HD13	1.96	0.47
1:B:245:TRP:CH2	1:B:297:ARG:NH2	2.83	0.47
1:B:355:VAL:CG1	1:B:371:LEU:HG	2.45	0.47
1:A:345:ASP:C	1:A:347:ASP:N	2.62	0.47
1:B:219:THR:HG21	1:B:239:GLN:CG	2.45	0.47
1:A:316:GLN:O	1:A:316:GLN:HG3	2.08	0.47
1:A:361:SER:C	1:A:363:GLY:H	2.17	0.47
1:B:355:VAL:HG11	1:B:371:LEU:HG	1.96	0.46
1:A:186:ARG:CZ	1:A:192:GLU:OE1	2.62	0.46
1:A:234:VAL:HG13	1:A:234:VAL:O	2.15	0.46
1:A:289:ALA:O	1:A:291:THR:O	2.34	0.46
1:B:147:GLY:O	1:B:148:THR:O	2.33	0.46
1:B:148:THR:CB	1:B:149:PRO:CD	2.93	0.46
1:B:148:THR:HB	1:B:149:PRO:HD3	1.97	0.46
1:B:154:THR:HG22	1:B:207:ARG:CD	2.45	0.46
1:A:358:PHE:HE1	1:A:359:GLN:HE21	1.62	0.46
1:B:228:ASN:N	1:B:228:ASN:OD1	2.48	0.46
1:A:187:LEU:HD12	1:A:188:ALA:HA	1.92	0.46
1:A:273:ASP:O	1:A:274:LYS:C	2.52	0.46
1:B:123:ILE:C	1:B:123:ILE:HD12	2.25	0.46
1:A:164:GLU:OE1	1:A:164:GLU:O	2.34	0.46
1:A:90:GLN:CB	1:A:383:PHE:CG	2.99	0.46
1:A:239:GLN:HE21	1:A:240:GLY:N	2.13	0.46
1:B:90:GLN:CB	1:B:350:PHE:HE2	2.19	0.46
1:B:256:TRP:C	1:B:256:TRP:CD2	2.81	0.46
1:B:231:LYS:HG3	1:B:232:ASP:N	2.06	0.46
1:B:158:TRP:O	1:B:162:GLN:NE2	2.48	0.46
1:A:339:GLN:H	1:A:340:ARG:HG3	1.81	0.46
1:A:355:VAL:HG12	1:A:371:LEU:HD21	1.98	0.46
1:B:270:ALA:O	1:B:271:ARG:HB3	2.15	0.46
1:B:198:LEU:O	1:B:202:GLN:N	2.40	0.46
1:B:340:ARG:HB3	1:B:355:VAL:HG22	1.96	0.46
1:B:266:LEU:HD21	1:B:298:LEU:HD13	1.96	0.46
1:A:230:ALA:O	1:A:231:LYS:HG2	2.16	0.46
1:A:250:ILE:N	1:A:293:THR:HG22	2.31	0.46
1:A:252:GLU:OE1	1:A:292:ARG:CG	2.64	0.46
1:B:114:VAL:CG1	1:B:307:LEU:HD11	2.46	0.45
1:A:120:GLN:HG2	1:A:243:PRO:HD2	1.98	0.45
1:A:279:ARG:CD	1:A:299:GLU:HG2	2.45	0.45

Continued on next page...

Continued from previous page...

Atom-1	Atom-2	Interatomic distance (Å)	Clash overlap (Å)
1:B:308:LYS:O	1:B:311:MET:HB2	2.17	0.45
1:A:132:ILE:N	1:A:132:ILE:HD12	2.30	0.45
1:A:97:ALA:HB3	1:A:328:PRO:HG2	1.98	0.45
1:A:332:LEU:HD23	1:A:333:ILE:HA	1.99	0.45
1:A:90:GLN:CG	1:A:350:PHE:HE2	2.29	0.45
1:B:342:ILE:CD1	1:B:351:VAL:O	2.59	0.45
1:A:150:LEU:HB3	1:A:151:LEU:CD2	2.37	0.45
1:B:384:LEU:HG	1:B:385:ILE:H	1.81	0.45
1:A:144:VAL:HG11	1:A:218:ILE:HD11	1.98	0.45
1:A:288:ASP:O	1:A:290:ALA:O	2.33	0.45
1:A:345:ASP:OD2	1:A:349:ARG:HD3	2.17	0.45
1:A:136:TYR:CD1	1:A:137:PRO:HD2	2.50	0.45
1:A:133:ASP:N	1:A:152:ASP:O	2.49	0.45
1:A:327:ILE:HD12	1:A:329:SER:H	1.80	0.45
1:A:160:GLU:HG3	1:A:161:ALA:N	2.32	0.45
1:B:256:TRP:CD2	1:B:257:LEU:N	2.85	0.45
1:B:162:GLN:OE1	1:B:205:GLN:CB	2.58	0.45
1:A:174:THR:HG1	1:A:177:GLN:H	1.57	0.45
1:A:338:GLU:HB2	1:A:340:ARG:HH11	1.79	0.45
1:B:97:ALA:O	1:B:377:VAL:O	2.35	0.45
1:A:245:TRP:HA	1:A:298:LEU:O	2.17	0.45
1:B:150:LEU:HD12	1:B:212:ALA:HB2	1.99	0.45
1:A:132:ILE:O	1:A:226:GLY:CA	2.63	0.45
1:A:255:ALA:HA	1:A:258:VAL:HG23	1.98	0.45
1:A:97:ALA:CB	1:A:328:PRO:CG	2.94	0.45
1:A:331:ALA:HB1	1:A:378:VAL:O	2.13	0.45
1:A:123:ILE:CD1	1:A:125:GLN:HG2	2.47	0.45
1:B:237:LYS:HE2	1:B:237:LYS:HB3	1.78	0.45
1:A:317:LEU:O	1:A:317:LEU:HD12	2.07	0.45
1:A:106:PHE:CD2	1:B:253:SER:HB3	2.42	0.45
1:A:190:MET:HE3	1:A:194:ASP:HB3	1.97	0.45
1:B:270:ALA:C	1:B:272:PRO:HD3	2.37	0.45
1:B:217:VAL:HG12	1:B:218:ILE:N	2.31	0.45
1:A:153:LEU:HD22	1:A:208:PHE:O	2.16	0.45
1:B:252:GLU:H	1:B:252:GLU:HG2	1.48	0.45
1:A:217:VAL:HG12	1:A:218:ILE:N	2.32	0.45
1:A:224:ARG:HG2	1:A:225:ALA:N	2.31	0.44
1:B:319:THR:HG23	1:B:320:ALA:H	1.80	0.44
1:A:147:GLY:HA3	1:A:212:ALA:C	2.37	0.44
1:A:152:ASP:CB	1:A:209:THR:HG22	2.44	0.44
1:B:266:LEU:HD21	1:B:298:LEU:CD1	2.47	0.44

Continued on next page...

Continued from previous page...

Atom-1	Atom-2	Interatomic distance (Å)	Clash overlap (Å)
1:B:342:ILE:HG21	1:B:378:VAL:CG1	2.48	0.44
1:A:131:PHE:HA	1:A:227:MET:O	2.16	0.44
1:A:327:ILE:CD1	1:A:329:SER:H	2.25	0.44
1:A:340:ARG:CB	1:A:353:LYS:O	2.65	0.44
1:B:274:LYS:HB3	1:B:275:THR:H	1.57	0.44
1:B:345:ASP:OD2	1:B:349:ARG:HG3	2.18	0.44
1:A:136:TYR:CB	1:A:138:LEU:HD23	2.47	0.44
1:A:343:THR:CG2	1:A:375:GLU:HG2	2.48	0.44
1:B:255:ALA:HB1	1:B:283:LEU:HD11	2.00	0.44
1:B:331:ALA:HB1	1:B:378:VAL:O	2.17	0.44
1:A:170:GLU:C	1:A:171:THR:O	2.54	0.44
1:A:187:LEU:HD12	1:A:187:LEU:O	2.08	0.44
1:A:345:ASP:OD2	1:A:349:ARG:HG3	2.17	0.44
1:A:344:VAL:HG12	1:A:346:ALA:H	1.82	0.44
1:A:358:PHE:CE2	1:A:368:ARG:CZ	3.00	0.44
1:B:273:ASP:C	1:B:274:LYS:O	2.56	0.44
1:B:183:GLU:CA	1:B:186:ARG:HH12	2.17	0.44
1:B:135:VAL:HG21	1:B:224:ARG:HA	1.99	0.44
1:B:340:ARG:C	1:B:341:VAL:CG1	2.85	0.44
1:A:189:GLY:O	1:A:190:MET:C	2.54	0.44
1:A:159:VAL:CG2	1:A:160:GLU:N	2.81	0.44
1:B:90:GLN:N	1:B:90:GLN:CD	2.71	0.44
1:B:204:ILE:CG2	1:B:205:GLN:N	2.80	0.44
1:A:367:LEU:HD13	1:A:367:LEU:H	1.83	0.44
1:A:382:LEU:CD2	1:A:382:LEU:O	2.65	0.44
1:A:98:THR:HG23	1:A:98:THR:O	2.17	0.44
1:B:134:LYS:O	1:B:135:VAL:HB	2.17	0.44
1:A:120:GLN:O	1:A:120:GLN:HG3	2.17	0.44
1:A:136:TYR:CB	1:A:138:LEU:CD2	2.93	0.43
1:A:162:GLN:OE1	1:A:205:GLN:O	2.35	0.43
1:B:266:LEU:HD13	1:B:266:LEU:HA	1.66	0.43
1:B:171:THR:OG1	1:B:171:THR:O	2.30	0.43
1:A:187:LEU:CD1	1:A:187:LEU:O	2.65	0.43
1:A:342:ILE:HD13	1:A:383:PHE:HZ	1.84	0.43
1:A:275:THR:C	1:A:276:LEU:CD2	2.81	0.43
1:B:177:GLN:OE1	1:B:177:GLN:HA	2.18	0.43
1:B:181:ILE:HG23	1:B:182:LEU:HD12	1.98	0.43
1:B:308:LYS:HA	1:B:309:PRO:HD3	1.55	0.43
1:B:342:ILE:HG21	1:B:378:VAL:HG11	2.00	0.43
1:A:256:TRP:CZ3	1:A:257:LEU:CD2	2.70	0.43
1:A:367:LEU:CD1	1:A:367:LEU:H	2.30	0.43

Continued on next page...

Continued from previous page...

Atom-1	Atom-2	Interatomic distance (Å)	Clash overlap (Å)
1:A:221:PHE:O	1:A:221:PHE:CG	2.71	0.43
1:A:246:VAL:CG1	1:A:300:VAL:CG2	2.97	0.43
1:B:268:VAL:O	1:B:268:VAL:HG23	2.18	0.43
1:A:190:MET:CE	1:A:194:ASP:CB	2.96	0.43
1:B:107:ALA:HA	1:B:318:ASN:OD1	2.18	0.43
1:A:117:ASN:OD1	1:A:117:ASN:O	2.36	0.43
1:A:106:PHE:CE2	1:B:253:SER:N	2.85	0.43
1:A:355:VAL:HG12	1:A:371:LEU:CD2	2.49	0.43
1:B:339:GLN:H	1:B:340:ARG:HD2	1.84	0.43
1:B:196:ARG:HG3	1:B:196:ARG:HH11	1.83	0.43
1:A:246:VAL:HG22	1:A:298:LEU:HB3	2.00	0.43
1:B:292:ARG:HA	1:B:292:ARG:HE	1.84	0.43
1:A:288:ASP:O	1:A:291:THR:O	2.37	0.43
1:B:250:ILE:CG2	1:B:251:PRO:CD	2.97	0.43
1:A:280:LYS:HE3	1:A:281:TRP:H	1.82	0.43
1:B:135:VAL:C	1:B:136:TYR:CD2	2.92	0.42
1:B:279:ARG:HG2	1:B:299:GLU:O	2.18	0.42
1:B:355:VAL:HG12	1:B:371:LEU:HD21	2.00	0.42
1:B:345:ASP:OD2	1:B:349:ARG:HD3	2.19	0.42
1:B:144:VAL:HG11	1:B:218:ILE:HD11	2.00	0.42
1:A:155:ILE:O	1:A:159:VAL:HG13	2.19	0.42
1:A:160:GLU:CG	1:A:161:ALA:N	2.82	0.42
1:B:294:LEU:HD22	1:B:294:LEU:HA	1.67	0.42
1:B:160:GLU:OE2	1:B:160:GLU:O	2.37	0.42
1:B:244:VAL:O	1:B:245:TRP:CD1	2.70	0.42
1:A:327:ILE:HG23	1:A:367:LEU:HD11	2.01	0.42
1:A:349:ARG:HE	1:A:349:ARG:HB2	1.56	0.42
1:B:349:ARG:O	1:B:349:ARG:HG3	2.19	0.42
1:A:136:TYR:CD1	1:A:137:PRO:CD	3.02	0.42
1:B:250:ILE:HA	1:B:251:PRO:HD3	1.72	0.42
1:A:280:LYS:CE	1:A:281:TRP:N	2.78	0.42
1:A:358:PHE:HB3	1:A:366:ALA:O	2.18	0.42
1:B:114:VAL:HG11	1:B:307:LEU:HD11	2.02	0.42
1:A:140:VAL:O	1:A:140:VAL:CG1	2.67	0.42
1:A:246:VAL:HG22	1:A:298:LEU:CB	2.50	0.42
1:A:124:VAL:CG1	1:A:235:VAL:HB	2.36	0.42
1:B:151:LEU:HD22	1:B:210:LEU:HB2	2.00	0.42
1:A:339:GLN:N	1:A:340:ARG:HG3	2.35	0.42
1:B:142:ASP:O	1:B:218:ILE:HD12	2.19	0.42
1:A:343:THR:HG23	1:A:375:GLU:HG2	2.00	0.42
1:A:244:VAL:O	1:A:245:TRP:HD1	2.02	0.42

Continued on next page...

Continued from previous page...

Atom-1	Atom-2	Interatomic distance (Å)	Clash overlap (Å)
1:B:164:GLU:OE1	1:B:181:ILE:CD1	2.67	0.42
1:B:282:THR:HG23	1:B:297:ARG:HB3	2.01	0.42
1:A:89:THR:C	1:A:90:GLN:CG	2.87	0.42
1:B:97:ALA:C	1:B:377:VAL:HG12	2.39	0.42
1:A:302:ASN:CB	1:A:307:LEU:HD12	2.47	0.42
1:A:234:VAL:CG1	1:A:234:VAL:O	2.66	0.42
1:B:148:THR:CB	1:B:149:PRO:HD3	2.50	0.42
1:B:243:PRO:HB3	1:B:299:GLU:HG3	2.01	0.42
1:B:331:ALA:O	1:B:341:VAL:HG11	2.19	0.42
1:A:283:LEU:HD23	1:A:294:LEU:HD13	1.86	0.42
1:A:342:ILE:HG21	1:A:350:PHE:HB3	2.02	0.42
1:B:368:ARG:C	1:B:368:ARG:CD	2.87	0.42
1:B:92:LEU:HD22	1:B:93:GLY:H	1.85	0.42
1:A:133:ASP:O	1:A:135:VAL:N	2.47	0.42
1:A:341:VAL:HB	1:A:342:ILE:H	1.63	0.42
1:A:273:ASP:C	1:A:275:THR:N	2.64	0.42
1:B:147:GLY:HA3	1:B:212:ALA:N	2.33	0.42
1:A:333:ILE:O	1:A:340:ARG:O	2.37	0.42
1:A:334:ASP:CB	1:A:339:GLN:HA	2.50	0.42
1:A:153:LEU:C	1:A:153:LEU:CD2	2.79	0.42
1:A:142:ASP:O	1:A:218:ILE:HD12	2.19	0.42
1:A:273:ASP:CG	1:A:274:LYS:N	2.70	0.42
1:A:92:LEU:HD22	1:A:93:GLY:H	1.85	0.41
1:B:242:ASP:HA	1:B:302:ASN:O	2.20	0.41
1:B:342:ILE:HD13	1:B:342:ILE:HA	1.62	0.41
1:A:153:LEU:C	1:A:153:LEU:HD23	2.35	0.41
1:A:355:VAL:HA	1:A:370:GLY:HA3	2.02	0.41
1:A:329:SER:OG	1:A:364:VAL:HA	2.20	0.41
1:A:90:GLN:CA	1:A:383:PHE:HB3	2.41	0.41
1:B:349:ARG:HE	1:B:349:ARG:HB2	1.50	0.41
1:A:289:ALA:O	1:A:291:THR:N	2.53	0.41
1:B:250:ILE:HG23	1:B:251:PRO:CD	2.50	0.41
1:A:183:GLU:OE1	1:A:183:GLU:C	2.59	0.41
1:A:359:GLN:HE22	1:B:256:TRP:N	2.18	0.41
1:B:151:LEU:CG	1:B:152:ASP:N	2.83	0.41
1:B:230:ALA:O	1:B:231:LYS:C	2.59	0.41
1:A:178:THR:C	1:A:181:ILE:HG22	2.31	0.41
1:A:122:ALA:N	1:A:214:ILE:HD11	2.35	0.41
1:B:342:ILE:CG2	1:B:378:VAL:CG1	2.98	0.41
1:A:256:TRP:CD2	1:A:257:LEU:N	2.87	0.41
1:B:384:LEU:HD23	1:B:385:ILE:C	2.38	0.41

Continued on next page...

Continued from previous page...

Atom-1	Atom-2	Interatomic distance (Å)	Clash overlap (Å)
1:A:242:ASP:CB	1:A:243:PRO:HD3	2.50	0.41
1:B:95:LYS:O	1:B:378:VAL:HG23	2.20	0.41
1:A:150:LEU:CA	1:A:151:LEU:HD23	2.50	0.41
1:A:342:ILE:CG2	1:A:350:PHE:HB3	2.50	0.41
1:A:252:GLU:OE1	1:A:292:ARG:HG3	2.20	0.41
1:B:168:LEU:HA	1:B:168:LEU:HD12	1.88	0.41
1:A:340:ARG:HB2	1:A:341:VAL:H	1.32	0.41
1:A:345:ASP:O	1:A:347:ASP:N	2.51	0.41
1:A:185:LEU:HG	1:A:190:MET:HG3	2.02	0.41
1:B:104:LEU:CD1	1:B:364:VAL:HG23	2.49	0.41
1:A:98:THR:HB	1:A:376:LYS:NZ	2.36	0.41
1:B:135:VAL:CG2	1:B:224:ARG:HA	2.51	0.41
1:B:206:THR:OG1	1:B:207:ARG:N	2.49	0.41
1:B:325:LEU:CD1	1:B:371:LEU:O	2.67	0.41
1:A:94:VAL:CG1	1:A:95:LYS:O	2.68	0.41
1:A:153:LEU:N	1:A:153:LEU:HD13	2.36	0.41
1:B:127:ARG:N	1:B:127:ARG:CD	2.84	0.41
1:A:256:TRP:CE2	1:A:257:LEU:HD23	2.53	0.41
1:A:94:VAL:HG12	1:A:95:LYS:C	2.40	0.41
1:A:94:VAL:HG13	1:A:95:LYS:O	2.21	0.41
1:B:250:ILE:O	1:B:293:THR:CA	2.67	0.41
1:B:131:PHE:O	1:B:153:LEU:HB2	2.19	0.41
1:B:96:THR:HA	1:B:379:SER:H	1.84	0.41
1:B:333:ILE:HG13	1:B:334:ASP:N	2.34	0.41
1:A:223:LEU:HD23	1:A:227:MET:HE2	2.03	0.41
1:A:186:ARG:HD3	1:A:192:GLU:OE1	2.21	0.41
1:A:292:ARG:HG2	1:A:292:ARG:HH11	1.86	0.41
1:B:247:THR:HA	1:B:296:LEU:O	2.21	0.41
1:B:154:THR:CG2	1:B:207:ARG:HD2	2.50	0.40
1:B:114:VAL:HG13	1:B:244:VAL:CG2	2.51	0.40
1:A:246:VAL:HG11	1:A:300:VAL:HG21	2.04	0.40
1:A:280:LYS:HE3	1:A:281:TRP:N	2.36	0.40
1:B:132:ILE:HG22	1:B:133:ASP:H	1.86	0.40
1:B:159:VAL:HA	1:B:162:GLN:CD	2.42	0.40
1:A:223:LEU:HD23	1:A:227:MET:CE	2.51	0.40
1:A:275:THR:HA	1:A:276:LEU:HD23	2.04	0.40
1:B:339:GLN:O	1:B:340:ARG:CG	2.66	0.40
1:A:339:GLN:O	1:A:340:ARG:CG	2.68	0.40
1:B:160:GLU:OE2	1:B:160:GLU:C	2.60	0.40
1:A:288:ASP:O	1:A:290:ALA:N	2.53	0.40
1:B:299:GLU:HG2	1:B:299:GLU:O	2.20	0.40

Continued on next page...

Continued from previous page...

Atom-1	Atom-2	Interatomic distance (Å)	Clash overlap (Å)
1:B:384:LEU:O	1:B:385:ILE:C	2.60	0.40
1:B:218:ILE:HG23	1:B:237:LYS:O	2.21	0.40

There are no symmetry-related clashes.

5.3 Torsion angles [i](#)

5.3.1 Protein backbone [i](#)

In the following table, the Percentiles column shows the percent Ramachandran outliers of the chain as a percentile score with respect to all X-ray entries followed by that with respect to entries of similar resolution.

The Analysed column shows the number of residues for which the backbone conformation was analysed, and the total number of residues.

Mol	Chain	Analysed	Favoured	Allowed	Outliers	Percentiles	
1	A	295/407 (72%)	242 (82%)	27 (9%)	26 (9%)	1	16
1	B	295/407 (72%)	248 (84%)	26 (9%)	21 (7%)	1	22
All	All	590/814 (72%)	490 (83%)	53 (9%)	47 (8%)	1	19

All (47) Ramachandran outliers are listed below:

Mol	Chain	Res	Type
1	A	135	VAL
1	A	140	VAL
1	A	149	PRO
1	A	236	ALA
1	A	258	VAL
1	A	260	ASP
1	A	285	PRO
1	A	288	ASP
1	A	329	SER
1	A	340	ARG
1	B	128	ALA
1	B	136	TYR
1	B	148	THR
1	B	151	LEU
1	B	172	GLY
1	B	204	ILE

Continued on next page...

Continued from previous page...

Mol	Chain	Res	Type
1	B	259	LYS
1	B	274	LYS
1	B	329	SER
1	B	340	ARG
1	B	341	VAL
1	B	362	GLN
1	A	90	GLN
1	A	128	ALA
1	A	151	LEU
1	A	202	GLN
1	A	341	VAL
1	A	171	THR
1	A	231	LYS
1	A	346	ALA
1	B	221	PHE
1	B	285	PRO
1	A	291	THR
1	B	231	LYS
1	B	346	ALA
1	A	148	THR
1	A	275	THR
1	A	363	GLY
1	B	301	ASP
1	A	111	PRO
1	A	136	TYR
1	A	189	GLY
1	A	259	LYS
1	B	220	ALA
1	B	272	PRO
1	B	352	PRO
1	B	251	PRO

5.3.2 Protein sidechains ⓘ

In the following table, the Percentiles column shows the percent sidechain outliers of the chain as a percentile score with respect to all X-ray entries followed by that with respect to entries of similar resolution.

The Analysed column shows the number of residues for which the sidechain conformation was analysed, and the total number of residues.

Continued on next page...

Continued from previous page...

Mol	Chain	Analysed	Rotameric	Outliers	Percentiles	
1	A	243/332 (73%)	186 (76%)	57 (24%)	1	7
1	B	243/332 (73%)	174 (72%)	69 (28%)	0	4
All	All	486/664 (73%)	360 (74%)	126 (26%)	0	6

All (126) residues with a non-rotameric sidechain are listed below:

Mol	Chain	Res	Type
1	A	100	THR
1	A	116	TYR
1	A	121	TYR
1	A	145	GLN
1	A	150	LEU
1	A	152	ASP
1	A	153	LEU
1	A	157	ASP
1	A	160	GLU
1	A	164	GLU
1	A	167	LEU
1	A	168	LEU
1	A	171	THR
1	A	174	THR
1	A	177	GLN
1	A	178	THR
1	A	187	LEU
1	A	190	MET
1	A	203	LYS
1	A	208	PHE
1	A	214	ILE
1	A	222	ASP
1	A	224	ARG
1	A	227	MET
1	A	229	ILE
1	A	239	GLN
1	A	244	VAL
1	A	252	GLU
1	A	256	TRP
1	A	266	LEU
1	A	276	LEU
1	A	280	LYS

Continued on next page...

Continued from previous page...

Mol	Chain	Res	Type
1	A	282	THR
1	A	283	LEU
1	A	284	LEU
1	A	285	PRO
1	A	287	VAL
1	A	292	ARG
1	A	293	THR
1	A	316	GLN
1	A	317	LEU
1	A	327	ILE
1	A	334	ASP
1	A	335	THR
1	A	337	SER
1	A	340	ARG
1	A	343	THR
1	A	351	VAL
1	A	357	VAL
1	A	361	SER
1	A	362	GLN
1	A	367	LEU
1	A	368	ARG
1	A	375	GLU
1	A	378	VAL
1	A	382	LEU
1	A	384	LEU
1	B	98	THR
1	B	121	TYR
1	B	125	GLN
1	B	132	ILE
1	B	138	LEU
1	B	140	VAL
1	B	144	VAL
1	B	145	GLN
1	B	148	THR
1	B	151	LEU
1	B	153	LEU
1	B	155	ILE
1	B	157	ASP
1	B	160	GLU
1	B	164	GLU
1	B	165	TYR
1	B	167	LEU

Continued on next page...

Continued from previous page...

Mol	Chain	Res	Type
1	B	174	THR
1	B	176	THR
1	B	187	LEU
1	B	190	MET
1	B	192	GLU
1	B	198	LEU
1	B	202	GLN
1	B	203	LYS
1	B	204	ILE
1	B	206	THR
1	B	208	PHE
1	B	210	LEU
1	B	221	PHE
1	B	224	ARG
1	B	229	ILE
1	B	234	VAL
1	B	239	GLN
1	B	241	MET
1	B	253	SER
1	B	256	TRP
1	B	257	LEU
1	B	266	LEU
1	B	273	ASP
1	B	276	LEU
1	B	277	THR
1	B	278	ILE
1	B	279	ARG
1	B	282	THR
1	B	283	LEU
1	B	291	THR
1	B	292	ARG
1	B	294	LEU
1	B	301	ASP
1	B	311	MET
1	B	316	GLN
1	B	324	MET
1	B	327	ILE
1	B	334	ASP
1	B	335	THR
1	B	337	SER
1	B	340	ARG
1	B	342	ILE

Continued on next page...

Continued from previous page...

Mol	Chain	Res	Type
1	B	350	PHE
1	B	351	VAL
1	B	361	SER
1	B	365	THR
1	B	367	LEU
1	B	368	ARG
1	B	371	LEU
1	B	378	VAL
1	B	382	LEU
1	B	384	LEU

Some sidechains can be flipped to improve hydrogen bonding and reduce clashes. All (9) such sidechains are listed below:

Mol	Chain	Res	Type
1	A	90	GLN
1	A	145	GLN
1	A	239	GLN
1	A	339	GLN
1	A	359	GLN
1	B	125	GLN
1	B	145	GLN
1	B	239	GLN
1	B	339	GLN

5.3.3 RNA ⓘ

There are no RNA molecules in this entry.

5.4 Non-standard residues in protein, DNA, RNA chains ⓘ

There are no non-standard protein/DNA/RNA residues in this entry.

5.5 Carbohydrates ⓘ

There are no carbohydrates in this entry.

5.6 Ligand geometry ⓘ

Of 2 ligands modelled in this entry, 2 are monoatomic - leaving 0 for Mogul analysis.

There are no bond length outliers.

There are no bond angle outliers.

There are no chirality outliers.

There are no torsion outliers.

There are no ring outliers.

No monomer is involved in short contacts.

5.7 Other polymers [i](#)

There are no such residues in this entry.

5.8 Polymer linkage issues [i](#)

There are no chain breaks in this entry.

6 Fit of model and data ⓘ

6.1 Protein, DNA and RNA chains ⓘ

In the following table, the column labelled ‘#RSRZ> 2’ contains the number (and percentage) of RSRZ outliers, followed by percent RSRZ outliers for the chain as percentile scores relative to all X-ray entries and entries of similar resolution. The OWAB column contains the minimum, median, 95th percentile and maximum values of the occupancy-weighted average B-factor per residue. The column labelled ‘Q< 0.9’ lists the number of (and percentage) of residues with an average occupancy less than 0.9.

Mol	Chain	Analysed	<RSRZ>	#RSRZ>2		OWAB(Å ²)	Q<0.9
1	A	297/407 (72%)	0.47	19 (6%)	23 13	20, 161, 275, 353	0
1	B	297/407 (72%)	0.42	16 (5%)	29 19	20, 167, 274, 377	0
All	All	594/814 (72%)	0.45	35 (5%)	26 16	20, 164, 275, 377	0

All (35) RSRZ outliers are listed below:

Mol	Chain	Res	Type	RSRZ
1	A	300	VAL	3.9
1	B	158	TRP	3.8
1	A	144	VAL	3.5
1	A	91	ASN	3.3
1	A	129	ALA	3.3
1	A	132	ILE	3.1
1	A	236	ALA	2.9
1	B	294	LEU	2.8
1	B	381	GLY	2.8
1	B	129	ALA	2.8
1	B	278	ILE	2.7
1	A	385	ILE	2.7
1	A	301	ASP	2.6
1	B	179	GLU	2.6
1	B	359	GLN	2.6
1	A	150	LEU	2.5
1	B	223	LEU	2.4
1	A	278	ILE	2.4
1	A	343	THR	2.4
1	A	244	VAL	2.4
1	A	130	GLY	2.2
1	B	163	SER	2.2
1	A	311	MET	2.2
1	A	158	TRP	2.2

Continued on next page...

Continued from previous page...

Mol	Chain	Res	Type	RSRZ
1	A	123	ILE	2.2
1	A	143	LYS	2.2
1	B	244	VAL	2.1
1	A	157	ASP	2.1
1	A	225	ALA	2.1
1	B	104	LEU	2.1
1	B	156	PRO	2.1
1	B	298	LEU	2.0
1	B	371	LEU	2.0
1	B	201	THR	2.0
1	B	277	THR	2.0

6.2 Non-standard residues in protein, DNA, RNA chains [i](#)

There are no non-standard protein/DNA/RNA residues in this entry.

6.3 Carbohydrates [i](#)

There are no carbohydrates in this entry.

6.4 Ligands [i](#)

In the following table, the Atoms column lists the number of modelled atoms in the group and the number defined in the chemical component dictionary. LLDF column lists the quality of electron density of the group with respect to its neighbouring residues in protein, DNA or RNA chains. The B-factors column lists the minimum, median, 95th percentile and maximum values of B factors of atoms in the group. The column labelled 'Q< 0.9' lists the number of atoms with occupancy less than 0.9.

Mol	Type	Chain	Res	Atoms	RSCC	RSR	LLDF	B-factors(Å ²)	Q<0.9
2	AG	B	408	1/1	0.91	0.43	0.40	30,30,30,30	0
2	AG	A	408	1/1	0.83	0.58	-	30,30,30,30	0

6.5 Other polymers [i](#)

There are no such residues in this entry.