



# wwPDB X-ray Structure Validation Summary Report ⓘ

Apr 18, 2016 – 06:22 PM EDT

PDB ID : 5HHD  
Title : Crystal Structure of Chemically Synthesized Heterochiral {RFX037 plus VEGF-A} Protein Complex in space group P21  
Authors : Uppalapati, M.; LEE, D.J.; Mandal, K.; Kent, S.B.H.; Sidhu, S.  
Deposited on : 2016-01-10  
Resolution : 2.10 Å(reported)

This is a wwPDB X-ray Structure Validation Summary Report for a publicly released PDB entry.  
We welcome your comments at [validation@mail.wwpdb.org](mailto:validation@mail.wwpdb.org)  
A user guide is available at  
<http://wwpdb.org/validation/2016/XrayValidationReportHelp>  
with specific help available everywhere you see the ⓘ symbol.

---

The following versions of software and data (see [references ⓘ](#)) were used in the production of this report:

MolProbity : 4.02b-467  
Mogul : 1.7.1 (RC1), CSD as537be (2016)  
Xtriage (Phenix) : 1.9-1692  
EDS : rb-20027257  
Percentile statistics : 20151230.v01 (using entries in the PDB archive December 30th 2015)  
Refmac : 5.8.0135  
CCP4 : 6.5.0  
Ideal geometry (proteins) : Engh & Huber (2001)  
Ideal geometry (DNA, RNA) : Parkinson et al. (1996)  
Validation Pipeline (wwPDB-VP) : rb-20027257

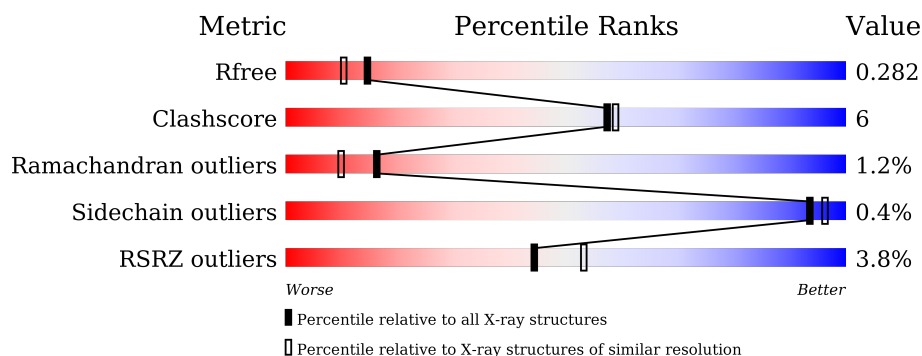
# 1 Overall quality at a glance ⓘ

The following experimental techniques were used to determine the structure:

## *X-RAY DIFFRACTION*

The reported resolution of this entry is 2.10 Å.

Percentile scores (ranging between 0-100) for global validation metrics of the entry are shown in the following graphic. The table shows the number of entries on which the scores are based.



Metric	Whole archive (#Entries)	Similar resolution (#Entries, resolution range(Å))
$R_{free}$	91344	3939 (2.10-2.10)
Clashscore	102246	4460 (2.10-2.10)
Ramachandran outliers	100387	4413 (2.10-2.10)
Sidechain outliers	100360	4414 (2.10-2.10)
RSRZ outliers	91569	3948 (2.10-2.10)

The table below summarises the geometric issues observed across the polymeric chains and their fit to the electron density. The red, orange, yellow and green segments on the lower bar indicate the fraction of residues that contain outliers for  $\geq 3$ , 2, 1 and 0 types of geometric quality criteria. A grey segment represents the fraction of residues that are not modelled. The numeric value for each fraction is indicated below the corresponding segment, with a dot representing fractions  $\leq 5\%$ . The upper red bar (where present) indicates the fraction of residues that have poor fit to the electron density. The numeric value is given above the bar.

Mol	Chain	Length	Quality of chain
1	A	102	<div> <div>2%</div> <div>81% 12% 7%</div> </div>
1	B	102	<div> <div>82% 11% 7%</div> </div>
2	C	69	<div> <div>%</div> <div>84% 13% .</div> </div>
2	D	69	<div> <div>3%</div> <div>77% 19% .</div> </div>
3	E	102	<div> <div>82% 11% 7%</div> </div>
3	F	102	<div> <div>80% 13% 7%</div> </div>

*Continued on next page...*

*Continued from previous page...*

Mol	Chain	Length	Quality of chain
4	G	69	 6% 81% 9% • 9%
4	H	69	 6% 83% 9% • 6%

The following table lists non-polymeric compounds, carbohydrate monomers and non-standard residues in protein, DNA, RNA chains that are outliers for geometric or electron-density-fit criteria:

Mol	Type	Chain	Res	Chirality	Geometry	Clashes	Electron density
5	GOL	A	201	-	-	-	X
5	GOL	A	202	-	-	-	X
5	GOL	A	203	-	-	-	X
6	PEG	H	101	-	-	-	X

## 2 Entry composition

There are 7 unique types of molecules in this entry. The entry contains 5617 atoms, of which 0 are hydrogens and 0 are deuteriums.

In the tables below, the ZeroOcc column contains the number of atoms modelled with zero occupancy, the AltConf column contains the number of residues with at least one atom in alternate conformation and the Trace column contains the number of residues modelled with at most 2 atoms.

- Molecule 1 is a protein called Vascular endothelial growth factor A.

Mol	Chain	Residues	Atoms					ZeroOcc	AltConf	Trace
1	A	95	Total	C	N	O	S	0	5	0
			796	497	137	149	13			
1	B	95	Total	C	N	O	S	0	0	0
			770	483	129	145	13			

- Molecule 2 is a protein (with D amino acids) called D-Peptide RFX037.D.

Mol	Chain	Residues	Atoms				ZeroOcc	AltConf	Trace
2	C	67	Total	C	N	O	0	1	0
			531	336	86	109			
2	D	66	Total	C	N	O	0	9	0
			576	361	99	116			

- Molecule 3 is a protein (with D amino acids) called D-Vascular endothelial growth factor.

Mol	Chain	Residues	Atoms					ZeroOcc	AltConf	Trace
3	E	95	Total	C	N	O	S	0	2	0
			786	492	131	149	14			
3	F	95	Total	C	N	O	S	0	0	0
			764	480	126	145	13			

- Molecule 4 is a protein called L-Peptide RFX037.L.

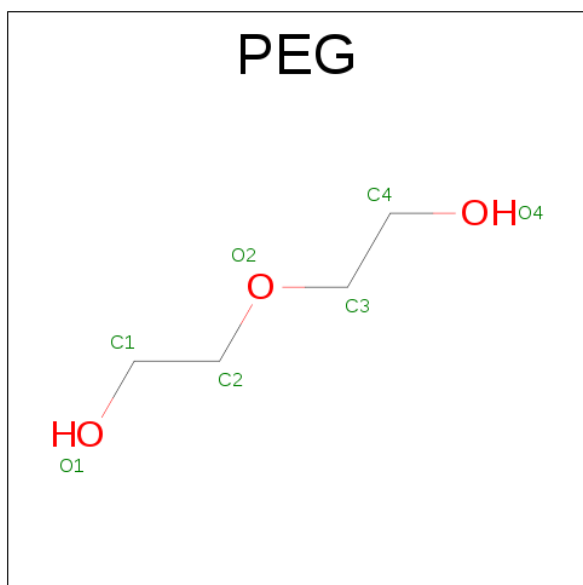
Mol	Chain	Residues	Atoms				ZeroOcc	AltConf	Trace
4	G	63	Total	C	N	O	0	1	0
			492	315	73	104			
4	H	65	Total	C	N	O	0	7	0
			528	335	78	115			

- Molecule 5 is GLYCEROL (three-letter code: GOL) (formula: C<sub>3</sub>H<sub>8</sub>O<sub>3</sub>).



Mol	Chain	Residues	Atoms			ZeroOcc	AltConf
5	A	1	Total	C	O	0	0
			6	3	3		
5	A	1	Total	C	O	0	0
			6	3	3		
5	A	1	Total	C	O	0	0
			6	3	3		
5	F	1	Total	C	O	0	0
			6	3	3		

- Molecule 6 is DI(HYDROXYETHYL)ETHER (three-letter code: PEG) (formula:  $C_4H_{10}O_3$ ).



Mol	Chain	Residues	Atoms			ZeroOcc	AltConf
6	H	1	Total	C	O	0	0
			7	4	3		

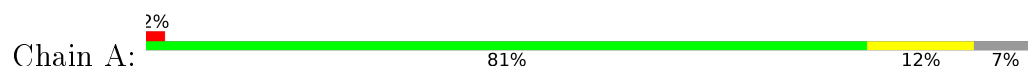
- Molecule 7 is water.

Mol	Chain	Residues	Atoms		ZeroOcc	AltConf
7	A	57	Total	O	0	0
			57	57		
7	B	55	Total	O	0	0
			55	55		
7	C	32	Total	O	0	0
			32	32		
7	D	28	Total	O	0	0
			28	28		
7	E	59	Total	O	0	0
			59	59		
7	F	57	Total	O	0	0
			57	57		
7	G	25	Total	O	0	0
			25	25		
7	H	30	Total	O	0	0
			30	30		

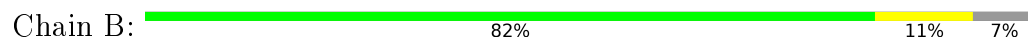
### 3 Residue-property plots [i](#)

These plots are drawn for all protein, RNA and DNA chains in the entry. The first graphic for a chain summarises the proportions of errors displayed in the second graphic. The second graphic shows the sequence view annotated by issues in geometry and electron density. Residues are color-coded according to the number of geometric quality criteria for which they contain at least one outlier: green = 0, yellow = 1, orange = 2 and red = 3 or more. A red dot above a residue indicates a poor fit to the electron density ( $RSRZ > 2$ ). Stretches of 2 or more consecutive residues without any outlier are shown as a green connector. Residues present in the sample, but not in the model, are shown in grey.

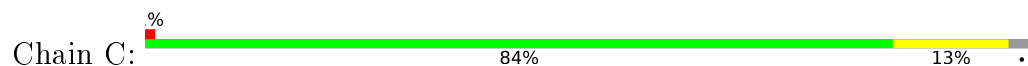
- Molecule 1: Vascular endothelial growth factor A



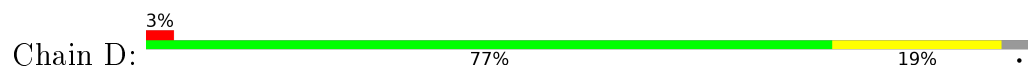
- Molecule 1: Vascular endothelial growth factor A



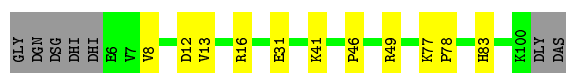
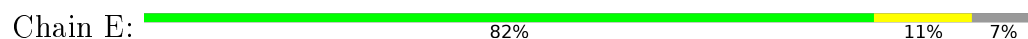
- Molecule 2: D-Peptide RFX037.D



- Molecule 2: D-Peptide RFX037.D



- Molecule 3: D-Vascular endothelial growth factor

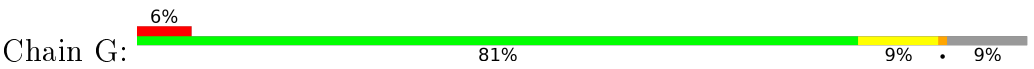


- Molecule 3: D-Vascular endothelial growth factor

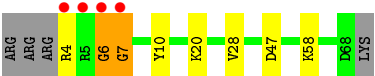
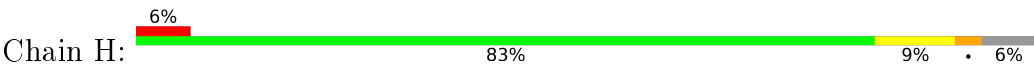




● Molecule 4: L-Peptide RFX037.L



● Molecule 4: L-Peptide RFX037.L





## 4 Data and refinement statistics

Property	Value	Source
Space group	P 1 21 1	Depositor
Cell constants a, b, c, $\alpha$ , $\beta$ , $\gamma$	55.29Å 87.24Å 81.34Å 90.00° 101.42° 90.00°	Depositor
Resolution (Å)	49.62 – 2.10 49.62 – 2.10	Depositor EDS
% Data completeness (in resolution range)	98.2 (49.62-2.10) 98.8 (49.62-2.10)	Depositor EDS
$R_{merge}$	0.13	Depositor
$R_{sym}$	(Not available)	Depositor
$\langle I/\sigma(I) \rangle$ <sup>1</sup>	2.09 (at 2.10Å)	Xtriage
Refinement program	PHENIX	Depositor
R, $R_{free}$	0.222 , 0.282 0.223 , 0.282	Depositor DCC
$R_{free}$ test set	2202 reflections (5.06%)	DCC
Wilson B-factor (Å <sup>2</sup> )	33.8	Xtriage
Anisotropy	0.836	Xtriage
Bulk solvent $k_{sol}$ (e/Å <sup>3</sup> ), $B_{sol}$ (Å <sup>2</sup> )	0.34 , 49.0	EDS
L-test for twinning <sup>2</sup>	$\langle  L  \rangle = 0.63$ , $\langle L^2 \rangle = 0.48$	Xtriage
Estimated twinning fraction	No twinning to report.	Xtriage
$F_o, F_c$ correlation	0.95	EDS
Total number of atoms	5617	wwPDB-VP
Average B, all atoms (Å <sup>2</sup> )	45.0	wwPDB-VP

Xtriage's analysis on translational NCS is as follows: *The largest off-origin peak in the Patterson function is 11.87% of the height of the origin peak. No significant pseudotranslation is detected.*

<sup>1</sup>Intensities estimated from amplitudes.

<sup>2</sup>Theoretical values of  $\langle |L| \rangle$ ,  $\langle L^2 \rangle$  for acentric reflections are 0.5, 0.375 respectively for untwinned datasets, and 0.333, 0.2 for perfectly twinned datasets.

## 5 Model quality [i](#)

### 5.1 Standard geometry [i](#)

Bond lengths and bond angles in the following residue types are not validated in this section: DIL, GOL, DTH, DPR, DHI, MED, DAL, DGN, DCY, DVA, DGL, DSN, DLE, DTY, DAS, DAR, DTR, DPN, DSG, PEG, DLY

The Z score for a bond length (or angle) is the number of standard deviations the observed value is removed from the expected value. A bond length (or angle) with  $|Z| > 5$  is considered an outlier worth inspection. RMSZ is the root-mean-square of all Z scores of the bond lengths (or angles).

Mol	Chain	Bond lengths		Bond angles	
		RMSZ	$\# Z  > 5$	RMSZ	$\# Z  > 5$
1	A	0.38	0/815	0.50	0/1101
1	B	0.39	0/788	0.51	0/1062
2	C	0.32	0/20	0.61	0/18
2	D	0.29	0/27	0.38	0/25
3	E	0.31	0/17	0.65	0/16
3	F	0.44	0/17	0.77	0/16
4	G	0.40	0/507	0.53	0/688
4	H	0.38	0/543	0.57	0/738
All	All	0.39	0/2734	0.53	0/3664

There are no bond length outliers.

There are no bond angle outliers.

There are no chirality outliers.

There are no planarity outliers.

### 5.2 Too-close contacts [i](#)

In the following table, the Non-H and H(model) columns list the number of non-hydrogen atoms and hydrogen atoms in the chain respectively. The H(added) column lists the number of hydrogen atoms added and optimized by MolProbity. The Clashes column lists the number of clashes within the asymmetric unit, whereas Symm-Clashes lists symmetry related clashes.

Mol	Chain	Non-H	H(model)	H(added)	Clashes	Symm-Clashes
1	A	796	0	745	10	1
1	B	770	0	732	8	0
2	C	531	0	445	8	0
2	D	576	0	479	13	0
3	E	786	0	671	10	0

*Continued on next page...*

*Continued from previous page...*

Mol	Chain	Non-H	H(model)	H(added)	Clashes	Symm-Clashes
3	F	764	0	651	10	0
4	G	492	0	446	5	1
4	H	528	0	462	5	0
5	A	18	0	24	4	0
5	F	6	0	8	1	0
6	H	7	0	10	3	0
7	A	57	0	0	3	0
7	B	55	0	0	1	1
7	C	32	0	0	2	0
7	D	28	0	0	0	0
7	E	59	0	0	2	0
7	F	57	0	0	2	1
7	G	25	0	0	1	0
7	H	30	0	0	0	0
All	All	5617	0	4673	60	2

The all-atom clashscore is defined as the number of clashes found per 1000 atoms (including hydrogen atoms). The all-atom clashscore for this structure is 6.

The worst 5 of 60 close contacts within the same asymmetric unit are listed below, sorted by their clash magnitude.

Atom-1	Atom-2	Interatomic distance (Å)	Clash overlap (Å)
3:E:8:DVA:HG12	3:E:13:DVA:HG22	1.62	0.81
3:E:8:DVA:HG23	3:F:71:MED:HG2	1.70	0.73
3:E:12[B]:DAS:OD2	7:E:201:HOH:O	2.09	0.70
4:G:17:LYS:HE3	4:G:66:GLY:HA2	1.81	0.63
1:A:9:LYS:NZ	7:A:305:HOH:O	2.34	0.61

All (2) symmetry-related close contacts are listed below. The label for Atom-2 includes the symmetry operator and encoded unit-cell translations to be applied.

Atom-1	Atom-2	Interatomic distance (Å)	Clash overlap (Å)
7:B:232:HOH:O	7:F:302:HOH:O[1_455]	2.04	0.16
1:A:38:TYR:O	4:G:5:ARG:NH2[2_454]	2.12	0.08

## 5.3 Torsion angles [i](#)

### 5.3.1 Protein backbone [i](#)

In the following table, the Percentiles column shows the percent Ramachandran outliers of the chain as a percentile score with respect to all X-ray entries followed by that with respect to entries of similar resolution.

The Analysed column shows the number of residues for which the backbone conformation was analysed, and the total number of residues.

Mol	Chain	Analysed	Favoured	Allowed	Outliers	Percentiles	
1	A	98/102 (96%)	95 (97%)	2 (2%)	1 (1%)	19	13
1	B	93/102 (91%)	90 (97%)	2 (2%)	1 (1%)	17	11
2	C	6/69 (9%)	6 (100%)	0	0	100	100
2	D	7/69 (10%)	7 (100%)	0	0	100	100
3	E	5/102 (5%)	5 (100%)	0	0	100	100
3	F	5/102 (5%)	5 (100%)	0	0	100	100
4	G	62/69 (90%)	59 (95%)	3 (5%)	0	100	100
4	H	69/69 (100%)	62 (90%)	3 (4%)	4 (6%)	2	0
All	All	345/684 (50%)	329 (95%)	10 (3%)	6 (2%)	16	5

5 of 6 Ramachandran outliers are listed below:

Mol	Chain	Res	Type
4	H	7[A]	GLY
4	H	7[B]	GLY
1	A	19	CYS
1	B	19	CYS
4	H	6[A]	GLY

### 5.3.2 Protein sidechains [i](#)

In the following table, the Percentiles column shows the percent sidechain outliers of the chain as a percentile score with respect to all X-ray entries followed by that with respect to entries of similar resolution.

The Analysed column shows the number of residues for which the sidechain conformation was analysed, and the total number of residues.

Mol	Chain	Analysed	Rotameric	Outliers	Percentiles	
1	A	91/96 (95%)	91 (100%)	0	100	100

*Continued on next page...*

Continued from previous page...

Mol	Chain	Analysed	Rotameric	Outliers	Percentiles	
1	B	90/96 (94%)	90 (100%)	0	100	100
4	G	52/58 (90%)	51 (98%)	1 (2%)	65	70
4	H	54/58 (93%)	54 (100%)	0	100	100
All	All	287/308 (93%)	286 (100%)	1 (0%)	93	97

All (1) residues with a non-rotameric sidechain are listed below:

Mol	Chain	Res	Type
4	G	5	ARG

Some sidechains can be flipped to improve hydrogen bonding and reduce clashes. There are no such sidechains identified.

### 5.3.3 RNA ⓘ

There are no RNA molecules in this entry.

## 5.4 Non-standard residues in protein, DNA, RNA chains ⓘ

311 non-standard protein/DNA/RNA residues are modelled in this entry.

In the following table, the Counts columns list the number of bonds (or angles) for which Mogul statistics could be retrieved, the number of bonds (or angles) that are observed in the model and the number of bonds (or angles) that are defined in the chemical component dictionary. The Link column lists molecule types, if any, to which the group is linked. The Z score for a bond length (or angle) is the number of standard deviations the observed value is removed from the expected value. A bond length (or angle) with  $|Z| > 2$  is considered an outlier worth inspection. RMSZ is the root-mean-square of all Z scores of the bond lengths (or angles).

Mol	Type	Chain	Res	Link	Bond lengths			Bond angles		
					Counts	RMSZ	# Z  > 2	Counts	RMSZ	# Z  > 2
2	DAR	C	1	2	5,10,11	0.54	0	5,11,13	0.87	0
2	DTY	C	10	2	10,12,13	0.56	0	13,15,17	0.65	1 (7%)
2	DLY	C	11	2	6,8,9	0.55	0	6,8,10	0.86	0
2	DLE	C	12	2	5,7,8	0.34	0	6,8,10	1.39	2 (33%)
2	DIL	C	13	2	6,7,8	0.46	0	7,8,10	0.86	0
2	DLE	C	14	2	5,7,8	0.44	0	6,8,10	2.30	2 (33%)
2	DSG	C	15	2	5,7,8	0.39	0	6,8,10	0.80	0
2	DLY	C	17	2	6,8,9	0.45	0	6,8,10	0.90	1 (16%)
2	DTH	C	18	2	5,6,7	0.49	0	5,7,9	1.19	0

Mol	Type	Chain	Res	Link	Bond lengths			Bond angles		
					Counts	RMSZ	# Z  > 2	Counts	RMSZ	# Z  > 2
2	DLE	C	19	2	5,7,8	0.42	0	6,8,10	1.98	2 (33%)
2	DAR	C	2	2	1,4,11	0.87	0	1,4,13	0.47	0
2	DLY	C	20	2	6,8,9	0.35	0	6,8,10	0.95	1 (16%)
2	DGL	C	22	2	3,8,9	0.63	0	4,9,11	0.94	0
2	DTH	C	23	2	5,6,7	0.62	0	5,7,9	1.14	0
2	DTH	C	24	2	5,6,7	0.54	0	5,7,9	0.84	0
2	DTH	C	25	2	5,6,7	0.64	0	5,7,9	0.90	0
2	DGL	C	26	2	3,8,9	0.53	0	4,9,11	1.02	0
2	DAL	C	27	2	1,4,5	0.90	0	1,4,6	0.33	0
2	DVA	C	28	2	5,6,7	0.41	0	5,7,9	0.98	0
2	DAS	C	29	2	2,7,8	0.77	0	2,8,10	1.09	0
2	DAR	C	3	2	5,10,11	0.40	0	5,11,13	0.86	0
2	DVA	C	30	2	5,6,7	0.65	0	5,7,9	0.78	0
2	DPN	C	31	2	9,11,12	0.39	0	11,13,15	0.52	0
2	DAS	C	32	2	2,7,8	0.57	0	2,8,10	1.36	0
2	DAL	C	33	2	1,4,5	0.71	0	1,4,6	0.39	0
2	DPN	C	34	2	9,11,12	0.32	0	11,13,15	0.63	0
2	DAS	C	35	2	2,7,8	0.62	0	2,8,10	1.46	1 (50%)
2	DVA	C	36	2	5,6,7	0.48	0	5,7,9	0.70	0
2	DPN	C	37	2	9,11,12	0.70	0	11,13,15	0.66	1 (9%)
2	DPN	C	38	2	9,11,12	0.33	0	11,13,15	0.60	0
2	DVA	C	39	2	5,6,7	0.48	0	5,7,9	0.74	0
2	DAR	C	4	2	5,10,11	0.48	0	5,11,13	0.80	0
2	DTY	C	40	2	10,12,13	0.41	0	13,15,17	0.61	0
2	DAL	C	41	2	1,4,5	0.90	0	1,4,6	0.41	0
2	DAL	C	42	2	1,4,5	0.79	0	1,4,6	0.38	0
2	DSN	C	43[A]	-	3,5,6	0.39	0	3,5,7	1.22	1 (33%)
2	DSN	C	43[B]	-	3,5,6	0.39	0	3,5,7	1.20	1 (33%)
2	DSG	C	44	2	5,7,8	0.39	0	6,8,10	0.81	0
2	DPN	C	45	2	9,11,12	0.39	0	11,13,15	0.70	1 (9%)
2	DSN	C	46	2	3,5,6	0.46	0	3,5,7	1.06	0
2	DAS	C	47	2	2,7,8	0.66	0	2,8,10	1.52	1 (50%)
2	DPN	C	48	2	9,11,12	0.57	0	11,13,15	0.75	1 (9%)
2	DAS	C	49	2	2,7,8	0.62	0	2,8,10	1.12	0
2	DAR	C	5	2	5,10,11	0.40	0	5,11,13	0.88	0
2	DAS	C	50	2	2,7,8	0.78	0	2,8,10	1.15	0
2	DTR	C	51	2	12,15,16	0.72	0	9,20,22	1.08	0
2	DTH	C	52	2	5,6,7	0.69	0	5,7,9	0.95	0
2	DTY	C	53	2	10,12,13	0.51	0	13,15,17	0.61	1 (7%)
2	DAS	C	54	2	2,7,8	0.62	0	2,8,10	1.09	0
2	DAS	C	55	2	2,7,8	0.61	0	2,8,10	1.35	0

Mol	Type	Chain	Res	Link	Bond lengths			Bond angles		
					Counts	RMSZ	# Z  > 2	Counts	RMSZ	# Z  > 2
2	DAL	C	56	2	1,4,5	0.96	0	1,4,6	0.51	0
2	DTH	C	57	2	5,6,7	0.37	0	5,7,9	1.15	0
2	DLY	C	58	2	6,8,9	0.48	0	6,8,10	0.74	0
2	DTH	C	59	2	5,6,7	0.50	0	5,7,9	1.02	0
2	DPN	C	60	2	9,11,12	0.53	0	11,13,15	0.63	0
2	DTH	C	61	2	5,6,7	0.59	0	5,7,9	1.03	0
2	DVA	C	62	2	5,6,7	0.56	0	5,7,9	0.85	0
2	DTH	C	63	2	5,6,7	0.66	0	5,7,9	1.02	0
2	DGL	C	64	2	3,8,9	0.55	0	4,9,11	0.98	0
2	DSN	C	67	2	3,5,6	0.52	0	3,5,7	1.07	0
2	DSN	C	8	2	3,5,6	0.55	0	3,5,7	1.08	0
2	DTH	C	9	2	5,6,7	0.55	0	5,7,9	1.21	0
2	DAR	D	1[A]	2	5,10,11	0.46	0	5,11,13	0.91	1 (20%)
2	DAR	D	1[B]	2	5,10,11	0.43	0	5,11,13	0.80	0
2	DTY	D	10	2	10,12,13	0.43	0	13,15,17	0.56	0
2	DLY	D	11	2	6,8,9	0.55	0	6,8,10	1.15	0
2	DLE	D	12	2	5,7,8	0.39	0	6,8,10	0.80	0
2	DIL	D	13	2	6,7,8	0.44	0	7,8,10	0.69	0
2	DLE	D	14	2	5,7,8	0.44	0	6,8,10	0.97	0
2	DSG	D	15	2	5,7,8	0.41	0	6,8,10	0.68	0
2	DLY	D	17	2	6,8,9	0.51	0	6,8,10	0.89	1 (16%)
2	DTH	D	18	2	5,6,7	0.51	0	5,7,9	1.10	0
2	DLE	D	19	2	5,7,8	0.43	0	6,8,10	1.08	0
2	DAR	D	2[A]	2	1,4,11	0.83	0	1,4,13	0.32	0
2	DAR	D	2[B]	2	1,4,11	0.79	0	1,4,13	0.29	0
2	DLY	D	20	2	6,8,9	0.40	0	6,8,10	0.91	1 (16%)
2	DGL	D	22	2	3,8,9	0.47	0	4,9,11	0.89	0
2	DTH	D	23	2	5,6,7	0.63	0	5,7,9	1.22	0
2	DTH	D	24	2	5,6,7	0.55	0	5,7,9	0.85	0
2	DTH	D	25	2	5,6,7	0.63	0	5,7,9	0.79	0
2	DGL	D	26	2	3,8,9	0.65	0	4,9,11	1.00	0
2	DAL	D	27	2	1,4,5	0.78	0	1,4,6	0.43	0
2	DVA	D	28	2	5,6,7	0.41	0	5,7,9	1.10	0
2	DAS	D	29	2	2,7,8	0.85	0	2,8,10	1.24	0
2	DAR	D	3[A]	2	1,4,11	0.81	0	1,4,13	0.48	0
2	DAR	D	3[B]	2	1,4,11	0.91	0	1,4,13	0.18	0
2	DVA	D	30	2	5,6,7	0.49	0	5,7,9	0.89	0
2	DPN	D	31	2	9,11,12	0.52	0	11,13,15	0.64	0
2	DAS	D	32	2	2,7,8	0.67	0	2,8,10	1.34	0
2	DAL	D	33	2	1,4,5	0.73	0	1,4,6	0.42	0
2	DPN	D	34	2	9,11,12	0.47	0	11,13,15	0.60	0
2	DAS	D	35	2	2,7,8	0.58	0	2,8,10	1.55	1 (50%)

Mol	Type	Chain	Res	Link	Bond lengths			Bond angles		
					Counts	RMSZ	# Z  > 2	Counts	RMSZ	# Z  > 2
2	DVA	D	36	2	5,6,7	0.40	0	5,7,9	0.78	0
2	DPN	D	37	2	9,11,12	0.50	0	11,13,15	0.67	1 (9%)
2	DPN	D	38	2	9,11,12	0.49	0	11,13,15	0.61	0
2	DVA	D	39	2	5,6,7	0.43	0	5,7,9	0.77	0
2	DAR	D	4[A]	2	5,10,11	0.44	0	5,11,13	0.87	0
2	DAR	D	4[B]	2	5,10,11	0.37	0	5,11,13	1.01	1 (20%)
2	DTY	D	40	2	10,12,13	0.39	0	13,15,17	0.55	0
2	DAL	D	41	2	1,4,5	0.83	0	1,4,6	0.29	0
2	DAL	D	42	2	1,4,5	0.67	0	1,4,6	0.28	0
2	DSN	D	43[A]	-	3,5,6	0.45	0	3,5,7	1.25	0
2	DSN	D	43[B]	-	3,5,6	0.38	0	3,5,7	1.13	0
2	DSG	D	44	2	5,7,8	0.44	0	6,8,10	0.83	0
2	DPN	D	45	2	9,11,12	0.49	0	11,13,15	0.69	1 (9%)
2	DSN	D	46	2	3,5,6	0.52	0	3,5,7	1.17	0
2	DAS	D	47	2	2,7,8	0.71	0	2,8,10	1.42	0
2	DPN	D	48	2	9,11,12	0.53	0	11,13,15	0.74	1 (9%)
2	DAS	D	49	2	2,7,8	0.54	0	2,8,10	1.26	0
2	DAR	D	5[A]	2	5,10,11	0.42	0	5,11,13	0.91	0
2	DAR	D	5[B]	2	5,10,11	0.73	0	5,11,13	1.58	1 (20%)
2	DAS	D	50	2	2,7,8	0.84	0	2,8,10	1.20	0
2	DTR	D	51	2	12,15,16	0.72	0	9,20,22	1.11	0
2	DTH	D	52	2	5,6,7	0.58	0	5,7,9	1.09	0
2	DTY	D	53	2	10,12,13	0.49	0	13,15,17	0.60	0
2	DAS	D	54	2	2,7,8	0.72	0	2,8,10	1.51	1 (50%)
2	DAS	D	55	2	2,7,8	0.69	0	2,8,10	1.28	0
2	DAL	D	56	2	1,4,5	0.78	0	1,4,6	0.48	0
2	DTH	D	57	2	5,6,7	0.55	0	5,7,9	1.03	0
2	DLY	D	58	2	6,8,9	0.61	0	6,8,10	0.79	0
2	DTH	D	59	2	5,6,7	0.58	0	5,7,9	1.06	0
2	DPN	D	60	2	9,11,12	0.51	0	11,13,15	0.54	0
2	DTH	D	61	2	5,6,7	0.58	0	5,7,9	0.96	0
2	DVA	D	62	2	5,6,7	0.63	0	5,7,9	0.75	0
2	DTH	D	63	2	5,6,7	0.53	0	5,7,9	0.86	0
2	DGL	D	64	2	3,8,9	0.55	0	4,9,11	0.91	0
2	DSN	D	8[A]	2	3,5,6	0.57	0	3,5,7	0.94	0
2	DSN	D	8[B]	2	3,5,6	0.60	0	3,5,7	1.11	0
2	DTH	D	9	2	5,6,7	0.50	0	5,7,9	1.33	0
3	DPN	E	10	3	9,11,12	0.49	0	11,13,15	0.73	1 (9%)
3	DLY	E	100	3	6,8,9	0.42	0	6,8,10	0.84	0
3	MED	E	11	3	5,7,8	0.47	0	4,7,9	0.95	0
3	DAS	E	12[A]	3	2,7,8	0.63	0	2,8,10	1.39	0



Mol	Type	Chain	Res	Link	Bond lengths			Bond angles		
					Counts	RMSZ	# Z  > 2	Counts	RMSZ	# Z  > 2
3	DAS	E	12[B]	3	2,7,8	0.60	0	2,8,10	1.49	1 (50%)
3	DVA	E	13	3	5,6,7	0.85	0	5,7,9	0.83	0
3	DTY	E	14	3	10,12,13	0.39	0	13,15,17	0.56	0
3	DGN	E	15	3	6,8,9	0.45	0	7,9,11	0.94	1 (14%)
3	DAR	E	16	3	5,10,11	0.53	0	5,11,13	1.01	1 (20%)
3	DSN	E	17	3	3,5,6	0.53	0	3,5,7	1.16	0
3	DTY	E	18	3	10,12,13	0.31	0	13,15,17	0.62	1 (7%)
3	DCY	E	19	3	3,5,6	0.57	0	3,5,7	1.61	1 (33%)
3	DHI	E	20	3	4,10,11	0.58	0	4,12,14	1.52	1 (25%)
3	DPR	E	21	3	5,7,8	0.45	0	7,8,10	1.60	2 (28%)
3	DIL	E	22	3	6,7,8	0.47	0	7,8,10	0.73	0
3	DGL	E	23	3	3,8,9	0.51	0	4,9,11	1.10	0
3	DTH	E	24	3	5,6,7	0.54	0	5,7,9	1.13	0
3	DLE	E	25	3	5,7,8	0.37	0	6,8,10	1.28	1 (16%)
3	DVA	E	26	3	5,6,7	0.55	0	5,7,9	0.90	0
3	DAS	E	27	3	2,7,8	0.64	0	2,8,10	1.33	0
3	DIL	E	28	3	6,7,8	0.45	0	7,8,10	0.91	0
3	DPN	E	29	3	9,11,12	0.52	0	11,13,15	0.63	0
3	DGN	E	30	3	6,8,9	0.42	0	7,9,11	0.77	0
3	DGL	E	31	3	3,8,9	0.50	0	4,9,11	0.86	0
3	DTY	E	32	3	10,12,13	0.34	0	13,15,17	0.63	1 (7%)
3	DPR	E	33	3	5,7,8	0.47	0	7,8,10	1.45	1 (14%)
3	DAS	E	34	3	2,7,8	0.61	0	2,8,10	1.40	0
3	DGL	E	35	3	3,8,9	0.52	0	4,9,11	0.97	0
3	DIL	E	36	3	6,7,8	0.39	0	7,8,10	1.01	0
3	DGL	E	37	3	3,8,9	0.53	0	4,9,11	0.93	0
3	DTY	E	38	3	10,12,13	0.31	0	13,15,17	0.58	0
3	DIL	E	39	3	6,7,8	0.51	0	7,8,10	0.77	0
3	DPN	E	40	3	9,11,12	0.32	0	11,13,15	0.61	0
3	DLY	E	41	3	6,8,9	0.35	0	6,8,10	1.05	1 (16%)
3	DPR	E	42	3	5,7,8	0.51	0	7,8,10	1.53	1 (14%)
3	DSN	E	43	3	3,5,6	0.55	0	3,5,7	1.22	0
3	DCY	E	44	3	3,5,6	1.28	0	3,5,7	1.47	1 (33%)
3	DVA	E	45	3	5,6,7	0.54	0	5,7,9	0.86	0
3	DPR	E	46	3	5,7,8	0.35	0	7,8,10	1.39	2 (28%)
3	DLE	E	47	3	5,7,8	0.42	0	6,8,10	0.89	1 (16%)
3	MED	E	48	3	5,7,8	0.43	0	4,7,9	1.04	1 (25%)
3	DAR	E	49	3	5,10,11	0.51	0	5,11,13	0.91	0
3	DCY	E	50	3	3,5,6	0.63	0	3,5,7	1.25	0

Mol	Type	Chain	Res	Link	Bond lengths			Bond angles		
					Counts	RMSZ	# Z  > 2	Counts	RMSZ	# Z  > 2
3	DCY	E	53	3	3,5,6	0.90	0	3,5,7	1.11	0
3	DCY	E	54	3	3,5,6	0.58	0	3,5,7	1.25	1 (33%)
3	DSG	E	55	3	5,7,8	0.42	0	6,8,10	0.81	0
3	DAS	E	56	3	2,7,8	0.59	0	2,8,10	1.18	0
3	DGL	E	57	3	3,8,9	0.39	0	4,9,11	1.05	1 (25%)
3	DLE	E	59	3	5,7,8	0.37	0	6,8,10	0.85	0
3	DGL	E	6	3	3,8,9	0.50	0	4,9,11	0.96	0
3	DGL	E	60	3	3,8,9	0.56	0	4,9,11	0.86	0
3	DCY	E	61	3	3,5,6	0.60	0	3,5,7	1.22	1 (33%)
3	DVA	E	62	3	5,6,7	0.42	0	5,7,9	1.01	1 (20%)
3	DPR	E	63	3	5,7,8	0.49	0	7,8,10	1.36	1 (14%)
3	DTH	E	64	3	5,6,7	0.54	0	5,7,9	0.83	0
3	DGL	E	65	3	3,8,9	0.55	0	4,9,11	1.06	1 (25%)
3	DGL	E	66	3	3,8,9	0.52	0	4,9,11	0.95	0
3	DSN	E	67	3	3,5,6	0.53	0	3,5,7	1.06	0
3	DSG	E	68	3	5,7,8	0.46	0	6,8,10	0.79	0
3	DIL	E	69	3	6,7,8	0.57	0	7,8,10	0.58	0
3	DVA	E	7	3	5,6,7	0.51	0	5,7,9	0.88	0
3	DTH	E	70	3	5,6,7	0.68	0	5,7,9	0.87	0
3	MED	E	71	3	5,7,8	0.43	0	4,7,9	1.10	1 (25%)
3	DGN	E	72	3	6,8,9	0.50	0	7,9,11	0.69	0
3	DIL	E	73	3	6,7,8	0.48	0	7,8,10	0.76	0
3	MED	E	74[A]	3	5,7,8	0.39	0	4,7,9	1.00	0
3	MED	E	74[B]	3	5,7,8	0.44	0	4,7,9	0.87	0
3	DAR	E	75	3	5,10,11	0.41	0	5,11,13	1.02	1 (20%)
3	DIL	E	76	3	6,7,8	0.50	0	7,8,10	0.73	0
3	DLY	E	77	3	6,8,9	0.48	0	6,8,10	0.99	1 (16%)
3	DPR	E	78	3	5,7,8	0.50	0	7,8,10	1.42	1 (14%)
3	DHI	E	79	3	4,10,11	0.58	0	4,12,14	1.49	1 (25%)
3	DVA	E	8	3	5,6,7	0.63	0	5,7,9	0.76	0
3	DGN	E	80	3	6,8,9	0.39	0	7,9,11	0.72	0
3	DGN	E	82	3	6,8,9	0.32	0	7,9,11	0.68	0
3	DHI	E	83	3	4,10,11	0.63	0	4,12,14	1.32	0
3	DIL	E	84	3	6,7,8	0.67	0	7,8,10	0.70	0
3	DGL	E	86	3	3,8,9	0.55	0	4,9,11	0.98	0
3	MED	E	87	3	5,7,8	0.59	0	4,7,9	1.01	0
3	DSN	E	88	3	3,5,6	0.46	0	3,5,7	1.09	0
3	DPN	E	89	3	9,11,12	0.41	0	11,13,15	0.56	0
3	DLY	E	9	3	6,8,9	0.55	0	6,8,10	0.88	0
3	DLE	E	90	3	5,7,8	0.40	0	6,8,10	1.03	0

Mol	Type	Chain	Res	Link	Bond lengths			Bond angles		
					Counts	RMSZ	# Z  > 2	Counts	RMSZ	# Z  > 2
3	DGN	E	91	3	6,8,9	0.54	0	7,9,11	0.83	1 (14%)
3	DHI	E	92	3	4,10,11	0.60	0	4,12,14	1.40	0
3	DSG	E	93	3	5,7,8	0.52	0	6,8,10	0.71	0
3	DLY	E	94	3	6,8,9	0.48	0	6,8,10	0.82	0
3	DCY	E	95	3	3,5,6	0.86	0	3,5,7	1.07	0
3	DGL	E	96	3	3,8,9	0.60	0	4,9,11	1.17	1 (25%)
3	DCY	E	97	3	3,5,6	0.58	0	3,5,7	1.18	0
3	DAR	E	98	3	5,10,11	0.42	0	5,11,13	0.95	1 (20%)
3	DPR	E	99	3	5,7,8	0.47	0	7,8,10	1.35	0
3	DPN	F	10	3	9,11,12	0.57	0	11,13,15	0.69	1 (9%)
3	DLY	F	100	3	6,8,9	0.51	0	6,8,10	0.80	0
3	MED	F	11	3	5,7,8	0.52	0	4,7,9	1.02	0
3	DAS	F	12	3	2,7,8	0.56	0	2,8,10	1.40	0
3	DVA	F	13	3	5,6,7	0.51	0	5,7,9	0.95	1 (20%)
3	DTY	F	14	3	10,12,13	0.75	0	13,15,17	0.56	0
3	DGN	F	15	3	6,8,9	0.34	0	7,9,11	0.77	0
3	DAR	F	16	3	5,10,11	0.50	0	5,11,13	0.89	0
3	DSN	F	17	3	3,5,6	0.62	0	3,5,7	1.26	1 (33%)
3	DTY	F	18	3	10,12,13	0.64	0	13,15,17	0.66	1 (7%)
3	DCY	F	19	3	3,5,6	0.71	0	3,5,7	1.52	1 (33%)
3	DHI	F	20	3	4,10,11	0.64	0	4,12,14	1.38	0
3	DPR	F	21	3	5,7,8	0.46	0	7,8,10	1.38	1 (14%)
3	DIL	F	22	3	6,7,8	0.57	0	7,8,10	0.73	0
3	DGL	F	23	3	3,8,9	0.59	0	4,9,11	1.25	0
3	DTH	F	24	3	5,6,7	0.61	0	5,7,9	0.90	0
3	DLE	F	25	3	5,7,8	0.37	0	6,8,10	0.89	0
3	DVA	F	26	3	5,6,7	0.52	0	5,7,9	0.90	0
3	DAS	F	27	3	2,7,8	0.58	0	2,8,10	1.49	1 (50%)
3	DIL	F	28	3	6,7,8	0.54	0	7,8,10	0.95	0
3	DPN	F	29	3	9,11,12	0.47	0	11,13,15	0.61	0
3	DGN	F	30	3	6,8,9	0.40	0	7,9,11	0.66	0
3	DGL	F	31	3	3,8,9	0.61	0	4,9,11	1.21	0
3	DTY	F	32	3	10,12,13	0.33	0	13,15,17	0.61	1 (7%)
3	DPR	F	33	3	5,7,8	0.48	0	7,8,10	1.48	1 (14%)
3	DAS	F	34	3	2,7,8	0.64	0	2,8,10	1.58	1 (50%)
3	DGL	F	35	3	3,8,9	0.53	0	4,9,11	1.09	0
3	DIL	F	36	3	6,7,8	0.58	0	7,8,10	0.64	0
3	DGL	F	37	3	3,8,9	0.49	0	4,9,11	1.05	0
3	DTY	F	38	3	10,12,13	0.38	0	13,15,17	0.58	0
3	DIL	F	39	3	6,7,8	0.41	0	7,8,10	0.84	0

Mol	Type	Chain	Res	Link	Bond lengths			Bond angles		
					Counts	RMSZ	# Z  > 2	Counts	RMSZ	# Z  > 2
3	DPN	F	40	3	9,11,12	0.51	0	11,13,15	0.55	0
3	DLY	F	41	3	6,8,9	0.41	0	6,8,10	1.07	1 (16%)
3	DPR	F	42	3	5,7,8	0.51	0	7,8,10	1.59	2 (28%)
3	DSN	F	43	3	3,5,6	0.40	0	3,5,7	1.14	0
3	DCY	F	44	3	3,5,6	1.16	0	3,5,7	1.23	1 (33%)
3	DVA	F	45	3	5,6,7	0.62	0	5,7,9	0.92	1 (20%)
3	DPR	F	46	3	5,7,8	0.48	0	7,8,10	1.39	2 (28%)
3	DLE	F	47	3	5,7,8	0.50	0	6,8,10	0.86	1 (16%)
3	MED	F	48	3	5,7,8	0.63	0	4,7,9	1.07	0
3	DAR	F	49	3	5,10,11	0.55	0	5,11,13	1.13	1 (20%)
3	DCY	F	50	3	3,5,6	0.71	0	3,5,7	1.19	0
3	DCY	F	53	3	3,5,6	0.87	0	3,5,7	1.04	0
3	DCY	F	54	3	3,5,6	0.88	0	3,5,7	1.29	1 (33%)
3	DSG	F	55	3	5,7,8	0.33	0	6,8,10	0.76	0
3	DAS	F	56	3	2,7,8	0.55	0	2,8,10	1.46	1 (50%)
3	DGL	F	57	3	3,8,9	0.69	0	4,9,11	1.00	0
3	DLE	F	59	3	5,7,8	0.40	0	6,8,10	0.87	0
3	DGL	F	6	3	3,8,9	0.52	0	4,9,11	0.95	0
3	DGL	F	60	3	3,8,9	0.54	0	4,9,11	0.93	0
3	DCY	F	61	3	3,5,6	0.74	0	3,5,7	1.23	1 (33%)
3	DVA	F	62	3	5,6,7	0.51	0	5,7,9	0.95	1 (20%)
3	DPR	F	63	3	5,7,8	0.40	0	7,8,10	1.44	1 (14%)
3	DTH	F	64	3	5,6,7	0.47	0	5,7,9	0.91	0
3	DGL	F	65	3	3,8,9	0.63	0	4,9,11	0.97	0
3	DGL	F	66	3	3,8,9	0.48	0	4,9,11	0.85	0
3	DSN	F	67	3	3,5,6	0.48	0	3,5,7	1.24	1 (33%)
3	DSG	F	68	3	5,7,8	0.58	0	6,8,10	0.68	0
3	DIL	F	69	3	6,7,8	0.50	0	7,8,10	0.84	0
3	DVA	F	7	3	5,6,7	0.57	0	5,7,9	0.87	0
3	DTH	F	70	3	5,6,7	0.72	0	5,7,9	1.06	1 (20%)
3	MED	F	71	3	5,7,8	0.45	0	4,7,9	0.98	0
3	DGN	F	72	3	6,8,9	0.37	0	7,9,11	0.66	0
3	DIL	F	73	3	6,7,8	0.65	0	7,8,10	0.68	0
3	MED	F	74	3	5,7,8	0.43	0	4,7,9	1.04	0
3	DAR	F	75	3	1,4,11	0.75	0	1,4,13	0.39	0
3	DIL	F	76	3	6,7,8	0.50	0	7,8,10	0.89	0
3	DLY	F	77	3	6,8,9	0.43	0	6,8,10	0.96	1 (16%)
3	DPR	F	78	3	5,7,8	0.43	0	7,8,10	1.24	1 (14%)
3	DHI	F	79	3	4,10,11	0.60	0	4,12,14	1.52	1 (25%)

Mol	Type	Chain	Res	Link	Bond lengths			Bond angles		
					Counts	RMSZ	# Z  > 2	Counts	RMSZ	# Z  > 2
3	DVA	F	8	3	5,6,7	0.69	0	5,7,9	0.73	0
3	DGN	F	80	3	6,8,9	0.64	0	7,9,11	0.77	0
3	DGN	F	82	3	6,8,9	0.47	0	7,9,11	0.72	0
3	DHI	F	83	3	4,10,11	0.58	0	4,12,14	1.54	1 (25%)
3	DIL	F	84	3	6,7,8	0.46	0	7,8,10	0.98	1 (14%)
3	DGL	F	86	3	3,8,9	0.60	0	4,9,11	0.91	0
3	MED	F	87	3	5,7,8	0.69	0	4,7,9	1.17	1 (25%)
3	DSN	F	88	3	3,5,6	0.47	0	3,5,7	1.18	1 (33%)
3	DPN	F	89	3	9,11,12	0.60	0	11,13,15	0.66	1 (9%)
3	DLY	F	9	3	6,8,9	0.49	0	6,8,10	0.87	0
3	DLE	F	90	3	5,7,8	0.39	0	6,8,10	1.01	0
3	DGN	F	91	3	6,8,9	0.55	0	7,9,11	0.81	1 (14%)
3	DHI	F	92	3	4,10,11	0.58	0	4,12,14	1.44	0
3	DSG	F	93	3	5,7,8	0.26	0	6,8,10	0.89	1 (16%)
3	DLY	F	94	3	6,8,9	0.43	0	6,8,10	0.97	1 (16%)
3	DCY	F	95	3	3,5,6	0.78	0	3,5,7	1.27	1 (33%)
3	DGL	F	96	3	3,8,9	0.68	0	4,9,11	1.02	0
3	DCY	F	97	3	3,5,6	0.70	0	3,5,7	1.35	0
3	DAR	F	98	3	5,10,11	0.47	0	5,11,13	0.91	1 (20%)
3	DPR	F	99	3	5,7,8	0.47	0	7,8,10	1.38	1 (14%)

In the following table, the Chirals column lists the number of chiral outliers, the number of chiral centers analysed, the number of these observed in the model and the number defined in the chemical component dictionary. Similar counts are reported in the Torsion and Rings columns. '-' means no outliers of that kind were identified.

Mol	Type	Chain	Res	Link	Chirals	Torsions	Rings
2	DAR	C	1	2	-	0/5/9/11	0/0/0/0
2	DTY	C	10	2	-	0/4/6/8	0/1/1/1
2	DLY	C	11	2	-	0/5/7/9	0/0/0/0
2	DLE	C	12	2	-	0/4/6/8	0/0/0/0
2	DIL	C	13	2	-	0/6/8/10	0/0/0/0
2	DLE	C	14	2	-	0/4/6/8	0/0/0/0
2	DSG	C	15	2	-	0/4/6/8	0/0/0/0
2	DLY	C	17	2	-	0/5/7/9	0/0/0/0
2	DTH	C	18	2	-	0/4/6/8	0/0/0/0
2	DLE	C	19	2	-	0/4/6/8	0/0/0/0
2	DAR	C	2	2	-	0/0/2/11	0/0/0/0
2	DLY	C	20	2	-	0/5/7/9	0/0/0/0
2	DGL	C	22	2	-	0/3/7/9	0/0/0/0

*Continued on next page...*

*Continued from previous page...*

Mol	Type	Chain	Res	Link	Chirals	Torsions	Rings
2	DTH	C	23	2	-	0/4/6/8	0/0/0/0
2	DTH	C	24	2	-	0/4/6/8	0/0/0/0
2	DTH	C	25	2	-	0/4/6/8	0/0/0/0
2	DGL	C	26	2	-	0/3/7/9	0/0/0/0
2	DAL	C	27	2	-	0/0/2/4	0/0/0/0
2	DVA	C	28	2	-	0/4/6/8	0/0/0/0
2	DAS	C	29	2	-	0/2/6/8	0/0/0/0
2	DAR	C	3	2	-	0/5/9/11	0/0/0/0
2	DVA	C	30	2	-	0/4/6/8	0/0/0/0
2	DPN	C	31	2	-	0/4/6/8	0/1/1/1
2	DAS	C	32	2	-	0/2/6/8	0/0/0/0
2	DAL	C	33	2	-	0/0/2/4	0/0/0/0
2	DPN	C	34	2	-	0/4/6/8	0/1/1/1
2	DAS	C	35	2	-	0/2/6/8	0/0/0/0
2	DVA	C	36	2	-	0/4/6/8	0/0/0/0
2	DPN	C	37	2	-	0/4/6/8	0/1/1/1
2	DPN	C	38	2	-	0/4/6/8	0/1/1/1
2	DVA	C	39	2	-	0/4/6/8	0/0/0/0
2	DAR	C	4	2	-	0/5/9/11	0/0/0/0
2	DTY	C	40	2	-	0/4/6/8	0/1/1/1
2	DAL	C	41	2	-	0/0/2/4	0/0/0/0
2	DAL	C	42	2	-	0/0/2/4	0/0/0/0
2	DSN	C	43[A]	-	-	0/2/4/6	0/0/0/0
2	DSN	C	43[B]	-	-	0/2/4/6	0/0/0/0
2	DSG	C	44	2	-	0/4/6/8	0/0/0/0
2	DPN	C	45	2	-	0/4/6/8	0/1/1/1
2	DSN	C	46	2	-	0/2/4/6	0/0/0/0
2	DAS	C	47	2	-	0/2/6/8	0/0/0/0
2	DPN	C	48	2	-	0/4/6/8	0/1/1/1
2	DAS	C	49	2	-	0/2/6/8	0/0/0/0
2	DAR	C	5	2	-	0/5/9/11	0/0/0/0
2	DAS	C	50	2	-	0/2/6/8	0/0/0/0
2	DTR	C	51	2	-	0/3/6/8	0/2/2/2
2	DTH	C	52	2	-	0/4/6/8	0/0/0/0
2	DTY	C	53	2	-	0/4/6/8	0/1/1/1
2	DAS	C	54	2	-	0/2/6/8	0/0/0/0
2	DAS	C	55	2	-	0/2/6/8	0/0/0/0
2	DAL	C	56	2	-	0/0/2/4	0/0/0/0
2	DTH	C	57	2	-	0/4/6/8	0/0/0/0
2	DLY	C	58	2	-	0/5/7/9	0/0/0/0
2	DTH	C	59	2	-	0/4/6/8	0/0/0/0
2	DPN	C	60	2	-	0/4/6/8	0/1/1/1

*Continued on next page...*

*Continued from previous page...*

Mol	Type	Chain	Res	Link	Chirals	Torsions	Rings
2	DTH	C	61	2	-	0/4/6/8	0/0/0/0
2	DVA	C	62	2	-	0/4/6/8	0/0/0/0
2	DTH	C	63	2	-	0/4/6/8	0/0/0/0
2	DGL	C	64	2	-	0/3/7/9	0/0/0/0
2	DSN	C	67	2	-	0/2/4/6	0/0/0/0
2	DSN	C	8	2	-	0/2/4/6	0/0/0/0
2	DTH	C	9	2	-	0/4/6/8	0/0/0/0
2	DAR	D	1[A]	2	-	0/5/9/11	0/0/0/0
2	DAR	D	1[B]	2	-	0/5/9/11	0/0/0/0
2	DTY	D	10	2	-	0/4/6/8	0/1/1/1
2	DLY	D	11	2	-	0/5/7/9	0/0/0/0
2	DLE	D	12	2	-	0/4/6/8	0/0/0/0
2	DIL	D	13	2	-	0/6/8/10	0/0/0/0
2	DLE	D	14	2	-	0/4/6/8	0/0/0/0
2	DSG	D	15	2	-	0/4/6/8	0/0/0/0
2	DLY	D	17	2	-	0/5/7/9	0/0/0/0
2	DTH	D	18	2	-	0/4/6/8	0/0/0/0
2	DLE	D	19	2	-	0/4/6/8	0/0/0/0
2	DAR	D	2[A]	2	-	0/0/2/11	0/0/0/0
2	DAR	D	2[B]	2	-	0/0/2/11	0/0/0/0
2	DLY	D	20	2	-	0/5/7/9	0/0/0/0
2	DGL	D	22	2	-	0/3/7/9	0/0/0/0
2	DTH	D	23	2	-	0/4/6/8	0/0/0/0
2	DTH	D	24	2	-	0/4/6/8	0/0/0/0
2	DTH	D	25	2	-	0/4/6/8	0/0/0/0
2	DGL	D	26	2	-	0/3/7/9	0/0/0/0
2	DAL	D	27	2	-	0/0/2/4	0/0/0/0
2	DVA	D	28	2	-	0/4/6/8	0/0/0/0
2	DAS	D	29	2	-	0/2/6/8	0/0/0/0
2	DAR	D	3[A]	2	-	0/0/2/11	0/0/0/0
2	DAR	D	3[B]	2	-	0/0/2/11	0/0/0/0
2	DVA	D	30	2	-	0/4/6/8	0/0/0/0
2	DPN	D	31	2	-	0/4/6/8	0/1/1/1
2	DAS	D	32	2	-	0/2/6/8	0/0/0/0
2	DAL	D	33	2	-	0/0/2/4	0/0/0/0
2	DPN	D	34	2	-	0/4/6/8	0/1/1/1
2	DAS	D	35	2	-	0/2/6/8	0/0/0/0
2	DVA	D	36	2	-	0/4/6/8	0/0/0/0
2	DPN	D	37	2	-	0/4/6/8	0/1/1/1
2	DPN	D	38	2	-	0/4/6/8	0/1/1/1
2	DVA	D	39	2	-	0/4/6/8	0/0/0/0
2	DAR	D	4[A]	2	-	0/5/9/11	0/0/0/0

*Continued on next page...*

*Continued from previous page...*

Mol	Type	Chain	Res	Link	Chirals	Torsions	Rings
2	DAR	D	4[B]	2	-	0/5/9/11	0/0/0/0
2	DTY	D	40	2	-	0/4/6/8	0/1/1/1
2	DAL	D	41	2	-	0/0/2/4	0/0/0/0
2	DAL	D	42	2	-	0/0/2/4	0/0/0/0
2	DSN	D	43[A]	-	-	0/2/4/6	0/0/0/0
2	DSN	D	43[B]	-	-	0/2/4/6	0/0/0/0
2	DSG	D	44	2	-	0/4/6/8	0/0/0/0
2	DPN	D	45	2	-	0/4/6/8	0/1/1/1
2	DSN	D	46	2	-	0/2/4/6	0/0/0/0
2	DAS	D	47	2	-	0/2/6/8	0/0/0/0
2	DPN	D	48	2	-	0/4/6/8	0/1/1/1
2	DAS	D	49	2	-	0/2/6/8	0/0/0/0
2	DAR	D	5[A]	2	-	0/5/9/11	0/0/0/0
2	DAR	D	5[B]	2	-	0/5/9/11	0/0/0/0
2	DAS	D	50	2	-	0/2/6/8	0/0/0/0
2	DTR	D	51	2	-	0/3/6/8	0/2/2/2
2	DTH	D	52	2	-	0/4/6/8	0/0/0/0
2	DTY	D	53	2	-	0/4/6/8	0/1/1/1
2	DAS	D	54	2	-	0/2/6/8	0/0/0/0
2	DAS	D	55	2	-	0/2/6/8	0/0/0/0
2	DAL	D	56	2	-	0/0/2/4	0/0/0/0
2	DTH	D	57	2	-	0/4/6/8	0/0/0/0
2	DLY	D	58	2	-	0/5/7/9	0/0/0/0
2	DTH	D	59	2	-	0/4/6/8	0/0/0/0
2	DPN	D	60	2	-	0/4/6/8	0/1/1/1
2	DTH	D	61	2	-	0/4/6/8	0/0/0/0
2	DVA	D	62	2	-	0/4/6/8	0/0/0/0
2	DTH	D	63	2	-	0/4/6/8	0/0/0/0
2	DGL	D	64	2	-	0/3/7/9	0/0/0/0
2	DSN	D	8[A]	2	-	0/2/4/6	0/0/0/0
2	DSN	D	8[B]	2	-	0/2/4/6	0/0/0/0
2	DTH	D	9	2	-	0/4/6/8	0/0/0/0
3	DPN	E	10	3	-	0/4/6/8	0/1/1/1
3	DLY	E	100	3	-	0/5/7/9	0/0/0/0
3	MED	E	11	3	-	0/4/6/8	0/0/0/0
3	DAS	E	12[A]	3	-	0/2/6/8	0/0/0/0
3	DAS	E	12[B]	3	-	0/2/6/8	0/0/0/0
3	DVA	E	13	3	-	0/4/6/8	0/0/0/0
3	DTY	E	14	3	-	0/4/6/8	0/1/1/1
3	DGN	E	15	3	-	0/5/7/9	0/0/0/0
3	DAR	E	16	3	-	0/5/9/11	0/0/0/0
3	DSN	E	17	3	-	0/2/4/6	0/0/0/0

*Continued on next page...*



*Continued from previous page...*

Mol	Type	Chain	Res	Link	Chirals	Torsions	Rings
3	DTY	E	18	3	-	0/4/6/8	0/1/1/1
3	DCY	E	19	3	-	0/1/4/6	0/0/0/0
3	DHI	E	20	3	-	0/4/6/8	0/1/1/1
3	DPR	E	21	3	-	0/0/9/11	0/1/1/1
3	DIL	E	22	3	-	0/6/8/10	0/0/0/0
3	DGL	E	23	3	-	0/3/7/9	0/0/0/0
3	DTH	E	24	3	-	0/4/6/8	0/0/0/0
3	DLE	E	25	3	-	0/4/6/8	0/0/0/0
3	DVA	E	26	3	-	0/4/6/8	0/0/0/0
3	DAS	E	27	3	-	0/2/6/8	0/0/0/0
3	DIL	E	28	3	-	0/6/8/10	0/0/0/0
3	DPN	E	29	3	-	0/4/6/8	0/1/1/1
3	DGN	E	30	3	-	0/5/7/9	0/0/0/0
3	DGL	E	31	3	-	0/3/7/9	0/0/0/0
3	DTY	E	32	3	-	0/4/6/8	0/1/1/1
3	DPR	E	33	3	-	0/0/9/11	0/1/1/1
3	DAS	E	34	3	-	0/2/6/8	0/0/0/0
3	DGL	E	35	3	-	0/3/7/9	0/0/0/0
3	DIL	E	36	3	-	0/6/8/10	0/0/0/0
3	DGL	E	37	3	-	0/3/7/9	0/0/0/0
3	DTY	E	38	3	-	0/4/6/8	0/1/1/1
3	DIL	E	39	3	-	0/6/8/10	0/0/0/0
3	DPN	E	40	3	-	0/4/6/8	0/1/1/1
3	DLY	E	41	3	-	0/5/7/9	0/0/0/0
3	DPR	E	42	3	-	0/0/9/11	0/1/1/1
3	DSN	E	43	3	-	0/2/4/6	0/0/0/0
3	DCY	E	44	3	-	0/1/4/6	0/0/0/0
3	DVA	E	45	3	-	0/4/6/8	0/0/0/0
3	DPR	E	46	3	-	0/0/9/11	0/1/1/1
3	DLE	E	47	3	-	0/4/6/8	0/0/0/0
3	MED	E	48	3	-	0/4/6/8	0/0/0/0
3	DAR	E	49	3	-	0/5/9/11	0/0/0/0
3	DCY	E	50	3	-	0/1/4/6	0/0/0/0
3	DCY	E	53	3	-	0/1/4/6	0/0/0/0
3	DCY	E	54	3	-	0/1/4/6	0/0/0/0
3	DSG	E	55	3	-	0/4/6/8	0/0/0/0
3	DAS	E	56	3	-	0/2/6/8	0/0/0/0
3	DGL	E	57	3	-	0/3/7/9	0/0/0/0
3	DLE	E	59	3	-	0/4/6/8	0/0/0/0
3	DGL	E	6	3	-	0/3/7/9	0/0/0/0
3	DGL	E	60	3	-	0/3/7/9	0/0/0/0
3	DCY	E	61	3	-	0/1/4/6	0/0/0/0

*Continued on next page...*

*Continued from previous page...*

Mol	Type	Chain	Res	Link	Chirals	Torsions	Rings
3	DVA	E	62	3	-	0/4/6/8	0/0/0/0
3	DPR	E	63	3	-	0/0/9/11	0/1/1/1
3	DTH	E	64	3	-	0/4/6/8	0/0/0/0
3	DGL	E	65	3	-	0/3/7/9	0/0/0/0
3	DGL	E	66	3	-	0/3/7/9	0/0/0/0
3	DSN	E	67	3	-	0/2/4/6	0/0/0/0
3	DSG	E	68	3	-	0/4/6/8	0/0/0/0
3	DIL	E	69	3	-	0/6/8/10	0/0/0/0
3	DVA	E	7	3	-	0/4/6/8	0/0/0/0
3	DTH	E	70	3	-	0/4/6/8	0/0/0/0
3	MED	E	71	3	-	0/4/6/8	0/0/0/0
3	DGN	E	72	3	-	0/5/7/9	0/0/0/0
3	DIL	E	73	3	-	0/6/8/10	0/0/0/0
3	MED	E	74[A]	3	-	0/4/6/8	0/0/0/0
3	MED	E	74[B]	3	-	0/4/6/8	0/0/0/0
3	DAR	E	75	3	-	0/5/9/11	0/0/0/0
3	DIL	E	76	3	-	0/6/8/10	0/0/0/0
3	DLY	E	77	3	-	0/5/7/9	0/0/0/0
3	DPR	E	78	3	-	0/0/9/11	0/1/1/1
3	DHI	E	79	3	-	0/4/6/8	0/1/1/1
3	DVA	E	8	3	-	0/4/6/8	0/0/0/0
3	DGN	E	80	3	-	0/5/7/9	0/0/0/0
3	DGN	E	82	3	-	0/5/7/9	0/0/0/0
3	DHI	E	83	3	-	0/4/6/8	0/1/1/1
3	DIL	E	84	3	-	0/6/8/10	0/0/0/0
3	DGL	E	86	3	-	0/3/7/9	0/0/0/0
3	MED	E	87	3	-	0/4/6/8	0/0/0/0
3	DSN	E	88	3	-	0/2/4/6	0/0/0/0
3	DPN	E	89	3	-	0/4/6/8	0/1/1/1
3	DLY	E	9	3	-	0/5/7/9	0/0/0/0
3	DLE	E	90	3	-	0/4/6/8	0/0/0/0
3	DGN	E	91	3	-	0/5/7/9	0/0/0/0
3	DHI	E	92	3	-	0/4/6/8	0/1/1/1
3	DSG	E	93	3	-	0/4/6/8	0/0/0/0
3	DLY	E	94	3	-	0/5/7/9	0/0/0/0
3	DCY	E	95	3	-	0/1/4/6	0/0/0/0
3	DGL	E	96	3	-	0/3/7/9	0/0/0/0
3	DCY	E	97	3	-	0/1/4/6	0/0/0/0
3	DAR	E	98	3	-	0/5/9/11	0/0/0/0
3	DPR	E	99	3	-	0/0/9/11	0/1/1/1
3	DPN	F	10	3	-	0/4/6/8	0/1/1/1
3	DLY	F	100	3	-	0/5/7/9	0/0/0/0

*Continued on next page...*

*Continued from previous page...*

Mol	Type	Chain	Res	Link	Chirals	Torsions	Rings
3	MED	F	11	3	-	0/4/6/8	0/0/0/0
3	DAS	F	12	3	-	0/2/6/8	0/0/0/0
3	DVA	F	13	3	-	0/4/6/8	0/0/0/0
3	DTY	F	14	3	-	0/4/6/8	0/1/1/1
3	DGN	F	15	3	-	0/5/7/9	0/0/0/0
3	DAR	F	16	3	-	0/5/9/11	0/0/0/0
3	DSN	F	17	3	-	0/2/4/6	0/0/0/0
3	DTY	F	18	3	-	0/4/6/8	0/1/1/1
3	DCY	F	19	3	-	0/1/4/6	0/0/0/0
3	DHI	F	20	3	-	0/4/6/8	0/1/1/1
3	DPR	F	21	3	-	0/0/9/11	0/1/1/1
3	DIL	F	22	3	-	0/6/8/10	0/0/0/0
3	DGL	F	23	3	-	0/3/7/9	0/0/0/0
3	DTH	F	24	3	-	0/4/6/8	0/0/0/0
3	DLE	F	25	3	-	0/4/6/8	0/0/0/0
3	DVA	F	26	3	-	0/4/6/8	0/0/0/0
3	DAS	F	27	3	-	0/2/6/8	0/0/0/0
3	DIL	F	28	3	-	0/6/8/10	0/0/0/0
3	DPN	F	29	3	-	0/4/6/8	0/1/1/1
3	DGN	F	30	3	-	0/5/7/9	0/0/0/0
3	DGL	F	31	3	-	0/3/7/9	0/0/0/0
3	DTY	F	32	3	-	0/4/6/8	0/1/1/1
3	DPR	F	33	3	-	0/0/9/11	0/1/1/1
3	DAS	F	34	3	-	0/2/6/8	0/0/0/0
3	DGL	F	35	3	-	0/3/7/9	0/0/0/0
3	DIL	F	36	3	-	0/6/8/10	0/0/0/0
3	DGL	F	37	3	-	0/3/7/9	0/0/0/0
3	DTY	F	38	3	-	0/4/6/8	0/1/1/1
3	DIL	F	39	3	-	0/6/8/10	0/0/0/0
3	DPN	F	40	3	-	0/4/6/8	0/1/1/1
3	DLY	F	41	3	-	0/5/7/9	0/0/0/0
3	DPR	F	42	3	-	0/0/9/11	0/1/1/1
3	DSN	F	43	3	-	0/2/4/6	0/0/0/0
3	DCY	F	44	3	-	0/1/4/6	0/0/0/0
3	DVA	F	45	3	-	0/4/6/8	0/0/0/0
3	DPR	F	46	3	-	0/0/9/11	0/1/1/1
3	DLE	F	47	3	-	0/4/6/8	0/0/0/0
3	MED	F	48	3	-	0/4/6/8	0/0/0/0
3	DAR	F	49	3	-	0/5/9/11	0/0/0/0
3	DCY	F	50	3	-	0/1/4/6	0/0/0/0
3	DCY	F	53	3	-	0/1/4/6	0/0/0/0
3	DCY	F	54	3	-	0/1/4/6	0/0/0/0

*Continued on next page...*

*Continued from previous page...*

Mol	Type	Chain	Res	Link	Chirals	Torsions	Rings
3	DSG	F	55	3	-	0/4/6/8	0/0/0/0
3	DAS	F	56	3	-	0/2/6/8	0/0/0/0
3	DGL	F	57	3	-	0/3/7/9	0/0/0/0
3	DLE	F	59	3	-	0/4/6/8	0/0/0/0
3	DGL	F	6	3	-	0/3/7/9	0/0/0/0
3	DGL	F	60	3	-	0/3/7/9	0/0/0/0
3	DCY	F	61	3	-	0/1/4/6	0/0/0/0
3	DVA	F	62	3	-	0/4/6/8	0/0/0/0
3	DPR	F	63	3	-	0/0/9/11	0/1/1/1
3	DTH	F	64	3	-	0/4/6/8	0/0/0/0
3	DGL	F	65	3	-	0/3/7/9	0/0/0/0
3	DGL	F	66	3	-	0/3/7/9	0/0/0/0
3	DSN	F	67	3	-	0/2/4/6	0/0/0/0
3	DSG	F	68	3	-	0/4/6/8	0/0/0/0
3	DIL	F	69	3	-	0/6/8/10	0/0/0/0
3	DVA	F	7	3	-	0/4/6/8	0/0/0/0
3	DTH	F	70	3	-	0/4/6/8	0/0/0/0
3	MED	F	71	3	-	0/4/6/8	0/0/0/0
3	DGN	F	72	3	-	0/5/7/9	0/0/0/0
3	DIL	F	73	3	-	0/6/8/10	0/0/0/0
3	MED	F	74	3	-	0/4/6/8	0/0/0/0
3	DAR	F	75	3	-	0/0/2/11	0/0/0/0
3	DIL	F	76	3	-	0/6/8/10	0/0/0/0
3	DLY	F	77	3	-	0/5/7/9	0/0/0/0
3	DPR	F	78	3	-	0/0/9/11	0/1/1/1
3	DHI	F	79	3	-	0/4/6/8	0/1/1/1
3	DVA	F	8	3	-	0/4/6/8	0/0/0/0
3	DGN	F	80	3	-	0/5/7/9	0/0/0/0
3	DGN	F	82	3	-	0/5/7/9	0/0/0/0
3	DHI	F	83	3	-	0/4/6/8	0/1/1/1
3	DIL	F	84	3	-	0/6/8/10	0/0/0/0
3	DGL	F	86	3	-	0/3/7/9	0/0/0/0
3	MED	F	87	3	-	0/4/6/8	0/0/0/0
3	DSN	F	88	3	-	0/2/4/6	0/0/0/0
3	DPN	F	89	3	-	0/4/6/8	0/1/1/1
3	DLY	F	9	3	-	0/5/7/9	0/0/0/0
3	DLE	F	90	3	-	0/4/6/8	0/0/0/0
3	DGN	F	91	3	-	0/5/7/9	0/0/0/0
3	DHI	F	92	3	-	0/4/6/8	0/1/1/1
3	DSG	F	93	3	-	0/4/6/8	0/0/0/0
3	DLY	F	94	3	-	0/5/7/9	0/0/0/0
3	DCY	F	95	3	-	0/1/4/6	0/0/0/0

*Continued on next page...*

*Continued from previous page...*

Mol	Type	Chain	Res	Link	Chirals	Torsions	Rings
3	DGL	F	96	3	-	0/3/7/9	0/0/0/0
3	DCY	F	97	3	-	0/1/4/6	0/0/0/0
3	DAR	F	98	3	-	0/5/9/11	0/0/0/0
3	DPR	F	99	3	-	0/0/9/11	0/1/1/1

There are no bond length outliers.

The worst 5 of 100 bond angle outliers are listed below:

Mol	Chain	Res	Type	Atoms	Z	Observed(°)	Ideal(°)
2	D	5[B]	DAR	O-C-CA	-3.10	117.40	125.72
3	F	33	DPR	O-C-CA	-2.85	117.90	125.69
3	E	21	DPR	CB-CA-C	-2.83	108.60	112.80
3	E	42	DPR	O-C-CA	-2.74	118.20	125.69
3	F	42	DPR	O-C-CA	-2.58	118.63	125.69

There are no chirality outliers.

There are no torsion outliers.

There are no ring outliers.

43 monomers are involved in 36 short contacts:

Mol	Chain	Res	Type	Clashes	Symm-Clashes
2	C	1	DAR	1	0
2	C	12	DLE	2	0
2	C	15	DSG	1	0
2	C	31	DPN	1	0
2	C	37	DPN	1	0
2	C	44	DSG	2	0
2	C	45	DPN	2	0
2	C	54	DAS	1	0
2	C	60	DPN	1	0
2	D	17	DLY	1	0
2	D	26	DGL	2	0
2	D	3[A]	DAR	1	0
2	D	38	DPN	1	0
2	D	4[A]	DAR	1	0
2	D	4[B]	DAR	4	0
2	D	47	DAS	1	0
2	D	5[A]	DAR	2	0
2	D	51	DTR	1	0
2	D	60	DPN	1	0

*Continued on next page...*

*Continued from previous page...*

Mol	Chain	Res	Type	Clashes	Symm-Clashes
2	D	64	DGL	2	0
3	E	12[B]	DAS	1	0
3	E	13	DVA	1	0
3	E	16	DAR	1	0
3	E	31	DGL	1	0
3	E	41	DLY	1	0
3	E	46	DPR	1	0
3	E	49	DAR	1	0
3	E	77	DLY	1	0
3	E	78	DPR	1	0
3	E	8	DVA	2	0
3	E	83	DHI	2	0
3	F	10	DPN	1	0
3	F	17	DSN	1	0
3	F	18	DTY	1	0
3	F	27	DAS	1	0
3	F	30	DGN	1	0
3	F	37	DGL	1	0
3	F	56	DAS	1	0
3	F	59	DLE	1	0
3	F	68	DSG	1	0
3	F	71	MED	1	0
3	F	77	DLY	1	0
3	F	92	DHI	1	0

## 5.5 Carbohydrates [i](#)

There are no carbohydrates in this entry.

## 5.6 Ligand geometry [i](#)

5 ligands are modelled in this entry.

In the following table, the Counts columns list the number of bonds (or angles) for which Mogul statistics could be retrieved, the number of bonds (or angles) that are observed in the model and the number of bonds (or angles) that are defined in the chemical component dictionary. The Link column lists molecule types, if any, to which the group is linked. The Z score for a bond length (or angle) is the number of standard deviations the observed value is removed from the expected value. A bond length (or angle) with  $|Z| > 2$  is considered an outlier worth inspection. RMSZ is the root-mean-square of all Z scores of the bond lengths (or angles).

Mol	Type	Chain	Res	Link	Bond lengths			Bond angles		
					Counts	RMSZ	# Z  > 2	Counts	RMSZ	# Z  > 2
5	GOL	A	201	-	5,5,5	0.40	0	5,5,5	0.42	0
5	GOL	A	202	-	5,5,5	0.35	0	5,5,5	0.33	0
5	GOL	A	203	-	5,5,5	0.40	0	5,5,5	0.47	0
5	GOL	F	201	-	5,5,5	0.33	0	5,5,5	0.41	0
6	PEG	H	101	-	6,6,6	0.49	0	5,5,5	0.31	0

In the following table, the Chirals column lists the number of chiral outliers, the number of chiral centers analysed, the number of these observed in the model and the number defined in the chemical component dictionary. Similar counts are reported in the Torsion and Rings columns. '-' means no outliers of that kind were identified.

Mol	Type	Chain	Res	Link	Chirals	Torsions	Rings
5	GOL	A	201	-	-	0/4/4/4	0/0/0/0
5	GOL	A	202	-	-	0/4/4/4	0/0/0/0
5	GOL	A	203	-	-	0/4/4/4	0/0/0/0
5	GOL	F	201	-	-	0/4/4/4	0/0/0/0
6	PEG	H	101	-	-	0/4/4/4	0/0/0/0

There are no bond length outliers.

There are no bond angle outliers.

There are no chirality outliers.

There are no torsion outliers.

There are no ring outliers.

4 monomers are involved in 8 short contacts:

Mol	Chain	Res	Type	Clashes	Symm-Clashes
5	A	201	GOL	1	0
5	A	203	GOL	3	0
5	F	201	GOL	1	0
6	H	101	PEG	3	0

## 5.7 Other polymers [i](#)

There are no such residues in this entry.

## 5.8 Polymer linkage issues [i](#)

There are no chain breaks in this entry.

## 6 Fit of model and data ⓘ

### 6.1 Protein, DNA and RNA chains ⓘ

In the following table, the column labelled ‘#RSRZ> 2’ contains the number (and percentage) of RSRZ outliers, followed by percent RSRZ outliers for the chain as percentile scores relative to all X-ray entries and entries of similar resolution. The OWAB column contains the minimum, median, 95<sup>th</sup> percentile and maximum values of the occupancy-weighted average B-factor per residue. The column labelled ‘Q< 0.9’ lists the number of (and percentage) of residues with an average occupancy less than 0.9.

Mol	Chain	Analysed	<RSRZ>	#RSRZ>2	OWAB(Å <sup>2</sup> )	Q<0.9
1	A	95/102 (93%)	0.16	2 (2%) 67 72	30, 42, 67, 79	0
1	B	95/102 (93%)	-0.03	0 100 100	27, 40, 64, 76	0
2	C	6/69 (8%)	0.90	1 (16%) 2 3	40, 41, 71, 72	0
2	D	6/69 (8%)	1.08	2 (33%) 0 1	35, 47, 74, 76	0
3	E	5/102 (4%)	-0.06	0 100 100	36, 37, 45, 62	0
3	F	5/102 (4%)	-0.09	0 100 100	35, 37, 44, 63	0
4	G	63/69 (91%)	0.40	4 (6%) 23 31	32, 44, 72, 84	0
4	H	65/69 (94%)	0.53	4 (6%) 24 32	34, 50, 66, 70	0
All	All	340/684 (49%)	0.25	13 (3%) 44 53	27, 44, 70, 84	0

The worst 5 of 13 RSRZ outliers are listed below:

Mol	Chain	Res	Type	RSRZ
4	G	66	GLY	6.2
4	H	4[A]	ARG	4.9
4	H	6[A]	GLY	4.7
4	H	5[A]	ARG	4.2
4	G	65	GLY	3.0

### 6.2 Non-standard residues in protein, DNA, RNA chains ⓘ

In the following table, the Atoms column lists the number of modelled atoms in the group and the number defined in the chemical component dictionary. LLDF column lists the quality of electron density of the group with respect to its neighbouring residues in protein, DNA or RNA chains. The B-factors column lists the minimum, median, 95<sup>th</sup> percentile and maximum values of B factors of atoms in the group. The column labelled ‘Q< 0.9’ lists the number of atoms with occupancy less than 0.9.



Mol	Type	Chain	Res	Atoms	RSCC	RSR	LLDF	B-factors( $\text{\AA}^2$ )	Q<0.9
3	DLY	F	100	9/10	0.62	0.26	-	64,83,87,88	0
2	DLY	C	11	9/10	0.98	0.08	-	31,35,40,49	0
3	DIL	F	84	8/9	0.96	0.15	-	28,34,40,46	0
2	DAS	C	47	8/9	0.87	0.14	-	38,41,46,56	0
3	DSG	E	55	8/9	0.93	0.15	-	40,53,62,67	0
2	DPN	C	60	11/12	0.94	0.13	-	30,31,34,35	0
2	DAS	C	35	8/9	0.93	0.14	-	36,39,58,67	0
3	DAR	F	98	11/12	0.91	0.17	-	47,65,95,96	0
3	DCY	E	44	6/7	0.93	0.10	-	27,29,32,40	0
2	DIL	C	13	8/9	0.92	0.19	-	30,35,40,44	0
3	DVA	F	13	7/8	0.95	0.14	-	31,32,41,43	0
3	DGL	E	37	9/10	0.90	0.18	-	50,62,85,89	0
3	DAR	E	49	11/12	0.95	0.12	-	27,36,37,47	0
2	DLE	C	12	8/9	0.94	0.14	-	27,33,42,48	0
2	DTH	D	9	7/8	0.89	0.10	-	31,40,49,49	0
2	DPN	D	37	11/12	0.97	0.10	-	31,32,35,37	0
2	DAS	C	50	8/9	0.93	0.10	-	30,33,36,43	0
2	DAS	C	49	8/9	0.92	0.13	-	29,41,55,60	0
2	DSN	D	46	6/7	0.88	0.12	-	32,37,42,43	0
3	DPR	E	46	7/8	0.97	0.10	-	26,31,33,36	0
3	DGL	E	23	9/10	0.89	0.17	-	31,37,48,51	0
3	DAS	E	56	8/9	0.89	0.12	-	55,59,66,75	0
2	DSN	D	8[A]	6/7	0.77	0.23	-	45,62,67,71	6
2	DTH	D	25	7/8	0.95	0.10	-	33,41,47,52	0
3	DVA	F	8	7/8	0.94	0.15	-	35,37,42,42	0
2	DTH	C	24	7/8	0.97	0.14	-	36,38,43,45	0
3	DIL	E	28	8/9	0.95	0.15	-	31,34,43,48	0
2	DGL	D	22	9/10	0.91	0.15	-	33,43,68,69	0
2	DTH	C	59	7/8	0.97	0.11	-	27,28,33,34	0
3	DGN	E	15	9/10	0.91	0.13	-	28,34,39,40	0
2	DAR	C	5	11/12	0.68	0.22	-	66,74,79,82	0
2	DAS	C	55	8/9	0.77	0.23	-	33,37,70,76	0
3	DGL	F	23	9/10	0.88	0.15	-	30,32,39,43	0
2	DSN	D	43[B]	6/7	0.96	0.14	-	34,36,37,40	2
3	DHI	F	79	10/11	0.93	0.14	-	33,43,50,51	0
2	DLY	D	58	9/10	0.96	0.14	-	29,38,48,56	0
2	DTY	D	10	12/13	0.92	0.16	-	35,38,45,53	0
3	DPN	E	89	11/12	0.96	0.12	-	28,33,39,40	0
2	DTH	C	57	7/8	0.94	0.11	-	38,39,41,42	0
2	DVA	C	28	7/8	0.93	0.15	-	43,49,61,62	0
3	DGL	F	60	9/10	0.87	0.18	-	53,76,94,100	0
3	DIL	F	28	8/9	0.94	0.12	-	28,35,36,38	0
2	DTH	C	23	7/8	0.96	0.13	-	31,32,38,40	0

Continued on next page...

*Continued from previous page...*

Mol	Type	Chain	Res	Atoms	RSCC	RSR	LLDF	B-factors( $\text{\AA}^2$ )	Q<0.9
2	DLE	D	14	8/9	0.95	0.11	-	34,36,43,49	0
3	DSG	F	55	8/9	0.91	0.11	-	30,48,51,51	0
2	DAR	D	4[A]	11/12	0.73	0.31	-	42,55,80,81	11
3	DIL	E	22	8/9	0.96	0.16	-	31,34,42,42	0
3	DIL	E	73	8/9	0.94	0.13	-	29,30,37,41	0
3	DSN	F	17	6/7	0.90	0.14	-	26,33,42,43	0
3	DPN	E	29	11/12	0.85	0.21	-	40,46,53,57	0
3	DCY	E	53	6/7	0.89	0.11	-	26,29,38,64	0
3	DHI	E	79	10/11	0.90	0.13	-	45,50,54,55	0
3	MED	F	87	8/9	0.96	0.11	-	27,33,40,41	0
3	DTY	F	18	12/13	0.94	0.11	-	22,30,35,36	0
2	DVA	C	30	7/8	0.90	0.19	-	33,36,46,50	0
2	DTH	D	18	7/8	0.94	0.11	-	45,51,53,57	0
2	DAR	D	2[B]	5/12	0.46	0.42	-	81,83,83,84	5
2	DSN	C	8	6/7	0.88	0.12	-	38,51,54,58	0
2	DLE	D	19	8/9	0.94	0.16	-	36,41,47,49	0
3	DGL	F	37	9/10	0.92	0.10	-	33,44,50,51	0
3	DIL	E	84	8/9	0.88	0.15	-	32,39,46,48	0
3	DPR	E	99	7/8	0.94	0.15	-	69,75,80,80	0
3	DGN	F	30	9/10	0.92	0.17	-	38,44,57,65	0
3	DSG	E	93	8/9	0.96	0.11	-	35,39,44,44	0
2	DAL	C	42	5/6	0.98	0.12	-	28,36,42,46	0
3	DLY	E	94	9/10	0.94	0.19	-	35,39,66,67	0
3	DHI	E	92	10/11	0.95	0.11	-	30,36,39,40	0
2	DTH	D	61	7/8	0.95	0.11	-	31,36,41,42	0
3	DLY	E	9	9/10	0.95	0.17	-	28,30,56,59	0
2	DTY	D	53	12/13	0.91	0.13	-	32,38,44,44	0
2	DVA	D	39	7/8	0.97	0.15	-	34,39,42,47	0
3	DAS	E	34	8/9	0.94	0.10	-	42,48,56,61	0
3	DAR	F	75	5/12	0.95	0.09	-	35,38,45,47	0
2	DAS	D	55	8/9	0.72	0.21	-	51,65,77,78	0
2	DTH	C	61	7/8	0.92	0.13	-	23,27,34,38	0
2	DSG	D	44	8/9	0.91	0.14	-	35,42,48,48	0
2	DSG	D	15	8/9	0.96	0.11	-	34,39,49,57	0
3	DSN	E	88	6/7	0.95	0.11	-	32,33,39,50	0
3	DCY	F	53	6/7	0.88	0.11	-	32,40,42,48	0
3	DGN	E	30	9/10	0.88	0.19	-	39,48,66,66	0
2	DTR	D	51	14/15	0.94	0.12	-	28,31,39,43	0
3	DPR	F	78	7/8	0.93	0.10	-	40,45,48,50	0
2	DGL	C	64	9/10	0.94	0.09	-	31,36,43,43	0
2	DTH	D	59	7/8	0.96	0.13	-	36,39,42,44	0
2	DAR	D	3[B]	5/12	0.60	0.37	-	78,82,84,86	5

*Continued on next page...*

*Continued from previous page...*

Mol	Type	Chain	Res	Atoms	RSCC	RSR	LLDF	B-factors(Å <sup>2</sup> )	Q<0.9
3	DLE	E	25	8/9	0.96	0.19	-	30,37,41,47	0
2	DPN	D	38	11/12	0.92	0.13	-	30,33,36,38	0
2	DAR	D	5[A]	11/12	0.59	0.34	-	59,69,85,91	11
2	DLY	C	17	9/10	0.94	0.14	-	39,45,60,61	0
2	DPN	D	31	11/12	0.95	0.11	-	28,34,39,39	0
3	DAS	F	12	8/9	0.95	0.13	-	29,36,73,73	0
2	DSN	D	8[B]	6/7	0.77	0.23	-	44,61,67,70	6
2	DAS	D	35	8/9	0.95	0.15	-	30,45,60,71	0
3	DCY	E	97	6/7	0.92	0.14	-	37,46,47,53	0
3	DIL	F	22	8/9	0.93	0.12	-	23,29,32,32	0
2	DLY	D	17	9/10	0.90	0.11	-	38,47,50,52	0
3	DSN	E	67	6/7	0.95	0.11	-	33,41,43,44	0
3	DSN	F	67	6/7	0.93	0.11	-	31,34,43,45	0
3	DGL	F	31	9/10	0.92	0.13	-	25,34,38,42	0
3	DCY	F	44	6/7	0.95	0.09	-	22,29,31,35	0
3	DLE	F	90	8/9	0.95	0.17	-	31,35,48,67	0
2	DAL	D	42	5/6	0.96	0.10	-	28,31,37,39	0
2	DTH	D	57	7/8	0.96	0.09	-	44,52,54,58	0
3	DAR	E	98	11/12	0.91	0.23	-	49,61,69,70	0
3	DPN	E	40	11/12	0.93	0.15	-	26,35,36,38	0
3	DTH	F	64	7/8	0.88	0.17	-	43,44,49,51	0
3	DTY	E	18	12/13	0.96	0.10	-	27,32,42,43	0
3	DCY	F	61	6/7	0.95	0.08	-	30,34,42,42	0
3	DVA	F	62	7/8	0.97	0.11	-	30,33,41,48	0
2	DAS	D	49	8/9	0.94	0.11	-	33,39,53,64	0
2	DVA	D	30	7/8	0.97	0.12	-	29,36,42,49	0
2	DTH	D	52	7/8	0.92	0.13	-	31,33,39,40	0
3	DLE	F	25	8/9	0.94	0.15	-	32,38,44,46	0
3	DAS	E	12[A]	8/9	0.95	0.20	-	26,28,35,36	8
2	DGL	C	26	9/10	0.83	0.17	-	37,46,64,64	0
2	DLY	D	20	9/10	0.96	0.13	-	34,39,49,52	0
2	DAR	D	1[A]	11/12	0.64	0.38	-	41,60,78,79	11
2	DAL	D	27	5/6	0.88	0.11	-	37,41,47,49	0
3	DVA	E	45	7/8	0.95	0.12	-	27,29,33,34	0
2	DAR	D	1[B]	11/12	0.64	0.38	-	42,55,78,78	11
2	DTH	D	24	7/8	0.90	0.14	-	43,44,48,50	0
3	DAS	E	12[B]	8/9	0.95	0.20	-	26,31,34,37	8
3	DTH	E	64	7/8	0.94	0.27	-	33,47,53,55	0
2	DSN	C	46	6/7	0.93	0.12	-	34,37,40,52	0
2	DPN	C	31	11/12	0.97	0.12	-	27,41,44,46	0
3	DAS	F	34	8/9	0.88	0.18	-	35,46,50,57	0
2	DTY	C	53	12/13	0.94	0.12	-	28,34,39,40	0

*Continued on next page...*

*Continued from previous page...*

Mol	Type	Chain	Res	Atoms	RSCC	RSR	LLDF	B-factors( $\text{\AA}^2$ )	Q<0.9
3	DTY	E	14	12/13	0.93	0.12	-	26,33,38,39	0
2	DVA	D	36	7/8	0.95	0.13	-	32,34,41,45	0
2	DAL	C	33	5/6	0.96	0.10	-	34,35,38,42	0
3	DGN	F	72	9/10	0.95	0.13	-	29,33,45,49	0
2	DSN	C	43[A]	6/7	0.96	0.11	-	37,51,52,57	0
2	DPN	D	48	11/12	0.96	0.12	-	27,31,44,44	0
2	DGL	D	64	9/10	0.96	0.10	-	31,35,44,45	0
2	DSG	C	44	8/9	0.94	0.19	-	42,44,52,56	0
2	DAS	D	29	8/9	0.90	0.14	-	36,46,50,60	0
3	DGL	F	96	9/10	0.94	0.13	-	38,40,56,58	0
3	DIL	E	76	8/9	0.95	0.14	-	31,35,43,51	0
3	DCY	F	19	6/7	0.95	0.08	-	27,32,37,39	0
3	DHI	F	83	10/11	0.91	0.12	-	33,38,60,68	0
2	DSG	C	15	8/9	0.93	0.14	-	38,44,57,62	0
3	DCY	E	19	6/7	0.95	0.12	-	30,31,37,37	0
3	DPR	F	42	7/8	0.95	0.14	-	25,26,31,33	0
3	MED	E	71	8/9	0.97	0.11	-	29,34,39,40	0
2	DAR	D	5[B]	11/12	0.59	0.34	-	30,68,84,86	11
3	DSN	F	43	6/7	0.96	0.09	-	25,31,32,33	0
2	DVA	C	39	7/8	0.96	0.14	-	40,46,48,51	0
3	DPR	E	21	7/8	0.97	0.12	-	27,32,37,42	0
3	DIL	F	73	8/9	0.95	0.12	-	28,31,35,36	0
3	DGL	E	31	9/10	0.94	0.13	-	39,46,55,63	0
2	DAS	C	29	8/9	0.94	0.10	-	34,42,54,61	0
2	DPN	C	48	11/12	0.95	0.15	-	28,31,37,40	0
2	DAL	D	33	5/6	0.88	0.15	-	33,37,41,44	0
2	DVA	D	62	7/8	0.95	0.11	-	26,32,35,36	0
3	DGL	E	96	9/10	0.93	0.18	-	32,43,69,72	0
3	DVA	E	7	7/8	0.90	0.14	-	37,40,50,53	0
2	DAL	C	27	5/6	0.93	0.12	-	27,37,40,44	0
3	DGN	E	80	9/10	0.85	0.22	-	51,55,70,74	0
3	MED	F	74	8/9	0.95	0.11	-	29,33,53,58	0
2	DTH	C	25	7/8	0.96	0.12	-	33,36,42,49	0
2	DTY	C	10	12/13	0.94	0.11	-	30,37,47,49	0
2	DTY	D	40	12/13	0.91	0.20	-	31,44,59,63	0
2	DVA	C	36	7/8	0.97	0.11	-	34,36,41,46	0
3	DTY	F	14	12/13	0.93	0.13	-	24,32,37,40	0
3	DIL	F	76	8/9	0.95	0.18	-	30,38,41,45	0
3	MED	E	11	8/9	0.95	0.11	-	27,33,34,37	0
3	DSG	F	93	8/9	0.95	0.11	-	29,33,46,53	0
3	DAR	E	75	11/12	0.92	0.12	-	36,39,45,47	0
3	DHI	F	20	10/11	0.95	0.13	-	27,32,38,38	0

*Continued on next page...*

*Continued from previous page...*

Mol	Type	Chain	Res	Atoms	RSCC	RSR	LLDF	B-factors( $\text{\AA}^2$ )	Q<0.9
2	DPN	C	45	11/12	0.95	0.12	-	32,38,44,50	0
3	DLY	F	41	9/10	0.96	0.11	-	27,32,45,46	0
3	DLY	F	94	9/10	0.93	0.16	-	31,38,75,77	0
2	DAS	D	50	8/9	0.93	0.12	-	31,33,43,44	0
3	DTY	F	38	12/13	0.89	0.16	-	38,49,57,66	0
3	DGL	F	57	9/10	0.79	0.28	-	56,63,72,79	0
3	DPR	E	78	7/8	0.80	0.17	-	46,52,55,57	0
3	DCY	F	95	6/7	0.95	0.08	-	33,35,36,39	0
3	DIL	F	36	8/9	0.92	0.18	-	43,46,55,61	0
2	DTH	C	52	7/8	0.95	0.12	-	29,31,38,39	0
3	DGL	F	86	9/10	0.96	0.11	-	30,35,45,47	0
3	DIL	E	39	8/9	0.95	0.13	-	34,41,47,47	0
3	DCY	E	54	6/7	0.96	0.12	-	33,39,39,47	0
3	DAS	F	56	8/9	0.89	0.21	-	46,65,79,85	0
3	DVA	E	13	7/8	0.97	0.17	-	29,31,42,43	0
2	DSN	D	43[A]	6/7	0.96	0.14	-	32,36,37,40	2
2	DLE	D	12	8/9	0.98	0.13	-	30,32,38,40	0
3	DPN	F	10	11/12	0.93	0.12	-	21,27,33,34	0
3	DPR	F	46	7/8	0.96	0.11	-	22,26,31,32	0
3	DVA	F	45	7/8	0.97	0.11	-	24,28,31,31	0
2	DLY	D	11	9/10	0.91	0.14	-	32,36,59,63	0
3	DIL	E	36	8/9	0.96	0.17	-	48,59,70,76	0
3	DSN	F	88	6/7	0.91	0.12	-	24,35,42,52	0
2	DPN	D	60	11/12	0.93	0.15	-	30,37,44,44	0
3	DCY	F	54	6/7	0.93	0.09	-	31,39,41,44	0
2	DSN	C	43[B]	6/7	0.96	0.11	-	37,51,52,57	2
3	DTH	E	24	7/8	0.95	0.13	-	23,29,34,34	0
3	DTH	F	24	7/8	0.97	0.13	-	27,29,34,35	0
3	DHI	E	83	10/11	0.93	0.11	-	34,42,48,48	0
2	DAL	C	41	5/6	0.97	0.08	-	26,27,39,43	0
2	DPN	D	34	11/12	0.95	0.14	-	29,36,43,44	0
3	DAS	E	27	8/9	0.92	0.11	-	33,41,48,60	0
3	DGL	F	35	9/10	0.83	0.12	-	34,39,44,45	0
2	DAR	D	3[A]	5/12	0.60	0.37	-	71,71,82,83	5
3	DLY	E	77	9/10	0.92	0.18	-	34,41,79,80	0
2	DTH	C	63	7/8	0.92	0.15	-	34,35,38,42	0
2	DAR	D	4[B]	11/12	0.73	0.31	-	29,60,78,82	11
3	DGL	F	65	9/10	0.84	0.21	-	39,50,53,65	0
3	DGN	F	82	9/10	0.94	0.11	-	30,37,46,47	0
3	DAR	F	49	11/12	0.94	0.12	-	27,30,36,39	0
3	MED	F	71	8/9	0.97	0.14	-	31,33,39,40	0
3	DIL	F	69	8/9	0.97	0.14	-	27,35,48,48	0

*Continued on next page...*

*Continued from previous page...*

Mol	Type	Chain	Res	Atoms	RSCC	RSR	LLDF	B-factors(Å <sup>2</sup> )	Q<0.9
3	DSG	F	68	8/9	0.92	0.12	-	31,38,47,52	0
3	DTH	F	70	7/8	0.95	0.11	-	29,34,36,41	0
3	DPR	E	33	7/8	0.95	0.10	-	42,46,49,53	0
3	DPR	F	21	7/8	0.96	0.09	-	31,32,40,40	0
3	DLE	F	59	8/9	0.82	0.19	-	64,71,73,74	0
3	DPR	E	42	7/8	0.93	0.14	-	30,33,37,41	0
3	DPR	F	99	7/8	0.75	0.21	-	73,77,79,82	0
3	DTY	E	38	12/13	0.92	0.14	-	38,49,53,56	0
3	MED	F	48	8/9	0.97	0.12	-	24,32,36,37	0
2	DLY	C	20	9/10	0.92	0.15	-	37,45,62,62	0
2	DSN	C	67	6/7	0.67	0.27	-	88,91,93,96	0
3	DPR	F	63	7/8	0.96	0.12	-	32,35,39,42	0
3	DCY	E	50	6/7	0.93	0.09	-	29,36,41,42	0
3	DGL	E	6	9/10	0.54	0.29	-	57,65,89,90	0
3	DHI	E	20	10/11	0.96	0.13	-	32,36,39,40	0
3	DIL	E	69	8/9	0.93	0.11	-	29,33,36,40	0
3	DLE	E	90	8/9	0.95	0.16	-	31,37,53,54	0
2	DTY	C	40	12/13	0.90	0.14	-	37,44,59,61	0
2	DGL	D	26	9/10	0.92	0.13	-	45,53,74,80	0
3	DLY	E	41	9/10	0.97	0.14	-	30,32,41,44	0
3	DPR	F	33	7/8	0.95	0.12	-	45,48,50,53	0
3	DGN	F	91	9/10	0.96	0.12	-	24,28,30,30	0
3	DGL	E	57	9/10	0.85	0.19	-	67,74,101,104	0
3	DVA	E	8	7/8	0.96	0.13	-	30,33,51,52	0
2	DGL	C	22	9/10	0.95	0.15	-	33,37,42,44	0
3	DGL	E	35	9/10	0.92	0.13	-	39,50,56,60	0
2	DAS	D	32	8/9	0.92	0.12	-	33,41,59,67	0
3	DGL	E	60	9/10	0.90	0.16	-	49,52,63,64	0
3	DPN	F	29	11/12	0.87	0.20	-	44,47,63,63	0
2	DAL	C	56	5/6	0.94	0.09	-	28,33,47,48	0
3	DAR	F	16	11/12	0.95	0.11	-	27,33,43,48	0
3	DCY	F	50	6/7	0.91	0.10	-	28,31,32,33	0
2	DVA	C	62	7/8	0.92	0.18	-	27,33,38,40	0
2	DLE	C	19	8/9	0.94	0.13	-	38,46,48,55	0
2	DAR	C	1	11/12	0.71	0.35	-	47,69,98,99	0
3	DCY	E	95	6/7	0.95	0.09	-	27,33,36,40	0
2	DAR	C	3	11/12	0.67	0.22	-	62,84,94,95	0
2	DAR	D	2[A]	5/12	0.46	0.42	-	84,85,87,88	5
3	DLY	F	77	9/10	0.84	0.16	-	38,43,50,53	0
2	DAS	C	54	8/9	0.91	0.12	-	31,37,47,54	0
3	DSG	E	68	8/9	0.95	0.10	-	36,46,69,70	0
3	DGL	E	66	9/10	0.85	0.16	-	34,46,69,79	0

*Continued on next page...*

*Continued from previous page...*

Mol	Type	Chain	Res	Atoms	RSCC	RSR	LLDF	B-factors( $\text{\AA}^2$ )	Q<0.9
3	DHI	F	92	10/11	0.93	0.13	-	24,29,31,31	0
3	DSN	E	17	6/7	0.95	0.12	-	29,29,31,40	0
3	DPN	F	40	11/12	0.95	0.14	-	27,34,38,42	0
3	DIL	F	39	8/9	0.92	0.15	-	33,39,54,55	0
2	DAL	D	41	5/6	0.96	0.10	-	31,31,39,41	0
3	DTY	E	32	12/13	0.89	0.18	-	39,44,48,50	0
3	MED	E	48	8/9	0.95	0.16	-	25,34,36,37	0
3	DGN	F	80	9/10	0.90	0.18	-	32,42,49,52	0
2	DPN	C	38	11/12	0.95	0.14	-	33,39,45,45	0
3	DGN	E	72	9/10	0.92	0.11	-	28,37,42,45	0
3	DGN	E	91	9/10	0.89	0.14	-	30,36,41,42	0
3	DLE	F	47	8/9	0.96	0.11	-	22,31,34,35	0
2	DPN	C	34	11/12	0.96	0.13	-	31,36,48,49	0
3	MED	E	87	8/9	0.95	0.12	-	27,34,38,39	0
3	DPN	F	89	11/12	0.95	0.13	-	26,31,36,39	0
3	MED	F	11	8/9	0.96	0.11	-	32,36,40,43	0
3	DCY	F	97	6/7	0.95	0.10	-	41,44,46,52	0
2	DLY	C	58	9/10	0.92	0.15	-	30,44,72,77	0
3	DGL	E	86	9/10	0.93	0.11	-	31,37,41,43	0
3	DVA	F	26	7/8	0.96	0.14	-	28,32,35,40	0
3	DVA	F	7	7/8	0.92	0.14	-	32,40,45,59	0
3	DTY	F	32	12/13	0.94	0.11	-	40,48,57,58	0
2	DVA	D	28	7/8	0.90	0.20	-	46,50,56,64	0
3	DAR	E	16	11/12	0.94	0.13	-	30,32,47,50	0
3	MED	E	74[B]	8/9	0.93	0.13	-	34,39,42,42	8
2	DPN	D	45	11/12	0.94	0.12	-	30,33,36,41	0
3	MED	E	74[A]	8/9	0.93	0.13	-	36,38,42,47	8
2	DTR	C	51	14/15	0.96	0.14	-	25,35,47,48	0
2	DAS	C	32	8/9	0.89	0.20	-	35,43,63,69	0
2	DAR	C	2	5/12	0.12	0.33	-	90,94,100,104	0
3	DLE	E	47	8/9	0.97	0.10	-	24,28,33,33	0
3	DLE	E	59	8/9	0.93	0.14	-	43,53,57,59	0
3	DAS	F	27	8/9	0.94	0.11	-	33,37,54,60	0
3	DPR	E	63	7/8	0.94	0.08	-	30,35,40,41	0
3	DGL	E	65	9/10	0.85	0.21	-	48,54,67,70	0
2	DTH	C	18	7/8	0.92	0.16	-	54,65,70,72	0
2	DIL	D	13	8/9	0.92	0.14	-	24,36,39,42	0
3	DGL	F	6	9/10	0.72	0.17	-	43,57,74,77	0
3	DVA	E	62	7/8	0.96	0.14	-	35,40,45,46	0
3	DGL	F	66	9/10	0.91	0.15	-	44,46,71,78	0
2	DPN	C	37	11/12	0.94	0.13	-	27,30,40,43	0
2	DAL	D	56	5/6	0.93	0.13	-	60,61,65,70	0

*Continued on next page...*

Continued from previous page...

Mol	Type	Chain	Res	Atoms	RSCC	RSR	LLDF	B-factors( $\text{\AA}^2$ )	Q<0.9
3	DGN	F	15	9/10	0.96	0.13	-	30,39,49,60	0
3	DTH	E	70	7/8	0.97	0.08	-	30,33,38,39	0
2	DTH	D	23	7/8	0.97	0.14	-	31,42,46,47	0
3	DGN	E	82	9/10	0.94	0.14	-	33,37,52,61	0
3	DSN	E	43	6/7	0.98	0.07	-	25,33,36,38	0
3	DPN	E	10	11/12	0.97	0.12	-	23,28,31,37	0
3	DLY	F	9	9/10	0.93	0.14	-	33,44,65,71	0
3	DVA	E	26	7/8	0.97	0.12	-	32,34,36,46	0
2	DAR	C	4	11/12	0.89	0.23	-	54,72,89,93	0
2	DLE	C	14	8/9	0.91	0.18	-	32,38,53,59	0
2	DTH	C	9	7/8	0.94	0.10	-	36,39,42,43	0
2	DAS	D	47	8/9	0.94	0.10	-	32,35,44,49	0
2	DTH	D	63	7/8	0.97	0.12	-	30,34,38,38	0
3	DLY	E	100	9/10	0.82	0.14	-	47,53,70,72	0
2	DAS	D	54	8/9	0.89	0.14	-	45,54,61,69	0
3	DCY	E	61	6/7	0.92	0.13	-	39,40,43,53	0

### 6.3 Carbohydrates [i](#)

There are no carbohydrates in this entry.

### 6.4 Ligands [i](#)

In the following table, the Atoms column lists the number of modelled atoms in the group and the number defined in the chemical component dictionary. LLDF column lists the quality of electron density of the group with respect to its neighbouring residues in protein, DNA or RNA chains. The B-factors column lists the minimum, median, 95<sup>th</sup> percentile and maximum values of B factors of atoms in the group. The column labelled 'Q< 0.9' lists the number of atoms with occupancy less than 0.9.

Mol	Type	Chain	Res	Atoms	RSCC	RSR	LLDF	B-factors( $\text{\AA}^2$ )	Q<0.9
5	GOL	A	203	6/6	0.85	0.33	18.10	46,67,78,82	0
5	GOL	A	201	6/6	0.86	0.19	4.26	56,63,65,66	0
5	GOL	A	202	6/6	0.93	0.21	3.44	72,74,76,77	0
6	PEG	H	101	7/7	0.74	0.21	2.55	40,58,64,67	0
5	GOL	F	201	6/6	0.41	0.49	-	62,72,75,76	0

### 6.5 Other polymers [i](#)

There are no such residues in this entry.