



wwPDB EM Map/Model Validation Report ⓘ

Aug 3, 2016 – 09:53 AM EDT

PDB ID : 5HNW
EMDB ID: : EMD-8058
Title : Structural basis of backwards motion in kinesin-14: minus-end directed nKn664 in the AMPPNP state
Authors : Shigematsu, H.; Yokoyama, T.; Kikkawa, M.; Shirouzu, M.; Nitta, R.
Deposited on : 2016-01-19
Resolution : 6.60 Å(reported)
Based on PDB ID : ?

This is a wwPDB EM Map/Model Validation Report for a publicly released PDB/EMDB entry.
For rigid body fitted models, validation errors reported here could stem from errors in the original structure(s) used in the fitting.

We welcome your comments at validation@mail.wwpdb.org

A user guide is available at

<http://wwpdb.org/validation/2016/EMValidationReportHelp>

MolProbity : 4.02b-467
Mogul : 1.7.1 (RC1), CSD as537be (2016)
Percentile statistics : 20151230.v01 (using entries in the PDB archive December 30th 2015)
Ideal geometry (proteins) : Engh & Huber (2001)
Ideal geometry (DNA, RNA) : Parkinson et. al. (1996)
Validation Pipeline (wwPDB-VP) : rb-20027939

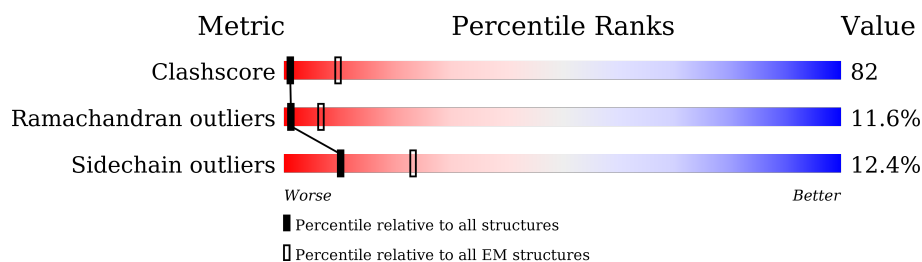
1 Overall quality at a glance

The following experimental techniques were used to determine the structure:

ELECTRON MICROSCOPY

The reported resolution of this entry is 6.60 Å.

Percentile scores (ranging between 0-100) for global validation metrics of the entry are shown in the following graphic. The table shows the number of entries on which the scores are based.



Metric	Whole archive (#Entries)	EM structures (#Entries)
Clashscore	114402	924
Ramachandran outliers	111179	726
Sidechain outliers	111093	686

The table below summarises the geometric issues observed across the polymeric chains. The red, orange, yellow and green segments on the bar indicate the fraction of residues that contain outliers for ≥ 3 , 2, 1 and 0 types of geometric quality criteria. A grey segment represents the fraction of residues that are not modelled. The numeric value for each fraction is indicated below the corresponding segment, with a dot representing fractions $\leq 5\%$.

Mol	Chain	Length	Quality of chain
1	A	450	
2	B	444	
3	K	371	

The following table lists non-polymeric compounds, carbohydrate monomers and non-standard residues in protein, DNA, RNA chains that are outliers for geometric or electron-density-fit criteria:

Mol	Type	Chain	Res	Chirality	Geometry	Clashes	Electron density
5	GTP	A	502	-	-	X	-
8	ANP	K	402	-	-	X	-

2 Entry composition

There are 8 unique types of molecules in this entry. The entry contains 9302 atoms, of which 0 are hydrogens and 0 are deuteriums.

In the tables below, the AltConf column contains the number of residues with at least one atom in alternate conformation and the Trace column contains the number of residues modelled with at most 2 atoms.

- Molecule 1 is a protein called Tubulin alpha-1B chain.

Mol	Chain	Residues	Atoms					AltConf	Trace
1	A	412	Total	C	N	O	S	0	0
			3227	2043	551	613	20		

There are 5 discrepancies between the modelled and reference sequences:

Chain	Residue	Modelled	Actual	Comment	Reference
A	136	SER	LEU	conflict	UNP P81947
A	232	GLY	SER	conflict	UNP P81947
A	265	GLY	ILE	conflict	UNP P81947
A	340	THR	SER	conflict	UNP P81947
A	358	GLU	GLN	conflict	UNP P81947

- Molecule 2 is a protein called Tubulin beta-2B chain.

Mol	Chain	Residues	Atoms					AltConf	Trace
2	B	426	Total	C	N	O	S	0	0
			3351	2105	575	646	25		

There are 4 discrepancies between the modelled and reference sequences:

Chain	Residue	Modelled	Actual	Comment	Reference
B	57	ALA	THR	conflict	UNP Q6B856
B	172	VAL	MET	conflict	UNP Q6B856
B	298	ALA	SER	conflict	UNP Q6B856
B	318	VAL	ILE	conflict	UNP Q6B856

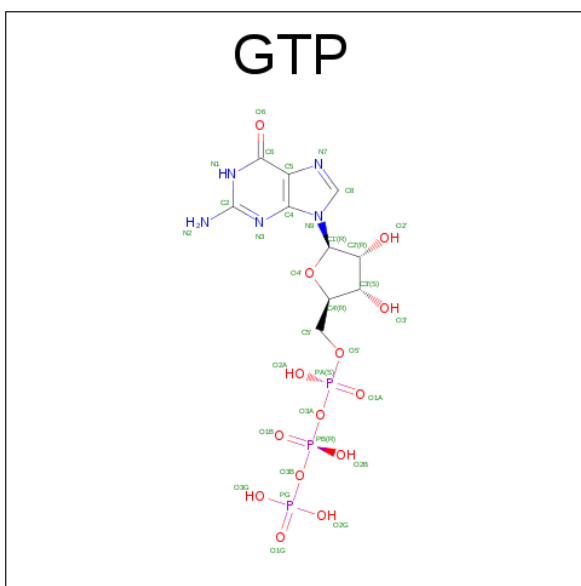
- Molecule 3 is a protein called Protein claret segregational,KINESIN HEAVY CHAIN ISOFORM 5C.

Mol	Chain	Residues	Atoms					AltConf	Trace
3	K	329	Total	C	N	O	S	0	0
			2569	1613	445	498	13		

- Molecule 4 is MAGNESIUM ION (three-letter code: MG) (formula: Mg).

Mol	Chain	Residues	Atoms		AltConf
4	A	1	Total	Mg	0
			1	1	
4	K	1	Total	Mg	0
			1	1	

- Molecule 5 is GUANOSINE-5'-TRIPHOSPHATE (three-letter code: GTP) (formula: C₁₀H₁₆N₅O₁₄P₃).



Mol	Chain	Residues	Atoms					AltConf
5	A	1	Total	C	N	O	P	0
			32	10	5	14	3	

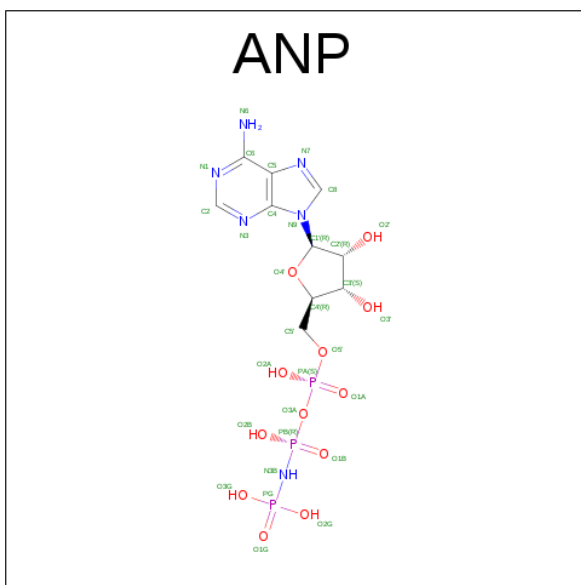
- Molecule 6 is GUANOSINE-5'-DIPHOSPHATE (three-letter code: GDP) (formula: C₁₀H₁₅N₅O₁₁P₂).



- Molecule 7 is TAXOL (three-letter code: TA1) (formula: $C_{47}H_{51}NO_{14}$).



- Molecule 8 is PHOSPHOAMINOPHOSPHONIC ACID-ADENYLATE ESTER (three-letter code: ANP) (formula: $\text{C}_{10}\text{H}_{17}\text{N}_6\text{O}_{12}\text{P}_3$).

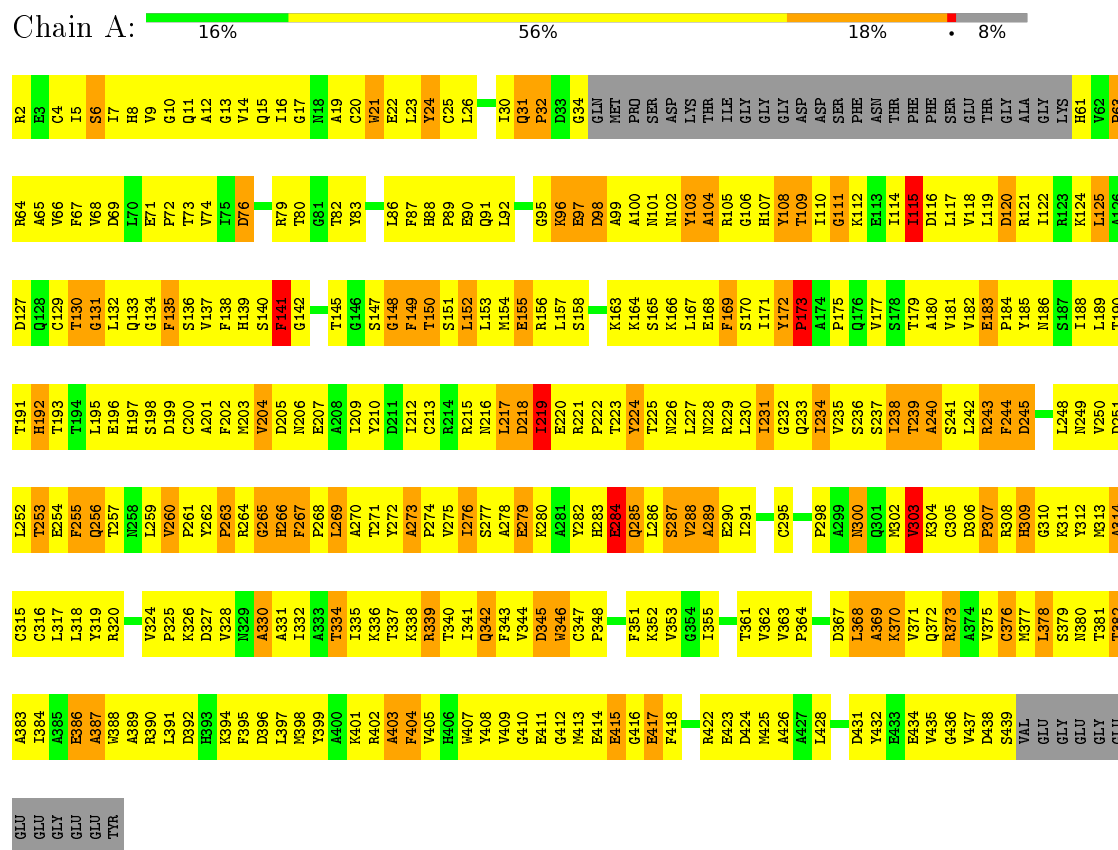


Mol	Chain	Residues	Atoms					AltConf
8	K	1	Total 31	C 10	N 6	O 12	P 3	0

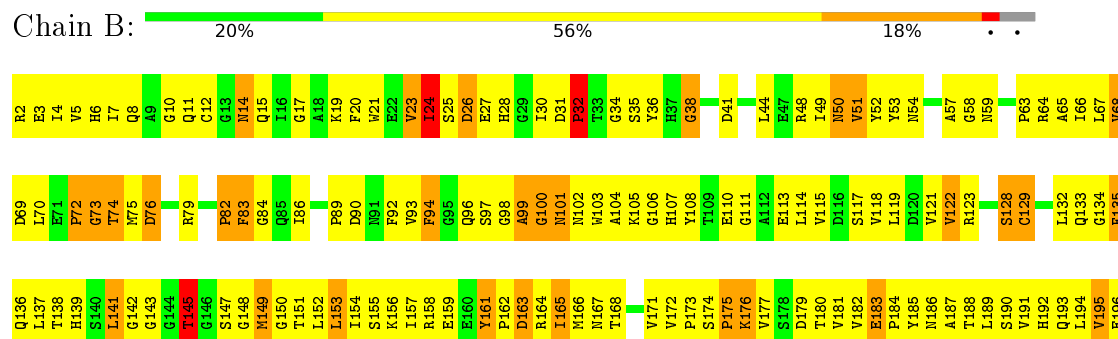
3 Residue-property plots

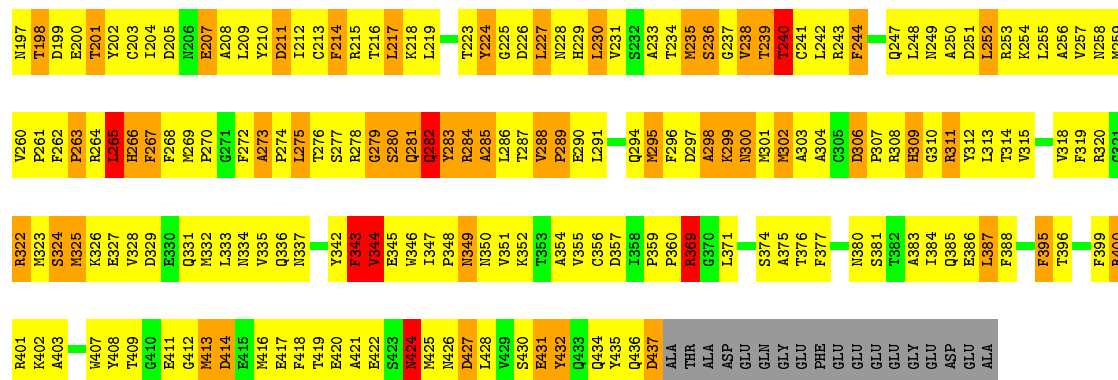
These plots are drawn for all protein, RNA and DNA chains in the entry. The first graphic for a chain summarises the proportions of errors displayed in the second graphic. The second graphic shows the sequence view annotated by issues in geometry. Residues are color-coded according to the number of geometric quality criteria for which they contain at least one outlier: green = 0, yellow = 1, orange = 2 and red = 3 or more. Stretches of 2 or more consecutive residues without any outlier are shown as a green connector. Residues present in the sample, but not in the model, are shown in grey.

• Molecule 1: Tubulin alpha-1B chain



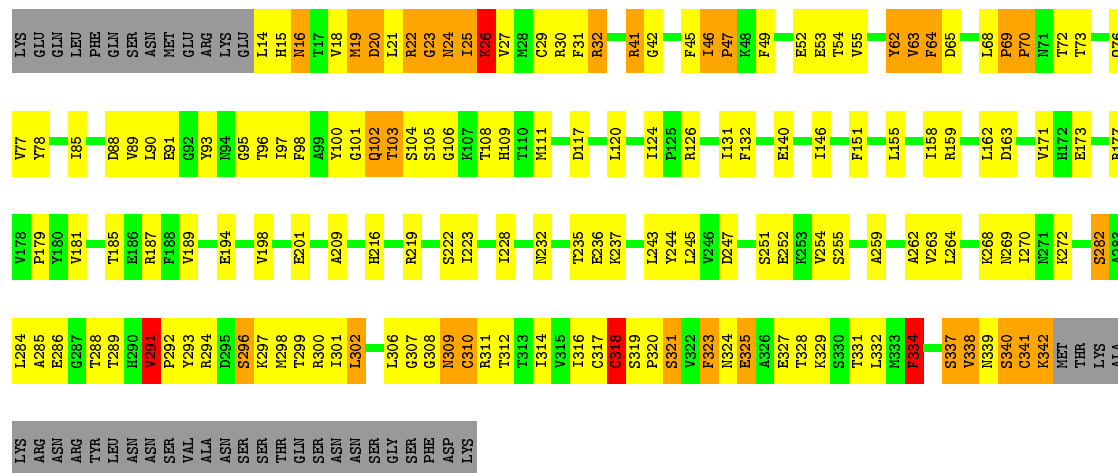
• Molecule 2: Tubulin beta-2B chain





- Molecule 3: Protein claret segregational,KINESIN HEAVY CHAIN ISOFORM 5C

Chain K: 47% 33% 8% 11%



4 Experimental information

Property	Value	Source
Reconstruction method	Not provided	Depositor
Imposed symmetry	POINT, Not provided	Depositor
Number of images used	229516	Depositor
Resolution determination method	FSC 0.143 CUT-OFF	Depositor
CTF correction method	Not provided	Depositor
Microscope	FEI Tecnai Arctica	Depositor
Voltage (kV)	200	Depositor
Electron dose ($e^-/\text{\AA}^2$)	Not provided	Depositor
Minimum defocus (nm)	Not provided	Depositor
Maximum defocus (nm)	Not provided	Depositor
Magnification	Not provided	Depositor
Image detector	Not provided	Depositor

5 Model quality [i](#)

5.1 Standard geometry [i](#)

Bond lengths and bond angles in the following residue types are not validated in this section: GDP, GTP, MG, ANP, TA1

The Z score for a bond length (or angle) is the number of standard deviations the observed value is removed from the expected value. A bond length (or angle) with $|Z| > 5$ is considered an outlier worth inspection. RMSZ is the root-mean-square of all Z scores of the bond lengths (or angles).

Mol	Chain	Bond lengths		Bond angles	
		RMSZ	$\# Z > 2$	RMSZ	$\# Z > 2$
1	A	0.51	0/3300	0.73	0/4482
2	B	0.51	0/3426	0.76	2/4642 (0.0%)
3	K	1.18	3/2611 (0.1%)	1.22	21/3524 (0.6%)
All	All	0.76	3/9337 (0.0%)	0.90	23/12648 (0.2%)

Chiral center outliers are detected by calculating the chiral volume of a chiral center and verifying if the center is modelled as a planar moiety or with the opposite hand. A planarity outlier is detected by checking planarity of atoms in a peptide group, atoms in a mainchain group or atoms of a sidechain that are expected to be planar.

Mol	Chain	#Chirality outliers	#Planarity outliers
3	K	0	5

All (3) bond length outliers are listed below:

Mol	Chain	Res	Type	Atoms	Z	Observed(Å)	Ideal(Å)
3	K	70	PRO	N-CD	30.71	1.90	1.47
3	K	69	PRO	N-CD	23.75	1.81	1.47
3	K	47	PRO	N-CD	22.66	1.79	1.47

All (23) bond angle outliers are listed below:

Mol	Chain	Res	Type	Atoms	Z	Observed(°)	Ideal(°)
3	K	334	PHE	O-C-N	-11.01	105.08	122.70
3	K	70	PRO	CA-N-CD	-8.61	99.44	111.50
3	K	282	SER	N-CA-CB	8.26	122.89	110.50
3	K	334	PHE	CA-C-N	7.67	134.08	117.20
3	K	41	ARG	NE-CZ-NH1	7.59	124.09	120.30
3	K	334	PHE	C-N-CA	7.08	139.40	121.70
3	K	69	PRO	CA-N-CD	-6.66	102.17	111.50

Continued on next page...

Continued from previous page...

Mol	Chain	Res	Type	Atoms	Z	Observed(°)	Ideal(°)
3	K	47	PRO	CA-N-CD	-6.52	102.37	111.50
3	K	282	SER	CB-CA-C	-6.20	98.31	110.10
2	B	235	MET	CG-SD-CE	6.13	110.00	100.20
3	K	47	PRO	N-CA-CB	6.02	110.53	103.30
3	K	64	PHE	CB-CG-CD1	-5.95	116.63	120.80
3	K	70	PRO	N-CA-CB	5.81	110.27	103.30
3	K	296	SER	CB-CA-C	-5.77	99.13	110.10
3	K	102	GLN	N-CA-CB	-5.75	100.25	110.60
3	K	237	LYS	C-N-CA	5.51	135.48	121.70
3	K	111	MET	CG-SD-CE	-5.50	91.39	100.20
3	K	159	ARG	NE-CZ-NH1	5.40	123.00	120.30
2	B	217	LEU	N-CA-C	-5.38	96.47	111.00
3	K	323	PHE	C-N-CA	5.22	134.76	121.70
3	K	293	TYR	CA-CB-CG	-5.10	103.70	113.40
3	K	126	ARG	NE-CZ-NH1	5.10	122.85	120.30
3	K	159	ARG	NE-CZ-NH2	-5.01	117.80	120.30

There are no chirality outliers.

All (5) planarity outliers are listed below:

Mol	Chain	Res	Type	Group
3	K	291	VAL	Peptide
3	K	32	ARG	Sidechain
3	K	41	ARG	Sidechain
3	K	62	TYR	Sidechain
3	K	78	TYR	Sidechain

5.2 Too-close contacts ⓘ

In the following table, the Non-H and H(model) columns list the number of non-hydrogen atoms and hydrogen atoms in the chain respectively. The H(added) column lists the number of hydrogen atoms added and optimized by MolProbity. The Clashes column lists the number of clashes within the asymmetric unit, whereas Symm-Clashes lists symmetry related clashes.

Mol	Chain	Non-H	H(model)	H(added)	Clashes	Symm-Clashes
1	A	3227	0	3143	623	0
2	B	3351	0	3227	589	0
3	K	2569	0	2570	399	0
4	A	1	0	0	0	0
4	K	1	0	0	0	0
5	A	32	0	12	14	0

Continued on next page...

Continued from previous page...

Mol	Chain	Non-H	H(model)	H(added)	Clashes	Symm-Clashes
6	B	28	0	12	2	0
7	B	62	0	51	10	0
8	K	31	0	13	19	0
All	All	9302	0	9028	1509	0

The all-atom clashscore is defined as the number of clashes found per 1000 atoms (including hydrogen atoms). The all-atom clashscore for this structure is 82.

All (1509) close contacts within the same asymmetric unit are listed below, sorted by their clash magnitude.

Atom-1	Atom-2	Interatomic distance (Å)	Clash overlap (Å)
3:K:49:PHE:CZ	3:K:70:PRO:HD3	1.27	1.64
1:A:409:VAL:HG12	3:K:272:LYS:CB	1.25	1.58
1:A:409:VAL:CG1	3:K:272:LYS:CB	1.75	1.54
3:K:316:ILE:HG21	3:K:331:THR:CG2	1.24	1.50
3:K:316:ILE:CG2	3:K:331:THR:HG23	1.25	1.48
3:K:171:VAL:HG21	3:K:300:ARG:NE	1.29	1.46
3:K:21:LEU:HD12	3:K:338:VAL:CG2	1.48	1.39
1:A:409:VAL:HG13	3:K:272:LYS:CD	1.51	1.38
3:K:47:PRO:N	3:K:47:PRO:CD	1.79	1.37
3:K:49:PHE:CZ	3:K:70:PRO:CD	2.07	1.36
3:K:27:VAL:HG12	3:K:314:ILE:CB	1.57	1.35
3:K:102:GLN:CG	3:K:327:GLU:HB2	1.58	1.34
3:K:21:LEU:CB	3:K:338:VAL:HG21	1.58	1.34
3:K:70:PRO:CD	3:K:70:PRO:N	1.90	1.33
1:A:409:VAL:CG1	3:K:272:LYS:HB3	0.84	1.32
3:K:21:LEU:HB2	3:K:338:VAL:CG2	1.59	1.31
3:K:21:LEU:CA	3:K:338:VAL:HG11	1.62	1.30
3:K:26:LYS:CD	3:K:65:ASP:OD2	1.78	1.29
3:K:21:LEU:CD1	3:K:338:VAL:CG2	2.10	1.28
3:K:49:PHE:CE2	3:K:70:PRO:HD2	1.68	1.27
3:K:49:PHE:CE2	3:K:70:PRO:CD	2.17	1.27
3:K:103:THR:HG23	8:K:402:ANP:O1G	1.26	1.26
3:K:69:PRO:CD	3:K:69:PRO:N	1.81	1.26
2:B:416:MET:CE	3:K:173:GLU:HB2	1.67	1.24
3:K:151:PHE:CE1	3:K:301:ILE:HD13	1.72	1.22
3:K:102:GLN:HG2	3:K:327:GLU:CB	1.70	1.20
3:K:21:LEU:CD1	3:K:338:VAL:HG22	1.71	1.19
1:A:414:GLU:HA	3:K:272:LYS:HD2	1.19	1.18
1:A:414:GLU:CG	3:K:268:LYS:HZ1	1.55	1.18
3:K:89:VAL:HG12	3:K:228:ILE:HD12	1.21	1.17

Continued on next page...

Continued from previous page...

Atom-1	Atom-2	Interatomic distance (Å)	Clash overlap (Å)
3:K:171:VAL:HG21	3:K:300:ARG:CZ	1.73	1.17
3:K:102:GLN:OE1	3:K:251:SER:O	1.60	1.16
3:K:20:ASP:OD2	3:K:339:ASN:ND2	1.76	1.16
3:K:20:ASP:HB2	3:K:339:ASN:HB2	1.25	1.15
2:B:234:THR:HG21	2:B:270:PRO:HB2	1.23	1.15
1:A:243:ARG:NH2	1:A:252:LEU:H	1.45	1.14
3:K:93:TYR:CD1	3:K:309:ASN:ND2	2.13	1.14
3:K:171:VAL:CG2	3:K:300:ARG:CZ	2.25	1.14
1:A:409:VAL:HG13	3:K:272:LYS:HD3	1.16	1.12
3:K:55:VAL:H	3:K:63:VAL:HG21	1.13	1.12
1:A:414:GLU:HG3	3:K:268:LYS:NZ	1.65	1.12
2:B:93:VAL:HG11	2:B:118:VAL:HG22	1.30	1.11
3:K:102:GLN:HG2	3:K:327:GLU:HB2	1.17	1.11
3:K:101:GLY:HA2	3:K:327:GLU:CD	1.70	1.10
1:A:415:GLU:N	3:K:272:LYS:HZ2	1.49	1.10
3:K:93:TYR:CG	3:K:309:ASN:ND2	2.19	1.09
3:K:25:ILE:HD13	3:K:285:ALA:HB1	1.13	1.09
3:K:27:VAL:CG1	3:K:314:ILE:HB	1.82	1.09
3:K:93:TYR:HB3	3:K:309:ASN:ND2	1.67	1.08
3:K:131:ILE:HG21	3:K:146:ILE:HD13	1.32	1.08
3:K:73:THR:HG22	3:K:76:GLN:CG	1.84	1.07
3:K:73:THR:HG23	3:K:76:GLN:H	1.09	1.07
1:A:409:VAL:HG11	3:K:272:LYS:HB3	1.12	1.07
3:K:26:LYS:NZ	3:K:65:ASP:OD1	1.88	1.07
3:K:117:ASP:CG	3:K:120:LEU:HB2	1.74	1.06
3:K:25:ILE:HD13	3:K:285:ALA:CB	1.86	1.06
3:K:26:LYS:HD2	3:K:65:ASP:OD2	0.89	1.05
3:K:103:THR:CG2	8:K:402:ANP:O1G	2.03	1.05
3:K:316:ILE:CG2	3:K:331:THR:CG2	1.81	1.05
1:A:412:GLY:HA2	3:K:268:LYS:HG2	1.38	1.05
1:A:414:GLU:HA	3:K:272:LYS:CD	1.87	1.05
2:B:419:THR:HG23	3:K:177:ARG:NH1	1.72	1.04
3:K:102:GLN:CG	3:K:327:GLU:CB	2.29	1.04
1:A:11:GLN:N	5:A:502:GTP:O1B	1.91	1.04
2:B:416:MET:HE1	3:K:173:GLU:CB	1.87	1.04
3:K:291:VAL:HG13	3:K:292:PRO:HD3	1.40	1.04
3:K:93:TYR:CB	3:K:309:ASN:ND2	2.21	1.03
2:B:416:MET:HE1	3:K:173:GLU:HB2	1.04	1.03
3:K:323:PHE:CE2	3:K:324:ASN:OD1	2.12	1.02
1:A:109:THR:HG22	1:A:110:ILE:N	1.70	1.02
1:A:415:GLU:N	3:K:272:LYS:NZ	2.08	1.02

Continued on next page...

Continued from previous page...

Atom-1	Atom-2	Interatomic distance (Å)	Clash overlap (Å)
1:A:409:VAL:HG13	3:K:272:LYS:CG	1.90	1.02
2:B:172:VAL:HG11	2:B:387:LEU:HD21	1.37	1.02
1:A:414:GLU:HG3	3:K:268:LYS:HZ1	0.88	1.01
3:K:21:LEU:HD11	3:K:286:GLU:OE2	1.60	1.01
3:K:21:LEU:N	3:K:338:VAL:HG11	1.75	1.01
1:A:414:GLU:CG	3:K:268:LYS:NZ	2.21	1.01
1:A:243:ARG:HH21	1:A:252:LEU:N	1.57	1.01
3:K:171:VAL:CG2	3:K:300:ARG:NE	2.22	1.01
3:K:323:PHE:CD2	3:K:324:ASN:OD1	2.14	1.01
3:K:55:VAL:H	3:K:63:VAL:CG2	1.74	1.00
3:K:20:ASP:CB	3:K:339:ASN:HB2	1.89	1.00
1:A:409:VAL:HG13	3:K:272:LYS:HB3	1.37	1.00
2:B:236:SER:O	2:B:240:THR:HG23	1.61	1.00
3:K:23:GLY:O	3:K:25:ILE:N	1.93	1.00
3:K:20:ASP:HB2	3:K:339:ASN:CB	1.92	1.00
1:A:11:GLN:HG3	1:A:74:VAL:HG11	1.43	0.99
3:K:21:LEU:CD2	3:K:26:LYS:HE2	1.92	0.99
2:B:299:LYS:H	2:B:299:LYS:HD3	1.24	0.99
1:A:409:VAL:HG12	3:K:272:LYS:HB2	1.43	0.98
3:K:26:LYS:HD2	3:K:65:ASP:CG	1.84	0.98
3:K:18:VAL:HG13	3:K:339:ASN:O	1.63	0.98
3:K:21:LEU:HA	3:K:338:VAL:HG11	1.46	0.97
3:K:124:ILE:HG12	3:K:245:LEU:HD13	1.46	0.97
1:A:259:LEU:HD11	1:A:378:LEU:HD13	1.47	0.96
3:K:21:LEU:HD22	3:K:26:LYS:HE2	1.46	0.96
3:K:103:THR:HA	8:K:402:ANP:PG	2.05	0.96
3:K:73:THR:HG22	3:K:76:GLN:HG2	1.46	0.96
3:K:25:ILE:CD1	3:K:285:ALA:CB	2.44	0.95
3:K:21:LEU:CD1	3:K:338:VAL:HG21	1.88	0.95
3:K:73:THR:CG2	3:K:76:GLN:HG2	1.95	0.95
3:K:131:ILE:HG21	3:K:146:ILE:CD1	1.97	0.95
1:A:407:TRP:HE1	2:B:260:VAL:HG23	1.28	0.95
2:B:273:ALA:HB3	2:B:274:PRO:HD3	1.48	0.95
1:A:251:ASP:N	1:A:254:GLU:HG3	1.82	0.94
3:K:64:PHE:HE2	3:K:332:LEU:HD23	1.30	0.94
1:A:409:VAL:CG1	3:K:272:LYS:CG	2.43	0.94
1:A:109:THR:HG22	1:A:110:ILE:H	1.33	0.94
2:B:132:LEU:HD23	2:B:164:ARG:HG3	1.50	0.94
2:B:281:GLN:O	2:B:283:TYR:N	2.00	0.94
3:K:219:ARG:NH1	3:K:252:GLU:OE1	2.00	0.93
1:A:251:ASP:H	1:A:254:GLU:HG3	1.33	0.93

Continued on next page...

Continued from previous page...

Atom-1	Atom-2	Interatomic distance (Å)	Clash overlap (Å)
1:A:237:SER:HB2	1:A:376:CYS:SG	2.08	0.93
3:K:25:ILE:CD1	3:K:285:ALA:HB1	1.98	0.93
1:A:98:ASP:HB2	1:A:105:ARG:HH21	1.31	0.93
3:K:131:ILE:CG2	3:K:146:ILE:CD1	2.46	0.93
1:A:316:CYS:HB3	1:A:378:LEU:HD11	1.48	0.92
2:B:264:ARG:O	2:B:265:LEU:HB3	1.69	0.92
1:A:31:GLN:HB3	1:A:32:PRO:HD2	1.51	0.92
3:K:151:PHE:HE1	3:K:301:ILE:HD13	1.12	0.91
3:K:21:LEU:CB	3:K:338:VAL:HG11	2.01	0.91
2:B:70:LEU:H	2:B:145:THR:HG21	1.33	0.91
1:A:101:ASN:ND2	2:B:254:LYS:HD2	1.84	0.90
3:K:93:TYR:HB3	3:K:309:ASN:HD22	1.33	0.90
1:A:151:SER:HB3	1:A:193:THR:HG21	1.50	0.90
3:K:132:PHE:CE1	3:K:146:ILE:HD12	2.06	0.90
1:A:119:LEU:HD23	1:A:122:ILE:HD11	1.53	0.90
3:K:21:LEU:HB2	3:K:338:VAL:CB	2.02	0.90
3:K:187:ARG:HD3	3:K:198:VAL:CG2	2.02	0.90
3:K:103:THR:HA	8:K:402:ANP:O3G	1.72	0.90
3:K:47:PRO:CG	3:K:320:PRO:HG3	2.00	0.90
3:K:73:THR:CG2	3:K:76:GLN:H	1.84	0.90
3:K:21:LEU:HB2	3:K:338:VAL:HG21	0.91	0.90
3:K:89:VAL:CG1	3:K:228:ILE:HD12	2.02	0.89
3:K:20:ASP:OD2	3:K:339:ASN:CG	2.10	0.89
3:K:320:PRO:O	3:K:321:SER:OG	1.90	0.89
1:A:414:GLU:CA	3:K:272:LYS:HD2	2.01	0.89
3:K:47:PRO:CD	3:K:320:PRO:HG3	2.03	0.89
1:A:343:PHE:CZ	1:A:351:PHE:CE2	2.60	0.89
2:B:147:SER:O	2:B:151:THR:HB	1.71	0.89
2:B:8:GLN:OE1	2:B:67:LEU:HD22	1.72	0.89
3:K:27:VAL:HG12	3:K:314:ILE:HB	0.89	0.88
2:B:93:VAL:HG11	2:B:118:VAL:CG2	2.03	0.88
1:A:122:ILE:HD12	1:A:157:LEU:HD21	1.54	0.88
2:B:101:ASN:HD21	2:B:143:GLY:HA2	1.38	0.88
2:B:416:MET:CE	3:K:173:GLU:CB	2.48	0.88
3:K:46:ILE:H	3:K:47:PRO:CD	1.86	0.88
2:B:10:GLY:HA2	2:B:145:THR:HB	1.55	0.88
1:A:415:GLU:H	3:K:272:LYS:HZ2	0.95	0.88
2:B:102:ASN:HD21	2:B:408:TYR:HA	1.38	0.88
3:K:64:PHE:CE2	3:K:332:LEU:HD23	2.09	0.88
1:A:147:SER:HB2	1:A:190:THR:OG1	1.73	0.88
3:K:171:VAL:HG21	3:K:300:ARG:HE	1.36	0.88

Continued on next page...

Continued from previous page...

Atom-1	Atom-2	Interatomic distance (Å)	Clash overlap (Å)
2:B:264:ARG:HB2	2:B:266:HIS:CD2	2.08	0.88
2:B:360:PRO:HG2	2:B:371:LEU:HB3	1.56	0.87
1:A:110:ILE:HG23	1:A:111:GLY:H	1.38	0.87
2:B:311:ARG:HD3	2:B:342:TYR:HA	1.56	0.87
2:B:153:LEU:O	2:B:157:ILE:HG12	1.75	0.86
2:B:6:HIS:CE1	2:B:8:GLN:HG2	2.10	0.86
3:K:131:ILE:CG2	3:K:146:ILE:HD11	2.04	0.86
3:K:254:VAL:HG23	3:K:268:LYS:HD3	1.58	0.86
3:K:100:TYR:CE1	3:K:327:GLU:HG2	2.11	0.86
2:B:276:THR:HB	2:B:281:GLN:HG3	1.56	0.86
3:K:21:LEU:CD1	3:K:286:GLU:OE2	2.24	0.86
3:K:340:SER:HA	3:K:341:CYS:HB3	1.57	0.86
3:K:21:LEU:CG	3:K:338:VAL:HG21	2.06	0.86
1:A:264:ARG:O	1:A:266:HIS:N	2.09	0.85
3:K:106:GLY:N	8:K:402:ANP:O2B	2.10	0.85
3:K:254:VAL:CG2	3:K:268:LYS:HD3	2.06	0.85
3:K:22:ARG:O	3:K:24:ASN:N	2.09	0.85
2:B:242:LEU:HD22	2:B:250:ALA:H	1.42	0.85
3:K:318:CYS:HB3	3:K:328:THR:OG1	1.77	0.85
3:K:55:VAL:N	3:K:63:VAL:HG21	1.91	0.85
3:K:63:VAL:HG12	3:K:64:PHE:CD2	2.11	0.85
1:A:204:VAL:HG11	1:A:231:ILE:HD12	1.59	0.84
1:A:234:ILE:HG13	1:A:270:ALA:HB1	1.59	0.84
1:A:184:PRO:HG2	1:A:398:MET:HE1	1.55	0.84
2:B:19:LYS:HG3	2:B:228:ASN:HB3	1.57	0.84
1:A:264:ARG:HB2	1:A:266:HIS:CD2	2.13	0.84
2:B:150:GLY:HA2	2:B:153:LEU:HD22	1.59	0.84
3:K:158:ILE:HG13	3:K:297:LYS:HD3	1.57	0.84
2:B:20:PHE:CD1	2:B:235:MET:SD	2.71	0.84
1:A:108:TYR:CE2	3:K:255:SER:HB2	2.12	0.84
1:A:316:CYS:HB3	1:A:378:LEU:CD1	2.08	0.84
2:B:4:ILE:HD13	2:B:136:GLN:HE21	1.42	0.84
1:A:106:GLY:O	1:A:111:GLY:HA3	1.78	0.84
3:K:288:THR:HG22	3:K:289:THR:O	1.76	0.84
2:B:234:THR:HG21	2:B:270:PRO:CB	2.06	0.84
2:B:324:SER:HB3	2:B:327:GLU:HG2	1.60	0.84
3:K:27:VAL:HG12	3:K:314:ILE:CG2	2.08	0.84
3:K:101:GLY:HA2	3:K:327:GLU:OE1	1.76	0.84
3:K:98:PHE:HE2	3:K:312:THR:HG21	1.43	0.83
2:B:195:VAL:HG13	2:B:196:GLU:HG2	1.57	0.83
2:B:209:LEU:HB3	2:B:227:LEU:HD22	1.59	0.83

Continued on next page...

Continued from previous page...

Atom-1	Atom-2	Interatomic distance (Å)	Clash overlap (Å)
3:K:162:LEU:HD21	3:K:198:VAL:HG13	1.59	0.83
3:K:68:LEU:HD13	3:K:77:VAL:HG22	1.60	0.83
2:B:147:SER:HB2	2:B:190:SER:HB3	1.60	0.83
2:B:3:GLU:O	2:B:133:GLN:HB3	1.78	0.83
2:B:287:THR:O	2:B:288:VAL:HG23	1.78	0.83
1:A:23:LEU:HD23	1:A:236:SER:HB2	1.60	0.82
2:B:148:GLY:O	2:B:151:THR:HG22	1.79	0.82
1:A:409:VAL:CG1	3:K:272:LYS:HD3	2.06	0.82
1:A:151:SER:CB	1:A:193:THR:HG21	2.09	0.82
2:B:110:GLU:O	2:B:113:GLU:HG2	1.79	0.82
1:A:413:MET:O	3:K:272:LYS:HD2	1.78	0.82
2:B:191:VAL:HG11	2:B:425:MET:HG3	1.60	0.82
2:B:101:ASN:ND2	2:B:143:GLY:HA2	1.94	0.81
3:K:117:ASP:OD2	3:K:120:LEU:HB2	1.79	0.81
3:K:288:THR:HG22	3:K:289:THR:N	1.94	0.81
3:K:102:GLN:HG3	3:K:327:GLU:HB2	1.61	0.81
3:K:98:PHE:CE2	3:K:312:THR:CG2	2.63	0.81
3:K:223:ILE:HD11	3:K:298:MET:SD	2.19	0.81
2:B:156:LYS:HE2	2:B:156:LYS:HA	1.61	0.81
1:A:220:GLU:C	1:A:222:PRO:HD3	2.01	0.81
1:A:11:GLN:HE22	2:B:249:ASN:ND2	1.79	0.81
1:A:248:LEU:HD23	1:A:353:VAL:O	1.80	0.80
2:B:20:PHE:CZ	2:B:24:ILE:HD12	2.15	0.80
1:A:108:TYR:HE2	3:K:255:SER:HB2	1.44	0.80
3:K:21:LEU:CA	3:K:338:VAL:CG1	2.55	0.80
3:K:30:ARG:HH22	8:K:402:ANP:HN61	1.30	0.80
3:K:232:ASN:HD22	3:K:236:GLU:HB2	1.44	0.80
1:A:234:ILE:HD13	1:A:234:ILE:O	1.81	0.80
3:K:117:ASP:OD2	3:K:120:LEU:HD12	1.81	0.80
2:B:413:MET:HG3	2:B:414:ASP:H	1.47	0.80
2:B:68:VAL:HG12	2:B:149:MET:SD	2.22	0.80
1:A:109:THR:CG2	1:A:110:ILE:N	2.44	0.80
1:A:224:TYR:CD2	2:B:325:MET:HG2	2.17	0.79
2:B:264:ARG:HB2	2:B:266:HIS:HD2	1.45	0.79
1:A:132:LEU:HD23	1:A:132:LEU:H	1.46	0.79
1:A:267:PHE:CD1	1:A:267:PHE:N	2.49	0.79
2:B:236:SER:O	2:B:240:THR:CG2	2.29	0.79
1:A:313:MET:HB3	1:A:344:VAL:HG21	1.63	0.79
2:B:234:THR:CG2	2:B:270:PRO:HB2	2.11	0.79
1:A:6:SER:HB3	1:A:136:SER:OG	1.81	0.79
3:K:49:PHE:HE2	3:K:70:PRO:HD2	1.46	0.79

Continued on next page...

Continued from previous page...

Atom-1	Atom-2	Interatomic distance (Å)	Clash overlap (Å)
3:K:23:GLY:C	3:K:25:ILE:H	1.87	0.79
3:K:102:GLN:HG3	3:K:327:GLU:CB	2.12	0.79
1:A:241:SER:O	1:A:244:PHE:HB3	1.82	0.78
2:B:54:ASN:HD21	2:B:64:ARG:HD3	1.46	0.78
1:A:172:TYR:HD1	1:A:172:TYR:C	1.87	0.78
3:K:21:LEU:HD22	3:K:26:LYS:CE	2.13	0.78
3:K:49:PHE:CE2	3:K:70:PRO:HD3	1.93	0.78
1:A:69:ASP:HA	1:A:145:THR:HG21	1.65	0.78
3:K:21:LEU:HD12	3:K:338:VAL:HG22	0.80	0.78
3:K:73:THR:HG22	3:K:76:GLN:CB	2.14	0.78
3:K:21:LEU:HB2	3:K:338:VAL:CG1	2.14	0.78
1:A:425:MET:HE2	1:A:428:LEU:HD23	1.66	0.78
2:B:396:THR:HG23	2:B:422:GLU:OE2	1.83	0.78
1:A:11:GLN:HG3	1:A:74:VAL:CG1	2.13	0.78
1:A:7:ILE:HG22	1:A:66:VAL:HG22	1.63	0.78
2:B:265:LEU:HD12	2:B:265:LEU:O	1.83	0.78
2:B:35:SER:HB3	2:B:59:ASN:HA	1.65	0.78
1:A:231:ILE:HA	1:A:234:ILE:HG22	1.66	0.78
3:K:132:PHE:CZ	3:K:146:ILE:HD12	2.19	0.77
1:A:155:GLU:HA	1:A:197:HIS:ND1	1.99	0.77
1:A:223:THR:HB	1:A:225:THR:HG22	1.67	0.77
1:A:199:ASP:HB3	1:A:256:GLN:NE2	1.98	0.77
3:K:171:VAL:HG23	3:K:300:ARG:NH2	1.97	0.77
2:B:205:ASP:OD2	2:B:304:ALA:HB2	1.84	0.77
2:B:198:THR:O	2:B:265:LEU:HD22	1.85	0.77
1:A:110:ILE:HG23	1:A:111:GLY:N	1.99	0.77
2:B:192:HIS:ND1	2:B:424:ASN:OD1	2.18	0.77
2:B:259:MET:HA	2:B:314:THR:HG21	1.65	0.77
1:A:204:VAL:HG13	1:A:209:ILE:HD11	1.66	0.76
1:A:362:VAL:HG13	1:A:368:LEU:HD12	1.67	0.76
1:A:228:ASN:OD1	5:A:502:GTP:N1	2.16	0.76
1:A:413:MET:O	3:K:268:LYS:HE3	1.84	0.76
3:K:85:ILE:HG12	3:K:311:ARG:HB3	1.66	0.76
3:K:21:LEU:CD2	3:K:26:LYS:CE	2.63	0.76
1:A:177:VAL:CG1	2:B:329:ASP:HB3	2.14	0.76
1:A:407:TRP:NE1	2:B:260:VAL:HG23	2.00	0.76
1:A:163:LYS:O	1:A:164:LYS:HG2	1.86	0.76
1:A:344:VAL:HG11	1:A:346:TRP:CE2	2.21	0.76
1:A:409:VAL:HG13	3:K:272:LYS:CE	2.15	0.76
1:A:7:ILE:HD12	1:A:153:LEU:HD21	1.68	0.76
2:B:259:MET:HG2	2:B:314:THR:HG21	1.67	0.76

Continued on next page...

Continued from previous page...

Atom-1	Atom-2	Interatomic distance (Å)	Clash overlap (Å)
1:A:407:TRP:HE1	2:B:260:VAL:CG2	1.97	0.75
3:K:187:ARG:HD3	3:K:198:VAL:HG22	1.68	0.75
3:K:25:ILE:CD1	3:K:285:ALA:HB3	2.15	0.75
2:B:168:THR:HB	2:B:201:THR:HG23	1.68	0.75
1:A:167:LEU:HG	1:A:200:CYS:HB3	1.68	0.75
1:A:172:TYR:OH	1:A:387:ALA:HB1	1.87	0.75
3:K:102:GLN:CD	3:K:251:SER:O	2.25	0.75
1:A:221:ARG:HD3	1:A:221:ARG:O	1.85	0.75
1:A:225:THR:O	1:A:229:ARG:HG3	1.85	0.75
1:A:276:ILE:HG23	1:A:369:ALA:CB	2.16	0.75
2:B:250:ALA:HA	2:B:254:LYS:HE2	1.68	0.75
3:K:302:LEU:O	3:K:306:LEU:HD23	1.86	0.75
3:K:309:ASN:O	3:K:311:ARG:HG3	1.87	0.75
1:A:331:ALA:O	1:A:335:ILE:HG12	1.86	0.75
2:B:19:LYS:HG3	2:B:228:ASN:CB	2.17	0.75
3:K:46:ILE:H	3:K:47:PRO:HD2	1.50	0.75
3:K:102:GLN:HG2	3:K:327:GLU:CG	2.16	0.75
3:K:21:LEU:HB2	3:K:338:VAL:HG11	1.69	0.75
1:A:177:VAL:HG11	2:B:329:ASP:HB3	1.69	0.75
3:K:244:TYR:CD1	3:K:302:LEU:HD23	2.22	0.75
1:A:306:ASP:O	1:A:308:ARG:N	2.20	0.74
2:B:103:TRP:CZ3	2:B:108:TYR:HE1	2.05	0.74
2:B:176:LYS:HE3	2:B:207:GLU:HG3	1.68	0.74
1:A:205:ASP:CB	1:A:303:VAL:HA	2.17	0.74
3:K:22:ARG:C	3:K:24:ASN:H	1.87	0.74
1:A:317:LEU:HB3	1:A:319:TYR:HE1	1.52	0.74
2:B:217:LEU:C	2:B:219:LEU:H	1.91	0.74
2:B:6:HIS:HE1	2:B:8:GLN:HG2	1.52	0.74
2:B:274:PRO:HG2	2:B:371:LEU:HD21	1.69	0.74
2:B:209:LEU:HG	2:B:230:LEU:HD22	1.69	0.74
1:A:224:TYR:HD2	2:B:247:GLN:HB3	1.52	0.74
1:A:234:ILE:HG21	1:A:302:MET:HE3	1.69	0.74
1:A:4:CYS:SG	1:A:252:LEU:HD11	2.27	0.74
3:K:21:LEU:HD23	3:K:26:LYS:HE2	1.69	0.74
3:K:73:THR:HG23	3:K:76:GLN:N	1.95	0.74
3:K:171:VAL:CG2	3:K:300:ARG:NH2	2.51	0.74
1:A:104:ALA:CB	1:A:413:MET:HG3	2.18	0.73
3:K:21:LEU:HA	3:K:338:VAL:CG1	2.17	0.73
2:B:76:ASP:HA	2:B:79:ARG:HG2	1.71	0.73
1:A:31:GLN:HB3	1:A:32:PRO:CD	2.18	0.73
2:B:8:GLN:CD	2:B:67:LEU:HD22	2.08	0.73

Continued on next page...

Continued from previous page...

Atom-1	Atom-2	Interatomic distance (Å)	Clash overlap (Å)
3:K:187:ARG:HH12	3:K:194:GLU:HB3	1.53	0.73
2:B:242:LEU:HD13	2:B:250:ALA:C	2.08	0.73
1:A:172:TYR:C	1:A:172:TYR:CD1	2.61	0.73
2:B:217:LEU:O	2:B:219:LEU:N	2.22	0.73
1:A:242:LEU:HG	1:A:250:VAL:O	1.88	0.73
3:K:93:TYR:HD1	3:K:309:ASN:HD21	1.31	0.73
1:A:264:ARG:C	1:A:266:HIS:H	1.91	0.73
1:A:25:CYS:HB2	1:A:30:ILE:O	1.89	0.73
2:B:356:CYS:SG	2:B:357:ASP:N	2.63	0.72
1:A:242:LEU:HD21	1:A:250:VAL:HB	1.71	0.72
1:A:179:THR:HG21	2:B:248:LEU:CD2	2.19	0.72
1:A:103:TYR:CD2	1:A:189:LEU:HD13	2.24	0.72
1:A:63:PRO:O	1:A:64:ARG:HG2	1.88	0.72
2:B:299:LYS:N	2:B:299:LYS:HD3	2.04	0.72
3:K:340:SER:HA	3:K:341:CYS:CB	2.18	0.72
1:A:7:ILE:HD11	1:A:137:VAL:HG22	1.71	0.72
2:B:70:LEU:HG	2:B:145:THR:CG2	2.19	0.72
1:A:7:ILE:CG1	1:A:137:VAL:HG22	2.20	0.72
3:K:109:HIS:CD2	8:K:402:ANP:C6	2.73	0.72
1:A:243:ARG:HH21	1:A:252:LEU:H	0.79	0.72
1:A:105:ARG:O	1:A:110:ILE:HG22	1.89	0.71
2:B:191:VAL:CG1	2:B:425:MET:HG3	2.19	0.71
1:A:112:LYS:O	1:A:115:ILE:HG22	1.89	0.71
1:A:317:LEU:HD12	1:A:351:PHE:HD1	1.55	0.71
2:B:111:GLY:O	2:B:115:VAL:HG23	1.89	0.71
1:A:166:LYS:HE3	1:A:199:ASP:OD1	1.90	0.71
1:A:414:GLU:HA	3:K:272:LYS:NZ	2.06	0.71
2:B:175:PRO:HD2	2:B:207:GLU:OE2	1.91	0.71
1:A:104:ALA:HB2	1:A:413:MET:HG3	1.71	0.71
2:B:431:GLU:OE1	2:B:432:TYR:HA	1.91	0.71
3:K:23:GLY:O	3:K:25:ILE:HG12	1.90	0.71
2:B:201:THR:OG1	2:B:265:LEU:HD11	1.90	0.71
3:K:179:PRO:HG2	3:K:294:ARG:HD3	1.73	0.71
2:B:243:ARG:NH2	2:B:252:LEU:HG	2.05	0.71
2:B:8:GLN:NE2	2:B:17:GLY:HA3	2.06	0.71
1:A:312:TYR:O	1:A:344:VAL:HG23	1.90	0.70
1:A:343:PHE:CZ	1:A:351:PHE:HE2	2.08	0.70
2:B:291:LEU:O	2:B:295:MET:HG3	1.91	0.70
1:A:12:ALA:HB3	1:A:140:SER:OG	1.91	0.70
2:B:10:GLY:O	2:B:14:ASN:HB2	1.90	0.70
2:B:234:THR:O	2:B:238:VAL:HG23	1.92	0.70

Continued on next page...

Continued from previous page...

Atom-1	Atom-2	Interatomic distance (Å)	Clash overlap (Å)
1:A:148:GLY:O	1:A:151:SER:HB2	1.91	0.70
2:B:48:ARG:HG2	2:B:243:ARG:O	1.91	0.70
1:A:259:LEU:HD11	1:A:378:LEU:CD1	2.21	0.70
1:A:133:GLN:HG2	1:A:243:ARG:HH22	1.57	0.70
1:A:88:HIS:C	1:A:90:GLU:H	1.95	0.70
1:A:11:GLN:HB3	5:A:502:GTP:O1B	1.91	0.70
2:B:237:GLY:O	2:B:241:CYS:HB3	1.90	0.70
1:A:244:PHE:HD1	1:A:245:ASP:N	1.90	0.69
1:A:315:CYS:HB3	1:A:377:MET:HE2	1.74	0.69
2:B:325:MET:HE3	2:B:325:MET:HA	1.73	0.69
1:A:199:ASP:HB3	1:A:256:GLN:HE21	1.57	0.69
1:A:298:PRO:HB3	1:A:307:PRO:HD2	1.74	0.69
3:K:27:VAL:CG1	3:K:314:ILE:CB	2.53	0.69
3:K:21:LEU:CG	3:K:338:VAL:CG2	2.67	0.69
1:A:371:VAL:HG12	1:A:372:GLN:H	1.57	0.69
1:A:5:ILE:HG22	1:A:6:SER:N	2.07	0.69
1:A:63:PRO:C	1:A:64:ARG:HG2	2.12	0.69
2:B:255:LEU:O	2:B:259:MET:HG3	1.91	0.69
2:B:70:LEU:HG	2:B:145:THR:HG23	1.74	0.69
3:K:151:PHE:CE1	3:K:301:ILE:CD1	2.65	0.69
3:K:21:LEU:HD22	3:K:26:LYS:HD3	1.72	0.69
3:K:21:LEU:CB	3:K:338:VAL:CG1	2.71	0.69
1:A:205:ASP:HB3	1:A:303:VAL:HA	1.73	0.69
1:A:412:GLY:HA2	3:K:268:LYS:CG	2.20	0.69
1:A:381:THR:C	1:A:383:ALA:H	1.95	0.69
2:B:257:VAL:O	2:B:257:VAL:HG12	1.93	0.69
2:B:359:PRO:HB2	2:B:360:PRO:HD2	1.74	0.69
3:K:21:LEU:HD22	3:K:26:LYS:CD	2.23	0.68
3:K:21:LEU:HD13	3:K:338:VAL:CG2	2.20	0.68
1:A:413:MET:O	3:K:272:LYS:CD	2.40	0.68
1:A:101:ASN:ND2	2:B:254:LYS:CD	2.56	0.68
1:A:141:PHE:O	1:A:147:SER:HB3	1.94	0.68
1:A:221:ARG:N	1:A:222:PRO:HD3	2.09	0.68
1:A:237:SER:CB	1:A:376:CYS:SG	2.80	0.68
2:B:250:ALA:HB1	2:B:254:LYS:HB2	1.76	0.68
2:B:209:LEU:HD23	2:B:227:LEU:HB3	1.75	0.68
2:B:256:ALA:O	2:B:260:VAL:HG22	1.94	0.68
3:K:63:VAL:CG1	3:K:64:PHE:CE2	2.76	0.68
2:B:242:LEU:CD2	2:B:250:ALA:H	2.07	0.68
2:B:24:ILE:HD11	2:B:52:TYR:CE2	2.28	0.68
3:K:162:LEU:HD22	3:K:201:GLU:OE1	1.93	0.68

Continued on next page...

Continued from previous page...

Atom-1	Atom-2	Interatomic distance (Å)	Clash overlap (Å)
1:A:102:ASN:HB2	1:A:408:TYR:CE1	2.29	0.68
1:A:99:ALA:H	2:B:2:ARG:HH22	1.42	0.68
3:K:88:ASP:CG	3:K:311:ARG:NH1	2.47	0.68
3:K:27:VAL:CG1	3:K:314:ILE:CG2	2.72	0.68
1:A:115:ILE:CD1	1:A:119:LEU:HG	2.23	0.68
1:A:217:LEU:HD12	1:A:277:SER:HB3	1.75	0.68
2:B:251:ASP:O	2:B:253:ARG:N	2.26	0.68
2:B:325:MET:CE	2:B:355:VAL:HG21	2.24	0.68
2:B:4:ILE:HG21	2:B:136:GLN:HG2	1.76	0.68
3:K:49:PHE:HE2	3:K:70:PRO:CD	1.97	0.68
2:B:180:THR:HG22	2:B:181:VAL:N	2.07	0.68
2:B:267:PHE:CD1	2:B:267:PHE:N	2.62	0.68
1:A:179:THR:HG21	2:B:248:LEU:HD21	1.76	0.67
1:A:343:PHE:HZ	1:A:351:PHE:CE2	2.10	0.67
2:B:107:HIS:CD2	2:B:151:THR:CG2	2.77	0.67
1:A:152:LEU:HA	1:A:155:GLU:HB2	1.77	0.67
2:B:103:TRP:HZ3	2:B:108:TYR:HE1	1.42	0.67
2:B:44:LEU:HD12	2:B:49:ILE:HD13	1.76	0.67
3:K:98:PHE:CD2	3:K:312:THR:CG2	2.77	0.67
1:A:251:ASP:O	1:A:254:GLU:HB2	1.94	0.67
1:A:7:ILE:HD12	1:A:153:LEU:CD2	2.24	0.67
2:B:204:ILE:HD13	2:B:231:VAL:HG22	1.76	0.67
1:A:95:GLY:O	1:A:97:GLU:N	2.27	0.67
2:B:230:LEU:HD23	2:B:231:VAL:N	2.10	0.67
2:B:328:VAL:O	2:B:332:MET:HG2	1.94	0.67
3:K:26:LYS:NZ	3:K:65:ASP:CG	2.47	0.67
2:B:66:ILE:C	2:B:67:LEU:HD23	2.15	0.67
1:A:276:ILE:O	1:A:369:ALA:HB2	1.95	0.67
2:B:416:MET:HE2	3:K:173:GLU:HB2	1.71	0.67
1:A:175:PRO:HG3	1:A:304:LYS:HG2	1.76	0.67
3:K:73:THR:CG2	3:K:76:GLN:CG	2.62	0.67
1:A:68:VAL:HG11	1:A:149:PHE:CZ	2.30	0.66
3:K:88:ASP:OD2	3:K:311:ARG:NH1	2.28	0.66
3:K:47:PRO:HG3	3:K:320:PRO:HG3	1.77	0.66
2:B:182:VAL:HG23	2:B:186:ASN:HD21	1.60	0.66
2:B:243:ARG:HH22	2:B:252:LEU:HG	1.59	0.66
3:K:151:PHE:HE1	3:K:301:ILE:CD1	1.99	0.66
3:K:25:ILE:HD12	3:K:285:ALA:HB3	1.77	0.66
1:A:172:TYR:HD1	1:A:173:PRO:N	1.93	0.66
2:B:242:LEU:CD1	2:B:255:LEU:HD11	2.25	0.66
1:A:313:MET:HB3	1:A:344:VAL:CG2	2.26	0.66

Continued on next page...

Continued from previous page...

Atom-1	Atom-2	Interatomic distance (Å)	Clash overlap (Å)
2:B:23:VAL:HA	7:B:902:TA1:C32	2.26	0.66
2:B:35:SER:HB3	2:B:59:ASN:CA	2.26	0.66
3:K:16:ASN:O	3:K:19:MET:HB2	1.95	0.66
2:B:66:ILE:CD1	2:B:122:VAL:HG12	2.26	0.65
3:K:24:ASN:C	3:K:26:LYS:H	1.98	0.65
2:B:310:GLY:HA3	2:B:436:GLN:HE21	1.59	0.65
3:K:98:PHE:HE2	3:K:312:THR:CG2	2.05	0.65
1:A:217:LEU:HD11	1:A:367:ASP:O	1.96	0.65
2:B:66:ILE:HD13	2:B:122:VAL:HG12	1.79	0.65
2:B:265:LEU:HD12	2:B:265:LEU:C	2.16	0.65
1:A:224:TYR:CG	2:B:325:MET:HG2	2.31	0.65
2:B:282:GLN:O	2:B:282:GLN:HG2	1.97	0.65
1:A:206:ASN:OD1	1:A:227:LEU:HD13	1.96	0.65
3:K:100:TYR:CE1	3:K:327:GLU:CG	2.76	0.65
1:A:341:ILE:HG12	1:A:341:ILE:O	1.95	0.65
1:A:415:GLU:H	3:K:272:LYS:NZ	1.76	0.65
2:B:242:LEU:HD12	2:B:255:LEU:HD11	1.78	0.65
2:B:413:MET:HG2	2:B:418:PHE:HE1	1.61	0.65
3:K:93:TYR:CB	3:K:309:ASN:HD22	2.00	0.65
3:K:21:LEU:CB	3:K:338:VAL:CG2	2.40	0.65
1:A:100:ALA:CB	1:A:105:ARG:HD3	2.26	0.65
2:B:158:ARG:NE	2:B:197:ASN:O	2.30	0.65
2:B:281:GLN:O	2:B:283:TYR:HB2	1.96	0.65
3:K:259:ALA:CA	3:K:264:LEU:HD23	2.27	0.65
1:A:271:THR:HG23	1:A:300:ASN:O	1.97	0.64
1:A:317:LEU:HD12	1:A:351:PHE:CD1	2.32	0.64
1:A:305:CYS:SG	1:A:384:ILE:HD13	2.37	0.64
2:B:108:TYR:CD1	2:B:413:MET:HE1	2.31	0.64
1:A:344:VAL:HG12	1:A:345:ASP:N	2.12	0.64
2:B:431:GLU:O	2:B:434:GLN:HG2	1.97	0.64
1:A:372:GLN:O	1:A:373:ARG:HB3	1.96	0.64
1:A:15:GLN:NE2	5:A:502:GTP:N7	2.46	0.64
1:A:414:GLU:C	3:K:272:LYS:NZ	2.50	0.64
2:B:180:THR:CG2	2:B:181:VAL:N	2.61	0.64
1:A:224:TYR:CD2	2:B:247:GLN:HB3	2.33	0.64
2:B:276:THR:HB	2:B:281:GLN:CG	2.25	0.64
1:A:115:ILE:HG23	1:A:116:ASP:N	2.12	0.64
3:K:102:GLN:CD	3:K:327:GLU:HB2	2.17	0.64
1:A:317:LEU:HB3	1:A:319:TYR:CE1	2.33	0.64
1:A:7:ILE:HG22	1:A:66:VAL:CG2	2.28	0.64
2:B:284:ARG:O	2:B:286:LEU:N	2.31	0.64

Continued on next page...

Continued from previous page...

Atom-1	Atom-2	Interatomic distance (Å)	Clash overlap (Å)
2:B:63:PRO:HD2	2:B:86:ILE:HG12	1.80	0.64
1:A:402:ARG:O	1:A:403:ALA:C	2.36	0.64
1:A:209:ILE:HG23	1:A:230:LEU:HD23	1.79	0.64
1:A:234:ILE:HD13	1:A:234:ILE:C	2.18	0.64
2:B:105:LYS:O	2:B:110:GLU:HB2	1.97	0.64
2:B:241:CYS:O	2:B:244:PHE:HB2	1.97	0.64
2:B:422:GLU:O	2:B:426:ASN:HB2	1.97	0.64
3:K:341:CYS:SG	3:K:342:LYS:HE2	2.38	0.64
3:K:68:LEU:HD22	3:K:72:THR:HG21	1.78	0.64
1:A:386:GLU:O	1:A:389:ALA:N	2.31	0.64
3:K:318:CYS:HB3	3:K:328:THR:CG2	2.28	0.63
1:A:101:ASN:CG	2:B:254:LYS:HD2	2.17	0.63
1:A:414:GLU:HA	3:K:272:LYS:CE	2.29	0.63
2:B:137:LEU:HD22	2:B:154:ILE:CG2	2.28	0.63
1:A:11:GLN:NE2	2:B:249:ASN:ND2	2.46	0.63
2:B:114:LEU:O	2:B:118:VAL:HG23	1.98	0.63
2:B:133:GLN:HG3	2:B:165:ILE:HD11	1.80	0.63
2:B:427:ASP:O	2:B:430:SER:HB3	1.97	0.63
3:K:259:ALA:HA	3:K:264:LEU:HD23	1.81	0.63
2:B:70:LEU:N	2:B:145:THR:HG21	2.11	0.63
2:B:318:VAL:HA	2:B:354:ALA:HB3	1.81	0.63
1:A:267:PHE:H	1:A:267:PHE:HD1	1.47	0.63
1:A:276:ILE:HG23	1:A:369:ALA:HB2	1.80	0.63
1:A:409:VAL:HG12	3:K:272:LYS:HB3	0.67	0.63
1:A:151:SER:O	1:A:155:GLU:HB2	1.98	0.63
2:B:172:VAL:HG11	2:B:387:LEU:CD2	2.22	0.63
1:A:175:PRO:HG2	1:A:207:GLU:OE1	1.98	0.63
1:A:273:ALA:HB3	1:A:274:PRO:HD3	1.81	0.62
1:A:317:LEU:HD11	1:A:351:PHE:HE1	1.63	0.62
2:B:107:HIS:HD2	2:B:151:THR:CG2	2.12	0.62
2:B:192:HIS:O	2:B:195:VAL:HG12	1.98	0.62
1:A:315:CYS:HB3	1:A:377:MET:CE	2.29	0.62
1:A:71:GLU:HG3	2:B:2:ARG:HH21	1.64	0.62
2:B:315:VAL:HG13	2:B:377:PHE:CE1	2.34	0.62
3:K:98:PHE:HB2	3:K:314:ILE:HG12	1.81	0.62
1:A:102:ASN:OD1	1:A:105:ARG:HB3	1.99	0.62
1:A:7:ILE:CD1	1:A:137:VAL:HG22	2.29	0.62
2:B:93:VAL:CG1	2:B:118:VAL:HG22	2.19	0.62
2:B:115:VAL:HG21	2:B:152:LEU:CD2	2.30	0.62
7:B:902:TA1:H261	7:B:902:TA1:H463	1.80	0.62
1:A:23:LEU:HD22	1:A:232:GLY:O	1.99	0.62

Continued on next page...

Continued from previous page...

Atom-1	Atom-2	Interatomic distance (Å)	Clash overlap (Å)
1:A:236:SER:O	1:A:240:ALA:HB3	1.99	0.62
2:B:253:ARG:O	2:B:256:ALA:N	2.33	0.62
3:K:63:VAL:HG12	3:K:64:PHE:CE2	2.35	0.62
3:K:73:THR:HG22	3:K:76:GLN:HB2	1.80	0.62
1:A:152:LEU:HD12	1:A:153:LEU:N	2.14	0.62
1:A:278:ALA:HA	1:A:282:TYR:OH	2.00	0.62
1:A:166:LYS:H	1:A:199:ASP:CG	2.03	0.62
1:A:269:LEU:O	1:A:378:LEU:HA	1.99	0.62
3:K:288:THR:CG2	3:K:289:THR:N	2.62	0.62
1:A:119:LEU:CD2	1:A:122:ILE:HD11	2.28	0.62
1:A:115:ILE:HG13	1:A:152:LEU:HD13	1.81	0.62
2:B:4:ILE:HA	2:B:134:GLY:O	1.99	0.62
2:B:243:ARG:HH21	2:B:252:LEU:H	1.45	0.62
2:B:299:LYS:O	2:B:300:ASN:HB2	1.97	0.62
3:K:32:ARG:NE	3:K:319:SER:CB	2.63	0.62
2:B:4:ILE:HG23	2:B:134:GLY:O	2.00	0.62
3:K:101:GLY:CA	3:K:327:GLU:CD	2.58	0.62
1:A:118:VAL:HG11	1:A:149:PHE:HZ	1.65	0.61
2:B:230:LEU:O	2:B:233:ALA:HB3	2.00	0.61
2:B:324:SER:C	2:B:326:LYS:H	2.03	0.61
1:A:229:ARG:NH1	1:A:363:VAL:HG21	2.16	0.61
1:A:205:ASP:HB2	1:A:303:VAL:HA	1.82	0.61
1:A:345:ASP:C	1:A:347:CYS:H	2.04	0.61
2:B:70:LEU:CG	2:B:145:THR:HG23	2.30	0.61
2:B:205:ASP:OD2	2:B:304:ALA:N	2.32	0.61
2:B:211:ASP:OD1	2:B:212:ILE:N	2.33	0.61
1:A:11:GLN:HE21	1:A:74:VAL:HG22	1.66	0.61
1:A:248:LEU:CD2	1:A:353:VAL:O	2.49	0.61
1:A:88:HIS:O	1:A:90:GLU:N	2.33	0.61
2:B:204:ILE:CD1	2:B:231:VAL:HG13	2.30	0.61
3:K:45:PHE:HA	3:K:320:PRO:HB3	1.81	0.61
1:A:288:VAL:O	1:A:290:GLU:N	2.33	0.61
2:B:324:SER:CB	2:B:327:GLU:HG2	2.30	0.61
3:K:69:PRO:HD2	3:K:72:THR:OG1	2.01	0.61
2:B:416:MET:HE2	3:K:173:GLU:CB	2.29	0.61
2:B:419:THR:HG23	3:K:177:ARG:HH12	1.61	0.61
3:K:73:THR:HG21	3:K:76:GLN:HG2	1.80	0.61
2:B:332:MET:CE	2:B:351:VAL:HG11	2.31	0.61
2:B:115:VAL:HG21	2:B:152:LEU:HD23	1.84	0.60
1:A:101:ASN:HD21	2:B:254:LYS:NZ	1.98	0.60
2:B:285:ALA:HB1	2:B:290:GLU:HG2	1.82	0.60

Continued on next page...

Continued from previous page...

Atom-1	Atom-2	Interatomic distance (Å)	Clash overlap (Å)
2:B:54:ASN:ND2	2:B:64:ARG:HD3	2.15	0.60
3:K:102:GLN:HG2	3:K:327:GLU:HG3	1.82	0.60
1:A:168:GLU:OE1	1:A:198:SER:HB2	2.01	0.60
1:A:362:VAL:HG13	1:A:368:LEU:HB2	1.83	0.60
1:A:73:THR:OG1	2:B:48:ARG:NE	2.34	0.60
3:K:95:GLY:HA2	3:K:311:ARG:HB2	1.83	0.60
1:A:191:THR:HG21	1:A:425:MET:SD	2.41	0.60
1:A:169:PHE:CE2	1:A:235:VAL:HG22	2.36	0.60
2:B:325:MET:HE2	2:B:355:VAL:HG21	1.81	0.60
2:B:70:LEU:H	2:B:145:THR:CG2	2.10	0.60
1:A:344:VAL:HG11	1:A:346:TRP:NE1	2.16	0.60
2:B:114:LEU:HD23	2:B:149:MET:CE	2.30	0.60
2:B:204:ILE:HG21	2:B:231:VAL:HG22	1.84	0.60
2:B:279:GLY:O	2:B:282:GLN:HB3	2.01	0.60
2:B:324:SER:O	2:B:328:VAL:HG23	2.01	0.60
2:B:128:SER:OG	2:B:129:CYS:N	2.34	0.60
3:K:155:LEU:H	3:K:270:ILE:HD11	1.67	0.60
2:B:102:ASN:ND2	2:B:407:TRP:O	2.35	0.60
2:B:217:LEU:C	2:B:219:LEU:N	2.55	0.60
3:K:53:GLU:OE1	3:K:62:TYR:OH	2.19	0.60
1:A:435:VAL:HG12	1:A:435:VAL:O	2.02	0.60
3:K:312:THR:O	3:K:312:THR:HG22	2.02	0.60
1:A:311:LYS:HE3	1:A:342:GLN:CD	2.22	0.59
2:B:229:HIS:HD1	2:B:229:HIS:C	2.05	0.59
3:K:98:PHE:CE2	3:K:312:THR:HG21	2.25	0.59
1:A:243:ARG:NH2	1:A:252:LEU:N	2.28	0.59
1:A:407:TRP:O	1:A:411:GLU:HG2	2.02	0.59
1:A:413:MET:O	1:A:414:GLU:HG3	2.02	0.59
2:B:205:ASP:OD2	2:B:304:ALA:CB	2.50	0.59
2:B:408:TYR:CG	2:B:418:PHE:HZ	2.20	0.59
1:A:414:GLU:C	3:K:272:LYS:HZ3	2.05	0.59
1:A:371:VAL:HG12	1:A:372:GLN:N	2.17	0.59
1:A:228:ASN:ND2	5:A:502:GTP:O6	2.35	0.59
2:B:49:ILE:O	2:B:51:VAL:N	2.35	0.59
3:K:259:ALA:HB2	3:K:264:LEU:HG	1.83	0.59
3:K:216:HIS:O	8:K:402:ANP:O1G	2.19	0.59
1:A:167:LEU:HA	1:A:200:CYS:O	2.01	0.59
1:A:369:ALA:O	1:A:370:LYS:HB3	2.03	0.59
2:B:172:VAL:CG1	2:B:387:LEU:HD21	2.24	0.59
3:K:103:THR:CA	8:K:402:ANP:O3G	2.49	0.59
3:K:63:VAL:CG1	3:K:64:PHE:CD2	2.85	0.59

Continued on next page...

Continued from previous page...

Atom-1	Atom-2	Interatomic distance (Å)	Clash overlap (Å)
1:A:284:GLU:O	1:A:286:LEU:N	2.35	0.59
1:A:202:PHE:CE1	1:A:378:LEU:HD22	2.38	0.59
3:K:109:HIS:CD2	8:K:402:ANP:C5	2.85	0.59
2:B:141:LEU:N	2:B:141:LEU:CD1	2.65	0.59
3:K:102:GLN:CG	3:K:327:GLU:HB3	2.27	0.59
1:A:115:ILE:HD13	1:A:115:ILE:O	2.02	0.59
1:A:119:LEU:O	1:A:122:ILE:HG12	2.02	0.59
1:A:264:ARG:HB2	1:A:266:HIS:HD2	1.67	0.59
1:A:6:SER:HA	1:A:136:SER:O	2.02	0.59
3:K:24:ASN:O	3:K:26:LYS:N	2.35	0.59
1:A:414:GLU:CA	3:K:272:LYS:NZ	2.65	0.59
1:A:381:THR:C	1:A:383:ALA:N	2.56	0.58
2:B:68:VAL:CG1	2:B:149:MET:SD	2.90	0.58
2:B:30:ILE:HD13	2:B:53:TYR:CE2	2.38	0.58
3:K:32:ARG:NE	3:K:319:SER:HB2	2.18	0.58
3:K:49:PHE:HZ	3:K:70:PRO:HD3	0.82	0.58
1:A:278:ALA:HB2	1:A:369:ALA:HA	1.85	0.58
3:K:124:ILE:CG1	3:K:245:LEU:HD13	2.28	0.58
2:B:161:TYR:C	2:B:163:ASP:H	2.05	0.58
1:A:2:ARG:N	1:A:131:GLY:O	2.36	0.58
2:B:349:ASN:C	2:B:349:ASN:HD22	2.06	0.58
2:B:70:LEU:C	2:B:99:ALA:HB2	2.24	0.58
2:B:89:PRO:HA	2:B:92:PHE:CD2	2.38	0.58
2:B:151:THR:OG1	2:B:193:GLN:HB3	2.03	0.58
2:B:332:MET:HE3	2:B:351:VAL:HG11	1.86	0.58
1:A:218:ASP:O	1:A:219:ILE:HG23	2.04	0.58
1:A:268:PRO:HA	1:A:379:SER:O	2.04	0.58
1:A:71:GLU:HG3	2:B:2:ARG:NH2	2.17	0.58
2:B:183:GLU:HB3	2:B:184:PRO:CD	2.33	0.58
2:B:307:PRO:HB3	2:B:312:TYR:OH	2.04	0.58
1:A:210:TYR:OH	2:B:325:MET:HB3	2.04	0.58
3:K:96:THR:O	3:K:312:THR:HA	2.03	0.58
1:A:317:LEU:HD11	1:A:351:PHE:CE1	2.38	0.58
2:B:19:LYS:CG	2:B:228:ASN:HB3	2.31	0.58
2:B:319:PHE:HA	2:B:375:ALA:HA	1.86	0.58
3:K:309:ASN:HB3	3:K:311:ARG:NE	2.19	0.58
1:A:63:PRO:HD3	1:A:86:LEU:O	2.04	0.58
2:B:416:MET:CE	3:K:173:GLU:CG	2.81	0.58
3:K:308:GLY:O	3:K:310:CYS:N	2.37	0.58
1:A:166:LYS:HD2	1:A:197:HIS:O	2.04	0.58
1:A:11:GLN:CA	5:A:502:GTP:O1B	2.51	0.57

Continued on next page...

Continued from previous page...

Atom-1	Atom-2	Interatomic distance (Å)	Clash overlap (Å)
1:A:11:GLN:CB	5:A:502:GTP:O1B	2.52	0.57
1:A:345:ASP:O	1:A:347:CYS:N	2.38	0.57
3:K:171:VAL:HG21	3:K:300:ARG:CD	2.28	0.57
1:A:414:GLU:HG2	3:K:268:LYS:NZ	2.18	0.57
3:K:254:VAL:HG21	3:K:268:LYS:HD3	1.85	0.57
2:B:416:MET:HE1	3:K:173:GLU:OE1	2.04	0.57
2:B:180:THR:CG2	2:B:181:VAL:H	2.17	0.57
2:B:320:ARG:O	2:B:359:PRO:HA	2.04	0.57
1:A:286:LEU:HD12	1:A:290:GLU:HG2	1.87	0.57
2:B:198:THR:HG22	2:B:265:LEU:HD22	1.86	0.57
2:B:301:MET:CE	2:B:377:PHE:HE2	2.17	0.57
2:B:6:HIS:HB3	2:B:65:ALA:HB2	1.87	0.57
2:B:299:LYS:O	2:B:300:ASN:CB	2.51	0.57
3:K:102:GLN:NE2	3:K:327:GLU:HB2	2.19	0.57
1:A:152:LEU:HA	1:A:155:GLU:CB	2.35	0.57
1:A:216:ASN:O	1:A:217:LEU:HB2	2.05	0.57
1:A:362:VAL:CG1	1:A:368:LEU:HB2	2.35	0.57
3:K:22:ARG:C	3:K:24:ASN:N	2.52	0.57
1:A:210:TYR:CE1	1:A:227:LEU:HD11	2.40	0.57
1:A:362:VAL:HG11	1:A:368:LEU:O	2.04	0.57
2:B:274:PRO:CG	2:B:371:LEU:HD21	2.34	0.57
2:B:283:TYR:C	2:B:284:ARG:HG2	2.24	0.57
1:A:165:SER:HA	1:A:199:ASP:OD2	2.04	0.57
2:B:30:ILE:HA	2:B:35:SER:O	2.04	0.57
2:B:319:PHE:CD2	2:B:375:ALA:HB2	2.40	0.57
1:A:139:HIS:CE1	1:A:170:SER:HB3	2.40	0.56
1:A:209:ILE:CG2	1:A:227:LEU:HD22	2.35	0.56
1:A:175:PRO:HG3	1:A:304:LYS:CG	2.35	0.56
2:B:5:VAL:CG2	2:B:135:PHE:HD2	2.18	0.56
3:K:131:ILE:HG23	3:K:146:ILE:HD11	1.87	0.56
2:B:50:ASN:O	2:B:64:ARG:NH2	2.38	0.56
2:B:14:ASN:OD1	2:B:75:MET:HG2	2.05	0.56
1:A:117:LEU:HD11	1:A:121:ARG:HH22	1.69	0.56
2:B:70:LEU:CD1	2:B:145:THR:HG23	2.35	0.56
1:A:179:THR:HG22	2:B:352:LYS:NZ	2.21	0.56
3:K:18:VAL:C	3:K:20:ASP:H	2.08	0.56
2:B:149:MET:O	2:B:153:LEU:HD13	2.05	0.56
2:B:311:ARG:HG2	2:B:311:ARG:HH11	1.71	0.56
3:K:46:ILE:N	3:K:47:PRO:CD	2.64	0.56
1:A:253:THR:O	1:A:256:GLN:HG2	2.06	0.56
2:B:139:HIS:HE1	2:B:168:THR:HG23	1.71	0.56

Continued on next page...

Continued from previous page...

Atom-1	Atom-2	Interatomic distance (Å)	Clash overlap (Å)
2:B:182:VAL:HG23	2:B:186:ASN:ND2	2.20	0.56
2:B:216:THR:O	2:B:217:LEU:HD12	2.05	0.56
2:B:253:ARG:O	2:B:254:LYS:C	2.42	0.56
2:B:270:PRO:HA	2:B:377:PHE:O	2.04	0.56
3:K:68:LEU:CD1	3:K:77:VAL:HG22	2.33	0.56
1:A:313:MET:O	1:A:314:ALA:HB2	2.04	0.56
1:A:436:GLY:C	1:A:438:ASP:H	2.08	0.56
2:B:272:PHE:HB3	2:B:275:LEU:HD22	1.88	0.56
3:K:27:VAL:O	3:K:27:VAL:HG23	2.06	0.56
3:K:288:THR:HG22	3:K:289:THR:H	1.66	0.56
1:A:19:ALA:CB	1:A:228:ASN:HB3	2.35	0.56
2:B:311:ARG:HD2	2:B:344:VAL:H	1.71	0.56
1:A:180:ALA:HA	2:B:352:LYS:NZ	2.21	0.56
1:A:88:HIS:C	1:A:90:GLU:N	2.57	0.56
2:B:273:ALA:HB3	2:B:274:PRO:CD	2.29	0.56
1:A:414:GLU:CG	3:K:268:LYS:HZ3	2.17	0.56
2:B:190:SER:O	2:B:194:LEU:HG	2.06	0.56
2:B:312:TYR:O	2:B:344:VAL:HB	2.05	0.56
1:A:408:TYR:O	1:A:411:GLU:N	2.39	0.56
2:B:119:LEU:O	2:B:123:ARG:HG3	2.06	0.56
2:B:166:MET:HB3	2:B:198:THR:OG1	2.06	0.56
2:B:151:THR:OG1	2:B:193:GLN:CB	2.54	0.56
2:B:204:ILE:HG21	2:B:231:VAL:CG2	2.36	0.56
2:B:179:ASP:HB2	6:B:901:GDP:H3'	1.87	0.56
1:A:331:ALA:O	1:A:334:THR:HG22	2.05	0.55
2:B:223:THR:HG22	2:B:224:TYR:N	2.21	0.55
1:A:409:VAL:C	1:A:411:GLU:H	2.09	0.55
2:B:297:ASP:OD1	2:B:298:ALA:N	2.39	0.55
1:A:409:VAL:HG11	3:K:272:LYS:C	2.27	0.55
3:K:309:ASN:CG	3:K:311:ARG:HH21	2.10	0.55
3:K:45:PHE:HD1	3:K:320:PRO:HG2	1.72	0.55
2:B:250:ALA:CA	2:B:254:LYS:HE2	2.35	0.55
3:K:104:SER:H	8:K:402:ANP:HNB1	1.52	0.55
1:A:209:ILE:HG22	1:A:227:LEU:HD22	1.88	0.55
1:A:222:PRO:HD2	2:B:326:LYS:HB3	1.88	0.55
1:A:388:TRP:HA	1:A:388:TRP:CE3	2.41	0.55
2:B:253:ARG:O	2:B:257:VAL:N	2.33	0.55
2:B:5:VAL:HG22	2:B:135:PHE:CD2	2.42	0.55
2:B:239:THR:HG22	2:B:240:THR:N	2.22	0.55
2:B:416:MET:HE2	3:K:173:GLU:H	1.71	0.55
2:B:4:ILE:HD13	2:B:136:GLN:NE2	2.18	0.55

Continued on next page...

Continued from previous page...

Atom-1	Atom-2	Interatomic distance (Å)	Clash overlap (Å)
1:A:16:ILE:HD12	1:A:171:ILE:HD11	1.88	0.55
2:B:23:VAL:HA	7:B:902:TA1:C33	2.37	0.55
1:A:242:LEU:C	1:A:244:PHE:H	2.09	0.55
2:B:19:LYS:O	2:B:23:VAL:HG23	2.06	0.55
1:A:5:ILE:CG2	1:A:6:SER:N	2.70	0.55
2:B:165:ILE:HD13	2:B:165:ILE:H	1.71	0.55
2:B:259:MET:CG	2:B:314:THR:HG21	2.36	0.55
3:K:47:PRO:CD	3:K:320:PRO:CG	2.82	0.55
1:A:408:TYR:CD2	1:A:418:PHE:HZ	2.24	0.55
2:B:204:ILE:HD13	2:B:231:VAL:HG13	1.89	0.55
2:B:416:MET:CE	3:K:173:GLU:OE1	2.55	0.55
1:A:150:THR:O	1:A:153:LEU:N	2.40	0.54
1:A:6:SER:O	1:A:65:ALA:HB1	2.07	0.54
2:B:67:LEU:HD23	2:B:67:LEU:N	2.22	0.54
1:A:118:VAL:HG21	1:A:149:PHE:CZ	2.42	0.54
1:A:381:THR:OG1	1:A:383:ALA:HB3	2.07	0.54
2:B:424:ASN:HD22	2:B:424:ASN:C	2.09	0.54
1:A:339:ARG:C	1:A:341:ILE:H	2.11	0.54
1:A:394:LYS:HG2	2:B:348:PRO:HG3	1.89	0.54
1:A:414:GLU:HA	3:K:272:LYS:HZ3	1.72	0.54
2:B:107:HIS:HD2	2:B:151:THR:HG22	1.72	0.54
2:B:310:GLY:CA	2:B:436:GLN:HE21	2.19	0.54
3:K:47:PRO:HD2	3:K:320:PRO:HG3	1.88	0.54
3:K:109:HIS:NE2	8:K:402:ANP:C6	2.70	0.54
3:K:102:GLN:C	8:K:402:ANP:O3G	2.46	0.54
3:K:49:PHE:HZ	3:K:70:PRO:CD	1.77	0.54
2:B:210:TYR:HD1	2:B:227:LEU:HD21	1.71	0.54
2:B:31:ASP:O	2:B:32:PRO:C	2.44	0.54
1:A:110:ILE:O	1:A:112:LYS:N	2.41	0.54
2:B:331:GLN:O	2:B:335:VAL:HG23	2.08	0.54
2:B:44:LEU:O	2:B:49:ILE:HG12	2.07	0.54
3:K:296:SER:O	3:K:299:THR:OG1	2.23	0.54
3:K:96:THR:O	3:K:311:ARG:O	2.25	0.54
1:A:17:GLY:O	1:A:21:TRP:HB2	2.08	0.54
1:A:231:ILE:HA	1:A:234:ILE:CG2	2.36	0.54
2:B:242:LEU:HD22	2:B:250:ALA:N	2.19	0.54
1:A:115:ILE:C	1:A:115:ILE:HD13	2.28	0.54
2:B:191:VAL:HA	2:B:194:LEU:HD12	1.88	0.54
2:B:213:CYS:SG	2:B:219:LEU:HD23	2.48	0.54
2:B:226:ASP:O	2:B:227:LEU:C	2.46	0.54
2:B:229:HIS:ND1	2:B:229:HIS:C	2.61	0.54

Continued on next page...

Continued from previous page...

Atom-1	Atom-2	Interatomic distance (Å)	Clash overlap (Å)
2:B:324:SER:C	2:B:326:LYS:N	2.59	0.54
3:K:21:LEU:CD2	3:K:26:LYS:CD	2.85	0.54
2:B:259:MET:CA	2:B:314:THR:HG21	2.35	0.54
2:B:325:MET:CE	2:B:355:VAL:HG11	2.38	0.54
1:A:382:THR:O	1:A:382:THR:HG22	2.06	0.54
3:K:102:GLN:HG3	3:K:327:GLU:HB3	1.86	0.54
1:A:338:LYS:O	1:A:340:THR:N	2.34	0.53
1:A:410:GLY:O	3:K:269:ASN:ND2	2.41	0.53
1:A:5:ILE:O	1:A:135:PHE:HA	2.09	0.53
2:B:36:TYR:CZ	2:B:38:GLY:HA3	2.43	0.53
1:A:324:VAL:O	1:A:327:ASP:HB2	2.08	0.53
2:B:343:PHE:O	2:B:344:VAL:O	2.26	0.53
1:A:9:VAL:CG1	1:A:139:HIS:HB3	2.38	0.53
1:A:173:PRO:HB2	1:A:391:LEU:CD1	2.38	0.53
2:B:431:GLU:O	2:B:434:GLN:CG	2.56	0.53
3:K:124:ILE:HG12	3:K:245:LEU:CD1	2.30	0.53
3:K:25:ILE:HD11	3:K:285:ALA:O	2.08	0.53
3:K:45:PHE:CD1	3:K:320:PRO:HG2	2.43	0.53
1:A:121:ARG:O	1:A:125:LEU:HB2	2.08	0.53
1:A:215:ARG:C	1:A:216:ASN:HD22	2.12	0.53
2:B:4:ILE:CG2	2:B:136:GLN:HG2	2.38	0.53
2:B:20:PHE:CE1	2:B:24:ILE:HD12	2.43	0.53
2:B:239:THR:O	2:B:241:CYS:N	2.41	0.53
2:B:325:MET:O	2:B:329:ASP:HB2	2.07	0.53
3:K:100:TYR:HB3	3:K:316:ILE:HG22	1.91	0.53
1:A:196:GLU:C	1:A:197:HIS:CD2	2.82	0.53
2:B:133:GLN:HE21	2:B:252:LEU:HB2	1.73	0.53
2:B:323:MET:HG3	2:B:328:VAL:HG21	1.90	0.53
2:B:427:ASP:OD1	2:B:428:LEU:N	2.41	0.53
3:K:109:HIS:CD2	8:K:402:ANP:N6	2.76	0.53
3:K:102:GLN:HE21	3:K:327:GLU:HB2	1.74	0.53
1:A:98:ASP:O	1:A:110:ILE:HD13	2.08	0.53
1:A:163:LYS:O	1:A:163:LYS:HG2	2.08	0.53
2:B:194:LEU:C	2:B:196:GLU:H	2.11	0.53
1:A:275:VAL:HG21	1:A:300:ASN:OD1	2.09	0.53
2:B:68:VAL:HG12	2:B:149:MET:CE	2.38	0.53
2:B:8:GLN:OE1	2:B:14:ASN:ND2	2.42	0.53
2:B:259:MET:HG2	2:B:314:THR:CG2	2.38	0.53
2:B:27:GLU:HG2	2:B:27:GLU:O	2.08	0.53
3:K:131:ILE:CG2	3:K:146:ILE:HD13	2.11	0.53
3:K:26:LYS:HZ3	3:K:65:ASP:CG	2.12	0.53

Continued on next page...

Continued from previous page...

Atom-1	Atom-2	Interatomic distance (Å)	Clash overlap (Å)
1:A:248:LEU:HB3	1:A:355:ILE:H	1.72	0.53
2:B:5:VAL:O	2:B:5:VAL:HG23	2.09	0.53
3:K:27:VAL:CG1	3:K:314:ILE:HG21	2.38	0.53
1:A:173:PRO:HB2	1:A:391:LEU:HD11	1.91	0.53
2:B:168:THR:CB	2:B:201:THR:HG23	2.38	0.53
2:B:322:ARG:HH11	2:B:322:ARG:HG3	1.73	0.53
2:B:31:ASP:HB3	2:B:32:PRO:HD2	1.89	0.53
2:B:212:ILE:O	2:B:216:THR:HB	2.09	0.53
1:A:179:THR:HG21	2:B:248:LEU:HD22	1.91	0.53
1:A:224:TYR:CE2	2:B:325:MET:HG2	2.43	0.53
1:A:231:ILE:CA	1:A:234:ILE:HG22	2.38	0.52
2:B:70:LEU:HD12	2:B:145:THR:HG23	1.91	0.52
1:A:24:TYR:CE1	1:A:240:ALA:HB2	2.45	0.52
2:B:132:LEU:CD2	2:B:164:ARG:HG3	2.32	0.52
2:B:210:TYR:CD1	2:B:227:LEU:HD21	2.44	0.52
1:A:177:VAL:HG13	2:B:329:ASP:O	2.08	0.52
2:B:23:VAL:HG13	7:B:902:TA1:H321	1.91	0.52
1:A:119:LEU:HD11	1:A:156:ARG:CD	2.40	0.52
1:A:206:ASN:OD1	1:A:227:LEU:CD1	2.57	0.52
2:B:209:LEU:O	2:B:210:TYR:C	2.48	0.52
2:B:424:ASN:C	2:B:424:ASN:ND2	2.62	0.52
3:K:21:LEU:HD23	3:K:26:LYS:CE	2.34	0.52
1:A:110:ILE:CG2	1:A:111:GLY:H	2.15	0.52
1:A:251:ASP:OD1	1:A:252:LEU:N	2.43	0.52
2:B:264:ARG:HA	2:B:264:ARG:HE	1.74	0.52
2:B:320:ARG:HA	2:B:356:CYS:HB3	1.92	0.52
2:B:422:GLU:O	2:B:426:ASN:N	2.37	0.52
1:A:182:VAL:O	1:A:184:PRO:N	2.42	0.52
2:B:149:MET:HG2	2:B:149:MET:O	2.10	0.52
2:B:103:TRP:CE2	2:B:189:LEU:HB3	2.45	0.52
2:B:345:GLU:C	2:B:347:ILE:H	2.12	0.52
2:B:425:MET:O	2:B:428:LEU:HB3	2.09	0.52
3:K:98:PHE:CD2	3:K:312:THR:HG22	2.44	0.52
1:A:150:THR:O	1:A:151:SER:C	2.47	0.52
1:A:243:ARG:CZ	1:A:252:LEU:HG	2.39	0.52
1:A:8:HIS:HB3	1:A:13:GLY:O	2.09	0.52
2:B:141:LEU:HA	2:B:147:SER:HB3	1.91	0.52
1:A:181:VAL:HG21	2:B:258:ASN:O	2.09	0.52
1:A:224:TYR:OH	5:A:502:GTP:O2'	2.22	0.52
2:B:149:MET:O	2:B:153:LEU:HD22	2.10	0.52
2:B:226:ASP:O	2:B:229:HIS:N	2.42	0.52

Continued on next page...

Continued from previous page...

Atom-1	Atom-2	Interatomic distance (Å)	Clash overlap (Å)
2:B:314:THR:CG2	2:B:315:VAL:N	2.73	0.52
2:B:295:MET:SD	2:B:375:ALA:O	2.68	0.52
2:B:277:SER:OG	2:B:281:GLN:HB2	2.10	0.52
2:B:431:GLU:OE1	2:B:432:TYR:CA	2.57	0.52
3:K:155:LEU:H	3:K:270:ILE:CD1	2.22	0.52
3:K:63:VAL:HG12	3:K:64:PHE:N	2.24	0.52
1:A:283:HIS:O	1:A:284:GLU:C	2.48	0.52
2:B:107:HIS:CD2	2:B:151:THR:HG22	2.45	0.52
2:B:198:THR:HG22	2:B:265:LEU:CD2	2.39	0.52
2:B:21:TRP:CZ2	2:B:65:ALA:HB2	2.44	0.51
3:K:323:PHE:CG	3:K:324:ASN:N	2.78	0.51
1:A:417:GLU:OE1	1:A:417:GLU:HA	2.10	0.51
1:A:244:PHE:C	1:A:244:PHE:CD1	2.83	0.51
1:A:201:ALA:O	1:A:267:PHE:HA	2.10	0.51
1:A:172:TYR:OH	1:A:387:ALA:O	2.24	0.51
1:A:11:GLN:CG	1:A:74:VAL:HG11	2.28	0.51
2:B:251:ASP:O	2:B:252:LEU:C	2.48	0.51
2:B:200:GLU:N	2:B:265:LEU:HD13	2.25	0.51
2:B:21:TRP:HZ2	2:B:65:ALA:HB2	1.76	0.51
3:K:171:VAL:HG11	3:K:300:ARG:HB3	1.93	0.51
1:A:231:ILE:HD13	1:A:231:ILE:N	2.25	0.51
1:A:243:ARG:NH2	1:A:251:ASP:OD1	2.43	0.51
1:A:9:VAL:HG21	1:A:149:PHE:CD1	2.46	0.51
1:A:407:TRP:HZ2	2:B:260:VAL:HG21	1.75	0.51
3:K:117:ASP:CG	3:K:120:LEU:CB	2.65	0.51
3:K:163:ASP:OD2	3:K:185:THR:HG21	2.10	0.51
1:A:402:ARG:O	1:A:403:ALA:O	2.29	0.51
2:B:103:TRP:HZ3	2:B:108:TYR:CE1	2.27	0.51
1:A:171:ILE:O	1:A:171:ILE:HG22	2.11	0.51
1:A:238:ILE:O	1:A:242:LEU:HB2	2.11	0.51
1:A:151:SER:HB3	1:A:193:THR:CG2	2.34	0.51
1:A:191:THR:HG23	1:A:192:HIS:N	2.25	0.51
1:A:305:CYS:O	1:A:306:ASP:C	2.49	0.51
1:A:345:ASP:OD2	1:A:439:SER:HB3	2.10	0.51
3:K:47:PRO:HD2	3:K:320:PRO:CG	2.41	0.51
2:B:49:ILE:HG13	2:B:50:ASN:H	1.76	0.51
1:A:239:THR:O	1:A:240:ALA:C	2.48	0.51
1:A:133:GLN:CB	1:A:243:ARG:HH12	2.24	0.51
1:A:344:VAL:HG12	1:A:345:ASP:H	1.74	0.51
2:B:240:THR:HG23	2:B:241:CYS:H	1.76	0.51
2:B:188:THR:HA	2:B:425:MET:CE	2.40	0.51

Continued on next page...

Continued from previous page...

Atom-1	Atom-2	Interatomic distance (Å)	Clash overlap (Å)
1:A:310:GLY:HA3	1:A:383:ALA:N	2.26	0.51
2:B:265:LEU:O	2:B:266:HIS:O	2.29	0.51
3:K:117:ASP:OD2	3:K:120:LEU:CD1	2.55	0.51
1:A:23:LEU:HD23	1:A:236:SER:CB	2.37	0.50
2:B:5:VAL:CG2	2:B:135:PHE:CD2	2.94	0.50
2:B:260:VAL:HG23	2:B:260:VAL:O	2.11	0.50
1:A:4:CYS:HA	1:A:134:GLY:O	2.10	0.50
2:B:147:SER:O	2:B:151:THR:CB	2.51	0.50
2:B:369:ARG:C	2:B:369:ARG:HD2	2.32	0.50
1:A:115:ILE:CG2	1:A:116:ASP:N	2.75	0.50
2:B:333:LEU:O	2:B:336:GLN:N	2.44	0.50
2:B:383:ALA:C	2:B:385:GLN:H	2.15	0.50
3:K:20:ASP:HB2	3:K:339:ASN:HB3	1.90	0.50
1:A:414:GLU:CA	3:K:272:LYS:HZ3	2.24	0.50
3:K:318:CYS:HB3	3:K:328:THR:CB	2.40	0.50
1:A:11:GLN:O	1:A:14:VAL:HB	2.12	0.50
1:A:132:LEU:CD2	1:A:164:LYS:HE3	2.42	0.50
1:A:362:VAL:HG13	1:A:368:LEU:CD1	2.38	0.50
3:K:46:ILE:CG1	3:K:47:PRO:HD3	2.42	0.50
2:B:24:ILE:HG22	2:B:25:SER:N	2.27	0.50
2:B:3:GLU:HA	2:B:51:VAL:HA	1.93	0.50
1:A:244:PHE:CD1	1:A:245:ASP:N	2.76	0.50
1:A:261:PRO:HB2	1:A:262:TYR:CD2	2.46	0.50
1:A:5:ILE:O	1:A:136:SER:N	2.40	0.50
2:B:4:ILE:HD12	2:B:239:THR:CG2	2.42	0.50
1:A:119:LEU:HA	1:A:122:ILE:HG12	1.93	0.50
2:B:173:PRO:HB3	2:B:183:GLU:CG	2.42	0.50
2:B:265:LEU:HD12	2:B:266:HIS:O	2.12	0.50
2:B:387:LEU:HD23	2:B:388:PHE:CD1	2.47	0.50
3:K:259:ALA:HB2	3:K:264:LEU:CG	2.41	0.50
1:A:140:SER:O	1:A:142:GLY:N	2.44	0.50
1:A:196:GLU:O	1:A:197:HIS:CD2	2.64	0.50
1:A:414:GLU:CD	3:K:268:LYS:HZ3	2.15	0.50
2:B:296:PHE:CZ	2:B:315:VAL:HG11	2.46	0.50
3:K:73:THR:CG2	3:K:76:GLN:CB	2.87	0.50
1:A:115:ILE:HD11	1:A:119:LEU:HG	1.92	0.49
1:A:16:ILE:HG23	1:A:17:GLY:N	2.26	0.49
1:A:414:GLU:OE1	1:A:414:GLU:N	2.45	0.49
1:A:67:PHE:HE2	1:A:87:PHE:CE2	2.29	0.49
2:B:323:MET:HG3	2:B:328:VAL:CG2	2.41	0.49
1:A:147:SER:CB	1:A:190:THR:OG1	2.52	0.49

Continued on next page...

Continued from previous page...

Atom-1	Atom-2	Interatomic distance (Å)	Clash overlap (Å)
1:A:283:HIS:O	1:A:285:GLN:N	2.45	0.49
2:B:113:GLU:HG3	2:B:114:LEU:N	2.26	0.49
2:B:280:SER:O	2:B:282:GLN:N	2.45	0.49
2:B:345:GLU:O	2:B:347:ILE:N	2.45	0.49
2:B:49:ILE:O	2:B:50:ASN:C	2.48	0.49
2:B:168:THR:O	2:B:201:THR:HA	2.12	0.49
2:B:273:ALA:CB	2:B:274:PRO:HD3	2.30	0.49
2:B:299:LYS:CD	2:B:299:LYS:H	2.07	0.49
2:B:431:GLU:HA	2:B:434:GLN:CG	2.42	0.49
2:B:4:ILE:HG22	2:B:5:VAL:N	2.27	0.49
3:K:29:CYS:SG	3:K:318:CYS:SG	3.10	0.49
3:K:98:PHE:HD2	3:K:312:THR:HG22	1.77	0.49
2:B:179:ASP:HB2	6:B:901:GDP:C3'	2.41	0.49
2:B:298:ALA:O	2:B:299:LYS:C	2.50	0.49
3:K:181:VAL:CG2	3:K:301:ILE:HG12	2.43	0.49
1:A:115:ILE:O	1:A:116:ASP:C	2.51	0.49
1:A:133:GLN:HB3	1:A:243:ARG:HH12	1.76	0.49
2:B:176:LYS:HG3	2:B:177:VAL:H	1.78	0.49
2:B:199:ASP:O	2:B:200:GLU:HG3	2.13	0.49
3:K:21:LEU:N	3:K:338:VAL:CG1	2.62	0.49
1:A:227:LEU:O	1:A:231:ILE:HG12	2.12	0.49
2:B:133:GLN:NE2	2:B:252:LEU:HB2	2.28	0.49
2:B:173:PRO:HB3	2:B:183:GLU:HG2	1.93	0.49
2:B:175:PRO:CD	2:B:207:GLU:OE1	2.61	0.49
2:B:336:GLN:HE22	2:B:349:ASN:ND2	2.10	0.49
1:A:118:VAL:HG21	1:A:149:PHE:CE2	2.48	0.49
1:A:188:ILE:O	1:A:191:THR:HG22	2.13	0.49
1:A:192:HIS:CD2	1:A:424:ASP:OD2	2.66	0.49
1:A:158:SER:OG	1:A:197:HIS:HB3	2.13	0.49
2:B:69:ASP:HA	2:B:145:THR:HG21	1.95	0.49
2:B:211:ASP:OD1	2:B:212:ILE:HG13	2.13	0.49
2:B:431:GLU:OE1	2:B:432:TYR:N	2.46	0.49
3:K:96:THR:HB	3:K:312:THR:HA	1.94	0.49
1:A:163:LYS:C	1:A:164:LYS:HG2	2.33	0.49
1:A:203:MET:SD	1:A:267:PHE:HB3	2.53	0.49
1:A:274:PRO:CB	1:A:371:VAL:HG21	2.43	0.49
2:B:272:PHE:CE1	7:B:902:TA1:H391	2.48	0.49
3:K:288:THR:CG2	3:K:289:THR:H	2.25	0.49
3:K:223:ILE:HD12	3:K:301:ILE:HD12	1.95	0.49
3:K:31:PHE:HA	3:K:318:CYS:O	2.13	0.49
1:A:98:ASP:CB	1:A:105:ARG:HH21	2.14	0.49

Continued on next page...

Continued from previous page...

Atom-1	Atom-2	Interatomic distance (Å)	Clash overlap (Å)
1:A:230:LEU:O	1:A:233:GLN:N	2.35	0.49
2:B:262:PHE:O	2:B:264:ARG:N	2.45	0.49
1:A:394:LYS:HG2	2:B:348:PRO:CG	2.43	0.49
2:B:301:MET:HE1	2:B:377:PHE:HE2	1.78	0.49
3:K:108:THR:HB	8:K:402:ANP:PA	2.52	0.49
1:A:392:ASP:O	1:A:395:PHE:HB3	2.13	0.48
2:B:142:GLY:HA3	2:B:183:GLU:OE2	2.13	0.48
2:B:137:LEU:HD22	2:B:154:ILE:HG21	1.94	0.48
2:B:191:VAL:HG13	2:B:192:HIS:N	2.28	0.48
3:K:32:ARG:CG	3:K:319:SER:HB3	2.42	0.48
3:K:105:SER:N	8:K:402:ANP:O2B	2.46	0.48
1:A:104:ALA:CB	1:A:408:TYR:HD1	2.26	0.48
1:A:99:ALA:HB1	5:A:502:GTP:O2G	2.13	0.48
2:B:269:MET:HB3	2:B:303:ALA:HB2	1.94	0.48
2:B:2:ARG:NH1	2:B:251:ASP:OD2	2.46	0.48
1:A:99:ALA:O	1:A:100:ALA:HB3	2.14	0.48
1:A:9:VAL:HG11	1:A:150:THR:OG1	2.13	0.48
1:A:206:ASN:ND2	5:A:502:GTP:O2'	2.46	0.48
3:K:309:ASN:HB3	3:K:311:ARG:HE	1.78	0.48
2:B:296:PHE:HZ	2:B:315:VAL:HG11	1.78	0.48
3:K:320:PRO:O	3:K:321:SER:CB	2.61	0.48
1:A:149:PHE:HE1	1:A:153:LEU:HD22	1.77	0.48
1:A:155:GLU:OE1	1:A:197:HIS:HE1	1.96	0.48
1:A:242:LEU:C	1:A:244:PHE:N	2.66	0.48
2:B:154:ILE:HG22	2:B:166:MET:CE	2.44	0.48
2:B:20:PHE:CG	2:B:235:MET:SD	3.07	0.48
2:B:263:PRO:O	2:B:264:ARG:C	2.52	0.48
2:B:264:ARG:HA	2:B:264:ARG:NE	2.29	0.48
2:B:49:ILE:HG13	2:B:50:ASN:N	2.28	0.48
3:K:318:CYS:CB	3:K:328:THR:OG1	2.56	0.48
1:A:105:ARG:HG3	1:A:105:ARG:HH11	1.78	0.48
1:A:228:ASN:OD1	5:A:502:GTP:C6	2.67	0.48
1:A:231:ILE:O	1:A:235:VAL:HG23	2.12	0.48
2:B:115:VAL:CG2	2:B:152:LEU:HD23	2.44	0.48
2:B:8:GLN:HB3	2:B:14:ASN:HA	1.94	0.48
2:B:243:ARG:HD3	2:B:243:ARG:N	2.26	0.48
3:K:14:LEU:C	3:K:16:ASN:H	2.17	0.48
1:A:384:ILE:HG22	1:A:388:TRP:CD1	2.49	0.48
1:A:6:SER:OG	1:A:65:ALA:HB2	2.14	0.48
1:A:317:LEU:CD1	1:A:351:PHE:CD1	2.97	0.48
1:A:386:GLU:O	1:A:388:TRP:N	2.47	0.48

Continued on next page...

Continued from previous page...

Atom-1	Atom-2	Interatomic distance (Å)	Clash overlap (Å)
1:A:115:ILE:HG23	1:A:116:ASP:H	1.79	0.48
1:A:413:MET:O	3:K:268:LYS:CE	2.57	0.48
2:B:102:ASN:HB3	2:B:105:LYS:HB2	1.95	0.48
3:K:23:GLY:O	3:K:25:ILE:CG1	2.62	0.48
1:A:147:SER:O	1:A:190:THR:HG23	2.14	0.48
1:A:217:LEU:CD1	1:A:277:SER:HA	2.44	0.48
2:B:399:PHE:O	2:B:400:ARG:C	2.52	0.48
1:A:97:GLU:HB2	1:A:110:ILE:HD11	1.96	0.47
1:A:148:GLY:O	1:A:151:SER:CB	2.61	0.47
1:A:191:THR:CG2	1:A:192:HIS:N	2.76	0.47
1:A:286:LEU:CD1	1:A:290:GLU:HG2	2.44	0.47
1:A:335:ILE:O	1:A:337:THR:N	2.47	0.47
2:B:188:THR:HA	2:B:425:MET:HE3	1.95	0.47
2:B:281:GLN:C	2:B:283:TYR:N	2.67	0.47
1:A:210:TYR:CE1	1:A:227:LEU:HD21	2.49	0.47
1:A:264:ARG:C	1:A:266:HIS:N	2.60	0.47
1:A:234:ILE:HB	1:A:302:MET:HE1	1.97	0.47
1:A:241:SER:HB3	1:A:320:ARG:NH2	2.30	0.47
2:B:101:ASN:ND2	2:B:101:ASN:O	2.47	0.47
2:B:387:LEU:O	2:B:387:LEU:HG	2.14	0.47
1:A:151:SER:OG	1:A:193:THR:HG21	2.13	0.47
1:A:388:TRP:HA	1:A:388:TRP:HE3	1.79	0.47
2:B:209:LEU:CD2	2:B:227:LEU:HD13	2.44	0.47
2:B:20:PHE:O	2:B:24:ILE:HB	2.15	0.47
2:B:297:ASP:OD2	2:B:299:LYS:HE2	2.14	0.47
2:B:307:PRO:HB3	2:B:312:TYR:CZ	2.49	0.47
1:A:117:LEU:HD12	1:A:121:ARG:HH12	1.80	0.47
1:A:34:GLY:C	1:A:61:HIS:N	2.68	0.47
1:A:96:LYS:O	1:A:97:GLU:O	2.31	0.47
2:B:226:ASP:O	2:B:229:HIS:HB3	2.15	0.47
1:A:132:LEU:HD21	1:A:164:LYS:HE3	1.96	0.47
1:A:154:MET:HA	1:A:157:LEU:HD12	1.96	0.47
1:A:260:VAL:O	1:A:260:VAL:CG2	2.63	0.47
1:A:5:ILE:HG22	1:A:6:SER:H	1.78	0.47
2:B:185:TYR:HD1	2:B:395:PHE:CE1	2.33	0.47
2:B:384:ILE:HG23	2:B:384:ILE:O	2.14	0.47
3:K:325:GLU:OE1	3:K:329:LYS:HD2	2.14	0.47
1:A:339:ARG:C	1:A:341:ILE:N	2.68	0.47
2:B:209:LEU:O	2:B:213:CYS:N	2.47	0.47
2:B:242:LEU:CD1	2:B:250:ALA:HB3	2.45	0.47
2:B:274:PRO:HG2	2:B:371:LEU:CD2	2.43	0.47

Continued on next page...

Continued from previous page...

Atom-1	Atom-2	Interatomic distance (Å)	Clash overlap (Å)
2:B:308:ARG:HG3	2:B:342:TYR:OH	2.13	0.47
3:K:262:ALA:C	3:K:264:LEU:H	2.17	0.47
1:A:179:THR:HG22	2:B:352:LYS:HZ1	1.80	0.47
1:A:404:PHE:CD1	1:A:404:PHE:N	2.83	0.47
1:A:407:TRP:O	1:A:411:GLU:CG	2.63	0.47
1:A:434:GLU:C	1:A:436:GLY:H	2.18	0.47
2:B:307:PRO:C	2:B:309:HIS:H	2.18	0.47
2:B:70:LEU:O	2:B:99:ALA:HB2	2.15	0.47
2:B:360:PRO:HB2	7:B:902:TA1:H281	1.95	0.47
1:A:253:THR:O	1:A:254:GLU:C	2.52	0.47
1:A:256:GLN:HA	1:A:260:VAL:HG13	1.97	0.47
1:A:345:ASP:C	1:A:347:CYS:N	2.68	0.47
2:B:282:GLN:HB3	2:B:282:GLN:HE21	1.50	0.47
1:A:409:VAL:CG1	3:K:272:LYS:HE2	2.45	0.47
1:A:120:ASP:O	1:A:124:LYS:HB2	2.15	0.47
1:A:145:THR:O	1:A:149:PHE:HB3	2.15	0.47
1:A:25:CYS:SG	1:A:83:TYR:HE2	2.38	0.47
1:A:7:ILE:HD11	1:A:137:VAL:CG2	2.44	0.47
1:A:107:HIS:CE1	1:A:152:LEU:HB3	2.49	0.47
1:A:155:GLU:HG2	1:A:197:HIS:CE1	2.49	0.47
1:A:204:VAL:CG1	1:A:209:ILE:HD11	2.42	0.47
1:A:265:GLY:O	1:A:266:HIS:O	2.33	0.47
1:A:278:ALA:O	1:A:279:GLU:HG2	2.15	0.47
1:A:407:TRP:CZ2	2:B:260:VAL:HG21	2.49	0.47
3:K:55:VAL:HG12	3:K:63:VAL:HG21	1.96	0.47
1:A:9:VAL:HG21	1:A:149:PHE:HD1	1.80	0.47
1:A:19:ALA:HB2	1:A:228:ASN:HB3	1.96	0.47
1:A:369:ALA:O	1:A:370:LYS:CB	2.62	0.47
1:A:12:ALA:CB	1:A:140:SER:OG	2.60	0.46
1:A:210:TYR:CZ	1:A:227:LEU:HD11	2.51	0.46
1:A:255:PHE:O	1:A:256:GLN:C	2.53	0.46
2:B:242:LEU:HD11	2:B:250:ALA:HB3	1.97	0.46
3:K:259:ALA:HB2	3:K:264:LEU:CD2	2.45	0.46
1:A:12:ALA:HB2	5:A:502:GTP:C8	2.51	0.46
1:A:119:LEU:HD11	1:A:156:ARG:HD2	1.97	0.46
1:A:11:GLN:O	1:A:15:GLN:HG3	2.15	0.46
1:A:191:THR:O	1:A:195:LEU:HB2	2.15	0.46
1:A:224:TYR:OH	5:A:502:GTP:H2'	2.14	0.46
1:A:22:GLU:O	1:A:23:LEU:C	2.54	0.46
1:A:344:VAL:CG1	1:A:345:ASP:N	2.78	0.46
1:A:381:THR:O	1:A:383:ALA:N	2.49	0.46

Continued on next page...

Continued from previous page...

Atom-1	Atom-2	Interatomic distance (Å)	Clash overlap (Å)
1:A:396:ASP:O	1:A:397:LEU:C	2.53	0.46
2:B:250:ALA:HB1	2:B:254:LYS:CB	2.44	0.46
3:K:14:LEU:O	3:K:15:HIS:HB3	2.15	0.46
3:K:88:ASP:CG	3:K:311:ARG:CZ	2.83	0.46
3:K:100:TYR:HE1	3:K:327:GLU:HG2	1.76	0.46
1:A:11:GLN:NE2	1:A:74:VAL:HG22	2.30	0.46
2:B:133:GLN:O	2:B:165:ILE:CD1	2.64	0.46
2:B:175:PRO:O	2:B:176:LYS:C	2.52	0.46
2:B:176:LYS:CE	2:B:207:GLU:HG3	2.39	0.46
2:B:287:THR:N	2:B:290:GLU:OE1	2.48	0.46
3:K:286:GLU:OE1	3:K:337:SER:O	2.32	0.46
3:K:21:LEU:HD13	3:K:338:VAL:HG21	1.85	0.46
3:K:20:ASP:CB	3:K:339:ASN:CB	2.69	0.46
1:A:114:ILE:O	1:A:118:VAL:HG23	2.16	0.46
1:A:185:TYR:OH	1:A:399:TYR:HA	2.15	0.46
2:B:103:TRP:CE3	2:B:189:LEU:HD13	2.50	0.46
2:B:198:THR:HG23	2:B:200:GLU:H	1.79	0.46
2:B:310:GLY:HA3	2:B:436:GLN:NE2	2.29	0.46
2:B:237:GLY:HA3	2:B:376:THR:OG1	2.15	0.46
1:A:175:PRO:HD2	1:A:207:GLU:HB3	1.97	0.46
1:A:243:ARG:NH2	1:A:252:LEU:HB2	2.31	0.46
1:A:328:VAL:C	1:A:330:ALA:H	2.16	0.46
1:A:392:ASP:OD1	1:A:422:ARG:NE	2.48	0.46
2:B:113:GLU:CG	2:B:114:LEU:N	2.79	0.46
2:B:154:ILE:HD12	2:B:155:SER:N	2.31	0.46
3:K:85:ILE:HD13	3:K:311:ARG:O	2.16	0.46
2:B:208:ALA:O	2:B:212:ILE:HG13	2.16	0.46
7:B:902:TA1:H463	7:B:902:TA1:C26	2.46	0.46
1:A:99:ALA:H	2:B:2:ARG:NH2	2.10	0.46
3:K:32:ARG:HG3	3:K:319:SER:CB	2.46	0.46
1:A:11:GLN:NE2	2:B:249:ASN:HD21	2.14	0.46
1:A:243:ARG:NH2	1:A:252:LEU:CB	2.78	0.46
1:A:286:LEU:O	1:A:287:SER:O	2.34	0.46
1:A:324:VAL:HG12	1:A:326:LYS:H	1.81	0.46
1:A:328:VAL:O	1:A:330:ALA:N	2.38	0.46
2:B:11:GLN:O	2:B:14:ASN:HB3	2.16	0.46
2:B:4:ILE:HD12	2:B:239:THR:HG21	1.98	0.46
2:B:273:ALA:CB	2:B:274:PRO:CD	2.93	0.46
1:A:7:ILE:HG13	1:A:137:VAL:HG22	1.98	0.46
1:A:148:GLY:O	1:A:149:PHE:C	2.55	0.46
1:A:256:GLN:O	1:A:260:VAL:HG13	2.15	0.46

Continued on next page...

Continued from previous page...

Atom-1	Atom-2	Interatomic distance (Å)	Clash overlap (Å)
1:A:278:ALA:HB2	1:A:369:ALA:CA	2.46	0.46
2:B:209:LEU:HD23	2:B:227:LEU:HD13	1.98	0.46
2:B:275:LEU:HD12	2:B:275:LEU:HA	1.78	0.46
3:K:337:SER:O	3:K:338:VAL:HG22	2.14	0.46
1:A:210:TYR:CD1	1:A:227:LEU:HD21	2.51	0.46
1:A:224:TYR:OH	5:A:502:GTP:C2'	2.64	0.46
1:A:226:ASN:O	1:A:229:ARG:N	2.48	0.46
1:A:5:ILE:CG2	1:A:6:SER:H	2.29	0.46
2:B:175:PRO:HD2	2:B:207:GLU:CD	2.35	0.46
1:A:122:ILE:CD1	1:A:157:LEU:HD21	2.35	0.45
1:A:316:CYS:HB3	1:A:378:LEU:HD12	1.95	0.45
1:A:384:ILE:HG22	1:A:384:ILE:O	2.15	0.45
1:A:436:GLY:O	1:A:438:ASP:N	2.48	0.45
1:A:95:GLY:C	1:A:97:GLU:N	2.69	0.45
2:B:135:PHE:CD1	2:B:135:PHE:N	2.84	0.45
2:B:416:MET:HE1	3:K:173:GLU:CG	2.41	0.45
3:K:102:GLN:O	8:K:402:ANP:O3G	2.34	0.45
1:A:334:THR:CG2	1:A:335:ILE:N	2.79	0.45
1:A:413:MET:C	1:A:414:GLU:HG3	2.36	0.45
2:B:134:GLY:HA3	2:B:165:ILE:HG12	1.97	0.45
2:B:224:TYR:O	2:B:225:GLY:C	2.53	0.45
2:B:24:ILE:CD1	2:B:52:TYR:CE2	2.97	0.45
2:B:313:LEU:O	2:B:347:ILE:HD12	2.16	0.45
2:B:431:GLU:HA	2:B:434:GLN:HG3	1.98	0.45
3:K:27:VAL:HG11	3:K:314:ILE:HG21	1.97	0.45
3:K:98:PHE:CE2	3:K:312:THR:HG23	2.50	0.45
1:A:203:MET:SD	1:A:267:PHE:CB	3.04	0.45
1:A:288:VAL:HA	1:A:291:ILE:HG12	1.97	0.45
1:A:317:LEU:CD1	1:A:351:PHE:CE1	2.99	0.45
1:A:408:TYR:CG	1:A:418:PHE:HZ	2.34	0.45
2:B:196:GLU:O	2:B:197:ASN:OD1	2.34	0.45
2:B:360:PRO:O	2:B:369:ARG:C	2.54	0.45
2:B:72:PRO:O	2:B:74:THR:N	2.50	0.45
2:B:82:PRO:C	2:B:84:GLY:H	2.20	0.45
2:B:67:LEU:HD12	2:B:92:PHE:CD1	2.51	0.45
1:A:155:GLU:HA	1:A:197:HIS:CE1	2.49	0.45
1:A:204:VAL:HG21	1:A:231:ILE:HG23	1.97	0.45
2:B:156:LYS:CE	2:B:156:LYS:HA	2.38	0.45
2:B:210:TYR:CE1	2:B:227:LEU:HD11	2.51	0.45
2:B:242:LEU:HA	2:B:242:LEU:HD23	1.76	0.45
2:B:324:SER:OG	2:B:326:LYS:HB3	2.16	0.45

Continued on next page...

Continued from previous page...

Atom-1	Atom-2	Interatomic distance (Å)	Clash overlap (Å)
2:B:323:MET:CE	2:B:328:VAL:HG22	2.46	0.45
2:B:408:TYR:O	2:B:411:GLU:HB2	2.16	0.45
3:K:298:MET:SD	3:K:302:LEU:HD11	2.56	0.45
3:K:27:VAL:CG1	3:K:314:ILE:HD12	2.47	0.45
1:A:103:TYR:CD1	1:A:148:GLY:HA2	2.52	0.45
1:A:303:VAL:CG1	1:A:303:VAL:O	2.65	0.45
2:B:194:LEU:O	2:B:265:LEU:HD23	2.16	0.45
3:K:222:SER:HB2	3:K:247:ASP:HB3	1.98	0.45
3:K:97:ILE:HB	3:K:245:LEU:HD23	1.98	0.45
1:A:218:ASP:C	1:A:219:ILE:HG12	2.37	0.45
1:A:276:ILE:HG12	1:A:277:SER:N	2.32	0.45
1:A:308:ARG:O	1:A:309:HIS:HB3	2.17	0.45
1:A:423:GLU:O	1:A:426:ALA:HB3	2.16	0.45
1:A:346:TRP:HZ2	1:A:435:VAL:HG12	1.81	0.45
2:B:137:LEU:HD22	2:B:154:ILE:HG23	1.97	0.45
2:B:287:THR:O	2:B:288:VAL:CG2	2.58	0.45
2:B:325:MET:HE1	2:B:355:VAL:HG11	1.97	0.45
3:K:310:CYS:O	3:K:311:ARG:HG2	2.16	0.45
1:A:23:LEU:O	1:A:26:LEU:HB3	2.17	0.45
1:A:283:HIS:ND1	1:A:283:HIS:O	2.49	0.45
1:A:286:LEU:HG	1:A:290:GLU:HB2	1.98	0.45
2:B:175:PRO:HG2	2:B:207:GLU:OE1	2.16	0.45
3:K:291:VAL:HG13	3:K:292:PRO:CD	2.27	0.45
1:A:117:LEU:HD11	1:A:121:ARG:NH2	2.30	0.45
1:A:23:LEU:CD2	1:A:232:GLY:O	2.64	0.45
1:A:268:PRO:CA	1:A:379:SER:O	2.65	0.45
2:B:102:ASN:ND2	2:B:104:ALA:HB3	2.31	0.45
2:B:106:GLY:O	2:B:149:MET:HB2	2.17	0.45
2:B:288:VAL:N	2:B:289:PRO:CD	2.80	0.45
2:B:288:VAL:N	2:B:289:PRO:HD2	2.32	0.45
3:K:259:ALA:HB2	3:K:264:LEU:HD23	1.99	0.45
1:A:425:MET:O	1:A:428:LEU:N	2.45	0.45
2:B:242:LEU:C	2:B:244:PHE:H	2.20	0.45
2:B:312:TYR:HA	2:B:381:SER:HA	1.99	0.45
2:B:324:SER:O	2:B:326:LYS:N	2.50	0.45
1:A:234:ILE:C	1:A:234:ILE:CD1	2.86	0.45
2:B:237:GLY:O	2:B:241:CYS:CB	2.61	0.45
2:B:332:MET:HE2	2:B:351:VAL:HG11	1.99	0.45
2:B:35:SER:CB	2:B:59:ASN:HA	2.42	0.45
3:K:337:SER:C	3:K:338:VAL:CG2	2.86	0.45
1:A:182:VAL:O	1:A:184:PRO:CD	2.65	0.44

Continued on next page...

Continued from previous page...

Atom-1	Atom-2	Interatomic distance (Å)	Clash overlap (Å)
2:B:52:TYR:HE2	2:B:240:THR:HB	1.82	0.44
2:B:243:ARG:HH21	2:B:252:LEU:N	2.12	0.44
2:B:8:GLN:CG	2:B:67:LEU:HD22	2.47	0.44
3:K:73:THR:CG2	3:K:76:GLN:N	2.65	0.44
1:A:8:HIS:HA	1:A:138:PHE:HB2	2.00	0.44
1:A:252:LEU:O	1:A:253:THR:C	2.56	0.44
1:A:409:VAL:CG1	3:K:272:LYS:CD	2.46	0.44
1:A:152:LEU:HD12	1:A:152:LEU:C	2.38	0.44
1:A:231:ILE:H	1:A:231:ILE:HD13	1.82	0.44
1:A:241:SER:C	1:A:244:PHE:HB3	2.36	0.44
1:A:234:ILE:CG1	1:A:270:ALA:HB1	2.38	0.44
1:A:271:THR:O	1:A:376:CYS:HA	2.17	0.44
1:A:392:ASP:OD1	1:A:422:ARG:CZ	2.65	0.44
2:B:295:MET:SD	2:B:375:ALA:HB3	2.57	0.44
2:B:413:MET:HG3	2:B:414:ASP:N	2.22	0.44
3:K:179:PRO:CG	3:K:294:ARG:HD3	2.44	0.44
3:K:341:CYS:C	3:K:342:LYS:HG3	2.38	0.44
1:A:10:GLY:O	1:A:11:GLN:C	2.53	0.44
1:A:362:VAL:HG13	1:A:368:LEU:CG	2.48	0.44
1:A:409:VAL:HG11	3:K:272:LYS:CA	2.48	0.44
2:B:102:ASN:OD1	2:B:408:TYR:CZ	2.70	0.44
2:B:14:ASN:O	2:B:17:GLY:N	2.51	0.44
2:B:23:VAL:O	2:B:25:SER:N	2.50	0.44
2:B:94:PHE:N	2:B:94:PHE:CD1	2.84	0.44
1:A:343:PHE:CE1	1:A:351:PHE:HE2	2.36	0.44
1:A:274:PRO:HB2	1:A:371:VAL:HG21	1.98	0.44
2:B:189:LEU:HD23	2:B:421:ALA:CB	2.48	0.44
2:B:239:THR:CG2	2:B:240:THR:N	2.80	0.44
2:B:282:GLN:O	2:B:282:GLN:CG	2.65	0.44
2:B:307:PRO:C	2:B:309:HIS:N	2.71	0.44
3:K:64:PHE:HE2	3:K:332:LEU:CD2	2.15	0.44
1:A:272:TYR:CE2	1:A:274:PRO:HD2	2.53	0.44
1:A:286:LEU:O	1:A:287:SER:C	2.55	0.44
2:B:212:ILE:O	2:B:212:ILE:HG22	2.18	0.44
1:A:71:GLU:OE2	2:B:249:ASN:OD1	2.36	0.44
2:B:257:VAL:O	2:B:257:VAL:CG1	2.64	0.44
1:A:407:TRP:NE1	2:B:260:VAL:CG2	2.68	0.44
1:A:177:VAL:HG12	2:B:329:ASP:HB3	1.98	0.44
2:B:409:THR:HA	2:B:413:MET:HB3	1.98	0.44
3:K:103:THR:N	8:K:402:ANP:O3G	2.50	0.44
1:A:13:GLY:C	1:A:16:ILE:HG22	2.38	0.44

Continued on next page...

Continued from previous page...

Atom-1	Atom-2	Interatomic distance (Å)	Clash overlap (Å)
1:A:196:GLU:C	1:A:197:HIS:HD2	2.19	0.44
1:A:212:ILE:HD11	1:A:302:MET:H	1.82	0.44
1:A:21:TRP:HE1	1:A:63:PRO:HB3	1.83	0.44
1:A:229:ARG:HG2	1:A:229:ARG:NH1	2.31	0.44
2:B:239:THR:O	2:B:240:THR:C	2.56	0.44
2:B:167:ASN:HD21	2:B:252:LEU:HD22	1.82	0.44
2:B:301:MET:O	2:B:303:ALA:N	2.51	0.44
2:B:6:HIS:HB3	2:B:21:TRP:HZ2	1.81	0.44
2:B:67:LEU:HD12	2:B:92:PHE:CE1	2.53	0.44
3:K:117:ASP:OD1	3:K:120:LEU:HB2	2.14	0.44
2:B:194:LEU:C	2:B:196:GLU:N	2.70	0.44
2:B:280:SER:OG	2:B:281:GLN:N	2.49	0.44
2:B:6:HIS:HB3	2:B:65:ALA:CB	2.48	0.44
3:K:24:ASN:C	3:K:26:LYS:N	2.65	0.44
3:K:284:LEU:HA	3:K:288:THR:HB	2.00	0.44
1:A:390:ARG:HG3	1:A:390:ARG:HH11	1.83	0.44
2:B:105:LYS:HG2	2:B:110:GLU:CG	2.48	0.44
2:B:168:THR:CG2	2:B:201:THR:HG23	2.48	0.44
2:B:236:SER:OG	7:B:902:TA1:C40	2.66	0.44
3:K:117:ASP:OD2	3:K:120:LEU:CB	2.58	0.44
3:K:259:ALA:CB	3:K:264:LEU:HD23	2.48	0.44
3:K:46:ILE:HG13	3:K:47:PRO:HD3	2.00	0.44
1:A:343:PHE:HZ	1:A:351:PHE:CZ	2.36	0.43
2:B:167:ASN:HA	2:B:200:GLU:O	2.17	0.43
2:B:24:ILE:CG2	2:B:25:SER:N	2.80	0.43
2:B:70:LEU:HB2	2:B:99:ALA:CB	2.48	0.43
3:K:163:ASP:CG	3:K:185:THR:HG21	2.38	0.43
1:A:153:LEU:O	1:A:157:LEU:HG	2.18	0.43
1:A:263:PRO:O	1:A:264:ARG:C	2.56	0.43
1:A:63:PRO:C	1:A:64:ARG:CG	2.83	0.43
2:B:7:ILE:N	2:B:136:GLN:O	2.51	0.43
1:A:121:ARG:NH1	1:A:121:ARG:HG2	2.33	0.43
1:A:204:VAL:O	1:A:204:VAL:HG12	2.17	0.43
1:A:291:ILE:HD12	1:A:375:VAL:HG23	1.99	0.43
1:A:295:CYS:HB3	1:A:377:MET:HG2	1.99	0.43
1:A:436:GLY:C	1:A:438:ASP:N	2.72	0.43
2:B:161:TYR:C	2:B:163:ASP:N	2.71	0.43
2:B:23:VAL:HA	7:B:902:TA1:H321	1.98	0.43
2:B:240:THR:HG23	2:B:241:CYS:N	2.34	0.43
2:B:399:PHE:O	2:B:402:LYS:N	2.29	0.43
3:K:282:SER:O	3:K:286:GLU:HG3	2.17	0.43

Continued on next page...

Continued from previous page...

Atom-1	Atom-2	Interatomic distance (Å)	Clash overlap (Å)
1:A:63:PRO:HG2	1:A:91:GLN:OE1	2.17	0.43
1:A:154:MET:CE	1:A:166:LYS:HB3	2.48	0.43
2:B:161:TYR:O	2:B:163:ASP:N	2.51	0.43
2:B:242:LEU:HD22	2:B:250:ALA:O	2.17	0.43
2:B:26:ASP:C	2:B:28:HIS:H	2.21	0.43
2:B:409:THR:C	2:B:411:GLU:H	2.22	0.43
3:K:187:ARG:HD3	3:K:198:VAL:HG21	1.92	0.43
1:A:310:GLY:HA3	1:A:383:ALA:CA	2.49	0.43
1:A:104:ALA:HB3	1:A:408:TYR:HD1	1.84	0.43
2:B:161:TYR:N	2:B:161:TYR:CD1	2.86	0.43
2:B:306:ASP:HA	2:B:307:PRO:HD3	1.91	0.43
2:B:68:VAL:HG11	2:B:153:LEU:HD21	2.00	0.43
3:K:318:CYS:CB	3:K:328:THR:CG2	2.97	0.43
1:A:115:ILE:CG1	1:A:152:LEU:HD13	2.46	0.43
1:A:287:SER:N	1:A:290:GLU:OE1	2.51	0.43
1:A:104:ALA:HB1	1:A:413:MET:HG3	1.95	0.43
1:A:121:ARG:HG2	1:A:121:ARG:HH11	1.83	0.43
1:A:209:ILE:CD1	1:A:231:ILE:HD11	2.47	0.43
1:A:377:MET:O	1:A:377:MET:HG3	2.18	0.43
1:A:402:ARG:O	1:A:405:VAL:N	2.49	0.43
2:B:409:THR:O	2:B:412:GLY:N	2.48	0.43
2:B:72:PRO:HG2	2:B:73:GLY:H	1.83	0.43
1:A:172:TYR:CD1	1:A:173:PRO:N	2.80	0.43
1:A:16:ILE:CG2	1:A:17:GLY:N	2.82	0.43
1:A:278:ALA:CA	1:A:282:TYR:OH	2.65	0.43
2:B:103:TRP:HB2	2:B:186:ASN:HA	2.01	0.43
2:B:192:HIS:NE2	2:B:420:GLU:HG2	2.34	0.43
1:A:409:VAL:C	1:A:411:GLU:N	2.71	0.43
3:K:21:LEU:HD23	3:K:21:LEU:O	2.19	0.43
1:A:8:HIS:CD2	1:A:138:PHE:CD2	3.07	0.42
1:A:304:LYS:HG3	1:A:304:LYS:O	2.19	0.42
3:K:179:PRO:HG2	3:K:294:ARG:CD	2.44	0.42
1:A:147:SER:HB2	1:A:186:ASN:O	2.19	0.42
1:A:209:ILE:CD1	1:A:231:ILE:CD1	2.97	0.42
2:B:187:ALA:O	2:B:188:THR:C	2.57	0.42
2:B:383:ALA:C	2:B:385:GLN:N	2.72	0.42
3:K:32:ARG:HG3	3:K:319:SER:HB3	2.00	0.42
3:K:54:THR:HG23	3:K:63:VAL:HG23	1.99	0.42
1:A:103:TYR:O	1:A:104:ALA:C	2.57	0.42
1:A:132:LEU:CD2	1:A:132:LEU:H	2.23	0.42
1:A:363:VAL:CG1	1:A:364:PRO:HD2	2.48	0.42

Continued on next page...

Continued from previous page...

Atom-1	Atom-2	Interatomic distance (Å)	Clash overlap (Å)
2:B:141:LEU:N	2:B:141:LEU:HD12	2.32	0.42
2:B:250:ALA:CB	2:B:254:LYS:HE2	2.49	0.42
3:K:323:PHE:CD2	3:K:324:ASN:N	2.87	0.42
1:A:110:ILE:CG2	1:A:111:GLY:N	2.71	0.42
1:A:180:ALA:HA	2:B:352:LYS:HZ2	1.84	0.42
1:A:4:CYS:SG	1:A:252:LEU:CD1	3.02	0.42
2:B:210:TYR:O	2:B:211:ASP:C	2.57	0.42
2:B:261:PRO:HB2	2:B:262:PHE:CD2	2.54	0.42
3:K:23:GLY:C	3:K:25:ILE:N	2.53	0.42
1:A:238:ILE:HD11	1:A:378:LEU:HD23	2.01	0.42
1:A:72:PRO:HG2	1:A:73:THR:H	1.83	0.42
2:B:114:LEU:HD23	2:B:149:MET:HE1	2.00	0.42
2:B:19:LYS:HG3	2:B:228:ASN:HB2	2.01	0.42
2:B:343:PHE:CD1	2:B:350:ASN:ND2	2.88	0.42
2:B:435:TYR:C	2:B:437:ASP:N	2.72	0.42
3:K:31:PHE:CE2	3:K:318:CYS:HB2	2.55	0.42
2:B:165:ILE:CD1	2:B:165:ILE:H	2.31	0.42
2:B:175:PRO:O	2:B:177:VAL:N	2.53	0.42
2:B:204:ILE:HD13	2:B:231:VAL:CG2	2.45	0.42
2:B:48:ARG:HG2	2:B:243:ARG:HB3	2.01	0.42
2:B:333:LEU:HD11	2:B:337:ASN:HD21	1.85	0.42
2:B:431:GLU:O	2:B:434:GLN:N	2.48	0.42
3:K:32:ARG:HE	3:K:319:SER:CB	2.31	0.42
1:A:213:CYS:O	1:A:219:ILE:HG13	2.20	0.42
1:A:224:TYR:HD2	2:B:247:GLN:CB	2.28	0.42
1:A:288:VAL:C	1:A:290:GLU:N	2.71	0.42
1:A:378:LEU:HD12	1:A:378:LEU:O	2.19	0.42
2:B:115:VAL:HG21	2:B:152:LEU:HD21	1.98	0.42
2:B:182:VAL:O	2:B:183:GLU:C	2.56	0.42
2:B:288:VAL:C	2:B:290:GLU:N	2.70	0.42
1:A:110:ILE:O	1:A:111:GLY:C	2.57	0.42
1:A:149:PHE:O	1:A:150:THR:C	2.56	0.42
1:A:166:LYS:CE	1:A:199:ASP:OD1	2.62	0.42
1:A:238:ILE:O	1:A:242:LEU:CB	2.67	0.42
1:A:255:PHE:O	1:A:259:LEU:N	2.50	0.42
1:A:25:CYS:SG	1:A:26:LEU:N	2.92	0.42
2:B:273:ALA:HB1	2:B:291:LEU:HG	2.02	0.42
1:A:11:GLN:HE21	1:A:74:VAL:CG2	2.29	0.42
2:B:156:LYS:NZ	2:B:159:GLU:OE1	2.47	0.42
2:B:2:ARG:NH1	2:B:251:ASP:CG	2.73	0.42
2:B:307:PRO:O	2:B:309:HIS:N	2.53	0.42

Continued on next page...

Continued from previous page...

Atom-1	Atom-2	Interatomic distance (Å)	Clash overlap (Å)
1:A:230:LEU:O	1:A:231:ILE:C	2.57	0.42
1:A:318:LEU:HB2	1:A:376:CYS:SG	2.60	0.42
2:B:199:ASP:C	2:B:265:LEU:HD13	2.41	0.42
2:B:210:TYR:O	2:B:214:PHE:N	2.52	0.42
2:B:102:ASN:ND2	2:B:408:TYR:HA	2.20	0.42
2:B:98:GLY:O	2:B:100:GLY:N	2.49	0.42
3:K:18:VAL:C	3:K:20:ASP:N	2.73	0.42
3:K:46:ILE:HG12	3:K:47:PRO:HD3	2.02	0.42
1:A:115:ILE:C	1:A:115:ILE:CD1	2.88	0.41
2:B:118:VAL:O	2:B:122:VAL:HG13	2.19	0.41
2:B:427:ASP:OD1	2:B:427:ASP:C	2.57	0.41
3:K:93:TYR:HD1	3:K:309:ASN:ND2	2.00	0.41
1:A:175:PRO:HG3	1:A:304:LYS:CB	2.50	0.41
1:A:166:LYS:HB2	1:A:199:ASP:OD1	2.20	0.41
1:A:242:LEU:HD11	1:A:250:VAL:HG23	2.02	0.41
1:A:332:ILE:CD1	1:A:353:VAL:HG22	2.51	0.41
1:A:363:VAL:HG13	1:A:364:PRO:HD2	2.02	0.41
2:B:202:TYR:CE2	2:B:268:PHE:HD2	2.38	0.41
3:K:19:MET:C	3:K:21:LEU:N	2.73	0.41
1:A:273:ALA:HB2	1:A:375:VAL:HB	2.02	0.41
1:A:362:VAL:HG13	1:A:368:LEU:CB	2.50	0.41
1:A:428:LEU:HD12	1:A:428:LEU:HA	1.79	0.41
2:B:118:VAL:O	2:B:121:VAL:N	2.54	0.41
2:B:153:LEU:HD13	2:B:153:LEU:N	2.34	0.41
2:B:417:GLU:O	2:B:420:GLU:HB3	2.21	0.41
2:B:421:ALA:O	2:B:422:GLU:C	2.58	0.41
3:K:294:ARG:HD2	3:K:300:ARG:HG2	2.02	0.41
1:A:243:ARG:NH2	1:A:252:LEU:HG	2.35	0.41
1:A:262:TYR:HB3	1:A:263:PRO:HD2	2.00	0.41
2:B:138:THR:O	2:B:139:HIS:HB3	2.20	0.41
2:B:106:GLY:O	2:B:149:MET:CA	2.68	0.41
2:B:409:THR:C	2:B:411:GLU:N	2.73	0.41
1:A:226:ASN:O	1:A:227:LEU:C	2.59	0.41
1:A:401:LYS:C	1:A:403:ALA:H	2.24	0.41
1:A:67:PHE:CE2	1:A:87:PHE:CE2	3.08	0.41
2:B:11:GLN:O	2:B:15:GLN:N	2.41	0.41
2:B:12:CYS:C	2:B:14:ASN:N	2.71	0.41
3:K:73:THR:CG2	3:K:76:GLN:HB2	2.50	0.41
1:A:13:GLY:HA2	1:A:16:ILE:CG2	2.50	0.41
1:A:255:PHE:O	1:A:257:THR:N	2.53	0.41
1:A:23:LEU:HD11	1:A:361:THR:O	2.21	0.41

Continued on next page...

Continued from previous page...

Atom-1	Atom-2	Interatomic distance (Å)	Clash overlap (Å)
1:A:414:GLU:C	1:A:416:GLY:N	2.74	0.41
1:A:76:ASP:O	1:A:80:THR:N	2.53	0.41
2:B:72:PRO:O	2:B:73:GLY:C	2.58	0.41
3:K:46:ILE:HD12	3:K:325:GLU:HG3	2.03	0.41
1:A:105:ARG:O	1:A:110:ILE:CG2	2.64	0.41
1:A:130:THR:O	1:A:131:GLY:C	2.59	0.41
1:A:152:LEU:CD1	1:A:152:LEU:C	2.89	0.41
1:A:30:ILE:HG22	1:A:30:ILE:O	2.21	0.41
2:B:242:LEU:HB3	2:B:250:ALA:O	2.20	0.41
2:B:25:SER:O	2:B:28:HIS:N	2.53	0.41
2:B:333:LEU:O	2:B:334:ASN:C	2.58	0.41
1:A:132:LEU:HD23	1:A:132:LEU:N	2.25	0.41
1:A:305:CYS:SG	1:A:383:ALA:HB1	2.60	0.41
2:B:119:LEU:O	2:B:122:VAL:HG22	2.21	0.41
2:B:230:LEU:HD21	2:B:302:MET:HE2	2.03	0.41
2:B:399:PHE:O	2:B:401:ARG:N	2.53	0.41
2:B:108:TYR:CE1	2:B:413:MET:HE1	2.56	0.41
3:K:32:ARG:HE	3:K:319:SER:HB3	1.86	0.41
1:A:328:VAL:C	1:A:330:ALA:N	2.74	0.41
1:A:401:LYS:O	1:A:402:ARG:HB2	2.21	0.41
1:A:67:PHE:HB2	1:A:92:LEU:HD23	2.02	0.41
2:B:182:VAL:O	2:B:184:PRO:N	2.54	0.41
2:B:20:PHE:CD1	2:B:235:MET:CG	3.04	0.41
1:A:102:ASN:HB3	2:B:257:VAL:HG11	2.02	0.41
2:B:311:ARG:NH1	2:B:311:ARG:HG2	2.34	0.41
3:K:171:VAL:HG23	3:K:300:ARG:CZ	2.23	0.41
3:K:55:VAL:H	3:K:63:VAL:HG23	1.74	0.41
3:K:90:LEU:HD23	3:K:228:ILE:HD13	2.03	0.41
1:A:100:ALA:O	1:A:102:ASN:N	2.49	0.41
1:A:101:ASN:HD21	2:B:254:LYS:HZ3	1.68	0.41
1:A:147:SER:OG	1:A:148:GLY:N	2.54	0.41
1:A:199:ASP:OD2	1:A:256:GLN:NE2	2.46	0.41
1:A:231:ILE:C	1:A:233:GLN:N	2.73	0.41
1:A:272:TYR:O	1:A:300:ASN:ND2	2.54	0.41
1:A:76:ASP:O	1:A:79:ARG:N	2.52	0.41
2:B:105:LYS:HG2	2:B:110:GLU:HG3	2.03	0.41
2:B:114:LEU:HD12	2:B:117:SER:OG	2.21	0.41
2:B:135:PHE:CD1	2:B:166:MET:SD	3.14	0.41
2:B:171:VAL:O	2:B:171:VAL:HG12	2.20	0.41
2:B:238:VAL:HB	2:B:239:THR:H	1.65	0.41
3:K:187:ARG:NH1	3:K:189:VAL:HG12	2.36	0.41

Continued on next page...

Continued from previous page...

Atom-1	Atom-2	Interatomic distance (Å)	Clash overlap (Å)
3:K:25:ILE:HD11	3:K:285:ALA:C	2.42	0.41
1:A:115:ILE:CG2	1:A:116:ASP:H	2.32	0.41
1:A:149:PHE:CD1	1:A:150:THR:N	2.89	0.41
1:A:217:LEU:HD12	1:A:277:SER:CB	2.49	0.41
2:B:48:ARG:CG	2:B:243:ARG:O	2.67	0.41
2:B:70:LEU:HB2	2:B:99:ALA:HB2	2.03	0.41
2:B:82:PRO:HB2	2:B:83:PHE:H	1.56	0.41
3:K:18:VAL:O	3:K:18:VAL:HG12	2.21	0.41
3:K:209:ALA:HB2	3:K:219:ARG:HE	1.86	0.41
1:A:119:LEU:HD11	1:A:156:ARG:HD3	2.01	0.40
1:A:273:ALA:O	1:A:275:VAL:N	2.54	0.40
1:A:335:ILE:C	1:A:337:THR:N	2.73	0.40
1:A:434:GLU:C	1:A:436:GLY:N	2.74	0.40
1:A:95:GLY:C	1:A:97:GLU:H	2.23	0.40
2:B:132:LEU:O	2:B:164:ARG:HD2	2.21	0.40
2:B:419:THR:HG22	3:K:173:GLU:OE1	2.20	0.40
1:A:100:ALA:C	1:A:102:ASN:H	2.24	0.40
1:A:119:LEU:O	1:A:122:ILE:N	2.55	0.40
1:A:355:ILE:HD13	1:A:355:ILE:HG21	1.90	0.40
2:B:185:TYR:HD1	2:B:185:TYR:HA	1.76	0.40
2:B:168:THR:HB	2:B:198:THR:HG21	2.03	0.40
2:B:23:VAL:O	2:B:24:ILE:C	2.59	0.40
2:B:359:PRO:CB	2:B:360:PRO:HD2	2.45	0.40
2:B:11:GLN:HA	2:B:74:THR:HG21	2.04	0.40
1:A:100:ALA:HB2	1:A:105:ARG:HD3	2.03	0.40
1:A:286:LEU:HG	1:A:290:GLU:CB	2.52	0.40
1:A:384:ILE:C	1:A:386:GLU:N	2.72	0.40
2:B:12:CYS:O	2:B:14:ASN:N	2.55	0.40
2:B:103:TRP:HD1	2:B:147:SER:OG	2.04	0.40
3:K:314:ILE:CD1	3:K:334:PHE:CE2	3.05	0.40
1:A:260:VAL:HA	1:A:261:PRO:HD3	1.95	0.40
1:A:289:ALA:HB3	1:A:290:GLU:OE2	2.20	0.40
1:A:175:PRO:CG	1:A:304:LYS:HG2	2.47	0.40
2:B:11:GLN:HG3	2:B:74:THR:HG23	2.04	0.40
2:B:188:THR:O	2:B:191:VAL:HG12	2.22	0.40
2:B:272:PHE:HE1	7:B:902:TA1:H391	1.86	0.40
1:A:287:SER:O	1:A:288:VAL:C	2.60	0.40
1:A:313:MET:O	1:A:314:ALA:CB	2.69	0.40
1:A:413:MET:C	1:A:414:GLU:CG	2.90	0.40
2:B:168:THR:N	2:B:200:GLU:O	2.43	0.40
2:B:274:PRO:HD3	2:B:374:SER:HA	2.03	0.40

Continued on next page...

Continued from previous page...

Atom-1	Atom-2	Interatomic distance (Å)	Clash overlap (Å)
3:K:103:THR:HA	8:K:402:ANP:O1G	2.20	0.40
3:K:317:CYS:C	3:K:318:CYS:SG	3.00	0.40
3:K:341:CYS:SG	3:K:342:LYS:CE	3.09	0.40

There are no symmetry-related clashes.

5.3 Torsion angles [i](#)

5.3.1 Protein backbone [i](#)

In the following table, the Percentiles column shows the percent Ramachandran outliers of the chain as a percentile score with respect to all PDB entries followed by that with respect to all EM entries.

The Analysed column shows the number of residues for which the backbone conformation was analysed, and the total number of residues.

Mol	Chain	Analysed	Favoured	Allowed	Outliers	Percentiles	
1	A	408/450 (91%)	266 (65%)	83 (20%)	59 (14%)	0	6
2	B	424/444 (96%)	273 (64%)	95 (22%)	56 (13%)	0	7
3	K	327/371 (88%)	277 (85%)	31 (10%)	19 (6%)	2	27
All	All	1159/1265 (92%)	816 (70%)	209 (18%)	134 (12%)	1	9

All (134) Ramachandran outliers are listed below:

Mol	Chain	Res	Type
1	A	96	LYS
1	A	97	GLU
1	A	108	TYR
1	A	109	THR
1	A	141	PHE
1	A	183	GLU
1	A	217	LEU
1	A	240	ALA
1	A	249	ASN
1	A	255	PHE
1	A	266	HIS
1	A	280	LYS
1	A	284	GLU
1	A	285	GLN

Continued on next page...

Continued from previous page...

Mol	Chain	Res	Type
1	A	289	ALA
1	A	309	HIS
1	A	346	TRP
1	A	370	LYS
1	A	387	ALA
1	A	403	ALA
1	A	437	VAL
2	B	23	VAL
2	B	24	ILE
2	B	32	PRO
2	B	50	ASN
2	B	82	PRO
2	B	97	SER
2	B	128	SER
2	B	176	LYS
2	B	183	GLU
2	B	218	LYS
2	B	238	VAL
2	B	239	THR
2	B	240	THR
2	B	252	LEU
2	B	263	PRO
2	B	266	HIS
2	B	273	ALA
2	B	278	ARG
2	B	280	SER
2	B	281	GLN
2	B	282	GLN
2	B	288	VAL
2	B	294	GLN
2	B	295	MET
2	B	343	PHE
2	B	344	VAL
2	B	346	TRP
2	B	369	ARG
2	B	403	ALA
3	K	22	ARG
3	K	24	ASN
3	K	25	ILE
3	K	291	VAL
3	K	309	ASN
3	K	321	SER

Continued on next page...

Continued from previous page...

Mol	Chain	Res	Type
3	K	338	VAL
1	A	24	TYR
1	A	63	PRO
1	A	103	TYR
1	A	111	GLY
1	A	131	GLY
1	A	218	ASP
1	A	219	ILE
1	A	238	ILE
1	A	265	GLY
1	A	287	SER
1	A	314	ALA
1	A	339	ARG
1	A	342	GLN
1	A	373	ARG
1	A	386	GLU
2	B	38	GLY
2	B	73	GLY
2	B	175	PRO
2	B	265	LEU
2	B	279	GLY
2	B	298	ALA
2	B	300	ASN
2	B	311	ARG
3	K	23	GLY
3	K	26	LYS
3	K	334	PHE
1	A	104	ALA
1	A	148	GLY
1	A	149	PHE
1	A	173	PRO
1	A	239	THR
1	A	245	ASP
1	A	263	PRO
1	A	279	GLU
1	A	288	VAL
1	A	330	ALA
1	A	336	LYS
1	A	369	ALA
2	B	34	GLY
2	B	83	PHE
2	B	99	ALA

Continued on next page...

Continued from previous page...

Mol	Chain	Res	Type
2	B	100	GLY
2	B	302	MET
2	B	386	GLU
3	K	235	THR
3	K	318	CYS
1	A	89	PRO
1	A	129	CYS
1	A	300	ASN
1	A	348	PRO
2	B	96	GLN
2	B	395	PHE
3	K	19	MET
3	K	42	GLY
3	K	310	CYS
1	A	256	GLN
1	A	303	VAL
1	A	382	THR
2	B	57	ALA
2	B	74	THR
2	B	285	ALA
3	K	46	ILE
1	A	31	GLN
1	A	273	ALA
1	A	307	PRO
2	B	51	VAL
2	B	58	GLY
2	B	145	THR
2	B	162	PRO
2	B	400	ARG
2	B	424	ASN
3	K	63	VAL
3	K	263	VAL
2	B	195	VAL
3	K	307	GLY
1	A	115	ILE
2	B	72	PRO

5.3.2 Protein sidechains ⓘ

In the following table, the Percentiles column shows the percent sidechain outliers of the chain as a percentile score with respect to all PDB entries followed by that with respect to all EM entries.

The Analysed column shows the number of residues for which the sidechain conformation was analysed, and the total number of residues.

Mol	Chain	Analysed	Rotameric	Outliers	Percentiles	
1	A	347/376 (92%)	298 (86%)	49 (14%)	4	26
2	B	367/380 (97%)	307 (84%)	60 (16%)	3	20
3	K	288/330 (87%)	273 (95%)	15 (5%)	29	65
All	All	1002/1086 (92%)	878 (88%)	124 (12%)	10	30

All (124) residues with a non-rotameric sidechain are listed below:

Mol	Chain	Res	Type
1	A	6	SER
1	A	20	CYS
1	A	21	TRP
1	A	32	PRO
1	A	76	ASP
1	A	82	THR
1	A	98	ASP
1	A	115	ILE
1	A	120	ASP
1	A	125	LEU
1	A	127	ASP
1	A	130	THR
1	A	135	PHE
1	A	141	PHE
1	A	150	THR
1	A	152	LEU
1	A	155	GLU
1	A	169	PHE
1	A	172	TYR
1	A	173	PRO
1	A	183	GLU
1	A	192	HIS
1	A	204	VAL
1	A	219	ILE
1	A	224	TYR
1	A	231	ILE
1	A	234	ILE
1	A	243	ARG
1	A	244	PHE
1	A	253	THR
1	A	260	VAL

Continued on next page...

Continued from previous page...

Mol	Chain	Res	Type
1	A	267	PHE
1	A	269	LEU
1	A	276	ILE
1	A	284	GLU
1	A	303	VAL
1	A	325	PRO
1	A	334	THR
1	A	345	ASP
1	A	352	LYS
1	A	368	LEU
1	A	376	CYS
1	A	378	LEU
1	A	380	ASN
1	A	404	PHE
1	A	415	GLU
1	A	417	GLU
1	A	431	ASP
1	A	432	TYR
2	B	14	ASN
2	B	24	ILE
2	B	26	ASP
2	B	32	PRO
2	B	41	ASP
2	B	68	VAL
2	B	76	ASP
2	B	90	ASP
2	B	94	PHE
2	B	101	ASN
2	B	122	VAL
2	B	129	CYS
2	B	135	PHE
2	B	141	LEU
2	B	145	THR
2	B	149	MET
2	B	153	LEU
2	B	161	TYR
2	B	163	ASP
2	B	165	ILE
2	B	174	SER
2	B	198	THR
2	B	201	THR
2	B	203	CYS

Continued on next page...

Continued from previous page...

Mol	Chain	Res	Type
2	B	207	GLU
2	B	211	ASP
2	B	214	PHE
2	B	215	ARG
2	B	224	TYR
2	B	227	LEU
2	B	230	LEU
2	B	236	SER
2	B	240	THR
2	B	244	PHE
2	B	265	LEU
2	B	267	PHE
2	B	275	LEU
2	B	282	GLN
2	B	283	TYR
2	B	284	ARG
2	B	289	PRO
2	B	299	LYS
2	B	306	ASP
2	B	309	HIS
2	B	322	ARG
2	B	324	SER
2	B	325	MET
2	B	343	PHE
2	B	344	VAL
2	B	349	ASN
2	B	369	ARG
2	B	380	ASN
2	B	387	LEU
2	B	413	MET
2	B	414	ASP
2	B	424	ASN
2	B	427	ASP
2	B	431	GLU
2	B	432	TYR
2	B	437	ASP
3	K	16	ASN
3	K	20	ASP
3	K	26	LYS
3	K	52	GLU
3	K	91	GLU
3	K	103	THR

Continued on next page...

Continued from previous page...

Mol	Chain	Res	Type
3	K	140	GLU
3	K	243	LEU
3	K	302	LEU
3	K	318	CYS
3	K	325	GLU
3	K	337	SER
3	K	340	SER
3	K	341	CYS
3	K	342	LYS

Some sidechains can be flipped to improve hydrogen bonding and reduce clashes. All (38) such sidechains are listed below:

Mol	Chain	Res	Type
1	A	11	GLN
1	A	15	GLN
1	A	28	HIS
1	A	61	HIS
1	A	101	ASN
1	A	128	GLN
1	A	133	GLN
1	A	139	HIS
1	A	197	HIS
1	A	216	ASN
1	A	226	ASN
1	A	256	GLN
1	A	309	HIS
1	A	380	ASN
2	B	14	ASN
2	B	91	ASN
2	B	101	ASN
2	B	102	ASN
2	B	107	HIS
2	B	136	GLN
2	B	139	HIS
2	B	197	ASN
2	B	249	ASN
2	B	282	GLN
2	B	331	GLN
2	B	334	ASN
2	B	337	ASN
2	B	349	ASN
2	B	380	ASN

Continued on next page...

Continued from previous page...

Mol	Chain	Res	Type
2	B	406	HIS
2	B	436	GLN
3	K	15	HIS
3	K	35	ASN
3	K	109	HIS
3	K	214	ASN
3	K	232	ASN
3	K	269	ASN
3	K	339	ASN

5.3.3 RNA [i](#)

There are no RNA molecules in this entry.

5.4 Non-standard residues in protein, DNA, RNA chains [i](#)

There are no non-standard protein/DNA/RNA residues in this entry.

5.5 Carbohydrates [i](#)

There are no carbohydrates in this entry.

5.6 Ligand geometry [i](#)

Of 6 ligands modelled in this entry, 2 are monoatomic - leaving 4 for Mogul analysis.

In the following table, the Counts columns list the number of bonds (or angles) for which Mogul statistics could be retrieved, the number of bonds (or angles) that are observed in the model and the number of bonds (or angles) that are defined in the chemical component dictionary. The Link column lists molecule types, if any, to which the group is linked. The Z score for a bond length (or angle) is the number of standard deviations the observed value is removed from the expected value. A bond length (or angle) with $|Z| > 2$ is considered an outlier worth inspection. RMSZ is the root-mean-square of all Z scores of the bond lengths (or angles).

Mol	Type	Chain	Res	Link	Bond lengths			Bond angles		
					Counts	RMSZ	$\# Z > 2$	Counts	RMSZ	$\# Z > 2$
5	GTP	A	502	4	26,34,34	1.35	1 (3%)	29,54,54	2.27	4 (13%)
6	GDP	B	901	-	24,30,30	2.67	8 (33%)	26,47,47	3.30	8 (30%)
7	TA1	B	902	-	68,68,68	1.94	20 (29%)	102,105,105	1.31	8 (7%)
8	ANP	K	402	4	29,33,33	2.06	8 (27%)	26,52,52	3.59	13 (50%)

In the following table, the Chirals column lists the number of chiral outliers, the number of chiral centers analysed, the number of these observed in the model and the number defined in the chemical component dictionary. Similar counts are reported in the Torsion and Rings columns. '-' means no outliers of that kind were identified.

Mol	Type	Chain	Res	Link	Chirals	Torsions	Rings
5	GTP	A	502	4	-	0/18/38/38	0/3/3/3
6	GDP	B	901	-	-	0/12/32/32	0/3/3/3
7	TA1	B	902	-	-	0/41/127/127	0/5/7/7
8	ANP	K	402	4	-	0/13/38/38	0/3/3/3

All (37) bond length outliers are listed below:

Mol	Chain	Res	Type	Atoms	Z	Observed(Å)	Ideal(Å)
7	B	902	TA1	C08-C07	-4.96	1.25	1.38
6	B	901	GDP	PB-O2B	-4.19	1.40	1.54
8	K	402	ANP	PG-O2G	-3.84	1.46	1.56
8	K	402	ANP	PB-O2B	-3.81	1.46	1.56
8	K	402	ANP	PB-O1B	-3.53	1.42	1.46
8	K	402	ANP	PG-O3G	-2.49	1.50	1.56
7	B	902	TA1	C04-C03	-2.33	1.44	1.49
6	B	901	GDP	O3'-C3'	2.06	1.47	1.43
7	B	902	TA1	C18-C20	2.06	1.62	1.56
7	B	902	TA1	C10-C02	2.06	1.62	1.57
7	B	902	TA1	C41-C42	2.08	1.43	1.38
7	B	902	TA1	C11-C10	2.10	1.61	1.55
7	B	902	TA1	C37-C29	2.14	1.54	1.51
7	B	902	TA1	C01-C45	2.16	1.66	1.56
8	K	402	ANP	C5'-C4'	2.16	1.58	1.51
7	B	902	TA1	C16-C15	2.23	1.57	1.52
7	B	902	TA1	C26-C25	2.38	1.56	1.51
6	B	901	GDP	C5-C4	2.45	1.46	1.40
7	B	902	TA1	C43-C26	2.47	1.58	1.52
8	K	402	ANP	C2-N1	2.48	1.38	1.33
6	B	901	GDP	PB-O3B	2.65	1.63	1.54
7	B	902	TA1	C43-C01	2.84	1.60	1.54
7	B	902	TA1	C46-C45	2.93	1.60	1.53
7	B	902	TA1	C25-C24	3.10	1.39	1.34
6	B	901	GDP	C8-N7	3.36	1.41	1.34
7	B	902	TA1	C45-C24	3.37	1.61	1.54
7	B	902	TA1	O02-C03	3.38	1.41	1.34
7	B	902	TA1	C36-C31	3.58	1.45	1.39
6	B	901	GDP	O6-C6	4.06	1.34	1.24
7	B	902	TA1	C18-C10	4.16	1.69	1.57
8	K	402	ANP	PG-O1G	4.28	1.50	1.46

Continued on next page...

Continued from previous page...

Mol	Chain	Res	Type	Atoms	Z	Observed(Å)	Ideal(Å)
7	B	902	TA1	C05-C04	4.58	1.46	1.39
5	A	502	GTP	C6-N1	4.80	1.41	1.33
8	K	402	ANP	PB-O3A	4.87	1.65	1.59
7	B	902	TA1	C06-C05	5.69	1.50	1.38
6	B	901	GDP	O4'-C1'	6.05	1.49	1.41
6	B	901	GDP	C2-N1	7.34	1.49	1.35

All (33) bond angle outliers are listed below:

Mol	Chain	Res	Type	Atoms	Z	Observed(°)	Ideal(°)
6	B	901	GDP	C6-C5-C4	-9.94	109.50	120.86
8	K	402	ANP	O5'-PA-O1A	-7.75	77.48	109.21
5	A	502	GTP	C5-C6-N1	-7.74	113.41	123.52
8	K	402	ANP	N3-C2-N1	-7.16	123.25	128.87
8	K	402	ANP	O2A-PA-O5'	-6.01	79.58	108.24
8	K	402	ANP	O3A-PB-N3B	-5.92	89.74	106.07
6	B	901	GDP	N2-C2-N1	-5.71	107.78	117.20
6	B	901	GDP	N3-C2-N1	-5.41	120.20	127.56
7	B	902	TA1	C06-C05-C04	-4.78	114.65	120.35
7	B	902	TA1	C05-C04-C03	-3.94	111.50	120.38
5	A	502	GTP	N3-C2-N1	-3.53	122.75	127.56
8	K	402	ANP	O4'-C4'-C3'	-2.87	99.35	105.16
6	B	901	GDP	C1'-N9-C4	-2.63	123.87	126.81
7	B	902	TA1	O04-C11-C14	-2.52	101.68	108.08
8	K	402	ANP	O3G-PG-O1G	-2.23	107.70	113.58
8	K	402	ANP	O5'-C5'-C4'	-2.23	101.04	109.09
8	K	402	ANP	O2G-PG-O1G	-2.15	107.91	113.58
5	A	502	GTP	C6-C5-C4	-2.09	118.47	120.86
8	K	402	ANP	O2A-PA-O1A	2.17	123.86	112.56
6	B	901	GDP	O2'-C2'-C3'	2.26	119.15	111.86
7	B	902	TA1	O01-C01-C43	2.54	113.45	106.82
7	B	902	TA1	C17-C18-C20	2.54	109.74	102.14
8	K	402	ANP	O2A-PA-O3A	2.66	116.66	105.27
8	K	402	ANP	C4'-O4'-C1'	2.74	112.55	109.64
8	K	402	ANP	C2-N1-C6	3.02	124.16	118.77
7	B	902	TA1	C45-C01-C02	3.02	115.13	111.64
6	B	901	GDP	C2'-C3'-C4'	3.19	109.17	102.64
7	B	902	TA1	C09-C04-C03	3.53	128.34	120.38
6	B	901	GDP	C4'-O4'-C1'	4.15	114.05	109.64
7	B	902	TA1	C07-C08-C09	5.14	127.35	120.20
5	A	502	GTP	C6-N1-C2	7.45	124.61	115.88
6	B	901	GDP	N2-C2-N3	7.61	132.00	117.72

Continued on next page...

Continued from previous page...

Mol	Chain	Res	Type	Atoms	Z	Observed($^{\circ}$)	Ideal($^{\circ}$)
8	K	402	ANP	O2B-PB-O1B	9.73	129.18	110.02

There are no chirality outliers.

There are no torsion outliers.

There are no ring outliers.

4 monomers are involved in 45 short contacts:

Mol	Chain	Res	Type	Clashes	Symm-Clashes
5	A	502	GTP	14	0
6	B	901	GDP	2	0
7	B	902	TA1	10	0
8	K	402	ANP	19	0

5.7 Other polymers [i](#)

There are no such residues in this entry.

5.8 Polymer linkage issues [i](#)

There are no chain breaks in this entry.