



# Full wwPDB X-ray Structure Validation Report ⓘ

Feb 1, 2016 – 05:17 PM GMT

PDB ID : 4HOK  
Title : crystal structure of apo ck1e  
Authors : Huang, X.; Long, A.M.; Zhao, H.  
Deposited on : 2012-10-22  
Resolution : 2.77 Å(reported)

This is a Full wwPDB X-ray Structure Validation Report for a publicly released PDB entry.  
We welcome your comments at [validation@mail.wwpdb.org](mailto:validation@mail.wwpdb.org)  
A user guide is available at  
<http://wwpdb.org/validation/2016/XrayValidationReportHelp>  
with specific help available everywhere you see the ⓘ symbol.

---

The following versions of software and data (see [references ⓘ](#)) were used in the production of this report:

MolProbity : 4.02b-467  
Mogul : 1.7 (RC4), CSD as536be (2015)  
Xtriage (Phenix) : 1.9-1692  
EDS : rb-20026688  
Percentile statistics : 20151230.v01 (using entries in the PDB archive December 30th 2015)  
Refmac : 5.8.0135  
CCP4 : 6.5.0  
Ideal geometry (proteins) : Engh & Huber (2001)  
Ideal geometry (DNA, RNA) : Parkinson et al. (1996)  
Validation Pipeline (wwPDB-VP) : trunk26865

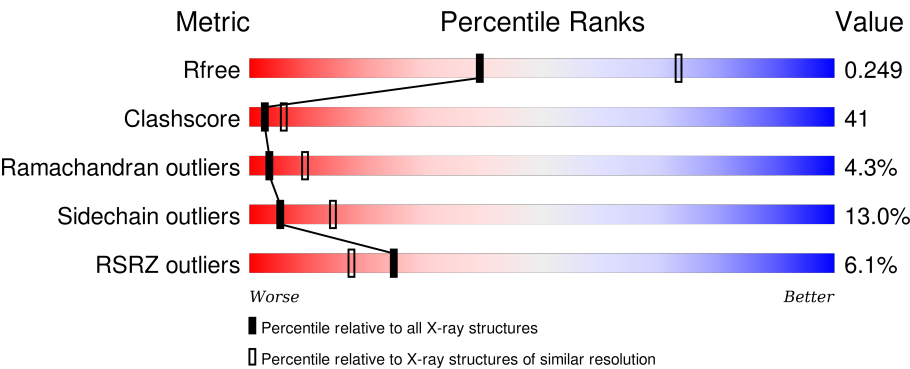
# 1 Overall quality at a glance i

The following experimental techniques were used to determine the structure:

*X-RAY DIFFRACTION*

The reported resolution of this entry is 2.77 Å.

Percentile scores (ranging between 0-100) for global validation metrics of the entry are shown in the following graphic. The table shows the number of entries on which the scores are based.



Metric	Whole archive (#Entries)	Similar resolution (#Entries, resolution range(Å))
R <sub>free</sub>	91344	3004 (2.80-2.76)
Clashscore	102246	3480 (2.80-2.76)
Ramachandran outliers	100387	3423 (2.80-2.76)
Sidechain outliers	100360	3425 (2.80-2.76)
RSRZ outliers	91569	3016 (2.80-2.76)

The table below summarises the geometric issues observed across the polymeric chains and their fit to the electron density. The red, orange, yellow and green segments on the lower bar indicate the fraction of residues that contain outliers for  $\geq 3$ , 2, 1 and 0 types of geometric quality criteria. A grey segment represents the fraction of residues that are not modelled. The numeric value for each fraction is indicated below the corresponding segment, with a dot representing fractions  $\leq 5\%$ . The upper red bar (where present) indicates the fraction of residues that have poor fit to the electron density. The numeric value is given above the bar.

Mol	Chain	Length	Quality of chain
1	A	296	<div><div></div><div>63%30%5% .</div></div>
1	C	296	<div><div>2%</div><div>56%37% . . .</div></div>
1	E	296	<div><div>2%</div><div>47%45%6% .</div></div>
1	G	296	<div><div>3%</div><div>50%40%8% .</div></div>
1	I	296	<div><div>2%</div><div>49%43%5% . .</div></div>

Continued on next page...

*Continued from previous page...*

Mol	Chain	Length	Quality of chain
1	K	296	
1	M	296	
1	O	296	
1	Q	296	
1	S	296	
1	U	296	
1	W	296	

The following table lists non-polymeric compounds, carbohydrate monomers and non-standard residues in protein, DNA, RNA chains that are outliers for geometric or electron-density-fit criteria:

Mol	Type	Chain	Res	Chirality	Geometry	Clashes	Electron density
2	SO4	U	301	-	-	X	-

## 2 Entry composition

There are 3 unique types of molecules in this entry. The entry contains 28954 atoms, of which 0 are hydrogens and 0 are deuteriums.

In the tables below, the ZeroOcc column contains the number of atoms modelled with zero occupancy, the AltConf column contains the number of residues with at least one atom in alternate conformation and the Trace column contains the number of residues modelled with at most 2 atoms.

- Molecule 1 is a protein called Casein kinase I isoform epsilon.

Mol	Chain	Residues	Atoms					ZeroOcc	AltConf	Trace
1	A	290	Total	C	N	O	S	0	0	0
			2368	1520	410	423	15			
1	C	289	Total	C	N	O	S	0	0	0
			2370	1521	413	422	14			
1	E	291	Total	C	N	O	S	0	0	0
			2371	1521	414	422	14			
1	G	290	Total	C	N	O	S	0	0	0
			2358	1515	408	420	15			
1	I	291	Total	C	N	O	S	0	0	0
			2373	1522	413	423	15			
1	K	290	Total	C	N	O	S	0	0	0
			2354	1511	406	422	15			
1	M	291	Total	C	N	O	S	0	0	0
			2349	1507	409	419	14			
1	O	290	Total	C	N	O	S	0	0	0
			2364	1518	410	421	15			
1	Q	290	Total	C	N	O	S	0	0	0
			2365	1518	412	420	15			
1	S	286	Total	C	N	O	S	0	0	0
			2327	1495	403	415	14			
1	U	289	Total	C	N	O	S	0	0	0
			2349	1508	405	421	15			
1	W	289	Total	C	N	O	S	0	0	0
			2355	1512	407	422	14			

There are 24 discrepancies between the modelled and reference sequences:

Chain	Residue	Modelled	Actual	Comment	Reference
A	-1	GLY	-	EXPRESSION TAG	UNP P49674
A	0	SER	-	EXPRESSION TAG	UNP P49674
C	-1	GLY	-	EXPRESSION TAG	UNP P49674
C	0	SER	-	EXPRESSION TAG	UNP P49674
E	-1	GLY	-	EXPRESSION TAG	UNP P49674

*Continued on next page...*

Continued from previous page...

Chain	Residue	Modelled	Actual	Comment	Reference
E	0	SER	-	EXPRESSION TAG	UNP P49674
G	-1	GLY	-	EXPRESSION TAG	UNP P49674
G	0	SER	-	EXPRESSION TAG	UNP P49674
I	-1	GLY	-	EXPRESSION TAG	UNP P49674
I	0	SER	-	EXPRESSION TAG	UNP P49674
K	-1	GLY	-	EXPRESSION TAG	UNP P49674
K	0	SER	-	EXPRESSION TAG	UNP P49674
M	-1	GLY	-	EXPRESSION TAG	UNP P49674
M	0	SER	-	EXPRESSION TAG	UNP P49674
O	-1	GLY	-	EXPRESSION TAG	UNP P49674
O	0	SER	-	EXPRESSION TAG	UNP P49674
Q	-1	GLY	-	EXPRESSION TAG	UNP P49674
Q	0	SER	-	EXPRESSION TAG	UNP P49674
S	-1	GLY	-	EXPRESSION TAG	UNP P49674
S	0	SER	-	EXPRESSION TAG	UNP P49674
U	-1	GLY	-	EXPRESSION TAG	UNP P49674
U	0	SER	-	EXPRESSION TAG	UNP P49674
W	-1	GLY	-	EXPRESSION TAG	UNP P49674
W	0	SER	-	EXPRESSION TAG	UNP P49674

- Molecule 2 is SULFATE ION (three-letter code: SO4) (formula: O<sub>4</sub>S).



Mol	Chain	Residues	Atoms			ZeroOcc	AltConf
2	A	1	Total	O	S	0	0
			5	4	1		
2	C	1	Total	O	S	0	0
			5	4	1		

Continued on next page...

*Continued from previous page...*

Mol	Chain	Residues	Atoms			ZeroOcc	AltConf
2	E	1	Total	O	S	0	0
			5	4	1		
2	G	1	Total	O	S	0	0
			5	4	1		
2	I	1	Total	O	S	0	0
			5	4	1		
2	K	1	Total	O	S	0	0
			5	4	1		
2	M	1	Total	O	S	0	0
			5	4	1		
2	O	1	Total	O	S	0	0
			5	4	1		
2	Q	1	Total	O	S	0	0
			5	4	1		
2	S	1	Total	O	S	0	0
			5	4	1		
2	U	1	Total	O	S	0	0
			5	4	1		
2	W	1	Total	O	S	0	0
			5	4	1		

- Molecule 3 is water.

Mol	Chain	Residues	Atoms		ZeroOcc	AltConf
3	A	79	Total	O	0	0
			79	79		
3	C	70	Total	O	0	0
			70	70		
3	E	61	Total	O	0	0
			61	61		
3	G	62	Total	O	0	0
			62	62		
3	I	57	Total	O	0	0
			57	57		
3	K	40	Total	O	0	0
			40	40		
3	M	40	Total	O	0	0
			40	40		
3	O	42	Total	O	0	0
			42	42		
3	Q	45	Total	O	0	0
			45	45		

*Continued on next page...*

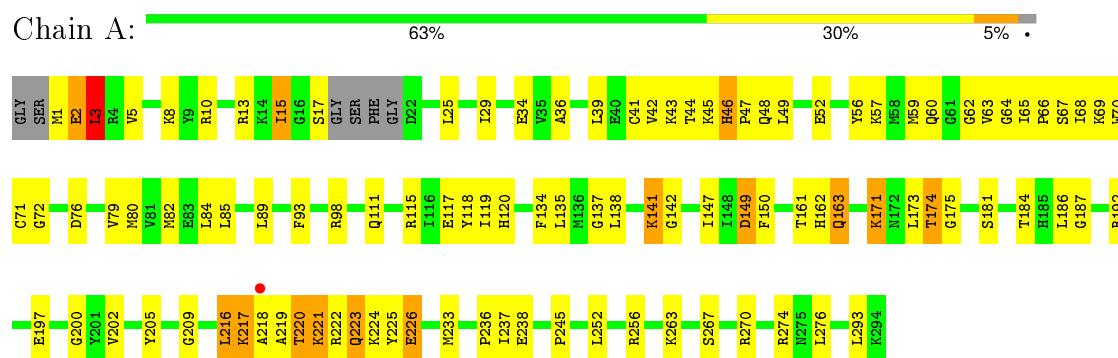
*Continued from previous page...*

Mol	Chain	Residues	Atoms		ZeroOcc	AltConf
3	S	33	Total 33	O 33	0	0
3	U	29	Total 29	O 29	0	0
3	W	33	Total 33	O 33	0	0

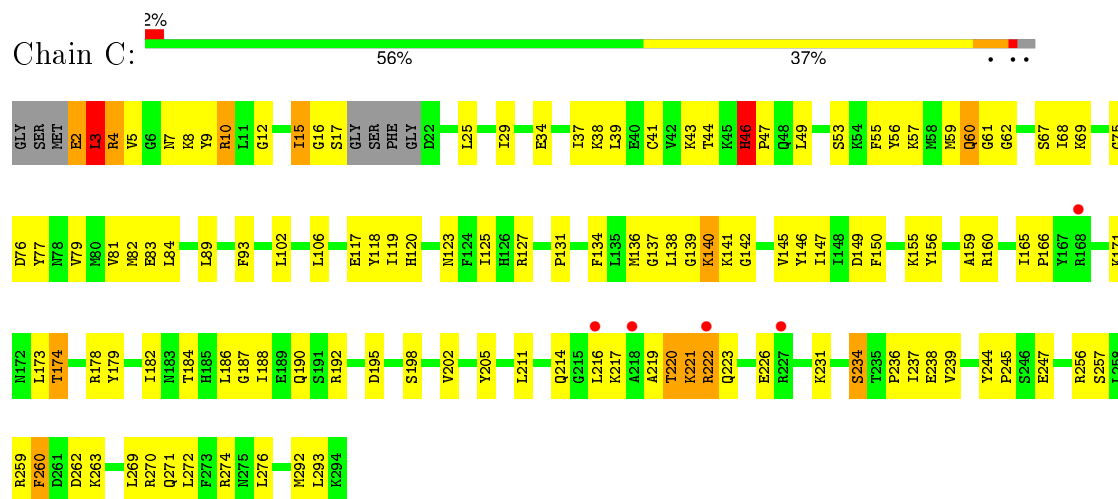
### 3 Residue-property plots [i](#)

These plots are drawn for all protein, RNA and DNA chains in the entry. The first graphic for a chain summarises the proportions of errors displayed in the second graphic. The second graphic shows the sequence view annotated by issues in geometry and electron density. Residues are color-coded according to the number of geometric quality criteria for which they contain at least one outlier: green = 0, yellow = 1, orange = 2 and red = 3 or more. A red dot above a residue indicates a poor fit to the electron density ( $RSRZ > 2$ ). Stretches of 2 or more consecutive residues without any outlier are shown as a green connector. Residues present in the sample, but not in the model, are shown in grey.

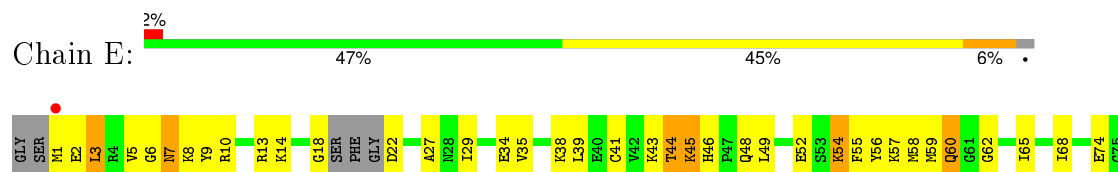
- Molecule 1: Casein kinase I isoform epsilon



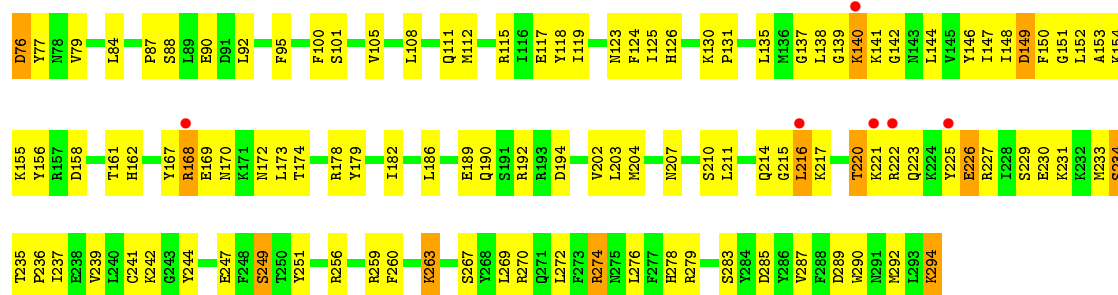
- Molecule 1: Casein kinase I isoform epsilon



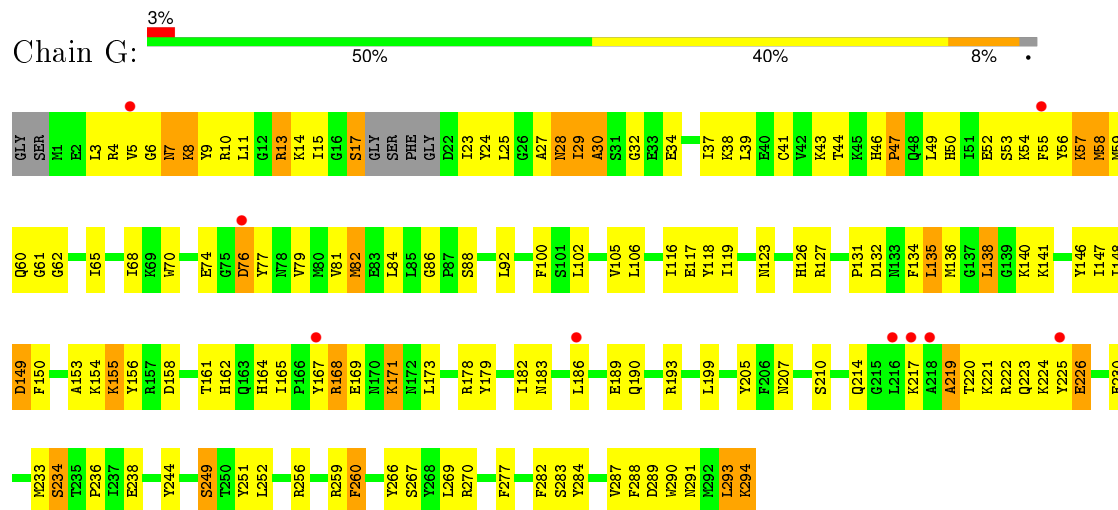
- Molecule 1: Casein kinase I isoform epsilon



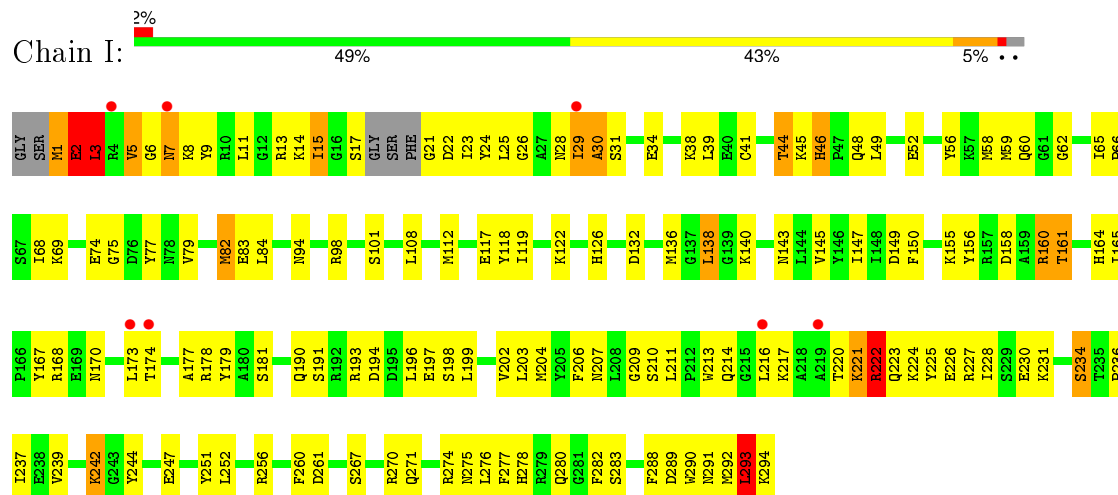




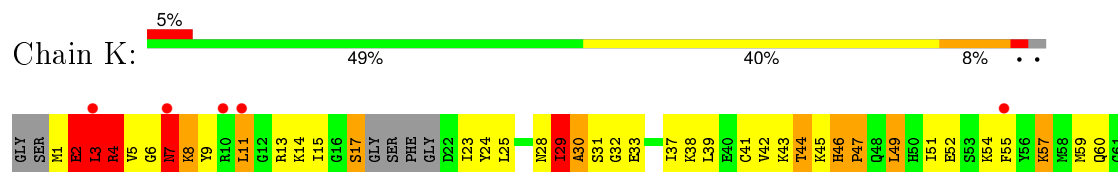
- Molecule 1: Casein kinase I isoform epsilon

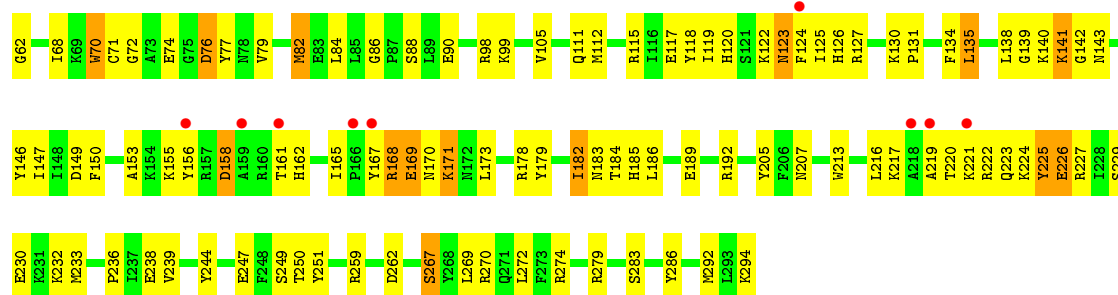


- Molecule 1: Casein kinase I isoform epsilon

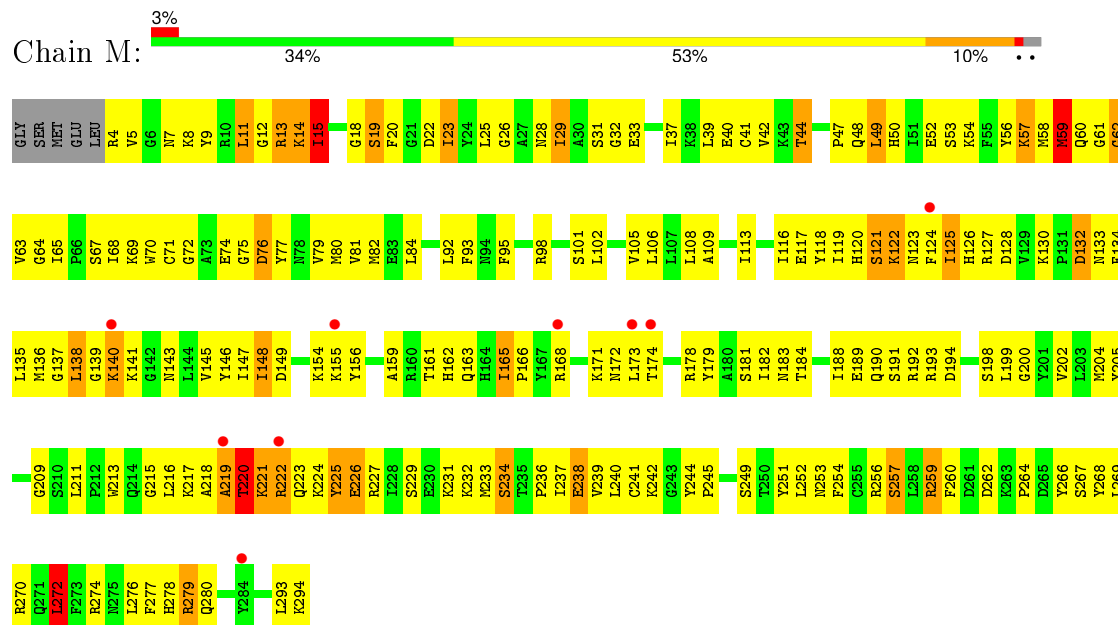


- Molecule 1: Casein kinase I isoform epsilon

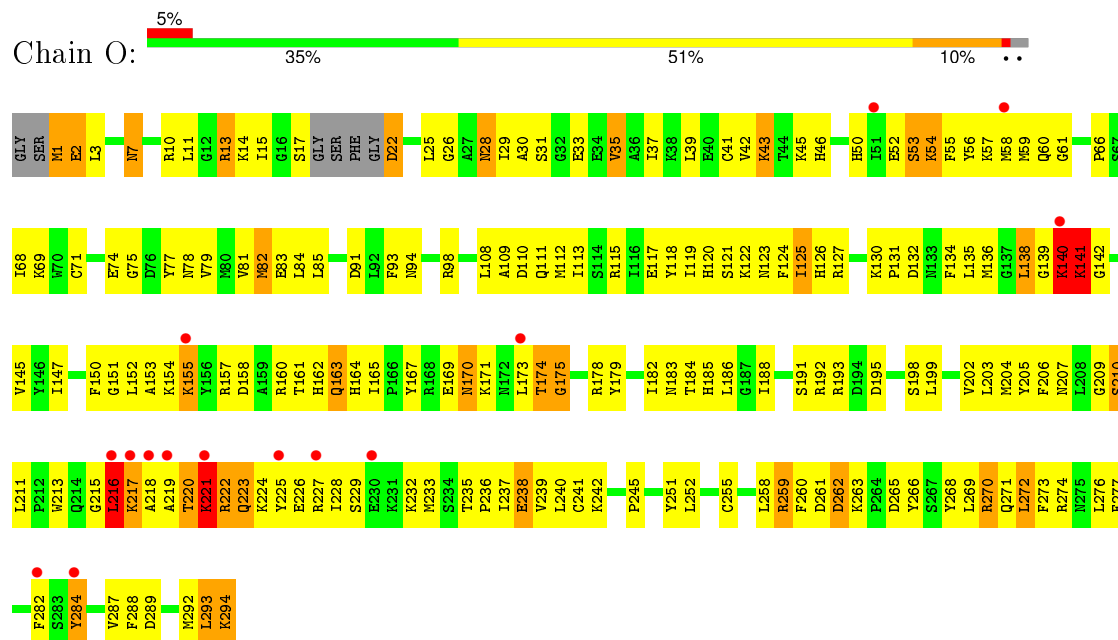




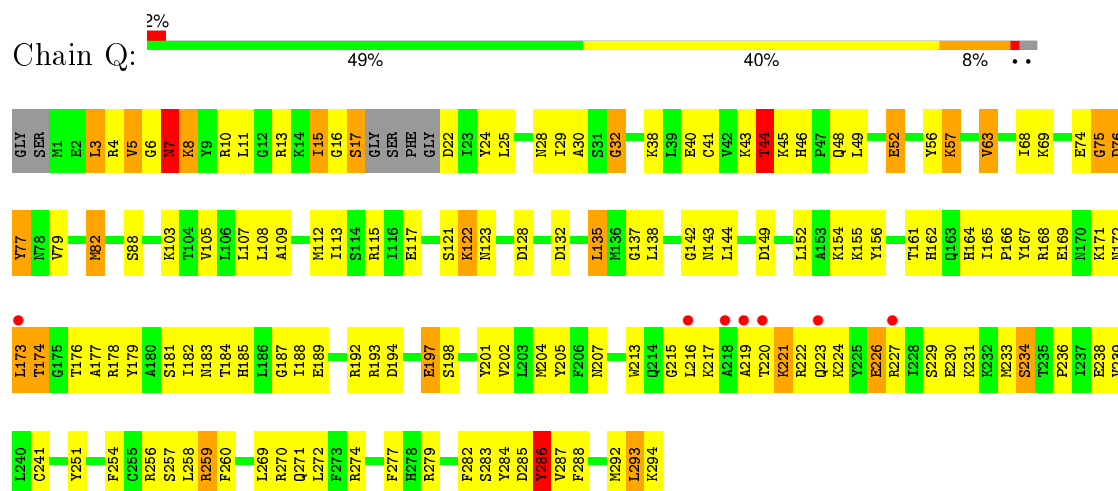
• Molecule 1: Casein kinase I isoform epsilon



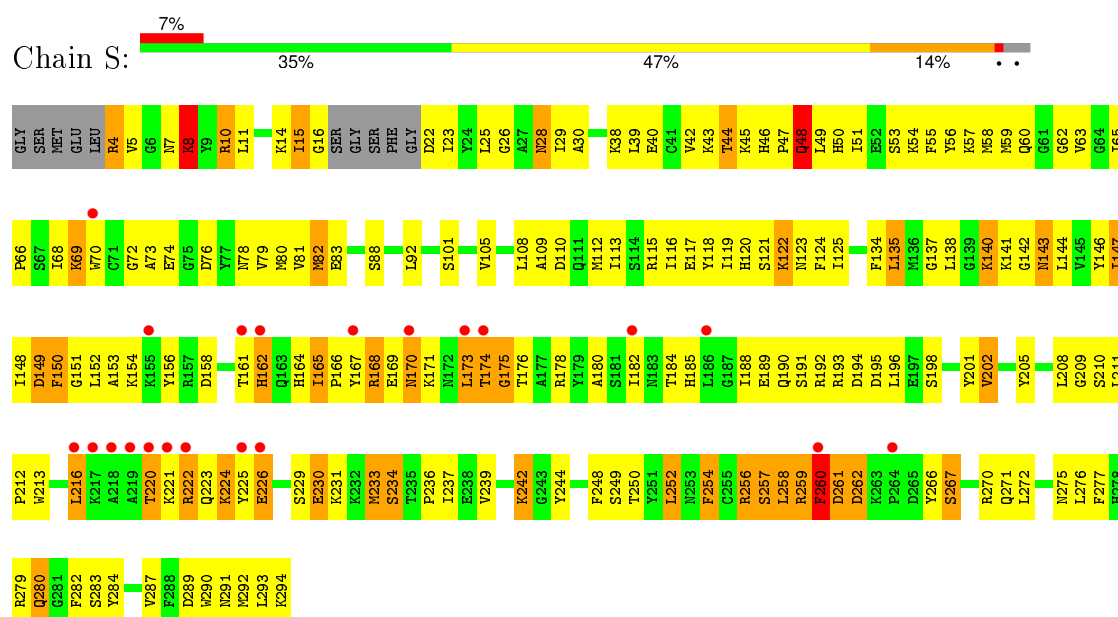
• Molecule 1: Casein kinase I isoform epsilon



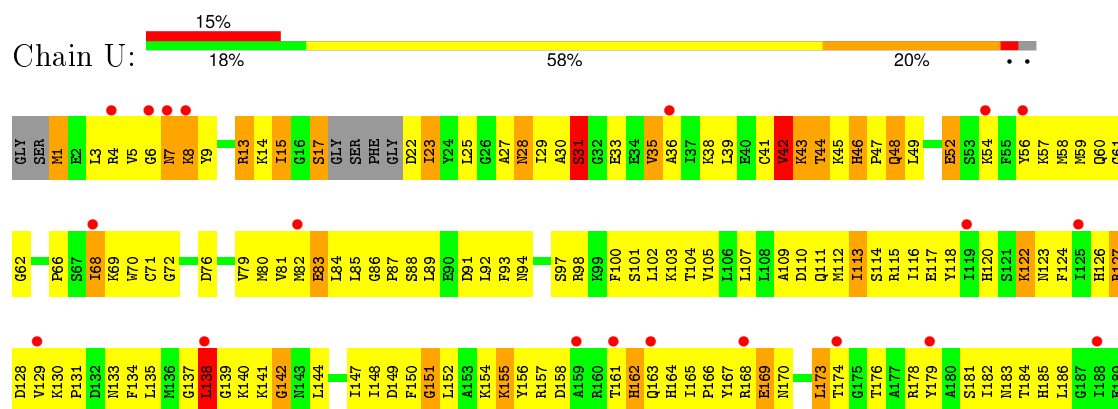
• Molecule 1: Casein kinase I isoform epsilon

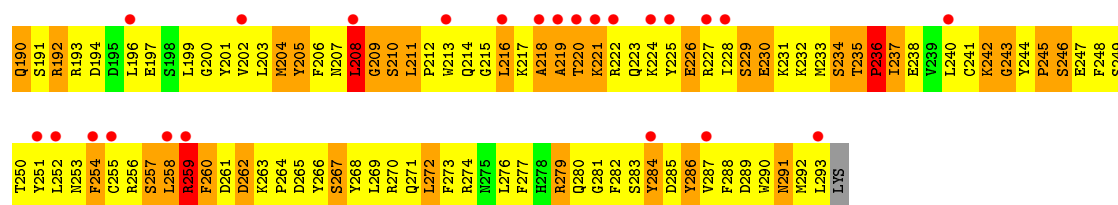


• Molecule 1: Casein kinase I isoform epsilon

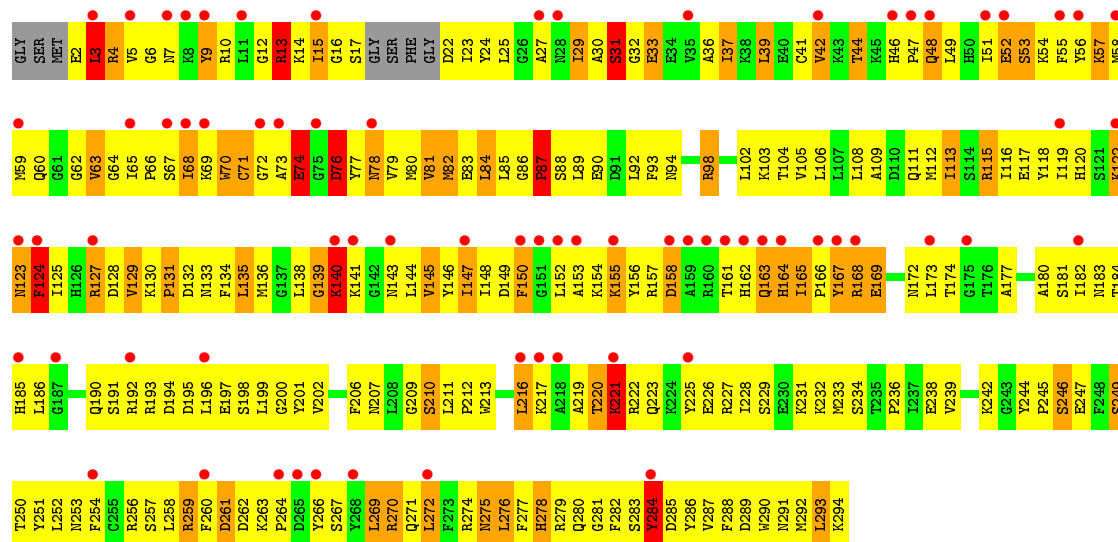


• Molecule 1: Casein kinase I isoform epsilon





• Molecule 1: Casein kinase I isoform epsilon



## 4 Data and refinement statistics

Property	Value	Source
Space group	C 1 2 1	Depositor
Cell constants a, b, c, $\alpha$ , $\beta$ , $\gamma$	180.36Å 142.50Å 232.46Å 90.00° 108.57° 90.00°	Depositor
Resolution (Å)	50.00 – 2.77 48.93 – 2.77	Depositor EDS
% Data completeness (in resolution range)	(Not available) (50.00-2.77) 99.8 (48.93-2.77)	Depositor EDS
$R_{merge}$	0.10	Depositor
$R_{sym}$	(Not available)	Depositor
$\langle I/\sigma(I) \rangle$ <sup>1</sup>	2.25 (at 2.77Å)	Xtriage
Refinement program	CNS	Depositor
R, $R_{free}$	0.241 , 0.262 0.233 , 0.249	Depositor DCC
$R_{free}$ test set	7082 reflections (5.02%)	DCC
Wilson B-factor (Å <sup>2</sup> )	56.2	Xtriage
Anisotropy	0.177	Xtriage
Bulk solvent $k_{sol}$ (e/Å <sup>3</sup> ), $B_{sol}$ (Å <sup>2</sup> )	0.35 , 66.5	EDS
Estimated twinning fraction	No twinning to report.	Xtriage
L-test for twinning <sup>2</sup>	$\langle  L  \rangle = 0.50$ , $\langle L^2 \rangle = 0.33$	Xtriage
Outliers	1 of 141171 reflections (0.001%)	Xtriage
$F_o, F_c$ correlation	0.92	EDS
Total number of atoms	28954	wwPDB-VP
Average B, all atoms (Å <sup>2</sup> )	49.0	wwPDB-VP

Xtriage's analysis on translational NCS is as follows: *The largest off-origin peak in the Patterson function is 2.55% of the height of the origin peak. No significant pseudotranslation is detected.*

<sup>1</sup>Intensities estimated from amplitudes.

<sup>2</sup>Theoretical values of  $\langle |L| \rangle$ ,  $\langle L^2 \rangle$  for acentric reflections are 0.5, 0.375 respectively for untwinned datasets, and 0.333, 0.2 for perfectly twinned datasets.

## 5 Model quality

### 5.1 Standard geometry

Bond lengths and bond angles in the following residue types are not validated in this section: SO4

The Z score for a bond length (or angle) is the number of standard deviations the observed value is removed from the expected value. A bond length (or angle) with  $|Z| > 5$  is considered an outlier worth inspection. RMSZ is the root-mean-square of all Z scores of the bond lengths (or angles).

Mol	Chain	Bond lengths		Bond angles	
		RMSZ	# $ Z  > 5$	RMSZ	# $ Z  > 5$
1	A	0.54	0/2422	0.80	3/3251 (0.1%)
1	C	0.52	0/2424	0.80	1/3252 (0.0%)
1	E	0.51	0/2425	0.80	0/3255
1	G	0.53	0/2411	0.81	0/3237
1	I	0.53	0/2427	0.84	3/3258 (0.1%)
1	K	0.52	0/2407	0.84	4/3234 (0.1%)
1	M	0.54	0/2404	0.91	6/3232 (0.2%)
1	O	0.53	0/2418	0.82	1/3246 (0.0%)
1	Q	0.53	0/2419	0.83	4/3248 (0.1%)
1	S	0.54	0/2380	0.84	1/3197 (0.0%)
1	U	0.59	0/2402	0.97	7/3228 (0.2%)
1	W	0.71	2/2408 (0.1%)	0.99	6/3233 (0.2%)
All	All	0.55	2/28947 (0.0%)	0.86	36/38871 (0.1%)

Chiral center outliers are detected by calculating the chiral volume of a chiral center and verifying if the center is modelled as a planar moiety or with the opposite hand. A planarity outlier is detected by checking planarity of atoms in a peptide group, atoms in a mainchain group or atoms of a sidechain that are expected to be planar.

Mol	Chain	#Chirality outliers	#Planarity outliers
1	W	0	1

All (2) bond length outliers are listed below:

Mol	Chain	Res	Type	Atoms	Z	Observed(Å)	Ideal(Å)
1	W	124	PHE	CG-CD1	9.41	1.52	1.38
1	W	284	TYR	CB-CG	5.17	1.59	1.51

All (36) bond angle outliers are listed below:

Mol	Chain	Res	Type	Atoms	Z	Observed(°)	Ideal(°)
1	M	20	PHE	N-CA-C	-8.77	87.33	111.00
1	A	138	LEU	CA-CB-CG	7.33	132.17	115.30
1	U	272	LEU	CA-CB-CG	7.19	131.84	115.30
1	K	3	LEU	N-CA-C	7.07	130.09	111.00
1	I	3	LEU	N-CA-C	6.98	129.84	111.00
1	W	127	ARG	NE-CZ-NH1	6.80	123.70	120.30
1	I	2	GLU	N-CA-C	6.60	128.83	111.00
1	M	23	ILE	N-CA-C	-6.52	93.39	111.00
1	W	123	ASN	N-CA-C	6.50	128.54	111.00
1	K	4	ARG	N-CA-C	6.39	128.25	111.00
1	W	124	PHE	CG-CD1-CE1	-6.36	113.81	120.80
1	C	3	LEU	N-CA-C	6.21	127.76	111.00
1	U	138	LEU	CA-CB-CG	6.06	129.23	115.30
1	M	14	LYS	N-CA-C	-5.98	94.84	111.00
1	A	3	LEU	N-CA-C	5.74	126.50	111.00
1	M	272	LEU	CA-CB-CG	5.70	128.42	115.30
1	A	175	GLY	N-CA-C	-5.68	98.90	113.10
1	Q	77	TYR	N-CA-C	5.56	126.01	111.00
1	I	293	LEU	CA-CB-CG	5.51	127.98	115.30
1	W	31	SER	N-CA-C	5.51	125.88	111.00
1	M	125	ILE	N-CA-C	-5.49	96.19	111.00
1	M	168	ARG	CG-CD-NE	-5.47	100.31	111.80
1	W	3	LEU	N-CA-C	5.45	125.71	111.00
1	U	155	LYS	N-CA-C	-5.40	96.42	111.00
1	Q	75	GLY	N-CA-C	-5.40	99.60	113.10
1	K	2	GLU	N-CA-C	5.35	125.44	111.00
1	Q	63	VAL	N-CA-C	-5.24	96.84	111.00
1	U	287	VAL	N-CA-C	-5.23	96.88	111.00
1	U	281	GLY	N-CA-C	5.22	126.15	113.10
1	W	76	ASP	N-CA-C	-5.21	96.94	111.00
1	U	68	ILE	N-CA-C	-5.17	97.05	111.00
1	U	259	ARG	NE-CZ-NH1	5.16	122.88	120.30
1	O	125	ILE	N-CA-C	-5.13	97.16	111.00
1	S	78	ASN	N-CA-C	-5.11	97.19	111.00
1	Q	32	GLY	N-CA-C	-5.09	100.37	113.10
1	K	31	SER	N-CA-C	5.01	124.53	111.00

There are no chirality outliers.

All (1) planarity outliers are listed below:

Mol	Chain	Res	Type	Group
1	W	284	TYR	Sidechain

## 5.2 Too-close contacts ⓘ

In the following table, the Non-H and H(model) columns list the number of non-hydrogen atoms and hydrogen atoms in the chain respectively. The H(added) column lists the number of hydrogen atoms added and optimized by MolProbity. The Clashes column lists the number of clashes within the asymmetric unit, whereas Symm-Clashes lists symmetry related clashes.

Mol	Chain	Non-H	H(model)	H(added)	Clashes	Symm-Clashes
1	A	2368	0	2366	122	0
1	C	2370	0	2376	110	1
1	E	2371	0	2369	156	0
1	G	2358	0	2354	147	0
1	I	2373	0	2366	137	0
1	K	2354	0	2336	151	0
1	M	2349	0	2321	188	0
1	O	2364	0	2362	242	0
1	Q	2365	0	2359	173	1
1	S	2327	0	2313	258	1
1	U	2349	0	2337	370	0
1	W	2355	0	2346	380	0
2	A	5	0	0	0	0
2	C	5	0	0	0	0
2	E	5	0	0	0	0
2	G	5	0	0	1	0
2	I	5	0	0	0	0
2	K	5	0	0	0	0
2	M	5	0	0	1	0
2	O	5	0	0	0	0
2	Q	5	0	0	1	0
2	S	5	0	0	1	0
2	U	5	0	0	3	0
2	W	5	0	0	0	0
3	A	79	0	0	12	0
3	C	70	0	0	7	0
3	E	61	0	0	7	0
3	G	62	0	0	11	0
3	I	57	0	0	8	0
3	K	40	0	0	7	0
3	M	40	0	0	5	0
3	O	42	0	0	10	0
3	Q	45	0	0	6	0
3	S	33	0	0	7	0
3	U	29	0	0	6	0
3	W	33	0	0	13	0
All	All	28954	0	28205	2322	2



The all-atom clashscore is defined as the number of clashes found per 1000 atoms (including hydrogen atoms). The all-atom clashscore for this structure is 41.

All (2322) close contacts within the same asymmetric unit are listed below, sorted by their clash magnitude.

Atom-1	Atom-2	Interatomic distance (Å)	Clash overlap (Å)
1:W:120:HIS:ND1	1:W:192:ARG:HG2	1.41	1.35
1:E:52:GLU:OE2	1:E:149:ASP:HA	1.31	1.24
1:K:3:LEU:CD2	1:K:11:LEU:HB3	1.71	1.20
1:W:53:SER:HB3	1:W:71:CYS:SG	1.79	1.20
1:M:13:ARG:CD	1:M:13:ARG:H	1.54	1.19
1:O:56:TYR:HB2	1:O:68:ILE:HD11	1.23	1.18
1:W:69:LYS:HB2	1:W:81:VAL:O	1.40	1.17
1:W:192:ARG:NH1	1:W:264:PRO:HD2	1.62	1.15
1:M:13:ARG:N	1:M:13:ARG:HD3	1.35	1.14
1:A:220:THR:HG22	1:A:223:GLN:H	1.10	1.13
1:S:191:SER:HB3	1:S:260:PHE:HE1	0.98	1.12
1:W:192:ARG:NH1	1:W:263:LYS:HA	1.65	1.11
1:W:158:ASP:HB3	1:W:163:GLN:HB2	1.26	1.11
1:W:29:ILE:HA	3:W:420:HOH:O	1.48	1.10
1:C:3:LEU:HD21	1:K:238:GLU:HG3	1.21	1.10
1:S:280:GLN:HE21	1:S:280:GLN:HA	1.01	1.10
1:M:222:ARG:HH11	1:M:222:ARG:HB2	1.16	1.09
1:W:192:ARG:HH12	1:W:263:LYS:HA	1.18	1.09
1:O:13:ARG:HG3	1:O:13:ARG:HH11	1.13	1.09
1:W:285:ASP:OD1	1:W:287:VAL:HG23	1.49	1.09
1:S:174:THR:CG2	1:S:175:GLY:H	1.65	1.08
1:O:28:ASN:ND2	1:O:31:SER:H	1.51	1.08
1:W:219:ALA:O	1:W:220:THR:HG22	1.51	1.08
1:W:68:ILE:HD13	1:W:80:MET:HE3	1.34	1.07
1:S:191:SER:HB3	1:S:260:PHE:CE1	1.88	1.07
1:K:3:LEU:HD22	1:K:11:LEU:HB3	1.34	1.07
1:U:47:PRO:O	1:U:48:GLN:HG3	1.56	1.06
1:S:174:THR:HG23	1:S:175:GLY:H	0.97	1.05
1:U:237:ILE:HG13	1:U:256:ARG:NH1	1.68	1.05
1:I:160:ARG:HH11	1:I:160:ARG:HG2	1.20	1.05
1:Q:17:SER:H	1:S:294:LYS:HD3	1.13	1.05
1:S:173:LEU:HD23	1:S:225:TYR:HD2	1.19	1.04
1:S:280:GLN:NE2	1:S:280:GLN:HA	1.72	1.04
1:Q:4:ARG:HH21	1:Q:7:ASN:HA	1.20	1.04
1:O:56:TYR:CB	1:O:68:ILE:HD11	1.87	1.04
1:I:220:THR:HG23	1:I:223:GLN:H	1.21	1.03
1:U:56:TYR:CE1	1:U:66:PRO:HG2	1.92	1.03

*Continued on next page...*

*Continued from previous page...*

Atom-1	Atom-2	Interatomic distance (Å)	Clash overlap (Å)
1:W:192:ARG:HH11	1:W:264:PRO:HD2	0.89	1.03
1:U:205:TYR:HB2	1:U:211:LEU:CD1	1.86	1.03
1:S:140:LYS:H	1:S:140:LYS:HD3	1.21	1.03
1:U:4:ARG:HH21	1:U:7:ASN:HA	1.22	1.02
1:E:220:THR:HG22	1:E:223:GLN:HG3	1.34	1.02
1:S:170:ASN:N	1:S:170:ASN:HD22	1.58	1.01
1:S:173:LEU:HD23	1:S:225:TYR:CD2	1.94	1.01
1:S:174:THR:HG23	1:S:175:GLY:N	1.70	1.01
1:U:4:ARG:NH2	1:U:7:ASN:HA	1.75	1.01
1:A:34:GLU:HG3	3:C:414:HOH:O	1.59	1.00
1:Q:259:ARG:HD2	1:Q:260:PHE:H	1.26	1.00
1:W:2:GLU:HG3	1:W:3:LEU:H	1.27	0.99
1:W:53:SER:HB3	1:W:71:CYS:HG	1.17	0.99
1:U:169:GLU:H	1:U:169:GLU:CD	1.67	0.98
1:O:204:MET:HA	1:O:204:MET:HE3	1.46	0.98
1:G:82:MET:HE1	3:G:427:HOH:O	1.62	0.98
1:I:278:HIS:HB3	3:I:411:HOH:O	1.64	0.98
1:E:249:SER:HB2	1:O:1:MET:HE3	1.46	0.98
1:U:156:TYR:HA	1:U:165:ILE:HD13	1.45	0.97
1:S:280:GLN:HE21	1:S:280:GLN:CA	1.77	0.97
1:U:264:PRO:HG2	1:U:266:TYR:CZ	1.99	0.97
1:G:178:ARG:CZ	1:G:214:GLN:HE21	1.77	0.97
1:M:274:ARG:HH11	1:M:274:ARG:HG2	1.29	0.97
1:O:140:LYS:HG3	1:O:141:LYS:HD3	1.43	0.97
1:W:41:CYS:HA	1:W:77:TYR:HD1	1.31	0.96
1:S:156:TYR:O	1:S:165:ILE:HG23	1.65	0.96
1:W:10:ARG:HH11	1:W:10:ARG:HG2	1.30	0.96
1:S:10:ARG:HG3	1:S:10:ARG:HH11	1.30	0.96
1:U:66:PRO:HA	1:U:83:GLU:OE2	1.66	0.96
1:S:271:GLN:NE2	1:S:271:GLN:HA	1.80	0.96
1:Q:220:THR:HG23	1:Q:223:GLN:H	1.31	0.96
1:O:255:CYS:HA	1:O:258:LEU:HD12	1.47	0.95
1:M:40:GLU:OE2	1:M:47:PRO:HA	1.67	0.95
1:C:3:LEU:CD2	1:K:238:GLU:HG3	1.97	0.95
1:G:15:ILE:HG21	1:G:25:LEU:HB2	1.49	0.95
1:U:7:ASN:HD22	1:U:7:ASN:C	1.67	0.95
1:W:4:ARG:HD3	1:W:29:ILE:HD12	1.49	0.95
1:M:15:ILE:HD12	1:M:25:LEU:HB2	1.45	0.94
1:O:13:ARG:HH11	1:O:13:ARG:CG	1.80	0.94
1:W:120:HIS:CE1	1:W:192:ARG:HG2	2.03	0.94
1:U:208:LEU:O	1:U:210:SER:N	2.00	0.94

*Continued on next page...*

*Continued from previous page...*

Atom-1	Atom-2	Interatomic distance (Å)	Clash overlap (Å)
1:U:211:LEU:HD22	1:U:213:TRP:CZ2	2.03	0.94
1:W:278:HIS:O	1:W:281:GLY:N	2.01	0.94
1:W:293:LEU:O	1:W:294:LYS:HD3	1.68	0.93
1:K:68:ILE:HD11	1:K:71:CYS:HB2	1.50	0.93
1:U:14:LYS:HG3	1:U:15:ILE:N	1.84	0.93
1:Q:4:ARG:NH2	1:Q:7:ASN:HA	1.82	0.93
1:Q:171:LYS:HB2	1:Q:187:GLY:O	1.69	0.93
1:W:173:LEU:HD12	1:W:184:THR:HG22	1.49	0.92
1:K:259:ARG:HB2	1:K:262:ASP:OD1	1.69	0.92
1:Q:17:SER:N	1:S:294:LYS:HD3	1.84	0.92
1:S:140:LYS:N	1:S:140:LYS:HD3	1.83	0.92
1:I:15:ILE:HD12	1:I:25:LEU:HB2	1.51	0.92
1:S:182:ILE:HD11	1:S:256:ARG:NH2	1.84	0.92
1:S:188:ILE:HG22	1:S:189:GLU:O	1.70	0.92
1:Q:15:ILE:HD13	1:Q:25:LEU:HB2	1.52	0.92
1:W:56:TYR:HB2	1:W:68:ILE:CD1	1.99	0.91
1:U:116:ILE:HG22	1:U:120:HIS:CE1	2.06	0.91
1:E:44:THR:HG22	1:E:45:LYS:H	1.33	0.91
1:W:148:ILE:HA	1:W:150:PHE:HE1	1.35	0.91
1:W:56:TYR:HB2	1:W:68:ILE:HG12	1.53	0.90
1:O:28:ASN:C	1:O:28:ASN:HD22	1.73	0.90
1:W:173:LEU:HD12	1:W:184:THR:CG2	2.02	0.90
1:O:140:LYS:CG	1:O:141:LYS:H	1.83	0.90
1:O:39:LEU:HD23	1:O:79:VAL:HG22	1.51	0.90
1:M:5:VAL:HA	1:M:74:GLU:OE2	1.71	0.90
1:I:293:LEU:HD21	1:K:15:ILE:HG13	1.52	0.89
1:U:237:ILE:CD1	1:U:252:LEU:HB3	2.02	0.89
1:U:5:VAL:HG23	1:U:9:TYR:HB2	1.54	0.89
1:M:237:ILE:HD12	1:M:253:ASN:OD1	1.72	0.89
1:G:171:LYS:HD2	1:G:189:GLU:OE1	1.71	0.89
1:U:205:TYR:HB2	1:U:211:LEU:HD12	1.53	0.89
1:G:39:LEU:HD23	1:G:79:VAL:HG22	1.54	0.89
1:E:52:GLU:OE2	1:E:149:ASP:CA	2.20	0.89
1:I:217:LYS:O	1:I:227:ARG:NH1	2.06	0.89
1:K:39:LEU:CD2	1:K:79:VAL:HG22	2.02	0.89
1:U:235:THR:HG22	1:U:235:THR:O	1.74	0.88
1:O:284:TYR:CD1	1:O:284:TYR:N	2.40	0.88
1:W:41:CYS:HA	1:W:77:TYR:CD1	2.08	0.88
1:U:235:THR:HG22	1:U:240:LEU:HB2	1.55	0.88
1:W:158:ASP:HB3	1:W:163:GLN:CB	2.02	0.88
1:A:1:MET:CE	1:G:249:SER:HB3	2.03	0.88

*Continued on next page...*

*Continued from previous page...*

Atom-1	Atom-2	Interatomic distance (Å)	Clash overlap (Å)
1:G:55:PHE:CD2	1:G:150:PHE:HB2	2.07	0.88
1:U:56:TYR:HB3	1:U:68:ILE:HD11	1.54	0.87
1:K:46:HIS:H	1:K:47:PRO:CD	1.87	0.87
1:S:4:ARG:HH11	1:S:4:ARG:HG3	1.39	0.87
1:S:101:SER:O	1:S:105:VAL:HG23	1.74	0.87
1:A:293:LEU:HD11	1:C:15:ILE:CG2	2.05	0.87
1:W:56:TYR:HB2	1:W:68:ILE:CG1	2.03	0.87
1:O:293:LEU:O	1:O:294:LYS:HE3	1.73	0.87
1:K:52:GLU:OE1	1:K:149:ASP:HA	1.75	0.87
1:U:56:TYR:CB	1:U:68:ILE:HD11	2.05	0.87
1:W:17:SER:HB3	3:W:426:HOH:O	1.73	0.86
1:G:178:ARG:CZ	1:G:214:GLN:NE2	2.37	0.86
1:A:117:GLU:OE1	1:A:270:ARG:NH2	2.07	0.86
1:G:43:LYS:HB2	1:M:233:MET:HE1	1.57	0.86
1:G:117:GLU:OE1	1:G:270:ARG:NH2	2.07	0.86
1:M:76:ASP:OD2	1:M:76:ASP:N	2.07	0.86
1:W:9:TYR:HB3	1:W:27:ALA:O	1.75	0.86
1:W:70:TRP:O	1:W:70:TRP:CE3	2.29	0.85
1:U:91:ASP:OD2	1:W:294:LYS:HB2	1.75	0.85
1:E:126:HIS:CD2	1:E:147:ILE:HD11	2.11	0.85
1:U:242:LYS:HG3	1:U:243:GLY:N	1.89	0.85
1:O:284:TYR:HD1	1:O:284:TYR:H	1.20	0.85
1:M:13:ARG:CD	1:M:13:ARG:N	2.23	0.85
1:S:108:LEU:O	1:S:112:MET:HG3	1.77	0.85
1:A:270:ARG:NH1	3:A:401:HOH:O	2.08	0.85
1:K:17:SER:HB2	3:K:405:HOH:O	1.75	0.85
1:M:59:MET:HB2	1:M:65:ILE:HG21	1.58	0.85
1:U:237:ILE:CD1	1:U:256:ARG:HD2	2.05	0.85
1:U:52:GLU:OE2	1:U:149:ASP:HA	1.75	0.85
1:I:160:ARG:CG	1:I:160:ARG:HH11	1.89	0.84
1:Q:236:PRO:HG2	1:Q:239:VAL:HB	1.56	0.84
1:W:192:ARG:HH12	1:W:263:LYS:CA	1.89	0.84
1:S:140:LYS:CD	1:S:140:LYS:H	1.83	0.84
1:A:217:LYS:H	1:A:217:LYS:HD2	1.42	0.84
1:U:28:ASN:CG	1:U:31:SER:HB2	1.97	0.84
1:S:191:SER:CB	1:S:260:PHE:HE1	1.86	0.84
1:C:117:GLU:OE1	1:C:270:ARG:NH2	2.10	0.84
1:U:117:GLU:HG3	1:U:266:TYR:CG	2.12	0.84
1:O:140:LYS:HG3	1:O:141:LYS:H	1.38	0.84
1:W:117:GLU:HB2	1:W:266:TYR:CE1	2.13	0.84
1:W:120:HIS:ND1	1:W:192:ARG:CG	2.35	0.84

*Continued on next page...*

*Continued from previous page...*

Atom-1	Atom-2	Interatomic distance (Å)	Clash overlap (Å)
1:S:154:LYS:HD2	3:S:410:HOH:O	1.77	0.84
1:W:49:LEU:HD11	1:W:80:MET:HB2	1.60	0.83
1:O:174:THR:HG22	1:O:175:GLY:N	1.92	0.83
1:W:259:ARG:HB2	1:W:262:ASP:OD2	1.78	0.83
1:W:148:ILE:HA	1:W:150:PHE:CE1	2.13	0.83
1:I:271:GLN:NE2	1:I:271:GLN:HA	1.93	0.83
1:S:248:PHE:O	1:S:252:LEU:HD12	1.78	0.83
1:A:115:ARG:HB3	3:A:419:HOH:O	1.78	0.83
1:S:10:ARG:HG3	1:S:10:ARG:NH1	1.88	0.83
1:W:10:ARG:HG2	1:W:10:ARG:NH1	1.91	0.83
1:U:28:ASN:HD22	1:U:28:ASN:C	1.82	0.83
1:W:117:GLU:HB2	1:W:266:TYR:CD1	2.13	0.82
1:I:237:ILE:HD13	1:I:252:LEU:HB3	1.58	0.82
1:U:237:ILE:HD12	1:U:256:ARG:HD2	1.60	0.82
1:W:14:LYS:HD2	1:W:22:ASP:OD2	1.79	0.82
1:W:57:LYS:HE3	1:W:68:ILE:HB	1.60	0.82
1:U:118:TYR:CZ	1:U:122:LYS:HE3	2.14	0.82
1:S:10:ARG:CG	1:S:10:ARG:HH11	1.92	0.82
1:C:5:VAL:HG23	1:C:9:TYR:HB2	1.59	0.82
1:K:259:ARG:HG3	1:K:259:ARG:HH11	1.42	0.82
1:G:173:LEU:HD23	1:G:225:TYR:CE2	2.14	0.82
1:O:45:LYS:O	1:O:46:HIS:HD2	1.63	0.82
1:U:237:ILE:HD13	1:U:252:LEU:HB3	1.61	0.82
1:W:13:ARG:H	1:W:13:ARG:HD3	1.45	0.82
1:I:221:LYS:HE2	1:I:221:LYS:H	1.45	0.82
1:W:64:GLY:HA3	1:W:115:ARG:NE	1.94	0.82
1:C:15:ILE:HD11	1:C:25:LEU:HD13	1.61	0.82
1:W:84:LEU:HD12	1:W:85:LEU:N	1.96	0.81
1:W:39:LEU:HD23	1:W:39:LEU:N	1.94	0.81
1:I:58:MET:HG2	1:I:58:MET:O	1.80	0.81
1:A:220:THR:HG22	1:A:223:GLN:N	1.93	0.81
1:A:222:ARG:HH11	1:A:222:ARG:HG3	1.45	0.81
1:O:117:GLU:OE1	1:O:270:ARG:NH2	2.12	0.81
1:W:191:SER:HB3	1:W:260:PHE:CE1	2.16	0.81
1:U:124:PHE:HA	1:U:154:LYS:O	1.81	0.81
1:E:126:HIS:HD2	1:E:147:ILE:HD11	1.45	0.81
1:M:217:LYS:O	1:M:227:ARG:NH1	2.12	0.81
1:W:269:LEU:O	1:W:271:GLN:N	2.13	0.81
1:A:221:LYS:HE2	1:A:221:LYS:H	1.45	0.81
1:S:271:GLN:HE21	1:S:271:GLN:HA	1.47	0.80
1:S:237:ILE:HG13	1:S:256:ARG:NH1	1.96	0.80

*Continued on next page...*

*Continued from previous page...*

Atom-1	Atom-2	Interatomic distance (Å)	Clash overlap (Å)
1:Q:117:GLU:OE1	1:Q:270:ARG:NH2	2.14	0.80
1:Q:88:SER:HA	1:Q:135:LEU:HD12	1.63	0.80
1:A:82:MET:HE1	3:A:408:HOH:O	1.80	0.80
1:M:138:LEU:HD13	1:M:139:GLY:N	1.96	0.80
1:W:60:GLN:HA	3:W:401:HOH:O	1.81	0.80
1:U:178:ARG:HH21	1:U:214:GLN:HG3	1.46	0.80
1:I:181:SER:HB2	1:I:197:GLU:OE2	1.81	0.80
1:W:269:LEU:O	1:W:272:LEU:N	2.11	0.80
1:I:293:LEU:CD2	1:K:15:ILE:HG13	2.12	0.80
1:W:56:TYR:CB	1:W:68:ILE:HG12	2.12	0.80
1:U:178:ARG:NH2	1:U:214:GLN:HG3	1.96	0.80
1:S:4:ARG:NH1	1:S:29:ILE:HD11	1.95	0.80
1:E:39:LEU:HD22	1:E:79:VAL:HG22	1.64	0.80
1:M:161:THR:O	1:M:162:HIS:HB2	1.82	0.80
1:M:220:THR:OG1	1:M:221:LYS:N	2.09	0.80
1:U:137:GLY:O	1:U:142:GLY:HA2	1.83	0.79
1:Q:220:THR:HG22	1:Q:223:GLN:HE21	1.47	0.79
1:O:222:ARG:HB3	3:O:417:HOH:O	1.82	0.79
1:W:283:SER:HB2	1:W:285:ASP:OD2	1.83	0.79
1:U:151:GLY:O	1:U:152:LEU:HD23	1.83	0.79
1:I:25:LEU:HD23	1:I:26:GLY:N	1.97	0.79
1:M:120:HIS:ND1	1:M:192:ARG:HG2	1.98	0.79
1:Q:219:ALA:HB3	1:Q:223:GLN:HE22	1.45	0.79
1:C:5:VAL:CG2	1:C:9:TYR:HB2	2.12	0.79
1:K:6:GLY:O	1:K:8:LYS:N	2.15	0.79
1:I:17:SER:HA	1:I:21:GLY:O	1.83	0.79
1:U:100:PHE:HE2	1:U:206:PHE:CE1	2.01	0.79
1:Q:230:GLU:HG2	3:Q:406:HOH:O	1.83	0.79
1:W:37:ILE:HG23	1:W:81:VAL:HG13	1.64	0.78
1:S:174:THR:HG21	1:S:190:GLN:OE1	1.83	0.78
1:O:222:ARG:HG3	1:O:223:GLN:N	1.98	0.78
1:O:219:ALA:HB3	1:O:223:GLN:OE1	1.83	0.78
1:W:264:PRO:HG2	1:W:266:TYR:CE2	2.17	0.78
1:W:56:TYR:HB2	1:W:68:ILE:HD11	1.63	0.78
1:U:204:MET:O	1:U:207:ASN:N	2.15	0.78
1:E:220:THR:CG2	1:E:223:GLN:HG3	2.12	0.78
1:K:84:LEU:O	1:K:138:LEU:HD22	1.83	0.78
1:I:204:MET:HA	1:I:207:ASN:HD22	1.48	0.78
1:S:213:TRP:O	1:S:216:LEU:HD22	1.84	0.78
1:U:7:ASN:ND2	1:U:7:ASN:C	2.35	0.78
1:K:158:ASP:OD1	1:K:161:THR:N	2.17	0.78

*Continued on next page...*

*Continued from previous page...*

Atom-1	Atom-2	Interatomic distance (Å)	Clash overlap (Å)
1:W:4:ARG:CD	1:W:29:ILE:HD12	2.12	0.78
1:K:49:LEU:O	1:K:49:LEU:HD12	1.84	0.78
1:U:276:LEU:HD13	1:U:280:GLN:HG3	1.65	0.78
1:O:66:PRO:HA	1:O:83:GLU:OE2	1.84	0.78
1:S:170:ASN:N	1:S:170:ASN:ND2	2.32	0.77
1:U:140:LYS:C	1:U:142:GLY:H	1.87	0.77
1:M:31:SER:O	1:M:33:GLU:N	2.17	0.77
1:K:3:LEU:HD11	1:O:242:LYS:HE3	1.66	0.77
1:U:205:TYR:HB2	1:U:211:LEU:HD11	1.64	0.77
1:K:46:HIS:H	1:K:47:PRO:HD2	1.48	0.77
1:W:173:LEU:CD1	1:W:184:THR:HG22	2.14	0.77
1:C:259:ARG:HB2	1:C:262:ASP:OD2	1.84	0.77
1:Q:221:LYS:HD2	1:Q:221:LYS:H	1.49	0.77
1:O:56:TYR:CE1	1:O:66:PRO:HG2	2.20	0.77
1:U:14:LYS:O	1:U:15:ILE:HG12	1.85	0.77
1:E:274:ARG:NH1	1:Q:274:ARG:NH1	2.33	0.77
1:U:22:ASP:N	3:U:419:HOH:O	2.17	0.77
1:S:150:PHE:O	1:S:152:LEU:N	2.17	0.77
1:U:87:PRO:HD3	1:W:291:ASN:O	1.83	0.77
1:S:220:THR:HG22	1:S:223:GLN:NE2	2.00	0.77
1:Q:259:ARG:HD2	1:Q:260:PHE:N	1.99	0.77
1:S:69:LYS:HB2	1:S:81:VAL:O	1.85	0.77
1:U:202:VAL:O	1:U:206:PHE:CD2	2.38	0.76
1:M:222:ARG:HB2	1:M:222:ARG:NH1	1.96	0.76
1:M:8:LYS:HD3	1:M:9:TYR:CE2	2.20	0.76
1:G:207:ASN:HB3	1:G:244:TYR:CE1	2.20	0.76
1:U:249:SER:O	1:U:253:ASN:ND2	2.17	0.76
1:S:161:THR:O	1:S:162:HIS:HB2	1.84	0.76
1:S:109:ALA:O	1:S:113:ILE:HG13	1.84	0.76
1:W:219:ALA:O	1:W:220:THR:CG2	2.32	0.76
1:A:171:LYS:HB2	1:A:187:GLY:O	1.85	0.76
1:W:167:TYR:HE1	1:W:169:GLU:OE2	1.68	0.76
1:A:15:ILE:HD12	1:C:292:MET:HE3	1.68	0.76
1:G:219:ALA:O	1:G:220:THR:HB	1.85	0.76
1:U:56:TYR:HE1	1:U:66:PRO:HG2	1.48	0.76
1:C:46:HIS:H	1:C:47:PRO:HD3	1.50	0.76
1:M:236:PRO:HG2	1:M:239:VAL:HG23	1.67	0.76
3:A:476:HOH:O	1:I:1:MET:HE2	1.85	0.76
1:M:293:LEU:O	1:M:294:LYS:HD2	1.86	0.76
1:K:217:LYS:O	1:K:227:ARG:NH1	2.19	0.76
1:W:15:ILE:HG22	1:W:16:GLY:N	2.01	0.76

*Continued on next page...*

*Continued from previous page...*

Atom-1	Atom-2	Interatomic distance (Å)	Clash overlap (Å)
1:Q:221:LYS:CD	1:Q:221:LYS:H	1.99	0.76
1:U:293:LEU:HB3	1:W:15:ILE:CG2	2.17	0.75
1:S:221:LYS:O	1:S:225:TYR:HD1	1.69	0.75
1:E:217:LYS:O	1:E:227:ARG:NH1	2.18	0.75
1:U:250:THR:HG21	1:U:272:LEU:HD11	1.67	0.75
1:K:247:GLU:OE2	1:K:279:ARG:NH1	2.19	0.75
1:W:64:GLY:HA3	1:W:115:ARG:CD	2.17	0.75
1:U:292:MET:HG3	1:U:293:LEU:H	1.51	0.75
1:A:15:ILE:HG21	1:A:25:LEU:HB2	1.68	0.75
1:G:9:TYR:HA	1:G:27:ALA:O	1.86	0.75
1:W:69:LYS:CB	1:W:81:VAL:O	2.30	0.75
1:G:220:THR:HG22	1:G:223:GLN:OE1	1.86	0.75
1:U:4:ARG:HH21	1:U:7:ASN:CA	1.98	0.74
1:U:254:PHE:CD2	1:U:269:LEU:HD21	2.21	0.74
1:U:155:LYS:HE2	3:U:414:HOH:O	1.87	0.74
1:M:42:VAL:HG23	1:M:76:ASP:O	1.86	0.74
1:M:118:TYR:O	1:M:121:SER:HB3	1.86	0.74
1:W:280:GLN:HB3	1:W:282:PHE:CE2	2.23	0.74
1:W:56:TYR:CE2	1:W:82:MET:CE	2.71	0.74
1:U:237:ILE:HD13	1:U:252:LEU:CB	2.16	0.74
1:S:234:SER:O	1:S:236:PRO:HD3	1.88	0.74
1:K:270:ARG:NH1	3:K:408:HOH:O	2.19	0.74
1:U:4:ARG:CZ	1:U:7:ASN:HA	2.17	0.74
1:Q:221:LYS:N	1:Q:221:LYS:HD2	2.02	0.74
1:A:186:LEU:HD21	1:A:233:MET:HE1	1.68	0.74
1:U:283:SER:C	1:U:285:ASP:H	1.91	0.74
1:K:3:LEU:HD23	1:K:11:LEU:HB3	1.67	0.74
1:W:181:SER:HB2	1:W:197:GLU:OE1	1.87	0.74
1:W:52:GLU:HG2	1:W:56:TYR:CE2	2.23	0.74
1:S:169:GLU:CB	1:S:170:ASN:HD22	2.01	0.74
1:G:41:CYS:O	1:G:44:THR:HG22	1.87	0.74
1:S:158:ASP:O	1:S:162:HIS:HD2	1.71	0.74
1:W:164:HIS:NE2	1:W:261:ASP:HA	2.03	0.74
1:U:183:ASN:HA	1:U:186:LEU:HG	1.68	0.74
1:U:123:ASN:O	1:U:155:LYS:HA	1.87	0.74
1:M:259:ARG:HB2	1:M:262:ASP:OD2	1.88	0.74
1:W:53:SER:HA	1:W:68:ILE:CD1	2.18	0.73
1:W:103:LYS:HG3	1:W:282:PHE:CD1	2.23	0.73
1:A:174:THR:CG2	1:A:174:THR:O	2.35	0.73
1:O:28:ASN:HD21	1:O:31:SER:H	1.36	0.73
1:U:241:CYS:O	1:U:244:TYR:HB2	1.88	0.73

*Continued on next page...*



*Continued from previous page...*

Atom-1	Atom-2	Interatomic distance (Å)	Clash overlap (Å)
1:W:53:SER:CB	1:W:71:CYS:SG	2.70	0.73
1:O:13:ARG:NH1	1:O:13:ARG:CG	2.48	0.73
1:S:39:LEU:HD23	1:S:79:VAL:HG22	1.70	0.73
1:U:224:LYS:NZ	2:U:301:SO4:O3	2.19	0.73
1:U:112:MET:O	1:U:116:ILE:HD12	1.88	0.73
1:W:56:TYR:HE1	1:W:150:PHE:CE1	2.06	0.73
1:K:1:MET:O	1:K:2:GLU:HB2	1.87	0.73
1:Q:10:ARG:HB2	1:Q:29:ILE:HD11	1.70	0.73
1:Q:226:GLU:O	1:Q:230:GLU:HG3	1.89	0.72
1:E:220:THR:HG22	1:E:223:GLN:CG	2.18	0.72
1:S:10:ARG:O	1:S:10:ARG:HG2	1.89	0.72
1:A:56:TYR:HD2	1:A:80:MET:HE3	1.55	0.72
1:G:5:VAL:C	1:G:7:ASN:N	2.42	0.72
1:Q:221:LYS:HG2	1:Q:222:ARG:H	1.54	0.72
1:U:109:ALA:O	1:U:113:ILE:HG13	1.89	0.72
1:W:269:LEU:O	1:W:270:ARG:C	2.25	0.72
1:W:271:GLN:OE1	1:W:275:ASN:OD1	2.07	0.72
1:U:60:GLN:HG3	1:U:61:GLY:N	2.03	0.72
1:W:59:MET:HE1	1:W:122:LYS:HB2	1.70	0.72
1:O:52:GLU:O	1:O:54:LYS:N	2.23	0.72
1:O:140:LYS:HG3	1:O:141:LYS:CD	2.19	0.72
1:W:191:SER:HB3	1:W:260:PHE:CD1	2.25	0.72
1:W:63:VAL:HA	3:W:425:HOH:O	1.89	0.72
1:M:124:PHE:CE2	1:M:155:LYS:HG3	2.24	0.72
1:U:100:PHE:HE2	1:U:206:PHE:HE1	1.35	0.72
1:S:137:GLY:HA3	1:S:141:LYS:HB2	1.71	0.72
1:U:234:SER:O	1:U:236:PRO:HD3	1.89	0.72
1:E:117:GLU:OE1	1:E:270:ARG:NH2	2.21	0.72
1:U:28:ASN:OD1	1:U:31:SER:HB2	1.88	0.72
1:K:3:LEU:CD1	1:O:242:LYS:HE3	2.20	0.71
1:U:46:HIS:H	1:U:47:PRO:HD3	1.55	0.71
1:G:5:VAL:C	1:G:7:ASN:H	1.91	0.71
1:U:117:GLU:HG3	1:U:266:TYR:CD1	2.25	0.71
1:W:111:GLN:OE1	1:W:145:VAL:HG23	1.90	0.71
1:O:13:ARG:HG3	1:O:13:ARG:NH1	1.94	0.71
1:U:135:LEU:HD13	1:U:148:ILE:HD13	1.70	0.71
1:O:222:ARG:CG	1:O:223:GLN:N	2.54	0.71
1:K:140:LYS:HG3	1:K:141:LYS:HG2	1.73	0.71
1:U:140:LYS:O	1:U:142:GLY:N	2.23	0.71
1:S:25:LEU:HD23	1:S:26:GLY:N	2.06	0.71
1:G:28:ASN:O	1:G:32:GLY:N	2.24	0.71

*Continued on next page...*

*Continued from previous page...*

Atom-1	Atom-2	Interatomic distance (Å)	Clash overlap (Å)
1:W:66:PRO:HB3	1:W:85:LEU:HD11	1.71	0.71
1:M:200:GLY:HA3	1:M:252:LEU:HD21	1.73	0.71
1:K:39:LEU:HD21	1:K:79:VAL:HG22	1.71	0.71
1:C:43:LYS:HB2	1:K:233:MET:HE2	1.72	0.71
1:S:4:ARG:N	3:S:402:HOH:O	2.23	0.71
1:A:111:GLN:O	1:A:115:ARG:HG2	1.90	0.71
1:W:168:ARG:HG3	1:W:169:GLU:H	1.55	0.71
1:A:47:PRO:O	1:A:48:GLN:HG2	1.90	0.71
1:C:140:LYS:HE3	1:C:140:LYS:HA	1.71	0.71
1:W:247:GLU:HB2	1:W:276:LEU:CD2	2.21	0.71
1:W:278:HIS:O	1:W:280:GLN:N	2.24	0.71
1:U:237:ILE:HG13	1:U:256:ARG:CZ	2.21	0.71
1:O:140:LYS:HG3	1:O:141:LYS:N	2.06	0.71
1:O:220:THR:HG23	1:O:222:ARG:HG2	1.71	0.71
1:U:185:HIS:NE2	1:U:232:LYS:HE3	2.06	0.70
1:O:174:THR:HG22	1:O:175:GLY:H	1.53	0.70
1:Q:293:LEU:C	1:Q:293:LEU:HD12	2.11	0.70
1:W:128:ASP:O	1:W:133:ASN:ND2	2.23	0.70
1:S:56:TYR:CE1	1:S:66:PRO:HG2	2.26	0.70
1:W:59:MET:CE	1:W:122:LYS:HB2	2.21	0.70
1:U:41:CYS:O	1:U:44:THR:HG22	1.91	0.70
1:S:169:GLU:HB2	1:S:170:ASN:ND2	2.06	0.70
1:E:38:LYS:O	1:E:39:LEU:HD23	1.91	0.70
1:I:56:TYR:CE2	1:I:82:MET:HE2	2.25	0.70
1:Q:213:TRP:HB3	1:Q:231:LYS:HG3	1.73	0.70
1:C:10:ARG:HB2	1:C:29:ILE:CD1	2.20	0.70
1:E:101:SER:O	1:E:105:VAL:HG23	1.90	0.70
1:A:56:TYR:HD2	1:A:68:ILE:HD11	1.55	0.70
1:U:137:GLY:C	1:U:142:GLY:HA2	2.11	0.70
1:K:161:THR:O	1:K:162:HIS:HB2	1.90	0.70
1:W:192:ARG:HH11	1:W:264:PRO:CD	1.85	0.70
1:A:186:LEU:HD21	1:A:233:MET:CE	2.22	0.70
1:S:45:LYS:O	1:S:47:PRO:HD3	1.92	0.70
1:K:39:LEU:HD22	1:K:79:VAL:HG22	1.72	0.70
1:C:39:LEU:CD2	1:C:79:VAL:HG22	2.21	0.70
1:E:10:ARG:HB2	1:E:29:ILE:HD11	1.73	0.70
1:O:123:ASN:O	1:O:155:LYS:HA	1.92	0.70
1:S:167:TYR:O	1:S:167:TYR:HD1	1.73	0.69
1:I:41:CYS:O	1:I:44:THR:HG22	1.92	0.69
1:W:182:ILE:HD12	1:W:256:ARG:NE	2.06	0.69
1:S:259:ARG:HD3	1:S:260:PHE:H	1.56	0.69

*Continued on next page...*

*Continued from previous page...*

Atom-1	Atom-2	Interatomic distance (Å)	Clash overlap (Å)
1:Q:220:THR:HG22	1:Q:223:GLN:NE2	2.07	0.69
1:O:259:ARG:HB2	1:O:262:ASP:HB2	1.74	0.69
1:S:120:HIS:HA	1:S:124:PHE:O	1.93	0.69
1:A:222:ARG:HG3	1:A:222:ARG:NH1	2.08	0.69
1:S:169:GLU:CB	1:S:170:ASN:ND2	2.56	0.69
1:C:219:ALA:O	1:C:220:THR:HG22	1.92	0.69
1:K:11:LEU:HD12	1:K:37:ILE:CD1	2.23	0.69
1:W:220:THR:OG1	1:W:221:LYS:HE2	1.92	0.69
1:O:204:MET:HE3	1:O:207:ASN:HB2	1.75	0.69
1:O:140:LYS:CG	1:O:141:LYS:N	2.51	0.69
1:G:88:SER:HA	1:G:135:LEU:HD12	1.74	0.69
1:S:208:LEU:HD23	1:S:244:TYR:CE2	2.28	0.69
1:U:208:LEU:C	1:U:210:SER:H	1.96	0.69
1:U:5:VAL:CG2	1:U:9:TYR:HB2	2.23	0.69
1:E:44:THR:HG22	1:E:45:LYS:N	2.07	0.69
1:M:293:LEU:HD21	1:O:135:LEU:HD23	1.74	0.69
1:A:120:HIS:CG	1:A:192:ARG:HG2	2.27	0.69
1:M:191:SER:HB3	1:M:260:PHE:CE1	2.27	0.69
1:G:222:ARG:O	1:G:226:GLU:OE1	2.11	0.69
1:S:120:HIS:CG	1:S:192:ARG:HG2	2.28	0.69
1:Q:17:SER:H	1:S:294:LYS:CD	1.97	0.69
1:O:54:LYS:HG3	1:O:55:PHE:N	2.08	0.68
1:C:3:LEU:HD21	1:K:238:GLU:CG	2.12	0.68
1:A:1:MET:O	1:A:2:GLU:HB2	1.93	0.68
1:G:28:ASN:HD21	1:G:30:ALA:HB3	1.58	0.68
1:S:143:ASN:HD22	1:S:143:ASN:C	1.97	0.68
1:K:5:VAL:HG12	1:K:74:GLU:HG2	1.76	0.68
1:W:138:LEU:O	1:W:139:GLY:C	2.32	0.68
1:U:127:ARG:HB3	1:U:190:GLN:NE2	2.07	0.68
1:C:10:ARG:HB2	1:C:29:ILE:HD11	1.74	0.68
1:W:127:ARG:HG2	1:W:190:GLN:NE2	2.08	0.68
1:M:41:CYS:O	1:M:44:THR:HG22	1.92	0.68
1:U:191:SER:HB3	1:U:260:PHE:CE1	2.28	0.68
1:O:56:TYR:CB	1:O:68:ILE:CD1	2.70	0.68
1:I:13:ARG:HG2	3:I:416:HOH:O	1.93	0.68
1:U:254:PHE:CG	1:U:269:LEU:HD21	2.29	0.68
1:G:105:VAL:HG21	1:G:207:ASN:OD1	1.93	0.68
1:S:82:MET:HE2	3:S:409:HOH:O	1.92	0.68
1:I:222:ARG:HH11	1:I:222:ARG:HG3	1.59	0.68
1:U:23:ILE:HD13	1:U:23:ILE:N	2.08	0.68
1:U:28:ASN:ND2	1:U:30:ALA:H	1.92	0.68

*Continued on next page...*

*Continued from previous page...*

Atom-1	Atom-2	Interatomic distance (Å)	Clash overlap (Å)
1:W:12:GLY:HA2	3:W:432:HOH:O	1.93	0.68
1:U:217:LYS:O	1:U:218:ALA:HB2	1.94	0.68
1:W:73:ALA:O	1:W:74:GLU:HB3	1.93	0.68
1:M:123:ASN:HD21	1:M:159:ALA:HA	1.59	0.68
1:W:13:ARG:N	1:W:13:ARG:HD3	2.06	0.68
1:E:111:GLN:O	1:E:115:ARG:HG2	1.93	0.68
1:U:120:HIS:CG	1:U:192:ARG:HG2	2.28	0.68
1:G:55:PHE:HA	1:G:58:MET:HE3	1.74	0.68
1:E:39:LEU:CD2	1:E:79:VAL:HG13	2.24	0.68
1:E:92:LEU:HD22	1:E:290:TRP:CG	2.28	0.68
1:W:111:GLN:CD	1:W:145:VAL:HG23	2.14	0.67
1:W:190:GLN:HA	1:W:194:ASP:OD2	1.94	0.67
1:W:143:ASN:ND2	1:W:286:TYR:CD2	2.62	0.67
1:E:182:ILE:HD11	1:E:256:ARG:NH2	2.08	0.67
1:W:41:CYS:HB2	1:W:77:TYR:CE1	2.29	0.67
1:A:1:MET:CE	1:G:249:SER:CB	2.73	0.67
1:O:118:TYR:CZ	1:O:122:LYS:HE3	2.29	0.67
1:W:14:LYS:NZ	1:W:16:GLY:O	2.24	0.67
1:E:210:SER:HB2	1:E:214:GLN:OE1	1.94	0.67
1:U:259:ARG:CB	1:U:262:ASP:OD2	2.42	0.67
1:U:218:ALA:O	1:U:219:ALA:O	2.12	0.67
1:U:261:ASP:O	1:U:262:ASP:O	2.12	0.67
1:Q:229:SER:O	1:Q:233:MET:HG3	1.93	0.67
1:U:202:VAL:O	1:U:206:PHE:HD2	1.77	0.67
1:U:276:LEU:CD1	1:U:280:GLN:HG3	2.24	0.67
1:O:130:LYS:HE3	1:O:132:ASP:HB2	1.76	0.67
1:W:92:LEU:HD13	1:W:290:TRP:CD2	2.30	0.67
1:O:220:THR:HG23	1:O:223:GLN:HG3	1.77	0.67
1:G:220:THR:HG22	1:G:223:GLN:CD	2.15	0.67
1:M:293:LEU:HD21	1:O:135:LEU:CD2	2.24	0.67
1:O:155:LYS:HD2	1:O:157:ARG:O	1.95	0.67
1:O:41:CYS:SG	1:O:43:LYS:CE	2.82	0.67
1:C:4:ARG:HD3	3:C:428:HOH:O	1.93	0.67
1:I:56:TYR:HE1	1:I:150:PHE:HE1	1.42	0.67
1:W:31:SER:HB2	1:W:33:GLU:HB3	1.76	0.67
1:M:274:ARG:HG2	1:M:274:ARG:NH1	2.00	0.67
1:A:119:ILE:HD13	1:A:150:PHE:HE2	1.58	0.67
1:Q:271:GLN:HE22	1:Q:274:ARG:NH1	1.93	0.67
1:S:115:ARG:O	1:S:119:ILE:HG13	1.96	0.67
1:S:167:TYR:HE2	1:S:259:ARG:NH1	1.93	0.66
1:S:173:LEU:HD12	1:S:174:THR:N	2.09	0.66

*Continued on next page...*

*Continued from previous page...*

Atom-1	Atom-2	Interatomic distance (Å)	Clash overlap (Å)
1:E:43:LYS:O	1:E:44:THR:O	2.12	0.66
1:S:80:MET:HE2	1:S:82:MET:SD	2.35	0.66
1:S:167:TYR:CE2	1:S:259:ARG:NH1	2.64	0.66
1:O:22:ASP:HA	3:O:405:HOH:O	1.94	0.66
1:O:30:ALA:HB2	1:S:284:TYR:CZ	2.30	0.66
1:U:4:ARG:NH2	1:U:7:ASN:CA	2.56	0.66
1:O:17:SER:C	3:O:402:HOH:O	2.33	0.66
1:W:200:GLY:HA3	1:W:252:LEU:HD21	1.76	0.66
1:E:44:THR:HG22	1:E:46:HIS:H	1.60	0.66
1:I:132:ASP:HB2	3:I:424:HOH:O	1.94	0.66
1:Q:215:GLY:N	2:Q:301:SO4:O3	2.29	0.66
1:S:236:PRO:HD2	1:S:239:VAL:HG21	1.78	0.66
1:U:237:ILE:HD11	1:U:252:LEU:HB3	1.77	0.66
1:C:140:LYS:CE	1:C:140:LYS:HA	2.26	0.66
1:A:10:ARG:HB2	1:A:29:ILE:CD1	2.25	0.66
1:W:192:ARG:NH1	1:W:264:PRO:CD	2.52	0.66
1:S:4:ARG:HH12	1:S:29:ILE:HD11	1.61	0.66
1:U:164:HIS:HE1	1:U:260:PHE:CZ	2.13	0.66
1:K:62:GLY:HA3	1:K:118:TYR:CZ	2.30	0.66
1:S:254:PHE:CD2	1:S:254:PHE:C	2.69	0.66
1:W:266:TYR:CB	1:W:270:ARG:HH12	2.09	0.66
1:S:193:ARG:HG3	1:S:194:ASP:N	2.10	0.66
1:Q:220:THR:HG23	1:Q:223:GLN:N	2.09	0.66
1:C:39:LEU:HD23	1:C:79:VAL:HG22	1.78	0.66
1:M:102:LEU:HG	1:M:106:LEU:CD1	2.25	0.66
1:U:56:TYR:HB3	1:U:68:ILE:CD1	2.26	0.66
1:K:247:GLU:OE1	1:K:247:GLU:N	2.29	0.66
1:K:5:VAL:HG12	1:K:74:GLU:CG	2.26	0.66
1:K:267:SER:OG	3:K:433:HOH:O	2.13	0.66
1:O:120:HIS:CE1	1:O:192:ARG:HG2	2.32	0.65
1:S:221:LYS:O	1:S:225:TYR:CD1	2.48	0.65
1:G:168:ARG:NH1	1:G:171:LYS:HG2	2.11	0.65
1:I:56:TYR:CE2	1:I:82:MET:CE	2.79	0.65
1:O:229:SER:O	1:O:233:MET:HG3	1.96	0.65
1:I:28:ASN:ND2	1:I:31:SER:H	1.94	0.65
1:U:293:LEU:HB3	1:W:15:ILE:HG22	1.78	0.65
1:E:56:TYR:HB2	1:E:68:ILE:HD11	1.77	0.65
1:U:150:PHE:O	1:U:152:LEU:N	2.29	0.65
1:U:15:ILE:O	1:U:15:ILE:HG22	1.96	0.65
1:W:111:GLN:OE1	1:W:144:LEU:HA	1.96	0.65
1:K:183:ASN:O	1:K:186:LEU:N	2.28	0.65

*Continued on next page...*

*Continued from previous page...*

Atom-1	Atom-2	Interatomic distance (Å)	Clash overlap (Å)
1:G:161:THR:O	1:G:162:HIS:HB2	1.96	0.65
1:U:56:TYR:CG	1:U:68:ILE:HD11	2.31	0.65
1:A:147:ILE:CG2	3:A:419:HOH:O	2.44	0.65
1:M:220:THR:OG1	1:M:221:LYS:HE2	1.96	0.65
1:U:1:MET:SD	3:U:407:HOH:O	2.54	0.65
1:U:267:SER:HA	1:U:270:ARG:NH1	2.10	0.65
1:S:117:GLU:OE1	1:S:270:ARG:NH2	2.30	0.65
1:S:167:TYR:O	1:S:167:TYR:CD1	2.50	0.65
1:M:15:ILE:HD11	1:O:292:MET:SD	2.37	0.65
1:I:222:ARG:HG3	1:I:222:ARG:NH1	2.11	0.65
1:U:140:LYS:C	1:U:142:GLY:N	2.47	0.65
1:W:111:GLN:OE1	1:W:145:VAL:N	2.28	0.65
1:W:117:GLU:OE1	1:W:270:ARG:NH2	2.30	0.65
1:W:251:TYR:CD1	1:W:251:TYR:C	2.69	0.65
1:U:237:ILE:HG22	1:U:249:SER:OG	1.96	0.65
1:U:235:THR:CG2	1:U:235:THR:O	2.43	0.65
1:S:22:ASP:N	3:S:418:HOH:O	2.28	0.65
1:S:23:ILE:HD11	1:S:38:LYS:HE3	1.78	0.65
1:K:143:ASN:OD1	1:K:286:TYR:HB3	1.96	0.65
1:I:23:ILE:HD11	1:I:38:LYS:HE2	1.79	0.65
1:U:4:ARG:NE	1:U:7:ASN:HA	2.12	0.65
1:U:14:LYS:HG3	1:U:15:ILE:H	1.61	0.65
1:I:221:LYS:CE	1:I:221:LYS:H	2.10	0.65
1:U:259:ARG:HB2	1:U:262:ASP:OD2	1.96	0.65
1:W:48:GLN:HA	1:W:51:ILE:HG13	1.76	0.65
1:U:94:ASN:OD1	1:U:98:ARG:NH1	2.28	0.65
1:A:68:ILE:CD1	1:A:80:MET:HE3	2.27	0.65
1:O:276:LEU:O	1:O:276:LEU:HD12	1.96	0.65
1:W:41:CYS:CA	1:W:77:TYR:HD1	2.07	0.65
1:S:140:LYS:C	1:S:142:GLY:H	1.99	0.65
1:U:62:GLY:HA3	1:U:118:TYR:CE2	2.32	0.65
1:U:289:ASP:O	1:U:292:MET:HG2	1.97	0.65
1:W:161:THR:O	1:W:162:HIS:HB2	1.97	0.65
1:C:15:ILE:CD1	1:C:25:LEU:HD13	2.27	0.65
1:U:292:MET:O	1:W:87:PRO:HD3	1.97	0.64
1:U:216:LEU:HB3	1:U:227:ARG:NH1	2.13	0.64
1:U:28:ASN:HB3	1:U:31:SER:HB3	1.78	0.64
1:M:236:PRO:HG2	1:M:239:VAL:CG2	2.27	0.64
1:W:41:CYS:HB2	1:W:77:TYR:HE1	1.62	0.64
1:A:226:GLU:HA	1:A:226:GLU:OE1	1.96	0.64
1:W:2:GLU:CG	1:W:3:LEU:H	2.05	0.64

*Continued on next page...*

*Continued from previous page...*

Atom-1	Atom-2	Interatomic distance (Å)	Clash overlap (Å)
1:O:199:LEU:O	1:O:203:LEU:HG	1.98	0.64
1:I:220:THR:HG23	1:I:223:GLN:N	2.05	0.64
1:Q:41:CYS:O	1:Q:44:THR:HG23	1.97	0.64
1:M:173:LEU:HD12	1:M:184:THR:HG22	1.79	0.64
1:O:140:LYS:C	1:O:142:GLY:H	2.01	0.64
1:O:174:THR:CG2	1:O:175:GLY:N	2.57	0.64
1:K:186:LEU:HD21	1:K:233:MET:CE	2.27	0.64
1:W:57:LYS:NZ	1:W:68:ILE:HG21	2.13	0.64
1:S:229:SER:O	1:S:233:MET:HG2	1.97	0.64
1:G:5:VAL:HG23	1:G:9:TYR:HB2	1.79	0.64
1:A:293:LEU:CD1	1:C:15:ILE:CG2	2.76	0.64
1:U:23:ILE:N	1:U:23:ILE:CD1	2.60	0.64
1:M:69:LYS:HB2	1:M:81:VAL:O	1.98	0.64
1:O:204:MET:CA	1:O:204:MET:HE3	2.26	0.64
1:K:259:ARG:HG3	1:K:259:ARG:NH1	2.12	0.64
1:W:164:HIS:CD2	1:W:261:ASP:HB2	2.32	0.64
1:I:197:GLU:OE1	1:I:256:ARG:HG2	1.98	0.64
1:O:222:ARG:CG	1:O:223:GLN:H	2.10	0.64
1:O:220:THR:O	1:O:223:GLN:N	2.30	0.64
1:E:74:GLU:OE1	3:E:445:HOH:O	2.15	0.64
1:U:6:GLY:HA3	1:U:70:TRP:CZ2	2.34	0.63
1:S:68:ILE:HG22	1:S:69:LYS:N	2.13	0.63
1:O:7:ASN:HD21	1:S:283:SER:CA	2.11	0.63
1:W:123:ASN:HA	1:W:156:TYR:CE2	2.33	0.63
1:S:150:PHE:N	1:S:150:PHE:CD1	2.65	0.63
1:U:100:PHE:CE2	1:U:206:PHE:CE1	2.84	0.63
1:W:56:TYR:CE2	1:W:82:MET:HE1	2.33	0.63
1:K:46:HIS:N	1:K:47:PRO:HD2	2.13	0.63
1:I:56:TYR:HE2	1:I:82:MET:CE	2.11	0.63
1:W:33:GLU:O	1:W:33:GLU:HG3	1.97	0.63
1:O:58:MET:HE3	1:O:122:LYS:O	1.99	0.63
1:G:74:GLU:HA	1:G:74:GLU:OE1	1.98	0.63
1:I:84:LEU:HD21	1:K:292:MET:HG3	1.79	0.63
1:O:120:HIS:ND1	1:O:192:ARG:HG2	2.13	0.63
1:I:173:LEU:HD23	1:I:225:TYR:CE2	2.33	0.63
1:M:134:PHE:C	1:M:135:LEU:HD12	2.18	0.63
1:U:283:SER:O	1:U:285:ASP:N	2.31	0.63
1:S:15:ILE:HG21	1:S:25:LEU:HB2	1.79	0.63
1:W:7:ASN:HA	3:W:405:HOH:O	1.99	0.63
1:U:213:TRP:CE3	1:U:232:LYS:HG3	2.33	0.63
1:O:28:ASN:ND2	1:O:31:SER:N	2.36	0.63

*Continued on next page...*

*Continued from previous page...*

Atom-1	Atom-2	Interatomic distance (Å)	Clash overlap (Å)
1:G:5:VAL:HG21	1:G:37:ILE:HD13	1.81	0.63
1:W:73:ALA:O	1:W:74:GLU:CB	2.46	0.63
1:A:42:VAL:HG23	1:A:76:ASP:O	1.99	0.63
1:W:88:SER:HA	1:W:134:PHE:O	1.99	0.63
1:Q:8:LYS:CB	1:Q:8:LYS:NZ	2.62	0.63
1:W:131:PRO:O	1:W:133:ASN:N	2.32	0.62
1:W:84:LEU:HD12	1:W:85:LEU:H	1.64	0.62
1:U:15:ILE:HD13	1:W:292:MET:CE	2.29	0.62
1:M:14:LYS:HE3	3:M:429:HOH:O	1.99	0.62
1:U:178:ARG:NH2	2:U:301:SO4:O1	2.32	0.62
1:S:56:TYR:CD1	1:S:66:PRO:HG2	2.34	0.62
1:S:56:TYR:CE1	1:S:66:PRO:CG	2.83	0.62
1:W:167:TYR:CE1	1:W:169:GLU:OE2	2.51	0.62
1:S:239:VAL:O	1:S:242:LYS:HB2	1.99	0.62
1:G:135:LEU:HD22	1:G:148:ILE:HD13	1.81	0.62
1:S:222:ARG:HG2	1:S:222:ARG:NH1	2.14	0.62
1:W:150:PHE:CD1	1:W:150:PHE:N	2.68	0.62
1:S:120:HIS:CE1	1:S:192:ARG:HG2	2.34	0.62
1:U:235:THR:CG2	1:U:240:LEU:HB2	2.28	0.62
1:S:236:PRO:HB2	1:S:239:VAL:HG23	1.80	0.62
1:M:156:TYR:C	1:M:165:ILE:HG23	2.20	0.62
1:M:198:SER:O	1:M:202:VAL:HG23	1.99	0.62
1:C:247:GLU:HG3	1:C:272:LEU:HD11	1.82	0.62
1:W:280:GLN:HB3	1:W:282:PHE:CD2	2.35	0.62
1:C:219:ALA:C	1:C:220:THR:HG22	2.20	0.62
1:U:193:ARG:HG3	1:U:194:ASP:H	1.65	0.62
1:Q:173:LEU:HD12	1:Q:184:THR:HG22	1.81	0.62
1:S:70:TRP:HZ3	1:S:72:GLY:O	1.81	0.62
1:A:220:THR:HG23	1:A:222:ARG:H	1.65	0.62
1:G:210:SER:HB2	1:G:214:GLN:OE1	2.00	0.62
1:S:39:LEU:CD2	1:S:79:VAL:HG22	2.30	0.62
1:A:238:GLU:HG2	1:I:3:LEU:HB2	1.81	0.62
1:U:191:SER:O	1:U:193:ARG:N	2.32	0.62
1:Q:76:ASP:N	1:Q:76:ASP:OD1	2.20	0.62
1:C:222:ARG:CG	1:C:222:ARG:HH11	2.12	0.62
1:Q:220:THR:OG1	1:Q:221:LYS:HD2	1.99	0.62
1:I:222:ARG:O	1:I:226:GLU:OE1	2.17	0.62
1:M:174:THR:HG23	1:M:190:GLN:OE1	1.99	0.62
1:M:140:LYS:O	1:M:141:LYS:HD3	1.99	0.62
1:C:37:ILE:HG12	1:C:81:VAL:HG22	1.82	0.62
1:G:127:ARG:HD2	1:G:190:GLN:NE2	2.15	0.62

*Continued on next page...*



*Continued from previous page...*

Atom-1	Atom-2	Interatomic distance (Å)	Clash overlap (Å)
1:K:221:LYS:O	1:K:224:LYS:N	2.33	0.62
1:U:184:THR:HG23	1:U:190:GLN:OE1	2.00	0.61
1:U:84:LEU:HD21	1:W:292:MET:HG2	1.82	0.61
1:S:112:MET:O	1:S:116:ILE:HD12	2.00	0.61
1:S:222:ARG:HG2	1:S:222:ARG:HH11	1.65	0.61
1:G:23:ILE:CD1	1:G:38:LYS:HG3	2.30	0.61
1:K:98:ARG:NH2	1:K:205:TYR:OH	2.33	0.61
1:A:66:PRO:HB3	1:A:85:LEU:HD11	1.82	0.61
1:W:192:ARG:HH12	1:W:263:LYS:CB	2.12	0.61
1:O:58:MET:HE1	1:O:124:PHE:CD1	2.34	0.61
1:W:247:GLU:N	1:W:247:GLU:OE1	2.33	0.61
1:S:221:LYS:NZ	1:S:221:LYS:H	1.98	0.61
1:E:249:SER:HB2	1:O:1:MET:CE	2.26	0.61
1:S:4:ARG:NH1	1:S:4:ARG:HG3	2.03	0.61
1:M:254:PHE:CD2	1:M:269:LEU:HD21	2.35	0.61
1:S:182:ILE:CD1	1:S:256:ARG:NH2	2.62	0.61
1:U:250:THR:CG2	1:U:272:LEU:HD21	2.30	0.61
1:E:174:THR:O	1:E:174:THR:HG23	2.01	0.61
1:W:130:LYS:O	1:W:131:PRO:C	2.39	0.61
1:A:293:LEU:HD11	1:C:15:ILE:HG21	1.82	0.61
1:Q:285:ASP:OD1	1:Q:285:ASP:O	2.19	0.61
1:M:31:SER:C	1:M:33:GLU:H	2.01	0.61
1:K:183:ASN:O	1:K:184:THR:C	2.38	0.61
1:K:173:LEU:HD23	1:K:225:TYR:CE2	2.35	0.61
1:K:120:HIS:ND1	1:K:192:ARG:HG2	2.15	0.61
1:W:222:ARG:HG3	1:W:222:ARG:HH11	1.65	0.61
1:W:57:LYS:HD3	1:W:68:ILE:CG1	2.30	0.61
1:K:158:ASP:O	1:K:162:HIS:HA	2.00	0.61
1:U:164:HIS:HE1	1:U:260:PHE:CE2	2.18	0.61
1:O:41:CYS:SG	1:O:43:LYS:HE3	2.39	0.61
1:Q:40:GLU:HG2	1:Q:44:THR:HG21	1.82	0.61
1:S:117:GLU:HG3	1:S:266:TYR:CD2	2.35	0.61
1:W:191:SER:OG	1:W:193:ARG:HG2	1.99	0.61
1:M:174:THR:CG2	1:M:190:GLN:OE1	2.48	0.61
1:M:18:GLY:O	1:M:19:SER:CB	2.48	0.61
1:C:56:TYR:HB2	1:C:68:ILE:HD11	1.83	0.61
1:A:137:GLY:HA3	1:A:141:LYS:O	2.01	0.61
1:A:56:TYR:CD2	1:A:68:ILE:HD11	2.36	0.61
1:E:249:SER:CB	1:O:1:MET:HE3	2.27	0.60
1:C:270:ARG:NH1	3:C:467:HOH:O	2.33	0.60
1:K:182:ILE:HD13	1:K:233:MET:HG3	1.82	0.60

*Continued on next page...*

*Continued from previous page...*

Atom-1	Atom-2	Interatomic distance (Å)	Clash overlap (Å)
1:A:42:VAL:HG12	1:A:42:VAL:O	2.01	0.60
1:I:29:ILE:HG22	1:I:30:ALA:N	2.16	0.60
1:W:68:ILE:HD13	1:W:80:MET:CE	2.21	0.60
1:U:253:ASN:O	1:U:257:SER:OG	2.20	0.60
1:O:204:MET:HA	1:O:204:MET:CE	2.25	0.60
1:O:141:LYS:HD3	1:O:141:LYS:N	2.15	0.60
1:M:109:ALA:O	1:M:113:ILE:HG13	2.00	0.60
1:O:169:GLU:O	1:O:170:ASN:HB2	2.00	0.60
1:Q:6:GLY:O	1:Q:7:ASN:CB	2.49	0.60
1:I:15:ILE:CD1	1:I:25:LEU:HB2	2.29	0.60
1:C:15:ILE:HG22	1:C:16:GLY:N	2.16	0.60
1:S:108:LEU:O	1:S:112:MET:CG	2.48	0.60
1:U:28:ASN:ND2	1:U:30:ALA:N	2.49	0.60
1:O:118:TYR:CE1	1:O:122:LYS:HE3	2.36	0.60
1:W:177:ALA:HB1	1:W:228:ILE:HD12	1.82	0.60
1:W:266:TYR:HB3	1:W:270:ARG:HH12	1.66	0.60
1:I:1:MET:O	1:I:2:GLU:HB2	2.01	0.60
1:O:11:LEU:HD12	1:O:37:ILE:HD12	1.81	0.60
1:O:1:MET:O	1:O:2:GLU:CB	2.49	0.60
1:U:118:TYR:CZ	1:U:122:LYS:CE	2.84	0.60
1:U:191:SER:HB3	1:U:260:PHE:HE1	1.66	0.60
1:O:33:GLU:OE2	1:O:69:LYS:HE2	2.01	0.60
1:S:173:LEU:HD12	1:S:174:THR:H	1.67	0.60
1:U:213:TRP:CD2	1:U:232:LYS:HG3	2.36	0.60
1:O:117:GLU:HG3	1:O:266:TYR:CD2	2.37	0.60
1:I:158:ASP:OD1	1:I:161:THR:HG23	2.02	0.60
1:G:84:LEU:HG	1:G:138:LEU:HD11	1.83	0.60
1:M:253:ASN:O	1:M:257:SER:OG	2.19	0.60
1:G:168:ARG:NH1	1:G:169:GLU:O	2.35	0.60
1:G:171:LYS:HE2	3:G:402:HOH:O	2.02	0.60
1:A:147:ILE:HG22	3:A:419:HOH:O	2.01	0.60
1:K:11:LEU:HD12	1:K:37:ILE:HD12	1.82	0.59
1:S:169:GLU:C	1:S:170:ASN:HD22	2.06	0.59
1:E:34:GLU:O	1:E:35:VAL:HG13	2.02	0.59
1:Q:11:LEU:HD11	1:Q:24:TYR:CB	2.32	0.59
1:G:46:HIS:N	1:G:47:PRO:HD3	2.17	0.59
1:W:84:LEU:HG	1:W:138:LEU:HD12	1.85	0.59
1:Q:63:VAL:HG22	1:Q:144:LEU:HD21	1.84	0.59
1:S:174:THR:CG2	1:S:175:GLY:N	2.37	0.59
1:U:13:ARG:HG2	3:U:401:HOH:O	2.02	0.59
1:M:57:LYS:HD2	1:M:68:ILE:HD12	1.83	0.59

*Continued on next page...*

*Continued from previous page...*

Atom-1	Atom-2	Interatomic distance (Å)	Clash overlap (Å)
1:O:7:ASN:HD21	1:S:283:SER:HA	1.67	0.59
1:O:213:TRP:HB2	1:O:228:ILE:HG23	1.84	0.59
1:S:191:SER:CB	1:S:260:PHE:CE1	2.72	0.59
1:U:215:GLY:N	2:U:301:SO4:O4	2.23	0.59
1:Q:221:LYS:HG2	1:Q:222:ARG:N	2.17	0.59
1:W:39:LEU:H	1:W:39:LEU:HD23	1.66	0.59
1:S:150:PHE:C	1:S:152:LEU:H	2.06	0.59
1:W:47:PRO:O	1:W:48:GLN:HG3	2.02	0.59
1:W:56:TYR:HD2	1:W:80:MET:HE2	1.67	0.59
1:A:219:ALA:HB3	1:A:223:GLN:OE1	2.02	0.59
1:U:4:ARG:HE	1:U:7:ASN:HA	1.67	0.59
1:S:169:GLU:HB3	1:S:170:ASN:HD22	1.67	0.59
1:O:220:THR:HG23	1:O:223:GLN:CG	2.32	0.59
1:O:7:ASN:ND2	1:S:283:SER:HA	2.17	0.59
1:U:242:LYS:HG3	1:U:243:GLY:H	1.66	0.59
1:O:84:LEU:HG	1:O:138:LEU:CD1	2.33	0.59
1:U:185:HIS:HB3	1:U:229:SER:OG	2.02	0.59
1:E:9:TYR:HA	1:E:27:ALA:O	2.02	0.59
1:K:167:TYR:CD1	1:K:168:ARG:N	2.70	0.59
1:G:3:LEU:HD23	1:G:4:ARG:N	2.18	0.59
1:S:271:GLN:CA	1:S:271:GLN:HE21	2.08	0.59
1:U:167:TYR:CD1	1:U:168:ARG:N	2.71	0.59
1:S:257:SER:O	1:S:258:LEU:O	2.20	0.59
1:W:57:LYS:HD3	1:W:68:ILE:HD12	1.85	0.59
1:O:28:ASN:C	1:O:28:ASN:ND2	2.46	0.59
1:A:1:MET:HE3	1:G:249:SER:HB3	1.83	0.59
1:U:109:ALA:O	1:U:113:ILE:CG1	2.51	0.59
1:M:102:LEU:HG	1:M:106:LEU:HD11	1.84	0.59
1:A:70:TRP:CH2	1:A:72:GLY:HA3	2.37	0.59
1:W:57:LYS:HE3	1:W:68:ILE:CB	2.32	0.58
1:W:9:TYR:CE1	1:W:69:LYS:HD3	2.38	0.58
1:U:169:GLU:CD	1:U:169:GLU:N	2.43	0.58
1:U:28:ASN:HD22	1:U:30:ALA:N	2.01	0.58
1:W:106:LEU:O	1:W:109:ALA:HB3	2.03	0.58
1:W:222:ARG:HG3	1:W:222:ARG:NH1	2.18	0.58
1:U:114:SER:HB2	1:U:115:ARG:NH1	2.17	0.58
1:E:151:GLY:O	1:E:152:LEU:HD23	2.03	0.58
1:O:52:GLU:O	1:O:55:PHE:N	2.36	0.58
1:K:15:ILE:HG21	1:K:25:LEU:HB2	1.85	0.58
1:A:56:TYR:CD2	1:A:80:MET:HE3	2.36	0.58
1:U:86:GLY:HA2	1:W:291:ASN:O	2.02	0.58

*Continued on next page...*

*Continued from previous page...*

Atom-1	Atom-2	Interatomic distance (Å)	Clash overlap (Å)
1:S:55:PHE:CZ	1:S:153:ALA:HB3	2.37	0.58
1:C:102:LEU:O	1:C:106:LEU:HG	2.02	0.58
1:S:164:HIS:CD2	1:S:261:ASP:HA	2.39	0.58
1:K:4:ARG:NH2	1:K:7:ASN:ND2	2.51	0.58
1:I:178:ARG:HD2	1:I:179:TYR:CZ	2.38	0.58
1:W:134:PHE:C	1:W:135:LEU:HD12	2.23	0.58
1:W:10:ARG:HB2	1:W:29:ILE:HD13	1.85	0.58
1:U:228:ILE:O	1:U:232:LYS:HB2	2.03	0.58
1:O:39:LEU:HD23	1:O:79:VAL:CG2	2.30	0.58
1:A:293:LEU:CD1	1:C:15:ILE:HG23	2.33	0.58
1:A:174:THR:O	1:A:174:THR:HG22	2.01	0.58
1:M:204:MET:HE3	1:M:204:MET:HA	1.85	0.58
1:S:223:GLN:O	1:S:224:LYS:C	2.42	0.58
1:A:68:ILE:HD11	1:A:80:MET:HE3	1.84	0.58
1:U:277:PHE:CZ	1:U:282:PHE:HB2	2.39	0.58
1:Q:43:LYS:O	1:Q:44:THR:O	2.22	0.58
1:C:165:ILE:HB	1:C:166:PRO:HD2	1.84	0.58
1:E:140:LYS:CG	1:E:141:LYS:HG2	2.34	0.58
1:O:182:ILE:O	1:O:185:HIS:HB2	2.02	0.58
1:W:242:LYS:NZ	3:W:423:HOH:O	2.34	0.58
1:S:117:GLU:O	1:S:120:HIS:HB2	2.03	0.58
1:A:115:ARG:HD2	3:A:419:HOH:O	2.02	0.58
1:A:52:GLU:OE1	1:A:56:TYR:CZ	2.56	0.58
1:A:3:LEU:CD1	1:G:238:GLU:OE1	2.51	0.58
1:C:237:ILE:HD11	1:C:256:ARG:HD2	1.85	0.58
1:U:100:PHE:HA	1:U:289:ASP:OD2	2.03	0.58
1:W:4:ARG:CD	1:W:29:ILE:CD1	2.82	0.58
1:S:293:LEU:HD12	1:S:293:LEU:C	2.23	0.58
1:Q:221:LYS:CG	1:Q:222:ARG:H	2.16	0.58
1:U:14:LYS:CG	1:U:15:ILE:N	2.64	0.58
1:K:41:CYS:O	1:K:44:THR:HG23	2.03	0.58
1:W:156:TYR:HA	1:W:165:ILE:HD13	1.86	0.58
1:W:79:VAL:HG12	1:W:80:MET:N	2.17	0.58
1:W:56:TYR:HD2	1:W:80:MET:CE	2.16	0.58
1:U:237:ILE:HG13	1:U:256:ARG:HH11	1.65	0.58
1:Q:17:SER:OG	1:S:294:LYS:HE2	2.04	0.58
1:O:45:LYS:O	1:O:46:HIS:CD2	2.51	0.58
1:E:74:GLU:OE1	1:E:74:GLU:HA	2.03	0.58
1:S:165:ILE:HB	1:S:166:PRO:HD2	1.86	0.58
1:G:23:ILE:HD12	1:G:38:LYS:HG3	1.84	0.58
1:W:37:ILE:CG2	1:W:81:VAL:HG13	2.34	0.58

*Continued on next page...*

*Continued from previous page...*

Atom-1	Atom-2	Interatomic distance (Å)	Clash overlap (Å)
1:S:143:ASN:HB3	3:S:411:HOH:O	2.02	0.58
1:K:156:TYR:HA	1:K:165:ILE:HD13	1.85	0.58
1:K:171:LYS:HD3	1:K:189:GLU:OE1	2.03	0.58
1:W:15:ILE:HG22	1:W:16:GLY:H	1.69	0.57
1:W:285:ASP:O	1:W:286:TYR:HB2	2.04	0.57
1:C:165:ILE:HB	1:C:166:PRO:CD	2.33	0.57
1:M:267:SER:HA	1:M:270:ARG:NH1	2.19	0.57
1:W:124:PHE:CG	1:W:155:LYS:HA	2.39	0.57
1:W:57:LYS:HD3	1:W:68:ILE:HG13	1.86	0.57
1:Q:4:ARG:NH2	1:Q:7:ASN:CA	2.62	0.57
1:U:122:LYS:O	1:U:123:ASN:HB2	2.02	0.57
1:S:23:ILE:HD12	1:S:38:LYS:HG3	1.86	0.57
1:W:123:ASN:C	1:W:156:TYR:CD2	2.78	0.57
1:U:234:SER:O	1:U:236:PRO:CD	2.52	0.57
1:W:56:TYR:HE2	1:W:82:MET:CE	2.16	0.57
1:W:57:LYS:CD	1:W:68:ILE:HG13	2.34	0.57
1:Q:293:LEU:HD12	1:Q:294:LYS:N	2.19	0.57
1:I:28:ASN:ND2	1:I:31:SER:N	2.51	0.57
1:O:7:ASN:HD21	1:S:283:SER:HB2	1.69	0.57
1:Q:32:GLY:O	1:S:283:SER:HB3	2.04	0.57
1:I:158:ASP:OD1	1:I:161:THR:N	2.35	0.57
1:Q:154:LYS:NZ	1:Q:189:GLU:OE2	2.31	0.57
1:U:129:VAL:HG13	1:U:134:PHE:CZ	2.39	0.57
1:G:178:ARG:HD2	1:G:179:TYR:CZ	2.39	0.57
1:E:182:ILE:CD1	1:E:256:ARG:CZ	2.83	0.57
1:E:220:THR:CG2	1:E:223:GLN:H	2.17	0.57
1:Q:88:SER:CA	1:Q:135:LEU:HD12	2.34	0.57
1:S:202:VAL:O	1:S:205:TYR:HB3	2.04	0.57
1:U:251:TYR:CD1	1:U:251:TYR:C	2.78	0.57
1:G:168:ARG:HG2	1:G:169:GLU:H	1.68	0.57
1:C:60:GLN:HG3	1:C:61:GLY:N	2.20	0.57
1:Q:52:GLU:OE2	1:Q:149:ASP:HA	2.04	0.57
1:S:176:THR:HG23	3:S:407:HOH:O	2.05	0.57
1:A:202:VAL:O	1:A:205:TYR:HB3	2.05	0.57
1:E:44:THR:CG2	1:E:45:LYS:H	2.06	0.57
1:M:200:GLY:HA3	1:M:252:LEU:CD2	2.34	0.57
1:O:222:ARG:O	1:O:226:GLU:OE1	2.23	0.57
1:W:44:THR:HG23	1:W:46:HIS:H	1.69	0.57
1:U:47:PRO:O	1:U:48:GLN:CG	2.44	0.57
1:U:283:SER:C	1:U:285:ASP:N	2.57	0.57
1:U:193:ARG:HG3	1:U:194:ASP:N	2.20	0.57

*Continued on next page...*

*Continued from previous page...*

Atom-1	Atom-2	Interatomic distance (Å)	Clash overlap (Å)
1:W:31:SER:C	1:W:33:GLU:H	2.07	0.57
1:M:11:LEU:HG	1:M:12:GLY:H	1.69	0.57
1:W:47:PRO:C	1:W:48:GLN:HG3	2.25	0.57
1:E:289:ASP:O	1:E:294:LYS:NZ	2.38	0.57
1:Q:122:LYS:O	1:Q:123:ASN:HB2	2.05	0.57
1:K:3:LEU:CD2	1:K:11:LEU:CB	2.66	0.56
1:W:12:GLY:O	1:W:25:LEU:HB3	2.05	0.56
1:W:39:LEU:CD2	1:W:39:LEU:N	2.67	0.56
1:O:178:ARG:HD2	1:O:179:TYR:CZ	2.40	0.56
1:I:8:LYS:HE3	1:I:9:TYR:CZ	2.40	0.56
1:W:193:ARG:HB3	1:W:258:LEU:HD12	1.87	0.56
1:A:59:MET:HB2	1:A:65:ILE:HG21	1.86	0.56
1:M:93:PHE:CE1	1:M:98:ARG:C	2.79	0.56
1:W:14:LYS:HZ3	1:W:16:GLY:C	2.07	0.56
1:W:56:TYR:CD2	1:W:80:MET:HE2	2.40	0.56
1:O:28:ASN:HD21	1:O:30:ALA:HB3	1.69	0.56
1:U:186:LEU:HD21	1:U:233:MET:CE	2.36	0.56
1:G:76:ASP:N	1:G:76:ASP:OD1	2.32	0.56
1:W:12:GLY:O	1:W:13:ARG:O	2.24	0.56
1:W:254:PHE:O	1:W:257:SER:HB2	2.06	0.56
1:M:220:THR:CG2	1:M:223:GLN:CD	2.73	0.56
1:G:37:ILE:HG12	1:G:81:VAL:HG22	1.86	0.56
1:S:80:MET:CE	1:S:82:MET:SD	2.93	0.56
1:I:23:ILE:HD13	1:I:23:ILE:N	2.20	0.56
1:Q:41:CYS:SG	3:Q:416:HOH:O	2.57	0.56
1:Q:173:LEU:CD1	1:Q:184:THR:HG22	2.36	0.56
1:A:236:PRO:HB3	1:I:77:TYR:CE2	2.40	0.56
1:I:117:GLU:OE1	1:I:270:ARG:NH2	2.39	0.56
1:U:42:VAL:HG12	1:U:43:LYS:N	2.20	0.56
1:O:220:THR:O	1:O:221:LYS:C	2.42	0.56
1:Q:76:ASP:HA	3:Q:429:HOH:O	2.04	0.56
1:S:164:HIS:NE2	1:S:261:ASP:HA	2.20	0.56
1:K:207:ASN:HB3	1:K:244:TYR:CE1	2.41	0.56
1:W:83:GLU:HG3	1:W:83:GLU:O	2.04	0.56
1:W:69:LYS:HB2	1:W:81:VAL:C	2.20	0.56
1:W:92:LEU:HD13	1:W:290:TRP:CE2	2.41	0.56
1:A:84:LEU:HD21	1:C:292:MET:HG2	1.88	0.56
1:S:254:PHE:C	1:S:254:PHE:HD2	2.08	0.56
1:G:38:LYS:HE2	1:G:49:LEU:HD13	1.86	0.56
1:S:201:TYR:O	1:S:202:VAL:C	2.43	0.56
1:I:45:LYS:O	1:I:46:HIS:ND1	2.38	0.56

*Continued on next page...*

*Continued from previous page...*

Atom-1	Atom-2	Interatomic distance (Å)	Clash overlap (Å)
1:W:116:ILE:O	1:W:119:ILE:HB	2.05	0.56
1:M:229:SER:O	1:M:233:MET:HG3	2.06	0.56
1:O:7:ASN:ND2	1:S:283:SER:HB2	2.20	0.56
1:U:129:VAL:HG13	1:U:134:PHE:CE2	2.41	0.56
1:M:245:PRO:HG2	1:M:276:LEU:HD21	1.88	0.56
1:I:136:MET:SD	1:I:145:VAL:HG22	2.45	0.56
1:K:70:TRP:CZ3	1:K:72:GLY:HA3	2.40	0.56
1:E:56:TYR:CB	1:E:68:ILE:HD11	2.36	0.56
1:U:62:GLY:CA	1:U:118:TYR:CZ	2.89	0.56
1:U:60:GLN:HA	3:U:412:HOH:O	2.05	0.56
1:M:124:PHE:HD2	1:M:154:LYS:C	2.09	0.56
1:S:49:LEU:HD11	1:S:80:MET:HB2	1.87	0.56
1:E:84:LEU:HG	1:E:138:LEU:HD11	1.88	0.56
1:O:193:ARG:NH1	1:O:260:PHE:HA	2.20	0.56
1:W:264:PRO:O	1:W:266:TYR:CD2	2.59	0.56
1:Q:7:ASN:C	1:Q:7:ASN:HD22	2.09	0.56
1:M:156:TYR:O	1:M:165:ILE:HG23	2.06	0.56
1:Q:143:ASN:OD1	1:Q:288:PHE:HE2	1.88	0.56
1:O:268:TYR:CE1	1:O:272:LEU:HD22	2.41	0.56
1:Q:269:LEU:O	1:Q:272:LEU:HB3	2.06	0.56
1:K:3:LEU:HD22	1:K:11:LEU:CB	2.22	0.56
1:G:150:PHE:HB3	1:G:153:ALA:CB	2.36	0.56
1:A:56:TYR:HE1	1:A:150:PHE:HE1	1.54	0.56
1:I:56:TYR:HE1	1:I:150:PHE:CE1	2.21	0.56
1:M:251:TYR:CD2	1:M:269:LEU:HD22	2.40	0.56
1:S:120:HIS:ND1	1:S:192:ARG:HG2	2.21	0.55
1:W:196:LEU:O	1:W:199:LEU:N	2.39	0.55
1:E:6:GLY:O	1:E:8:LYS:N	2.39	0.55
1:E:247:GLU:CD	1:E:276:LEU:HD22	2.27	0.55
1:Q:279:ARG:HG3	1:Q:279:ARG:HH11	1.71	0.55
1:W:56:TYR:CE1	1:W:150:PHE:CE1	2.92	0.55
1:W:280:GLN:CB	1:W:282:PHE:CD2	2.89	0.55
1:U:211:LEU:O	1:U:214:GLN:HB3	2.06	0.55
1:I:271:GLN:HE21	1:I:271:GLN:HA	1.66	0.55
1:W:109:ALA:O	1:W:113:ILE:HG13	2.05	0.55
1:A:161:THR:OG1	1:A:163:GLN:HB2	2.07	0.55
1:M:116:ILE:HD12	1:M:199:LEU:HD22	1.87	0.55
1:W:56:TYR:CD2	1:W:80:MET:CE	2.89	0.55
1:W:79:VAL:CG1	1:W:80:MET:N	2.68	0.55
1:M:13:ARG:HD3	1:M:13:ARG:H	0.59	0.55
1:Q:220:THR:HG22	1:Q:223:GLN:CG	2.35	0.55

*Continued on next page...*

*Continued from previous page...*

Atom-1	Atom-2	Interatomic distance (Å)	Clash overlap (Å)
1:O:117:GLU:O	1:O:120:HIS:HB2	2.07	0.55
1:Q:41:CYS:HB3	1:Q:44:THR:HG22	1.87	0.55
1:E:140:LYS:HG3	1:E:141:LYS:HG2	1.89	0.55
1:C:174:THR:HG22	1:C:190:GLN:OE1	2.05	0.55
1:M:182:ILE:HD12	1:M:256:ARG:CZ	2.36	0.55
1:M:171:LYS:NZ	3:M:408:HOH:O	2.38	0.55
1:S:174:THR:CG2	1:S:190:GLN:OE1	2.53	0.55
1:G:15:ILE:HG21	1:G:25:LEU:CB	2.31	0.55
1:M:84:LEU:HD21	1:O:292:MET:CE	2.37	0.55
1:U:292:MET:O	1:W:87:PRO:CD	2.54	0.55
1:E:178:ARG:HD2	1:E:179:TYR:CZ	2.41	0.55
1:U:204:MET:O	1:U:207:ASN:HB2	2.07	0.55
1:U:127:ARG:HD2	1:U:190:GLN:NE2	2.21	0.55
1:O:287:VAL:O	1:O:287:VAL:HG12	2.05	0.55
1:C:46:HIS:N	1:C:47:PRO:HD3	2.20	0.55
1:O:124:PHE:CD2	1:O:155:LYS:N	2.75	0.55
1:M:141:LYS:C	1:M:143:ASN:H	2.10	0.55
1:M:222:ARG:CB	1:M:222:ARG:HH11	2.05	0.55
1:S:271:GLN:CA	1:S:271:GLN:NE2	2.54	0.55
1:M:59:MET:HB3	1:M:118:TYR:HE2	1.70	0.55
1:Q:8:LYS:NZ	1:Q:8:LYS:HB2	2.22	0.55
1:K:123:ASN:OD1	1:K:123:ASN:N	2.40	0.55
1:G:178:ARG:NH1	1:G:214:GLN:NE2	2.55	0.55
1:A:52:GLU:OE1	1:A:56:TYR:CE2	2.59	0.55
1:E:274:ARG:HH11	1:Q:274:ARG:NH1	2.04	0.55
1:W:213:TRP:HB3	1:W:231:LYS:HG3	1.89	0.55
1:A:69:LYS:HE3	3:A:447:HOH:O	2.06	0.55
1:W:59:MET:HE1	1:W:119:ILE:O	2.07	0.55
1:C:25:LEU:HD21	1:C:34:GLU:OE2	2.06	0.55
1:A:181:SER:HB2	1:A:197:GLU:CD	2.26	0.55
1:K:251:TYR:CD2	1:K:269:LEU:HD22	2.42	0.55
1:W:59:MET:CE	1:W:122:LYS:CB	2.85	0.55
1:O:56:TYR:HB2	1:O:68:ILE:CD1	2.15	0.55
1:U:182:ILE:O	1:U:185:HIS:HB2	2.07	0.55
1:W:13:ARG:H	1:W:13:ARG:CD	2.17	0.55
1:Q:8:LYS:HB3	1:Q:8:LYS:HZ3	1.72	0.55
1:M:173:LEU:HD23	1:M:225:TYR:CD2	2.42	0.55
1:W:272:LEU:HD12	1:W:272:LEU:O	2.07	0.54
1:W:86:GLY:O	1:W:135:LEU:HB3	2.06	0.54
1:I:221:LYS:O	1:I:222:ARG:C	2.44	0.54
1:U:124:PHE:HD1	1:U:154:LYS:C	2.09	0.54

*Continued on next page...*



*Continued from previous page...*

Atom-1	Atom-2	Interatomic distance (Å)	Clash overlap (Å)
1:E:140:LYS:HG2	1:E:141:LYS:CG	2.37	0.54
1:I:156:TYR:O	1:I:165:ILE:HG23	2.07	0.54
1:M:80:MET:CE	1:M:82:MET:HB3	2.37	0.54
1:W:267:SER:O	1:W:271:GLN:HB3	2.07	0.54
1:U:192:ARG:HD2	1:U:266:TYR:OH	2.06	0.54
1:I:221:LYS:HE2	1:I:221:LYS:N	2.20	0.54
1:W:209:GLY:O	1:W:210:SER:HB3	2.07	0.54
1:G:62:GLY:HA3	1:G:118:TYR:CZ	2.42	0.54
1:I:247:GLU:N	1:I:247:GLU:OE1	2.36	0.54
1:U:237:ILE:CD1	1:U:256:ARG:CD	2.83	0.54
1:E:220:THR:HG22	1:E:223:GLN:H	1.72	0.54
1:U:15:ILE:CD1	1:W:292:MET:CE	2.84	0.54
1:G:41:CYS:SG	1:M:233:MET:HB3	2.47	0.54
1:S:208:LEU:CD2	1:S:244:TYR:CE2	2.90	0.54
1:O:167:TYR:HB2	1:O:260:PHE:CD2	2.43	0.54
1:K:32:GLY:O	1:K:33:GLU:C	2.43	0.54
1:U:89:LEU:HD13	1:U:206:PHE:HZ	1.72	0.54
1:S:120:HIS:CD2	1:S:192:ARG:HG2	2.42	0.54
1:Q:213:TRP:HB3	1:Q:231:LYS:CG	2.38	0.54
1:Q:178:ARG:HD2	1:Q:179:TYR:CZ	2.42	0.54
1:W:57:LYS:HD3	1:W:68:ILE:CD1	2.38	0.54
1:I:160:ARG:NH1	1:I:160:ARG:HG2	2.01	0.54
1:U:169:GLU:OE1	1:U:169:GLU:N	2.39	0.54
1:S:59:MET:HB2	1:S:65:ILE:HG21	1.89	0.54
1:M:193:ARG:CZ	1:M:260:PHE:HA	2.37	0.54
1:I:11:LEU:HD11	1:I:24:TYR:CG	2.43	0.54
1:W:15:ILE:CG2	1:W:16:GLY:N	2.70	0.54
1:W:247:GLU:HG3	1:W:272:LEU:HD11	1.88	0.54
1:W:27:ALA:CB	3:W:418:HOH:O	2.54	0.54
1:W:277:PHE:CZ	1:W:282:PHE:HB3	2.43	0.54
1:A:217:LYS:H	1:A:217:LYS:CD	2.09	0.54
1:S:56:TYR:HB3	1:S:68:ILE:HG12	1.89	0.54
1:I:230:GLU:O	1:I:234:SER:OG	2.24	0.54
1:Q:74:GLU:N	1:Q:77:TYR:O	2.35	0.54
1:M:52:GLU:OE2	1:M:149:ASP:HA	2.07	0.54
1:A:89:LEU:O	1:A:93:PHE:HB2	2.08	0.54
1:K:11:LEU:HD12	1:K:37:ILE:HD13	1.89	0.54
1:M:101:SER:O	1:M:105:VAL:HG23	2.08	0.54
1:U:118:TYR:OH	1:U:122:LYS:HE3	2.08	0.54
1:C:123:ASN:ND2	1:C:159:ALA:HA	2.23	0.54
1:S:8:LYS:O	1:S:8:LYS:HG3	2.08	0.54

*Continued on next page...*

*Continued from previous page...*

Atom-1	Atom-2	Interatomic distance (Å)	Clash overlap (Å)
1:W:65:ILE:HD13	1:W:118:TYR:CD2	2.42	0.54
1:U:56:TYR:HE1	1:U:66:PRO:CG	2.18	0.54
1:S:140:LYS:C	1:S:142:GLY:N	2.61	0.54
1:W:289:ASP:O	1:W:294:LYS:NZ	2.32	0.54
1:A:1:MET:HE2	1:G:249:SER:CB	2.37	0.54
1:G:150:PHE:CD1	1:G:150:PHE:N	2.75	0.54
1:W:13:ARG:N	1:W:13:ARG:CD	2.71	0.54
1:O:134:PHE:C	1:O:135:LEU:HD12	2.27	0.54
1:W:44:THR:HG21	1:W:47:PRO:N	2.22	0.54
1:G:49:LEU:HG	1:G:49:LEU:O	2.06	0.54
1:I:94:ASN:OD1	1:I:98:ARG:NH1	2.39	0.54
1:M:128:ASP:OD2	1:M:130:LYS:HE2	2.07	0.54
1:M:28:ASN:OD1	1:M:28:ASN:C	2.45	0.54
1:U:204:MET:HE3	1:U:207:ASN:HB2	1.88	0.54
1:Q:292:MET:O	1:Q:294:LYS:NZ	2.30	0.54
1:G:134:PHE:O	1:G:135:LEU:HD12	2.08	0.54
1:E:95:PHE:CE2	1:E:294:LYS:HE2	2.43	0.54
1:W:229:SER:O	1:W:233:MET:HG3	2.08	0.54
1:O:225:TYR:N	1:O:225:TYR:CD1	2.76	0.54
1:W:200:GLY:HA3	1:W:252:LEU:CD2	2.38	0.54
1:W:173:LEU:HD11	1:W:180:ALA:CB	2.38	0.54
1:Q:56:TYR:HE2	1:Q:82:MET:CE	2.21	0.54
1:W:192:ARG:NH1	1:W:263:LYS:HG3	2.23	0.53
1:E:52:GLU:OE1	1:E:56:TYR:CZ	2.60	0.53
1:S:168:ARG:HG3	1:S:169:GLU:H	1.72	0.53
1:W:2:GLU:HG3	1:W:3:LEU:N	2.08	0.53
1:S:55:PHE:O	1:S:59:MET:HG2	2.07	0.53
1:S:62:GLY:O	1:S:65:ILE:HG12	2.08	0.53
1:O:7:ASN:HD21	1:S:283:SER:CB	2.21	0.53
1:Q:143:ASN:OD1	1:Q:288:PHE:CE2	2.60	0.53
1:W:32:GLY:HA2	3:W:419:HOH:O	2.08	0.53
1:G:186:LEU:HD21	1:G:233:MET:CE	2.37	0.53
1:U:60:GLN:CG	1:U:61:GLY:N	2.72	0.53
1:K:5:VAL:HG12	1:K:74:GLU:CD	2.29	0.53
1:U:191:SER:OG	1:U:193:ARG:HG2	2.07	0.53
1:O:198:SER:O	1:O:202:VAL:HG23	2.08	0.53
1:O:108:LEU:O	1:O:112:MET:HG3	2.07	0.53
1:K:274:ARG:NH2	3:K:418:HOH:O	2.35	0.53
1:U:201:TYR:O	1:U:202:VAL:C	2.47	0.53
1:A:223:GLN:O	1:A:226:GLU:HB2	2.08	0.53
1:S:173:LEU:HD23	1:S:225:TYR:CE2	2.42	0.53

*Continued on next page...*

*Continued from previous page...*

Atom-1	Atom-2	Interatomic distance (Å)	Clash overlap (Å)
1:I:160:ARG:NH1	1:I:160:ARG:CG	2.56	0.53
1:U:127:ARG:HB3	1:U:190:GLN:HE22	1.72	0.53
1:U:116:ILE:CG2	1:U:120:HIS:CE1	2.88	0.53
1:Q:10:ARG:NH1	1:Q:10:ARG:HG2	2.23	0.53
1:Q:156:TYR:CZ	1:Q:192:ARG:HD3	2.44	0.53
1:S:260:PHE:CD1	1:S:260:PHE:C	2.80	0.53
1:A:1:MET:O	1:A:2:GLU:CB	2.57	0.53
1:I:28:ASN:HD21	1:I:31:SER:H	1.56	0.53
1:S:14:LYS:HE3	1:S:22:ASP:OD2	2.07	0.53
1:I:23:ILE:CD1	1:I:38:LYS:HE2	2.37	0.53
1:M:135:LEU:HD12	1:M:135:LEU:N	2.23	0.53
1:M:74:GLU:O	1:M:75:GLY:C	2.46	0.53
1:U:103:LYS:HG3	1:U:282:PHE:HB3	1.89	0.53
1:I:173:LEU:HD21	1:I:177:ALA:HB2	1.91	0.53
1:Q:5:VAL:HG21	1:Q:79:VAL:HG11	1.90	0.53
1:W:93:PHE:CZ	1:W:206:PHE:HA	2.43	0.53
1:Q:68:ILE:HG22	1:Q:69:LYS:N	2.23	0.53
1:E:62:GLY:HA3	1:E:118:TYR:CZ	2.44	0.53
1:W:247:GLU:HG3	1:W:272:LEU:CD1	2.39	0.53
1:S:120:HIS:HD2	1:S:124:PHE:O	1.90	0.53
1:M:40:GLU:OE1	1:M:49:LEU:HB2	2.08	0.53
1:W:293:LEU:C	1:W:294:LYS:HD3	2.27	0.53
1:M:156:TYR:HA	1:M:165:ILE:CG2	2.38	0.53
1:S:70:TRP:CZ3	1:S:72:GLY:O	2.62	0.53
1:S:250:THR:CG2	1:S:272:LEU:HD21	2.39	0.53
1:O:126:HIS:N	1:O:195:ASP:OD2	2.41	0.53
1:O:25:LEU:HG	1:O:26:GLY:N	2.24	0.53
1:W:70:TRP:O	1:W:70:TRP:HE3	1.86	0.53
1:M:84:LEU:HD21	1:O:292:MET:HE2	1.91	0.53
1:E:39:LEU:HD21	1:E:79:VAL:HG13	1.91	0.53
1:C:259:ARG:CB	1:C:262:ASP:OD2	2.57	0.53
1:K:5:VAL:HG12	1:K:74:GLU:OE1	2.08	0.53
1:A:39:LEU:CD2	1:A:79:VAL:HG22	2.39	0.53
1:I:167:TYR:HA	1:I:260:PHE:CE2	2.43	0.53
1:W:119:ILE:HD11	1:W:150:PHE:CE2	2.44	0.53
1:S:189:GLU:HB3	1:S:260:PHE:HE2	1.74	0.53
1:U:248:PHE:O	1:U:252:LEU:HD12	2.08	0.53
1:Q:220:THR:CG2	1:Q:223:GLN:H	2.14	0.53
1:W:124:PHE:CD1	1:W:124:PHE:N	2.77	0.53
1:W:41:CYS:CA	1:W:77:TYR:CD1	2.85	0.53
1:Q:217:LYS:O	1:Q:227:ARG:NH1	2.37	0.53

*Continued on next page...*

*Continued from previous page...*

Atom-1	Atom-2	Interatomic distance (Å)	Clash overlap (Å)
1:U:28:ASN:CG	1:U:31:SER:CB	2.75	0.53
1:K:274:ARG:NH1	3:K:418:HOH:O	2.41	0.53
1:A:200:GLY:HA3	1:A:252:LEU:HD21	1.91	0.53
1:S:92:LEU:HD13	1:S:290:TRP:CD2	2.44	0.53
1:K:125:ILE:O	1:K:153:ALA:HA	2.09	0.53
1:W:247:GLU:CD	1:W:276:LEU:HD22	2.30	0.52
1:W:55:PHE:CE1	1:W:58:MET:HE1	2.45	0.52
1:U:38:LYS:O	1:U:39:LEU:HD23	2.09	0.52
1:U:156:TYR:HA	1:U:165:ILE:CD1	2.31	0.52
1:G:178:ARG:NH2	2:G:301:SO4:O1	2.39	0.52
1:O:140:LYS:O	1:O:142:GLY:N	2.40	0.52
1:Q:222:ARG:HH11	1:Q:222:ARG:HG3	1.74	0.52
1:S:182:ILE:HG23	1:S:233:MET:CE	2.40	0.52
1:U:246:SER:O	1:U:250:THR:N	2.37	0.52
1:E:138:LEU:CD2	1:G:287:VAL:HG13	2.39	0.52
1:K:54:LYS:O	1:K:57:LYS:CB	2.57	0.52
1:U:292:MET:CG	1:U:293:LEU:H	2.18	0.52
1:E:57:LYS:N	1:E:68:ILE:HD11	2.24	0.52
1:U:249:SER:O	1:U:253:ASN:HB2	2.10	0.52
1:A:221:LYS:HE2	1:A:221:LYS:N	2.18	0.52
1:S:254:PHE:CD2	1:S:254:PHE:O	2.62	0.52
1:C:41:CYS:SG	3:C:411:HOH:O	2.59	0.52
1:O:161:THR:OG1	1:O:163:GLN:HB2	2.09	0.52
1:M:274:ARG:O	1:M:277:PHE:HB3	2.10	0.52
1:M:102:LEU:HG	1:M:106:LEU:HD12	1.89	0.52
1:G:183:ASN:ND2	3:G:434:HOH:O	2.41	0.52
1:W:157:ARG:HA	1:W:163:GLN:O	2.09	0.52
1:U:178:ARG:O	1:U:178:ARG:CG	2.57	0.52
1:A:13:ARG:O	1:A:15:ILE:HG22	2.10	0.52
1:E:190:GLN:HA	1:E:194:ASP:OD2	2.10	0.52
1:E:279:ARG:HH11	1:E:279:ARG:HG3	1.74	0.52
1:S:260:PHE:HD1	1:S:260:PHE:C	2.12	0.52
1:U:264:PRO:HG2	1:U:266:TYR:CE1	2.45	0.52
1:U:15:ILE:HD13	1:W:292:MET:HE1	1.92	0.52
1:O:220:THR:O	1:O:222:ARG:N	2.43	0.52
1:S:66:PRO:HA	1:S:83:GLU:OE2	2.09	0.52
1:Q:293:LEU:HD11	1:S:16:GLY:HA3	1.92	0.52
1:U:259:ARG:O	1:U:262:ASP:HB2	2.09	0.52
1:Q:44:THR:OG1	1:Q:45:LYS:N	2.42	0.52
1:M:173:LEU:CD1	1:M:184:THR:HG22	2.38	0.52
1:S:221:LYS:H	1:S:221:LYS:HZ3	1.56	0.52

*Continued on next page...*

*Continued from previous page...*

Atom-1	Atom-2	Interatomic distance (Å)	Clash overlap (Å)
1:U:216:LEU:HB3	1:U:227:ARG:CZ	2.38	0.52
1:U:127:ARG:NE	1:U:152:LEU:O	2.34	0.52
1:K:41:CYS:O	1:K:44:THR:CG2	2.58	0.52
1:E:237:ILE:HD11	1:E:256:ARG:CZ	2.40	0.52
1:C:222:ARG:NH1	1:C:222:ARG:HG2	2.24	0.52
1:C:60:GLN:CG	1:C:61:GLY:N	2.71	0.52
1:O:119:ILE:CD1	1:O:147:ILE:HD13	2.40	0.52
1:G:17:SER:C	3:G:425:HOH:O	2.47	0.52
1:G:54:LYS:HE2	3:G:444:HOH:O	2.08	0.52
1:O:52:GLU:OE2	1:O:56:TYR:HE2	1.91	0.52
1:O:251:TYR:C	1:O:251:TYR:CD1	2.82	0.52
1:U:285:ASP:O	1:U:286:TYR:HB2	2.10	0.52
1:K:167:TYR:CD1	1:K:167:TYR:C	2.83	0.52
1:O:183:ASN:O	1:O:186:LEU:N	2.42	0.52
1:G:259:ARG:HD2	3:G:403:HOH:O	2.09	0.52
1:M:215:GLY:N	2:M:301:SO4:O3	2.41	0.52
1:W:250:THR:HA	1:W:253:ASN:HB2	1.91	0.52
1:W:280:GLN:CB	1:W:282:PHE:CE2	2.92	0.52
1:O:54:LYS:HG3	1:O:55:PHE:H	1.74	0.52
1:S:229:SER:O	1:S:233:MET:CG	2.58	0.52
1:W:105:VAL:HG21	1:W:207:ASN:OD1	2.10	0.52
1:G:131:PRO:HG2	1:G:205:TYR:CE2	2.44	0.52
1:S:121:SER:C	1:S:123:ASN:H	2.13	0.52
1:C:220:THR:HG23	1:C:223:GLN:CD	2.30	0.52
1:M:122:LYS:O	1:M:123:ASN:HB2	2.09	0.52
1:Q:138:LEU:HD11	1:S:287:VAL:HG13	1.91	0.52
1:W:271:GLN:O	1:W:275:ASN:ND2	2.32	0.52
1:U:15:ILE:CD1	1:W:292:MET:HE1	2.40	0.52
1:Q:11:LEU:HD11	1:Q:24:TYR:HB3	1.90	0.52
1:W:124:PHE:CB	1:W:155:LYS:HA	2.40	0.52
1:I:108:LEU:O	1:I:112:MET:HG3	2.10	0.52
1:A:263:LYS:HD2	3:A:448:HOH:O	2.10	0.52
1:E:58:MET:SD	1:E:124:PHE:CE1	3.03	0.52
1:Q:251:TYR:CD1	1:Q:251:TYR:C	2.83	0.52
1:W:163:GLN:OE1	1:W:163:GLN:HA	2.11	0.51
1:Q:41:CYS:O	1:Q:44:THR:CG2	2.57	0.51
1:Q:105:VAL:HG21	1:Q:207:ASN:OD1	2.10	0.51
1:U:152:LEU:HD13	1:U:174:THR:HG22	1.92	0.51
1:U:264:PRO:CG	1:U:266:TYR:CZ	2.83	0.51
1:U:167:TYR:HD2	1:U:260:PHE:CD2	2.28	0.51
1:W:185:HIS:NE2	1:W:232:LYS:NZ	2.56	0.51

*Continued on next page...*

*Continued from previous page...*

Atom-1	Atom-2	Interatomic distance (Å)	Clash overlap (Å)
1:W:244:TYR:O	1:W:245:PRO:C	2.48	0.51
1:A:237:ILE:HD11	1:A:256:ARG:CZ	2.40	0.51
1:E:90:GLU:OE1	1:E:90:GLU:HA	2.09	0.51
1:W:116:ILE:HD11	1:W:129:VAL:CG2	2.40	0.51
1:W:247:GLU:HB2	1:W:276:LEU:HD23	1.91	0.51
1:O:219:ALA:HB3	1:O:223:GLN:CD	2.31	0.51
1:C:219:ALA:C	1:C:220:THR:CG2	2.78	0.51
1:I:292:MET:O	1:I:294:LYS:NZ	2.42	0.51
1:G:28:ASN:C	1:G:28:ASN:ND2	2.63	0.51
1:G:28:ASN:C	1:G:28:ASN:HD22	2.13	0.51
1:M:57:LYS:HD3	3:M:434:HOH:O	2.09	0.51
1:E:1:MET:O	3:E:432:HOH:O	2.19	0.51
1:W:22:ASP:N	3:W:413:HOH:O	2.43	0.51
1:W:250:THR:O	1:W:251:TYR:C	2.47	0.51
1:E:222:ARG:HG3	1:E:222:ARG:NH1	2.24	0.51
1:M:237:ILE:O	1:M:240:LEU:HB3	2.10	0.51
1:G:150:PHE:HB3	1:G:153:ALA:HB3	1.91	0.51
1:A:80:MET:HE1	1:A:82:MET:SD	2.51	0.51
1:Q:182:ILE:CD1	1:Q:256:ARG:CZ	2.88	0.51
1:Q:285:ASP:O	1:Q:287:VAL:N	2.42	0.51
1:C:137:GLY:O	1:C:142:GLY:HA2	2.10	0.51
1:W:270:ARG:NH1	1:W:270:ARG:HG3	2.26	0.51
1:U:103:LYS:HB2	1:U:282:PHE:CD1	2.45	0.51
1:M:8:LYS:HD3	1:M:9:TYR:CZ	2.46	0.51
1:K:82:MET:HE1	3:K:406:HOH:O	2.11	0.51
1:O:56:TYR:HE1	1:O:66:PRO:HG2	1.72	0.51
1:O:66:PRO:HB3	1:O:85:LEU:HD11	1.91	0.51
1:O:289:ASP:O	1:O:292:MET:HB3	2.10	0.51
1:S:237:ILE:CG1	1:S:256:ARG:NH1	2.72	0.51
1:U:28:ASN:ND2	1:U:28:ASN:C	2.55	0.51
1:I:23:ILE:HD12	1:I:38:LYS:HG3	1.93	0.51
1:E:34:GLU:O	1:E:35:VAL:CG1	2.58	0.51
1:O:84:LEU:HG	1:O:138:LEU:HD11	1.93	0.51
1:W:134:PHE:HA	1:W:146:TYR:O	2.11	0.51
1:W:54:LYS:O	1:W:58:MET:HB2	2.11	0.51
1:W:36:ALA:O	1:W:81:VAL:HA	2.10	0.51
1:O:52:GLU:O	1:O:53:SER:C	2.49	0.51
1:U:213:TRP:O	1:U:216:LEU:HD22	2.11	0.51
1:E:222:ARG:HG3	1:E:222:ARG:HH11	1.74	0.51
1:U:165:ILE:HB	1:U:166:PRO:HD2	1.93	0.51
1:M:274:ARG:NH1	1:M:274:ARG:CG	2.72	0.51

*Continued on next page...*

*Continued from previous page...*

Atom-1	Atom-2	Interatomic distance (Å)	Clash overlap (Å)
1:U:284:TYR:O	1:U:286:TYR:CE2	2.64	0.51
1:I:45:LYS:C	1:I:46:HIS:ND1	2.64	0.51
1:E:88:SER:HA	1:E:135:LEU:HD23	1.91	0.51
1:U:45:LYS:O	1:U:46:HIS:CB	2.59	0.51
1:Q:16:GLY:CA	1:S:294:LYS:HD3	2.41	0.51
1:U:127:ARG:CB	1:U:190:GLN:NE2	2.74	0.51
1:Q:221:LYS:HE3	1:Q:221:LYS:H	1.76	0.51
1:U:277:PHE:CE2	1:U:282:PHE:O	2.63	0.51
1:C:259:ARG:N	1:C:262:ASP:OD2	2.38	0.51
1:E:138:LEU:HD22	1:G:287:VAL:HG13	1.93	0.51
1:E:137:GLY:O	1:E:142:GLY:HA2	2.11	0.51
1:W:150:PHE:O	1:W:153:ALA:HB3	2.11	0.51
1:W:57:LYS:CE	1:W:68:ILE:HB	2.36	0.51
1:U:167:TYR:O	1:U:168:ARG:HB2	2.11	0.51
1:I:69:LYS:HE2	3:I:417:HOH:O	2.11	0.51
1:C:76:ASP:OD1	1:C:77:TYR:CD2	2.64	0.51
1:C:3:LEU:CG	1:K:238:GLU:HG3	2.39	0.50
1:U:103:LYS:HB2	1:U:282:PHE:CG	2.45	0.50
1:K:186:LEU:HD21	1:K:233:MET:HE1	1.91	0.50
1:G:222:ARG:O	1:G:226:GLU:HG2	2.10	0.50
1:Q:185:HIS:CG	1:Q:229:SER:HB2	2.46	0.50
1:M:68:ILE:HG22	1:M:69:LYS:N	2.26	0.50
1:G:84:LEU:O	1:G:138:LEU:HD12	2.11	0.50
1:W:124:PHE:HB3	1:W:154:LYS:C	2.32	0.50
1:E:84:LEU:HG	1:E:138:LEU:CD1	2.41	0.50
1:W:211:LEU:HB3	1:W:212:PRO:HD2	1.93	0.50
1:Q:165:ILE:HB	1:Q:166:PRO:HD2	1.92	0.50
1:W:223:GLN:O	1:W:227:ARG:HG3	2.11	0.50
1:W:94:ASN:OD1	1:W:98:ARG:HD2	2.11	0.50
1:O:28:ASN:ND2	1:O:30:ALA:N	2.59	0.50
1:U:186:LEU:HD21	1:U:233:MET:HE3	1.93	0.50
1:I:220:THR:CG2	1:I:223:GLN:H	2.08	0.50
1:K:38:LYS:O	1:K:39:LEU:HD23	2.11	0.50
1:S:4:ARG:HH11	1:S:4:ARG:CG	2.13	0.50
1:U:28:ASN:HD22	1:U:30:ALA:H	1.56	0.50
1:G:186:LEU:HD21	1:G:233:MET:HE1	1.94	0.50
1:C:186:LEU:O	1:C:188:ILE:N	2.44	0.50
1:W:84:LEU:HG	1:W:138:LEU:CD1	2.42	0.50
1:S:194:ASP:O	1:S:195:ASP:C	2.50	0.50
1:M:23:ILE:HG21	1:O:293:LEU:HD23	1.94	0.50
1:S:237:ILE:HG13	1:S:256:ARG:HH12	1.75	0.50

*Continued on next page...*

*Continued from previous page...*

Atom-1	Atom-2	Interatomic distance (Å)	Clash overlap (Å)
1:U:157:ARG:HA	1:U:164:HIS:HA	1.94	0.50
1:W:124:PHE:HB3	1:W:154:LYS:O	2.12	0.50
1:O:202:VAL:O	1:O:205:TYR:HB3	2.11	0.50
1:Q:4:ARG:NH2	1:Q:7:ASN:HD22	2.08	0.50
1:E:220:THR:HG23	1:E:222:ARG:HB3	1.93	0.50
1:S:169:GLU:HB3	1:S:170:ASN:ND2	2.24	0.50
1:U:112:MET:HE1	1:U:199:LEU:HD11	1.93	0.50
1:G:178:ARG:NH2	1:G:214:GLN:HE21	2.06	0.50
1:Q:221:LYS:CE	1:Q:221:LYS:H	2.23	0.50
1:W:102:LEU:HD13	1:W:245:PRO:HG2	1.92	0.50
1:K:250:THR:HG21	1:K:272:LEU:HD11	1.92	0.50
1:W:117:GLU:O	1:W:118:TYR:C	2.48	0.50
1:G:168:ARG:HG2	1:G:169:GLU:N	2.27	0.50
1:W:44:THR:HG23	1:W:46:HIS:N	2.27	0.50
1:G:141:LYS:HD3	1:G:146:TYR:OH	2.12	0.50
1:C:67:SER:HB3	1:C:83:GLU:OE2	2.12	0.50
1:C:62:GLY:HA3	1:C:118:TYR:CE2	2.47	0.50
1:U:138:LEU:CD1	1:U:138:LEU:C	2.80	0.50
1:Q:108:LEU:O	1:Q:112:MET:HG3	2.12	0.50
1:E:131:PRO:HD3	1:E:202:VAL:HG22	1.93	0.50
1:E:236:PRO:HB3	1:O:77:TYR:CE2	2.47	0.50
1:M:71:CYS:SG	3:M:404:HOH:O	2.60	0.50
1:O:52:GLU:OE2	1:O:56:TYR:CE2	2.64	0.50
1:U:242:LYS:O	1:U:244:TYR:N	2.45	0.50
1:M:219:ALA:HB3	1:M:223:GLN:OE1	2.11	0.50
1:M:120:HIS:CG	1:M:192:ARG:HG2	2.47	0.50
1:G:5:VAL:O	1:G:7:ASN:N	2.45	0.50
1:Q:76:ASP:HB3	3:Q:429:HOH:O	2.10	0.50
1:K:220:THR:CG2	1:K:223:GLN:HG3	2.42	0.50
1:K:120:HIS:CG	1:K:192:ARG:HG2	2.46	0.50
1:I:276:LEU:HD12	1:I:280:GLN:HG2	1.94	0.50
1:O:215:GLY:O	1:O:216:LEU:C	2.49	0.50
1:Q:254:PHE:C	1:Q:254:PHE:CD2	2.84	0.50
1:U:204:MET:O	1:U:205:TYR:C	2.50	0.50
1:U:52:GLU:OE2	1:U:150:PHE:N	2.44	0.50
1:K:43:LYS:CB	1:O:233:MET:HE1	2.41	0.50
1:G:259:ARG:HG2	1:G:259:ARG:HH11	1.76	0.50
1:U:126:HIS:CD2	1:U:147:ILE:HD11	2.46	0.50
1:E:203:LEU:O	1:E:207:ASN:ND2	2.44	0.50
1:U:130:LYS:HB2	1:U:131:PRO:HD2	1.94	0.50
1:W:70:TRP:CD2	1:W:70:TRP:O	2.65	0.50

*Continued on next page...*



*Continued from previous page...*

Atom-1	Atom-2	Interatomic distance (Å)	Clash overlap (Å)
1:Q:220:THR:N	1:Q:223:GLN:HE21	2.10	0.50
1:W:254:PHE:CD2	1:W:258:LEU:HD21	2.46	0.50
1:M:293:LEU:CD2	1:O:135:LEU:HD23	2.40	0.50
1:U:167:TYR:HA	1:U:260:PHE:CE2	2.46	0.50
1:K:62:GLY:CA	1:K:118:TYR:CZ	2.95	0.50
1:O:169:GLU:HA	1:O:188:ILE:HA	1.94	0.50
1:A:59:MET:O	1:A:60:GLN:C	2.49	0.50
1:Q:167:TYR:CD1	1:Q:168:ARG:N	2.80	0.50
1:K:213:TRP:CE2	1:K:232:LYS:HE2	2.47	0.50
1:S:7:ASN:O	1:S:7:ASN:CG	2.50	0.50
1:U:207:ASN:O	1:U:209:GLY:N	2.38	0.50
1:Q:7:ASN:ND2	1:Q:7:ASN:C	2.64	0.50
1:A:293:LEU:HD12	1:C:15:ILE:HG23	1.94	0.50
1:I:271:GLN:HG3	1:I:275:ASN:ND2	2.26	0.50
1:W:258:LEU:N	1:W:258:LEU:HD23	2.26	0.50
1:O:219:ALA:CB	1:O:223:GLN:OE1	2.57	0.50
1:A:120:HIS:ND1	1:A:192:ARG:HG2	2.26	0.50
1:K:55:PHE:O	1:K:59:MET:HG2	2.12	0.50
1:G:289:ASP:O	1:G:294:LYS:NZ	2.41	0.50
1:C:17:SER:C	3:C:431:HOH:O	2.50	0.50
1:S:167:TYR:CD2	1:S:260:PHE:HD2	2.29	0.49
1:S:137:GLY:HA3	1:S:141:LYS:CB	2.41	0.49
1:S:180:ALA:HB3	1:S:185:HIS:NE2	2.26	0.49
1:U:28:ASN:ND2	1:U:31:SER:N	2.59	0.49
1:Q:8:LYS:O	1:Q:29:ILE:HG12	2.12	0.49
1:K:140:LYS:HG3	1:K:141:LYS:H	1.77	0.49
1:M:156:TYR:HA	1:M:165:ILE:HG23	1.94	0.49
1:K:90:GLU:OE2	1:K:98:ARG:NH2	2.45	0.49
1:I:5:VAL:C	1:I:7:ASN:N	2.64	0.49
1:E:269:LEU:O	1:E:272:LEU:HB3	2.12	0.49
1:W:164:HIS:CE1	1:W:261:ASP:HA	2.46	0.49
1:U:5:VAL:N	1:U:9:TYR:O	2.39	0.49
1:C:12:GLY:N	1:C:25:LEU:O	2.45	0.49
1:S:68:ILE:CG2	1:S:69:LYS:N	2.75	0.49
1:Q:8:LYS:HZ2	1:Q:8:LYS:HB2	1.76	0.49
1:M:125:ILE:HG13	1:M:127:ARG:HG3	1.95	0.49
1:E:172:ASN:O	1:E:173:LEU:C	2.49	0.49
1:K:29:ILE:HG22	1:K:30:ALA:N	2.26	0.49
1:W:128:ASP:OD2	1:W:130:LYS:HD3	2.13	0.49
1:W:90:GLU:HB2	1:W:131:PRO:HB2	1.94	0.49
1:W:17:SER:C	3:W:413:HOH:O	2.51	0.49

*Continued on next page...*

*Continued from previous page...*

Atom-1	Atom-2	Interatomic distance (Å)	Clash overlap (Å)
1:W:270:ARG:HH11	1:W:270:ARG:HG3	1.77	0.49
1:U:235:THR:O	1:U:236:PRO:C	2.51	0.49
1:M:218:ALA:HB2	1:M:227:ARG:HD3	1.93	0.49
1:O:124:PHE:CD2	1:O:154:LYS:C	2.85	0.49
1:E:182:ILE:HD11	1:E:256:ARG:CZ	2.41	0.49
1:O:14:LYS:HD2	1:O:22:ASP:OD2	2.12	0.49
1:G:131:PRO:HG2	1:G:205:TYR:HE2	1.76	0.49
1:U:52:GLU:OE1	1:U:56:TYR:HE2	1.94	0.49
1:Q:220:THR:H	1:Q:223:GLN:HE21	1.58	0.49
1:M:135:LEU:HD13	1:M:148:ILE:HD13	1.93	0.49
1:U:28:ASN:HD21	1:U:30:ALA:HB3	1.77	0.49
1:U:30:ALA:O	1:U:31:SER:C	2.49	0.49
1:S:208:LEU:CD2	1:S:244:TYR:HE2	2.24	0.49
1:S:40:GLU:OE1	1:S:49:LEU:HB3	2.12	0.49
1:E:211:LEU:O	1:E:214:GLN:HB2	2.12	0.49
1:M:251:TYR:O	1:M:254:PHE:HB3	2.13	0.49
1:G:92:LEU:HD13	1:G:290:TRP:CE2	2.47	0.49
1:E:231:LYS:HA	1:E:234:SER:OG	2.12	0.49
1:S:193:ARG:CG	1:S:194:ASP:N	2.76	0.49
1:K:6:GLY:C	1:K:8:LYS:H	2.07	0.49
1:U:271:GLN:O	1:U:272:LEU:C	2.50	0.49
1:K:117:GLU:OE1	1:K:270:ARG:NH2	2.46	0.49
1:I:234:SER:O	1:I:236:PRO:CD	2.61	0.49
1:M:41:CYS:HB2	1:M:77:TYR:CE1	2.48	0.49
1:K:4:ARG:NH2	1:K:7:ASN:HD22	2.11	0.49
1:W:213:TRP:HB3	1:W:231:LYS:CG	2.43	0.49
1:M:58:MET:O	1:M:60:GLN:N	2.45	0.49
1:W:135:LEU:CD1	1:W:135:LEU:N	2.76	0.49
1:W:10:ARG:HB2	1:W:29:ILE:CD1	2.42	0.49
1:U:277:PHE:CE1	1:U:282:PHE:HB2	2.48	0.49
1:G:7:ASN:CG	1:G:7:ASN:O	2.50	0.49
1:O:124:PHE:HD2	1:O:154:LYS:CA	2.26	0.49
1:O:124:PHE:HD2	1:O:154:LYS:C	2.16	0.49
1:E:237:ILE:HD11	1:E:256:ARG:NE	2.28	0.49
1:M:141:LYS:C	1:M:143:ASN:N	2.65	0.49
1:O:60:GLN:CG	1:O:61:GLY:N	2.75	0.49
1:C:173:LEU:HD12	1:C:184:THR:HG22	1.94	0.49
1:A:174:THR:HG23	1:A:174:THR:O	2.13	0.49
1:S:222:ARG:CG	1:S:222:ARG:HH11	2.23	0.49
1:A:238:GLU:CG	1:I:3:LEU:HB2	2.43	0.49
1:I:174:THR:O	1:I:174:THR:HG23	2.13	0.49

*Continued on next page...*

*Continued from previous page...*

Atom-1	Atom-2	Interatomic distance (Å)	Clash overlap (Å)
1:O:158:ASP:OD1	1:O:160:ARG:N	2.44	0.49
1:K:226:GLU:O	1:K:230:GLU:HB2	2.12	0.49
1:S:134:PHE:CZ	1:S:147:ILE:HD12	2.48	0.49
1:W:122:LYS:C	1:W:123:ASN:ND2	2.65	0.49
1:W:86:GLY:N	1:W:136:MET:O	2.44	0.49
1:E:57:LYS:HG3	1:E:68:ILE:HD12	1.95	0.49
1:O:120:HIS:CG	1:O:192:ARG:HG2	2.48	0.49
1:K:111:GLN:OE1	1:K:115:ARG:NH2	2.45	0.49
1:K:119:ILE:CD1	1:K:147:ILE:HD13	2.43	0.49
1:U:17:SER:C	3:U:403:HOH:O	2.50	0.49
1:O:50:HIS:C	1:O:52:GLU:N	2.65	0.49
1:A:222:ARG:HH11	1:A:222:ARG:CG	2.20	0.49
1:K:41:CYS:HB3	1:K:44:THR:HG22	1.94	0.49
1:Q:28:ASN:OD1	1:Q:30:ALA:N	2.45	0.49
1:S:22:ASP:C	1:S:23:ILE:HD13	2.33	0.49
1:E:207:ASN:HB3	1:E:244:TYR:CE1	2.48	0.49
1:S:147:ILE:HG13	1:S:148:ILE:N	2.27	0.49
1:M:279:ARG:HG2	1:S:63:VAL:HG22	1.95	0.49
1:W:150:PHE:N	1:W:150:PHE:HD1	2.08	0.49
1:W:164:HIS:NE2	1:W:261:ASP:CA	2.76	0.49
1:W:4:ARG:HD2	1:W:29:ILE:CD1	2.43	0.49
1:U:254:PHE:O	1:U:257:SER:N	2.44	0.49
1:Q:222:ARG:NH1	1:Q:222:ARG:HG3	2.26	0.49
1:W:259:ARG:O	1:W:262:ASP:HB2	2.12	0.49
1:A:221:LYS:CE	1:A:221:LYS:H	2.21	0.49
1:Q:181:SER:O	1:Q:184:THR:HB	2.13	0.49
1:U:138:LEU:HD13	1:U:139:GLY:N	2.28	0.49
1:O:217:LYS:O	1:O:227:ARG:NH1	2.40	0.49
1:C:231:LYS:HA	1:C:234:SER:OG	2.13	0.49
1:C:236:PRO:HB3	1:E:77:TYR:CE2	2.48	0.49
1:M:278:HIS:O	1:M:280:GLN:N	2.46	0.49
1:W:140:LYS:HA	1:W:140:LYS:CE	2.43	0.49
1:W:147:ILE:O	1:W:147:ILE:HG23	2.12	0.49
1:W:56:TYR:CE2	1:W:82:MET:HE2	2.48	0.48
1:G:178:ARG:HD2	1:G:179:TYR:CE1	2.48	0.48
1:I:15:ILE:HD11	1:I:25:LEU:HD12	1.95	0.48
1:C:46:HIS:H	1:C:47:PRO:CD	2.22	0.48
1:G:28:ASN:HD21	1:G:30:ALA:CB	2.24	0.48
1:C:186:LEU:O	1:C:188:ILE:HG13	2.12	0.48
1:A:245:PRO:CB	1:A:276:LEU:HD21	2.43	0.48
1:G:116:ILE:HD12	1:G:199:LEU:HD22	1.95	0.48

*Continued on next page...*

*Continued from previous page...*

Atom-1	Atom-2	Interatomic distance (Å)	Clash overlap (Å)
1:E:54:LYS:HD3	1:E:54:LYS:HA	1.59	0.48
1:K:15:ILE:CG2	1:K:25:LEU:HB2	2.43	0.48
1:W:71:CYS:HA	1:W:79:VAL:O	2.14	0.48
1:O:50:HIS:O	1:O:52:GLU:N	2.46	0.48
1:S:141:LYS:O	1:S:142:GLY:C	2.50	0.48
1:M:138:LEU:HD21	1:O:287:VAL:HG13	1.94	0.48
1:O:221:LYS:CG	1:O:222:ARG:N	2.74	0.48
1:C:222:ARG:CG	1:C:222:ARG:NH1	2.72	0.48
1:M:241:CYS:O	1:M:242:LYS:C	2.51	0.48
1:O:74:GLU:O	1:O:75:GLY:C	2.51	0.48
1:S:209:GLY:O	1:S:210:SER:HB3	2.13	0.48
1:U:44:THR:O	1:U:46:HIS:N	2.47	0.48
1:U:237:ILE:HG21	1:U:253:ASN:ND2	2.28	0.48
1:U:127:ARG:CB	1:U:190:GLN:HE21	2.26	0.48
1:U:184:THR:CG2	1:U:190:GLN:OE1	2.61	0.48
1:U:9:TYR:CE2	1:U:81:VAL:HG11	2.48	0.48
1:S:4:ARG:NH1	1:S:29:ILE:CD1	2.71	0.48
1:I:17:SER:HB3	3:I:409:HOH:O	2.13	0.48
1:C:219:ALA:HB3	1:C:223:GLN:OE1	2.14	0.48
1:E:5:VAL:N	1:E:9:TYR:O	2.43	0.48
1:Q:161:THR:O	1:Q:162:HIS:HB2	2.11	0.48
1:O:94:ASN:OD1	1:O:98:ARG:NH1	2.44	0.48
1:Q:13:ARG:N	3:Q:418:HOH:O	2.32	0.48
1:O:237:ILE:O	1:O:240:LEU:HB3	2.13	0.48
1:S:43:LYS:C	1:S:44:THR:O	2.49	0.48
1:G:6:GLY:HA2	1:G:70:TRP:CZ2	2.48	0.48
1:Q:16:GLY:HA2	1:S:294:LYS:HG2	1.95	0.48
1:M:63:VAL:O	1:M:65:ILE:HG12	2.14	0.48
1:U:193:ARG:HG3	1:U:194:ASP:OD2	2.12	0.48
1:E:287:VAL:HG13	1:G:138:LEU:HD21	1.95	0.48
1:I:211:LEU:O	1:I:214:GLN:HB2	2.13	0.48
1:Q:17:SER:N	1:S:294:LYS:CD	2.67	0.48
1:E:119:ILE:HD11	1:E:147:ILE:HG21	1.94	0.48
1:M:56:TYR:HB2	1:M:68:ILE:HD11	1.96	0.48
1:K:156:TYR:O	1:K:165:ILE:HG23	2.13	0.48
1:A:45:LYS:O	1:A:46:HIS:CD2	2.67	0.48
1:W:89:LEU:HG	1:W:134:PHE:HB2	1.96	0.48
1:E:56:TYR:HB2	1:E:68:ILE:CD1	2.44	0.48
1:M:147:ILE:HG12	1:M:148:ILE:N	2.29	0.48
1:M:237:ILE:HD13	1:M:252:LEU:HB3	1.94	0.48
1:C:269:LEU:O	1:C:272:LEU:HB3	2.14	0.48

*Continued on next page...*

*Continued from previous page...*

Atom-1	Atom-2	Interatomic distance (Å)	Clash overlap (Å)
1:Q:277:PHE:CE1	1:Q:282:PHE:HD2	2.31	0.48
1:G:43:LYS:HB2	1:M:233:MET:CE	2.35	0.48
1:K:171:LYS:HE2	1:K:171:LYS:HB3	1.77	0.48
1:E:236:PRO:HG2	1:E:239:VAL:CG2	2.44	0.48
1:G:182:ILE:HD12	1:G:256:ARG:CZ	2.43	0.48
1:A:63:VAL:HG12	1:A:64:GLY:N	2.28	0.48
1:W:192:ARG:HD2	1:W:264:PRO:CD	2.44	0.48
1:W:70:TRP:CH2	1:W:72:GLY:HA3	2.49	0.48
1:S:191:SER:O	1:S:192:ARG:C	2.52	0.48
1:G:76:ASP:HB2	3:G:438:HOH:O	2.14	0.48
1:O:222:ARG:HG2	1:O:223:GLN:H	1.79	0.48
1:C:46:HIS:N	1:C:47:PRO:CD	2.77	0.48
1:Q:181:SER:HB2	1:Q:197:GLU:CD	2.34	0.48
1:E:55:PHE:O	1:E:59:MET:HG2	2.14	0.48
1:C:38:LYS:HG2	1:C:49:LEU:HD13	1.95	0.48
1:K:14:LYS:HB2	1:K:24:TYR:CE2	2.49	0.48
1:U:39:LEU:CD2	1:U:79:VAL:HG13	2.44	0.48
1:U:4:ARG:CZ	1:U:7:ASN:O	2.61	0.48
1:U:247:GLU:CD	1:U:276:LEU:HD23	2.33	0.48
1:U:111:GLN:O	1:U:115:ARG:HG2	2.14	0.48
1:W:37:ILE:HG23	1:W:80:MET:O	2.12	0.47
1:U:211:LEU:O	1:U:214:GLN:CB	2.62	0.47
1:C:270:ARG:O	1:C:274:ARG:HG3	2.14	0.47
1:Q:182:ILE:HD12	1:Q:256:ARG:CZ	2.44	0.47
1:Q:128:ASP:HB2	1:Q:152:LEU:HD12	1.96	0.47
1:K:150:PHE:CD1	1:K:150:PHE:N	2.81	0.47
1:W:165:ILE:HB	1:W:166:PRO:CD	2.44	0.47
1:S:189:GLU:HB3	1:S:260:PHE:CE2	2.48	0.47
1:Q:4:ARG:NH2	1:Q:7:ASN:ND2	2.62	0.47
1:Q:181:SER:HA	1:Q:197:GLU:OE2	2.14	0.47
1:E:22:ASP:N	3:E:433:HOH:O	2.47	0.47
1:M:64:GLY:HA2	1:M:146:TYR:CD2	2.48	0.47
1:Q:193:ARG:HG3	1:Q:194:ASP:N	2.29	0.47
1:C:119:ILE:CD1	1:C:147:ILE:HD13	2.44	0.47
1:U:130:LYS:HB2	1:U:131:PRO:CD	2.44	0.47
1:U:224:LYS:O	1:U:228:ILE:HG13	2.14	0.47
1:U:112:MET:CE	1:U:199:LEU:HD11	2.43	0.47
1:K:118:TYR:OH	1:K:122:LYS:HE3	2.13	0.47
1:M:172:ASN:O	1:M:173:LEU:C	2.52	0.47
1:K:221:LYS:NZ	1:K:225:TYR:OH	2.47	0.47
1:W:87:PRO:O	1:W:135:LEU:HA	2.13	0.47

*Continued on next page...*

*Continued from previous page...*

Atom-1	Atom-2	Interatomic distance (Å)	Clash overlap (Å)
1:W:53:SER:HA	1:W:68:ILE:HD12	1.96	0.47
1:G:55:PHE:CE2	1:G:150:PHE:O	2.68	0.47
1:K:44:THR:O	1:K:47:PRO:HD3	2.14	0.47
1:O:150:PHE:N	1:O:150:PHE:CD1	2.82	0.47
1:E:274:ARG:HH12	1:Q:274:ARG:NH1	2.11	0.47
1:G:28:ASN:ND2	1:G:30:ALA:H	2.12	0.47
1:E:8:LYS:HD3	1:E:9:TYR:CE2	2.49	0.47
1:C:138:LEU:HA	1:C:138:LEU:HD23	1.75	0.47
1:M:178:ARG:HD2	1:M:179:TYR:CZ	2.49	0.47
1:C:120:HIS:CG	1:C:192:ARG:HG2	2.49	0.47
1:E:230:GLU:HA	1:E:233:MET:HE3	1.95	0.47
1:W:6:GLY:HA2	1:W:70:TRP:CH2	2.50	0.47
1:S:120:HIS:CD2	1:S:125:ILE:HG22	2.49	0.47
1:O:150:PHE:O	1:O:152:LEU:N	2.47	0.47
1:A:98:ARG:NH2	1:A:205:TYR:OH	2.48	0.47
1:O:167:TYR:HB2	1:O:260:PHE:CE2	2.49	0.47
1:C:127:ARG:NH1	1:C:174:THR:HG21	2.29	0.47
1:K:185:HIS:HB3	1:K:229:SER:OG	2.13	0.47
1:I:291:ASN:O	1:K:86:GLY:HA2	2.14	0.47
1:W:6:GLY:HA2	1:W:70:TRP:CZ2	2.50	0.47
1:G:41:CYS:SG	3:G:438:HOH:O	2.60	0.47
1:I:271:GLN:CA	1:I:271:GLN:HE21	2.21	0.47
1:I:222:ARG:HH11	1:I:222:ARG:CG	2.26	0.47
1:M:294:LYS:HB2	1:O:91:ASP:OD2	2.14	0.47
1:E:140:LYS:HG2	1:E:141:LYS:HG3	1.97	0.47
1:M:80:MET:HE2	1:M:82:MET:HB3	1.97	0.47
1:U:138:LEU:C	1:U:138:LEU:HD13	2.34	0.47
1:G:251:TYR:CD1	1:G:251:TYR:C	2.88	0.47
1:E:168:ARG:HG2	1:E:169:GLU:N	2.29	0.47
1:W:269:LEU:C	1:W:271:GLN:N	2.68	0.47
1:W:117:GLU:CB	1:W:266:TYR:CE1	2.94	0.47
1:U:242:LYS:C	1:U:244:TYR:N	2.68	0.47
1:U:62:GLY:HA3	1:U:118:TYR:CZ	2.49	0.47
1:O:259:ARG:HB2	1:O:262:ASP:CB	2.43	0.47
1:I:22:ASP:C	1:I:23:ILE:HD13	2.35	0.47
1:O:11:LEU:CD1	1:O:37:ILE:HD12	2.45	0.47
1:O:33:GLU:OE2	1:O:69:LYS:CE	2.62	0.47
1:I:270:ARG:NH1	3:I:452:HOH:O	2.47	0.47
1:O:119:ILE:HD11	1:O:147:ILE:HG21	1.96	0.47
1:S:134:PHE:CE1	1:S:147:ILE:HD12	2.49	0.47
1:O:35:VAL:HG21	1:O:81:VAL:CG1	2.43	0.47

*Continued on next page...*

*Continued from previous page...*

Atom-1	Atom-2	Interatomic distance (Å)	Clash overlap (Å)
1:G:164:HIS:O	1:G:165:ILE:C	2.52	0.47
1:G:10:ARG:NH2	3:G:450:HOH:O	2.47	0.47
1:G:57:LYS:HA	1:G:57:LYS:HD2	1.59	0.47
1:W:250:THR:HB	1:W:272:LEU:HD21	1.97	0.47
1:E:57:LYS:HG3	1:E:68:ILE:CD1	2.45	0.47
1:U:276:LEU:O	1:U:277:PHE:C	2.52	0.47
1:K:139:GLY:O	1:K:140:LYS:C	2.51	0.47
1:G:29:ILE:O	1:G:30:ALA:O	2.33	0.47
1:S:143:ASN:ND2	1:S:143:ASN:C	2.66	0.47
1:A:17:SER:HA	3:A:413:HOH:O	2.13	0.47
1:U:29:ILE:HA	1:U:29:ILE:HD13	1.77	0.47
1:E:57:LYS:O	1:E:60:GLN:HB3	2.15	0.47
1:U:208:LEU:HD23	1:U:244:TYR:CE2	2.50	0.47
1:E:41:CYS:O	1:E:44:THR:OG1	2.21	0.47
1:K:45:LYS:O	1:K:46:HIS:CB	2.63	0.47
1:O:268:TYR:CZ	1:O:272:LEU:CD2	2.98	0.47
1:E:76:ASP:N	1:E:76:ASP:OD1	2.28	0.47
1:W:123:ASN:HA	1:W:156:TYR:HE2	1.76	0.47
1:U:207:ASN:C	1:U:209:GLY:H	2.18	0.47
1:U:66:PRO:CA	1:U:83:GLU:OE2	2.52	0.47
1:K:8:LYS:HB2	1:K:8:LYS:HE2	1.62	0.47
1:G:126:HIS:O	1:G:127:ARG:HB2	2.15	0.47
1:M:93:PHE:HZ	1:M:209:GLY:HA2	1.80	0.47
1:U:197:GLU:O	1:U:200:GLY:N	2.45	0.47
1:U:293:LEU:HB3	1:W:15:ILE:HG23	1.94	0.46
1:C:2:GLU:HB3	1:C:3:LEU:H	1.58	0.46
1:S:293:LEU:HD12	1:S:294:LYS:HB2	1.96	0.46
1:U:156:TYR:O	1:U:165:ILE:HG12	2.15	0.46
1:I:84:LEU:HD23	1:I:138:LEU:HD11	1.97	0.46
1:M:102:LEU:CG	1:M:106:LEU:HD11	2.45	0.46
1:K:54:LYS:O	1:K:57:LYS:HB2	2.15	0.46
1:I:174:THR:CG2	1:I:190:GLN:OE1	2.63	0.46
1:K:134:PHE:HA	1:K:146:TYR:O	2.15	0.46
1:G:56:TYR:HB3	1:G:68:ILE:HG12	1.96	0.46
1:O:125:ILE:HG21	1:O:191:SER:C	2.35	0.46
1:S:149:ASP:C	1:S:149:ASP:OD1	2.53	0.46
1:W:164:HIS:CD2	1:W:261:ASP:O	2.67	0.46
1:O:28:ASN:CG	1:O:31:SER:HB3	2.36	0.46
1:U:35:VAL:HG23	1:U:36:ALA:O	2.16	0.46
1:A:217:LYS:N	1:A:217:LYS:HD2	2.21	0.46
1:A:119:ILE:CD1	1:A:150:PHE:HE2	2.26	0.46

*Continued on next page...*

*Continued from previous page...*

Atom-1	Atom-2	Interatomic distance (Å)	Clash overlap (Å)
1:E:6:GLY:N	3:E:445:HOH:O	2.21	0.46
1:A:98:ARG:NH1	1:A:209:GLY:O	2.48	0.46
1:G:119:ILE:HD11	1:G:147:ILE:HD13	1.98	0.46
1:E:167:TYR:HA	1:E:260:PHE:CE2	2.50	0.46
1:S:150:PHE:N	1:S:150:PHE:HD1	2.10	0.46
1:I:56:TYR:CE1	1:I:150:PHE:CE1	3.03	0.46
1:A:120:HIS:CE1	1:A:192:ARG:HG2	2.51	0.46
1:W:194:ASP:O	1:W:195:ASP:C	2.54	0.46
1:S:43:LYS:O	1:S:44:THR:O	2.34	0.46
1:Q:220:THR:HG22	1:Q:223:GLN:HG3	1.96	0.46
1:Q:223:GLN:O	1:Q:227:ARG:HG3	2.15	0.46
1:G:25:LEU:HD11	1:G:34:GLU:HB3	1.97	0.46
1:S:150:PHE:C	1:S:152:LEU:N	2.67	0.46
1:A:10:ARG:HB2	1:A:29:ILE:HD11	1.96	0.46
1:Q:57:LYS:HD2	1:Q:57:LYS:HA	1.42	0.46
1:O:161:THR:C	1:O:163:GLN:H	2.19	0.46
1:M:135:LEU:HD23	1:O:293:LEU:HD13	1.98	0.46
1:A:36:ALA:HB3	1:A:82:MET:HG3	1.97	0.46
1:M:191:SER:HB3	1:M:260:PHE:HE1	1.80	0.46
1:S:23:ILE:HD11	1:S:38:LYS:CE	2.45	0.46
1:O:183:ASN:O	1:O:184:THR:C	2.54	0.46
1:C:119:ILE:HD11	1:C:147:ILE:HD13	1.97	0.46
1:G:156:TYR:C	1:G:165:ILE:HG23	2.36	0.46
1:O:111:GLN:O	1:O:115:ARG:HG2	2.15	0.46
1:E:123:ASN:HA	1:E:156:TYR:CE2	2.51	0.46
1:E:3:LEU:HD23	1:E:3:LEU:HA	1.64	0.46
1:W:266:TYR:HB3	1:W:270:ARG:NH1	2.30	0.46
1:U:237:ILE:HD11	1:U:256:ARG:CD	2.45	0.46
1:U:6:GLY:HA3	1:U:70:TRP:CE2	2.50	0.46
1:U:6:GLY:CA	1:U:70:TRP:CZ2	2.99	0.46
1:Q:10:ARG:HH11	1:Q:10:ARG:HG2	1.80	0.46
1:E:130:LYS:HA	1:E:202:VAL:HG21	1.98	0.46
1:M:231:LYS:HA	1:M:234:SER:OG	2.15	0.46
1:G:234:SER:O	1:G:236:PRO:HD3	2.16	0.46
1:W:85:LEU:HD22	1:W:146:TYR:CD1	2.51	0.46
1:O:289:ASP:O	1:O:294:LYS:NZ	2.47	0.46
1:O:293:LEU:HD12	1:O:294:LYS:H	1.80	0.46
1:O:41:CYS:SG	1:O:43:LYS:HE2	2.56	0.46
1:I:28:ASN:HD22	1:I:31:SER:N	2.12	0.46
1:U:267:SER:HA	1:U:270:ARG:HH11	1.80	0.46
1:W:44:THR:CG2	1:W:46:HIS:H	2.28	0.46

*Continued on next page...*



*Continued from previous page...*

Atom-1	Atom-2	Interatomic distance (Å)	Clash overlap (Å)
1:S:198:SER:O	1:S:202:VAL:HG23	2.15	0.46
1:O:164:HIS:HE1	1:O:260:PHE:CZ	2.34	0.46
1:I:196:LEU:O	1:I:199:LEU:HB3	2.15	0.46
1:G:14:LYS:HA	1:G:24:TYR:CD1	2.51	0.46
1:C:136:MET:SD	1:C:145:VAL:HG22	2.56	0.46
1:U:161:THR:O	1:U:163:GLN:N	2.49	0.46
1:U:49:LEU:HD11	1:U:80:MET:HB3	1.97	0.46
1:W:93:PHE:CE1	1:W:206:PHE:HD1	2.34	0.46
1:W:57:LYS:HD2	1:W:57:LYS:HA	1.66	0.46
1:S:117:GLU:O	1:S:120:HIS:N	2.46	0.46
1:U:185:HIS:NE2	1:U:232:LYS:CE	2.78	0.46
1:K:8:LYS:NZ	1:K:28:ASN:HD21	2.13	0.46
1:E:92:LEU:HD22	1:E:290:TRP:CD2	2.51	0.46
1:G:84:LEU:HG	1:G:138:LEU:CD1	2.45	0.46
1:W:124:PHE:CE2	1:W:155:LYS:HG3	2.50	0.46
1:G:123:ASN:O	1:G:155:LYS:HA	2.15	0.46
1:S:57:LYS:HA	1:S:57:LYS:HD3	1.79	0.46
1:M:70:TRP:CZ3	1:M:72:GLY:N	2.83	0.46
1:W:59:MET:HE3	1:W:119:ILE:HG23	1.97	0.46
1:O:56:TYR:HE1	1:O:66:PRO:CG	2.29	0.46
1:U:173:LEU:CD1	1:U:174:THR:N	2.79	0.46
1:U:112:MET:CE	1:U:199:LEU:CD1	2.94	0.46
1:U:120:HIS:HB3	1:U:192:ARG:HD3	1.98	0.46
1:S:237:ILE:HD13	1:S:252:LEU:HB3	1.97	0.46
1:A:1:MET:O	1:A:2:GLU:OE1	2.34	0.46
1:K:118:TYR:CZ	1:K:122:LYS:HE3	2.51	0.46
1:O:169:GLU:O	1:O:170:ASN:CB	2.62	0.46
1:K:112:MET:HE2	1:K:134:PHE:CE2	2.51	0.46
1:U:222:ARG:O	1:U:225:TYR:HB2	2.15	0.46
1:S:277:PHE:CE2	1:S:282:PHE:HB2	2.51	0.46
1:S:51:ILE:O	1:S:54:LYS:HB2	2.15	0.46
1:O:238:GLU:HG2	1:O:238:GLU:H	1.29	0.46
1:U:89:LEU:HD13	1:U:206:PHE:CZ	2.51	0.46
1:W:88:SER:HA	1:W:135:LEU:HA	1.98	0.46
1:S:182:ILE:HG23	1:S:233:MET:HE3	1.97	0.46
1:K:182:ILE:CD1	1:K:233:MET:HG3	2.46	0.46
1:O:22:ASP:N	3:O:405:HOH:O	2.48	0.46
1:O:224:LYS:O	1:O:228:ILE:HG13	2.16	0.46
1:W:211:LEU:HD13	1:W:213:TRP:CZ2	2.51	0.46
1:O:225:TYR:N	1:O:225:TYR:HD1	2.12	0.46
1:S:250:THR:HG22	1:S:272:LEU:HD21	1.98	0.46

*Continued on next page...*

*Continued from previous page...*

Atom-1	Atom-2	Interatomic distance (Å)	Clash overlap (Å)
1:U:49:LEU:CD1	1:U:80:MET:HE3	2.46	0.46
1:Q:107:LEU:HD22	1:Q:286:TYR:CE1	2.50	0.46
1:O:209:GLY:O	1:O:210:SER:HB3	2.16	0.46
1:I:126:HIS:CD2	1:I:147:ILE:HD11	2.51	0.46
1:A:216:LEU:HD12	1:A:216:LEU:HA	1.77	0.46
1:Q:8:LYS:CB	1:Q:8:LYS:HZ3	2.27	0.45
1:O:58:MET:SD	1:O:124:PHE:HE1	2.39	0.45
1:O:43:LYS:HE3	1:O:43:LYS:HB2	1.58	0.45
1:O:22:ASP:CA	3:O:405:HOH:O	2.61	0.45
1:Q:43:LYS:C	1:Q:44:THR:O	2.55	0.45
1:S:260:PHE:HD1	1:S:260:PHE:O	1.99	0.45
1:U:116:ILE:HG22	1:U:120:HIS:NE2	2.27	0.45
1:M:62:GLY:HA3	1:M:118:TYR:CZ	2.50	0.45
1:I:17:SER:CB	3:I:409:HOH:O	2.63	0.45
1:S:25:LEU:HD23	1:S:25:LEU:C	2.37	0.45
1:A:47:PRO:C	1:A:48:GLN:CG	2.85	0.45
1:M:156:TYR:CA	1:M:165:ILE:HG23	2.47	0.45
1:C:56:TYR:HE1	1:C:150:PHE:HE1	1.64	0.45
1:Q:56:TYR:CE2	1:Q:82:MET:CE	2.99	0.45
1:M:171:LYS:HD2	1:M:189:GLU:OE1	2.16	0.45
1:K:88:SER:HA	1:K:135:LEU:HD12	1.99	0.45
1:S:50:HIS:HA	1:S:53:SER:OG	2.16	0.45
1:E:186:LEU:HA	1:E:186:LEU:HD23	1.72	0.45
1:W:116:ILE:HG22	1:W:117:GLU:N	2.31	0.45
1:W:164:HIS:O	1:W:165:ILE:O	2.35	0.45
1:W:56:TYR:HE2	1:W:82:MET:HE1	1.75	0.45
1:K:3:LEU:HD23	1:K:11:LEU:CB	2.43	0.45
1:A:220:THR:CG2	1:A:222:ARG:HB3	2.46	0.45
1:W:219:ALA:O	1:W:220:THR:CB	2.65	0.45
1:U:6:GLY:C	1:U:8:LYS:H	2.20	0.45
1:U:70:TRP:CH2	1:U:72:GLY:HA3	2.51	0.45
1:E:241:CYS:O	1:E:242:LYS:C	2.53	0.45
1:W:172:ASN:O	1:W:173:LEU:C	2.54	0.45
1:S:150:PHE:HD1	1:S:150:PHE:H	1.65	0.45
1:E:173:LEU:HD23	1:E:225:TYR:CE2	2.51	0.45
1:O:60:GLN:HG3	1:O:61:GLY:H	1.81	0.45
1:W:42:VAL:HG22	1:W:76:ASP:C	2.36	0.45
1:O:140:LYS:C	1:O:142:GLY:N	2.69	0.45
1:G:167:TYR:CD1	1:G:168:ARG:N	2.84	0.45
1:M:220:THR:HG22	1:M:223:GLN:CD	2.35	0.45
1:M:223:GLN:O	1:M:227:ARG:HG3	2.16	0.45

*Continued on next page...*

*Continued from previous page...*

Atom-1	Atom-2	Interatomic distance (Å)	Clash overlap (Å)
1:O:58:MET:CE	1:O:122:LYS:O	2.63	0.45
1:U:94:ASN:O	1:U:97:SER:N	2.49	0.45
1:E:192:ARG:CZ	1:E:263:LYS:HA	2.47	0.45
1:M:26:GLY:HA3	1:M:37:ILE:HD11	1.98	0.45
1:Q:174:THR:CG2	1:Q:174:THR:O	2.63	0.45
1:A:134:PHE:O	1:A:135:LEU:HD23	2.16	0.45
1:U:234:SER:C	1:U:236:PRO:HD3	2.36	0.45
1:W:259:ARG:N	1:W:262:ASP:OD2	2.43	0.45
1:S:158:ASP:O	1:S:162:HIS:HA	2.17	0.45
1:U:85:LEU:HB2	1:U:135:LEU:HD23	1.97	0.45
1:W:56:TYR:OH	1:W:148:ILE:HB	2.16	0.45
1:Q:15:ILE:HD13	1:Q:25:LEU:CB	2.34	0.45
1:M:173:LEU:HA	1:M:173:LEU:HD12	1.69	0.45
1:E:7:ASN:CG	1:E:7:ASN:O	2.53	0.45
1:C:182:ILE:HD12	1:C:256:ARG:CZ	2.46	0.45
1:C:76:ASP:OD1	1:C:76:ASP:N	2.49	0.45
1:I:62:GLY:HA3	1:I:118:TYR:CZ	2.52	0.45
1:E:292:MET:HA	1:G:86:GLY:HA2	1.97	0.45
1:I:164:HIS:CD2	1:I:261:ASP:HB2	2.52	0.45
1:U:3:LEU:C	1:U:3:LEU:HD12	2.37	0.45
1:Q:115:ARG:HD3	1:Q:115:ARG:HA	1.76	0.45
1:S:220:THR:CG2	1:S:223:GLN:NE2	2.75	0.45
1:U:182:ILE:HD11	1:U:256:ARG:NH2	2.30	0.45
1:I:25:LEU:HD23	1:I:25:LEU:C	2.37	0.45
1:S:237:ILE:HD13	1:S:252:LEU:CB	2.47	0.45
1:S:116:ILE:HG21	1:S:196:LEU:CD2	2.47	0.45
1:K:158:ASP:OD1	1:K:161:THR:OG1	2.28	0.45
1:G:88:SER:HB2	1:G:135:LEU:CD1	2.46	0.45
1:Q:172:ASN:O	1:Q:173:LEU:C	2.55	0.45
1:I:59:MET:O	1:I:60:GLN:C	2.54	0.45
1:W:236:PRO:HG2	1:W:239:VAL:HB	1.98	0.45
1:I:251:TYR:CD1	1:I:251:TYR:C	2.90	0.45
1:S:118:TYR:CD2	1:S:118:TYR:C	2.90	0.45
1:U:5:VAL:HG11	1:U:79:VAL:HG11	1.99	0.45
1:I:56:TYR:HB3	1:I:68:ILE:HG12	1.99	0.45
1:O:259:ARG:NH1	3:O:408:HOH:O	2.27	0.45
1:A:39:LEU:HD22	1:A:79:VAL:HG22	1.98	0.45
1:O:60:GLN:HG3	1:O:61:GLY:N	2.30	0.45
1:M:213:TRP:CE2	1:M:232:LYS:HE2	2.52	0.45
1:C:217:LYS:HB3	1:C:217:LYS:HE2	1.51	0.45
1:E:18:GLY:O	3:E:448:HOH:O	2.21	0.45

*Continued on next page...*

*Continued from previous page...*

Atom-1	Atom-2	Interatomic distance (Å)	Clash overlap (Å)
1:W:123:ASN:O	1:W:156:TYR:CD2	2.70	0.45
1:W:69:LYS:N	1:W:81:VAL:O	2.50	0.45
1:I:6:GLY:O	1:I:7:ASN:C	2.55	0.45
1:O:10:ARG:CZ	1:O:29:ILE:CD1	2.95	0.45
1:Q:6:GLY:O	1:Q:7:ASN:HB2	2.17	0.45
1:U:120:HIS:CD2	1:U:192:ARG:HG2	2.51	0.45
1:S:267:SER:O	1:S:271:GLN:HB2	2.17	0.45
1:U:252:LEU:O	1:U:256:ARG:HG3	2.17	0.44
1:I:223:GLN:O	1:I:227:ARG:HG3	2.17	0.44
1:U:6:GLY:O	1:U:8:LYS:N	2.50	0.44
1:E:38:LYS:HE3	3:E:457:HOH:O	2.17	0.44
1:O:221:LYS:O	1:O:222:ARG:C	2.55	0.44
1:W:112:MET:HB3	1:W:199:LEU:HD11	1.99	0.44
1:U:23:ILE:HD13	1:U:23:ILE:H	1.82	0.44
1:M:122:LYS:O	1:M:123:ASN:CB	2.64	0.44
1:Q:181:SER:HB2	1:Q:197:GLU:OE2	2.17	0.44
1:K:269:LEU:HA	1:K:269:LEU:HD23	1.69	0.44
1:G:136:MET:HA	1:G:136:MET:HE3	1.98	0.44
1:K:178:ARG:HD2	1:K:179:TYR:CZ	2.51	0.44
1:Q:236:PRO:HG2	1:Q:239:VAL:CB	2.39	0.44
1:S:161:THR:O	1:S:162:HIS:CB	2.57	0.44
1:E:58:MET:HE2	1:E:58:MET:HB2	1.81	0.44
1:S:57:LYS:O	1:S:58:MET:C	2.55	0.44
1:I:277:PHE:CZ	1:I:282:PHE:HB2	2.52	0.44
1:Q:109:ALA:O	1:Q:113:ILE:HG13	2.17	0.44
1:M:92:LEU:O	1:M:95:PHE:HB3	2.18	0.44
1:W:87:PRO:HB2	1:W:92:LEU:HD21	1.99	0.44
1:W:9:TYR:CE2	1:W:81:VAL:HG21	2.52	0.44
1:O:56:TYR:HB3	1:O:68:ILE:CD1	2.48	0.44
1:U:223:GLN:O	1:U:227:ARG:HG3	2.17	0.44
1:U:56:TYR:HB3	1:U:68:ILE:CG1	2.47	0.44
1:I:293:LEU:HD21	1:K:15:ILE:CG1	2.36	0.44
1:O:150:PHE:C	1:O:152:LEU:H	2.20	0.44
1:I:271:GLN:HE22	1:I:274:ARG:HD2	1.81	0.44
1:G:224:LYS:O	1:G:225:TYR:C	2.56	0.44
1:G:220:THR:OG1	1:G:221:LYS:NZ	2.48	0.44
1:Q:28:ASN:OD1	1:Q:29:ILE:N	2.49	0.44
1:C:220:THR:HG21	1:C:223:GLN:NE2	2.32	0.44
1:K:222:ARG:HG3	1:K:223:GLN:N	2.32	0.44
1:Q:122:LYS:O	1:Q:123:ASN:CB	2.64	0.44
1:S:28:ASN:C	1:S:28:ASN:HD22	2.20	0.44

*Continued on next page...*

*Continued from previous page...*

Atom-1	Atom-2	Interatomic distance (Å)	Clash overlap (Å)
1:W:216:LEU:HA	1:W:216:LEU:HD12	1.75	0.44
1:W:123:ASN:C	1:W:156:TYR:HD2	2.19	0.44
1:I:17:SER:C	3:I:409:HOH:O	2.55	0.44
1:U:273:PHE:O	1:U:276:LEU:N	2.51	0.44
1:M:127:ARG:HG2	1:M:190:GLN:NE2	2.32	0.44
1:M:266:TYR:O	1:M:270:ARG:HB2	2.18	0.44
1:W:186:LEU:HD23	1:W:186:LEU:HA	1.63	0.44
1:C:84:LEU:HD12	1:C:84:LEU:HA	1.79	0.44
1:W:129:VAL:HG11	1:W:198:SER:HB2	2.00	0.44
1:W:56:TYR:CB	1:W:68:ILE:CG1	2.79	0.44
1:Q:221:LYS:CG	1:Q:222:ARG:N	2.78	0.44
1:Q:171:LYS:HE2	3:Q:405:HOH:O	2.16	0.44
1:S:182:ILE:HD11	1:S:256:ARG:HH21	1.76	0.44
1:G:154:LYS:NZ	1:G:189:GLU:OE2	2.42	0.44
1:S:154:LYS:NZ	3:S:401:HOH:O	2.29	0.44
1:A:120:HIS:CD2	1:A:192:ARG:HG2	2.52	0.44
1:G:226:GLU:CD	1:G:226:GLU:N	2.70	0.44
1:I:236:PRO:HB3	1:M:77:TYR:CE2	2.53	0.44
1:M:93:PHE:CD1	1:M:98:ARG:HA	2.52	0.44
1:E:130:LYS:HB2	1:E:131:PRO:HD2	2.00	0.44
1:K:42:VAL:HG23	1:K:76:ASP:C	2.38	0.44
1:U:92:LEU:HA	1:U:92:LEU:HD23	1.79	0.44
1:W:117:GLU:OE1	1:W:266:TYR:CG	2.71	0.44
1:W:129:VAL:O	1:W:130:LYS:HB3	2.17	0.44
1:W:14:LYS:NZ	1:W:16:GLY:C	2.70	0.44
1:S:280:GLN:NE2	1:S:280:GLN:CA	2.49	0.44
1:U:204:MET:CE	1:U:207:ASN:HB2	2.48	0.44
1:U:276:LEU:C	1:U:276:LEU:HD13	2.37	0.44
1:U:276:LEU:O	1:U:276:LEU:HD13	2.17	0.44
1:A:47:PRO:C	1:A:48:GLN:HG2	2.38	0.44
1:E:140:LYS:HG2	1:E:141:LYS:HG2	1.97	0.44
1:W:211:LEU:HD13	1:W:213:TRP:CE2	2.53	0.44
1:E:59:MET:HB2	1:E:65:ILE:HG21	1.99	0.44
1:S:134:PHE:HA	1:S:146:TYR:O	2.18	0.44
1:M:181:SER:OG	1:M:194:ASP:OD1	2.28	0.44
1:E:144:LEU:HD23	1:E:146:TYR:CE1	2.53	0.44
1:E:125:ILE:O	1:E:153:ALA:HA	2.18	0.44
1:Q:4:ARG:CZ	1:Q:7:ASN:O	2.66	0.44
1:E:45:LYS:HB3	1:E:45:LYS:HE2	1.62	0.44
1:O:58:MET:SD	1:O:124:PHE:CE1	3.10	0.44
1:G:158:ASP:OD1	1:G:158:ASP:C	2.56	0.44

*Continued on next page...*

*Continued from previous page...*

Atom-1	Atom-2	Interatomic distance (Å)	Clash overlap (Å)
1:G:158:ASP:CG	1:G:161:THR:OG1	2.56	0.44
1:S:14:LYS:CE	1:S:22:ASP:OD2	2.66	0.44
1:K:221:LYS:O	1:K:222:ARG:C	2.55	0.44
1:U:230:GLU:O	1:U:231:LYS:C	2.56	0.44
1:K:236:PRO:HD2	1:K:239:VAL:HB	2.00	0.44
1:G:60:GLN:HG2	1:G:61:GLY:N	2.31	0.44
1:U:291:ASN:O	1:W:87:PRO:HD3	2.18	0.44
1:W:86:GLY:O	1:W:87:PRO:O	2.34	0.44
1:Q:259:ARG:HD3	1:Q:259:ARG:HA	1.35	0.44
1:Q:221:LYS:O	1:Q:224:LYS:N	2.51	0.44
1:U:15:ILE:CD1	1:W:292:MET:HE3	2.47	0.44
1:W:125:ILE:HD13	1:W:190:GLN:O	2.17	0.44
1:Q:103:LYS:NZ	1:Q:285:ASP:OD1	2.51	0.44
1:Q:52:GLU:OE1	1:Q:56:TYR:CZ	2.70	0.44
1:C:49:LEU:HA	1:C:49:LEU:HD12	1.76	0.44
1:M:136:MET:SD	1:M:145:VAL:HG22	2.58	0.44
1:I:66:PRO:HA	1:I:83:GLU:OE2	2.18	0.44
1:O:263:LYS:HD2	3:O:416:HOH:O	2.17	0.44
1:W:86:GLY:CA	1:W:136:MET:O	2.65	0.44
1:W:78:ASN:O	1:W:79:VAL:HG23	2.18	0.44
1:W:90:GLU:HB2	1:W:131:PRO:CB	2.48	0.44
1:U:82:MET:HG3	1:U:83:GLU:O	2.18	0.44
1:U:4:ARG:HH21	1:U:7:ASN:CB	2.31	0.44
1:M:220:THR:CG2	1:M:223:GLN:NE2	2.81	0.44
1:I:207:ASN:HB3	1:I:244:TYR:CE1	2.53	0.44
1:W:196:LEU:O	1:W:197:GLU:C	2.56	0.44
1:G:88:SER:CB	1:G:135:LEU:CD1	2.96	0.44
1:M:188:ILE:HG22	1:M:189:GLU:N	2.32	0.44
1:M:128:ASP:O	1:M:133:ASN:ND2	2.45	0.44
1:C:178:ARG:HD2	1:C:179:TYR:CZ	2.53	0.44
1:O:277:PHE:CE1	1:O:282:PHE:CB	3.00	0.44
1:A:49:LEU:HA	1:A:49:LEU:HD12	1.53	0.44
1:U:293:LEU:HD13	1:U:293:LEU:C	2.38	0.43
1:W:56:TYR:HB3	1:W:68:ILE:HG12	1.94	0.43
1:O:52:GLU:C	1:O:54:LYS:N	2.71	0.43
1:W:4:ARG:HD3	1:W:29:ILE:CD1	2.33	0.43
1:U:199:LEU:HD12	1:U:199:LEU:O	2.17	0.43
1:M:220:THR:HG23	1:M:223:GLN:CG	2.47	0.43
1:U:279:ARG:HG2	1:U:280:GLN:HG2	1.99	0.43
1:S:56:TYR:CE1	1:S:66:PRO:HG3	2.53	0.43
1:S:14:LYS:NZ	1:S:22:ASP:OD2	2.47	0.43

*Continued on next page...*

*Continued from previous page...*

Atom-1	Atom-2	Interatomic distance (Å)	Clash overlap (Å)
1:C:156:TYR:CZ	1:C:192:ARG:HD3	2.52	0.43
1:E:285:ASP:OD1	1:E:285:ASP:C	2.56	0.43
1:W:27:ALA:HB2	3:W:418:HOH:O	2.18	0.43
1:U:176:THR:HG22	1:U:178:ARG:H	1.83	0.43
1:U:226:GLU:OE1	1:U:226:GLU:N	2.51	0.43
1:M:40:GLU:OE1	1:M:49:LEU:CB	2.66	0.43
1:U:107:LEU:HD21	1:U:277:PHE:CE1	2.53	0.43
1:U:58:MET:O	1:U:60:GLN:N	2.51	0.43
1:E:29:ILE:HA	1:E:29:ILE:HD13	1.78	0.43
1:O:58:MET:HE1	1:O:124:PHE:HD1	1.79	0.43
1:W:83:GLU:CG	1:W:83:GLU:O	2.66	0.43
1:I:191:SER:HB3	1:I:260:PHE:CE1	2.54	0.43
1:I:213:TRP:HB2	1:I:228:ILE:HG23	2.00	0.43
1:A:173:LEU:HD23	1:A:225:TYR:CE2	2.53	0.43
1:M:48:GLN:O	1:M:50:HIS:N	2.51	0.43
1:I:49:LEU:HD12	1:I:49:LEU:HA	1.79	0.43
1:G:252:LEU:HD23	1:G:252:LEU:HA	1.84	0.43
1:W:251:TYR:CD1	1:W:252:LEU:N	2.87	0.43
1:W:57:LYS:HE3	1:W:68:ILE:CG2	2.47	0.43
1:S:223:GLN:O	1:S:226:GLU:N	2.52	0.43
1:U:9:TYR:HD2	1:U:81:VAL:HG21	1.83	0.43
1:M:74:GLU:HA	1:M:74:GLU:OE1	2.18	0.43
1:C:43:LYS:HB2	1:K:233:MET:CE	2.44	0.43
1:M:41:CYS:HA	1:M:77:TYR:CD1	2.53	0.43
1:W:207:ASN:HB3	1:W:244:TYR:CE1	2.53	0.43
1:E:236:PRO:HG2	1:E:239:VAL:HG23	2.00	0.43
1:K:134:PHE:O	1:K:135:LEU:HD12	2.18	0.43
1:Q:257:SER:O	1:Q:258:LEU:C	2.57	0.43
1:G:102:LEU:O	1:G:106:LEU:HG	2.18	0.43
1:E:150:PHE:N	1:E:150:PHE:CD1	2.86	0.43
1:W:22:ASP:CA	3:W:413:HOH:O	2.66	0.43
1:W:57:LYS:O	1:W:58:MET:C	2.54	0.43
1:S:259:ARG:O	1:S:262:ASP:HB2	2.19	0.43
1:U:46:HIS:N	1:U:47:PRO:HD3	2.28	0.43
1:E:241:CYS:HB2	1:O:1:MET:CE	2.49	0.43
1:U:263:LYS:HA	1:U:264:PRO:HD2	1.86	0.43
1:O:251:TYR:HD2	1:O:273:PHE:CE2	2.36	0.43
1:Q:234:SER:O	1:Q:236:PRO:HD3	2.18	0.43
1:G:186:LEU:HD11	1:G:233:MET:HE2	2.00	0.43
1:C:131:PRO:HG3	1:C:202:VAL:HG13	2.01	0.43
1:S:88:SER:HA	1:S:135:LEU:HD12	1.99	0.43

*Continued on next page...*

*Continued from previous page...*

Atom-1	Atom-2	Interatomic distance (Å)	Clash overlap (Å)
1:Q:202:VAL:O	1:Q:205:TYR:HB3	2.18	0.43
1:W:57:LYS:O	1:W:60:GLN:HB3	2.19	0.43
1:O:54:LYS:CG	1:O:55:PHE:N	2.79	0.43
1:U:173:LEU:HD13	1:U:174:THR:H	1.84	0.43
1:K:46:HIS:N	1:K:47:PRO:CD	2.62	0.43
1:A:56:TYR:HE1	1:A:150:PHE:CE1	2.36	0.43
1:S:69:LYS:HG2	1:S:69:LYS:HZ2	1.48	0.43
1:M:93:PHE:CE1	1:M:98:ARG:HA	2.53	0.43
1:U:126:HIS:ND1	1:U:126:HIS:O	2.52	0.43
1:A:44:THR:OG1	1:G:230:GLU:OE2	2.16	0.43
1:O:127:ARG:NH1	3:O:419:HOH:O	2.48	0.43
1:O:82:MET:HE1	3:O:423:HOH:O	2.17	0.43
1:O:136:MET:SD	1:O:145:VAL:HG22	2.57	0.43
1:I:239:VAL:O	1:I:242:LYS:N	2.45	0.43
1:Q:204:MET:HE1	1:Q:241:CYS:HA	2.01	0.43
1:W:128:ASP:HB2	1:W:152:LEU:HD12	1.99	0.43
1:E:241:CYS:CB	1:O:1:MET:HE1	2.49	0.43
1:E:249:SER:CB	1:O:1:MET:CE	2.94	0.43
1:U:14:LYS:C	1:U:15:ILE:CG1	2.86	0.43
1:S:237:ILE:HD11	1:S:256:ARG:CD	2.48	0.43
1:K:59:MET:O	1:K:60:GLN:C	2.57	0.43
1:C:236:PRO:HG2	1:C:239:VAL:CG2	2.48	0.43
1:S:43:LYS:O	1:S:44:THR:C	2.57	0.43
1:M:268:TYR:CE1	1:M:272:LEU:HD13	2.53	0.43
1:U:102:LEU:HD12	1:U:102:LEU:HA	1.73	0.43
1:W:280:GLN:HB2	1:W:282:PHE:CD2	2.54	0.43
1:Q:15:ILE:O	1:S:294:LYS:HB3	2.18	0.43
1:U:117:GLU:CG	1:U:266:TYR:CG	2.93	0.43
1:O:251:TYR:CE1	1:O:255:CYS:SG	3.06	0.43
1:C:220:THR:CG2	1:C:223:GLN:NE2	2.82	0.43
1:K:5:VAL:CG1	1:K:74:GLU:HG2	2.45	0.43
1:Q:49:LEU:HA	1:Q:49:LEU:HD12	1.85	0.43
1:I:119:ILE:CD1	1:I:147:ILE:HD13	2.49	0.43
1:C:89:LEU:O	1:C:93:PHE:HB2	2.19	0.43
1:M:224:LYS:O	1:M:226:GLU:N	2.52	0.43
1:U:183:ASN:O	1:U:186:LEU:HB2	2.18	0.43
1:M:119:ILE:CD1	1:M:147:ILE:HD13	2.49	0.43
1:K:23:ILE:HD13	1:K:38:LYS:HG3	2.00	0.43
1:U:124:PHE:CA	1:U:154:LYS:O	2.60	0.43
1:M:137:GLY:HA3	1:M:141:LYS:HB2	2.01	0.43
1:K:105:VAL:HG21	1:K:207:ASN:OD1	2.19	0.43

*Continued on next page...*



*Continued from previous page...*

Atom-1	Atom-2	Interatomic distance (Å)	Clash overlap (Å)
1:K:70:TRP:CZ3	1:K:72:GLY:CA	3.01	0.43
1:W:201:TYR:O	1:W:202:VAL:C	2.57	0.43
1:G:277:PHE:CE2	1:G:282:PHE:HB2	2.54	0.43
1:A:62:GLY:HA3	1:A:118:TYR:CZ	2.54	0.43
1:U:128:ASP:OD1	1:U:176:THR:N	2.42	0.43
1:U:152:LEU:HD13	1:U:174:THR:CG2	2.49	0.43
1:M:126:HIS:CD2	1:M:147:ILE:HD11	2.53	0.43
1:M:61:GLY:O	1:M:62:GLY:C	2.57	0.43
1:K:9:TYR:HE1	1:K:28:ASN:HD22	1.66	0.43
1:O:58:MET:HE2	1:O:122:LYS:HB3	2.01	0.43
1:O:259:ARG:CB	1:O:262:ASP:HB2	2.46	0.43
1:Q:32:GLY:O	1:S:283:SER:CB	2.67	0.43
1:Q:56:TYR:HE2	1:Q:82:MET:HE3	1.84	0.43
1:Q:204:MET:CE	1:Q:241:CYS:HA	2.49	0.43
1:W:22:ASP:O	1:W:23:ILE:HD13	2.19	0.43
1:W:264:PRO:HG2	1:W:266:TYR:CZ	2.53	0.43
1:U:210:SER:OG	1:U:211:LEU:N	2.51	0.43
1:Q:16:GLY:HA2	1:S:294:LYS:CG	2.49	0.43
1:Q:3:LEU:HD23	1:Q:4:ARG:H	1.84	0.43
1:M:53:SER:O	1:M:57:LYS:HB2	2.19	0.43
1:Q:103:LYS:HG3	1:Q:277:PHE:HE1	1.84	0.43
1:M:267:SER:HA	1:M:270:ARG:HH12	1.84	0.43
1:C:59:MET:O	1:C:60:GLN:C	2.56	0.43
1:W:185:HIS:ND1	1:W:229:SER:HB2	2.34	0.43
1:U:49:LEU:HD12	1:U:80:MET:CE	2.49	0.43
1:U:101:SER:O	1:U:105:VAL:HG23	2.19	0.43
1:U:201:TYR:C	1:U:203:LEU:N	2.70	0.42
1:W:251:TYR:HD1	1:W:252:LEU:N	2.16	0.42
1:U:120:HIS:C	1:U:122:LYS:N	2.72	0.42
1:O:140:LYS:HG2	1:O:141:LYS:H	1.75	0.42
1:O:152:LEU:HD22	1:O:174:THR:HG23	2.01	0.42
1:W:288:PHE:O	1:W:291:ASN:HB2	2.19	0.42
1:C:182:ILE:CD1	1:C:256:ARG:CZ	2.97	0.42
1:I:101:SER:OG	1:I:289:ASP:OD1	2.36	0.42
1:U:35:VAL:HG21	1:U:81:VAL:HG13	2.01	0.42
1:A:186:LEU:HD21	1:A:233:MET:HE3	2.00	0.42
1:A:137:GLY:C	1:A:142:GLY:HA2	2.39	0.42
1:I:276:LEU:HD12	1:I:276:LEU:O	2.19	0.42
1:S:276:LEU:O	1:S:277:PHE:C	2.58	0.42
1:O:93:PHE:CZ	1:O:206:PHE:HA	2.53	0.42
1:I:193:ARG:HG3	1:I:194:ASP:N	2.34	0.42

*Continued on next page...*

*Continued from previous page...*

Atom-1	Atom-2	Interatomic distance (Å)	Clash overlap (Å)
1:O:42:VAL:HG22	1:O:78:ASN:ND2	2.33	0.42
1:S:173:LEU:HD13	1:S:184:THR:HG22	2.01	0.42
1:A:15:ILE:HD13	1:A:15:ILE:HG21	1.73	0.42
1:W:111:GLN:CB	1:W:145:VAL:HG23	2.49	0.42
1:M:41:CYS:HB2	1:M:77:TYR:HE1	1.84	0.42
1:A:98:ARG:NH1	3:A:435:HOH:O	2.46	0.42
1:I:277:PHE:CE2	1:I:282:PHE:HB2	2.54	0.42
1:M:39:LEU:HD22	1:M:79:VAL:HG22	2.01	0.42
1:E:49:LEU:HA	1:E:49:LEU:HD12	1.83	0.42
1:W:192:ARG:NH1	1:W:263:LYS:CA	2.53	0.42
1:W:70:TRP:HB3	1:W:81:VAL:CG2	2.49	0.42
1:U:196:LEU:O	1:U:199:LEU:HB3	2.19	0.42
1:U:112:MET:HE2	1:U:199:LEU:CD1	2.49	0.42
1:U:261:ASP:N	1:U:261:ASP:OD1	2.36	0.42
1:M:108:LEU:O	1:M:109:ALA:C	2.57	0.42
1:E:247:GLU:N	1:E:247:GLU:OE1	2.42	0.42
1:K:54:LYS:HA	1:K:54:LYS:HD3	1.74	0.42
1:C:41:CYS:O	1:C:44:THR:HG22	2.19	0.42
1:G:259:ARG:O	1:G:260:PHE:C	2.58	0.42
1:C:244:TYR:O	1:C:245:PRO:C	2.56	0.42
1:G:59:MET:HB2	1:G:65:ILE:HG21	2.00	0.42
1:C:263:LYS:NZ	3:C:464:HOH:O	2.49	0.42
1:E:154:LYS:HE2	1:E:189:GLU:OE2	2.19	0.42
1:U:202:VAL:HG12	1:U:206:PHE:CE2	2.55	0.42
1:A:220:THR:CG2	1:A:222:ARG:H	2.32	0.42
1:I:15:ILE:HD11	1:K:292:MET:SD	2.58	0.42
1:U:276:LEU:HA	1:U:276:LEU:HD22	1.85	0.42
1:K:140:LYS:C	1:K:142:GLY:H	2.22	0.42
1:O:118:TYR:OH	1:O:122:LYS:HE3	2.18	0.42
1:Q:164:HIS:ND1	1:Q:165:ILE:N	2.67	0.42
1:O:217:LYS:HA	1:O:217:LYS:HD3	1.48	0.42
1:A:41:CYS:C	1:A:43:LYS:N	2.71	0.42
1:E:251:TYR:CD1	1:E:251:TYR:C	2.93	0.42
1:U:203:LEU:HA	1:U:203:LEU:HD23	1.70	0.42
1:U:178:ARG:HG2	1:U:179:TYR:CD2	2.54	0.42
1:U:117:GLU:HG3	1:U:266:TYR:CD2	2.52	0.42
1:U:118:TYR:O	1:U:122:LYS:HD2	2.19	0.42
1:U:264:PRO:CG	1:U:266:TYR:CE1	3.02	0.42
1:W:293:LEU:H	1:W:293:LEU:HD23	1.85	0.42
1:E:274:ARG:NH1	1:Q:274:ARG:CZ	2.81	0.42
1:E:274:ARG:NH1	1:Q:274:ARG:HH12	2.16	0.42

*Continued on next page...*

*Continued from previous page...*

Atom-1	Atom-2	Interatomic distance (Å)	Clash overlap (Å)
1:O:182:ILE:HG22	1:O:183:ASN:N	2.35	0.42
1:E:58:MET:HG2	1:E:59:MET:CE	2.50	0.42
1:M:205:TYR:HB2	1:M:211:LEU:HD11	2.01	0.42
1:E:221:LYS:HG3	1:E:221:LYS:H	1.63	0.42
1:U:257:SER:O	1:U:258:LEU:C	2.58	0.42
1:U:9:TYR:CD2	1:U:81:VAL:HG21	2.54	0.42
1:S:65:ILE:CG2	1:S:66:PRO:HD2	2.50	0.42
1:C:8:LYS:O	1:C:29:ILE:HG12	2.19	0.42
1:O:265:ASP:OD1	1:O:268:TYR:CB	2.68	0.42
1:O:268:TYR:CZ	1:O:272:LEU:HD21	2.55	0.42
1:K:119:ILE:HG22	1:K:124:PHE:O	2.19	0.42
1:C:234:SER:O	1:C:236:PRO:HD3	2.20	0.42
1:I:239:VAL:O	1:I:242:LYS:HB2	2.19	0.42
1:C:245:PRO:HG2	1:C:276:LEU:HD21	2.01	0.42
1:W:134:PHE:C	1:W:135:LEU:CD1	2.88	0.42
1:W:57:LYS:CE	1:W:68:ILE:HG21	2.50	0.42
1:M:220:THR:HG22	1:M:223:GLN:NE2	2.34	0.42
1:Q:182:ILE:O	1:Q:183:ASN:C	2.57	0.42
1:M:125:ILE:HG23	1:M:156:TYR:CD2	2.55	0.42
1:S:125:ILE:O	1:S:125:ILE:HG13	2.19	0.42
1:O:13:ARG:NH1	3:O:407:HOH:O	2.53	0.42
1:U:178:ARG:HG2	1:U:179:TYR:CE2	2.55	0.42
1:U:120:HIS:C	1:U:122:LYS:H	2.22	0.42
1:A:115:ARG:CD	3:A:419:HOH:O	2.65	0.42
1:W:193:ARG:CB	1:W:258:LEU:HD12	2.49	0.42
1:A:68:ILE:HD12	1:A:80:MET:CE	2.49	0.42
1:O:220:THR:H	1:O:223:GLN:HG3	1.85	0.42
1:O:130:LYS:HB2	1:O:131:PRO:HD2	2.01	0.42
1:G:46:HIS:N	1:G:47:PRO:CD	2.82	0.42
1:E:100:PHE:HA	1:E:289:ASP:OD2	2.20	0.42
1:U:42:VAL:HB	1:U:76:ASP:OD1	2.20	0.42
1:Q:57:LYS:HD3	1:Q:68:ILE:HG12	2.00	0.42
1:C:125:ILE:HG23	1:C:156:TYR:CD2	2.55	0.42
1:E:278:HIS:HB3	1:Q:284:TYR:CG	2.55	0.42
1:S:289:ASP:O	1:S:292:MET:HB2	2.20	0.42
1:U:54:LYS:O	1:U:57:LYS:HB2	2.20	0.42
1:U:100:PHE:CD2	1:U:206:PHE:CD1	3.08	0.42
1:W:122:LYS:HD2	1:W:122:LYS:HA	1.80	0.42
1:S:189:GLU:HG3	1:S:260:PHE:HZ	1.85	0.42
1:S:193:ARG:NH1	1:S:260:PHE:N	2.67	0.42
1:S:182:ILE:CD1	1:S:256:ARG:CZ	2.98	0.42

*Continued on next page...*

*Continued from previous page...*

Atom-1	Atom-2	Interatomic distance (Å)	Clash overlap (Å)
1:I:237:ILE:HD11	1:I:256:ARG:CZ	2.50	0.42
1:M:31:SER:C	1:M:33:GLU:N	2.71	0.42
1:E:274:ARG:HH12	1:Q:274:ARG:HH12	1.68	0.42
1:A:171:LYS:HD2	1:A:171:LYS:HA	1.73	0.42
1:S:23:ILE:HD13	1:S:23:ILE:N	2.35	0.42
1:A:42:VAL:CG1	1:A:42:VAL:O	2.68	0.42
1:I:29:ILE:CG2	1:I:30:ALA:N	2.78	0.42
1:M:244:TYR:O	1:M:245:PRO:C	2.57	0.42
1:A:39:LEU:HD23	1:A:79:VAL:HG22	2.01	0.42
1:E:14:LYS:HD2	1:E:22:ASP:OD2	2.20	0.42
1:E:156:TYR:CZ	1:E:192:ARG:HD3	2.55	0.42
1:I:288:PHE:CG	1:I:290:TRP:CZ2	3.08	0.42
1:W:6:GLY:CA	1:W:70:TRP:CH2	3.03	0.41
1:U:226:GLU:O	1:U:227:ARG:C	2.58	0.41
1:M:8:LYS:O	1:M:29:ILE:HG12	2.20	0.41
1:M:254:PHE:CD2	1:M:269:LEU:HD11	2.55	0.41
1:M:183:ASN:HB3	1:M:188:ILE:HB	2.02	0.41
1:C:195:ASP:O	1:C:198:SER:HB2	2.19	0.41
1:E:216:LEU:HD12	1:E:216:LEU:HA	1.81	0.41
1:K:130:LYS:HB2	1:K:131:PRO:HD2	2.01	0.41
1:U:89:LEU:HB2	1:U:131:PRO:O	2.20	0.41
1:W:271:GLN:NE2	1:W:274:ARG:HD2	2.35	0.41
1:W:158:ASP:OD1	1:W:161:THR:N	2.54	0.41
1:Q:220:THR:CG2	1:Q:223:GLN:HG3	2.50	0.41
1:I:25:LEU:HD12	1:K:292:MET:SD	2.59	0.41
1:O:218:ALA:HB1	1:O:223:GLN:HB2	2.02	0.41
1:S:231:LYS:HA	1:S:234:SER:OG	2.21	0.41
1:M:124:PHE:CZ	1:M:155:LYS:HG3	2.54	0.41
1:G:38:LYS:NZ	1:G:52:GLU:OE1	2.38	0.41
1:Q:188:ILE:HG22	1:Q:189:GLU:N	2.35	0.41
1:G:59:MET:CB	1:G:65:ILE:HG21	2.50	0.41
1:I:203:LEU:HA	1:I:203:LEU:HD23	1.71	0.41
1:U:221:LYS:H	1:U:221:LYS:HG3	1.46	0.41
1:M:13:ARG:C	1:M:14:LYS:O	2.53	0.41
1:W:4:ARG:HD2	1:W:29:ILE:HD12	1.98	0.41
1:M:117:GLU:O	1:M:118:TYR:C	2.57	0.41
1:A:68:ILE:CD1	1:A:80:MET:CE	2.97	0.41
1:M:293:LEU:CD2	1:O:135:LEU:CD2	2.94	0.41
1:E:6:GLY:O	1:E:7:ASN:C	2.59	0.41
1:C:222:ARG:HH11	1:C:222:ARG:HG2	1.81	0.41
1:Q:52:GLU:OE2	1:Q:149:ASP:CA	2.67	0.41

*Continued on next page...*

*Continued from previous page...*

Atom-1	Atom-2	Interatomic distance (Å)	Clash overlap (Å)
1:G:183:ASN:O	1:G:186:LEU:N	2.54	0.41
1:Q:165:ILE:HB	1:Q:166:PRO:CD	2.50	0.41
1:S:178:ARG:NE	2:S:301:SO4:O2	2.44	0.41
1:K:169:GLU:HB2	1:K:170:ASN:H	1.66	0.41
1:M:101:SER:CB	1:O:13:ARG:NH2	2.83	0.41
1:U:242:LYS:O	1:U:244:TYR:CD2	2.73	0.41
1:Q:4:ARG:CZ	1:Q:7:ASN:HA	2.48	0.41
1:U:199:LEU:HD12	1:U:199:LEU:HA	1.73	0.41
1:I:15:ILE:CD1	1:K:292:MET:SD	3.09	0.41
1:A:1:MET:HE2	1:G:249:SER:HB2	2.02	0.41
1:C:271:GLN:NE2	1:C:274:ARG:HD2	2.35	0.41
1:M:219:ALA:O	1:M:220:THR:O	2.39	0.41
1:O:223:GLN:HA	1:O:226:GLU:OE1	2.20	0.41
1:U:285:ASP:OD1	1:U:286:TYR:N	2.53	0.41
1:S:92:LEU:HD13	1:S:290:TRP:CE2	2.55	0.41
1:C:211:LEU:O	1:C:214:GLN:HB2	2.20	0.41
1:M:238:GLU:H	1:M:238:GLU:HG2	1.09	0.41
1:U:93:PHE:HA	1:U:100:PHE:CZ	2.55	0.41
1:U:128:ASP:O	1:U:133:ASN:ND2	2.46	0.41
1:U:150:PHE:C	1:U:152:LEU:N	2.74	0.41
1:U:135:LEU:CD1	1:U:148:ILE:HD13	2.46	0.41
1:Q:182:ILE:O	1:Q:185:HIS:N	2.51	0.41
1:Q:40:GLU:HB2	1:Q:49:LEU:HD22	2.03	0.41
1:A:70:TRP:CZ3	1:A:72:GLY:HA3	2.55	0.41
1:S:205:TYR:HB2	1:S:211:LEU:HD11	2.02	0.41
1:I:6:GLY:C	1:I:8:LYS:N	2.72	0.41
1:O:164:HIS:ND1	1:O:165:ILE:O	2.45	0.41
1:E:168:ARG:HG2	1:E:169:GLU:H	1.86	0.41
1:O:274:ARG:O	1:O:277:PHE:HB3	2.21	0.41
1:I:101:SER:HB3	1:K:13:ARG:CZ	2.50	0.41
1:E:215:GLY:O	1:E:216:LEU:C	2.59	0.41
1:I:203:LEU:O	1:I:206:PHE:HB2	2.20	0.41
1:W:246:SER:O	1:W:249:SER:HB2	2.21	0.41
1:O:109:ALA:O	1:O:113:ILE:HG13	2.21	0.41
1:W:116:ILE:HD11	1:W:129:VAL:HG22	2.02	0.41
1:U:150:PHE:N	1:U:150:PHE:CD1	2.88	0.41
1:M:220:THR:HG23	1:M:223:GLN:HB2	2.02	0.41
1:M:138:LEU:HD21	1:O:287:VAL:CG1	2.50	0.41
1:C:259:ARG:O	1:C:260:PHE:C	2.58	0.41
1:M:8:LYS:CD	1:M:9:TYR:CE2	2.98	0.41
1:M:262:ASP:O	1:M:264:PRO:HD3	2.21	0.41

*Continued on next page...*

*Continued from previous page...*

Atom-1	Atom-2	Interatomic distance (Å)	Clash overlap (Å)
1:K:222:ARG:HG3	1:K:223:GLN:H	1.85	0.41
1:M:130:LYS:HD2	1:M:132:ASP:OD2	2.21	0.41
1:O:161:THR:O	1:O:163:GLN:N	2.54	0.41
1:I:276:LEU:O	1:I:280:GLN:HG2	2.19	0.41
1:G:251:TYR:CD2	1:G:269:LEU:HD22	2.55	0.41
1:G:14:LYS:HB2	1:G:24:TYR:CE1	2.55	0.41
1:I:198:SER:O	1:I:202:VAL:HG23	2.20	0.41
1:W:104:THR:O	1:W:108:LEU:HG	2.20	0.41
1:S:275:ASN:O	1:S:279:ARG:HG3	2.21	0.41
1:C:221:LYS:HE2	1:C:221:LYS:H	1.86	0.41
1:C:238:GLU:H	1:C:238:GLU:CD	2.24	0.41
1:U:241:CYS:O	1:U:242:LYS:O	2.38	0.41
1:U:251:TYR:CE1	1:U:255:CYS:SG	3.13	0.41
1:U:70:TRP:HZ3	1:U:79:VAL:HB	1.86	0.41
1:K:17:SER:CB	3:K:405:HOH:O	2.52	0.41
1:U:247:GLU:OE1	1:U:276:LEU:HD23	2.21	0.41
1:W:112:MET:O	1:W:113:ILE:C	2.55	0.41
1:U:110:ASP:OD1	1:U:270:ARG:HG3	2.20	0.41
1:C:75:GLY:C	1:C:77:TYR:H	2.24	0.41
1:O:59:MET:O	1:O:60:GLN:C	2.59	0.41
1:C:138:LEU:O	1:C:141:LYS:N	2.51	0.41
1:Q:137:GLY:O	1:Q:142:GLY:HA2	2.21	0.41
1:W:119:ILE:HD11	1:W:150:PHE:HE2	1.86	0.41
1:G:15:ILE:HG23	1:G:25:LEU:H	1.84	0.41
1:I:221:LYS:O	1:I:224:LYS:N	2.54	0.41
1:U:250:THR:HG22	1:U:272:LEU:HD21	2.03	0.41
1:K:1:MET:O	1:K:2:GLU:CB	2.66	0.41
1:O:122:LYS:O	1:O:123:ASN:HB2	2.20	0.41
1:O:271:GLN:O	1:O:272:LEU:C	2.58	0.41
1:W:213:TRP:CZ3	1:W:232:LYS:HG2	2.56	0.41
1:Q:138:LEU:HD12	1:S:291:ASN:HB3	2.03	0.41
1:E:88:SER:CA	1:E:135:LEU:HD23	2.50	0.41
1:C:134:PHE:HA	1:C:146:TYR:O	2.20	0.41
1:O:252:LEU:HD23	1:O:252:LEU:HA	1.94	0.41
1:W:156:TYR:HE1	1:W:192:ARG:HE	1.62	0.41
1:K:3:LEU:HD22	1:K:11:LEU:C	2.42	0.41
1:U:185:HIS:CE1	1:U:228:ILE:HG22	2.56	0.41
1:U:254:PHE:HB3	1:U:255:CYS:H	1.71	0.41
1:U:4:ARG:CG	1:U:5:VAL:N	2.82	0.41
1:O:204:MET:CA	1:O:204:MET:CE	2.93	0.41
1:S:185:HIS:HB3	1:S:229:SER:OG	2.21	0.41

*Continued on next page...*

*Continued from previous page...*

Atom-1	Atom-2	Interatomic distance (Å)	Clash overlap (Å)
1:G:77:TYR:OH	1:M:236:PRO:HA	2.21	0.41
1:S:11:LEU:CD1	1:S:39:LEU:HD11	2.51	0.41
1:O:58:MET:HE1	1:O:124:PHE:CE1	2.56	0.41
1:G:88:SER:HB2	1:G:135:LEU:HD12	2.03	0.41
1:W:125:ILE:CD1	1:W:127:ARG:HD3	2.51	0.41
1:I:234:SER:O	1:I:236:PRO:HD3	2.21	0.41
1:K:156:TYR:C	1:K:165:ILE:HG23	2.41	0.41
1:O:211:LEU:HD22	1:O:213:TRP:CZ2	2.55	0.41
1:E:140:LYS:CG	1:E:141:LYS:N	2.84	0.41
1:Q:74:GLU:O	1:Q:75:GLY:C	2.58	0.41
1:E:55:PHE:HE2	1:E:124:PHE:CD2	2.39	0.41
1:E:204:MET:HA	1:E:207:ASN:HD22	1.86	0.41
1:E:226:GLU:O	1:E:230:GLU:HB2	2.21	0.41
1:U:181:SER:HB2	1:U:197:GLU:CD	2.41	0.41
1:U:161:THR:C	1:U:163:GLN:N	2.75	0.41
1:E:158:ASP:O	1:E:162:HIS:HA	2.21	0.41
1:E:108:LEU:O	1:E:112:MET:HG3	2.21	0.41
1:S:46:HIS:O	1:S:48:GLN:NE2	2.54	0.41
1:U:27:ALA:HA	1:U:33:GLU:O	2.21	0.41
1:I:231:LYS:O	1:I:231:LYS:HD2	2.21	0.41
1:Q:198:SER:O	1:Q:201:TYR:N	2.53	0.41
1:Q:46:HIS:O	1:Q:48:GLN:HG3	2.21	0.41
1:G:13:ARG:HD3	3:M:423:HOH:O	2.20	0.41
1:K:77:TYR:CZ	1:O:236:PRO:HB3	2.56	0.41
1:O:261:ASP:C	1:O:261:ASP:OD1	2.58	0.41
1:Q:176:THR:O	1:Q:177:ALA:C	2.59	0.41
1:W:274:ARG:O	1:W:277:PHE:HB3	2.21	0.41
1:W:57:LYS:CD	1:W:68:ILE:CG1	2.94	0.41
1:W:77:TYR:C	1:W:78:ASN:O	2.59	0.41
1:O:50:HIS:C	1:O:52:GLU:H	2.25	0.41
1:W:285:ASP:OD1	1:W:287:VAL:CG2	2.42	0.41
1:U:182:ILE:O	1:U:186:LEU:HG	2.20	0.41
1:U:244:TYR:HA	1:U:245:PRO:HD3	1.88	0.41
1:U:173:LEU:HD12	1:U:174:THR:N	2.36	0.41
1:O:204:MET:SD	1:O:241:CYS:SG	3.11	0.41
1:U:103:LYS:CG	1:U:282:PHE:HB3	2.50	0.41
1:M:254:PHE:CE2	1:M:269:LEU:HD11	2.56	0.41
1:G:50:HIS:O	1:G:53:SER:OG	2.31	0.41
1:G:193:ARG:CZ	1:G:260:PHE:HA	2.51	0.41
1:E:169:GLU:HB2	1:E:170:ASN:H	1.64	0.41
1:O:236:PRO:HG2	1:O:239:VAL:HG23	2.02	0.41

*Continued on next page...*

*Continued from previous page...*

Atom-1	Atom-2	Interatomic distance (Å)	Clash overlap (Å)
1:A:218:ALA:HB2	1:A:224:LYS:HA	2.03	0.41
1:W:225:TYR:CD1	1:W:225:TYR:N	2.89	0.41
1:W:192:ARG:HD2	1:W:264:PRO:HD2	2.03	0.40
1:S:220:THR:OG1	1:S:221:LYS:N	2.54	0.40
1:O:292:MET:O	1:O:293:LEU:O	2.40	0.40
1:S:230:GLU:O	1:S:233:MET:N	2.55	0.40
1:G:117:GLU:HG3	1:G:266:TYR:CE2	2.57	0.40
1:O:269:LEU:O	1:O:270:ARG:C	2.59	0.40
1:A:52:GLU:OE2	1:A:149:ASP:HA	2.21	0.40
1:A:80:MET:CE	1:A:82:MET:SD	3.09	0.40
1:S:290:TRP:CD1	1:S:291:ASN:ND2	2.89	0.40
1:E:229:SER:O	1:E:233:MET:HE2	2.22	0.40
1:I:196:LEU:HA	1:I:196:LEU:HD23	1.86	0.40
1:I:118:TYR:OH	1:I:122:LYS:HE2	2.21	0.40
1:S:28:ASN:HD21	1:S:30:ALA:HB3	1.85	0.40
1:G:8:LYS:HB2	1:G:8:LYS:HE2	1.63	0.40
1:W:90:GLU:O	1:W:93:PHE:N	2.54	0.40
1:S:120:HIS:ND1	1:S:266:TYR:OH	2.43	0.40
1:U:211:LEU:CD2	1:U:213:TRP:CZ2	2.92	0.40
1:S:237:ILE:CD1	1:S:256:ARG:NH1	2.84	0.40
1:O:150:PHE:O	1:O:153:ALA:N	2.47	0.40
1:S:49:LEU:HD11	1:S:80:MET:CB	2.49	0.40
1:S:49:LEU:O	1:S:49:LEU:HD12	2.21	0.40
1:K:156:TYR:CZ	1:K:192:ARG:HD3	2.55	0.40
1:M:204:MET:HE3	1:M:204:MET:CA	2.51	0.40
1:E:140:LYS:HG2	1:E:141:LYS:N	2.37	0.40
1:G:186:LEU:HD21	1:G:233:MET:HE2	2.03	0.40
1:U:220:THR:O	1:U:221:LYS:C	2.58	0.40
1:K:126:HIS:O	1:K:127:ARG:HB2	2.21	0.40
1:E:87:PRO:HA	1:G:293:LEU:HA	2.03	0.40
1:W:150:PHE:O	1:W:153:ALA:CB	2.69	0.40
1:E:52:GLU:OE2	1:E:149:ASP:N	2.54	0.40
1:U:13:ARG:NH2	1:W:292:MET:HE1	2.35	0.40
1:E:43:LYS:C	1:E:44:THR:O	2.60	0.40
1:K:39:LEU:HA	1:K:39:LEU:HD23	1.70	0.40
1:O:45:LYS:C	1:O:46:HIS:CD2	2.95	0.40
1:W:24:TYR:CD2	1:W:39:LEU:HD21	2.56	0.40
1:S:65:ILE:HA	1:S:66:PRO:HD2	1.82	0.40
1:A:171:LYS:CB	1:A:187:GLY:O	2.64	0.40
1:U:250:THR:HG21	1:U:272:LEU:HD21	2.02	0.40
1:E:270:ARG:NH1	3:E:401:HOH:O	2.55	0.40

*Continued on next page...*



Continued from previous page...

Atom-1	Atom-2	Interatomic distance (Å)	Clash overlap (Å)
1:G:3:LEU:HD13	1:G:11:LEU:HD22	2.03	0.40
1:U:161:THR:O	1:U:162:HIS:C	2.60	0.40
1:M:70:TRP:CZ3	1:M:72:GLY:CA	3.04	0.40
1:W:183:ASN:HA	1:W:186:LEU:HB2	2.04	0.40
1:O:277:PHE:CE1	1:O:282:PHE:HB2	2.56	0.40
1:C:202:VAL:O	1:C:205:TYR:HB3	2.22	0.40
1:G:284:TYR:HB2	3:G:445:HOH:O	2.22	0.40
1:W:62:GLY:HA3	1:W:118:TYR:CZ	2.57	0.40
1:W:156:TYR:C	1:W:165:ILE:HG23	2.42	0.40
1:W:65:ILE:HG22	1:W:66:PRO:O	2.22	0.40
1:S:193:ARG:HG3	1:S:194:ASP:H	1.83	0.40
1:U:52:GLU:OE1	1:U:56:TYR:CE2	2.74	0.40
1:W:173:LEU:CD1	1:W:184:THR:CG2	2.83	0.40
1:I:181:SER:CB	1:I:197:GLU:OE2	2.59	0.40
1:Q:68:ILE:CG2	1:Q:69:LYS:N	2.83	0.40
1:G:50:HIS:HE1	3:G:444:HOH:O	2.04	0.40
1:A:173:LEU:HD12	1:A:184:THR:HG22	2.03	0.40
1:I:39:LEU:CD2	1:I:79:VAL:HG22	2.51	0.40
1:U:265:ASP:O	1:U:268:TYR:HB3	2.22	0.40
1:C:171:LYS:HD3	3:C:429:HOH:O	2.21	0.40
1:S:182:ILE:CG2	1:S:233:MET:CE	2.99	0.40
1:W:115:ARG:HH11	1:W:115:ARG:HA	1.87	0.40
1:K:182:ILE:HD11	1:K:233:MET:HA	2.04	0.40
1:W:124:PHE:CD2	1:W:155:LYS:CA	3.05	0.40
1:I:165:ILE:O	1:I:165:ILE:HG13	2.21	0.40
1:E:156:TYR:CE1	1:E:192:ARG:HD3	2.56	0.40
1:I:209:GLY:O	1:I:210:SER:HB3	2.21	0.40
1:I:74:GLU:O	1:I:75:GLY:C	2.59	0.40
1:G:288:PHE:O	1:G:291:ASN:HB2	2.21	0.40
1:G:149:ASP:C	1:G:149:ASP:OD1	2.60	0.40

All (2) symmetry-related close contacts are listed below. The label for Atom-2 includes the symmetry operator and encoded unit-cell translations to be applied.

Atom-1	Atom-2	Interatomic distance (Å)	Clash overlap (Å)
1:C:160:ARG:NH2	1:C:160:ARG:NH2[2_454]	1.82	0.38
1:Q:77:TYR:OH	1:S:233:MET:O[2_453]	2.14	0.06

## 5.3 Torsion angles

### 5.3.1 Protein backbone

In the following table, the Percentiles column shows the percent Ramachandran outliers of the chain as a percentile score with respect to all X-ray entries followed by that with respect to entries of similar resolution.

The Analysed column shows the number of residues for which the backbone conformation was analysed, and the total number of residues.

Mol	Chain	Analysed	Favoured	Allowed	Outliers	Percentiles	
1	A	286/296 (97%)	257 (90%)	26 (9%)	3 (1%)	19	50
1	C	285/296 (96%)	255 (90%)	23 (8%)	7 (2%)	7	22
1	E	287/296 (97%)	257 (90%)	25 (9%)	5 (2%)	11	33
1	G	286/296 (97%)	244 (85%)	37 (13%)	5 (2%)	11	33
1	I	287/296 (97%)	245 (85%)	37 (13%)	5 (2%)	11	33
1	K	286/296 (97%)	240 (84%)	33 (12%)	13 (4%)	3	9
1	M	289/296 (98%)	227 (78%)	46 (16%)	16 (6%)	2	6
1	O	286/296 (97%)	233 (82%)	38 (13%)	15 (5%)	2	7
1	Q	286/296 (97%)	251 (88%)	31 (11%)	4 (1%)	14	39
1	S	282/296 (95%)	217 (77%)	48 (17%)	17 (6%)	2	4
1	U	285/296 (96%)	211 (74%)	43 (15%)	31 (11%)	0	1
1	W	285/296 (96%)	195 (68%)	65 (23%)	25 (9%)	1	1
All	All	3430/3552 (97%)	2832 (83%)	452 (13%)	146 (4%)	3	9

All (146) Ramachandran outliers are listed below:

Mol	Chain	Res	Type
1	A	2	GLU
1	C	46	HIS
1	C	187	GLY
1	E	7	ASN
1	E	44	THR
1	G	260	PHE
1	I	2	GLU
1	I	3	LEU
1	K	2	GLU
1	K	4	ARG
1	K	46	HIS
1	K	219	ALA

*Continued on next page...*

*Continued from previous page...*

Mol	Chain	Res	Type
1	M	219	ALA
1	M	220	THR
1	O	2	GLU
1	O	53	SER
1	O	141	LYS
1	O	288	PHE
1	O	293	LEU
1	Q	44	THR
1	S	162	HIS
1	S	257	SER
1	S	258	LEU
1	U	31	SER
1	U	46	HIS
1	U	151	GLY
1	U	192	ARG
1	U	209	GLY
1	U	219	ALA
1	U	235	THR
1	U	236	PRO
1	U	242	LYS
1	U	262	ASP
1	W	3	LEU
1	W	13	ARG
1	W	31	SER
1	W	74	GLU
1	W	87	PRO
1	W	132	ASP
1	W	165	ILE
1	W	220	THR
1	W	270	ARG
1	W	279	ARG
1	C	139	GLY
1	E	139	GLY
1	E	149	ASP
1	I	30	ALA
1	K	141	LYS
1	M	11	LEU
1	M	19	SER
1	M	32	GLY
1	M	49	LEU
1	M	59	MET
1	M	279	ARG

*Continued on next page...*

*Continued from previous page...*

Mol	Chain	Res	Type
1	O	139	GLY
1	O	151	GLY
1	O	221	LYS
1	Q	7	ASN
1	Q	286	TYR
1	S	74	GLU
1	S	110	ASP
1	S	151	GLY
1	S	175	GLY
1	U	48	GLN
1	U	59	MET
1	U	141	LYS
1	U	162	HIS
1	U	208	LEU
1	U	218	ALA
1	U	254	PHE
1	U	284	TYR
1	U	290	TRP
1	W	15	ILE
1	W	70	TRP
1	W	139	GLY
1	W	140	LYS
1	W	164	HIS
1	W	210	SER
1	W	269	LEU
1	W	278	HIS
1	C	3	LEU
1	C	149	ASP
1	C	260	PHE
1	G	30	ALA
1	I	149	ASP
1	K	7	ASN
1	K	29	ILE
1	K	30	ALA
1	K	70	TRP
1	M	140	LYS
1	M	225	TYR
1	O	216	LEU
1	Q	173	LEU
1	S	8	LYS
1	S	44	THR
1	S	48	GLN

*Continued on next page...*

*Continued from previous page...*

Mol	Chain	Res	Type
1	S	149	ASP
1	S	202	VAL
1	U	127	ARG
1	U	212	PRO
1	U	237	ILE
1	U	260	PHE
1	U	286	TYR
1	W	4	ARG
1	W	30	ALA
1	W	44	THR
1	G	219	ALA
1	K	3	LEU
1	K	225	TYR
1	M	22	ASP
1	O	110	ASP
1	O	140	LYS
1	O	162	HIS
1	O	210	SER
1	S	60	GLN
1	S	260	PHE
1	U	170	ASN
1	U	258	LEU
1	W	131	PRO
1	W	217	LYS
1	A	149	ASP
1	E	2	GLU
1	G	47	PRO
1	G	149	ASP
1	I	222	ARG
1	K	51	ILE
1	O	7	ASN
1	O	175	GLY
1	S	224	LYS
1	U	15	ILE
1	U	245	PRO
1	W	221	LYS
1	C	60	GLN
1	M	15	ILE
1	M	148	ILE
1	S	73	ALA
1	S	122	LYS
1	U	142	GLY

*Continued on next page...*

*Continued from previous page...*

Mol	Chain	Res	Type
1	W	149	ASP
1	A	46	HIS
1	K	47	PRO
1	M	62	GLY
1	U	243	GLY
1	M	166	PRO
1	M	29	ILE
1	U	42	VAL

### 5.3.2 Protein sidechains [i](#)

In the following table, the Percentiles column shows the percent sidechain outliers of the chain as a percentile score with respect to all X-ray entries followed by that with respect to entries of similar resolution.

The Analysed column shows the number of residues for which the sidechain conformation was analysed, and the total number of residues.

Mol	Chain	Analysed	Rotameric	Outliers	Percentiles	
1	A	255/260 (98%)	235 (92%)	20 (8%)	16	38
1	C	256/260 (98%)	234 (91%)	22 (9%)	13	34
1	E	254/260 (98%)	230 (91%)	24 (9%)	11	29
1	G	252/260 (97%)	226 (90%)	26 (10%)	9	24
1	I	254/260 (98%)	225 (89%)	29 (11%)	7	20
1	K	251/260 (96%)	224 (89%)	27 (11%)	8	22
1	M	248/260 (95%)	221 (89%)	27 (11%)	8	22
1	O	254/260 (98%)	216 (85%)	38 (15%)	3	10
1	Q	253/260 (97%)	223 (88%)	30 (12%)	6	18
1	S	248/260 (95%)	204 (82%)	44 (18%)	2	6
1	U	252/260 (97%)	203 (81%)	49 (19%)	2	4
1	W	253/260 (97%)	196 (78%)	57 (22%)	1	3
All	All	3030/3120 (97%)	2637 (87%)	393 (13%)	5	14

All (393) residues with a non-rotameric sidechain are listed below:

Mol	Chain	Res	Type
1	A	3	LEU
1	A	5	VAL

*Continued on next page...*

*Continued from previous page...*

Mol	Chain	Res	Type
1	A	8	LYS
1	A	15	ILE
1	A	57	LYS
1	A	67	SER
1	A	71	CYS
1	A	141	LYS
1	A	162	HIS
1	A	163	GLN
1	A	171	LYS
1	A	174	THR
1	A	216	LEU
1	A	217	LYS
1	A	220	THR
1	A	221	LYS
1	A	223	GLN
1	A	226	GLU
1	A	267	SER
1	A	274	ARG
1	C	2	GLU
1	C	4	ARG
1	C	7	ASN
1	C	10	ARG
1	C	15	ILE
1	C	46	HIS
1	C	53	SER
1	C	55	PHE
1	C	57	LYS
1	C	69	LYS
1	C	82	MET
1	C	140	LYS
1	C	155	LYS
1	C	174	THR
1	C	216	LEU
1	C	220	THR
1	C	221	LYS
1	C	222	ARG
1	C	226	GLU
1	C	234	SER
1	C	257	SER
1	C	293	LEU
1	E	3	LEU
1	E	13	ARG

*Continued on next page...*

*Continued from previous page...*

Mol	Chain	Res	Type
1	E	45	LYS
1	E	48	GLN
1	E	54	LYS
1	E	60	GLN
1	E	76	ASP
1	E	140	LYS
1	E	148	ILE
1	E	155	LYS
1	E	161	THR
1	E	168	ARG
1	E	216	LEU
1	E	220	THR
1	E	226	GLU
1	E	234	SER
1	E	235	THR
1	E	249	SER
1	E	259	ARG
1	E	263	LYS
1	E	267	SER
1	E	274	ARG
1	E	283	SER
1	E	294	LYS
1	G	7	ASN
1	G	8	LYS
1	G	13	ARG
1	G	17	SER
1	G	28	ASN
1	G	29	ILE
1	G	57	LYS
1	G	58	MET
1	G	76	ASP
1	G	82	MET
1	G	100	PHE
1	G	132	ASP
1	G	135	LEU
1	G	138	LEU
1	G	140	LYS
1	G	155	LYS
1	G	168	ARG
1	G	171	LYS
1	G	217	LYS
1	G	226	GLU

*Continued on next page...*



*Continued from previous page...*

Mol	Chain	Res	Type
1	G	234	SER
1	G	249	SER
1	G	267	SER
1	G	283	SER
1	G	293	LEU
1	G	294	LYS
1	I	1	MET
1	I	5	VAL
1	I	7	ASN
1	I	14	LYS
1	I	15	ILE
1	I	29	ILE
1	I	34	GLU
1	I	44	THR
1	I	46	HIS
1	I	48	GLN
1	I	52	GLU
1	I	65	ILE
1	I	82	MET
1	I	138	LEU
1	I	140	LYS
1	I	143	ASN
1	I	155	LYS
1	I	160	ARG
1	I	161	THR
1	I	168	ARG
1	I	170	ASN
1	I	216	LEU
1	I	221	LYS
1	I	222	ARG
1	I	234	SER
1	I	242	LYS
1	I	267	SER
1	I	283	SER
1	I	293	LEU
1	K	2	GLU
1	K	3	LEU
1	K	7	ASN
1	K	8	LYS
1	K	11	LEU
1	K	17	SER
1	K	29	ILE

*Continued on next page...*

*Continued from previous page...*

Mol	Chain	Res	Type
1	K	44	THR
1	K	49	LEU
1	K	57	LYS
1	K	76	ASP
1	K	82	MET
1	K	99	LYS
1	K	123	ASN
1	K	135	LEU
1	K	155	LYS
1	K	158	ASP
1	K	168	ARG
1	K	169	GLU
1	K	171	LYS
1	K	182	ILE
1	K	216	LEU
1	K	226	GLU
1	K	249	SER
1	K	267	SER
1	K	283	SER
1	K	294	LYS
1	M	4	ARG
1	M	7	ASN
1	M	13	ARG
1	M	15	ILE
1	M	44	THR
1	M	54	LYS
1	M	57	LYS
1	M	59	MET
1	M	67	SER
1	M	76	ASP
1	M	121	SER
1	M	122	LYS
1	M	132	ASP
1	M	138	LEU
1	M	163	GLN
1	M	165	ILE
1	M	216	LEU
1	M	220	THR
1	M	221	LYS
1	M	222	ARG
1	M	226	GLU
1	M	234	SER

*Continued on next page...*

*Continued from previous page...*

Mol	Chain	Res	Type
1	M	238	GLU
1	M	249	SER
1	M	257	SER
1	M	259	ARG
1	M	272	LEU
1	O	1	MET
1	O	3	LEU
1	O	13	ARG
1	O	15	ILE
1	O	22	ASP
1	O	28	ASN
1	O	35	VAL
1	O	43	LYS
1	O	54	LYS
1	O	57	LYS
1	O	71	CYS
1	O	82	MET
1	O	121	SER
1	O	138	LEU
1	O	140	LYS
1	O	141	LYS
1	O	155	LYS
1	O	163	GLN
1	O	170	ASN
1	O	171	LYS
1	O	173	LEU
1	O	174	THR
1	O	216	LEU
1	O	217	LYS
1	O	220	THR
1	O	221	LYS
1	O	222	ARG
1	O	223	GLN
1	O	232	LYS
1	O	235	THR
1	O	238	GLU
1	O	245	PRO
1	O	259	ARG
1	O	262	ASP
1	O	270	ARG
1	O	272	LEU
1	O	284	TYR

*Continued on next page...*

*Continued from previous page...*

Mol	Chain	Res	Type
1	O	294	LYS
1	Q	3	LEU
1	Q	5	VAL
1	Q	7	ASN
1	Q	8	LYS
1	Q	15	ILE
1	Q	17	SER
1	Q	22	ASP
1	Q	38	LYS
1	Q	44	THR
1	Q	52	GLU
1	Q	57	LYS
1	Q	76	ASP
1	Q	82	MET
1	Q	121	SER
1	Q	122	LYS
1	Q	132	ASP
1	Q	135	LEU
1	Q	155	LYS
1	Q	169	GLU
1	Q	174	THR
1	Q	197	GLU
1	Q	216	LEU
1	Q	221	LYS
1	Q	226	GLU
1	Q	234	SER
1	Q	238	GLU
1	Q	259	ARG
1	Q	283	SER
1	Q	286	TYR
1	Q	293	LEU
1	S	4	ARG
1	S	5	VAL
1	S	8	LYS
1	S	10	ARG
1	S	15	ILE
1	S	28	ASN
1	S	42	VAL
1	S	48	GLN
1	S	69	LYS
1	S	76	ASP
1	S	82	MET

*Continued on next page...*

*Continued from previous page...*

Mol	Chain	Res	Type
1	S	122	LYS
1	S	135	LEU
1	S	138	LEU
1	S	140	LYS
1	S	143	ASN
1	S	144	LEU
1	S	147	ILE
1	S	150	PHE
1	S	165	ILE
1	S	168	ARG
1	S	170	ASN
1	S	171	LYS
1	S	173	LEU
1	S	174	THR
1	S	212	PRO
1	S	216	LEU
1	S	220	THR
1	S	222	ARG
1	S	226	GLU
1	S	230	GLU
1	S	233	MET
1	S	234	SER
1	S	242	LYS
1	S	249	SER
1	S	252	LEU
1	S	254	PHE
1	S	256	ARG
1	S	259	ARG
1	S	260	PHE
1	S	261	ASP
1	S	262	ASP
1	S	267	SER
1	S	280	GLN
1	U	1	MET
1	U	7	ASN
1	U	8	LYS
1	U	13	ARG
1	U	17	SER
1	U	23	ILE
1	U	25	LEU
1	U	28	ASN
1	U	31	SER

*Continued on next page...*

*Continued from previous page...*

Mol	Chain	Res	Type
1	U	35	VAL
1	U	42	VAL
1	U	43	LYS
1	U	44	THR
1	U	52	GLU
1	U	69	LYS
1	U	71	CYS
1	U	83	GLU
1	U	88	SER
1	U	104	THR
1	U	113	ILE
1	U	122	LYS
1	U	138	LEU
1	U	144	LEU
1	U	158	ASP
1	U	169	GLU
1	U	173	LEU
1	U	190	GLN
1	U	204	MET
1	U	205	TYR
1	U	208	LEU
1	U	210	SER
1	U	211	LEU
1	U	216	LEU
1	U	220	THR
1	U	221	LYS
1	U	226	GLU
1	U	229	SER
1	U	230	GLU
1	U	234	SER
1	U	236	PRO
1	U	238	GLU
1	U	246	SER
1	U	257	SER
1	U	259	ARG
1	U	267	SER
1	U	274	ARG
1	U	279	ARG
1	U	288	PHE
1	U	291	ASN
1	W	3	LEU
1	W	5	VAL

*Continued on next page...*

*Continued from previous page...*

Mol	Chain	Res	Type
1	W	9	TYR
1	W	13	ARG
1	W	29	ILE
1	W	33	GLU
1	W	37	ILE
1	W	39	LEU
1	W	42	VAL
1	W	48	GLN
1	W	52	GLU
1	W	53	SER
1	W	57	LYS
1	W	63	VAL
1	W	67	SER
1	W	68	ILE
1	W	71	CYS
1	W	74	GLU
1	W	76	ASP
1	W	78	ASN
1	W	81	VAL
1	W	82	MET
1	W	84	LEU
1	W	87	PRO
1	W	98	ARG
1	W	113	ILE
1	W	115	ARG
1	W	122	LYS
1	W	124	PHE
1	W	129	VAL
1	W	135	LEU
1	W	140	LYS
1	W	141	LYS
1	W	145	VAL
1	W	147	ILE
1	W	150	PHE
1	W	155	LYS
1	W	158	ASP
1	W	163	GLN
1	W	167	TYR
1	W	168	ARG
1	W	169	GLU
1	W	174	THR
1	W	216	LEU

*Continued on next page...*

*Continued from previous page...*

Mol	Chain	Res	Type
1	W	221	LYS
1	W	226	GLU
1	W	234	SER
1	W	238	GLU
1	W	246	SER
1	W	249	SER
1	W	259	ARG
1	W	261	ASP
1	W	272	LEU
1	W	275	ASN
1	W	276	LEU
1	W	284	TYR
1	W	293	LEU

Some sidechains can be flipped to improve hydrogen bonding and reduce clashes. All (62) such sidechains are listed below:

Mol	Chain	Res	Type
1	A	46	HIS
1	A	60	GLN
1	A	190	GLN
1	A	271	GLN
1	C	280	GLN
1	C	291	ASN
1	E	60	GLN
1	E	126	HIS
1	E	190	GLN
1	E	207	ASN
1	E	271	GLN
1	G	28	ASN
1	G	280	GLN
1	G	291	ASN
1	I	28	ASN
1	I	170	ASN
1	I	207	ASN
1	I	271	GLN
1	I	275	ASN
1	I	278	HIS
1	K	7	ASN
1	K	28	ASN
1	K	60	GLN
1	K	162	HIS
1	M	60	GLN

*Continued on next page...*



*Continued from previous page...*

Mol	Chain	Res	Type
1	M	271	GLN
1	O	7	ASN
1	O	28	ASN
1	O	46	HIS
1	O	60	GLN
1	O	78	ASN
1	O	163	GLN
1	O	207	ASN
1	O	278	HIS
1	O	280	GLN
1	Q	7	ASN
1	Q	60	GLN
1	Q	162	HIS
1	Q	170	ASN
1	Q	223	GLN
1	Q	271	GLN
1	Q	280	GLN
1	Q	291	ASN
1	S	28	ASN
1	S	48	GLN
1	S	60	GLN
1	S	143	ASN
1	S	162	HIS
1	S	170	ASN
1	S	271	GLN
1	S	280	GLN
1	U	7	ASN
1	U	28	ASN
1	U	164	HIS
1	U	271	GLN
1	U	278	HIS
1	U	280	GLN
1	U	291	ASN
1	W	50	HIS
1	W	78	ASN
1	W	190	GLN
1	W	271	GLN

### 5.3.3 RNA ⓘ

There are no RNA molecules in this entry.

## 5.4 Non-standard residues in protein, DNA, RNA chains [i](#)

There are no non-standard protein/DNA/RNA residues in this entry.

## 5.5 Carbohydrates [i](#)

There are no carbohydrates in this entry.

## 5.6 Ligand geometry [i](#)

12 ligands are modelled in this entry.

In the following table, the Counts columns list the number of bonds (or angles) for which Mogul statistics could be retrieved, the number of bonds (or angles) that are observed in the model and the number of bonds (or angles) that are defined in the chemical component dictionary. The Link column lists molecule types, if any, to which the group is linked. The Z score for a bond length (or angle) is the number of standard deviations the observed value is removed from the expected value. A bond length (or angle) with  $|Z| > 2$  is considered an outlier worth inspection. RMSZ is the root-mean-square of all Z scores of the bond lengths (or angles).

Mol	Type	Chain	Res	Link	Bond lengths			Bond angles		
					Counts	RMSZ	$\# Z  > 2$	Counts	RMSZ	$\# Z  > 2$
2	SO4	A	301	-	4,4,4	0.62	0	6,6,6	0.23	0
2	SO4	C	301	-	4,4,4	0.73	0	6,6,6	0.49	0
2	SO4	E	301	-	4,4,4	0.57	0	6,6,6	0.39	0
2	SO4	G	301	-	4,4,4	0.53	0	6,6,6	0.43	0
2	SO4	I	301	-	4,4,4	0.84	0	6,6,6	0.22	0
2	SO4	K	301	-	4,4,4	0.58	0	6,6,6	0.24	0
2	SO4	M	301	-	4,4,4	0.73	0	6,6,6	0.22	0
2	SO4	O	301	-	4,4,4	0.59	0	6,6,6	0.34	0
2	SO4	Q	301	-	4,4,4	0.53	0	6,6,6	0.28	0
2	SO4	S	301	-	4,4,4	0.47	0	6,6,6	0.17	0
2	SO4	U	301	-	4,4,4	0.65	0	6,6,6	0.50	0
2	SO4	W	301	-	4,4,4	0.81	0	6,6,6	0.31	0

In the following table, the Chirals column lists the number of chiral outliers, the number of chiral centers analysed, the number of these observed in the model and the number defined in the chemical component dictionary. Similar counts are reported in the Torsion and Rings columns. '-' means no outliers of that kind were identified.

Mol	Type	Chain	Res	Link	Chirals	Torsions	Rings
2	SO4	A	301	-	-	0/0/0/0	0/0/0/0
2	SO4	C	301	-	-	0/0/0/0	0/0/0/0
2	SO4	E	301	-	-	0/0/0/0	0/0/0/0

*Continued on next page...*

*Continued from previous page...*

Mol	Type	Chain	Res	Link	Chirals	Torsions	Rings
2	SO4	G	301	-	-	0/0/0/0	0/0/0/0
2	SO4	I	301	-	-	0/0/0/0	0/0/0/0
2	SO4	K	301	-	-	0/0/0/0	0/0/0/0
2	SO4	M	301	-	-	0/0/0/0	0/0/0/0
2	SO4	O	301	-	-	0/0/0/0	0/0/0/0
2	SO4	Q	301	-	-	0/0/0/0	0/0/0/0
2	SO4	S	301	-	-	0/0/0/0	0/0/0/0
2	SO4	U	301	-	-	0/0/0/0	0/0/0/0
2	SO4	W	301	-	-	0/0/0/0	0/0/0/0

There are no bond length outliers.

There are no bond angle outliers.

There are no chirality outliers.

There are no torsion outliers.

There are no ring outliers.

5 monomers are involved in 7 short contacts:

Mol	Chain	Res	Type	Clashes	Symm-Clashes
2	G	301	SO4	1	0
2	M	301	SO4	1	0
2	Q	301	SO4	1	0
2	S	301	SO4	1	0
2	U	301	SO4	3	0

## 5.7 Other polymers [i](#)

There are no such residues in this entry.

## 5.8 Polymer linkage issues [i](#)

There are no chain breaks in this entry.

## 6 Fit of model and data ⓘ

### 6.1 Protein, DNA and RNA chains ⓘ

In the following table, the column labelled ‘#RSRZ> 2’ contains the number (and percentage) of RSRZ outliers, followed by percent RSRZ outliers for the chain as percentile scores relative to all X-ray entries and entries of similar resolution. The OWAB column contains the minimum, median, 95<sup>th</sup> percentile and maximum values of the occupancy-weighted average B-factor per residue. The column labelled ‘Q< 0.9’ lists the number of (and percentage) of residues with an average occupancy less than 0.9.

Mol	Chain	Analysed	<RSRZ>	#RSRZ>2	OWAB(Å <sup>2</sup> )	Q<0.9
1	A	290/296 (97%)	0.00	1 (0%) 94 93	11, 31, 56, 84	1 (0%)
1	C	289/296 (97%)	0.10	5 (1%) 73 67	11, 34, 60, 82	1 (0%)
1	E	291/296 (98%)	0.09	7 (2%) 62 55	18, 38, 60, 84	1 (0%)
1	G	290/296 (97%)	0.21	9 (3%) 52 45	17, 41, 70, 90	1 (0%)
1	I	291/296 (98%)	0.22	7 (2%) 62 55	25, 41, 63, 83	1 (0%)
1	K	290/296 (97%)	0.28	14 (4%) 34 26	24, 47, 76, 92	1 (0%)
1	M	291/296 (98%)	0.33	9 (3%) 52 45	24, 49, 74, 81	1 (0%)
1	O	290/296 (97%)	0.39	15 (5%) 31 23	33, 53, 75, 94	1 (0%)
1	Q	290/296 (97%)	0.13	7 (2%) 62 55	24, 47, 72, 91	1 (0%)
1	S	286/296 (96%)	0.44	21 (7%) 18 12	25, 55, 77, 89	1 (0%)
1	U	289/296 (97%)	0.92	44 (15%) 3 2	26, 68, 86, 93	1 (0%)
1	W	289/296 (97%)	1.12	72 (24%) 1 0	28, 82, 93, 97	1 (0%)
All	All	3476/3552 (97%)	0.35	211 (6%) 25 17	11, 47, 83, 97	12 (0%)

All (211) RSRZ outliers are listed below:

Mol	Chain	Res	Type	RSRZ
1	W	217	LYS	6.7
1	O	218	ALA	6.1
1	W	3	LEU	5.3
1	W	150	PHE	5.2
1	G	218	ALA	5.0
1	W	51	ILE	5.0
1	W	5	VAL	4.9
1	O	216	LEU	4.8
1	W	59	MET	4.8
1	W	27	ALA	4.7
1	U	254	PHE	4.6

*Continued on next page...*

*Continued from previous page...*

Mol	Chain	Res	Type	RSRZ
1	W	159	ALA	4.5
1	W	161	THR	4.5
1	U	221	LYS	4.3
1	I	29	ILE	4.2
1	W	155	LYS	4.2
1	S	225	TYR	4.2
1	W	166	PRO	4.2
1	W	7	ASN	4.2
1	U	227	ARG	4.2
1	W	158	ASP	4.0
1	S	161	THR	4.0
1	W	55	PHE	3.9
1	U	258	LEU	3.9
1	W	58	MET	3.9
1	U	219	ALA	3.9
1	W	73	ALA	3.8
1	W	147	ILE	3.8
1	M	173	LEU	3.7
1	W	11	LEU	3.7
1	W	162	HIS	3.7
1	W	225	TYR	3.7
1	W	265	ASP	3.7
1	W	153	ALA	3.6
1	O	217	LYS	3.6
1	S	219	ALA	3.6
1	U	220	THR	3.6
1	W	268	TYR	3.6
1	S	170	ASN	3.6
1	K	159	ALA	3.6
1	U	240	LEU	3.6
1	W	168	ARG	3.5
1	U	159	ALA	3.5
1	W	35	VAL	3.5
1	U	54	LYS	3.4
1	U	218	ALA	3.4
1	W	160	ARG	3.3
1	U	252	LEU	3.3
1	S	220	THR	3.3
1	W	264	PRO	3.3
1	M	174	THR	3.3
1	U	6	GLY	3.3
1	K	219	ALA	3.3

*Continued on next page...*

*Continued from previous page...*

Mol	Chain	Res	Type	RSRZ
1	W	164	HIS	3.3
1	O	219	ALA	3.2
1	C	218	ALA	3.2
1	W	69	LYS	3.2
1	K	55	PHE	3.2
1	U	7	ASN	3.2
1	U	255	CYS	3.2
1	I	219	ALA	3.1
1	U	228	ILE	3.1
1	U	188	ILE	3.1
1	S	186	LEU	3.1
1	W	75	GLY	3.0
1	O	140	LYS	3.0
1	W	163	GLN	3.0
1	E	221	LYS	3.0
1	S	217	LYS	3.0
1	W	122	LYS	3.0
1	Q	218	ALA	2.9
1	O	173	LEU	2.9
1	W	47	PRO	2.9
1	M	168	ARG	2.9
1	G	55	PHE	2.9
1	W	260	PHE	2.9
1	U	216	LEU	2.8
1	W	173	LEU	2.8
1	I	216	LEU	2.8
1	W	9	TYR	2.8
1	K	7	ASN	2.8
1	M	140	LYS	2.8
1	S	260	PHE	2.8
1	C	216	LEU	2.8
1	U	125	ILE	2.8
1	W	15	ILE	2.8
1	Q	219	ALA	2.8
1	E	140	LYS	2.8
1	W	266	TYR	2.7
1	U	36	ALA	2.7
1	S	218	ALA	2.7
1	W	218	ALA	2.7
1	G	225	TYR	2.7
1	W	124	PHE	2.7
1	U	196	LEU	2.7

*Continued on next page...*

*Continued from previous page...*

Mol	Chain	Res	Type	RSRZ
1	U	168	ARG	2.7
1	W	187	GLY	2.7
1	K	161	THR	2.6
1	U	82	MET	2.6
1	W	167	TYR	2.6
1	E	222	ARG	2.6
1	M	219	ALA	2.6
1	U	163	GLN	2.6
1	S	222	ARG	2.6
1	U	251	TYR	2.6
1	W	152	LEU	2.6
1	U	213	TRP	2.6
1	U	119	ILE	2.6
1	S	162	HIS	2.5
1	W	254	PHE	2.5
1	S	174	THR	2.5
1	O	284	TYR	2.5
1	M	155	LYS	2.5
1	C	168	ARG	2.5
1	M	222	ARG	2.5
1	S	216	LEU	2.5
1	U	129	VAL	2.5
1	W	78	ASN	2.5
1	Q	227	ARG	2.5
1	U	56	TYR	2.5
1	G	186	LEU	2.4
1	W	42	VAL	2.4
1	W	127	ARG	2.4
1	W	48	GLN	2.4
1	I	7	ASN	2.4
1	I	173	LEU	2.4
1	Q	173	LEU	2.4
1	W	140	LYS	2.4
1	O	225	TYR	2.4
1	W	284	TYR	2.4
1	K	3	LEU	2.4
1	O	51	ILE	2.4
1	S	155	LYS	2.4
1	U	224	LYS	2.4
1	W	56	TYR	2.4
1	G	76	ASP	2.4
1	K	218	ALA	2.3

*Continued on next page...*

*Continued from previous page...*

Mol	Chain	Res	Type	RSRZ
1	Q	220	THR	2.3
1	Q	223	GLN	2.3
1	S	226	GLU	2.3
1	S	173	LEU	2.3
1	W	141	LYS	2.3
1	C	227	ARG	2.3
1	U	179	TYR	2.3
1	U	293	LEU	2.3
1	W	196	LEU	2.3
1	S	221	LYS	2.3
1	U	202	VAL	2.3
1	U	284	TYR	2.3
1	O	227	ARG	2.3
1	O	58	MET	2.3
1	G	216	LEU	2.3
1	M	124	PHE	2.3
1	E	168	ARG	2.3
1	U	259	ARG	2.3
1	U	174	THR	2.3
1	U	138	LEU	2.2
1	U	222	ARG	2.2
1	U	8	LYS	2.2
1	U	68	ILE	2.2
1	U	4	ARG	2.2
1	A	218	ALA	2.2
1	I	174	THR	2.2
1	W	65	ILE	2.2
1	S	182	ILE	2.2
1	G	167	TYR	2.2
1	E	225	TYR	2.2
1	I	4	ARG	2.2
1	K	11	LEU	2.2
1	S	70	TRP	2.2
1	W	52	GLU	2.2
1	K	166	PRO	2.2
1	G	217	LYS	2.2
1	W	151	GLY	2.2
1	W	175	GLY	2.2
1	U	161	THR	2.2
1	W	119	ILE	2.1
1	W	221	LYS	2.1
1	S	264	PRO	2.1

*Continued on next page...*



*Continued from previous page...*

Mol	Chain	Res	Type	RSRZ
1	O	221	LYS	2.1
1	C	222	ARG	2.1
1	O	282	PHE	2.1
1	S	167	TYR	2.1
1	E	1	MET	2.1
1	W	192	ARG	2.1
1	O	155	LYS	2.1
1	W	8	LYS	2.1
1	K	10	ARG	2.1
1	U	208	LEU	2.1
1	W	185	HIS	2.1
1	W	67	SER	2.1
1	W	72	GLY	2.1
1	G	5	VAL	2.1
1	K	167	TYR	2.1
1	E	216	LEU	2.1
1	W	216	LEU	2.1
1	K	124	PHE	2.1
1	W	182	ILE	2.1
1	W	46	HIS	2.1
1	K	221	LYS	2.0
1	M	284	TYR	2.0
1	U	225	TYR	2.0
1	Q	216	LEU	2.0
1	W	28	ASN	2.0
1	W	272	LEU	2.0
1	W	68	ILE	2.0
1	W	123	ASN	2.0
1	W	143	ASN	2.0
1	O	230	GLU	2.0
1	K	156	TYR	2.0
1	U	287	VAL	2.0

## 6.2 Non-standard residues in protein, DNA, RNA chains [i](#)

There are no non-standard protein/DNA/RNA residues in this entry.

## 6.3 Carbohydrates [i](#)

There are no carbohydrates in this entry.

## 6.4 Ligands [i](#)

In the following table, the Atoms column lists the number of modelled atoms in the group and the number defined in the chemical component dictionary. LLDF column lists the quality of electron density of the group with respect to its neighbouring residues in protein, DNA or RNA chains. The B-factors column lists the minimum, median, 95<sup>th</sup> percentile and maximum values of B factors of atoms in the group. The column labelled 'Q< 0.9' lists the number of atoms with occupancy less than 0.9.

Mol	Type	Chain	Res	Atoms	RSCC	RSR	LLDF	B-factors(Å <sup>2</sup> )	Q<0.9
2	SO4	A	301	5/5	0.98	0.17	-0.69	30,33,34,40	0
2	SO4	K	301	5/5	0.97	0.17	-0.70	55,55,57,59	0
2	SO4	O	301	5/5	0.98	0.15	-0.92	62,62,63,66	0
2	SO4	I	301	5/5	0.97	0.17	-0.95	51,53,54,55	0
2	SO4	W	301	5/5	0.94	0.14	-0.97	65,67,68,69	0
2	SO4	Q	301	5/5	0.96	0.16	-1.17	55,55,55,56	0
2	SO4	G	301	5/5	0.96	0.17	-1.17	50,51,54,55	0
2	SO4	S	301	5/5	0.97	0.11	-1.21	68,69,70,71	0
2	SO4	C	301	5/5	0.97	0.14	-1.23	43,46,47,48	0
2	SO4	M	301	5/5	0.97	0.12	-1.70	52,53,54,57	0
2	SO4	E	301	5/5	0.98	0.11	-1.95	50,51,53,55	0
2	SO4	U	301	5/5	0.93	0.18	-2.07	78,79,80,80	0

## 6.5 Other polymers [i](#)

There are no such residues in this entry.