



Full wwPDB X-ray Structure Validation Report ⓘ

Feb 1, 2016 – 05:22 PM GMT

PDB ID : 4HXG
Title : Pyrococcus horikoshii acylaminoacyl peptidase (orthorhombic crystal form)
Authors : Kiss-Szeman, A.; Menyhard, D.K.; Tichy-Racs, E.; Hornung, B.; Radi, K.; Szeltner, Z.; Domokos, K.; Szamosi, I.; Naray-Szabo, G.; Polgar, L.; Harmat, V.
Deposited on : 2012-11-09
Resolution : 2.70 Å(reported)

This is a Full wwPDB X-ray Structure Validation Report for a publicly released PDB entry.
We welcome your comments at validation@mail.wwpdb.org
A user guide is available at
<http://wwpdb.org/validation/2016/XrayValidationReportHelp>
with specific help available everywhere you see the ⓘ symbol.

The following versions of software and data (see [references ⓘ](#)) were used in the production of this report:

MolProbity : 4.02b-467
Mogul : 1.7 (RC4), CSD as536be (2015)
Xtriage (Phenix) : 1.9-1692
EDS : rb-20026688
Percentile statistics : 20151230.v01 (using entries in the PDB archive December 30th 2015)
Refmac : 5.8.0135
CCP4 : 6.5.0
Ideal geometry (proteins) : Engh & Huber (2001)
Ideal geometry (DNA, RNA) : Parkinson et al. (1996)
Validation Pipeline (wwPDB-VP) : trunk26865

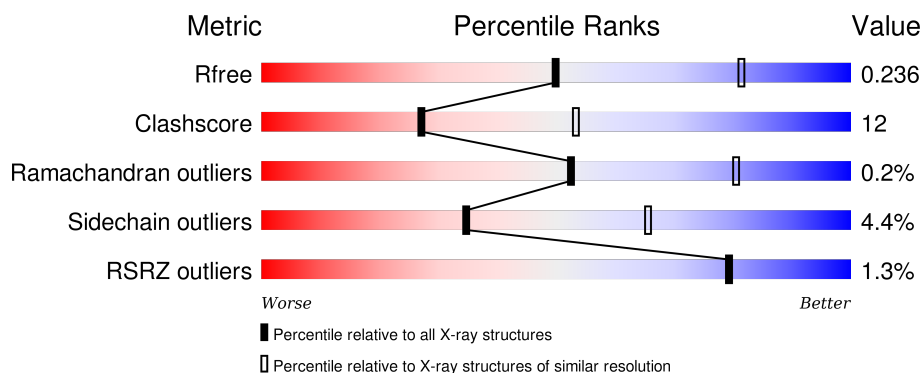
1 Overall quality at a glance

The following experimental techniques were used to determine the structure:

X-RAY DIFFRACTION


The reported resolution of this entry is 2.70 Å.

Percentile scores (ranging between 0-100) for global validation metrics of the entry are shown in the following graphic. The table shows the number of entries on which the scores are based.







Metric	Whole archive (#Entries)	Similar resolution (#Entries, resolution range(Å))
R_{free}	91344	2103 (2.70-2.70)
Clashscore	102246	2422 (2.70-2.70)
Ramachandran outliers	100387	2382 (2.70-2.70)
Sidechain outliers	100360	2382 (2.70-2.70)
RSRZ outliers	91569	2107 (2.70-2.70)

The table below summarises the geometric issues observed across the polymeric chains and their fit to the electron density. The red, orange, yellow and green segments on the lower bar indicate the fraction of residues that contain outliers for ≥ 3 , 2, 1 and 0 types of geometric quality criteria. A grey segment represents the fraction of residues that are not modelled. The numeric value for each fraction is indicated below the corresponding segment, with a dot representing fractions $\leq 5\%$. The upper red bar (where present) indicates the fraction of residues that have poor fit to the electron density. The numeric value is given above the bar.

Mol	Chain	Length	Quality of chain
1	A	622	 74% 22% ..
1	B	622	 73% 24% ..
1	C	622	 71% 26% ..
1	D	622	 75% 22% ..
1	E	622	 77% 20% ..

Continued on next page...

Continued from previous page...

Mol	Chain	Length	Quality of chain
1	F	622	
1	G	622	
1	H	622	
1	I	622	
1	J	622	
1	K	622	
1	L	622	

The following table lists non-polymeric compounds, carbohydrate monomers and non-standard residues in protein, DNA, RNA chains that are outliers for geometric or electron-density-fit criteria:

Mol	Type	Chain	Res	Chirality	Geometry	Clashes	Electron density
2	HEZ	A	702	-	-	-	X
2	HEZ	A	703	-	-	-	X
2	HEZ	B	701	-	-	-	X
2	HEZ	B	702	-	-	-	X
2	HEZ	C	701	-	-	-	X
2	HEZ	D	701	-	-	X	-
2	HEZ	D	702	-	-	-	X
2	HEZ	D	703	-	-	-	X
2	HEZ	D	704	-	-	-	X
2	HEZ	D	705	-	-	-	X
2	HEZ	D	706	-	-	-	X
2	HEZ	D	707	-	-	-	X
2	HEZ	E	702	-	-	-	X
2	HEZ	E	703	-	-	-	X
2	HEZ	F	702	-	-	-	X
2	HEZ	F	703	-	-	-	X
2	HEZ	G	701	-	-	-	X
2	HEZ	I	702	-	-	-	X
3	MG	D	710	-	-	-	X
3	MG	E	705	-	-	-	X

2 Entry composition

There are 5 unique types of molecules in this entry. The entry contains 59910 atoms, of which 0 are hydrogens and 0 are deuteriums.

In the tables below, the ZeroOcc column contains the number of atoms modelled with zero occupancy, the AltConf column contains the number of residues with at least one atom in alternate conformation and the Trace column contains the number of residues modelled with at most 2 atoms.

- Molecule 1 is a protein called Putative uncharacterized protein PH0594.

Mol	Chain	Residues	Atoms					ZeroOcc	AltConf	Trace
1	A	608	Total	C	N	O	S	0	3	0
			4940	3225	803	900	12			
1	B	612	Total	C	N	O	S	0	2	0
			4926	3211	800	903	12			
1	C	612	Total	C	N	O	S	0	1	0
			4883	3183	791	897	12			
1	D	612	Total	C	N	O	S	0	3	0
			4989	3254	812	911	12			
1	E	613	Total	C	N	O	S	0	2	0
			5005	3259	815	919	12			
1	F	614	Total	C	N	O	S	0	1	0
			4975	3237	814	912	12			
1	G	608	Total	C	N	O	S	0	2	0
			4886	3190	792	892	12			
1	H	609	Total	C	N	O	S	0	0	0
			4866	3168	795	891	12			
1	I	611	Total	C	N	O	S	0	2	0
			4910	3201	794	903	12			
1	J	609	Total	C	N	O	S	0	1	0
			4617	2999	753	853	12			
1	K	610	Total	C	N	O	S	0	1	0
			4659	3017	762	868	12			
1	L	611	Total	C	N	O	S	0	0	0
			4862	3165	784	901	12			

There are 12 discrepancies between the modelled and reference sequences:

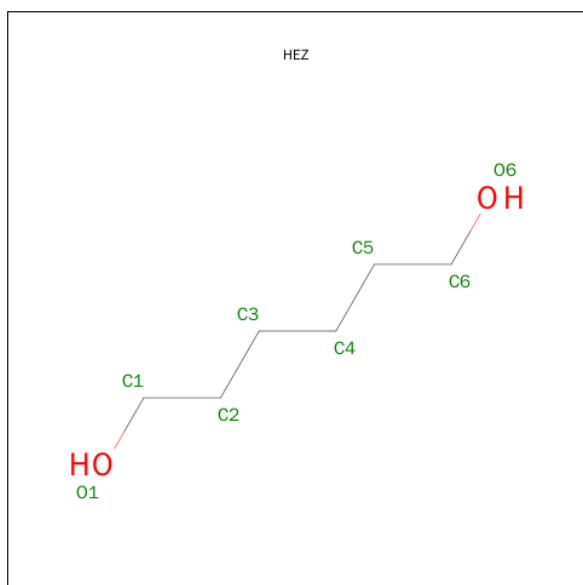
Chain	Residue	Modelled	Actual	Comment	Reference
A	466	ALA	SER	ENGINEERED MUTATION	UNP O58323
B	466	ALA	SER	ENGINEERED MUTATION	UNP O58323
C	466	ALA	SER	ENGINEERED MUTATION	UNP O58323
D	466	ALA	SER	ENGINEERED MUTATION	UNP O58323
E	466	ALA	SER	ENGINEERED MUTATION	UNP O58323

Continued on next page...

Continued from previous page...

Chain	Residue	Modelled	Actual	Comment	Reference
F	466	ALA	SER	ENGINEERED MUTATION	UNP O58323
G	466	ALA	SER	ENGINEERED MUTATION	UNP O58323
H	466	ALA	SER	ENGINEERED MUTATION	UNP O58323
I	466	ALA	SER	ENGINEERED MUTATION	UNP O58323
J	466	ALA	SER	ENGINEERED MUTATION	UNP O58323
K	466	ALA	SER	ENGINEERED MUTATION	UNP O58323
L	466	ALA	SER	ENGINEERED MUTATION	UNP O58323

- Molecule 2 is HEXANE-1,6-DIOL (three-letter code: HEZ) (formula: C₆H₁₄O₂).



Mol	Chain	Residues	Atoms	ZeroOcc	AltConf
2	A	1	Total C O 8 6 2	0	0
2	A	1	Total C O 8 6 2	0	0
2	A	1	Total C O 8 6 2	0	0
2	B	1	Total C O 8 6 2	0	0
2	B	1	Total C O 8 6 2	0	0
2	C	1	Total C O 8 6 2	0	0
2	D	1	Total C O 8 6 2	0	0
2	D	1	Total C O 8 6 2	0	0

Continued on next page...

Continued from previous page...

Mol	Chain	Residues	Atoms	ZeroOcc	AltConf
2	D	1	Total C O 8 6 2	0	0
2	D	1	Total C O 8 6 2	0	0
2	D	1	Total C O 8 6 2	0	0
2	D	1	Total C O 8 6 2	0	0
2	D	1	Total C O 8 6 2	0	0
2	D	1	Total C O 8 6 2	0	0
2	E	1	Total C O 8 6 2	0	0
2	E	1	Total C O 8 6 2	0	0
2	E	1	Total C O 8 6 2	0	0
2	F	1	Total C O 8 6 2	0	0
2	F	1	Total C O 8 6 2	0	0
2	F	1	Total C O 8 6 2	0	0
2	G	1	Total C O 8 6 2	0	0
2	H	1	Total C O 8 6 2	0	0
2	I	1	Total C O 8 6 2	0	0
2	I	1	Total C O 8 6 2	0	0
2	K	1	Total C O 8 6 2	0	0
2	L	1	Total C O 8 6 2	0	0

- Molecule 3 is MAGNESIUM ION (three-letter code: MG) (formula: Mg).

Mol	Chain	Residues	Atoms	ZeroOcc	AltConf
3	G	2	Total Mg 2 2	0	0

Continued on next page...

Continued from previous page...

Mol	Chain	Residues	Atoms		ZeroOcc	AltConf
3	D	2	Total 2	Mg 2	0	0
3	E	3	Total 3	Mg 3	0	0
3	H	2	Total 2	Mg 2	0	0
3	B	1	Total 1	Mg 1	0	0
3	I	2	Total 2	Mg 2	0	0
3	C	2	Total 2	Mg 2	0	0
3	A	2	Total 2	Mg 2	0	0
3	L	2	Total 2	Mg 2	0	0
3	F	3	Total 3	Mg 3	0	0

- Molecule 4 is CHLORIDE ION (three-letter code: CL) (formula: Cl).

Mol	Chain	Residues	Atoms		ZeroOcc	AltConf
4	D	1	Total 1	Cl 1	0	0
4	F	1	Total 1	Cl 1	0	0

- Molecule 5 is water.

Mol	Chain	Residues	Atoms		ZeroOcc	AltConf
5	A	149	Total 152	O 152	0	3
5	B	85	Total 86	O 86	0	1
5	C	59	Total 60	O 60	0	1
5	D	221	Total 221	O 221	0	0
5	E	188	Total 191	O 191	0	3
5	F	155	Total 156	O 156	0	1

Continued on next page...

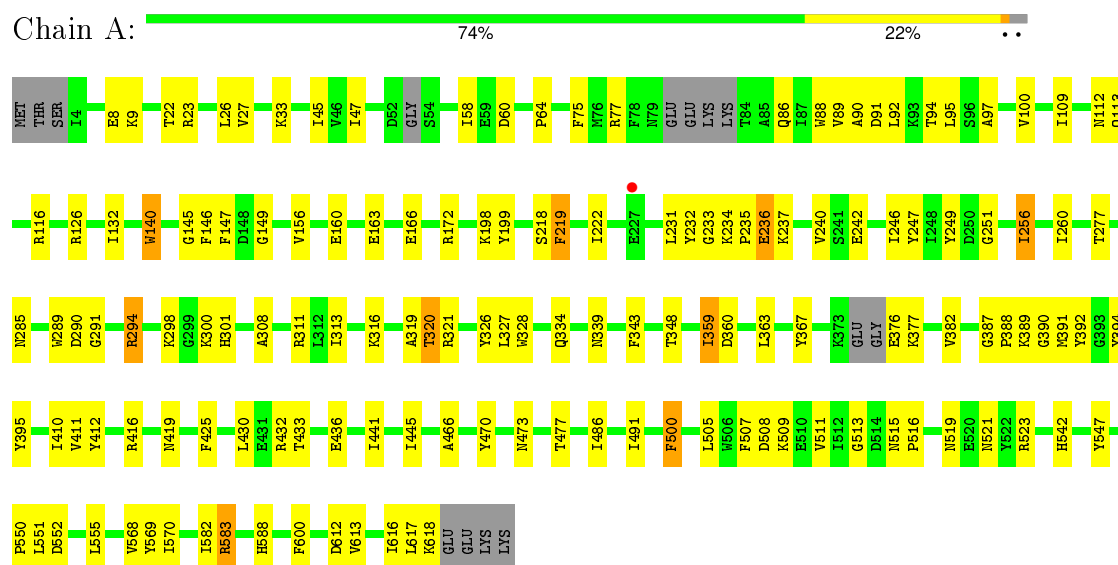
Continued from previous page...

Mol	Chain	Residues	Atoms		ZeroOcc	AltConf
5	G	76	Total 79	O 79	0	3
5	H	58	Total 58	O 58	0	0
5	I	77	Total 78	O 78	0	1
5	J	17	Total 17	O 17	0	0
5	K	11	Total 12	O 12	0	1
5	L	51	Total 51	O 51	0	0

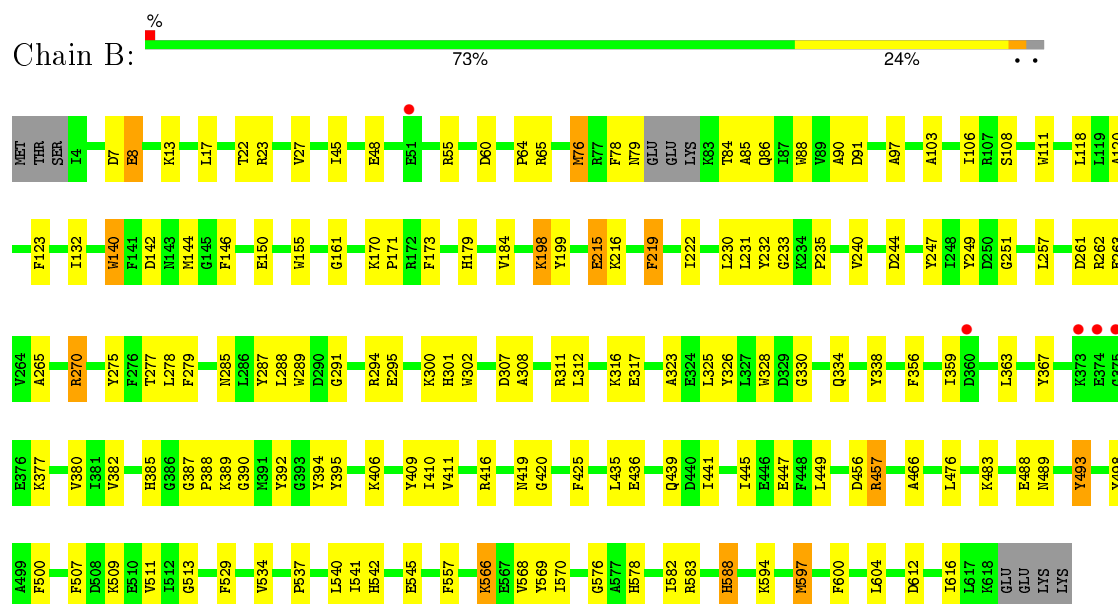
3 Residue-property plots

These plots are drawn for all protein, RNA and DNA chains in the entry. The first graphic for a chain summarises the proportions of errors displayed in the second graphic. The second graphic shows the sequence view annotated by issues in geometry and electron density. Residues are color-coded according to the number of geometric quality criteria for which they contain at least one outlier: green = 0, yellow = 1, orange = 2 and red = 3 or more. A red dot above a residue indicates a poor fit to the electron density ($\text{RSRZ} > 2$). Stretches of 2 or more consecutive residues without any outlier are shown as a green connector. Residues present in the sample, but not in the model, are shown in grey.

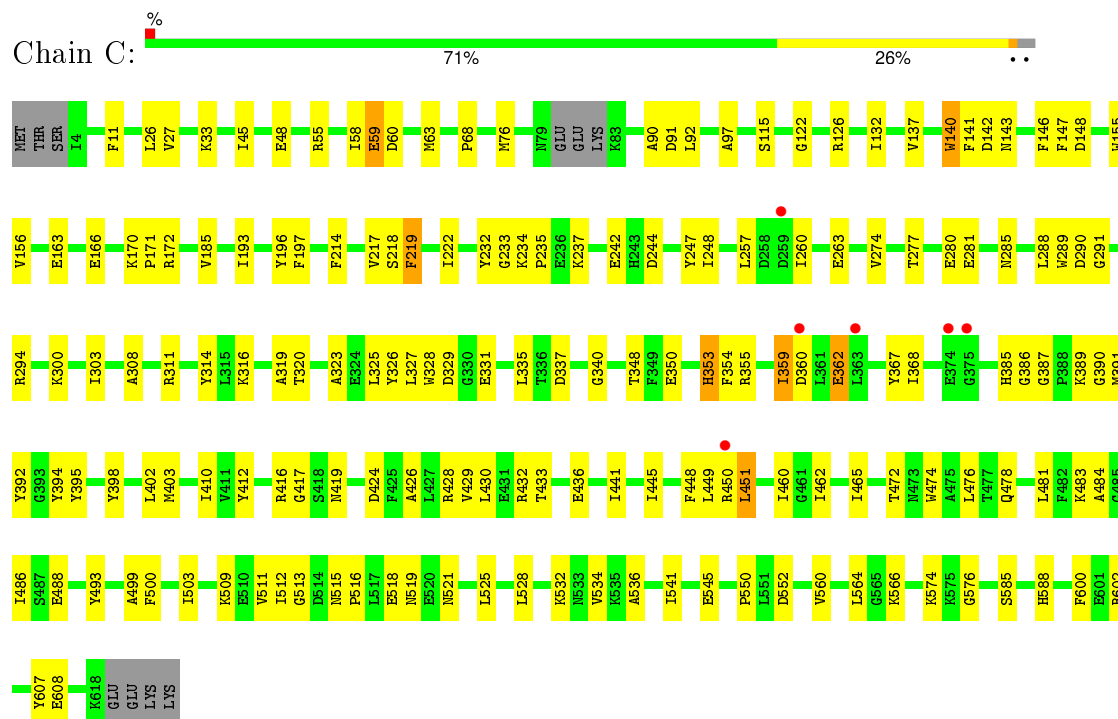
• Molecule 1: Putative uncharacterized protein PH0594



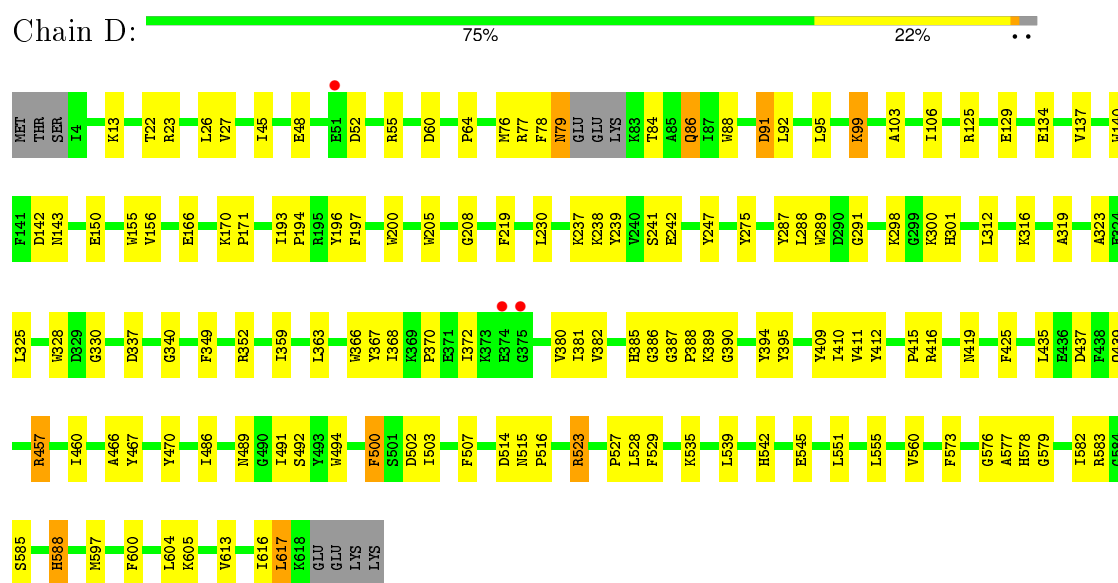
• Molecule 1: Putative uncharacterized protein PH0594



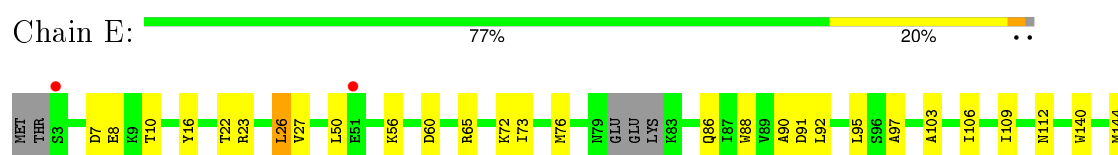
- Molecule 1: Putative uncharacterized protein PH0594

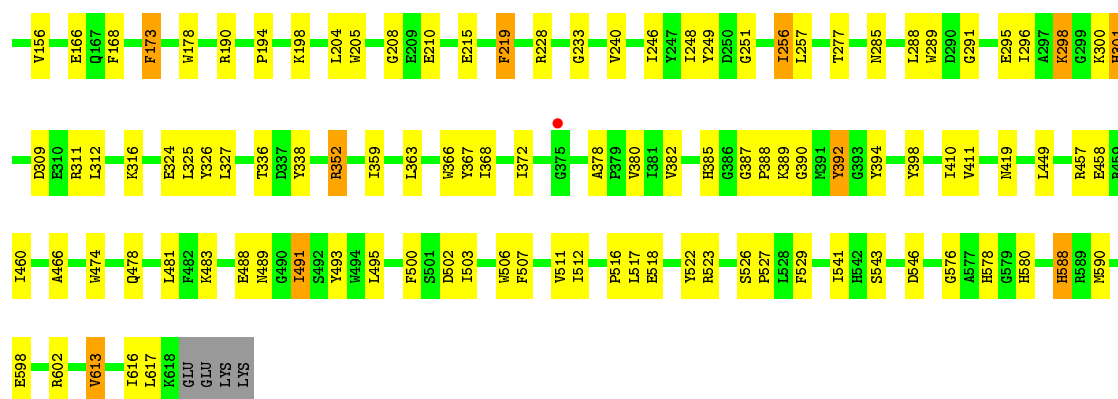


- Molecule 1: Putative uncharacterized protein PH0594

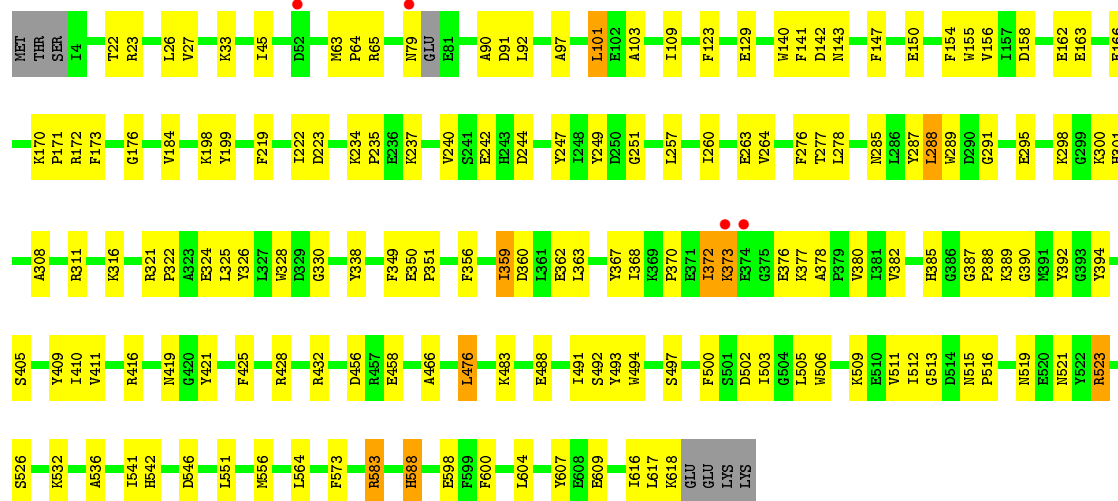
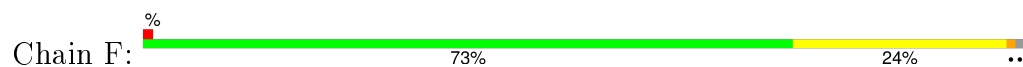


- Molecule 1: Putative uncharacterized protein PH0594

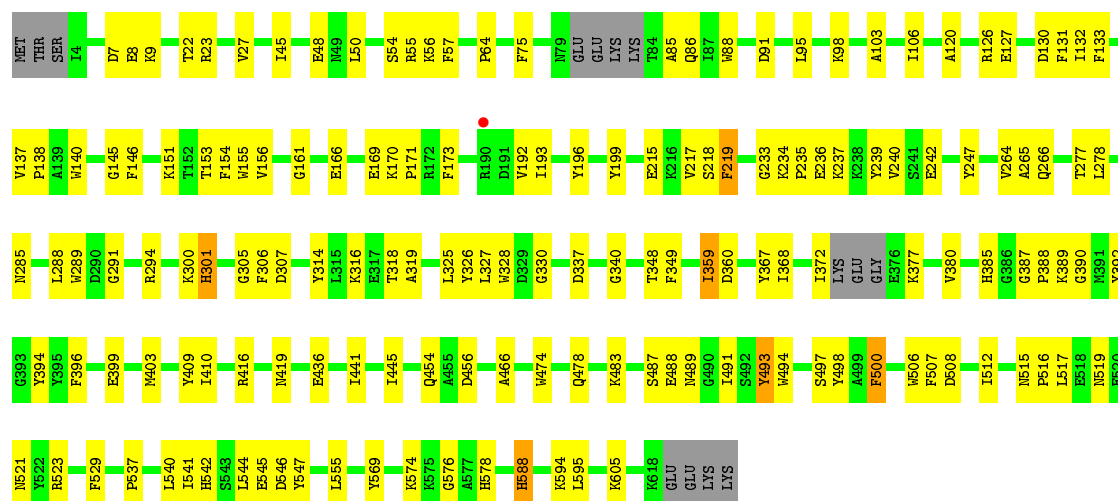




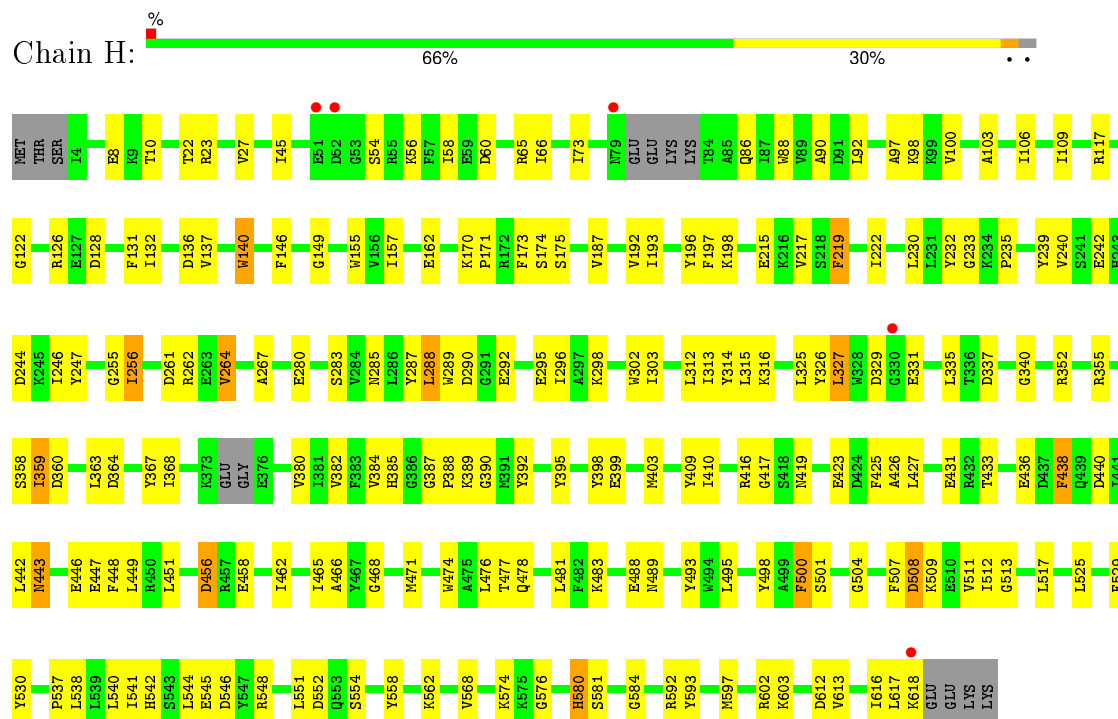
- Molecule 1: Putative uncharacterized protein PH0594



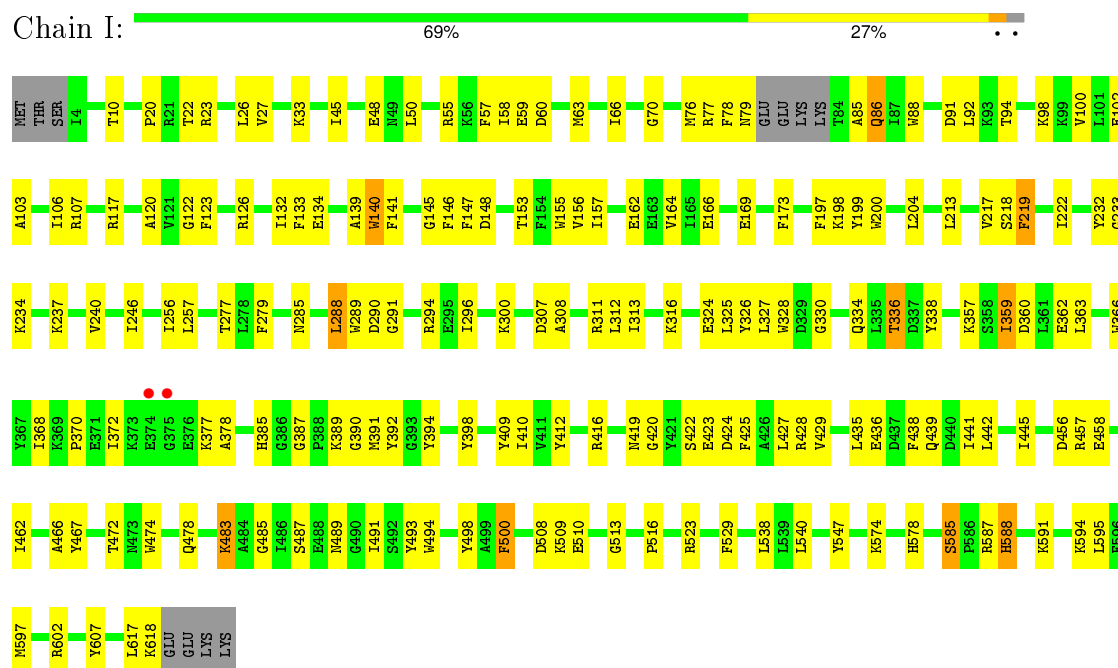
- Molecule 1: Putative uncharacterized protein PH0594



• Molecule 1: Putative uncharacterized protein PH0594

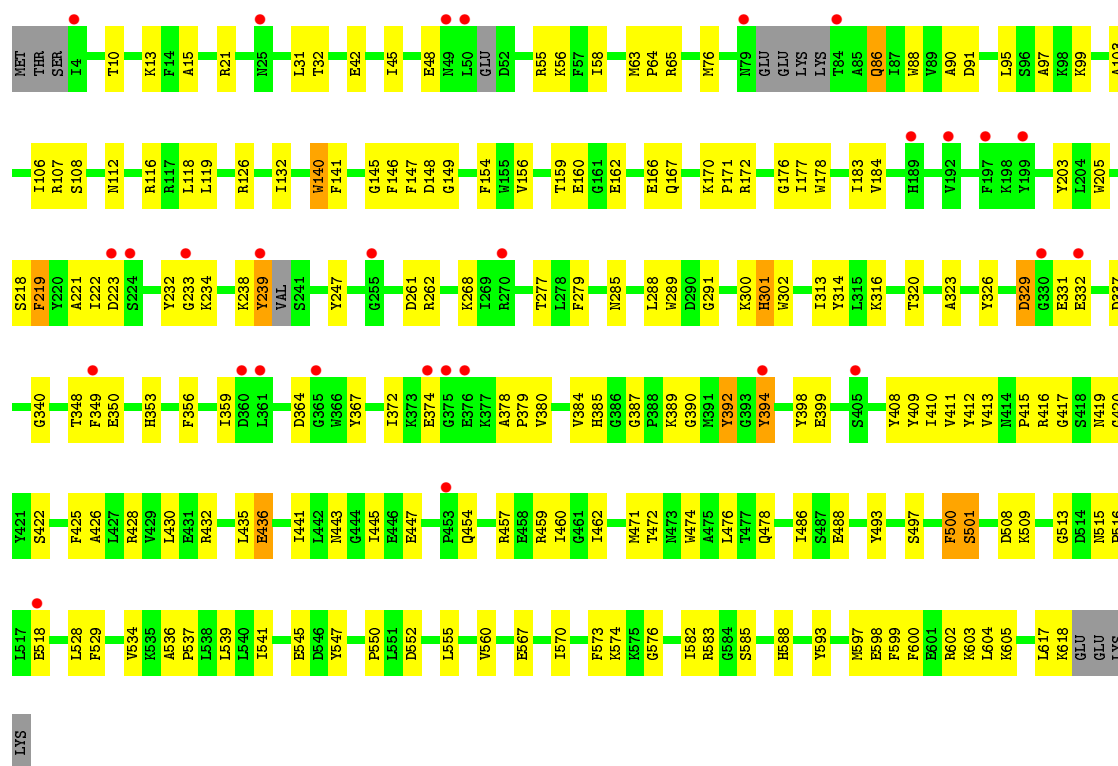


• Molecule 1: Putative uncharacterized protein PH0594

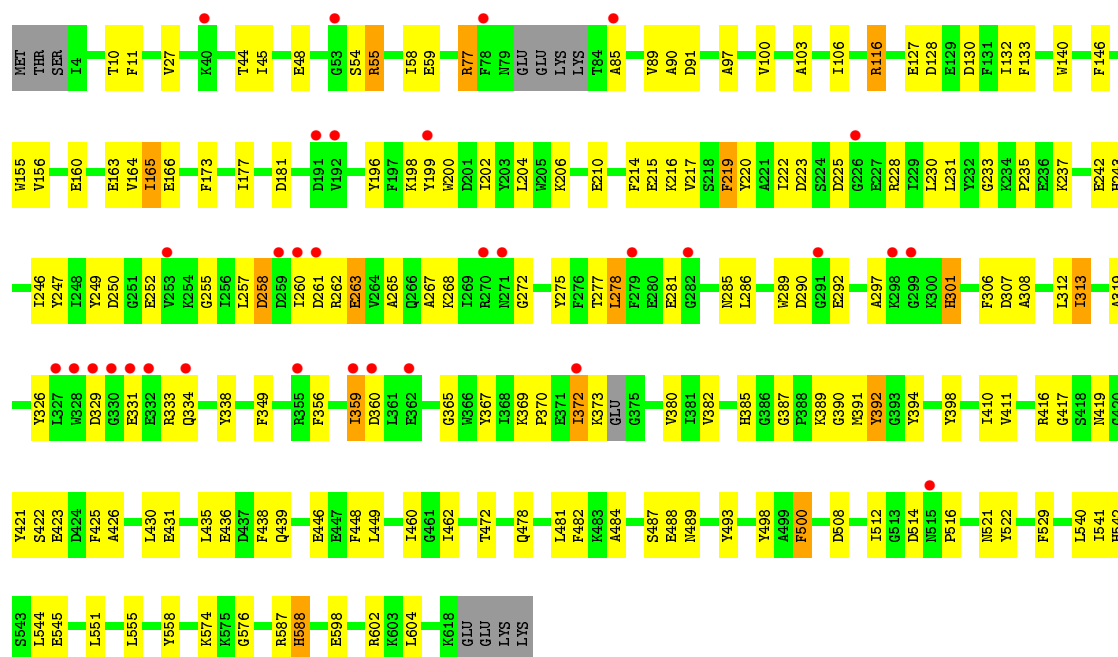


• Molecule 1: Putative uncharacterized protein PH0594



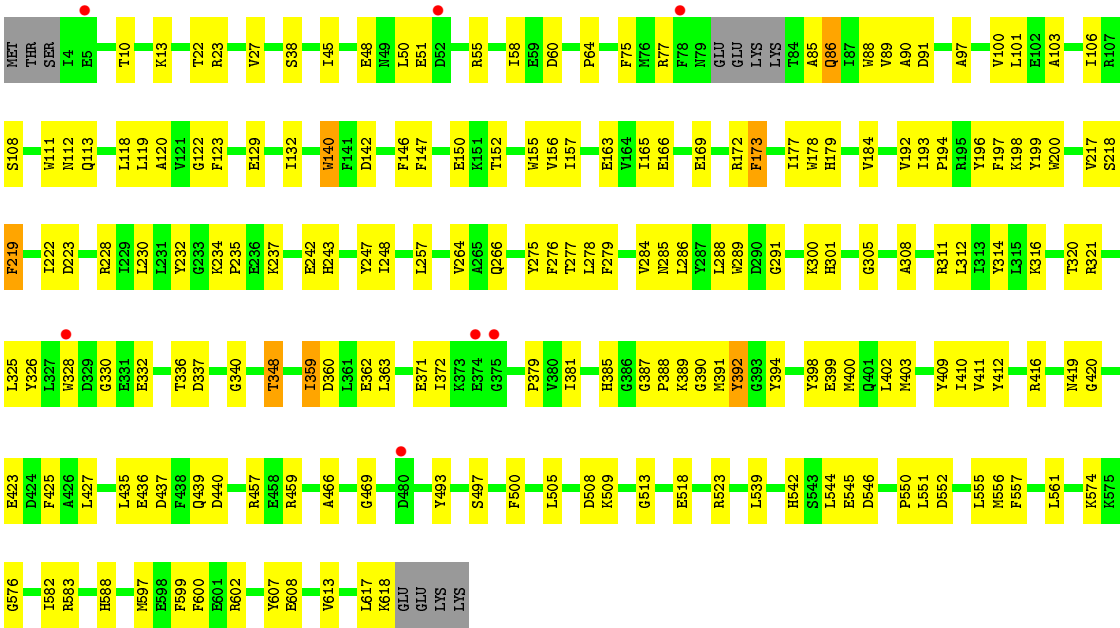


• Molecule 1: Putative uncharacterized protein PH0594



• Molecule 1: Putative uncharacterized protein PH0594





4 Data and refinement statistics

Property	Value	Source
Space group	P 21 21 21	Depositor
Cell constants a, b, c, α , β , γ	183.31Å 183.80Å 275.74Å 90.00° 90.00° 90.00°	Depositor
Resolution (Å)	19.98 – 2.70 19.98 – 2.70	Depositor EDS
% Data completeness (in resolution range)	87.6 (19.98-2.70) 87.1 (19.98-2.70)	Depositor EDS
R_{merge}	0.09	Depositor
R_{sym}	(Not available)	Depositor
$\langle I/\sigma(I) \rangle$ ¹	1.48 (at 2.71Å)	Xtriage
Refinement program	PHENIX (phenix.refine: 1.7_650)	Depositor
R, R_{free}	0.200 , 0.241 0.197 , 0.236	Depositor DCC
R_{free} test set	1906 reflections (0.87%)	DCC
Wilson B-factor (Å ²)	40.7	Xtriage
Anisotropy	0.384	Xtriage
Bulk solvent k_{sol} (e/Å ³), B_{sol} (Å ²)	0.27 , 67.6	EDS
Estimated twinning fraction	0.073 for k,h,-l	Xtriage
L-test for twinning ²	$\langle L \rangle = 0.47$, $\langle L^2 \rangle = 0.30$	Xtriage
Outliers	0 of 241056 reflections	Xtriage
F_o, F_c correlation	0.93	EDS
Total number of atoms	59910	wwPDB-VP
Average B, all atoms (Å ²)	67.0	wwPDB-VP

Xtriage's analysis on translational NCS is as follows: *The largest off-origin peak in the Patterson function is 1.83% of the height of the origin peak. No significant pseudotranslation is detected.*

¹Intensities estimated from amplitudes.

²Theoretical values of $\langle |L| \rangle$, $\langle L^2 \rangle$ for acentric reflections are 0.5, 0.375 respectively for untwinned datasets, and 0.333, 0.2 for perfectly twinned datasets.

5 Model quality [i](#)

5.1 Standard geometry [i](#)

Bond lengths and bond angles in the following residue types are not validated in this section: MG, HEZ, CL

The Z score for a bond length (or angle) is the number of standard deviations the observed value is removed from the expected value. A bond length (or angle) with $|Z| > 5$ is considered an outlier worth inspection. RMSZ is the root-mean-square of all Z scores of the bond lengths (or angles).

Mol	Chain	Bond lengths		Bond angles	
		RMSZ	# Z >5	RMSZ	# Z >5
1	A	0.33	0/5083	0.54	0/6881
1	B	0.30	0/5068	0.50	0/6869
1	C	0.28	0/5022	0.48	0/6815
1	D	0.35	0/5134	0.55	0/6945
1	E	0.35	0/5147	0.54	0/6964
1	F	0.32	0/5112	0.53	0/6917
1	G	0.29	0/5027	0.48	0/6814
1	H	0.28	0/4999	0.46	0/6779
1	I	0.29	0/5050	0.49	0/6844
1	J	0.25	0/4750	0.44	0/6470
1	K	0.26	0/4790	0.45	0/6513
1	L	0.28	0/4996	0.47	0/6781
All	All	0.30	0/60178	0.50	0/81592

There are no bond length outliers.

There are no bond angle outliers.

There are no chirality outliers.

There are no planarity outliers.

5.2 Too-close contacts [i](#)

In the following table, the Non-H and H(model) columns list the number of non-hydrogen atoms and hydrogen atoms in the chain respectively. The H(added) column lists the number of hydrogen atoms added and optimized by MolProbity. The Clashes column lists the number of clashes within the asymmetric unit, whereas Symm-Clashes lists symmetry related clashes.

Mol	Chain	Non-H	H(model)	H(added)	Clashes	Symm-Clashes
1	A	4940	0	4668	102	0

Continued on next page...

Continued from previous page...

Mol	Chain	Non-H	H(model)	H(added)	Clashes	Symm-Clashes
1	B	4926	0	4614	104	0
1	C	4883	0	4516	109	0
1	D	4989	0	4741	103	0
1	E	5005	0	4745	91	0
1	F	4975	0	4709	113	0
1	G	4886	0	4563	111	0
1	H	4866	0	4530	149	0
1	I	4910	0	4605	135	0
1	J	4617	0	4007	124	0
1	K	4659	0	4088	137	0
1	L	4862	0	4488	122	0
2	A	24	0	42	3	0
2	B	16	0	28	0	0
2	C	8	0	14	1	0
2	D	64	0	112	12	0
2	E	24	0	42	5	0
2	F	24	0	42	4	0
2	G	8	0	14	4	0
2	H	8	0	14	2	0
2	I	16	0	28	4	0
2	K	8	0	14	0	0
2	L	8	0	14	1	0
3	A	2	0	0	0	0
3	B	1	0	0	0	0
3	C	2	0	0	0	0
3	D	2	0	0	0	0
3	E	3	0	0	0	0
3	F	3	0	0	0	0
3	G	2	0	0	0	0
3	H	2	0	0	0	0
3	I	2	0	0	0	0
3	L	2	0	0	0	0
4	D	1	0	0	0	0
4	F	1	0	0	0	0
5	A	152	0	0	1	0
5	B	86	0	0	1	0
5	C	60	0	0	0	0
5	D	221	0	0	3	0
5	E	191	0	0	2	0
5	F	156	0	0	2	0
5	G	79	0	0	2	0
5	H	58	0	0	0	0

Continued on next page...

Continued from previous page...

Mol	Chain	Non-H	H(model)	H(added)	Clashes	Symm-Clashes
5	I	78	0	0	0	0
5	J	17	0	0	0	0
5	K	12	0	0	0	0
5	L	51	0	0	0	0
All	All	59910	0	54638	1362	0

The all-atom clashscore is defined as the number of clashes found per 1000 atoms (including hydrogen atoms). The all-atom clashscore for this structure is 12.

All (1362) close contacts within the same asymmetric unit are listed below, sorted by their clash magnitude.

Atom-1	Atom-2	Interatomic distance (Å)	Clash overlap (Å)
1:K:77:ARG:HH11	1:K:77:ARG:HG2	1.08	1.09
1:I:103:ALA:HB1	1:I:106:ILE:HG13	1.41	1.02
1:I:86:GLN:HG3	1:I:88:TRP:HE1	1.25	1.00
1:B:8:GLU:HG2	1:B:594:LYS:HB2	1.45	0.97
1:J:156:VAL:HB	1:J:166:GLU:HB2	1.50	0.92
1:D:103:ALA:HB1	1:D:106:ILE:HG13	1.53	0.89
1:B:488:GLU:HG2	1:B:541:ILE:HB	1.53	0.89
1:F:387:GLY:O	2:F:701:HEZ:H11	1.74	0.87
1:A:583:ARG:HH11	1:A:583:ARG:HG3	1.39	0.87
1:F:488:GLU:HG2	1:F:541:ILE:HB	1.57	0.86
1:J:416:ARG:HD2	1:J:436:GLU:HB3	1.59	0.84
1:I:86:GLN:HG3	1:I:88:TRP:NE1	1.92	0.84
1:H:256:ILE:HD13	1:H:256:ILE:H	1.43	0.82
1:J:238:LYS:C	1:J:239:TYR:HD2	1.83	0.82
1:I:467:TYR:HB2	2:I:701:HEZ:H11	1.62	0.81
1:L:90:ALA:HB2	1:L:97:ALA:HB2	1.62	0.81
1:L:218:SER:HB2	1:L:234:LYS:O	1.81	0.81
1:K:77:ARG:HG2	1:K:77:ARG:NH1	1.89	0.80
1:B:103:ALA:HB1	1:B:106:ILE:HG13	1.63	0.80
1:A:583:ARG:HH11	1:A:583:ARG:CG	1.94	0.79
1:A:289:TRP:CZ2	1:A:291:GLY:HA2	2.17	0.79
1:D:389:LYS:HB2	2:D:708:HEZ:H52	1.64	0.79
1:K:77:ARG:HH11	1:K:77:ARG:CG	1.93	0.78
1:G:491:ILE:HD11	2:G:701:HEZ:H52	1.65	0.78
1:C:156:VAL:HB	1:C:166:GLU:HB2	1.64	0.78
1:K:326:TYR:CD2	1:K:334:GLN:HA	2.19	0.77
1:J:261:ASP:O	1:J:262:ARG:HG2	1.85	0.77
1:K:542:HIS:CD2	1:K:551:LEU:HA	2.19	0.77
1:H:261:ASP:O	1:H:262:ARG:HG2	1.83	0.77

Continued on next page...

Continued from previous page...

Atom-1	Atom-2	Interatomic distance (Å)	Clash overlap (Å)
1:D:467:TYR:H	2:D:701:HEZ:H11	1.48	0.76
1:A:236:GLU:HG3	1:A:237:LYS:N	2.01	0.76
1:B:48:GLU:HG2	1:B:55:ARG:HG2	1.68	0.76
1:I:289:TRP:CZ2	1:I:291:GLY:HA2	2.21	0.76
1:I:26:LEU:HD13	1:I:92:LEU:HD13	1.68	0.76
1:H:466:ALA:HB1	2:H:701:HEZ:H12	1.68	0.76
1:G:316:LYS:HB3	1:G:326:TYR:CE1	2.21	0.75
1:H:438:PHE:HD2	1:H:474:TRP:CD1	2.04	0.75
1:D:86:GLN:HB3	1:D:99:LYS:HE3	1.69	0.75
1:H:355:ARG:HD3	1:H:364:ASP:OD1	1.87	0.74
1:L:279:PHE:O	1:L:420:GLY:HA2	1.88	0.74
1:H:438:PHE:CD2	1:H:474:TRP:CD1	2.75	0.74
1:H:27:VAL:HG13	1:H:313:ILE:HD13	1.68	0.74
1:D:389:LYS:O	1:D:419:ASN:HB2	1.87	0.74
1:J:222:ILE:HD13	1:J:232:TYR:HB2	1.68	0.73
1:C:416:ARG:HD2	1:C:436:GLU:HB3	1.69	0.73
1:I:328:TRP:CZ2	1:I:330:GLY:HA2	2.23	0.73
1:K:235:PRO:HD3	1:K:247:TYR:OH	1.88	0.73
1:D:387:GLY:H	2:D:701:HEZ:H12	1.54	0.73
1:C:222:ILE:HD13	1:C:232:TYR:HB2	1.69	0.73
1:K:27:VAL:HG12	1:K:48:GLU:O	1.89	0.73
1:K:462:ILE:HG23	1:K:472:THR:HG23	1.71	0.73
1:J:223:ASP:OD2	1:J:268:LYS:HG2	1.89	0.72
1:C:59:GLU:HA	1:C:59:GLU:OE2	1.88	0.72
1:I:22:THR:O	1:I:23:ARG:HD2	1.88	0.72
1:G:500:PHE:HE1	1:J:555:LEU:HD23	1.53	0.72
1:K:356:PHE:HE1	1:K:365:GLY:HA3	1.55	0.71
1:E:26:LEU:HD23	1:E:92:LEU:HD13	1.73	0.71
1:F:240:VAL:HG21	1:F:506:TRP:HZ3	1.55	0.71
1:H:416:ARG:HD2	1:H:436:GLU:HB3	1.71	0.71
1:G:126:ARG:NH2	1:G:133:PHE:HD2	1.88	0.71
1:K:243:HIS:HD2	1:K:262:ARG:C	1.92	0.71
1:K:389:LYS:O	1:K:419:ASN:HB2	1.90	0.71
1:E:103:ALA:HB1	1:E:106:ILE:HG13	1.73	0.71
1:B:583:ARG:HG3	1:B:583:ARG:HH11	1.56	0.71
1:F:289:TRP:CZ2	1:F:291:GLY:HA2	2.26	0.71
1:F:63:MET:HE1	1:F:109:ILE:HG12	1.71	0.71
1:D:156:VAL:HB	1:D:166:GLU:HB2	1.72	0.70
1:C:48:GLU:HG2	1:C:55:ARG:HG2	1.73	0.70
1:H:389:LYS:O	1:H:419:ASN:HB2	1.91	0.70
1:H:387:GLY:HA2	1:H:390:GLY:H	1.57	0.70

Continued on next page...

Continued from previous page...

Atom-1	Atom-2	Interatomic distance (Å)	Clash overlap (Å)
1:F:237:LYS:HD3	1:F:242:GLU:HB2	1.74	0.70
1:C:300:LYS:HB3	1:C:394:TYR:CD2	2.27	0.70
1:H:488:GLU:HG2	1:H:541:ILE:HB	1.75	0.69
1:H:438:PHE:CD2	1:H:474:TRP:HD1	2.10	0.69
1:K:235:PRO:HG3	1:K:247:TYR:HE1	1.57	0.69
1:G:500:PHE:CE1	1:J:555:LEU:HD23	2.28	0.69
1:A:583:ARG:HG3	1:A:583:ARG:NH1	2.04	0.69
1:A:320:THR:HG22	1:A:321[B]:ARG:HG2	1.74	0.69
1:E:103:ALA:HB1	1:E:106:ILE:CG1	2.23	0.69
1:G:103:ALA:HB1	1:G:106:ILE:HG13	1.74	0.69
1:D:523:ARG:HG3	1:D:529:PHE:CE1	2.28	0.68
1:K:516:PRO:HA	1:K:522:TYR:CE1	2.28	0.68
1:K:380:VAL:HB	1:K:460:ILE:HG12	1.75	0.68
1:K:387:GLY:HA2	1:K:390:GLY:H	1.58	0.68
1:K:435:LEU:O	1:K:439:GLN:HG2	1.93	0.68
1:A:33:LYS:HE3	1:B:161:GLY:O	1.94	0.68
1:I:198:LYS:HD3	1:I:240:VAL:HG12	1.74	0.68
1:B:86:GLN:HG3	1:B:88:TRP:HE1	1.59	0.68
1:I:387:GLY:O	2:I:701:HEZ:H12	1.94	0.67
1:K:265:ALA:HB3	1:K:277:THR:OG1	1.94	0.67
1:J:48:GLU:HG2	1:J:55:ARG:HG2	1.77	0.67
1:I:324:GLU:OE2	1:I:336:THR:HG22	1.94	0.67
1:C:441:ILE:O	1:C:445:ILE:HG13	1.94	0.67
1:F:328:TRP:CZ2	1:F:330:GLY:HA2	2.29	0.67
1:I:487:SER:HB3	1:I:540:LEU:HD23	1.76	0.67
1:E:466:ALA:HB1	2:E:701:HEZ:H12	1.75	0.67
1:J:141:PHE:HB2	1:J:147:PHE:CZ	2.29	0.67
1:D:45:ILE:HD13	1:D:64:PRO:HB3	1.77	0.67
1:G:161:GLY:O	1:I:33:LYS:HE3	1.94	0.66
1:F:285:ASN:OD1	1:F:298:LYS:HA	1.95	0.66
1:D:22:THR:O	1:D:23:ARG:HD2	1.95	0.66
1:A:60:ASP:O	1:A:77:ARG:HG2	1.96	0.66
1:F:316:LYS:HB3	1:F:326:TYR:CE1	2.31	0.66
1:D:86:GLN:HB3	1:D:99:LYS:CE	2.25	0.66
1:H:90:ALA:HB2	1:H:97:ALA:HB2	1.77	0.66
1:K:261:ASP:O	1:K:262:ARG:NE	2.25	0.66
1:H:232:TYR:HE1	1:H:264:VAL:HG12	1.59	0.66
1:K:219:PHE:H	1:K:219:PHE:HD2	1.41	0.66
1:H:73:ILE:HB	1:H:92:LEU:HD21	1.77	0.66
1:I:491:ILE:HD13	1:I:494:TRP:CZ3	2.30	0.65
1:B:90:ALA:HB2	1:B:97:ALA:HB2	1.78	0.65

Continued on next page...

Continued from previous page...

Atom-1	Atom-2	Interatomic distance (Å)	Clash overlap (Å)
1:H:316:LYS:HB3	1:H:326:TYR:CE1	2.31	0.65
1:H:517:LEU:HD13	1:K:529:PHE:HA	1.79	0.65
1:G:300:LYS:HB3	1:G:394:TYR:CD2	2.30	0.65
1:J:488:GLU:HG2	1:J:541:ILE:HB	1.78	0.65
1:K:243:HIS:HD2	1:K:263:GLU:N	1.95	0.65
1:G:328:TRP:CH2	1:G:330:GLY:HA2	2.31	0.65
1:I:222:ILE:HD13	1:I:232:TYR:HB2	1.79	0.65
1:J:367:TYR:HA	1:J:410:ILE:O	1.96	0.65
1:H:262:ARG:HD2	1:H:280:GLU:HG2	1.77	0.65
1:J:582:ILE:HG13	1:J:583:ARG:HG2	1.78	0.65
1:B:289:TRP:CZ2	1:B:291:GLY:HA2	2.31	0.65
1:F:295:GLU:OE1	1:F:298:LYS:HD3	1.97	0.65
1:F:300:LYS:HD3	1:F:394:TYR:CZ	2.32	0.65
1:D:466:ALA:HA	1:D:489:ASN:O	1.97	0.65
1:F:372:ILE:HG21	1:F:378:ALA:HB2	1.79	0.65
1:K:326:TYR:HD2	1:K:334:GLN:HA	1.62	0.64
1:D:387:GLY:HA2	1:D:390:GLY:H	1.62	0.64
1:G:22:THR:O	1:G:23:ARG:HD2	1.96	0.64
1:E:246:ILE:HG13	1:E:256:ILE:HG23	1.79	0.64
1:I:122:GLY:HA3	1:I:155:TRP:HZ3	1.62	0.64
1:I:389:LYS:O	1:I:419:ASN:HB2	1.97	0.64
1:I:336:THR:HG23	1:I:338:TYR:HD1	1.63	0.64
1:H:368:ILE:HB	1:H:410:ILE:HB	1.80	0.64
1:H:233:GLY:HA2	1:H:244:ASP:OD1	1.98	0.64
1:A:491:ILE:HD11	2:A:701:HEZ:H32	1.80	0.64
1:J:600:PHE:O	1:J:604:LEU:HB3	1.98	0.64
1:B:387:GLY:HA2	1:B:390:GLY:H	1.63	0.64
1:B:27:VAL:HG11	1:B:325:LEU:HD21	1.80	0.64
1:J:90:ALA:HB2	1:J:97:ALA:HB2	1.80	0.63
1:J:176:GLY:O	1:J:177:ILE:HG23	1.99	0.63
1:E:387:GLY:HA2	1:E:390:GLY:H	1.62	0.63
1:L:289:TRP:CZ2	1:L:291:GLY:HA2	2.33	0.63
1:B:265:ALA:HB3	1:B:277:THR:OG1	1.98	0.63
1:J:486:ILE:HG12	1:J:539:LEU:HB3	1.80	0.63
1:F:476:LEU:HD13	1:F:536:ALA:HB3	1.79	0.63
1:G:300:LYS:HB3	1:G:394:TYR:CG	2.33	0.63
1:C:445:ILE:O	1:C:449:LEU:HD12	1.98	0.63
1:C:90:ALA:HB2	1:C:97:ALA:HB2	1.81	0.63
1:C:528:LEU:HD11	1:C:560:VAL:HG21	1.80	0.63
1:K:45:ILE:HB	1:K:58:ILE:HB	1.80	0.63
1:I:153:THR:HG22	1:I:169[A]:GLU:HG2	1.81	0.63

Continued on next page...

Continued from previous page...

Atom-1	Atom-2	Interatomic distance (Å)	Clash overlap (Å)
1:F:389:LYS:O	1:F:419:ASN:HB2	1.99	0.62
1:K:421:TYR:HB2	1:K:425:PHE:HD2	1.64	0.62
1:L:230:LEU:HD12	1:L:247:TYR:O	1.99	0.62
1:J:416:ARG:HD2	1:J:436:GLU:CB	2.28	0.62
1:A:519:ASN:OD1	1:A:521:ASN:HB2	2.00	0.62
1:G:359:ILE:HG22	1:G:360:ASP:N	2.15	0.62
1:B:244:ASP:H	1:B:263:GLU:HG3	1.63	0.62
1:I:387:GLY:HA2	1:I:390:GLY:H	1.65	0.62
1:C:289:TRP:CZ2	1:C:291:GLY:HA2	2.34	0.62
1:I:491:ILE:HD11	2:I:701:HEZ:H62	1.82	0.62
1:K:326:TYR:CE2	1:K:334:GLN:HA	2.35	0.62
1:B:86:GLN:HG3	1:B:88:TRP:NE1	2.14	0.62
1:D:237:LYS:HD2	1:D:242:GLU:HB2	1.81	0.62
1:I:416:ARG:HA	1:I:425:PHE:CZ	2.34	0.62
1:J:218:SER:HB2	1:J:234:LYS:O	2.00	0.61
1:F:27:VAL:HG11	1:F:325:LEU:HD21	1.82	0.61
1:D:466:ALA:HB2	1:D:578:HIS:CE1	2.34	0.61
1:A:222:ILE:HD13	1:A:232:TYR:HB2	1.81	0.61
1:C:355:ARG:NH2	1:C:362:GLU:HB3	2.16	0.61
1:G:126:ARG:HH22	1:G:133:PHE:HD2	1.46	0.61
1:D:26:LEU:HD13	1:D:92:LEU:HD13	1.81	0.61
1:E:491:ILE:HD11	2:E:701:HEZ:H62	1.82	0.61
1:H:542:HIS:CD2	1:H:551:LEU:HA	2.36	0.61
1:B:389:LYS:O	1:B:419:ASN:HB2	2.00	0.61
1:L:545:GLU:HB2	1:L:576:GLY:O	2.01	0.60
1:K:103:ALA:HB1	1:K:106:ILE:HG13	1.82	0.60
1:G:377:LYS:HB3	1:G:456:ASP:HB2	1.82	0.60
1:E:389:LYS:O	1:E:419:ASN:HB2	2.01	0.60
1:J:302:TRP:CD1	1:J:394:TYR:O	2.54	0.60
1:H:198:LYS:HD3	1:H:240:VAL:HG12	1.83	0.60
1:K:163:GLU:OE1	1:L:13:LYS:HG2	2.00	0.60
1:B:588:HIS:C	1:B:588:HIS:CD2	2.74	0.60
1:B:103:ALA:HB1	1:B:106:ILE:CG1	2.31	0.60
1:C:391:MET:HG2	1:C:392:TYR:O	2.01	0.60
1:E:382:VAL:HG22	1:E:411:VAL:HG13	1.83	0.60
1:L:27:VAL:HG11	1:L:325:LEU:HD21	1.84	0.60
1:J:462:ILE:HG23	1:J:472:THR:HG23	1.82	0.60
1:B:582:ILE:HG13	1:B:583:ARG:HG2	1.84	0.60
1:D:287:TYR:OH	1:D:298:LYS:HE2	2.02	0.60
1:G:156:VAL:HB	1:G:166:GLU:HB2	1.82	0.60
1:L:89:VAL:HG23	1:L:100:VAL:HG21	1.84	0.60

Continued on next page...

Continued from previous page...

Atom-1	Atom-2	Interatomic distance (Å)	Clash overlap (Å)
1:D:577:ALA:HB3	1:D:583[B]:ARG:HH22	1.67	0.60
1:G:387:GLY:HA2	1:G:390:GLY:H	1.66	0.60
1:B:76:MET:HE2	1:B:78:PHE:CZ	2.37	0.59
1:I:103:ALA:HB1	1:I:106:ILE:CG1	2.26	0.59
1:A:27:VAL:HG13	1:A:313:ILE:HD13	1.84	0.59
1:C:45:ILE:HB	1:C:58:ILE:HB	1.84	0.59
1:I:523:ARG:HE	1:L:523:ARG:NE	2.00	0.59
1:A:327:LEU:HD12	1:A:328:TRP:H	1.67	0.59
1:L:147:PHE:CD2	1:L:172:ARG:HD3	2.38	0.59
1:I:466:ALA:HA	1:I:489:ASN:O	2.02	0.59
1:D:86:GLN:HB3	1:D:99:LYS:NZ	2.18	0.59
1:K:372:ILE:O	1:K:373:LYS:CB	2.50	0.59
1:J:45:ILE:HB	1:J:58:ILE:HB	1.84	0.59
1:A:387:GLY:HA2	1:A:390:GLY:H	1.68	0.59
1:G:399:GLU:O	1:G:403:MET:HG2	2.02	0.59
1:H:239:TYR:O	1:H:242:GLU:HG3	2.03	0.59
1:C:488:GLU:HG2	1:C:541:ILE:HB	1.85	0.59
1:C:27:VAL:HG11	1:C:325:LEU:HD21	1.85	0.59
1:K:27:VAL:HG23	1:K:313:ILE:HD13	1.84	0.59
1:I:156:VAL:HB	1:I:166:GLU:HB2	1.83	0.59
1:B:8:GLU:HG2	1:B:594:LYS:CB	2.28	0.59
1:A:156:VAL:HB	1:A:166:GLU:HB2	1.85	0.59
1:I:132:ILE:HD13	1:I:146:PHE:CG	2.38	0.58
1:B:308:ALA:HB2	1:B:312:LEU:HD13	1.85	0.58
1:G:27:VAL:HG11	1:G:325:LEU:HD21	1.85	0.58
1:H:246:ILE:HG13	1:H:256:ILE:HD11	1.86	0.58
1:A:466:ALA:HB1	2:A:701:HEZ:O1	2.03	0.58
1:I:218:SER:HB2	1:I:234:LYS:O	2.04	0.58
1:G:45:ILE:HD13	1:G:64:PRO:HB3	1.86	0.58
1:C:327:LEU:HB2	1:C:335:LEU:HD11	1.86	0.58
1:J:417:GLY:HA2	1:J:426:ALA:O	2.03	0.58
1:L:86:GLN:HG3	1:L:88:TRP:NE1	2.18	0.58
1:H:423:GLU:HG2	1:H:427:LEU:HD11	1.86	0.58
1:B:308:ALA:HA	1:B:311:ARG:O	2.02	0.58
1:L:277:THR:HA	1:L:285:ASN:O	2.04	0.58
1:J:509:LYS:HA	1:J:513:GLY:O	2.03	0.58
1:C:248:ILE:HD11	1:C:274:VAL:HG21	1.84	0.58
1:C:389:LYS:O	1:C:419:ASN:HB2	2.03	0.58
1:B:222:ILE:HD13	1:B:232:TYR:HB2	1.86	0.58
1:K:200:TRP:CH2	1:K:220:TYR:HD1	2.22	0.58
1:D:507:PHE:HE1	2:D:708:HEZ:H41	1.68	0.58

Continued on next page...

Continued from previous page...

Atom-1	Atom-2	Interatomic distance (Å)	Clash overlap (Å)
1:K:487:SER:HB3	1:K:540:LEU:HD23	1.84	0.58
1:K:275:TYR:HE2	1:K:312:LEU:HD22	1.69	0.58
1:L:314:TYR:OH	1:L:332:GLU:HG3	2.04	0.58
1:D:26:LEU:CD1	1:D:92:LEU:HD13	2.34	0.58
1:L:288:LEU:HD12	1:L:289:TRP:H	1.69	0.58
1:H:235:PRO:HD3	1:H:247:TYR:CZ	2.39	0.58
1:B:382:VAL:HG22	1:B:411:VAL:HG13	1.84	0.58
1:K:246:ILE:C	1:K:247:TYR:HD2	2.07	0.58
1:G:234:LYS:HB2	1:G:237:LYS:HG2	1.85	0.58
1:A:277:THR:HA	1:A:285:ASN:O	2.03	0.58
1:K:243:HIS:CD2	1:K:263:GLU:N	2.72	0.57
1:L:86:GLN:HG3	1:L:88:TRP:HE1	1.69	0.57
1:F:367:TYR:HA	1:F:410:ILE:O	2.04	0.57
1:L:103:ALA:HB1	1:L:106:ILE:CG1	2.34	0.57
1:H:465:ILE:HG12	1:H:488:GLU:HB2	1.86	0.57
1:L:192:VAL:HG12	1:L:193:ILE:HG23	1.86	0.57
1:C:353:HIS:ND1	1:C:354:PHE:N	2.51	0.57
1:G:218:SER:HB2	1:G:234:LYS:O	2.04	0.57
1:I:416:ARG:HD2	1:I:436:GLU:HB3	1.85	0.57
1:L:156:VAL:HB	1:L:166:GLU:HB2	1.87	0.57
1:H:443:ASN:N	1:H:443:ASN:HD22	2.03	0.57
1:H:483:LYS:O	1:H:537:PRO:HD2	2.04	0.57
1:A:94:THR:O	1:A:95:LEU:HB2	2.03	0.57
1:A:235:PRO:HD3	1:A:247:TYR:CZ	2.40	0.57
1:E:86:GLN:HG3	1:E:88:TRP:NE1	2.19	0.57
1:L:582:ILE:HG13	1:L:583:ARG:HG2	1.86	0.57
1:D:289:TRP:CZ2	1:D:291:GLY:HA2	2.39	0.57
1:I:316:LYS:HB3	1:I:326:TYR:CE1	2.40	0.57
1:J:56:LYS:HB3	1:J:95:LEU:HD11	1.87	0.57
1:J:329:ASP:C	1:J:331:GLU:H	2.08	0.57
1:L:276:PHE:O	1:L:286:LEU:HD12	2.05	0.57
1:K:326:TYR:HD2	1:K:333:ARG:O	1.89	0.56
1:F:387:GLY:HA2	1:F:390:GLY:H	1.70	0.56
1:A:416:ARG:HA	1:A:425:PHE:CZ	2.40	0.56
1:B:316:LYS:HB3	1:B:326:TYR:CE1	2.39	0.56
1:E:488:GLU:HG2	1:E:541:ILE:HB	1.86	0.56
1:C:329:ASP:C	1:C:331:GLU:H	2.08	0.56
1:J:337:ASP:OD2	1:J:340:GLY:HA3	2.05	0.56
1:H:385:HIS:HB3	1:H:392:TYR:CE1	2.39	0.56
1:F:523:ARG:N	1:F:523:ARG:HD2	2.20	0.56
1:K:389:LYS:HA	1:K:417:GLY:O	2.04	0.56

Continued on next page...

Continued from previous page...

Atom-1	Atom-2	Interatomic distance (Å)	Clash overlap (Å)
1:C:300:LYS:HB3	1:C:394:TYR:CG	2.40	0.56
1:D:382:VAL:HG22	1:D:411:VAL:CG1	2.35	0.56
1:F:551:LEU:HB2	2:F:702:HEZ:H51	1.86	0.56
1:E:27:VAL:HG11	1:E:325:LEU:HD21	1.87	0.56
1:J:222:ILE:HG13	1:J:223:ASP:H	1.69	0.56
1:F:257:LEU:HD22	1:F:260:ILE:HD12	1.88	0.56
1:E:205:TRP:CZ2	1:E:208:GLY:HA2	2.40	0.56
1:K:48:GLU:HA	1:K:54:SER:O	2.06	0.56
1:B:288:LEU:HD12	1:B:289:TRP:N	2.20	0.56
1:F:425:PHE:HA	1:F:428:ARG:HD2	1.88	0.56
1:H:399:GLU:OE2	1:H:593:TYR:HE2	1.87	0.56
1:H:27:VAL:HG11	1:H:325:LEU:HD21	1.87	0.56
1:K:290:ASP:C	1:K:292:GLU:H	2.07	0.56
1:D:230:LEU:HD12	1:D:247:TYR:O	2.05	0.56
1:D:491:ILE:HD11	2:D:701:HEZ:H52	1.88	0.56
1:I:288:LEU:HD23	1:I:294:ARG:HG3	1.86	0.56
1:K:222:ILE:HD11	1:K:267:ALA:HB3	1.88	0.56
1:I:357:LYS:HE3	1:I:362:GLU:HG3	1.88	0.56
1:C:219:PHE:HB3	1:C:233:GLY:HA3	1.87	0.56
1:J:239:TYR:HD2	1:J:239:TYR:N	2.04	0.56
1:G:106:ILE:HD12	1:G:120:ALA:HB1	1.88	0.56
1:K:219:PHE:CD2	1:K:219:PHE:N	2.71	0.56
1:F:542:HIS:CD2	1:F:551:LEU:HA	2.41	0.56
1:H:509:LYS:HA	1:H:513:GLY:O	2.06	0.56
1:H:358:SER:OG	1:H:440:ASP:HA	2.05	0.56
1:F:101:LEU:HD23	1:F:103:ALA:HB2	1.88	0.56
1:J:177:ILE:O	1:J:183:ILE:HG23	2.07	0.55
1:D:416:ARG:HA	1:D:425:PHE:CZ	2.42	0.55
1:J:140:TRP:O	1:J:140:TRP:HD1	1.89	0.55
1:E:327:LEU:C	1:E:327:LEU:HD23	2.26	0.55
1:D:491:ILE:HD13	1:D:494:TRP:CH2	2.40	0.55
1:K:275:TYR:CE2	1:K:312:LEU:HD22	2.41	0.55
1:E:86:GLN:HG3	1:E:88:TRP:HE1	1.72	0.55
1:A:473:ASN:O	1:A:477:THR:HG23	2.06	0.55
1:K:27:VAL:CG2	1:K:313:ILE:HD13	2.36	0.55
1:L:325:LEU:HB3	1:L:336:THR:HG23	1.88	0.55
1:E:588:HIS:C	1:E:588:HIS:CD2	2.79	0.55
1:G:380:VAL:HG22	1:G:409:TYR:HB2	1.88	0.55
1:K:285:ASN:HB3	1:K:297:ALA:O	2.06	0.55
1:J:316:LYS:O	1:J:323:ALA:HA	2.06	0.55
1:F:380:VAL:HG22	1:F:409:TYR:HB2	1.88	0.55

Continued on next page...

Continued from previous page...

Atom-1	Atom-2	Interatomic distance (Å)	Clash overlap (Å)
1:J:356:PHE:HE2	1:J:443:ASN:HB2	1.70	0.55
1:H:530:TYR:N	1:H:530:TYR:HD1	2.04	0.55
1:F:90:ALA:HB2	1:F:97:ALA:HB2	1.88	0.55
1:A:246:ILE:HG13	1:A:256:ILE:HD11	1.87	0.55
1:G:264:VAL:HA	1:G:278:LEU:HD23	1.89	0.55
1:J:239:TYR:N	1:J:239:TYR:CD2	2.74	0.55
1:J:374:GLU:HA	1:J:454:GLN:HE21	1.72	0.55
1:C:303:ILE:HD12	1:C:314:TYR:CD2	2.41	0.55
1:E:385:HIS:HB3	1:E:392:TYR:CE1	2.41	0.55
1:L:387:GLY:HA2	1:L:390:GLY:H	1.71	0.55
1:L:197:PHE:HA	1:L:200:TRP:CH2	2.42	0.55
1:L:389:LYS:O	1:L:419:ASN:HB2	2.07	0.55
1:E:368:ILE:HB	1:E:410:ILE:HB	1.89	0.55
1:D:389:LYS:CB	2:D:708:HEZ:H52	2.34	0.55
1:G:56:LYS:HB3	1:G:95:LEU:HD11	1.89	0.55
1:B:367:TYR:HA	1:B:410:ILE:O	2.07	0.55
1:D:60:ASP:O	1:D:77:ARG:HG2	2.07	0.55
1:C:359:ILE:HG22	1:C:360:ASP:N	2.22	0.55
1:L:234:LYS:HE2	1:L:243:HIS:O	2.07	0.55
1:J:573:PHE:HB3	1:J:588:HIS:CE1	2.42	0.55
1:F:328:TRP:CH2	1:F:330:GLY:HA2	2.42	0.55
1:H:103:ALA:HB1	1:H:106:ILE:CG1	2.36	0.55
1:D:103:ALA:HB1	1:D:106:ILE:CG1	2.30	0.54
1:H:530:TYR:N	1:H:530:TYR:CD1	2.71	0.54
1:A:145:GLY:HA2	1:A:547:TYR:HE1	1.71	0.54
1:E:523:ARG:HG2	1:E:529:PHE:CE1	2.42	0.54
1:C:368:ILE:HB	1:C:410:ILE:HB	1.88	0.54
1:E:613:VAL:HG22	1:E:617:LEU:HD13	1.89	0.54
1:I:466:ALA:HB2	1:I:578:HIS:CE1	2.41	0.54
1:H:403:MET:CE	1:H:597:MET:HA	2.37	0.54
1:L:400:MET:HG2	1:L:410:ILE:HG21	1.88	0.54
1:C:260:ILE:N	1:C:260:ILE:HD12	2.22	0.54
1:H:261:ASP:C	1:H:262:ARG:HG2	2.28	0.54
1:F:382:VAL:HG22	1:F:411:VAL:CG1	2.37	0.54
1:H:327:LEU:HD23	1:H:327:LEU:C	2.27	0.54
1:B:278:LEU:HD12	1:B:287:TYR:CE1	2.41	0.54
1:H:416:ARG:HD2	1:H:436:GLU:CB	2.36	0.54
1:E:382:VAL:HG22	1:E:411:VAL:CG1	2.37	0.54
1:J:316:LYS:HB3	1:J:326:TYR:CE1	2.42	0.54
1:C:465:ILE:HG12	1:C:488:GLU:HB2	1.90	0.54
1:B:275:TYR:CE2	1:B:312:LEU:HD22	2.42	0.54

Continued on next page...

Continued from previous page...

Atom-1	Atom-2	Interatomic distance (Å)	Clash overlap (Å)
1:J:389:LYS:O	1:J:419:ASN:HB2	2.06	0.54
1:A:316:LYS:HB3	1:A:326:TYR:CE1	2.43	0.54
1:J:425:PHE:HA	1:J:428:ARG:HD2	1.88	0.54
1:J:528:LEU:HD11	1:J:560:VAL:HG21	1.90	0.54
1:A:90:ALA:HB2	1:A:97:ALA:HB2	1.90	0.54
1:F:45:ILE:HD13	1:F:64:PRO:HB3	1.90	0.54
1:J:515:ASN:HB3	1:J:518:GLU:HG3	1.89	0.54
1:J:413:VAL:HG23	1:J:415:PRO:HD3	1.89	0.54
1:I:60:ASP:O	1:I:77:ARG:HG2	2.07	0.54
1:G:57:PHE:CD2	1:H:98:LYS:HD3	2.43	0.54
1:A:617:LEU:O	1:A:618:LYS:CB	2.55	0.54
1:D:579:GLY:HA3	1:D:583[A]:ARG:NH2	2.23	0.54
1:F:147:PHE:HZ	1:F:173:PHE:CE2	2.26	0.54
1:I:441:ILE:O	1:I:445:ILE:HG13	2.08	0.54
1:F:583:ARG:NH1	1:F:583:ARG:HG3	2.23	0.54
1:L:222:ILE:HD13	1:L:232:TYR:HB2	1.90	0.54
1:A:290:ASP:OD2	1:A:294:ARG:HD2	2.08	0.54
1:H:438:PHE:HD1	1:H:438:PHE:O	1.91	0.54
1:L:85:ALA:HB3	1:L:103:ALA:O	2.08	0.54
1:E:380:VAL:HB	1:E:460:ILE:HG12	1.90	0.54
1:L:423:GLU:O	1:L:427:LEU:HG	2.08	0.54
1:I:27:VAL:HG21	1:I:50:LEU:HD21	1.88	0.54
1:J:474:TRP:O	1:J:478:GLN:HG2	2.07	0.53
1:J:289:TRP:CZ2	1:J:291:GLY:HA2	2.43	0.53
1:K:89:VAL:HG23	1:K:100:VAL:HG21	1.90	0.53
1:J:432:ARG:HA	1:J:435:LEU:HD12	1.90	0.53
1:J:537:PRO:HB3	1:J:567:GLU:OE2	2.08	0.53
1:H:478:GLN:NE2	1:H:530:TYR:CD2	2.76	0.53
1:F:359:ILE:HG22	1:F:360:ASP:N	2.23	0.53
1:E:204:LEU:O	1:E:210:GLU:HA	2.08	0.53
1:H:22:THR:O	1:H:23:ARG:HG2	2.07	0.53
1:D:467:TYR:N	2:D:701:HEZ:H11	2.22	0.53
1:K:219:PHE:CE1	1:K:231:LEU:HD12	2.42	0.53
1:G:235:PRO:HD3	1:G:247:TYR:CZ	2.43	0.53
1:D:491:ILE:HD13	1:D:494:TRP:CZ3	2.44	0.53
1:F:300:LYS:HD3	1:F:394:TYR:CE2	2.44	0.53
1:F:373:LYS:HE2	1:F:373:LYS:H	1.74	0.53
1:A:359:ILE:HG22	1:A:360:ASP:N	2.24	0.53
1:C:59:GLU:CA	1:C:59:GLU:OE2	2.56	0.53
1:L:316:LYS:HB3	1:L:326:TYR:CE1	2.44	0.53
1:L:266:GLN:HE22	1:L:305:GLY:HA2	1.73	0.53

Continued on next page...

Continued from previous page...

Atom-1	Atom-2	Interatomic distance (Å)	Clash overlap (Å)
1:G:555:LEU:HD23	1:J:500:PHE:CE1	2.43	0.53
1:K:132:ILE:HD13	1:K:146:PHE:CG	2.44	0.53
1:G:478:GLN:HE21	1:G:478:GLN:N	2.06	0.53
1:K:85:ALA:HB3	1:K:103:ALA:O	2.08	0.53
1:F:368:ILE:HB	1:F:410:ILE:HB	1.90	0.53
1:H:103:ALA:HB1	1:H:106:ILE:HG13	1.91	0.53
1:D:385:HIS:ND1	1:D:386:GLY:O	2.39	0.53
1:L:132:ILE:HD13	1:L:146:PHE:CG	2.44	0.53
1:A:289:TRP:CE2	1:A:291:GLY:HA2	2.43	0.53
1:K:489:ASN:HA	1:K:542:HIS:CE1	2.44	0.53
1:I:27:VAL:HG11	1:I:325:LEU:HD21	1.90	0.53
1:K:181:ASP:HB3	1:K:206:LYS:HE3	1.90	0.53
1:I:435:LEU:O	1:I:439:GLN:HG2	2.08	0.53
1:F:289:TRP:CE2	1:F:291:GLY:HA2	2.44	0.53
1:G:103:ALA:HB1	1:G:106:ILE:CG1	2.38	0.53
1:A:327:LEU:HD12	1:A:328:TRP:N	2.23	0.53
1:J:550:PRO:HB2	1:J:552:ASP:OD2	2.09	0.53
1:L:416:ARG:HD2	1:L:436:GLU:HB3	1.91	0.53
1:L:437:ASP:O	1:L:440:ASP:HB2	2.09	0.53
1:J:314:TYR:OH	1:J:332:GLU:HG3	2.08	0.53
1:E:481:LEU:O	1:E:481:LEU:HD12	2.09	0.53
1:K:77:ARG:NH1	1:K:77:ARG:CG	2.60	0.53
1:A:583:ARG:HH11	1:A:583:ARG:CB	2.22	0.53
1:J:103:ALA:HB1	1:J:106:ILE:HD11	1.91	0.53
1:F:350:GLU:OE1	1:F:351:PRO:HD2	2.09	0.53
1:C:214:PHE:HB3	1:C:217:VAL:HG11	1.91	0.53
1:K:545:GLU:HB2	1:K:576:GLY:O	2.08	0.53
1:I:145:GLY:HA2	1:I:547:TYR:HE1	1.74	0.53
1:E:493:TYR:HA	1:E:526:SER:HB3	1.91	0.53
1:L:392:TYR:CD1	1:L:412:TYR:HB2	2.44	0.53
1:J:573:PHE:HB3	1:J:588:HIS:HE1	1.74	0.52
1:D:582:ILE:HG13	1:D:583[A]:ARG:HG3	1.91	0.52
1:C:280:GLU:HB3	1:C:281:GLU:OE1	2.10	0.52
1:G:359:ILE:HG22	1:G:360:ASP:H	1.72	0.52
1:D:492:SER:O	1:D:527:PRO:HD2	2.09	0.52
1:E:300:LYS:HB3	1:E:394:TYR:CD2	2.44	0.52
1:I:385:HIS:HB3	1:I:392:TYR:CZ	2.44	0.52
1:K:438:PHE:HE2	1:K:478:GLN:HB2	1.74	0.52
1:A:86:GLN:HG3	1:A:88:TRP:HE1	1.74	0.52
1:A:237:LYS:HD2	1:A:242:GLU:HB2	1.92	0.52
1:H:466:ALA:HA	1:H:489:ASN:O	2.10	0.52

Continued on next page...

Continued from previous page...

Atom-1	Atom-2	Interatomic distance (Å)	Clash overlap (Å)
1:A:389:LYS:O	1:A:419:ASN:HB2	2.10	0.52
1:F:356:PHE:CE1	1:F:363:LEU:HB2	2.45	0.52
1:B:435:LEU:O	1:B:439:GLN:HG2	2.10	0.52
1:H:222:ILE:HD13	1:H:232:TYR:HB2	1.90	0.52
1:D:48:GLU:HG2	1:D:55:ARG:HG2	1.91	0.52
1:L:544:LEU:HD12	1:L:574:LYS:HA	1.90	0.52
1:L:199:TYR:HA	1:L:217:VAL:O	2.10	0.52
1:L:222:ILE:O	1:L:223:ASP:HB2	2.10	0.52
1:I:20:PRO:HB2	1:I:313:ILE:HD12	1.91	0.52
1:F:583:ARG:HH11	1:F:583:ARG:CG	2.22	0.52
1:J:476:LEU:HB3	1:J:534:VAL:HG13	1.92	0.52
1:H:382:VAL:HB	1:H:462:ILE:HD12	1.92	0.52
1:A:126:ARG:NH2	1:A:149:GLY:HA3	2.25	0.52
1:I:327:LEU:HD12	1:I:328:TRP:N	2.25	0.52
1:G:328:TRP:CZ2	1:G:330:GLY:HA2	2.44	0.52
1:L:22:THR:O	1:L:23:ARG:HD2	2.09	0.52
1:J:132:ILE:HD13	1:J:146:PHE:CG	2.45	0.52
1:J:379:PRO:HG3	1:J:459:ARG:CZ	2.40	0.52
1:A:486:ILE:HD12	1:A:600:PHE:CE1	2.45	0.52
1:H:296:ILE:HG21	1:H:312:LEU:HD21	1.92	0.52
1:G:512:ILE:O	1:G:512:ILE:HG22	2.10	0.52
1:H:385:HIS:HB3	1:H:392:TYR:CD1	2.44	0.52
1:I:391:MET:HG2	1:I:392:TYR:O	2.09	0.52
1:A:22:THR:O	1:A:23:ARG:HD2	2.10	0.52
1:G:289:TRP:CZ2	1:G:291:GLY:HA2	2.45	0.52
1:K:588:HIS:C	1:K:588:HIS:CD2	2.84	0.52
1:H:438:PHE:C	1:H:438:PHE:HD1	2.14	0.51
1:A:441:ILE:O	1:A:445:ILE:HG13	2.10	0.51
1:L:300:LYS:HB3	1:L:394:TYR:CG	2.45	0.51
1:L:90:ALA:CB	1:L:97:ALA:HB2	2.38	0.51
1:B:545:GLU:HB2	1:B:576:GLY:O	2.10	0.51
1:L:60:ASP:O	1:L:77:ARG:HG2	2.10	0.51
1:C:534:VAL:O	1:C:566:LYS:HD2	2.09	0.51
1:E:27:VAL:HG21	1:E:50:LEU:HD21	1.92	0.51
1:C:588:HIS:C	1:C:588:HIS:CD2	2.83	0.51
1:A:555:LEU:HD23	1:D:500:PHE:HE1	1.74	0.51
1:H:384:VAL:HG12	1:H:468:GLY:HA2	1.91	0.51
1:H:489:ASN:HA	1:H:542:HIS:CE1	2.46	0.51
1:E:300:LYS:HB3	1:E:394:TYR:CG	2.46	0.51
1:I:462:ILE:O	1:I:485:GLY:HA2	2.10	0.51
1:G:517:LEU:HD22	1:J:529:PHE:CD2	2.45	0.51

Continued on next page...

Continued from previous page...

Atom-1	Atom-2	Interatomic distance (Å)	Clash overlap (Å)
1:D:275:TYR:CE2	1:D:312:LEU:HD22	2.45	0.51
1:B:441:ILE:O	1:B:445:ILE:HG13	2.11	0.51
1:D:466:ALA:HB1	2:D:701:HEZ:H11	1.93	0.51
1:D:387:GLY:N	2:D:701:HEZ:H12	2.25	0.51
1:H:86:GLN:HG3	1:H:88:TRP:HE1	1.74	0.51
1:B:328:TRP:CZ2	1:B:330:GLY:HA2	2.46	0.51
1:C:141:PHE:HB2	1:C:147:PHE:CE1	2.45	0.51
1:D:542:HIS:CD2	1:D:551:LEU:HA	2.46	0.51
1:E:367:TYR:HA	1:E:410:ILE:O	2.11	0.51
1:E:289:TRP:CZ2	1:E:291:GLY:HA2	2.45	0.51
1:B:45:ILE:HD13	1:B:64:PRO:HB3	1.93	0.51
1:J:10:THR:HB	1:J:398:TYR:OH	2.09	0.51
1:C:387:GLY:HA2	1:C:390:GLY:H	1.75	0.51
1:G:239:TYR:HB2	1:G:242:GLU:HG3	1.93	0.51
1:B:279:PHE:O	1:B:420:GLY:HA2	2.11	0.51
1:I:328:TRP:CH2	1:I:330:GLY:HA2	2.45	0.51
1:G:131:PHE:HB3	1:J:573:PHE:CD2	2.46	0.51
1:D:382:VAL:HG22	1:D:411:VAL:HG13	1.93	0.51
1:A:500:PHE:CE1	1:D:555:LEU:HD23	2.46	0.51
1:L:552:ASP:O	1:L:556:MET:HE2	2.11	0.51
1:I:140:TRP:HD1	1:I:140:TRP:O	1.93	0.51
1:I:23:ARG:HB2	1:I:66:ILE:HG21	1.92	0.51
1:I:300:LYS:HG2	1:I:394:TYR:CZ	2.46	0.51
1:F:22:THR:O	1:F:23:ARG:HD2	2.11	0.51
1:C:137:VAL:HG21	1:C:193:ILE:HB	1.92	0.51
1:C:499:ALA:O	1:F:556:MET:HA	2.11	0.51
1:B:489:ASN:HA	1:B:542:HIS:CE1	2.46	0.51
1:K:243:HIS:CE1	1:K:423:GLU:HA	2.46	0.51
1:B:270:ARG:HD2	1:B:308:ALA:O	2.10	0.51
1:F:492:SER:O	1:F:526:SER:HB3	2.11	0.50
1:F:511:VAL:HG12	1:F:512:ILE:HD13	1.92	0.50
1:J:261:ASP:OD2	1:J:422:SER:HA	2.10	0.50
1:D:489:ASN:HA	1:D:542:HIS:CE1	2.46	0.50
1:J:617:LEU:O	1:J:618:LYS:CB	2.59	0.50
1:G:588:HIS:C	1:G:588:HIS:CD2	2.83	0.50
1:B:493:TYR:HE2	1:E:495:LEU:HD23	1.76	0.50
1:A:391:MET:HG2	1:A:392:TYR:O	2.11	0.50
1:C:316:LYS:HB3	1:C:326:TYR:CE1	2.46	0.50
1:H:431:GLU:HG2	1:H:512:ILE:O	2.12	0.50
1:J:21:ARG:HH21	1:J:65:ARG:CD	2.25	0.50
1:G:517:LEU:HD13	1:J:529:PHE:HA	1.93	0.50

Continued on next page...

Continued from previous page...

Atom-1	Atom-2	Interatomic distance (Å)	Clash overlap (Å)
1:H:438:PHE:C	1:H:438:PHE:CD1	2.84	0.50
1:F:523:ARG:HD2	1:F:523:ARG:H	1.77	0.50
1:L:372:ILE:HD11	1:L:409:TYR:CZ	2.47	0.50
1:E:326:TYR:OH	2:E:702:HEZ:H52	2.11	0.50
1:F:491:ILE:HD11	2:F:701:HEZ:H41	1.94	0.50
1:C:233:GLY:O	1:C:247:TYR:HE2	1.95	0.50
1:K:44:THR:HG23	1:K:59:GLU:OE2	2.12	0.50
1:L:152:THR:O	1:L:169:GLU:HB2	2.12	0.50
1:B:583:ARG:NH1	1:B:583:ARG:HG3	2.25	0.50
1:F:373:LYS:H	1:F:373:LYS:CE	2.23	0.50
1:C:132:ILE:HD13	1:C:146:PHE:CG	2.47	0.50
1:B:416:ARG:HA	1:B:425:PHE:CZ	2.46	0.50
1:K:250:ASP:C	1:K:252:GLU:H	2.14	0.50
1:A:550:PRO:HB2	1:A:552:ASP:OD2	2.11	0.50
1:L:108:SER:O	1:L:120:ALA:HA	2.11	0.50
1:A:319:ALA:HA	1:A:395:TYR:O	2.11	0.50
1:I:474:TRP:CE2	1:I:478:GLN:HG3	2.47	0.50
1:K:329:ASP:C	1:K:331:GLU:H	2.15	0.50
1:D:86:GLN:NE2	1:D:88:TRP:HE1	2.09	0.50
1:F:321[B]:ARG:NH1	5:F:889:HOH:O	2.43	0.50
1:A:523:ARG:HE	1:D:523:ARG:NH1	2.09	0.50
1:J:385:HIS:HE1	1:J:415:PRO:HD2	1.76	0.50
1:K:385:HIS:HB3	1:K:392:TYR:CZ	2.47	0.50
1:K:204:LEU:O	1:K:210:GLU:HA	2.12	0.50
1:D:27:VAL:HG11	1:D:325:LEU:HD21	1.93	0.50
1:G:491:ILE:HD12	1:G:494:TRP:CZ3	2.47	0.49
1:H:367:TYR:HA	1:H:410:ILE:O	2.12	0.49
1:E:523:ARG:HG2	1:E:529:PHE:CZ	2.47	0.49
1:E:190:ARG:NH1	1:E:194:PRO:HD3	2.26	0.49
1:C:218:SER:HB2	1:C:234:LYS:O	2.12	0.49
1:F:491:ILE:HD13	1:F:494:TRP:CZ3	2.47	0.49
1:J:141:PHE:HB2	1:J:147:PHE:CE1	2.46	0.49
1:J:384:VAL:HG11	1:J:471:MET:HG2	1.94	0.49
1:H:478:GLN:OE1	1:H:478:GLN:HA	2.12	0.49
1:L:48:GLU:HG2	1:L:55:ARG:HG2	1.94	0.49
1:G:192:VAL:HG12	1:G:193:ILE:HG23	1.94	0.49
1:K:289:TRP:HA	1:K:292:GLU:O	2.11	0.49
1:L:10:THR:HB	1:L:398:TYR:OH	2.12	0.49
1:J:545:GLU:HB2	1:J:576:GLY:O	2.11	0.49
1:J:598:GLU:O	1:J:602:ARG:HD2	2.12	0.49
1:E:144:MET:SD	1:E:173:PHE:HE2	2.35	0.49

Continued on next page...

Continued from previous page...

Atom-1	Atom-2	Interatomic distance (Å)	Clash overlap (Å)
1:F:249:TYR:CZ	1:F:251:GLY:HA2	2.48	0.49
1:B:377:LYS:HB3	1:B:456:ASP:HB2	1.93	0.49
1:H:8:GLU:OE2	1:H:8:GLU:N	2.41	0.49
1:G:493:TYR:HD1	1:G:494:TRP:N	2.10	0.49
1:D:387:GLY:CA	1:D:388:PRO:C	2.81	0.49
1:F:277:THR:HA	1:F:285:ASN:O	2.12	0.49
1:F:373:LYS:HD3	1:F:373:LYS:N	2.27	0.49
1:H:384:VAL:CG1	1:H:468:GLY:HA2	2.43	0.49
1:E:372:ILE:HG21	1:E:378:ALA:HB2	1.95	0.49
1:H:507:PHE:CZ	1:H:511:VAL:HG21	2.48	0.49
1:D:600:PHE:O	1:D:604:LEU:HB3	2.12	0.49
1:D:125:ARG:HG2	1:D:150:GLU:HB2	1.94	0.49
1:D:366:TRP:HB2	1:D:412:TYR:CE2	2.48	0.49
1:C:417:GLY:HA2	1:C:426:ALA:O	2.13	0.49
1:H:613:VAL:HG21	1:K:133:PHE:CD1	2.48	0.49
1:H:540:LEU:HD13	1:H:554:SER:O	2.12	0.49
1:B:308:ALA:HB2	1:B:312:LEU:CD1	2.43	0.49
1:E:385:HIS:HB3	1:E:392:TYR:CZ	2.47	0.49
1:I:45:ILE:HB	1:I:58:ILE:HB	1.93	0.49
1:G:523:ARG:HA	1:G:529:PHE:CE1	2.47	0.49
1:B:142:ASP:OD1	1:B:578:HIS:HB2	2.13	0.49
1:D:78:PHE:O	1:D:79:ASN:HB3	2.13	0.49
1:H:501:SER:HB2	1:H:548:ARG:O	2.12	0.49
1:I:277:THR:HA	1:I:285:ASN:O	2.12	0.49
1:C:277:THR:HA	1:C:285:ASN:O	2.12	0.49
1:E:249:TYR:CZ	1:E:251:GLY:HA2	2.47	0.49
1:B:106:ILE:HD12	1:B:120:ALA:HB1	1.94	0.49
1:K:200:TRP:CH2	1:K:220:TYR:CD1	2.99	0.49
1:F:617:LEU:O	1:F:618:LYS:CB	2.61	0.49
1:A:198:LYS:HG3	1:A:199:TYR:CD1	2.48	0.49
1:D:467:TYR:O	1:D:470:TYR:HB3	2.12	0.49
1:F:356:PHE:CZ	1:F:363:LEU:HB2	2.48	0.49
1:B:132:ILE:HD13	1:B:146:PHE:CG	2.47	0.49
1:B:233:GLY:O	1:B:247:TYR:HE2	1.95	0.49
1:F:458:GLU:O	1:F:483:LYS:HG3	2.12	0.49
1:K:237:LYS:HE2	1:K:242:GLU:HB2	1.95	0.49
1:I:78:PHE:O	1:I:79:ASN:CB	2.61	0.49
1:H:602:ARG:NH1	1:H:616:ILE:HG12	2.28	0.49
1:A:308:ALA:HA	1:A:311:ARG:O	2.12	0.49
1:I:324:GLU:OE2	1:I:336:THR:CG2	2.61	0.48
1:C:316:LYS:O	1:C:323:ALA:HA	2.12	0.48

Continued on next page...

Continued from previous page...

Atom-1	Atom-2	Interatomic distance (Å)	Clash overlap (Å)
1:B:300:LYS:HB3	1:B:394:TYR:CG	2.48	0.48
1:H:303:ILE:HD12	1:H:314:TYR:CD2	2.48	0.48
1:I:134:GLU:HG2	1:I:139:ALA:HA	1.95	0.48
1:L:602:ARG:O	1:L:607:TYR:HA	2.13	0.48
1:D:170:LYS:HB3	1:D:171:PRO:CD	2.43	0.48
1:F:466:ALA:HB1	2:F:701:HEZ:O1	2.13	0.48
1:J:384:VAL:HG21	1:J:462:ILE:HD11	1.94	0.48
1:E:168:PHE:CD1	1:E:205:TRP:CZ2	3.01	0.48
1:G:416:ARG:HD2	1:G:436:GLU:HB3	1.95	0.48
1:C:511:VAL:HG12	1:C:512:ILE:HD13	1.95	0.48
1:H:416:ARG:HA	1:H:425:PHE:CZ	2.48	0.48
1:L:545:GLU:HB2	1:L:576:GLY:C	2.34	0.48
1:B:7:ASP:HB2	1:B:8:GLU:OE1	2.12	0.48
1:K:277:THR:HG22	1:K:286:LEU:CB	2.43	0.48
1:I:416:ARG:HD2	1:I:436:GLU:CB	2.43	0.48
1:K:155:TRP:HB3	1:K:164:VAL:HG13	1.96	0.48
1:G:56:LYS:HB3	1:G:95:LEU:CD1	2.44	0.48
1:C:141:PHE:HB2	1:C:147:PHE:CZ	2.49	0.48
1:I:368:ILE:HB	1:I:410:ILE:HB	1.94	0.48
1:B:612:ASP:O	1:B:616:ILE:HG13	2.13	0.48
1:I:279:PHE:O	1:I:420:GLY:HA2	2.13	0.48
1:G:494:TRP:O	1:G:497:SER:HB3	2.14	0.48
1:J:387:GLY:HA2	1:J:390:GLY:H	1.78	0.48
1:K:90:ALA:HB2	1:K:97:ALA:HB2	1.95	0.48
1:D:523:ARG:HG3	1:D:529:PHE:CZ	2.48	0.48
1:E:466:ALA:HB1	2:E:701:HEZ:C1	2.41	0.48
1:G:474:TRP:CE2	1:G:478:GLN:HG3	2.49	0.48
1:L:50:LEU:O	1:L:51:GLU:CB	2.61	0.48
1:L:402:LEU:HD21	1:L:597:MET:SD	2.53	0.48
1:A:237:LYS:HE3	1:A:240:VAL:HA	1.94	0.48
1:K:263:GLU:O	1:K:278:LEU:HB3	2.13	0.48
1:F:63:MET:HE2	1:F:63:MET:HB3	1.70	0.48
1:K:103:ALA:CB	1:K:106:ILE:HG13	2.44	0.48
1:L:275:TYR:CE2	1:L:312:LEU:HD22	2.49	0.48
1:G:7:ASP:OD1	1:G:9:LYS:N	2.47	0.48
1:H:438:PHE:HE1	1:H:442:LEU:HD21	1.78	0.48
1:J:329:ASP:C	1:J:331:GLU:N	2.67	0.48
1:H:385:HIS:HB3	1:H:392:TYR:CZ	2.49	0.48
1:I:27:VAL:HG13	1:I:313:ILE:HD13	1.95	0.48
1:F:493:TYR:HA	1:F:526:SER:HB3	1.95	0.48
1:E:90:ALA:HB2	1:E:97:ALA:HB2	1.94	0.48

Continued on next page...

Continued from previous page...

Atom-1	Atom-2	Interatomic distance (Å)	Clash overlap (Å)
1:H:466:ALA:HB1	2:H:701:HEZ:C1	2.39	0.48
1:H:329:ASP:C	1:H:331:GLU:H	2.17	0.48
1:C:26:LEU:HD13	1:C:92:LEU:HD13	1.96	0.48
1:I:602:ARG:O	1:I:607:TYR:HA	2.14	0.48
1:E:387:GLY:HA3	1:E:388:PRO:HA	1.73	0.48
1:L:89:VAL:CG2	1:L:100:VAL:HG21	2.43	0.48
1:A:555:LEU:HD23	1:D:500:PHE:CE1	2.47	0.48
1:C:68:PRO:HD2	1:C:115:SER:OG	2.14	0.48
1:H:10:THR:HB	1:H:398:TYR:OH	2.14	0.48
1:J:13:LYS:O	1:L:163:GLU:HG3	2.13	0.48
1:G:337:ASP:OD2	1:G:340:GLY:HA3	2.14	0.47
1:G:170:LYS:HB3	1:G:171:PRO:HD2	1.95	0.47
1:G:199:TYR:HA	1:G:217:VAL:O	2.14	0.47
1:I:574:LYS:HD2	1:L:129:GLU:O	2.14	0.47
1:A:582:ILE:HG13	1:A:583:ARG:HG2	1.96	0.47
1:E:73:ILE:HB	1:E:92:LEU:HD21	1.97	0.47
1:K:103:ALA:HB1	1:K:106:ILE:CG1	2.43	0.47
1:E:23:ARG:HH11	1:E:309:ASP:HB2	1.80	0.47
1:D:300:LYS:HB3	1:D:394:TYR:CD2	2.49	0.47
1:D:300:LYS:HB3	1:D:394:TYR:CG	2.49	0.47
1:I:424:ASP:O	1:I:428:ARG:HG3	2.14	0.47
1:L:111:TRP:HA	1:L:118:LEU:HD23	1.95	0.47
1:K:277:THR:HG23	1:K:306:PHE:CE1	2.49	0.47
1:A:387:GLY:HA3	1:A:388:PRO:HA	1.75	0.47
1:A:95:LEU:HD23	1:A:95:LEU:HA	1.68	0.47
1:F:515:ASN:N	1:F:516:PRO:HD3	2.29	0.47
1:J:119:LEU:HB2	1:J:178:TRP:CE2	2.48	0.47
1:J:399:GLU:OE2	1:J:593:TYR:HE2	1.96	0.47
1:C:515:ASN:N	1:C:516:PRO:HD3	2.29	0.47
1:K:214:PHE:HB3	1:K:217:VAL:HG11	1.97	0.47
1:I:366:TRP:HB2	1:I:412:TYR:CE2	2.49	0.47
1:H:423:GLU:HG2	1:H:427:LEU:CD1	2.44	0.47
1:F:523:ARG:CD	1:F:523:ARG:H	2.27	0.47
1:C:214:PHE:HB3	1:C:217:VAL:CG1	2.44	0.47
1:C:460:ILE:HD12	1:C:481:LEU:HD11	1.96	0.47
1:E:285:ASN:ND2	1:E:298[A]:LYS:HD2	2.29	0.47
1:K:199:TYR:CE1	1:K:216:LYS:HE3	2.50	0.47
1:I:290:ASP:OD2	1:I:294:ARG:HD2	2.14	0.47
1:H:389:LYS:HA	1:H:417:GLY:O	2.14	0.47
1:B:466:ALA:HA	1:B:489:ASN:O	2.15	0.47
1:C:426:ALA:O	1:C:429:VAL:HG12	2.14	0.47

Continued on next page...

Continued from previous page...

Atom-1	Atom-2	Interatomic distance (Å)	Clash overlap (Å)
1:D:13:LYS:O	1:F:163:GLU:HG3	2.14	0.47
1:K:165:ILE:O	1:K:166:GLU:HG2	2.15	0.47
1:H:192:VAL:O	1:H:193:ILE:HG23	2.15	0.47
1:D:368:ILE:HB	1:D:410:ILE:HB	1.96	0.47
1:J:56:LYS:HB3	1:J:95:LEU:CD1	2.44	0.47
1:I:370:PRO:HD3	1:I:409:TYR:HA	1.97	0.47
1:I:133:PHE:CG	1:L:613:VAL:HG21	2.49	0.47
1:I:336:THR:HG23	1:I:338:TYR:CD1	2.47	0.47
1:F:147:PHE:HZ	1:F:173:PHE:HE2	1.62	0.47
1:F:373:LYS:CD	1:F:373:LYS:N	2.77	0.47
1:L:275:TYR:HE2	1:L:312:LEU:HD22	1.80	0.47
1:F:26:LEU:CD1	1:F:92:LEU:HD13	2.44	0.47
1:H:337:ASP:OD2	1:H:340:GLY:HA3	2.15	0.47
1:L:278:LEU:O	1:L:284:VAL:HA	2.13	0.47
1:C:237:LYS:HD3	1:C:242:GLU:HB2	1.97	0.47
1:B:78:PHE:O	1:B:79:ASN:O	2.32	0.47
1:G:218:SER:CB	1:G:237:LYS:HG3	2.45	0.47
1:F:373:LYS:HE3	1:F:376:GLU:OE1	2.14	0.47
1:K:156:VAL:O	1:K:165:ILE:HG12	2.14	0.47
1:L:617:LEU:O	1:L:618:LYS:C	2.53	0.47
1:F:583:ARG:HH11	1:F:583:ARG:HG3	1.80	0.47
1:L:372:ILE:HD11	1:L:409:TYR:CE1	2.50	0.47
1:K:225:ASP:OD2	1:K:228:ARG:HG3	2.14	0.47
1:K:247:TYR:CD2	1:K:247:TYR:N	2.83	0.47
1:L:277:THR:HG22	1:L:286:LEU:HA	1.95	0.47
1:L:264:VAL:HA	1:L:278:LEU:HD23	1.95	0.47
1:L:122:GLY:HA3	1:L:155:TRP:CH2	2.49	0.47
1:F:158:ASP:O	1:F:162:GLU:HA	2.15	0.47
1:H:65:ARG:HG3	1:H:109:ILE:HG13	1.97	0.47
1:E:103:ALA:HB1	1:E:106:ILE:HG12	1.94	0.46
1:K:449:LEU:HD21	1:K:460:ILE:HD11	1.97	0.46
1:I:357:LYS:HE3	1:I:362:GLU:CG	2.45	0.46
1:G:389:LYS:O	1:G:419:ASN:HB2	2.15	0.46
1:F:264:VAL:HA	1:F:278:LEU:HD23	1.97	0.46
1:D:205:TRP:CZ2	1:D:208:GLY:HA2	2.49	0.46
1:H:100:VAL:HG13	1:H:162:GLU:HG2	1.97	0.46
1:G:487:SER:HB3	1:G:540:LEU:HD23	1.97	0.46
1:G:367:TYR:HA	1:G:410:ILE:O	2.15	0.46
1:I:10:THR:HB	1:I:398:TYR:OH	2.15	0.46
1:J:233:GLY:O	1:J:247:TYR:HE2	1.99	0.46
1:C:532:LYS:HA	1:C:564:LEU:HD13	1.96	0.46

Continued on next page...

Continued from previous page...

Atom-1	Atom-2	Interatomic distance (Å)	Clash overlap (Å)
1:K:484:ALA:HB3	1:K:604:LEU:HD13	1.97	0.46
1:L:505:LEU:HD23	1:L:505:LEU:HA	1.73	0.46
1:H:481:LEU:HD12	1:H:481:LEU:O	2.14	0.46
1:L:140:TRP:O	1:L:140:TRP:HD1	1.96	0.46
1:J:222:ILE:HG13	1:J:223:ASP:N	2.29	0.46
1:J:585:SER:O	1:J:588:HIS:HB3	2.15	0.46
1:G:22:THR:HG22	1:G:307:ASP:HB3	1.97	0.46
1:G:234:LYS:HB2	1:G:237:LYS:CG	2.46	0.46
1:E:385:HIS:HB3	1:E:392:TYR:CD1	2.50	0.46
1:A:326:TYR:CE2	1:A:334:GLN:HB2	2.50	0.46
1:G:57:PHE:CE2	1:H:98:LYS:HD3	2.49	0.46
1:L:416:ARG:HA	1:L:425:PHE:CZ	2.50	0.46
1:H:504:GLY:O	1:H:508:ASP:HB2	2.15	0.46
1:J:63:MET:HE1	1:J:108:SER:HA	1.96	0.46
1:L:173:PHE:HD2	1:L:196:TYR:CD2	2.33	0.46
1:E:65:ARG:HG3	1:E:109:ILE:HG13	1.97	0.46
1:L:123:PHE:HB2	1:L:150:GLU:HG3	1.97	0.46
1:A:47:ILE:HD12	1:A:47:ILE:N	2.30	0.46
1:H:387:GLY:HA3	1:H:388:PRO:HA	1.77	0.46
1:I:240:VAL:HG22	1:I:510:GLU:OE2	2.15	0.46
1:A:491:ILE:CD1	2:A:701:HEZ:H32	2.45	0.46
1:C:328:TRP:HA	1:C:331:GLU:O	2.16	0.46
1:G:265:ALA:HB3	1:G:277:THR:OG1	2.15	0.46
1:H:581:SER:HB2	1:H:592:ARG:CZ	2.45	0.46
1:K:488:GLU:HG2	1:K:541:ILE:HB	1.97	0.46
1:F:244:ASP:H	1:F:263:GLU:HG3	1.79	0.46
1:K:11:PHE:HB3	1:K:398:TYR:CE1	2.50	0.46
1:G:491:ILE:CD1	2:G:701:HEZ:H52	2.41	0.46
1:I:289:TRP:CE2	1:I:291:GLY:HA2	2.51	0.46
1:C:392:TYR:CD1	1:C:412:TYR:HB2	2.51	0.46
1:E:616:ILE:HG22	1:E:617:LEU:HD12	1.97	0.46
1:B:235:PRO:HD3	1:B:247:TYR:CZ	2.50	0.46
1:G:545:GLU:HB2	1:G:576:GLY:O	2.15	0.46
1:H:140:TRP:HD1	1:H:140:TRP:O	1.98	0.46
1:I:327:LEU:HD12	1:I:328:TRP:H	1.80	0.46
1:F:63:MET:CE	1:F:109:ILE:HG12	2.42	0.46
1:G:85:ALA:O	1:G:103:ALA:N	2.44	0.46
1:B:588:HIS:C	1:B:588:HIS:HD2	2.17	0.46
1:B:270:ARG:CD	1:B:308:ALA:O	2.63	0.46
1:G:218:SER:HB3	1:G:237:LYS:HG3	1.97	0.46
1:E:316:LYS:O	2:E:702:HEZ:O6	2.29	0.46

Continued on next page...

Continued from previous page...

Atom-1	Atom-2	Interatomic distance (Å)	Clash overlap (Å)
1:E:502:ASP:OD1	1:E:503:ILE:N	2.49	0.46
1:J:32:THR:HA	1:J:42:GLU:O	2.15	0.46
1:F:156:VAL:HB	1:F:166:GLU:HB2	1.97	0.46
1:C:63:MET:SD	1:C:76:MET:HG3	2.54	0.46
1:I:141:PHE:HB2	1:I:147:PHE:CE1	2.51	0.46
1:F:240:VAL:HG21	1:F:506:TRP:CZ3	2.42	0.46
1:J:147:PHE:CD2	1:J:172:ARG:HD3	2.50	0.46
1:G:156:VAL:CG2	1:G:166:GLU:HB2	2.46	0.46
1:H:403:MET:HE1	1:H:597:MET:HA	1.97	0.46
1:D:528:LEU:HD11	1:D:560:VAL:HG21	1.97	0.46
1:D:170:LYS:HB3	1:D:171:PRO:HD2	1.97	0.46
1:F:502:ASP:OD1	1:F:503:ILE:N	2.48	0.46
1:I:219:PHE:HB3	1:I:233:GLY:HA3	1.98	0.46
1:E:72:LYS:HE2	5:E:977:HOH:O	2.15	0.46
1:G:318:THR:O	1:G:396:PHE:HB2	2.16	0.46
1:B:594:LYS:HA	1:B:597:MET:HE2	1.98	0.46
1:F:387:GLY:CA	1:F:388:PRO:C	2.84	0.46
1:B:275:TYR:HE2	1:B:312:LEU:HD22	1.80	0.46
1:F:154:PHE:O	1:F:155:TRP:HD1	1.99	0.46
1:A:509:LYS:HA	1:A:513:GLY:O	2.15	0.46
1:E:449:LEU:HD22	1:E:457:ARG:HG2	1.97	0.46
1:G:266:GLN:OE1	1:G:305:GLY:HA2	2.15	0.46
1:C:462:ILE:HG23	1:C:472:THR:HG23	1.97	0.46
1:I:86:GLN:CG	1:I:88:TRP:HE1	2.13	0.46
1:K:219:PHE:HB3	1:K:233:GLY:HA3	1.98	0.46
1:K:202:ILE:HD11	1:K:220:TYR:HA	1.96	0.46
1:A:285:ASN:OD1	1:A:298:LYS:HA	2.15	0.46
1:E:325:LEU:HB3	1:E:336:THR:HG23	1.97	0.46
1:G:266:GLN:HG2	5:G:813:HOH:O	2.16	0.46
1:A:132:ILE:HD13	1:A:146:PHE:CG	2.50	0.46
1:F:198:LYS:HG3	1:F:199:TYR:CD1	2.50	0.46
1:G:8:GLU:HG3	1:G:594:LYS:HB2	1.96	0.46
1:I:59:GLU:OE2	1:I:59:GLU:HA	2.15	0.46
1:F:509:LYS:HA	1:F:513:GLY:O	2.16	0.46
1:L:288:LEU:HD12	1:L:289:TRP:N	2.29	0.46
1:K:200:TRP:CZ2	1:K:220:TYR:HD1	2.34	0.46
1:H:495:LEU:O	1:H:498:TYR:HB3	2.16	0.46
1:G:132:ILE:HD13	1:G:146:PHE:CG	2.51	0.46
1:A:382:VAL:HG22	1:A:411:VAL:CG1	2.46	0.46
1:K:359:ILE:HG22	1:K:360:ASP:N	2.30	0.46
1:H:433:THR:O	1:H:525:LEU:HD13	2.15	0.46

Continued on next page...

Continued from previous page...

Atom-1	Atom-2	Interatomic distance (Å)	Clash overlap (Å)
1:A:45:ILE:HD13	1:A:64:PRO:HB3	1.98	0.46
1:H:290:ASP:C	1:H:292:GLU:H	2.19	0.46
1:K:498:TYR:CZ	1:K:516:PRO:HG2	2.51	0.45
1:I:132:ILE:HD13	1:I:146:PHE:CB	2.46	0.45
1:H:529:PHE:C	1:H:530:TYR:HD1	2.20	0.45
1:J:515:ASN:HB3	1:J:518:GLU:CG	2.46	0.45
1:K:385:HIS:HB3	1:K:392:TYR:CE2	2.51	0.45
1:F:519:ASN:OD1	1:F:521:ASN:HB2	2.16	0.45
1:L:542:HIS:CD2	1:L:551:LEU:HA	2.50	0.45
1:G:151:LYS:HE2	1:G:169:GLU:OE1	2.15	0.45
1:D:585:SER:O	1:D:588:HIS:HB3	2.17	0.45
1:E:257:LEU:HD23	1:E:257:LEU:HA	1.69	0.45
1:B:111:TRP:HA	1:B:118:LEU:HD23	1.97	0.45
1:G:507:PHE:CE2	2:G:701:HEZ:H41	2.51	0.45
1:K:261:ASP:O	1:K:262:ARG:HG2	2.15	0.45
1:K:262:ARG:NH1	1:K:281:GLU:OE2	2.47	0.45
1:I:308:ALA:HA	1:I:311:ARG:O	2.17	0.45
1:L:300:LYS:HB3	1:L:394:TYR:CD2	2.51	0.45
1:K:116:ARG:NH1	1:K:160:GLU:OE2	2.48	0.45
1:D:197:PHE:HA	1:D:200:TRP:CH2	2.51	0.45
1:E:458:GLU:O	1:E:483:LYS:HG3	2.16	0.45
1:H:132:ILE:HD13	1:H:146:PHE:CG	2.51	0.45
1:I:587:ARG:O	1:I:591:LYS:HG3	2.16	0.45
1:C:424:ASP:O	1:C:428:ARG:HG3	2.17	0.45
1:B:170:LYS:HB3	1:B:171:PRO:CD	2.46	0.45
1:K:308:ALA:HB2	1:K:312:LEU:CD1	2.46	0.45
1:J:430:LEU:O	1:J:432:ARG:HG2	2.17	0.45
1:G:416:ARG:NE	1:G:436:GLU:HB3	2.31	0.45
1:D:300:LYS:HD3	1:D:394:TYR:CE2	2.51	0.45
1:C:170:LYS:HG3	1:C:185:VAL:HG11	1.98	0.45
1:F:235:PRO:HD3	1:F:247:TYR:CZ	2.51	0.45
1:D:137:VAL:HG21	1:D:193:ILE:HB	1.99	0.45
1:A:570:ILE:CG2	1:D:134:GLU:HB3	2.46	0.45
1:L:112:ASN:OD1	1:L:113:GLN:N	2.50	0.45
1:C:140:TRP:O	1:C:140:TRP:HD1	1.98	0.45
1:I:85:ALA:HB3	1:I:103:ALA:O	2.17	0.45
1:H:232:TYR:CE1	1:H:264:VAL:HG12	2.47	0.45
1:L:86:GLN:HG3	1:L:88:TRP:CD1	2.51	0.45
1:C:329:ASP:C	1:C:331:GLU:N	2.70	0.45
1:C:385:HIS:ND1	1:C:386:GLY:O	2.46	0.45
1:A:147:PHE:CD1	1:A:172:ARG:HD3	2.51	0.45

Continued on next page...

Continued from previous page...

Atom-1	Atom-2	Interatomic distance (Å)	Clash overlap (Å)
1:L:328:TRP:CH2	1:L:330:GLY:HA2	2.51	0.45
1:D:349:PHE:N	1:D:349:PHE:CD1	2.85	0.45
1:L:320:THR:HB	1:L:348:THR:HG21	1.98	0.45
1:H:500:PHE:CE1	1:K:555:LEU:HD23	2.51	0.45
1:L:179:HIS:HB2	1:L:184:VAL:HG23	1.99	0.45
1:G:483:LYS:O	1:G:537:PRO:HD2	2.17	0.45
1:I:617:LEU:O	1:I:618:LYS:CB	2.64	0.45
1:L:237:LYS:CD	1:L:242:GLU:HB2	2.46	0.45
1:H:256:ILE:HD13	1:H:256:ILE:N	2.22	0.45
1:L:193:ILE:HD12	1:L:194:PRO:O	2.17	0.45
1:G:56:LYS:HE2	5:G:873:HOH:O	2.15	0.45
1:H:617:LEU:O	1:H:618:LYS:C	2.54	0.45
1:F:123:PHE:HB2	1:F:150:GLU:HG3	1.99	0.45
1:D:86:GLN:HB3	1:D:99:LYS:HZ1	1.81	0.45
1:L:235:PRO:HD3	1:L:247:TYR:OH	2.17	0.45
1:L:147:PHE:CE2	1:L:172:ARG:HD3	2.51	0.45
1:C:235:PRO:HD3	1:C:247:TYR:CZ	2.52	0.45
1:J:313:ILE:O	1:J:314:TYR:HB3	2.17	0.45
1:H:86:GLN:HG3	1:H:88:TRP:NE1	2.32	0.45
1:A:507:PHE:CZ	1:A:511:VAL:HG21	2.51	0.45
1:J:497:SER:O	1:J:501:SER:HB3	2.17	0.45
1:H:196:TYR:O	1:H:197:PHE:HB2	2.17	0.45
1:A:392:TYR:CD1	1:A:412:TYR:HB2	2.52	0.45
1:G:170:LYS:HB3	1:G:171:PRO:CD	2.46	0.45
1:J:107:ARG:O	1:J:108:SER:HB3	2.17	0.45
1:G:277:THR:HG23	1:G:306:PHE:CE1	2.52	0.45
1:D:573:PHE:HB3	1:D:588:HIS:CE1	2.52	0.45
1:A:515:ASN:N	1:A:516:PRO:HD3	2.32	0.45
1:C:196:TYR:HB3	1:C:197:PHE:CD1	2.52	0.45
1:D:502:ASP:OD1	1:D:503:ILE:N	2.50	0.45
1:K:542:HIS:NE2	1:K:551:LEU:HA	2.32	0.45
1:A:218:SER:HB2	1:A:236:GLU:HA	1.98	0.45
1:F:141:PHE:HB2	1:F:147:PHE:CE1	2.51	0.45
1:B:493:TYR:CE2	1:E:495:LEU:HD23	2.52	0.45
1:K:249:TYR:HA	1:K:252:GLU:O	2.17	0.45
1:K:160:GLU:CD	1:L:55:ARG:HH12	2.19	0.45
1:C:308:ALA:HA	1:C:311:ARG:O	2.16	0.45
1:E:546:ASP:OD2	1:E:578:HIS:HA	2.17	0.45
1:D:457:ARG:HA	1:D:460:ILE:HD11	1.98	0.45
1:K:308:ALA:HB2	1:K:312:LEU:HD13	1.99	0.44
1:K:290:ASP:C	1:K:292:GLU:N	2.69	0.44

Continued on next page...

Continued from previous page...

Atom-1	Atom-2	Interatomic distance (Å)	Clash overlap (Å)
1:E:277:THR:HA	1:E:285:ASN:O	2.17	0.44
1:L:359:ILE:HG22	1:L:360:ASP:N	2.31	0.44
1:C:402:LEU:HG	1:C:403:MET:HE2	1.98	0.44
1:C:509:LYS:HA	1:C:513:GLY:O	2.17	0.44
1:H:447:GLU:O	1:H:451:LEU:HG	2.16	0.44
1:I:324:GLU:HB3	1:I:336:THR:O	2.17	0.44
1:A:416:ARG:HD2	1:A:436:GLU:CB	2.47	0.44
1:E:22:THR:O	1:E:23:ARG:HG2	2.17	0.44
1:C:170:LYS:HB3	1:C:171:PRO:HD2	1.99	0.44
1:C:474:TRP:CE2	1:C:478:GLN:HG3	2.51	0.44
1:D:319:ALA:HA	1:D:395:TYR:O	2.17	0.44
1:A:612:ASP:O	1:A:616:ILE:HG13	2.16	0.44
1:A:430:LEU:C	1:A:432:ARG:H	2.20	0.44
1:G:544:LEU:HD12	1:G:574:LYS:HA	1.99	0.44
1:C:607:TYR:CD2	1:C:608:GLU:N	2.85	0.44
1:L:119:LEU:HB2	1:L:178:TRP:NE1	2.32	0.44
1:A:8:GLU:HG2	1:A:9:LYS:HG3	2.00	0.44
1:D:545:GLU:HB2	1:D:576:GLY:O	2.17	0.44
1:G:316:LYS:HB3	1:G:326:TYR:CD1	2.51	0.44
1:C:59:GLU:OE2	1:C:60:ASP:N	2.49	0.44
1:F:65:ARG:HG3	1:F:109:ILE:HG13	1.99	0.44
1:B:86:GLN:HB3	1:B:86:GLN:HE21	1.60	0.44
1:J:45:ILE:HD13	1:J:64:PRO:HB3	1.99	0.44
1:J:593:TYR:O	1:J:597:MET:HG2	2.18	0.44
1:H:117:ARG:HA	1:H:157:ILE:O	2.17	0.44
1:G:145:GLY:HA2	1:G:547:TYR:HE1	1.83	0.44
1:G:466:ALA:HA	1:G:489:ASN:O	2.18	0.44
1:D:616:ILE:HG22	1:D:617:LEU:HD23	1.99	0.44
1:H:242:GLU:HB3	1:H:423:GLU:OE2	2.18	0.44
1:E:598:GLU:HG3	1:E:616:ILE:HG23	2.00	0.44
1:J:515:ASN:N	1:J:516:PRO:HD3	2.31	0.44
1:G:233:GLY:O	1:G:247:TYR:HE2	2.00	0.44
1:L:385:HIS:HB3	1:L:392:TYR:CE2	2.53	0.44
1:I:462:ILE:HG23	1:I:472:THR:HG23	1.99	0.44
1:G:8:GLU:CD	1:G:8:GLU:H	2.19	0.44
1:L:362:GLU:C	1:L:363:LEU:HD12	2.38	0.44
1:I:423:GLU:O	1:I:427:LEU:HG	2.17	0.44
1:L:101:LEU:HD22	1:L:157:ILE:HG12	1.99	0.44
1:H:446:GLU:HA	1:H:449:LEU:HD12	1.98	0.44
1:C:320:THR:HG21	1:C:350:GLU:HG2	2.00	0.44
1:C:244:ASP:HB2	1:C:263:GLU:OE2	2.17	0.44

Continued on next page...

Continued from previous page...

Atom-1	Atom-2	Interatomic distance (Å)	Clash overlap (Å)
1:E:156:VAL:HB	1:E:166:GLU:HB2	1.99	0.44
1:D:241:SER:OG	2:D:708:HEZ:H61	2.18	0.44
1:I:336:THR:CG2	1:I:338:TYR:HD1	2.30	0.44
1:C:319:ALA:HA	1:C:395:TYR:O	2.18	0.44
1:K:544:LEU:HD12	1:K:574:LYS:HA	1.99	0.44
1:H:545:GLU:HB2	1:H:576:GLY:O	2.17	0.44
1:H:122:GLY:HA3	1:H:155:TRP:HZ3	1.83	0.44
1:K:255:GLY:HA3	1:K:258:ASP:OD1	2.16	0.44
1:F:288:LEU:HD12	1:F:289:TRP:N	2.32	0.44
1:G:319:ALA:N	1:G:394:TYR:O	2.51	0.44
1:H:235:PRO:HD3	1:H:247:TYR:OH	2.17	0.44
1:C:359:ILE:HG22	1:C:360:ASP:H	1.82	0.44
1:A:367:TYR:HA	1:A:410:ILE:O	2.18	0.44
1:I:296:ILE:HG21	1:I:312:LEU:HD21	1.98	0.44
1:L:45:ILE:HD13	1:L:64:PRO:HB3	2.00	0.44
1:E:516:PRO:HA	1:E:522:TYR:CE1	2.53	0.44
1:D:328:TRP:CZ2	1:D:330:GLY:HA2	2.53	0.44
1:I:98:LYS:HD2	1:I:162:GLU:OE2	2.18	0.44
1:J:599:PHE:CE1	1:J:603:LYS:HG3	2.53	0.44
1:E:228:ARG:HB3	1:E:248:ILE:HG23	2.00	0.44
1:F:308:ALA:HA	1:F:311:ARG:O	2.17	0.44
1:F:432:ARG:HA	1:F:432:ARG:HD2	1.77	0.44
1:G:491:ILE:HD11	2:G:701:HEZ:C5	2.43	0.44
1:G:416:ARG:HD2	1:G:436:GLU:CB	2.47	0.44
1:G:349:PHE:HB3	1:G:368:ILE:HG23	2.00	0.44
1:B:123:PHE:HB2	1:B:150:GLU:HG3	2.00	0.44
1:H:552:ASP:HA	1:K:500:PHE:CE1	2.52	0.44
1:J:203:TYR:N	1:J:203:TYR:CD2	2.86	0.44
1:I:86:GLN:HG3	1:I:88:TRP:CD1	2.51	0.44
1:J:288:LEU:HG	1:J:289:TRP:N	2.31	0.44
1:I:197:PHE:HA	1:I:200:TRP:CH2	2.52	0.44
1:I:588:HIS:CD2	1:I:588:HIS:C	2.91	0.44
1:E:296:ILE:HG21	1:E:312:LEU:HD21	1.99	0.44
1:E:219:PHE:HB3	1:E:233:GLY:HA3	1.99	0.44
1:K:55:ARG:NH1	1:K:338:TYR:OH	2.51	0.44
1:I:120:ALA:HB3	1:I:155:TRP:HB2	1.99	0.44
1:E:466:ALA:HA	1:E:489:ASN:O	2.18	0.44
1:B:277:THR:HA	1:B:285:ASN:O	2.18	0.44
1:F:362:GLU:C	1:F:363:LEU:HD23	2.38	0.44
1:K:385:HIS:HB3	1:K:392:TYR:CE1	2.53	0.44
1:H:303:ILE:HA	1:H:315:LEU:O	2.18	0.44

Continued on next page...

Continued from previous page...

Atom-1	Atom-2	Interatomic distance (Å)	Clash overlap (Å)
1:F:142:ASP:O	1:F:143:ASN:HB3	2.18	0.44
1:B:261:ASP:O	1:B:262:ARG:HG2	2.18	0.44
1:D:337:ASP:OD2	1:D:340:GLY:HA3	2.18	0.44
1:A:140:TRP:HD1	1:A:140:TRP:O	2.00	0.44
1:K:235:PRO:HG3	1:K:247:TYR:CE1	2.45	0.43
1:L:392:TYR:HA	1:L:392:TYR:HD2	1.75	0.43
1:A:500:PHE:HE1	1:D:555:LEU:HD23	1.83	0.43
1:F:377:LYS:HE3	1:F:456:ASP:HA	2.00	0.43
1:H:476:LEU:HD12	1:H:538:LEU:HD13	1.99	0.43
1:H:359:ILE:HG22	1:H:360:ASP:N	2.32	0.43
1:L:58:ILE:HD13	1:L:75:PHE:CE1	2.53	0.43
1:J:301:HIS:C	1:J:301:HIS:CD2	2.92	0.43
1:K:307:ASP:O	1:K:313:ILE:HG13	2.17	0.43
1:J:64:PRO:O	1:J:65:ARG:HD3	2.18	0.43
1:J:140:TRP:CD1	1:J:140:TRP:C	2.91	0.43
1:H:478:GLN:HE22	1:H:530:TYR:HE2	1.62	0.43
1:H:23:ARG:HG3	1:H:66:ILE:HB	2.00	0.43
1:H:384:VAL:HG11	1:H:471:MET:CB	2.49	0.43
1:L:173:PHE:HD2	1:L:196:TYR:CE2	2.35	0.43
1:I:199:TYR:HA	1:I:217:VAL:O	2.18	0.43
1:F:170:LYS:HB3	1:F:171:PRO:HD2	2.00	0.43
1:G:441:ILE:O	1:G:445:ILE:HG13	2.17	0.43
1:C:433:THR:O	1:C:525:LEU:HD13	2.17	0.43
1:G:48:GLU:HG2	1:G:55:ARG:HG2	2.01	0.43
1:I:429:VAL:O	1:I:429:VAL:HG22	2.17	0.43
1:F:387:GLY:HA3	1:F:388:PRO:HA	1.76	0.43
1:L:147:PHE:CG	1:L:172:ARG:HD3	2.52	0.43
1:I:234:LYS:HB2	1:I:237:LYS:HG3	2.00	0.43
1:C:367:TYR:HA	1:C:410:ILE:O	2.18	0.43
1:H:613:VAL:HG21	1:K:133:PHE:CG	2.53	0.43
1:I:378:ALA:HB3	1:I:409:TYR:CD1	2.53	0.43
1:I:48:GLU:HG2	1:I:55:ARG:HG2	2.00	0.43
1:H:302:TRP:CD2	1:H:395:TYR:HB3	2.53	0.43
1:E:474:TRP:CE2	1:E:478:GLN:HG3	2.53	0.43
1:I:63:MET:HB3	1:I:63:MET:HE2	1.85	0.43
1:E:526:SER:HA	1:E:527:PRO:HD3	1.90	0.43
1:I:485:GLY:O	1:I:538:LEU:HD12	2.18	0.43
1:H:540:LEU:HD12	1:H:558:TYR:HB2	2.00	0.43
1:B:170:LYS:HB3	1:B:171:PRO:HD2	2.00	0.43
1:K:223:ASP:OD2	1:K:268[A]:LYS:HD2	2.18	0.43
1:A:26:LEU:CD1	1:A:92:LEU:HD13	2.49	0.43

Continued on next page...

Continued from previous page...

Atom-1	Atom-2	Interatomic distance (Å)	Clash overlap (Å)
1:L:142:ASP:OD1	1:L:546:ASP:HA	2.18	0.43
1:D:415:PRO:HB2	1:D:437:ASP:HB2	2.01	0.43
1:E:8:GLU:CG	1:E:590:MET:HG2	2.48	0.43
1:D:238:LYS:HE3	1:D:239:TYR:OH	2.18	0.43
1:J:145:GLY:HA2	1:J:547:TYR:HE1	1.84	0.43
1:J:99:LYS:O	1:J:162:GLU:OE1	2.36	0.43
1:J:441:ILE:O	1:J:445:ILE:HG13	2.18	0.43
1:H:352:ARG:HE	1:H:352:ARG:HB2	1.61	0.43
1:I:122:GLY:HA3	1:I:155:TRP:CZ3	2.48	0.43
1:J:300:LYS:HB3	1:J:394:TYR:CD1	2.52	0.43
1:I:594:LYS:HA	1:I:597:MET:HE2	2.01	0.43
1:B:144:MET:SD	1:B:173:PHE:HE2	2.40	0.43
1:F:276:PHE:CZ	1:F:287:TYR:HB2	2.54	0.43
1:C:122:GLY:HA3	1:C:155[A]:TRP:HZ3	1.84	0.43
1:B:198:LYS:HG3	1:B:199:TYR:CD1	2.53	0.43
1:F:349:PHE:CZ	1:F:405:SER:HA	2.53	0.43
1:E:240:VAL:HG21	1:E:506:TRP:HZ3	1.82	0.43
1:K:421:TYR:HB2	1:K:425:PHE:CD2	2.48	0.43
1:D:196:TYR:O	1:D:197:PHE:HB2	2.19	0.43
1:L:177:ILE:HG12	1:L:184:VAL:HB	2.01	0.43
1:I:107:ARG:CZ	1:I:123:PHE:CD1	3.01	0.43
1:G:98:LYS:HD3	1:I:57:PHE:CE2	2.53	0.43
1:H:126:ARG:NH2	1:H:149:GLY:HA3	2.34	0.43
1:B:219:PHE:CZ	1:B:231:LEU:HD13	2.53	0.43
1:I:498:TYR:CZ	1:I:516:PRO:HG2	2.53	0.43
1:I:509:LYS:HA	1:I:513:GLY:O	2.19	0.43
1:G:277:THR:HA	1:G:285:ASN:O	2.18	0.43
1:B:215:GLU:HG3	1:B:216:LYS:N	2.31	0.43
1:H:136:ASP:OD1	1:H:137:VAL:N	2.44	0.43
1:B:600:PHE:O	1:B:604:LEU:HB3	2.19	0.43
1:G:488:GLU:HG2	1:G:541:ILE:HB	2.01	0.43
1:J:279:PHE:O	1:J:420:GLY:HA2	2.18	0.43
1:H:287:TYR:CD2	1:H:295:GLU:HA	2.54	0.43
1:B:406:LYS:HE2	1:B:597:MET:HG2	2.00	0.43
1:B:85:ALA:O	1:B:103:ALA:N	2.44	0.43
1:I:523:ARG:HG2	1:I:529:PHE:CZ	2.54	0.43
1:H:230:LEU:HD12	1:H:247:TYR:O	2.18	0.43
1:E:598:GLU:HG3	1:E:616:ILE:CG2	2.49	0.43
1:G:306:PHE:HB3	1:G:314:TYR:HB3	1.99	0.43
1:D:370:PRO:HD3	1:D:409:TYR:HA	2.01	0.43
1:L:435:LEU:O	1:L:439:GLN:HG2	2.19	0.43

Continued on next page...

Continued from previous page...

Atom-1	Atom-2	Interatomic distance (Å)	Clash overlap (Å)
1:A:219:PHE:O	1:A:219:PHE:HD2	2.01	0.43
1:L:588:HIS:CD2	1:L:588:HIS:C	2.92	0.43
1:L:337:ASP:OD2	1:L:340:GLY:HA3	2.18	0.43
1:I:326:TYR:CD2	1:I:334:GLN:HA	2.54	0.43
1:H:217:VAL:HB	1:H:219:PHE:CE2	2.54	0.43
1:J:380:VAL:HG13	1:J:409:TYR:HB3	2.00	0.43
1:A:588:HIS:C	1:A:588:HIS:CD2	2.92	0.43
1:H:580:HIS:O	1:H:584:GLY:N	2.49	0.43
1:D:367:TYR:HA	1:D:410:ILE:O	2.18	0.43
1:A:45:ILE:HB	1:A:58:ILE:HB	2.01	0.43
1:E:543:SER:HB2	1:E:576:GLY:O	2.19	0.43
1:J:126:ARG:NH2	1:J:149:GLY:HA3	2.34	0.43
1:J:392:TYR:CD1	1:J:412:TYR:HB2	2.53	0.43
1:J:170:LYS:HB3	1:J:171:PRO:HD2	2.01	0.43
1:K:257:LEU:HD23	1:K:257:LEU:HA	1.90	0.43
1:A:363:LEU:HD12	1:A:363:LEU:N	2.34	0.43
1:H:355:ARG:HD2	1:H:363:LEU:O	2.20	0.42
1:B:289:TRP:CE2	1:B:291:GLY:HA2	2.54	0.42
1:D:588:HIS:C	1:D:588:HIS:CD2	2.92	0.42
1:L:328:TRP:CZ2	1:L:330:GLY:HA2	2.54	0.42
1:B:22:THR:O	1:B:23:ARG:HD2	2.19	0.42
1:I:117:ARG:HA	1:I:157:ILE:O	2.18	0.42
1:L:379:PRO:HD3	1:L:459:ARG:NH1	2.33	0.42
1:A:433:THR:HG22	1:A:470:TYR:OH	2.18	0.42
1:A:568:VAL:HG22	1:A:569:TYR:N	2.34	0.42
1:H:288:LEU:HD12	1:H:289:TRP:N	2.34	0.42
1:I:458:GLU:O	1:I:483:LYS:HD2	2.19	0.42
1:K:598:GLU:O	1:K:602:ARG:HD2	2.19	0.42
1:J:320:THR:HG21	1:J:350:GLU:HG2	2.00	0.42
1:K:349:PHE:CD1	1:K:349:PHE:N	2.87	0.42
1:H:546:ASP:C	1:H:546:ASP:OD1	2.58	0.42
1:G:387:GLY:HA3	1:G:388:PRO:HA	1.85	0.42
1:C:353:HIS:C	1:C:353:HIS:ND1	2.72	0.42
1:A:432:ARG:HA	1:A:432:ARG:HD2	1.85	0.42
1:F:142:ASP:O	1:F:143:ASN:CB	2.67	0.42
1:G:519:ASN:OD1	1:G:521:ASN:HB2	2.19	0.42
1:J:86:GLN:HG3	1:J:88:TRP:HE1	1.84	0.42
1:I:257:LEU:HD23	1:I:257:LEU:HA	1.81	0.42
1:B:302:TRP:CZ2	1:B:395:TYR:HD1	2.37	0.42
1:H:45:ILE:HB	1:H:58:ILE:HB	2.00	0.42
1:A:163:GLU:HG2	1:C:33:LYS:NZ	2.33	0.42

Continued on next page...

Continued from previous page...

Atom-1	Atom-2	Interatomic distance (Å)	Clash overlap (Å)
1:B:568:VAL:HG22	1:B:569:TYR:N	2.33	0.42
1:D:605:LYS:HE3	1:D:605:LYS:HB2	1.86	0.42
1:C:222:ILE:CD1	1:C:232:TYR:HB2	2.44	0.42
1:E:246:ILE:HG13	1:E:256:ILE:CG2	2.48	0.42
1:I:385:HIS:HB3	1:I:392:TYR:CE1	2.55	0.42
1:J:476:LEU:HD22	1:J:536:ALA:HB3	2.02	0.42
1:L:602:ARG:HB3	1:L:608:GLU:HG2	1.99	0.42
1:J:112:ASN:HB2	1:J:178:TRP:CE2	2.54	0.42
1:L:466:ALA:HB1	2:L:701:HEZ:O1	2.20	0.42
1:H:456:ASP:OD1	1:H:458:GLU:N	2.52	0.42
1:B:449:LEU:HD13	1:B:457:ARG:HD3	2.01	0.42
1:J:154:PHE:O	1:J:167:GLN:HA	2.19	0.42
1:I:359:ILE:HG22	1:I:360:ASP:N	2.34	0.42
1:A:89:VAL:HG23	1:A:100:VAL:HG21	2.01	0.42
1:D:435:LEU:O	1:D:439:GLN:HG2	2.20	0.42
1:C:219:PHE:HB3	1:C:233:GLY:CA	2.47	0.42
1:D:79:ASN:C	1:D:79:ASN:OD1	2.57	0.42
1:E:112:ASN:HB2	1:E:178:TRP:CE2	2.53	0.42
1:C:337:ASP:OD2	1:C:340:GLY:HA3	2.19	0.42
1:G:219:PHE:O	1:G:219:PHE:HD2	2.01	0.42
1:F:172:ARG:HE	1:F:172:ARG:HB2	1.68	0.42
1:K:261:ASP:OD2	1:K:422:SER:HA	2.18	0.42
1:B:326:TYR:CE2	1:B:334:GLN:HG3	2.55	0.42
1:G:154:PHE:C	1:G:155[B]:TRP:HD1	2.23	0.42
1:D:91:ASP:O	1:D:95:LEU:HA	2.20	0.42
1:C:519:ASN:OD1	1:C:521:ASN:HB2	2.19	0.42
1:G:75:PHE:CE2	1:G:88:TRP:HB2	2.55	0.42
2:D:706:HEZ:H61	5:D:826:HOH:O	2.18	0.42
1:L:509:LYS:HA	1:L:513:GLY:O	2.19	0.42
1:K:326:TYR:CD2	1:K:333:ARG:O	2.72	0.42
1:H:198:LYS:HD3	1:H:240:VAL:CG1	2.47	0.42
1:H:403:MET:HE2	1:H:597:MET:HA	2.01	0.42
1:C:585:SER:O	1:C:588:HIS:HB3	2.20	0.42
1:B:230:LEU:HD12	1:B:247:TYR:O	2.19	0.42
1:L:360:ASP:N	1:L:360:ASP:OD1	2.51	0.42
1:C:550:PRO:HB2	1:C:552:ASP:OD2	2.20	0.42
1:C:126:ARG:HG3	1:C:148:ASP:O	2.19	0.42
1:B:17:LEU:HD11	1:B:338:TYR:CD1	2.54	0.42
1:K:481:LEU:HD12	1:K:481:LEU:O	2.18	0.42
1:A:234:LYS:HB2	1:A:237:LYS:HG2	2.02	0.42
1:K:246:ILE:C	1:K:247:TYR:CD2	2.91	0.42

Continued on next page...

Continued from previous page...

Atom-1	Atom-2	Interatomic distance (Å)	Clash overlap (Å)
1:K:417:GLY:HA2	1:K:426:ALA:O	2.19	0.42
1:G:27:VAL:HG23	1:G:50:LEU:HD11	2.00	0.42
1:E:493:TYR:CZ	1:E:495:LEU:HB3	2.54	0.42
1:L:300:LYS:HD3	1:L:394:TYR:CE2	2.54	0.42
1:I:140:TRP:O	1:I:140:TRP:CD1	2.72	0.42
1:H:558:TYR:O	1:H:562:LYS:HG2	2.20	0.42
1:B:300:LYS:HD3	1:B:394:TYR:CZ	2.54	0.42
1:B:249:TYR:CZ	1:B:251:GLY:HA2	2.55	0.42
1:H:170:LYS:HB3	1:H:171:PRO:HD2	2.01	0.42
1:B:476:LEU:HB3	1:B:534:VAL:HG13	2.00	0.42
1:E:507:PHE:CZ	1:E:511:VAL:HG21	2.55	0.42
1:K:230:LEU:C	1:K:231:LEU:HD23	2.39	0.42
1:L:391:MET:HG2	1:L:392:TYR:O	2.18	0.42
1:C:137:VAL:CG2	1:C:193:ILE:HB	2.50	0.42
1:I:219:PHE:HD2	1:I:219:PHE:O	2.03	0.42
1:D:194:PRO:HB2	1:D:196:TYR:CZ	2.54	0.42
1:H:538:LEU:O	1:H:568:VAL:HG23	2.20	0.42
1:C:503:ILE:HD11	2:C:701:HEZ:H51	2.01	0.42
1:H:174:SER:OG	1:H:187:VAL:HG22	2.20	0.42
1:L:539:LEU:HB2	1:L:599:PHE:CE1	2.55	0.42
1:H:56:LYS:HD2	1:I:94:THR:HG21	2.02	0.42
1:H:106:ILE:HA	1:H:106:ILE:HD13	1.86	0.42
1:E:602:ARG:CZ	1:E:616:ILE:HG12	2.49	0.42
1:A:339:ASN:O	1:A:343:PHE:HD1	2.02	0.42
1:K:319:ALA:N	1:K:394:TYR:O	2.53	0.42
1:I:377:LYS:CB	1:I:456:ASP:HB2	2.50	0.42
1:A:233:GLY:O	1:A:247:TYR:HE2	2.02	0.42
1:B:356:PHE:HB3	1:B:447:GLU:HG2	2.02	0.42
1:F:573:PHE:CD2	1:F:588:HIS:CE1	3.08	0.42
1:J:118:LEU:HD12	1:J:159:THR:CG2	2.49	0.42
1:F:607:TYR:C	1:F:607:TYR:CD2	2.93	0.42
1:A:218:SER:CB	1:A:236:GLU:HA	2.50	0.41
1:K:277:THR:HG23	1:K:306:PHE:HE1	1.84	0.41
1:K:540:LEU:HD12	1:K:558:TYR:HB2	2.01	0.41
1:A:86:GLN:HG3	1:A:88:TRP:NE1	2.35	0.41
1:C:147:PHE:CD2	1:C:172:ARG:HD3	2.55	0.41
1:A:147:PHE:CG	1:A:172:ARG:HD3	2.55	0.41
1:C:545:GLU:HB2	1:C:576:GLY:O	2.20	0.41
1:K:196:TYR:C	1:K:198:LYS:H	2.23	0.41
1:K:382:VAL:HG22	1:K:411:VAL:HG13	2.02	0.41
1:L:381:ILE:HD13	1:L:600:PHE:CD1	2.55	0.41

Continued on next page...

Continued from previous page...

Atom-1	Atom-2	Interatomic distance (Å)	Clash overlap (Å)
1:L:308:ALA:HA	1:L:311:ARG:O	2.20	0.41
1:F:600:PHE:O	1:F:604:LEU:HB3	2.20	0.41
1:I:106:ILE:HD12	1:I:120:ALA:HB1	2.02	0.41
1:C:416:ARG:HD2	1:C:436:GLU:CB	2.45	0.41
1:H:327:LEU:HB3	1:H:335:LEU:HD21	2.01	0.41
1:G:7:ASP:OD1	1:G:7:ASP:C	2.59	0.41
1:C:63:MET:HE2	1:C:63:MET:HB3	1.97	0.41
1:C:574:LYS:HD2	1:F:129:GLU:O	2.20	0.41
1:H:544:LEU:HD12	1:H:574:LYS:HA	2.02	0.41
1:F:385:HIS:HB3	1:F:392:TYR:CZ	2.55	0.41
1:D:316:LYS:O	1:D:323:ALA:HA	2.21	0.41
1:B:179:HIS:HB2	1:B:184:VAL:HG23	2.02	0.41
1:D:515:ASN:N	1:D:516:PRO:HD3	2.35	0.41
1:J:116:ARG:HG3	1:J:160:GLU:HG3	2.01	0.41
1:F:546:ASP:OD1	1:F:546:ASP:C	2.58	0.41
1:A:313:ILE:O	1:A:313:ILE:HG13	2.18	0.41
1:H:247:TYR:HD1	1:H:255:GLY:CA	2.33	0.41
1:I:126:ARG:NH2	1:I:133:PHE:O	2.53	0.41
1:I:246:ILE:HG12	1:I:257:LEU:HD12	2.02	0.41
1:L:466:ALA:O	1:L:469:GLY:N	2.53	0.41
1:C:290:ASP:CG	1:C:294:ARG:HE	2.23	0.41
1:D:486:ILE:HG12	1:D:539:LEU:HB3	2.00	0.41
1:E:10:THR:HB	1:E:398:TYR:OH	2.20	0.41
1:K:367:TYR:HA	1:K:410:ILE:O	2.20	0.41
1:F:33:LYS:HB3	1:F:33:LYS:HE2	1.90	0.41
1:G:569:TYR:N	1:G:569:TYR:CD1	2.88	0.41
1:K:512:ILE:HG21	1:K:522:TYR:CD2	2.55	0.41
1:C:288:LEU:HD12	1:C:289:TRP:N	2.35	0.41
1:C:214:PHE:CD2	1:C:217:VAL:HG11	2.55	0.41
1:G:138:PRO:HD3	1:G:196:TYR:HE1	1.84	0.41
1:C:430:LEU:C	1:C:432:ARG:H	2.23	0.41
1:K:416:ARG:HD2	1:K:436:GLU:CB	2.51	0.41
1:I:155:TRP:HD1	1:I:164:VAL:HG11	1.85	0.41
1:A:236:GLU:HG3	1:A:237:LYS:H	1.79	0.41
1:K:446:GLU:HA	1:K:449:LEU:HD12	2.02	0.41
1:B:387:GLY:CA	1:B:388:PRO:C	2.88	0.41
1:F:421:TYR:HB2	1:F:425:PHE:CD2	2.56	0.41
1:F:321[B]:ARG:HA	1:F:322:PRO:HD3	1.94	0.41
1:H:602:ARG:O	1:H:603:LYS:HD3	2.20	0.41
1:I:147:PHE:O	1:I:148:ASP:C	2.59	0.41
1:B:22:THR:HG22	1:B:307:ASP:HB3	2.02	0.41

Continued on next page...

Continued from previous page...

Atom-1	Atom-2	Interatomic distance (Å)	Clash overlap (Å)
1:G:240:VAL:HG21	1:G:506:TRP:HZ3	1.85	0.41
1:B:317:GLU:HB2	1:B:323:ALA:HB2	2.01	0.41
1:K:128:ASP:OD2	1:K:130:ASP:N	2.53	0.41
1:J:277:THR:HA	1:J:285:ASN:O	2.20	0.41
1:H:285:ASN:ND2	1:H:298:LYS:HG3	2.35	0.41
1:B:380:VAL:HG22	1:B:409:TYR:HB2	2.01	0.41
1:I:22:THR:HG22	1:I:307:ASP:HB3	2.03	0.41
1:I:336:THR:O	1:I:336:THR:HG22	2.19	0.41
1:H:222:ILE:CD1	1:H:267:ALA:HB3	2.51	0.41
1:F:300:LYS:HB3	1:F:394:TYR:CD2	2.55	0.41
1:F:257:LEU:HD23	1:F:257:LEU:HA	1.73	0.41
1:J:140:TRP:CD1	1:J:140:TRP:O	2.72	0.41
1:H:477:THR:HB	1:H:530:TYR:CB	2.51	0.41
1:K:391:MET:HG2	1:K:392:TYR:O	2.20	0.41
1:E:352:ARG:O	1:E:366:TRP:HA	2.19	0.41
1:A:376:GLU:HG2	1:A:377:LYS:H	1.85	0.41
1:A:112:ASN:CG	1:A:113:GLN:H	2.24	0.41
1:B:140:TRP:O	1:B:140:TRP:HD1	2.02	0.41
1:E:7:ASP:OD1	1:E:7:ASP:C	2.59	0.41
1:C:450:ARG:HG2	1:C:450:ARG:HH11	1.86	0.41
1:I:416:ARG:CD	1:I:436:GLU:HB3	2.49	0.41
1:F:416:ARG:HA	1:F:425:PHE:CZ	2.56	0.41
1:I:50:LEU:HD13	1:I:311:ARG:CD	2.51	0.41
1:J:430:LEU:C	1:J:432:ARG:H	2.24	0.41
1:D:492:SER:HB2	1:D:528:LEU:HB2	2.02	0.41
1:J:378:ALA:HA	1:J:379:PRO:HD3	1.93	0.41
1:J:219:PHE:HB3	1:J:233:GLY:CA	2.50	0.41
1:G:130:ASP:O	1:J:574:LYS:HG3	2.20	0.41
1:E:56:LYS:HB3	1:E:95:LEU:HD11	2.02	0.41
1:E:16:TYR:HA	5:E:848:HOH:O	2.21	0.41
1:L:399:GLU:O	1:L:403:MET:HG2	2.21	0.41
1:I:86:GLN:HB3	1:I:102:GLU:OE1	2.21	0.41
1:I:491:ILE:HD11	2:I:701:HEZ:H31	2.02	0.41
1:K:489:ASN:HA	1:K:542:HIS:ND1	2.36	0.41
1:D:387:GLY:HA3	1:D:388:PRO:HA	1.61	0.41
1:H:417:GLY:HA2	1:H:426:ALA:O	2.20	0.41
1:B:388:PRO:HD2	5:B:824:HOH:O	2.21	0.41
1:C:483:LYS:O	1:C:484:ALA:HB2	2.21	0.41
1:G:498:TYR:CZ	1:G:516:PRO:HG2	2.56	0.41
1:B:509:LYS:HA	1:B:513:GLY:O	2.21	0.41
1:C:476:LEU:HD22	1:C:536:ALA:HB3	2.03	0.41

Continued on next page...

Continued from previous page...

Atom-1	Atom-2	Interatomic distance (Å)	Clash overlap (Å)
1:L:228:ARG:HD2	1:L:248:ILE:CG2	2.49	0.41
1:L:218:SER:CB	1:L:234:LYS:O	2.60	0.41
1:I:288:LEU:HG	1:I:289:TRP:N	2.30	0.41
1:I:70:GLY:O	1:I:92:LEU:HD12	2.21	0.41
1:G:359:ILE:CG2	1:G:360:ASP:H	2.31	0.41
1:I:422:SER:O	1:I:425:PHE:HB3	2.21	0.41
1:A:27:VAL:CG1	1:A:313:ILE:HD13	2.49	0.41
1:F:370:PRO:HD3	1:F:409:TYR:HA	2.02	0.41
1:L:387:GLY:HA3	1:L:388:PRO:HA	1.72	0.41
1:D:125:ARG:HD2	5:D:955:HOH:O	2.20	0.41
1:J:170:LYS:HB3	1:J:171:PRO:CD	2.51	0.41
1:H:456:ASP:C	1:H:456:ASP:OD1	2.58	0.41
1:G:515:ASN:N	1:G:516:PRO:HD3	2.36	0.41
1:F:598:GLU:HG3	1:F:616:ILE:CG2	2.50	0.41
1:I:204:LEU:HB2	1:I:213:LEU:HD11	2.02	0.41
1:D:380:VAL:HG12	1:D:381:ILE:N	2.35	0.41
1:F:505:LEU:HG	5:F:861:HOH:O	2.21	0.41
1:L:557:PHE:CE2	1:L:561:LEU:HD11	2.55	0.41
1:G:546:ASP:OD1	1:G:578:HIS:HB2	2.21	0.41
1:B:529:PHE:HA	1:E:517:LEU:HD13	2.01	0.41
1:J:15:ALA:HB1	1:J:31:LEU:HD11	2.01	0.41
1:J:349:PHE:N	1:J:349:PHE:CD1	2.89	0.41
1:B:507:PHE:CZ	1:B:511:VAL:HG21	2.56	0.41
1:C:11:PHE:HB3	1:C:398:TYR:CE1	2.56	0.41
1:A:109:ILE:O	1:A:109:ILE:HG13	2.20	0.41
1:D:106:ILE:HD13	1:D:155[A]:TRP:CZ3	2.56	0.41
1:B:103:ALA:CB	1:B:106:ILE:HG13	2.42	0.41
1:A:231:LEU:HB2	1:A:247:TYR:HB2	2.03	0.41
1:B:287:TYR:CD2	1:B:295:GLU:HA	2.56	0.41
1:I:385:HIS:HB3	1:I:392:TYR:CE2	2.56	0.41
1:E:289:TRP:CE2	1:E:291:GLY:HA2	2.56	0.41
1:B:64:PRO:O	1:B:65:ARG:HD3	2.21	0.41
1:L:602:ARG:HD3	1:L:608:GLU:OE2	2.21	0.41
1:I:133:PHE:CD1	1:L:613:VAL:HG21	2.56	0.41
1:F:502:ASP:OD1	1:F:503:ILE:HG23	2.21	0.41
1:F:324:GLU:CD	1:F:338:TYR:H	2.23	0.41
1:F:176:GLY:HA2	1:F:184:VAL:O	2.21	0.41
1:F:222:ILE:O	1:F:223:ASP:HB2	2.20	0.41
1:G:301:HIS:CD2	1:G:301:HIS:C	2.95	0.41
1:K:301:HIS:CD2	1:K:301:HIS:C	2.95	0.41
2:D:703:HEZ:H62	2:D:703:HEZ:H31	1.89	0.41

Continued on next page...

Continued from previous page...

Atom-1	Atom-2	Interatomic distance (Å)	Clash overlap (Å)
1:K:356:PHE:HE1	1:K:365:GLY:CA	2.30	0.40
1:K:460:ILE:HG22	1:K:482:PHE:HD2	1.86	0.40
1:H:477:THR:HB	1:H:530:TYR:HB2	2.02	0.40
1:H:478:GLN:NE2	1:H:530:TYR:HD2	2.18	0.40
1:J:132:ILE:HG23	1:J:148:ASP:CB	2.51	0.40
1:H:612:ASP:O	1:H:616:ILE:HG13	2.21	0.40
1:E:512:ILE:HG21	1:E:522:TYR:CD2	2.56	0.40
1:B:198:LYS:HD3	1:B:240:VAL:HG12	2.03	0.40
1:J:457:ARG:HA	1:J:460:ILE:HD11	2.02	0.40
1:K:430:LEU:O	1:K:431:GLU:HB2	2.21	0.40
1:C:142:ASP:O	1:C:143:ASN:HB3	2.21	0.40
1:A:542:HIS:CD2	1:A:551:LEU:HA	2.56	0.40
1:B:13:LYS:HG2	1:C:163:GLU:OE1	2.21	0.40
1:B:566:LYS:HG2	1:B:566:LYS:H	1.72	0.40
1:J:238:LYS:C	1:J:239:TYR:CD2	2.75	0.40
1:B:120:ALA:HB3	1:B:155[B]:TRP:HB2	2.04	0.40
1:G:131:PHE:HE2	1:G:133:PHE:HB2	1.87	0.40
1:A:416:ARG:HD2	1:A:436:GLU:HB3	2.03	0.40
1:A:75:PHE:CE2	1:A:88:TRP:HB2	2.56	0.40
1:L:550:PRO:HB2	1:L:552:ASP:OD2	2.21	0.40
1:F:349:PHE:CD1	1:F:349:PHE:N	2.89	0.40
1:L:561:LEU:HA	1:L:561:LEU:HD23	1.91	0.40
1:D:535:LYS:N	5:D:902:HOH:O	2.47	0.40
1:F:532:LYS:HA	1:F:564:LEU:HD13	2.02	0.40
1:I:500:PHE:HE1	1:L:555:LEU:HD23	1.86	0.40
1:J:408:TYR:OH	1:J:605:LYS:HB2	2.21	0.40
1:H:380:VAL:HG22	1:H:409:TYR:HB2	2.03	0.40
1:E:324:GLU:CD	1:E:338:TYR:H	2.23	0.40
1:K:508:ASP:O	1:K:512:ILE:HB	2.22	0.40
1:E:389:LYS:O	1:E:389:LYS:HG2	2.22	0.40
1:C:170:LYS:HB3	1:C:171:PRO:CD	2.51	0.40
1:I:100:VAL:HG13	1:I:162:GLU:HG2	2.03	0.40
1:I:585:SER:O	1:I:588:HIS:HB3	2.21	0.40
1:H:128:ASP:HB3	1:H:131:PHE:O	2.21	0.40
1:C:486:ILE:HD12	1:C:600:PHE:CE1	2.57	0.40
1:A:116:ARG:HG3	1:A:160:GLU:HG3	2.03	0.40
1:B:483:LYS:O	1:B:537:PRO:HD2	2.21	0.40
1:B:540:LEU:O	1:B:570:ILE:HA	2.21	0.40
1:A:300:LYS:HG2	1:A:394:TYR:CE1	2.56	0.40
1:C:448:PHE:HA	1:C:451:LEU:HD12	2.03	0.40
1:B:387:GLY:HA3	1:B:388:PRO:HA	1.83	0.40

Continued on next page...

Continued from previous page...

Atom-1	Atom-2	Interatomic distance (Å)	Clash overlap (Å)
1:J:300:LYS:HB3	1:J:394:TYR:CG	2.56	0.40
1:K:220:TYR:HE2	1:K:222:ILE:HG22	1.87	0.40
1:E:301:HIS:N	1:E:394:TYR:HB2	2.37	0.40
1:G:368:ILE:HB	1:G:410:ILE:HB	2.03	0.40
1:D:617:LEU:HD23	1:D:617:LEU:N	2.36	0.40
1:H:476:LEU:CD1	1:H:538:LEU:HD13	2.51	0.40
1:K:416:ARG:HD2	1:K:436:GLU:HB3	2.02	0.40
1:A:505:LEU:HG	5:A:810:HOH:O	2.20	0.40
1:A:249:TYR:CZ	1:A:251:GLY:HA2	2.56	0.40
1:G:605:LYS:HB2	1:G:605:LYS:HE3	1.79	0.40
1:K:106:ILE:HD13	1:K:155:TRP:CZ3	2.56	0.40
1:E:300:LYS:HB3	1:E:394:TYR:CE2	2.57	0.40
1:E:301:HIS:CD2	1:E:301:HIS:C	2.94	0.40
1:B:416:ARG:HD2	1:B:436:GLU:HB3	2.04	0.40
1:K:228:ARG:NE	1:K:272:GLY:HA2	2.37	0.40
1:C:602:ARG:HD3	1:C:608:GLU:OE2	2.22	0.40
1:K:369:LYS:HA	1:K:370:PRO:HD3	1.80	0.40
1:D:142:ASP:O	1:D:143:ASN:CB	2.70	0.40
1:J:184:VAL:HG11	1:J:221:ALA:HB2	2.04	0.40
1:I:438:PHE:CE2	1:I:442:LEU:HD11	2.57	0.40
1:L:219:PHE:N	1:L:219:PHE:CD2	2.89	0.40

There are no symmetry-related clashes.

5.3 Torsion angles

5.3.1 Protein backbone

In the following table, the Percentiles column shows the percent Ramachandran outliers of the chain as a percentile score with respect to all X-ray entries followed by that with respect to entries of similar resolution.

The Analysed column shows the number of residues for which the backbone conformation was analysed, and the total number of residues.

Mol	Chain	Analysed	Favoured	Allowed	Outliers	Percentiles	
1	A	603/622 (97%)	579 (96%)	23 (4%)	1 (0%)	52	80
1	B	610/622 (98%)	591 (97%)	18 (3%)	1 (0%)	52	80
1	C	609/622 (98%)	580 (95%)	28 (5%)	1 (0%)	52	80
1	D	611/622 (98%)	589 (96%)	21 (3%)	1 (0%)	52	80

Continued on next page...

Continued from previous page...

Mol	Chain	Analysed	Favoured	Allowed	Outliers	Percentiles	
1	E	611/622 (98%)	591 (97%)	19 (3%)	1 (0%)	52	80
1	F	611/622 (98%)	588 (96%)	22 (4%)	1 (0%)	52	80
1	G	604/622 (97%)	580 (96%)	23 (4%)	1 (0%)	52	80
1	H	603/622 (97%)	566 (94%)	36 (6%)	1 (0%)	52	80
1	I	609/622 (98%)	586 (96%)	22 (4%)	1 (0%)	52	80
1	J	602/622 (97%)	566 (94%)	35 (6%)	1 (0%)	52	80
1	K	605/622 (97%)	568 (94%)	35 (6%)	2 (0%)	46	75
1	L	607/622 (98%)	579 (95%)	27 (4%)	1 (0%)	52	80
All	All	7285/7464 (98%)	6963 (96%)	309 (4%)	13 (0%)	52	80

All (13) Ramachandran outliers are listed below:

Mol	Chain	Res	Type
1	K	372	ILE
1	A	359	ILE
1	B	359	ILE
1	C	359	ILE
1	D	359	ILE
1	E	359	ILE
1	F	359	ILE
1	G	359	ILE
1	H	359	ILE
1	I	359	ILE
1	J	359	ILE
1	K	359	ILE
1	L	359	ILE

5.3.2 Protein sidechains ⓘ

In the following table, the Percentiles column shows the percent sidechain outliers of the chain as a percentile score with respect to all X-ray entries followed by that with respect to entries of similar resolution.

The Analysed column shows the number of residues for which the sidechain conformation was analysed, and the total number of residues.

Mol	Chain	Analysed	Rotameric	Outliers	Percentiles	
1	A	490/548 (89%)	476 (97%)	14 (3%)	50	80

Continued on next page...

Continued from previous page...

Mol	Chain	Analysed	Rotameric	Outliers	Percentiles	
1	B	485/548 (88%)	460 (95%)	25 (5%)	29	58
1	C	473/548 (86%)	461 (98%)	12 (2%)	55	84
1	D	499/548 (91%)	476 (95%)	23 (5%)	33	64
1	E	502/548 (92%)	477 (95%)	25 (5%)	30	60
1	F	496/548 (90%)	479 (97%)	17 (3%)	44	75
1	G	477/548 (87%)	451 (94%)	26 (6%)	27	55
1	H	476/548 (87%)	456 (96%)	20 (4%)	36	68
1	I	485/548 (88%)	466 (96%)	19 (4%)	39	70
1	J	407/548 (74%)	384 (94%)	23 (6%)	25	53
1	K	418/548 (76%)	392 (94%)	26 (6%)	23	49
1	L	473/548 (86%)	452 (96%)	21 (4%)	35	65
All	All	5681/6576 (86%)	5430 (96%)	251 (4%)	35	65

All (251) residues with a non-rotameric sidechain are listed below:

Mol	Chain	Res	Type
1	A	91	ASP
1	A	140	TRP
1	A	219	PHE
1	A	236	GLU
1	A	256	ILE
1	A	260	ILE
1	A	294	ARG
1	A	301	HIS
1	A	320	THR
1	A	348	THR
1	A	500	PHE
1	A	508	ASP
1	A	583	ARG
1	A	613	VAL
1	B	8	GLU
1	B	60	ASP
1	B	76	MET
1	B	84	THR
1	B	91	ASP
1	B	108	SER
1	B	140	TRP
1	B	198	LYS

Continued on next page...

Continued from previous page...

Mol	Chain	Res	Type
1	B	215	GLU
1	B	219	PHE
1	B	257	LEU
1	B	270	ARG
1	B	294	ARG
1	B	301	HIS
1	B	363	LEU
1	B	385	HIS
1	B	392	TYR
1	B	457	ARG
1	B	493	TYR
1	B	498	TYR
1	B	500	PHE
1	B	557	PHE
1	B	566	LYS
1	B	588	HIS
1	B	597	MET
1	C	59	GLU
1	C	91	ASP
1	C	140	TRP
1	C	219	PHE
1	C	257	LEU
1	C	348	THR
1	C	353	HIS
1	C	362	GLU
1	C	451	LEU
1	C	493	TYR
1	C	500	PHE
1	C	518	GLU
1	D	52	ASP
1	D	76	MET
1	D	79	ASN
1	D	84	THR
1	D	86	GLN
1	D	91	ASP
1	D	99	LYS
1	D	129	GLU
1	D	140	TRP
1	D	219	PHE
1	D	288	LEU
1	D	301	HIS
1	D	352	ARG

Continued on next page...

Continued from previous page...

Mol	Chain	Res	Type
1	D	363	LEU
1	D	372	ILE
1	D	457	ARG
1	D	500	PHE
1	D	514	ASP
1	D	523	ARG
1	D	588	HIS
1	D	597	MET
1	D	613	VAL
1	D	617	LEU
1	E	26	LEU
1	E	60	ASP
1	E	76	MET
1	E	91	ASP
1	E	140	TRP
1	E	173	PHE
1	E	198	LYS
1	E	215	GLU
1	E	219	PHE
1	E	256	ILE
1	E	288	LEU
1	E	295	GLU
1	E	298[A]	LYS
1	E	298[B]	LYS
1	E	301	HIS
1	E	311	ARG
1	E	352	ARG
1	E	363	LEU
1	E	392	TYR
1	E	491	ILE
1	E	500	PHE
1	E	518	GLU
1	E	580	HIS
1	E	588	HIS
1	E	613	VAL
1	F	79	ASN
1	F	91	ASP
1	F	101	LEU
1	F	140	TRP
1	F	219	PHE
1	F	234	LYS
1	F	288	LEU

Continued on next page...

Continued from previous page...

Mol	Chain	Res	Type
1	F	301	HIS
1	F	372	ILE
1	F	373	LYS
1	F	476	LEU
1	F	497	SER
1	F	500	PHE
1	F	523	ARG
1	F	583	ARG
1	F	588	HIS
1	F	609	GLU
1	G	54	SER
1	G	86	GLN
1	G	91	ASP
1	G	127	GLU
1	G	137	VAL
1	G	140	TRP
1	G	153	THR
1	G	173	PHE
1	G	215	GLU
1	G	219	PHE
1	G	236	GLU
1	G	288	LEU
1	G	294	ARG
1	G	301	HIS
1	G	327	LEU
1	G	348	THR
1	G	372	ILE
1	G	385	HIS
1	G	392	TYR
1	G	454	GLN
1	G	493	TYR
1	G	500	PHE
1	G	508	ASP
1	G	542	HIS
1	G	588	HIS
1	G	595	LEU
1	H	54	SER
1	H	60	ASP
1	H	140	TRP
1	H	173	PHE
1	H	175	SER
1	H	215	GLU

Continued on next page...

Continued from previous page...

Mol	Chain	Res	Type
1	H	219	PHE
1	H	256	ILE
1	H	264	VAL
1	H	283	SER
1	H	288	LEU
1	H	327	LEU
1	H	438	PHE
1	H	443	ASN
1	H	448	PHE
1	H	456	ASP
1	H	493	TYR
1	H	500	PHE
1	H	508	ASP
1	H	580	HIS
1	I	76	MET
1	I	86	GLN
1	I	91	ASP
1	I	140	TRP
1	I	173	PHE
1	I	219	PHE
1	I	256	ILE
1	I	288	LEU
1	I	336	THR
1	I	363	LEU
1	I	372	ILE
1	I	457	ARG
1	I	483	LYS
1	I	493	TYR
1	I	500	PHE
1	I	508	ASP
1	I	585	SER
1	I	588	HIS
1	I	595	LEU
1	J	76	MET
1	J	86	GLN
1	J	91	ASP
1	J	140	TRP
1	J	205	TRP
1	J	219	PHE
1	J	239	TYR
1	J	301	HIS
1	J	329	ASP

Continued on next page...

Continued from previous page...

Mol	Chain	Res	Type
1	J	348	THR
1	J	353	HIS
1	J	364	ASP
1	J	372	ILE
1	J	392	TYR
1	J	394	TYR
1	J	411	VAL
1	J	436	GLU
1	J	447	GLU
1	J	493	TYR
1	J	500	PHE
1	J	501	SER
1	J	508	ASP
1	J	570	ILE
1	K	10	THR
1	K	55	ARG
1	K	77	ARG
1	K	91	ASP
1	K	116	ARG
1	K	127	GLU
1	K	140	TRP
1	K	165	ILE
1	K	173	PHE
1	K	177	ILE
1	K	215	GLU
1	K	219	PHE
1	K	258	ASP
1	K	260	ILE
1	K	263	GLU
1	K	278	LEU
1	K	301	HIS
1	K	313	ILE
1	K	392	TYR
1	K	448	PHE
1	K	493	TYR
1	K	500	PHE
1	K	514	ASP
1	K	521	ASN
1	K	587	ARG
1	K	588	HIS
1	L	38	SER
1	L	86	GLN

Continued on next page...

Continued from previous page...

Mol	Chain	Res	Type
1	L	91	ASP
1	L	140	TRP
1	L	165	ILE
1	L	173	PHE
1	L	198	LYS
1	L	219	PHE
1	L	257	LEU
1	L	301	HIS
1	L	321	ARG
1	L	348	THR
1	L	371	GLU
1	L	392	TYR
1	L	411	VAL
1	L	457	ARG
1	L	493	TYR
1	L	497	SER
1	L	500	PHE
1	L	508	ASP
1	L	518	GLU

Some sidechains can be flipped to improve hydrogen bonding and reduce clashes. All (31) such sidechains are listed below:

Mol	Chain	Res	Type
1	A	49	ASN
1	A	86	GLN
1	A	301	HIS
1	A	473	ASN
1	B	86	GLN
1	B	266	GLN
1	C	334	GLN
1	C	443	ASN
1	D	301	HIS
1	E	86	GLN
1	E	301	HIS
1	F	266	GLN
1	F	301	HIS
1	G	301	HIS
1	G	478	GLN
1	H	86	GLN
1	H	443	ASN
1	H	454	GLN
1	H	580	HIS

Continued on next page...

Continued from previous page...

Mol	Chain	Res	Type
1	I	86	GLN
1	I	266	GLN
1	I	301	HIS
1	I	588	HIS
1	J	301	HIS
1	J	385	HIS
1	J	478	GLN
1	J	489	ASN
1	K	243	HIS
1	K	301	HIS
1	L	266	GLN
1	L	489	ASN

5.3.3 RNA [i](#)

There are no RNA molecules in this entry.

5.4 Non-standard residues in protein, DNA, RNA chains [i](#)

There are no non-standard protein/DNA/RNA residues in this entry.

5.5 Carbohydrates [i](#)

There are no carbohydrates in this entry.

5.6 Ligand geometry [i](#)

Of 49 ligands modelled in this entry, 23 are monoatomic - leaving 26 for Mogul analysis.

In the following table, the Counts columns list the number of bonds (or angles) for which Mogul statistics could be retrieved, the number of bonds (or angles) that are observed in the model and the number of bonds (or angles) that are defined in the chemical component dictionary. The Link column lists molecule types, if any, to which the group is linked. The Z score for a bond length (or angle) is the number of standard deviations the observed value is removed from the expected value. A bond length (or angle) with $|Z| > 2$ is considered an outlier worth inspection. RMSZ is the root-mean-square of all Z scores of the bond lengths (or angles).

Mol	Type	Chain	Res	Link	Bond lengths			Bond angles		
					Counts	RMSZ	$\# Z > 2$	Counts	RMSZ	$\# Z > 2$
2	HEZ	A	701	-	7,7,7	0.30	0	6,6,6	0.48	0
2	HEZ	A	702	-	7,7,7	0.34	0	6,6,6	0.43	0

Mol	Type	Chain	Res	Link	Bond lengths			Bond angles		
					Counts	RMSZ	# Z > 2	Counts	RMSZ	# Z > 2
2	HEZ	A	703	-	7,7,7	0.31	0	6,6,6	0.44	0
2	HEZ	B	701	-	7,7,7	0.24	0	6,6,6	0.68	0
2	HEZ	B	702	-	7,7,7	0.39	0	6,6,6	0.43	0
2	HEZ	C	701	-	7,7,7	0.25	0	6,6,6	0.67	0
2	HEZ	D	701	-	7,7,7	0.29	0	6,6,6	0.54	0
2	HEZ	D	702	-	7,7,7	0.44	0	6,6,6	0.40	0
2	HEZ	D	703	-	7,7,7	0.31	0	6,6,6	0.52	0
2	HEZ	D	704	-	7,7,7	0.35	0	6,6,6	0.47	0
2	HEZ	D	705	-	7,7,7	0.34	0	6,6,6	0.45	0
2	HEZ	D	706	-	7,7,7	0.39	0	6,6,6	0.31	0
2	HEZ	D	707	-	7,7,7	0.27	0	6,6,6	0.56	0
2	HEZ	D	708	-	7,7,7	0.37	0	6,6,6	0.29	0
2	HEZ	E	701	-	7,7,7	0.28	0	6,6,6	0.60	0
2	HEZ	E	702	-	7,7,7	0.23	0	6,6,6	0.71	0
2	HEZ	E	703	-	7,7,7	0.42	0	6,6,6	0.30	0
2	HEZ	F	701	-	7,7,7	0.33	0	6,6,6	0.56	0
2	HEZ	F	702	-	7,7,7	0.31	0	6,6,6	0.48	0
2	HEZ	F	703	-	7,7,7	0.30	0	6,6,6	0.52	0
2	HEZ	G	701	-	7,7,7	0.28	0	6,6,6	0.56	0
2	HEZ	H	701	-	7,7,7	0.23	0	6,6,6	0.69	0
2	HEZ	I	701	-	7,7,7	0.31	0	6,6,6	0.45	0
2	HEZ	I	702	-	7,7,7	0.28	0	6,6,6	0.62	0
2	HEZ	K	701	-	7,7,7	0.32	0	6,6,6	0.53	0
2	HEZ	L	701	-	7,7,7	0.31	0	6,6,6	0.44	0

In the following table, the Chirals column lists the number of chiral outliers, the number of chiral centers analysed, the number of these observed in the model and the number defined in the chemical component dictionary. Similar counts are reported in the Torsion and Rings columns. '-' means no outliers of that kind were identified.

Mol	Type	Chain	Res	Link	Chirals	Torsions	Rings
2	HEZ	A	701	-	-	0/5/5/5	0/0/0/0
2	HEZ	A	702	-	-	0/5/5/5	0/0/0/0
2	HEZ	A	703	-	-	0/5/5/5	0/0/0/0
2	HEZ	B	701	-	-	0/5/5/5	0/0/0/0
2	HEZ	B	702	-	-	0/5/5/5	0/0/0/0
2	HEZ	C	701	-	-	0/5/5/5	0/0/0/0
2	HEZ	D	701	-	-	0/5/5/5	0/0/0/0
2	HEZ	D	702	-	-	0/5/5/5	0/0/0/0
2	HEZ	D	703	-	-	0/5/5/5	0/0/0/0
2	HEZ	D	704	-	-	0/5/5/5	0/0/0/0
2	HEZ	D	705	-	-	0/5/5/5	0/0/0/0
2	HEZ	D	706	-	-	0/5/5/5	0/0/0/0

Continued on next page...

Continued from previous page...

Mol	Type	Chain	Res	Link	Chirals	Torsions	Rings
2	HEZ	D	707	-	-	0/5/5/5	0/0/0/0
2	HEZ	D	708	-	-	0/5/5/5	0/0/0/0
2	HEZ	E	701	-	-	0/5/5/5	0/0/0/0
2	HEZ	E	702	-	-	0/5/5/5	0/0/0/0
2	HEZ	E	703	-	-	0/5/5/5	0/0/0/0
2	HEZ	F	701	-	-	0/5/5/5	0/0/0/0
2	HEZ	F	702	-	-	0/5/5/5	0/0/0/0
2	HEZ	F	703	-	-	0/5/5/5	0/0/0/0
2	HEZ	G	701	-	-	0/5/5/5	0/0/0/0
2	HEZ	H	701	-	-	0/5/5/5	0/0/0/0
2	HEZ	I	701	-	-	0/5/5/5	0/0/0/0
2	HEZ	I	702	-	-	0/5/5/5	0/0/0/0
2	HEZ	K	701	-	-	0/5/5/5	0/0/0/0
2	HEZ	L	701	-	-	0/5/5/5	0/0/0/0

There are no bond length outliers.

There are no bond angle outliers.

There are no chirality outliers.

There are no torsion outliers.

There are no ring outliers.

14 monomers are involved in 36 short contacts:

Mol	Chain	Res	Type	Clashes	Symm-Clashes
2	A	701	HEZ	3	0
2	C	701	HEZ	1	0
2	D	701	HEZ	6	0
2	D	703	HEZ	1	0
2	D	706	HEZ	1	0
2	D	708	HEZ	4	0
2	E	701	HEZ	3	0
2	E	702	HEZ	2	0
2	F	701	HEZ	3	0
2	F	702	HEZ	1	0
2	G	701	HEZ	4	0
2	H	701	HEZ	2	0
2	I	701	HEZ	4	0
2	L	701	HEZ	1	0

5.7 Other polymers

There are no such residues in this entry.

5.8 Polymer linkage issues

There are no chain breaks in this entry.

6 Fit of model and data ⓘ

6.1 Protein, DNA and RNA chains ⓘ

In the following table, the column labelled ‘#RSRZ> 2’ contains the number (and percentage) of RSRZ outliers, followed by percent RSRZ outliers for the chain as percentile scores relative to all X-ray entries and entries of similar resolution. The OWAB column contains the minimum, median, 95th percentile and maximum values of the occupancy-weighted average B-factor per residue. The column labelled ‘Q< 0.9’ lists the number of (and percentage) of residues with an average occupancy less than 0.9.

Mol	Chain	Analysed	<RSRZ>	#RSRZ>2	OWAB(Å ²)	Q<0.9
1	A	608/622 (97%)	-0.64	1 (0%) 95 96	30, 50, 75, 93	0
1	B	612/622 (98%)	-0.40	5 (0%) 87 88	38, 62, 89, 126	0
1	C	612/622 (98%)	-0.29	6 (0%) 84 85	47, 70, 98, 126	0
1	D	612/622 (98%)	-0.75	3 (0%) 91 93	23, 39, 62, 109	0
1	E	613/622 (98%)	-0.68	3 (0%) 91 93	27, 44, 67, 108	0
1	F	614/622 (98%)	-0.61	4 (0%) 89 90	26, 49, 73, 103	1 (0%)
1	G	608/622 (97%)	-0.36	1 (0%) 95 96	44, 70, 93, 139	0
1	H	609/622 (97%)	-0.26	5 (0%) 87 88	44, 75, 99, 126	0
1	I	611/622 (98%)	-0.43	2 (0%) 94 95	44, 64, 87, 124	0
1	J	609/622 (97%)	0.28	29 (4%) 34 33	65, 103, 130, 143	4 (0%)
1	K	610/622 (98%)	0.39	32 (5%) 31 30	71, 101, 133, 161	3 (0%)
1	L	611/622 (98%)	-0.15	7 (1%) 82 83	49, 77, 106, 139	0
All	All	7329/7464 (98%)	-0.33	98 (1%) 79 79	23, 65, 113, 161	8 (0%)

All (98) RSRZ outliers are listed below:

Mol	Chain	Res	Type	RSRZ
1	K	291	GLY	7.4
1	K	372	ILE	6.2
1	K	330	GLY	4.9
1	K	279	PHE	4.5
1	K	271	ASN	4.1
1	J	192	VAL	4.1
1	K	299	GLY	4.0
1	K	53	GLY	3.9
1	K	328	TRP	3.9
1	K	331	GLU	3.8
1	L	375	GLY	3.8

Continued on next page...

Continued from previous page...

Mol	Chain	Res	Type	RSRZ
1	C	375	GLY	3.7
1	E	375	GLY	3.7
1	K	259	ASP	3.7
1	K	192	VAL	3.7
1	J	376	GLU	3.6
1	K	261	ASP	3.5
1	K	199	TYR	3.4
1	K	260	ILE	3.4
1	D	51	GLU	3.3
1	L	52	ASP	3.3
1	K	327	LEU	3.3
1	F	374	GLU	3.2
1	K	85	ALA	3.2
1	J	79	ASN	3.2
1	J	365	GLY	3.2
1	J	239	TYR	3.1
1	K	191	ASP	3.1
1	L	374	GLU	3.1
1	E	3	SER	3.0
1	K	359	ILE	2.9
1	H	51	GLU	2.9
1	J	224	SER	2.9
1	B	375	GLY	2.8
1	L	480	ASP	2.8
1	J	330	GLY	2.8
1	D	375	GLY	2.8
1	K	362	GLU	2.8
1	H	618	LYS	2.7
1	F	373	LYS	2.7
1	J	405	SER	2.7
1	K	360	ASP	2.7
1	I	374	GLU	2.6
1	L	78	PHE	2.6
1	K	515	ASN	2.6
1	J	197	PHE	2.6
1	J	374	GLU	2.6
1	J	84	THR	2.6
1	K	226	GLY	2.5
1	B	51	GLU	2.5
1	K	298	LYS	2.5
1	C	374	GLU	2.5
1	K	334	GLN	2.5

Continued on next page...

Continued from previous page...

Mol	Chain	Res	Type	RSRZ
1	B	374	GLU	2.4
1	J	25	ASN	2.4
1	F	79	ASN	2.4
1	J	375	GLY	2.4
1	L	328	TRP	2.4
1	C	259	ASP	2.3
1	K	329	ASP	2.3
1	H	79	ASN	2.2
1	J	50	LEU	2.2
1	J	255	GLY	2.2
1	G	190	ARG	2.2
1	K	355	ARG	2.2
1	B	360	ASP	2.1
1	J	189	HIS	2.1
1	C	360	ASP	2.1
1	J	4	ILE	2.1
1	J	349	PHE	2.1
1	J	453	PRO	2.1
1	J	233	GLY	2.1
1	D	374	GLU	2.1
1	J	49	ASN	2.1
1	F	52	ASP	2.1
1	C	363	LEU	2.1
1	I	375	GLY	2.1
1	J	361	LEU	2.1
1	K	282	GLY	2.1
1	K	253	VAL	2.1
1	H	330	GLY	2.1
1	J	223	ASP	2.1
1	K	40	LYS	2.1
1	J	332	GLU	2.1
1	K	78	PHE	2.0
1	B	373	LYS	2.0
1	C	450	ARG	2.0
1	E	51	GLU	2.0
1	H	52	ASP	2.0
1	K	332	GLU	2.0
1	L	5	GLU	2.0
1	J	270	ARG	2.0
1	J	518	GLU	2.0
1	J	199	TYR	2.0
1	J	394	TYR	2.0

Continued on next page...

Continued from previous page...

Mol	Chain	Res	Type	RSRZ
1	A	227	GLU	2.0
1	K	270	ARG	2.0
1	J	360	ASP	2.0

6.2 Non-standard residues in protein, DNA, RNA chains [i](#)

There are no non-standard protein/DNA/RNA residues in this entry.

6.3 Carbohydrates [i](#)

There are no carbohydrates in this entry.

6.4 Ligands [i](#)

In the following table, the Atoms column lists the number of modelled atoms in the group and the number defined in the chemical component dictionary. LLDF column lists the quality of electron density of the group with respect to its neighbouring residues in protein, DNA or RNA chains. The B-factors column lists the minimum, median, 95th percentile and maximum values of B factors of atoms in the group. The column labelled 'Q< 0.9' lists the number of atoms with occupancy less than 0.9.

Mol	Type	Chain	Res	Atoms	RSCC	RSR	LLDF	B-factors(Å ²)	Q<0.9
2	HEZ	F	702	8/8	0.96	0.31	17.11	17,21,25,27	8
2	HEZ	D	702	8/8	0.93	0.35	14.44	10,14,16,16	8
2	HEZ	B	702	8/8	0.92	0.36	12.73	11,13,17,18	8
2	HEZ	E	702	8/8	0.69	0.41	11.34	67,69,76,77	0
2	HEZ	A	703	8/8	0.84	0.31	10.03	69,71,75,76	0
2	HEZ	D	706	8/8	0.85	0.27	8.73	63,64,65,65	0
2	HEZ	D	705	8/8	0.88	0.23	7.93	60,64,75,77	0
2	HEZ	F	703	8/8	0.93	0.25	6.85	69,70,74,75	0
2	HEZ	D	707	8/8	0.90	0.26	6.66	61,63,64,68	0
2	HEZ	D	703	8/8	0.92	0.17	6.23	63,65,67,68	0
2	HEZ	B	701	8/8	0.87	0.23	4.56	50,56,57,59	0
2	HEZ	G	701	8/8	0.84	0.27	4.12	74,77,79,79	0
2	HEZ	A	702	8/8	0.91	0.21	3.86	47,50,65,67	0
3	MG	D	710	1/1	0.94	0.23	3.36	42,42,42,42	0
2	HEZ	E	703	8/8	0.90	0.21	3.06	54,54,55,56	0
2	HEZ	D	704	8/8	0.92	0.22	2.64	67,71,72,73	0
3	MG	E	705	1/1	0.94	0.19	2.50	29,29,29,29	0
2	HEZ	I	702	8/8	0.89	0.26	2.37	73,74,75,76	0

Continued on next page...

Continued from previous page...

Mol	Type	Chain	Res	Atoms	RSCC	RSR	LLDF	B-factors(Å ²)	Q<0.9
2	HEZ	C	701	8/8	0.83	0.22	2.14	64,71,73,74	0
2	HEZ	K	701	8/8	0.76	0.28	1.87	74,76,78,78	0
2	HEZ	I	701	8/8	0.90	0.20	1.76	66,70,72,72	0
2	HEZ	A	701	8/8	0.96	0.15	1.69	47,48,49,49	0
2	HEZ	E	701	8/8	0.96	0.14	1.26	36,40,47,47	0
3	MG	D	709	1/1	0.82	0.16	1.18	63,63,63,63	0
2	HEZ	D	708	8/8	0.94	0.17	1.10	50,58,68,69	0
2	HEZ	F	701	8/8	0.95	0.15	1.08	43,45,50,50	0
3	MG	A	705	1/1	0.89	0.13	1.05	60,60,60,60	0
3	MG	B	703	1/1	0.97	0.14	0.97	37,37,37,37	0
2	HEZ	L	701	8/8	0.93	0.17	0.96	57,60,62,62	0
3	MG	I	703	1/1	0.96	0.17	0.91	45,45,45,45	0
2	HEZ	H	701	8/8	0.93	0.17	0.87	58,61,65,67	0
2	HEZ	D	701	8/8	0.95	0.15	0.79	43,43,47,52	0
3	MG	F	705	1/1	0.97	0.14	0.70	32,32,32,32	0
3	MG	H	703	1/1	0.91	0.14	0.62	41,41,41,41	0
3	MG	A	704	1/1	0.99	0.14	0.60	36,36,36,36	0
3	MG	C	702	1/1	0.96	0.15	0.47	60,60,60,60	0
3	MG	L	703	1/1	0.93	0.16	-0.15	66,66,66,66	0
3	MG	F	706	1/1	0.98	0.11	-0.50	67,67,67,67	0
4	CL	D	711	1/1	0.98	0.09	-1.49	47,47,47,47	0
3	MG	H	702	1/1	0.89	0.06	-2.04	81,81,81,81	0
3	MG	C	703	1/1	0.57	0.08	-2.23	93,93,93,93	0
3	MG	F	704	1/1	0.89	0.09	-2.37	80,80,80,80	0
3	MG	G	702	1/1	0.98	0.08	-2.47	34,34,34,34	0
4	CL	F	707	1/1	0.98	0.06	-4.57	44,44,44,44	0
3	MG	G	703	1/1	0.84	0.11	-	82,82,82,82	0
3	MG	L	702	1/1	0.94	0.14	-	80,80,80,80	0
3	MG	I	704	1/1	0.81	0.10	-	75,75,75,75	0
3	MG	E	706	1/1	0.92	0.08	-	44,44,44,44	0
3	MG	E	704	1/1	0.95	0.09	-	58,58,58,58	0

6.5 Other polymers [\(i\)](#)

There are no such residues in this entry.