Full wwPDB X-ray Structure Validation Report (i)

Jun 15, 2016 – 09:19 PM EDT

PDB ID	:	5I4L
Title	:	Crystal structure of Amicoumacin A bound to the yeast 80S ribosome
Authors	:	Prokhorova, I.V.; Yusupova, G.; Yusupov, M.
Deposited on	:	2016-02-12
Resolution	:	3.10 Å(reported)

This is a Full wwPDB X-ray Structure Validation Report for a publicly released PDB entry.
We welcome your comments at validation@mail.wwpdb.org
A user guide is available at
http://wwpdb.org/validation/2016/XrayValidationReportHelp
with specific help available everywhere you see the (i) symbol.

The following versions of software and data (see references (1)) were used in the production of this report:

MolProbity	:	4.02b-467
Mogul	:	1.7.1 (RC1), CSD as537be (2016)
Xtriage (Phenix)	:	1.9-1692
EDS	:	rb-20027790
Percentile statistics	:	20151230.v01 (using entries in the PDB archive December 30th 2015)
Refmac	:	5.8.0135
CCP4	:	6.5.0
Ideal geometry (proteins)	:	Engh & Huber (2001)
Ideal geometry (DNA, RNA)	:	Parkinson et al. (1996)
Validation Pipeline (wwPDB-VP)	:	rb-20027790

1 Overall quality at a glance (i)

The following experimental techniques were used to determine the structure:
X-RAY DIFFRACTION

The reported resolution of this entry is 3.10 Å.

Percentile scores (ranging between 0-100) for global validation metrics of the entry are shown in the following graphic. The table shows the number of entries on which the scores are based.

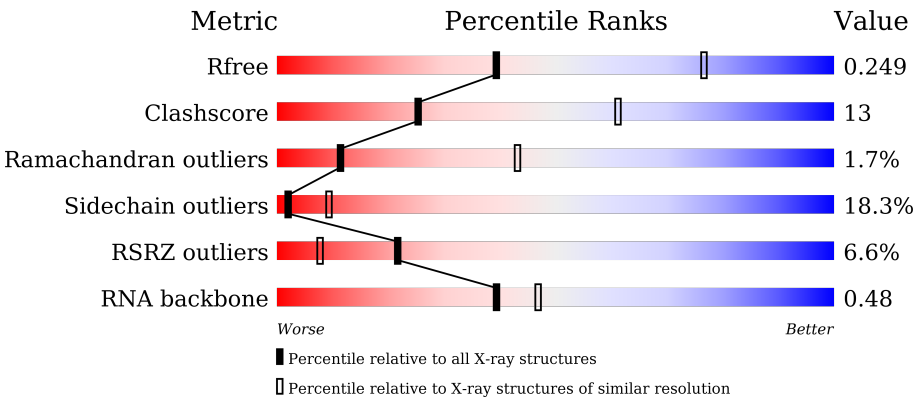

Metric	Whole archive (#Entries)	Similar resolution (#Entries, resolution range(Å))
R_{free}	91344	1114 (3.14-3.06)
Clashscore	102246	1222 (3.14-3.06)
Ramachandran outliers	100387	1174 (3.14-3.06)
Sidechain outliers	100360	1174 (3.14-3.06)
RSRZ outliers	91569	1119 (3.14-3.06)
RNA backbone	2183	1010 (3.52-2.68)

The table below summarises the geometric issues observed across the polymeric chains and their fit to the electron density. The red, orange, yellow and green segments on the lower bar indicate the fraction of residues that contain outliers for >=3, 2, 1 and 0 types of geometric quality criteria. A grey segment represents the fraction of residues that are not modelled. The numeric value for each fraction is indicated below the corresponding segment, with a dot representing fractions <=5% The upper red bar (where present) indicates the fraction of residues that have poor fit to the electron density. The numeric value is given above the bar.

Mol	Chain	Length	Quality of chain
1	2	1800	4% 42% 40% 16% ••
1	6	1800	4% 46% 40% 14% •
2	S0	206	13% 37% 51% 12%
2	s0	206	5% 80% 18% •

Continued on next page...

Continued from previous page...

Mol	Chain	Length	Quality of chain
3	S1	216	25% 36% 47% 15%
3	s1	216	12% 81% 17%
4	S2	217	2% 34% 51% 14%
4	s2	217	4% 81% 18%
5	S3	223	7% 50% 39% 11%
5	s3	223	19% 84% 16%
6	S4	260	13% 38% 50% 11%
6	s4	260	% 84% 16%
7	S5	206	18% 39% 48% 12%
7	s5	206	15% 81% 19%
8	S6	226	8% 55% 38% 7%
8	s6	226	4% 81% 15%
9	S7	186	16% 39% 42% 16%
9	s7	186	14% 78% 21%
10	S8	200	5% 44% 43% 7% 6%
10	s8	200	9% 79% 14% 6%
11	S9	185	22% 38% 50% 10%
11	s9	185	10% 82% 17%
12	C0	98	13% 35% 52% 10%
12	c0	98	54% 74% 19%
13	C1	156	11% 45% 42% 12%
13	c1	156	6% 74% 19% 6%
14	C2	124	33% 44% 42% 13%
14	c2	124	82% 78% 19%
15	C3	150	2% 50% 39% 10%

Continued on next page...

Continued from previous page...

Mol	Chain	Length	Quality of chain
15	c3	150	%, 80%, 19%
16	C4	128	22%, 43%, 48%, 8%
16	c4	128	8%, 81%, 18%
17	C5	142	12%, 35%, 42%, 11%, 13%
17	c5	142	22%, 77%, 17%, 5%
18	C6	142	30%, 35%, 46%, 15%
18	c6	142	9%, 84%, 15%
19	C7	136	10%, 32%, 45%, 10%, 12%
19	c7	136	%, 70%, 15%, 14%
20	C8	145	18%, 39%, 46%, 13%
20	c8	145	6%, 81%, 19%
21	C9	143	16%, 42%, 48%, 10%
21	c9	143	5%, 86%, 13%
22	D0	110	22%, 33%, 52%, 12%
22	d0	110	41%, 75%, 22%
23	D1	87	7%, 37%, 51%, 13%
23	d1	87	3%, 79%, 21%
24	D2	129	38%, 50%, 9%
24	d2	129	88%, 10%
25	D3	144	%, 42%, 47%, 9%
25	d3	144	%, 85%, 15%
26	D4	134	11%, 46%, 41%, 11%
26	d4	134	8%, 88%, 10%
27	D5	70	31%, 21%, 63%, 14%
27	d5	70	21%, 83%, 16%

Continued on next page...

Continued from previous page...

Mol	Chain	Length	Quality of chain
28	D6	97	25% 25% 58% 13% •
28	d6	97	4% 80% 16% •
29	D7	81	12% 51% 38% 11%
29	d7	81	10% 84% 16%
30	D8	63	27% 30% 56% 14%
30	d8	63	32% 81% 19%
31	D9	53	8% 43% 40% 15% •
31	d9	53	26% 75% 25%
32	E0	62	23% 40% 44% 13% •
32	e0	62	13% 79% 21%
33	E1	76	25% 26% 46% 20% • 7%
33	e1	76	63% 68% 22% 8% •
34	SR	318	21% 45% 48% 7%
34	sR	318	25% 90% 10%
35	SM	176	12% 53% 27% 10% 10%
36	1	3396	2% 46% 36% 10% • 7%
36	5	3396	% 47% 34% 10% • 7%
37	3	121	51% 44% 5%
37	7	121	52% 40% 7%
38	4	158	% 47% 39% 13% •
38	8	158	% 53% 35% 11% •
39	L2	252	% 45% 46% 9%
39	l2	252	2% 83% 17%
40	L3	386	% 43% 46% 11%
40	l3	386	% 85% 15%

Continued on next page...

Continued from previous page...

Mol	Chain	Length	Quality of chain
41	L4	361	44% 46% 10%
41	l4	361	86% 13%
42	L5	296	11% 43% 46% 11%
42	l5	296	2% 85% 13%
43	L6	176	.% 51% 32% 5% 11%
43	l6	176	.% 76% 13% 11%
44	L7	223	47% 45% 7%
44	l7	223	87% 13%
45	L8	233	4% 49% 39% 11%
46	L9	191	3% 35% 51% 14%
46	l9	191	.% 82% 18%
47	M0	221	3% 47% 42% 7% 5%
47	m0	221	2% 77% 19%
48	M1	169	7% 46% 40% 15%
48	m1	169	.% 81% 17%
49	M3	194	2% 40% 49% 11%
49	m3	194	7% 83% 16%
50	M4	137	.% 52% 40% 7%
50	m4	137	.% 88% 12%
51	M5	203	46% 42% 11%
51	m5	203	84% 15%
52	M6	197	57% 34% 9%
52	m6	197	.% 85% 15%
53	M7	183	8% 49% 43% 8%
53	m7	183	70% 14% 15%

Continued on next page...

Continued from previous page...

Mol	Chain	Length	Quality of chain
54	M8	185	56% 37% 8%
54	m8	185	85% 15%
55	M9	188	5% 52% 41% 7%
55	m9	188	3% 88% 12%
56	N0	172	.% 52% 35% 12%
56	n0	172	79% 21%
57	N1	159	2% 40% 47% 13%
57	n1	159	2% 84% 16%
58	N2	100	10% 52% 42% 6%
58	n2	100	22% 79% 19%
59	N3	136	3% 49% 43% 8%
59	n3	136	3% 88% 12%
60	N4	98	33% 68% 27% 5%
61	N5	121	2% 51% 40% 7%
61	n5	121	2% 83% 16%
62	N6	126	4% 44% 41% 15%
62	n6	126	2% 77% 23%
63	N7	135	12% 37% 55% 8%
63	n7	135	21% 80% 19%
64	N8	148	.% 42% 45% 12%
64	n8	148	.% 80% 19%
65	N9	58	5% 52% 40% 9%
65	n9	58	2% 84% 14%
66	O0	100	5% 43% 43% 11%
66	o0	100	8% 86% 13%

Continued on next page...

Continued from previous page...

Mol	Chain	Length	Quality of chain
67	O1	109	5% 50% 42% 8%
67	o1	109	3% 81% 19%
68	O2	127	2% 47% 46% 7%
68	o2	127	2% 82% 18%
69	O3	106	52% 44%
69	o3	106	% 91% 9%
70	O4	112	4% 46% 46% 7%
70	o4	112	3% 89% 11%
71	O5	119	3% 43% 47% 10%
71	o5	119	3% 85% 15%
72	O6	99	6% 38% 42% 19%
72	o6	99	12% 74% 25%
73	O7	87	3% 48% 43% 9%
73	o7	87	2% 84% 16%
74	O8	77	9% 34% 49% 17%
74	o8	77	18% 82% 18%
75	O9	50	50% 42% 8%
75	o9	50	2% 86% 14%
76	Q0	52	10% 46% 42% 12%
76	q0	52	81% 19%
77	Q1	25	28% 64% 8%
77	q1	25	72% 28%
78	Q2	105	10% 51% 41% 8%
78	q2	105	5% 81% 19%
79	Q3	91	43% 46% 11%

Continued on next page...

Continued from previous page...

Mol	Chain	Length	Quality of chain
79	q3	91	%, 81%, 18%
80	sM	159	6%, 56%, 8%, 35%
81	l8	231	9%, 84%, 16%
82	m2	155	94%
83	n4	135	15%, 86%, 13%
84	p0	312	13%, 38%, 8%, 54%
85	p1	47	100%
85	p2	47	98%

The following table lists non-polymeric compounds, carbohydrate monomers and non-standard residues in protein, DNA, RNA chains that are outliers for geometric or electron-density-fit criteria:

Mol	Type	Chain	Res	Chirality	Geometry	Clashes	Electron density
86	OHX	1	3416	-	-	-	X
86	OHX	1	3431	-	-	-	X
86	OHX	1	3432	-	-	-	X
86	OHX	1	3447	-	-	-	X
86	OHX	1	3448	-	-	-	X
86	OHX	1	3454	-	-	-	X
86	OHX	1	3475	-	-	-	X
86	OHX	1	3476	-	-	-	X
86	OHX	1	3490	-	-	-	X
86	OHX	1	3491	-	-	-	X
86	OHX	1	3496	-	-	X	-
86	OHX	1	3498	-	-	-	X
86	OHX	1	3501	-	-	-	X
86	OHX	1	3509	-	-	X	-
86	OHX	1	3513	-	-	-	X
86	OHX	1	3514	-	-	-	X
86	OHX	1	3517	-	-	-	X
86	OHX	1	3518	-	-	-	X
86	OHX	1	3521	-	-	-	X
86	OHX	1	3522	-	-	-	X
86	OHX	1	3528	-	-	-	X
86	OHX	1	3533	-	-	-	X
86	OHX	1	3538	-	-	-	X

Continued on next page...

Continued from previous page...

Mol	Type	Chain	Res	Chirality	Geometry	Clashes	Electron density
86	OHX	1	3540	-	-	-	X
86	OHX	1	3541	-	-	-	X
86	OHX	1	3545	-	-	-	X
86	OHX	1	3547	-	-	-	X
86	OHX	1	3556	-	-	-	X
86	OHX	1	3561	-	-	-	X
86	OHX	1	3564	-	-	-	X
86	OHX	1	3589	-	-	-	X
86	OHX	1	3594	-	-	-	X
86	OHX	1	3596	-	-	-	X
86	OHX	1	3598	-	-	-	X
86	OHX	1	3603	-	-	-	X
86	OHX	1	3606	-	-	-	X
86	OHX	1	3608	-	-	-	X
86	OHX	1	3616	-	-	-	X
86	OHX	1	3620	-	-	-	X
86	OHX	1	3624	-	-	-	X
86	OHX	1	3636	-	-	-	X
86	OHX	1	3641	-	-	-	X
86	OHX	1	3642	-	-	-	X
86	OHX	1	3645	-	-	-	X
86	OHX	1	3646	-	-	-	X
86	OHX	1	3651	-	-	-	X
86	OHX	1	3652	-	-	-	X
86	OHX	1	3657	-	-	-	X
86	OHX	1	3658	-	-	-	X
86	OHX	1	3669	-	-	-	X
86	OHX	1	3676	-	-	-	X
86	OHX	1	3677	-	-	-	X
86	OHX	1	3680	-	-	-	X
86	OHX	1	3681	-	-	X	-
86	OHX	1	3686	-	-	-	X
86	OHX	1	3689	-	-	-	X
86	OHX	1	3691	-	-	-	X
86	OHX	1	3693	-	-	-	X
86	OHX	1	3696	-	-	-	X
86	OHX	1	3701	-	-	X	-
86	OHX	1	3705	-	-	-	X
86	OHX	1	3712	-	-	X	-
86	OHX	2	1922	-	-	-	X
86	OHX	2	1928	-	-	-	X
86	OHX	2	1943	-	-	-	X

Continued on next page...

Continued from previous page...

Mol	Type	Chain	Res	Chirality	Geometry	Clashes	Electron density
86	OHX	2	1960	-	-	-	X
86	OHX	2	1968	-	-	-	X
86	OHX	2	1977	-	-	-	X
86	OHX	2	1997	-	-	-	X
86	OHX	2	1998	-	-	-	X
86	OHX	2	1999	-	-	-	X
86	OHX	2	2005	-	-	-	X
86	OHX	2	2011	-	-	-	X
86	OHX	2	2021	-	-	-	X
86	OHX	2	2026	-	-	-	X
86	OHX	3	202	-	-	-	X
86	OHX	3	203	-	-	-	X
86	OHX	4	211	-	-	-	X
86	OHX	4	214	-	-	-	X
86	OHX	4	217	-	-	-	X
86	OHX	5	3416	-	-	-	X
86	OHX	5	3431	-	-	-	X
86	OHX	5	3437	-	-	-	X
86	OHX	5	3440	-	-	-	X
86	OHX	5	3459	-	-	-	X
86	OHX	5	3464	-	-	-	X
86	OHX	5	3465	-	-	-	X
86	OHX	5	3470	-	-	-	X
86	OHX	5	3479	-	-	X	-
86	OHX	5	3480	-	-	-	X
86	OHX	5	3490	-	-	-	X
86	OHX	5	3491	-	-	-	X
86	OHX	5	3494	-	-	-	X
86	OHX	5	3496	-	-	-	X
86	OHX	5	3504	-	-	X	-
86	OHX	5	3511	-	-	-	X
86	OHX	5	3513	-	-	X	-
86	OHX	5	3519	-	-	-	X
86	OHX	5	3523	-	-	-	X
86	OHX	5	3525	-	-	-	X
86	OHX	5	3528	-	-	-	X
86	OHX	5	3529	-	-	-	X
86	OHX	5	3531	-	-	-	X
86	OHX	5	3535	-	-	X	X
86	OHX	5	3536	-	-	-	X
86	OHX	5	3538	-	-	-	X
86	OHX	5	3550	-	-	-	X

Continued on next page...

Continued from previous page...

Mol	Type	Chain	Res	Chirality	Geometry	Clashes	Electron density
86	OHX	5	3558	-	-	-	X
86	OHX	5	3563	-	-	-	X
86	OHX	5	3564	-	-	-	X
86	OHX	5	3566	-	-	-	X
86	OHX	5	3580	-	-	-	X
86	OHX	5	3586	-	-	-	X
86	OHX	5	3593	-	-	-	X
86	OHX	5	3594	-	-	-	X
86	OHX	5	3600	-	-	-	X
86	OHX	5	3601	-	-	-	X
86	OHX	5	3603	-	-	-	X
86	OHX	5	3608	-	-	-	X
86	OHX	5	3612	-	-	-	X
86	OHX	5	3613	-	-	-	X
86	OHX	5	3618	-	-	-	X
86	OHX	5	3634	-	-	-	X
86	OHX	5	3640	-	-	-	X
86	OHX	5	3641	-	-	-	X
86	OHX	5	3643	-	-	-	X
86	OHX	5	3645	-	-	-	X
86	OHX	5	3650	-	-	-	X
86	OHX	5	3651	-	-	-	X
86	OHX	5	3653	-	-	-	X
86	OHX	5	3658	-	-	-	X
86	OHX	5	3660	-	-	-	X
86	OHX	5	3661	-	-	-	X
86	OHX	5	3665	-	-	-	X
86	OHX	5	3666	-	-	-	X
86	OHX	5	3679	-	-	-	X
86	OHX	5	3681	-	-	-	X
86	OHX	5	3689	-	-	-	X
86	OHX	5	3690	-	-	-	X
86	OHX	5	3691	-	-	X	-
86	OHX	5	3692	-	-	-	X
86	OHX	5	3693	-	-	X	-
86	OHX	5	3698	-	-	-	X
86	OHX	5	3700	-	-	-	X
86	OHX	5	3703	-	-	-	X
86	OHX	5	3706	-	-	-	X
86	OHX	5	3709	-	-	-	X
86	OHX	5	3713	-	-	-	X
86	OHX	5	3715	-	-	-	X

Continued on next page...

Continued from previous page...

Mol	Type	Chain	Res	Chirality	Geometry	Clashes	Electron density
86	OHX	5	3716	-	-	-	X
86	OHX	5	3719	-	-	-	X
86	OHX	5	3720	-	-	-	X
86	OHX	5	3721	-	-	-	X
86	OHX	6	1922	-	-	X	-
86	OHX	6	1930	-	-	-	X
86	OHX	6	1932	-	-	-	X
86	OHX	6	1946	-	-	-	X
86	OHX	6	1950	-	-	-	X
86	OHX	6	1956	-	-	X	-
86	OHX	6	1958	-	-	-	X
86	OHX	6	1959	-	-	-	X
86	OHX	6	1961	-	-	-	X
86	OHX	6	1966	-	-	-	X
86	OHX	6	1972	-	-	-	X
86	OHX	6	1976	-	-	-	X
86	OHX	6	1986	-	-	-	X
86	OHX	6	1988	-	-	-	X
86	OHX	6	1989	-	-	-	X
86	OHX	6	1999	-	-	-	X
86	OHX	6	2001	-	-	-	X
86	OHX	6	2020	-	-	-	X
86	OHX	6	2023	-	-	-	X
86	OHX	6	2024	-	-	-	X
86	OHX	6	2025	-	-	-	X
86	OHX	6	2034	-	-	-	X
86	OHX	7	203	-	-	-	X
86	OHX	7	205	-	-	-	X
86	OHX	7	208	-	-	-	X
86	OHX	7	211	-	-	-	X
86	OHX	8	209	-	-	-	X
86	OHX	8	210	-	-	-	X
86	OHX	8	212	-	-	-	X
86	OHX	8	213	-	-	-	X
86	OHX	8	214	-	-	-	X
86	OHX	C5	201	-	-	X	-
86	OHX	N9	101	-	-	-	X
86	OHX	O1	201	-	-	X	-
86	OHX	Q2	502	-	-	X	-
86	OHX	S9	201	-	-	X	-
86	OHX	s4	301	-	-	-	X
87	MG	1	3713	-	-	-	X

Continued on next page...

Continued from previous page...

Mol	Type	Chain	Res	Chirality	Geometry	Clashes	Electron density
87	MG	1	3717	-	-	-	X
87	MG	1	3718	-	-	-	X
87	MG	1	3719	-	-	-	X
87	MG	1	3721	-	-	-	X
87	MG	1	3725	-	-	-	X
87	MG	1	3726	-	-	-	X
87	MG	1	3727	-	-	-	X
87	MG	1	3731	-	-	-	X
87	MG	1	3742	-	-	-	X
87	MG	1	3746	-	-	-	X
87	MG	1	3750	-	-	-	X
87	MG	1	3753	-	-	-	X
87	MG	1	3762	-	-	-	X
87	MG	1	3769	-	-	-	X
87	MG	1	3778	-	-	-	X
87	MG	1	3779	-	-	-	X
87	MG	1	3780	-	-	-	X
87	MG	1	3786	-	-	-	X
87	MG	1	3789	-	-	-	X
87	MG	1	3790	-	-	-	X
87	MG	1	3793	-	-	-	X
87	MG	1	3796	-	-	-	X
87	MG	1	3800	-	-	-	X
87	MG	1	3802	-	-	-	X
87	MG	1	3805	-	-	-	X
87	MG	1	3808	-	-	-	X
87	MG	1	3809	-	-	-	X
87	MG	1	3811	-	-	-	X
87	MG	1	3813	-	-	-	X
87	MG	1	3817	-	-	-	X
87	MG	1	3818	-	-	-	X
87	MG	1	3819	-	-	-	X
87	MG	1	3821	-	-	-	X
87	MG	1	3823	-	-	-	X
87	MG	1	3827	-	-	-	X
87	MG	1	3828	-	-	-	X
87	MG	1	3829	-	-	-	X
87	MG	1	3835	-	-	-	X
87	MG	1	3839	-	-	-	X
87	MG	1	3840	-	-	-	X
87	MG	1	3841	-	-	-	X
87	MG	1	3842	-	-	-	X

Continued on next page...

Continued from previous page...

Mol	Type	Chain	Res	Chirality	Geometry	Clashes	Electron density
87	MG	1	3848	-	-	-	X
87	MG	1	3849	-	-	-	X
87	MG	1	3850	-	-	-	X
87	MG	1	3852	-	-	-	X
87	MG	1	3856	-	-	-	X
87	MG	1	3857	-	-	-	X
87	MG	1	3860	-	-	-	X
87	MG	1	3863	-	-	-	X
87	MG	1	3866	-	-	-	X
87	MG	1	3867	-	-	-	X
87	MG	1	3868	-	-	-	X
87	MG	1	3870	-	-	-	X
87	MG	1	3871	-	-	-	X
87	MG	1	3872	-	-	-	X
87	MG	1	3873	-	-	-	X
87	MG	1	3875	-	-	-	X
87	MG	1	3881	-	-	-	X
87	MG	1	3882	-	-	-	X
87	MG	1	3883	-	-	-	X
87	MG	1	3885	-	-	-	X
87	MG	1	3886	-	-	-	X
87	MG	1	3888	-	-	-	X
87	MG	1	3890	-	-	-	X
87	MG	1	3892	-	-	-	X
87	MG	1	3893	-	-	-	X
87	MG	1	3895	-	-	-	X
87	MG	1	3897	-	-	-	X
87	MG	1	3898	-	-	-	X
87	MG	1	3904	-	-	-	X
87	MG	1	3908	-	-	-	X
87	MG	1	3916	-	-	-	X
87	MG	1	3934	-	-	-	X
87	MG	1	3936	-	-	-	X
87	MG	1	3946	-	-	-	X
87	MG	1	3955	-	-	-	X
87	MG	1	3964	-	-	-	X
87	MG	1	3967	-	-	-	X
87	MG	1	3971	-	-	-	X
87	MG	1	3972	-	-	-	X
87	MG	1	3975	-	-	-	X
87	MG	1	3985	-	-	-	X
87	MG	1	3991	-	-	-	X

Continued on next page...

Continued from previous page...

Mol	Type	Chain	Res	Chirality	Geometry	Clashes	Electron density
87	MG	1	3995	-	-	-	X
87	MG	1	3999	-	-	-	X
87	MG	1	4001	-	-	-	X
87	MG	1	4013	-	-	-	X
87	MG	1	4017	-	-	-	X
87	MG	1	4019	-	-	-	X
87	MG	1	4020	-	-	-	X
87	MG	1	4026	-	-	-	X
87	MG	1	4029	-	-	-	X
87	MG	1	4057	-	-	-	X
87	MG	1	4058	-	-	-	X
87	MG	1	4060	-	-	-	X
87	MG	1	4063	-	-	-	X
87	MG	2	2033	-	-	-	X
87	MG	2	2034	-	-	-	X
87	MG	2	2038	-	-	-	X
87	MG	2	2039	-	-	-	X
87	MG	2	2042	-	-	-	X
87	MG	2	2046	-	-	-	X
87	MG	2	2049	-	-	-	X
87	MG	2	2051	-	-	-	X
87	MG	2	2057	-	-	-	X
87	MG	2	2060	-	-	-	X
87	MG	2	2062	-	-	-	X
87	MG	2	2063	-	-	-	X
87	MG	2	2065	-	-	-	X
87	MG	2	2069	-	-	-	X
87	MG	2	2071	-	-	-	X
87	MG	2	2074	-	-	-	X
87	MG	2	2077	-	-	-	X
87	MG	2	2080	-	-	-	X
87	MG	2	2082	-	-	-	X
87	MG	2	2087	-	-	-	X
87	MG	2	2090	-	-	-	X
87	MG	2	2091	-	-	-	X
87	MG	2	2092	-	-	-	X
87	MG	2	2095	-	-	-	X
87	MG	2	2099	-	-	-	X
87	MG	2	2117	-	-	-	X
87	MG	4	221	-	-	-	X
87	MG	4	224	-	-	-	X
87	MG	5	3729	-	-	-	X

Continued on next page...

Continued from previous page...

Mol	Type	Chain	Res	Chirality	Geometry	Clashes	Electron density
87	MG	5	3730	-	-	-	X
87	MG	5	3731	-	-	-	X
87	MG	5	3735	-	-	-	X
87	MG	5	3739	-	-	-	X
87	MG	5	3742	-	-	-	X
87	MG	5	3744	-	-	-	X
87	MG	5	3746	-	-	-	X
87	MG	5	3747	-	-	-	X
87	MG	5	3749	-	-	-	X
87	MG	5	3763	-	-	-	X
87	MG	5	3765	-	-	-	X
87	MG	5	3767	-	-	-	X
87	MG	5	3778	-	-	-	X
87	MG	5	3782	-	-	-	X
87	MG	5	3783	-	-	-	X
87	MG	5	3784	-	-	-	X
87	MG	5	3786	-	-	-	X
87	MG	5	3791	-	-	-	X
87	MG	5	3797	-	-	-	X
87	MG	5	3807	-	-	-	X
87	MG	5	3811	-	-	-	X
87	MG	5	3813	-	-	-	X
87	MG	5	3817	-	-	-	X
87	MG	5	3819	-	-	-	X
87	MG	5	3822	-	-	-	X
87	MG	5	3826	-	-	-	X
87	MG	5	3827	-	-	-	X
87	MG	5	3828	-	-	-	X
87	MG	5	3829	-	-	-	X
87	MG	5	3832	-	-	-	X
87	MG	5	3833	-	-	-	X
87	MG	5	3834	-	-	-	X
87	MG	5	3840	-	-	-	X
87	MG	5	3842	-	-	-	X
87	MG	5	3844	-	-	-	X
87	MG	5	3846	-	-	-	X
87	MG	5	3849	-	-	-	X
87	MG	5	3852	-	-	-	X
87	MG	5	3858	-	-	-	X
87	MG	5	3862	-	-	-	X
87	MG	5	3864	-	-	-	X
87	MG	5	3865	-	-	-	X

Continued on next page...

Continued from previous page...

Mol	Type	Chain	Res	Chirality	Geometry	Clashes	Electron density
87	MG	5	3871	-	-	-	X
87	MG	5	3874	-	-	-	X
87	MG	5	3875	-	-	-	X
87	MG	5	3876	-	-	-	X
87	MG	5	3881	-	-	-	X
87	MG	5	3882	-	-	-	X
87	MG	5	3884	-	-	-	X
87	MG	5	3885	-	-	-	X
87	MG	5	3886	-	-	-	X
87	MG	5	3887	-	-	-	X
87	MG	5	3890	-	-	-	X
87	MG	5	3891	-	-	-	X
87	MG	5	3897	-	-	-	X
87	MG	5	3901	-	-	-	X
87	MG	5	3902	-	-	-	X
87	MG	5	3904	-	-	-	X
87	MG	5	3905	-	-	-	X
87	MG	5	3906	-	-	-	X
87	MG	5	3908	-	-	-	X
87	MG	5	3909	-	-	-	X
87	MG	5	3910	-	-	-	X
87	MG	5	3911	-	-	-	X
87	MG	5	3912	-	-	-	X
87	MG	5	3913	-	-	-	X
87	MG	5	3914	-	-	-	X
87	MG	5	3920	-	-	-	X
87	MG	5	3922	-	-	-	X
87	MG	5	3924	-	-	-	X
87	MG	5	3925	-	-	-	X
87	MG	5	3928	-	-	-	X
87	MG	5	3936	-	-	-	X
87	MG	5	3938	-	-	-	X
87	MG	5	3944	-	-	-	X
87	MG	5	3945	-	-	-	X
87	MG	5	3952	-	-	-	X
87	MG	5	3955	-	-	-	X
87	MG	5	3962	-	-	-	X
87	MG	5	3967	-	-	-	X
87	MG	5	3969	-	-	-	X
87	MG	5	3981	-	-	-	X
87	MG	5	3984	-	-	-	X
87	MG	5	3994	-	-	-	X

Continued on next page...

Continued from previous page...

Mol	Type	Chain	Res	Chirality	Geometry	Clashes	Electron density
87	MG	5	4006	-	-	-	X
87	MG	5	4011	-	-	-	X
87	MG	5	4012	-	-	-	X
87	MG	5	4018	-	-	-	X
87	MG	5	4038	-	-	-	X
87	MG	5	4054	-	-	-	X
87	MG	5	4055	-	-	-	X
87	MG	5	4076	-	-	-	X
87	MG	5	4078	-	-	-	X
87	MG	5	4099	-	-	-	X
87	MG	5	4101	-	-	-	X
87	MG	5	4104	-	-	-	X
87	MG	5	4106	-	-	-	X
87	MG	5	4107	-	-	-	X
87	MG	6	2038	-	-	-	X
87	MG	6	2041	-	-	-	X
87	MG	6	2042	-	-	-	X
87	MG	6	2044	-	-	-	X
87	MG	6	2048	-	-	-	X
87	MG	6	2049	-	-	-	X
87	MG	6	2052	-	-	-	X
87	MG	6	2055	-	-	-	X
87	MG	6	2061	-	-	-	X
87	MG	6	2062	-	-	-	X
87	MG	6	2068	-	-	-	X
87	MG	6	2069	-	-	-	X
87	MG	6	2072	-	-	-	X
87	MG	6	2074	-	-	-	X
87	MG	6	2079	-	-	-	X
87	MG	6	2080	-	-	-	X
87	MG	6	2082	-	-	-	X
87	MG	6	2085	-	-	-	X
87	MG	6	2089	-	-	-	X
87	MG	6	2096	-	-	-	X
87	MG	6	2101	-	-	-	X
87	MG	6	2105	-	-	-	X
87	MG	6	2122	-	-	-	X
87	MG	8	218	-	-	-	X
87	MG	8	222	-	-	-	X
87	MG	L2	301	-	-	-	X
87	MG	L2	302	-	-	-	X
87	MG	L7	302	-	-	-	X

Continued on next page...

Continued from previous page...

Mol	Type	Chain	Res	Chirality	Geometry	Clashes	Electron density
87	MG	M7	201	-	-	-	X
87	MG	N3	201	-	-	-	X
87	MG	N8	202	-	-	-	X
87	MG	O2	201	-	-	-	X
87	MG	c1	201	-	-	-	X
87	MG	l2	303	-	-	-	X
87	MG	m5	301	-	-	-	X
87	MG	m7	201	-	-	-	X
87	MG	n3	203	-	-	-	X
87	MG	n8	201	-	-	-	X
88	ZN	D7	101	-	-	-	X
89	UAM	6	2134	-	-	-	X

2 Entry composition (i)

There are 89 unique types of molecules in this entry. The entry contains 410475 atoms, of which 0 are hydrogens and 0 are deuteriums.

In the tables below, the ZeroOcc column contains the number of atoms modelled with zero occupancy, the AltConf column contains the number of residues with at least one atom in alternate conformation and the Trace column contains the number of residues modelled with at most 2 atoms.

- Molecule 1 is a RNA chain called 18S ribosomal RNA.

Mol	Chain	Residues	Atoms					ZeroOcc	AltConf	Trace
			Total	C	N	O	P			
1	2	1781	37948	16965	6715	12487	1781	0	0	0
1	6	1795	38238	17095	6758	12590	1795	0	0	0

- Molecule 2 is a protein called 40S ribosomal protein S0-A.

Mol	Chain	Residues	Atoms					ZeroOcc	AltConf	Trace
			Total	C	N	O	S			
2	S0	206	1577	1014	278	283	2	0	0	0
2	s0	206	1583	1017	281	283	2	0	0	0

- Molecule 3 is a protein called 40S ribosomal protein S1-A.

Mol	Chain	Residues	Atoms					ZeroOcc	AltConf	Trace
			Total	C	N	O	S			
3	S1	214	1709	1084	310	311	4	0	0	0
3	s1	216	1722	1091	312	315	4	0	0	0

- Molecule 4 is a protein called 40S ribosomal protein S2.

Mol	Chain	Residues	Atoms					ZeroOcc	AltConf	Trace
			Total	C	N	O	S			
4	S2	217	1635	1047	289	297	2	0	0	0
4	s2	217	1635	1047	289	297	2	0	0	0

- Molecule 5 is a protein called 40S ribosomal protein S3.

Mol	Chain	Residues	Atoms					ZeroOcc	AltConf	Trace
			Total	C	N	O	S			
5	S3	223	1734	1101	313	314	6	0	0	0
5	s3	223	1734	1101	313	314	6	0	0	0

- Molecule 6 is a protein called 40S ribosomal protein S4-A.

Mol	Chain	Residues	Atoms					ZeroOcc	AltConf	Trace
			Total	C	N	O	S			
6	S4	260	2068	1316	389	360	3	0	0	0
6	s4	260	2068	1316	389	360	3	0	0	0

- Molecule 7 is a protein called 40S ribosomal protein S5.

Mol	Chain	Residues	Atoms					ZeroOcc	AltConf	Trace
			Total	C	N	O	S			
7	S5	206	1609	1007	300	299	3	0	0	0
7	s5	206	1609	1007	300	299	3	0	0	0

- Molecule 8 is a protein called 40S ribosomal protein S6-A.

Mol	Chain	Residues	Atoms					ZeroOcc	AltConf	Trace
			Total	C	N	O	S			
8	S6	226	1799	1129	346	321	3	0	0	0
8	s6	218	1755	1102	337	313	3	0	0	0

- Molecule 9 is a protein called 40S ribosomal protein S7-A.

Mol	Chain	Residues	Atoms				ZeroOcc	AltConf	Trace
			Total	C	N	O			
9	S7	184	1481	951	265	265	0	0	0
9	s7	186	1491	957	267	267	0	0	0

- Molecule 10 is a protein called 40S ribosomal protein S8-A.

Mol	Chain	Residues	Atoms					ZeroOcc	AltConf	Trace
			Total	C	N	O	S			
10	S8	188	1489	925	298	264	2	0	0	0

Continued on next page...

Continued from previous page...

Mol	Chain	Residues	Atoms					ZeroOcc	AltConf	Trace
			Total	C	N	O	S			
10	s8	188	1489	925	298	264	2	0	0	0

- Molecule 11 is a protein called 40S ribosomal protein S9-A.

Mol	Chain	Residues	Atoms					ZeroOcc	AltConf	Trace
			Total	C	N	O	S			
11	S9	185	1494	943	289	261	1	0	0	0
			Total	C	N	O	S			
11	s9	185	1494	943	289	261	1	0	0	0

- Molecule 12 is a protein called 40S ribosomal protein S10-A.

Mol	Chain	Residues	Atoms					ZeroOcc	AltConf	Trace
			Total	C	N	O	S			
12	C0	96	772	499	126	145	2	0	0	0
			Total	C	N	O	S			
12	c0	96	761	490	125	144	2	0	0	0

- Molecule 13 is a protein called 40S ribosomal protein S11-A.

Mol	Chain	Residues	Atoms					ZeroOcc	AltConf	Trace
			Total	C	N	O	S			
13	C1	155	1213	774	230	206	3	0	0	0
			Total	C	N	O	S			
13	c1	146	1168	747	221	197	3	0	0	0

- Molecule 14 is a protein called 40S ribosomal protein S12.

Mol	Chain	Residues	Atoms					ZeroOcc	AltConf	Trace
			Total	C	N	O	S			
14	C2	124	890	560	156	172	2	0	0	0
			Total	C	N	O	S			
14	c2	124	890	560	156	172	2	0	0	0

- Molecule 15 is a protein called 40S ribosomal protein S13.

Mol	Chain	Residues	Atoms					ZeroOcc	AltConf	Trace
			Total	C	N	O	S			
15	C3	150	1192	759	224	207	2	0	0	0
			Total	C	N	O	S			
15	c3	150	1192	759	224	207	2	0	0	0

- Molecule 16 is a protein called 40S ribosomal protein S14-B.

Mol	Chain	Residues	Atoms					ZeroOcc	AltConf	Trace
			Total	C	N	O	S			
16	C4	127	891	545	182	163	1	0	0	0
16	c4	128	949	582	188	176	3	0	0	0

- Molecule 17 is a protein called 40S ribosomal protein S15.

Mol	Chain	Residues	Atoms					ZeroOcc	AltConf	Trace
			Total	C	N	O	S			
17	C5	124	977	622	182	166	7	0	0	0
17	c5	135	1039	658	196	178	7	0	0	0

- Molecule 18 is a protein called 40S ribosomal protein S16-A.

Mol	Chain	Residues	Atoms				ZeroOcc	AltConf	Trace
			Total	C	N	O			
18	C6	141	1105	708	203	194	0	0	0
18	c6	142	1111	711	204	196	0	0	0

- Molecule 19 is a protein called 40S ribosomal protein S17-A.

Mol	Chain	Residues	Atoms					ZeroOcc	AltConf	Trace
			Total	C	N	O	S			
19	C7	120	926	577	177	170	2	0	0	0
19	c7	117	906	563	174	167	2	0	0	0

- Molecule 20 is a protein called 40S ribosomal protein S18-A.

Mol	Chain	Residues	Atoms					ZeroOcc	AltConf	Trace
			Total	C	N	O	S			
20	C8	145	1192	743	237	210	2	0	0	0
20	c8	145	1192	743	237	210	2	0	0	0

- Molecule 21 is a protein called 40S ribosomal protein S19-A.

Mol	Chain	Residues	Atoms					ZeroOcc	AltConf	Trace
			Total	C	N	O	S			
21	C9	143	1112	694	208	208	2	0	0	0
21	c9	143	1112	694	208	208	2	0	0	0

- Molecule 22 is a protein called 40S ribosomal protein S20.

Mol	Chain	Residues	Atoms					ZeroOcc	AltConf	Trace
			Total	C	N	O	S			
22	D0	107	855	539	156	159	1	0	0	0
22	d0	110	882	554	161	166	1	0	0	0

- Molecule 23 is a protein called 40S ribosomal protein S21-A.

Mol	Chain	Residues	Atoms					ZeroOcc	AltConf	Trace
			Total	C	N	O	S			
23	D1	87	684	420	125	137	2	0	0	0
23	d1	87	684	420	125	137	2	0	0	0

- Molecule 24 is a protein called 40S ribosomal protein S22-A.

Mol	Chain	Residues	Atoms					ZeroOcc	AltConf	Trace
			Total	C	N	O	S			
24	D2	129	1021	650	188	180	3	0	0	0
24	d2	129	1021	650	188	180	3	0	0	0

- Molecule 25 is a protein called 40S ribosomal protein S23-A.

Mol	Chain	Residues	Atoms					ZeroOcc	AltConf	Trace
			Total	C	N	O	S			
25	D3	144	1121	708	220	191	2	0	0	0
25	d3	144	1121	708	220	191	2	0	0	0

- Molecule 26 is a protein called 40S ribosomal protein S24-A.

Mol	Chain	Residues	Atoms				ZeroOcc	AltConf	Trace
			Total	C	N	O			
26	D4	134	1073	676	208	189	0	0	0

Continued on next page...

Continued from previous page...

Mol	Chain	Residues	Atoms				ZeroOcc	AltConf	Trace
			Total	C	N	O			
26	d4	134	1073	676	208	189	0	0	0

- Molecule 27 is a protein called 40S ribosomal protein S25-A.

Mol	Chain	Residues	Atoms				ZeroOcc	AltConf	Trace
			Total	C	N	O			
27	D5	70	563	360	104	99	0	0	0
27	d5	69	558	357	103	98	0	0	0

- Molecule 28 is a protein called 40S ribosomal protein S26-B.

Mol	Chain	Residues	Atoms					ZeroOcc	AltConf	Trace
			Total	C	N	O	S			
28	D6	97	769	475	160	129	5	0	0	0
28	d6	97	769	475	160	129	5	0	0	0

- Molecule 29 is a protein called 40S ribosomal protein S27-A.

Mol	Chain	Residues	Atoms					ZeroOcc	AltConf	Trace
			Total	C	N	O	S			
29	D7	81	610	382	110	113	5	0	0	0
29	d7	81	610	382	110	113	5	0	0	0

- Molecule 30 is a protein called 40S ribosomal protein S28-A.

Mol	Chain	Residues	Atoms					ZeroOcc	AltConf	Trace
			Total	C	N	O	S			
30	D8	63	497	306	99	91	1	0	0	0
30	d8	63	497	306	99	91	1	0	0	0

- Molecule 31 is a protein called 40S ribosomal protein S29-A.

Mol	Chain	Residues	Atoms					ZeroOcc	AltConf	Trace
			Total	C	N	O	S			
31	D9	53	442	274	92	72	4	0	0	0
31	d9	53	442	274	92	72	4	0	0	0

- Molecule 32 is a protein called 40S ribosomal protein S30-A.

Mol	Chain	Residues	Atoms					ZeroOcc	AltConf	Trace
			Total	C	N	O	S			
32	E0	60	475	299	98	77	1	0	0	0
32	e0	62	491	309	101	80	1	0	0	0

- Molecule 33 is a protein called Ubiquitin-40S ribosomal protein S31.

Mol	Chain	Residues	Atoms					ZeroOcc	AltConf	Trace
			Total	C	N	O	S			
33	E1	71	566	362	106	94	4	0	0	0
33	e1	76	608	388	117	99	4	0	0	0

- Molecule 34 is a protein called Guanine nucleotide-binding protein subunit beta-like protein.

Mol	Chain	Residues	Atoms					ZeroOcc	AltConf	Trace
			Total	C	N	O	S			
34	SR	318	2437	1541	418	470	8	0	0	0
34	sR	318	2438	1541	417	472	8	0	0	0

- Molecule 35 is a protein called Suppressor protein STM1,Suppressor protein STM1,Suppressor protein STM1.

Mol	Chain	Residues	Atoms				ZeroOcc	AltConf	Trace
			Total	C	N	O			
35	SM	159	1104	652	221	231	0	0	0

- Molecule 36 is a RNA chain called 25S ribosomal RNA.

Mol	Chain	Residues	Atoms					ZeroOcc	AltConf	Trace
			Total	C	N	O	P			
36	1	3149	67355	30086	12142	21978	3149	0	0	0
36	5	3150	67376	30095	12145	21987	3149	0	0	0

- Molecule 37 is a RNA chain called 5S ribosomal RNA.

Mol	Chain	Residues	Atoms					ZeroOcc	AltConf	Trace
			Total	C	N	O	P			
37	3	121	2579	1152	461	845	121	0	0	0

Continued on next page...

Continued from previous page...

Mol	Chain	Residues	Atoms					ZeroOcc	AltConf	Trace
			Total	C	N	O	P			
37	7	121	2579	1152	461	845	121	0	0	0

- Molecule 38 is a RNA chain called 5.8S ribosomal RNA.

Mol	Chain	Residues	Atoms					ZeroOcc	AltConf	Trace
			Total	C	N	O	P			
38	4	158	3353	1500	586	1109	158	0	0	0
			Total	C	N	O	P			
38	8	158	3353	1500	586	1109	158	0	0	0

- Molecule 39 is a protein called 60S ribosomal protein L2-A.

Mol	Chain	Residues	Atoms					ZeroOcc	AltConf	Trace
			Total	C	N	O	S			
39	L2	252	1914	1191	388	334	1	0	0	0
			Total	C	N	O	S			
39	l2	252	1912	1190	388	333	1	0	0	0

- Molecule 40 is a protein called 60S ribosomal protein L3.

Mol	Chain	Residues	Atoms					ZeroOcc	AltConf	Trace
			Total	C	N	O	S			
40	L3	386	3075	1950	584	533	8	0	0	0
			Total	C	N	O	S			
40	l3	386	3075	1950	584	533	8	0	0	0

- Molecule 41 is a protein called 60S ribosomal protein L4-A.

Mol	Chain	Residues	Atoms					ZeroOcc	AltConf	Trace
			Total	C	N	O	S			
41	L4	361	2748	1729	522	494	3	0	0	0
			Total	C	N	O	S			
41	l4	361	2748	1729	522	494	3	0	0	0

- Molecule 42 is a protein called 60S ribosomal protein L5.

Mol	Chain	Residues	Atoms					ZeroOcc	AltConf	Trace
			Total	C	N	O	S			
42	L5	296	2375	1501	414	458	2	0	0	0
			Total	C	N	O	S			
42	l5	294	2359	1489	412	456	2	0	0	0

- Molecule 43 is a protein called 60S ribosomal protein L6-A.

Mol	Chain	Residues	Atoms					ZeroOcc	AltConf	Trace
			Total	C	N	O	S			
43	L6	156	1239	800	222	216	1	0	0	0
43	l6	157	1248	806	224	217	1	0	0	0

- Molecule 44 is a protein called 60S ribosomal protein L7-A.

Mol	Chain	Residues	Atoms					ZeroOcc	AltConf	Trace
			Total	C	N	O	S			
44	L7	222	1784	1151	324	308	1	0	0	0
44	l7	223	1791	1155	325	310	1	0	0	0

- Molecule 45 is a protein called 60S ribosomal protein L8-A.

Mol	Chain	Residues	Atoms					ZeroOcc	AltConf	Trace
			Total	C	N	O	S			
45	L8	233	1804	1151	323	327	3	0	0	0

- Molecule 46 is a protein called 60S ribosomal protein L9-A.

Mol	Chain	Residues	Atoms					ZeroOcc	AltConf	Trace
			Total	C	N	O	S			
46	L9	191	1518	963	274	277	4	0	0	0
46	l9	191	1518	963	274	277	4	0	0	0

- Molecule 47 is a protein called 60S ribosomal protein L10.

Mol	Chain	Residues	Atoms					ZeroOcc	AltConf	Trace
			Total	C	N	O	S			
47	M0	211	1705	1083	322	294	6	0	0	0
47	m0	213	1722	1094	325	297	6	0	0	0

- Molecule 48 is a protein called 60S ribosomal protein L11-B.

Mol	Chain	Residues	Atoms					ZeroOcc	AltConf	Trace
			Total	C	N	O	S			
48	M1	169	1353	847	253	249	4	0	0	0

Continued on next page...

Continued from previous page...

Mol	Chain	Residues	Atoms					ZeroOcc	AltConf	Trace
			Total	C	N	O	S			
48	m1	169	1353	847	253	249	4	0	0	0

- Molecule 49 is a protein called 60S ribosomal protein L13-A.

Mol	Chain	Residues	Atoms				ZeroOcc	AltConf	Trace
			Total	C	N	O			
49	M3	193	1543	962	315	266	0	0	0
49	m3	194	1548	965	316	267	0	0	0

- Molecule 50 is a protein called 60S ribosomal protein L14-A.

Mol	Chain	Residues	Atoms					ZeroOcc	AltConf	Trace
			Total	C	N	O	S			
50	M4	136	1053	675	199	177	2	0	0	0
50	m4	137	1059	678	200	179	2	0	0	0

- Molecule 51 is a protein called 60S ribosomal protein L15-A.

Mol	Chain	Residues	Atoms					ZeroOcc	AltConf	Trace
			Total	C	N	O	S			
51	M5	203	1720	1077	361	281	1	0	0	0
51	m5	203	1720	1077	361	281	1	0	0	0

- Molecule 52 is a protein called 60S ribosomal protein L16-A.

Mol	Chain	Residues	Atoms					ZeroOcc	AltConf	Trace
			Total	C	N	O	S			
52	M6	197	1555	1003	289	262	1	0	0	0
52	m6	197	1555	1003	289	262	1	0	0	0

- Molecule 53 is a protein called 60S ribosomal protein L17-A.

Mol	Chain	Residues	Atoms				ZeroOcc	AltConf	Trace
			Total	C	N	O			
53	M7	183	1420	882	281	257	0	0	0
53	m7	155	1227	764	238	225	0	0	0

- Molecule 54 is a protein called 60S ribosomal protein L18-A.

Mol	Chain	Residues	Atoms					ZeroOcc	AltConf	Trace
			Total	C	N	O	S			
54	M8	185	1441	908	290	241	2	0	0	0
54	m8	185	1441	908	290	241	2	0	0	0

- Molecule 55 is a protein called 60S ribosomal protein L19-A.

Mol	Chain	Residues	Atoms				ZeroOcc	AltConf	Trace
			Total	C	N	O			
55	M9	188	1521	935	326	260	0	0	0
55	m9	188	1521	935	326	260	0	0	0

- Molecule 56 is a protein called 60S ribosomal protein L20-A.

Mol	Chain	Residues	Atoms					ZeroOcc	AltConf	Trace
			Total	C	N	O	S			
56	N0	172	1445	930	267	244	4	0	0	0
56	n0	172	1445	930	267	244	4	0	0	0

- Molecule 57 is a protein called 60S ribosomal protein L21-A.

Mol	Chain	Residues	Atoms					ZeroOcc	AltConf	Trace
			Total	C	N	O	S			
57	N1	159	1276	805	246	221	4	0	0	0
57	n1	159	1276	805	246	221	4	0	0	0

- Molecule 58 is a protein called 60S ribosomal protein L22-A.

Mol	Chain	Residues	Atoms				ZeroOcc	AltConf	Trace
			Total	C	N	O			
58	N2	100	796	516	131	149	0	0	0
58	n2	98	778	505	127	146	0	0	0

- Molecule 59 is a protein called 60S ribosomal protein L23-A.

Mol	Chain	Residues	Atoms					ZeroOcc	AltConf	Trace
			Total	C	N	O	S			
59	N3	136	1003	628	189	179	7	0	0	0
59	n3	136	1003	628	189	179	7	0	0	0

- Molecule 60 is a protein called 60S ribosomal protein L24-A.

Mol	Chain	Residues	Atoms					ZeroOcc	AltConf	Trace
			Total	C	N	O	S			
60	N4	98	699	443	137	118	1	0	0	0

- Molecule 61 is a protein called 60S ribosomal protein L25.

Mol	Chain	Residues	Atoms					ZeroOcc	AltConf	Trace
			Total	C	N	O	S			
61	N5	121	964	620	169	173	2	0	0	0
61	n5	120	959	617	168	172	2	0	0	0

- Molecule 62 is a protein called 60S ribosomal protein L26-A.

Mol	Chain	Residues	Atoms				ZeroOcc	AltConf	Trace
			Total	C	N	O			
62	N6	126	993	625	192	176	0	0	0
62	n6	126	993	625	192	176	0	0	0

- Molecule 63 is a protein called 60S ribosomal protein L27-A.

Mol	Chain	Residues	Atoms				ZeroOcc	AltConf	Trace
			Total	C	N	O			
63	N7	135	1092	710	202	180	0	0	0
63	n7	135	1092	710	202	180	0	0	0

- Molecule 64 is a protein called 60S ribosomal protein L28.

Mol	Chain	Residues	Atoms					ZeroOcc	AltConf	Trace
			Total	C	N	O	S			
64	N8	148	1173	749	231	190	3	0	0	0
64	n8	148	1173	749	231	190	3	0	0	0

- Molecule 65 is a protein called 60S ribosomal protein L29.

Mol	Chain	Residues	Atoms				ZeroOcc	AltConf	Trace
			Total	C	N	O			
65	N9	58	462	289	100	73	0	0	0
65	n9	58	462	289	100	73	0	0	0

- Molecule 66 is a protein called 60S ribosomal protein L30.

Mol	Chain	Residues	Atoms					ZeroOcc	AltConf	Trace
			Total	C	N	O	S			
66	O0	97	743	479	124	139	1	0	0	0
66	o0	100	767	492	128	146	1	0	0	0

- Molecule 67 is a protein called 60S ribosomal protein L31-A.

Mol	Chain	Residues	Atoms					ZeroOcc	AltConf	Trace
			Total	C	N	O	S			
67	O1	109	876	556	167	152	1	0	0	0
67	o1	109	883	559	167	156	1	0	0	0

- Molecule 68 is a protein called 60S ribosomal protein L32.

Mol	Chain	Residues	Atoms					ZeroOcc	AltConf	Trace
			Total	C	N	O	S			
68	O2	127	1020	647	205	167	1	0	0	0
68	o2	127	1020	647	205	167	1	0	0	0

- Molecule 69 is a protein called 60S ribosomal protein L33-A.

Mol	Chain	Residues	Atoms					ZeroOcc	AltConf	Trace
			Total	C	N	O	S			
69	O3	106	850	540	165	144	1	0	0	0
69	o3	106	850	540	165	144	1	0	0	0

- Molecule 70 is a protein called 60S ribosomal protein L34-A.

Mol	Chain	Residues	Atoms					ZeroOcc	AltConf	Trace
			Total	C	N	O	S			
70	O4	112	880	545	179	152	4	0	0	0
70	o4	112	880	545	179	152	4	0	0	0

- Molecule 71 is a protein called 60S ribosomal protein L35-A.

Mol	Chain	Residues	Atoms					ZeroOcc	AltConf	Trace
			Total	C	N	O	S			
71	O5	119	969	615	186	167	1	0	0	0
71	o5	119	965	612	185	167	1	0	0	0

- Molecule 72 is a protein called 60S ribosomal protein L36-A.

Mol	Chain	Residues	Atoms					ZeroOcc	AltConf	Trace
			Total	C	N	O	S			
72	O6	99	771	481	156	132	2	0	0	0
72	o6	99	770	481	156	131	2	0	0	0

- Molecule 73 is a protein called 60S ribosomal protein L37-A.

Mol	Chain	Residues	Atoms					ZeroOcc	AltConf	Trace
			Total	C	N	O	S			
73	O7	87	681	414	148	114	5	0	0	0
73	o7	87	681	414	148	114	5	0	0	0

- Molecule 74 is a protein called 60S ribosomal protein L38.

Mol	Chain	Residues	Atoms				ZeroOcc	AltConf	Trace
			Total	C	N	O			
74	O8	77	612	391	115	106	0	0	0
74	o8	77	608	388	114	106	0	0	0

- Molecule 75 is a protein called 60S ribosomal protein L39.

Mol	Chain	Residues	Atoms					ZeroOcc	AltConf	Trace
			Total	C	N	O	S			
75	O9	50	436	272	97	65	2	0	0	0

Continued on next page...

Continued from previous page...

Mol	Chain	Residues	Atoms					ZeroOcc	AltConf	Trace
			Total	C	N	O	S			
75	o9	50	436	272	97	65	2	0	0	0

- Molecule 76 is a protein called Ubiquitin-60S ribosomal protein L40.

Mol	Chain	Residues	Atoms					ZeroOcc	AltConf	Trace
			Total	C	N	O	S			
76	Q0	52	417	259	86	67	5	0	0	0
76	q0	52	417	259	86	67	5	0	0	0

- Molecule 77 is a protein called 60S ribosomal protein L41-A.

Mol	Chain	Residues	Atoms					ZeroOcc	AltConf	Trace
			Total	C	N	O	S			
77	Q1	25	233	142	63	27	1	0	0	0
77	q1	25	233	142	63	27	1	0	0	0

- Molecule 78 is a protein called 60S ribosomal protein L42-A.

Mol	Chain	Residues	Atoms					ZeroOcc	AltConf	Trace
			Total	C	N	O	S			
78	Q2	105	847	534	170	138	5	0	0	0
78	q2	105	847	534	170	138	5	0	0	0

- Molecule 79 is a protein called 60S ribosomal protein L43-A.

Mol	Chain	Residues	Atoms					ZeroOcc	AltConf	Trace
			Total	C	N	O	S			
79	Q3	91	694	429	138	121	6	0	0	0
79	q3	91	694	429	138	121	6	0	0	0

- Molecule 80 is a protein called Suppressor protein STM1,Suppressor protein STM1,Suppressor protein STM1.

Mol	Chain	Residues	Atoms				ZeroOcc	AltConf	Trace
			Total	C	N	O			
80	sM	104	680	403	140	137	0	0	0

- Molecule 81 is a protein called 60S ribosomal protein L8-A.

Mol	Chain	Residues	Atoms					ZeroOcc	AltConf	Trace
			Total	C	N	O	S			
81	l8	231	1763	1130	316	314	3	0	0	0

- Molecule 82 is a protein called 60S ribosomal protein L12.

Mol	Chain	Residues	Atoms				ZeroOcc	AltConf	Trace
			Total	C	N	O			
82	m2	150	750	450	150	150	0	0	0

- Molecule 83 is a protein called 60S ribosomal protein L24-A.

Mol	Chain	Residues	Atoms					ZeroOcc	AltConf	Trace
			Total	C	N	O	S			
83	n4	135	1038	651	206	180	1	0	0	0

- Molecule 84 is a protein called 60S acidic ribosomal protein P0.

Mol	Chain	Residues	Atoms					ZeroOcc	AltConf	Trace
			Total	C	N	O	S			
84	p0	143	1077	687	192	195	3	0	0	0

- Molecule 85 is a protein called Ribosomal protein P1 alpha, P2 beta.

Mol	Chain	Residues	Atoms				ZeroOcc	AltConf	Trace
			Total	C	N	O			
85	p1	47	235	141	47	47	0	0	0
85	p2	46	230	138	46	46	0	0	0

- Molecule 86 is osmium (III) hexammine (three-letter code: OHX) (formula: $H_{12}N_6Os$).

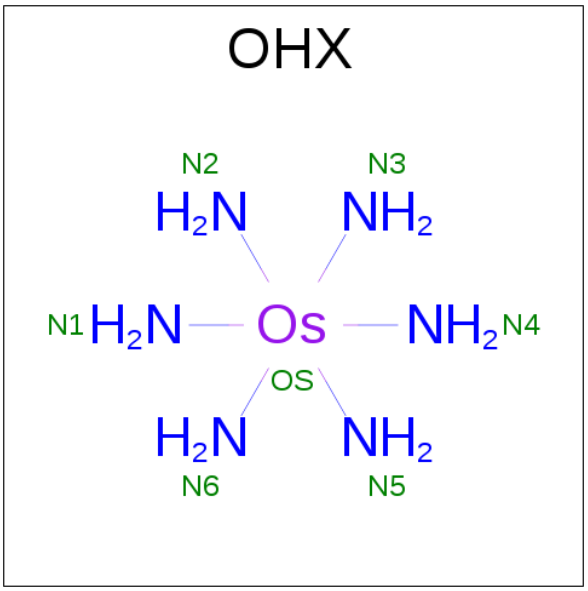

Mol	Chain	Residues	Atoms			ZeroOcc	AltConf
			Total	N	Os		
86	2	1	7	6	1	0	0
			Total	N	Os		
86	2	1	7	6	1	0	0
			Total	N	Os		
86	2	1	7	6	1	0	0
			Total	N	Os		
86	2	1	7	6	1	0	0
			Total	N	Os		
86	2	1	7	6	1	0	0
			Total	N	Os		
86	2	1	7	6	1	0	0
			Total	N	Os		
86	2	1	7	6	1	0	0
			Total	N	Os		
86	2	1	7	6	1	0	0
			Total	N	Os		
86	2	1	7	6	1	0	0
			Total	N	Os		
86	2	1	7	6	1	0	0
			Total	N	Os		
86	2	1	7	6	1	0	0
			Total	N	Os		
86	2	1	7	6	1	0	0
			Total	N	Os		
86	2	1	7	6	1	0	0

Continued on next page...

Continued from previous page...

Mol	Chain	Residues	Atoms			ZeroOcc	AltConf
			Total	N	Os		
86	2	1	7	6	1	0	0
			Total	N	Os		
86	2	1	7	6	1	0	0
			Total	N	Os		
86	2	1	7	6	1	0	0
			Total	N	Os		
86	2	1	7	6	1	0	0
			Total	N	Os		
86	2	1	7	6	1	0	0
			Total	N	Os		
86	2	1	7	6	1	0	0
			Total	N	Os		
86	2	1	7	6	1	0	0
			Total	N	Os		
86	2	1	7	6	1	0	0
			Total	N	Os		
86	2	1	7	6	1	0	0
			Total	N	Os		
86	2	1	7	6	1	0	0
			Total	N	Os		
86	2	1	7	6	1	0	0
			Total	N	Os		
86	2	1	7	6	1	0	0
			Total	N	Os		
86	2	1	7	6	1	0	0
			Total	N	Os		
86	2	1	7	6	1	0	0
			Total	N	Os		
86	2	1	7	6	1	0	0
			Total	N	Os		
86	2	1	7	6	1	0	0
			Total	N	Os		
86	2	1	7	6	1	0	0
			Total	N	Os		
86	2	1	7	6	1	0	0

Continued on next page...

Continued from previous page...

Mol	Chain	Residues	Atoms			ZeroOcc	AltConf
			Total	N	Os		
86	2	1	7	6	1	0	0
			Total	N	Os		
86	2	1	7	6	1	0	0
			Total	N	Os		
86	2	1	7	6	1	0	0
			Total	N	Os		
86	2	1	7	6	1	0	0
			Total	N	Os		
86	2	1	7	6	1	0	0
			Total	N	Os		
86	2	1	7	6	1	0	0
			Total	N	Os		
86	2	1	7	6	1	0	0
			Total	N	Os		
86	2	1	7	6	1	0	0
			Total	N	Os		
86	2	1	7	6	1	0	0
			Total	N	Os		
86	2	1	7	6	1	0	0
			Total	N	Os		
86	2	1	7	6	1	0	0
			Total	N	Os		
86	2	1	7	6	1	0	0
			Total	N	Os		
86	2	1	7	6	1	0	0
			Total	N	Os		
86	2	1	7	6	1	0	0
			Total	N	Os		
86	2	1	7	6	1	0	0
			Total	N	Os		
86	2	1	7	6	1	0	0
			Total	N	Os		
86	2	1	7	6	1	0	0
			Total	N	Os		
86	2	1	7	6	1	0	0

Continued on next page...

Continued from previous page...

Mol	Chain	Residues	Atoms			ZeroOcc	AltConf
			Total	N	Os		
86	2	1	7	6	1	0	0
86	2	1	7	6	1	0	0
86	2	1	7	6	1	0	0
86	2	1	7	6	1	0	0
86	2	1	7	6	1	0	0
86	2	1	7	6	1	0	0
86	2	1	7	6	1	0	0
86	2	1	7	6	1	0	0
86	2	1	7	6	1	0	0
86	2	1	7	6	1	0	0
86	2	1	7	6	1	0	0
86	2	1	7	6	1	0	0
86	2	1	7	6	1	0	0
86	2	1	7	6	1	0	0
86	2	1	7	6	1	0	0
86	2	1	7	6	1	0	0
86	2	1	7	6	1	0	0
86	2	1	7	6	1	0	0
86	2	1	7	6	1	0	0

Continued on next page...

Continued from previous page...

Mol	Chain	Residues	Atoms			ZeroOcc	AltConf
			Total	N	Os		
86	2	1	7	6	1	0	0
			Total	N	Os		
86	2	1	7	6	1	0	0
			Total	N	Os		
86	2	1	7	6	1	0	0
			Total	N	Os		
86	2	1	7	6	1	0	0
			Total	N	Os		
86	2	1	7	6	1	0	0
			Total	N	Os		
86	2	1	7	6	1	0	0
			Total	N	Os		
86	2	1	7	6	1	0	0
			Total	N	Os		
86	2	1	7	6	1	0	0
			Total	N	Os		
86	2	1	7	6	1	0	0
			Total	N	Os		
86	2	1	7	6	1	0	0
			Total	N	Os		
86	2	1	7	6	1	0	0
			Total	N	Os		
86	2	1	7	6	1	0	0
			Total	N	Os		
86	2	1	7	6	1	0	0
			Total	N	Os		
86	2	1	7	6	1	0	0
			Total	N	Os		
86	2	1	7	6	1	0	0
			Total	N	Os		
86	2	1	7	6	1	0	0
			Total	N	Os		
86	2	1	7	6	1	0	0
			Total	N	Os		
86	2	1	7	6	1	0	0

Continued on next page...

Continued from previous page...

Mol	Chain	Residues	Atoms			ZeroOcc	AltConf
			Total	N	Os		
86	2	1	7	6	1	0	0
			Total	N	Os		
86	2	1	7	6	1	0	0
			Total	N	Os		
86	2	1	7	6	1	0	0
			Total	N	Os		
86	2	1	7	6	1	0	0
			Total	N	Os		
86	2	1	7	6	1	0	0
			Total	N	Os		
86	2	1	7	6	1	0	0
			Total	N	Os		
86	2	1	7	6	1	0	0
			Total	N	Os		
86	2	1	7	6	1	0	0
			Total	N	Os		
86	2	1	7	6	1	0	0
			Total	N	Os		
86	2	1	7	6	1	0	0
			Total	N	Os		
86	2	1	7	6	1	0	0
			Total	N	Os		
86	2	1	7	6	1	0	0
			Total	N	Os		
86	2	1	7	6	1	0	0
			Total	N	Os		
86	2	1	7	6	1	0	0
			Total	N	Os		
86	2	1	7	6	1	0	0
			Total	N	Os		
86	2	1	7	6	1	0	0
			Total	N	Os		
86	2	1	7	6	1	0	0

Continued on next page...

Continued from previous page...

Mol	Chain	Residues	Atoms			ZeroOcc	AltConf
			Total	N	Os		
86	2	1	7	6	1	0	0
			Total	N	Os		
86	2	1	7	6	1	0	0
			Total	N	Os		
86	2	1	7	6	1	0	0
			Total	N	Os		
86	2	1	7	6	1	0	0
			Total	N	Os		
86	2	1	7	6	1	0	0
			Total	N	Os		
86	2	1	7	6	1	0	0
			Total	N	Os		
86	2	1	7	6	1	0	0
			Total	N	Os		
86	2	1	7	6	1	0	0
			Total	N	Os		
86	2	1	7	6	1	0	0
			Total	N	Os		
86	S8	1	7	6	1	0	0
			Total	N	Os		
86	S9	1	7	6	1	0	0
			Total	N	Os		
86	C1	1	7	6	1	0	0
			Total	N	Os		
86	C3	1	7	6	1	0	0
			Total	N	Os		
86	C5	1	7	6	1	0	0
			Total	N	Os		
86	C8	1	7	6	1	0	0
			Total	N	Os		
86	SR	1	7	6	1	0	0
			Total	N	Os		
86	1	1	7	6	1	0	0
			Total	N	Os		
86	1	1	7	6	1	0	0
			Total	N	Os		
86	1	1	7	6	1	0	0
			Total	N	Os		
86	1	1	7	6	1	0	0
			Total	N	Os		
86	1	1	7	6	1	0	0

Continued on next page...

Continued from previous page...

Mol	Chain	Residues	Atoms			ZeroOcc	AltConf
			Total	N	Os		
86	1	1	7	6	1	0	0
			Total	N	Os		
86	1	1	7	6	1	0	0
			Total	N	Os		
86	1	1	7	6	1	0	0
			Total	N	Os		
86	1	1	7	6	1	0	0
			Total	N	Os		
86	1	1	7	6	1	0	0
			Total	N	Os		
86	1	1	7	6	1	0	0
			Total	N	Os		
86	1	1	7	6	1	0	0
			Total	N	Os		
86	1	1	7	6	1	0	0
			Total	N	Os		
86	1	1	7	6	1	0	0
			Total	N	Os		
86	1	1	7	6	1	0	0
			Total	N	Os		
86	1	1	7	6	1	0	0
			Total	N	Os		
86	1	1	7	6	1	0	0
			Total	N	Os		
86	1	1	7	6	1	0	0
			Total	N	Os		
86	1	1	7	6	1	0	0
			Total	N	Os		
86	1	1	7	6	1	0	0
			Total	N	Os		
86	1	1	7	6	1	0	0
			Total	N	Os		
86	1	1	7	6	1	0	0
			Total	N	Os		
86	1	1	7	6	1	0	0

Continued on next page...

Continued from previous page...

Mol	Chain	Residues	Atoms			ZeroOcc	AltConf
			Total	N	Os		
86	1	1	7	6	1	0	0
			Total	N	Os		
86	1	1	7	6	1	0	0
			Total	N	Os		
86	1	1	7	6	1	0	0
			Total	N	Os		
86	1	1	7	6	1	0	0
			Total	N	Os		
86	1	1	7	6	1	0	0
			Total	N	Os		
86	1	1	7	6	1	0	0
			Total	N	Os		
86	1	1	7	6	1	0	0
			Total	N	Os		
86	1	1	7	6	1	0	0
			Total	N	Os		
86	1	1	7	6	1	0	0
			Total	N	Os		
86	1	1	7	6	1	0	0
			Total	N	Os		
86	1	1	7	6	1	0	0
			Total	N	Os		
86	1	1	7	6	1	0	0
			Total	N	Os		
86	1	1	7	6	1	0	0
			Total	N	Os		
86	1	1	7	6	1	0	0
			Total	N	Os		
86	1	1	7	6	1	0	0
			Total	N	Os		
86	1	1	7	6	1	0	0
			Total	N	Os		
86	1	1	7	6	1	0	0
			Total	N	Os		
86	1	1	7	6	1	0	0

Continued on next page...

Continued from previous page...

Mol	Chain	Residues	Atoms			ZeroOcc	AltConf
			Total	N	Os		
86	1	1	7	6	1	0	0
			Total	N	Os		
86	1	1	7	6	1	0	0
			Total	N	Os		
86	1	1	7	6	1	0	0
			Total	N	Os		
86	1	1	7	6	1	0	0
			Total	N	Os		
86	1	1	7	6	1	0	0
			Total	N	Os		
86	1	1	7	6	1	0	0
			Total	N	Os		
86	1	1	7	6	1	0	0
			Total	N	Os		
86	1	1	7	6	1	0	0
			Total	N	Os		
86	1	1	7	6	1	0	0
			Total	N	Os		
86	1	1	7	6	1	0	0
			Total	N	Os		
86	1	1	7	6	1	0	0
			Total	N	Os		
86	1	1	7	6	1	0	0
			Total	N	Os		
86	1	1	7	6	1	0	0
			Total	N	Os		
86	1	1	7	6	1	0	0
			Total	N	Os		
86	1	1	7	6	1	0	0
			Total	N	Os		
86	1	1	7	6	1	0	0
			Total	N	Os		
86	1	1	7	6	1	0	0
			Total	N	Os		
86	1	1	7	6	1	0	0

Continued on next page...

Continued from previous page...

Mol	Chain	Residues	Atoms			ZeroOcc	AltConf
			Total	N	Os		
86	1	1	7	6	1	0	0
			Total	N	Os		
86	1	1	7	6	1	0	0
			Total	N	Os		
86	1	1	7	6	1	0	0
			Total	N	Os		
86	1	1	7	6	1	0	0
			Total	N	Os		
86	1	1	7	6	1	0	0
			Total	N	Os		
86	1	1	7	6	1	0	0
			Total	N	Os		
86	1	1	7	6	1	0	0
			Total	N	Os		
86	1	1	7	6	1	0	0
			Total	N	Os		
86	1	1	7	6	1	0	0
			Total	N	Os		
86	1	1	7	6	1	0	0
			Total	N	Os		
86	1	1	7	6	1	0	0
			Total	N	Os		
86	1	1	7	6	1	0	0
			Total	N	Os		
86	1	1	7	6	1	0	0
			Total	N	Os		
86	1	1	7	6	1	0	0
			Total	N	Os		
86	1	1	7	6	1	0	0
			Total	N	Os		
86	1	1	7	6	1	0	0
			Total	N	Os		
86	1	1	7	6	1	0	0
			Total	N	Os		
86	1	1	7	6	1	0	0

Continued on next page...

Continued from previous page...

Mol	Chain	Residues	Atoms			ZeroOcc	AltConf
			Total	N	Os		
86	1	1	7	6	1	0	0
			Total	N	Os		
86	1	1	7	6	1	0	0
			Total	N	Os		
86	1	1	7	6	1	0	0
			Total	N	Os		
86	1	1	7	6	1	0	0
			Total	N	Os		
86	1	1	7	6	1	0	0
			Total	N	Os		
86	1	1	7	6	1	0	0
			Total	N	Os		
86	1	1	7	6	1	0	0
			Total	N	Os		
86	1	1	7	6	1	0	0
			Total	N	Os		
86	1	1	7	6	1	0	0
			Total	N	Os		
86	1	1	7	6	1	0	0
			Total	N	Os		
86	1	1	7	6	1	0	0
			Total	N	Os		
86	1	1	7	6	1	0	0
			Total	N	Os		
86	1	1	7	6	1	0	0
			Total	N	Os		
86	1	1	7	6	1	0	0
			Total	N	Os		
86	1	1	7	6	1	0	0
			Total	N	Os		
86	1	1	7	6	1	0	0
			Total	N	Os		
86	1	1	7	6	1	0	0
			Total	N	Os		
86	1	1	7	6	1	0	0

Continued on next page...

Continued from previous page...

Mol	Chain	Residues	Atoms			ZeroOcc	AltConf
			Total	N	Os		
86	1	1	7	6	1	0	0
			Total	N	Os		
86	1	1	7	6	1	0	0
			Total	N	Os		
86	1	1	7	6	1	0	0
			Total	N	Os		
86	1	1	7	6	1	0	0
			Total	N	Os		
86	1	1	7	6	1	0	0
			Total	N	Os		
86	1	1	7	6	1	0	0
			Total	N	Os		
86	1	1	7	6	1	0	0
			Total	N	Os		
86	1	1	7	6	1	0	0
			Total	N	Os		
86	1	1	7	6	1	0	0
			Total	N	Os		
86	1	1	7	6	1	0	0
			Total	N	Os		
86	1	1	7	6	1	0	0
			Total	N	Os		
86	1	1	7	6	1	0	0
			Total	N	Os		
86	1	1	7	6	1	0	0
			Total	N	Os		
86	1	1	7	6	1	0	0
			Total	N	Os		
86	1	1	7	6	1	0	0
			Total	N	Os		
86	1	1	7	6	1	0	0
			Total	N	Os		
86	1	1	7	6	1	0	0
			Total	N	Os		
86	1	1	7	6	1	0	0

Continued on next page...

Continued from previous page...

Mol	Chain	Residues	Atoms			ZeroOcc	AltConf
			Total	N	Os		
86	1	1	7	6	1	0	0
			Total	N	Os		
86	1	1	7	6	1	0	0
			Total	N	Os		
86	1	1	7	6	1	0	0
			Total	N	Os		
86	1	1	7	6	1	0	0
			Total	N	Os		
86	1	1	7	6	1	0	0
			Total	N	Os		
86	1	1	7	6	1	0	0
			Total	N	Os		
86	1	1	7	6	1	0	0
			Total	N	Os		
86	1	1	7	6	1	0	0
			Total	N	Os		
86	1	1	7	6	1	0	0
			Total	N	Os		
86	1	1	7	6	1	0	0
			Total	N	Os		
86	1	1	7	6	1	0	0
			Total	N	Os		
86	1	1	7	6	1	0	0
			Total	N	Os		
86	1	1	7	6	1	0	0
			Total	N	Os		
86	1	1	7	6	1	0	0
			Total	N	Os		
86	1	1	7	6	1	0	0
			Total	N	Os		
86	1	1	7	6	1	0	0
			Total	N	Os		
86	1	1	7	6	1	0	0
			Total	N	Os		
86	1	1	7	6	1	0	0

Continued on next page...

Continued from previous page...

Mol	Chain	Residues	Atoms			ZeroOcc	AltConf
			Total	N	Os		
86	1	1	7	6	1	0	0
			Total	N	Os		
86	1	1	7	6	1	0	0
			Total	N	Os		
86	1	1	7	6	1	0	0
			Total	N	Os		
86	1	1	7	6	1	0	0
			Total	N	Os		
86	1	1	7	6	1	0	0
			Total	N	Os		
86	1	1	7	6	1	0	0
			Total	N	Os		
86	1	1	7	6	1	0	0
			Total	N	Os		
86	1	1	7	6	1	0	0
			Total	N	Os		
86	1	1	7	6	1	0	0
			Total	N	Os		
86	1	1	7	6	1	0	0
			Total	N	Os		
86	1	1	7	6	1	0	0
			Total	N	Os		
86	1	1	7	6	1	0	0
			Total	N	Os		
86	1	1	7	6	1	0	0
			Total	N	Os		
86	1	1	7	6	1	0	0
			Total	N	Os		
86	1	1	7	6	1	0	0
			Total	N	Os		
86	1	1	7	6	1	0	0
			Total	N	Os		
86	1	1	7	6	1	0	0
			Total	N	Os		
86	1	1	7	6	1	0	0

Continued on next page...

Continued from previous page...

Mol	Chain	Residues	Atoms			ZeroOcc	AltConf
			Total	N	Os		
86	1	1	7	6	1	0	0
			Total	N	Os		
86	1	1	7	6	1	0	0
			Total	N	Os		
86	1	1	7	6	1	0	0
			Total	N	Os		
86	1	1	7	6	1	0	0
			Total	N	Os		
86	1	1	7	6	1	0	0
			Total	N	Os		
86	1	1	7	6	1	0	0
			Total	N	Os		
86	1	1	7	6	1	0	0
			Total	N	Os		
86	1	1	7	6	1	0	0
			Total	N	Os		
86	1	1	7	6	1	0	0
			Total	N	Os		
86	1	1	7	6	1	0	0
			Total	N	Os		
86	1	1	7	6	1	0	0
			Total	N	Os		
86	1	1	7	6	1	0	0
			Total	N	Os		
86	1	1	7	6	1	0	0
			Total	N	Os		
86	1	1	7	6	1	0	0
			Total	N	Os		
86	1	1	7	6	1	0	0
			Total	N	Os		
86	1	1	7	6	1	0	0
			Total	N	Os		
86	1	1	7	6	1	0	0
			Total	N	Os		
86	1	1	7	6	1	0	0

Continued on next page...

Continued from previous page...

Mol	Chain	Residues	Atoms			ZeroOcc	AltConf
			Total	N	Os		
86	1	1	7	6	1	0	0
			Total	N	Os		
86	1	1	7	6	1	0	0
			Total	N	Os		
86	1	1	7	6	1	0	0
			Total	N	Os		
86	1	1	7	6	1	0	0
			Total	N	Os		
86	1	1	7	6	1	0	0
			Total	N	Os		
86	1	1	7	6	1	0	0
			Total	N	Os		
86	1	1	7	6	1	0	0
			Total	N	Os		
86	1	1	7	6	1	0	0
			Total	N	Os		
86	1	1	7	6	1	0	0
			Total	N	Os		
86	1	1	7	6	1	0	0
			Total	N	Os		
86	1	1	7	6	1	0	0
			Total	N	Os		
86	1	1	7	6	1	0	0
			Total	N	Os		
86	1	1	7	6	1	0	0
			Total	N	Os		
86	1	1	7	6	1	0	0
			Total	N	Os		
86	1	1	7	6	1	0	0
			Total	N	Os		
86	1	1	7	6	1	0	0
			Total	N	Os		
86	1	1	7	6	1	0	0
			Total	N	Os		
86	1	1	7	6	1	0	0

Continued on next page...

Continued from previous page...

Mol	Chain	Residues	Atoms			ZeroOcc	AltConf
			Total	N	Os		
86	1	1	7	6	1	0	0
			Total	N	Os		
86	1	1	7	6	1	0	0
			Total	N	Os		
86	1	1	7	6	1	0	0
			Total	N	Os		
86	1	1	7	6	1	0	0
			Total	N	Os		
86	1	1	7	6	1	0	0
			Total	N	Os		
86	1	1	7	6	1	0	0
			Total	N	Os		
86	1	1	7	6	1	0	0
			Total	N	Os		
86	1	1	7	6	1	0	0
			Total	N	Os		
86	1	1	7	6	1	0	0
			Total	N	Os		
86	1	1	7	6	1	0	0
			Total	N	Os		
86	1	1	7	6	1	0	0
			Total	N	Os		
86	1	1	7	6	1	0	0
			Total	N	Os		
86	1	1	7	6	1	0	0
			Total	N	Os		
86	1	1	7	6	1	0	0
			Total	N	Os		
86	1	1	7	6	1	0	0
			Total	N	Os		
86	1	1	7	6	1	0	0
			Total	N	Os		
86	1	1	7	6	1	0	0
			Total	N	Os		
86	1	1	7	6	1	0	0

Continued on next page...

Continued from previous page...

Mol	Chain	Residues	Atoms			ZeroOcc	AltConf
			Total	N	Os		
86	1	1	7	6	1	0	0
			Total	N	Os		
86	1	1	7	6	1	0	0
			Total	N	Os		
86	1	1	7	6	1	0	0
			Total	N	Os		
86	1	1	7	6	1	0	0
			Total	N	Os		
86	1	1	7	6	1	0	0
			Total	N	Os		
86	1	1	7	6	1	0	0
			Total	N	Os		
86	1	1	7	6	1	0	0
			Total	N	Os		
86	1	1	7	6	1	0	0
			Total	N	Os		
86	1	1	7	6	1	0	0
			Total	N	Os		
86	1	1	7	6	1	0	0
			Total	N	Os		
86	1	1	7	6	1	0	0
			Total	N	Os		
86	1	1	7	6	1	0	0
			Total	N	Os		
86	1	1	7	6	1	0	0
			Total	N	Os		
86	1	1	7	6	1	0	0
			Total	N	Os		
86	1	1	7	6	1	0	0
			Total	N	Os		
86	1	1	7	6	1	0	0
			Total	N	Os		
86	1	1	7	6	1	0	0
			Total	N	Os		
86	1	1	7	6	1	0	0

Continued on next page...

Continued from previous page...

Mol	Chain	Residues	Atoms			ZeroOcc	AltConf
			Total	N	Os		
86	1	1	7	6	1	0	0
			Total	N	Os		
86	1	1	7	6	1	0	0
			Total	N	Os		
86	1	1	7	6	1	0	0
			Total	N	Os		
86	1	1	7	6	1	0	0
			Total	N	Os		
86	1	1	7	6	1	0	0
			Total	N	Os		
86	1	1	7	6	1	0	0
			Total	N	Os		
86	1	1	7	6	1	0	0
			Total	N	Os		
86	1	1	7	6	1	0	0
			Total	N	Os		
86	1	1	7	6	1	0	0
			Total	N	Os		
86	1	1	7	6	1	0	0
			Total	N	Os		
86	1	1	7	6	1	0	0
			Total	N	Os		
86	1	1	7	6	1	0	0
			Total	N	Os		
86	1	1	7	6	1	0	0
			Total	N	Os		
86	1	1	7	6	1	0	0
			Total	N	Os		
86	1	1	7	6	1	0	0
			Total	N	Os		
86	1	1	7	6	1	0	0
			Total	N	Os		
86	1	1	7	6	1	0	0
			Total	N	Os		
86	1	1	7	6	1	0	0

Continued on next page...

Continued from previous page...

Mol	Chain	Residues	Atoms			ZeroOcc	AltConf
			Total	N	Os		
86	1	1	7	6	1	0	0
			Total	N	Os		
86	1	1	7	6	1	0	0
			Total	N	Os		
86	1	1	7	6	1	0	0
			Total	N	Os		
86	1	1	7	6	1	0	0
			Total	N	Os		
86	1	1	7	6	1	0	0
			Total	N	Os		
86	1	1	7	6	1	0	0
			Total	N	Os		
86	1	1	7	6	1	0	0
			Total	N	Os		
86	1	1	7	6	1	0	0
			Total	N	Os		
86	1	1	7	6	1	0	0
			Total	N	Os		
86	1	1	7	6	1	0	0
			Total	N	Os		
86	1	1	7	6	1	0	0
			Total	N	Os		
86	1	1	7	6	1	0	0
			Total	N	Os		
86	1	1	7	6	1	0	0
			Total	N	Os		
86	1	1	7	6	1	0	0
			Total	N	Os		
86	1	1	7	6	1	0	0
			Total	N	Os		
86	1	1	7	6	1	0	0
			Total	N	Os		
86	1	1	7	6	1	0	0
			Total	N	Os		
86	1	1	7	6	1	0	0

Continued on next page...

Continued from previous page...

Mol	Chain	Residues	Atoms			ZeroOcc	AltConf
			Total	N	Os		
86	1	1	7	6	1	0	0
			Total	N	Os		
86	1	1	7	6	1	0	0
			Total	N	Os		
86	1	1	7	6	1	0	0
			Total	N	Os		
86	1	1	7	6	1	0	0
			Total	N	Os		
86	1	1	7	6	1	0	0
			Total	N	Os		
86	1	1	7	6	1	0	0
			Total	N	Os		
86	1	1	7	6	1	0	0
			Total	N	Os		
86	1	1	7	6	1	0	0
			Total	N	Os		
86	1	1	7	6	1	0	0
			Total	N	Os		
86	1	1	7	6	1	0	0
			Total	N	Os		
86	1	1	7	6	1	0	0
			Total	N	Os		
86	1	1	7	6	1	0	0
			Total	N	Os		
86	3	1	7	6	1	0	0
			Total	N	Os		
86	3	1	7	6	1	0	0
			Total	N	Os		
86	3	1	7	6	1	0	0
			Total	N	Os		
86	3	1	7	6	1	0	0
			Total	N	Os		
86	3	1	7	6	1	0	0
			Total	N	Os		
86	3	1	7	6	1	0	0
			Total	N	Os		
86	3	1	7	6	1	0	0

Continued on next page...

Continued from previous page...

Mol	Chain	Residues	Atoms			ZeroOcc	AltConf
			Total	N	Os		
86	4	1	7	6	1	0	0
			Total	N	Os		
86	4	1	7	6	1	0	0
			Total	N	Os		
86	4	1	7	6	1	0	0
			Total	N	Os		
86	4	1	7	6	1	0	0
			Total	N	Os		
86	4	1	7	6	1	0	0
			Total	N	Os		
86	4	1	7	6	1	0	0
			Total	N	Os		
86	4	1	7	6	1	0	0
			Total	N	Os		
86	4	1	7	6	1	0	0
			Total	N	Os		
86	4	1	7	6	1	0	0
			Total	N	Os		
86	4	1	7	6	1	0	0
			Total	N	Os		
86	4	1	7	6	1	0	0
			Total	N	Os		
86	4	1	7	6	1	0	0
			Total	N	Os		
86	4	1	7	6	1	0	0
			Total	N	Os		
86	4	1	7	6	1	0	0
			Total	N	Os		
86	4	1	7	6	1	0	0
			Total	N	Os		
86	L3	1	7	6	1	0	0
			Total	N	Os		
86	L3	1	7	6	1	0	0
			Total	N	Os		
86	L4	1	7	6	1	0	0
			Total	N	Os		
86	M0	1	7	6	1	0	0
			Total	N	Os		
86	M5	1	7	6	1	0	0
			Total	N	Os		
86	M7	1	7	6	1	0	0

Continued on next page...

Continued from previous page...

Mol	Chain	Residues	Atoms			ZeroOcc	AltConf
			Total	N	Os		
86	M9	1	7	6	1	0	0
86	N9	1	7	6	1	0	0
86	O1	1	7	6	1	0	0
86	O3	1	7	6	1	0	0
86	Q2	1	7	6	1	0	0
86	6	1	7	6	1	0	0
86	6	1	7	6	1	0	0
86	6	1	7	6	1	0	0
86	6	1	7	6	1	0	0
86	6	1	7	6	1	0	0
86	6	1	7	6	1	0	0
86	6	1	7	6	1	0	0
86	6	1	7	6	1	0	0
86	6	1	7	6	1	0	0
86	6	1	7	6	1	0	0
86	6	1	7	6	1	0	0
86	6	1	7	6	1	0	0
86	6	1	7	6	1	0	0
86	6	1	7	6	1	0	0
86	6	1	7	6	1	0	0

Continued on next page...

Continued from previous page...

Mol	Chain	Residues	Atoms			ZeroOcc	AltConf
			Total	N	Os		
86	6	1	7	6	1	0	0
			Total	N	Os		
86	6	1	7	6	1	0	0
			Total	N	Os		
86	6	1	7	6	1	0	0
			Total	N	Os		
86	6	1	7	6	1	0	0
			Total	N	Os		
86	6	1	7	6	1	0	0
			Total	N	Os		
86	6	1	7	6	1	0	0
			Total	N	Os		
86	6	1	7	6	1	0	0
			Total	N	Os		
86	6	1	7	6	1	0	0
			Total	N	Os		
86	6	1	7	6	1	0	0
			Total	N	Os		
86	6	1	7	6	1	0	0
			Total	N	Os		
86	6	1	7	6	1	0	0
			Total	N	Os		
86	6	1	7	6	1	0	0
			Total	N	Os		
86	6	1	7	6	1	0	0
			Total	N	Os		
86	6	1	7	6	1	0	0
			Total	N	Os		
86	6	1	7	6	1	0	0
			Total	N	Os		
86	6	1	7	6	1	0	0
			Total	N	Os		
86	6	1	7	6	1	0	0
			Total	N	Os		
86	6	1	7	6	1	0	0

Continued on next page...

Continued from previous page...

Mol	Chain	Residues	Atoms			ZeroOcc	AltConf
			Total	N	Os		
86	6	1	7	6	1	0	0
			Total	N	Os		
86	6	1	7	6	1	0	0
			Total	N	Os		
86	6	1	7	6	1	0	0
			Total	N	Os		
86	6	1	7	6	1	0	0
			Total	N	Os		
86	6	1	7	6	1	0	0
			Total	N	Os		
86	6	1	7	6	1	0	0
			Total	N	Os		
86	6	1	7	6	1	0	0
			Total	N	Os		
86	6	1	7	6	1	0	0
			Total	N	Os		
86	6	1	7	6	1	0	0
			Total	N	Os		
86	6	1	7	6	1	0	0
			Total	N	Os		
86	6	1	7	6	1	0	0
			Total	N	Os		
86	6	1	7	6	1	0	0
			Total	N	Os		
86	6	1	7	6	1	0	0
			Total	N	Os		
86	6	1	7	6	1	0	0
			Total	N	Os		
86	6	1	7	6	1	0	0
			Total	N	Os		
86	6	1	7	6	1	0	0
			Total	N	Os		
86	6	1	7	6	1	0	0
			Total	N	Os		
86	6	1	7	6	1	0	0

Continued on next page...

Continued from previous page...

Mol	Chain	Residues	Atoms			ZeroOcc	AltConf
			Total	N	Os		
86	6	1	7	6	1	0	0
			Total	N	Os		
86	6	1	7	6	1	0	0
			Total	N	Os		
86	6	1	7	6	1	0	0
			Total	N	Os		
86	6	1	7	6	1	0	0
			Total	N	Os		
86	6	1	7	6	1	0	0
			Total	N	Os		
86	6	1	7	6	1	0	0
			Total	N	Os		
86	6	1	7	6	1	0	0
			Total	N	Os		
86	6	1	7	6	1	0	0
			Total	N	Os		
86	6	1	7	6	1	0	0
			Total	N	Os		
86	6	1	7	6	1	0	0
			Total	N	Os		
86	6	1	7	6	1	0	0
			Total	N	Os		
86	6	1	7	6	1	0	0
			Total	N	Os		
86	6	1	7	6	1	0	0
			Total	N	Os		
86	6	1	7	6	1	0	0
			Total	N	Os		
86	6	1	7	6	1	0	0
			Total	N	Os		
86	6	1	7	6	1	0	0
			Total	N	Os		
86	6	1	7	6	1	0	0
			Total	N	Os		
86	6	1	7	6	1	0	0

Continued on next page...

Continued from previous page...

Mol	Chain	Residues	Atoms			ZeroOcc	AltConf
			Total	N	Os		
86	6	1	7	6	1	0	0
			Total	N	Os		
86	6	1	7	6	1	0	0
			Total	N	Os		
86	6	1	7	6	1	0	0
			Total	N	Os		
86	6	1	7	6	1	0	0
			Total	N	Os		
86	6	1	7	6	1	0	0
			Total	N	Os		
86	6	1	7	6	1	0	0
			Total	N	Os		
86	6	1	7	6	1	0	0
			Total	N	Os		
86	6	1	7	6	1	0	0
			Total	N	Os		
86	6	1	7	6	1	0	0
			Total	N	Os		
86	6	1	7	6	1	0	0
			Total	N	Os		
86	6	1	7	6	1	0	0
			Total	N	Os		
86	6	1	7	6	1	0	0
			Total	N	Os		
86	6	1	7	6	1	0	0
			Total	N	Os		
86	6	1	7	6	1	0	0
			Total	N	Os		
86	6	1	7	6	1	0	0
			Total	N	Os		
86	6	1	7	6	1	0	0
			Total	N	Os		
86	6	1	7	6	1	0	0
			Total	N	Os		
86	6	1	7	6	1	0	0

Continued on next page...

Continued from previous page...

Mol	Chain	Residues	Atoms			ZeroOcc	AltConf
			Total	N	Os		
86	6	1	7	6	1	0	0
			Total	N	Os		
86	6	1	7	6	1	0	0
			Total	N	Os		
86	6	1	7	6	1	0	0
			Total	N	Os		
86	6	1	7	6	1	0	0
			Total	N	Os		
86	6	1	7	6	1	0	0
			Total	N	Os		
86	6	1	7	6	1	0	0
			Total	N	Os		
86	6	1	7	6	1	0	0
			Total	N	Os		
86	6	1	7	6	1	0	0
			Total	N	Os		
86	6	1	7	6	1	0	0
			Total	N	Os		
86	6	1	7	6	1	0	0
			Total	N	Os		
86	6	1	7	6	1	0	0
			Total	N	Os		
86	6	1	7	6	1	0	0
			Total	N	Os		
86	6	1	7	6	1	0	0
			Total	N	Os		
86	6	1	7	6	1	0	0
			Total	N	Os		
86	6	1	7	6	1	0	0
			Total	N	Os		
86	6	1	7	6	1	0	0
			Total	N	Os		
86	6	1	7	6	1	0	0
			Total	N	Os		
86	6	1	7	6	1	0	0

Continued on next page...

Continued from previous page...

Mol	Chain	Residues	Atoms			ZeroOcc	AltConf
			Total	N	Os		
86	6	1	7	6	1	0	0
			Total	N	Os		
86	6	1	7	6	1	0	0
			Total	N	Os		
86	6	1	7	6	1	0	0
			Total	N	Os		
86	6	1	7	6	1	0	0
			Total	N	Os		
86	6	1	7	6	1	0	0
			Total	N	Os		
86	6	1	7	6	1	0	0
			Total	N	Os		
86	6	1	7	6	1	0	0
			Total	N	Os		
86	6	1	7	6	1	0	0
			Total	N	Os		
86	6	1	7	6	1	0	0
			Total	N	Os		
86	6	1	7	6	1	0	0
			Total	N	Os		
86	6	1	7	6	1	0	0
			Total	N	Os		
86	6	1	7	6	1	0	0
			Total	N	Os		
86	6	1	7	6	1	0	0
			Total	N	Os		
86	6	1	7	6	1	0	0
			Total	N	Os		
86	6	1	7	6	1	0	0
			Total	N	Os		
86	s4	1	7	6	1	0	0
			Total	N	Os		
86	s8	1	7	6	1	0	0
			Total	N	Os		
86	s9	1	7	6	1	0	0
			Total	N	Os		
86	c3	1	7	6	1	0	0
			Total	N	Os		
86	c5	1	7	6	1	0	0

Continued on next page...

Continued from previous page...

Mol	Chain	Residues	Atoms			ZeroOcc	AltConf
			Total	N	Os		
86	c8	1	7	6	1	0	0
			Total	N	Os		
86	sR	1	7	6	1	0	0
			Total	N	Os		
86	5	1	7	6	1	0	0
			Total	N	Os		
86	5	1	7	6	1	0	0
			Total	N	Os		
86	5	1	7	6	1	0	0
			Total	N	Os		
86	5	1	7	6	1	0	0
			Total	N	Os		
86	5	1	7	6	1	0	0
			Total	N	Os		
86	5	1	7	6	1	0	0
			Total	N	Os		
86	5	1	7	6	1	0	0
			Total	N	Os		
86	5	1	7	6	1	0	0
			Total	N	Os		
86	5	1	7	6	1	0	0
			Total	N	Os		
86	5	1	7	6	1	0	0
			Total	N	Os		
86	5	1	7	6	1	0	0
			Total	N	Os		
86	5	1	7	6	1	0	0
			Total	N	Os		
86	5	1	7	6	1	0	0
			Total	N	Os		
86	5	1	7	6	1	0	0
			Total	N	Os		
86	5	1	7	6	1	0	0
			Total	N	Os		
86	5	1	7	6	1	0	0

Continued on next page...

Continued from previous page...

Mol	Chain	Residues	Atoms			ZeroOcc	AltConf
			Total	N	Os		
86	5	1	7	6	1	0	0
			Total	N	Os		
86	5	1	7	6	1	0	0
			Total	N	Os		
86	5	1	7	6	1	0	0
			Total	N	Os		
86	5	1	7	6	1	0	0
			Total	N	Os		
86	5	1	7	6	1	0	0
			Total	N	Os		
86	5	1	7	6	1	0	0
			Total	N	Os		
86	5	1	7	6	1	0	0
			Total	N	Os		
86	5	1	7	6	1	0	0
			Total	N	Os		
86	5	1	7	6	1	0	0
			Total	N	Os		
86	5	1	7	6	1	0	0
			Total	N	Os		
86	5	1	7	6	1	0	0
			Total	N	Os		
86	5	1	7	6	1	0	0
			Total	N	Os		
86	5	1	7	6	1	0	0
			Total	N	Os		
86	5	1	7	6	1	0	0
			Total	N	Os		
86	5	1	7	6	1	0	0
			Total	N	Os		
86	5	1	7	6	1	0	0
			Total	N	Os		
86	5	1	7	6	1	0	0
			Total	N	Os		
86	5	1	7	6	1	0	0

Continued on next page...

Continued from previous page...

Mol	Chain	Residues	Atoms			ZeroOcc	AltConf
			Total	N	Os		
86	5	1	7	6	1	0	0
			Total	N	Os		
86	5	1	7	6	1	0	0
			Total	N	Os		
86	5	1	7	6	1	0	0
			Total	N	Os		
86	5	1	7	6	1	0	0
			Total	N	Os		
86	5	1	7	6	1	0	0
			Total	N	Os		
86	5	1	7	6	1	0	0
			Total	N	Os		
86	5	1	7	6	1	0	0
			Total	N	Os		
86	5	1	7	6	1	0	0
			Total	N	Os		
86	5	1	7	6	1	0	0
			Total	N	Os		
86	5	1	7	6	1	0	0
			Total	N	Os		
86	5	1	7	6	1	0	0
			Total	N	Os		
86	5	1	7	6	1	0	0
			Total	N	Os		
86	5	1	7	6	1	0	0
			Total	N	Os		
86	5	1	7	6	1	0	0
			Total	N	Os		
86	5	1	7	6	1	0	0
			Total	N	Os		
86	5	1	7	6	1	0	0
			Total	N	Os		
86	5	1	7	6	1	0	0
			Total	N	Os		
86	5	1	7	6	1	0	0

Continued on next page...

Continued from previous page...

Mol	Chain	Residues	Atoms			ZeroOcc	AltConf
			Total	N	Os		
86	5	1	7	6	1	0	0
			Total	N	Os		
86	5	1	7	6	1	0	0
			Total	N	Os		
86	5	1	7	6	1	0	0
			Total	N	Os		
86	5	1	7	6	1	0	0
			Total	N	Os		
86	5	1	7	6	1	0	0
			Total	N	Os		
86	5	1	7	6	1	0	0
			Total	N	Os		
86	5	1	7	6	1	0	0
			Total	N	Os		
86	5	1	7	6	1	0	0
			Total	N	Os		
86	5	1	7	6	1	0	0
			Total	N	Os		
86	5	1	7	6	1	0	0
			Total	N	Os		
86	5	1	7	6	1	0	0
			Total	N	Os		
86	5	1	7	6	1	0	0
			Total	N	Os		
86	5	1	7	6	1	0	0
			Total	N	Os		
86	5	1	7	6	1	0	0
			Total	N	Os		
86	5	1	7	6	1	0	0
			Total	N	Os		
86	5	1	7	6	1	0	0
			Total	N	Os		
86	5	1	7	6	1	0	0
			Total	N	Os		
86	5	1	7	6	1	0	0
			Total	N	Os		
86	5	1	7	6	1	0	0

Continued on next page...

Continued from previous page...

Mol	Chain	Residues	Atoms			ZeroOcc	AltConf
			Total	N	Os		
86	5	1	7	6	1	0	0
			Total	N	Os		
86	5	1	7	6	1	0	0
			Total	N	Os		
86	5	1	7	6	1	0	0
			Total	N	Os		
86	5	1	7	6	1	0	0
			Total	N	Os		
86	5	1	7	6	1	0	0
			Total	N	Os		
86	5	1	7	6	1	0	0
			Total	N	Os		
86	5	1	7	6	1	0	0
			Total	N	Os		
86	5	1	7	6	1	0	0
			Total	N	Os		
86	5	1	7	6	1	0	0
			Total	N	Os		
86	5	1	7	6	1	0	0
			Total	N	Os		
86	5	1	7	6	1	0	0
			Total	N	Os		
86	5	1	7	6	1	0	0
			Total	N	Os		
86	5	1	7	6	1	0	0
			Total	N	Os		
86	5	1	7	6	1	0	0
			Total	N	Os		
86	5	1	7	6	1	0	0
			Total	N	Os		
86	5	1	7	6	1	0	0
			Total	N	Os		
86	5	1	7	6	1	0	0
			Total	N	Os		
86	5	1	7	6	1	0	0

Continued on next page...

Continued from previous page...

Mol	Chain	Residues	Atoms			ZeroOcc	AltConf
			Total	N	Os		
86	5	1	7	6	1	0	0
			Total	N	Os		
86	5	1	7	6	1	0	0
			Total	N	Os		
86	5	1	7	6	1	0	0
			Total	N	Os		
86	5	1	7	6	1	0	0
			Total	N	Os		
86	5	1	7	6	1	0	0
			Total	N	Os		
86	5	1	7	6	1	0	0
			Total	N	Os		
86	5	1	7	6	1	0	0
			Total	N	Os		
86	5	1	7	6	1	0	0
			Total	N	Os		
86	5	1	7	6	1	0	0
			Total	N	Os		
86	5	1	7	6	1	0	0
			Total	N	Os		
86	5	1	7	6	1	0	0
			Total	N	Os		
86	5	1	7	6	1	0	0
			Total	N	Os		
86	5	1	7	6	1	0	0
			Total	N	Os		
86	5	1	7	6	1	0	0
			Total	N	Os		
86	5	1	7	6	1	0	0
			Total	N	Os		
86	5	1	7	6	1	0	0
			Total	N	Os		
86	5	1	7	6	1	0	0
			Total	N	Os		
86	5	1	7	6	1	0	0

Continued on next page...

Continued from previous page...

Mol	Chain	Residues	Atoms			ZeroOcc	AltConf
			Total	N	Os		
86	5	1	7	6	1	0	0
			Total	N	Os		
86	5	1	7	6	1	0	0
			Total	N	Os		
86	5	1	7	6	1	0	0
			Total	N	Os		
86	5	1	7	6	1	0	0
			Total	N	Os		
86	5	1	7	6	1	0	0
			Total	N	Os		
86	5	1	7	6	1	0	0
			Total	N	Os		
86	5	1	7	6	1	0	0
			Total	N	Os		
86	5	1	7	6	1	0	0
			Total	N	Os		
86	5	1	7	6	1	0	0
			Total	N	Os		
86	5	1	7	6	1	0	0
			Total	N	Os		
86	5	1	7	6	1	0	0
			Total	N	Os		
86	5	1	7	6	1	0	0
			Total	N	Os		
86	5	1	7	6	1	0	0
			Total	N	Os		
86	5	1	7	6	1	0	0
			Total	N	Os		
86	5	1	7	6	1	0	0
			Total	N	Os		
86	5	1	7	6	1	0	0
			Total	N	Os		
86	5	1	7	6	1	0	0
			Total	N	Os		
86	5	1	7	6	1	0	0

Continued on next page...

Continued from previous page...

Mol	Chain	Residues	Atoms			ZeroOcc	AltConf
			Total	N	Os		
86	5	1	7	6	1	0	0
			Total	N	Os		
86	5	1	7	6	1	0	0
			Total	N	Os		
86	5	1	7	6	1	0	0
			Total	N	Os		
86	5	1	7	6	1	0	0
			Total	N	Os		
86	5	1	7	6	1	0	0
			Total	N	Os		
86	5	1	7	6	1	0	0
			Total	N	Os		
86	5	1	7	6	1	0	0
			Total	N	Os		
86	5	1	7	6	1	0	0
			Total	N	Os		
86	5	1	7	6	1	0	0
			Total	N	Os		
86	5	1	7	6	1	0	0
			Total	N	Os		
86	5	1	7	6	1	0	0
			Total	N	Os		
86	5	1	7	6	1	0	0
			Total	N	Os		
86	5	1	7	6	1	0	0
			Total	N	Os		
86	5	1	7	6	1	0	0
			Total	N	Os		
86	5	1	7	6	1	0	0
			Total	N	Os		
86	5	1	7	6	1	0	0
			Total	N	Os		
86	5	1	7	6	1	0	0
			Total	N	Os		
86	5	1	7	6	1	0	0

Continued on next page...

Continued from previous page...

Mol	Chain	Residues	Atoms			ZeroOcc	AltConf
			Total	N	Os		
86	5	1	7	6	1	0	0
			Total	N	Os		
86	5	1	7	6	1	0	0
			Total	N	Os		
86	5	1	7	6	1	0	0
			Total	N	Os		
86	5	1	7	6	1	0	0
			Total	N	Os		
86	5	1	7	6	1	0	0
			Total	N	Os		
86	5	1	7	6	1	0	0
			Total	N	Os		
86	5	1	7	6	1	0	0
			Total	N	Os		
86	5	1	7	6	1	0	0
			Total	N	Os		
86	5	1	7	6	1	0	0
			Total	N	Os		
86	5	1	7	6	1	0	0
			Total	N	Os		
86	5	1	7	6	1	0	0
			Total	N	Os		
86	5	1	7	6	1	0	0
			Total	N	Os		
86	5	1	7	6	1	0	0
			Total	N	Os		
86	5	1	7	6	1	0	0
			Total	N	Os		
86	5	1	7	6	1	0	0
			Total	N	Os		
86	5	1	7	6	1	0	0
			Total	N	Os		
86	5	1	7	6	1	0	0
			Total	N	Os		
86	5	1	7	6	1	0	0
			Total	N	Os		
86	5	1	7	6	1	0	0

Continued on next page...

Continued from previous page...

Mol	Chain	Residues	Atoms			ZeroOcc	AltConf
			Total	N	Os		
86	5	1	7	6	1	0	0
			Total	N	Os		
86	5	1	7	6	1	0	0
			Total	N	Os		
86	5	1	7	6	1	0	0
			Total	N	Os		
86	5	1	7	6	1	0	0
			Total	N	Os		
86	5	1	7	6	1	0	0
			Total	N	Os		
86	5	1	7	6	1	0	0
			Total	N	Os		
86	5	1	7	6	1	0	0
			Total	N	Os		
86	5	1	7	6	1	0	0
			Total	N	Os		
86	5	1	7	6	1	0	0
			Total	N	Os		
86	5	1	7	6	1	0	0
			Total	N	Os		
86	5	1	7	6	1	0	0
			Total	N	Os		
86	5	1	7	6	1	0	0
			Total	N	Os		
86	5	1	7	6	1	0	0
			Total	N	Os		
86	5	1	7	6	1	0	0
			Total	N	Os		
86	5	1	7	6	1	0	0
			Total	N	Os		
86	5	1	7	6	1	0	0
			Total	N	Os		
86	5	1	7	6	1	0	0
			Total	N	Os		
86	5	1	7	6	1	0	0

Continued on next page...

Continued from previous page...

Mol	Chain	Residues	Atoms			ZeroOcc	AltConf
			Total	N	Os		
86	5	1	7	6	1	0	0
			Total	N	Os		
86	5	1	7	6	1	0	0
			Total	N	Os		
86	5	1	7	6	1	0	0
			Total	N	Os		
86	5	1	7	6	1	0	0
			Total	N	Os		
86	5	1	7	6	1	0	0
			Total	N	Os		
86	5	1	7	6	1	0	0
			Total	N	Os		
86	5	1	7	6	1	0	0
			Total	N	Os		
86	5	1	7	6	1	0	0
			Total	N	Os		
86	5	1	7	6	1	0	0
			Total	N	Os		
86	5	1	7	6	1	0	0
			Total	N	Os		
86	5	1	7	6	1	0	0
			Total	N	Os		
86	5	1	7	6	1	0	0
			Total	N	Os		
86	5	1	7	6	1	0	0
			Total	N	Os		
86	5	1	7	6	1	0	0
			Total	N	Os		
86	5	1	7	6	1	0	0
			Total	N	Os		
86	5	1	7	6	1	0	0
			Total	N	Os		
86	5	1	7	6	1	0	0
			Total	N	Os		
86	5	1	7	6	1	0	0

Continued on next page...

Continued from previous page...

Mol	Chain	Residues	Atoms			ZeroOcc	AltConf
			Total	N	Os		
86	5	1	7	6	1	0	0
			Total	N	Os		
86	5	1	7	6	1	0	0
			Total	N	Os		
86	5	1	7	6	1	0	0
			Total	N	Os		
86	5	1	7	6	1	0	0
			Total	N	Os		
86	5	1	7	6	1	0	0
			Total	N	Os		
86	5	1	7	6	1	0	0
			Total	N	Os		
86	5	1	7	6	1	0	0
			Total	N	Os		
86	5	1	7	6	1	0	0
			Total	N	Os		
86	5	1	7	6	1	0	0
			Total	N	Os		
86	5	1	7	6	1	0	0
			Total	N	Os		
86	5	1	7	6	1	0	0
			Total	N	Os		
86	5	1	7	6	1	0	0
			Total	N	Os		
86	5	1	7	6	1	0	0
			Total	N	Os		
86	5	1	7	6	1	0	0
			Total	N	Os		
86	5	1	7	6	1	0	0
			Total	N	Os		
86	5	1	7	6	1	0	0
			Total	N	Os		
86	5	1	7	6	1	0	0
			Total	N	Os		
86	5	1	7	6	1	0	0

Continued on next page...

Continued from previous page...

Mol	Chain	Residues	Atoms			ZeroOcc	AltConf
			Total	N	Os		
86	5	1	7	6	1	0	0
			Total	N	Os		
86	5	1	7	6	1	0	0
			Total	N	Os		
86	5	1	7	6	1	0	0
			Total	N	Os		
86	5	1	7	6	1	0	0
			Total	N	Os		
86	5	1	7	6	1	0	0
			Total	N	Os		
86	5	1	7	6	1	0	0
			Total	N	Os		
86	5	1	7	6	1	0	0
			Total	N	Os		
86	5	1	7	6	1	0	0
			Total	N	Os		
86	5	1	7	6	1	0	0
			Total	N	Os		
86	5	1	7	6	1	0	0
			Total	N	Os		
86	5	1	7	6	1	0	0
			Total	N	Os		
86	5	1	7	6	1	0	0
			Total	N	Os		
86	5	1	7	6	1	0	0
			Total	N	Os		
86	5	1	7	6	1	0	0
			Total	N	Os		
86	5	1	7	6	1	0	0
			Total	N	Os		
86	5	1	7	6	1	0	0
			Total	N	Os		
86	5	1	7	6	1	0	0
			Total	N	Os		
86	5	1	7	6	1	0	0

Continued on next page...

Continued from previous page...

Mol	Chain	Residues	Atoms			ZeroOcc	AltConf
			Total	N	Os		
86	5	1	7	6	1	0	0
			Total	N	Os		
86	5	1	7	6	1	0	0
			Total	N	Os		
86	5	1	7	6	1	0	0
			Total	N	Os		
86	5	1	7	6	1	0	0
			Total	N	Os		
86	5	1	7	6	1	0	0
			Total	N	Os		
86	5	1	7	6	1	0	0
			Total	N	Os		
86	5	1	7	6	1	0	0
			Total	N	Os		
86	5	1	7	6	1	0	0
			Total	N	Os		
86	5	1	7	6	1	0	0
			Total	N	Os		
86	5	1	7	6	1	0	0
			Total	N	Os		
86	5	1	7	6	1	0	0
			Total	N	Os		
86	5	1	7	6	1	0	0
			Total	N	Os		
86	5	1	7	6	1	0	0
			Total	N	Os		
86	5	1	7	6	1	0	0
			Total	N	Os		
86	5	1	7	6	1	0	0
			Total	N	Os		
86	5	1	7	6	1	0	0
			Total	N	Os		
86	5	1	7	6	1	0	0
			Total	N	Os		
86	5	1	7	6	1	0	0

Continued on next page...

Continued from previous page...

Mol	Chain	Residues	Atoms			ZeroOcc	AltConf
			Total	N	Os		
86	5	1	7	6	1	0	0
			Total	N	Os		
86	5	1	7	6	1	0	0
			Total	N	Os		
86	5	1	7	6	1	0	0
			Total	N	Os		
86	5	1	7	6	1	0	0
			Total	N	Os		
86	5	1	7	6	1	0	0
			Total	N	Os		
86	5	1	7	6	1	0	0
			Total	N	Os		
86	5	1	7	6	1	0	0
			Total	N	Os		
86	5	1	7	6	1	0	0
			Total	N	Os		
86	5	1	7	6	1	0	0
			Total	N	Os		
86	5	1	7	6	1	0	0
			Total	N	Os		
86	5	1	7	6	1	0	0
			Total	N	Os		
86	5	1	7	6	1	0	0
			Total	N	Os		
86	5	1	7	6	1	0	0
			Total	N	Os		
86	5	1	7	6	1	0	0
			Total	N	Os		
86	5	1	7	6	1	0	0
			Total	N	Os		
86	5	1	7	6	1	0	0
			Total	N	Os		
86	5	1	7	6	1	0	0
			Total	N	Os		
86	5	1	7	6	1	0	0

Continued on next page...

Continued from previous page...

Mol	Chain	Residues	Atoms			ZeroOcc	AltConf
			Total	N	Os		
86	5	1	7	6	1	0	0
			Total	N	Os		
86	5	1	7	6	1	0	0
			Total	N	Os		
86	5	1	7	6	1	0	0
			Total	N	Os		
86	5	1	7	6	1	0	0
			Total	N	Os		
86	5	1	7	6	1	0	0
			Total	N	Os		
86	5	1	7	6	1	0	0
			Total	N	Os		
86	5	1	7	6	1	0	0
			Total	N	Os		
86	5	1	7	6	1	0	0
			Total	N	Os		
86	5	1	7	6	1	0	0
			Total	N	Os		
86	5	1	7	6	1	0	0
			Total	N	Os		
86	5	1	7	6	1	0	0
			Total	N	Os		
86	5	1	7	6	1	0	0
			Total	N	Os		
86	7	1	7	6	1	0	0
			Total	N	Os		
86	7	1	7	6	1	0	0
			Total	N	Os		
86	7	1	7	6	1	0	0
			Total	N	Os		
86	7	1	7	6	1	0	0
			Total	N	Os		
86	7	1	7	6	1	0	0
			Total	N	Os		
86	7	1	7	6	1	0	0
			Total	N	Os		
86	7	1	7	6	1	0	0
			Total	N	Os		
86	7	1	7	6	1	0	0
			Total	N	Os		
86	7	1	7	6	1	0	0

Continued on next page...

Continued from previous page...

Mol	Chain	Residues	Atoms			ZeroOcc	AltConf
			Total	N	Os		
86	7	1	7	6	1	0	0
			Total	N	Os		
86	8	1	7	6	1	0	0
			Total	N	Os		
86	8	1	7	6	1	0	0
			Total	N	Os		
86	8	1	7	6	1	0	0
			Total	N	Os		
86	8	1	7	6	1	0	0
			Total	N	Os		
86	8	1	7	6	1	0	0
			Total	N	Os		
86	8	1	7	6	1	0	0
			Total	N	Os		
86	8	1	7	6	1	0	0
			Total	N	Os		
86	8	1	7	6	1	0	0
			Total	N	Os		
86	8	1	7	6	1	0	0
			Total	N	Os		
86	8	1	7	6	1	0	0
			Total	N	Os		
86	8	1	7	6	1	0	0
			Total	N	Os		
86	8	1	7	6	1	0	0
			Total	N	Os		
86	8	1	7	6	1	0	0
			Total	N	Os		
86	8	1	7	6	1	0	0
			Total	N	Os		
86	8	1	7	6	1	0	0
			Total	N	Os		
86	8	1	7	6	1	0	0
			Total	N	Os		
86	l3	1	7	6	1	0	0
			Total	N	Os		
86	l3	1	7	6	1	0	0
			Total	N	Os		
86	l4	1	7	6	1	0	0
			Total	N	Os		
86	l5	1	7	6	1	0	0
			Total	N	Os		
86	l5	1	7	6	1	0	0

Continued on next page...

Continued from previous page...

Mol	Chain	Residues	Atoms			ZeroOcc	AltConf
			Total	N	Os		
86	l9	1	7	6	1	0	0
86	m0	1	7	6	1	0	0
86	m0	1	7	6	1	0	0
86	m4	1	7	6	1	0	0
86	m5	1	7	6	1	0	0
86	m6	1	7	6	1	0	0
86	n1	1	7	6	1	0	0
86	n3	1	7	6	1	0	0
86	n3	1	7	6	1	0	0
86	n9	1	7	6	1	0	0
86	o3	1	7	6	1	0	0
86	o7	1	7	6	1	0	0
86	q2	1	7	6	1	0	0

- Molecule 87 is MAGNESIUM ION (three-letter code: MG) (formula: Mg).

Mol	Chain	Residues	Atoms		ZeroOcc	AltConf
			Total	Mg		
87	L7	3	3	3	0	0
87	n8	2	2	2	0	0
87	c6	1	1	1	0	0
87	6	98	98	98	0	0
87	sM	1	1	1	0	0
87	m5	3	3	3	0	0

Continued on next page...

Continued from previous page...

Mol	Chain	Residues	Atoms		ZeroOcc	AltConf
			Total	Mg		
87	l3	1	1	1	0	0
87	d6	1	1	1	0	0
87	2	91	91	91	0	0
87	L4	1	1	1	0	0
87	n9	1	1	1	0	0
87	M5	2	2	2	0	0
87	S2	1	1	1	0	0
87	D3	1	1	1	0	0
87	M9	1	1	1	0	0
87	q0	1	1	1	0	0
87	M0	1	1	1	0	0
87	c1	1	1	1	0	0
87	5	383	383	383	0	0
87	O7	1	1	1	0	0
87	1	353	353	353	0	0
87	d3	1	1	1	0	0
87	Q2	1	1	1	0	0
87	O2	1	1	1	0	0
87	M3	2	2	2	0	0
87	N3	1	1	1	0	0
87	4	17	17	17	0	0

Continued on next page...

Continued from previous page...

Mol	Chain	Residues	Atoms		ZeroOcc	AltConf
			Total	Mg		
87	L2	2	2	2	0	0
87	n6	2	2	2	0	0
87	o7	2	2	2	0	0
87	M7	3	3	3	0	0
87	N8	2	2	2	0	0
87	q2	1	1	1	0	0
87	m7	2	2	2	0	0
87	7	11	11	11	0	0
87	n3	1	1	1	0	0
87	q1	1	1	1	0	0
87	L3	1	1	1	0	0
87	l2	3	3	3	0	0
87	8	9	9	9	0	0
87	3	8	8	8	0	0

- Molecule 88 is ZINC ION (three-letter code: ZN) (formula: Zn).

Mol	Chain	Residues	Atoms		ZeroOcc	AltConf
			Total	Zn		
88	q0	1	1	1	0	0
88	D6	1	1	1	0	0
88	Q2	1	1	1	0	0
88	e1	1	1	1	0	0
88	Q3	1	1	1	0	0

Continued on next page...

Continued from previous page...

Mol	Chain	Residues	Atoms	ZeroOcc	AltConf
88	D9	1	Total Zn 1 1	0	0
88	E1	1	Total Zn 1 1	0	0
88	Q0	1	Total Zn 1 1	0	0
88	d7	1	Total Zn 1 1	0	0
88	q3	1	Total Zn 1 1	0	0
88	d9	1	Total Zn 1 1	0	0
88	D7	1	Total Zn 1 1	0	0
88	d6	1	Total Zn 1 1	0	0
88	o7	1	Total Zn 1 1	0	0
88	O7	1	Total Zn 1 1	0	0
88	q2	1	Total Zn 1 1	0	0

- Molecule 89 is Amicoumacin A (three-letter code: UAM) (formula: $C_{20}H_{29}N_3O_7$).

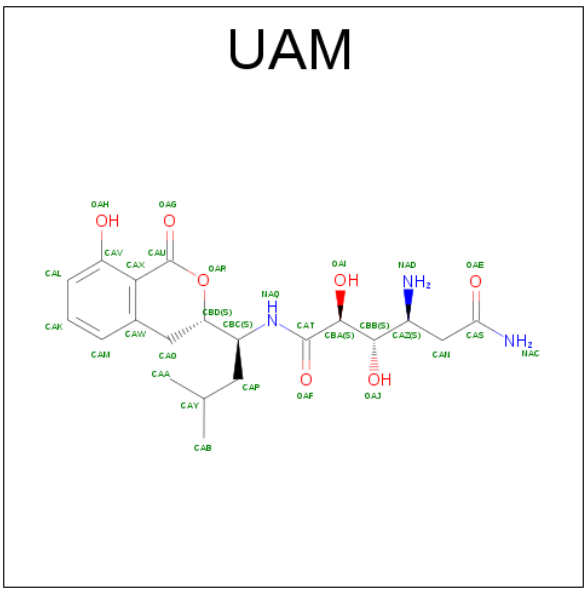

Mol	Chain	Residues	Atoms				ZeroOcc	AltConf
			Total	C	N	O		
89	6	1	30	20	3	7	0	0

3 Residue-property plots (i)

These plots are drawn for all protein, RNA and DNA chains in the entry. The first graphic for a chain summarises the proportions of errors displayed in the second graphic. The second graphic shows the sequence view annotated by issues in geometry and electron density. Residues are color-coded according to the number of geometric quality criteria for which they contain at least one outlier: green = 0, yellow = 1, orange = 2 and red = 3 or more. A red dot above a residue indicates a poor fit to the electron density (RSRZ > 2). Stretches of 2 or more consecutive residues without any outlier are shown as a green connector. Residues present in the sample, but not in the model, are shown in grey.

- Molecule 1: 18S ribosomal RNA

Chain 2:

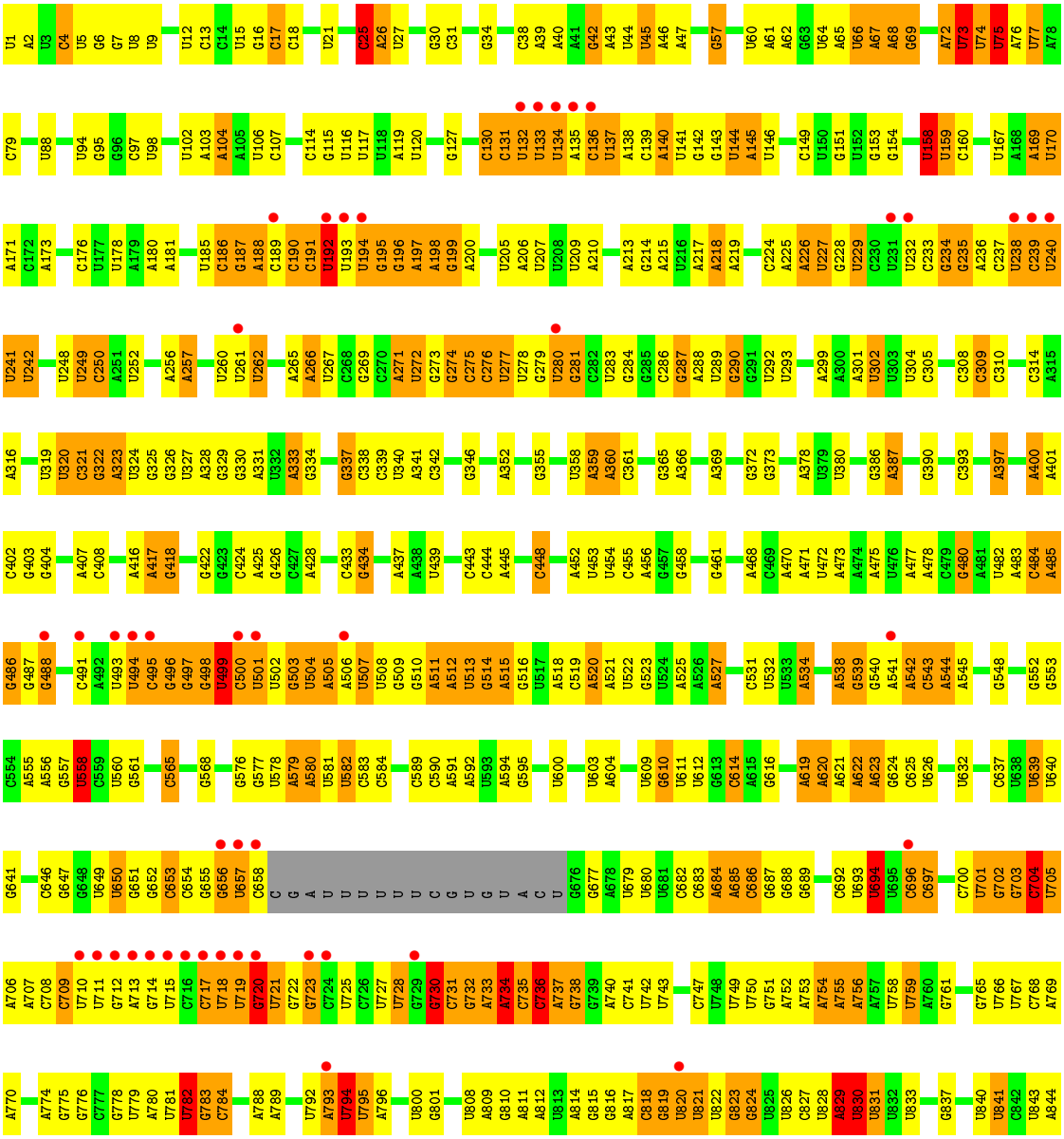

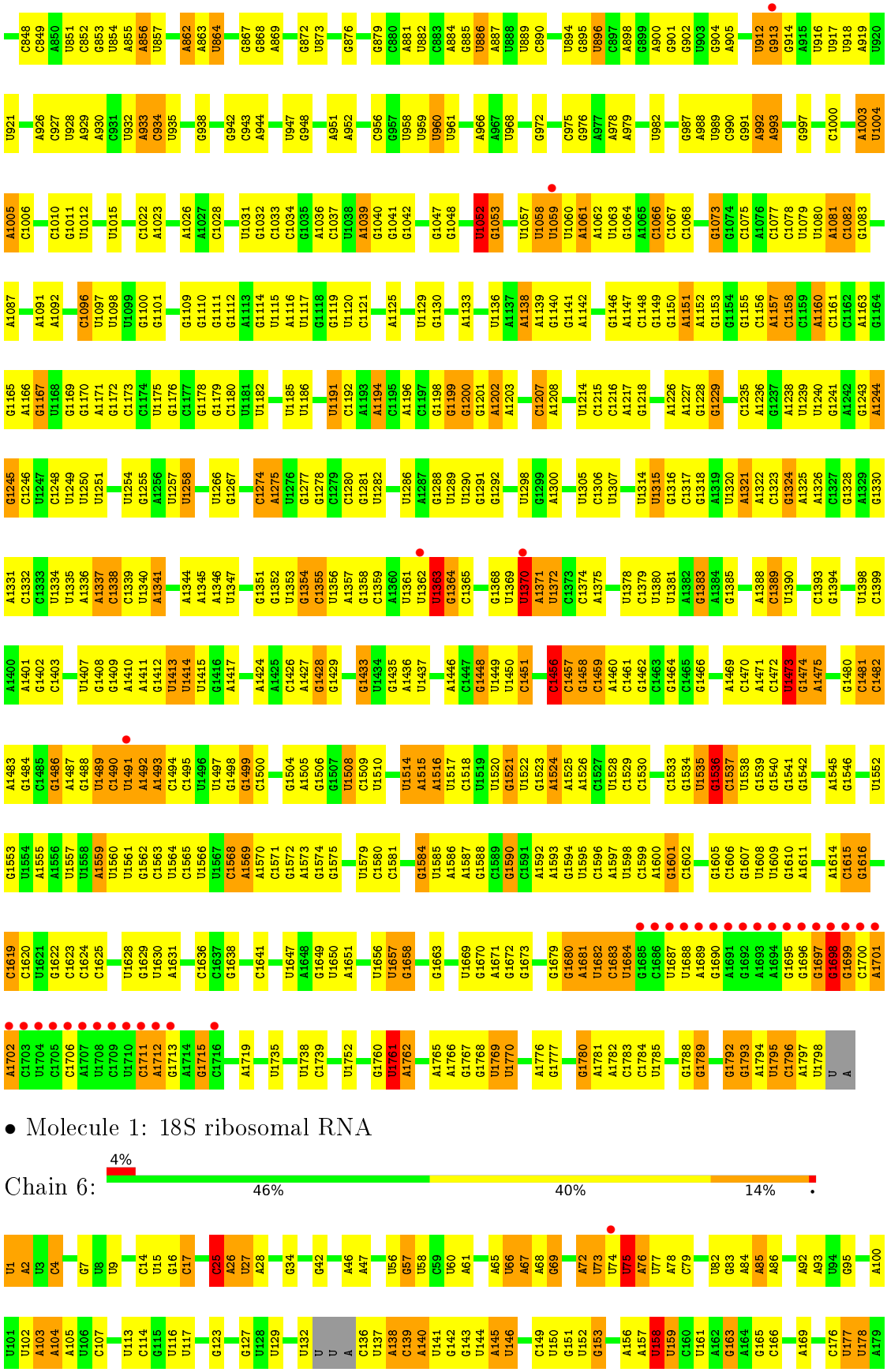

- Molecule 1: 18S ribosomal RNA

Chain 6:

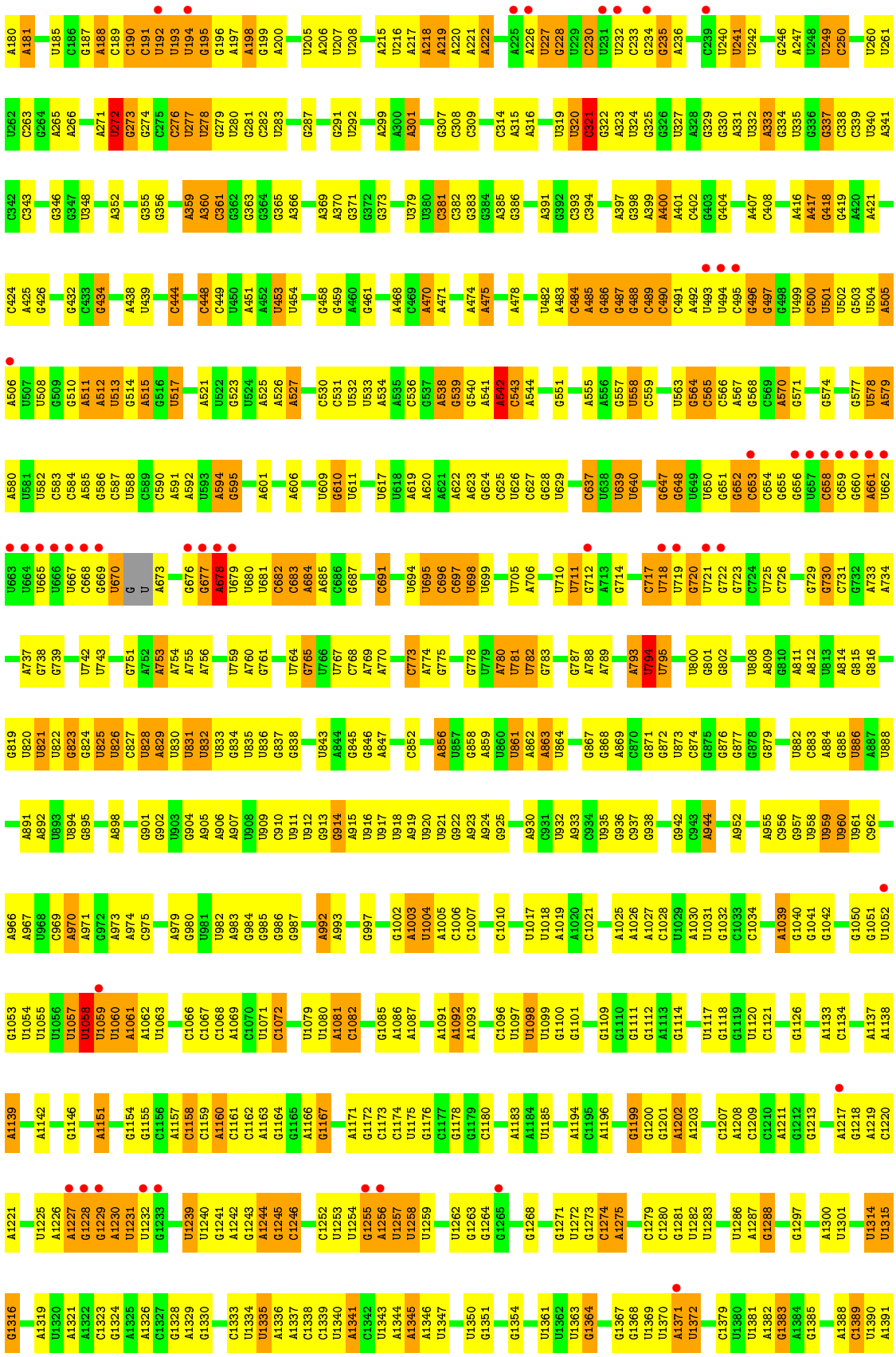
A180 A181 U185 C186 G187 A188 C189 C190 C191 U192 U193 U194 G195 G196 A197 A198 G199 A200 U205 A206 U207 U208 A215 U216 A217 A218 A219 A220 A221 A222 A225 A226 U227 G228 U229 C230 U231 U232 C233 G234 G235 A236 C239 U240 U241 U242 G246 A247 U248 U249 C250 U260 U261
U262 C263 G264 A265 A266 A271 U272 G273 G274 C275 C276 U277 U278 G279 U280 G281 C282 U283 G287 G291 U292 A299 A300 A301 G307 C308 C309 C314 A315 A316 U319 U320 C321 G322 A323 U324 G325 G326 U327 A328 G329 G330 A331 U332 A333 G334 U335 G336 G337 C338 C339 U340 A341
C342 C343 G346 G347 U348 A352 G355 G356 A359 A360 C361 G362 G363 G364 G365 A366 A369 A370 G371 G372 G373 U379 U380 C381 C382 G383 G384 A385 G386 A391 G392 C393 C394 A397 G398 A399 A400 A401 C402 G403 G404 A407 C408 A416 A417 G418 G419 A420 A421
C424 A425 G426 G432 G433 G434 A438 U439 C444 C448 C449 U450 A451 A452 U453 U454 G458 G459 A460 G461 A468 C469 A470 A471 A474 A475 A478 U482 A483 C484 A485 G486 G487 G488 C489 G490 C491 A492 U493 U494 C495 G496 G497 G498 U499 C500 U501 U502 G503 U504 A505
A506 U507 U508 G509 G510 A511 A512 U513 G514 A515 G516 U517 A521 U522 G523 U524 A525 A526 A527 C530 C531 U532 U533 A534 A535 C536 G537 A538 G539 G540 A541 A542 C543 A544 G551 A555 A556 G557 U558 C559 U563 G564 C565 C566 A567 G568 C569 A570 G571 G574 G577 U578 A579
A580 U581 U582 C583 C584 A585 G586 C587 U588 C589 C590 A591 A592 U593 A594 G595 A601 A606 U609 G610 U611 U617 U618 A619 A620 A621 A622 A623 G624 C625 U626 C627 G628 G629 C637 U638 U639 U640 G647 G648 U649 U650 G651 G652 C653 C654 G655 G656 U657 C658 C659 G660 A661 U662
U663 U664 U665 U666 U667 C668 G669 U670 G U A673 G676 G677 A678 U679 U680 U681 C682 C683 A684 A685 G686 G687 C691 U694 U695 C696 C697 U698 U699 U705 A706 U710 U711 G712 A713 G714 C717 U718 U719 G720 U721 G722 G723 G724 U725 C726 G729 G730 C731 G732 A733 A734
A737 G738 G739 U742 U743 G751 A752 A753 A754 A755 A756 U759 A760 G761 U764 G765 U766 U767 C768 A769 A770 C773 A774 G775 G778 U779 A780 U781 U782 G783 G787 A788 A789 A793 U794 U795 U800 G801 G802 U808 A809 G810 A811 A812 U813 A814 G815 G816
G819 U820 U821 U822 G823 G824 U825 U826 C827 U828 A829 U830 U831 U832 U833 G834 U835 U836 G837 G838 U843 A844 G845 G846 A847 C852 A856 U857 G858 A859 U860 U861 A862 A863 U864 G867 G868 A869 C870 G871 G872 U873 C874 G875 G876 G877 G878 G879 U882 C883 A884 G885 U886 A887 U888
A891 A892 U893 U894 G895 A898 G901 G902 U903 G904 A905 A906 A907 U908 U909 C910 U911 U912 G913 G914 A915 U916 U917 U918 A919 U920 U921 G922 A923 A924 G925 A930 C931 U932 A933 C934 U935 G936 C937 G938 G942 C943 A944 A952 A955 C956 G957 U958 U959 U960 U961 C962
A966 A967 U968 C969 A970 A971 G972 A973 A974 C975 A979 G980 U981 U982 A983 G984 G985 G986 G987 A992 A993 G997 C1002 A1003 U1004 A1005 C1006 C1007 C1010 U1017 U1018 A1019 A1020 C1021 A1025 A1026 A1027 C1028 U1029 A1030 U1031 G1032 C1033 C1034 A1039 G1040 G1041 G1042 G1050 G1051 U1052
G1053 U1054 U1055 U1056 U1057 U1058 U1059 U1060 A1061 A1062 U1063 C1066 C1067 C1068 A1069 C1070 U1071 C1072 U1079 U1080 A1081 C1082 G1085 A1086 A1087 A1091 A1092 A1093 C1096 U1097 U1098 U1099 G1100 G1101 G1109 G1110 G1111 G1112 A1113 G1114 U1117 G1118 G1119 U1120 C1121 G1126 A1133 C1134 A1137 A1138
A1139 A1142 G1146 A1151 G1154 G1155 C1156 A1157 C1158 C1159 A1160 C1161 C1162 A1163 G1164 G1165 A1166 G1167 A1171 G1172 C1173 C1174 U1175 G1176 C1177 G1178 G1179 C1180 A1183 A1184 U1185 A1194 C1195 A1196 G1199 G1200 G1201 A1202 A1203 C1207 A1208 C1209 C1210 A1211 G1212 G1213 A1217 G1218 A1219 C1220
A1221 U1225 A1226 A1227 G1228 G1229 A1230 U1231 U1232 G1233 U1239 U1240 G1241 A1242 G1243 A1244 G1245 C1246 C1252 U1253 U1254 G1255 A1256 U1257 U1258 U1259 U1262 G1263 G1264 G1265 G1268 G1271 U1272 G1273 C1274 A1275 C1279 G1280 G1281 U1282 U1283 U1286 A1287 G1288 G1297 A1300 U1301 U1314 U1315
G1316 A1319 U1320 A1321 A1322 C1323 G1324 A1325 A1326 G1327 G1328 A1329 G1330 C1333 U1334 U1335 A1336 A1337 C1338 C1339 U1340 A1341 C1342 U1343 A1344 A1345 A1346 U1347 U1350 G1351 G1354 U1361 U1362 U1363 G1364 G1367 G1368 U1369 U1370 A1371 U1372 C1379 U1380 U1381 A1382 G1383 A1384 G1385 A1388 C1389 U1390 A1391

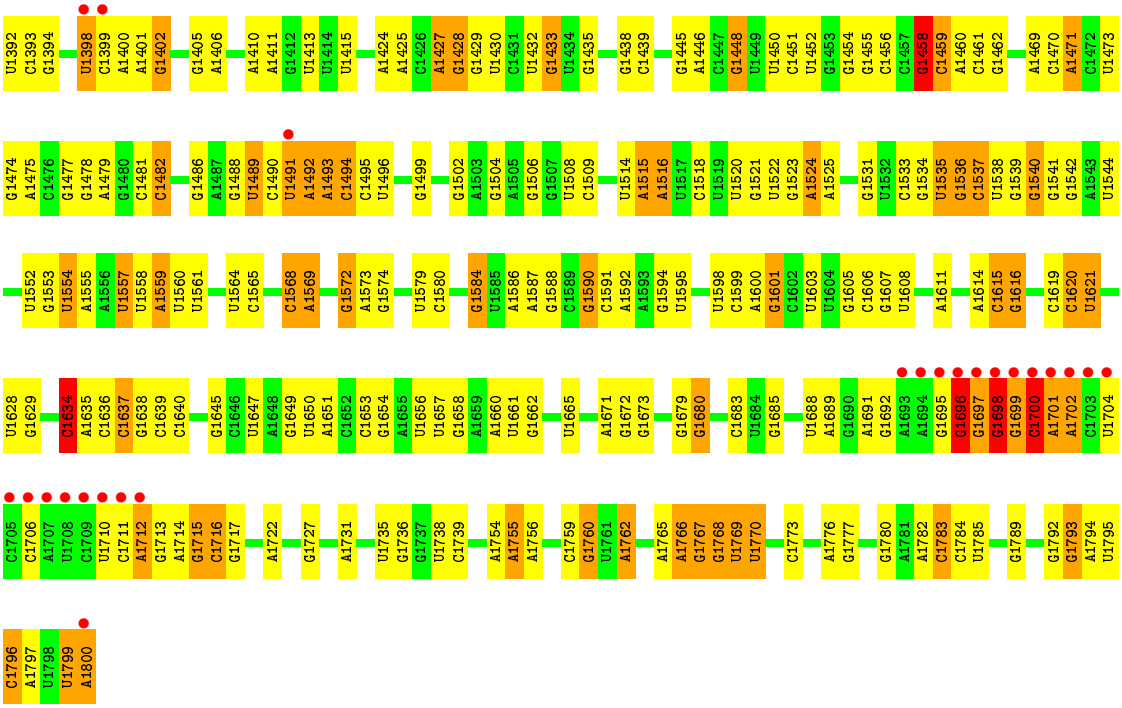

- Molecule 2: 40S ribosomal protein S0-A

Chain S0:

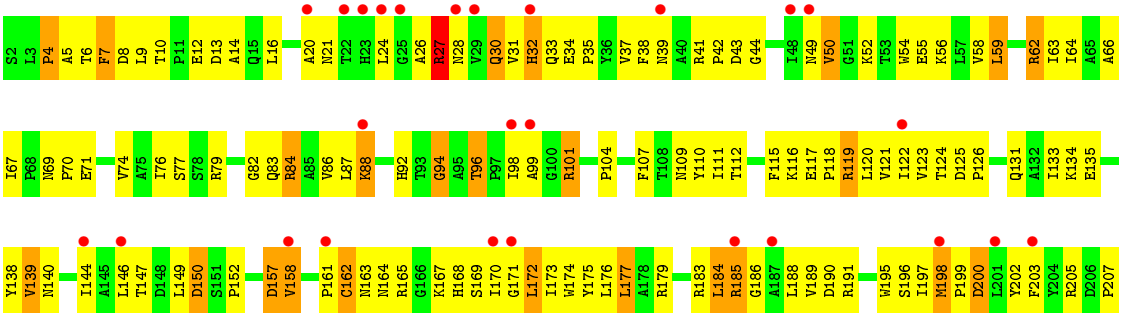

- Molecule 2: 40S ribosomal protein S0-A

Chain s0:

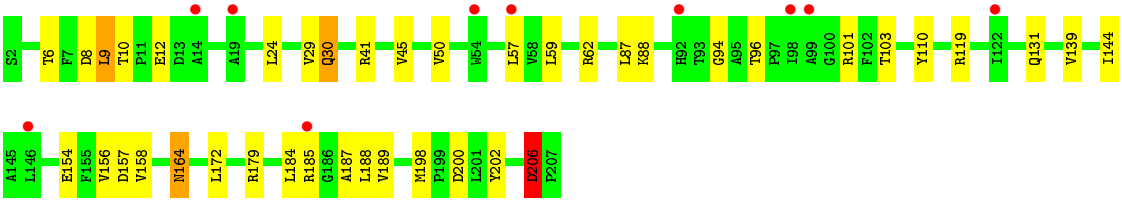

- Molecule 3: 40S ribosomal protein S1-A

Chain S1:

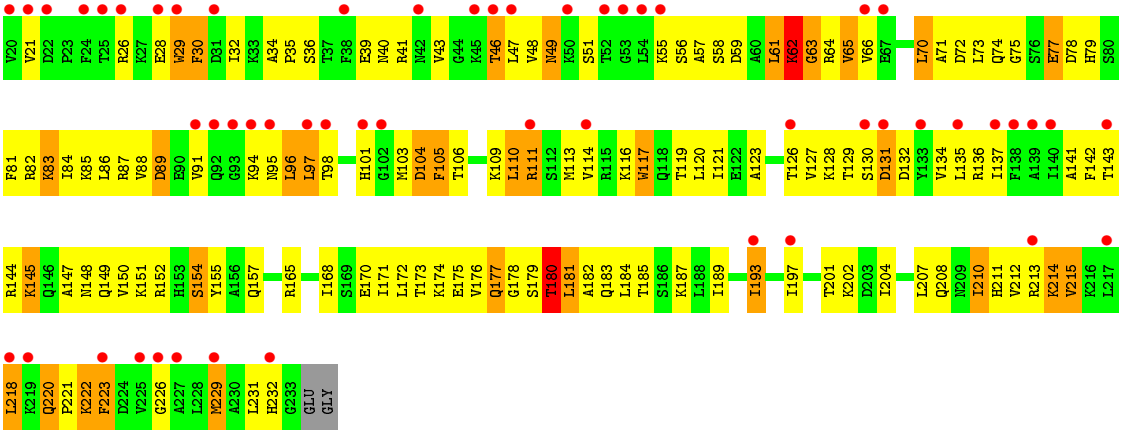

- Molecule 3: 40S ribosomal protein S1-A

Chain s1:

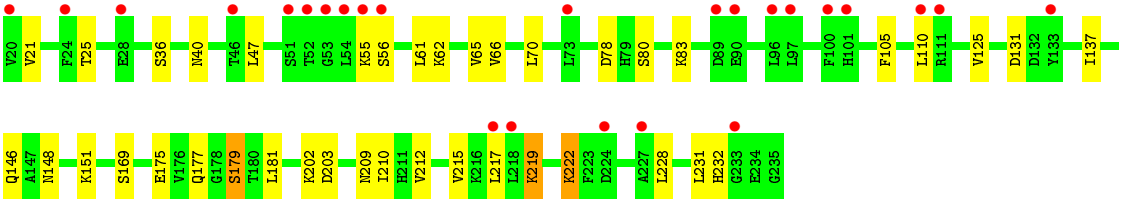

- Molecule 4: 40S ribosomal protein S2

Chain S2:



- Molecule 4: 40S ribosomal protein S2

Chain s2:

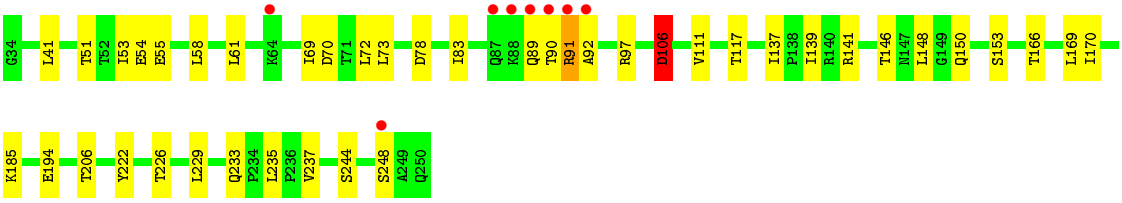

- Molecule 5: 40S ribosomal protein S3

Chain S3:

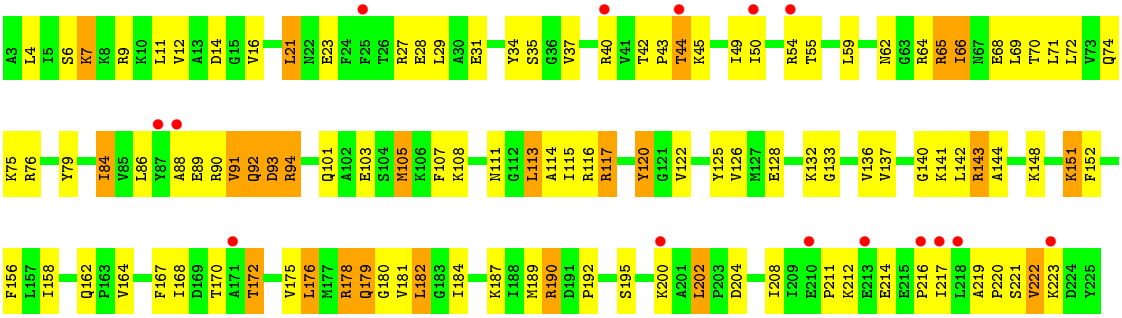

- Molecule 5: 40S ribosomal protein S3

Chain s3:

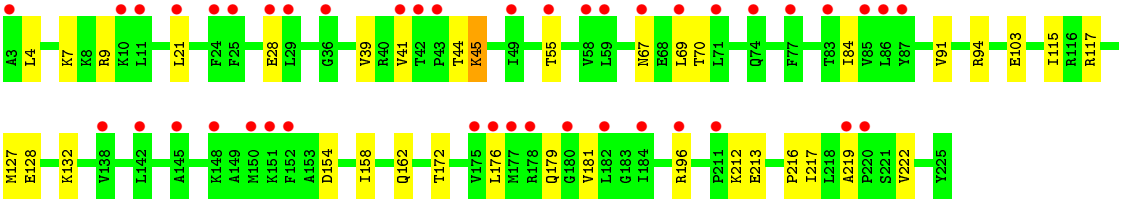

- Molecule 6: 40S ribosomal protein S4-A

Chain S4:

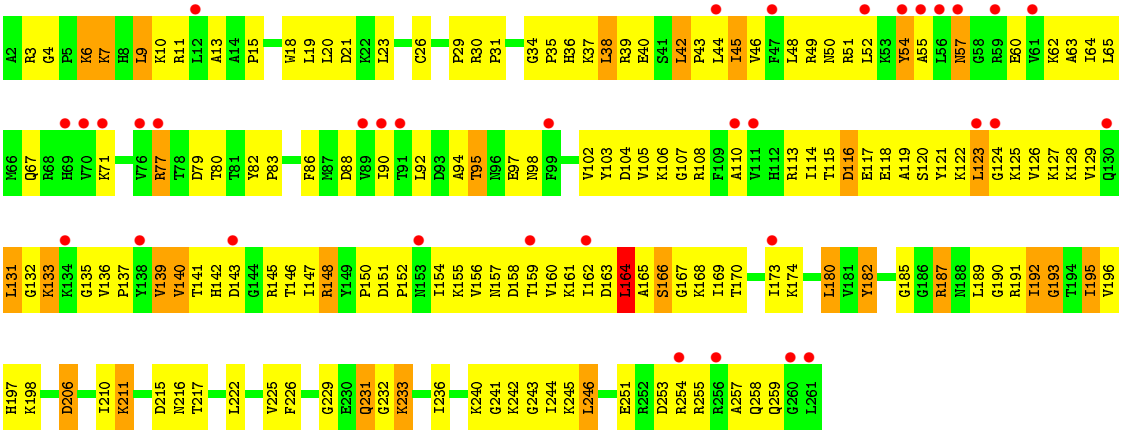

- Molecule 6: 40S ribosomal protein S4-A

Chain s4:

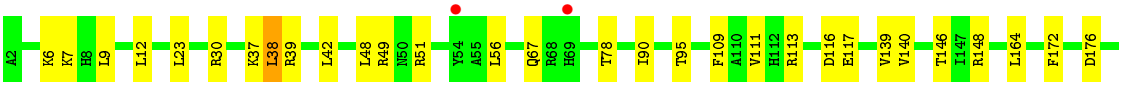

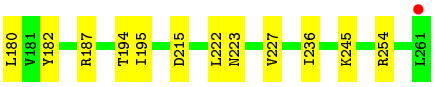

- Molecule 7: 40S ribosomal protein S5

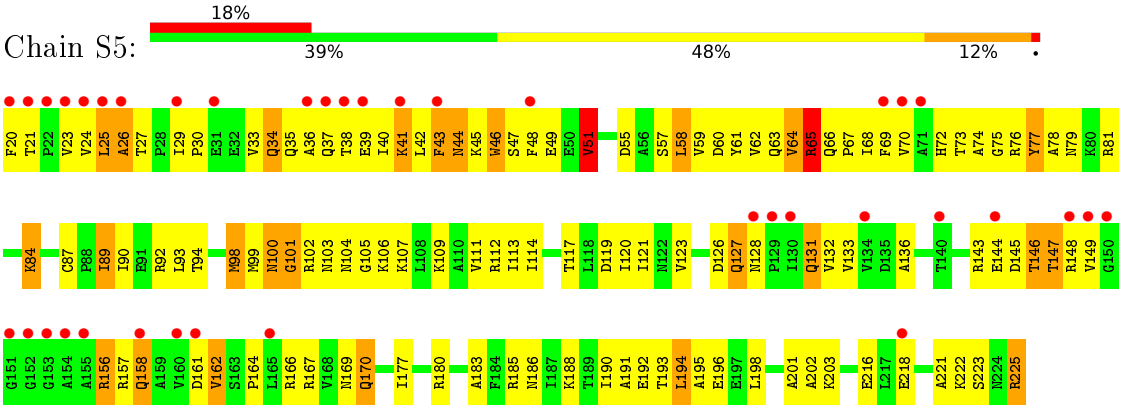

- Molecule 7: 40S ribosomal protein S5

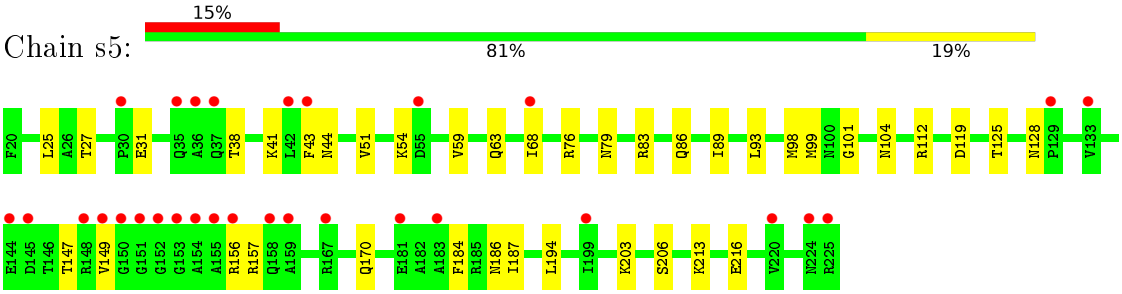

- Molecule 8: 40S ribosomal protein S6-A

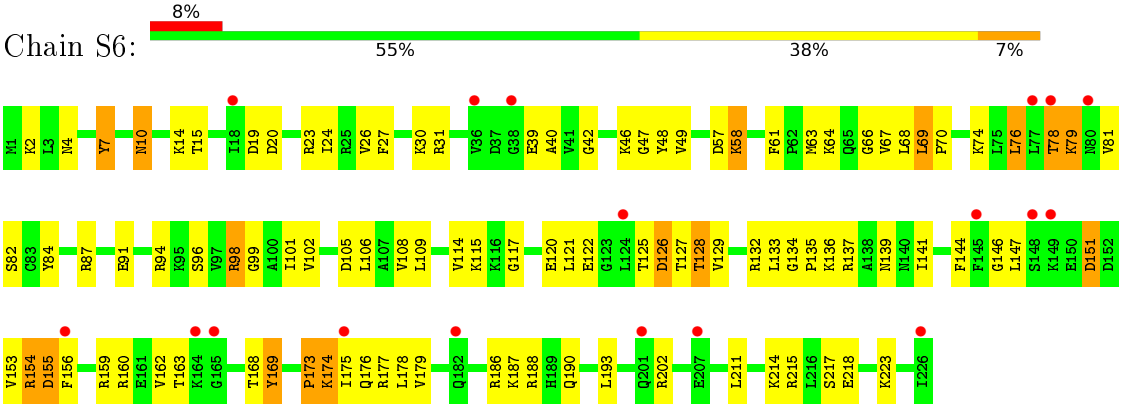

- Molecule 8: 40S ribosomal protein S6-A

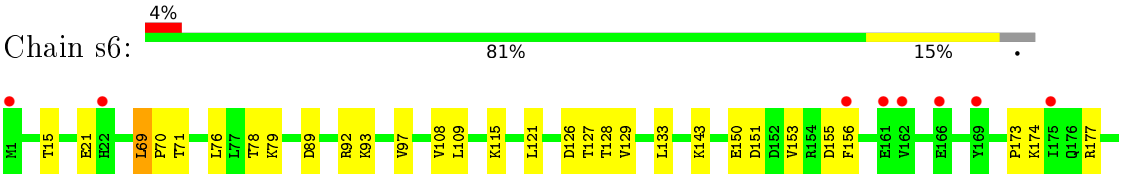

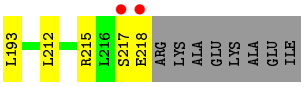

- Molecule 9: 40S ribosomal protein S7-A

Chain S7:

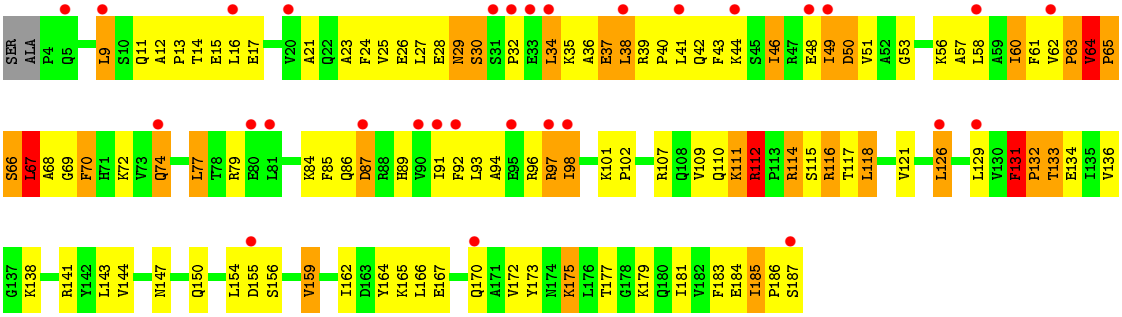

- Molecule 9: 40S ribosomal protein S7-A

Chain s7:

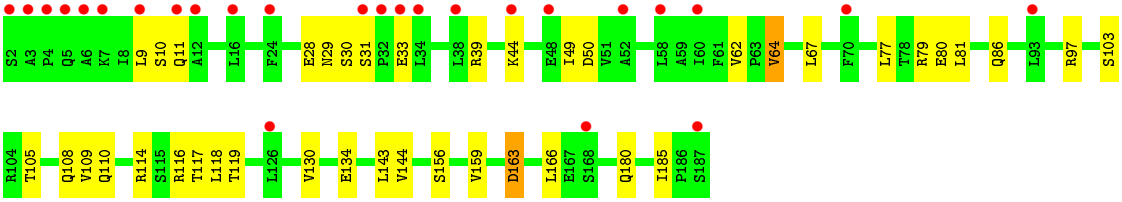

- Molecule 10: 40S ribosomal protein S8-A

Chain S8:

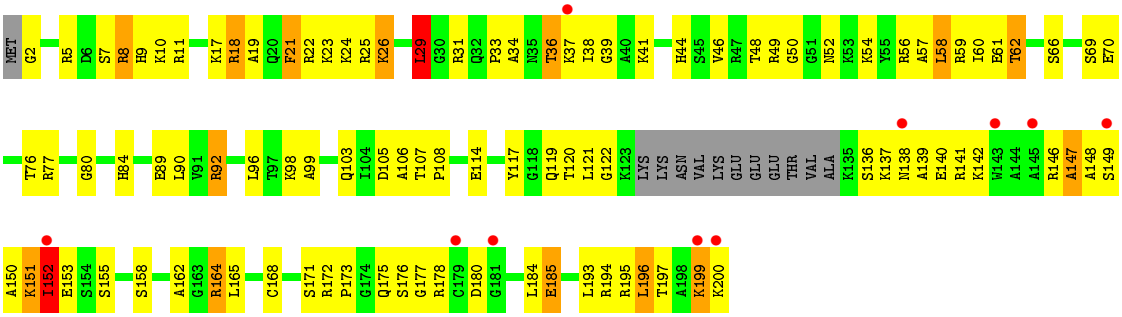

- Molecule 10: 40S ribosomal protein S8-A

Chain s8:

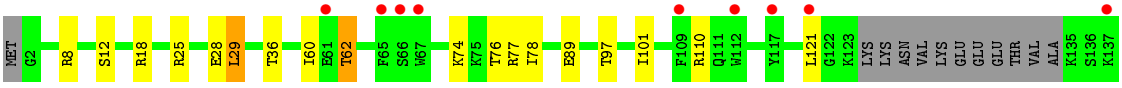

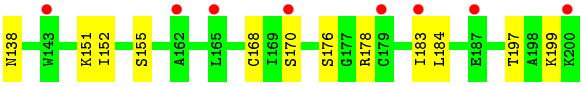

• Molecule 11: 40S ribosomal protein S9-A

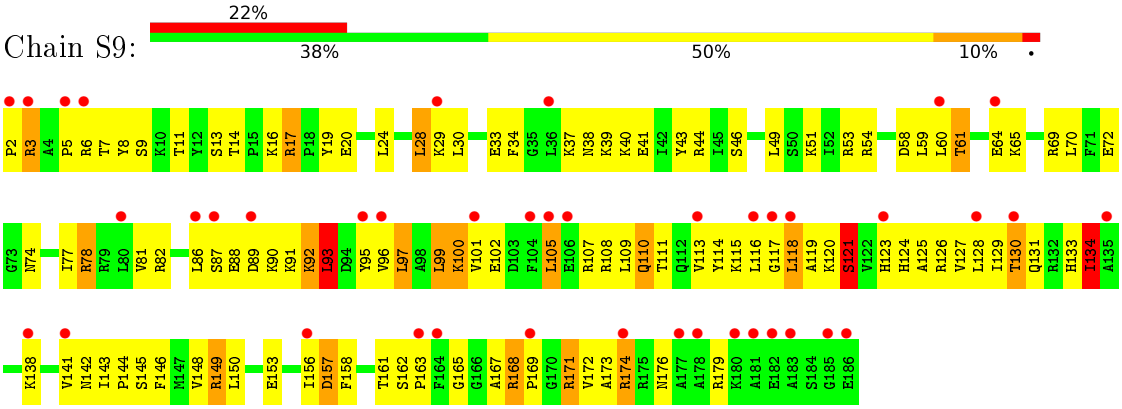

• Molecule 11: 40S ribosomal protein S9-A

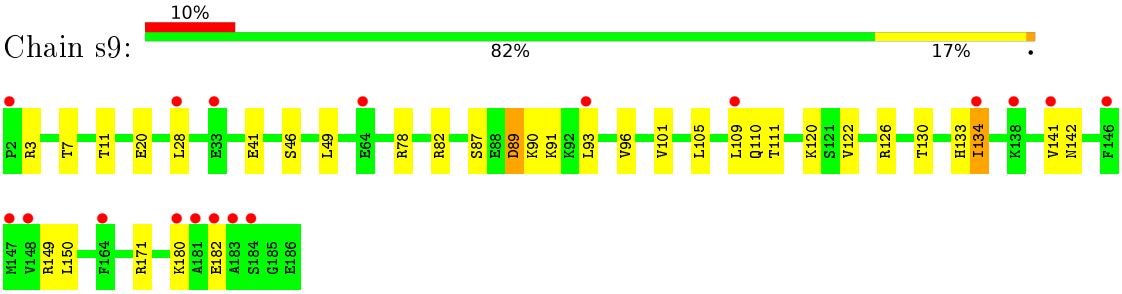

• Molecule 12: 40S ribosomal protein S10-A

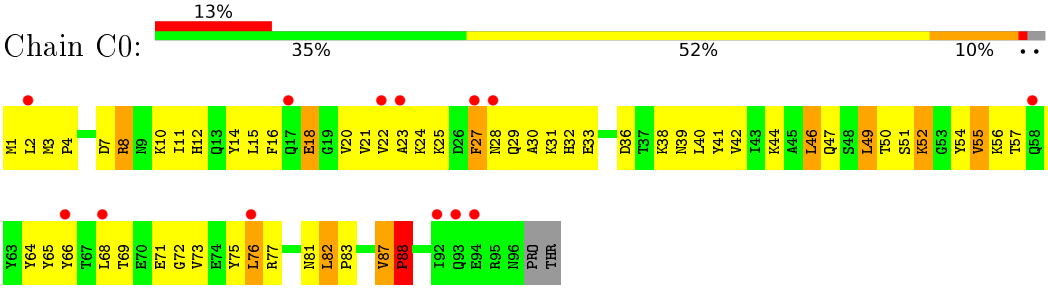

• Molecule 12: 40S ribosomal protein S10-A

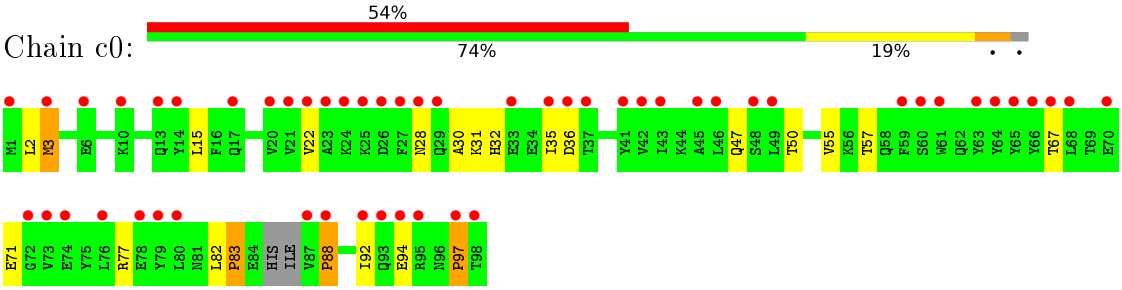

• Molecule 13: 40S ribosomal protein S11-A

Chain C1:

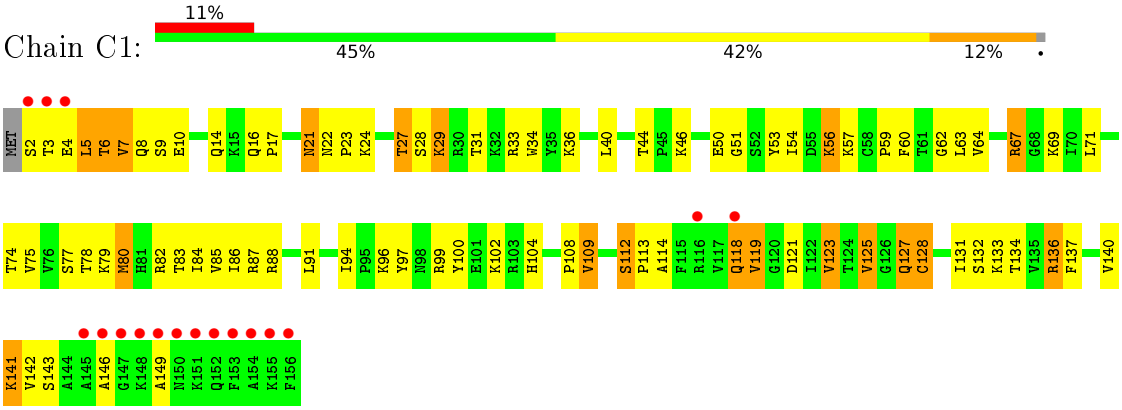

- Molecule 13: 40S ribosomal protein S11-A

Chain c1:

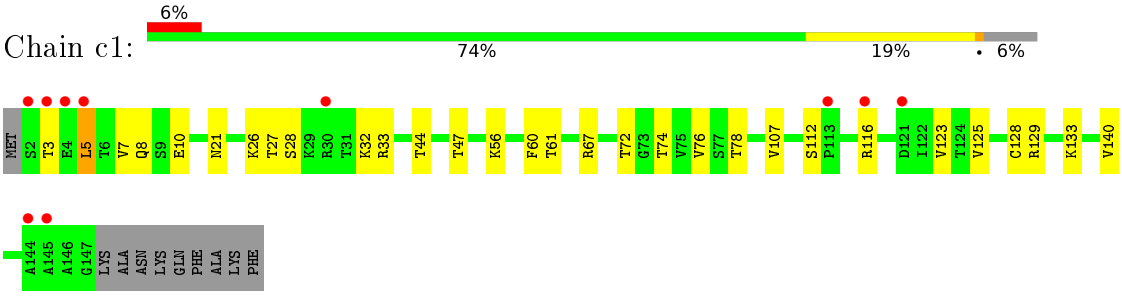

- Molecule 14: 40S ribosomal protein S12

Chain C2:

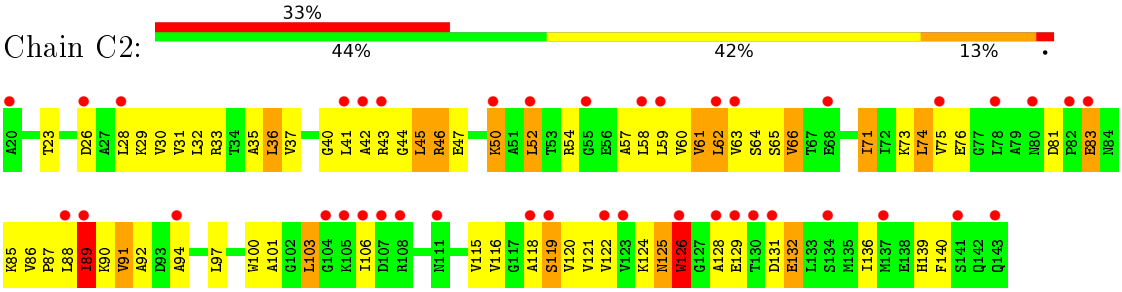

- Molecule 14: 40S ribosomal protein S12

Chain c2:

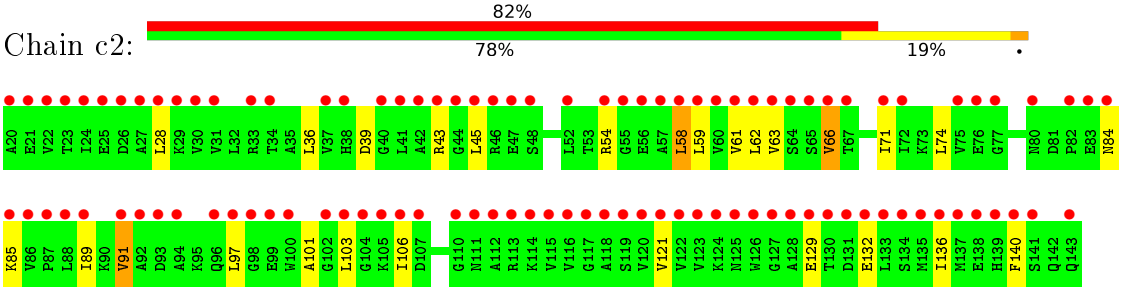

- Molecule 15: 40S ribosomal protein S13

Chain C3:

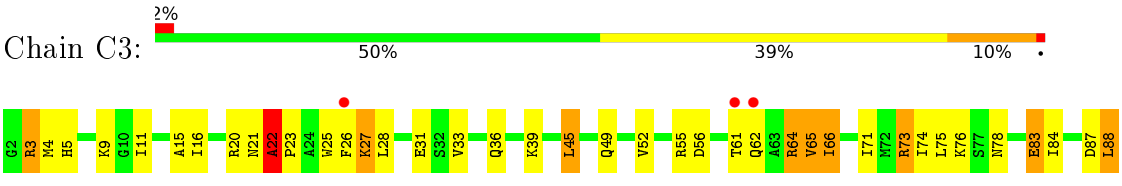

- Molecule 15: 40S ribosomal protein S13

Chain c3:

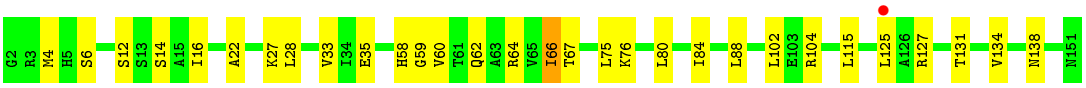

- Molecule 16: 40S ribosomal protein S14-B

Chain C4:

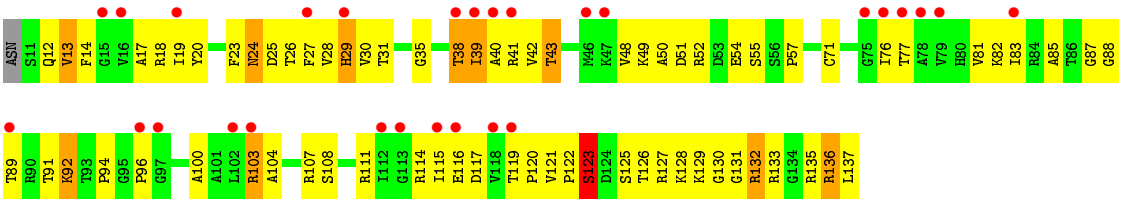

- Molecule 16: 40S ribosomal protein S14-B

Chain c4:

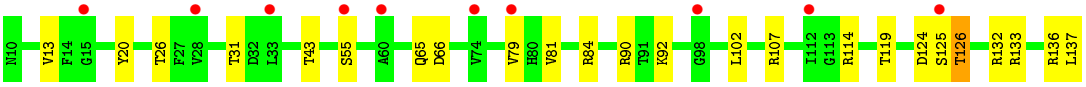

- Molecule 17: 40S ribosomal protein S15

Chain C5:

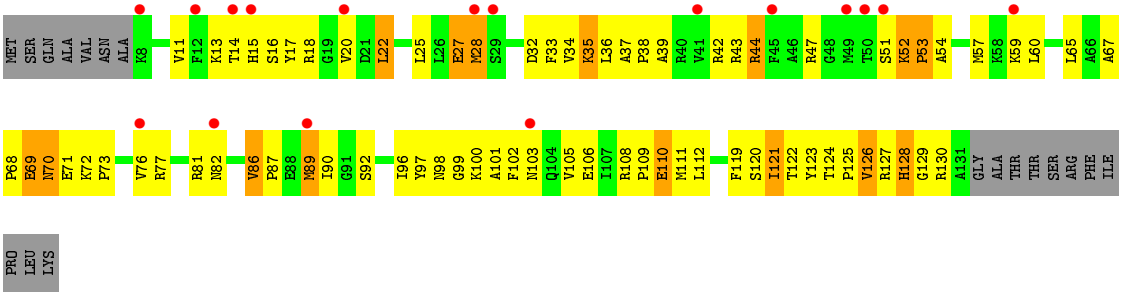

- Molecule 17: 40S ribosomal protein S15

Chain c5:

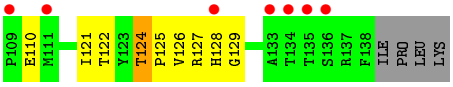

- Molecule 18: 40S ribosomal protein S16-A

Chain C6:

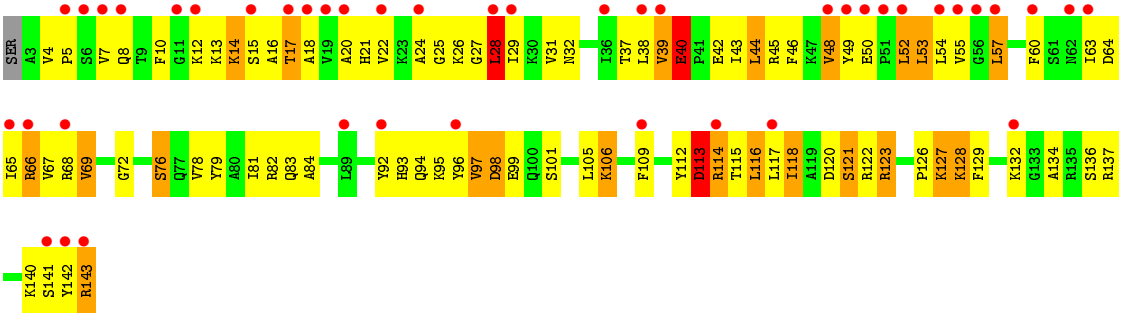

- Molecule 18: 40S ribosomal protein S16-A

Chain c6:

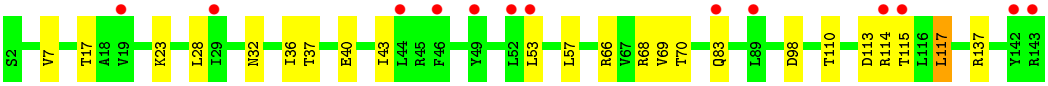

- Molecule 19: 40S ribosomal protein S17-A

Chain C7:

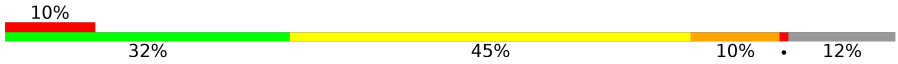

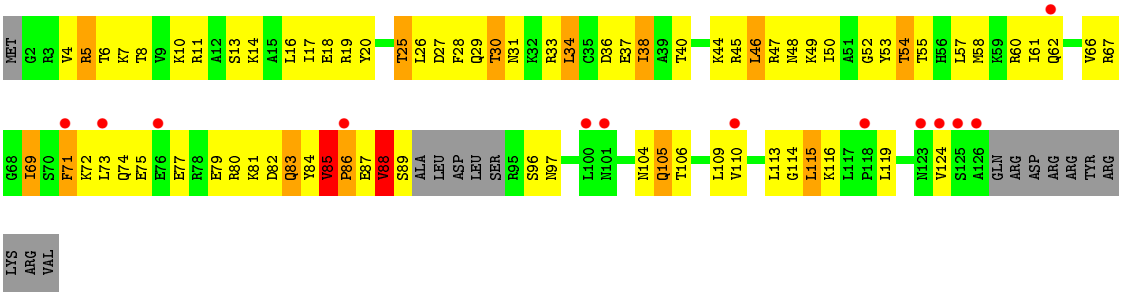

- Molecule 19: 40S ribosomal protein S17-A

Chain c7:

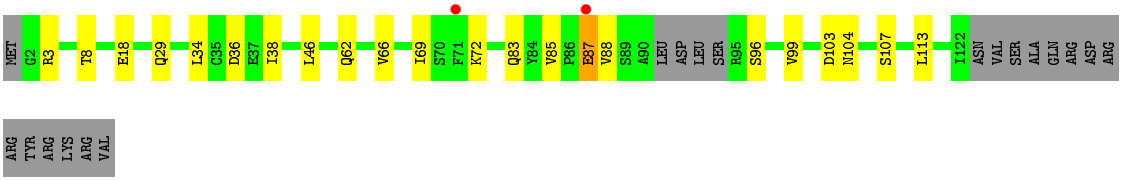

- Molecule 20: 40S ribosomal protein S18-A

Chain C8:

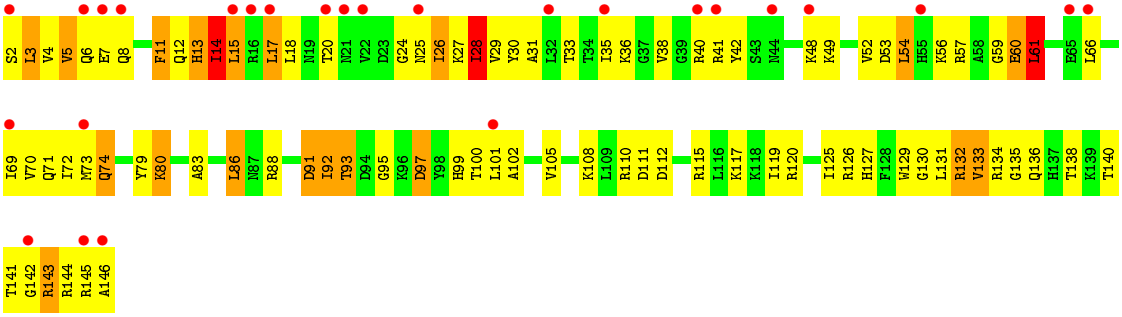

- Molecule 20: 40S ribosomal protein S18-A

Chain c8:

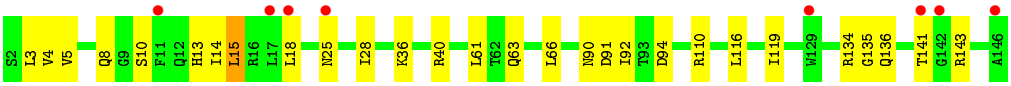

- Molecule 21: 40S ribosomal protein S19-A

Chain C9:

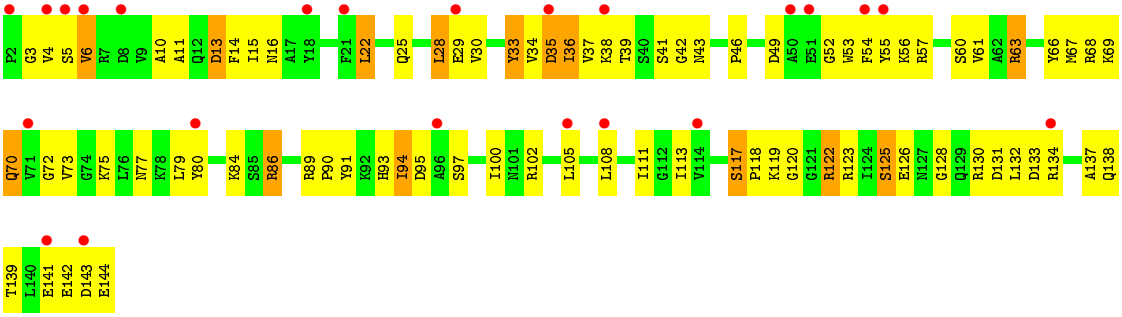

- Molecule 21: 40S ribosomal protein S19-A

Chain c9:

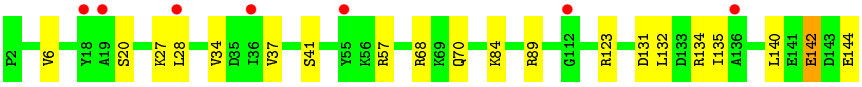

- Molecule 22: 40S ribosomal protein S20

Chain D0:

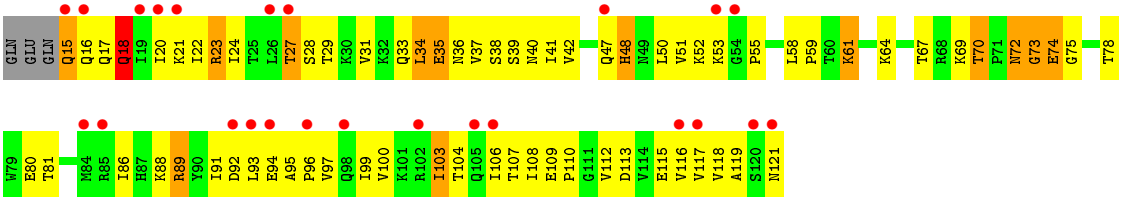

- Molecule 22: 40S ribosomal protein S20

Chain d0:

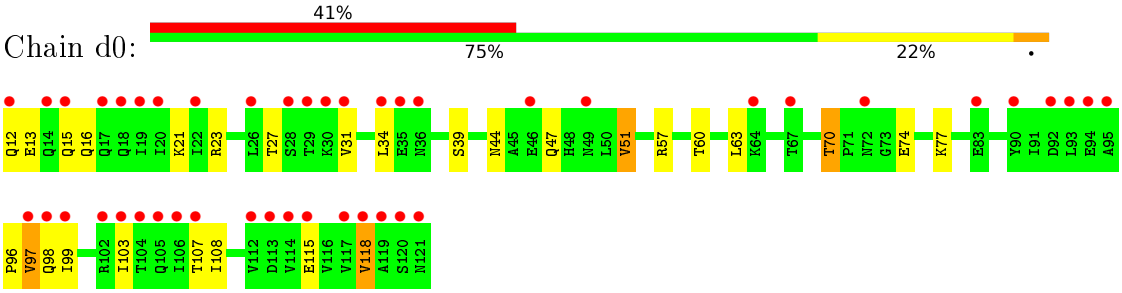

- Molecule 23: 40S ribosomal protein S21-A

Chain D1:

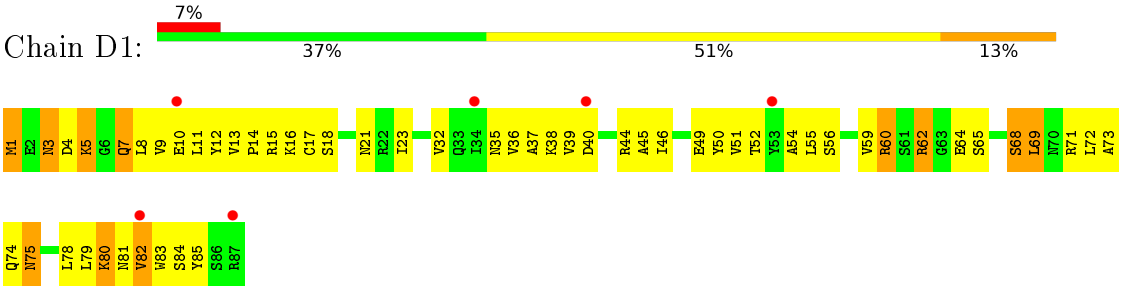

- Molecule 23: 40S ribosomal protein S21-A

Chain d1:

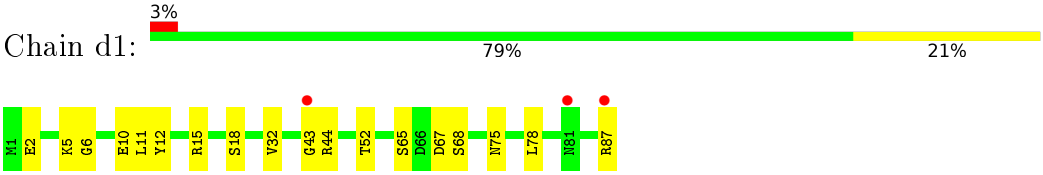

- Molecule 24: 40S ribosomal protein S22-A

Chain D2:

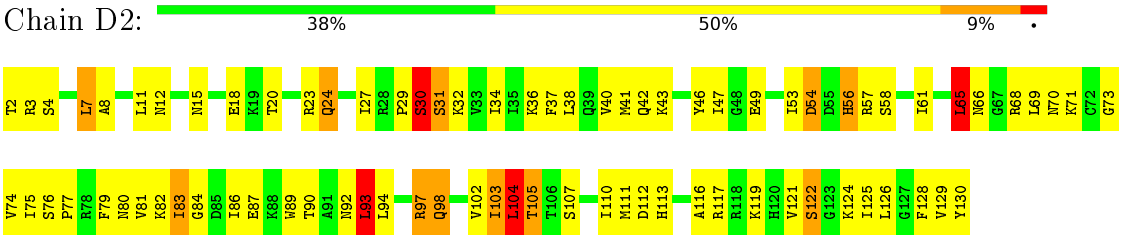

- Molecule 24: 40S ribosomal protein S22-A

Chain d2:

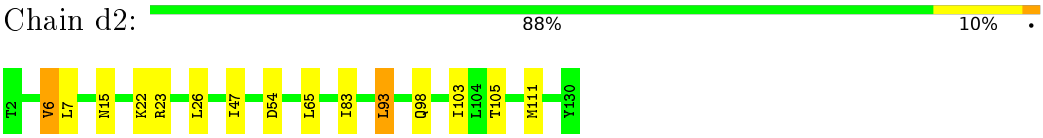

- Molecule 25: 40S ribosomal protein S23-A

Chain D3:

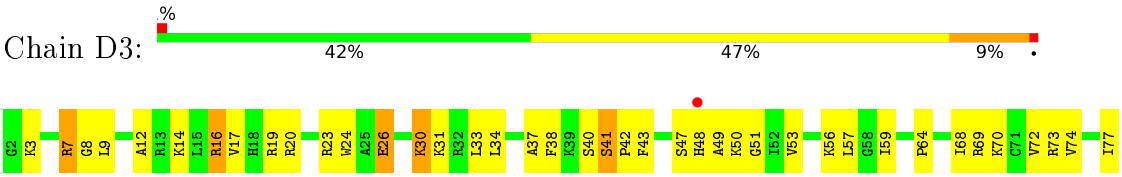

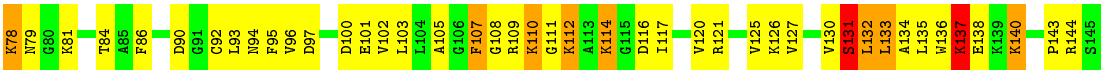

- Molecule 25: 40S ribosomal protein S23-A

Chain d3:

- Molecule 26: 40S ribosomal protein S24-A

Chain D4:

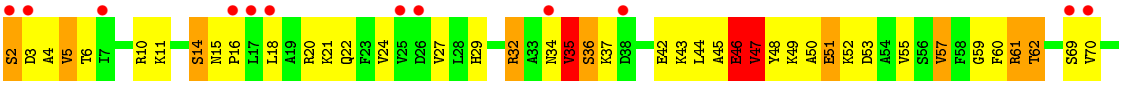

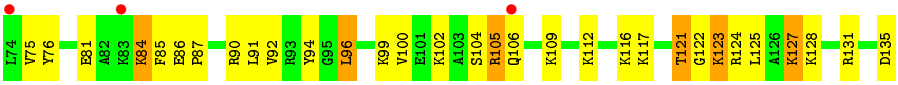

- Molecule 26: 40S ribosomal protein S24-A

Chain d4:

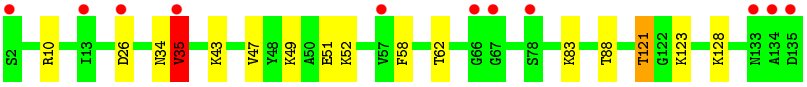

- Molecule 27: 40S ribosomal protein S25-A

Chain D5:

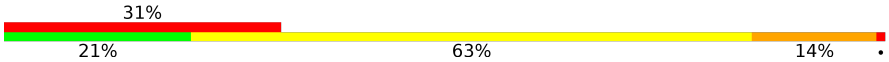

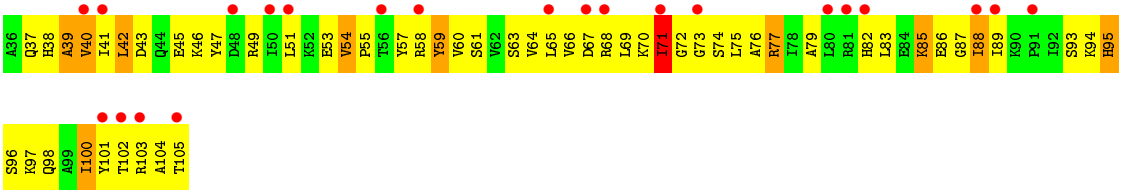

- Molecule 27: 40S ribosomal protein S25-A

Chain d5:

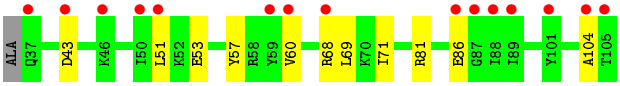

- Molecule 28: 40S ribosomal protein S26-B

Chain D6:

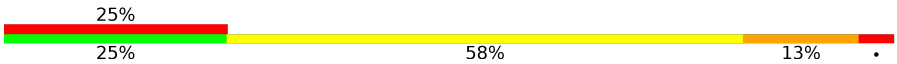

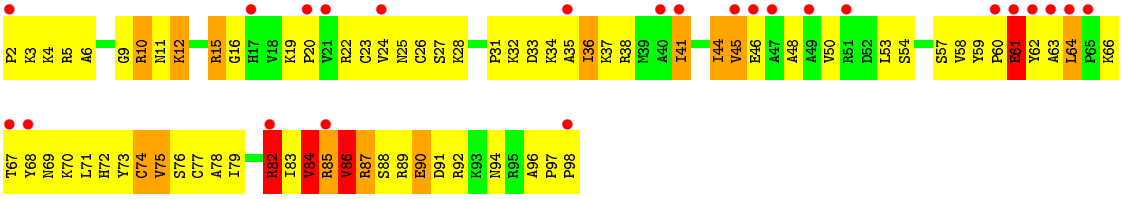

- Molecule 28: 40S ribosomal protein S26-B

Chain d6:

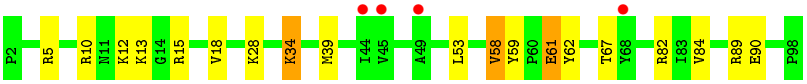

- Molecule 29: 40S ribosomal protein S27-A

Chain D7:

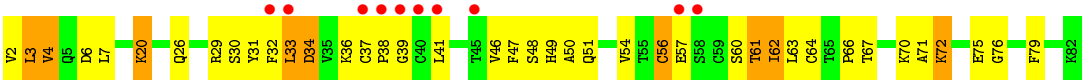

- Molecule 29: 40S ribosomal protein S27-A

Chain d7:

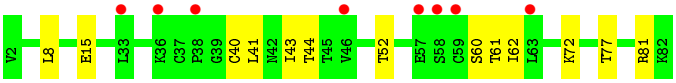

- Molecule 30: 40S ribosomal protein S28-A

Chain D8:

- Molecule 30: 40S ribosomal protein S28-A

Chain d8:

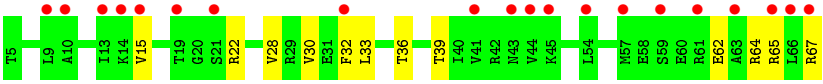

- Molecule 31: 40S ribosomal protein S29-A

Chain D9:

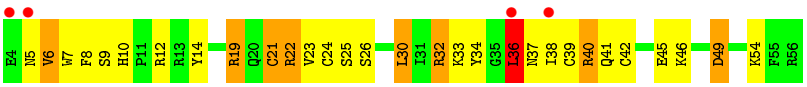

- Molecule 31: 40S ribosomal protein S29-A

Chain d9:

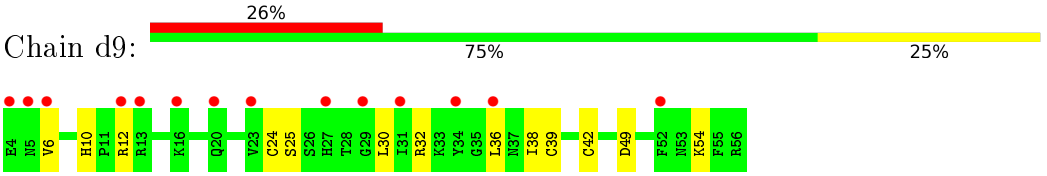

- Molecule 32: 40S ribosomal protein S30-A

Chain E0:

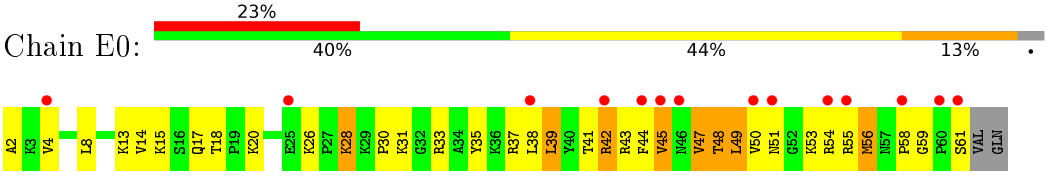

- Molecule 32: 40S ribosomal protein S30-A

Chain e0:

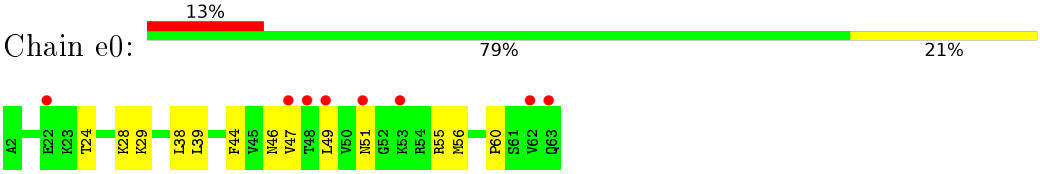

- Molecule 33: Ubiquitin-40S ribosomal protein S31

Chain E1:

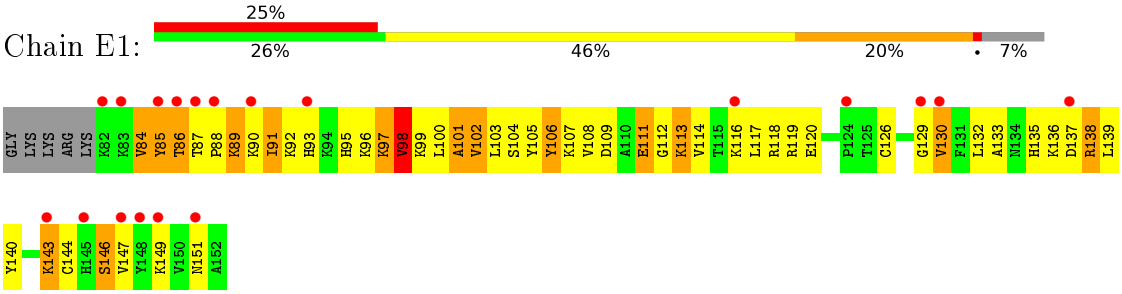

- Molecule 33: Ubiquitin-40S ribosomal protein S31

Chain e1:

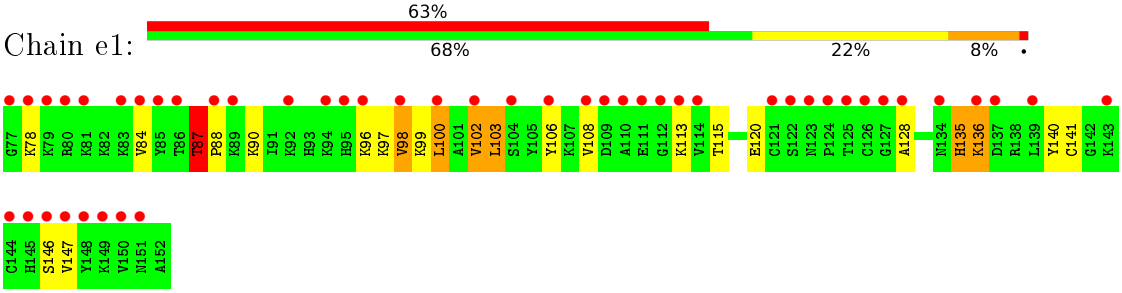

- Molecule 34: Guanine nucleotide-binding protein subunit beta-like protein

Chain SR:

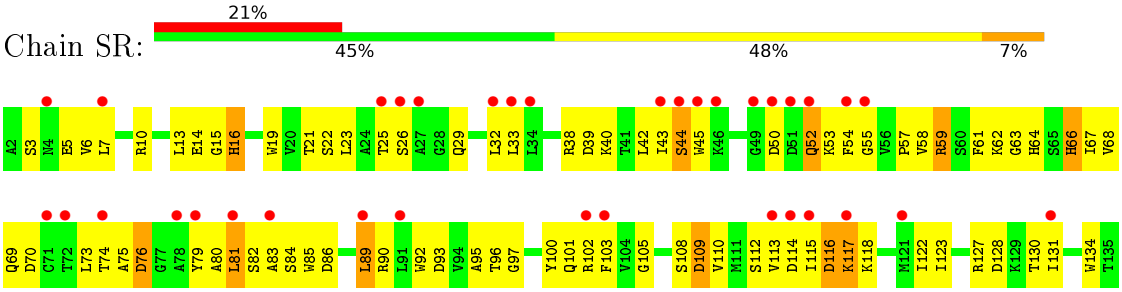

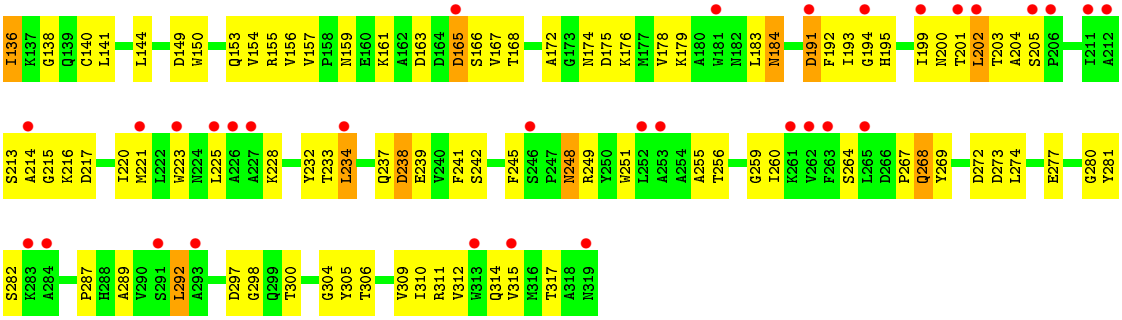

- Molecule 34: Guanine nucleotide-binding protein subunit beta-like protein

Chain sR:

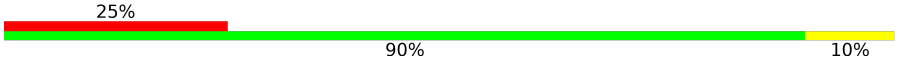

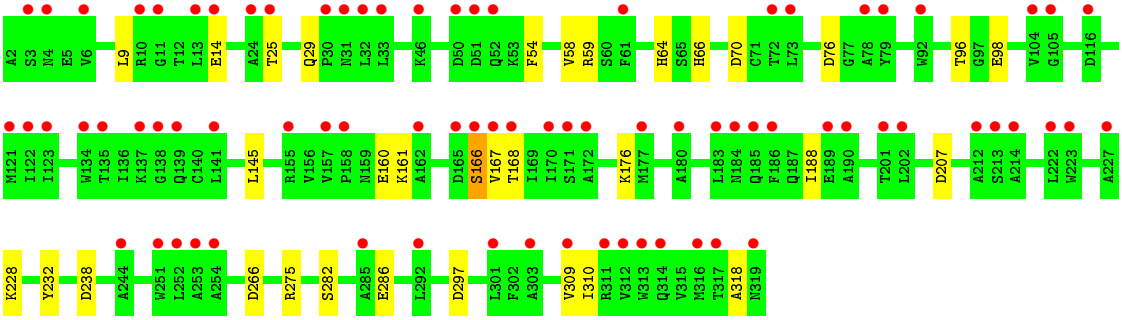

- Molecule 35: Suppressor protein STM1,Suppressor protein STM1,Suppressor protein STM1

Chain SM:

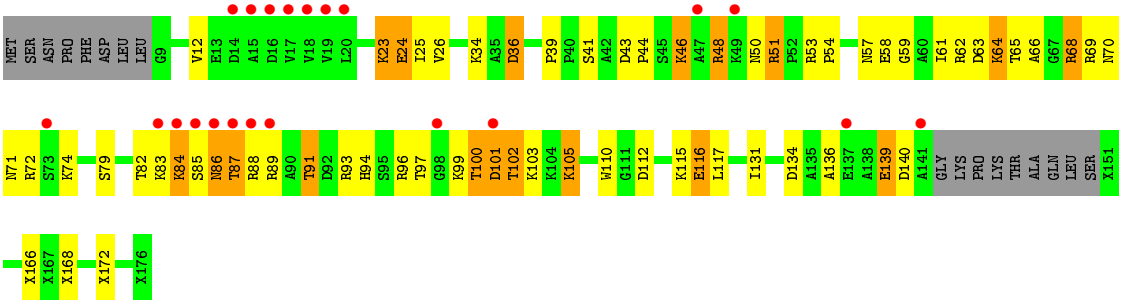

- Molecule 36: 25S ribosomal RNA

Chain 1:

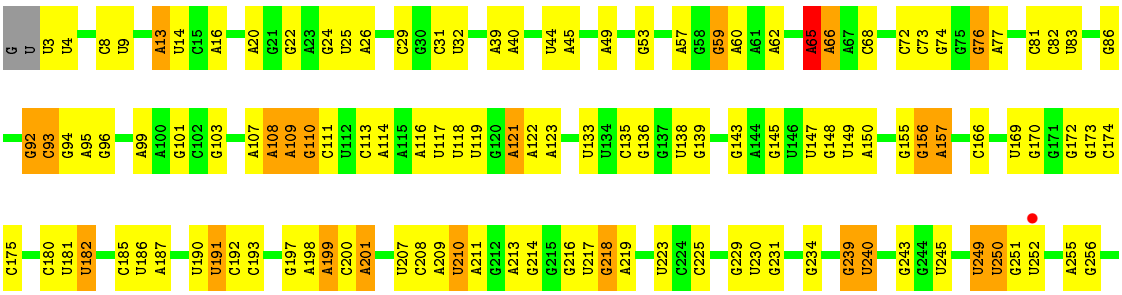

U1484	U1405	A1317	U1241	A1169	A1080	G999	G916	A828	C743	A657			A436	U354	A265
G1485		A1318	G1242	A1170	U1081	C1000	A917	U829	A744		C576	A498	G437	A355	A266
G1486	G1408	G1319	G1243 ●	G1171	U1082	G1001		A830		A660	C577	G499	A438	C356	
G1487	G1409	C1320	A1244		G1083	A1002	A920	G831	U748	G661	A578	C500	C439		G269
G1488	U1410		A1245	C1176		A1003	A921	G832	C749	U662	G579	A501	A440	G364	U270
	C1411	U1324	G1246	G1177	G1087	U1004	U922			C663		U502	U	A365	C271
A1491	G1412		U1247	G1178		G1005	C923	G835	C753	U664	G588		G		
G1492	G1413	U1329	C1248	A1179	A1093	A1006	G924	A836	G754	A665	A589	G505	G	G368	G274
G1493	G1414	A1330	G1249	A1180	U1094 ●	U1007	A925	A837		A666	G590	U506	U		U275
U1494	U1415	U1331	G1250	U1181	U1095 ●	U1008		G838	A761	C667	G591	U507	G	G371	U276
U1495	C1416	A1332	A1251	A1182	U1096	A1009	G934		U762	G668	A592	U508	U	A372	G277
C1496	G1417	C1333	A1252 ●	C1183	G1097	G1010	U935	G844	G763	U669	C593	U509	U	A373	U278
C1497	A1418	U1334	U1253	A1184	A1098		A936		U764	C670	U594	G510	U	A374	U279
A1498	A1419		C1254 ●	C1185	A1099	U1014	G937	A847	C765	U671	G595		U	A375	U280
C1499	C1420	G1345	C1255 ●	G1186	U1100	U1015		A848	U766	A672	C596	A516	G	G376	G281
	G1421	G1346	G1256		G1101	C1016	U943	C849	U767	U673	G597	G517	U	A377	G282
A1503	G1422	U1347	C1257	U1191	A1102	C1017	C944			G674	A598	G518	G	A378	G283
		U1348	U1258	C1192	A1103 ●	G1018		G853	G770		C599	A519	C	C379	
A1506	U1425	G1349 ●	A1259 ●	A1193	G1104	G1019	G947	G854	A771	A677	G600	U520	C	U380	U286
G1507	C1426	A1350 ●	A1260 ●	G1194		G1020	C948	U855	U772	G678	U601	A521	C	U381	
C1508	U1427	U1351 ●	G1261	A1195	U1108	G1021		G856	G773	U679	A602		U		A289
A1509	A1428	A1352 ●	G1262	C1196	U1109		A952	G857		G680	A603	U528	C	A385	G290
G1510	G1429	U1353 ●	A1263	A1197	U1110	G1024	G953		U776	U681	G604	A529	U	A386	
	U1430	G1354 ●	G1264		U1111	A1025 ●	U954	G860	U777			G530	G	A387	A295
G1514		A1355	U1265	A1200		A1026 ●	U955	C861		G685	G609	G531	C	G388	A296
A1515	A1433	U1356	G1266	C1201	U1114	A1027	U956	U862	G781	G686	G610	A532	U		G297
C1516	G1434	G1357	U1267		G1115	U1028		C863		U687	A611	A533	C	A391	U298
G1517			G1268 ●	A1204	G1116	G1029	C959	G864	G785		U612	U534	C		G299
	C1437	G1362	U1269 ●	A1205	G1117	A1030	U960		A786	A691	G613	G535	U	G394	G300
G1521	U1438	A1363	A1270 ●	G1206	C1118		C961	U871	G787				U	A395	
	U1439	C1364	A1271 ●	G1207	C1119	U1033	A962	U872	C788	U698	C618	C539	G	A396	G304
C1527	G1440	G1365	C1272	U1208		U1034	G963	C873	A789	A699	A619	U540	U	A397	
G1528	G1441	A1366	A1273	G1209	U1128	G1035	G964	U874	U790		U620	U541	G	A398	U309
A1529	U1442	G1367	A1274	U1210	A1129	A1036	A965		A791	A705	A621	G542	G	A399	
	G1443	U1368		U1211	A1130	C1037		G878	G792	A706	A622	C543	G	G400	U314
U1533	G1444	A1369	C1277	A1212	G1131	C1038	G968	U879	C793	U707	U623	C544	U	U401	C315
	U1445		A1278	G1213					U794	G708	G624	U545	A	A402	U316
U1549	A1446	G1374	C1279		U1138	U1041	G971	A884	G795			C546	G	C403	A317
C1550	G1447	G1375		C1216	G1139		A972		U796	A711	U627	G547	G		
			G1285	A1217	G1140	A1047		U889	U797	G712	A628	G548	G	G406	A323
U1554	G1450	U1378	A1286	U1218	C1141	A1048	C975	C890		U713	U629	U549	G	A407	A324
U1555		G1379	A1287			C1049	U976		A801	G714		A550	A	A408	A325
C1556	A1454	G1380		A1221	G1145	U1050	C977	A895		A715	C634	A551	A	A409	
A1557	U1455	A1381	A1294	G1222	C1146	U1051	G978	A896	G805	A716	G635	G552	U	U410	U329
A1558		G1382	G1295		G1147	U1052	U979	U897	A806	C717	C636	U553	C	U411	G330
A1559	A1460	G1383	C1296	A1225	G1148		A980	U898	A807	G718	C637	A554	U	G412	
G1560	A1461	U1384	C1297	G1226		A1062	U981	U899			C638	U555	C	U413	C339
G1561		C1385	C1298	C1227	U1151	G1063	C982	G900	G812	G721	G639	U556	G		
C1562	A1465	A1386	U1299		G1152	A1064					U640	A557	C	A418	A342
C1563	G1466		G1300	G1230	A1153	A1065	U986	U905	A816	C729		U558	A	G419	U343
U1564		C1391	A1301	A1231	A1154	G1066	U987	A906	A817	C730	A647	A559	U	G420	A344
G1565	U1471	G1392		C1232	C1155		U988	G907	C818		C648	G560	U	G421	G345
A1566 ●	U1472	A1393	G1306	G1233	C1156	U1071	A989	G908	U819	G733	A649	C561	U	A422	C346
U1567 ●			G1307	G1234	G1157	G1072		G909	A820	C734	C650	C562	C	A423	G347
U1568 ●	C1478	C1396	A1308	U1235	A1158	U1073	G993	G910	U821	A735	G651	U563	A	G424	A348
U1569 ●	U1479	C1397	U1309	G1236 ●	A1159	U1074	G994	C911	G822	A736	G652	G564	C	G425	A349
U1570 ●	G1480	U1398	G1310	G1237 ●	C1160	A1075	U995	G912	C823		A653	U565	U		C350
A1571 ●	A1481	A1399		C1238 ●			A996	A913	C824	G739	C654	G566	G	U429	A351
U1572 ●	A1482	G1400	G1313	C1239 ●	A1165	U1078	A997	A914			C655	G567	G494		A352
G1573	G1483			A1240 ●		A1079	A998	A915	A827	G742	A656	G568	G495	C435	G353

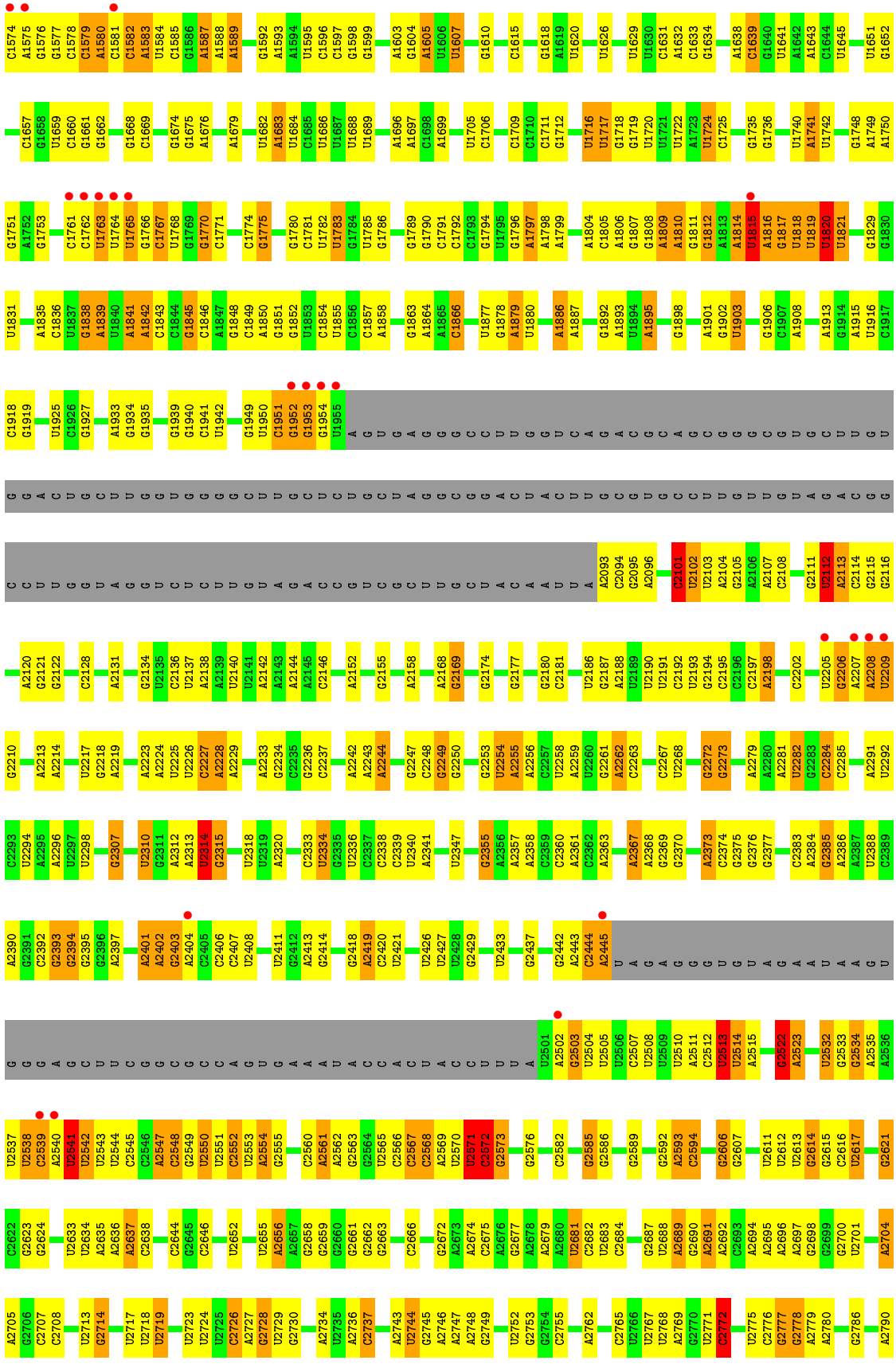
C1574 A1575 G1576 G1577 C1578 C1579 A1580 C1581 C1582 A1583 U1584 C1585 G1586 A1587 A1588 A1589 G1592 A1593 A1594 U1595 C1596 C1597 G1598 G1599 A1603 G1604 A1605 U1606 U1607 G1610 C1615 G1618 A1619 U1620 U1626 U1629 U1630 C1631 A1632 C1633 G1634 A1638 C1639 G1640 U1641 A1642 A1643 C1644 U1645 U1651 G1652
C1657 G1658 U1659 C1660 G1661 G1662 G1668 C1669 G1674 G1675 A1676 A1679 U1682 A1683 U1684 C1685 U1686 U1687 U1688 U1689 A1696 A1697 C1698 A1699 U1705 C1706 C1709 C1710 C1711 G1712 U1716 U1717 G1718 G1719 U1720 U1721 U1722 A1723 U1724 C1725 G1735 G1736 U1740 A1741 U1742 G1748 A1749 A1750
G1751 A1752 G1753 C1761 C1762 U1763 U1764 U1765 G1766 C1767 U1768 G1769 G1770 C1771 C1774 G1775 G1780 C1781 U1782 U1783 G1784 U1785 G1786 G1789 G1790 C1791 C1792 C1793 G1794 U1795 G1796 A1797 A1798 A1799 A1804 C1805 A1806 G1807 G1808 A1809 A1810 G1811 G1812 A1813 A1814 U1815 A1816 G1817 U1818 U1819 U1820 U1821 G1829 G1830
U1831 A1835 C1836 U1837 G1838 A1839 U1840 A1841 A1842 C1843 C1844 G1845 C1846 A1847 G1848 C1849 A1850 G1851 G1852 U1853 C1854 U1855 C1856 C1857 A1858 G1863 A1864 A1865 C1866 U1877 G1878 A1879 U1880 A1886 A1887 G1892 A1893 U1894 A1895 G1898 A1901 G1902 U1903 G1906 C1907 A1908 A1913 G1914 A1915 U1916 C1917
C1918 G1919 U1925 C1926 G1927 A1933 G1934 G1935 G1939 G1940 C1941 U1942 G1949 U1950 C1951 G1952 G1953 G1954 U1955 A G U G A G G G C C C U U G G C U A A C C G G U G C U G G C A C U U U C A G G A C G G C C C U A A C U U U A
G G A C U U C U U C G G U A G G G U G C U G C A G G C C C U U G A C C A A C U G G U U C A A C C G G C C G G C C G G C G G C C G G C G U U G G U G G G
C C U U G G U A G G U C U C U G C C U A C C A A C C G U U U A A2093 C2094 G2095 A2096 C2101 U2102 U2103 A2104 G2105 A2106 A2107 C2108 G2111 U2112 A2113 C2114 G2115 G2116
A2120 G2121 G2122 C2128 A2131 G2134 U2135 C2136 U2137 A2138 A2139 U2140 U2141 A2142 A2143 A2144 A2145 C2146 A2152 G2155 A2158 A2168 G2169 G2174 G2177 G2180 C2181 U2186 G2187 A2188 U2189 U2190 U2191 C2192 U2193 G2194 C2195 C2196 C2197 A2198 C2202 U2205 G2206 A2207 A2208 U2209
G2210 A2213 A2214 U2217 G2218 A2219 A2223 A2224 U2225 U2226 C2227 A2228 A2229 A2233 G2234 G2235 G2236 C2237 A2242 A2243 A2244 G2247 C2248 G2249 G2250 G2253 U2254 A2255 A2256 C2257 U2258 A2259 U2260 G2261 A2262 C2263 C2267 U2268 G2272 G2273 A2279 A2280 A2281 U2282 G2283 C2284 C2285 A2291 U2292
C2293 U2294 A2295 A2296 U2297 U2298 G2307 U2310 G2311 A2312 A2313 U2314 G2315 U2318 U2319 A2320 C2333 U2334 G2335 U2336 C2337 C2338 C2339 U2340 A2341 U2347 G2355 A2356 A2357 A2358 C2359 C2360 A2361 C2362 A2363 A2367 A2368 G2369 G2370 A2373 C2374 G2375 G2376 G2377 C2383 A2384 G2385 A2386 A2387 U2388 G2389
A2390 G2391 C2392 G2393 G2394 G2395 G2396 A2397 A2401 A2402 G2403 A2404 C2405 C2406 C2407 U2408 U2411 G2412 A2413 G2414 C2418 A2419 C2420 U2421 U2426 U2427 U2428 G2429 U2433 G2437 G2442 A2443 C2444 A2445 U A G A G G G U U G U U U U A U A A C U U U A G G A A A A U G G A A G G U
G G G A C U U C G G C G C C A A A A C C A U A C C A C U U U A U2501 A2502 G2503 U2504 U2505 U2506 C2507 U2508 U2509 U2510 A2511 C2512 U2513 U2514 A2515 G2522 A2523 U2532 G2533 G2534 A2535 A2536
U2537 U2538 C2539 A2540 U2541 U2542 U2543 U2544 C2545 C2546 A2547 C2548 G2549 U2550 U2551 C2552 U2553 A2554 G2555 C2560 A2561 A2562 G2563 G2564 C2565 C2566 C2567 C2568 A2569 C2570 U2571 C2572 G2573 G2576 C2582 G2585 G2586 G2589 G2592 A2593 C2594 G2606 G2607 U2611 U2612 U2613 G2614 G2615 C2616 U2617 G2621
C2622 G2623 G2624 U2633 U2634 A2635 A2636 A2637 C2638 C2644 G2645 C2646 U2652 U2655 A2656 A2657 G2658 G2659 G2660 G2661 G2662 G2663 C2666 G2672 A2673 A2674 C2675 A2676 G2677 A2678 A2679 A2680 U2681 C2682 U2683 C2684 G2687 U2688 A2689 G2690 A2691 A2692 C2693 A2694 A2695 A2696 A2697 G2698 G2699 G2700 U2701 A2704
A2705 G2706 C2707 C2708 U2713 G2714 U2717 U2718 U2719 U2723 U2724 U2725 C2726 A2727 G2728 U2729 G2730 A2734 U2735 A2736 C2737 A2743 U2744 G2745 A2746 A2747 A2748 G2749 U2752 G2753 G2754 C2755 A2762 C2765 U2766 U2767 U2768 A2769 G2770 U2771 C2772 U2775 C2776 G2777 G2778 A2779 A2780 G2786 A2790

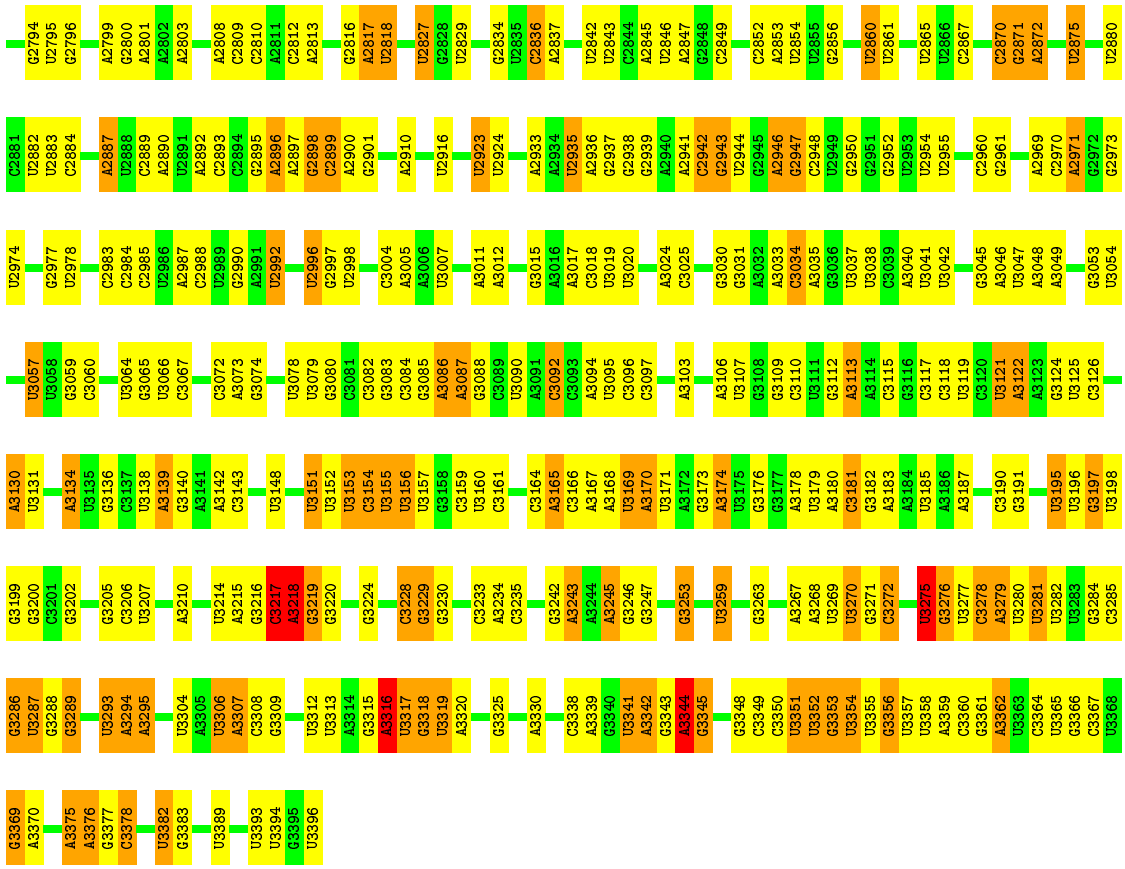

• Molecule 36: 25S ribosomal RNA

Chain 5:

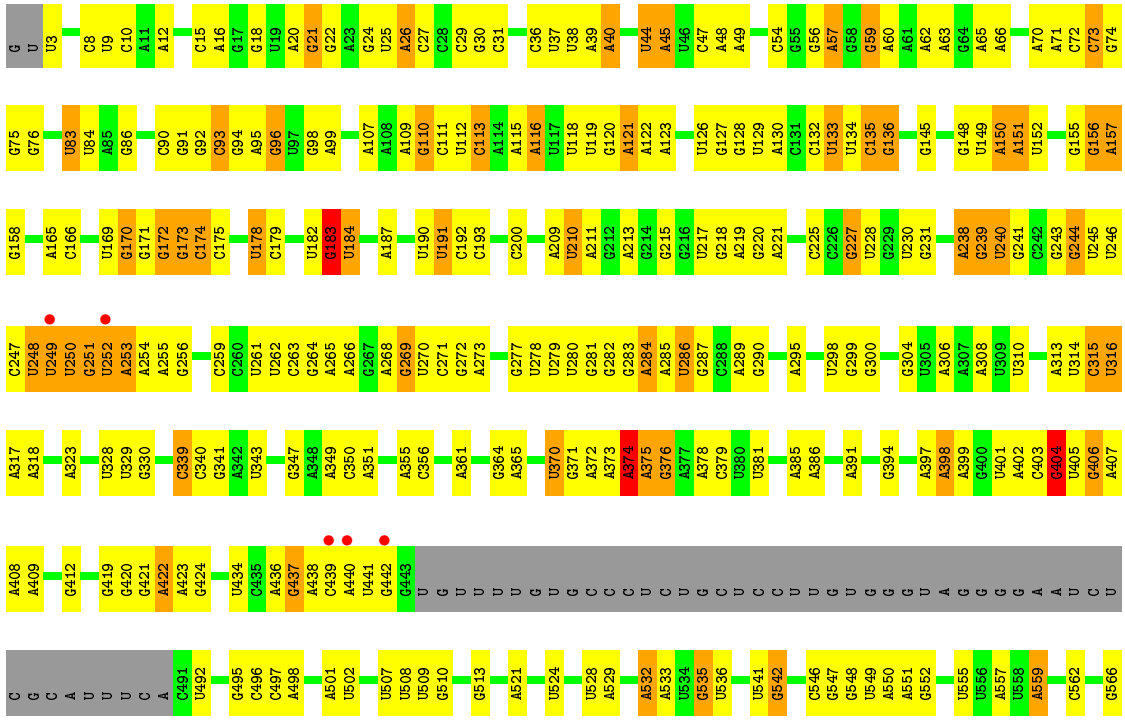

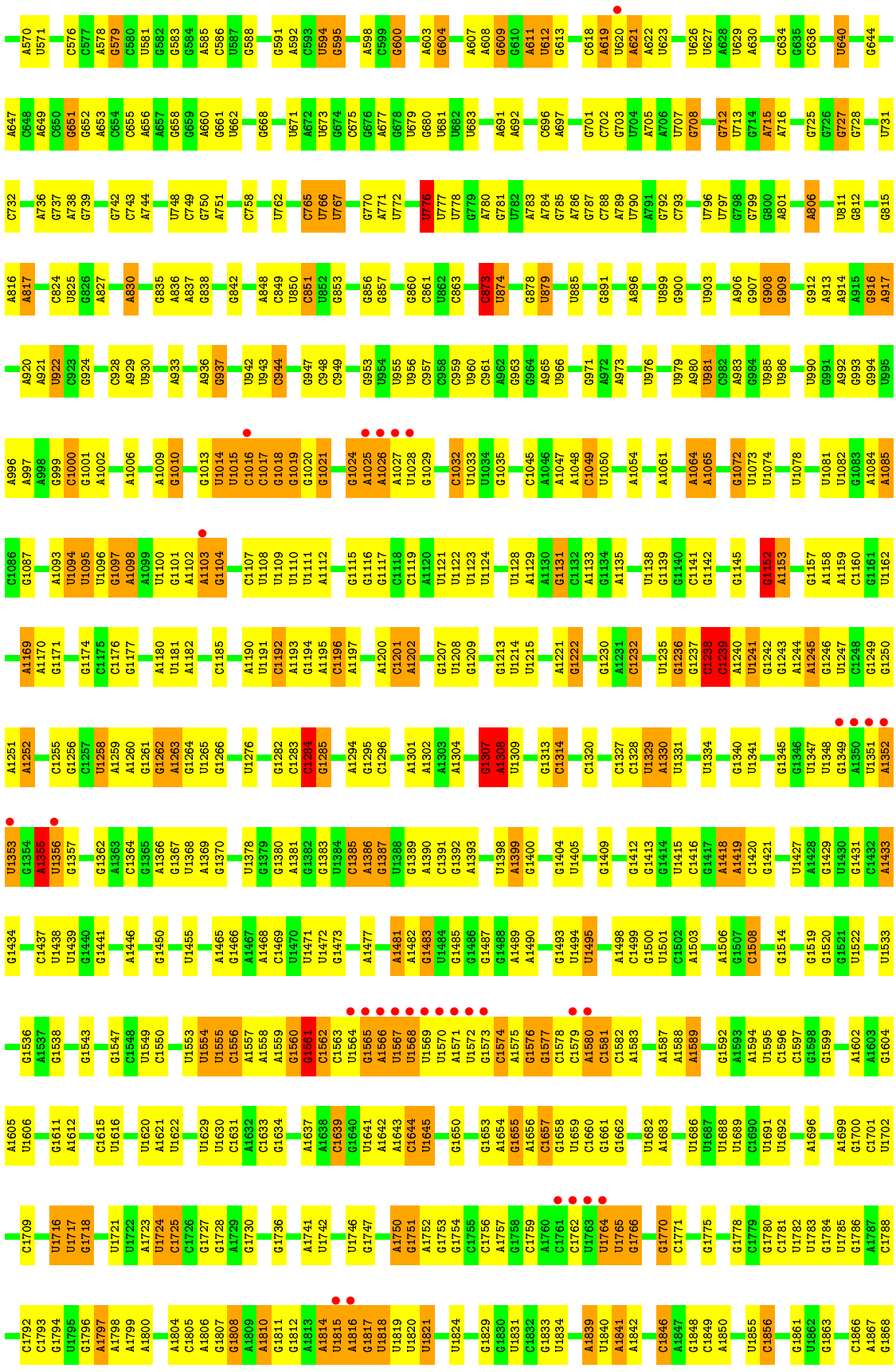
A570 U571 C576 C577 A578 G579 C580 U581 G582 G583 G584 A585 C586 U587 G588 G591 A592 C593 U594 G595 A598 C599 G600 A603 G604 A607 A608 G609 G610 A611 U612 G613 C618 A619 U620 A621 A622 U623 U626 U627 A628 U629 A630 C634 G635 C636 U640 G644
A647 C648 A649 C650 G651 G652 A653 C654 C655 A656 A657 G658 G659 A660 G661 U662 G668 U671 A672 U673 G674 C675 G676 A677 G678 U679 G680 U681 U682 U683 A691 A692 C696 A697 G701 C702 G703 U704 A705 A706 U707 G708 G712 U713 G714 A715 A716 G725 G726 G727 G728 U731
C732 A736 G737 A738 G739 G742 C743 A744 U748 C749 G750 A751 C758 U762 C765 U766 U767 G770 A771 U772 U776 U777 U778 G779 A780 G781 U782 A783 A784 G785 A786 G787 C788 A789 U790 A791 G792 C793 U796 U797 G798 G799 G800 A801 A806 U811 G812 G815
A816 A817 C824 U825 G826 A827 A830 G835 A836 A837 G838 G842 A848 C849 U850 C851 U852 G853 G856 G857 G860 C861 U862 C863 G873 U874 G878 U879 U885 G891 A896 U899 G900 U903 A906 G907 G908 G909 G912 A913 A914 A915 G916 A917
A920 A921 U922 G923 G924 G928 A929 U930 A933 A936 G937 U942 U943 C944 G947 C948 C949 G953 U954 U955 U956 C957 C958 C959 U960 C961 A962 G963 G964 A965 U966 G971 A972 A973 U976 U979 A980 U981 C982 A983 G984 U985 U986 U990 G991 A992 G993 G994 U995
A996 A997 A998 G999 C1000 G1001 A1002 A1006 A1009 G1010 G1013 U1014 U1015 C1016 C1017 G1018 G1019 G1020 G1021 G1024 A1025 A1026 A1027 U1028 G1029 C1032 U1033 U1034 G1035 C1045 A1046 A1047 A1048 C1049 U1050 A1054 A1061 A1064 A1065 G1072 U1073 U1074 U1078 U1081 U1082 G1083 A1084 A1085
C1086 G1087 A1093 U1094 U1095 U1096 G1097 A1098 A1099 U1100 G1101 A1102 A1103 G1104 C1107 U1108 U1109 U1110 U1111 A1112 G1115 G1116 G1117 C1118 C1119 A1120 U1121 U1122 U1123 U1124 U1128 A1129 A1130 G1131 C1132 A1133 G1134 A1135 U1138 G1139 G1140 C1141 G1142 G1145 G1152 A1153 G1157 A1158 A1159 C1160 G1161 U1162
A1169 A1170 G1171 G1174 C1175 C1176 G1177 A1180 U1181 A1182 C1185 A1190 U1191 C1192 A1193 G1194 A1195 C1196 A1197 A1200 C1201 A1202 G1207 U1208 G1209 G1213 U1214 U1215 A1221 G1222 G1230 A1231 C1232 U1235 G1236 G1237 C1238 C1239 A1240 U1241 G1242 G1243 A1244 A1245 G1246 U1247 C1248 G1249 G1250
A1251 A1252 C1255 G1256 C1257 U1258 A1259 A1260 G1261 G1262 A1263 G1264 U1265 G1266 U1276 G1282 C1283 C1284 G1285 A1294 G1295 C1296 A1301 A1302 A1303 A1304 G1307 A1308 U1309 G1313 C1314 C1320 C1327 C1328 U1329 A1330 U1331 U1334 G1340 U1341 G1345 G1346 U1347 U1348 G1349 A1350 U1351 A1352
U1353 G1354 A1355 U1356 G1357 G1362 A1363 C1364 G1365 A1366 G1367 U1368 A1369 G1370 U1378 G1379 G1380 A1381 G1382 G1383 U1384 C1385 A1386 G1387 U1388 G1389 A1390 C1391 G1392 A1393 U1398 A1399 G1400 G1404 U1405 G1409 G1412 G1413 G1414 U1415 C1416 G1417 A1418 A1419 C1420 G1421 U1427 A1428 G1429 U1430 G1431 C1432 A1433
G1434 C1437 U1438 U1439 G1440 G1441 A1446 G1450 U1455 A1465 G1466 A1467 A1468 C1469 U1470 U1471 U1472 G1473 A1477 A1481 A1482 G1483 G1484 G1485 G1486 G1487 G1488 A1489 A1490 G1493 U1494 U1495 A1498 C1499 G1500 U1501 C1502 A1503 A1506 G1507 C1508 G1514 G1519 G1520 G1521 U1522 U1533
G1536 A1537 G1538 G1543 G1547 C1548 U1549 C1550 U1553 U1554 U1555 C1556 A1557 A1558 A1559 G1560 G1561 C1562 C1563 U1564 G1565 A1566 U1567 U1568 U1569 U1570 A1571 U1572 G1573 C1574 A1575 G1576 G1577 C1578 C1579 A1580 C1581 C1582 A1583 A1587 A1588 A1589 G1592 A1593 A1594 U1595 C1596 C1597 G1598 G1599 A1602 A1603 G1604
A1605 U1606 G1611 A1612 C1615 U1616 U1620 A1621 U1622 U1629 U1630 C1631 A1632 C1633 G1634 A1637 A1638 C1639 G1640 U1641 A1642 A1643 C1644 U1645 G1650 G1653 A1654 G1655 A1656 C1657 G1658 U1659 C1660 G1661 G1662 U1682 A1683 U1686 U1687 U1688 U1689 C1690 U1691 U1692 A1696 A1699 G1700 C1701 U1702
C1709 U1716 U1717 G1718 U1721 U1722 A1723 U1724 C1725 C1726 G1727 G1728 A1729 G1730 G1736 A1741 U1742 U1746 G1747 A1750 G1751 A1752 G1753 G1754 C1755 C1756 A1757 G1758 C1759 A1760 C1761 C1762 U1763 U1764 U1765 G1766 G1770 C1771 G1775 G1778 C1779 G1780 C1781 U1782 U1783 G1784 U1785 G1786 A1787 C1788
C1792 C1793 G1794 U1795 G1796 A1797 A1798 A1799 A1800 A1804 C1805 A1806 G1807 G1808 A1809 A1810 G1811 G1812 A1813 A1814 U1815 A1816 G1817 A1818 U1819 U1820 U1821 U1824 G1829 G1830 U1831 G1832 G1833 U1834 A1839 U1840 A1841 A1842 C1846 A1847 G1848 C1849 A1850 U1855 C1856 G1861 U1862 G1863 C1866 A1867 G1868

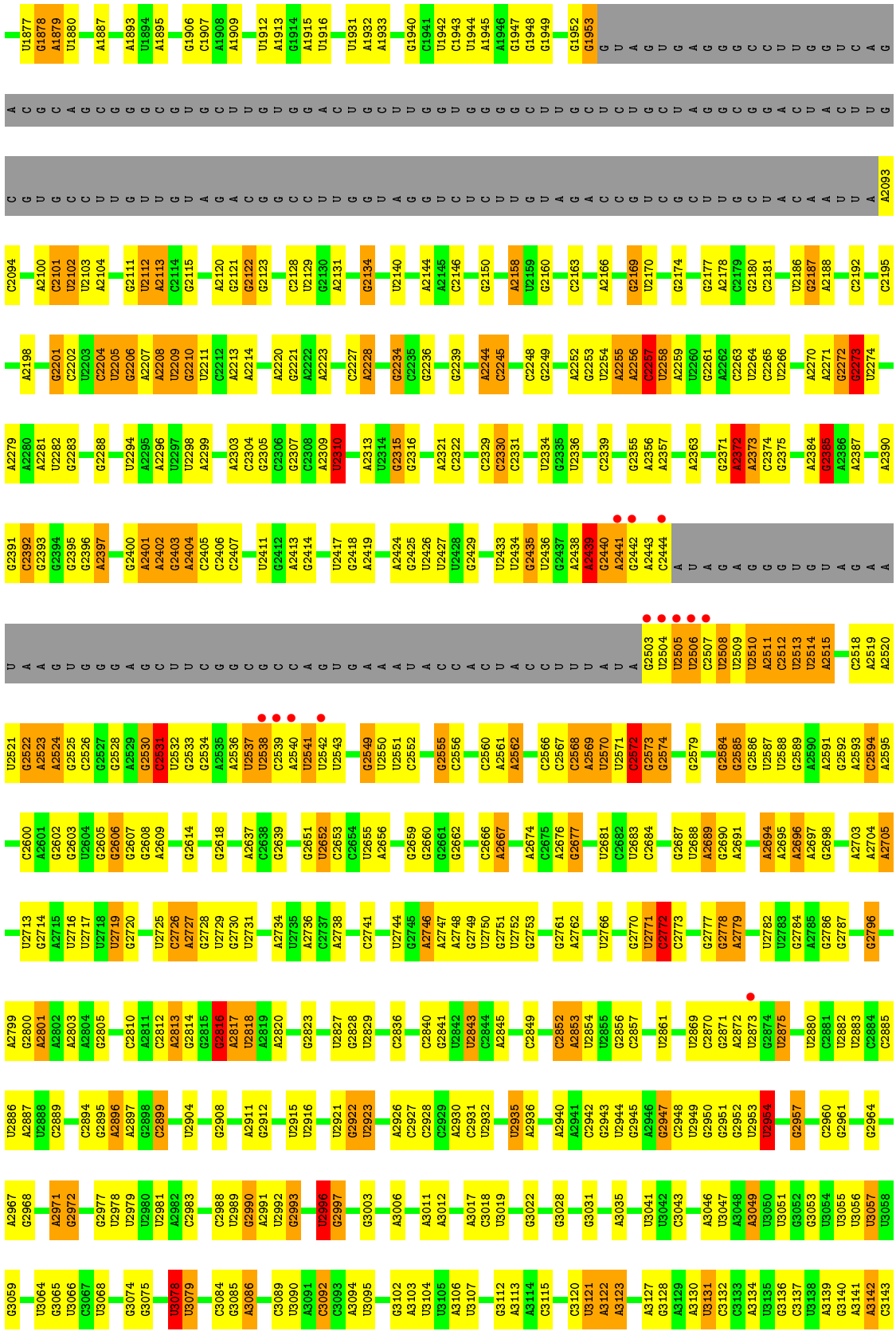

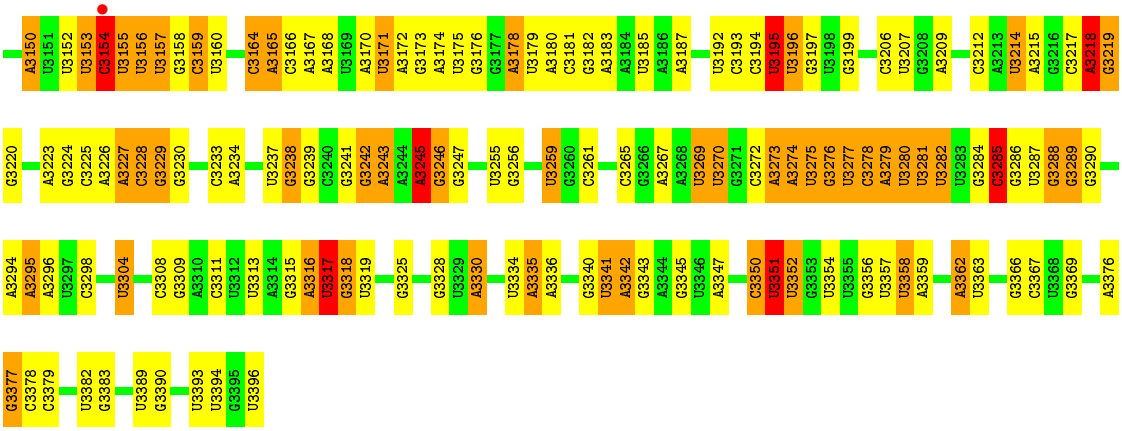

- Molecule 37: 5S ribosomal RNA

Chain 3:



- Molecule 37: 5S ribosomal RNA

Chain 7:

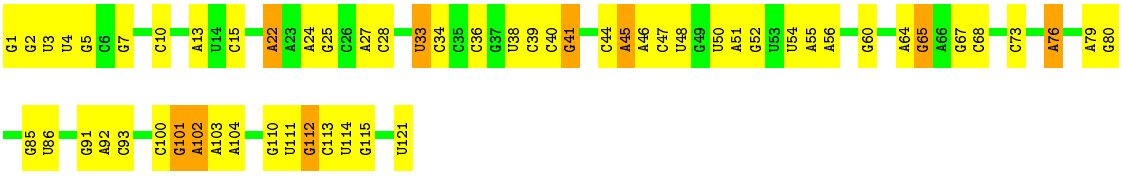

- Molecule 38: 5.8S ribosomal RNA

Chain 4:

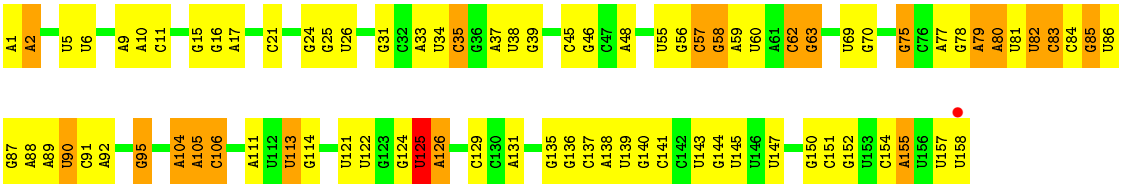

- Molecule 38: 5.8S ribosomal RNA

Chain 8:

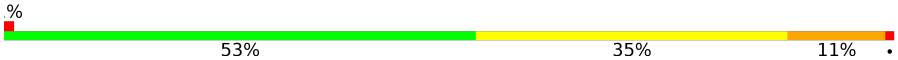



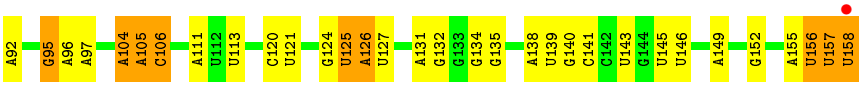

- Molecule 39: 60S ribosomal protein L2-A

Chain L2:

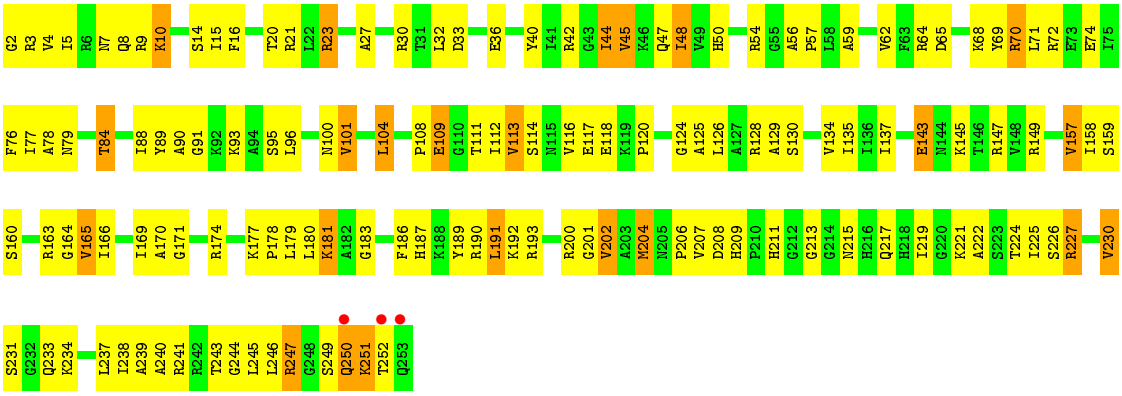

- Molecule 39: 60S ribosomal protein L2-A

Chain l2:

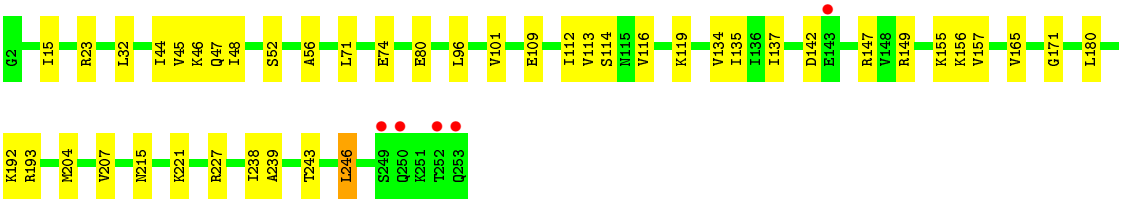

- Molecule 40: 60S ribosomal protein L3

Chain L3:

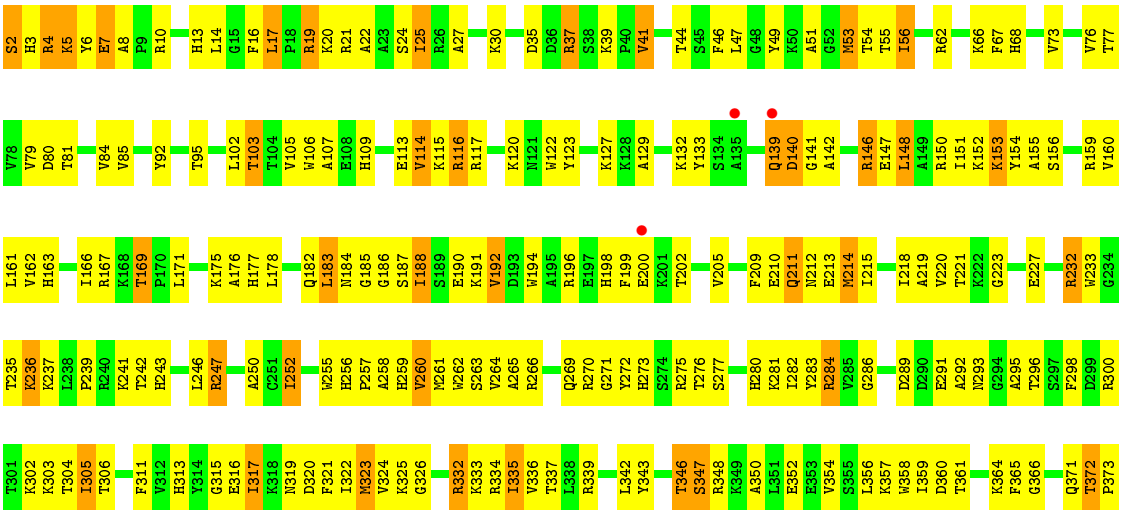

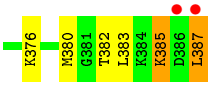

- Molecule 40: 60S ribosomal protein L3

Chain l3:

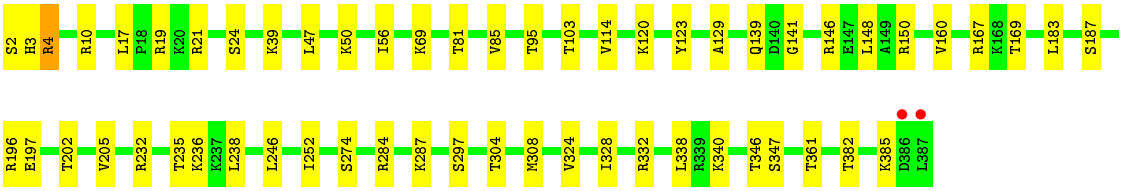

- Molecule 41: 60S ribosomal protein L4-A

Chain L4:



- Molecule 41: 60S ribosomal protein L4-A

Chain l4:

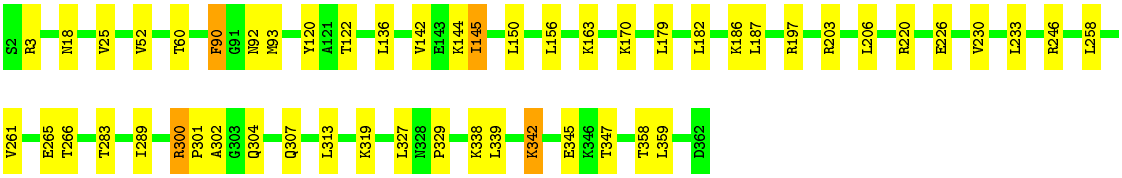

- Molecule 42: 60S ribosomal protein L5

Chain L5:



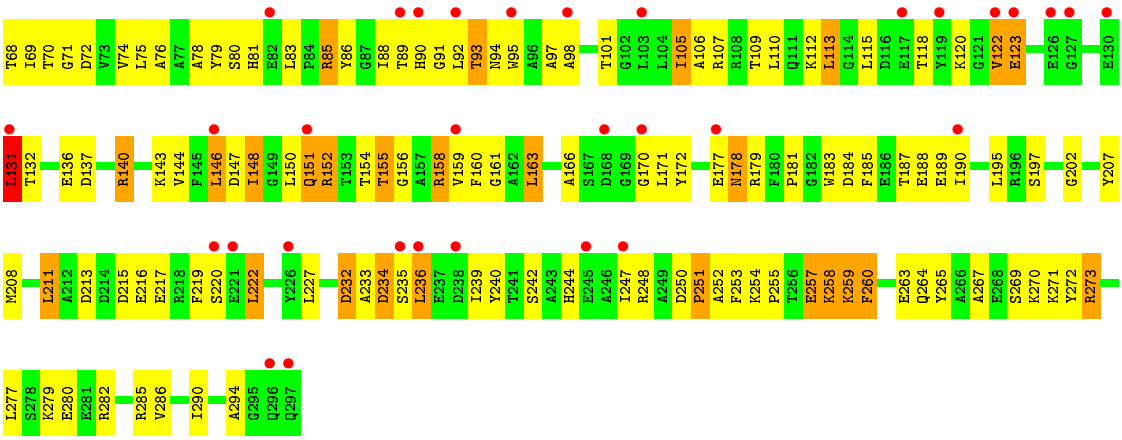

- Molecule 42: 60S ribosomal protein L5

Chain l5:

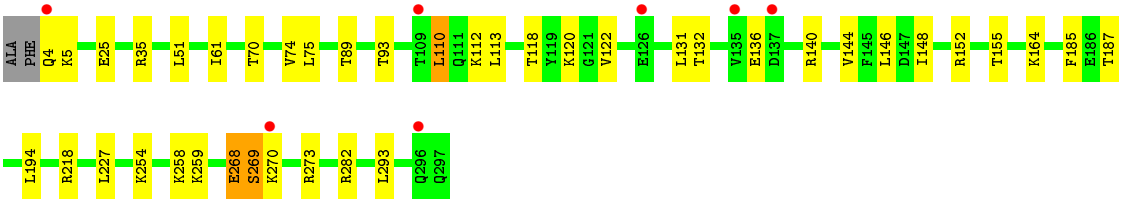

- Molecule 43: 60S ribosomal protein L6-A

Chain L6:

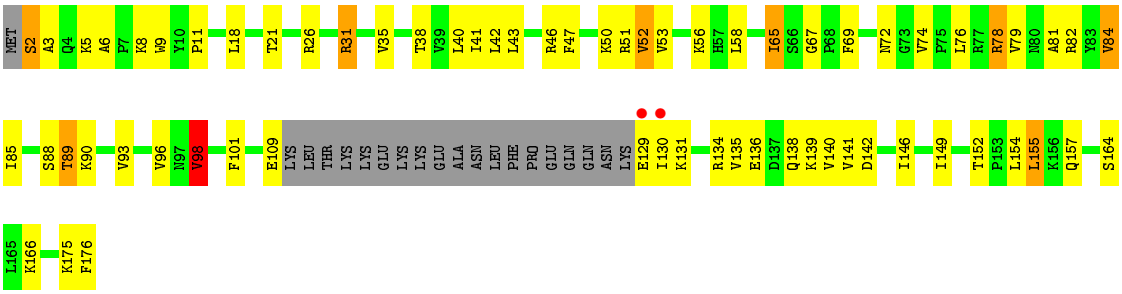

- Molecule 43: 60S ribosomal protein L6-A

Chain l6:

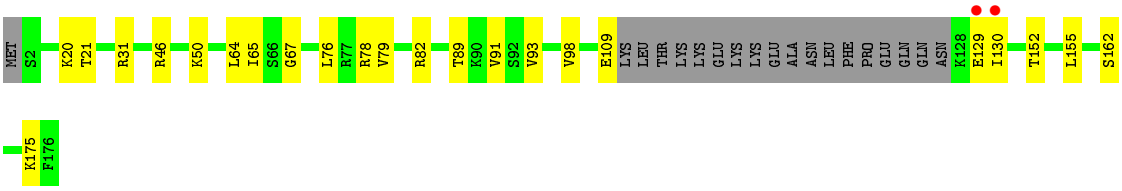

- Molecule 44: 60S ribosomal protein L7-A

Chain L7:

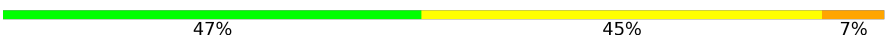

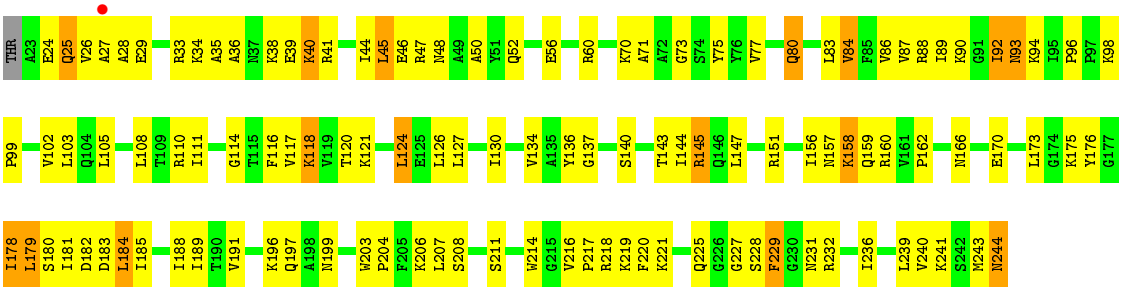

- Molecule 44: 60S ribosomal protein L7-A

Chain l7:

- Molecule 45: 60S ribosomal protein L8-A

Chain L8:

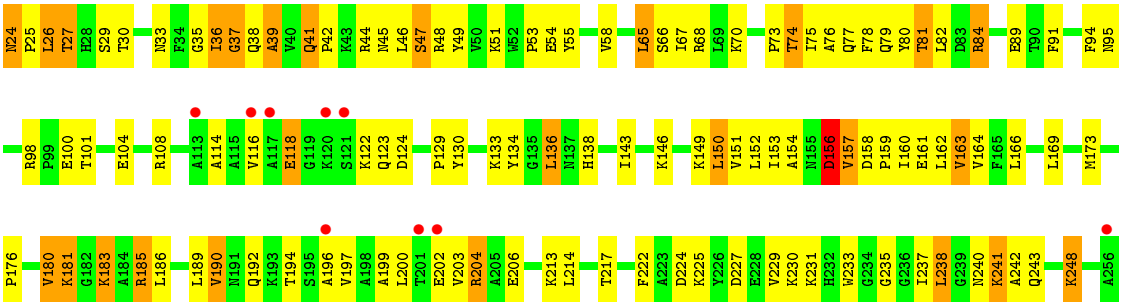

- Molecule 46: 60S ribosomal protein L9-A

Chain L9:

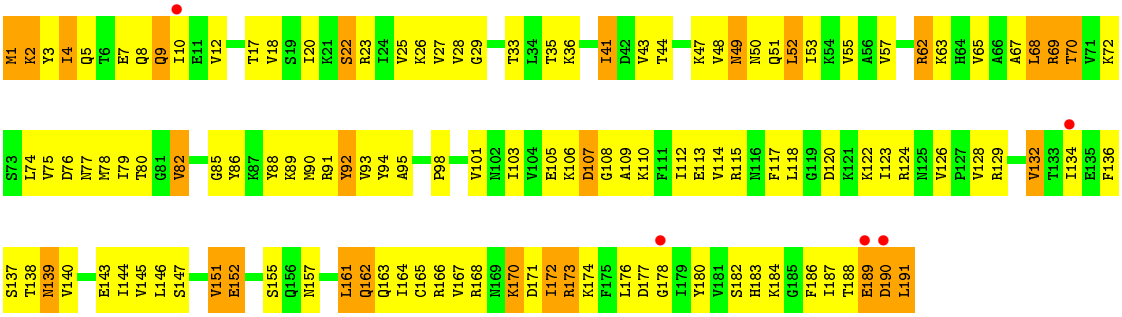

- Molecule 46: 60S ribosomal protein L9-A

Chain l9:

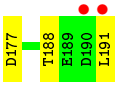

- Molecule 47: 60S ribosomal protein L10

Chain M0:

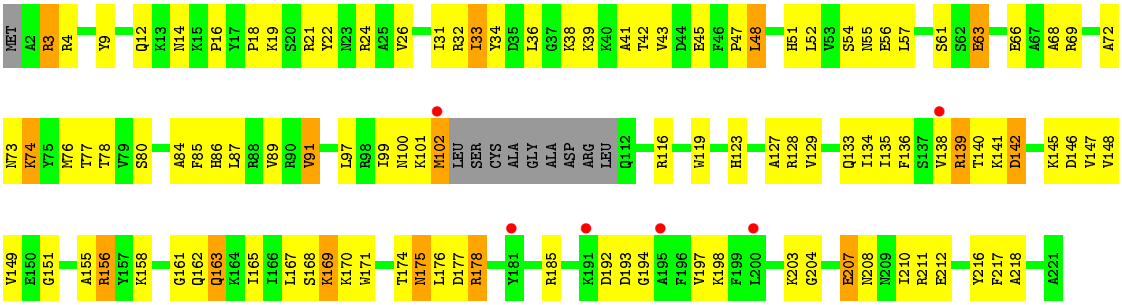

- Molecule 47: 60S ribosomal protein L10

Chain m0:

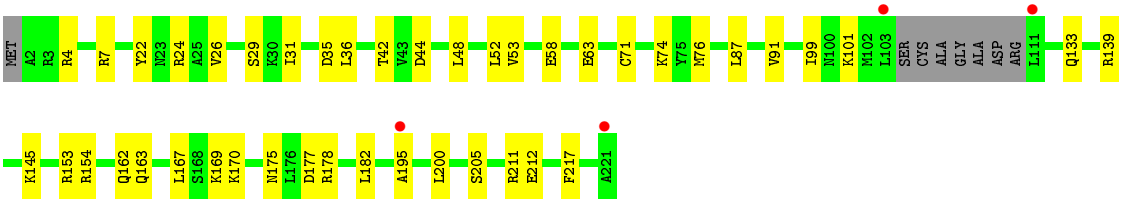

- Molecule 48: 60S ribosomal protein L11-B

Chain M1:

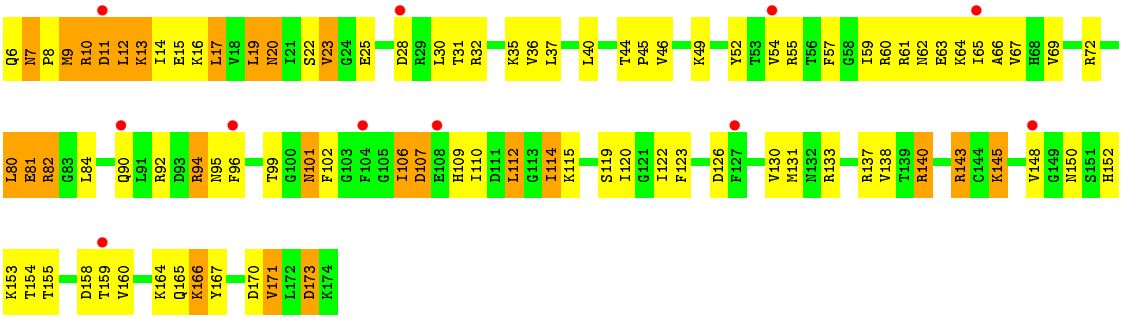

- Molecule 48: 60S ribosomal protein L11-B

Chain m1:

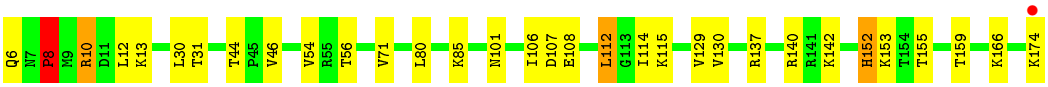

- Molecule 49: 60S ribosomal protein L13-A

Chain M3:

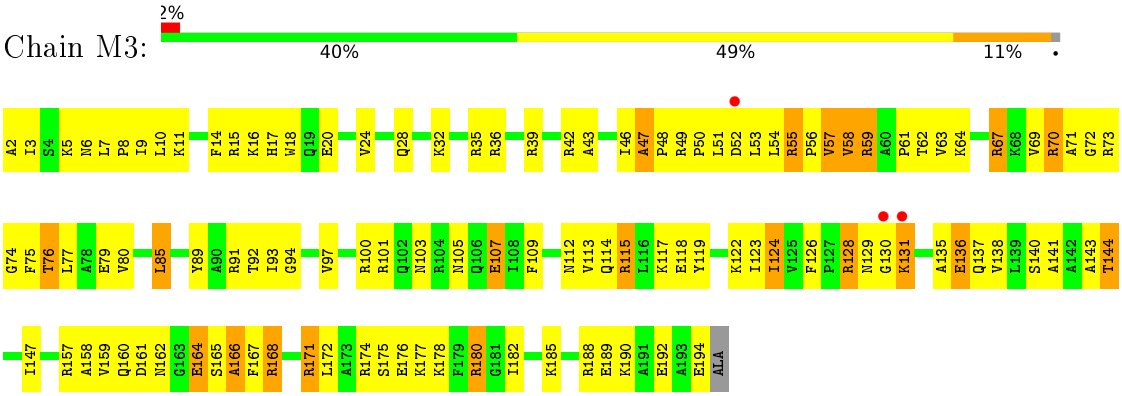

- Molecule 49: 60S ribosomal protein L13-A

Chain m3:

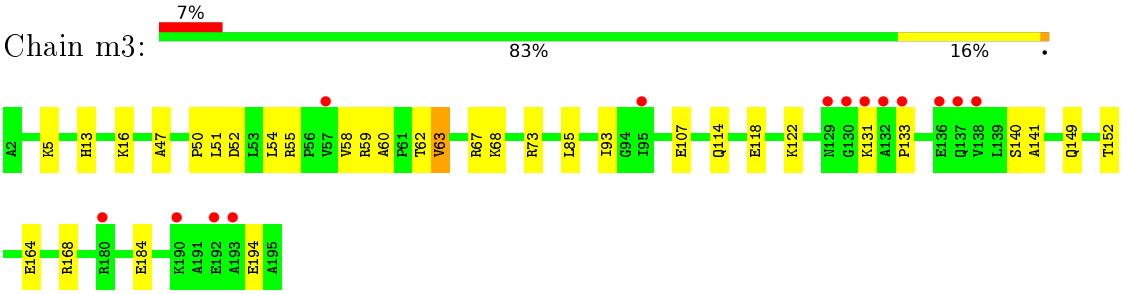

- Molecule 50: 60S ribosomal protein L14-A

Chain M4:

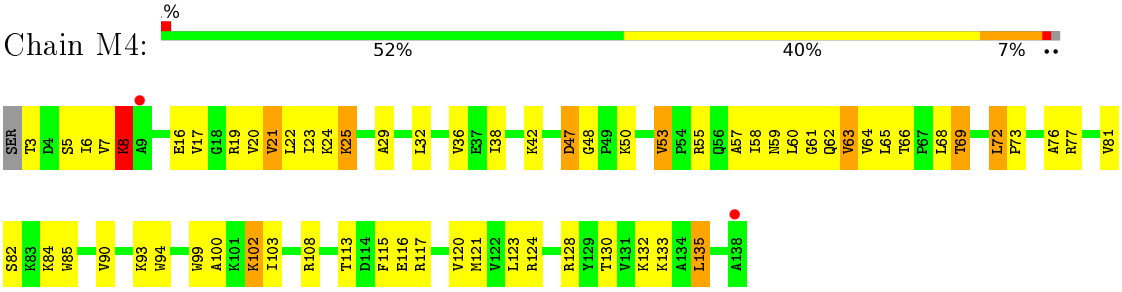

- Molecule 50: 60S ribosomal protein L14-A

Chain m4:

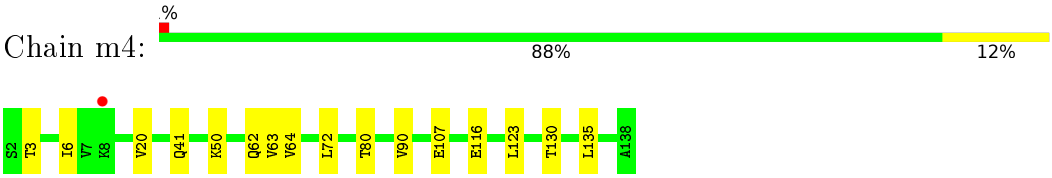

- Molecule 51: 60S ribosomal protein L15-A

Chain M5:

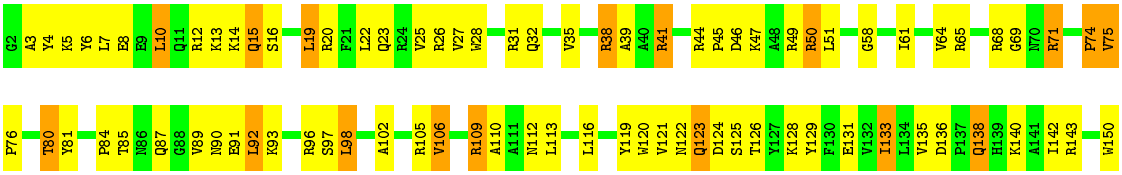

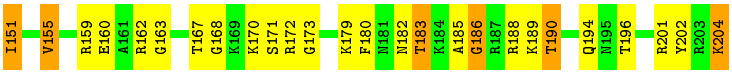

• Molecule 51: 60S ribosomal protein L15-A

Chain m5:

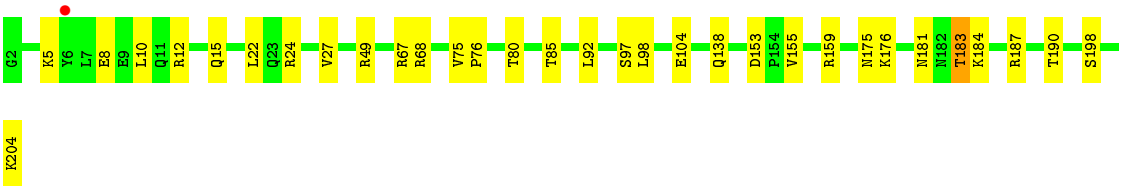

• Molecule 52: 60S ribosomal protein L16-A

Chain M6:

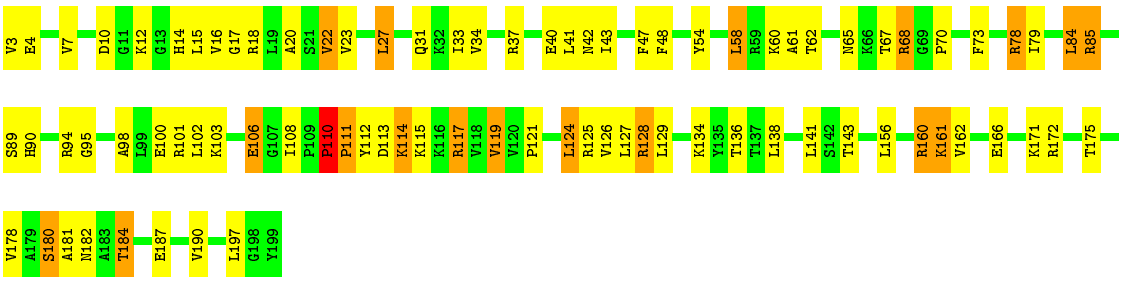

• Molecule 52: 60S ribosomal protein L16-A

Chain m6:

• Molecule 53: 60S ribosomal protein L17-A

Chain M7:

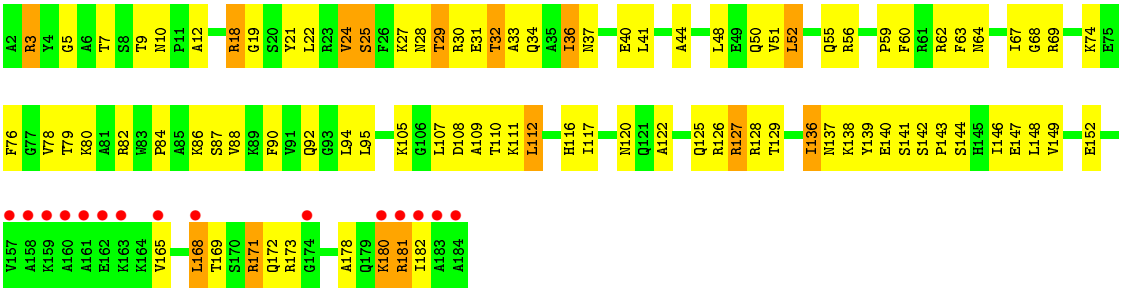

• Molecule 53: 60S ribosomal protein L17-A

Chain m7:

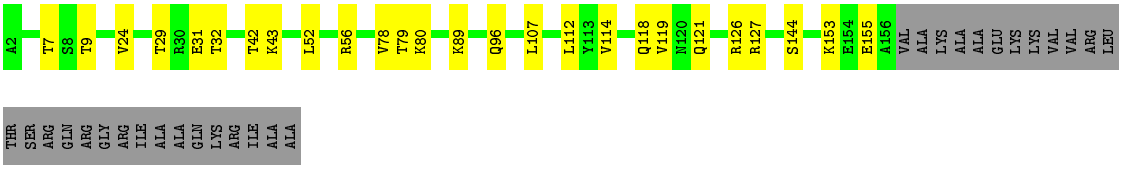

- Molecule 54: 60S ribosomal protein L18-A

Chain M8:



- Molecule 54: 60S ribosomal protein L18-A

Chain m8:

- Molecule 55: 60S ribosomal protein L19-A

Chain M9:

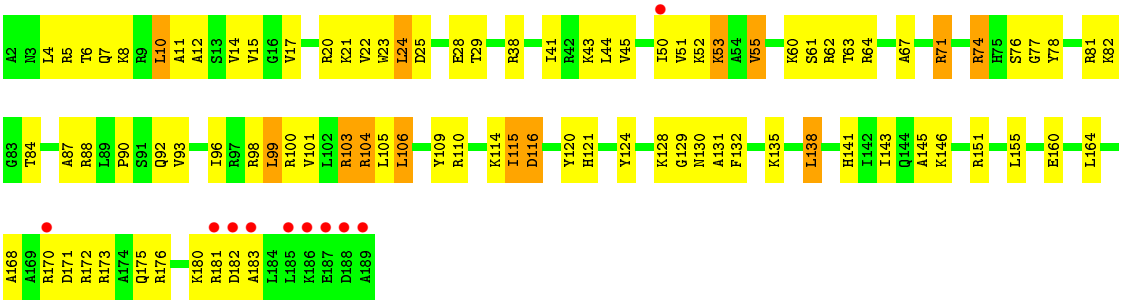

- Molecule 55: 60S ribosomal protein L19-A

Chain m9:

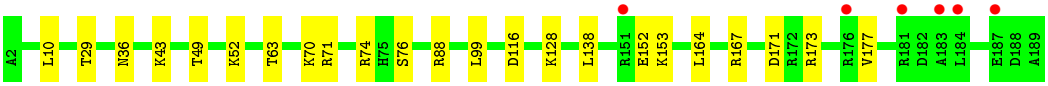

- Molecule 56: 60S ribosomal protein L20-A

Chain N0:

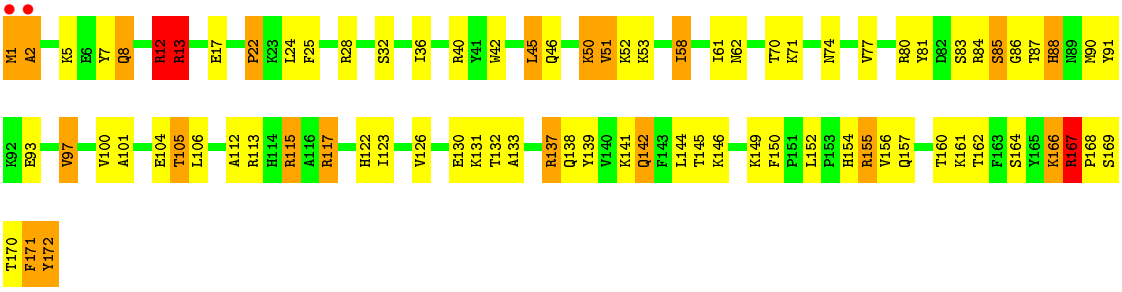

- Molecule 56: 60S ribosomal protein L20-A

Chain n0:

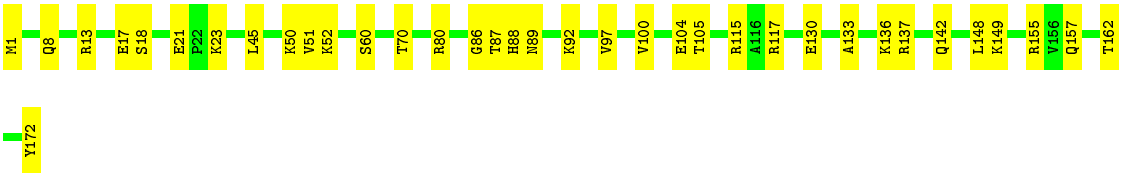

- Molecule 57: 60S ribosomal protein L21-A

Chain N1:

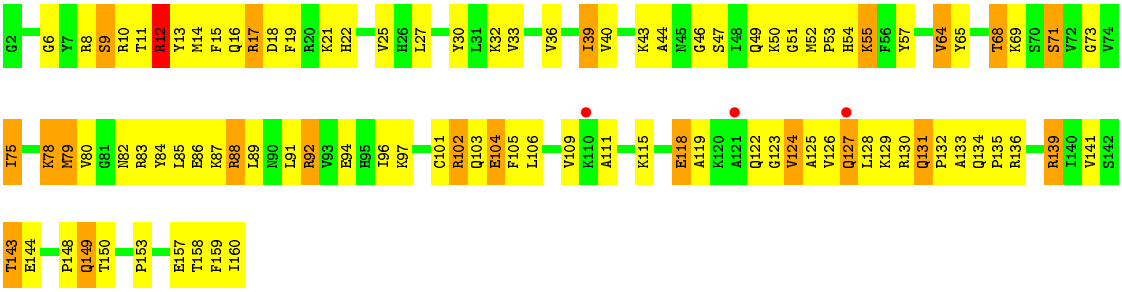

- Molecule 57: 60S ribosomal protein L21-A

Chain n1:

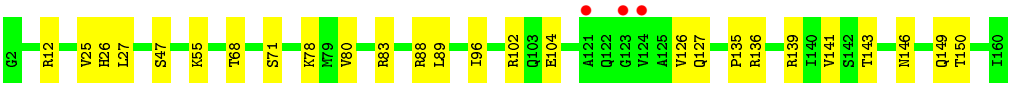

- Molecule 58: 60S ribosomal protein L22-A

Chain N2:

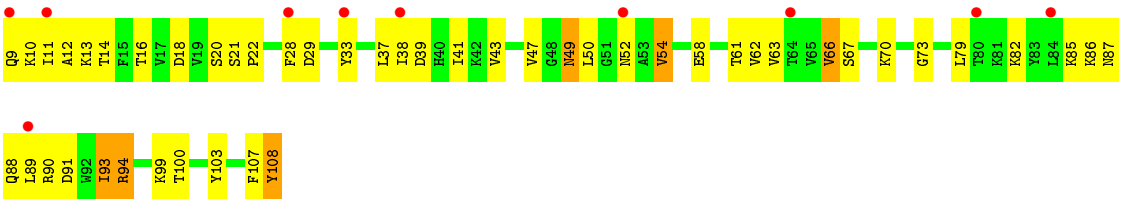

- Molecule 58: 60S ribosomal protein L22-A

Chain n2:

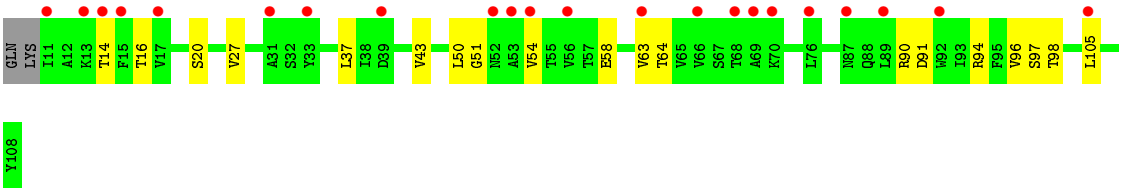

- Molecule 59: 60S ribosomal protein L23-A

Chain N3:

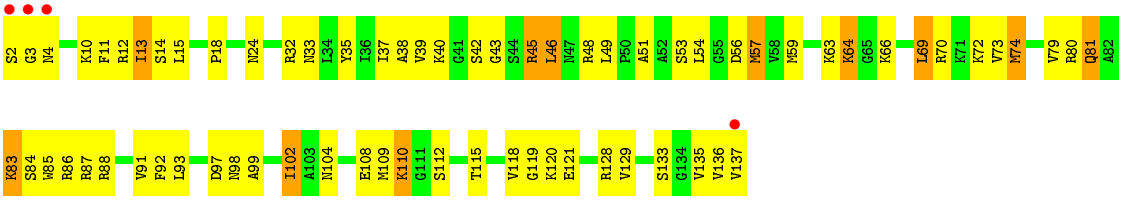

- Molecule 59: 60S ribosomal protein L23-A

Chain n3:

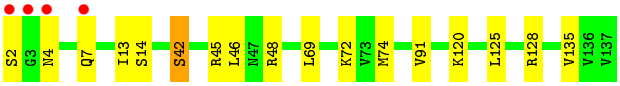

- Molecule 60: 60S ribosomal protein L24-A

Chain N4:

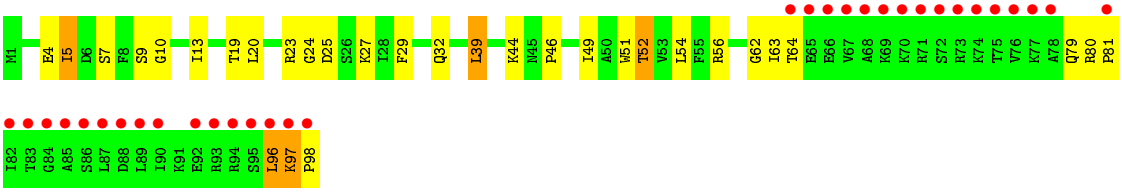

- Molecule 61: 60S ribosomal protein L25

Chain N5:

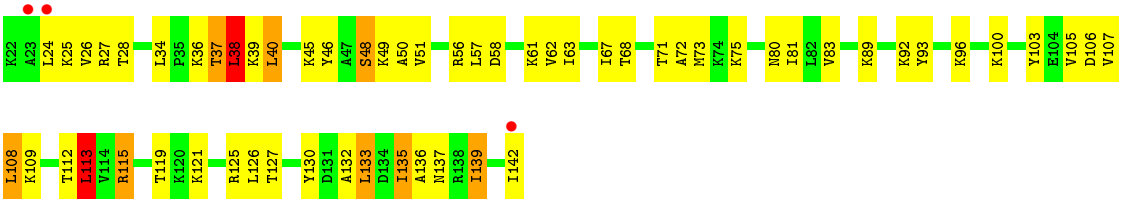

- Molecule 61: 60S ribosomal protein L25

Chain n5:

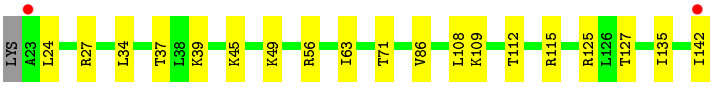

- Molecule 62: 60S ribosomal protein L26-A

Chain N6:

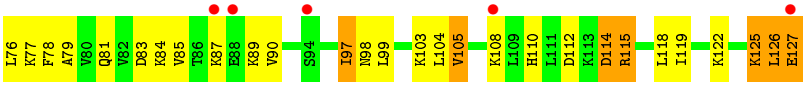

- Molecule 62: 60S ribosomal protein L26-A

Chain n6:

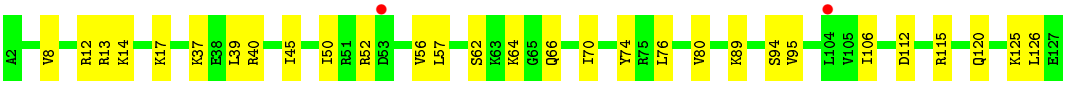

- Molecule 63: 60S ribosomal protein L27-A

Chain N7:

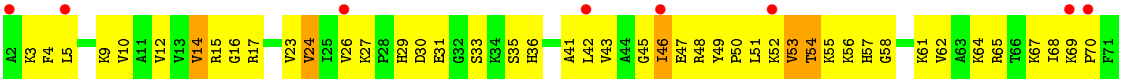

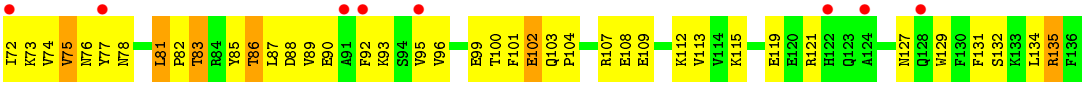

- Molecule 63: 60S ribosomal protein L27-A

Chain n7:

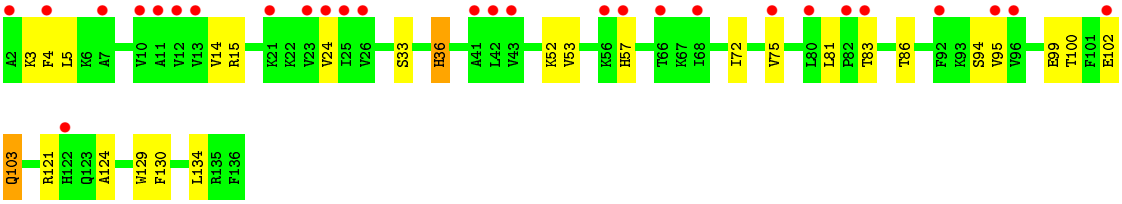

- Molecule 64: 60S ribosomal protein L28

Chain N8:

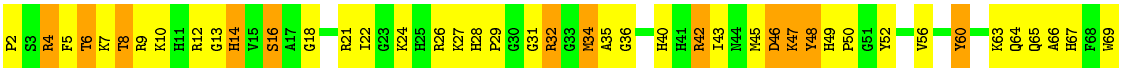

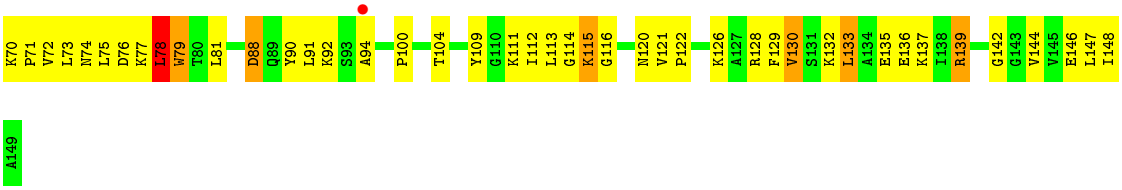

- Molecule 64: 60S ribosomal protein L28

Chain n8:

- Molecule 65: 60S ribosomal protein L29

Chain N9:

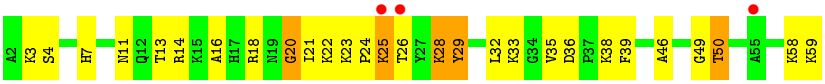

- Molecule 65: 60S ribosomal protein L29

Chain n9:

- Molecule 66: 60S ribosomal protein L30

Chain O0:

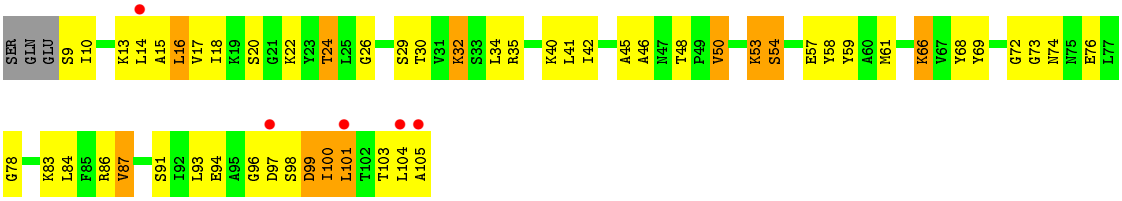

- Molecule 66: 60S ribosomal protein L30

Chain o0:

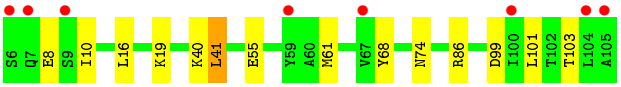

- Molecule 67: 60S ribosomal protein L31-A

Chain O1:

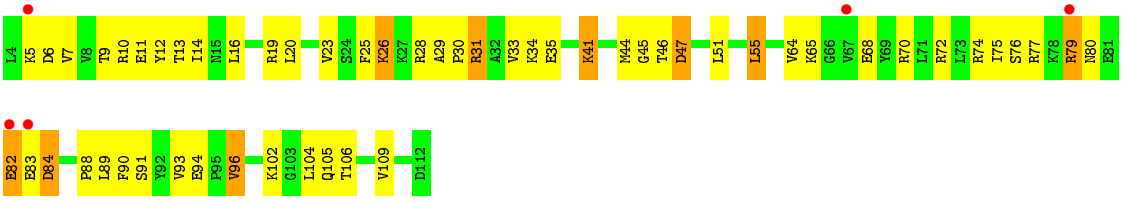

- Molecule 67: 60S ribosomal protein L31-A

Chain o1:

- Molecule 68: 60S ribosomal protein L32

Chain O2:

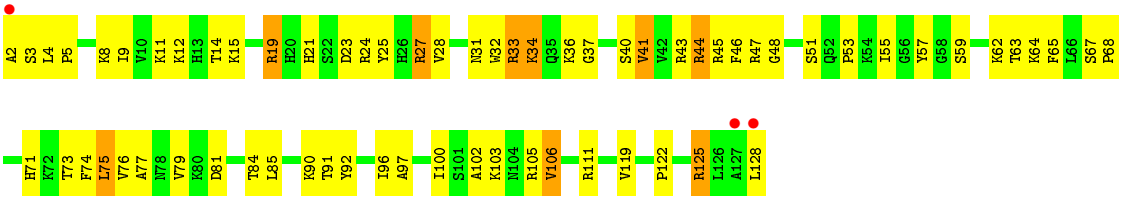

- Molecule 68: 60S ribosomal protein L32

Chain o2:

- Molecule 69: 60S ribosomal protein L33-A

Chain O3:

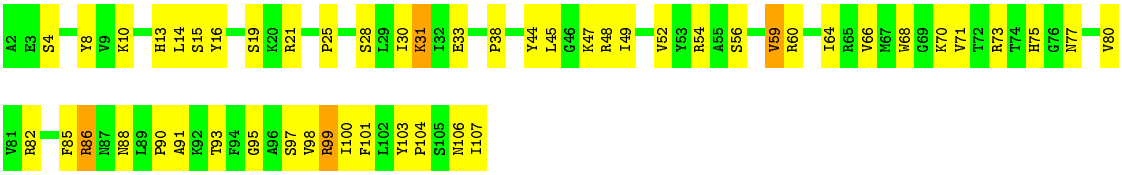

- Molecule 69: 60S ribosomal protein L33-A

Chain o3:

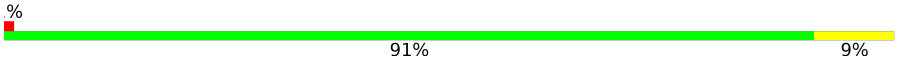

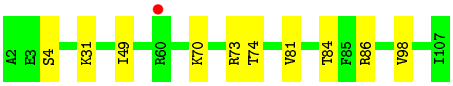

- Molecule 70: 60S ribosomal protein L34-A

Chain O4:

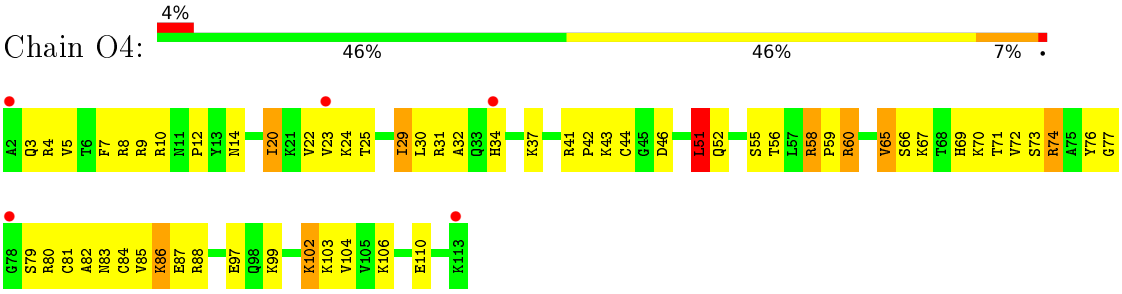

- Molecule 70: 60S ribosomal protein L34-A

Chain o4:

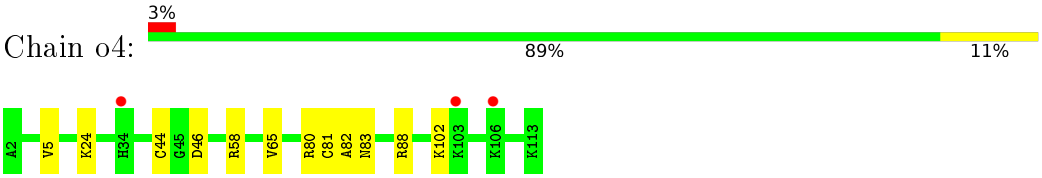

- Molecule 71: 60S ribosomal protein L35-A

Chain O5:

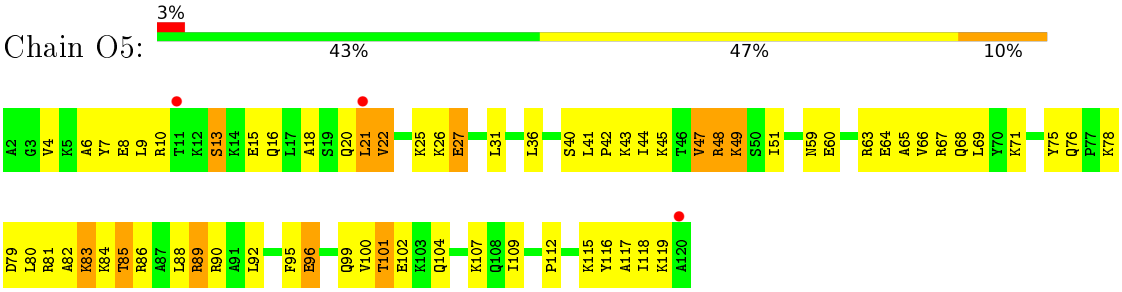

- Molecule 71: 60S ribosomal protein L35-A

Chain o5:

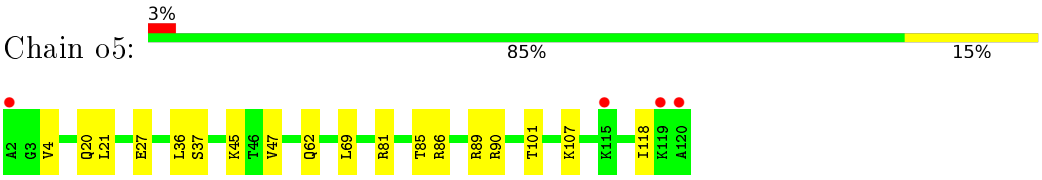

- Molecule 72: 60S ribosomal protein L36-A

Chain O6:

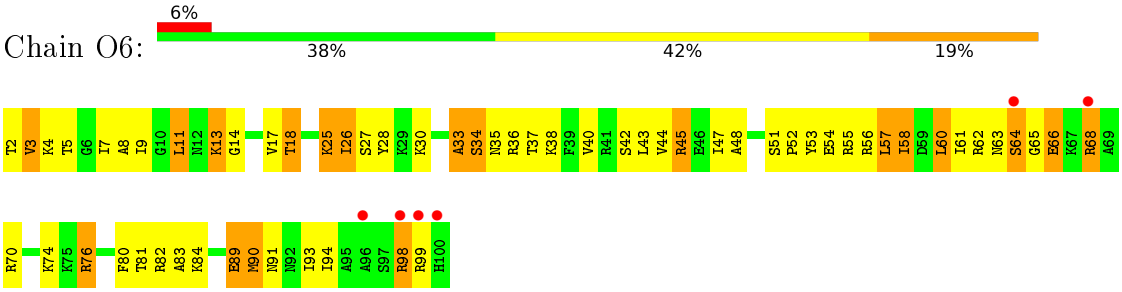

- Molecule 72: 60S ribosomal protein L36-A

Chain o6:

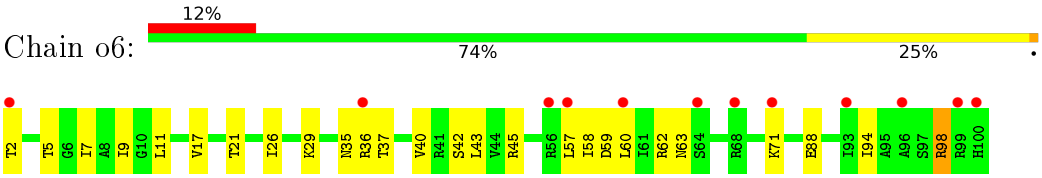

- Molecule 73: 60S ribosomal protein L37-A

Chain O7:

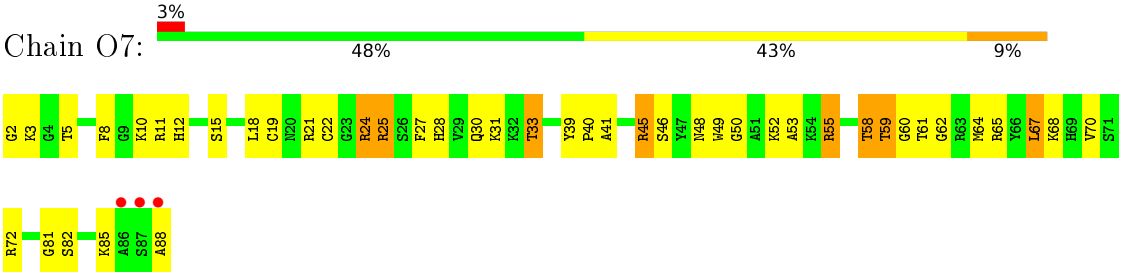

- Molecule 73: 60S ribosomal protein L37-A

Chain o7:

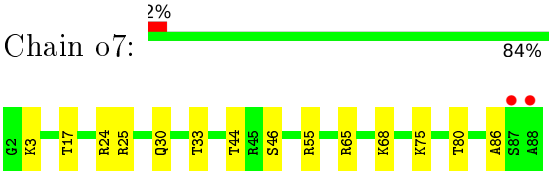

- Molecule 74: 60S ribosomal protein L38

Chain O8:

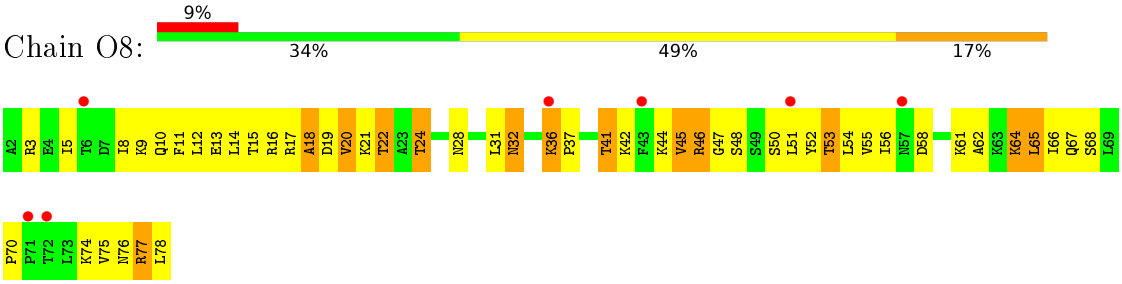

- Molecule 74: 60S ribosomal protein L38

Chain o8:

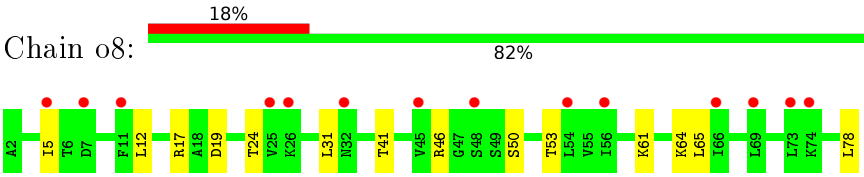

- Molecule 75: 60S ribosomal protein L39

Chain O9:

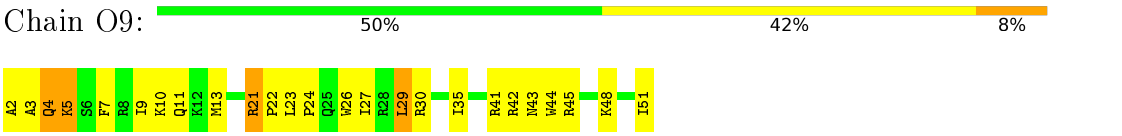

- Molecule 75: 60S ribosomal protein L39

Chain o9:

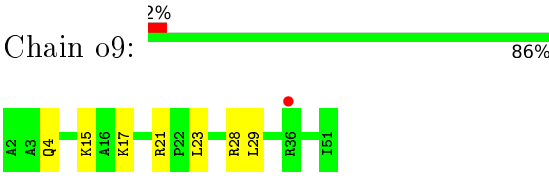

- Molecule 76: Ubiquitin-60S ribosomal protein L40

Chain Q0: 10% 46% 42% 12%

- Molecule 76: Ubiquitin-60S ribosomal protein L40

Chain q0: 81% 19%

- Molecule 77: 60S ribosomal protein L41-A

Chain Q1: 28% 64% 8%

- Molecule 77: 60S ribosomal protein L41-A

Chain q1: 72% 28%

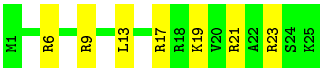

- Molecule 78: 60S ribosomal protein L42-A

Chain Q2: 10% 51% 41% 8%

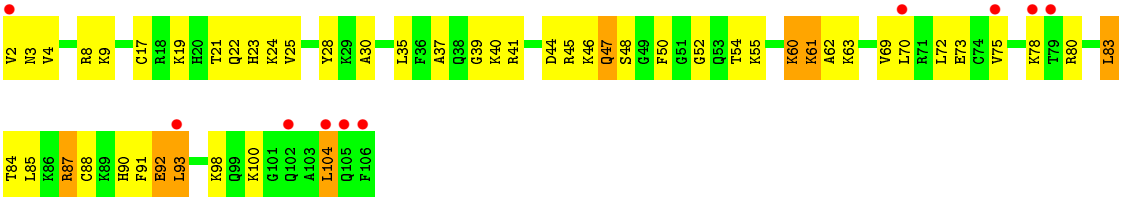

- Molecule 78: 60S ribosomal protein L42-A

Chain q2: 5% 81% 19%

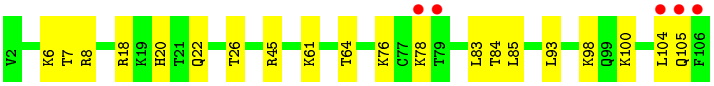

- Molecule 79: 60S ribosomal protein L43-A

Chain Q3: 43% 46% 11%

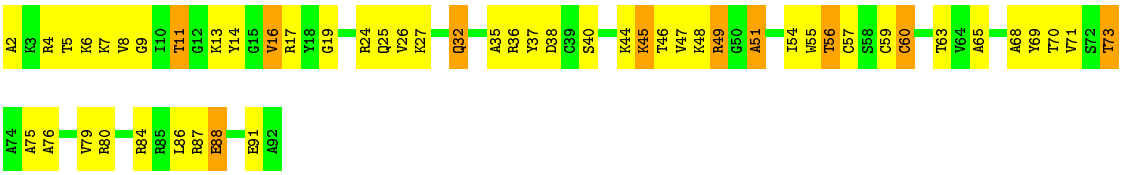

• Molecule 79: 60S ribosomal protein L43-A

Chain q3:

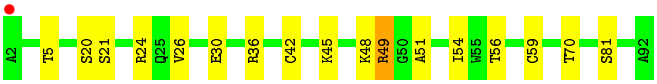

• Molecule 80: Suppressor protein STM1,Suppressor protein STM1,Suppressor protein STM1

Chain sM:

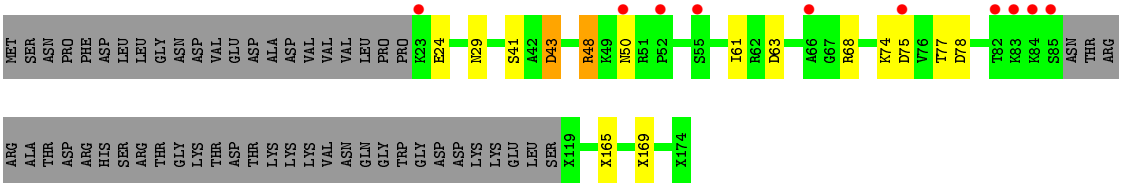

• Molecule 81: 60S ribosomal protein L8-A

Chain l8:

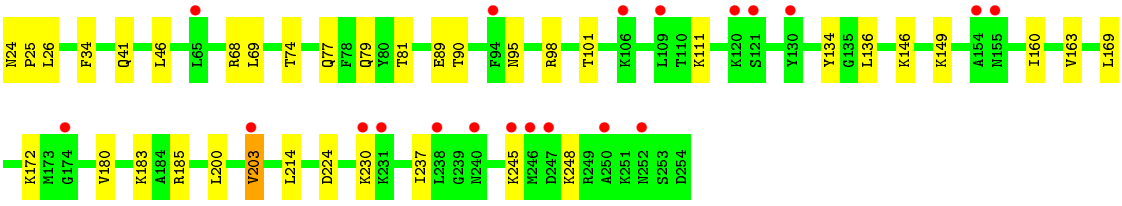

• Molecule 82: 60S ribosomal protein L12

Chain m2:

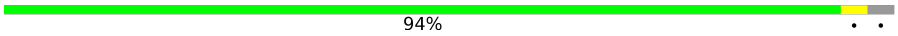

• Molecule 83: 60S ribosomal protein L24-A

Chain n4:

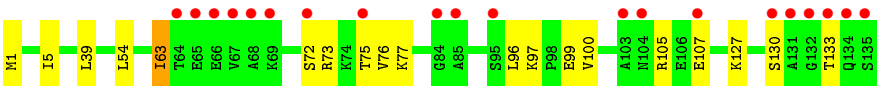

• Molecule 84: 60S acidic ribosomal protein P0

Chain p0:

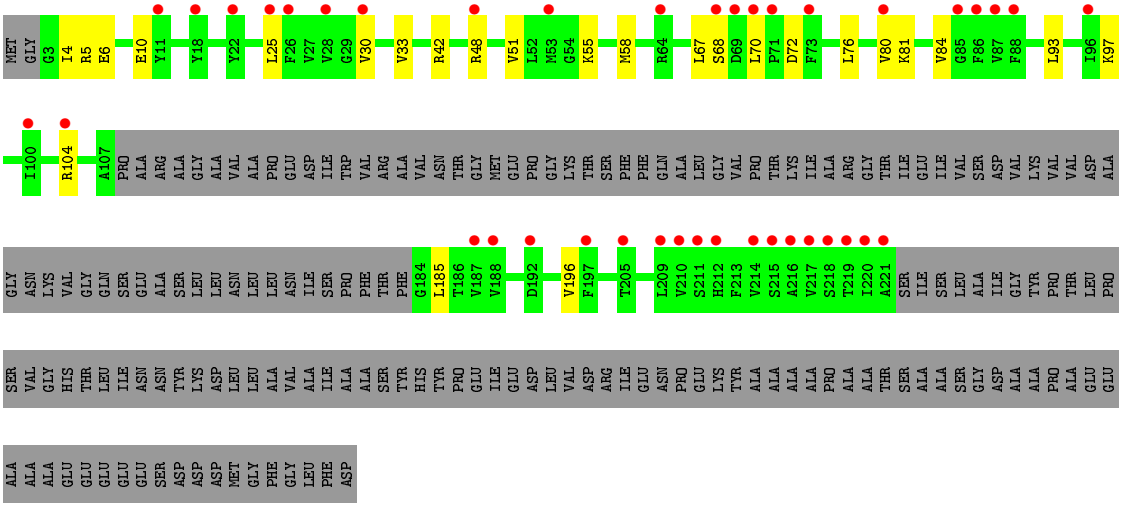

- Molecule 85: Ribosomal protein P1 alpha, P2 beta

Chain p1:

There are no outlier residues recorded for this chain.

- Molecule 85: Ribosomal protein P1 alpha, P2 beta

Chain p2:

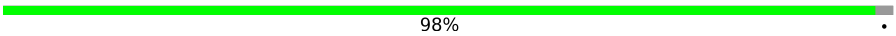

4 Data and refinement statistics (i)

Property	Value	Source
Space group	P 1 21 1	Depositor
Cell constants a, b, c, α, β, γ	434.23Å 287.91Å 304.12Å 90.00° 99.11° 90.00°	Depositor
Resolution (Å)	103.62 – 3.10 103.62 – 3.10	Depositor EDS
% Data completeness (in resolution range)	100.0 (103.62-3.10) 91.8 (103.62-3.10)	Depositor EDS
R_{merge}	0.23	Depositor
R_{sym}	(Not available)	Depositor
$< I/\sigma(I) >$ [1]	1.71 (at 3.13Å)	Xtriage
Refinement program	PHENIX	Depositor
R, R_{free}	0.212 , 0.251 0.212 , 0.249	Depositor DCC
R_{free} test set	26600 reflections (2.22%)	DCC
Wilson B-factor (Å^2)	69.0	Xtriage
Anisotropy	0.197	Xtriage
Bulk solvent k_{sol}(e/Å^3), B_{sol}(Å^2)	0.32 , 68.3	EDS
L-test for twinning[2]	$< \|L\| > = 0.48$, $< L^2 > = 0.30$	Xtriage
Estimated twinning fraction	No twinning to report.	Xtriage
F_o,F_c correlation	0.92	EDS
Total number of atoms	410475	wwPDB-VP
Average B, all atoms (Å^2)	78.0	wwPDB-VP

Xtriage's analysis on translational NCS is as follows: *The largest off-origin peak in the Patterson function is 1.58% of the height of the origin peak. No significant pseudotranslation is detected.*

[1] Intensities estimated from amplitudes.

[2] Theoretical values of $< |L| >$, $< L^2 >$ for acentric reflections are 0.5, 0.333 respectively for untwinned datasets, and 0.375, 0.2 for perfectly twinned datasets.

5 Model quality (i)

5.1 Standard geometry (i)

Bond lengths and bond angles in the following residue types are not validated in this section: OHX, ZN, UAM, MG

The Z score for a bond length (or angle) is the number of standard deviations the observed value is removed from the expected value. A bond length (or angle) with $|Z| > 5$ is considered an outlier worth inspection. RMSZ is the root-mean-square of all Z scores of the bond lengths (or angles).

Mol	Chain	Bond lengths		Bond angles	
		RMSZ	#$\|Z\|$ >5	RMSZ	#$\|Z\|$ >5
1	2	0.37	0/42442	0.93	91/66130 (0.1%)
1	6	0.42	1/42765 (0.0%)	0.93	69/66634 (0.1%)
2	S0	0.33	0/1617	0.59	0/2215
2	s0	0.33	0/1623	0.60	1/2222 (0.0%)
3	S1	0.30	0/1735	0.61	0/2335
3	s1	0.32	1/1748 (0.1%)	0.61	0/2352
4	S2	0.32	0/1665	0.59	0/2263
4	s2	0.33	0/1665	0.62	0/2263
5	S3	0.31	0/1759	0.56	0/2368
5	s3	0.31	0/1759	0.57	0/2368
6	S4	0.32	0/2109	0.63	2/2839 (0.1%)
6	s4	0.34	0/2109	0.66	3/2839 (0.1%)
7	S5	0.28	0/1629	0.56	0/2202
7	s5	0.30	0/1629	0.57	0/2202
8	S6	0.31	0/1823	0.53	0/2439
8	s6	0.34	0/1779	0.58	0/2379
9	S7	0.32	0/1506	0.66	1/2028 (0.0%)
9	s7	0.31	0/1516	0.63	1/2043 (0.0%)
10	S8	0.33	0/1514	0.60	1/2021 (0.0%)
10	s8	0.35	0/1514	0.59	1/2021 (0.0%)
11	S9	0.31	0/1519	0.57	1/2035 (0.0%)
11	s9	0.33	0/1519	0.60	0/2035
12	C0	0.30	0/789	0.67	1/1067 (0.1%)
12	c0	0.30	0/776	0.70	3/1047 (0.3%)
13	C1	0.35	0/1239	0.60	0/1673
13	c1	0.39	1/1194 (0.1%)	0.61	1/1610 (0.1%)
14	C2	0.31	0/898	0.69	1/1220 (0.1%)
14	c2	0.28	0/898	0.67	1/1220 (0.1%)
15	C3	0.33	0/1215	0.55	1/1638 (0.1%)
15	c3	0.31	0/1215	0.60	1/1638 (0.1%)
16	C4	0.30	0/901	0.62	0/1217
16	c4	0.32	0/960	0.57	0/1290

Mol	Chain	Bond lengths		Bond angles	
		RMSZ	#|Z| >5	RMSZ	#|Z| >5
17	C5	0.33	0/998	0.60	0/1341
17	c5	0.31	0/1060	0.65	1/1426 (0.1%)
18	C6	0.30	0/1125	0.66	2/1510 (0.1%)
18	c6	0.31	0/1131	0.57	1/1518 (0.1%)
19	C7	0.36	0/935	0.72	2/1254 (0.2%)
19	c7	0.31	0/914	0.60	0/1224
20	C8	0.30	0/1211	0.58	0/1628
20	c8	0.31	0/1211	0.59	1/1628 (0.1%)
21	C9	0.30	0/1130	0.52	0/1517
21	c9	0.35	0/1130	0.55	0/1517
22	D0	0.32	0/865	0.60	0/1169
22	d0	0.32	0/892	0.60	0/1205
23	D1	0.31	0/693	0.58	0/935
23	d1	0.31	0/693	0.58	0/935
24	D2	0.32	0/1038	0.62	3/1395 (0.2%)
24	d2	0.35	0/1038	0.61	1/1395 (0.1%)
25	D3	0.37	0/1139	0.61	0/1518
25	d3	0.38	0/1139	0.60	0/1518
26	D4	0.32	0/1087	0.57	0/1449
26	d4	0.34	0/1087	0.64	1/1449 (0.1%)
27	D5	0.31	0/571	0.62	0/768
27	d5	0.31	0/566	0.51	0/761
28	D6	0.32	0/782	0.67	1/1047 (0.1%)
28	d6	0.34	0/782	0.58	0/1047
29	D7	0.28	0/620	0.61	0/838
29	d7	0.30	0/620	0.63	0/838
30	D8	0.27	0/499	0.54	0/670
30	d8	0.31	0/499	0.59	0/670
31	D9	0.40	0/452	0.68	1/600 (0.2%)
31	d9	0.32	0/452	0.57	0/600
32	E0	0.30	0/483	0.55	0/643
32	e0	0.35	0/499	0.66	0/665
33	E1	0.33	0/577	0.87	1/770 (0.1%)
33	e1	0.35	0/619	0.91	3/822 (0.4%)
34	SR	0.29	0/2490	0.55	0/3389
34	sR	0.28	0/2491	0.56	0/3391
35	SM	0.32	0/984	0.60	0/1323
36	1	0.53	0/75394	0.99	140/117545 (0.1%)
36	5	0.54	1/75414 (0.0%)	0.99	107/117575 (0.1%)
37	3	0.41	0/2883	0.86	1/4491 (0.0%)
37	7	0.52	0/2883	0.96	2/4491 (0.0%)
38	4	0.52	0/3746	0.97	3/5832 (0.1%)
38	8	0.44	0/3746	0.90	5/5832 (0.1%)

Mol	Chain	Bond lengths		Bond angles	
		RMSZ	#|Z| >5	RMSZ	#|Z| >5
39	L2	0.38	0/1948	0.63	0/2617
39	l2	0.37	0/1946	0.65	1/2614 (0.0%)
40	L3	0.38	0/3146	0.63	0/4228
40	l3	0.43	0/3146	0.65	1/4228 (0.0%)
41	L4	0.41	0/2800	0.66	3/3790 (0.1%)
41	l4	0.38	0/2800	0.65	1/3790 (0.0%)
42	L5	0.34	0/2425	0.60	1/3271 (0.0%)
42	l5	0.39	0/2408	0.59	1/3248 (0.0%)
43	L6	0.37	0/1260	0.58	0/1694
43	l6	0.40	0/1269	0.62	1/1705 (0.1%)
44	L7	0.38	0/1821	0.58	0/2451
44	l7	0.41	0/1828	0.62	2/2461 (0.1%)
45	L8	0.33	0/1836	0.54	0/2481
46	L9	0.33	0/1539	0.56	0/2073
46	l9	0.39	0/1539	0.58	0/2073
47	M0	0.38	0/1741	0.60	1/2335 (0.0%)
47	m0	0.42	0/1758	0.65	0/2358
48	M1	0.32	0/1374	0.56	0/1842
48	m1	0.36	0/1374	0.67	3/1842 (0.2%)
49	M3	0.39	0/1568	0.65	1/2106 (0.0%)
49	m3	0.36	0/1573	0.62	0/2113
50	M4	0.36	0/1068	0.55	0/1438
50	m4	0.40	0/1074	0.56	0/1446
51	M5	0.38	0/1757	0.60	0/2354
51	m5	0.35	0/1757	0.59	0/2354
52	M6	0.42	0/1585	0.57	0/2128
52	m6	0.52	0/1585	0.61	0/2128
53	M7	0.39	0/1443	0.63	0/1944
53	m7	0.43	0/1250	0.61	0/1683
54	M8	0.39	0/1465	0.63	1/1965 (0.1%)
54	m8	0.38	0/1465	0.61	0/1965
55	M9	0.31	0/1538	0.51	1/2050 (0.0%)
55	m9	0.34	0/1538	0.47	0/2050
56	N0	0.37	0/1481	0.62	0/1990
56	n0	0.42	0/1481	0.58	0/1990
57	N1	0.39	0/1300	0.60	0/1743
57	n1	0.43	0/1300	0.59	0/1743
58	N2	0.33	0/812	0.59	0/1099
58	n2	0.32	0/794	0.56	0/1076
59	N3	0.38	0/1018	0.60	0/1369
59	n3	0.43	0/1018	0.65	0/1369
60	N4	0.34	0/712	0.62	2/958 (0.2%)
61	N5	0.35	0/979	0.62	2/1321 (0.2%)

Mol	Chain	Bond lengths		Bond angles	
		RMSZ	#|Z| >5	RMSZ	#|Z| >5
61	n5	0.34	0/974	0.58	0/1314
62	N6	0.38	0/1004	0.65	1/1341 (0.1%)
62	n6	0.36	0/1004	0.63	0/1341
63	N7	0.33	0/1118	0.54	0/1497
63	n7	0.40	1/1118 (0.1%)	0.53	0/1497
64	N8	0.41	0/1204	0.67	1/1612 (0.1%)
64	n8	0.40	0/1204	0.71	1/1612 (0.1%)
65	N9	0.38	0/473	0.57	0/629
65	n9	0.39	0/473	0.64	0/629
66	O0	0.31	0/751	0.52	0/1008
66	o0	0.30	0/775	0.54	1/1040 (0.1%)
67	O1	0.36	0/890	0.55	0/1196
67	o1	0.40	0/897	0.63	0/1205
68	O2	0.46	1/1041 (0.1%)	0.60	0/1394
68	o2	0.42	0/1041	0.65	0/1394
69	O3	0.43	0/868	0.60	0/1168
69	o3	0.46	0/868	0.67	0/1168
70	O4	0.33	0/890	0.59	1/1189 (0.1%)
70	o4	0.33	0/890	0.58	0/1189
71	O5	0.37	0/978	0.60	1/1301 (0.1%)
71	o5	0.33	0/974	0.51	0/1297
72	O6	0.34	0/778	0.57	0/1034
72	o6	0.34	0/777	0.58	0/1033
73	O7	0.41	0/696	0.70	0/923
73	o7	0.38	0/696	0.67	0/923
74	O8	0.33	0/618	0.55	0/826
74	o8	0.31	0/614	0.56	0/822
75	O9	0.41	0/443	0.65	0/588
75	o9	0.38	0/443	0.57	0/588
76	Q0	0.38	0/423	0.62	0/562
76	q0	0.47	0/423	0.66	0/562
77	Q1	0.33	0/234	0.54	0/300
77	q1	0.39	0/234	0.58	0/300
78	Q2	0.39	0/860	0.64	1/1136 (0.1%)
78	q2	0.38	0/860	0.58	0/1136
79	Q3	0.39	0/701	0.62	0/934
79	q3	0.40	0/701	0.63	0/934
80	sM	0.34	0/480	0.64	0/642
81	l8	0.33	0/1795	0.55	0/2429
83	n4	0.37	0/1052	0.63	1/1398 (0.1%)
84	p0	0.33	0/1092	0.55	0/1474
All	All	0.44	6/430471 (0.0%)	0.84	486/632040 (0.1%)

Chiral center outliers are detected by calculating the chiral volume of a chiral center and verifying if the center is modelled as a planar moiety or with the opposite hand. A planarity outlier is detected by checking planarity of atoms in a peptide group, atoms in a mainchain group or atoms of a sidechain that are expected to be planar.

Mol	Chain	#Chirality outliers	#Planarity outliers
2	S0	0	1
2	s0	0	3
3	S1	0	1
3	s1	0	1
4	S2	0	1
4	s2	0	2
5	S3	0	1
5	s3	0	1
6	S4	0	1
7	S5	0	3
7	s5	0	4
9	S7	0	2
9	s7	0	3
10	S8	0	2
10	s8	0	1
11	s9	0	1
14	c2	0	1
15	c3	0	1
16	C4	0	3
16	c4	0	2
17	C5	0	2
17	c5	0	3
18	C6	0	2
18	c6	0	2
19	C7	0	1
19	c7	0	3
20	c8	0	1
22	D0	0	1
22	d0	0	1
23	d1	0	1
24	D2	0	1
24	d2	0	1
25	D3	0	1
25	d3	0	1
26	D4	0	1
26	d4	0	1
27	D5	0	2
27	d5	0	2
28	D6	0	2

Continued on next page...

Continued from previous page...

Mol	Chain	#Chirality outliers	#Planarity outliers
32	e0	0	1
33	E1	0	3
33	e1	0	3
34	sR	0	1
39	l2	0	1
40	l3	0	2
41	L4	0	1
41	l4	0	1
42	L5	0	3
42	l5	0	3
43	l6	0	1
44	l7	0	1
45	L8	0	2
46	L9	0	1
48	m1	0	1
49	M3	0	1
49	m3	0	1
50	M4	0	1
50	m4	0	1
51	M5	0	1
51	m5	0	1
52	M6	0	1
52	m6	0	1
53	m7	0	1
56	N0	0	3
56	n0	0	2
57	N1	0	1
58	n2	0	1
60	N4	0	2
63	n7	0	2
64	n8	0	1
65	N9	0	1
65	n9	0	1
66	o0	0	1
67	o1	0	1
70	o4	0	1
71	o5	0	1
79	Q3	0	1
79	q3	0	1
80	sM	0	2
81	l8	0	1
82	m2	0	5

Continued on next page...

Continued from previous page...

Mol	Chain	#Chirality outliers	#Planarity outliers
All	All	0	126

All (6) bond length outliers are listed below:

Mol	Chain	Res	Type	Atoms	Z	Observed(Å)	Ideal(Å)
36	5	1152	G	N9-C4	-8.63	1.31	1.38
63	n7	36	HIS	C-N	7.01	1.47	1.34
68	O2	51	SER	C-N	-6.35	1.19	1.34
1	6	163	G	N9-C4	-5.93	1.33	1.38
13	c1	128	CYS	CB-SG	-5.29	1.73	1.81
3	s1	219	LYS	C-N	5.21	1.46	1.34

All (486) bond angle outliers are listed below:

Mol	Chain	Res	Type	Atoms	Z	Observed(^{o})	Ideal(^{o})
36	5	1152	G	N3-C4-N9	-16.34	116.20	126.00
36	5	1152	G	N3-C4-C5	15.93	136.56	128.60
1	6	163	G	N3-C4-N9	-11.53	119.08	126.00
36	1	1308	A	C8-N9-C4	-11.40	101.24	105.80
36	5	2726	C	C6-N1-C2	-10.77	115.99	120.30
36	5	1152	G	C8-N9-C1'	10.49	140.64	127.00
36	5	1152	G	C4-N9-C1'	-10.46	112.90	126.50
36	1	1308	A	N7-C8-N9	10.20	118.90	113.80
1	6	163	G	N3-C4-C5	9.52	133.36	128.60
36	1	406	G	O4'-C1'-N9	9.38	115.70	108.20
1	2	1096	C	N1-C2-O2	9.36	124.52	118.90
36	5	1307	G	P-O3'-C3'	9.30	130.86	119.70
36	1	3217	C	C2-N1-C1'	8.98	128.67	118.80
36	5	2572	C	N1-C2-O2	8.84	124.20	118.90
36	5	2726	C	N3-C2-O2	-8.79	115.75	121.90
1	2	1096	C	C2-N1-C1'	8.68	128.35	118.80
36	5	1152	G	C2-N3-C4	-8.66	107.57	111.90
1	6	453	U	C2-N1-C1'	8.66	128.09	117.70
36	1	3217	C	N1-C2-O2	8.61	124.06	118.90
36	5	3154	C	N1-C2-O2	8.58	124.05	118.90
36	5	3245	A	N7-C8-N9	8.38	117.99	113.80
1	6	163	G	N3-C2-N2	-8.21	114.15	119.90
36	5	2572	C	C2-N1-C1'	8.21	127.83	118.80
48	m1	112	LEU	CA-CB-CG	8.11	133.96	115.30
36	1	1192	C	N1-C2-O2	8.08	123.75	118.90
36	5	3154	C	C2-N1-C1'	8.06	127.67	118.80
1	2	453	U	C2-N1-C1'	8.06	127.37	117.70

Continued on next page...

Continued from previous page...

Mol	Chain	Res	Type	Atoms	Z	Observed(^{o})	Ideal(^{o})
1	6	194	U	C2-N1-C1'	8.05	127.36	117.70
1	2	1052	U	C2-N1-C1'	8.00	127.30	117.70
36	1	3278	C	N1-C2-O2	8.00	123.70	118.90
36	1	2572	C	C2-N1-C1'	7.92	127.51	118.80
1	2	73	U	O4'-C1'-N1	7.83	114.47	108.20
36	1	979	U	P-O3'-C3'	7.80	129.06	119.70
36	5	2726	C	C5-C4-N4	7.78	125.65	120.20
10	S8	29	LEU	CA-CB-CG	7.74	133.11	115.30
33	e1	87	THR	C-N-CD	-7.74	103.56	120.60
1	6	1634	C	N1-C2-O2	7.66	123.50	118.90
1	6	25	C	C2-N1-C1'	7.66	127.23	118.80
36	1	1495	U	C5-C6-N1	-7.66	118.87	122.70
1	6	1634	C	C2-N1-C1'	7.58	127.14	118.80
36	5	406	G	O4'-C1'-N9	7.58	114.27	108.20
1	6	1	U	C2-N1-C1'	7.55	126.76	117.70
1	6	25	C	N1-C2-O2	7.51	123.41	118.90
14	C2	101	ALA	C-N-CA	-7.50	106.55	122.30
36	1	1192	C	C2-N1-C1'	7.44	126.98	118.80
36	5	2572	C	N3-C2-O2	-7.41	116.71	121.90
36	1	3382	U	N1-C2-O2	7.33	127.93	122.80
36	1	2572	C	N1-C2-O2	7.32	123.29	118.90
1	2	558	U	N1-C2-O2	7.29	127.90	122.80
1	2	830	U	N3-C2-O2	-7.29	117.10	122.20
6	s4	164	LEU	CA-CB-CG	7.27	132.03	115.30
36	1	3217	C	N3-C2-O2	-7.25	116.83	121.90
1	2	558	U	N3-C2-O2	-7.23	117.14	122.20
36	1	3306	U	C5-C4-O4	7.20	130.22	125.90
24	d2	93	LEU	CA-CB-CG	7.19	131.84	115.30
36	1	1351	U	C2-N1-C1'	7.16	126.29	117.70
36	1	2719	U	C2-N1-C1'	-7.15	109.12	117.70
36	1	1351	U	N1-C2-O2	7.15	127.80	122.80
36	1	2617	U	N1-C2-N3	7.14	119.19	114.90
1	2	639	U	N3-C2-O2	-7.14	117.20	122.20
1	6	1473	U	N3-C2-O2	-7.09	117.23	122.20
38	4	125	U	C2-N1-C1'	7.09	126.21	117.70
1	2	507	U	N3-C2-O2	-7.08	117.24	122.20
1	2	192	U	C2-N1-C1'	7.08	126.19	117.70
36	5	981	U	C5-C6-N1	7.04	126.22	122.70
1	2	1363	U	N3-C2-O2	-7.02	117.29	122.20
36	1	960	U	C2-N1-C1'	-7.01	109.29	117.70
1	2	1761	U	P-O3'-C3'	6.99	128.09	119.70
1	6	453	U	N3-C2-O2	-6.98	117.31	122.20

Continued on next page...

Continued from previous page...

Mol	Chain	Res	Type	Atoms	Z	Observed(^{o})	Ideal(^{o})
1	2	1363	U	N1-C2-O2	6.97	127.68	122.80
36	5	2816	G	C8-N9-C4	6.97	109.19	106.40
1	2	1096	C	N3-C2-O2	-6.96	117.03	121.90
1	6	453	U	N1-C2-O2	6.95	127.66	122.80
44	l7	229	PHE	CB-CG-CD1	6.93	125.65	120.80
38	8	82	U	N3-C2-O2	-6.93	117.35	122.20
40	l3	4	ARG	NE-CZ-NH1	6.91	123.75	120.30
1	2	192	U	N1-C2-O2	6.90	127.63	122.80
36	1	770	G	O4'-C1'-N9	6.89	113.71	108.20
36	5	1152	G	N3-C2-N2	-6.88	115.09	119.90
36	1	3382	U	N3-C2-O2	-6.87	117.39	122.20
36	5	767	U	O4'-C1'-N1	6.86	113.69	108.20
36	1	1351	U	N3-C2-O2	-6.84	117.41	122.20
36	1	3278	C	N3-C2-O2	-6.83	117.12	121.90
36	5	2234	G	C5-C6-O6	-6.81	124.51	128.60
36	5	2978	U	O4'-C1'-N1	6.79	113.64	108.20
1	2	507	U	N1-C2-O2	6.79	127.55	122.80
1	6	1473	U	N1-C2-O2	6.78	127.55	122.80
6	S4	193	GLY	N-CA-C	6.78	130.05	113.10
9	s7	9	LEU	CA-CB-CG	6.76	130.85	115.30
36	5	3285	C	C2-N1-C1'	6.75	126.22	118.80
64	n8	98	THR	C-N-CA	6.75	138.56	121.70
36	1	3382	U	C2-N1-C1'	6.74	125.79	117.70
36	5	3245	A	C5-N7-C8	-6.74	100.53	103.90
42	l5	110	LEU	CA-CB-CG	6.74	130.79	115.30
1	2	1363	U	C2-N1-C1'	6.71	125.75	117.70
36	1	2846	U	N3-C2-O2	-6.71	117.50	122.20
2	s0	206	ASP	N-CA-C	6.70	129.10	111.00
36	5	1604	G	C4-N9-C1'	6.69	135.20	126.50
1	2	192	U	N3-C2-O2	-6.68	117.52	122.20
1	2	639	U	N1-C2-O2	6.68	127.48	122.80
36	5	2945	G	O5'-P-OP2	-6.68	99.69	105.70
1	2	1096	C	C6-N1-C1'	-6.67	112.80	120.80
36	1	2617	U	C5-C4-O4	6.67	129.90	125.90
41	l4	339	LEU	CA-CB-CG	6.66	130.62	115.30
1	6	25	C	C6-N1-C1'	-6.63	112.84	120.80
1	2	453	U	N1-C2-O2	6.62	127.44	122.80
1	2	453	U	N3-C2-O2	-6.62	117.57	122.20
36	1	1269	U	C2-N1-C1'	6.62	125.64	117.70
1	2	558	U	C2-N1-C1'	6.60	125.62	117.70
1	2	507	U	C2-N1-C1'	6.57	125.58	117.70
1	2	75	U	N3-C2-O2	-6.57	117.60	122.20

Continued on next page...

Continued from previous page...

Mol	Chain	Res	Type	Atoms	Z	Observed(^{o})	Ideal(^{o})
36	1	2617	U	C4-C5-C6	6.57	123.64	119.70
36	1	3362	A	O4'-C1'-N9	6.53	113.43	108.20
36	1	3217	C	C6-N1-C1'	-6.53	112.96	120.80
36	5	1856	C	C6-N1-C2	-6.53	117.69	120.30
12	c0	88	PRO	N-CA-CB	6.52	111.12	103.30
1	2	704	C	N1-C2-O2	6.52	122.81	118.90
36	1	979	U	C6-N1-C2	-6.51	117.09	121.00
41	L4	206	LEU	CA-CB-CG	6.51	130.26	115.30
36	5	1495	U	C2-N1-C1'	6.50	125.50	117.70
1	2	75	U	N1-C2-O2	6.48	127.34	122.80
36	1	2996	U	N1-C2-O2	6.48	127.34	122.80
31	D9	36	LEU	CA-CB-CG	6.47	130.18	115.30
19	C7	85	VAL	CA-CB-CG1	6.45	120.58	110.90
36	1	2621	G	O5'-P-OP2	-6.45	99.89	105.70
36	5	1196	C	C6-N1-C2	6.45	122.88	120.30
36	5	2310	U	O5'-P-OP2	-6.45	99.90	105.70
14	c2	58	LEU	CA-CB-CG	6.43	130.10	115.30
36	5	2572	C	C6-N1-C2	-6.43	117.73	120.30
6	s4	12	LEU	CA-CB-CG	6.43	130.08	115.30
1	2	75	U	C2-N1-C1'	6.42	125.41	117.70
12	c0	97	PRO	N-CA-CB	6.42	111.01	103.30
1	2	1456	C	N1-C2-O2	6.42	122.75	118.90
36	1	439	C	N1-C2-O2	6.40	122.74	118.90
1	6	25	C	P-O3'-C3'	6.39	127.37	119.70
1	6	1	U	N1-C2-O2	6.39	127.27	122.80
1	6	1634	C	N3-C2-O2	-6.39	117.43	121.90
36	5	3245	A	C8-N9-C4	-6.39	103.25	105.80
15	c3	58	HIS	C-N-CA	-6.37	108.92	122.30
36	5	3154	C	N3-C2-O2	-6.37	117.44	121.90
1	6	1700	C	C2-N1-C1'	6.36	125.80	118.80
1	2	830	U	N1-C2-O2	6.35	127.25	122.80
1	2	1508	U	N3-C4-C5	-6.35	110.79	114.60
36	5	1115	G	C4-N9-C1'	6.34	134.74	126.50
1	2	728	U	C2-N1-C1'	6.32	125.28	117.70
12	c0	83	PRO	N-CA-CB	6.31	110.87	103.30
1	6	1	U	N3-C2-O2	-6.30	117.79	122.20
36	1	2870	C	C2-N1-C1'	-6.29	111.88	118.80
36	5	2272	G	O4'-C1'-N9	6.29	113.23	108.20
36	1	639	G	N1-C6-O6	6.29	123.67	119.90
41	L4	313	LEU	CA-CB-CG	6.27	129.73	115.30
36	5	38	U	O5'-P-OP2	-6.27	100.05	105.70
36	5	922	U	C5-C6-N1	-6.27	119.56	122.70

Continued on next page...

Continued from previous page...

Mol	Chain	Res	Type	Atoms	Z	Observed(°)	Ideal(°)
36	1	3319	U	P-O3'-C3'	6.27	127.22	119.70
1	2	934	C	C2-N1-C1'	6.25	125.68	118.80
1	6	1634	C	C6-N1-C2	-6.21	117.82	120.30
36	1	1495	U	C2-N1-C1'	-6.21	110.25	117.70
1	6	158	U	P-O3'-C3'	6.20	127.14	119.70
38	8	80	A	N7-C8-N9	6.20	116.90	113.80
48	m1	152	HIS	N-CA-C	-6.20	94.27	111.00
36	5	3195	U	P-O3'-C3'	6.19	127.13	119.70
1	6	163	G	C8-N9-C1'	6.19	135.05	127.00
1	6	1473	U	C2-N1-C1'	6.19	125.13	117.70
39	l2	246	LEU	CA-CB-CG	6.19	129.53	115.30
36	5	3195	U	OP1-P-O3'	6.18	118.80	105.20
1	2	1039	A	O4'-C1'-N9	6.17	113.14	108.20
36	1	1820	U	P-O3'-C3'	6.17	127.10	119.70
1	6	337	G	C4-C5-N7	6.17	113.27	110.80
1	2	1389	C	C2-N1-C1'	6.14	125.56	118.80
1	2	694	U	N1-C2-O2	6.12	127.08	122.80
1	6	794	U	C2-N1-C1'	6.12	125.04	117.70
1	2	1698	G	P-O3'-C3'	6.11	127.03	119.70
36	1	3275	U	OP1-P-O3'	6.10	118.62	105.20
9	S7	64	VAL	N-CA-C	-6.09	94.55	111.00
36	1	2550	U	C5-C6-N1	6.09	125.74	122.70
1	2	1324	G	N3-C4-N9	-6.08	122.35	126.00
18	C6	28	LEU	CA-CB-CG	6.08	129.28	115.30
36	1	776	U	C4-C5-C6	6.07	123.34	119.70
36	1	3306	U	N3-C2-O2	-6.06	117.96	122.20
36	5	873	C	P-O3'-C3'	6.06	126.97	119.70
36	1	922	U	C2-N1-C1'	6.05	124.96	117.70
36	1	1269	U	N1-C2-O2	6.04	127.03	122.80
36	1	2978	U	O4'-C1'-N1	6.04	113.03	108.20
36	1	2772	C	O4'-C1'-N1	6.03	113.03	108.20
36	5	2524	A	O4'-C1'-N9	6.03	113.02	108.20
10	s8	29	LEU	CA-CB-CG	6.03	129.16	115.30
36	1	1299	U	O5'-P-OP2	-6.01	100.29	105.70
1	2	287	G	O4'-C1'-N9	6.01	113.01	108.20
36	5	2531	C	C2-N1-C1'	6.00	125.41	118.80
36	1	1192	C	C6-N1-C1'	-6.00	113.60	120.80
36	1	2726	C	N3-C2-O2	-5.99	117.71	121.90
36	1	282	G	C8-N9-C4	-5.98	104.01	106.40
1	2	694	U	C2-N1-C1'	5.98	124.88	117.70
1	2	1052	U	N1-C2-O2	5.98	126.98	122.80
12	C0	88	PRO	N-CA-CB	5.97	110.46	103.30

Continued on next page...

Continued from previous page...

Mol	Chain	Res	Type	Atoms	Z	Observed(^{o})	Ideal(^{o})
17	c5	36	LEU	CA-CB-CG	5.97	129.03	115.30
1	2	323	A	O5'-P-OP2	-5.96	100.33	105.70
36	5	1239	C	C5-C6-N1	5.96	123.98	121.00
70	O4	51	LEU	CA-CB-CG	5.96	129.01	115.30
36	5	3362	A	O4'-C1'-N9	5.96	112.97	108.20
36	1	1604	G	C4-N9-C1'	5.95	134.23	126.50
36	5	2726	C	N3-C4-C5	-5.95	119.52	121.90
36	1	1495	U	C4-C5-C6	5.93	123.26	119.70
36	1	2836	C	N3-C2-O2	-5.93	117.75	121.90
36	5	1481	A	P-O3'-C3'	5.93	126.82	119.70
36	5	1308	A	O5'-P-OP1	-5.92	100.38	105.70
36	5	1152	G	C4-C5-C6	-5.91	115.25	118.80
36	1	922	U	N1-C2-O2	5.91	126.94	122.80
1	6	321	C	N3-C2-O2	-5.91	117.76	121.90
36	1	345	G	N3-C4-C5	-5.89	125.65	128.60
1	2	734	A	P-O3'-C3'	5.89	126.76	119.70
1	6	25	C	OP2-P-O3'	5.89	118.15	105.20
1	2	1370	U	P-O3'-C3'	5.88	126.76	119.70
36	1	2572	C	N3-C2-O2	-5.88	117.78	121.90
36	1	2714	G	N3-C4-C5	5.88	131.54	128.60
1	6	75	U	O4'-C1'-N1	5.88	112.90	108.20
1	6	678	A	P-O3'-C3'	5.88	126.75	119.70
1	2	829	A	P-O3'-C3'	5.88	126.75	119.70
1	6	272	U	P-O3'-C3'	5.85	126.72	119.70
1	6	1768	G	N3-C4-N9	-5.85	122.49	126.00
1	6	542	A	P-O3'-C3'	5.85	126.72	119.70
36	1	2617	U	N3-C2-O2	-5.83	118.11	122.20
36	1	2996	U	C2-N1-C1'	5.83	124.69	117.70
71	O5	21	LEU	CA-CB-CG	5.82	128.68	115.30
1	2	734	A	OP1-P-O3'	5.81	117.98	105.20
1	2	581	U	C2-N1-C1'	5.80	124.66	117.70
36	5	1582	C	C6-N1-C2	-5.80	117.98	120.30
1	6	1039	A	O4'-C1'-N9	5.80	112.84	108.20
36	5	1604	G	C8-N9-C1'	-5.80	119.47	127.00
41	L4	339	LEU	CA-CB-CG	5.79	128.62	115.30
18	C6	40	GLU	C-N-CD	-5.78	107.88	120.60
1	6	558	U	C2-N1-C1'	5.78	124.64	117.70
1	2	1258	U	N3-C2-O2	-5.77	118.16	122.20
1	2	1324	G	N3-C2-N2	-5.77	115.86	119.90
36	1	1349	G	N3-C4-C5	-5.77	125.71	128.60
36	1	2942	C	C2-N1-C1'	-5.77	112.45	118.80
36	1	439	C	C2-N1-C1'	5.76	125.14	118.80

Continued on next page...

Continued from previous page...

Mol	Chain	Res	Type	Atoms	Z	Observed(^{o})	Ideal(^{o})
24	D2	104	LEU	CA-CB-CG	5.76	128.55	115.30
36	1	1484	U	P-O3'-C3'	5.76	126.61	119.70
36	1	1269	U	N3-C2-O2	-5.75	118.17	122.20
36	1	1307	G	P-O3'-C3'	5.75	126.60	119.70
1	6	163	G	C4-N9-C1'	-5.75	119.03	126.50
36	5	3154	C	C6-N1-C1'	-5.75	113.90	120.80
1	6	610	G	C4-N9-C1'	5.75	133.97	126.50
1	2	720	G	P-O3'-C3'	5.74	126.58	119.70
1	6	542	A	O4'-C1'-N9	5.74	112.79	108.20
36	1	2719	U	N1-C2-O2	-5.73	118.79	122.80
36	5	2843	U	N3-C2-O2	-5.72	118.19	122.20
1	6	1058	U	OP1-P-O3'	5.71	117.77	105.20
36	5	1152	G	C5-N7-C8	-5.69	101.45	104.30
1	6	782	U	N3-C2-O2	-5.69	118.22	122.20
36	1	2522	G	C4-N9-C1'	5.68	133.88	126.50
1	6	194	U	N1-C2-O2	5.68	126.77	122.80
83	n4	75	THR	C-N-CA	5.68	135.89	121.70
1	2	1389	C	N1-C2-O2	5.67	122.30	118.90
36	5	3285	C	N1-C2-O2	5.67	122.30	118.90
36	5	3209	A	C4-N9-C1'	5.67	136.50	126.30
36	1	2541	U	C2-N1-C1'	5.66	124.50	117.70
18	c6	117	LEU	CA-CB-CG	5.66	128.31	115.30
1	2	720	G	OP1-P-O3'	5.65	117.64	105.20
36	1	1308	A	C4-C5-C6	5.65	119.83	117.00
1	6	1700	C	N1-C2-O2	5.65	122.29	118.90
1	6	1274	C	N1-C2-O2	5.64	122.29	118.90
44	l7	229	PHE	CB-CG-CD2	-5.64	116.85	120.80
36	5	3351	U	N3-C2-O2	-5.63	118.26	122.20
24	D2	93	LEU	CA-CB-CG	5.63	128.25	115.30
36	1	1815	U	P-O3'-C3'	5.63	126.45	119.70
1	6	858	G	O4'-C1'-N9	5.62	112.70	108.20
36	1	1331	U	O4'-C1'-N1	-5.62	103.70	108.20
1	6	1698	G	P-O3'-C3'	5.62	126.45	119.70
1	2	1761	U	C6-N1-C2	-5.62	117.63	121.00
36	5	1314	C	C2-N1-C1'	5.62	124.98	118.80
36	5	1115	G	C8-N9-C1'	-5.61	119.71	127.00
36	1	3344	A	N7-C8-N9	5.61	116.60	113.80
36	1	2355	G	N1-C6-O6	5.61	123.26	119.90
36	5	1483	G	O4'-C1'-N9	5.61	112.68	108.20
36	5	1481	A	C8-N9-C4	-5.60	103.56	105.80
37	7	101	G	N1-C6-O6	5.59	123.26	119.90
1	6	163	G	C2-N3-C4	-5.59	109.11	111.90

Continued on next page...

Continued from previous page...

Mol	Chain	Res	Type	Atoms	Z	Observed(^{o})	Ideal(^{o})
19	C7	85	VAL	CB-CA-C	5.58	121.99	111.40
36	1	2572	C	C6-N1-C1'	-5.57	114.12	120.80
36	1	776	U	C5-C6-N1	-5.56	119.92	122.70
61	N5	38	LEU	CA-CB-CG	5.56	128.09	115.30
36	1	3316	A	OP2-P-O3'	5.56	117.43	105.20
1	6	321	C	N1-C2-O2	5.55	122.23	118.90
36	1	65	A	P-O3'-C3'	5.54	126.34	119.70
1	2	1536	G	C4-N9-C1'	5.54	133.70	126.50
36	5	981	U	C6-N1-C2	-5.54	117.68	121.00
1	6	453	U	C6-N1-C1'	-5.53	113.45	121.20
1	2	73	U	OP1-P-O3'	5.53	117.37	105.20
38	8	80	A	C8-N9-C4	-5.53	103.59	105.80
1	2	1560	U	N3-C2-O2	-5.52	118.33	122.20
36	1	2550	U	C6-N1-C2	-5.52	117.69	121.00
43	l6	67	GLY	C-N-CD	-5.52	108.45	120.60
1	2	25	C	P-O3'-C3'	5.52	126.32	119.70
1	2	736	C	C2-N1-C1'	5.51	124.87	118.80
1	2	794	U	P-O3'-C3'	5.51	126.31	119.70
36	1	2679	A	O4'-C1'-N9	5.50	112.60	108.20
36	1	2714	G	N3-C4-N9	-5.50	122.70	126.00
36	1	2541	U	P-O3'-C3'	5.50	126.30	119.70
36	1	1838	G	C5-C6-O6	-5.49	125.30	128.60
1	2	1456	C	N3-C2-O2	-5.49	118.06	121.90
36	1	2571	U	C2-N1-C1'	5.49	124.28	117.70
36	5	3214	U	N3-C2-O2	-5.49	118.36	122.20
36	1	2870	C	C6-N1-C1'	5.48	127.37	120.80
36	1	1838	G	C6-C5-N7	-5.48	127.11	130.40
1	2	25	C	OP2-P-O3'	5.47	117.24	105.20
36	5	2283	G	C5-C6-O6	-5.47	125.31	128.60
36	5	2801	A	C8-N9-C4	5.47	107.99	105.80
36	5	1115	G	N3-C4-N9	5.47	129.28	126.00
36	5	2996	U	N1-C2-O2	5.47	126.63	122.80
36	5	2234	G	N1-C6-O6	5.47	123.18	119.90
1	2	1473	U	N1-C2-O2	5.46	126.63	122.80
36	1	2513	U	O4'-C1'-N1	5.46	112.57	108.20
1	2	1456	C	C2-N1-C1'	5.46	124.81	118.80
36	1	1329	U	P-O3'-C3'	5.46	126.25	119.70
36	5	2257	C	C6-N1-C2	-5.46	118.12	120.30
64	N8	29	PRO	C-N-CA	-5.46	110.84	122.30
1	2	782	U	P-O3'-C3'	5.45	126.24	119.70
36	5	2273	G	C4-N9-C1'	-5.44	119.42	126.50
36	1	3344	A	O4'-C1'-N9	5.44	112.55	108.20

Continued on next page...

Continued from previous page...

Mol	Chain	Res	Type	Atoms	Z	Observed(^{o})	Ideal(^{o})
36	1	637	C	P-O3'-C3'	5.44	126.22	119.70
1	6	610	G	C8-N9-C1'	-5.43	119.94	127.00
33	e1	103	LEU	CA-CB-CG	-5.43	102.82	115.30
36	1	3218	A	P-O3'-C3'	5.41	126.20	119.70
36	5	1152	G	N1-C2-N2	5.41	121.07	116.20
66	o0	41	LEU	CA-CB-CG	5.41	127.74	115.30
36	1	3154	C	C2-N1-C1'	5.39	124.73	118.80
36	5	2372	A	C8-N9-C4	-5.39	103.64	105.80
36	1	1279	C	C6-N1-C2	-5.39	118.14	120.30
24	D2	65	LEU	CA-CB-CG	5.39	127.69	115.30
36	1	934	G	C4-N9-C1'	5.39	133.50	126.50
1	6	1274	C	C2-N1-C1'	5.39	124.72	118.80
6	s4	38	LEU	CA-CB-CG	5.38	127.69	115.30
1	6	163	G	N9-C4-C5	5.38	107.55	105.40
15	C3	22	ALA	C-N-CD	-5.38	108.76	120.60
36	1	1838	G	N3-C4-N9	5.38	129.22	126.00
1	2	158	U	P-O3'-C3'	5.37	126.15	119.70
36	5	3351	U	N1-C2-O2	5.37	126.56	122.80
36	1	908	G	C4-N9-C1'	5.37	133.48	126.50
1	2	577	G	N1-C6-O6	5.37	123.12	119.90
36	1	1887	A	O5'-P-OP2	5.37	117.14	110.70
1	2	864	U	N3-C2-O2	-5.36	118.45	122.20
36	1	908	G	O4'-C1'-N9	-5.36	103.91	108.20
36	1	3057	U	N3-C2-O2	-5.36	118.45	122.20
33	e1	100	LEU	CA-CB-CG	5.36	127.62	115.30
36	5	3078	U	N1-C2-O2	5.36	126.55	122.80
36	1	2571	U	N1-C2-O2	5.35	126.55	122.80
1	2	1473	U	N3-C2-O2	-5.35	118.45	122.20
36	5	3092	C	C2-N1-C1'	-5.35	112.92	118.80
36	1	2513	U	P-O3'-C3'	5.35	126.12	119.70
1	2	1761	U	N3-C2-O2	-5.34	118.46	122.20
36	5	1931	U	C2-N1-C1'	-5.34	111.29	117.70
60	N4	81	PRO	N-CA-C	5.34	125.97	112.10
36	5	2572	C	C6-N1-C1'	-5.33	114.40	120.80
1	2	1052	U	C6-N1-C1'	-5.32	113.75	121.20
36	5	1355	A	P-O3'-C3'	5.32	126.08	119.70
36	1	199	A	O4'-C1'-N9	5.32	112.45	108.20
36	1	922	U	N3-C2-O2	-5.32	118.48	122.20
1	6	1458	G	C4-N9-C1'	5.31	133.41	126.50
36	1	2373	A	O5'-P-OP1	-5.31	100.92	105.70
36	5	1561	G	O4'-C1'-N9	5.31	112.45	108.20
36	5	1716	U	P-O3'-C3'	5.30	126.06	119.70

Continued on next page...

Continued from previous page...

Mol	Chain	Res	Type	Atoms	Z	Observed(^{o})	Ideal(^{o})
36	5	3209	A	O4'-C1'-N9	5.30	112.44	108.20
1	6	677	G	C4-N9-C1'	-5.30	119.61	126.50
36	5	3218	A	P-O3'-C3'	5.30	126.06	119.70
55	M9	129	GLY	C-N-CA	-5.30	108.45	121.70
36	1	1349	G	N3-C4-N9	5.29	129.17	126.00
36	1	2572	C	C6-N1-C2	-5.29	118.19	120.30
36	5	1169	A	OP2-P-O3'	5.29	116.83	105.20
13	c1	5	LEU	CA-CB-CG	5.28	127.45	115.30
1	6	194	U	N3-C2-O2	-5.28	118.50	122.20
36	1	101	G	O4'-C1'-N9	5.28	112.42	108.20
36	1	1308	A	C6-C5-N7	-5.28	128.61	132.30
36	5	2843	U	N1-C2-O2	5.28	126.49	122.80
1	6	1389	C	C2-N1-C1'	5.27	124.60	118.80
36	1	979	U	N1-C2-N3	5.26	118.06	114.90
36	5	2541	U	C2-N1-C1'	5.26	124.02	117.70
36	5	1238	C	P-O3'-C3'	5.26	126.01	119.70
36	5	2930	A	O4'-C1'-N9	5.26	112.41	108.20
36	1	2827	U	C2-N1-C1'	-5.26	111.39	117.70
36	1	1192	C	N3-C2-O2	-5.26	118.22	121.90
49	M3	85	LEU	CA-CB-CG	5.25	127.38	115.30
1	2	794	U	N1-C2-O2	5.25	126.47	122.80
36	1	1556	C	P-O3'-C3'	5.24	125.99	119.70
1	6	795	U	C2-N1-C1'	5.24	123.99	117.70
1	2	730	G	C4-N9-C1'	5.23	133.30	126.50
36	1	835	G	O4'-C1'-N9	5.23	112.38	108.20
36	1	1355	A	P-O3'-C3'	5.23	125.98	119.70
36	5	1314	C	C6-N1-C1'	-5.23	114.52	120.80
1	2	73	U	P-O3'-C3'	5.23	125.97	119.70
36	1	2846	U	N1-C2-O2	5.22	126.46	122.80
36	5	2772	C	P-O3'-C3'	5.22	125.97	119.70
1	2	704	C	C2-N1-C1'	5.22	124.54	118.80
47	M0	57	LEU	CA-CB-CG	5.22	127.30	115.30
38	4	125	U	N1-C2-O2	5.20	126.44	122.80
42	L5	131	LEU	CA-CB-CG	5.20	127.27	115.30
36	5	183	G	P-O3'-C3'	5.20	125.94	119.70
36	1	282	G	C2'-C3'-O3'	5.20	122.02	113.70
36	5	2954	U	N1-C2-O2	5.20	126.44	122.80
36	1	3278	C	C2-N1-C1'	5.20	124.52	118.80
38	8	125	U	C2-N1-C1'	5.20	123.94	117.70
1	2	830	U	C2-N1-C1'	5.20	123.94	117.70
36	1	915	A	C8-N9-C4	-5.20	103.72	105.80
1	6	1114	G	O4'-C1'-N9	5.20	112.36	108.20

Continued on next page...

Continued from previous page...

Mol	Chain	Res	Type	Atoms	Z	Observed(°)	Ideal(°)
36	1	2719	U	C6-N1-C1'	5.19	128.47	121.20
36	1	1294	A	O4'-C1'-N9	5.19	112.35	108.20
36	1	2101	C	P-O3'-C3'	5.19	125.92	119.70
33	E1	85	TYR	CA-CB-CG	5.18	123.25	113.40
1	2	1170	G	C4-N9-C1'	5.18	133.24	126.50
36	1	1820	U	OP2-P-O3'	5.18	116.60	105.20
1	2	694	U	N3-C2-O2	-5.17	118.58	122.20
60	N4	79	GLN	C-N-CA	5.17	134.64	121.70
36	5	2392	C	C2-N1-C1'	-5.17	113.11	118.80
78	Q2	93	LEU	CA-CB-CG	5.17	127.18	115.30
1	2	1324	G	C8-N9-C1'	5.16	133.71	127.00
1	2	499	U	P-O3'-C3'	5.15	125.89	119.70
36	1	1081	U	C2-N1-C1'	5.15	123.88	117.70
1	6	163	G	N1-C2-N2	5.14	120.83	116.20
36	5	3078	U	N3-C2-O2	-5.14	118.60	122.20
1	2	704	C	N3-C2-O2	-5.14	118.30	121.90
1	2	1052	U	N3-C2-O2	-5.14	118.60	122.20
36	5	3245	A	C6-C5-N7	-5.14	128.70	132.30
36	1	406	G	C4-N9-C1'	-5.14	119.82	126.50
20	c8	15	LEU	CA-CB-CG	5.14	127.12	115.30
1	2	1274	C	N1-C2-O2	5.13	121.98	118.90
36	5	776	U	C5-C6-N1	-5.13	120.14	122.70
36	1	3277	U	N3-C2-O2	-5.13	118.61	122.20
36	5	2385	G	C8-N9-C4	5.12	108.45	106.40
36	1	2572	C	O4'-C1'-N1	5.12	112.30	108.20
1	6	1697	G	N3-C4-C5	-5.12	126.04	128.60
36	5	1014	U	C2-N1-C1'	5.12	123.84	117.70
1	6	1246	C	C2-N1-C1'	5.12	124.43	118.80
6	S4	38	LEU	CA-CB-CG	5.12	127.07	115.30
36	5	374	A	P-O3'-C3'	5.12	125.84	119.70
36	5	1284	C	P-O3'-C3'	5.12	125.84	119.70
1	2	1208	A	O4'-C1'-N9	5.11	112.29	108.20
1	6	194	U	C6-N1-C1'	-5.11	114.05	121.20
1	6	558	U	P-O3'-C3'	5.11	125.83	119.70
36	5	3092	C	O4'-C1'-N1	5.11	112.29	108.20
38	8	82	U	C5-C4-O4	5.11	128.96	125.90
1	2	782	U	OP2-P-O3'	5.10	116.43	105.20
28	D6	86	VAL	N-CA-C	-5.10	97.23	111.00
36	1	1716	U	P-O3'-C3'	5.10	125.82	119.70
38	4	125	U	C6-N1-C1'	-5.09	114.07	121.20
36	1	1308	A	C5-N7-C8	-5.09	101.35	103.90
1	6	1560	U	C2-N1-C1'	5.09	123.81	117.70

Continued on next page...

Continued from previous page...

Mol	Chain	Res	Type	Atoms	Z	Observed(^{o})	Ideal(^{o})
1	2	719	U	C2-N1-C1'	5.09	123.81	117.70
61	N5	113	LEU	CA-CB-CG	5.08	126.99	115.30
36	1	1094	U	OP1-P-O3'	5.08	116.38	105.20
1	6	1696	G	C3'-C2'-C1'	5.08	105.56	101.50
1	2	501	U	OP1-P-O3'	5.07	116.36	105.20
36	1	2606	G	N3-C4-N9	5.07	129.04	126.00
1	6	1768	G	N3-C4-C5	5.07	131.14	128.60
48	m1	8	PRO	C-N-CA	5.07	134.38	121.70
1	2	1389	C	C6-N1-C2	-5.07	118.27	120.30
1	6	1058	U	P-O3'-C3'	5.07	125.78	119.70
36	5	404	G	O5'-P-OP2	-5.07	101.14	105.70
36	1	2719	U	C5-C6-N1	-5.06	120.17	122.70
36	5	1495	U	C5-C6-N1	5.06	125.23	122.70
36	5	3285	C	C6-N1-C1'	-5.06	114.73	120.80
36	1	2112	U	P-O3'-C3'	5.06	125.77	119.70
36	1	2314	U	C2-N1-C1'	5.06	123.77	117.70
36	1	3217	C	C6-N1-C2	-5.05	118.28	120.30
36	5	3140	G	C5-C6-O6	-5.05	125.57	128.60
36	5	3317	U	P-O3'-C3'	5.05	125.76	119.70
36	1	3110	C	C6-N1-C2	-5.05	118.28	120.30
1	2	1389	C	N3-C2-O2	-5.04	118.37	121.90
36	1	1556	C	N1-C2-O2	5.04	121.92	118.90
1	6	670	U	C2-N1-C1'	5.04	123.75	117.70
54	M8	41	ASP	CB-CG-OD1	5.03	122.83	118.30
36	5	3214	U	N1-C2-O2	5.03	126.32	122.80
36	5	3377	G	C5-C6-O6	-5.03	125.58	128.60
26	d4	121	THR	C-N-CA	-5.02	111.75	122.30
36	1	2996	U	N3-C2-O2	-5.02	118.69	122.20
36	1	3306	U	N3-C4-O4	-5.02	115.89	119.40
36	1	1116	G	OP2-P-O3'	5.01	116.23	105.20
62	N6	126	LEU	CA-CB-CG	5.01	126.83	115.30
36	5	2439	A	O5'-P-OP1	5.01	116.72	110.70
37	3	52	G	P-O3'-C3'	5.01	125.71	119.70
1	2	1508	U	C6-N1-C2	-5.01	117.99	121.00
1	6	75	U	P-O3'-C3'	5.01	125.71	119.70
1	6	1340	U	N3-C2-O2	-5.01	118.69	122.20
37	7	101	G	C5-C6-O6	-5.01	125.60	128.60
1	2	704	C	O4'-C1'-N1	5.00	112.20	108.20
11	S9	93	LEU	CA-CB-CG	5.00	126.80	115.30

There are no chirality outliers.

All (126) planarity outliers are listed below:

Mol	Chain	Res	Type	Group
16	C4	123	SER	Peptide
16	C4	38	THR	Peptide
16	C4	49	LYS	Peptide
17	C5	124	THR	Peptide
17	C5	27	GLU	Peptide
18	C6	113	ASP	Peptide
18	C6	40	GLU	Peptide
19	C7	85	VAL	Peptide
22	D0	73	GLY	Peptide
24	D2	54	ASP	Peptide
25	D3	137	LYS	Peptide
26	D4	46	GLU	Peptide
27	D5	54	VAL	Peptide
27	D5	94	LYS	Peptide
28	D6	10	ARG	Peptide
28	D6	84	VAL	Peptide
33	E1	101	ALA	Peptide
33	E1	143	LYS	Peptide
33	E1	146	SER	Peptide
41	L4	83	GLY	Peptide
42	L5	232	ASP	Peptide
42	L5	251	PRO	Peptide
42	L5	7	ALA	Peptide
45	L8	24	ASN	Peptide
45	L8	74	THR	Peptide
46	L9	108	GLY	Peptide
49	M3	130	GLY	Peptide
50	M4	8	LYS	Peptide
51	M5	186	GLY	Peptide
52	M6	110	PRO	Peptide
56	N0	12	ARG	Peptide
56	N0	133	ALA	Peptide
56	N0	22	PRO	Peptide
57	N1	16	GLN	Peptide
60	N4	80	ARG	Peptide
60	N4	96	LEU	Peptide
65	N9	20	GLY	Peptide
79	Q3	49	ARG	Peptide
2	S0	94	GLY	Peptide
3	S1	131	ASP	Peptide
4	S2	106	ASP	Peptide
5	S3	219	ALA	Peptide
6	S4	57	ASN	Peptide

Continued on next page...

Continued from previous page...

Mol	Chain	Res	Type	Group
7	S5	100	ASN	Peptide
7	S5	44	ASN	Peptide
7	S5	65	ARG	Peptide
9	S7	131	PHE	Peptide
9	S7	29	ASN	Peptide
10	S8	146	ARG	Peptide
10	S8	147	ALA	Peptide
14	c2	101	ALA	Peptide
15	c3	59	GLY	Peptide
16	c4	125	SER	Peptide
16	c4	90	ARG	Peptide
17	c5	124	THR	Peptide
17	c5	50	THR	Peptide
17	c5	52	LYS	Peptide
18	c6	115	THR	Peptide
18	c6	40	GLU	Peptide
19	c7	66	VAL	Peptide
19	c7	87	GLU	Peptide
19	c7	96	SER	Peptide
20	c8	90	ASN	Peptide
22	d0	70	THR	Peptide
23	d1	43	GLY	Peptide
24	d2	54	ASP	Peptide
25	d3	44	GLY	Peptide
26	d4	35	VAL	Peptide
27	d5	69	LEU	Peptide
27	d5	86	GLU	Peptide
32	e0	51	ASN	Peptide
33	e1	128	ALA	Peptide
33	e1	135	HIS	Peptide
33	e1	87	THR	Peptide
39	l2	171	GLY	Peptide
40	l3	141	GLY	Peptide
40	l3	2	SER	Peptide
41	l4	300	ARG	Peptide
42	l5	268	GLU	Peptide
42	l5	269	SER	Peptide
42	l5	270	LYS	Peptide
43	l6	129	GLU	Peptide
44	l7	192	GLY	Peptide
81	l8	24	ASN	Peptide
48	m1	8	PRO	Peptide

Continued on next page...

Continued from previous page...

Mol	Chain	Res	Type	Group
82	m2	103	UNK	Peptide
82	m2	117	UNK	Peptide
82	m2	55	UNK	Peptide
82	m2	56	UNK	Peptide
82	m2	59	UNK	Peptide
49	m3	133	PRO	Peptide
50	m4	20	VAL	Peptide
51	m5	181	ASN	Peptide
52	m6	109	PRO	Peptide
53	m7	119	VAL	Peptide
56	n0	133	ALA	Peptide
56	n0	86	GLY	Peptide
58	n2	51	GLY	Peptide
63	n7	124	ALA	Peptide
63	n7	4	PHE	Peptide
64	n8	66	ALA	Peptide
65	n9	19	ASN	Peptide
66	o0	99	ASP	Peptide
67	o1	90	PHE	Peptide
70	o4	80	ARG	Peptide
71	o5	118	ILE	Peptide
79	q3	49	ARG	Peptide
2	s0	187	ALA	Peptide
2	s0	206	ASP	Peptide
2	s0	94	GLY	Peptide
3	s1	222	LYS	Peptide
4	s2	106	ASP	Peptide
4	s2	91	ARG	Peptide
5	s3	219	ALA	Peptide
7	s5	206	SER	Peptide
7	s5	44	ASN	Peptide
7	s5	54	LYS	Peptide
7	s5	99	MET	Peptide
9	s7	130	VAL	Peptide
9	s7	29	ASN	Peptide
9	s7	64	VAL	Peptide
10	s8	60	ILE	Peptide
11	s9	89	ASP	Peptide
80	sM	165	UNK	Peptide
80	sM	169	UNK	Peptide
34	sR	161	LYS	Peptide

5.2 Too-close contacts (i)

In the following table, the Non-H and H(model) columns list the number of non-hydrogen atoms and hydrogen atoms in the chain respectively. The H(added) column lists the number of hydrogen atoms added and optimized by MolProbity. The Clashes column lists the number of clashes within the asymmetric unit, whereas Symm-Clashes lists symmetry related clashes.

Mol	Chain	Non-H	H(model)	H(added)	Clashes	Symm-Clashes
1	2	37948	0	19094	791	1
1	6	38238	0	19240	741	0
2	S0	1577	0	1567	125	0
2	s0	1583	0	1578	0	0
3	S1	1709	0	1784	151	0
3	s1	1722	0	1793	0	0
4	S2	1635	0	1723	132	0
4	s2	1635	0	1723	0	0
5	S3	1734	0	1817	101	0
5	s3	1734	0	1817	0	0
6	S4	2068	0	2154	138	0
6	s4	2068	0	2154	0	0
7	S5	1609	0	1675	145	0
7	s5	1609	0	1675	0	0
8	S6	1799	0	1878	95	0
8	s6	1755	0	1846	0	0
9	S7	1481	0	1572	100	0
9	s7	1491	0	1578	0	0
10	S8	1489	0	1525	119	0
10	s8	1489	0	1525	0	0
11	S9	1494	0	1573	121	0
11	s9	1494	0	1573	0	0
12	C0	772	0	727	57	0
12	c0	761	0	697	0	0
13	C1	1213	0	1257	73	0
13	c1	1168	0	1233	0	0
14	C2	890	0	887	65	0
14	c2	890	0	887	0	0
15	C3	1192	0	1255	60	0
15	c3	1192	0	1255	0	0
16	C4	891	0	883	69	0
16	c4	949	0	985	0	0
17	C5	977	0	1002	83	0
17	c5	1039	0	1050	0	0
18	C6	1105	0	1166	107	0
18	c6	1111	0	1171	0	0
19	C7	926	0	930	70	0

Continued on next page...

Continued from previous page...

Mol	Chain	Non-H	H(model)	H(added)	Clashes	Symm-Clashes
19	c7	906	0	909	0	0
20	C8	1192	0	1222	110	0
20	c8	1192	0	1222	0	0
21	C9	1112	0	1124	74	0
21	c9	1112	0	1124	0	0
22	D0	855	0	917	70	0
22	d0	882	0	939	0	0
23	D1	684	0	672	63	0
23	d1	684	0	672	0	0
24	D2	1021	0	1060	66	0
24	d2	1021	0	1060	0	0
25	D3	1121	0	1196	66	0
25	d3	1121	0	1196	0	0
26	D4	1073	0	1132	79	0
26	d4	1073	0	1132	0	0
27	D5	563	0	603	75	0
27	d5	558	0	598	0	0
28	D6	769	0	814	80	0
28	d6	769	0	814	0	0
29	D7	610	0	633	37	0
29	d7	610	0	633	0	0
30	D8	497	0	535	45	0
30	d8	497	0	535	0	0
31	D9	442	0	428	29	0
31	d9	442	0	430	0	0
32	E0	475	0	525	37	0
32	e0	491	0	542	0	0
33	E1	566	0	602	53	0
33	e1	608	0	658	0	0
34	SR	2437	0	2386	147	0
34	sR	2438	0	2381	0	0
35	SM	1104	0	969	72	0
36	1	67355	0	33847	1180	1
36	5	67376	0	33859	1117	1
37	3	2579	0	1304	50	0
37	7	2579	0	1304	50	0
38	4	3353	0	1695	72	0
38	8	3353	0	1695	61	0
39	L2	1914	0	1981	143	0
39	l2	1912	0	1976	0	0
40	L3	3075	0	3142	209	0
40	l3	3075	0	3142	0	0

Continued on next page...

Continued from previous page...

Mol	Chain	Non-H	H(model)	H(added)	Clashes	Symm-Clashes
41	L4	2748	0	2859	188	0
41	l4	2748	0	2859	0	0
42	L5	2375	0	2325	184	0
42	l5	2359	0	2311	0	0
43	L6	1239	0	1326	59	0
43	l6	1248	0	1339	0	0
44	L7	1784	0	1862	114	0
44	l7	1791	0	1869	0	0
45	L8	1804	0	1877	118	0
46	L9	1518	0	1587	114	0
46	l9	1518	0	1587	0	0
47	M0	1705	0	1736	105	0
47	m0	1722	0	1755	0	0
48	M1	1353	0	1383	84	0
48	m1	1353	0	1383	0	0
49	M3	1543	0	1608	121	0
49	m3	1548	0	1613	0	0
50	M4	1053	0	1149	58	0
50	m4	1059	0	1154	0	0
51	M5	1720	0	1779	121	0
51	m5	1720	0	1779	0	0
52	M6	1555	0	1659	82	0
52	m6	1555	0	1659	0	0
53	M7	1420	0	1437	91	0
53	m7	1227	0	1236	0	0
54	M8	1441	0	1543	82	0
54	m8	1441	0	1543	0	0
55	M9	1521	0	1617	84	0
55	m9	1521	0	1617	0	0
56	N0	1445	0	1487	73	0
56	n0	1445	0	1487	0	0
57	N1	1276	0	1323	94	0
57	n1	1276	0	1323	0	0
58	N2	796	0	812	29	0
58	n2	778	0	791	0	0
59	N3	1003	0	1048	64	0
59	n3	1003	0	1048	0	0
60	N4	699	0	640	19	0
61	N5	964	0	1025	54	0
61	n5	959	0	1023	0	0
62	N6	993	0	1081	70	0
62	n6	993	0	1081	0	0

Continued on next page...

Continued from previous page...

Mol	Chain	Non-H	H(model)	H(added)	Clashes	Symm-Clashes
63	N7	1092	0	1155	80	0
63	n7	1092	0	1155	0	0
64	N8	1173	0	1215	96	0
64	n8	1173	0	1215	0	0
65	N9	462	0	491	26	0
65	n9	462	0	491	0	0
66	O0	743	0	797	51	0
66	o0	767	0	816	0	0
67	O1	876	0	912	43	0
67	o1	883	0	918	0	0
68	O2	1020	0	1089	70	0
68	o2	1020	0	1090	0	0
69	O3	850	0	880	49	0
69	o3	850	0	880	0	0
70	O4	880	0	945	65	0
70	o4	880	0	945	0	0
71	O5	969	0	1078	67	0
71	o5	965	0	1067	0	0
72	O6	771	0	849	61	0
72	o6	770	0	846	0	0
73	O7	681	0	682	43	0
73	o7	681	0	683	0	0
74	O8	612	0	682	30	0
74	o8	608	0	671	0	0
75	O9	436	0	475	28	0
75	o9	436	0	475	0	0
76	Q0	417	0	455	30	0
76	q0	417	0	455	0	0
77	Q1	233	0	284	15	0
77	q1	233	0	284	0	0
78	Q2	847	0	916	40	0
78	q2	847	0	918	0	0
79	Q3	694	0	735	45	0
79	q3	694	0	734	0	0
80	sM	680	0	538	0	0
81	l8	1763	0	1819	0	0
82	m2	750	0	167	0	0
83	n4	1038	0	1071	0	0
84	p0	1077	0	1041	0	0
85	p1	235	0	49	0	0
85	p2	230	0	49	0	0
86	1	2184	0	0	187	0

Continued on next page...

Continued from previous page...

Mol	Chain	Non-H	H(model)	H(added)	Clashes	Symm-Clashes
86	2	896	0	0	90	0
86	3	56	0	0	2	0
86	4	105	0	0	9	0
86	5	2268	0	0	208	0
86	6	959	0	0	100	0
86	7	77	0	0	3	0
86	8	105	0	0	10	0
86	C1	7	0	0	1	0
86	C3	7	0	0	1	0
86	C5	7	0	0	5	0
86	C8	7	0	0	0	1
86	L3	14	0	0	3	0
86	L4	7	0	0	3	0
86	M0	7	0	0	3	0
86	M5	7	0	0	0	0
86	M7	7	0	0	0	0
86	M9	7	0	0	1	0
86	N9	7	0	0	1	0
86	O1	7	0	0	5	0
86	O3	7	0	0	3	0
86	Q2	7	0	0	4	0
86	S8	7	0	0	2	0
86	S9	7	0	0	4	0
86	SR	7	0	0	1	0
86	c3	7	0	0	0	0
86	c5	7	0	0	0	0
86	c8	7	0	0	0	0
86	l3	14	0	0	0	0
86	l4	7	0	0	0	0
86	l5	14	0	0	0	0
86	l9	7	0	0	0	0
86	m0	14	0	0	0	0
86	m4	7	0	0	0	0
86	m5	7	0	0	0	0
86	m6	7	0	0	0	0
86	n1	7	0	0	0	0
86	n3	14	0	0	0	0
86	n9	7	0	0	0	0
86	o3	7	0	0	0	0
86	o7	7	0	0	0	0
86	q2	7	0	0	0	0
86	s4	7	0	0	0	0

Continued on next page...

Continued from previous page...

Mol	Chain	Non-H	H(model)	H(added)	Clashes	Symm-Clashes
86	s8	7	0	0	0	0
86	s9	7	0	0	0	0
86	sR	7	0	0	0	0
87	1	353	0	0	0	0
87	2	91	0	0	0	0
87	3	8	0	0	0	0
87	4	17	0	0	0	0
87	5	383	0	0	0	0
87	6	98	0	0	0	0
87	7	11	0	0	0	0
87	8	9	0	0	0	0
87	D3	1	0	0	0	0
87	L2	2	0	0	0	0
87	L3	1	0	0	0	0
87	L4	1	0	0	0	0
87	L7	3	0	0	0	0
87	M0	1	0	0	0	0
87	M3	2	0	0	0	0
87	M5	2	0	0	0	0
87	M7	3	0	0	0	0
87	M9	1	0	0	0	0
87	N3	1	0	0	0	0
87	N8	2	0	0	0	0
87	O2	1	0	0	0	0
87	O7	1	0	0	0	0
87	Q2	1	0	0	0	0
87	S2	1	0	0	0	0
87	c1	1	0	0	0	0
87	c6	1	0	0	0	0
87	d3	1	0	0	0	0
87	d6	1	0	0	0	0
87	l2	3	0	0	0	0
87	l3	1	0	0	0	0
87	m5	3	0	0	0	0
87	m7	2	0	0	0	0
87	n3	1	0	0	0	0
87	n6	2	0	0	0	0
87	n8	2	0	0	0	0
87	n9	1	0	0	0	0
87	o7	2	0	0	0	0
87	q0	1	0	0	0	0
87	q1	1	0	0	0	0

Continued on next page...

Continued from previous page...

Mol	Chain	Non-H	H(model)	H(added)	Clashes	Symm-Clashes
87	q2	1	0	0	0	0
87	sM	1	0	0	0	0
88	D6	1	0	0	0	0
88	D7	1	0	0	0	0
88	D9	1	0	0	0	0
88	E1	1	0	0	0	0
88	O7	1	0	0	0	0
88	Q0	1	0	0	0	0
88	Q2	1	0	0	0	0
88	Q3	1	0	0	0	0
88	d6	1	0	0	0	0
88	d7	1	0	0	0	0
88	d9	1	0	0	0	0
88	e1	1	0	0	0	0
88	o7	1	0	0	0	0
88	q0	1	0	0	0	0
88	q2	1	0	0	0	0
88	q3	1	0	0	0	0
89	6	30	0	28	0	0
All	All	410475	0	297522	8655	2

The all-atom clashscore is defined as the number of clashes found per 1000 atoms (including hydrogen atoms). The all-atom clashscore for this structure is 13.

All (8655) close contacts within the same asymmetric unit are listed below, sorted by their clash magnitude.

Atom-1	Atom-2	Interatomic distance (Å)	Clash overlap (Å)
9:S7:64:VAL:HG22	9:S7:94:ALA:HB1	3.28	1.08
50:M4:48:GLY:HA3	50:M4:53:VAL:HB	3.99	1.05
1:2:702:G:HO2'	1:2:703:G:H8	1.00	0.98
40:L3:41:VAL:HA	40:L3:185:GLY:HA3	1.43	0.98
36:1:2656:A:H4'	78:Q2:98:LYS:HD2	1.45	0.96
20:C8:120:ARG:HG2	35:SM:61:ILE:HG21	6.37	0.96
25:D3:64:PRO:O	86:6:2009:OHX:N2	358.86	0.94
1:6:653:C:H42	1:6:677:G:H1	1.14	0.94
40:L3:296:THR:HG22	40:L3:298:PHE:H	2.40	0.92
1:2:1339:C:O2'	1:2:1341:A:N7	2.03	0.92
47:M0:86:HIS:HB3	47:M0:139:ARG:HG2	1.78	0.92
7:S5:94:THR:HG22	7:S5:114:ILE:HG13	1.91	0.92
53:M7:69:ARG:HG2	53:M7:79:THR:HG23	4.96	0.91
36:5:1239:C:H42	36:5:1249:G:H1	1.18	0.91

Continued on next page...

Continued from previous page...

Atom-1	Atom-2	Interatomic distance (Å)	Clash overlap (Å)
36:1:2550:U:H6	45:L8:37:GLY:HA3	1.35	0.91
70:O4:74:ARG:NH2	36:5:1639:C:OP2	199.59	0.91
47:M0:63:GLU:HB2	36:5:2853:A:H5'	295.97	0.91
36:1:1639:C:OP2	70:O4:74:ARG:NH2	2.04	0.91
16:C4:85:ALA:H	16:C4:119:THR:HG22	1.36	0.90
50:M4:48:GLY:HA3	50:M4:53:VAL:HG13	1.52	0.90
40:L3:185:GLY:O	40:L3:191:LYS:NZ	2.60	0.90
50:M4:128:ARG:NH2	36:5:3214:U:OP2	280.54	0.90
36:1:1951:C:H42	36:1:2095:G:H1	1.19	0.90
46:L9:49:ASN:O	46:L9:51:GLN:N	2.05	0.90
19:C7:27:ASP:O	19:C7:31:ASN:ND2	3.80	0.89
36:1:3182:G:OP1	52:M6:160:ARG:NH2	2.04	0.89
36:5:2705:A:OP2	86:5:3401:OHX:N2	2.05	0.89
72:O6:28:TYR:O	86:5:3682:OHX:N2	103.96	0.89
42:L5:76:ALA:HB3	42:L5:109:THR:HG22	1.60	0.89
36:5:3274:A:H3'	36:5:3275:U:H5"	1.53	0.89
36:5:2513:U:HO2'	36:5:2592:G:H1	1.14	0.89
36:5:3194:C:O2	36:5:3197:G:N2	2.06	0.89
1:6:1588:G:H1	1:6:1608:U:H3	1.20	0.88
17:C5:43:ARG:NH2	1:6:1552:U:OP2	402.01	0.88
36:1:2392:C:O2'	40:L3:266:ARG:NH2	2.06	0.88
42:L5:40:HIS:HD2	42:L5:42:ALA:H	1.21	0.88
5:S3:164:VAL:HG13	5:S3:168:ILE:HD11	1.55	0.87
36:1:1581:C:H2'	36:1:1582:C:H5"	1.56	0.87
57:N1:39:ILE:HD11	57:N1:102:ARG:HD2	1.56	0.87
36:1:2960:C:OP1	86:1:3539:OHX:N4	2.08	0.86
36:1:3087:A:OP1	86:1:3701:OHX:N5	2.08	0.86
33:E1:126:CYS:HB3	33:E1:130:VAL:HG21	2.34	0.86
49:M3:180:ARG:HD3	72:O6:11:LEU:HD21	1.57	0.86
36:5:535:G:O6	86:5:3585:OHX:N2	2.08	0.86
36:1:978:G:O2'	36:1:979:U:O2	1.93	0.86
47:M0:174:THR:HG23	47:M0:176:LEU:H	1.41	0.86
36:1:860:G:OP1	79:Q3:17:ARG:NH1	2.07	0.86
38:4:150:G:N7	86:4:208:OHX:N4	2.24	0.85
74:O8:3:ARG:NH2	36:5:1824:U:OP1	147.69	0.85
5:S3:178:ARG:H	5:S3:178:ARG:HE	1.20	0.85
1:2:701:U:H3	1:2:737:A:H61	1.25	0.85
53:M7:31:GLU:HG3	53:M7:60:PHE:HA	3.23	0.85
6:S4:49:ARG:NH1	1:6:448:C:OP2	377.71	0.85
44:L7:158:LYS:HD2	44:L7:159:GLN:H	3.74	0.85
36:1:2535:A:H61	36:1:2544:U:H3	1.24	0.84

Continued on next page...

Continued from previous page...

Atom-1	Atom-2	Interatomic distance (Å)	Clash overlap (Å)
71:O5:101:THR:HG22	71:O5:104:GLN:H	1.42	0.84
36:1:3042:U:OP2	36:1:3092:C:N4	2.10	0.84
39:L2:238:ILE:O	39:L2:240:ALA:N	3.06	0.84
1:6:485:A:N6	1:6:502:U:O4	2.10	0.84
78:Q2:41:ARG:NH1	36:5:284:A:OP2	155.94	0.84
36:1:837:A:OP2	79:Q3:4:ARG:NH1	2.11	0.84
7:S5:57:SER:HB2	30:D8:53:ILE:HB	2.65	0.84
8:S6:98:ARG:NH2	8:S6:101:ILE:O	2.10	0.84
39:L2:193:ARG:NH2	36:5:2181:C:OP1	197.10	0.84
36:1:2208:A:N1	86:1:3581:OHX:N4	2.25	0.83
10:S8:34:ALA:HB2	10:S8:56:ARG:HD3	2.71	0.83
72:O6:30:LYS:HE3	36:5:266:A:H2'	102.77	0.83
1:2:434:G:N7	86:2:1926:OHX:N4	2.26	0.83
1:6:1765:A:OP1	86:6:1980:OHX:N2	2.12	0.83
1:2:702:G:O6	1:2:736:C:N4	2.11	0.83
71:O5:81:ARG:NH2	36:5:18:G:OP1	77.13	0.83
9:S7:50:ASP:HA	9:S7:56:LYS:HA	1.58	0.83
47:M0:36:LEU:HD21	47:M0:69:ARG:HD3	4.41	0.83
59:N3:48:ARG:HH11	59:N3:48:ARG:HG3	1.69	0.83
26:D4:121:THR:OG1	1:6:149:C:OP1	334.77	0.83
71:O5:85:THR:HG22	71:O5:88:LEU:H	1.44	0.83
1:2:1559:A:H5"	20:C8:135:GLY:HA3	1.61	0.83
10:S8:122:GLY:O	86:S8:301:OHX:N6	2.12	0.83
33:E1:91:ILE:HG12	33:E1:92:LYS:HG2	6.18	0.83
40:L3:232:ARG:NH1	40:L3:269:GLN:O	2.09	0.83
1:2:992:A:OP1	86:2:1913:OHX:N2	2.12	0.82
1:6:729:G:N7	86:6:1955:OHX:N1	2.27	0.82
23:D1:74:GLN:NE2	23:D1:81:ASN:O	2.11	0.82
45:L8:70:LYS:HA	45:L8:235:GLY:HA3	3.19	0.82
36:1:2794:G:N7	86:1:3472:OHX:N2	2.26	0.82
36:1:3166:C:H42	36:1:3284:G:H1	1.26	0.82
1:6:453:U:O4	86:6:1917:OHX:N4	2.11	0.82
1:2:1585:U:H3	1:2:1611:A:H2	1.26	0.82
38:4:135:G:OP2	61:N5:56:ARG:NH2	2.13	0.82
14:C2:103:LEU:HG	14:C2:116:VAL:HG22	1.60	0.82
72:O6:58:ILE:HG22	72:O6:90:MET:HG3	1.59	0.82
78:Q2:2:VAL:N	78:Q2:90:HIS:O	2.12	0.82
36:1:31:C:OP2	51:M5:188:ARG:NH2	2.12	0.82
4:S2:140:ARG:NH1	23:D1:1:MET:SD	2.53	0.82
36:1:2550:U:C6	45:L8:37:GLY:HA3	2.15	0.82
1:2:1588:G:H1	1:2:1608:U:H3	1.24	0.82

Continued on next page...

Continued from previous page...

Atom-1	Atom-2	Interatomic distance (Å)	Clash overlap (Å)
1:2:40:A:O2'	86:2:1960:OHX:N5	2.11	0.82
67:O1:19:ARG:HD3	67:O1:35:GLU:HG3	2.53	0.82
36:1:283:G:OP1	78:Q2:45:ARG:NH2	2.13	0.82
71:O5:78:LYS:HA	71:O5:81:ARG:HD3	1.61	0.82
34:SR:85:TRP:HA	34:SR:109:ASP:HB3	1.61	0.82
10:S8:10:LYS:NZ	1:6:339:C:OP2	282.52	0.82
2:S0:66:ALA:HB2	23:D1:37:ALA:HB2	2.21	0.82
11:S9:110:GLN:HE22	11:S9:126:ARG:HG2	1.44	0.82
1:2:142:G:H22	1:2:173:A:H2	1.25	0.82
33:E1:88:PRO:HB2	33:E1:89:LYS:HD3	6.53	0.82
11:S9:8:TYR:O	86:S9:201:OHX:N4	4.88	0.82
36:1:979:U:H1'	36:1:980:A:C8	2.14	0.81
36:5:3153:U:H4'	36:5:3154:C:H5'	1.62	0.81
19:C7:82:ASP:O	19:C7:83:GLN:NE2	2.14	0.81
63:N7:52:LYS:O	63:N7:65:ARG:NH1	2.28	0.81
36:1:3118:C:H4'	76:Q0:106:ARG:HH22	1.45	0.81
1:6:987:G:N7	86:6:1973:OHX:N6	2.29	0.81
47:M0:216:TYR:O	86:M0:301:OHX:N4	67.50	0.81
51:M5:188:ARG:NH2	36:5:31:C:OP2	121.88	0.81
36:1:371:G:O6	86:1:3700:OHX:N4	2.14	0.81
51:M5:110:ALA:HB1	51:M5:113:LEU:HD23	1.60	0.81
52:M6:160:ARG:NH2	36:5:3182:G:OP1	280.19	0.81
23:D1:40:ASP:HB3	23:D1:46:ILE:HD11	1.61	0.81
36:1:1841:A:H2	75:O9:45:ARG:HH22	1.26	0.81
36:1:1806:A:OP2	86:1:3519:OHX:N4	2.14	0.81
21:C9:117:SER:HB2	21:C9:123:ARG:HB2	1.63	0.81
36:5:1192:C:N4	36:5:1301:A:O2'	2.13	0.81
36:1:3272:C:OP2	43:L6:78:ARG:NH1	2.14	0.81
36:1:3195:U:O2'	36:1:3197:G:N2	2.14	0.81
39:L2:189:TYR:HA	39:L2:192:LYS:HG3	2.37	0.81
36:5:2836:C:H5	36:5:2852:C:H42	1.27	0.81
4:S2:164:SER:HB3	1:6:1086:A:H5'	369.92	0.81
1:6:75:U:O2'	1:6:76:A:O5'	1.98	0.81
24:D2:82:LYS:O	24:D2:84:GLY:N	2.12	0.81
2:S0:162:CYS:SG	2:S0:163:ASN:N	2.54	0.81
1:2:1535:U:O2'	1:2:1536:G:N3	2.14	0.80
41:L4:204:GLY:O	41:L4:246:ARG:NH1	2.26	0.80
49:M3:47:ALA:HB1	49:M3:48:PRO:HD2	1.74	0.80
36:1:1615:C:OP1	86:1:3699:OHX:N3	2.14	0.80
22:D0:69:LYS:HE2	22:D0:80:GLU:HG3	3.32	0.80
36:1:2177:G:OP2	39:L2:128:ARG:NH1	2.13	0.80

Continued on next page...

Continued from previous page...

Atom-1	Atom-2	Interatomic distance (Å)	Clash overlap (Å)
1:2:1203:A:OP2	86:2:1984:OHX:N5	2.15	0.80
1:2:320:U:H3'	1:2:321:C:H5"	1.61	0.80
17:C5:68:PRO:O	86:C5:201:OHX:N5	6.11	0.80
2:S0:52:LYS:HD2	23:D1:82:VAL:HA	1.64	0.80
36:1:1345:G:N7	86:1:3498:OHX:N4	2.29	0.80
12:C0:16:PHE:HD2	12:C0:76:LEU:HD23	1.47	0.80
2:S0:124:THR:HG22	2:S0:174:TRP:HE1	1.81	0.80
1:2:1592:A:H2'	1:2:1593:A:H8	1.47	0.80
22:D0:74:GLU:HG2	1:6:1429:G:H1'	376.02	0.80
1:2:895:G:H1	1:2:917:U:H3	1.29	0.80
13:C1:33:ARG:NH2	13:C1:51:GLY:O	3.07	0.79
13:C1:132:SER:O	13:C1:134:THR:N	3.40	0.79
1:6:1202:A:OP1	86:6:1983:OHX:N2	2.16	0.79
51:M5:68:ARG:HA	51:M5:98:LEU:HD21	1.85	0.79
2:S0:24:LEU:O	2:S0:163:ASN:ND2	2.15	0.79
36:1:687:U:OP2	49:M3:36:ARG:NH2	2.16	0.79
36:1:2187:G:OP2	86:1:3539:OHX:N5	2.15	0.79
1:6:868:G:H1	1:6:960:U:H3	1.27	0.79
1:6:921:U:O4	86:6:2025:OHX:N3	2.16	0.79
16:C4:54:GLU:OE1	1:6:901:G:N2	281.20	0.79
36:1:3343:G:H21	36:1:3362:A:H2	1.29	0.79
1:6:1385:G:N7	86:6:1975:OHX:N6	2.30	0.79
21:C9:57:ARG:HH21	21:C9:80:TYR:HB3	1.47	0.79
1:2:9:U:O4	86:2:2020:OHX:N6	2.14	0.79
36:5:3241:G:H2'	36:5:3245:A:C8	2.17	0.79
1:6:918:U:H2'	1:6:919:A:H8	1.47	0.79
47:M0:129:VAL:HG13	47:M0:133:GLN:HG2	3.13	0.79
50:M4:55:ARG:NH2	50:M4:76:ALA:O	2.33	0.79
6:S4:57:ASN:HB2	6:S4:60:GLU:H	1.48	0.79
36:5:2273:G:O6	86:5:3691:OHX:N5	2.16	0.79
36:5:3192:U:O4	86:5:3641:OHX:N6	2.15	0.79
36:5:604:G:N7	86:5:3664:OHX:N2	2.31	0.79
1:6:205:U:O4	86:6:1982:OHX:N6	2.16	0.79
73:O7:21:ARG:NH2	73:O7:41:ALA:O	2.16	0.79
1:2:79:C:H1'	8:S6:174:LYS:HD3	1.64	0.79
1:2:365:G:N7	86:2:1980:OHX:N5	2.31	0.79
36:5:679:U:O4	86:5:3517:OHX:N2	2.16	0.79
36:1:1427:U:OP2	64:N8:4:ARG:NH2	2.15	0.79
59:N3:2:SER:HA	59:N3:56:ASP:HA	3.88	0.79
36:5:2263:C:OP1	86:5:3457:OHX:N2	2.16	0.78
1:6:1230:A:H2	1:6:1255:G:H21	1.29	0.78

Continued on next page...

Continued from previous page...

Atom-1	Atom-2	Interatomic distance (Å)	Clash overlap (Å)
4:S2:168:ARG:NE	1:6:1098:U:OP2	382.77	0.78
26:D4:14:SER:HB2	26:D4:21:LYS:HE3	1.65	0.78
55:M9:5:ARG:NH2	36:5:1471:U:OP1	123.04	0.78
63:N7:26:VAL:HG11	63:N7:96:VAL:HB	1.65	0.78
36:1:2310:U:OP1	86:1:3665:OHX:N1	2.16	0.78
36:1:2402:A:OP2	86:1:3621:OHX:N6	2.15	0.78
36:1:2717:U:OP1	86:1:3520:OHX:N6	2.17	0.78
36:1:640:U:OP1	64:N8:21:ARG:NH2	2.16	0.78
1:6:1203:A:OP2	86:6:1983:OHX:N4	2.16	0.78
53:M7:168:LEU:HB2	53:M7:172:GLN:HB3	1.66	0.78
3:S1:147:ALA:O	3:S1:148:ASN:ND2	2.16	0.78
1:2:1291:G:N2	1:2:1324:G:H22	1.81	0.78
29:D7:56:CYS:SG	29:D7:57:GLU:N	2.55	0.78
36:1:2836:C:H5	36:1:2852:C:H42	1.31	0.78
1:6:228:G:H1	1:6:236:A:H61	1.28	0.78
36:5:3241:G:H2'	36:5:3245:A:H8	1.47	0.78
8:S6:57:ASP:HA	8:S6:106:LEU:HA	1.64	0.78
10:S8:62:THR:HA	10:S8:76:THR:O	2.50	0.78
36:5:1171:G:N7	86:5:3504:OHX:N1	2.31	0.78
33:E1:90:LYS:HB2	33:E1:93:HIS:HE1	10.98	0.78
45:L8:36:ILE:HG22	45:L8:37:GLY:H	1.49	0.78
36:5:2897:A:H2'	36:5:2899:C:H5"	1.66	0.78
5:S3:40:ARG:HG2	22:D0:110:PRO:HB3	2.34	0.78
9:S7:51:VAL:HG12	9:S7:53:GLY:H	1.48	0.78
1:2:484:C:H42	1:2:503:G:H22	1.31	0.77
41:L4:339:LEU:HA	41:L4:342:LYS:HB3	3.87	0.77
36:1:1898:G:OP2	86:1:3469:OHX:N4	2.16	0.77
14:C2:119:SER:OG	14:C2:120:VAL:N	2.16	0.77
21:C9:16:ASN:OD1	21:C9:56:LYS:NZ	2.25	0.77
1:2:190:C:N4	1:2:196:G:O6	2.17	0.77
1:2:693:U:H5'	1:2:694:U:H5'	1.66	0.77
6:S4:79:ASP:HB3	6:S4:82:TYR:HB2	1.65	0.77
3:S1:63:GLY:HA2	3:S1:88:VAL:O	1.84	0.77
44:L7:216:VAL:HG11	44:L7:227:GLY:HA3	4.36	0.77
86:1:3496:OHX:N3	44:L7:217:PRO:O	2.17	0.77
36:1:3344:A:H2	36:1:3361:G:H21	1.30	0.77
86:5:3593:OHX:N1	38:8:18:U:OP1	2.18	0.77
42:L5:211:LEU:HB3	42:L5:219:PHE:HB2	2.50	0.77
63:N7:3:LYS:HE3	63:N7:5:LEU:HD11	8.81	0.77
76:Q0:127:LEU:HD22	76:Q0:128:LYS:HG3	3.68	0.77
10:S8:8:ARG:HD3	10:S8:21:PHE:H	1.50	0.77

Continued on next page...

Continued from previous page...

Atom-1	Atom-2	Interatomic distance (Å)	Clash overlap (Å)
36:1:2169:G:O6	86:1:3450:OHX:N4	2.16	0.77
36:5:510:G:O6	86:5:3525:OHX:N2	2.17	0.77
33:E1:108:VAL:HG22	33:E1:114:VAL:HG22	1.67	0.77
6:S4:13:ALA:O	6:S4:39:ARG:NH2	2.18	0.77
6:S4:105:VAL:HG21	6:S4:245:LYS:H	2.65	0.77
36:1:2513:U:HO2'	36:1:2592:G:H1	1.29	0.77
86:1:3701:OHX:N5	40:L3:364:LYS:O	2.17	0.77
53:M7:116:HIS:HB3	53:M7:149:VAL:HG13	1.66	0.77
54:M8:100:THR:HG22	54:M8:120:GLU:HB3	3.85	0.77
60:N4:39:LEU:HD12	60:N4:44:LYS:HG3	1.67	0.77
36:5:3242:G:H5'	36:5:3245:A:C8	2.20	0.76
79:Q3:4:ARG:NH1	36:5:837:A:OP2	237.36	0.76
47:M0:142:ASP:OD1	47:M0:178:ARG:NH2	2.17	0.76
57:N1:129:LYS:NZ	36:5:1097:G:OP1	244.46	0.76
36:5:1555:U:O4	36:5:1557:A:N6	2.18	0.76
56:N0:50:LYS:NZ	37:7:76:A:O2'	301.56	0.76
18:C6:93:HIS:HA	18:C6:97:VAL:HG13	1.74	0.76
48:M1:60:ARG:NH1	78:Q2:104:LEU:O	4.00	0.76
36:1:1915:A:H5"	55:M9:84:THR:HG22	1.67	0.76
36:5:2120:A:OP2	86:5:3572:OHX:N4	2.18	0.76
19:C7:8:THR:HG21	1:6:1330:G:H21	417.47	0.76
20:C8:83:ALA:HA	20:C8:86:LEU:HD22	1.66	0.76
36:1:330:G:OP2	86:1:3580:OHX:N2	2.19	0.76
1:6:1636:C:H4'	1:6:1637:C:H5'	1.66	0.76
21:C9:102:ARG:NH2	1:6:1502:G:N7	403.68	0.76
44:L7:158:LYS:HE2	44:L7:159:GLN:H	1.50	0.76
36:1:517:G:P	44:L7:60:ARG:HH22	2.09	0.76
1:6:1492:A:HO2'	1:6:1493:A:H8	1.34	0.76
40:L3:169:THR:HG23	40:L3:171:LEU:H	2.12	0.76
36:1:1171:G:N7	86:1:3496:OHX:N5	2.34	0.76
17:C5:77:ARG:NH1	1:6:1241:G:OP2	382.42	0.76
47:M0:3:ARG:NH2	36:5:2854:U:OP2	290.01	0.76
56:N0:77:VAL:HG13	56:N0:126:VAL:HG22	1.68	0.76
11:S9:93:LEU:HA	11:S9:96:VAL:HG13	1.67	0.76
86:5:3501:OHX:N3	37:7:86:U:O2	2.19	0.76
17:C5:14:THR:HB	17:C5:22:LEU:HB2	1.68	0.76
36:1:1381:A:OP1	41:L4:197:ARG:NH1	2.19	0.76
56:N0:2:ALA:HB3	56:N0:32:SER:HB3	1.67	0.76
10:S8:8:ARG:NH2	10:S8:19:ALA:O	2.18	0.76
36:5:1752:A:OP2	86:5:3581:OHX:N3	2.18	0.76
36:5:3343:G:H21	36:5:3362:A:H2	1.32	0.76

Continued on next page...

Continued from previous page...

Atom-1	Atom-2	Interatomic distance (Å)	Clash overlap (Å)
36:5:878:G:OP2	86:5:3713:OHX:N4	2.19	0.76
1:6:833:U:O4	86:6:1956:OHX:N2	2.19	0.76
7:S5:92:ARG:NH2	7:S5:169:ASN:OD1	2.19	0.76
36:1:2248:C:OP2	86:1:3418:OHX:N6	2.19	0.76
36:1:1814:A:H4'	36:1:1815:U:H5'	1.68	0.75
32:E0:59:GLY:O	32:E0:61:SER:N	3.45	0.75
56:N0:91:TYR:O	56:N0:137:ARG:NH1	2.18	0.75
8:S6:10:ASN:HB3	8:S6:128:THR:HA	2.21	0.75
36:1:300:G:O6	86:1:3675:OHX:N1	2.19	0.75
36:5:371:G:O6	86:5:3695:OHX:N2	2.20	0.75
1:2:1300:A:OP1	4:S2:99:LYS:NZ	2.19	0.75
36:1:276:U:O2	51:M5:93:LYS:NZ	2.19	0.75
4:S2:148:LEU:HA	23:D1:4:ASP:HB2	1.81	0.75
51:M5:49:ARG:NH2	36:5:115:A:OP1	100.58	0.75
40:L3:3:HIS:ND1	40:L3:3:HIS:O	2.20	0.75
50:M4:132:LYS:HD3	36:5:3230:G:H4'	286.48	0.75
2:S0:179:ARG:HD3	2:S0:183:ARG:HH11	1.51	0.75
4:S2:140:ARG:HH22	4:S2:228:ASN:HD21	1.33	0.75
1:2:25:C:O2	86:2:1960:OHX:N1	2.19	0.75
36:5:273:A:N7	86:5:3566:OHX:N3	2.35	0.75
46:L9:75:VAL:HA	46:L9:78:MET:HG3	2.92	0.75
36:1:3376:A:OP2	86:1:3444:OHX:N5	2.20	0.75
36:1:172:G:N7	86:1:3529:OHX:N5	2.35	0.75
36:1:770:G:N7	86:1:3627:OHX:N6	2.34	0.75
37:3:112:G:OP2	86:3:206:OHX:N1	2.19	0.75
21:C9:119:LYS:NZ	1:6:1369:U:OP1	440.06	0.75
32:E0:28:LYS:HE2	1:6:542:A:H61	428.73	0.75
49:M3:48:PRO:HB2	71:O5:117:ALA:HB2	1.68	0.75
39:L2:215:ASN:OD1	86:5:3413:OHX:N3	211.97	0.75
47:M0:174:THR:OG1	47:M0:175:ASN:N	3.00	0.75
62:N6:45:ILE:HD12	62:N6:119:ILE:HG23	1.68	0.75
27:D5:70:LYS:HB3	27:D5:71:ILE:HG13	1.69	0.75
39:L2:135:ILE:HG13	39:L2:149:ARG:HB3	4.01	0.75
43:L6:40:LEU:HD13	43:L6:84:VAL:HG11	2.18	0.75
44:L7:178:ILE:HA	44:L7:183:ASP:HB3	1.83	0.75
52:M6:119:VAL:HG12	56:N0:164:SER:HB3	1.89	0.75
38:4:95:G:OP2	73:O7:72:ARG:NH1	2.19	0.75
36:5:2436:U:H3	36:5:2511:A:H62	1.34	0.75
31:D9:21:CYS:HB2	31:D9:39:CYS:HB3	1.94	0.75
40:L3:171:LEU:O	86:L3:402:OHX:N6	2.19	0.75
36:1:2943:G:OP2	40:L3:2:SER:OG	2.05	0.75

Continued on next page...

Continued from previous page...

Atom-1	Atom-2	Interatomic distance (Å)	Clash overlap (Å)
50:M4:23:ILE:HA	50:M4:63:VAL:HG23	1.68	0.75
8:S6:163:THR:HG22	8:S6:168:THR:HG22	1.81	0.75
36:5:980:A:H2'	36:5:981:U:C2	2.21	0.74
20:C8:143:ARG:NH2	1:6:1462:G:N7	337.07	0.74
1:6:373:G:N7	86:6:2030:OHX:N3	2.34	0.74
40:L3:41:VAL:CA	40:L3:185:GLY:HA3	2.17	0.74
5:S3:66:ILE:O	5:S3:70:THR:OG1	3.73	0.74
1:2:1073:G:O6	86:2:2000:OHX:N6	2.20	0.74
1:2:820:U:H2'	1:2:821:U:H4'	1.68	0.74
36:5:1235:U:H4'	36:5:1236:G:H5'	1.67	0.74
19:C7:44:LYS:O	19:C7:48:ASN:ND2	2.19	0.74
39:L2:70:ARG:HH22	36:5:2522:G:H1	172.62	0.74
42:L5:8:LYS:NZ	37:7:15:C:O3'	311.26	0.74
34:SR:178:VAL:HB	34:SR:192:PHE:HB2	2.45	0.74
36:1:3268:A:OP1	43:L6:46:ARG:NH2	2.19	0.74
1:6:986:G:OP2	86:6:1973:OHX:N2	2.20	0.74
22:D0:48:HIS:O	22:D0:48:HIS:ND1	2.20	0.74
59:N3:3:GLY:HA2	59:N3:40:LYS:HB3	5.48	0.74
36:1:2120:A:OP2	86:1:3545:OHX:N2	2.20	0.74
16:C4:38:THR:HG21	1:6:895:G:H21	261.00	0.74
33:E1:86:THR:O	33:E1:87:THR:OG1	2.88	0.74
41:L4:143:GLU:O	86:L4:401:OHX:N2	2.20	0.74
53:M7:25:SER:O	53:M7:29:THR:HG23	1.88	0.74
78:Q2:47:GLN:NE2	78:Q2:54:THR:OG1	2.20	0.74
36:1:1171:G:O6	86:1:3496:OHX:N2	2.20	0.74
36:1:2443:A:N6	36:1:2504:U:O4	2.20	0.74
36:1:3230:G:H4'	50:M4:132:LYS:HD3	1.69	0.74
4:S2:143:TYR:O	24:D2:98:GLN:NE2	2.46	0.74
36:1:3214:U:OP2	50:M4:128:ARG:NH2	2.21	0.74
46:L9:28:VAL:HG13	46:L9:33:THR:HB	1.68	0.74
46:L9:77:ASN:HB3	46:L9:151:VAL:HG21	1.70	0.74
36:1:618:C:H5'	53:M7:169:THR:HG22	1.69	0.74
78:Q2:50:PHE:O	86:Q2:502:OHX:N2	2.21	0.74
1:6:1735:U:O4	86:6:1977:OHX:N5	2.20	0.74
4:S2:78:ASP:HB3	4:S2:104:VAL:HG12	2.30	0.74
36:1:924:G:OP1	86:1:3669:OHX:N5	2.21	0.74
36:5:409:A:OP2	86:5:3603:OHX:N1	2.21	0.74
1:2:1067:C:H5"	3:S1:150:VAL:HG13	1.68	0.74
25:D3:93:LEU:HD21	32:E0:8:LEU:HD13	1.68	0.74
1:2:1063:U:OP1	29:D7:72:LYS:NZ	2.21	0.74
1:2:1681:A:H1'	8:S6:66:GLY:HA2	1.70	0.74

Continued on next page...

Continued from previous page...

Atom-1	Atom-2	Interatomic distance (Å)	Clash overlap (Å)
41:L4:145:ILE:O	86:L4:401:OHX:N5	2.21	0.73
1:2:471:A:OP2	86:2:1953:OHX:N4	2.22	0.73
1:6:484:C:H42	1:6:503:G:H1	1.35	0.73
1:6:653:C:N4	1:6:677:G:H1	1.85	0.73
21:C9:33:TYR:HD1	21:C9:34:VAL:H	3.03	0.73
39:L2:30:ARG:NH2	39:L2:33:ASP:OD2	2.20	0.73
50:M4:16:GLU:HB3	56:N0:149:LYS:HB3	2.92	0.73
41:L4:300:ARG:O	54:M8:39:ARG:NH1	2.21	0.73
46:L9:22:SER:OG	46:L9:23:ARG:N	2.19	0.73
10:S8:114:GLU:HG2	10:S8:120:THR:HA	1.68	0.73
36:1:3348:G:H1	36:1:3357:U:H3	1.35	0.73
36:1:1919:G:N7	86:1:3550:OHX:N5	2.35	0.73
38:8:16:G:O6	86:8:202:OHX:N6	2.21	0.73
39:L2:20:THR:HA	39:L2:23:ARG:HD2	1.71	0.73
2:S0:49:ASN:HB3	2:S0:52:LYS:HG3	1.70	0.73
4:S2:76:LEU:HD21	4:S2:104:VAL:HB	3.75	0.73
49:M3:39:ARG:NH1	36:5:107:A:OP1	74.01	0.73
36:5:1759:C:N4	36:5:1766:G:O6	2.19	0.73
33:E1:90:LYS:HB2	33:E1:93:HIS:CE1	10.77	0.73
36:1:3088:G:OP2	86:1:3701:OHX:N3	2.21	0.73
1:6:1595:U:H3	1:6:1600:A:H2	1.34	0.73
40:L3:152:LYS:HG2	40:L3:192:VAL:HG11	1.71	0.73
4:S2:67:GLN:HA	4:S2:70:ASP:HB2	2.21	0.73
10:S8:151:LYS:NZ	10:S8:152:ILE:O	6.81	0.73
1:2:1592:A:H2'	1:2:1593:A:C8	2.24	0.73
36:5:155:G:H5"	36:5:156:G:C8	2.23	0.73
36:5:626:U:O4	86:5:3484:OHX:N4	2.22	0.73
13:C1:33:ARG:NH1	13:C1:53:TYR:O	3.15	0.73
26:D4:57:VAL:HB	26:D4:60:PHE:HE2	4.00	0.73
49:M3:46:ILE:HG22	49:M3:49:ARG:HB2	1.70	0.73
36:1:2534:G:O6	86:1:3534:OHX:N4	2.21	0.73
36:1:3377:G:O6	86:1:3573:OHX:N1	2.22	0.73
1:2:1619:C:H1'	30:D8:22:ARG:HH21	1.52	0.73
1:2:770:A:OP2	86:2:2007:OHX:N6	2.21	0.73
10:S8:23:LYS:NZ	1:6:391:A:OP2	303.58	0.73
18:C6:16:ALA:HB2	18:C6:72:GLY:HA3	1.69	0.73
45:L8:24:ASN:O	45:L8:26:LEU:N	3.65	0.73
1:2:1595:U:H3	1:2:1600:A:H2	1.37	0.73
36:5:343:U:OP2	86:5:3426:OHX:N5	2.21	0.73
36:5:2533:G:O6	86:5:3542:OHX:N4	2.20	0.73
14:C2:52:LEU:O	14:C2:85:LYS:NZ	2.22	0.73

Continued on next page...

Continued from previous page...

Atom-1	Atom-2	Interatomic distance (Å)	Clash overlap (Å)
46:L9:49:ASN:O	46:L9:49:ASN:ND2	2.21	0.73
36:1:2854:U:OP2	47:M0:3:ARG:NH2	2.22	0.73
47:M0:42:THR:HG23	47:M0:45:GLU:HG3	4.65	0.73
62:N6:71:SER:HB3	62:N6:83:ASP:HB2	1.71	0.73
5:S3:116:ARG:HH11	5:S3:116:ARG:HB2	4.83	0.73
11:S9:126:ARG:NH1	1:6:475:A:OP2	422.22	0.73
1:6:1680:G:O6	86:6:2033:OHX:N3	2.22	0.73
61:N5:103:TYR:HB3	61:N5:135:ILE:HD11	1.98	0.73
20:C8:125:ILE:HG12	35:SM:61:ILE:HG23	1.70	0.73
36:1:1015:U:O2'	36:1:1017:C:OP2	2.07	0.72
1:6:691:C:OP1	1:6:696:C:N4	2.21	0.72
36:1:1362:G:H4'	44:L7:159:GLN:O	1.88	0.72
52:M6:61:ALA:HA	52:M6:70:PRO:HD2	1.70	0.72
54:M8:170:ARG:NH1	64:N8:56:VAL:O	2.22	0.72
62:N6:47:ALA:O	62:N6:122:LYS:NZ	2.22	0.72
36:1:3165:A:H61	36:1:3285:C:H42	1.35	0.72
1:2:475:A:OP2	11:S9:126:ARG:NH1	2.22	0.72
13:C1:133:LYS:NZ	1:6:324:U:OP1	291.11	0.72
15:C3:132:VAL:HG23	15:C3:134:VAL:HG13	2.23	0.72
36:1:76:G:O2'	49:M3:100:ARG:NH1	2.21	0.72
36:1:1719:G:OP1	55:M9:110:ARG:NH2	2.22	0.72
2:S0:13:ASP:OD1	2:S0:179:ARG:NH2	2.48	0.72
36:1:1507:G:C8	53:M7:129:THR:HG22	2.24	0.72
36:1:3316:A:OP1	36:1:3318:G:N2	2.23	0.72
1:6:1665:U:O4	86:6:1977:OHX:N6	2.22	0.72
3:S1:72:ASP:OD1	16:C4:114:ARG:NH1	4.56	0.72
36:1:1819:U:O4	86:1:3578:OHX:N4	2.23	0.72
36:1:381:U:O4	86:1:3596:OHX:N1	2.21	0.72
86:1:3531:OHX:N6	37:3:86:U:O2'	2.23	0.72
36:5:2444:C:H42	36:5:2503:G:H1	1.37	0.72
36:5:2895:G:H2'	36:5:2896:A:H5"	1.71	0.72
59:N3:81:GLN:O	59:N3:98:ASN:ND2	2.21	0.72
63:N7:78:ASN:OD1	66:O0:35:ARG:NH2	2.19	0.72
4:S2:83:ILE:HD12	35:SM:117:LEU:HD12	1.71	0.72
64:N8:4:ARG:NH2	36:5:1427:U:OP2	135.16	0.72
33:E1:97:LYS:NZ	1:6:1253:U:O4	439.28	0.72
1:6:434:G:N7	86:6:1937:OHX:N5	2.36	0.72
12:C0:3:MET:SD	12:C0:8:ARG:NH1	2.62	0.72
36:5:1650:G:N7	86:5:3676:OHX:N1	2.37	0.72
27:D5:97:LYS:HG3	27:D5:98:GLN:H	1.53	0.72
39:L2:30:ARG:HH21	39:L2:36:GLU:HG3	1.54	0.72

Continued on next page...

Continued from previous page...

Atom-1	Atom-2	Interatomic distance (Å)	Clash overlap (Å)
48:M1:107:ASP:N	48:M1:107:ASP:OD1	2.22	0.72
70:O4:58:ARG:HG3	70:O4:59:PRO:HD2	1.85	0.72
1:2:149:C:O2'	8:S6:132:ARG:NH1	2.22	0.72
1:2:1488:G:H3'	1:2:1515:A:H61	1.53	0.72
36:5:1879:A:N3	36:5:1879:A:H2'	2.04	0.72
39:L2:68:LYS:HD3	39:L2:70:ARG:HH21	2.65	0.72
9:S7:30:SER:HB2	9:S7:34:LEU:HB2	1.70	0.72
36:1:3224:G:O6	86:1:3430:OHX:N4	2.23	0.72
1:2:1529:C:OP1	7:S5:112:ARG:NH1	2.20	0.72
46:L9:90:MET:HB2	46:L9:144:ILE:HG22	1.72	0.72
68:O2:19:ARG:HG3	68:O2:33:ARG:HB2	1.72	0.72
36:1:1222:G:O2'	36:1:1285:G:N1	2.18	0.72
4:S2:87:GLN:HG2	4:S2:96:THR:HB	1.70	0.72
35:SM:34:LYS:NZ	36:1:2707:C:OP1	2.17	0.72
52:M6:68:ARG:NH1	36:5:2988:C:OP1	217.30	0.72
36:5:658:G:OP1	86:5:3593:OHX:N5	2.23	0.72
13:C1:83:THR:HG21	1:6:325:G:H4'	288.26	0.72
49:M3:79:GLU:OE2	49:M3:103:ASN:ND2	2.48	0.72
36:1:385:A:H2'	36:1:386:A:C8	2.25	0.71
1:2:169:A:H5"	8:S6:176:GLN:HG2	1.71	0.71
41:L4:99:MET:HE3	41:L4:103:THR:H	2.81	0.71
50:M4:19:ARG:HA	50:M4:69:THR:HG22	2.71	0.71
7:S5:117:THR:HG21	7:S5:194:LEU:HD12	1.69	0.71
20:C8:145:ARG:HG3	35:SM:68:ARG:HH22	4.36	0.71
36:5:2770:G:N7	86:5:3653:OHX:N5	2.37	0.71
42:L5:68:THR:HG22	42:L5:70:THR:H	1.54	0.71
57:N1:51:GLY:HA3	57:N1:92:ARG:HG3	1.91	0.71
1:2:732:G:O2'	1:2:733:A:O4'	2.08	0.71
36:5:3066:U:O4	86:5:3606:OHX:N4	2.23	0.71
24:D2:11:LEU:HD12	24:D2:74:VAL:HG23	4.26	0.71
25:D3:102:VAL:HG12	25:D3:127:VAL:HG12	1.72	0.71
42:L5:132:THR:HG21	42:L5:170:GLY:HA2	1.72	0.71
37:3:5:G:OP2	42:L5:27:LYS:NZ	2.22	0.71
43:L6:43:LEU:HD11	43:L6:85:ILE:HG13	1.72	0.71
62:N6:45:ILE:HD11	62:N6:122:LYS:HB2	1.93	0.71
9:S7:64:VAL:O	9:S7:66:SER:N	2.23	0.71
36:1:1308:A:C8	36:1:1308:A:OP2	2.42	0.71
1:2:1735:U:O4	86:2:2005:OHX:N2	2.23	0.71
1:2:759:U:OP1	86:S9:201:OHX:N1	2.23	0.71
13:C1:99:ARG:NH1	25:D3:7:ARG:O	2.23	0.71
69:O3:75:HIS:HB3	69:O3:80:VAL:HG12	1.73	0.71

Continued on next page...

Continued from previous page...

Atom-1	Atom-2	Interatomic distance (Å)	Clash overlap (Å)
3:S1:150:VAL:HG13	1:6:1067:C:H5"	352.50	0.71
4:S2:225:LEU:HD13	24:D2:68:ARG:HA	1.97	0.71
6:S4:193:GLY:HA3	6:S4:210:ILE:HG22	1.71	0.71
35:SM:102:THR:HG23	35:SM:105:LYS:H	1.55	0.71
36:1:2207:A:H2'	36:1:2208:A:H8	1.56	0.71
1:2:149:C:OP1	26:D4:121:THR:OG1	2.06	0.71
1:2:151:G:O6	26:D4:124:ARG:NH2	2.23	0.71
1:6:1239:U:O4	86:6:1952:OHX:N1	2.23	0.71
1:6:486:G:H22	1:6:501:U:H3	1.37	0.71
1:6:73:U:H2'	1:6:74:U:C6	2.25	0.71
40:L3:139:GLN:O	40:L3:141:GLY:N	2.21	0.71
1:2:975:C:H5"	15:C3:109:LYS:HE2	1.72	0.71
1:6:471:A:OP2	86:6:1958:OHX:N5	2.23	0.71
25:D3:79:ASN:HB3	25:D3:81:LYS:H	1.56	0.71
41:L4:325:LEU:O	44:L7:41:ARG:NH2	2.73	0.71
48:M1:82:ARG:HG3	48:M1:112:LEU:HB2	1.71	0.71
6:S4:192:ILE:HG13	6:S4:243:GLY:HA3	1.72	0.71
1:2:1182:U:O4	86:2:1992:OHX:N6	2.23	0.71
79:Q3:17:ARG:NH1	36:5:860:G:OP1	219.12	0.71
19:C7:85:VAL:HG22	19:C7:86:PRO:HA	1.73	0.71
39:L2:128:ARG:NH1	36:5:2177:G:OP2	197.55	0.71
36:1:3020:U:O4	86:1:3526:OHX:N4	2.23	0.71
14:C2:103:LEU:HD23	14:C2:115:VAL:HA	2.04	0.71
2:S0:13:ASP:HA	2:S0:16:LEU:HD12	1.72	0.71
86:2:1914:OHX:N2	10:S8:17:LYS:O	2.22	0.71
41:L4:60:THR:OG1	36:5:364:G:OP1	129.46	0.71
1:2:523:G:OP2	26:D4:37:LYS:NZ	2.23	0.71
53:M7:108:ASP:N	53:M7:152:GLU:OE2	2.44	0.71
73:O7:45:ARG:NH2	36:5:361:A:O3'	123.12	0.71
9:S7:155:ASP:OD2	9:S7:156:SER:N	2.24	0.71
36:1:1808:G:O6	86:1:3519:OHX:N3	2.23	0.71
36:1:1952:G:H3'	36:1:1953:G:H5"	1.72	0.71
36:1:544:C:H1'	36:1:548:G:H22	1.56	0.71
1:6:86:A:OP2	86:6:2032:OHX:N1	2.24	0.71
39:L2:224:THR:HG21	36:5:2201:G:H21	222.08	0.71
40:L3:56:ILE:HD11	40:L3:359:ILE:HG12	1.73	0.71
36:1:2875:U:H3	36:1:2952:G:H1	1.36	0.70
37:3:49:G:N7	42:L5:58:LYS:HG3	2.05	0.70
14:C2:91:VAL:HG12	14:C2:92:ALA:H	1.54	0.70
44:L7:88:ARG:HD2	44:L7:90:LYS:O	1.99	0.70
45:L8:240:ASN:HA	45:L8:243:GLN:HB2	1.73	0.70

Continued on next page...

Continued from previous page...

Atom-1	Atom-2	Interatomic distance (Å)	Clash overlap (Å)
10:S8:10:LYS:HG2	13:C1:133:LYS:HE3	2.24	0.70
34:SR:16:HIS:ND1	34:SR:39:ASP:OD2	2.82	0.70
36:1:1233:G:H1	36:1:1255:C:H42	1.36	0.70
24:D2:18:GLU:HG3	24:D2:69:LEU:HD23	2.30	0.70
28:D6:12:LYS:HE2	28:D6:16:GLY:HA2	2.12	0.70
42:L5:120:LYS:O	42:L5:248:ARG:NH2	2.56	0.70
7:S5:55:ASP:HB3	7:S5:58:LEU:HD12	1.74	0.70
36:1:807:A:H61	36:1:934:G:H22	1.37	0.70
1:6:235:G:H2'	1:6:236:A:H8	1.57	0.70
1:6:895:G:H1	1:6:917:U:H3	1.39	0.70
48:M1:133:ARG:NH1	48:M1:152:HIS:O	2.24	0.70
36:5:3128:G:OP2	86:5:3656:OHX:N5	2.23	0.70
36:5:2579:G:O6	86:5:3532:OHX:N1	2.24	0.70
22:D0:27:THR:HB	22:D0:88:LYS:HG2	2.60	0.70
44:L7:26:VAL:HG13	44:L7:27:ALA:H	1.56	0.70
52:M6:84:LEU:HD13	52:M6:102:LEU:HD21	1.73	0.70
67:O1:11:GLU:OE2	67:O1:74:ARG:NH2	2.24	0.70
36:5:2112:U:H4'	36:5:2113:A:H5'	1.72	0.70
17:C5:129:GLY:HA3	35:SM:74:LYS:HD2	6.32	0.70
50:M4:38:ILE:HD11	56:N0:150:PHE:CE2	2.26	0.70
36:1:1560:G:O6	61:N5:36:LYS:NZ	2.24	0.70
78:Q2:63:LYS:NZ	36:5:2761:G:N7	211.19	0.70
15:C3:55:ARG:NH1	15:C3:56:ASP:OD1	3.79	0.70
36:1:1634:G:N7	63:N7:17:ARG:NH2	2.40	0.70
64:N8:6:THR:HG23	64:N8:8:THR:HG23	1.98	0.70
6:S4:52:LEU:HB3	6:S4:54:TYR:HD2	3.11	0.70
35:SM:46:LYS:HA	36:5:1018:G:H4'	324.12	0.70
36:1:1369:A:OP1	64:N8:21:ARG:NH1	2.25	0.70
36:5:2704:A:OP2	86:5:3401:OHX:N5	2.25	0.70
36:5:3035:A:OP2	86:5:3552:OHX:N5	2.24	0.70
64:N8:74:ASN:HB3	64:N8:115:LYS:HB2	1.72	0.70
5:S3:42:THR:OG1	5:S3:44:THR:O	5.80	0.70
6:S4:9:LEU:HB2	6:S4:30:ARG:HB2	2.24	0.70
36:1:1852:G:N7	86:1:3515:OHX:N3	2.39	0.70
51:M5:125:SER:HB3	36:5:2433:U:H1'	160.60	0.70
1:6:1542:G:N2	1:6:1569:A:OP2	2.24	0.70
1:6:800:U:H2'	1:6:801:G:H8	1.57	0.70
46:L9:9:GLN:O	46:L9:72:LYS:NZ	3.01	0.70
9:S7:74:GLN:HE22	9:S7:92:PHE:HB2	1.56	0.70
36:1:2573:G:O6	86:1:3535:OHX:N3	2.25	0.70
20:C8:12:GLN:NE2	20:C8:13:HIS:O	5.98	0.70

Continued on next page...

Continued from previous page...

Atom-1	Atom-2	Interatomic distance (Å)	Clash overlap (Å)
64:N8:6:THR:HG22	64:N8:9:ARG:HG2	1.74	0.70
9:S7:9:LEU:HD21	9:S7:17:GLU:HB3	1.72	0.70
11:S9:96:VAL:HA	11:S9:99:LEU:HD22	1.73	0.70
45:L8:133:LYS:HB2	45:L8:199:ALA:O	3.32	0.70
48:M1:143:ARG:NH2	37:7:5:G:OP1	290.67	0.70
48:M1:148:VAL:HG13	48:M1:152:HIS:HB3	1.74	0.70
56:N0:77:VAL:HG11	56:N0:106:LEU:HD12	1.72	0.70
3:S1:201:THR:HG21	3:S1:207:LEU:HD22	1.74	0.70
2:S0:140:ASN:HD22	4:S2:62:PRO:HD3	4.87	0.70
1:2:57:G:O6	86:2:1924:OHX:N3	2.25	0.69
36:5:1819:U:O4	86:5:3551:OHX:N5	2.25	0.69
1:6:1283:U:OP1	86:6:1990:OHX:N1	2.25	0.69
9:S7:118:LEU:N	1:6:639:U:OP1	365.17	0.69
6:S4:151:ASP:OD1	8:S6:215:ARG:NH1	3.55	0.69
10:S8:36:THR:HB	10:S8:57:ALA:O	2.05	0.69
1:2:1282:U:OP1	86:2:1988:OHX:N5	2.26	0.69
1:2:591:A:H2'	1:2:592:A:H8	1.57	0.69
36:5:1124:U:O4	86:5:3643:OHX:N5	2.25	0.69
1:6:1738:U:O4	86:6:1918:OHX:N5	2.25	0.69
22:D0:27:THR:HG23	22:D0:113:ASP:HB3	1.73	0.69
62:N6:112:ASP:HB2	62:N6:115:ARG:HB2	1.74	0.69
9:S7:131:PHE:O	9:S7:133:THR:N	2.24	0.69
1:2:301:A:OP2	86:2:1942:OHX:N2	2.25	0.69
1:2:25:C:O2	86:2:1960:OHX:N3	2.25	0.69
54:M8:158:HIS:H	54:M8:186:VAL:HG12	1.57	0.69
1:2:1542:G:N2	1:2:1569:A:OP2	2.24	0.69
1:2:853:G:O6	55:M9:173:ARG:NH2	2.25	0.69
36:5:1538:G:OP2	86:5:3508:OHX:N1	2.25	0.69
8:S6:87:ARG:NH2	1:6:161:U:OP2	314.83	0.69
38:8:106:C:O2'	86:8:215:OHX:N5	2.24	0.69
20:C8:27:LYS:O	20:C8:29:VAL:N	2.23	0.69
20:C8:30:TYR:HE2	20:C8:40:ARG:HH11	1.50	0.69
41:L4:311:HIS:CE1	41:L4:314:LYS:HA	2.28	0.69
44:L7:228:SER:HA	44:L7:232:ARG:NH2	2.85	0.69
1:2:734:A:H5"	1:2:735:C:OP1	1.92	0.69
1:2:776:G:O6	1:2:784:C:N4	2.25	0.69
22:D0:35:GLU:OE2	1:6:1383:G:O2'	451.30	0.69
27:D5:39:ALA:HB1	27:D5:72:GLY:N	2.07	0.69
36:1:824:C:H5"	39:L2:21:ARG:HD3	1.73	0.69
46:L9:138:THR:O	46:L9:139:ASN:ND2	2.25	0.69
9:S7:74:GLN:HG2	9:S7:131:PHE:HD1	1.57	0.69

Continued on next page...

Continued from previous page...

Atom-1	Atom-2	Interatomic distance (Å)	Clash overlap (Å)
36:1:2355:G:H4'	53:M7:139:TYR:CE2	2.28	0.69
1:2:591:A:H2'	1:2:592:A:C8	2.27	0.69
78:Q2:45:ARG:NH2	36:5:283:G:OP2	146.92	0.69
16:C4:17:ALA:HB3	16:C4:81:VAL:HA	1.74	0.69
16:C4:19:ILE:HB	16:C4:83:ILE:HD12	1.74	0.69
30:D8:42:ARG:NH2	30:D8:58:GLU:O	4.80	0.69
43:L6:31:ARG:NH2	43:L6:81:ALA:O	2.26	0.69
2:S0:140:ASN:ND2	4:S2:60:SER:O	3.25	0.69
34:SR:216:LYS:HA	34:SR:239:GLU:HG3	1.75	0.69
7:S5:78:ALA:O	1:6:1615:C:N4	378.46	0.69
12:C0:25:LYS:NZ	1:6:1435:G:N7	418.04	0.69
47:M0:4:ARG:NH1	36:5:2828:G:O2'	263.70	0.69
36:1:1320:C:O2	56:N0:115:ARG:NH2	2.26	0.69
36:5:2734:A:OP1	86:5:3547:OHX:N6	2.25	0.69
20:C8:130:GLY:O	20:C8:145:ARG:NH1	2.26	0.69
26:D4:20:ARG:HE	26:D4:22:GLN:HE21	4.82	0.69
43:L6:42:LEU:HD22	43:L6:79:VAL:HG21	2.15	0.69
57:N1:50:LYS:HB3	57:N1:92:ARG:HH11	1.57	0.69
3:S1:109:LYS:HG3	3:S1:113:MET:HE3	1.75	0.69
36:1:1245:A:N6	36:1:1272:C:O2'	2.25	0.69
36:1:678:G:O6	86:1:3510:OHX:N1	2.26	0.69
1:2:1254:U:OP2	14:C2:46:ARG:NH1	2.26	0.69
1:2:1480:G:H4'	21:C9:11:ALA:HB1	1.74	0.69
21:C9:68:ARG:NH1	1:6:1521:G:O6	411.94	0.69
21:C9:28:LEU:HD13	21:C9:30:VAL:HG22	1.74	0.69
23:D1:11:LEU:HD12	23:D1:12:TYR:HB3	1.73	0.69
25:D3:127:VAL:O	25:D3:130:VAL:HG22	1.92	0.69
36:1:2255:A:H5'	36:1:2261:G:H22	1.57	0.69
36:1:2744:U:OP1	86:1:3610:OHX:N1	2.26	0.69
36:1:3276:G:H1	69:O3:60:ARG:HH22	1.40	0.69
1:2:656:G:O2'	1:2:657:U:O4'	2.11	0.69
36:5:86:G:O2'	36:5:98:G:O6	2.07	0.69
17:C5:81:ARG:HH12	17:C5:120:SER:HB3	1.58	0.69
45:L8:100:GLU:OE2	45:L8:108:ARG:NH1	3.20	0.69
52:M6:121:PRO:HA	52:M6:124:LEU:HD22	2.09	0.69
66:O0:101:LEU:HD22	66:O0:101:LEU:H	3.66	0.69
43:L6:31:ARG:NH1	69:O3:107:ILE:HG22	5.73	0.69
3:S1:70:LEU:O	3:S1:74:GLN:N	2.24	0.69
1:2:1670:G:N7	86:2:1995:OHX:N5	2.40	0.69
1:6:793:A:H3'	1:6:794:U:H5'	1.74	0.69
38:8:124:G:OP2	86:8:211:OHX:N2	2.27	0.69

Continued on next page...

Continued from previous page...

Atom-1	Atom-2	Interatomic distance (Å)	Clash overlap (Å)
16:C4:25:ASP:OD1	16:C4:26:THR:N	2.45	0.69
61:N5:56:ARG:NH2	38:8:135:G:OP2	82.87	0.68
2:S0:79:ARG:NH1	2:S0:164:ASN:O	3.36	0.68
36:1:2897:A:H2'	36:1:2899:C:H5"	1.76	0.68
1:2:862:A:N7	15:C3:64:ARG:NH2	2.40	0.68
36:5:1840:U:OP2	86:5:3540:OHX:N4	2.27	0.68
22:D0:89:ARG:NH2	1:6:1383:G:OP1	444.64	0.68
19:C7:5:ARG:NH1	1:6:1402:G:OP2	407.23	0.68
36:1:2514:U:H5'	45:L8:68:ARG:HG3	1.75	0.68
73:O7:65:ARG:HG3	73:O7:65:ARG:HH11	1.59	0.68
3:S1:30:PHE:HB3	3:S1:96:LEU:HD22	3.81	0.68
36:1:2236:G:OP1	86:1:3649:OHX:N6	2.26	0.68
36:5:129:U:O4	86:5:3434:OHX:N4	2.26	0.68
36:5:2537:U:O2'	36:5:2538:U:O4'	2.08	0.68
38:8:79:A:H3'	38:8:80:A:C8	2.29	0.68
46:L9:120:ASP:OD1	46:L9:124:ARG:NH2	2.87	0.68
1:6:1533:C:H4'	1:6:1539:G:N1	2.08	0.68
49:M3:101:ARG:HH22	49:M3:112:ASN:ND2	2.72	0.68
62:N6:55:GLU:HB2	62:N6:108:LYS:HB2	2.19	0.68
11:S9:109:LEU:HB2	11:S9:146:PHE:HB3	2.09	0.68
36:1:3019:U:O4	86:1:3526:OHX:N4	2.25	0.68
36:5:2953:U:H2'	36:5:2954:U:H2'	1.75	0.68
36:5:2211:U:O4	86:5:3463:OHX:N4	2.27	0.68
68:O2:23:ASP:OD2	36:5:424:G:O2'	184.23	0.68
45:L8:241:LYS:HD3	36:5:2586:G:C8	182.88	0.68
48:M1:133:ARG:NH2	48:M1:158:ASP:OD2	2.27	0.68
6:S4:187:ARG:HH11	6:S4:187:ARG:HB2	5.55	0.68
36:1:1815:U:O2'	36:1:1816:A:OP2	2.11	0.68
36:1:2193:U:H5'	36:1:2194:G:H5'	1.76	0.68
36:1:92:G:OP2	36:1:93:C:H5"	1.92	0.68
36:5:1025:A:H3'	36:5:1026:A:H4'	1.75	0.68
36:5:1389:G:N7	86:5:3513:OHX:N2	2.42	0.68
36:5:900:G:H1'	36:5:1589:A:N6	2.08	0.68
1:6:1316:G:HO2'	1:6:1401:A:HO2'	1.37	0.68
1:2:337:G:H3'	13:C1:133:LYS:HB2	1.76	0.68
21:C9:39:THR:HA	21:C9:100:ILE:HD12	3.95	0.68
36:1:1347:U:H4'	41:L4:305:ALA:HB2	1.75	0.68
68:O2:91:THR:HG22	68:O2:92:TYR:CD2	2.29	0.68
79:Q3:7:LYS:O	79:Q3:27:LYS:NZ	2.48	0.68
36:1:256:G:O6	86:1:3684:OHX:N3	2.27	0.68
30:D8:10:ALA:HB1	30:D8:30:VAL:HB	1.76	0.68

Continued on next page...

Continued from previous page...

Atom-1	Atom-2	Interatomic distance (Å)	Clash overlap (Å)
66:O0:99:ASP:N	66:O0:99:ASP:OD2	2.27	0.68
71:O5:10:ARG:NH1	71:O5:60:GLU:OE2	2.27	0.68
36:1:2827:U:O4	86:1:3403:OHX:N3	2.26	0.68
1:2:823:G:H2'	1:2:824:G:C8	2.29	0.68
36:5:1103:A:H3'	36:5:1104:G:H5'	1.75	0.68
56:N0:115:ARG:NH2	36:5:1320:C:O2	288.74	0.68
86:S9:201:OHX:N2	1:6:759:U:OP1	380.41	0.68
42:L5:95:TRP:CH2	42:L5:181:PRO:HD3	4.42	0.68
34:SR:149:ASP:HB2	34:SR:175:ASP:HB3	2.15	0.68
36:1:1207:G:N7	86:1:3597:OHX:N1	2.42	0.68
1:2:1239:U:O4	86:2:1925:OHX:N4	2.27	0.68
1:2:818:C:N4	1:2:819:G:O6	2.27	0.68
36:5:2309:A:H4'	86:5:3691:OHX:N4	2.09	0.68
40:L3:25:ILE:H	40:L3:25:ILE:HD13	1.55	0.68
63:N7:46:ILE:HD13	63:N7:68:ILE:HG23	1.74	0.68
51:M5:38:ARG:NH2	38:8:143:U:OP1	108.36	0.68
41:L4:126:ILE:HD11	41:L4:233:LEU:HD13	1.76	0.68
8:S6:173:PRO:HA	1:6:66:U:H5'	339.90	0.68
86:1:3538:OHX:N4	38:4:139:U:O4	2.27	0.67
36:5:2744:U:OP1	86:5:3595:OHX:N2	2.27	0.67
36:5:742:G:N7	86:5:3505:OHX:N4	2.42	0.67
36:5:381:U:O4	86:5:3626:OHX:N5	2.27	0.67
1:6:1680:G:O6	86:6:2033:OHX:N4	2.26	0.67
17:C5:44:ARG:NH2	17:C5:82:ASN:O	2.75	0.67
1:2:1173:C:OP1	20:C8:132:ARG:NH1	2.27	0.67
22:D0:58:LEU:HD13	22:D0:88:LYS:HE3	3.19	0.67
41:L4:35:VAL:HG21	41:L4:244:LEU:HD21	1.85	0.67
52:M6:27:LEU:HD11	52:M6:102:LEU:HB2	3.86	0.67
4:S2:139:ILE:HD12	4:S2:191:ALA:HB1	1.76	0.67
1:2:144:U:HO2'	1:2:145:A:H8	1.42	0.67
1:2:176:C:OP1	86:2:1951:OHX:N3	2.26	0.67
36:5:2274:U:OP2	86:5:3485:OHX:N6	2.27	0.67
13:C1:21:ASN:HD22	13:C1:31:THR:HA	2.24	0.67
14:C2:66:VAL:HG11	14:C2:71:ILE:HD12	1.76	0.67
18:C6:21:HIS:HB2	18:C6:66:ARG:HB3	3.94	0.67
40:L3:218:ILE:HG13	40:L3:276:THR:HG23	2.51	0.67
49:M3:3:ILE:HG21	64:N8:45:MET:HE3	5.64	0.67
49:M3:50:PRO:O	49:M3:52:ASP:N	2.26	0.67
72:O6:63:ASN:O	72:O6:65:GLY:N	4.87	0.67
79:Q3:56:THR:HG22	79:Q3:63:THR:HG23	1.76	0.67
9:S7:50:ASP:N	9:S7:50:ASP:OD1	2.28	0.67

Continued on next page...

Continued from previous page...

Atom-1	Atom-2	Interatomic distance (Å)	Clash overlap (Å)
10:S8:36:THR:HG21	10:S8:173:PRO:HB2	1.86	0.67
36:1:2718:U:OP2	86:1:3520:OHX:N3	2.27	0.67
1:2:514:G:H1	1:2:543:C:H5	1.40	0.67
1:2:840:U:O2'	1:2:841:U:H5"	1.95	0.67
1:2:851:U:H2'	1:2:852:C:C6	2.28	0.67
25:D3:130:VAL:O	25:D3:131:SER:HB3	1.93	0.67
53:M7:122:ALA:HB3	53:M7:143:PRO:HB2	2.84	0.67
55:M9:106:LEU:HD13	55:M9:138:LEU:HD11	2.22	0.67
74:O8:9:LYS:NZ	74:O8:13:GLU:OE2	2.28	0.67
6:S4:104:ASP:HB3	6:S4:106:LYS:H	1.85	0.67
36:1:1699:A:OP1	86:1:3699:OHX:N1	2.27	0.67
1:2:583:C:OP1	86:2:1904:OHX:N3	2.27	0.67
19:C7:7:LYS:N	1:6:1316:G:OP1	408.78	0.67
42:L5:270:LYS:HB3	37:7:1:G:O2'	321.25	0.67
17:C5:69:GLU:OE1	86:C5:201:OHX:N6	2.28	0.67
22:D0:42:VAL:HG21	22:D0:55:PRO:HD3	1.75	0.67
71:O5:68:GLN:HA	71:O5:71:LYS:HB2	1.77	0.67
5:S3:34:TYR:HE2	5:S3:37:VAL:HG13	2.06	0.67
36:1:3018:C:OP2	86:1:3526:OHX:N2	2.28	0.67
1:2:738:G:O6	86:2:1971:OHX:N1	2.28	0.67
47:M0:193:ASP:OD1	36:5:1010:G:N2	334.65	0.67
7:S5:74:ALA:O	18:C6:122:ARG:NH2	2.28	0.67
28:D6:10:ARG:HB2	28:D6:34:LYS:HA	1.76	0.67
63:N7:83:THR:HG23	63:N7:85:TYR:H	1.59	0.67
5:S3:74:GLN:HA	5:S3:79:TYR:HB2	2.35	0.67
7:S5:144:GLU:OE1	7:S5:225:ARG:NH2	2.26	0.67
10:S8:29:LEU:HD12	1:6:400:A:N6	296.37	0.67
36:5:2996:U:OP1	36:5:2996:U:H4'	1.93	0.67
36:5:1806:A:OP2	86:5:3526:OHX:N5	2.28	0.67
1:6:1208:A:N1	1:6:1455:G:N2	2.42	0.67
39:L2:202:VAL:HG23	39:L2:211:HIS:HB3	1.76	0.67
46:L9:117:PHE:CE1	46:L9:165:CYS:HB3	2.97	0.67
46:L9:137:SER:HB2	46:L9:143:GLU:HB3	3.57	0.67
51:M5:49:ARG:NH1	36:5:149:U:OP2	100.37	0.67
1:2:458:G:OP2	26:D4:105:ARG:NH2	2.28	0.67
36:5:2255:A:H5'	36:5:2261:G:H22	1.58	0.67
1:6:915:A:OP1	86:6:1926:OHX:N6	2.28	0.67
13:C1:21:ASN:N	13:C1:21:ASN:OD1	2.26	0.67
14:C2:76:GLU:OE2	14:C2:90:LYS:NZ	2.21	0.67
45:L8:48:ARG:NH2	36:5:2588:U:OP1	182.87	0.67
47:M0:168:SER:OG	57:N1:160:ILE:O	2.09	0.67

Continued on next page...

Continued from previous page...

Atom-1	Atom-2	Interatomic distance (Å)	Clash overlap (Å)
34:SR:90:ARG:HG2	34:SR:102:ARG:HG2	3.67	0.67
40:L3:232:ARG:NH2	36:5:2989:U:O2'	215.22	0.67
1:6:658:C:N4	1:6:673:A:N1	2.42	0.67
22:D0:17:GLN:HG3	22:D0:18:GLN:HG3	8.47	0.67
24:D2:104:LEU:HB2	24:D2:124:LYS:O	1.95	0.67
39:L2:27:ALA:O	39:L2:128:ARG:NH2	2.28	0.67
49:M3:28:GLN:HB3	51:M5:201:ARG:HH11	2.90	0.67
3:S1:62:LYS:O	3:S1:64:ARG:N	2.27	0.67
1:2:66:U:C5	8:S6:173:PRO:HG3	2.30	0.67
36:1:1565:G:N2	36:1:1574:C:N3	2.43	0.67
36:1:1170:A:OP2	86:1:3496:OHX:N3	2.27	0.67
36:5:3074:G:OP1	86:5:3619:OHX:N4	2.28	0.67
1:6:1350:U:H2'	1:6:1351:G:C8	2.29	0.67
1:6:491:C:N4	1:6:496:G:O6	2.28	0.67
5:S3:211:PRO:HG2	19:C7:19:ARG:HB2	1.83	0.67
20:C8:5:VAL:HG23	27:D5:42:LEU:HD23	1.77	0.67
53:M7:33:ALA:HB1	53:M7:117:ILE:HG12	1.93	0.67
3:S1:154:SER:OG	3:S1:154:SER:O	2.12	0.67
5:S3:178:ARG:NE	5:S3:178:ARG:H	1.91	0.67
7:S5:23:VAL:O	7:S5:34:GLN:NE2	2.27	0.67
36:1:1238:C:N4	36:1:1245:A:OP2	2.28	0.67
36:1:1391:C:C2	68:O2:103:LYS:HD3	2.30	0.67
36:1:742:G:N7	86:1:3512:OHX:N1	2.43	0.67
1:2:339:C:OP2	10:S8:10:LYS:NZ	2.24	0.67
1:6:1368:G:O6	86:6:1940:OHX:N3	2.28	0.67
26:D4:42:GLU:HG3	26:D4:52:LYS:HD2	4.68	0.67
40:L3:171:LEU:O	86:L3:401:OHX:N3	22.93	0.67
58:N2:89:LEU:HB3	58:N2:93:ILE:HD12	2.13	0.67
10:S8:185:GLU:HG2	13:C1:23:PRO:HG2	1.77	0.67
1:2:170:U:H3	1:2:289:U:HO2'	1.43	0.66
1:2:856:A:H1'	9:S7:64:VAL:HG11	1.77	0.66
75:O9:2:ALA:N	36:5:1493:G:O6	122.64	0.66
36:5:1940:G:H21	36:5:3362:A:H8	1.41	0.66
1:6:1227:A:H4'	1:6:1228:G:H5'	1.77	0.66
1:6:1280:C:H2'	1:6:1281:G:C8	2.30	0.66
60:N4:49:ILE:O	60:N4:52:THR:OG1	2.12	0.66
67:O1:79:ARG:H	67:O1:79:ARG:HE	1.43	0.66
70:O4:3:GLN:HE22	70:O4:30:LEU:H	1.81	0.66
3:S1:180:THR:HG22	3:S1:181:LEU:HD13	1.78	0.66
10:S8:106:ALA:HB2	10:S8:165:LEU:HG	1.78	0.66
42:L5:14:SER:OG	37:7:68:C:OP1	299.41	0.66

Continued on next page...

Continued from previous page...

Atom-1	Atom-2	Interatomic distance (Å)	Clash overlap (Å)
21:C9:13:ASP:N	21:C9:13:ASP:OD2	2.25	0.66
41:L4:211:GLU:OE2	41:L4:213:ASN:ND2	2.28	0.66
59:N3:120:LYS:H	59:N3:137:VAL:HG23	1.60	0.66
63:N7:88:ASP:HB3	63:N7:121:ARG:HH22	1.59	0.66
36:1:516:A:O3'	44:L7:60:ARG:NH2	2.27	0.66
1:6:83:G:OP2	86:6:1953:OHX:N4	2.28	0.66
41:L4:33:ASP:O	41:L4:37:THR:HG23	1.96	0.66
54:M8:144:ARG:NH2	36:5:976:U:OP1	174.44	0.66
70:O4:82:ALA:O	70:O4:85:VAL:N	3.99	0.66
9:S7:67:LEU:HG	9:S7:94:ALA:HB2	2.52	0.66
38:4:137:C:OP2	86:4:214:OHX:N2	2.29	0.66
36:5:2440:G:H2'	36:5:2441:A:C8	2.30	0.66
1:6:826:U:O4	86:6:1921:OHX:N3	2.28	0.66
1:2:926:A:H2	16:C4:125:SER:HB3	1.58	0.66
23:D1:51:VAL:HG11	23:D1:78:LEU:HD21	3.39	0.66
41:L4:29:PRO:O	41:L4:124:SER:OG	2.41	0.66
36:1:2586:G:N7	45:L8:241:LYS:HB2	2.10	0.66
48:M1:59:ILE:HD12	48:M1:65:ILE:HD11	2.55	0.66
36:1:1587:A:OP1	86:1:3480:OHX:N6	2.29	0.66
36:1:838:G:O6	79:Q3:4:ARG:NH2	2.28	0.66
22:D0:17:GLN:HB3	22:D0:96:PRO:HB3	1.75	0.66
36:1:541:U:O4	86:1:3708:OHX:N6	2.28	0.66
36:1:733:G:O6	86:1:3600:OHX:N2	2.29	0.66
36:5:3224:G:O6	86:5:3499:OHX:N6	2.29	0.66
36:5:370:U:OP1	86:5:3662:OHX:N1	2.27	0.66
27:D5:49:ARG:NH2	27:D5:53:GLU:OE2	3.51	0.66
41:L4:283:THR:HG22	41:L4:285:ASP:H	1.61	0.66
57:N1:130:ARG:NH1	36:5:1098:A:OP2	252.94	0.66
2:S0:163:ASN:O	2:S0:165:ARG:N	3.61	0.66
3:S1:61:LEU:O	3:S1:63:GLY:N	2.28	0.66
36:1:1740:U:H1'	36:1:1741:A:H2	1.60	0.66
36:1:535:G:O6	86:1:3595:OHX:N3	2.29	0.66
36:5:2385:G:O6	86:5:3435:OHX:N4	2.28	0.66
10:S8:178:ARG:NH1	1:6:207:U:O2	287.56	0.66
1:6:140:A:N6	1:6:281:G:OP1	2.29	0.66
16:C4:20:TYR:HB3	16:C4:27:PHE:HB2	1.99	0.66
1:2:1365:C:H5"	18:C6:28:LEU:HD23	1.77	0.66
47:M0:99:ILE:HG12	47:M0:123:HIS:HB2	4.96	0.66
49:M3:48:PRO:HA	49:M3:137:GLN:HB3	1.77	0.66
5:S3:140:GLY:HA3	5:S3:182:LEU:HD23	4.23	0.66
36:1:2534:G:H1	36:1:2545:C:H42	1.42	0.66

Continued on next page...

Continued from previous page...

Atom-1	Atom-2	Interatomic distance (Å)	Clash overlap (Å)
8:S6:179:VAL:HG21	1:6:140:A:H1'	326.80	0.66
24:D2:15:ASN:HD21	24:D2:71:LYS:HA	1.59	0.66
41:L4:152:VAL:HG22	41:L4:172:VAL:HG21	1.78	0.66
3:S1:181:LEU:HA	3:S1:184:LEU:HB3	1.78	0.66
36:1:1564:U:H2'	36:1:1565:G:H8	1.60	0.66
36:5:129:U:H2'	36:5:130:A:C8	2.30	0.66
1:6:1799:U:H4'	1:6:1800:A:H2'	1.78	0.66
1:6:218:A:H2'	1:6:219:A:H5"	1.77	0.66
12:C0:21:VAL:HB	12:C0:66:TYR:HB2	2.71	0.66
25:D3:51:GLY:HA2	25:D3:77:ILE:HG13	2.17	0.66
43:L6:11:PRO:HD2	68:O2:91:THR:HG21	2.19	0.66
53:M7:29:THR:HA	53:M7:32:THR:HG23	1.80	0.66
56:N0:137:ARG:HG2	56:N0:139:TYR:CE1	2.44	0.66
6:S4:146:THR:HG21	1:6:123:G:H21	340.01	0.66
8:S6:120:GLU:HG3	8:S6:125:THR:HB	1.78	0.66
1:6:1698:G:N2	1:6:1699:G:N7	2.44	0.66
27:D5:102:THR:HG22	27:D5:103:ARG:H	3.96	0.66
56:N0:137:ARG:HG2	56:N0:139:TYR:CZ	2.72	0.66
72:O6:43:LEU:HD13	72:O6:47:ILE:HD11	2.42	0.66
74:O8:20:VAL:HG11	74:O8:45:VAL:HG12	2.70	0.66
74:O8:5:ILE:HG22	74:O8:54:LEU:HB2	1.97	0.66
8:S6:135:PRO:HB2	8:S6:141:ILE:HG12	1.95	0.66
36:1:1064:A:H4'	36:1:1065:A:O5'	1.96	0.65
36:1:2207:A:H2'	36:1:2208:A:C8	2.31	0.65
43:L6:78:ARG:NH1	36:5:3272:C:OP2	247.47	0.65
1:6:1151:A:O2'	1:6:1766:A:N7	2.28	0.65
36:1:2818:U:H6	36:1:2818:U:H5'	1.60	0.65
36:1:1466:G:O6	86:1:3415:OHX:N4	2.29	0.65
86:1:3618:OHX:N4	55:M9:14:VAL:O	2.29	0.65
1:2:1793:G:N2	28:D6:76:SER:OG	2.26	0.65
40:L3:53:MET:HG3	40:L3:77:THR:HG22	3.95	0.65
52:M6:79:ILE:HG21	52:M6:138:LEU:HD11	2.00	0.65
36:1:1507:G:N7	53:M7:129:THR:HG22	2.11	0.65
62:N6:127:GLU:CD	62:N6:127:GLU:H	5.00	0.65
51:M5:143:ARG:HE	71:O5:92:LEU:HD23	1.62	0.65
5:S3:114:ALA:HB3	5:S3:117:ARG:HB2	1.78	0.65
36:1:1213:G:N7	86:1:3587:OHX:N3	2.45	0.65
1:2:829:A:O2'	1:2:830:U:OP2	2.12	0.65
75:O9:45:ARG:HH22	36:5:1841:A:H1'	129.71	0.65
36:5:2777:G:H5'	36:5:2778:G:OP1	1.97	0.65
36:5:2812:C:H2'	36:5:2813:A:H8	1.60	0.65

Continued on next page...

Continued from previous page...

Atom-1	Atom-2	Interatomic distance (Å)	Clash overlap (Å)
24:D2:30:SER:OG	24:D2:31:SER:N	2.27	0.65
31:D9:38:ILE:HG22	31:D9:42:CYS:HB3	3.34	0.65
63:N7:129:TRP:O	63:N7:132:SER:N	3.05	0.65
36:1:1093:A:N3	36:1:1096:U:N3	2.44	0.65
36:1:776:U:H5	36:1:2719:U:O2	1.80	0.65
36:1:1659:U:O4	86:1:3691:OHX:N4	2.29	0.65
1:6:1058:U:H4'	1:6:1059:U:OP1	1.96	0.65
1:6:595:G:OP2	86:6:1958:OHX:N6	2.30	0.65
20:C8:28:ILE:HD11	20:C8:56:LYS:HB2	6.27	0.65
42:L5:85:ARG:NH1	42:L5:86:TYR:OH	2.29	0.65
2:S0:84:ARG:HD3	2:S0:203:PHE:O	4.48	0.65
1:2:1761:U:O2'	1:2:1762:A:OP2	2.15	0.65
36:5:1276:U:OP2	86:5:3509:OHX:N1	2.30	0.65
1:6:1776:A:H2'	1:6:1777:G:C8	2.32	0.65
16:C4:81:VAL:H	16:C4:115:ILE:HG22	1.59	0.65
27:D5:73:GLY:HA2	27:D5:76:ALA:HB3	2.09	0.65
46:L9:28:VAL:HG22	46:L9:33:THR:HB	3.08	0.65
47:M0:14:ASN:O	47:M0:128:ARG:NH2	2.28	0.65
72:O6:35:ASN:HA	72:O6:38:LYS:HB2	2.85	0.65
4:S2:133:LYS:O	4:S2:136:VAL:HG13	1.96	0.65
4:S2:39:THR:O	4:S2:42:GLY:N	2.27	0.65
1:2:283:U:H5"	8:S6:188:ARG:HD3	1.78	0.65
1:6:1524:A:H2'	1:6:1525:A:C8	2.31	0.65
37:7:79:A:OP2	86:7:203:OHX:N3	2.29	0.65
52:M6:12:LYS:O	56:N0:167:ARG:NH2	2.28	0.65
72:O6:45:ARG:NH2	72:O6:54:GLU:OE1	2.42	0.65
75:O9:4:GLN:HG2	36:5:1588:A:C2	126.66	0.65
6:S4:3:ARG:HB3	1:6:93:A:H1'	325.17	0.65
11:S9:110:GLN:NE2	11:S9:126:ARG:HG2	2.12	0.65
36:1:2310:U:OP1	86:1:3665:OHX:N4	2.29	0.65
36:5:2560:C:O2	86:5:3532:OHX:N2	2.30	0.65
36:5:1753:G:N7	86:5:3581:OHX:N5	2.44	0.65
23:D1:62:ARG:HH12	24:D2:20:THR:HB	2.79	0.65
48:M1:60:ARG:O	48:M1:63:GLU:HB2	1.96	0.65
49:M3:56:PRO:HG3	49:M3:74:GLY:O	2.09	0.65
53:M7:172:GLN:OE1	69:O3:60:ARG:NH1	2.30	0.65
5:S3:105:MET:HG2	5:S3:122:VAL:HG21	1.83	0.65
11:S9:108:ARG:HB2	11:S9:111:THR:HG23	2.41	0.65
34:SR:93:ASP:HB3	34:SR:96:THR:HG22	1.79	0.65
1:2:1594:G:H5'	31:D9:33:LYS:HE3	1.79	0.65
14:C2:74:LEU:HD21	33:E1:106:TYR:HB3	2.92	0.65

Continued on next page...

Continued from previous page...

Atom-1	Atom-2	Interatomic distance (Å)	Clash overlap (Å)
36:1:2548:C:OP2	39:L2:93:LYS:NZ	2.29	0.65
50:M4:38:ILE:HD11	56:N0:150:PHE:HE2	1.62	0.65
57:N1:78:LYS:HG2	57:N1:87:LYS:HD2	1.79	0.65
1:2:104:A:OP2	1:2:308:C:N4	2.24	0.65
1:6:489:C:O2'	1:6:490:C:O4'	2.14	0.65
25:D3:130:VAL:HG23	25:D3:131:SER:H	2.66	0.65
11:S9:29:LYS:O	11:S9:33:GLU:HG2	3.82	0.65
36:1:2174:G:OP2	39:L2:193:ARG:NH1	2.19	0.65
36:1:422:A:C2	36:1:2363:A:H4'	2.32	0.65
36:5:437:G:H22	36:5:622:A:H61	1.45	0.65
54:M8:21:SER:OG	36:5:673:U:OP1	150.36	0.65
42:L5:279:LYS:NZ	37:7:110:G:OP2	325.80	0.65
17:C5:126:VAL:HG13	17:C5:127:ARG:H	1.80	0.65
36:1:1334:U:O2'	44:L7:151:ARG:NH2	2.27	0.65
48:M1:82:ARG:HB3	48:M1:112:LEU:HB2	4.35	0.65
49:M3:76:THR:HG22	49:M3:101:ARG:HB3	1.77	0.65
63:N7:15:ARG:NH2	70:O4:83:ASN:OD1	2.30	0.65
7:S5:113:ILE:O	7:S5:117:THR:OG1	2.11	0.65
9:S7:38:LEU:HD23	9:S7:41:LEU:HD12	1.78	0.65
1:2:5:U:H2'	1:2:6:G:H8	1.62	0.64
1:2:887:A:H1'	16:C4:122:PRO:HB3	1.79	0.64
36:5:3242:G:H5'	36:5:3245:A:H8	1.59	0.64
37:7:112:G:OP2	86:7:205:OHX:N2	2.31	0.64
30:D8:12:VAL:HG22	30:D8:28:VAL:HG11	1.79	0.64
40:L3:372:THR:HG22	40:L3:373:PRO:HD2	1.79	0.64
45:L8:152:LEU:HB3	45:L8:180:VAL:HG21	1.79	0.64
47:M0:76:MET:HE3	47:M0:151:GLY:HA3	4.22	0.64
71:O5:101:THR:HG22	71:O5:104:GLN:HB2	2.23	0.64
11:S9:59:LEU:HD22	11:S9:69:ARG:HA	2.14	0.64
36:5:314:U:O4	86:5:3684:OHX:N2	2.31	0.64
36:5:397:A:H4'	36:5:398:A:H5'	1.78	0.64
1:6:158:U:O2'	1:6:159:U:H3'	1.98	0.64
16:C4:81:VAL:HG22	16:C4:115:ILE:HB	1.77	0.64
20:C8:49:LYS:NZ	20:C8:80:LYS:O	2.27	0.64
46:L9:62:ARG:NH2	36:5:3115:C:OP1	329.59	0.64
67:O1:79:ARG:NE	67:O1:79:ARG:H	1.95	0.64
3:S1:34:ALA:HB3	3:S1:41:ARG:HA	1.78	0.64
36:5:618:C:O2'	36:5:621:A:N3	2.26	0.64
28:D6:19:LYS:HG3	28:D6:20:PRO:HD2	1.80	0.64
32:E0:18:THR:HG21	1:6:584:C:H1'	388.05	0.64
39:L2:204:MET:HE3	39:L2:209:HIS:HB2	1.78	0.64

Continued on next page...

Continued from previous page...

Atom-1	Atom-2	Interatomic distance (Å)	Clash overlap (Å)
1:2:115:G:OP1	13:C1:67:ARG:NH1	2.30	0.64
1:2:373:G:N7	86:2:2023:OHX:N6	2.45	0.64
37:3:28:C:OP1	48:M1:137:ARG:NH1	2.29	0.64
36:5:2518:C:H2'	36:5:2519:A:H8	1.62	0.64
21:C9:108:LEU:HA	21:C9:111:ILE:HG22	1.79	0.64
46:L9:36:LYS:NZ	46:L9:152:GLU:OE1	2.75	0.64
48:M1:110:ILE:HD13	48:M1:122:ILE:HD11	3.25	0.64
58:N2:82:LYS:NZ	36:5:1682:U:O2	159.77	0.64
59:N3:86:ARG:HG3	59:N3:92:PHE:CE2	2.84	0.64
61:N5:105:VAL:HG11	61:N5:126:LEU:HD13	1.79	0.64
43:L6:31:ARG:NH1	69:O3:107:ILE:O	2.31	0.64
36:1:1626:U:O4	86:1:3695:OHX:N3	2.31	0.64
1:2:207:U:O2	10:S8:178:ARG:NH1	2.31	0.64
1:2:45:U:O2'	1:2:46:A:H2'	1.98	0.64
37:3:60:G:H2'	37:3:61:G:C8	2.33	0.64
49:M3:58:VAL:HG13	36:5:75:G:H5"	87.96	0.64
36:5:955:U:H2'	36:5:956:U:C6	2.31	0.64
18:C6:114:ARG:H	18:C6:116:LEU:HD22	1.63	0.64
21:C9:52:GLY:HA2	21:C9:55:TYR:HD2	2.15	0.64
40:L3:47:LEU:HG	40:L3:335:ILE:HD11	2.46	0.64
54:M8:64:VAL:HG13	54:M8:93:ILE:HD11	1.79	0.64
3:S1:168:ILE:HG12	3:S1:197:ILE:HD12	1.79	0.64
5:S3:70:THR:HG22	5:S3:86:LEU:HB2	1.79	0.64
9:S7:98:ILE:HD13	9:S7:118:LEU:HD22	1.79	0.64
11:S9:38:ASN:HB2	11:S9:41:GLU:HG3	1.78	0.64
34:SR:159:ASN:ND2	34:SR:166:SER:O	2.30	0.64
1:6:1280:C:H2'	1:6:1281:G:H8	1.62	0.64
1:6:542:A:C8	1:6:543:C:H2'	2.32	0.64
12:C0:44:LYS:HA	12:C0:47:GLN:HB3	2.69	0.64
52:M6:15:LEU:HD21	52:M6:125:ARG:HG3	1.80	0.64
36:1:1429:G:C5	41:L4:99:MET:HE1	2.33	0.64
1:2:814:A:H5"	55:M9:170:ARG:HH22	1.61	0.64
36:5:1754:G:OP1	86:5:3577:OHX:N2	2.30	0.64
36:5:541:U:O4	86:5:3515:OHX:N3	2.31	0.64
36:5:955:U:H2'	36:5:956:U:H6	1.63	0.64
1:6:1649:G:N7	86:6:1964:OHX:N2	2.45	0.64
1:6:918:U:H2'	1:6:919:A:C8	2.32	0.64
40:L3:250:ALA:HB3	36:5:2880:U:H1'	223.85	0.64
48:M1:49:LYS:HB3	48:M1:62:ASN:HA	1.80	0.64
67:O1:75:ILE:HG12	67:O1:93:VAL:HG13	2.36	0.64
70:O4:102:LYS:HB3	70:O4:103:LYS:HE3	4.48	0.64

Continued on next page...

Continued from previous page...

Atom-1	Atom-2	Interatomic distance (Å)	Clash overlap (Å)
10:S8:69:SER:OG	10:S8:185:GLU:OE2	3.91	0.64
36:1:1413:G:N7	86:1:3653:OHX:N4	2.45	0.64
1:2:1338:C:H1'	1:2:1410:A:C4	2.33	0.64
1:2:1606:C:H2'	1:2:1607:G:C8	2.33	0.64
1:2:623:A:OP1	86:2:2021:OHX:N4	2.31	0.64
36:5:1814:A:OP1	86:5:3675:OHX:N3	2.31	0.64
41:L4:328:ASN:OD1	44:L7:48:ASN:ND2	3.42	0.64
51:M5:31:ARG:NH1	51:M5:124:ASP:OD1	2.52	0.64
61:N5:132:ALA:HA	61:N5:135:ILE:HG22	2.03	0.64
70:O4:44:CYS:SG	70:O4:81:CYS:HB3	2.92	0.64
1:2:1435:G:N7	12:C0:25:LYS:NZ	2.46	0.64
1:2:1483:A:H2'	1:2:1484:G:C8	2.32	0.64
36:5:1236:G:N2	36:5:1244:A:OP1	2.30	0.64
36:5:2840:C:OP1	86:5:3637:OHX:N3	2.29	0.64
27:D5:77:ARG:NH2	1:6:1534:G:N7	348.66	0.64
28:D6:87:ARG:NH2	28:D6:91:ASP:O	3.93	0.64
30:D8:27:GLN:NE2	30:D8:64:ARG:O	2.31	0.64
56:N0:167:ARG:HG3	56:N0:168:PRO:HD2	1.80	0.64
59:N3:40:LYS:HG3	59:N3:57:MET:HG2	1.80	0.64
66:O0:9:SER:OG	66:O0:10:ILE:N	2.29	0.64
68:O2:100:ILE:O	68:O2:105:ARG:NH1	2.30	0.64
2:S0:32:HIS:ND1	2:S0:32:HIS:O	2.31	0.64
4:S2:41:LEU:HD13	4:S2:68:ILE:HD13	2.05	0.64
6:S4:187:ARG:NH1	1:6:753:A:OP2	375.64	0.64
36:1:2347:U:O4	86:1:3429:OHX:N3	2.31	0.64
36:1:3253:G:N7	86:1:3591:OHX:N1	2.45	0.64
42:L5:265:TYR:OH	37:7:121:U:OP2	312.20	0.64
14:C2:61:VAL:HG13	14:C2:121:VAL:HG23	1.79	0.64
22:D0:20:ILE:HD12	22:D0:100:VAL:HG21	3.87	0.64
41:L4:222:VAL:HG22	41:L4:225:VAL:HB	3.12	0.64
42:L5:265:TYR:HE1	37:7:121:U:H5"	315.91	0.64
44:L7:25:GLN:H	44:L7:28:ALA:HB3	1.62	0.64
36:1:2314:U:O2'	36:1:2315:G:OP1	2.15	0.63
36:1:3361:G:O6	86:1:3685:OHX:N6	2.32	0.63
36:5:1877:U:H5"	36:5:1878:G:H5'	1.80	0.63
36:5:3155:U:H4'	36:5:3156:U:OP2	1.98	0.63
39:L2:207:VAL:HG11	36:5:916:G:C6	186.05	0.63
1:6:417:A:H4'	1:6:418:G:O5'	1.98	0.63
1:6:488:G:H21	1:6:499:U:H3	1.44	0.63
1:6:488:G:N2	1:6:499:U:H3	1.95	0.63
39:L2:70:ARG:NH2	36:5:2522:G:O6	175.45	0.63

Continued on next page...

Continued from previous page...

Atom-1	Atom-2	Interatomic distance (Å)	Clash overlap (Å)
45:L8:150:LEU:HD23	45:L8:176:PRO:HB2	2.91	0.63
52:M6:27:LEU:HD22	52:M6:101:ARG:HB2	2.83	0.63
3:S1:175:GLU:HG3	3:S1:193:ILE:HG23	1.80	0.63
4:S2:137:ILE:HG12	4:S2:138:PRO:HD2	1.80	0.63
4:S2:98:PHE:CZ	35:SM:116:GLU:HG3	2.33	0.63
9:S7:48:GLU:HG2	9:S7:56:LYS:HD3	1.80	0.63
1:2:767:U:H6	11:S9:141:VAL:HA	1.62	0.63
36:1:3060:C:OP1	86:1:3576:OHX:N4	2.31	0.63
1:2:229:U:H3	1:2:236:A:H61	1.46	0.63
40:L3:385:LYS:NZ	36:5:3328:G:OP1	208.22	0.63
1:6:1537:C:O2'	1:6:1540:G:O6	2.14	0.63
36:5:328:U:O4	86:8:206:OHX:N1	2.31	0.63
26:D4:60:PHE:O	1:6:523:G:H5'	412.52	0.63
24:D2:57:ARG:NH2	29:D7:26:GLN:OE1	2.36	0.63
42:L5:184:ASP:OD2	42:L5:187:THR:OG1	6.42	0.63
55:M9:62:ARG:NH2	36:5:3068:U:OP2	172.11	0.63
4:S2:140:ARG:NH1	23:D1:10:GLU:OE1	5.31	0.63
7:S5:57:SER:O	7:S5:59:VAL:N	2.27	0.63
36:1:3169:U:H2'	36:1:3170:A:O4'	1.98	0.63
1:2:1202:A:N6	1:2:1457:C:H5"	2.13	0.63
1:2:1537:C:N3	86:2:2019:OHX:N3	2.47	0.63
86:2:2003:OHX:N6	10:S8:52:ASN:OD1	2.32	0.63
12:C0:50:THR:HG22	12:C0:55:VAL:HG22	1.86	0.63
22:D0:106:ILE:HG13	22:D0:107:THR:H	1.63	0.63
2:S0:185:ARG:HB2	23:D1:45:ALA:HB3	1.80	0.63
11:S9:20:GLU:O	11:S9:24:LEU:HG	2.72	0.63
35:SM:23:LYS:HZ2	35:SM:24:GLU:H	7.91	0.63
36:1:1362:G:OP1	86:1:3569:OHX:N6	2.31	0.63
1:2:1041:G:H2'	1:2:1042:G:C8	2.34	0.63
36:5:1393:A:N3	36:5:1419:A:O2'	2.31	0.63
36:5:2766:U:OP2	86:5:3535:OHX:N1	2.31	0.63
12:C0:51:SER:OG	1:6:1219:A:N3	431.02	0.63
43:L6:58:LEU:HD12	43:L6:78:ARG:HD3	1.80	0.63
52:M6:127:LEU:HD22	56:N0:156:VAL:HG23	1.80	0.63
36:1:1639:C:N4	70:O4:73:SER:HB2	2.13	0.63
78:Q2:46:LYS:O	86:Q2:502:OHX:N3	4.81	0.63
36:1:2112:U:H4'	36:1:2113:A:H5'	1.80	0.63
36:1:2659:G:N7	86:1:3416:OHX:N1	2.47	0.63
36:5:339:C:OP1	36:5:1380:G:O2'	2.16	0.63
1:6:578:U:O2	86:6:2004:OHX:N3	2.31	0.63
24:D2:29:PRO:HB2	24:D2:58:SER:HB2	1.79	0.63

Continued on next page...

Continued from previous page...

Atom-1	Atom-2	Interatomic distance (Å)	Clash overlap (Å)
54:M8:178:ARG:HD3	64:N8:50:PRO:HB2	2.32	0.63
58:N2:43:VAL:HG23	58:N2:49:ASN:HB3	3.79	0.63
63:N7:67:LYS:HE2	63:N7:115:LYS:HZ1	2.41	0.63
64:N8:114:GLY:O	64:N8:137:LYS:NZ	2.87	0.63
3:S1:137:ILE:HD11	3:S1:172:LEU:HB3	1.80	0.63
6:S4:19:LEU:HD11	6:S4:108:ARG:HD2	1.81	0.63
36:1:1564:U:H2'	36:1:1565:G:C8	2.33	0.63
1:6:1160:A:OP2	86:6:2027:OHX:N2	2.32	0.63
49:M3:166:ALA:HB1	64:N8:147:LEU:HD21	2.55	0.63
54:M8:66:ARG:NH2	36:5:744:A:OP1	166.34	0.63
64:N8:94:ALA:HB1	64:N8:121:VAL:HA	1.80	0.63
70:O4:8:ARG:HH21	70:O4:31:ARG:HH11	2.17	0.63
3:S1:173:THR:O	3:S1:177:GLN:NE2	2.27	0.63
34:SR:38:ARG:HA	34:SR:67:ILE:HG23	2.29	0.63
36:1:1240:A:H61	36:1:1244:A:H5"	1.64	0.63
36:1:2137:U:OP2	36:1:2142:A:N6	2.31	0.63
36:1:3375:A:O2'	36:1:3378:C:OP2	2.17	0.63
1:2:1358:G:H2'	1:2:1359:C:C6	2.34	0.63
1:2:715:U:H3	1:2:723:G:H1	1.47	0.63
19:C7:71:PHE:HD1	19:C7:73:LEU:HB3	1.63	0.63
22:D0:27:THR:HB	22:D0:88:LYS:HG3	1.81	0.63
22:D0:17:GLN:HB3	22:D0:96:PRO:CB	2.28	0.63
27:D5:66:VAL:HA	27:D5:71:ILE:HG22	6.45	0.63
41:L4:354:VAL:O	41:L4:358:THR:HG23	2.18	0.63
42:L5:148:ILE:HG23	42:L5:151:GLN:HB3	2.13	0.63
42:L5:40:HIS:CD2	42:L5:42:ALA:H	2.10	0.63
53:M7:136:ILE:O	53:M7:137:ASN:ND2	2.38	0.63
6:S4:187:ARG:O	6:S4:187:ARG:HD3	1.98	0.63
9:S7:86:GLN:HG2	9:S7:87:ASP:H	1.64	0.63
10:S8:76:THR:HG22	10:S8:108:PRO:HG2	1.80	0.63
36:1:2969:A:N7	39:L2:215:ASN:ND2	2.47	0.63
36:1:425:G:O6	86:1:3411:OHX:N6	2.31	0.63
1:2:1316:G:O2'	1:2:1401:A:O2'	2.17	0.63
57:N1:92:ARG:NH1	36:5:2736:A:OP1	235.51	0.63
36:5:2823:G:O6	86:5:3454:OHX:N2	2.31	0.63
36:5:2749:G:N7	86:5:3658:OHX:N1	2.47	0.63
1:6:738:G:O6	86:6:1929:OHX:N2	2.32	0.63
12:C0:30:ALA:O	12:C0:31:LYS:HB2	3.34	0.63
21:C9:53:TRP:HA	21:C9:56:LYS:HB2	1.81	0.63
27:D5:86:GLU:HG3	27:D5:87:GLY:H	2.76	0.63
30:D8:10:ALA:HA	30:D8:32:PHE:HA	1.81	0.63

Continued on next page...

Continued from previous page...

Atom-1	Atom-2	Interatomic distance (Å)	Clash overlap (Å)
52:M6:110:PRO:O	52:M6:113:ASP:N	4.64	0.63
53:M7:125:GLN:HB2	53:M7:141:SER:HB2	1.80	0.63
54:M8:157:PRO:HD3	64:N8:47:LYS:HB2	1.81	0.63
67:O1:23:VAL:O	67:O1:28:ARG:NH1	2.32	0.63
36:1:353:G:N7	73:O7:55:ARG:HD3	2.14	0.63
34:SR:297:ASP:N	34:SR:297:ASP:OD2	3.97	0.63
36:1:3103:A:OP2	86:1:3690:OHX:N6	2.32	0.63
1:2:326:G:OP1	13:C1:57:LYS:NZ	2.31	0.63
41:L4:161:LYS:NZ	36:5:209:A:OP1	74.91	0.63
1:6:152:U:O2	1:6:163:G:N2	2.32	0.63
1:6:1041:G:OP1	86:6:2021:OHX:N4	2.32	0.63
8:S6:159:ARG:NH2	1:6:79:C:OP1	348.31	0.63
7:S5:37:GLN:HE21	18:C6:46:PHE:HE1	2.07	0.63
27:D5:71:ILE:HG21	27:D5:76:ALA:HB2	3.81	0.63
36:1:2571:U:O2'	36:1:2572:C:O2	2.16	0.62
36:5:2169:G:O6	86:5:3455:OHX:N5	2.32	0.62
36:5:2677:G:OP2	86:5:3654:OHX:N5	2.32	0.62
1:6:654:C:H2'	1:6:655:G:C8	2.34	0.62
27:D5:104:ALA:O	27:D5:105:THR:OG1	4.16	0.62
41:L4:234:ASN:OD1	41:L4:236:LEU:N	2.43	0.62
36:1:1447:G:H3'	53:M7:67:ILE:HD11	1.80	0.62
62:N6:83:ASP:O	62:N6:84:LYS:HB2	1.97	0.62
6:S4:95:THR:HG23	6:S4:97:GLU:HG3	5.84	0.62
86:1:3450:OHX:N6	51:M5:32:GLN:O	2.32	0.62
36:1:917:A:OP2	86:1:3669:OHX:N2	2.33	0.62
36:5:1765:U:H4'	36:5:1765:U:OP1	1.98	0.62
22:D0:28:SER:HB2	22:D0:112:VAL:HA	1.81	0.62
49:M3:64:LYS:HG3	64:N8:69:TRP:CG	2.35	0.62
1:2:66:U:H5'	8:S6:173:PRO:HA	1.80	0.62
36:1:2208:A:N1	86:1:3581:OHX:N2	2.47	0.62
36:1:2775:U:H2'	36:1:2776:C:H6	1.64	0.62
18:C6:127:LYS:HA	18:C6:134:ALA:HA	1.82	0.62
41:L4:226:GLU:OE1	41:L4:237:GLN:NE2	2.32	0.62
49:M3:165:SER:O	49:M3:167:PHE:N	2.31	0.62
49:M3:73:ARG:NH1	36:5:110:G:OP2	75.43	0.62
9:S7:25:VAL:HA	9:S7:28:GLU:HB2	1.93	0.62
36:1:3155:U:H3'	36:1:3156:U:H4'	1.80	0.62
1:6:1639:C:OP1	86:6:2006:OHX:N5	2.33	0.62
1:6:594:A:H4'	1:6:595:G:H5'	1.80	0.62
12:C0:27:PHE:HB3	12:C0:40:LEU:HD23	1.81	0.62
65:N9:16:ALA:O	65:N9:20:GLY:HA3	3.15	0.62

Continued on next page...

Continued from previous page...

Atom-1	Atom-2	Interatomic distance (Å)	Clash overlap (Å)
2:S0:189:VAL:HG22	2:S0:190:ASP:H	1.62	0.62
3:S1:180:THR:HG22	3:S1:181:LEU:H	1.63	0.62
10:S8:39:GLY:HA2	10:S8:61:GLU:HB3	1.82	0.62
1:2:290:G:O6	86:2:2018:OHX:N6	2.31	0.62
1:6:1518:C:OP2	86:6:1996:OHX:N1	2.33	0.62
1:6:1699:G:H22	1:6:1702:A:H5"	1.64	0.62
25:D3:24:TRP:HE3	25:D3:30:LYS:HD3	1.64	0.62
39:L2:40:TYR:HA	39:L2:91:GLY:HA3	1.81	0.62
2:S0:55:GLU:HG2	23:D1:79:LEU:HD22	3.35	0.62
34:SR:80:ALA:HB3	34:SR:92:TRP:HB2	1.82	0.62
36:1:1145:G:OP1	68:O2:44:ARG:NH1	2.31	0.62
36:1:1240:A:H3'	36:1:1241:U:H5'	1.82	0.62
36:1:3035:A:OP2	86:1:3608:OHX:N4	2.33	0.62
1:6:1350:U:H2'	1:6:1351:G:H8	1.62	0.62
14:C2:94:ALA:HB1	14:C2:119:SER:H	1.65	0.62
21:C9:10:ALA:HB3	21:C9:13:ASP:HB2	4.72	0.62
7:S5:123:VAL:HG13	27:D5:102:THR:HG23	3.67	0.62
41:L4:16:THR:HG22	41:L4:18:ASN:H	1.64	0.62
36:1:2663:G:H5'	42:L5:152:ARG:HD3	1.81	0.62
45:L8:161:GLU:HA	45:L8:164:VAL:HG22	2.14	0.62
46:L9:70:THR:HG21	36:5:3122:A:N1	323.93	0.62
61:N5:57:LEU:HD23	61:N5:61:LYS:HG2	6.82	0.62
63:N7:104:PRO:O	63:N7:108:GLU:HG3	1.99	0.62
51:M5:143:ARG:NH2	71:O5:90:ARG:O	2.32	0.62
9:S7:114:ARG:NH2	1:6:637:C:O2	350.18	0.62
36:1:274:G:O6	86:1:3528:OHX:N2	2.32	0.62
36:1:317:A:OP2	72:O6:30:LYS:NZ	2.32	0.62
36:1:39:A:H5"	64:N8:35:ALA:HB2	1.81	0.62
1:2:75:U:H2'	1:2:76:A:O4'	2.00	0.62
36:5:1599:G:OP1	86:5:3577:OHX:N4	2.32	0.62
51:M5:90:ASN:ND2	36:5:2425:G:OP2	167.72	0.62
1:6:845:G:H2'	1:6:846:G:H8	1.63	0.62
15:C3:23:PRO:HD2	15:C3:26:PHE:HB3	1.81	0.62
20:C8:30:TYR:O	20:C8:33:THR:OG1	2.18	0.62
41:L4:265:GLU:OE1	41:L4:265:GLU:N	2.32	0.62
46:L9:20:ILE:HG12	46:L9:25:VAL:HG22	3.55	0.62
48:M1:109:HIS:CD2	48:M1:114:ILE:HG21	2.93	0.62
59:N3:13:ILE:HG12	59:N3:14:SER:N	4.31	0.62
35:SM:139:GLU:HG2	35:SM:140:ASP:N	2.15	0.62
1:2:1487:A:H2'	1:2:1488:G:H8	1.63	0.62
1:2:1649:G:N7	86:2:1929:OHX:N1	2.48	0.62

Continued on next page...

Continued from previous page...

Atom-1	Atom-2	Interatomic distance (Å)	Clash overlap (Å)
3:S1:83:LYS:NZ	16:C4:116:GLU:OE2	2.27	0.62
20:C8:52:VAL:HG21	20:C8:69:ILE:HD11	2.06	0.62
16:C4:114:ARG:HE	28:D6:62:TYR:HE1	1.47	0.62
73:O7:85:LYS:HB2	38:8:67:U:H5"	20.41	0.62
5:S3:37:VAL:HG12	5:S3:50:ILE:HA	2.13	0.62
7:S5:145:ASP:OD2	7:S5:146:THR:N	2.24	0.62
11:S9:92:LYS:HA	11:S9:92:LYS:HE3	1.82	0.62
36:1:13:A:H8	36:1:13:A:H5"	1.63	0.62
36:1:528:U:H2'	36:1:529:A:C8	2.35	0.62
1:2:1202:A:OP1	86:2:1984:OHX:N1	2.33	0.62
36:5:1815:U:O2'	36:5:1816:A:OP2	2.18	0.62
36:5:2254:U:H2'	36:5:2261:G:N2	2.15	0.62
36:5:3275:U:H6	36:5:3275:U:OP1	1.82	0.62
36:5:145:G:O6	86:5:3520:OHX:N5	2.33	0.62
36:5:2841:G:OP2	86:5:3637:OHX:N1	2.32	0.62
16:C4:123:SER:OG	1:6:885:G:N3	284.12	0.62
13:C1:17:PRO:HG3	13:C1:63:LEU:HD11	1.80	0.62
41:L4:361:HIS:CG	41:L4:362:ASP:H	2.34	0.62
42:L5:64:ILE:HG13	42:L5:109:THR:HG21	4.37	0.62
48:M1:28:ASP:OD2	48:M1:32:ARG:NH2	6.30	0.62
63:N7:46:ILE:HD11	63:N7:49:TYR:HA	1.82	0.62
5:S3:156:PHE:HE1	1:6:1326:A:HO2'	418.88	0.62
36:1:900:G:H1'	36:1:1589:A:N6	2.15	0.62
1:2:324:U:OP1	13:C1:133:LYS:NZ	2.32	0.62
28:D6:5:ARG:NH2	1:6:1795:U:OP2	335.78	0.62
1:6:486:G:O6	1:6:488:G:N2	2.31	0.62
1:6:500:C:O2'	1:6:501:U:O4'	2.18	0.62
14:C2:40:GLY:O	14:C2:124:LYS:N	2.55	0.62
62:N6:32:SER:HA	62:N6:49:PRO:HA	1.87	0.62
66:O0:22:LYS:HD3	66:O0:94:GLU:HG3	3.18	0.62
70:O4:41:ARG:HG2	70:O4:56:THR:HG21	1.82	0.62
9:S7:67:LEU:O	9:S7:70:PHE:N	2.33	0.62
36:1:2108:C:H1'	36:1:3344:A:C8	2.35	0.61
1:2:1796:C:OP2	28:D6:5:ARG:NH1	2.32	0.61
1:6:188:A:H2'	1:6:189:C:O4'	2.00	0.61
56:N0:52:LYS:NZ	37:7:100:C:OP2	280.74	0.61
19:C7:115:LEU:HD13	19:C7:116:LYS:H	1.65	0.61
21:C9:86:ARG:HG3	21:C9:86:ARG:HH11	1.65	0.61
22:D0:72:ASN:HD22	22:D0:73:GLY:H	3.82	0.61
31:D9:14:TYR:OH	1:6:1553:G:O2'	401.19	0.61
39:L2:192:LYS:HB3	39:L2:193:ARG:NH2	2.15	0.61

Continued on next page...

Continued from previous page...

Atom-1	Atom-2	Interatomic distance (Å)	Clash overlap (Å)
42:L5:85:ARG:NH1	42:L5:250:ASP:O	2.33	0.61
49:M3:168:ARG:HA	49:M3:171:ARG:HB2	1.80	0.61
67:O1:19:ARG:HD3	67:O1:35:GLU:HG2	1.82	0.61
34:SR:105:GLY:N	34:SR:134:TRP:HH2	1.98	0.61
34:SR:22:SER:OG	34:SR:69:GLN:O	4.09	0.61
36:5:1839:A:OP1	86:5:3534:OHX:N3	2.33	0.61
36:5:3055:U:O2'	36:5:3057:U:OP1	2.17	0.61
11:S9:124:HIS:HD2	1:6:478:A:O2'	448.28	0.61
41:L4:197:ARG:NH1	36:5:1381:A:OP1	109.20	0.61
41:L4:342:LYS:HG3	41:L4:342:LYS:O	4.13	0.61
51:M5:98:LEU:HD23	51:M5:128:LYS:HD2	2.91	0.61
50:M4:60:LEU:HD13	56:N0:152:LEU:HD11	1.81	0.61
62:N6:87:LYS:HB2	62:N6:97:ILE:HD11	4.31	0.61
63:N7:83:THR:HG23	63:N7:85:TYR:N	2.14	0.61
86:4:206:OHX:N2	73:O7:62:GLY:O	2.33	0.61
36:1:1014:U:H2'	36:1:1015:U:H5"	1.81	0.61
36:1:1605:A:O2'	36:1:1607:U:OP2	2.08	0.61
36:1:3148:U:O4	86:1:3641:OHX:N5	2.33	0.61
36:1:595:G:H1	36:1:609:G:H5"	1.66	0.61
40:L3:2:SER:HA	36:5:2940:A:N7	239.26	0.61
36:5:300:G:O6	86:5:3684:OHX:N2	2.33	0.61
26:D4:109:LYS:NZ	1:6:459:G:OP1	357.31	0.61
14:C2:36:LEU:HG	14:C2:41:LEU:HD12	2.59	0.61
18:C6:38:LEU:O	18:C6:40:GLU:N	2.33	0.61
19:C7:14:LYS:HG3	19:C7:69:ILE:HG23	2.68	0.61
29:D7:50:ALA:HB2	29:D7:71:ALA:HB2	1.81	0.61
41:L4:182:LEU:HD13	41:L4:223:PRO:HG2	1.82	0.61
47:M0:116:ARG:HH21	36:5:2618:G:H5'	228.96	0.61
63:N7:36:HIS:CD2	63:N7:74:VAL:HG11	2.60	0.61
6:S4:187:ARG:NH2	1:6:753:A:N7	372.98	0.61
36:1:1495:U:H5	36:1:1835:A:N1	1.98	0.61
36:1:2593:A:H4'	36:1:2594:C:O5'	2.00	0.61
36:1:314:U:O4	86:1:3675:OHX:N4	2.34	0.61
36:5:1659:U:O4	86:5:3690:OHX:N4	2.32	0.61
36:5:3195:U:H1'	36:5:3196:U:OP1	2.01	0.61
36:5:2258:U:OP2	86:5:3449:OHX:N4	2.34	0.61
1:6:565:C:O2	86:6:2009:OHX:N4	2.33	0.61
14:C2:124:LYS:O	14:C2:126:TRP:N	2.28	0.61
17:C5:110:GLU:HG3	20:C8:119:ILE:HD11	1.82	0.61
25:D3:125:VAL:HG12	25:D3:126:LYS:HG3	2.35	0.61
40:L3:77:THR:HG23	40:L3:326:GLY:O	2.00	0.61

Continued on next page...

Continued from previous page...

Atom-1	Atom-2	Interatomic distance (Å)	Clash overlap (Å)
63:N7:53:VAL:HG11	63:N7:62:VAL:HG13	1.82	0.61
68:O2:11:LYS:O	68:O2:12:LYS:HB2	3.28	0.61
4:S2:178:ILE:HD12	4:S2:189:GLN:HG3	1.82	0.61
36:1:3312:U:H5"	40:L3:25:ILE:HD12	1.82	0.61
36:1:3377:G:OP2	86:1:3697:OHX:N2	2.33	0.61
1:2:993:A:OP1	1:2:1777:G:N2	2.31	0.61
36:5:3377:G:O6	86:5:3589:OHX:N4	2.34	0.61
36:5:330:G:OP2	86:5:3550:OHX:N5	2.34	0.61
27:D5:39:ALA:HB1	27:D5:72:GLY:H	1.65	0.61
40:L3:13:HIS:HB3	40:L3:16:PHE:HD1	2.01	0.61
41:L4:193:LYS:HA	41:L4:198:ARG:HA	1.81	0.61
49:M3:162:ASN:HD21	49:M3:164:GLU:HB2	3.50	0.61
36:1:2895:G:H2'	36:1:2896:A:H5"	1.83	0.61
36:1:2318:U:O4	86:1:3577:OHX:N2	2.34	0.61
36:5:1781:C:H2'	36:5:1782:U:C6	2.35	0.61
77:Q1:6:ARG:NH2	1:6:1112:G:OP1	314.29	0.61
1:6:1154:G:N7	86:6:1988:OHX:N2	2.49	0.61
28:D6:84:VAL:HG22	1:6:1797:A:C6	336.17	0.61
19:C7:34:LEU:O	19:C7:38:ILE:HG22	2.01	0.61
21:C9:125:SER:OG	21:C9:128:GLY:N	2.31	0.61
33:E1:144:CYS:HB3	33:E1:147:VAL:HB	1.82	0.61
44:L7:158:LYS:HD2	44:L7:159:GLN:N	4.55	0.61
44:L7:185:ILE:O	44:L7:189:ILE:HG22	2.00	0.61
53:M7:92:GLN:HA	53:M7:95:LEU:HB2	1.80	0.61
66:O0:46:ALA:HB2	66:O0:72:GLY:H	1.64	0.61
3:S1:34:ALA:N	3:S1:41:ARG:O	2.31	0.61
34:SR:112:SER:OG	34:SR:153:GLN:OE1	2.18	0.61
36:1:2386:A:OP1	86:1:3561:OHX:N4	2.34	0.61
36:1:2613:U:OP1	86:1:3696:OHX:N3	2.33	0.61
1:2:1605:G:OP2	18:C6:127:LYS:NZ	2.19	0.61
1:2:1520:U:O2	86:2:1937:OHX:N5	2.34	0.61
36:5:3031:G:O6	86:5:3586:OHX:N3	2.34	0.61
51:M5:172:ARG:NH2	36:5:63:A:OP1	103.00	0.61
1:6:129:U:O2	86:6:1914:OHX:N2	2.34	0.61
21:C9:43:ASN:ND2	1:6:1478:G:OP2	378.59	0.61
1:6:484:C:N4	1:6:503:G:H1	1.97	0.61
16:C4:85:ALA:HB2	16:C4:94:PRO:HA	2.65	0.61
19:C7:47:ARG:NH1	19:C7:48:ASN:OD1	3.01	0.61
44:L7:207:LEU:O	36:5:1334:U:H5'	240.32	0.61
59:N3:2:SER:OG	59:N3:3:GLY:N	4.15	0.61
6:S4:193:GLY:HA3	6:S4:210:ILE:CG2	2.31	0.61

Continued on next page...

Continued from previous page...

Atom-1	Atom-2	Interatomic distance (Å)	Clash overlap (Å)
7:S5:51:VAL:HB	7:S5:131:GLN:HB2	1.83	0.61
9:S7:63:PRO:O	9:S7:64:VAL:HG23	1.99	0.61
36:1:3049:A:H5'	36:1:3049:A:H8	1.65	0.61
36:1:44:U:H5"	51:M5:85:THR:HG23	1.83	0.61
1:2:1034:C:HO2'	24:D2:2:THR:N	1.98	0.61
1:2:116:U:H2'	1:2:117:U:C6	2.36	0.61
1:2:1429:G:H1'	22:D0:74:GLU:HG2	1.83	0.61
1:2:1542:G:H22	1:2:1568:C:H1'	1.65	0.61
36:5:2696:A:H2'	36:5:2697:A:C8	2.35	0.61
36:5:863:C:OP1	86:5:3418:OHX:N3	2.34	0.61
28:D6:87:ARG:HB3	28:D6:91:ASP:HB2	2.29	0.61
32:E0:51:ASN:HB3	32:E0:53:LYS:HG2	7.15	0.61
39:L2:44:ILE:HD12	39:L2:62:VAL:HB	1.83	0.61
40:L3:159:ARG:HG2	40:L3:182:GLN:HA	2.57	0.61
40:L3:239:PRO:O	40:L3:242:THR:HG23	2.36	0.61
51:M5:204:LYS:O	86:5:3480:OHX:N4	123.90	0.61
46:L9:3:TYR:HA	56:N0:142:GLN:OE1	2.01	0.61
57:N1:36:VAL:HA	57:N1:64:VAL:HG22	1.95	0.61
5:S3:59:LEU:O	5:S3:65:ARG:N	2.33	0.61
10:S8:172:ARG:NH1	1:6:330:G:OP2	279.79	0.61
10:S8:195:ARG:O	10:S8:199:LYS:HB3	2.00	0.61
34:SR:256:THR:N	34:SR:259:GLY:O	2.67	0.61
36:1:1631:C:H5"	36:1:1632:A:H5"	1.83	0.61
1:2:1191:U:H4'	18:C6:143:ARG:HB3	1.82	0.61
36:5:1239:C:N3	36:5:1249:G:N2	2.48	0.61
5:S3:27:ARG:HD2	12:C0:60:SER:HB2	1.82	0.61
7:S5:37:GLN:OE1	18:C6:53:LEU:HD22	2.01	0.61
44:L7:143:THR:HG22	44:L7:241:LYS:HE3	1.83	0.61
45:L8:84:ARG:H	45:L8:84:ARG:HE	1.48	0.61
46:L9:48:VAL:HG13	46:L9:52:LEU:HB3	1.83	0.61
36:1:3115:C:OP1	46:L9:62:ARG:NH2	2.33	0.61
6:S4:151:ASP:HB3	6:S4:154:ILE:HG13	1.82	0.61
34:SR:157:VAL:HB	34:SR:168:THR:HG22	3.70	0.61
1:6:1207:C:H42	1:6:1456:C:H5	1.49	0.61
36:1:149:U:OP2	51:M5:49:ARG:NH2	2.34	0.61
57:N1:17:ARG:HH11	57:N1:17:ARG:HG2	3.30	0.61
36:1:1433:A:N3	68:O2:27:ARG:NH1	2.48	0.61
6:S4:161:LYS:HB3	6:S4:170:THR:O	5.22	0.61
36:1:1753:G:N7	86:1:3583:OHX:N6	2.48	0.60
1:2:322:G:O2'	10:S8:10:LYS:NZ	2.32	0.60
1:2:477:A:H61	1:2:511:A:H61	1.48	0.60

Continued on next page...

Continued from previous page...

Atom-1	Atom-2	Interatomic distance (Å)	Clash overlap (Å)
38:4:79:A:H2'	38:4:80:A:H1'	1.83	0.60
36:5:394:G:N1	36:5:397:A:OP2	2.34	0.60
1:6:1050:G:O6	86:6:2036:OHX:N4	2.35	0.60
15:C3:127:ARG:NH2	1:6:629:U:OP1	307.40	0.60
17:C5:130:ARG:NH1	35:SM:71:ASN:OD1	2.55	0.60
19:C7:28:PHE:HA	19:C7:55:THR:HG21	2.87	0.60
20:C8:120:ARG:HE	35:SM:61:ILE:HD12	5.45	0.60
26:D4:122:GLY:O	26:D4:125:LEU:N	3.56	0.60
40:L3:140:ASP:N	40:L3:140:ASP:OD2	3.25	0.60
40:L3:232:ARG:HG2	40:L3:233:TRP:CD1	2.36	0.60
46:L9:12:VAL:HB	46:L9:51:GLN:HA	1.82	0.60
53:M7:29:THR:HG22	53:M7:87:SER:OG	2.00	0.60
59:N3:129:VAL:O	59:N3:133:SER:OG	2.13	0.60
3:S1:104:ASP:HA	3:S1:214:LYS:HE2	1.82	0.60
7:S5:43:PHE:CZ	7:S5:90:ILE:HG21	2.81	0.60
36:1:3353:G:H4'	36:1:3354:U:OP2	2.01	0.60
36:1:817:A:H8	73:O7:15:SER:HG	1.49	0.60
36:1:944:C:H4'	68:O2:33:ARG:HH11	1.66	0.60
1:2:355:G:OP2	86:2:1914:OHX:N4	2.34	0.60
1:2:930:A:OP1	28:D6:32:LYS:NZ	2.33	0.60
36:5:2818:U:H6	36:5:2818:U:H5'	1.67	0.60
40:L3:81:THR:HG22	40:L3:321:PHE:HA	5.21	0.60
42:L5:265:TYR:O	42:L5:269:SER:N	3.15	0.60
45:L8:224:ASP:OD1	45:L8:224:ASP:N	3.04	0.60
49:M3:62:THR:O	49:M3:64:LYS:N	3.54	0.60
50:M4:135:LEU:HD11	52:M6:178:VAL:HG22	1.81	0.60
36:1:801:A:OP1	64:N8:27:LYS:NZ	2.32	0.60
71:O5:85:THR:HB	71:O5:88:LEU:HD12	1.84	0.60
10:S8:117:TYR:CD1	10:S8:150:ALA:HB2	2.36	0.60
36:1:1763:U:H5'	36:1:1764:U:OP2	2.02	0.60
36:1:198:A:N3	36:1:218:G:O2'	2.34	0.60
36:1:541:U:O4	86:1:3708:OHX:N2	2.34	0.60
36:5:1230:G:OP2	86:5:3509:OHX:N6	2.34	0.60
36:5:1654:A:H2'	36:5:1655:G:H5"	1.82	0.60
79:Q3:44:LYS:NZ	36:5:1727:G:OP1	229.50	0.60
5:S3:7:LYS:NZ	22:D0:115:GLU:OE2	2.30	0.60
44:L7:217:PRO:O	86:5:3504:OHX:N3	260.00	0.60
55:M9:8:LYS:HD2	55:M9:22:VAL:HG23	1.82	0.60
62:N6:8:VAL:HG21	36:5:228:U:H5"	65.38	0.60
46:L9:95:ALA:O	76:Q0:77:ILE:HG12	7.12	0.60
4:S2:51:THR:HG22	4:S2:52:THR:HG23	1.82	0.60

Continued on next page...

Continued from previous page...

Atom-1	Atom-2	Interatomic distance (Å)	Clash overlap (Å)
6:S4:129:VAL:HB	6:S4:139:VAL:HG23	1.83	0.60
1:2:1494:C:H2'	1:2:1495:C:H6	1.66	0.60
36:5:1506:A:H1'	36:5:1848:G:O6	2.01	0.60
1:6:152:U:C2	1:6:163:G:N2	2.68	0.60
8:S6:173:PRO:HG3	1:6:66:U:H5	333.21	0.60
38:8:77:A:H2'	38:8:78:G:O4'	2.02	0.60
15:C3:99:ARG:O	15:C3:103:GLU:HG2	2.02	0.60
41:L4:145:ILE:HD11	41:L4:148:ILE:HG13	1.82	0.60
46:L9:88:TYR:CE2	46:L9:184:LYS:HG2	2.36	0.60
63:N7:95:VAL:HG21	63:N7:113:VAL:HG11	1.83	0.60
36:1:424:G:O2'	68:O2:23:ASP:OD2	2.19	0.60
75:O9:21:ARG:HD3	75:O9:22:PRO:O	2.02	0.60
39:L2:178:PRO:HD2	79:Q3:26:VAL:HG23	2.23	0.60
4:S2:129:ILE:O	4:S2:133:LYS:HG2	2.02	0.60
36:1:3365:U:H2'	36:1:3366:G:C8	2.36	0.60
36:1:277:G:OP1	86:1:3413:OHX:N5	2.35	0.60
1:2:1291:G:H22	1:2:1324:G:H22	1.47	0.60
1:2:1417:A:OP1	86:2:1949:OHX:N5	2.34	0.60
1:2:1695:G:H21	1:2:1706:C:H41	1.48	0.60
1:6:647:G:N2	1:6:687:G:H22	1.99	0.60
20:C8:27:LYS:HA	20:C8:57:ARG:HA	1.84	0.60
1:2:1525:A:OP1	21:C9:93:HIS:ND1	2.33	0.60
39:L2:227:ARG:HG2	39:L2:239:ALA:HB2	1.83	0.60
36:1:2880:U:H1'	40:L3:250:ALA:HB3	1.83	0.60
36:1:2392:C:HO2'	40:L3:266:ARG:HH22	1.45	0.60
40:L3:41:VAL:HA	40:L3:185:GLY:CA	2.31	0.60
42:L5:270:LYS:HG3	42:L5:273:ARG:N	5.69	0.60
49:M3:141:ALA:HA	49:M3:144:THR:HB	3.65	0.60
36:1:109:A:H4'	36:1:110:G:OP1	2.00	0.60
36:1:149:U:P	51:M5:49:ARG:HH22	2.24	0.60
36:5:279:U:H2'	36:5:280:U:H6	1.66	0.60
36:5:2971:A:H3'	36:5:2971:A:N3	2.17	0.60
1:6:1161:C:OP1	86:6:2027:OHX:N6	2.34	0.60
20:C8:41:ARG:HD3	1:6:1565:C:OP1	367.44	0.60
1:6:219:A:C6	1:6:843:U:H1'	2.36	0.60
49:M3:74:GLY:O	49:M3:101:ARG:NH1	2.35	0.60
54:M8:177:GLY:O	54:M8:186:VAL:N	2.36	0.60
44:L7:80:GLN:NE2	57:N1:135:PRO:O	6.76	0.60
66:O0:24:THR:HG22	66:O0:91:SER:HB3	3.16	0.60
2:S0:71:GLU:O	2:S0:96:THR:HG22	2.06	0.60
4:S2:103:VAL:HG12	4:S2:190:LEU:HD12	1.83	0.60

Continued on next page...

Continued from previous page...

Atom-1	Atom-2	Interatomic distance (Å)	Clash overlap (Å)
36:1:1765:U:H5"	55:M9:43:LYS:HE2	1.84	0.60
36:5:1750:A:H4'	36:5:1751:G:H5'	1.84	0.60
10:S8:52:ASN:OD1	86:6:1989:OHX:N3	309.13	0.60
1:6:484:C:H42	1:6:503:G:H22	1.48	0.60
1:6:770:A:OP2	86:6:1991:OHX:N3	2.34	0.60
38:8:126:A:OP1	86:8:211:OHX:N1	2.33	0.60
15:C3:25:TRP:HA	15:C3:27:LYS:HE2	7.28	0.60
18:C6:18:ALA:HB2	18:C6:69:VAL:HG13	1.83	0.60
24:D2:27:ILE:HD11	24:D2:61:ILE:HD12	1.83	0.60
25:D3:107:PHE:CD2	25:D3:114:LYS:HB2	2.36	0.60
25:D3:133:LEU:HD22	25:D3:137:LYS:HE2	1.83	0.60
25:D3:7:ARG:HH11	25:D3:7:ARG:HB2	1.66	0.60
32:E0:41:THR:HA	32:E0:45:VAL:HB	1.84	0.60
48:M1:137:ARG:NH2	37:7:44:C:OP2	295.19	0.60
35:SM:23:LYS:HD2	35:SM:23:LYS:H	1.67	0.60
36:1:1854:C:OP2	86:1:3570:OHX:N5	2.35	0.60
1:2:1595:U:N3	1:2:1600:A:H2	1.98	0.60
36:5:1724:U:H1'	36:5:1725:C:C6	2.37	0.60
36:5:2568:C:O2'	36:5:2569:A:O5'	2.16	0.60
36:5:3334:U:H4'	36:5:3335:A:H5"	1.84	0.60
36:5:3352:U:O2'	86:5:3714:OHX:N5	2.35	0.60
1:6:1700:C:O2'	1:6:1701:A:OP1	2.20	0.60
15:C3:124:ARG:NH2	1:6:967:A:OP2	318.24	0.60
13:C1:6:THR:O	13:C1:8:GLN:N	2.29	0.60
7:S5:75:GLY:O	18:C6:122:ARG:NH2	3.99	0.60
20:C8:91:ASP:HB3	20:C8:95:GLY:H	1.88	0.60
28:D6:10:ARG:NE	1:6:1795:U:O2	327.29	0.60
39:L2:116:VAL:HG11	39:L2:134:VAL:HG11	2.89	0.60
41:L4:144:LYS:HG2	41:L4:145:ILE:H	5.85	0.60
51:M5:35:VAL:HG13	51:M5:65:ARG:HB2	1.82	0.60
51:M5:46:ASP:OD1	51:M5:50:ARG:NH2	2.34	0.60
53:M7:24:VAL:HG12	53:M7:86:LYS:HG2	1.82	0.60
66:O0:16:LEU:HB3	66:O0:98:SER:HB2	1.91	0.60
3:S1:175:GLU:OE2	3:S1:187:LYS:NZ	5.61	0.60
4:S2:148:LEU:HD13	4:S2:149:GLY:H	1.67	0.60
7:S5:166:ARG:NH1	7:S5:170:GLN:OE1	2.34	0.60
36:1:1412:G:OP1	68:O2:105:ARG:NH2	2.34	0.60
36:5:25:U:O4	86:5:3409:OHX:N6	2.35	0.60
17:C5:60:LEU:HD21	17:C5:92:SER:HB3	1.84	0.60
1:2:1533:C:H5	27:D5:77:ARG:NH2	2.00	0.60
40:L3:139:GLN:C	40:L3:141:GLY:H	2.05	0.60

Continued on next page...

Continued from previous page...

Atom-1	Atom-2	Interatomic distance (Å)	Clash overlap (Å)
45:L8:133:LYS:HD2	45:L8:138:HIS:HE1	1.66	0.60
47:M0:55:ASN:ND2	47:M0:162:GLN:OE1	2.23	0.60
47:M0:24:ARG:HG3	47:M0:24:ARG:HH11	1.66	0.60
52:M6:78:ARG:HH11	52:M6:78:ARG:HG3	2.63	0.60
57:N1:8:ARG:O	57:N1:11:THR:OG1	2.46	0.60
2:S0:55:GLU:OE2	23:D1:80:LYS:N	2.46	0.60
11:S9:58:ASP:O	11:S9:61:THR:OG1	2.50	0.60
1:2:1683:C:O2'	1:2:1684:U:O5'	2.20	0.60
1:2:792:U:H3'	1:2:793:A:H8	1.65	0.60
36:5:1304:A:OP1	86:5:3638:OHX:N4	2.35	0.60
16:C4:121:VAL:O	1:6:886:U:O2'	286.31	0.60
26:D4:37:LYS:HD2	26:D4:57:VAL:HG23	6.68	0.60
27:D5:46:LYS:HD3	27:D5:70:LYS:HD2	1.84	0.60
31:D9:33:LYS:HE2	31:D9:34:TYR:CZ	4.21	0.60
47:M0:218:ALA:O	86:M0:301:OHX:N3	72.96	0.60
36:1:1679:A:OP1	58:N2:94:ARG:NH1	2.31	0.60
3:S1:87:ARG:NH2	3:S1:89:ASP:OD1	5.43	0.60
11:S9:120:LYS:O	11:S9:121:SER:HB3	2.00	0.60
36:1:1506:A:H1'	36:1:1848:G:O6	2.02	0.59
36:5:1238:C:O2'	36:5:1239:C:OP1	2.15	0.59
36:5:2572:C:O2'	36:5:2573:G:OP2	2.18	0.59
36:5:899:U:O4	86:5:3464:OHX:N5	2.35	0.59
1:6:1492:A:O2'	1:6:1493:A:H8	1.85	0.59
13:C1:146:ALA:HB1	13:C1:149:ALA:HB2	1.84	0.59
14:C2:63:VAL:HG22	14:C2:64:SER:H	1.66	0.59
18:C6:49:TYR:HB3	18:C6:53:LEU:HD11	1.82	0.59
22:D0:22:ILE:HG22	22:D0:93:LEU:HB2	2.02	0.59
2:S0:63:ILE:HG12	23:D1:36:VAL:HG22	2.45	0.59
25:D3:102:VAL:HG12	25:D3:127:VAL:HG13	3.22	0.59
61:N5:38:LEU:HD11	61:N5:40:LEU:HD13	1.84	0.59
69:O3:86:ARG:NH2	36:5:497:C:O3'	213.96	0.59
74:O8:31:LEU:HA	74:O8:37:PRO:HA	1.83	0.59
36:1:3122:A:N1	46:L9:70:THR:HG21	2.16	0.59
1:2:1600:A:H4'	1:2:1601:G:OP1	2.02	0.59
44:L7:217:PRO:O	86:5:3504:OHX:N4	258.40	0.59
1:6:1370:U:H4'	1:6:1371:A:H4'	1.84	0.59
1:6:1783:C:H2'	1:6:1784:C:H6	1.67	0.59
38:8:132:G:N7	86:8:210:OHX:N2	2.50	0.59
27:D5:71:ILE:HG23	27:D5:73:GLY:H	7.72	0.59
30:D8:22:ARG:HD2	1:6:1619:C:C2	342.27	0.59
46:L9:171:ASP:OD2	46:L9:173:ARG:NH1	2.83	0.59

Continued on next page...

Continued from previous page...

Atom-1	Atom-2	Interatomic distance (Å)	Clash overlap (Å)
48:M1:150:ASN:HA	48:M1:153:LYS:HD2	2.13	0.59
56:N0:77:VAL:HG11	56:N0:106:LEU:HG	3.42	0.59
36:1:2767:U:O2'	78:Q2:30:ALA:O	2.19	0.59
36:1:595:G:N1	36:1:609:G:H5"	2.17	0.59
77:Q1:23:ARG:O	86:5:3503:OHX:N2	263.51	0.59
1:6:194:U:O2	1:6:195:G:O2'	2.16	0.59
1:6:85:A:OP1	86:6:2032:OHX:N4	2.36	0.59
14:C2:61:VAL:HA	14:C2:89:ILE:HG22	1.84	0.59
40:L3:4:ARG:HG3	40:L3:4:ARG:HH11	3.75	0.59
43:L6:40:LEU:HB3	43:L6:84:VAL:HG22	1.84	0.59
63:N7:129:TRP:O	63:N7:131:PHE:N	3.06	0.59
66:O0:34:LEU:HD23	66:O0:59:TYR:HB3	2.06	0.59
73:O7:88:ALA:O	86:8:204:OHX:N2	18.03	0.59
10:S8:147:ALA:HA	10:S8:150:ALA:H	1.67	0.59
36:1:619:A:H4'	36:1:620:U:O4'	2.03	0.59
1:2:1358:G:OP1	86:2:2006:OHX:N2	2.35	0.59
39:L2:5:ILE:HG12	39:L2:8:GLN:HG3	1.83	0.59
59:N3:38:ALA:HB3	59:N3:59:MET:HB2	2.32	0.59
69:O3:59:VAL:HG23	69:O3:60:ARG:H	1.67	0.59
73:O7:24:ARG:NH1	36:5:361:A:OP1	120.28	0.59
3:S1:176:VAL:HG12	3:S1:177:GLN:H	1.66	0.59
10:S8:120:THR:O	86:S8:301:OHX:N4	7.31	0.59
34:SR:52:GLN:HG2	34:SR:53:LYS:HG3	4.27	0.59
36:1:831:G:O6	86:1:3425:OHX:N4	2.35	0.59
36:5:2402:A:OP2	86:5:3610:OHX:N3	2.34	0.59
36:5:2666:C:H2'	36:5:2667:A:H5"	1.84	0.59
18:C6:115:THR:HA	18:C6:118:ILE:HG23	1.84	0.59
54:M8:69:ARG:HG3	54:M8:69:ARG:HH11	3.11	0.59
44:L7:121:LYS:HB2	57:N1:133:ALA:HB3	1.86	0.59
72:O6:66:GLU:OE1	72:O6:70:ARG:NH2	3.71	0.59
10:S8:176:SER:HB3	1:6:208:U:H4'	285.53	0.59
36:1:1278:A:O2'	36:1:1279:C:O5'	2.19	0.59
36:1:1951:C:N4	36:1:2095:G:H1	1.96	0.59
36:1:2213:A:H2'	36:1:2214:A:C8	2.37	0.59
1:2:755:A:H2'	1:2:756:A:C8	2.37	0.59
36:5:1409:G:O6	86:5:3659:OHX:N6	2.36	0.59
36:5:629:U:H2'	36:5:630:A:C8	2.38	0.59
36:5:873:C:H5"	36:5:874:U:O5'	2.02	0.59
1:6:760:A:OP2	86:6:1939:OHX:N5	2.36	0.59
1:6:470:A:OP2	86:6:1958:OHX:N1	2.36	0.59
1:6:542:A:O2'	1:6:543:C:O5'	2.20	0.59

Continued on next page...

Continued from previous page...

Atom-1	Atom-2	Interatomic distance (Å)	Clash overlap (Å)
20:C8:86:LEU:HG	20:C8:99:HIS:HB2	1.88	0.59
21:C9:15:ILE:HD13	21:C9:60:SER:HA	1.95	0.59
49:M3:162:ASN:ND2	49:M3:164:GLU:HB2	3.71	0.59
51:M5:8:GLU:HG3	51:M5:50:ARG:HH12	4.68	0.59
57:N1:104:GLU:OE1	57:N1:130:ARG:NH1	2.36	0.59
68:O2:91:THR:HG22	68:O2:92:TYR:HD2	1.68	0.59
74:O8:14:LEU:HD23	74:O8:17:ARG:HD3	2.52	0.59
7:S5:133:VAL:HG22	7:S5:198:LEU:HD13	1.85	0.59
35:SM:59:GLY:O	35:SM:63:ASP:N	2.71	0.59
36:1:3341:U:O2'	36:1:3342:A:H5'	2.01	0.59
36:1:345:G:OP1	36:1:1429:G:N1	2.33	0.59
36:1:576:C:OP1	44:L7:241:LYS:NZ	2.32	0.59
1:2:1330:G:N1	5:S3:204:ASP:OD1	2.36	0.59
64:N8:21:ARG:NH2	36:5:640:U:OP1	181.98	0.59
36:5:789:A:H2'	36:5:790:U:C6	2.37	0.59
1:6:58:U:O4	86:6:1945:OHX:N2	2.36	0.59
41:L4:292:SER:OG	41:L4:293:SER:N	2.35	0.59
46:L9:18:VAL:HB	46:L9:27:VAL:HG22	1.89	0.59
47:M0:192:ASP:HA	47:M0:197:VAL:HG12	2.32	0.59
2:S0:120:LEU:HD21	2:S0:144:ILE:HD11	2.48	0.59
8:S6:146:GLY:O	60:N4:98:PRO:HD2	2.02	0.59
11:S9:114:TYR:HA	11:S9:119:ALA:HB3	1.83	0.59
36:1:872:U:H2'	36:1:873:C:C6	2.38	0.59
36:5:213:A:N6	36:5:227:G:O2'	2.33	0.59
44:L7:217:PRO:HA	86:5:3504:OHX:N6	262.20	0.59
27:D5:74:SER:OG	1:6:1534:G:OP2	343.10	0.59
14:C2:85:LYS:HE2	14:C2:87:PRO:HD3	3.71	0.59
20:C8:136:GLN:NE2	1:6:1544:U:OP1	353.51	0.59
39:L2:238:ILE:C	39:L2:240:ALA:H	2.80	0.59
40:L3:117:ARG:HA	40:L3:175:LYS:HD2	4.28	0.59
74:O8:32:ASN:ND2	74:O8:32:ASN:O	2.35	0.59
4:S2:188:LEU:HD13	4:S2:196:VAL:HG11	1.84	0.59
10:S8:171:SER:HB3	10:S8:180:ASP:HB2	2.26	0.59
36:1:1062:A:N3	57:N1:130:ARG:NH2	2.50	0.59
36:1:1488:G:H5"	36:1:1838:G:O6	2.02	0.59
1:2:1101:G:H5"	24:D2:76:SER:HB3	1.84	0.59
1:2:205:U:O4	86:2:1945:OHX:N3	2.35	0.59
36:5:920:A:OP1	36:5:922:U:H5	1.86	0.59
14:C2:60:VAL:HG22	14:C2:122:VAL:HG22	2.08	0.59
21:C9:37:VAL:HG11	21:C9:100:ILE:HD11	1.84	0.59
21:C9:86:ARG:HB2	21:C9:89:ARG:HB2	2.58	0.59

Continued on next page...

Continued from previous page...

Atom-1	Atom-2	Interatomic distance (Å)	Clash overlap (Å)
39:L2:10:LYS:HA	39:L2:16:PHE:CD2	2.53	0.59
46:L9:174:LYS:HB2	76:Q0:127:LEU:HD11	1.84	0.59
3:S1:129:THR:HA	3:S1:177:GLN:HA	1.85	0.59
6:S4:49:ARG:HG3	6:S4:50:ASN:N	4.02	0.59
10:S8:147:ALA:C	10:S8:149:SER:N	2.55	0.59
36:1:230:U:H2'	36:1:231:G:O4'	2.03	0.59
1:2:515:A:OP2	86:2:1948:OHX:N3	2.35	0.59
52:M6:115:LYS:HD3	36:5:3178:A:C2	259.38	0.59
1:6:1595:U:N3	1:6:1600:A:H2	2.01	0.59
1:6:822:U:H2'	1:6:823:G:H5"	1.84	0.59
1:6:628:G:N1	1:6:970:A:OP2	2.27	0.59
16:C4:85:ALA:N	16:C4:119:THR:HG22	2.13	0.59
24:D2:27:ILE:HG12	24:D2:61:ILE:HB	1.85	0.59
45:L8:151:VAL:HG13	45:L8:199:ALA:HB2	3.48	0.59
47:M0:171:TRP:O	47:M0:174:THR:HG22	2.03	0.59
47:M0:208:ASN:HB3	47:M0:211:ARG:HH11	4.67	0.59
51:M5:160:GLU:OE1	51:M5:160:GLU:N	2.71	0.59
44:L7:110:ARG:CZ	54:M8:3:ILE:HD12	2.33	0.59
55:M9:21:LYS:HE3	55:M9:55:VAL:HA	1.85	0.59
63:N7:115:LYS:NZ	63:N7:119:GLU:OE2	2.56	0.59
6:S4:160:VAL:HG13	6:S4:169:ILE:HG23	2.15	0.59
34:SR:22:SER:OG	34:SR:70:ASP:HA	2.69	0.59
36:1:2705:A:OP2	86:1:3405:OHX:N2	2.36	0.58
86:1:3426:OHX:N3	57:N1:18:ASP:OD2	2.36	0.58
1:2:992:A:H2	1:2:1012:U:H3	1.50	0.58
1:2:346:G:O6	86:2:1997:OHX:N1	2.36	0.58
1:2:520:A:H2'	1:2:521:A:C8	2.38	0.58
70:O4:9:ARG:NH2	36:5:1606:U:O4	140.52	0.58
36:5:2875:U:H3	36:5:2952:G:H1	1.51	0.58
1:6:1508:U:O4	86:6:1909:OHX:N4	2.36	0.58
6:S4:108:ARG:NH1	1:6:788:A:OP2	396.10	0.58
1:6:924:A:H2'	1:6:925:G:C8	2.38	0.58
73:O7:81:GLY:O	38:8:95:G:H1'	41.41	0.58
20:C8:26:ILE:HD11	20:C8:31:ALA:N	2.17	0.58
42:L5:105:ILE:O	42:L5:109:THR:HG23	2.12	0.58
42:L5:269:SER:OG	37:7:1:G:N2	315.22	0.58
66:O0:30:THR:HG22	66:O0:91:SER:HB2	2.50	0.58
7:S5:40:ILE:HG23	7:S5:42:LEU:HD22	1.83	0.58
34:SR:248:ASN:HD21	34:SR:298:GLY:HA3	2.33	0.58
36:1:279:U:H2'	36:1:280:U:H6	1.67	0.58
36:1:2663:G:O6	86:1:3405:OHX:N6	2.36	0.58

Continued on next page...

Continued from previous page...

Atom-1	Atom-2	Interatomic distance (Å)	Clash overlap (Å)
1:2:1474:G:H2'	1:2:1475:A:C8	2.38	0.58
1:2:990:C:OP2	86:2:1965:OHX:N4	2.36	0.58
36:5:2569:A:H4'	36:5:2570:U:H5'	1.85	0.58
1:6:356:G:OP2	86:6:1922:OHX:N3	2.36	0.58
20:C8:134:ARG:NH1	1:6:1559:A:N1	362.21	0.58
45:L8:101:THR:HG23	45:L8:104:GLU:H	1.68	0.58
47:M0:85:PHE:HA	47:M0:140:THR:HG22	1.86	0.58
70:O4:60:ARG:HH21	36:5:1616:U:H5"	141.29	0.58
72:O6:74:LYS:HD2	72:O6:80:PHE:HD2	2.15	0.58
5:S3:142:LEU:HD11	5:S3:182:LEU:HD21	1.85	0.58
11:S9:3:ARG:HG2	11:S9:3:ARG:HH21	4.16	0.58
34:SR:159:ASN:C	34:SR:161:LYS:H	3.47	0.58
36:1:2206:G:H1	36:1:2237:C:H42	1.51	0.58
1:2:1385:G:N7	86:2:2002:OHX:N3	2.51	0.58
36:5:1329:U:H4'	36:5:1330:A:OP1	2.03	0.58
36:5:2518:C:H2'	36:5:2519:A:C8	2.37	0.58
36:5:2916:U:H5	36:5:2935:U:HO2'	1.51	0.58
36:5:806:A:H5"	36:5:936:A:H61	1.69	0.58
20:C8:138:THR:OG1	1:6:1459:C:OP2	348.15	0.58
1:6:532:U:H2'	1:6:533:U:O4'	2.03	0.58
1:6:877:G:H5'	1:6:937:C:H1'	1.86	0.58
14:C2:89:ILE:HG23	14:C2:90:LYS:O	4.00	0.58
20:C8:35:ILE:HB	20:C8:38:VAL:HG22	2.29	0.58
40:L3:19:ARG:HB3	40:L3:232:ARG:NH1	2.56	0.58
47:M0:38:LYS:HG2	47:M0:41:ALA:HB2	2.17	0.58
47:M0:4:ARG:HH11	36:5:2828:G:HO2'	263.79	0.58
63:N7:135:ARG:NH2	36:5:2556:C:O2'	199.25	0.58
70:O4:8:ARG:HH21	70:O4:31:ARG:HD2	2.44	0.58
3:S1:35:PRO:HB3	3:S1:231:LEU:HD21	5.30	0.58
4:S2:56:ILE:HG23	4:S2:61:LEU:HB2	1.85	0.58
7:S5:101:GLY:HA2	7:S5:104:ASN:ND2	2.18	0.58
34:SR:260:ILE:HB	34:SR:274:LEU:HB2	1.86	0.58
36:1:1942:U:O2'	36:1:3345:G:O2'	2.08	0.58
1:2:782:U:H4'	1:2:783:G:OP2	2.02	0.58
37:3:60:G:H2'	37:3:61:G:H8	1.66	0.58
38:4:136:G:OP1	61:N5:48:SER:OG	2.18	0.58
36:5:1564:U:H2'	36:5:1565:G:C8	2.38	0.58
36:5:776:U:H5	36:5:2719:U:O2	1.86	0.58
36:5:2249:G:OP1	86:5:3691:OHX:N6	2.36	0.58
36:5:731:U:H2'	36:5:732:C:H6	1.68	0.58
1:6:1767:G:OP1	1:6:1770:U:H4'	2.03	0.58

Continued on next page...

Continued from previous page...

Atom-1	Atom-2	Interatomic distance (Å)	Clash overlap (Å)
15:C3:26:PHE:CE2	15:C3:28:LEU:HB2	2.83	0.58
26:D4:27:VAL:HG11	26:D4:35:VAL:HG21	1.85	0.58
48:M1:17:LEU:HD21	48:M1:19:LEU:HD21	1.86	0.58
48:M1:37:LEU:HD12	48:M1:67:VAL:HG13	5.47	0.58
52:M6:68:ARG:HH12	36:5:2988:C:P	215.18	0.58
58:N2:18:ASP:OD2	58:N2:20:SER:OG	2.99	0.58
75:O9:10:LYS:HA	75:O9:13:MET:HE3	1.85	0.58
2:S0:41:ARG:HD2	2:S0:42:PRO:O	2.02	0.58
9:S7:44:LYS:HD2	9:S7:63:PRO:HA	1.85	0.58
10:S8:48:THR:HG21	10:S8:54:LYS:HE3	1.85	0.58
36:1:600:G:O6	86:1:3628:OHX:N5	2.36	0.58
36:5:1817:G:OP1	86:5:3675:OHX:N1	2.37	0.58
36:5:3103:A:OP2	86:5:3656:OHX:N4	2.36	0.58
36:5:3295:A:H2'	36:5:3296:A:C8	2.38	0.58
36:5:2299:A:OP2	86:5:3461:OHX:N1	2.37	0.58
36:5:878:G:OP2	86:5:3713:OHX:N6	2.36	0.58
7:S5:37:GLN:HB3	18:C6:53:LEU:HB3	1.85	0.58
29:D7:37:CYS:O	29:D7:39:GLY:N	2.35	0.58
33:E1:102:VAL:HG13	33:E1:103:LEU:HB2	3.84	0.58
42:L5:148:ILE:HD11	42:L5:160:PHE:CE1	2.38	0.58
59:N3:32:ARG:HB3	59:N3:64:LYS:HB3	2.57	0.58
62:N6:5:SER:HB3	62:N6:8:VAL:HG23	1.84	0.58
51:M5:140:LYS:NZ	71:O5:96:GLU:OE2	3.49	0.58
8:S6:63:MET:HE1	8:S6:106:LEU:HD13	1.85	0.58
36:1:3074:G:OP1	86:1:3576:OHX:N1	2.37	0.58
1:2:273:G:H1	1:2:283:U:H3	1.50	0.58
1:2:800:U:H2'	1:2:801:G:H8	1.68	0.58
36:5:916:G:H5'	36:5:917:A:OP1	2.04	0.58
18:C6:50:GLU:OE1	18:C6:114:ARG:NH1	2.37	0.58
22:D0:69:LYS:HE2	22:D0:80:GLU:HB2	1.85	0.58
25:D3:90:ASP:O	25:D3:136:TRP:NE1	2.30	0.58
46:L9:86:TYR:CE2	46:L9:151:VAL:HG22	2.56	0.58
53:M7:19:GLY:HA3	53:M7:22:LEU:HD11	1.84	0.58
71:O5:21:LEU:HD22	71:O5:25:LYS:HE3	3.56	0.58
79:Q3:49:ARG:HB2	79:Q3:55:TRP:CZ3	2.58	0.58
10:S8:89:GLU:OE1	10:S8:92:ARG:NH2	2.37	0.58
11:S9:109:LEU:HD13	11:S9:129:ILE:HD13	2.36	0.58
36:1:1393:A:N3	36:1:1419:A:O2'	2.35	0.58
36:1:2513:U:OP2	86:1:3446:OHX:N3	2.37	0.58
36:1:2561:A:HO2'	36:1:2562:A:H8	1.51	0.58
36:1:3308:C:N3	53:M7:69:ARG:NH1	2.50	0.58

Continued on next page...

Continued from previous page...

Atom-1	Atom-2	Interatomic distance (Å)	Clash overlap (Å)
1:2:1347:U:O2	1:2:1516:A:H5'	2.04	0.58
1:2:584:C:H1'	32:E0:18:THR:HG21	1.86	0.58
36:5:2209:U:O4	86:5:3463:OHX:N4	2.37	0.58
36:5:996:A:H2'	36:5:997:A:O4'	2.03	0.58
1:6:1297:G:N2	1:6:1300:A:OP2	2.35	0.58
18:C6:42:GLU:O	18:C6:45:ARG:N	3.61	0.58
40:L3:291:GLU:OE1	40:L3:302:LYS:NZ	4.38	0.58
43:L6:56:LYS:HD2	43:L6:98:VAL:HG13	1.92	0.58
44:L7:178:ILE:HA	44:L7:183:ASP:CB	2.61	0.58
47:M0:47:PRO:HD2	47:M0:141:LYS:HA	1.86	0.58
47:M0:54:SER:HB2	47:M0:135:ILE:HD11	1.90	0.58
57:N1:78:LYS:HB3	57:N1:87:LYS:HG3	1.84	0.58
4:S2:59:HIS:CD2	4:S2:238:SER:HA	2.39	0.58
1:2:1473:U:O2'	7:S5:103:ASN:OD1	2.22	0.58
7:S5:90:ILE:O	7:S5:94:THR:HG23	2.09	0.58
1:2:143:G:N7	8:S6:177:ARG:NH2	2.52	0.58
1:2:1780:G:OP2	86:2:1930:OHX:N4	2.36	0.58
1:2:1738:U:O4	86:2:1919:OHX:N4	2.37	0.58
38:4:80:A:OP1	71:O5:43:LYS:NZ	2.34	0.58
41:L4:82:THR:OG1	36:5:365:A:H1'	121.67	0.58
36:5:3053:G:O6	86:5:3669:OHX:N6	2.37	0.58
1:6:1696:G:H2'	1:6:1698:G:O6	2.02	0.58
10:S8:2:GLY:N	1:6:393:C:OP2	291.36	0.58
20:C8:54:LEU:H	20:C8:54:LEU:HD22	1.69	0.58
7:S5:158:GLN:HE21	30:D8:66:LEU:HD21	1.69	0.58
46:L9:41:ILE:HD13	46:L9:41:ILE:O	2.03	0.58
47:M0:66:GLU:OE1	47:M0:69:ARG:NH2	2.60	0.58
54:M8:80:THR:HG22	54:M8:100:THR:HB	1.83	0.58
3:S1:70:LEU:HB3	3:S1:79:HIS:HB3	5.00	0.58
3:S1:70:LEU:HD21	3:S1:79:HIS:CD2	2.39	0.58
11:S9:49:LEU:HD11	11:S9:100:LYS:HA	3.87	0.58
11:S9:141:VAL:HG21	11:S9:146:PHE:CD2	3.39	0.58
1:2:1533:C:H4'	1:2:1539:G:N1	2.18	0.58
1:2:197:A:H61	10:S8:138:ASN:ND2	2.02	0.58
38:4:113:U:H5"	75:O9:7:PHE:HB3	1.85	0.58
36:5:541:U:H2'	36:5:542:G:C8	2.39	0.58
27:D5:77:ARG:NH1	1:6:1533:C:OP2	350.77	0.58
21:C9:57:ARG:NH1	1:6:1479:A:OP1	389.79	0.58
26:D4:92:VAL:HG21	26:D4:99:LYS:HG2	1.86	0.58
36:1:912:G:OP2	39:L2:9:ARG:NH1	2.37	0.58
40:L3:215:ILE:HD13	40:L3:282:ILE:HD11	1.85	0.58

Continued on next page...

Continued from previous page...

Atom-1	Atom-2	Interatomic distance (Å)	Clash overlap (Å)
41:L4:170:LYS:HG3	41:L4:175:HIS:HB2	1.84	0.58
48:M1:59:ILE:HG21	48:M1:65:ILE:HD11	1.85	0.58
49:M3:75:PHE:O	49:M3:79:GLU:HB2	2.03	0.58
56:N0:1:MET:SD	56:N0:36:ILE:HD13	2.44	0.58
59:N3:13:ILE:HD13	59:N3:53:SER:HB2	5.07	0.58
69:O3:85:PHE:O	86:O3:201:OHX:N1	2.37	0.58
38:4:63:G:O3'	71:O5:49:LYS:NZ	2.36	0.58
72:O6:62:ARG:O	72:O6:63:ASN:ND2	5.55	0.58
10:S8:56:ARG:HH22	1:6:332:U:P	287.27	0.58
36:1:1582:C:O2'	36:1:1583:A:O5'	2.22	0.58
36:1:2242:A:H5'	39:L2:243:THR:HG23	1.84	0.58
1:2:1115:U:O3'	77:Q1:17:ARG:NH2	2.37	0.58
1:2:1504:G:H2'	1:2:1505:A:C8	2.39	0.58
1:2:488:G:OP1	1:2:488:G:H4'	2.04	0.58
1:2:749:U:H2'	1:2:750:U:C6	2.39	0.58
36:5:132:C:H2'	36:5:133:U:H5"	1.86	0.58
1:6:654:C:H2'	1:6:655:G:H8	1.69	0.58
13:C1:3:THR:OG1	13:C1:82:ARG:NE	2.32	0.58
42:L5:40:HIS:CD2	57:N1:69:LYS:HA	2.39	0.58
43:L6:89:THR:HG21	50:M4:115:PHE:HB2	1.86	0.58
45:L8:84:ARG:H	45:L8:84:ARG:NE	2.02	0.58
62:N6:112:ASP:HB2	62:N6:115:ARG:H	1.69	0.58
64:N8:16:SER:HA	36:5:942:U:N3	169.30	0.58
3:S1:149:GLN:HE21	3:S1:151:LYS:HG2	2.69	0.58
3:S1:132:ASP:HB2	3:S1:221:PRO:HB3	2.34	0.58
4:S2:106:ASP:OD1	4:S2:108:ASN:N	2.34	0.58
4:S2:157:LYS:HG2	4:S2:170:ILE:HG13	1.86	0.58
1:2:159:U:O2'	8:S6:87:ARG:NH1	2.37	0.58
1:2:1240:U:OP2	86:2:2012:OHX:N1	2.37	0.57
1:2:1229:G:O2'	1:2:1255:G:N2	2.37	0.57
1:2:1460:A:OP2	35:SM:68:ARG:HD3	2.02	0.57
1:2:641:G:H1	1:2:693:U:H3	1.51	0.57
22:D0:67:THR:HG22	1:6:1199:G:O6	399.36	0.57
8:S6:136:LYS:NZ	1:6:66:U:OP1	334.94	0.57
17:C5:111:MET:HG2	20:C8:119:ILE:HG13	3.07	0.57
21:C9:139:THR:O	21:C9:142:GLU:HG3	5.03	0.57
22:D0:18:GLN:O	22:D0:96:PRO:HA	2.03	0.57
39:L2:193:ARG:NH1	36:5:2174:G:OP2	189.85	0.57
39:L2:45:VAL:HG22	39:L2:84:THR:HA	1.91	0.57
41:L4:99:MET:SD	41:L4:102:PRO:HA	2.44	0.57
45:L8:134:TYR:CG	45:L8:190:VAL:HG21	2.39	0.57

Continued on next page...

Continued from previous page...

Atom-1	Atom-2	Interatomic distance (Å)	Clash overlap (Å)
51:M5:201:ARG:NH2	36:5:692:A:OP1	96.70	0.57
36:1:2895:G:O2'	76:Q0:100:TYR:O	2.10	0.57
6:S4:124:GLY:HA2	6:S4:142:HIS:CE1	2.75	0.57
35:SM:64:LYS:C	35:SM:66:ALA:H	3.11	0.57
34:SR:42:LEU:HD21	34:SR:82:SER:HB3	2.27	0.57
1:2:1147:A:H2'	1:2:1148:C:C6	2.39	0.57
1:2:1280:C:H2'	1:2:1281:G:H8	1.69	0.57
1:2:1615:C:O2'	1:2:1616:G:OP2	2.22	0.57
36:5:1378:U:OP1	86:5:3528:OHX:N3	2.36	0.57
39:L2:200:ARG:NH1	36:5:2146:C:OP1	212.64	0.57
1:6:1160:A:H2'	1:6:1161:C:C6	2.38	0.57
13:C1:109:VAL:HG12	13:C1:137:PHE:HB2	4.62	0.57
13:C1:67:ARG:N	13:C1:67:ARG:HD3	2.19	0.57
21:C9:117:SER:HB2	21:C9:123:ARG:HB3	2.77	0.57
1:2:1498:G:H5"	21:C9:72:GLY:HA3	1.86	0.57
49:M3:166:ALA:N	64:N8:135:GLU:OE1	3.52	0.57
2:S0:126:PRO:HB2	2:S0:152:PRO:HG2	2.23	0.57
4:S2:125:ILE:O	4:S2:129:ILE:HG13	2.05	0.57
1:2:856:A:N6	9:S7:96:ARG:HB3	2.20	0.57
19:C7:33:ARG:NH2	34:SR:109:ASP:OD2	2.94	0.57
34:SR:14:GLU:HB3	34:SR:309:VAL:HG12	4.61	0.57
36:1:3113:A:OP2	86:1:3563:OHX:N5	2.37	0.57
1:2:16:G:H2'	1:2:17:C:C6	2.39	0.57
1:2:1570:A:OP1	86:2:2019:OHX:N5	2.37	0.57
69:O3:56:SER:OG	36:5:3170:A:OP2	203.31	0.57
64:N8:27:LYS:NZ	36:5:801:A:OP1	153.65	0.57
1:6:74:U:H3'	1:6:75:U:H3'	1.86	0.57
15:C3:116:ILE:O	15:C3:120:SER:OG	2.21	0.57
20:C8:141:THR:HG21	1:6:1173:C:H3'	350.36	0.57
22:D0:70:THR:HG23	1:6:1280:C:O2'	387.09	0.57
41:L4:295:ILE:O	41:L4:299:ILE:HG12	2.05	0.57
44:L7:151:ARG:NH1	44:L7:244:ASN:O	2.99	0.57
46:L9:105:GLU:HG3	46:L9:109:ALA:HB3	1.86	0.57
55:M9:76:SER:O	55:M9:81:ARG:NH1	2.37	0.57
49:M3:174:ARG:NH1	72:O6:9:ILE:HG21	2.19	0.57
77:Q1:15:ARG:NH1	1:6:1126:G:OP1	280.35	0.57
2:S0:168:HIS:HA	2:S0:203:PHE:HE2	3.18	0.57
11:S9:114:TYR:HE1	11:S9:121:SER:H	1.51	0.57
18:C6:99:GLU:HG2	34:SR:57:PRO:HB2	2.83	0.57
34:SR:76:ASP:OD1	34:SR:76:ASP:N	2.37	0.57
36:1:2617:U:H5	36:1:2621:G:OP2	1.88	0.57

Continued on next page...

Continued from previous page...

Atom-1	Atom-2	Interatomic distance (Å)	Clash overlap (Å)
36:1:2315:G:OP2	86:1:3539:OHX:N3	2.36	0.57
1:2:1681:A:H2'	1:2:1682:U:H5'	1.86	0.57
1:2:482:U:H2'	1:2:483:A:C8	2.40	0.57
1:2:68:A:OP1	8:S6:160:ARG:NH2	2.32	0.57
49:M3:128:ARG:NH1	36:5:170:G:OP1	37.66	0.57
53:M7:138:LYS:NZ	36:5:2356:A:OP1	147.45	0.57
36:5:3287:U:H2'	36:5:3288:G:H5'	1.85	0.57
1:6:235:G:H2'	1:6:236:A:C8	2.38	0.57
1:6:263:C:H4'	1:6:292:U:H5'	1.86	0.57
40:L3:105:VAL:HG21	40:L3:148:LEU:HD13	1.87	0.57
45:L8:75:ILE:HG22	45:L8:76:ALA:H	1.69	0.57
52:M6:85:ARG:HD3	52:M6:90:HIS:ND1	3.46	0.57
55:M9:130:ASN:C	55:M9:132:PHE:H	2.07	0.57
78:Q2:46:LYS:HE2	36:5:92:G:OP1	163.90	0.57
79:Q3:36:ARG:HG3	79:Q3:48:LYS:HD2	3.63	0.57
4:S2:53:ILE:HG12	4:S2:72:LEU:HB3	1.85	0.57
6:S4:126:VAL:HG13	6:S4:158:ASP:O	2.09	0.57
9:S7:41:LEU:HB3	9:S7:70:PHE:CE1	2.39	0.57
11:S9:118:LEU:HD23	11:S9:158:PHE:CE1	3.43	0.57
36:1:2687:G:OP1	42:L5:8:LYS:NZ	2.34	0.57
36:1:531:G:H2'	36:1:532:A:C8	2.39	0.57
36:5:1176:C:H2'	36:5:1177:G:N2	2.19	0.57
36:5:2403:G:N7	36:5:2870:C:H4'	2.19	0.57
1:6:1535:U:O2'	1:6:1536:G:O5'	2.23	0.57
14:C2:30:VAL:HB	14:C2:132:GLU:HG3	2.17	0.57
14:C2:35:ALA:O	14:C2:40:GLY:N	2.79	0.57
1:2:795:U:OP2	24:D2:82:LYS:NZ	2.37	0.57
42:L5:106:ALA:HB2	42:L5:166:ALA:HA	1.85	0.57
43:L6:175:LYS:O	50:M4:117:ARG:NH2	2.36	0.57
53:M7:19:GLY:H	53:M7:94:LEU:HD21	1.69	0.57
64:N8:64:GLN:OE1	64:N8:67:HIS:NE2	3.50	0.57
73:O7:31:LYS:O	73:O7:33:THR:HG22	2.04	0.57
1:2:856:A:H62	9:S7:97:ARG:H	1.53	0.57
36:1:191:U:H2'	36:1:192:C:H6	1.69	0.57
36:1:2947:G:H4'	36:1:2947:G:OP2	2.03	0.57
36:1:72:C:H5'	49:M3:63:VAL:HG22	1.85	0.57
1:2:1796:C:H5	28:D6:6:ALA:H	1.53	0.57
46:L9:168:ARG:HD2	36:5:2894:C:OP1	305.37	0.57
36:5:549:U:H2'	36:5:550:A:C8	2.40	0.57
14:C2:54:ARG:HB2	35:SM:172:UNK:O	2.05	0.57
22:D0:24:ILE:HG12	22:D0:116:VAL:HG22	1.87	0.57

Continued on next page...

Continued from previous page...

Atom-1	Atom-2	Interatomic distance (Å)	Clash overlap (Å)
29:D7:54:VAL:O	29:D7:63:LEU:HB2	2.05	0.57
41:L4:237:GLN:O	41:L4:246:ARG:HG3	2.72	0.57
47:M0:3:ARG:CZ	47:M0:63:GLU:HG3	2.34	0.57
48:M1:90:GLN:HG2	48:M1:170:ASP:HB2	1.87	0.57
50:M4:32:LEU:HD11	50:M4:94:TRP:CD1	2.39	0.57
4:S2:45:VAL:HG21	4:S2:68:ILE:HG23	2.32	0.57
5:S3:70:THR:HG23	5:S3:86:LEU:HB2	2.80	0.57
6:S4:122:LYS:HG2	6:S4:162:ILE:HB	1.85	0.57
7:S5:99:MET:HA	7:S5:104:ASN:ND2	2.28	0.57
8:S6:94:ARG:HH21	1:6:407:A:H5'	288.61	0.57
10:S8:10:LYS:HG3	1:6:323:A:OP2	286.17	0.57
34:SR:154:VAL:O	34:SR:155:ARG:NH1	2.36	0.57
36:1:1257:C:H42	36:1:1261:G:H22	1.52	0.57
36:1:3174:A:OP1	69:O3:97:SER:OG	2.15	0.57
36:1:32:U:O3'	51:M5:71:ARG:NH2	2.38	0.57
37:3:26:C:H2'	37:3:27:A:O4'	2.05	0.57
36:5:1829:G:N7	86:5:3548:OHX:N3	2.52	0.57
36:5:1863:G:N1	36:5:1866:C:OP2	2.35	0.57
36:5:2514:U:OP1	36:5:2514:U:H6	1.87	0.57
36:5:385:A:H2'	36:5:386:A:C8	2.39	0.57
1:6:1041:G:H2'	1:6:1042:G:C8	2.39	0.57
13:C1:125:VAL:HG13	13:C1:137:PHE:HB3	1.86	0.57
14:C2:83:GLU:O	14:C2:85:LYS:N	3.57	0.57
18:C6:50:GLU:OE2	18:C6:82:ARG:NH2	2.30	0.57
25:D3:97:ASP:O	25:D3:100:ASP:HB2	2.24	0.57
27:D5:49:ARG:O	27:D5:53:GLU:HB2	2.43	0.57
59:N3:108:GLU:HB3	59:N3:128:ARG:HH11	3.84	0.57
63:N7:23:VAL:HG12	63:N7:45:GLY:HA3	1.87	0.57
64:N8:71:PRO:HB2	64:N8:109:TYR:HA	1.86	0.57
2:S0:112:THR:HG22	2:S0:115:PHE:HB2	2.84	0.57
4:S2:139:ILE:HD11	4:S2:218:ILE:HB	1.85	0.57
4:S2:245:ASP:N	4:S2:245:ASP:OD1	2.37	0.57
8:S6:214:LYS:HA	8:S6:217:SER:HB2	4.44	0.57
36:1:1063:G:N7	36:1:1097:G:H2'	2.19	0.57
36:1:1790:G:O6	86:1:3691:OHX:N4	2.38	0.57
36:1:2775:U:H2'	36:1:2776:C:C6	2.40	0.57
36:1:3365:U:H2'	36:1:3366:G:H8	1.69	0.57
1:2:1776:A:H2'	1:2:1777:G:C8	2.39	0.57
1:2:539:G:OP2	1:2:539:G:H8	1.87	0.57
86:1:3409:OHX:N1	38:4:2:A:OP2	2.38	0.57
72:O6:25:LYS:HB3	36:5:156:G:OP2	87.83	0.57

Continued on next page...

Continued from previous page...

Atom-1	Atom-2	Interatomic distance (Å)	Clash overlap (Å)
55:M9:74:ARG:NH1	36:5:1942:U:OP2	209.10	0.57
51:M5:14:LYS:HE2	36:5:269:G:H5"	132.26	0.57
1:6:1491:U:H4'	1:6:1492:A:H5"	1.87	0.57
1:6:315:A:O2'	86:6:2010:OHX:N1	2.38	0.57
1:6:67:A:O2'	1:6:69:G:OP1	2.18	0.57
48:M1:137:ARG:HG2	37:7:28:C:H5"	305.34	0.57
1:2:896:U:H4'	16:C4:38:THR:HG21	1.87	0.57
22:D0:72:ASN:ND2	22:D0:73:GLY:H	3.35	0.57
41:L4:269:SER:O	41:L4:269:SER:OG	2.23	0.57
49:M3:140:SER:OG	49:M3:143:ALA:N	2.37	0.57
36:1:2433:U:H1'	51:M5:125:SER:HB3	1.86	0.57
56:N0:2:ALA:HB3	56:N0:32:SER:CB	2.33	0.57
57:N1:131:GLN:HG3	57:N1:132:PRO:HD2	2.46	0.57
63:N7:23:VAL:HB	63:N7:43:VAL:HB	1.87	0.57
69:O3:60:ARG:HD3	36:5:3275:U:N3	214.82	0.57
74:O8:18:ALA:O	74:O8:20:VAL:N	2.38	0.57
3:S1:180:THR:H	3:S1:183:GLN:HB2	5.37	0.57
4:S2:44:LEU:HD21	4:S2:247:ALA:HB2	1.94	0.57
4:S2:88:LYS:HG3	1:6:1301:U:H5'	381.48	0.57
1:2:927:C:H1'	16:C4:125:SER:HB2	1.87	0.57
36:5:566:G:O6	86:5:3631:OHX:N5	2.38	0.57
12:C0:46:LEU:O	12:C0:50:THR:HG23	2.04	0.57
26:D4:29:HIS:HB2	26:D4:32:ARG:HB2	5.05	0.57
40:L3:3:HIS:O	40:L3:5:LYS:N	2.37	0.57
44:L7:229:PHE:HD1	44:L7:229:PHE:C	2.46	0.57
67:O1:77:ARG:HD2	67:O1:89:LEU:HD23	2.16	0.57
6:S4:122:LYS:HD2	6:S4:164:LEU:HD21	2.31	0.57
7:S5:62:VAL:HG13	7:S5:89:ILE:HG12	1.93	0.57
1:2:767:U:C6	11:S9:141:VAL:HA	2.40	0.57
36:1:1119:C:OP2	86:1:3492:OHX:N1	2.37	0.57
1:6:922:G:H2'	1:6:923:A:C8	2.40	0.57
26:D4:60:PHE:HA	26:D4:70:VAL:O	2.43	0.57
42:L5:40:HIS:CE1	42:L5:42:ALA:HB3	3.43	0.57
48:M1:101:ASN:HB3	48:M1:130:VAL:HA	2.42	0.57
2:S0:30:GLN:NE2	2:S0:32:HIS:HB2	7.24	0.57
3:S1:61:LEU:HD22	3:S1:61:LEU:H	1.70	0.57
36:1:1094:U:H1'	36:1:1096:U:H2'	1.87	0.56
36:1:1445:U:H5"	36:1:1446:A:OP2	2.04	0.56
36:1:1498:A:H2'	36:1:1499:C:C6	2.39	0.56
36:1:1514:G:O2'	75:O9:45:ARG:NH2	2.38	0.56
36:1:562:C:H2'	36:1:563:U:H6	1.69	0.56

Continued on next page...

Continued from previous page...

Atom-1	Atom-2	Interatomic distance (Å)	Clash overlap (Å)
1:2:1235:C:O2	33:E1:138:ARG:NE	2.38	0.56
1:2:67:A:O3'	1:2:68:A:H3'	2.05	0.56
73:O7:55:ARG:NH2	36:5:347:G:N7	109.13	0.56
11:S9:133:HIS:NE2	1:6:513:U:OP1	445.81	0.56
1:6:837:G:O6	86:6:1956:OHX:N1	2.38	0.56
38:8:83:C:H4'	38:8:85:G:N3	2.20	0.56
20:C8:14:ILE:O	20:C8:14:ILE:HG13	2.05	0.56
23:D1:60:ARG:HA	23:D1:65:SER:HB2	2.09	0.56
30:D8:32:PHE:CE2	30:D8:38:ARG:HB3	2.39	0.56
64:N8:13:GLY:HA2	36:5:943:U:H3'	163.57	0.56
69:O3:85:PHE:O	86:O3:201:OHX:N2	4.36	0.56
1:2:1064:G:O2'	3:S1:204:ILE:O	2.23	0.56
8:S6:114:VAL:HG12	8:S6:115:LYS:HD3	1.87	0.56
10:S8:105:ASP:OD1	10:S8:107:THR:OG1	2.16	0.56
36:1:1480:G:H4'	36:1:1481:A:OP1	2.05	0.56
36:1:410:U:O4	86:1:3592:OHX:N5	2.38	0.56
1:2:1057:U:H1'	1:2:1058:U:H2'	1.87	0.56
1:2:1564:U:H2'	1:2:1565:C:C6	2.39	0.56
1:2:422:G:OP1	86:2:1920:OHX:N6	2.37	0.56
1:2:706:A:N1	1:2:734:A:N6	2.53	0.56
36:5:1596:C:H2'	36:5:1597:C:C6	2.40	0.56
39:L2:21:ARG:HD3	36:5:824:C:H5"	170.13	0.56
15:C3:73:ARG:HD3	1:6:859:A:C5	330.02	0.56
16:C4:107:ARG:HH21	16:C4:107:ARG:HB2	3.43	0.56
17:C5:121:ILE:HD13	17:C5:123:TYR:H	3.30	0.56
2:S0:50:VAL:HG23	19:C7:109:LEU:HD21	3.26	0.56
22:D0:118:VAL:HG22	22:D0:119:ALA:H	1.70	0.56
29:D7:2:VAL:O	29:D7:3:LEU:HB2	2.61	0.56
39:L2:113:VAL:HG23	39:L2:166:ILE:HD13	1.85	0.56
39:L2:48:ILE:HG13	39:L2:48:ILE:O	2.04	0.56
39:L2:70:ARG:HH11	39:L2:72:ARG:HE	5.56	0.56
40:L3:153:LYS:HG2	40:L3:154:TYR:CZ	2.67	0.56
41:L4:269:SER:O	41:L4:271:LYS:N	2.38	0.56
42:L5:41:LYS:HB2	57:N1:68:THR:O	2.55	0.56
70:O4:20:ILE:HD12	70:O4:32:ALA:HB1	2.99	0.56
2:S0:175:TYR:HE1	2:S0:197:ILE:HG22	1.93	0.56
9:S7:62:VAL:HB	9:S7:94:ALA:HA	1.86	0.56
10:S8:39:GLY:O	10:S8:59:ARG:HB3	2.05	0.56
35:SM:100:THR:HG23	35:SM:101:ASP:N	2.20	0.56
36:1:3180:A:C6	52:M6:114:LYS:HD2	2.41	0.56
1:2:1175:U:H2'	1:2:1176:G:C8	2.40	0.56

Continued on next page...

Continued from previous page...

Atom-1	Atom-2	Interatomic distance (Å)	Clash overlap (Å)
1:2:1487:A:H2'	1:2:1488:G:C8	2.39	0.56
1:2:1770:U:O2'	86:2:1967:OHX:N2	2.38	0.56
1:6:652:G:N2	1:6:682:C:O2	2.38	0.56
19:C7:104:ASN:C	19:C7:106:THR:H	3.08	0.56
27:D5:41:ILE:HG13	27:D5:42:LEU:H	1.69	0.56
33:E1:138:ARG:HD2	33:E1:149:LYS:HD2	5.88	0.56
50:M4:21:VAL:HG23	50:M4:65:LEU:HD23	1.87	0.56
51:M5:172:ARG:HD2	36:5:30:G:O5'	110.46	0.56
75:O9:9:ILE:HG22	75:O9:13:MET:HE2	2.09	0.56
11:S9:90:LYS:O	11:S9:95:TYR:HB2	3.45	0.56
1:2:1114:G:O2'	1:2:1130:G:O6	2.22	0.56
1:2:484:C:N4	1:2:503:G:H22	2.02	0.56
37:3:113:C:H2'	37:3:114:U:O4'	2.06	0.56
37:3:20:A:H2'	37:3:21:G:H8	1.70	0.56
36:5:1519:G:H2'	36:5:1520:G:C8	2.40	0.56
36:5:1783:U:H2'	36:5:1784:G:C8	2.40	0.56
36:5:2971:A:H5"	36:5:2972:G:O5'	2.05	0.56
36:5:621:A:H2'	36:5:622:A:C8	2.39	0.56
13:C1:79:LYS:HB3	1:6:346:G:H5'	281.12	0.56
13:C1:60:PHE:O	13:C1:62:GLY:N	3.59	0.56
16:C4:29:HIS:ND1	16:C4:29:HIS:O	2.38	0.56
49:M3:89:TYR:CE1	49:M3:93:ILE:HD11	3.90	0.56
50:M4:121:MET:HE1	36:5:3215:A:O5'	275.51	0.56
52:M6:78:ARG:HG3	52:M6:78:ARG:NH1	2.93	0.56
57:N1:44:ALA:HB2	57:N1:53:PRO:HG2	1.86	0.56
79:Q3:6:LYS:HG2	79:Q3:7:LYS:HG3	5.11	0.56
20:C8:145:ARG:HB3	35:SM:68:ARG:HH12	4.52	0.56
36:1:1245:A:H3'	36:1:1246:G:H5"	1.87	0.56
36:1:2762:A:OP2	86:1:3472:OHX:N4	2.39	0.56
37:3:7:G:O3'	42:L5:33:ARG:NH2	2.38	0.56
37:3:7:G:OP2	42:L5:28:THR:OG1	2.22	0.56
38:4:24:G:OP1	62:N6:17:LYS:NZ	2.32	0.56
18:C6:106:LYS:HG2	18:C6:117:LEU:HD11	3.95	0.56
27:D5:59:TYR:HE2	27:D5:61:SER:HB3	1.71	0.56
45:L8:36:ILE:O	45:L8:38:GLN:HG2	2.06	0.56
36:1:3217:C:C4	53:M7:182:ILE:HG23	2.41	0.56
57:N1:119:ALA:O	57:N1:123:GLY:N	2.83	0.56
74:O8:24:THR:HB	74:O8:76:ASN:HB3	2.12	0.56
4:S2:140:ARG:HH21	4:S2:226:THR:HG21	1.71	0.56
36:1:829:U:H3	36:1:895:A:H62	1.53	0.56
1:2:717:C:H42	1:2:720:G:H22	1.54	0.56

Continued on next page...

Continued from previous page...

Atom-1	Atom-2	Interatomic distance (Å)	Clash overlap (Å)
1:2:896:U:C4'	16:C4:38:THR:HG21	2.35	0.56
38:4:155:A:OP1	45:L8:185:ARG:NH2	2.38	0.56
36:5:2510:U:O2'	36:5:2511:A:H5"	2.05	0.56
40:L3:2:SER:N	36:5:2943:G:N7	235.60	0.56
36:5:2248:C:OP2	86:5:3479:OHX:N6	2.38	0.56
1:6:1171:A:H2'	1:6:1172:G:C8	2.40	0.56
12:C0:59:PHE:CZ	12:C0:62:GLN:HA	2.41	0.56
19:C7:13:SER:HA	19:C7:54:THR:HG22	2.16	0.56
22:D0:117:VAL:HG22	22:D0:118:VAL:H	1.69	0.56
24:D2:36:LYS:O	24:D2:40:VAL:HG23	2.22	0.56
42:L5:270:LYS:HG3	42:L5:273:ARG:HH11	1.71	0.56
66:O0:29:SER:HA	66:O0:32:LYS:HE2	1.88	0.56
51:M5:15:GLN:HB3	72:O6:52:PRO:HD2	2.06	0.56
3:S1:36:SER:HB3	3:S1:231:LEU:HD22	1.86	0.56
4:S2:102:VAL:HG11	4:S2:129:ILE:HG12	1.91	0.56
9:S7:126:LEU:HB2	9:S7:173:TYR:HE2	4.66	0.56
36:1:1211:U:H2'	36:1:1212:A:C8	2.40	0.56
36:1:3242:G:H21	36:1:3245:A:H5"	1.69	0.56
1:2:1317:C:H2'	1:2:1318:G:O4'	2.05	0.56
1:2:987:G:C2	39:L2:249:SER:HB2	2.40	0.56
38:4:147:U:O2	61:N5:37:THR:OG1	2.22	0.56
38:4:83:C:H1'	38:4:85:G:H21	1.70	0.56
36:5:2960:C:OP1	86:5:3473:OHX:N5	2.39	0.56
17:C5:128:HIS:HA	1:6:1180:C:O2'	333.62	0.56
1:6:9:U:O4	86:6:1999:OHX:N3	2.39	0.56
13:C1:27:THR:HG23	13:C1:29:LYS:H	1.71	0.56
13:C1:46:LYS:O	13:C1:50:GLU:HG2	4.18	0.56
16:C4:29:HIS:HB3	16:C4:41:ARG:HG3	1.87	0.56
25:D3:17:VAL:HG23	25:D3:20:ARG:NH2	3.97	0.56
26:D4:49:LYS:N	26:D4:49:LYS:HD3	2.59	0.56
29:D7:47:PHE:CE1	29:D7:49:HIS:HB2	2.69	0.56
41:L4:285:ASP:OD2	41:L4:288:ARG:HB2	2.04	0.56
48:M1:9:MET:O	48:M1:9:MET:HG3	2.04	0.56
7:S5:42:LEU:HB2	7:S5:46:TRP:O	2.06	0.56
7:S5:73:THR:HG22	7:S5:75:GLY:H	1.69	0.56
34:SR:167:VAL:HG23	34:SR:183:LEU:HB2	4.55	0.56
36:1:1230:G:H2'	36:1:1231:A:C8	2.40	0.56
36:1:2734:A:OP1	86:1:3543:OHX:N3	2.39	0.56
36:1:3393:U:H2'	36:1:3394:U:C6	2.41	0.56
1:2:1147:A:H2'	1:2:1148:C:H6	1.70	0.56
1:2:280:U:O2'	1:2:281:G:OP2	2.22	0.56

Continued on next page...

Continued from previous page...

Atom-1	Atom-2	Interatomic distance (Å)	Clash overlap (Å)
1:2:393:C:OP2	10:S8:2:GLY:N	2.39	0.56
1:2:649:U:O2'	1:2:650:U:O5'	2.21	0.56
36:5:2512:C:N4	36:5:2513:U:O4	2.38	0.56
36:5:3065:G:O6	86:5:3606:OHX:N4	2.39	0.56
36:5:748:U:H2'	36:5:749:C:C6	2.41	0.56
18:C6:55:VAL:HG21	18:C6:105:LEU:HG	1.94	0.56
2:S0:66:ALA:HB1	23:D1:50:TYR:CE1	2.89	0.56
39:L2:108:PRO:O	39:L2:111:THR:OG1	2.17	0.56
39:L2:70:ARG:HD2	39:L2:72:ARG:HE	3.61	0.56
41:L4:181:VAL:O	41:L4:182:LEU:HB3	2.04	0.56
57:N1:17:ARG:HE	57:N1:47:SER:HB3	1.70	0.56
73:O7:59:THR:HG22	38:8:41:A:O2'	91.98	0.56
3:S1:77:GLU:OE1	16:C4:114:ARG:NH1	2.35	0.56
4:S2:69:ILE:HG12	4:S2:133:LYS:HB3	2.36	0.56
5:S3:202:LEU:HD22	5:S3:202:LEU:H	1.71	0.56
11:S9:148:VAL:HG11	11:S9:156:ILE:HD11	2.63	0.56
11:S9:171:ARG:HE	11:S9:174:ARG:HB2	4.29	0.56
11:S9:77:ILE:HD13	11:S9:91:LYS:O	2.33	0.56
36:1:2307:G:O2'	36:1:2310:U:OP2	2.22	0.56
36:1:3330:A:H4'	40:L3:365:PHE:O	2.06	0.56
1:2:1236:A:C1'	33:E1:138:ARG:HH22	2.18	0.56
1:2:131:C:O2'	1:2:132:U:OP1	2.24	0.56
1:2:1629:G:H2'	1:2:1630:U:C6	2.40	0.56
1:2:1629:G:H2'	1:2:1630:U:H6	1.70	0.56
36:5:1804:A:H2'	36:5:1805:C:C6	2.41	0.56
36:5:2436:U:H3	36:5:2511:A:N6	2.01	0.56
36:5:3289:G:O6	86:5:3602:OHX:N6	2.39	0.56
12:C0:23:ALA:O	12:C0:64:TYR:HB2	2.06	0.56
17:C5:122:THR:HG21	1:6:1455:G:OP1	368.32	0.56
20:C8:126:ARG:HB3	20:C8:133:VAL:HG13	1.87	0.56
2:S0:184:LEU:HD12	23:D1:45:ALA:HB2	2.31	0.56
28:D6:62:TYR:CG	28:D6:63:ALA:N	2.73	0.56
46:L9:26:LYS:HG3	46:L9:35:THR:HG22	2.72	0.56
53:M7:62:ARG:NH1	36:5:412:G:OP1	160.08	0.56
55:M9:109:TYR:HB3	55:M9:115:ILE:HG12	4.91	0.56
44:L7:73:GLY:O	57:N1:143:THR:HB	2.45	0.56
57:N1:50:LYS:HB3	57:N1:92:ARG:NH1	2.20	0.56
66:O0:26:GLY:O	66:O0:30:THR:HG23	2.05	0.56
36:1:2896:A:O2'	76:Q0:122:ARG:NH2	2.39	0.56
4:S2:143:TYR:CD2	4:S2:147:ASN:HA	4.24	0.56
35:SM:99:LYS:O	35:SM:100:THR:HG22	2.06	0.56

Continued on next page...

Continued from previous page...

Atom-1	Atom-2	Interatomic distance (Å)	Clash overlap (Å)
36:1:1240:A:H2	36:1:1248:C:H41	1.53	0.56
36:1:2748:A:H1'	42:L5:36:LEU:HD23	1.88	0.56
36:1:439:C:H3'	36:1:440:A:C8	2.40	0.56
1:2:1711:C:H2'	1:2:1712:A:H5"	1.88	0.56
36:5:2659:G:H4'	36:5:2751:G:O2'	2.05	0.56
42:L5:279:LYS:HG2	42:L5:282:ARG:HH12	1.71	0.56
44:L7:203:TRP:CD1	44:L7:204:PRO:HD2	2.41	0.56
47:M0:99:ILE:HG22	47:M0:123:HIS:HB2	1.88	0.56
53:M7:105:LYS:HB3	53:M7:107:LEU:HD13	1.88	0.56
58:N2:50:LEU:HB3	58:N2:54:VAL:HG23	1.88	0.56
67:O1:84:ASP:N	67:O1:84:ASP:OD1	2.39	0.56
7:S5:127:GLN:HG2	7:S5:128:ASN:H	4.59	0.56
11:S9:113:VAL:HG21	11:S9:134:ILE:HG13	1.88	0.56
36:1:1414:G:N7	86:1:3653:OHX:N2	2.54	0.56
1:2:1490:C:H4'	1:2:1491:U:OP1	2.05	0.56
1:2:514:G:O2'	1:2:515:A:H5'	2.06	0.56
1:2:514:G:N1	1:2:543:C:H5	2.03	0.56
36:5:1915:A:H2'	36:5:1916:U:C6	2.41	0.56
36:5:2509:U:H2'	36:5:2510:U:H5"	1.88	0.56
36:5:770:G:N7	86:5:3597:OHX:N6	2.54	0.56
1:6:691:C:P	1:6:696:C:H41	2.28	0.56
16:C4:104:ALA:HA	16:C4:107:ARG:HB3	2.59	0.56
27:D5:61:SER:H	27:D5:64:VAL:HB	1.69	0.56
40:L3:4:ARG:O	40:L3:5:LYS:HB3	2.06	0.56
52:M6:180:SER:OG	52:M6:181:ALA:N	2.71	0.56
68:O2:24:ARG:HD3	68:O2:25:TYR:CZ	2.41	0.56
5:S3:43:PRO:O	5:S3:44:THR:HG22	4.87	0.56
9:S7:132:PRO:O	9:S7:133:THR:OG1	4.66	0.56
36:1:1481:A:O2'	36:1:1858:A:N3	2.35	0.55
36:1:1310:G:N7	86:1:3564:OHX:N5	2.55	0.55
36:5:1249:G:H2'	36:5:1250:G:H8	1.71	0.55
36:5:3064:U:O4	86:5:3606:OHX:N6	2.39	0.55
53:M7:69:ARG:HD3	36:5:3308:C:O2	185.10	0.55
36:5:507:U:H2'	36:5:508:U:C6	2.42	0.55
12:C0:16:PHE:O	12:C0:88:PRO:HA	2.05	0.55
13:C1:75:VAL:HA	13:C1:86:ILE:HG22	1.87	0.55
17:C5:65:LEU:O	86:C5:201:OHX:N1	2.39	0.55
36:1:3330:A:H4'	40:L3:366:GLY:HA3	1.88	0.55
57:N1:118:GLU:OE1	57:N1:122:GLN:NE2	9.09	0.55
68:O2:12:LYS:HD3	68:O2:57:TYR:HA	1.88	0.55
6:S4:103:TYR:HB2	6:S4:182:TYR:HE2	2.87	0.55

Continued on next page...

Continued from previous page...

Atom-1	Atom-2	Interatomic distance (Å)	Clash overlap (Å)
7:S5:41:LYS:NZ	7:S5:67:PRO:O	3.10	0.55
36:1:2338:C:H1'	59:N3:49:LEU:HD12	1.87	0.55
36:1:409:A:OP2	86:1:3592:OHX:N5	2.39	0.55
1:2:912:U:H4'	1:2:913:G:O5'	2.06	0.55
36:5:583:G:O6	86:5:3523:OHX:N1	2.39	0.55
1:6:1458:G:H5"	1:6:1459:C:OP2	2.06	0.55
1:6:1569:A:H8	1:6:1569:A:OP2	1.89	0.55
1:6:653:C:N3	1:6:677:G:N2	2.42	0.55
13:C1:21:ASN:ND2	13:C1:31:THR:HA	2.48	0.55
1:2:325:G:H4'	13:C1:83:THR:HG21	1.87	0.55
1:2:927:C:H1'	16:C4:125:SER:CB	2.36	0.55
20:C8:15:LEU:H	20:C8:15:LEU:HD22	2.52	0.55
26:D4:106:GLN:HA	26:D4:109:LYS:HD2	1.88	0.55
33:E1:135:HIS:HB2	33:E1:138:ARG:HB2	1.88	0.55
36:1:2395:G:H4'	40:L3:258:ALA:HB1	1.89	0.55
42:L5:258:LYS:O	42:L5:258:LYS:HG2	3.90	0.55
44:L7:110:ARG:NH2	36:5:1364:C:OP1	222.80	0.55
41:L4:342:LYS:NZ	44:L7:56:GLU:OE2	2.27	0.55
46:L9:106:LYS:HE3	46:L9:107:ASP:H	5.31	0.55
46:L9:112:ILE:HG21	46:L9:161:LEU:HD11	1.88	0.55
48:M1:133:ARG:HD2	48:M1:152:HIS:O	2.06	0.55
36:1:2736:A:OP1	57:N1:92:ARG:NH1	2.39	0.55
59:N3:120:LYS:N	59:N3:137:VAL:HG23	2.21	0.55
59:N3:48:ARG:NH1	36:5:2339:C:OP2	245.64	0.55
63:N7:4:PHE:CZ	66:O0:35:ARG:HA	2.42	0.55
68:O2:33:ARG:NH1	36:5:944:C:H4'	161.59	0.55
66:O0:58:TYR:OH	70:O4:97:GLU:OE2	2.15	0.55
2:S0:52:LYS:HA	23:D1:82:VAL:HG22	1.87	0.55
6:S4:141:THR:OG1	6:S4:143:ASP:OD2	2.21	0.55
36:1:2357:A:H2'	36:1:2358:A:C8	2.42	0.55
36:1:2623:G:H2'	36:1:2624:G:H8	1.71	0.55
36:1:3018:C:H2'	36:1:3019:U:O4'	2.07	0.55
36:1:944:C:H4'	68:O2:33:ARG:NH1	2.21	0.55
1:2:1291:G:H8	1:2:1291:G:O5'	1.89	0.55
1:2:623:A:OP1	86:2:2021:OHX:N1	2.39	0.55
1:2:647:G:N2	1:2:687:G:H22	2.04	0.55
1:2:978:A:H2'	1:2:979:A:O4'	2.06	0.55
38:4:90:U:O2	86:4:209:OHX:N1	2.40	0.55
36:5:1078:U:O4	86:5:3500:OHX:N1	2.39	0.55
36:5:712:G:H2'	36:5:713:U:C6	2.42	0.55
1:6:1175:U:H2'	1:6:1176:G:C8	2.42	0.55

Continued on next page...

Continued from previous page...

Atom-1	Atom-2	Interatomic distance (Å)	Clash overlap (Å)
1:6:1691:A:H2'	1:6:1692:G:C8	2.42	0.55
1:6:165:G:N7	86:6:2018:OHX:N4	2.55	0.55
18:C6:39:VAL:O	18:C6:45:ARG:NE	5.41	0.55
39:L2:70:ARG:HD2	39:L2:72:ARG:NE	4.00	0.55
40:L3:187:SER:O	40:L3:190:GLU:N	2.39	0.55
56:N0:13:ARG:NH2	56:N0:50:LYS:O	2.88	0.55
61:N5:25:LYS:HD2	61:N5:25:LYS:H	1.72	0.55
63:N7:10:VAL:HB	63:N7:83:THR:HG21	1.87	0.55
68:O2:24:ARG:HG2	68:O2:25:TYR:CZ	2.79	0.55
71:O5:64:GLU:OE1	71:O5:68:GLN:NE2	6.79	0.55
49:M3:177:LYS:HA	72:O6:11:LEU:HD22	2.97	0.55
39:L2:108:PRO:HG2	79:Q3:86:LEU:HD13	1.87	0.55
36:1:3228:C:H4'	36:1:3229:G:O5'	2.06	0.55
36:1:671:U:OP2	54:M8:57:ILE:HD12	2.05	0.55
36:1:805:G:H1'	41:L4:73:ARG:NH1	2.22	0.55
1:2:1402:G:H2'	1:2:1403:C:C6	2.42	0.55
1:2:565:C:O2	86:2:1917:OHX:N5	2.40	0.55
37:3:26:C:H5"	42:L5:56:THR:HB	1.87	0.55
38:4:55:U:O2	86:4:209:OHX:N6	2.39	0.55
56:N0:137:ARG:HD3	36:5:1213:G:OP1	324.58	0.55
36:5:1556:C:O2'	86:5:3455:OHX:N1	2.40	0.55
36:5:2211:U:H5	36:5:2234:G:O6	1.89	0.55
78:Q2:19:LYS:HA	36:5:2741:C:H4'	207.93	0.55
36:5:2812:C:H2'	36:5:2813:A:C8	2.41	0.55
36:5:374:A:H4'	36:5:375:A:OP1	2.07	0.55
36:5:90:C:H2'	36:5:91:G:H5'	1.88	0.55
35:SM:83:LYS:HE2	1:6:1178:G:H4'	336.67	0.55
1:6:517:U:O4	86:6:1957:OHX:N4	2.39	0.55
1:6:882:U:H2'	1:6:883:C:C6	2.42	0.55
19:C7:36:ASP:OD2	19:C7:36:ASP:N	2.67	0.55
25:D3:92:CYS:HA	25:D3:95:PHE:CD2	2.42	0.55
27:D5:85:LYS:HG3	27:D5:86:GLU:N	2.21	0.55
28:D6:75:VAL:O	28:D6:78:ALA:N	2.40	0.55
36:1:2585:G:N7	45:L8:47:SER:OG	2.39	0.55
50:M4:36:VAL:HG11	50:M4:55:ARG:NH2	2.20	0.55
53:M7:50:GLN:OE1	53:M7:56:ARG:HD3	2.06	0.55
57:N1:86:GLU:OE1	57:N1:88:ARG:NH1	2.38	0.55
60:N4:5:ILE:HD12	60:N4:10:GLY:HA2	1.87	0.55
64:N8:112:ILE:HB	64:N8:130:VAL:HG12	2.19	0.55
64:N8:73:LEU:HD23	64:N8:109:TYR:CZ	5.61	0.55
67:O1:31:ARG:O	67:O1:35:GLU:HB2	2.66	0.55

Continued on next page...

Continued from previous page...

Atom-1	Atom-2	Interatomic distance (Å)	Clash overlap (Å)
74:O8:17:ARG:NH2	36:5:1824:U:O3'	137.73	0.55
6:S4:49:ARG:HG3	6:S4:50:ASN:H	4.28	0.55
8:S6:186:ARG:O	8:S6:190:GLN:HG2	2.07	0.55
36:1:2563:G:H5"	45:L8:27:THR:HG23	1.87	0.55
1:2:140:A:N6	1:2:281:G:OP1	2.31	0.55
36:5:22:G:H1'	38:8:104:A:N3	2.21	0.55
36:5:528:U:H2'	36:5:529:A:C8	2.42	0.55
36:5:3:U:H3	38:8:156:U:H3	1.54	0.55
15:C3:22:ALA:HB1	15:C3:23:PRO:HA	2.03	0.55
22:D0:33:GLN:OE1	22:D0:33:GLN:N	2.71	0.55
24:D2:83:ILE:HD12	24:D2:122:SER:HB2	2.83	0.55
28:D6:4:LYS:HE2	28:D6:5:ARG:NH2	2.23	0.55
47:M0:89:VAL:HG22	47:M0:136:PHE:CE1	2.42	0.55
54:M8:170:ARG:O	54:M8:171:LYS:HB2	2.72	0.55
54:M8:184:PHE:CG	36:5:2730:G:H4'	190.36	0.55
59:N3:80:ARG:HB2	59:N3:99:ALA:HB3	1.88	0.55
60:N4:46:PRO:HB3	60:N4:52:THR:HG21	1.88	0.55
62:N6:3:LYS:HD2	62:N6:8:VAL:HG12	3.25	0.55
63:N7:5:LEU:HD22	63:N7:77:TYR:CZ	5.03	0.55
2:S0:74:VAL:HG23	2:S0:118:PRO:HB3	1.88	0.55
9:S7:74:GLN:HG2	9:S7:131:PHE:CD1	2.41	0.55
86:1:3509:OHX:N6	86:1:3681:OHX:N1	2.54	0.55
36:1:59:G:H2'	38:4:33:A:O2'	2.07	0.55
1:2:1572:G:H1'	7:S5:185:ARG:HH12	1.71	0.55
36:5:304:G:N3	36:5:304:G:H5'	2.21	0.55
36:5:908:G:H4'	36:5:909:G:O5'	2.06	0.55
7:S5:26:ALA:HB3	18:C6:28:LEU:N	2.71	0.55
19:C7:20:TYR:CE1	19:C7:38:ILE:HD11	2.41	0.55
41:L4:140:HIS:HA	41:L4:177:ASP:OD1	2.06	0.55
49:M3:157:ARG:HG2	49:M3:158:ALA:N	2.20	0.55
62:N6:37:LYS:H	62:N6:37:LYS:HZ3	3.55	0.55
68:O2:64:LYS:HD3	68:O2:65:PHE:CE2	2.41	0.55
4:S2:89:GLN:HB3	1:6:1146:G:H4'	372.58	0.55
7:S5:166:ARG:HA	7:S5:169:ASN:HB2	2.29	0.55
8:S6:78:THR:HG22	8:S6:79:LYS:H	1.79	0.55
10:S8:138:ASN:HA	10:S8:141:ARG:HB2	3.08	0.55
10:S8:62:THR:OG1	10:S8:62:THR:O	2.87	0.55
36:1:2683:U:H2'	36:1:2684:C:C6	2.40	0.55
36:1:3084:C:H2'	36:1:3085:G:O4'	2.07	0.55
36:1:3165:A:H2'	36:1:3166:C:C6	2.42	0.55
1:2:1290:U:H2'	1:2:1291:G:C8	2.42	0.55

Continued on next page...

Continued from previous page...

Atom-1	Atom-2	Interatomic distance (Å)	Clash overlap (Å)
1:2:1528:U:OP1	7:S5:109:LYS:HG2	2.06	0.55
36:5:1355:A:H1'	36:5:1356:U:OP2	2.07	0.55
36:5:2209:U:H4'	36:5:2210:G:OP1	2.06	0.55
22:D0:20:ILE:HG13	22:D0:95:ALA:O	2.07	0.55
24:D2:76:SER:OG	24:D2:77:PRO:HD3	2.06	0.55
1:2:1647:U:O2	32:E0:2:ALA:N	2.39	0.55
40:L3:169:THR:HG22	40:L3:171:LEU:H	1.72	0.55
45:L8:95:ASN:OD1	45:L8:98:ARG:NH2	2.40	0.55
47:M0:19:LYS:HE3	47:M0:26:VAL:HG22	1.89	0.55
51:M5:168:GLY:O	51:M5:172:ARG:HB2	2.75	0.55
53:M7:64:ASN:O	53:M7:80:LYS:NZ	2.84	0.55
68:O2:34:LYS:O	68:O2:36:LYS:NZ	2.61	0.55
76:Q0:106:ARG:HH11	76:Q0:106:ARG:HB2	3.94	0.55
4:S2:38:VAL:O	4:S2:39:THR:OG1	2.22	0.55
6:S4:147:ILE:HG21	6:S4:169:ILE:HG13	1.89	0.55
36:1:1851:G:OP2	86:1:3515:OHX:N1	2.39	0.55
72:O6:82:ARG:NH2	36:5:271:C:O2	130.59	0.55
57:N1:101:CYS:HB3	36:5:990:U:H1'	250.91	0.55
1:6:1616:G:N7	86:6:1995:OHX:N5	2.55	0.55
10:S8:50:GLY:HA2	1:6:397:A:O3'	314.38	0.55
17:C5:122:THR:OG1	1:6:1454:G:O3'	367.30	0.55
21:C9:4:VAL:HG11	21:C9:137:ALA:HB2	1.88	0.55
40:L3:19:ARG:HG3	40:L3:273:HIS:CE1	2.42	0.55
86:1:3496:OHX:N4	44:L7:217:PRO:HA	2.22	0.55
53:M7:64:ASN:O	53:M7:67:ILE:HB	2.07	0.55
55:M9:28:GLU:OE2	86:M9:201:OHX:N5	2.40	0.55
63:N7:16:GLY:HA3	36:5:1637:A:H5"	209.68	0.55
64:N8:48:TYR:O	64:N8:49:HIS:ND1	2.40	0.55
66:O0:40:LYS:HD2	66:O0:40:LYS:N	2.51	0.55
3:S1:86:LEU:HB3	3:S1:98:THR:OG1	2.07	0.55
5:S3:214:GLU:OE1	34:SR:176:LYS:NZ	2.33	0.55
7:S5:43:PHE:HB3	7:S5:46:TRP:HD1	5.68	0.55
34:SR:116:ASP:HA	34:SR:156:VAL:HG11	2.56	0.55
36:1:2565:U:H2'	36:1:2566:C:C6	2.41	0.55
36:1:279:U:H2'	36:1:280:U:C6	2.42	0.55
36:1:3138:U:H2'	36:1:3139:A:H5"	1.89	0.55
36:1:812:G:N7	86:1:3521:OHX:N1	2.55	0.55
86:1:3509:OHX:N5	86:1:3681:OHX:N2	2.55	0.55
1:2:209:U:H2'	1:2:210:A:C8	2.42	0.55
1:2:843:U:H2'	1:2:844:A:C8	2.42	0.55
36:5:249:U:O2'	36:5:250:U:H5"	2.07	0.55

Continued on next page...

Continued from previous page...

Atom-1	Atom-2	Interatomic distance (Å)	Clash overlap (Å)
36:5:255:A:H2'	36:5:256:G:C8	2.42	0.55
36:5:2239:G:N7	86:5:3685:OHX:N5	2.55	0.55
20:C8:135:GLY:HA3	1:6:1559:A:H5"	364.51	0.55
1:6:1564:U:H2'	1:6:1565:C:C6	2.41	0.55
16:C4:29:HIS:CD2	16:C4:41:ARG:HB2	4.40	0.55
41:L4:302:ALA:HB2	54:M8:39:ARG:CZ	2.36	0.55
45:L8:162:LEU:HA	51:M5:7:LEU:HD11	2.23	0.55
47:M0:74:LYS:O	47:M0:78:THR:HG23	2.09	0.55
67:O1:74:ARG:HH12	67:O1:109:VAL:HG21	1.72	0.55
68:O2:41:VAL:HG12	68:O2:46:PHE:HB2	1.89	0.55
74:O8:44:LYS:HG2	74:O8:53:THR:HB	2.05	0.55
75:O9:11:GLN:NE2	38:8:45:C:O3'	91.89	0.55
8:S6:173:PRO:HG3	1:6:66:U:C5	333.55	0.55
1:2:1426:C:H5"	35:SM:93:ARG:HH12	1.71	0.55
55:M9:135:LYS:NZ	36:5:1949:G:OP2	224.05	0.55
36:5:2256:A:OP2	36:5:2256:A:H2'	2.07	0.55
57:N1:43:LYS:HD2	36:5:992:A:H5"	256.45	0.55
35:SM:68:ARG:NH2	1:6:1460:A:OP2	331.73	0.55
1:6:193:U:C2	1:6:195:G:H1'	2.42	0.55
10:S8:31:ARG:NH2	1:6:333:A:OP1	297.08	0.55
1:6:833:U:O4	86:6:1956:OHX:N6	2.40	0.55
13:C1:16:GLN:NE2	13:C1:34:TRP:O	2.94	0.55
14:C2:97:LEU:HD11	14:C2:121:VAL:HG22	1.89	0.55
18:C6:32:ASN:ND2	18:C6:69:VAL:H	2.05	0.55
39:L2:201:GLY:HA2	39:L2:204:MET:SD	2.79	0.55
40:L3:257:PRO:HG2	40:L3:261:MET:HE1	1.88	0.55
46:L9:1:MET:HE2	46:L9:3:TYR:CE1	2.42	0.55
50:M4:24:LYS:HG3	50:M4:25:LYS:HD3	1.88	0.55
44:L7:75:TYR:HB2	57:N1:141:VAL:HG22	1.89	0.55
69:O3:14:LEU:HD11	69:O3:31:LYS:HB2	1.88	0.55
71:O5:45:LYS:O	71:O5:49:LYS:HG2	4.19	0.55
78:Q2:3:ASN:HA	78:Q2:92:GLU:O	2.07	0.55
2:S0:31:VAL:HG12	2:S0:33:GLN:H	1.71	0.55
10:S8:136:SER:HB2	10:S8:139:ALA:HB3	4.11	0.55
34:SR:136:ILE:H	34:SR:136:ILE:HD13	1.72	0.55
36:1:2261:G:H21	36:1:2262:A:N6	2.05	0.54
36:1:2403:G:N2	36:1:2404:A:H62	2.04	0.54
36:5:1580:A:O2'	36:5:1581:C:OP2	2.25	0.54
36:5:2528:G:N7	86:5:3697:OHX:N3	2.55	0.54
43:L6:26:ARG:NH2	36:5:607:A:OP1	250.38	0.54
1:6:1714:A:H2'	1:6:1715:G:O4'	2.06	0.54

Continued on next page...

Continued from previous page...

Atom-1	Atom-2	Interatomic distance (Å)	Clash overlap (Å)
13:C1:6:THR:C	13:C1:8:GLN:H	2.07	0.54
22:D0:36:ASN:HA	22:D0:39:SER:HB2	6.38	0.54
25:D3:72:VAL:HG11	25:D3:96:VAL:HG21	2.34	0.54
27:D5:42:LEU:O	27:D5:46:LYS:HB2	2.07	0.54
53:M7:27:LYS:HE2	53:M7:63:PHE:CD1	2.68	0.54
66:O0:24:THR:HG23	66:O0:91:SER:HB3	1.89	0.54
36:1:624:G:P	69:O3:86:ARG:HH12	2.30	0.54
78:Q2:48:SER:O	86:Q2:502:OHX:N3	4.96	0.54
2:S0:56:LYS:HZ1	2:S0:158:VAL:HA	2.02	0.54
4:S2:101:VAL:HG22	4:S2:115:ILE:HG12	1.88	0.54
4:S2:205:ARG:NH2	1:6:7:G:O6	366.62	0.54
9:S7:129:LEU:HD21	9:S7:172:VAL:HG11	1.89	0.54
17:C5:126:VAL:HG13	35:SM:71:ASN:HD21	1.72	0.54
36:1:2532:U:H3	36:1:2547:A:H61	1.54	0.54
36:1:380:U:H2'	36:1:381:U:C6	2.42	0.54
1:2:1542:G:N2	1:2:1568:C:H1'	2.23	0.54
1:2:704:C:OP2	1:2:704:C:H3'	2.07	0.54
36:5:1783:U:H2'	36:5:1784:G:H8	1.71	0.54
36:5:1816:A:H2'	36:5:1817:G:H5"	1.90	0.54
36:5:279:U:H2'	36:5:280:U:C6	2.42	0.54
59:N3:92:PHE:CE1	36:5:3051:U:H1'	245.63	0.54
36:5:3358:U:H2'	36:5:3359:A:H8	1.72	0.54
73:O7:30:GLN:NE2	36:5:903:U:OP2	145.62	0.54
36:5:913:A:H2	36:5:2134:G:N3	2.05	0.54
13:C1:109:VAL:HG11	13:C1:125:VAL:HG21	2.42	0.54
25:D3:12:ALA:O	25:D3:16:ARG:HG3	2.06	0.54
41:L4:361:HIS:O	56:N0:28:ARG:NH2	2.39	0.54
46:L9:47:LYS:HB2	50:M4:7:VAL:HB	1.89	0.54
57:N1:91:LEU:HD12	57:N1:96:ILE:HD11	1.88	0.54
61:N5:105:VAL:HG13	61:N5:130:TYR:CG	2.62	0.54
3:S1:35:PRO:HG3	3:S1:98:THR:O	2.05	0.54
8:S6:84:TYR:OH	8:S6:91:GLU:O	3.08	0.54
20:C8:146:ALA:H	35:SM:68:ARG:HH21	1.55	0.54
36:1:1454:A:H5"	36:1:1455:U:H5'	1.89	0.54
36:1:210:U:C2	36:1:230:U:H4'	2.42	0.54
36:1:3151:U:OP2	40:L3:132:LYS:NZ	2.34	0.54
36:1:664:U:H5'	41:L4:107:ARG:HA	1.90	0.54
36:5:1313:G:H2'	36:5:1314:C:H6	1.72	0.54
70:O4:58:ARG:NH1	36:5:1592:G:OP1	160.26	0.54
36:5:2439:A:N6	36:5:2508:U:H3	2.05	0.54
36:5:2676:A:H4'	36:5:2677:G:O5'	2.06	0.54

Continued on next page...

Continued from previous page...

Atom-1	Atom-2	Interatomic distance (Å)	Clash overlap (Å)
1:6:1003:A:H4'	1:6:1004:U:O5'	2.08	0.54
1:6:1699:G:N1	1:6:1701:A:H5"	2.23	0.54
12:C0:10:LYS:NZ	12:C0:36:ASP:O	4.61	0.54
17:C5:100:LYS:HG3	17:C5:101:ALA:H	3.94	0.54
39:L2:149:ARG:NH2	39:L2:252:THR:O	4.45	0.54
36:1:209:A:OP1	41:L4:161:LYS:NZ	2.41	0.54
52:M6:110:PRO:O	52:M6:112:TYR:N	2.93	0.54
61:N5:103:TYR:O	61:N5:105:VAL:HG23	2.07	0.54
65:N9:14:ARG:CZ	65:N9:18:ARG:HD2	2.37	0.54
78:Q2:46:LYS:HD3	78:Q2:54:THR:HB	1.89	0.54
2:S0:179:ARG:HD3	2:S0:183:ARG:NE	3.53	0.54
2:S0:88:LYS:HB3	2:S0:202:TYR:CZ	3.08	0.54
6:S4:55:ALA:HB1	6:S4:60:GLU:HB3	1.90	0.54
8:S6:84:TYR:OH	8:S6:91:GLU:OE1	4.20	0.54
11:S9:65:LYS:HA	11:S9:70:LEU:HD11	2.18	0.54
36:1:1364:C:OP1	44:L7:110:ARG:NH2	2.36	0.54
36:1:2644:C:O2	47:M0:116:ARG:HD3	2.08	0.54
36:1:290:G:H1'	51:M5:93:LYS:HD2	1.89	0.54
36:1:3095:U:H2'	36:1:3096:C:C6	2.43	0.54
36:1:368:G:OP1	86:1:3420:OHX:N1	2.41	0.54
36:1:1485:G:O6	86:1:3513:OHX:N2	2.41	0.54
36:1:718:G:C2	36:1:721:G:H1'	2.42	0.54
1:2:158:U:O2'	1:2:159:U:H3'	2.08	0.54
1:2:527:A:OP2	86:2:1931:OHX:N4	2.41	0.54
1:2:689:G:O6	86:2:2017:OHX:N1	2.40	0.54
36:5:126:U:H2'	36:5:127:G:O4'	2.07	0.54
36:5:174:C:H2'	36:5:175:C:O4'	2.07	0.54
36:5:255:A:H2'	36:5:256:G:H8	1.71	0.54
36:5:2827:U:O4	86:5:3403:OHX:N6	2.40	0.54
17:C5:51:SER:C	17:C5:53:PRO:HD2	4.32	0.54
20:C8:110:ARG:NH1	20:C8:110:ARG:HB3	2.22	0.54
25:D3:56:LYS:NZ	25:D3:96:VAL:O	3.54	0.54
26:D4:51:GLU:O	26:D4:51:GLU:HG2	4.44	0.54
27:D5:43:ASP:HB2	27:D5:46:LYS:HD2	1.88	0.54
40:L3:227:GLU:HG2	40:L3:270:ARG:HD3	1.89	0.54
42:L5:236:LEU:HD12	42:L5:239:ILE:HD12	1.89	0.54
44:L7:136:TYR:CZ	44:L7:231:ASN:HB2	2.42	0.54
45:L8:82:LEU:HD13	45:L8:222:PHE:HE2	1.71	0.54
35:SM:36:ASP:HB2	48:M1:61:ARG:HD3	1.90	0.54
49:M3:18:TRP:HE1	36:5:799:G:HO2'	134.85	0.54
36:1:3185:U:HO2'	56:N0:170:THR:HG1	1.49	0.54

Continued on next page...

Continued from previous page...

Atom-1	Atom-2	Interatomic distance (Å)	Clash overlap (Å)
62:N6:52:ARG:HA	62:N6:70:ILE:HG22	2.47	0.54
63:N7:53:VAL:HA	63:N7:57:HIS:CD2	2.42	0.54
71:O5:31:LEU:HD22	71:O5:47:VAL:HG11	1.90	0.54
71:O5:86:ARG:O	71:O5:90:ARG:HG2	2.50	0.54
11:S9:123:HIS:CE1	32:E0:37:ARG:HB2	3.18	0.54
34:SR:179:LYS:NZ	34:SR:191:ASP:OD1	2.36	0.54
34:SR:19:TRP:HB2	34:SR:38:ARG:HG3	2.46	0.54
36:1:1577:G:H2'	36:1:1578:C:O4'	2.07	0.54
36:1:2688:U:OP1	42:L5:12:TYR:OH	2.12	0.54
1:2:1401:A:O3'	19:C7:10:LYS:NZ	2.39	0.54
1:2:1672:G:H2'	1:2:1673:G:C8	2.43	0.54
1:2:478:A:O2'	11:S9:124:HIS:ND1	2.24	0.54
37:3:11:A:N6	42:L5:13:SER:O	2.39	0.54
21:C9:105:LEU:HD13	21:C9:122:ARG:HD3	2.46	0.54
22:D0:103:ILE:HA	22:D0:106:ILE:HG22	3.02	0.54
26:D4:47:VAL:O	26:D4:49:LYS:NZ	2.27	0.54
30:D8:13:ILE:HD12	30:D8:29:ARG:HG2	2.08	0.54
39:L2:202:VAL:HG13	39:L2:217:GLN:HB3	1.89	0.54
49:M3:109:PHE:O	49:M3:113:VAL:HG23	2.08	0.54
54:M8:134:GLY:O	54:M8:137:THR:OG1	2.66	0.54
70:O4:3:GLN:HB3	70:O4:30:LEU:HD12	1.89	0.54
79:Q3:13:LYS:HE3	79:Q3:14:TYR:CZ	2.43	0.54
2:S0:169:SER:O	2:S0:173:ILE:HG12	2.07	0.54
1:2:1291:G:H5'	4:S2:119:LYS:HE2	1.89	0.54
5:S3:116:ARG:HB2	5:S3:116:ARG:NH1	5.37	0.54
9:S7:16:LEU:HD22	9:S7:58:LEU:HD21	1.90	0.54
36:1:118:U:O2	36:1:121:A:H5'	2.07	0.54
36:1:1950:U:H3	36:1:2096:A:H2	1.54	0.54
36:1:603:A:H2'	36:1:604:G:O4'	2.07	0.54
71:O5:95:PHE:N	36:5:135:C:O2'	57.59	0.54
63:N7:67:LYS:NZ	36:5:1630:U:OP1	197.05	0.54
36:5:191:U:H2'	36:5:192:C:C6	2.42	0.54
1:6:1201:G:N2	1:6:1600:A:H5'	2.22	0.54
1:6:1542:G:N2	1:6:1568:C:H1'	2.22	0.54
1:6:1600:A:H4'	1:6:1601:G:OP1	2.07	0.54
18:C6:99:GLU:HB2	34:SR:58:VAL:O	2.07	0.54
27:D5:86:GLU:O	27:D5:88:ILE:N	4.30	0.54
39:L2:204:MET:CE	39:L2:209:HIS:HB2	2.37	0.54
40:L3:256:HIS:HA	40:L3:257:PRO:C	2.35	0.54
40:L3:62:ARG:H	40:L3:68:HIS:HD1	1.56	0.54
45:L8:134:TYR:CG	45:L8:190:VAL:HG11	4.00	0.54

Continued on next page...

Continued from previous page...

Atom-1	Atom-2	Interatomic distance (Å)	Clash overlap (Å)
46:L9:189:GLU:C	46:L9:191:LEU:H	2.09	0.54
46:L9:52:LEU:HD22	46:L9:53:ILE:H	1.73	0.54
53:M7:60:PHE:HB3	53:M7:64:ASN:HB3	2.37	0.54
64:N8:77:LYS:O	64:N8:79:TRP:N	2.53	0.54
67:O1:5:LYS:O	67:O1:6:ASP:HB2	2.07	0.54
68:O2:97:ALA:HB3	68:O2:100:ILE:HG12	1.89	0.54
36:1:1029:G:H2'	36:1:1030:A:C8	2.42	0.54
36:1:2534:G:H2'	36:1:2535:A:H8	1.71	0.54
36:1:2896:A:OP1	76:Q0:102:ARG:NE	2.28	0.54
36:1:510:G:O6	86:1:3544:OHX:N1	2.41	0.54
36:1:873:C:H5"	36:1:874:U:O5'	2.08	0.54
36:5:1519:G:H2'	36:5:1520:G:H8	1.71	0.54
36:5:2434:U:H4'	36:5:2435:G:H5"	1.88	0.54
36:5:2882:U:H2'	36:5:2883:U:C6	2.43	0.54
1:6:1520:U:O2	86:6:1934:OHX:N4	2.41	0.54
5:S3:75:LYS:HB3	12:C0:22:VAL:HG22	4.78	0.54
1:2:1459:C:OP1	20:C8:126:ARG:NH2	2.41	0.54
24:D2:103:ILE:HA	24:D2:112:ASP:HA	1.89	0.54
25:D3:70:LYS:HB3	25:D3:93:LEU:HD22	2.01	0.54
41:L4:6:VAL:N	41:L4:20:LEU:O	2.65	0.54
42:L5:85:ARG:HD2	42:L5:86:TYR:CE2	2.43	0.54
47:M0:73:ASN:O	47:M0:77:THR:HG23	2.22	0.54
36:1:1724:U:OP2	55:M9:128:LYS:NZ	2.41	0.54
55:M9:67:ALA:O	55:M9:71:ARG:HG3	2.08	0.54
56:N0:91:TYR:OH	56:N0:93:GLU:OE2	2.26	0.54
57:N1:68:THR:OG1	57:N1:69:LYS:N	2.41	0.54
58:N2:41:ILE:HG12	58:N2:79:LEU:HD13	1.89	0.54
63:N7:46:ILE:HG12	63:N7:49:TYR:CE1	2.88	0.54
2:S0:146:LEU:HB3	2:S0:162:CYS:SG	3.77	0.54
4:S2:230:TRP:NE1	24:D2:68:ARG:HB2	3.82	0.54
6:S4:11:ARG:HB2	6:S4:26:CYS:O	2.07	0.54
36:1:1018:G:H2'	36:1:1019:G:O4'	2.08	0.54
36:1:1196:C:O2'	86:1:3531:OHX:N5	2.41	0.54
36:1:1308:A:H8	36:1:1308:A:OP2	1.88	0.54
1:2:1597:A:OP2	31:D9:32:ARG:NH2	2.41	0.54
1:2:1657:U:N3	86:2:1964:OHX:N4	2.55	0.54
36:5:1192:C:H5	86:5:3592:OHX:N5	2.05	0.54
36:5:1404:G:N7	86:5:3591:OHX:N6	2.55	0.54
36:5:1792:C:HO2'	36:5:1794:G:H8	1.54	0.54
36:5:247:C:N3	36:5:248:U:H1'	2.22	0.54
36:5:2397:A:C2	36:5:2873:U:H5'	2.43	0.54

Continued on next page...

Continued from previous page...

Atom-1	Atom-2	Interatomic distance (Å)	Clash overlap (Å)
36:5:3106:A:H2'	36:5:3107:U:O4'	2.07	0.54
1:6:1004:U:O4	86:5:3457:OHX:N5	2.40	0.54
1:6:1429:G:H2'	1:6:1430:U:C6	2.43	0.54
1:6:383:G:N7	86:6:2000:OHX:N5	2.55	0.54
1:2:959:U:C6	15:C3:61:THR:HB	2.42	0.54
16:C4:30:VAL:HG22	16:C4:39:ILE:HG13	1.89	0.54
16:C4:88:GLY:O	16:C4:92:LYS:NZ	7.54	0.54
22:D0:55:PRO:HA	22:D0:91:ILE:HG12	1.90	0.54
1:2:523:G:H5"	26:D4:59:GLY:O	2.08	0.54
41:L4:74:ILE:HG12	41:L4:94:CYS:SG	3.70	0.54
42:L5:150:LEU:HD12	48:M1:143:ARG:HG3	3.30	0.54
44:L7:229:PHE:C	44:L7:229:PHE:CD1	3.00	0.54
45:L8:54:GLU:O	45:L8:58:VAL:HG23	2.08	0.54
50:M4:113:THR:HG22	50:M4:115:PHE:H	1.73	0.54
63:N7:27:LYS:HB3	63:N7:42:LEU:HB2	3.54	0.54
68:O2:40:SER:O	68:O2:44:ARG:HG3	2.10	0.54
2:S0:150:ASP:OD1	2:S0:165:ARG:NH2	2.41	0.54
6:S4:131:LEU:HD11	6:S4:135:GLY:HA2	1.90	0.54
36:1:3103:A:OP2	86:1:3690:OHX:N5	2.41	0.54
1:2:886:U:O2'	16:C4:121:VAL:O	2.26	0.54
36:5:1560:G:O2'	36:5:1561:G:OP1	2.25	0.54
1:6:189:C:H2'	1:6:190:C:H5'	1.90	0.54
1:6:794:U:H4'	1:6:795:U:OP2	2.07	0.54
12:C0:23:ALA:CB	12:C0:64:TYR:HB2	3.81	0.54
17:C5:122:THR:HG22	17:C5:123:TYR:HD1	6.13	0.54
18:C6:112:TYR:OH	18:C6:114:ARG:NH1	2.40	0.54
18:C6:113:ASP:OD2	18:C6:116:LEU:N	2.59	0.54
18:C6:27:GLY:HA2	18:C6:63:ILE:O	2.07	0.54
19:C7:19:ARG:HG3	19:C7:20:TYR:CD1	2.43	0.54
33:E1:102:VAL:O	33:E1:104:SER:N	2.40	0.54
40:L3:37:ARG:HG2	40:L3:187:SER:H	1.88	0.54
44:L7:221:LYS:O	44:L7:229:PHE:HB3	3.84	0.54
46:L9:89:LYS:HG2	46:L9:145:VAL:HG22	2.08	0.54
47:M0:169:LYS:O	47:M0:170:LYS:HD3	3.60	0.54
36:1:3308:C:O2	53:M7:69:ARG:HD3	2.07	0.54
67:O1:82:GLU:O	67:O1:82:GLU:HG3	2.08	0.54
3:S1:123:ALA:HB2	3:S1:165:ARG:HG2	2.13	0.54
3:S1:48:VAL:HG13	3:S1:61:LEU:HD11	1.89	0.54
3:S1:97:LEU:HD13	3:S1:98:THR:H	1.73	0.54
6:S4:206:ASP:HB2	6:S4:222:LEU:HB2	2.39	0.54
7:S5:57:SER:C	7:S5:59:VAL:H	2.11	0.54

Continued on next page...

Continued from previous page...

Atom-1	Atom-2	Interatomic distance (Å)	Clash overlap (Å)
35:SM:72:ARG:NH1	1:6:1460:A:O2'	321.62	0.54
36:1:2947:G:C2	40:L3:250:ALA:HB1	2.43	0.54
1:2:138:A:N6	1:2:266:A:H61	2.06	0.54
54:M8:38:ARG:NH2	36:5:1348:U:OP2	188.26	0.54
36:5:2836:C:H5	36:5:2852:C:N4	2.03	0.54
1:6:1120:U:H2'	1:6:1121:C:C6	2.43	0.54
1:6:1553:G:N2	1:6:1555:A:H3'	2.23	0.54
1:6:1628:U:H2'	1:6:1629:G:C8	2.42	0.54
1:6:230:C:N3	1:6:235:G:N2	2.42	0.54
1:6:828:U:H2'	1:6:829:A:H5"	1.90	0.54
13:C1:57:LYS:HD3	13:C1:131:ILE:HG23	2.63	0.54
18:C6:82:ARG:HH22	18:C6:114:ARG:HG3	4.54	0.54
40:L3:25:ILE:HD11	40:L3:334:ARG:HE	8.02	0.54
45:L8:67:ILE:HG22	45:L8:237:ILE:HB	1.89	0.54
48:M1:155:THR:O	48:M1:159:THR:HG23	5.38	0.54
51:M5:10:LEU:HD22	51:M5:19:LEU:HD13	1.88	0.54
51:M5:80:THR:HG21	51:M5:87:GLN:HA	1.90	0.54
62:N6:40:ARG:O	62:N6:44:GLY:N	2.39	0.54
36:1:662:U:OP1	64:N8:8:THR:HG21	2.08	0.54
2:S0:163:ASN:C	2:S0:165:ARG:H	2.76	0.54
2:S0:69:ASN:OD1	4:S2:244:SER:OG	2.25	0.54
3:S1:35:PRO:HB3	3:S1:231:LEU:HD11	3.46	0.54
5:S3:164:VAL:O	5:S3:168:ILE:HG13	2.23	0.54
6:S4:251:GLU:O	6:S4:255:ARG:HG2	3.74	0.54
7:S5:123:VAL:HG21	27:D5:100:ILE:HD12	1.90	0.54
36:1:2771:U:O2'	36:1:2772:C:O4'	2.22	0.53
36:1:3289:G:O6	86:1:3659:OHX:N4	2.41	0.53
36:1:980:A:OP2	36:1:980:A:H8	1.92	0.53
37:3:97:A:H2'	37:3:98:C:H6	1.74	0.53
36:5:1717:U:H2'	36:5:1718:G:C8	2.43	0.53
36:5:2207:A:H62	36:5:2236:G:H1	1.54	0.53
36:5:3121:U:H1'	36:5:3122:A:H5"	1.90	0.53
36:5:2725:U:O4	86:5:3460:OHX:N1	2.42	0.53
36:5:2964:G:N7	86:5:3483:OHX:N6	2.56	0.53
26:D4:124:ARG:NH2	1:6:151:G:O6	319.09	0.53
8:S6:176:GLN:HG2	1:6:169:A:H5"	327.60	0.53
20:C8:126:ARG:HG2	20:C8:133:VAL:HA	1.90	0.53
39:L2:113:VAL:HG12	39:L2:134:VAL:HG22	1.89	0.53
39:L2:143:GLU:O	39:L2:145:LYS:HG2	2.08	0.53
39:L2:57:PRO:HG2	39:L2:78:ALA:HB3	2.22	0.53
39:L2:96:LEU:O	79:Q3:87:ARG:HD3	2.08	0.53

Continued on next page...

Continued from previous page...

Atom-1	Atom-2	Interatomic distance (Å)	Clash overlap (Å)
41:L4:144:LYS:HG2	41:L4:145:ILE:N	5.41	0.53
41:L4:205:PRO:HB3	41:L4:247:PHE:CD2	2.44	0.53
41:L4:271:LYS:HB2	41:L4:274:TYR:HB3	1.97	0.53
3:S1:218:LEU:H	3:S1:218:LEU:HD22	1.73	0.53
3:S1:48:VAL:HG21	3:S1:61:LEU:HD22	3.91	0.53
6:S4:95:THR:HG22	26:D4:16:PRO:HB2	1.90	0.53
35:SM:79:SER:HA	35:SM:82:THR:HG23	1.89	0.53
34:SR:200:ASN:H	34:SR:215:GLY:HA2	1.73	0.53
36:1:627:U:H4'	36:1:1399:A:O2'	2.08	0.53
36:1:2882:U:H2'	36:1:2883:U:C6	2.42	0.53
36:1:3066:U:H2'	36:1:3067:C:C6	2.43	0.53
36:1:3139:A:H5"	36:1:3139:A:H8	1.73	0.53
36:1:679:U:O4	86:1:3510:OHX:N1	2.41	0.53
86:1:3712:OHX:N4	86:O1:201:OHX:N1	2.56	0.53
1:2:793:A:H5"	1:2:794:U:C4	2.43	0.53
86:1:3409:OHX:N2	38:4:1:A:OP1	2.41	0.53
36:5:1781:C:H2'	36:5:1782:U:H6	1.71	0.53
36:5:289:A:H2'	36:5:290:G:H8	1.72	0.53
36:5:3159:C:H2'	36:5:3160:U:C6	2.43	0.53
1:6:197:A:H2'	1:6:198:A:H8	1.73	0.53
1:6:230:C:H42	1:6:235:G:H1	1.56	0.53
13:C1:71:LEU:HB3	13:C1:88:ARG:NH1	2.88	0.53
14:C2:81:ASP:O	14:C2:83:GLU:N	2.89	0.53
20:C8:70:VAL:O	20:C8:74:GLN:HG2	3.45	0.53
40:L3:387:LEU:H	40:L3:387:LEU:HD12	1.74	0.53
44:L7:84:VAL:HG12	44:L7:117:VAL:HB	2.17	0.53
46:L9:57:VAL:HG23	46:L9:68:LEU:HG	2.79	0.53
47:M0:84:ALA:O	47:M0:140:THR:HG22	2.57	0.53
51:M5:27:VAL:HB	51:M5:122:ASN:ND2	2.23	0.53
57:N1:46:GLY:HA2	57:N1:52:MET:HE3	3.60	0.53
2:S0:116:LYS:HB2	2:S0:118:PRO:HD3	2.15	0.53
4:S2:166:THR:HG23	4:S2:201:ASN:HB3	3.78	0.53
5:S3:175:VAL:O	5:S3:181:VAL:HG22	3.33	0.53
5:S3:64:ARG:HG2	5:S3:65:ARG:H	3.41	0.53
10:S8:11:ARG:O	13:C1:133:LYS:NZ	2.39	0.53
11:S9:117:GLY:O	11:S9:119:ALA:N	2.56	0.53
36:1:1008:U:H4'	47:M0:34:TYR:HD1	1.73	0.53
36:1:1688:U:H2'	36:1:1689:U:C6	2.43	0.53
36:1:1796:G:H5"	36:1:1797:A:OP1	2.09	0.53
36:1:2701:U:OP2	57:N1:22:HIS:ND1	2.35	0.53
36:1:3151:U:H4'	36:1:3294:A:H1'	1.88	0.53

Continued on next page...

Continued from previous page...

Atom-1	Atom-2	Interatomic distance (Å)	Clash overlap (Å)
36:1:562:C:H2'	36:1:563:U:C6	2.44	0.53
1:2:1449:U:H2'	1:2:1450:U:C6	2.43	0.53
1:2:518:A:O2'	1:2:534:A:N6	2.40	0.53
38:4:83:C:H1'	38:4:85:G:N2	2.23	0.53
36:5:1313:G:H2'	36:5:1314:C:C6	2.43	0.53
36:5:1861:G:O6	86:5:3554:OHX:N1	2.41	0.53
36:5:2993:G:H2'	36:5:3142:A:N6	2.24	0.53
1:6:827:C:H2'	1:6:828:U:H6	1.73	0.53
12:C0:64:TYR:HB3	12:C0:66:TYR:CE2	2.43	0.53
28:D6:24:VAL:HG11	28:D6:71:LEU:HD12	1.89	0.53
41:L4:299:ILE:HG22	41:L4:300:ARG:O	2.08	0.53
42:L5:131:LEU:H	42:L5:131:LEU:HD22	1.73	0.53
49:M3:57:VAL:HG13	49:M3:147:ILE:HG23	1.88	0.53
49:M3:162:ASN:OD1	49:M3:164:GLU:HB2	2.07	0.53
36:1:73:C:C2	49:M3:59:ARG:HD3	2.44	0.53
64:N8:28:HIS:CE1	64:N8:32:ARG:HG2	3.99	0.53
64:N8:47:LYS:HG3	64:N8:47:LYS:O	2.38	0.53
65:N9:23:LYS:HD2	65:N9:24:PRO:HD3	2.74	0.53
71:O5:95:PHE:CD2	36:5:136:G:H5'	63.39	0.53
5:S3:31:GLU:O	5:S3:54:ARG:NH1	2.42	0.53
9:S7:102:PRO:HD3	9:S7:112:ARG:HD3	2.89	0.53
1:2:330:G:OP2	10:S8:172:ARG:NH1	2.42	0.53
36:1:1230:G:H2'	36:1:1231:A:H8	1.72	0.53
36:1:2367:A:H2'	36:1:2368:A:C8	2.43	0.53
36:1:2777:G:H5'	36:1:2779:A:OP2	2.08	0.53
36:1:3276:G:H1	69:O3:60:ARG:NH2	2.07	0.53
1:2:320:U:H3'	1:2:321:C:C5'	2.37	0.53
86:4:206:OHX:N6	73:O7:60:GLY:O	2.42	0.53
36:5:830:A:O2'	36:5:1866:C:H2'	2.08	0.53
6:S4:21:ASP:HB2	1:6:773:C:OP1	387.28	0.53
16:C4:117:ASP:OD1	16:C4:119:THR:HG23	2.09	0.53
25:D3:134:ALA:HB1	25:D3:140:LYS:HB2	1.99	0.53
1:2:1533:C:H5	27:D5:77:ARG:HH22	1.55	0.53
28:D6:75:VAL:O	28:D6:79:ILE:N	2.36	0.53
33:E1:108:VAL:HG13	33:E1:112:GLY:O	2.09	0.53
41:L4:60:THR:HG23	41:L4:62:ALA:H	5.24	0.53
49:M3:59:ARG:HA	49:M3:69:VAL:HG23	2.72	0.53
51:M5:138:GLN:HA	51:M5:143:ARG:HH11	1.73	0.53
53:M7:59:PRO:HG3	53:M7:76:PHE:CD1	2.51	0.53
56:N0:12:ARG:HB3	56:N0:24:LEU:HD23	2.31	0.53
2:S0:168:HIS:HA	2:S0:203:PHE:CE2	3.07	0.53

Continued on next page...

Continued from previous page...

Atom-1	Atom-2	Interatomic distance (Å)	Clash overlap (Å)
3:S1:226:GLY:HA2	36:5:2536:A:H4'	255.75	0.53
8:S6:58:LYS:HG2	8:S6:105:ASP:O	2.07	0.53
36:1:1409:G:N7	86:1:3601:OHX:N3	2.57	0.53
36:1:2704:A:OP2	86:1:3405:OHX:N4	2.40	0.53
36:1:407:A:C2	38:4:17:A:H1'	2.43	0.53
1:2:144:U:O2'	1:2:145:A:H8	1.92	0.53
36:5:1094:U:O2'	36:5:1095:U:H3'	2.09	0.53
36:5:1368:U:H2'	36:5:1369:A:H8	1.73	0.53
36:5:3156:U:O2'	36:5:3157:U:O2	2.25	0.53
36:5:762:U:OP2	86:5:3539:OHX:N6	2.42	0.53
1:6:1488:G:O2'	1:6:1494:C:O2	2.20	0.53
17:C5:122:THR:CG2	1:6:1558:U:H3	365.26	0.53
1:6:846:G:H2'	1:6:847:A:C8	2.44	0.53
37:7:64:A:H5'	37:7:65:G:H5"	1.89	0.53
15:C3:91:LEU:HD12	15:C3:125:LEU:HD12	2.28	0.53
20:C8:92:ILE:HG23	20:C8:93:THR:HG23	2.58	0.53
22:D0:109:GLU:HB3	22:D0:112:VAL:HB	2.89	0.53
22:D0:20:ILE:HD13	22:D0:22:ILE:HD13	1.90	0.53
23:D1:5:LYS:O	23:D1:7:GLN:N	2.54	0.53
33:E1:106:TYR:HE2	33:E1:116:LYS:HG2	2.37	0.53
75:O9:23:LEU:HD22	75:O9:24:PRO:HD2	1.89	0.53
4:S2:116:LYS:HG2	4:S2:127:ALA:HB3	1.90	0.53
10:S8:44:HIS:O	10:S8:56:ARG:N	2.82	0.53
11:S9:38:ASN:HB3	11:S9:40:LYS:H	1.73	0.53
34:SR:255:ALA:HB1	34:SR:289:ALA:O	2.08	0.53
36:1:1785:U:H2'	36:1:1786:G:C8	2.44	0.53
36:1:1814:A:OP1	86:1:3623:OHX:N2	2.42	0.53
36:1:2655:U:H4'	36:1:2656:A:O4'	2.09	0.53
36:1:3215:A:O5'	50:M4:121:MET:HE1	2.08	0.53
1:2:1332:C:O2'	5:S3:162:GLN:HB3	2.09	0.53
1:2:142:G:N2	1:2:173:A:H2	2.00	0.53
1:2:17:C:H2'	1:2:18:C:C6	2.44	0.53
1:2:422:G:N7	86:2:1982:OHX:N5	2.57	0.53
1:2:531:C:OP2	86:2:1948:OHX:N4	2.42	0.53
36:5:1017:C:H2'	36:5:1017:C:OP1	2.08	0.53
36:5:1128:U:H2'	36:5:1129:A:O4'	2.09	0.53
1:6:1427:A:O2'	1:6:1428:G:OP1	2.25	0.53
14:C2:131:ASP:OD1	14:C2:132:GLU:N	2.42	0.53
4:S2:157:LYS:NZ	24:D2:92:ASN:O	2.73	0.53
30:D8:32:PHE:HE2	30:D8:38:ARG:HB3	1.73	0.53
40:L3:81:THR:HG23	40:L3:81:THR:O	3.87	0.53

Continued on next page...

Continued from previous page...

Atom-1	Atom-2	Interatomic distance (Å)	Clash overlap (Å)
42:L5:178:ASN:HA	42:L5:183:TRP:CD1	3.18	0.53
42:L5:34:LYS:O	42:L5:38:THR:HG23	2.08	0.53
51:M5:112:ASN:HB2	51:M5:138:GLN:HE22	1.74	0.53
54:M8:86:THR:HG22	54:M8:105:ARG:HB2	2.10	0.53
57:N1:12:ARG:HD3	57:N1:13:TYR:CE1	2.63	0.53
61:N5:100:LYS:HZ2	61:N5:107:VAL:H	1.56	0.53
67:O1:44:MET:O	67:O1:46:THR:N	2.94	0.53
6:S4:18:TRP:HE3	6:S4:20:LEU:HD11	1.73	0.53
6:S4:18:TRP:HH2	6:S4:31:PRO:HD3	2.04	0.53
36:1:1933:A:OP2	86:1:3421:OHX:N6	2.42	0.53
36:1:2225:U:H2'	36:1:2226:U:C6	2.44	0.53
36:1:2225:U:H2'	36:1:2226:U:H6	1.72	0.53
36:1:3107:U:P	76:Q0:112:LYS:HE3	2.48	0.53
36:1:364:G:O3'	41:L4:84:ARG:HG2	2.08	0.53
36:1:627:U:H2'	36:1:628:A:C8	2.43	0.53
1:2:1595:U:H5	1:2:1596:C:C5	2.26	0.53
1:2:42:G:N7	86:2:1918:OHX:N4	2.57	0.53
1:2:568:G:O5'	25:D3:90:ASP:HA	2.08	0.53
36:5:2298:U:O4	36:5:2923:U:H5	1.92	0.53
36:5:2234:G:O6	86:5:3463:OHX:N1	2.42	0.53
10:S8:25:ARG:HA	1:6:400:A:H5"	308.02	0.53
61:N5:56:ARG:HG2	38:8:134:G:OP1	78.74	0.53
12:C0:16:PHE:CD2	12:C0:76:LEU:HD23	2.35	0.53
24:D2:73:GLY:HA3	24:D2:128:PHE:CZ	3.14	0.53
25:D3:110:LYS:O	25:D3:112:LYS:HG2	2.08	0.53
25:D3:68:ILE:O	25:D3:70:LYS:NZ	3.02	0.53
7:S5:120:ILE:HD11	27:D5:98:GLN:NE2	2.24	0.53
32:E0:17:GLN:OE1	1:6:563:U:H4'	383.03	0.53
39:L2:130:SER:HA	39:L2:169:ILE:HG22	1.90	0.53
42:L5:85:ARG:HH12	42:L5:254:LYS:H	4.26	0.53
6:S4:246:LEU:HD21	6:S4:254:ARG:CZ	2.38	0.53
6:S4:48:LEU:HD21	6:S4:64:ILE:HG21	3.39	0.53
7:S5:33:VAL:HG13	7:S5:37:GLN:NE2	2.48	0.53
1:2:169:A:OP1	8:S6:137:ARG:HG3	2.09	0.53
36:1:2623:G:H2'	36:1:2624:G:C8	2.44	0.53
1:2:1235:C:H2'	33:E1:138:ARG:HH21	1.74	0.53
1:2:823:G:H2'	1:2:824:G:H8	1.69	0.53
1:2:900:A:OP1	16:C4:43:THR:OG1	2.25	0.53
1:2:992:A:C2	1:2:1012:U:N3	2.72	0.53
38:4:9:A:H2'	38:4:10:A:C8	2.43	0.53
36:5:90:C:C2'	36:5:91:G:H5'	2.39	0.53

Continued on next page...

Continued from previous page...

Atom-1	Atom-2	Interatomic distance (Å)	Clash overlap (Å)
1:6:1491:U:H5'	1:6:1492:A:OP1	2.09	0.53
1:6:1620:C:H2'	1:6:1621:U:C6	2.44	0.53
1:6:982:U:OP1	86:6:1931:OHX:N2	2.42	0.53
18:C6:83:GLN:HG3	18:C6:115:THR:HG22	7.39	0.53
21:C9:28:LEU:HD12	21:C9:29:GLU:H	1.73	0.53
27:D5:57:TYR:CE2	27:D5:68:ARG:HD3	5.31	0.53
29:D7:61:THR:HG23	29:D7:62:ILE:H	1.73	0.53
32:E0:55:ARG:HB3	32:E0:55:ARG:HH11	3.65	0.53
39:L2:9:ARG:NH1	36:5:912:G:OP2	179.85	0.53
40:L3:188:ILE:HA	40:L3:191:LYS:HD2	1.91	0.53
56:N0:74:ASN:HD21	56:N0:144:LEU:HD21	1.74	0.53
50:M4:57:ALA:HB2	56:N0:97:VAL:HG21	1.91	0.53
58:N2:22:PRO:HB2	58:N2:28:PHE:HB2	2.14	0.53
62:N6:56:VAL:HG11	62:N6:104:LEU:HD13	1.90	0.53
6:S4:118:GLU:HA	6:S4:121:TYR:CE1	2.91	0.53
34:SR:131:ILE:HB	34:SR:144:LEU:HB2	1.91	0.53
36:1:440:A:OP1	36:1:494:G:H1'	2.09	0.53
1:2:138:A:OP2	1:2:1706:C:O2'	2.27	0.53
1:2:1622:G:H2'	1:2:1623:C:C6	2.43	0.53
36:5:1644:C:H5'	36:5:1645:U:H5"	1.90	0.53
36:5:2957:G:H8	36:5:2957:G:H5'	1.72	0.53
36:5:622:A:H2'	36:5:623:U:O4'	2.09	0.53
1:6:156:A:H2'	1:6:157:A:O4'	2.09	0.53
1:6:197:A:H2'	1:6:198:A:C8	2.43	0.53
18:C6:5:PRO:HG2	18:C6:24:ALA:HB2	1.90	0.53
20:C8:3:LEU:O	20:C8:5:VAL:HG23	4.94	0.53
21:C9:117:SER:HA	21:C9:123:ARG:HD2	5.22	0.53
41:L4:122:THR:HG22	41:L4:235:LEU:HB2	1.91	0.53
45:L8:30:THR:O	45:L8:30:THR:OG1	2.27	0.53
37:3:64:A:H3'	47:M0:204:GLY:O	2.08	0.53
49:M3:168:ARG:NH2	49:M3:172:LEU:HD21	3.15	0.53
50:M4:23:ILE:HG22	50:M4:29:ALA:HA	2.55	0.53
51:M5:120:TRP:CE3	36:5:269:G:H5'	132.72	0.53
51:M5:150:TRP:CH2	51:M5:151:ILE:HG12	2.44	0.53
56:N0:85:SER:OG	36:5:1294:A:H5"	300.29	0.53
66:O0:13:LYS:HB3	66:O0:100:ILE:HG23	1.90	0.53
3:S1:28:GLU:OE2	3:S1:94:LYS:NZ	2.26	0.53
2:S0:119:ARG:HH21	4:S2:240:LEU:HD22	1.74	0.53
9:S7:61:PHE:HA	9:S7:93:LEU:O	2.43	0.53
4:S2:121:VAL:HG21	35:SM:116:GLU:HB3	1.91	0.53
36:1:1108:U:H2'	36:1:1109:U:C6	2.44	0.53

Continued on next page...

Continued from previous page...

Atom-1	Atom-2	Interatomic distance (Å)	Clash overlap (Å)
36:1:1169:A:OP1	86:1:3496:OHX:N1	2.42	0.53
1:2:197:A:H2'	1:2:198:A:C8	2.43	0.53
38:4:106:C:O2'	86:4:214:OHX:N4	2.41	0.53
36:5:398:A:O2'	36:5:1416:C:OP1	2.16	0.53
36:5:252:U:H4'	36:5:253:A:C5'	2.39	0.53
36:5:2689:A:N3	36:5:2689:A:H2'	2.24	0.53
36:5:2726:C:O2'	36:5:2727:A:H2'	2.09	0.53
79:Q3:4:ARG:NH2	36:5:838:G:O6	235.78	0.53
39:L2:181:LYS:HB2	36:5:860:G:C6	212.37	0.53
1:6:1239:U:O4	86:6:1952:OHX:N2	2.41	0.53
1:6:482:U:H3	1:6:505:A:H61	1.57	0.53
14:C2:103:LEU:H	14:C2:103:LEU:HD22	1.90	0.53
20:C8:127:HIS:CE1	20:C8:133:VAL:HG21	2.50	0.53
28:D6:60:PRO:O	28:D6:62:TYR:N	2.52	0.53
45:L8:33:ASN:O	45:L8:39:ALA:HB3	2.08	0.53
49:M3:14:PHE:HB3	49:M3:18:TRP:CD1	2.51	0.53
49:M3:6:ASN:O	54:M8:164:ARG:NH1	2.95	0.53
51:M5:182:ASN:O	51:M5:183:THR:HG22	3.78	0.53
57:N1:46:GLY:O	57:N1:49:GLN:NE2	2.41	0.53
60:N4:52:THR:O	60:N4:56:ARG:HG3	2.08	0.53
63:N7:53:VAL:HA	63:N7:57:HIS:HD2	1.74	0.53
64:N8:24:LYS:HD2	64:N8:26:ARG:NH2	2.24	0.53
70:O4:3:GLN:NE2	70:O4:30:LEU:HB2	3.08	0.53
78:Q2:47:GLN:OE1	78:Q2:54:THR:OG1	3.45	0.53
2:S0:107:PHE:HB3	2:S0:139:VAL:HG21	2.05	0.53
4:S2:176:SER:HB2	4:S2:195:ASP:HB3	2.63	0.53
4:S2:53:ILE:HG23	4:S2:56:ILE:HD12	1.91	0.53
6:S4:9:LEU:HD12	6:S4:30:ARG:HA	1.94	0.53
10:S8:61:GLU:HG3	10:S8:62:THR:HG23	1.93	0.53
36:1:3117:C:OP1	86:1:3563:OHX:N3	2.43	0.52
1:2:1111:G:OP2	86:2:2027:OHX:N3	2.42	0.52
1:2:1336:A:H2'	1:2:1337:A:H5"	1.92	0.52
1:2:788:A:H2'	6:S4:19:LEU:HD22	1.91	0.52
70:O4:88:ARG:HG3	36:5:2555:G:O2'	207.79	0.52
44:L7:218:ARG:NH2	37:7:85:G:O3'	258.03	0.52
18:C6:82:ARG:NH1	18:C6:114:ARG:O	3.26	0.52
22:D0:36:ASN:O	22:D0:40:ASN:HB2	2.09	0.52
23:D1:74:GLN:OE1	23:D1:82:VAL:N	4.78	0.52
25:D3:14:LYS:HA	25:D3:17:VAL:HG12	4.29	0.52
25:D3:69:ARG:NH1	25:D3:116:ASP:OD1	2.42	0.52
11:S9:28:LEU:HD12	32:E0:43:ARG:HE	2.38	0.52

Continued on next page...

Continued from previous page...

Atom-1	Atom-2	Interatomic distance (Å)	Clash overlap (Å)
40:L3:116:ARG:HG2	40:L3:175:LYS:HA	1.91	0.52
51:M5:16:SER:O	51:M5:20:ARG:HG2	2.08	0.52
51:M5:186:GLY:O	51:M5:190:THR:HG22	2.08	0.52
53:M7:178:ALA:HA	53:M7:181:ARG:HH21	1.74	0.52
56:N0:155:ARG:NH2	56:N0:171:PHE:O	2.41	0.52
57:N1:17:ARG:O	57:N1:18:ASP:HB2	2.09	0.52
73:O7:52:LYS:HA	73:O7:55:ARG:HD2	1.96	0.52
74:O8:16:ARG:NH1	74:O8:70:PRO:HG3	5.41	0.52
2:S0:26:ALA:HB3	2:S0:149:LEU:HB2	2.02	0.52
6:S4:128:LYS:HG2	6:S4:140:VAL:HG13	2.28	0.52
36:1:1592:G:OP2	70:O4:37:LYS:NZ	2.36	0.52
36:1:1770:G:H5'	36:1:1771:C:OP2	2.09	0.52
36:1:3082:C:H2'	36:1:3083:G:H8	1.74	0.52
36:1:561:C:H2'	36:1:562:C:H6	1.74	0.52
1:2:1052:U:OP1	1:2:1053:G:H5"	2.08	0.52
1:2:1101:G:O3'	24:D2:76:SER:HB2	2.09	0.52
1:2:226:A:H2'	1:2:227:U:H5'	1.91	0.52
57:N1:129:LYS:HB2	36:5:1098:A:O5'	252.62	0.52
36:5:1691:U:H2'	36:5:1692:U:C6	2.44	0.52
36:5:173:G:HO2'	36:5:174:C:H6	1.56	0.52
53:M7:139:TYR:CE2	36:5:2355:G:H4'	147.30	0.52
42:L5:23:ARG:NH2	36:5:2703:A:OP2	283.22	0.52
36:5:3078:U:H4'	36:5:3079:U:O5'	2.09	0.52
36:5:3358:U:H2'	36:5:3359:A:C8	2.45	0.52
1:6:355:G:OP2	86:6:1922:OHX:N5	2.42	0.52
1:6:25:C:O2'	1:6:26:A:OP2	2.24	0.52
1:6:820:U:O2'	1:6:821:U:H5"	2.09	0.52
15:C3:27:LYS:H	15:C3:27:LYS:CE	2.22	0.52
13:C1:99:ARG:HD3	25:D3:8:GLY:O	2.10	0.52
26:D4:20:ARG:HH11	26:D4:22:GLN:NE2	3.11	0.52
33:E1:109:ASP:HB2	33:E1:113:LYS:HG2	1.91	0.52
40:L3:8:ALA:HB1	59:N3:45:ARG:NH1	2.85	0.52
65:N9:38:LYS:O	65:N9:39:PHE:HB3	4.60	0.52
68:O2:19:ARG:HD2	68:O2:28:VAL:HG13	2.38	0.52
6:S4:94:ALA:O	6:S4:95:THR:HB	4.08	0.52
35:SM:84:LYS:HD2	35:SM:85:SER:N	2.24	0.52
34:SR:267:PRO:HG2	34:SR:269:TYR:CE1	2.44	0.52
36:1:1213:G:OP1	56:N0:137:ARG:HD3	2.09	0.52
36:1:2565:U:H2'	36:1:2566:C:H6	1.75	0.52
36:1:3351:U:O2'	36:1:3352:U:OP1	2.26	0.52
36:1:818:C:N3	36:1:920:A:H5'	2.25	0.52

Continued on next page...

Continued from previous page...

Atom-1	Atom-2	Interatomic distance (Å)	Clash overlap (Å)
1:2:1267:G:HO2'	1:2:1448:G:HO2'	1.49	0.52
1:2:992:A:H2'	1:2:993:A:H5'	1.92	0.52
24:D2:71:LYS:NZ	1:6:1099:U:OP1	373.70	0.52
1:6:385:A:H2'	1:6:386:G:C8	2.44	0.52
12:C0:14:TYR:CE1	12:C0:18:GLU:HG3	2.78	0.52
18:C6:95:LYS:O	34:SR:59:ARG:NH2	2.73	0.52
22:D0:80:GLU:HG3	31:D9:54:LYS:NZ	2.25	0.52
23:D1:55:LEU:HD13	23:D1:65:SER:OG	2.96	0.52
25:D3:111:GLY:O	25:D3:121:ARG:HD2	5.59	0.52
25:D3:30:LYS:HE3	25:D3:34:LEU:HD11	4.13	0.52
20:C8:25:ASN:O	27:D5:40:VAL:HG11	2.09	0.52
41:L4:269:SER:C	41:L4:271:LYS:H	2.12	0.52
41:L4:362:ASP:OD1	86:L4:401:OHX:N4	115.46	0.52
45:L8:161:GLU:OE2	51:M5:26:ARG:NH2	2.50	0.52
51:M5:116:LEU:HB3	51:M5:133:ILE:HG13	1.91	0.52
52:M6:171:LYS:O	52:M6:175:THR:HG22	4.32	0.52
55:M9:101:VAL:HG13	55:M9:104:ARG:NH1	2.24	0.52
2:S0:74:VAL:HG22	2:S0:96:THR:HG23	1.90	0.52
6:S4:140:VAL:HA	6:S4:145:ARG:O	2.09	0.52
5:S3:94:ARG:NH2	35:SM:134:ASP:OD1	2.37	0.52
36:1:1306:G:C6	52:M6:62:THR:HA	2.45	0.52
36:1:1422:G:H21	43:L6:5:LYS:HE2	1.74	0.52
36:1:3106:A:H2'	36:1:3107:U:O4'	2.09	0.52
1:2:1119:G:O6	86:2:2014:OHX:N1	2.43	0.52
1:2:1498:G:C2'	1:2:1499:G:H5'	2.40	0.52
1:2:248:U:H4'	13:C1:36:LYS:HD3	1.90	0.52
1:2:25:C:H1'	1:2:26:A:OP2	2.09	0.52
1:2:542:A:H5"	1:2:544:A:C8	2.45	0.52
37:3:7:G:H5"	42:L5:22:ARG:HD3	1.90	0.52
75:O9:10:LYS:NZ	36:5:1833:G:OP1	104.35	0.52
76:Q0:102:ARG:NE	36:5:2896:A:OP1	320.53	0.52
8:S6:175:ILE:HG12	1:6:78:A:H1'	337.54	0.52
18:C6:32:ASN:HD21	18:C6:69:VAL:HG23	1.75	0.52
23:D1:17:CYS:HB2	23:D1:56:SER:HB3	1.90	0.52
24:D2:89:TRP:O	24:D2:93:LEU:HD22	2.10	0.52
41:L4:192:GLY:HA2	41:L4:195:ARG:CG	3.47	0.52
41:L4:327:LEU:HA	44:L7:166:ASN:ND2	2.24	0.52
46:L9:137:SER:HB2	46:L9:143:GLU:CB	4.24	0.52
51:M5:93:LYS:NZ	36:5:2600:C:OP1	155.16	0.52
52:M6:3:VAL:HG13	52:M6:4:GLU:HG3	1.92	0.52
64:N8:74:ASN:OD1	64:N8:113:LEU:HB2	2.10	0.52

Continued on next page...

Continued from previous page...

Atom-1	Atom-2	Interatomic distance (Å)	Clash overlap (Å)
70:O4:14:ASN:O	36:5:827:A:H5"	163.38	0.52
36:1:1493:G:O6	75:O9:2:ALA:HB2	2.10	0.52
2:S0:30:GLN:HE22	2:S0:32:HIS:HB2	7.34	0.52
3:S1:105:PHE:CD2	3:S1:213:ARG:HA	2.45	0.52
4:S2:103:VAL:HG22	4:S2:113:LEU:HD23	2.43	0.52
8:S6:39:GLU:HB2	8:S6:46:LYS:HG3	1.90	0.52
9:S7:46:ILE:HD11	9:S7:60:ILE:HG12	1.91	0.52
11:S9:133:HIS:HD2	11:S9:162:SER:HB2	2.42	0.52
11:S9:77:ILE:HD11	11:S9:93:LEU:HB3	1.92	0.52
34:SR:101:GLN:HG2	34:SR:138:GLY:HA3	2.69	0.52
34:SR:89:LEU:HB2	34:SR:103:PHE:HB2	2.13	0.52
36:1:2689:A:H2'	36:1:2689:A:N3	2.24	0.52
36:1:297:G:O6	51:M5:12:ARG:NH1	2.39	0.52
36:1:2924:U:O4	86:1:3554:OHX:N1	2.42	0.52
36:1:821:U:OP2	86:1:3517:OHX:N3	2.42	0.52
1:2:1701:A:H3'	1:2:1702:A:H5"	1.91	0.52
1:2:482:U:H2'	1:2:483:A:H8	1.74	0.52
36:5:1207:G:N7	86:5:3583:OHX:N2	2.57	0.52
1:6:705:U:HO2'	1:6:706:A:H8	1.57	0.52
24:D2:47:ILE:HG22	24:D2:65:LEU:HB3	1.92	0.52
33:E1:105:TYR:HB3	33:E1:117:LEU:HD12	4.22	0.52
41:L4:36:HIS:O	41:L4:40:THR:HG23	2.64	0.52
42:L5:236:LEU:HA	42:L5:239:ILE:HD12	1.91	0.52
42:L5:265:TYR:O	42:L5:269:SER:HB3	4.06	0.52
61:N5:135:ILE:O	61:N5:139:ILE:HG22	2.09	0.52
36:1:1455:U:O2'	67:O1:26:LYS:NZ	2.42	0.52
73:O7:11:ARG:HB3	36:5:817:A:N3	142.64	0.52
3:S1:87:ARG:NH2	3:S1:220:GLN:OE1	2.42	0.52
4:S2:88:LYS:HB3	4:S2:95:ARG:HD2	4.92	0.52
5:S3:31:GLU:HG2	5:S3:107:PHE:HZ	1.74	0.52
7:S5:102:ARG:O	7:S5:106:LYS:NZ	3.06	0.52
36:1:1307:G:H1'	36:1:1308:A:C8	2.45	0.52
36:1:1565:G:H1'	36:1:1575:A:C2	2.45	0.52
36:1:2404:A:N3	36:1:2404:A:H2'	2.25	0.52
36:1:3155:U:H3'	36:1:3156:U:C4'	2.39	0.52
36:1:2107:A:H2	36:1:3344:A:C8	2.27	0.52
36:1:533:A:O2'	36:1:535:G:OP2	2.26	0.52
36:1:655:C:H2'	36:1:656:A:H8	1.75	0.52
1:2:795:U:C5	1:2:796:A:C8	2.97	0.52
36:5:2213:A:H2'	36:5:2214:A:C8	2.45	0.52
36:5:116:A:H5"	36:5:265:A:N3	2.25	0.52

Continued on next page...

Continued from previous page...

Atom-1	Atom-2	Interatomic distance (Å)	Clash overlap (Å)
36:5:2856:G:H2'	36:5:2857:C:H6	1.74	0.52
1:6:116:U:H2'	1:6:117:U:C6	2.44	0.52
1:6:1488:G:H3'	1:6:1515:A:H61	1.75	0.52
37:7:40:C:H5"	37:7:41:G:OP2	2.09	0.52
16:C4:13:VAL:HG13	16:C4:77:THR:H	1.73	0.52
20:C8:2:SER:OG	20:C8:3:LEU:N	2.41	0.52
25:D3:92:CYS:HA	25:D3:95:PHE:HD2	1.75	0.52
26:D4:2:SER:HA	26:D4:32:ARG:HD3	6.03	0.52
27:D5:58:ARG:HB3	27:D5:103:ARG:NH1	8.80	0.52
27:D5:47:TYR:CZ	27:D5:51:LEU:HD11	2.90	0.52
36:1:1155:C:OP1	44:L7:94:LYS:NZ	2.42	0.52
45:L8:136:LEU:HD11	45:L8:162:LEU:O	2.10	0.52
48:M1:81:GLU:HA	48:M1:84:LEU:HB2	1.92	0.52
49:M3:126:PHE:HZ	49:M3:135:ALA:HB2	1.75	0.52
49:M3:59:ARG:HD3	36:5:73:C:C2	93.64	0.52
52:M6:124:LEU:HD23	56:N0:168:PRO:HG3	2.18	0.52
61:N5:80:ASN:ND2	61:N5:126:LEU:O	5.15	0.52
65:N9:18:ARG:O	86:N9:101:OHX:N5	2.43	0.52
77:Q1:13:LEU:O	77:Q1:17:ARG:HG3	2.09	0.52
79:Q3:84:ARG:O	79:Q3:88:GLU:HG2	2.09	0.52
3:S1:51:SER:HB3	3:S1:56:SER:HB2	1.92	0.52
4:S2:144:TRP:H	4:S2:152:HIS:CE1	2.98	0.52
5:S3:72:LEU:HD22	12:C0:65:TYR:HB3	2.02	0.52
7:S5:132:VAL:HG13	7:S5:202:ALA:HB2	1.91	0.52
7:S5:98:MET:HB2	7:S5:105:GLY:O	2.09	0.52
8:S6:48:TYR:CZ	8:S6:121:LEU:HD22	4.87	0.52
8:S6:67:VAL:HG21	8:S6:99:GLY:HA2	1.90	0.52
9:S7:185:ILE:HG22	9:S7:186:PRO:HD3	1.90	0.52
9:S7:66:SER:O	9:S7:69:GLY:N	2.45	0.52
11:S9:129:ILE:HA	11:S9:134:ILE:CG1	4.10	0.52
11:S9:142:ASN:ND2	11:S9:143:ILE:HD12	5.21	0.52
1:2:1315:U:OP1	1:2:1328:G:N2	2.39	0.52
1:2:1041:G:OP1	86:2:2015:OHX:N5	2.43	0.52
1:2:494:U:O2'	1:2:495:C:O5'	2.21	0.52
1:2:652:G:H1	1:2:682:C:H42	1.58	0.52
1:2:720:G:H1'	1:2:721:U:H5"	1.92	0.52
1:2:826:U:H2'	1:2:827:C:C6	2.44	0.52
1:2:926:A:C2	16:C4:125:SER:HB3	2.43	0.52
36:5:1301:A:OP1	36:5:1301:A:H8	1.93	0.52
36:5:1686:U:O2	36:5:1688:U:H1'	2.09	0.52
36:5:1816:A:C2'	36:5:1817:G:H5"	2.40	0.52

Continued on next page...

Continued from previous page...

Atom-1	Atom-2	Interatomic distance (Å)	Clash overlap (Å)
36:5:83:U:H2'	36:5:84:U:O4'	2.08	0.52
1:6:329:G:H2'	1:6:330:G:C8	2.45	0.52
1:6:717:C:O2'	1:6:718:U:OP1	2.26	0.52
16:C4:12:GLN:HG3	16:C4:111:ARG:HG3	1.90	0.52
17:C5:39:ALA:HA	17:C5:42:ARG:HH11	1.75	0.52
17:C5:87:PRO:HA	17:C5:90:ILE:HG13	2.01	0.52
20:C8:110:ARG:HB3	20:C8:110:ARG:HH11	1.75	0.52
20:C8:18:LEU:HD21	20:C8:70:VAL:HG13	1.90	0.52
24:D2:8:ALA:HA	24:D2:74:VAL:HG11	1.90	0.52
26:D4:76:TYR:OH	26:D4:86:GLU:OE2	3.18	0.52
27:D5:42:LEU:HD22	27:D5:47:TYR:HB2	6.80	0.52
27:D5:49:ARG:HD2	27:D5:53:GLU:OE1	3.41	0.52
1:2:1153:G:H5'	28:D6:85:ARG:HD2	1.92	0.52
30:D8:36:THR:OG1	30:D8:37:SER:N	2.40	0.52
41:L4:130:ALA:HA	41:L4:148:ILE:CG2	2.40	0.52
43:L6:2:SER:N	36:5:1385:C:O2	135.28	0.52
47:M0:36:LEU:HD21	47:M0:69:ARG:HH11	1.75	0.52
35:SM:26:VAL:HG11	48:M1:49:LYS:HE3	2.04	0.52
66:O0:74:ASN:OD1	66:O0:74:ASN:N	2.86	0.52
70:O4:9:ARG:HE	70:O4:34:HIS:CD2	2.27	0.52
2:S0:27:ARG:HG2	2:S0:28:ASN:H	1.75	0.52
2:S0:27:ARG:HG2	2:S0:44:GLY:O	3.11	0.52
3:S1:129:THR:OG1	3:S1:131:ASP:O	2.25	0.52
4:S2:158:THR:HG21	4:S2:221:THR:HG23	1.92	0.52
10:S8:29:LEU:HD23	10:S8:29:LEU:O	2.81	0.52
1:2:1:U:O4	11:S9:54:ARG:HG3	2.10	0.52
34:SR:26:SER:OG	34:SR:75:ALA:O	2.39	0.52
86:2:2024:OHX:N4	8:S6:155:ASP:OD1	2.42	0.52
1:2:304:U:H2'	1:2:305:C:H6	1.74	0.52
1:2:603:U:H2'	1:2:604:A:H8	1.75	0.52
1:2:688:G:N7	86:2:2017:OHX:N5	2.58	0.52
36:5:2207:A:H2'	36:5:2208:A:O4'	2.10	0.52
51:M5:69:GLY:O	36:5:290:G:H4'	145.16	0.52
36:5:2921:U:H2'	36:5:2923:U:H5"	1.92	0.52
1:6:1085:G:O6	86:6:1905:OHX:N3	2.43	0.52
1:6:1699:G:H22	1:6:1701:A:H3'	1.75	0.52
13:C1:91:LEU:HB3	13:C1:100:TYR:HB3	1.91	0.52
19:C7:7:LYS:O	19:C7:11:ARG:HB2	2.39	0.52
20:C8:24:GLY:O	20:C8:59:GLY:N	5.41	0.52
20:C8:91:ASP:OD1	20:C8:92:ILE:N	2.41	0.52
29:D7:33:LEU:HD12	29:D7:46:VAL:HB	1.92	0.52

Continued on next page...

Continued from previous page...

Atom-1	Atom-2	Interatomic distance (Å)	Clash overlap (Å)
42:L5:178:ASN:N	42:L5:178:ASN:OD1	2.39	0.52
42:L5:267:ALA:O	42:L5:271:LYS:HG2	3.77	0.52
42:L5:83:LEU:HD13	42:L5:88:ILE:HD12	2.82	0.52
47:M0:16:PRO:HG3	47:M0:128:ARG:HH11	2.19	0.52
48:M1:23:VAL:O	48:M1:65:ILE:HG23	2.10	0.52
49:M3:55:ARG:O	49:M3:115:ARG:NH2	2.66	0.52
55:M9:103:ARG:HD2	55:M9:124:TYR:CE1	2.45	0.52
67:O1:10:ARG:HH12	67:O1:44:MET:CG	4.19	0.52
3:S1:48:VAL:CG1	3:S1:61:LEU:HD21	2.40	0.52
4:S2:147:ASN:O	23:D1:4:ASP:N	2.43	0.52
9:S7:12:ALA:HB3	9:S7:13:PRO:HD3	1.91	0.52
11:S9:53:ARG:NH2	11:S9:97:LEU:O	2.42	0.52
36:1:155:G:H5"	36:1:156:G:C8	2.45	0.52
36:1:1895:A:O2'	36:1:3053:G:H4'	2.10	0.52
36:1:3160:U:H2'	36:1:3161:C:C6	2.43	0.52
36:1:3233:C:H2'	36:1:3234:A:C8	2.45	0.52
1:2:1160:A:H2'	1:2:1161:C:C6	2.45	0.52
1:2:1579:U:H2'	1:2:1580:C:H6	1.75	0.52
1:2:1785:U:P	16:C4:133:ARG:HH22	2.32	0.52
1:2:1599:C:O2	86:2:1984:OHX:N1	2.42	0.52
1:2:513:U:OP1	11:S9:133:HIS:NE2	2.36	0.52
1:2:558:U:H2'	1:2:558:U:O2	2.10	0.52
36:5:1018:G:H2'	36:5:1019:G:O4'	2.09	0.52
36:5:1855:U:H2'	36:5:1856:C:H6	1.75	0.52
1:6:139:C:H4'	1:6:140:A:O5'	2.08	0.52
1:6:831:U:O2'	1:6:832:U:H5'	2.10	0.52
18:C6:97:VAL:HG23	18:C6:98:ASP:N	2.59	0.52
21:C9:69:LYS:HB3	21:C9:70:GLN:HE21	1.74	0.52
24:D2:70:ASN:ND2	24:D2:130:TYR:O	2.28	0.52
31:D9:33:LYS:O	31:D9:36:LEU:HD23	2.10	0.52
1:2:1235:C:H2'	33:E1:138:ARG:NH2	2.24	0.52
40:L3:10:ARG:NH2	40:L3:14:LEU:HD21	2.61	0.52
41:L4:110:ASN:OD1	41:L4:110:ASN:N	2.43	0.52
44:L7:102:VAL:HG13	44:L7:126:LEU:HD22	1.92	0.52
47:M0:87:LEU:HD23	47:M0:138:VAL:HG22	3.42	0.52
48:M1:109:HIS:HD2	48:M1:114:ILE:HG21	2.03	0.52
54:M8:80:THR:O	54:M8:137:THR:HA	2.49	0.52
55:M9:116:ASP:OD1	55:M9:116:ASP:N	4.17	0.52
56:N0:154:HIS:CE1	56:N0:170:THR:HG21	2.45	0.52
64:N8:73:LEU:HB2	64:N8:109:TYR:CD2	2.77	0.52
86:1:3712:OHX:N4	86:O1:201:OHX:N2	2.58	0.52

Continued on next page...

Continued from previous page...

Atom-1	Atom-2	Interatomic distance (Å)	Clash overlap (Å)
71:O5:40:SER:O	71:O5:42:PRO:HD3	3.58	0.52
8:S6:173:PRO:HA	1:6:66:U:C5'	339.92	0.52
9:S7:156:SER:O	9:S7:159:VAL:HB	2.08	0.52
36:1:103:G:OP1	49:M3:70:ARG:NH2	2.39	0.52
36:1:1565:G:N2	36:1:1574:C:C2	2.78	0.52
36:1:2209:U:H6	36:1:2209:U:OP2	1.93	0.52
36:1:2341:A:OP2	40:L3:247:ARG:NH2	2.41	0.52
36:1:3275:U:H5'	69:O3:68:TRP:HZ2	1.74	0.52
36:1:819:U:OP1	73:O7:10:LYS:NZ	2.35	0.52
1:2:637:C:O2	9:S7:114:ARG:NH2	2.43	0.52
38:4:78:G:H2'	38:4:79:A:C8	2.45	0.52
36:5:272:G:OP2	86:5:3575:OHX:N6	2.42	0.52
36:5:36:C:H2'	36:5:37:U:H5'	1.91	0.52
8:S6:139:ASN:ND2	1:6:143:G:OP2	311.32	0.52
1:6:845:G:O6	86:6:1921:OHX:N4	2.44	0.52
4:S2:229:LEU:O	23:D1:16:LYS:NZ	2.43	0.52
43:L6:38:THR:HA	43:L6:90:LYS:HG3	3.57	0.52
45:L8:156:ASP:OD2	45:L8:156:ASP:N	2.62	0.52
54:M8:131:ALA:HB1	54:M8:135:GLN:H	2.03	0.52
62:N6:79:ALA:HB1	62:N6:98:ASN:HB3	2.08	0.52
2:S0:157:ASP:OD2	23:D1:60:ARG:NH2	2.43	0.52
3:S1:30:PHE:CD1	3:S1:96:LEU:HD22	2.45	0.52
4:S2:111:VAL:O	4:S2:136:VAL:HA	2.10	0.52
8:S6:177:ARG:NH2	1:6:143:G:N7	310.83	0.52
36:1:1352:A:H4'	36:1:1353:U:OP1	2.10	0.51
36:1:1618:G:H4'	38:4:129:C:H1'	1.92	0.51
36:1:1659:U:H2'	36:1:1660:C:C6	2.45	0.51
36:1:1724:U:H1'	36:1:1725:C:C6	2.44	0.51
36:1:180:C:H2'	36:1:181:U:C6	2.45	0.51
36:1:2662:G:H2'	36:1:2663:G:C8	2.45	0.51
36:1:2871:G:H5"	36:1:2872:A:H5'	1.92	0.51
36:1:3199:G:O6	86:1:3657:OHX:N2	2.42	0.51
1:2:190:C:O2'	1:2:191:C:H5'	2.10	0.51
36:5:1294:A:O2'	36:5:1295:G:H5"	2.10	0.51
36:5:1688:U:H2'	36:5:1689:U:C6	2.45	0.51
36:5:209:A:H4'	36:5:211:A:C8	2.45	0.51
13:C1:109:VAL:HG21	13:C1:125:VAL:HG22	1.91	0.51
17:C5:122:THR:HG22	1:6:1558:U:H3	365.58	0.51
20:C8:100:THR:HG21	20:C8:108:LYS:HG3	1.92	0.51
23:D1:69:LEU:O	23:D1:73:ALA:N	2.81	0.51
25:D3:96:VAL:HG12	25:D3:127:VAL:HG11	1.91	0.51

Continued on next page...

Continued from previous page...

Atom-1	Atom-2	Interatomic distance (Å)	Clash overlap (Å)
1:2:359:A:C2	25:D3:38:PHE:HB3	2.45	0.51
44:L7:228:SER:HA	44:L7:232:ARG:HH21	2.39	0.51
47:M0:9:TYR:CG	47:M0:97:LEU:HD13	2.45	0.51
48:M1:133:ARG:HH12	48:M1:154:THR:HA	1.74	0.51
36:1:674:G:O6	54:M8:56:LYS:NZ	2.43	0.51
64:N8:115:LYS:HG3	36:5:715:A:H8	147.46	0.51
68:O2:79:VAL:HG13	68:O2:111:ARG:HG2	2.27	0.51
78:Q2:55:LYS:HD2	36:5:92:G:O2'	174.13	0.51
2:S0:83:GLN:HG2	2:S0:99:ALA:HB1	1.92	0.51
4:S2:108:ASN:O	4:S2:141:ARG:NH1	2.43	0.51
34:SR:16:HIS:CE1	34:SR:43:ILE:HG12	2.45	0.51
36:1:1078:U:O4	86:1:3504:OHX:N2	2.43	0.51
36:1:1355:A:H1'	36:1:1356:U:OP2	2.09	0.51
36:1:1549:U:H2'	36:1:1550:C:C6	2.44	0.51
36:1:1298:C:OP2	86:1:3501:OHX:N2	2.43	0.51
36:1:439:C:H3'	36:1:440:A:H8	1.76	0.51
1:2:136:C:H4'	1:2:137:U:OP1	2.10	0.51
1:2:1458:G:H5"	1:2:1459:C:OP2	2.09	0.51
40:L3:266:ARG:NH2	36:5:2392:C:O2'	208.74	0.51
36:5:2651:G:H4'	36:5:2652:U:OP2	2.10	0.51
1:6:1057:U:H3	1:6:1062:A:H61	1.57	0.51
9:S7:117:THR:OG1	1:6:639:U:OP1	362.65	0.51
1:6:823:G:H2'	1:6:824:G:O4'	2.09	0.51
1:6:992:A:OP1	86:6:1908:OHX:N1	2.43	0.51
51:M5:109:ARG:NH1	38:8:141:C:OP1	121.30	0.51
14:C2:42:ALA:HB2	14:C2:124:LYS:HD2	2.55	0.51
17:C5:15:HIS:CG	17:C5:16:SER:H	2.76	0.51
18:C6:52:LEU:HA	18:C6:60:PHE:HE1	2.10	0.51
20:C8:117:LYS:O	20:C8:120:ARG:HG3	4.87	0.51
25:D3:126:LYS:HA	25:D3:131:SER:HA	1.91	0.51
25:D3:57:LEU:HD13	32:E0:4:VAL:HG13	2.52	0.51
25:D3:86:PHE:HB2	25:D3:120:VAL:HG11	2.30	0.51
41:L4:329:PRO:O	41:L4:330:TYR:HB3	4.66	0.51
47:M0:210:ILE:HD13	47:M0:217:PHE:CE2	4.05	0.51
53:M7:141:SER:O	53:M7:143:PRO:HD3	2.64	0.51
42:L5:17:GLN:HE22	57:N1:22:HIS:HB2	3.18	0.51
67:O1:88:PRO:HG2	67:O1:89:LEU:HD13	2.28	0.51
69:O3:16:TYR:OH	69:O3:91:ALA:HB2	2.15	0.51
2:S0:120:LEU:HD12	2:S0:121:VAL:H	1.74	0.51
7:S5:222:LYS:HG3	7:S5:225:ARG:CZ	2.40	0.51
7:S5:33:VAL:HG13	7:S5:37:GLN:HE22	2.04	0.51

Continued on next page...

Continued from previous page...

Atom-1	Atom-2	Interatomic distance (Å)	Clash overlap (Å)
8:S6:49:VAL:HB	8:S6:115:LYS:HG2	4.67	0.51
34:SR:117:LYS:HD2	34:SR:117:LYS:H	1.75	0.51
34:SR:220:ILE:HB	34:SR:234:LEU:HB2	2.83	0.51
36:1:1010:G:N2	47:M0:193:ASP:OD2	2.42	0.51
36:1:1877:U:H5"	36:1:1878:G:O5'	2.11	0.51
36:1:2419:A:H2'	36:1:2420:C:C6	2.44	0.51
1:2:417:A:H4'	1:2:418:G:O5'	2.09	0.51
37:3:49:G:C5	42:L5:58:LYS:HG3	2.45	0.51
1:6:938:G:N7	86:6:1961:OHX:N3	2.58	0.51
19:C7:50:ILE:O	19:C7:54:THR:HG23	2.10	0.51
24:D2:56:HIS:O	1:6:861:U:O2'	355.54	0.51
32:E0:53:LYS:O	32:E0:54:ARG:HB3	2.77	0.51
47:M0:210:ILE:HA	47:M0:217:PHE:CE2	2.53	0.51
49:M3:50:PRO:HB3	49:M3:138:VAL:O	2.18	0.51
55:M9:4:LEU:HD22	55:M9:7:GLN:HG3	4.88	0.51
56:N0:8:GLN:HG2	56:N0:62:ASN:HB2	1.93	0.51
36:1:3276:G:H1	69:O3:60:ARG:HH12	1.56	0.51
2:S0:200:ASP:HB2	19:C7:85:VAL:HB	1.92	0.51
6:S4:159:THR:HG22	6:S4:173:ILE:HB	2.24	0.51
6:S4:246:LEU:HB2	6:S4:251:GLU:HG3	1.92	0.51
8:S6:153:VAL:O	8:S6:156:PHE:N	2.30	0.51
10:S8:76:THR:HG22	10:S8:105:ASP:HB3	2.82	0.51
11:S9:28:LEU:HB3	32:E0:44:PHE:HZ	4.33	0.51
36:1:1472:U:H5'	55:M9:4:LEU:HB2	1.93	0.51
36:1:1549:U:H2'	36:1:1550:C:H6	1.74	0.51
36:1:156:G:OP2	72:O6:25:LYS:HB3	2.10	0.51
36:1:952:A:N3	36:1:1114:U:O2'	2.37	0.51
36:5:1024:G:N2	36:5:1026:A:OP2	2.43	0.51
36:5:1255:C:H2'	36:5:1256:G:H8	1.76	0.51
11:S9:143:ILE:HG12	1:6:768:C:C2	416.79	0.51
19:C7:87:GLU:O	19:C7:88:VAL:HB	3.65	0.51
20:C8:88:ARG:NH1	20:C8:112:ASP:OD2	3.38	0.51
25:D3:130:VAL:HG11	25:D3:143:PRO:HD3	1.91	0.51
30:D8:22:ARG:NH1	1:6:1619:C:O2	338.90	0.51
14:C2:50:LYS:HG3	33:E1:129:GLY:HA2	3.02	0.51
40:L3:129:ALA:O	36:5:3150:A:H5'	211.29	0.51
41:L4:283:THR:HB	41:L4:285:ASP:H	2.84	0.51
42:L5:85:ARG:NH1	42:L5:86:TYR:HH	2.08	0.51
49:M3:176:GLU:HG2	72:O6:11:LEU:HD23	2.90	0.51
51:M5:74:PRO:O	51:M5:75:VAL:O	2.29	0.51
2:S0:172:LEU:HD13	2:S0:176:LEU:HD11	3.34	0.51

Continued on next page...

Continued from previous page...

Atom-1	Atom-2	Interatomic distance (Å)	Clash overlap (Å)
10:S8:26:LYS:O	10:S8:29:LEU:HB3	2.17	0.51
34:SR:13:LEU:O	34:SR:309:VAL:HG13	2.10	0.51
1:2:1173:C:H3'	20:C8:141:THR:HG21	1.92	0.51
1:2:495:C:H3'	1:2:496:G:O4'	2.11	0.51
1:2:76:A:H5'	1:2:77:U:OP2	2.11	0.51
37:3:4:U:H2'	37:3:5:G:C8	2.45	0.51
36:5:112:U:O2'	36:5:113:C:OP2	2.23	0.51
36:5:1549:U:H2'	36:5:1550:C:C6	2.46	0.51
36:5:1657:C:O2'	36:5:1797:A:OP2	2.24	0.51
36:5:192:C:H2'	36:5:193:C:C6	2.45	0.51
36:5:2198:A:OP2	86:5:3685:OHX:N4	2.44	0.51
36:5:2746:A:H2'	36:5:2747:A:O4'	2.10	0.51
36:5:3195:U:O2'	36:5:3196:U:H5'	2.09	0.51
36:5:552:G:O6	86:5:3498:OHX:N5	2.44	0.51
36:5:437:G:OP2	36:5:437:G:H8	1.93	0.51
36:5:528:U:H2'	36:5:529:A:H8	1.75	0.51
1:6:82:U:H2'	1:6:83:G:O4'	2.11	0.51
1:6:884:A:H2'	1:6:885:G:C8	2.45	0.51
37:7:27:A:H2'	37:7:28:C:C6	2.46	0.51
20:C8:72:ILE:HG12	20:C8:79:TYR:CD1	2.59	0.51
26:D4:87:PRO:HB2	26:D4:90:ARG:HG3	1.93	0.51
45:L8:91:PHE:CE1	45:L8:185:ARG:HD2	2.46	0.51
50:M4:94:TRP:CE2	50:M4:100:ALA:HB2	2.46	0.51
36:1:976:U:H5'	54:M8:144:ARG:HH12	1.75	0.51
58:N2:49:ASN:O	58:N2:49:ASN:ND2	2.42	0.51
67:O1:19:ARG:HB3	67:O1:35:GLU:HG2	2.10	0.51
69:O3:54:ARG:HG2	69:O3:64:ILE:HD13	4.35	0.51
70:O4:52:GLN:HG2	36:5:1639:C:H5'	195.76	0.51
3:S1:39:GLU:HG3	3:S1:40:ASN:N	2.25	0.51
9:S7:64:VAL:HG12	9:S7:65:PRO:N	2.25	0.51
4:S2:98:PHE:CE1	35:SM:116:GLU:HG3	2.46	0.51
36:1:1108:U:H2'	36:1:1109:U:H6	1.76	0.51
36:1:2539:C:H5'	36:1:2541:U:O4	2.11	0.51
36:1:2960:C:H2'	36:1:2961:G:C8	2.45	0.51
36:1:3065:G:H2'	36:1:3066:U:O4'	2.10	0.51
36:1:380:U:H2'	36:1:381:U:H6	1.76	0.51
1:2:761:G:O6	86:2:1939:OHX:N1	2.44	0.51
1:2:62:A:OP1	86:2:1944:OHX:N4	2.44	0.51
36:5:1258:U:O2	36:5:1260:A:H8	1.93	0.51
36:5:3049:A:H8	36:5:3049:A:H5'	1.76	0.51
51:M5:91:GLU:OE1	86:5:3423:OHX:N1	167.12	0.51

Continued on next page...

Continued from previous page...

Atom-1	Atom-2	Interatomic distance (Å)	Clash overlap (Å)
1:6:291:G:H2'	1:6:292:U:C6	2.46	0.51
1:6:683:C:H3'	1:6:684:A:H5"	1.92	0.51
17:C5:81:ARG:HD2	17:C5:97:TYR:O	2.32	0.51
28:D6:79:ILE:HA	28:D6:84:VAL:HG21	1.93	0.51
39:L2:104:LEU:HD11	39:L2:113:VAL:HG11	1.92	0.51
39:L2:32:LEU:HB2	39:L2:163:ARG:NH2	2.25	0.51
36:1:911:C:H42	39:L2:3:ARG:HD3	1.74	0.51
41:L4:26:PHE:HE2	41:L4:258:LEU:HD23	2.00	0.51
45:L8:134:TYR:CD1	45:L8:190:VAL:HG11	3.45	0.51
46:L9:103:ILE:HD11	46:L9:134:ILE:HG22	1.92	0.51
47:M0:33:ILE:HD11	47:M0:69:ARG:CZ	2.41	0.51
53:M7:18:ARG:NH2	53:M7:147:GLU:OE1	2.37	0.51
62:N6:60:ARG:HB2	62:N6:103:LYS:HB3	1.92	0.51
71:O5:10:ARG:NH2	38:8:65:A:O3'	33.93	0.51
2:S0:134:LYS:NZ	2:S0:138:TYR:OH	2.43	0.51
1:2:885:G:OP1	3:S1:136:ARG:NH1	2.44	0.51
5:S3:141:LYS:NZ	5:S3:179:GLN:OE1	2.32	0.51
5:S3:132:LYS:HE3	5:S3:192:PRO:HD2	4.44	0.51
10:S8:54:LYS:HD3	10:S8:175:GLN:OE1	2.10	0.51
1:2:329:G:H5"	10:S8:98:LYS:HB3	1.93	0.51
11:S9:167:ALA:O	11:S9:168:ARG:HB2	2.10	0.51
36:1:2987:A:O2'	40:L3:259:HIS:HB3	2.11	0.51
36:1:911:C:OP1	39:L2:14:SER:OG	2.23	0.51
1:2:1383:G:OP1	22:D0:89:ARG:NH1	2.36	0.51
1:2:1699:G:N2	1:2:1701:A:H5"	2.25	0.51
37:3:61:G:H2'	37:3:62:U:H6	1.75	0.51
13:C1:4:GLU:HG3	13:C1:5:LEU:HG	1.93	0.51
14:C2:126:TRP:H	35:SM:168:UNK:CB	7.98	0.51
20:C8:102:ALA:O	20:C8:105:VAL:HG12	2.09	0.51
26:D4:20:ARG:NE	26:D4:22:GLN:HE21	5.53	0.51
29:D7:67:THR:OG1	29:D7:70:LYS:O	2.39	0.51
40:L3:106:TRP:HB2	40:L3:133:TYR:CE2	2.54	0.51
51:M5:136:ASP:OD2	51:M5:138:GLN:HG2	2.28	0.51
58:N2:39:ASP:O	58:N2:47:VAL:HB	3.84	0.51
62:N6:66:GLN:HG2	62:N6:85:VAL:HG22	5.20	0.51
86:1:3712:OHX:N2	86:O1:201:OHX:N2	2.59	0.51
71:O5:100:VAL:HG22	71:O5:104:GLN:HB3	1.92	0.51
71:O5:59:ASN:O	71:O5:63:ARG:HG2	3.80	0.51
2:S0:124:THR:HG22	2:S0:174:TRP:NE1	2.45	0.51
2:S0:140:ASN:ND2	4:S2:62:PRO:HD3	4.08	0.51
6:S4:121:TYR:HA	6:S4:163:ASP:O	3.86	0.51

Continued on next page...

Continued from previous page...

Atom-1	Atom-2	Interatomic distance (Å)	Clash overlap (Å)
6:S4:124:GLY:HA2	6:S4:142:HIS:HE1	2.17	0.51
10:S8:76:THR:HG22	10:S8:77:ARG:H	4.13	0.51
34:SR:33:LEU:HB3	34:SR:45:TRP:HB2	1.92	0.51
36:1:1443:G:N7	86:1:3514:OHX:N3	2.58	0.51
36:1:1942:U:OP2	55:M9:74:ARG:NH1	2.40	0.51
36:1:3216:G:O6	36:1:3259:U:H2'	2.10	0.51
36:1:739:G:O6	86:1:3456:OHX:N3	2.44	0.51
1:2:792:U:C2'	1:2:793:A:H5'	2.40	0.51
36:5:2697:A:H2'	36:5:2698:G:C8	2.45	0.51
14:C2:62:LEU:HB3	14:C2:120:VAL:HG13	2.75	0.51
18:C6:26:LYS:NZ	1:6:1364:G:O2'	433.62	0.51
19:C7:30:THR:HG22	34:SR:127:ARG:HH22	5.16	0.51
28:D6:10:ARG:NH1	28:D6:36:ILE:HG13	4.81	0.51
7:S5:162:VAL:HA	30:D8:45:LYS:HB3	1.93	0.51
33:E1:97:LYS:HE2	1:6:1231:U:C5	437.14	0.51
40:L3:296:THR:HG21	40:L3:357:LYS:O	2.76	0.51
40:L3:313:HIS:O	40:L3:333:LYS:HD2	2.11	0.51
37:3:62:U:O3'	42:L5:285:ARG:NH1	2.44	0.51
49:M3:50:PRO:HB2	49:M3:140:SER:O	2.79	0.51
54:M8:122:ILE:HG23	54:M8:126:GLN:HB2	2.07	0.51
64:N8:104:THR:HG21	64:N8:112:ILE:HD11	1.97	0.51
66:O0:78:GLY:HA2	66:O0:87:VAL:HG13	1.92	0.51
68:O2:32:TRP:CZ2	68:O2:53:PRO:HD2	2.46	0.51
5:S3:170:THR:HG22	5:S3:187:LYS:HA	5.25	0.51
5:S3:179:GLN:OE1	5:S3:180:GLY:N	4.74	0.51
5:S3:66:ILE:O	5:S3:70:THR:HG23	2.10	0.51
7:S5:119:ASP:O	7:S5:123:VAL:HG23	2.68	0.51
9:S7:46:ILE:HG12	9:S7:60:ILE:HG23	2.15	0.51
9:S7:41:LEU:HB3	9:S7:70:PHE:CE2	4.10	0.51
11:S9:34:PHE:HD1	11:S9:111:THR:HG21	1.87	0.51
36:1:1597:C:H2'	36:1:1598:G:H8	1.76	0.51
36:1:1798:A:H2'	36:1:1799:A:C8	2.45	0.51
36:1:72:C:C2	36:1:74:G:H1'	2.46	0.51
1:2:1561:U:H4'	1:2:1599:C:H4'	1.92	0.51
1:2:5:U:H2'	1:2:6:G:C8	2.46	0.51
36:5:1944:U:H2'	36:5:1945:A:C8	2.45	0.51
62:N6:103:LYS:NZ	36:5:217:U:O2	78.39	0.51
36:5:2204:C:H4'	36:5:2205:U:OP1	2.11	0.51
36:5:3165:A:H2'	36:5:3166:C:C6	2.46	0.51
28:D6:26:CYS:SG	28:D6:28:LYS:HB2	2.92	0.51
39:L2:215:ASN:HB2	36:5:2968:G:N7	216.08	0.51

Continued on next page...

Continued from previous page...

Atom-1	Atom-2	Interatomic distance (Å)	Clash overlap (Å)
37:3:27:A:P	42:L5:57:ASN:H	2.34	0.51
42:L5:60:ILE:HB	42:L5:80:SER:HB3	2.01	0.51
45:L8:54:GLU:OE2	86:5:3455:OHX:N4	146.03	0.51
49:M3:16:LYS:O	49:M3:17:HIS:HB2	4.58	0.51
52:M6:42:ASN:OD1	52:M6:125:ARG:HD3	2.23	0.51
54:M8:36:LEU:O	54:M8:40:THR:OG1	2.22	0.51
54:M8:96:PHE:CD2	54:M8:97:PRO:HD2	2.45	0.51
62:N6:27:ARG:HG2	62:N6:78:PHE:CE1	2.46	0.51
68:O2:3:SER:HB3	68:O2:71:HIS:NE2	2.26	0.51
72:O6:5:THR:OG1	72:O6:7:ILE:HG12	2.11	0.51
79:Q3:9:GLY:O	36:5:836:A:O2'	234.46	0.51
3:S1:61:LEU:HD23	3:S1:62:LYS:H	1.75	0.51
1:2:1625:C:OP1	4:S2:91:ARG:NH2	2.44	0.51
7:S5:48:PHE:O	7:S5:51:VAL:HG13	2.15	0.51
1:2:4:C:O2'	11:S9:17:ARG:NH1	2.44	0.51
19:C7:29:GLN:HG2	34:SR:67:ILE:HD11	2.09	0.51
36:1:3033:A:H2'	36:1:3034:C:H6	1.76	0.51
36:1:3166:C:H2'	36:1:3167:A:O4'	2.11	0.51
36:1:501:A:H2'	36:1:502:U:C6	2.46	0.51
36:1:96:G:H5'	49:M3:15:ARG:CZ	2.40	0.51
1:2:1533:C:H4'	1:2:1539:G:C6	2.46	0.51
36:5:2123:G:O6	86:5:3600:OHX:N1	2.44	0.51
40:L3:30:LYS:NZ	36:5:3139:A:OP2	235.26	0.51
36:5:44:U:H5"	36:5:45:A:OP2	2.10	0.51
36:5:595:G:N1	36:5:609:G:H5"	2.26	0.51
41:L4:93:MET:HB2	36:5:658:G:N2	145.43	0.51
1:6:16:G:H2'	1:6:17:C:C6	2.46	0.51
1:6:564:G:N2	1:6:577:G:OP1	2.38	0.51
24:D2:37:PHE:CE2	24:D2:103:ILE:HD11	3.56	0.51
27:D5:43:ASP:OD2	27:D5:46:LYS:NZ	3.21	0.51
27:D5:70:LYS:CB	27:D5:71:ILE:HG13	2.40	0.51
11:S9:37:LYS:HB2	32:E0:33:ARG:HB2	1.91	0.51
39:L2:3:ARG:HB2	39:L2:207:VAL:HG22	1.92	0.51
39:L2:89:TYR:HB2	39:L2:100:ASN:ND2	2.51	0.51
40:L3:107:ALA:HA	40:L3:199:PHE:CD2	2.54	0.51
42:L5:215:ASP:OD2	42:L5:217:GLU:N	2.43	0.51
43:L6:65:ILE:O	43:L6:76:LEU:HA	2.32	0.51
36:1:3267:A:H2'	43:L6:69:PHE:CZ	2.46	0.51
51:M5:35:VAL:HG23	36:5:1543:G:OP1	140.20	0.51
52:M6:110:PRO:O	52:M6:111:PRO:C	3.46	0.51
36:1:1307:G:H5"	52:M6:60:LYS:NZ	2.26	0.51

Continued on next page...

Continued from previous page...

Atom-1	Atom-2	Interatomic distance (Å)	Clash overlap (Å)
56:N0:12:ARG:NH1	57:N1:141:VAL:HB	2.84	0.51
62:N6:58:VAL:HG12	62:N6:64:LYS:HA	2.84	0.51
63:N7:33:SER:OG	63:N7:35:SER:O	2.89	0.51
64:N8:126:LYS:HB3	64:N8:148:ILE:HG21	2.25	0.51
66:O0:40:LYS:HD3	66:O0:93:LEU:O	2.38	0.51
69:O3:48:ARG:HG2	69:O3:104:PRO:HD3	3.34	0.51
2:S0:56:LYS:NZ	2:S0:158:VAL:HA	2.51	0.51
3:S1:111:ARG:HB3	28:D6:68:TYR:CD2	2.46	0.51
6:S4:71:LYS:O	6:S4:90:ILE:HA	3.01	0.51
9:S7:173:TYR:CE2	9:S7:177:THR:HG21	2.45	0.51
9:S7:43:PHE:HB2	9:S7:61:PHE:O	2.11	0.51
1:2:512:A:H5"	11:S9:163:PRO:HG3	1.93	0.51
36:1:1879:A:H4'	36:1:1880:U:OP2	2.11	0.50
36:1:2541:U:H1'	36:1:2542:U:OP2	2.11	0.50
36:1:3095:U:H2'	36:1:3096:C:H6	1.75	0.50
86:1:3712:OHX:N2	86:O1:201:OHX:N1	2.59	0.50
1:2:1524:A:H2'	1:2:1525:A:C8	2.46	0.50
38:4:79:A:O3'	38:4:80:A:H4'	2.12	0.50
36:5:283:G:O6	36:5:304:G:H1'	2.11	0.50
69:O3:21:ARG:O	36:5:634:C:H5'	223.04	0.50
18:C6:46:PHE:O	18:C6:50:GLU:HG3	2.11	0.50
20:C8:41:ARG:NE	21:C9:46:PRO:HD3	2.25	0.50
28:D6:36:ILE:HD12	28:D6:36:ILE:H	4.75	0.50
30:D8:42:ARG:HG3	30:D8:56:LEU:HD21	1.93	0.50
41:L4:18:ASN:N	41:L4:18:ASN:OD1	3.99	0.50
45:L8:133:LYS:HD2	45:L8:138:HIS:CE1	2.45	0.50
46:L9:41:ILE:HD11	46:L9:67:ALA:HB1	1.92	0.50
51:M5:155:VAL:O	51:M5:162:ARG:NH2	2.42	0.50
53:M7:67:ILE:HG13	53:M7:82:ARG:CZ	2.41	0.50
55:M9:151:ARG:O	55:M9:155:LEU:HG	4.65	0.50
56:N0:86:GLY:O	56:N0:88:HIS:NE2	2.44	0.50
59:N3:86:ARG:HB2	59:N3:92:PHE:CE1	2.46	0.50
61:N5:105:VAL:HG12	61:N5:106:ASP:N	2.26	0.50
64:N8:27:LYS:O	64:N8:28:HIS:CD2	3.62	0.50
64:N8:64:GLN:HE22	36:5:70:A:H5'	116.72	0.50
65:N9:24:PRO:HG2	65:N9:26:THR:HG22	7.49	0.50
72:O6:33:ALA:O	72:O6:34:SER:HB3	2.11	0.50
72:O6:40:VAL:O	72:O6:44:VAL:HG23	2.09	0.50
72:O6:44:VAL:HA	72:O6:47:ILE:HD12	2.83	0.50
2:S0:31:VAL:HG23	2:S0:150:ASP:HA	1.93	0.50
7:S5:43:PHE:N	7:S5:46:TRP:O	2.89	0.50

Continued on next page...

Continued from previous page...

Atom-1	Atom-2	Interatomic distance (Å)	Clash overlap (Å)
36:1:1368:U:H5'	68:O2:43:ARG:NH1	2.27	0.50
36:1:3096:C:H2'	36:1:3097:C:H6	1.76	0.50
36:1:655:C:H2'	36:1:656:A:C8	2.46	0.50
36:1:143:G:H4'	38:4:145:U:OP1	2.11	0.50
38:4:154:C:H2'	38:4:155:A:O4'	2.11	0.50
72:O6:27:SER:HG	36:5:156:G:P	88.98	0.50
36:5:2947:G:OP2	36:5:2947:G:H4'	2.11	0.50
36:5:314:U:H2'	36:5:315:C:C6	2.46	0.50
36:5:739:G:O6	86:5:3467:OHX:N6	2.44	0.50
49:M3:58:VAL:HG22	36:5:75:G:OP1	85.21	0.50
1:6:1166:A:H2'	1:6:1167:G:O4'	2.11	0.50
9:S7:115:SER:O	1:6:856:A:N6	360.73	0.50
37:7:112:G:H2'	37:7:113:C:C6	2.46	0.50
37:7:114:U:H2'	37:7:115:G:H8	1.75	0.50
17:C5:15:HIS:CG	17:C5:16:SER:N	2.94	0.50
19:C7:66:VAL:HG22	19:C7:69:ILE:HG13	6.28	0.50
29:D7:54:VAL:HG12	29:D7:63:LEU:HD12	3.02	0.50
39:L2:65:ASP:HB3	39:L2:68:LYS:O	2.27	0.50
36:1:3086:A:H4'	40:L3:366:GLY:HA2	1.93	0.50
42:L5:49:TYR:CD1	42:L5:66:SER:HB3	2.47	0.50
49:M3:174:ARG:HG3	72:O6:9:ILE:HD11	5.65	0.50
50:M4:124:ARG:NH2	36:5:3212:C:OP2	289.06	0.50
55:M9:168:ALA:HB1	55:M9:172:ARG:CZ	2.42	0.50
56:N0:77:VAL:HG11	56:N0:106:LEU:CD1	2.39	0.50
58:N2:37:LEU:O	58:N2:41:ILE:HG13	2.25	0.50
59:N3:120:LYS:HB2	59:N3:137:VAL:CG2	3.24	0.50
36:1:3278:C:H2'	36:1:3278:C:O2	2.11	0.50
1:2:1597:A:C8	31:D9:14:TYR:CD2	2.99	0.50
1:2:1114:G:O6	86:2:1952:OHX:N5	2.44	0.50
1:2:800:U:H2'	1:2:801:G:C8	2.47	0.50
36:5:1942:U:H2'	36:5:1943:C:O4'	2.12	0.50
36:5:2413:A:H2'	36:5:2414:G:H8	1.76	0.50
36:5:2555:G:H5'	36:5:2556:C:OP2	2.12	0.50
51:M5:12:ARG:HG3	36:5:268:A:C4	127.00	0.50
36:5:655:C:H2'	36:5:656:A:C8	2.46	0.50
49:M3:59:ARG:HD3	36:5:73:C:O2	92.49	0.50
36:5:985:U:H2'	36:5:986:U:H6	1.76	0.50
1:6:329:G:H2'	1:6:330:G:H8	1.76	0.50
1:6:696:C:H4'	1:6:697:C:C6	2.47	0.50
37:7:91:G:H2'	37:7:92:A:C8	2.47	0.50
13:C1:134:THR:O	13:C1:136:ARG:HD2	2.10	0.50

Continued on next page...

Continued from previous page...

Atom-1	Atom-2	Interatomic distance (Å)	Clash overlap (Å)
13:C1:123:VAL:HG22	13:C1:142:VAL:HG22	3.22	0.50
18:C6:40:GLU:HA	18:C6:42:GLU:H	1.99	0.50
23:D1:35:ASN:OD1	23:D1:52:THR:HB	2.91	0.50
39:L2:187:HIS:ND1	39:L2:190:ARG:NH2	2.58	0.50
41:L4:261:VAL:HG23	41:L4:271:LYS:HE2	1.94	0.50
49:M3:115:ARG:NH1	49:M3:147:ILE:HG12	2.26	0.50
67:O1:46:THR:HG23	67:O1:47:ASP:H	3.93	0.50
6:S4:107:GLY:HA2	6:S4:189:LEU:HG	2.13	0.50
6:S4:120:SER:O	6:S4:163:ASP:O	2.83	0.50
6:S4:3:ARG:HG2	1:6:399:A:H4'	319.41	0.50
7:S5:100:ASN:O	7:S5:102:ARG:N	2.60	0.50
7:S5:225:ARG:NH2	30:D8:58:GLU:HB2	5.64	0.50
8:S6:4:ASN:HA	8:S6:15:THR:HG22	1.94	0.50
10:S8:70:GLU:OE1	13:C1:24:LYS:NZ	2.30	0.50
11:S9:123:HIS:N	11:S9:123:HIS:CD2	3.73	0.50
11:S9:133:HIS:NE2	1:6:512:A:O2'	445.24	0.50
11:S9:41:GLU:HG3	11:S9:44:ARG:HH21	4.89	0.50
34:SR:128:ASP:OD1	34:SR:130:THR:OG1	2.85	0.50
36:1:1176:C:H2'	36:1:1177:G:N2	2.27	0.50
36:1:2443:A:N6	36:1:2504:U:C4	2.79	0.50
1:2:1483:A:H2'	1:2:1484:G:H8	1.77	0.50
1:2:194:U:O2'	1:2:195:G:O4'	2.28	0.50
1:2:38:C:C2'	1:2:39:A:H5'	2.41	0.50
1:2:538:A:H8	1:2:543:C:N4	2.10	0.50
36:5:1895:A:O2'	36:5:3053:G:H4'	2.10	0.50
52:M6:68:ARG:NH1	36:5:2988:C:P	216.02	0.50
40:L3:332:ARG:HH22	36:5:3304:U:P	205.98	0.50
36:5:1861:G:OP2	86:5:3496:OHX:N2	2.44	0.50
1:6:1561:U:H4'	1:6:1599:C:H4'	1.92	0.50
24:D2:119:LYS:HG3	1:6:687:G:H5"	391.58	0.50
18:C6:32:ASN:HD21	18:C6:69:VAL:H	1.59	0.50
26:D4:11:LYS:HB2	26:D4:24:VAL:HG23	2.15	0.50
29:D7:34:ASP:OD1	29:D7:34:ASP:N	2.45	0.50
39:L2:14:SER:OG	39:L2:15:ILE:N	2.44	0.50
36:1:3306:U:H5"	40:L3:21:ARG:NH1	2.27	0.50
41:L4:26:PHE:CD1	41:L4:130:ALA:HB2	3.30	0.50
42:L5:211:LEU:HD13	42:L5:219:PHE:HA	4.11	0.50
47:M0:156:ARG:HD3	47:M0:163:GLN:O	2.58	0.50
53:M7:129:THR:HG23	53:M7:139:TYR:HB2	1.92	0.50
3:S1:39:GLU:HB3	3:S1:73:LEU:O	2.12	0.50
4:S2:73:LEU:HG	4:S2:76:LEU:HD12	2.97	0.50

Continued on next page...

Continued from previous page...

Atom-1	Atom-2	Interatomic distance (Å)	Clash overlap (Å)
5:S3:113:LEU:HD22	5:S3:114:ALA:H	1.76	0.50
11:S9:93:LEU:O	11:S9:96:VAL:HG22	2.12	0.50
36:1:1581:C:C2'	36:1:1582:C:H5"	2.36	0.50
36:1:2768:U:H2'	36:1:2769:A:H8	1.75	0.50
36:1:3096:C:H2'	36:1:3097:C:C6	2.47	0.50
36:1:3358:U:H2'	36:1:3359:A:O4'	2.11	0.50
36:1:847:A:H2'	36:1:848:A:C8	2.47	0.50
1:2:73:U:H4'	1:2:74:U:OP1	2.11	0.50
1:2:929:A:C8	16:C4:123:SER:HA	2.46	0.50
55:M9:4:LEU:HB2	36:5:1472:U:H5'	114.39	0.50
1:6:1672:G:H2'	1:6:1673:G:C8	2.46	0.50
1:6:513:U:H2'	1:6:514:G:C8	2.46	0.50
32:E0:43:ARG:HH12	1:6:590:C:H5"	416.16	0.50
16:C4:87:GLY:HA3	16:C4:120:PRO:HG2	1.94	0.50
16:C4:18:ARG:HA	16:C4:82:LYS:O	2.12	0.50
18:C6:20:ALA:HB2	18:C6:84:ALA:HB1	2.10	0.50
19:C7:31:ASN:ND2	19:C7:31:ASN:H	3.92	0.50
20:C8:134:ARG:HD3	1:6:1559:A:C5	362.59	0.50
25:D3:109:ARG:HB3	25:D3:112:LYS:HB2	1.94	0.50
7:S5:81:ARG:HH21	30:D8:47:PRO:HB3	1.76	0.50
40:L3:286:GLY:HA3	40:L3:321:PHE:CE2	2.47	0.50
41:L4:104:LYS:HD2	41:L4:106:TRP:CZ2	2.46	0.50
44:L7:52:GLN:O	44:L7:56:GLU:HG2	2.11	0.50
48:M1:80:LEU:HD13	48:M1:167:TYR:OH	2.83	0.50
55:M9:23:TRP:HB3	55:M9:51:VAL:HG22	1.92	0.50
57:N1:40:VAL:HB	57:N1:96:ILE:HG23	1.92	0.50
58:N2:14:THR:HG23	58:N2:66:VAL:HG22	3.45	0.50
49:M3:128:ARG:NH2	71:O5:109:ILE:O	2.41	0.50
4:S2:152:HIS:CG	4:S2:174:ARG:HG3	2.46	0.50
4:S2:38:VAL:HG22	4:S2:39:THR:H	1.75	0.50
6:S4:88:ASP:OD1	6:S4:122:LYS:NZ	2.44	0.50
7:S5:177:ILE:HA	7:S5:180:ARG:NH1	2.26	0.50
35:SM:57:ASN:O	35:SM:61:ILE:HG22	5.56	0.50
36:1:1836:C:O2'	36:1:1842:A:N1	2.41	0.50
36:1:2662:G:H2'	36:1:2663:G:H8	1.77	0.50
36:1:3242:G:N2	36:1:3245:A:H5"	2.27	0.50
36:1:25:U:O4	86:1:3406:OHX:N4	2.44	0.50
36:5:1000:C:C2	36:5:1045:C:N4	2.80	0.50
36:5:1064:A:H4'	36:5:1065:A:O5'	2.10	0.50
36:5:2530:G:H2'	36:5:2531:C:H5'	1.93	0.50
36:5:3276:G:OP2	36:5:3276:G:H2'	2.11	0.50

Continued on next page...

Continued from previous page...

Atom-1	Atom-2	Interatomic distance (Å)	Clash overlap (Å)
36:5:3279:A:H2'	36:5:3280:U:H5'	1.93	0.50
36:5:59:G:H2'	38:8:33:A:O2'	2.11	0.50
54:M8:141:ARG:HD3	36:5:743:C:O2	174.96	0.50
36:5:765:C:H4'	36:5:766:U:OP2	2.07	0.50
1:6:1081:A:O2'	1:6:1082:C:O5'	2.24	0.50
1:6:1244:A:N3	1:6:1244:A:H3'	2.26	0.50
33:E1:98:VAL:HG21	1:6:1252:C:H41	434.58	0.50
1:6:1662:G:O6	86:6:1918:OHX:N6	2.45	0.50
1:6:491:C:N4	1:6:497:G:H21	2.10	0.50
1:6:591:A:H2'	1:6:592:A:C8	2.46	0.50
1:6:66:U:O2'	1:6:67:A:H5"	2.12	0.50
14:C2:63:VAL:HG21	14:C2:94:ALA:HB2	1.94	0.50
18:C6:7:VAL:HG12	18:C6:22:VAL:HB	5.79	0.50
28:D6:60:PRO:C	28:D6:62:TYR:H	2.15	0.50
41:L4:170:LYS:HE2	41:L4:175:HIS:ND1	2.26	0.50
41:L4:317:PRO:HB3	41:L4:324:LEU:HA	2.18	0.50
52:M6:18:ARG:O	52:M6:22:VAL:HG13	2.12	0.50
54:M8:153:PHE:O	54:M8:161:LYS:HG2	4.06	0.50
61:N5:48:SER:OG	61:N5:49:LYS:N	2.44	0.50
62:N6:3:LYS:NZ	62:N6:5:SER:O	3.65	0.50
67:O1:9:THR:HG22	67:O1:109:VAL:HB	1.94	0.50
71:O5:65:ALA:O	71:O5:69:LEU:HD23	2.93	0.50
2:S0:168:HIS:HB3	2:S0:203:PHE:CZ	2.46	0.50
3:S1:144:ARG:HB3	3:S1:208:GLN:HB3	1.93	0.50
5:S3:29:LEU:HB2	5:S3:34:TYR:HB2	1.93	0.50
6:S4:206:ASP:N	6:S4:206:ASP:OD1	2.45	0.50
9:S7:35:LYS:HG2	9:S7:36:ALA:H	1.75	0.50
35:SM:51:ARG:HA	35:SM:51:ARG:NH1	7.30	0.50
34:SR:159:ASN:O	34:SR:161:LYS:N	3.68	0.50
36:1:1235:U:H4'	36:1:1236:G:H5'	1.94	0.50
36:1:2102:U:H2'	36:1:2103:U:C6	2.47	0.50
1:2:1537:C:O2'	1:2:1540:G:O6	2.30	0.50
1:2:1546:G:OP2	20:C8:134:ARG:NE	2.40	0.50
1:2:66:U:O4	8:S6:134:GLY:N	2.29	0.50
1:2:67:A:C2	1:2:69:G:H1'	2.46	0.50
36:5:2310:U:OP1	86:5:3691:OHX:N2	2.45	0.50
19:C7:52:GLY:HA3	1:6:1389:C:O2'	421.48	0.50
1:6:1695:G:H21	1:6:1706:C:N4	2.09	0.50
16:C4:35:GLY:HA3	1:6:919:A:H5'	268.72	0.50
18:C6:37:THR:O	18:C6:45:ARG:NH1	2.44	0.50
19:C7:17:ILE:HG23	19:C7:58:MET:HE1	3.58	0.50

Continued on next page...

Continued from previous page...

Atom-1	Atom-2	Interatomic distance (Å)	Clash overlap (Å)
20:C8:42:TYR:HE2	20:C8:73:MET:HG3	3.69	0.50
21:C9:49:ASP:HB3	21:C9:53:TRP:HB3	1.92	0.50
28:D6:9:GLY:HA3	28:D6:34:LYS:HE2	1.98	0.50
39:L2:114:SER:HB2	39:L2:169:ILE:HD12	2.18	0.50
40:L3:227:GLU:HG3	40:L3:270:ARG:HE	3.90	0.50
40:L3:81:THR:HG22	40:L3:321:PHE:CA	5.95	0.50
41:L4:148:ILE:HA	41:L4:149:PRO:C	2.35	0.50
45:L8:153:ILE:HD13	45:L8:166:LEU:HB3	2.47	0.50
45:L8:67:ILE:CG2	45:L8:237:ILE:HB	2.42	0.50
55:M9:160:GLU:HG2	55:M9:164:LEU:HD23	1.94	0.50
55:M9:8:LYS:HD2	55:M9:22:VAL:CG2	2.42	0.50
59:N3:74:MET:HG3	59:N3:102:ILE:HG23	5.09	0.50
59:N3:85:TRP:O	59:N3:92:PHE:HA	2.37	0.50
60:N4:9:SER:HB2	60:N4:51:TRP:CZ3	2.47	0.50
61:N5:133:LEU:O	61:N5:137:ASN:ND2	3.66	0.50
4:S2:227:PRO:HA	4:S2:230:TRP:CE2	2.46	0.50
7:S5:41:LYS:HG2	7:S5:69:PHE:CZ	3.78	0.50
11:S9:49:LEU:HD22	11:S9:53:ARG:HG3	2.53	0.50
36:1:1817:G:OP1	86:1:3623:OHX:N1	2.44	0.50
1:2:1186:U:OP2	1:2:1456:C:H1'	2.11	0.50
1:2:1266:U:H2'	1:2:1267:G:C8	2.46	0.50
1:2:1474:G:H2'	1:2:1475:A:H8	1.76	0.50
37:3:20:A:H2'	37:3:21:G:C8	2.47	0.50
36:5:1235:U:C4'	36:5:1236:G:H5'	2.41	0.50
42:L5:178:ASN:HD21	36:5:2746:A:H5'	251.90	0.50
36:5:3316:A:H5"	36:5:3318:G:N2	2.27	0.50
19:C7:67:ARG:NH2	1:6:1398:U:O2'	404.32	0.50
1:6:1347:U:O2	1:6:1516:A:H5'	2.12	0.50
1:6:190:C:N4	1:6:196:G:O6	2.45	0.50
1:6:808:U:H2'	1:6:809:A:C8	2.47	0.50
24:D2:30:SER:HA	24:D2:34:ILE:HD12	1.92	0.50
7:S5:143:ARG:HD3	30:D8:55:VAL:HG11	1.98	0.50
40:L3:113:GLU:HB3	40:L3:176:ALA:HB2	1.95	0.50
40:L3:305:ILE:HG12	40:L3:321:PHE:CZ	2.47	0.50
41:L4:361:HIS:CD2	41:L4:362:ASP:H	3.13	0.50
41:L4:44:LYS:HA	41:L4:47:ARG:HD2	2.08	0.50
51:M5:47:LYS:HD2	51:M5:50:ARG:HE	2.76	0.50
51:M5:8:GLU:HG3	51:M5:50:ARG:NH1	4.65	0.50
6:S4:104:ASP:O	6:S4:190:GLY:HA3	2.11	0.50
9:S7:64:VAL:HG12	9:S7:64:VAL:O	3.78	0.50
11:S9:107:ARG:HH22	11:S9:153:GLU:HG3	3.73	0.50

Continued on next page...

Continued from previous page...

Atom-1	Atom-2	Interatomic distance (Å)	Clash overlap (Å)
34:SR:193:ILE:HG22	34:SR:194:GLY:H	4.15	0.50
36:1:2697:A:H2'	36:1:2698:G:C8	2.47	0.50
36:1:2707:C:H2'	36:1:2708:C:H6	1.77	0.50
36:1:3152:U:O2	86:1:3670:OHX:N4	2.45	0.50
1:2:1464:G:O3'	18:C6:141:SER:OG	2.28	0.50
1:2:1649:G:H2'	1:2:1650:U:C6	2.47	0.50
1:2:749:U:H3	1:2:800:U:H3	1.58	0.50
1:2:881:A:H2'	1:2:882:U:O4'	2.12	0.50
36:5:980:A:N6	36:5:1102:A:C6	2.79	0.50
36:5:3255:U:H2'	36:5:3256:G:C8	2.47	0.50
36:5:1940:G:N2	36:5:3362:A:H8	2.08	0.50
12:C0:16:PHE:HE1	12:C0:87:VAL:CB	2.25	0.50
13:C1:56:LYS:HD2	13:C1:57:LYS:HG3	1.94	0.50
15:C3:105:ASN:HB3	1:6:879:G:O2'	274.71	0.50
21:C9:86:ARG:HG3	21:C9:90:PRO:O	2.32	0.50
32:E0:53:LYS:HG3	32:E0:55:ARG:HD3	6.21	0.50
41:L4:206:LEU:HD23	41:L4:226:GLU:HB2	1.94	0.50
42:L5:23:ARG:HD2	42:L5:23:ARG:O	4.73	0.50
42:L5:50:ARG:NH1	42:L5:72:ASP:OD2	2.45	0.50
46:L9:89:LYS:HB2	46:L9:183:HIS:HB3	1.94	0.50
48:M1:54:VAL:HG23	48:M1:57:PHE:HB2	4.10	0.50
54:M8:87:VAL:O	54:M8:107:THR:HG23	2.12	0.50
61:N5:105:VAL:HA	61:N5:130:TYR:CE2	2.47	0.50
61:N5:132:ALA:O	61:N5:136:ALA:N	2.43	0.50
61:N5:58:ASP:O	61:N5:62:VAL:HG23	2.12	0.50
68:O2:119:VAL:O	68:O2:122:PRO:HD3	2.47	0.50
70:O4:9:ARG:HG2	70:O4:34:HIS:NE2	3.96	0.50
72:O6:62:ARG:NH1	72:O6:94:ILE:HD11	4.90	0.50
76:Q0:78:ILE:HG12	76:Q0:83:LYS:CD	2.41	0.50
76:Q0:95:VAL:HA	76:Q0:101:ALA:O	2.12	0.50
79:Q3:49:ARG:HB2	79:Q3:55:TRP:CH2	2.88	0.50
3:S1:87:ARG:HE	3:S1:101:HIS:CE1	4.81	0.50
3:S1:65:VAL:HG23	1:6:920:U:H5"	263.26	0.50
9:S7:49:ILE:HG13	9:S7:57:ALA:HB3	3.39	0.50
35:SM:48:ARG:HA	36:5:1019:G:OP1	333.44	0.50
34:SR:70:ASP:HB3	34:SR:113:VAL:HG12	2.24	0.50
36:1:1065:A:H1'	65:N9:28:LYS:HE3	1.94	0.49
36:1:1073:U:O2'	65:N9:49:GLY:HA3	2.12	0.49
36:1:1103:A:OP2	36:1:1103:A:H4'	2.11	0.49
36:1:1148:G:N7	86:1:3689:OHX:N6	2.60	0.49
36:1:191:U:H2'	36:1:192:C:C6	2.47	0.49

Continued on next page...

Continued from previous page...

Atom-1	Atom-2	Interatomic distance (Å)	Clash overlap (Å)
36:1:223:U:OP1	36:1:225:C:N4	2.42	0.49
36:1:2443:A:O2'	36:1:2444:C:OP2	2.28	0.49
36:1:3047:U:O2'	36:1:3048:A:H5'	2.12	0.49
36:1:3060:C:OP2	86:1:3576:OHX:N6	2.45	0.49
86:1:3509:OHX:N6	86:1:3681:OHX:N4	2.60	0.49
1:2:1151:A:H2'	1:2:1152:A:C8	2.46	0.49
1:2:140:A:OP2	8:S6:187:LYS:NZ	2.44	0.49
1:2:304:U:H2'	1:2:305:C:C6	2.46	0.49
1:2:702:G:O6	1:2:737:A:N6	2.44	0.49
1:2:982:U:OP1	86:2:2004:OHX:N3	2.44	0.49
36:5:1785:U:H2'	36:5:1786:G:C8	2.47	0.49
36:5:2977:G:OP1	86:5:3650:OHX:N4	2.45	0.49
36:5:3089:C:H2'	36:5:3090:U:O4'	2.11	0.49
36:5:3218:A:H4'	36:5:3219:G:O5'	2.12	0.49
36:5:936:A:H5"	36:5:937:G:OP1	2.12	0.49
1:6:1282:U:OP1	86:6:1990:OHX:N4	2.45	0.49
1:6:1392:U:H2'	1:6:1393:C:C6	2.47	0.49
1:6:1584:G:H22	1:6:1611:A:P	2.35	0.49
1:6:489:C:O2'	1:6:490:C:O5'	2.30	0.49
12:C0:30:ALA:HA	12:C0:38:LYS:HG2	1.94	0.49
18:C6:27:GLY:HA2	18:C6:60:PHE:O	2.50	0.49
21:C9:118:PRO:C	21:C9:120:GLY:H	2.16	0.49
41:L4:132:ALA:HB2	41:L4:148:ILE:HG21	3.60	0.49
36:1:121:A:C2	45:L8:129:PRO:HB3	2.47	0.49
46:L9:77:ASN:HA	46:L9:80:THR:HG23	3.62	0.49
49:M3:94:GLY:HA3	71:O5:116:TYR:OH	2.12	0.49
51:M5:58:GLY:HA3	51:M5:142:ILE:HD13	1.94	0.49
53:M7:22:LEU:HB3	53:M7:90:PHE:CE2	2.47	0.49
55:M9:11:ALA:O	55:M9:15:VAL:HG23	2.12	0.49
57:N1:124:VAL:HG12	57:N1:125:ALA:H	4.02	0.49
63:N7:10:VAL:HB	63:N7:83:THR:CG2	2.41	0.49
67:O1:80:ASN:HA	67:O1:90:PHE:CE2	5.92	0.49
46:L9:180:TYR:HB2	76:Q0:85:LEU:HD13	2.48	0.49
3:S1:145:LYS:HG2	3:S1:149:GLN:HB3	4.76	0.49
3:S1:71:ALA:O	3:S1:75:GLY:N	3.11	0.49
7:S5:121:ILE:HG13	7:S5:195:ALA:HB1	2.46	0.49
11:S9:30:LEU:HD21	11:S9:102:GLU:HG3	2.29	0.49
36:1:1484:U:O5'	36:1:1484:U:H6	1.95	0.49
36:1:1555:U:H5	36:1:1559:A:H61	1.61	0.49
36:1:1720:U:OP2	55:M9:120:TYR:OH	2.20	0.49
36:1:1722:U:H5"	55:M9:99:LEU:HD12	1.93	0.49

Continued on next page...

Continued from previous page...

Atom-1	Atom-2	Interatomic distance (Å)	Clash overlap (Å)
36:1:1952:G:H5'	36:1:1953:G:OP2	2.12	0.49
36:1:2646:C:H5"	47:M0:119:TRP:CD1	2.47	0.49
36:1:3152:U:O2'	36:1:3153:U:H5'	2.12	0.49
36:1:3159:C:H2'	36:1:3160:U:H6	1.77	0.49
36:1:874:U:H5"	36:1:2950:G:OP1	2.13	0.49
1:2:1356:U:H2'	1:2:1357:A:H8	1.76	0.49
1:2:1553:G:N2	1:2:1555:A:H3'	2.27	0.49
36:5:1208:U:H6	36:5:3115:C:H42	1.59	0.49
1:6:973:A:H5'	36:5:848:A:C2	2.47	0.49
1:6:1092:A:O2'	1:6:1093:A:H3'	2.13	0.49
1:6:355:G:P	86:6:1922:OHX:N5	2.85	0.49
19:C7:27:ASP:OD2	19:C7:30:THR:HG22	2.12	0.49
1:2:443:C:P	26:D4:105:ARG:HB3	2.52	0.49
39:L2:68:LYS:HG2	39:L2:69:TYR:H	2.33	0.49
41:L4:158:SER:HA	41:L4:213:ASN:HB2	2.31	0.49
46:L9:10:ILE:HD13	46:L9:75:VAL:HG11	2.79	0.49
46:L9:88:TYR:CZ	46:L9:155:SER:HB3	2.47	0.49
47:M0:38:LYS:CG	47:M0:41:ALA:HB2	2.86	0.49
53:M7:64:ASN:O	53:M7:67:ILE:HG12	3.77	0.49
44:L7:110:ARG:NH2	54:M8:3:ILE:HD12	2.28	0.49
67:O1:13:THR:HG23	67:O1:72:ARG:HH21	5.68	0.49
69:O3:73:ARG:HH21	69:O3:82:ARG:CZ	4.71	0.49
70:O4:8:ARG:HB2	70:O4:34:HIS:NE2	2.27	0.49
75:O9:35:ILE:HD11	38:8:53:A:C2	83.14	0.49
77:Q1:10:THR:HA	77:Q1:13:LEU:HB3	1.94	0.49
77:Q1:2:ARG:HB3	77:Q1:5:TRP:CD1	2.47	0.49
6:S4:104:ASP:OD1	6:S4:110:ALA:HB2	2.12	0.49
7:S5:64:VAL:HG12	7:S5:65:ARG:HD3	1.94	0.49
11:S9:130:THR:HA	11:S9:142:ASN:HB2	2.15	0.49
34:SR:13:LEU:HB2	34:SR:310:ILE:HB	1.93	0.49
36:1:2253:G:C2'	36:1:2254:U:H5'	2.42	0.49
36:1:239:G:O2'	36:1:240:U:OP1	2.26	0.49
36:1:3057:U:H5'	36:1:3086:A:H61	1.77	0.49
36:1:3094:A:H2'	36:1:3095:U:C6	2.47	0.49
36:1:601:U:H2'	36:1:602:A:O4'	2.12	0.49
36:1:801:A:O2'	86:1:3518:OHX:N2	2.45	0.49
36:1:817:A:N3	73:O7:11:ARG:HB3	2.27	0.49
1:2:1003:A:H1'	1:2:1005:A:N7	2.27	0.49
1:2:1:U:C4	11:S9:54:ARG:HG3	2.47	0.49
1:2:252:U:H4'	6:S4:132:GLY:O	2.12	0.49
1:2:397:A:O3'	10:S8:50:GLY:HA2	2.12	0.49

Continued on next page...

Continued from previous page...

Atom-1	Atom-2	Interatomic distance (Å)	Clash overlap (Å)
1:2:918:U:H2'	1:2:919:A:C8	2.47	0.49
36:5:2964:G:N2	36:5:2967:A:OP2	2.43	0.49
36:5:891:G:OP1	86:5:3418:OHX:N6	2.45	0.49
36:5:8:C:H2'	36:5:9:U:O4'	2.12	0.49
1:6:1572:G:H2'	1:6:1572:G:N3	2.27	0.49
12:C0:50:THR:HG21	12:C0:57:THR:OG1	2.12	0.49
17:C5:111:MET:HG2	20:C8:119:ILE:HG23	1.94	0.49
21:C9:42:GLY:HA2	21:C9:84:LYS:HB2	2.56	0.49
22:D0:21:LYS:HA	22:D0:94:GLU:HG2	2.31	0.49
28:D6:37:LYS:O	28:D6:38:ARG:HD2	2.12	0.49
32:E0:30:PRO:O	32:E0:35:TYR:HB2	2.25	0.49
39:L2:112:ILE:HG22	39:L2:135:ILE:HG22	7.96	0.49
36:1:2202:C:O2'	39:L2:240:ALA:O	2.21	0.49
40:L3:339:ARG:NH1	40:L3:342:LEU:HD11	2.39	0.49
42:L5:151:GLN:HG3	42:L5:152:ARG:O	5.63	0.49
43:L6:42:LEU:HD23	43:L6:84:VAL:HG22	3.08	0.49
46:L9:106:LYS:H	46:L9:109:ALA:HB2	1.78	0.49
48:M1:95:ASN:O	48:M1:102:PHE:HA	2.23	0.49
51:M5:190:THR:O	51:M5:194:GLN:HG2	3.72	0.49
53:M7:41:LEU:O	53:M7:41:LEU:HD22	2.13	0.49
53:M7:48:LEU:HB3	53:M7:88:VAL:HG13	2.15	0.49
36:1:1186:G:N3	56:N0:112:ALA:HB1	2.27	0.49
59:N3:80:ARG:NE	59:N3:97:ASP:OD2	2.44	0.49
76:Q0:83:LYS:O	76:Q0:87:SER:OG	2.21	0.49
3:S1:149:GLN:HE21	3:S1:151:LYS:CG	3.07	0.49
6:S4:35:PRO:HB3	6:S4:143:ASP:O	2.19	0.49
10:S8:117:TYR:HD1	10:S8:150:ALA:HB2	1.76	0.49
11:S9:88:GLU:O	11:S9:91:LYS:HD2	3.99	0.49
36:1:1351:U:H2'	36:1:1351:U:O2	2.12	0.49
36:1:2208:A:C6	86:1:3581:OHX:N2	2.79	0.49
36:1:637:C:H1'	36:1:638:C:C6	2.47	0.49
1:2:1669:U:OP2	86:2:1995:OHX:N6	2.46	0.49
1:2:38:C:H2'	1:2:39:A:H5'	1.94	0.49
1:2:625:C:H2'	1:2:626:U:C6	2.47	0.49
38:4:24:G:OP2	62:N6:13:ARG:HD3	2.12	0.49
36:5:1345:G:O6	86:5:3567:OHX:N2	2.46	0.49
36:5:1573:G:C5	36:5:1574:C:H1'	2.46	0.49
36:5:1764:U:H3'	36:5:1765:U:H5"	1.94	0.49
51:M5:179:LYS:O	36:5:287:G:H5'	124.45	0.49
36:5:825:U:O4	86:5:3464:OHX:N6	2.45	0.49
86:5:3513:OHX:N1	86:5:3693:OHX:N5	2.61	0.49

Continued on next page...

Continued from previous page...

Atom-1	Atom-2	Interatomic distance (Å)	Clash overlap (Å)
54:M8:142:GLY:O	36:5:744:A:H4'	167.90	0.49
1:6:1244:A:O2'	1:6:1245:G:O5'	2.20	0.49
13:C1:3:THR:O	13:C1:4:GLU:HB3	2.11	0.49
17:C5:52:LYS:HG3	17:C5:53:PRO:HD3	1.94	0.49
18:C6:14:LYS:O	18:C6:123:ARG:NH1	2.44	0.49
41:L4:99:MET:CE	41:L4:103:THR:H	3.34	0.49
43:L6:52:VAL:HA	43:L6:67:GLY:HA2	3.24	0.49
44:L7:219:LYS:O	44:L7:228:SER:HB2	2.89	0.49
45:L8:95:ASN:OD1	45:L8:98:ARG:NH1	3.90	0.49
49:M3:92:THR:HB	71:O5:112:PRO:O	2.65	0.49
50:M4:120:VAL:HG22	52:M6:197:LEU:HD13	2.56	0.49
61:N5:92:LYS:HE3	36:5:1831:U:OP2	103.70	0.49
63:N7:73:LYS:HZ2	36:5:1637:A:P	211.69	0.49
64:N8:132:LYS:O	64:N8:136:GLU:HG3	3.01	0.49
39:L2:171:GLY:O	79:Q3:68:ALA:HB2	2.20	0.49
3:S1:40:ASN:N	3:S1:40:ASN:OD1	3.17	0.49
4:S2:140:ARG:NH2	4:S2:228:ASN:HD21	2.08	0.49
8:S6:64:LYS:O	8:S6:67:VAL:HG22	2.11	0.49
9:S7:36:ALA:HA	9:S7:39:ARG:HG2	1.93	0.49
10:S8:48:THR:OG1	10:S8:52:ASN:O	2.43	0.49
36:1:1352:A:H1'	36:1:1353:U:O5'	2.12	0.49
36:1:1682:U:H4'	36:1:1684:U:O4	2.13	0.49
36:1:199:A:C4	36:1:201:A:C8	3.00	0.49
36:1:735:A:H2'	36:1:736:A:C8	2.47	0.49
36:1:911:C:N4	39:L2:3:ARG:HD3	2.26	0.49
36:1:955:U:H2'	36:1:956:U:C6	2.47	0.49
1:2:1248:C:H2'	1:2:1249:U:H6	1.77	0.49
1:2:1472:C:OP1	7:S5:102:ARG:NH2	2.39	0.49
36:5:1621:A:H2'	36:5:1622:U:C6	2.47	0.49
36:5:2180:G:H2'	36:5:2181:C:C6	2.46	0.49
49:M3:63:VAL:HG22	36:5:72:C:H5'	112.73	0.49
1:6:138:A:N6	1:6:266:A:H61	2.10	0.49
1:6:1489:U:H5'	1:6:1494:C:H1'	1.93	0.49
1:6:1699:G:H2'	1:6:1700:C:H5'	1.94	0.49
26:D4:10:ARG:HB3	1:6:778:G:O6	427.56	0.49
12:C0:2:LEU:HD22	1:6:1258:U:H4'	432.39	0.49
13:C1:10:GLU:HG2	1:6:327:U:O2'	269.88	0.49
13:C1:75:VAL:HG12	13:C1:119:VAL:HA	2.06	0.49
17:C5:127:ARG:O	17:C5:130:ARG:HD3	5.09	0.49
40:L3:315:GLY:HA2	36:5:3379:C:H4'	214.02	0.49
49:M3:157:ARG:HG2	49:M3:158:ALA:H	1.76	0.49

Continued on next page...

Continued from previous page...

Atom-1	Atom-2	Interatomic distance (Å)	Clash overlap (Å)
50:M4:20:VAL:HG22	50:M4:66:THR:OG1	2.12	0.49
50:M4:24:LYS:NZ	50:M4:61:GLY:O	2.32	0.49
53:M7:67:ILE:HD12	53:M7:82:ARG:CZ	3.49	0.49
59:N3:128:ARG:CZ	59:N3:128:ARG:HB3	3.59	0.49
72:O6:53:TYR:CD1	72:O6:76:ARG:HG2	2.48	0.49
73:O7:64:MET:O	73:O7:68:LYS:HB3	3.93	0.49
4:S2:226:THR:OG1	4:S2:228:ASN:HB2	5.22	0.49
8:S6:120:GLU:HG3	8:S6:125:THR:HG22	2.79	0.49
36:1:2155:G:O2'	39:L2:227:ARG:NH2	2.46	0.49
36:1:2444:C:H3'	36:1:2445:A:H5"	1.93	0.49
36:1:3049:A:OP2	86:1:3701:OHX:N1	2.46	0.49
10:S8:162:ALA:HA	36:1:3353:G:H5"	1.94	0.49
1:2:1571:C:OP2	86:2:2019:OHX:N1	2.45	0.49
1:2:491:C:H42	1:2:496:G:H1	1.61	0.49
1:2:88:U:H4'	1:2:171:A:O4'	2.13	0.49
38:4:104:A:C8	38:4:105:A:C8	3.01	0.49
36:5:1232:C:C5	36:5:1261:G:H2'	2.48	0.49
36:5:1498:A:H2'	36:5:1499:C:C6	2.46	0.49
36:5:94:G:H2'	36:5:95:A:C8	2.47	0.49
1:6:1287:A:H4'	1:6:1288:G:OP1	2.12	0.49
1:6:1268:G:H1'	1:6:1448:G:H5"	1.94	0.49
1:6:1508:U:H2'	1:6:1509:C:H6	1.76	0.49
32:E0:26:LYS:NZ	1:6:588:U:OP2	417.41	0.49
12:C0:15:LEU:HD13	12:C0:21:VAL:HG23	1.94	0.49
15:C3:27:LYS:HE2	15:C3:27:LYS:H	1.78	0.49
15:C3:27:LYS:HD2	15:C3:28:LEU:H	1.78	0.49
21:C9:14:PHE:CZ	21:C9:132:LEU:HD13	5.71	0.49
22:D0:48:HIS:NE2	22:D0:50:LEU:HD11	2.28	0.49
24:D2:24:GLN:OE1	29:D7:4:VAL:HA	2.11	0.49
24:D2:30:SER:HB2	24:D2:61:ILE:HG13	1.95	0.49
1:2:443:C:OP2	26:D4:105:ARG:HB3	2.13	0.49
39:L2:238:ILE:HG22	39:L2:239:ALA:H	3.09	0.49
45:L8:94:PHE:HB3	45:L8:189:LEU:HD11	4.43	0.49
47:M0:169:LYS:H	47:M0:169:LYS:HE2	5.02	0.49
47:M0:76:MET:CE	47:M0:148:VAL:HA	2.82	0.49
49:M3:126:PHE:HD2	71:O5:115:LYS:HG2	2.00	0.49
49:M3:144:THR:HG21	71:O5:118:ILE:HG21	2.17	0.49
56:N0:141:LYS:HA	56:N0:144:LEU:HD12	2.56	0.49
56:N0:1:MET:HE1	56:N0:32:SER:N	2.27	0.49
57:N1:18:ASP:O	57:N1:21:LYS:HB2	2.12	0.49
63:N7:15:ARG:NH1	70:O4:86:LYS:HZ1	2.10	0.49

Continued on next page...

Continued from previous page...

Atom-1	Atom-2	Interatomic distance (Å)	Clash overlap (Å)
64:N8:122:PRO:HB3	64:N8:142:GLY:O	2.36	0.49
70:O4:59:PRO:HB3	36:5:1654:A:N3	164.65	0.49
3:S1:119:THR:HB	3:S1:143:THR:HG23	2.14	0.49
3:S1:148:ASN:ND2	3:S1:148:ASN:H	4.39	0.49
3:S1:176:VAL:C	3:S1:178:GLY:H	2.16	0.49
3:S1:62:LYS:C	3:S1:64:ARG:H	2.14	0.49
7:S5:103:ASN:HA	7:S5:106:LYS:HD2	1.95	0.49
7:S5:73:THR:HG22	7:S5:75:GLY:N	2.27	0.49
36:1:1110:U:H2'	36:1:1111:U:C6	2.48	0.49
36:1:1934:G:N7	86:1:3421:OHX:N2	2.61	0.49
36:1:2395:G:C4'	40:L3:258:ALA:HB1	2.42	0.49
36:1:1918:C:OP2	86:1:3550:OHX:N2	2.45	0.49
1:2:1057:U:O2'	1:2:1058:U:OP2	2.25	0.49
1:2:1466:G:O2'	1:2:1602:C:OP1	2.28	0.49
1:2:341:A:H2'	1:2:342:C:C6	2.48	0.49
36:5:12:A:OP1	86:5:3720:OHX:N1	2.46	0.49
36:5:1655:G:C5'	36:5:1655:G:H8	2.26	0.49
36:5:1659:U:H2'	36:5:1660:C:C6	2.48	0.49
36:5:2213:A:N1	36:5:2429:G:H1'	2.27	0.49
40:L3:21:ARG:NH2	36:5:3309:G:O6	198.88	0.49
1:6:1554:U:H3'	1:6:1555:A:H8	1.77	0.49
1:6:1370:U:O4	86:6:1996:OHX:N4	2.46	0.49
42:L5:155:THR:HG23	37:7:36:C:H4'	269.72	0.49
1:2:990:C:O2'	16:C4:127:ARG:HD3	2.12	0.49
18:C6:45:ARG:O	18:C6:48:VAL:HG12	2.38	0.49
20:C8:27:LYS:O	20:C8:31:ALA:N	4.39	0.49
25:D3:23:ARG:HD2	25:D3:26:GLU:OE1	2.34	0.49
27:D5:54:VAL:HA	27:D5:57:TYR:CE1	3.12	0.49
40:L3:233:TRP:CD1	40:L3:265:ALA:HB1	2.58	0.49
40:L3:76:VAL:HG12	40:L3:325:LYS:HA	1.95	0.49
41:L4:98:ARG:HD2	41:L4:99:MET:O	2.12	0.49
44:L7:196:LYS:HE3	36:5:1100:U:OP2	245.96	0.49
46:L9:9:GLN:HG2	46:L9:52:LEU:HD21	1.94	0.49
46:L9:67:ALA:HA	46:L9:70:THR:HG23	1.94	0.49
59:N3:102:ILE:HG13	59:N3:110:LYS:HB3	1.95	0.49
59:N3:120:LYS:H	59:N3:137:VAL:CG2	2.24	0.49
59:N3:13:ILE:HG22	59:N3:85:TRP:CD1	2.46	0.49
61:N5:50:ALA:HB2	71:O5:79:ASP:HB2	5.23	0.49
2:S0:123:VAL:HG11	2:S0:133:ILE:HD11	1.94	0.49
2:S0:184:LEU:HD11	23:D1:39:VAL:HG12	3.09	0.49
7:S5:43:PHE:HB3	7:S5:46:TRP:CD1	5.22	0.49

Continued on next page...

Continued from previous page...

Atom-1	Atom-2	Interatomic distance (Å)	Clash overlap (Å)
34:SR:117:LYS:HG2	34:SR:118:LYS:H	1.77	0.49
36:1:1033:U:H2'	36:1:1034:U:C6	2.47	0.49
36:1:1204:A:N6	36:1:1300:G:O2'	2.42	0.49
36:1:1565:G:H1'	36:1:1575:A:H2	1.78	0.49
36:1:1719:G:OP2	55:M9:121:HIS:ND1	2.36	0.49
36:1:2768:U:H2'	36:1:2769:A:C8	2.46	0.49
36:1:3121:U:H1'	36:1:3122:A:H5"	1.95	0.49
1:2:25:C:HO2'	1:2:366:A:HO2'	1.59	0.49
49:M3:59:ARG:NH1	36:5:73:C:N3	95.08	0.49
36:5:750:G:H2'	36:5:751:A:H8	1.78	0.49
36:5:956:U:H2'	36:5:957:C:C6	2.48	0.49
24:D2:2:THR:N	1:6:1034:C:HO2'	337.42	0.49
1:6:276:C:H1'	1:6:277:U:H5	1.76	0.49
1:6:696:C:H4'	1:6:697:C:H6	1.78	0.49
42:L5:33:ARG:HD2	37:7:7:G:OP1	270.74	0.49
17:C5:68:PRO:O	86:C5:201:OHX:N1	6.67	0.49
19:C7:87:GLU:O	19:C7:88:VAL:HG23	2.13	0.49
26:D4:35:VAL:HB	26:D4:36:SER:O	3.12	0.49
26:D4:45:ALA:CB	26:D4:50:ALA:HB3	5.95	0.49
30:D8:11:LYS:N	30:D8:31:GLU:O	2.88	0.49
31:D9:32:ARG:HG3	31:D9:37:ASN:OD1	2.12	0.49
41:L4:91:GLY:HA3	41:L4:93:MET:HE1	2.39	0.49
45:L8:91:PHE:CZ	45:L8:185:ARG:HD3	4.27	0.49
47:M0:3:ARG:HH22	36:5:2854:U:P	290.55	0.49
48:M1:23:VAL:HG12	48:M1:25:GLU:H	5.44	0.49
49:M3:140:SER:HG	49:M3:143:ALA:H	1.68	0.49
51:M5:122:ASN:OD1	51:M5:123:GLN:N	2.45	0.49
36:1:1307:G:H5"	52:M6:60:LYS:HZ2	1.77	0.49
57:N1:17:ARG:HG3	57:N1:22:HIS:HA	1.93	0.49
36:1:1807:G:H5'	63:N7:135:ARG:NH2	2.27	0.49
49:M3:159:VAL:HG13	64:N8:144:VAL:HG13	2.17	0.49
57:N1:88:ARG:NH2	65:N9:33:LYS:O	2.45	0.49
72:O6:70:ARG:HD3	72:O6:84:LYS:HG2	2.22	0.49
2:S0:172:LEU:HD22	2:S0:176:LEU:HD11	1.94	0.49
7:S5:162:VAL:HB	30:D8:45:LYS:HB3	1.95	0.49
10:S8:22:ARG:HD2	10:S8:25:ARG:NH1	2.81	0.49
36:1:255:A:H2'	36:1:256:G:H8	1.78	0.49
36:1:3082:C:H2'	36:1:3083:G:C8	2.48	0.49
1:2:1061:A:H2'	1:2:1062:A:H5'	1.94	0.49
1:2:1695:G:N2	1:2:1706:C:H41	2.10	0.49
1:2:407:A:H2'	1:2:408:C:C6	2.48	0.49

Continued on next page...

Continued from previous page...

Atom-1	Atom-2	Interatomic distance (Å)	Clash overlap (Å)
36:5:123:A:C6	36:5:150:A:C5	3.01	0.49
36:5:54:C:O2'	36:5:1547:G:H1'	2.13	0.49
36:5:18:G:O6	86:5:3608:OHX:N6	2.46	0.49
36:5:2187:G:OP2	86:5:3473:OHX:N4	2.45	0.49
36:5:277:G:H2'	36:5:278:U:H6	1.77	0.49
1:6:1087:A:H2	1:6:1142:A:H4'	1.78	0.49
17:C5:43:ARG:NH1	1:6:1553:G:O6	397.60	0.49
77:Q1:21:ARG:NH1	1:6:1654:G:OP1	281.51	0.49
38:8:56:G:H2'	38:8:57:C:C6	2.48	0.49
13:C1:77:SER:HB3	13:C1:85:VAL:HB	2.22	0.49
25:D3:24:TRP:CE3	25:D3:30:LYS:HD3	2.47	0.49
39:L2:70:ARG:NH1	39:L2:72:ARG:HE	5.83	0.49
39:L2:59:ALA:HB3	39:L2:76:PHE:HB2	2.66	0.49
40:L3:258:ALA:O	40:L3:259:HIS:CG	2.84	0.49
41:L4:193:LYS:O	41:L4:198:ARG:HG2	4.13	0.49
41:L4:264:SER:OG	41:L4:267:VAL:HG13	2.12	0.49
41:L4:300:ARG:HG2	41:L4:300:ARG:HH11	3.64	0.49
42:L5:52:VAL:HG21	42:L5:65:ILE:HD12	1.94	0.49
45:L8:213:LYS:O	45:L8:217:THR:HG22	5.91	0.49
47:M0:12:GLN:HB3	47:M0:128:ARG:HH21	3.16	0.49
48:M1:63:GLU:O	48:M1:64:LYS:HB2	2.13	0.49
48:M1:7:ASN:HA	48:M1:10:ARG:HG2	1.94	0.49
52:M6:113:ASP:OD2	52:M6:113:ASP:N	2.44	0.49
53:M7:67:ILE:HG22	53:M7:68:GLY:O	2.55	0.49
55:M9:181:ARG:NH1	55:M9:182:ASP:OD1	5.59	0.49
79:Q3:87:ARG:O	79:Q3:91:GLU:HG2	2.12	0.49
3:S1:173:THR:O	3:S1:177:GLN:HB2	5.62	0.49
4:S2:161:LYS:HA	4:S2:165:VAL:O	2.13	0.49
8:S6:74:LYS:HE2	8:S6:96:SER:OG	2.78	0.49
6:S4:10:LYS:NZ	11:S9:2:PRO:HB3	3.71	0.49
5:S3:125:TYR:OH	35:SM:134:ASP:OD2	2.25	0.49
34:SR:62:LYS:O	34:SR:92:TRP:HH2	1.96	0.49
36:1:1915:A:H2'	36:1:1916:U:C6	2.47	0.49
36:1:2298:U:O4	36:1:2923:U:H5	1.96	0.49
36:1:2611:U:H2'	36:1:2612:U:C6	2.48	0.49
36:1:3317:U:H4'	36:1:3318:G:O5'	2.13	0.49
36:1:855:U:H2'	36:1:856:G:O4'	2.13	0.49
1:2:1110:G:N7	86:2:1947:OHX:N3	2.61	0.49
1:2:1410:A:H5"	18:C6:118:ILE:HD13	1.95	0.49
1:2:8:U:O2'	86:2:1943:OHX:N1	2.46	0.49
1:2:74:U:O2'	1:2:75:U:OP2	2.29	0.49

Continued on next page...

Continued from previous page...

Atom-1	Atom-2	Interatomic distance (Å)	Clash overlap (Å)
36:5:1887:A:OP2	86:5:3432:OHX:N5	2.46	0.49
36:5:286:U:H2'	36:5:287:G:C8	2.48	0.49
36:5:3255:U:H2'	36:5:3256:G:H8	1.77	0.49
36:5:801:A:O2'	86:5:3529:OHX:N1	2.46	0.49
36:5:842:G:H1	36:5:851:C:H42	1.61	0.49
1:6:1087:A:C2	1:6:1142:A:H4'	2.48	0.49
34:SR:282:SER:OG	1:6:1394:G:OP1	413.63	0.49
1:6:241:U:H2'	1:6:242:U:C6	2.47	0.49
1:6:539:G:OP2	1:6:539:G:H8	1.96	0.49
37:7:33:U:H2'	37:7:34:C:O4'	2.12	0.49
18:C6:117:LEU:HD23	18:C6:117:LEU:H	3.12	0.49
18:C6:127:LYS:HE2	18:C6:132:LYS:O	4.01	0.49
20:C8:127:HIS:NE2	20:C8:133:VAL:HG21	2.30	0.49
21:C9:38:LYS:O	21:C9:39:THR:OG1	2.54	0.49
40:L3:252:ILE:HD12	40:L3:264:VAL:HG11	2.68	0.49
42:L5:178:ASN:HA	42:L5:183:TRP:CG	2.66	0.49
43:L6:135:VAL:HG12	43:L6:139:LYS:NZ	3.05	0.49
44:L7:151:ARG:HG3	44:L7:244:ASN:HD21	1.77	0.49
47:M0:175:ASN:OD1	47:M0:176:LEU:N	4.86	0.49
50:M4:72:LEU:HD22	50:M4:73:PRO:HD2	1.95	0.49
70:O4:55:SER:OG	70:O4:69:HIS:HB3	2.13	0.49
74:O8:64:LYS:HG3	74:O8:65:LEU:N	4.59	0.49
76:Q0:97:ARG:HG3	76:Q0:120:GLN:O	4.84	0.49
78:Q2:24:LYS:HG3	78:Q2:75:VAL:HG12	1.94	0.49
4:S2:82:ASN:HB2	4:S2:207:LEU:HD13	1.94	0.49
4:S2:94:GLN:HG2	4:S2:95:ARG:H	3.18	0.49
7:S5:149:VAL:HG23	7:S5:156:ARG:O	3.23	0.49
10:S8:61:GLU:OE2	10:S8:77:ARG:NH2	9.24	0.49
11:S9:110:GLN:HE22	11:S9:126:ARG:HE	3.62	0.49
36:1:1073:U:H2'	36:1:1074:U:C6	2.47	0.48
36:1:2102:U:H2'	36:1:2103:U:H6	1.78	0.48
36:1:1556:C:H2'	36:1:2169:G:N1	2.28	0.48
36:1:2273:G:O6	86:1:3665:OHX:N5	2.45	0.48
36:1:2883:U:H2'	36:1:2884:C:C6	2.48	0.48
36:1:2883:U:H2'	36:1:2884:C:H6	1.78	0.48
36:1:3366:G:H2'	36:1:3367:C:C6	2.47	0.48
1:2:1564:U:H2'	1:2:1565:C:H6	1.77	0.48
1:2:819:G:O6	1:2:853:G:C6	2.66	0.48
36:5:1560:G:HO2'	36:5:1561:G:P	2.36	0.48
58:N2:94:ARG:NH2	36:5:1757:A:OP1	127.26	0.48
36:5:1944:U:H2'	36:5:1945:A:H8	1.77	0.48

Continued on next page...

Continued from previous page...

Atom-1	Atom-2	Interatomic distance (Å)	Clash overlap (Å)
36:5:3131:U:H2'	36:5:3132:C:C6	2.48	0.48
36:5:3347:A:H61	36:5:3358:U:H3	1.61	0.48
36:5:370:U:H4'	36:5:404:G:H5'	1.95	0.48
1:6:1017:U:H2'	1:6:1018:U:C6	2.48	0.48
1:6:438:A:OP1	86:6:1919:OHX:N6	2.46	0.48
1:6:484:C:H42	1:6:503:G:N2	2.09	0.48
1:6:922:G:H2'	1:6:923:A:H8	1.75	0.48
15:C3:11:ILE:HG13	15:C3:11:ILE:O	2.13	0.48
15:C3:99:ARG:NH2	15:C3:119:GLU:OE2	4.08	0.48
22:D0:15:GLN:O	22:D0:16:GLN:HB2	3.98	0.48
26:D4:20:ARG:HD3	26:D4:76:TYR:CE2	3.49	0.48
28:D6:90:GLU:CD	28:D6:90:GLU:H	4.39	0.48
32:E0:15:LYS:NZ	1:6:585:A:OP1	385.40	0.48
39:L2:201:GLY:HA2	39:L2:204:MET:HG3	1.94	0.48
40:L3:169:THR:HG21	40:L3:171:LEU:HD12	1.95	0.48
40:L3:46:PHE:CE2	40:L3:205:VAL:HG13	3.83	0.48
36:1:1350:A:OP1	41:L4:287:THR:HG21	2.13	0.48
42:L5:115:LEU:O	42:L5:118:THR:O	2.31	0.48
44:L7:229:PHE:HD1	44:L7:229:PHE:O	2.97	0.48
47:M0:12:GLN:HB3	47:M0:128:ARG:NH2	3.25	0.48
50:M4:59:ASN:O	50:M4:62:GLN:HG2	4.90	0.48
69:O3:13:HIS:O	69:O3:95:GLY:N	2.34	0.48
36:1:316:U:O2'	72:O6:30:LYS:HD2	2.12	0.48
74:O8:22:THR:HG22	74:O8:74:LYS:HB3	4.67	0.48
74:O8:56:ILE:HG13	74:O8:65:LEU:HD12	1.95	0.48
2:S0:168:HIS:O	2:S0:172:LEU:HB2	2.15	0.48
5:S3:137:VAL:HG22	5:S3:151:LYS:HG3	2.04	0.48
36:1:1157:G:H2'	36:1:1158:A:O4'	2.13	0.48
36:1:1408:G:OP1	68:O2:33:ARG:NH2	2.46	0.48
36:1:2897:A:OP2	76:Q0:124:LYS:NZ	2.41	0.48
36:1:29:C:H4'	36:1:62:A:H4'	1.94	0.48
36:1:494:G:OP1	36:1:494:G:H3'	2.13	0.48
1:2:1031:U:H4'	1:2:1032:G:OP2	2.13	0.48
1:2:1323:C:H2'	1:2:1324:G:O4'	2.12	0.48
1:2:1688:U:H2'	1:2:1689:A:C8	2.48	0.48
1:2:192:U:H2'	1:2:192:U:O2	2.13	0.48
1:2:271:A:H5'	1:2:272:U:OP2	2.14	0.48
1:2:218:A:N6	1:2:844:A:H1'	2.27	0.48
1:2:872:G:H2'	1:2:873:U:O4'	2.13	0.48
1:2:976:G:C6	1:2:1023:A:C4	3.02	0.48
36:5:1152:G:N2	36:5:1200:A:H61	2.11	0.48

Continued on next page...

Continued from previous page...

Atom-1	Atom-2	Interatomic distance (Å)	Clash overlap (Å)
36:5:1559:A:H4'	36:5:1560:G:OP2	2.13	0.48
36:5:1565:G:N2	36:5:1566:A:H1'	2.28	0.48
36:5:420:G:N2	36:5:2385:G:OP2	2.32	0.48
36:5:2403:G:N2	36:5:2404:A:N7	2.61	0.48
1:6:196:G:N3	1:6:197:A:H1'	2.28	0.48
1:6:282:C:H2'	1:6:283:U:O4'	2.13	0.48
10:S8:56:ARG:NH2	1:6:332:U:OP2	286.37	0.48
12:C0:3:MET:HG3	12:C0:4:PRO:O	3.09	0.48
15:C3:87:ASP:OD2	15:C3:88:LEU:N	2.46	0.48
16:C4:135:ARG:HG3	1:6:1007:C:H5"	295.28	0.48
16:C4:23:PHE:HE2	16:C4:91:THR:HG21	1.78	0.48
24:D2:23:ARG:HG3	24:D2:65:LEU:O	4.82	0.48
26:D4:122:GLY:O	26:D4:124:ARG:N	3.86	0.48
14:C2:73:LYS:NZ	33:E1:108:VAL:HB	2.28	0.48
33:E1:97:LYS:HD3	1:6:1232:U:C5	435.90	0.48
41:L4:5:GLN:HA	41:L4:20:LEU:O	2.12	0.48
44:L7:96:PRO:O	44:L7:99:PRO:HD2	2.58	0.48
46:L9:106:LYS:H	46:L9:109:ALA:CB	2.26	0.48
36:1:2854:U:P	47:M0:3:ARG:HH22	2.36	0.48
50:M4:47:ASP:CG	50:M4:55:ARG:HB2	3.06	0.48
55:M9:60:LYS:O	55:M9:64:ARG:HG3	2.13	0.48
62:N6:114:ASP:N	62:N6:114:ASP:OD1	2.46	0.48
39:L2:48:ILE:HD13	79:Q3:65:ALA:HB2	1.95	0.48
3:S1:84:ILE:HG22	3:S1:86:LEU:HD22	1.94	0.48
6:S4:36:HIS:NE2	6:S4:88:ASP:OD2	2.46	0.48
36:1:329:U:OP2	86:1:3580:OHX:N4	2.46	0.48
36:1:3325:G:H5'	67:O1:104:LEU:O	2.13	0.48
36:1:2128:C:OP1	86:1:3495:OHX:N6	2.47	0.48
37:3:97:A:H2'	37:3:98:C:C6	2.48	0.48
38:4:56:G:H2'	38:4:57:C:O4'	2.14	0.48
36:5:2257:C:H2'	36:5:2258:U:H6	1.78	0.48
36:5:247:C:C2	36:5:248:U:H1'	2.49	0.48
78:Q2:62:ALA:HB1	36:5:2796:G:C8	215.28	0.48
36:5:3152:U:O2	86:5:3710:OHX:N5	2.46	0.48
36:5:595:G:C8	36:5:609:G:C6	3.01	0.48
79:Q3:2:ALA:HB2	36:5:853:G:N7	249.92	0.48
1:6:1722:A:OP2	86:6:1947:OHX:N1	2.46	0.48
1:6:221:A:C2'	1:6:222:A:H5'	2.43	0.48
38:8:91:C:H2'	38:8:92:A:H8	1.78	0.48
7:S5:25:LEU:HB2	18:C6:27:GLY:HA3	1.95	0.48
20:C8:11:PHE:CZ	20:C8:59:GLY:HA3	3.98	0.48

Continued on next page...

Continued from previous page...

Atom-1	Atom-2	Interatomic distance (Å)	Clash overlap (Å)
17:C5:17:TYR:O	20:C8:92:ILE:O	2.30	0.48
21:C9:138:GLN:O	21:C9:141:GLU:HG3	4.81	0.48
36:1:2340:U:OP1	40:L3:236:LYS:HE3	2.14	0.48
40:L3:53:MET:CG	40:L3:77:THR:HG22	3.00	0.48
46:L9:106:LYS:O	46:L9:109:ALA:HB2	2.13	0.48
50:M4:116:GLU:O	50:M4:120:VAL:HG23	2.44	0.48
52:M6:23:VAL:HG11	52:M6:84:LEU:HD11	2.26	0.48
55:M9:15:VAL:HG11	55:M9:52:LYS:HG3	1.95	0.48
59:N3:39:VAL:O	59:N3:42:SER:OG	3.30	0.48
60:N4:97:LYS:CB	60:N4:98:PRO:HD3	2.43	0.48
38:4:131:A:H5"	61:N5:93:TYR:CE2	2.48	0.48
69:O3:8:TYR:HB3	69:O3:101:PHE:CD1	2.81	0.48
78:Q2:63:LYS:HD2	78:Q2:87:ARG:NH1	2.28	0.48
3:S1:131:ASP:HB3	3:S1:180:THR:HG23	1.95	0.48
11:S9:102:GLU:CD	11:S9:102:GLU:H	2.37	0.48
36:1:1941:C:OP2	55:M9:74:ARG:HG2	2.13	0.48
36:1:2108:C:H1'	36:1:3344:A:H8	1.78	0.48
36:1:2339:C:OP2	59:N3:48:ARG:NH1	2.47	0.48
36:1:271:C:O2	72:O6:82:ARG:NH2	2.41	0.48
36:1:304:G:N3	36:1:304:G:H5'	2.28	0.48
36:1:3178:A:C2	52:M6:115:LYS:HG2	2.49	0.48
36:1:3181:C:H2'	36:1:3182:G:O4'	2.14	0.48
1:2:1450:U:H2'	1:2:1451:C:C6	2.49	0.48
1:2:1494:C:H2'	1:2:1495:C:C6	2.47	0.48
1:2:730:G:H21	1:2:731:C:H5"	1.78	0.48
36:5:1245:A:H5'	36:5:1247:U:OP2	2.14	0.48
36:5:1487:G:H1	36:5:1855:U:H3	1.61	0.48
36:5:2436:U:H6	36:5:2436:U:O5'	1.97	0.48
36:5:2568:C:N4	36:5:2574:G:O6	2.47	0.48
36:5:3269:U:H4'	36:5:3270:U:O5'	2.12	0.48
1:6:65:A:H2	1:6:84:A:H62	1.59	0.48
6:S4:4:GLY:HA3	1:6:93:A:O2'	328.86	0.48
12:C0:77:ARG:NE	12:C0:83:PRO:O	3.67	0.48
7:S5:72:HIS:CE1	18:C6:79:TYR:HH	2.46	0.48
23:D1:3:ASN:HD21	23:D1:7:GLN:HB3	4.62	0.48
25:D3:50:LYS:NZ	25:D3:101:GLU:OE1	4.36	0.48
32:E0:47:VAL:HG22	32:E0:48:THR:H	1.78	0.48
39:L2:225:ILE:HG21	39:L2:234:LYS:HA	1.96	0.48
41:L4:135:VAL:O	41:L4:140:HIS:HB2	2.13	0.48
47:M0:99:ILE:HG12	47:M0:123:HIS:CB	5.71	0.48
61:N5:136:ALA:O	61:N5:139:ILE:HG23	2.12	0.48

Continued on next page...

Continued from previous page...

Atom-1	Atom-2	Interatomic distance (Å)	Clash overlap (Å)
63:N7:50:PRO:HD3	63:N7:68:ILE:HG12	1.95	0.48
3:S1:35:PRO:HD3	3:S1:98:THR:HG23	1.95	0.48
3:S1:26:ARG:NH1	3:S1:49:ASN:OD1	2.63	0.48
4:S2:143:TYR:CE1	4:S2:151:PRO:HG3	2.48	0.48
1:2:6:G:OP2	4:S2:205:ARG:HD2	2.13	0.48
1:2:127:G:N7	8:S6:202:ARG:NH2	2.61	0.48
8:S6:20:ASP:O	8:S6:24:ILE:HG13	2.39	0.48
10:S8:107:THR:OG1	10:S8:108:PRO:HD3	2.13	0.48
10:S8:99:ALA:HB3	1:6:329:G:H5'	269.72	0.48
20:C8:129:TRP:O	35:SM:68:ARG:HB2	2.32	0.48
34:SR:221:MET:HG2	34:SR:233:THR:HG23	1.96	0.48
36:1:3118:C:H4'	76:Q0:106:ARG:NH2	2.23	0.48
36:1:600:G:N2	36:1:603:A:OP2	2.47	0.48
36:1:735:A:H2'	36:1:736:A:H8	1.77	0.48
1:2:1331:A:OP1	19:C7:45:ARG:NH2	2.47	0.48
1:2:1541:G:O2'	1:2:1570:A:N6	2.43	0.48
1:2:1795:U:O2	28:D6:10:ARG:HD2	2.14	0.48
1:2:327:U:H2'	1:2:328:A:C8	2.49	0.48
1:2:333:A:H2'	1:2:334:G:C8	2.48	0.48
65:N9:50:THR:HB	36:5:1073:U:H1'	206.13	0.48
36:5:1615:C:H2'	36:5:1616:U:C6	2.48	0.48
75:O9:45:ARG:NH2	36:5:1841:A:H1'	129.36	0.48
36:5:2158:A:H5'	36:5:2160:G:O4'	2.13	0.48
36:5:277:G:H2'	36:5:278:U:C6	2.48	0.48
36:5:2602:G:N7	86:5:3406:OHX:N3	2.61	0.48
21:C9:97:SER:OG	1:6:1504:G:OP1	393.17	0.48
18:C6:122:ARG:HB2	1:6:1584:G:H5"	395.23	0.48
15:C3:109:LYS:HD2	1:6:975:C:H5"	281.18	0.48
14:C2:62:LEU:HB3	14:C2:75:VAL:HG11	1.95	0.48
18:C6:53:LEU:HG	18:C6:53:LEU:H	1.43	0.48
7:S5:29:ILE:HG21	18:C6:57:LEU:HD11	1.95	0.48
4:S2:59:HIS:C	23:D1:15:ARG:HH21	2.59	0.48
23:D1:37:ALA:HA	23:D1:50:TYR:HA	1.96	0.48
39:L2:240:ALA:O	36:5:2202:C:O2'	218.07	0.48
40:L3:303:LYS:HD2	40:L3:361:THR:HG21	1.94	0.48
41:L4:3:ARG:HH11	41:L4:22:LEU:HB3	1.77	0.48
43:L6:31:ARG:HH11	69:O3:107:ILE:HG22	5.25	0.48
43:L6:88:SER:O	43:L6:90:LYS:HG3	2.12	0.48
44:L7:118:LYS:HG3	44:L7:191:VAL:HG11	2.68	0.48
49:M3:75:PHE:H	49:M3:97:VAL:HA	1.79	0.48
51:M5:41:ARG:CZ	51:M5:41:ARG:HB3	2.43	0.48

Continued on next page...

Continued from previous page...

Atom-1	Atom-2	Interatomic distance (Å)	Clash overlap (Å)
53:M7:88:VAL:O	53:M7:92:GLN:HG2	2.13	0.48
54:M8:158:HIS:H	54:M8:186:VAL:CG1	2.25	0.48
55:M9:12:ALA:HB1	55:M9:17:VAL:O	2.19	0.48
58:N2:18:ASP:HA	58:N2:62:VAL:HG22	1.94	0.48
59:N3:79:VAL:HG23	59:N3:80:ARG:HG3	1.94	0.48
61:N5:93:TYR:CE2	38:8:131:A:H5"	105.54	0.48
36:1:1114:U:H5"	64:N8:22:ILE:HD12	1.94	0.48
68:O2:32:TRP:CE2	68:O2:53:PRO:HD2	2.48	0.48
38:4:79:A:H5"	71:O5:43:LYS:NZ	2.28	0.48
2:S0:172:LEU:HD22	2:S0:176:LEU:HG	2.53	0.48
2:S0:183:ARG:HD2	2:S0:188:LEU:HD12	5.03	0.48
5:S3:29:LEU:HD21	5:S3:69:LEU:HD21	4.13	0.48
7:S5:190:ILE:O	7:S5:194:LEU:HB2	2.41	0.48
1:2:68:A:H5'	8:S6:160:ARG:HH12	1.78	0.48
8:S6:87:ARG:HD3	8:S6:87:ARG:HA	1.70	0.48
9:S7:16:LEU:HD11	9:S7:48:GLU:HG3	3.40	0.48
10:S8:46:VAL:N	10:S8:54:LYS:O	2.44	0.48
36:1:114:A:N1	36:1:266:A:O2'	2.40	0.48
36:1:2419:A:H2'	36:1:2420:C:H6	1.78	0.48
36:1:281:G:C6	36:1:282:G:C6	3.02	0.48
1:2:1280:C:H2'	1:2:1281:G:C8	2.47	0.48
36:5:1466:G:O6	86:5:3414:OHX:N5	2.46	0.48
36:5:2561:A:HO2'	36:5:2562:A:H8	1.60	0.48
36:5:2662:G:N7	86:5:3401:OHX:N3	2.61	0.48
36:5:3227:A:H2'	36:5:3228:C:H5'	1.96	0.48
86:5:3479:OHX:N6	86:5:3691:OHX:N5	2.62	0.48
36:5:655:C:H2'	36:5:656:A:H8	1.79	0.48
1:6:1695:G:H21	1:6:1706:C:H41	1.61	0.48
1:6:46:A:N1	1:6:432:G:O2'	2.36	0.48
1:6:647:G:H22	1:6:687:G:H1	1.61	0.48
1:6:919:A:H2'	1:6:920:U:C6	2.48	0.48
14:C2:58:LEU:HD23	14:C2:58:LEU:H	2.95	0.48
20:C8:15:LEU:H	20:C8:15:LEU:HD23	1.77	0.48
22:D0:64:LYS:O	31:D9:33:LYS:NZ	3.24	0.48
25:D3:132:LEU:HD23	25:D3:132:LEU:HA	4.09	0.48
28:D6:79:ILE:HA	28:D6:84:VAL:HG11	1.95	0.48
30:D8:26:THR:HB	30:D8:44:VAL:HG22	1.95	0.48
39:L2:174:ARG:HA	79:Q3:69:TYR:CE2	2.59	0.48
41:L4:141:ARG:CZ	41:L4:180:LYS:HD3	2.43	0.48
41:L4:259:ASP:HB3	41:L4:267:VAL:HG11	3.97	0.48
42:L5:235:SER:O	42:L5:239:ILE:HG13	2.14	0.48

Continued on next page...

Continued from previous page...

Atom-1	Atom-2	Interatomic distance (Å)	Clash overlap (Å)
37:3:22:A:H1'	42:L5:272:TYR:CZ	2.48	0.48
41:L4:327:LEU:HA	44:L7:166:ASN:HD21	1.78	0.48
44:L7:92:ILE:HD11	54:M8:4:ASP:HB2	1.95	0.48
48:M1:52:TYR:HA	48:M1:61:ARG:HG3	2.73	0.48
49:M3:91:ARG:NH1	49:M3:97:VAL:HB	2.28	0.48
36:1:743:C:O2	54:M8:141:ARG:HD3	2.14	0.48
63:N7:54:THR:HG22	63:N7:57:HIS:ND1	5.18	0.48
65:N9:32:LEU:O	65:N9:35:VAL:HB	2.14	0.48
71:O5:67:ARG:HG3	71:O5:80:LEU:HD22	3.25	0.48
72:O6:89:GLU:O	72:O6:93:ILE:HG12	2.13	0.48
73:O7:39:TYR:CD2	73:O7:40:PRO:HA	2.48	0.48
3:S1:129:THR:HB	3:S1:180:THR:HA	1.95	0.48
3:S1:130:SER:OG	3:S1:131:ASP:N	2.46	0.48
3:S1:141:ALA:HB1	3:S1:207:LEU:HD23	1.95	0.48
34:SR:232:TYR:OH	34:SR:268:GLN:OE1	4.20	0.48
36:1:1573:G:C2	36:1:1574:C:H1'	2.47	0.48
1:2:1530:C:P	27:D5:95:HIS:HB2	2.54	0.48
1:2:358:U:O4	86:2:1938:OHX:N5	2.47	0.48
36:5:701:G:H2'	36:5:702:C:C6	2.49	0.48
12:C0:69:THR:O	12:C0:73:VAL:HG23	2.14	0.48
14:C2:74:LEU:HD11	33:E1:106:TYR:CD1	2.49	0.48
21:C9:35:ASP:OD2	21:C9:36:ILE:HG23	4.16	0.48
36:1:2988:C:O2	40:L3:266:ARG:NH1	2.46	0.48
42:L5:181:PRO:HD2	42:L5:195:LEU:HD13	2.50	0.48
42:L5:280:GLU:OE2	42:L5:280:GLU:N	3.07	0.48
42:L5:58:LYS:N	42:L5:58:LYS:HD3	2.28	0.48
43:L6:50:LYS:HE2	43:L6:72:ASN:HB2	1.95	0.48
43:L6:52:VAL:HG23	43:L6:67:GLY:HA2	1.94	0.48
46:L9:188:THR:HG23	46:L9:189:GLU:HG2	9.19	0.48
48:M1:148:VAL:O	48:M1:153:LYS:HE3	2.14	0.48
49:M3:6:ASN:O	49:M3:7:LEU:HD23	2.71	0.48
51:M5:112:ASN:HB2	51:M5:138:GLN:NE2	2.28	0.48
57:N1:105:PHE:O	57:N1:109:VAL:HG23	2.38	0.48
63:N7:41:ALA:HB2	63:N7:77:TYR:HE1	1.79	0.48
36:1:1485:G:N2	70:O4:4:ARG:HD2	2.28	0.48
77:Q1:1:MET:HB2	1:6:1783:C:OP2	308.90	0.48
2:S0:9:LEU:HB2	2:S0:54:TRP:CD1	2.48	0.48
3:S1:128:LYS:HE3	3:S1:132:ASP:OD1	2.14	0.48
3:S1:62:LYS:HD2	3:S1:91:VAL:HB	1.96	0.48
4:S2:218:ILE:O	4:S2:221:THR:OG1	2.31	0.48
6:S4:233:LYS:H	6:S4:233:LYS:HD2	1.79	0.48

Continued on next page...

Continued from previous page...

Atom-1	Atom-2	Interatomic distance (Å)	Clash overlap (Å)
7:S5:64:VAL:O	7:S5:65:ARG:HB2	2.14	0.48
11:S9:169:PRO:HB2	11:S9:173:ALA:HB3	2.43	0.48
34:SR:81:LEU:HD11	34:SR:122:ILE:HD13	2.40	0.48
36:1:900:G:H1'	36:1:1589:A:H61	1.78	0.48
36:1:1632:A:H2'	36:1:1633:C:C6	2.48	0.48
36:1:1675:G:H2'	36:1:1676:A:C8	2.49	0.48
36:1:2291:A:H2'	36:1:2292:U:H6	1.78	0.48
36:1:314:U:H2'	36:1:315:C:C6	2.48	0.48
36:1:3270:U:OP2	86:1:3709:OHX:N2	2.47	0.48
36:1:980:A:H2'	36:1:981:U:N1	2.29	0.48
1:2:1474:G:H1	1:2:1533:C:H42	1.61	0.48
1:2:1657:U:H4'	1:2:1658:G:O5'	2.13	0.48
1:2:1752:U:OP2	86:2:1936:OHX:N2	2.47	0.48
1:2:960:U:H1'	15:C3:52:VAL:HG23	1.95	0.48
36:5:1701:C:H2'	36:5:1702:U:O4'	2.14	0.48
36:5:2257:C:H6	36:5:2257:C:O5'	1.97	0.48
36:5:2257:C:H2'	36:5:2258:U:C6	2.48	0.48
36:5:874:U:H5"	36:5:2950:G:OP1	2.14	0.48
36:5:277:G:OP1	86:5:3423:OHX:N4	2.46	0.48
36:5:3376:A:OP2	86:5:3436:OHX:N4	2.47	0.48
28:D6:15:ARG:NH1	1:6:936:G:N7	319.40	0.48
42:L5:270:LYS:HD3	37:7:2:G:H4'	320.62	0.48
12:C0:49:LEU:HB3	12:C0:55:VAL:HG11	1.95	0.48
13:C1:67:ARG:O	13:C1:127:GLN:HB3	2.13	0.48
13:C1:67:ARG:NH2	13:C1:128:CYS:O	2.47	0.48
16:C4:71:CYS:O	16:C4:76:ILE:N	3.01	0.48
17:C5:129:GLY:O	17:C5:130:ARG:HB2	2.82	0.48
19:C7:77:GLU:HG2	19:C7:80:ARG:HH21	7.79	0.48
20:C8:14:ILE:H	20:C8:24:GLY:H	1.61	0.48
22:D0:100:VAL:O	22:D0:104:THR:HG23	2.58	0.48
31:D9:30:LEU:HA	31:D9:39:CYS:HA	2.24	0.48
1:2:1199:G:C5	31:D9:40:ARG:HD3	2.49	0.48
39:L2:113:VAL:HG12	39:L2:134:VAL:HG13	4.08	0.48
39:L2:118:GLU:HG3	39:L2:126:LEU:HD21	2.82	0.48
40:L3:114:VAL:HG22	40:L3:163:HIS:CE1	2.49	0.48
40:L3:209:PHE:HB3	40:L3:282:ILE:HD12	2.03	0.48
40:L3:255:TRP:CD1	36:5:2395:G:H5"	215.97	0.48
40:L3:258:ALA:HB1	36:5:2395:G:H4'	214.40	0.48
41:L4:118:LYS:O	41:L4:122:THR:HG23	2.14	0.48
41:L4:311:HIS:HE1	41:L4:314:LYS:HA	1.75	0.48
46:L9:129:ARG:O	46:L9:132:VAL:HG13	2.16	0.48

Continued on next page...

Continued from previous page...

Atom-1	Atom-2	Interatomic distance (Å)	Clash overlap (Å)
41:L4:301:PRO:C	54:M8:39:ARG:HH12	2.80	0.48
65:N9:36:ASP:OD1	36:5:2738:A:H5'	214.11	0.48
66:O0:17:VAL:CG2	66:O0:100:ILE:HG12	2.44	0.48
67:O1:51:LEU:HD22	67:O1:55:LEU:HD12	1.96	0.48
68:O2:81:ASP:O	68:O2:84:THR:OG1	2.29	0.48
73:O7:58:THR:O	73:O7:61:THR:HG23	2.13	0.48
79:Q3:38:ASP:OD1	79:Q3:45:LYS:HB3	2.13	0.48
5:S3:107:PHE:O	5:S3:111:ASN:HB2	2.14	0.48
9:S7:110:GLN:HB3	9:S7:110:GLN:HE21	4.40	0.48
10:S8:38:ILE:CD1	10:S8:80:GLY:HA2	2.57	0.48
34:SR:79:TYR:HE1	34:SR:100:TYR:HE1	2.90	0.48
36:1:1074:U:O2'	36:1:1075:A:H2'	2.14	0.48
36:1:1103:A:H1'	36:1:1104:G:OP1	2.13	0.48
36:1:1245:A:C3'	36:1:1246:G:H5"	2.44	0.48
36:1:1230:G:H1	36:1:1279:C:H42	1.59	0.48
36:1:1317:A:C2	36:1:1319:G:C5	3.02	0.48
36:1:1560:G:C2'	36:1:1561:G:H5'	2.44	0.48
36:1:420:G:O2'	36:1:2384:A:N3	2.39	0.48
36:1:3:U:H2'	36:1:4:U:O4'	2.13	0.48
36:1:916:G:H5'	36:1:917:A:OP1	2.13	0.48
1:2:1486:G:C6	1:2:1522:U:H5	2.32	0.48
36:5:627:U:H4'	36:5:1399:A:O2'	2.14	0.48
36:5:1770:G:H5'	36:5:1771:C:OP2	2.14	0.48
44:L7:216:VAL:O	86:5:3504:OHX:N6	262.44	0.48
1:6:1228:G:H2'	1:6:1228:G:N3	2.28	0.48
1:6:793:A:C3'	1:6:794:U:H5'	2.41	0.48
38:8:82:U:O2	38:8:87:G:H4'	2.14	0.48
1:2:632:U:OP1	13:C1:102:LYS:HG3	2.13	0.48
15:C3:74:ILE:O	15:C3:78:ASN:ND2	2.92	0.48
20:C8:6:GLN:O	27:D5:42:LEU:HD13	2.14	0.48
32:E0:56:MET:C	32:E0:58:PRO:HD3	2.34	0.48
40:L3:103:THR:HG21	40:L3:147:GLU:OE2	2.60	0.48
46:L9:86:TYR:CD1	46:L9:151:VAL:HG13	2.71	0.48
47:M0:3:ARG:HH21	36:5:2853:A:H5"	292.55	0.48
48:M1:65:ILE:HG22	48:M1:66:ALA:HB2	1.95	0.48
49:M3:43:ALA:HA	49:M3:46:ILE:HB	2.78	0.48
41:L4:112:LYS:HG3	51:M5:202:TYR:HB3	1.96	0.48
53:M7:60:PHE:HZ	53:M7:84:PRO:HG3	1.79	0.48
59:N3:37:ILE:HG12	59:N3:59:MET:O	2.14	0.48
59:N3:43:GLY:HA3	36:5:3041:U:O2'	264.44	0.48
66:O0:73:GLY:O	66:O0:76:GLU:HG2	2.14	0.48

Continued on next page...

Continued from previous page...

Atom-1	Atom-2	Interatomic distance (Å)	Clash overlap (Å)
71:O5:78:LYS:HA	71:O5:81:ARG:CD	2.39	0.48
2:S0:183:ARG:NH2	2:S0:191:ARG:O	2.47	0.48
4:S2:212:LYS:O	4:S2:216:VAL:HG23	2.31	0.48
4:S2:52:THR:HB	4:S2:54:GLU:HG2	1.95	0.48
6:S4:173:ILE:HD13	6:S4:229:GLY:HA2	4.31	0.48
7:S5:177:ILE:HG12	7:S5:180:ARG:NH1	2.77	0.48
9:S7:155:ASP:O	9:S7:186:PRO:HD3	2.14	0.48
9:S7:164:TYR:CE1	9:S7:165:LYS:HG3	2.68	0.48
10:S8:57:ALA:HB2	10:S8:177:GLY:HA2	1.96	0.48
35:SM:58:GLU:OE2	35:SM:62:ARG:HD2	5.85	0.48
36:1:13:A:H5"	36:1:13:A:C8	2.48	0.48
36:1:2508:U:O5'	36:1:2508:U:H6	1.97	0.48
36:1:3159:C:H2'	36:1:3160:U:C6	2.49	0.48
36:1:975:C:H2'	36:1:976:U:C6	2.49	0.48
1:2:1482:C:OP2	1:2:1521:G:N2	2.43	0.48
1:2:455:C:H3'	1:2:456:A:H8	1.79	0.48
37:3:36:C:O2'	37:3:37:G:H5'	2.14	0.48
70:O4:37:LYS:NZ	36:5:1592:G:OP2	158.21	0.48
36:5:1595:U:C2	36:5:1596:C:C5	3.02	0.48
36:5:169:U:H4'	36:5:170:G:OP1	2.13	0.48
36:5:408:A:N6	38:8:15:G:H1'	2.29	0.48
36:5:928:C:H2'	36:5:929:A:C8	2.49	0.48
36:5:929:A:H2'	36:5:930:U:C6	2.49	0.48
1:6:151:G:H1	1:6:163:G:H1	1.62	0.48
77:Q1:2:ARG:HD2	1:6:1773:C:OP2	309.51	0.48
1:6:769:A:OP1	86:6:1991:OHX:N4	2.46	0.48
16:C4:25:ASP:N	16:C4:55:SER:HB3	2.29	0.48
16:C4:50:ALA:C	16:C4:52:ARG:H	2.36	0.48
17:C5:100:LYS:HG3	17:C5:101:ALA:N	3.47	0.48
21:C9:49:ASP:OD1	21:C9:53:TRP:N	2.47	0.48
42:L5:58:LYS:HA	42:L5:93:THR:HB	1.95	0.48
46:L9:166:ARG:HD2	46:L9:168:ARG:NH1	12.99	0.48
49:M3:131:LYS:NZ	49:M3:131:LYS:HB3	2.29	0.48
59:N3:54:LEU:HD23	59:N3:121:GLU:HB2	1.96	0.48
63:N7:76:ASN:OD1	63:N7:78:ASN:N	3.29	0.48
66:O0:40:LYS:HB3	66:O0:101:LEU:HD11	1.96	0.48
76:Q0:92:ASP:O	76:Q0:105:PRO:HG3	2.14	0.48
4:S2:140:ARG:HG2	4:S2:155:ALA:HB2	1.95	0.48
5:S3:44:THR:HG23	5:S3:45:LYS:N	4.88	0.48
10:S8:49:ARG:HH22	1:6:399:A:P	314.03	0.48
11:S9:163:PRO:HB3	11:S9:169:PRO:HA	2.70	0.48

Continued on next page...

Continued from previous page...

Atom-1	Atom-2	Interatomic distance (Å)	Clash overlap (Å)
35:SM:64:LYS:H	35:SM:64:LYS:HD3	1.79	0.48
34:SR:23:LEU:HD11	34:SR:304:GLY:H	2.76	0.48
36:1:2443:A:N3	36:1:2444:C:H5"	2.28	0.47
36:1:2808:A:O2'	36:1:2969:A:OP1	2.22	0.47
36:1:3124:G:N2	36:1:3125:U:H1'	2.29	0.47
36:1:597:G:H2'	36:1:598:A:H8	1.79	0.47
36:1:898:U:H2'	36:1:899:U:O4'	2.14	0.47
1:2:1291:G:H22	1:2:1324:G:N2	2.10	0.47
1:2:1679:G:N7	86:2:1983:OHX:N5	2.62	0.47
1:2:269:G:C6	1:2:287:G:C6	3.02	0.47
1:2:788:A:H3'	6:S4:108:ARG:NH2	2.29	0.47
36:5:2413:A:H2'	36:5:2414:G:C8	2.49	0.47
36:5:1201:C:OP1	86:5:3719:OHX:N1	2.47	0.47
36:5:406:G:H1'	38:8:16:G:N2	2.29	0.47
49:M3:18:TRP:NE1	36:5:799:G:O2'	134.60	0.47
1:6:1257:U:O2'	1:6:1258:U:O4'	2.32	0.47
1:6:1201:G:H22	1:6:1600:A:H5'	1.78	0.47
1:6:867:G:O6	86:6:1913:OHX:N1	2.46	0.47
12:C0:23:ALA:O	12:C0:24:LYS:HB3	4.59	0.47
12:C0:8:ARG:HD2	12:C0:12:HIS:HE1	1.77	0.47
17:C5:126:VAL:CG1	35:SM:71:ASN:HD21	2.27	0.47
17:C5:57:MET:HA	17:C5:60:LEU:HB3	1.95	0.47
18:C6:115:THR:HB	18:C6:118:ILE:O	2.14	0.47
18:C6:126:PRO:O	18:C6:128:LYS:NZ	2.41	0.47
18:C6:95:LYS:HE3	18:C6:96:TYR:CZ	2.61	0.47
23:D1:73:ALA:HB1	23:D1:78:LEU:HG	1.95	0.47
42:L5:208:MET:HB2	42:L5:233:ALA:HB2	1.96	0.47
44:L7:40:LYS:HE2	44:L7:170:GLU:OE1	3.25	0.47
44:L7:98:LYS:HB3	44:L7:99:PRO:HD3	2.75	0.47
45:L8:163:VAL:O	45:L8:166:LEU:HB2	2.62	0.47
47:M0:127:ALA:O	47:M0:129:VAL:HG23	3.23	0.47
51:M5:39:ALA:HB3	51:M5:61:ILE:HG22	1.97	0.47
52:M6:10:ASP:OD2	52:M6:37:ARG:NH2	3.02	0.47
56:N0:155:ARG:HD3	56:N0:172:TYR:CD1	2.50	0.47
63:N7:73:LYS:HB3	63:N7:75:VAL:HG22	1.95	0.47
68:O2:74:PHE:HB3	68:O2:85:LEU:HD11	2.55	0.47
2:S0:185:ARG:H	23:D1:45:ALA:H	1.96	0.47
5:S3:142:LEU:HD23	5:S3:148:LYS:HB2	5.31	0.47
1:2:767:U:H5	11:S9:142:ASN:H	1.62	0.47
34:SR:248:ASN:ND2	34:SR:298:GLY:HA3	2.99	0.47
36:1:3087:A:OP1	86:1:3701:OHX:N6	2.48	0.47

Continued on next page...

Continued from previous page...

Atom-1	Atom-2	Interatomic distance (Å)	Clash overlap (Å)
36:1:656:A:H2'	36:1:657:A:C8	2.49	0.47
1:2:1580:C:H2'	1:2:1581:C:C6	2.49	0.47
1:2:717:C:H2'	1:2:718:U:H5"	1.95	0.47
37:3:44:C:OP2	48:M1:137:ARG:NH2	2.41	0.47
36:5:2111:G:H4'	36:5:2112:U:OP2	2.14	0.47
36:5:2997:G:N7	86:5:3678:OHX:N3	2.62	0.47
36:5:1947:G:O6	86:5:3681:OHX:N3	2.47	0.47
1:6:491:C:H42	1:6:497:G:H21	1.61	0.47
1:6:542:A:H1'	1:6:543:C:OP1	2.14	0.47
1:6:655:G:H2'	1:6:656:G:C8	2.48	0.47
12:C0:29:GLN:HB3	12:C0:39:ASN:HB3	2.98	0.47
1:2:868:G:OP1	15:C3:121:ARG:NH1	2.48	0.47
19:C7:44:LYS:HG2	19:C7:48:ASN:HD21	1.78	0.47
22:D0:61:LYS:HG3	22:D0:86:ILE:HB	1.95	0.47
26:D4:84:LYS:HD2	26:D4:85:PHE:CZ	2.49	0.47
29:D7:29:ARG:HG3	29:D7:29:ARG:HH11	1.79	0.47
40:L3:161:LEU:HD22	40:L3:178:LEU:HD11	1.96	0.47
40:L3:313:HIS:O	40:L3:333:LYS:HE3	3.72	0.47
41:L4:233:LEU:HA	41:L4:233:LEU:HD23	2.01	0.47
41:L4:315:LYS:HB2	41:L4:323:VAL:HG21	1.97	0.47
43:L6:109:GLU:H	43:L6:109:GLU:CD	4.63	0.47
46:L9:103:ILE:HG13	46:L9:136:PHE:CE2	2.48	0.47
48:M1:35:LYS:HB3	48:M1:120:ILE:HD11	1.95	0.47
64:N8:74:ASN:CB	64:N8:115:LYS:HB2	2.43	0.47
64:N8:14:HIS:HA	68:O2:36:LYS:HD2	3.44	0.47
3:S1:48:VAL:HG13	3:S1:61:LEU:HD21	1.97	0.47
5:S3:136:VAL:O	5:S3:152:PHE:N	2.45	0.47
6:S4:185:GLY:HA2	6:S4:189:LEU:HD22	3.59	0.47
6:S4:211:LYS:HA	6:S4:216:ASN:O	2.33	0.47
34:SR:161:LYS:C	34:SR:163:ASP:N	3.55	0.47
36:1:1509:A:O2'	36:1:1510:G:H5'	2.15	0.47
36:1:2510:U:O2'	36:1:2511:A:H5"	2.14	0.47
36:1:2916:U:O3'	59:N3:46:LEU:HA	2.13	0.47
1:2:1277:G:H2'	1:2:1278:G:O4'	2.15	0.47
1:2:1553:G:O2'	31:D9:14:TYR:OH	2.26	0.47
1:2:158:U:O2'	1:2:160:C:OP2	2.20	0.47
1:2:293:U:OP1	86:2:2003:OHX:N2	2.47	0.47
1:2:576:G:H4'	1:2:580:A:C4	2.48	0.47
1:2:646:C:H2'	1:2:647:G:C8	2.49	0.47
1:2:740:A:H2'	1:2:741:C:H5"	1.95	0.47
38:4:69:U:OP2	73:O7:88:ALA:HB3	2.14	0.47

Continued on next page...

Continued from previous page...

Atom-1	Atom-2	Interatomic distance (Å)	Clash overlap (Å)
68:O2:59:SER:OG	36:5:1405:U:OP2	184.99	0.47
36:5:2396:G:OP1	36:5:2397:A:H4'	2.13	0.47
36:5:26:A:N3	36:5:328:U:O2'	2.41	0.47
36:5:3218:A:H5"	36:5:3219:G:C5	2.49	0.47
36:5:343:U:O2	36:5:1439:U:H1'	2.14	0.47
36:5:1013:G:O6	86:5:3604:OHX:N3	2.47	0.47
1:6:1614:A:C6	1:6:1615:C:N4	2.82	0.47
1:6:1650:U:H2'	1:6:1651:A:C8	2.48	0.47
1:6:320:U:H2'	1:6:321:C:H2'	1.97	0.47
1:6:694:U:H3'	1:6:695:U:O2	2.14	0.47
55:M9:172:ARG:NH1	1:6:852:C:OP1	321.06	0.47
1:6:882:U:H2'	1:6:883:C:H6	1.78	0.47
37:7:3:U:H2'	37:7:4:U:H6	1.79	0.47
38:8:65:A:H2'	38:8:66:A:O4'	2.13	0.47
17:C5:16:SER:HA	17:C5:20:VAL:O	2.14	0.47
1:2:1192:C:H5'	18:C6:142:TYR:HA	1.96	0.47
20:C8:54:LEU:H	20:C8:54:LEU:HD12	3.61	0.47
28:D6:41:ILE:HG12	28:D6:41:ILE:O	2.13	0.47
30:D8:64:ARG:HD2	30:D8:64:ARG:HA	1.68	0.47
39:L2:243:THR:OG1	36:5:2244:A:H5"	227.72	0.47
41:L4:26:PHE:HA	41:L4:127:ALA:HA	1.96	0.47
42:L5:146:LEU:HB3	36:5:2746:A:H2	258.58	0.47
42:L5:21:ARG:O	42:L5:25:GLU:HG3	2.15	0.47
48:M1:16:LYS:HG2	48:M1:130:VAL:HG13	5.05	0.47
36:1:1313:G:O3'	52:M6:17:GLY:HA3	2.15	0.47
50:M4:123:LEU:HD23	52:M6:190:VAL:HG13	2.66	0.47
52:M6:54:TYR:CE2	52:M6:58:LEU:HD22	2.49	0.47
36:1:744:A:H4'	54:M8:142:GLY:O	2.14	0.47
54:M8:150:VAL:HA	54:M8:153:PHE:CD1	2.49	0.47
69:O3:86:ARG:O	86:O3:201:OHX:N1	2.46	0.47
5:S3:141:LYS:HD3	5:S3:179:GLN:HG3	1.95	0.47
36:1:2403:G:H21	36:1:2404:A:H62	1.62	0.47
36:1:785:G:OP2	54:M8:66:ARG:NH1	2.47	0.47
1:2:1274:C:H4'	1:2:1275:A:O5'	2.15	0.47
37:3:27:A:OP2	42:L5:57:ASN:N	2.31	0.47
47:M0:22:TYR:CZ	36:5:1048:A:H2'	267.03	0.47
36:5:1110:U:H2'	36:5:1111:U:C6	2.48	0.47
55:M9:128:LYS:HE3	36:5:1721:U:O4	233.90	0.47
55:M9:143:ILE:HD12	36:5:2093:A:P	250.77	0.47
64:N8:8:THR:HG21	36:5:662:U:OP1	149.41	0.47
36:5:92:G:OP2	36:5:93:C:H5"	2.14	0.47

Continued on next page...

Continued from previous page...

Atom-1	Atom-2	Interatomic distance (Å)	Clash overlap (Å)
1:6:1133:A:H2'	1:6:1134:C:O4'	2.15	0.47
1:6:1339:C:O2'	1:6:1341:A:N7	2.46	0.47
1:6:1699:G:C2	1:6:1701:A:H5"	2.49	0.47
1:6:180:A:H2'	1:6:181:A:O4'	2.14	0.47
37:7:3:U:H2'	37:7:4:U:C6	2.49	0.47
29:D7:61:THR:O	29:D7:62:ILE:HB	2.30	0.47
31:D9:5:ASN:OD1	31:D9:7:TRP:NE1	2.46	0.47
39:L2:3:ARG:HG2	39:L2:4:VAL:N	2.89	0.47
42:L5:36:LEU:HD23	36:5:2748:A:H1'	252.84	0.47
36:1:388:G:H4'	53:M7:18:ARG:O	2.14	0.47
61:N5:68:THR:HG21	71:O5:36:LEU:HD11	2.29	0.47
70:O4:106:LYS:O	70:O4:110:GLU:HB2	3.20	0.47
74:O8:10:GLN:HA	74:O8:13:GLU:OE1	2.14	0.47
77:Q1:21:ARG:HD2	1:6:1653:C:O3'	283.11	0.47
78:Q2:60:LYS:HE3	36:5:2803:A:OP1	199.85	0.47
36:1:1925:U:O2	79:Q3:19:GLY:HA2	2.14	0.47
2:S0:147:THR:O	2:S0:161:PRO:HA	2.44	0.47
5:S3:116:ARG:O	5:S3:120:TYR:HB2	2.13	0.47
5:S3:79:TYR:CD1	5:S3:84:ILE:HB	2.49	0.47
6:S4:126:VAL:HG22	6:S4:156:VAL:HA	2.11	0.47
7:S5:127:GLN:O	7:S5:128:ASN:C	2.53	0.47
7:S5:146:THR:HG22	7:S5:157:ARG:HB3	2.45	0.47
7:S5:62:VAL:HG13	7:S5:89:ILE:HG21	1.96	0.47
9:S7:116:ARG:HD3	9:S7:116:ARG:HA	4.19	0.47
9:S7:21:ALA:O	9:S7:25:VAL:HG23	2.34	0.47
36:1:1080:A:OP2	42:L5:140:ARG:NH2	2.48	0.47
36:1:1141:C:O2'	36:1:1153:A:N3	2.44	0.47
36:1:2259:A:OP2	86:1:3471:OHX:N2	2.47	0.47
36:1:437:G:H2'	36:1:438:A:C8	2.49	0.47
1:2:1200:G:H4'	1:2:1201:G:C5'	2.45	0.47
1:2:1534:G:O6	27:D5:77:ARG:NH2	2.47	0.47
1:2:702:G:C6	1:2:737:A:N6	2.83	0.47
38:4:143:U:H2'	38:4:144:G:O4'	2.14	0.47
38:4:25:G:N7	62:N6:13:ARG:NH2	2.62	0.47
38:4:5:U:H2'	38:4:6:U:O4'	2.15	0.47
36:5:2537:U:O2'	36:5:2538:U:O5'	2.31	0.47
1:6:1151:A:O3'	1:6:1766:A:N6	2.47	0.47
1:6:363:G:OP1	86:6:1966:OHX:N1	2.48	0.47
1:6:486:G:H4'	1:6:486:G:OP1	2.14	0.47
12:C0:38:LYS:HB2	12:C0:41:TYR:CD1	2.49	0.47
15:C3:55:ARG:NH1	15:C3:56:ASP:OD2	2.48	0.47

Continued on next page...

Continued from previous page...

Atom-1	Atom-2	Interatomic distance (Å)	Clash overlap (Å)
21:C9:61:VAL:HG11	21:C9:105:LEU:HD21	2.93	0.47
31:D9:36:LEU:HD12	31:D9:38:ILE:HG13	1.97	0.47
40:L3:292:ALA:HB1	40:L3:295:ALA:HB3	2.21	0.47
45:L8:36:ILE:O	45:L8:38:GLN:N	2.48	0.47
48:M1:37:LEU:HD13	48:M1:69:VAL:HG12	2.80	0.47
48:M1:9:MET:HG2	37:7:55:A:C4	325.52	0.47
54:M8:170:ARG:HA	54:M8:174:ARG:HD2	2.01	0.47
56:N0:13:ARG:O	56:N0:22:PRO:HG2	2.15	0.47
59:N3:13:ILE:HG13	59:N3:85:TRP:CG	5.59	0.47
66:O0:45:ALA:O	66:O0:48:THR:HG22	2.15	0.47
78:Q2:73:GLU:OE1	78:Q2:80:ARG:NH1	4.42	0.47
2:S0:74:VAL:HG12	2:S0:76:ILE:HG13	1.97	0.47
3:S1:59:ASP:HA	3:S1:62:LYS:NZ	2.29	0.47
6:S4:37:LYS:HB2	6:S4:40:GLU:HG2	1.97	0.47
6:S4:45:ILE:HB	6:S4:80:THR:HG23	2.83	0.47
36:1:1038:C:H4'	42:L5:5:LYS:NZ	2.30	0.47
36:1:65:A:H3'	36:1:111:C:N4	2.29	0.47
36:1:1940:G:H2'	36:1:1941:C:O4'	2.15	0.47
36:1:255:A:H2'	36:1:256:G:C8	2.49	0.47
36:1:2623:G:C5	36:1:2624:G:C5	3.02	0.47
36:1:3033:A:H2'	36:1:3034:C:C6	2.50	0.47
36:1:408:A:OP1	86:1:3592:OHX:N3	2.48	0.47
36:1:619:A:H5"	36:1:620:U:OP1	2.14	0.47
36:1:853:G:N7	79:Q3:2:ALA:HB2	2.30	0.47
36:1:905:U:O2'	36:1:910:G:O3'	2.29	0.47
1:2:1765:A:H8	1:2:1768:G:H22	1.62	0.47
1:2:542:A:H2'	1:2:543:C:H3'	1.96	0.47
38:4:82:U:H5'	38:4:82:U:H6	1.78	0.47
70:O4:12:PRO:HG3	36:5:1489:A:O4'	143.03	0.47
63:N7:69:LYS:NZ	36:5:1633:C:OP2	193.38	0.47
36:5:2922:G:H5"	36:5:2923:U:OP2	2.14	0.47
36:5:239:G:O6	86:5:3632:OHX:N6	2.48	0.47
68:O2:27:ARG:HB3	36:5:655:C:OP1	161.57	0.47
1:6:1508:U:H2'	1:6:1509:C:C6	2.49	0.47
6:S4:10:LYS:HD3	1:6:381:C:H5"	358.01	0.47
1:6:219:A:H2'	1:6:831:U:O2	2.15	0.47
1:6:871:G:H2'	1:6:872:G:C8	2.50	0.47
35:SM:25:ILE:HG12	37:7:39:C:H5'	289.43	0.47
38:8:70:G:O6	86:8:204:OHX:N1	2.48	0.47
13:C1:27:THR:HG22	13:C1:28:SER:H	3.92	0.47
20:C8:140:THR:HA	20:C8:143:ARG:NH1	2.74	0.47

Continued on next page...

Continued from previous page...

Atom-1	Atom-2	Interatomic distance (Å)	Clash overlap (Å)
39:L2:147:ARG:HA	39:L2:157:VAL:HA	2.50	0.47
39:L2:221:LYS:O	36:5:2245:C:H4'	217.92	0.47
40:L3:347:SER:O	40:L3:348:ARG:HB3	2.18	0.47
36:1:2746:A:C6	42:L5:148:ILE:HD12	2.50	0.47
42:L5:148:ILE:HG12	42:L5:159:VAL:HG21	1.97	0.47
42:L5:254:LYS:HD2	42:L5:255:PRO:O	4.98	0.47
42:L5:38:THR:O	42:L5:48:LYS:HE3	4.50	0.47
43:L6:53:VAL:H	43:L6:67:GLY:HA2	3.88	0.47
45:L8:166:LEU:HA	45:L8:166:LEU:HD23	1.97	0.47
48:M1:80:LEU:HD22	48:M1:84:LEU:HG	1.96	0.47
66:O0:57:GLU:OE1	66:O0:69:TYR:OH	2.26	0.47
71:O5:7:TYR:CE1	71:O5:8:GLU:HG3	2.50	0.47
2:S0:76:ILE:HG12	2:S0:98:ILE:HB	2.08	0.47
4:S2:130:ILE:O	4:S2:134:LEU:HD22	2.14	0.47
4:S2:206:THR:HG21	1:6:14:C:OP2	374.53	0.47
5:S3:28:GLU:OE1	5:S3:65:ARG:NH1	2.47	0.47
10:S8:36:THR:HG23	10:S8:96:LEU:O	2.15	0.47
35:SM:43:ASP:HA	35:SM:44:PRO:HD3	2.54	0.47
36:1:20:A:OP2	71:O5:90:ARG:NH1	2.48	0.47
36:1:2320:A:C2	79:Q3:16:VAL:HG13	2.50	0.47
36:1:2970:C:H4'	36:1:2971:A:C2	2.50	0.47
36:1:792:G:H2'	36:1:793:C:C6	2.49	0.47
1:2:1459:C:OP2	20:C8:138:THR:OG1	2.32	0.47
1:2:1695:G:H21	1:2:1706:C:N4	2.11	0.47
36:5:1238:C:H2'	36:5:1239:C:O4'	2.15	0.47
36:5:1302:A:N7	36:5:2857:C:O2'	2.45	0.47
36:5:1700:G:H2'	36:5:1701:C:C6	2.50	0.47
36:5:2605:G:N7	86:5:3518:OHX:N1	2.63	0.47
36:5:3275:U:H4'	36:5:3276:G:OP2	2.09	0.47
36:5:3278:C:O2'	36:5:3279:A:OP2	2.28	0.47
36:5:374:A:N3	36:5:376:G:H5"	2.30	0.47
36:5:816:A:H5"	36:5:920:A:H62	1.79	0.47
1:6:1405:G:H2'	1:6:1406:A:C8	2.49	0.47
1:6:1606:C:H2'	1:6:1607:G:C8	2.50	0.47
1:6:1:U:O2	1:6:1:U:H2'	2.14	0.47
11:S9:17:ARG:NH1	1:6:4:C:O2'	387.80	0.47
17:C5:130:ARG:NH2	35:SM:65:THR:O	3.20	0.47
17:C5:22:LEU:HA	17:C5:25:LEU:HB2	3.09	0.47
17:C5:71:GLU:HG2	17:C5:72:LYS:H	1.80	0.47
18:C6:83:GLN:HG3	18:C6:116:LEU:O	2.14	0.47
20:C8:143:ARG:C	20:C8:145:ARG:H	3.93	0.47

Continued on next page...

Continued from previous page...

Atom-1	Atom-2	Interatomic distance (Å)	Clash overlap (Å)
27:D5:37:GLN:O	27:D5:38:HIS:HB3	2.14	0.47
28:D6:10:ARG:HH12	28:D6:36:ILE:HG13	4.44	0.47
40:L3:187:SER:HB3	40:L3:190:GLU:OE1	2.13	0.47
40:L3:21:ARG:HG3	36:5:2991:A:OP1	209.83	0.47
41:L4:361:HIS:CG	41:L4:362:ASP:N	2.97	0.47
42:L5:185:PHE:HD2	42:L5:185:PHE:H	4.78	0.47
44:L7:88:ARG:CZ	44:L7:103:LEU:HD13	2.44	0.47
47:M0:208:ASN:HA	47:M0:211:ARG:HD2	2.34	0.47
48:M1:13:LYS:O	48:M1:131:MET:HE3	2.14	0.47
51:M5:123:GLN:HG2	51:M5:123:GLN:O	2.15	0.47
52:M6:124:LEU:HA	52:M6:124:LEU:HD12	1.82	0.47
36:1:2790:A:OP2	54:M8:181:SER:HB3	2.15	0.47
36:1:1722:U:OP1	55:M9:100:ARG:NH1	2.48	0.47
36:1:534:U:O2	56:N0:146:LYS:HA	2.15	0.47
56:N0:155:ARG:NH1	36:5:3206:C:O2	309.93	0.47
71:O5:86:ARG:HG3	71:O5:90:ARG:NH2	2.59	0.47
73:O7:19:CYS:HB2	73:O7:27:PHE:HB2	2.58	0.47
76:Q0:98:LYS:HD2	76:Q0:118:THR:HG21	1.96	0.47
36:1:1155:C:O2'	36:1:1197:A:N1	2.38	0.47
36:1:1478:C:H2'	36:1:1479:U:C6	2.50	0.47
36:1:2534:G:H2'	36:1:2535:A:C8	2.49	0.47
36:1:2562:A:OP2	63:N7:56:LYS:NZ	2.48	0.47
36:1:2765:C:O3'	78:Q2:39:GLY:HA3	2.14	0.47
36:1:3356:G:H2'	36:1:3357:U:C6	2.50	0.47
1:2:1156:C:C2'	1:2:1157:A:H5'	2.45	0.47
1:2:12:U:H2'	1:2:13:C:C6	2.49	0.47
1:2:224:C:H2'	1:2:225:A:C8	2.49	0.47
1:2:579:A:C2	5:S3:143:ARG:HG3	2.50	0.47
1:2:868:G:O6	86:2:1910:OHX:N2	2.48	0.47
36:5:1746:U:H2'	36:5:1747:G:H8	1.79	0.47
1:6:1334:U:H2'	1:6:1335:U:O4'	2.15	0.47
18:C6:12:LYS:HD3	18:C6:17:THR:HG22	1.96	0.47
19:C7:71:PHE:CD1	19:C7:73:LEU:HB3	2.48	0.47
23:D1:5:LYS:O	23:D1:5:LYS:HG2	2.88	0.47
33:E1:130:VAL:HG11	33:E1:143:LYS:HG2	1.97	0.47
39:L2:137:ILE:HG12	39:L2:147:ARG:HG3	4.34	0.47
36:1:2941:A:N7	40:L3:255:TRP:CE2	2.83	0.47
45:L8:36:ILE:HG22	45:L8:37:GLY:N	2.23	0.47
46:L9:7:GLU:HA	46:L9:68:LEU:HD11	2.17	0.47
46:L9:92:TYR:CD1	46:L9:92:TYR:N	2.82	0.47
49:M3:189:GLU:O	49:M3:192:GLU:HG2	2.14	0.47

Continued on next page...

Continued from previous page...

Atom-1	Atom-2	Interatomic distance (Å)	Clash overlap (Å)
53:M7:59:PRO:HG3	53:M7:76:PHE:CG	2.59	0.47
54:M8:42:ALA:HB2	54:M8:133:LYS:HG2	3.46	0.47
56:N0:12:ARG:HG2	56:N0:24:LEU:HD23	1.97	0.47
57:N1:73:GLY:HA2	57:N1:89:LEU:O	2.24	0.47
67:O1:83:GLU:OE2	86:O1:201:OHX:N4	2.47	0.47
2:S0:163:ASN:HD21	2:S0:165:ARG:HG3	1.79	0.47
5:S3:168:ILE:HG22	5:S3:189:MET:HA	2.31	0.47
6:S4:124:GLY:O	6:S4:160:VAL:N	2.47	0.47
6:S4:195:ILE:HG22	6:S4:196:VAL:N	3.21	0.47
6:S4:157:ASN:OD1	6:S4:222:LEU:HD11	4.36	0.47
8:S6:98:ARG:HD3	8:S6:99:GLY:N	2.29	0.47
11:S9:149:ARG:HD2	1:6:765:G:N7	426.79	0.47
35:SM:61:ILE:HG13	35:SM:61:ILE:H	1.57	0.47
34:SR:280:GLY:O	86:SR:401:OHX:N5	2.48	0.47
36:1:2503:G:HO2'	36:1:2504:U:H5	1.62	0.47
36:1:2723:U:H2'	36:1:2724:U:C6	2.50	0.47
36:1:2818:U:C6	36:1:2818:U:H5'	2.47	0.47
36:1:3136:G:OP2	86:1:3631:OHX:N6	2.47	0.47
36:1:3309:G:N3	36:1:3309:G:H5"	2.30	0.47
36:1:997:A:H2'	36:1:998:A:O4'	2.15	0.47
1:2:1767:G:OP2	1:2:1770:U:O2'	2.26	0.47
1:2:30:G:H2'	1:2:31:C:C6	2.49	0.47
36:5:3330:A:H8	36:5:3330:A:H5"	1.79	0.47
11:S9:19:TYR:O	1:6:555:A:H5'	400.26	0.47
12:C0:44:LYS:NZ	12:C0:47:GLN:OE1	2.36	0.47
18:C6:40:GLU:HA	18:C6:42:GLU:N	2.29	0.47
28:D6:41:ILE:HD13	28:D6:41:ILE:H	1.80	0.47
40:L3:292:ALA:HA	40:L3:303:LYS:H	1.78	0.47
44:L7:116:PHE:HB2	44:L7:199:ASN:OD1	2.61	0.47
54:M8:57:ILE:HD11	54:M8:147:ARG:NH2	2.30	0.47
55:M9:141:HIS:O	55:M9:145:ALA:N	2.45	0.47
55:M9:180:LYS:HA	55:M9:183:ALA:HB3	1.95	0.47
58:N2:33:TYR:CE2	58:N2:63:VAL:HG21	2.50	0.47
62:N6:57:LEU:HB3	62:N6:105:VAL:HG12	2.69	0.47
67:O1:46:THR:HG23	67:O1:47:ASP:N	3.45	0.47
70:O4:8:ARG:NH2	70:O4:31:ARG:HD2	2.90	0.47
71:O5:66:VAL:HG12	71:O5:80:LEU:HD11	3.11	0.47
2:S0:179:ARG:HD3	2:S0:183:ARG:HD2	1.97	0.47
2:S0:9:LEU:HD23	2:S0:54:TRP:CD2	2.50	0.47
3:S1:117:TRP:HE1	3:S1:152:ARG:CZ	2.27	0.47
3:S1:149:GLN:HE22	3:S1:154:SER:HB2	1.80	0.47

Continued on next page...

Continued from previous page...

Atom-1	Atom-2	Interatomic distance (Å)	Clash overlap (Å)
6:S4:79:ASP:OD1	6:S4:82:TYR:N	2.48	0.47
11:S9:149:ARG:HH11	11:S9:149:ARG:HG3	4.44	0.47
36:1:180:C:H2'	36:1:181:U:H6	1.80	0.47
36:1:2263:C:OP1	86:1:3523:OHX:N1	2.48	0.47
36:1:2726:C:O2'	36:1:2727:A:H2'	2.15	0.47
36:1:3153:U:H3	36:1:3293:U:H3	1.62	0.47
36:1:975:C:H2'	36:1:976:U:H6	1.79	0.47
1:2:1192:C:O2'	18:C6:140:LYS:NZ	2.43	0.47
1:2:1341:A:OP1	34:SR:63:GLY:HA2	2.14	0.47
1:2:1586:A:H2'	1:2:1587:A:O4'	2.13	0.47
1:2:61:A:H8	1:2:269:G:HO2'	1.61	0.47
1:2:276:C:O2'	1:2:277:U:H5"	2.15	0.47
1:2:499:U:O2'	1:2:500:C:H5"	2.14	0.47
1:2:708:C:C2	1:2:709:C:H5	2.33	0.47
1:2:755:A:H2'	1:2:756:A:H8	1.80	0.47
38:4:10:A:H2'	38:4:11:C:C6	2.50	0.47
36:5:1352:A:H1'	36:5:1353:U:O5'	2.15	0.47
36:5:1494:U:H4'	36:5:1495:U:O5'	2.13	0.47
36:5:1655:G:H8	36:5:1655:G:H5'	1.79	0.47
36:5:2520:A:H2'	36:5:2521:U:C6	2.50	0.47
36:5:2856:G:H2'	36:5:2857:C:C6	2.50	0.47
36:5:3084:C:H2'	36:5:3085:G:O4'	2.15	0.47
36:5:3170:A:C2'	36:5:3171:U:H5'	2.45	0.47
36:5:707:U:H2'	36:5:708:G:H5"	1.96	0.47
1:6:333:A:C6	1:6:334:G:C6	3.03	0.47
1:6:42:G:N7	86:6:1919:OHX:N5	2.63	0.47
28:D6:50:VAL:HA	28:D6:53:LEU:HB2	2.79	0.47
42:L5:155:THR:HA	42:L5:179:ARG:HA	1.97	0.47
42:L5:259:LYS:O	42:L5:260:PHE:HB2	2.15	0.47
43:L6:136:GLU:O	43:L6:140:VAL:HG23	2.15	0.47
44:L7:25:GLN:HG2	44:L7:29:GLU:HB2	1.97	0.47
36:1:519:A:O5'	44:L7:70:LYS:NZ	2.48	0.47
45:L8:65:LEU:HD12	51:M5:25:VAL:HG13	2.34	0.47
49:M3:58:VAL:CG1	36:5:75:G:H5"	87.33	0.47
53:M7:122:ALA:HB3	53:M7:143:PRO:HG2	1.96	0.47
55:M9:130:ASN:O	55:M9:132:PHE:N	2.48	0.47
56:N0:123:ILE:O	57:N1:153:PRO:HG2	2.15	0.47
71:O5:4:VAL:HG11	71:O5:9:LEU:HD11	1.97	0.47
73:O7:50:GLY:O	73:O7:53:ALA:N	2.73	0.47
77:Q1:16:LYS:O	77:Q1:20:VAL:HG23	2.83	0.47
79:Q3:35:ALA:HB3	79:Q3:37:TYR:CE2	3.61	0.47

Continued on next page...

Continued from previous page...

Atom-1	Atom-2	Interatomic distance (Å)	Clash overlap (Å)
3:S1:171:ILE:HA	3:S1:174:LYS:HE3	1.96	0.47
4:S2:115:ILE:HD11	4:S2:212:LYS:HD2	3.47	0.47
6:S4:98:ASN:ND2	6:S4:116:ASP:OD1	2.73	0.47
9:S7:138:LYS:HB3	24:D2:54:ASP:HB3	4.20	0.47
9:S7:74:GLN:NE2	9:S7:92:PHE:HB2	2.25	0.47
9:S7:91:ILE:HD12	9:S7:91:ILE:HA	1.80	0.47
10:S8:147:ALA:C	10:S8:149:SER:H	2.30	0.47
10:S8:84:HIS:NE2	10:S8:90:LEU:HD13	2.69	0.47
34:SR:93:ASP:HB2	34:SR:100:TYR:CE1	2.50	0.47
36:1:119:U:C2	45:L8:138:HIS:CE1	3.03	0.47
36:1:1571:A:H2'	36:1:1572:U:O4'	2.15	0.47
36:1:2192:C:O2'	36:1:2312:A:N1	2.43	0.47
36:1:667:C:O2'	49:M3:8:PRO:HG3	2.14	0.47
1:2:1433:G:C8	31:D9:41:GLN:HG2	2.50	0.47
1:2:195:G:H2'	1:2:196:G:H5'	1.97	0.47
1:2:7:G:O6	4:S2:205:ARG:NH2	2.49	0.47
36:5:1239:C:H3'	36:5:1240:A:C8	2.50	0.47
36:5:3237:U:H2'	36:5:3238:G:O4'	2.15	0.47
50:M4:77:ARG:NH1	36:5:562:C:OP2	345.59	0.47
1:6:277:U:O2'	1:6:278:U:OP1	2.30	0.47
1:6:660:G:H2'	1:6:661:A:H4'	1.97	0.47
41:L4:193:LYS:NZ	38:8:21:C:OP1	108.94	0.47
14:C2:57:ALA:O	14:C2:85:LYS:HE3	3.52	0.47
19:C7:18:GLU:HG3	19:C7:69:ILE:HG22	1.97	0.47
25:D3:59:ILE:HB	25:D3:69:ARG:HB2	1.97	0.47
26:D4:27:VAL:HG11	26:D4:35:VAL:CG2	2.44	0.47
28:D6:9:GLY:O	28:D6:10:ARG:HG3	2.15	0.47
39:L2:68:LYS:CD	39:L2:70:ARG:HH21	3.37	0.47
44:L7:25:GLN:HA	44:L7:29:GLU:H	1.80	0.47
45:L8:190:VAL:HG13	45:L8:192:GLN:HG2	1.97	0.47
47:M0:48:LEU:O	47:M0:139:ARG:HA	2.30	0.47
47:M0:66:GLU:CD	47:M0:69:ARG:HH21	2.18	0.47
49:M3:47:ALA:CB	49:M3:48:PRO:HD2	2.54	0.47
54:M8:144:ARG:HH22	36:5:976:U:P	176.00	0.47
59:N3:120:LYS:H	59:N3:137:VAL:HG22	2.60	0.47
59:N3:15:LEU:HD22	59:N3:53:SER:HB3	2.78	0.47
65:N9:23:LYS:HB3	65:N9:24:PRO:CD	2.62	0.47
72:O6:9:ILE:O	72:O6:13:LYS:HB2	2.15	0.47
74:O8:62:ALA:O	74:O8:66:ILE:HG13	2.15	0.47
76:Q0:78:ILE:HG12	76:Q0:83:LYS:HD2	1.96	0.47
4:S2:178:ILE:HD13	4:S2:188:LEU:HB3	1.97	0.47

Continued on next page...

Continued from previous page...

Atom-1	Atom-2	Interatomic distance (Å)	Clash overlap (Å)
7:S5:36:ALA:HB1	7:S5:45:LYS:HD2	3.16	0.47
9:S7:11:GLN:HG3	9:S7:12:ALA:H	1.80	0.47
9:S7:24:PHE:HE1	9:S7:77:LEU:HD11	2.58	0.47
11:S9:157:ASP:OD1	11:S9:158:PHE:N	4.14	0.47
36:1:107:A:H2'	36:1:108:A:O4'	2.15	0.46
36:1:1599:G:OP1	86:1:3618:OHX:N5	2.48	0.46
36:1:1683:A:OP2	58:N2:85:LYS:HE2	2.15	0.46
36:1:1764:U:H6	36:1:1764:U:O5'	1.98	0.46
36:1:1767:C:H2'	36:1:1768:U:C6	2.50	0.46
36:1:2592:G:H4'	36:1:2594:C:C2	2.51	0.46
36:1:3037:U:H2'	36:1:3038:U:C6	2.50	0.46
36:1:3134:A:OP1	86:1:3438:OHX:N4	2.48	0.46
1:2:328:A:H2'	1:2:329:G:O4'	2.15	0.46
1:2:505:A:N3	1:2:505:A:H2'	2.29	0.46
1:2:560:U:H2'	1:2:561:G:H8	1.80	0.46
1:2:808:U:H2'	1:2:809:A:C8	2.50	0.46
36:5:209:A:H4'	36:5:211:A:N7	2.29	0.46
36:5:2426:U:H2'	36:5:2427:U:C6	2.49	0.46
86:5:3513:OHX:N3	86:5:3693:OHX:N5	2.63	0.46
36:5:594:U:C5'	36:5:609:G:H1	2.27	0.46
36:5:437:G:H22	36:5:622:A:N6	2.11	0.46
10:S8:31:ARG:O	1:6:331:A:H4'	281.22	0.46
1:6:894:U:H2'	1:6:895:G:C8	2.50	0.46
1:6:906:A:H2'	1:6:907:A:C8	2.50	0.46
42:L5:269:SER:O	37:7:22:A:N1	323.49	0.46
17:C5:60:LEU:HD23	17:C5:76:VAL:HG21	2.61	0.46
18:C6:29:ILE:HA	18:C6:65:ILE:HB	2.42	0.46
19:C7:71:PHE:CE1	19:C7:74:GLN:HB2	5.33	0.46
21:C9:33:TYR:O	21:C9:35:ASP:N	3.64	0.46
21:C9:77:ASN:HB3	21:C9:95:ASP:HB3	2.13	0.46
22:D0:20:ILE:HG22	22:D0:21:LYS:H	5.36	0.46
40:L3:62:ARG:O	40:L3:68:HIS:HB2	2.56	0.46
41:L4:141:ARG:HD3	41:L4:141:ARG:HA	2.85	0.46
36:1:2401:A:O3'	41:L4:68:GLY:HA2	2.15	0.46
43:L6:130:ILE:HG21	43:L6:135:VAL:HG23	1.97	0.46
44:L7:83:LEU:HD22	44:L7:84:VAL:N	2.55	0.46
49:M3:136:GLU:O	49:M3:136:GLU:HG3	2.14	0.46
59:N3:66:LYS:O	59:N3:70:ARG:HG3	3.06	0.46
61:N5:92:LYS:HE2	61:N5:112:THR:HG23	2.54	0.46
61:N5:57:LEU:HG	61:N5:62:VAL:HG22	1.96	0.46
63:N7:36:HIS:HD2	63:N7:74:VAL:HG11	2.82	0.46

Continued on next page...

Continued from previous page...

Atom-1	Atom-2	Interatomic distance (Å)	Clash overlap (Å)
49:M3:157:ARG:NH1	64:N8:146:GLU:OE2	2.77	0.46
64:N8:46:ASP:O	64:N8:47:LYS:HB3	2.37	0.46
70:O4:74:ARG:NH1	70:O4:82:ALA:HB2	2.30	0.46
71:O5:21:LEU:HD21	71:O5:51:ILE:HG23	2.48	0.46
76:Q0:115:CYS:SG	76:Q0:118:THR:HG22	2.55	0.46
2:S0:34:GLU:N	2:S0:35:PRO:HD2	3.22	0.46
2:S0:54:TRP:O	2:S0:58:VAL:HG23	2.29	0.46
3:S1:127:VAL:HG11	3:S1:176:VAL:HG21	1.98	0.46
6:S4:180:LEU:N	6:S4:229:GLY:O	2.47	0.46
34:SR:14:GLU:HB3	34:SR:309:VAL:CG1	3.86	0.46
34:SR:123:ILE:HD11	34:SR:156:VAL:HG23	2.70	0.46
36:1:2413:A:H2'	36:1:2414:G:C8	2.50	0.46
36:1:3200:G:O6	86:1:3657:OHX:N4	2.48	0.46
36:1:3338:C:H2'	36:1:3339:A:C8	2.50	0.46
36:1:595:G:H2'	36:1:596:C:C6	2.50	0.46
1:2:1178:G:H2'	1:2:1179:G:O4'	2.14	0.46
1:2:1370:U:O2'	1:2:1371:A:OP2	2.26	0.46
1:2:1378:U:H2'	1:2:1379:C:O4'	2.15	0.46
1:2:1413:U:H4'	1:2:1414:U:OP2	2.15	0.46
36:5:1157:G:H2'	36:5:1158:A:O4'	2.15	0.46
36:5:1307:G:H1'	36:5:1308:A:C8	2.49	0.46
36:5:2442:G:H22	36:5:2506:U:H3	1.63	0.46
36:5:2840:C:H2'	36:5:2841:G:O4'	2.14	0.46
36:5:29:C:H4'	36:5:62:A:H4'	1.98	0.46
36:5:3273:A:C2'	36:5:3274:A:H5'	2.44	0.46
86:5:3587:OHX:N5	37:7:102:A:OP1	2.48	0.46
1:6:176:C:OP1	86:6:1951:OHX:N6	2.47	0.46
15:C3:15:ALA:O	1:6:959:U:H5"	350.20	0.46
38:8:15:G:C6	38:8:16:G:N1	2.83	0.46
38:8:6:U:H2'	38:8:7:U:C6	2.50	0.46
17:C5:33:PHE:O	17:C5:36:LEU:HD22	3.77	0.46
18:C6:31:VAL:HG12	18:C6:32:ASN:OD1	2.15	0.46
18:C6:42:GLU:HG2	18:C6:42:GLU:O	2.14	0.46
21:C9:118:PRO:HD2	21:C9:123:ARG:NH2	2.29	0.46
28:D6:20:PRO:HA	28:D6:31:PRO:HA	2.29	0.46
39:L2:79:ASN:ND2	39:L2:166:ILE:O	2.47	0.46
40:L3:183:LEU:HA	40:L3:183:LEU:HD12	2.14	0.46
40:L3:364:LYS:HD2	40:L3:364:LYS:N	2.31	0.46
44:L7:156:ILE:O	44:L7:159:GLN:HB2	2.21	0.46
46:L9:43:VAL:HG22	46:L9:55:VAL:HG12	5.68	0.46
47:M0:41:ALA:O	47:M0:139:ARG:NH2	2.96	0.46

Continued on next page...

Continued from previous page...

Atom-1	Atom-2	Interatomic distance (Å)	Clash overlap (Å)
48:M1:148:VAL:CG1	48:M1:152:HIS:HB3	2.44	0.46
36:1:2992:U:H1'	53:M7:69:ARG:NH2	2.29	0.46
56:N0:24:LEU:O	57:N1:148:PRO:HA	2.15	0.46
59:N3:128:ARG:HB3	59:N3:128:ARG:NH2	4.33	0.46
64:N8:60:TYR:CG	64:N8:63:LYS:HB2	2.51	0.46
68:O2:2:ALA:O	68:O2:90:LYS:HG2	2.15	0.46
69:O3:54:ARG:NH1	69:O3:64:ILE:HD11	2.37	0.46
79:Q3:73:THR:HB	79:Q3:76:ALA:H	4.23	0.46
3:S1:48:VAL:HG22	3:S1:64:ARG:NH2	2.85	0.46
6:S4:15:PRO:HG2	6:S4:18:TRP:CE2	2.50	0.46
6:S4:77:ARG:HD2	6:S4:82:TYR:CE1	4.45	0.46
7:S5:47:SER:OG	7:S5:49:GLU:O	2.32	0.46
35:SM:48:ARG:HG2	35:SM:50:ASN:ND2	11.18	0.46
36:1:147:U:O4	45:L8:157:VAL:HA	2.15	0.46
36:1:2339:C:P	59:N3:48:ARG:HG3	2.56	0.46
36:1:2357:A:H2'	36:1:2358:A:H8	1.77	0.46
36:1:789:A:H2'	36:1:790:U:C6	2.50	0.46
1:2:130:C:O2'	1:2:131:C:OP1	2.28	0.46
1:2:1504:G:C6	1:2:1505:A:C6	3.03	0.46
1:2:274:G:H3'	1:2:275:C:C6	2.50	0.46
1:2:470:A:OP2	86:2:1953:OHX:N2	2.48	0.46
1:2:589:C:H2'	1:2:590:C:H6	1.81	0.46
53:M7:127:ARG:NH2	36:5:1508:C:OP1	137.91	0.46
36:5:2541:U:H4'	36:5:2542:U:OP1	2.15	0.46
36:5:422:A:C2	36:5:2363:A:H4'	2.51	0.46
36:5:612:U:H2'	36:5:613:G:H8	1.80	0.46
1:6:979:A:H2'	1:6:980:G:O4'	2.15	0.46
38:8:155:A:H2'	38:8:156:U:O4'	2.16	0.46
38:8:91:C:H2'	38:8:92:A:C8	2.50	0.46
13:C1:75:VAL:HG22	13:C1:84:ILE:HD12	1.97	0.46
23:D1:16:LYS:HD2	23:D1:21:ASN:O	3.69	0.46
28:D6:24:VAL:HG12	28:D6:72:HIS:O	2.15	0.46
1:2:958:U:OP2	29:D7:20:LYS:HE3	2.16	0.46
31:D9:6:VAL:O	31:D9:7:TRP:CG	4.61	0.46
40:L3:44:THR:HG23	40:L3:184:ASN:HB2	2.27	0.46
41:L4:208:VAL:O	41:L4:251:THR:HG23	2.15	0.46
41:L4:300:ARG:HG2	54:M8:39:ARG:O	2.15	0.46
46:L9:134:ILE:HD11	46:L9:146:LEU:HD23	1.96	0.46
47:M0:210:ILE:HA	47:M0:217:PHE:HE2	2.08	0.46
48:M1:55:ARG:O	48:M1:55:ARG:HG2	2.15	0.46
52:M6:102:LEU:HD12	52:M6:103:LYS:N	2.30	0.46

Continued on next page...

Continued from previous page...

Atom-1	Atom-2	Interatomic distance (Å)	Clash overlap (Å)
55:M9:4:LEU:HA	55:M9:7:GLN:HG2	4.89	0.46
56:N0:45:LEU:HD12	56:N0:51:VAL:HG21	1.97	0.46
64:N8:7:LYS:HA	64:N8:7:LYS:HD3	1.72	0.46
70:O4:72:VAL:HG22	70:O4:77:GLY:O	2.56	0.46
72:O6:43:LEU:O	72:O6:47:ILE:HG13	2.19	0.46
86:1:3406:OHX:N1	73:O7:46:SER:OG	2.49	0.46
3:S1:110:LEU:O	3:S1:113:MET:N	2.48	0.46
3:S1:70:LEU:HA	3:S1:73:LEU:HG	1.97	0.46
7:S5:21:THR:OG1	7:S5:21:THR:O	2.30	0.46
7:S5:44:ASN:OD1	7:S5:70:VAL:HG12	2.16	0.46
11:S9:113:VAL:HG21	11:S9:134:ILE:HG21	3.29	0.46
11:S9:34:PHE:CE1	11:S9:105:LEU:HB3	2.50	0.46
34:SR:150:TRP:HB2	34:SR:174:ASN:HB2	1.97	0.46
34:SR:66:HIS:HB3	34:SR:85:TRP:HB2	2.04	0.46
36:1:1064:A:H5"	36:1:1066:G:O4'	2.16	0.46
36:1:1273:A:O2'	36:1:1274:A:OP1	2.30	0.46
36:1:2093:A:H3'	36:1:2093:A:N3	2.31	0.46
36:1:3364:C:OP1	86:1:3466:OHX:N5	2.49	0.46
36:1:748:U:H2'	36:1:749:C:C6	2.50	0.46
1:2:213:A:H2'	1:2:214:G:O4'	2.15	0.46
56:N0:90:MET:HG2	36:5:1213:G:H4'	317.91	0.46
36:5:1699:A:H2'	36:5:1700:G:H8	1.79	0.46
67:O1:104:LEU:O	36:5:3325:G:H5'	174.31	0.46
36:5:1383:G:O6	86:5:3438:OHX:N6	2.49	0.46
1:6:1057:U:H3	1:6:1062:A:N6	2.11	0.46
1:6:1323:C:OP2	86:6:1959:OHX:N5	2.48	0.46
1:6:206:A:OP2	86:6:1984:OHX:N4	2.48	0.46
1:6:482:U:H2'	1:6:483:A:C8	2.51	0.46
14:C2:89:ILE:HG12	14:C2:90:LYS:H	1.81	0.46
1:2:1584:G:C8	18:C6:122:ARG:HB3	2.50	0.46
20:C8:41:ARG:NH1	21:C9:38:LYS:HG3	2.30	0.46
23:D1:74:GLN:OE1	23:D1:83:TRP:N	4.03	0.46
7:S5:161:ASP:OD2	30:D8:42:ARG:NH1	3.94	0.46
30:D8:66:LEU:HA	30:D8:66:LEU:HD23	1.73	0.46
40:L3:116:ARG:HD3	40:L3:122:TRP:CG	3.00	0.46
41:L4:152:VAL:HG11	41:L4:156:LEU:HD12	3.47	0.46
41:L4:11:LEU:HD13	41:L4:159:ILE:HD11	2.13	0.46
42:L5:60:ILE:HB	42:L5:80:SER:CB	2.46	0.46
45:L8:41:GLN:HG3	45:L8:44:ARG:HH12	1.87	0.46
45:L8:81:THR:OG1	45:L8:181:LYS:HB2	3.20	0.46
46:L9:122:LYS:HG3	46:L9:123:ILE:N	2.30	0.46

Continued on next page...

Continued from previous page...

Atom-1	Atom-2	Interatomic distance (Å)	Clash overlap (Å)
46:L9:43:VAL:HG12	46:L9:57:VAL:HG23	1.98	0.46
47:M0:193:ASP:OD2	47:M0:194:GLY:N	2.49	0.46
49:M3:124:ILE:O	49:M3:124:ILE:HG12	2.14	0.46
54:M8:83:VAL:O	54:M8:103:ALA:HA	2.15	0.46
57:N1:101:CYS:SG	57:N1:102:ARG:N	3.43	0.46
57:N1:71:SER:HB3	57:N1:92:ARG:HA	3.13	0.46
60:N4:62:GLY:C	60:N4:63:ILE:HG13	5.08	0.46
65:N9:29:TYR:CD1	65:N9:29:TYR:N	2.82	0.46
8:S6:67:VAL:HG23	8:S6:68:LEU:O	2.24	0.46
34:SR:44:SER:O	34:SR:58:VAL:HG22	2.15	0.46
36:1:138:U:H2'	36:1:139:G:C8	2.51	0.46
36:1:1767:C:H2'	36:1:1768:U:H6	1.81	0.46
1:2:1165:G:C6	1:2:1166:A:C6	3.04	0.46
1:2:1765:A:H5'	1:2:1767:G:N7	2.30	0.46
45:L8:49:TYR:OH	36:5:2525:G:H4'	187.18	0.46
36:5:2533:G:H2'	36:5:2534:G:C8	2.51	0.46
36:5:1054:A:H5"	36:5:2637:A:H61	1.81	0.46
36:5:434:U:O4	86:5:3622:OHX:N4	2.49	0.46
1:6:1117:U:H2'	1:6:1118:G:C8	2.50	0.46
34:SR:63:GLY:HA2	1:6:1341:A:OP1	447.68	0.46
19:C7:4:VAL:HA	1:6:1402:G:OP1	403.34	0.46
1:6:1495:C:OP1	86:6:1965:OHX:N4	2.49	0.46
1:6:1006:C:OP1	86:6:1908:OHX:N3	2.49	0.46
1:6:729:G:O2'	1:6:730:G:O5'	2.31	0.46
12:C0:46:LEU:O	12:C0:50:THR:N	2.47	0.46
14:C2:32:LEU:HB3	14:C2:41:LEU:HD11	1.97	0.46
20:C8:5:VAL:O	27:D5:42:LEU:HB2	3.84	0.46
21:C9:5:SER:HA	21:C9:133:ASP:OD1	2.14	0.46
26:D4:10:ARG:HD2	1:6:778:G:O6	428.50	0.46
23:D1:85:TYR:CD1	29:D7:6:ASP:HB2	2.72	0.46
41:L4:362:ASP:C	57:N1:150:THR:HG21	2.36	0.46
42:L5:88:ILE:HD13	42:L5:240:TYR:CE1	3.16	0.46
47:M0:162:GLN:HE22	56:N0:85:SER:HB3	1.80	0.46
55:M9:10:LEU:HD12	55:M9:10:LEU:HA	1.78	0.46
55:M9:171:ASP:N	55:M9:171:ASP:OD1	2.71	0.46
56:N0:1:MET:HB3	56:N0:1:MET:HE2	1.80	0.46
66:O0:10:ILE:HA	66:O0:10:ILE:HD12	2.34	0.46
70:O4:25:THR:OG1	70:O4:29:ILE:HG22	5.36	0.46
2:S0:168:HIS:O	2:S0:172:LEU:N	2.41	0.46
4:S2:49:LYS:HA	4:S2:49:LYS:HD3	1.84	0.46
8:S6:30:LYS:O	8:S6:102:VAL:HG23	2.32	0.46

Continued on next page...

Continued from previous page...

Atom-1	Atom-2	Interatomic distance (Å)	Clash overlap (Å)
10:S8:34:ALA:HB2	10:S8:56:ARG:HG3	1.98	0.46
11:S9:133:HIS:CD2	11:S9:162:SER:HB2	2.62	0.46
36:1:2367:A:H2'	36:1:2368:A:H8	1.79	0.46
36:1:3182:G:H2'	36:1:3183:A:O4'	2.16	0.46
36:1:346:C:C2	36:1:348:A:N7	2.84	0.46
36:1:708:G:H5"	36:1:708:G:H8	1.80	0.46
36:1:713:U:O2'	36:1:754:G:OP1	2.31	0.46
1:2:1321:A:OP2	2:S0:101:ARG:NH2	2.44	0.46
1:2:1474:G:O2'	1:2:1475:A:O5'	2.32	0.46
1:2:1518:C:OP2	86:2:1993:OHX:N2	2.48	0.46
1:2:1798:U:C6	28:D6:97:PRO:HB3	2.51	0.46
1:2:237:C:H5"	1:2:238:U:H5'	1.98	0.46
1:2:817:A:H2'	1:2:818:C:O4'	2.15	0.46
36:5:118:U:O2	36:5:121:A:H5'	2.15	0.46
36:5:1345:G:N7	86:5:3567:OHX:N2	2.63	0.46
64:N8:18:GLY:O	36:5:1370:G:H5"	174.75	0.46
36:5:1387:G:OP1	86:5:3693:OHX:N1	2.48	0.46
36:5:3102:G:O6	86:5:3415:OHX:N4	2.48	0.46
1:6:1010:C:OP2	86:6:1974:OHX:N6	2.49	0.46
1:6:647:G:H8	1:6:647:G:O5'	1.99	0.46
1:6:980:G:N7	86:6:1910:OHX:N4	2.63	0.46
13:C1:94:ILE:HG12	25:D3:16:ARG:HD3	5.92	0.46
18:C6:109:PHE:O	18:C6:113:ASP:N	2.67	0.46
5:S3:11:LEU:HD12	22:D0:86:ILE:HG12	2.09	0.46
24:D2:105:THR:HG23	24:D2:110:ILE:HG12	1.98	0.46
24:D2:30:SER:O	24:D2:31:SER:HB3	2.14	0.46
1:2:1142:A:H5"	28:D6:2:PRO:HB3	1.97	0.46
28:D6:44:ILE:HG13	28:D6:67:THR:HG22	4.56	0.46
29:D7:75:GLU:CD	29:D7:76:GLY:H	2.18	0.46
33:E1:119:ARG:O	33:E1:132:LEU:N	3.07	0.46
33:E1:98:VAL:O	33:E1:99:LYS:HG2	3.13	0.46
44:L7:157:ASN:O	44:L7:159:GLN:HG2	2.94	0.46
44:L7:206:LYS:HB3	36:5:1334:U:OP1	235.11	0.46
48:M1:96:PHE:CD1	48:M1:160:VAL:HG23	3.21	0.46
49:M3:61:PRO:HD3	49:M3:70:ARG:HH21	2.49	0.46
52:M6:12:LYS:HD3	52:M6:37:ARG:NH2	2.31	0.46
53:M7:41:LEU:HD21	53:M7:95:LEU:HD22	2.39	0.46
67:O1:13:THR:CG2	67:O1:72:ARG:HH11	2.29	0.46
70:O4:22:VAL:HG13	70:O4:30:LEU:HD22	1.97	0.46
3:S1:70:LEU:HD12	3:S1:82:ARG:O	2.16	0.46
4:S2:141:ARG:HB2	4:S2:151:PRO:HB2	2.62	0.46

Continued on next page...

Continued from previous page...

Atom-1	Atom-2	Interatomic distance (Å)	Clash overlap (Å)
6:S4:86:PHE:HE2	6:S4:102:VAL:HG23	2.32	0.46
6:S4:31:PRO:HG3	6:S4:43:PRO:HG3	1.98	0.46
6:S4:46:VAL:O	6:S4:50:ASN:HB2	2.45	0.46
1:2:94:U:H4'	6:S4:6:LYS:HA	1.98	0.46
7:S5:51:VAL:O	7:S5:51:VAL:HG22	2.16	0.46
8:S6:47:GLY:C	8:S6:117:GLY:HA2	2.36	0.46
35:SM:34:LYS:HA	35:SM:34:LYS:HD3	3.66	0.46
34:SR:134:TRP:CZ3	34:SR:140:CYS:HB2	2.75	0.46
36:1:1073:U:H1'	65:N9:50:THR:HG22	1.97	0.46
36:1:2743:A:H2'	36:1:2744:U:O4'	2.16	0.46
1:2:1015:U:OP1	86:2:1923:OHX:N5	2.49	0.46
1:2:1346:A:H8	1:2:1370:U:O2	1.98	0.46
1:2:66:U:OP1	8:S6:136:LYS:NZ	2.43	0.46
1:2:830:U:O2'	1:2:831:U:H6	1.99	0.46
1:2:932:U:H4'	1:2:933:A:O4'	2.14	0.46
38:4:143:U:OP1	51:M5:38:ARG:NH2	2.49	0.46
36:5:1282:G:H2'	36:5:1283:C:O4'	2.15	0.46
36:5:135:C:O5'	36:5:135:C:H6	1.98	0.46
36:5:1483:G:C8	36:5:1485:G:C8	3.04	0.46
36:5:1500:G:H2'	36:5:1501:U:O4'	2.16	0.46
36:5:2608:G:C2	36:5:2609:A:C8	3.04	0.46
36:5:508:U:H2'	36:5:509:U:C6	2.51	0.46
36:5:835:G:O2'	36:5:857:G:N2	2.36	0.46
51:M5:81:TYR:OH	36:5:908:G:H3'	164.97	0.46
1:6:1688:U:H2'	1:6:1689:A:C8	2.51	0.46
26:D4:109:LYS:HE2	1:6:458:G:OP1	359.09	0.46
1:6:639:U:H1'	1:6:640:U:C5	2.51	0.46
1:6:832:U:H2'	1:6:833:U:O4'	2.16	0.46
18:C6:50:GLU:OE1	18:C6:112:TYR:OH	2.28	0.46
20:C8:88:ARG:CZ	20:C8:108:LYS:HE2	2.45	0.46
29:D7:47:PHE:HE1	29:D7:49:HIS:HB2	2.27	0.46
1:2:987:G:N1	39:L2:249:SER:HB2	2.31	0.46
40:L3:14:LEU:HD13	40:L3:262:TRP:CH2	2.67	0.46
40:L3:339:ARG:HH12	40:L3:342:LEU:HD11	1.88	0.46
41:L4:26:PHE:HD1	41:L4:130:ALA:HB2	2.68	0.46
41:L4:131:VAL:O	41:L4:135:VAL:HG23	2.59	0.46
41:L4:354:VAL:HG11	57:N1:143:THR:HG21	2.38	0.46
42:L5:270:LYS:HE2	42:L5:273:ARG:HA	8.77	0.46
36:1:1333:C:H5'	44:L7:111:ILE:HG22	1.98	0.46
45:L8:51:LYS:HB2	36:5:2523:A:C8	166.34	0.46
52:M6:98:ALA:HA	52:M6:101:ARG:NH1	2.54	0.46

Continued on next page...

Continued from previous page...

Atom-1	Atom-2	Interatomic distance (Å)	Clash overlap (Å)
53:M7:60:PHE:CE2	53:M7:82:ARG:HB2	2.51	0.46
36:1:670:C:P	54:M8:147:ARG:HH22	2.39	0.46
61:N5:92:LYS:HG3	36:5:1831:U:P	101.13	0.46
49:M3:167:PHE:CD1	64:N8:132:LYS:HG3	4.28	0.46
65:N9:11:ASN:OD1	65:N9:14:ARG:HD3	2.77	0.46
66:O0:40:LYS:HB3	66:O0:101:LEU:HD21	1.97	0.46
74:O8:46:ARG:NH1	74:O8:47:GLY:O	2.69	0.46
4:S2:91:ARG:HB3	4:S2:91:ARG:HE	1.44	0.46
7:S5:99:MET:O	7:S5:100:ASN:HB2	2.16	0.46
11:S9:171:ARG:HH11	11:S9:174:ARG:HB3	4.40	0.46
34:SR:114:ASP:OD1	34:SR:115:ILE:N	3.11	0.46
34:SR:117:LYS:HD2	34:SR:117:LYS:N	2.31	0.46
34:SR:201:THR:HB	34:SR:241:PHE:O	2.16	0.46
34:SR:50:ASP:HB2	34:SR:53:LYS:O	2.16	0.46
36:1:1941:C:O2'	36:1:3344:A:N6	2.49	0.46
36:1:2180:G:H2'	36:1:2181:C:C6	2.50	0.46
36:1:2943:G:H2'	36:1:2944:U:O4'	2.16	0.46
36:1:394:G:N1	36:1:397:A:OP2	2.43	0.46
36:1:706:A:H4'	36:1:781:G:O2'	2.16	0.46
36:1:8:C:H2'	36:1:9:U:O4'	2.16	0.46
1:2:1110:G:N2	1:2:1136:U:H1'	2.30	0.46
1:2:603:U:H2'	1:2:604:A:C8	2.50	0.46
1:2:682:C:H2'	1:2:683:C:O4'	2.15	0.46
1:2:894:U:H2'	1:2:895:G:C8	2.51	0.46
39:L2:7:ASN:O	36:5:2163:C:H4'	185.10	0.46
36:5:3192:U:H2'	36:5:3193:C:C6	2.50	0.46
36:5:3366:G:H2'	36:5:3367:C:C6	2.50	0.46
36:5:495:G:H2'	36:5:496:C:O4'	2.15	0.46
1:6:1557:U:OP2	1:6:1559:A:O2'	2.25	0.46
1:6:1568:C:H2'	1:6:1568:C:H6	1.59	0.46
1:6:1579:U:H2'	1:6:1580:C:C6	2.50	0.46
1:6:1696:G:N2	1:6:1704:U:H3	2.14	0.46
37:7:4:U:H2'	37:7:5:G:C8	2.51	0.46
71:O5:82:ALA:O	38:8:38:U:C5	65.48	0.46
21:C9:49:ASP:CB	21:C9:53:TRP:HB3	2.46	0.46
1:2:1521:G:O6	21:C9:68:ARG:NH1	2.49	0.46
23:D1:44:ARG:H	23:D1:44:ARG:HD3	4.77	0.46
32:E0:39:LEU:O	32:E0:43:ARG:HB2	2.37	0.46
41:L4:191:LYS:HG3	41:L4:194:TYR:CZ	4.61	0.46
42:L5:20:PHE:HD1	42:L5:30:TYR:CE1	2.34	0.46
45:L8:134:TYR:CD2	45:L8:190:VAL:HG11	4.86	0.46

Continued on next page...

Continued from previous page...

Atom-1	Atom-2	Interatomic distance (Å)	Clash overlap (Å)
45:L8:238:LEU:HB3	45:L8:242:ALA:HB3	3.03	0.46
39:L2:64:ARG:HH12	45:L8:38:GLN:HA	1.79	0.46
46:L9:94:TYR:CE2	46:L9:98:PRO:HA	2.51	0.46
48:M1:20:ASN:HD22	48:M1:126:ASP:HB2	1.81	0.46
55:M9:105:LEU:HD12	55:M9:135:LYS:HD2	1.97	0.46
59:N3:79:VAL:HB	59:N3:118:VAL:HG22	2.17	0.46
49:M3:161:ASP:OD1	64:N8:139:ARG:NH1	3.94	0.46
71:O5:76:GLN:O	71:O5:81:ARG:NH1	2.71	0.46
71:O5:96:GLU:H	71:O5:96:GLU:HG3	1.43	0.46
72:O6:26:ILE:H	72:O6:26:ILE:HG13	1.59	0.46
73:O7:8:PHE:O	73:O7:11:ARG:HG3	2.16	0.46
78:Q2:40:LYS:HE3	78:Q2:44:ASP:OD2	2.48	0.46
3:S1:131:ASP:HB3	3:S1:180:THR:CG2	2.46	0.46
3:S1:131:ASP:N	3:S1:131:ASP:OD1	4.36	0.46
8:S6:98:ARG:NH1	8:S6:105:ASP:OD2	3.04	0.46
8:S6:61:PHE:CE1	8:S6:96:SER:HB2	2.50	0.46
1:2:323:A:OP2	10:S8:10:LYS:HA	2.15	0.46
10:S8:197:THR:HA	10:S8:200:LYS:HB2	1.98	0.46
36:1:1915:A:H2'	36:1:1916:U:H6	1.81	0.46
36:1:2206:G:OP2	36:1:2206:G:H8	1.99	0.46
36:1:2900:A:C4	36:1:2901:G:C8	3.04	0.46
86:1:3614:OHX:N2	72:O6:28:TYR:O	2.49	0.46
36:1:2998:U:O4	86:1:3641:OHX:N1	2.49	0.46
36:1:373:A:N1	36:1:394:G:H4'	2.31	0.46
36:1:53:G:P	73:O7:48:ASN:HD22	2.39	0.46
36:1:781:G:N7	86:1:3478:OHX:N5	2.63	0.46
1:2:1689:A:H2'	1:2:1690:G:H8	1.81	0.46
1:2:1:U:O2	1:2:369:A:H2'	2.15	0.46
36:5:1262:G:H5"	36:5:1263:A:OP2	2.16	0.46
36:5:306:A:C2	36:5:2784:G:H1'	2.51	0.46
36:5:281:G:C6	36:5:282:G:C6	3.03	0.46
36:5:668:G:OP1	86:5:3640:OHX:N1	2.49	0.46
86:5:3513:OHX:N3	86:5:3693:OHX:N2	2.64	0.46
1:6:330:G:H2'	1:6:331:A:C8	2.51	0.46
1:6:885:G:O6	86:6:2008:OHX:N2	2.49	0.46
38:8:67:U:O4	86:8:213:OHX:N3	2.49	0.46
13:C1:109:VAL:HG21	13:C1:125:VAL:CG2	2.46	0.46
14:C2:29:LYS:HE2	14:C2:100:TRP:CD1	2.51	0.46
14:C2:31:VAL:HG23	14:C2:132:GLU:HB2	1.98	0.46
18:C6:52:LEU:HA	18:C6:60:PHE:CE1	2.66	0.46
18:C6:92:TYR:CE1	18:C6:96:TYR:HD2	2.83	0.46

Continued on next page...

Continued from previous page...

Atom-1	Atom-2	Interatomic distance (Å)	Clash overlap (Å)
25:D3:42:PRO:O	25:D3:79:ASN:ND2	2.48	0.46
26:D4:18:LEU:HD23	26:D4:18:LEU:HA	1.77	0.46
40:L3:167:ARG:O	86:L3:401:OHX:N5	24.12	0.46
41:L4:309:ARG:NH2	41:L4:312:VAL:HB	2.31	0.46
41:L4:90:PHE:O	41:L4:94:CYS:HB2	4.89	0.46
42:L5:110:LEU:HD13	42:L5:171:LEU:HD23	1.98	0.46
42:L5:85:ARG:NH2	42:L5:254:LYS:H	2.14	0.46
51:M5:68:ARG:HB3	51:M5:126:THR:O	4.67	0.46
51:M5:35:VAL:O	51:M5:64:VAL:HA	2.15	0.46
58:N2:54:VAL:HG13	58:N2:67:SER:HB2	3.13	0.46
59:N3:87:ARG:HH22	59:N3:137:VAL:HG22	1.80	0.46
66:O0:41:LEU:HD22	66:O0:42:ILE:N	2.75	0.46
3:S1:128:LYS:HG3	3:S1:134:VAL:HG22	1.98	0.46
3:S1:142:PHE:O	3:S1:207:LEU:HA	2.41	0.46
3:S1:89:ASP:OD1	3:S1:89:ASP:N	2.48	0.46
4:S2:234:PRO:O	4:S2:235:LEU:HB2	2.16	0.46
11:S9:134:ILE:HA	11:S9:157:ASP:O	2.16	0.46
36:1:1017:C:O2'	36:1:1018:G:P	2.74	0.46
36:1:1596:C:H2'	36:1:1597:C:C6	2.51	0.46
36:1:207:U:H2'	36:1:208:C:H6	1.81	0.46
36:1:2910:A:O2'	36:1:3130:A:N1	2.44	0.46
1:2:1335:U:H2'	1:2:1336:A:C8	2.51	0.46
1:2:848:C:H2'	1:2:849:C:H6	1.80	0.46
36:5:1566:A:H2'	36:5:1567:U:H5'	1.98	0.46
36:5:173:G:H1'	36:5:174:C:H5'	1.98	0.46
36:5:1798:A:H2'	36:5:1799:A:C8	2.51	0.46
86:5:3479:OHX:N6	86:5:3691:OHX:N3	2.64	0.46
36:5:999:G:C6	36:5:1000:C:N4	2.84	0.46
1:6:56:U:O4	1:6:92:A:H4'	2.16	0.46
42:L5:152:ARG:HG3	37:7:44:C:H4'	281.61	0.46
14:C2:73:LYS:HG2	33:E1:108:VAL:HG11	1.98	0.46
16:C4:87:GLY:HA2	16:C4:92:LYS:HD3	7.70	0.46
21:C9:57:ARG:NH2	21:C9:80:TYR:HB3	2.23	0.46
25:D3:130:VAL:HG21	25:D3:135:LEU:HD21	2.08	0.46
39:L2:42:ARG:HG3	39:L2:89:TYR:CE1	2.83	0.46
39:L2:50:HIS:HB2	79:Q3:51:ALA:HB1	1.98	0.46
42:L5:83:LEU:HB3	42:L5:88:ILE:HB	1.98	0.46
36:1:2523:A:O2'	45:L8:49:TYR:O	2.26	0.46
46:L9:167:VAL:HG12	46:L9:170:LYS:HB2	3.11	0.46
46:L9:20:ILE:HG23	46:L9:25:VAL:HG22	1.98	0.46
49:M3:3:ILE:HG12	64:N8:34:MET:HE2	1.99	0.46

Continued on next page...

Continued from previous page...

Atom-1	Atom-2	Interatomic distance (Å)	Clash overlap (Å)
51:M5:16:SER:HB2	72:O6:48:ALA:HB1	1.98	0.46
55:M9:6:THR:HG22	55:M9:10:LEU:HD22	2.46	0.46
55:M9:24:LEU:HD22	55:M9:50:ILE:HG12	5.59	0.46
57:N1:96:ILE:HA	57:N1:96:ILE:HD13	1.84	0.46
58:N2:50:LEU:HG	58:N2:50:LEU:H	2.61	0.46
61:N5:109:LYS:HB2	61:N5:109:LYS:HE3	1.41	0.46
62:N6:57:LEU:HD13	62:N6:59:VAL:HG12	5.62	0.46
64:N8:35:ALA:HB2	36:5:39:A:H5"	166.92	0.46
69:O3:73:ARG:HH21	69:O3:82:ARG:NH2	3.98	0.46
2:S0:9:LEU:HD21	2:S0:14:ALA:HB2	4.27	0.46
3:S1:49:ASN:O	3:S1:57:ALA:HB2	2.16	0.46
7:S5:162:VAL:HG23	7:S5:166:ARG:HB3	1.98	0.46
11:S9:74:ASN:O	11:S9:78:ARG:HB3	2.72	0.46
34:SR:272:ASP:OD1	34:SR:273:ASP:N	2.49	0.46
36:1:1447:G:H3'	53:M7:67:ILE:CD1	2.46	0.45
36:1:2190:U:C4	36:1:2191:U:C4	3.03	0.45
36:1:2683:U:H2'	36:1:2684:C:H6	1.81	0.45
36:1:3041:U:OP1	59:N3:12:ARG:NH1	2.49	0.45
1:2:144:U:H5	8:S6:137:ARG:HH12	1.65	0.45
70:O4:23:VAL:HG11	36:5:1696:A:H4'	147.38	0.45
36:5:2425:G:H2'	36:5:2426:U:O4'	2.15	0.45
36:5:71:A:C2	36:5:2778:G:H1'	2.51	0.45
1:6:103:A:H4'	1:6:104:A:O5'	2.15	0.45
4:S2:89:GLN:HB3	1:6:1146:G:C4'	371.93	0.45
1:6:1699:G:C2'	1:6:1700:C:H5'	2.46	0.45
1:6:567:A:N1	1:6:583:C:H1'	2.30	0.45
27:D5:86:GLU:HG3	27:D5:87:GLY:N	2.62	0.45
33:E1:135:HIS:ND1	33:E1:138:ARG:HD2	2.31	0.45
36:1:1794:G:H4'	39:L2:191:LEU:HD13	1.98	0.45
40:L3:27:ALA:HB2	40:L3:220:VAL:HG23	2.09	0.45
40:L3:92:TYR:O	40:L3:155:ALA:HA	2.16	0.45
41:L4:4:PRO:HD2	41:L4:22:LEU:HB2	2.60	0.45
42:L5:61:ILE:HG23	42:L5:79:TYR:CE1	2.72	0.45
44:L7:136:TYR:CE2	44:L7:231:ASN:HB2	2.54	0.45
46:L9:113:GLU:OE1	46:L9:115:ARG:NE	2.96	0.45
46:L9:101:VAL:HG22	46:L9:114:VAL:HG22	1.97	0.45
53:M7:51:VAL:HA	53:M7:56:ARG:O	2.17	0.45
56:N0:115:ARG:N	56:N0:115:ARG:HD2	2.31	0.45
57:N1:157:GLU:HB3	57:N1:159:PHE:CE1	2.52	0.45
59:N3:66:LYS:HE2	59:N3:69:LEU:HD22	6.71	0.45
62:N6:99:LEU:HD13	62:N6:104:LEU:HD21	1.98	0.45

Continued on next page...

Continued from previous page...

Atom-1	Atom-2	Interatomic distance (Å)	Clash overlap (Å)
63:N7:58:GLY:O	63:N7:62:VAL:HG23	2.86	0.45
65:N9:23:LYS:HD3	65:N9:23:LYS:HA	3.36	0.45
43:L6:3:ALA:HB2	68:O2:77:ALA:HB2	2.20	0.45
71:O5:92:LEU:HB3	71:O5:96:GLU:O	2.16	0.45
72:O6:58:ILE:HA	72:O6:61:ILE:HD12	1.96	0.45
73:O7:18:LEU:HA	73:O7:24:ARG:O	4.91	0.45
7:S5:166:ARG:O	7:S5:170:GLN:HB2	2.16	0.45
34:SR:167:VAL:HG12	34:SR:183:LEU:HD12	1.97	0.45
36:1:1103:A:H2'	36:1:1103:A:N3	2.31	0.45
36:1:2746:A:H2'	36:1:2747:A:O4'	2.16	0.45
36:1:2786:G:N7	86:1:3579:OHX:N1	2.65	0.45
36:1:2247:G:OP1	86:1:3418:OHX:N3	2.50	0.45
36:1:440:A:OP2	36:1:440:A:H8	1.99	0.45
1:2:102:U:O4	1:2:360:A:H2'	2.16	0.45
1:2:1469:A:H2'	1:2:1470:C:C6	2.51	0.45
1:2:1657:U:O4	86:2:1964:OHX:N6	2.49	0.45
1:2:694:U:H2'	1:2:694:U:O2	2.17	0.45
36:5:1116:G:N2	36:5:2817:A:O4'	2.49	0.45
36:5:1340:G:H2'	36:5:1341:U:H6	1.82	0.45
55:M9:8:LYS:NZ	36:5:1473:G:OP2	124.18	0.45
36:5:2384:A:H8	36:5:2384:A:O5'	2.00	0.45
51:M5:172:ARG:HH11	36:5:30:G:P	107.32	0.45
36:5:1413:G:N7	86:5:3644:OHX:N5	2.65	0.45
36:5:949:C:O2'	36:5:971:G:OP1	2.28	0.45
1:6:58:U:O2'	1:6:451:A:N3	2.41	0.45
1:6:639:U:H1'	1:6:640:U:C6	2.51	0.45
1:6:219:A:N6	1:6:843:U:C2	2.84	0.45
6:S4:6:LYS:HD2	1:6:95:G:OP1	342.41	0.45
13:C1:118:GLN:O	13:C1:121:ASP:HB2	2.93	0.45
17:C5:119:PHE:HE1	20:C8:119:ILE:HG23	2.50	0.45
17:C5:20:VAL:HG12	17:C5:25:LEU:HG	1.98	0.45
17:C5:69:GLU:HG3	17:C5:70:ASN:H	1.80	0.45
28:D6:88:SER:O	28:D6:92:ARG:HG3	2.50	0.45
11:S9:123:HIS:HE1	32:E0:37:ARG:HB2	3.44	0.45
41:L4:130:ALA:HA	41:L4:148:ILE:HG22	1.99	0.45
43:L6:50:LYS:HG2	43:L6:74:VAL:HG21	1.97	0.45
46:L9:163:GLN:HA	46:L9:166:ARG:HD2	1.98	0.45
46:L9:8:GLN:NE2	46:L9:69:ARG:HD3	4.39	0.45
36:1:3112:G:O2'	46:L9:70:THR:HB	2.15	0.45
36:1:77:A:OP2	49:M3:73:ARG:NH2	2.49	0.45
52:M6:3:VAL:HG22	52:M6:3:VAL:O	2.77	0.45

Continued on next page...

Continued from previous page...

Atom-1	Atom-2	Interatomic distance (Å)	Clash overlap (Å)
58:N2:87:ASN:HB2	58:N2:89:LEU:HG	1.97	0.45
59:N3:35:TYR:CE2	59:N3:37:ILE:HG22	2.51	0.45
64:N8:34:MET:HB2	36:5:96:G:OP2	159.56	0.45
69:O3:8:TYR:CD2	69:O3:99:ARG:HB3	2.51	0.45
72:O6:51:SER:O	72:O6:55:ARG:HG3	2.64	0.45
72:O6:74:LYS:HA	72:O6:83:ALA:HB2	2.09	0.45
78:Q2:61:LYS:H	78:Q2:61:LYS:HG2	4.11	0.45
79:Q3:47:VAL:HG22	79:Q3:57:CYS:HB2	2.61	0.45
2:S0:198:MET:SD	2:S0:199:PRO:HD2	2.56	0.45
4:S2:116:LYS:HB2	4:S2:131:ILE:HD12	2.38	0.45
4:S2:141:ARG:H	4:S2:141:ARG:HG2	1.62	0.45
4:S2:227:PRO:HA	4:S2:230:TRP:CD2	2.52	0.45
4:S2:90:THR:OG1	4:S2:91:ARG:N	2.83	0.45
5:S3:101:GLN:HG3	5:S3:126:VAL:HG22	1.97	0.45
6:S4:180:LEU:HD22	6:S4:192:ILE:HG22	1.97	0.45
8:S6:154:ARG:HD2	8:S6:178:LEU:HD21	1.99	0.45
10:S8:89:GLU:HB2	10:S8:92:ARG:HH12	7.95	0.45
36:1:1597:C:H2'	36:1:1598:G:C8	2.52	0.45
36:1:1815:U:H1'	36:1:1816:A:O5'	2.16	0.45
36:1:2294:U:O2	36:1:2296:A:H8	2.00	0.45
36:1:685:G:P	49:M3:35:ARG:NH1	2.89	0.45
1:2:1429:G:C1'	22:D0:74:GLU:HG2	2.45	0.45
1:2:1628:U:H2'	1:2:1629:G:C8	2.52	0.45
1:2:583:C:H2'	1:2:584:C:H6	1.81	0.45
68:O2:46:PHE:CE1	36:5:1145:G:H5'	210.13	0.45
36:5:2687:G:N7	86:5:3420:OHX:N1	2.64	0.45
36:5:3275:U:C6	36:5:3275:U:OP1	2.66	0.45
36:5:536:U:H1'	36:5:559:A:C8	2.51	0.45
36:5:56:G:H2'	36:5:57:A:H5"	1.98	0.45
1:6:1288:G:N7	1:6:1314:U:O2'	2.36	0.45
1:6:1470:C:H5"	1:6:1471:A:O4'	2.16	0.45
20:C8:134:ARG:HD3	1:6:1559:A:C6	362.29	0.45
1:6:1634:C:O2	1:6:1634:C:H2'	2.16	0.45
1:6:1696:G:H8	1:6:1696:G:H5"	1.81	0.45
28:D6:5:ARG:NH1	1:6:1796:C:OP2	339.75	0.45
1:6:512:A:H2'	1:6:513:U:H6	1.82	0.45
17:C5:18:ARG:NH2	17:C5:38:PRO:HG3	2.41	0.45
19:C7:6:THR:OG1	19:C7:8:THR:HG23	4.08	0.45
22:D0:18:GLN:O	22:D0:96:PRO:HB3	3.27	0.45
23:D1:32:VAL:HB	23:D1:60:ARG:HD2	3.38	0.45
25:D3:16:ARG:H	25:D3:16:ARG:HG3	1.53	0.45

Continued on next page...

Continued from previous page...

Atom-1	Atom-2	Interatomic distance (Å)	Clash overlap (Å)
26:D4:46:GLU:HG3	26:D4:46:GLU:H	1.58	0.45
26:D4:62:THR:HG23	1:6:531:C:O2	419.60	0.45
30:D8:10:ALA:O	30:D8:53:ILE:HG23	3.38	0.45
32:E0:14:VAL:O	32:E0:18:THR:HG23	2.16	0.45
33:E1:87:THR:C	33:E1:89:LYS:H	2.19	0.45
40:L3:84:VAL:HB	40:L3:162:VAL:HB	2.45	0.45
42:L5:234:ASP:OD2	42:L5:234:ASP:N	2.45	0.45
42:L5:22:ARG:HG2	42:L5:28:THR:OG1	2.15	0.45
43:L6:154:LEU:HD23	43:L6:157:GLN:HB2	1.98	0.45
47:M0:193:ASP:OD1	47:M0:198:LYS:HE3	2.15	0.45
48:M1:45:PRO:HB3	48:M1:69:VAL:HB	2.70	0.45
48:M1:94:ARG:O	48:M1:96:PHE:N	2.73	0.45
50:M4:73:PRO:HD2	50:M4:84:LYS:HD2	4.36	0.45
51:M5:28:TRP:CD1	36:5:2515:A:H5"	159.75	0.45
51:M5:44:ARG:HH12	36:5:269:G:P	126.01	0.45
52:M6:42:ASN:HA	52:M6:136:THR:O	2.22	0.45
52:M6:7:VAL:HG23	52:M6:31:GLN:NE2	3.68	0.45
55:M9:172:ARG:O	55:M9:176:ARG:HG2	2.16	0.45
36:1:1864:A:OP1	55:M9:88:ARG:NH1	2.49	0.45
56:N0:166:LYS:HB3	56:N0:167:ARG:H	1.45	0.45
61:N5:67:ILE:HD12	61:N5:121:LYS:HG3	1.99	0.45
66:O0:101:LEU:CD2	66:O0:101:LEU:H	3.62	0.45
72:O6:34:SER:OG	72:O6:37:THR:HG23	2.16	0.45
72:O6:53:TYR:HB2	72:O6:76:ARG:HD2	1.98	0.45
74:O8:8:ILE:HD12	74:O8:8:ILE:H	1.81	0.45
78:Q2:9:LYS:HB2	78:Q2:9:LYS:HE3	1.65	0.45
2:S0:79:ARG:HD2	2:S0:125:ASP:HB2	4.97	0.45
4:S2:63:VAL:HG12	4:S2:134:LEU:HD12	1.97	0.45
4:S2:164:SER:O	4:S2:202:GLY:HA3	2.63	0.45
4:S2:169:LEU:HD23	4:S2:198:THR:HG22	2.24	0.45
6:S4:137:PRO:HG2	6:S4:150:PRO:HD2	2.71	0.45
1:2:154:G:H5'	8:S6:108:VAL:HG21	1.98	0.45
1:2:284:G:N7	8:S6:188:ARG:NH1	2.64	0.45
8:S6:20:ASP:HB3	8:S6:23:ARG:HG3	2.31	0.45
9:S7:184:GLU:HG2	9:S7:185:ILE:H	3.41	0.45
36:1:1237:G:N3	36:1:1237:G:H2'	2.32	0.45
36:1:1307:G:C2	36:1:1308:A:C2	3.04	0.45
36:1:1597:C:H42	36:1:1610:G:H1	1.64	0.45
36:1:1717:U:H2'	36:1:1718:G:C8	2.52	0.45
36:1:2552:C:H5	66:O0:53:LYS:HZ1	1.65	0.45
36:1:265:A:O3'	51:M5:5:LYS:NZ	2.49	0.45

Continued on next page...

Continued from previous page...

Atom-1	Atom-2	Interatomic distance (Å)	Clash overlap (Å)
36:1:2890:A:O2'	36:1:2933:A:N3	2.45	0.45
36:1:3030:G:C6	36:1:3031:G:C4	3.04	0.45
36:1:3294:A:H2'	36:1:3295:A:O4'	2.16	0.45
36:1:435:C:H2'	36:1:436:A:C8	2.51	0.45
36:1:595:G:C8	36:1:609:G:C6	3.05	0.45
1:2:1402:G:H2'	1:2:1403:C:H6	1.81	0.45
1:2:1697:G:N3	1:2:1697:G:H2'	2.31	0.45
37:3:71:G:H2'	37:3:72:A:C8	2.52	0.45
38:4:24:G:OP2	62:N6:13:ARG:NH1	2.37	0.45
38:4:79:A:H5"	71:O5:43:LYS:HZ2	1.82	0.45
36:5:1567:U:H2'	36:5:1568:U:C4'	2.46	0.45
36:5:1699:A:H2'	36:5:1700:G:C8	2.52	0.45
36:5:2726:C:O5'	36:5:2726:C:O2	2.35	0.45
36:5:308:A:H5'	36:5:2223:A:O2'	2.16	0.45
36:5:3245:A:H2	36:5:3246:G:N1	2.13	0.45
53:M7:74:LYS:NZ	36:5:3298:C:OP1	184.75	0.45
1:6:142:G:C2	1:6:266:A:C4	3.05	0.45
1:6:1660:A:H2'	1:6:1661:U:C6	2.52	0.45
1:6:301:A:OP2	86:6:1948:OHX:N1	2.49	0.45
1:6:484:C:N4	1:6:503:G:H22	2.15	0.45
1:6:699:U:H3	1:6:739:G:H1	1.62	0.45
14:C2:47:GLU:N	1:6:1229:G:O6	461.16	0.45
15:C3:26:PHE:CE2	15:C3:66:ILE:HD13	2.92	0.45
19:C7:81:LYS:HE3	19:C7:81:LYS:HB2	1.51	0.45
20:C8:115:ARG:O	20:C8:119:ILE:HD13	2.16	0.45
23:D1:38:LYS:NZ	23:D1:49:GLU:HG3	2.31	0.45
24:D2:74:VAL:O	24:D2:75:ILE:HD13	3.32	0.45
26:D4:36:SER:OG	26:D4:37:LYS:N	2.49	0.45
26:D4:57:VAL:HG13	26:D4:60:PHE:HE2	1.81	0.45
27:D5:65:LEU:HB3	27:D5:71:ILE:HD12	1.99	0.45
29:D7:64:CYS:HB2	29:D7:71:ALA:HB1	1.98	0.45
33:E1:92:LYS:HG3	33:E1:92:LYS:O	4.37	0.45
40:L3:358:TRP:CH2	40:L3:360:ASP:HB2	2.51	0.45
40:L3:5:LYS:HG2	40:L3:6:TYR:CE1	3.86	0.45
41:L4:304:GLN:HB3	41:L4:306:THR:O	2.17	0.45
42:L5:41:LYS:HA	42:L5:41:LYS:HD3	3.50	0.45
42:L5:91:GLY:O	42:L5:94:ASN:ND2	2.49	0.45
47:M0:45:GLU:O	47:M0:141:LYS:HE3	3.46	0.45
50:M4:55:ARG:HD3	56:N0:70:THR:OG1	2.70	0.45
58:N2:43:VAL:HG21	58:N2:50:LEU:HA	1.98	0.45
58:N2:90:ARG:O	58:N2:91:ASP:HB2	2.41	0.45

Continued on next page...

Continued from previous page...

Atom-1	Atom-2	Interatomic distance (Å)	Clash overlap (Å)
67:O1:25:PHE:HB3	67:O1:65:LYS:HG3	4.92	0.45
69:O3:16:TYR:CG	69:O3:25:PRO:HA	2.80	0.45
74:O8:3:ARG:NH1	74:O8:52:TYR:HE1	3.12	0.45
74:O8:61:LYS:H	74:O8:61:LYS:HG2	2.63	0.45
2:S0:205:ARG:C	2:S0:207:PRO:HA	5.01	0.45
3:S1:82:ARG:HA	3:S1:104:ASP:O	2.36	0.45
1:2:1437:U:H5'	5:S3:176:LEU:HD23	1.97	0.45
5:S3:64:ARG:NH1	5:S3:68:GLU:OE1	3.75	0.45
6:S4:106:LYS:HG3	6:S4:108:ARG:NH1	2.31	0.45
6:S4:7:LYS:HD2	6:S4:7:LYS:N	2.34	0.45
7:S5:41:LYS:HB3	7:S5:41:LYS:HE2	2.51	0.45
7:S5:68:ILE:HD13	7:S5:69:PHE:H	5.44	0.45
8:S6:26:VAL:HG21	8:S6:40:ALA:HB1	1.98	0.45
35:SM:74:LYS:HB2	35:SM:74:LYS:HE2	4.67	0.45
36:1:309:U:OP1	72:O6:84:LYS:NZ	2.32	0.45
36:1:3306:U:H2'	36:1:3307:A:H5"	1.98	0.45
36:1:1410:U:OP2	86:1:3491:OHX:N4	2.49	0.45
36:1:567:G:H2'	36:1:568:G:C8	2.52	0.45
36:1:708:G:N2	36:1:711:A:OP2	2.44	0.45
1:2:1563:C:H2'	1:2:1564:U:C6	2.51	0.45
1:2:461:G:N7	86:2:2011:OHX:N1	2.65	0.45
1:2:696:C:H1'	1:2:697:C:H2'	1.99	0.45
1:2:819:G:H4'	1:2:820:U:OP1	2.16	0.45
37:3:91:G:H2'	37:3:92:A:C8	2.51	0.45
38:4:125:U:HO2'	38:4:126:A:P	2.39	0.45
36:5:1393:A:C8	36:5:1418:A:C6	3.04	0.45
36:5:1621:A:H2'	36:5:1622:U:H6	1.81	0.45
36:5:240:U:O2'	36:5:241:G:H8	2.00	0.45
36:5:787:G:H2'	36:5:788:C:C6	2.51	0.45
1:6:107:C:H42	1:6:307:G:H1	1.62	0.45
1:6:1329:A:O5'	1:6:1329:A:H8	1.99	0.45
1:6:1371:A:H5'	1:6:1372:U:OP2	2.17	0.45
1:6:1382:A:O2'	1:6:1383:G:H5"	2.17	0.45
1:6:1491:U:H4'	1:6:1492:A:C5'	2.46	0.45
1:6:1783:C:H2'	1:6:1784:C:C6	2.47	0.45
1:6:66:U:H4'	1:6:67:A:OP1	2.16	0.45
19:C7:7:LYS:O	19:C7:11:ARG:N	2.40	0.45
21:C9:141:GLU:C	21:C9:143:ASP:H	2.81	0.45
21:C9:57:ARG:HB2	21:C9:57:ARG:HH11	2.47	0.45
21:C9:6:VAL:HB	21:C9:14:PHE:CE1	2.51	0.45
4:S2:229:LEU:HD23	23:D1:23:ILE:HD11	1.99	0.45

Continued on next page...

Continued from previous page...

Atom-1	Atom-2	Interatomic distance (Å)	Clash overlap (Å)
27:D5:70:LYS:HD3	27:D5:70:LYS:HA	1.77	0.45
33:E1:133:ALA:O	33:E1:139:LEU:HA	2.17	0.45
40:L3:194:TRP:CE2	40:L3:198:HIS:CE1	3.04	0.45
40:L3:243:HIS:NE2	36:5:878:G:O6	193.63	0.45
36:1:2401:A:H4'	41:L4:68:GLY:O	2.17	0.45
42:L5:51:LEU:HB2	42:L5:144:VAL:CG1	2.52	0.45
44:L7:179:LEU:HD22	44:L7:183:ASP:OD2	2.17	0.45
51:M5:119:TYR:OH	51:M5:131:GLU:OE1	2.24	0.45
52:M6:102:LEU:HD12	52:M6:103:LYS:H	1.81	0.45
36:1:412:G:H1'	53:M7:120:ASN:HB3	1.99	0.45
53:M7:19:GLY:N	53:M7:94:LEU:HD21	2.31	0.45
61:N5:49:LYS:HE3	38:8:135:G:OP1	79.47	0.45
36:1:217:U:O2'	62:N6:103:LYS:HE2	2.16	0.45
62:N6:3:LYS:HD2	62:N6:8:VAL:HB	1.97	0.45
64:N8:45:MET:HE2	64:N8:45:MET:HA	4.50	0.45
53:M7:169:THR:HG23	69:O3:60:ARG:HH11	1.81	0.45
70:O4:67:LYS:HA	70:O4:70:LYS:HE3	2.22	0.45
3:S1:208:GLN:O	3:S1:210:ILE:HG13	2.16	0.45
11:S9:8:TYR:O	86:S9:201:OHX:N5	2.50	0.45
36:1:1774:C:H2'	36:1:1775:G:O4'	2.16	0.45
36:1:1845:G:H8	36:1:1845:G:H5"	1.82	0.45
36:1:209:A:H4'	36:1:211:A:C8	2.51	0.45
36:1:2282:U:O4'	36:1:2960:C:O2'	2.29	0.45
36:1:505:G:OP1	41:L4:320:ASN:ND2	2.45	0.45
36:1:634:C:H5'	69:O3:21:ARG:O	2.16	0.45
1:2:134:U:OP1	1:2:136:C:N4	2.50	0.45
1:2:1545:A:OP1	20:C8:133:VAL:HG23	2.17	0.45
1:2:1650:U:H2'	1:2:1651:A:C8	2.52	0.45
1:2:249:U:H3'	1:2:250:C:H5'	1.98	0.45
1:2:309:C:H2'	1:2:310:C:C6	2.51	0.45
1:2:852:C:O5'	1:2:852:C:H6	2.00	0.45
36:5:1020:G:H2'	36:5:1021:G:O4'	2.17	0.45
36:5:1661:G:H2'	36:5:1662:G:C8	2.52	0.45
36:5:2315:G:H2'	36:5:2316:G:H8	1.82	0.45
36:5:3017:A:H2'	36:5:3018:C:C6	2.52	0.45
36:5:3182:G:H2'	36:5:3183:A:O4'	2.16	0.45
36:5:3218:A:H8	36:5:3218:A:H2'	1.68	0.45
86:5:3513:OHX:N1	86:5:3693:OHX:N2	2.64	0.45
62:N6:89:LYS:NZ	36:5:375:A:OP2	74.77	0.45
36:5:783:A:OP2	86:5:3686:OHX:N6	2.49	0.45
1:6:1031:U:H4'	1:6:1032:G:OP2	2.17	0.45

Continued on next page...

Continued from previous page...

Atom-1	Atom-2	Interatomic distance (Å)	Clash overlap (Å)
1:6:1079:U:H2'	1:6:1080:U:C6	2.52	0.45
35:SM:83:LYS:CE	1:6:1178:G:H4'	337.35	0.45
1:6:348:U:O4	86:6:2012:OHX:N4	2.50	0.45
1:6:27:U:H2'	1:6:28:A:C8	2.51	0.45
38:8:80:A:H2	38:8:83:C:H41	1.65	0.45
17:C5:108:ARG:HG2	17:C5:109:PRO:HD2	1.99	0.45
17:C5:98:ASN:HB2	17:C5:122:THR:HG22	1.98	0.45
18:C6:13:LYS:O	18:C6:76:SER:OG	2.31	0.45
18:C6:14:LYS:HB3	18:C6:15:SER:H	1.60	0.45
19:C7:5:ARG:HD3	19:C7:5:ARG:N	2.31	0.45
1:2:1401:A:OP1	19:C7:60:ARG:NH1	2.50	0.45
20:C8:119:ILE:HA	20:C8:119:ILE:HD12	2.76	0.45
20:C8:14:ILE:O	20:C8:14:ILE:HG23	3.92	0.45
22:D0:33:GLN:O	22:D0:37:VAL:HG23	2.51	0.45
24:D2:90:THR:HG21	24:D2:113:HIS:CD2	2.87	0.45
16:C4:132:ARG:H	28:D6:22:ARG:NH2	4.59	0.45
28:D6:37:LYS:HA	28:D6:71:LEU:O	2.17	0.45
42:L5:5:LYS:HA	42:L5:5:LYS:HD2	1.66	0.45
45:L8:183:LYS:HD2	45:L8:194:THR:HB	1.99	0.45
46:L9:128:VAL:HG22	46:L9:134:ILE:HD13	1.99	0.45
41:L4:106:TRP:HA	49:M3:24:VAL:HG11	1.98	0.45
50:M4:22:LEU:HB3	50:M4:64:VAL:HG22	1.97	0.45
51:M5:13:LYS:O	51:M5:19:LEU:HD22	2.22	0.45
51:M5:173:GLY:O	51:M5:183:THR:HG23	3.40	0.45
51:M5:47:LYS:HE3	51:M5:51:LEU:HD11	2.35	0.45
55:M9:87:ALA:O	86:5:3507:OHX:N5	204.77	0.45
57:N1:9:SER:OG	57:N1:10:ARG:HG3	2.17	0.45
57:N1:80:VAL:HG11	57:N1:85:LEU:HD12	3.02	0.45
59:N3:118:VAL:O	59:N3:137:VAL:N	2.48	0.45
62:N6:89:LYS:HG2	62:N6:90:VAL:H	1.81	0.45
63:N7:10:VAL:HG23	63:N7:86:THR:HA	1.98	0.45
63:N7:12:VAL:HB	63:N7:81:LEU:HB3	2.77	0.45
63:N7:81:LEU:HA	63:N7:81:LEU:HD23	1.85	0.45
64:N8:6:THR:HG23	64:N8:8:THR:H	1.82	0.45
66:O0:99:ASP:O	66:O0:103:THR:HG23	2.17	0.45
61:N5:46:TYR:HD2	71:O5:75:TYR:HB3	1.98	0.45
36:1:157:A:C8	72:O6:26:ILE:HG12	2.52	0.45
3:S1:180:THR:HB	3:S1:182:ALA:H	1.82	0.45
4:S2:58:LEU:O	23:D1:15:ARG:NE	2.93	0.45
7:S5:156:ARG:HA	7:S5:157:ARG:HH21	5.21	0.45
9:S7:37:GLU:H	9:S7:37:GLU:HG2	1.56	0.45

Continued on next page...

Continued from previous page...

Atom-1	Atom-2	Interatomic distance (Å)	Clash overlap (Å)
11:S9:113:VAL:CG2	11:S9:134:ILE:HG13	2.46	0.45
36:1:1231:A:N1	36:1:1279:C:N4	2.65	0.45
36:1:148:G:OP2	51:M5:4:TYR:OH	2.18	0.45
36:1:1567:U:H5	36:1:1568:U:C2	2.34	0.45
36:1:1696:A:H2'	36:1:1697:A:C8	2.51	0.45
36:1:1886:A:N1	36:1:2390:A:O2'	2.50	0.45
36:1:266:A:P	51:M5:5:LYS:HZ1	2.40	0.45
36:1:3281:U:H2'	36:1:3282:U:C6	2.51	0.45
36:1:500:C:O2'	36:1:501:A:H5'	2.16	0.45
36:1:789:A:H2'	36:1:790:U:H6	1.80	0.45
36:1:863:C:H2'	36:1:864:G:O4'	2.17	0.45
1:2:1171:A:H2'	1:2:1172:G:C8	2.51	0.45
1:2:1514:U:H1'	5:S3:6:SER:HB2	1.98	0.45
1:2:1796:C:H4'	1:2:1797:A:OP2	2.16	0.45
36:5:1072:G:H2'	36:5:1073:U:C6	2.52	0.45
36:5:1696:A:OP2	86:5:3680:OHX:N6	2.48	0.45
36:5:2128:C:H2'	36:5:2129:U:O4'	2.17	0.45
36:5:2387:A:OP2	86:5:3521:OHX:N4	2.49	0.45
36:5:644:G:H2'	36:5:2372:A:N7	2.32	0.45
64:N8:115:LYS:HG3	36:5:715:A:C8	147.91	0.45
1:6:234:G:H2'	1:6:235:G:O4'	2.17	0.45
1:6:407:A:H2'	1:6:408:C:C6	2.51	0.45
11:S9:72:GLU:OE2	1:6:761:G:H4'	395.87	0.45
11:S9:149:ARG:NH1	1:6:765:G:C6	427.34	0.45
37:7:4:U:H2'	37:7:5:G:H8	1.82	0.45
38:8:139:U:H2'	38:8:140:G:C8	2.50	0.45
13:C1:141:LYS:HG3	13:C1:142:VAL:N	2.32	0.45
14:C2:59:LEU:HA	14:C2:87:PRO:HB2	1.98	0.45
15:C3:33:VAL:HA	15:C3:36:GLN:HB2	1.99	0.45
16:C4:136:ARG:NH1	1:6:1785:U:OP1	296.72	0.45
1:2:1498:G:OP1	21:C9:75:LYS:HD3	2.17	0.45
26:D4:124:ARG:O	26:D4:127:LYS:HB3	4.64	0.45
27:D5:54:VAL:HG13	27:D5:57:TYR:HD1	1.81	0.45
28:D6:85:ARG:HB3	28:D6:86:VAL:H	1.56	0.45
30:D8:32:PHE:CE1	30:D8:38:ARG:HD2	4.27	0.45
39:L2:90:ALA:HB2	39:L2:101:VAL:HG13	2.06	0.45
39:L2:181:LYS:HB2	36:5:860:G:C5	211.38	0.45
39:L2:224:THR:HA	39:L2:237:LEU:O	2.33	0.45
41:L4:23:PRO:HD2	41:L4:26:PHE:CD2	2.66	0.45
42:L5:14:SER:HG	37:7:68:C:P	300.83	0.45
42:L5:160:PHE:HA	42:L5:163:LEU:HB3	2.66	0.45

Continued on next page...

Continued from previous page...

Atom-1	Atom-2	Interatomic distance (Å)	Clash overlap (Å)
42:L5:282:ARG:O	42:L5:286:VAL:HG23	3.15	0.45
45:L8:45:ASN:ND2	45:L8:47:SER:HB3	2.32	0.45
46:L9:85:GLY:O	46:L9:186:PHE:HA	2.48	0.45
52:M6:62:THR:HG21	52:M6:68:ARG:HG3	1.97	0.45
57:N1:139:ARG:NH2	57:N1:139:ARG:HG2	4.54	0.45
38:4:85:G:O6	62:N6:112:ASP:HB3	2.17	0.45
68:O2:55:ILE:HB	36:5:947:G:H5"	187.92	0.45
69:O3:19:SER:HB3	36:5:1330:A:OP1	233.18	0.45
3:S1:47:LEU:H	3:S1:47:LEU:HD12	2.65	0.45
5:S3:65:ARG:HA	5:S3:68:GLU:HG3	1.99	0.45
5:S3:65:ARG:O	5:S3:69:LEU:HD22	5.18	0.45
8:S6:147:LEU:HB3	8:S6:151:ASP:HB2	1.98	0.45
9:S7:126:LEU:HB2	9:S7:173:TYR:CE2	5.05	0.45
11:S9:115:LYS:HD2	11:S9:115:LYS:HA	1.72	0.45
34:SR:53:LYS:O	34:SR:55:GLY:N	3.30	0.45
34:SR:82:SER:OG	34:SR:92:TRP:NE1	3.13	0.45
36:1:1103:A:N6	36:1:1363:A:H1'	2.32	0.45
36:1:1286:A:N3	36:1:1287:A:H1'	2.31	0.45
36:1:1764:U:H5"	55:M9:43:LYS:NZ	2.32	0.45
36:1:2267:C:H2'	36:1:2268:U:O4'	2.17	0.45
36:1:3318:G:H2'	36:1:3318:G:OP2	2.16	0.45
36:1:698:U:H2'	36:1:699:A:O4'	2.16	0.45
1:2:1500:C:OP1	21:C9:122:ARG:NH2	2.50	0.45
1:2:1609:U:H2'	1:2:1610:G:O4'	2.17	0.45
1:2:1687:U:H1'	1:2:1715:G:N2	2.31	0.45
1:2:651:G:N7	86:2:1978:OHX:N4	2.65	0.45
1:2:968:U:H5"	1:2:1033:C:O2'	2.17	0.45
36:5:158:G:N2	36:5:264:G:H1'	2.32	0.45
36:5:2931:C:H2'	36:5:2932:U:O4'	2.17	0.45
1:6:1451:C:H2'	1:6:1452:U:C6	2.51	0.45
1:6:1540:G:C6	1:6:1541:G:C4	3.05	0.45
1:6:281:G:C6	1:6:282:C:C4	3.05	0.45
55:M9:170:ARG:HH12	1:6:814:A:H2'	321.32	0.45
12:C0:59:PHE:CE1	12:C0:62:GLN:HA	2.52	0.45
17:C5:98:ASN:HD21	17:C5:101:ALA:HB3	4.13	0.45
18:C6:40:GLU:HB2	18:C6:42:GLU:HB2	1.98	0.45
24:D2:107:SER:HB3	1:6:802:G:H21	364.54	0.45
31:D9:49:ASP:OD1	31:D9:49:ASP:N	2.50	0.45
41:L4:126:ILE:HG13	41:L4:238:LEU:HD13	1.97	0.45
41:L4:338:LYS:HD2	41:L4:338:LYS:HA	1.52	0.45
41:L4:49:ALA:HA	41:L4:109:TRP:CZ2	2.52	0.45

Continued on next page...

Continued from previous page...

Atom-1	Atom-2	Interatomic distance (Å)	Clash overlap (Å)
44:L7:103:LEU:HA	44:L7:103:LEU:HD23	1.78	0.45
41:L4:314:LYS:HD2	44:L7:162:PRO:HB3	3.17	0.45
48:M1:14:ILE:HG12	48:M1:131:MET:SD	2.57	0.45
49:M3:126:PHE:HZ	49:M3:135:ALA:CB	2.30	0.45
51:M5:49:ARG:HH11	36:5:149:U:P	101.45	0.45
52:M6:138:LEU:HA	52:M6:138:LEU:HD12	1.63	0.45
52:M6:181:ALA:O	52:M6:184:THR:HG23	2.17	0.45
57:N1:126:VAL:HG23	57:N1:127:GLN:H	1.81	0.45
42:L5:41:LYS:NZ	57:N1:32:LYS:O	2.57	0.45
57:N1:15:PHE:CE2	57:N1:44:ALA:HB3	2.52	0.45
62:N6:31:LEU:HA	62:N6:31:LEU:HD23	2.04	0.45
69:O3:52:VAL:HG21	69:O3:99:ARG:NH1	2.33	0.45
36:1:884:A:HO2'	73:O7:2:GLY:N	2.14	0.45
75:O9:21:ARG:CZ	75:O9:24:PRO:HG3	2.47	0.45
79:Q3:51:ALA:O	79:Q3:54:ILE:HG23	5.43	0.45
2:S0:82:GLY:O	2:S0:86:VAL:HG22	2.17	0.45
2:S0:88:LYS:HD2	2:S0:88:LYS:HA	2.44	0.45
3:S1:137:ILE:HD12	3:S1:172:LEU:HD22	1.99	0.45
4:S2:156:THR:HG21	4:S2:224:PHE:CD1	2.60	0.45
6:S4:42:LEU:HD23	6:S4:42:LEU:HA	3.18	0.45
9:S7:14:THR:OG1	9:S7:15:GLU:N	2.50	0.45
10:S8:142:LYS:H	10:S8:142:LYS:HG2	1.59	0.45
35:SM:34:LYS:HE3	36:1:2692:A:O3'	2.16	0.45
34:SR:238:ASP:N	34:SR:238:ASP:OD1	2.46	0.45
36:1:1246:G:H2'	36:1:1247:U:O4'	2.17	0.45
36:1:1807:G:H5'	63:N7:135:ARG:HH22	1.82	0.45
36:1:1495:U:C5	36:1:1835:A:N1	2.81	0.45
36:1:1481:A:O2'	36:1:1858:A:C2	2.66	0.45
36:1:2226:U:O2'	36:1:2227:C:H5'	2.17	0.45
36:1:2407:C:H2'	36:1:2408:U:H6	1.82	0.45
36:1:2635:A:H4'	36:1:2636:A:O5'	2.16	0.45
36:1:2656:A:C8	36:1:2658:G:C8	3.05	0.45
36:1:2898:G:H5"	36:1:2899:C:C5'	2.46	0.45
1:2:1081:A:O2'	1:2:1082:C:O5'	2.35	0.45
1:2:1765:A:H8	1:2:1768:G:N2	2.15	0.45
1:2:754:A:H61	1:2:793:A:H2'	1.82	0.45
1:2:886:U:H2'	1:2:887:A:O4'	2.17	0.45
36:5:1390:A:N3	36:5:1390:A:H5'	2.32	0.45
68:O2:105:ARG:NH2	36:5:1412:G:OP1	146.66	0.45
70:O4:76:TYR:HD1	36:5:1805:C:O2'	191.31	0.45
36:5:3019:U:O4	86:5:3486:OHX:N2	2.49	0.45

Continued on next page...

Continued from previous page...

Atom-1	Atom-2	Interatomic distance (Å)	Clash overlap (Å)
36:5:2993:G:C6	36:5:3142:A:C4	3.04	0.45
36:5:172:G:N7	86:5:3578:OHX:N3	2.65	0.45
86:5:3479:OHX:N3	86:5:3691:OHX:N3	2.65	0.45
54:M8:43:PRO:HB2	36:5:728:G:H5"	190.24	0.45
36:5:72:C:C2	36:5:74:G:H1'	2.52	0.45
36:5:806:A:H5"	36:5:936:A:N6	2.32	0.45
1:6:1482:C:OP2	1:6:1521:G:N1	2.50	0.45
1:6:1759:C:H2'	1:6:1760:G:O4'	2.17	0.45
1:6:227:U:O2'	1:6:228:G:OP2	2.31	0.45
38:8:68:G:H1	38:8:91:C:H42	1.65	0.45
62:N6:28:ARG:NH2	38:8:70:G:H5"	36.86	0.45
15:C3:103:GLU:HG2	15:C3:103:GLU:H	1.51	0.45
15:C3:148:ALA:O	86:C3:201:OHX:N6	2.50	0.45
18:C6:82:ARG:NH2	18:C6:114:ARG:HG3	5.28	0.45
23:D1:69:LEU:HA	23:D1:69:LEU:HD23	2.17	0.45
26:D4:51:GLU:O	26:D4:53:ASP:N	3.94	0.45
27:D5:89:ILE:HB	27:D5:101:TYR:CG	2.52	0.45
39:L2:117:GLU:HG2	39:L2:124:GLY:H	2.10	0.45
41:L4:92:ASN:OD1	41:L4:92:ASN:N	3.29	0.45
43:L6:131:LYS:O	43:L6:135:VAL:HG23	3.47	0.45
44:L7:236:ILE:O	44:L7:240:VAL:HG23	3.17	0.45
38:4:155:A:H5'	45:L8:185:ARG:NH2	2.32	0.45
45:L8:225:LYS:O	45:L8:229:VAL:HG23	2.17	0.45
46:L9:91:ARG:HG2	46:L9:143:GLU:HG3	1.98	0.45
50:M4:85:TRP:NE1	50:M4:90:VAL:HB	2.32	0.45
52:M6:34:VAL:HG11	52:M6:112:TYR:CE1	2.51	0.45
53:M7:30:ARG:HD3	53:M7:30:ARG:C	2.45	0.45
54:M8:178:ARG:HA	54:M8:178:ARG:HD2	2.14	0.45
60:N4:23:ARG:HG2	60:N4:24:GLY:H	1.81	0.45
63:N7:27:LYS:HG3	63:N7:29:HIS:CD2	4.43	0.45
66:O0:100:ILE:HD12	66:O0:101:LEU:HD23	1.98	0.45
67:O1:74:ARG:HD2	67:O1:94:GLU:OE1	2.17	0.45
4:S2:199:GLN:HE21	1:6:2:A:H2	380.03	0.45
6:S4:163:ASP:O	6:S4:165:ALA:N	2.50	0.45
9:S7:42:GLN:HG2	9:S7:43:PHE:N	2.31	0.45
34:SR:267:PRO:HD2	34:SR:269:TYR:HE1	2.35	0.45
36:1:1093:A:O2'	36:1:1094:U:O5'	2.31	0.45
36:1:123:A:C6	36:1:150:A:C5	3.05	0.45
36:1:2854:U:OP1	47:M0:61:SER:OG	2.29	0.45
36:1:2898:G:H5"	36:1:2899:C:H5'	1.98	0.45
36:1:3064:U:O4	86:1:3662:OHX:N6	2.49	0.45

Continued on next page...

Continued from previous page...

Atom-1	Atom-2	Interatomic distance (Å)	Clash overlap (Å)
36:1:743:C:N3	54:M8:141:ARG:NH1	2.65	0.45
36:1:889:U:H2'	36:1:890:C:O4'	2.17	0.45
1:2:1354:G:H5'	1:2:1355:C:OP2	2.16	0.45
1:2:180:A:H2'	1:2:181:A:O4'	2.17	0.45
1:2:497:G:O2'	1:2:498:G:C8	2.67	0.45
1:2:927:C:H2'	1:2:928:U:C6	2.52	0.45
37:3:36:C:H4'	42:L5:155:THR:HG23	1.97	0.45
36:5:1119:C:OP2	86:5:3487:OHX:N2	2.49	0.45
44:L7:158:LYS:NZ	36:5:1362:G:N3	211.20	0.45
36:5:250:U:H2'	36:5:251:G:N2	2.32	0.45
36:5:3341:U:H5"	36:5:3342:A:OP2	2.17	0.45
36:5:3350:C:H2'	36:5:3351:U:C2	2.52	0.45
1:6:1054:U:H2'	1:6:1055:U:C6	2.52	0.45
1:6:1230:A:H8	1:6:1258:U:C4	2.35	0.45
1:6:1432:U:H4'	1:6:1433:G:H5"	1.99	0.45
1:6:1157:A:OP2	86:6:1995:OHX:N1	2.49	0.45
13:C1:46:LYS:HE2	1:6:846:G:N2	309.43	0.45
16:C4:129:LYS:HG3	16:C4:130:GLY:N	2.31	0.45
17:C5:98:ASN:HB2	17:C5:122:THR:HA	1.99	0.45
23:D1:55:LEU:HD11	23:D1:69:LEU:HG	1.99	0.45
4:S2:230:TRP:NE1	24:D2:68:ARG:HB3	2.32	0.45
16:C4:103:ARG:HH12	28:D6:48:ALA:HB3	3.73	0.45
33:E1:95:HIS:CG	33:E1:96:LYS:H	2.95	0.45
39:L2:211:HIS:CD2	39:L2:219:ILE:HG23	3.02	0.45
40:L3:147:GLU:OE1	40:L3:150:ARG:NH2	5.29	0.45
40:L3:22:ALA:H	40:L3:272:TYR:HD1	1.65	0.45
41:L4:203:ARG:HE	41:L4:240:PRO:HB3	1.82	0.45
41:L4:299:ILE:HG23	54:M8:39:ARG:HB3	1.99	0.45
42:L5:257:GLU:C	42:L5:258:LYS:HD3	5.15	0.45
44:L7:86:VAL:O	44:L7:114:GLY:HA2	2.17	0.45
45:L8:41:GLN:HG3	45:L8:42:PRO:HD2	1.99	0.45
47:M0:100:ASN:OD1	86:M0:301:OHX:N4	2.50	0.45
49:M3:64:LYS:HE3	64:N8:69:TRP:CD1	2.52	0.45
51:M5:84:PRO:HA	51:M5:87:GLN:HG3	1.99	0.45
54:M8:64:VAL:HG22	54:M8:96:PHE:CE2	2.52	0.45
59:N3:81:GLN:HG2	59:N3:83:LYS:O	2.17	0.45
64:N8:111:LYS:HA	64:N8:129:PHE:O	2.35	0.45
65:N9:14:ARG:NH2	65:N9:18:ARG:HD2	2.32	0.45
67:O1:30:PRO:O	67:O1:34:LYS:NZ	5.76	0.45
72:O6:56:ARG:O	72:O6:60:LEU:HB2	2.17	0.45
36:1:2138:A:HO2'	73:O7:2:GLY:N	2.14	0.45

Continued on next page...

Continued from previous page...

Atom-1	Atom-2	Interatomic distance (Å)	Clash overlap (Å)
74:O8:10:GLN:HA	74:O8:13:GLU:CD	2.98	0.45
2:S0:124:THR:O	2:S0:146:LEU:HB2	2.54	0.45
3:S1:83:LYS:HG3	3:S1:106:THR:HG22	3.20	0.45
6:S4:123:LEU:HD22	6:S4:236:ILE:HG23	1.99	0.45
7:S5:107:LYS:O	7:S5:111:VAL:HG23	2.16	0.45
7:S5:166:ARG:HB2	30:D8:46:GLY:HA3	1.98	0.45
7:S5:177:ILE:HG12	7:S5:180:ARG:HH12	2.07	0.45
8:S6:63:MET:HE1	8:S6:106:LEU:CD1	2.47	0.45
10:S8:21:PHE:CE1	10:S8:22:ARG:HD3	2.52	0.45
1:2:400:A:H8	10:S8:24:LYS:O	1.99	0.45
11:S9:143:ILE:HG22	11:S9:145:SER:H	1.82	0.45
35:SM:136:ALA:O	35:SM:140:ASP:N	2.49	0.45
34:SR:248:ASN:N	34:SR:248:ASN:OD1	2.50	0.45
36:1:1038:C:H4'	42:L5:5:LYS:HZ1	1.82	0.44
36:1:1478:C:H2'	36:1:1479:U:H6	1.82	0.44
36:1:2573:G:OP1	63:N7:61:LYS:NZ	2.42	0.44
36:1:2661:G:O2'	36:1:2745:G:H4'	2.17	0.44
36:1:297:G:O2'	72:O6:33:ALA:HA	2.17	0.44
36:1:2749:G:O6	86:1:3646:OHX:N2	2.50	0.44
36:1:677:A:C8	36:1:786:A:C6	3.06	0.44
1:2:1111:G:C2	1:2:1112:G:H1'	2.52	0.44
1:2:1357:A:H2'	1:2:1358:G:C8	2.53	0.44
1:2:1407:U:H2'	1:2:1408:G:O4'	2.17	0.44
1:2:1428:G:H8	1:2:1428:G:H5'	1.82	0.44
1:2:938:G:N7	86:2:1962:OHX:N6	2.65	0.44
1:2:301:A:H2'	1:2:302:U:O4'	2.17	0.44
63:N7:48:ARG:NH2	36:5:1631:C:OP2	191.81	0.44
75:O9:5:LYS:HE3	36:5:1834:U:OP1	112.82	0.44
36:5:3225:C:H2'	36:5:3226:A:O4'	2.17	0.44
44:L7:241:LYS:NZ	36:5:576:C:OP1	275.14	0.44
36:5:748:U:H2'	36:5:749:C:H6	1.82	0.44
1:6:1172:G:H2'	1:6:1173:C:C6	2.52	0.44
17:C5:99:GLY:O	1:6:1211:A:H1'	374.45	0.44
1:6:1533:C:H4'	1:6:1539:G:C6	2.51	0.44
7:S5:81:ARG:HG3	1:6:1615:C:H2'	372.46	0.44
1:6:189:C:C2'	1:6:190:C:H5'	2.46	0.44
1:6:27:U:H2'	1:6:28:A:H8	1.81	0.44
19:C7:104:ASN:C	19:C7:106:THR:N	3.27	0.44
1:2:1559:A:C6	20:C8:134:ARG:HD2	2.52	0.44
20:C8:4:VAL:HG21	27:D5:82:HIS:CG	3.81	0.44
22:D0:28:SER:OG	22:D0:29:THR:N	2.50	0.44

Continued on next page...

Continued from previous page...

Atom-1	Atom-2	Interatomic distance (Å)	Clash overlap (Å)
26:D4:94:TYR:HB2	26:D4:96:LEU:HG	1.98	0.44
29:D7:41:LEU:H	29:D7:41:LEU:HD23	2.68	0.44
31:D9:24:CYS:HB3	31:D9:42:CYS:SG	3.39	0.44
40:L3:255:TRP:CD1	40:L3:256:HIS:CD2	3.05	0.44
41:L4:302:ALA:HB2	54:M8:39:ARG:NH2	2.33	0.44
42:L5:187:THR:HG23	42:L5:189:GLU:HB2	1.98	0.44
42:L5:273:ARG:O	42:L5:273:ARG:HG2	2.46	0.44
45:L8:116:VAL:HG21	45:L8:123:GLN:HA	1.99	0.44
45:L8:75:ILE:C	45:L8:77:GLN:H	2.20	0.44
49:M3:2:ALA:HB2	64:N8:31:GLY:O	2.17	0.44
53:M7:31:GLU:CG	53:M7:60:PHE:HA	3.38	0.44
44:L7:77:VAL:HG22	57:N1:139:ARG:O	2.17	0.44
58:N2:107:PHE:O	58:N2:108:TYR:CG	2.71	0.44
59:N3:11:PHE:CG	59:N3:88:ARG:HD2	3.11	0.44
61:N5:105:VAL:HG12	61:N5:106:ASP:O	2.66	0.44
62:N6:37:LYS:HG2	62:N6:38:GLU:N	2.71	0.44
63:N7:135:ARG:O	36:5:2555:G:N2	209.98	0.44
64:N8:14:HIS:N	64:N8:14:HIS:ND1	2.68	0.44
66:O0:100:ILE:H	66:O0:100:ILE:HG13	1.58	0.44
71:O5:44:ILE:O	71:O5:48:ARG:HG3	4.60	0.44
2:S0:202:TYR:O	2:S0:203:PHE:CD2	3.94	0.44
5:S3:115:ILE:HD12	5:S3:116:ARG:H	4.69	0.44
5:S3:55:THR:HG22	5:S3:88:ALA:HB1	1.99	0.44
6:S4:158:ASP:OD1	6:S4:158:ASP:N	2.49	0.44
34:SR:255:ALA:HB2	34:SR:292:LEU:HD22	1.99	0.44
36:1:2206:G:H1	36:1:2237:C:N4	2.12	0.44
36:1:324:A:H2'	36:1:325:A:C8	2.52	0.44
1:2:1000:C:N4	1:2:1003:A:OP2	2.36	0.44
1:2:106:U:H2'	1:2:107:C:O4'	2.16	0.44
1:2:1410:A:H2'	1:2:1411:A:O4'	2.16	0.44
1:2:1784:C:H2'	1:2:1785:U:C6	2.52	0.44
1:2:653:C:H2'	1:2:654:C:O4'	2.17	0.44
37:3:45:A:H2'	37:3:46:A:C8	2.52	0.44
38:4:135:G:H5"	61:N5:49:LYS:HD2	1.98	0.44
36:1:409:A:H61	38:4:15:G:H1'	1.82	0.44
38:4:85:G:H3'	38:4:85:G:C8	2.51	0.44
36:5:1021:G:N1	36:5:1032:C:O2	2.49	0.44
36:5:1176:C:H2'	36:5:1177:G:H21	1.82	0.44
36:5:1912:U:N3	36:5:2122:G:OP2	2.49	0.44
36:5:238:A:H2'	36:5:239:G:O4'	2.17	0.44
36:5:3011:A:N1	36:5:3043:C:O2'	2.38	0.44

Continued on next page...

Continued from previous page...

Atom-1	Atom-2	Interatomic distance (Å)	Clash overlap (Å)
36:5:956:U:H2'	36:5:957:C:H6	1.83	0.44
15:C3:45:LEU:HA	15:C3:49:GLN:HE21	5.32	0.44
15:C3:91:LEU:HD23	15:C3:91:LEU:HA	2.31	0.44
18:C6:38:LEU:C	18:C6:40:GLU:H	2.19	0.44
19:C7:34:LEU:O	19:C7:38:ILE:HD13	5.54	0.44
20:C8:20:THR:HG21	20:C8:35:ILE:HG23	2.44	0.44
26:D4:112:LYS:HE2	26:D4:112:LYS:HB3	2.20	0.44
26:D4:84:LYS:HD2	26:D4:85:PHE:CE2	2.51	0.44
27:D5:47:TYR:CE1	27:D5:51:LEU:HD11	3.71	0.44
28:D6:97:PRO:N	28:D6:98:PRO:HD2	2.33	0.44
7:S5:61:TYR:OH	30:D8:52:ASP:OD1	3.16	0.44
39:L2:109:GLU:H	39:L2:109:GLU:HG2	1.46	0.44
39:L2:70:ARG:NH1	39:L2:72:ARG:HH21	8.08	0.44
40:L3:210:GLU:O	40:L3:213:GLU:HB2	2.89	0.44
40:L3:283:TYR:CE1	40:L3:354:VAL:HG11	2.55	0.44
42:L5:106:ALA:O	42:L5:110:LEU:HB3	3.18	0.44
43:L6:96:VAL:HG13	43:L6:141:VAL:HG13	2.35	0.44
44:L7:140:SER:O	44:L7:144:ILE:HG13	2.45	0.44
36:1:1557:A:H5"	45:L8:54:GLU:OE1	2.17	0.44
36:1:269:G:H5'	51:M5:120:TRP:CE3	2.51	0.44
52:M6:65:ASN:HB3	52:M6:68:ARG:CD	2.61	0.44
53:M7:51:VAL:HG11	53:M7:88:VAL:HG21	1.98	0.44
54:M8:19:PRO:HD3	54:M8:53:PHE:CD1	2.52	0.44
55:M9:25:ASP:HB3	55:M9:28:GLU:HB2	2.53	0.44
55:M9:45:VAL:HG22	55:M9:50:ILE:HB	2.00	0.44
57:N1:85:LEU:HA	57:N1:85:LEU:HD23	2.14	0.44
62:N6:103:LYS:HA	62:N6:103:LYS:HD3	2.05	0.44
64:N8:133:LEU:O	64:N8:133:LEU:HD22	2.61	0.44
64:N8:128:ARG:HB3	72:O6:8:ALA:CB	3.41	0.44
74:O8:42:LYS:HG2	74:O8:55:VAL:HG13	1.99	0.44
79:Q3:59:CYS:SG	79:Q3:60:CYS:N	3.71	0.44
3:S1:130:SER:OG	3:S1:180:THR:HG22	5.50	0.44
4:S2:81:MET:CE	4:S2:186:LYS:HB3	2.47	0.44
5:S3:55:THR:CG2	5:S3:90:ARG:HG2	2.97	0.44
7:S5:59:VAL:O	7:S5:60:ASP:HB2	2.16	0.44
34:SR:163:ASP:C	34:SR:165:ASP:H	2.19	0.44
34:SR:21:THR:OG1	34:SR:68:VAL:O	2.26	0.44
36:1:2572:C:O2'	36:1:2573:G:O4'	2.19	0.44
36:1:378:A:N7	36:1:391:A:H2	2.15	0.44
36:1:677:A:H4'	36:1:678:G:O5'	2.17	0.44
1:2:1198:G:O3'	31:D9:40:ARG:NH2	2.50	0.44

Continued on next page...

Continued from previous page...

Atom-1	Atom-2	Interatomic distance (Å)	Clash overlap (Å)
1:2:327:U:H2'	1:2:328:A:H8	1.82	0.44
1:2:477:A:N6	1:2:511:A:H61	2.14	0.44
36:1:1831:U:O2'	38:4:114:G:OP1	2.20	0.44
36:5:1073:U:H2'	36:5:1074:U:C6	2.52	0.44
36:5:1251:A:H2'	36:5:1252:A:O4'	2.18	0.44
78:Q2:9:LYS:O	36:5:2713:U:H3'	223.46	0.44
36:5:2885:C:O2'	36:5:2886:U:H5'	2.18	0.44
36:5:2943:G:H2'	36:5:2944:U:O4'	2.16	0.44
36:5:612:U:H2'	36:5:613:G:C8	2.51	0.44
1:6:1271:G:H2'	1:6:1272:U:O4'	2.18	0.44
8:S6:132:ARG:HD2	1:6:150:U:H1'	326.53	0.44
26:D4:105:ARG:NH2	1:6:459:G:OP2	362.51	0.44
42:L5:24:ARG:NH2	37:7:13:A:N3	292.40	0.44
17:C5:96:ILE:N	17:C5:103:ASN:O	3.02	0.44
18:C6:10:PHE:HA	18:C6:18:ALA:O	2.18	0.44
7:S5:112:ARG:HH12	18:C6:42:GLU:HG2	5.53	0.44
18:C6:67:VAL:HG11	18:C6:81:ILE:HG22	1.99	0.44
19:C7:110:VAL:O	19:C7:114:GLY:N	2.49	0.44
19:C7:88:VAL:HB	19:C7:89:SER:H	1.30	0.44
21:C9:16:ASN:HA	21:C9:56:LYS:NZ	2.78	0.44
20:C8:7:GLU:OE2	27:D5:42:LEU:HD21	2.17	0.44
39:L2:130:SER:HA	39:L2:169:ILE:CG2	2.53	0.44
39:L2:3:ARG:HB3	39:L2:207:VAL:HG23	4.42	0.44
39:L2:222:ALA:HB1	39:L2:224:THR:HG22	5.41	0.44
40:L3:347:SER:HB3	40:L3:350:ALA:H	2.15	0.44
40:L3:358:TRP:CZ2	40:L3:360:ASP:HA	2.70	0.44
42:L5:178:ASN:HA	42:L5:183:TRP:CD2	2.52	0.44
42:L5:183:TRP:CZ3	42:L5:185:PHE:HA	7.03	0.44
44:L7:33:ARG:HA	44:L7:36:ALA:HB3	2.53	0.44
45:L8:130:TYR:CD1	45:L8:202:GLU:HB3	2.52	0.44
45:L8:78:PHE:C	45:L8:80:TYR:H	2.20	0.44
46:L9:190:ASP:OD1	46:L9:191:LEU:HD12	2.17	0.44
47:M0:99:ILE:HG12	47:M0:123:HIS:CG	5.47	0.44
48:M1:101:ASN:N	48:M1:101:ASN:OD1	2.50	0.44
55:M9:176:ARG:HA	55:M9:176:ARG:HD3	1.70	0.44
61:N5:57:LEU:HD22	61:N5:62:VAL:HG22	4.29	0.44
63:N7:29:HIS:O	63:N7:31:GLU:N	2.51	0.44
70:O4:76:TYR:HD1	36:5:1805:C:HO2'	192.03	0.44
72:O6:56:ARG:O	72:O6:60:LEU:HD22	4.75	0.44
75:O9:3:ALA:O	75:O9:5:LYS:HE2	6.54	0.44
2:S0:171:GLY:HA3	2:S0:203:PHE:CD2	2.53	0.44

Continued on next page...

Continued from previous page...

Atom-1	Atom-2	Interatomic distance (Å)	Clash overlap (Å)
2:S0:38:PHE:HB2	2:S0:49:ASN:HB2	2.29	0.44
3:S1:181:LEU:HA	3:S1:181:LEU:HD23	4.30	0.44
3:S1:61:LEU:HG	3:S1:64:ARG:HH21	1.82	0.44
3:S1:97:LEU:CD1	3:S1:98:THR:H	2.31	0.44
5:S3:167:PHE:O	5:S3:190:ARG:HG2	3.68	0.44
1:2:1515:A:OP2	5:S3:7:LYS:HB2	2.17	0.44
6:S4:95:THR:O	6:S4:97:GLU:HG3	2.31	0.44
7:S5:222:LYS:HG3	7:S5:225:ARG:NH1	2.32	0.44
1:2:144:U:H5	8:S6:137:ARG:NH1	2.14	0.44
8:S6:141:ILE:HG21	8:S6:153:VAL:HG13	2.00	0.44
11:S9:144:PRO:HD2	1:6:474:A:H5"	421.00	0.44
36:1:2314:U:H2'	36:1:2314:U:H6	1.43	0.44
36:1:2616:C:C2'	36:1:2617:U:H5'	2.47	0.44
36:1:2946:A:H5"	36:1:2947:G:H5'	2.00	0.44
36:1:3190:C:H2'	36:1:3191:G:C8	2.53	0.44
1:2:972:G:O2'	36:1:847:A:N1	2.46	0.44
36:1:856:G:C6	36:1:857:G:N1	2.85	0.44
1:2:46:A:N6	1:2:433:C:H4'	2.33	0.44
36:5:1240:A:H2'	36:5:1241:U:H5'	2.00	0.44
36:5:879:U:O2	36:5:2357:A:H1'	2.17	0.44
57:N1:68:THR:HG21	36:5:2736:A:O2'	224.68	0.44
36:5:3218:A:C2	36:5:3277:U:H1'	2.52	0.44
36:5:3128:G:OP2	86:5:3656:OHX:N3	2.50	0.44
36:5:585:A:H2'	36:5:586:C:C6	2.53	0.44
1:6:1324:G:N7	86:6:1959:OHX:N2	2.66	0.44
1:6:1685:G:H1	1:6:1716:C:N4	2.15	0.44
16:C4:136:ARG:HD2	1:6:1769:U:O2	302.05	0.44
1:6:382:C:H2'	1:6:383:G:O4'	2.17	0.44
1:6:486:G:O2'	1:6:487:G:H5'	2.17	0.44
1:6:904:G:H2'	1:6:905:A:O4'	2.18	0.44
14:C2:33:ARG:HA	14:C2:36:LEU:HD12	1.99	0.44
14:C2:90:LYS:O	14:C2:91:VAL:HB	2.74	0.44
15:C3:114:ARG:HG3	1:6:952:A:O2'	298.68	0.44
18:C6:79:TYR:HA	18:C6:82:ARG:HD3	1.98	0.44
19:C7:34:LEU:HD22	19:C7:38:ILE:HD12	4.01	0.44
19:C7:10:LYS:HG2	19:C7:53:TYR:CE1	2.53	0.44
20:C8:3:LEU:HD23	20:C8:5:VAL:HG13	1.99	0.44
23:D1:59:VAL:HG13	23:D1:64:GLU:HB2	2.00	0.44
24:D2:111:MET:CE	24:D2:116:ALA:HA	2.63	0.44
27:D5:46:LYS:HE3	27:D5:46:LYS:HB2	4.20	0.44
40:L3:306:THR:HG21	40:L3:316:GLU:HG2	2.45	0.44

Continued on next page...

Continued from previous page...

Atom-1	Atom-2	Interatomic distance (Å)	Clash overlap (Å)
40:L3:49:TYR:O	40:L3:80:ASP:N	2.62	0.44
41:L4:193:LYS:HB3	41:L4:193:LYS:HE3	2.29	0.44
41:L4:286:VAL:HG11	54:M8:31:LYS:HD3	2.61	0.44
45:L8:160:ILE:HG23	45:L8:164:VAL:HG13	3.74	0.44
46:L9:106:LYS:HE3	46:L9:107:ASP:N	5.20	0.44
51:M5:186:GLY:O	51:M5:189:LYS:N	3.05	0.44
52:M6:16:VAL:CG2	52:M6:43:ILE:HG12	2.93	0.44
55:M9:23:TRP:O	55:M9:50:ILE:HA	2.18	0.44
57:N1:82:ASN:HA	65:N9:21:ILE:HD13	1.99	0.44
61:N5:25:LYS:HE3	61:N5:25:LYS:HB2	4.50	0.44
62:N6:108:LYS:HA	62:N6:108:LYS:HD3	2.15	0.44
66:O0:100:ILE:HG13	66:O0:101:LEU:HD22	5.27	0.44
67:O1:13:THR:CG2	67:O1:72:ARG:HH21	6.04	0.44
69:O3:38:PRO:HD3	69:O3:77:ASN:O	2.17	0.44
36:1:2138:A:C4	73:O7:3:LYS:HB3	2.52	0.44
5:S3:55:THR:HG21	5:S3:90:ARG:HG2	3.00	0.44
6:S4:148:ARG:HG2	6:S4:148:ARG:H	1.60	0.44
7:S5:120:ILE:HG23	27:D5:59:TYR:CE1	2.53	0.44
8:S6:218:GLU:HG3	8:S6:218:GLU:H	2.54	0.44
9:S7:143:LEU:HD12	9:S7:147:ASN:HB2	1.99	0.44
34:SR:203:THR:OG1	34:SR:204:ALA:N	2.86	0.44
34:SR:228:LYS:HE2	34:SR:228:LYS:HB2	3.21	0.44
36:1:1383:G:H2'	36:1:1384:U:O4'	2.17	0.44
36:1:1482:A:H4'	36:1:1483:G:OP2	2.17	0.44
36:1:2376:G:H2'	36:1:2377:G:C8	2.53	0.44
36:1:2973:G:O6	86:1:3630:OHX:N5	2.50	0.44
36:1:3151:U:H4'	36:1:3294:A:C1'	2.47	0.44
36:1:668:G:OP1	86:1:3651:OHX:N2	2.50	0.44
36:1:507:U:H2'	36:1:508:U:C6	2.52	0.44
1:2:1409:G:N2	1:2:1411:A:H3'	2.33	0.44
1:2:1490:C:H1'	1:2:1491:U:O4'	2.17	0.44
1:2:286:C:H2'	1:2:287:G:H5'	1.99	0.44
1:2:480:G:H22	1:2:509:G:H1'	1.83	0.44
1:2:512:A:OP2	11:S9:172:VAL:HB	2.17	0.44
1:2:823:G:O2'	1:2:824:G:O5'	2.35	0.44
1:2:855:A:C2	1:2:857:U:H1'	2.53	0.44
39:L2:95:SER:HG	36:5:2551:U:H3	227.98	0.44
36:5:2816:G:H1	36:5:2820:A:H62	1.66	0.44
36:5:3288:G:C4	36:5:3289:G:C8	3.04	0.44
86:5:3535:OHX:N5	86:5:3618:OHX:N1	2.65	0.44
36:5:856:G:C6	36:5:857:G:N1	2.86	0.44

Continued on next page...

Continued from previous page...

Atom-1	Atom-2	Interatomic distance (Å)	Clash overlap (Å)
1:6:158:U:HO2'	1:6:159:U:H3'	1.83	0.44
26:D4:36:SER:HA	1:6:521:A:O3'	424.49	0.44
1:6:836:U:H2'	1:6:837:G:H8	1.82	0.44
12:C0:8:ARG:HD2	12:C0:12:HIS:CE1	2.51	0.44
12:C0:54:TYR:CD2	12:C0:72:GLY:HA2	3.85	0.44
19:C7:71:PHE:HE1	19:C7:73:LEU:HD22	1.81	0.44
1:2:1590:G:OP1	21:C9:91:TYR:HB2	2.17	0.44
26:D4:62:THR:HA	26:D4:69:SER:HA	2.00	0.44
7:S5:161:ASP:O	30:D8:44:VAL:HA	2.17	0.44
7:S5:57:SER:CB	30:D8:53:ILE:HB	2.72	0.44
41:L4:135:VAL:HA	41:L4:245:GLY:O	2.18	0.44
42:L5:136:GLU:CD	42:L5:136:GLU:H	4.81	0.44
42:L5:21:ARG:HA	42:L5:24:ARG:NH2	2.31	0.44
42:L5:258:LYS:HB2	42:L5:258:LYS:HE2	1.67	0.44
36:1:3272:C:P	43:L6:78:ARG:HH12	2.38	0.44
46:L9:36:LYS:HE3	46:L9:74:LEU:HD22	1.99	0.44
47:M0:208:ASN:O	47:M0:212:GLU:HB2	3.17	0.44
47:M0:68:ALA:HB2	47:M0:158:LYS:HB2	2.05	0.44
49:M3:55:ARG:HG3	49:M3:72:GLY:O	2.17	0.44
50:M4:17:VAL:HG12	50:M4:72:LEU:HB3	1.99	0.44
53:M7:10:ASN:HD21	53:M7:12:ALA:HB3	1.81	0.44
55:M9:109:TYR:CD2	55:M9:114:LYS:HD2	5.93	0.44
56:N0:1:MET:HE1	56:N0:32:SER:H	1.81	0.44
63:N7:54:THR:HG21	63:N7:56:LYS:HZ1	4.91	0.44
67:O1:46:THR:HG21	67:O1:91:SER:HB2	2.49	0.44
68:O2:55:ILE:HA	68:O2:55:ILE:HD12	1.91	0.44
68:O2:64:LYS:HG2	68:O2:65:PHE:CE2	3.26	0.44
70:O4:7:PHE:CE1	70:O4:20:ILE:HG13	4.32	0.44
2:S0:20:ALA:HB3	2:S0:172:LEU:HD12	1.99	0.44
3:S1:55:LYS:HD3	3:S1:55:LYS:HA	2.44	0.44
3:S1:89:ASP:HB3	3:S1:223:PHE:CE2	2.53	0.44
4:S2:241:ASP:O	4:S2:244:SER:HB3	2.17	0.44
1:2:1424:A:H4'	4:S2:93:GLY:CA	2.47	0.44
10:S8:18:ARG:NH1	1:6:105:A:OP1	304.24	0.44
11:S9:64:GLU:HG2	11:S9:69:ARG:NH1	2.31	0.44
36:1:1184:A:O2'	36:1:1185:C:H5'	2.18	0.44
36:1:1295:G:OP1	56:N0:84:ARG:HG3	2.17	0.44
36:1:1818:U:H2'	36:1:1819:U:O4'	2.18	0.44
36:1:213:A:H2'	36:1:214:G:O4'	2.17	0.44
36:1:2213:A:N1	36:1:2429:G:H1'	2.33	0.44
36:1:2233:A:H2'	36:1:2234:G:O4'	2.18	0.44

Continued on next page...

Continued from previous page...

Atom-1	Atom-2	Interatomic distance (Å)	Clash overlap (Å)
36:1:2899:C:O2'	36:1:2901:G:OP2	2.25	0.44
36:1:952:A:O3'	36:1:968:G:N2	2.50	0.44
1:2:1081:A:O2'	1:2:1082:C:O2	2.30	0.44
1:2:1172:G:H4'	1:2:1569:A:H2	1.83	0.44
1:2:380:U:C6	11:S9:5:PRO:HG3	2.53	0.44
1:2:619:A:H5'	1:2:620:A:OP2	2.17	0.44
1:2:884:A:H2'	1:2:885:G:C8	2.53	0.44
37:3:40:C:O2'	48:M1:72:ARG:HG3	2.17	0.44
38:4:15:G:C6	38:4:16:G:N1	2.86	0.44
38:4:70:G:H5"	62:N6:28:ARG:NH2	2.33	0.44
36:5:1015:U:O3'	36:5:1016:C:H2'	2.17	0.44
36:5:1415:U:H2'	36:5:1416:C:O4'	2.18	0.44
36:5:2321:A:H2'	36:5:2322:C:O4'	2.18	0.44
36:5:271:C:H2'	36:5:272:G:O4'	2.17	0.44
36:5:284:A:H4'	36:5:285:A:C2	2.52	0.44
36:5:2816:G:C8	36:5:2869:U:H3'	2.53	0.44
59:N3:12:ARG:NH1	36:5:3041:U:OP1	261.15	0.44
64:N8:36:GLY:N	36:5:40:A:OP2	173.65	0.44
36:5:789:A:H2'	36:5:790:U:H6	1.80	0.44
1:6:1711:C:H2'	1:6:1712:A:H5"	1.99	0.44
28:D6:32:LYS:NZ	1:6:932:U:O2	310.52	0.44
12:C0:15:LEU:HD22	12:C0:46:LEU:HD11	1.99	0.44
19:C7:46:LEU:HD22	19:C7:50:ILE:HG13	1.99	0.44
24:D2:7:LEU:HD22	24:D2:11:LEU:HG	2.14	0.44
26:D4:112:LYS:O	26:D4:116:LYS:HG3	2.18	0.44
40:L3:169:THR:CG2	40:L3:171:LEU:H	2.30	0.44
40:L3:21:ARG:HG2	40:L3:269:GLN:HG2	2.00	0.44
40:L3:79:VAL:O	40:L3:81:THR:OG1	2.33	0.44
41:L4:108:LYS:HB3	41:L4:108:LYS:HE2	1.48	0.44
41:L4:120:TYR:CE2	41:L4:277:PRO:HB3	2.53	0.44
42:L5:179:ARG:HA	42:L5:179:ARG:HD3	2.03	0.44
43:L6:135:VAL:HG12	43:L6:139:LYS:HZ2	2.56	0.44
45:L8:231:LYS:HB2	45:L8:231:LYS:HE3	4.49	0.44
45:L8:41:GLN:HG3	45:L8:44:ARG:NH1	2.33	0.44
50:M4:20:VAL:HG13	50:M4:68:LEU:O	2.29	0.44
45:L8:136:LEU:HD13	51:M5:3:ALA:CB	2.47	0.44
51:M5:76:PRO:HA	36:5:2166:A:OP1	157.77	0.44
53:M7:36:ILE:HG12	53:M7:44:ALA:HB1	1.99	0.44
58:N2:58:GLU:HB2	58:N2:63:VAL:HG13	4.78	0.44
59:N3:54:LEU:HD21	59:N3:119:GLY:HA3	2.44	0.44
64:N8:90:TYR:CG	64:N8:100:PRO:HG3	2.52	0.44

Continued on next page...

Continued from previous page...

Atom-1	Atom-2	Interatomic distance (Å)	Clash overlap (Å)
64:N8:88:ASP:HA	64:N8:91:LEU:HD23	1.99	0.44
4:S2:35:TRP:O	4:S2:46:LYS:HE2	5.95	0.44
2:S0:140:ASN:OD1	4:S2:62:PRO:HD3	2.18	0.44
5:S3:141:LYS:HB3	5:S3:144:ALA:HA	6.76	0.44
6:S4:246:LEU:H	6:S4:246:LEU:HD12	1.83	0.44
10:S8:5:ARG:NH1	10:S8:29:LEU:O	2.43	0.44
1:2:768:C:C2	11:S9:143:ILE:HG12	2.53	0.44
34:SR:214:ALA:HB2	34:SR:220:ILE:HA	2.09	0.44
36:1:1299:U:H2'	36:1:1300:G:O4'	2.18	0.44
36:1:1301:A:H8	36:1:1301:A:OP1	2.01	0.44
36:1:1317:A:C4	36:1:1319:G:C8	3.06	0.44
36:1:685:G:OP1	49:M3:35:ARG:NH1	2.48	0.44
1:2:1010:C:H2'	1:2:1011:G:O4'	2.17	0.44
1:2:143:G:H2'	1:2:144:U:H5"	2.00	0.44
1:2:498:G:C5	1:2:499:U:O4	2.71	0.44
1:2:867:G:OP2	15:C3:3:ARG:NH1	2.50	0.44
36:5:1103:A:N3	36:5:1103:A:H2'	2.33	0.44
36:5:112:U:O2'	36:5:113:C:H5"	2.18	0.44
36:5:1138:U:H2'	36:5:1139:G:O4'	2.17	0.44
36:5:1249:G:H2'	36:5:1250:G:C8	2.53	0.44
36:5:1691:U:H2'	36:5:1692:U:H6	1.82	0.44
36:5:1855:U:H2'	36:5:1856:C:C6	2.53	0.44
36:5:2805:G:N3	36:5:2967:A:H2	2.15	0.44
36:5:340:C:O2'	36:5:341:G:H5'	2.18	0.44
86:5:3535:OHX:N5	86:5:3618:OHX:N3	2.66	0.44
36:5:2417:U:O4	86:5:3670:OHX:N3	2.51	0.44
50:M4:77:ARG:NH2	36:5:524:U:OP1	341.06	0.44
1:6:1174:C:C4	1:6:1175:U:C4	3.06	0.44
1:6:127:G:H21	1:6:178:U:H1'	1.83	0.44
1:6:346:G:O6	86:6:2011:OHX:N2	2.51	0.44
1:6:570:A:H5"	1:6:571:G:OP2	2.18	0.44
1:6:648:G:C2	1:6:687:G:C2	3.06	0.44
15:C3:62:GLN:O	15:C3:65:VAL:HG23	2.18	0.44
17:C5:92:SER:O	17:C5:106:GLU:HA	2.32	0.44
19:C7:85:VAL:HG22	19:C7:86:PRO:CA	2.45	0.44
23:D1:64:GLU:HB3	29:D7:3:LEU:HD12	3.93	0.44
25:D3:43:PHE:CE1	25:D3:49:ALA:HB3	2.53	0.44
27:D5:42:LEU:HD12	27:D5:43:ASP:H	1.82	0.44
27:D5:82:HIS:O	27:D5:85:LYS:HB3	2.17	0.44
29:D7:61:THR:OG1	29:D7:62:ILE:N	2.65	0.44
5:S3:12:VAL:HG21	31:D9:34:TYR:HB3	1.99	0.44

Continued on next page...

Continued from previous page...

Atom-1	Atom-2	Interatomic distance (Å)	Clash overlap (Å)
39:L2:169:ILE:HG22	39:L2:170:ALA:O	2.64	0.44
41:L4:39:PHE:CE1	41:L4:236:LEU:HD23	2.72	0.44
42:L5:251:PRO:O	42:L5:253:PHE:N	2.50	0.44
42:L5:55:PHE:CE2	42:L5:158:ARG:HG3	2.53	0.44
44:L7:120:THR:O	44:L7:124:LEU:N	2.47	0.44
45:L8:134:TYR:H	45:L8:134:TYR:HD2	2.63	0.44
46:L9:163:GLN:O	46:L9:166:ARG:HD3	2.17	0.44
49:M3:131:LYS:HD3	49:M3:131:LYS:H	4.16	0.44
49:M3:46:ILE:O	49:M3:49:ARG:HB2	2.40	0.44
50:M4:21:VAL:HG13	50:M4:63:VAL:HG21	1.99	0.44
51:M5:102:ALA:O	51:M5:106:VAL:HG12	2.18	0.44
52:M6:113:ASP:O	52:M6:117:ARG:NH1	2.44	0.44
53:M7:180:LYS:HB3	53:M7:180:LYS:NZ	2.33	0.44
55:M9:99:LEU:O	55:M9:103:ARG:HB2	2.17	0.44
55:M9:96:ILE:O	55:M9:100:ARG:HG3	2.18	0.44
58:N2:13:LYS:O	58:N2:66:VAL:HA	2.17	0.44
63:N7:101:PHE:HA	63:N7:107:ARG:HE	1.82	0.44
63:N7:27:LYS:HD2	63:N7:27:LYS:HA	3.56	0.44
68:O2:45:ARG:NH1	36:5:1160:C:N3	206.11	0.44
68:O2:47:ARG:HG2	68:O2:48:GLY:N	2.73	0.44
68:O2:4:LEU:HB3	68:O2:5:PRO:CD	3.70	0.44
36:1:429:U:H4'	69:O3:88:ASN:O	2.18	0.44
70:O4:42:PRO:HB2	70:O4:51:LEU:HD21	1.99	0.44
74:O8:75:VAL:HG12	74:O8:77:ARG:HG2	5.43	0.44
3:S1:103:MET:HB3	3:S1:215:VAL:HG13	2.13	0.44
3:S1:172:LEU:O	3:S1:176:VAL:HG23	2.17	0.44
2:S0:117:GLU:OE1	4:S2:40:LYS:HG3	2.18	0.44
5:S3:108:LYS:O	5:S3:113:LEU:HB2	2.37	0.44
7:S5:222:LYS:HA	7:S5:225:ARG:HH11	3.89	0.44
10:S8:106:ALA:CB	10:S8:165:LEU:HG	2.47	0.44
34:SR:64:HIS:ND1	34:SR:86:ASP:OD2	2.36	0.44
34:SR:61:PHE:HD1	34:SR:92:TRP:CE3	2.36	0.44
36:1:1420:C:OP2	41:L4:193:LYS:NZ	2.41	0.44
36:1:1507:G:N3	36:1:1507:G:H5'	2.33	0.44
36:1:2258:U:H2'	36:1:2259:A:O4'	2.16	0.44
36:1:282:G:C8	36:1:282:G:H3'	2.52	0.44
36:1:3275:U:O4'	69:O3:66:VAL:HG21	2.18	0.44
36:1:820:A:OP1	86:1:3479:OHX:N5	2.51	0.44
36:1:597:G:H2'	36:1:598:A:C8	2.53	0.44
1:2:130:C:H2'	1:2:131:C:C6	2.53	0.44
38:4:37:A:H5"	38:4:39:G:O4'	2.17	0.44

Continued on next page...

Continued from previous page...

Atom-1	Atom-2	Interatomic distance (Å)	Clash overlap (Å)
36:5:2259:A:OP2	86:5:3449:OHX:N1	2.51	0.44
36:5:419:G:N2	38:8:5:U:C2	2.86	0.44
36:5:595:G:H1	36:5:609:G:H5"	1.82	0.44
36:5:792:G:H2'	36:5:793:C:C6	2.53	0.44
1:6:276:C:H1'	1:6:277:U:C5	2.53	0.44
1:6:578:U:H4'	1:6:579:A:H5'	1.99	0.44
38:8:47:C:H1'	38:8:61:A:H2'	1.99	0.44
14:C2:75:VAL:HG21	14:C2:120:VAL:HG21	2.00	0.44
15:C3:4:MET:HG3	15:C3:5:HIS:N	2.33	0.44
17:C5:13:LYS:HA	17:C5:13:LYS:HD2	1.86	0.44
17:C5:86:VAL:O	17:C5:89:MET:HG3	2.17	0.44
20:C8:136:GLN:H	20:C8:136:GLN:HG2	2.34	0.44
21:C9:73:VAL:HG23	1:6:1499:G:OP2	415.83	0.44
23:D1:71:ARG:O	23:D1:75:ASN:HB3	2.17	0.44
28:D6:23:CYS:SG	28:D6:74:CYS:HB3	2.58	0.44
28:D6:54:SER:HA	28:D6:57:SER:HB2	1.99	0.44
28:D6:96:ALA:C	28:D6:98:PRO:HD2	2.37	0.44
29:D7:31:TYR:CE2	29:D7:48:SER:HB3	2.68	0.44
45:L8:136:LEU:HD23	45:L8:136:LEU:HA	2.03	0.44
46:L9:162:GLN:HG3	46:L9:163:GLN:N	2.43	0.44
47:M0:178:ARG:H	47:M0:178:ARG:HG2	1.40	0.44
48:M1:106:ILE:HG12	48:M1:106:ILE:O	2.52	0.44
48:M1:54:VAL:O	48:M1:55:ARG:HB3	2.18	0.44
49:M3:119:TYR:O	49:M3:123:ILE:HG23	2.18	0.44
51:M5:23:GLN:HG2	51:M5:122:ASN:ND2	2.32	0.44
51:M5:135:VAL:CG1	51:M5:142:ILE:HG12	2.48	0.44
51:M5:45:PRO:O	51:M5:49:ARG:HB2	2.29	0.44
60:N4:9:SER:HA	60:N4:52:THR:HG23	2.00	0.44
70:O4:20:ILE:HD11	70:O4:34:HIS:CE1	2.74	0.44
76:Q0:110:CYS:SG	76:Q0:112:LYS:HB2	2.58	0.44
76:Q0:77:ILE:HG23	76:Q0:78:ILE:HG22	6.76	0.44
76:Q0:82:LEU:HA	76:Q0:82:LEU:HD23	2.21	0.44
78:Q2:3:ASN:O	36:5:2655:U:H2'	237.88	0.44
78:Q2:28:TYR:HB3	78:Q2:69:VAL:HB	2.24	0.44
5:S3:115:ILE:HG13	5:S3:115:ILE:H	4.21	0.44
6:S4:117:GLU:C	6:S4:119:ALA:H	2.72	0.44
9:S7:62:VAL:HG22	9:S7:70:PHE:CE2	2.53	0.44
36:1:1019:G:H2'	36:1:1020:G:O4'	2.18	0.44
36:1:1382:G:P	41:L4:188:ARG:HH12	2.40	0.44
36:1:343:U:O2	36:1:1439:U:H1'	2.18	0.44
36:1:1674:G:OP2	86:1:3485:OHX:N2	2.51	0.44

Continued on next page...

Continued from previous page...

Atom-1	Atom-2	Interatomic distance (Å)	Clash overlap (Å)
36:1:1675:G:H2'	36:1:1676:A:H8	1.82	0.44
36:1:1809:A:H2'	36:1:1810:A:O4'	2.17	0.44
1:2:1780:G:H1'	36:1:2262:A:O3'	2.17	0.44
36:1:2666:C:OP2	36:1:2687:G:N1	2.36	0.44
36:1:280:U:H4'	51:M5:182:ASN:ND2	2.33	0.44
36:1:2984:C:H2'	36:1:2985:C:H6	1.83	0.44
36:1:3015:G:N2	36:1:3040:A:H1'	2.32	0.44
36:1:342:A:N1	36:1:349:A:O2'	2.40	0.44
36:1:1789:G:O6	86:1:3691:OHX:N2	2.51	0.44
36:1:669:U:H1'	36:1:1110:U:H4'	1.99	0.44
1:2:560:U:H2'	1:2:561:G:C8	2.53	0.44
1:2:637:C:OP1	24:D2:32:LYS:HG3	2.18	0.44
1:2:960:U:H2'	1:2:961:U:H6	1.82	0.44
1:2:989:U:H2'	1:2:990:C:C6	2.52	0.44
56:N0:169:SER:HA	36:5:3185:U:O2	301.60	0.44
53:M7:69:ARG:NH1	36:5:3308:C:N3	189.54	0.44
36:5:848:A:C5	36:5:849:C:H1'	2.52	0.44
1:6:1091:A:H4'	1:6:1092:A:O5'	2.18	0.44
1:6:1699:G:N2	1:6:1702:A:O4'	2.51	0.44
48:M1:137:ARG:HD3	37:7:28:C:OP1	302.62	0.44
37:7:36:C:O2	37:7:45:A:H1'	2.18	0.44
14:C2:91:VAL:HG12	14:C2:92:ALA:N	2.27	0.44
15:C3:135:LEU:HA	15:C3:135:LEU:HD23	1.73	0.44
18:C6:57:LEU:H	18:C6:57:LEU:HD12	4.23	0.44
21:C9:14:PHE:CD2	21:C9:63:ARG:HD3	2.53	0.44
22:D0:34:LEU:HD21	22:D0:89:ARG:NH1	6.65	0.44
4:S2:222:TYR:OH	23:D1:11:LEU:O	2.33	0.44
23:D1:64:GLU:O	23:D1:68:SER:HB2	2.16	0.44
24:D2:41:MET:HG2	24:D2:129:VAL:HG11	2.62	0.44
27:D5:60:VAL:CG2	27:D5:101:TYR:HB2	2.48	0.44
27:D5:89:ILE:HB	27:D5:101:TYR:CB	2.48	0.44
7:S5:225:ARG:NH1	30:D8:58:GLU:OE1	4.98	0.44
42:L5:160:PHE:CD2	42:L5:179:ARG:HB3	2.53	0.44
42:L5:7:ALA:HA	42:L5:8:LYS:HD2	2.00	0.44
43:L6:18:LEU:H	43:L6:18:LEU:HD22	1.81	0.44
45:L8:129:PRO:HB3	36:5:121:A:C2	101.37	0.44
51:M5:135:VAL:HG13	51:M5:142:ILE:HG12	1.99	0.44
53:M7:25:SER:OG	53:M7:28:ASN:HB2	2.50	0.44
53:M7:41:LEU:HD23	53:M7:95:LEU:HD22	1.99	0.44
36:1:781:G:OP1	54:M8:151:ARG:HD2	2.18	0.44
63:N7:51:LEU:HD12	63:N7:65:ARG:HD2	2.60	0.44

Continued on next page...

Continued from previous page...

Atom-1	Atom-2	Interatomic distance (Å)	Clash overlap (Å)
63:N7:24:VAL:HG11	63:N7:87:LEU:HD23	1.99	0.44
63:N7:9:LYS:HD2	63:N7:83:THR:O	2.18	0.44
68:O2:75:LEU:HA	68:O2:75:LEU:HD23	1.71	0.44
70:O4:74:ARG:CZ	70:O4:82:ALA:HB2	2.48	0.44
3:S1:171:ILE:HD12	3:S1:197:ILE:HD13	2.00	0.44
3:S1:32:ILE:HD11	3:S1:46:THR:HG23	2.00	0.44
4:S2:83:ILE:HD11	4:S2:125:ILE:HD11	1.99	0.44
5:S3:136:VAL:HB	5:S3:152:PHE:HB2	2.00	0.44
7:S5:42:LEU:HB2	7:S5:45:LYS:HD3	4.74	0.44
9:S7:112:ARG:NH2	9:S7:117:THR:OG1	2.72	0.44
9:S7:162:ILE:O	9:S7:165:LYS:N	3.13	0.44
9:S7:49:ILE:HG22	9:S7:175:LYS:HD3	3.24	0.44
11:S9:125:ALA:O	11:S9:129:ILE:HG13	2.24	0.44
34:SR:5:GLU:HA	34:SR:317:THR:HA	3.29	0.44
34:SR:54:PHE:CE2	34:SR:312:VAL:HG11	3.35	0.44
36:1:1146:C:H4'	36:1:1331:U:C4	2.52	0.43
36:1:1487:G:H1	36:1:1855:U:H3	1.66	0.43
36:1:1811:G:H2'	36:1:1812:G:O4'	2.18	0.43
36:1:1812:G:O3'	36:1:1817:G:O2'	2.36	0.43
36:1:1902:G:C6	36:1:1903:U:C2	3.06	0.43
86:1:3498:OHX:N1	86:1:3666:OHX:N4	2.66	0.43
36:1:595:G:H2'	36:1:596:C:H6	1.82	0.43
36:1:729:C:H2'	36:1:730:C:H6	1.83	0.43
1:2:1320:U:O2	1:2:1322:A:H5'	2.18	0.43
1:2:1325:A:H2'	1:2:1326:A:C8	2.53	0.43
1:2:485:A:H2'	1:2:486:G:O4'	2.18	0.43
57:N1:130:ARG:HD3	36:5:1098:A:OP2	254.20	0.43
36:5:1214:U:H2'	36:5:1215:U:C6	2.52	0.43
36:5:1723:A:N1	36:5:1788:C:O2'	2.43	0.43
45:L8:33:ASN:O	36:5:2549:G:C5	209.22	0.43
36:5:2606:G:N3	36:5:2606:G:H2'	2.33	0.43
42:L5:12:TYR:OH	36:5:2688:U:OP1	299.79	0.43
86:5:3479:OHX:N4	86:5:3691:OHX:N1	2.65	0.43
36:5:501:A:H2'	36:5:502:U:C6	2.53	0.43
1:6:1391:A:H2'	1:6:1392:U:H6	1.82	0.43
1:6:369:A:O2'	1:6:371:G:OP2	2.31	0.43
1:6:731:C:H6	1:6:731:C:O5'	2.01	0.43
1:6:955:A:H2'	1:6:956:C:O4'	2.18	0.43
12:C0:55:VAL:HA	12:C0:69:THR:HG23	1.98	0.43
16:C4:131:GLY:O	16:C4:133:ARG:N	3.11	0.43
19:C7:19:ARG:HG3	19:C7:20:TYR:CE1	2.53	0.43

Continued on next page...

Continued from previous page...

Atom-1	Atom-2	Interatomic distance (Å)	Clash overlap (Å)
20:C8:28:ILE:HB	20:C8:57:ARG:C	2.39	0.43
22:D0:52:LYS:HD2	1:6:1345:A:OP1	469.53	0.43
22:D0:72:ASN:ND2	22:D0:73:GLY:N	3.86	0.43
23:D1:71:ARG:HG3	23:D1:83:TRP:CZ2	2.53	0.43
24:D2:18:GLU:HG2	24:D2:65:LEU:HG	2.60	0.43
25:D3:48:HIS:CD2	25:D3:105:ALA:HB2	2.53	0.43
26:D4:44:LEU:HA	26:D4:47:VAL:HG13	4.74	0.43
28:D6:79:ILE:HA	28:D6:84:VAL:CG2	2.48	0.43
14:C2:74:LEU:HD11	33:E1:106:TYR:HB2	3.49	0.43
33:E1:118:ARG:HB3	33:E1:119:ARG:H	4.04	0.43
39:L2:206:PRO:HG3	39:L2:213:GLY:HA2	3.56	0.43
40:L3:293:ASN:HB2	40:L3:305:ILE:H	4.08	0.43
40:L3:7:GLU:HG2	36:5:2915:U:C5	257.41	0.43
41:L4:20:LEU:HD11	41:L4:252:GLU:HG3	2.06	0.43
42:L5:143:LYS:HG3	42:L5:172:TYR:HD2	2.01	0.43
48:M1:11:ASP:HB3	48:M1:12:LEU:H	1.59	0.43
49:M3:71:ALA:HB2	49:M3:147:ILE:HD12	1.98	0.43
46:L9:17:THR:HG21	50:M4:3:THR:HB	2.00	0.43
53:M7:69:ARG:HG2	53:M7:79:THR:CG2	4.43	0.43
55:M9:88:ARG:HG2	55:M9:88:ARG:H	3.06	0.43
67:O1:70:ARG:HE	67:O1:102:LYS:HE2	7.13	0.43
69:O3:49:ILE:HG23	69:O3:100:ILE:HG13	2.10	0.43
70:O4:99:LYS:O	70:O4:103:LYS:HG2	2.18	0.43
78:Q2:88:CYS:HA	36:5:2653:C:OP2	232.37	0.43
2:S0:118:PRO:HB2	2:S0:120:LEU:O	2.18	0.43
3:S1:126:THR:HG21	3:S1:136:ARG:HH21	2.51	0.43
3:S1:70:LEU:CD1	3:S1:79:HIS:HB3	2.48	0.43
6:S4:55:ALA:HB2	6:S4:64:ILE:HD11	2.00	0.43
7:S5:43:PHE:N	7:S5:46:TRP:H	2.71	0.43
7:S5:69:PHE:CE2	18:C6:53:LEU:HD12	2.53	0.43
7:S5:89:ILE:H	7:S5:89:ILE:HG13	1.59	0.43
11:S9:129:ILE:HA	11:S9:134:ILE:HG12	4.68	0.43
11:S9:97:LEU:HD23	11:S9:97:LEU:HA	1.90	0.43
36:1:1668:G:C6	36:1:1669:C:C4	3.06	0.43
36:1:2104:A:H2'	36:1:2105:G:H8	1.83	0.43
36:1:2223:A:H2'	36:1:2224:A:C8	2.53	0.43
36:1:2794:G:O2'	36:1:2795:U:OP2	2.30	0.43
36:1:3037:U:H2'	36:1:3038:U:H6	1.82	0.43
36:1:796:U:H2'	36:1:797:U:C6	2.54	0.43
1:2:1120:U:H2'	1:2:1121:C:C6	2.53	0.43
1:2:1166:A:H2'	1:2:1167:G:O4'	2.18	0.43

Continued on next page...

Continued from previous page...

Atom-1	Atom-2	Interatomic distance (Å)	Clash overlap (Å)
1:2:1565:C:H2'	1:2:1566:U:O4'	2.18	0.43
1:2:1680:G:O6	86:2:1983:OHX:N5	2.51	0.43
1:2:372:G:H1'	1:2:612:U:O2	2.17	0.43
1:2:651:G:C2	1:2:684:A:C6	3.06	0.43
1:2:735:C:OP2	1:2:735:C:H2'	2.18	0.43
1:2:843:U:H2'	1:2:844:A:H8	1.82	0.43
1:2:947:U:H2'	1:2:948:G:C8	2.53	0.43
37:3:79:A:C2	37:3:102:A:C4	3.06	0.43
36:5:1576:G:H5'	36:5:1577:G:OP2	2.18	0.43
36:5:1815:U:O2'	36:5:1816:A:P	2.77	0.43
86:5:3556:OHX:N5	86:5:3692:OHX:N6	2.67	0.43
1:6:163:G:O5'	1:6:163:G:H8	2.01	0.43
38:8:120:C:H2'	38:8:121:U:O4'	2.18	0.43
12:C0:33:GLU:H	12:C0:33:GLU:CD	2.21	0.43
12:C0:11:ILE:HD11	12:C0:42:VAL:HG22	2.00	0.43
24:D2:79:PHE:O	24:D2:124:LYS:HA	2.18	0.43
26:D4:3:ASP:O	26:D4:5:VAL:N	2.51	0.43
27:D5:60:VAL:HG21	27:D5:89:ILE:HG22	2.00	0.43
28:D6:61:GLU:O	28:D6:62:TYR:HB3	2.51	0.43
30:D8:61:ARG:HG2	30:D8:62:GLU:N	2.33	0.43
40:L3:122:TRP:CH2	40:L3:127:LYS:HG2	2.90	0.43
40:L3:151:ILE:O	40:L3:155:ALA:HB3	2.18	0.43
40:L3:236:LYS:HG3	40:L3:237:LYS:O	2.64	0.43
40:L3:376:LYS:HG2	40:L3:380:MET:HG3	2.73	0.43
42:L5:211:LEU:HA	42:L5:211:LEU:HD23	2.31	0.43
42:L5:88:ILE:HD13	42:L5:240:TYR:HE1	2.46	0.43
42:L5:271:LYS:HD3	42:L5:271:LYS:HA	4.30	0.43
42:L5:85:ARG:HD2	42:L5:86:TYR:CZ	2.53	0.43
42:L5:85:ARG:HH21	42:L5:254:LYS:H	1.65	0.43
43:L6:90:LYS:HB2	43:L6:90:LYS:HE3	4.71	0.43
44:L7:214:TRP:CZ2	44:L7:219:LYS:HE3	3.36	0.43
45:L8:33:ASN:O	45:L8:35:GLY:N	3.26	0.43
47:M0:51:HIS:HB3	47:M0:134:ILE:HG23	1.99	0.43
48:M1:82:ARG:CG	48:M1:112:LEU:HB2	2.42	0.43
37:3:43:U:H4'	48:M1:140:ARG:O	2.18	0.43
49:M3:175:SER:O	49:M3:178:LYS:N	2.50	0.43
50:M4:21:VAL:CG2	50:M4:65:LEU:HD23	2.48	0.43
51:M5:106:VAL:O	51:M5:109:ARG:N	2.51	0.43
52:M6:14:HIS:O	52:M6:41:LEU:HD12	2.19	0.43
52:M6:16:VAL:HG21	52:M6:43:ILE:HG12	2.59	0.43
52:M6:23:VAL:CG1	52:M6:84:LEU:HD11	2.97	0.43

Continued on next page...

Continued from previous page...

Atom-1	Atom-2	Interatomic distance (Å)	Clash overlap (Å)
56:N0:155:ARG:HD3	56:N0:172:TYR:CG	2.52	0.43
56:N0:42:TRP:O	56:N0:46:GLN:HG3	2.18	0.43
61:N5:37:THR:HG23	61:N5:38:LEU:N	2.54	0.43
73:O7:28:HIS:CE1	73:O7:31:LYS:HG3	5.02	0.43
3:S1:70:LEU:HB2	3:S1:82:ARG:O	4.78	0.43
4:S2:237:VAL:HB	4:S2:242:ILE:HD11	2.47	0.43
4:S2:40:LYS:HA	4:S2:43:ARG:HH11	1.83	0.43
6:S4:120:SER:O	6:S4:164:LEU:HB2	2.17	0.43
7:S5:25:LEU:HD22	7:S5:25:LEU:H	1.83	0.43
9:S7:28:GLU:O	9:S7:35:LYS:HD3	2.18	0.43
35:SM:61:ILE:HD12	35:SM:62:ARG:N	2.33	0.43
34:SR:242:SER:O	34:SR:292:LEU:HD21	2.17	0.43
36:1:1433:A:P	68:O2:19:ARG:HH22	2.42	0.43
36:1:2284:C:H5"	36:1:2285:C:OP2	2.18	0.43
36:1:2291:A:H2'	36:1:2292:U:C6	2.53	0.43
36:1:2916:U:H5	36:1:2935:U:HO2'	1.62	0.43
36:1:947:G:H2'	36:1:948:C:C6	2.53	0.43
1:2:1067:C:H2'	1:2:1068:C:C6	2.53	0.43
1:2:1354:G:C2	1:2:1372:U:C4	3.06	0.43
1:2:1597:A:H2'	1:2:1598:U:H6	1.83	0.43
1:2:241:U:H5'	1:2:242:U:OP2	2.18	0.43
38:4:151:C:C4	61:N5:24:LEU:HD11	2.53	0.43
36:5:1549:U:H2'	36:5:1550:C:H6	1.84	0.43
36:5:2309:A:N3	36:5:2961:G:O2'	2.49	0.43
36:5:231:G:O6	86:5:3633:OHX:N4	2.51	0.43
36:5:2981:U:OP1	86:5:3713:OHX:N5	2.51	0.43
36:5:419:G:N7	86:5:3407:OHX:N3	2.66	0.43
36:5:796:U:H2'	36:5:797:U:H6	1.84	0.43
36:5:811:U:H2'	36:5:812:G:C8	2.54	0.43
1:6:1557:U:O2'	1:6:1558:U:H2'	2.18	0.43
1:6:1590:G:H2'	1:6:1591:C:H6	1.83	0.43
1:6:1698:G:H1'	1:6:1699:G:OP1	2.18	0.43
1:6:15:U:H2'	1:6:16:G:O4'	2.18	0.43
10:S8:24:LYS:O	1:6:400:A:H2'	303.81	0.43
1:6:694:U:H6	1:6:694:U:P	2.41	0.43
1:2:952:A:O2'	15:C3:114:ARG:HG3	2.18	0.43
16:C4:24:ASN:O	16:C4:25:ASP:HB2	2.17	0.43
17:C5:65:LEU:O	86:C5:201:OHX:N2	4.35	0.43
17:C5:68:PRO:HG2	17:C5:71:GLU:OE2	2.19	0.43
18:C6:21:HIS:N	18:C6:66:ARG:O	2.95	0.43
1:2:1364:G:N2	21:C9:3:GLY:HA3	2.33	0.43

Continued on next page...

Continued from previous page...

Atom-1	Atom-2	Interatomic distance (Å)	Clash overlap (Å)
24:D2:86:ILE:HD12	24:D2:87:GLU:N	2.33	0.43
27:D5:88:ILE:HD13	27:D5:88:ILE:HA	4.04	0.43
28:D6:12:LYS:HB2	28:D6:33:ASP:OD2	2.18	0.43
28:D6:10:ARG:NE	28:D6:35:ALA:O	2.51	0.43
29:D7:34:ASP:O	29:D7:79:PHE:HA	2.24	0.43
1:2:1597:A:OP1	31:D9:19:ARG:NH2	2.51	0.43
40:L3:292:ALA:HA	40:L3:303:LYS:O	2.48	0.43
37:3:115:G:N2	42:L5:72:ASP:H	2.16	0.43
42:L5:89:THR:HB	42:L5:90:HIS:CD2	4.67	0.43
45:L8:41:GLN:CG	45:L8:44:ARG:HH12	2.69	0.43
49:M3:131:LYS:HG2	49:M3:131:LYS:H	1.52	0.43
53:M7:136:ILE:HG12	36:5:1846:C:C4	145.93	0.43
60:N4:9:SER:HA	60:N4:52:THR:CG2	2.48	0.43
60:N4:54:LEU:HA	60:N4:54:LEU:HD12	2.13	0.43
61:N5:108:LEU:HD23	61:N5:108:LEU:HA	1.84	0.43
62:N6:59:VAL:HG22	62:N6:103:LYS:O	5.74	0.43
63:N7:54:THR:HG23	63:N7:56:LYS:H	4.57	0.43
64:N8:116:GLY:HA2	64:N8:137:LYS:NZ	2.33	0.43
65:N9:7:HIS:O	36:5:1135:A:H5'	226.47	0.43
63:N7:17:ARG:HG3	70:O4:73:SER:HB3	2.00	0.43
72:O6:4:LYS:HD2	72:O6:14:GLY:HA3	1.99	0.43
72:O6:2:THR:OG1	72:O6:3:VAL:N	2.80	0.43
72:O6:98:ARG:H	72:O6:98:ARG:HD2	1.82	0.43
36:1:1491:A:H5'	73:O7:12:HIS:O	2.18	0.43
2:S0:185:ARG:H	23:D1:44:ARG:HA	1.82	0.43
3:S1:88:VAL:HG11	3:S1:96:LEU:HD12	2.00	0.43
5:S3:90:ARG:HB3	5:S3:91:VAL:H	3.27	0.43
9:S7:35:LYS:NZ	9:S7:39:ARG:HD2	2.33	0.43
10:S8:193:LEU:O	10:S8:197:THR:HG23	3.36	0.43
11:S9:34:PHE:CD1	11:S9:105:LEU:HB3	2.54	0.43
36:1:1471:U:H2'	36:1:1472:U:C6	2.53	0.43
36:1:2407:C:H1'	36:1:2818:U:O2	2.19	0.43
36:1:2522:G:O6	39:L2:70:ARG:NH2	2.51	0.43
36:1:2552:C:H2'	66:O0:50:VAL:HG11	2.00	0.43
36:1:535:G:C6	36:1:555:U:N3	2.86	0.43
36:1:999:G:C6	36:1:1000:C:N4	2.86	0.43
1:2:1058:U:H4'	1:2:1059:U:OP1	2.18	0.43
1:2:132:U:HO2'	1:2:133:U:P	2.42	0.43
1:2:487:G:H3'	1:2:488:G:H5"	2.00	0.43
37:3:18:C:H2'	37:3:19:C:H6	1.82	0.43
36:5:1087:G:O6	86:5:3611:OHX:N6	2.51	0.43

Continued on next page...

Continued from previous page...

Atom-1	Atom-2	Interatomic distance (Å)	Clash overlap (Å)
36:5:2112:U:O2	86:5:3477:OHX:N1	2.51	0.43
36:5:2265:C:H2'	36:5:2266:U:O4'	2.18	0.43
36:5:22:G:O4'	38:8:104:A:H1'	2.18	0.43
36:5:2717:U:OP1	86:5:3569:OHX:N3	2.52	0.43
36:5:3112:G:O6	36:5:3120:C:H5"	2.18	0.43
46:L9:70:THR:HG22	36:5:3113:A:H1'	328.43	0.43
36:5:2787:G:OP2	86:5:3535:OHX:N4	2.52	0.43
36:5:423:A:N6	36:5:424:G:C6	2.86	0.43
36:5:629:U:H2'	36:5:630:A:H8	1.82	0.43
1:6:145:A:O2'	1:6:146:U:OP1	2.32	0.43
1:6:1765:A:C8	1:6:1768:G:N2	2.86	0.43
1:6:737:A:H2'	1:6:738:G:C8	2.53	0.43
11:S9:143:ILE:HG21	1:6:768:C:H1'	419.02	0.43
16:C4:126:THR:HG21	1:6:888:U:H1'	273.13	0.43
13:C1:60:PHE:C	13:C1:62:GLY:H	2.83	0.43
17:C5:35:LYS:HE2	17:C5:35:LYS:HB3	4.44	0.43
20:C8:60:GLU:O	20:C8:61:LEU:HB2	3.19	0.43
24:D2:34:ILE:O	24:D2:38:LEU:HG	3.05	0.43
1:2:434:G:H5'	25:D3:78:LYS:HB3	2.00	0.43
26:D4:116:LYS:HE2	26:D4:116:LYS:HB3	1.83	0.43
28:D6:87:ARG:HD2	1:6:1797:A:C6	342.94	0.43
29:D7:29:ARG:HD3	29:D7:29:ARG:HA	2.13	0.43
36:1:3011:A:C5	40:L3:13:HIS:CD2	3.06	0.43
36:1:2394:G:O2'	40:L3:258:ALA:HA	2.18	0.43
40:L3:292:ALA:HB1	40:L3:295:ALA:CB	2.82	0.43
41:L4:107:ARG:HG2	41:L4:108:LYS:N	2.32	0.43
41:L4:192:GLY:HA2	41:L4:195:ARG:HB2	2.00	0.43
41:L4:330:TYR:HB2	44:L7:45:LEU:HD23	2.65	0.43
37:3:7:G:OP1	42:L5:33:ARG:HD2	2.17	0.43
43:L6:47:PHE:O	43:L6:50:LYS:HB2	2.24	0.43
44:L7:176:TYR:CZ	44:L7:197:GLN:HG2	2.53	0.43
45:L8:114:ALA:O	45:L8:118:GLU:HB2	2.19	0.43
46:L9:147:SER:HB2	46:L9:187:ILE:HD11	2.02	0.43
46:L9:41:ILE:HD11	46:L9:67:ALA:CB	2.48	0.43
51:M5:31:ARG:HG3	51:M5:129:TYR:OH	3.15	0.43
36:1:3271:G:OP1	53:M7:171:ARG:HG2	2.18	0.43
54:M8:157:PRO:HD3	64:N8:47:LYS:HD3	4.53	0.43
57:N1:111:ALA:O	57:N1:115:LYS:HG3	2.19	0.43
59:N3:87:ARG:HH22	59:N3:137:VAL:CG2	2.31	0.43
61:N5:115:ARG:NH1	61:N5:119:THR:OG1	2.89	0.43
66:O0:20:SER:OG	66:O0:96:GLY:HA3	2.18	0.43

Continued on next page...

Continued from previous page...

Atom-1	Atom-2	Interatomic distance (Å)	Clash overlap (Å)
71:O5:47:VAL:O	71:O5:51:ILE:HG13	2.19	0.43
38:4:38:U:C4	71:O5:89:ARG:HD2	2.53	0.43
2:S0:101:ARG:NH2	2:S0:104:PRO:HD3	2.33	0.43
6:S4:136:VAL:HG11	6:S4:148:ARG:NH2	2.35	0.43
7:S5:43:PHE:H	7:S5:46:TRP:H	2.11	0.43
7:S5:51:VAL:HG22	7:S5:64:VAL:HG11	2.00	0.43
10:S8:58:LEU:O	10:S8:59:ARG:HB2	2.18	0.43
10:S8:5:ARG:HD3	10:S8:29:LEU:O	2.60	0.43
10:S8:9:HIS:CD2	10:S8:10:LYS:HB2	2.52	0.43
11:S9:109:LEU:CB	11:S9:146:PHE:HB3	2.49	0.43
11:S9:51:LYS:HE3	11:S9:51:LYS:HB2	1.73	0.43
34:SR:195:HIS:NE2	34:SR:213:SER:OG	3.21	0.43
36:1:1047:A:N3	36:1:2633:U:O2'	2.50	0.43
36:1:3174:A:C5	36:1:3279:A:H1'	2.53	0.43
86:1:3498:OHX:N2	86:1:3666:OHX:N6	2.67	0.43
36:1:772:U:H2'	36:1:773:G:C8	2.54	0.43
1:2:1381:U:H1'	1:2:1516:A:N6	2.33	0.43
1:2:1497:U:C2	1:2:1498:G:C8	3.06	0.43
1:2:1169:G:N1	1:2:1575:G:OP2	2.45	0.43
1:2:240:U:H4'	1:2:240:U:OP1	2.18	0.43
1:2:652:G:H1	1:2:682:C:N4	2.16	0.43
38:4:77:A:H2'	38:4:78:G:O4'	2.18	0.43
36:5:1009:A:OP2	86:5:3616:OHX:N2	2.51	0.43
36:5:118:U:C5	36:5:119:U:C4	3.06	0.43
36:5:2304:C:C5	36:5:2305:G:C6	3.07	0.43
36:5:2329:C:C2'	36:5:2330:C:H5'	2.49	0.43
36:5:3317:U:H4'	36:5:3318:G:O5'	2.18	0.43
36:5:965:A:C5	36:5:966:U:C5	3.06	0.43
14:C2:45:LEU:HB2	1:6:1228:G:OP1	462.38	0.43
1:6:74:U:C2	1:6:76:A:H5"	2.54	0.43
37:7:55:A:H2'	37:7:56:A:O4'	2.18	0.43
13:C1:78:THR:HG21	13:C1:118:GLN:HA	3.76	0.43
18:C6:120:ASP:OD1	18:C6:122:ARG:HG2	4.32	0.43
20:C8:28:ILE:HG13	20:C8:28:ILE:H	4.57	0.43
21:C9:105:LEU:HB3	21:C9:122:ARG:HE	1.83	0.43
23:D1:36:VAL:O	23:D1:51:VAL:N	2.51	0.43
27:D5:79:ALA:O	27:D5:83:LEU:HG	2.68	0.43
28:D6:22:ARG:NH2	28:D6:27:SER:O	3.00	0.43
30:D8:44:VAL:HG11	30:D8:48:VAL:HG21	2.78	0.43
40:L3:115:LYS:HE3	40:L3:129:ALA:HB3	5.56	0.43
40:L3:215:ILE:HG12	40:L3:280:HIS:O	2.19	0.43

Continued on next page...

Continued from previous page...

Atom-1	Atom-2	Interatomic distance (Å)	Clash overlap (Å)
44:L7:180:SER:H	44:L7:183:ASP:HB2	1.83	0.43
45:L8:149:LYS:N	45:L8:149:LYS:HD2	3.95	0.43
47:M0:48:LEU:HD11	47:M0:145:LYS:HG3	2.00	0.43
47:M0:97:LEU:O	47:M0:123:HIS:N	2.76	0.43
54:M8:176:ARG:NH1	64:N8:46:ASP:OD2	2.52	0.43
54:M8:44:PHE:CD1	54:M8:139:ILE:HD11	2.62	0.43
56:N0:1:MET:SD	56:N0:36:ILE:HG21	2.59	0.43
57:N1:57:TYR:CG	57:N1:89:LEU:HD21	2.53	0.43
64:N8:21:ARG:NH1	36:5:1369:A:OP1	182.36	0.43
66:O0:84:LEU:HD12	66:O0:84:LEU:H	2.16	0.43
36:1:1145:G:H5'	68:O2:46:PHE:CE1	2.53	0.43
71:O5:89:ARG:HH11	71:O5:89:ARG:HG2	1.83	0.43
78:Q2:70:LEU:N	78:Q2:83:LEU:O	2.83	0.43
2:S0:70:PRO:HB2	2:S0:94:GLY:HA3	2.21	0.43
3:S1:126:THR:HG22	3:S1:136:ARG:HE	2.04	0.43
3:S1:88:VAL:HG21	3:S1:96:LEU:HD12	3.66	0.43
5:S3:136:VAL:N	5:S3:152:PHE:O	2.46	0.43
6:S4:54:TYR:O	26:D4:15:ASN:ND2	2.60	0.43
6:S4:77:ARG:HD2	6:S4:82:TYR:CD1	5.07	0.43
7:S5:61:TYR:OH	30:D8:49:ARG:HD3	3.01	0.43
8:S6:76:LEU:HA	8:S6:76:LEU:HD23	1.81	0.43
10:S8:92:ARG:HG3	36:1:3345:G:OP2	2.19	0.43
11:S9:127:VAL:HG12	11:S9:131:GLN:OE1	2.19	0.43
36:1:1740:U:H4'	36:1:1741:A:H5'	2.00	0.43
36:1:2538:U:H4'	36:1:2539:C:OP2	2.18	0.43
36:1:2736:A:O2'	57:N1:68:THR:HG21	2.18	0.43
36:1:908:G:H4'	36:1:909:G:O5'	2.19	0.43
1:2:1552:U:H2'	1:2:1553:G:O4'	2.18	0.43
1:2:704:C:H4'	1:2:705:U:OP1	2.18	0.43
1:2:827:C:H2'	1:2:828:U:O4'	2.19	0.43
1:2:885:G:H21	16:C4:123:SER:HB2	1.84	0.43
1:2:990:C:H2'	1:2:991:G:O4'	2.18	0.43
37:3:112:G:H2'	37:3:113:C:C6	2.54	0.43
38:4:31:G:OP2	86:4:205:OHX:N5	2.51	0.43
68:O2:44:ARG:NH1	36:5:1145:G:OP1	207.16	0.43
43:L6:69:PHE:CZ	36:5:3267:A:H2'	259.25	0.43
36:5:948:C:H2'	36:5:949:C:H6	1.84	0.43
1:6:246:G:C2	1:6:247:A:C4	3.07	0.43
1:6:780:A:H3'	1:6:781:U:H5'	2.00	0.43
1:6:876:G:H1'	1:6:944:A:O4'	2.19	0.43
1:6:884:A:H2'	1:6:885:G:H8	1.84	0.43

Continued on next page...

Continued from previous page...

Atom-1	Atom-2	Interatomic distance (Å)	Clash overlap (Å)
1:6:919:A:H2'	1:6:920:U:H6	1.83	0.43
12:C0:50:THR:HA	12:C0:55:VAL:HG13	1.99	0.43
19:C7:75:GLU:O	19:C7:79:GLU:HG3	3.50	0.43
21:C9:69:LYS:HB3	21:C9:70:GLN:NE2	2.34	0.43
25:D3:37:ALA:O	25:D3:41:SER:HB3	3.92	0.43
26:D4:123:LYS:NZ	26:D4:124:ARG:HB2	2.34	0.43
27:D5:61:SER:OG	27:D5:64:VAL:HG23	2.91	0.43
32:E0:51:ASN:CB	32:E0:53:LYS:HG2	7.34	0.43
39:L2:120:PRO:HD3	39:L2:159:SER:HB3	2.00	0.43
39:L2:15:ILE:HD12	39:L2:15:ILE:HA	4.74	0.43
39:L2:2:GLY:HA2	39:L2:207:VAL:HG23	2.01	0.43
40:L3:283:TYR:CD1	40:L3:354:VAL:HG21	2.69	0.43
36:1:1380:G:OP1	41:L4:191:LYS:HG3	2.18	0.43
41:L4:22:LEU:HD23	41:L4:22:LEU:HA	1.81	0.43
41:L4:352:ALA:HB2	44:L7:71:ALA:O	2.18	0.43
48:M1:94:ARG:C	48:M1:96:PHE:H	2.21	0.43
36:1:31:C:H4'	51:M5:96:ARG:HD3	2.00	0.43
52:M6:62:THR:HG22	52:M6:65:ASN:H	1.84	0.43
52:M6:85:ARG:HD3	52:M6:90:HIS:CG	3.11	0.43
54:M8:67:ILE:HG23	54:M8:81:VAL:HG11	2.49	0.43
59:N3:136:VAL:HG12	59:N3:137:VAL:HG23	3.41	0.43
59:N3:48:ARG:HH11	59:N3:48:ARG:CG	2.39	0.43
62:N6:37:LYS:H	62:N6:37:LYS:HE2	1.83	0.43
62:N6:48:LEU:HD23	62:N6:48:LEU:HA	2.09	0.43
62:N6:74:TYR:CD1	62:N6:77:LYS:HG3	2.52	0.43
64:N8:2:PRO:HG2	64:N8:5:PHE:CE2	2.89	0.43
64:N8:42:ARG:HG3	64:N8:43:ILE:N	2.45	0.43
66:O0:17:VAL:HG21	66:O0:100:ILE:HG12	1.99	0.43
66:O0:34:LEU:HD12	66:O0:34:LEU:HA	1.95	0.43
69:O3:45:LEU:HA	69:O3:71:VAL:HG12	2.00	0.43
70:O4:8:ARG:HB2	70:O4:34:HIS:CD2	2.60	0.43
78:Q2:83:LEU:HA	78:Q2:83:LEU:HD23	1.87	0.43
79:Q3:32:GLN:HG2	79:Q3:70:THR:HB	2.01	0.43
79:Q3:73:THR:HG22	79:Q3:76:ALA:HB2	2.00	0.43
79:Q3:8:VAL:HB	79:Q3:11:THR:HG22	1.99	0.43
3:S1:151:LYS:NZ	1:6:1066:C:OP1	335.59	0.43
4:S2:161:LYS:HB2	4:S2:166:THR:HG22	1.99	0.43
5:S3:44:THR:HB	5:S3:45:LYS:NZ	2.34	0.43
5:S3:92:GLN:CD	5:S3:92:GLN:H	2.22	0.43
6:S4:122:LYS:HB3	6:S4:164:LEU:HD21	2.01	0.43
7:S5:190:ILE:HG12	7:S5:190:ILE:H	2.44	0.43

Continued on next page...

Continued from previous page...

Atom-1	Atom-2	Interatomic distance (Å)	Clash overlap (Å)
7:S5:58:LEU:HA	7:S5:58:LEU:HD23	2.13	0.43
8:S6:147:LEU:HD21	8:S6:156:PHE:CE1	4.67	0.43
11:S9:163:PRO:C	11:S9:165:GLY:H	2.21	0.43
34:SR:25:THR:OG1	34:SR:26:SER:N	3.67	0.43
36:1:1355:A:H4'	36:1:1356:U:O5'	2.19	0.43
36:1:1362:G:H2'	36:1:1363:A:C8	2.52	0.43
36:1:1584:U:H2'	36:1:1585:C:C6	2.54	0.43
36:1:2197:C:H4'	36:1:2198:A:C8	2.53	0.43
36:1:2615:G:H2'	36:1:2616:C:C6	2.53	0.43
36:1:1892:G:N7	86:1:3612:OHX:N1	2.66	0.43
36:1:352:A:N6	36:1:365:A:H5"	2.34	0.43
36:1:542:G:H1	36:1:549:U:H3	1.67	0.43
36:1:795:G:O2'	36:1:796:U:H5'	2.19	0.43
1:2:1380:U:OP1	18:C6:12:LYS:NZ	2.52	0.43
1:2:1562:G:OP1	21:C9:89:ARG:NH2	2.51	0.43
1:2:552:G:C6	1:2:553:G:C6	3.06	0.43
1:2:616:G:C2	1:2:622:A:N7	2.87	0.43
1:2:735:C:O2'	1:2:736:C:H5"	2.17	0.43
1:2:77:U:O5'	1:2:77:U:H6	2.01	0.43
38:4:124:G:OP2	86:4:212:OHX:N4	2.52	0.43
39:L2:226:SER:N	36:5:2202:C:H5"	208.08	0.43
36:5:3219:G:H4'	36:5:3220:G:H5'	2.00	0.43
36:5:581:U:O4	86:5:3525:OHX:N6	2.52	0.43
15:C3:107:LYS:NZ	1:6:1019:A:OP2	266.53	0.43
1:6:1158:C:H42	1:6:1163:A:N6	2.17	0.43
1:6:1230:A:C8	1:6:1258:U:C4	3.06	0.43
1:6:190:C:H1'	1:6:191:C:H5'	2.00	0.43
14:C2:52:LEU:HD21	14:C2:60:VAL:HG21	2.01	0.43
16:C4:31:THR:OG1	16:C4:35:GLY:HA2	2.38	0.43
17:C5:52:LYS:CG	17:C5:53:PRO:HD3	2.48	0.43
25:D3:41:SER:HA	25:D3:42:PRO:HD3	1.85	0.43
25:D3:90:ASP:HA	1:6:568:G:O5'	368.83	0.43
26:D4:29:HIS:CE1	26:D4:34:ASN:H	2.36	0.43
27:D5:46:LYS:CD	27:D5:70:LYS:HD2	2.48	0.43
29:D7:47:PHE:HD1	29:D7:49:HIS:O	2.01	0.43
39:L2:145:LYS:HB3	39:L2:157:VAL:HG23	2.01	0.43
40:L3:19:ARG:O	40:L3:273:HIS:HE1	2.01	0.43
42:L5:294:ALA:HB1	47:M0:217:PHE:HB3	2.01	0.43
43:L6:6:ALA:HB2	68:O2:74:PHE:CZ	2.53	0.43
44:L7:160:ARG:HB2	44:L7:203:TRP:CD2	3.03	0.43
45:L8:49:TYR:HD2	36:5:2587:U:H4'	177.38	0.43

Continued on next page...

Continued from previous page...

Atom-1	Atom-2	Interatomic distance (Å)	Clash overlap (Å)
45:L8:73:PRO:HD3	45:L8:233:TRP:CE2	2.53	0.43
46:L9:109:ALA:O	46:L9:110:LYS:HB2	2.25	0.43
46:L9:117:PHE:HE1	46:L9:178:GLY:HA2	1.84	0.43
46:L9:171:ASP:OD1	46:L9:173:ARG:HD3	2.48	0.43
46:L9:52:LEU:HA	46:L9:52:LEU:HD23	1.87	0.43
48:M1:109:HIS:HE1	48:M1:122:ILE:HA	1.83	0.43
48:M1:22:SER:HA	48:M1:66:ALA:CB	2.73	0.43
56:N0:42:TRP:NE1	56:N0:58:ILE:HD12	2.34	0.43
57:N1:54:HIS:CE1	57:N1:55:LYS:HD3	2.54	0.43
57:N1:79:MET:HA	57:N1:84:TYR:HA	2.01	0.43
70:O4:51:LEU:HD21	70:O4:79:SER:O	5.57	0.43
51:M5:6:TYR:CE2	72:O6:40:VAL:HG22	3.12	0.43
79:Q3:45:LYS:HE3	79:Q3:45:LYS:HB2	1.81	0.43
3:S1:28:GLU:HG3	3:S1:29:TRP:N	2.34	0.43
6:S4:155:LYS:HG3	6:S4:174:LYS:HZ1	1.83	0.43
8:S6:23:ARG:NH2	8:S6:42:GLY:HA2	4.07	0.43
9:S7:63:PRO:O	9:S7:65:PRO:HD2	4.26	0.43
9:S7:68:ALA:O	9:S7:72:LYS:HG3	2.24	0.43
10:S8:152:ILE:H	10:S8:152:ILE:HD13	4.78	0.43
10:S8:38:ILE:HA	10:S8:60:ILE:O	2.18	0.43
11:S9:41:GLU:OE1	11:S9:126:ARG:NH2	2.52	0.43
34:SR:23:LEU:HD11	34:SR:304:GLY:N	2.95	0.43
18:C6:99:GLU:HB2	34:SR:58:VAL:C	2.39	0.43
34:SR:73:LEU:HD23	34:SR:73:LEU:HA	2.07	0.43
36:1:1151:U:O4	36:1:1200:A:N6	2.51	0.43
36:1:1191:U:C2	52:M6:48:PHE:CE1	3.07	0.43
36:1:1651:U:H2'	36:1:1652:G:C8	2.53	0.43
36:1:1913:A:N3	36:1:2120:A:H2'	2.33	0.43
36:1:2681:U:H2'	36:1:2682:C:H6	1.84	0.43
86:1:3528:OHX:N3	86:1:3567:OHX:N6	2.67	0.43
36:1:65:A:H3'	36:1:111:C:H41	1.84	0.43
36:1:874:U:OP1	40:L3:241:LYS:HG2	2.19	0.43
1:2:1140:G:H2'	1:2:1141:G:H8	1.83	0.43
1:2:1238:A:OP2	86:2:1925:OHX:N2	2.52	0.43
1:2:1363:U:O2	1:2:1363:U:H2'	2.19	0.43
1:2:1481:C:O2'	1:2:1482:C:O5'	2.33	0.43
1:2:1488:G:H5'	1:2:1489:U:OP1	2.19	0.43
1:2:1594:G:OP2	1:2:1596:C:N4	2.52	0.43
1:2:192:U:O2'	1:2:193:U:O4'	2.37	0.43
1:2:477:A:H61	1:2:511:A:N6	2.16	0.43
1:2:445:A:H1'	1:2:525:A:OP1	2.19	0.43

Continued on next page...

Continued from previous page...

Atom-1	Atom-2	Interatomic distance (Å)	Clash overlap (Å)
1:2:703:G:H2'	1:2:704:C:H5'	2.00	0.43
38:4:62:C:H4'	38:4:63:G:O5'	2.19	0.43
36:5:1655:G:H1'	36:5:1800:A:N6	2.33	0.43
36:5:1818:U:H2'	36:5:1819:U:H6	1.84	0.43
39:L2:233:GLN:NE2	36:5:2606:G:OP1	195.11	0.43
36:5:2971:A:H5"	36:5:2972:G:C5'	2.48	0.43
36:5:3017:A:H2'	36:5:3018:C:H6	1.83	0.43
1:6:1474:G:H2'	1:6:1475:A:C8	2.54	0.43
86:6:1922:OHX:N3	86:6:1930:OHX:N5	2.66	0.43
1:6:538:A:H8	1:6:543:C:H41	1.55	0.43
38:8:157:U:O2'	38:8:158:U:H5'	2.18	0.43
14:C2:91:VAL:HG22	14:C2:92:ALA:H	4.46	0.43
16:C4:125:SER:OG	16:C4:126:THR:N	2.47	0.43
17:C5:127:ARG:HA	17:C5:127:ARG:HD2	4.39	0.43
17:C5:36:LEU:HD13	17:C5:36:LEU:H	4.65	0.43
20:C8:97:ASP:N	20:C8:97:ASP:OD2	2.51	0.43
23:D1:16:LYS:HE3	23:D1:16:LYS:HB2	1.77	0.43
9:S7:141:ARG:NE	24:D2:49:GLU:OE1	2.46	0.43
25:D3:53:VAL:HG13	25:D3:72:VAL:HB	2.10	0.43
28:D6:25:ASN:ND2	28:D6:77:CYS:SG	2.91	0.43
29:D7:72:LYS:HE2	29:D7:72:LYS:HB2	1.82	0.43
31:D9:33:LYS:HD2	1:6:1594:G:H5'	408.30	0.43
39:L2:116:VAL:HG13	39:L2:126:LEU:HB2	2.91	0.43
40:L3:120:LYS:HA	40:L3:120:LYS:HD3	1.61	0.43
40:L3:325:LYS:HG2	40:L3:326:GLY:N	2.59	0.43
41:L4:184:SER:HB2	41:L4:202:ARG:HG2	2.16	0.43
42:L5:197:SER:O	42:L5:202:GLY:N	2.52	0.43
44:L7:130:ILE:HD12	44:L7:134:VAL:HG11	2.00	0.43
44:L7:147:LEU:HA	44:L7:147:LEU:HD23	1.87	0.43
45:L8:68:ARG:HG2	45:L8:68:ARG:H	2.19	0.43
48:M1:164:LYS:HE3	48:M1:171:VAL:HB	2.00	0.43
51:M5:172:ARG:HH22	36:5:63:A:P	100.80	0.43
52:M6:12:LYS:HD3	52:M6:40:GLU:CD	5.15	0.43
53:M7:112:LEU:HA	53:M7:112:LEU:HD12	1.87	0.43
53:M7:22:LEU:HB3	53:M7:90:PHE:HE2	1.83	0.43
58:N2:12:ALA:HA	58:N2:67:SER:O	2.19	0.43
60:N4:23:ARG:NH2	60:N4:25:ASP:OD1	3.99	0.43
71:O5:83:LYS:HA	71:O5:83:LYS:HD3	1.93	0.43
75:O9:9:ILE:HA	75:O9:9:ILE:HD13	1.82	0.43
78:Q2:25:VAL:HG22	78:Q2:72:LEU:HD22	2.00	0.43
2:S0:109:ASN:O	2:S0:112:THR:HG22	2.18	0.43

Continued on next page...

Continued from previous page...

Atom-1	Atom-2	Interatomic distance (Å)	Clash overlap (Å)
3:S1:119:THR:HB	3:S1:143:THR:CG2	2.55	0.43
4:S2:230:TRP:CD2	24:D2:68:ARG:HD3	2.54	0.43
5:S3:133:GLY:HA3	5:S3:156:PHE:O	2.22	0.43
6:S4:106:LYS:HD2	6:S4:106:LYS:HA	2.96	0.43
7:S5:183:ALA:HA	7:S5:186:ASN:HD21	1.82	0.43
7:S5:113:ILE:HG23	7:S5:191:ALA:HB2	2.01	0.43
9:S7:138:LYS:HD3	9:S7:150:GLN:OE1	5.38	0.43
9:S7:97:ARG:HD3	9:S7:97:ARG:HA	3.08	0.43
34:SR:103:PHE:CE1	34:SR:138:GLY:HA2	2.85	0.43
34:SR:89:LEU:HD21	34:SR:110:VAL:HG11	2.01	0.43
34:SR:192:PHE:HD1	34:SR:223:TRP:CE3	2.37	0.43
36:1:1146:C:H4'	36:1:1331:U:C5	2.54	0.43
36:1:1374:G:H2'	36:1:1375:G:O4'	2.19	0.43
36:1:2633:U:H2'	36:1:2634:U:O4'	2.19	0.43
36:5:1284:C:HO2'	36:5:1285:G:P	2.42	0.43
58:N2:82:LYS:NZ	36:5:1686:U:O4	162.75	0.43
36:5:2206:G:O2'	36:5:2207:A:H5'	2.19	0.43
36:5:210:U:C2	36:5:230:U:H4'	2.54	0.43
40:L3:258:ALA:HB1	36:5:2395:G:C4'	213.79	0.43
86:5:3556:OHX:N5	86:5:3692:OHX:N2	2.66	0.43
1:6:1054:U:H2'	1:6:1055:U:H6	1.83	0.43
1:6:339:C:H2'	1:6:340:U:H6	1.83	0.43
1:6:920:U:H2'	1:6:921:U:O4'	2.19	0.43
38:8:79:A:H3'	38:8:80:A:H8	1.79	0.43
15:C3:128:TYR:O	15:C3:132:VAL:HG22	2.18	0.43
15:C3:21:ASN:O	15:C3:22:ALA:HB3	2.20	0.43
17:C5:111:MET:HG2	20:C8:119:ILE:CG1	3.54	0.43
17:C5:69:GLU:HG2	17:C5:70:ASN:ND2	5.49	0.43
18:C6:26:LYS:HE3	18:C6:26:LYS:HB2	2.45	0.43
18:C6:18:ALA:CB	18:C6:69:VAL:HG13	2.49	0.43
19:C7:20:TYR:CE2	19:C7:38:ILE:HG13	2.54	0.43
28:D6:22:ARG:HA	28:D6:28:LYS:O	3.03	0.43
28:D6:4:LYS:HG3	28:D6:4:LYS:O	2.18	0.43
30:D8:26:THR:HB	30:D8:44:VAL:CG2	2.66	0.43
32:E0:28:LYS:HZ2	32:E0:31:LYS:HE2	1.84	0.43
33:E1:88:PRO:CB	33:E1:89:LYS:HA	5.67	0.43
40:L3:221:THR:HB	40:L3:273:HIS:H	1.84	0.43
40:L3:81:THR:CG2	40:L3:81:THR:O	3.22	0.43
41:L4:73:ARG:HH21	36:5:2402:A:N6	171.54	0.43
42:L5:64:ILE:HD12	42:L5:144:VAL:HG21	4.58	0.43
42:L5:45:ASN:OD1	57:N1:33:VAL:HG21	2.54	0.43

Continued on next page...

Continued from previous page...

Atom-1	Atom-2	Interatomic distance (Å)	Clash overlap (Å)
44:L7:92:ILE:HA	44:L7:92:ILE:HD12	1.57	0.43
44:L7:93:ASN:N	44:L7:93:ASN:OD1	2.48	0.43
46:L9:113:GLU:HA	46:L9:124:ARG:O	2.50	0.43
49:M3:101:ARG:HH22	49:M3:112:ASN:HD22	2.82	0.43
51:M5:172:ARG:O	51:M5:183:THR:OG1	2.31	0.43
54:M8:2:GLY:C	54:M8:3:ILE:HD13	2.38	0.43
55:M9:92:GLN:O	55:M9:96:ILE:HG13	2.19	0.43
56:N0:45:LEU:HD22	56:N0:45:LEU:HA	1.75	0.43
36:1:1488:G:O2'	70:O4:10:ARG:O	2.37	0.43
70:O4:81:CYS:O	70:O4:82:ALA:HB3	2.31	0.43
72:O6:91:ASN:O	72:O6:94:ILE:HG22	4.68	0.43
73:O7:18:LEU:HG	75:O9:51:ILE:HG21	2.30	0.43
2:S0:41:ARG:HG2	2:S0:42:PRO:HD2	2.01	0.43
2:S0:52:LYS:HG2	2:S0:52:LYS:H	1.56	0.43
3:S1:185:THR:O	3:S1:189:ILE:HG13	2.18	0.43
3:S1:32:ILE:HB	3:S1:43:VAL:HB	2.71	0.43
6:S4:114:ILE:HB	6:S4:118:GLU:OE2	2.19	0.43
6:S4:51:ARG:HA	6:S4:51:ARG:HE	2.49	0.43
7:S5:186:ASN:OD1	7:S5:188:LYS:HB2	2.18	0.43
7:S5:192:GLU:O	7:S5:196:GLU:N	2.98	0.43
8:S6:102:VAL:HG13	8:S6:106:LEU:HD12	2.01	0.43
8:S6:67:VAL:CG2	8:S6:99:GLY:HA2	2.60	0.43
9:S7:26:GLU:OE2	9:S7:84:LYS:HD2	2.44	0.43
9:S7:62:VAL:HG22	9:S7:70:PHE:HE2	1.82	0.43
11:S9:169:PRO:HD2	11:S9:174:ARG:HD2	2.00	0.43
35:SM:88:ARG:HG2	35:SM:91:THR:CG2	2.49	0.43
36:1:1152:G:N3	36:1:1152:G:H2'	2.34	0.43
36:1:2104:A:H2'	36:1:2105:G:C8	2.54	0.43
36:1:2812:C:H2'	36:1:2813:A:H8	1.84	0.43
36:1:3107:U:OP1	76:Q0:114:LYS:NZ	2.37	0.43
36:1:418:A:H4'	36:1:629:U:O3'	2.17	0.43
1:2:1022:C:O2'	1:2:1125:A:N1	2.47	0.43
1:2:1214:U:OP1	1:2:1246:C:H1'	2.19	0.43
1:2:1585:U:N3	1:2:1611:A:H2	2.06	0.43
1:2:1738:U:H2'	1:2:1739:C:C6	2.54	0.43
1:2:1781:A:OP1	86:2:1930:OHX:N3	2.52	0.43
1:2:1305:U:H6	86:2:1921:OHX:N3	2.17	0.43
1:2:472:U:H5"	11:S9:11:THR:HG23	2.00	0.43
36:5:2123:G:N7	86:5:3600:OHX:N1	2.67	0.43
39:L2:193:ARG:NH2	36:5:2181:C:H5"	195.35	0.43
36:5:248:U:C3'	36:5:249:U:H5'	2.49	0.43

Continued on next page...

Continued from previous page...

Atom-1	Atom-2	Interatomic distance (Å)	Clash overlap (Å)
36:5:3057:U:H5'	36:5:3086:A:H61	1.84	0.43
36:5:3094:A:H2'	36:5:3095:U:C6	2.54	0.43
36:5:405:U:H5"	36:5:406:G:OP2	2.19	0.43
1:6:1002:G:C6	1:6:1003:A:N7	2.87	0.43
1:6:1058:U:H1'	1:6:1059:U:H5"	2.01	0.43
1:6:874:C:OP1	86:6:1911:OHX:N1	2.52	0.43
1:6:677:G:H5"	1:6:678:A:H5'	2.00	0.43
1:6:891:A:H2'	1:6:892:A:C8	2.54	0.43
38:8:139:U:H2'	38:8:140:G:H8	1.84	0.43
36:5:407:A:C2	38:8:17:A:H1'	2.53	0.43
38:8:56:G:H2'	38:8:57:C:H6	1.84	0.43
15:C3:55:ARG:O	29:D7:47:PHE:HB2	2.19	0.43
1:2:1180:C:O2	17:C5:128:HIS:HE1	2.02	0.43
28:D6:87:ARG:HD3	1:6:1796:C:OP1	344.73	0.43
28:D6:87:ARG:NH2	28:D6:94:ASN:O	2.48	0.43
40:L3:311:PHE:HB2	40:L3:315:GLY:O	2.72	0.43
40:L3:283:TYR:HB3	40:L3:323:MET:HE2	2.34	0.43
41:L4:157:GLU:HA	41:L4:215:ILE:HB	2.00	0.43
42:L5:160:PHE:CE2	42:L5:179:ARG:HB3	2.54	0.43
45:L8:158:ASP:HB3	45:L8:159:PRO:HD3	2.00	0.43
45:L8:75:ILE:O	45:L8:77:GLN:N	2.51	0.43
36:1:2730:G:H4'	54:M8:184:PHE:CD1	2.54	0.43
55:M9:61:SER:OG	55:M9:62:ARG:N	2.89	0.43
36:1:1939:G:OP1	55:M9:77:GLY:HA3	2.19	0.43
36:1:1915:A:H5'	55:M9:82:LYS:O	2.19	0.43
57:N1:132:PRO:O	57:N1:134:GLN:NE2	2.51	0.43
63:N7:10:VAL:O	63:N7:83:THR:HG22	2.19	0.43
66:O0:15:ALA:O	66:O0:18:ILE:HG22	2.19	0.43
67:O1:29:ALA:HB3	67:O1:30:PRO:HD3	2.10	0.43
69:O3:103:TYR:HA	69:O3:104:PRO:C	2.40	0.43
69:O3:44:TYR:HA	69:O3:47:LYS:HG3	2.35	0.43
70:O4:65:VAL:HG13	70:O4:66:SER:O	2.55	0.43
72:O6:76:ARG:HA	72:O6:76:ARG:HE	1.84	0.43
74:O8:41:THR:HG21	74:O8:62:ALA:CB	2.67	0.43
5:S3:148:LYS:HB2	35:SM:110:TRP:CZ2	2.54	0.43
5:S3:66:ILE:HD12	5:S3:86:LEU:HB3	2.00	0.43
7:S5:136:ALA:HA	7:S5:201:ALA:O	2.19	0.43
7:S5:147:THR:OG1	7:S5:148:ARG:N	2.68	0.43
11:S9:134:ILE:O	11:S9:134:ILE:HG12	2.19	0.43
34:SR:281:TYR:HB3	34:SR:282:SER:H	1.60	0.43
34:SR:33:LEU:O	34:SR:45:TRP:HD1	2.25	0.43

Continued on next page...

Continued from previous page...

Atom-1	Atom-2	Interatomic distance (Å)	Clash overlap (Å)
34:SR:5:GLU:OE1	34:SR:249:ARG:NE	4.19	0.43
34:SR:84:SER:OG	34:SR:85:TRP:N	2.72	0.43
36:1:1051:U:H4'	57:N1:19:PHE:CD2	2.53	0.42
36:1:1285:G:O2'	36:1:1286:A:OP2	2.35	0.42
36:1:1578:C:H3'	36:1:1579:C:C6	2.54	0.42
36:1:1661:G:H2'	36:1:1662:G:C8	2.54	0.42
36:1:1863:G:O3'	55:M9:82:LYS:HB2	2.19	0.42
36:1:2333:C:H2'	36:1:2334:U:O4'	2.19	0.42
36:1:2413:A:H2'	36:1:2414:G:H8	1.82	0.42
36:1:2617:U:C5	36:1:2621:G:OP2	2.70	0.42
36:1:3045:G:O3'	40:L3:275:ARG:NH1	2.52	0.42
36:1:3072:C:H2'	36:1:3073:A:O4'	2.19	0.42
36:5:1100:U:H2'	36:5:1101:G:O4'	2.18	0.42
36:5:178:U:H2'	36:5:179:C:O4'	2.18	0.42
36:5:313:A:H2'	36:5:314:U:C6	2.54	0.42
36:5:3317:U:H6	86:5:3639:OHX:N6	2.17	0.42
36:5:3362:A:H2'	36:5:3363:U:O4'	2.19	0.42
36:5:703:G:O2'	36:5:787:G:H4'	2.19	0.42
1:6:1071:U:H2'	1:6:1072:C:C6	2.53	0.42
1:6:1263:G:H2'	1:6:1264:G:O4'	2.19	0.42
1:6:625:C:H2'	1:6:626:U:C6	2.54	0.42
1:6:72:A:H2'	1:6:73:U:C1'	2.49	0.42
37:7:27:A:C2	37:7:28:C:C2	3.07	0.42
13:C1:108:PRO:HG2	13:C1:134:THR:O	3.25	0.42
20:C8:108:LYS:HA	20:C8:111:ASP:HB2	2.09	0.42
21:C9:111:ILE:HG23	21:C9:113:ILE:HG12	2.01	0.42
22:D0:99:ILE:H	22:D0:99:ILE:HG12	4.49	0.42
24:D2:11:LEU:HD12	24:D2:74:VAL:HB	2.00	0.42
30:D8:33:LEU:HA	30:D8:33:LEU:HD22	1.85	0.42
31:D9:21:CYS:HB3	31:D9:26:SER:H	2.58	0.42
36:1:2186:U:OP2	39:L2:200:ARG:NH2	2.52	0.42
40:L3:14:LEU:HA	40:L3:17:LEU:HD22	2.19	0.42
36:1:3243:A:H4'	40:L3:95:THR:HG22	2.01	0.42
41:L4:71:VAL:HG13	41:L4:76:ARG:NH1	2.34	0.42
42:L5:286:VAL:O	42:L5:290:ILE:HG12	2.19	0.42
42:L5:38:THR:HG22	57:N1:30:TYR:HB3	2.01	0.42
43:L6:166:LYS:HA	43:L6:166:LYS:HD3	1.86	0.42
44:L7:145:ARG:HA	44:L7:185:ILE:HD13	2.00	0.42
46:L9:172:ILE:HD13	46:L9:172:ILE:H	1.83	0.42
46:L9:48:VAL:HG13	46:L9:49:ASN:H	1.83	0.42
49:M3:5:LYS:HE2	36:5:1112:A:P	171.32	0.42

Continued on next page...

Continued from previous page...

Atom-1	Atom-2	Interatomic distance (Å)	Clash overlap (Å)
52:M6:47:PHE:HE2	52:M6:141:LEU:HA	2.28	0.42
53:M7:109:ALA:HA	53:M7:112:LEU:HD22	2.01	0.42
57:N1:6:GLY:O	57:N1:9:SER:HB3	2.19	0.42
57:N1:78:LYS:HG3	57:N1:78:LYS:O	2.38	0.42
68:O2:102:ALA:HB2	68:O2:125:ARG:HB2	3.82	0.42
71:O5:6:ALA:O	71:O5:10:ARG:HG3	2.89	0.42
77:Q1:18:ARG:HE	77:Q1:18:ARG:HB3	3.16	0.42
36:1:2713:U:H3'	78:Q2:9:LYS:O	2.19	0.42
79:Q3:38:ASP:HA	79:Q3:45:LYS:HA	2.01	0.42
6:S4:133:LYS:HB3	6:S4:133:LYS:HE3	4.89	0.42
6:S4:158:ASP:OD2	6:S4:174:LYS:NZ	2.40	0.42
6:S4:34:GLY:HA3	6:S4:83:PRO:CG	2.55	0.42
7:S5:59:VAL:C	7:S5:61:TYR:H	2.22	0.42
9:S7:67:LEU:HD23	9:S7:67:LEU:HA	1.51	0.42
10:S8:152:ILE:HB	10:S8:153:GLU:H	1.57	0.42
10:S8:194:ARG:HB3	10:S8:195:ARG:NH1	3.08	0.42
10:S8:8:ARG:CZ	10:S8:21:PHE:HB3	2.50	0.42
10:S8:8:ARG:O	10:S8:8:ARG:HG3	2.18	0.42
35:SM:166:UNK:C	35:SM:168:UNK:N	2.79	0.42
36:1:1004:U:C4	36:1:1005:G:N7	2.87	0.42
36:1:1481:A:OP1	36:1:1481:A:O4'	2.37	0.42
36:1:1579:C:N4	36:1:1580:A:H62	2.17	0.42
36:1:1804:A:H2'	36:1:1805:C:C6	2.54	0.42
36:1:197:G:H2'	36:1:198:A:C8	2.54	0.42
36:1:1556:C:H2'	36:1:2169:G:H1	1.83	0.42
36:1:2383:C:H2'	36:1:2384:A:H5'	2.01	0.42
36:1:2554:A:C8	36:1:2554:A:H5'	2.55	0.42
36:1:2808:A:H4'	36:1:2809:C:O5'	2.18	0.42
36:1:3024:A:H5"	36:1:3025:C:OP2	2.19	0.42
36:1:3140:G:OP1	40:L3:20:LYS:NZ	2.49	0.42
36:1:3268:A:O2'	43:L6:130:ILE:HD11	2.19	0.42
86:1:3509:OHX:N5	86:1:3681:OHX:N1	2.67	0.42
36:1:761:A:N1	36:1:771:A:H1'	2.34	0.42
36:1:781:G:O6	86:1:3478:OHX:N3	2.51	0.42
1:2:1003:A:H4'	1:2:1004:U:O5'	2.19	0.42
1:2:1244:A:N3	1:2:1244:A:H3'	2.34	0.42
1:2:1656:U:H5"	1:2:1657:U:O5'	2.19	0.42
1:2:872:G:N2	1:2:956:C:O2	2.52	0.42
1:2:884:A:H61	1:2:927:C:N4	2.17	0.42
37:3:41:G:H1'	37:3:44:C:N4	2.34	0.42
36:5:27:C:H1'	36:5:328:U:H1'	2.01	0.42

Continued on next page...

Continued from previous page...

Atom-1	Atom-2	Interatomic distance (Å)	Clash overlap (Å)
36:5:378:A:H3'	36:5:379:C:H6	1.84	0.42
36:5:47:C:OP2	36:5:48:A:O2'	2.23	0.42
36:5:849:C:H2'	36:5:850:U:C6	2.54	0.42
1:6:1274:C:O2	1:6:1274:C:H2'	2.19	0.42
1:6:191:C:O2'	1:6:192:U:O5'	2.33	0.42
1:6:478:A:C2	1:6:511:A:C2	3.08	0.42
1:6:591:A:H2'	1:6:592:A:H8	1.84	0.42
26:D4:10:ARG:NH1	1:6:778:G:O6	429.11	0.42
1:2:879:G:O2'	15:C3:105:ASN:HB3	2.19	0.42
18:C6:20:ALA:HA	18:C6:67:VAL:HG22	2.28	0.42
1:2:1389:C:O2'	19:C7:52:GLY:HA3	2.19	0.42
23:D1:18:SER:N	23:D1:54:ALA:O	2.43	0.42
24:D2:105:THR:OG1	24:D2:126:LEU:HG	2.19	0.42
1:2:747:C:H4'	24:D2:80:ASN:ND2	2.34	0.42
26:D4:116:LYS:HE2	1:6:57:G:OP2	337.42	0.42
26:D4:29:HIS:HD2	26:D4:35:VAL:HG22	1.83	0.42
1:2:782:U:O4	26:D4:48:TYR:HA	2.19	0.42
26:D4:55:VAL:HG12	26:D4:75:VAL:HG22	7.28	0.42
28:D6:64:LEU:HD22	28:D6:64:LEU:HA	1.72	0.42
28:D6:85:ARG:HD3	28:D6:85:ARG:HA	1.55	0.42
30:D8:18:ARG:HH11	1:6:1616:G:H4'	361.14	0.42
30:D8:19:THR:HG21	30:D8:27:GLN:HE21	2.54	0.42
33:E1:136:LYS:HG3	33:E1:137:ASP:OD1	2.19	0.42
39:L2:230:VAL:HG21	36:5:2424:A:N1	182.90	0.42
42:L5:40:HIS:HB3	42:L5:43:LYS:HD2	3.88	0.42
43:L6:175:LYS:HD2	43:L6:175:LYS:HA	4.66	0.42
43:L6:98:VAL:HA	43:L6:101:PHE:CD2	2.54	0.42
44:L7:236:ILE:HA	44:L7:236:ILE:HD12	1.78	0.42
36:1:2586:G:C5	45:L8:241:LYS:HB2	2.55	0.42
46:L9:3:TYR:CD2	46:L9:3:TYR:N	2.87	0.42
47:M0:91:VAL:HG13	47:M0:127:ALA:HB1	2.01	0.42
47:M0:47:PRO:HB3	47:M0:171:TRP:CZ2	2.54	0.42
48:M1:36:VAL:HG21	48:M1:123:PHE:HD2	1.84	0.42
48:M1:80:LEU:HD23	48:M1:80:LEU:HA	1.90	0.42
51:M5:44:ARG:NH1	51:M5:120:TRP:O	2.52	0.42
57:N1:160:ILE:HD12	57:N1:160:ILE:HA	1.89	0.42
57:N1:43:LYS:HE3	57:N1:43:LYS:HB3	1.88	0.42
62:N6:36:SER:OG	62:N6:39:LEU:HD23	4.92	0.42
62:N6:63:LYS:O	62:N6:66:GLN:HG3	2.19	0.42
63:N7:115:LYS:HG2	63:N7:119:GLU:OE2	3.35	0.42
64:N8:45:MET:CE	64:N8:45:MET:HA	3.79	0.42

Continued on next page...

Continued from previous page...

Atom-1	Atom-2	Interatomic distance (Å)	Clash overlap (Å)
67:O1:41:LYS:O	67:O1:45:GLY:HA2	2.65	0.42
68:O2:21:HIS:CE1	68:O2:24:ARG:HD2	3.00	0.42
68:O2:57:TYR:CE1	36:5:1162:U:H4'	198.03	0.42
4:S2:152:HIS:CD2	4:S2:152:HIS:H	2.36	0.42
6:S4:163:ASP:HB3	6:S4:167:GLY:O	4.18	0.42
6:S4:29:PRO:O	1:6:449:C:OP1	361.94	0.42
7:S5:29:ILE:HA	7:S5:30:PRO:HD3	2.05	0.42
7:S5:58:LEU:HD11	7:S5:167:ARG:NH1	3.76	0.42
7:S5:63:GLN:HE22	7:S5:66:GLN:HB2	3.76	0.42
9:S7:23:ALA:O	9:S7:27:LEU:HG	2.18	0.42
1:2:400:A:H5"	10:S8:25:ARG:HA	2.00	0.42
10:S8:76:THR:HG21	10:S8:105:ASP:O	5.54	0.42
34:SR:161:LYS:C	34:SR:163:ASP:H	3.47	0.42
34:SR:305:TYR:CE2	34:SR:311:ARG:HD2	2.54	0.42
36:1:1273:A:HO2'	36:1:1274:A:P	2.41	0.42
36:1:1748:G:C6	36:1:1749:A:C6	3.08	0.42
36:1:1791:C:H2'	36:1:1792:C:C6	2.55	0.42
36:1:844:G:N7	86:1:3460:OHX:N5	2.66	0.42
36:1:346:C:OP1	41:L4:52:VAL:HG23	2.20	0.42
1:2:1003:A:C4	1:2:1005:A:C6	3.07	0.42
1:2:1509:C:H2'	1:2:1510:U:O4'	2.20	0.42
1:2:1698:G:H1'	1:2:1699:G:OP1	2.19	0.42
1:2:1657:U:C2	86:2:1964:OHX:N2	2.87	0.42
1:2:503:G:O2'	1:2:504:U:OP1	2.32	0.42
1:2:819:G:O2'	1:2:821:U:OP2	2.22	0.42
1:2:943:C:N4	28:D6:15:ARG:HG2	2.34	0.42
1:2:959:U:C4	29:D7:32:PHE:HE2	2.37	0.42
36:5:1594:A:H1'	36:5:1615:C:H1'	2.01	0.42
36:5:2908:G:H21	36:5:3106:A:H1'	1.84	0.42
36:5:815:G:C6	36:5:906:A:C4	3.08	0.42
36:5:948:C:H2'	36:5:949:C:C6	2.54	0.42
36:5:997:A:H4'	37:7:80:G:H5'	2.01	0.42
1:6:1139:A:OP2	86:6:1927:OHX:N4	2.52	0.42
1:6:514:G:HO2'	1:6:515:A:H8	1.66	0.42
26:D4:61:ARG:NH2	1:6:530:C:O2	408.42	0.42
15:C3:102:LEU:HA	15:C3:102:LEU:HD23	2.12	0.42
17:C5:52:LYS:H	17:C5:52:LYS:HG2	1.32	0.42
18:C6:129:PHE:CE1	22:D0:78:THR:HA	2.54	0.42
20:C8:4:VAL:HG21	27:D5:82:HIS:ND1	3.02	0.42
32:E0:49:LEU:HG	32:E0:49:LEU:O	2.18	0.42
40:L3:316:GLU:O	40:L3:317:ILE:HB	2.20	0.42

Continued on next page...

Continued from previous page...

Atom-1	Atom-2	Interatomic distance (Å)	Clash overlap (Å)
45:L8:146:LYS:HD3	45:L8:173:MET:O	2.94	0.42
49:M3:182:ILE:O	49:M3:185:LYS:N	2.51	0.42
52:M6:15:LEU:HD23	52:M6:15:LEU:HA	1.84	0.42
55:M9:90:PRO:HG2	55:M9:93:VAL:CG2	3.13	0.42
62:N6:89:LYS:HD3	36:5:375:A:O3'	79.92	0.42
64:N8:36:GLY:HA3	64:N8:40:HIS:CE1	2.75	0.42
67:O1:75:ILE:HG23	67:O1:93:VAL:HG22	2.50	0.42
36:1:1821:U:C4	70:O4:67:LYS:HD2	2.55	0.42
72:O6:33:ALA:HB1	72:O6:38:LYS:HD2	4.87	0.42
74:O8:21:LYS:HA	74:O8:21:LYS:HD3	3.60	0.42
4:S2:107:SER:HB3	4:S2:192:GLY:HA2	2.02	0.42
6:S4:231:GLN:HG3	6:S4:232:GLY:N	2.34	0.42
11:S9:149:ARG:H	11:S9:149:ARG:HG2	1.53	0.42
11:S9:13:SER:O	11:S9:43:TYR:HB3	2.19	0.42
35:SM:54:PRO:HB2	35:SM:59:GLY:HA2	2.09	0.42
34:SR:7:LEU:HG	34:SR:315:VAL:HG22	2.01	0.42
34:SR:95:ALA:C	34:SR:97:GLY:H	3.88	0.42
36:1:2636:A:H5"	36:1:2637:A:H5'	2.01	0.42
36:1:412:G:C6	36:1:413:U:C4	3.07	0.42
36:1:650:C:H2'	36:1:651:G:C8	2.55	0.42
36:1:955:U:H2'	36:1:956:U:H6	1.84	0.42
1:2:188:A:H2'	1:2:189:C:O4'	2.20	0.42
41:L4:183:LYS:HE3	36:5:1386:A:N7	119.44	0.42
36:5:1641:U:O2'	36:5:1642:A:H3'	2.19	0.42
36:5:1807:G:C6	36:5:1808:G:N1	2.87	0.42
36:5:1953:G:O6	36:5:2094:C:N4	2.53	0.42
36:5:2694:A:C6	36:5:2695:A:C6	3.07	0.42
36:5:378:A:N7	36:5:391:A:H2	2.17	0.42
36:5:796:U:H2'	36:5:797:U:C6	2.54	0.42
1:6:1255:G:O2'	1:6:1256:A:O5'	2.32	0.42
1:6:1275:A:OP2	1:6:1275:A:H8	2.02	0.42
1:6:1279:C:H2'	1:6:1280:C:O4'	2.19	0.42
1:6:1477:G:H2'	1:6:1478:G:H8	1.85	0.42
20:C8:135:GLY:CA	1:6:1559:A:H5"	363.55	0.42
1:6:246:G:C6	1:6:247:A:C6	3.07	0.42
1:6:577:G:H3'	1:6:577:G:H8	1.84	0.42
1:6:957:G:C6	1:6:958:U:C4	3.07	0.42
12:C0:8:ARG:HG2	12:C0:12:HIS:CE1	3.85	0.42
14:C2:88:LEU:HA	14:C2:88:LEU:HD12	1.98	0.42
15:C3:20:ARG:HH11	15:C3:20:ARG:HG3	4.13	0.42
17:C5:28:MET:O	17:C5:32:ASP:HB2	2.19	0.42

Continued on next page...

Continued from previous page...

Atom-1	Atom-2	Interatomic distance (Å)	Clash overlap (Å)
21:C9:34:VAL:HG23	21:C9:53:TRP:CZ2	2.55	0.42
25:D3:109:ARG:HB2	25:D3:112:LYS:O	2.19	0.42
28:D6:15:ARG:HB3	28:D6:16:GLY:H	2.38	0.42
28:D6:73:TYR:CZ	28:D6:82:ARG:HD3	2.55	0.42
40:L3:148:LEU:HA	40:L3:148:LEU:HD12	1.96	0.42
40:L3:223:GLY:HA2	40:L3:271:GLY:HA3	2.01	0.42
41:L4:47:ARG:NH1	41:L4:109:TRP:O	2.57	0.42
41:L4:92:ASN:HA	41:L4:98:ARG:O	2.19	0.42
44:L7:137:GLY:HA3	44:L7:236:ILE:HB	2.05	0.42
44:L7:89:ILE:HA	44:L7:89:ILE:HD13	1.79	0.42
45:L8:150:LEU:HD22	45:L8:151:VAL:H	1.98	0.42
45:L8:186:LEU:HD12	45:L8:196:ALA:O	3.70	0.42
45:L8:81:THR:HG21	45:L8:181:LYS:HD2	2.00	0.42
46:L9:48:VAL:CG1	46:L9:52:LEU:HB3	2.48	0.42
47:M0:76:MET:HE1	47:M0:148:VAL:HA	3.63	0.42
48:M1:166:LYS:O	48:M1:167:TYR:HB2	2.28	0.42
51:M5:190:THR:O	51:M5:194:GLN:HG3	2.19	0.42
53:M7:94:LEU:HB3	53:M7:148:LEU:HD21	2.43	0.42
61:N5:105:VAL:CG1	61:N5:106:ASP:N	2.82	0.42
63:N7:70:PRO:HG3	63:N7:115:LYS:HB2	2.01	0.42
64:N8:126:LYS:HB3	64:N8:148:ILE:CG2	2.73	0.42
64:N8:24:LYS:HB2	64:N8:26:ARG:HG2	2.63	0.42
64:N8:60:TYR:CD1	64:N8:63:LYS:HB2	2.55	0.42
64:N8:75:LEU:HA	64:N8:78:LEU:HB2	2.22	0.42
67:O1:74:ARG:NH1	67:O1:109:VAL:HG21	2.33	0.42
71:O5:6:ALA:HB1	71:O5:10:ARG:NH2	2.52	0.42
73:O7:22:CYS:SG	73:O7:24:ARG:HB2	2.59	0.42
76:Q0:114:LYS:HG2	76:Q0:115:CYS:N	2.35	0.42
4:S2:170:ILE:HG12	4:S2:197:TYR:O	5.10	0.42
5:S3:12:VAL:O	5:S3:16:VAL:HG23	2.22	0.42
5:S3:220:PRO:HB3	34:SR:194:GLY:HA3	2.40	0.42
6:S4:104:ASP:HB2	6:S4:108:ARG:H	1.83	0.42
11:S9:134:ILE:HD12	11:S9:134:ILE:N	4.36	0.42
35:SM:88:ARG:HG2	35:SM:91:THR:HG23	2.02	0.42
34:SR:225:LEU:O	34:SR:228:LYS:HG3	2.19	0.42
36:1:1128:U:H2'	36:1:1129:A:O4'	2.19	0.42
36:1:185:C:H2'	36:1:186:U:H6	1.84	0.42
36:1:2567:C:C2'	36:1:2568:C:H5'	2.49	0.42
36:1:2616:C:H2'	36:1:2617:U:H5'	2.02	0.42
36:1:2707:C:H2'	36:1:2708:C:C6	2.53	0.42
36:1:3275:U:H5'	69:O3:68:TRP:CZ2	2.53	0.42

Continued on next page...

Continued from previous page...

Atom-1	Atom-2	Interatomic distance (Å)	Clash overlap (Å)
36:1:3369:G:HO2'	36:1:3370:A:H8	1.68	0.42
36:1:830:A:O2'	36:1:1866:C:H2'	2.20	0.42
1:2:1244:A:HO2'	1:2:1245:G:P	2.42	0.42
1:2:1480:G:H3'	1:2:1481:C:C6	2.55	0.42
1:2:1535:U:H4'	1:2:1535:U:OP1	2.20	0.42
1:2:159:U:H5'	26:D4:117:LYS:HB3	2.02	0.42
1:2:187:G:H4'	1:2:188:A:OP1	2.20	0.42
1:2:1129:U:OP1	86:2:1952:OHX:N2	2.53	0.42
1:2:225:A:H2'	1:2:226:A:O4'	2.20	0.42
1:2:610:G:H2'	1:2:614:C:C5	2.55	0.42
1:2:926:A:H2'	1:2:927:C:O4'	2.20	0.42
38:4:46:G:N2	38:4:58:G:C4	2.87	0.42
36:5:1072:G:H2'	36:5:1073:U:H6	1.84	0.42
36:5:148:G:O2'	36:5:149:U:OP2	2.38	0.42
36:5:1633:C:H2'	36:5:1634:G:H8	1.85	0.42
36:5:2103:U:H2'	36:5:2104:A:C8	2.54	0.42
36:5:2103:U:H2'	36:5:2104:A:H8	1.83	0.42
36:5:2827:U:H1'	36:5:2828:G:N7	2.34	0.42
36:5:3127:A:H2'	36:5:3128:G:O4'	2.20	0.42
69:O3:86:ARG:HH12	36:5:498:A:H5'	215.34	0.42
32:E0:2:ALA:O	1:6:1647:U:H1'	329.72	0.42
1:6:658:C:H5'	1:6:659:C:OP2	2.19	0.42
1:6:725:U:H2'	1:6:726:C:C6	2.54	0.42
42:L5:10:SER:HB2	37:7:67:G:H5'	310.49	0.42
73:O7:67:LEU:HD23	38:8:35:C:H4'	75.47	0.42
38:8:83:C:H4'	38:8:85:G:C2	2.54	0.42
12:C0:44:LYS:HD3	12:C0:44:LYS:HA	1.75	0.42
15:C3:120:SER:O	15:C3:124:ARG:HG3	2.88	0.42
21:C9:6:VAL:HG13	21:C9:66:TYR:CZ	2.59	0.42
22:D0:99:ILE:O	22:D0:103:ILE:HB	2.20	0.42
27:D5:102:THR:HG22	27:D5:103:ARG:N	4.39	0.42
27:D5:54:VAL:HG13	27:D5:57:TYR:CD1	2.54	0.42
33:E1:138:ARG:O	33:E1:139:LEU:HD12	2.67	0.42
33:E1:149:LYS:HB2	33:E1:149:LYS:HE2	1.80	0.42
39:L2:79:ASN:ND2	39:L2:165:VAL:HG22	2.89	0.42
39:L2:54:ARG:HG2	39:L2:56:ALA:H	1.84	0.42
40:L3:166:ILE:O	40:L3:169:THR:HG22	3.14	0.42
40:L3:44:THR:OG1	40:L3:182:GLN:O	2.36	0.42
40:L3:218:ILE:CG1	40:L3:276:THR:HG23	3.33	0.42
40:L3:293:ASN:ND2	40:L3:321:PHE:HE2	2.17	0.42
40:L3:25:ILE:HD11	40:L3:334:ARG:NE	8.23	0.42

Continued on next page...

Continued from previous page...

Atom-1	Atom-2	Interatomic distance (Å)	Clash overlap (Å)
41:L4:99:MET:HE3	41:L4:103:THR:HG23	3.68	0.42
42:L5:65:ILE:HD13	42:L5:74:VAL:HB	6.15	0.42
42:L5:68:THR:HB	42:L5:71:GLY:O	2.18	0.42
45:L8:248:LYS:HD2	45:L8:248:LYS:N	2.35	0.42
45:L8:82:LEU:HD12	45:L8:82:LEU:HA	1.79	0.42
46:L9:70:THR:O	46:L9:74:LEU:HG	2.86	0.42
47:M0:193:ASP:HB2	47:M0:198:LYS:HG3	2.54	0.42
47:M0:56:GLU:OE2	47:M0:161:GLY:HA2	3.08	0.42
50:M4:22:LEU:HD13	50:M4:32:LEU:HD23	2.01	0.42
86:1:3486:OHX:N6	52:M6:67:THR:HG22	2.34	0.42
59:N3:69:LEU:HG	59:N3:74:MET:HE1	2.00	0.42
62:N6:11:ASP:HB3	62:N6:14:LYS:HG3	3.24	0.42
63:N7:89:VAL:HG13	63:N7:93:LYS:HG2	2.01	0.42
67:O1:14:ILE:HG13	67:O1:19:ARG:NH1	2.34	0.42
70:O4:30:LEU:HA	70:O4:30:LEU:HD23	2.19	0.42
70:O4:3:GLN:HE22	70:O4:30:LEU:N	2.58	0.42
71:O5:67:ARG:HD3	71:O5:80:LEU:HD22	2.02	0.42
77:Q1:22:ALA:HA	77:Q1:25:LYS:HG3	2.01	0.42
79:Q3:75:ALA:O	79:Q3:79:VAL:HG23	2.19	0.42
2:S0:122:ILE:HG23	2:S0:144:ILE:HB	2.15	0.42
2:S0:64:ILE:O	2:S0:67:ILE:HG12	2.18	0.42
3:S1:120:LEU:HD23	3:S1:121:ILE:N	2.35	0.42
3:S1:26:ARG:HD2	3:S1:49:ASN:OD1	2.42	0.42
1:2:1298:U:O2'	4:S2:162:CYS:SG	2.77	0.42
6:S4:163:ASP:O	6:S4:164:LEU:HB2	2.32	0.42
7:S5:121:ILE:H	7:S5:121:ILE:HG13	1.73	0.42
34:SR:237:GLN:HB2	34:SR:238:ASP:H	1.81	0.42
34:SR:52:GLN:OE1	34:SR:53:LYS:HG2	2.19	0.42
36:1:1101:G:OP2	44:L7:196:LYS:HE2	2.19	0.42
36:1:1255:C:H2'	36:1:1256:G:H8	1.84	0.42
36:1:1821:U:C2	70:O4:67:LYS:HB2	2.54	0.42
36:1:197:G:N2	36:1:372:A:C8	2.87	0.42
36:1:2218:G:H2'	36:1:2219:A:C8	2.55	0.42
36:1:3004:C:O2'	36:1:3005:A:H5'	2.20	0.42
36:1:3315:G:C5	40:L3:123:TYR:CE2	3.07	0.42
36:1:2385:G:OP1	86:1:3693:OHX:N4	2.53	0.42
36:1:612:U:H2'	36:1:613:G:H8	1.83	0.42
1:2:1492:A:HO2'	1:2:1493:A:H8	1.65	0.42
1:2:1619:C:H2'	1:2:1620:C:C6	2.55	0.42
1:2:1682:U:O2'	1:2:1683:C:H5'	2.19	0.42
36:5:1013:G:H2'	36:5:1014:U:O4'	2.20	0.42

Continued on next page...

Continued from previous page...

Atom-1	Atom-2	Interatomic distance (Å)	Clash overlap (Å)
50:M4:42:LYS:HD3	36:5:1185:C:OP1	305.77	0.42
36:5:1202:A:N6	36:5:1301:A:C4	2.88	0.42
36:5:1554:U:H4'	36:5:1555:U:OP1	2.20	0.42
36:5:1810:A:H2'	36:5:1811:G:C8	2.54	0.42
71:O5:90:ARG:NH1	36:5:20:A:OP2	86.00	0.42
36:5:2195:C:OP2	86:5:3696:OHX:N4	2.52	0.42
36:5:244:G:C6	36:5:245:U:C4	3.08	0.42
45:L8:37:GLY:HA3	36:5:2550:U:H6	211.14	0.42
36:5:2584:G:H5'	36:5:2585:G:OP2	2.19	0.42
36:5:2603:G:O6	86:5:3406:OHX:N1	2.53	0.42
36:5:261:U:H2'	36:5:262:U:C6	2.55	0.42
36:5:2683:U:H2'	36:5:2684:C:C6	2.55	0.42
42:L5:178:ASN:ND2	36:5:2746:A:H5'	252.09	0.42
36:5:2771:U:O2'	36:5:2772:C:O5'	2.36	0.42
36:5:2949:U:O2'	36:5:2950:G:H5'	2.20	0.42
36:5:3164:C:HO2'	36:5:3165:A:P	2.42	0.42
72:O6:30:LYS:NZ	36:5:316:U:O2'	102.35	0.42
36:5:3194:C:H2'	36:5:3195:U:H3'	2.01	0.42
36:5:3228:C:H4'	36:5:3229:G:O5'	2.20	0.42
36:5:532:A:O2'	36:5:533:A:H5'	2.19	0.42
1:6:1158:C:H42	1:6:1163:A:H61	1.66	0.42
1:6:1202:A:H2'	1:6:1203:A:H5"	2.01	0.42
1:6:1438:G:H2'	1:6:1439:C:O4'	2.20	0.42
1:6:1451:C:H2'	1:6:1452:U:H6	1.84	0.42
1:6:1645:G:H22	1:6:1756:A:H2	1.67	0.42
1:6:733:A:H2'	1:6:734:A:O4'	2.20	0.42
1:6:819:G:O2'	1:6:821:U:OP2	2.37	0.42
1:6:838:G:O6	86:6:1956:OHX:N5	2.53	0.42
1:6:914:G:H5'	1:6:914:G:C8	2.55	0.42
48:M1:137:ARG:NH1	37:7:28:C:OP1	300.79	0.42
12:C0:46:LEU:HA	12:C0:46:LEU:HD13	1.78	0.42
13:C1:22:ASN:OD1	13:C1:24:LYS:HB2	2.19	0.42
1:2:1769:U:O2	16:C4:136:ARG:HD2	2.19	0.42
17:C5:108:ARG:HH21	20:C8:119:ILE:HD12	4.87	0.42
18:C6:143:ARG:HB2	18:C6:143:ARG:HE	1.60	0.42
20:C8:99:HIS:HD2	20:C8:101:LEU:HD21	1.85	0.42
21:C9:86:ARG:HH21	21:C9:89:ARG:HH21	1.67	0.42
27:D5:59:TYR:CD2	27:D5:64:VAL:HG21	2.55	0.42
28:D6:12:LYS:HE2	28:D6:16:GLY:CA	2.54	0.42
1:2:1792:G:O5'	28:D6:3:LYS:HA	2.20	0.42
36:1:2146:C:OP1	39:L2:200:ARG:NH1	2.53	0.42

Continued on next page...

Continued from previous page...

Atom-1	Atom-2	Interatomic distance (Å)	Clash overlap (Å)
39:L2:47:GLN:HB3	39:L2:47:GLN:HE21	3.30	0.42
40:L3:284:ARG:HB3	40:L3:323:MET:HB2	2.01	0.42
41:L4:329:PRO:O	41:L4:331:ALA:N	3.04	0.42
36:1:1101:G:H1'	44:L7:105:LEU:HD23	2.00	0.42
44:L7:89:ILE:HD12	44:L7:214:TRP:CH2	2.55	0.42
47:M0:101:LYS:C	47:M0:102:MET:HG2	2.39	0.42
48:M1:30:LEU:HD21	48:M1:67:VAL:HG13	2.01	0.42
49:M3:165:SER:OG	49:M3:165:SER:O	2.38	0.42
53:M7:25:SER:CB	53:M7:28:ASN:HB2	2.95	0.42
57:N1:25:VAL:HG23	57:N1:30:TYR:HE2	1.83	0.42
68:O2:19:ARG:HB2	68:O2:31:ASN:O	2.54	0.42
5:S3:101:GLN:HG3	5:S3:126:VAL:CG2	2.50	0.42
7:S5:48:PHE:CG	7:S5:67:PRO:HB3	2.54	0.42
7:S5:77:TYR:HB3	7:S5:84:LYS:HA	2.01	0.42
8:S6:14:LYS:HG2	8:S6:15:THR:N	2.34	0.42
8:S6:162:VAL:N	8:S6:169:TYR:O	3.04	0.42
9:S7:166:LEU:HA	9:S7:166:LEU:HD12	2.01	0.42
10:S8:150:ALA:O	10:S8:152:ILE:HG13	2.20	0.42
10:S8:21:PHE:O	10:S8:22:ARG:HG2	2.20	0.42
34:SR:112:SER:OG	34:SR:153:GLN:HA	2.20	0.42
36:1:1857:C:C4	36:1:1858:A:C6	3.08	0.42
36:1:2320:A:H2	79:Q3:16:VAL:HG13	1.84	0.42
36:1:2504:U:H2'	36:1:2505:U:H5'	2.02	0.42
36:1:2513:U:O2'	36:1:2592:G:N1	2.33	0.42
36:1:2700:G:O2'	36:1:2705:A:N1	2.45	0.42
36:1:2860:U:H2'	36:1:2861:U:H5'	2.02	0.42
36:1:3276:G:H1	69:O3:60:ARG:NH1	2.18	0.42
36:1:832:G:OP1	86:1:3508:OHX:N6	2.52	0.42
1:2:1047:G:H2'	1:2:1048:G:O4'	2.18	0.42
37:3:59:U:OP2	86:3:205:OHX:N3	2.53	0.42
36:5:1049:C:H2'	36:5:1050:U:H6	1.84	0.42
36:5:1121:U:C4	36:5:1122:U:C4	3.07	0.42
36:5:1131:G:C4	36:5:2373:A:C2	3.08	0.42
36:5:2911:A:H4'	36:5:2912:G:C8	2.55	0.42
36:5:3006:A:C2	36:5:3141:A:C4	3.08	0.42
36:5:3281:U:H2'	36:5:3282:U:O4'	2.19	0.42
1:6:1579:U:H2'	1:6:1580:C:H6	1.85	0.42
1:6:1754:A:H4'	1:6:1755:A:O5'	2.18	0.42
10:S8:33:PRO:HA	1:6:331:A:H5'	276.05	0.42
38:8:104:A:C8	38:8:105:A:C8	3.07	0.42
13:C1:87:ARG:HH21	13:C1:104:HIS:CE1	2.38	0.42

Continued on next page...

Continued from previous page...

Atom-1	Atom-2	Interatomic distance (Å)	Clash overlap (Å)
13:C1:96:LYS:HD3	13:C1:97:TYR:CZ	3.24	0.42
17:C5:81:ARG:NH1	17:C5:120:SER:HB3	2.30	0.42
17:C5:33:PHE:O	17:C5:36:LEU:HD23	2.20	0.42
22:D0:17:GLN:HB3	22:D0:96:PRO:HB2	2.01	0.42
22:D0:23:ARG:HD3	22:D0:92:ASP:OD1	2.20	0.42
24:D2:3:ARG:CZ	24:D2:29:PRO:HD3	3.83	0.42
25:D3:114:LYS:HE2	25:D3:114:LYS:HB3	1.76	0.42
40:L3:123:TYR:CD1	36:5:3315:G:H2'	181.19	0.42
40:L3:221:THR:O	40:L3:272:TYR:HA	2.28	0.42
41:L4:180:LYS:HE3	41:L4:180:LYS:HB3	1.72	0.42
45:L8:154:ALA:HB1	45:L8:183:LYS:HB3	2.00	0.42
47:M0:101:LYS:HA	47:M0:101:LYS:HD2	4.30	0.42
47:M0:208:ASN:HB3	47:M0:211:ARG:HD2	2.02	0.42
47:M0:86:HIS:HB3	47:M0:139:ARG:CG	2.64	0.42
48:M1:9:MET:C	48:M1:11:ASP:H	2.79	0.42
49:M3:46:ILE:O	49:M3:47:ALA:HB3	2.18	0.42
36:1:3007:U:OP1	52:M6:73:PHE:HA	2.20	0.42
52:M6:78:ARG:HH11	52:M6:78:ARG:CG	2.48	0.42
57:N1:65:TYR:HB3	57:N1:75:ILE:HG13	5.17	0.42
61:N5:72:ALA:HA	61:N5:75:LYS:HG3	2.02	0.42
62:N6:27:ARG:HA	62:N6:30:LEU:HD12	2.02	0.42
63:N7:95:VAL:O	63:N7:100:THR:HG21	3.20	0.42
68:O2:103:LYS:O	68:O2:106:VAL:HG13	2.19	0.42
73:O7:65:ARG:HG3	73:O7:65:ARG:NH1	2.29	0.42
2:S0:10:THR:HB	2:S0:12:GLU:HG2	3.86	0.42
2:S0:198:MET:SD	19:C7:85:VAL:HG21	2.59	0.42
2:S0:6:THR:C	2:S0:8:ASP:H	2.22	0.42
2:S0:88:LYS:HE2	2:S0:88:LYS:HA	2.02	0.42
3:S1:177:GLN:HB3	3:S1:177:GLN:HE21	1.51	0.42
3:S1:212:VAL:O	3:S1:214:LYS:N	2.46	0.42
6:S4:105:VAL:HG21	6:S4:245:LYS:N	2.78	0.42
7:S5:109:LYS:O	7:S5:113:ILE:HG13	2.30	0.42
7:S5:183:ALA:HB2	7:S5:193:THR:OG1	2.19	0.42
9:S7:143:LEU:HD13	9:S7:143:LEU:HA	4.06	0.42
34:SR:15:GLY:N	34:SR:45:TRP:HH2	3.67	0.42
36:1:1231:A:H2	36:1:1278:A:N7	2.18	0.42
36:1:138:U:H2'	36:1:139:G:H8	1.84	0.42
36:1:1496:C:C2	36:1:1521:G:N2	2.88	0.42
36:1:1554:U:C4	36:1:1582:C:H2'	2.55	0.42
36:1:2512:C:C4	36:1:2513:U:O4	2.72	0.42
36:1:663:C:H2'	36:1:664:U:H6	1.85	0.42

Continued on next page...

Continued from previous page...

Atom-1	Atom-2	Interatomic distance (Å)	Clash overlap (Å)
36:1:65:A:H4'	36:1:66:A:O5'	2.20	0.42
36:1:976:U:H5'	54:M8:144:ARG:NH1	2.34	0.42
1:2:1244:A:O2'	1:2:1245:G:OP1	2.34	0.42
1:2:1266:U:H2'	1:2:1267:G:H8	1.82	0.42
1:2:1393:C:H2'	1:2:1394:G:O4'	2.20	0.42
1:2:1789:G:H8	1:2:1789:G:C5'	2.33	0.42
1:2:720:G:O2'	1:2:721:U:H5'	2.20	0.42
1:2:848:C:H2'	1:2:849:C:C6	2.55	0.42
38:4:88:A:H2'	38:4:89:A:O4'	2.20	0.42
36:5:128:G:H2'	36:5:129:U:O4'	2.19	0.42
36:5:1567:U:H2'	36:5:1568:U:H4'	2.01	0.42
70:O4:83:ASN:ND2	36:5:1709:C:OP1	214.00	0.42
36:5:2101:C:H2'	36:5:2102:U:C6	2.54	0.42
36:5:3106:A:H61	36:5:3128:G:H1'	1.84	0.42
36:5:3351:U:O2	36:5:3351:U:H3'	2.20	0.42
86:5:3534:OHX:N3	86:5:3582:OHX:N4	2.67	0.42
36:5:2211:U:OP2	86:5:3708:OHX:N1	2.52	0.42
36:5:738:A:H2'	36:5:739:G:C8	2.54	0.42
1:6:1111:G:C6	1:6:1112:G:C4	3.08	0.42
4:S2:92:ALA:HB1	1:6:1424:A:O2'	382.64	0.42
1:6:273:G:O5'	1:6:273:G:H8	2.03	0.42
1:6:526:A:H2'	1:6:527:A:O4'	2.20	0.42
1:6:711:U:H5'	1:6:712:G:OP2	2.20	0.42
38:8:156:U:HO2'	38:8:157:U:P	2.41	0.42
38:8:68:G:O6	86:8:213:OHX:N6	2.53	0.42
16:C4:57:PRO:HB3	16:C4:100:ALA:HB2	2.00	0.42
16:C4:92:LYS:HE2	16:C4:92:LYS:HB2	2.93	0.42
19:C7:57:LEU:O	19:C7:61:ILE:HG13	2.20	0.42
20:C8:57:ARG:HB2	20:C8:59:GLY:H	1.85	0.42
20:C8:70:VAL:HG12	20:C8:74:GLN:OE1	2.20	0.42
30:D8:11:LYS:O	30:D8:31:GLU:N	2.94	0.42
40:L3:139:GLN:OE1	40:L3:142:ALA:HB3	2.20	0.42
42:L5:107:ARG:HH21	42:L5:110:LEU:HD23	1.85	0.42
42:L5:184:ASP:OD1	42:L5:187:THR:N	2.53	0.42
42:L5:260:PHE:HA	42:L5:264:GLN:OE1	3.52	0.42
42:L5:85:ARG:HH21	42:L5:254:LYS:N	2.18	0.42
43:L6:40:LEU:HD13	43:L6:84:VAL:HG21	2.02	0.42
45:L8:122:LYS:C	45:L8:124:ASP:H	2.51	0.42
45:L8:230:LYS:HE3	45:L8:230:LYS:HB2	4.26	0.42
46:L9:27:VAL:HG12	46:L9:82:VAL:HG11	2.02	0.42
47:M0:116:ARG:HE	47:M0:116:ARG:HB2	1.59	0.42

Continued on next page...

Continued from previous page...

Atom-1	Atom-2	Interatomic distance (Å)	Clash overlap (Å)
49:M3:57:VAL:N	49:M3:112:ASN:OD1	2.49	0.42
51:M5:163:GLY:HA2	51:M5:168:GLY:HA3	2.18	0.42
54:M8:93:ILE:HG23	36:5:784:A:C6	150.78	0.42
55:M9:130:ASN:C	55:M9:132:PHE:N	2.72	0.42
36:1:2724:U:H4'	57:N1:54:HIS:CD2	2.54	0.42
59:N3:10:LYS:NZ	59:N3:56:ASP:OD1	3.11	0.42
65:N9:20:GLY:O	65:N9:21:ILE:HB	2.96	0.42
65:N9:58:LYS:HA	65:N9:58:LYS:HD2	1.80	0.42
67:O1:72:ARG:O	67:O1:96:VAL:HG13	2.20	0.42
70:O4:46:ASP:OD1	70:O4:80:ARG:HD2	2.62	0.42
74:O8:11:PHE:O	74:O8:15:THR:HG23	2.50	0.42
36:1:1493:G:C6	75:O9:2:ALA:HB2	2.54	0.42
36:1:1492:G:O2'	75:O9:48:LYS:NZ	2.53	0.42
66:O0:86:ARG:NH1	79:Q3:44:LYS:HG2	2.35	0.42
3:S1:106:THR:O	3:S1:106:THR:OG1	3.02	0.42
10:S8:48:THR:HG21	10:S8:54:LYS:HB2	2.01	0.42
35:SM:112:ASP:OD1	35:SM:115:LYS:HG3	2.20	0.42
19:C7:37:GLU:HG3	34:SR:150:TRP:HE1	1.85	0.42
34:SR:193:ILE:HG22	34:SR:194:GLY:N	3.74	0.42
34:SR:217:ASP:OD1	34:SR:217:ASP:N	2.53	0.42
36:1:1382:G:OP2	41:L4:188:ARG:NH1	2.51	0.42
36:1:1565:G:N2	36:1:1566:A:H1'	2.34	0.42
36:1:2727:A:H4'	36:1:2728:G:OP2	2.20	0.42
36:1:2771:U:O2'	36:1:2772:C:O5'	2.36	0.42
36:1:2777:G:H5"	36:1:2778:G:OP1	2.20	0.42
36:1:2865:U:O4	86:1:3441:OHX:N3	2.53	0.42
36:1:2988:C:O2'	40:L3:266:ARG:HD2	2.20	0.42
36:1:666:A:C2	49:M3:10:LEU:HD13	2.55	0.42
36:1:821:U:H2'	36:1:822:G:H8	1.84	0.42
1:2:1357:A:H2'	1:2:1358:G:H8	1.85	0.42
1:2:1522:U:OP2	86:2:1937:OHX:N3	2.53	0.42
1:2:830:U:O2	1:2:830:U:H2'	2.20	0.42
36:5:1054:A:OP1	86:5:3587:OHX:N4	2.53	0.42
36:5:150:A:C5	36:5:151:A:N7	2.88	0.42
36:5:1573:G:C6	36:5:1574:C:H1'	2.55	0.42
36:5:1746:U:H2'	36:5:1747:G:C8	2.54	0.42
36:5:1815:U:HO2'	36:5:1816:A:P	2.40	0.42
65:N9:3:LYS:HE3	36:5:2618:G:O4'	227.83	0.42
36:5:378:A:H3'	36:5:379:C:C6	2.55	0.42
36:5:92:G:H5'	36:5:93:C:O5'	2.20	0.42
1:6:93:A:C6	1:6:398:G:C6	3.08	0.42

Continued on next page...

Continued from previous page...

Atom-1	Atom-2	Interatomic distance (Å)	Clash overlap (Å)
1:6:499:U:O2	1:6:500:C:N4	2.53	0.42
37:7:24:A:H2'	37:7:25:G:O4'	2.20	0.42
38:8:156:U:O2'	38:8:157:U:OP1	2.33	0.42
13:C1:7:VAL:C	13:C1:9:SER:H	2.95	0.42
14:C2:94:ALA:O	14:C2:97:LEU:N	2.50	0.42
18:C6:8:GLN:H	18:C6:8:GLN:HG2	1.70	0.42
19:C7:106:THR:O	19:C7:109:LEU:HB3	2.19	0.42
19:C7:74:GLN:HA	19:C7:77:GLU:HB2	2.01	0.42
23:D1:8:LEU:HD22	23:D1:9:VAL:H	2.64	0.42
27:D5:43:ASP:CG	27:D5:46:LYS:HZ1	3.85	0.42
33:E1:107:LYS:O	33:E1:114:VAL:HA	2.20	0.42
39:L2:5:ILE:HG22	39:L2:208:ASP:O	2.20	0.42
40:L3:305:ILE:H	40:L3:305:ILE:HG13	1.57	0.42
40:L3:296:THR:HG21	40:L3:356:LEU:O	2.20	0.42
42:L5:222:LEU:HA	42:L5:222:LEU:HD23	4.02	0.42
42:L5:259:LYS:H	42:L5:259:LYS:HG2	4.60	0.42
44:L7:143:THR:O	44:L7:147:LEU:HB2	2.54	0.42
45:L8:153:ILE:O	45:L8:180:VAL:N	2.55	0.42
45:L8:67:ILE:HG23	45:L8:237:ILE:HD12	2.01	0.42
46:L9:76:ASP:O	46:L9:79:ILE:N	2.53	0.42
47:M0:210:ILE:HG12	47:M0:217:PHE:CZ	2.55	0.42
49:M3:32:LYS:O	49:M3:36:ARG:HG3	2.20	0.42
50:M4:99:TRP:O	50:M4:103:ILE:HG13	2.19	0.42
51:M5:179:LYS:HD3	36:5:287:G:OP1	125.99	0.42
36:1:44:U:OP1	51:M5:84:PRO:HG2	2.20	0.42
53:M7:60:PHE:CZ	53:M7:84:PRO:HG3	2.55	0.42
36:1:2730:G:H4'	54:M8:184:PHE:CG	2.55	0.42
62:N6:59:VAL:C	62:N6:64:LYS:HD2	2.40	0.42
63:N7:4:PHE:CZ	66:O0:35:ARG:HG2	2.55	0.42
68:O2:8:LYS:HE3	68:O2:8:LYS:HB2	1.53	0.42
70:O4:84:CYS:O	70:O4:88:ARG:HB2	4.83	0.42
73:O7:25:ARG:HB3	73:O7:25:ARG:HH11	2.84	0.42
76:Q0:89:TYR:O	76:Q0:93:LYS:HE2	2.19	0.42
3:S1:130:SER:OG	3:S1:179:SER:O	4.52	0.42
3:S1:32:ILE:HG13	3:S1:96:LEU:HD21	2.00	0.42
4:S2:38:VAL:HG22	4:S2:39:THR:N	2.34	0.42
5:S3:162:GLN:HG3	1:6:1333:C:C4'	425.87	0.42
5:S3:190:ARG:HH12	5:S3:195:SER:HA	3.18	0.42
5:S3:29:LEU:HA	5:S3:29:LEU:HD23	1.84	0.42
1:2:448:C:OP1	6:S4:29:PRO:HD3	2.19	0.42
8:S6:122:GLU:O	8:S6:126:ASP:HB3	2.20	0.42

Continued on next page...

Continued from previous page...

Atom-1	Atom-2	Interatomic distance (Å)	Clash overlap (Å)
34:SR:103:PHE:CD1	34:SR:138:GLY:HA2	2.55	0.42
36:1:1581:C:C2	36:1:1582:C:H5'	2.55	0.42
36:1:2369:G:H2'	36:1:2370:G:C8	2.55	0.42
36:1:2736:A:O3'	57:N1:71:SER:OG	2.37	0.42
36:1:3117:C:H2'	36:1:3118:C:H5'	2.02	0.42
36:1:3218:A:H5"	36:1:3219:G:C5	2.55	0.42
36:1:821:U:H2'	36:1:822:G:C8	2.55	0.42
1:2:1011:G:HO2'	1:2:1012:U:H6	1.61	0.42
1:2:1066:C:O3'	3:S1:149:GLN:HG3	2.20	0.42
1:2:1351:G:C2	1:2:1375:A:C2	3.08	0.42
1:2:1352:G:H2'	1:2:1353:U:O4'	2.20	0.42
1:2:1356:U:H2'	1:2:1357:A:C8	2.53	0.42
1:2:1534:G:OP2	27:D5:74:SER:OG	2.25	0.42
1:2:209:U:H2'	1:2:210:A:H8	1.85	0.42
38:4:121:U:H2'	38:4:122:U:C6	2.55	0.42
36:5:1108:U:H2'	36:5:1109:U:H6	1.84	0.42
36:5:1477:A:OP1	36:5:3075:G:O2'	2.32	0.42
36:5:3122:A:H2'	36:5:3123:A:H5'	2.02	0.42
36:5:3165:A:H61	36:5:3285:C:N4	2.18	0.42
36:5:3362:A:C2	36:5:3363:U:C2	3.08	0.42
36:5:355:A:H2'	36:5:356:C:O4'	2.20	0.42
36:5:2786:G:O6	86:5:3645:OHX:N4	2.52	0.42
36:5:570:A:H2'	36:5:571:U:O4'	2.20	0.42
1:6:1060:U:H4'	1:6:1061:A:H5"	2.02	0.42
1:6:1469:A:H2'	1:6:1470:C:C6	2.55	0.42
1:6:825:U:O2'	1:6:826:U:P	2.78	0.42
1:6:829:A:H4'	1:6:829:A:OP1	2.20	0.42
1:6:67:A:N6	1:6:83:G:O2'	2.50	0.42
1:6:984:G:H2'	1:6:985:G:O4'	2.19	0.42
20:C8:134:ARG:O	20:C8:136:GLN:N	4.04	0.42
20:C8:13:HIS:O	20:C8:14:ILE:HG22	3.63	0.42
21:C9:52:GLY:C	21:C9:54:PHE:H	2.23	0.42
22:D0:59:PRO:HG3	1:6:1381:U:H4'	433.71	0.42
25:D3:107:PHE:HA	25:D3:107:PHE:HD1	1.75	0.42
33:E1:103:LEU:HA	33:E1:103:LEU:HD23	1.98	0.42
39:L2:101:VAL:HA	39:L2:164:GLY:O	2.41	0.42
39:L2:104:LEU:HD12	39:L2:104:LEU:HA	1.92	0.42
40:L3:109:HIS:HB2	40:L3:200:GLU:OE1	4.17	0.42
40:L3:27:ALA:HB3	40:L3:218:ILE:HG22	2.02	0.42
44:L7:166:ASN:OD1	44:L7:181:ILE:N	2.41	0.42
44:L7:229:PHE:O	44:L7:229:PHE:CD1	3.47	0.42

Continued on next page...

Continued from previous page...

Atom-1	Atom-2	Interatomic distance (Å)	Clash overlap (Å)
44:L7:41:ARG:NH1	36:5:598:A:OP1	261.29	0.42
46:L9:126:VAL:HG21	46:L9:161:LEU:HA	2.02	0.42
46:L9:8:GLN:HE22	46:L9:69:ARG:HH11	3.07	0.42
47:M0:47:PRO:HB3	47:M0:171:TRP:CE2	2.54	0.42
38:4:141:C:OP1	51:M5:109:ARG:NH1	2.52	0.42
51:M5:185:ALA:HB3	51:M5:190:THR:CG2	3.70	0.42
52:M6:68:ARG:H	52:M6:68:ARG:HG2	1.58	0.42
54:M8:38:ARG:NH2	36:5:1347:U:H3'	189.43	0.42
60:N4:27:LYS:HD3	60:N4:29:PHE:CZ	3.73	0.42
62:N6:32:SER:OG	36:5:225:C:O3'	57.22	0.42
64:N8:65:GLN:O	64:N8:66:ALA:HB3	2.20	0.42
64:N8:70:LYS:HB2	64:N8:70:LYS:HE3	2.87	0.42
61:N5:46:TYR:HB2	71:O5:76:GLN:C	3.38	0.42
71:O5:90:ARG:H	71:O5:90:ARG:HG2	1.87	0.42
3:S1:116:LYS:HB3	3:S1:117:TRP:CE3	2.54	0.42
7:S5:156:ARG:HG3	7:S5:156:ARG:H	1.49	0.42
7:S5:143:ARG:NH1	7:S5:218:GLU:OE2	3.36	0.42
7:S5:20:PHE:CD2	7:S5:35:GLN:HG3	2.55	0.42
7:S5:62:VAL:HG22	7:S5:89:ILE:HG21	2.01	0.42
9:S7:154:LEU:HD11	9:S7:183:PHE:CD1	2.64	0.42
9:S7:173:TYR:HE1	9:S7:179:LYS:HB2	1.84	0.42
10:S8:26:LYS:O	10:S8:26:LYS:HG3	2.20	0.42
1:2:333:A:OP1	10:S8:31:ARG:NH2	2.52	0.42
11:S9:86:LEU:HD13	11:S9:96:VAL:HG12	2.01	0.42
34:SR:220:ILE:O	34:SR:234:LEU:N	2.94	0.42
36:1:1517:G:P	75:O9:41:ARG:HH22	2.43	0.41
36:1:2217:U:H2'	36:1:2218:G:H8	1.84	0.41
36:1:2421:U:O2'	78:Q2:52:GLY:HA3	2.20	0.41
36:1:2880:U:H1'	40:L3:250:ALA:CB	2.50	0.41
36:1:2892:A:H2'	36:1:2893:C:H6	1.85	0.41
36:1:3020:U:H2'	36:1:3033:A:N6	2.35	0.41
36:1:3085:G:H5"	36:1:3086:A:OP1	2.20	0.41
36:1:590:G:C2	36:1:610:G:H2'	2.55	0.41
36:1:806:A:C4	36:1:936:A:C2	3.08	0.41
36:1:971:G:H2'	36:1:972:A:O4'	2.20	0.41
1:2:1524:A:C6	1:2:1525:A:C6	3.08	0.41
1:2:15:U:H2'	1:2:16:G:O4'	2.20	0.41
1:2:322:G:OP1	86:2:1966:OHX:N4	2.53	0.41
1:2:256:A:H2'	1:2:257:A:O4'	2.20	0.41
1:2:61:A:H8	1:2:269:G:O2'	2.03	0.41
1:2:779:U:OP2	1:2:780:A:H2	2.03	0.41

Continued on next page...

Continued from previous page...

Atom-1	Atom-2	Interatomic distance (Å)	Clash overlap (Å)
1:2:889:U:H2'	1:2:890:C:O4'	2.20	0.41
37:3:48:U:O4	42:L5:58:LYS:HE2	2.20	0.41
36:5:1141:C:H2'	36:5:1142:G:O4'	2.20	0.41
36:5:2989:U:H2'	36:5:2990:G:O4'	2.20	0.41
36:5:2991:A:O2'	36:5:3308:C:N4	2.46	0.41
36:5:591:G:N2	36:5:612:U:OP1	2.43	0.41
36:5:651:G:C6	36:5:652:G:C6	3.08	0.41
36:5:731:U:H2'	36:5:732:C:C6	2.52	0.41
1:6:149:C:H2'	1:6:150:U:H6	1.85	0.41
1:6:527:A:OP2	86:6:1938:OHX:N5	2.53	0.41
8:S6:160:ARG:HH21	1:6:66:U:H1'	342.32	0.41
1:6:697:C:OP2	86:6:1929:OHX:N3	2.53	0.41
1:6:74:U:H5"	1:6:75:U:OP2	2.20	0.41
15:C3:90:TYR:CG	1:6:869:A:H5'	307.03	0.41
61:N5:61:LYS:NZ	38:8:59:A:O2'	70.34	0.41
14:C2:40:GLY:HA3	14:C2:125:ASN:O	5.26	0.41
18:C6:120:ASP:OD1	18:C6:121:SER:N	2.52	0.41
22:D0:53:LYS:HA	22:D0:53:LYS:HD3	2.34	0.41
24:D2:103:ILE:HD11	24:D2:126:LEU:HD13	2.02	0.41
26:D4:14:SER:O	26:D4:16:PRO:HD3	2.19	0.41
28:D6:33:ASP:OD1	28:D6:33:ASP:N	2.53	0.41
32:E0:55:ARG:HA	32:E0:55:ARG:HD2	3.55	0.41
32:E0:55:ARG:HB3	32:E0:58:PRO:HG3	2.01	0.41
33:E1:91:ILE:HG12	33:E1:92:LYS:N	2.35	0.41
39:L2:104:LEU:HD22	39:L2:158:ILE:HD11	3.42	0.41
39:L2:89:TYR:HD2	39:L2:100:ASN:HD21	2.35	0.41
36:1:2395:G:H5"	40:L3:255:TRP:CD1	2.54	0.41
41:L4:31:ARG:O	41:L4:35:VAL:HG23	2.20	0.41
41:L4:45:ASN:O	41:L4:110:ASN:ND2	3.38	0.41
42:L5:244:HIS:O	42:L5:248:ARG:HG3	2.20	0.41
43:L6:176:PHE:O	50:M4:113:THR:HG23	2.20	0.41
44:L7:26:VAL:HG13	44:L7:27:ALA:N	2.31	0.41
46:L9:2:LYS:HA	46:L9:2:LYS:HD2	1.74	0.41
46:L9:29:GLY:HA3	46:L9:82:VAL:HG13	2.01	0.41
46:L9:91:ARG:HG2	46:L9:182:SER:HB3	4.65	0.41
50:M4:72:LEU:HD11	50:M4:81:VAL:HG22	2.33	0.41
51:M5:133:ILE:HG13	51:M5:133:ILE:O	2.20	0.41
54:M8:80:THR:HB	54:M8:100:THR:OG1	5.52	0.41
54:M8:57:ILE:HD12	36:5:671:U:OP2	159.70	0.41
36:1:1603:A:OP1	55:M9:38:ARG:NH1	2.53	0.41
55:M9:81:ARG:HG3	55:M9:88:ARG:CZ	2.50	0.41

Continued on next page...

Continued from previous page...

Atom-1	Atom-2	Interatomic distance (Å)	Clash overlap (Å)
56:N0:157:GLN:H	56:N0:157:GLN:HG2	2.81	0.41
57:N1:139:ARG:HH21	57:N1:139:ARG:HG2	4.19	0.41
60:N4:13:ILE:HG12	60:N4:32:GLN:HG2	2.51	0.41
62:N6:127:GLU:CD	62:N6:127:GLU:N	4.77	0.41
66:O0:54:SER:HA	66:O0:57:GLU:OE2	3.15	0.41
68:O2:14:THR:O	86:5:3591:OHX:N1	182.78	0.41
68:O2:9:ILE:HG23	68:O2:63:THR:HB	2.56	0.41
71:O5:40:SER:HA	38:8:49:G:O2'	55.11	0.41
74:O8:36:LYS:HA	74:O8:37:PRO:HD3	2.59	0.41
3:S1:168:ILE:O	3:S1:172:LEU:HG	2.57	0.41
5:S3:66:ILE:HD11	5:S3:86:LEU:HB3	2.95	0.41
6:S4:166:SER:OG	6:S4:168:LYS:HB2	5.50	0.41
7:S5:109:LYS:HE3	7:S5:109:LYS:HB2	4.80	0.41
7:S5:65:ARG:HA	7:S5:67:PRO:HD3	2.02	0.41
8:S6:2:LYS:HB3	8:S6:108:VAL:HG22	2.02	0.41
11:S9:171:ARG:NH1	11:S9:174:ARG:HG3	2.35	0.41
35:SM:87:THR:O	35:SM:88:ARG:HB3	2.20	0.41
34:SR:172:ALA:HB2	34:SR:202:LEU:HD13	2.01	0.41
34:SR:15:GLY:H	34:SR:45:TRP:HH2	4.42	0.41
34:SR:81:LEU:HD23	34:SR:81:LEU:HA	2.52	0.41
36:1:1295:G:H2'	36:1:1296:C:C6	2.55	0.41
36:1:181:U:H2'	36:1:182:U:O4'	2.19	0.41
36:1:1845:G:O2'	73:O7:5:THR:HG22	2.20	0.41
36:1:2393:G:O2'	36:1:2394:G:OP2	2.37	0.41
36:1:2553:U:O4'	66:O0:50:VAL:HB	2.21	0.41
36:1:2817:A:H4'	36:1:2818:U:OP2	2.20	0.41
36:1:3109:G:C2	36:1:3126:C:C2	3.08	0.41
36:1:1940:G:N2	36:1:3362:A:C8	2.87	0.41
86:1:3618:OHX:N5	86:1:3679:OHX:N1	2.67	0.41
1:2:1288:G:C2	1:2:1289:U:C6	3.08	0.41
1:2:341:A:H2'	1:2:342:C:H6	1.85	0.41
1:2:901:G:C6	1:2:902:G:C6	3.08	0.41
38:4:35:C:H5"	73:O7:70:VAL:HG11	2.02	0.41
36:5:1348:U:O4'	36:5:1355:A:N6	2.53	0.41
36:5:2150:G:H1	36:5:2186:U:H3	1.67	0.41
36:5:2371:G:O6	86:5:3411:OHX:N4	2.53	0.41
36:5:2585:G:N3	36:5:2585:G:H2'	2.36	0.41
36:5:2660:G:H5"	36:5:2750:U:O2'	2.20	0.41
36:5:3259:U:H5"	36:5:3261:C:H5	1.85	0.41
53:M7:3:ARG:NH2	36:5:398:A:N7	128.77	0.41
1:6:1410:A:H2'	1:6:1411:A:O4'	2.20	0.41

Continued on next page...

Continued from previous page...

Atom-1	Atom-2	Interatomic distance (Å)	Clash overlap (Å)
1:6:1209:C:H42	1:6:1454:G:H1	1.67	0.41
1:6:1541:G:C6	1:6:1542:G:N1	2.89	0.41
1:6:279:G:C6	1:6:281:G:C5	3.08	0.41
26:D4:105:ARG:NH2	1:6:444:C:H5	364.88	0.41
1:6:794:U:H2'	1:6:794:U:OP2	2.20	0.41
1:6:862:A:H4'	1:6:863:A:O5'	2.20	0.41
1:6:961:U:H2'	1:6:962:C:C6	2.55	0.41
17:C5:67:ALA:HB2	17:C5:73:PRO:HA	3.05	0.41
19:C7:31:ASN:H	19:C7:31:ASN:HD22	4.40	0.41
19:C7:96:SER:HA	19:C7:97:ASN:HA	1.78	0.41
21:C9:52:GLY:O	21:C9:54:PHE:N	2.45	0.41
26:D4:27:VAL:HG11	26:D4:35:VAL:HG11	3.12	0.41
27:D5:82:HIS:O	27:D5:85:LYS:N	2.72	0.41
29:D7:7:LEU:HA	29:D7:7:LEU:HD23	2.28	0.41
39:L2:129:ALA:HB3	36:5:2178:A:H5"	212.49	0.41
42:L5:95:TRP:HZ3	42:L5:156:GLY:O	7.61	0.41
43:L6:82:ARG:HA	43:L6:82:ARG:HD2	2.79	0.41
45:L8:53:PRO:HB2	45:L8:55:TYR:CD2	2.56	0.41
45:L8:94:PHE:CZ	45:L8:200:LEU:HG	2.80	0.41
46:L9:88:TYR:CE2	46:L9:184:LYS:HE2	2.73	0.41
47:M0:16:PRO:O	47:M0:18:PRO:HD3	2.20	0.41
47:M0:72:ALA:HB2	47:M0:155:ALA:HB2	2.02	0.41
47:M0:74:LYS:HB2	47:M0:74:LYS:HE3	1.65	0.41
48:M1:13:LYS:H	48:M1:13:LYS:HG3	3.31	0.41
51:M5:68:ARG:HG2	51:M5:128:LYS:HG3	2.02	0.41
56:N0:115:ARG:NH1	36:5:1296:C:H5'	291.58	0.41
42:L5:38:THR:HG22	57:N1:30:TYR:CB	2.50	0.41
58:N2:86:LYS:HA	58:N2:86:LYS:HD2	1.85	0.41
60:N4:23:ARG:NH2	60:N4:27:LYS:HD3	2.35	0.41
68:O2:64:LYS:HG2	68:O2:65:PHE:CD2	3.05	0.41
69:O3:8:TYR:HB3	69:O3:101:PHE:CE1	2.98	0.41
69:O3:13:HIS:HB3	69:O3:93:THR:O	2.19	0.41
79:Q3:80:ARG:HE	79:Q3:80:ARG:HB2	2.55	0.41
2:S0:177:LEU:HA	2:S0:177:LEU:HD23	1.90	0.41
2:S0:185:ARG:HB3	2:S0:186:GLY:H	3.67	0.41
5:S3:21:LEU:HD23	5:S3:21:LEU:HA	2.03	0.41
8:S6:7:TYR:HD1	8:S6:125:THR:HA	2.89	0.41
9:S7:39:ARG:N	9:S7:40:PRO:HD2	2.34	0.41
10:S8:136:SER:O	10:S8:140:GLU:HG3	5.02	0.41
10:S8:117:TYR:CD1	10:S8:150:ALA:HA	3.46	0.41
11:S9:116:LEU:O	11:S9:118:LEU:HD12	3.31	0.41

Continued on next page...

Continued from previous page...

Atom-1	Atom-2	Interatomic distance (Å)	Clash overlap (Å)
11:S9:176:ASN:HA	11:S9:179:ARG:HG2	4.91	0.41
35:SM:64:LYS:C	35:SM:66:ALA:N	3.33	0.41
35:SM:83:LYS:O	35:SM:84:LYS:HB2	4.90	0.41
34:SR:40:LYS:HB3	34:SR:64:HIS:O	2.19	0.41
36:1:1103:A:H2	54:M8:9:GLN:HE22	1.67	0.41
36:1:1595:U:C2	36:1:1596:C:C5	3.09	0.41
36:1:1651:U:H2'	36:1:1652:G:H8	1.85	0.41
36:1:1820:U:H1'	36:1:1821:U:OP2	2.20	0.41
36:1:2242:A:H5"	39:L2:244:GLY:HA3	2.02	0.41
1:2:1526:A:N1	1:2:1608:U:O2'	2.41	0.41
1:2:513:U:H2'	1:2:514:G:C8	2.54	0.41
1:2:741:C:O2	9:S7:107:ARG:NH1	2.53	0.41
1:2:867:G:C4	1:2:868:G:C8	3.08	0.41
37:3:99:G:OP1	56:N0:53:LYS:HD3	2.20	0.41
36:1:345:G:O2'	38:4:25:G:N3	2.51	0.41
36:5:1133:A:H1'	36:5:2618:G:O6	2.21	0.41
36:5:1157:G:C2	36:5:1158:A:H1'	2.54	0.41
36:5:192:C:H2'	36:5:193:C:H6	1.85	0.41
36:5:2406:C:H2'	36:5:2407:C:C6	2.55	0.41
36:5:2573:G:O6	86:5:3687:OHX:N6	2.53	0.41
36:5:2592:G:H4'	36:5:2594:C:C2	2.56	0.41
36:5:594:U:H5"	36:5:609:G:O6	2.20	0.41
36:5:776:U:C5	36:5:2719:U:O2	2.69	0.41
1:6:1068:C:H2'	1:6:1069:A:C8	2.56	0.41
1:6:149:C:H2'	1:6:150:U:C6	2.55	0.41
1:6:1586:A:H2'	1:6:1587:A:O4'	2.20	0.41
1:6:1598:U:OP1	86:6:1965:OHX:N3	2.53	0.41
1:6:1688:U:H3	1:6:1713:G:H1	1.67	0.41
86:6:1922:OHX:N4	86:6:1930:OHX:N1	2.68	0.41
1:6:1336:A:OP1	86:6:2024:OHX:N1	2.53	0.41
1:6:25:C:H2'	1:6:25:C:H6	1.56	0.41
38:8:62:C:H4'	38:8:63:G:O5'	2.20	0.41
12:C0:54:TYR:O	12:C0:68:LEU:HD12	2.20	0.41
13:C1:27:THR:HG23	13:C1:29:LYS:HG2	2.03	0.41
13:C1:54:ILE:HD13	13:C1:54:ILE:HA	3.64	0.41
14:C2:44:GLY:HA2	14:C2:120:VAL:O	3.74	0.41
14:C2:81:ASP:OD1	14:C2:81:ASP:N	2.53	0.41
15:C3:61:THR:OG1	15:C3:62:GLN:N	2.54	0.41
15:C3:71:ILE:O	15:C3:75:LEU:HD12	2.80	0.41
15:C3:83:GLU:HG3	15:C3:84:ILE:HG23	4.32	0.41
17:C5:112:LEU:HA	17:C5:112:LEU:HD23	1.96	0.41

Continued on next page...

Continued from previous page...

Atom-1	Atom-2	Interatomic distance (Å)	Clash overlap (Å)
7:S5:27:THR:OG1	18:C6:28:LEU:HA	3.26	0.41
18:C6:94:GLN:HG3	18:C6:95:LYS:N	2.57	0.41
22:D0:58:LEU:HD12	22:D0:88:LYS:HD2	2.01	0.41
29:D7:31:TYR:CD2	29:D7:48:SER:HB3	2.77	0.41
32:E0:13:LYS:HD2	32:E0:17:GLN:OE1	6.78	0.41
33:E1:126:CYS:CB	33:E1:130:VAL:HG21	3.16	0.41
39:L2:245:LEU:HG	39:L2:247:ARG:HD2	2.02	0.41
40:L3:252:ILE:HG23	40:L3:260:VAL:HB	2.01	0.41
46:L9:112:ILE:HD11	46:L9:134:ILE:HG12	2.01	0.41
36:1:1210:U:H5'	46:L9:63:LYS:HE3	2.03	0.41
51:M5:138:GLN:HA	51:M5:143:ARG:NH1	2.35	0.41
59:N3:18:PRO:HA	59:N3:51:ALA:HA	2.18	0.41
63:N7:14:VAL:HG13	70:O4:86:LYS:HG3	2.01	0.41
63:N7:46:ILE:HD11	63:N7:48:ARG:C	2.40	0.41
64:N8:6:THR:CG2	64:N8:8:THR:HG23	2.55	0.41
66:O0:99:ASP:O	66:O0:101:LEU:N	3.00	0.41
66:O0:66:LYS:H	66:O0:66:LYS:HD2	3.99	0.41
67:O1:10:ARG:NH1	67:O1:12:TYR:OH	2.54	0.41
79:Q3:55:TRP:CE3	79:Q3:71:VAL:HG22	2.55	0.41
2:S0:110:TYR:HA	2:S0:115:PHE:CE2	2.55	0.41
2:S0:7:PHE:HD2	2:S0:7:PHE:HA	1.68	0.41
2:S0:5:ALA:O	2:S0:8:ASP:HB2	4.61	0.41
3:S1:222:LYS:HD3	3:S1:223:PHE:H	1.85	0.41
6:S4:211:LYS:HB3	6:S4:217:THR:HG22	2.03	0.41
7:S5:73:THR:HG22	7:S5:74:ALA:N	2.50	0.41
9:S7:89:HIS:CG	9:S7:165:LYS:HG2	3.21	0.41
11:S9:171:ARG:HA	11:S9:171:ARG:HE	2.76	0.41
34:SR:225:LEU:O	34:SR:228:LYS:HD3	4.23	0.41
36:1:1065:A:C4	65:N9:28:LYS:HG2	2.56	0.41
36:1:1686:U:O2	36:1:1688:U:H1'	2.20	0.41
36:1:1782:U:H2'	36:1:1783:U:O4'	2.21	0.41
36:1:3182:G:H4'	52:M6:161:LYS:HG2	2.01	0.41
36:1:3286:G:H5'	36:1:3287:U:OP2	2.20	0.41
36:1:539:C:H2'	36:1:540:U:H6	1.86	0.41
36:1:639:G:OP1	68:O2:37:GLY:HA3	2.21	0.41
36:1:81:C:H2'	36:1:82:C:H6	1.85	0.41
1:2:1435:G:H4'	1:2:1436:A:H5'	2.03	0.41
1:2:196:G:C2	1:2:197:A:H1'	2.55	0.41
86:2:1989:OHX:N2	86:C1:201:OHX:N4	2.69	0.41
1:2:239:C:H6	1:2:239:C:H2'	1.66	0.41
1:2:72:A:C2	1:2:73:U:N3	2.89	0.41

Continued on next page...

Continued from previous page...

Atom-1	Atom-2	Interatomic distance (Å)	Clash overlap (Å)
36:5:1123:U:H2'	36:5:1124:U:O4'	2.20	0.41
36:5:263:C:H2'	36:5:264:G:O4'	2.20	0.41
36:5:2777:G:C8	36:5:2777:G:H5"	2.55	0.41
41:L4:84:ARG:HG2	36:5:364:G:O3'	123.77	0.41
36:5:696:C:HO2'	36:5:697:A:H8	1.64	0.41
1:6:129:U:N3	1:6:177:U:O4	2.53	0.41
20:C8:131:LEU:HD22	1:6:1459:C:H5'	342.02	0.41
1:6:1679:G:O6	86:6:2033:OHX:N6	2.53	0.41
1:6:272:U:H2'	1:6:272:U:H6	1.73	0.41
6:S4:63:ALA:HA	1:6:454:U:O2	379.34	0.41
1:6:626:U:H2'	1:6:627:C:H6	1.85	0.41
1:6:647:G:N2	1:6:687:G:N2	2.68	0.41
1:6:909:U:H2'	1:6:910:C:C6	2.56	0.41
3:S1:114:VAL:HG11	1:6:930:A:H2'	309.02	0.41
13:C1:14:GLN:HB3	13:C1:54:ILE:HG13	4.16	0.41
15:C3:130:ARG:HD3	15:C3:137:PRO:HA	2.01	0.41
16:C4:81:VAL:HG22	16:C4:115:ILE:HG23	3.74	0.41
18:C6:97:VAL:HG22	18:C6:101:SER:OG	2.21	0.41
18:C6:42:GLU:O	18:C6:44:LEU:N	3.81	0.41
5:S3:211:PRO:HG3	19:C7:20:TYR:CZ	2.54	0.41
25:D3:30:LYS:HD2	25:D3:34:LEU:HD11	2.02	0.41
26:D4:131:ARG:HA	26:D4:131:ARG:HD2	2.51	0.41
26:D4:20:ARG:C	26:D4:21:LYS:HD2	2.39	0.41
26:D4:91:LEU:HD22	26:D4:96:LEU:HD12	2.02	0.41
27:D5:43:ASP:C	27:D5:45:GLU:H	2.86	0.41
28:D6:78:ALA:O	28:D6:84:VAL:HG22	2.20	0.41
30:D8:5:THR:HA	30:D8:6:PRO:HD3	1.89	0.41
39:L2:183:GLY:HA2	39:L2:186:PHE:HB3	2.01	0.41
39:L2:245:LEU:HD12	39:L2:246:LEU:N	2.35	0.41
39:L2:57:PRO:HD2	39:L2:170:ALA:HB3	2.58	0.41
40:L3:214:MET:HE3	40:L3:214:MET:HB3	5.33	0.41
41:L4:200:THR:O	41:L4:201:GLN:HB3	2.20	0.41
42:L5:95:TRP:CH2	42:L5:161:GLY:HA2	2.55	0.41
43:L6:76:LEU:HD12	43:L6:138:GLN:HA	2.30	0.41
45:L8:204:ARG:HB3	45:L8:206:GLU:OE1	2.21	0.41
46:L9:118:LEU:HA	46:L9:118:LEU:HD23	1.86	0.41
46:L9:122:LYS:HG2	46:L9:123:ILE:N	3.30	0.41
50:M4:21:VAL:HG23	50:M4:65:LEU:HA	2.02	0.41
38:4:143:U:P	51:M5:38:ARG:HH22	2.43	0.41
54:M8:71:LEU:HD23	54:M8:71:LEU:HA	2.18	0.41
61:N5:126:LEU:HD11	61:N5:135:ILE:HG21	2.70	0.41

Continued on next page...

Continued from previous page...

Atom-1	Atom-2	Interatomic distance (Å)	Clash overlap (Å)
62:N6:125:LYS:HG2	62:N6:125:LYS:H	1.53	0.41
62:N6:51:ARG:HG3	62:N6:52:ARG:N	2.35	0.41
63:N7:51:LEU:HB2	63:N7:65:ARG:HD2	2.02	0.41
64:N8:92:LYS:HG2	64:N8:92:LYS:H	1.43	0.41
69:O3:30:ILE:HG21	69:O3:100:ILE:HD11	2.52	0.41
69:O3:90:PRO:O	69:O3:91:ALA:HB3	2.20	0.41
72:O6:64:SER:HB3	72:O6:68:ARG:HB3	2.71	0.41
73:O7:49:TRP:O	36:5:929:A:O2'	126.73	0.41
2:S0:171:GLY:HA3	2:S0:203:PHE:HD2	1.85	0.41
2:S0:4:PRO:HG2	2:S0:7:PHE:HB2	2.03	0.41
2:S0:88:LYS:O	2:S0:92:HIS:ND1	3.47	0.41
3:S1:181:LEU:HD13	3:S1:181:LEU:H	1.86	0.41
3:S1:58:SER:O	3:S1:62:LYS:HD3	2.33	0.41
5:S3:195:SER:HB2	5:S3:200:LYS:HG2	3.06	0.41
7:S5:30:PRO:O	7:S5:34:GLN:HG3	3.68	0.41
10:S8:37:LYS:H	10:S8:59:ARG:H	1.68	0.41
36:1:1100:U:H2'	36:1:1101:G:O4'	2.20	0.41
36:1:409:A:H2	36:1:1441:G:N3	2.18	0.41
36:1:1632:A:H2'	36:1:1633:C:H6	1.84	0.41
36:1:1839:A:N6	36:1:1843:C:C2	2.89	0.41
36:1:192:C:H2'	36:1:193:C:C6	2.55	0.41
36:1:2244:A:H5"	39:L2:243:THR:OG1	2.19	0.41
36:1:2561:A:O2'	36:1:2562:A:H5"	2.20	0.41
36:1:3191:G:C4	36:1:3202:G:N2	2.88	0.41
36:1:3205:G:OP2	36:1:3206:C:N4	2.51	0.41
36:1:355:A:H2'	36:1:356:C:O4'	2.20	0.41
36:1:352:A:H61	36:1:365:A:H5"	1.85	0.41
36:1:2614:G:OP1	86:1:3696:OHX:N6	2.54	0.41
1:2:119:A:H2'	1:2:120:U:O4'	2.20	0.41
1:2:1368:G:C6	1:2:1369:U:C4	3.08	0.41
1:2:407:A:O2'	1:2:1671:A:N3	2.41	0.41
1:2:685:A:HO2'	1:2:686:C:P	2.43	0.41
43:L6:9:TRP:CZ3	36:5:1353:U:H2'	174.06	0.41
36:5:1366:A:C2	36:5:1367:G:C4	3.07	0.41
36:5:1611:G:H2'	36:5:1612:A:C8	2.56	0.41
36:5:1913:A:N3	36:5:2120:A:H2'	2.35	0.41
36:5:2595:A:OP1	86:5:3546:OHX:N4	2.53	0.41
36:5:600:G:N2	36:5:603:A:OP2	2.53	0.41
36:5:611:A:O2'	36:5:612:U:H5"	2.20	0.41
36:5:618:C:H2'	36:5:619:A:C8	2.54	0.41
1:6:1639:C:H2'	1:6:1640:C:O4'	2.20	0.41

Continued on next page...

Continued from previous page...

Atom-1	Atom-2	Interatomic distance (Å)	Clash overlap (Å)
1:6:1738:U:H2'	1:6:1739:C:C6	2.56	0.41
1:6:320:U:OP2	1:6:321:C:H3'	2.19	0.41
19:C7:105:GLN:CD	19:C7:105:GLN:H	2.22	0.41
20:C8:142:GLY:O	20:C8:145:ARG:HD2	3.06	0.41
23:D1:12:TYR:O	23:D1:12:TYR:CG	2.74	0.41
24:D2:47:ILE:HG22	24:D2:65:LEU:HD12	3.85	0.41
26:D4:135:ASP:HA	86:6:1997:OHX:N4	322.32	0.41
30:D8:14:LYS:HG3	30:D8:15:VAL:N	3.00	0.41
22:D0:80:GLU:HG2	31:D9:54:LYS:NZ	3.56	0.41
32:E0:53:LYS:CG	32:E0:55:ARG:HD3	7.17	0.41
41:L4:325:LEU:HD23	41:L4:325:LEU:HA	1.90	0.41
43:L6:142:ASP:O	43:L6:146:ILE:HG13	2.21	0.41
44:L7:208:SER:O	44:L7:243:MET:HB3	2.29	0.41
44:L7:151:ARG:HD2	44:L7:244:ASN:ND2	2.35	0.41
46:L9:152:GLU:HG2	46:L9:152:GLU:H	1.42	0.41
46:L9:70:THR:HB	36:5:3112:G:O2'	328.67	0.41
49:M3:67:ARG:HG3	49:M3:67:ARG:H	1.42	0.41
50:M4:133:LYS:HB3	50:M4:133:LYS:HE3	1.76	0.41
50:M4:21:VAL:HG13	50:M4:63:VAL:CG2	2.51	0.41
51:M5:180:PHE:CD2	51:M5:180:PHE:N	3.08	0.41
52:M6:121:PRO:O	52:M6:124:LEU:HB2	2.79	0.41
53:M7:126:ARG:HD2	53:M7:140:GLU:OE2	2.20	0.41
54:M8:34:THR:O	54:M8:38:ARG:HB2	2.71	0.41
57:N1:92:ARG:HB3	57:N1:94:GLU:OE1	2.21	0.41
61:N5:67:ILE:HB	61:N5:83:VAL:HG12	2.12	0.41
62:N6:57:LEU:HD22	62:N6:58:VAL:N	2.60	0.41
63:N7:4:PHE:CE1	63:N7:82:PRO:HG3	2.55	0.41
64:N8:77:LYS:C	64:N8:79:TRP:H	3.06	0.41
64:N8:78:LEU:O	64:N8:81:LEU:HG	2.21	0.41
36:1:1430:U:H2'	64:N8:9:ARG:NH2	2.35	0.41
79:Q3:5:THR:HG23	36:5:837:A:OP1	241.62	0.41
2:S0:195:TRP:CE2	2:S0:197:ILE:HB	3.28	0.41
3:S1:126:THR:HG22	3:S1:136:ARG:NE	2.72	0.41
4:S2:37:PRO:HA	4:S2:65:GLU:OE1	2.51	0.41
5:S3:40:ARG:HD2	5:S3:49:ILE:HD11	3.12	0.41
6:S4:211:LYS:HE3	6:S4:211:LYS:HB2	3.70	0.41
6:S4:191:ARG:HD3	6:S4:245:LYS:HD3	2.03	0.41
7:S5:43:PHE:HA	7:S5:43:PHE:HD1	1.74	0.41
9:S7:164:TYR:OH	9:S7:165:LYS:HE2	3.06	0.41
10:S8:114:GLU:HG2	10:S8:119:GLN:O	5.37	0.41
10:S8:136:SER:HB2	10:S8:139:ALA:CB	4.79	0.41

Continued on next page...

Continued from previous page...

Atom-1	Atom-2	Interatomic distance (Å)	Clash overlap (Å)
11:S9:124:HIS:CE1	11:S9:128:LEU:HD11	3.61	0.41
34:SR:287:PRO:HB3	34:SR:306:THR:OG1	2.20	0.41
34:SR:69:GLN:N	34:SR:83:ALA:O	2.70	0.41
36:1:1366:A:C2	36:1:1367:G:C4	3.08	0.41
36:1:1638:A:N3	36:1:1709:C:H1'	2.35	0.41
36:1:1816:A:HO2'	36:1:1817:G:P	2.41	0.41
36:1:2426:U:H2'	36:1:2427:U:C6	2.56	0.41
36:1:249:U:O2	36:1:250:U:N3	2.54	0.41
36:1:402:A:C6	53:M7:21:TYR:CE2	3.09	0.41
36:1:711:A:N7	36:1:712:G:H1'	2.34	0.41
1:2:1036:A:H2'	1:2:1037:C:O4'	2.21	0.41
1:2:1291:G:C2	1:2:1325:A:C2	3.08	0.41
1:2:1584:G:H22	1:2:1611:A:P	2.43	0.41
1:2:1690:G:H1'	1:2:1712:A:N6	2.36	0.41
1:2:582:U:H6	1:2:582:U:H5"	1.85	0.41
1:2:751:G:H2'	1:2:752:A:H8	1.85	0.41
1:2:792:U:H2'	1:2:793:A:H5'	2.03	0.41
1:2:97:C:H2'	1:2:98:U:C6	2.56	0.41
38:4:79:A:H4'	71:O5:43:LYS:HE3	2.01	0.41
36:5:1141:C:O2'	36:5:1153:A:N3	2.48	0.41
36:5:1170:A:O5'	36:5:1170:A:H8	2.03	0.41
36:5:1340:G:H2'	36:5:1341:U:C6	2.54	0.41
36:5:157:A:H2'	36:5:158:G:O4'	2.21	0.41
36:5:1932:A:H5'	36:5:1933:A:OP2	2.20	0.41
36:5:2561:A:O2'	36:5:2562:A:H5"	2.20	0.41
36:5:3046:A:H2'	36:5:3047:U:O4'	2.21	0.41
36:5:3280:U:O2'	36:5:3281:U:H5"	2.21	0.41
36:5:2731:U:OP2	86:5:3706:OHX:N1	2.54	0.41
1:6:102:U:O4	1:6:360:A:H2'	2.20	0.41
1:6:1213:G:H1	1:6:1450:U:H3	1.69	0.41
1:6:1762:A:O2'	1:6:1783:C:H5'	2.21	0.41
1:6:586:G:H2'	1:6:587:C:O4'	2.21	0.41
12:C0:12:HIS:NE2	12:C0:49:LEU:HD21	2.36	0.41
12:C0:16:PHE:HB2	12:C0:76:LEU:HG	3.22	0.41
14:C2:132:GLU:O	14:C2:136:ILE:HD13	3.86	0.41
14:C2:32:LEU:O	14:C2:36:LEU:N	2.51	0.41
14:C2:32:LEU:O	14:C2:36:LEU:HD12	2.70	0.41
16:C4:81:VAL:HG13	16:C4:115:ILE:HG21	2.01	0.41
17:C5:86:VAL:HB	17:C5:87:PRO:HD2	3.11	0.41
21:C9:42:GLY:HA2	21:C9:84:LYS:HG3	2.02	0.41
24:D2:86:ILE:HB	24:D2:117:ARG:HH22	7.27	0.41

Continued on next page...

Continued from previous page...

Atom-1	Atom-2	Interatomic distance (Å)	Clash overlap (Å)
29:D7:51:GLN:O	29:D7:66:PRO:HB3	2.21	0.41
30:D8:22:ARG:HA	30:D8:22:ARG:HD3	1.85	0.41
40:L3:37:ARG:HA	40:L3:186:GLY:HA2	2.04	0.41
40:L3:211:GLN:NE2	40:L3:284:ARG:HA	2.36	0.41
40:L3:281:LYS:NZ	40:L3:350:ALA:HA	2.34	0.41
40:L3:81:THR:HG21	40:L3:322:ILE:HD13	4.99	0.41
41:L4:280:ILE:HD11	54:M8:26:LEU:N	2.36	0.41
42:L5:279:LYS:HG2	42:L5:282:ARG:NH1	2.35	0.41
42:L5:52:VAL:HA	42:L5:147:ASP:HB3	2.03	0.41
44:L7:184:LEU:O	44:L7:188:ILE:HG12	2.69	0.41
45:L8:46:LEU:O	45:L8:49:TYR:N	2.37	0.41
48:M1:145:LYS:HB2	48:M1:145:LYS:HE2	1.64	0.41
36:1:86:G:O2'	49:M3:11:LYS:HD3	2.20	0.41
53:M7:34:GLN:HA	53:M7:37:ASN:HB2	2.75	0.41
57:N1:102:ARG:NH2	36:5:1061:A:O3'	237.34	0.41
57:N1:17:ARG:HB2	57:N1:22:HIS:CD2	3.92	0.41
61:N5:109:LYS:NZ	61:N5:109:LYS:HB2	3.38	0.41
62:N6:87:LYS:HB2	62:N6:97:ILE:CD1	4.20	0.41
63:N7:54:THR:HG22	63:N7:57:HIS:CE1	4.81	0.41
68:O2:15:LYS:HB3	68:O2:15:LYS:HE3	3.81	0.41
71:O5:18:ALA:O	71:O5:22:VAL:HG23	2.20	0.41
71:O5:27:GLU:O	71:O5:31:LEU:HD13	2.62	0.41
75:O9:26:TRP:HA	75:O9:29:LEU:HD22	2.78	0.41
2:S0:52:LYS:HD3	23:D1:82:VAL:HA	3.09	0.41
3:S1:214:LYS:HE3	3:S1:214:LYS:HB2	1.81	0.41
3:S1:213:ARG:O	3:S1:214:LYS:HE3	2.20	0.41
3:S1:61:LEU:CD2	3:S1:62:LYS:H	2.32	0.41
5:S3:172:THR:HA	5:S3:184:ILE:O	2.21	0.41
5:S3:222:VAL:HG23	5:S3:223:LYS:O	2.21	0.41
8:S6:27:PHE:HB3	8:S6:102:VAL:HG11	2.05	0.41
9:S7:173:TYR:CE1	9:S7:179:LYS:HB2	2.55	0.41
9:S7:98:ILE:HG13	9:S7:121:VAL:HG21	2.03	0.41
34:SR:194:GLY:HA3	34:SR:223:TRP:HH2	1.85	0.41
36:1:1396:C:H2'	36:1:1397:C:H6	1.85	0.41
36:1:209:A:H4'	36:1:211:A:N7	2.36	0.41
36:1:776:U:C5	36:1:2719:U:O2	2.68	0.41
36:1:2897:A:H2'	36:1:2899:C:C5'	2.49	0.41
36:1:3259:U:H5'	36:1:3259:U:H6	1.86	0.41
36:1:564:G:H2'	36:1:565:U:C6	2.55	0.41
36:1:663:C:H2'	36:1:664:U:C6	2.56	0.41
36:1:714:G:O2'	36:1:753:C:O2'	2.34	0.41

Continued on next page...

Continued from previous page...

Atom-1	Atom-2	Interatomic distance (Å)	Clash overlap (Å)
1:2:1207:C:H42	1:2:1456:C:H5	1.67	0.41
1:2:1370:U:H4'	1:2:1371:A:C5'	2.51	0.41
1:2:1489:U:OP2	5:S3:9:ARG:NH2	2.52	0.41
1:2:25:C:H4'	1:2:25:C:OP2	2.20	0.41
1:2:292:U:H2'	1:2:293:U:C6	2.56	0.41
36:5:1389:G:N2	36:5:1390:A:N1	2.68	0.41
36:5:1796:G:O6	86:5:3711:OHX:N5	2.54	0.41
36:5:1867:A:H2'	36:5:1868:G:C8	2.56	0.41
36:5:2401:A:H4'	36:5:2402:A:OP2	2.19	0.41
36:5:244:G:H8	36:5:244:G:OP2	2.04	0.41
1:6:1381:U:H1'	1:6:1516:A:N6	2.36	0.41
1:6:1590:G:H2'	1:6:1591:C:C6	2.55	0.41
28:D6:5:ARG:NH2	1:6:1793:G:O2'	333.72	0.41
1:6:365:G:C2	1:6:366:A:C8	3.08	0.41
1:6:720:G:N2	1:6:720:G:OP2	2.52	0.41
12:C0:28:ASN:OD1	12:C0:28:ASN:N	2.60	0.41
13:C1:57:LYS:HA	13:C1:64:VAL:HG13	2.50	0.41
13:C1:36:LYS:NZ	13:C1:59:PRO:O	2.51	0.41
20:C8:17:LEU:HD12	20:C8:18:LEU:HD23	2.03	0.41
22:D0:15:GLN:HB2	22:D0:16:GLN:H	4.50	0.41
26:D4:3:ASP:C	26:D4:5:VAL:H	2.23	0.41
30:D8:13:ILE:HG13	30:D8:29:ARG:O	2.21	0.41
40:L3:51:ALA:CB	40:L3:317:ILE:HD11	2.51	0.41
40:L3:346:THR:O	40:L3:348:ARG:N	2.89	0.41
40:L3:56:ILE:HD12	40:L3:56:ILE:HA	2.07	0.41
41:L4:67:THR:OG1	36:5:2402:A:H5"	173.23	0.41
43:L6:131:LYS:HD3	43:L6:131:LYS:HA	4.30	0.41
44:L7:47:ARG:O	44:L7:50:ALA:N	2.82	0.41
47:M0:145:LYS:O	47:M0:149:VAL:HG23	3.08	0.41
47:M0:193:ASP:CG	47:M0:198:LYS:HE3	3.28	0.41
52:M6:106:GLU:HG2	52:M6:106:GLU:H	1.60	0.41
53:M7:25:SER:HB3	53:M7:28:ASN:HB2	2.49	0.41
56:N0:101:ALA:O	56:N0:105:THR:HG23	2.33	0.41
56:N0:5:LYS:HB2	56:N0:7:TYR:CE2	2.58	0.41
59:N3:93:LEU:HA	60:N4:20:LEU:O	2.35	0.41
62:N6:12:ARG:HG2	36:5:215:G:OP1	87.54	0.41
64:N8:16:SER:HA	36:5:942:U:C4	170.28	0.41
49:M3:9:ILE:HD13	64:N8:52:TYR:CE1	2.60	0.41
66:O0:30:THR:HB	66:O0:91:SER:HB2	2.02	0.41
38:4:75:G:C8	75:O9:30:ARG:HG2	2.55	0.41
2:S0:188:LEU:HB3	2:S0:189:VAL:H	1.75	0.41

Continued on next page...

Continued from previous page...

Atom-1	Atom-2	Interatomic distance (Å)	Clash overlap (Å)
3:S1:127:VAL:HG13	3:S1:176:VAL:HG11	2.02	0.41
7:S5:120:ILE:HD11	27:D5:98:GLN:HE22	1.85	0.41
8:S6:108:VAL:HG11	1:6:153:G:O2'	304.10	0.41
10:S8:76:THR:HG22	10:S8:108:PRO:CG	2.49	0.41
11:S9:2:PRO:HD2	1:6:461:G:OP1	358.21	0.41
11:S9:61:THR:HG22	24:D2:97:ARG:NH2	2.35	0.41
34:SR:32:LEU:HD11	34:SR:44:SER:HB2	2.80	0.41
34:SR:52:GLN:NE2	34:SR:52:GLN:H	2.19	0.41
36:1:1194:G:H2'	36:1:1195:A:C8	2.56	0.41
36:1:1255:C:H2'	36:1:1256:G:C8	2.55	0.41
36:1:1362:G:O2'	44:L7:159:GLN:HA	2.21	0.41
36:1:398:A:H1'	36:1:1416:C:OP1	2.21	0.41
36:1:185:C:H2'	36:1:186:U:C6	2.56	0.41
36:1:2101:C:O2'	36:1:2102:U:H5"	2.21	0.41
36:1:2228:A:H2'	36:1:2229:A:C8	2.56	0.41
36:1:979:U:H1'	36:1:980:A:N9	2.35	0.41
1:2:1081:A:H4'	1:2:1082:C:O5'	2.20	0.41
1:2:116:U:O2	1:2:333:A:H2	2.03	0.41
1:2:1483:A:C6	1:2:1484:G:C6	3.08	0.41
1:2:1508:U:H2'	1:2:1509:C:C6	2.56	0.41
1:2:1561:U:H2'	1:2:1562:G:H8	1.85	0.41
1:2:196:G:O2'	1:2:197:A:P	2.78	0.41
1:2:386:G:C6	1:2:387:A:N6	2.89	0.41
1:2:119:A:H1'	1:2:397:A:C4	2.56	0.41
1:2:42:G:H4'	1:2:43:A:O5'	2.21	0.41
1:2:542:A:H61	32:E0:28:LYS:NZ	2.19	0.41
38:4:45:C:H2'	38:4:46:G:O4'	2.21	0.41
36:5:1108:U:H2'	36:5:1109:U:C6	2.56	0.41
36:5:1655:G:H5'	36:5:1656:A:H2'	2.01	0.41
36:5:20:A:C6	36:5:21:G:C6	3.09	0.41
36:5:2403:G:N2	36:5:2404:A:H62	2.19	0.41
36:5:2947:G:N2	36:5:2948:C:C2	2.89	0.41
36:5:513:G:C5	36:5:579:G:C6	3.08	0.41
36:5:736:A:C5	36:5:737:G:H1'	2.56	0.41
36:5:771:A:H2'	36:5:772:U:O4'	2.20	0.41
1:6:1030:A:H4'	1:6:1031:U:OP2	2.21	0.41
1:6:1592:A:C2	1:6:1605:G:C2	3.09	0.41
1:6:525:A:C6	1:6:526:A:C6	3.08	0.41
1:6:973:A:H5'	36:5:848:A:H2	1.86	0.41
14:C2:23:THR:CB	14:C2:26:ASP:HB2	2.51	0.41
14:C2:86:VAL:HG13	14:C2:86:VAL:O	2.24	0.41

Continued on next page...

Continued from previous page...

Atom-1	Atom-2	Interatomic distance (Å)	Clash overlap (Å)
15:C3:119:GLU:HG2	15:C3:141:TYR:CE2	3.69	0.41
18:C6:10:PHE:CE2	1:6:1379:C:H5'	430.51	0.41
23:D1:74:GLN:HE21	23:D1:74:GLN:HB3	2.50	0.41
1:2:1133:A:OP1	25:D3:31:LYS:HE2	2.21	0.41
29:D7:30:SER:HB2	29:D7:48:SER:OG	2.65	0.41
33:E1:89:LYS:HB3	33:E1:90:LYS:H	1.77	0.41
39:L2:145:LYS:O	39:L2:160:SER:OG	2.38	0.41
39:L2:250:GLN:HG2	39:L2:251:LYS:H	4.28	0.41
40:L3:46:PHE:CE2	40:L3:205:VAL:HG22	2.56	0.41
40:L3:361:THR:HG22	40:L3:371:GLN:HB3	2.23	0.41
41:L4:209:TYR:C	41:L4:254:ALA:HB2	2.42	0.41
41:L4:338:LYS:O	41:L4:339:LEU:HB2	2.21	0.41
43:L6:149:ILE:HG12	43:L6:155:LEU:HD13	2.01	0.41
44:L7:214:TRP:CE2	44:L7:219:LYS:HE3	3.56	0.41
44:L7:33:ARG:NH2	44:L7:34:LYS:HE2	6.62	0.41
45:L8:134:TYR:CD2	45:L8:134:TYR:N	3.01	0.41
45:L8:200:LEU:HD23	45:L8:200:LEU:HA	1.74	0.41
46:L9:188:THR:CG2	46:L9:189:GLU:HG2	8.84	0.41
46:L9:78:MET:HB2	46:L9:78:MET:HE3	1.88	0.41
48:M1:92:ARG:HG3	48:M1:95:ASN:HD21	1.86	0.41
49:M3:124:ILE:HG13	49:M3:126:PHE:CE1	2.56	0.41
52:M6:156:LEU:HD22	36:5:3243:A:C8	264.89	0.41
52:M6:65:ASN:O	52:M6:68:ARG:HG2	2.40	0.41
53:M7:108:ASP:OD2	53:M7:110:THR:HG23	2.21	0.41
54:M8:58:ASN:C	54:M8:60:PRO:HD3	2.41	0.41
55:M9:101:VAL:HG13	55:M9:104:ARG:HH12	1.85	0.41
55:M9:106:LEU:HB3	55:M9:120:TYR:CE1	2.56	0.41
36:1:1901:A:O2'	59:N3:49:LEU:HD21	2.20	0.41
59:N3:13:ILE:CD1	59:N3:53:SER:HB2	4.28	0.41
61:N5:136:ALA:O	61:N5:139:ILE:HB	4.71	0.41
61:N5:80:ASN:ND2	61:N5:132:ALA:H	2.19	0.41
62:N6:74:TYR:CE1	62:N6:77:LYS:HG3	2.56	0.41
36:1:965:A:H1'	64:N8:40:HIS:O	2.21	0.41
71:O5:13:SER:OG	71:O5:16:GLN:HG3	3.36	0.41
71:O5:7:TYR:CD1	71:O5:8:GLU:HG3	2.56	0.41
78:Q2:37:ALA:O	78:Q2:41:ARG:HG3	3.45	0.41
78:Q2:50:PHE:O	86:Q2:502:OHX:N1	3.47	0.41
78:Q2:88:CYS:SG	78:Q2:91:PHE:HB2	2.78	0.41
3:S1:119:THR:OG1	3:S1:155:TYR:HD1	2.04	0.41
3:S1:71:ALA:HB2	3:S1:79:HIS:C	2.41	0.41
6:S4:182:TYR:HE2	6:S4:190:GLY:HA2	1.86	0.41

Continued on next page...

Continued from previous page...

Atom-1	Atom-2	Interatomic distance (Å)	Clash overlap (Å)
6:S4:44:LEU:HD13	6:S4:65:LEU:HD21	2.03	0.41
7:S5:101:GLY:HA2	7:S5:104:ASN:CG	2.53	0.41
7:S5:143:ARG:NH1	7:S5:218:GLU:OE1	2.53	0.41
7:S5:44:ASN:O	7:S5:45:LYS:HG2	2.21	0.41
1:2:169:A:OP1	8:S6:137:ARG:NH2	2.54	0.41
34:SR:255:ALA:HA	34:SR:260:ILE:HA	3.26	0.41
36:1:1317:A:C2	36:1:1319:G:C6	3.09	0.41
36:1:3045:G:H2'	36:1:3046:A:O4'	2.21	0.41
36:1:2107:A:C2	36:1:3344:A:H8	2.39	0.41
36:1:2767:U:O4	86:1:3575:OHX:N2	2.54	0.41
36:1:398:A:C4	53:M7:3:ARG:NH2	2.89	0.41
1:2:1138:A:C2	1:2:1139:A:C4	3.09	0.41
1:2:1334:U:H2'	1:2:1335:U:H6	1.86	0.41
1:2:1619:C:H2'	1:2:1620:C:H6	1.85	0.41
1:2:337:G:H1'	10:S8:10:LYS:HZ1	1.86	0.41
1:2:61:A:C8	1:2:269:G:O2'	2.72	0.41
1:2:720:G:H1'	1:2:721:U:C5'	2.51	0.41
1:2:755:A:O2'	1:2:756:A:OP1	2.35	0.41
37:3:28:C:H1'	37:3:55:A:H61	1.86	0.41
36:5:1107:C:H2'	36:5:1108:U:H6	1.86	0.41
36:5:1561:G:O2'	36:5:1562:C:OP2	2.33	0.41
36:5:1644:C:OP1	36:5:1821:U:H2'	2.21	0.41
36:5:183:G:H2'	36:5:184:U:O4'	2.20	0.41
36:5:2836:C:C5	36:5:2852:C:N4	2.81	0.41
36:5:727:G:H2'	36:5:728:G:O4'	2.20	0.41
1:6:1273:G:H4'	1:6:1274:C:H5"	2.02	0.41
1:6:1535:U:H1'	1:6:1536:G:C2	2.56	0.41
1:6:334:G:H2'	1:6:335:U:H6	1.86	0.41
37:7:46:A:H2'	37:7:47:C:H6	1.85	0.41
37:7:48:U:O2	37:7:50:U:C4	2.74	0.41
18:C6:46:PHE:HA	18:C6:49:TYR:HB2	2.03	0.41
1:2:522:U:OP1	26:D4:37:LYS:HB2	2.20	0.41
27:D5:55:PRO:C	27:D5:57:TYR:H	2.24	0.41
28:D6:79:ILE:HA	28:D6:84:VAL:CG1	2.50	0.41
33:E1:106:TYR:CE2	33:E1:116:LYS:HG2	3.04	0.41
33:E1:135:HIS:HB2	33:E1:138:ARG:CB	2.50	0.41
39:L2:187:HIS:ND1	39:L2:190:ARG:NH1	4.75	0.41
40:L3:139:GLN:H	40:L3:139:GLN:HG3	1.46	0.41
41:L4:22:LEU:HA	41:L4:23:PRO:HD3	1.92	0.41
41:L4:25:VAL:HG22	41:L4:262:TRP:HB2	2.03	0.41
41:L4:261:VAL:HG22	41:L4:262:TRP:CD1	2.55	0.41

Continued on next page...

Continued from previous page...

Atom-1	Atom-2	Interatomic distance (Å)	Clash overlap (Å)
41:L4:84:ARG:O	41:L4:87:GLN:HG3	2.36	0.41
41:L4:98:ARG:HD3	36:5:933:A:N6	133.10	0.41
42:L5:122:VAL:CG1	42:L5:123:GLU:N	3.91	0.41
37:3:1:G:N2	42:L5:269:SER:OG	2.49	0.41
42:L5:97:ALA:O	42:L5:101:THR:OG1	2.55	0.41
43:L6:50:LYS:NZ	43:L6:72:ASN:O	3.42	0.41
44:L7:127:LEU:HA	44:L7:130:ILE:HG22	6.16	0.41
44:L7:159:GLN:O	44:L7:160:ARG:C	2.58	0.41
47:M0:43:VAL:HG21	47:M0:197:VAL:HG13	2.16	0.41
48:M1:32:ARG:HD3	48:M1:119:SER:O	2.21	0.41
48:M1:19:LEU:HA	48:M1:126:ASP:O	2.21	0.41
49:M3:171:ARG:HD3	49:M3:171:ARG:HA	1.79	0.41
49:M3:64:LYS:HG3	64:N8:69:TRP:CD1	2.56	0.41
56:N0:117:ARG:HG2	56:N0:117:ARG:H	1.83	0.41
45:L8:26:LEU:HD13	63:N7:53:VAL:HG11	3.22	0.41
63:N7:9:LYS:HA	63:N7:9:LYS:HD3	1.93	0.41
68:O2:19:ARG:HD2	68:O2:28:VAL:CG1	2.61	0.41
68:O2:67:SER:HB2	68:O2:68:PRO:CD	2.51	0.41
72:O6:66:GLU:HB3	72:O6:70:ARG:HH21	3.76	0.41
49:M3:174:ARG:HB2	72:O6:9:ILE:HD12	2.01	0.41
75:O9:42:ARG:HG2	75:O9:43:ASN:N	2.55	0.41
76:Q0:127:LEU:HA	76:Q0:127:LEU:HD23	2.08	0.41
3:S1:183:GLN:HG2	3:S1:187:LYS:HE3	2.01	0.41
3:S1:113:MET:HE1	3:S1:211:HIS:CD2	2.81	0.41
4:S2:144:TRP:CE2	4:S2:173:PRO:HG3	2.56	0.41
4:S2:168:ARG:O	4:S2:198:THR:HA	2.21	0.41
5:S3:143:ARG:HE	5:S3:143:ARG:HB3	4.81	0.41
8:S6:20:ASP:HB3	8:S6:23:ARG:CG	3.27	0.41
9:S7:170:GLN:HA	9:S7:181:ILE:HG22	2.03	0.41
9:S7:98:ILE:HG22	9:S7:98:ILE:O	2.21	0.41
10:S8:103:GLN:HB3	10:S8:164:ARG:HG2	2.03	0.41
10:S8:8:ARG:CD	10:S8:21:PHE:H	2.28	0.41
35:SM:62:ARG:HA	35:SM:62:ARG:HD3	1.69	0.41
35:SM:70:ASN:O	35:SM:74:LYS:HD3	2.21	0.41
36:1:1071:U:O2'	36:1:1072:G:OP2	2.28	0.41
36:1:1138:U:H2'	36:1:1139:G:O4'	2.21	0.41
36:1:1460:A:H2'	36:1:1461:A:C8	2.56	0.41
36:1:229:G:H5"	62:N6:4:GLN:H	1.86	0.41
36:1:2402:A:OP1	41:L4:70:ALA:N	2.40	0.41
36:1:2503:G:H1'	36:1:2504:U:H5	1.86	0.41
36:1:2544:U:H2'	36:1:2545:C:C6	2.56	0.41

Continued on next page...

Continued from previous page...

Atom-1	Atom-2	Interatomic distance (Å)	Clash overlap (Å)
36:1:2960:C:H2'	36:1:2961:G:H8	1.85	0.41
36:1:1829:G:O6	86:1:3551:OHX:N6	2.54	0.41
36:1:437:G:H2'	36:1:438:A:O4'	2.20	0.41
36:1:566:G:O2'	36:1:567:G:H5'	2.21	0.41
36:1:827:A:H2'	36:1:828:A:H8	1.86	0.41
36:1:986:U:H2'	36:1:987:U:H6	1.85	0.41
1:2:1078:C:H2'	1:2:1079:U:C6	2.55	0.41
1:2:1158:C:H6	1:2:1158:C:H2'	1.72	0.41
1:2:1200:G:H4'	1:2:1201:G:H5"	2.03	0.41
1:2:1636:C:C2	1:2:1638:G:C5	3.09	0.41
1:2:75:U:H3'	1:2:75:U:O2	2.20	0.41
1:2:904:G:H2'	1:2:905:A:H8	1.86	0.41
36:1:22:G:H1'	38:4:104:A:N3	2.36	0.41
38:4:91:C:H2'	38:4:92:A:C8	2.55	0.41
36:5:2227:C:H2'	36:5:2228:A:H5"	2.02	0.41
86:5:3556:OHX:N1	86:5:3692:OHX:N2	2.68	0.41
36:5:2951:G:O3'	86:5:3590:OHX:N2	2.54	0.41
36:5:72:C:N3	36:5:74:G:C4	2.89	0.41
36:5:848:A:H2'	36:5:849:C:O4'	2.21	0.41
1:6:1671:A:H2'	1:6:1672:G:O4'	2.21	0.41
1:6:241:U:H2'	1:6:242:U:H6	1.86	0.41
1:6:470:A:C8	1:6:470:A:H5"	2.56	0.41
1:6:885:G:H2'	1:6:886:U:C6	2.56	0.41
1:6:973:A:H2'	1:6:974:A:C8	2.56	0.41
18:C6:25:GLY:HA3	18:C6:64:ASP:OD1	2.63	0.41
20:C8:28:ILE:HG13	20:C8:56:LYS:O	4.98	0.41
21:C9:22:LEU:HA	21:C9:22:LEU:HD12	1.91	0.41
22:D0:35:GLU:HA	22:D0:38:SER:HB3	2.03	0.41
30:D8:25:VAL:HG11	30:D8:66:LEU:HD12	2.02	0.41
32:E0:38:LEU:O	32:E0:42:ARG:HB2	2.20	0.41
33:E1:135:HIS:NE2	33:E1:140:TYR:HB3	4.70	0.41
40:L3:35:ASP:HA	40:L3:184:ASN:ND2	2.83	0.41
41:L4:327:LEU:O	41:L4:328:ASN:C	2.72	0.41
41:L4:353:ALA:O	41:L4:357:GLU:HG3	2.21	0.41
42:L5:107:ARG:HH22	42:L5:120:LYS:HA	1.86	0.41
44:L7:35:ALA:HA	44:L7:38:LYS:HB2	2.89	0.41
45:L8:48:ARG:HA	36:5:2585:G:C8	173.17	0.41
47:M0:193:ASP:H	47:M0:197:VAL:HA	2.95	0.41
49:M3:53:LEU:HB2	49:M3:55:ARG:NH1	3.02	0.41
51:M5:119:TYR:CE2	51:M5:131:GLU:HB2	2.56	0.41
52:M6:27:LEU:HB2	52:M6:98:ALA:HB1	2.03	0.41

Continued on next page...

Continued from previous page...

Atom-1	Atom-2	Interatomic distance (Å)	Clash overlap (Å)
52:M6:16:VAL:HG23	52:M6:42:ASN:O	2.71	0.41
53:M7:22:LEU:HD12	53:M7:146:ILE:HG13	2.29	0.41
41:L4:290:ILE:HG23	54:M8:35:PHE:CE2	2.59	0.41
55:M9:21:LYS:O	55:M9:53:LYS:HB2	2.21	0.41
46:L9:4:ILE:HG22	56:N0:142:GLN:CD	2.42	0.41
64:N8:28:HIS:ND1	64:N8:32:ARG:HG2	4.33	0.41
64:N8:78:LEU:HD23	64:N8:78:LEU:HA	1.79	0.41
66:O0:34:LEU:HD23	66:O0:59:TYR:CB	2.51	0.41
38:4:38:U:O2	71:O5:83:LYS:HA	2.21	0.41
74:O8:78:LEU:HD13	74:O8:78:LEU:HA	1.78	0.41
3:S1:229:MET:O	3:S1:232:HIS:N	3.18	0.41
7:S5:61:TYR:HE2	7:S5:164:PRO:HG2	3.01	0.41
7:S5:57:SER:C	7:S5:59:VAL:N	2.72	0.41
8:S6:57:ASP:HB3	8:S6:106:LEU:HD23	2.03	0.41
9:S7:131:PHE:HD2	9:S7:131:PHE:HA	1.76	0.41
9:S7:74:GLN:HG2	9:S7:131:PHE:CD2	4.76	0.41
34:SR:122:ILE:HB	34:SR:134:TRP:HB2	2.03	0.41
34:SR:264:SER:O	34:SR:268:GLN:HA	2.26	0.41
36:1:1016:C:O2'	36:1:1028:U:H5'	2.21	0.41
36:1:1528:G:N3	36:1:1588:A:H2	2.19	0.41
36:1:1908:A:O5'	36:1:1908:A:H8	2.03	0.41
36:1:2737:C:O5'	57:N1:68:THR:OG1	2.36	0.41
36:1:3017:A:C2	36:1:3038:U:C2	3.09	0.41
36:1:3279:A:C6	36:1:3280:U:C4	3.08	0.41
36:1:671:U:H2'	36:1:672:A:C8	2.56	0.41
1:2:1194:A:OP2	22:D0:75:GLY:N	2.49	0.41
1:2:1413:U:O2	86:2:1949:OHX:N3	2.54	0.41
1:2:473:A:H4'	1:2:768:C:O2	2.21	0.41
37:3:22:A:C6	37:3:23:A:C6	3.09	0.41
36:5:1194:G:H2'	36:5:1195:A:C8	2.56	0.41
36:5:1438:U:H2'	36:5:1439:U:C6	2.56	0.41
36:5:1468:A:C6	36:5:1469:C:N4	2.89	0.41
36:5:1728:G:H5"	36:5:1730:G:O4'	2.21	0.41
36:5:1741:A:C6	36:5:1742:U:C2	3.08	0.41
36:5:1806:A:H2'	36:5:1807:G:O4'	2.21	0.41
36:5:2102:U:H2'	36:5:2103:U:C6	2.56	0.41
36:5:2949:U:C5	36:5:2950:G:C6	3.09	0.41
36:5:3022:G:O2'	36:5:3031:G:O6	2.30	0.41
36:5:3233:C:H2'	36:5:3234:A:C8	2.56	0.41
36:5:372:A:H2'	36:5:373:A:C8	2.56	0.41
36:5:9:U:C4	36:5:10:C:C4	3.09	0.41

Continued on next page...

Continued from previous page...

Atom-1	Atom-2	Interatomic distance (Å)	Clash overlap (Å)
1:6:1025:A:H2'	1:6:1027:A:O5'	2.20	0.41
1:6:1315:U:OP1	1:6:1328:G:N2	2.48	0.41
1:6:1459:C:OP2	1:6:1459:C:H6	2.04	0.41
1:6:1522:U:OP1	86:6:1934:OHX:N3	2.54	0.41
1:6:1640:C:H6	1:6:1640:C:O5'	2.03	0.41
12:C0:54:TYR:CE2	12:C0:75:TYR:HB2	3.63	0.41
14:C2:41:LEU:HA	14:C2:41:LEU:HD23	1.95	0.41
15:C3:96:VAL:O	15:C3:100:LYS:HG2	5.52	0.41
15:C3:132:VAL:HG23	15:C3:134:VAL:CG1	2.51	0.41
16:C4:89:THR:O	16:C4:128:LYS:HE2	2.29	0.41
16:C4:30:VAL:O	16:C4:39:ILE:N	2.74	0.41
17:C5:18:ARG:HG2	20:C8:92:ILE:HA	3.08	0.41
18:C6:14:LYS:HE2	1:6:1584:G:N7	393.86	0.41
18:C6:65:ILE:HD13	18:C6:65:ILE:HA	1.92	0.41
20:C8:36:LYS:HA	20:C8:36:LYS:HD3	1.90	0.41
23:D1:13:VAL:HA	23:D1:14:PRO:HD3	1.94	0.41
24:D2:126:LEU:HA	24:D2:126:LEU:HD23	2.60	0.41
25:D3:131:SER:O	25:D3:135:LEU:HG	3.08	0.41
16:C4:128:LYS:NZ	28:D6:27:SER:OG	2.54	0.41
28:D6:11:ASN:O	28:D6:33:ASP:HB2	2.52	0.41
31:D9:45:GLU:OE1	31:D9:46:LYS:NZ	5.04	0.41
33:E1:97:LYS:HA	33:E1:97:LYS:HD2	2.19	0.41
40:L3:227:GLU:HG3	40:L3:270:ARG:NE	4.35	0.41
42:L5:58:LYS:H	42:L5:58:LYS:HD3	1.86	0.41
45:L8:143:ILE:HD11	45:L8:151:VAL:HG21	2.11	0.41
48:M1:9:MET:HG2	37:7:55:A:C5	324.92	0.41
49:M3:118:GLU:HG3	49:M3:118:GLU:O	5.12	0.41
51:M5:194:GLN:H	51:M5:194:GLN:HG2	3.08	0.41
53:M7:5:GLY:O	53:M7:7:THR:HG23	2.21	0.41
55:M9:78:TYR:HE2	55:M9:81:ARG:NH2	2.19	0.41
56:N0:25:PHE:HA	57:N1:149:GLN:O	2.63	0.41
57:N1:87:LYS:HE3	57:N1:87:LYS:HB3	3.65	0.41
59:N3:83:LYS:HE2	59:N3:84:SER:N	2.35	0.41
62:N6:118:LEU:O	62:N6:122:LYS:HG3	2.21	0.41
63:N7:108:GLU:O	63:N7:112:LYS:HG3	2.21	0.41
64:N8:46:ASP:N	64:N8:46:ASP:OD1	2.61	0.41
68:O2:96:ILE:HG21	68:O2:105:ARG:HG2	2.03	0.41
49:M3:107:GLU:OE1	72:O6:18:THR:HG23	2.73	0.41
78:Q2:23:HIS:HA	78:Q2:73:GLU:O	2.21	0.41
2:S0:167:LYS:HG2	2:S0:168:HIS:CE1	2.56	0.41
6:S4:160:VAL:HG11	6:S4:169:ILE:HG12	2.23	0.41

Continued on next page...

Continued from previous page...

Atom-1	Atom-2	Interatomic distance (Å)	Clash overlap (Å)
6:S4:241:GLY:O	6:S4:244:ILE:HG12	2.21	0.41
11:S9:126:ARG:O	11:S9:130:THR:HG23	2.31	0.41
35:SM:102:THR:CG2	35:SM:105:LYS:HB2	2.51	0.41
35:SM:39:PRO:HD3	48:M1:52:TYR:CZ	2.72	0.41
17:C5:119:PHE:HA	35:SM:57:ASN:ND2	2.75	0.41
34:SR:184:ASN:OD1	34:SR:184:ASN:N	2.53	0.41
34:SR:7:LEU:HD11	34:SR:251:TRP:HZ3	1.86	0.41
36:1:2218:G:H2'	36:1:2219:A:H8	1.86	0.40
36:1:2249:G:C8	36:1:2272:G:C4	3.08	0.40
36:1:2808:A:N7	36:1:2955:U:H4'	2.36	0.40
36:1:2984:C:H2'	36:1:2985:C:C6	2.57	0.40
36:1:2341:A:O3'	36:1:3090:U:H4'	2.21	0.40
36:1:107:A:H1'	36:1:325:A:N3	2.36	0.40
36:1:3357:U:H2'	36:1:3358:U:C6	2.57	0.40
36:1:612:U:H2'	36:1:613:G:C8	2.55	0.40
36:1:679:U:H2'	36:1:680:G:C8	2.56	0.40
36:1:748:U:H2'	36:1:749:C:H6	1.86	0.40
1:2:934:C:N3	1:2:1077:C:H4'	2.36	0.40
1:2:1374:C:H2'	1:2:1375:A:H8	1.85	0.40
1:2:339:C:H2'	1:2:340:U:H6	1.86	0.40
1:2:473:A:H5'	1:2:769:A:H1'	2.03	0.40
1:2:868:G:C2	1:2:869:A:C8	3.09	0.40
36:5:1084:A:C6	36:5:1085:A:C6	3.09	0.40
36:5:1573:G:H2'	36:5:1574:C:O4'	2.21	0.40
36:5:2812:C:C2'	36:5:2813:A:O5'	2.70	0.40
36:5:1169:A:OP1	86:5:3504:OHX:N2	2.54	0.40
36:5:3311:C:OP1	86:5:3715:OHX:N1	2.54	0.40
36:5:409:A:H2	36:5:1441:G:N3	2.19	0.40
1:6:1079:U:H2'	1:6:1080:U:H6	1.86	0.40
33:E1:143:LYS:HD3	1:6:1254:U:OP1	455.49	0.40
31:D9:10:HIS:HB3	1:6:1451:C:H5"	405.76	0.40
1:6:249:U:H3'	1:6:250:C:C5'	2.51	0.40
9:S7:101:LYS:HB2	1:6:639:U:H5"	363.73	0.40
37:7:85:G:N7	86:7:204:OHX:N6	2.69	0.40
13:C1:3:THR:OG1	13:C1:113:PRO:HG3	2.21	0.40
16:C4:19:ILE:HG23	16:C4:28:VAL:HG22	2.02	0.40
17:C5:77:ARG:HB3	17:C5:102:PHE:CE1	3.17	0.40
18:C6:12:LYS:HE2	18:C6:17:THR:HB	3.73	0.40
25:D3:38:PHE:HB3	1:6:359:A:C2	324.27	0.40
27:D5:95:HIS:HB3	27:D5:98:GLN:O	5.69	0.40
28:D6:58:VAL:HG12	28:D6:59:TYR:N	2.36	0.40

Continued on next page...

Continued from previous page...

Atom-1	Atom-2	Interatomic distance (Å)	Clash overlap (Å)
15:C3:55:ARG:HD2	29:D7:47:PHE:CD1	2.56	0.40
40:L3:146:ARG:HA	40:L3:146:ARG:HD2	1.81	0.40
42:L5:86:TYR:CE1	42:L5:247:ILE:HA	2.55	0.40
42:L5:265:TYR:C	42:L5:269:SER:HB3	5.19	0.40
47:M0:207:GLU:OE2	47:M0:211:ARG:NE	2.50	0.40
47:M0:80:SER:HB3	47:M0:147:VAL:HG11	2.03	0.40
48:M1:15:GLU:N	48:M1:130:VAL:O	2.55	0.40
48:M1:57:PHE:CD1	48:M1:57:PHE:N	2.88	0.40
36:1:96:G:H5'	49:M3:15:ARG:NH2	2.36	0.40
49:M3:176:GLU:HG2	72:O6:11:LEU:HD22	2.02	0.40
54:M8:184:PHE:CD1	36:5:2730:G:H4'	190.35	0.40
62:N6:36:SER:O	62:N6:40:ARG:N	2.64	0.40
68:O2:3:SER:HB3	68:O2:71:HIS:CD2	2.57	0.40
72:O6:57:LEU:O	72:O6:61:ILE:HG13	2.34	0.40
74:O8:58:ASP:HB3	74:O8:61:LYS:CG	3.60	0.40
75:O9:44:TRP:CH2	75:O9:45:ARG:HD3	2.56	0.40
1:2:1116:A:P	77:Q1:17:ARG:HH21	2.44	0.40
2:S0:110:TYR:CE2	4:S2:64:LYS:HB3	2.81	0.40
2:S0:170:ILE:H	2:S0:170:ILE:HD12	1.86	0.40
2:S0:59:LEU:HA	2:S0:62:ARG:HB2	2.03	0.40
3:S1:117:TRP:HE1	3:S1:152:ARG:NE	2.19	0.40
3:S1:181:LEU:HA	3:S1:184:LEU:CB	2.49	0.40
5:S3:42:THR:OG1	5:S3:45:LYS:O	2.75	0.40
6:S4:123:LEU:HA	6:S4:160:VAL:O	2.21	0.40
6:S4:125:LYS:NZ	6:S4:225:VAL:O	2.40	0.40
6:S4:253:ASP:O	6:S4:257:ALA:N	2.50	0.40
6:S4:65:LEU:HD22	6:S4:77:ARG:O	2.58	0.40
8:S6:176:GLN:HG3	8:S6:177:ARG:H	1.87	0.40
10:S8:196:LEU:HA	10:S8:196:LEU:HD23	4.46	0.40
1:2:331:A:H4'	10:S8:31:ARG:O	2.22	0.40
10:S8:41:LYS:HA	10:S8:59:ARG:O	2.20	0.40
5:S3:115:ILE:HG21	35:SM:110:TRP:HA	2.03	0.40
1:2:1274:C:N4	35:SM:94:HIS:O	2.53	0.40
34:SR:153:GLN:HB3	34:SR:202:LEU:HD22	2.03	0.40
34:SR:7:LEU:HD11	34:SR:251:TRP:CZ3	2.57	0.40
36:1:1711:C:H2'	36:1:1712:G:O4'	2.21	0.40
36:1:1863:G:N7	86:1:3686:OHX:N3	2.69	0.40
36:1:1949:G:H2'	36:1:1950:U:C6	2.56	0.40
36:1:2152:A:O2'	36:1:2243:A:O2'	2.27	0.40
36:1:216:G:H4'	62:N6:19:TYR:CZ	2.56	0.40
36:1:2442:G:N2	36:1:2443:A:N7	2.70	0.40

Continued on next page...

Continued from previous page...

Atom-1	Atom-2	Interatomic distance (Å)	Clash overlap (Å)
36:1:2563:G:H5"	45:L8:27:THR:CG2	2.51	0.40
36:1:2403:G:C8	36:1:2870:C:H4'	2.57	0.40
36:1:94:G:H2'	36:1:95:A:C8	2.56	0.40
1:2:1486:G:C6	1:2:1522:U:C5	3.09	0.40
1:2:1486:G:H1'	1:2:1592:A:O2'	2.21	0.40
1:2:206:A:H1'	1:2:262:U:C2	2.55	0.40
1:2:632:U:OP2	13:C1:102:LYS:NZ	2.42	0.40
1:2:64:U:H2'	1:2:65:A:H5"	2.03	0.40
38:4:140:G:H2'	38:4:141:C:O4'	2.20	0.40
36:5:191:U:H2'	36:5:192:C:H6	1.87	0.40
36:5:2778:G:C2'	36:5:2779:A:H5'	2.52	0.40
36:5:278:U:H2'	36:5:279:U:C6	2.56	0.40
36:5:2993:G:H2'	36:5:3142:A:H61	1.86	0.40
36:5:3279:A:N6	36:5:3280:U:C4	2.89	0.40
36:5:2274:U:P	86:5:3485:OHX:N6	2.94	0.40
36:5:299:G:N7	86:5:3682:OHX:N1	2.68	0.40
36:5:550:A:H2'	36:5:551:A:C8	2.57	0.40
36:5:712:G:H2'	36:5:713:U:H6	1.86	0.40
1:6:1230:A:H2'	1:6:1258:U:C5	2.55	0.40
5:S3:141:LYS:HD3	1:6:1275:A:O2'	389.43	0.40
1:6:1477:G:H2'	1:6:1478:G:C8	2.56	0.40
1:6:330:G:H2'	1:6:331:A:H8	1.86	0.40
1:6:542:A:H1'	1:6:543:C:P	2.61	0.40
37:7:110:G:C6	37:7:111:U:C4	3.10	0.40
38:8:145:U:H2'	38:8:146:U:C6	2.57	0.40
12:C0:52:LYS:H	12:C0:52:LYS:HG2	1.52	0.40
12:C0:82:LEU:H	12:C0:82:LEU:HG	1.73	0.40
14:C2:29:LYS:HE2	14:C2:100:TRP:NE1	2.36	0.40
16:C4:128:LYS:HD3	28:D6:27:SER:CB	3.80	0.40
17:C5:105:VAL:HG12	17:C5:106:GLU:O	2.21	0.40
18:C6:38:LEU:HA	18:C6:38:LEU:HD23	2.32	0.40
20:C8:66:LEU:O	20:C8:70:VAL:HG23	2.47	0.40
21:C9:93:HIS:O	21:C9:94:ILE:HD12	2.22	0.40
24:D2:93:LEU:HD21	24:D2:102:VAL:HG22	2.03	0.40
29:D7:54:VAL:O	29:D7:63:LEU:N	3.03	0.40
39:L2:125:ALA:O	39:L2:128:ARG:HD2	2.20	0.40
40:L3:20:LYS:HG3	40:L3:21:ARG:O	2.24	0.40
40:L3:219:ALA:HB2	40:L3:336:VAL:HG13	2.19	0.40
40:L3:246:LEU:H	40:L3:246:LEU:HG	1.99	0.40
40:L3:214:MET:SD	40:L3:281:LYS:HB2	2.78	0.40
40:L3:35:ASP:OD1	40:L3:184:ASN:O	2.39	0.40

Continued on next page...

Continued from previous page...

Atom-1	Atom-2	Interatomic distance (Å)	Clash overlap (Å)
41:L4:44:LYS:HB3	41:L4:47:ARG:NH1	2.64	0.40
44:L7:220:PHE:O	44:L7:229:PHE:HE2	2.05	0.40
47:M0:36:LEU:HD11	47:M0:69:ARG:HD2	2.03	0.40
36:1:2675:C:N4	48:M1:22:SER:HB2	2.36	0.40
51:M5:89:VAL:O	51:M5:92:LEU:HD22	2.45	0.40
53:M7:52:LEU:HD12	53:M7:52:LEU:HA	1.97	0.40
53:M7:84:PRO:HB2	53:M7:87:SER:HB2	2.03	0.40
55:M9:115:ILE:HG22	55:M9:146:LYS:HE3	8.92	0.40
55:M9:5:ARG:CZ	55:M9:5:ARG:HB2	4.89	0.40
62:N6:45:ILE:HD13	62:N6:122:LYS:HD3	2.04	0.40
62:N6:74:TYR:HD2	62:N6:81:GLN:NE2	3.15	0.40
63:N7:47:GLU:OE1	63:N7:69:LYS:HD3	2.21	0.40
64:N8:28:HIS:CD2	64:N8:32:ARG:HG3	2.56	0.40
54:M8:157:PRO:HG3	64:N8:47:LYS:HB2	2.59	0.40
67:O1:33:VAL:HG13	67:O1:51:LEU:HD11	2.58	0.40
68:O2:19:ARG:HH22	36:5:1433:A:P	163.84	0.40
69:O3:47:LYS:HB3	69:O3:101:PHE:O	2.21	0.40
70:O4:86:LYS:HZ2	70:O4:86:LYS:HG3	1.72	0.40
36:1:1492:G:N7	75:O9:2:ALA:HB3	2.35	0.40
2:S0:179:ARG:HD3	2:S0:183:ARG:CZ	3.34	0.40
2:S0:59:LEU:O	2:S0:63:ILE:HG13	2.23	0.40
3:S1:207:LEU:HB3	3:S1:208:GLN:H	1.58	0.40
4:S2:81:MET:HE1	4:S2:186:LYS:HB3	2.03	0.40
5:S3:178:ARG:HE	5:S3:178:ARG:N	2.01	0.40
6:S4:152:PRO:HD2	8:S6:215:ARG:HD3	6.70	0.40
6:S4:52:LEU:HA	6:S4:52:LEU:HD23	2.55	0.40
9:S7:143:LEU:HB2	9:S7:147:ASN:O	2.88	0.40
11:S9:6:ARG:HA	11:S9:6:ARG:HD2	2.01	0.40
11:S9:96:VAL:O	11:S9:99:LEU:HB3	3.90	0.40
34:SR:123:ILE:HD12	34:SR:154:VAL:HG23	3.21	0.40
34:SR:205:SER:HA	34:SR:245:PHE:HD2	2.80	0.40
34:SR:309:VAL:HG23	34:SR:311:ARG:NH1	4.65	0.40
34:SR:74:THR:HG23	34:SR:79:TYR:HB2	2.02	0.40
36:1:1560:G:H2'	36:1:1561:G:H5'	2.03	0.40
36:1:1639:C:OP1	70:O4:52:GLN:HG2	2.21	0.40
36:1:174:C:H2'	36:1:175:C:C6	2.57	0.40
36:1:1940:G:H21	36:1:3362:A:H8	1.64	0.40
36:1:2948:C:O2'	40:L3:242:THR:HG22	2.21	0.40
36:1:980:A:C8	36:1:980:A:OP2	2.72	0.40
1:2:1157:A:H2'	1:2:1160:A:N7	2.35	0.40
1:2:1240:U:O4	17:C5:59:LYS:NZ	2.41	0.40

Continued on next page...

Continued from previous page...

Atom-1	Atom-2	Interatomic distance (Å)	Clash overlap (Å)
1:2:1516:A:OP1	22:D0:88:LYS:NZ	2.48	0.40
1:2:1784:C:H2'	1:2:1785:U:H6	1.85	0.40
86:2:1911:OHX:N6	3:S1:157:GLN:HG3	2.36	0.40
1:2:234:G:C6	1:2:235:G:H1'	2.57	0.40
1:2:755:A:HO2'	1:2:756:A:P	2.44	0.40
37:3:106:U:H2'	37:3:107:C:C6	2.57	0.40
36:5:1221:A:H3'	36:5:1222:G:H5'	2.04	0.40
36:5:1327:C:O2'	36:5:1328:C:H5'	2.21	0.40
36:5:1580:A:HO2'	36:5:1581:C:P	2.42	0.40
36:5:1947:G:H5"	36:5:1948:G:OP2	2.21	0.40
36:5:2390:A:H2'	36:5:2391:G:O4'	2.22	0.40
36:5:2926:A:O2'	36:5:2927:C:H5'	2.22	0.40
36:5:3165:A:H61	36:5:3285:C:H42	1.69	0.40
36:5:3288:G:O2'	36:5:3289:G:H8	2.03	0.40
86:5:3566:OHX:N6	86:5:3575:OHX:N5	2.69	0.40
1:6:1542:G:H22	1:6:1568:C:H1'	1.86	0.40
1:6:577:G:H3'	1:6:577:G:C8	2.57	0.40
12:C0:25:LYS:HB2	12:C0:64:TYR:CE2	2.74	0.40
13:C1:112:SER:O	13:C1:114:ALA:N	2.76	0.40
14:C2:94:ALA:HB1	14:C2:118:ALA:O	4.59	0.40
15:C3:91:LEU:HB3	15:C3:122:ILE:HG12	2.28	0.40
15:C3:92:ILE:HD11	15:C3:139:TRP:HH2	2.39	0.40
15:C3:93:LYS:HD2	15:C3:150:VAL:HG13	2.03	0.40
17:C5:37:ALA:O	17:C5:42:ARG:NH1	5.26	0.40
22:D0:17:GLN:HA	22:D0:97:VAL:HG12	2.04	0.40
22:D0:48:HIS:O	22:D0:48:HIS:CG	2.74	0.40
24:D2:90:THR:O	24:D2:94:LEU:HB2	2.27	0.40
25:D3:51:GLY:HA3	25:D3:74:VAL:HG12	2.04	0.40
39:L2:69:TYR:O	39:L2:70:ARG:HB3	2.44	0.40
40:L3:19:ARG:HB3	40:L3:232:ARG:HH12	2.39	0.40
41:L4:181:VAL:HG11	41:L4:224:GLY:HA3	2.52	0.40
41:L4:229:ASN:OD1	41:L4:231:ALA:N	2.42	0.40
42:L5:146:LEU:HD13	42:L5:148:ILE:CD1	3.92	0.40
42:L5:211:LEU:HD22	42:L5:211:LEU:HA	1.88	0.40
42:L5:64:ILE:HD12	42:L5:105:ILE:HD12	2.03	0.40
43:L6:41:ILE:HG12	43:L6:51:ARG:HG2	2.61	0.40
45:L8:160:ILE:HD12	45:L8:164:VAL:HG13	5.58	0.40
46:L9:176:LEU:HA	46:L9:176:LEU:HD23	1.76	0.40
49:M3:46:ILE:HG22	49:M3:46:ILE:O	2.21	0.40
52:M6:89:SER:O	52:M6:95:GLY:HA3	2.28	0.40
54:M8:161:LYS:HD3	54:M8:161:LYS:HA	1.86	0.40

Continued on next page...

Continued from previous page...

Atom-1	Atom-2	Interatomic distance (Å)	Clash overlap (Å)
54:M8:8:LYS:HB2	54:M8:8:LYS:HE3	1.76	0.40
55:M9:60:LYS:HE2	55:M9:64:ARG:HH21	1.85	0.40
62:N6:53:ASP:HB2	62:N6:110:HIS:CD2	2.56	0.40
66:O0:100:ILE:O	66:O0:105:ALA:HB3	2.22	0.40
68:O2:31:ASN:N	68:O2:31:ASN:OD1	3.07	0.40
68:O2:33:ARG:HD3	68:O2:33:ARG:HA	1.80	0.40
68:O2:45:ARG:NH1	36:5:1160:C:C2	206.25	0.40
76:Q0:77:ILE:HG13	76:Q0:78:ILE:N	4.65	0.40
2:S0:77:SER:HB2	2:S0:124:THR:HG21	2.03	0.40
3:S1:58:SER:HB2	3:S1:62:LYS:HE2	6.73	0.40
7:S5:194:LEU:O	7:S5:198:LEU:HG	2.21	0.40
1:2:810:G:C5	9:S7:111:LYS:HE3	2.56	0.40
34:SR:70:ASP:HB2	34:SR:112:SER:HA	2.09	0.40
36:1:1554:U:C2	36:1:1555:U:C5	3.09	0.40
36:1:1781:C:H2'	36:1:1782:U:C6	2.57	0.40
36:1:216:G:OP1	62:N6:16:ARG:NH1	2.54	0.40
36:1:2563:G:O2'	45:L8:29:SER:HB2	2.20	0.40
36:1:45:A:P	51:M5:85:THR:HG21	2.62	0.40
36:1:828:A:H2'	36:1:829:U:C6	2.56	0.40
36:1:980:A:H2'	36:1:981:U:C1'	2.51	0.40
1:2:1332:C:O5'	1:2:1332:C:H6	2.04	0.40
1:2:1006:C:OP1	86:2:1913:OHX:N5	2.54	0.40
1:2:186:C:H42	1:2:199:G:H1	1.67	0.40
36:5:2115:G:H22	36:5:2120:A:H1'	1.87	0.40
36:5:2220:A:N6	36:5:2221:G:C6	2.90	0.40
36:5:2258:U:H5"	36:5:2259:A:OP2	2.21	0.40
36:5:2294:U:O2	36:5:2296:A:H8	2.04	0.40
36:5:3065:G:H2'	36:5:3066:U:O4'	2.21	0.40
36:5:3134:A:OP1	86:5:3427:OHX:N3	2.54	0.40
36:5:3136:G:C6	36:5:3137:C:C4	3.10	0.40
1:6:361:C:N4	1:6:379:U:OP1	2.52	0.40
1:6:698:U:O4	86:6:1929:OHX:N1	2.55	0.40
12:C0:2:LEU:HD12	12:C0:2:LEU:HA	1.93	0.40
17:C5:108:ARG:NH2	20:C8:119:ILE:HD12	5.55	0.40
20:C8:48:LYS:HD3	21:C9:35:ASP:OD2	2.21	0.40
22:D0:93:LEU:HD23	22:D0:93:LEU:HA	1.86	0.40
23:D1:56:SER:O	23:D1:60:ARG:HG3	2.68	0.40
23:D1:56:SER:OG	23:D1:59:VAL:HG23	2.56	0.40
23:D1:72:LEU:O	23:D1:75:ASN:ND2	2.55	0.40
26:D4:43:LYS:HD3	26:D4:43:LYS:HA	2.44	0.40
27:D5:74:SER:HA	27:D5:77:ARG:NH2	4.32	0.40

Continued on next page...

Continued from previous page...

Atom-1	Atom-2	Interatomic distance (Å)	Clash overlap (Å)
11:S9:37:LYS:HA	32:E0:33:ARG:HA	2.03	0.40
39:L2:221:LYS:HE3	39:L2:221:LYS:HB3	4.59	0.40
40:L3:177:HIS:CG	40:L3:335:ILE:HD13	2.56	0.40
41:L4:178:LEU:HD21	41:L4:225:VAL:CG2	3.32	0.40
41:L4:222:VAL:HA	41:L4:223:PRO:HD3	2.46	0.40
41:L4:321:LYS:HA	41:L4:324:LEU:HB3	2.58	0.40
41:L4:93:MET:HE2	41:L4:93:MET:N	3.07	0.40
42:L5:55:PHE:CZ	42:L5:158:ARG:HG3	2.56	0.40
42:L5:95:TRP:O	42:L5:98:ALA:HB3	2.57	0.40
44:L7:44:ILE:HG12	44:L7:179:LEU:HD23	2.02	0.40
45:L8:89:GLU:HG2	45:L8:214:LEU:HD11	4.22	0.40
46:L9:48:VAL:HG13	46:L9:52:LEU:O	2.75	0.40
46:L9:79:ILE:O	46:L9:82:VAL:HG12	2.21	0.40
49:M3:160:GLN:HA	49:M3:160:GLN:OE1	3.02	0.40
50:M4:32:LEU:HD11	50:M4:94:TRP:CG	2.55	0.40
51:M5:185:ALA:HB3	51:M5:190:THR:HG22	3.19	0.40
52:M6:108:ILE:HD13	52:M6:108:ILE:HG21	2.02	0.40
52:M6:172:ARG:HE	52:M6:172:ARG:HB3	1.52	0.40
56:N0:7:TYR:CD1	56:N0:61:ILE:HD11	2.57	0.40
36:1:989:A:O2'	57:N1:104:GLU:HB3	2.20	0.40
63:N7:46:ILE:HD11	63:N7:49:TYR:CE2	4.37	0.40
65:N9:46:ALA:O	65:N9:50:THR:HG22	2.37	0.40
67:O1:20:LEU:HD23	67:O1:20:LEU:HA	1.85	0.40
70:O4:43:LYS:O	36:5:1653:G:H4'	185.34	0.40
51:M5:143:ARG:HH21	71:O5:92:LEU:HA	2.70	0.40
76:Q0:78:ILE:HG12	76:Q0:83:LYS:HD3	2.04	0.40
5:S3:208:ILE:HD12	19:C7:16:LEU:HD21	2.03	0.40
5:S3:71:LEU:HD23	5:S3:71:LEU:HA	1.77	0.40
7:S5:87:CYS:SG	7:S5:92:ARG:HG3	2.72	0.40
10:S8:29:LEU:HD12	1:6:400:A:H61	295.82	0.40
34:SR:256:THR:HG1	34:SR:259:GLY:C	2.24	0.40
36:1:915:A:H8	36:1:2136:C:O2'	2.05	0.40
36:1:2195:C:O5'	36:1:2195:C:H6	2.04	0.40
36:1:2691:A:H2'	36:1:2692:A:O4'	2.21	0.40
36:1:2887:A:H2'	36:1:2887:A:N3	2.36	0.40
36:1:3375:A:O2'	36:1:3378:C:H5'	2.22	0.40
36:1:994:G:N2	36:1:995:U:O4	2.53	0.40
1:2:1067:C:H2'	1:2:1068:C:H6	1.87	0.40
1:2:1215:C:N3	1:2:1216:C:N4	2.69	0.40
1:2:1767:G:OP1	1:2:1770:U:H4'	2.22	0.40
1:2:993:A:H4'	1:2:1777:G:O2'	2.21	0.40

Continued on next page...

Continued from previous page...

Atom-1	Atom-2	Interatomic distance (Å)	Clash overlap (Å)
1:2:224:C:H2'	1:2:225:A:H8	1.87	0.40
37:3:108:A:H2'	37:3:109:G:H8	1.87	0.40
37:3:47:C:OP1	42:L5:94:ASN:HB2	2.21	0.40
55:M9:10:LEU:HD21	36:5:1602:A:H4'	103.81	0.40
36:5:2112:U:H4'	36:5:2113:A:C5'	2.48	0.40
36:5:2271:A:N7	36:5:2272:G:C6	2.90	0.40
36:5:2505:U:H2'	36:5:2506:U:C4	2.56	0.40
70:O4:88:ARG:NH1	36:5:2556:C:OP1	199.64	0.40
36:5:317:A:H2'	36:5:318:A:C8	2.56	0.40
1:6:1255:G:H4'	1:6:1256:A:OP1	2.21	0.40
1:6:370:A:H2'	1:6:371:G:O4'	2.22	0.40
1:6:393:C:H2'	1:6:394:C:C6	2.56	0.40
1:6:781:U:H5"	1:6:781:U:O2	2.22	0.40
1:6:901:G:N1	1:6:902:G:C6	2.90	0.40
13:C1:80:MET:H	13:C1:80:MET:HG3	1.59	0.40
17:C5:22:LEU:HA	17:C5:25:LEU:HD12	2.99	0.40
18:C6:78:VAL:O	18:C6:81:ILE:HG12	2.54	0.40
23:D1:14:PRO:HB2	23:D1:23:ILE:HG23	2.56	0.40
24:D2:46:TYR:HB3	24:D2:69:LEU:HD13	2.03	0.40
1:2:600:U:OP2	25:D3:108:GLY:HA2	2.21	0.40
25:D3:79:ASN:HB3	25:D3:81:LYS:HG3	2.03	0.40
26:D4:45:ALA:HB1	26:D4:51:GLU:H	3.50	0.40
28:D6:79:ILE:O	28:D6:84:VAL:HG21	2.21	0.40
31:D9:22:ARG:HG2	31:D9:38:ILE:HD13	3.08	0.40
39:L2:77:ILE:CD1	39:L2:128:ARG:HB3	2.51	0.40
40:L3:153:LYS:HG2	40:L3:154:TYR:CE2	2.57	0.40
40:L3:361:THR:HG23	40:L3:371:GLN:O	2.48	0.40
40:L3:383:LEU:HD12	40:L3:385:LYS:HE2	3.81	0.40
41:L4:23:PRO:O	41:L4:24:ALA:HB3	2.21	0.40
36:1:610:G:C8	41:L4:312:VAL:HG21	2.57	0.40
41:L4:74:ILE:HA	41:L4:74:ILE:HD12	3.82	0.40
42:L5:109:THR:OG1	42:L5:110:LEU:N	2.55	0.40
42:L5:113:LEU:HB3	42:L5:115:LEU:HD22	2.03	0.40
37:3:27:A:O5'	42:L5:57:ASN:ND2	2.55	0.40
42:L5:58:LYS:HD2	42:L5:93:THR:CB	2.52	0.40
42:L5:78:ALA:HB3	42:L5:105:ILE:HG12	2.03	0.40
43:L6:41:ILE:HB	43:L6:85:ILE:HB	2.02	0.40
47:M0:3:ARG:NH2	47:M0:63:GLU:HG3	2.55	0.40
49:M3:105:ASN:OD1	49:M3:107:GLU:HG2	2.49	0.40
50:M4:102:LYS:HB2	50:M4:102:LYS:HE3	1.75	0.40
50:M4:77:ARG:O	50:M4:81:VAL:HG23	2.22	0.40

Continued on next page...

Continued from previous page...

Atom-1	Atom-2	Interatomic distance (Å)	Clash overlap (Å)
36:1:289:A:C2	51:M5:93:LYS:HG3	2.56	0.40
52:M6:34:VAL:HB	52:M6:103:LYS:HB2	2.73	0.40
52:M6:128:ARG:HD2	52:M6:128:ARG:HA	4.42	0.40
52:M6:20:ALA:HA	52:M6:84:LEU:HG	2.03	0.40
54:M8:178:ARG:HD3	54:M8:178:ARG:HA	1.70	0.40
54:M8:19:PRO:HD3	54:M8:53:PHE:CE1	2.57	0.40
36:1:2700:G:OP1	57:N1:17:ARG:HB2	2.22	0.40
58:N2:73:GLY:HA3	58:N2:103:TYR:OH	2.35	0.40
58:N2:20:SER:OG	58:N2:21:SER:N	2.53	0.40
59:N3:33:ASN:ND2	59:N3:64:LYS:HB2	3.34	0.40
59:N3:24:ASN:O	59:N3:99:ALA:HA	2.26	0.40
60:N4:5:ILE:CD1	60:N4:10:GLY:HA2	2.51	0.40
61:N5:113:LEU:HD22	36:5:1522:U:H3'	101.74	0.40
63:N7:36:HIS:ND1	63:N7:36:HIS:N	3.02	0.40
65:N9:24:PRO:O	65:N9:25:LYS:HB2	2.44	0.40
63:N7:4:PHE:CE2	66:O0:35:ARG:HA	2.57	0.40
66:O0:10:ILE:HG12	66:O0:68:TYR:CZ	3.10	0.40
4:S2:118:ALA:HB3	4:S2:124:ALA:HB2	2.02	0.40
4:S2:178:ILE:HD13	4:S2:188:LEU:HB2	2.48	0.40
4:S2:98:PHE:O	4:S2:117:THR:HA	2.46	0.40
6:S4:125:LYS:HE3	6:S4:127:LYS:NZ	6.58	0.40
7:S5:146:THR:HG23	7:S5:221:ALA:HA	2.04	0.40
7:S5:43:PHE:O	7:S5:44:ASN:C	2.66	0.40
7:S5:45:LYS:HD3	7:S5:45:LYS:HA	2.33	0.40
8:S6:176:GLN:HG2	1:6:169:A:C5'	327.45	0.40
8:S6:31:ARG:HH21	8:S6:68:LEU:HD12	3.37	0.40
11:S9:81:VAL:O	11:S9:150:LEU:HD22	2.53	0.40
11:S9:171:ARG:NE	11:S9:171:ARG:HA	2.68	0.40
35:SM:102:THR:HG22	35:SM:105:LYS:HB2	2.03	0.40
35:SM:68:ARG:HH21	1:6:1460:A:P	331.34	0.40
34:SR:38:ARG:HG2	34:SR:67:ILE:HG23	2.06	0.40

All (2) symmetry-related close contacts are listed below. The label for Atom-2 includes the symmetry operator and encoded unit-cell translations to be applied.

Atom-1	Atom-2	Interatomic distance (Å)	Clash overlap (Å)
36:1:3195:U:OP1	86:C8:201:OHX:N6[2_555]	2.11	0.09
1:2:1353:U:O2'	36:5:3165:A:OP1[2_546]	2.12	0.08

5.3 Torsion angles (i)

5.3.1 Protein backbone (i)

In the following table, the Percentiles column shows the percent Ramachandran outliers of the chain as a percentile score with respect to all X-ray entries followed by that with respect to entries of similar resolution.

The Analysed column shows the number of residues for which the backbone conformation was analysed, and the total number of residues.

Mol	Chain	Analysed	Favoured	Allowed	Outliers	Percentiles
2	S0	204/206 (99%)	173 (85%)	27 (13%)	4 (2%)	9 38
2	s0	204/206 (99%)	175 (86%)	21 (10%)	8 (4%)	4 22
3	S1	212/216 (98%)	167 (79%)	40 (19%)	5 (2%)	7 33
3	s1	214/216 (99%)	182 (85%)	29 (14%)	3 (1%)	14 48
4	S2	215/217 (99%)	200 (93%)	11 (5%)	4 (2%)	10 40
4	s2	215/217 (99%)	195 (91%)	17 (8%)	3 (1%)	14 48
5	S3	221/223 (99%)	194 (88%)	23 (10%)	4 (2%)	11 42
5	s3	221/223 (99%)	185 (84%)	31 (14%)	5 (2%)	8 35
6	S4	258/260 (99%)	232 (90%)	24 (9%)	2 (1%)	24 63
6	s4	258/260 (99%)	230 (89%)	25 (10%)	3 (1%)	16 52
7	S5	204/206 (99%)	181 (89%)	15 (7%)	8 (4%)	4 22
7	s5	204/206 (99%)	182 (89%)	19 (9%)	3 (2%)	13 46
8	S6	224/226 (99%)	207 (92%)	14 (6%)	3 (1%)	15 50
8	s6	216/226 (96%)	198 (92%)	14 (6%)	4 (2%)	10 40
9	S7	182/186 (98%)	148 (81%)	20 (11%)	14 (8%)	1 6
9	s7	184/186 (99%)	154 (84%)	27 (15%)	3 (2%)	12 44
10	S8	184/200 (92%)	161 (88%)	21 (11%)	2 (1%)	17 55
10	s8	184/200 (92%)	170 (92%)	11 (6%)	3 (2%)	12 44
11	S9	183/185 (99%)	163 (89%)	16 (9%)	4 (2%)	8 36
11	s9	183/185 (99%)	164 (90%)	18 (10%)	1 (0%)	34 72
12	C0	94/98 (96%)	75 (80%)	17 (18%)	2 (2%)	9 37
12	c0	92/98 (94%)	67 (73%)	14 (15%)	11 (12%)	0 2
13	C1	153/156 (98%)	131 (86%)	20 (13%)	2 (1%)	15 50
13	c1	144/156 (92%)	124 (86%)	15 (10%)	5 (4%)	4 24
14	C2	122/124 (98%)	89 (73%)	27 (22%)	6 (5%)	3 16

Continued on next page...

Continued from previous page...

Mol	Chain	Analysed	Favoured	Allowed	Outliers	Percentiles	
14	c2	122/124 (98%)	85 (70%)	33 (27%)	4 (3%)	5	26
15	C3	148/150 (99%)	138 (93%)	9 (6%)	1 (1%)	26	65
15	c3	148/150 (99%)	130 (88%)	15 (10%)	3 (2%)	9	38
16	C4	125/128 (98%)	111 (89%)	12 (10%)	2 (2%)	12	44
16	c4	126/128 (98%)	111 (88%)	14 (11%)	1 (1%)	24	63
17	C5	122/142 (86%)	102 (84%)	14 (12%)	6 (5%)	3	16
17	c5	133/142 (94%)	109 (82%)	17 (13%)	7 (5%)	2	14
18	C6	139/142 (98%)	124 (89%)	13 (9%)	2 (1%)	14	48
18	c6	140/142 (99%)	131 (94%)	9 (6%)	0	100	100
19	C7	116/136 (85%)	100 (86%)	11 (10%)	5 (4%)	3	19
19	c7	113/136 (83%)	99 (88%)	11 (10%)	3 (3%)	6	31
20	C8	143/145 (99%)	120 (84%)	18 (13%)	5 (4%)	4	24
20	c8	143/145 (99%)	121 (85%)	17 (12%)	5 (4%)	4	24
21	C9	141/143 (99%)	127 (90%)	14 (10%)	0	100	100
21	c9	141/143 (99%)	125 (89%)	14 (10%)	2 (1%)	14	48
22	D0	105/110 (96%)	91 (87%)	13 (12%)	1 (1%)	19	58
22	d0	108/110 (98%)	89 (82%)	14 (13%)	5 (5%)	3	17
23	D1	85/87 (98%)	71 (84%)	13 (15%)	1 (1%)	16	52
23	d1	85/87 (98%)	75 (88%)	9 (11%)	1 (1%)	16	52
24	D2	127/129 (98%)	118 (93%)	6 (5%)	3 (2%)	7	33
24	d2	127/129 (98%)	119 (94%)	7 (6%)	1 (1%)	24	63
25	D3	142/144 (99%)	118 (83%)	19 (13%)	5 (4%)	4	24
25	d3	142/144 (99%)	131 (92%)	11 (8%)	0	100	100
26	D4	132/134 (98%)	117 (89%)	9 (7%)	6 (4%)	3	17
26	d4	132/134 (98%)	111 (84%)	18 (14%)	3 (2%)	8	35
27	D5	68/70 (97%)	51 (75%)	14 (21%)	3 (4%)	3	18
27	d5	67/70 (96%)	58 (87%)	8 (12%)	1 (2%)	13	46
28	D6	95/97 (98%)	70 (74%)	19 (20%)	6 (6%)	2	10
28	d6	95/97 (98%)	76 (80%)	12 (13%)	7 (7%)	1	7
29	D7	79/81 (98%)	69 (87%)	8 (10%)	2 (2%)	7	32
29	d7	79/81 (98%)	72 (91%)	6 (8%)	1 (1%)	15	50

Continued on next page...

Continued from previous page...

Mol	Chain	Analysed	Favoured	Allowed	Outliers	Percentiles	
30	D8	61/63 (97%)	54 (88%)	7 (12%)	0	100	100
30	d8	61/63 (97%)	49 (80%)	12 (20%)	0	100	100
31	D9	51/53 (96%)	47 (92%)	4 (8%)	0	100	100
31	d9	51/53 (96%)	48 (94%)	2 (4%)	1 (2%)	9	38
32	E0	58/62 (94%)	49 (84%)	7 (12%)	2 (3%)	5	25
32	e0	60/62 (97%)	51 (85%)	7 (12%)	2 (3%)	5	26
33	E1	69/76 (91%)	45 (65%)	18 (26%)	6 (9%)	1	5
33	e1	74/76 (97%)	49 (66%)	18 (24%)	7 (10%)	1	4
34	SR	316/318 (99%)	288 (91%)	28 (9%)	0	100	100
34	sR	316/318 (99%)	286 (90%)	26 (8%)	4 (1%)	15	50
35	SM	131/176 (74%)	108 (82%)	17 (13%)	6 (5%)	3	17
39	L2	250/252 (99%)	234 (94%)	15 (6%)	1 (0%)	39	75
39	l2	250/252 (99%)	225 (90%)	22 (9%)	3 (1%)	16	52
40	L3	384/386 (100%)	356 (93%)	24 (6%)	4 (1%)	19	58
40	l3	384/386 (100%)	362 (94%)	20 (5%)	2 (0%)	34	72
41	L4	359/361 (99%)	327 (91%)	32 (9%)	0	100	100
41	l4	359/361 (99%)	327 (91%)	25 (7%)	7 (2%)	10	40
42	L5	294/296 (99%)	257 (87%)	33 (11%)	4 (1%)	14	48
42	l5	292/296 (99%)	275 (94%)	17 (6%)	0	100	100
43	L6	152/176 (86%)	145 (95%)	6 (4%)	1 (1%)	26	65
43	l6	153/176 (87%)	139 (91%)	12 (8%)	2 (1%)	15	50
44	L7	220/223 (99%)	208 (94%)	11 (5%)	1 (0%)	34	72
44	l7	221/223 (99%)	208 (94%)	11 (5%)	2 (1%)	21	61
45	L8	231/233 (99%)	203 (88%)	22 (10%)	6 (3%)	7	32
46	L9	189/191 (99%)	171 (90%)	17 (9%)	1 (0%)	34	72
46	l9	189/191 (99%)	175 (93%)	12 (6%)	2 (1%)	17	55
47	M0	207/221 (94%)	188 (91%)	19 (9%)	0	100	100
47	m0	209/221 (95%)	188 (90%)	18 (9%)	3 (1%)	14	48
48	M1	167/169 (99%)	141 (84%)	20 (12%)	6 (4%)	4	24
48	m1	167/169 (99%)	143 (86%)	18 (11%)	6 (4%)	4	24
49	M3	191/194 (98%)	171 (90%)	14 (7%)	6 (3%)	5	27

Continued on next page...

Continued from previous page...

Mol	Chain	Analysed	Favoured	Allowed	Outliers	Percentiles	
49	m3	192/194 (99%)	166 (86%)	17 (9%)	9 (5%)	3	17
50	M4	134/137 (98%)	125 (93%)	7 (5%)	2 (2%)	13	46
50	m4	135/137 (98%)	132 (98%)	3 (2%)	0	100	100
51	M5	201/203 (99%)	191 (95%)	8 (4%)	2 (1%)	19	58
51	m5	201/203 (99%)	186 (92%)	12 (6%)	3 (2%)	13	46
52	M6	195/197 (99%)	189 (97%)	4 (2%)	2 (1%)	19	58
52	m6	195/197 (99%)	184 (94%)	11 (6%)	0	100	100
53	M7	181/183 (99%)	169 (93%)	12 (7%)	0	100	100
53	m7	153/183 (84%)	146 (95%)	7 (5%)	0	100	100
54	M8	183/185 (99%)	169 (92%)	12 (7%)	2 (1%)	17	55
54	m8	183/185 (99%)	169 (92%)	13 (7%)	1 (0%)	34	72
55	M9	186/188 (99%)	175 (94%)	9 (5%)	2 (1%)	17	55
55	m9	186/188 (99%)	173 (93%)	13 (7%)	0	100	100
56	N0	170/172 (99%)	158 (93%)	9 (5%)	3 (2%)	11	42
56	n0	170/172 (99%)	163 (96%)	7 (4%)	0	100	100
57	N1	157/159 (99%)	142 (90%)	13 (8%)	2 (1%)	15	50
57	n1	157/159 (99%)	149 (95%)	6 (4%)	2 (1%)	15	50
58	N2	98/100 (98%)	85 (87%)	12 (12%)	1 (1%)	19	58
58	n2	96/100 (96%)	91 (95%)	4 (4%)	1 (1%)	19	58
59	N3	134/136 (98%)	128 (96%)	6 (4%)	0	100	100
59	n3	134/136 (98%)	130 (97%)	3 (2%)	1 (1%)	26	65
60	N4	96/98 (98%)	84 (88%)	10 (10%)	2 (2%)	9	37
61	N5	119/121 (98%)	113 (95%)	6 (5%)	0	100	100
61	n5	118/121 (98%)	104 (88%)	14 (12%)	0	100	100
62	N6	124/126 (98%)	115 (93%)	9 (7%)	0	100	100
62	n6	124/126 (98%)	119 (96%)	3 (2%)	2 (2%)	12	44
63	N7	133/135 (98%)	124 (93%)	6 (4%)	3 (2%)	8	35
63	n7	133/135 (98%)	115 (86%)	15 (11%)	3 (2%)	8	35
64	N8	146/148 (99%)	131 (90%)	12 (8%)	3 (2%)	9	37
64	n8	146/148 (99%)	131 (90%)	13 (9%)	2 (1%)	14	48
65	N9	56/58 (97%)	49 (88%)	7 (12%)	0	100	100

Continued on next page...

Continued from previous page...

Mol	Chain	Analysed	Favoured	Allowed	Outliers	Percentiles	
65	n9	56/58 (97%)	46 (82%)	9 (16%)	1 (2%)	11	42
66	O0	95/100 (95%)	93 (98%)	2 (2%)	0	100	100
66	o0	98/100 (98%)	89 (91%)	9 (9%)	0	100	100
67	O1	107/109 (98%)	100 (94%)	6 (6%)	1 (1%)	21	61
67	o1	107/109 (98%)	100 (94%)	6 (6%)	1 (1%)	21	61
68	O2	125/127 (98%)	121 (97%)	4 (3%)	0	100	100
68	o2	125/127 (98%)	116 (93%)	6 (5%)	3 (2%)	7	33
69	O3	104/106 (98%)	99 (95%)	5 (5%)	0	100	100
69	o3	104/106 (98%)	97 (93%)	7 (7%)	0	100	100
70	O4	110/112 (98%)	104 (94%)	6 (6%)	0	100	100
70	o4	110/112 (98%)	102 (93%)	7 (6%)	1 (1%)	21	61
71	O5	117/119 (98%)	108 (92%)	9 (8%)	0	100	100
71	o5	117/119 (98%)	106 (91%)	11 (9%)	0	100	100
72	O6	97/99 (98%)	79 (81%)	15 (16%)	3 (3%)	5	27
72	o6	97/99 (98%)	87 (90%)	8 (8%)	2 (2%)	9	37
73	O7	85/87 (98%)	78 (92%)	7 (8%)	0	100	100
73	o7	85/87 (98%)	78 (92%)	6 (7%)	1 (1%)	16	52
74	O8	75/77 (97%)	66 (88%)	6 (8%)	3 (4%)	4	21
74	o8	75/77 (97%)	67 (89%)	7 (9%)	1 (1%)	15	50
75	O9	48/50 (96%)	46 (96%)	2 (4%)	0	100	100
75	o9	48/50 (96%)	44 (92%)	4 (8%)	0	100	100
76	Q0	50/52 (96%)	47 (94%)	3 (6%)	0	100	100
76	q0	50/52 (96%)	46 (92%)	3 (6%)	1 (2%)	9	38
77	Q1	23/25 (92%)	22 (96%)	1 (4%)	0	100	100
77	q1	23/25 (92%)	23 (100%)	0	0	100	100
78	Q2	103/105 (98%)	89 (86%)	14 (14%)	0	100	100
78	q2	103/105 (98%)	96 (93%)	6 (6%)	1 (1%)	19	58
79	Q3	89/91 (98%)	81 (91%)	7 (8%)	1 (1%)	17	55
79	q3	89/91 (98%)	85 (96%)	3 (3%)	1 (1%)	17	55
80	sM	61/159 (38%)	50 (82%)	8 (13%)	3 (5%)	3	16
81	l8	229/231 (99%)	197 (86%)	28 (12%)	4 (2%)	11	43

Continued on next page...

Continued from previous page...

Mol	Chain	Analysed	Favoured	Allowed	Outliers	Percentiles
83	n4	133/135 (98%)	111 (84%)	16 (12%)	6 (4%)	3 17
84	p0	139/312 (45%)	126 (91%)	12 (9%)	1 (1%)	26 65
All	All	22272/23122 (96%)	19937 (90%)	1963 (9%)	372 (2%)	11 43

All (372) Ramachandran outliers are listed below:

Mol	Chain	Res	Type
9	S7	64	VAL
9	S7	111	LYS
9	S7	131	PHE
9	S7	133	THR
12	C0	87	VAL
12	C0	88	PRO
14	C2	126	TRP
18	C6	39	VAL
19	C7	85	VAL
19	C7	86	PRO
20	C8	28	ILE
24	D2	83	ILE
26	D4	35	VAL
27	D5	39	ALA
32	E0	47	VAL
40	L3	140	ASP
43	L6	98	VAL
45	L8	36	ILE
46	L9	50	ASN
48	M1	11	ASP
49	M3	129	ASN
52	M6	111	PRO
72	O6	33	ALA
72	O6	34	SER
2	s0	189	VAL
3	s1	210	ILE
4	s2	92	ALA
9	s7	64	VAL
12	c0	83	PRO
12	c0	88	PRO
12	c0	97	PRO
14	c2	91	VAL
17	c5	126	VAL
20	c8	91	ASP

Continued on next page...

Continued from previous page...

Mol	Chain	Res	Type
24	d2	6	VAL
33	e1	87	THR
33	e1	102	VAL
39	l2	239	ALA
43	l6	98	VAL
43	l6	130	ILE
48	m1	152	HIS
49	m3	63	VAL
51	m5	184	LYS
83	n4	76	VAL
63	n7	130	PHE
65	n9	21	ILE
3	S1	63	GLY
5	S3	217	ILE
9	S7	66	SER
9	S7	112	ARG
10	S8	148	ALA
13	C1	7	VAL
14	C2	89	ILE
14	C2	91	VAL
16	C4	40	ALA
17	C5	69	GLU
17	C5	70	ASN
17	C5	126	VAL
18	C6	113	ASP
19	C7	88	VAL
19	C7	124	VAL
22	D0	18	GLN
23	D1	82	VAL
24	D2	30	SER
26	D4	5	VAL
28	D6	46	GLU
28	D6	75	VAL
29	D7	62	ILE
33	E1	98	VAL
35	SM	87	THR
40	L3	4	ARG
40	L3	5	LYS
42	L5	252	ALA
42	L5	259	LYS
45	L8	37	GLY
48	M1	115	LYS

Continued on next page...

Continued from previous page...

Mol	Chain	Res	Type
50	M4	8	LYS
51	M5	75	VAL
54	M8	99	THR
55	M9	131	ALA
56	N0	13	ARG
57	N1	124	VAL
60	N4	96	LEU
63	N7	30	ASP
74	O8	19	ASP
5	s3	216	PRO
5	s3	217	ILE
5	s3	222	VAL
8	s6	173	PRO
8	s6	174	LYS
9	s7	10	SER
12	c0	82	LEU
13	c1	7	VAL
13	c1	133	LYS
14	c2	84	ASN
15	c3	66	ILE
17	c5	51	SER
19	c7	88	VAL
20	c8	92	ILE
22	d0	15	GLN
22	d0	118	VAL
23	d1	6	GLY
26	d4	52	LYS
26	d4	123	LYS
29	d7	62	ILE
33	e1	98	VAL
33	e1	103	LEU
33	e1	136	LYS
39	l2	238	ILE
41	l4	302	ALA
47	m0	175	ASN
54	m8	99	THR
62	n6	125	LYS
72	o6	63	ASN
74	o8	19	ASP
2	S0	4	PRO
3	S1	62	LYS
5	S3	221	SER

Continued on next page...

Continued from previous page...

Mol	Chain	Res	Type
7	S5	58	LEU
7	S5	64	VAL
9	S7	65	PRO
9	S7	67	LEU
9	S7	132	PRO
9	S7	134	GLU
13	C1	6	THR
24	D2	31	SER
25	D3	3	LYS
26	D4	4	ALA
27	D5	71	ILE
33	E1	101	ALA
35	SM	46	LYS
35	SM	86	ASN
35	SM	102	THR
39	L2	251	LYS
48	M1	8	PRO
48	M1	165	GLN
49	M3	51	LEU
49	M3	77	LEU
49	M3	166	ALA
51	M5	74	PRO
56	N0	2	ALA
56	N0	167	ARG
64	N8	79	TRP
2	s0	164	ASN
3	s1	179	SER
7	s5	43	PHE
7	s5	184	PHE
8	s6	70	PRO
13	c1	61	THR
16	c4	126	THR
17	c5	7	ALA
17	c5	125	PRO
20	c8	8	GLN
22	d0	51	VAL
26	d4	35	VAL
28	d6	61	GLU
28	d6	62	TYR
33	e1	84	VAL
34	sR	54	PHE
34	sR	166	SER

Continued on next page...

Continued from previous page...

Mol	Chain	Res	Type
41	l4	90	PHE
41	l4	329	PRO
44	l7	229	PHE
48	m1	115	LYS
49	m3	47	ALA
49	m3	140	SER
49	m3	141	ALA
57	n1	136	ARG
59	n3	42	SER
83	n4	63	ILE
83	n4	73	ARG
83	n4	77	LYS
64	n8	78	LEU
3	S1	180	THR
4	S2	40	LYS
4	S2	144	TRP
4	S2	148	LEU
6	S4	164	LEU
8	S6	70	PRO
9	S7	32	PRO
10	S8	152	ILE
14	C2	106	ILE
17	C5	54	ALA
20	C8	61	LEU
20	C8	91	ASP
20	C8	144	ARG
26	D4	36	SER
27	D5	88	ILE
28	D6	45	VAL
28	D6	61	GLU
33	E1	100	LEU
33	E1	111	GLU
48	M1	173	ASP
49	M3	47	ALA
52	M6	110	PRO
55	M9	53	LYS
3	s1	209	ASN
5	s3	45	LYS
7	s5	101	GLY
10	s8	62	THR
11	s9	134	ILE
12	c0	32	HIS

Continued on next page...

Continued from previous page...

Mol	Chain	Res	Type
12	c0	94	GLU
13	c1	8	GLN
14	c2	106	ILE
17	c5	128	HIS
17	c5	129	GLY
27	d5	104	ALA
28	d6	15	ARG
33	e1	88	PRO
34	sR	318	ALA
80	sM	48	ARG
80	sM	50	ASN
40	l3	129	ALA
41	l4	342	LYS
44	l7	191	VAL
48	m1	8	PRO
49	m3	51	LEU
83	n4	72	SER
83	n4	133	THR
63	n7	129	TRP
68	o2	12	LYS
70	o4	82	ALA
72	o6	98	ARG
4	S2	39	THR
5	S3	93	ASP
5	S3	216	PRO
7	S5	26	ALA
7	S5	39	GLU
7	S5	51	VAL
7	S5	77	TYR
7	S5	127	GLN
11	S9	100	LYS
11	S9	121	SER
11	S9	134	ILE
14	C2	125	ASN
14	C2	128	ALA
15	C3	22	ALA
17	C5	125	PRO
19	C7	25	THR
20	C8	14	ILE
25	D3	131	SER
25	D3	137	LYS
26	D4	6	THR

Continued on next page...

Continued from previous page...

Mol	Chain	Res	Type
29	D7	38	PRO
33	E1	106	TYR
40	L3	317	ILE
42	L5	258	LYS
45	L8	25	PRO
45	L8	39	ALA
45	L8	157	VAL
48	M1	114	ILE
49	M3	76	THR
63	N7	102	GLU
64	N8	48	TYR
64	N8	78	LEU
74	O8	18	ALA
79	Q3	51	ALA
2	s0	9	LEU
2	s0	103	THR
2	s0	206	ASP
4	s2	106	ASP
5	s3	179	GLN
6	s4	172	PHE
9	s7	163	ASP
12	c0	30	ALA
14	c2	66	VAL
17	c5	68	PRO
19	c7	103	ASP
21	c9	142	GLU
28	d6	13	LYS
81	l8	25	PRO
81	l8	34	PHE
81	l8	203	VAL
46	l9	144	ILE
48	m1	10	ARG
48	m1	108	GLU
48	m1	114	ILE
49	m3	50	PRO
49	m3	62	THR
51	m5	183	THR
58	n2	91	ASP
62	n6	126	LEU
63	n7	103	GLN
68	o2	5	PRO
73	o7	86	ALA

Continued on next page...

Continued from previous page...

Mol	Chain	Res	Type
78	q2	76	LYS
79	q3	51	ALA
2	S0	27	ARG
2	S0	39	ASN
3	S1	49	ASN
6	S4	195	ILE
8	S6	69	LEU
9	S7	74	GLN
25	D3	112	LYS
28	D6	82	ARG
28	D6	84	VAL
33	E1	84	VAL
42	L5	260	PHE
45	L8	156	ASP
57	N1	12	ARG
58	N2	11	ILE
60	N4	97	LYS
63	N7	103	GLN
67	O1	7	VAL
2	s0	30	GLN
4	s2	235	LEU
12	c0	31	LYS
15	c3	60	VAL
21	c9	34	VAL
22	d0	96	PRO
28	d6	34	LYS
34	sR	160	GLU
39	l2	56	ALA
40	l3	187	SER
47	m0	170	LYS
47	m0	195	ALA
68	o2	6	HIS
76	q0	78	ILE
84	p0	33	VAL
2	S0	158	VAL
3	S1	210	ILE
7	S5	101	GLY
9	S7	98	ILE
16	C4	42	VAL
17	C5	53	PRO
26	D4	47	VAL
35	SM	12	VAL

Continued on next page...

Continued from previous page...

Mol	Chain	Res	Type
50	M4	6	ILE
72	O6	3	VAL
10	s8	78	ILE
12	c0	35	ILE
12	c0	92	ILE
19	c7	99	VAL
22	d0	97	VAL
81	l8	237	ILE
64	n8	28	HIS
9	S7	63	PRO
8	s6	69	LEU
10	s8	101	ILE
20	c8	14	ILE
32	e0	47	VAL
51	m5	76	PRO
57	n1	135	PRO
8	S6	173	PRO
35	SM	53	ARG
54	M8	162	ALA
74	O8	36	LYS
2	s0	10	THR
2	s0	158	VAL
6	s4	30	ARG
6	s4	90	ILE
15	c3	22	ALA
20	c8	135	GLY
31	d9	6	VAL
41	l4	301	PRO
46	l9	167	VAL
49	m3	93	ILE
11	S9	168	ARG
32	E0	45	VAL
44	L7	178	ILE
13	c1	129	ARG
28	d6	58	VAL
32	e0	60	PRO
80	sM	43	ASP
41	l4	142	VAL
49	m3	60	ALA
67	o1	45	GLY
25	D3	41	SER
12	c0	3	MET

Continued on next page...

Continued from previous page...

Mol	Chain	Res	Type
28	d6	59	TYR
41	l4	145	ILE

5.3.2 Protein sidechains (i)

In the following table, the Percentiles column shows the percent sidechain outliers of the chain as a percentile score with respect to all X-ray entries followed by that with respect to entries of similar resolution.

The Analysed column shows the number of residues for which the sidechain conformation was analysed, and the total number of residues.

Mol	Chain	Analysed	Rotameric	Outliers	Percentiles
2	S0	164/173 (95%)	134 (82%)	30 (18%)	2 9
2	s0	165/173 (95%)	131 (79%)	34 (21%)	1 6
3	S1	191/192 (100%)	152 (80%)	39 (20%)	1 6
3	s1	192/192 (100%)	154 (80%)	38 (20%)	1 7
4	S2	176/176 (100%)	141 (80%)	35 (20%)	1 7
4	s2	176/176 (100%)	136 (77%)	40 (23%)	1 4
5	S3	182/182 (100%)	147 (81%)	35 (19%)	2 8
5	s3	182/182 (100%)	151 (83%)	31 (17%)	2 11
6	S4	221/221 (100%)	180 (81%)	41 (19%)	2 9
6	s4	221/221 (100%)	184 (83%)	37 (17%)	3 11
7	S5	173/173 (100%)	145 (84%)	28 (16%)	3 12
7	s5	173/173 (100%)	141 (82%)	32 (18%)	2 9
8	S6	188/193 (97%)	162 (86%)	26 (14%)	4 19
8	s6	187/193 (97%)	155 (83%)	32 (17%)	2 11
9	S7	165/166 (99%)	135 (82%)	30 (18%)	2 9
9	s7	165/166 (99%)	129 (78%)	36 (22%)	1 5
10	S8	150/161 (93%)	127 (85%)	23 (15%)	3 14
10	s8	150/161 (93%)	123 (82%)	27 (18%)	2 10
11	S9	158/158 (100%)	126 (80%)	32 (20%)	1 6
11	s9	158/158 (100%)	124 (78%)	34 (22%)	1 5
12	C0	77/91 (85%)	61 (79%)	16 (21%)	1 6
12	c0	73/91 (80%)	60 (82%)	13 (18%)	2 10

Continued on next page...

Continued from previous page...

Mol	Chain	Analysed	Rotameric	Outliers	Percentiles	
13	C1	129/137 (94%)	105 (81%)	24 (19%)	2	9
13	c1	129/137 (94%)	105 (81%)	24 (19%)	2	9
14	C2	88/100 (88%)	65 (74%)	23 (26%)	0	2
14	c2	88/100 (88%)	64 (73%)	24 (27%)	0	1
15	C3	127/127 (100%)	102 (80%)	25 (20%)	1	7
15	c3	127/127 (100%)	101 (80%)	26 (20%)	1	6
16	C4	81/97 (84%)	65 (80%)	16 (20%)	1	7
16	c4	97/97 (100%)	75 (77%)	22 (23%)	1	4
17	C5	101/118 (86%)	87 (86%)	14 (14%)	4	19
17	c5	103/118 (87%)	86 (84%)	17 (16%)	3	12
18	C6	117/118 (99%)	89 (76%)	28 (24%)	1	3
18	c6	118/118 (100%)	97 (82%)	21 (18%)	2	10
19	C7	94/124 (76%)	72 (77%)	22 (23%)	1	4
19	c7	92/124 (74%)	75 (82%)	17 (18%)	2	9
20	C8	128/128 (100%)	104 (81%)	24 (19%)	2	8
20	c8	128/128 (100%)	106 (83%)	22 (17%)	2	11
21	C9	115/115 (100%)	92 (80%)	23 (20%)	1	7
21	c9	115/115 (100%)	96 (84%)	19 (16%)	3	12
22	D0	100/103 (97%)	80 (80%)	20 (20%)	1	7
22	d0	103/103 (100%)	77 (75%)	26 (25%)	1	2
23	D1	74/74 (100%)	63 (85%)	11 (15%)	4	15
23	d1	74/74 (100%)	58 (78%)	16 (22%)	1	5
24	D2	110/110 (100%)	89 (81%)	21 (19%)	2	8
24	d2	110/110 (100%)	96 (87%)	14 (13%)	5	22
25	D3	119/119 (100%)	95 (80%)	24 (20%)	1	7
25	d3	119/119 (100%)	99 (83%)	20 (17%)	2	11
26	D4	112/112 (100%)	91 (81%)	21 (19%)	2	8
26	d4	112/112 (100%)	98 (88%)	14 (12%)	6	22
27	D5	61/61 (100%)	47 (77%)	14 (23%)	1	4
27	d5	61/61 (100%)	53 (87%)	8 (13%)	5	21
28	D6	83/83 (100%)	63 (76%)	20 (24%)	1	3

Continued on next page...

Continued from previous page...

Mol	Chain	Analysed	Rotameric	Outliers	Percentiles
28	d6	83/83 (100%)	68 (82%)	15 (18%)	2 9
29	D7	70/70 (100%)	60 (86%)	10 (14%)	4 17
29	d7	70/70 (100%)	58 (83%)	12 (17%)	2 11
30	D8	56/56 (100%)	42 (75%)	14 (25%)	1 2
30	d8	56/56 (100%)	44 (79%)	12 (21%)	1 5
31	D9	47/47 (100%)	33 (70%)	14 (30%)	0 1
31	d9	47/47 (100%)	35 (74%)	12 (26%)	1 2
32	E0	51/53 (96%)	43 (84%)	8 (16%)	3 13
32	e0	53/53 (100%)	43 (81%)	10 (19%)	2 8
33	E1	62/66 (94%)	47 (76%)	15 (24%)	1 3
33	e1	66/66 (100%)	47 (71%)	19 (29%)	0 1
34	SR	259/261 (99%)	228 (88%)	31 (12%)	6 24
34	sR	259/261 (99%)	230 (89%)	29 (11%)	7 29
35	SM	97/122 (80%)	75 (77%)	22 (23%)	1 4
39	L2	193/194 (100%)	163 (84%)	30 (16%)	3 14
39	l2	192/194 (99%)	152 (79%)	40 (21%)	1 6
40	L3	320/322 (99%)	256 (80%)	64 (20%)	1 7
40	l3	319/322 (99%)	266 (83%)	53 (17%)	3 12
41	L4	288/288 (100%)	238 (83%)	50 (17%)	2 11
41	l4	288/288 (100%)	241 (84%)	47 (16%)	3 12
42	L5	244/244 (100%)	194 (80%)	50 (20%)	1 6
42	l5	243/244 (100%)	203 (84%)	40 (16%)	3 12
43	L6	134/153 (88%)	117 (87%)	17 (13%)	5 22
43	l6	135/153 (88%)	116 (86%)	19 (14%)	4 18
44	L7	186/187 (100%)	160 (86%)	26 (14%)	4 18
44	l7	187/187 (100%)	159 (85%)	28 (15%)	3 15
45	L8	187/191 (98%)	159 (85%)	28 (15%)	3 15
46	L9	171/171 (100%)	136 (80%)	35 (20%)	1 6
46	l9	171/171 (100%)	137 (80%)	34 (20%)	1 7
47	M0	177/187 (95%)	151 (85%)	26 (15%)	4 16
47	m0	179/187 (96%)	139 (78%)	40 (22%)	1 5

Continued on next page...

Continued from previous page...

Mol	Chain	Analysed	Rotameric	Outliers	Percentiles
48	M1	147/147 (100%)	117 (80%)	30 (20%)	1 6
48	m1	147/147 (100%)	120 (82%)	27 (18%)	2 9
49	M3	154/154 (100%)	126 (82%)	28 (18%)	2 9
49	m3	154/154 (100%)	130 (84%)	24 (16%)	3 14
50	M4	107/108 (99%)	90 (84%)	17 (16%)	3 13
50	m4	108/108 (100%)	93 (86%)	15 (14%)	4 19
51	M5	175/175 (100%)	146 (83%)	29 (17%)	3 12
51	m5	175/175 (100%)	146 (83%)	29 (17%)	3 12
52	M6	160/160 (100%)	132 (82%)	28 (18%)	2 10
52	m6	160/160 (100%)	132 (82%)	28 (18%)	2 10
53	M7	140/145 (97%)	115 (82%)	25 (18%)	2 10
53	m7	125/145 (86%)	100 (80%)	25 (20%)	1 7
54	M8	150/150 (100%)	126 (84%)	24 (16%)	3 13
54	m8	150/150 (100%)	124 (83%)	26 (17%)	2 11
55	M9	153/153 (100%)	134 (88%)	19 (12%)	6 23
55	m9	153/153 (100%)	130 (85%)	23 (15%)	3 15
56	N0	156/156 (100%)	116 (74%)	40 (26%)	0 2
56	n0	156/156 (100%)	122 (78%)	34 (22%)	1 5
57	N1	136/136 (100%)	105 (77%)	31 (23%)	1 4
57	n1	136/136 (100%)	112 (82%)	24 (18%)	2 10
58	N2	87/87 (100%)	70 (80%)	17 (20%)	2 7
58	n2	85/87 (98%)	68 (80%)	17 (20%)	1 7
59	N3	104/104 (100%)	83 (80%)	21 (20%)	1 7
59	n3	104/104 (100%)	87 (84%)	17 (16%)	3 12
60	N4	57/86 (66%)	50 (88%)	7 (12%)	6 23
61	N5	104/105 (99%)	78 (75%)	26 (25%)	1 2
61	n5	104/105 (99%)	85 (82%)	19 (18%)	2 9
62	N6	109/109 (100%)	87 (80%)	22 (20%)	1 7
62	n6	109/109 (100%)	82 (75%)	27 (25%)	1 3
63	N7	115/115 (100%)	95 (83%)	20 (17%)	2 11
63	n7	115/115 (100%)	92 (80%)	23 (20%)	1 7

Continued on next page...

Continued from previous page...

Mol	Chain	Analysed	Rotameric	Outliers	Percentiles	
64	N8	118/118 (100%)	96 (81%)	22 (19%)	2	9
64	n8	118/118 (100%)	90 (76%)	28 (24%)	1	3
65	N9	46/46 (100%)	38 (83%)	8 (17%)	2	11
65	n9	46/46 (100%)	38 (83%)	8 (17%)	2	11
66	O0	81/84 (96%)	65 (80%)	16 (20%)	1	7
66	o0	84/84 (100%)	71 (84%)	13 (16%)	3	14
67	O1	92/96 (96%)	77 (84%)	15 (16%)	3	12
67	o1	94/96 (98%)	75 (80%)	19 (20%)	1	7
68	O2	109/109 (100%)	96 (88%)	13 (12%)	6	25
68	o2	109/109 (100%)	89 (82%)	20 (18%)	2	9
69	O3	90/90 (100%)	78 (87%)	12 (13%)	5	20
69	o3	90/90 (100%)	80 (89%)	10 (11%)	8	29
70	O4	95/95 (100%)	81 (85%)	14 (15%)	4	16
70	o4	95/95 (100%)	85 (90%)	10 (10%)	8	31
71	O5	104/104 (100%)	84 (81%)	20 (19%)	2	8
71	o5	103/104 (99%)	86 (84%)	17 (16%)	3	12
72	O6	81/81 (100%)	60 (74%)	21 (26%)	0	2
72	o6	80/81 (99%)	55 (69%)	25 (31%)	0	1
73	O7	70/70 (100%)	61 (87%)	9 (13%)	5	21
73	o7	70/70 (100%)	57 (81%)	13 (19%)	2	9
74	O8	68/68 (100%)	50 (74%)	18 (26%)	0	2
74	o8	67/68 (98%)	54 (81%)	13 (19%)	2	7
75	O9	45/45 (100%)	40 (89%)	5 (11%)	8	29
75	o9	45/45 (100%)	38 (84%)	7 (16%)	3	14
76	Q0	47/47 (100%)	40 (85%)	7 (15%)	4	15
76	q0	47/47 (100%)	38 (81%)	9 (19%)	2	8
77	Q1	23/23 (100%)	18 (78%)	5 (22%)	1	5
77	q1	23/23 (100%)	16 (70%)	7 (30%)	0	1
78	Q2	90/90 (100%)	72 (80%)	18 (20%)	1	7
78	q2	90/90 (100%)	71 (79%)	19 (21%)	1	6
79	Q3	71/71 (100%)	59 (83%)	12 (17%)	2	11

Continued on next page...

Continued from previous page...

Mol	Chain	Analysed	Rotameric	Outliers	Percentiles
79	q3	71/71 (100%)	55 (78%)	16 (22%)	1 4
80	sM	54/103 (52%)	42 (78%)	12 (22%)	1 5
81	l8	177/190 (93%)	144 (81%)	33 (19%)	2 9
83	n4	100/114 (88%)	87 (87%)	13 (13%)	5 21
84	p0	105/254 (41%)	81 (77%)	24 (23%)	1 4
All	All	18725/19364 (97%)	15293 (82%)	3432 (18%)	2 9

All (3432) residues with a non-rotameric sidechain are listed below:

Mol	Chain	Res	Type
2	S0	7	PHE
2	S0	21	ASN
2	S0	27	ARG
2	S0	30	GLN
2	S0	32	HIS
2	S0	37	VAL
2	S0	43	ASP
2	S0	50	VAL
2	S0	59	LEU
2	S0	62	ARG
2	S0	84	ARG
2	S0	87	LEU
2	S0	88	LYS
2	S0	96	THR
2	S0	101	ARG
2	S0	111	ILE
2	S0	119	ARG
2	S0	131	GLN
2	S0	135	GLU
2	S0	139	VAL
2	S0	150	ASP
2	S0	157	ASP
2	S0	162	CYS
2	S0	172	LEU
2	S0	177	LEU
2	S0	184	LEU
2	S0	185	ARG
2	S0	196	SER
2	S0	198	MET
2	S0	200	ASP

Continued on next page...

Continued from previous page...

Mol	Chain	Res	Type
3	S1	21	VAL
3	S1	29	TRP
3	S1	30	PHE
3	S1	46	THR
3	S1	61	LEU
3	S1	62	LYS
3	S1	65	VAL
3	S1	66	VAL
3	S1	70	LEU
3	S1	77	GLU
3	S1	78	ASP
3	S1	81	PHE
3	S1	83	LYS
3	S1	85	LYS
3	S1	89	ASP
3	S1	95	ASN
3	S1	96	LEU
3	S1	97	LEU
3	S1	104	ASP
3	S1	105	PHE
3	S1	110	LEU
3	S1	111	ARG
3	S1	117	TRP
3	S1	135	LEU
3	S1	145	LYS
3	S1	154	SER
3	S1	170	GLU
3	S1	177	GLN
3	S1	180	THR
3	S1	181	LEU
3	S1	193	ILE
3	S1	202	LYS
3	S1	214	LYS
3	S1	215	VAL
3	S1	218	LEU
3	S1	220	GLN
3	S1	222	LYS
3	S1	223	PHE
3	S1	229	MET
4	S2	41	LEU
4	S2	53	ILE
4	S2	54	GLU

Continued on next page...

Continued from previous page...

Mol	Chain	Res	Type
4	S2	55	GLU
4	S2	58	LEU
4	S2	69	ILE
4	S2	72	LEU
4	S2	73	LEU
4	S2	76	LEU
4	S2	77	GLN
4	S2	89	GLN
4	S2	90	THR
4	S2	91	ARG
4	S2	95	ARG
4	S2	96	THR
4	S2	97	ARG
4	S2	106	ASP
4	S2	107	SER
4	S2	111	VAL
4	S2	119	LYS
4	S2	134	LEU
4	S2	137	ILE
4	S2	139	ILE
4	S2	141	ARG
4	S2	146	THR
4	S2	148	LEU
4	S2	174	ARG
4	S2	208	GLU
4	S2	221	THR
4	S2	222	TYR
4	S2	225	LEU
4	S2	226	THR
4	S2	237	VAL
4	S2	244	SER
4	S2	245	ASP
5	S3	4	LEU
5	S3	7	LYS
5	S3	14	ASP
5	S3	21	LEU
5	S3	23	GLU
5	S3	35	SER
5	S3	44	THR
5	S3	62	ASN
5	S3	65	ARG
5	S3	66	ILE

Continued on next page...

Continued from previous page...

Mol	Chain	Res	Type
5	S3	76	ARG
5	S3	84	ILE
5	S3	89	GLU
5	S3	91	VAL
5	S3	92	GLN
5	S3	93	ASP
5	S3	94	ARG
5	S3	103	GLU
5	S3	105	MET
5	S3	113	LEU
5	S3	117	ARG
5	S3	120	TYR
5	S3	128	GLU
5	S3	143	ARG
5	S3	151	LYS
5	S3	158	ILE
5	S3	172	THR
5	S3	176	LEU
5	S3	178	ARG
5	S3	179	GLN
5	S3	182	LEU
5	S3	190	ARG
5	S3	202	LEU
5	S3	212	LYS
5	S3	222	VAL
6	S4	6	LYS
6	S4	7	LYS
6	S4	9	LEU
6	S4	23	LEU
6	S4	38	LEU
6	S4	42	LEU
6	S4	45	ILE
6	S4	54	TYR
6	S4	62	LYS
6	S4	67	GLN
6	S4	77	ARG
6	S4	92	LEU
6	S4	95	THR
6	S4	113	ARG
6	S4	115	THR
6	S4	116	ASP
6	S4	123	LEU

Continued on next page...

Continued from previous page...

Mol	Chain	Res	Type
6	S4	131	LEU
6	S4	133	LYS
6	S4	139	VAL
6	S4	140	VAL
6	S4	148	ARG
6	S4	164	LEU
6	S4	166	SER
6	S4	180	LEU
6	S4	182	TYR
6	S4	187	ARG
6	S4	192	ILE
6	S4	197	HIS
6	S4	198	LYS
6	S4	206	ASP
6	S4	211	LYS
6	S4	215	ASP
6	S4	226	PHE
6	S4	231	GLN
6	S4	233	LYS
6	S4	240	LYS
6	S4	242	LYS
6	S4	246	LEU
6	S4	258	GLN
6	S4	259	GLN
7	S5	24	VAL
7	S5	25	LEU
7	S5	34	GLN
7	S5	38	THR
7	S5	41	LYS
7	S5	43	PHE
7	S5	46	TRP
7	S5	51	VAL
7	S5	65	ARG
7	S5	76	ARG
7	S5	79	ASN
7	S5	84	LYS
7	S5	89	ILE
7	S5	93	LEU
7	S5	98	MET
7	S5	126	ASP
7	S5	131	GLN
7	S5	146	THR

Continued on next page...

Continued from previous page...

Mol	Chain	Res	Type
7	S5	147	THR
7	S5	156	ARG
7	S5	158	GLN
7	S5	162	VAL
7	S5	170	GLN
7	S5	194	LEU
7	S5	203	LYS
7	S5	216	GLU
7	S5	223	SER
7	S5	225	ARG
8	S6	7	TYR
8	S6	10	ASN
8	S6	19	ASP
8	S6	58	LYS
8	S6	69	LEU
8	S6	76	LEU
8	S6	78	THR
8	S6	79	LYS
8	S6	81	VAL
8	S6	82	SER
8	S6	98	ARG
8	S6	109	LEU
8	S6	126	ASP
8	S6	127	THR
8	S6	128	THR
8	S6	129	VAL
8	S6	133	LEU
8	S6	144	PHE
8	S6	151	ASP
8	S6	154	ARG
8	S6	155	ASP
8	S6	169	TYR
8	S6	174	LYS
8	S6	193	LEU
8	S6	211	LEU
8	S6	223	LYS
9	S7	9	LEU
9	S7	29	ASN
9	S7	30	SER
9	S7	34	LEU
9	S7	37	GLU
9	S7	38	LEU

Continued on next page...

Continued from previous page...

Mol	Chain	Res	Type
9	S7	46	ILE
9	S7	49	ILE
9	S7	50	ASP
9	S7	60	ILE
9	S7	67	LEU
9	S7	70	PHE
9	S7	77	LEU
9	S7	79	ARG
9	S7	85	PHE
9	S7	87	ASP
9	S7	97	ARG
9	S7	109	VAL
9	S7	112	ARG
9	S7	114	ARG
9	S7	116	ARG
9	S7	118	LEU
9	S7	126	LEU
9	S7	136	VAL
9	S7	144	VAL
9	S7	159	VAL
9	S7	167	GLU
9	S7	175	LYS
9	S7	185	ILE
9	S7	187	SER
10	S8	7	SER
10	S8	8	ARG
10	S8	18	ARG
10	S8	21	PHE
10	S8	26	LYS
10	S8	29	LEU
10	S8	36	THR
10	S8	58	LEU
10	S8	62	THR
10	S8	66	SER
10	S8	92	ARG
10	S8	121	LEU
10	S8	137	LYS
10	S8	151	LYS
10	S8	152	ILE
10	S8	155	SER
10	S8	158	SER
10	S8	164	ARG

Continued on next page...

Continued from previous page...

Mol	Chain	Res	Type
10	S8	168	CYS
10	S8	184	LEU
10	S8	185	GLU
10	S8	196	LEU
10	S8	199	LYS
11	S9	3	ARG
11	S9	7	THR
11	S9	9	SER
11	S9	14	THR
11	S9	16	LYS
11	S9	17	ARG
11	S9	28	LEU
11	S9	39	LYS
11	S9	46	SER
11	S9	60	LEU
11	S9	61	THR
11	S9	78	ARG
11	S9	82	ARG
11	S9	87	SER
11	S9	89	ASP
11	S9	92	LYS
11	S9	93	LEU
11	S9	97	LEU
11	S9	99	LEU
11	S9	101	VAL
11	S9	105	LEU
11	S9	110	GLN
11	S9	118	LEU
11	S9	121	SER
11	S9	130	THR
11	S9	134	ILE
11	S9	138	LYS
11	S9	149	ARG
11	S9	157	ASP
11	S9	161	THR
11	S9	171	ARG
11	S9	174	ARG
12	C0	1	MET
12	C0	7	ASP
12	C0	8	ARG
12	C0	18	GLU
12	C0	20	VAL

Continued on next page...

Continued from previous page...

Mol	Chain	Res	Type
12	C0	27	PHE
12	C0	32	HIS
12	C0	46	LEU
12	C0	49	LEU
12	C0	52	LYS
12	C0	55	VAL
12	C0	56	LYS
12	C0	71	GLU
12	C0	76	LEU
12	C0	81	ASN
12	C0	82	LEU
13	C1	2	SER
13	C1	5	LEU
13	C1	21	ASN
13	C1	27	THR
13	C1	29	LYS
13	C1	40	LEU
13	C1	44	THR
13	C1	56	LYS
13	C1	67	ARG
13	C1	69	LYS
13	C1	74	THR
13	C1	80	MET
13	C1	109	VAL
13	C1	112	SER
13	C1	118	GLN
13	C1	119	VAL
13	C1	123	VAL
13	C1	125	VAL
13	C1	127	GLN
13	C1	128	CYS
13	C1	136	ARG
13	C1	140	VAL
13	C1	141	LYS
13	C1	143	SER
14	C2	28	LEU
14	C2	36	LEU
14	C2	37	VAL
14	C2	43	ARG
14	C2	45	LEU
14	C2	46	ARG
14	C2	50	LYS

Continued on next page...

Continued from previous page...

Mol	Chain	Res	Type
14	C2	52	LEU
14	C2	61	VAL
14	C2	62	LEU
14	C2	65	SER
14	C2	66	VAL
14	C2	71	ILE
14	C2	74	LEU
14	C2	83	GLU
14	C2	89	ILE
14	C2	103	LEU
14	C2	119	SER
14	C2	126	TRP
14	C2	129	GLU
14	C2	132	GLU
14	C2	139	HIS
14	C2	140	PHE
15	C3	3	ARG
15	C3	9	LYS
15	C3	16	ILE
15	C3	27	LYS
15	C3	31	GLU
15	C3	39	LYS
15	C3	45	LEU
15	C3	64	ARG
15	C3	65	VAL
15	C3	66	ILE
15	C3	73	ARG
15	C3	76	LYS
15	C3	83	GLU
15	C3	88	LEU
15	C3	94	LYS
15	C3	102	LEU
15	C3	103	GLU
15	C3	105	ASN
15	C3	115	LEU
15	C3	120	SER
15	C3	125	LEU
15	C3	134	VAL
15	C3	142	GLU
15	C3	145	THR
15	C3	151	ASN
16	C4	13	VAL

Continued on next page...

Continued from previous page...

Mol	Chain	Res	Type
16	C4	14	PHE
16	C4	24	ASN
16	C4	29	HIS
16	C4	39	ILE
16	C4	43	THR
16	C4	48	VAL
16	C4	51	ASP
16	C4	92	LYS
16	C4	96	PRO
16	C4	103	ARG
16	C4	108	SER
16	C4	123	SER
16	C4	132	ARG
16	C4	136	ARG
16	C4	137	LEU
17	C5	11	VAL
17	C5	22	LEU
17	C5	27	GLU
17	C5	28	MET
17	C5	34	VAL
17	C5	35	LYS
17	C5	44	ARG
17	C5	47	ARG
17	C5	52	LYS
17	C5	86	VAL
17	C5	89	MET
17	C5	110	GLU
17	C5	121	ILE
17	C5	128	HIS
18	C6	4	VAL
18	C6	14	LYS
18	C6	17	THR
18	C6	28	LEU
18	C6	43	ILE
18	C6	44	LEU
18	C6	48	VAL
18	C6	52	LEU
18	C6	53	LEU
18	C6	54	LEU
18	C6	57	LEU
18	C6	66	ARG
18	C6	68	ARG

Continued on next page...

Continued from previous page...

Mol	Chain	Res	Type
18	C6	69	VAL
18	C6	76	SER
18	C6	97	VAL
18	C6	98	ASP
18	C6	106	LYS
18	C6	114	ARG
18	C6	116	LEU
18	C6	118	ILE
18	C6	121	SER
18	C6	123	ARG
18	C6	127	LYS
18	C6	128	LYS
18	C6	136	SER
18	C6	137	ARG
18	C6	143	ARG
19	C7	5	ARG
19	C7	25	THR
19	C7	26	LEU
19	C7	30	THR
19	C7	34	LEU
19	C7	38	ILE
19	C7	40	THR
19	C7	46	LEU
19	C7	49	LYS
19	C7	54	THR
19	C7	62	GLN
19	C7	69	ILE
19	C7	71	PHE
19	C7	72	LYS
19	C7	83	GLN
19	C7	84	TYR
19	C7	85	VAL
19	C7	88	VAL
19	C7	105	GLN
19	C7	113	LEU
19	C7	115	LEU
19	C7	119	LEU
20	C8	3	LEU
20	C8	5	VAL
20	C8	8	GLN
20	C8	11	PHE
20	C8	13	HIS

Continued on next page...

Continued from previous page...

Mol	Chain	Res	Type
20	C8	14	ILE
20	C8	15	LEU
20	C8	17	LEU
20	C8	26	ILE
20	C8	28	ILE
20	C8	53	ASP
20	C8	54	LEU
20	C8	60	GLU
20	C8	61	LEU
20	C8	71	GLN
20	C8	74	GLN
20	C8	80	LYS
20	C8	86	LEU
20	C8	92	ILE
20	C8	93	THR
20	C8	97	ASP
20	C8	132	ARG
20	C8	133	VAL
20	C8	143	ARG
21	C9	6	VAL
21	C9	13	ASP
21	C9	22	LEU
21	C9	25	GLN
21	C9	28	LEU
21	C9	33	TYR
21	C9	35	ASP
21	C9	36	ILE
21	C9	41	SER
21	C9	63	ARG
21	C9	67	MET
21	C9	70	GLN
21	C9	79	LEU
21	C9	86	ARG
21	C9	94	ILE
21	C9	117	SER
21	C9	122	ARG
21	C9	125	SER
21	C9	126	GLU
21	C9	130	ARG
21	C9	131	ASP
21	C9	134	ARG
21	C9	144	GLU

Continued on next page...

Continued from previous page...

Mol	Chain	Res	Type
22	D0	15	GLN
22	D0	18	GLN
22	D0	23	ARG
22	D0	27	THR
22	D0	31	VAL
22	D0	34	LEU
22	D0	35	GLU
22	D0	41	ILE
22	D0	47	GLN
22	D0	48	HIS
22	D0	51	VAL
22	D0	61	LYS
22	D0	70	THR
22	D0	72	ASN
22	D0	74	GLU
22	D0	81	THR
22	D0	89	ARG
22	D0	103	ILE
22	D0	108	ILE
22	D0	121	ASN
23	D1	1	MET
23	D1	3	ASN
23	D1	5	LYS
23	D1	7	GLN
23	D1	60	ARG
23	D1	62	ARG
23	D1	68	SER
23	D1	69	LEU
23	D1	75	ASN
23	D1	80	LYS
23	D1	84	SER
24	D2	4	SER
24	D2	7	LEU
24	D2	12	ASN
24	D2	24	GLN
24	D2	30	SER
24	D2	42	GLN
24	D2	43	LYS
24	D2	53	ILE
24	D2	56	HIS
24	D2	65	LEU
24	D2	66	ASN

Continued on next page...

Continued from previous page...

Mol	Chain	Res	Type
24	D2	81	VAL
24	D2	93	LEU
24	D2	97	ARG
24	D2	98	GLN
24	D2	103	ILE
24	D2	104	LEU
24	D2	105	THR
24	D2	121	VAL
24	D2	122	SER
24	D2	125	ILE
25	D3	7	ARG
25	D3	9	LEU
25	D3	16	ARG
25	D3	19	ARG
25	D3	26	GLU
25	D3	30	LYS
25	D3	33	LEU
25	D3	40	SER
25	D3	47	SER
25	D3	73	ARG
25	D3	78	LYS
25	D3	84	THR
25	D3	94	ASN
25	D3	103	LEU
25	D3	107	PHE
25	D3	110	LYS
25	D3	114	LYS
25	D3	117	ILE
25	D3	131	SER
25	D3	132	LEU
25	D3	133	LEU
25	D3	138	GLU
25	D3	140	LYS
25	D3	144	ARG
26	D4	2	SER
26	D4	14	SER
26	D4	32	ARG
26	D4	35	VAL
26	D4	46	GLU
26	D4	47	VAL
26	D4	51	GLU
26	D4	57	VAL

Continued on next page...

Continued from previous page...

Mol	Chain	Res	Type
26	D4	61	ARG
26	D4	62	THR
26	D4	81	GLU
26	D4	84	LYS
26	D4	96	LEU
26	D4	100	VAL
26	D4	102	LYS
26	D4	104	SER
26	D4	105	ARG
26	D4	121	THR
26	D4	123	LYS
26	D4	127	LYS
26	D4	128	LYS
27	D5	40	VAL
27	D5	42	LEU
27	D5	59	TYR
27	D5	63	SER
27	D5	67	ASP
27	D5	69	LEU
27	D5	71	ILE
27	D5	75	LEU
27	D5	77	ARG
27	D5	85	LYS
27	D5	93	SER
27	D5	95	HIS
27	D5	96	SER
27	D5	100	ILE
28	D6	12	LYS
28	D6	15	ARG
28	D6	36	ILE
28	D6	41	ILE
28	D6	44	ILE
28	D6	45	VAL
28	D6	61	GLU
28	D6	64	LEU
28	D6	66	LYS
28	D6	69	ASN
28	D6	70	LYS
28	D6	74	CYS
28	D6	82	ARG
28	D6	83	ILE
28	D6	84	VAL

Continued on next page...

Continued from previous page...

Mol	Chain	Res	Type
28	D6	85	ARG
28	D6	86	VAL
28	D6	87	ARG
28	D6	89	ARG
28	D6	90	GLU
29	D7	3	LEU
29	D7	4	VAL
29	D7	20	LYS
29	D7	33	LEU
29	D7	34	ASP
29	D7	36	LYS
29	D7	56	CYS
29	D7	60	SER
29	D7	61	THR
29	D7	72	LYS
30	D8	8	THR
30	D8	13	ILE
30	D8	15	VAL
30	D8	19	THR
30	D8	31	GLU
30	D8	32	PHE
30	D8	33	LEU
30	D8	34	GLU
30	D8	35	ASP
30	D8	38	ARG
30	D8	39	THR
30	D8	57	MET
30	D8	58	GLU
30	D8	64	ARG
31	D9	6	VAL
31	D9	8	PHE
31	D9	9	SER
31	D9	12	ARG
31	D9	19	ARG
31	D9	21	CYS
31	D9	22	ARG
31	D9	23	VAL
31	D9	25	SER
31	D9	30	LEU
31	D9	32	ARG
31	D9	36	LEU
31	D9	40	ARG

Continued on next page...

Continued from previous page...

Mol	Chain	Res	Type
31	D9	49	ASP
32	E0	20	LYS
32	E0	28	LYS
32	E0	39	LEU
32	E0	42	ARG
32	E0	48	THR
32	E0	49	LEU
32	E0	50	VAL
32	E0	56	MET
33	E1	84	VAL
33	E1	85	TYR
33	E1	86	THR
33	E1	89	LYS
33	E1	91	ILE
33	E1	97	LYS
33	E1	98	VAL
33	E1	102	VAL
33	E1	111	GLU
33	E1	113	LYS
33	E1	120	GLU
33	E1	130	VAL
33	E1	138	ARG
33	E1	146	SER
33	E1	151	ASN
34	SR	3	SER
34	SR	6	VAL
34	SR	10	ARG
34	SR	16	HIS
34	SR	29	GLN
34	SR	44	SER
34	SR	52	GLN
34	SR	59	ARG
34	SR	66	HIS
34	SR	76	ASP
34	SR	81	LEU
34	SR	89	LEU
34	SR	108	SER
34	SR	109	ASP
34	SR	116	ASP
34	SR	117	LYS
34	SR	136	ILE
34	SR	141	LEU

Continued on next page...

Continued from previous page...

Mol	Chain	Res	Type
34	SR	165	ASP
34	SR	184	ASN
34	SR	191	ASP
34	SR	199	ILE
34	SR	202	LEU
34	SR	234	LEU
34	SR	238	ASP
34	SR	248	ASN
34	SR	268	GLN
34	SR	277	GLU
34	SR	292	LEU
34	SR	300	THR
34	SR	314	GLN
35	SM	23	LYS
35	SM	24	GLU
35	SM	36	ASP
35	SM	41	SER
35	SM	48	ARG
35	SM	51	ARG
35	SM	64	LYS
35	SM	68	ARG
35	SM	69	ARG
35	SM	84	LYS
35	SM	86	ASN
35	SM	89	ARG
35	SM	91	THR
35	SM	96	ARG
35	SM	97	THR
35	SM	100	THR
35	SM	101	ASP
35	SM	103	LYS
35	SM	105	LYS
35	SM	116	GLU
35	SM	131	ILE
35	SM	139	GLU
39	L2	10	LYS
39	L2	23	ARG
39	L2	44	ILE
39	L2	45	VAL
39	L2	48	ILE
39	L2	70	ARG
39	L2	71	LEU

Continued on next page...

Continued from previous page...

Mol	Chain	Res	Type
39	L2	74	GLU
39	L2	84	THR
39	L2	88	ILE
39	L2	101	VAL
39	L2	104	LEU
39	L2	109	GLU
39	L2	113	VAL
39	L2	143	GLU
39	L2	157	VAL
39	L2	165	VAL
39	L2	177	LYS
39	L2	179	LEU
39	L2	180	LEU
39	L2	181	LYS
39	L2	191	LEU
39	L2	202	VAL
39	L2	204	MET
39	L2	227	ARG
39	L2	230	VAL
39	L2	231	SER
39	L2	241	ARG
39	L2	247	ARG
39	L2	250	GLN
40	L3	2	SER
40	L3	7	GLU
40	L3	17	LEU
40	L3	19	ARG
40	L3	24	SER
40	L3	25	ILE
40	L3	37	ARG
40	L3	39	LYS
40	L3	41	VAL
40	L3	53	MET
40	L3	54	THR
40	L3	55	THR
40	L3	56	ILE
40	L3	66	LYS
40	L3	67	PHE
40	L3	73	VAL
40	L3	85	VAL
40	L3	102	LEU
40	L3	103	THR

Continued on next page...

Continued from previous page...

Mol	Chain	Res	Type
40	L3	114	VAL
40	L3	116	ARG
40	L3	139	GLN
40	L3	146	ARG
40	L3	148	LEU
40	L3	153	LYS
40	L3	156	SER
40	L3	160	VAL
40	L3	169	THR
40	L3	183	LEU
40	L3	188	ILE
40	L3	192	VAL
40	L3	196	ARG
40	L3	202	THR
40	L3	211	GLN
40	L3	212	ASN
40	L3	214	MET
40	L3	232	ARG
40	L3	235	THR
40	L3	236	LYS
40	L3	247	ARG
40	L3	252	ILE
40	L3	260	VAL
40	L3	263	SER
40	L3	277	SER
40	L3	284	ARG
40	L3	289	ASP
40	L3	300	ARG
40	L3	304	THR
40	L3	305	ILE
40	L3	319	ASN
40	L3	320	ASP
40	L3	323	MET
40	L3	324	VAL
40	L3	332	ARG
40	L3	335	ILE
40	L3	337	THR
40	L3	343	TYR
40	L3	346	THR
40	L3	347	SER
40	L3	352	GLU
40	L3	372	THR

Continued on next page...

Continued from previous page...

Mol	Chain	Res	Type
40	L3	382	THR
40	L3	385	LYS
40	L3	387	LEU
41	L4	2	SER
41	L4	18	ASN
41	L4	20	LEU
41	L4	22	LEU
41	L4	40	THR
41	L4	53	SER
41	L4	69	ARG
41	L4	74	ILE
41	L4	93	MET
41	L4	99	MET
41	L4	108	LYS
41	L4	110	ASN
41	L4	112	LYS
41	L4	120	TYR
41	L4	122	THR
41	L4	124	SER
41	L4	133	SER
41	L4	135	VAL
41	L4	138	ARG
41	L4	150	LEU
41	L4	172	VAL
41	L4	177	ASP
41	L4	179	LEU
41	L4	185	LYS
41	L4	187	LEU
41	L4	188	ARG
41	L4	193	LYS
41	L4	200	THR
41	L4	203	ARG
41	L4	220	ARG
41	L4	222	VAL
41	L4	230	VAL
41	L4	246	ARG
41	L4	258	LEU
41	L4	259	ASP
41	L4	261	VAL
41	L4	270	SER
41	L4	282	SER
41	L4	287	THR

Continued on next page...

Continued from previous page...

Mol	Chain	Res	Type
41	L4	288	ARG
41	L4	306	THR
41	L4	307	GLN
41	L4	311	HIS
41	L4	313	LEU
41	L4	327	LEU
41	L4	338	LYS
41	L4	343	LYS
41	L4	345	GLU
41	L4	350	LYS
41	L4	354	VAL
42	L5	5	LYS
42	L5	8	LYS
42	L5	22	ARG
42	L5	23	ARG
42	L5	32	GLN
42	L5	35	ARG
42	L5	41	LYS
42	L5	61	ILE
42	L5	67	SER
42	L5	69	ILE
42	L5	75	LEU
42	L5	81	HIS
42	L5	85	ARG
42	L5	92	LEU
42	L5	93	THR
42	L5	105	ILE
42	L5	112	LYS
42	L5	113	LEU
42	L5	122	VAL
42	L5	123	GLU
42	L5	131	LEU
42	L5	137	ASP
42	L5	140	ARG
42	L5	146	LEU
42	L5	148	ILE
42	L5	151	GLN
42	L5	152	ARG
42	L5	154	THR
42	L5	155	THR
42	L5	158	ARG
42	L5	163	LEU

Continued on next page...

Continued from previous page...

Mol	Chain	Res	Type
42	L5	177	GLU
42	L5	178	ASN
42	L5	188	GLU
42	L5	190	ILE
42	L5	207	TYR
42	L5	211	LEU
42	L5	213	ASP
42	L5	216	GLU
42	L5	220	SER
42	L5	222	LEU
42	L5	227	LEU
42	L5	232	ASP
42	L5	234	ASP
42	L5	236	LEU
42	L5	242	SER
42	L5	257	GLU
42	L5	263	GLU
42	L5	273	ARG
42	L5	277	LEU
43	L6	2	SER
43	L6	8	LYS
43	L6	21	THR
43	L6	31	ARG
43	L6	35	VAL
43	L6	52	VAL
43	L6	65	ILE
43	L6	78	ARG
43	L6	84	VAL
43	L6	89	THR
43	L6	93	VAL
43	L6	98	VAL
43	L6	129	GLU
43	L6	134	ARG
43	L6	152	THR
43	L6	155	LEU
43	L6	164	SER
44	L7	24	GLU
44	L7	25	GLN
44	L7	39	GLU
44	L7	40	LYS
44	L7	45	LEU
44	L7	46	GLU

Continued on next page...

Continued from previous page...

Mol	Chain	Res	Type
44	L7	80	GLN
44	L7	84	VAL
44	L7	87	VAL
44	L7	92	ILE
44	L7	93	ASN
44	L7	108	LEU
44	L7	118	LYS
44	L7	124	LEU
44	L7	145	ARG
44	L7	158	LYS
44	L7	173	LEU
44	L7	175	LYS
44	L7	179	LEU
44	L7	182	ASP
44	L7	184	LEU
44	L7	211	SER
44	L7	225	GLN
44	L7	229	PHE
44	L7	239	LEU
44	L7	244	ASN
45	L8	26	LEU
45	L8	27	THR
45	L8	41	GLN
45	L8	47	SER
45	L8	65	LEU
45	L8	66	SER
45	L8	74	THR
45	L8	79	GLN
45	L8	81	THR
45	L8	84	ARG
45	L8	118	GLU
45	L8	136	LEU
45	L8	150	LEU
45	L8	156	ASP
45	L8	163	VAL
45	L8	169	LEU
45	L8	180	VAL
45	L8	181	LYS
45	L8	183	LYS
45	L8	185	ARG
45	L8	190	VAL
45	L8	197	VAL

Continued on next page...

Continued from previous page...

Mol	Chain	Res	Type
45	L8	203	VAL
45	L8	204	ARG
45	L8	227	ASP
45	L8	238	LEU
45	L8	241	LYS
45	L8	248	LYS
46	L9	1	MET
46	L9	2	LYS
46	L9	4	ILE
46	L9	5	GLN
46	L9	9	GLN
46	L9	22	SER
46	L9	41	ILE
46	L9	44	THR
46	L9	49	ASN
46	L9	52	LEU
46	L9	62	ARG
46	L9	65	VAL
46	L9	68	LEU
46	L9	69	ARG
46	L9	70	THR
46	L9	82	VAL
46	L9	92	TYR
46	L9	93	VAL
46	L9	107	ASP
46	L9	132	VAL
46	L9	139	ASN
46	L9	140	VAL
46	L9	151	VAL
46	L9	152	GLU
46	L9	157	ASN
46	L9	161	LEU
46	L9	162	GLN
46	L9	164	ILE
46	L9	170	LYS
46	L9	172	ILE
46	L9	173	ARG
46	L9	177	ASP
46	L9	189	GLU
46	L9	190	ASP
46	L9	191	LEU
47	M0	3	ARG

Continued on next page...

Continued from previous page...

Mol	Chain	Res	Type
47	M0	21	ARG
47	M0	31	ILE
47	M0	32	ARG
47	M0	33	ILE
47	M0	39	LYS
47	M0	48	LEU
47	M0	52	LEU
47	M0	63	GLU
47	M0	74	LYS
47	M0	91	VAL
47	M0	102	MET
47	M0	139	ARG
47	M0	142	ASP
47	M0	146	ASP
47	M0	156	ARG
47	M0	163	GLN
47	M0	165	ILE
47	M0	167	LEU
47	M0	169	LYS
47	M0	175	ASN
47	M0	177	ASP
47	M0	178	ARG
47	M0	185	ARG
47	M0	203	LYS
47	M0	207	GLU
48	M1	6	GLN
48	M1	7	ASN
48	M1	9	MET
48	M1	10	ARG
48	M1	12	LEU
48	M1	13	LYS
48	M1	17	LEU
48	M1	19	LEU
48	M1	20	ASN
48	M1	23	VAL
48	M1	31	THR
48	M1	40	LEU
48	M1	44	THR
48	M1	46	VAL
48	M1	80	LEU
48	M1	81	GLU
48	M1	82	ARG

Continued on next page...

Continued from previous page...

Mol	Chain	Res	Type
48	M1	94	ARG
48	M1	99	THR
48	M1	101	ASN
48	M1	106	ILE
48	M1	107	ASP
48	M1	112	LEU
48	M1	138	VAL
48	M1	140	ARG
48	M1	143	ARG
48	M1	145	LYS
48	M1	166	LYS
48	M1	171	VAL
48	M1	173	ASP
49	M3	20	GLU
49	M3	42	ARG
49	M3	54	LEU
49	M3	55	ARG
49	M3	57	VAL
49	M3	58	VAL
49	M3	59	ARG
49	M3	67	ARG
49	M3	70	ARG
49	M3	80	VAL
49	M3	85	LEU
49	M3	107	GLU
49	M3	114	GLN
49	M3	115	ARG
49	M3	117	LYS
49	M3	122	LYS
49	M3	124	ILE
49	M3	128	ARG
49	M3	131	LYS
49	M3	136	GLU
49	M3	144	THR
49	M3	164	GLU
49	M3	168	ARG
49	M3	171	ARG
49	M3	180	ARG
49	M3	188	ARG
49	M3	190	LYS
49	M3	194	GLU
50	M4	5	SER

Continued on next page...

Continued from previous page...

Mol	Chain	Res	Type
50	M4	8	LYS
50	M4	21	VAL
50	M4	25	LYS
50	M4	47	ASP
50	M4	50	LYS
50	M4	53	VAL
50	M4	58	ILE
50	M4	63	VAL
50	M4	69	THR
50	M4	72	LEU
50	M4	82	SER
50	M4	93	LYS
50	M4	102	LYS
50	M4	108	ARG
50	M4	130	THR
50	M4	135	LEU
51	M5	10	LEU
51	M5	15	GLN
51	M5	19	LEU
51	M5	22	LEU
51	M5	38	ARG
51	M5	41	ARG
51	M5	50	ARG
51	M5	71	ARG
51	M5	80	THR
51	M5	92	LEU
51	M5	97	SER
51	M5	98	LEU
51	M5	105	ARG
51	M5	106	VAL
51	M5	109	ARG
51	M5	121	VAL
51	M5	123	GLN
51	M5	133	ILE
51	M5	138	GLN
51	M5	151	ILE
51	M5	155	VAL
51	M5	159	ARG
51	M5	167	THR
51	M5	170	LYS
51	M5	171	SER
51	M5	183	THR

Continued on next page...

Continued from previous page...

Mol	Chain	Res	Type
51	M5	190	THR
51	M5	196	THR
51	M5	204	LYS
52	M6	22	VAL
52	M6	27	LEU
52	M6	33	ILE
52	M6	58	LEU
52	M6	68	ARG
52	M6	78	ARG
52	M6	84	LEU
52	M6	85	ARG
52	M6	94	ARG
52	M6	100	GLU
52	M6	106	GLU
52	M6	114	LYS
52	M6	117	ARG
52	M6	119	VAL
52	M6	124	LEU
52	M6	126	VAL
52	M6	128	ARG
52	M6	129	LEU
52	M6	134	LYS
52	M6	143	THR
52	M6	160	ARG
52	M6	161	LYS
52	M6	162	VAL
52	M6	166	GLU
52	M6	180	SER
52	M6	182	ASN
52	M6	184	THR
52	M6	187	GLU
53	M7	3	ARG
53	M7	9	THR
53	M7	18	ARG
53	M7	24	VAL
53	M7	25	SER
53	M7	29	THR
53	M7	32	THR
53	M7	36	ILE
53	M7	40	GLU
53	M7	52	LEU
53	M7	55	GLN

Continued on next page...

Continued from previous page...

Mol	Chain	Res	Type
53	M7	78	VAL
53	M7	111	LYS
53	M7	112	LEU
53	M7	127	ARG
53	M7	128	ARG
53	M7	136	ILE
53	M7	142	SER
53	M7	144	SER
53	M7	165	VAL
53	M7	168	LEU
53	M7	171	ARG
53	M7	173	ARG
53	M7	180	LYS
53	M7	181	ARG
54	M8	3	ILE
54	M8	11	LYS
54	M8	17	THR
54	M8	24	VAL
54	M8	26	LEU
54	M8	32	LEU
54	M8	34	THR
54	M8	39	ARG
54	M8	41	ASP
54	M8	49	LEU
54	M8	57	ILE
54	M8	64	VAL
54	M8	69	ARG
54	M8	81	VAL
54	M8	99	THR
54	M8	111	ARG
54	M8	113	LYS
54	M8	122	ILE
54	M8	135	GLN
54	M8	138	LEU
54	M8	144	ARG
54	M8	150	VAL
54	M8	165	ILE
54	M8	168	THR
55	M9	10	LEU
55	M9	20	ARG
55	M9	24	LEU
55	M9	29	THR

Continued on next page...

Continued from previous page...

Mol	Chain	Res	Type
55	M9	41	ILE
55	M9	44	LEU
55	M9	55	VAL
55	M9	63	THR
55	M9	71	ARG
55	M9	74	ARG
55	M9	98	ARG
55	M9	99	LEU
55	M9	103	ARG
55	M9	104	ARG
55	M9	106	LEU
55	M9	115	ILE
55	M9	116	ASP
55	M9	138	LEU
55	M9	175	GLN
56	N0	1	MET
56	N0	8	GLN
56	N0	12	ARG
56	N0	13	ARG
56	N0	17	GLU
56	N0	40	ARG
56	N0	45	LEU
56	N0	50	LYS
56	N0	51	VAL
56	N0	58	ILE
56	N0	71	LYS
56	N0	80	ARG
56	N0	81	TYR
56	N0	83	SER
56	N0	85	SER
56	N0	87	THR
56	N0	88	HIS
56	N0	97	VAL
56	N0	100	VAL
56	N0	104	GLU
56	N0	105	THR
56	N0	113	ARG
56	N0	115	ARG
56	N0	117	ARG
56	N0	122	HIS
56	N0	130	GLU
56	N0	131	LYS

Continued on next page...

Continued from previous page...

Mol	Chain	Res	Type
56	N0	132	THR
56	N0	137	ARG
56	N0	138	GLN
56	N0	142	GLN
56	N0	145	THR
56	N0	155	ARG
56	N0	160	THR
56	N0	161	LYS
56	N0	162	THR
56	N0	166	LYS
56	N0	167	ARG
56	N0	171	PHE
56	N0	172	TYR
57	N1	9	SER
57	N1	12	ARG
57	N1	14	MET
57	N1	17	ARG
57	N1	27	LEU
57	N1	39	ILE
57	N1	55	LYS
57	N1	64	VAL
57	N1	68	THR
57	N1	71	SER
57	N1	75	ILE
57	N1	78	LYS
57	N1	79	MET
57	N1	83	ARG
57	N1	88	ARG
57	N1	92	ARG
57	N1	97	LYS
57	N1	102	ARG
57	N1	103	GLN
57	N1	104	GLU
57	N1	106	LEU
57	N1	118	GLU
57	N1	127	GLN
57	N1	128	LEU
57	N1	131	GLN
57	N1	136	ARG
57	N1	139	ARG
57	N1	143	THR
57	N1	144	GLU

Continued on next page...

Continued from previous page...

Mol	Chain	Res	Type
57	N1	149	GLN
57	N1	158	THR
58	N2	9	GLN
58	N2	10	LYS
58	N2	16	THR
58	N2	29	ASP
58	N2	38	ILE
58	N2	49	ASN
58	N2	52	ASN
58	N2	54	VAL
58	N2	61	THR
58	N2	66	VAL
58	N2	70	LYS
58	N2	88	GLN
58	N2	93	ILE
58	N2	94	ARG
58	N2	99	LYS
58	N2	100	THR
58	N2	108	TYR
59	N3	4	ASN
59	N3	13	ILE
59	N3	45	ARG
59	N3	46	LEU
59	N3	57	MET
59	N3	63	LYS
59	N3	64	LYS
59	N3	69	LEU
59	N3	72	LYS
59	N3	73	VAL
59	N3	74	MET
59	N3	81	GLN
59	N3	83	LYS
59	N3	91	VAL
59	N3	102	ILE
59	N3	104	ASN
59	N3	109	MET
59	N3	110	LYS
59	N3	112	SER
59	N3	115	THR
59	N3	135	VAL
60	N4	4	GLU
60	N4	5	ILE

Continued on next page...

Continued from previous page...

Mol	Chain	Res	Type
60	N4	7	SER
60	N4	19	THR
60	N4	39	LEU
60	N4	52	THR
60	N4	64	THR
61	N5	26	VAL
61	N5	27	ARG
61	N5	28	THR
61	N5	34	LEU
61	N5	37	THR
61	N5	38	LEU
61	N5	39	LYS
61	N5	40	LEU
61	N5	45	LYS
61	N5	48	SER
61	N5	51	VAL
61	N5	63	ILE
61	N5	71	THR
61	N5	73	MET
61	N5	81	ILE
61	N5	89	LYS
61	N5	96	LYS
61	N5	108	LEU
61	N5	113	LEU
61	N5	115	ARG
61	N5	125	ARG
61	N5	127	THR
61	N5	133	LEU
61	N5	135	ILE
61	N5	139	ILE
61	N5	142	ILE
62	N6	3	LYS
62	N6	4	GLN
62	N6	13	ARG
62	N6	17	LYS
62	N6	37	LYS
62	N6	42	GLN
62	N6	45	ILE
62	N6	50	ILE
62	N6	51	ARG
62	N6	56	VAL
62	N6	57	LEU

Continued on next page...

Continued from previous page...

Mol	Chain	Res	Type
62	N6	60	ARG
62	N6	70	ILE
62	N6	74	TYR
62	N6	76	LEU
62	N6	97	ILE
62	N6	105	VAL
62	N6	114	ASP
62	N6	115	ARG
62	N6	125	LYS
62	N6	126	LEU
62	N6	127	GLU
63	N7	14	VAL
63	N7	24	VAL
63	N7	46	ILE
63	N7	53	VAL
63	N7	54	THR
63	N7	55	LYS
63	N7	64	LYS
63	N7	72	ILE
63	N7	75	VAL
63	N7	81	LEU
63	N7	83	THR
63	N7	86	THR
63	N7	90	GLU
63	N7	92	PHE
63	N7	99	GLU
63	N7	102	GLU
63	N7	109	GLU
63	N7	127	ASN
63	N7	134	LEU
63	N7	135	ARG
64	N8	4	ARG
64	N8	6	THR
64	N8	8	THR
64	N8	10	LYS
64	N8	12	ARG
64	N8	14	HIS
64	N8	16	SER
64	N8	32	ARG
64	N8	34	MET
64	N8	42	ARG
64	N8	46	ASP

Continued on next page...

Continued from previous page...

Mol	Chain	Res	Type
64	N8	47	LYS
64	N8	60	TYR
64	N8	72	VAL
64	N8	76	ASP
64	N8	78	LEU
64	N8	88	ASP
64	N8	115	LYS
64	N8	120	ASN
64	N8	130	VAL
64	N8	133	LEU
64	N8	139	ARG
65	N9	4	SER
65	N9	13	THR
65	N9	22	LYS
65	N9	25	LYS
65	N9	28	LYS
65	N9	29	TYR
65	N9	50	THR
65	N9	59	LYS
66	O0	14	LEU
66	O0	16	LEU
66	O0	24	THR
66	O0	32	LYS
66	O0	50	VAL
66	O0	53	LYS
66	O0	54	SER
66	O0	61	MET
66	O0	66	LYS
66	O0	83	LYS
66	O0	87	VAL
66	O0	97	ASP
66	O0	99	ASP
66	O0	100	ILE
66	O0	101	LEU
66	O0	104	LEU
67	O1	16	LEU
67	O1	26	LYS
67	O1	31	ARG
67	O1	41	LYS
67	O1	47	ASP
67	O1	55	LEU
67	O1	64	VAL

Continued on next page...

Continued from previous page...

Mol	Chain	Res	Type
67	O1	68	GLU
67	O1	76	SER
67	O1	79	ARG
67	O1	82	GLU
67	O1	84	ASP
67	O1	96	VAL
67	O1	105	GLN
67	O1	106	THR
68	O2	19	ARG
68	O2	27	ARG
68	O2	33	ARG
68	O2	34	LYS
68	O2	41	VAL
68	O2	44	ARG
68	O2	62	LYS
68	O2	73	THR
68	O2	75	LEU
68	O2	76	VAL
68	O2	106	VAL
68	O2	125	ARG
68	O2	128	LEU
69	O3	4	SER
69	O3	10	LYS
69	O3	15	SER
69	O3	28	SER
69	O3	31	LYS
69	O3	33	GLU
69	O3	59	VAL
69	O3	70	LYS
69	O3	86	ARG
69	O3	98	VAL
69	O3	99	ARG
69	O3	106	ASN
70	O4	5	VAL
70	O4	20	ILE
70	O4	24	LYS
70	O4	29	ILE
70	O4	51	LEU
70	O4	58	ARG
70	O4	60	ARG
70	O4	65	VAL
70	O4	71	THR

Continued on next page...

Continued from previous page...

Mol	Chain	Res	Type
70	O4	74	ARG
70	O4	86	LYS
70	O4	87	GLU
70	O4	102	LYS
70	O4	104	VAL
71	O5	13	SER
71	O5	15	GLU
71	O5	20	GLN
71	O5	22	VAL
71	O5	26	LYS
71	O5	27	GLU
71	O5	41	LEU
71	O5	47	VAL
71	O5	48	ARG
71	O5	49	LYS
71	O5	83	LYS
71	O5	84	LYS
71	O5	85	THR
71	O5	89	ARG
71	O5	96	GLU
71	O5	99	GLN
71	O5	101	THR
71	O5	102	GLU
71	O5	107	LYS
71	O5	119	LYS
72	O6	11	LEU
72	O6	13	LYS
72	O6	17	VAL
72	O6	18	THR
72	O6	25	LYS
72	O6	26	ILE
72	O6	36	ARG
72	O6	42	SER
72	O6	45	ARG
72	O6	57	LEU
72	O6	58	ILE
72	O6	60	LEU
72	O6	64	SER
72	O6	66	GLU
72	O6	68	ARG
72	O6	76	ARG
72	O6	81	THR

Continued on next page...

Continued from previous page...

Mol	Chain	Res	Type
72	O6	89	GLU
72	O6	90	MET
72	O6	98	ARG
72	O6	99	ARG
73	O7	24	ARG
73	O7	25	ARG
73	O7	33	THR
73	O7	45	ARG
73	O7	55	ARG
73	O7	58	THR
73	O7	59	THR
73	O7	67	LEU
73	O7	82	SER
74	O8	12	LEU
74	O8	20	VAL
74	O8	22	THR
74	O8	24	THR
74	O8	28	ASN
74	O8	32	ASN
74	O8	41	THR
74	O8	45	VAL
74	O8	46	ARG
74	O8	48	SER
74	O8	50	SER
74	O8	51	LEU
74	O8	53	THR
74	O8	64	LYS
74	O8	65	LEU
74	O8	67	GLN
74	O8	68	SER
74	O8	77	ARG
75	O9	4	GLN
75	O9	5	LYS
75	O9	21	ARG
75	O9	27	ILE
75	O9	29	LEU
76	Q0	77	ILE
76	Q0	78	ILE
76	Q0	83	LYS
76	Q0	85	LEU
76	Q0	113	ARG
76	Q0	114	LYS

Continued on next page...

Continued from previous page...

Mol	Chain	Res	Type
76	Q0	127	LEU
77	Q1	4	LYS
77	Q1	9	ARG
77	Q1	10	THR
77	Q1	11	ARG
77	Q1	23	ARG
78	Q2	4	VAL
78	Q2	8	ARG
78	Q2	17	CYS
78	Q2	21	THR
78	Q2	22	GLN
78	Q2	35	LEU
78	Q2	47	GLN
78	Q2	60	LYS
78	Q2	61	LYS
78	Q2	78	LYS
78	Q2	83	LEU
78	Q2	84	THR
78	Q2	85	LEU
78	Q2	87	ARG
78	Q2	92	GLU
78	Q2	93	LEU
78	Q2	100	LYS
78	Q2	104	LEU
79	Q3	11	THR
79	Q3	16	VAL
79	Q3	24	ARG
79	Q3	25	GLN
79	Q3	32	GLN
79	Q3	40	SER
79	Q3	45	LYS
79	Q3	46	THR
79	Q3	56	THR
79	Q3	60	CYS
79	Q3	73	THR
79	Q3	88	GLU
2	s0	6	THR
2	s0	8	ASP
2	s0	9	LEU
2	s0	12	GLU
2	s0	24	LEU
2	s0	29	VAL

Continued on next page...

Continued from previous page...

Mol	Chain	Res	Type
2	s0	30	GLN
2	s0	41	ARG
2	s0	45	VAL
2	s0	50	VAL
2	s0	57	LEU
2	s0	59	LEU
2	s0	62	ARG
2	s0	87	LEU
2	s0	88	LYS
2	s0	96	THR
2	s0	101	ARG
2	s0	110	TYR
2	s0	119	ARG
2	s0	131	GLN
2	s0	139	VAL
2	s0	144	ILE
2	s0	154	GLU
2	s0	156	VAL
2	s0	157	ASP
2	s0	164	ASN
2	s0	172	LEU
2	s0	179	ARG
2	s0	184	LEU
2	s0	185	ARG
2	s0	188	LEU
2	s0	198	MET
2	s0	200	ASP
2	s0	202	TYR
3	s1	21	VAL
3	s1	25	THR
3	s1	36	SER
3	s1	40	ASN
3	s1	47	LEU
3	s1	55	LYS
3	s1	56	SER
3	s1	61	LEU
3	s1	62	LYS
3	s1	65	VAL
3	s1	66	VAL
3	s1	70	LEU
3	s1	78	ASP
3	s1	80	SER

Continued on next page...

Continued from previous page...

Mol	Chain	Res	Type
3	s1	83	LYS
3	s1	105	PHE
3	s1	110	LEU
3	s1	125	VAL
3	s1	131	ASP
3	s1	137	ILE
3	s1	146	GLN
3	s1	148	ASN
3	s1	151	LYS
3	s1	169	SER
3	s1	175	GLU
3	s1	177	GLN
3	s1	179	SER
3	s1	181	LEU
3	s1	202	LYS
3	s1	203	ASP
3	s1	212	VAL
3	s1	215	VAL
3	s1	217	LEU
3	s1	219	LYS
3	s1	222	LYS
3	s1	228	LEU
3	s1	231	LEU
3	s1	232	HIS
4	s2	41	LEU
4	s2	51	THR
4	s2	53	ILE
4	s2	54	GLU
4	s2	55	GLU
4	s2	58	LEU
4	s2	61	LEU
4	s2	69	ILE
4	s2	70	ASP
4	s2	72	LEU
4	s2	73	LEU
4	s2	78	ASP
4	s2	83	ILE
4	s2	89	GLN
4	s2	90	THR
4	s2	91	ARG
4	s2	97	ARG
4	s2	106	ASP

Continued on next page...

Continued from previous page...

Mol	Chain	Res	Type
4	s2	111	VAL
4	s2	117	THR
4	s2	137	ILE
4	s2	139	ILE
4	s2	141	ARG
4	s2	146	THR
4	s2	148	LEU
4	s2	150	GLN
4	s2	153	SER
4	s2	166	THR
4	s2	169	LEU
4	s2	170	ILE
4	s2	185	LYS
4	s2	194	GLU
4	s2	206	THR
4	s2	222	TYR
4	s2	226	THR
4	s2	229	LEU
4	s2	233	GLN
4	s2	237	VAL
4	s2	244	SER
4	s2	248	SER
5	s3	4	LEU
5	s3	7	LYS
5	s3	9	ARG
5	s3	21	LEU
5	s3	28	GLU
5	s3	39	VAL
5	s3	41	VAL
5	s3	44	THR
5	s3	45	LYS
5	s3	55	THR
5	s3	67	ASN
5	s3	69	LEU
5	s3	70	THR
5	s3	84	ILE
5	s3	91	VAL
5	s3	94	ARG
5	s3	103	GLU
5	s3	115	ILE
5	s3	117	ARG
5	s3	127	MET

Continued on next page...

Continued from previous page...

Mol	Chain	Res	Type
5	s3	128	GLU
5	s3	132	LYS
5	s3	154	ASP
5	s3	158	ILE
5	s3	162	GLN
5	s3	172	THR
5	s3	176	LEU
5	s3	181	VAL
5	s3	196	ARG
5	s3	212	LYS
5	s3	213	GLU
6	s4	6	LYS
6	s4	7	LYS
6	s4	9	LEU
6	s4	23	LEU
6	s4	37	LYS
6	s4	38	LEU
6	s4	39	ARG
6	s4	42	LEU
6	s4	48	LEU
6	s4	49	ARG
6	s4	51	ARG
6	s4	56	LEU
6	s4	67	GLN
6	s4	78	THR
6	s4	95	THR
6	s4	109	PHE
6	s4	111	VAL
6	s4	113	ARG
6	s4	116	ASP
6	s4	117	GLU
6	s4	139	VAL
6	s4	140	VAL
6	s4	146	THR
6	s4	148	ARG
6	s4	176	ASP
6	s4	180	LEU
6	s4	182	TYR
6	s4	187	ARG
6	s4	194	THR
6	s4	195	ILE
6	s4	215	ASP

Continued on next page...

Continued from previous page...

Mol	Chain	Res	Type
6	s4	222	LEU
6	s4	223	ASN
6	s4	227	VAL
6	s4	236	ILE
6	s4	245	LYS
6	s4	254	ARG
7	s5	25	LEU
7	s5	27	THR
7	s5	31	GLU
7	s5	38	THR
7	s5	41	LYS
7	s5	51	VAL
7	s5	59	VAL
7	s5	63	GLN
7	s5	68	ILE
7	s5	76	ARG
7	s5	79	ASN
7	s5	83	ARG
7	s5	86	GLN
7	s5	89	ILE
7	s5	93	LEU
7	s5	98	MET
7	s5	104	ASN
7	s5	112	ARG
7	s5	119	ASP
7	s5	125	THR
7	s5	128	ASN
7	s5	147	THR
7	s5	149	VAL
7	s5	156	ARG
7	s5	157	ARG
7	s5	170	GLN
7	s5	186	ASN
7	s5	187	ILE
7	s5	194	LEU
7	s5	203	LYS
7	s5	213	LYS
7	s5	216	GLU
8	s6	15	THR
8	s6	21	GLU
8	s6	69	LEU
8	s6	71	THR

Continued on next page...

Continued from previous page...

Mol	Chain	Res	Type
8	s6	76	LEU
8	s6	78	THR
8	s6	79	LYS
8	s6	89	ASP
8	s6	92	ARG
8	s6	93	LYS
8	s6	97	VAL
8	s6	108	VAL
8	s6	109	LEU
8	s6	115	LYS
8	s6	121	LEU
8	s6	126	ASP
8	s6	127	THR
8	s6	128	THR
8	s6	129	VAL
8	s6	133	LEU
8	s6	143	LYS
8	s6	150	GLU
8	s6	151	ASP
8	s6	153	VAL
8	s6	155	ASP
8	s6	156	PHE
8	s6	177	ARG
8	s6	193	LEU
8	s6	212	LEU
8	s6	215	ARG
8	s6	217	SER
8	s6	218	GLU
9	s7	11	GLN
9	s7	28	GLU
9	s7	30	SER
9	s7	31	SER
9	s7	33	GLU
9	s7	39	ARG
9	s7	44	LYS
9	s7	49	ILE
9	s7	50	ASP
9	s7	62	VAL
9	s7	67	LEU
9	s7	77	LEU
9	s7	79	ARG
9	s7	80	GLU

Continued on next page...

Continued from previous page...

Mol	Chain	Res	Type
9	s7	81	LEU
9	s7	86	GLN
9	s7	97	ARG
9	s7	103	SER
9	s7	105	THR
9	s7	108	GLN
9	s7	109	VAL
9	s7	110	GLN
9	s7	114	ARG
9	s7	116	ARG
9	s7	117	THR
9	s7	118	LEU
9	s7	119	THR
9	s7	134	GLU
9	s7	143	LEU
9	s7	144	VAL
9	s7	156	SER
9	s7	159	VAL
9	s7	163	ASP
9	s7	166	LEU
9	s7	180	GLN
9	s7	185	ILE
10	s8	8	ARG
10	s8	12	SER
10	s8	18	ARG
10	s8	25	ARG
10	s8	28	GLU
10	s8	29	LEU
10	s8	36	THR
10	s8	62	THR
10	s8	74	LYS
10	s8	76	THR
10	s8	77	ARG
10	s8	89	GLU
10	s8	97	THR
10	s8	110	ARG
10	s8	121	LEU
10	s8	138	ASN
10	s8	151	LYS
10	s8	152	ILE
10	s8	155	SER
10	s8	168	CYS

Continued on next page...

Continued from previous page...

Mol	Chain	Res	Type
10	s8	170	SER
10	s8	176	SER
10	s8	178	ARG
10	s8	183	ILE
10	s8	184	LEU
10	s8	197	THR
10	s8	199	LYS
11	s9	3	ARG
11	s9	7	THR
11	s9	11	THR
11	s9	20	GLU
11	s9	28	LEU
11	s9	41	GLU
11	s9	46	SER
11	s9	49	LEU
11	s9	78	ARG
11	s9	82	ARG
11	s9	87	SER
11	s9	89	ASP
11	s9	90	LYS
11	s9	91	LYS
11	s9	93	LEU
11	s9	96	VAL
11	s9	101	VAL
11	s9	105	LEU
11	s9	109	LEU
11	s9	110	GLN
11	s9	111	THR
11	s9	120	LYS
11	s9	122	VAL
11	s9	126	ARG
11	s9	130	THR
11	s9	133	HIS
11	s9	134	ILE
11	s9	141	VAL
11	s9	142	ASN
11	s9	149	ARG
11	s9	150	LEU
11	s9	171	ARG
11	s9	180	LYS
11	s9	182	GLU
12	c0	2	LEU

Continued on next page...

Continued from previous page...

Mol	Chain	Res	Type
12	c0	3	MET
12	c0	15	LEU
12	c0	22	VAL
12	c0	28	ASN
12	c0	36	ASP
12	c0	47	GLN
12	c0	50	THR
12	c0	55	VAL
12	c0	57	THR
12	c0	67	THR
12	c0	71	GLU
12	c0	77	ARG
13	c1	3	THR
13	c1	5	LEU
13	c1	10	GLU
13	c1	21	ASN
13	c1	26	LYS
13	c1	27	THR
13	c1	28	SER
13	c1	32	LYS
13	c1	33	ARG
13	c1	44	THR
13	c1	47	THR
13	c1	56	LYS
13	c1	60	PHE
13	c1	67	ARG
13	c1	72	THR
13	c1	74	THR
13	c1	76	VAL
13	c1	78	THR
13	c1	107	VAL
13	c1	112	SER
13	c1	116	ARG
13	c1	123	VAL
13	c1	125	VAL
13	c1	140	VAL
14	c2	28	LEU
14	c2	36	LEU
14	c2	39	ASP
14	c2	43	ARG
14	c2	45	LEU
14	c2	54	ARG

Continued on next page...

Continued from previous page...

Mol	Chain	Res	Type
14	c2	58	LEU
14	c2	59	LEU
14	c2	61	VAL
14	c2	62	LEU
14	c2	63	VAL
14	c2	66	VAL
14	c2	71	ILE
14	c2	74	LEU
14	c2	85	LYS
14	c2	89	ILE
14	c2	91	VAL
14	c2	97	LEU
14	c2	103	LEU
14	c2	121	VAL
14	c2	129	GLU
14	c2	132	GLU
14	c2	136	ILE
14	c2	140	PHE
15	c3	4	MET
15	c3	6	SER
15	c3	12	SER
15	c3	14	SER
15	c3	16	ILE
15	c3	27	LYS
15	c3	28	LEU
15	c3	33	VAL
15	c3	35	GLU
15	c3	62	GLN
15	c3	64	ARG
15	c3	66	ILE
15	c3	67	THR
15	c3	75	LEU
15	c3	76	LYS
15	c3	80	LEU
15	c3	84	ILE
15	c3	88	LEU
15	c3	102	LEU
15	c3	104	ARG
15	c3	115	LEU
15	c3	125	LEU
15	c3	127	ARG
15	c3	131	THR

Continued on next page...

Continued from previous page...

Mol	Chain	Res	Type
15	c3	134	VAL
15	c3	138	ASN
16	c4	13	VAL
16	c4	20	TYR
16	c4	26	THR
16	c4	31	THR
16	c4	43	THR
16	c4	55	SER
16	c4	65	GLN
16	c4	66	ASP
16	c4	79	VAL
16	c4	81	VAL
16	c4	84	ARG
16	c4	92	LYS
16	c4	102	LEU
16	c4	107	ARG
16	c4	114	ARG
16	c4	119	THR
16	c4	124	ASP
16	c4	126	THR
16	c4	132	ARG
16	c4	133	ARG
16	c4	136	ARG
16	c4	137	LEU
17	c5	12	PHE
17	c5	20	VAL
17	c5	21	ASP
17	c5	28	MET
17	c5	36	LEU
17	c5	43	ARG
17	c5	44	ARG
17	c5	49	MET
17	c5	69	GLU
17	c5	92	SER
17	c5	97	TYR
17	c5	107	ILE
17	c5	110	GLU
17	c5	121	ILE
17	c5	122	THR
17	c5	124	THR
17	c5	127	ARG
18	c6	7	VAL

Continued on next page...

Continued from previous page...

Mol	Chain	Res	Type
18	c6	17	THR
18	c6	23	LYS
18	c6	28	LEU
18	c6	32	ASN
18	c6	36	ILE
18	c6	37	THR
18	c6	43	ILE
18	c6	53	LEU
18	c6	57	LEU
18	c6	66	ARG
18	c6	68	ARG
18	c6	69	VAL
18	c6	70	THR
18	c6	83	GLN
18	c6	98	ASP
18	c6	110	THR
18	c6	113	ASP
18	c6	114	ARG
18	c6	117	LEU
18	c6	137	ARG
19	c7	3	ARG
19	c7	8	THR
19	c7	18	GLU
19	c7	29	GLN
19	c7	34	LEU
19	c7	36	ASP
19	c7	38	ILE
19	c7	46	LEU
19	c7	62	GLN
19	c7	69	ILE
19	c7	72	LYS
19	c7	83	GLN
19	c7	85	VAL
19	c7	87	GLU
19	c7	104	ASN
19	c7	107	SER
19	c7	113	LEU
20	c8	3	LEU
20	c8	4	VAL
20	c8	5	VAL
20	c8	10	SER
20	c8	13	HIS

Continued on next page...

Continued from previous page...

Mol	Chain	Res	Type
20	c8	15	LEU
20	c8	18	LEU
20	c8	25	ASN
20	c8	28	ILE
20	c8	36	LYS
20	c8	40	ARG
20	c8	61	LEU
20	c8	63	GLN
20	c8	66	LEU
20	c8	94	ASP
20	c8	110	ARG
20	c8	116	LEU
20	c8	119	ILE
20	c8	134	ARG
20	c8	136	GLN
20	c8	141	THR
20	c8	143	ARG
21	c9	6	VAL
21	c9	20	SER
21	c9	27	LYS
21	c9	28	LEU
21	c9	37	VAL
21	c9	41	SER
21	c9	57	ARG
21	c9	68	ARG
21	c9	70	GLN
21	c9	84	LYS
21	c9	89	ARG
21	c9	123	ARG
21	c9	131	ASP
21	c9	132	LEU
21	c9	134	ARG
21	c9	135	ILE
21	c9	140	LEU
21	c9	142	GLU
21	c9	144	GLU
22	d0	12	GLN
22	d0	13	GLU
22	d0	16	GLN
22	d0	21	LYS
22	d0	23	ARG
22	d0	27	THR

Continued on next page...

Continued from previous page...

Mol	Chain	Res	Type
22	d0	31	VAL
22	d0	34	LEU
22	d0	39	SER
22	d0	44	ASN
22	d0	47	GLN
22	d0	51	VAL
22	d0	57	ARG
22	d0	60	THR
22	d0	63	LEU
22	d0	70	THR
22	d0	74	GLU
22	d0	77	LYS
22	d0	97	VAL
22	d0	98	GLN
22	d0	99	ILE
22	d0	103	ILE
22	d0	107	THR
22	d0	108	ILE
22	d0	115	GLU
22	d0	118	VAL
23	d1	2	GLU
23	d1	5	LYS
23	d1	10	GLU
23	d1	11	LEU
23	d1	12	TYR
23	d1	15	ARG
23	d1	18	SER
23	d1	32	VAL
23	d1	44	ARG
23	d1	52	THR
23	d1	65	SER
23	d1	67	ASP
23	d1	68	SER
23	d1	75	ASN
23	d1	78	LEU
23	d1	87	ARG
24	d2	6	VAL
24	d2	7	LEU
24	d2	15	ASN
24	d2	22	LYS
24	d2	23	ARG
24	d2	26	LEU

Continued on next page...

Continued from previous page...

Mol	Chain	Res	Type
24	d2	47	ILE
24	d2	65	LEU
24	d2	83	ILE
24	d2	93	LEU
24	d2	98	GLN
24	d2	103	ILE
24	d2	105	THR
24	d2	111	MET
25	d3	9	LEU
25	d3	14	LYS
25	d3	16	ARG
25	d3	19	ARG
25	d3	36	THR
25	d3	40	SER
25	d3	55	GLU
25	d3	66	SER
25	d3	73	ARG
25	d3	79	ASN
25	d3	83	VAL
25	d3	84	THR
25	d3	100	ASP
25	d3	103	LEU
25	d3	107	PHE
25	d3	109	ARG
25	d3	114	LYS
25	d3	126	LYS
25	d3	127	VAL
25	d3	128	SER
26	d4	10	ARG
26	d4	26	ASP
26	d4	34	ASN
26	d4	35	VAL
26	d4	43	LYS
26	d4	47	VAL
26	d4	49	LYS
26	d4	51	GLU
26	d4	58	PHE
26	d4	62	THR
26	d4	83	LYS
26	d4	88	THR
26	d4	121	THR
26	d4	128	LYS

Continued on next page...

Continued from previous page...

Mol	Chain	Res	Type
27	d5	43	ASP
27	d5	51	LEU
27	d5	53	GLU
27	d5	57	TYR
27	d5	60	VAL
27	d5	68	ARG
27	d5	71	ILE
27	d5	81	ARG
28	d6	5	ARG
28	d6	10	ARG
28	d6	12	LYS
28	d6	18	VAL
28	d6	28	LYS
28	d6	34	LYS
28	d6	39	MET
28	d6	53	LEU
28	d6	58	VAL
28	d6	61	GLU
28	d6	67	THR
28	d6	82	ARG
28	d6	84	VAL
28	d6	89	ARG
28	d6	90	GLU
29	d7	8	LEU
29	d7	15	GLU
29	d7	40	CYS
29	d7	41	LEU
29	d7	43	ILE
29	d7	44	THR
29	d7	52	THR
29	d7	60	SER
29	d7	61	THR
29	d7	72	LYS
29	d7	77	THR
29	d7	81	ARG
30	d8	15	VAL
30	d8	22	ARG
30	d8	28	VAL
30	d8	30	VAL
30	d8	32	PHE
30	d8	33	LEU
30	d8	36	THR

Continued on next page...

Continued from previous page...

Mol	Chain	Res	Type
30	d8	39	THR
30	d8	62	GLU
30	d8	64	ARG
30	d8	65	ARG
30	d8	67	ARG
31	d9	10	HIS
31	d9	12	ARG
31	d9	24	CYS
31	d9	25	SER
31	d9	30	LEU
31	d9	32	ARG
31	d9	36	LEU
31	d9	38	ILE
31	d9	39	CYS
31	d9	42	CYS
31	d9	49	ASP
31	d9	54	LYS
32	e0	24	THR
32	e0	28	LYS
32	e0	29	LYS
32	e0	38	LEU
32	e0	39	LEU
32	e0	44	PHE
32	e0	46	ASN
32	e0	49	LEU
32	e0	55	ARG
32	e0	56	MET
33	e1	78	LYS
33	e1	90	LYS
33	e1	96	LYS
33	e1	97	LYS
33	e1	98	VAL
33	e1	99	LYS
33	e1	100	LEU
33	e1	102	VAL
33	e1	106	TYR
33	e1	108	VAL
33	e1	113	LYS
33	e1	115	THR
33	e1	120	GLU
33	e1	135	HIS
33	e1	136	LYS

Continued on next page...

Continued from previous page...

Mol	Chain	Res	Type
33	e1	140	TYR
33	e1	141	CYS
33	e1	146	SER
33	e1	147	VAL
34	sR	9	LEU
34	sR	14	GLU
34	sR	25	THR
34	sR	29	GLN
34	sR	58	VAL
34	sR	59	ARG
34	sR	64	HIS
34	sR	66	HIS
34	sR	70	ASP
34	sR	76	ASP
34	sR	96	THR
34	sR	98	GLU
34	sR	145	LEU
34	sR	166	SER
34	sR	167	VAL
34	sR	168	THR
34	sR	176	LYS
34	sR	188	ILE
34	sR	207	ASP
34	sR	228	LYS
34	sR	232	TYR
34	sR	238	ASP
34	sR	266	ASP
34	sR	275	ARG
34	sR	282	SER
34	sR	286	GLU
34	sR	297	ASP
34	sR	309	VAL
34	sR	310	ILE
80	sM	24	GLU
80	sM	29	ASN
80	sM	41	SER
80	sM	43	ASP
80	sM	48	ARG
80	sM	61	ILE
80	sM	63	ASP
80	sM	68	ARG
80	sM	74	LYS

Continued on next page...

Continued from previous page...

Mol	Chain	Res	Type
80	sM	75	ASP
80	sM	77	THR
80	sM	78	ASP
39	l2	15	ILE
39	l2	23	ARG
39	l2	32	LEU
39	l2	44	ILE
39	l2	45	VAL
39	l2	46	LYS
39	l2	47	GLN
39	l2	48	ILE
39	l2	52	SER
39	l2	71	LEU
39	l2	74	GLU
39	l2	80	GLU
39	l2	96	LEU
39	l2	101	VAL
39	l2	109	GLU
39	l2	112	ILE
39	l2	113	VAL
39	l2	114	SER
39	l2	116	VAL
39	l2	119	LYS
39	l2	134	VAL
39	l2	135	ILE
39	l2	137	ILE
39	l2	142	ASP
39	l2	147	ARG
39	l2	149	ARG
39	l2	155	LYS
39	l2	156	LYS
39	l2	157	VAL
39	l2	165	VAL
39	l2	180	LEU
39	l2	192	LYS
39	l2	193	ARG
39	l2	204	MET
39	l2	207	VAL
39	l2	215	ASN
39	l2	221	LYS
39	l2	227	ARG
39	l2	243	THR

Continued on next page...

Continued from previous page...

Mol	Chain	Res	Type
39	l2	246	LEU
40	l3	3	HIS
40	l3	4	ARG
40	l3	10	ARG
40	l3	17	LEU
40	l3	19	ARG
40	l3	21	ARG
40	l3	24	SER
40	l3	39	LYS
40	l3	47	LEU
40	l3	50	LYS
40	l3	56	ILE
40	l3	69	LYS
40	l3	81	THR
40	l3	85	VAL
40	l3	95	THR
40	l3	103	THR
40	l3	114	VAL
40	l3	120	LYS
40	l3	123	TYR
40	l3	139	GLN
40	l3	146	ARG
40	l3	148	LEU
40	l3	150	ARG
40	l3	160	VAL
40	l3	167	ARG
40	l3	169	THR
40	l3	183	LEU
40	l3	196	ARG
40	l3	197	GLU
40	l3	202	THR
40	l3	205	VAL
40	l3	232	ARG
40	l3	235	THR
40	l3	236	LYS
40	l3	238	LEU
40	l3	246	LEU
40	l3	252	ILE
40	l3	274	SER
40	l3	284	ARG
40	l3	287	LYS
40	l3	297	SER

Continued on next page...

Continued from previous page...

Mol	Chain	Res	Type
40	l3	304	THR
40	l3	308	MET
40	l3	324	VAL
40	l3	328	ILE
40	l3	332	ARG
40	l3	338	LEU
40	l3	340	LYS
40	l3	346	THR
40	l3	347	SER
40	l3	361	THR
40	l3	382	THR
40	l3	385	LYS
41	l4	3	ARG
41	l4	18	ASN
41	l4	25	VAL
41	l4	52	VAL
41	l4	60	THR
41	l4	90	PHE
41	l4	92	ASN
41	l4	93	MET
41	l4	120	TYR
41	l4	122	THR
41	l4	136	LEU
41	l4	144	LYS
41	l4	145	ILE
41	l4	150	LEU
41	l4	156	LEU
41	l4	163	LYS
41	l4	170	LYS
41	l4	179	LEU
41	l4	182	LEU
41	l4	186	LYS
41	l4	187	LEU
41	l4	197	ARG
41	l4	203	ARG
41	l4	206	LEU
41	l4	220	ARG
41	l4	226	GLU
41	l4	230	VAL
41	l4	233	LEU
41	l4	246	ARG
41	l4	258	LEU

Continued on next page...

Continued from previous page...

Mol	Chain	Res	Type
41	l4	261	VAL
41	l4	265	GLU
41	l4	266	THR
41	l4	283	THR
41	l4	289	ILE
41	l4	300	ARG
41	l4	304	GLN
41	l4	307	GLN
41	l4	313	LEU
41	l4	319	LYS
41	l4	327	LEU
41	l4	338	LYS
41	l4	342	LYS
41	l4	345	GLU
41	l4	347	THR
41	l4	358	THR
41	l4	359	LEU
42	l5	4	GLN
42	l5	5	LYS
42	l5	25	GLU
42	l5	35	ARG
42	l5	51	LEU
42	l5	61	ILE
42	l5	70	THR
42	l5	74	VAL
42	l5	75	LEU
42	l5	89	THR
42	l5	93	THR
42	l5	110	LEU
42	l5	112	LYS
42	l5	113	LEU
42	l5	118	THR
42	l5	120	LYS
42	l5	122	VAL
42	l5	131	LEU
42	l5	132	THR
42	l5	136	GLU
42	l5	140	ARG
42	l5	144	VAL
42	l5	146	LEU
42	l5	148	ILE
42	l5	152	ARG

Continued on next page...

Continued from previous page...

Mol	Chain	Res	Type
42	l5	155	THR
42	l5	164	LYS
42	l5	185	PHE
42	l5	187	THR
42	l5	194	LEU
42	l5	218	ARG
42	l5	227	LEU
42	l5	254	LYS
42	l5	258	LYS
42	l5	259	LYS
42	l5	268	GLU
42	l5	269	SER
42	l5	273	ARG
42	l5	282	ARG
42	l5	293	LEU
43	l6	20	LYS
43	l6	21	THR
43	l6	31	ARG
43	l6	46	ARG
43	l6	50	LYS
43	l6	64	LEU
43	l6	65	ILE
43	l6	76	LEU
43	l6	78	ARG
43	l6	79	VAL
43	l6	82	ARG
43	l6	89	THR
43	l6	91	VAL
43	l6	93	VAL
43	l6	109	GLU
43	l6	152	THR
43	l6	155	LEU
43	l6	162	SER
43	l6	175	LYS
44	l7	22	THR
44	l7	29	GLU
44	l7	30	ARG
44	l7	39	GLU
44	l7	41	ARG
44	l7	45	LEU
44	l7	56	GLU
44	l7	60	ARG

Continued on next page...

Continued from previous page...

Mol	Chain	Res	Type
44	l7	77	VAL
44	l7	83	LEU
44	l7	84	VAL
44	l7	87	VAL
44	l7	88	ARG
44	l7	98	LYS
44	l7	100	ARG
44	l7	111	ILE
44	l7	147	LEU
44	l7	156	ILE
44	l7	157	ASN
44	l7	158	LYS
44	l7	164	SER
44	l7	173	LEU
44	l7	179	LEU
44	l7	184	LEU
44	l7	219	LYS
44	l7	229	PHE
44	l7	239	LEU
44	l7	244	ASN
81	l8	26	LEU
81	l8	41	GLN
81	l8	46	LEU
81	l8	68	ARG
81	l8	69	LEU
81	l8	74	THR
81	l8	77	GLN
81	l8	79	GLN
81	l8	81	THR
81	l8	89	GLU
81	l8	90	THR
81	l8	95	ASN
81	l8	98	ARG
81	l8	101	THR
81	l8	111	LYS
81	l8	134	TYR
81	l8	136	LEU
81	l8	146	LYS
81	l8	149	LYS
81	l8	160	ILE
81	l8	163	VAL
81	l8	169	LEU

Continued on next page...

Continued from previous page...

Mol	Chain	Res	Type
81	l8	172	LYS
81	l8	180	VAL
81	l8	183	LYS
81	l8	185	ARG
81	l8	200	LEU
81	l8	203	VAL
81	l8	214	LEU
81	l8	224	ASP
81	l8	230	LYS
81	l8	245	LYS
81	l8	248	LYS
46	l9	6	THR
46	l9	18	VAL
46	l9	33	THR
46	l9	39	LYS
46	l9	52	LEU
46	l9	55	VAL
46	l9	63	LYS
46	l9	68	LEU
46	l9	70	THR
46	l9	78	MET
46	l9	80	THR
46	l9	82	VAL
46	l9	92	TYR
46	l9	104	VAL
46	l9	105	GLU
46	l9	106	LYS
46	l9	107	ASP
46	l9	118	LEU
46	l9	121	LYS
46	l9	129	ARG
46	l9	130	ASP
46	l9	133	THR
46	l9	137	SER
46	l9	140	VAL
46	l9	143	GLU
46	l9	144	ILE
46	l9	151	VAL
46	l9	157	ASN
46	l9	161	LEU
46	l9	162	GLN
46	l9	173	ARG

Continued on next page...

Continued from previous page...

Mol	Chain	Res	Type
46	l9	177	ASP
46	l9	188	THR
46	l9	191	LEU
47	m0	4	ARG
47	m0	7	ARG
47	m0	22	TYR
47	m0	24	ARG
47	m0	26	VAL
47	m0	29	SER
47	m0	31	ILE
47	m0	35	ASP
47	m0	36	LEU
47	m0	42	THR
47	m0	44	ASP
47	m0	48	LEU
47	m0	52	LEU
47	m0	53	VAL
47	m0	58	GLU
47	m0	63	GLU
47	m0	71	CYS
47	m0	74	LYS
47	m0	76	MET
47	m0	87	LEU
47	m0	91	VAL
47	m0	99	ILE
47	m0	101	LYS
47	m0	133	GLN
47	m0	139	ARG
47	m0	145	LYS
47	m0	153	ARG
47	m0	154	ARG
47	m0	162	GLN
47	m0	163	GLN
47	m0	167	LEU
47	m0	169	LYS
47	m0	177	ASP
47	m0	178	ARG
47	m0	182	LEU
47	m0	200	LEU
47	m0	205	SER
47	m0	211	ARG
47	m0	212	GLU

Continued on next page...

Continued from previous page...

Mol	Chain	Res	Type
47	m0	217	PHE
48	m1	6	GLN
48	m1	10	ARG
48	m1	12	LEU
48	m1	13	LYS
48	m1	30	LEU
48	m1	31	THR
48	m1	44	THR
48	m1	46	VAL
48	m1	54	VAL
48	m1	56	THR
48	m1	71	VAL
48	m1	80	LEU
48	m1	85	LYS
48	m1	101	ASN
48	m1	106	ILE
48	m1	107	ASP
48	m1	112	LEU
48	m1	129	VAL
48	m1	130	VAL
48	m1	137	ARG
48	m1	140	ARG
48	m1	142	LYS
48	m1	153	LYS
48	m1	155	THR
48	m1	159	THR
48	m1	166	LYS
48	m1	174	LYS
49	m3	5	LYS
49	m3	13	HIS
49	m3	16	LYS
49	m3	52	ASP
49	m3	54	LEU
49	m3	55	ARG
49	m3	58	VAL
49	m3	59	ARG
49	m3	63	VAL
49	m3	67	ARG
49	m3	68	LYS
49	m3	73	ARG
49	m3	85	LEU
49	m3	107	GLU

Continued on next page...

Continued from previous page...

Mol	Chain	Res	Type
49	m3	114	GLN
49	m3	118	GLU
49	m3	122	LYS
49	m3	131	LYS
49	m3	149	GLN
49	m3	152	THR
49	m3	164	GLU
49	m3	168	ARG
49	m3	184	GLU
49	m3	194	GLU
50	m4	3	THR
50	m4	6	ILE
50	m4	41	GLN
50	m4	50	LYS
50	m4	62	GLN
50	m4	63	VAL
50	m4	64	VAL
50	m4	72	LEU
50	m4	80	THR
50	m4	90	VAL
50	m4	107	GLU
50	m4	116	GLU
50	m4	123	LEU
50	m4	130	THR
50	m4	135	LEU
51	m5	5	LYS
51	m5	8	GLU
51	m5	10	LEU
51	m5	12	ARG
51	m5	15	GLN
51	m5	22	LEU
51	m5	24	ARG
51	m5	27	VAL
51	m5	49	ARG
51	m5	67	ARG
51	m5	68	ARG
51	m5	75	VAL
51	m5	80	THR
51	m5	85	THR
51	m5	92	LEU
51	m5	97	SER
51	m5	98	LEU

Continued on next page...

Continued from previous page...

Mol	Chain	Res	Type
51	m5	104	GLU
51	m5	138	GLN
51	m5	153	ASP
51	m5	155	VAL
51	m5	159	ARG
51	m5	175	ASN
51	m5	176	LYS
51	m5	183	THR
51	m5	187	ARG
51	m5	190	THR
51	m5	198	SER
51	m5	204	LYS
52	m6	3	VAL
52	m6	22	VAL
52	m6	25	LYS
52	m6	34	VAL
52	m6	41	LEU
52	m6	58	LEU
52	m6	67	THR
52	m6	74	ARG
52	m6	78	ARG
52	m6	79	ILE
52	m6	84	LEU
52	m6	85	ARG
52	m6	100	GLU
52	m6	106	GLU
52	m6	117	ARG
52	m6	119	VAL
52	m6	124	LEU
52	m6	126	VAL
52	m6	128	ARG
52	m6	129	LEU
52	m6	152	VAL
52	m6	170	LYS
52	m6	171	LYS
52	m6	175	THR
52	m6	180	SER
52	m6	182	ASN
52	m6	184	THR
52	m6	197	LEU
53	m7	7	THR
53	m7	9	THR

Continued on next page...

Continued from previous page...

Mol	Chain	Res	Type
53	m7	24	VAL
53	m7	29	THR
53	m7	31	GLU
53	m7	32	THR
53	m7	42	THR
53	m7	43	LYS
53	m7	52	LEU
53	m7	56	ARG
53	m7	78	VAL
53	m7	79	THR
53	m7	80	LYS
53	m7	89	LYS
53	m7	96	GLN
53	m7	107	LEU
53	m7	112	LEU
53	m7	114	VAL
53	m7	118	GLN
53	m7	121	GLN
53	m7	126	ARG
53	m7	127	ARG
53	m7	144	SER
53	m7	153	LYS
53	m7	155	GLU
54	m8	3	ILE
54	m8	7	SER
54	m8	12	ARG
54	m8	23	ASN
54	m8	24	VAL
54	m8	26	LEU
54	m8	32	LEU
54	m8	34	THR
54	m8	49	LEU
54	m8	57	ILE
54	m8	63	SER
54	m8	64	VAL
54	m8	74	GLU
54	m8	80	THR
54	m8	93	ILE
54	m8	111	ARG
54	m8	113	LYS
54	m8	127	LEU
54	m8	135	GLN

Continued on next page...

Continued from previous page...

Mol	Chain	Res	Type
54	m8	137	THR
54	m8	138	LEU
54	m8	161	LYS
54	m8	165	ILE
54	m8	170	ARG
54	m8	174	ARG
54	m8	180	ARG
55	m9	10	LEU
55	m9	29	THR
55	m9	36	ASN
55	m9	43	LYS
55	m9	49	THR
55	m9	52	LYS
55	m9	63	THR
55	m9	70	LYS
55	m9	71	ARG
55	m9	74	ARG
55	m9	76	SER
55	m9	88	ARG
55	m9	99	LEU
55	m9	116	ASP
55	m9	128	LYS
55	m9	138	LEU
55	m9	152	GLU
55	m9	153	LYS
55	m9	164	LEU
55	m9	167	ARG
55	m9	171	ASP
55	m9	173	ARG
55	m9	177	VAL
56	n0	1	MET
56	n0	8	GLN
56	n0	13	ARG
56	n0	17	GLU
56	n0	18	SER
56	n0	21	GLU
56	n0	23	LYS
56	n0	45	LEU
56	n0	50	LYS
56	n0	51	VAL
56	n0	52	LYS
56	n0	60	SER

Continued on next page...

Continued from previous page...

Mol	Chain	Res	Type
56	n0	70	THR
56	n0	80	ARG
56	n0	87	THR
56	n0	88	HIS
56	n0	89	ASN
56	n0	92	LYS
56	n0	97	VAL
56	n0	100	VAL
56	n0	104	GLU
56	n0	105	THR
56	n0	115	ARG
56	n0	117	ARG
56	n0	130	GLU
56	n0	136	LYS
56	n0	137	ARG
56	n0	142	GLN
56	n0	148	LEU
56	n0	149	LYS
56	n0	155	ARG
56	n0	157	GLN
56	n0	162	THR
56	n0	172	TYR
57	n1	12	ARG
57	n1	25	VAL
57	n1	26	HIS
57	n1	27	LEU
57	n1	47	SER
57	n1	55	LYS
57	n1	68	THR
57	n1	71	SER
57	n1	78	LYS
57	n1	80	VAL
57	n1	83	ARG
57	n1	88	ARG
57	n1	89	LEU
57	n1	96	ILE
57	n1	102	ARG
57	n1	104	GLU
57	n1	126	VAL
57	n1	127	GLN
57	n1	139	ARG
57	n1	141	VAL

Continued on next page...

Continued from previous page...

Mol	Chain	Res	Type
57	n1	143	THR
57	n1	146	ASN
57	n1	149	GLN
57	n1	150	THR
58	n2	14	THR
58	n2	16	THR
58	n2	20	SER
58	n2	27	VAL
58	n2	37	LEU
58	n2	43	VAL
58	n2	50	LEU
58	n2	54	VAL
58	n2	58	GLU
58	n2	63	VAL
58	n2	64	THR
58	n2	90	ARG
58	n2	94	ARG
58	n2	96	VAL
58	n2	97	SER
58	n2	98	THR
58	n2	105	LEU
59	n3	2	SER
59	n3	4	ASN
59	n3	7	GLN
59	n3	13	ILE
59	n3	14	SER
59	n3	42	SER
59	n3	45	ARG
59	n3	46	LEU
59	n3	48	ARG
59	n3	69	LEU
59	n3	72	LYS
59	n3	74	MET
59	n3	91	VAL
59	n3	120	LYS
59	n3	125	LEU
59	n3	128	ARG
59	n3	135	VAL
83	n4	1	MET
83	n4	5	ILE
83	n4	39	LEU
83	n4	54	LEU

Continued on next page...

Continued from previous page...

Mol	Chain	Res	Type
83	n4	63	ILE
83	n4	96	LEU
83	n4	97	LYS
83	n4	99	GLU
83	n4	100	VAL
83	n4	105	ARG
83	n4	107	GLU
83	n4	127	LYS
83	n4	130	SER
61	n5	24	LEU
61	n5	27	ARG
61	n5	34	LEU
61	n5	37	THR
61	n5	39	LYS
61	n5	45	LYS
61	n5	49	LYS
61	n5	56	ARG
61	n5	63	ILE
61	n5	71	THR
61	n5	86	VAL
61	n5	108	LEU
61	n5	109	LYS
61	n5	112	THR
61	n5	115	ARG
61	n5	125	ARG
61	n5	127	THR
61	n5	135	ILE
61	n5	142	ILE
62	n6	8	VAL
62	n6	12	ARG
62	n6	13	ARG
62	n6	14	LYS
62	n6	17	LYS
62	n6	37	LYS
62	n6	39	LEU
62	n6	40	ARG
62	n6	45	ILE
62	n6	50	ILE
62	n6	52	ARG
62	n6	56	VAL
62	n6	57	LEU
62	n6	62	SER

Continued on next page...

Continued from previous page...

Mol	Chain	Res	Type
62	n6	64	LYS
62	n6	66	GLN
62	n6	70	ILE
62	n6	74	TYR
62	n6	76	LEU
62	n6	80	VAL
62	n6	89	LYS
62	n6	94	SER
62	n6	95	VAL
62	n6	106	ILE
62	n6	112	ASP
62	n6	115	ARG
62	n6	120	GLN
63	n7	3	LYS
63	n7	5	LEU
63	n7	14	VAL
63	n7	15	ARG
63	n7	24	VAL
63	n7	33	SER
63	n7	36	HIS
63	n7	52	LYS
63	n7	53	VAL
63	n7	57	HIS
63	n7	72	ILE
63	n7	75	VAL
63	n7	81	LEU
63	n7	83	THR
63	n7	86	THR
63	n7	94	SER
63	n7	95	VAL
63	n7	99	GLU
63	n7	100	THR
63	n7	102	GLU
63	n7	103	GLN
63	n7	121	ARG
63	n7	134	LEU
64	n8	4	ARG
64	n8	6	THR
64	n8	7	LYS
64	n8	8	THR
64	n8	10	LYS
64	n8	12	ARG

Continued on next page...

Continued from previous page...

Mol	Chain	Res	Type
64	n8	14	HIS
64	n8	25	HIS
64	n8	27	LYS
64	n8	34	MET
64	n8	42	ARG
64	n8	46	ASP
64	n8	47	LYS
64	n8	56	VAL
64	n8	60	TYR
64	n8	65	GLN
64	n8	78	LEU
64	n8	84	GLU
64	n8	85	ASP
64	n8	89	GLN
64	n8	91	LEU
64	n8	97	GLU
64	n8	98	THR
64	n8	115	LYS
64	n8	117	ARG
64	n8	124	ILE
64	n8	132	LYS
64	n8	133	LEU
65	n9	3	LYS
65	n9	14	ARG
65	n9	21	ILE
65	n9	26	THR
65	n9	31	SER
65	n9	38	LYS
65	n9	58	LYS
65	n9	59	LYS
66	o0	8	GLU
66	o0	10	ILE
66	o0	16	LEU
66	o0	19	LYS
66	o0	40	LYS
66	o0	41	LEU
66	o0	55	GLU
66	o0	61	MET
66	o0	68	TYR
66	o0	74	ASN
66	o0	86	ARG
66	o0	101	LEU

Continued on next page...

Continued from previous page...

Mol	Chain	Res	Type
66	o0	103	THR
67	o1	6	ASP
67	o1	8	VAL
67	o1	16	LEU
67	o1	26	LYS
67	o1	31	ARG
67	o1	34	LYS
67	o1	44	MET
67	o1	55	LEU
67	o1	64	VAL
67	o1	68	GLU
67	o1	84	ASP
67	o1	96	VAL
67	o1	97	LEU
67	o1	98	VAL
67	o1	102	LYS
67	o1	106	THR
67	o1	107	VAL
67	o1	110	GLU
67	o1	111	GLU
68	o2	3	SER
68	o2	4	LEU
68	o2	14	THR
68	o2	16	LYS
68	o2	19	ARG
68	o2	24	ARG
68	o2	31	ASN
68	o2	33	ARG
68	o2	35	GLN
68	o2	41	VAL
68	o2	51	SER
68	o2	54	LYS
68	o2	73	THR
68	o2	75	LEU
68	o2	82	LEU
68	o2	89	THR
68	o2	95	GLU
68	o2	106	VAL
68	o2	125	ARG
68	o2	126	LEU
69	o3	4	SER
69	o3	31	LYS

Continued on next page...

Continued from previous page...

Mol	Chain	Res	Type
69	o3	49	ILE
69	o3	70	LYS
69	o3	73	ARG
69	o3	74	THR
69	o3	81	VAL
69	o3	84	THR
69	o3	86	ARG
69	o3	98	VAL
70	o4	5	VAL
70	o4	24	LYS
70	o4	44	CYS
70	o4	46	ASP
70	o4	58	ARG
70	o4	65	VAL
70	o4	81	CYS
70	o4	83	ASN
70	o4	88	ARG
70	o4	102	LYS
71	o5	4	VAL
71	o5	20	GLN
71	o5	21	LEU
71	o5	27	GLU
71	o5	36	LEU
71	o5	37	SER
71	o5	45	LYS
71	o5	47	VAL
71	o5	62	GLN
71	o5	69	LEU
71	o5	81	ARG
71	o5	85	THR
71	o5	86	ARG
71	o5	89	ARG
71	o5	90	ARG
71	o5	101	THR
71	o5	107	LYS
72	o6	2	THR
72	o6	5	THR
72	o6	7	ILE
72	o6	9	ILE
72	o6	11	LEU
72	o6	17	VAL
72	o6	21	THR

Continued on next page...

Continued from previous page...

Mol	Chain	Res	Type
72	o6	26	ILE
72	o6	29	LYS
72	o6	35	ASN
72	o6	36	ARG
72	o6	37	THR
72	o6	40	VAL
72	o6	42	SER
72	o6	43	LEU
72	o6	45	ARG
72	o6	57	LEU
72	o6	58	ILE
72	o6	59	ASP
72	o6	60	LEU
72	o6	62	ARG
72	o6	71	LYS
72	o6	88	GLU
72	o6	94	ILE
72	o6	98	ARG
73	o7	3	LYS
73	o7	17	THR
73	o7	24	ARG
73	o7	25	ARG
73	o7	30	GLN
73	o7	33	THR
73	o7	44	THR
73	o7	46	SER
73	o7	55	ARG
73	o7	65	ARG
73	o7	68	LYS
73	o7	75	LYS
73	o7	80	THR
74	o8	5	ILE
74	o8	12	LEU
74	o8	17	ARG
74	o8	24	THR
74	o8	31	LEU
74	o8	41	THR
74	o8	46	ARG
74	o8	50	SER
74	o8	53	THR
74	o8	61	LYS
74	o8	64	LYS

Continued on next page...

Continued from previous page...

Mol	Chain	Res	Type
74	o8	65	LEU
74	o8	78	LEU
75	o9	4	GLN
75	o9	15	LYS
75	o9	17	LYS
75	o9	21	ARG
75	o9	23	LEU
75	o9	28	ARG
75	o9	29	LEU
76	q0	85	LEU
76	q0	88	LYS
76	q0	106	ARG
76	q0	112	LYS
76	q0	113	ARG
76	q0	114	LYS
76	q0	119	ASN
76	q0	127	LEU
76	q0	128	LYS
77	q1	6	ARG
77	q1	9	ARG
77	q1	13	LEU
77	q1	17	ARG
77	q1	19	LYS
77	q1	21	ARG
77	q1	23	ARG
78	q2	6	LYS
78	q2	7	THR
78	q2	8	ARG
78	q2	18	ARG
78	q2	20	HIS
78	q2	22	GLN
78	q2	26	THR
78	q2	45	ARG
78	q2	61	LYS
78	q2	64	THR
78	q2	78	LYS
78	q2	83	LEU
78	q2	84	THR
78	q2	85	LEU
78	q2	93	LEU
78	q2	98	LYS
78	q2	100	LYS

Continued on next page...

Continued from previous page...

Mol	Chain	Res	Type
78	q2	104	LEU
78	q2	105	GLN
79	q3	5	THR
79	q3	20	SER
79	q3	21	SER
79	q3	24	ARG
79	q3	26	VAL
79	q3	30	GLU
79	q3	36	ARG
79	q3	42	CYS
79	q3	45	LYS
79	q3	48	LYS
79	q3	49	ARG
79	q3	54	ILE
79	q3	56	THR
79	q3	59	CYS
79	q3	70	THR
79	q3	81	SER
84	p0	4	ILE
84	p0	5	ARG
84	p0	6	GLU
84	p0	10	GLU
84	p0	25	LEU
84	p0	30	VAL
84	p0	42	ARG
84	p0	48	ARG
84	p0	51	VAL
84	p0	55	LYS
84	p0	58	MET
84	p0	67	LEU
84	p0	68	SER
84	p0	70	LEU
84	p0	72	ASP
84	p0	76	LEU
84	p0	80	VAL
84	p0	81	LYS
84	p0	84	VAL
84	p0	93	LEU
84	p0	97	LYS
84	p0	104	ARG
84	p0	185	LEU
84	p0	196	VAL

Some sidechains can be flipped to improve hydrogen bonding and reduce clashes. All (38) such sidechains are listed below:

Mol	Chain	Res	Type
8	S6	22	HIS
9	S7	74	GLN
11	S9	110	GLN
15	C3	62	GLN
18	C6	32	ASN
19	C7	48	ASN
23	D1	74	GLN
24	D2	56	HIS
27	D5	95	HIS
32	E0	17	GLN
41	L4	311	HIS
42	L5	40	HIS
44	L7	244	ASN
51	M5	194	GLN
53	M7	10	ASN
53	M7	34	GLN
59	N3	98	ASN
78	Q2	47	GLN
2	s0	140	ASN
3	s1	149	GLN
11	s9	110	GLN
11	s9	123	HIS
11	s9	124	HIS
11	s9	142	ASN
15	c3	49	GLN
22	d0	48	HIS
22	d0	72	ASN
26	d4	22	GLN
33	e1	93	HIS
34	sR	314	GLN
39	l2	47	GLN
39	l2	100	ASN
46	l9	8	GLN
64	n8	28	HIS
64	n8	44	ASN
70	o4	3	GLN
71	o5	68	GLN
76	q0	119	ASN

5.3.3 RNA (i)

Mol	Chain	Analysed	Backbone Outliers	Pucker Outliers
1	2	1777/1800 (98%)	480 (27%)	60 (3%)
1	6	1793/1800 (99%)	466 (25%)	52 (2%)
36	1	3145/3396 (92%)	667 (21%)	76 (2%)
36	5	3145/3396 (92%)	677 (21%)	67 (2%)
37	3	120/121 (99%)	15 (12%)	0
37	7	120/121 (99%)	19 (15%)	0
38	4	157/158 (99%)	35 (22%)	2 (1%)
38	8	157/158 (99%)	34 (21%)	3 (1%)
All	All	10414/10950 (95%)	2393 (22%)	260 (2%)

All (2393) RNA backbone outliers are listed below:

Mol	Chain	Res	Type
1	2	2	A
1	2	4	C
1	2	17	C
1	2	21	U
1	2	25	C
1	2	26	A
1	2	27	U
1	2	34	G
1	2	42	G
1	2	44	U
1	2	45	U
1	2	47	A
1	2	57	G
1	2	60	U
1	2	66	U
1	2	67	A
1	2	68	A
1	2	69	G
1	2	72	A
1	2	73	U
1	2	74	U
1	2	75	U
1	2	77	U
1	2	95	G
1	2	103	A
1	2	104	A
1	2	114	C
1	2	131	C
1	2	132	U
1	2	133	U

Continued on next page...

Continued from previous page...

Mol	Chain	Res	Type
1	2	134	U
1	2	135	A
1	2	136	C
1	2	137	U
1	2	140	A
1	2	141	U
1	2	145	A
1	2	146	U
1	2	153	G
1	2	158	U
1	2	159	U
1	2	167	U
1	2	169	A
1	2	170	U
1	2	178	U
1	2	185	U
1	2	186	C
1	2	188	A
1	2	190	C
1	2	191	C
1	2	192	U
1	2	194	U
1	2	195	G
1	2	196	G
1	2	197	A
1	2	198	A
1	2	199	G
1	2	200	A
1	2	215	A
1	2	217	A
1	2	218	A
1	2	219	A
1	2	226	A
1	2	227	U
1	2	228	G
1	2	229	U
1	2	233	C
1	2	234	G
1	2	235	G
1	2	238	U
1	2	239	C
1	2	240	U

Continued on next page...

Continued from previous page...

Mol	Chain	Res	Type
1	2	241	U
1	2	242	U
1	2	249	U
1	2	250	C
1	2	257	A
1	2	260	U
1	2	261	U
1	2	262	U
1	2	265	A
1	2	266	A
1	2	267	U
1	2	271	A
1	2	272	U
1	2	274	G
1	2	275	C
1	2	276	C
1	2	277	U
1	2	278	U
1	2	279	G
1	2	280	U
1	2	281	G
1	2	288	A
1	2	290	G
1	2	299	A
1	2	302	U
1	2	309	C
1	2	314	C
1	2	316	A
1	2	320	U
1	2	321	C
1	2	322	G
1	2	333	A
1	2	337	G
1	2	338	C
1	2	352	A
1	2	359	A
1	2	360	A
1	2	361	C
1	2	378	A
1	2	387	A
1	2	390	G
1	2	397	A

Continued on next page...

Continued from previous page...

Mol	Chain	Res	Type
1	2	400	A
1	2	401	A
1	2	402	C
1	2	403	G
1	2	404	G
1	2	416	A
1	2	418	G
1	2	424	C
1	2	425	A
1	2	426	G
1	2	428	A
1	2	434	G
1	2	437	A
1	2	439	U
1	2	444	C
1	2	448	C
1	2	452	A
1	2	454	U
1	2	468	A
1	2	480	G
1	2	484	C
1	2	485	A
1	2	486	G
1	2	488	G
1	2	493	U
1	2	494	U
1	2	495	C
1	2	496	G
1	2	497	G
1	2	498	G
1	2	499	U
1	2	500	C
1	2	502	U
1	2	503	G
1	2	504	U
1	2	505	A
1	2	506	A
1	2	507	U
1	2	508	U
1	2	510	G
1	2	511	A
1	2	512	A

Continued on next page...

Continued from previous page...

Mol	Chain	Res	Type
1	2	513	U
1	2	514	G
1	2	515	A
1	2	516	G
1	2	519	C
1	2	520	A
1	2	527	A
1	2	532	U
1	2	534	A
1	2	538	A
1	2	539	G
1	2	540	G
1	2	541	A
1	2	542	A
1	2	543	C
1	2	544	A
1	2	545	A
1	2	548	G
1	2	555	A
1	2	556	A
1	2	557	G
1	2	558	U
1	2	565	C
1	2	578	U
1	2	579	A
1	2	580	A
1	2	582	U
1	2	594	A
1	2	595	G
1	2	609	U
1	2	610	G
1	2	611	U
1	2	614	C
1	2	619	A
1	2	620	A
1	2	621	A
1	2	622	A
1	2	623	A
1	2	624	G
1	2	639	U
1	2	640	U
1	2	650	U

Continued on next page...

Continued from previous page...

Mol	Chain	Res	Type
1	2	653	C
1	2	655	G
1	2	656	G
1	2	657	U
1	2	658	C
1	2	677	G
1	2	679	U
1	2	680	U
1	2	684	A
1	2	685	A
1	2	686	C
1	2	692	C
1	2	694	U
1	2	696	C
1	2	697	C
1	2	700	C
1	2	701	U
1	2	702	G
1	2	703	G
1	2	704	C
1	2	705	U
1	2	707	A
1	2	709	C
1	2	710	U
1	2	711	U
1	2	712	G
1	2	713	A
1	2	714	G
1	2	717	C
1	2	718	U
1	2	719	U
1	2	720	G
1	2	721	U
1	2	722	G
1	2	723	G
1	2	725	U
1	2	727	U
1	2	728	U
1	2	730	G
1	2	731	C
1	2	732	G
1	2	733	A

Continued on next page...

Continued from previous page...

Mol	Chain	Res	Type
1	2	734	A
1	2	735	C
1	2	736	C
1	2	737	A
1	2	738	G
1	2	742	U
1	2	743	U
1	2	753	A
1	2	754	A
1	2	755	A
1	2	756	A
1	2	758	U
1	2	759	U
1	2	765	G
1	2	766	U
1	2	774	A
1	2	775	G
1	2	778	G
1	2	781	U
1	2	782	U
1	2	783	G
1	2	784	C
1	2	789	A
1	2	793	A
1	2	794	U
1	2	795	U
1	2	812	A
1	2	815	G
1	2	816	G
1	2	818	C
1	2	819	G
1	2	820	U
1	2	821	U
1	2	822	U
1	2	823	G
1	2	824	G
1	2	829	A
1	2	830	U
1	2	831	U
1	2	833	U
1	2	837	G
1	2	841	U

Continued on next page...

Continued from previous page...

Mol	Chain	Res	Type
1	2	854	U
1	2	856	A
1	2	862	A
1	2	863	A
1	2	864	U
1	2	876	G
1	2	886	U
1	2	896	U
1	2	898	A
1	2	912	U
1	2	913	G
1	2	914	G
1	2	916	U
1	2	921	U
1	2	933	A
1	2	935	U
1	2	942	G
1	2	944	A
1	2	951	A
1	2	960	U
1	2	966	A
1	2	988	A
1	2	992	A
1	2	993	A
1	2	997	G
1	2	1003	A
1	2	1004	U
1	2	1005	A
1	2	1026	A
1	2	1028	C
1	2	1039	A
1	2	1040	G
1	2	1052	U
1	2	1053	G
1	2	1058	U
1	2	1059	U
1	2	1060	U
1	2	1061	A
1	2	1066	C
1	2	1073	G
1	2	1075	C
1	2	1080	U

Continued on next page...

Continued from previous page...

Mol	Chain	Res	Type
1	2	1082	C
1	2	1083	G
1	2	1087	A
1	2	1091	A
1	2	1092	A
1	2	1096	C
1	2	1097	U
1	2	1098	U
1	2	1100	G
1	2	1109	G
1	2	1117	U
1	2	1138	A
1	2	1146	G
1	2	1149	G
1	2	1150	G
1	2	1151	A
1	2	1155	G
1	2	1157	A
1	2	1158	C
1	2	1160	A
1	2	1163	A
1	2	1167	G
1	2	1185	U
1	2	1191	U
1	2	1194	A
1	2	1196	A
1	2	1199	G
1	2	1200	G
1	2	1202	A
1	2	1207	C
1	2	1217	A
1	2	1218	G
1	2	1227	A
1	2	1228	G
1	2	1229	G
1	2	1241	G
1	2	1243	G
1	2	1244	A
1	2	1245	G
1	2	1251	U
1	2	1257	U
1	2	1258	U

Continued on next page...

Continued from previous page...

Mol	Chain	Res	Type
1	2	1275	A
1	2	1286	U
1	2	1292	G
1	2	1306	C
1	2	1307	U
1	2	1314	U
1	2	1315	U
1	2	1321	A
1	2	1337	A
1	2	1338	C
1	2	1340	U
1	2	1341	A
1	2	1344	A
1	2	1345	A
1	2	1354	G
1	2	1355	C
1	2	1361	U
1	2	1362	U
1	2	1363	U
1	2	1364	G
1	2	1370	U
1	2	1371	A
1	2	1372	U
1	2	1383	G
1	2	1388	A
1	2	1390	U
1	2	1398	U
1	2	1399	C
1	2	1412	G
1	2	1413	U
1	2	1414	U
1	2	1415	U
1	2	1427	A
1	2	1428	G
1	2	1433	G
1	2	1446	A
1	2	1448	G
1	2	1451	C
1	2	1456	C
1	2	1457	C
1	2	1458	G
1	2	1459	C

Continued on next page...

Continued from previous page...

Mol	Chain	Res	Type
1	2	1461	C
1	2	1462	G
1	2	1471	A
1	2	1473	U
1	2	1474	G
1	2	1475	A
1	2	1482	C
1	2	1486	G
1	2	1489	U
1	2	1490	C
1	2	1491	U
1	2	1492	A
1	2	1493	A
1	2	1499	G
1	2	1506	G
1	2	1514	U
1	2	1515	A
1	2	1516	A
1	2	1517	U
1	2	1521	G
1	2	1523	G
1	2	1524	A
1	2	1535	U
1	2	1536	G
1	2	1537	C
1	2	1538	U
1	2	1557	U
1	2	1559	A
1	2	1569	A
1	2	1574	G
1	2	1584	G
1	2	1590	G
1	2	1601	G
1	2	1614	A
1	2	1616	G
1	2	1619	C
1	2	1624	C
1	2	1631	A
1	2	1641	C
1	2	1657	U
1	2	1658	G
1	2	1663	G

Continued on next page...

Continued from previous page...

Mol	Chain	Res	Type
1	2	1680	G
1	2	1681	A
1	2	1682	U
1	2	1683	C
1	2	1684	U
1	2	1697	G
1	2	1698	G
1	2	1699	G
1	2	1700	C
1	2	1701	A
1	2	1702	A
1	2	1712	A
1	2	1713	G
1	2	1715	G
1	2	1719	A
1	2	1760	G
1	2	1762	A
1	2	1766	A
1	2	1769	U
1	2	1770	U
1	2	1780	G
1	2	1782	A
1	2	1783	C
1	2	1788	G
1	2	1789	G
1	2	1792	G
1	2	1793	G
1	2	1794	A
1	2	1795	U
1	2	1796	C
36	1	13	A
36	1	14	U
36	1	16	A
36	1	24	G
36	1	26	A
36	1	40	A
36	1	49	A
36	1	57	A
36	1	59	G
36	1	60	A
36	1	65	A
36	1	66	A

Continued on next page...

Continued from previous page...

Mol	Chain	Res	Type
36	1	68	C
36	1	76	G
36	1	83	U
36	1	92	G
36	1	93	C
36	1	99	A
36	1	108	A
36	1	109	A
36	1	110	G
36	1	113	C
36	1	116	A
36	1	117	U
36	1	121	A
36	1	122	A
36	1	133	U
36	1	135	C
36	1	136	G
36	1	145	G
36	1	156	G
36	1	157	A
36	1	166	C
36	1	170	G
36	1	173	G
36	1	182	U
36	1	187	A
36	1	190	U
36	1	191	U
36	1	200	C
36	1	201	A
36	1	210	U
36	1	218	G
36	1	219	A
36	1	234	G
36	1	240	U
36	1	243	G
36	1	245	U
36	1	249	U
36	1	250	U
36	1	251	G
36	1	252	U
36	1	265	A
36	1	269	G

Continued on next page...

Continued from previous page...

Mol	Chain	Res	Type
36	1	282	G
36	1	283	G
36	1	286	U
36	1	295	A
36	1	298	U
36	1	315	C
36	1	323	A
36	1	329	U
36	1	339	C
36	1	343	U
36	1	349	A
36	1	350	C
36	1	351	A
36	1	368	G
36	1	374	A
36	1	376	G
36	1	391	A
36	1	395	A
36	1	398	A
36	1	399	A
36	1	401	U
36	1	402	A
36	1	403	C
36	1	420	G
36	1	421	G
36	1	422	A
36	1	438	A
36	1	440	A
36	1	495	G
36	1	498	A
36	1	516	A
36	1	520	U
36	1	521	A
36	1	535	G
36	1	543	C
36	1	544	C
36	1	546	C
36	1	547	G
36	1	548	G
36	1	551	A
36	1	552	G
36	1	553	U

Continued on next page...

Continued from previous page...

Mol	Chain	Res	Type
36	1	555	U
36	1	556	U
36	1	557	A
36	1	559	A
36	1	578	A
36	1	579	G
36	1	592	A
36	1	601	U
36	1	603	A
36	1	604	G
36	1	609	G
36	1	611	A
36	1	619	A
36	1	620	U
36	1	621	A
36	1	622	A
36	1	636	C
36	1	638	C
36	1	647	A
36	1	649	A
36	1	651	G
36	1	653	A
36	1	660	A
36	1	661	G
36	1	667	C
36	1	677	A
36	1	681	U
36	1	691	A
36	1	705	A
36	1	708	G
36	1	712	G
36	1	715	A
36	1	716	A
36	1	764	U
36	1	765	C
36	1	766	U
36	1	767	U
36	1	772	U
36	1	776	U
36	1	777	U
36	1	781	G
36	1	785	G

Continued on next page...

Continued from previous page...

Mol	Chain	Res	Type
36	1	787	G
36	1	801	A
36	1	806	A
36	1	816	A
36	1	817	A
36	1	830	A
36	1	849	C
36	1	861	C
36	1	871	U
36	1	874	U
36	1	878	G
36	1	879	U
36	1	890	C
36	1	896	A
36	1	907	G
36	1	908	G
36	1	914	A
36	1	916	G
36	1	917	A
36	1	921	A
36	1	923	C
36	1	924	G
36	1	925	A
36	1	937	G
36	1	943	U
36	1	944	C
36	1	953	G
36	1	959	C
36	1	960	U
36	1	962	A
36	1	963	G
36	1	979	U
36	1	980	A
36	1	981	U
36	1	982	C
36	1	994	G
36	1	1000	C
36	1	1001	G
36	1	1002	A
36	1	1006	A
36	1	1010	G
36	1	1017	C

Continued on next page...

Continued from previous page...

Mol	Chain	Res	Type
36	1	1018	G
36	1	1020	G
36	1	1021	G
36	1	1024	G
36	1	1025	A
36	1	1029	G
36	1	1036	A
36	1	1037	C
36	1	1041	U
36	1	1047	A
36	1	1049	C
36	1	1052	U
36	1	1063	G
36	1	1064	A
36	1	1065	A
36	1	1071	U
36	1	1072	G
36	1	1079	A
36	1	1081	U
36	1	1082	U
36	1	1083	G
36	1	1087	G
36	1	1093	A
36	1	1094	U
36	1	1095	U
36	1	1096	U
36	1	1097	G
36	1	1098	A
36	1	1103	A
36	1	1104	G
36	1	1117	G
36	1	1128	U
36	1	1131	G
36	1	1159	A
36	1	1160	C
36	1	1165	A
36	1	1179	A
36	1	1180	A
36	1	1181	U
36	1	1182	A
36	1	1191	U
36	1	1192	C

Continued on next page...

Continued from previous page...

Mol	Chain	Res	Type
36	1	1197	A
36	1	1201	C
36	1	1205	A
36	1	1209	G
36	1	1216	C
36	1	1217	A
36	1	1218	U
36	1	1221	A
36	1	1222	G
36	1	1225	A
36	1	1227	C
36	1	1232	C
36	1	1233	G
36	1	1235	U
36	1	1236	G
36	1	1237	G
36	1	1241	U
36	1	1242	G
36	1	1243	G
36	1	1245	A
36	1	1246	G
36	1	1248	C
36	1	1249	G
36	1	1251	A
36	1	1258	U
36	1	1262	G
36	1	1263	A
36	1	1264	G
36	1	1266	G
36	1	1269	U
36	1	1270	A
36	1	1271	A
36	1	1272	C
36	1	1274	A
36	1	1277	C
36	1	1278	A
36	1	1279	C
36	1	1285	G
36	1	1287	A
36	1	1307	G
36	1	1308	A
36	1	1309	U

Continued on next page...

Continued from previous page...

Mol	Chain	Res	Type
36	1	1313	G
36	1	1324	U
36	1	1330	A
36	1	1331	U
36	1	1333	C
36	1	1345	G
36	1	1348	U
36	1	1349	G
36	1	1351	U
36	1	1352	A
36	1	1353	U
36	1	1355	A
36	1	1356	U
36	1	1357	G
36	1	1378	U
36	1	1386	A
36	1	1392	G
36	1	1399	A
36	1	1400	G
36	1	1405	U
36	1	1417	G
36	1	1419	A
36	1	1421	G
36	1	1425	U
36	1	1429	G
36	1	1434	G
36	1	1437	C
36	1	1446	A
36	1	1450	G
36	1	1455	U
36	1	1465	A
36	1	1481	A
36	1	1482	A
36	1	1485	G
36	1	1503	A
36	1	1508	C
36	1	1515	A
36	1	1527	C
36	1	1529	A
36	1	1533	U
36	1	1556	C
36	1	1557	A

Continued on next page...

Continued from previous page...

Mol	Chain	Res	Type
36	1	1560	G
36	1	1561	G
36	1	1562	C
36	1	1563	C
36	1	1564	U
36	1	1566	A
36	1	1567	U
36	1	1568	U
36	1	1569	U
36	1	1570	U
36	1	1576	G
36	1	1579	C
36	1	1580	A
36	1	1582	C
36	1	1583	A
36	1	1587	A
36	1	1589	A
36	1	1593	A
36	1	1605	A
36	1	1607	U
36	1	1620	U
36	1	1629	U
36	1	1639	C
36	1	1641	U
36	1	1643	A
36	1	1645	U
36	1	1657	C
36	1	1683	A
36	1	1705	U
36	1	1706	C
36	1	1716	U
36	1	1717	U
36	1	1724	U
36	1	1735	G
36	1	1736	G
36	1	1741	A
36	1	1742	U
36	1	1750	A
36	1	1751	G
36	1	1761	C
36	1	1762	C
36	1	1763	U

Continued on next page...

Continued from previous page...

Mol	Chain	Res	Type
36	1	1765	U
36	1	1766	G
36	1	1767	C
36	1	1770	G
36	1	1775	G
36	1	1780	G
36	1	1783	U
36	1	1797	A
36	1	1809	A
36	1	1810	A
36	1	1812	G
36	1	1814	A
36	1	1816	A
36	1	1817	G
36	1	1818	U
36	1	1819	U
36	1	1820	U
36	1	1821	U
36	1	1839	A
36	1	1841	A
36	1	1842	A
36	1	1845	G
36	1	1846	C
36	1	1849	C
36	1	1850	A
36	1	1866	C
36	1	1879	A
36	1	1886	A
36	1	1893	A
36	1	1895	A
36	1	1903	U
36	1	1906	G
36	1	1927	G
36	1	1935	G
36	1	1951	C
36	1	1952	G
36	1	1953	G
36	1	1954	G
36	1	2094	C
36	1	2101	C
36	1	2102	U
36	1	2111	G

Continued on next page...

Continued from previous page...

Mol	Chain	Res	Type
36	1	2112	U
36	1	2113	A
36	1	2114	C
36	1	2115	G
36	1	2116	G
36	1	2121	G
36	1	2122	G
36	1	2131	A
36	1	2134	G
36	1	2140	U
36	1	2144	A
36	1	2158	A
36	1	2168	A
36	1	2169	G
36	1	2188	A
36	1	2198	A
36	1	2205	U
36	1	2206	G
36	1	2208	A
36	1	2209	U
36	1	2210	G
36	1	2228	A
36	1	2244	A
36	1	2249	G
36	1	2250	G
36	1	2254	U
36	1	2255	A
36	1	2256	A
36	1	2262	A
36	1	2272	G
36	1	2273	G
36	1	2279	A
36	1	2281	A
36	1	2282	U
36	1	2284	C
36	1	2307	G
36	1	2310	U
36	1	2313	A
36	1	2314	U
36	1	2315	G
36	1	2334	U
36	1	2336	U

Continued on next page...

Continued from previous page...

Mol	Chain	Res	Type
36	1	2361	A
36	1	2367	A
36	1	2373	A
36	1	2374	C
36	1	2375	G
36	1	2385	G
36	1	2388	U
36	1	2393	G
36	1	2394	G
36	1	2397	A
36	1	2401	A
36	1	2402	A
36	1	2403	G
36	1	2406	C
36	1	2411	U
36	1	2418	G
36	1	2419	A
36	1	2437	G
36	1	2444	C
36	1	2445	A
36	1	2502	A
36	1	2503	G
36	1	2507	C
36	1	2514	U
36	1	2515	A
36	1	2522	G
36	1	2523	A
36	1	2532	U
36	1	2533	G
36	1	2534	G
36	1	2537	U
36	1	2538	U
36	1	2539	C
36	1	2540	A
36	1	2541	U
36	1	2542	U
36	1	2543	U
36	1	2547	A
36	1	2548	C
36	1	2549	G
36	1	2551	U
36	1	2552	C

Continued on next page...

Continued from previous page...

Mol	Chain	Res	Type
36	1	2554	A
36	1	2555	G
36	1	2560	C
36	1	2561	A
36	1	2567	C
36	1	2568	C
36	1	2569	A
36	1	2570	U
36	1	2571	U
36	1	2572	C
36	1	2573	G
36	1	2576	G
36	1	2582	C
36	1	2585	G
36	1	2589	G
36	1	2593	A
36	1	2594	C
36	1	2606	G
36	1	2607	G
36	1	2614	G
36	1	2637	A
36	1	2638	C
36	1	2652	U
36	1	2656	A
36	1	2672	G
36	1	2674	A
36	1	2677	G
36	1	2681	U
36	1	2689	A
36	1	2690	G
36	1	2691	A
36	1	2694	A
36	1	2695	A
36	1	2696	A
36	1	2704	A
36	1	2714	G
36	1	2728	G
36	1	2729	U
36	1	2737	C
36	1	2744	U
36	1	2752	U
36	1	2753	G

Continued on next page...

Continued from previous page...

Mol	Chain	Res	Type
36	1	2755	C
36	1	2772	C
36	1	2777	G
36	1	2778	G
36	1	2780	A
36	1	2796	G
36	1	2799	A
36	1	2800	G
36	1	2801	A
36	1	2803	A
36	1	2810	C
36	1	2816	G
36	1	2817	A
36	1	2818	U
36	1	2829	U
36	1	2834	G
36	1	2837	A
36	1	2842	U
36	1	2843	U
36	1	2845	A
36	1	2847	A
36	1	2849	C
36	1	2853	A
36	1	2856	G
36	1	2860	U
36	1	2867	C
36	1	2871	G
36	1	2872	A
36	1	2875	U
36	1	2887	A
36	1	2889	C
36	1	2896	A
36	1	2898	G
36	1	2899	C
36	1	2923	U
36	1	2935	U
36	1	2936	A
36	1	2937	G
36	1	2938	G
36	1	2939	G
36	1	2942	C
36	1	2943	G

Continued on next page...

Continued from previous page...

Mol	Chain	Res	Type
36	1	2946	A
36	1	2947	G
36	1	2954	U
36	1	2971	A
36	1	2974	U
36	1	2977	G
36	1	2983	C
36	1	2990	G
36	1	2992	U
36	1	2996	U
36	1	2997	G
36	1	3012	A
36	1	3034	C
36	1	3054	U
36	1	3059	G
36	1	3078	U
36	1	3079	U
36	1	3080	G
36	1	3086	A
36	1	3087	A
36	1	3092	C
36	1	3113	A
36	1	3119	U
36	1	3122	A
36	1	3130	A
36	1	3131	U
36	1	3134	A
36	1	3139	A
36	1	3142	A
36	1	3143	C
36	1	3151	U
36	1	3153	U
36	1	3154	C
36	1	3155	U
36	1	3156	U
36	1	3157	U
36	1	3164	C
36	1	3165	A
36	1	3168	A
36	1	3169	U
36	1	3170	A
36	1	3171	U

Continued on next page...

Continued from previous page...

Mol	Chain	Res	Type
36	1	3173	G
36	1	3174	A
36	1	3176	G
36	1	3179	U
36	1	3181	C
36	1	3187	A
36	1	3195	U
36	1	3196	U
36	1	3197	G
36	1	3198	U
36	1	3207	U
36	1	3210	A
36	1	3217	C
36	1	3218	A
36	1	3219	G
36	1	3220	G
36	1	3228	C
36	1	3229	G
36	1	3235	C
36	1	3243	A
36	1	3245	A
36	1	3246	G
36	1	3247	G
36	1	3253	G
36	1	3259	U
36	1	3263	G
36	1	3269	U
36	1	3270	U
36	1	3272	C
36	1	3276	G
36	1	3279	A
36	1	3281	U
36	1	3286	G
36	1	3287	U
36	1	3288	G
36	1	3289	G
36	1	3293	U
36	1	3294	A
36	1	3295	A
36	1	3304	U
36	1	3307	A
36	1	3313	U

Continued on next page...

Continued from previous page...

Mol	Chain	Res	Type
36	1	3316	A
36	1	3317	U
36	1	3318	G
36	1	3319	U
36	1	3320	A
36	1	3341	U
36	1	3342	A
36	1	3344	A
36	1	3345	G
36	1	3349	C
36	1	3351	U
36	1	3352	U
36	1	3353	G
36	1	3354	U
36	1	3355	U
36	1	3356	G
36	1	3360	C
36	1	3369	G
36	1	3375	A
36	1	3376	A
36	1	3378	C
36	1	3382	U
36	1	3383	G
36	1	3389	U
36	1	3396	U
37	3	7	G
37	3	13	A
37	3	22	A
37	3	41	G
37	3	51	A
37	3	53	U
37	3	54	U
37	3	65	G
37	3	74	C
37	3	76	A
37	3	91	G
37	3	101	G
37	3	102	A
37	3	112	G
37	3	121	U
38	4	2	A
38	4	21	C

Continued on next page...

Continued from previous page...

Mol	Chain	Res	Type
38	4	26	U
38	4	34	U
38	4	35	C
38	4	48	A
38	4	57	C
38	4	58	G
38	4	59	A
38	4	60	U
38	4	62	C
38	4	63	G
38	4	75	G
38	4	79	A
38	4	80	A
38	4	81	U
38	4	82	U
38	4	83	C
38	4	84	C
38	4	86	U
38	4	87	G
38	4	90	U
38	4	95	G
38	4	104	A
38	4	105	A
38	4	106	C
38	4	111	A
38	4	113	U
38	4	125	U
38	4	126	A
38	4	138	A
38	4	152	G
38	4	155	A
38	4	157	U
38	4	158	U
1	6	2	A
1	6	4	C
1	6	17	C
1	6	25	C
1	6	26	A
1	6	27	U
1	6	34	G
1	6	47	A
1	6	57	G

Continued on next page...

Continued from previous page...

Mol	Chain	Res	Type
1	6	60	U
1	6	61	A
1	6	66	U
1	6	67	A
1	6	68	A
1	6	69	G
1	6	72	A
1	6	73	U
1	6	75	U
1	6	76	A
1	6	77	U
1	6	85	A
1	6	100	A
1	6	104	A
1	6	113	U
1	6	114	C
1	6	132	U
1	6	137	U
1	6	138	A
1	6	140	A
1	6	141	U
1	6	144	U
1	6	145	A
1	6	146	U
1	6	153	G
1	6	158	U
1	6	159	U
1	6	166	C
1	6	177	U
1	6	178	U
1	6	181	A
1	6	185	U
1	6	188	A
1	6	190	C
1	6	191	C
1	6	192	U
1	6	193	U
1	6	195	G
1	6	198	A
1	6	199	G
1	6	200	A
1	6	215	A

Continued on next page...

Continued from previous page...

Mol	Chain	Res	Type
1	6	216	U
1	6	217	A
1	6	218	A
1	6	219	A
1	6	220	A
1	6	222	A
1	6	226	A
1	6	227	U
1	6	228	G
1	6	230	C
1	6	232	U
1	6	233	C
1	6	235	G
1	6	240	U
1	6	241	U
1	6	249	U
1	6	250	C
1	6	260	U
1	6	261	U
1	6	265	A
1	6	271	A
1	6	272	U
1	6	273	G
1	6	274	G
1	6	276	C
1	6	277	U
1	6	278	U
1	6	280	U
1	6	287	G
1	6	299	A
1	6	301	A
1	6	308	C
1	6	309	C
1	6	314	C
1	6	316	A
1	6	319	U
1	6	320	U
1	6	321	C
1	6	322	G
1	6	333	A
1	6	337	G
1	6	338	C

Continued on next page...

Continued from previous page...

Mol	Chain	Res	Type
1	6	341	A
1	6	343	C
1	6	352	A
1	6	359	A
1	6	360	A
1	6	361	C
1	6	381	C
1	6	400	A
1	6	401	A
1	6	402	C
1	6	404	G
1	6	416	A
1	6	417	A
1	6	418	G
1	6	419	G
1	6	421	A
1	6	424	C
1	6	425	A
1	6	426	G
1	6	434	G
1	6	439	U
1	6	444	C
1	6	448	C
1	6	468	A
1	6	470	A
1	6	475	A
1	6	484	C
1	6	485	A
1	6	486	G
1	6	487	G
1	6	488	G
1	6	489	C
1	6	490	C
1	6	492	A
1	6	493	U
1	6	494	U
1	6	495	C
1	6	496	G
1	6	497	G
1	6	500	C
1	6	501	U
1	6	504	U

Continued on next page...

Continued from previous page...

Mol	Chain	Res	Type
1	6	505	A
1	6	506	A
1	6	508	U
1	6	510	G
1	6	511	A
1	6	512	A
1	6	513	U
1	6	515	A
1	6	517	U
1	6	527	A
1	6	534	A
1	6	536	C
1	6	538	A
1	6	539	G
1	6	540	G
1	6	541	A
1	6	542	A
1	6	543	C
1	6	544	A
1	6	551	G
1	6	557	G
1	6	558	U
1	6	559	C
1	6	564	G
1	6	565	C
1	6	566	C
1	6	570	A
1	6	574	G
1	6	578	U
1	6	579	A
1	6	580	A
1	6	582	U
1	6	594	A
1	6	595	G
1	6	601	A
1	6	606	A
1	6	609	U
1	6	610	G
1	6	611	U
1	6	617	U
1	6	619	A
1	6	620	A

Continued on next page...

Continued from previous page...

Mol	Chain	Res	Type
1	6	622	A
1	6	623	A
1	6	624	G
1	6	637	C
1	6	639	U
1	6	640	U
1	6	648	G
1	6	650	U
1	6	652	G
1	6	653	C
1	6	658	C
1	6	661	A
1	6	662	U
1	6	665	U
1	6	667	U
1	6	668	C
1	6	669	G
1	6	670	U
1	6	676	G
1	6	678	A
1	6	679	U
1	6	680	U
1	6	681	U
1	6	682	C
1	6	683	C
1	6	684	A
1	6	685	A
1	6	691	C
1	6	695	U
1	6	696	C
1	6	697	C
1	6	698	U
1	6	710	U
1	6	711	U
1	6	714	G
1	6	718	U
1	6	719	U
1	6	720	G
1	6	721	U
1	6	722	G
1	6	723	G
1	6	730	G

Continued on next page...

Continued from previous page...

Mol	Chain	Res	Type
1	6	742	U
1	6	743	U
1	6	751	G
1	6	753	A
1	6	754	A
1	6	755	A
1	6	756	A
1	6	764	U
1	6	765	G
1	6	767	U
1	6	773	C
1	6	774	A
1	6	775	G
1	6	780	A
1	6	781	U
1	6	782	U
1	6	783	G
1	6	787	G
1	6	789	A
1	6	793	A
1	6	794	U
1	6	811	A
1	6	812	A
1	6	815	G
1	6	816	G
1	6	821	U
1	6	823	G
1	6	825	U
1	6	826	U
1	6	828	U
1	6	829	A
1	6	830	U
1	6	831	U
1	6	832	U
1	6	834	G
1	6	835	U
1	6	856	A
1	6	861	U
1	6	863	A
1	6	864	U
1	6	873	U
1	6	886	U

Continued on next page...

Continued from previous page...

Mol	Chain	Res	Type
1	6	898	A
1	6	911	U
1	6	912	U
1	6	913	G
1	6	914	G
1	6	916	U
1	6	933	A
1	6	935	U
1	6	942	G
1	6	944	A
1	6	959	U
1	6	960	U
1	6	966	A
1	6	969	C
1	6	970	A
1	6	971	A
1	6	983	A
1	6	992	A
1	6	993	A
1	6	997	G
1	6	1003	A
1	6	1004	U
1	6	1005	A
1	6	1021	C
1	6	1026	A
1	6	1028	C
1	6	1039	A
1	6	1040	G
1	6	1052	U
1	6	1053	G
1	6	1057	U
1	6	1058	U
1	6	1059	U
1	6	1060	U
1	6	1061	A
1	6	1063	U
1	6	1072	C
1	6	1081	A
1	6	1082	C
1	6	1092	A
1	6	1096	C
1	6	1097	U

Continued on next page...

Continued from previous page...

Mol	Chain	Res	Type
1	6	1098	U
1	6	1100	G
1	6	1101	G
1	6	1109	G
1	6	1137	A
1	6	1138	A
1	6	1139	A
1	6	1151	A
1	6	1155	G
1	6	1158	C
1	6	1159	C
1	6	1160	A
1	6	1162	C
1	6	1164	G
1	6	1167	G
1	6	1183	A
1	6	1185	U
1	6	1194	A
1	6	1196	A
1	6	1199	G
1	6	1200	G
1	6	1202	A
1	6	1217	A
1	6	1218	G
1	6	1220	C
1	6	1221	A
1	6	1225	U
1	6	1226	A
1	6	1228	G
1	6	1229	G
1	6	1230	A
1	6	1231	U
1	6	1239	U
1	6	1240	U
1	6	1242	A
1	6	1243	G
1	6	1244	A
1	6	1245	G
1	6	1246	C
1	6	1255	G
1	6	1256	A
1	6	1257	U

Continued on next page...

Continued from previous page...

Mol	Chain	Res	Type
1	6	1258	U
1	6	1259	U
1	6	1262	U
1	6	1275	A
1	6	1286	U
1	6	1288	G
1	6	1314	U
1	6	1315	U
1	6	1316	G
1	6	1319	A
1	6	1321	A
1	6	1335	U
1	6	1337	A
1	6	1338	C
1	6	1341	A
1	6	1343	U
1	6	1344	A
1	6	1345	A
1	6	1346	A
1	6	1354	G
1	6	1361	U
1	6	1363	U
1	6	1364	G
1	6	1367	G
1	6	1371	A
1	6	1372	U
1	6	1383	G
1	6	1388	A
1	6	1390	U
1	6	1398	U
1	6	1399	C
1	6	1400	A
1	6	1402	G
1	6	1413	U
1	6	1415	U
1	6	1425	A
1	6	1427	A
1	6	1428	G
1	6	1433	G
1	6	1445	G
1	6	1446	A
1	6	1448	G

Continued on next page...

Continued from previous page...

Mol	Chain	Res	Type
1	6	1458	G
1	6	1459	C
1	6	1461	C
1	6	1471	A
1	6	1482	C
1	6	1486	G
1	6	1489	U
1	6	1490	C
1	6	1491	U
1	6	1492	A
1	6	1493	A
1	6	1494	C
1	6	1496	U
1	6	1506	G
1	6	1514	U
1	6	1515	A
1	6	1516	A
1	6	1523	G
1	6	1524	A
1	6	1531	G
1	6	1535	U
1	6	1536	G
1	6	1537	C
1	6	1538	U
1	6	1540	G
1	6	1554	U
1	6	1557	U
1	6	1559	A
1	6	1569	A
1	6	1573	A
1	6	1574	G
1	6	1584	G
1	6	1590	G
1	6	1601	G
1	6	1603	U
1	6	1616	G
1	6	1620	C
1	6	1621	U
1	6	1634	C
1	6	1635	A
1	6	1637	C
1	6	1638	G

Continued on next page...

Continued from previous page...

Mol	Chain	Res	Type
1	6	1656	U
1	6	1657	U
1	6	1658	G
1	6	1680	G
1	6	1683	C
1	6	1696	G
1	6	1697	G
1	6	1698	G
1	6	1699	G
1	6	1700	C
1	6	1701	A
1	6	1702	A
1	6	1710	U
1	6	1712	A
1	6	1715	G
1	6	1716	C
1	6	1717	G
1	6	1727	G
1	6	1731	A
1	6	1736	G
1	6	1755	A
1	6	1760	G
1	6	1762	A
1	6	1766	A
1	6	1767	G
1	6	1769	U
1	6	1770	U
1	6	1780	G
1	6	1782	A
1	6	1783	C
1	6	1789	G
1	6	1792	G
1	6	1793	G
1	6	1794	A
1	6	1796	C
1	6	1799	U
1	6	1800	A
36	5	15	C
36	5	16	A
36	5	21	G
36	5	24	G
36	5	26	A

Continued on next page...

Continued from previous page...

Mol	Chain	Res	Type
36	5	40	A
36	5	44	U
36	5	45	A
36	5	49	A
36	5	57	A
36	5	59	G
36	5	60	A
36	5	65	A
36	5	66	A
36	5	73	C
36	5	76	G
36	5	83	U
36	5	93	C
36	5	96	G
36	5	99	A
36	5	109	A
36	5	110	G
36	5	111	C
36	5	113	C
36	5	116	A
36	5	120	G
36	5	121	A
36	5	122	A
36	5	133	U
36	5	134	U
36	5	135	C
36	5	136	G
36	5	150	A
36	5	152	U
36	5	156	G
36	5	157	A
36	5	165	A
36	5	166	C
36	5	170	G
36	5	171	G
36	5	172	G
36	5	173	G
36	5	174	C
36	5	178	U
36	5	182	U
36	5	183	G
36	5	184	U

Continued on next page...

Continued from previous page...

Mol	Chain	Res	Type
36	5	187	A
36	5	190	U
36	5	191	U
36	5	200	C
36	5	210	U
36	5	218	G
36	5	219	A
36	5	220	G
36	5	221	A
36	5	227	G
36	5	239	G
36	5	240	U
36	5	243	G
36	5	244	G
36	5	246	U
36	5	248	U
36	5	249	U
36	5	250	U
36	5	251	G
36	5	252	U
36	5	253	A
36	5	254	A
36	5	259	C
36	5	269	G
36	5	270	U
36	5	284	A
36	5	286	U
36	5	295	A
36	5	298	U
36	5	310	U
36	5	315	C
36	5	316	U
36	5	323	A
36	5	329	U
36	5	339	C
36	5	349	A
36	5	350	C
36	5	351	A
36	5	370	U
36	5	375	A
36	5	376	G
36	5	398	A

Continued on next page...

Continued from previous page...

Mol	Chain	Res	Type
36	5	399	A
36	5	401	U
36	5	402	A
36	5	403	C
36	5	404	G
36	5	421	G
36	5	422	A
36	5	436	A
36	5	437	G
36	5	438	A
36	5	439	C
36	5	440	A
36	5	441	U
36	5	442	G
36	5	492	U
36	5	521	A
36	5	532	A
36	5	535	G
36	5	542	G
36	5	546	C
36	5	547	G
36	5	548	G
36	5	555	U
36	5	557	A
36	5	559	A
36	5	578	A
36	5	579	G
36	5	592	A
36	5	594	U
36	5	595	G
36	5	600	G
36	5	604	G
36	5	608	A
36	5	609	G
36	5	611	A
36	5	612	U
36	5	619	A
36	5	620	U
36	5	621	A
36	5	636	C
36	5	640	U
36	5	647	A

Continued on next page...

Continued from previous page...

Mol	Chain	Res	Type
36	5	649	A
36	5	651	G
36	5	653	A
36	5	660	A
36	5	661	G
36	5	675	C
36	5	677	A
36	5	680	G
36	5	681	U
36	5	683	U
36	5	691	A
36	5	705	A
36	5	708	G
36	5	712	G
36	5	715	A
36	5	716	A
36	5	725	G
36	5	727	G
36	5	758	C
36	5	766	U
36	5	767	U
36	5	776	U
36	5	777	U
36	5	778	U
36	5	780	A
36	5	781	G
36	5	785	G
36	5	786	A
36	5	806	A
36	5	817	A
36	5	830	A
36	5	851	C
36	5	861	C
36	5	874	U
36	5	879	U
36	5	885	U
36	5	896	A
36	5	907	G
36	5	908	G
36	5	909	G
36	5	914	A
36	5	916	G

Continued on next page...

Continued from previous page...

Mol	Chain	Res	Type
36	5	917	A
36	5	921	A
36	5	924	G
36	5	937	G
36	5	944	C
36	5	953	G
36	5	959	C
36	5	960	U
36	5	961	C
36	5	963	G
36	5	973	A
36	5	979	U
36	5	983	A
36	5	994	G
36	5	1000	C
36	5	1001	G
36	5	1002	A
36	5	1006	A
36	5	1010	G
36	5	1015	U
36	5	1016	C
36	5	1017	C
36	5	1018	G
36	5	1019	G
36	5	1021	G
36	5	1024	G
36	5	1025	A
36	5	1026	A
36	5	1027	A
36	5	1028	U
36	5	1029	G
36	5	1032	C
36	5	1033	U
36	5	1035	G
36	5	1047	A
36	5	1049	C
36	5	1064	A
36	5	1065	A
36	5	1072	G
36	5	1081	U
36	5	1082	U
36	5	1085	A

Continued on next page...

Continued from previous page...

Mol	Chain	Res	Type
36	5	1093	A
36	5	1094	U
36	5	1095	U
36	5	1096	U
36	5	1097	G
36	5	1098	A
36	5	1103	A
36	5	1104	G
36	5	1117	G
36	5	1131	G
36	5	1152	G
36	5	1153	A
36	5	1159	A
36	5	1174	G
36	5	1180	A
36	5	1181	U
36	5	1182	A
36	5	1190	A
36	5	1191	U
36	5	1192	C
36	5	1193	A
36	5	1196	C
36	5	1197	A
36	5	1201	C
36	5	1202	A
36	5	1209	G
36	5	1222	G
36	5	1232	C
36	5	1236	G
36	5	1237	G
36	5	1239	C
36	5	1241	U
36	5	1242	G
36	5	1243	G
36	5	1245	A
36	5	1246	G
36	5	1252	A
36	5	1258	U
36	5	1259	A
36	5	1262	G
36	5	1263	A
36	5	1264	G

Continued on next page...

Continued from previous page...

Mol	Chain	Res	Type
36	5	1265	U
36	5	1266	G
36	5	1285	G
36	5	1307	G
36	5	1308	A
36	5	1309	U
36	5	1329	U
36	5	1330	A
36	5	1331	U
36	5	1349	G
36	5	1351	U
36	5	1352	A
36	5	1353	U
36	5	1355	A
36	5	1356	U
36	5	1357	G
36	5	1385	C
36	5	1386	A
36	5	1387	G
36	5	1391	C
36	5	1392	G
36	5	1398	U
36	5	1399	A
36	5	1400	G
36	5	1418	A
36	5	1419	A
36	5	1420	C
36	5	1421	G
36	5	1429	G
36	5	1431	G
36	5	1433	A
36	5	1434	G
36	5	1437	C
36	5	1446	A
36	5	1450	G
36	5	1455	U
36	5	1465	A
36	5	1481	A
36	5	1482	A
36	5	1490	A
36	5	1503	A
36	5	1508	C

Continued on next page...

Continued from previous page...

Mol	Chain	Res	Type
36	5	1514	G
36	5	1533	U
36	5	1536	G
36	5	1553	U
36	5	1554	U
36	5	1555	U
36	5	1556	C
36	5	1558	A
36	5	1560	G
36	5	1561	G
36	5	1562	C
36	5	1563	C
36	5	1565	G
36	5	1566	A
36	5	1567	U
36	5	1568	U
36	5	1569	U
36	5	1570	U
36	5	1571	A
36	5	1572	U
36	5	1574	C
36	5	1575	A
36	5	1576	G
36	5	1577	G
36	5	1578	C
36	5	1579	C
36	5	1581	C
36	5	1583	A
36	5	1587	A
36	5	1589	A
36	5	1605	A
36	5	1620	U
36	5	1629	U
36	5	1639	C
36	5	1643	A
36	5	1644	C
36	5	1645	U
36	5	1655	G
36	5	1657	C
36	5	1658	G
36	5	1683	A
36	5	1716	U

Continued on next page...

Continued from previous page...

Mol	Chain	Res	Type
36	5	1717	U
36	5	1718	G
36	5	1724	U
36	5	1725	C
36	5	1736	G
36	5	1750	A
36	5	1751	G
36	5	1756	C
36	5	1762	C
36	5	1764	U
36	5	1765	U
36	5	1766	G
36	5	1770	G
36	5	1775	G
36	5	1778	G
36	5	1780	G
36	5	1793	C
36	5	1797	A
36	5	1808	G
36	5	1810	A
36	5	1812	G
36	5	1814	A
36	5	1815	U
36	5	1816	A
36	5	1817	G
36	5	1818	U
36	5	1820	U
36	5	1821	U
36	5	1839	A
36	5	1841	A
36	5	1842	A
36	5	1846	C
36	5	1849	C
36	5	1850	A
36	5	1878	G
36	5	1879	A
36	5	1880	U
36	5	1893	A
36	5	1906	G
36	5	1907	C
36	5	1909	A
36	5	1952	G

Continued on next page...

Continued from previous page...

Mol	Chain	Res	Type
36	5	1953	G
36	5	2100	A
36	5	2101	C
36	5	2102	U
36	5	2112	U
36	5	2113	A
36	5	2121	G
36	5	2122	G
36	5	2131	A
36	5	2134	G
36	5	2140	U
36	5	2144	A
36	5	2158	A
36	5	2169	G
36	5	2170	U
36	5	2187	G
36	5	2188	A
36	5	2192	C
36	5	2201	G
36	5	2205	U
36	5	2206	G
36	5	2208	A
36	5	2210	G
36	5	2228	A
36	5	2244	A
36	5	2245	C
36	5	2252	A
36	5	2253	G
36	5	2255	A
36	5	2256	A
36	5	2257	C
36	5	2258	U
36	5	2264	U
36	5	2270	A
36	5	2273	G
36	5	2279	A
36	5	2281	A
36	5	2282	U
36	5	2288	G
36	5	2303	A
36	5	2307	G
36	5	2310	U

Continued on next page...

Continued from previous page...

Mol	Chain	Res	Type
36	5	2313	A
36	5	2315	G
36	5	2330	C
36	5	2331	C
36	5	2334	U
36	5	2336	U
36	5	2372	A
36	5	2373	A
36	5	2374	C
36	5	2375	G
36	5	2385	G
36	5	2393	G
36	5	2397	A
36	5	2400	G
36	5	2401	A
36	5	2402	A
36	5	2403	G
36	5	2404	A
36	5	2405	C
36	5	2411	U
36	5	2418	G
36	5	2419	A
36	5	2435	G
36	5	2438	A
36	5	2439	A
36	5	2440	G
36	5	2441	A
36	5	2443	A
36	5	2504	U
36	5	2505	U
36	5	2506	U
36	5	2507	C
36	5	2508	U
36	5	2510	U
36	5	2511	A
36	5	2512	C
36	5	2514	U
36	5	2515	A
36	5	2522	G
36	5	2523	A
36	5	2524	A
36	5	2526	C

Continued on next page...

Continued from previous page...

Mol	Chain	Res	Type
36	5	2530	G
36	5	2531	C
36	5	2532	U
36	5	2537	U
36	5	2538	U
36	5	2539	C
36	5	2540	A
36	5	2543	U
36	5	2549	G
36	5	2552	C
36	5	2555	G
36	5	2562	A
36	5	2566	C
36	5	2567	C
36	5	2568	C
36	5	2569	A
36	5	2570	U
36	5	2571	U
36	5	2572	C
36	5	2573	G
36	5	2574	G
36	5	2584	G
36	5	2585	G
36	5	2589	G
36	5	2591	A
36	5	2593	A
36	5	2594	C
36	5	2606	G
36	5	2607	G
36	5	2614	G
36	5	2639	G
36	5	2652	U
36	5	2656	A
36	5	2667	A
36	5	2674	A
36	5	2677	G
36	5	2681	U
36	5	2689	A
36	5	2690	G
36	5	2691	A
36	5	2694	A
36	5	2696	A

Continued on next page...

Continued from previous page...

Mol	Chain	Res	Type
36	5	2705	A
36	5	2714	G
36	5	2716	U
36	5	2719	U
36	5	2720	G
36	5	2727	A
36	5	2728	G
36	5	2729	U
36	5	2746	A
36	5	2752	U
36	5	2753	G
36	5	2762	A
36	5	2771	U
36	5	2772	C
36	5	2773	C
36	5	2778	G
36	5	2779	A
36	5	2782	U
36	5	2796	G
36	5	2799	A
36	5	2800	G
36	5	2801	A
36	5	2810	C
36	5	2813	A
36	5	2814	G
36	5	2816	G
36	5	2817	A
36	5	2818	U
36	5	2829	U
36	5	2843	U
36	5	2845	A
36	5	2849	C
36	5	2852	C
36	5	2853	A
36	5	2861	U
36	5	2871	G
36	5	2872	A
36	5	2875	U
36	5	2887	A
36	5	2889	C
36	5	2896	A
36	5	2899	C

Continued on next page...

Continued from previous page...

Mol	Chain	Res	Type
36	5	2904	U
36	5	2922	G
36	5	2923	U
36	5	2928	C
36	5	2935	U
36	5	2936	A
36	5	2942	C
36	5	2947	G
36	5	2954	U
36	5	2957	G
36	5	2971	A
36	5	2972	G
36	5	2979	U
36	5	2983	C
36	5	2990	G
36	5	2992	U
36	5	2993	G
36	5	2996	U
36	5	2997	G
36	5	3003	G
36	5	3012	A
36	5	3028	G
36	5	3049	A
36	5	3056	U
36	5	3057	U
36	5	3059	G
36	5	3078	U
36	5	3079	U
36	5	3086	A
36	5	3092	C
36	5	3104	U
36	5	3122	A
36	5	3123	A
36	5	3130	A
36	5	3131	U
36	5	3142	A
36	5	3143	C
36	5	3150	A
36	5	3153	U
36	5	3155	U
36	5	3156	U
36	5	3157	U

Continued on next page...

Continued from previous page...

Mol	Chain	Res	Type
36	5	3158	G
36	5	3159	C
36	5	3164	C
36	5	3165	A
36	5	3167	A
36	5	3168	A
36	5	3171	U
36	5	3172	A
36	5	3173	G
36	5	3174	A
36	5	3175	U
36	5	3176	G
36	5	3178	A
36	5	3179	U
36	5	3180	A
36	5	3181	C
36	5	3187	A
36	5	3195	U
36	5	3196	U
36	5	3199	G
36	5	3207	U
36	5	3217	C
36	5	3218	A
36	5	3219	G
36	5	3223	A
36	5	3227	A
36	5	3228	C
36	5	3229	G
36	5	3238	G
36	5	3239	G
36	5	3242	G
36	5	3243	A
36	5	3245	A
36	5	3246	G
36	5	3247	G
36	5	3259	U
36	5	3265	C
36	5	3269	U
36	5	3270	U
36	5	3273	A
36	5	3274	A
36	5	3275	U

Continued on next page...

Continued from previous page...

Mol	Chain	Res	Type
36	5	3276	G
36	5	3277	U
36	5	3278	C
36	5	3279	A
36	5	3280	U
36	5	3281	U
36	5	3282	U
36	5	3284	G
36	5	3285	C
36	5	3286	G
36	5	3288	G
36	5	3289	G
36	5	3290	G
36	5	3294	A
36	5	3295	A
36	5	3304	U
36	5	3313	U
36	5	3316	A
36	5	3317	U
36	5	3318	G
36	5	3319	U
36	5	3330	A
36	5	3335	A
36	5	3336	A
36	5	3341	U
36	5	3342	A
36	5	3345	G
36	5	3350	C
36	5	3351	U
36	5	3352	U
36	5	3354	U
36	5	3356	G
36	5	3358	U
36	5	3369	G
36	5	3378	C
36	5	3382	U
36	5	3383	G
36	5	3389	U
36	5	3390	G
36	5	3393	U
36	5	3394	U
36	5	3396	U

Continued on next page...

Continued from previous page...

Mol	Chain	Res	Type
37	7	10	C
37	7	22	A
37	7	33	U
37	7	38	U
37	7	41	G
37	7	45	A
37	7	51	A
37	7	52	G
37	7	54	U
37	7	60	G
37	7	65	G
37	7	73	C
37	7	76	A
37	7	93	C
37	7	101	G
37	7	102	A
37	7	103	A
37	7	104	A
37	7	112	G
38	8	21	C
38	8	34	U
38	8	35	C
38	8	48	A
38	8	52	A
38	8	54	A
38	8	59	A
38	8	62	C
38	8	63	G
38	8	79	A
38	8	80	A
38	8	81	U
38	8	82	U
38	8	83	C
38	8	84	C
38	8	86	U
38	8	87	G
38	8	95	G
38	8	96	A
38	8	97	A
38	8	104	A
38	8	105	A
38	8	106	C

Continued on next page...

Continued from previous page...

Mol	Chain	Res	Type
38	8	111	A
38	8	113	U
38	8	125	U
38	8	126	A
38	8	127	U
38	8	138	A
38	8	149	A
38	8	152	G
38	8	156	U
38	8	157	U
38	8	158	U

All (260) RNA pucker outliers are listed below:

Mol	Chain	Res	Type
1	2	25	C
1	2	45	U
1	2	68	A
1	2	73	U
1	2	74	U
1	2	103	A
1	2	114	C
1	2	130	C
1	2	131	C
1	2	132	U
1	2	136	C
1	2	139	C
1	2	144	U
1	2	158	U
1	2	187	G
1	2	217	A
1	2	218	A
1	2	232	U
1	2	240	U
1	2	278	U
1	2	280	U
1	2	319	U
1	2	417	A
1	2	497	G
1	2	499	U
1	2	501	U
1	2	503	G

Continued on next page...

Continued from previous page...

Mol	Chain	Res	Type
1	2	512	A
1	2	555	A
1	2	582	U
1	2	622	A
1	2	685	A
1	2	704	C
1	2	720	G
1	2	721	U
1	2	755	A
1	2	782	U
1	2	794	U
1	2	811	A
1	2	829	A
1	2	913	G
1	2	1058	U
1	2	1081	A
1	2	1157	A
1	2	1226	A
1	2	1244	A
1	2	1250	U
1	2	1344	A
1	2	1370	U
1	2	1457	C
1	2	1481	C
1	2	1489	U
1	2	1568	C
1	2	1573	A
1	2	1615	C
1	2	1657	U
1	2	1696	G
1	2	1698	G
1	2	1711	C
1	2	1761	U
36	1	13	A
36	1	65	A
36	1	93	C
36	1	169	U
36	1	210	U
36	1	239	G
36	1	282	G
36	1	397	A
36	1	547	G

Continued on next page...

Continued from previous page...

Mol	Chain	Res	Type
36	1	588	G
36	1	594	U
36	1	637	C
36	1	715	A
36	1	763	G
36	1	873	C
36	1	916	G
36	1	979	U
36	1	981	U
36	1	993	G
36	1	1064	A
36	1	1094	U
36	1	1097	G
36	1	1103	A
36	1	1196	C
36	1	1273	A
36	1	1307	G
36	1	1317	A
36	1	1329	U
36	1	1331	U
36	1	1352	A
36	1	1355	A
36	1	1484	U
36	1	1507	G
36	1	1556	C
36	1	1562	C
36	1	1582	C
36	1	1589	A
36	1	1716	U
36	1	1815	U
36	1	1816	A
36	1	1820	U
36	1	1842	A
36	1	2101	C
36	1	2112	U
36	1	2209	U
36	1	2227	C
36	1	2249	G
36	1	2360	C
36	1	2418	G
36	1	2513	U
36	1	2522	G

Continued on next page...

Continued from previous page...

Mol	Chain	Res	Type
36	1	2537	U
36	1	2538	U
36	1	2541	U
36	1	2554	A
36	1	2585	G
36	1	2593	A
36	1	2817	A
36	1	2818	U
36	1	3078	U
36	1	3121	U
36	1	3139	A
36	1	3169	U
36	1	3195	U
36	1	3207	U
36	1	3218	A
36	1	3228	C
36	1	3269	U
36	1	3275	U
36	1	3276	G
36	1	3316	A
36	1	3319	U
36	1	3350	C
36	1	3351	U
36	1	3353	G
36	1	3375	A
38	4	85	G
38	4	125	U
1	6	25	C
1	6	66	U
1	6	76	A
1	6	103	A
1	6	114	C
1	6	136	C
1	6	139	C
1	6	145	A
1	6	158	U
1	6	187	G
1	6	192	U
1	6	217	A
1	6	240	U
1	6	272	U
1	6	277	U

Continued on next page...

Continued from previous page...

Mol	Chain	Res	Type
1	6	417	A
1	6	512	A
1	6	542	A
1	6	543	C
1	6	557	G
1	6	558	U
1	6	622	A
1	6	647	G
1	6	651	G
1	6	667	U
1	6	697	C
1	6	717	C
1	6	755	A
1	6	829	A
1	6	834	G
1	6	1051	G
1	6	1058	U
1	6	1081	A
1	6	1097	U
1	6	1098	U
1	6	1227	A
1	6	1244	A
1	6	1255	G
1	6	1344	A
1	6	1481	C
1	6	1489	U
1	6	1491	U
1	6	1535	U
1	6	1568	C
1	6	1572	G
1	6	1573	A
1	6	1615	C
1	6	1620	C
1	6	1657	U
1	6	1696	G
1	6	1698	G
1	6	1700	C
36	5	151	A
36	5	183	G
36	5	238	A
36	5	374	A
36	5	438	A

Continued on next page...

Continued from previous page...

Mol	Chain	Res	Type
36	5	588	G
36	5	765	C
36	5	873	C
36	5	916	G
36	5	960	U
36	5	993	G
36	5	1027	A
36	5	1064	A
36	5	1081	U
36	5	1152	G
36	5	1181	U
36	5	1238	C
36	5	1241	U
36	5	1284	C
36	5	1307	G
36	5	1329	U
36	5	1331	U
36	5	1352	A
36	5	1355	A
36	5	1481	A
36	5	1554	U
36	5	1560	G
36	5	1574	C
36	5	1580	A
36	5	1589	A
36	5	1716	U
36	5	1815	U
36	5	1816	A
36	5	1846	C
36	5	1879	A
36	5	2101	C
36	5	2112	U
36	5	2204	C
36	5	2209	U
36	5	2257	C
36	5	2372	A
36	5	2373	A
36	5	2374	C
36	5	2440	G
36	5	2507	C
36	5	2513	U
36	5	2531	C

Continued on next page...

Continued from previous page...

Mol	Chain	Res	Type
36	5	2728	G
36	5	2772	C
36	5	2818	U
36	5	2887	A
36	5	2896	A
36	5	2971	A
36	5	3078	U
36	5	3121	U
36	5	3154	C
36	5	3155	U
36	5	3195	U
36	5	3218	A
36	5	3228	C
36	5	3269	U
36	5	3275	U
36	5	3289	G
36	5	3317	U
36	5	3340	G
36	5	3341	U
36	5	3357	U
38	8	111	A
38	8	126	A
38	8	156	U

5.4 Non-standard residues in protein, DNA, RNA chains (i)

There are no non-standard protein/DNA/RNA residues in this entry.

5.5 Carbohydrates (i)

There are no carbohydrates in this entry.

5.6 Ligand geometry (i)

Of 2029 ligands modelled in this entry, 1035 are monoatomic - leaving 994 for Mogul analysis.

In the following table, the Counts columns list the number of bonds (or angles) for which Mogul statistics could be retrieved, the number of bonds (or angles) that are observed in the model and the number of bonds (or angles) that are defined in the chemical component dictionary. The Link column lists molecule types, if any, to which the group is linked. The Z score for a bond length (or angle) is the number of standard deviations the observed value is removed from the expected

value. A bond length (or angle) with $|Z| > 2$ is considered an outlier worth inspection. RMSZ is the root-mean-square of all Z scores of the bond lengths (or angles).

Mol	Type	Chain	Res	Link	Bond lengths			Bond angles		
					Counts	RMSZ	$\#\|Z\| > 2$	Counts	RMSZ	$\#\|Z\| > 2$
86	OHX	1	3401	-	0,6,6	0.00	-	0,15,15	0.00	-
86	OHX	1	3402	-	0,6,6	0.00	-	0,15,15	0.00	-
86	OHX	1	3403	-	0,6,6	0.00	-	0,15,15	0.00	-
86	OHX	1	3404	-	0,6,6	0.00	-	0,15,15	0.00	-
86	OHX	1	3405	-	0,6,6	0.00	-	0,15,15	0.00	-
86	OHX	1	3406	-	0,6,6	0.00	-	0,15,15	0.00	-
86	OHX	1	3407	-	0,6,6	0.00	-	0,15,15	0.00	-
86	OHX	1	3408	-	0,6,6	0.00	-	0,15,15	0.00	-
86	OHX	1	3409	-	0,6,6	0.00	-	0,15,15	0.00	-
86	OHX	1	3410	-	0,6,6	0.00	-	0,15,15	0.00	-
86	OHX	1	3411	-	0,6,6	0.00	-	0,15,15	0.00	-
86	OHX	1	3412	-	0,6,6	0.00	-	0,15,15	0.00	-
86	OHX	1	3413	-	0,6,6	0.00	-	0,15,15	0.00	-
86	OHX	1	3414	-	0,6,6	0.00	-	0,15,15	0.00	-
86	OHX	1	3415	-	0,6,6	0.00	-	0,15,15	0.00	-
86	OHX	1	3416	-	0,6,6	0.00	-	0,15,15	0.00	-
86	OHX	1	3417	-	0,6,6	0.00	-	0,15,15	0.00	-
86	OHX	1	3418	-	0,6,6	0.00	-	0,15,15	0.00	-
86	OHX	1	3419	-	0,6,6	0.00	-	0,15,15	0.00	-
86	OHX	1	3420	-	0,6,6	0.00	-	0,15,15	0.00	-
86	OHX	1	3421	-	0,6,6	0.00	-	0,15,15	0.00	-
86	OHX	1	3422	-	0,6,6	0.00	-	0,15,15	0.00	-
86	OHX	1	3423	-	0,6,6	0.00	-	0,15,15	0.00	-
86	OHX	1	3424	-	0,6,6	0.00	-	0,15,15	0.00	-
86	OHX	1	3425	-	0,6,6	0.00	-	0,15,15	0.00	-
86	OHX	1	3426	-	0,6,6	0.00	-	0,15,15	0.00	-
86	OHX	1	3427	-	0,6,6	0.00	-	0,15,15	0.00	-
86	OHX	1	3428	-	0,6,6	0.00	-	0,15,15	0.00	-
86	OHX	1	3429	36	0,6,6	0.00	-	0,15,15	0.00	-
86	OHX	1	3430	-	0,6,6	0.00	-	0,15,15	0.00	-
86	OHX	1	3431	-	0,6,6	0.00	-	0,15,15	0.00	-
86	OHX	1	3432	-	0,6,6	0.00	-	0,15,15	0.00	-
86	OHX	1	3433	-	0,6,6	0.00	-	0,15,15	0.00	-
86	OHX	1	3434	-	0,6,6	0.00	-	0,15,15	0.00	-
86	OHX	1	3435	-	0,6,6	0.00	-	0,15,15	0.00	-
86	OHX	1	3436	-	0,6,6	0.00	-	0,15,15	0.00	-
86	OHX	1	3437	-	0,6,6	0.00	-	0,15,15	0.00	-
86	OHX	1	3438	-	0,6,6	0.00	-	0,15,15	0.00	-
86	OHX	1	3439	-	0,6,6	0.00	-	0,15,15	0.00	-
86	OHX	1	3440	-	0,6,6	0.00	-	0,15,15	0.00	-

Mol	Type	Chain	Res	Link	Bond lengths			Bond angles		
					Counts	RMSZ	$\#\|Z\| > 2$	Counts	RMSZ	$\#\|Z\| > 2$
86	OHX	1	3441	-	0,6,6	0.00	-	0,15,15	0.00	-
86	OHX	1	3442	-	0,6,6	0.00	-	0,15,15	0.00	-
86	OHX	1	3443	-	0,6,6	0.00	-	0,15,15	0.00	-
86	OHX	1	3444	-	0,6,6	0.00	-	0,15,15	0.00	-
86	OHX	1	3445	-	0,6,6	0.00	-	0,15,15	0.00	-
86	OHX	1	3446	-	0,6,6	0.00	-	0,15,15	0.00	-
86	OHX	1	3447	-	0,6,6	0.00	-	0,15,15	0.00	-
86	OHX	1	3448	-	0,6,6	0.00	-	0,15,15	0.00	-
86	OHX	1	3449	-	0,6,6	0.00	-	0,15,15	0.00	-
86	OHX	1	3450	-	0,6,6	0.00	-	0,15,15	0.00	-
86	OHX	1	3451	-	0,6,6	0.00	-	0,15,15	0.00	-
86	OHX	1	3452	-	0,6,6	0.00	-	0,15,15	0.00	-
86	OHX	1	3453	-	0,6,6	0.00	-	0,15,15	0.00	-
86	OHX	1	3454	-	0,6,6	0.00	-	0,15,15	0.00	-
86	OHX	1	3455	-	0,6,6	0.00	-	0,15,15	0.00	-
86	OHX	1	3456	-	0,6,6	0.00	-	0,15,15	0.00	-
86	OHX	1	3457	-	0,6,6	0.00	-	0,15,15	0.00	-
86	OHX	1	3458	-	0,6,6	0.00	-	0,15,15	0.00	-
86	OHX	1	3459	-	0,6,6	0.00	-	0,15,15	0.00	-
86	OHX	1	3460	-	0,6,6	0.00	-	0,15,15	0.00	-
86	OHX	1	3461	-	0,6,6	0.00	-	0,15,15	0.00	-
86	OHX	1	3462	-	0,6,6	0.00	-	0,15,15	0.00	-
86	OHX	1	3463	-	0,6,6	0.00	-	0,15,15	0.00	-
86	OHX	1	3464	-	0,6,6	0.00	-	0,15,15	0.00	-
86	OHX	1	3465	-	0,6,6	0.00	-	0,15,15	0.00	-
86	OHX	1	3466	-	0,6,6	0.00	-	0,15,15	0.00	-
86	OHX	1	3467	-	0,6,6	0.00	-	0,15,15	0.00	-
86	OHX	1	3468	-	0,6,6	0.00	-	0,15,15	0.00	-
86	OHX	1	3469	-	0,6,6	0.00	-	0,15,15	0.00	-
86	OHX	1	3470	-	0,6,6	0.00	-	0,15,15	0.00	-
86	OHX	1	3471	-	0,6,6	0.00	-	0,15,15	0.00	-
86	OHX	1	3472	-	0,6,6	0.00	-	0,15,15	0.00	-
86	OHX	1	3473	-	0,6,6	0.00	-	0,15,15	0.00	-
86	OHX	1	3474	-	0,6,6	0.00	-	0,15,15	0.00	-
86	OHX	1	3475	-	0,6,6	0.00	-	0,15,15	0.00	-
86	OHX	1	3476	-	0,6,6	0.00	-	0,15,15	0.00	-
86	OHX	1	3477	-	0,6,6	0.00	-	0,15,15	0.00	-
86	OHX	1	3478	-	0,6,6	0.00	-	0,15,15	0.00	-
86	OHX	1	3479	-	0,6,6	0.00	-	0,15,15	0.00	-
86	OHX	1	3480	-	0,6,6	0.00	-	0,15,15	0.00	-
86	OHX	1	3481	-	0,6,6	0.00	-	0,15,15	0.00	-
86	OHX	1	3482	-	0,6,6	0.00	-	0,15,15	0.00	-
86	OHX	1	3483	-	0,6,6	0.00	-	0,15,15	0.00	-

Mol	Type	Chain	Res	Link	Bond lengths			Bond angles		
					Counts	RMSZ	$\#\|Z\| > 2$	Counts	RMSZ	$\#\|Z\| > 2$
86	OHX	1	3484	-	0,6,6	0.00	-	0,15,15	0.00	-
86	OHX	1	3485	-	0,6,6	0.00	-	0,15,15	0.00	-
86	OHX	1	3486	-	0,6,6	0.00	-	0,15,15	0.00	-
86	OHX	1	3487	-	0,6,6	0.00	-	0,15,15	0.00	-
86	OHX	1	3488	-	0,6,6	0.00	-	0,15,15	0.00	-
86	OHX	1	3489	-	0,6,6	0.00	-	0,15,15	0.00	-
86	OHX	1	3490	-	0,6,6	0.00	-	0,15,15	0.00	-
86	OHX	1	3491	-	0,6,6	0.00	-	0,15,15	0.00	-
86	OHX	1	3492	-	0,6,6	0.00	-	0,15,15	0.00	-
86	OHX	1	3493	-	0,6,6	0.00	-	0,15,15	0.00	-
86	OHX	1	3494	-	0,6,6	0.00	-	0,15,15	0.00	-
86	OHX	1	3495	-	0,6,6	0.00	-	0,15,15	0.00	-
86	OHX	1	3496	-	0,6,6	0.00	-	0,15,15	0.00	-
86	OHX	1	3497	-	0,6,6	0.00	-	0,15,15	0.00	-
86	OHX	1	3498	-	0,6,6	0.00	-	0,15,15	0.00	-
86	OHX	1	3499	-	0,6,6	0.00	-	0,15,15	0.00	-
86	OHX	1	3500	-	0,6,6	0.00	-	0,15,15	0.00	-
86	OHX	1	3501	-	0,6,6	0.00	-	0,15,15	0.00	-
86	OHX	1	3502	-	0,6,6	0.00	-	0,15,15	0.00	-
86	OHX	1	3503	-	0,6,6	0.00	-	0,15,15	0.00	-
86	OHX	1	3504	-	0,6,6	0.00	-	0,15,15	0.00	-
86	OHX	1	3505	-	0,6,6	0.00	-	0,15,15	0.00	-
86	OHX	1	3506	-	0,6,6	0.00	-	0,15,15	0.00	-
86	OHX	1	3507	-	0,6,6	0.00	-	0,15,15	0.00	-
86	OHX	1	3508	-	0,6,6	0.00	-	0,15,15	0.00	-
86	OHX	1	3509	-	0,6,6	0.00	-	0,15,15	0.00	-
86	OHX	1	3510	-	0,6,6	0.00	-	0,15,15	0.00	-
86	OHX	1	3511	-	0,6,6	0.00	-	0,15,15	0.00	-
86	OHX	1	3512	-	0,6,6	0.00	-	0,15,15	0.00	-
86	OHX	1	3513	-	0,6,6	0.00	-	0,15,15	0.00	-
86	OHX	1	3514	-	0,6,6	0.00	-	0,15,15	0.00	-
86	OHX	1	3515	-	0,6,6	0.00	-	0,15,15	0.00	-
86	OHX	1	3516	-	0,6,6	0.00	-	0,15,15	0.00	-
86	OHX	1	3517	-	0,6,6	0.00	-	0,15,15	0.00	-
86	OHX	1	3518	-	0,6,6	0.00	-	0,15,15	0.00	-
86	OHX	1	3519	-	0,6,6	0.00	-	0,15,15	0.00	-
86	OHX	1	3520	-	0,6,6	0.00	-	0,15,15	0.00	-
86	OHX	1	3521	-	0,6,6	0.00	-	0,15,15	0.00	-
86	OHX	1	3522	-	0,6,6	0.00	-	0,15,15	0.00	-
86	OHX	1	3523	-	0,6,6	0.00	-	0,15,15	0.00	-
86	OHX	1	3524	-	0,6,6	0.00	-	0,15,15	0.00	-
86	OHX	1	3525	-	0,6,6	0.00	-	0,15,15	0.00	-
86	OHX	1	3526	-	0,6,6	0.00	-	0,15,15	0.00	-

Mol	Type	Chain	Res	Link	Bond lengths			Bond angles		
					Counts	RMSZ	$\#\|Z\| > 2$	Counts	RMSZ	$\#\|Z\| > 2$
86	OHX	1	3527	-	0,6,6	0.00	-	0,15,15	0.00	-
86	OHX	1	3528	-	0,6,6	0.00	-	0,15,15	0.00	-
86	OHX	1	3529	-	0,6,6	0.00	-	0,15,15	0.00	-
86	OHX	1	3530	-	0,6,6	0.00	-	0,15,15	0.00	-
86	OHX	1	3531	-	0,6,6	0.00	-	0,15,15	0.00	-
86	OHX	1	3532	-	0,6,6	0.00	-	0,15,15	0.00	-
86	OHX	1	3533	-	0,6,6	0.00	-	0,15,15	0.00	-
86	OHX	1	3534	-	0,6,6	0.00	-	0,15,15	0.00	-
86	OHX	1	3535	-	0,6,6	0.00	-	0,15,15	0.00	-
86	OHX	1	3536	-	0,6,6	0.00	-	0,15,15	0.00	-
86	OHX	1	3537	-	0,6,6	0.00	-	0,15,15	0.00	-
86	OHX	1	3538	-	0,6,6	0.00	-	0,15,15	0.00	-
86	OHX	1	3539	-	0,6,6	0.00	-	0,15,15	0.00	-
86	OHX	1	3540	-	0,6,6	0.00	-	0,15,15	0.00	-
86	OHX	1	3541	-	0,6,6	0.00	-	0,15,15	0.00	-
86	OHX	1	3542	-	0,6,6	0.00	-	0,15,15	0.00	-
86	OHX	1	3543	-	0,6,6	0.00	-	0,15,15	0.00	-
86	OHX	1	3544	-	0,6,6	0.00	-	0,15,15	0.00	-
86	OHX	1	3545	-	0,6,6	0.00	-	0,15,15	0.00	-
86	OHX	1	3546	-	0,6,6	0.00	-	0,15,15	0.00	-
86	OHX	1	3547	-	0,6,6	0.00	-	0,15,15	0.00	-
86	OHX	1	3548	-	0,6,6	0.00	-	0,15,15	0.00	-
86	OHX	1	3549	-	0,6,6	0.00	-	0,15,15	0.00	-
86	OHX	1	3550	-	0,6,6	0.00	-	0,15,15	0.00	-
86	OHX	1	3551	-	0,6,6	0.00	-	0,15,15	0.00	-
86	OHX	1	3552	-	0,6,6	0.00	-	0,15,15	0.00	-
86	OHX	1	3553	-	0,6,6	0.00	-	0,15,15	0.00	-
86	OHX	1	3554	-	0,6,6	0.00	-	0,15,15	0.00	-
86	OHX	1	3555	-	0,6,6	0.00	-	0,15,15	0.00	-
86	OHX	1	3556	-	0,6,6	0.00	-	0,15,15	0.00	-
86	OHX	1	3557	-	0,6,6	0.00	-	0,15,15	0.00	-
86	OHX	1	3558	-	0,6,6	0.00	-	0,15,15	0.00	-
86	OHX	1	3559	-	0,6,6	0.00	-	0,15,15	0.00	-
86	OHX	1	3560	-	0,6,6	0.00	-	0,15,15	0.00	-
86	OHX	1	3561	-	0,6,6	0.00	-	0,15,15	0.00	-
86	OHX	1	3562	-	0,6,6	0.00	-	0,15,15	0.00	-
86	OHX	1	3563	-	0,6,6	0.00	-	0,15,15	0.00	-
86	OHX	1	3564	-	0,6,6	0.00	-	0,15,15	0.00	-
86	OHX	1	3565	-	0,6,6	0.00	-	0,15,15	0.00	-
86	OHX	1	3566	-	0,6,6	0.00	-	0,15,15	0.00	-
86	OHX	1	3567	-	0,6,6	0.00	-	0,15,15	0.00	-
86	OHX	1	3568	-	0,6,6	0.00	-	0,15,15	0.00	-
86	OHX	1	3569	-	0,6,6	0.00	-	0,15,15	0.00	-

Mol	Type	Chain	Res	Link	Bond lengths			Bond angles		
					Counts	RMSZ	$\#\|Z\| > 2$	Counts	RMSZ	$\#\|Z\| > 2$
86	OHX	1	3570	-	0,6,6	0.00	-	0,15,15	0.00	-
86	OHX	1	3571	-	0,6,6	0.00	-	0,15,15	0.00	-
86	OHX	1	3572	-	0,6,6	0.00	-	0,15,15	0.00	-
86	OHX	1	3573	-	0,6,6	0.00	-	0,15,15	0.00	-
86	OHX	1	3574	-	0,6,6	0.00	-	0,15,15	0.00	-
86	OHX	1	3575	-	0,6,6	0.00	-	0,15,15	0.00	-
86	OHX	1	3576	-	0,6,6	0.00	-	0,15,15	0.00	-
86	OHX	1	3577	-	0,6,6	0.00	-	0,15,15	0.00	-
86	OHX	1	3578	-	0,6,6	0.00	-	0,15,15	0.00	-
86	OHX	1	3579	-	0,6,6	0.00	-	0,15,15	0.00	-
86	OHX	1	3580	-	0,6,6	0.00	-	0,15,15	0.00	-
86	OHX	1	3581	-	0,6,6	0.00	-	0,15,15	0.00	-
86	OHX	1	3582	-	0,6,6	0.00	-	0,15,15	0.00	-
86	OHX	1	3583	36	0,6,6	0.00	-	0,15,15	0.00	-
86	OHX	1	3584	-	0,6,6	0.00	-	0,15,15	0.00	-
86	OHX	1	3585	-	0,6,6	0.00	-	0,15,15	0.00	-
86	OHX	1	3586	-	0,6,6	0.00	-	0,15,15	0.00	-
86	OHX	1	3587	-	0,6,6	0.00	-	0,15,15	0.00	-
86	OHX	1	3588	-	0,6,6	0.00	-	0,15,15	0.00	-
86	OHX	1	3589	-	0,6,6	0.00	-	0,15,15	0.00	-
86	OHX	1	3590	-	0,6,6	0.00	-	0,15,15	0.00	-
86	OHX	1	3591	-	0,6,6	0.00	-	0,15,15	0.00	-
86	OHX	1	3592	-	0,6,6	0.00	-	0,15,15	0.00	-
86	OHX	1	3593	-	0,6,6	0.00	-	0,15,15	0.00	-
86	OHX	1	3594	-	0,6,6	0.00	-	0,15,15	0.00	-
86	OHX	1	3595	-	0,6,6	0.00	-	0,15,15	0.00	-
86	OHX	1	3596	-	0,6,6	0.00	-	0,15,15	0.00	-
86	OHX	1	3597	-	0,6,6	0.00	-	0,15,15	0.00	-
86	OHX	1	3598	-	0,6,6	0.00	-	0,15,15	0.00	-
86	OHX	1	3599	-	0,6,6	0.00	-	0,15,15	0.00	-
86	OHX	1	3600	-	0,6,6	0.00	-	0,15,15	0.00	-
86	OHX	1	3601	-	0,6,6	0.00	-	0,15,15	0.00	-
86	OHX	1	3602	-	0,6,6	0.00	-	0,15,15	0.00	-
86	OHX	1	3603	-	0,6,6	0.00	-	0,15,15	0.00	-
86	OHX	1	3604	-	0,6,6	0.00	-	0,15,15	0.00	-
86	OHX	1	3605	-	0,6,6	0.00	-	0,15,15	0.00	-
86	OHX	1	3606	-	0,6,6	0.00	-	0,15,15	0.00	-
86	OHX	1	3607	-	0,6,6	0.00	-	0,15,15	0.00	-
86	OHX	1	3608	-	0,6,6	0.00	-	0,15,15	0.00	-
86	OHX	1	3609	-	0,6,6	0.00	-	0,15,15	0.00	-
86	OHX	1	3610	-	0,6,6	0.00	-	0,15,15	0.00	-
86	OHX	1	3611	-	0,6,6	0.00	-	0,15,15	0.00	-
86	OHX	1	3612	-	0,6,6	0.00	-	0,15,15	0.00	-

Mol	Type	Chain	Res	Link	Bond lengths			Bond angles		
					Counts	RMSZ	$\#\|Z\| > 2$	Counts	RMSZ	$\#\|Z\| > 2$
86	OHX	1	3613	-	0,6,6	0.00	-	0,15,15	0.00	-
86	OHX	1	3614	-	0,6,6	0.00	-	0,15,15	0.00	-
86	OHX	1	3615	-	0,6,6	0.00	-	0,15,15	0.00	-
86	OHX	1	3616	-	0,6,6	0.00	-	0,15,15	0.00	-
86	OHX	1	3617	-	0,6,6	0.00	-	0,15,15	0.00	-
86	OHX	1	3618	-	0,6,6	0.00	-	0,15,15	0.00	-
86	OHX	1	3619	-	0,6,6	0.00	-	0,15,15	0.00	-
86	OHX	1	3620	-	0,6,6	0.00	-	0,15,15	0.00	-
86	OHX	1	3621	-	0,6,6	0.00	-	0,15,15	0.00	-
86	OHX	1	3622	-	0,6,6	0.00	-	0,15,15	0.00	-
86	OHX	1	3623	-	0,6,6	0.00	-	0,15,15	0.00	-
86	OHX	1	3624	-	0,6,6	0.00	-	0,15,15	0.00	-
86	OHX	1	3625	-	0,6,6	0.00	-	0,15,15	0.00	-
86	OHX	1	3626	-	0,6,6	0.00	-	0,15,15	0.00	-
86	OHX	1	3627	-	0,6,6	0.00	-	0,15,15	0.00	-
86	OHX	1	3628	-	0,6,6	0.00	-	0,15,15	0.00	-
86	OHX	1	3629	-	0,6,6	0.00	-	0,15,15	0.00	-
86	OHX	1	3630	-	0,6,6	0.00	-	0,15,15	0.00	-
86	OHX	1	3631	-	0,6,6	0.00	-	0,15,15	0.00	-
86	OHX	1	3632	-	0,6,6	0.00	-	0,15,15	0.00	-
86	OHX	1	3633	-	0,6,6	0.00	-	0,15,15	0.00	-
86	OHX	1	3634	-	0,6,6	0.00	-	0,15,15	0.00	-
86	OHX	1	3635	-	0,6,6	0.00	-	0,15,15	0.00	-
86	OHX	1	3636	-	0,6,6	0.00	-	0,15,15	0.00	-
86	OHX	1	3637	-	0,6,6	0.00	-	0,15,15	0.00	-
86	OHX	1	3638	-	0,6,6	0.00	-	0,15,15	0.00	-
86	OHX	1	3639	-	0,6,6	0.00	-	0,15,15	0.00	-
86	OHX	1	3640	-	0,6,6	0.00	-	0,15,15	0.00	-
86	OHX	1	3641	-	0,6,6	0.00	-	0,15,15	0.00	-
86	OHX	1	3642	-	0,6,6	0.00	-	0,15,15	0.00	-
86	OHX	1	3643	-	0,6,6	0.00	-	0,15,15	0.00	-
86	OHX	1	3644	-	0,6,6	0.00	-	0,15,15	0.00	-
86	OHX	1	3645	-	0,6,6	0.00	-	0,15,15	0.00	-
86	OHX	1	3646	-	0,6,6	0.00	-	0,15,15	0.00	-
86	OHX	1	3647	-	0,6,6	0.00	-	0,15,15	0.00	-
86	OHX	1	3648	-	0,6,6	0.00	-	0,15,15	0.00	-
86	OHX	1	3649	-	0,6,6	0.00	-	0,15,15	0.00	-
86	OHX	1	3650	-	0,6,6	0.00	-	0,15,15	0.00	-
86	OHX	1	3651	-	0,6,6	0.00	-	0,15,15	0.00	-
86	OHX	1	3652	-	0,6,6	0.00	-	0,15,15	0.00	-
86	OHX	1	3653	-	0,6,6	0.00	-	0,15,15	0.00	-
86	OHX	1	3654	-	0,6,6	0.00	-	0,15,15	0.00	-
86	OHX	1	3655	-	0,6,6	0.00	-	0,15,15	0.00	-

Mol	Type	Chain	Res	Link	Bond lengths			Bond angles		
					Counts	RMSZ	$\#\|Z\| > 2$	Counts	RMSZ	$\#\|Z\| > 2$
86	OHX	1	3656	-	0,6,6	0.00	-	0,15,15	0.00	-
86	OHX	1	3657	-	0,6,6	0.00	-	0,15,15	0.00	-
86	OHX	1	3658	-	0,6,6	0.00	-	0,15,15	0.00	-
86	OHX	1	3659	-	0,6,6	0.00	-	0,15,15	0.00	-
86	OHX	1	3660	-	0,6,6	0.00	-	0,15,15	0.00	-
86	OHX	1	3661	-	0,6,6	0.00	-	0,15,15	0.00	-
86	OHX	1	3662	36	0,6,6	0.00	-	0,15,15	0.00	-
86	OHX	1	3663	-	0,6,6	0.00	-	0,15,15	0.00	-
86	OHX	1	3664	-	0,6,6	0.00	-	0,15,15	0.00	-
86	OHX	1	3665	-	0,6,6	0.00	-	0,15,15	0.00	-
86	OHX	1	3666	-	0,6,6	0.00	-	0,15,15	0.00	-
86	OHX	1	3667	-	0,6,6	0.00	-	0,15,15	0.00	-
86	OHX	1	3668	-	0,6,6	0.00	-	0,15,15	0.00	-
86	OHX	1	3669	-	0,6,6	0.00	-	0,15,15	0.00	-
86	OHX	1	3670	-	0,6,6	0.00	-	0,15,15	0.00	-
86	OHX	1	3671	-	0,6,6	0.00	-	0,15,15	0.00	-
86	OHX	1	3672	-	0,6,6	0.00	-	0,15,15	0.00	-
86	OHX	1	3673	-	0,6,6	0.00	-	0,15,15	0.00	-
86	OHX	1	3674	-	0,6,6	0.00	-	0,15,15	0.00	-
86	OHX	1	3675	-	0,6,6	0.00	-	0,15,15	0.00	-
86	OHX	1	3676	-	0,6,6	0.00	-	0,15,15	0.00	-
86	OHX	1	3677	-	0,6,6	0.00	-	0,15,15	0.00	-
86	OHX	1	3678	-	0,6,6	0.00	-	0,15,15	0.00	-
86	OHX	1	3679	-	0,6,6	0.00	-	0,15,15	0.00	-
86	OHX	1	3680	-	0,6,6	0.00	-	0,15,15	0.00	-
86	OHX	1	3681	-	0,6,6	0.00	-	0,15,15	0.00	-
86	OHX	1	3682	-	0,6,6	0.00	-	0,15,15	0.00	-
86	OHX	1	3683	-	0,6,6	0.00	-	0,15,15	0.00	-
86	OHX	1	3684	-	0,6,6	0.00	-	0,15,15	0.00	-
86	OHX	1	3685	-	0,6,6	0.00	-	0,15,15	0.00	-
86	OHX	1	3686	-	0,6,6	0.00	-	0,15,15	0.00	-
86	OHX	1	3687	-	0,6,6	0.00	-	0,15,15	0.00	-
86	OHX	1	3688	-	0,6,6	0.00	-	0,15,15	0.00	-
86	OHX	1	3689	-	0,6,6	0.00	-	0,15,15	0.00	-
86	OHX	1	3690	-	0,6,6	0.00	-	0,15,15	0.00	-
86	OHX	1	3691	-	0,6,6	0.00	-	0,15,15	0.00	-
86	OHX	1	3692	-	0,6,6	0.00	-	0,15,15	0.00	-
86	OHX	1	3693	-	0,6,6	0.00	-	0,15,15	0.00	-
86	OHX	1	3694	-	0,6,6	0.00	-	0,15,15	0.00	-
86	OHX	1	3695	-	0,6,6	0.00	-	0,15,15	0.00	-
86	OHX	1	3696	-	0,6,6	0.00	-	0,15,15	0.00	-
86	OHX	1	3697	-	0,6,6	0.00	-	0,15,15	0.00	-
86	OHX	1	3698	-	0,6,6	0.00	-	0,15,15	0.00	-

Mol	Type	Chain	Res	Link	Bond lengths			Bond angles		
					Counts	RMSZ	$\#\|Z\| > 2$	Counts	RMSZ	$\#\|Z\| > 2$
86	OHX	1	3699	-	0,6,6	0.00	-	0,15,15	0.00	-
86	OHX	1	3700	-	0,6,6	0.00	-	0,15,15	0.00	-
86	OHX	1	3701	-	0,6,6	0.00	-	0,15,15	0.00	-
86	OHX	1	3702	-	0,6,6	0.00	-	0,15,15	0.00	-
86	OHX	1	3703	-	0,6,6	0.00	-	0,15,15	0.00	-
86	OHX	1	3704	-	0,6,6	0.00	-	0,15,15	0.00	-
86	OHX	1	3705	-	0,6,6	0.00	-	0,15,15	0.00	-
86	OHX	1	3706	-	0,6,6	0.00	-	0,15,15	0.00	-
86	OHX	1	3707	-	0,6,6	0.00	-	0,15,15	0.00	-
86	OHX	1	3708	-	0,6,6	0.00	-	0,15,15	0.00	-
86	OHX	1	3709	-	0,6,6	0.00	-	0,15,15	0.00	-
86	OHX	1	3710	-	0,6,6	0.00	-	0,15,15	0.00	-
86	OHX	1	3711	-	0,6,6	0.00	-	0,15,15	0.00	-
86	OHX	1	3712	-	0,6,6	0.00	-	0,15,15	0.00	-
86	OHX	2	1901	-	0,6,6	0.00	-	0,15,15	0.00	-
86	OHX	2	1902	-	0,6,6	0.00	-	0,15,15	0.00	-
86	OHX	2	1903	-	0,6,6	0.00	-	0,15,15	0.00	-
86	OHX	2	1904	-	0,6,6	0.00	-	0,15,15	0.00	-
86	OHX	2	1905	-	0,6,6	0.00	-	0,15,15	0.00	-
86	OHX	2	1906	-	0,6,6	0.00	-	0,15,15	0.00	-
86	OHX	2	1907	-	0,6,6	0.00	-	0,15,15	0.00	-
86	OHX	2	1908	-	0,6,6	0.00	-	0,15,15	0.00	-
86	OHX	2	1909	1	0,6,6	0.00	-	0,15,15	0.00	-
86	OHX	2	1910	-	0,6,6	0.00	-	0,15,15	0.00	-
86	OHX	2	1911	-	0,6,6	0.00	-	0,15,15	0.00	-
86	OHX	2	1912	-	0,6,6	0.00	-	0,15,15	0.00	-
86	OHX	2	1913	-	0,6,6	0.00	-	0,15,15	0.00	-
86	OHX	2	1914	-	0,6,6	0.00	-	0,15,15	0.00	-
86	OHX	2	1915	-	0,6,6	0.00	-	0,15,15	0.00	-
86	OHX	2	1916	-	0,6,6	0.00	-	0,15,15	0.00	-
86	OHX	2	1917	-	0,6,6	0.00	-	0,15,15	0.00	-
86	OHX	2	1918	-	0,6,6	0.00	-	0,15,15	0.00	-
86	OHX	2	1919	-	0,6,6	0.00	-	0,15,15	0.00	-
86	OHX	2	1920	-	0,6,6	0.00	-	0,15,15	0.00	-
86	OHX	2	1921	-	0,6,6	0.00	-	0,15,15	0.00	-
86	OHX	2	1922	-	0,6,6	0.00	-	0,15,15	0.00	-
86	OHX	2	1923	-	0,6,6	0.00	-	0,15,15	0.00	-
86	OHX	2	1924	-	0,6,6	0.00	-	0,15,15	0.00	-
86	OHX	2	1925	-	0,6,6	0.00	-	0,15,15	0.00	-
86	OHX	2	1926	-	0,6,6	0.00	-	0,15,15	0.00	-
86	OHX	2	1927	-	0,6,6	0.00	-	0,15,15	0.00	-
86	OHX	2	1928	-	0,6,6	0.00	-	0,15,15	0.00	-
86	OHX	2	1929	-	0,6,6	0.00	-	0,15,15	0.00	-

Mol	Type	Chain	Res	Link	Bond lengths			Bond angles		
					Counts	RMSZ	$\#\|Z\| > 2$	Counts	RMSZ	$\#\|Z\| > 2$
86	OHX	2	1930	-	0,6,6	0.00	-	0,15,15	0.00	-
86	OHX	2	1931	-	0,6,6	0.00	-	0,15,15	0.00	-
86	OHX	2	1932	-	0,6,6	0.00	-	0,15,15	0.00	-
86	OHX	2	1933	-	0,6,6	0.00	-	0,15,15	0.00	-
86	OHX	2	1934	-	0,6,6	0.00	-	0,15,15	0.00	-
86	OHX	2	1935	-	0,6,6	0.00	-	0,15,15	0.00	-
86	OHX	2	1936	-	0,6,6	0.00	-	0,15,15	0.00	-
86	OHX	2	1937	-	0,6,6	0.00	-	0,15,15	0.00	-
86	OHX	2	1938	-	0,6,6	0.00	-	0,15,15	0.00	-
86	OHX	2	1939	-	0,6,6	0.00	-	0,15,15	0.00	-
86	OHX	2	1940	-	0,6,6	0.00	-	0,15,15	0.00	-
86	OHX	2	1941	-	0,6,6	0.00	-	0,15,15	0.00	-
86	OHX	2	1942	-	0,6,6	0.00	-	0,15,15	0.00	-
86	OHX	2	1943	-	0,6,6	0.00	-	0,15,15	0.00	-
86	OHX	2	1944	-	0,6,6	0.00	-	0,15,15	0.00	-
86	OHX	2	1945	-	0,6,6	0.00	-	0,15,15	0.00	-
86	OHX	2	1946	-	0,6,6	0.00	-	0,15,15	0.00	-
86	OHX	2	1947	-	0,6,6	0.00	-	0,15,15	0.00	-
86	OHX	2	1948	-	0,6,6	0.00	-	0,15,15	0.00	-
86	OHX	2	1949	-	0,6,6	0.00	-	0,15,15	0.00	-
86	OHX	2	1950	-	0,6,6	0.00	-	0,15,15	0.00	-
86	OHX	2	1951	-	0,6,6	0.00	-	0,15,15	0.00	-
86	OHX	2	1952	-	0,6,6	0.00	-	0,15,15	0.00	-
86	OHX	2	1953	-	0,6,6	0.00	-	0,15,15	0.00	-
86	OHX	2	1954	-	0,6,6	0.00	-	0,15,15	0.00	-
86	OHX	2	1955	-	0,6,6	0.00	-	0,15,15	0.00	-
86	OHX	2	1956	-	0,6,6	0.00	-	0,15,15	0.00	-
86	OHX	2	1957	-	0,6,6	0.00	-	0,15,15	0.00	-
86	OHX	2	1958	-	0,6,6	0.00	-	0,15,15	0.00	-
86	OHX	2	1959	-	0,6,6	0.00	-	0,15,15	0.00	-
86	OHX	2	1960	-	0,6,6	0.00	-	0,15,15	0.00	-
86	OHX	2	1961	-	0,6,6	0.00	-	0,15,15	0.00	-
86	OHX	2	1962	-	0,6,6	0.00	-	0,15,15	0.00	-
86	OHX	2	1963	-	0,6,6	0.00	-	0,15,15	0.00	-
86	OHX	2	1964	-	0,6,6	0.00	-	0,15,15	0.00	-
86	OHX	2	1965	-	0,6,6	0.00	-	0,15,15	0.00	-
86	OHX	2	1966	-	0,6,6	0.00	-	0,15,15	0.00	-
86	OHX	2	1967	-	0,6,6	0.00	-	0,15,15	0.00	-
86	OHX	2	1968	-	0,6,6	0.00	-	0,15,15	0.00	-
86	OHX	2	1969	-	0,6,6	0.00	-	0,15,15	0.00	-
86	OHX	2	1970	-	0,6,6	0.00	-	0,15,15	0.00	-
86	OHX	2	1971	-	0,6,6	0.00	-	0,15,15	0.00	-
86	OHX	2	1972	-	0,6,6	0.00	-	0,15,15	0.00	-

Mol	Type	Chain	Res	Link	Bond lengths			Bond angles		
					Counts	RMSZ	$\#\|Z\| > 2$	Counts	RMSZ	$\#\|Z\| > 2$
86	OHX	2	1973	-	0,6,6	0.00	-	0,15,15	0.00	-
86	OHX	2	1974	-	0,6,6	0.00	-	0,15,15	0.00	-
86	OHX	2	1975	-	0,6,6	0.00	-	0,15,15	0.00	-
86	OHX	2	1976	-	0,6,6	0.00	-	0,15,15	0.00	-
86	OHX	2	1977	-	0,6,6	0.00	-	0,15,15	0.00	-
86	OHX	2	1978	-	0,6,6	0.00	-	0,15,15	0.00	-
86	OHX	2	1979	-	0,6,6	0.00	-	0,15,15	0.00	-
86	OHX	2	1980	-	0,6,6	0.00	-	0,15,15	0.00	-
86	OHX	2	1981	-	0,6,6	0.00	-	0,15,15	0.00	-
86	OHX	2	1982	-	0,6,6	0.00	-	0,15,15	0.00	-
86	OHX	2	1983	-	0,6,6	0.00	-	0,15,15	0.00	-
86	OHX	2	1984	-	0,6,6	0.00	-	0,15,15	0.00	-
86	OHX	2	1985	-	0,6,6	0.00	-	0,15,15	0.00	-
86	OHX	2	1986	-	0,6,6	0.00	-	0,15,15	0.00	-
86	OHX	2	1987	-	0,6,6	0.00	-	0,15,15	0.00	-
86	OHX	2	1988	-	0,6,6	0.00	-	0,15,15	0.00	-
86	OHX	2	1989	-	0,6,6	0.00	-	0,15,15	0.00	-
86	OHX	2	1990	-	0,6,6	0.00	-	0,15,15	0.00	-
86	OHX	2	1991	-	0,6,6	0.00	-	0,15,15	0.00	-
86	OHX	2	1992	-	0,6,6	0.00	-	0,15,15	0.00	-
86	OHX	2	1993	-	0,6,6	0.00	-	0,15,15	0.00	-
86	OHX	2	1994	-	0,6,6	0.00	-	0,15,15	0.00	-
86	OHX	2	1995	-	0,6,6	0.00	-	0,15,15	0.00	-
86	OHX	2	1996	-	0,6,6	0.00	-	0,15,15	0.00	-
86	OHX	2	1997	-	0,6,6	0.00	-	0,15,15	0.00	-
86	OHX	2	1998	-	0,6,6	0.00	-	0,15,15	0.00	-
86	OHX	2	1999	-	0,6,6	0.00	-	0,15,15	0.00	-
86	OHX	2	2000	-	0,6,6	0.00	-	0,15,15	0.00	-
86	OHX	2	2001	-	0,6,6	0.00	-	0,15,15	0.00	-
86	OHX	2	2002	-	0,6,6	0.00	-	0,15,15	0.00	-
86	OHX	2	2003	-	0,6,6	0.00	-	0,15,15	0.00	-
86	OHX	2	2004	-	0,6,6	0.00	-	0,15,15	0.00	-
86	OHX	2	2005	-	0,6,6	0.00	-	0,15,15	0.00	-
86	OHX	2	2006	-	0,6,6	0.00	-	0,15,15	0.00	-
86	OHX	2	2007	-	0,6,6	0.00	-	0,15,15	0.00	-
86	OHX	2	2008	-	0,6,6	0.00	-	0,15,15	0.00	-
86	OHX	2	2009	-	0,6,6	0.00	-	0,15,15	0.00	-
86	OHX	2	2010	-	0,6,6	0.00	-	0,15,15	0.00	-
86	OHX	2	2011	-	0,6,6	0.00	-	0,15,15	0.00	-
86	OHX	2	2012	-	0,6,6	0.00	-	0,15,15	0.00	-
86	OHX	2	2013	-	0,6,6	0.00	-	0,15,15	0.00	-
86	OHX	2	2014	-	0,6,6	0.00	-	0,15,15	0.00	-
86	OHX	2	2015	-	0,6,6	0.00	-	0,15,15	0.00	-

Mol	Type	Chain	Res	Link	Bond lengths			Bond angles		
					Counts	RMSZ	$\#\|Z\| > 2$	Counts	RMSZ	$\#\|Z\| > 2$
86	OHX	2	2016	-	0,6,6	0.00	-	0,15,15	0.00	-
86	OHX	2	2017	-	0,6,6	0.00	-	0,15,15	0.00	-
86	OHX	2	2018	-	0,6,6	0.00	-	0,15,15	0.00	-
86	OHX	2	2019	-	0,6,6	0.00	-	0,15,15	0.00	-
86	OHX	2	2020	-	0,6,6	0.00	-	0,15,15	0.00	-
86	OHX	2	2021	-	0,6,6	0.00	-	0,15,15	0.00	-
86	OHX	2	2022	-	0,6,6	0.00	-	0,15,15	0.00	-
86	OHX	2	2023	-	0,6,6	0.00	-	0,15,15	0.00	-
86	OHX	2	2024	-	0,6,6	0.00	-	0,15,15	0.00	-
86	OHX	2	2025	-	0,6,6	0.00	-	0,15,15	0.00	-
86	OHX	2	2026	-	0,6,6	0.00	-	0,15,15	0.00	-
86	OHX	2	2027	-	0,6,6	0.00	-	0,15,15	0.00	-
86	OHX	2	2028	-	0,6,6	0.00	-	0,15,15	0.00	-
86	OHX	3	201	-	0,6,6	0.00	-	0,15,15	0.00	-
86	OHX	3	202	-	0,6,6	0.00	-	0,15,15	0.00	-
86	OHX	3	203	-	0,6,6	0.00	-	0,15,15	0.00	-
86	OHX	3	204	-	0,6,6	0.00	-	0,15,15	0.00	-
86	OHX	3	205	-	0,6,6	0.00	-	0,15,15	0.00	-
86	OHX	3	206	-	0,6,6	0.00	-	0,15,15	0.00	-
86	OHX	3	207	-	0,6,6	0.00	-	0,15,15	0.00	-
86	OHX	3	208	-	0,6,6	0.00	-	0,15,15	0.00	-
86	OHX	4	203	-	0,6,6	0.00	-	0,15,15	0.00	-
86	OHX	4	204	-	0,6,6	0.00	-	0,15,15	0.00	-
86	OHX	4	205	-	0,6,6	0.00	-	0,15,15	0.00	-
86	OHX	4	206	-	0,6,6	0.00	-	0,15,15	0.00	-
86	OHX	4	207	-	0,6,6	0.00	-	0,15,15	0.00	-
86	OHX	4	208	-	0,6,6	0.00	-	0,15,15	0.00	-
86	OHX	4	209	-	0,6,6	0.00	-	0,15,15	0.00	-
86	OHX	4	210	-	0,6,6	0.00	-	0,15,15	0.00	-
86	OHX	4	211	-	0,6,6	0.00	-	0,15,15	0.00	-
86	OHX	4	212	-	0,6,6	0.00	-	0,15,15	0.00	-
86	OHX	4	213	-	0,6,6	0.00	-	0,15,15	0.00	-
86	OHX	4	214	-	0,6,6	0.00	-	0,15,15	0.00	-
86	OHX	4	215	-	0,6,6	0.00	-	0,15,15	0.00	-
86	OHX	4	216	-	0,6,6	0.00	-	0,15,15	0.00	-
86	OHX	4	217	-	0,6,6	0.00	-	0,15,15	0.00	-
86	OHX	5	3401	-	0,6,6	0.00	-	0,15,15	0.00	-
86	OHX	5	3402	-	0,6,6	0.00	-	0,15,15	0.00	-
86	OHX	5	3403	-	0,6,6	0.00	-	0,15,15	0.00	-
86	OHX	5	3404	-	0,6,6	0.00	-	0,15,15	0.00	-
86	OHX	5	3405	-	0,6,6	0.00	-	0,15,15	0.00	-
86	OHX	5	3406	-	0,6,6	0.00	-	0,15,15	0.00	-
86	OHX	5	3407	-	0,6,6	0.00	-	0,15,15	0.00	-

Mol	Type	Chain	Res	Link	Bond lengths			Bond angles		
					Counts	RMSZ	$\#\|Z\| > 2$	Counts	RMSZ	$\#\|Z\| > 2$
86	OHX	5	3408	-	0,6,6	0.00	-	0,15,15	0.00	-
86	OHX	5	3409	-	0,6,6	0.00	-	0,15,15	0.00	-
86	OHX	5	3410	-	0,6,6	0.00	-	0,15,15	0.00	-
86	OHX	5	3411	-	0,6,6	0.00	-	0,15,15	0.00	-
86	OHX	5	3412	-	0,6,6	0.00	-	0,15,15	0.00	-
86	OHX	5	3413	-	0,6,6	0.00	-	0,15,15	0.00	-
86	OHX	5	3414	-	0,6,6	0.00	-	0,15,15	0.00	-
86	OHX	5	3415	-	0,6,6	0.00	-	0,15,15	0.00	-
86	OHX	5	3416	-	0,6,6	0.00	-	0,15,15	0.00	-
86	OHX	5	3417	-	0,6,6	0.00	-	0,15,15	0.00	-
86	OHX	5	3418	-	0,6,6	0.00	-	0,15,15	0.00	-
86	OHX	5	3419	-	0,6,6	0.00	-	0,15,15	0.00	-
86	OHX	5	3420	-	0,6,6	0.00	-	0,15,15	0.00	-
86	OHX	5	3421	-	0,6,6	0.00	-	0,15,15	0.00	-
86	OHX	5	3422	-	0,6,6	0.00	-	0,15,15	0.00	-
86	OHX	5	3423	-	0,6,6	0.00	-	0,15,15	0.00	-
86	OHX	5	3424	-	0,6,6	0.00	-	0,15,15	0.00	-
86	OHX	5	3425	-	0,6,6	0.00	-	0,15,15	0.00	-
86	OHX	5	3426	-	0,6,6	0.00	-	0,15,15	0.00	-
86	OHX	5	3427	-	0,6,6	0.00	-	0,15,15	0.00	-
86	OHX	5	3428	-	0,6,6	0.00	-	0,15,15	0.00	-
86	OHX	5	3429	-	0,6,6	0.00	-	0,15,15	0.00	-
86	OHX	5	3430	-	0,6,6	0.00	-	0,15,15	0.00	-
86	OHX	5	3431	-	0,6,6	0.00	-	0,15,15	0.00	-
86	OHX	5	3432	-	0,6,6	0.00	-	0,15,15	0.00	-
86	OHX	5	3433	-	0,6,6	0.00	-	0,15,15	0.00	-
86	OHX	5	3434	-	0,6,6	0.00	-	0,15,15	0.00	-
86	OHX	5	3435	-	0,6,6	0.00	-	0,15,15	0.00	-
86	OHX	5	3436	-	0,6,6	0.00	-	0,15,15	0.00	-
86	OHX	5	3437	-	0,6,6	0.00	-	0,15,15	0.00	-
86	OHX	5	3438	-	0,6,6	0.00	-	0,15,15	0.00	-
86	OHX	5	3439	-	0,6,6	0.00	-	0,15,15	0.00	-
86	OHX	5	3440	-	0,6,6	0.00	-	0,15,15	0.00	-
86	OHX	5	3441	-	0,6,6	0.00	-	0,15,15	0.00	-
86	OHX	5	3442	-	0,6,6	0.00	-	0,15,15	0.00	-
86	OHX	5	3443	-	0,6,6	0.00	-	0,15,15	0.00	-
86	OHX	5	3444	-	0,6,6	0.00	-	0,15,15	0.00	-
86	OHX	5	3445	-	0,6,6	0.00	-	0,15,15	0.00	-
86	OHX	5	3446	-	0,6,6	0.00	-	0,15,15	0.00	-
86	OHX	5	3447	-	0,6,6	0.00	-	0,15,15	0.00	-
86	OHX	5	3448	-	0,6,6	0.00	-	0,15,15	0.00	-
86	OHX	5	3449	-	0,6,6	0.00	-	0,15,15	0.00	-
86	OHX	5	3450	-	0,6,6	0.00	-	0,15,15	0.00	-

Mol	Type	Chain	Res	Link	Bond lengths			Bond angles		
					Counts	RMSZ	$\#\|Z\| > 2$	Counts	RMSZ	$\#\|Z\| > 2$
86	OHX	5	3451	-	0,6,6	0.00	-	0,15,15	0.00	-
86	OHX	5	3452	-	0,6,6	0.00	-	0,15,15	0.00	-
86	OHX	5	3453	-	0,6,6	0.00	-	0,15,15	0.00	-
86	OHX	5	3454	-	0,6,6	0.00	-	0,15,15	0.00	-
86	OHX	5	3455	-	0,6,6	0.00	-	0,15,15	0.00	-
86	OHX	5	3456	-	0,6,6	0.00	-	0,15,15	0.00	-
86	OHX	5	3457	-	0,6,6	0.00	-	0,15,15	0.00	-
86	OHX	5	3458	-	0,6,6	0.00	-	0,15,15	0.00	-
86	OHX	5	3459	-	0,6,6	0.00	-	0,15,15	0.00	-
86	OHX	5	3460	-	0,6,6	0.00	-	0,15,15	0.00	-
86	OHX	5	3461	-	0,6,6	0.00	-	0,15,15	0.00	-
86	OHX	5	3462	-	0,6,6	0.00	-	0,15,15	0.00	-
86	OHX	5	3463	36	0,6,6	0.00	-	0,15,15	0.00	-
86	OHX	5	3464	-	0,6,6	0.00	-	0,15,15	0.00	-
86	OHX	5	3465	-	0,6,6	0.00	-	0,15,15	0.00	-
86	OHX	5	3466	-	0,6,6	0.00	-	0,15,15	0.00	-
86	OHX	5	3467	-	0,6,6	0.00	-	0,15,15	0.00	-
86	OHX	5	3468	-	0,6,6	0.00	-	0,15,15	0.00	-
86	OHX	5	3469	-	0,6,6	0.00	-	0,15,15	0.00	-
86	OHX	5	3470	-	0,6,6	0.00	-	0,15,15	0.00	-
86	OHX	5	3471	-	0,6,6	0.00	-	0,15,15	0.00	-
86	OHX	5	3472	-	0,6,6	0.00	-	0,15,15	0.00	-
86	OHX	5	3473	-	0,6,6	0.00	-	0,15,15	0.00	-
86	OHX	5	3474	-	0,6,6	0.00	-	0,15,15	0.00	-
86	OHX	5	3475	-	0,6,6	0.00	-	0,15,15	0.00	-
86	OHX	5	3476	-	0,6,6	0.00	-	0,15,15	0.00	-
86	OHX	5	3477	-	0,6,6	0.00	-	0,15,15	0.00	-
86	OHX	5	3478	-	0,6,6	0.00	-	0,15,15	0.00	-
86	OHX	5	3479	-	0,6,6	0.00	-	0,15,15	0.00	-
86	OHX	5	3480	-	0,6,6	0.00	-	0,15,15	0.00	-
86	OHX	5	3481	-	0,6,6	0.00	-	0,15,15	0.00	-
86	OHX	5	3482	-	0,6,6	0.00	-	0,15,15	0.00	-
86	OHX	5	3483	-	0,6,6	0.00	-	0,15,15	0.00	-
86	OHX	5	3484	-	0,6,6	0.00	-	0,15,15	0.00	-
86	OHX	5	3485	-	0,6,6	0.00	-	0,15,15	0.00	-
86	OHX	5	3486	-	0,6,6	0.00	-	0,15,15	0.00	-
86	OHX	5	3487	-	0,6,6	0.00	-	0,15,15	0.00	-
86	OHX	5	3488	-	0,6,6	0.00	-	0,15,15	0.00	-
86	OHX	5	3489	-	0,6,6	0.00	-	0,15,15	0.00	-
86	OHX	5	3490	-	0,6,6	0.00	-	0,15,15	0.00	-
86	OHX	5	3491	-	0,6,6	0.00	-	0,15,15	0.00	-
86	OHX	5	3492	-	0,6,6	0.00	-	0,15,15	0.00	-
86	OHX	5	3493	-	0,6,6	0.00	-	0,15,15	0.00	-

Mol	Type	Chain	Res	Link	Bond lengths			Bond angles		
					Counts	RMSZ	$\#\|Z\| > 2$	Counts	RMSZ	$\#\|Z\| > 2$
86	OHX	5	3494	-	0,6,6	0.00	-	0,15,15	0.00	-
86	OHX	5	3495	-	0,6,6	0.00	-	0,15,15	0.00	-
86	OHX	5	3496	-	0,6,6	0.00	-	0,15,15	0.00	-
86	OHX	5	3497	-	0,6,6	0.00	-	0,15,15	0.00	-
86	OHX	5	3498	-	0,6,6	0.00	-	0,15,15	0.00	-
86	OHX	5	3499	-	0,6,6	0.00	-	0,15,15	0.00	-
86	OHX	5	3500	-	0,6,6	0.00	-	0,15,15	0.00	-
86	OHX	5	3501	36	0,6,6	0.00	-	0,15,15	0.00	-
86	OHX	5	3502	-	0,6,6	0.00	-	0,15,15	0.00	-
86	OHX	5	3503	-	0,6,6	0.00	-	0,15,15	0.00	-
86	OHX	5	3504	36	0,6,6	0.00	-	0,15,15	0.00	-
86	OHX	5	3505	-	0,6,6	0.00	-	0,15,15	0.00	-
86	OHX	5	3506	-	0,6,6	0.00	-	0,15,15	0.00	-
86	OHX	5	3507	-	0,6,6	0.00	-	0,15,15	0.00	-
86	OHX	5	3508	-	0,6,6	0.00	-	0,15,15	0.00	-
86	OHX	5	3509	-	0,6,6	0.00	-	0,15,15	0.00	-
86	OHX	5	3510	-	0,6,6	0.00	-	0,15,15	0.00	-
86	OHX	5	3511	-	0,6,6	0.00	-	0,15,15	0.00	-
86	OHX	5	3512	-	0,6,6	0.00	-	0,15,15	0.00	-
86	OHX	5	3513	-	0,6,6	0.00	-	0,15,15	0.00	-
86	OHX	5	3514	-	0,6,6	0.00	-	0,15,15	0.00	-
86	OHX	5	3515	-	0,6,6	0.00	-	0,15,15	0.00	-
86	OHX	5	3516	-	0,6,6	0.00	-	0,15,15	0.00	-
86	OHX	5	3517	-	0,6,6	0.00	-	0,15,15	0.00	-
86	OHX	5	3518	-	0,6,6	0.00	-	0,15,15	0.00	-
86	OHX	5	3519	-	0,6,6	0.00	-	0,15,15	0.00	-
86	OHX	5	3520	-	0,6,6	0.00	-	0,15,15	0.00	-
86	OHX	5	3521	-	0,6,6	0.00	-	0,15,15	0.00	-
86	OHX	5	3522	-	0,6,6	0.00	-	0,15,15	0.00	-
86	OHX	5	3523	-	0,6,6	0.00	-	0,15,15	0.00	-
86	OHX	5	3524	-	0,6,6	0.00	-	0,15,15	0.00	-
86	OHX	5	3525	-	0,6,6	0.00	-	0,15,15	0.00	-
86	OHX	5	3526	-	0,6,6	0.00	-	0,15,15	0.00	-
86	OHX	5	3527	-	0,6,6	0.00	-	0,15,15	0.00	-
86	OHX	5	3528	-	0,6,6	0.00	-	0,15,15	0.00	-
86	OHX	5	3529	-	0,6,6	0.00	-	0,15,15	0.00	-
86	OHX	5	3530	-	0,6,6	0.00	-	0,15,15	0.00	-
86	OHX	5	3531	-	0,6,6	0.00	-	0,15,15	0.00	-
86	OHX	5	3532	-	0,6,6	0.00	-	0,15,15	0.00	-
86	OHX	5	3533	-	0,6,6	0.00	-	0,15,15	0.00	-
86	OHX	5	3534	-	0,6,6	0.00	-	0,15,15	0.00	-
86	OHX	5	3535	-	0,6,6	0.00	-	0,15,15	0.00	-
86	OHX	5	3536	-	0,6,6	0.00	-	0,15,15	0.00	-

Mol	Type	Chain	Res	Link	Bond lengths			Bond angles		
					Counts	RMSZ	$\#\|Z\| > 2$	Counts	RMSZ	$\#\|Z\| > 2$
86	OHX	5	3537	-	0,6,6	0.00	-	0,15,15	0.00	-
86	OHX	5	3538	-	0,6,6	0.00	-	0,15,15	0.00	-
86	OHX	5	3539	-	0,6,6	0.00	-	0,15,15	0.00	-
86	OHX	5	3540	-	0,6,6	0.00	-	0,15,15	0.00	-
86	OHX	5	3541	-	0,6,6	0.00	-	0,15,15	0.00	-
86	OHX	5	3542	-	0,6,6	0.00	-	0,15,15	0.00	-
86	OHX	5	3543	-	0,6,6	0.00	-	0,15,15	0.00	-
86	OHX	5	3544	-	0,6,6	0.00	-	0,15,15	0.00	-
86	OHX	5	3545	-	0,6,6	0.00	-	0,15,15	0.00	-
86	OHX	5	3546	-	0,6,6	0.00	-	0,15,15	0.00	-
86	OHX	5	3547	-	0,6,6	0.00	-	0,15,15	0.00	-
86	OHX	5	3548	-	0,6,6	0.00	-	0,15,15	0.00	-
86	OHX	5	3549	-	0,6,6	0.00	-	0,15,15	0.00	-
86	OHX	5	3550	-	0,6,6	0.00	-	0,15,15	0.00	-
86	OHX	5	3551	-	0,6,6	0.00	-	0,15,15	0.00	-
86	OHX	5	3552	-	0,6,6	0.00	-	0,15,15	0.00	-
86	OHX	5	3553	-	0,6,6	0.00	-	0,15,15	0.00	-
86	OHX	5	3554	-	0,6,6	0.00	-	0,15,15	0.00	-
86	OHX	5	3555	-	0,6,6	0.00	-	0,15,15	0.00	-
86	OHX	5	3556	-	0,6,6	0.00	-	0,15,15	0.00	-
86	OHX	5	3557	-	0,6,6	0.00	-	0,15,15	0.00	-
86	OHX	5	3558	-	0,6,6	0.00	-	0,15,15	0.00	-
86	OHX	5	3559	-	0,6,6	0.00	-	0,15,15	0.00	-
86	OHX	5	3560	-	0,6,6	0.00	-	0,15,15	0.00	-
86	OHX	5	3561	-	0,6,6	0.00	-	0,15,15	0.00	-
86	OHX	5	3562	-	0,6,6	0.00	-	0,15,15	0.00	-
86	OHX	5	3563	-	0,6,6	0.00	-	0,15,15	0.00	-
86	OHX	5	3564	-	0,6,6	0.00	-	0,15,15	0.00	-
86	OHX	5	3565	-	0,6,6	0.00	-	0,15,15	0.00	-
86	OHX	5	3566	-	0,6,6	0.00	-	0,15,15	0.00	-
86	OHX	5	3567	-	0,6,6	0.00	-	0,15,15	0.00	-
86	OHX	5	3568	-	0,6,6	0.00	-	0,15,15	0.00	-
86	OHX	5	3569	-	0,6,6	0.00	-	0,15,15	0.00	-
86	OHX	5	3570	-	0,6,6	0.00	-	0,15,15	0.00	-
86	OHX	5	3571	-	0,6,6	0.00	-	0,15,15	0.00	-
86	OHX	5	3572	-	0,6,6	0.00	-	0,15,15	0.00	-
86	OHX	5	3573	-	0,6,6	0.00	-	0,15,15	0.00	-
86	OHX	5	3574	-	0,6,6	0.00	-	0,15,15	0.00	-
86	OHX	5	3575	-	0,6,6	0.00	-	0,15,15	0.00	-
86	OHX	5	3576	-	0,6,6	0.00	-	0,15,15	0.00	-
86	OHX	5	3577	-	0,6,6	0.00	-	0,15,15	0.00	-
86	OHX	5	3578	-	0,6,6	0.00	-	0,15,15	0.00	-
86	OHX	5	3579	-	0,6,6	0.00	-	0,15,15	0.00	-

Mol	Type	Chain	Res	Link	Bond lengths			Bond angles		
					Counts	RMSZ	$\#\|Z\| > 2$	Counts	RMSZ	$\#\|Z\| > 2$
86	OHX	5	3580	-	0,6,6	0.00	-	0,15,15	0.00	-
86	OHX	5	3581	-	0,6,6	0.00	-	0,15,15	0.00	-
86	OHX	5	3582	-	0,6,6	0.00	-	0,15,15	0.00	-
86	OHX	5	3583	-	0,6,6	0.00	-	0,15,15	0.00	-
86	OHX	5	3584	-	0,6,6	0.00	-	0,15,15	0.00	-
86	OHX	5	3585	-	0,6,6	0.00	-	0,15,15	0.00	-
86	OHX	5	3586	-	0,6,6	0.00	-	0,15,15	0.00	-
86	OHX	5	3587	-	0,6,6	0.00	-	0,15,15	0.00	-
86	OHX	5	3588	-	0,6,6	0.00	-	0,15,15	0.00	-
86	OHX	5	3589	-	0,6,6	0.00	-	0,15,15	0.00	-
86	OHX	5	3590	-	0,6,6	0.00	-	0,15,15	0.00	-
86	OHX	5	3591	-	0,6,6	0.00	-	0,15,15	0.00	-
86	OHX	5	3592	-	0,6,6	0.00	-	0,15,15	0.00	-
86	OHX	5	3593	-	0,6,6	0.00	-	0,15,15	0.00	-
86	OHX	5	3594	-	0,6,6	0.00	-	0,15,15	0.00	-
86	OHX	5	3595	-	0,6,6	0.00	-	0,15,15	0.00	-
86	OHX	5	3596	-	0,6,6	0.00	-	0,15,15	0.00	-
86	OHX	5	3597	-	0,6,6	0.00	-	0,15,15	0.00	-
86	OHX	5	3598	-	0,6,6	0.00	-	0,15,15	0.00	-
86	OHX	5	3599	-	0,6,6	0.00	-	0,15,15	0.00	-
86	OHX	5	3600	-	0,6,6	0.00	-	0,15,15	0.00	-
86	OHX	5	3601	-	0,6,6	0.00	-	0,15,15	0.00	-
86	OHX	5	3602	-	0,6,6	0.00	-	0,15,15	0.00	-
86	OHX	5	3603	-	0,6,6	0.00	-	0,15,15	0.00	-
86	OHX	5	3604	-	0,6,6	0.00	-	0,15,15	0.00	-
86	OHX	5	3605	-	0,6,6	0.00	-	0,15,15	0.00	-
86	OHX	5	3606	-	0,6,6	0.00	-	0,15,15	0.00	-
86	OHX	5	3607	-	0,6,6	0.00	-	0,15,15	0.00	-
86	OHX	5	3608	-	0,6,6	0.00	-	0,15,15	0.00	-
86	OHX	5	3609	-	0,6,6	0.00	-	0,15,15	0.00	-
86	OHX	5	3610	-	0,6,6	0.00	-	0,15,15	0.00	-
86	OHX	5	3611	-	0,6,6	0.00	-	0,15,15	0.00	-
86	OHX	5	3612	-	0,6,6	0.00	-	0,15,15	0.00	-
86	OHX	5	3613	-	0,6,6	0.00	-	0,15,15	0.00	-
86	OHX	5	3614	-	0,6,6	0.00	-	0,15,15	0.00	-
86	OHX	5	3615	-	0,6,6	0.00	-	0,15,15	0.00	-
86	OHX	5	3616	-	0,6,6	0.00	-	0,15,15	0.00	-
86	OHX	5	3617	-	0,6,6	0.00	-	0,15,15	0.00	-
86	OHX	5	3618	-	0,6,6	0.00	-	0,15,15	0.00	-
86	OHX	5	3619	-	0,6,6	0.00	-	0,15,15	0.00	-
86	OHX	5	3620	-	0,6,6	0.00	-	0,15,15	0.00	-
86	OHX	5	3621	-	0,6,6	0.00	-	0,15,15	0.00	-
86	OHX	5	3622	-	0,6,6	0.00	-	0,15,15	0.00	-

Mol	Type	Chain	Res	Link	Bond lengths			Bond angles		
					Counts	RMSZ	#|Z| > 2	Counts	RMSZ	#|Z| > 2
86	OHX	5	3623	-	0,6,6	0.00	-	0,15,15	0.00	-
86	OHX	5	3624	-	0,6,6	0.00	-	0,15,15	0.00	-
86	OHX	5	3625	-	0,6,6	0.00	-	0,15,15	0.00	-
86	OHX	5	3626	-	0,6,6	0.00	-	0,15,15	0.00	-
86	OHX	5	3627	-	0,6,6	0.00	-	0,15,15	0.00	-
86	OHX	5	3628	-	0,6,6	0.00	-	0,15,15	0.00	-
86	OHX	5	3629	-	0,6,6	0.00	-	0,15,15	0.00	-
86	OHX	5	3630	-	0,6,6	0.00	-	0,15,15	0.00	-
86	OHX	5	3631	-	0,6,6	0.00	-	0,15,15	0.00	-
86	OHX	5	3632	-	0,6,6	0.00	-	0,15,15	0.00	-
86	OHX	5	3633	-	0,6,6	0.00	-	0,15,15	0.00	-
86	OHX	5	3634	-	0,6,6	0.00	-	0,15,15	0.00	-
86	OHX	5	3635	-	0,6,6	0.00	-	0,15,15	0.00	-
86	OHX	5	3636	-	0,6,6	0.00	-	0,15,15	0.00	-
86	OHX	5	3637	-	0,6,6	0.00	-	0,15,15	0.00	-
86	OHX	5	3638	-	0,6,6	0.00	-	0,15,15	0.00	-
86	OHX	5	3639	-	0,6,6	0.00	-	0,15,15	0.00	-
86	OHX	5	3640	-	0,6,6	0.00	-	0,15,15	0.00	-
86	OHX	5	3641	-	0,6,6	0.00	-	0,15,15	0.00	-
86	OHX	5	3642	-	0,6,6	0.00	-	0,15,15	0.00	-
86	OHX	5	3643	-	0,6,6	0.00	-	0,15,15	0.00	-
86	OHX	5	3644	-	0,6,6	0.00	-	0,15,15	0.00	-
86	OHX	5	3645	-	0,6,6	0.00	-	0,15,15	0.00	-
86	OHX	5	3646	-	0,6,6	0.00	-	0,15,15	0.00	-
86	OHX	5	3647	-	0,6,6	0.00	-	0,15,15	0.00	-
86	OHX	5	3648	-	0,6,6	0.00	-	0,15,15	0.00	-
86	OHX	5	3649	-	0,6,6	0.00	-	0,15,15	0.00	-
86	OHX	5	3650	-	0,6,6	0.00	-	0,15,15	0.00	-
86	OHX	5	3651	-	0,6,6	0.00	-	0,15,15	0.00	-
86	OHX	5	3652	-	0,6,6	0.00	-	0,15,15	0.00	-
86	OHX	5	3653	-	0,6,6	0.00	-	0,15,15	0.00	-
86	OHX	5	3654	-	0,6,6	0.00	-	0,15,15	0.00	-
86	OHX	5	3655	-	0,6,6	0.00	-	0,15,15	0.00	-
86	OHX	5	3656	-	0,6,6	0.00	-	0,15,15	0.00	-
86	OHX	5	3657	-	0,6,6	0.00	-	0,15,15	0.00	-
86	OHX	5	3658	-	0,6,6	0.00	-	0,15,15	0.00	-
86	OHX	5	3659	-	0,6,6	0.00	-	0,15,15	0.00	-
86	OHX	5	3660	-	0,6,6	0.00	-	0,15,15	0.00	-
86	OHX	5	3661	-	0,6,6	0.00	-	0,15,15	0.00	-
86	OHX	5	3662	-	0,6,6	0.00	-	0,15,15	0.00	-
86	OHX	5	3663	-	0,6,6	0.00	-	0,15,15	0.00	-
86	OHX	5	3664	-	0,6,6	0.00	-	0,15,15	0.00	-
86	OHX	5	3665	-	0,6,6	0.00	-	0,15,15	0.00	-

Mol	Type	Chain	Res	Link	Bond lengths			Bond angles		
					Counts	RMSZ	$\#\|Z\| > 2$	Counts	RMSZ	$\#\|Z\| > 2$
86	OHX	5	3666	-	0,6,6	0.00	-	0,15,15	0.00	-
86	OHX	5	3667	-	0,6,6	0.00	-	0,15,15	0.00	-
86	OHX	5	3668	-	0,6,6	0.00	-	0,15,15	0.00	-
86	OHX	5	3669	-	0,6,6	0.00	-	0,15,15	0.00	-
86	OHX	5	3670	-	0,6,6	0.00	-	0,15,15	0.00	-
86	OHX	5	3671	-	0,6,6	0.00	-	0,15,15	0.00	-
86	OHX	5	3672	-	0,6,6	0.00	-	0,15,15	0.00	-
86	OHX	5	3673	-	0,6,6	0.00	-	0,15,15	0.00	-
86	OHX	5	3674	-	0,6,6	0.00	-	0,15,15	0.00	-
86	OHX	5	3675	-	0,6,6	0.00	-	0,15,15	0.00	-
86	OHX	5	3676	-	0,6,6	0.00	-	0,15,15	0.00	-
86	OHX	5	3677	-	0,6,6	0.00	-	0,15,15	0.00	-
86	OHX	5	3678	-	0,6,6	0.00	-	0,15,15	0.00	-
86	OHX	5	3679	-	0,6,6	0.00	-	0,15,15	0.00	-
86	OHX	5	3680	-	0,6,6	0.00	-	0,15,15	0.00	-
86	OHX	5	3681	-	0,6,6	0.00	-	0,15,15	0.00	-
86	OHX	5	3682	-	0,6,6	0.00	-	0,15,15	0.00	-
86	OHX	5	3683	-	0,6,6	0.00	-	0,15,15	0.00	-
86	OHX	5	3684	-	0,6,6	0.00	-	0,15,15	0.00	-
86	OHX	5	3685	-	0,6,6	0.00	-	0,15,15	0.00	-
86	OHX	5	3686	-	0,6,6	0.00	-	0,15,15	0.00	-
86	OHX	5	3687	-	0,6,6	0.00	-	0,15,15	0.00	-
86	OHX	5	3688	-	0,6,6	0.00	-	0,15,15	0.00	-
86	OHX	5	3689	-	0,6,6	0.00	-	0,15,15	0.00	-
86	OHX	5	3690	-	0,6,6	0.00	-	0,15,15	0.00	-
86	OHX	5	3691	-	0,6,6	0.00	-	0,15,15	0.00	-
86	OHX	5	3692	-	0,6,6	0.00	-	0,15,15	0.00	-
86	OHX	5	3693	-	0,6,6	0.00	-	0,15,15	0.00	-
86	OHX	5	3694	-	0,6,6	0.00	-	0,15,15	0.00	-
86	OHX	5	3695	-	0,6,6	0.00	-	0,15,15	0.00	-
86	OHX	5	3696	-	0,6,6	0.00	-	0,15,15	0.00	-
86	OHX	5	3697	-	0,6,6	0.00	-	0,15,15	0.00	-
86	OHX	5	3698	-	0,6,6	0.00	-	0,15,15	0.00	-
86	OHX	5	3699	-	0,6,6	0.00	-	0,15,15	0.00	-
86	OHX	5	3700	-	0,6,6	0.00	-	0,15,15	0.00	-
86	OHX	5	3701	-	0,6,6	0.00	-	0,15,15	0.00	-
86	OHX	5	3702	-	0,6,6	0.00	-	0,15,15	0.00	-
86	OHX	5	3703	-	0,6,6	0.00	-	0,15,15	0.00	-
86	OHX	5	3704	-	0,6,6	0.00	-	0,15,15	0.00	-
86	OHX	5	3705	-	0,6,6	0.00	-	0,15,15	0.00	-
86	OHX	5	3706	-	0,6,6	0.00	-	0,15,15	0.00	-
86	OHX	5	3707	-	0,6,6	0.00	-	0,15,15	0.00	-
86	OHX	5	3708	-	0,6,6	0.00	-	0,15,15	0.00	-

Mol	Type	Chain	Res	Link	Bond lengths			Bond angles		
					Counts	RMSZ	$\#\|Z\| > 2$	Counts	RMSZ	$\#\|Z\| > 2$
86	OHX	5	3709	-	0,6,6	0.00	-	0,15,15	0.00	-
86	OHX	5	3710	-	0,6,6	0.00	-	0,15,15	0.00	-
86	OHX	5	3711	-	0,6,6	0.00	-	0,15,15	0.00	-
86	OHX	5	3712	-	0,6,6	0.00	-	0,15,15	0.00	-
86	OHX	5	3713	-	0,6,6	0.00	-	0,15,15	0.00	-
86	OHX	5	3714	-	0,6,6	0.00	-	0,15,15	0.00	-
86	OHX	5	3715	-	0,6,6	0.00	-	0,15,15	0.00	-
86	OHX	5	3716	-	0,6,6	0.00	-	0,15,15	0.00	-
86	OHX	5	3717	-	0,6,6	0.00	-	0,15,15	0.00	-
86	OHX	5	3718	-	0,6,6	0.00	-	0,15,15	0.00	-
86	OHX	5	3719	-	0,6,6	0.00	-	0,15,15	0.00	-
86	OHX	5	3720	-	0,6,6	0.00	-	0,15,15	0.00	-
86	OHX	5	3721	-	0,6,6	0.00	-	0,15,15	0.00	-
86	OHX	5	3722	-	0,6,6	0.00	-	0,15,15	0.00	-
86	OHX	5	3723	-	0,6,6	0.00	-	0,15,15	0.00	-
86	OHX	5	3724	-	0,6,6	0.00	-	0,15,15	0.00	-
86	OHX	6	1901	-	0,6,6	0.00	-	0,15,15	0.00	-
86	OHX	6	1902	-	0,6,6	0.00	-	0,15,15	0.00	-
86	OHX	6	1903	-	0,6,6	0.00	-	0,15,15	0.00	-
86	OHX	6	1904	-	0,6,6	0.00	-	0,15,15	0.00	-
86	OHX	6	1905	-	0,6,6	0.00	-	0,15,15	0.00	-
86	OHX	6	1906	-	0,6,6	0.00	-	0,15,15	0.00	-
86	OHX	6	1907	-	0,6,6	0.00	-	0,15,15	0.00	-
86	OHX	6	1908	-	0,6,6	0.00	-	0,15,15	0.00	-
86	OHX	6	1909	-	0,6,6	0.00	-	0,15,15	0.00	-
86	OHX	6	1910	-	0,6,6	0.00	-	0,15,15	0.00	-
86	OHX	6	1911	-	0,6,6	0.00	-	0,15,15	0.00	-
86	OHX	6	1912	-	0,6,6	0.00	-	0,15,15	0.00	-
86	OHX	6	1913	-	0,6,6	0.00	-	0,15,15	0.00	-
86	OHX	6	1914	-	0,6,6	0.00	-	0,15,15	0.00	-
86	OHX	6	1915	-	0,6,6	0.00	-	0,15,15	0.00	-
86	OHX	6	1916	-	0,6,6	0.00	-	0,15,15	0.00	-
86	OHX	6	1917	-	0,6,6	0.00	-	0,15,15	0.00	-
86	OHX	6	1918	-	0,6,6	0.00	-	0,15,15	0.00	-
86	OHX	6	1919	-	0,6,6	0.00	-	0,15,15	0.00	-
86	OHX	6	1920	-	0,6,6	0.00	-	0,15,15	0.00	-
86	OHX	6	1921	-	0,6,6	0.00	-	0,15,15	0.00	-
86	OHX	6	1922	-	0,6,6	0.00	-	0,15,15	0.00	-
86	OHX	6	1923	-	0,6,6	0.00	-	0,15,15	0.00	-
86	OHX	6	1924	-	0,6,6	0.00	-	0,15,15	0.00	-
86	OHX	6	1925	-	0,6,6	0.00	-	0,15,15	0.00	-
86	OHX	6	1926	-	0,6,6	0.00	-	0,15,15	0.00	-
86	OHX	6	1927	1	0,6,6	0.00	-	0,15,15	0.00	-

Mol	Type	Chain	Res	Link	Bond lengths			Bond angles		
					Counts	RMSZ	$\#\|Z\| > 2$	Counts	RMSZ	$\#\|Z\| > 2$
86	OHX	6	1928	-	0,6,6	0.00	-	0,15,15	0.00	-
86	OHX	6	1929	-	0,6,6	0.00	-	0,15,15	0.00	-
86	OHX	6	1930	-	0,6,6	0.00	-	0,15,15	0.00	-
86	OHX	6	1931	-	0,6,6	0.00	-	0,15,15	0.00	-
86	OHX	6	1932	-	0,6,6	0.00	-	0,15,15	0.00	-
86	OHX	6	1933	-	0,6,6	0.00	-	0,15,15	0.00	-
86	OHX	6	1934	-	0,6,6	0.00	-	0,15,15	0.00	-
86	OHX	6	1935	-	0,6,6	0.00	-	0,15,15	0.00	-
86	OHX	6	1936	-	0,6,6	0.00	-	0,15,15	0.00	-
86	OHX	6	1937	-	0,6,6	0.00	-	0,15,15	0.00	-
86	OHX	6	1938	-	0,6,6	0.00	-	0,15,15	0.00	-
86	OHX	6	1939	-	0,6,6	0.00	-	0,15,15	0.00	-
86	OHX	6	1940	-	0,6,6	0.00	-	0,15,15	0.00	-
86	OHX	6	1941	-	0,6,6	0.00	-	0,15,15	0.00	-
86	OHX	6	1942	-	0,6,6	0.00	-	0,15,15	0.00	-
86	OHX	6	1943	-	0,6,6	0.00	-	0,15,15	0.00	-
86	OHX	6	1944	-	0,6,6	0.00	-	0,15,15	0.00	-
86	OHX	6	1945	-	0,6,6	0.00	-	0,15,15	0.00	-
86	OHX	6	1946	-	0,6,6	0.00	-	0,15,15	0.00	-
86	OHX	6	1947	-	0,6,6	0.00	-	0,15,15	0.00	-
86	OHX	6	1948	-	0,6,6	0.00	-	0,15,15	0.00	-
86	OHX	6	1949	-	0,6,6	0.00	-	0,15,15	0.00	-
86	OHX	6	1950	-	0,6,6	0.00	-	0,15,15	0.00	-
86	OHX	6	1951	-	0,6,6	0.00	-	0,15,15	0.00	-
86	OHX	6	1952	-	0,6,6	0.00	-	0,15,15	0.00	-
86	OHX	6	1953	-	0,6,6	0.00	-	0,15,15	0.00	-
86	OHX	6	1954	-	0,6,6	0.00	-	0,15,15	0.00	-
86	OHX	6	1955	-	0,6,6	0.00	-	0,15,15	0.00	-
86	OHX	6	1956	-	0,6,6	0.00	-	0,15,15	0.00	-
86	OHX	6	1957	-	0,6,6	0.00	-	0,15,15	0.00	-
86	OHX	6	1958	-	0,6,6	0.00	-	0,15,15	0.00	-
86	OHX	6	1959	-	0,6,6	0.00	-	0,15,15	0.00	-
86	OHX	6	1960	-	0,6,6	0.00	-	0,15,15	0.00	-
86	OHX	6	1961	-	0,6,6	0.00	-	0,15,15	0.00	-
86	OHX	6	1962	-	0,6,6	0.00	-	0,15,15	0.00	-
86	OHX	6	1963	-	0,6,6	0.00	-	0,15,15	0.00	-
86	OHX	6	1964	-	0,6,6	0.00	-	0,15,15	0.00	-
86	OHX	6	1965	-	0,6,6	0.00	-	0,15,15	0.00	-
86	OHX	6	1966	-	0,6,6	0.00	-	0,15,15	0.00	-
86	OHX	6	1967	-	0,6,6	0.00	-	0,15,15	0.00	-
86	OHX	6	1968	-	0,6,6	0.00	-	0,15,15	0.00	-
86	OHX	6	1969	-	0,6,6	0.00	-	0,15,15	0.00	-
86	OHX	6	1970	-	0,6,6	0.00	-	0,15,15	0.00	-

Mol	Type	Chain	Res	Link	Bond lengths			Bond angles		
					Counts	RMSZ	$\#\|Z\| > 2$	Counts	RMSZ	$\#\|Z\| > 2$
86	OHX	6	1971	-	0,6,6	0.00	-	0,15,15	0.00	-
86	OHX	6	1972	-	0,6,6	0.00	-	0,15,15	0.00	-
86	OHX	6	1973	-	0,6,6	0.00	-	0,15,15	0.00	-
86	OHX	6	1974	-	0,6,6	0.00	-	0,15,15	0.00	-
86	OHX	6	1975	-	0,6,6	0.00	-	0,15,15	0.00	-
86	OHX	6	1976	-	0,6,6	0.00	-	0,15,15	0.00	-
86	OHX	6	1977	-	0,6,6	0.00	-	0,15,15	0.00	-
86	OHX	6	1978	-	0,6,6	0.00	-	0,15,15	0.00	-
86	OHX	6	1979	-	0,6,6	0.00	-	0,15,15	0.00	-
86	OHX	6	1980	-	0,6,6	0.00	-	0,15,15	0.00	-
86	OHX	6	1981	-	0,6,6	0.00	-	0,15,15	0.00	-
86	OHX	6	1982	-	0,6,6	0.00	-	0,15,15	0.00	-
86	OHX	6	1983	-	0,6,6	0.00	-	0,15,15	0.00	-
86	OHX	6	1984	-	0,6,6	0.00	-	0,15,15	0.00	-
86	OHX	6	1985	-	0,6,6	0.00	-	0,15,15	0.00	-
86	OHX	6	1986	-	0,6,6	0.00	-	0,15,15	0.00	-
86	OHX	6	1987	-	0,6,6	0.00	-	0,15,15	0.00	-
86	OHX	6	1988	-	0,6,6	0.00	-	0,15,15	0.00	-
86	OHX	6	1989	-	0,6,6	0.00	-	0,15,15	0.00	-
86	OHX	6	1990	-	0,6,6	0.00	-	0,15,15	0.00	-
86	OHX	6	1991	-	0,6,6	0.00	-	0,15,15	0.00	-
86	OHX	6	1992	-	0,6,6	0.00	-	0,15,15	0.00	-
86	OHX	6	1993	-	0,6,6	0.00	-	0,15,15	0.00	-
86	OHX	6	1994	-	0,6,6	0.00	-	0,15,15	0.00	-
86	OHX	6	1995	-	0,6,6	0.00	-	0,15,15	0.00	-
86	OHX	6	1996	-	0,6,6	0.00	-	0,15,15	0.00	-
86	OHX	6	1997	-	0,6,6	0.00	-	0,15,15	0.00	-
86	OHX	6	1998	-	0,6,6	0.00	-	0,15,15	0.00	-
86	OHX	6	1999	-	0,6,6	0.00	-	0,15,15	0.00	-
86	OHX	6	2000	-	0,6,6	0.00	-	0,15,15	0.00	-
86	OHX	6	2001	-	0,6,6	0.00	-	0,15,15	0.00	-
86	OHX	6	2002	-	0,6,6	0.00	-	0,15,15	0.00	-
86	OHX	6	2003	-	0,6,6	0.00	-	0,15,15	0.00	-
86	OHX	6	2004	-	0,6,6	0.00	-	0,15,15	0.00	-
86	OHX	6	2005	-	0,6,6	0.00	-	0,15,15	0.00	-
86	OHX	6	2006	-	0,6,6	0.00	-	0,15,15	0.00	-
86	OHX	6	2007	-	0,6,6	0.00	-	0,15,15	0.00	-
86	OHX	6	2008	-	0,6,6	0.00	-	0,15,15	0.00	-
86	OHX	6	2009	-	0,6,6	0.00	-	0,15,15	0.00	-
86	OHX	6	2010	-	0,6,6	0.00	-	0,15,15	0.00	-
86	OHX	6	2011	-	0,6,6	0.00	-	0,15,15	0.00	-
86	OHX	6	2012	-	0,6,6	0.00	-	0,15,15	0.00	-
86	OHX	6	2013	-	0,6,6	0.00	-	0,15,15	0.00	-

Mol	Type	Chain	Res	Link	Bond lengths			Bond angles		
					Counts	RMSZ	$\#\|Z\| > 2$	Counts	RMSZ	$\#\|Z\| > 2$
86	OHX	6	2014	-	0,6,6	0.00	-	0,15,15	0.00	-
86	OHX	6	2015	-	0,6,6	0.00	-	0,15,15	0.00	-
86	OHX	6	2016	-	0,6,6	0.00	-	0,15,15	0.00	-
86	OHX	6	2017	-	0,6,6	0.00	-	0,15,15	0.00	-
86	OHX	6	2018	-	0,6,6	0.00	-	0,15,15	0.00	-
86	OHX	6	2019	-	0,6,6	0.00	-	0,15,15	0.00	-
86	OHX	6	2020	-	0,6,6	0.00	-	0,15,15	0.00	-
86	OHX	6	2021	-	0,6,6	0.00	-	0,15,15	0.00	-
86	OHX	6	2022	-	0,6,6	0.00	-	0,15,15	0.00	-
86	OHX	6	2023	-	0,6,6	0.00	-	0,15,15	0.00	-
86	OHX	6	2024	-	0,6,6	0.00	-	0,15,15	0.00	-
86	OHX	6	2025	-	0,6,6	0.00	-	0,15,15	0.00	-
86	OHX	6	2026	-	0,6,6	0.00	-	0,15,15	0.00	-
86	OHX	6	2027	1	0,6,6	0.00	-	0,15,15	0.00	-
86	OHX	6	2028	-	0,6,6	0.00	-	0,15,15	0.00	-
86	OHX	6	2029	-	0,6,6	0.00	-	0,15,15	0.00	-
86	OHX	6	2030	-	0,6,6	0.00	-	0,15,15	0.00	-
86	OHX	6	2031	-	0,6,6	0.00	-	0,15,15	0.00	-
86	OHX	6	2032	-	0,6,6	0.00	-	0,15,15	0.00	-
86	OHX	6	2033	-	0,6,6	0.00	-	0,15,15	0.00	-
86	OHX	6	2034	-	0,6,6	0.00	-	0,15,15	0.00	-
86	OHX	6	2035	-	0,6,6	0.00	-	0,15,15	0.00	-
86	OHX	6	2036	-	0,6,6	0.00	-	0,15,15	0.00	-
86	OHX	6	2037	-	0,6,6	0.00	-	0,15,15	0.00	-
89	UAM	6	2134	-	31,31,31	0.18	0	38,44,44	0.89	2 (5%)
86	OHX	7	201	-	0,6,6	0.00	-	0,15,15	0.00	-
86	OHX	7	202	-	0,6,6	0.00	-	0,15,15	0.00	-
86	OHX	7	203	-	0,6,6	0.00	-	0,15,15	0.00	-
86	OHX	7	204	-	0,6,6	0.00	-	0,15,15	0.00	-
86	OHX	7	205	-	0,6,6	0.00	-	0,15,15	0.00	-
86	OHX	7	206	-	0,6,6	0.00	-	0,15,15	0.00	-
86	OHX	7	207	-	0,6,6	0.00	-	0,15,15	0.00	-
86	OHX	7	208	-	0,6,6	0.00	-	0,15,15	0.00	-
86	OHX	7	209	-	0,6,6	0.00	-	0,15,15	0.00	-
86	OHX	7	210	-	0,6,6	0.00	-	0,15,15	0.00	-
86	OHX	7	211	-	0,6,6	0.00	-	0,15,15	0.00	-
86	OHX	8	202	-	0,6,6	0.00	-	0,15,15	0.00	-
86	OHX	8	203	-	0,6,6	0.00	-	0,15,15	0.00	-
86	OHX	8	204	-	0,6,6	0.00	-	0,15,15	0.00	-
86	OHX	8	205	-	0,6,6	0.00	-	0,15,15	0.00	-
86	OHX	8	206	-	0,6,6	0.00	-	0,15,15	0.00	-
86	OHX	8	207	-	0,6,6	0.00	-	0,15,15	0.00	-
86	OHX	8	208	-	0,6,6	0.00	-	0,15,15	0.00	-

Mol	Type	Chain	Res	Link	Bond lengths			Bond angles		
					Counts	RMSZ	$\#\|Z\| > 2$	Counts	RMSZ	$\#\|Z\| > 2$
86	OHX	8	209	-	0,6,6	0.00	-	0,15,15	0.00	-
86	OHX	8	210	-	0,6,6	0.00	-	0,15,15	0.00	-
86	OHX	8	211	-	0,6,6	0.00	-	0,15,15	0.00	-
86	OHX	8	212	-	0,6,6	0.00	-	0,15,15	0.00	-
86	OHX	8	213	-	0,6,6	0.00	-	0,15,15	0.00	-
86	OHX	8	214	-	0,6,6	0.00	-	0,15,15	0.00	-
86	OHX	8	215	-	0,6,6	0.00	-	0,15,15	0.00	-
86	OHX	8	216	-	0,6,6	0.00	-	0,15,15	0.00	-
86	OHX	C1	201	-	0,6,6	0.00	-	0,15,15	0.00	-
86	OHX	C3	201	-	0,6,6	0.00	-	0,15,15	0.00	-
86	OHX	C5	201	-	0,6,6	0.00	-	0,15,15	0.00	-
86	OHX	C8	201	-	0,6,6	0.00	-	0,15,15	0.00	-
86	OHX	L3	401	-	0,6,6	0.00	-	0,15,15	0.00	-
86	OHX	L3	402	-	0,6,6	0.00	-	0,15,15	0.00	-
86	OHX	L4	401	-	0,6,6	0.00	-	0,15,15	0.00	-
86	OHX	M0	301	-	0,6,6	0.00	-	0,15,15	0.00	-
86	OHX	M5	301	-	0,6,6	0.00	-	0,15,15	0.00	-
86	OHX	M7	202	-	0,6,6	0.00	-	0,15,15	0.00	-
86	OHX	M9	201	-	0,6,6	0.00	-	0,15,15	0.00	-
86	OHX	N9	101	-	0,6,6	0.00	-	0,15,15	0.00	-
86	OHX	O1	201	-	0,6,6	0.00	-	0,15,15	0.00	-
86	OHX	O3	201	-	0,6,6	0.00	-	0,15,15	0.00	-
86	OHX	Q2	502	-	0,6,6	0.00	-	0,15,15	0.00	-
86	OHX	S8	301	-	0,6,6	0.00	-	0,15,15	0.00	-
86	OHX	S9	201	-	0,6,6	0.00	-	0,15,15	0.00	-
86	OHX	SR	401	-	0,6,6	0.00	-	0,15,15	0.00	-
86	OHX	c3	201	-	0,6,6	0.00	-	0,15,15	0.00	-
86	OHX	c5	201	-	0,6,6	0.00	-	0,15,15	0.00	-
86	OHX	c8	201	-	0,6,6	0.00	-	0,15,15	0.00	-
86	OHX	l3	401	-	0,6,6	0.00	-	0,15,15	0.00	-
86	OHX	l3	402	-	0,6,6	0.00	-	0,15,15	0.00	-
86	OHX	l4	401	-	0,6,6	0.00	-	0,15,15	0.00	-
86	OHX	l5	301	-	0,6,6	0.00	-	0,15,15	0.00	-
86	OHX	l5	302	-	0,6,6	0.00	-	0,15,15	0.00	-
86	OHX	l9	201	-	0,6,6	0.00	-	0,15,15	0.00	-
86	OHX	m0	301	-	0,6,6	0.00	-	0,15,15	0.00	-
86	OHX	m0	302	-	0,6,6	0.00	-	0,15,15	0.00	-
86	OHX	m4	201	-	0,6,6	0.00	-	0,15,15	0.00	-
86	OHX	m5	302	-	0,6,6	0.00	-	0,15,15	0.00	-
86	OHX	m6	201	-	0,6,6	0.00	-	0,15,15	0.00	-
86	OHX	n1	201	-	0,6,6	0.00	-	0,15,15	0.00	-
86	OHX	n3	201	-	0,6,6	0.00	-	0,15,15	0.00	-
86	OHX	n3	202	-	0,6,6	0.00	-	0,15,15	0.00	-

Mol	Type	Chain	Res	Link	Bond lengths			Bond angles		
					Counts	RMSZ	$\#\|Z\| > 2$	Counts	RMSZ	$\#\|Z\| > 2$
86	OHX	n9	102	-	0,6,6	0.00	-	0,15,15	0.00	-
86	OHX	o3	201	-	0,6,6	0.00	-	0,15,15	0.00	-
86	OHX	o7	502	-	0,6,6	0.00	-	0,15,15	0.00	-
86	OHX	q2	502	-	0,6,6	0.00	-	0,15,15	0.00	-
86	OHX	s4	301	-	0,6,6	0.00	-	0,15,15	0.00	-
86	OHX	s8	301	-	0,6,6	0.00	-	0,15,15	0.00	-
86	OHX	s9	201	-	0,6,6	0.00	-	0,15,15	0.00	-
86	OHX	sR	401	-	0,6,6	0.00	-	0,15,15	0.00	-

In the following table, the Chirals column lists the number of chiral outliers, the number of chiral centers analysed, the number of these observed in the model and the number defined in the chemical component dictionary. Similar counts are reported in the Torsion and Rings columns. '-' means no outliers of that kind were identified.

Mol	Type	Chain	Res	Link	Chirals	Torsions	Rings
86	OHX	1	3401	-	-	0/0/0/0	0/0/0/0
86	OHX	1	3402	-	-	0/0/0/0	0/0/0/0
86	OHX	1	3403	-	-	0/0/0/0	0/0/0/0
86	OHX	1	3404	-	-	0/0/0/0	0/0/0/0
86	OHX	1	3405	-	-	0/0/0/0	0/0/0/0
86	OHX	1	3406	-	-	0/0/0/0	0/0/0/0
86	OHX	1	3407	-	-	0/0/0/0	0/0/0/0
86	OHX	1	3408	-	-	0/0/0/0	0/0/0/0
86	OHX	1	3409	-	-	0/0/0/0	0/0/0/0
86	OHX	1	3410	-	-	0/0/0/0	0/0/0/0
86	OHX	1	3411	-	-	0/0/0/0	0/0/0/0
86	OHX	1	3412	-	-	0/0/0/0	0/0/0/0
86	OHX	1	3413	-	-	0/0/0/0	0/0/0/0
86	OHX	1	3414	-	-	0/0/0/0	0/0/0/0
86	OHX	1	3415	-	-	0/0/0/0	0/0/0/0
86	OHX	1	3416	-	-	0/0/0/0	0/0/0/0
86	OHX	1	3417	-	-	0/0/0/0	0/0/0/0
86	OHX	1	3418	-	-	0/0/0/0	0/0/0/0
86	OHX	1	3419	-	-	0/0/0/0	0/0/0/0
86	OHX	1	3420	-	-	0/0/0/0	0/0/0/0
86	OHX	1	3421	-	-	0/0/0/0	0/0/0/0
86	OHX	1	3422	-	-	0/0/0/0	0/0/0/0
86	OHX	1	3423	-	-	0/0/0/0	0/0/0/0
86	OHX	1	3424	-	-	0/0/0/0	0/0/0/0
86	OHX	1	3425	-	-	0/0/0/0	0/0/0/0
86	OHX	1	3426	-	-	0/0/0/0	0/0/0/0
86	OHX	1	3427	-	-	0/0/0/0	0/0/0/0
86	OHX	1	3428	-	-	0/0/0/0	0/0/0/0

Continued on next page...

Continued from previous page...

Mol	Type	Chain	Res	Link	Chirals	Torsions	Rings
86	OHX	1	3429	36	-	0/0/0/0	0/0/0/0
86	OHX	1	3430	-	-	0/0/0/0	0/0/0/0
86	OHX	1	3431	-	-	0/0/0/0	0/0/0/0
86	OHX	1	3432	-	-	0/0/0/0	0/0/0/0
86	OHX	1	3433	-	-	0/0/0/0	0/0/0/0
86	OHX	1	3434	-	-	0/0/0/0	0/0/0/0
86	OHX	1	3435	-	-	0/0/0/0	0/0/0/0
86	OHX	1	3436	-	-	0/0/0/0	0/0/0/0
86	OHX	1	3437	-	-	0/0/0/0	0/0/0/0
86	OHX	1	3438	-	-	0/0/0/0	0/0/0/0
86	OHX	1	3439	-	-	0/0/0/0	0/0/0/0
86	OHX	1	3440	-	-	0/0/0/0	0/0/0/0
86	OHX	1	3441	-	-	0/0/0/0	0/0/0/0
86	OHX	1	3442	-	-	0/0/0/0	0/0/0/0
86	OHX	1	3443	-	-	0/0/0/0	0/0/0/0
86	OHX	1	3444	-	-	0/0/0/0	0/0/0/0
86	OHX	1	3445	-	-	0/0/0/0	0/0/0/0
86	OHX	1	3446	-	-	0/0/0/0	0/0/0/0
86	OHX	1	3447	-	-	0/0/0/0	0/0/0/0
86	OHX	1	3448	-	-	0/0/0/0	0/0/0/0
86	OHX	1	3449	-	-	0/0/0/0	0/0/0/0
86	OHX	1	3450	-	-	0/0/0/0	0/0/0/0
86	OHX	1	3451	-	-	0/0/0/0	0/0/0/0
86	OHX	1	3452	-	-	0/0/0/0	0/0/0/0
86	OHX	1	3453	-	-	0/0/0/0	0/0/0/0
86	OHX	1	3454	-	-	0/0/0/0	0/0/0/0
86	OHX	1	3455	-	-	0/0/0/0	0/0/0/0
86	OHX	1	3456	-	-	0/0/0/0	0/0/0/0
86	OHX	1	3457	-	-	0/0/0/0	0/0/0/0
86	OHX	1	3458	-	-	0/0/0/0	0/0/0/0
86	OHX	1	3459	-	-	0/0/0/0	0/0/0/0
86	OHX	1	3460	-	-	0/0/0/0	0/0/0/0
86	OHX	1	3461	-	-	0/0/0/0	0/0/0/0
86	OHX	1	3462	-	-	0/0/0/0	0/0/0/0
86	OHX	1	3463	-	-	0/0/0/0	0/0/0/0
86	OHX	1	3464	-	-	0/0/0/0	0/0/0/0
86	OHX	1	3465	-	-	0/0/0/0	0/0/0/0
86	OHX	1	3466	-	-	0/0/0/0	0/0/0/0
86	OHX	1	3467	-	-	0/0/0/0	0/0/0/0
86	OHX	1	3468	-	-	0/0/0/0	0/0/0/0
86	OHX	1	3469	-	-	0/0/0/0	0/0/0/0
86	OHX	1	3470	-	-	0/0/0/0	0/0/0/0

Continued on next page...

Continued from previous page...

Mol	Type	Chain	Res	Link	Chirals	Torsions	Rings
86	OHX	1	3471	-	-	0/0/0/0	0/0/0/0
86	OHX	1	3472	-	-	0/0/0/0	0/0/0/0
86	OHX	1	3473	-	-	0/0/0/0	0/0/0/0
86	OHX	1	3474	-	-	0/0/0/0	0/0/0/0
86	OHX	1	3475	-	-	0/0/0/0	0/0/0/0
86	OHX	1	3476	-	-	0/0/0/0	0/0/0/0
86	OHX	1	3477	-	-	0/0/0/0	0/0/0/0
86	OHX	1	3478	-	-	0/0/0/0	0/0/0/0
86	OHX	1	3479	-	-	0/0/0/0	0/0/0/0
86	OHX	1	3480	-	-	0/0/0/0	0/0/0/0
86	OHX	1	3481	-	-	0/0/0/0	0/0/0/0
86	OHX	1	3482	-	-	0/0/0/0	0/0/0/0
86	OHX	1	3483	-	-	0/0/0/0	0/0/0/0
86	OHX	1	3484	-	-	0/0/0/0	0/0/0/0
86	OHX	1	3485	-	-	0/0/0/0	0/0/0/0
86	OHX	1	3486	-	-	0/0/0/0	0/0/0/0
86	OHX	1	3487	-	-	0/0/0/0	0/0/0/0
86	OHX	1	3488	-	-	0/0/0/0	0/0/0/0
86	OHX	1	3489	-	-	0/0/0/0	0/0/0/0
86	OHX	1	3490	-	-	0/0/0/0	0/0/0/0
86	OHX	1	3491	-	-	0/0/0/0	0/0/0/0
86	OHX	1	3492	-	-	0/0/0/0	0/0/0/0
86	OHX	1	3493	-	-	0/0/0/0	0/0/0/0
86	OHX	1	3494	-	-	0/0/0/0	0/0/0/0
86	OHX	1	3495	-	-	0/0/0/0	0/0/0/0
86	OHX	1	3496	-	-	0/0/0/0	0/0/0/0
86	OHX	1	3497	-	-	0/0/0/0	0/0/0/0
86	OHX	1	3498	-	-	0/0/0/0	0/0/0/0
86	OHX	1	3499	-	-	0/0/0/0	0/0/0/0
86	OHX	1	3500	-	-	0/0/0/0	0/0/0/0
86	OHX	1	3501	-	-	0/0/0/0	0/0/0/0
86	OHX	1	3502	-	-	0/0/0/0	0/0/0/0
86	OHX	1	3503	-	-	0/0/0/0	0/0/0/0
86	OHX	1	3504	-	-	0/0/0/0	0/0/0/0
86	OHX	1	3505	-	-	0/0/0/0	0/0/0/0
86	OHX	1	3506	-	-	0/0/0/0	0/0/0/0
86	OHX	1	3507	-	-	0/0/0/0	0/0/0/0
86	OHX	1	3508	-	-	0/0/0/0	0/0/0/0
86	OHX	1	3509	-	-	0/0/0/0	0/0/0/0
86	OHX	1	3510	-	-	0/0/0/0	0/0/0/0
86	OHX	1	3511	-	-	0/0/0/0	0/0/0/0
86	OHX	1	3512	-	-	0/0/0/0	0/0/0/0

Continued on next page...

Continued from previous page...

Mol	Type	Chain	Res	Link	Chirals	Torsions	Rings
86	OHX	1	3513	-	-	0/0/0/0	0/0/0/0
86	OHX	1	3514	-	-	0/0/0/0	0/0/0/0
86	OHX	1	3515	-	-	0/0/0/0	0/0/0/0
86	OHX	1	3516	-	-	0/0/0/0	0/0/0/0
86	OHX	1	3517	-	-	0/0/0/0	0/0/0/0
86	OHX	1	3518	-	-	0/0/0/0	0/0/0/0
86	OHX	1	3519	-	-	0/0/0/0	0/0/0/0
86	OHX	1	3520	-	-	0/0/0/0	0/0/0/0
86	OHX	1	3521	-	-	0/0/0/0	0/0/0/0
86	OHX	1	3522	-	-	0/0/0/0	0/0/0/0
86	OHX	1	3523	-	-	0/0/0/0	0/0/0/0
86	OHX	1	3524	-	-	0/0/0/0	0/0/0/0
86	OHX	1	3525	-	-	0/0/0/0	0/0/0/0
86	OHX	1	3526	-	-	0/0/0/0	0/0/0/0
86	OHX	1	3527	-	-	0/0/0/0	0/0/0/0
86	OHX	1	3528	-	-	0/0/0/0	0/0/0/0
86	OHX	1	3529	-	-	0/0/0/0	0/0/0/0
86	OHX	1	3530	-	-	0/0/0/0	0/0/0/0
86	OHX	1	3531	-	-	0/0/0/0	0/0/0/0
86	OHX	1	3532	-	-	0/0/0/0	0/0/0/0
86	OHX	1	3533	-	-	0/0/0/0	0/0/0/0
86	OHX	1	3534	-	-	0/0/0/0	0/0/0/0
86	OHX	1	3535	-	-	0/0/0/0	0/0/0/0
86	OHX	1	3536	-	-	0/0/0/0	0/0/0/0
86	OHX	1	3537	-	-	0/0/0/0	0/0/0/0
86	OHX	1	3538	-	-	0/0/0/0	0/0/0/0
86	OHX	1	3539	-	-	0/0/0/0	0/0/0/0
86	OHX	1	3540	-	-	0/0/0/0	0/0/0/0
86	OHX	1	3541	-	-	0/0/0/0	0/0/0/0
86	OHX	1	3542	-	-	0/0/0/0	0/0/0/0
86	OHX	1	3543	-	-	0/0/0/0	0/0/0/0
86	OHX	1	3544	-	-	0/0/0/0	0/0/0/0
86	OHX	1	3545	-	-	0/0/0/0	0/0/0/0
86	OHX	1	3546	-	-	0/0/0/0	0/0/0/0
86	OHX	1	3547	-	-	0/0/0/0	0/0/0/0
86	OHX	1	3548	-	-	0/0/0/0	0/0/0/0
86	OHX	1	3549	-	-	0/0/0/0	0/0/0/0
86	OHX	1	3550	-	-	0/0/0/0	0/0/0/0
86	OHX	1	3551	-	-	0/0/0/0	0/0/0/0
86	OHX	1	3552	-	-	0/0/0/0	0/0/0/0
86	OHX	1	3553	-	-	0/0/0/0	0/0/0/0
86	OHX	1	3554	-	-	0/0/0/0	0/0/0/0

Continued on next page...

Continued from previous page...

Mol	Type	Chain	Res	Link	Chirals	Torsions	Rings
86	OHX	1	3555	-	-	0/0/0/0	0/0/0/0
86	OHX	1	3556	-	-	0/0/0/0	0/0/0/0
86	OHX	1	3557	-	-	0/0/0/0	0/0/0/0
86	OHX	1	3558	-	-	0/0/0/0	0/0/0/0
86	OHX	1	3559	-	-	0/0/0/0	0/0/0/0
86	OHX	1	3560	-	-	0/0/0/0	0/0/0/0
86	OHX	1	3561	-	-	0/0/0/0	0/0/0/0
86	OHX	1	3562	-	-	0/0/0/0	0/0/0/0
86	OHX	1	3563	-	-	0/0/0/0	0/0/0/0
86	OHX	1	3564	-	-	0/0/0/0	0/0/0/0
86	OHX	1	3565	-	-	0/0/0/0	0/0/0/0
86	OHX	1	3566	-	-	0/0/0/0	0/0/0/0
86	OHX	1	3567	-	-	0/0/0/0	0/0/0/0
86	OHX	1	3568	-	-	0/0/0/0	0/0/0/0
86	OHX	1	3569	-	-	0/0/0/0	0/0/0/0
86	OHX	1	3570	-	-	0/0/0/0	0/0/0/0
86	OHX	1	3571	-	-	0/0/0/0	0/0/0/0
86	OHX	1	3572	-	-	0/0/0/0	0/0/0/0
86	OHX	1	3573	-	-	0/0/0/0	0/0/0/0
86	OHX	1	3574	-	-	0/0/0/0	0/0/0/0
86	OHX	1	3575	-	-	0/0/0/0	0/0/0/0
86	OHX	1	3576	-	-	0/0/0/0	0/0/0/0
86	OHX	1	3577	-	-	0/0/0/0	0/0/0/0
86	OHX	1	3578	-	-	0/0/0/0	0/0/0/0
86	OHX	1	3579	-	-	0/0/0/0	0/0/0/0
86	OHX	1	3580	-	-	0/0/0/0	0/0/0/0
86	OHX	1	3581	-	-	0/0/0/0	0/0/0/0
86	OHX	1	3582	-	-	0/0/0/0	0/0/0/0
86	OHX	1	3583	36	-	0/0/0/0	0/0/0/0
86	OHX	1	3584	-	-	0/0/0/0	0/0/0/0
86	OHX	1	3585	-	-	0/0/0/0	0/0/0/0
86	OHX	1	3586	-	-	0/0/0/0	0/0/0/0
86	OHX	1	3587	-	-	0/0/0/0	0/0/0/0
86	OHX	1	3588	-	-	0/0/0/0	0/0/0/0
86	OHX	1	3589	-	-	0/0/0/0	0/0/0/0
86	OHX	1	3590	-	-	0/0/0/0	0/0/0/0
86	OHX	1	3591	-	-	0/0/0/0	0/0/0/0
86	OHX	1	3592	-	-	0/0/0/0	0/0/0/0
86	OHX	1	3593	-	-	0/0/0/0	0/0/0/0
86	OHX	1	3594	-	-	0/0/0/0	0/0/0/0
86	OHX	1	3595	-	-	0/0/0/0	0/0/0/0
86	OHX	1	3596	-	-	0/0/0/0	0/0/0/0

Continued on next page...

Continued from previous page...

Mol	Type	Chain	Res	Link	Chirals	Torsions	Rings
86	OHX	1	3597	-	-	0/0/0/0	0/0/0/0
86	OHX	1	3598	-	-	0/0/0/0	0/0/0/0
86	OHX	1	3599	-	-	0/0/0/0	0/0/0/0
86	OHX	1	3600	-	-	0/0/0/0	0/0/0/0
86	OHX	1	3601	-	-	0/0/0/0	0/0/0/0
86	OHX	1	3602	-	-	0/0/0/0	0/0/0/0
86	OHX	1	3603	-	-	0/0/0/0	0/0/0/0
86	OHX	1	3604	-	-	0/0/0/0	0/0/0/0
86	OHX	1	3605	-	-	0/0/0/0	0/0/0/0
86	OHX	1	3606	-	-	0/0/0/0	0/0/0/0
86	OHX	1	3607	-	-	0/0/0/0	0/0/0/0
86	OHX	1	3608	-	-	0/0/0/0	0/0/0/0
86	OHX	1	3609	-	-	0/0/0/0	0/0/0/0
86	OHX	1	3610	-	-	0/0/0/0	0/0/0/0
86	OHX	1	3611	-	-	0/0/0/0	0/0/0/0
86	OHX	1	3612	-	-	0/0/0/0	0/0/0/0
86	OHX	1	3613	-	-	0/0/0/0	0/0/0/0
86	OHX	1	3614	-	-	0/0/0/0	0/0/0/0
86	OHX	1	3615	-	-	0/0/0/0	0/0/0/0
86	OHX	1	3616	-	-	0/0/0/0	0/0/0/0
86	OHX	1	3617	-	-	0/0/0/0	0/0/0/0
86	OHX	1	3618	-	-	0/0/0/0	0/0/0/0
86	OHX	1	3619	-	-	0/0/0/0	0/0/0/0
86	OHX	1	3620	-	-	0/0/0/0	0/0/0/0
86	OHX	1	3621	-	-	0/0/0/0	0/0/0/0
86	OHX	1	3622	-	-	0/0/0/0	0/0/0/0
86	OHX	1	3623	-	-	0/0/0/0	0/0/0/0
86	OHX	1	3624	-	-	0/0/0/0	0/0/0/0
86	OHX	1	3625	-	-	0/0/0/0	0/0/0/0
86	OHX	1	3626	-	-	0/0/0/0	0/0/0/0
86	OHX	1	3627	-	-	0/0/0/0	0/0/0/0
86	OHX	1	3628	-	-	0/0/0/0	0/0/0/0
86	OHX	1	3629	-	-	0/0/0/0	0/0/0/0
86	OHX	1	3630	-	-	0/0/0/0	0/0/0/0
86	OHX	1	3631	-	-	0/0/0/0	0/0/0/0
86	OHX	1	3632	-	-	0/0/0/0	0/0/0/0
86	OHX	1	3633	-	-	0/0/0/0	0/0/0/0
86	OHX	1	3634	-	-	0/0/0/0	0/0/0/0
86	OHX	1	3635	-	-	0/0/0/0	0/0/0/0
86	OHX	1	3636	-	-	0/0/0/0	0/0/0/0
86	OHX	1	3637	-	-	0/0/0/0	0/0/0/0
86	OHX	1	3638	-	-	0/0/0/0	0/0/0/0

Continued on next page...

Continued from previous page...

Mol	Type	Chain	Res	Link	Chirals	Torsions	Rings
86	OHX	1	3639	-	-	0/0/0/0	0/0/0/0
86	OHX	1	3640	-	-	0/0/0/0	0/0/0/0
86	OHX	1	3641	-	-	0/0/0/0	0/0/0/0
86	OHX	1	3642	-	-	0/0/0/0	0/0/0/0
86	OHX	1	3643	-	-	0/0/0/0	0/0/0/0
86	OHX	1	3644	-	-	0/0/0/0	0/0/0/0
86	OHX	1	3645	-	-	0/0/0/0	0/0/0/0
86	OHX	1	3646	-	-	0/0/0/0	0/0/0/0
86	OHX	1	3647	-	-	0/0/0/0	0/0/0/0
86	OHX	1	3648	-	-	0/0/0/0	0/0/0/0
86	OHX	1	3649	-	-	0/0/0/0	0/0/0/0
86	OHX	1	3650	-	-	0/0/0/0	0/0/0/0
86	OHX	1	3651	-	-	0/0/0/0	0/0/0/0
86	OHX	1	3652	-	-	0/0/0/0	0/0/0/0
86	OHX	1	3653	-	-	0/0/0/0	0/0/0/0
86	OHX	1	3654	-	-	0/0/0/0	0/0/0/0
86	OHX	1	3655	-	-	0/0/0/0	0/0/0/0
86	OHX	1	3656	-	-	0/0/0/0	0/0/0/0
86	OHX	1	3657	-	-	0/0/0/0	0/0/0/0
86	OHX	1	3658	-	-	0/0/0/0	0/0/0/0
86	OHX	1	3659	-	-	0/0/0/0	0/0/0/0
86	OHX	1	3660	-	-	0/0/0/0	0/0/0/0
86	OHX	1	3661	-	-	0/0/0/0	0/0/0/0
86	OHX	1	3662	36	-	0/0/0/0	0/0/0/0
86	OHX	1	3663	-	-	0/0/0/0	0/0/0/0
86	OHX	1	3664	-	-	0/0/0/0	0/0/0/0
86	OHX	1	3665	-	-	0/0/0/0	0/0/0/0
86	OHX	1	3666	-	-	0/0/0/0	0/0/0/0
86	OHX	1	3667	-	-	0/0/0/0	0/0/0/0
86	OHX	1	3668	-	-	0/0/0/0	0/0/0/0
86	OHX	1	3669	-	-	0/0/0/0	0/0/0/0
86	OHX	1	3670	-	-	0/0/0/0	0/0/0/0
86	OHX	1	3671	-	-	0/0/0/0	0/0/0/0
86	OHX	1	3672	-	-	0/0/0/0	0/0/0/0
86	OHX	1	3673	-	-	0/0/0/0	0/0/0/0
86	OHX	1	3674	-	-	0/0/0/0	0/0/0/0
86	OHX	1	3675	-	-	0/0/0/0	0/0/0/0
86	OHX	1	3676	-	-	0/0/0/0	0/0/0/0
86	OHX	1	3677	-	-	0/0/0/0	0/0/0/0
86	OHX	1	3678	-	-	0/0/0/0	0/0/0/0
86	OHX	1	3679	-	-	0/0/0/0	0/0/0/0
86	OHX	1	3680	-	-	0/0/0/0	0/0/0/0

Continued on next page...

Continued from previous page...

Mol	Type	Chain	Res	Link	Chirals	Torsions	Rings
86	OHX	1	3681	-	-	0/0/0/0	0/0/0/0
86	OHX	1	3682	-	-	0/0/0/0	0/0/0/0
86	OHX	1	3683	-	-	0/0/0/0	0/0/0/0
86	OHX	1	3684	-	-	0/0/0/0	0/0/0/0
86	OHX	1	3685	-	-	0/0/0/0	0/0/0/0
86	OHX	1	3686	-	-	0/0/0/0	0/0/0/0
86	OHX	1	3687	-	-	0/0/0/0	0/0/0/0
86	OHX	1	3688	-	-	0/0/0/0	0/0/0/0
86	OHX	1	3689	-	-	0/0/0/0	0/0/0/0
86	OHX	1	3690	-	-	0/0/0/0	0/0/0/0
86	OHX	1	3691	-	-	0/0/0/0	0/0/0/0
86	OHX	1	3692	-	-	0/0/0/0	0/0/0/0
86	OHX	1	3693	-	-	0/0/0/0	0/0/0/0
86	OHX	1	3694	-	-	0/0/0/0	0/0/0/0
86	OHX	1	3695	-	-	0/0/0/0	0/0/0/0
86	OHX	1	3696	-	-	0/0/0/0	0/0/0/0
86	OHX	1	3697	-	-	0/0/0/0	0/0/0/0
86	OHX	1	3698	-	-	0/0/0/0	0/0/0/0
86	OHX	1	3699	-	-	0/0/0/0	0/0/0/0
86	OHX	1	3700	-	-	0/0/0/0	0/0/0/0
86	OHX	1	3701	-	-	0/0/0/0	0/0/0/0
86	OHX	1	3702	-	-	0/0/0/0	0/0/0/0
86	OHX	1	3703	-	-	0/0/0/0	0/0/0/0
86	OHX	1	3704	-	-	0/0/0/0	0/0/0/0
86	OHX	1	3705	-	-	0/0/0/0	0/0/0/0
86	OHX	1	3706	-	-	0/0/0/0	0/0/0/0
86	OHX	1	3707	-	-	0/0/0/0	0/0/0/0
86	OHX	1	3708	-	-	0/0/0/0	0/0/0/0
86	OHX	1	3709	-	-	0/0/0/0	0/0/0/0
86	OHX	1	3710	-	-	0/0/0/0	0/0/0/0
86	OHX	1	3711	-	-	0/0/0/0	0/0/0/0
86	OHX	1	3712	-	-	0/0/0/0	0/0/0/0
86	OHX	2	1901	-	-	0/0/0/0	0/0/0/0
86	OHX	2	1902	-	-	0/0/0/0	0/0/0/0
86	OHX	2	1903	-	-	0/0/0/0	0/0/0/0
86	OHX	2	1904	-	-	0/0/0/0	0/0/0/0
86	OHX	2	1905	-	-	0/0/0/0	0/0/0/0
86	OHX	2	1906	-	-	0/0/0/0	0/0/0/0
86	OHX	2	1907	-	-	0/0/0/0	0/0/0/0
86	OHX	2	1908	-	-	0/0/0/0	0/0/0/0
86	OHX	2	1909	1	-	0/0/0/0	0/0/0/0
86	OHX	2	1910	-	-	0/0/0/0	0/0/0/0

Continued on next page...

Continued from previous page...

Mol	Type	Chain	Res	Link	Chirals	Torsions	Rings
86	OHX	2	1911	-	-	0/0/0/0	0/0/0/0
86	OHX	2	1912	-	-	0/0/0/0	0/0/0/0
86	OHX	2	1913	-	-	0/0/0/0	0/0/0/0
86	OHX	2	1914	-	-	0/0/0/0	0/0/0/0
86	OHX	2	1915	-	-	0/0/0/0	0/0/0/0
86	OHX	2	1916	-	-	0/0/0/0	0/0/0/0
86	OHX	2	1917	-	-	0/0/0/0	0/0/0/0
86	OHX	2	1918	-	-	0/0/0/0	0/0/0/0
86	OHX	2	1919	-	-	0/0/0/0	0/0/0/0
86	OHX	2	1920	-	-	0/0/0/0	0/0/0/0
86	OHX	2	1921	-	-	0/0/0/0	0/0/0/0
86	OHX	2	1922	-	-	0/0/0/0	0/0/0/0
86	OHX	2	1923	-	-	0/0/0/0	0/0/0/0
86	OHX	2	1924	-	-	0/0/0/0	0/0/0/0
86	OHX	2	1925	-	-	0/0/0/0	0/0/0/0
86	OHX	2	1926	-	-	0/0/0/0	0/0/0/0
86	OHX	2	1927	-	-	0/0/0/0	0/0/0/0
86	OHX	2	1928	-	-	0/0/0/0	0/0/0/0
86	OHX	2	1929	-	-	0/0/0/0	0/0/0/0
86	OHX	2	1930	-	-	0/0/0/0	0/0/0/0
86	OHX	2	1931	-	-	0/0/0/0	0/0/0/0
86	OHX	2	1932	-	-	0/0/0/0	0/0/0/0
86	OHX	2	1933	-	-	0/0/0/0	0/0/0/0
86	OHX	2	1934	-	-	0/0/0/0	0/0/0/0
86	OHX	2	1935	-	-	0/0/0/0	0/0/0/0
86	OHX	2	1936	-	-	0/0/0/0	0/0/0/0
86	OHX	2	1937	-	-	0/0/0/0	0/0/0/0
86	OHX	2	1938	-	-	0/0/0/0	0/0/0/0
86	OHX	2	1939	-	-	0/0/0/0	0/0/0/0
86	OHX	2	1940	-	-	0/0/0/0	0/0/0/0
86	OHX	2	1941	-	-	0/0/0/0	0/0/0/0
86	OHX	2	1942	-	-	0/0/0/0	0/0/0/0
86	OHX	2	1943	-	-	0/0/0/0	0/0/0/0
86	OHX	2	1944	-	-	0/0/0/0	0/0/0/0
86	OHX	2	1945	-	-	0/0/0/0	0/0/0/0
86	OHX	2	1946	-	-	0/0/0/0	0/0/0/0
86	OHX	2	1947	-	-	0/0/0/0	0/0/0/0
86	OHX	2	1948	-	-	0/0/0/0	0/0/0/0
86	OHX	2	1949	-	-	0/0/0/0	0/0/0/0
86	OHX	2	1950	-	-	0/0/0/0	0/0/0/0
86	OHX	2	1951	-	-	0/0/0/0	0/0/0/0
86	OHX	2	1952	-	-	0/0/0/0	0/0/0/0

Continued on next page...

Continued from previous page...

Mol	Type	Chain	Res	Link	Chirals	Torsions	Rings
86	OHX	2	1953	-	-	0/0/0/0	0/0/0/0
86	OHX	2	1954	-	-	0/0/0/0	0/0/0/0
86	OHX	2	1955	-	-	0/0/0/0	0/0/0/0
86	OHX	2	1956	-	-	0/0/0/0	0/0/0/0
86	OHX	2	1957	-	-	0/0/0/0	0/0/0/0
86	OHX	2	1958	-	-	0/0/0/0	0/0/0/0
86	OHX	2	1959	-	-	0/0/0/0	0/0/0/0
86	OHX	2	1960	-	-	0/0/0/0	0/0/0/0
86	OHX	2	1961	-	-	0/0/0/0	0/0/0/0
86	OHX	2	1962	-	-	0/0/0/0	0/0/0/0
86	OHX	2	1963	-	-	0/0/0/0	0/0/0/0
86	OHX	2	1964	-	-	0/0/0/0	0/0/0/0
86	OHX	2	1965	-	-	0/0/0/0	0/0/0/0
86	OHX	2	1966	-	-	0/0/0/0	0/0/0/0
86	OHX	2	1967	-	-	0/0/0/0	0/0/0/0
86	OHX	2	1968	-	-	0/0/0/0	0/0/0/0
86	OHX	2	1969	-	-	0/0/0/0	0/0/0/0
86	OHX	2	1970	-	-	0/0/0/0	0/0/0/0
86	OHX	2	1971	-	-	0/0/0/0	0/0/0/0
86	OHX	2	1972	-	-	0/0/0/0	0/0/0/0
86	OHX	2	1973	-	-	0/0/0/0	0/0/0/0
86	OHX	2	1974	-	-	0/0/0/0	0/0/0/0
86	OHX	2	1975	-	-	0/0/0/0	0/0/0/0
86	OHX	2	1976	-	-	0/0/0/0	0/0/0/0
86	OHX	2	1977	-	-	0/0/0/0	0/0/0/0
86	OHX	2	1978	-	-	0/0/0/0	0/0/0/0
86	OHX	2	1979	-	-	0/0/0/0	0/0/0/0
86	OHX	2	1980	-	-	0/0/0/0	0/0/0/0
86	OHX	2	1981	-	-	0/0/0/0	0/0/0/0
86	OHX	2	1982	-	-	0/0/0/0	0/0/0/0
86	OHX	2	1983	-	-	0/0/0/0	0/0/0/0
86	OHX	2	1984	-	-	0/0/0/0	0/0/0/0
86	OHX	2	1985	-	-	0/0/0/0	0/0/0/0
86	OHX	2	1986	-	-	0/0/0/0	0/0/0/0
86	OHX	2	1987	-	-	0/0/0/0	0/0/0/0
86	OHX	2	1988	-	-	0/0/0/0	0/0/0/0
86	OHX	2	1989	-	-	0/0/0/0	0/0/0/0
86	OHX	2	1990	-	-	0/0/0/0	0/0/0/0
86	OHX	2	1991	-	-	0/0/0/0	0/0/0/0
86	OHX	2	1992	-	-	0/0/0/0	0/0/0/0
86	OHX	2	1993	-	-	0/0/0/0	0/0/0/0
86	OHX	2	1994	-	-	0/0/0/0	0/0/0/0

Continued on next page...

Continued from previous page...

Mol	Type	Chain	Res	Link	Chirals	Torsions	Rings
86	OHX	2	1995	-	-	0/0/0/0	0/0/0/0
86	OHX	2	1996	-	-	0/0/0/0	0/0/0/0
86	OHX	2	1997	-	-	0/0/0/0	0/0/0/0
86	OHX	2	1998	-	-	0/0/0/0	0/0/0/0
86	OHX	2	1999	-	-	0/0/0/0	0/0/0/0
86	OHX	2	2000	-	-	0/0/0/0	0/0/0/0
86	OHX	2	2001	-	-	0/0/0/0	0/0/0/0
86	OHX	2	2002	-	-	0/0/0/0	0/0/0/0
86	OHX	2	2003	-	-	0/0/0/0	0/0/0/0
86	OHX	2	2004	-	-	0/0/0/0	0/0/0/0
86	OHX	2	2005	-	-	0/0/0/0	0/0/0/0
86	OHX	2	2006	-	-	0/0/0/0	0/0/0/0
86	OHX	2	2007	-	-	0/0/0/0	0/0/0/0
86	OHX	2	2008	-	-	0/0/0/0	0/0/0/0
86	OHX	2	2009	-	-	0/0/0/0	0/0/0/0
86	OHX	2	2010	-	-	0/0/0/0	0/0/0/0
86	OHX	2	2011	-	-	0/0/0/0	0/0/0/0
86	OHX	2	2012	-	-	0/0/0/0	0/0/0/0
86	OHX	2	2013	-	-	0/0/0/0	0/0/0/0
86	OHX	2	2014	-	-	0/0/0/0	0/0/0/0
86	OHX	2	2015	-	-	0/0/0/0	0/0/0/0
86	OHX	2	2016	-	-	0/0/0/0	0/0/0/0
86	OHX	2	2017	-	-	0/0/0/0	0/0/0/0
86	OHX	2	2018	-	-	0/0/0/0	0/0/0/0
86	OHX	2	2019	-	-	0/0/0/0	0/0/0/0
86	OHX	2	2020	-	-	0/0/0/0	0/0/0/0
86	OHX	2	2021	-	-	0/0/0/0	0/0/0/0
86	OHX	2	2022	-	-	0/0/0/0	0/0/0/0
86	OHX	2	2023	-	-	0/0/0/0	0/0/0/0
86	OHX	2	2024	-	-	0/0/0/0	0/0/0/0
86	OHX	2	2025	-	-	0/0/0/0	0/0/0/0
86	OHX	2	2026	-	-	0/0/0/0	0/0/0/0
86	OHX	2	2027	-	-	0/0/0/0	0/0/0/0
86	OHX	2	2028	-	-	0/0/0/0	0/0/0/0
86	OHX	3	201	-	-	0/0/0/0	0/0/0/0
86	OHX	3	202	-	-	0/0/0/0	0/0/0/0
86	OHX	3	203	-	-	0/0/0/0	0/0/0/0
86	OHX	3	204	-	-	0/0/0/0	0/0/0/0
86	OHX	3	205	-	-	0/0/0/0	0/0/0/0
86	OHX	3	206	-	-	0/0/0/0	0/0/0/0
86	OHX	3	207	-	-	0/0/0/0	0/0/0/0
86	OHX	3	208	-	-	0/0/0/0	0/0/0/0

Continued on next page...

Continued from previous page...

Mol	Type	Chain	Res	Link	Chirals	Torsions	Rings
86	OHX	4	203	-	-	0/0/0/0	0/0/0/0
86	OHX	4	204	-	-	0/0/0/0	0/0/0/0
86	OHX	4	205	-	-	0/0/0/0	0/0/0/0
86	OHX	4	206	-	-	0/0/0/0	0/0/0/0
86	OHX	4	207	-	-	0/0/0/0	0/0/0/0
86	OHX	4	208	-	-	0/0/0/0	0/0/0/0
86	OHX	4	209	-	-	0/0/0/0	0/0/0/0
86	OHX	4	210	-	-	0/0/0/0	0/0/0/0
86	OHX	4	211	-	-	0/0/0/0	0/0/0/0
86	OHX	4	212	-	-	0/0/0/0	0/0/0/0
86	OHX	4	213	-	-	0/0/0/0	0/0/0/0
86	OHX	4	214	-	-	0/0/0/0	0/0/0/0
86	OHX	4	215	-	-	0/0/0/0	0/0/0/0
86	OHX	4	216	-	-	0/0/0/0	0/0/0/0
86	OHX	4	217	-	-	0/0/0/0	0/0/0/0
86	OHX	5	3401	-	-	0/0/0/0	0/0/0/0
86	OHX	5	3402	-	-	0/0/0/0	0/0/0/0
86	OHX	5	3403	-	-	0/0/0/0	0/0/0/0
86	OHX	5	3404	-	-	0/0/0/0	0/0/0/0
86	OHX	5	3405	-	-	0/0/0/0	0/0/0/0
86	OHX	5	3406	-	-	0/0/0/0	0/0/0/0
86	OHX	5	3407	-	-	0/0/0/0	0/0/0/0
86	OHX	5	3408	-	-	0/0/0/0	0/0/0/0
86	OHX	5	3409	-	-	0/0/0/0	0/0/0/0
86	OHX	5	3410	-	-	0/0/0/0	0/0/0/0
86	OHX	5	3411	-	-	0/0/0/0	0/0/0/0
86	OHX	5	3412	-	-	0/0/0/0	0/0/0/0
86	OHX	5	3413	-	-	0/0/0/0	0/0/0/0
86	OHX	5	3414	-	-	0/0/0/0	0/0/0/0
86	OHX	5	3415	-	-	0/0/0/0	0/0/0/0
86	OHX	5	3416	-	-	0/0/0/0	0/0/0/0
86	OHX	5	3417	-	-	0/0/0/0	0/0/0/0
86	OHX	5	3418	-	-	0/0/0/0	0/0/0/0
86	OHX	5	3419	-	-	0/0/0/0	0/0/0/0
86	OHX	5	3420	-	-	0/0/0/0	0/0/0/0
86	OHX	5	3421	-	-	0/0/0/0	0/0/0/0
86	OHX	5	3422	-	-	0/0/0/0	0/0/0/0
86	OHX	5	3423	-	-	0/0/0/0	0/0/0/0
86	OHX	5	3424	-	-	0/0/0/0	0/0/0/0
86	OHX	5	3425	-	-	0/0/0/0	0/0/0/0
86	OHX	5	3426	-	-	0/0/0/0	0/0/0/0
86	OHX	5	3427	-	-	0/0/0/0	0/0/0/0

Continued on next page...

Continued from previous page...

Mol	Type	Chain	Res	Link	Chirals	Torsions	Rings
86	OHX	5	3428	-	-	0/0/0/0	0/0/0/0
86	OHX	5	3429	-	-	0/0/0/0	0/0/0/0
86	OHX	5	3430	-	-	0/0/0/0	0/0/0/0
86	OHX	5	3431	-	-	0/0/0/0	0/0/0/0
86	OHX	5	3432	-	-	0/0/0/0	0/0/0/0
86	OHX	5	3433	-	-	0/0/0/0	0/0/0/0
86	OHX	5	3434	-	-	0/0/0/0	0/0/0/0
86	OHX	5	3435	-	-	0/0/0/0	0/0/0/0
86	OHX	5	3436	-	-	0/0/0/0	0/0/0/0
86	OHX	5	3437	-	-	0/0/0/0	0/0/0/0
86	OHX	5	3438	-	-	0/0/0/0	0/0/0/0
86	OHX	5	3439	-	-	0/0/0/0	0/0/0/0
86	OHX	5	3440	-	-	0/0/0/0	0/0/0/0
86	OHX	5	3441	-	-	0/0/0/0	0/0/0/0
86	OHX	5	3442	-	-	0/0/0/0	0/0/0/0
86	OHX	5	3443	-	-	0/0/0/0	0/0/0/0
86	OHX	5	3444	-	-	0/0/0/0	0/0/0/0
86	OHX	5	3445	-	-	0/0/0/0	0/0/0/0
86	OHX	5	3446	-	-	0/0/0/0	0/0/0/0
86	OHX	5	3447	-	-	0/0/0/0	0/0/0/0
86	OHX	5	3448	-	-	0/0/0/0	0/0/0/0
86	OHX	5	3449	-	-	0/0/0/0	0/0/0/0
86	OHX	5	3450	-	-	0/0/0/0	0/0/0/0
86	OHX	5	3451	-	-	0/0/0/0	0/0/0/0
86	OHX	5	3452	-	-	0/0/0/0	0/0/0/0
86	OHX	5	3453	-	-	0/0/0/0	0/0/0/0
86	OHX	5	3454	-	-	0/0/0/0	0/0/0/0
86	OHX	5	3455	-	-	0/0/0/0	0/0/0/0
86	OHX	5	3456	-	-	0/0/0/0	0/0/0/0
86	OHX	5	3457	-	-	0/0/0/0	0/0/0/0
86	OHX	5	3458	-	-	0/0/0/0	0/0/0/0
86	OHX	5	3459	-	-	0/0/0/0	0/0/0/0
86	OHX	5	3460	-	-	0/0/0/0	0/0/0/0
86	OHX	5	3461	-	-	0/0/0/0	0/0/0/0
86	OHX	5	3462	-	-	0/0/0/0	0/0/0/0
86	OHX	5	3463	36	-	0/0/0/0	0/0/0/0
86	OHX	5	3464	-	-	0/0/0/0	0/0/0/0
86	OHX	5	3465	-	-	0/0/0/0	0/0/0/0
86	OHX	5	3466	-	-	0/0/0/0	0/0/0/0
86	OHX	5	3467	-	-	0/0/0/0	0/0/0/0
86	OHX	5	3468	-	-	0/0/0/0	0/0/0/0
86	OHX	5	3469	-	-	0/0/0/0	0/0/0/0

Continued on next page...

Continued from previous page...

Mol	Type	Chain	Res	Link	Chirals	Torsions	Rings
86	OHX	5	3470	-	-	0/0/0/0	0/0/0/0
86	OHX	5	3471	-	-	0/0/0/0	0/0/0/0
86	OHX	5	3472	-	-	0/0/0/0	0/0/0/0
86	OHX	5	3473	-	-	0/0/0/0	0/0/0/0
86	OHX	5	3474	-	-	0/0/0/0	0/0/0/0
86	OHX	5	3475	-	-	0/0/0/0	0/0/0/0
86	OHX	5	3476	-	-	0/0/0/0	0/0/0/0
86	OHX	5	3477	-	-	0/0/0/0	0/0/0/0
86	OHX	5	3478	-	-	0/0/0/0	0/0/0/0
86	OHX	5	3479	-	-	0/0/0/0	0/0/0/0
86	OHX	5	3480	-	-	0/0/0/0	0/0/0/0
86	OHX	5	3481	-	-	0/0/0/0	0/0/0/0
86	OHX	5	3482	-	-	0/0/0/0	0/0/0/0
86	OHX	5	3483	-	-	0/0/0/0	0/0/0/0
86	OHX	5	3484	-	-	0/0/0/0	0/0/0/0
86	OHX	5	3485	-	-	0/0/0/0	0/0/0/0
86	OHX	5	3486	-	-	0/0/0/0	0/0/0/0
86	OHX	5	3487	-	-	0/0/0/0	0/0/0/0
86	OHX	5	3488	-	-	0/0/0/0	0/0/0/0
86	OHX	5	3489	-	-	0/0/0/0	0/0/0/0
86	OHX	5	3490	-	-	0/0/0/0	0/0/0/0
86	OHX	5	3491	-	-	0/0/0/0	0/0/0/0
86	OHX	5	3492	-	-	0/0/0/0	0/0/0/0
86	OHX	5	3493	-	-	0/0/0/0	0/0/0/0
86	OHX	5	3494	-	-	0/0/0/0	0/0/0/0
86	OHX	5	3495	-	-	0/0/0/0	0/0/0/0
86	OHX	5	3496	-	-	0/0/0/0	0/0/0/0
86	OHX	5	3497	-	-	0/0/0/0	0/0/0/0
86	OHX	5	3498	-	-	0/0/0/0	0/0/0/0
86	OHX	5	3499	-	-	0/0/0/0	0/0/0/0
86	OHX	5	3500	-	-	0/0/0/0	0/0/0/0
86	OHX	5	3501	36	-	0/0/0/0	0/0/0/0
86	OHX	5	3502	-	-	0/0/0/0	0/0/0/0
86	OHX	5	3503	-	-	0/0/0/0	0/0/0/0
86	OHX	5	3504	36	-	0/0/0/0	0/0/0/0
86	OHX	5	3505	-	-	0/0/0/0	0/0/0/0
86	OHX	5	3506	-	-	0/0/0/0	0/0/0/0
86	OHX	5	3507	-	-	0/0/0/0	0/0/0/0
86	OHX	5	3508	-	-	0/0/0/0	0/0/0/0
86	OHX	5	3509	-	-	0/0/0/0	0/0/0/0
86	OHX	5	3510	-	-	0/0/0/0	0/0/0/0
86	OHX	5	3511	-	-	0/0/0/0	0/0/0/0

Continued on next page...

Continued from previous page...

Mol	Type	Chain	Res	Link	Chirals	Torsions	Rings
86	OHX	5	3512	-	-	0/0/0/0	0/0/0/0
86	OHX	5	3513	-	-	0/0/0/0	0/0/0/0
86	OHX	5	3514	-	-	0/0/0/0	0/0/0/0
86	OHX	5	3515	-	-	0/0/0/0	0/0/0/0
86	OHX	5	3516	-	-	0/0/0/0	0/0/0/0
86	OHX	5	3517	-	-	0/0/0/0	0/0/0/0
86	OHX	5	3518	-	-	0/0/0/0	0/0/0/0
86	OHX	5	3519	-	-	0/0/0/0	0/0/0/0
86	OHX	5	3520	-	-	0/0/0/0	0/0/0/0
86	OHX	5	3521	-	-	0/0/0/0	0/0/0/0
86	OHX	5	3522	-	-	0/0/0/0	0/0/0/0
86	OHX	5	3523	-	-	0/0/0/0	0/0/0/0
86	OHX	5	3524	-	-	0/0/0/0	0/0/0/0
86	OHX	5	3525	-	-	0/0/0/0	0/0/0/0
86	OHX	5	3526	-	-	0/0/0/0	0/0/0/0
86	OHX	5	3527	-	-	0/0/0/0	0/0/0/0
86	OHX	5	3528	-	-	0/0/0/0	0/0/0/0
86	OHX	5	3529	-	-	0/0/0/0	0/0/0/0
86	OHX	5	3530	-	-	0/0/0/0	0/0/0/0
86	OHX	5	3531	-	-	0/0/0/0	0/0/0/0
86	OHX	5	3532	-	-	0/0/0/0	0/0/0/0
86	OHX	5	3533	-	-	0/0/0/0	0/0/0/0
86	OHX	5	3534	-	-	0/0/0/0	0/0/0/0
86	OHX	5	3535	-	-	0/0/0/0	0/0/0/0
86	OHX	5	3536	-	-	0/0/0/0	0/0/0/0
86	OHX	5	3537	-	-	0/0/0/0	0/0/0/0
86	OHX	5	3538	-	-	0/0/0/0	0/0/0/0
86	OHX	5	3539	-	-	0/0/0/0	0/0/0/0
86	OHX	5	3540	-	-	0/0/0/0	0/0/0/0
86	OHX	5	3541	-	-	0/0/0/0	0/0/0/0
86	OHX	5	3542	-	-	0/0/0/0	0/0/0/0
86	OHX	5	3543	-	-	0/0/0/0	0/0/0/0
86	OHX	5	3544	-	-	0/0/0/0	0/0/0/0
86	OHX	5	3545	-	-	0/0/0/0	0/0/0/0
86	OHX	5	3546	-	-	0/0/0/0	0/0/0/0
86	OHX	5	3547	-	-	0/0/0/0	0/0/0/0
86	OHX	5	3548	-	-	0/0/0/0	0/0/0/0
86	OHX	5	3549	-	-	0/0/0/0	0/0/0/0
86	OHX	5	3550	-	-	0/0/0/0	0/0/0/0
86	OHX	5	3551	-	-	0/0/0/0	0/0/0/0
86	OHX	5	3552	-	-	0/0/0/0	0/0/0/0
86	OHX	5	3553	-	-	0/0/0/0	0/0/0/0

Continued on next page...

Continued from previous page...

Mol	Type	Chain	Res	Link	Chirals	Torsions	Rings
86	OHX	5	3554	-	-	0/0/0/0	0/0/0/0
86	OHX	5	3555	-	-	0/0/0/0	0/0/0/0
86	OHX	5	3556	-	-	0/0/0/0	0/0/0/0
86	OHX	5	3557	-	-	0/0/0/0	0/0/0/0
86	OHX	5	3558	-	-	0/0/0/0	0/0/0/0
86	OHX	5	3559	-	-	0/0/0/0	0/0/0/0
86	OHX	5	3560	-	-	0/0/0/0	0/0/0/0
86	OHX	5	3561	-	-	0/0/0/0	0/0/0/0
86	OHX	5	3562	-	-	0/0/0/0	0/0/0/0
86	OHX	5	3563	-	-	0/0/0/0	0/0/0/0
86	OHX	5	3564	-	-	0/0/0/0	0/0/0/0
86	OHX	5	3565	-	-	0/0/0/0	0/0/0/0
86	OHX	5	3566	-	-	0/0/0/0	0/0/0/0
86	OHX	5	3567	-	-	0/0/0/0	0/0/0/0
86	OHX	5	3568	-	-	0/0/0/0	0/0/0/0
86	OHX	5	3569	-	-	0/0/0/0	0/0/0/0
86	OHX	5	3570	-	-	0/0/0/0	0/0/0/0
86	OHX	5	3571	-	-	0/0/0/0	0/0/0/0
86	OHX	5	3572	-	-	0/0/0/0	0/0/0/0
86	OHX	5	3573	-	-	0/0/0/0	0/0/0/0
86	OHX	5	3574	-	-	0/0/0/0	0/0/0/0
86	OHX	5	3575	-	-	0/0/0/0	0/0/0/0
86	OHX	5	3576	-	-	0/0/0/0	0/0/0/0
86	OHX	5	3577	-	-	0/0/0/0	0/0/0/0
86	OHX	5	3578	-	-	0/0/0/0	0/0/0/0
86	OHX	5	3579	-	-	0/0/0/0	0/0/0/0
86	OHX	5	3580	-	-	0/0/0/0	0/0/0/0
86	OHX	5	3581	-	-	0/0/0/0	0/0/0/0
86	OHX	5	3582	-	-	0/0/0/0	0/0/0/0
86	OHX	5	3583	-	-	0/0/0/0	0/0/0/0
86	OHX	5	3584	-	-	0/0/0/0	0/0/0/0
86	OHX	5	3585	-	-	0/0/0/0	0/0/0/0
86	OHX	5	3586	-	-	0/0/0/0	0/0/0/0
86	OHX	5	3587	-	-	0/0/0/0	0/0/0/0
86	OHX	5	3588	-	-	0/0/0/0	0/0/0/0
86	OHX	5	3589	-	-	0/0/0/0	0/0/0/0
86	OHX	5	3590	-	-	0/0/0/0	0/0/0/0
86	OHX	5	3591	-	-	0/0/0/0	0/0/0/0
86	OHX	5	3592	-	-	0/0/0/0	0/0/0/0
86	OHX	5	3593	-	-	0/0/0/0	0/0/0/0
86	OHX	5	3594	-	-	0/0/0/0	0/0/0/0
86	OHX	5	3595	-	-	0/0/0/0	0/0/0/0

Continued on next page...

Continued from previous page...

Mol	Type	Chain	Res	Link	Chirals	Torsions	Rings
86	OHX	5	3596	-	-	0/0/0/0	0/0/0/0
86	OHX	5	3597	-	-	0/0/0/0	0/0/0/0
86	OHX	5	3598	-	-	0/0/0/0	0/0/0/0
86	OHX	5	3599	-	-	0/0/0/0	0/0/0/0
86	OHX	5	3600	-	-	0/0/0/0	0/0/0/0
86	OHX	5	3601	-	-	0/0/0/0	0/0/0/0
86	OHX	5	3602	-	-	0/0/0/0	0/0/0/0
86	OHX	5	3603	-	-	0/0/0/0	0/0/0/0
86	OHX	5	3604	-	-	0/0/0/0	0/0/0/0
86	OHX	5	3605	-	-	0/0/0/0	0/0/0/0
86	OHX	5	3606	-	-	0/0/0/0	0/0/0/0
86	OHX	5	3607	-	-	0/0/0/0	0/0/0/0
86	OHX	5	3608	-	-	0/0/0/0	0/0/0/0
86	OHX	5	3609	-	-	0/0/0/0	0/0/0/0
86	OHX	5	3610	-	-	0/0/0/0	0/0/0/0
86	OHX	5	3611	-	-	0/0/0/0	0/0/0/0
86	OHX	5	3612	-	-	0/0/0/0	0/0/0/0
86	OHX	5	3613	-	-	0/0/0/0	0/0/0/0
86	OHX	5	3614	-	-	0/0/0/0	0/0/0/0
86	OHX	5	3615	-	-	0/0/0/0	0/0/0/0
86	OHX	5	3616	-	-	0/0/0/0	0/0/0/0
86	OHX	5	3617	-	-	0/0/0/0	0/0/0/0
86	OHX	5	3618	-	-	0/0/0/0	0/0/0/0
86	OHX	5	3619	-	-	0/0/0/0	0/0/0/0
86	OHX	5	3620	-	-	0/0/0/0	0/0/0/0
86	OHX	5	3621	-	-	0/0/0/0	0/0/0/0
86	OHX	5	3622	-	-	0/0/0/0	0/0/0/0
86	OHX	5	3623	-	-	0/0/0/0	0/0/0/0
86	OHX	5	3624	-	-	0/0/0/0	0/0/0/0
86	OHX	5	3625	-	-	0/0/0/0	0/0/0/0
86	OHX	5	3626	-	-	0/0/0/0	0/0/0/0
86	OHX	5	3627	-	-	0/0/0/0	0/0/0/0
86	OHX	5	3628	-	-	0/0/0/0	0/0/0/0
86	OHX	5	3629	-	-	0/0/0/0	0/0/0/0
86	OHX	5	3630	-	-	0/0/0/0	0/0/0/0
86	OHX	5	3631	-	-	0/0/0/0	0/0/0/0
86	OHX	5	3632	-	-	0/0/0/0	0/0/0/0
86	OHX	5	3633	-	-	0/0/0/0	0/0/0/0
86	OHX	5	3634	-	-	0/0/0/0	0/0/0/0
86	OHX	5	3635	-	-	0/0/0/0	0/0/0/0
86	OHX	5	3636	-	-	0/0/0/0	0/0/0/0
86	OHX	5	3637	-	-	0/0/0/0	0/0/0/0

Continued on next page...

Continued from previous page...

Mol	Type	Chain	Res	Link	Chirals	Torsions	Rings
86	OHX	5	3638	-	-	0/0/0/0	0/0/0/0
86	OHX	5	3639	-	-	0/0/0/0	0/0/0/0
86	OHX	5	3640	-	-	0/0/0/0	0/0/0/0
86	OHX	5	3641	-	-	0/0/0/0	0/0/0/0
86	OHX	5	3642	-	-	0/0/0/0	0/0/0/0
86	OHX	5	3643	-	-	0/0/0/0	0/0/0/0
86	OHX	5	3644	-	-	0/0/0/0	0/0/0/0
86	OHX	5	3645	-	-	0/0/0/0	0/0/0/0
86	OHX	5	3646	-	-	0/0/0/0	0/0/0/0
86	OHX	5	3647	-	-	0/0/0/0	0/0/0/0
86	OHX	5	3648	-	-	0/0/0/0	0/0/0/0
86	OHX	5	3649	-	-	0/0/0/0	0/0/0/0
86	OHX	5	3650	-	-	0/0/0/0	0/0/0/0
86	OHX	5	3651	-	-	0/0/0/0	0/0/0/0
86	OHX	5	3652	-	-	0/0/0/0	0/0/0/0
86	OHX	5	3653	-	-	0/0/0/0	0/0/0/0
86	OHX	5	3654	-	-	0/0/0/0	0/0/0/0
86	OHX	5	3655	-	-	0/0/0/0	0/0/0/0
86	OHX	5	3656	-	-	0/0/0/0	0/0/0/0
86	OHX	5	3657	-	-	0/0/0/0	0/0/0/0
86	OHX	5	3658	-	-	0/0/0/0	0/0/0/0
86	OHX	5	3659	-	-	0/0/0/0	0/0/0/0
86	OHX	5	3660	-	-	0/0/0/0	0/0/0/0
86	OHX	5	3661	-	-	0/0/0/0	0/0/0/0
86	OHX	5	3662	-	-	0/0/0/0	0/0/0/0
86	OHX	5	3663	-	-	0/0/0/0	0/0/0/0
86	OHX	5	3664	-	-	0/0/0/0	0/0/0/0
86	OHX	5	3665	-	-	0/0/0/0	0/0/0/0
86	OHX	5	3666	-	-	0/0/0/0	0/0/0/0
86	OHX	5	3667	-	-	0/0/0/0	0/0/0/0
86	OHX	5	3668	-	-	0/0/0/0	0/0/0/0
86	OHX	5	3669	-	-	0/0/0/0	0/0/0/0
86	OHX	5	3670	-	-	0/0/0/0	0/0/0/0
86	OHX	5	3671	-	-	0/0/0/0	0/0/0/0
86	OHX	5	3672	-	-	0/0/0/0	0/0/0/0
86	OHX	5	3673	-	-	0/0/0/0	0/0/0/0
86	OHX	5	3674	-	-	0/0/0/0	0/0/0/0
86	OHX	5	3675	-	-	0/0/0/0	0/0/0/0
86	OHX	5	3676	-	-	0/0/0/0	0/0/0/0
86	OHX	5	3677	-	-	0/0/0/0	0/0/0/0
86	OHX	5	3678	-	-	0/0/0/0	0/0/0/0
86	OHX	5	3679	-	-	0/0/0/0	0/0/0/0

Continued on next page...

Continued from previous page...

Mol	Type	Chain	Res	Link	Chirals	Torsions	Rings
86	OHX	5	3680	-	-	0/0/0/0	0/0/0/0
86	OHX	5	3681	-	-	0/0/0/0	0/0/0/0
86	OHX	5	3682	-	-	0/0/0/0	0/0/0/0
86	OHX	5	3683	-	-	0/0/0/0	0/0/0/0
86	OHX	5	3684	-	-	0/0/0/0	0/0/0/0
86	OHX	5	3685	-	-	0/0/0/0	0/0/0/0
86	OHX	5	3686	-	-	0/0/0/0	0/0/0/0
86	OHX	5	3687	-	-	0/0/0/0	0/0/0/0
86	OHX	5	3688	-	-	0/0/0/0	0/0/0/0
86	OHX	5	3689	-	-	0/0/0/0	0/0/0/0
86	OHX	5	3690	-	-	0/0/0/0	0/0/0/0
86	OHX	5	3691	-	-	0/0/0/0	0/0/0/0
86	OHX	5	3692	-	-	0/0/0/0	0/0/0/0
86	OHX	5	3693	-	-	0/0/0/0	0/0/0/0
86	OHX	5	3694	-	-	0/0/0/0	0/0/0/0
86	OHX	5	3695	-	-	0/0/0/0	0/0/0/0
86	OHX	5	3696	-	-	0/0/0/0	0/0/0/0
86	OHX	5	3697	-	-	0/0/0/0	0/0/0/0
86	OHX	5	3698	-	-	0/0/0/0	0/0/0/0
86	OHX	5	3699	-	-	0/0/0/0	0/0/0/0
86	OHX	5	3700	-	-	0/0/0/0	0/0/0/0
86	OHX	5	3701	-	-	0/0/0/0	0/0/0/0
86	OHX	5	3702	-	-	0/0/0/0	0/0/0/0
86	OHX	5	3703	-	-	0/0/0/0	0/0/0/0
86	OHX	5	3704	-	-	0/0/0/0	0/0/0/0
86	OHX	5	3705	-	-	0/0/0/0	0/0/0/0
86	OHX	5	3706	-	-	0/0/0/0	0/0/0/0
86	OHX	5	3707	-	-	0/0/0/0	0/0/0/0
86	OHX	5	3708	-	-	0/0/0/0	0/0/0/0
86	OHX	5	3709	-	-	0/0/0/0	0/0/0/0
86	OHX	5	3710	-	-	0/0/0/0	0/0/0/0
86	OHX	5	3711	-	-	0/0/0/0	0/0/0/0
86	OHX	5	3712	-	-	0/0/0/0	0/0/0/0
86	OHX	5	3713	-	-	0/0/0/0	0/0/0/0
86	OHX	5	3714	-	-	0/0/0/0	0/0/0/0
86	OHX	5	3715	-	-	0/0/0/0	0/0/0/0
86	OHX	5	3716	-	-	0/0/0/0	0/0/0/0
86	OHX	5	3717	-	-	0/0/0/0	0/0/0/0
86	OHX	5	3718	-	-	0/0/0/0	0/0/0/0
86	OHX	5	3719	-	-	0/0/0/0	0/0/0/0
86	OHX	5	3720	-	-	0/0/0/0	0/0/0/0
86	OHX	5	3721	-	-	0/0/0/0	0/0/0/0

Continued on next page...

Continued from previous page...

Mol	Type	Chain	Res	Link	Chirals	Torsions	Rings
86	OHX	5	3722	-	-	0/0/0/0	0/0/0/0
86	OHX	5	3723	-	-	0/0/0/0	0/0/0/0
86	OHX	5	3724	-	-	0/0/0/0	0/0/0/0
86	OHX	6	1901	-	-	0/0/0/0	0/0/0/0
86	OHX	6	1902	-	-	0/0/0/0	0/0/0/0
86	OHX	6	1903	-	-	0/0/0/0	0/0/0/0
86	OHX	6	1904	-	-	0/0/0/0	0/0/0/0
86	OHX	6	1905	-	-	0/0/0/0	0/0/0/0
86	OHX	6	1906	-	-	0/0/0/0	0/0/0/0
86	OHX	6	1907	-	-	0/0/0/0	0/0/0/0
86	OHX	6	1908	-	-	0/0/0/0	0/0/0/0
86	OHX	6	1909	-	-	0/0/0/0	0/0/0/0
86	OHX	6	1910	-	-	0/0/0/0	0/0/0/0
86	OHX	6	1911	-	-	0/0/0/0	0/0/0/0
86	OHX	6	1912	-	-	0/0/0/0	0/0/0/0
86	OHX	6	1913	-	-	0/0/0/0	0/0/0/0
86	OHX	6	1914	-	-	0/0/0/0	0/0/0/0
86	OHX	6	1915	-	-	0/0/0/0	0/0/0/0
86	OHX	6	1916	-	-	0/0/0/0	0/0/0/0
86	OHX	6	1917	-	-	0/0/0/0	0/0/0/0
86	OHX	6	1918	-	-	0/0/0/0	0/0/0/0
86	OHX	6	1919	-	-	0/0/0/0	0/0/0/0
86	OHX	6	1920	-	-	0/0/0/0	0/0/0/0
86	OHX	6	1921	-	-	0/0/0/0	0/0/0/0
86	OHX	6	1922	-	-	0/0/0/0	0/0/0/0
86	OHX	6	1923	-	-	0/0/0/0	0/0/0/0
86	OHX	6	1924	-	-	0/0/0/0	0/0/0/0
86	OHX	6	1925	-	-	0/0/0/0	0/0/0/0
86	OHX	6	1926	-	-	0/0/0/0	0/0/0/0
86	OHX	6	1927	1	-	0/0/0/0	0/0/0/0
86	OHX	6	1928	-	-	0/0/0/0	0/0/0/0
86	OHX	6	1929	-	-	0/0/0/0	0/0/0/0
86	OHX	6	1930	-	-	0/0/0/0	0/0/0/0
86	OHX	6	1931	-	-	0/0/0/0	0/0/0/0
86	OHX	6	1932	-	-	0/0/0/0	0/0/0/0
86	OHX	6	1933	-	-	0/0/0/0	0/0/0/0
86	OHX	6	1934	-	-	0/0/0/0	0/0/0/0
86	OHX	6	1935	-	-	0/0/0/0	0/0/0/0
86	OHX	6	1936	-	-	0/0/0/0	0/0/0/0
86	OHX	6	1937	-	-	0/0/0/0	0/0/0/0
86	OHX	6	1938	-	-	0/0/0/0	0/0/0/0
86	OHX	6	1939	-	-	0/0/0/0	0/0/0/0

Continued on next page...

Continued from previous page...

Mol	Type	Chain	Res	Link	Chirals	Torsions	Rings
86	OHX	6	1940	-	-	0/0/0/0	0/0/0/0
86	OHX	6	1941	-	-	0/0/0/0	0/0/0/0
86	OHX	6	1942	-	-	0/0/0/0	0/0/0/0
86	OHX	6	1943	-	-	0/0/0/0	0/0/0/0
86	OHX	6	1944	-	-	0/0/0/0	0/0/0/0
86	OHX	6	1945	-	-	0/0/0/0	0/0/0/0
86	OHX	6	1946	-	-	0/0/0/0	0/0/0/0
86	OHX	6	1947	-	-	0/0/0/0	0/0/0/0
86	OHX	6	1948	-	-	0/0/0/0	0/0/0/0
86	OHX	6	1949	-	-	0/0/0/0	0/0/0/0
86	OHX	6	1950	-	-	0/0/0/0	0/0/0/0
86	OHX	6	1951	-	-	0/0/0/0	0/0/0/0
86	OHX	6	1952	-	-	0/0/0/0	0/0/0/0
86	OHX	6	1953	-	-	0/0/0/0	0/0/0/0
86	OHX	6	1954	-	-	0/0/0/0	0/0/0/0
86	OHX	6	1955	-	-	0/0/0/0	0/0/0/0
86	OHX	6	1956	-	-	0/0/0/0	0/0/0/0
86	OHX	6	1957	-	-	0/0/0/0	0/0/0/0
86	OHX	6	1958	-	-	0/0/0/0	0/0/0/0
86	OHX	6	1959	-	-	0/0/0/0	0/0/0/0
86	OHX	6	1960	-	-	0/0/0/0	0/0/0/0
86	OHX	6	1961	-	-	0/0/0/0	0/0/0/0
86	OHX	6	1962	-	-	0/0/0/0	0/0/0/0
86	OHX	6	1963	-	-	0/0/0/0	0/0/0/0
86	OHX	6	1964	-	-	0/0/0/0	0/0/0/0
86	OHX	6	1965	-	-	0/0/0/0	0/0/0/0
86	OHX	6	1966	-	-	0/0/0/0	0/0/0/0
86	OHX	6	1967	-	-	0/0/0/0	0/0/0/0
86	OHX	6	1968	-	-	0/0/0/0	0/0/0/0
86	OHX	6	1969	-	-	0/0/0/0	0/0/0/0
86	OHX	6	1970	-	-	0/0/0/0	0/0/0/0
86	OHX	6	1971	-	-	0/0/0/0	0/0/0/0
86	OHX	6	1972	-	-	0/0/0/0	0/0/0/0
86	OHX	6	1973	-	-	0/0/0/0	0/0/0/0
86	OHX	6	1974	-	-	0/0/0/0	0/0/0/0
86	OHX	6	1975	-	-	0/0/0/0	0/0/0/0
86	OHX	6	1976	-	-	0/0/0/0	0/0/0/0
86	OHX	6	1977	-	-	0/0/0/0	0/0/0/0
86	OHX	6	1978	-	-	0/0/0/0	0/0/0/0
86	OHX	6	1979	-	-	0/0/0/0	0/0/0/0
86	OHX	6	1980	-	-	0/0/0/0	0/0/0/0
86	OHX	6	1981	-	-	0/0/0/0	0/0/0/0

Continued on next page...

Continued from previous page...

Mol	Type	Chain	Res	Link	Chirals	Torsions	Rings
86	OHX	6	1982	-	-	0/0/0/0	0/0/0/0
86	OHX	6	1983	-	-	0/0/0/0	0/0/0/0
86	OHX	6	1984	-	-	0/0/0/0	0/0/0/0
86	OHX	6	1985	-	-	0/0/0/0	0/0/0/0
86	OHX	6	1986	-	-	0/0/0/0	0/0/0/0
86	OHX	6	1987	-	-	0/0/0/0	0/0/0/0
86	OHX	6	1988	-	-	0/0/0/0	0/0/0/0
86	OHX	6	1989	-	-	0/0/0/0	0/0/0/0
86	OHX	6	1990	-	-	0/0/0/0	0/0/0/0
86	OHX	6	1991	-	-	0/0/0/0	0/0/0/0
86	OHX	6	1992	-	-	0/0/0/0	0/0/0/0
86	OHX	6	1993	-	-	0/0/0/0	0/0/0/0
86	OHX	6	1994	-	-	0/0/0/0	0/0/0/0
86	OHX	6	1995	-	-	0/0/0/0	0/0/0/0
86	OHX	6	1996	-	-	0/0/0/0	0/0/0/0
86	OHX	6	1997	-	-	0/0/0/0	0/0/0/0
86	OHX	6	1998	-	-	0/0/0/0	0/0/0/0
86	OHX	6	1999	-	-	0/0/0/0	0/0/0/0
86	OHX	6	2000	-	-	0/0/0/0	0/0/0/0
86	OHX	6	2001	-	-	0/0/0/0	0/0/0/0
86	OHX	6	2002	-	-	0/0/0/0	0/0/0/0
86	OHX	6	2003	-	-	0/0/0/0	0/0/0/0
86	OHX	6	2004	-	-	0/0/0/0	0/0/0/0
86	OHX	6	2005	-	-	0/0/0/0	0/0/0/0
86	OHX	6	2006	-	-	0/0/0/0	0/0/0/0
86	OHX	6	2007	-	-	0/0/0/0	0/0/0/0
86	OHX	6	2008	-	-	0/0/0/0	0/0/0/0
86	OHX	6	2009	-	-	0/0/0/0	0/0/0/0
86	OHX	6	2010	-	-	0/0/0/0	0/0/0/0
86	OHX	6	2011	-	-	0/0/0/0	0/0/0/0
86	OHX	6	2012	-	-	0/0/0/0	0/0/0/0
86	OHX	6	2013	-	-	0/0/0/0	0/0/0/0
86	OHX	6	2014	-	-	0/0/0/0	0/0/0/0
86	OHX	6	2015	-	-	0/0/0/0	0/0/0/0
86	OHX	6	2016	-	-	0/0/0/0	0/0/0/0
86	OHX	6	2017	-	-	0/0/0/0	0/0/0/0
86	OHX	6	2018	-	-	0/0/0/0	0/0/0/0
86	OHX	6	2019	-	-	0/0/0/0	0/0/0/0
86	OHX	6	2020	-	-	0/0/0/0	0/0/0/0
86	OHX	6	2021	-	-	0/0/0/0	0/0/0/0
86	OHX	6	2022	-	-	0/0/0/0	0/0/0/0
86	OHX	6	2023	-	-	0/0/0/0	0/0/0/0

Continued on next page...

Continued from previous page...

Mol	Type	Chain	Res	Link	Chirals	Torsions	Rings
86	OHX	6	2024	-	-	0/0/0/0	0/0/0/0
86	OHX	6	2025	-	-	0/0/0/0	0/0/0/0
86	OHX	6	2026	-	-	0/0/0/0	0/0/0/0
86	OHX	6	2027	1	-	0/0/0/0	0/0/0/0
86	OHX	6	2028	-	-	0/0/0/0	0/0/0/0
86	OHX	6	2029	-	-	0/0/0/0	0/0/0/0
86	OHX	6	2030	-	-	0/0/0/0	0/0/0/0
86	OHX	6	2031	-	-	0/0/0/0	0/0/0/0
86	OHX	6	2032	-	-	0/0/0/0	0/0/0/0
86	OHX	6	2033	-	-	0/0/0/0	0/0/0/0
86	OHX	6	2034	-	-	0/0/0/0	0/0/0/0
86	OHX	6	2035	-	-	0/0/0/0	0/0/0/0
86	OHX	6	2036	-	-	0/0/0/0	0/0/0/0
86	OHX	6	2037	-	-	0/0/0/0	0/0/0/0
89	UAM	6	2134	-	-	0/28/40/40	0/2/2/2
86	OHX	7	201	-	-	0/0/0/0	0/0/0/0
86	OHX	7	202	-	-	0/0/0/0	0/0/0/0
86	OHX	7	203	-	-	0/0/0/0	0/0/0/0
86	OHX	7	204	-	-	0/0/0/0	0/0/0/0
86	OHX	7	205	-	-	0/0/0/0	0/0/0/0
86	OHX	7	206	-	-	0/0/0/0	0/0/0/0
86	OHX	7	207	-	-	0/0/0/0	0/0/0/0
86	OHX	7	208	-	-	0/0/0/0	0/0/0/0
86	OHX	7	209	-	-	0/0/0/0	0/0/0/0
86	OHX	7	210	-	-	0/0/0/0	0/0/0/0
86	OHX	7	211	-	-	0/0/0/0	0/0/0/0
86	OHX	8	202	-	-	0/0/0/0	0/0/0/0
86	OHX	8	203	-	-	0/0/0/0	0/0/0/0
86	OHX	8	204	-	-	0/0/0/0	0/0/0/0
86	OHX	8	205	-	-	0/0/0/0	0/0/0/0
86	OHX	8	206	-	-	0/0/0/0	0/0/0/0
86	OHX	8	207	-	-	0/0/0/0	0/0/0/0
86	OHX	8	208	-	-	0/0/0/0	0/0/0/0
86	OHX	8	209	-	-	0/0/0/0	0/0/0/0
86	OHX	8	210	-	-	0/0/0/0	0/0/0/0
86	OHX	8	211	-	-	0/0/0/0	0/0/0/0
86	OHX	8	212	-	-	0/0/0/0	0/0/0/0
86	OHX	8	213	-	-	0/0/0/0	0/0/0/0
86	OHX	8	214	-	-	0/0/0/0	0/0/0/0
86	OHX	8	215	-	-	0/0/0/0	0/0/0/0
86	OHX	8	216	-	-	0/0/0/0	0/0/0/0
86	OHX	C1	201	-	-	0/0/0/0	0/0/0/0

Continued on next page...

Continued from previous page...

Mol	Type	Chain	Res	Link	Chirals	Torsions	Rings
86	OHX	C3	201	-	-	0/0/0/0	0/0/0/0
86	OHX	C5	201	-	-	0/0/0/0	0/0/0/0
86	OHX	C8	201	-	-	0/0/0/0	0/0/0/0
86	OHX	L3	401	-	-	0/0/0/0	0/0/0/0
86	OHX	L3	402	-	-	0/0/0/0	0/0/0/0
86	OHX	L4	401	-	-	0/0/0/0	0/0/0/0
86	OHX	M0	301	-	-	0/0/0/0	0/0/0/0
86	OHX	M5	301	-	-	0/0/0/0	0/0/0/0
86	OHX	M7	202	-	-	0/0/0/0	0/0/0/0
86	OHX	M9	201	-	-	0/0/0/0	0/0/0/0
86	OHX	N9	101	-	-	0/0/0/0	0/0/0/0
86	OHX	O1	201	-	-	0/0/0/0	0/0/0/0
86	OHX	O3	201	-	-	0/0/0/0	0/0/0/0
86	OHX	Q2	502	-	-	0/0/0/0	0/0/0/0
86	OHX	S8	301	-	-	0/0/0/0	0/0/0/0
86	OHX	S9	201	-	-	0/0/0/0	0/0/0/0
86	OHX	SR	401	-	-	0/0/0/0	0/0/0/0
86	OHX	c3	201	-	-	0/0/0/0	0/0/0/0
86	OHX	c5	201	-	-	0/0/0/0	0/0/0/0
86	OHX	c8	201	-	-	0/0/0/0	0/0/0/0
86	OHX	l3	401	-	-	0/0/0/0	0/0/0/0
86	OHX	l3	402	-	-	0/0/0/0	0/0/0/0
86	OHX	l4	401	-	-	0/0/0/0	0/0/0/0
86	OHX	l5	301	-	-	0/0/0/0	0/0/0/0
86	OHX	l5	302	-	-	0/0/0/0	0/0/0/0
86	OHX	l9	201	-	-	0/0/0/0	0/0/0/0
86	OHX	m0	301	-	-	0/0/0/0	0/0/0/0
86	OHX	m0	302	-	-	0/0/0/0	0/0/0/0
86	OHX	m4	201	-	-	0/0/0/0	0/0/0/0
86	OHX	m5	302	-	-	0/0/0/0	0/0/0/0
86	OHX	m6	201	-	-	0/0/0/0	0/0/0/0
86	OHX	n1	201	-	-	0/0/0/0	0/0/0/0
86	OHX	n3	201	-	-	0/0/0/0	0/0/0/0
86	OHX	n3	202	-	-	0/0/0/0	0/0/0/0
86	OHX	n9	102	-	-	0/0/0/0	0/0/0/0
86	OHX	o3	201	-	-	0/0/0/0	0/0/0/0
86	OHX	o7	502	-	-	0/0/0/0	0/0/0/0
86	OHX	q2	502	-	-	0/0/0/0	0/0/0/0
86	OHX	s4	301	-	-	0/0/0/0	0/0/0/0
86	OHX	s8	301	-	-	0/0/0/0	0/0/0/0
86	OHX	s9	201	-	-	0/0/0/0	0/0/0/0
86	OHX	sR	401	-	-	0/0/0/0	0/0/0/0

There are no bond length outliers.

All (2) bond angle outliers are listed below:

Mol	Chain	Res	Type	Atoms	Z	Observed(^{o})	Ideal(^{o})
89	6	2134	UAM	CAO-CBD-CBC	-4.33	110.35	116.34
89	6	2134	UAM	CAZ-CAN-CAS	2.22	115.82	112.73

There are no chirality outliers.

There are no torsion outliers.

There are no ring outliers.

455 monomers are involved in 642 short contacts:

Mol	Chain	Res	Type	Clashes	Symm-Clashes
86	1	3403	OHX	1	0
86	1	3405	OHX	3	0
86	1	3406	OHX	2	0
86	1	3409	OHX	2	0
86	1	3411	OHX	1	0
86	1	3413	OHX	1	0
86	1	3415	OHX	1	0
86	1	3416	OHX	1	0
86	1	3418	OHX	2	0
86	1	3420	OHX	1	0
86	1	3421	OHX	2	0
86	1	3425	OHX	1	0
86	1	3426	OHX	1	0
86	1	3429	OHX	1	0
86	1	3430	OHX	1	0
86	1	3438	OHX	1	0
86	1	3441	OHX	1	0
86	1	3444	OHX	1	0
86	1	3446	OHX	1	0
86	1	3450	OHX	2	0
86	1	3456	OHX	1	0
86	1	3460	OHX	1	0
86	1	3466	OHX	1	0
86	1	3469	OHX	1	0
86	1	3471	OHX	1	0
86	1	3472	OHX	2	0
86	1	3478	OHX	2	0
86	1	3479	OHX	1	0
86	1	3480	OHX	1	0
86	1	3485	OHX	1	0

Continued on next page...

Continued from previous page...

Mol	Chain	Res	Type	Clashes	Symm-Clashes
86	1	3486	OHX	1	0
86	1	3491	OHX	1	0
86	1	3492	OHX	1	0
86	1	3495	OHX	1	0
86	1	3496	OHX	6	0
86	1	3498	OHX	3	0
86	1	3501	OHX	1	0
86	1	3504	OHX	1	0
86	1	3508	OHX	1	0
86	1	3509	OHX	4	0
86	1	3510	OHX	2	0
86	1	3512	OHX	1	0
86	1	3513	OHX	1	0
86	1	3514	OHX	1	0
86	1	3515	OHX	2	0
86	1	3517	OHX	1	0
86	1	3518	OHX	1	0
86	1	3519	OHX	2	0
86	1	3520	OHX	2	0
86	1	3521	OHX	1	0
86	1	3523	OHX	1	0
86	1	3526	OHX	3	0
86	1	3528	OHX	2	0
86	1	3529	OHX	1	0
86	1	3531	OHX	2	0
86	1	3534	OHX	1	0
86	1	3535	OHX	1	0
86	1	3538	OHX	1	0
86	1	3539	OHX	3	0
86	1	3543	OHX	1	0
86	1	3544	OHX	1	0
86	1	3545	OHX	1	0
86	1	3550	OHX	2	0
86	1	3551	OHX	1	0
86	1	3554	OHX	1	0
86	1	3561	OHX	1	0
86	1	3563	OHX	2	0
86	1	3564	OHX	1	0
86	1	3567	OHX	1	0
86	1	3569	OHX	1	0
86	1	3570	OHX	1	0
86	1	3573	OHX	1	0

Continued on next page...

Continued from previous page...

Mol	Chain	Res	Type	Clashes	Symm-Clashes
86	1	3575	OHX	1	0
86	1	3576	OHX	3	0
86	1	3577	OHX	1	0
86	1	3578	OHX	1	0
86	1	3579	OHX	1	0
86	1	3580	OHX	2	0
86	1	3581	OHX	3	0
86	1	3583	OHX	1	0
86	1	3587	OHX	1	0
86	1	3591	OHX	1	0
86	1	3592	OHX	3	0
86	1	3595	OHX	1	0
86	1	3596	OHX	1	0
86	1	3597	OHX	1	0
86	1	3600	OHX	1	0
86	1	3601	OHX	1	0
86	1	3608	OHX	1	0
86	1	3610	OHX	1	0
86	1	3612	OHX	1	0
86	1	3614	OHX	1	0
86	1	3618	OHX	3	0
86	1	3621	OHX	1	0
86	1	3623	OHX	2	0
86	1	3627	OHX	1	0
86	1	3628	OHX	1	0
86	1	3630	OHX	1	0
86	1	3631	OHX	1	0
86	1	3641	OHX	2	0
86	1	3646	OHX	1	0
86	1	3649	OHX	1	0
86	1	3651	OHX	1	0
86	1	3653	OHX	2	0
86	1	3657	OHX	2	0
86	1	3659	OHX	1	0
86	1	3662	OHX	1	0
86	1	3665	OHX	3	0
86	1	3666	OHX	2	0
86	1	3669	OHX	2	0
86	1	3670	OHX	1	0
86	1	3675	OHX	2	0
86	1	3679	OHX	1	0
86	1	3681	OHX	4	0

Continued on next page...

Continued from previous page...

Mol	Chain	Res	Type	Clashes	Symm-Clashes
86	1	3684	OHX	1	0
86	1	3685	OHX	1	0
86	1	3686	OHX	1	0
86	1	3689	OHX	1	0
86	1	3690	OHX	2	0
86	1	3691	OHX	3	0
86	1	3693	OHX	1	0
86	1	3695	OHX	1	0
86	1	3696	OHX	2	0
86	1	3697	OHX	1	0
86	1	3699	OHX	2	0
86	1	3700	OHX	1	0
86	1	3701	OHX	5	0
86	1	3708	OHX	2	0
86	1	3709	OHX	1	0
86	1	3712	OHX	4	0
86	2	1904	OHX	1	0
86	2	1910	OHX	1	0
86	2	1911	OHX	1	0
86	2	1913	OHX	2	0
86	2	1914	OHX	2	0
86	2	1917	OHX	1	0
86	2	1918	OHX	1	0
86	2	1919	OHX	1	0
86	2	1920	OHX	1	0
86	2	1921	OHX	1	0
86	2	1923	OHX	1	0
86	2	1924	OHX	1	0
86	2	1925	OHX	2	0
86	2	1926	OHX	1	0
86	2	1929	OHX	1	0
86	2	1930	OHX	2	0
86	2	1931	OHX	1	0
86	2	1936	OHX	1	0
86	2	1937	OHX	2	0
86	2	1938	OHX	1	0
86	2	1939	OHX	1	0
86	2	1942	OHX	1	0
86	2	1943	OHX	1	0
86	2	1944	OHX	1	0
86	2	1945	OHX	1	0
86	2	1947	OHX	1	0

Continued on next page...

Continued from previous page...

Mol	Chain	Res	Type	Clashes	Symm-Clashes
86	2	1948	OHX	2	0
86	2	1949	OHX	2	0
86	2	1951	OHX	1	0
86	2	1952	OHX	2	0
86	2	1953	OHX	2	0
86	2	1960	OHX	3	0
86	2	1962	OHX	1	0
86	2	1964	OHX	3	0
86	2	1965	OHX	1	0
86	2	1966	OHX	1	0
86	2	1967	OHX	1	0
86	2	1971	OHX	1	0
86	2	1978	OHX	1	0
86	2	1980	OHX	1	0
86	2	1982	OHX	1	0
86	2	1983	OHX	2	0
86	2	1984	OHX	3	0
86	2	1988	OHX	1	0
86	2	1989	OHX	1	0
86	2	1992	OHX	1	0
86	2	1993	OHX	1	0
86	2	1995	OHX	2	0
86	2	1997	OHX	1	0
86	2	2000	OHX	1	0
86	2	2002	OHX	1	0
86	2	2003	OHX	2	0
86	2	2004	OHX	1	0
86	2	2005	OHX	1	0
86	2	2006	OHX	1	0
86	2	2007	OHX	1	0
86	2	2011	OHX	1	0
86	2	2012	OHX	1	0
86	2	2014	OHX	1	0
86	2	2015	OHX	1	0
86	2	2017	OHX	2	0
86	2	2018	OHX	1	0
86	2	2019	OHX	3	0
86	2	2020	OHX	1	0
86	2	2021	OHX	2	0
86	2	2023	OHX	1	0
86	2	2024	OHX	1	0
86	2	2027	OHX	1	0

Continued on next page...

Continued from previous page...

Mol	Chain	Res	Type	Clashes	Symm-Clashes
86	3	205	OHX	1	0
86	3	206	OHX	1	0
86	4	205	OHX	1	0
86	4	206	OHX	2	0
86	4	208	OHX	1	0
86	4	209	OHX	2	0
86	4	212	OHX	1	0
86	4	214	OHX	2	0
86	5	3401	OHX	3	0
86	5	3403	OHX	1	0
86	5	3406	OHX	2	0
86	5	3407	OHX	1	0
86	5	3409	OHX	1	0
86	5	3411	OHX	1	0
86	5	3413	OHX	1	0
86	5	3414	OHX	1	0
86	5	3415	OHX	1	0
86	5	3418	OHX	2	0
86	5	3420	OHX	1	0
86	5	3423	OHX	2	0
86	5	3426	OHX	1	0
86	5	3427	OHX	1	0
86	5	3432	OHX	1	0
86	5	3434	OHX	1	0
86	5	3435	OHX	1	0
86	5	3436	OHX	1	0
86	5	3438	OHX	1	0
86	5	3449	OHX	2	0
86	5	3454	OHX	1	0
86	5	3455	OHX	3	0
86	5	3457	OHX	2	0
86	5	3460	OHX	1	0
86	5	3461	OHX	1	0
86	5	3463	OHX	3	0
86	5	3464	OHX	2	0
86	5	3467	OHX	1	0
86	5	3473	OHX	2	0
86	5	3477	OHX	1	0
86	5	3479	OHX	5	0
86	5	3480	OHX	1	0
86	5	3483	OHX	1	0
86	5	3484	OHX	1	0

Continued on next page...

Continued from previous page...

Mol	Chain	Res	Type	Clashes	Symm-Clashes
86	5	3485	OHX	2	0
86	5	3486	OHX	1	0
86	5	3487	OHX	1	0
86	5	3496	OHX	1	0
86	5	3498	OHX	1	0
86	5	3499	OHX	1	0
86	5	3500	OHX	1	0
86	5	3501	OHX	1	0
86	5	3503	OHX	1	0
86	5	3504	OHX	6	0
86	5	3505	OHX	1	0
86	5	3507	OHX	1	0
86	5	3508	OHX	1	0
86	5	3509	OHX	2	0
86	5	3513	OHX	5	0
86	5	3515	OHX	1	0
86	5	3517	OHX	1	0
86	5	3518	OHX	1	0
86	5	3520	OHX	1	0
86	5	3521	OHX	1	0
86	5	3523	OHX	1	0
86	5	3525	OHX	2	0
86	5	3526	OHX	1	0
86	5	3528	OHX	1	0
86	5	3529	OHX	1	0
86	5	3532	OHX	2	0
86	5	3534	OHX	2	0
86	5	3535	OHX	4	0
86	5	3539	OHX	1	0
86	5	3540	OHX	1	0
86	5	3542	OHX	1	0
86	5	3546	OHX	1	0
86	5	3547	OHX	1	0
86	5	3548	OHX	1	0
86	5	3550	OHX	1	0
86	5	3551	OHX	1	0
86	5	3552	OHX	1	0
86	5	3554	OHX	1	0
86	5	3556	OHX	3	0
86	5	3566	OHX	2	0
86	5	3567	OHX	2	0
86	5	3569	OHX	1	0

Continued on next page...

Continued from previous page...

Mol	Chain	Res	Type	Clashes	Symm-Clashes
86	5	3572	OHX	1	0
86	5	3575	OHX	2	0
86	5	3577	OHX	2	0
86	5	3578	OHX	1	0
86	5	3581	OHX	2	0
86	5	3582	OHX	1	0
86	5	3583	OHX	1	0
86	5	3585	OHX	1	0
86	5	3586	OHX	1	0
86	5	3587	OHX	2	0
86	5	3589	OHX	1	0
86	5	3590	OHX	1	0
86	5	3591	OHX	2	0
86	5	3592	OHX	1	0
86	5	3593	OHX	2	0
86	5	3595	OHX	1	0
86	5	3597	OHX	1	0
86	5	3600	OHX	2	0
86	5	3602	OHX	1	0
86	5	3603	OHX	1	0
86	5	3604	OHX	1	0
86	5	3606	OHX	3	0
86	5	3608	OHX	1	0
86	5	3610	OHX	1	0
86	5	3611	OHX	1	0
86	5	3616	OHX	1	0
86	5	3618	OHX	2	0
86	5	3619	OHX	1	0
86	5	3622	OHX	1	0
86	5	3626	OHX	1	0
86	5	3631	OHX	1	0
86	5	3632	OHX	1	0
86	5	3633	OHX	1	0
86	5	3637	OHX	2	0
86	5	3638	OHX	1	0
86	5	3639	OHX	1	0
86	5	3640	OHX	1	0
86	5	3641	OHX	1	0
86	5	3643	OHX	1	0
86	5	3644	OHX	1	0
86	5	3645	OHX	1	0
86	5	3650	OHX	1	0

Continued on next page...

Continued from previous page...

Mol	Chain	Res	Type	Clashes	Symm-Clashes
86	5	3653	OHX	1	0
86	5	3654	OHX	1	0
86	5	3656	OHX	3	0
86	5	3658	OHX	1	0
86	5	3659	OHX	1	0
86	5	3662	OHX	1	0
86	5	3664	OHX	1	0
86	5	3669	OHX	1	0
86	5	3670	OHX	1	0
86	5	3675	OHX	2	0
86	5	3676	OHX	1	0
86	5	3678	OHX	1	0
86	5	3680	OHX	1	0
86	5	3681	OHX	1	0
86	5	3682	OHX	2	0
86	5	3684	OHX	2	0
86	5	3685	OHX	2	0
86	5	3686	OHX	1	0
86	5	3687	OHX	1	0
86	5	3690	OHX	1	0
86	5	3691	OHX	8	0
86	5	3692	OHX	3	0
86	5	3693	OHX	5	0
86	5	3695	OHX	1	0
86	5	3696	OHX	1	0
86	5	3697	OHX	1	0
86	5	3706	OHX	1	0
86	5	3708	OHX	1	0
86	5	3710	OHX	1	0
86	5	3711	OHX	1	0
86	5	3713	OHX	3	0
86	5	3714	OHX	1	0
86	5	3715	OHX	1	0
86	5	3719	OHX	1	0
86	5	3720	OHX	1	0
86	6	1905	OHX	1	0
86	6	1908	OHX	2	0
86	6	1909	OHX	1	0
86	6	1910	OHX	1	0
86	6	1911	OHX	1	0
86	6	1913	OHX	1	0
86	6	1914	OHX	1	0

Continued on next page...

Continued from previous page...

Mol	Chain	Res	Type	Clashes	Symm-Clashes
86	6	1917	OHX	1	0
86	6	1918	OHX	2	0
86	6	1919	OHX	2	0
86	6	1921	OHX	2	0
86	6	1922	OHX	5	0
86	6	1926	OHX	1	0
86	6	1927	OHX	1	0
86	6	1929	OHX	3	0
86	6	1930	OHX	2	0
86	6	1931	OHX	1	0
86	6	1934	OHX	2	0
86	6	1937	OHX	1	0
86	6	1938	OHX	1	0
86	6	1939	OHX	1	0
86	6	1940	OHX	1	0
86	6	1945	OHX	1	0
86	6	1947	OHX	1	0
86	6	1948	OHX	1	0
86	6	1951	OHX	1	0
86	6	1952	OHX	2	0
86	6	1953	OHX	1	0
86	6	1955	OHX	1	0
86	6	1956	OHX	4	0
86	6	1957	OHX	1	0
86	6	1958	OHX	3	0
86	6	1959	OHX	2	0
86	6	1961	OHX	1	0
86	6	1964	OHX	1	0
86	6	1965	OHX	2	0
86	6	1966	OHX	1	0
86	6	1973	OHX	2	0
86	6	1974	OHX	1	0
86	6	1975	OHX	1	0
86	6	1977	OHX	2	0
86	6	1980	OHX	1	0
86	6	1982	OHX	1	0
86	6	1983	OHX	2	0
86	6	1984	OHX	1	0
86	6	1988	OHX	1	0
86	6	1989	OHX	1	0
86	6	1990	OHX	2	0
86	6	1991	OHX	2	0

Continued on next page...

Continued from previous page...

Mol	Chain	Res	Type	Clashes	Symm-Clashes
86	6	1995	OHX	2	0
86	6	1996	OHX	2	0
86	6	1997	OHX	1	0
86	6	1999	OHX	1	0
86	6	2000	OHX	1	0
86	6	2004	OHX	1	0
86	6	2006	OHX	1	0
86	6	2008	OHX	1	0
86	6	2009	OHX	2	0
86	6	2010	OHX	1	0
86	6	2011	OHX	1	0
86	6	2012	OHX	1	0
86	6	2018	OHX	1	0
86	6	2021	OHX	1	0
86	6	2024	OHX	1	0
86	6	2025	OHX	1	0
86	6	2027	OHX	2	0
86	6	2030	OHX	1	0
86	6	2032	OHX	2	0
86	6	2033	OHX	3	0
86	6	2036	OHX	1	0
86	7	203	OHX	1	0
86	7	204	OHX	1	0
86	7	205	OHX	1	0
86	8	202	OHX	1	0
86	8	204	OHX	2	0
86	8	206	OHX	1	0
86	8	210	OHX	1	0
86	8	211	OHX	2	0
86	8	213	OHX	2	0
86	8	215	OHX	1	0
86	C1	201	OHX	1	0
86	C3	201	OHX	1	0
86	C5	201	OHX	5	0
86	C8	201	OHX	0	1
86	L3	401	OHX	2	0
86	L3	402	OHX	1	0
86	L4	401	OHX	3	0
86	M0	301	OHX	3	0
86	M9	201	OHX	1	0
86	N9	101	OHX	1	0
86	O1	201	OHX	5	0

Continued on next page...

Continued from previous page...

Mol	Chain	Res	Type	Clashes	Symm-Clashes
86	O3	201	OHX	3	0
86	Q2	502	OHX	4	0
86	S8	301	OHX	2	0
86	S9	201	OHX	4	0
86	SR	401	OHX	1	0

5.7 Other polymers (i)

There are no such residues in this entry.

5.8 Polymer linkage issues (i)

The following chains have linkage breaks:

Mol	Chain	Number of breaks
1	2	2
82	m2	2
80	sM	1
68	O2	1

All chain breaks are listed below:

Model	Chain	Residue-1	Atom-1	Residue-2	Atom-2	Distance (Å)
1	sM	139:UNK	C	155:UNK	N	37.77
1	2	1716:C	O3'	1717:G	P	4.09
1	m2	23:UNK	C	28:UNK	N	3.84
1	m2	52:UNK	C	54:UNK	N	3.47
1	2	1685:G	O3'	1686:C	P	3.06
1	O2	51:SER	C	52:GLN	N	1.19

6 Fit of model and data (i)

6.1 Protein, DNA and RNA chains (i)

In the following table, the column labelled '#RSRZ> 2' contains the number (and percentage) of RSRZ outliers, followed by percent RSRZ outliers for the chain as percentile scores relative to all X-ray entries and entries of similar resolution. The OWAB column contains the minimum, median, 95th percentile and maximum values of the occupancy-weighted average B-factor per residue. The column labelled 'Q< 0.9' lists the number of (and percentage) of residues with an average occupancy less than 0.9.

Mol	Chain	Analysed	<RSRZ>	#RSRZ>2			OWAB(Å^2)	Q<0.9
1	2	1781/1800 (98%)	0.24	80 (4%)	37	17	54, 93, 190, 248	0
1	6	1795/1800 (99%)	0.13	73 (4%)	41	19	41, 80, 181, 246	0
2	S0	206/206 (100%)	0.69	26 (12%)	5	2	92, 107, 120, 134	0
2	s0	206/206 (100%)	0.60	10 (4%)	33	14	77, 95, 110, 124	0
3	S1	214/216 (99%)	1.28	54 (25%)	1	0	101, 136, 157, 161	0
3	s1	216/216 (100%)	0.89	25 (11%)	6	2	79, 98, 118, 131	0
4	S2	217/217 (100%)	0.30	4 (1%)	71	50	75, 88, 102, 114	0
4	s2	217/217 (100%)	0.30	8 (3%)	45	22	62, 78, 91, 106	0
5	S3	223/223 (100%)	0.67	15 (6%)	21	7	82, 97, 126, 136	0
5	s3	223/223 (100%)	1.08	43 (19%)	2	1	82, 119, 148, 156	0
6	S4	260/260 (100%)	0.92	35 (13%)	4	2	65, 93, 104, 136	0
6	s4	260/260 (100%)	0.46	3 (1%)	81	64	52, 76, 92, 126	0
7	S5	206/206 (100%)	1.07	38 (18%)	2	1	102, 125, 135, 149	0
7	s5	206/206 (100%)	0.92	30 (14%)	3	1	76, 104, 123, 130	0
8	S6	226/226 (100%)	0.72	18 (7%)	15	5	68, 109, 126, 143	0
8	s6	218/226 (96%)	0.36	10 (4%)	36	17	52, 86, 103, 121	0
9	S7	184/186 (98%)	0.94	30 (16%)	2	1	84, 117, 140, 147	0
9	s7	186/186 (100%)	0.79	26 (13%)	4	2	71, 111, 139, 148	0
10	S8	188/200 (94%)	0.48	10 (5%)	30	13	59, 77, 113, 129	0
10	s8	188/200 (94%)	0.63	17 (9%)	12	4	49, 71, 110, 133	0
11	S9	185/185 (100%)	1.30	41 (22%)	1	0	84, 101, 137, 158	0
11	s9	185/185 (100%)	0.81	18 (9%)	10	3	65, 82, 117, 141	0
12	C0	96/98 (97%)	1.00	13 (13%)	4	2	89, 114, 145, 157	0
12	c0	96/98 (97%)	2.72	53 (55%)	0	0	116, 151, 162, 169	0

Continued on next page...

Continued from previous page...

Mol	Chain	Analysed	<RSRZ>	#RSRZ>2			OWAB(Å^2)	Q<0.9
13	C1	155/156 (99%)	0.73	17 (10%)	7	2	61, 76, 122, 126	0
13	c1	146/156 (93%)	0.56	10 (6%)	20	7	50, 68, 96, 120	0
14	C2	124/124 (100%)	1.62	41 (33%)	0	0	147, 156, 166, 169	0
14	c2	124/124 (100%)	3.32	102 (82%)	0	0	196, 205, 217, 219	0
15	C3	150/150 (100%)	0.29	3 (2%)	68	46	70, 89, 102, 109	0
15	c3	150/150 (100%)	0.13	1 (0%)	89	78	63, 80, 98, 102	0
16	C4	127/128 (99%)	1.06	28 (22%)	1	0	71, 126, 142, 143	0
16	c4	128/128 (100%)	0.82	10 (7%)	16	5	57, 95, 104, 113	0
17	C5	124/142 (87%)	0.98	17 (13%)	4	2	88, 106, 128, 144	0
17	c5	135/142 (95%)	1.30	31 (22%)	1	0	77, 113, 129, 134	0
18	C6	141/142 (99%)	1.44	43 (30%)	1	0	84, 113, 119, 123	0
18	c6	142/142 (100%)	0.69	13 (9%)	11	4	72, 96, 114, 138	0
19	C7	120/136 (88%)	0.73	13 (10%)	8	2	93, 109, 132, 135	0
19	c7	117/136 (86%)	0.39	2 (1%)	73	52	83, 101, 117, 122	0
20	C8	145/145 (100%)	0.99	26 (17%)	2	1	84, 114, 141, 149	0
20	c8	145/145 (100%)	0.44	8 (5%)	29	12	78, 97, 115, 124	0
21	C9	143/143 (100%)	1.07	23 (16%)	3	1	96, 110, 124, 132	0
21	c9	143/143 (100%)	0.38	7 (4%)	33	14	70, 86, 106, 118	0
22	D0	107/110 (97%)	1.19	24 (22%)	1	0	78, 112, 139, 142	0
22	d0	110/110 (100%)	1.92	45 (40%)	0	0	78, 118, 151, 154	0
23	D1	87/87 (100%)	0.62	6 (6%)	20	7	88, 96, 111, 119	0
23	d1	87/87 (100%)	0.37	3 (3%)	49	24	71, 83, 106, 117	0
24	D2	129/129 (100%)	0.36	0	100	100	69, 83, 90, 99	0
24	d2	129/129 (100%)	0.15	0	100	100	56, 68, 78, 85	0
25	D3	144/144 (100%)	0.37	1 (0%)	89	78	61, 69, 83, 101	0
25	d3	144/144 (100%)	0.19	2 (1%)	78	60	51, 56, 70, 87	0
26	D4	134/134 (100%)	0.90	15 (11%)	7	2	83, 104, 120, 126	0
26	d4	134/134 (100%)	0.59	11 (8%)	14	5	61, 87, 101, 110	0
27	D5	70/70 (100%)	1.55	22 (31%)	1	0	123, 140, 145, 146	0
27	d5	69/70 (98%)	1.39	15 (21%)	1	0	92, 113, 123, 126	0
28	D6	97/97 (100%)	1.27	24 (24%)	1	0	78, 96, 144, 146	0

Continued on next page...

Continued from previous page...

Mol	Chain	Analysed	<RSRZ>	#RSRZ>2	OWAB(Å^2)	Q<0.9
28	d6	97/97 (100%)	0.48	4 (4%) 41 19	62, 78, 106, 112	0
29	D7	81/81 (100%)	0.83	10 (12%) 5 2	86, 104, 137, 138	0
29	d7	81/81 (100%)	0.66	8 (9%) 9 3	74, 92, 133, 136	0
30	D8	63/63 (100%)	1.41	17 (26%) 1 0	111, 131, 140, 142	0
30	d8	63/63 (100%)	1.66	20 (31%) 1 0	96, 115, 125, 132	0
31	D9	53/53 (100%)	0.64	4 (7%) 17 6	81, 86, 112, 118	0
31	d9	53/53 (100%)	1.37	14 (26%) 1 0	77, 94, 143, 158	0
32	E0	60/62 (96%)	1.43	14 (23%) 1 0	70, 103, 131, 136	0
32	e0	62/62 (100%)	0.82	8 (12%) 5 2	56, 84, 115, 127	0
33	E1	71/76 (93%)	1.53	19 (26%) 1 0	110, 142, 152, 154	0
33	e1	76/76 (100%)	3.09	48 (63%) 0 0	120, 187, 198, 200	0
34	SR	318/318 (100%)	1.12	67 (21%) 1 0	107, 124, 138, 158	0
34	sR	318/318 (100%)	1.32	79 (24%) 1 0	108, 128, 144, 156	0
35	SM	133/176 (75%)	0.99	21 (15%) 3 1	62, 94, 148, 159	0
36	1	3149/3396 (92%)	0.01	56 (1%) 71 50	31, 56, 138, 237	0
36	5	3150/3396 (92%)	-0.02	50 (1%) 74 55	29, 54, 127, 213	0
37	3	121/121 (100%)	-0.17	0 100 100	45, 83, 107, 113	0
37	7	121/121 (100%)	-0.25	0 100 100	36, 59, 72, 85	0
38	4	158/158 (100%)	-0.10	1 (0%) 90 80	36, 56, 97, 138	0
38	8	158/158 (100%)	-0.01	2 (1%) 79 62	42, 65, 107, 142	0
39	L2	252/252 (100%)	0.08	3 (1%) 81 64	37, 54, 70, 85	0
39	l2	252/252 (100%)	0.16	5 (1%) 68 46	40, 61, 80, 87	0
40	L3	386/386 (100%)	0.06	5 (1%) 79 62	39, 64, 80, 97	0
40	l3	386/386 (100%)	-0.16	2 (0%) 91 83	30, 46, 64, 92	0
41	L4	361/361 (100%)	-0.18	0 100 100	33, 49, 70, 78	0
41	l4	361/361 (100%)	-0.04	0 100 100	38, 57, 76, 87	0
42	L5	296/296 (100%)	0.73	34 (11%) 6 2	58, 91, 113, 136	0
42	l5	294/296 (99%)	0.16	7 (2%) 62 39	42, 64, 88, 109	0
43	L6	156/176 (88%)	0.02	2 (1%) 79 62	44, 55, 73, 84	0
43	l6	157/176 (89%)	0.05	2 (1%) 79 62	48, 56, 79, 92	0
44	L7	222/223 (99%)	-0.07	1 (0%) 91 83	39, 49, 80, 119	0

Continued on next page...

Continued from previous page...

Mol	Chain	Analysed	<RSRZ>	#RSRZ>2	OWAB(Å^2)	Q<0.9
44	l7	223/223 (100%)	-0.14	0 100 100	35, 45, 86, 119	0
45	L8	233/233 (100%)	0.53	9 (3%) 43 21	62, 79, 117, 130	0
46	L9	191/191 (100%)	0.19	5 (2%) 59 35	64, 76, 90, 106	0
46	l9	191/191 (100%)	-0.10	2 (1%) 84 69	43, 52, 72, 86	0
47	M0	211/221 (95%)	0.49	6 (2%) 56 32	44, 67, 103, 110	0
47	m0	213/221 (96%)	0.25	4 (1%) 70 48	37, 55, 83, 102	0
48	M1	169/169 (100%)	0.53	11 (6%) 22 8	75, 94, 108, 118	0
48	m1	169/169 (100%)	0.09	1 (0%) 90 80	47, 69, 81, 85	0
49	M3	193/194 (99%)	0.11	3 (1%) 74 55	37, 60, 100, 131	0
49	m3	194/194 (100%)	0.62	14 (7%) 18 7	42, 72, 112, 125	0
50	M4	136/137 (99%)	-0.08	2 (1%) 76 58	51, 61, 78, 91	0
50	m4	137/137 (100%)	-0.25	1 (0%) 89 78	44, 51, 68, 84	0
51	M5	203/203 (100%)	-0.02	0 100 100	36, 50, 61, 64	0
51	m5	203/203 (100%)	0.21	1 (0%) 91 83	45, 63, 76, 80	0
52	M6	197/197 (100%)	-0.06	0 100 100	39, 50, 72, 78	0
52	m6	197/197 (100%)	-0.14	1 (0%) 91 83	31, 37, 68, 76	0
53	M7	183/183 (100%)	0.55	15 (8%) 14 5	40, 49, 107, 132	0
53	m7	155/183 (84%)	-0.01	0 100 100	36, 45, 61, 89	0
54	M8	185/185 (100%)	-0.10	0 100 100	39, 49, 65, 85	0
54	m8	185/185 (100%)	-0.00	0 100 100	38, 56, 68, 74	0
55	M9	188/188 (100%)	0.41	10 (5%) 30 13	57, 73, 146, 153	0
55	m9	188/188 (100%)	0.21	6 (3%) 51 27	52, 66, 133, 143	0
56	N0	172/172 (100%)	0.14	2 (1%) 81 64	50, 60, 75, 81	0
56	n0	172/172 (100%)	-0.10	0 100 100	37, 45, 59, 73	0
57	N1	159/159 (100%)	0.20	3 (1%) 70 48	43, 57, 103, 110	0
57	n1	159/159 (100%)	0.04	3 (1%) 70 48	40, 47, 91, 97	0
58	N2	100/100 (100%)	0.65	10 (10%) 9 3	90, 104, 113, 114	0
58	n2	98/100 (98%)	1.22	22 (22%) 1 0	80, 92, 102, 105	0
59	N3	136/136 (100%)	0.36	4 (2%) 55 31	47, 60, 74, 83	0
59	n3	136/136 (100%)	0.24	4 (2%) 55 31	32, 43, 59, 67	0
60	N4	98/98 (100%)	2.04	32 (32%) 1 0	59, 72, 144, 146	0

Continued on next page...

Continued from previous page...

Mol	Chain	Analysed	<RSRZ>	#RSRZ>2			OWAB(Å^2)	Q<0.9
61	N5	121/121 (100%)	0.29	3 (2%)	61	37	50, 66, 79, 104	0
61	n5	120/121 (99%)	0.37	2 (1%)	73	52	56, 72, 90, 106	0
62	N6	126/126 (100%)	0.29	5 (3%)	42	20	42, 58, 72, 85	0
62	n6	126/126 (100%)	0.43	2 (1%)	74	55	50, 67, 84, 91	0
63	N7	135/135 (100%)	0.98	16 (11%)	6	2	75, 91, 103, 109	0
63	n7	135/135 (100%)	1.15	28 (20%)	1	0	87, 102, 115, 123	0
64	N8	148/148 (100%)	0.01	1 (0%)	89	78	30, 52, 77, 86	0
64	n8	148/148 (100%)	0.15	1 (0%)	89	78	34, 58, 80, 84	0
65	N9	58/58 (100%)	0.33	3 (5%)	31	13	37, 60, 105, 119	0
65	n9	58/58 (100%)	0.11	1 (1%)	73	52	37, 58, 83, 93	0
66	O0	97/100 (97%)	0.45	5 (5%)	31	13	75, 85, 106, 114	0
66	o0	100/100 (100%)	0.68	8 (8%)	15	5	79, 90, 114, 122	0
67	O1	109/109 (100%)	0.56	5 (4%)	36	17	55, 68, 96, 104	0
67	o1	109/109 (100%)	0.35	3 (2%)	56	32	44, 58, 91, 114	0
68	O2	127/127 (100%)	0.11	3 (2%)	62	39	34, 45, 59, 78	0
68	o2	127/127 (100%)	0.21	2 (1%)	74	55	33, 52, 68, 89	0
69	O3	106/106 (100%)	-0.10	0	100	100	40, 46, 68, 83	0
69	o3	106/106 (100%)	-0.00	1 (0%)	85	72	35, 43, 68, 84	0
70	O4	112/112 (100%)	0.49	5 (4%)	37	17	49, 70, 107, 115	0
70	o4	112/112 (100%)	0.34	3 (2%)	58	34	53, 74, 114, 119	0
71	O5	119/119 (100%)	0.25	3 (2%)	61	37	47, 68, 77, 80	0
71	o5	119/119 (100%)	0.36	4 (3%)	49	24	60, 78, 89, 98	0
72	O6	99/99 (100%)	0.54	6 (6%)	25	10	57, 68, 99, 114	0
72	o6	99/99 (100%)	0.77	12 (12%)	6	2	66, 79, 100, 115	0
73	O7	87/87 (100%)	0.01	3 (3%)	49	24	39, 44, 65, 77	0
73	o7	87/87 (100%)	0.21	2 (2%)	64	40	40, 51, 81, 100	0
74	O8	77/77 (100%)	0.85	7 (9%)	11	4	80, 92, 104, 107	0
74	o8	77/77 (100%)	1.29	14 (18%)	2	1	85, 96, 106, 108	0
75	O9	50/50 (100%)	0.07	0	100	100	46, 52, 58, 59	0
75	o9	50/50 (100%)	0.15	1 (2%)	68	46	48, 56, 67, 70	0
76	Q0	52/52 (100%)	0.48	5 (9%)	10	3	55, 65, 84, 93	0

Continued on next page...

Continued from previous page...

Mol	Chain	Analysed	<RSRZ>	#RSRZ>2	OWAB(Å^2)	Q<0.9
76	q0	52/52 (100%)	-0.11	0 100 100	38, 43, 58, 62	0
77	Q1	25/25 (100%)	0.49	0 100 100	57, 59, 62, 62	0
77	q1	25/25 (100%)	0.29	0 100 100	46, 52, 57, 60	0
78	Q2	105/105 (100%)	0.85	10 (9%) 10 4	42, 63, 90, 117	0
78	q2	105/105 (100%)	0.33	5 (4%) 34 15	46, 61, 83, 105	0
79	Q3	91/91 (100%)	0.03	0 100 100	45, 58, 76, 83	0
79	q3	91/91 (100%)	0.14	1 (1%) 82 66	43, 62, 77, 89	0
80	sM	63/159 (39%)	1.31	10 (15%) 3 1	53, 109, 119, 121	0
81	l8	231/231 (100%)	0.80	20 (8%) 13 4	77, 92, 121, 130	0
82	m2	0/155	-	-	-	-
83	n4	135/135 (100%)	0.86	20 (14%) 3 1	43, 90, 125, 142	0
84	p0	143/312 (45%)	1.46	40 (27%) 1 0	91, 112, 173, 175	0
85	p1	0/47	-	-	-	-
85	p2	0/47	-	-	-	-
All	All	33027/34321 (96%)	0.38	2177 (6%) 22 8	29, 74, 138, 248	0

All (2177) RSRZ outliers are listed below:

Mol	Chain	Res	Type	RSRZ
12	c0	98	THR	15.8
60	N4	86	SER	15.2
60	N4	85	ALA	13.6
1	2	1702	A	13.5
1	2	1693	A	12.9
35	SM	16	ASP	12.6
60	N4	75	THR	12.0
1	2	1699	G	12.0
1	2	1696	G	10.7
1	2	1694	A	10.6
14	c2	23	THR	10.2
60	N4	76	VAL	10.2
53	M7	162	GLU	9.9
53	M7	161	ALA	9.9
1	2	1709	C	9.8
7	S5	152	GLY	9.6
83	n4	68	ALA	9.6
1	2	1698	G	9.5
1	2	1708	U	9.3

Continued on next page...

Continued from previous page...

Mol	Chain	Res	Type	RSRZ
60	N4	88	ASP	9.3
33	e1	124	PRO	9.2
1	2	1700	C	9.1
33	e1	145	HIS	9.1
31	d9	4	GLU	8.9
1	2	1692	G	8.8
60	N4	84	GLY	8.8
1	6	663	U	8.7
53	M7	184	ALA	8.5
36	5	1567	U	8.4
12	c0	93	GLN	8.4
1	2	1697	G	8.3
14	c2	30	VAL	8.0
13	C1	145	ALA	8.0
36	5	1569	U	8.0
14	c2	123	VAL	7.8
33	e1	80	ARG	7.8
66	o0	7	GLN	7.8
1	6	662	U	7.8
22	d0	18	GLN	7.7
1	2	1710	U	7.6
14	c2	59	LEU	7.6
22	d0	98	GLN	7.6
13	c1	3	THR	7.6
14	c2	21	GLU	7.6
1	2	1691	A	7.6
1	2	1695	G	7.5
14	c2	22	VAL	7.5
33	e1	77	GLY	7.5
1	2	1686	C	7.5
34	sR	51	ASP	7.4
33	e1	151	ASN	7.4
7	S5	151	GLY	7.4
22	d0	103	ILE	7.4
1	2	1703	C	7.4
1	2	656	G	7.3
36	1	1570	U	7.3
36	1	1955	U	7.2
35	SM	87	THR	7.2
1	2	1707	A	7.2
12	c0	65	TYR	7.1
1	2	1711	C	7.0

Continued on next page...

Continued from previous page...

Mol	Chain	Res	Type	RSRZ
62	N6	127	GLU	7.0
36	5	2503	G	7.0
14	c2	126	TRP	7.0
3	S1	20	VAL	6.9
22	d0	99	ILE	6.9
1	6	718	U	6.9
60	N4	81	PRO	6.9
1	2	1690	G	6.9
12	c0	97	PRO	6.9
17	c5	134	THR	6.9
83	n4	67	VAL	6.8
1	2	1705	C	6.8
11	S9	181	ALA	6.8
13	c1	2	SER	6.8
1	6	1710	U	6.7
53	M7	160	ALA	6.7
21	C9	2	PRO	6.7
13	c1	5	LEU	6.7
33	e1	148	TYR	6.7
80	sM	84	LYS	6.7
80	sM	83	LYS	6.6
60	N4	95	SER	6.6
40	L3	387	LEU	6.6
14	c2	20	ALA	6.6
35	SM	85	SER	6.6
12	c0	36	ASP	6.6
14	c2	56	GLU	6.6
29	D7	38	PRO	6.6
71	o5	120	ALA	6.5
31	d9	5	ASN	6.5
20	C8	2	SER	6.5
12	c0	94	GLU	6.5
22	d0	107	THR	6.5
60	N4	89	LEU	6.5
78	Q2	106	PHE	6.4
47	m0	111	LEU	6.4
3	s1	54	LEU	6.4
34	sR	252	LEU	6.2
60	N4	83	THR	6.1
34	sR	319	ASN	6.1
33	e1	85	TYR	6.1
1	2	1701	A	6.1

Continued on next page...

Continued from previous page...

Mol	Chain	Res	Type	RSRZ
19	C7	126	ALA	6.1
18	C6	39	VAL	6.1
33	e1	147	VAL	6.0
7	s5	151	GLY	6.0
1	2	719	U	6.0
14	c2	121	VAL	6.0
33	e1	122	SER	5.9
7	S5	150	GLY	5.9
33	e1	112	GLY	5.9
1	6	678	A	5.9
27	D5	88	ILE	5.9
73	o7	88	ALA	5.9
12	c0	70	GLU	5.9
33	e1	123	ASN	5.9
14	c2	105	LYS	5.8
21	C9	5	SER	5.8
60	N4	90	ILE	5.8
7	s5	150	GLY	5.8
60	N4	68	ALA	5.8
80	sM	85	SER	5.8
36	5	1568	U	5.8
3	S1	47	LEU	5.8
36	5	1566	A	5.8
14	c2	31	VAL	5.7
5	s3	29	LEU	5.7
22	d0	102	ARG	5.7
1	2	1704	U	5.7
1	2	1059	U	5.7
12	c0	49	LEU	5.7
22	d0	119	ALA	5.7
36	1	1352	A	5.6
6	S4	261	LEU	5.6
14	C2	143	GLN	5.6
9	S7	187	SER	5.6
13	C1	2	SER	5.6
3	S1	25	THR	5.6
33	e1	150	VAL	5.6
35	SM	19	VAL	5.5
7	S5	41	LYS	5.5
14	c2	85	LYS	5.5
30	d8	65	ARG	5.5
60	N4	69	LYS	5.5

Continued on next page...

Continued from previous page...

Mol	Chain	Res	Type	RSRZ
33	e1	144	CYS	5.5
12	c0	42	VAL	5.4
7	s5	152	GLY	5.4
32	e0	62	VAL	5.4
67	o1	82	GLU	5.4
11	S9	95	TYR	5.4
12	c0	73	VAL	5.4
22	D0	121	ASN	5.4
1	2	194	U	5.4
36	1	1351	U	5.4
33	e1	111	GLU	5.4
30	D8	67	ARG	5.4
27	D5	89	ILE	5.4
1	6	660	G	5.3
14	c2	92	ALA	5.3
1	6	1695	G	5.3
14	c2	87	PRO	5.3
1	6	1702	A	5.3
10	s8	200	LYS	5.3
14	c2	82	PRO	5.3
30	D8	7	VAL	5.3
5	s3	25	PHE	5.3
71	O5	120	ALA	5.3
32	E0	45	VAL	5.3
83	n4	66	GLU	5.2
53	M7	157	VAL	5.2
36	5	1025	A	5.2
14	c2	28	LEU	5.2
35	SM	88	ARG	5.2
45	L8	116	VAL	5.2
33	e1	79	LYS	5.2
60	N4	77	LYS	5.2
34	SR	81	LEU	5.2
12	c0	20	VAL	5.2
1	6	239	C	5.2
34	SR	252	LEU	5.2
72	o6	100	HIS	5.2
17	c5	5	VAL	5.2
33	e1	143	LYS	5.2
22	D0	120	SER	5.2
33	e1	137	ASP	5.2
3	s1	89	ASP	5.1

Continued on next page...

Continued from previous page...

Mol	Chain	Res	Type	RSRZ
55	M9	181	ARG	5.1
4	s2	90	THR	5.1
39	l2	253	GLN	5.1
5	s3	21	LEU	5.1
34	sR	314	GLN	5.1
1	6	1227	A	5.1
11	S9	186	GLU	5.1
1	6	1707	A	5.1
1	2	261	U	5.1
36	1	1569	U	5.1
34	SR	79	TYR	5.0
32	E0	60	PRO	5.0
36	5	2505	U	5.0
3	S1	46	THR	5.0
60	N4	74	LYS	5.0
18	c6	114	ARG	5.0
14	c2	33	ARG	5.0
31	d9	6	VAL	5.0
34	sR	253	ALA	5.0
14	c2	34	THR	5.0
30	d8	13	ILE	4.9
7	S5	37	GLN	4.9
7	S5	154	ALA	4.9
11	S9	180	LYS	4.9
1	6	665	U	4.9
12	c0	64	TYR	4.9
33	E1	148	TYR	4.9
18	C6	52	LEU	4.9
13	C1	152	GLN	4.9
29	D7	41	LEU	4.9
14	c2	141	SER	4.9
1	6	659	C	4.9
6	S4	54	TYR	4.9
33	e1	146	SER	4.9
60	N4	72	SER	4.9
60	N4	73	ARG	4.9
1	2	657	U	4.9
36	5	1349	G	4.8
18	C6	66	ARG	4.8
7	s5	37	GLN	4.8
30	d8	66	LEU	4.8
12	c0	43	ILE	4.8

Continued on next page...

Continued from previous page...

Mol	Chain	Res	Type	RSRZ
14	c2	26	ASP	4.8
27	D5	73	GLY	4.8
1	6	232	U	4.8
83	n4	133	THR	4.8
12	c0	68	LEU	4.8
1	2	715	U	4.8
34	sR	316	MET	4.8
17	c5	4	ALA	4.8
34	SR	72	THR	4.8
36	5	1350	A	4.8
84	p0	221	ALA	4.8
78	Q2	105	GLN	4.7
28	D6	62	TYR	4.7
34	SR	115	ILE	4.7
72	o6	2	THR	4.7
30	d8	67	ARG	4.7
33	e1	83	LYS	4.7
3	S1	21	VAL	4.7
12	c0	1	MET	4.7
14	c2	64	SER	4.7
3	S1	140	ILE	4.7
22	d0	93	LEU	4.7
14	c2	61	VAL	4.7
18	C6	20	ALA	4.7
33	e1	125	THR	4.7
60	N4	98	PRO	4.7
11	S9	2	PRO	4.7
78	q2	106	PHE	4.6
61	n5	23	ALA	4.6
9	s7	31	SER	4.6
13	C1	146	ALA	4.6
60	N4	78	ALA	4.6
84	p0	69	ASP	4.6
56	N0	1	MET	4.6
55	m9	184	LEU	4.6
11	s9	2	PRO	4.6
25	d3	145	SER	4.6
14	c2	29	LYS	4.6
55	M9	186	LYS	4.6
32	e0	63	GLN	4.6
17	c5	10	ARG	4.5
14	c2	137	MET	4.5

Continued on next page...

Continued from previous page...

Mol	Chain	Res	Type	RSRZ
14	c2	41	LEU	4.5
1	2	658	C	4.5
1	2	1687	U	4.5
73	o7	87	SER	4.5
20	C8	8	GLN	4.5
33	e1	110	ALA	4.5
34	sR	50	ASP	4.5
13	C1	4	GLU	4.5
1	6	1228	G	4.5
34	SR	27	ALA	4.5
12	c0	25	LYS	4.5
33	E1	85	TYR	4.5
36	5	1570	U	4.5
1	2	1685	G	4.5
12	c0	95	ARG	4.4
18	C6	96	TYR	4.4
9	s7	3	ALA	4.4
84	p0	209	LEU	4.4
34	SR	253	ALA	4.4
19	c7	87	GLU	4.4
31	D9	4	GLU	4.4
35	SM	84	LYS	4.4
1	2	238	U	4.4
36	5	2506	U	4.4
9	S7	16	LEU	4.4
36	5	1352	A	4.4
61	n5	142	ILE	4.4
14	c2	96	GLN	4.4
10	S8	152	ILE	4.4
36	5	1351	U	4.4
18	c6	142	TYR	4.4
12	c0	76	LEU	4.4
34	SR	202	LEU	4.4
17	C5	50	THR	4.4
7	s5	155	ALA	4.4
5	s3	43	PRO	4.4
68	o2	128	LEU	4.4
1	2	716	C	4.4
14	C2	141	SER	4.3
1	2	1712	A	4.3
17	C5	51	SER	4.3
34	sR	214	ALA	4.3

Continued on next page...

Continued from previous page...

Mol	Chain	Res	Type	RSRZ
12	c0	37	THR	4.3
22	d0	14	GLN	4.3
26	D4	70	VAL	4.3
81	l8	246	MET	4.3
3	S1	92	GLN	4.3
27	D5	71	ILE	4.3
47	m0	103	LEU	4.3
84	p0	211	SER	4.3
36	1	1349	G	4.3
5	s3	85	VAL	4.3
8	S6	149	LYS	4.3
14	C2	104	GLY	4.3
78	Q2	104	LEU	4.3
84	p0	192	ASP	4.3
14	c2	112	ALA	4.3
1	6	1256	A	4.3
17	c5	136	SER	4.3
32	E0	61	SER	4.3
63	n7	92	PHE	4.3
13	c1	4	GLU	4.3
12	c0	92	ILE	4.3
84	p0	68	SER	4.3
34	sR	33	LEU	4.3
28	D6	65	PRO	4.3
55	M9	188	ASP	4.3
22	d0	97	VAL	4.3
1	6	194	U	4.2
27	d5	37	GLN	4.2
12	c0	87	VAL	4.2
20	c8	146	ALA	4.2
53	M7	158	ALA	4.2
32	E0	54	ARG	4.2
12	c0	22	VAL	4.2
46	L9	178	GLY	4.2
33	e1	134	ASN	4.2
53	M7	183	ALA	4.2
36	1	1952	G	4.2
22	D0	54	GLY	4.2
20	C8	22	VAL	4.2
33	E1	87	THR	4.2
33	E1	124	PRO	4.2
5	s3	178	ARG	4.2

Continued on next page...

Continued from previous page...

Mol	Chain	Res	Type	RSRZ
34	SR	214	ALA	4.2
1	2	717	C	4.2
14	c2	84	ASN	4.2
30	d8	43	ASN	4.2
63	n7	95	VAL	4.2
18	c6	143	ARG	4.2
36	1	1568	U	4.2
50	M4	138	ALA	4.2
36	1	1238	C	4.2
17	C5	28	MET	4.2
3	S1	138	PHE	4.2
14	c2	116	VAL	4.2
36	1	1571	A	4.2
12	c0	46	LEU	4.2
27	D5	105	THR	4.2
1	6	679	U	4.2
22	d0	19	ILE	4.2
34	sR	166	SER	4.2
45	L8	121	SER	4.2
83	n4	130	SER	4.2
61	N5	23	ALA	4.1
14	c2	83	GLU	4.1
39	L2	253	GLN	4.1
63	n7	11	ALA	4.1
1	6	1694	A	4.1
31	d9	12	ARG	4.1
83	n4	65	GLU	4.1
33	e1	95	HIS	4.1
1	6	664	U	4.1
60	N4	82	ILE	4.1
35	SM	89	ARG	4.1
84	p0	88	PHE	4.1
1	6	666	U	4.1
33	e1	121	CYS	4.1
13	C1	156	PHE	4.1
83	n4	64	THR	4.1
16	C4	15	GLY	4.1
68	O2	128	LEU	4.1
36	1	1763	U	4.1
34	SR	293	ALA	4.1
1	2	1706	C	4.1
30	d8	45	LYS	4.1

Continued on next page...

Continued from previous page...

Mol	Chain	Res	Type	RSRZ
20	C8	15	LEU	4.1
59	N3	2	SER	4.1
1	6	719	U	4.1
27	d5	89	ILE	4.1
34	sR	92	TRP	4.1
39	l2	250	GLN	4.1
12	c0	23	ALA	4.1
13	c1	116	ARG	4.1
34	sR	212	ALA	4.1
83	n4	131	ALA	4.1
1	6	1709	C	4.1
49	m3	131	LYS	4.1
60	N4	87	LEU	4.1
63	n7	42	LEU	4.1
1	6	1217	A	4.0
7	S5	140	THR	4.0
36	5	2539	C	4.0
1	6	493	U	4.0
18	C6	7	VAL	4.0
36	5	1764	U	4.0
1	2	134	U	4.0
20	c8	18	LEU	4.0
1	6	668	C	4.0
14	c2	43	ARG	4.0
36	5	1571	A	4.0
61	N5	24	LEU	4.0
1	6	658	C	4.0
34	SR	263	PHE	4.0
18	C6	143	ARG	4.0
36	1	1350	A	4.0
33	E1	145	HIS	4.0
36	5	1572	U	3.9
18	C6	57	LEU	3.9
46	L9	190	ASP	3.9
3	S1	91	VAL	3.9
33	e1	84	VAL	3.9
34	sR	168	THR	3.9
7	s5	153	GLY	3.9
1	6	1701	A	3.9
14	c2	124	LYS	3.9
33	E1	86	THR	3.9
81	l8	94	PHE	3.9

Continued on next page...

Continued from previous page...

Mol	Chain	Res	Type	RSRZ
7	s5	129	PRO	3.9
33	e1	98	VAL	3.9
33	e1	104	SER	3.9
22	d0	36	ASN	3.9
58	n2	54	VAL	3.9
11	S9	182	GLU	3.9
34	sR	121	MET	3.9
14	C2	82	PRO	3.9
1	6	1711	C	3.9
14	c2	48	SER	3.9
1	6	1700	C	3.9
36	5	1762	C	3.9
1	6	661	A	3.9
12	c0	78	GLU	3.9
32	E0	55	ARG	3.8
63	N7	26	VAL	3.8
1	2	1491	U	3.8
12	c0	67	THR	3.8
5	s3	151	LYS	3.8
6	S4	90	ILE	3.8
33	e1	113	LYS	3.8
55	M9	187	GLU	3.8
66	o0	6	SER	3.8
14	c2	93	ASP	3.8
49	m3	129	ASN	3.8
26	d4	2	SER	3.8
34	sR	213	SER	3.8
22	d0	34	LEU	3.8
55	M9	182	ASP	3.8
17	c5	8	LYS	3.8
32	e0	49	LEU	3.8
49	m3	190	LYS	3.8
59	N3	137	VAL	3.8
34	sR	139	GLN	3.8
35	SM	18	VAL	3.8
8	S6	148	SER	3.8
2	S0	32	HIS	3.8
14	c2	24	ILE	3.8
14	c2	103	LEU	3.8
17	c5	13	LYS	3.8
34	SR	43	ILE	3.8
14	c2	122	VAL	3.8

Continued on next page...

Continued from previous page...

Mol	Chain	Res	Type	RSRZ
33	E1	147	VAL	3.8
14	c2	89	ILE	3.8
84	p0	188	VAL	3.8
34	sR	303	ALA	3.8
32	E0	46	ASN	3.8
14	C2	59	LEU	3.8
30	D8	16	LEU	3.8
34	SR	44	SER	3.8
83	n4	69	LYS	3.7
1	6	494	U	3.7
5	s3	177	MET	3.7
16	C4	40	ALA	3.7
28	D6	46	GLU	3.7
6	s4	69	HIS	3.7
34	SR	55	GLY	3.7
57	N1	121	ALA	3.7
27	D5	82	HIS	3.7
12	c0	26	ASP	3.7
18	C6	92	TYR	3.7
11	S9	5	PRO	3.7
80	sM	75	ASP	3.7
68	O2	127	ALA	3.7
58	n2	15	PHE	3.7
8	s6	218	GLU	3.7
34	sR	138	GLY	3.7
18	C6	54	LEU	3.7
14	c2	106	ILE	3.7
5	s3	142	LEU	3.7
12	c0	60	SER	3.7
27	d5	105	THR	3.7
33	e1	102	VAL	3.7
14	c2	44	GLY	3.7
36	5	2504	U	3.7
84	p0	212	HIS	3.7
19	C7	124	VAL	3.7
36	1	1239	C	3.7
30	D8	66	LEU	3.7
29	D7	58	SER	3.7
34	sR	10	ARG	3.7
1	2	913	G	3.7
7	s5	158	GLN	3.7
14	c2	113	ARG	3.7

Continued on next page...

Continued from previous page...

Mol	Chain	Res	Type	RSRZ
53	M7	181	ARG	3.7
9	s7	93	LEU	3.7
53	M7	159	LYS	3.7
5	s3	49	ILE	3.7
34	sR	167	VAL	3.7
34	sR	183	LEU	3.6
47	m0	221	ALA	3.6
72	o6	68	ARG	3.6
14	C2	129	GLU	3.6
19	C7	123	ASN	3.6
22	d0	112	VAL	3.6
14	C2	55	GLY	3.6
80	sM	52	PRO	3.6
12	c0	29	GLN	3.6
30	d8	9	LEU	3.6
14	c2	80	ASN	3.6
34	SR	212	ALA	3.6
58	n2	11	ILE	3.6
22	d0	28	SER	3.6
36	1	1764	U	3.6
58	n2	68	THR	3.6
5	S3	218	LEU	3.6
14	c2	97	LEU	3.6
1	2	729	G	3.6
3	S1	50	LYS	3.6
17	c5	11	VAL	3.6
48	M1	148	VAL	3.6
12	c0	41	TYR	3.6
5	s3	184	ILE	3.6
6	S4	76	VAL	3.6
1	6	1696	G	3.6
63	n7	56	LYS	3.6
17	c5	86	VAL	3.6
42	L5	123	GLU	3.6
9	s7	187	SER	3.6
14	C2	134	SER	3.6
28	D6	98	PRO	3.6
14	c2	63	VAL	3.6
1	6	506	A	3.6
76	Q0	128	LYS	3.6
12	c0	79	TYR	3.6
3	S1	131	ASP	3.6

Continued on next page...

Continued from previous page...

Mol	Chain	Res	Type	RSRZ
14	c2	132	GLU	3.6
14	c2	65	SER	3.6
18	C6	51	PRO	3.6
14	C2	130	THR	3.6
22	d0	92	ASP	3.6
7	S5	153	GLY	3.5
42	L5	89	THR	3.5
1	2	135	A	3.5
5	s3	59	LEU	3.5
7	s5	156	ARG	3.5
14	c2	55	GLY	3.5
59	n3	3	GLY	3.5
11	S9	177	ALA	3.5
22	D0	93	LEU	3.5
3	S1	24	PHE	3.5
16	C4	79	VAL	3.5
36	5	2507	C	3.5
84	p0	216	ALA	3.5
1	2	1688	U	3.5
66	O0	104	LEU	3.5
27	d5	46	LYS	3.5
17	c5	135	THR	3.5
14	C2	42	ALA	3.5
1	2	1362	U	3.5
26	D4	7	ILE	3.5
5	S3	44	THR	3.5
20	C8	16	ARG	3.5
36	1	1954	G	3.5
14	C2	78	LEU	3.5
14	c2	58	LEU	3.5
1	2	506	A	3.5
7	s5	36	ALA	3.5
8	s6	217	SER	3.5
14	c2	37	VAL	3.5
1	6	225	A	3.5
14	c2	47	GLU	3.5
36	1	1270	A	3.5
63	N7	70	PRO	3.5
34	SR	211	ILE	3.5
11	s9	183	ALA	3.5
34	sR	116	ASP	3.4
45	L8	256	ALA	3.5

Continued on next page...

Continued from previous page...

Mol	Chain	Res	Type	RSRZ
58	n2	52	ASN	3.4
16	C4	16	VAL	3.4
26	D4	69	SER	3.4
36	1	2502	A	3.4
58	N2	28	PHE	3.4
60	N4	66	GLU	3.4
20	C8	25	ASN	3.4
33	E1	130	VAL	3.4
7	S5	25	LEU	3.4
6	S4	124	GLY	3.4
34	sR	24	ALA	3.4
13	C1	116	ARG	3.4
14	c2	114	LYS	3.4
33	E1	129	GLY	3.4
48	M1	159	THR	3.4
79	q3	2	ALA	3.4
21	C9	4	VAL	3.4
36	1	1237	G	3.4
80	sM	50	ASN	3.4
1	2	718	U	3.4
1	6	495	C	3.4
42	L5	130	GLU	3.4
60	N4	70	LYS	3.4
34	sR	32	LEU	3.4
10	S8	179	CYS	3.4
17	c5	9	LYS	3.4
17	c5	89	MET	3.4
30	d8	44	VAL	3.4
63	N7	42	LEU	3.4
12	c0	24	LYS	3.4
29	d7	57	GLU	3.4
18	C6	18	ALA	3.4
29	d7	58	SER	3.4
18	c6	29	ILE	3.4
28	D6	41	ILE	3.4
42	L5	127	GLY	3.4
1	2	1713	G	3.4
1	6	676	G	3.4
34	sR	189	GLU	3.4
36	5	1565	G	3.4
34	SR	114	ASP	3.4
11	s9	148	VAL	3.4

Continued on next page...

Continued from previous page...

Mol	Chain	Res	Type	RSRZ
34	sR	46	LYS	3.4
35	SM	86	ASN	3.4
18	C6	65	ILE	3.4
48	M1	127	PHE	3.4
27	D5	41	ILE	3.4
12	C0	93	GLN	3.4
36	1	1025	A	3.4
60	N4	94	ARG	3.4
9	S7	91	ILE	3.4
14	c2	104	GLY	3.4
36	1	1762	C	3.4
22	d0	115	GLU	3.3
34	SR	194	GLY	3.3
28	D6	68	TYR	3.3
19	C7	101	ASN	3.3
33	E1	151	ASN	3.3
35	SM	20	LEU	3.3
63	n7	96	VAL	3.3
14	c2	25	GLU	3.3
36	1	1269	U	3.3
36	1	1353	U	3.3
14	C2	52	LEU	3.3
3	S1	225	VAL	3.3
10	S8	149	SER	3.3
30	d8	61	ARG	3.3
34	sR	30	PRO	3.3
14	c2	66	VAL	3.3
36	1	1243	G	3.3
2	S0	171	GLY	3.3
3	s1	90	GLU	3.3
11	S9	89	ASP	3.3
14	C2	28	LEU	3.3
5	s3	150	MET	3.3
32	E0	50	VAL	3.3
9	S7	92	PHE	3.3
21	C9	21	PHE	3.3
14	c2	72	ILE	3.3
16	C4	83	ILE	3.3
34	SR	319	ASN	3.3
21	C9	108	LEU	3.3
42	L5	131	LEU	3.3
30	D8	28	VAL	3.3

Continued on next page...

Continued from previous page...

Mol	Chain	Res	Type	RSRZ
70	O4	23	VAL	3.3
14	c2	57	ALA	3.3
28	D6	63	ALA	3.3
1	2	239	C	3.3
48	m1	174	LYS	3.3
84	p0	18	TYR	3.3
84	p0	70	LEU	3.3
10	s8	67	TRP	3.3
34	sR	25	THR	3.3
63	n7	23	VAL	3.3
5	S3	213	GLU	3.3
63	N7	2	ALA	3.3
72	o6	99	ARG	3.3
11	s9	146	PHE	3.3
59	n3	2	SER	3.3
6	S4	134	LYS	3.3
72	O6	98	ARG	3.3
74	o8	69	LEU	3.3
6	S4	57	ASN	3.3
7	s5	154	ALA	3.3
65	N9	26	THR	3.2
76	Q0	77	ILE	3.2
11	S9	105	LEU	3.2
58	n2	76	LEU	3.2
9	s7	7	LYS	3.2
34	sR	104	VAL	3.2
60	N4	67	VAL	3.2
14	c2	125	ASN	3.2
26	d4	133	ASN	3.2
14	C2	20	ALA	3.2
12	c0	59	PHE	3.2
18	C6	36	ILE	3.2
84	p0	219	THR	3.2
17	C5	45	PHE	3.2
70	o4	34	HIS	3.2
18	C6	114	ARG	3.2
63	n7	10	VAL	3.2
7	S5	31	GLU	3.2
16	C4	39	ILE	3.2
34	sR	3	SER	3.2
58	n2	14	THR	3.2
14	c2	62	LEU	3.2

Continued on next page...

Continued from previous page...

Mol	Chain	Res	Type	RSRZ
34	sR	141	LEU	3.2
35	SM	15	ALA	3.2
23	D1	10	GLU	3.2
48	M1	108	GLU	3.2
2	s0	146	LEU	3.2
5	S3	50	ILE	3.2
22	D0	84	MET	3.2
48	M1	11	ASP	3.2
7	S5	20	PHE	3.2
14	c2	115	VAL	3.2
84	p0	217	VAL	3.2
11	s9	33	GLU	3.2
18	C6	62	ASN	3.2
8	S6	145	PHE	3.2
21	C9	50	ALA	3.2
1	6	656	G	3.2
1	6	677	G	3.2
12	C0	94	GLU	3.2
18	C6	68	ARG	3.2
12	c0	35	ILE	3.2
49	m3	130	GLY	3.2
62	n6	104	LEU	3.2
81	l8	238	LEU	3.2
7	S5	38	THR	3.2
34	sR	137	LYS	3.2
12	c0	45	ALA	3.2
34	sR	14	GLU	3.2
42	L5	247	ILE	3.2
84	p0	220	ILE	3.2
27	D5	48	ASP	3.2
34	SR	83	ALA	3.2
20	C8	65	GLU	3.2
1	2	493	U	3.2
1	6	1708	U	3.2
8	S6	18	ILE	3.2
19	C7	100	LEU	3.2
63	n7	80	LEU	3.2
34	SR	227	ALA	3.2
57	n1	121	ALA	3.2
36	5	1763	U	3.1
48	M1	96	PHE	3.1
34	sR	244	ALA	3.1

Continued on next page...

Continued from previous page...

Mol	Chain	Res	Type	RSRZ
35	SM	137	GLU	3.1
67	o1	111	GLU	3.1
71	o5	115	LYS	3.1
5	S3	217	ILE	3.1
5	S3	25	PHE	3.1
22	D0	117	VAL	3.1
30	D8	19	THR	3.1
9	s7	60	ILE	3.1
13	c1	113	PRO	3.1
7	S5	43	PHE	3.1
20	C8	73	MET	3.1
33	e1	149	LYS	3.1
28	d6	68	TYR	3.1
31	d9	13	ARG	3.1
28	D6	2	PRO	3.1
80	sM	82	THR	3.1
16	c4	125	SER	3.1
29	d7	59	CYS	3.1
81	l8	130	TYR	3.1
13	C1	147	GLY	3.1
65	N9	25	LYS	3.1
16	C4	78	ALA	3.1
34	sR	78	ALA	3.1
5	s3	86	LEU	3.1
5	s3	180	GLY	3.1
58	N2	11	ILE	3.1
22	d0	121	ASN	3.1
38	8	158	U	3.1
9	s7	32	PRO	3.1
22	D0	92	ASP	3.1
1	6	653	C	3.1
3	s1	97	LEU	3.1
17	c5	52	LYS	3.1
33	e1	100	LEU	3.1
47	m0	195	ALA	3.1
71	o5	2	ALA	3.1
18	C6	63	ILE	3.1
9	S7	33	GLU	3.1
11	S9	101	VAL	3.1
14	C2	75	VAL	3.1
31	D9	5	ASN	3.1
27	D5	51	LEU	3.1

Continued on next page...

Continued from previous page...

Mol	Chain	Res	Type	RSRZ
44	L7	27	ALA	3.1
46	l9	191	LEU	3.1
66	O0	105	ALA	3.1
58	n2	33	TYR	3.1
36	5	2444	C	3.1
74	o8	5	ILE	3.1
84	p0	86	PHE	3.1
29	D7	37	CYS	3.1
34	sR	180	ALA	3.1
16	c4	15	GLY	3.1
46	L9	189	GLU	3.1
14	c2	27	ALA	3.1
1	6	1255	G	3.1
5	s3	28	GLU	3.1
11	S9	138	LYS	3.1
1	6	1712	A	3.1
36	1	2207	A	3.1
36	5	1016	C	3.1
53	M7	174	GLY	3.0
14	c2	138	GLU	3.0
22	d0	105	GLN	3.0
17	C5	89	MET	3.0
36	1	1236	G	3.0
34	SR	46	LYS	3.0
12	c0	13	GLN	3.0
14	c2	120	VAL	3.0
12	c0	88	PRO	3.0
8	S6	80	ASN	3.0
34	sR	185	GLN	3.0
13	C1	153	PHE	3.0
14	c2	94	ALA	3.0
9	S7	32	PRO	3.0
14	C2	131	ASP	3.0
31	d9	20	GLN	3.0
28	D6	64	LEU	3.0
34	sR	13	LEU	3.0
36	1	1252	A	3.0
83	n4	84	GLY	3.0
7	s5	145	ASP	3.0
14	c2	133	LEU	3.0
42	L5	51	LEU	3.0
20	C8	21	ASN	3.0

Continued on next page...

Continued from previous page...

Mol	Chain	Res	Type	RSRZ
63	n7	4	PHE	3.0
5	s3	3	ALA	3.0
1	2	720	G	3.0
1	6	1699	G	3.0
36	5	2873	U	3.0
3	S1	54	LEU	3.0
34	SR	261	LYS	3.0
34	sR	292	LEU	3.0
36	1	1566	A	3.0
26	d4	26	ASP	3.0
3	S1	94	LYS	3.0
81	l8	121	SER	3.0
13	C1	3	THR	3.0
18	C6	38	LEU	3.0
14	c2	143	GLN	3.0
36	1	1815	U	3.0
33	e1	94	LYS	3.0
34	SR	283	LYS	3.0
42	L5	170	GLY	3.0
3	s1	20	VAL	3.0
3	s1	56	SER	3.0
5	s3	41	VAL	3.0
34	SR	25	THR	3.0
34	SR	33	LEU	3.0
16	C4	27	PHE	3.0
74	O8	71	PRO	3.0
10	S8	143	TRP	3.0
9	S7	98	ILE	3.0
16	C4	38	THR	3.0
70	O4	113	LYS	3.0
6	S4	260	GLY	3.0
49	M3	130	GLY	3.0
1	2	280	U	3.0
20	C8	69	ILE	3.0
21	c9	136	ALA	3.0
22	d0	22	ILE	3.0
55	m9	183	ALA	3.0
84	p0	100	ILE	3.0
60	N4	96	LEU	3.0
21	C9	80	TYR	2.9
29	d7	46	VAL	2.9
33	e1	92	LYS	2.9

Continued on next page...

Continued from previous page...

Mol	Chain	Res	Type	RSRZ
4	S2	248	SER	2.9
66	o0	9	SER	2.9
27	D5	102	THR	2.9
2	S0	187	ALA	2.9
3	S1	133	TYR	2.9
18	c6	89	LEU	2.9
33	e1	78	LYS	2.9
34	sR	251	TRP	2.9
23	D1	40	ASP	2.9
58	n2	13	LYS	2.9
32	E0	38	LEU	2.9
34	sR	162	ALA	2.9
5	s3	152	PHE	2.9
14	c2	110	GLY	2.9
49	m3	192	GLU	2.9
8	S6	226	ILE	2.9
11	S9	178	ALA	2.9
14	C2	62	LEU	2.9
16	c4	79	VAL	2.9
18	C6	28	LEU	2.9
72	O6	100	HIS	2.9
3	S1	219	LYS	2.9
81	l8	247	ASP	2.9
42	l5	4	GLN	2.9
6	S4	70	VAL	2.9
27	D5	65	LEU	2.9
34	SR	262	VAL	2.9
27	d5	86	GLU	2.9
78	q2	105	GLN	2.9
36	1	2205	U	2.9
3	S1	28	GLU	2.9
1	6	1698	G	2.9
14	c2	91	VAL	2.9
17	c5	74	ALA	2.9
3	S1	95	ASN	2.9
9	s7	4	PRO	2.9
39	l2	249	SER	2.9
60	N4	92	GLU	2.9
5	s3	182	LEU	2.9
27	d5	88	ILE	2.9
4	s2	92	ALA	2.9
22	D0	53	LYS	2.9

Continued on next page...

Continued from previous page...

Mol	Chain	Res	Type	RSRZ
1	2	1370	U	2.9
36	5	1026	A	2.9
5	s3	42	THR	2.9
59	N3	3	GLY	2.9
83	n4	132	GLY	2.9
3	S1	218	LEU	2.9
9	S7	44	LYS	2.9
33	E1	143	LYS	2.9
3	S1	22	ASP	2.9
9	s7	48	GLU	2.9
13	C1	150	ASN	2.9
14	c2	119	SER	2.9
42	L5	220	SER	2.9
10	S8	200	LYS	2.9
18	C6	29	ILE	2.9
63	n7	68	ILE	2.9
3	s1	100	PHE	2.9
13	C1	151	LYS	2.9
22	d0	120	SER	2.9
30	D8	21	SER	2.9
42	L5	146	LEU	2.9
53	M7	182	ILE	2.9
14	c2	128	ALA	2.9
34	SR	226	ALA	2.9
34	SR	102	ARG	2.9
3	s1	55	LYS	2.9
7	S5	134	VAL	2.8
27	d5	50	ILE	2.8
7	s5	225	ARG	2.8
3	s1	133	TYR	2.8
17	c5	7	ALA	2.8
49	m3	137	GLN	2.8
1	6	1693	A	2.8
11	s9	93	LEU	2.8
12	c0	80	LEU	2.8
22	D0	20	ILE	2.8
34	sR	311	ARG	2.8
72	O6	99	ARG	2.8
81	l8	252	ASN	2.8
3	s1	52	THR	2.8
66	o0	105	ALA	2.8
3	S1	232	HIS	2.8

Continued on next page...

Continued from previous page...

Mol	Chain	Res	Type	RSRZ
33	E1	88	PRO	2.8
74	o8	66	ILE	2.8
1	2	723	G	2.8
42	L5	95	TRP	2.8
5	s3	87	TYR	2.8
22	d0	17	GLN	2.8
78	Q2	79	THR	2.8
6	S4	162	ILE	2.8
71	o5	119	LYS	2.8
2	S0	28	ASN	2.8
12	C0	68	LEU	2.8
40	l3	386	ASP	2.8
22	d0	35	GLU	2.8
29	D7	57	GLU	2.8
13	c1	145	ALA	2.8
1	2	793	A	2.8
58	n2	87	ASN	2.8
20	C8	20	THR	2.8
22	d0	20	ILE	2.8
1	6	712	G	2.8
1	6	1491	U	2.8
1	6	1697	G	2.8
32	E0	25	GLU	2.8
7	S5	70	VAL	2.8
10	s8	66	SER	2.8
14	C2	63	VAL	2.8
3	S1	98	THR	2.8
28	D6	67	THR	2.8
34	SR	221	MET	2.8
36	5	2540	A	2.8
52	m6	184	THR	2.8
3	S1	55	LYS	2.8
19	C7	86	PRO	2.8
8	S6	165	GLY	2.8
10	s8	143	TRP	2.8
14	c2	52	LEU	2.8
1	2	488	G	2.8
1	6	1229	G	2.8
20	C8	44	ASN	2.8
34	SR	74	THR	2.8
78	Q2	78	LYS	2.8
5	s3	69	LEU	2.8

Continued on next page...

Continued from previous page...

Mol	Chain	Res	Type	RSRZ
14	C2	41	LEU	2.8
26	d4	135	ASP	2.8
46	l9	190	ASP	2.8
19	C7	62	GLN	2.8
26	D4	2	SER	2.8
17	C5	49	MET	2.8
27	D5	58	ARG	2.8
81	l8	154	ALA	2.8
1	2	541	A	2.8
34	sR	186	PHE	2.8
40	L3	139	GLN	2.8
3	S1	193	ILE	2.8
27	d5	68	ARG	2.8
63	N7	72	ILE	2.8
42	L5	126	GLU	2.8
43	l6	129	GLU	2.8
11	S9	128	LEU	2.8
59	N3	4	ASN	2.8
17	C5	14	THR	2.8
21	c9	55	TYR	2.8
33	e1	86	THR	2.8
20	c8	11	PHE	2.8
21	C9	143	ASP	2.8
49	m3	133	PRO	2.8
31	d9	52	PHE	2.8
63	n7	13	VAL	2.8
1	6	1059	U	2.8
34	sR	177	MET	2.8
66	O0	14	LEU	2.8
33	e1	126	CYS	2.8
33	e1	127	GLY	2.8
72	o6	96	ALA	2.8
3	S1	66	VAL	2.8
14	c2	86	VAL	2.8
14	c2	130	THR	2.8
22	d0	114	VAL	2.8
45	L8	201	THR	2.8
72	o6	93	ILE	2.7
9	s7	34	LEU	2.7
22	d0	26	LEU	2.7
2	S0	203	PHE	2.7
7	S5	155	ALA	2.7

Continued on next page...

Continued from previous page...

Mol	Chain	Res	Type	RSRZ
34	SR	49	GLY	2.7
3	S1	101	HIS	2.7
42	L5	297	GLN	2.7
83	n4	75	THR	2.7
49	m3	136	GLU	2.7
3	s1	111	ARG	2.7
22	d0	64	LYS	2.7
33	E1	82	LYS	2.7
22	d0	31	VAL	2.7
2	S0	170	ILE	2.7
12	C0	17	GLN	2.7
55	M9	50	ILE	2.7
14	C2	107	ASP	2.7
34	SR	201	THR	2.7
34	sR	72	THR	2.7
11	S9	174	ARG	2.7
34	sR	190	ALA	2.7
36	1	1572	U	2.7
36	5	620	U	2.7
74	o8	45	VAL	2.7
7	s5	181	GLU	2.7
12	c0	33	GLU	2.7
22	D0	98	GLN	2.7
5	s3	11	LEU	2.7
13	c1	30	ARG	2.7
33	E1	83	LYS	2.7
14	C2	137	MET	2.7
5	s3	145	ALA	2.7
14	c2	60	VAL	2.7
68	O2	2	ALA	2.7
16	C4	76	ILE	2.7
11	S9	123	HIS	2.7
34	sR	301	LEU	2.7
35	SM	14	ASP	2.7
12	C0	66	TYR	2.7
16	c4	28	VAL	2.7
78	Q2	2	VAL	2.7
34	sR	123	ILE	2.7
39	l2	143	GLU	2.7
53	M7	180	LYS	2.7
6	S4	123	LEU	2.7
9	S7	170	GLN	2.7

Continued on next page...

Continued from previous page...

Mol	Chain	Res	Type	RSRZ
29	D7	33	LEU	2.7
58	N2	89	LEU	2.7
84	p0	218	SER	2.7
12	C0	28	ASN	2.7
30	d8	57	MET	2.7
13	C1	149	ALA	2.7
18	C6	19	VAL	2.7
30	D8	45	LYS	2.7
6	S4	69	HIS	2.7
14	C2	111	ASN	2.7
14	c2	117	GLY	2.7
20	c8	25	ASN	2.7
36	1	1581	C	2.7
33	e1	108	VAL	2.7
63	n7	21	LYS	2.7
21	C9	51	GLU	2.7
42	l5	126	GLU	2.7
5	s3	176	LEU	2.7
33	e1	139	LEU	2.7
10	s8	179	CYS	2.7
7	S5	128	ASN	2.7
7	S5	21	THR	2.7
9	s7	52	ALA	2.7
18	C6	17	THR	2.7
12	c0	27	PHE	2.7
29	D7	32	PHE	2.7
58	N2	9	GLN	2.7
18	C6	11	GLY	2.7
84	p0	48	ARG	2.7
45	L8	202	GLU	2.7
84	p0	87	VAL	2.7
16	c4	60	ALA	2.7
28	D6	47	ALA	2.7
36	1	1095	U	2.7
9	s7	58	LEU	2.7
58	n2	70	LYS	2.7
84	p0	25	LEU	2.7
23	d1	87	ARG	2.7
10	s8	61	GLU	2.7
17	C5	76	VAL	2.7
28	D6	61	GLU	2.7
34	SR	223	TRP	2.7

Continued on next page...

Continued from previous page...

Mol	Chain	Res	Type	RSRZ
22	d0	30	LYS	2.7
60	N4	93	ARG	2.7
19	c7	71	PHE	2.7
19	C7	118	PRO	2.7
55	m9	187	GLU	2.7
63	n7	43	VAL	2.7
10	s8	137	LYS	2.6
2	s0	185	ARG	2.6
6	S4	254	ARG	2.6
14	C2	108	ARG	2.6
74	o8	54	LEU	2.6
1	2	1689	A	2.6
1	6	721	U	2.6
2	S0	158	VAL	2.6
14	c2	40	GLY	2.6
16	c4	98	GLY	2.6
84	p0	80	VAL	2.6
8	s6	169	TYR	2.6
14	C2	89	ILE	2.6
22	d0	106	ILE	2.6
33	E1	149	LYS	2.6
14	c2	42	ALA	2.6
18	C6	49	TYR	2.6
34	sR	171	SER	2.6
12	c0	28	ASN	2.6
81	l8	240	ASN	2.6
84	p0	197	PHE	2.6
1	2	501	U	2.6
3	S1	45	LYS	2.6
7	S5	149	VAL	2.6
14	c2	127	GLY	2.6
22	d0	94	GLU	2.6
58	N2	64	THR	2.6
6	S4	44	LEU	2.6
16	C4	115	ILE	2.6
18	C6	5	PRO	2.6
26	D4	18	LEU	2.6
33	e1	128	ALA	2.6
34	sR	122	ILE	2.6
36	1	2208	A	2.6
60	N4	71	ARG	2.6
51	m5	6	TYR	2.6

Continued on next page...

Continued from previous page...

Mol	Chain	Res	Type	RSRZ
80	sM	66	ALA	2.6
11	s9	184	SER	2.6
30	d8	59	SER	2.6
6	S4	89	VAL	2.6
11	S9	141	VAL	2.6
16	C4	97	GLY	2.6
74	o8	7	ASP	2.6
22	d0	67	THR	2.6
72	o6	36	ARG	2.6
84	p0	104	ARG	2.6
63	N7	122	HIS	2.6
34	sR	134	TRP	2.6
83	n4	135	SER	2.6
67	O1	83	GLU	2.6
6	S4	153	ASN	2.6
11	S9	130	THR	2.6
1	2	711	U	2.6
21	C9	18	TYR	2.6
31	d9	34	TYR	2.6
36	5	1028	U	2.6
42	L5	226	TYR	2.6
3	s1	101	HIS	2.6
11	s9	164	PHE	2.6
1	6	1371	A	2.6
18	C6	141	SER	2.6
2	S0	39	ASN	2.6
7	S5	158	GLN	2.6
10	s8	165	LEU	2.6
34	sR	135	THR	2.6
47	M0	181	TYR	2.6
71	O5	11	THR	2.6
1	6	1398	U	2.6
36	1	2209	U	2.6
6	S4	61	VAL	2.6
7	S5	24	VAL	2.6
18	c6	19	VAL	2.6
34	SR	181	TRP	2.6
36	5	1573	G	2.6
67	O1	82	GLU	2.6
7	s5	35	GLN	2.6
12	C0	2	LEU	2.6
20	C8	101	LEU	2.6

Continued on next page...

Continued from previous page...

Mol	Chain	Res	Type	RSRZ
27	d5	51	LEU	2.6
34	sR	52	GLN	2.6
33	e1	106	TYR	2.6
34	sR	4	ASN	2.6
27	D5	103	ARG	2.6
72	o6	56	ARG	2.6
1	2	820	U	2.6
3	S1	102	GLY	2.6
7	s5	220	VAL	2.6
20	C8	55	HIS	2.6
84	p0	30	VAL	2.6
16	c4	112	ILE	2.6
11	s9	141	VAL	2.6
29	D7	39	GLY	2.6
58	n2	56	VAL	2.6
1	6	667	U	2.6
5	S3	200	LYS	2.6
9	S7	126	LEU	2.6
11	s9	134	ILE	2.6
26	D4	17	LEU	2.6
22	D0	16	GLN	2.6
22	D0	105	GLN	2.6
55	M9	170	ARG	2.6
6	s4	54	TYR	2.6
7	S5	36	ALA	2.6
11	S9	164	PHE	2.6
34	SR	51	ASP	2.6
34	SR	54	PHE	2.6
83	n4	85	ALA	2.6
83	n4	95	SER	2.6
9	S7	90	VAL	2.6
14	C2	123	VAL	2.6
22	d0	46	GLU	2.6
28	D6	60	PRO	2.6
31	d9	16	LYS	2.6
1	2	136	C	2.6
1	2	189	C	2.6
10	s8	121	LEU	2.6
17	c5	80	MET	2.6
30	D8	65	ARG	2.6
34	SR	225	LEU	2.6
5	s3	219	ALA	2.6

Continued on next page...

Continued from previous page...

Mol	Chain	Res	Type	RSRZ
15	C3	26	PHE	2.6
45	L8	113	ALA	2.6
66	o0	59	TYR	2.6
9	S7	48	GLU	2.6
9	S7	80	GLU	2.6
18	C6	22	VAL	2.6
3	S1	229	MET	2.6
6	s4	261	LEU	2.6
9	S7	129	LEU	2.6
14	c2	54	ARG	2.6
32	E0	42	ARG	2.6
39	l2	252	THR	2.6
40	l3	387	LEU	2.6
63	n7	7	ALA	2.6
81	l8	120	LYS	2.6
14	c2	98	GLY	2.6
42	L5	235	SER	2.6
34	SR	71	CYS	2.6
58	n2	89	LEU	2.6
6	S4	159	THR	2.6
84	p0	205	THR	2.6
27	d5	104	ALA	2.5
28	D6	40	ALA	2.5
42	l5	270	LYS	2.5
63	n7	2	ALA	2.5
74	o8	26	LYS	2.5
19	C7	76	GLU	2.5
3	S1	26	ARG	2.5
28	D6	21	VAL	2.5
36	1	1094	U	2.5
18	C6	6	SER	2.5
22	d0	113	ASP	2.5
10	s8	183	ILE	2.5
16	C4	29	HIS	2.5
22	d0	29	THR	2.5
42	l5	109	THR	2.5
70	o4	106	LYS	2.5
14	C2	118	ALA	2.5
14	c2	129	GLU	2.5
22	D0	47	GLN	2.5
28	D6	49	ALA	2.5
34	sR	227	ALA	2.5

Continued on next page...

Continued from previous page...

Mol	Chain	Res	Type	RSRZ
34	SR	113	VAL	2.5
1	2	133	U	2.5
16	c4	33	LEU	2.5
31	d9	36	LEU	2.5
34	SR	32	LEU	2.5
36	5	1353	U	2.5
12	c0	3	MET	2.5
14	C2	106	ILE	2.5
33	e1	136	LYS	2.5
16	C4	119	THR	2.5
17	C5	15	HIS	2.5
10	s8	117	TYR	2.5
42	L5	98	ALA	2.5
62	N6	88	GLU	2.5
63	n7	66	THR	2.5
26	d4	57	VAL	2.5
81	l8	174	GLY	2.5
4	s2	64	LYS	2.5
9	S7	41	LEU	2.5
2	s0	98	ILE	2.5
11	S9	87	SER	2.5
74	o8	11	PHE	2.5
11	S9	3	ARG	2.5
1	2	491	C	2.5
1	2	1716	C	2.5
30	d8	63	ALA	2.5
28	D6	45	VAL	2.5
42	L5	296	GLN	2.5
11	s9	180	LYS	2.5
18	c6	44	LEU	2.5
17	c5	56	PHE	2.5
17	c5	71	GLU	2.5
20	c8	142	GLY	2.5
35	SM	98	GLY	2.5
42	L5	119	TYR	2.5
60	N4	97	LYS	2.5
83	n4	134	GLN	2.5
9	S7	81	LEU	2.5
28	d6	44	ILE	2.5
30	d8	32	PHE	2.5
11	S9	106	GLU	2.5
16	C4	116	GLU	2.5

Continued on next page...

Continued from previous page...

Mol	Chain	Res	Type	RSRZ
22	D0	96	PRO	2.5
33	E1	137	ASP	2.5
42	L5	177	GLU	2.5
8	s6	162	VAL	2.5
9	s7	38	LEU	2.5
12	c0	17	GLN	2.5
38	8	81	U	2.5
42	L5	159	VAL	2.5
74	O8	72	THR	2.5
36	5	3154	C	2.5
21	C9	141	GLU	2.5
2	S0	161	PRO	2.5
20	C8	142	GLY	2.5
26	d4	134	ALA	2.5
47	M0	195	ALA	2.5
58	n2	39	ASP	2.5
58	n2	53	ALA	2.5
84	p0	187	VAL	2.5
3	S1	111	ARG	2.5
66	o0	104	LEU	2.5
30	D8	43	ASN	2.5
14	c2	99	GLU	2.5
81	l8	231	LYS	2.5
36	1	2539	C	2.5
6	S4	256	ARG	2.5
9	s7	12	ALA	2.5
9	S7	31	SER	2.5
17	c5	109	PRO	2.5
34	SR	78	ALA	2.5
80	sM	55	SER	2.5
1	2	240	U	2.5
3	S1	52	THR	2.5
4	S2	146	THR	2.5
32	e0	48	THR	2.5
33	E1	116	LYS	2.5
34	sR	170	ILE	2.5
61	N5	142	ILE	2.5
3	S1	213	ARG	2.5
9	S7	34	LEU	2.5
9	s7	9	LEU	2.5
11	S9	96	VAL	2.5
34	sR	155	ARG	2.5

Continued on next page...

Continued from previous page...

Mol	Chain	Res	Type	RSRZ
11	s9	28	LEU	2.5
12	c0	66	TYR	2.5
34	SR	34	LEU	2.5
48	M1	54	VAL	2.5
81	l8	245	LYS	2.5
11	s9	182	GLU	2.5
34	sR	31	ASN	2.5
36	5	1356	U	2.5
1	6	1233	G	2.5
27	d5	60	VAL	2.5
36	1	1268	G	2.5
9	S7	5	GLN	2.5
33	e1	89	LYS	2.5
34	SR	52	GLN	2.5
53	M7	163	LYS	2.5
1	6	1703	C	2.5
14	c2	134	SER	2.5
2	S0	49	ASN	2.5
5	S3	223	LYS	2.5
6	S4	55	ALA	2.5
8	S6	124	LEU	2.5
18	c6	115	THR	2.5
17	c5	54	ALA	2.5
18	C6	24	ALA	2.5
20	C8	17	LEU	2.5
34	sR	6	VAL	2.5
34	sR	157	VAL	2.5
35	SM	83	LYS	2.5
35	SM	141	ALA	2.5
49	m3	132	ALA	2.5
50	M4	9	ALA	2.5
80	sM	23	LYS	2.5
17	C5	12	PHE	2.5
21	C9	54	PHE	2.5
28	D6	20	PRO	2.5
63	n7	82	PRO	2.5
84	p0	71	PRO	2.5
14	c2	131	ASP	2.5
49	M3	52	ASP	2.5
3	S1	130	SER	2.5
12	c0	6	GLU	2.5
36	5	1579	C	2.4

Continued on next page...

Continued from previous page...

Mol	Chain	Res	Type	RSRZ
13	C1	148	LYS	2.4
17	C5	103	ASN	2.4
22	d0	49	ASN	2.4
67	o1	5	LYS	2.4
74	O8	36	LYS	2.4
7	s5	159	ALA	2.4
34	SR	284	ALA	2.4
58	n2	69	ALA	2.4
9	s7	24	PHE	2.4
22	D0	15	GLN	2.4
16	C4	46	MET	2.4
17	C5	29	SER	2.4
30	D8	59	SER	2.4
11	S9	185	GLY	2.4
21	C9	71	VAL	2.4
21	C9	105	LEU	2.4
42	L5	236	LEU	2.4
72	o6	71	LYS	2.4
34	sR	105	GLY	2.4
1	2	495	C	2.4
17	c5	101	ALA	2.4
5	s3	196	ARG	2.4
18	C6	109	PHE	2.4
22	D0	85	ARG	2.4
29	D7	40	CYS	2.4
2	S0	122	ILE	2.4
27	D5	91	PRO	2.4
17	C5	20	VAL	2.4
34	SR	26	SER	2.4
63	n7	26	VAL	2.4
6	S4	47	PHE	2.4
10	s8	65	PHE	2.4
1	6	1704	U	2.4
17	c5	104	GLN	2.4
34	SR	131	ILE	2.4
36	5	2441	A	2.4
2	S0	25	GLY	2.4
27	D5	80	LEU	2.4
63	n7	75	VAL	2.4
7	S5	71	ALA	2.4
32	E0	51	ASN	2.4
42	L5	190	ILE	2.4

Continued on next page...

Continued from previous page...

Mol	Chain	Res	Type	RSRZ
9	s7	16	LEU	2.4
14	c2	46	ARG	2.4
18	C6	48	VAL	2.4
21	C9	114	VAL	2.4
84	p0	210	VAL	2.4
4	S2	78	ASP	2.4
36	1	2445	A	2.4
2	S0	20	ALA	2.4
14	c2	140	PHE	2.4
34	sR	79	TYR	2.4
40	L3	135	ALA	2.4
11	S9	169	PRO	2.4
17	c5	111	MET	2.4
18	C6	117	LEU	2.4
22	d0	104	THR	2.4
28	D6	51	ARG	2.4
34	SR	265	LEU	2.4
27	d5	87	GLY	2.4
16	C4	47	LYS	2.4
21	C9	55	TYR	2.4
27	d5	43	ASP	2.4
11	S9	156	ILE	2.4
12	C0	92	ILE	2.4
16	C4	19	ILE	2.4
8	S6	201	GLN	2.4
11	S9	118	LEU	2.4
14	c2	88	LEU	2.4
23	D1	82	VAL	2.4
31	D9	36	LEU	2.4
34	sR	309	VAL	2.4
63	N7	92	PHE	2.4
3	S1	139	ALA	2.4
2	S0	144	ILE	2.4
2	S0	185	ARG	2.4
34	SR	199	ILE	2.4
72	o6	64	SER	2.4
3	S1	114	VAL	2.4
22	D0	21	LYS	2.4
22	D0	116	VAL	2.4
17	c5	17	TYR	2.4
26	D4	3	ASP	2.4
27	D5	50	ILE	2.4

Continued on next page...

Continued from previous page...

Mol	Chain	Res	Type	RSRZ
34	SR	50	ASP	2.4
60	N4	65	GLU	2.4
70	O4	2	ALA	2.4
7	s5	133	VAL	2.4
9	S7	9	LEU	2.4
18	C6	12	LYS	2.4
30	D8	30	VAL	2.4
2	s0	19	ALA	2.4
3	s1	227	ALA	2.4
7	S5	39	GLU	2.4
33	E1	93	HIS	2.4
34	sR	172	ALA	2.4
1	2	714	G	2.4
10	S8	199	LYS	2.4
11	S9	29	LYS	2.4
33	e1	109	ASP	2.4
34	SR	165	ASP	2.4
40	L3	386	ASP	2.4
20	C8	32	LEU	2.4
34	SR	91	LEU	2.4
15	C3	62	GLN	2.4
6	S4	77	ARG	2.4
6	S4	138	TYR	2.4
18	c6	49	TYR	2.4
36	1	1103	A	2.4
73	O7	88	ALA	2.4
70	O4	34	HIS	2.4
2	S0	146	LEU	2.4
2	s0	54	TRP	2.4
29	d7	33	LEU	2.4
8	s6	156	PHE	2.4
13	C1	118	GLN	2.4
21	c9	112	GLY	2.4
22	d0	117	VAL	2.4
36	5	442	G	2.4
47	M0	102	MET	2.4
11	s9	64	GLU	2.4
5	S3	88	ALA	2.4
7	s5	68	ILE	2.4
12	C0	23	ALA	2.4
55	M9	189	ALA	2.4
63	N7	46	ILE	2.4

Continued on next page...

Continued from previous page...

Mol	Chain	Res	Type	RSRZ
65	N9	55	ALA	2.4
16	C4	102	LEU	2.4
30	d8	54	LEU	2.4
10	s8	112	TRP	2.3
18	C6	55	VAL	2.3
26	d4	67	GLY	2.3
36	5	440	A	2.3
58	n2	17	VAL	2.3
66	o0	67	VAL	2.3
1	2	193	U	2.3
1	6	192	U	2.3
14	c2	76	GLU	2.3
26	D4	83	LYS	2.3
33	e1	81	LYS	2.3
36	1	1765	U	2.3
83	n4	107	GLU	2.3
9	S7	58	LEU	2.3
19	C7	73	LEU	2.3
7	s5	149	VAL	2.3
8	s6	22	HIS	2.3
5	s3	77	PHE	2.3
7	s5	43	PHE	2.3
16	C4	75	GLY	2.3
74	o8	25	VAL	2.3
17	c5	12	PHE	2.3
18	C6	8	GLN	2.3
34	SR	117	LYS	2.3
11	s9	181	ALA	2.3
13	c1	144	ALA	2.3
22	d0	95	ALA	2.3
23	D1	34	ILE	2.3
36	5	1564	U	2.3
78	q2	104	LEU	2.3
1	2	712	G	2.3
7	S5	48	PHE	2.3
7	S5	69	PHE	2.3
10	S8	138	ASN	2.3
17	c5	105	VAL	2.3
33	E1	90	LYS	2.3
9	s7	5	GLN	2.3
78	Q2	102	GLN	2.3
11	S9	135	ALA	2.3

Continued on next page...

Continued from previous page...

Mol	Chain	Res	Type	RSRZ
18	C6	142	TYR	2.3
36	5	1580	A	2.3
63	N7	77	TYR	2.3
8	S6	38	GLY	2.3
14	C2	105	LYS	2.3
34	SR	315	VAL	2.3
36	5	1815	U	2.3
42	L5	55	PHE	2.3
84	p0	85	GLY	2.3
3	S1	126	THR	2.3
8	S6	78	THR	2.3
42	l5	296	GLN	2.3
1	6	669	G	2.3
21	C9	134	ARG	2.3
3	s1	110	LEU	2.3
8	s6	175	ILE	2.3
53	M7	168	LEU	2.3
58	n2	31	ALA	2.3
30	d8	41	VAL	2.3
11	S9	64	GLU	2.3
14	c2	139	HIS	2.3
17	c5	128	HIS	2.3
16	C4	89	THR	2.3
8	S6	77	LEU	2.3
14	C2	26	ASP	2.3
34	sR	165	ASP	2.3
17	c5	133	ALA	2.3
31	D9	38	ILE	2.3
33	e1	114	VAL	2.3
42	l5	135	VAL	2.3
3	s1	51	SER	2.3
1	2	232	U	2.3
20	C8	145	ARG	2.3
27	D5	68	ARG	2.3
28	D6	85	ARG	2.3
42	L5	117	GLU	2.3
5	s3	148	LYS	2.3
14	c2	45	LEU	2.3
14	c2	67	THR	2.3
16	C4	77	THR	2.3
17	C5	59	LYS	2.3
22	D0	27	THR	2.3

Continued on next page...

Continued from previous page...

Mol	Chain	Res	Type	RSRZ
34	sR	222	LEU	2.3
45	L8	120	LYS	2.3
72	O6	96	ALA	2.3
18	c6	46	PHE	2.3
26	d4	35	VAL	2.3
32	e0	47	VAL	2.3
84	p0	26	PHE	2.3
1	2	724	C	2.3
7	s5	144	GLU	2.3
20	C8	40	ARG	2.3
22	D0	94	GLU	2.3
84	p0	64	ARG	2.3
4	s2	89	GLN	2.3
14	c2	38	HIS	2.3
36	1	252	U	2.3
38	4	158	U	2.3
6	S4	91	THR	2.3
7	s5	199	ILE	2.3
23	D1	53	TYR	2.3
27	D5	101	TYR	2.3
48	M1	65	ILE	2.3
16	C4	118	VAL	2.3
21	C9	8	ASP	2.3
58	N2	33	TYR	2.3
58	N2	80	THR	2.3
78	q2	79	THR	2.3
32	E0	44	PHE	2.3
83	n4	103	ALA	2.3
72	O6	68	ARG	2.3
12	c0	74	GLU	2.3
12	c0	48	SER	2.3
84	p0	215	SER	2.3
47	M0	200	LEU	2.3
76	Q0	82	LEU	2.3
22	D0	19	ILE	2.3
2	S0	22	THR	2.3
5	S3	54	ARG	2.3
6	S4	111	VAL	2.3
13	C1	154	ALA	2.3
36	5	2538	U	2.3
30	D8	26	THR	2.3
34	sR	201	THR	2.3

Continued on next page...

Continued from previous page...

Mol	Chain	Res	Type	RSRZ
62	n6	53	ASP	2.3
74	o8	32	ASN	2.3
70	O4	78	GLY	2.3
2	S0	201	LEU	2.3
74	o8	73	LEU	2.3
5	s3	74	GLN	2.3
22	d0	12	GLN	2.3
3	s1	24	PHE	2.3
9	s7	70	PHE	2.3
20	C8	146	ALA	2.3
63	n7	41	ALA	2.3
69	o3	60	ARG	2.3
1	6	657	U	2.3
3	s1	53	GLY	2.3
13	C1	155	LYS	2.3
29	d7	36	LYS	2.3
31	d9	29	GLY	2.3
7	S5	161	ASP	2.3
32	e0	51	ASN	2.3
40	L3	200	GLU	2.3
2	S0	198	MET	2.3
21	c9	28	LEU	2.3
29	d7	38	PRO	2.3
14	C2	119	SER	2.3
30	d8	21	SER	2.3
14	C2	126	TRP	2.3
19	C7	110	VAL	2.3
57	N1	127	GLN	2.3
84	p0	214	VAL	2.3
42	L5	221	GLU	2.3
1	6	1399	C	2.3
6	S4	143	ASP	2.3
20	c8	141	THR	2.3
35	SM	101	ASP	2.3
58	N2	52	ASN	2.3
6	S4	56	LEU	2.3
66	O0	101	LEU	2.3
72	o6	60	LEU	2.3
3	S1	223	PHE	2.3
6	S4	130	GLN	2.3
12	C0	58	GLN	2.3
14	C2	94	ALA	2.3

Continued on next page...

Continued from previous page...

Mol	Chain	Res	Type	RSRZ
22	d0	90	TYR	2.3
36	1	1259	A	2.3
83	n4	72	SER	2.3
8	s6	1	MET	2.2
36	1	1567	U	2.2
17	c5	102	PHE	2.2
36	1	1254	C	2.2
66	o0	100	ILE	2.2
74	O8	43	PHE	2.2
3	S1	53	GLY	2.2
3	S1	93	GLY	2.2
18	C6	50	GLU	2.2
19	C7	125	SER	2.2
22	d0	83	GLU	2.2
34	sR	285	ALA	2.2
35	SM	47	ALA	2.2
36	1	1240	A	2.2
36	1	1575	A	2.2
1	6	234	G	2.2
2	S0	98	ILE	2.2
7	S5	129	PRO	2.2
36	5	252	U	2.2
9	s7	33	GLU	2.2
18	C6	56	GLY	2.2
64	N8	94	ALA	2.2
81	l8	250	ALA	2.2
5	S3	40	ARG	2.2
9	S7	97	ARG	2.2
63	n7	57	HIS	2.2
3	S1	97	LEU	2.2
3	s1	217	LEU	2.2
14	c2	135	MET	2.2
34	SR	121	MET	2.2
3	S1	31	ASP	2.2
36	1	1260	A	2.2
17	C5	41	VAL	2.2
1	2	132	U	2.2
5	S3	210	GLU	2.2
14	C2	83	GLU	2.2
26	D4	106	GLN	2.2
39	L2	250	GLN	2.2
49	m3	193	ALA	2.2

Continued on next page...

Continued from previous page...

Mol	Chain	Res	Type	RSRZ
11	S9	36	LEU	2.2
11	S9	80	LEU	2.2
36	1	1574	C	2.2
36	5	1761	C	2.2
74	o8	48	SER	2.2
2	S0	29	VAL	2.2
3	S1	137	ILE	2.2
64	n8	85	ASP	2.2
7	s5	183	ALA	2.2
11	S9	183	ALA	2.2
17	c5	97	TYR	2.2
29	D7	45	THR	2.2
33	e1	96	LYS	2.2
36	5	1027	A	2.2
74	O8	6	THR	2.2
2	S0	23	HIS	2.2
3	s1	96	LEU	2.2
20	c8	129	TRP	2.2
55	M9	185	LEU	2.2
63	N7	5	LEU	2.2
14	C2	122	VAL	2.2
20	C8	35	ILE	2.2
58	N2	38	ILE	2.2
12	c0	63	TYR	2.2
26	D4	26	ASP	2.2
18	c6	83	GLN	2.2
22	d0	15	GLN	2.2
34	sR	184	ASN	2.2
81	l8	155	ASN	2.2
20	C8	66	LEU	2.2
1	6	231	U	2.2
3	S1	29	TRP	2.2
14	c2	100	TRP	2.2
8	S6	175	ILE	2.2
16	C4	103	ARG	2.2
21	C9	6	VAL	2.2
35	SM	49	LYS	2.2
75	o9	36	ARG	2.2
14	c2	77	GLY	2.2
4	s2	87	GLN	2.2
7	S5	22	PRO	2.2
9	S7	38	LEU	2.2

Continued on next page...

Continued from previous page...

Mol	Chain	Res	Type	RSRZ
9	S7	74	GLN	2.2
14	C2	128	ALA	2.2
17	c5	103	ASN	2.2
8	S6	164	LYS	2.2
14	C2	43	ARG	2.2
35	SM	73	SER	2.2
36	1	1026	A	2.2
32	e0	22	GLU	2.2
42	L5	82	GLU	2.2
3	S1	135	LEU	2.2
7	s5	55	ASP	2.2
30	d8	10	ALA	2.2
56	N0	2	ALA	2.2
11	S9	86	LEU	2.2
20	C8	6	GLN	2.2
33	e1	88	PRO	2.2
5	s3	67	ASN	2.2
7	s5	148	ARG	2.2
20	C8	48	LYS	2.2
21	c9	36	ILE	2.2
58	n2	92	TRP	2.2
74	o8	56	ILE	2.2
7	S5	218	GLU	2.2
8	s6	166	GLU	2.2
23	D1	87	ARG	2.2
78	q2	78	LYS	2.2
3	s1	46	THR	2.2
7	s5	224	ASN	2.2
19	C7	71	PHE	2.2
34	SR	4	ASN	2.2
3	s1	28	GLU	2.2
5	s3	58	VAL	2.2
14	c2	75	VAL	2.2
43	L6	129	GLU	2.2
63	n7	24	VAL	2.2
36	5	2442	G	2.2
11	s9	138	LYS	2.2
18	C6	15	SER	2.2
18	C6	89	LEU	2.2
28	d6	49	ALA	2.2
34	sR	254	ALA	2.2
10	s8	109	PHE	2.2

Continued on next page...

Continued from previous page...

Mol	Chain	Res	Type	RSRZ
32	E0	58	PRO	2.2
34	SR	191	ASP	2.2
34	sR	61	PHE	2.2
4	S2	82	ASN	2.2
7	S5	160	VAL	2.2
8	S6	36	VAL	2.2
16	C4	112	ILE	2.2
58	n2	63	VAL	2.2
1	2	696	C	2.2
25	D3	48	HIS	2.2
16	C4	41	ARG	2.2
30	D8	56	LEU	2.2
34	SR	89	LEU	2.2
78	Q2	93	LEU	2.2
18	C6	60	PHE	2.2
36	5	249	U	2.2
9	S7	95	GLU	2.2
42	l5	137	ASP	2.2
63	N7	95	VAL	2.2
66	O0	97	ASP	2.2
5	s3	55	THR	2.2
5	s3	83	THR	2.2
14	c2	111	ASN	2.2
55	m9	151	ARG	2.2
12	c0	61	TRP	2.1
34	SR	313	TRP	2.1
60	N4	64	THR	2.2
2	s0	99	ALA	2.1
73	O7	86	ALA	2.1
59	n3	7	GLN	2.1
72	O6	64	SER	2.1
13	c1	121	ASP	2.1
26	D4	38	ASP	2.1
63	n7	12	VAL	2.1
3	S1	226	GLY	2.1
14	c2	102	GLY	2.1
62	N6	108	LYS	2.1
36	1	1354	G	2.1
27	D5	56	THR	2.1
63	N7	124	ALA	2.1
12	C0	27	PHE	2.1
3	S1	67	GLU	2.1

Continued on next page...

Continued from previous page...

Mol	Chain	Res	Type	RSRZ
30	D8	44	VAL	2.1
36	5	439	C	2.1
42	L5	245	GLU	2.1
46	L9	134	ILE	2.1
49	m3	95	ILE	2.1
65	n9	58	LYS	2.1
74	o8	74	LYS	2.1
1	6	74	U	2.1
1	6	1052	U	2.1
3	s1	233	GLY	2.1
6	S4	12	LEU	2.1
9	s7	126	LEU	2.1
11	S9	116	LEU	2.1
14	C2	58	LEU	2.1
42	L5	92	LEU	2.1
58	N2	84	LEU	2.1
2	s0	92	HIS	2.1
28	D6	17	HIS	2.1
30	D8	5	THR	2.1
30	d8	19	THR	2.1
74	O8	57	ASN	2.1
83	n4	104	ASN	2.1
6	S4	99	PHE	2.1
1	6	226	A	2.1
5	s3	175	VAL	2.1
8	S6	207	GLU	2.1
17	C5	8	LYS	2.1
27	D5	81	ARG	2.1
14	c2	136	ILE	2.1
26	d4	13	ILE	2.1
67	O1	67	VAL	2.1
7	s5	30	PRO	2.1
1	2	500	C	2.1
11	S9	117	GLY	2.1
12	c0	72	GLY	2.1
14	c2	107	ASP	2.1
58	n2	105	LEU	2.1
3	S1	227	ALA	2.1
20	C8	41	ARG	2.1
21	c9	19	ALA	2.1
31	d9	27	HIS	2.1
45	L8	196	ALA	2.1

Continued on next page...

Continued from previous page...

Mol	Chain	Res	Type	RSRZ
63	N7	52	LYS	2.1
63	N7	91	ALA	2.1
84	p0	22	TYR	2.1
7	S5	23	VAL	2.1
16	c4	74	VAL	2.1
42	L5	122	VAL	2.1
3	s1	218	LEU	2.1
9	s7	2	SER	2.1
11	S9	60	LEU	2.1
18	c6	52	LEU	2.1
26	d4	78	SER	2.1
34	sR	11	GLY	2.1
73	O7	87	SER	2.1
3	s1	224	ASP	2.1
12	c0	14	TYR	2.1
42	L5	238	ASP	2.1
48	M1	104	PHE	2.1
68	o2	93	ALA	2.1
5	s3	138	VAL	2.1
7	S5	29	ILE	2.1
28	d6	45	VAL	2.1
49	m3	57	VAL	2.1
84	p0	96	ILE	2.1
14	C2	88	LEU	2.1
18	c6	53	LEU	2.1
23	d1	43	GLY	2.1
26	D4	74	LEU	2.1
42	L5	103	LEU	2.1
6	S4	59	ARG	2.1
34	SR	205	SER	2.1
55	m9	176	ARG	2.1
62	N6	87	LYS	2.1
81	l8	106	LYS	2.1
11	S9	104	PHE	2.1
21	c9	18	TYR	2.1
1	6	722	G	2.1
1	6	1265	G	2.1
31	d9	31	ILE	2.1
81	l8	203	VAL	2.1
42	L5	151	GLN	2.1
2	s0	57	LEU	2.1
15	c3	125	LEU	2.1

Continued on next page...

Continued from previous page...

Mol	Chain	Res	Type	RSRZ
18	C6	132	LYS	2.1
30	d8	14	LYS	2.1
81	l8	109	LEU	2.1
84	p0	53	MET	2.1
8	S6	156	PHE	2.1
27	D5	67	ASP	2.1
1	2	713	A	2.1
26	D4	25	VAL	2.1
42	L5	90	HIS	2.1
84	p0	28	VAL	2.1
7	s5	167	ARG	2.1
9	s7	44	LYS	2.1
22	d0	72	ASN	2.1
16	C4	96	PRO	2.1
34	SR	206	PRO	2.1
5	S3	171	ALA	2.1
6	S4	110	ALA	2.1
9	s7	6	ALA	2.1
10	s8	170	SER	2.1
14	C2	68	GLU	2.1
14	c2	118	ALA	2.1
63	n7	102	GLU	2.1
2	S0	48	ILE	2.1
9	S7	155	ASP	2.1
47	M0	191	LYS	2.1
57	N1	110	LYS	2.1
2	S0	24	LEU	2.1
6	S4	52	LEU	2.1
8	S6	182	GLN	2.1
63	N7	128	GLN	2.1
3	S1	143	THR	2.1
2	S0	99	ALA	2.1
5	S3	87	TYR	2.1
27	d5	59	TYR	2.1
34	sR	158	PRO	2.1
5	s3	10	LYS	2.1
22	D0	102	ARG	2.1
22	D0	106	ILE	2.1
34	SR	246	SER	2.1
3	S1	217	LEU	2.1
5	s3	36	GLY	2.1
34	sR	202	LEU	2.1

Continued on next page...

Continued from previous page...

Mol	Chain	Res	Type	RSRZ
48	M1	28	ASP	2.1
34	sR	313	TRP	2.1
1	2	192	U	2.1
39	L2	252	THR	2.1
63	n7	83	THR	2.1
32	e0	53	LYS	2.1
36	1	1271	A	2.1
10	S8	145	ALA	2.1
11	S9	6	ARG	2.1
55	m9	181	ARG	2.1
70	o4	103	LYS	2.1
1	6	1705	C	2.1
1	6	1706	C	2.1
12	C0	22	VAL	2.1
2	s0	122	ILE	2.1
3	S1	197	ILE	2.1
6	S4	173	ILE	2.1
5	s3	71	LEU	2.1
10	S8	181	GLY	2.1
16	c4	55	SER	2.1
22	D0	26	LEU	2.1
62	N6	94	SER	2.1
76	Q0	81	SER	2.1
34	SR	103	PHE	2.1
48	M1	90	GLN	2.1
76	Q0	120	GLN	2.1
10	s8	187	GLU	2.1
63	N7	69	LYS	2.1
2	s0	14	ALA	2.1
11	S9	113	VAL	2.1
21	C9	96	ALA	2.1
27	d5	101	TYR	2.1
27	D5	40	VAL	2.1
28	D6	35	ALA	2.1
36	5	2542	U	2.1
47	M0	138	VAL	2.1
1	6	1800	A	2.1
7	S5	130	ILE	2.1
20	c8	17	LEU	2.1
26	d4	66	GLY	2.1
34	SR	7	LEU	2.1
36	1	2540	A	2.1

Continued on next page...

Continued from previous page...

Mol	Chain	Res	Type	RSRZ
36	5	1103	A	2.1
36	5	1816	A	2.1
74	O8	51	LEU	2.1
3	S1	38	PHE	2.0
9	s7	11	GLN	2.0
21	C9	35	ASP	2.1
42	L5	168	ASP	2.1
7	S5	148	ARG	2.0
67	O1	5	LYS	2.0
21	C9	29	GLU	2.0
36	1	1953	G	2.0
1	2	231	U	2.0
1	2	494	U	2.0
1	2	710	U	2.0
5	S3	216	PRO	2.0
15	C3	61	THR	2.0
78	Q2	75	VAL	2.0
4	s2	248	SER	2.0
9	s7	168	SER	2.0
81	l8	230	LYS	2.0
28	D6	82	ARG	2.0
34	SR	45	TRP	2.0
25	d3	60	GLU	2.0
12	c0	21	VAL	2.0
22	d0	118	VAL	2.0
30	d8	15	VAL	2.0
35	SM	17	VAL	2.0
57	n1	124	VAL	2.0
84	p0	11	TYR	2.0
3	s1	73	LEU	2.0
5	s3	211	PRO	2.0
7	s5	42	LEU	2.0
11	S9	163	PRO	2.0
34	sR	317	THR	2.0
2	S0	88	LYS	2.0
4	s2	88	LYS	2.0
10	S8	37	LYS	2.0
12	c0	10	LYS	2.0
14	C2	50	LYS	2.0
67	O1	79	ARG	2.0
84	p0	73	PHE	2.0
9	S7	87	ASP	2.0

Continued on next page...

Continued from previous page...

Mol	Chain	Res	Type	RSRZ
20	C8	7	GLU	2.0
34	SR	291	SER	2.0
9	S7	62	VAL	2.0
7	S5	165	LEU	2.0
10	s8	162	ALA	2.0
36	1	1255	C	2.0
45	L8	117	ALA	2.0
21	C9	38	LYS	2.0
72	o6	57	LEU	2.0
81	l8	65	LEU	2.0
14	C2	80	ASN	2.0
23	d1	81	ASN	2.0
1	6	1232	U	2.0
7	S5	144	GLU	2.0
34	sR	223	TRP	2.0
63	n7	122	HIS	2.0
31	d9	23	VAL	2.0
4	s2	91	ARG	2.0
11	s9	109	LEU	2.0
14	c2	71	ILE	2.0
29	d7	63	LEU	2.0
30	D8	33	LEU	2.0
43	L6	130	ILE	2.0
46	L9	10	ILE	2.0
50	m4	8	LYS	2.0
55	M9	183	ALA	2.0
16	C4	113	GLY	2.0
57	n1	123	GLY	2.0
3	S1	42	ASN	2.0
17	C5	82	ASN	2.0
26	D4	34	ASN	2.0
8	s6	161	GLU	2.0
6	S4	71	LYS	2.0
28	D6	24	VAL	2.0
34	sR	312	VAL	2.0
49	m3	138	VAL	2.0
7	S5	26	ALA	2.0
9	S7	49	ILE	2.0
34	SR	234	LEU	2.0
43	l6	130	ILE	2.0
49	m3	180	ARG	2.0
63	n7	25	ILE	2.0

Continued on next page...

Continued from previous page...

Mol	Chain	Res	Type	RSRZ
71	O5	21	LEU	2.0
78	Q2	70	LEU	2.0
5	s3	24	PHE	2.0
5	s3	220	PRO	2.0
26	D4	16	PRO	2.0
11	s9	147	MET	2.0
36	1	2404	A	2.0
36	1	1761	C	2.0
49	M3	131	LYS	2.0
59	n3	4	ASN	2.0
9	S7	20	VAL	2.0
12	C0	76	LEU	2.0
32	E0	4	VAL	2.0
34	sR	73	LEU	2.0
53	M7	165	VAL	2.0
58	n2	66	VAL	2.0

6.2 Non-standard residues in protein, DNA, RNA chains (i)

There are no non-standard protein/DNA/RNA residues in this entry.

6.3 Carbohydrates (i)

There are no carbohydrates in this entry.

6.4 Ligands (i)

In the following table, the Atoms column lists the number of modelled atoms in the group and the number defined in the chemical component dictionary. LLDF column lists the quality of electron density of the group with respect to its neighbouring residues in protein, DNA or RNA chains. The B-factors column lists the minimum, median, 95th percentile and maximum values of B factors of atoms in the group. The column labelled 'Q< 0.9' lists the number of atoms with occupancy less than 0.9.

Mol	Type	Chain	Res	Atoms	RSCC	RSR	LLDF	B-factors(Å^2)	Q<0.9
87	MG	6	2062	1/1	0.92	0.48	107.08	51,51,51,51	0
87	MG	5	3913	1/1	0.97	0.53	99.53	41,41,41,41	0
87	MG	5	3849	1/1	0.98	0.84	56.06	36,36,36,36	0
87	MG	1	3828	1/1	0.95	0.67	45.53	40,40,40,40	0
86	OHX	5	3703	7/7	0.91	0.42	44.80	50,52,53,85	7

Continued on next page...

Continued from previous page...

Mol	Type	Chain	Res	Atoms	RSCC	RSR	LLDF	B-factors(Å^2)	Q<0.9
87	MG	1	3872	1/1	0.99	0.67	41.70	31,31,31,31	0
87	MG	1	3809	1/1	0.96	0.64	40.92	29,29,29,29	0
87	MG	5	3862	1/1	0.96	0.93	40.24	59,59,59,59	0
87	MG	1	3839	1/1	0.97	0.66	36.69	29,29,29,29	0
87	MG	1	3893	1/1	0.98	0.61	35.96	31,31,31,31	0
87	MG	1	3849	1/1	0.98	0.54	35.55	33,33,33,33	0
87	MG	1	3813	1/1	0.97	0.54	35.48	30,30,30,30	0
87	MG	5	3904	1/1	0.93	0.54	35.37	40,40,40,40	0
87	MG	5	3783	1/1	0.92	0.65	35.27	45,45,45,45	0
87	MG	1	3719	1/1	0.94	0.61	34.70	40,40,40,40	0
87	MG	1	3995	1/1	0.97	0.37	34.67	35,35,35,35	0
87	MG	5	3884	1/1	0.99	0.61	33.40	33,33,33,33	0
87	MG	1	3718	1/1	0.79	0.67	32.20	46,46,46,46	0
87	MG	1	4029	1/1	0.96	0.59	31.86	43,43,43,43	0
87	MG	2	2038	1/1	0.95	0.55	31.72	56,56,56,56	0
87	MG	1	3818	1/1	0.99	0.45	31.21	32,32,32,32	0
87	MG	6	2052	1/1	0.94	0.40	31.16	61,61,61,61	0
87	MG	6	2069	1/1	0.89	0.67	30.32	72,72,72,72	0
87	MG	1	3883	1/1	0.97	0.58	29.94	48,48,48,48	0
87	MG	5	3902	1/1	0.99	0.71	29.29	29,29,29,29	0
87	MG	5	3829	1/1	0.96	0.58	29.13	32,32,32,32	0
87	MG	6	2080	1/1	0.85	0.46	28.97	51,51,51,51	0
87	MG	1	3892	1/1	0.99	0.72	28.74	31,31,31,31	0
87	MG	5	3874	1/1	0.94	0.51	27.96	34,34,34,34	0
87	MG	1	3991	1/1	0.83	0.40	27.77	61,61,61,61	0
87	MG	1	3868	1/1	0.89	0.71	27.70	52,52,52,52	0
87	MG	6	2089	1/1	0.93	0.58	27.04	48,48,48,48	0
87	MG	1	3999	1/1	0.97	0.39	26.59	32,32,32,32	0
87	MG	1	3890	1/1	0.95	0.61	26.09	30,30,30,30	0
87	MG	5	3744	1/1	0.98	0.61	25.89	43,43,43,43	0
87	MG	1	3819	1/1	0.99	0.62	25.68	35,35,35,35	0
87	MG	1	3793	1/1	0.96	0.48	25.61	38,38,38,38	0
87	MG	1	3779	1/1	0.94	0.52	25.55	26,26,26,26	0
87	MG	2	2063	1/1	0.94	0.73	25.39	57,57,57,57	0
87	MG	5	3912	1/1	0.99	0.50	24.33	27,27,27,27	0
87	MG	1	3750	1/1	0.67	0.43	23.75	46,46,46,46	0
87	MG	5	3909	1/1	0.97	0.58	23.62	37,37,37,37	0
87	MG	5	4012	1/1	0.87	0.32	23.47	40,40,40,40	0
87	MG	5	3826	1/1	0.95	0.58	23.41	27,27,27,27	0
87	MG	5	3807	1/1	0.91	0.63	23.32	39,39,39,39	0
87	MG	5	3786	1/1	0.82	0.58	23.14	34,34,34,34	0

Continued on next page...

Continued from previous page...

Mol	Type	Chain	Res	Atoms	RSCC	RSR	LLDF	B-factors(Å^2)	Q<0.9
87	MG	5	3742	1/1	0.98	0.58	23.05	26,26,26,26	0
86	OHX	8	212	7/7	0.89	0.44	23.01	72,73,74,109	7
87	MG	2	2062	1/1	0.93	0.50	22.79	56,56,56,56	0
87	MG	1	3842	1/1	0.96	0.55	22.57	43,43,43,43	0
87	MG	1	3975	1/1	0.93	0.38	22.28	43,43,43,43	0
87	MG	4	221	1/1	0.89	0.53	21.95	48,48,48,48	0
87	MG	1	3895	1/1	0.99	0.63	21.20	16,16,16,16	0
87	MG	1	3841	1/1	0.94	0.50	20.98	40,40,40,40	0
87	MG	1	3870	1/1	0.95	0.49	20.94	29,29,29,29	0
87	MG	1	3857	1/1	0.96	0.56	20.65	47,47,47,47	0
87	MG	5	3822	1/1	0.94	0.54	20.06	35,35,35,35	0
87	MG	5	3832	1/1	0.99	0.56	20.06	33,33,33,33	0
87	MG	5	3938	1/1	0.82	0.32	19.92	37,37,37,37	0
87	MG	2	2060	1/1	0.55	0.51	19.82	76,76,76,76	0
87	MG	5	3908	1/1	0.95	0.61	19.74	36,36,36,36	0
87	MG	2	2095	1/1	0.77	0.41	19.42	69,69,69,69	0
87	MG	5	3871	1/1	0.93	0.56	19.38	40,40,40,40	0
87	MG	5	3784	1/1	0.96	0.60	19.22	39,39,39,39	0
87	MG	5	3911	1/1	0.98	0.47	19.20	39,39,39,39	0
87	MG	1	3908	1/1	0.89	0.39	18.92	42,42,42,42	0
87	MG	5	3828	1/1	0.97	0.49	18.72	31,31,31,31	0
87	MG	1	3742	1/1	0.90	0.37	18.61	44,44,44,44	0
87	MG	5	3763	1/1	0.98	0.49	18.58	35,35,35,35	0
87	MG	1	3808	1/1	0.92	0.55	18.21	35,35,35,35	0
87	MG	2	2033	1/1	0.93	0.55	18.17	63,63,63,63	0
87	MG	1	3934	1/1	0.98	0.42	18.13	39,39,39,39	0
87	MG	6	2038	1/1	0.85	0.52	17.82	51,51,51,51	0
87	MG	5	3840	1/1	0.91	0.45	17.71	34,34,34,34	0
87	MG	1	3866	1/1	0.96	0.55	17.39	34,34,34,34	0
87	MG	6	2055	1/1	0.98	0.48	17.38	44,44,44,44	0
87	MG	2	2080	1/1	0.84	0.54	17.28	88,88,88,88	0
87	MG	1	3827	1/1	0.89	0.42	17.17	30,30,30,30	0
87	MG	1	3875	1/1	0.92	0.46	17.10	31,31,31,31	0
86	OHX	5	3715	7/7	0.80	0.43	17.04	62,64,66,97	7
86	OHX	5	3658	7/7	0.89	0.25	16.97	56,57,60,98	7
87	MG	1	3840	1/1	0.94	0.41	16.73	30,30,30,30	0
87	MG	N8	202	1/1	0.79	0.51	16.63	41,41,41,41	0
87	MG	1	3856	1/1	0.98	0.43	16.62	31,31,31,31	0
87	MG	5	3842	1/1	0.93	0.45	16.52	40,40,40,40	0
87	MG	1	3769	1/1	0.96	0.53	16.52	34,34,34,34	0
87	MG	1	3863	1/1	0.96	0.49	16.41	38,38,38,38	0

Continued on next page...

Continued from previous page...

Mol	Type	Chain	Res	Atoms	RSCC	RSR	LLDF	B-factors(Å^2)	Q<0.9
87	MG	5	3731	1/1	0.73	0.34	16.29	49,49,49,49	0
86	OHX	1	3517	7/7	0.94	0.31	15.96	55,58,61,96	7
87	MG	1	3867	1/1	0.90	0.48	15.93	25,25,25,25	0
87	MG	m7	201	1/1	0.97	0.65	15.90	35,35,35,35	0
87	MG	1	3871	1/1	0.90	0.45	15.75	45,45,45,45	0
87	MG	O2	201	1/1	0.93	0.35	15.57	33,33,33,33	0
87	MG	1	3850	1/1	0.96	0.59	15.50	40,40,40,40	0
86	OHX	6	2034	7/7	0.74	0.48	15.48	84,85,86,112	7
87	MG	1	3805	1/1	0.98	0.38	15.40	43,43,43,43	0
87	MG	5	3819	1/1	0.97	0.30	15.33	33,33,33,33	0
87	MG	5	3881	1/1	0.98	0.57	15.31	34,34,34,34	0
87	MG	2	2034	1/1	0.93	0.44	15.25	63,63,63,63	0
87	MG	5	3901	1/1	0.98	0.57	15.24	36,36,36,36	0
87	MG	1	3811	1/1	0.96	0.50	15.22	38,38,38,38	0
87	MG	5	3865	1/1	0.92	0.29	14.71	58,58,58,58	0
87	MG	5	4106	1/1	0.93	0.63	14.69	50,50,50,50	0
87	MG	5	3890	1/1	0.98	0.42	14.67	30,30,30,30	0
87	MG	4	224	1/1	0.98	0.39	14.65	37,37,37,37	0
87	MG	6	2079	1/1	0.96	0.51	14.52	67,67,67,67	0
86	OHX	1	3652	7/7	0.95	0.36	14.50	80,81,82,112	7
87	MG	1	3821	1/1	0.94	0.40	14.50	38,38,38,38	0
87	MG	5	3920	1/1	0.90	0.37	14.40	39,39,39,39	0
87	MG	1	3888	1/1	0.93	0.40	14.12	61,61,61,61	0
86	OHX	1	3669	7/7	0.96	0.31	13.91	45,47,50,76	7
87	MG	1	3898	1/1	0.96	0.36	13.90	35,35,35,35	0
87	MG	8	222	1/1	0.91	0.46	13.89	61,61,61,61	0
87	MG	5	3886	1/1	0.96	0.48	13.80	36,36,36,36	0
87	MG	2	2051	1/1	0.92	0.62	13.80	80,80,80,80	0
87	MG	6	2082	1/1	0.91	0.57	13.73	58,58,58,58	0
87	MG	1	3802	1/1	0.98	0.46	13.72	28,28,28,28	0
87	MG	5	3952	1/1	0.96	0.33	13.65	38,38,38,38	0
87	MG	1	3817	1/1	0.94	0.42	13.46	45,45,45,45	0
87	MG	5	3875	1/1	0.77	0.47	13.41	48,48,48,48	0
87	MG	5	3778	1/1	0.90	0.35	13.38	34,34,34,34	0
86	OHX	1	3677	7/7	0.91	0.30	13.33	68,69,69,96	7
87	MG	5	4101	1/1	0.96	0.45	13.31	34,34,34,34	0
87	MG	5	3994	1/1	0.90	0.35	13.29	49,49,49,49	0
87	MG	6	2049	1/1	0.84	0.53	13.27	50,50,50,50	0
87	MG	5	3858	1/1	0.97	0.73	12.88	30,30,30,30	0
87	MG	5	3834	1/1	0.94	0.50	12.85	33,33,33,33	0
87	MG	5	3914	1/1	0.93	0.48	12.74	33,33,33,33	0

Continued on next page...

Continued from previous page...

Mol	Type	Chain	Res	Atoms	RSCC	RSR	LLDF	B-factors(Å^2)	Q<0.9
87	MG	5	3905	1/1	0.97	0.53	12.72	34,34,34,34	0
87	MG	5	3887	1/1	0.81	0.55	12.53	37,37,37,37	0
87	MG	5	3962	1/1	0.96	0.37	12.52	40,40,40,40	0
87	MG	5	3910	1/1	0.96	0.43	12.52	41,41,41,41	0
87	MG	5	3797	1/1	0.92	0.36	12.49	37,37,37,37	0
86	OHX	5	3603	7/7	0.92	0.33	12.41	49,50,53,92	7
87	MG	1	3823	1/1	0.96	0.55	12.37	40,40,40,40	0
87	MG	5	3906	1/1	0.94	0.37	12.30	35,35,35,35	0
87	MG	5	3765	1/1	0.98	0.42	12.27	37,37,37,37	0
87	MG	6	2042	1/1	0.91	0.54	12.16	67,67,67,67	0
87	MG	1	3873	1/1	0.94	0.52	12.11	29,29,29,29	0
87	MG	8	218	1/1	0.95	0.39	12.10	47,47,47,47	0
87	MG	1	3885	1/1	0.98	0.49	12.07	35,35,35,35	0
87	MG	5	4078	1/1	0.89	0.38	12.04	37,37,37,37	0
87	MG	n3	203	1/1	0.99	0.47	12.04	31,31,31,31	0
87	MG	6	2061	1/1	0.94	0.46	11.93	39,39,39,39	0
86	OHX	5	3709	7/7	0.83	0.43	11.87	45,45,47,82	7
87	MG	5	3735	1/1	0.97	0.46	11.86	37,37,37,37	0
87	MG	1	3762	1/1	0.94	0.45	11.82	43,43,43,43	0
87	MG	5	3729	1/1	0.75	0.40	11.73	41,41,41,41	0
87	MG	5	3864	1/1	0.77	0.51	11.68	60,60,60,60	0
86	OHX	5	3679	7/7	0.96	0.23	11.60	55,56,59,90	7
87	MG	1	3778	1/1	0.88	0.34	11.57	34,34,34,34	0
87	MG	5	4018	1/1	0.93	0.27	11.51	38,38,38,38	0
87	MG	2	2091	1/1	0.87	0.59	11.47	64,64,64,64	0
87	MG	1	4060	1/1	0.92	0.40	11.38	28,28,28,28	0
87	MG	6	2096	1/1	0.97	0.31	11.31	61,61,61,61	0
87	MG	M7	201	1/1	0.96	0.60	11.18	33,33,33,33	0
86	OHX	5	3666	7/7	0.92	0.35	11.16	54,55,56,85	7
86	OHX	1	3705	7/7	0.86	0.23	10.99	61,62,64,96	7
87	MG	5	3885	1/1	0.93	0.36	10.92	29,29,29,29	0
86	OHX	5	3706	7/7	0.89	0.30	10.84	57,58,59,88	7
87	MG	1	4001	1/1	0.92	0.24	10.76	54,54,54,54	0
87	MG	2	2049	1/1	0.93	0.38	10.75	66,66,66,66	0
86	OHX	1	3658	7/7	0.91	0.32	10.63	93,93,94,127	7
87	MG	5	3891	1/1	0.97	0.36	10.50	37,37,37,37	0
87	MG	1	3852	1/1	0.87	0.51	10.40	38,38,38,38	0
87	MG	5	3811	1/1	0.85	0.34	10.36	50,50,50,50	0
87	MG	1	4026	1/1	0.81	0.32	10.32	29,29,29,29	0
87	MG	1	3886	1/1	0.97	0.35	10.28	43,43,43,43	0
86	OHX	1	3616	7/7	0.92	0.34	10.21	58,58,61,88	7

Continued on next page...

Continued from previous page...

Mol	Type	Chain	Res	Atoms	RSCC	RSR	LLDF	B-factors(Å^2)	Q<0.9
87	MG	1	3800	1/1	0.93	0.38	10.18	35,35,35,35	0
87	MG	1	3721	1/1	0.94	0.42	10.02	49,49,49,49	0
87	MG	2	2082	1/1	0.87	0.58	10.00	60,60,60,60	0
87	MG	1	3936	1/1	0.88	0.71	9.99	56,56,56,56	0
86	OHX	5	3698	7/7	0.91	0.40	9.88	66,66,68,99	7
87	MG	2	2046	1/1	0.90	0.45	9.85	71,71,71,71	0
87	MG	5	3897	1/1	0.99	0.46	9.82	35,35,35,35	0
87	MG	5	3876	1/1	0.95	0.35	9.59	37,37,37,37	0
87	MG	1	4057	1/1	0.97	0.40	9.57	44,44,44,44	0
87	MG	5	3922	1/1	0.94	0.40	9.54	32,32,32,32	0
87	MG	2	2087	1/1	0.89	0.45	9.50	84,84,84,84	0
87	MG	5	3882	1/1	0.92	0.32	9.44	30,30,30,30	0
87	MG	5	4076	1/1	0.94	0.42	9.41	43,43,43,43	0
86	OHX	6	2020	7/7	0.81	0.37	9.37	58,58,60,94	7
87	MG	6	2044	1/1	0.90	0.46	9.20	75,75,75,75	0
86	OHX	5	3719	7/7	0.95	0.32	9.17	57,57,58,94	7
86	OHX	5	3716	7/7	0.82	0.33	9.11	61,64,65,102	7
87	MG	5	3945	1/1	0.95	0.37	9.09	56,56,56,56	0
87	MG	L2	301	1/1	0.91	0.42	9.08	37,37,37,37	0
86	OHX	1	3476	7/7	0.98	0.29	9.03	55,57,59,91	7
87	MG	1	4017	1/1	0.95	0.32	8.91	37,37,37,37	0
86	OHX	1	3564	7/7	0.95	0.29	8.86	49,51,52,90	7
86	OHX	5	3601	7/7	0.89	0.27	8.85	83,85,88,109	7
86	OHX	5	3563	7/7	0.95	0.28	8.85	66,68,69,96	7
87	MG	5	3747	1/1	0.86	0.30	8.80	40,40,40,40	0
87	MG	5	3730	1/1	0.93	0.33	8.77	42,42,42,42	0
87	MG	5	3833	1/1	0.91	0.29	8.77	38,38,38,38	0
87	MG	2	2074	1/1	0.79	0.34	8.71	107,107,107,107	0
86	OHX	5	3634	7/7	0.94	0.28	8.65	62,63,64,90	7
86	OHX	4	217	7/7	0.88	0.40	8.59	61,63,64,98	7
87	MG	1	3835	1/1	0.87	0.47	8.57	58,58,58,58	0
87	MG	2	2090	1/1	0.88	0.36	8.36	60,60,60,60	0
86	OHX	1	3691	7/7	0.93	0.32	8.26	60,61,62,98	7
86	OHX	5	3690	7/7	0.94	0.27	8.16	66,68,70,102	7
87	MG	5	4099	1/1	0.75	0.34	8.09	41,41,41,41	0
87	MG	1	3955	1/1	0.92	0.34	8.08	38,38,38,38	0
87	MG	l2	303	1/1	0.71	0.38	8.06	44,44,44,44	0
87	MG	1	3725	1/1	0.97	0.51	8.00	38,38,38,38	0
87	MG	6	2101	1/1	0.87	0.30	7.79	72,72,72,72	0
87	MG	6	2048	1/1	0.93	0.35	7.79	91,91,91,91	0
87	MG	5	4055	1/1	0.87	0.64	7.72	47,47,47,47	1

Continued on next page...

Continued from previous page...

Mol	Type	Chain	Res	Atoms	RSCC	RSR	LLDF	B-factors(Å^2)	Q<0.9
87	MG	5	3955	1/1	0.90	0.26	7.67	36,36,36,36	0
87	MG	1	3727	1/1	0.77	0.26	7.62	50,50,50,50	0
87	MG	5	3749	1/1	0.99	0.52	7.56	44,44,44,44	0
86	OHX	2	1997	7/7	0.94	0.29	7.44	69,70,72,98	7
87	MG	L2	302	1/1	0.97	0.42	7.44	39,39,39,39	0
86	OHX	5	3613	7/7	0.96	0.23	7.39	41,43,45,72	7
87	MG	1	3897	1/1	0.94	0.31	7.35	33,33,33,33	0
87	MG	1	3790	1/1	0.95	0.50	7.31	44,44,44,44	0
86	OHX	5	3660	7/7	0.97	0.28	7.31	42,46,48,80	7
87	MG	5	3852	1/1	0.95	0.26	7.12	56,56,56,56	0
87	MG	1	3967	1/1	0.93	0.25	7.11	50,50,50,50	0
87	MG	2	2042	1/1	0.92	0.41	6.93	71,71,71,71	0
87	MG	c1	201	1/1	0.85	0.48	6.89	52,52,52,52	0
87	MG	1	3746	1/1	0.98	0.34	6.86	39,39,39,39	0
86	OHX	5	3713	7/7	0.93	0.27	6.81	44,44,45,87	7
86	OHX	5	3720	7/7	0.86	0.42	6.81	75,76,77,111	7
86	OHX	5	3531	7/7	0.96	0.30	6.79	62,64,65,100	7
86	OHX	8	210	7/7	0.95	0.25	6.77	86,87,88,113	7
86	OHX	1	3693	7/7	0.82	0.38	6.70	55,57,58,91	7
87	MG	2	2092	1/1	0.78	0.25	6.69	61,61,61,61	0
87	MG	L7	302	1/1	0.89	0.56	6.69	49,49,49,49	0
87	MG	m5	301	1/1	0.97	0.40	6.62	44,44,44,44	0
87	MG	1	3713	1/1	0.93	0.44	6.61	49,49,49,49	0
87	MG	1	3985	1/1	0.86	0.56	6.54	44,44,44,44	0
87	MG	5	3844	1/1	0.87	0.26	6.50	48,48,48,48	0
86	OHX	1	3594	7/7	0.95	0.36	6.49	70,70,72,100	7
87	MG	5	3846	1/1	0.93	0.53	6.46	59,59,59,59	0
87	MG	5	3791	1/1	0.86	0.33	6.35	39,39,39,39	0
86	OHX	1	3641	7/7	0.88	0.26	6.28	77,77,78,103	7
86	OHX	7	208	7/7	0.93	0.30	6.25	51,53,55,82	7
86	OHX	1	3696	7/7	0.90	0.28	6.22	45,47,49,83	7
87	MG	1	3971	1/1	0.91	0.29	6.14	39,39,39,39	0
87	MG	2	2069	1/1	0.95	0.40	6.04	63,63,63,63	0
87	MG	1	4063	1/1	0.92	0.38	5.92	34,34,34,34	0
86	OHX	5	3566	7/7	0.94	0.27	5.91	66,67,67,94	7
87	MG	5	3767	1/1	0.96	0.29	5.82	31,31,31,31	0
87	MG	1	3848	1/1	0.98	0.35	5.72	49,49,49,49	0
87	MG	1	3860	1/1	0.95	0.30	5.72	51,51,51,51	0
87	MG	5	3928	1/1	0.95	0.24	5.70	37,37,37,37	0
86	OHX	5	3650	7/7	0.92	0.26	5.67	44,46,47,79	7
87	MG	6	2074	1/1	0.96	0.29	5.64	53,53,53,53	0

Continued on next page...

Continued from previous page...

Mol	Type	Chain	Res	Atoms	RSCC	RSR	LLDF	B-factors(Å^2)	Q<0.9
87	MG	5	3827	1/1	0.95	0.34	5.63	44,44,44,44	0
86	OHX	5	3564	7/7	0.91	0.22	5.57	88,89,91,122	7
87	MG	2	2117	1/1	0.87	0.37	5.50	95,95,95,95	0
87	MG	5	4104	1/1	0.72	0.44	5.41	52,52,52,52	0
87	MG	5	3925	1/1	0.95	0.32	5.36	44,44,44,44	0
86	OHX	1	3686	7/7	0.92	0.27	5.34	74,75,76,104	7
86	OHX	5	3494	7/7	0.97	0.23	5.27	46,47,50,70	7
87	MG	2	2065	1/1	0.93	0.40	5.25	77,77,77,77	0
86	OHX	6	2024	7/7	0.86	0.28	5.22	90,90,92,119	7
86	OHX	1	3606	7/7	0.90	0.32	5.19	39,40,42,80	7
87	MG	5	4054	1/1	0.98	0.29	5.18	30,30,30,30	0
87	MG	5	3967	1/1	0.97	0.33	5.14	37,37,37,37	0
87	MG	5	3746	1/1	0.94	0.31	5.13	64,64,64,64	0
87	MG	1	3972	1/1	0.81	0.27	5.13	46,46,46,46	0
86	OHX	5	3643	7/7	0.92	0.25	5.08	50,52,54,79	7
86	OHX	5	3580	7/7	0.96	0.30	5.01	60,61,61,91	7
87	MG	5	3813	1/1	0.95	0.43	4.93	32,32,32,32	0
87	MG	5	3782	1/1	0.97	0.32	4.92	39,39,39,39	0
86	OHX	1	3689	7/7	0.93	0.26	4.92	43,45,46,85	7
87	MG	5	3984	1/1	0.95	0.27	4.90	50,50,50,50	0
87	MG	1	3753	1/1	0.96	0.51	4.89	45,45,45,45	0
86	OHX	1	3651	7/7	0.88	0.38	4.84	62,63,67,100	7
86	OHX	8	213	7/7	0.87	0.21	4.84	80,82,83,117	7
86	OHX	1	3454	7/7	0.96	0.28	4.80	53,58,59,80	7
87	MG	1	3904	1/1	0.96	0.40	4.76	67,67,67,67	0
87	MG	1	3731	1/1	0.85	0.24	4.76	39,39,39,39	0
86	OHX	5	3618	7/7	0.93	0.26	4.75	68,68,71,92	7
86	OHX	6	1976	7/7	0.91	0.23	4.73	104,106,108,131	7
86	OHX	5	3641	7/7	0.95	0.23	4.71	68,69,70,102	7
87	MG	1	3882	1/1	0.97	0.47	4.71	51,51,51,51	0
87	MG	1	3946	1/1	0.79	0.29	4.68	32,32,32,32	0
86	OHX	1	3501	7/7	0.94	0.24	4.67	54,58,61,93	7
87	MG	5	4107	1/1	0.90	0.34	4.63	46,46,46,46	0
87	MG	5	3969	1/1	0.95	0.29	4.60	39,39,39,39	0
86	OHX	1	3545	7/7	0.91	0.25	4.59	68,69,71,105	7
86	OHX	6	1958	7/7	0.85	0.25	4.57	67,68,70,109	7
87	MG	6	2072	1/1	0.94	0.41	4.53	69,69,69,69	0
86	OHX	5	3700	7/7	0.94	0.29	4.50	42,43,45,80	7
87	MG	5	3944	1/1	0.98	0.25	4.49	43,43,43,43	0
87	MG	1	3916	1/1	0.92	0.31	4.39	42,42,42,42	0
87	MG	1	3796	1/1	0.97	0.21	4.39	49,49,49,49	0

Continued on next page...

Continued from previous page...

Mol	Type	Chain	Res	Atoms	RSCC	RSR	LLDF	B-factors(Å^2)	Q<0.9
86	OHX	6	1986	7/7	0.91	0.27	4.38	88,89,91,108	7
87	MG	6	2041	1/1	0.91	0.34	4.35	76,76,76,76	0
86	OHX	5	3600	7/7	0.96	0.24	4.33	51,53,54,89	7
86	OHX	1	3491	7/7	0.93	0.23	4.31	48,53,56,87	7
86	OHX	2	1960	7/7	0.95	0.20	4.29	80,82,83,112	7
86	OHX	1	3598	7/7	0.94	0.28	4.28	62,63,64,92	7
86	OHX	1	3645	7/7	0.94	0.26	4.22	56,58,59,81	7
86	OHX	7	203	7/7	0.94	0.23	4.21	53,59,62,95	7
86	OHX	6	1932	7/7	0.91	0.26	4.20	75,82,85,110	7
86	OHX	1	3603	7/7	0.95	0.23	4.20	69,69,70,99	7
86	OHX	1	3431	7/7	0.99	0.25	4.19	55,56,62,63	7
86	OHX	5	3651	7/7	0.86	0.29	4.17	47,47,49,84	7
86	OHX	3	203	7/7	0.96	0.25	4.17	70,71,73,104	7
86	OHX	1	3541	7/7	0.95	0.27	4.14	68,69,70,102	7
86	OHX	1	3620	7/7	0.91	0.30	4.13	60,62,63,97	7
86	OHX	5	3550	7/7	0.94	0.24	4.06	67,70,71,107	7
87	MG	2	2057	1/1	0.91	0.25	4.06	66,66,66,66	0
86	OHX	N9	101	7/7	0.99	0.23	4.05	50,50,57,72	7
87	MG	6	2105	1/1	0.96	0.28	4.04	45,45,45,45	0
86	OHX	1	3432	7/7	0.99	0.25	3.98	49,50,52,69	7
86	OHX	2	1999	7/7	0.93	0.33	3.97	75,75,76,103	7
86	OHX	8	209	7/7	0.96	0.21	3.95	71,72,74,99	7
87	MG	5	4011	1/1	0.97	0.36	3.94	43,43,43,43	0
87	MG	N3	201	1/1	0.89	0.28	3.90	43,43,43,43	0
86	OHX	1	3475	7/7	0.96	0.26	3.87	57,60,62,90	7
87	MG	1	3964	1/1	0.82	0.28	3.84	44,44,44,44	0
86	OHX	5	3640	7/7	0.89	0.35	3.82	63,63,66,91	7
86	OHX	5	3525	7/7	0.95	0.20	3.81	57,59,61,91	7
86	OHX	1	3646	7/7	0.91	0.20	3.80	69,71,71,109	7
86	OHX	5	3519	7/7	0.83	0.23	3.77	133,136,138,156	7
87	MG	5	4038	1/1	0.96	0.28	3.76	54,54,54,54	0
86	OHX	1	3589	7/7	0.94	0.24	3.73	84,86,88,115	7
86	OHX	2	1922	7/7	0.96	0.21	3.71	72,74,76,104	7
86	OHX	1	3624	7/7	0.97	0.23	3.69	54,54,55,85	7
87	MG	5	3981	1/1	0.80	0.26	3.69	84,84,84,84	0
86	OHX	4	214	7/7	0.91	0.26	3.68	58,59,63,92	7
86	OHX	5	3612	7/7	0.96	0.21	3.67	64,64,65,96	7
86	OHX	5	3511	7/7	0.98	0.27	3.65	43,43,48,78	7
86	OHX	5	3689	7/7	0.86	0.28	3.65	80,80,81,104	7
87	MG	1	4058	1/1	0.88	0.25	3.64	38,38,38,38	0
86	OHX	1	3540	7/7	0.94	0.19	3.64	88,89,93,116	7

Continued on next page...

Continued from previous page...

Mol	Type	Chain	Res	Atoms	RSCC	RSR	LLDF	B-factors(Å^2)	Q<0.9
86	OHX	6	1966	7/7	0.95	0.24	3.61	67,69,71,91	7
87	MG	5	3924	1/1	0.94	0.24	3.58	35,35,35,35	0
86	OHX	s4	301	7/7	0.89	0.27	3.57	85,86,87,117	7
86	OHX	5	3437	7/7	0.99	0.26	3.54	60,62,65,79	7
86	OHX	5	3491	7/7	0.98	0.25	3.52	64,66,69,94	7
86	OHX	1	3556	7/7	0.96	0.28	3.50	72,73,76,107	7
87	MG	1	4013	1/1	0.97	0.32	3.47	42,42,42,42	0
87	MG	5	3817	1/1	0.99	0.26	3.46	40,40,40,40	0
86	OHX	2	1928	7/7	0.97	0.24	3.44	74,74,76,99	7
86	OHX	6	1999	7/7	0.95	0.29	3.42	78,79,80,103	7
87	MG	6	2122	1/1	0.92	0.40	3.40	70,70,70,70	0
86	OHX	5	3538	7/7	0.96	0.26	3.39	72,76,77,99	7
88	ZN	D7	101	1/1	0.44	0.55	3.38	159,159,159,159	0
87	MG	1	4020	1/1	0.96	0.24	3.36	43,43,43,43	0
86	OHX	5	3536	7/7	0.90	0.23	3.35	73,74,75,104	7
86	OHX	4	211	7/7	0.97	0.22	3.34	45,47,49,83	7
87	MG	1	3881	1/1	0.96	0.42	3.34	59,59,59,59	0
86	OHX	2	1998	7/7	0.89	0.23	3.32	97,97,100,119	7
89	UAM	6	2134	30/30	0.84	0.43	3.31	75,75,75,75	0
86	OHX	1	3547	7/7	0.96	0.25	3.26	72,73,74,106	7
87	MG	1	3789	1/1	0.86	0.24	3.23	43,43,43,43	0
86	OHX	2	2026	7/7	0.85	0.27	3.23	104,105,106,127	7
86	OHX	1	3416	7/7	0.98	0.19	3.21	61,67,69,82	7
87	MG	2	2077	1/1	0.88	0.53	3.19	95,95,95,95	0
86	OHX	5	3721	7/7	0.90	0.20	3.18	111,113,114,141	7
86	OHX	5	3593	7/7	0.96	0.27	3.17	50,51,53,81	7
87	MG	2	2039	1/1	0.89	0.49	3.16	64,64,64,64	0
86	OHX	5	3431	7/7	0.99	0.25	3.16	48,50,53,62	7
86	OHX	5	3416	7/7	0.99	0.22	3.14	46,47,50,76	7
86	OHX	6	1972	7/7	0.93	0.27	3.12	103,104,106,123	7
86	OHX	1	3608	7/7	0.94	0.20	3.11	81,81,83,109	7
86	OHX	5	3661	7/7	0.90	0.23	3.11	92,93,94,128	7
86	OHX	6	2001	7/7	0.97	0.28	3.10	61,62,63,93	7
86	OHX	2	2021	7/7	0.89	0.26	3.06	64,65,66,101	7
86	OHX	1	3521	7/7	0.99	0.24	3.03	45,46,47,84	7
87	MG	1	3780	1/1	0.98	0.27	3.03	41,41,41,41	0
86	OHX	2	1977	7/7	0.92	0.25	3.02	85,88,88,112	7
86	OHX	6	1946	7/7	0.94	0.24	3.01	62,64,66,99	7
86	OHX	2	2005	7/7	0.93	0.21	3.00	81,81,81,110	7
86	OHX	5	3653	7/7	0.93	0.26	2.99	70,72,73,97	7
86	OHX	1	3513	7/7	0.96	0.27	2.97	56,59,62,84	7

Continued on next page...

Continued from previous page...

Mol	Type	Chain	Res	Atoms	RSCC	RSR	LLDF	B-factors(Å^2)	Q<0.9
86	OHX	5	3529	7/7	0.96	0.27	2.97	48,51,53,92	7
86	OHX	2	2011	7/7	0.91	0.20	2.96	82,84,85,120	7
86	OHX	1	3680	7/7	0.95	0.24	2.94	57,58,60,100	7
86	OHX	5	3645	7/7	0.95	0.22	2.93	67,67,68,96	7
86	OHX	8	214	7/7	0.91	0.19	2.93	104,105,107,129	7
86	OHX	1	3518	7/7	0.98	0.27	2.90	40,44,47,82	7
86	OHX	5	3535	7/7	0.96	0.21	2.86	65,68,72,92	7
86	OHX	1	3596	7/7	0.82	0.21	2.86	84,84,87,118	7
87	MG	2	2071	1/1	0.92	0.23	2.83	60,60,60,60	0
86	OHX	7	211	7/7	0.85	0.21	2.79	79,80,80,112	7
86	OHX	6	2025	7/7	0.92	0.20	2.79	94,94,95,122	7
86	OHX	1	3642	7/7	0.90	0.26	2.76	50,50,53,86	7
87	MG	6	2085	1/1	0.97	0.39	2.76	66,66,66,66	0
87	MG	5	3936	1/1	0.97	0.29	2.75	51,51,51,51	0
86	OHX	7	205	7/7	0.99	0.20	2.72	70,72,74,91	7
86	OHX	6	1930	7/7	0.99	0.23	2.71	56,57,60,77	7
87	MG	n8	201	1/1	0.87	0.36	2.69	53,53,53,53	0
87	MG	1	4019	1/1	0.78	0.36	2.62	40,40,40,40	0
86	OHX	1	3561	7/7	0.98	0.22	2.60	54,54,56,73	7
86	OHX	6	1950	7/7	0.91	0.27	2.56	92,93,95,123	7
86	OHX	5	3692	7/7	0.90	0.26	2.55	55,57,59,90	7
86	OHX	6	1988	7/7	0.93	0.30	2.55	96,97,97,128	7
87	MG	1	3717	1/1	0.79	0.24	2.55	45,45,45,45	0
87	MG	2	2099	1/1	0.84	0.58	2.55	74,74,74,74	0
87	MG	1	3726	1/1	0.77	0.34	2.53	52,52,52,52	0
86	OHX	2	1968	7/7	0.88	0.26	2.52	113,114,115,142	7
86	OHX	1	3657	7/7	0.93	0.21	2.50	85,85,86,119	7
86	OHX	1	3533	7/7	0.95	0.24	2.50	59,60,62,92	7
86	OHX	5	3558	7/7	0.95	0.18	2.49	97,97,98,125	7
86	OHX	5	3464	7/7	0.97	0.25	2.47	64,65,67,98	7
86	OHX	1	3636	7/7	0.95	0.27	2.47	58,58,61,85	7
87	MG	1	3829	1/1	0.95	0.21	2.45	50,50,50,50	0
86	OHX	1	3448	7/7	0.97	0.23	2.44	58,60,64,98	7
86	OHX	1	3490	7/7	0.93	0.24	2.36	72,74,78,102	7
86	OHX	5	3490	7/7	0.99	0.20	2.36	55,55,59,86	7
87	MG	1	3786	1/1	0.95	0.25	2.32	38,38,38,38	0
86	OHX	5	3528	7/7	0.93	0.21	2.32	52,54,57,86	7
86	OHX	3	202	7/7	0.98	0.22	2.31	62,64,67,94	7
86	OHX	1	3528	7/7	0.96	0.22	2.30	53,54,57,85	7
86	OHX	1	3522	7/7	0.96	0.22	2.30	49,50,52,73	7
86	OHX	5	3465	7/7	0.99	0.23	2.29	55,56,58,64	7

Continued on next page...

Continued from previous page...

Mol	Type	Chain	Res	Atoms	RSCC	RSR	LLDF	B-factors(Å^2)	Q<0.9
86	OHX	1	3538	7/7	0.95	0.23	2.29	55,58,60,83	7
86	OHX	5	3594	7/7	0.96	0.25	2.29	79,79,81,107	7
86	OHX	5	3480	7/7	0.97	0.27	2.26	63,64,66,87	7
86	OHX	1	3514	7/7	0.97	0.24	2.26	41,46,51,81	7
87	MG	5	3739	1/1	0.84	0.24	2.24	71,71,71,71	0
86	OHX	2	1943	7/7	0.96	0.24	2.23	68,71,73,95	7
86	OHX	5	3665	7/7	0.93	0.30	2.22	69,69,71,102	7
86	OHX	5	3608	7/7	0.94	0.26	2.22	70,71,72,99	7
86	OHX	1	3447	7/7	0.97	0.22	2.21	54,55,59,84	7
86	OHX	5	3681	7/7	0.73	0.33	2.18	96,97,98,130	7
86	OHX	6	1989	7/7	0.83	0.30	2.17	72,73,75,105	7
86	OHX	5	3523	7/7	0.95	0.20	2.14	47,49,55,86	7
86	OHX	6	1961	7/7	0.94	0.25	2.14	77,79,81,110	7
86	OHX	5	3586	7/7	0.94	0.20	2.12	62,63,64,98	7
86	OHX	6	2023	7/7	0.94	0.21	2.09	64,65,68,103	7
86	OHX	5	3496	7/7	0.96	0.21	2.09	66,68,71,98	7
87	MG	5	4006	1/1	0.97	0.23	2.08	34,34,34,34	0
87	MG	6	2068	1/1	0.93	0.21	2.08	83,83,83,83	0
86	OHX	5	3459	7/7	0.96	0.19	2.08	57,59,65,93	7
86	OHX	6	1959	7/7	0.97	0.19	2.07	84,86,87,109	7
86	OHX	1	3676	7/7	0.95	0.25	2.06	68,68,70,94	7
86	OHX	1	3498	7/7	0.97	0.19	2.05	68,71,72,92	7
86	OHX	5	3440	7/7	0.98	0.19	2.01	75,76,77,89	7
86	OHX	5	3470	7/7	0.96	0.17	2.00	80,84,84,102	7
86	OHX	1	3704	7/7	0.89	0.26	1.95	68,69,70,101	7
86	OHX	6	2000	7/7	0.97	0.21	1.94	60,60,64,94	7
86	OHX	5	3498	7/7	0.99	0.17	1.94	100,101,103,125	7
87	MG	1	3980	1/1	0.88	0.35	1.92	53,53,53,53	0
86	OHX	1	3593	7/7	0.93	0.26	1.92	59,60,62,89	7
86	OHX	5	3631	7/7	0.94	0.20	1.92	74,76,78,110	7
86	OHX	1	3452	7/7	0.98	0.21	1.89	65,67,69,96	7
86	OHX	5	3620	7/7	0.91	0.20	1.89	76,77,78,110	7
86	OHX	1	3505	7/7	0.97	0.27	1.88	46,48,52,85	7
86	OHX	5	3524	7/7	0.97	0.21	1.84	68,71,73,95	7
86	OHX	6	1915	7/7	0.99	0.20	1.84	57,58,63,80	7
86	OHX	2	1956	7/7	0.96	0.20	1.81	76,76,78,103	7
86	OHX	2	2002	7/7	0.90	0.26	1.80	111,111,114,134	7
86	OHX	1	3643	7/7	0.93	0.22	1.80	51,52,53,83	7
86	OHX	5	3541	7/7	0.95	0.21	1.80	65,68,69,97	7
86	OHX	1	3621	7/7	0.98	0.23	1.80	49,51,52,68	7
86	OHX	6	2015	7/7	0.91	0.20	1.76	126,127,128,140	7

Continued on next page...

Continued from previous page...

Mol	Type	Chain	Res	Atoms	RSCC	RSR	LLDF	B-factors(Å^2)	Q<0.9
86	OHX	1	3434	7/7	0.97	0.21	1.74	73,75,76,93	7
86	OHX	1	3694	7/7	0.95	0.19	1.74	54,57,59,93	7
86	OHX	6	1909	7/7	0.98	0.18	1.73	86,86,90,100	7
86	OHX	5	3638	7/7	0.95	0.24	1.73	45,45,46,80	7
86	OHX	1	3573	7/7	0.95	0.23	1.72	61,61,62,88	7
87	MG	2	2114	1/1	0.68	0.23	1.71	105,105,105,105	0
86	OHX	2	2003	7/7	0.83	0.25	1.68	81,83,83,114	7
86	OHX	2	2014	7/7	0.92	0.21	1.68	62,65,67,103	7
86	OHX	2	1938	7/7	0.98	0.23	1.68	65,67,70,93	7
87	MG	5	4052	1/1	0.87	0.21	1.67	34,34,34,34	0
86	OHX	5	3657	7/7	0.95	0.19	1.67	56,57,58,91	7
86	OHX	6	1970	7/7	0.97	0.17	1.66	90,91,92,111	7
87	MG	1	3763	1/1	0.91	0.34	1.64	60,60,60,60	0
86	OHX	1	3492	7/7	0.96	0.23	1.61	52,54,57,78	7
86	OHX	5	3492	7/7	0.98	0.25	1.61	61,64,66,88	7
86	OHX	5	3425	7/7	0.99	0.20	1.60	57,61,62,83	0
86	OHX	1	3468	7/7	0.99	0.23	1.60	50,52,55,62	7
86	OHX	5	3671	7/7	0.95	0.22	1.58	59,60,62,93	7
86	OHX	8	207	7/7	0.94	0.20	1.57	96,97,99,122	7
86	OHX	1	3502	7/7	0.99	0.23	1.57	38,40,44,66	7
86	OHX	5	3555	7/7	0.95	0.22	1.56	45,46,48,77	7
86	OHX	6	2032	7/7	0.87	0.28	1.56	76,77,78,101	7
86	OHX	6	1965	7/7	0.93	0.22	1.56	96,97,98,122	7
86	OHX	4	204	7/7	0.97	0.22	1.56	59,60,63,80	7
87	MG	2	2073	1/1	0.86	0.35	1.55	101,101,101,101	0
86	OHX	1	3558	7/7	0.98	0.21	1.54	59,60,62,84	7
86	OHX	7	204	7/7	0.98	0.20	1.54	49,50,53,71	7
86	OHX	5	3614	7/7	0.96	0.23	1.50	48,49,52,78	7
87	MG	6	2075	1/1	0.90	0.20	1.50	34,34,34,34	0
87	MG	1	4025	1/1	0.93	0.24	1.50	42,42,42,42	0
86	OHX	2	1959	7/7	0.94	0.24	1.47	96,99,100,120	7
86	OHX	6	1998	7/7	0.97	0.28	1.46	76,77,78,103	7
86	OHX	5	3456	7/7	0.98	0.22	1.46	73,75,77,107	7
86	OHX	5	3501	7/7	0.95	0.23	1.45	48,49,52,80	7
86	OHX	2	1921	7/7	0.94	0.25	1.44	93,94,101,115	7
86	OHX	2	2008	7/7	0.91	0.23	1.44	111,113,114,139	7
87	MG	1	3865	1/1	0.94	0.34	1.43	39,39,39,39	0
86	OHX	5	3696	7/7	0.90	0.24	1.42	68,69,69,96	7
86	OHX	5	3415	7/7	0.99	0.19	1.41	52,52,55,73	7
87	MG	5	3949	1/1	0.92	0.19	1.40	57,57,57,57	0
87	MG	5	3790	1/1	0.82	0.17	1.40	110,110,110,110	0
86	OHX	1	3685	7/7	0.80	0.26	1.39	106,107,109,129	7

Continued on next page...

Continued from previous page...

Mol	Type	Chain	Res	Atoms	RSCC	RSR	LLDF	B-factors(Å^2)	Q<0.9
87	MG	5	3726	1/1	0.97	0.24	1.38	34,34,34,34	0
86	OHX	1	3542	7/7	0.97	0.20	1.38	72,73,74,96	7
86	OHX	5	3481	7/7	0.95	0.23	1.37	74,75,78,94	7
86	OHX	5	3644	7/7	0.85	0.24	1.34	53,57,59,103	7
86	OHX	6	1977	7/7	0.95	0.19	1.34	61,62,64,90	7
87	MG	n6	201	1/1	0.80	0.28	1.33	69,69,69,69	0
86	OHX	2	1918	7/7	0.95	0.19	1.33	82,83,87,106	7
86	OHX	1	3473	7/7	0.94	0.20	1.32	77,80,82,116	7
86	OHX	5	3441	7/7	0.98	0.19	1.30	63,65,71,95	7
86	OHX	5	3619	7/7	0.93	0.23	1.30	53,54,56,87	7
88	ZN	q2	501	1/1	0.79	0.38	1.28	107,107,107,107	0
86	OHX	1	3516	7/7	0.98	0.22	1.26	61,61,64,85	7
86	OHX	1	3567	7/7	0.97	0.25	1.25	55,56,58,78	7
86	OHX	5	3607	7/7	0.97	0.21	1.25	47,48,50,84	7
86	OHX	5	3414	7/7	0.99	0.18	1.25	61,63,64,73	0
86	OHX	1	3580	7/7	0.99	0.20	1.22	51,52,55,82	7
87	MG	1	3878	1/1	0.94	0.30	1.21	39,39,39,39	0
86	OHX	1	3592	7/7	0.95	0.20	1.21	40,43,45,79	7
86	OHX	2	2020	7/7	0.94	0.30	1.21	88,89,90,116	7
87	MG	5	3758	1/1	0.92	0.24	1.21	77,77,77,77	0
86	OHX	1	3466	7/7	0.94	0.20	1.21	81,83,86,117	7
86	OHX	1	3710	7/7	0.91	0.16	1.20	93,94,94,124	7
87	MG	5	3991	1/1	0.92	0.28	1.19	41,41,41,41	0
86	OHX	1	3462	7/7	0.98	0.22	1.18	67,68,71,90	7
86	OHX	6	1902	7/7	0.99	0.20	1.18	76,79,84,89	0
86	OHX	7	207	7/7	0.94	0.17	1.16	88,89,91,118	7
86	OHX	5	3461	7/7	0.99	0.18	1.16	40,43,48,69	7
87	MG	1	3743	1/1	0.89	0.17	1.15	53,53,53,53	0
86	OHX	5	3547	7/7	0.95	0.20	1.15	48,52,54,83	7
86	OHX	5	3559	7/7	0.93	0.19	1.15	105,106,107,129	7
86	OHX	4	206	7/7	0.96	0.23	1.14	57,57,58,83	7
86	OHX	1	3470	7/7	0.98	0.24	1.14	66,69,72,89	7
86	OHX	5	3569	7/7	0.93	0.26	1.13	58,61,64,89	7
86	OHX	1	3537	7/7	0.99	0.23	1.13	48,50,52,69	7
86	OHX	2	2025	7/7	0.94	0.22	1.13	98,98,100,121	7
86	OHX	2	1961	7/7	0.95	0.20	1.13	65,66,71,98	7
86	OHX	1	3679	7/7	0.90	0.25	1.12	74,75,76,101	7
86	OHX	6	1906	7/7	0.99	0.21	1.12	57,58,60,80	7
86	OHX	1	3531	7/7	0.96	0.24	1.11	56,59,60,98	7
86	OHX	2	1908	7/7	0.98	0.19	1.11	96,98,99,106	0
86	OHX	2	1933	7/7	0.95	0.21	1.10	75,79,81,108	7
87	MG	1	4028	1/1	0.93	0.24	1.10	39,39,39,39	0

Continued on next page...

Continued from previous page...

Mol	Type	Chain	Res	Atoms	RSCC	RSR	LLDF	B-factors(Å^2)	Q<0.9
86	OHX	3	207	7/7	0.90	0.17	1.10	108,108,110,132	7
86	OHX	5	3434	7/7	0.97	0.18	1.06	102,104,108,113	0
86	OHX	2	1909	7/7	0.93	0.19	1.06	99,102,106,112	0
87	MG	3	216	1/1	0.91	0.27	1.05	75,75,75,75	0
86	OHX	5	3688	7/7	0.93	0.19	1.05	62,63,64,97	7
86	OHX	5	3685	7/7	0.88	0.17	1.02	66,67,68,108	7
86	OHX	2	1973	7/7	0.86	0.28	1.01	102,102,104,125	7
86	OHX	5	3582	7/7	0.98	0.20	1.00	58,60,63,83	7
86	OHX	5	3622	7/7	0.93	0.21	1.00	73,73,74,97	7
86	OHX	1	3544	7/7	0.97	0.16	0.97	60,61,64,88	7
86	OHX	6	2037	7/7	0.79	0.23	0.97	115,116,117,137	7
86	OHX	1	3463	7/7	0.99	0.22	0.95	49,53,53,61	7
86	OHX	1	3458	7/7	0.96	0.15	0.95	109,110,114,130	7
87	MG	5	4035	1/1	0.97	0.35	0.94	42,42,42,42	0
86	OHX	6	1981	7/7	0.94	0.19	0.93	52,53,57,89	7
86	OHX	1	3577	7/7	0.95	0.21	0.92	54,56,58,90	7
86	OHX	5	3451	7/7	0.97	0.21	0.90	57,59,60,78	7
86	OHX	5	3599	7/7	0.94	0.18	0.90	83,84,87,112	7
86	OHX	6	1992	7/7	0.95	0.19	0.90	87,88,89,113	7
86	OHX	1	3415	7/7	0.99	0.17	0.90	64,64,69,79	0
86	OHX	1	3660	7/7	0.92	0.23	0.89	61,62,63,93	7
86	OHX	6	1922	7/7	0.98	0.25	0.89	56,58,60,81	7
86	OHX	m6	201	7/7	0.98	0.23	0.88	47,49,55,78	7
86	OHX	5	3530	7/7	0.96	0.22	0.87	41,43,48,79	7
86	OHX	5	3554	7/7	0.97	0.21	0.86	54,57,58,90	7
86	OHX	5	3510	7/7	0.99	0.24	0.85	40,44,48,69	7
86	OHX	5	3486	7/7	0.99	0.17	0.85	55,55,61,72	7
86	OHX	2	1927	7/7	0.96	0.19	0.83	98,99,102,123	7
86	OHX	1	3590	7/7	0.96	0.21	0.83	44,45,46,80	7
86	OHX	6	1974	7/7	0.87	0.26	0.82	67,70,73,106	7
86	OHX	1	3445	7/7	0.98	0.17	0.80	59,62,63,91	7
86	OHX	6	2022	7/7	0.93	0.22	0.79	54,55,58,96	7
86	OHX	1	3661	7/7	0.92	0.21	0.79	55,58,60,89	7
87	MG	5	3843	1/1	0.97	0.26	0.77	32,32,32,32	0
86	OHX	8	205	7/7	0.97	0.24	0.77	71,71,74,91	7
86	OHX	5	3516	7/7	0.97	0.23	0.77	42,45,50,70	7
86	OHX	6	1940	7/7	0.93	0.15	0.76	118,121,123,134	7
86	OHX	5	3562	7/7	0.98	0.21	0.76	46,48,49,75	7
86	OHX	1	3509	7/7	0.93	0.23	0.76	51,52,55,75	7
86	OHX	1	3425	7/7	0.99	0.20	0.75	54,59,64,84	0
86	OHX	5	3502	7/7	0.95	0.18	0.74	74,76,78,106	7
86	OHX	1	3555	7/7	0.86	0.23	0.74	90,92,93,115	7

Continued on next page...

Continued from previous page...

Mol	Type	Chain	Res	Atoms	RSCC	RSR	LLDF	B-factors(Å^2)	Q<0.9
86	OHX	6	2003	7/7	0.95	0.17	0.73	91,91,92,122	7
86	OHX	1	3673	7/7	0.87	0.22	0.73	97,98,101,124	7
86	OHX	2	1944	7/7	0.93	0.17	0.72	104,104,108,128	7
86	OHX	5	3683	7/7	0.94	0.15	0.72	92,92,94,121	7
86	OHX	8	206	7/7	0.96	0.20	0.72	72,72,73,103	7
86	OHX	5	3410	7/7	0.99	0.16	0.72	54,56,59,70	7
86	OHX	1	3456	7/7	0.97	0.17	0.69	84,89,90,108	7
87	MG	1	3851	1/1	0.96	0.28	0.69	57,57,57,57	0
86	OHX	5	3539	7/7	0.95	0.15	0.67	108,109,111,129	7
86	OHX	5	3635	7/7	0.96	0.21	0.67	54,55,56,88	7
86	OHX	5	3460	7/7	0.98	0.20	0.66	54,55,57,76	7
86	OHX	6	1933	7/7	0.96	0.18	0.66	51,53,58,84	7
86	OHX	1	3439	7/7	0.99	0.15	0.66	63,65,67,81	7
86	OHX	6	1919	7/7	0.94	0.19	0.66	62,64,67,98	7
86	OHX	1	3653	7/7	0.90	0.23	0.65	48,50,53,92	7
87	MG	1	4010	1/1	0.85	0.28	0.65	68,68,68,68	0
86	OHX	6	1994	7/7	0.89	0.17	0.63	127,128,128,142	7
86	OHX	6	2008	7/7	0.92	0.19	0.63	87,88,89,118	7
86	OHX	6	1945	7/7	0.97	0.17	0.63	71,72,74,100	7
86	OHX	1	3700	7/7	0.89	0.23	0.62	67,68,69,95	7
86	OHX	6	1962	7/7	0.95	0.24	0.61	77,78,80,102	7
87	MG	5	3732	1/1	0.94	0.22	0.61	33,33,33,33	0
87	MG	n6	202	1/1	0.88	0.24	0.61	51,51,51,51	0
86	OHX	6	1971	7/7	0.92	0.23	0.60	91,92,93,114	7
86	OHX	1	3585	7/7	0.96	0.19	0.59	56,57,59,92	7
86	OHX	1	3613	7/7	0.92	0.21	0.59	62,65,66,97	7
86	OHX	S9	201	7/7	0.89	0.25	0.59	85,86,87,114	7
86	OHX	1	3453	7/7	0.98	0.15	0.59	79,80,82,101	7
86	OHX	n9	102	7/7	0.99	0.20	0.58	55,56,60,80	7
86	OHX	1	3424	7/7	0.99	0.15	0.58	78,79,81,89	0
86	OHX	5	3412	7/7	0.99	0.16	0.58	74,75,80,87	0
86	OHX	1	3488	7/7	0.97	0.16	0.57	110,110,114,130	7
86	OHX	6	1927	7/7	0.97	0.20	0.56	55,58,62,72	7
87	MG	6	2108	1/1	0.93	0.25	0.55	51,51,51,51	0
86	OHX	5	3436	7/7	0.99	0.17	0.53	57,57,60,76	7
86	OHX	8	216	7/7	0.89	0.24	0.53	84,85,86,112	7
86	OHX	1	3575	7/7	0.95	0.19	0.48	63,64,65,85	7
86	OHX	1	3609	7/7	0.95	0.18	0.48	72,74,75,102	7
86	OHX	1	3586	7/7	0.95	0.21	0.46	69,71,72,101	7
86	OHX	2	1923	7/7	0.99	0.18	0.46	76,77,78,105	7
86	OHX	5	3488	7/7	0.97	0.15	0.45	71,71,75,93	7
86	OHX	2	1905	7/7	0.99	0.21	0.45	65,66,67,82	7

Continued on next page...

Continued from previous page...

Mol	Type	Chain	Res	Atoms	RSCC	RSR	LLDF	B-factors(Å^2)	Q<0.9
86	OHX	1	3433	7/7	0.97	0.20	0.44	54,63,70,96	0
86	OHX	1	3543	7/7	0.96	0.19	0.43	59,62,64,100	7
86	OHX	6	2011	7/7	0.95	0.21	0.43	64,65,66,95	7
86	OHX	5	3476	7/7	0.97	0.22	0.43	76,79,82,100	7
87	MG	5	4050	1/1	0.86	0.27	0.43	48,48,48,48	0
86	OHX	1	3435	7/7	0.99	0.19	0.41	69,70,70,74	7
86	OHX	1	3479	7/7	0.99	0.20	0.40	52,53,55,79	7
87	MG	1	4051	1/1	0.90	0.22	0.40	76,76,76,76	0
86	OHX	5	3522	7/7	0.98	0.20	0.38	58,59,63,80	7
86	OHX	5	3499	7/7	0.97	0.18	0.37	77,79,80,102	7
86	OHX	2	1949	7/7	0.97	0.23	0.35	95,97,98,122	7
86	OHX	5	3693	7/7	0.92	0.19	0.35	64,66,67,88	7
86	OHX	1	3618	7/7	0.93	0.19	0.33	74,76,78,102	7
86	OHX	6	1934	7/7	0.98	0.17	0.33	86,87,89,102	7
86	OHX	5	3589	7/7	0.97	0.18	0.33	48,50,52,84	7
86	OHX	5	3609	7/7	0.92	0.18	0.32	66,67,70,97	7
86	OHX	5	3506	7/7	0.98	0.19	0.32	51,54,59,67	7
86	OHX	6	1907	7/7	0.98	0.16	0.31	79,82,84,95	0
86	OHX	6	1910	7/7	0.99	0.19	0.31	62,62,66,82	7
86	OHX	1	3417	7/7	0.99	0.18	0.31	41,42,48,68	7
86	OHX	1	3640	7/7	0.97	0.15	0.31	70,70,71,98	7
86	OHX	1	3530	7/7	0.98	0.18	0.30	76,76,78,96	7
86	OHX	5	3642	7/7	0.92	0.22	0.29	65,67,68,98	7
86	OHX	1	3420	7/7	0.99	0.18	0.29	39,41,44,64	7
87	MG	m5	304	1/1	0.92	0.23	0.29	50,50,50,50	0
86	OHX	5	3677	7/7	0.88	0.20	0.29	99,100,102,127	7
87	MG	2	2070	1/1	0.97	0.30	0.28	94,94,94,94	0
86	OHX	1	3500	7/7	0.96	0.16	0.28	101,104,108,126	7
86	OHX	5	3500	7/7	0.94	0.17	0.28	74,78,81,100	7
86	OHX	2	1935	7/7	0.95	0.24	0.27	98,100,101,122	7
86	OHX	5	3710	7/7	0.80	0.24	0.27	106,106,107,137	7
86	OHX	5	3438	7/7	0.99	0.18	0.26	50,54,58,71	7
86	OHX	1	3622	7/7	0.93	0.15	0.26	90,91,92,125	7
86	OHX	5	3680	7/7	0.94	0.20	0.24	74,75,77,106	7
87	MG	1	3754	1/1	0.94	0.22	0.23	51,51,51,51	0
86	OHX	1	3410	7/7	0.99	0.17	0.23	56,58,60,73	7
86	OHX	5	3439	7/7	0.99	0.16	0.22	82,83,86,93	0
86	OHX	7	201	7/7	0.99	0.19	0.22	64,69,70,92	7
86	OHX	5	3472	7/7	0.99	0.21	0.21	53,54,57,75	7
86	OHX	2	1902	7/7	0.99	0.16	0.21	77,77,81,93	0
86	OHX	5	3427	7/7	1.00	0.18	0.20	41,42,45,56	7
86	OHX	5	3669	7/7	0.94	0.19	0.19	41,42,43,79	7

Continued on next page...

Continued from previous page...

Mol	Type	Chain	Res	Atoms	RSCC	RSR	LLDF	B-factors(Å^2)	Q<0.9
86	OHX	o7	502	7/7	0.98	0.21	0.17	67,68,69,92	7
86	OHX	1	3510	7/7	0.99	0.19	0.16	52,53,54,83	7
86	OHX	5	3487	7/7	0.98	0.19	0.15	45,47,49,69	7
86	OHX	1	3681	7/7	0.93	0.19	0.15	56,60,61,86	7
86	OHX	2	1914	7/7	0.99	0.23	0.15	65,66,66,82	7
86	OHX	1	3427	7/7	0.99	0.15	0.15	85,86,90,94	0
86	OHX	2	1974	7/7	0.89	0.25	0.14	101,101,104,126	7
86	OHX	5	3543	7/7	0.94	0.16	0.13	62,62,64,85	7
86	OHX	3	206	7/7	0.95	0.18	0.13	96,97,98,122	7
86	OHX	1	3536	7/7	0.97	0.17	0.13	50,55,57,76	7
86	OHX	2	1947	7/7	0.97	0.20	0.12	68,69,70,98	7
86	OHX	6	1979	7/7	0.90	0.20	0.11	87,88,90,120	7
87	MG	1	3791	1/1	0.92	0.20	0.10	46,46,46,46	0
86	OHX	5	3521	7/7	0.98	0.19	0.08	45,45,47,69	7
86	OHX	1	3405	7/7	0.99	0.17	0.08	62,63,71,80	0
86	OHX	1	3423	7/7	0.99	0.20	0.07	63,65,70,86	7
86	OHX	1	3656	7/7	0.94	0.16	0.06	83,84,85,110	7
86	OHX	1	3449	7/7	0.98	0.16	0.06	71,73,75,99	7
86	OHX	6	1913	7/7	0.98	0.19	0.06	76,77,80,94	7
86	OHX	2	1990	7/7	0.91	0.19	0.05	101,102,106,126	7
86	OHX	1	3579	7/7	0.96	0.18	0.05	60,61,63,89	7
86	OHX	5	3473	7/7	0.98	0.18	0.04	45,47,51,71	7
86	OHX	1	3422	7/7	0.99	0.17	0.03	64,65,67,75	7
86	OHX	2	1967	7/7	0.96	0.20	0.02	75,76,77,114	7
86	OHX	5	3610	7/7	0.98	0.23	0.01	52,54,55,76	7
86	OHX	5	3428	7/7	0.98	0.17	0.01	49,51,57,88	0
86	OHX	6	1978	7/7	0.94	0.18	0.01	79,80,83,103	7
86	OHX	2	1979	7/7	0.95	0.18	0.01	63,64,65,94	7
86	OHX	5	3633	7/7	0.96	0.18	0.00	75,76,79,99	7
86	OHX	1	3472	7/7	0.98	0.18	-0.00	52,55,56,86	7
86	OHX	1	3520	7/7	0.94	0.22	-0.01	60,60,63,89	7
86	OHX	n3	202	7/7	0.95	0.18	-0.01	60,62,65,94	7
87	MG	6	2103	1/1	0.95	0.18	-0.02	59,59,59,59	0
86	OHX	5	3579	7/7	0.99	0.20	-0.03	56,58,59,80	7
86	OHX	2	1919	7/7	0.99	0.16	-0.03	77,80,82,97	7
86	OHX	1	3548	7/7	0.96	0.18	-0.03	80,80,82,99	7
86	OHX	1	3421	7/7	0.99	0.18	-0.03	63,65,66,82	7
86	OHX	1	3419	7/7	0.99	0.18	-0.04	51,55,56,76	7
86	OHX	6	1980	7/7	0.96	0.20	-0.04	61,62,63,100	7
86	OHX	2	1920	7/7	0.99	0.19	-0.05	82,84,86,96	7
87	MG	2	2101	1/1	0.97	0.34	-0.05	78,78,78,78	0
86	OHX	6	1929	7/7	0.95	0.18	-0.07	137,138,140,147	7

Continued on next page...

Continued from previous page...

Mol	Type	Chain	Res	Atoms	RSCC	RSR	LLDF	B-factors(Å^2)	Q<0.9
86	OHX	1	3487	7/7	0.95	0.14	-0.07	120,121,123,137	7
86	OHX	2	1970	7/7	0.82	0.17	-0.08	132,137,138,157	7
86	OHX	2	1911	7/7	0.92	0.19	-0.08	109,111,116,131	7
86	OHX	1	3489	7/7	0.99	0.18	-0.08	64,66,67,88	7
86	OHX	1	3461	7/7	0.98	0.23	-0.11	50,52,60,78	7
86	OHX	1	3699	7/7	0.92	0.22	-0.12	75,76,77,106	7
87	MG	6	2109	1/1	0.97	0.17	-0.12	89,89,89,89	0
86	OHX	6	1924	7/7	0.98	0.19	-0.13	76,81,82,103	7
86	OHX	1	3601	7/7	0.94	0.19	-0.13	45,45,49,77	7
86	OHX	6	2027	7/7	0.89	0.21	-0.14	82,82,85,113	7
86	OHX	1	3675	7/7	0.95	0.16	-0.14	63,64,65,94	7
87	MG	1	3792	1/1	0.81	0.24	-0.14	53,53,53,53	0
86	OHX	1	3662	7/7	0.94	0.19	-0.15	63,64,66,94	7
86	OHX	1	3674	7/7	0.84	0.18	-0.15	114,116,116,146	7
86	OHX	2	1954	7/7	0.96	0.21	-0.16	87,91,94,113	7
86	OHX	6	1925	7/7	0.98	0.19	-0.17	59,59,62,76	7
86	OHX	2	1971	7/7	0.93	0.18	-0.17	153,154,154,170	7
86	OHX	1	3486	7/7	0.98	0.22	-0.18	63,65,68,95	7
86	OHX	6	1944	7/7	0.98	0.15	-0.18	111,111,113,127	7
86	OHX	2	1942	7/7	0.97	0.17	-0.19	76,79,80,96	7
86	OHX	6	1911	7/7	0.96	0.19	-0.21	87,89,94,103	7
86	OHX	6	1917	7/7	0.99	0.16	-0.22	65,66,68,84	7
86	OHX	1	3504	7/7	0.94	0.15	-0.23	85,86,89,113	7
86	OHX	6	2009	7/7	0.94	0.17	-0.24	66,67,70,99	7
86	OHX	1	3614	7/7	0.91	0.20	-0.25	66,66,69,99	7
86	OHX	5	3574	7/7	0.96	0.15	-0.25	62,63,64,95	7
86	OHX	1	3647	7/7	0.94	0.17	-0.25	73,75,76,102	7
87	MG	5	4002	1/1	0.96	0.19	-0.25	42,42,42,42	0
86	OHX	5	3649	7/7	0.95	0.22	-0.26	63,64,66,91	7
86	OHX	1	3559	7/7	0.96	0.16	-0.26	101,102,102,122	7
87	MG	1	4006	1/1	0.98	0.21	-0.26	46,46,46,46	0
86	OHX	5	3577	7/7	0.93	0.18	-0.27	67,68,71,100	7
87	MG	5	3929	1/1	0.92	0.18	-0.27	52,52,52,52	0
86	OHX	2	1907	7/7	0.95	0.15	-0.27	101,105,108,120	7
86	OHX	5	3611	7/7	0.95	0.14	-0.27	83,84,86,106	7
86	OHX	1	3569	7/7	0.98	0.18	-0.28	49,53,56,82	7
87	MG	M0	302	1/1	0.91	0.23	-0.29	51,51,51,51	0
86	OHX	8	203	7/7	0.98	0.18	-0.29	53,53,58,80	7
86	OHX	6	1953	7/7	0.98	0.16	-0.29	88,89,91,115	7
86	OHX	4	208	7/7	0.98	0.18	-0.29	82,83,85,104	7
86	OHX	q2	502	7/7	0.98	0.20	-0.30	53,55,61,84	7
86	OHX	5	3553	7/7	0.95	0.18	-0.30	54,55,56,87	7

Continued on next page...

Continued from previous page...

Mol	Type	Chain	Res	Atoms	RSCC	RSR	LLDF	B-factors(Å^2)	Q<0.9
86	OHX	5	3443	7/7	0.96	0.17	-0.30	64,66,69,96	7
86	OHX	Q2	502	7/7	0.98	0.20	-0.31	41,45,48,82	7
86	OHX	O3	201	7/7	0.98	0.20	-0.32	54,55,57,74	7
86	OHX	1	3411	7/7	0.99	0.18	-0.32	41,47,50,78	0
86	OHX	2	1904	7/7	0.99	0.16	-0.33	80,86,89,94	7
86	OHX	1	3474	7/7	0.98	0.18	-0.33	68,70,71,83	7
86	OHX	1	3712	7/7	0.87	0.21	-0.34	84,88,89,117	7
86	OHX	1	3508	7/7	0.97	0.18	-0.35	65,65,69,95	7
87	MG	1	3734	1/1	0.91	0.22	-0.36	42,42,42,42	0
86	OHX	3	204	7/7	0.97	0.16	-0.36	96,98,98,118	7
86	OHX	5	3517	7/7	0.98	0.17	-0.37	65,67,68,97	7
86	OHX	5	3605	7/7	0.96	0.20	-0.37	73,75,77,112	7
86	OHX	5	3507	7/7	0.98	0.18	-0.37	62,64,65,95	7
86	OHX	5	3686	7/7	0.96	0.18	-0.37	63,63,64,95	7
86	OHX	5	3584	7/7	0.98	0.17	-0.38	53,53,56,68	7
86	OHX	4	203	7/7	0.99	0.18	-0.38	40,44,48,69	7
86	OHX	5	3474	7/7	0.97	0.22	-0.38	46,48,51,76	7
86	OHX	2	1962	7/7	0.97	0.19	-0.39	89,89,91,118	7
86	OHX	2	1932	7/7	0.97	0.18	-0.39	92,93,94,116	7
86	OHX	6	1921	7/7	0.98	0.14	-0.41	125,126,127,128	0
86	OHX	5	3556	7/7	0.97	0.18	-0.42	58,59,60,83	7
86	OHX	s9	201	7/7	0.92	0.21	-0.43	68,68,71,98	7
86	OHX	2	2028	7/7	0.93	0.14	-0.43	130,130,131,153	7
86	OHX	6	1993	7/7	0.95	0.17	-0.44	85,86,89,116	7
86	OHX	2	2024	7/7	0.84	0.21	-0.44	116,116,118,142	7
86	OHX	5	3602	7/7	0.92	0.17	-0.44	119,121,122,143	7
86	OHX	2	2007	7/7	0.92	0.17	-0.44	101,101,104,120	7
86	OHX	5	3468	7/7	0.99	0.20	-0.45	61,61,66,78	7
86	OHX	5	3493	7/7	0.98	0.16	-0.45	67,68,71,91	7
86	OHX	5	3484	7/7	0.99	0.15	-0.45	54,58,62,71	7
86	OHX	5	3432	7/7	0.99	0.18	-0.46	48,48,52,66	7
86	OHX	1	3632	7/7	0.92	0.18	-0.47	105,105,106,124	7
86	OHX	1	3549	7/7	0.94	0.18	-0.48	88,88,90,108	7
86	OHX	5	3442	7/7	0.99	0.18	-0.48	59,61,63,72	7
87	MG	1	3992	1/1	0.94	0.17	-0.48	56,56,56,56	0
86	OHX	5	3448	7/7	0.98	0.14	-0.49	70,73,77,93	7
86	OHX	1	3471	7/7	0.99	0.14	-0.49	89,90,92,113	7
86	OHX	5	3691	7/7	0.97	0.17	-0.50	51,53,55,88	7
86	OHX	5	3401	7/7	0.99	0.16	-0.51	48,50,57,65	0
86	OHX	5	3695	7/7	0.90	0.21	-0.51	73,74,75,102	7
86	OHX	1	3631	7/7	0.96	0.18	-0.52	61,64,65,94	7
86	OHX	5	3630	7/7	0.94	0.16	-0.52	113,115,116,133	7

Continued on next page...

Continued from previous page...

Mol	Type	Chain	Res	Atoms	RSCC	RSR	LLDF	B-factors(Å^2)	Q<0.9
86	OHX	2	1996	7/7	0.96	0.24	-0.53	88,89,91,112	7
86	OHX	5	3403	7/7	1.00	0.16	-0.53	32,33,41,65	0
86	OHX	5	3526	7/7	0.99	0.16	-0.55	93,95,96,119	7
86	OHX	O1	201	7/7	0.89	0.18	-0.55	89,91,92,109	7
86	OHX	1	3429	7/7	0.99	0.18	-0.57	54,57,59,73	7
86	OHX	1	3591	7/7	0.97	0.12	-0.58	106,107,108,136	7
86	OHX	5	3408	7/7	0.99	0.18	-0.59	43,49,52,69	7
86	OHX	2	1972	7/7	0.96	0.15	-0.61	122,123,124,147	7
87	MG	2	2119	1/1	0.98	0.15	-0.61	93,93,93,93	0
86	OHX	6	1942	7/7	0.98	0.18	-0.61	84,84,85,102	7
86	OHX	5	3532	7/7	0.96	0.15	-0.62	113,114,116,129	7
86	OHX	1	3659	7/7	0.84	0.16	-0.63	131,131,133,156	7
86	OHX	l3	401	7/7	0.98	0.18	-0.63	54,57,59,83	7
86	OHX	2	1903	7/7	0.98	0.20	-0.63	83,89,95,96	0
86	OHX	2	1940	7/7	0.93	0.17	-0.63	94,96,98,118	7
86	OHX	1	3588	7/7	0.94	0.16	-0.63	104,104,106,123	7
86	OHX	5	3503	7/7	0.97	0.17	-0.63	49,53,55,75	7
86	OHX	2	1915	7/7	0.96	0.15	-0.64	118,121,121,123	7
86	OHX	1	3539	7/7	0.97	0.18	-0.65	45,48,50,72	7
86	OHX	1	3402	7/7	1.00	0.16	-0.65	47,49,55,67	0
86	OHX	5	3444	7/7	0.98	0.16	-0.65	48,54,57,83	7
87	MG	2	2098	1/1	0.78	0.19	-0.66	107,107,107,107	0
86	OHX	1	3418	7/7	0.99	0.17	-0.66	53,56,62,84	7
86	OHX	4	210	7/7	0.97	0.15	-0.67	82,83,85,107	7
86	OHX	1	3527	7/7	0.99	0.17	-0.67	57,59,59,72	7
87	MG	L7	301	1/1	0.86	0.18	-0.67	47,47,47,47	0
86	OHX	1	3485	7/7	0.97	0.15	-0.68	88,89,90,107	7
86	OHX	2	1964	7/7	0.95	0.16	-0.69	72,73,75,116	7
86	OHX	5	3513	7/7	0.97	0.16	-0.70	61,62,64,80	7
86	OHX	7	206	7/7	0.98	0.15	-0.71	69,69,72,96	7
86	OHX	5	3423	7/7	0.99	0.17	-0.71	59,62,62,79	7
86	OHX	6	1904	7/7	0.99	0.15	-0.71	67,69,74,78	7
88	ZN	Q2	501	1/1	0.89	0.27	-0.71	107,107,107,107	0
86	OHX	2	2000	7/7	0.95	0.15	-0.72	100,101,102,129	7
86	OHX	5	3405	7/7	0.99	0.16	-0.72	57,58,60,69	0
86	OHX	5	3471	7/7	0.97	0.15	-0.73	83,83,85,102	7
86	OHX	6	1928	7/7	0.89	0.15	-0.74	138,141,142,159	7
86	OHX	1	3519	7/7	0.97	0.16	-0.74	85,85,87,108	7
86	OHX	8	202	7/7	0.99	0.17	-0.74	45,50,55,70	7
87	MG	1	3909	1/1	0.78	0.15	-0.74	71,71,71,71	0
86	OHX	5	3515	7/7	0.97	0.12	-0.75	138,139,140,151	7
86	OHX	5	3455	7/7	0.98	0.19	-0.75	81,84,85,99	7

Continued on next page...

Continued from previous page...

Mol	Type	Chain	Res	Atoms	RSCC	RSR	LLDF	B-factors(Å^2)	Q<0.9
86	OHX	2	1910	7/7	0.97	0.18	-0.75	88,89,92,110	7
86	OHX	2	1950	7/7	0.99	0.15	-0.75	83,84,86,106	7
86	OHX	5	3406	7/7	0.99	0.16	-0.76	54,56,62,75	0
86	OHX	5	3509	7/7	0.97	0.13	-0.77	103,104,106,124	7
87	MG	5	3728	1/1	0.85	0.15	-0.77	46,46,46,46	0
86	OHX	m0	302	7/7	0.91	0.22	-0.78	58,59,60,95	7
86	OHX	6	1901	7/7	0.99	0.15	-0.78	60,64,68,72	0
86	OHX	1	3496	7/7	0.98	0.19	-0.78	43,45,49,65	7
86	OHX	C1	201	7/7	0.96	0.18	-0.78	92,92,93,110	7
88	ZN	Q0	500	1/1	0.98	0.14	-0.79	56,56,56,56	0
86	OHX	5	3682	7/7	0.86	0.19	-0.79	77,78,79,115	7
86	OHX	2	2015	7/7	0.93	0.16	-0.79	118,119,119,136	7
86	OHX	5	3417	7/7	0.99	0.16	-0.80	55,58,60,79	7
86	OHX	8	204	7/7	0.98	0.14	-0.80	88,89,92,114	7
86	OHX	L3	402	7/7	0.96	0.17	-0.80	74,75,79,102	7
88	ZN	d7	101	1/1	0.86	0.23	-0.81	142,142,142,142	0
86	OHX	1	3701	7/7	0.94	0.17	-0.81	63,64,66,101	7
86	OHX	2	2001	7/7	0.96	0.17	-0.81	74,75,77,107	7
87	MG	1	4061	1/1	0.93	0.19	-0.82	33,33,33,33	0
86	OHX	M5	301	7/7	0.97	0.18	-0.83	70,70,72,103	7
86	OHX	2	1945	7/7	0.90	0.13	-0.83	110,111,113,137	7
86	OHX	5	3576	7/7	0.98	0.14	-0.83	51,52,53,76	7
87	MG	5	4046	1/1	0.95	0.17	-0.83	49,49,49,49	0
86	OHX	5	3591	7/7	0.98	0.15	-0.84	47,47,50,76	7
86	OHX	5	3404	7/7	0.99	0.16	-0.84	30,36,40,66	0
87	MG	5	3771	1/1	0.92	0.16	-0.85	46,46,46,46	0
86	OHX	1	3413	7/7	0.99	0.18	-0.85	52,54,56,71	7
86	OHX	1	3483	7/7	0.96	0.15	-0.86	79,81,83,107	7
86	OHX	l9	201	7/7	0.92	0.19	-0.86	70,70,71,107	7
86	OHX	2	1981	7/7	0.96	0.17	-0.86	74,75,77,106	7
86	OHX	1	3412	7/7	1.00	0.22	-0.86	57,62,65,72	7
86	OHX	1	3495	7/7	0.97	0.16	-0.87	56,56,60,79	7
86	OHX	1	3576	7/7	0.96	0.15	-0.87	71,72,74,106	7
86	OHX	6	1996	7/7	0.96	0.14	-0.88	102,103,104,128	7
86	OHX	1	3403	7/7	1.00	0.15	-0.88	44,45,48,62	0
86	OHX	5	3592	7/7	0.98	0.17	-0.89	54,57,58,85	7
86	OHX	6	1918	7/7	0.99	0.15	-0.90	61,62,65,83	7
86	OHX	1	3441	7/7	0.99	0.18	-0.91	49,52,56,62	7
86	OHX	5	3421	7/7	0.99	0.17	-0.94	67,68,73,82	0
86	OHX	5	3561	7/7	0.94	0.15	-0.95	112,112,114,136	7
86	OHX	1	3529	7/7	0.98	0.13	-0.95	123,125,126,138	7
86	OHX	5	3463	7/7	0.97	0.15	-0.96	73,74,77,102	7

Continued on next page...

Continued from previous page...

Mol	Type	Chain	Res	Atoms	RSCC	RSR	LLDF	B-factors(Å^2)	Q<0.9
86	OHX	6	1982	7/7	0.94	0.13	-0.96	105,106,108,132	7
86	OHX	1	3581	7/7	0.94	0.13	-0.97	83,86,88,119	7
86	OHX	1	3630	7/7	0.96	0.18	-0.98	57,60,63,93	7
86	OHX	1	3428	7/7	0.97	0.18	-0.98	74,74,77,92	0
86	OHX	5	3617	7/7	0.97	0.18	-0.98	52,53,54,77	7
86	OHX	2	1936	7/7	0.98	0.16	-0.98	70,71,74,96	7
86	OHX	2	1917	7/7	0.97	0.16	-0.99	81,82,84,103	7
86	OHX	5	3673	7/7	0.96	0.16	-1.00	67,67,68,98	7
86	OHX	2	1925	7/7	0.97	0.10	-1.00	125,126,127,140	7
86	OHX	1	3443	7/7	0.99	0.16	-1.01	57,58,59,81	7
86	OHX	1	3503	7/7	0.97	0.17	-1.01	65,66,70,87	7
86	OHX	1	3572	7/7	0.98	0.16	-1.01	45,46,49,72	7
86	OHX	6	2021	7/7	0.94	0.14	-1.02	102,103,103,127	7
86	OHX	5	3684	7/7	0.87	0.16	-1.03	73,74,76,109	7
86	OHX	1	3638	7/7	0.96	0.12	-1.03	67,69,70,105	7
86	OHX	5	3418	7/7	0.99	0.18	-1.03	44,50,54,67	7
86	OHX	2	1901	7/7	0.99	0.16	-1.04	71,74,79,94	0
86	OHX	6	1990	7/7	0.95	0.16	-1.05	89,91,93,122	7
86	OHX	C8	201	7/7	0.98	0.14	-1.05	114,115,117,130	7
87	MG	5	3741	1/1	0.87	0.14	-1.05	29,29,29,29	0
86	OHX	5	3429	7/7	0.99	0.17	-1.05	61,62,66,78	7
86	OHX	6	1985	7/7	0.96	0.17	-1.05	84,84,85,111	7
86	OHX	6	2005	7/7	0.96	0.18	-1.06	67,68,71,103	7
86	OHX	6	1947	7/7	0.98	0.16	-1.06	80,81,83,106	7
86	OHX	2	1983	7/7	0.97	0.15	-1.06	100,102,103,115	7
87	MG	6	2135	1/1	0.76	0.18	-1.06	61,61,61,61	0
86	OHX	6	1939	7/7	0.97	0.17	-1.06	79,80,82,113	7
86	OHX	1	3484	7/7	0.99	0.15	-1.07	52,56,59,80	7
87	MG	5	3802	1/1	0.86	0.13	-1.08	74,74,74,74	0
86	OHX	L3	401	7/7	0.98	0.17	-1.08	65,67,68,91	7
86	OHX	m0	301	7/7	0.93	0.18	-1.08	97,98,101,130	7
86	OHX	5	3514	7/7	0.96	0.17	-1.08	69,71,73,95	7
87	MG	6	2046	1/1	0.97	0.18	-1.09	121,121,121,121	0
86	OHX	1	3438	7/7	0.99	0.16	-1.09	51,54,60,75	7
86	OHX	2	1937	7/7	0.97	0.17	-1.10	102,103,106,123	7
86	OHX	1	3450	7/7	0.99	0.19	-1.10	69,69,69,89	7
86	OHX	6	1908	7/7	0.99	0.16	-1.12	66,67,72,92	0
86	OHX	5	3413	7/7	0.99	0.17	-1.13	43,45,51,64	7
86	OHX	5	3452	7/7	0.98	0.13	-1.14	109,110,112,119	0
87	MG	5	4004	1/1	0.92	0.13	-1.14	65,65,65,65	0
86	OHX	1	3404	7/7	0.99	0.14	-1.14	56,60,63,69	0
87	MG	1	4065	1/1	0.96	0.13	-1.14	69,69,69,69	0

Continued on next page...

Continued from previous page...

Mol	Type	Chain	Res	Atoms	RSCC	RSR	LLDF	B-factors(Å^2)	Q<0.9
86	OHX	6	1914	7/7	0.98	0.13	-1.14	94,95,96,108	7
86	OHX	6	1920	7/7	0.98	0.16	-1.15	79,80,82,104	7
86	OHX	5	3467	7/7	0.97	0.15	-1.15	90,93,94,113	7
88	ZN	d6	101	1/1	0.99	0.13	-1.15	67,67,67,67	0
86	OHX	6	1903	7/7	0.99	0.16	-1.15	64,67,68,80	0
86	OHX	6	1954	7/7	0.90	0.14	-1.16	152,153,154,166	7
86	OHX	5	3426	7/7	0.99	0.16	-1.16	45,48,49,69	7
86	OHX	6	1997	7/7	0.94	0.18	-1.16	103,104,105,124	7
86	OHX	1	3532	7/7	0.96	0.14	-1.16	107,109,111,126	7
86	OHX	1	3444	7/7	0.99	0.16	-1.17	74,75,75,104	7
86	OHX	n1	201	7/7	0.99	0.17	-1.17	39,45,52,70	7
86	OHX	2	1993	7/7	0.96	0.12	-1.17	114,114,115,138	7
88	ZN	d9	101	1/1	0.99	0.10	-1.17	98,98,98,98	0
86	OHX	2	1913	7/7	0.98	0.16	-1.18	84,85,88,111	7
86	OHX	2	1988	7/7	0.98	0.16	-1.18	89,89,91,111	7
86	OHX	2	1924	7/7	0.98	0.14	-1.18	87,88,90,111	7
86	OHX	l5	301	7/7	0.91	0.11	-1.18	104,105,106,134	7
86	OHX	5	3458	7/7	0.99	0.17	-1.19	59,60,62,82	7
86	OHX	2	2017	7/7	0.90	0.13	-1.20	145,145,146,164	7
86	OHX	5	3419	7/7	0.99	0.16	-1.20	40,45,51,71	7
86	OHX	4	213	7/7	0.97	0.11	-1.20	102,103,104,129	7
86	OHX	l3	402	7/7	0.92	0.17	-1.21	86,87,88,111	7
86	OHX	1	3430	7/7	0.99	0.14	-1.22	69,72,74,80	7
86	OHX	2	1941	7/7	0.98	0.14	-1.25	98,98,100,115	7
86	OHX	1	3584	7/7	0.96	0.09	-1.25	106,106,108,131	7
86	OHX	2	1952	7/7	0.98	0.17	-1.26	68,69,71,98	7
87	MG	1	4064	1/1	0.78	0.13	-1.27	66,66,66,66	0
87	MG	d3	201	1/1	0.93	0.17	-1.28	51,51,51,51	0
86	OHX	1	3401	7/7	1.00	0.17	-1.28	37,41,45,62	0
86	OHX	5	3504	7/7	0.97	0.19	-1.29	32,39,43,64	7
86	OHX	1	3480	7/7	0.99	0.18	-1.30	53,54,59,81	7
86	OHX	2	1946	7/7	0.97	0.14	-1.30	125,126,127,136	7
88	ZN	O7	101	1/1	1.00	0.17	-1.31	42,42,42,42	0
86	OHX	5	3495	7/7	0.97	0.14	-1.32	86,87,88,111	7
86	OHX	1	3515	7/7	0.98	0.19	-1.33	47,50,52,75	7
86	OHX	5	3581	7/7	0.95	0.14	-1.34	84,84,86,111	7
86	OHX	1	3464	7/7	0.99	0.14	-1.35	102,103,104,112	7
86	OHX	2	1916	7/7	0.98	0.15	-1.36	82,86,87,105	7
86	OHX	l5	302	7/7	0.92	0.15	-1.36	101,102,102,130	7
86	OHX	2	2009	7/7	0.97	0.10	-1.37	133,134,134,148	7
86	OHX	5	3687	7/7	0.87	0.14	-1.37	143,144,145,163	7
86	OHX	1	3665	7/7	0.91	0.16	-1.38	59,60,61,105	7

Continued on next page...

Continued from previous page...

Mol	Type	Chain	Res	Atoms	RSCC	RSR	LLDF	B-factors(Å^2)	Q<0.9
88	ZN	D9	101	1/1	0.98	0.09	-1.39	85,85,85,85	0
86	OHX	2	2016	7/7	0.93	0.10	-1.39	126,126,127,150	7
86	OHX	5	3667	7/7	0.93	0.12	-1.40	134,134,135,149	7
86	OHX	1	3637	7/7	0.96	0.12	-1.40	116,116,117,131	7
86	OHX	5	3449	7/7	0.99	0.12	-1.41	80,81,83,107	7
86	OHX	5	3717	7/7	0.93	0.15	-1.41	121,122,123,139	7
86	OHX	s8	301	7/7	0.90	0.14	-1.44	105,105,106,130	7
86	OHX	6	2036	7/7	0.92	0.13	-1.44	101,103,104,124	7
86	OHX	5	3542	7/7	0.97	0.09	-1.44	155,156,156,166	7
87	MG	5	3988	1/1	0.87	0.13	-1.46	64,64,64,64	0
88	ZN	E1	501	1/1	0.95	0.07	-1.46	138,138,138,138	0
86	OHX	1	3426	7/7	0.99	0.17	-1.46	53,55,62,79	7
86	OHX	5	3537	7/7	0.94	0.13	-1.47	95,96,100,118	7
86	OHX	5	3411	7/7	1.00	0.17	-1.49	40,41,45,59	7
86	OHX	5	3652	7/7	0.96	0.16	-1.50	63,64,66,100	7
86	OHX	5	3424	7/7	0.99	0.20	-1.50	67,70,71,78	7
86	OHX	n3	201	7/7	0.99	0.14	-1.51	57,59,60,76	7
86	OHX	5	3409	7/7	0.99	0.21	-1.54	55,56,60,79	7
86	OHX	2	1931	7/7	0.94	0.12	-1.58	112,112,116,133	7
86	OHX	1	3583	7/7	0.95	0.12	-1.59	83,84,86,110	7
86	OHX	5	3483	7/7	0.99	0.14	-1.59	48,49,51,67	7
86	OHX	1	3552	7/7	0.96	0.16	-1.61	64,67,67,92	7
86	OHX	M0	301	7/7	0.93	0.19	-1.62	68,70,73,97	7
86	OHX	5	3590	7/7	0.97	0.16	-1.63	44,45,46,87	7
87	MG	6	2136	1/1	0.94	0.12	-1.65	76,76,76,76	0
86	OHX	SR	401	7/7	0.96	0.09	-1.67	142,143,143,158	7
86	OHX	1	3650	7/7	0.97	0.16	-1.68	53,53,55,79	7
88	ZN	q0	201	1/1	1.00	0.13	-1.77	41,41,41,41	0
86	OHX	6	1952	7/7	0.91	0.12	-1.77	159,160,161,172	7
86	OHX	6	2013	7/7	0.85	0.15	-1.78	163,163,164,174	7
88	ZN	e1	501	1/1	0.96	0.12	-1.79	191,191,191,191	0
86	OHX	o3	201	7/7	0.99	0.16	-1.82	56,56,59,85	7
87	MG	sM	301	1/1	0.90	0.09	-1.82	52,52,52,52	0
86	OHX	5	3402	7/7	0.99	0.16	-1.83	34,39,46,63	0
86	OHX	6	1923	7/7	0.99	0.15	-1.84	65,67,69,79	7
86	OHX	1	3708	7/7	0.91	0.11	-1.85	170,171,172,180	7
86	OHX	5	3454	7/7	0.99	0.16	-1.85	44,46,48,64	7
86	OHX	6	1995	7/7	0.96	0.14	-1.87	91,93,94,119	7
86	OHX	L4	401	7/7	0.92	0.17	-1.89	74,74,76,102	7
88	ZN	o7	501	1/1	1.00	0.18	-1.90	57,57,57,57	0
87	MG	2	2118	1/1	0.77	0.16	-1.94	75,75,75,75	0
86	OHX	1	3599	7/7	0.98	0.15	-1.94	49,50,51,76	7

Continued on next page...

Continued from previous page...

Mol	Type	Chain	Res	Atoms	RSCC	RSR	LLDF	B-factors(Å^2)	Q<0.9
87	MG	5	4058	1/1	0.86	0.17	-1.98	33,33,33,33	0
86	OHX	6	1991	7/7	0.92	0.15	-1.98	79,80,81,108	7
86	OHX	5	3604	7/7	0.89	0.12	-2.00	110,112,113,139	7
86	OHX	1	3482	7/7	0.98	0.12	-2.04	61,66,70,88	7
87	MG	5	4053	1/1	0.97	0.16	-2.13	48,48,48,48	0
86	OHX	5	3724	7/7	0.75	0.20	-2.14	181,181,182,194	7
86	OHX	1	3566	7/7	0.96	0.09	-2.14	104,105,105,128	7
88	ZN	Q3	501	1/1	0.99	0.10	-2.14	71,71,71,71	0
86	OHX	5	3479	7/7	0.99	0.15	-2.15	49,53,56,81	7
88	ZN	D6	500	1/1	0.98	0.08	-2.15	85,85,85,85	0
86	OHX	1	3535	7/7	0.94	0.12	-2.15	125,125,126,142	7
88	ZN	q3	501	1/1	1.00	0.10	-2.21	76,76,76,76	0
86	OHX	m5	302	7/7	0.96	0.16	-2.34	85,86,86,110	7
86	OHX	1	3467	7/7	0.97	0.12	-2.36	91,92,95,114	7
86	OHX	5	3430	7/7	0.99	0.15	-2.36	54,55,59,67	7
86	OHX	5	3670	7/7	0.98	0.17	-2.37	44,48,50,73	7
86	OHX	5	3540	7/7	0.99	0.17	-2.37	49,50,52,75	7
86	OHX	1	3406	7/7	1.00	0.18	-2.39	41,44,49,68	0
86	OHX	1	3578	7/7	0.95	0.11	-2.48	108,110,110,135	7
86	OHX	5	3497	7/7	0.98	0.14	-2.49	49,52,55,74	7
86	OHX	6	1956	7/7	0.98	0.09	-2.52	157,158,158,169	7
86	OHX	S8	301	7/7	0.90	0.15	-2.61	113,114,115,138	7
87	MG	5	3780	1/1	0.80	0.12	-2.64	47,47,47,47	0
86	OHX	1	3683	7/7	0.96	0.13	-2.81	79,81,81,109	7
86	OHX	sR	401	7/7	0.90	0.14	-2.82	136,137,137,158	7
87	MG	5	3745	1/1	0.90	0.11	-2.85	40,40,40,40	0
86	OHX	5	3664	7/7	0.96	0.10	-2.87	99,100,101,126	7
86	OHX	6	1957	7/7	0.97	0.10	-2.89	90,92,94,115	7
86	OHX	C5	201	7/7	0.93	0.10	-2.91	129,129,130,150	7
86	OHX	5	3606	7/7	0.96	0.15	-2.98	50,53,55,90	7
86	OHX	1	3414	7/7	0.99	0.18	-2.99	46,50,52,58	7
87	MG	1	3880	1/1	0.87	0.10	-3.03	51,51,51,51	0
87	MG	5	3927	1/1	0.93	0.11	-3.08	40,40,40,40	0
86	OHX	2	1976	7/7	0.98	0.09	-3.09	108,108,109,127	7
87	MG	1	3939	1/1	0.99	0.08	-3.24	38,38,38,38	0
86	OHX	1	3440	7/7	0.98	0.16	-3.24	77,79,81,87	7
86	OHX	5	3485	7/7	0.99	0.12	-3.29	54,55,58,74	7
87	MG	5	4017	1/1	0.89	0.10	-3.31	68,68,68,68	0
86	OHX	5	3551	7/7	0.97	0.08	-3.33	113,114,115,135	7
86	OHX	1	3526	7/7	0.97	0.13	-3.37	76,77,79,96	7
86	OHX	5	3407	7/7	0.99	0.16	-3.62	51,57,59,69	0
87	MG	1	3899	1/1	0.95	0.14	-3.63	41,41,41,41	0

Continued on next page...

Continued from previous page...

Mol	Type	Chain	Res	Atoms	RSCC	RSR	LLDF	B-factors(Å^2)	Q<0.9
86	OHX	2	1978	7/7	0.92	0.10	-3.86	179,179,180,188	7
86	OHX	2	1948	7/7	0.98	0.09	-4.42	107,108,109,129	7
86	OHX	c5	201	7/7	0.90	0.12	-5.29	134,134,135,148	7
86	OHX	6	1969	7/7	0.98	0.13	-5.30	79,80,80,104	7
86	OHX	5	3578	7/7	0.96	0.11	-5.37	153,154,155,165	7
86	OHX	1	3570	7/7	0.99	0.16	-6.52	52,55,56,78	7
87	MG	1	3902	1/1	0.94	0.08	-8.39	58,58,58,58	0
87	MG	5	3917	1/1	0.94	0.08	-8.59	48,48,48,48	0
86	OHX	6	1938	7/7	0.97	0.12	-10.12	89,90,93,109	7
87	MG	5	3795	1/1	0.93	0.45	-	57,57,57,57	0
87	MG	1	3960	1/1	0.86	0.40	-	53,53,53,53	0
87	MG	5	3941	1/1	0.83	0.21	-	53,53,53,53	0
87	MG	1	3806	1/1	0.99	0.30	-	39,39,39,39	0
86	OHX	6	1964	7/7	0.98	0.12	-	57,60,61,83	7
87	MG	1	3764	1/1	0.80	0.47	-	60,60,60,60	0
86	OHX	1	3437	7/7	0.98	0.19	-	61,64,67,86	7
86	OHX	2	1963	7/7	0.96	0.25	-	72,74,75,98	7
87	MG	5	3825	1/1	0.92	0.73	-	39,39,39,39	0
87	MG	5	3810	1/1	0.93	0.23	-	51,51,51,51	0
87	MG	1	4054	1/1	0.93	0.59	-	48,48,48,48	0
87	MG	5	3806	1/1	0.96	0.34	-	60,60,60,60	0
87	MG	5	4043	1/1	0.92	0.24	-	77,77,77,77	0
87	MG	8	224	1/1	0.72	0.85	-	59,59,59,59	0
87	MG	6	2104	1/1	0.95	0.41	-	74,74,74,74	0
87	MG	5	3752	1/1	0.92	0.21	-	39,39,39,39	0
87	MG	5	3971	1/1	0.91	0.39	-	65,65,65,65	0
87	MG	2	2078	1/1	0.71	0.38	-	68,68,68,68	0
87	MG	5	4005	1/1	0.82	0.40	-	43,43,43,43	0
86	OHX	1	3678	7/7	0.95	0.38	-	57,57,58,89	7
86	OHX	5	3662	7/7	0.94	0.18	-	69,70,71,107	7
87	MG	2	2111	1/1	0.86	0.42	-	91,91,91,91	0
87	MG	5	4049	1/1	0.96	0.39	-	59,59,59,59	0
87	MG	5	3983	1/1	0.92	0.56	-	52,52,52,52	0
87	MG	6	2110	1/1	0.78	0.16	-	49,49,49,49	0
86	OHX	5	3420	7/7	0.99	0.16	-	64,65,66,78	7
87	MG	5	3872	1/1	0.90	0.64	-	49,49,49,49	0
87	MG	5	4105	1/1	0.94	0.19	-	40,40,40,40	0
87	MG	1	3714	1/1	0.96	0.80	-	46,46,46,46	0
87	MG	1	3732	1/1	0.83	0.41	-	50,50,50,50	0
87	MG	5	3959	1/1	0.92	0.33	-	56,56,56,56	0
87	MG	1	4033	1/1	0.99	0.39	-	40,40,40,40	0
87	MG	1	4011	1/1	0.95	0.41	-	41,41,41,41	0

Continued on next page...

Continued from previous page...

Mol	Type	Chain	Res	Atoms	RSCC	RSR	LLDF	B-factors(Å^2)	Q<0.9
86	OHX	1	3664	7/7	0.98	0.26	-	62,63,65,93	7
87	MG	1	4040	1/1	0.92	0.20	-	62,62,62,62	0
87	MG	4	218	1/1	0.92	0.63	-	53,53,53,53	0
87	MG	o7	503	1/1	0.95	0.39	-	78,78,78,78	0
87	MG	1	3931	1/1	0.94	0.53	-	51,51,51,51	0
87	MG	5	3761	1/1	0.84	0.57	-	48,48,48,48	0
87	MG	5	4072	1/1	0.87	0.36	-	67,67,67,67	0
86	OHX	2	1982	7/7	0.92	0.19	-	85,85,87,112	7
87	MG	5	4007	1/1	0.82	0.20	-	56,56,56,56	0
87	MG	5	3796	1/1	0.88	0.23	-	36,36,36,36	0
87	MG	1	3744	1/1	0.96	0.36	-	49,49,49,49	0
86	OHX	6	1936	7/7	0.98	0.14	-	68,69,73,88	7
86	OHX	6	2006	7/7	0.83	0.34	-	87,87,88,112	7
87	MG	5	3805	1/1	0.58	0.57	-	63,63,63,63	0
87	MG	5	4074	1/1	0.75	0.81	-	55,55,55,55	0
87	MG	1	3761	1/1	0.98	0.47	-	52,52,52,52	0
87	MG	5	4073	1/1	0.85	0.31	-	40,40,40,40	0
86	OHX	1	3627	7/7	0.88	0.20	-	94,94,96,126	7
86	OHX	2	1989	7/7	0.86	0.26	-	94,95,97,121	7
87	MG	5	4045	1/1	0.92	0.61	-	29,29,29,29	0
87	MG	5	4036	1/1	0.92	0.33	-	39,39,39,39	0
87	MG	1	3906	1/1	0.92	0.42	-	46,46,46,46	0
87	MG	5	3982	1/1	0.77	0.26	-	52,52,52,52	0
87	MG	6	2130	1/1	0.45	0.77	-	95,95,95,95	0
87	MG	3	212	1/1	0.91	0.52	-	40,40,40,40	0
87	MG	5	4090	1/1	0.91	0.68	-	41,41,41,41	0
87	MG	2	2036	1/1	0.90	0.32	-	82,82,82,82	0
86	OHX	1	3655	7/7	0.94	0.29	-	87,87,87,115	7
87	MG	5	4083	1/1	0.84	0.24	-	53,53,53,53	0
87	MG	1	3953	1/1	0.94	0.20	-	52,52,52,52	0
86	OHX	1	3663	7/7	0.91	0.30	-	73,74,75,117	7
87	MG	4	230	1/1	0.90	0.72	-	72,72,72,72	0
86	OHX	5	3704	7/7	0.94	0.09	-	151,151,151,167	7
86	OHX	1	3523	7/7	0.95	0.15	-	83,84,87,111	7
87	MG	1	4034	1/1	0.97	0.66	-	57,57,57,57	0
86	OHX	5	3655	7/7	0.96	0.20	-	61,64,64,89	7
87	MG	1	3970	1/1	0.95	0.26	-	58,58,58,58	0
86	OHX	5	3663	7/7	0.96	0.23	-	51,52,54,83	7
86	OHX	6	1935	7/7	0.98	0.23	-	66,67,69,92	7
87	MG	5	3961	1/1	0.91	0.57	-	40,40,40,40	0
86	OHX	5	3615	7/7	0.94	0.23	-	60,60,62,84	7
86	OHX	5	3450	7/7	0.97	0.16	-	81,84,87,105	7

Continued on next page...

Continued from previous page...

Mol	Type	Chain	Res	Atoms	RSCC	RSR	LLDF	B-factors(Å^2)	Q<0.9
87	MG	5	3951	1/1	0.77	0.38	-	57,57,57,57	0
87	MG	5	4027	1/1	0.88	0.22	-	56,56,56,56	0
87	MG	5	4089	1/1	0.94	0.27	-	69,69,69,69	0
87	MG	2	2041	1/1	0.66	0.32	-	74,74,74,74	0
87	MG	5	3816	1/1	0.85	0.52	-	51,51,51,51	0
86	OHX	1	3709	7/7	0.89	0.19	-	79,80,81,112	7
87	MG	1	4009	1/1	0.84	0.60	-	65,65,65,65	0
87	MG	5	4037	1/1	0.89	0.39	-	52,52,52,52	0
87	MG	5	3895	1/1	0.98	0.47	-	28,28,28,28	0
87	MG	6	2106	1/1	0.86	0.32	-	48,48,48,48	0
87	MG	5	3769	1/1	0.95	0.38	-	49,49,49,49	0
86	OHX	5	3648	7/7	0.92	0.37	-	84,85,87,110	7
87	MG	5	3998	1/1	0.82	0.85	-	71,71,71,71	0
86	OHX	6	2026	7/7	0.90	0.32	-	64,64,66,98	7
87	MG	6	2128	1/1	0.88	0.55	-	54,54,54,54	0
87	MG	1	3940	1/1	0.93	0.25	-	55,55,55,55	0
87	MG	5	3787	1/1	0.82	0.36	-	59,59,59,59	0
87	MG	1	3927	1/1	0.84	0.25	-	50,50,50,50	0
87	MG	6	2065	1/1	0.90	0.70	-	61,61,61,61	0
87	MG	5	4069	1/1	0.87	0.42	-	70,70,70,70	0
87	MG	6	2127	1/1	0.90	0.45	-	49,49,49,49	0
86	OHX	1	3481	7/7	0.98	0.16	-	85,88,90,104	7
87	MG	5	3948	1/1	0.89	0.19	-	40,40,40,40	0
87	MG	1	3912	1/1	0.80	0.54	-	63,63,63,63	0
87	MG	1	4043	1/1	0.77	0.40	-	54,54,54,54	0
86	OHX	1	3711	7/7	0.93	0.20	-	80,80,82,109	7
87	MG	5	3996	1/1	0.85	0.28	-	50,50,50,50	0
87	MG	5	4065	1/1	0.98	0.53	-	59,59,59,59	0
87	MG	5	3734	1/1	0.89	0.29	-	53,53,53,53	0
87	MG	5	4085	1/1	0.96	0.55	-	51,51,51,51	0
86	OHX	1	3524	7/7	0.98	0.20	-	63,65,67,94	7
87	MG	1	3755	1/1	0.94	0.18	-	53,53,53,53	0
86	OHX	5	3699	7/7	0.95	0.17	-	68,69,70,100	7
87	MG	1	3869	1/1	0.98	0.50	-	36,36,36,36	0
87	MG	1	4003	1/1	0.95	0.14	-	51,51,51,51	0
86	OHX	4	212	7/7	0.94	0.14	-	113,115,117,141	7
87	MG	5	3736	1/1	0.90	0.34	-	39,39,39,39	0
87	MG	2	2054	1/1	0.85	0.42	-	53,53,53,53	0
87	MG	6	2121	1/1	0.75	0.31	-	49,49,49,49	0
87	MG	5	3986	1/1	0.78	0.17	-	49,49,49,49	0
87	MG	1	3910	1/1	0.94	0.32	-	51,51,51,51	0
87	MG	1	3729	1/1	0.96	0.34	-	78,78,78,78	0

Continued on next page...

Continued from previous page...

Mol	Type	Chain	Res	Atoms	RSCC	RSR	LLDF	B-factors(Å^2)	Q<0.9
87	MG	m7	202	1/1	0.93	0.24	-	45,45,45,45	0
87	MG	5	3733	1/1	0.90	0.25	-	46,46,46,46	0
87	MG	5	3915	1/1	0.91	0.08	-	47,47,47,47	0
87	MG	2	2031	1/1	0.86	0.66	-	50,50,50,50	0
87	MG	5	4098	1/1	0.96	0.19	-	56,56,56,56	0
87	MG	2	2104	1/1	0.88	0.31	-	65,65,65,65	0
87	MG	1	3838	1/1	0.96	0.37	-	42,42,42,42	0
87	MG	5	3937	1/1	0.91	0.33	-	49,49,49,49	0
86	OHX	1	3605	7/7	0.86	0.24	-	72,74,76,101	7
87	MG	2	2053	1/1	0.94	0.57	-	84,84,84,84	0
86	OHX	5	3659	7/7	0.93	0.21	-	48,50,52,90	7
87	MG	1	3862	1/1	0.88	0.38	-	38,38,38,38	0
87	MG	2	2096	1/1	0.84	0.12	-	107,107,107,107	0
87	MG	5	3926	1/1	0.97	0.36	-	51,51,51,51	0
87	MG	1	3887	1/1	0.87	0.46	-	39,39,39,39	0
87	MG	M7	203	1/1	0.80	0.45	-	69,69,69,69	0
87	MG	5	3836	1/1	0.89	0.61	-	27,27,27,27	0
87	MG	6	2039	1/1	0.92	0.31	-	60,60,60,60	0
87	MG	1	3822	1/1	0.86	0.39	-	50,50,50,50	0
87	MG	1	3810	1/1	0.88	0.42	-	48,48,48,48	0
87	MG	2	2086	1/1	0.92	0.45	-	70,70,70,70	0
86	OHX	2	1985	7/7	0.94	0.12	-	107,108,109,128	7
86	OHX	5	3722	7/7	0.83	0.33	-	69,69,70,99	7
87	MG	5	3976	1/1	0.92	0.15	-	57,57,57,57	0
87	MG	2	2056	1/1	0.93	0.34	-	68,68,68,68	0
86	OHX	3	205	7/7	0.90	0.18	-	88,89,90,118	7
87	MG	5	3985	1/1	0.70	0.58	-	50,50,50,50	0
87	MG	1	3759	1/1	0.76	0.48	-	48,48,48,48	0
87	MG	1	3807	1/1	0.91	0.75	-	42,42,42,42	0
87	MG	5	3788	1/1	0.82	0.38	-	86,86,86,86	0
86	OHX	5	3629	7/7	0.89	0.20	-	99,99,101,126	7
87	MG	3	210	1/1	0.90	0.59	-	47,47,47,47	0
87	MG	4	225	1/1	0.90	0.64	-	50,50,50,50	0
86	OHX	1	3617	7/7	0.93	0.19	-	83,83,84,103	7
87	MG	2	2075	1/1	0.96	0.31	-	63,63,63,63	0
87	MG	6	2120	1/1	0.89	0.82	-	58,58,58,58	0
87	MG	1	4037	1/1	0.80	0.49	-	62,62,62,62	0
87	MG	5	3774	1/1	0.78	0.35	-	46,46,46,46	0
87	MG	1	3748	1/1	0.95	0.76	-	45,45,45,45	0
87	MG	1	3749	1/1	0.97	0.73	-	40,40,40,40	0
87	MG	6	2113	1/1	0.89	0.31	-	75,75,75,75	0
87	MG	5	4013	1/1	0.91	0.28	-	49,49,49,49	0

Continued on next page...

Continued from previous page...

Mol	Type	Chain	Res	Atoms	RSCC	RSR	LLDF	B-factors(Å^2)	Q<0.9
86	OHX	4	207	7/7	0.96	0.13	-	77,78,81,100	7
86	OHX	5	3708	7/7	0.82	0.20	-	86,87,88,116	7
87	MG	5	3770	1/1	0.96	0.21	-	43,43,43,43	0
86	OHX	6	1951	7/7	0.97	0.10	-	115,116,117,131	7
87	MG	5	4009	1/1	0.94	0.48	-	72,72,72,72	0
87	MG	2	2081	1/1	0.86	0.78	-	60,60,60,60	0
86	OHX	5	3639	7/7	0.87	0.17	-	84,84,85,116	7
87	MG	5	3801	1/1	0.88	0.59	-	37,37,37,37	0
86	OHX	1	3602	7/7	0.95	0.25	-	62,62,65,86	7
87	MG	1	3784	1/1	0.76	0.73	-	54,54,54,54	0
87	MG	1	3756	1/1	0.95	0.44	-	34,34,34,34	0
87	MG	5	3815	1/1	0.98	0.50	-	33,33,33,33	0
87	MG	1	3963	1/1	0.28	0.33	-	74,74,74,74	0
87	MG	1	3903	1/1	0.88	0.31	-	68,68,68,68	0
87	MG	5	4020	1/1	0.90	0.18	-	47,47,47,47	0
86	OHX	C3	201	7/7	0.92	0.18	-	105,107,107,135	7
87	MG	7	222	1/1	0.90	0.17	-	59,59,59,59	0
86	OHX	5	3654	7/7	0.92	0.18	-	83,84,84,117	7
87	MG	5	3879	1/1	0.99	0.52	-	32,32,32,32	0
87	MG	1	3830	1/1	0.95	0.52	-	40,40,40,40	0
87	MG	1	3943	1/1	0.81	0.37	-	78,78,78,78	0
86	OHX	2	2006	7/7	0.89	0.16	-	114,116,116,135	7
86	OHX	5	3621	7/7	0.96	0.13	-	92,93,95,111	7
87	MG	1	3782	1/1	0.96	0.61	-	47,47,47,47	0
87	MG	1	3739	1/1	0.98	0.53	-	60,60,60,60	0
86	OHX	1	3550	7/7	0.98	0.22	-	73,74,75,100	7
87	MG	1	3826	1/1	0.98	0.39	-	36,36,36,36	0
87	MG	1	3938	1/1	0.85	0.56	-	48,48,48,48	0
86	OHX	5	3595	7/7	0.92	0.17	-	69,70,73,104	7
87	MG	6	2070	1/1	0.95	0.44	-	44,44,44,44	0
87	MG	1	3929	1/1	0.97	0.27	-	40,40,40,40	0
87	MG	5	4066	1/1	0.89	0.69	-	60,60,60,60	0
87	MG	1	3989	1/1	0.49	0.31	-	82,82,82,82	0
86	OHX	6	1948	7/7	0.99	0.16	-	69,69,71,98	7
87	MG	d6	102	1/1	0.68	0.44	-	66,66,66,66	0
86	OHX	5	3694	7/7	0.90	0.28	-	59,60,60,88	7
86	OHX	6	2002	7/7	0.93	0.28	-	90,90,91,117	7
87	MG	5	3818	1/1	0.94	0.48	-	39,39,39,39	0
87	MG	6	2066	1/1	0.96	0.36	-	51,51,51,51	0
87	MG	5	4026	1/1	0.95	0.33	-	53,53,53,53	0
87	MG	6	2071	1/1	0.80	0.58	-	52,52,52,52	0
87	MG	1	3935	1/1	0.90	0.53	-	40,40,40,40	0

Continued on next page...

Continued from previous page...

Mol	Type	Chain	Res	Atoms	RSCC	RSR	LLDF	B-factors(Å^2)	Q<0.9
87	MG	1	3990	1/1	0.92	0.25	-	58,58,58,58	0
87	MG	2	2108	1/1	0.65	0.89	-	131,131,131,131	0
87	MG	1	3915	1/1	0.77	0.36	-	63,63,63,63	0
87	MG	7	212	1/1	0.94	0.36	-	57,57,57,57	0
86	OHX	2	1957	7/7	0.96	0.12	-	136,137,137,147	7
87	MG	5	4071	1/1	0.83	0.37	-	55,55,55,55	0
87	MG	1	4024	1/1	0.90	0.47	-	63,63,63,63	0
87	MG	1	3948	1/1	0.90	0.32	-	49,49,49,49	0
87	MG	5	3773	1/1	0.91	0.37	-	35,35,35,35	0
87	MG	6	2118	1/1	0.53	0.31	-	109,109,109,109	0
87	MG	1	3922	1/1	0.72	0.67	-	63,63,63,63	0
86	OHX	5	3570	7/7	0.95	0.17	-	86,86,87,110	7
87	MG	2	2043	1/1	0.95	0.58	-	57,57,57,57	0
86	OHX	5	3545	7/7	0.97	0.23	-	50,52,54,85	7
87	MG	5	3737	1/1	0.78	0.29	-	49,49,49,49	0
87	MG	6	2124	1/1	0.75	0.57	-	84,84,84,84	0
86	OHX	2	2018	7/7	0.89	0.18	-	116,117,118,136	7
86	OHX	6	2029	7/7	0.77	0.29	-	125,126,128,147	7
86	OHX	6	2033	7/7	0.96	0.16	-	86,87,88,106	7
87	MG	2	2115	1/1	0.80	0.66	-	66,66,66,66	0
87	MG	S2	301	1/1	0.87	0.81	-	68,68,68,68	0
87	MG	1	3777	1/1	0.94	0.47	-	39,39,39,39	0
86	OHX	1	3460	7/7	0.98	0.20	-	73,74,77,86	7
86	OHX	6	1968	7/7	0.91	0.23	-	89,91,94,128	7
86	OHX	2	2010	7/7	0.92	0.30	-	104,107,108,129	7
87	MG	1	3781	1/1	0.86	0.38	-	42,42,42,42	0
87	MG	1	3724	1/1	0.93	0.93	-	62,62,62,62	0
87	MG	2	2079	1/1	0.86	0.47	-	58,58,58,58	0
87	MG	m5	303	1/1	0.95	0.61	-	45,45,45,45	0
87	MG	6	2112	1/1	0.90	0.36	-	59,59,59,59	0
87	MG	5	3907	1/1	0.91	0.53	-	39,39,39,39	0
86	OHX	5	3453	7/7	0.98	0.15	-	77,79,80,99	7
87	MG	6	2111	1/1	0.87	0.28	-	54,54,54,54	0
87	MG	5	4001	1/1	0.82	0.21	-	49,49,49,49	0
87	MG	1	3758	1/1	0.86	0.27	-	47,47,47,47	0
87	MG	q2	503	1/1	0.91	0.40	-	51,51,51,51	0
87	MG	5	3878	1/1	0.94	0.72	-	36,36,36,36	0
87	MG	8	221	1/1	0.95	0.31	-	53,53,53,53	0
87	MG	5	3841	1/1	0.92	0.40	-	46,46,46,46	0
86	OHX	1	3668	7/7	0.91	0.13	-	84,84,85,110	7
87	MG	1	3965	1/1	0.90	0.34	-	46,46,46,46	0
86	OHX	5	3422	7/7	0.99	0.18	-	56,58,60,65	7

Continued on next page...

Continued from previous page...

Mol	Type	Chain	Res	Atoms	RSCC	RSR	LLDF	B-factors(Å^2)	Q<0.9
86	OHX	l4	401	7/7	0.85	0.28	-	62,62,63,86	7
86	OHX	2	1975	7/7	0.93	0.15	-	110,111,112,131	7
86	OHX	6	1937	7/7	0.99	0.15	-	72,72,75,85	7
86	OHX	5	3557	7/7	0.98	0.19	-	58,58,60,83	7
87	MG	5	4031	1/1	0.98	0.83	-	60,60,60,60	0
87	MG	5	3979	1/1	0.84	0.21	-	53,53,53,53	0
86	OHX	5	3626	7/7	0.96	0.12	-	78,78,79,103	7
87	MG	1	3832	1/1	0.94	0.47	-	35,35,35,35	0
86	OHX	c8	201	7/7	0.95	0.18	-	107,107,108,127	7
87	MG	6	2077	1/1	0.80	0.65	-	75,75,75,75	0
87	MG	1	3968	1/1	0.89	0.57	-	49,49,49,49	0
87	MG	2	2076	1/1	0.88	0.51	-	51,51,51,51	0
86	OHX	1	3629	7/7	0.97	0.12	-	104,104,106,123	7
87	MG	2	2084	1/1	0.96	0.53	-	69,69,69,69	0
87	MG	5	3804	1/1	0.96	0.75	-	46,46,46,46	0
86	OHX	5	3482	7/7	0.98	0.24	-	49,52,55,72	7
87	MG	1	3913	1/1	0.81	0.34	-	54,54,54,54	0
87	MG	1	3914	1/1	0.92	0.30	-	47,47,47,47	0
86	OHX	2	1951	7/7	0.94	0.13	-	134,135,136,149	7
87	MG	o7	504	1/1	0.94	0.49	-	65,65,65,65	0
87	MG	5	3775	1/1	0.91	0.58	-	36,36,36,36	0
86	OHX	1	3436	7/7	0.97	0.17	-	81,83,86,103	7
87	MG	4	227	1/1	0.78	0.49	-	56,56,56,56	0
87	MG	6	2076	1/1	0.96	0.44	-	42,42,42,42	0
86	OHX	1	3442	7/7	0.97	0.15	-	72,75,81,91	7
87	MG	1	3932	1/1	0.94	0.65	-	110,110,110,110	0
87	MG	1	3877	1/1	0.96	0.36	-	43,43,43,43	0
87	MG	5	4022	1/1	0.90	0.36	-	59,59,59,59	0
87	MG	5	4097	1/1	0.96	0.47	-	22,22,22,22	0
86	OHX	5	3718	7/7	0.87	0.25	-	76,78,79,104	7
86	OHX	1	3408	7/7	0.99	0.17	-	42,47,53,66	7
87	MG	5	4047	1/1	0.84	0.28	-	44,44,44,44	0
87	MG	1	4052	1/1	0.83	0.21	-	75,75,75,75	0
87	MG	1	3930	1/1	0.81	0.29	-	50,50,50,50	0
86	OHX	2	2019	7/7	0.87	0.18	-	112,113,113,139	7
87	MG	5	3939	1/1	0.93	0.23	-	52,52,52,52	0
87	MG	2	2035	1/1	0.97	0.52	-	64,64,64,64	0
86	OHX	1	3682	7/7	0.90	0.24	-	86,87,88,115	7
87	MG	4	228	1/1	0.92	0.24	-	41,41,41,41	0
86	OHX	5	3636	7/7	0.93	0.30	-	70,71,72,104	7
87	MG	5	3918	1/1	0.91	0.41	-	45,45,45,45	0
87	MG	6	2097	1/1	0.94	0.72	-	59,59,59,59	0

Continued on next page...

Continued from previous page...

Mol	Type	Chain	Res	Atoms	RSCC	RSR	LLDF	B-factors(Å^2)	Q<0.9
87	MG	5	3900	1/1	0.96	0.43	-	31,31,31,31	0
86	OHX	1	3465	7/7	0.99	0.17	-	62,65,68,81	7
87	MG	1	3812	1/1	0.89	0.65	-	34,34,34,34	0
87	MG	6	2040	1/1	0.55	0.52	-	54,54,54,54	0
87	MG	5	3808	1/1	0.84	0.30	-	41,41,41,41	0
87	MG	5	3972	1/1	0.91	0.54	-	45,45,45,45	0
87	MG	1	4045	1/1	0.94	0.58	-	42,42,42,42	0
87	MG	5	3762	1/1	0.98	0.35	-	57,57,57,57	0
86	OHX	5	3678	7/7	0.92	0.23	-	71,71,74,106	7
86	OHX	M9	201	7/7	0.86	0.16	-	98,98,99,123	7
86	OHX	2	1912	7/7	0.98	0.13	-	105,106,108,115	7
87	MG	1	3816	1/1	0.98	0.48	-	39,39,39,39	0
87	MG	1	4015	1/1	0.95	0.08	-	66,66,66,66	0
87	MG	5	4086	1/1	0.96	0.69	-	45,45,45,45	0
86	OHX	1	3697	7/7	0.94	0.20	-	75,76,77,104	7
86	OHX	m4	201	7/7	0.86	0.24	-	124,124,124,140	7
87	MG	5	3893	1/1	0.94	0.38	-	38,38,38,38	0
86	OHX	1	3409	7/7	0.99	0.18	-	57,59,61,75	7
86	OHX	2	1958	7/7	0.90	0.22	-	97,98,99,129	7
86	OHX	1	3494	7/7	0.99	0.13	-	71,71,74,88	7
87	MG	L3	403	1/1	0.94	0.19	-	48,48,48,48	0
87	MG	1	3747	1/1	0.96	0.35	-	50,50,50,50	0
87	MG	5	3889	1/1	0.90	0.47	-	45,45,45,45	0
86	OHX	5	3475	7/7	0.96	0.17	-	81,83,88,104	7
87	MG	1	3905	1/1	0.88	0.35	-	51,51,51,51	0
87	MG	1	3799	1/1	0.86	0.44	-	48,48,48,48	0
86	OHX	5	3714	7/7	0.93	0.12	-	127,127,127,145	7
86	OHX	5	3656	7/7	0.95	0.26	-	46,48,50,85	7
87	MG	5	3999	1/1	0.85	0.52	-	67,67,67,67	0
87	MG	5	3794	1/1	0.91	0.33	-	56,56,56,56	0
87	MG	6	2084	1/1	0.95	0.39	-	79,79,79,79	0
87	MG	c6	201	1/1	0.61	0.40	-	91,91,91,91	0
86	OHX	2	1986	7/7	0.97	0.14	-	90,91,92,113	7
87	MG	1	3876	1/1	0.93	0.45	-	36,36,36,36	0
86	OHX	5	3647	7/7	0.96	0.19	-	50,52,54,92	7
87	MG	5	3896	1/1	0.94	0.39	-	38,38,38,38	0
87	MG	5	3859	1/1	0.96	0.42	-	35,35,35,35	0
87	MG	5	3980	1/1	0.82	0.43	-	77,77,77,77	0
87	MG	5	4025	1/1	0.97	0.17	-	56,56,56,56	0
87	MG	6	2063	1/1	0.81	0.41	-	52,52,52,52	0
87	MG	5	4028	1/1	0.84	0.38	-	80,80,80,80	0
86	OHX	1	3587	7/7	0.97	0.24	-	83,84,85,107	7

Continued on next page...

Continued from previous page...

Mol	Type	Chain	Res	Atoms	RSCC	RSR	LLDF	B-factors(Å^2)	Q<0.9
87	MG	1	3843	1/1	0.92	0.25	-	34,34,34,34	0
87	MG	6	2092	1/1	0.79	0.48	-	61,61,61,61	0
86	OHX	5	3575	7/7	0.94	0.27	-	65,68,69,94	7
87	MG	1	3803	1/1	0.94	0.63	-	47,47,47,47	0
87	MG	6	2102	1/1	0.83	0.36	-	61,61,61,61	0
87	MG	5	4102	1/1	0.95	0.28	-	41,41,41,41	0
87	MG	1	4055	1/1	0.92	0.62	-	51,51,51,51	0
86	OHX	5	3646	7/7	0.85	0.25	-	77,78,79,104	7
86	OHX	5	3518	7/7	0.98	0.19	-	65,65,68,94	7
86	OHX	6	1973	7/7	0.98	0.15	-	76,78,80,103	7
86	OHX	5	3597	7/7	0.92	0.23	-	97,97,99,124	7
87	MG	5	4067	1/1	0.77	0.17	-	68,68,68,68	0
87	MG	2	2052	1/1	0.90	0.70	-	66,66,66,66	0
87	MG	6	2060	1/1	0.85	0.41	-	86,86,86,86	0
86	OHX	1	3560	7/7	0.95	0.14	-	111,113,114,136	7
87	MG	1	4035	1/1	0.48	0.49	-	111,111,111,111	0
87	MG	5	3934	1/1	0.88	0.53	-	52,52,52,52	0
87	MG	1	3937	1/1	0.94	0.74	-	52,52,52,52	0
87	MG	5	4010	1/1	0.93	0.44	-	40,40,40,40	0
87	MG	5	3738	1/1	0.92	0.58	-	34,34,34,34	0
87	MG	1	4005	1/1	0.94	0.71	-	54,54,54,54	0
86	OHX	5	3616	7/7	0.92	0.17	-	77,79,80,101	7
86	OHX	2	1984	7/7	0.89	0.20	-	85,85,89,120	7
87	MG	6	2099	1/1	0.92	0.40	-	91,91,91,91	0
87	MG	2	2116	1/1	0.82	0.30	-	64,64,64,64	0
87	MG	5	4094	1/1	0.89	0.24	-	70,70,70,70	0
86	OHX	2	1966	7/7	0.94	0.33	-	86,87,88,114	7
86	OHX	5	3478	7/7	0.98	0.27	-	62,63,66,102	7
87	MG	5	3750	1/1	0.97	0.29	-	39,39,39,39	0
87	MG	5	3935	1/1	0.78	0.42	-	43,43,43,43	0
87	MG	1	4059	1/1	0.79	0.39	-	69,69,69,69	0
87	MG	5	4084	1/1	0.95	0.48	-	33,33,33,33	0
87	MG	5	3757	1/1	0.98	0.52	-	39,39,39,39	0
86	OHX	7	210	7/7	0.94	0.24	-	52,53,54,90	7
87	MG	6	2114	1/1	0.91	0.15	-	76,76,76,76	0
86	OHX	5	3457	7/7	0.97	0.16	-	69,75,78,101	7
87	MG	5	3798	1/1	0.90	0.45	-	71,71,71,71	0
87	MG	5	3743	1/1	0.89	0.52	-	74,74,74,74	0
87	MG	1	3824	1/1	0.96	0.62	-	34,34,34,34	0
87	MG	6	2090	1/1	0.95	0.49	-	61,61,61,61	0
86	OHX	5	3477	7/7	0.98	0.18	-	68,69,71,94	7
87	MG	5	4088	1/1	0.94	0.74	-	65,65,65,65	0

Continued on next page...

Continued from previous page...

Mol	Type	Chain	Res	Atoms	RSCC	RSR	LLDF	B-factors(Å^2)	Q<0.9
87	MG	1	3722	1/1	0.93	0.50	-	42,42,42,42	0
87	MG	8	219	1/1	0.87	0.69	-	62,62,62,62	0
87	MG	5	3764	1/1	0.95	0.70	-	44,44,44,44	0
87	MG	5	4019	1/1	0.93	0.21	-	53,53,53,53	0
87	MG	5	3987	1/1	0.90	0.36	-	43,43,43,43	0
87	MG	5	3883	1/1	0.93	0.45	-	44,44,44,44	0
87	MG	5	4057	1/1	0.94	0.20	-	38,38,38,38	0
87	MG	5	3957	1/1	0.89	0.35	-	65,65,65,65	0
87	MG	5	3966	1/1	0.92	0.25	-	51,51,51,51	0
87	MG	6	2133	1/1	0.97	0.23	-	58,58,58,58	0
87	MG	1	3993	1/1	0.94	0.23	-	40,40,40,40	0
86	OHX	1	3707	7/7	0.91	0.16	-	84,84,85,114	7
86	OHX	5	3548	7/7	0.96	0.17	-	83,84,86,107	7
86	OHX	5	3675	7/7	0.96	0.09	-	132,133,134,150	7
87	MG	5	3785	1/1	0.93	0.41	-	53,53,53,53	0
86	OHX	5	3544	7/7	0.94	0.29	-	58,60,63,99	7
86	OHX	2	2012	7/7	0.87	0.19	-	128,128,129,143	7
87	MG	1	4046	1/1	0.98	0.40	-	94,94,94,94	0
87	MG	1	4042	1/1	0.88	0.32	-	55,55,55,55	0
87	MG	7	214	1/1	0.98	0.40	-	59,59,59,59	0
87	MG	2	2089	1/1	0.78	0.90	-	84,84,84,84	0
87	MG	1	3957	1/1	0.87	0.34	-	50,50,50,50	0
87	MG	6	2107	1/1	0.87	0.62	-	61,61,61,61	0
87	MG	2	2110	1/1	0.91	0.58	-	59,59,59,59	0
87	MG	6	2132	1/1	0.71	0.45	-	85,85,85,85	0
87	MG	7	217	1/1	0.81	0.43	-	44,44,44,44	0
86	OHX	1	3635	7/7	0.96	0.17	-	72,73,74,101	7
87	MG	5	3960	1/1	0.88	0.52	-	54,54,54,54	0
87	MG	1	3981	1/1	0.72	0.18	-	66,66,66,66	0
87	MG	2	2068	1/1	0.76	0.57	-	86,86,86,86	0
87	MG	1	3738	1/1	0.95	0.57	-	51,51,51,51	0
87	MG	5	4061	1/1	0.92	0.23	-	55,55,55,55	0
87	MG	2	2085	1/1	0.86	0.49	-	74,74,74,74	0
87	MG	1	4032	1/1	0.97	0.23	-	68,68,68,68	0
86	OHX	5	3585	7/7	0.92	0.16	-	94,96,99,127	7
87	MG	5	3814	1/1	0.93	0.33	-	42,42,42,42	0
86	OHX	1	3667	7/7	0.82	0.41	-	57,58,60,89	7
87	MG	2	2030	1/1	0.94	0.78	-	47,47,47,47	0
87	MG	5	3824	1/1	0.97	0.46	-	34,34,34,34	0
87	MG	5	3850	1/1	0.99	0.51	-	43,43,43,43	0
87	MG	5	4029	1/1	0.95	0.21	-	43,43,43,43	0
87	MG	1	3716	1/1	0.72	0.43	-	123,123,123,123	0

Continued on next page...

Continued from previous page...

Mol	Type	Chain	Res	Atoms	RSCC	RSR	LLDF	B-factors(Å^2)	Q<0.9
86	OHX	1	3695	7/7	0.92	0.13	-	118,118,118,140	7
86	OHX	6	2019	7/7	0.94	0.27	-	82,83,84,106	7
86	OHX	5	3573	7/7	0.97	0.17	-	64,65,68,85	7
87	MG	5	3809	1/1	0.91	0.43	-	48,48,48,48	0
87	MG	5	3894	1/1	0.98	0.54	-	35,35,35,35	0
86	OHX	1	3623	7/7	0.95	0.08	-	124,124,124,144	7
87	MG	5	3755	1/1	0.91	0.24	-	44,44,44,44	0
87	MG	5	3899	1/1	0.94	0.60	-	43,43,43,43	0
87	MG	4	201	1/1	0.88	0.22	-	56,56,56,56	0
87	MG	5	3753	1/1	0.89	0.17	-	65,65,65,65	0
86	OHX	5	3668	7/7	0.89	0.39	-	101,102,103,131	7
87	MG	1	4007	1/1	0.90	0.38	-	52,52,52,52	0
87	MG	2	2112	1/1	0.79	0.50	-	88,88,88,88	0
87	MG	1	3797	1/1	0.83	0.44	-	52,52,52,52	0
87	MG	1	3772	1/1	0.84	0.29	-	44,44,44,44	0
87	MG	5	4000	1/1	0.79	0.15	-	61,61,61,61	0
87	MG	6	2087	1/1	0.95	0.42	-	55,55,55,55	0
87	MG	1	3847	1/1	0.94	0.49	-	38,38,38,38	0
87	MG	5	3860	1/1	0.80	0.43	-	40,40,40,40	0
87	MG	1	3854	1/1	0.97	0.59	-	41,41,41,41	0
87	MG	5	3942	1/1	0.56	0.37	-	94,94,94,94	0
87	MG	M3	201	1/1	0.62	0.43	-	98,98,98,98	0
87	MG	1	3825	1/1	0.87	0.44	-	38,38,38,38	0
87	MG	1	3926	1/1	0.91	0.40	-	45,45,45,45	0
87	MG	2	2055	1/1	0.76	0.38	-	86,86,86,86	0
87	MG	2	2058	1/1	0.96	0.51	-	64,64,64,64	0
87	MG	1	3925	1/1	0.89	0.38	-	44,44,44,44	0
87	MG	5	3990	1/1	0.97	0.52	-	52,52,52,52	0
86	OHX	5	3628	7/7	0.94	0.21	-	55,58,59,80	7
87	MG	5	4060	1/1	0.76	0.27	-	54,54,54,54	0
86	OHX	6	2035	7/7	0.86	0.43	-	113,114,115,138	7
86	OHX	1	3625	7/7	0.91	0.15	-	102,103,105,121	7
87	MG	1	3728	1/1	0.92	0.54	-	56,56,56,56	0
86	OHX	6	1960	7/7	0.90	0.28	-	66,68,71,107	7
87	MG	5	3921	1/1	0.86	0.48	-	58,58,58,58	0
86	OHX	8	211	7/7	0.96	0.10	-	114,114,115,137	7
87	MG	5	3946	1/1	0.78	0.61	-	50,50,50,50	0
87	MG	6	2050	1/1	0.97	0.60	-	38,38,38,38	0
86	OHX	2	2004	7/7	0.96	0.21	-	70,71,71,94	7
87	MG	1	4000	1/1	0.62	0.47	-	39,39,39,39	0
86	OHX	1	3553	7/7	0.96	0.10	-	113,114,115,137	7
87	MG	6	2100	1/1	0.89	0.37	-	73,73,73,73	0

Continued on next page...

Continued from previous page...

Mol	Type	Chain	Res	Atoms	RSCC	RSR	LLDF	B-factors(Å^2)	Q<0.9
86	OHX	6	1949	7/7	0.93	0.17	-	99,100,102,117	7
86	OHX	1	3615	7/7	0.94	0.13	-	96,97,98,121	7
87	MG	5	3779	1/1	0.94	0.61	-	52,52,52,52	0
87	MG	D3	201	1/1	0.81	0.18	-	64,64,64,64	0
87	MG	7	218	1/1	0.62	0.32	-	67,67,67,67	0
87	MG	1	3834	1/1	0.93	0.65	-	38,38,38,38	0
87	MG	5	4091	1/1	0.89	0.42	-	52,52,52,52	0
86	OHX	5	3549	7/7	0.97	0.22	-	59,60,60,86	7
87	MG	5	3974	1/1	0.82	0.13	-	84,84,84,84	0
87	MG	6	2083	1/1	0.94	0.43	-	46,46,46,46	0
86	OHX	1	3568	7/7	0.92	0.29	-	71,72,73,98	7
87	MG	6	2091	1/1	0.80	0.49	-	60,60,60,60	0
87	MG	5	4080	1/1	0.90	0.36	-	52,52,52,52	0
87	MG	5	3848	1/1	0.97	0.44	-	33,33,33,33	0
86	OHX	1	3639	7/7	0.96	0.19	-	79,80,81,109	7
87	MG	1	3770	1/1	0.98	0.50	-	28,28,28,28	0
86	OHX	7	209	7/7	0.90	0.30	-	77,78,81,100	7
86	OHX	1	3554	7/7	0.97	0.13	-	69,69,70,97	7
87	MG	1	4049	1/1	0.93	0.08	-	79,79,79,79	0
87	MG	1	3760	1/1	0.93	0.31	-	39,39,39,39	0
87	MG	1	3998	1/1	0.88	0.26	-	44,44,44,44	0
87	MG	4	220	1/1	0.80	0.58	-	53,53,53,53	0
87	MG	1	3962	1/1	0.64	0.60	-	59,59,59,59	0
87	MG	2	2064	1/1	0.93	0.55	-	61,61,61,61	0
87	MG	5	3777	1/1	0.82	0.34	-	32,32,32,32	0
87	MG	5	4056	1/1	0.92	0.38	-	48,48,48,48	0
86	OHX	1	3633	7/7	0.97	0.18	-	69,70,72,98	7
86	OHX	5	3598	7/7	0.95	0.26	-	52,52,54,77	7
86	OHX	2	1955	7/7	0.97	0.23	-	82,83,86,99	7
87	MG	5	3823	1/1	0.93	0.34	-	54,54,54,54	0
86	OHX	5	3533	7/7	0.97	0.21	-	51,51,52,79	7
87	MG	1	3861	1/1	0.93	0.56	-	47,47,47,47	0
86	OHX	6	2017	7/7	0.88	0.21	-	96,96,98,122	7
86	OHX	1	3684	7/7	0.93	0.21	-	107,107,108,130	7
86	OHX	7	202	7/7	0.97	0.19	-	58,63,64,77	7
87	MG	L4	402	1/1	0.91	0.29	-	50,50,50,50	0
87	MG	6	2088	1/1	0.90	0.45	-	45,45,45,45	0
87	MG	5	3958	1/1	0.78	0.19	-	48,48,48,48	0
87	MG	1	3879	1/1	0.83	0.43	-	39,39,39,39	0
87	MG	6	2064	1/1	0.93	0.34	-	68,68,68,68	0
86	OHX	1	3611	7/7	0.94	0.19	-	59,60,62,92	7
87	MG	2	2037	1/1	0.81	0.39	-	77,77,77,77	0

Continued on next page...

Continued from previous page...

Mol	Type	Chain	Res	Atoms	RSCC	RSR	LLDF	B-factors(Å^2)	Q<0.9
87	MG	1	3987	1/1	0.92	0.23	-	49,49,49,49	0
87	MG	1	3945	1/1	0.83	0.53	-	57,57,57,57	0
86	OHX	5	3552	7/7	0.98	0.14	-	57,57,59,84	7
86	OHX	1	3619	7/7	0.93	0.24	-	70,70,72,99	7
87	MG	5	3759	1/1	0.94	0.24	-	31,31,31,31	0
87	MG	5	3793	1/1	0.78	0.38	-	43,43,43,43	0
87	MG	1	3884	1/1	0.98	0.86	-	36,36,36,36	0
87	MG	5	4093	1/1	0.70	0.45	-	78,78,78,78	0
86	OHX	5	3674	7/7	0.97	0.31	-	70,71,72,102	7
87	MG	5	3754	1/1	0.82	0.35	-	39,39,39,39	0
86	OHX	1	3634	7/7	0.89	0.43	-	72,73,74,107	7
86	OHX	5	3588	7/7	0.97	0.19	-	77,78,78,101	7
87	MG	1	3733	1/1	0.83	0.27	-	51,51,51,51	0
87	MG	6	2058	1/1	0.94	0.38	-	61,61,61,61	0
87	MG	1	3959	1/1	0.90	0.49	-	45,45,45,45	0
87	MG	1	4004	1/1	0.93	0.26	-	52,52,52,52	0
87	MG	2	2066	1/1	0.95	0.43	-	64,64,64,64	0
86	OHX	6	2007	7/7	0.89	0.24	-	85,86,87,119	7
87	MG	5	4087	1/1	0.95	0.29	-	42,42,42,42	0
87	MG	2	2040	1/1	0.80	0.50	-	80,80,80,80	0
86	OHX	5	3520	7/7	0.97	0.14	-	103,104,106,122	7
87	MG	1	3795	1/1	0.66	0.38	-	77,77,77,77	0
87	MG	1	3944	1/1	0.68	1.27	-	59,59,59,59	0
87	MG	2	2107	1/1	0.98	0.68	-	71,71,71,71	0
87	MG	q1	101	1/1	0.91	0.20	-	47,47,47,47	0
87	MG	8	223	1/1	0.90	0.57	-	55,55,55,55	0
86	OHX	1	3703	7/7	0.83	0.34	-	55,57,58,89	7
87	MG	5	3963	1/1	0.89	0.40	-	55,55,55,55	0
87	MG	1	4041	1/1	0.94	0.36	-	58,58,58,58	0
87	MG	5	3863	1/1	0.95	0.32	-	49,49,49,49	0
87	MG	6	2095	1/1	0.89	0.52	-	52,52,52,52	0
86	OHX	8	215	7/7	0.90	0.28	-	70,71,75,101	7
87	MG	5	3977	1/1	0.88	0.42	-	79,79,79,79	0
87	MG	5	4063	1/1	0.90	0.44	-	48,48,48,48	0
87	MG	1	3997	1/1	0.95	0.70	-	58,58,58,58	0
87	MG	5	4051	1/1	0.95	0.52	-	40,40,40,40	0
87	MG	5	3954	1/1	0.70	0.60	-	65,65,65,65	0
87	MG	6	2047	1/1	0.85	0.41	-	53,53,53,53	0
87	MG	2	2088	1/1	0.58	0.37	-	83,83,83,83	0
87	MG	3	213	1/1	0.96	0.58	-	38,38,38,38	0
87	MG	1	3958	1/1	0.80	0.36	-	45,45,45,45	0
87	MG	5	3950	1/1	0.77	0.69	-	61,61,61,61	0

Continued on next page...

Continued from previous page...

Mol	Type	Chain	Res	Atoms	RSCC	RSR	LLDF	B-factors(Å^2)	Q<0.9
87	MG	1	3907	1/1	0.82	0.41	-	42,42,42,42	0
87	MG	6	2115	1/1	0.78	0.17	-	56,56,56,56	0
86	OHX	1	3649	7/7	0.92	0.18	-	68,68,70,99	7
86	OHX	1	3644	7/7	0.81	0.20	-	140,141,142,164	7
86	OHX	1	3512	7/7	0.93	0.19	-	69,72,76,102	7
86	OHX	2	2022	7/7	0.66	0.16	-	250,250,250,254	7
86	OHX	1	3690	7/7	0.94	0.23	-	72,73,73,110	7
86	OHX	2	2013	7/7	0.89	0.14	-	120,120,121,141	7
87	MG	1	3774	1/1	0.95	0.51	-	53,53,53,53	0
87	MG	2	2102	1/1	0.94	0.75	-	61,61,61,61	0
87	MG	6	2119	1/1	0.95	0.66	-	49,49,49,49	0
87	MG	1	3751	1/1	0.95	0.46	-	31,31,31,31	0
87	MG	1	3941	1/1	0.91	0.27	-	44,44,44,44	0
87	MG	1	4030	1/1	0.95	0.34	-	45,45,45,45	0
86	OHX	1	3626	7/7	0.94	0.17	-	89,91,92,118	7
86	OHX	2	1992	7/7	0.92	0.18	-	88,90,90,111	7
87	MG	1	3952	1/1	0.93	0.45	-	52,52,52,52	0
87	MG	8	217	1/1	0.93	0.47	-	60,60,60,60	0
87	MG	1	3745	1/1	0.89	0.26	-	44,44,44,44	0
87	MG	5	4048	1/1	0.94	0.28	-	50,50,50,50	0
86	OHX	3	208	7/7	0.90	0.26	-	96,97,97,118	7
87	MG	4	202	1/1	0.90	0.24	-	53,53,53,53	0
87	MG	1	3949	1/1	0.85	0.34	-	47,47,47,47	0
86	OHX	1	3688	7/7	0.76	0.24	-	158,158,159,172	7
86	OHX	1	3551	7/7	0.97	0.15	-	77,78,80,101	7
87	MG	5	3756	1/1	0.86	0.33	-	61,61,61,61	0
86	OHX	6	1912	7/7	0.99	0.16	-	62,63,66,82	7
87	MG	5	4044	1/1	0.88	0.35	-	42,42,42,42	0
87	MG	4	223	1/1	0.89	0.77	-	31,31,31,31	0
87	MG	5	3861	1/1	0.94	0.43	-	40,40,40,40	0
87	MG	5	4014	1/1	0.91	0.40	-	47,47,47,47	0
87	MG	5	3800	1/1	0.94	0.33	-	53,53,53,53	0
87	MG	3	209	1/1	0.89	0.18	-	89,89,89,89	0
86	OHX	1	3557	7/7	0.93	0.24	-	62,64,65,97	7
86	OHX	6	2016	7/7	0.93	0.30	-	64,65,67,102	7
87	MG	7	215	1/1	0.89	0.53	-	30,30,30,30	0
86	OHX	5	3632	7/7	0.86	0.19	-	146,147,148,168	7
86	OHX	6	1943	7/7	0.97	0.13	-	87,88,89,109	7
87	MG	5	4092	1/1	0.97	0.34	-	42,42,42,42	0
87	MG	4	229	1/1	0.91	0.24	-	57,57,57,57	0
87	MG	1	4014	1/1	0.91	0.20	-	55,55,55,55	0
86	OHX	6	2018	7/7	0.95	0.16	-	75,75,76,108	7

Continued on next page...

Continued from previous page...

Mol	Type	Chain	Res	Atoms	RSCC	RSR	LLDF	B-factors(Å^2)	Q<0.9
86	OHX	1	3493	7/7	0.99	0.17	-	56,57,58,82	7
87	MG	5	4040	1/1	0.89	0.22	-	40,40,40,40	0
87	MG	6	2081	1/1	0.96	0.52	-	44,44,44,44	0
87	MG	1	4002	1/1	0.96	0.17	-	37,37,37,37	0
87	MG	1	3740	1/1	0.91	0.58	-	48,48,48,48	0
86	OHX	4	215	7/7	0.92	0.20	-	87,88,89,114	7
86	OHX	5	3534	7/7	0.95	0.23	-	56,58,61,96	7
86	OHX	1	3478	7/7	0.98	0.21	-	64,65,70,91	7
87	MG	7	219	1/1	0.96	0.28	-	42,42,42,42	0
87	MG	n9	101	1/1	0.65	0.36	-	46,46,46,46	0
87	MG	5	3847	1/1	0.87	0.40	-	34,34,34,34	0
86	OHX	M7	202	7/7	0.92	0.25	-	69,69,70,100	7
87	MG	1	3891	1/1	0.96	0.66	-	33,33,33,33	0
86	OHX	1	3671	7/7	0.93	0.22	-	69,69,70,100	7
87	MG	Q2	503	1/1	0.94	0.18	-	68,68,68,68	0
87	MG	6	2116	1/1	0.95	0.38	-	55,55,55,55	0
87	MG	1	3820	1/1	0.92	0.65	-	41,41,41,41	0
87	MG	5	4062	1/1	0.86	0.40	-	36,36,36,36	1
86	OHX	5	3508	7/7	0.91	0.34	-	79,80,82,117	7
86	OHX	1	3692	7/7	0.93	0.20	-	70,71,71,92	7
86	OHX	2	1930	7/7	0.98	0.12	-	74,75,76,94	7
87	MG	5	3837	1/1	0.94	0.45	-	28,28,28,28	0
87	MG	1	3837	1/1	0.96	0.71	-	35,35,35,35	0
86	OHX	5	3637	7/7	0.97	0.10	-	59,61,61,95	7
87	MG	2	2113	1/1	0.86	0.53	-	61,61,61,61	0
87	MG	5	3830	1/1	0.96	0.24	-	39,39,39,39	0
86	OHX	1	3648	7/7	0.93	0.25	-	63,65,66,99	7
87	MG	1	3947	1/1	0.91	0.70	-	51,51,51,51	0
87	MG	1	3757	1/1	0.78	0.23	-	50,50,50,50	0
86	OHX	5	3462	7/7	0.98	0.16	-	65,67,69,94	7
87	MG	6	2053	1/1	0.96	0.50	-	61,61,61,61	0
87	MG	5	3727	1/1	0.95	0.54	-	58,58,58,58	0
87	MG	1	3896	1/1	0.93	0.18	-	47,47,47,47	0
87	MG	5	3855	1/1	0.96	0.85	-	41,41,41,41	0
87	MG	1	3919	1/1	0.97	0.40	-	51,51,51,51	0
86	OHX	2	1987	7/7	0.95	0.34	-	100,100,101,124	7
87	MG	5	4030	1/1	0.87	0.46	-	81,81,81,81	0
86	OHX	1	3534	7/7	0.95	0.12	-	157,158,158,170	7
86	OHX	5	3446	7/7	0.99	0.18	-	50,53,56,67	7
87	MG	1	3785	1/1	0.98	0.54	-	45,45,45,45	0
87	MG	1	3858	1/1	0.95	0.69	-	34,34,34,34	0
87	MG	N8	201	1/1	0.88	0.31	-	33,33,33,33	0

Continued on next page...

Continued from previous page...

Mol	Type	Chain	Res	Atoms	RSCC	RSR	LLDF	B-factors(Å^2)	Q<0.9
86	OHX	1	3654	7/7	0.92	0.29	-	75,75,77,106	7
86	OHX	3	201	7/7	0.97	0.20	-	82,89,90,102	7
87	MG	1	4016	1/1	0.94	0.44	-	32,32,32,32	0
87	MG	2	2106	1/1	0.95	0.32	-	87,87,87,87	0
87	MG	6	2078	1/1	0.97	0.51	-	42,42,42,42	0
86	OHX	4	216	7/7	0.93	0.25	-	69,70,70,98	7
87	MG	1	3775	1/1	0.94	0.22	-	44,44,44,44	0
87	MG	q0	202	1/1	0.88	0.20	-	53,53,53,53	0
87	MG	7	221	1/1	0.66	0.33	-	63,63,63,63	0
87	MG	5	4042	1/1	0.90	0.12	-	39,39,39,39	0
87	MG	6	2129	1/1	0.94	0.44	-	77,77,77,77	0
86	OHX	1	3563	7/7	0.95	0.21	-	93,95,98,115	7
87	MG	5	3851	1/1	0.95	0.41	-	34,34,34,34	0
86	OHX	2	1934	7/7	0.95	0.16	-	97,98,99,115	7
86	OHX	5	3572	7/7	0.89	0.32	-	61,63,65,101	7
87	MG	1	3966	1/1	0.85	0.51	-	50,50,50,50	0
87	MG	5	3923	1/1	0.94	0.40	-	36,36,36,36	0
87	MG	2	2100	1/1	0.81	0.56	-	68,68,68,68	0
87	MG	5	3772	1/1	0.89	0.39	-	41,41,41,41	1
87	MG	1	3794	1/1	0.83	0.43	-	61,61,61,61	0
87	MG	5	3839	1/1	0.95	0.71	-	42,42,42,42	0
87	MG	5	3740	1/1	0.84	0.35	-	40,40,40,40	0
86	OHX	1	3574	7/7	0.91	0.17	-	101,103,104,129	7
87	MG	1	4012	1/1	0.93	0.43	-	48,48,48,48	0
87	MG	5	4016	1/1	0.97	0.39	-	29,29,29,29	0
87	MG	5	3932	1/1	0.94	0.20	-	52,52,52,52	0
87	MG	1	3920	1/1	0.89	0.28	-	44,44,44,44	0
87	MG	5	3892	1/1	0.96	0.59	-	40,40,40,40	0
86	OHX	5	3672	7/7	0.92	0.18	-	66,66,67,96	7
87	MG	5	3854	1/1	0.92	0.35	-	41,41,41,41	0
87	MG	1	3815	1/1	0.96	0.54	-	36,36,36,36	0
87	MG	5	4075	1/1	0.96	0.81	-	42,42,42,42	0
86	OHX	1	3451	7/7	0.97	0.17	-	60,62,67,86	7
87	MG	1	4056	1/1	0.97	0.27	-	43,43,43,43	0
87	MG	1	3767	1/1	0.76	0.73	-	59,59,59,59	0
86	OHX	1	3469	7/7	0.98	0.17	-	62,65,69,89	7
87	MG	5	4033	1/1	0.97	0.22	-	45,45,45,45	0
86	OHX	5	3505	7/7	0.95	0.21	-	78,79,83,110	7
86	OHX	5	3676	7/7	0.93	0.20	-	83,84,85,114	7
87	MG	1	3900	1/1	0.98	0.30	-	39,39,39,39	0
87	MG	4	219	1/1	0.92	0.66	-	59,59,59,59	0
86	OHX	5	3560	7/7	0.98	0.14	-	57,59,60,79	7

Continued on next page...

Continued from previous page...

Mol	Type	Chain	Res	Atoms	RSCC	RSR	LLDF	B-factors(Å^2)	Q<0.9
87	MG	1	3950	1/1	0.85	0.14	-	61,61,61,61	0
87	MG	5	3869	1/1	0.78	0.45	-	47,47,47,47	0
87	MG	1	3804	1/1	0.98	0.59	-	32,32,32,32	0
86	OHX	6	2004	7/7	0.87	0.17	-	96,97,99,128	7
87	MG	1	3918	1/1	0.75	0.58	-	58,58,58,58	0
86	OHX	5	3435	7/7	0.99	0.22	-	48,49,53,79	7
87	MG	2	2044	1/1	0.95	0.47	-	47,47,47,47	0
86	OHX	1	3407	7/7	0.99	0.15	-	61,66,69,75	0
86	OHX	2	1929	7/7	0.97	0.15	-	69,71,74,86	7
87	MG	M5	303	1/1	0.87	0.25	-	49,49,49,49	0
87	MG	5	3760	1/1	0.79	0.29	-	42,42,42,42	0
87	MG	5	3989	1/1	0.86	0.37	-	40,40,40,40	0
87	MG	6	2067	1/1	0.79	0.73	-	65,65,65,65	0
87	MG	1	3874	1/1	0.93	0.53	-	36,36,36,36	0
87	MG	1	3723	1/1	0.92	0.47	-	51,51,51,51	0
87	MG	2	2109	1/1	0.96	0.58	-	57,57,57,57	0
87	MG	1	3994	1/1	0.78	0.38	-	58,58,58,58	0
87	MG	5	3965	1/1	0.92	0.29	-	48,48,48,48	0
87	MG	1	3984	1/1	0.93	0.28	-	43,43,43,43	0
87	MG	1	3986	1/1	0.48	0.52	-	93,93,93,93	0
87	MG	M5	302	1/1	0.98	0.47	-	41,41,41,41	0
86	OHX	5	3565	7/7	0.97	0.09	-	124,125,127,141	7
87	MG	5	4008	1/1	0.81	0.30	-	52,52,52,52	0
86	OHX	6	1916	7/7	0.99	0.17	-	62,62,65,81	7
87	MG	1	3798	1/1	0.95	0.35	-	38,38,38,38	0
87	MG	1	3735	1/1	0.98	0.20	-	46,46,46,46	0
87	MG	5	4003	1/1	0.95	0.57	-	43,43,43,43	0
87	MG	1	3974	1/1	0.93	0.46	-	58,58,58,58	0
87	MG	5	3880	1/1	0.97	0.76	-	40,40,40,40	0
86	OHX	1	3702	7/7	0.88	0.21	-	94,95,96,121	7
87	MG	6	2045	1/1	0.72	0.36	-	52,52,52,52	0
87	MG	1	3730	1/1	0.94	0.70	-	42,42,42,42	0
86	OHX	2	2027	7/7	0.70	0.49	-	72,73,74,103	7
87	MG	1	3855	1/1	0.87	0.51	-	47,47,47,47	0
87	MG	1	3976	1/1	0.90	0.18	-	51,51,51,51	0
87	MG	1	4018	1/1	0.93	0.29	-	54,54,54,54	0
87	MG	M3	202	1/1	0.88	0.40	-	38,38,38,38	0
86	OHX	8	208	7/7	0.96	0.13	-	89,89,90,115	7
86	OHX	1	3525	7/7	0.97	0.16	-	80,81,84,112	7
87	MG	6	2056	1/1	0.76	0.93	-	64,64,64,64	0
86	OHX	1	3698	7/7	0.87	0.12	-	168,168,168,180	7
87	MG	4	231	1/1	0.76	0.32	-	50,50,50,50	0

Continued on next page...

Continued from previous page...

Mol	Type	Chain	Res	Atoms	RSCC	RSR	LLDF	B-factors(Å^2)	Q<0.9
87	MG	1	3814	1/1	0.95	0.56	-	29,29,29,29	0
86	OHX	1	3610	7/7	0.93	0.16	-	84,85,86,112	7
87	MG	6	2059	1/1	0.96	0.27	-	67,67,67,67	0
86	OHX	5	3583	7/7	0.97	0.26	-	48,49,50,65	7
87	MG	1	4022	1/1	0.88	0.19	-	53,53,53,53	0
87	MG	l3	403	1/1	0.94	0.43	-	28,28,28,28	0
87	MG	1	3973	1/1	0.78	0.14	-	57,57,57,57	0
87	MG	2	2048	1/1	0.93	0.53	-	57,57,57,57	0
87	MG	5	4095	1/1	0.91	0.21	-	77,77,77,77	0
87	MG	2	2093	1/1	0.88	0.72	-	61,61,61,61	0
87	MG	6	2057	1/1	0.90	0.47	-	48,48,48,48	0
86	OHX	1	3497	7/7	0.98	0.19	-	83,85,87,105	7
87	MG	5	3870	1/1	0.90	0.81	-	50,50,50,50	0
87	MG	5	3943	1/1	0.76	0.40	-	84,84,84,84	0
87	MG	1	4036	1/1	0.80	0.55	-	54,54,54,54	0
87	MG	5	3748	1/1	0.83	0.22	-	47,47,47,47	0
87	MG	1	4039	1/1	0.87	0.22	-	55,55,55,55	0
86	OHX	6	2030	7/7	0.84	0.38	-	68,69,70,102	7
87	MG	5	4021	1/1	0.88	0.28	-	44,44,44,44	0
87	MG	5	4077	1/1	0.95	0.12	-	39,39,39,39	0
87	MG	1	3773	1/1	0.98	0.39	-	46,46,46,46	0
87	MG	1	3911	1/1	0.96	0.22	-	41,41,41,41	1
86	OHX	5	3702	7/7	0.89	0.21	-	79,80,80,110	7
87	MG	1	3996	1/1	0.87	0.28	-	47,47,47,47	0
87	MG	1	3942	1/1	0.86	0.45	-	47,47,47,47	0
87	MG	7	220	1/1	0.88	0.27	-	56,56,56,56	0
87	MG	5	3821	1/1	0.98	0.23	-	48,48,48,48	0
87	MG	M9	202	1/1	0.81	0.21	-	79,79,79,79	0
86	OHX	6	2031	7/7	0.93	0.18	-	81,82,83,108	7
86	OHX	5	3489	7/7	0.96	0.18	-	95,96,99,122	7
87	MG	6	2086	1/1	0.91	0.55	-	67,67,67,67	0
87	MG	6	2131	1/1	0.82	0.69	-	60,60,60,60	0
86	OHX	1	3612	7/7	0.98	0.15	-	62,63,64,83	7
86	OHX	6	1905	7/7	0.98	0.19	-	74,77,79,87	7
86	OHX	2	1953	7/7	0.89	0.20	-	85,86,88,118	7
87	MG	5	3975	1/1	0.89	0.24	-	42,42,42,42	0
87	MG	1	3845	1/1	0.77	0.23	-	73,73,73,73	0
86	OHX	1	3600	7/7	0.97	0.11	-	124,124,125,147	7
87	MG	1	3894	1/1	0.94	0.68	-	41,41,41,41	0
87	MG	l2	301	1/1	0.87	0.91	-	53,53,53,53	0
87	MG	1	3783	1/1	0.94	0.35	-	66,66,66,66	0
87	MG	5	3835	1/1	0.97	0.37	-	41,41,41,41	0

Continued on next page...

Continued from previous page...

Mol	Type	Chain	Res	Atoms	RSCC	RSR	LLDF	B-factors(Å^2)	Q<0.9
86	OHX	5	3571	7/7	0.92	0.16	-	71,73,75,105	7
87	MG	5	3940	1/1	0.95	0.45	-	42,42,42,42	0
86	OHX	1	3499	7/7	0.98	0.17	-	58,59,63,83	7
87	MG	1	4044	1/1	0.82	0.65	-	57,57,57,57	0
87	MG	3	214	1/1	0.91	0.44	-	75,75,75,75	0
86	OHX	2	1991	7/7	0.93	0.17	-	111,112,112,136	7
87	MG	5	3768	1/1	0.96	0.21	-	39,39,39,39	0
87	MG	5	3799	1/1	0.95	0.48	-	46,46,46,46	0
87	MG	1	3776	1/1	0.91	0.58	-	54,54,54,54	0
86	OHX	2	1994	7/7	0.96	0.14	-	89,90,91,113	7
86	OHX	1	3595	7/7	0.96	0.12	-	125,127,128,150	7
86	OHX	1	3706	7/7	0.92	0.25	-	51,52,54,82	7
87	MG	1	3988	1/1	0.95	0.23	-	39,39,39,39	0
86	OHX	4	205	7/7	0.98	0.23	-	61,63,64,91	7
87	MG	5	3867	1/1	0.96	0.51	-	55,55,55,55	0
87	MG	1	4027	1/1	0.94	0.16	-	53,53,53,53	0
86	OHX	5	3624	7/7	0.96	0.13	-	90,91,92,112	7
87	MG	5	3812	1/1	0.85	0.15	-	51,51,51,51	0
86	OHX	6	2028	7/7	0.95	0.16	-	74,76,76,101	7
87	MG	1	4050	1/1	0.66	0.63	-	55,55,55,55	0
87	MG	4	226	1/1	0.95	0.15	-	57,57,57,57	0
87	MG	5	4034	1/1	0.92	0.19	-	38,38,38,38	0
86	OHX	1	3446	7/7	0.98	0.16	-	78,81,85,98	0
86	OHX	2	1906	7/7	0.98	0.22	-	92,93,98,110	0
86	OHX	5	3466	7/7	0.98	0.16	-	95,96,98,108	0
86	OHX	1	3507	7/7	0.98	0.15	-	79,79,82,95	7
86	OHX	6	1983	7/7	0.94	0.16	-	89,90,92,122	7
87	MG	5	3978	1/1	0.87	0.22	-	39,39,39,39	0
86	OHX	6	1926	7/7	0.97	0.15	-	96,100,101,114	7
87	MG	6	2051	1/1	0.87	0.43	-	75,75,75,75	0
86	OHX	2	1980	7/7	0.95	0.28	-	81,81,82,106	7
87	MG	1	4023	1/1	0.56	0.18	-	59,59,59,59	0
87	MG	5	3956	1/1	0.92	0.31	-	61,61,61,61	0
87	MG	1	3889	1/1	0.87	0.75	-	45,45,45,45	0
87	MG	7	216	1/1	0.97	0.37	-	37,37,37,37	0
87	MG	1	3788	1/1	0.93	0.37	-	54,54,54,54	0
87	MG	1	3969	1/1	0.87	0.44	-	57,57,57,57	0
87	MG	4	222	1/1	0.95	0.24	-	43,43,43,43	0
87	MG	2	2050	1/1	0.74	0.68	-	67,67,67,67	0
86	OHX	5	3567	7/7	0.98	0.17	-	68,69,71,99	7
87	MG	6	2117	1/1	0.90	0.57	-	69,69,69,69	0
87	MG	M7	204	1/1	0.87	0.42	-	42,42,42,42	0

Continued on next page...

Continued from previous page...

Mol	Type	Chain	Res	Atoms	RSCC	RSR	LLDF	B-factors(Å^2)	Q<0.9
87	MG	5	3838	1/1	0.82	0.38	-	42,42,42,42	0
87	MG	1	3833	1/1	0.97	0.42	-	38,38,38,38	0
87	MG	1	3982	1/1	0.78	0.40	-	56,56,56,56	0
87	MG	3	211	1/1	0.91	0.35	-	78,78,78,78	0
87	MG	5	4070	1/1	0.91	0.15	-	45,45,45,45	0
87	MG	6	2125	1/1	0.91	0.25	-	69,69,69,69	0
87	MG	1	3801	1/1	0.90	0.57	-	74,74,74,74	0
86	OHX	5	3723	7/7	0.93	0.30	-	95,95,95,117	7
87	MG	5	3776	1/1	0.95	0.77	-	50,50,50,50	0
87	MG	2	2029	1/1	0.94	0.50	-	81,81,81,81	0
86	OHX	5	3627	7/7	0.97	0.25	-	57,58,59,90	7
87	MG	5	4081	1/1	0.96	0.53	-	44,44,44,44	0
87	MG	5	4039	1/1	0.81	0.45	-	45,45,45,45	0
86	OHX	1	3628	7/7	0.92	0.14	-	93,95,97,122	7
87	MG	5	3792	1/1	0.93	0.36	-	53,53,53,53	0
87	MG	5	4079	1/1	0.94	0.38	-	45,45,45,45	0
87	MG	1	4048	1/1	0.92	0.56	-	59,59,59,59	0
87	MG	8	201	1/1	0.95	0.18	-	46,46,46,46	0
87	MG	8	220	1/1	0.98	0.66	-	44,44,44,44	0
87	MG	5	4068	1/1	0.85	0.63	-	61,61,61,61	0
86	OHX	5	3625	7/7	0.92	0.12	-	102,102,104,128	7
87	MG	5	3973	1/1	0.92	0.33	-	48,48,48,48	0
86	OHX	1	3597	7/7	0.93	0.24	-	59,60,63,92	7
86	OHX	5	3712	7/7	0.90	0.25	-	94,95,95,113	7
87	MG	5	3888	1/1	0.97	0.49	-	26,26,26,26	0
87	MG	1	4038	1/1	0.93	0.45	-	41,41,41,41	0
87	MG	3	215	1/1	0.73	0.56	-	62,62,62,62	0
87	MG	6	2043	1/1	0.97	0.41	-	47,47,47,47	0
87	MG	7	213	1/1	0.82	0.44	-	27,27,27,27	0
87	MG	l2	302	1/1	0.81	0.38	-	51,51,51,51	0
87	MG	2	2083	1/1	0.78	0.57	-	98,98,98,98	0
86	OHX	2	1965	7/7	0.93	0.17	-	92,93,94,124	7
86	OHX	1	3604	7/7	0.88	0.29	-	54,56,56,93	7
86	OHX	5	3697	7/7	0.91	0.18	-	111,111,112,137	7
87	MG	1	3954	1/1	0.85	0.36	-	54,54,54,54	0
87	MG	5	3930	1/1	0.94	0.33	-	49,49,49,49	0
87	MG	5	3751	1/1	0.96	0.27	-	32,32,32,32	0
86	OHX	5	3469	7/7	0.98	0.18	-	62,63,66,75	7
87	MG	6	2123	1/1	0.83	0.16	-	62,62,62,62	0
87	MG	2	2061	1/1	0.94	0.57	-	59,59,59,59	0
87	MG	5	3856	1/1	0.95	0.25	-	50,50,50,50	0
87	MG	5	3820	1/1	0.94	0.42	-	42,42,42,42	0

Continued on next page...

Continued from previous page...

Mol	Type	Chain	Res	Atoms	RSCC	RSR	LLDF	B-factors(Å^2)	Q<0.9
86	OHX	1	3477	7/7	0.95	0.13	-	96,98,104,122	7
87	MG	1	3983	1/1	0.94	0.23	-	41,41,41,41	0
86	OHX	1	3506	7/7	0.97	0.17	-	103,104,108,129	7
87	MG	1	3787	1/1	0.98	0.54	-	54,54,54,54	0
87	MG	5	3993	1/1	0.94	0.20	-	88,88,88,88	0
87	MG	1	3846	1/1	0.92	0.33	-	53,53,53,53	0
86	OHX	6	2012	7/7	0.96	0.23	-	66,66,67,88	7
87	MG	1	3771	1/1	0.90	0.39	-	33,33,33,33	0
87	MG	5	3853	1/1	0.98	0.61	-	40,40,40,40	0
86	OHX	5	3512	7/7	0.99	0.19	-	65,66,70,89	7
86	OHX	5	3527	7/7	0.95	0.16	-	69,74,75,104	7
87	MG	5	4059	1/1	0.75	0.34	-	47,47,47,47	1
87	MG	5	3868	1/1	0.98	0.63	-	41,41,41,41	0
86	OHX	1	3546	7/7	0.97	0.17	-	69,70,70,95	7
87	MG	5	3873	1/1	0.92	0.73	-	46,46,46,46	0
87	MG	1	3736	1/1	0.85	0.45	-	44,44,44,44	0
86	OHX	6	2010	7/7	0.95	0.24	-	58,58,59,88	7
86	OHX	5	3445	7/7	0.98	0.13	-	78,79,86,98	7
87	MG	5	3916	1/1	0.89	0.12	-	46,46,46,46	0
86	OHX	5	3711	7/7	0.94	0.27	-	67,70,71,97	7
87	MG	5	4100	1/1	0.91	0.30	-	41,41,41,41	0
87	MG	5	3831	1/1	0.97	0.25	-	47,47,47,47	0
86	OHX	5	3623	7/7	0.94	0.12	-	83,85,86,117	7
87	MG	2	2059	1/1	0.91	0.51	-	63,63,63,63	0
87	MG	1	3741	1/1	0.93	0.44	-	49,49,49,49	0
87	MG	1	3768	1/1	0.99	0.58	-	40,40,40,40	0
86	OHX	5	3587	7/7	0.96	0.24	-	59,60,61,91	7
87	MG	1	3978	1/1	0.93	0.41	-	41,41,41,41	0
86	OHX	5	3447	7/7	0.97	0.18	-	44,46,52,76	7
87	MG	6	2054	1/1	0.77	0.47	-	69,69,69,69	0
86	OHX	6	1941	7/7	0.96	0.19	-	72,72,76,96	7
87	MG	1	3933	1/1	0.90	0.22	-	49,49,49,49	0
87	MG	1	3901	1/1	0.82	0.17	-	46,46,46,46	0
86	OHX	2	2023	7/7	0.88	0.31	-	76,77,79,101	7
87	MG	1	4047	1/1	0.83	0.46	-	59,59,59,59	0
87	MG	5	4041	1/1	0.91	0.38	-	66,66,66,66	0
87	MG	1	3928	1/1	0.93	0.20	-	46,46,46,46	0
87	MG	5	3866	1/1	0.93	0.66	-	48,48,48,48	0
87	MG	5	3898	1/1	0.91	0.41	-	39,39,39,39	0
87	MG	1	3836	1/1	0.96	0.50	-	48,48,48,48	0
87	MG	1	3720	1/1	0.95	0.46	-	42,42,42,42	0
87	MG	1	3924	1/1	0.86	0.19	-	61,61,61,61	0

Continued on next page...

Continued from previous page...

Mol	Type	Chain	Res	Atoms	RSCC	RSR	LLDF	B-factors(Å^2)	Q<0.9
87	MG	2	2032	1/1	0.38	0.34	-	77,77,77,77	0
87	MG	1	3844	1/1	0.96	0.53	-	54,54,54,54	0
87	MG	6	2126	1/1	0.89	0.51	-	63,63,63,63	0
87	MG	5	4024	1/1	0.79	0.19	-	55,55,55,55	0
87	MG	1	4053	1/1	0.91	0.20	-	64,64,64,64	0
87	MG	5	4032	1/1	0.92	0.39	-	40,40,40,40	0
86	OHX	6	1975	7/7	0.95	0.22	-	105,106,106,128	7
86	OHX	1	3459	7/7	0.99	0.22	-	57,61,62,77	7
86	OHX	2	1926	7/7	0.99	0.12	-	85,87,88,100	7
87	MG	1	3831	1/1	0.95	0.30	-	51,51,51,51	0
87	MG	1	3752	1/1	0.76	0.26	-	68,68,68,68	0
86	OHX	6	1987	7/7	0.94	0.30	-	68,69,70,97	7
86	OHX	1	3562	7/7	0.94	0.15	-	96,98,99,118	7
87	MG	5	3789	1/1	0.94	0.25	-	33,33,33,33	0
86	OHX	1	3457	7/7	0.97	0.30	-	52,56,59,79	7
87	MG	1	3979	1/1	0.83	0.23	-	54,54,54,54	0
87	MG	1	3917	1/1	0.95	0.55	-	43,43,43,43	0
87	MG	1	4021	1/1	0.64	0.37	-	43,43,43,43	1
86	OHX	6	1931	7/7	0.98	0.17	-	70,72,75,96	7
87	MG	2	2094	1/1	0.91	0.38	-	74,74,74,74	0
87	MG	1	3951	1/1	0.66	0.33	-	51,51,51,51	0
87	MG	1	3853	1/1	0.70	0.52	-	35,35,35,35	0
87	MG	1	3977	1/1	0.68	0.39	-	79,79,79,79	0
87	MG	5	3992	1/1	0.95	0.20	-	50,50,50,50	0
86	OHX	2	1939	7/7	0.98	0.15	-	98,99,100,120	7
87	MG	5	3997	1/1	0.92	0.53	-	51,51,51,51	0
86	OHX	1	3607	7/7	0.93	0.13	-	97,97,100,127	7
87	MG	5	3953	1/1	0.94	0.26	-	57,57,57,57	0
86	OHX	c3	201	7/7	0.89	0.19	-	102,103,104,130	7
87	MG	2	2103	1/1	0.79	0.28	-	93,93,93,93	0
87	MG	1	3864	1/1	0.92	0.37	-	49,49,49,49	0
87	MG	5	4082	1/1	0.85	0.28	-	48,48,48,48	0
87	MG	2	2067	1/1	0.90	0.20	-	71,71,71,71	0
86	OHX	5	3707	7/7	0.92	0.36	-	63,64,66,96	7
87	MG	2	2105	1/1	0.89	0.79	-	57,57,57,57	0
86	OHX	1	3666	7/7	0.92	0.25	-	67,69,72,97	7
86	OHX	1	3670	7/7	0.94	0.19	-	117,118,119,142	7
87	MG	2	2045	1/1	0.89	0.57	-	50,50,50,50	0
86	OHX	1	3571	7/7	0.98	0.18	-	121,121,122,139	7
86	OHX	1	3672	7/7	0.94	0.16	-	74,74,75,99	7
87	MG	O7	102	1/1	0.92	0.41	-	61,61,61,61	0
86	OHX	5	3705	7/7	0.91	0.30	-	62,62,63,90	7

Continued on next page...

Continued from previous page...

Mol	Type	Chain	Res	Atoms	RSCC	RSR	LLDF	B-factors(Å^2)	Q<0.9
87	MG	1	4062	1/1	0.64	0.23	-	56,56,56,56	0
87	MG	5	3947	1/1	0.90	0.91	-	52,52,52,52	0
87	MG	1	3956	1/1	0.86	0.90	-	69,69,69,69	0
87	MG	1	3859	1/1	0.98	0.55	-	33,33,33,33	0
87	MG	5	3968	1/1	0.91	0.29	-	34,34,34,34	0
87	MG	5	4023	1/1	0.92	0.49	-	44,44,44,44	0
87	MG	4	232	1/1	0.89	0.67	-	59,59,59,59	0
87	MG	5	3931	1/1	0.93	0.45	-	44,44,44,44	0
86	OHX	5	3596	7/7	0.95	0.18	-	68,70,72,98	7
86	OHX	2	1995	7/7	0.91	0.28	-	75,76,78,101	7
86	OHX	6	1955	7/7	0.94	0.12	-	169,169,170,177	7
86	OHX	1	3511	7/7	0.97	0.17	-	88,90,93,110	7
87	MG	1	3737	1/1	0.92	0.28	-	60,60,60,60	0
87	MG	1	3961	1/1	0.84	0.26	-	63,63,63,63	0
87	MG	6	2093	1/1	0.91	0.46	-	46,46,46,46	0
87	MG	5	4015	1/1	0.93	0.20	-	60,60,60,60	0
86	OHX	5	3701	7/7	0.93	0.18	-	83,83,84,113	7
86	OHX	1	3582	7/7	0.95	0.19	-	51,52,56,80	7
86	OHX	1	3687	7/7	0.93	0.17	-	72,72,74,100	7
87	MG	5	3803	1/1	0.80	0.22	-	53,53,53,53	0
87	MG	1	3923	1/1	0.74	0.13	-	69,69,69,69	0
87	MG	2	2097	1/1	0.80	0.50	-	65,65,65,65	0
87	MG	5	3877	1/1	0.98	0.50	-	37,37,37,37	0
87	MG	5	3845	1/1	0.99	0.75	-	41,41,41,41	0
87	MG	1	4031	1/1	0.95	0.27	-	96,96,96,96	0
87	MG	5	4064	1/1	0.94	0.47	-	61,61,61,61	0
86	OHX	1	3565	7/7	0.95	0.14	-	75,76,77,108	7
87	MG	5	3933	1/1	0.89	0.92	-	60,60,60,60	0
86	OHX	6	1963	7/7	0.98	0.21	-	83,83,84,109	7
87	MG	6	2094	1/1	0.90	0.25	-	98,98,98,98	0
87	MG	5	3781	1/1	0.97	0.56	-	39,39,39,39	0
86	OHX	2	1969	7/7	0.97	0.09	-	133,134,134,153	7
86	OHX	4	209	7/7	0.96	0.16	-	59,62,64,92	7
86	OHX	6	1967	7/7	0.98	0.19	-	56,57,59,80	7
86	OHX	5	3546	7/7	0.98	0.12	-	70,71,73,96	7
87	MG	5	3964	1/1	0.89	0.68	-	49,49,49,49	0
87	MG	1	4008	1/1	0.93	0.54	-	50,50,50,50	0
87	MG	1	3765	1/1	0.95	0.38	-	35,35,35,35	0
87	MG	5	3919	1/1	0.77	0.55	-	46,46,46,46	0
87	MG	2	2072	1/1	0.70	0.50	-	99,99,99,99	0
87	MG	5	3766	1/1	0.98	0.42	-	43,43,43,43	0
87	MG	n8	202	1/1	0.80	0.29	-	51,51,51,51	0

Continued on next page...

Continued from previous page...

Mol	Type	Chain	Res	Atoms	RSCC	RSR	LLDF	B-factors(Å^2)	Q<0.9
87	MG	5	3857	1/1	0.95	0.45	-	31,31,31,31	0
87	MG	1	3921	1/1	0.95	0.44	-	69,69,69,69	0
87	MG	5	3903	1/1	0.92	0.34	-	30,30,30,30	0
87	MG	5	4103	1/1	0.90	0.31	-	49,49,49,49	0
87	MG	2	2047	1/1	0.70	0.51	-	61,61,61,61	0
86	OHX	5	3568	7/7	0.94	0.14	-	78,79,80,116	7
87	MG	6	2073	1/1	0.87	0.53	-	94,94,94,94	0
86	OHX	5	3433	7/7	0.98	0.17	-	48,50,55,73	7
87	MG	L7	303	1/1	0.85	0.19	-	48,48,48,48	0
87	MG	5	3725	1/1	0.96	0.54	-	40,40,40,40	0
86	OHX	6	1984	7/7	0.93	0.16	-	100,102,102,129	7
86	OHX	6	2014	7/7	0.90	0.27	-	94,95,97,120	7
87	MG	5	3995	1/1	0.83	0.39	-	53,53,53,53	0
87	MG	5	3970	1/1	0.99	0.56	-	51,51,51,51	0
86	OHX	1	3455	7/7	0.97	0.14	-	76,78,82,100	7
87	MG	6	2098	1/1	0.93	0.21	-	87,87,87,87	0
87	MG	1	3766	1/1	0.94	0.38	-	43,43,43,43	0
87	MG	1	3715	1/1	0.98	0.35	-	45,45,45,45	0
87	MG	5	4096	1/1	0.61	0.21	-	73,73,73,73	0

6.5 Other polymers (i)

There are no such residues in this entry.