wwPDB EM Map/Model Validation Report (i)

Apr 27, 2016 – 05:49 PM BST

PDB ID	:	5IJN
EMDB ID:	:	8085
Title	:	Composite structure of the inner ring of the human nuclear pore complex (32 copies of Nup205)
Authors	:	Kosinski, J.; Mosalaganti, S.; von Appen, A.; Beck, M.
Deposited on	:	2016-03-02
Resolution	:	21.40 Å(reported)
Based on PDB ID	:	?

This is a wwPDB EM Map/Model Validation Report for a publicly released PDB/EMDB entry.
For rigid body fitted models, validation errors reported here could
stem from errors in the original structure(s) used in the fitting.
We welcome your comments at validation@mail.wwpdb.org
A user guide is available at
http://wwpdb.org/validation/2016/EMValidationReportHelp

MolProbity	:	4.02b-467
Mogul	:	unknown
Percentile statistics	:	20151230.v01 (using entries in the PDB archive December 30th 2015)
Ideal geometry (proteins)	:	Engh & Huber (2001)
Ideal geometry (DNA, RNA)	:	Parkinson et. al. (1996)
Validation Pipeline (wwPDB-VP)	:	trunk27461

1 Overall quality at a glance (i)

The following experimental techniques were used to determine the structure:
ELECTRON MICROSCOPY

The reported resolution of this entry is 21.40 Å.

Percentile scores (ranging between 0-100) for global validation metrics of the entry are shown in the following graphic. The table shows the number of entries on which the scores are based.

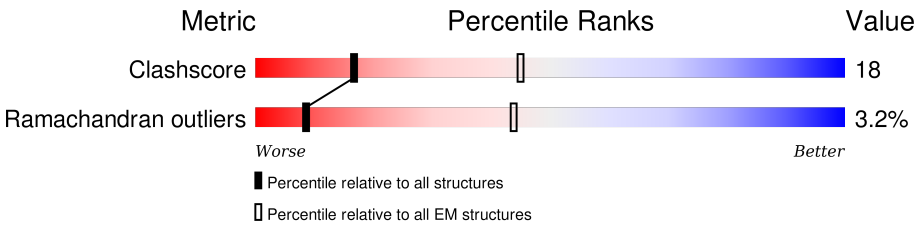

Metric	Whole archive (#Entries)	EM structures (#Entries)
Clashscore	114402	924
Ramachandran outliers	111179	726

The table below summarises the geometric issues observed across the polymeric chains. The red, orange, yellow and green segments on the bar indicate the fraction of residues that contain outliers for >=3, 2, 1 and 0 types of geometric quality criteria. A grey segment represents the fraction of residues that are not modelled. The numeric value for each fraction is indicated below the corresponding segment, with a dot representing fractions <=5%

Mol	Chain	Length	Quality of chain
1	1-A	1391	43% • 53%
1	1-B	1391	43% • 53%
1	1-E	1391	72% 5% • 22%
1	1-K	1391	73% 5% • 22%
1	1-Q	1391	71% 6% • 22%
1	1-W	1391	73% 5% 22%
1	2-A	1391	44% • 53%
1	2-B	1391	44% • 53%
1	2-E	1391	73% 5% 22%
1	2-K	1391	71% 6% 22%
1	2-Q	1391	73% 5% 22%

Continued on next page...

Continued from previous page...

Mol	Chain	Length	Quality of chain
1	2-W	1391	71% 6% 22%
1	3-A	1391	44% • 53%
1	3-B	1391	44% • 53%
1	3-E	1391	73% 5% 22%
1	3-K	1391	71% 6% 22%
1	3-Q	1391	73% 5% 22%
1	3-W	1391	71% 6% 22%
1	4-A	1391	44% • 53%
1	4-B	1391	44% • 53%
1	4-E	1391	73% 5% 22%
1	4-K	1391	71% 6% 22%
1	4-Q	1391	73% 5% 22%
1	4-W	1391	71% 6% 22%
1	5-A	1391	44% • 53%
1	5-B	1391	44% • 53%
1	5-E	1391	73% 5% 22%
1	5-K	1391	71% 6% 22%
1	5-Q	1391	73% 5% 22%
1	5-W	1391	71% 6% 22%
1	6-A	1391	44% • 53%
1	6-B	1391	44% • 53%
1	6-E	1391	72% 5% 22%
1	6-K	1391	71% 6% 22%
1	6-Q	1391	72% 5% 22%
1	6-W	1391	71% 6% 22%

Continued on next page...

Continued from previous page...

Mol	Chain	Length	Quality of chain
1	7-A	1391	44% • 53%
1	7-B	1391	44% • 53%
1	7-E	1391	72% 5% 22%
1	7-K	1391	71% 6% 22%
1	7-Q	1391	72% 5% 22%
1	7-W	1391	71% 6% 22%
1	8-A	1391	44% • 53%
1	8-B	1391	44% • 53%
1	8-E	1391	72% 5% 22%
1	8-K	1391	71% 6% 22%
1	8-Q	1391	72% 5% 22%
1	8-W	1391	71% 6% 22%
2	1-C	819	64% 11% • 22%
2	1-I	819	65% 11% • 22%
2	1-O	819	65% 10% • 22%
2	1-U	819	65% 11% • 22%
2	2-C	819	63% 13% • 22%
2	2-I	819	65% 11% • 22%
2	2-O	819	63% 12% • 22%
2	2-U	819	65% 11% • 22%
2	3-C	819	63% 13% • 22%
2	3-I	819	65% 11% • 22%
2	3-O	819	63% 12% • 22%
2	3-U	819	65% 11% • 22%
2	4-C	819	63% 13% • 22%

Continued on next page...

Continued from previous page...

Mol	Chain	Length	Quality of chain
2	4-I	819	65% 11% • 22%
2	4-O	819	63% 12% • 22%
2	4-U	819	65% 11% • 22%
2	5-C	819	63% 13% • 22%
2	5-I	819	65% 11% • 22%
2	5-O	819	63% 12% • 22%
2	5-U	819	65% 11% • 22%
2	6-C	819	63% 13% • 22%
2	6-I	819	65% 11% • 22%
2	6-O	819	63% 12% • 22%
2	6-U	819	65% 11% • 22%
2	7-C	819	63% 13% • 22%
2	7-I	819	65% 11% • 22%
2	7-O	819	63% 12% • 22%
2	7-U	819	65% 11% • 22%
2	8-C	819	63% 13% • 22%
2	8-I	819	65% 11% • 22%
2	8-O	819	63% 12% • 22%
2	8-U	819	65% 11% • 22%
3	1-D	2012	45% • •• 49%
3	1-J	2012	45% • •• 49%
3	1-P	2012	46% • •• 49%
3	1-V	2012	44% • •• 49%
3	2-D	2012	45% • •• 49%
3	2-J	2012	46% • •• 49%

Continued on next page...

Continued from previous page...

Mol	Chain	Length	Quality of chain
3	2-P	2012	45% 49%
3	2-V	2012	46% 49%
3	3-D	2012	45% 49%
3	3-J	2012	46% 49%
3	3-P	2012	45% 49%
3	3-V	2012	46% 49%
3	4-D	2012	46% 49%
3	4-J	2012	46% 49%
3	4-P	2012	46% 49%
3	4-V	2012	46% 49%
3	5-D	2012	46% 49%
3	5-J	2012	46% 49%
3	5-P	2012	46% 49%
3	5-V	2012	46% 49%
3	6-D	2012	46% 49%
3	6-J	2012	46% 49%
3	6-P	2012	46% 49%
3	6-V	2012	46% 49%
3	7-D	2012	46% 49%
3	7-J	2012	46% 49%
3	7-P	2012	46% 49%
3	7-V	2012	46% 49%
3	8-D	2012	46% 49%
3	8-J	2012	46% 49%
3	8-P	2012	46% 49%

Continued on next page...

Continued from previous page...

Mol	Chain	Length	Quality of chain
3	8-V	2012	46% · · · 49%
4	1-F	507	35% 16% 9% 5% 34%
4	1-L	507	35% 16% 9% 5% 34%
4	1-R	507	35% 16% 9% 5% 34%
4	1-X	507	36% 16% 9% 5% 34%
4	2-F	507	43% 12% 7% 5% 34%
4	2-L	507	43% 12% 6% 5% 34%
4	2-R	507	43% 11% 7% 5% 34%
4	2-X	507	43% 12% 6% 5% 34%
4	3-F	507	43% 12% 7% 5% 34%
4	3-L	507	43% 11% 7% 5% 34%
4	3-R	507	43% 11% 7% 5% 34%
4	3-X	507	43% 12% 7% 5% 34%
4	4-F	507	43% 12% 7% 5% 34%
4	4-L	507	43% 12% 6% 5% 34%
4	4-R	507	43% 12% 7% 5% 34%
4	4-X	507	43% 12% 6% 5% 34%
4	5-F	507	43% 12% 7% 5% 34%
4	5-L	507	43% 12% 6% 5% 34%
4	5-R	507	43% 12% 7% 5% 34%
4	5-X	507	43% 12% 6% 5% 34%
4	6-F	507	43% 12% 7% 5% 34%
4	6-L	507	43% 12% 6% 5% 34%
4	6-R	507	43% 12% 7% 5% 34%
4	6-X	507	43% 12% 6% 5% 34%

Continued on next page...

Continued from previous page...

Mol	Chain	Length	Quality of chain
4	7-F	507	43% 12% 7% 5% 34%
4	7-L	507	43% 12% 6% 5% 34%
4	7-R	507	43% 12% 7% 5% 34%
4	7-X	507	43% 12% 6% 5% 34%
4	8-F	507	43% 12% 7% 5% 34%
4	8-L	507	43% 11% 7% 5% 34%
4	8-R	507	43% 12% 7% 5% 34%
4	8-X	507	43% 12% 7% 5% 34%
5	1-G	599	17% 7% • • 71%
5	1-M	599	17% 7% • • 71%
5	1-S	599	17% 7% • • 71%
5	1-Y	599	17% 7% • • 71%
5	2-G	599	17% 7% • • 71%
5	2-M	599	17% 7% • • 71%
5	2-S	599	17% 7% • • 71%
5	2-Y	599	17% 7% • • 71%
5	3-G	599	17% 7% • • 71%
5	3-M	599	17% 7% • • 71%
5	3-S	599	17% 7% • • 71%
5	3-Y	599	17% 7% • • 71%
5	4-G	599	17% 7% • • 71%
5	4-M	599	17% 7% • • 71%
5	4-S	599	17% 7% • • 71%
5	4-Y	599	17% 7% • • 71%
5	5-G	599	17% 7% • • 71%

Continued on next page...

Continued from previous page...

Mol	Chain	Length	Quality of chain
5	5-M	599	17% 7% • • 71%
5	5-S	599	17% 7% • • 71%
5	5-Y	599	17% 7% • • 71%
5	6-G	599	17% 7% • • 71%
5	6-M	599	17% 7% • • 71%
5	6-S	599	17% 7% • • 71%
5	6-Y	599	17% 7% • • 71%
5	7-G	599	17% 7% • • 71%
5	7-M	599	17% 7% • • 71%
5	7-S	599	17% 7% • • 71%
5	7-Y	599	17% 7% • • 71%
5	8-G	599	17% 7% • • 71%
5	8-M	599	17% 7% • • 71%
5	8-S	599	17% 7% • • 71%
5	8-Y	599	17% 7% • • 71%
6	1-H	522	18% 11% • • 68%
6	1-N	522	18% 11% • • 68%
6	1-T	522	18% 11% • • 68%
6	1-Z	522	18% 11% • • 68%
6	2-H	522	18% 11% • • 68%
6	2-N	522	18% 11% • • 68%
6	2-T	522	18% 10% • • 68%
6	2-Z	522	18% 11% • • 68%
6	3-H	522	18% 11% • • 68%
6	3-N	522	18% 11% • • 68%

Continued on next page...

Continued from previous page...

Mol	Chain	Length	Quality of chain
6	3-T	522	18% 10% • • 68%
6	3-Z	522	18% 11% • • 68%
6	4-H	522	18% 11% • • 68%
6	4-N	522	18% 11% • • 68%
6	4-T	522	18% 11% • • 68%
6	4-Z	522	18% 11% • • 68%
6	5-H	522	18% 11% • • 68%
6	5-N	522	18% 11% • • 68%
6	5-T	522	18% 11% • • 68%
6	5-Z	522	18% 11% • • 68%
6	6-H	522	18% 11% • • 68%
6	6-N	522	18% 11% • • 68%
6	6-T	522	18% 11% • • 68%
6	6-Z	522	18% 11% • • 68%
6	7-H	522	18% 11% • • 68%
6	7-N	522	18% 11% • • 68%
6	7-T	522	18% 11% • • 68%
6	7-Z	522	18% 11% • • 68%
6	8-H	522	18% 11% • • 68%
6	8-N	522	18% 11% • • 68%
6	8-T	522	18% 11% • • 68%
6	8-Z	522	18% 11% • • 68%

2 Entry composition (i)

There are 6 unique types of molecules in this entry. The entry contains 594304 atoms, of which 0 are hydrogens and 0 are deuteriums.

In the tables below, the AltConf column contains the number of residues with at least one atom in alternate conformation and the Trace column contains the number of residues modelled with at most 2 atoms.

- Molecule 1 is a protein called NUCLEAR PORE COMPLEX PROTEIN NUP155.

Mol	Chain	Residues	Atoms				AltConf	Trace
			Total	C	N	O		
1	1-A	650	3214	1914	650	650	0	0
1	2-A	650	3214	1914	650	650	0	0
1	3-A	650	3214	1914	650	650	0	0
1	4-A	650	3214	1914	650	650	0	0
1	5-A	650	3214	1914	650	650	0	0
1	6-A	650	3214	1914	650	650	0	0
1	7-A	650	3214	1914	650	650	0	0
1	8-A	650	3214	1914	650	650	0	0
1	1-B	650	3214	1914	650	650	0	0
1	2-B	650	3214	1914	650	650	0	0
1	3-B	650	3214	1914	650	650	0	0
1	4-B	650	3214	1914	650	650	0	0
1	5-B	650	3214	1914	650	650	0	0
1	6-B	650	3214	1914	650	650	0	0
1	7-B	650	3214	1914	650	650	0	0
1	8-B	650	3214	1914	650	650	0	0
1	1-E	1083	5366	3200	1083	1083	0	0

Continued on next page...

Continued from previous page...

Mol	Chain	Residues	Atoms				AltConf	Trace
			Total	C	N	O		
1	2-E	1083	5366	3200	1083	1083	0	0
			Total	C	N	O		
1	3-E	1083	5366	3200	1083	1083	0	0
			Total	C	N	O		
1	4-E	1083	5366	3200	1083	1083	0	0
			Total	C	N	O		
1	5-E	1083	5366	3200	1083	1083	0	0
			Total	C	N	O		
1	6-E	1083	5366	3200	1083	1083	0	0
			Total	C	N	O		
1	7-E	1083	5366	3200	1083	1083	0	0
			Total	C	N	O		
1	8-E	1083	5366	3200	1083	1083	0	0
			Total	C	N	O		
1	1-K	1083	5366	3200	1083	1083	0	0
			Total	C	N	O		
1	2-K	1083	5366	3200	1083	1083	0	0
			Total	C	N	O		
1	3-K	1083	5366	3200	1083	1083	0	0
			Total	C	N	O		
1	4-K	1083	5366	3200	1083	1083	0	0
			Total	C	N	O		
1	5-K	1083	5366	3200	1083	1083	0	0
			Total	C	N	O		
1	6-K	1083	5366	3200	1083	1083	0	0
			Total	C	N	O		
1	7-K	1083	5366	3200	1083	1083	0	0
			Total	C	N	O		
1	8-K	1083	5366	3200	1083	1083	0	0
			Total	C	N	O		
1	1-Q	1083	5366	3200	1083	1083	0	0
			Total	C	N	O		
1	2-Q	1083	5366	3200	1083	1083	0	0
			Total	C	N	O		
1	3-Q	1083	5366	3200	1083	1083	0	0
			Total	C	N	O		
1	4-Q	1083	5366	3200	1083	1083	0	0
			Total	C	N	O		
1	5-Q	1083	5366	3200	1083	1083	0	0
			Total	C	N	O		
1	6-Q	1083	5366	3200	1083	1083	0	0

Continued on next page...

Continued from previous page...

Mol	Chain	Residues	Atoms				AltConf	Trace
			Total	C	N	O		
1	7-Q	1083	5366	3200	1083	1083	0	0
1	8-Q	1083	5366	3200	1083	1083	0	0
1	1-W	1083	5366	3200	1083	1083	0	0
1	2-W	1083	5366	3200	1083	1083	0	0
1	3-W	1083	5366	3200	1083	1083	0	0
1	4-W	1083	5366	3200	1083	1083	0	0
1	5-W	1083	5366	3200	1083	1083	0	0
1	6-W	1083	5366	3200	1083	1083	0	0
1	7-W	1083	5366	3200	1083	1083	0	0
1	8-W	1083	5366	3200	1083	1083	0	0

- Molecule 2 is a protein called NUCLEAR PORE COMPLEX PROTEIN NUP93.

Mol	Chain	Residues	Atoms				AltConf	Trace
			Total	C	N	O		
2	1-C	636	3152	1880	636	636	0	0
2	2-C	636	3152	1880	636	636	0	0
2	3-C	636	3152	1880	636	636	0	0
2	4-C	636	3152	1880	636	636	0	0
2	5-C	636	3152	1880	636	636	0	0
2	6-C	636	3152	1880	636	636	0	0
2	7-C	636	3152	1880	636	636	0	0
2	8-C	636	3152	1880	636	636	0	0
2	1-I	636	3152	1880	636	636	0	0

Continued on next page...

Continued from previous page...

Mol	Chain	Residues	Atoms				AltConf	Trace
			Total	C	N	O		
2	2-I	636	3152	1880	636	636	0	0
2	3-I	636	3152	1880	636	636	0	0
2	4-I	636	3152	1880	636	636	0	0
2	5-I	636	3152	1880	636	636	0	0
2	6-I	636	3152	1880	636	636	0	0
2	7-I	636	3152	1880	636	636	0	0
2	8-I	636	3152	1880	636	636	0	0
2	1-O	636	3152	1880	636	636	0	0
2	2-O	636	3152	1880	636	636	0	0
2	3-O	636	3152	1880	636	636	0	0
2	4-O	636	3152	1880	636	636	0	0
2	5-O	636	3152	1880	636	636	0	0
2	6-O	636	3152	1880	636	636	0	0
2	7-O	636	3152	1880	636	636	0	0
2	8-O	636	3152	1880	636	636	0	0
2	1-U	636	3152	1880	636	636	0	0
2	2-U	636	3152	1880	636	636	0	0
2	3-U	636	3152	1880	636	636	0	0
2	4-U	636	3152	1880	636	636	0	0
2	5-U	636	3152	1880	636	636	0	0
2	6-U	636	3152	1880	636	636	0	0

Continued on next page...

Continued from previous page...

Mol	Chain	Residues	Atoms				AltConf	Trace
			Total	C	N	O		
2	7-U	636	3152	1880	636	636	0	0
2	8-U	636	3152	1880	636	636	0	0

- Molecule 3 is a protein called NUCLEAR PORE COMPLEX PROTEIN NUP205.

Mol	Chain	Residues	Atoms				AltConf	Trace
			Total	C	N	O		
3	1-D	1028	5094	3038	1028	1028	0	0
3	2-D	1028	5094	3038	1028	1028	0	0
3	3-D	1028	5094	3038	1028	1028	0	0
3	4-D	1028	5094	3038	1028	1028	0	0
3	5-D	1028	5094	3038	1028	1028	0	0
3	6-D	1028	5094	3038	1028	1028	0	0
3	7-D	1028	5094	3038	1028	1028	0	0
3	8-D	1028	5094	3038	1028	1028	0	0
3	1-J	1028	5094	3038	1028	1028	0	0
3	2-J	1028	5094	3038	1028	1028	0	0
3	3-J	1028	5094	3038	1028	1028	0	0
3	4-J	1028	5094	3038	1028	1028	0	0
3	5-J	1028	5094	3038	1028	1028	0	0
3	6-J	1028	5094	3038	1028	1028	0	0
3	7-J	1028	5094	3038	1028	1028	0	0
3	8-J	1028	5094	3038	1028	1028	0	0
3	1-P	1028	5094	3038	1028	1028	0	0

Continued on next page...

Continued from previous page...

Mol	Chain	Residues	Atoms				AltConf	Trace
			Total	C	N	O		
3	2-P	1028	5094	3038	1028	1028	0	0
3	3-P	1028	5094	3038	1028	1028	0	0
3	4-P	1028	5094	3038	1028	1028	0	0
3	5-P	1028	5094	3038	1028	1028	0	0
3	6-P	1028	5094	3038	1028	1028	0	0
3	7-P	1028	5094	3038	1028	1028	0	0
3	8-P	1028	5094	3038	1028	1028	0	0
3	1-V	1028	5094	3038	1028	1028	0	0
3	2-V	1028	5094	3038	1028	1028	0	0
3	3-V	1028	5094	3038	1028	1028	0	0
3	4-V	1028	5094	3038	1028	1028	0	0
3	5-V	1028	5094	3038	1028	1028	0	0
3	6-V	1028	5094	3038	1028	1028	0	0
3	7-V	1028	5094	3038	1028	1028	0	0
3	8-V	1028	5094	3038	1028	1028	0	0

- Molecule 4 is a protein called NUCLEAR PORE COMPLEX PROTEIN NUP54.

Mol	Chain	Residues	Atoms				AltConf	Trace
			Total	C	N	O		
4	1-F	335	1658	988	335	335	0	0
4	2-F	335	1658	988	335	335	0	0
4	3-F	335	1658	988	335	335	0	0
4	4-F	335	1658	988	335	335	0	0

Continued on next page...

Continued from previous page...

Mol	Chain	Residues	Atoms				AltConf	Trace
			Total	C	N	O		
4	5-F	335	1658	988	335	335	0	0
4	6-F	335	1658	988	335	335	0	0
4	7-F	335	1658	988	335	335	0	0
4	8-F	335	1658	988	335	335	0	0
4	1-L	335	1658	988	335	335	0	0
4	2-L	335	1658	988	335	335	0	0
4	3-L	335	1658	988	335	335	0	0
4	4-L	335	1658	988	335	335	0	0
4	5-L	335	1658	988	335	335	0	0
4	6-L	335	1658	988	335	335	0	0
4	7-L	335	1658	988	335	335	0	0
4	8-L	335	1658	988	335	335	0	0
4	1-R	335	1658	988	335	335	0	0
4	2-R	335	1658	988	335	335	0	0
4	3-R	335	1658	988	335	335	0	0
4	4-R	335	1658	988	335	335	0	0
4	5-R	335	1658	988	335	335	0	0
4	6-R	335	1658	988	335	335	0	0
4	7-R	335	1658	988	335	335	0	0
4	8-R	335	1658	988	335	335	0	0
4	1-X	335	1658	988	335	335	0	0

Continued on next page...

Continued from previous page...

Mol	Chain	Residues	Atoms				AltConf	Trace
			Total	C	N	O		
4	2-X	335	1658	988	335	335	0	0
4	3-X	335	1658	988	335	335	0	0
4	4-X	335	1658	988	335	335	0	0
4	5-X	335	1658	988	335	335	0	0
4	6-X	335	1658	988	335	335	0	0
4	7-X	335	1658	988	335	335	0	0
4	8-X	335	1658	988	335	335	0	0

- Molecule 5 is a protein called NUCLEAR PORE COMPLEX PROTEIN NUP58.

Mol	Chain	Residues	Atoms				AltConf	Trace
			Total	C	N	O		
5	1-G	171	853	511	171	171	0	0
5	2-G	171	853	511	171	171	0	0
5	3-G	171	853	511	171	171	0	0
5	4-G	171	853	511	171	171	0	0
5	5-G	171	853	511	171	171	0	0
5	6-G	171	853	511	171	171	0	0
5	7-G	171	853	511	171	171	0	0
5	8-G	171	853	511	171	171	0	0
5	1-M	171	853	511	171	171	0	0
5	2-M	171	853	511	171	171	0	0
5	3-M	171	853	511	171	171	0	0
5	4-M	171	853	511	171	171	0	0

Continued on next page...

Continued from previous page...

Mol	Chain	Residues	Atoms				AltConf	Trace
			Total	C	N	O		
5	5-M	171	853	511	171	171	0	0
5	6-M	171	853	511	171	171	0	0
5	7-M	171	853	511	171	171	0	0
5	8-M	171	853	511	171	171	0	0
5	1-S	171	853	511	171	171	0	0
5	2-S	171	853	511	171	171	0	0
5	3-S	171	853	511	171	171	0	0
5	4-S	171	853	511	171	171	0	0
5	5-S	171	853	511	171	171	0	0
5	6-S	171	853	511	171	171	0	0
5	7-S	171	853	511	171	171	0	0
5	8-S	171	853	511	171	171	0	0
5	1-Y	171	853	511	171	171	0	0
5	2-Y	171	853	511	171	171	0	0
5	3-Y	171	853	511	171	171	0	0
5	4-Y	171	853	511	171	171	0	0
5	5-Y	171	853	511	171	171	0	0
5	6-Y	171	853	511	171	171	0	0
5	7-Y	171	853	511	171	171	0	0
5	8-Y	171	853	511	171	171	0	0

- Molecule 6 is a protein called Nuclear pore glycoprotein p62.

Mol	Chain	Residues	Atoms				AltConf	Trace
			Total	C	N	O		
6	1-H	169	842	504	169	169	0	0
6	2-H	169	842	504	169	169	0	0
6	3-H	169	842	504	169	169	0	0
6	4-H	169	842	504	169	169	0	0
6	5-H	169	842	504	169	169	0	0
6	6-H	169	842	504	169	169	0	0
6	7-H	169	842	504	169	169	0	0
6	8-H	169	842	504	169	169	0	0
6	1-N	169	842	504	169	169	0	0
6	2-N	169	842	504	169	169	0	0
6	3-N	169	842	504	169	169	0	0
6	4-N	169	842	504	169	169	0	0
6	5-N	169	842	504	169	169	0	0
6	6-N	169	842	504	169	169	0	0
6	7-N	169	842	504	169	169	0	0
6	8-N	169	842	504	169	169	0	0
6	1-T	169	842	504	169	169	0	0
6	2-T	169	842	504	169	169	0	0
6	3-T	169	842	504	169	169	0	0
6	4-T	169	842	504	169	169	0	0
6	5-T	169	842	504	169	169	0	0
6	6-T	169	842	504	169	169	0	0

Continued on next page...

Continued from previous page...

Mol	Chain	Residues	Atoms				AltConf	Trace
			Total	C	N	O		
6	7-T	169	842	504	169	169	0	0
6	8-T	169	842	504	169	169	0	0
6	1-Z	169	842	504	169	169	0	0
6	2-Z	169	842	504	169	169	0	0
6	3-Z	169	842	504	169	169	0	0
6	4-Z	169	842	504	169	169	0	0
6	5-Z	169	842	504	169	169	0	0
6	6-Z	169	842	504	169	169	0	0
6	7-Z	169	842	504	169	169	0	0
6	8-Z	169	842	504	169	169	0	0

3 Residue-property plots (i)

These plots are drawn for all protein, RNA and DNA chains in the entry. The first graphic for a chain summarises the proportions of errors displayed in the second graphic. The second graphic shows the sequence view annotated by issues in geometry. Residues are color-coded according to the number of geometric quality criteria for which they contain at least one outlier: green = 0, yellow = 1, orange = 2 and red = 3 or more. Stretches of 2 or more consecutive residues without any outlier are shown as a green connector. Residues present in the sample, but not in the model, are shown in grey.

- Molecule 1: NUCLEAR PORE COMPLEX PROTEIN NUP155

Chain 1-A: 43% • 53%

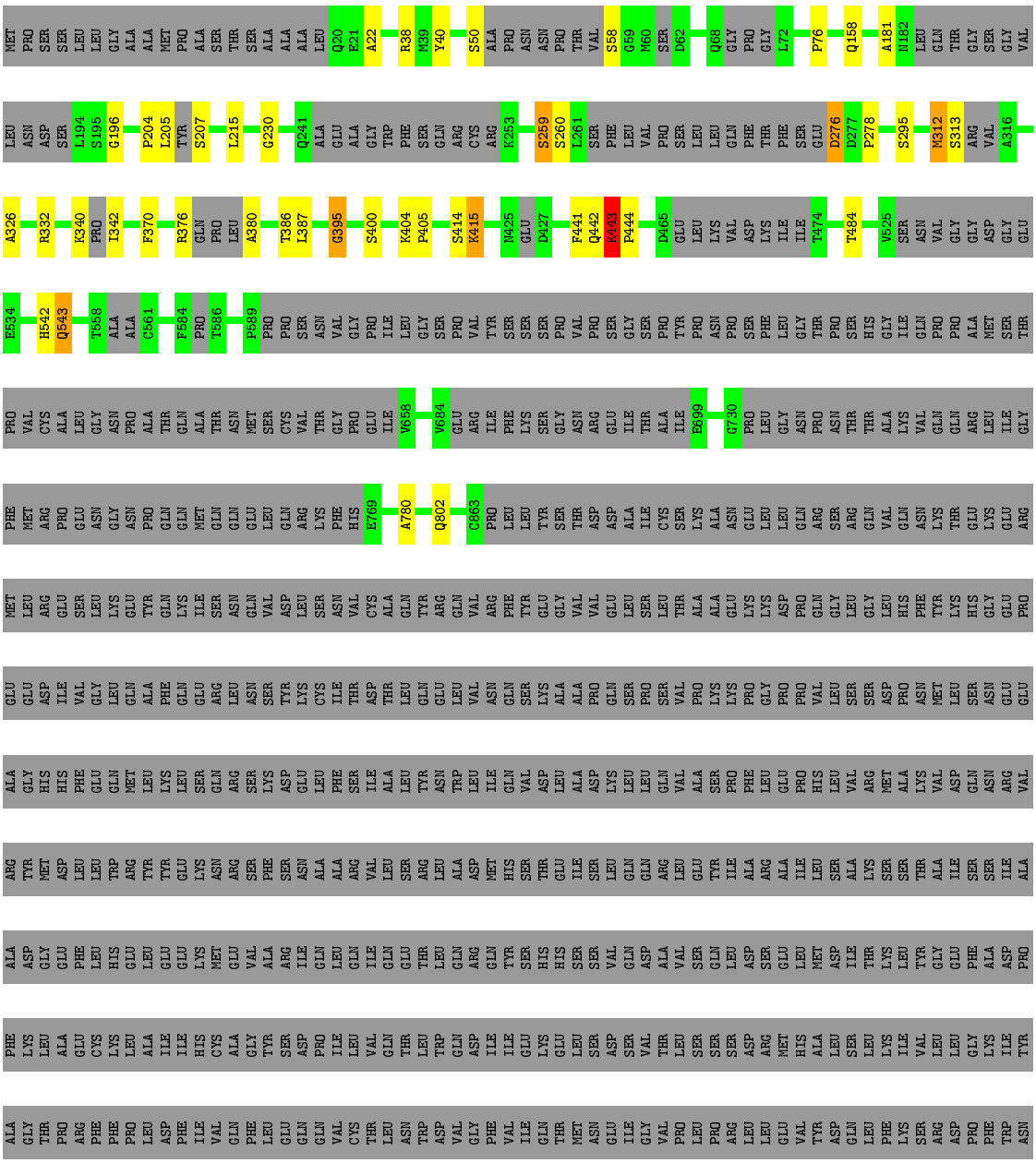

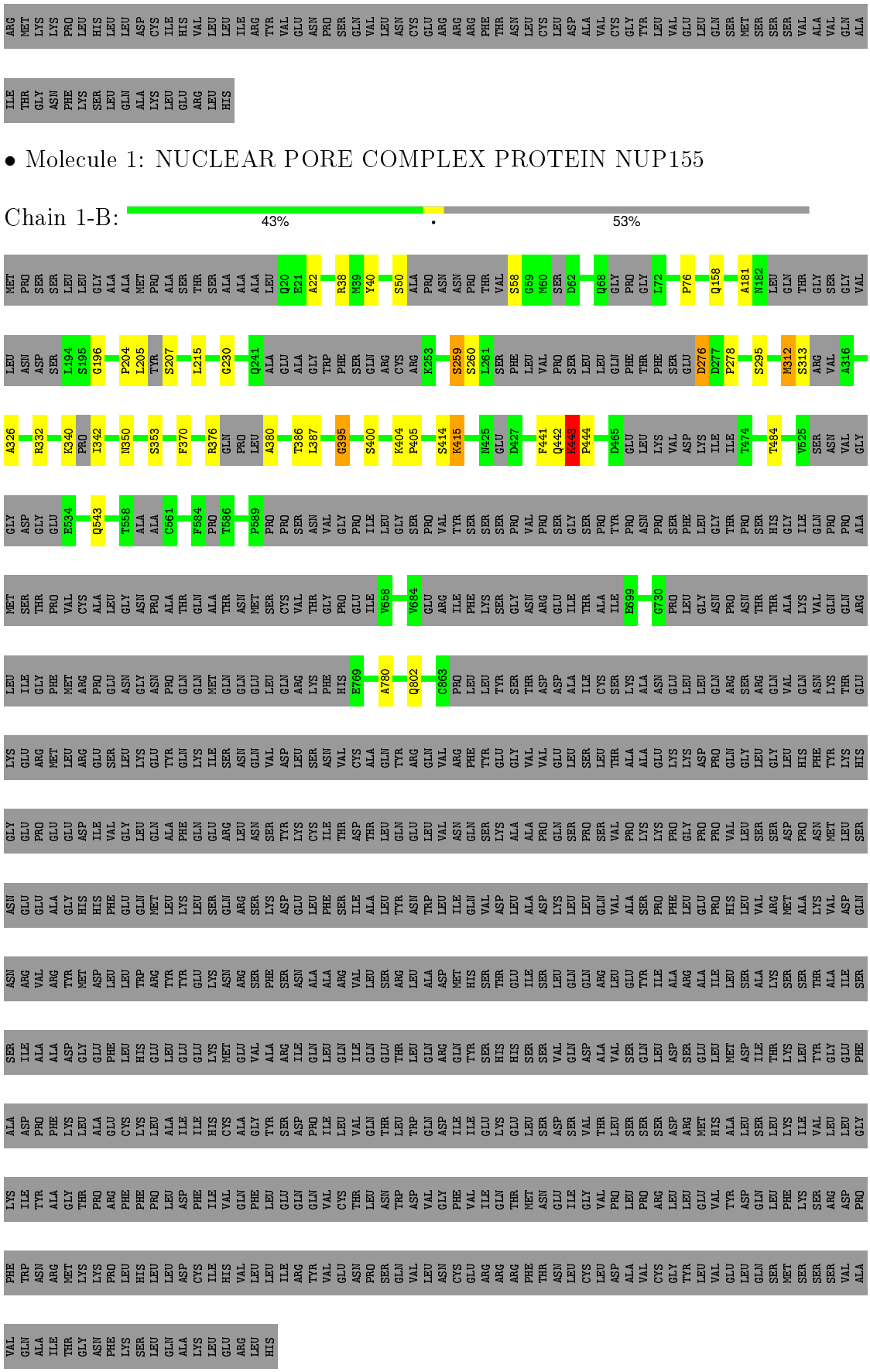

- Molecule 1: NUCLEAR PORE COMPLEX PROTEIN NUP155

Chain 1-B: 43% • 53%

- Molecule 1: NUCLEAR PORE COMPLEX PROTEIN NUP155

Chain 1-E: 72% 5% • 22%

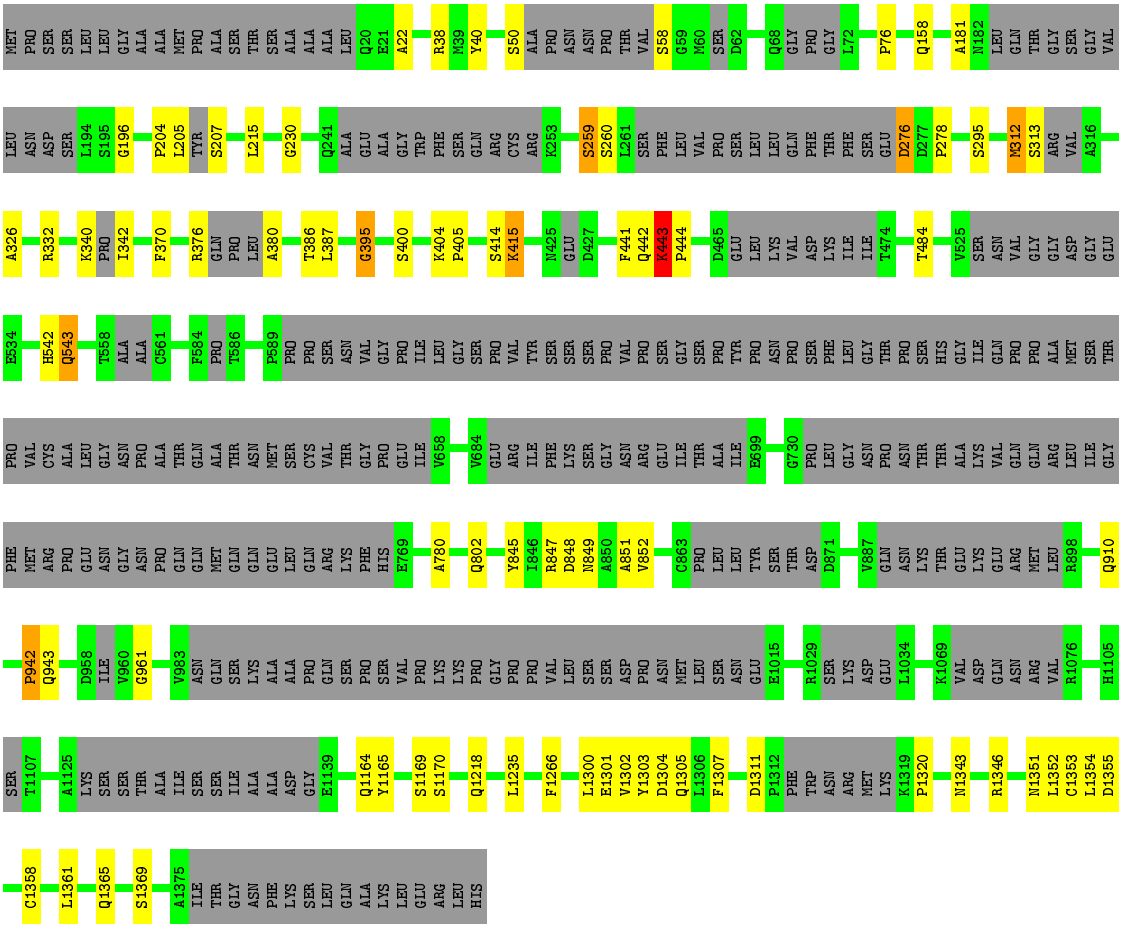

- Molecule 1: NUCLEAR PORE COMPLEX PROTEIN NUP155

Chain 1-K: 73% 5% • 22%



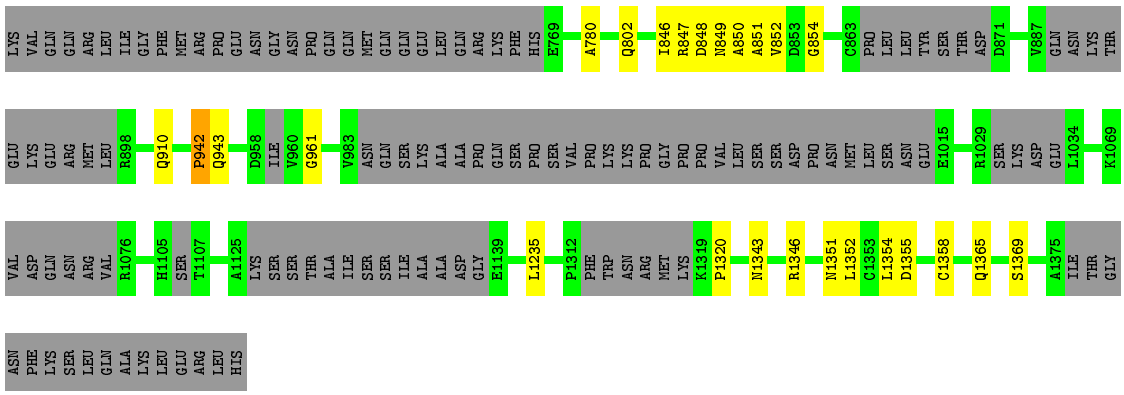

- Molecule 1: NUCLEAR PORE COMPLEX PROTEIN NUP155

Chain 1-Q:

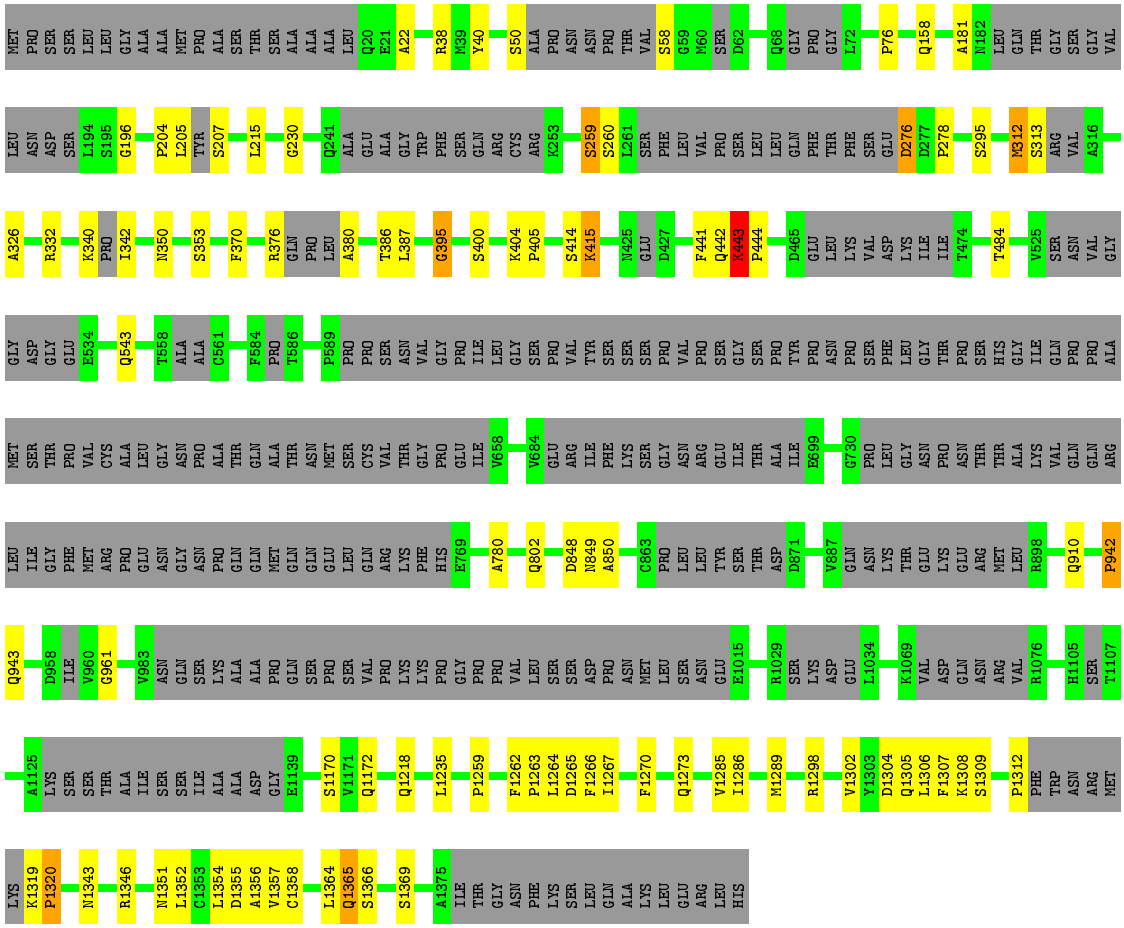

- Molecule 1: NUCLEAR PORE COMPLEX PROTEIN NUP155

Chain 1-W:

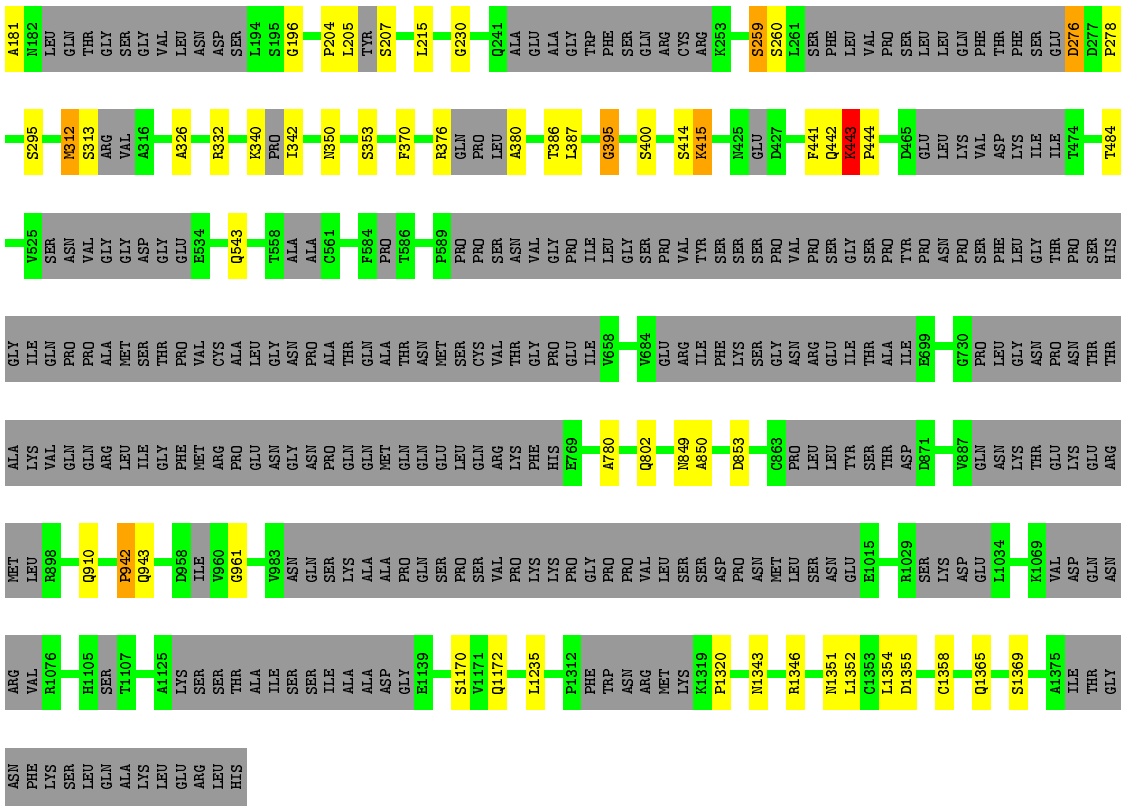

- Molecule 1: NUCLEAR PORE COMPLEX PROTEIN NUP155

Chain 2-A: 44% • 53%

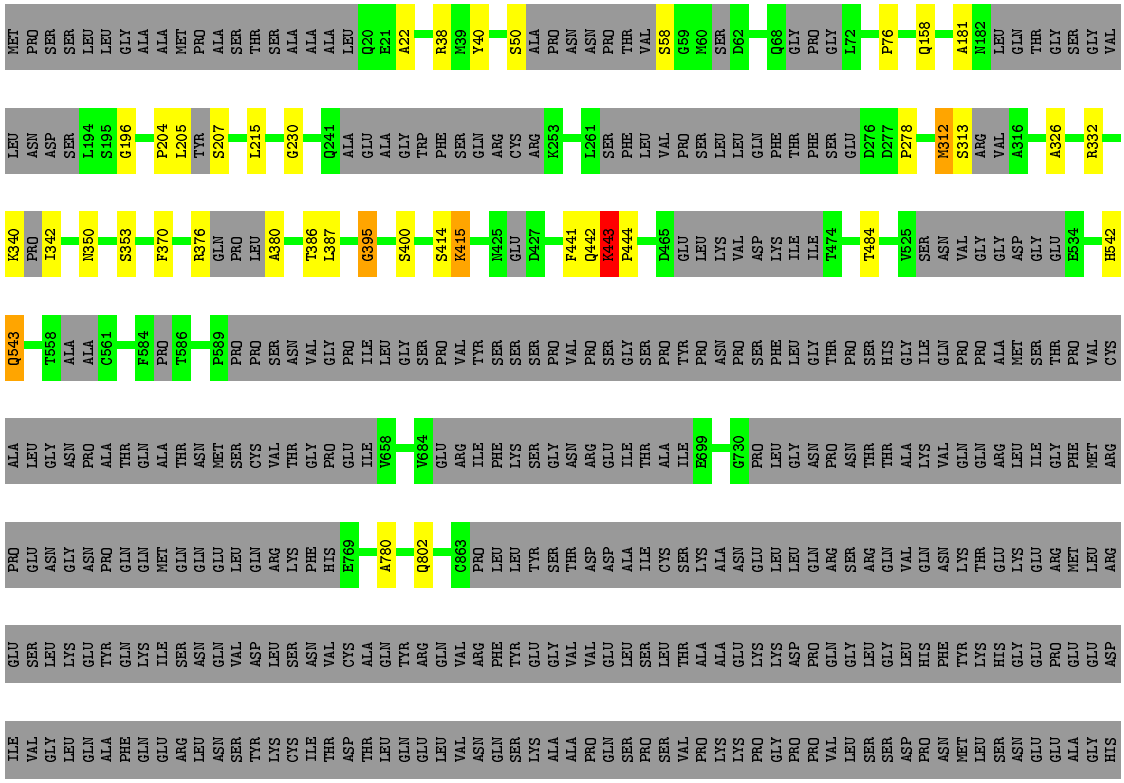

WORLDWIDE PDB PROTEIN DATA BANK
EMDataBank Unified Data Resource for 3DEM



- Molecule 1: NUCLEAR PORE COMPLEX PROTEIN NUP155

Chain 2-B:

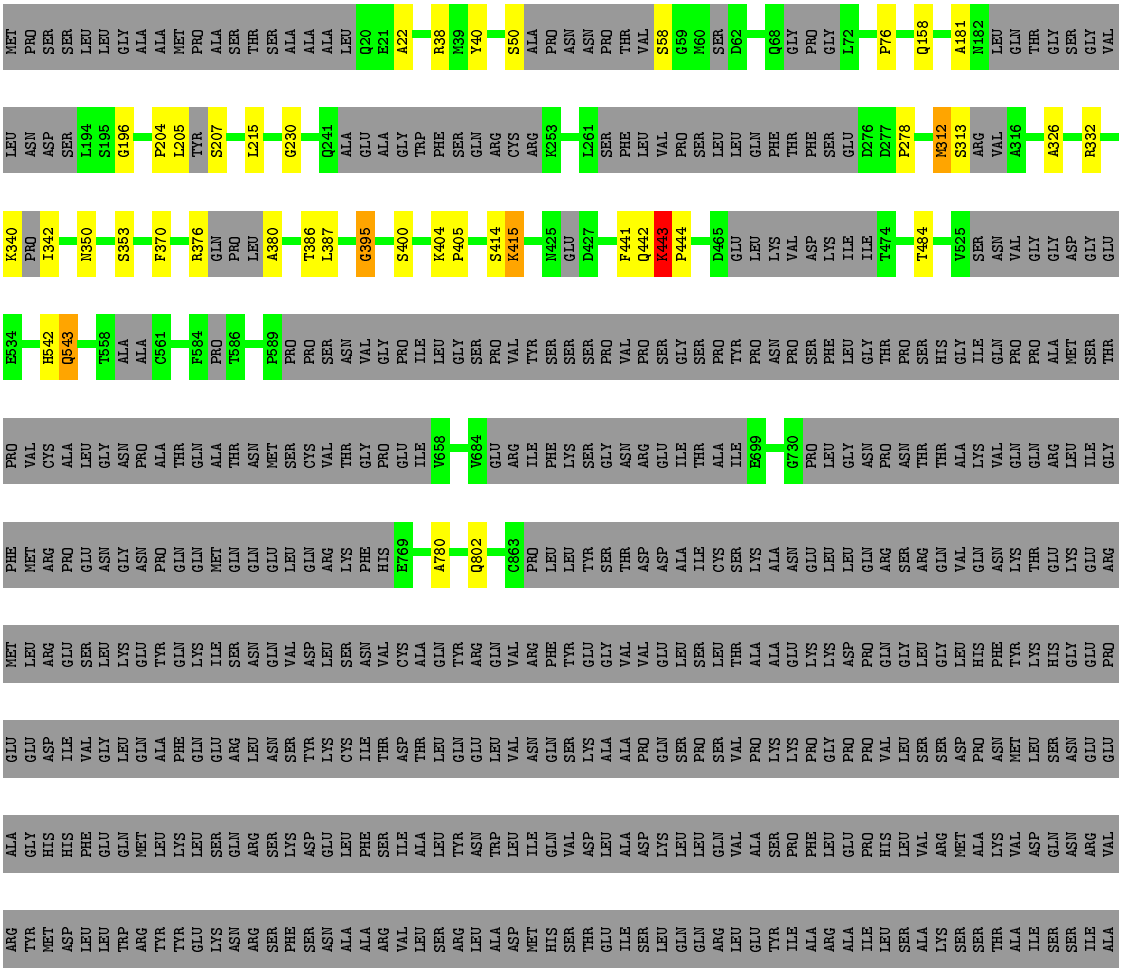

WORLDWIDE PDB PROTEIN DATA BANK
EMDataBank Unified Data Resource for 3DEM



- Molecule 1: NUCLEAR PORE COMPLEX PROTEIN NUP155

Chain 2-E:

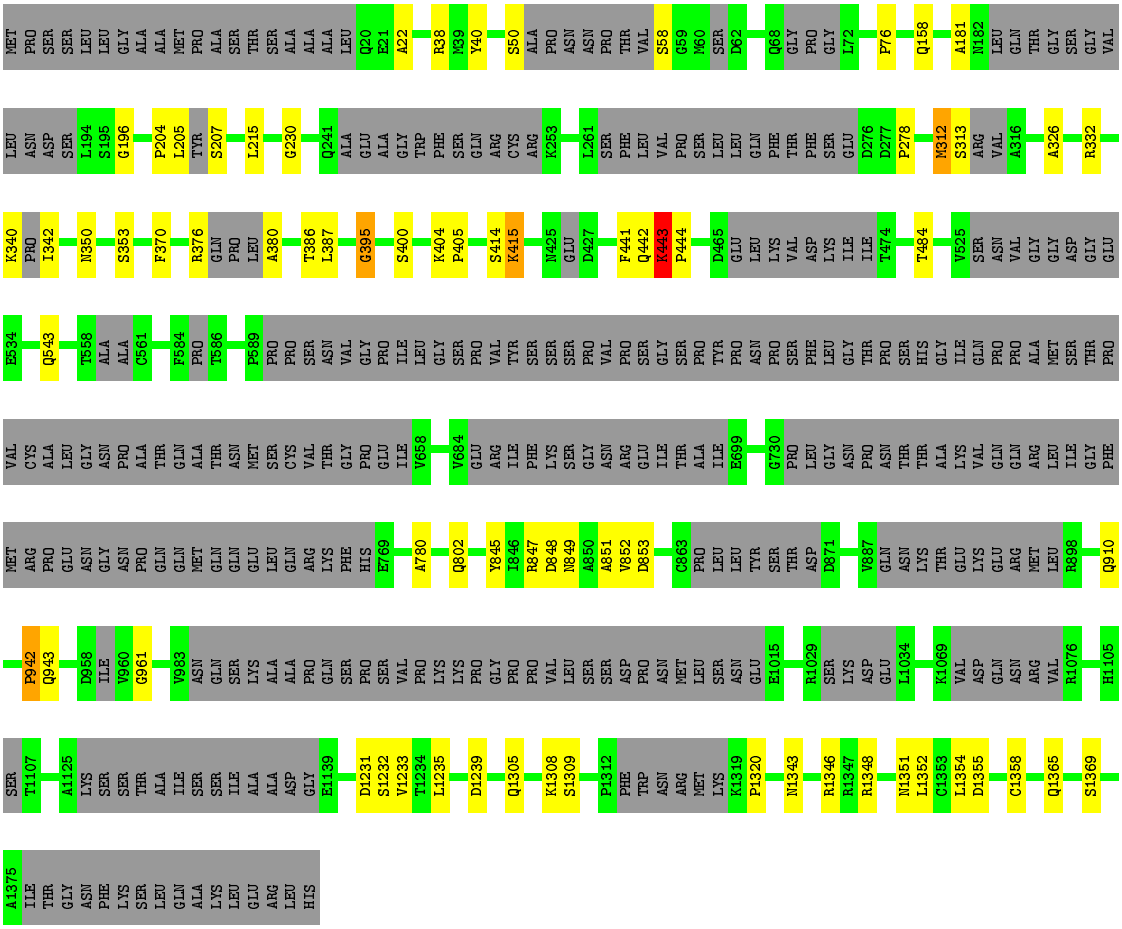

- Molecule 1: NUCLEAR PORE COMPLEX PROTEIN NUP155

Chain 2-K:

WORLDWIDE PDB PROTEIN DATA BANK
EMDataBank Unified Data Resource for 3DEM

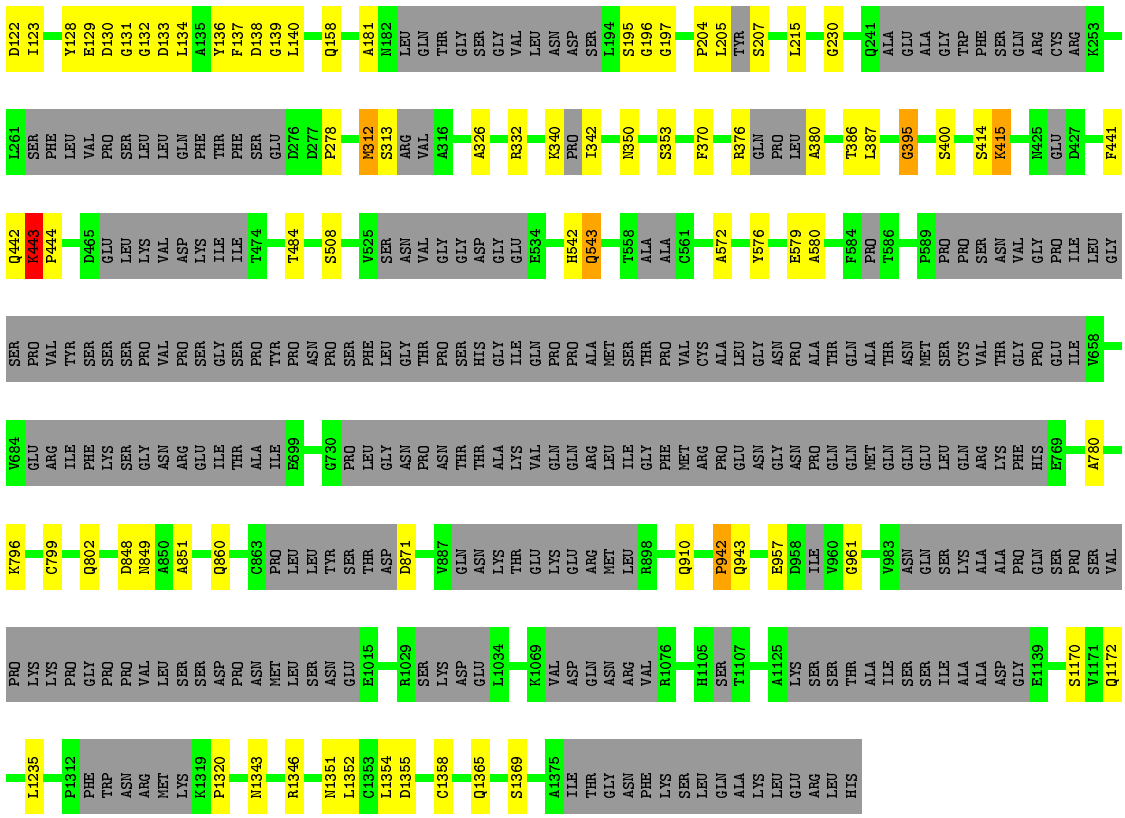

- Molecule 1: NUCLEAR PORE COMPLEX PROTEIN NUP155

Chain 2-Q:

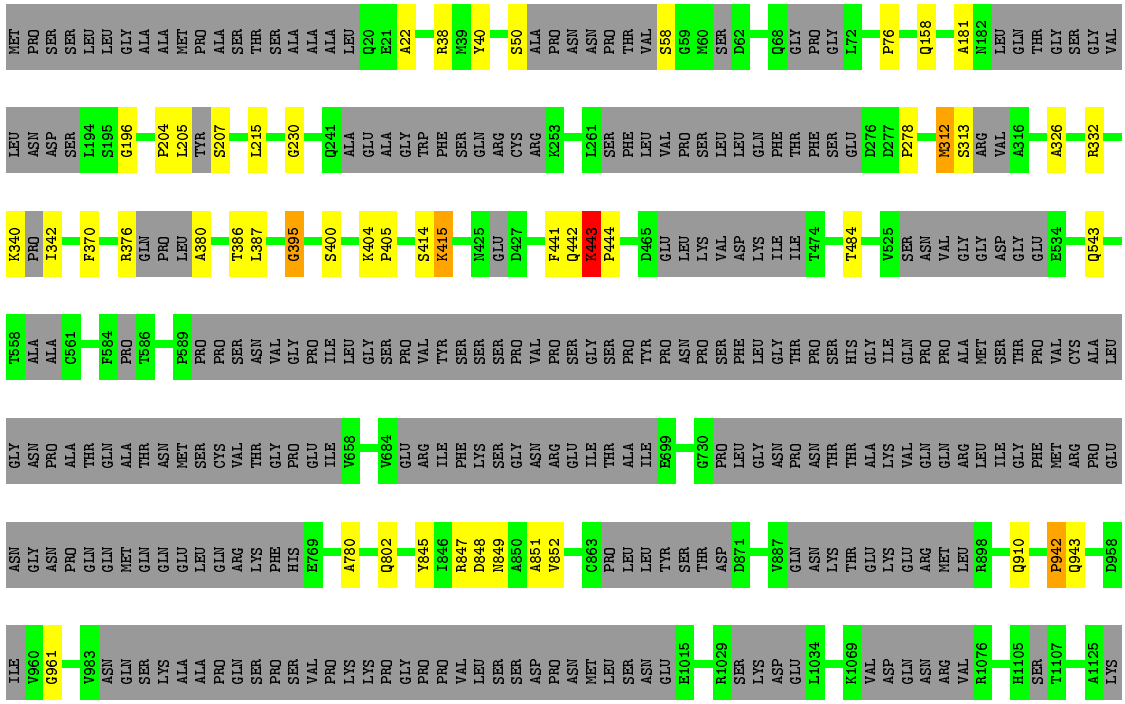

WORLDWIDE PDB PROTEIN DATA BANK
EMDataBank Unified Data Resource for 3DEM

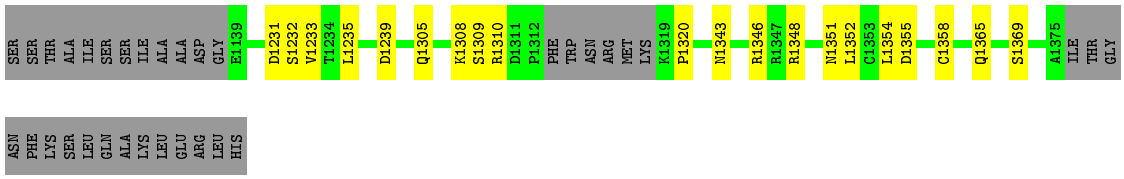

- Molecule 1: NUCLEAR PORE COMPLEX PROTEIN NUP155

Chain 2-W:

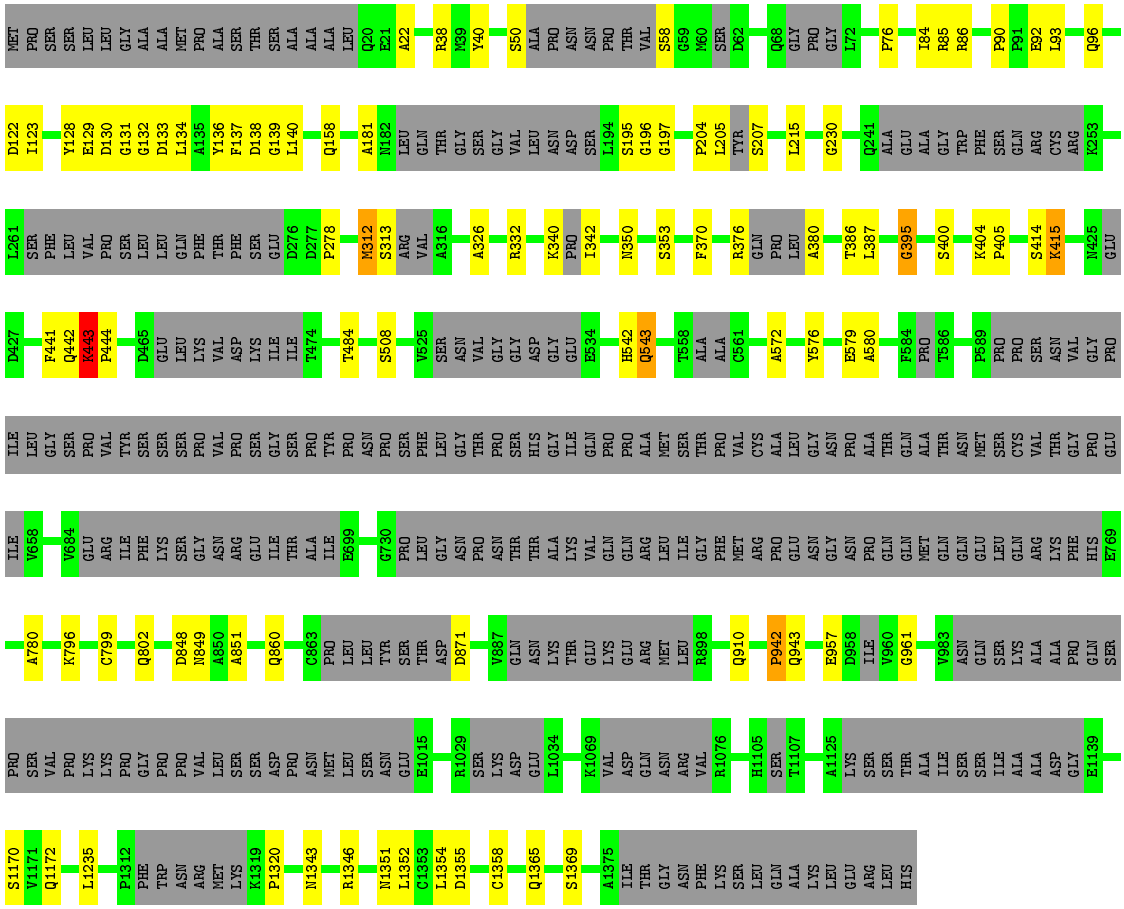

- Molecule 1: NUCLEAR PORE COMPLEX PROTEIN NUP155

Chain 3-A:

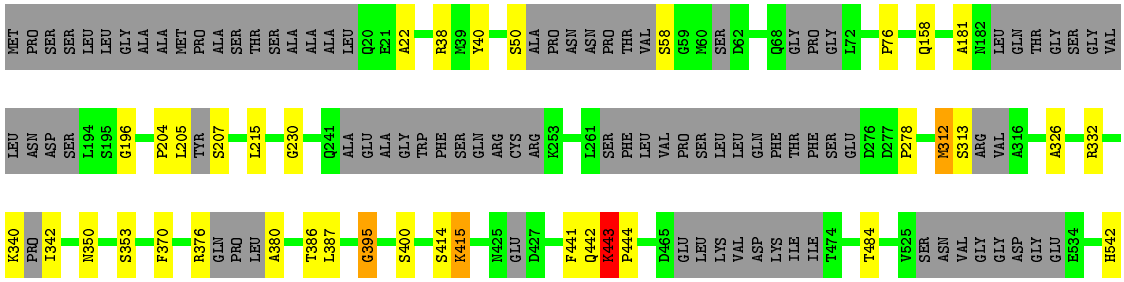



- Molecule 1: NUCLEAR PORE COMPLEX PROTEIN NUP155

Chain 3-B:

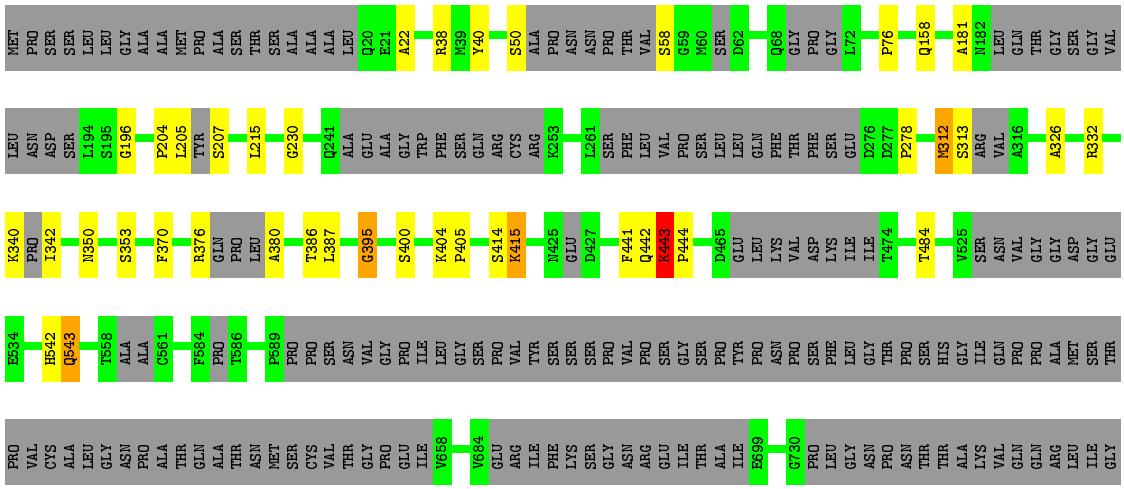

WORLDWIDE PDB PROTEIN DATA BANK
EMDataBank Unified Data Resource for 3DEM

- Molecule 1: NUCLEAR PORE COMPLEX PROTEIN NUP155

Chain 3-E:

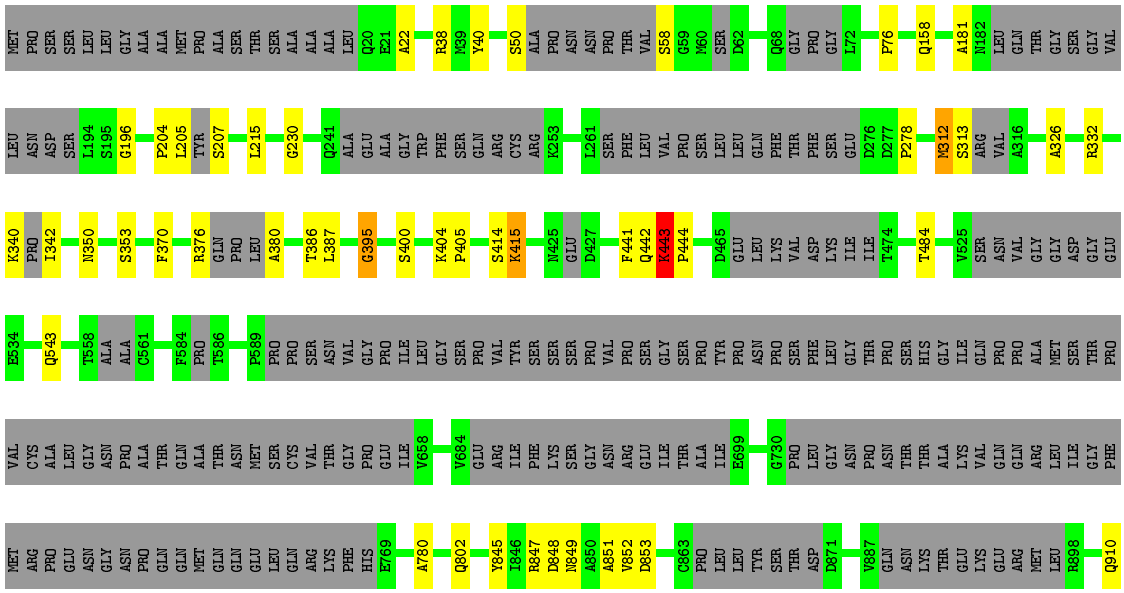

WORLDWIDE PDB PROTEIN DATA BANK
EMDataBank Unified Data Resource for 3DEM



- Molecule 1: NUCLEAR PORE COMPLEX PROTEIN NUP155

Chain 3-K:

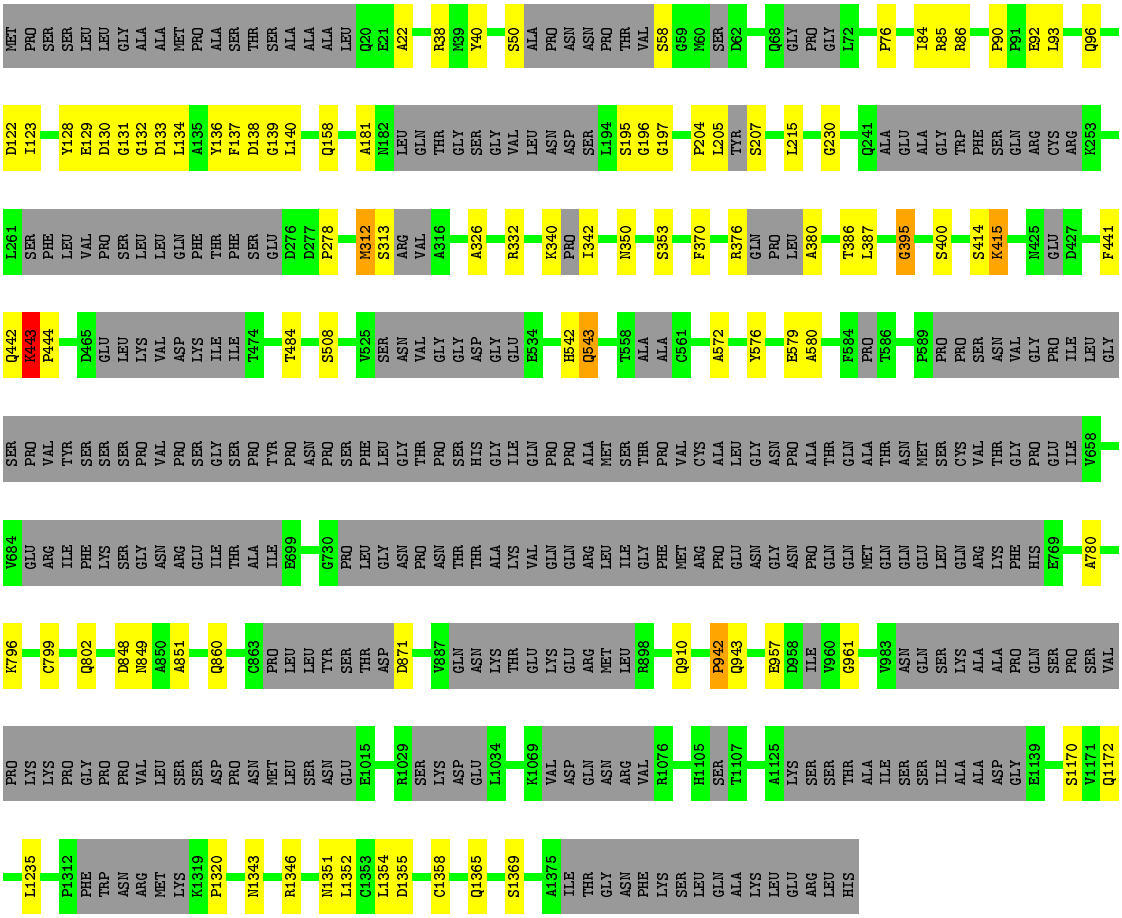

- Molecule 1: NUCLEAR PORE COMPLEX PROTEIN NUP155

Chain 3-Q:

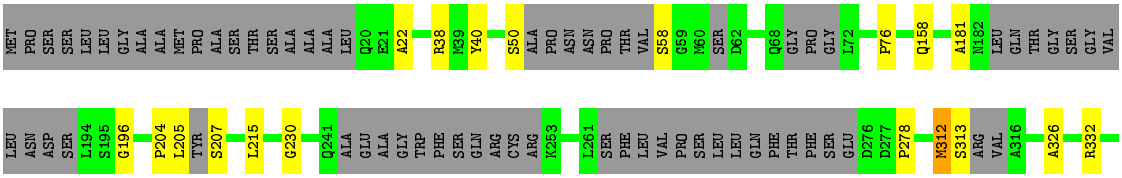

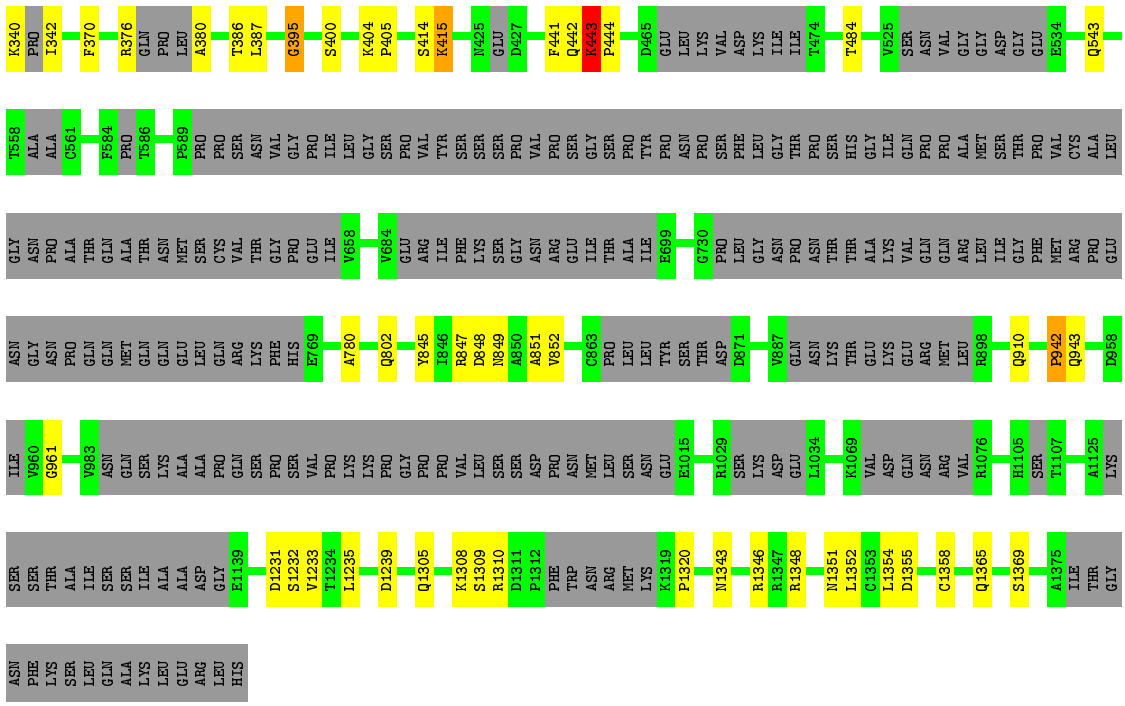

- Molecule 1: NUCLEAR PORE COMPLEX PROTEIN NUP155

Chain 3-W:

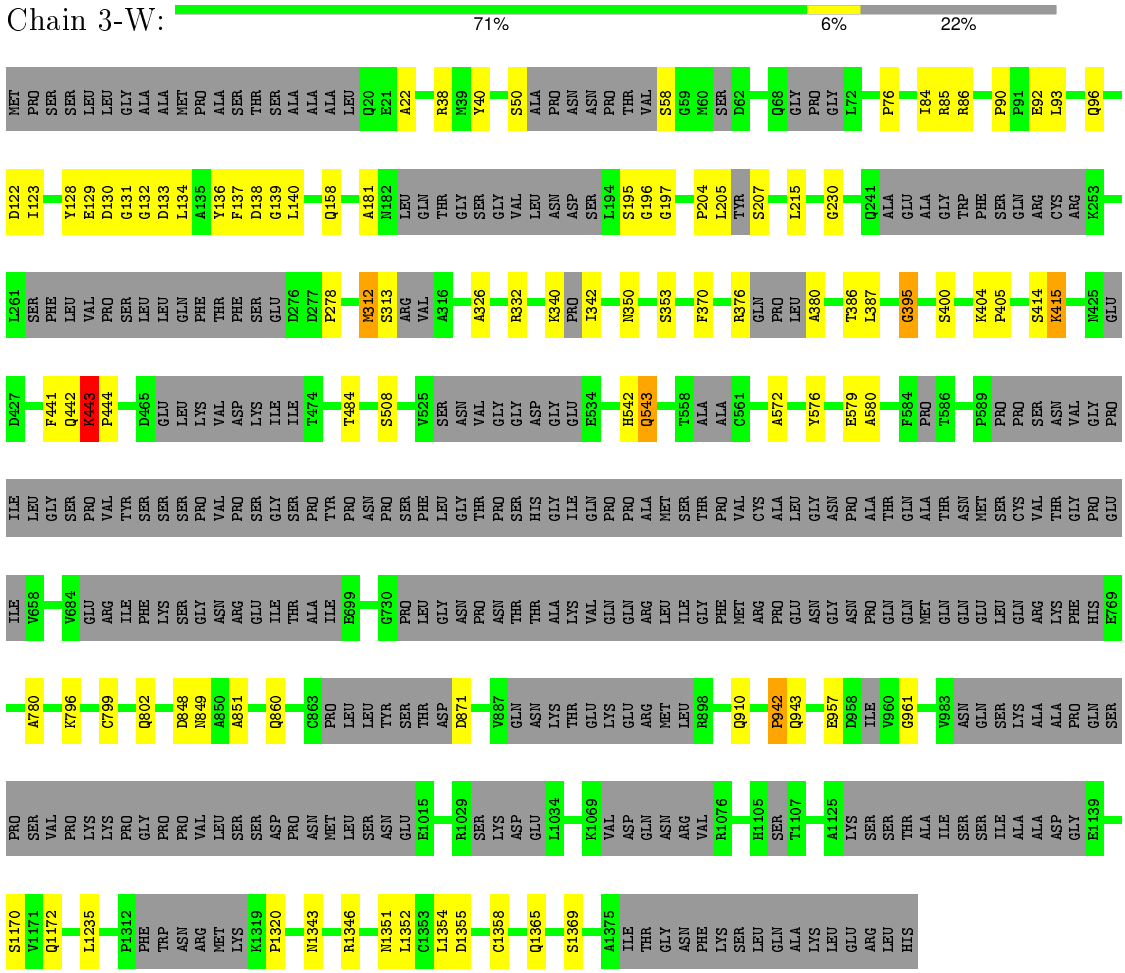

WORLDWIDE PDB PROTEIN DATA BANK
EMDataBank Unified Data Resource for 3DEM

- Molecule 1: NUCLEAR PORE COMPLEX PROTEIN NUP155

Chain 4-A: 44% • 53%

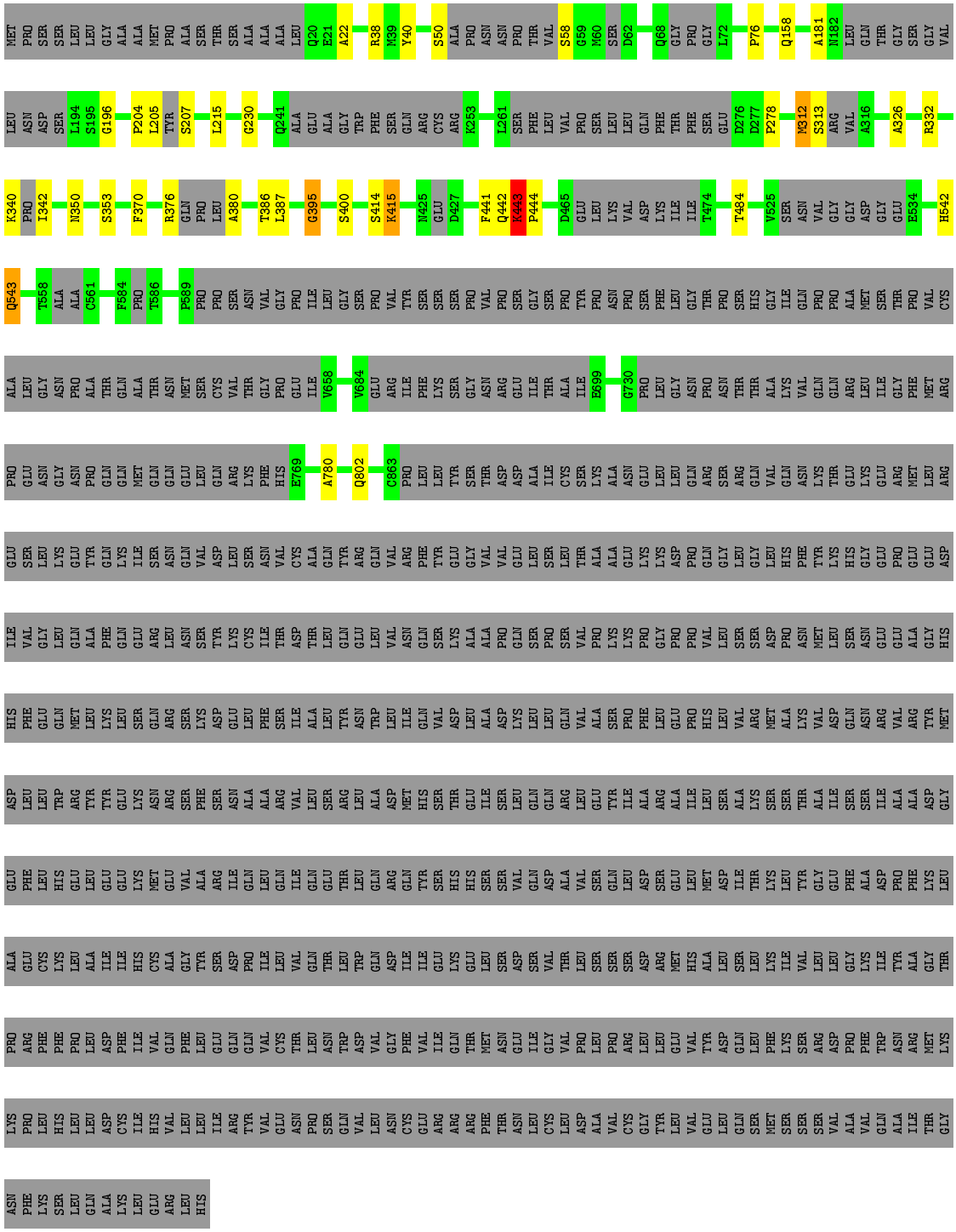

- Molecule 1: NUCLEAR PORE COMPLEX PROTEIN NUP155

Chain 4-B: 44% • 53%

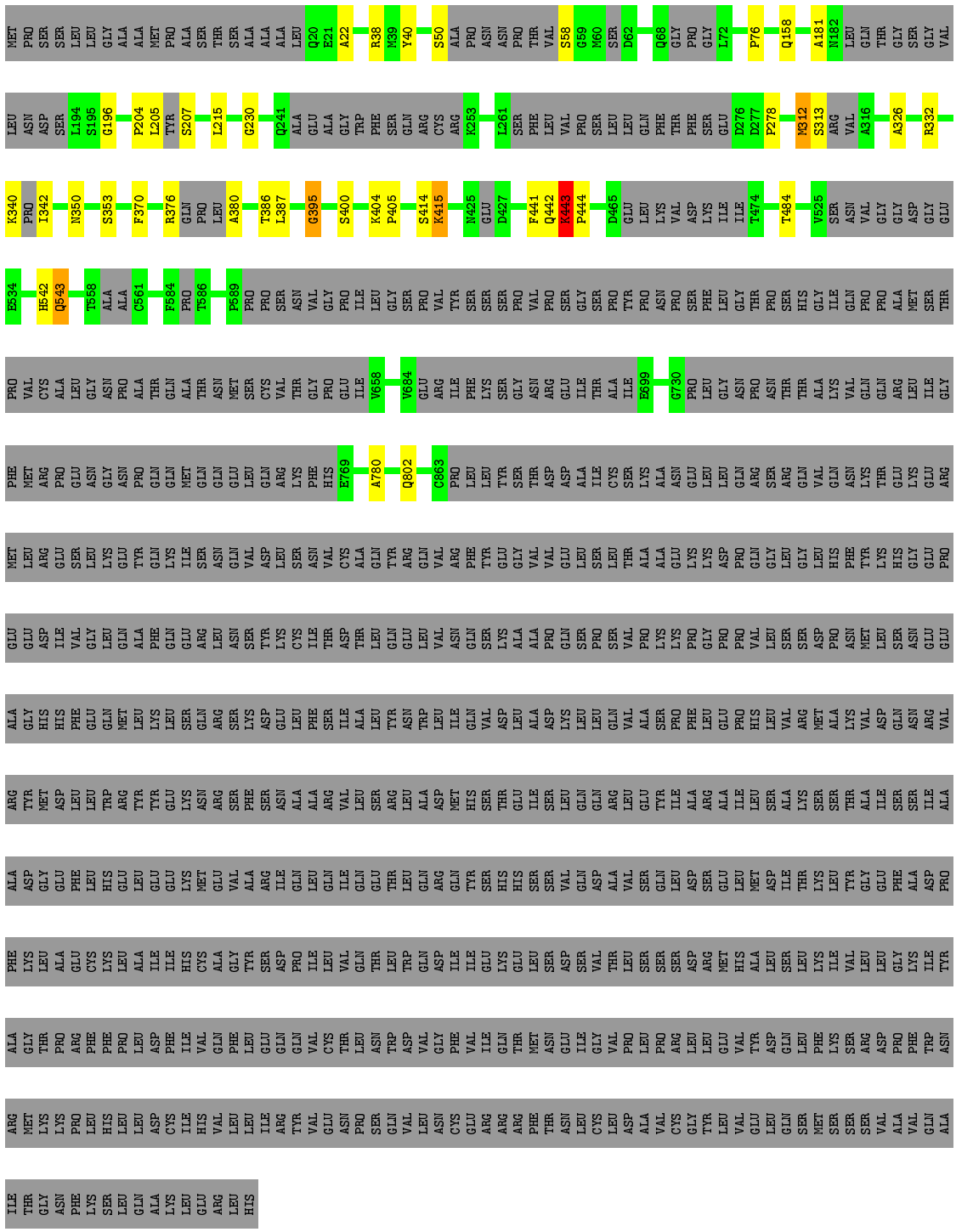

- Molecule 1: NUCLEAR PORE COMPLEX PROTEIN NUP155

Chain 4-E: 73% 5% 22%

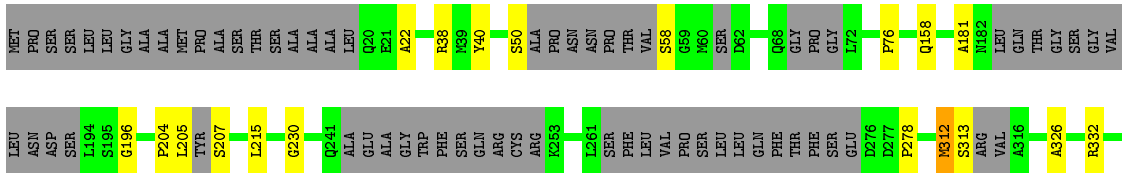

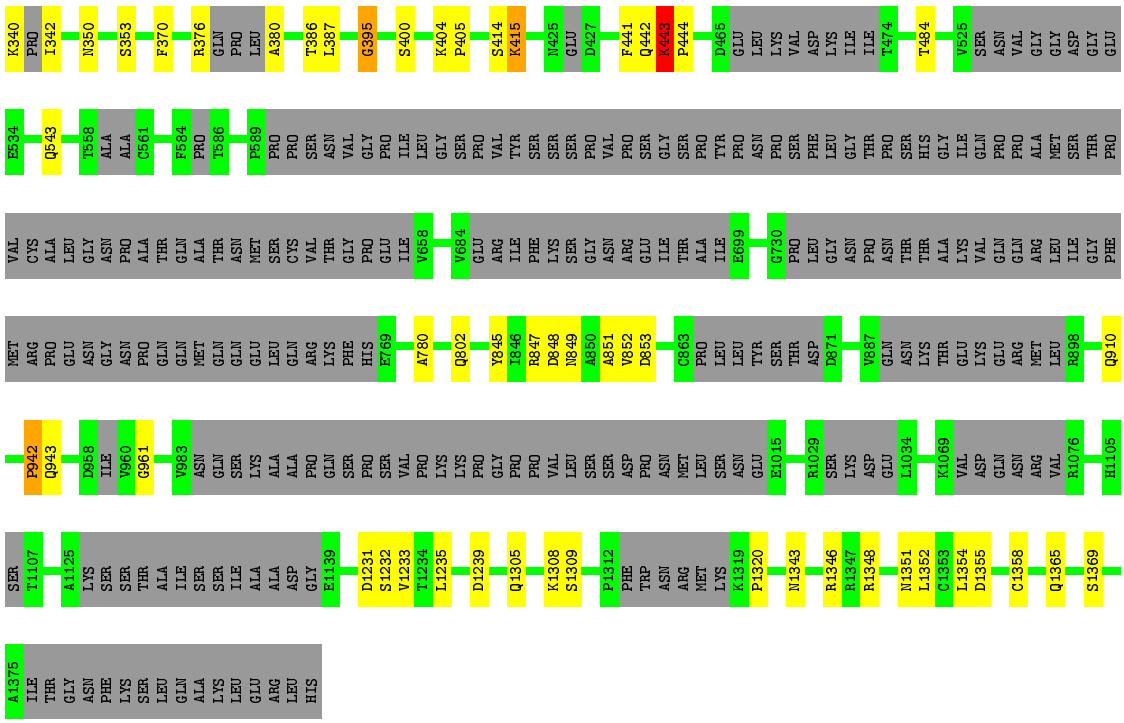

- Molecule 1: NUCLEAR PORE COMPLEX PROTEIN NUP155

Chain 4-K:

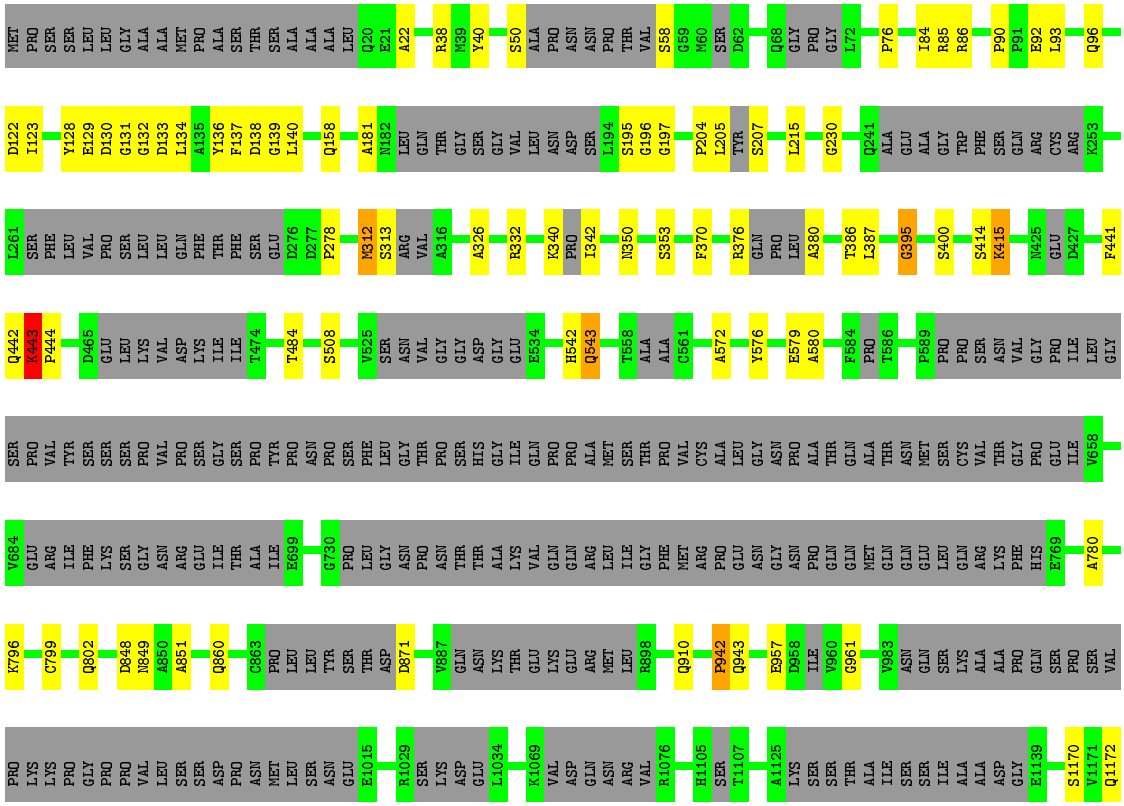

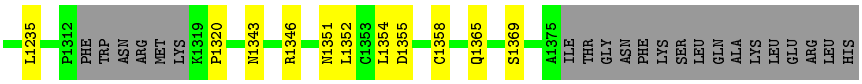

- Molecule 1: NUCLEAR PORE COMPLEX PROTEIN NUP155

Chain 4-Q:



- Molecule 1: NUCLEAR PORE COMPLEX PROTEIN NUP155

Chain 4-W:

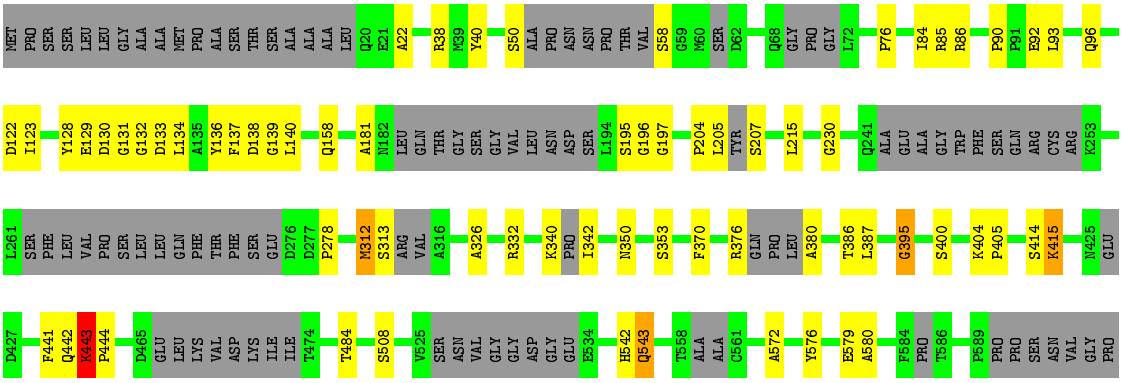

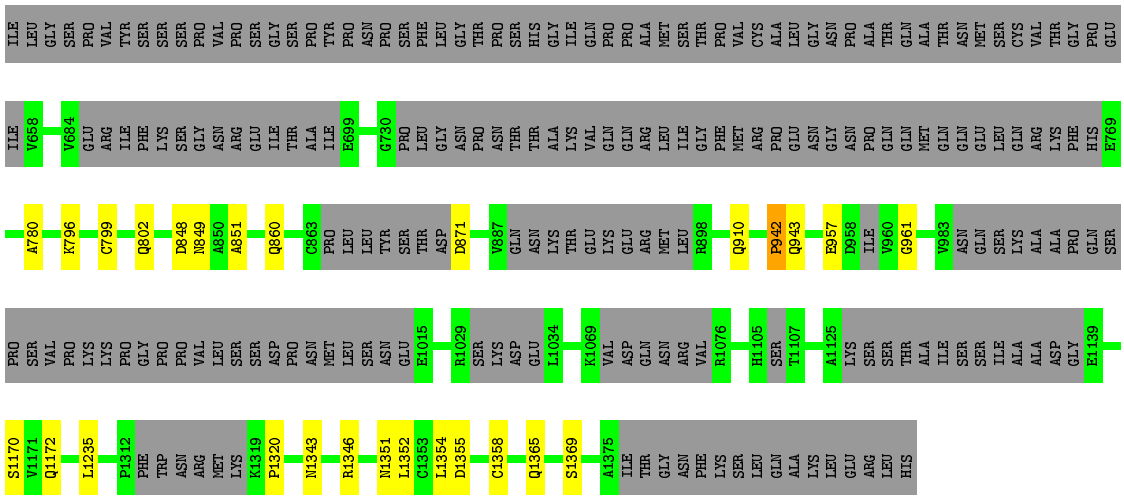

- Molecule 1: NUCLEAR PORE COMPLEX PROTEIN NUP155

Chain 5-A:

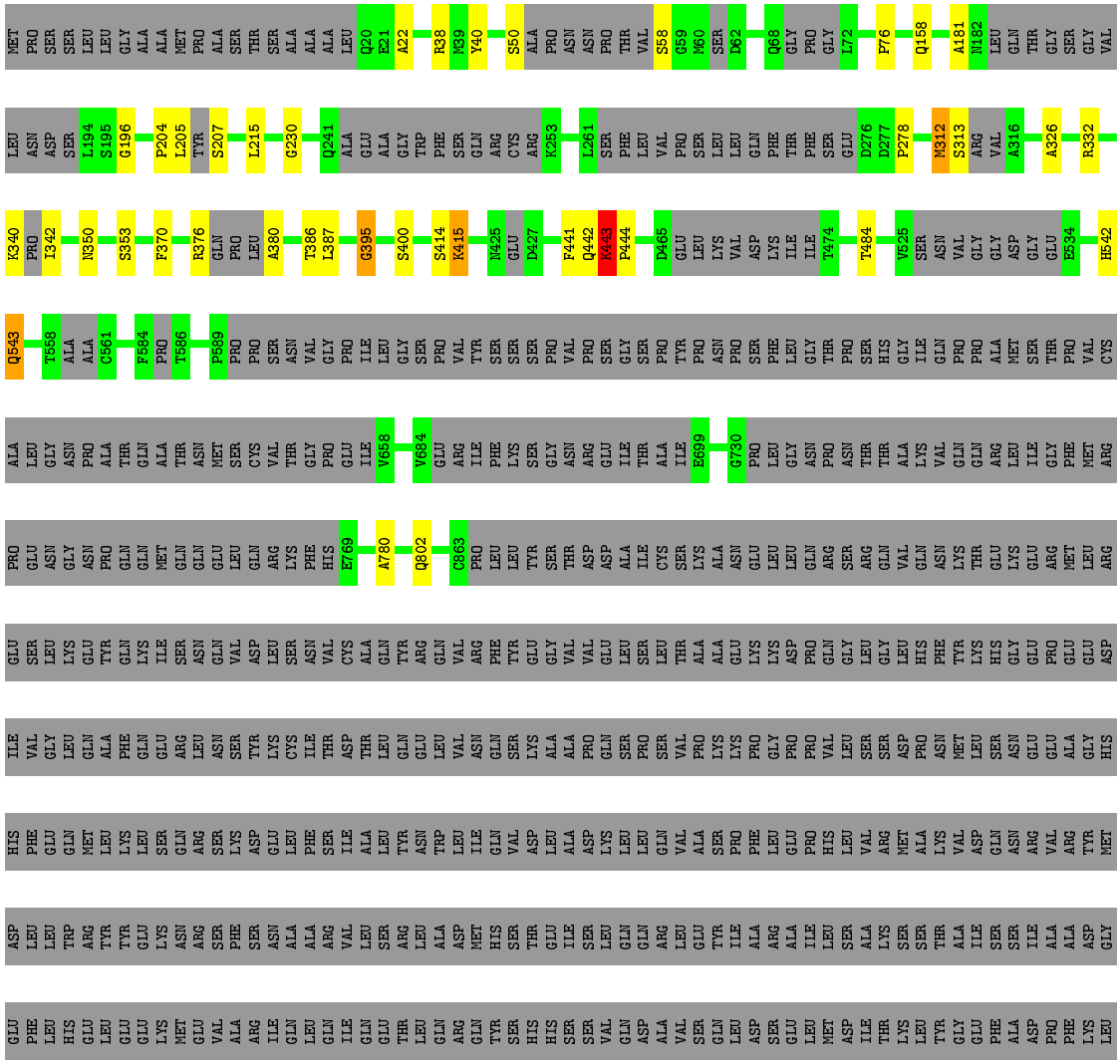

WORLDWIDE PDB PROTEIN DATA BANK
EMDataBank Unified Data Resource for 3DEM



- Molecule 1: NUCLEAR PORE COMPLEX PROTEIN NUP155

Chain 5-B:

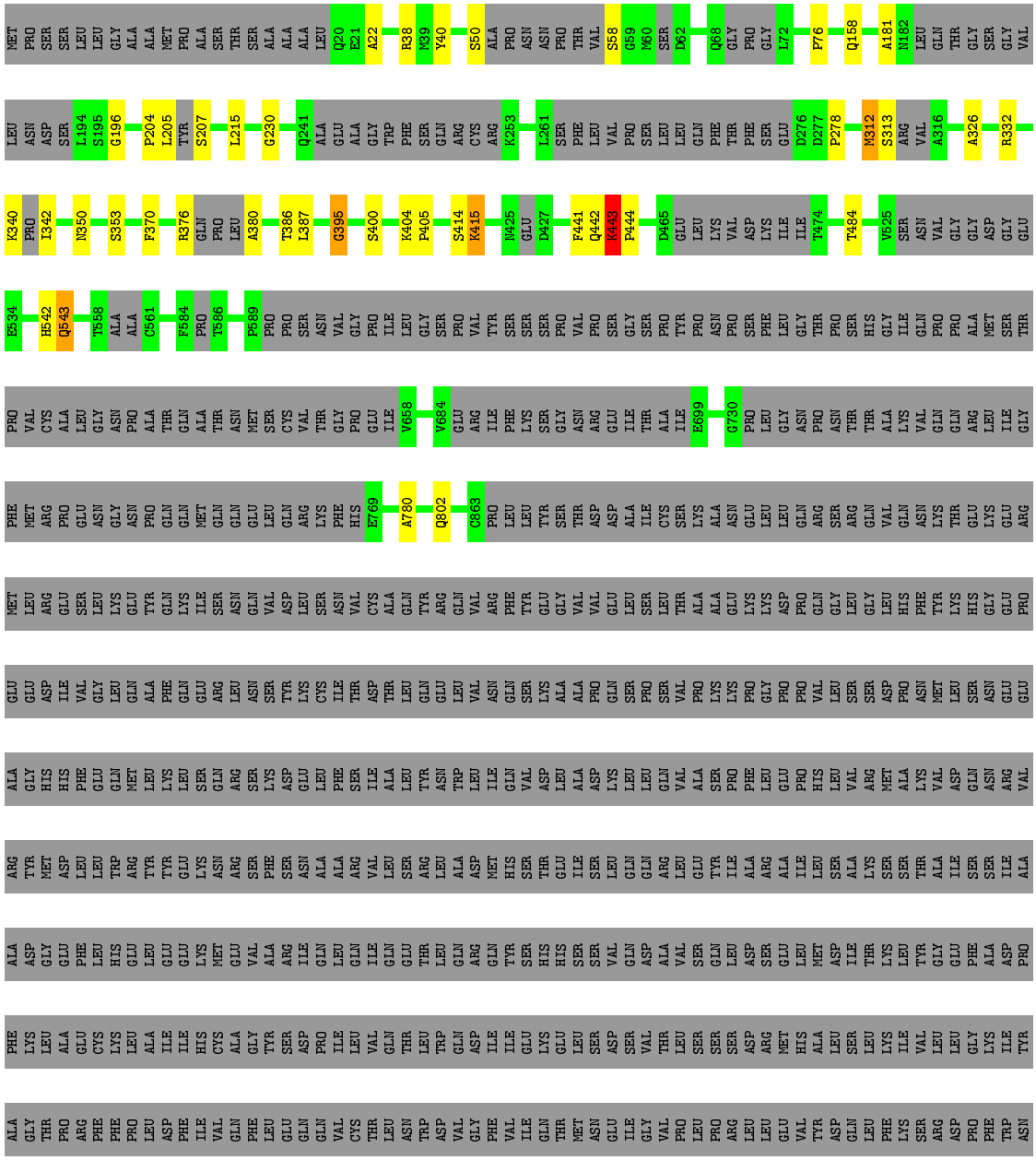

WORLDWIDE PDB PROTEIN DATA BANK
EMDataBank Unified Data Resource for 3DEM



- Molecule 1: NUCLEAR PORE COMPLEX PROTEIN NUP155

Chain 5-E: 73% 5% 22%

- Molecule 1: NUCLEAR PORE COMPLEX PROTEIN NUP155

Chain 5-K: 71% 6% 22%

WORLDWIDE PDB PROTEIN DATA BANK
EMDataBank Unified Data Resource for 3DEM

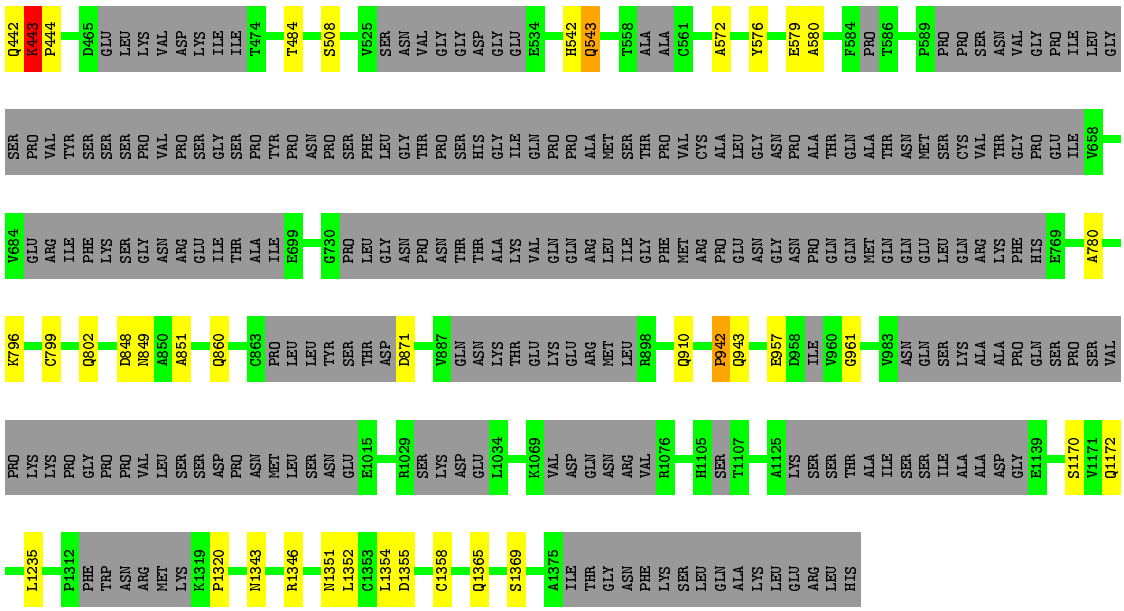

- Molecule 1: NUCLEAR PORE COMPLEX PROTEIN NUP155

Chain 5-Q:



- Molecule 1: NUCLEAR PORE COMPLEX PROTEIN NUP155

Chain 5-W: 71% 6% 22%

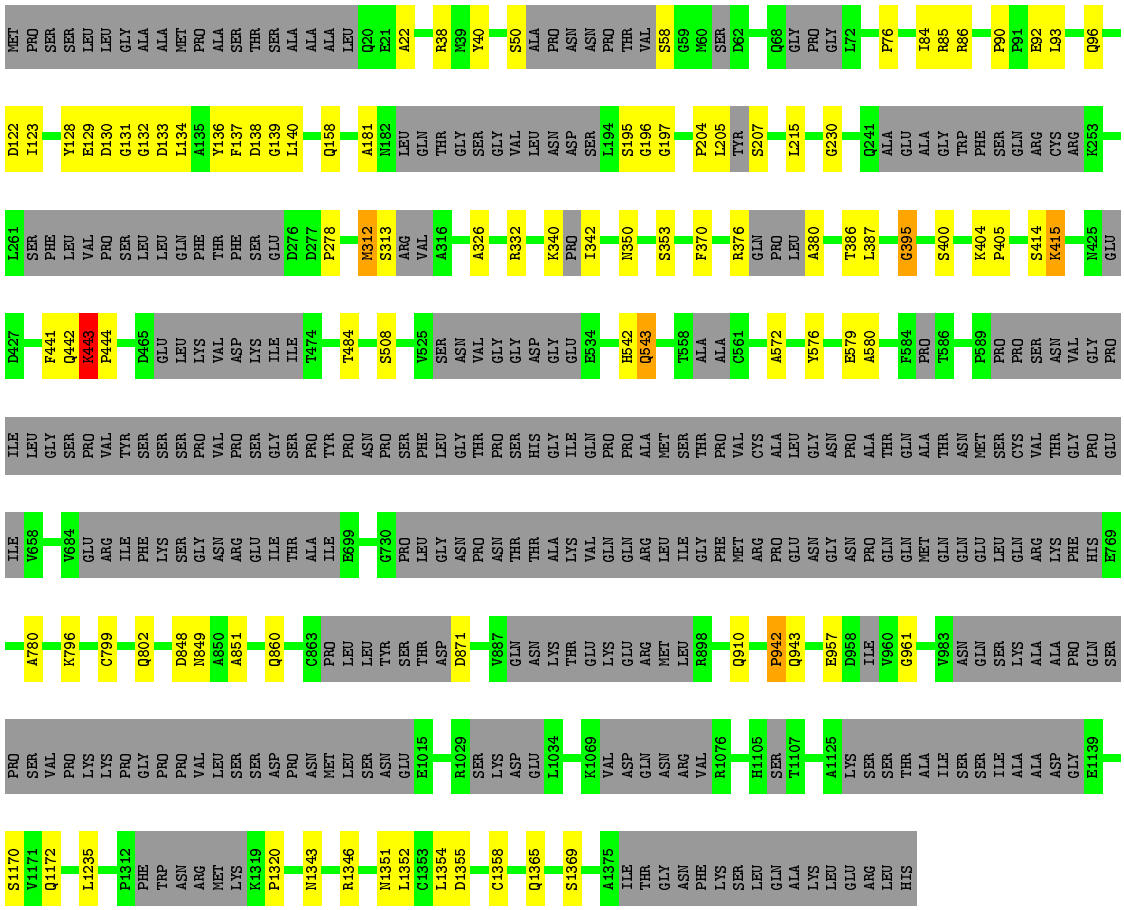

- Molecule 1: NUCLEAR PORE COMPLEX PROTEIN NUP155

Chain 6-A: 44% • 53%

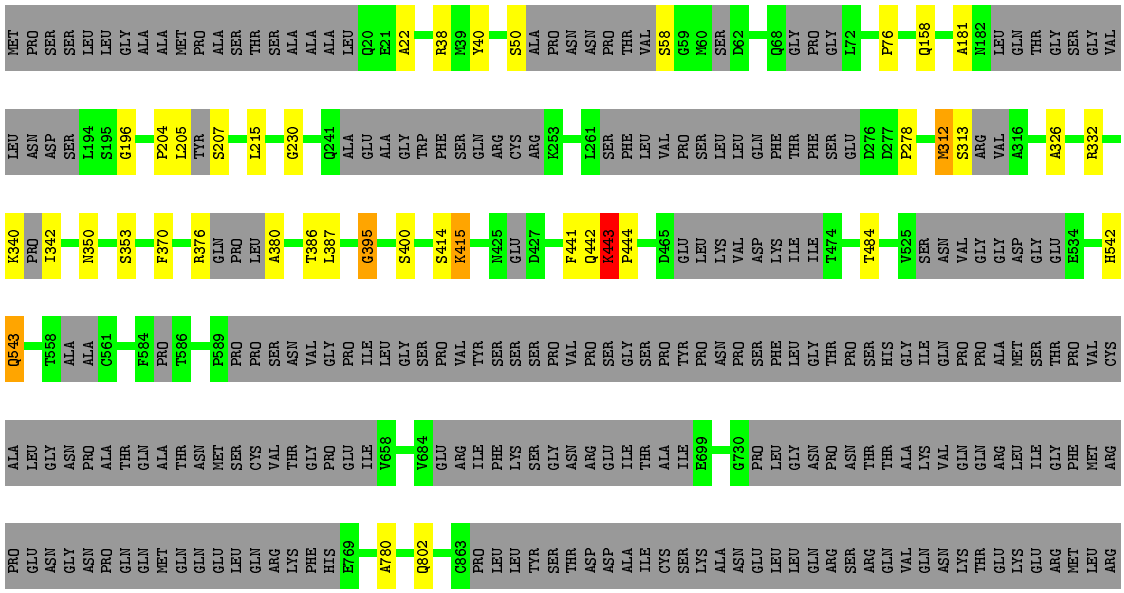

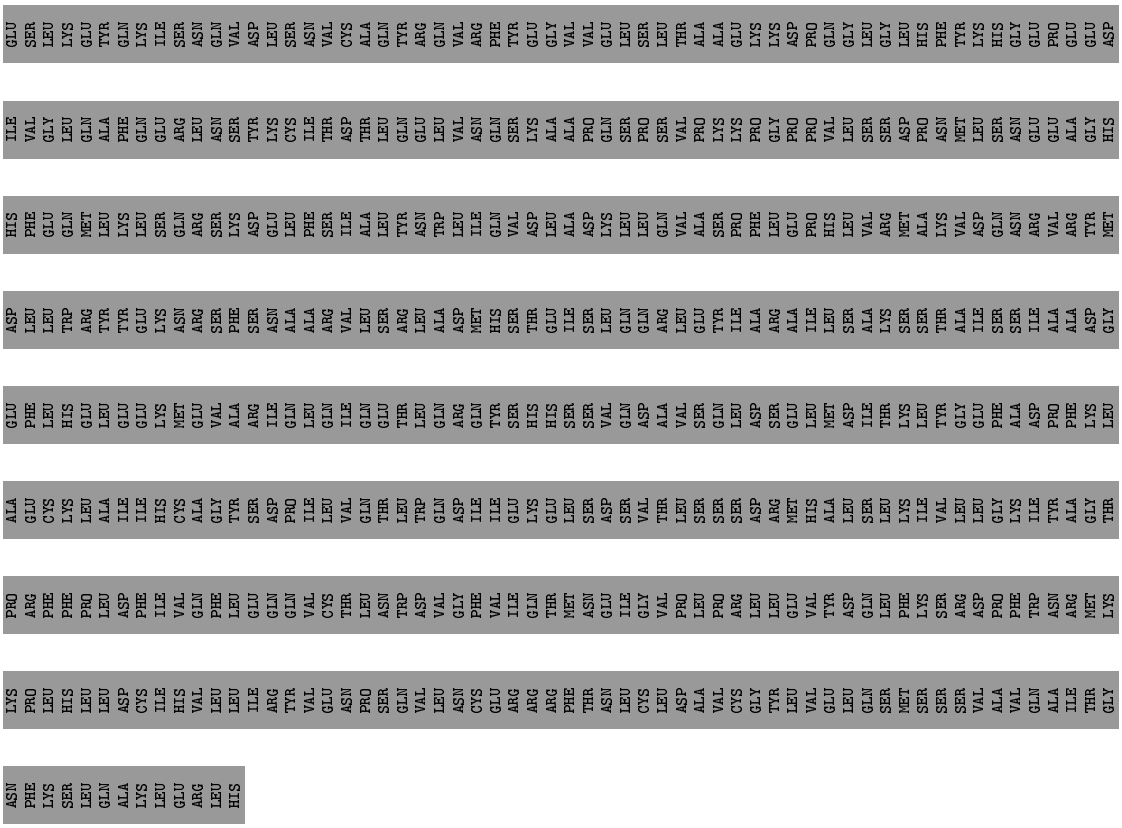

- Molecule 1: NUCLEAR PORE COMPLEX PROTEIN NUP155

Chain 6-B: 44% • 53%

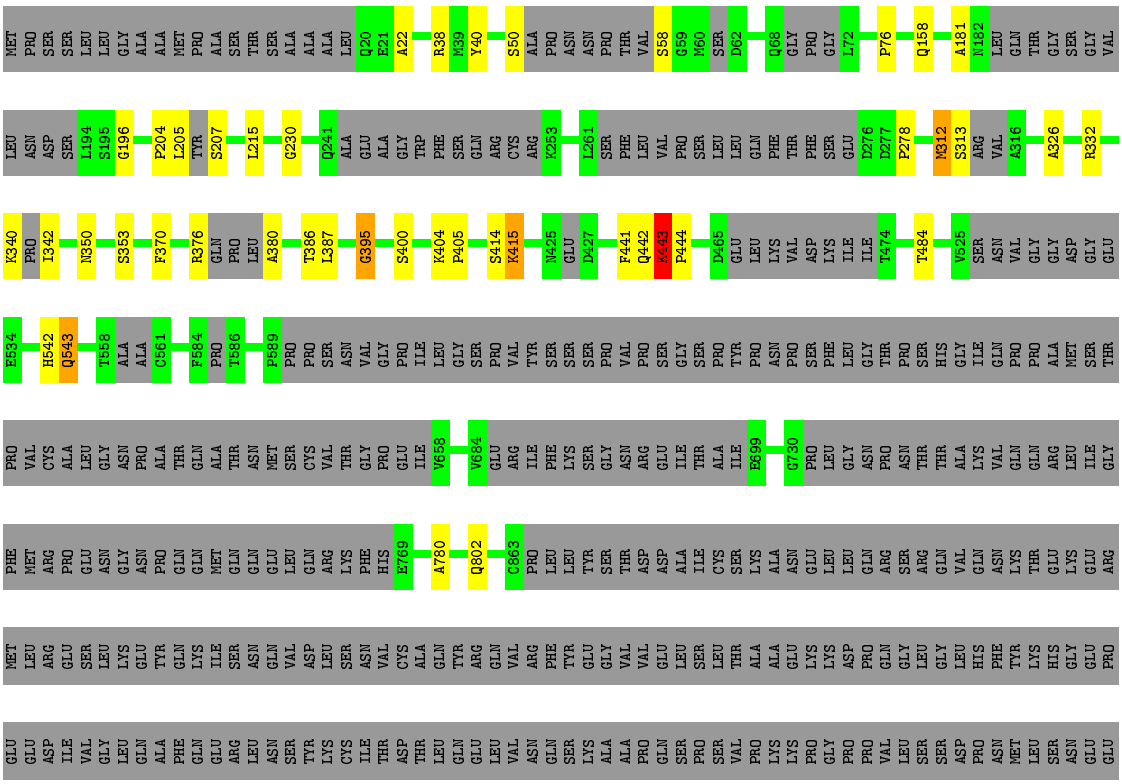



- Molecule 1: NUCLEAR PORE COMPLEX PROTEIN NUP155

Chain 6-E: 72% 5% 22%

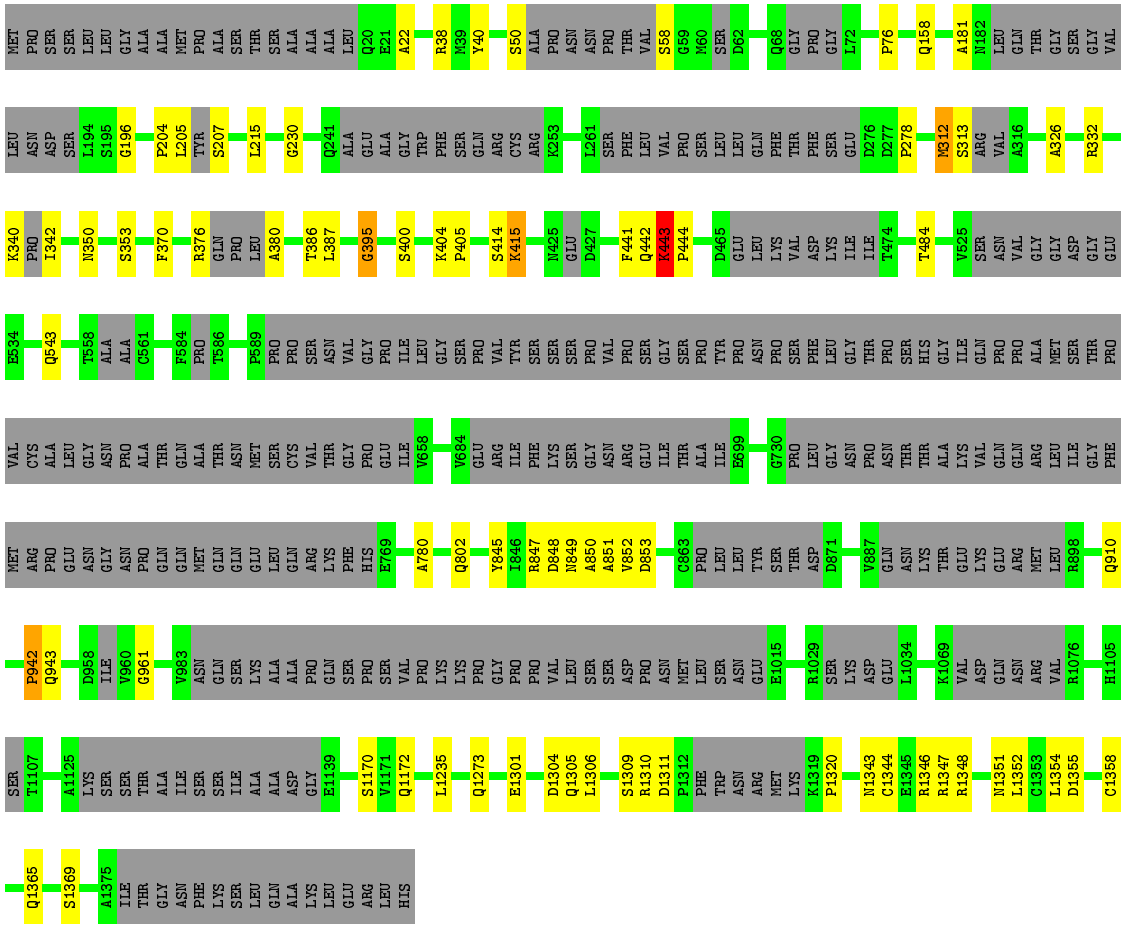

- Molecule 1: NUCLEAR PORE COMPLEX PROTEIN NUP155

Chain 6-K:

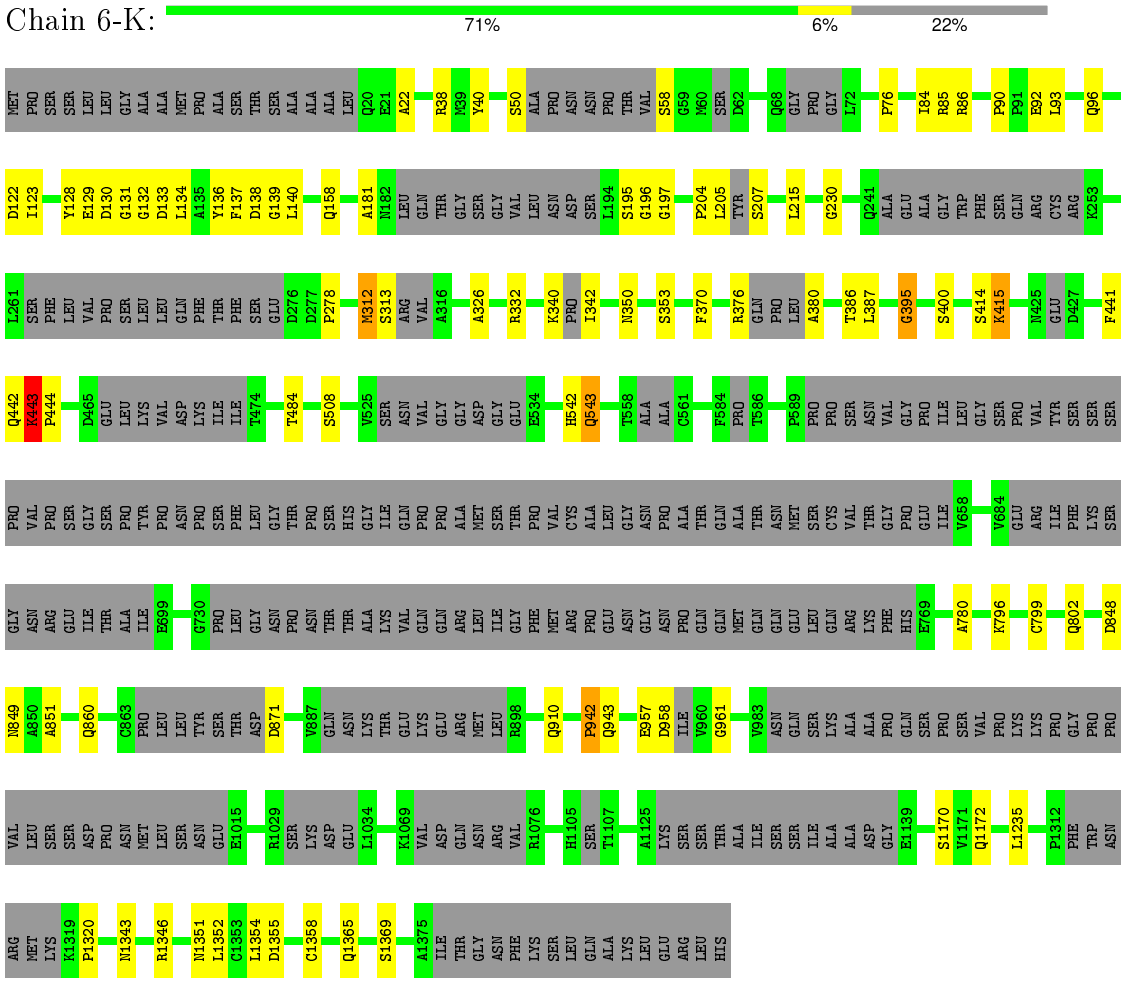

- Molecule 1: NUCLEAR PORE COMPLEX PROTEIN NUP155

Chain 6-Q:

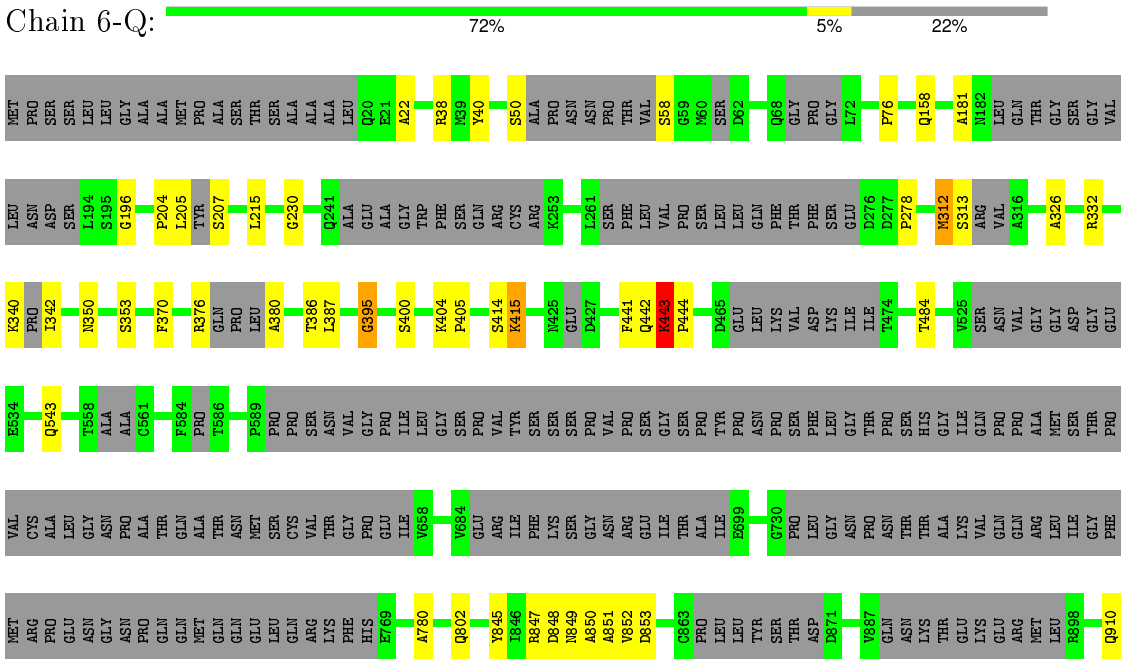

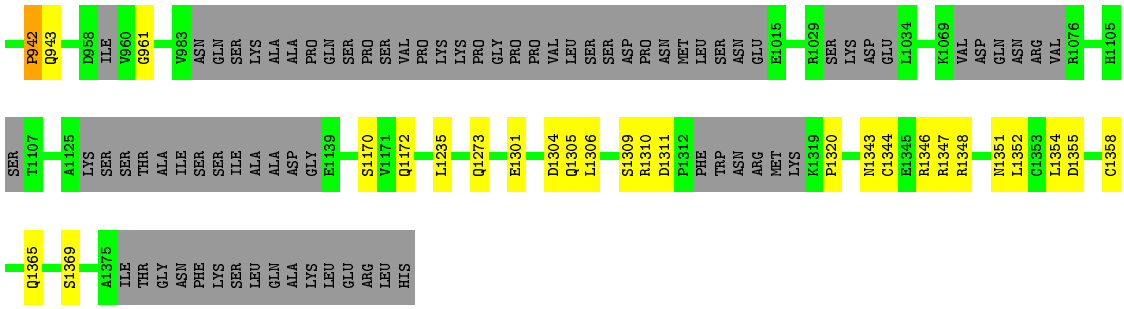

- Molecule 1: NUCLEAR PORE COMPLEX PROTEIN NUP155

Chain 6-W:

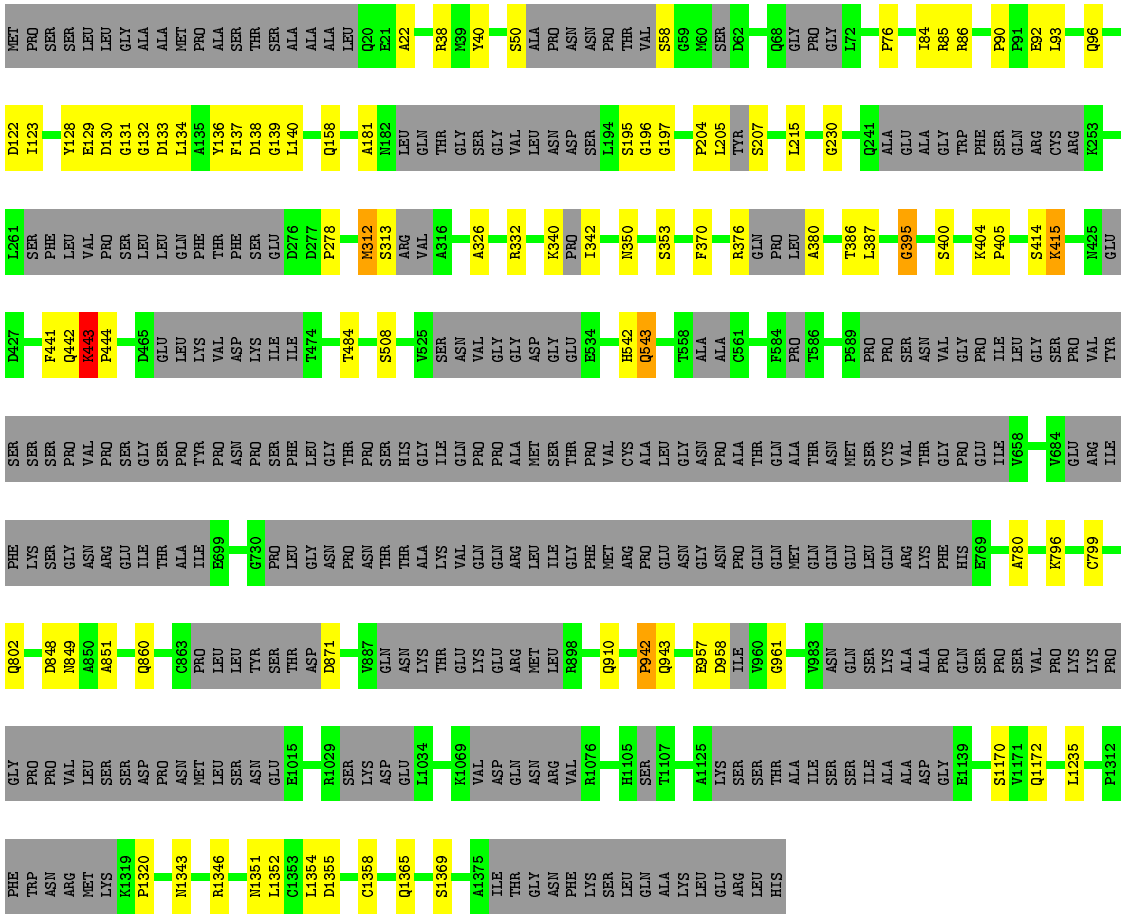

- Molecule 1: NUCLEAR PORE COMPLEX PROTEIN NUP155

Chain 7-A:

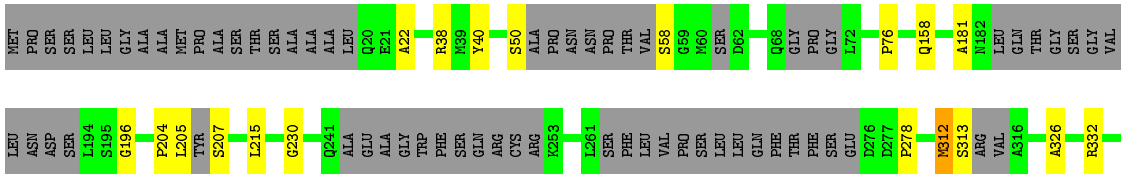



- Molecule 1: NUCLEAR PORE COMPLEX PROTEIN NUP155

Chain 7-B:

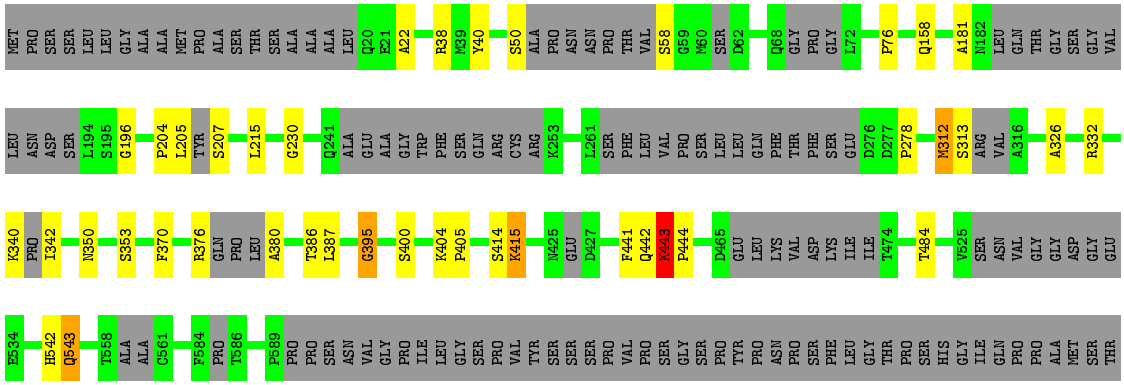



- Molecule 1: NUCLEAR PORE COMPLEX PROTEIN NUP155

Chain 7-E:

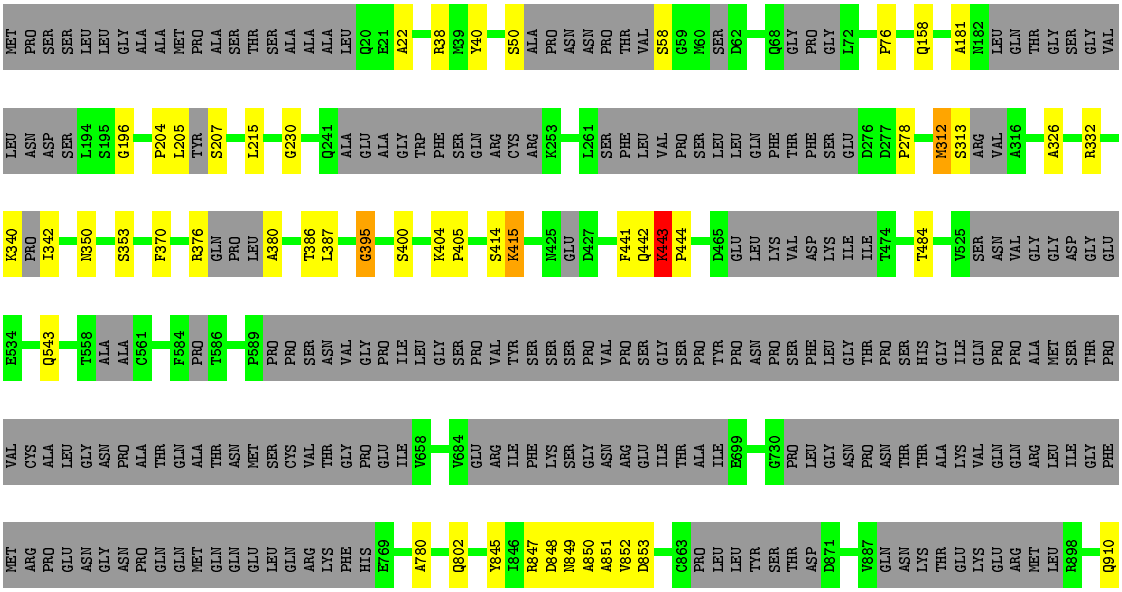

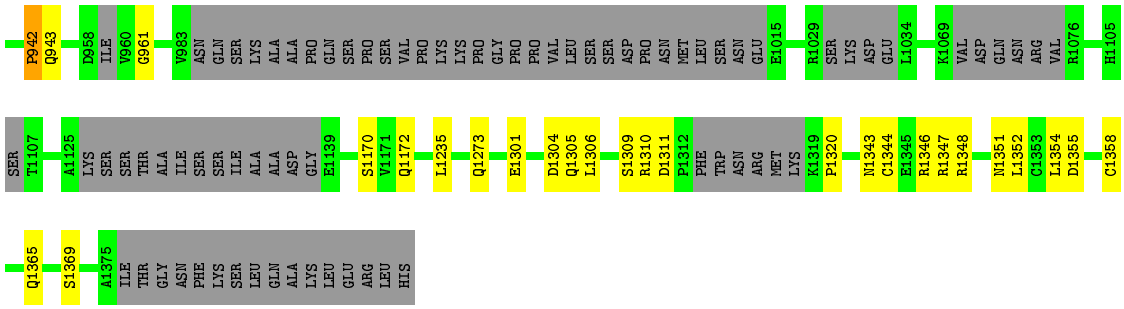

- Molecule 1: NUCLEAR PORE COMPLEX PROTEIN NUP155

Chain 7-K:

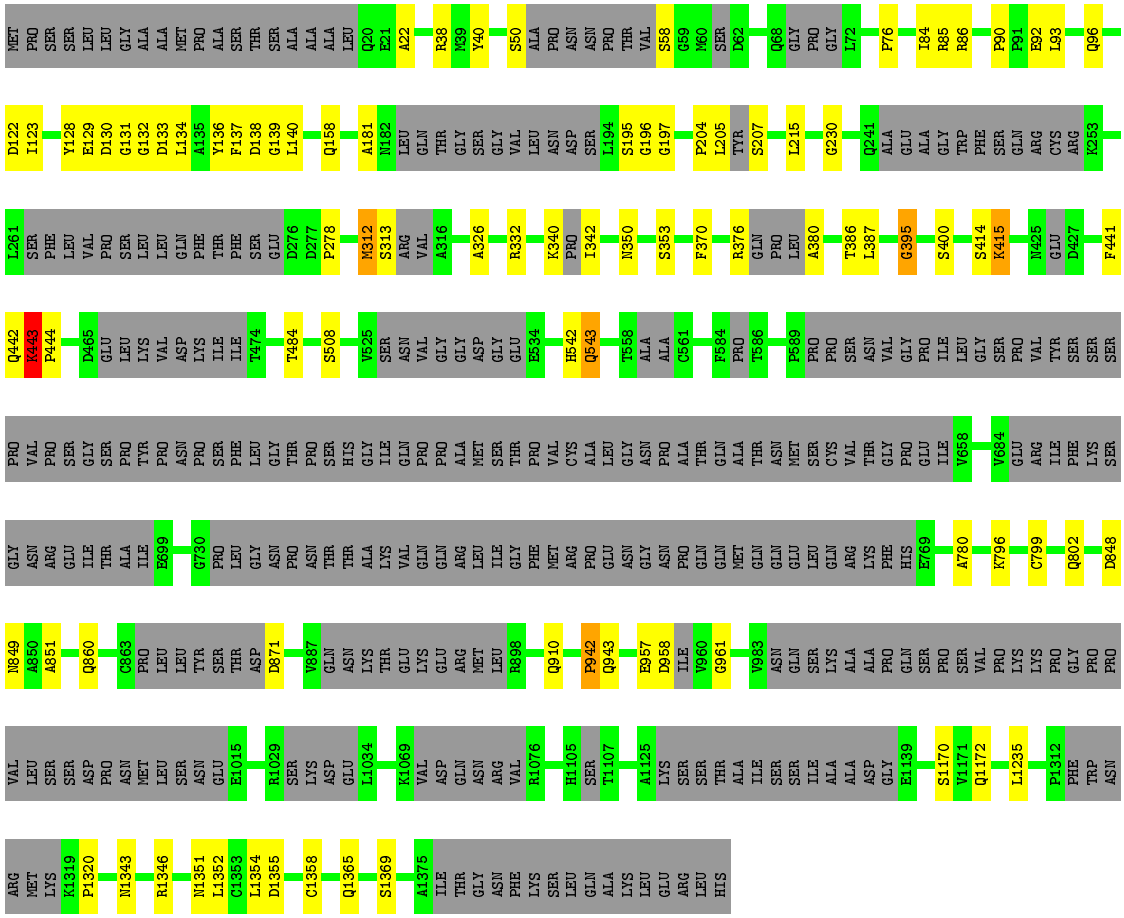

- Molecule 1: NUCLEAR PORE COMPLEX PROTEIN NUP155

Chain 7-Q:

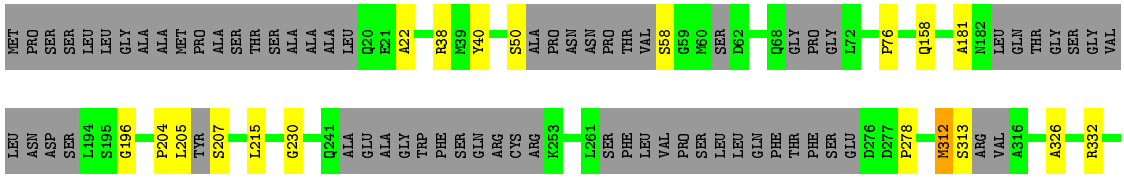

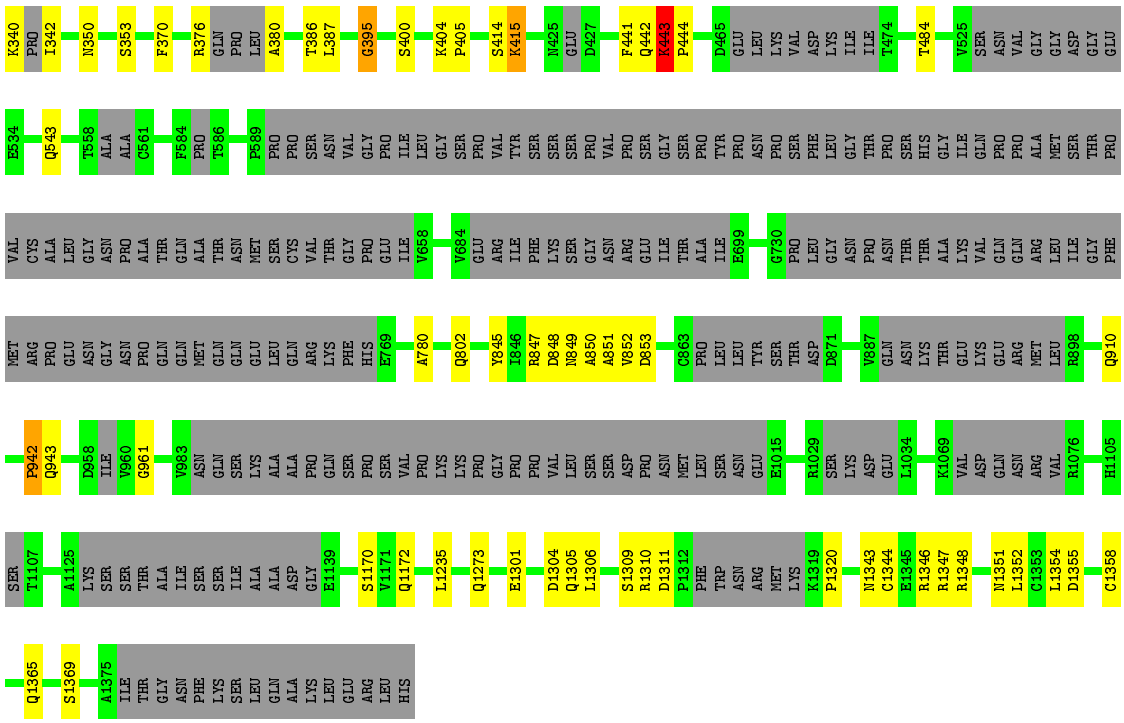

- Molecule 1: NUCLEAR PORE COMPLEX PROTEIN NUP155

Chain 7-W:

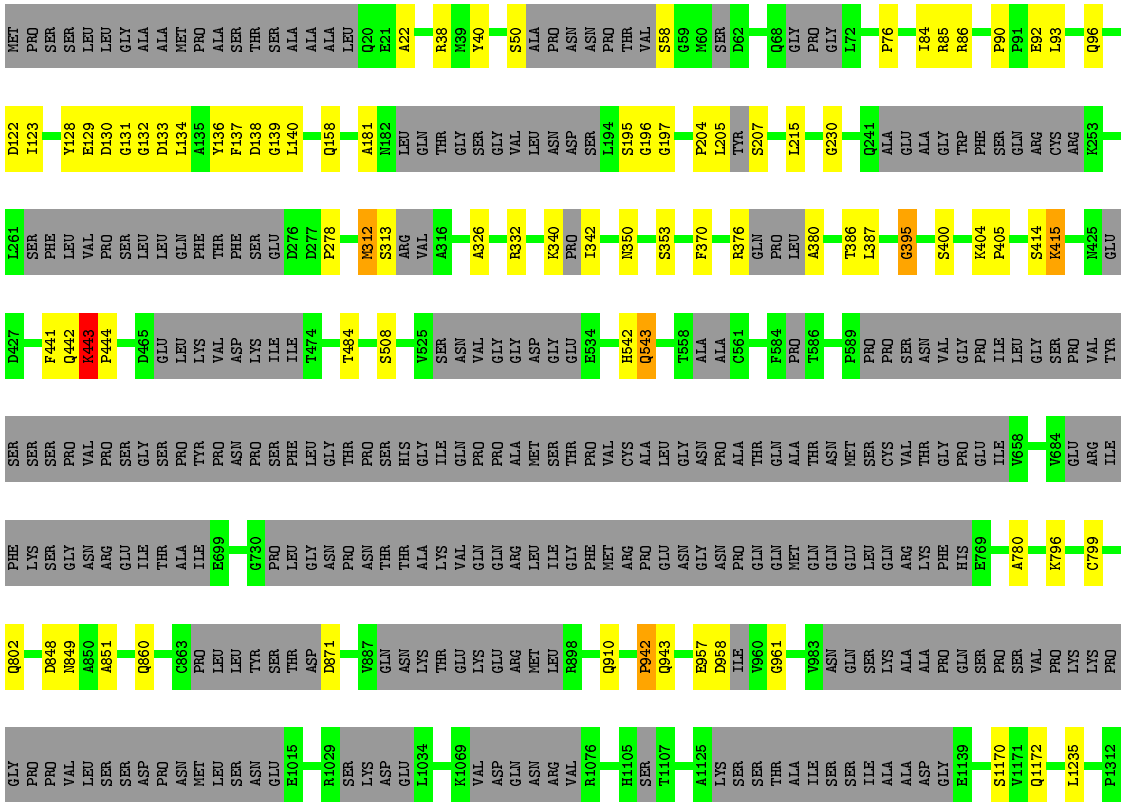

WORLDWIDE PDB PROTEIN DATA BANK
EMDataBank Unified Data Resource for 3DEM

- Molecule 1: NUCLEAR PORE COMPLEX PROTEIN NUP155

Chain 8-A:

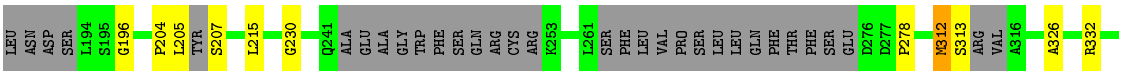

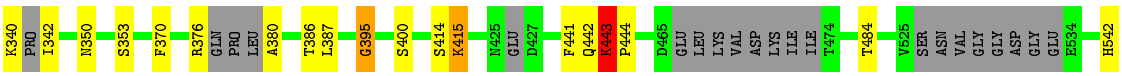

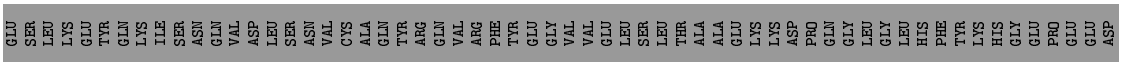

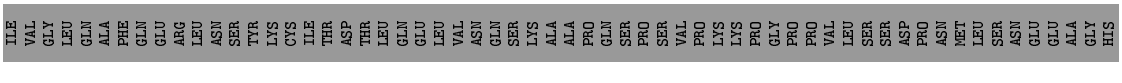

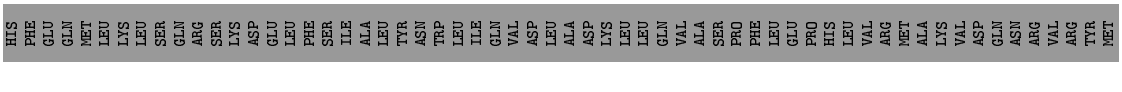

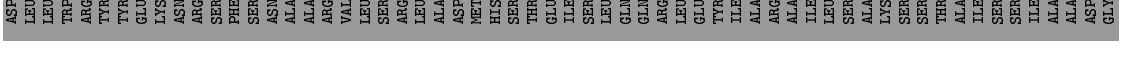





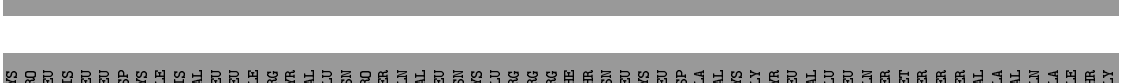

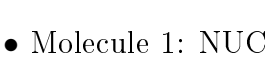

- Molecule 1: NUCLEAR PORE COMPLEX PROTEIN NUP155

Chain 8-B:

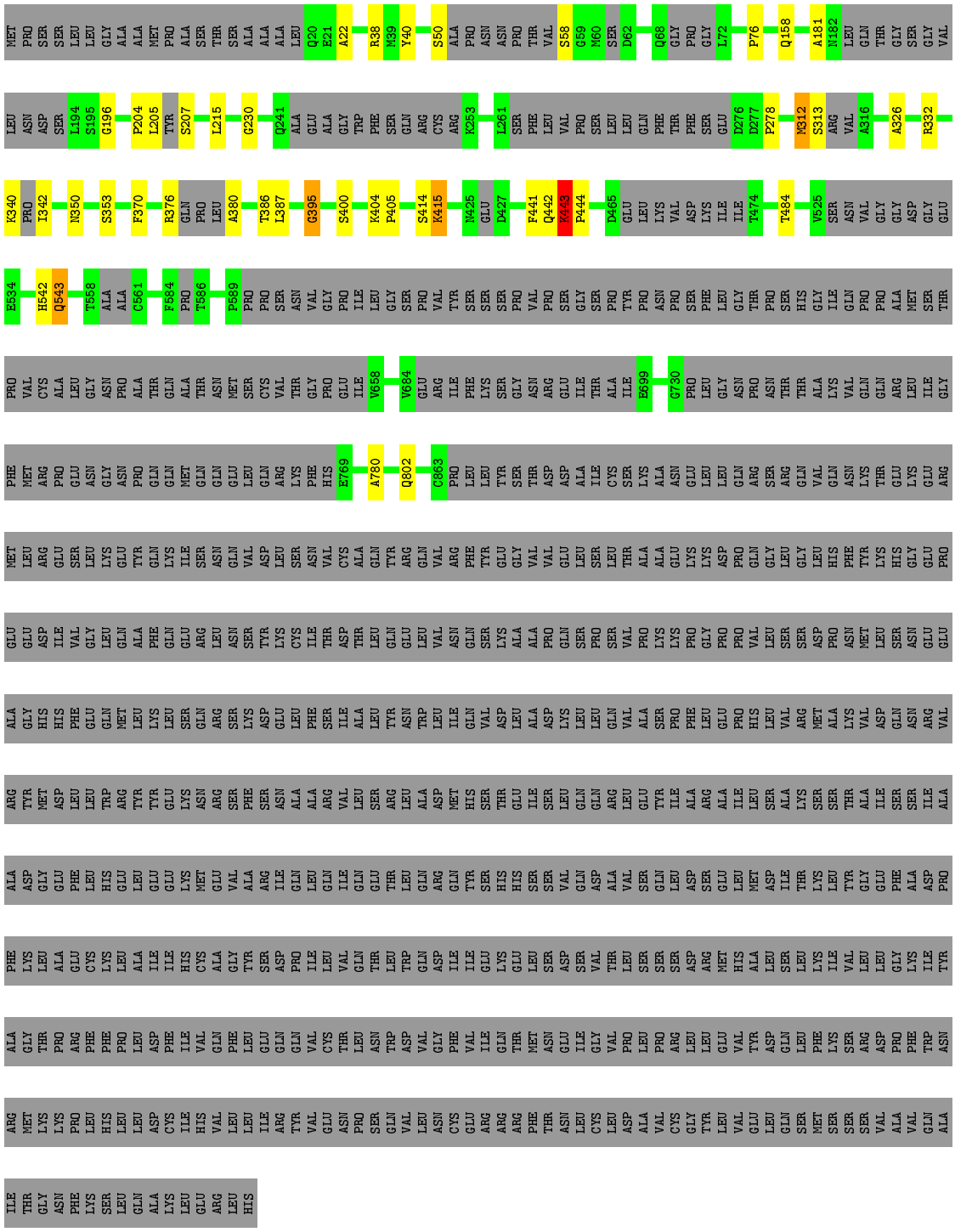

- Molecule 1: NUCLEAR PORE COMPLEX PROTEIN NUP155

Chain 8-E:

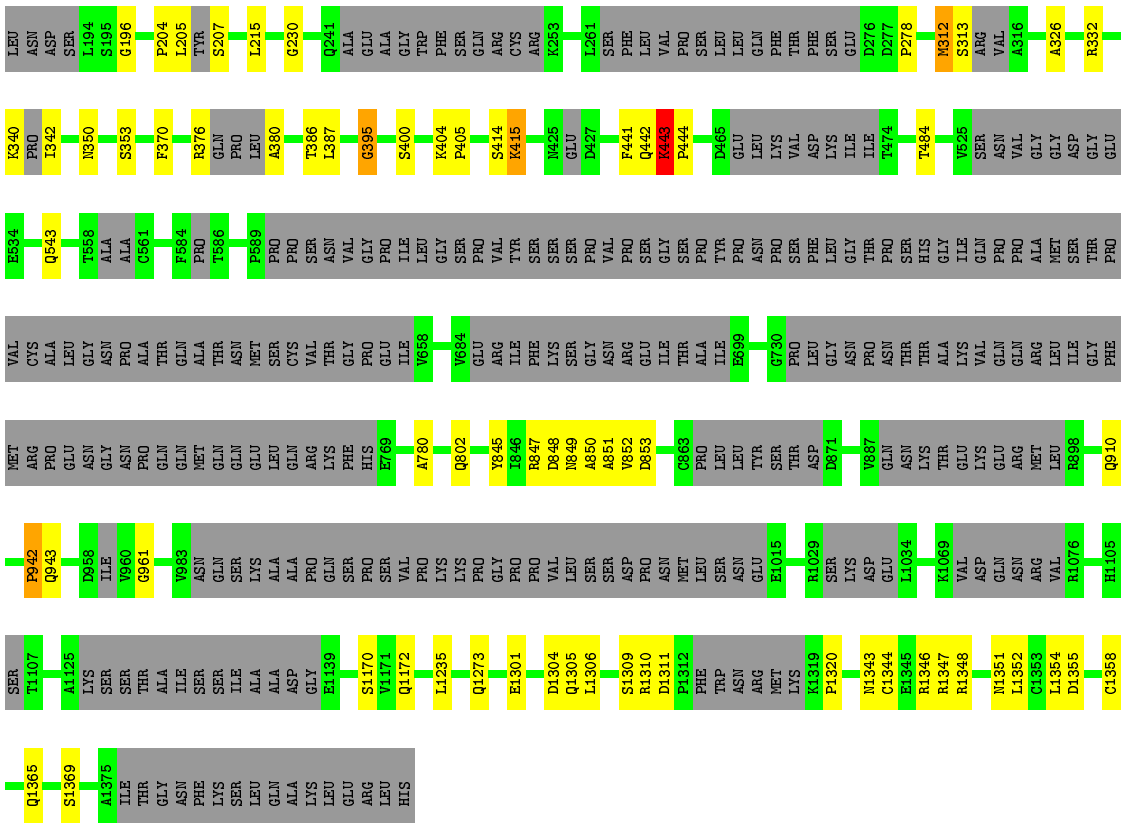

- Molecule 1: NUCLEAR PORE COMPLEX PROTEIN NUP155

Chain 8-K:

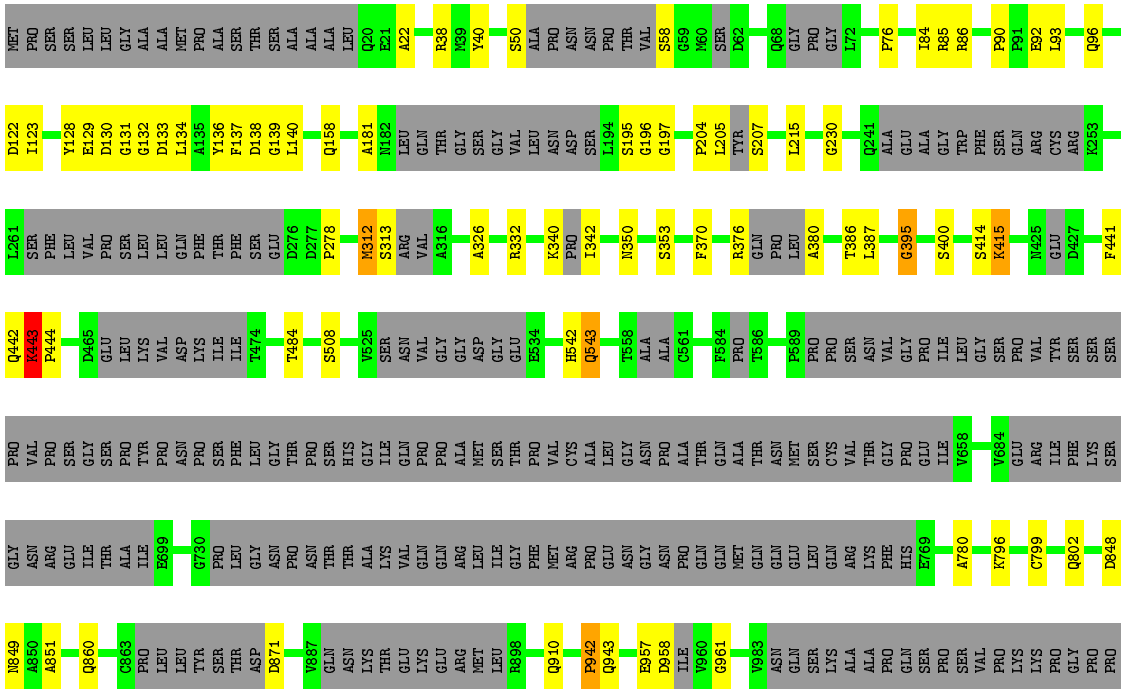

WORLDWIDE PDB PROTEIN DATA BANK
EMDataBank Unified Data Resource for 3DEM

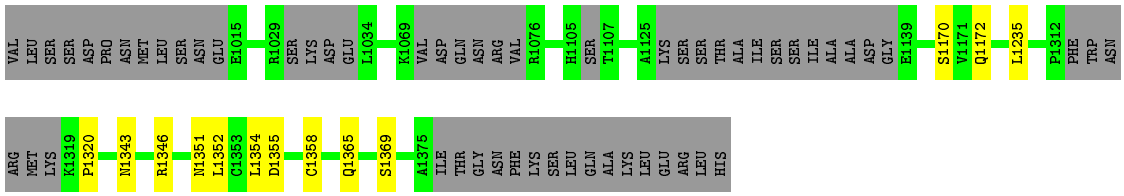

- Molecule 1: NUCLEAR PORE COMPLEX PROTEIN NUP155

Chain 8-Q:

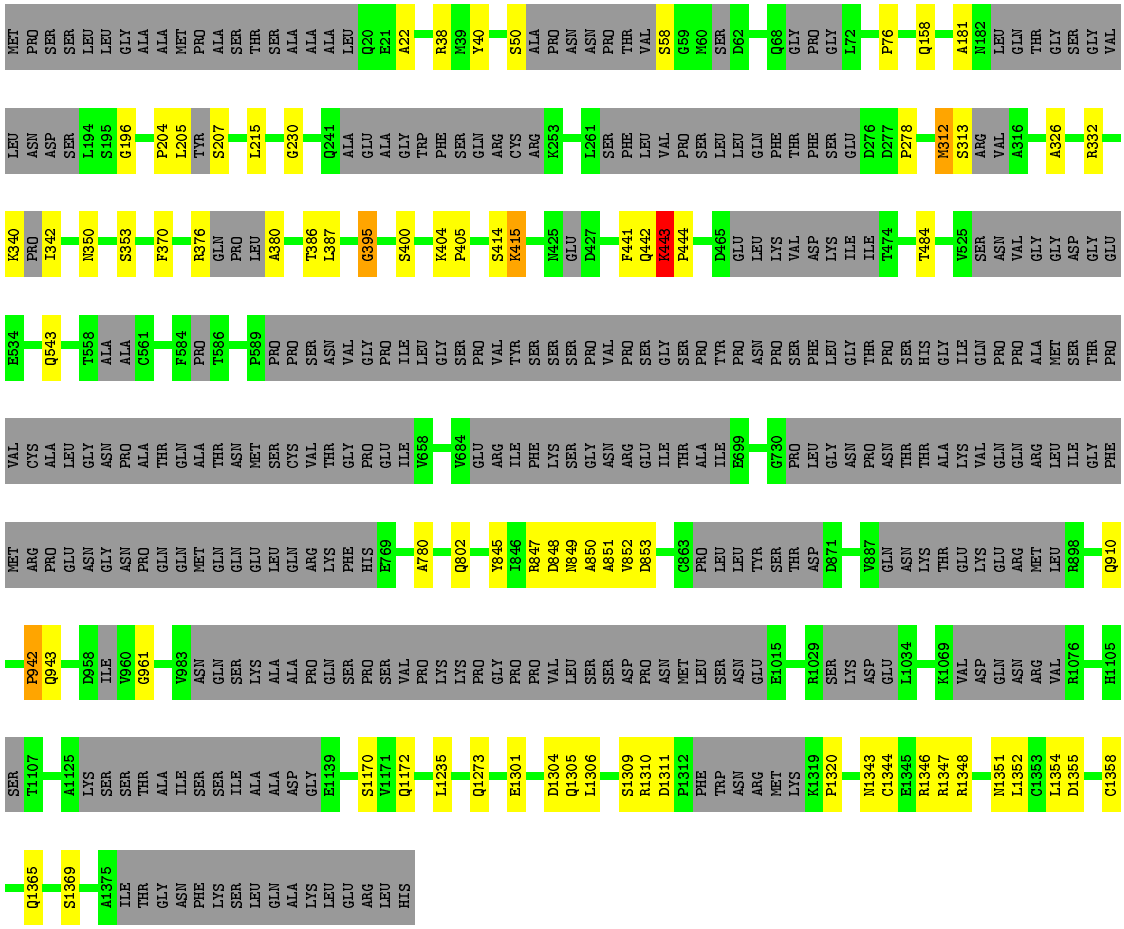

- Molecule 1: NUCLEAR PORE COMPLEX PROTEIN NUP155

Chain 8-W:

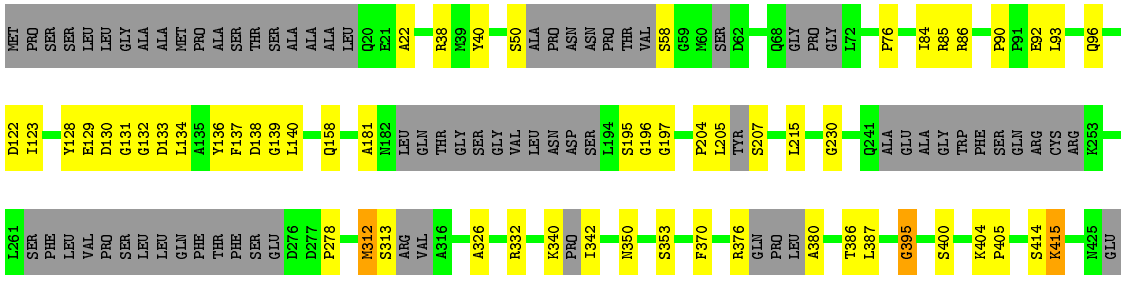

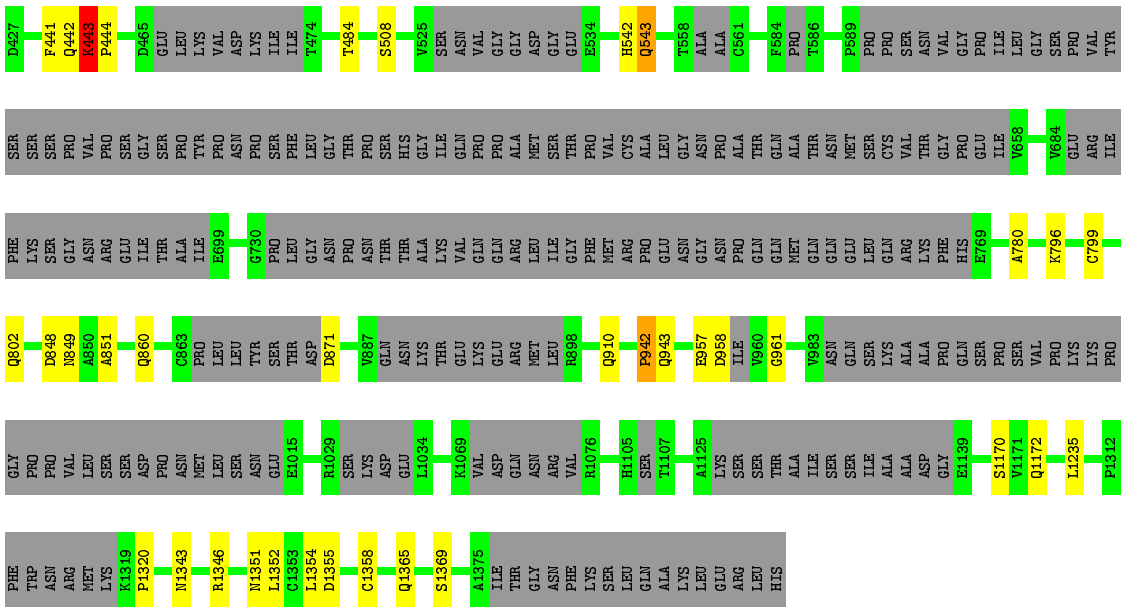

- Molecule 2: NUCLEAR PORE COMPLEX PROTEIN NUP93

Chain 1-C:

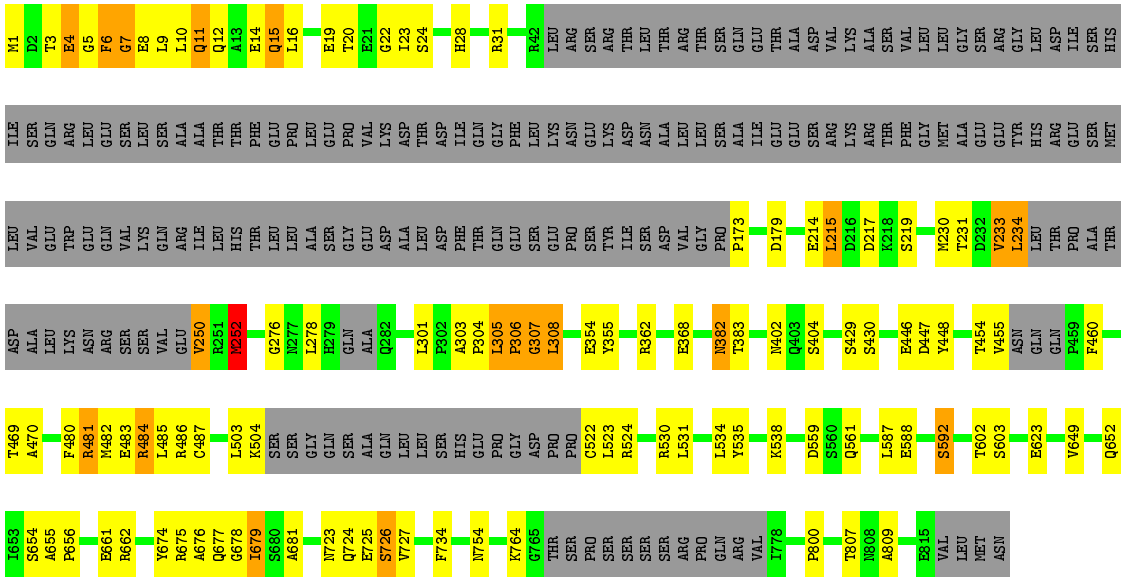

- Molecule 2: NUCLEAR PORE COMPLEX PROTEIN NUP93

Chain 1-I:

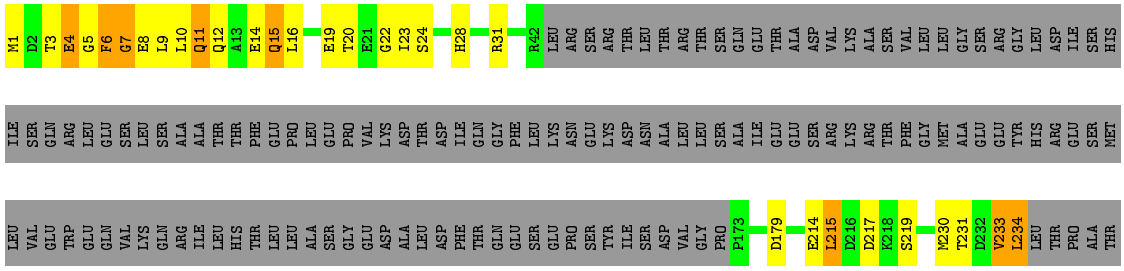

WORLDWIDE PDB PROTEIN DATA BANK
EMDataBank Unified Data Resource for 3DEM

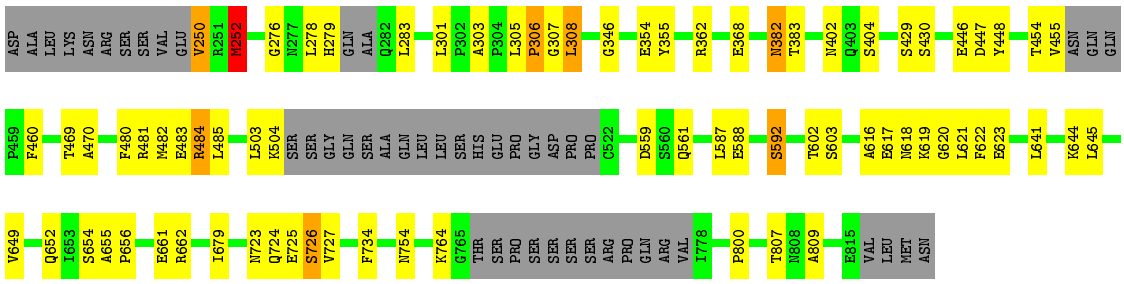

- Molecule 2: NUCLEAR PORE COMPLEX PROTEIN NUP93

Chain 1-O:



- Molecule 2: NUCLEAR PORE COMPLEX PROTEIN NUP93

Chain 1-U:



- Molecule 2: NUCLEAR PORE COMPLEX PROTEIN NUP93

Chain 2-C: 63% 13% • 22%

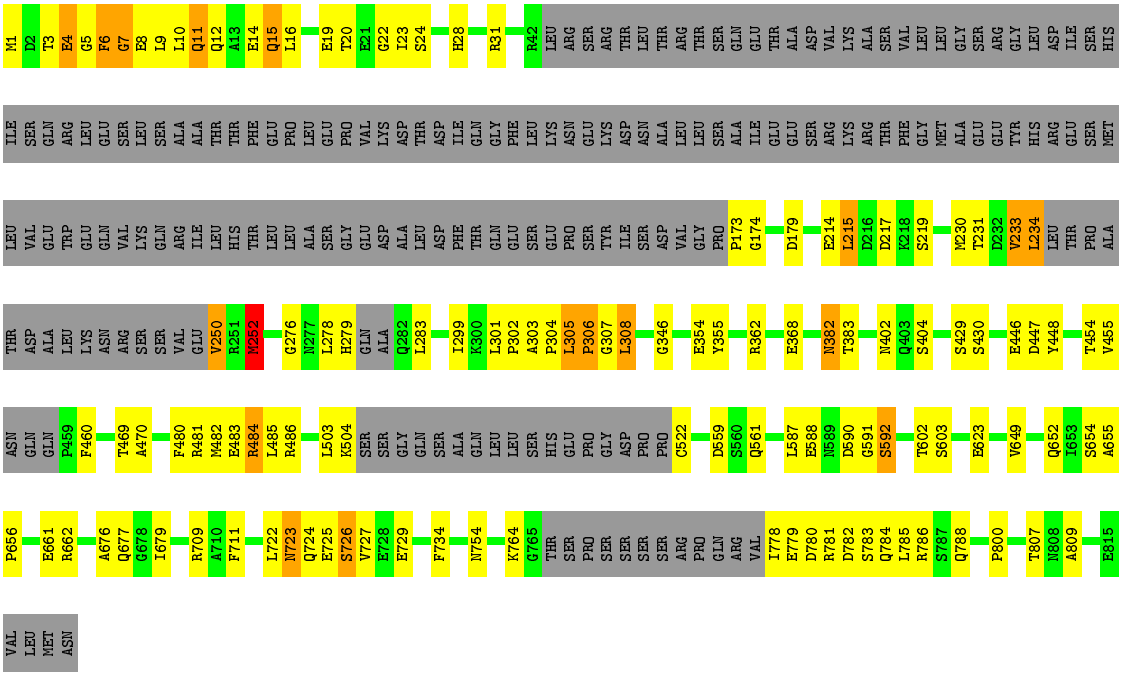

- Molecule 2: NUCLEAR PORE COMPLEX PROTEIN NUP93

Chain 2-I: 65% 11% • 22%

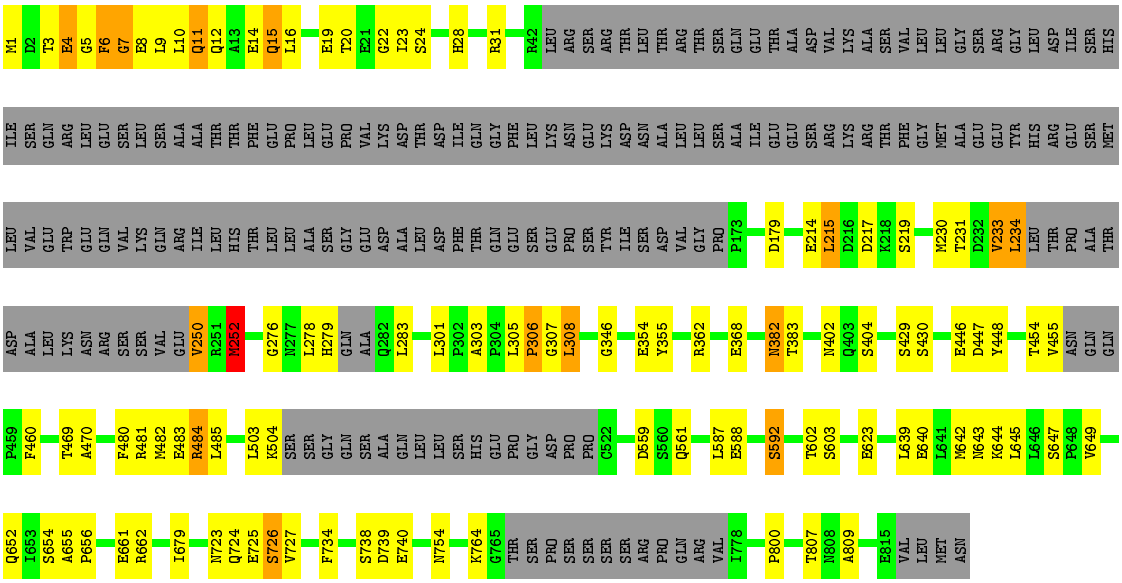

- Molecule 2: NUCLEAR PORE COMPLEX PROTEIN NUP93

Chain 2-O: 63% 12% • 22%

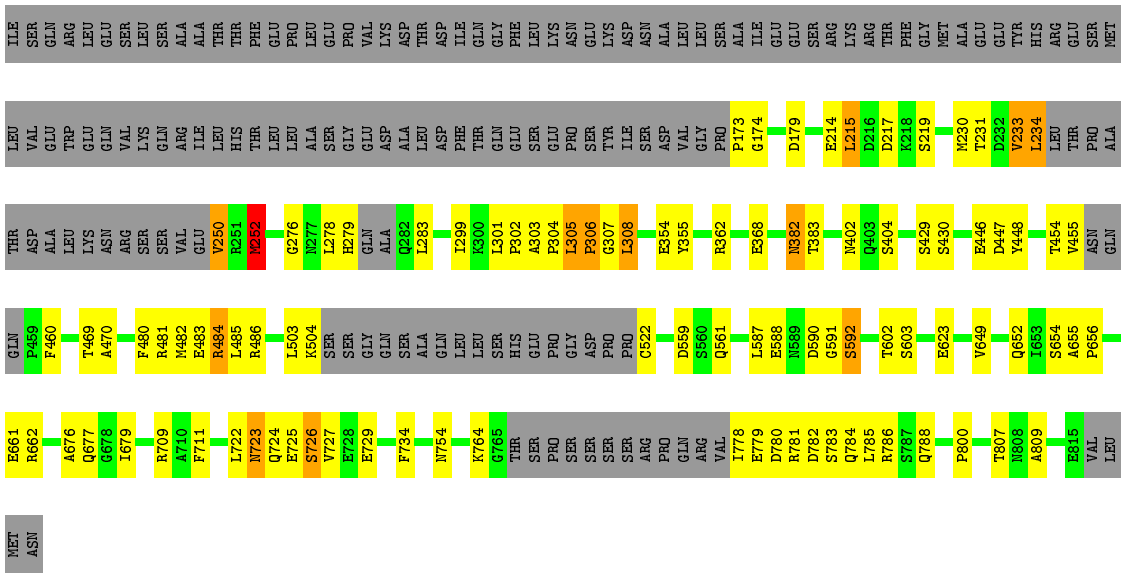

- Molecule 2: NUCLEAR PORE COMPLEX PROTEIN NUP93

Chain 2-U:

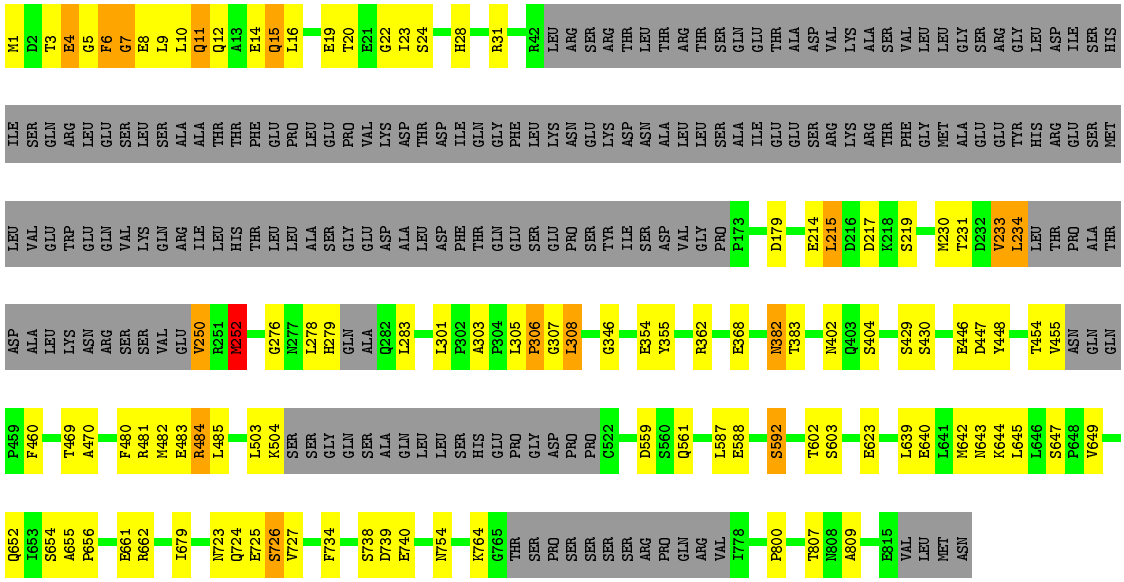

- Molecule 2: NUCLEAR PORE COMPLEX PROTEIN NUP93

Chain 3-C:

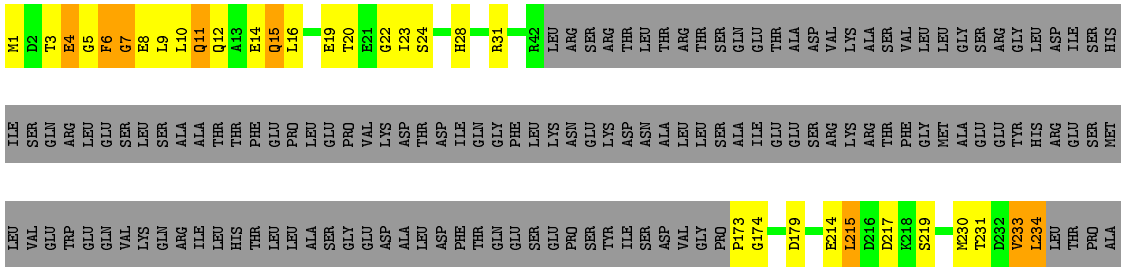

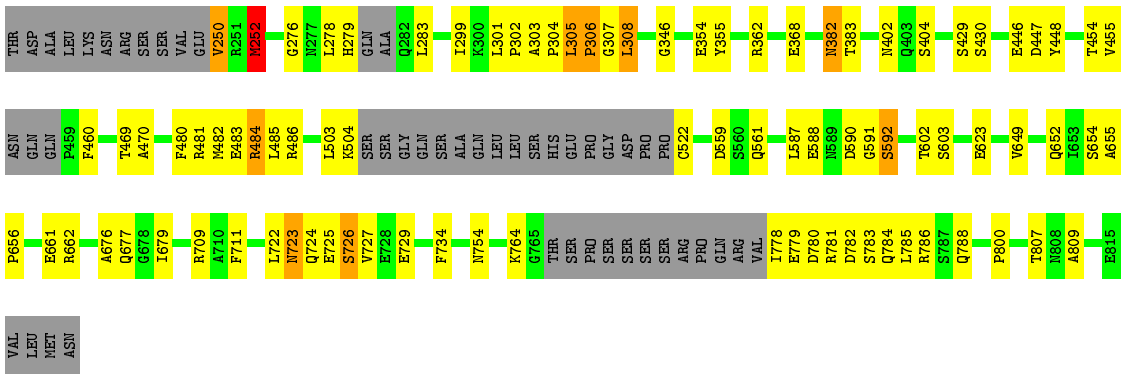

- Molecule 2: NUCLEAR PORE COMPLEX PROTEIN NUP93

Chain 3-I:

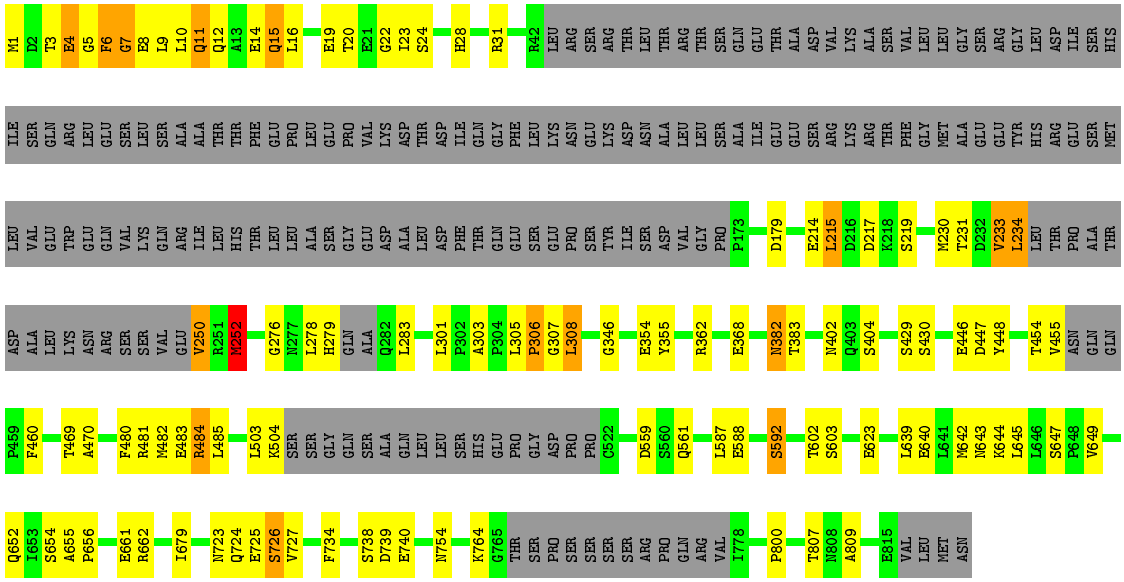

- Molecule 2: NUCLEAR PORE COMPLEX PROTEIN NUP93

Chain 3-O:

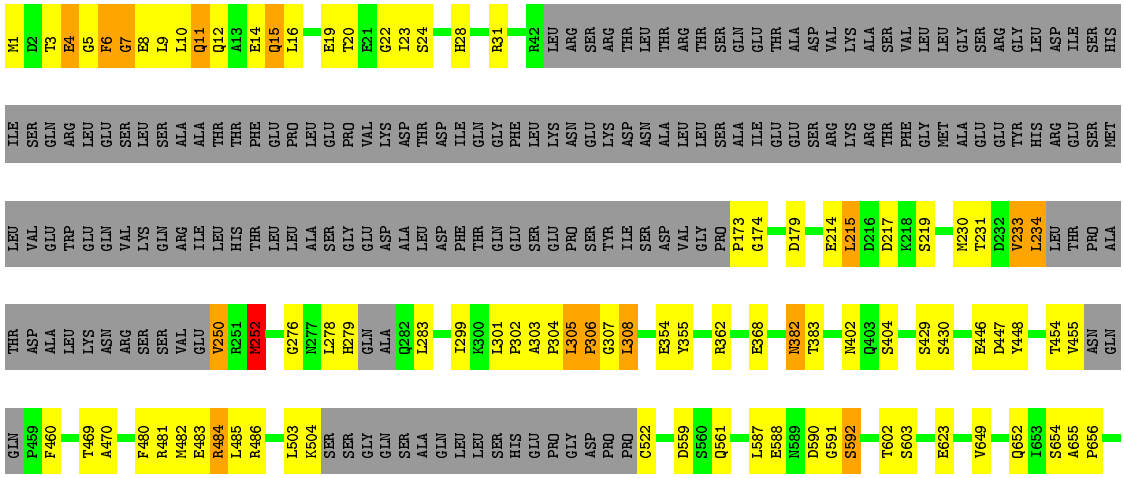

WORLDWIDE PDB PROTEIN DATA BANK
EMDataBank Unified Data Resource for 3DEM



• Molecule 2: NUCLEAR PORE COMPLEX PROTEIN NUP93

Chain 3-U:

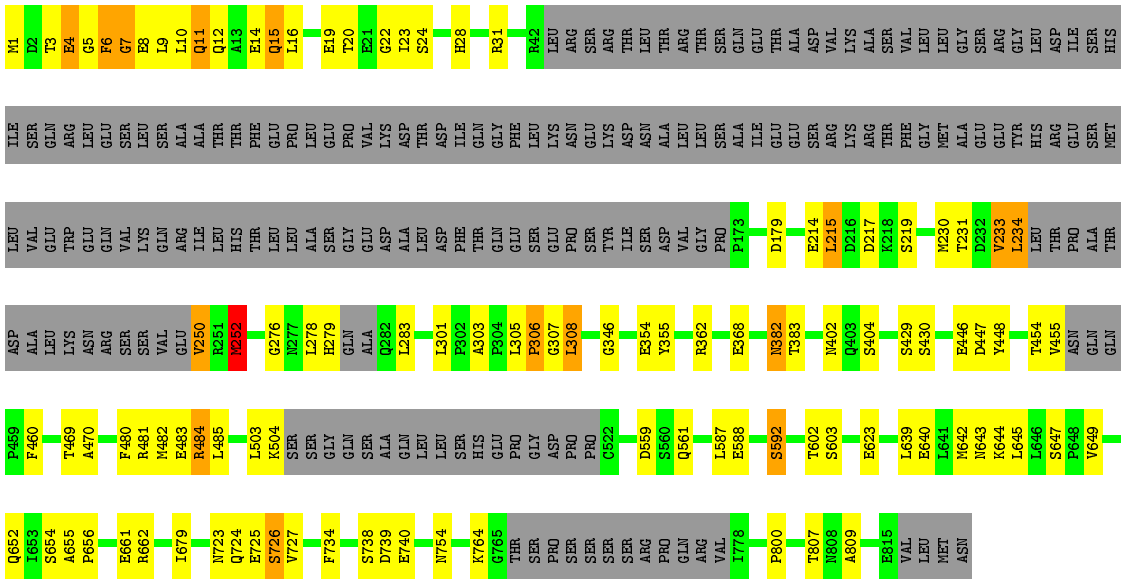

• Molecule 2: NUCLEAR PORE COMPLEX PROTEIN NUP93

Chain 4-C:

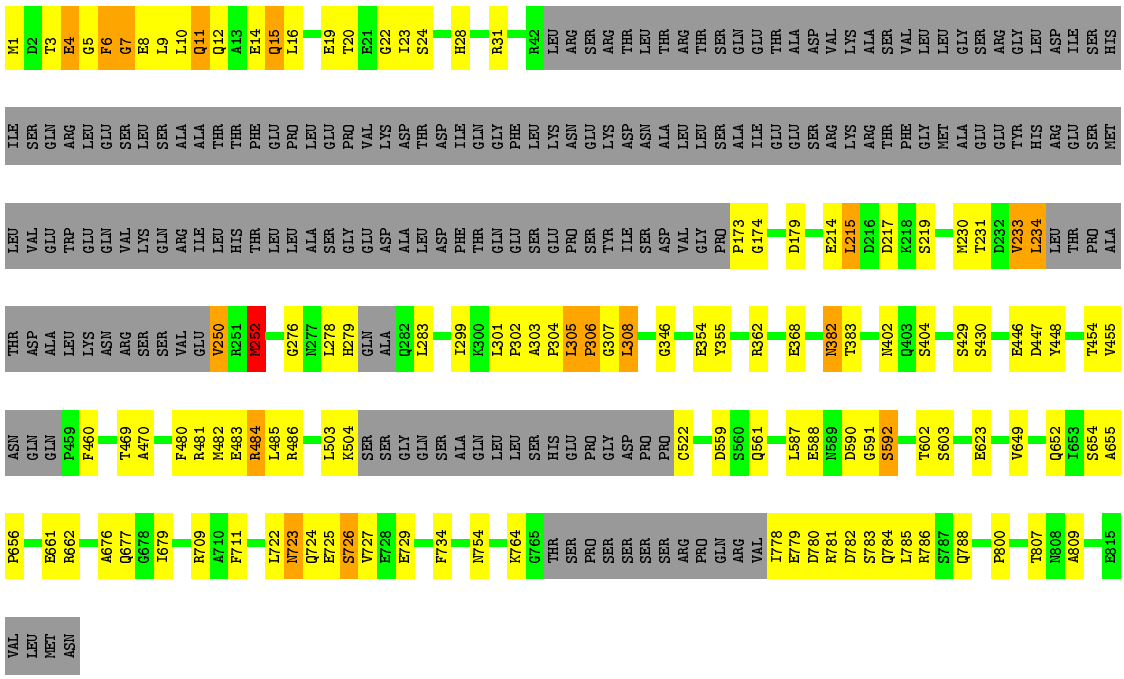

- Molecule 2: NUCLEAR PORE COMPLEX PROTEIN NUP93

Chain 4-I:

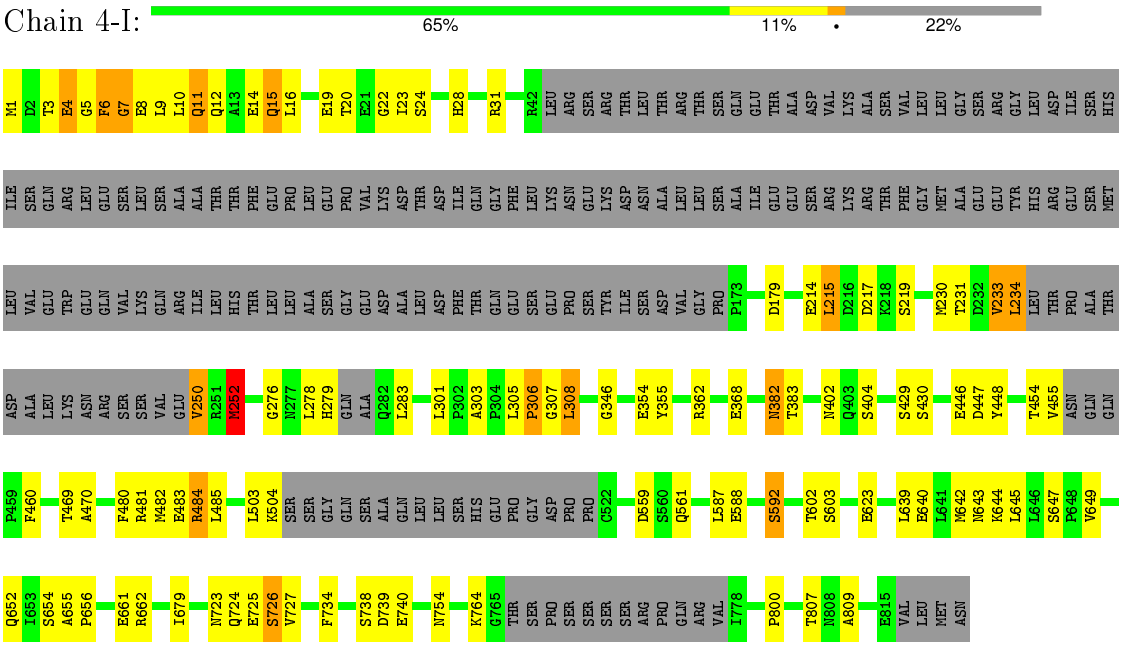

- Molecule 2: NUCLEAR PORE COMPLEX PROTEIN NUP93

Chain 4-O:

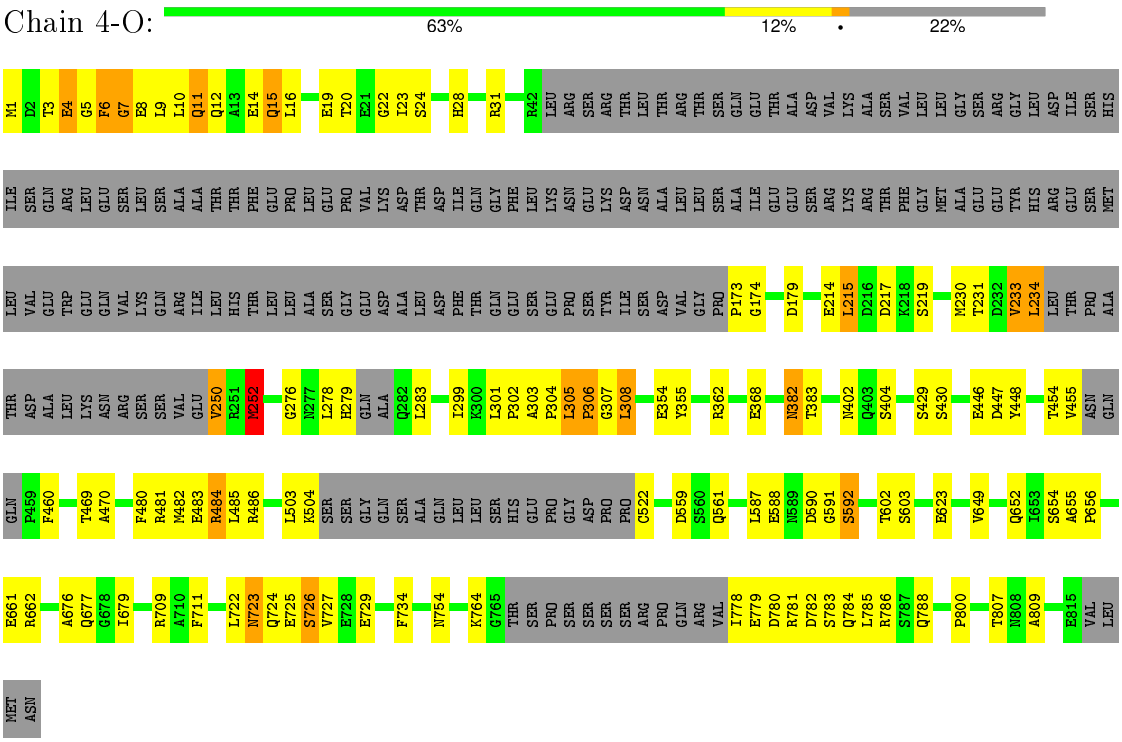

- Molecule 2: NUCLEAR PORE COMPLEX PROTEIN NUP93

Chain 4-U:

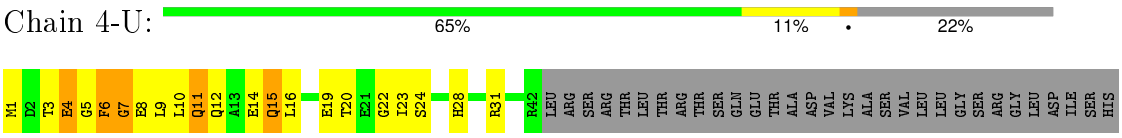

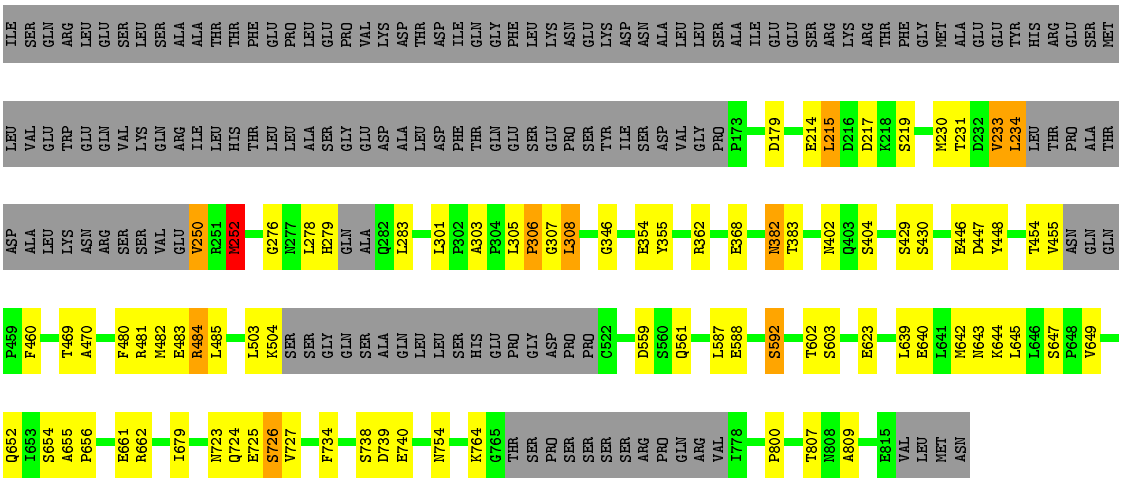

• Molecule 2: NUCLEAR PORE COMPLEX PROTEIN NUP93

Chain 5-C: 63% 13% • 22%

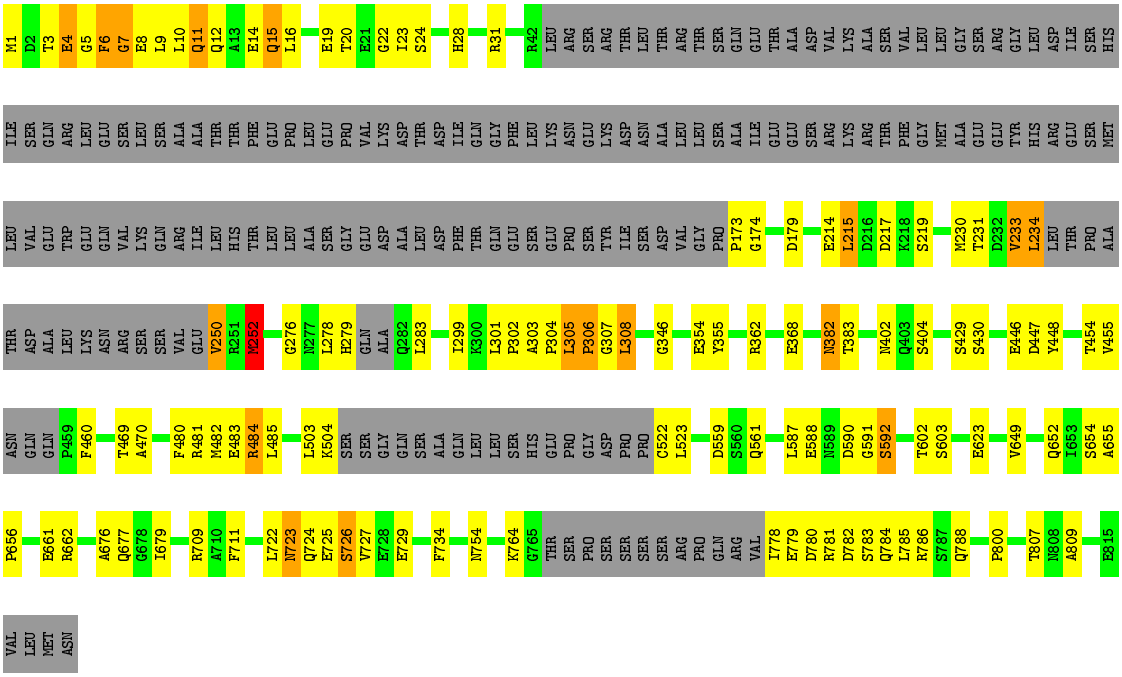

• Molecule 2: NUCLEAR PORE COMPLEX PROTEIN NUP93

Chain 5-I: 65% 11% • 22%

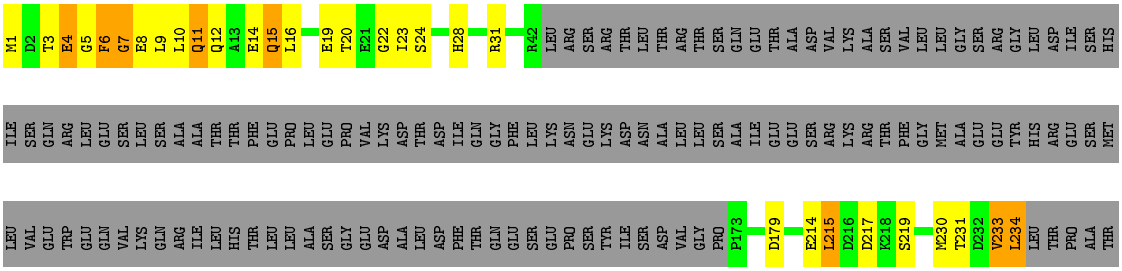

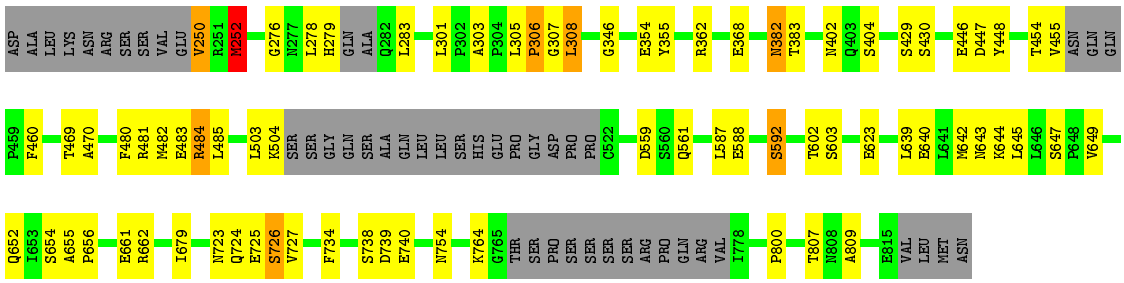

- Molecule 2: NUCLEAR PORE COMPLEX PROTEIN NUP93

Chain 5-O:

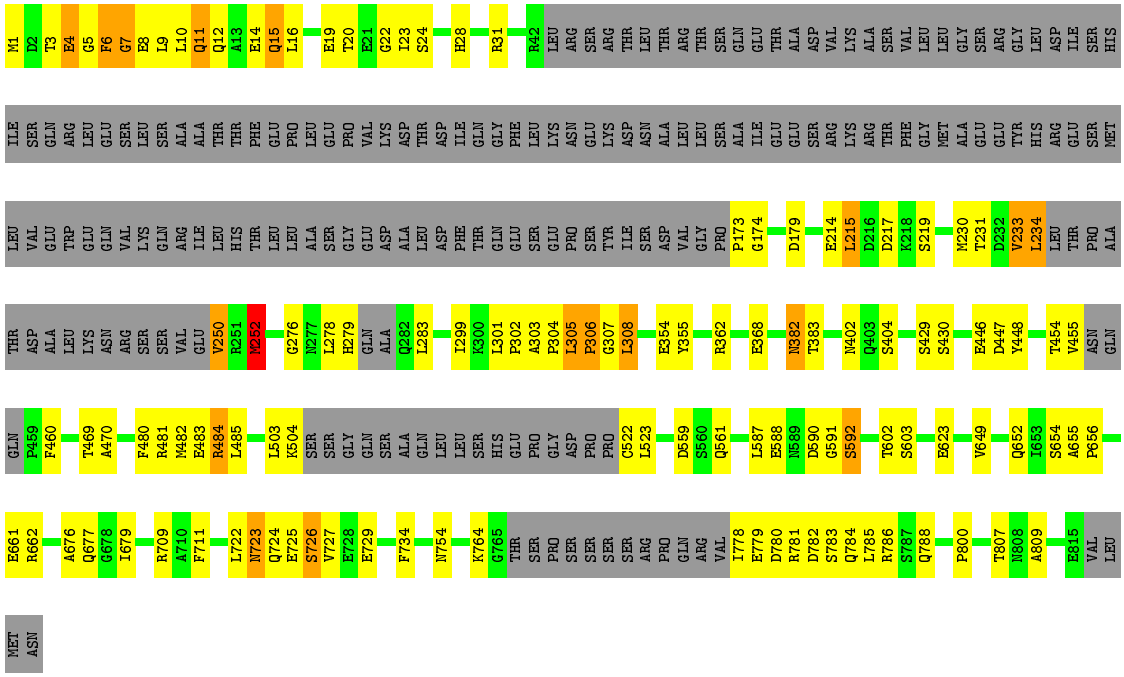

- Molecule 2: NUCLEAR PORE COMPLEX PROTEIN NUP93

Chain 5-U:

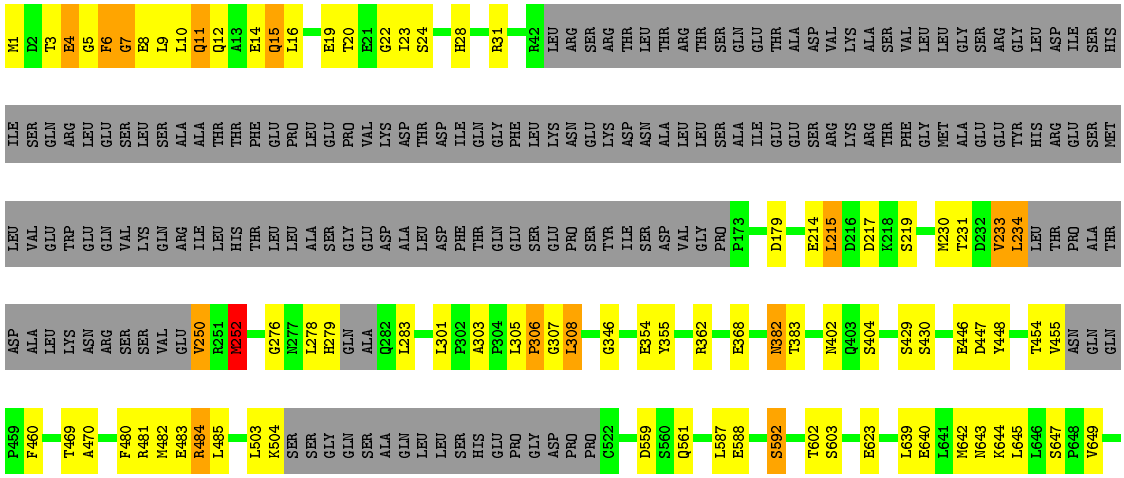

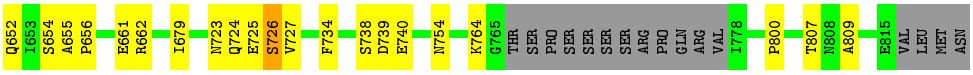

- Molecule 2: NUCLEAR PORE COMPLEX PROTEIN NUP93

Chain 6-C:

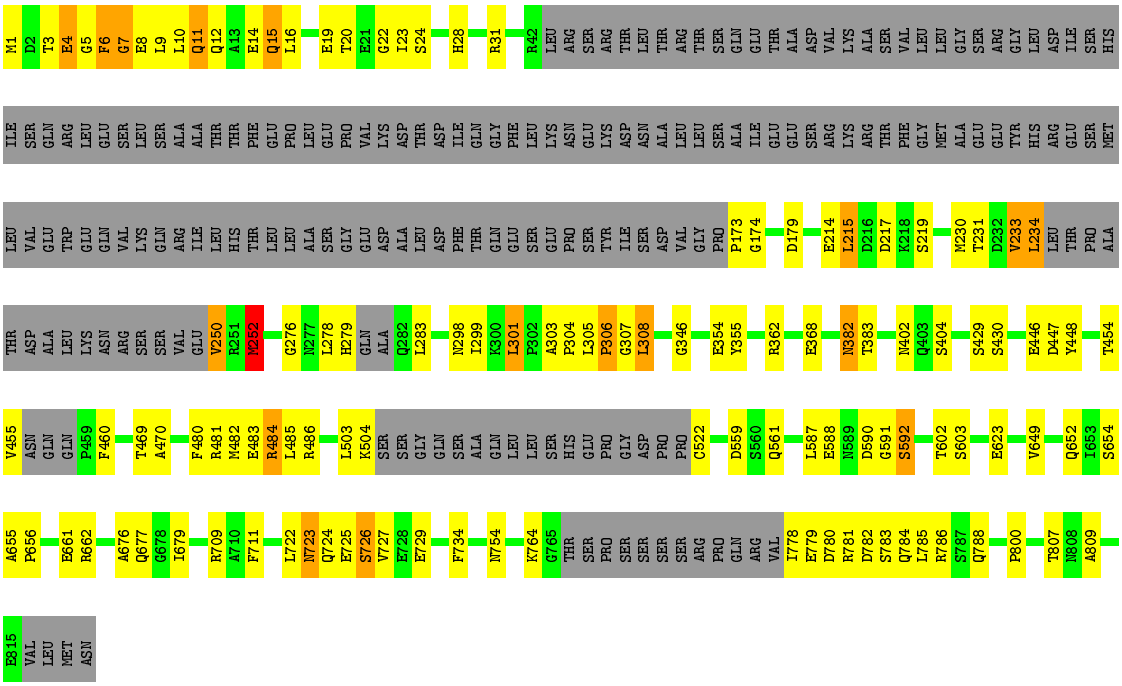

- Molecule 2: NUCLEAR PORE COMPLEX PROTEIN NUP93

Chain 6-I:

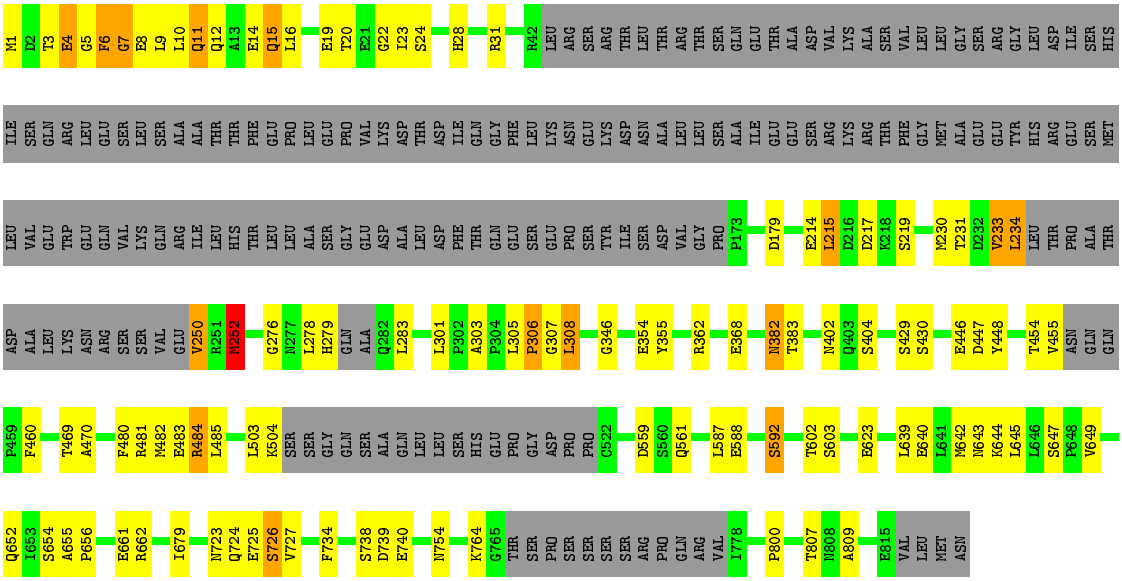

- Molecule 2: NUCLEAR PORE COMPLEX PROTEIN NUP93

WORLDWIDE PDB PROTEIN DATA BANK
EMDataBank Unified Data Resource for 3DEM

Chain 6-O:

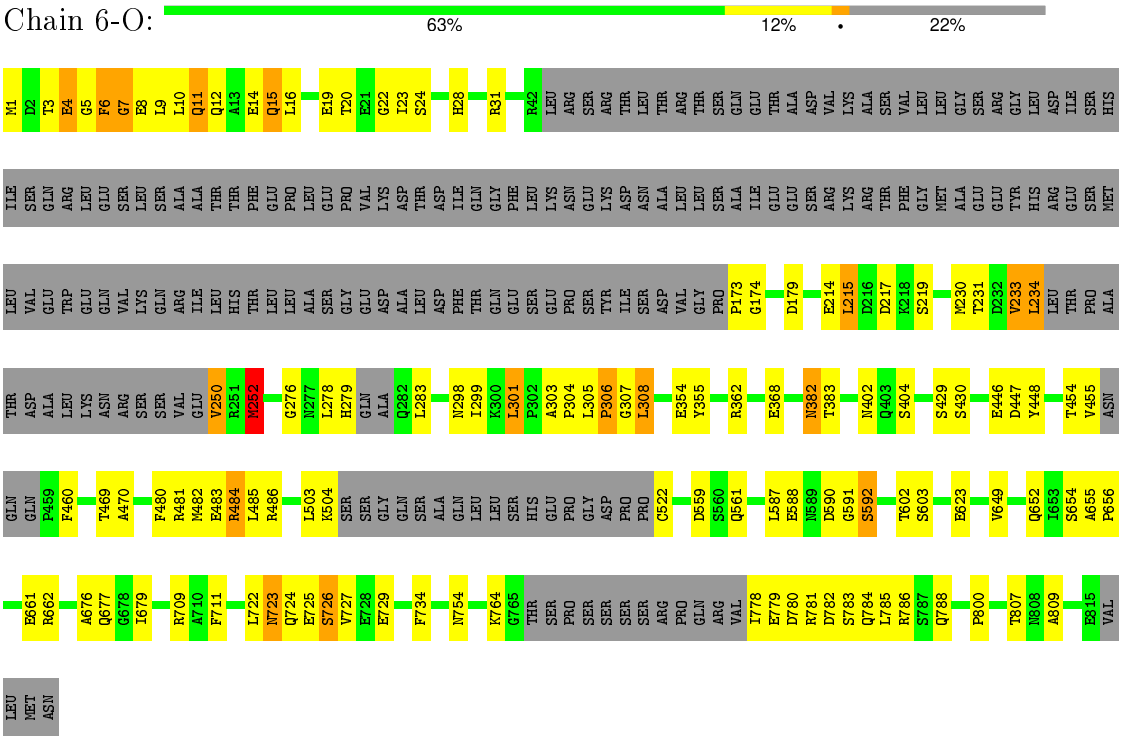

- Molecule 2: NUCLEAR PORE COMPLEX PROTEIN NUP93

Chain 6-U:

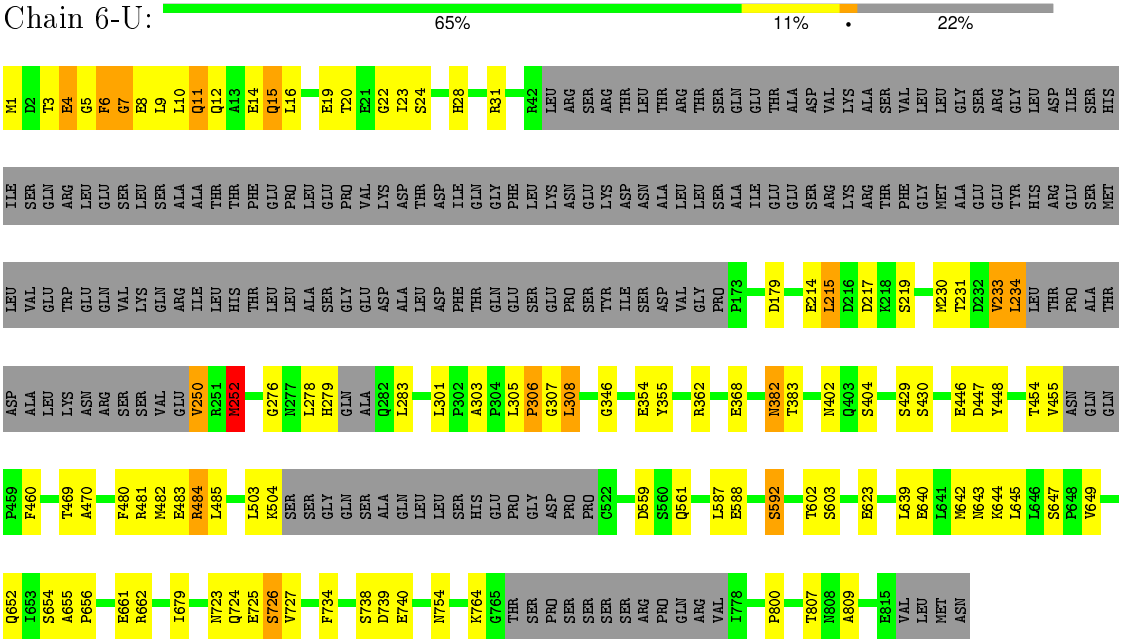

- Molecule 2: NUCLEAR PORE COMPLEX PROTEIN NUP93

Chain 7-C:

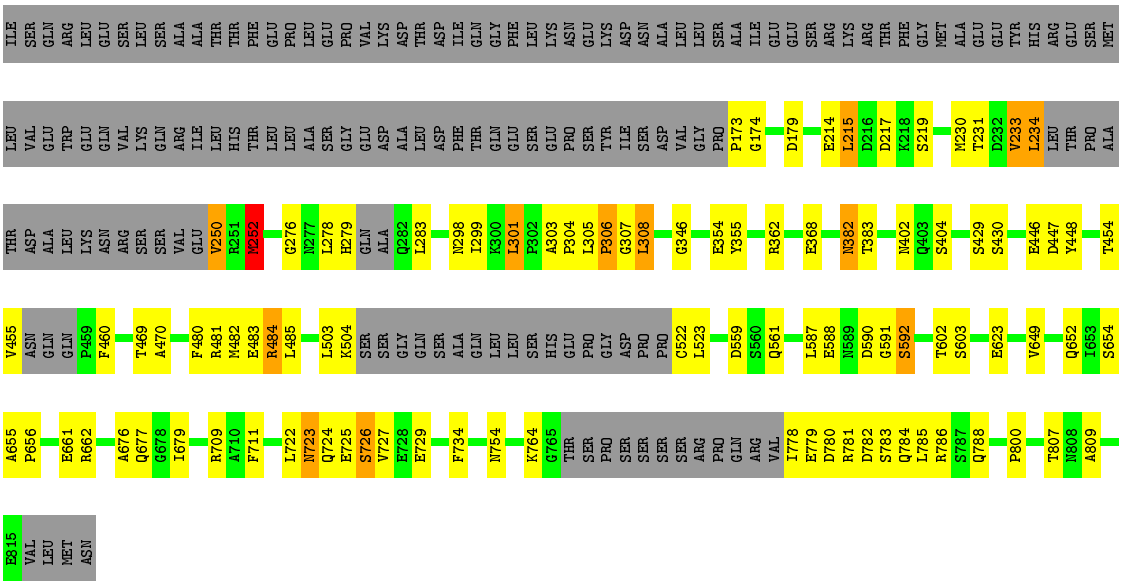

- Molecule 2: NUCLEAR PORE COMPLEX PROTEIN NUP93

Chain 7-I:

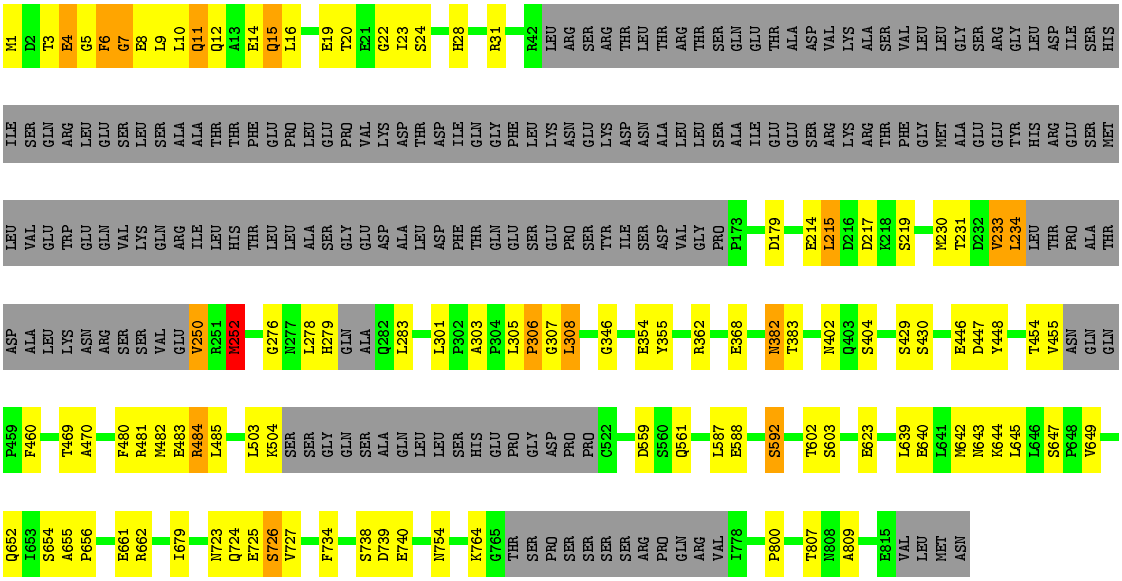

- Molecule 2: NUCLEAR PORE COMPLEX PROTEIN NUP93

Chain 7-O:

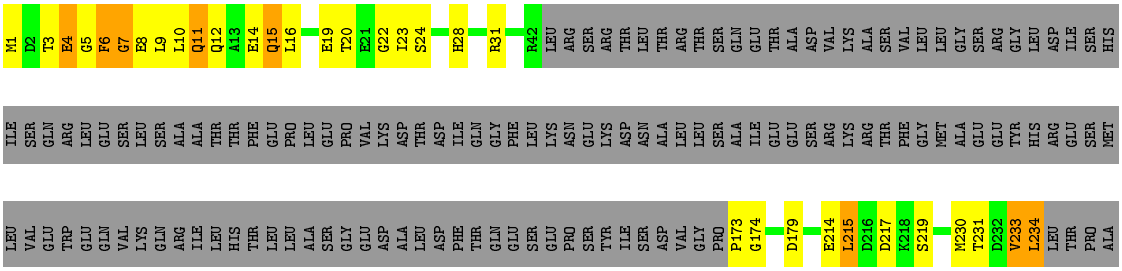

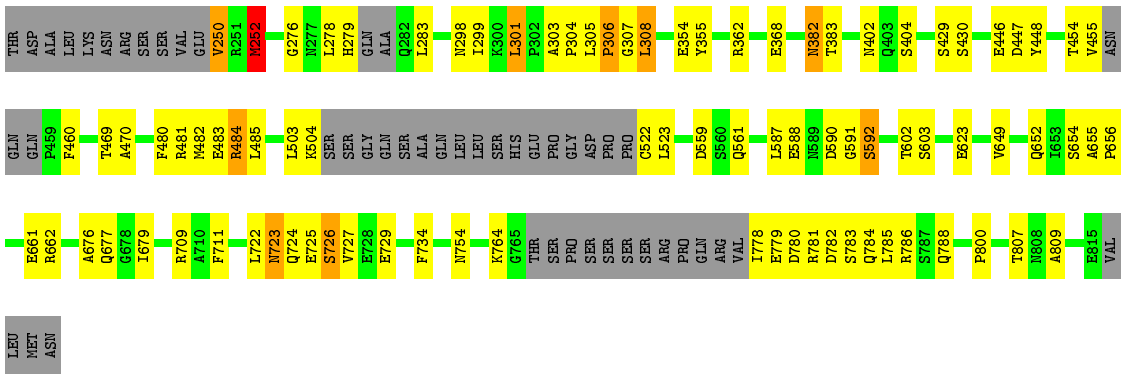

- Molecule 2: NUCLEAR PORE COMPLEX PROTEIN NUP93

Chain 7-U:

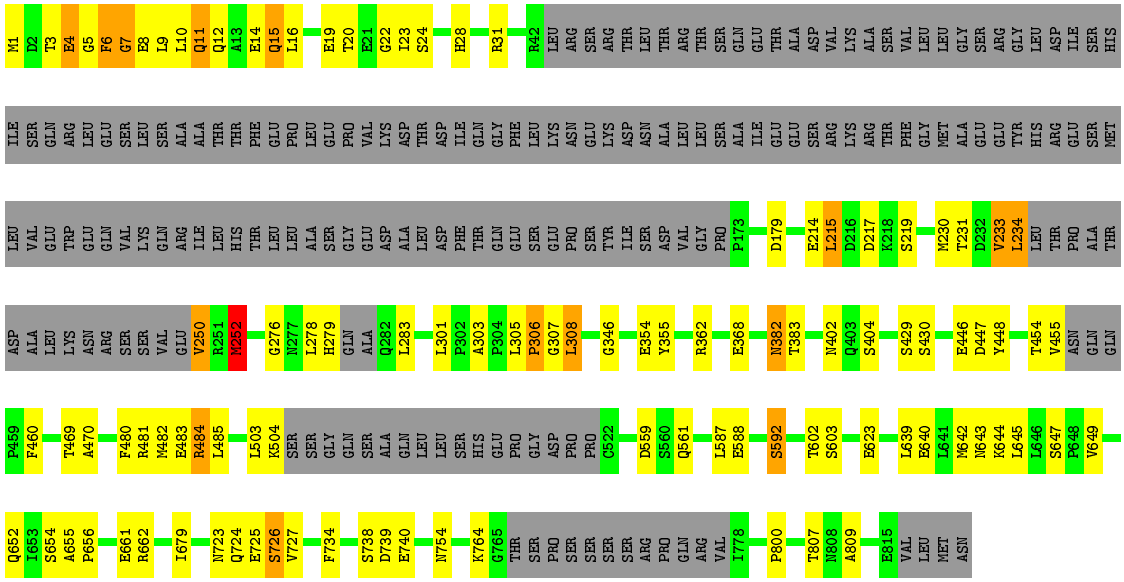

- Molecule 2: NUCLEAR PORE COMPLEX PROTEIN NUP93

Chain 8-C:

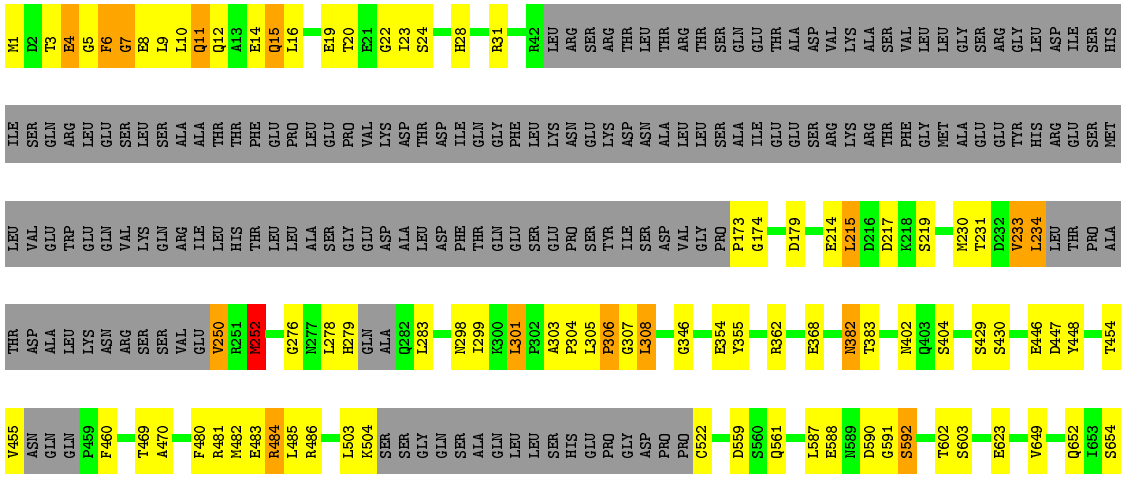

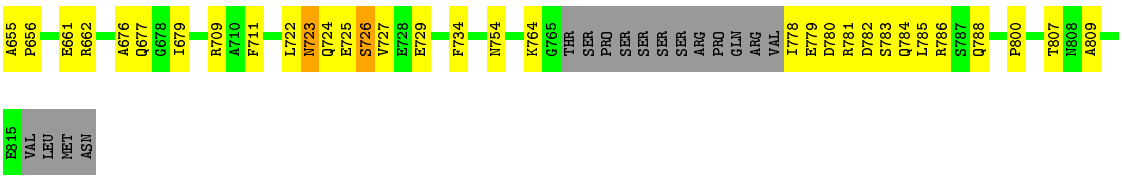

- Molecule 2: NUCLEAR PORE COMPLEX PROTEIN NUP93

Chain 8-I:

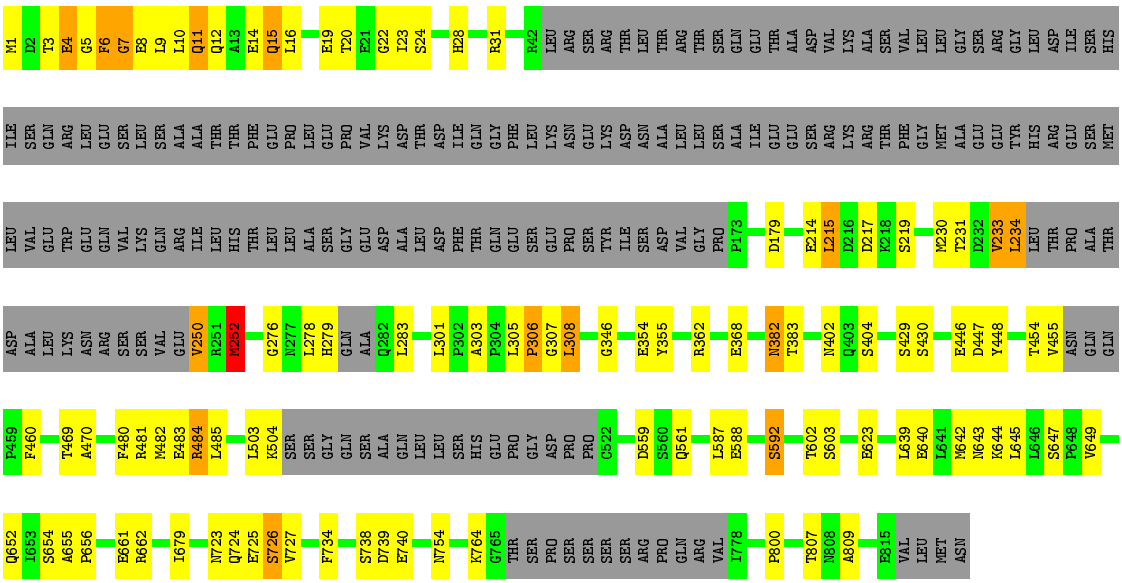

- Molecule 2: NUCLEAR PORE COMPLEX PROTEIN NUP93

Chain 8-O:

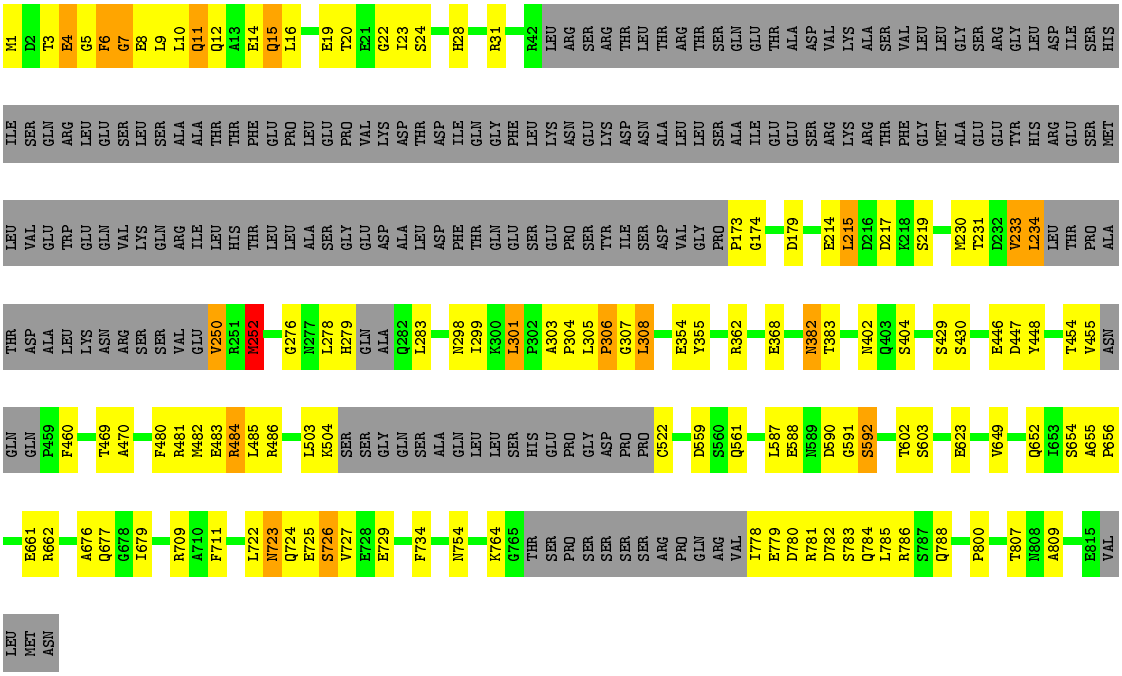

- Molecule 2: NUCLEAR PORE COMPLEX PROTEIN NUP93

Chain 8-U: 65% 11% • 22%

M1 D2 T3 E4 G5 F6 G7 E8 L9 L10 Q11 Q12 A13 E14 Q15 L16 E19 T20 E21 G22 I23 S24 H28 R31 R42 LEU ARG SER ARG THR LEU THR ARG THR SER GLN GLU THR ALA ASP VAL LYS ALA SER VAL LEU LEU GLY SER ARG GLY LEU ASP ILE SER HIS

ILE SER GLN ARG LEU GLU SER LEU SER ALA ALA THR THR PHE GLU PRO LEU GLU PRO VAL LYS ASP THR ASP ILE GLN GLY PHE LEU LYS ASN GLU LYS ASP ASN ALA LEU LEU SER ALA ILE GLU GLU SER ARG LYS ARG THR PHE GLY MET ALA GLU GLU TYR HIS ARG GLU SER MET

LEU VAL GLU TRP GLU GLN VAL LYS GLN ARG ILE LEU HIS THR LEU LEU ALA SER GLY GLU ASP ALA LEU ASP PHE THR GLN GLU SER GLU PRO SER TYR ILE SER ASP VAL GLY PRO P173 D179 E214 L215 D216 D217 K218 S219 M230 T231 D232 V233 L234 LEU THR PRO ALA THR

ASP ALA LEU LYS ASN ARG SER SER VAL GLU V250 R251 M252 G276 N277 L278 H279 GLN ALA Q282 L283 L301 P302 A303 P304 L305 P306 G307 L308 G346 E354 Y355 R362 E368 N382 T383 N402 Q403 S404 S429 S430 E446 D447 Y448 T454 V455 ASN GLN GLN

P459 F460 T469 A470 F480 R481 M482 E483 R484 L485 L503 K504 SER SER GLY GLN SER ALA GLN LEU LEU SER HIS GLU PRO GLY ASP PRO PRO C522 D559 S560 Q561 L587 E588 S592 T602 S603 E623 L639 E640 L641 M642 N643 K644 L645 L646 S647 F648 V649

Q652 I653 S654 A655 P656 E661 R662 I679 N723 Q724 E725 S726 V727 F734 S738 D739 E740 N754 K764 G765 THR SER PRO SER SER SER SER ARG PRO GLN ARG VAL I778 P800 T807 N808 A809 E815 VAL LEU MET ASN

- Molecule 3: NUCLEAR PORE COMPLEX PROTEIN NUP205

Chain 1-D: 45% • •• 49%

MET ALA THR PRO LEU ALA VAL ASN S9 G25 ASN ALA LEU TRP ARG ARG GLN PRO GLU ALA VAL HIS L38 L39 D49 F50 I51 P58 K69 A70 V75 ALA ILE GLN GLY GLN GLN G82 Q119 PRO HIS PHE PRO GLY LEU THR ARG GLY L129 H154 GLY LYS THR

TRP THR LEU GLU LEU SER P164 T174 ASP GLU LEU MET GLU GLN G181 P240 L241 E254 R255 V256 THR VAL GLU ALA ASN GLY S263 Q286 SER THR GLU GLU ARG ASP ASP MET ILE HIS GLN LEU PRO LEU LEU THR GLU K304 G324 A327 T328 S379 GLU TYR PHE

TYR Q384 L400 M420 ILE HIS MET SER MET GLN M427 R437 I446 N453 P454 PHE HIS LEU E458 T467 GLU PRO LEU GLN THR PRO THR ILE MET GLY SER TYR LEU GLY VAL ALA HIS GLN ARG PRO PRO GLN ARG GLN VAL V493 L494 V536 N537 GLY SER HIS

VAL GLU ASN ILE GLN GLY ALA GLY GLY SER PRO V553 L573 PRO SER ALA ASP SER VAL GLN TYR ARG HIS LEU PRO SER ARG GLY ILE THR Q591 E620 HIS PRO GLN TRP T625 S637 I638 P639 PRO VAL L642 K643 A644 L647 L650 I659 T670 GLN I672 S680

GLN ARG GLN ALA ILE G686 P702 A706 S717 F744 LEU R746 A751 TYR ARG R754 F783 VAL ASP GLN PHE VAL GLU LEU GLN G792 E812 SER P814 V827 LYS GLN LEU ASP THR TYR ALA PRO PHE PRO GLY K839 L872 ALA LEU ILE V876 C877 P878 L879 E880

Q881 P888 ARG THR LYS E892 G906 ASN THR N909 S924 CYS ASN SER ASN ILE GLN ILE LYS LEU VAL GLY ASP PHE THR HIS ASP GLN SER ILE SER GLN LYS LEU MET ALA GLY PHE VAL GLU CYS LEU ASP CYS GLU ASP ALA GLU GLU PHE VAL ARG LEU GLU GLY PRO

GLU LEU GLU LYS LYS LEU VAL ALA ILE ARG HIS GLU THR ARG ILE HIS ILE LEU ASN LEU LEU ILE THR SER LEU GLU CYS ASN PRO PRO ASN LEU ALA LEU TYR LEU LEU GLY PHE GLU LEU LYS LYS PRO VAL SER THR THR ASN LEU GLN ASP PRO GLY VAL LEU LEU GLY CYS PRO ARG

THR CYS LEU HIS ALA ILE LEU LEU LYS GLY THR GLU GLY ARG THR GLY PRO VAL ALA VAL ARG GLU GLU SER PRO GLN LEU ALA GLU LEU CYS TYR GLN VAL ILE TYR GLN LEU CYS ALA CYS SER ASP THR SER GLY PRO THR MET ARG TYR LEU ARG THR SER GLN ASP PHE

LEU PHE SER GLN LEU GLN TYR LEU PRO PHE SER ASN LYS GLU TYR GLU ILE SER MET LEU ASN GLN MET SER TRP LEU MET LYS THR ALA SER ILE GLU LEU ASN ARG GLN ARG SER HIS THR GLN ARG LEU LEU HIS LEU LEU LEU ASP ASP MET PRO VAL LYS

WORLDWIDE PDB PROTEIN DATA BANK EMDataBank Unified Data Resource for 3DEM

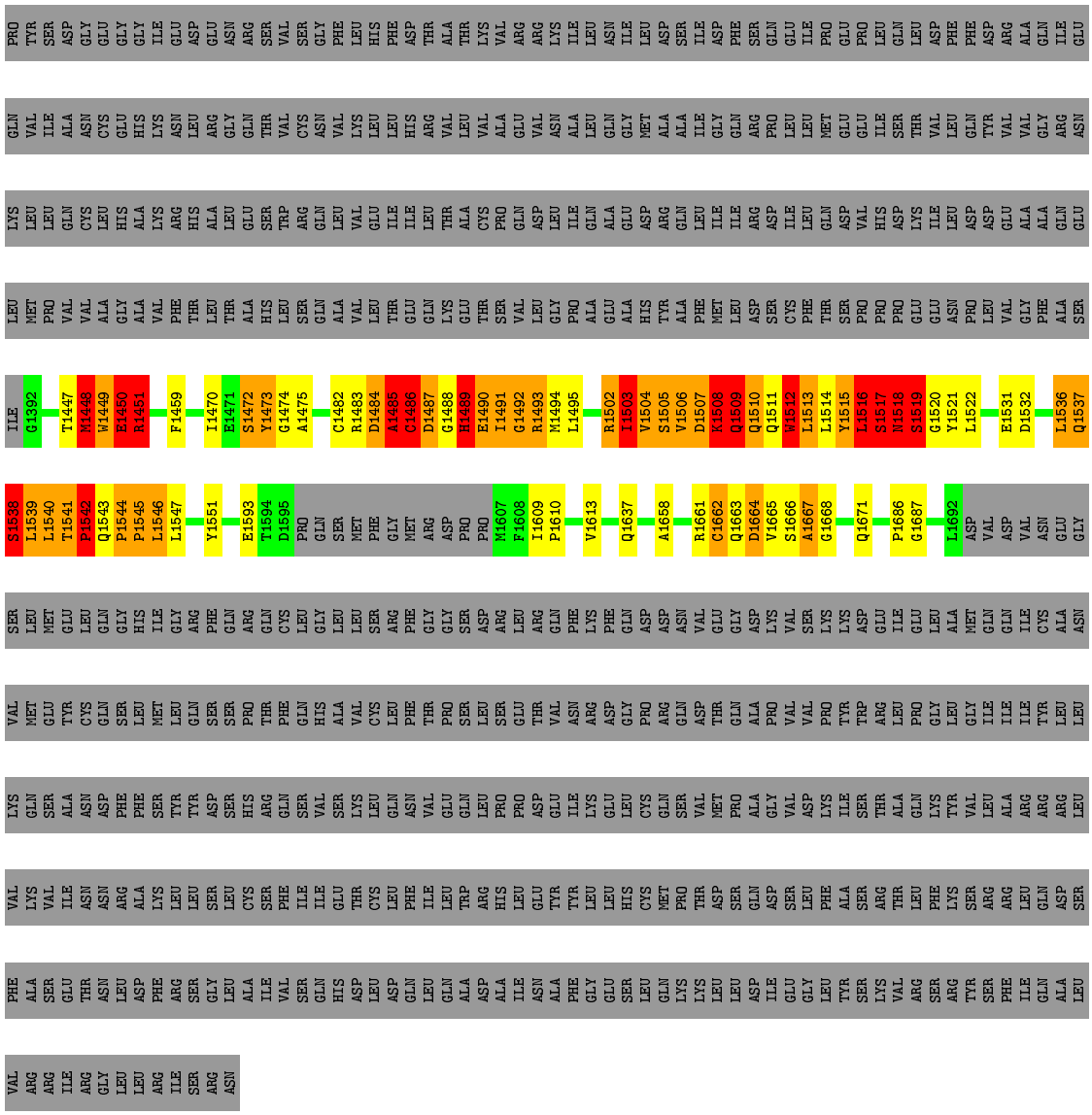

- Molecule 3: NUCLEAR PORE COMPLEX PROTEIN NUP205

Chain 1-J:

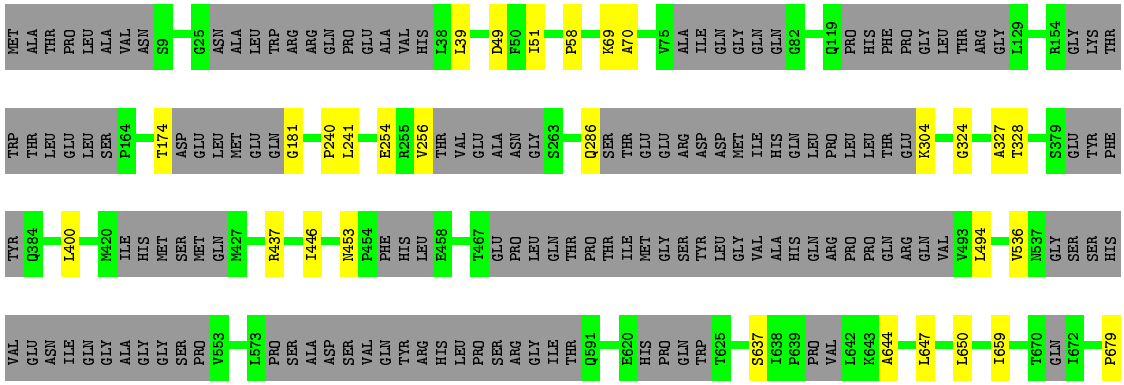



- Molecule 3: NUCLEAR PORE COMPLEX PROTEIN NUP205

Chain 1-P:

TYR	LEU	GLY	D1532	ILE	LEU	LYS	GLN	PRO	LEU	THR	GLU	Q881	GLN	VAL	TYR	TRP	MET
TYR	GLN	ARG		G1392	MET	LEU	VAL	TYR	PHE	CYS	LEU		ARG	GLU	Q384	THR	ALA
ASP	SER	PHE	L1536		PRO	LEU	ILE	SER	SER	LEU	GLU	P888	GLN	ASN		LEU	THR
SER	SER	GLN	Q1537	T1447	VAL	GLN	ALA	ASP	GLN	HIS	LYS	ARG	ALA	ILE	L400	GLU	PRO
HIS	PRO	ARG	S1538	M1448	VAL	CYS	ASN	GLY	LEU	ALA	LYS	THR	ILE	GLN		LEU	LEU
ARG	THR	GLN	L1539	W1449	ALA	LEU	CYS	GLU	GLN	ILE	LEU	LYS	G686	GLY	M420	SER	ALA
GLN	PHE	CYS	L1540	E1450	GLY	HIS	GLU	GLY	TYR	LEU	VAL	K892		ALA	ILE	P164	VAL
SER	GLN	LEU	T1541	R1451	ALA	ALA	HIS	GLY	LEU	ASN	ALA		P702	GLY	HIS		ASN
VAL	HIS	GLY	P1542		VAL	LYS	LYS	ILE	PRO	ILE	ILE	G906		GLY	MET	T174	S9
SER	ALA	LEU	Q1543	A1454	PHE	ARG	ASN	GLU	PHE	LEU	ARG	ASN	A706	SER	SER	ASP	
LYS	VAL	LEU	P1544	P1455	THR	HIS	LEU	ASP	SER	GLU	HIS	THR		PRO	MET	GLU	G25
LEU	CYS	SER	P1545	E1456	LEU	ALA	ARG	GLU	ASN	LYS	GLU	N909	S717	V553	GLN	LEU	ASN
GLN	LEU	ARG	L1546		THR	LEU	GLY	ASN	LYS	GLY	THR				M427	MET	ALA
ASN	PHE	PHE	L1547	F1459	ALA	GLU	GLN	ARG	GLU	THR	ARG	S924	F744	L573		GLU	LEU
VAL	THR	GLY			HIS	SER	THR	SER	TYR	GLU	ILE	CYS	LEU	PRO	R437	GLN	TRP
GLU	PRO	GLY	Y1551	I1470	LEU	TRP	VAL	VAL	GLU	GLY	HIS	ASN	R746	SER		G181	ARG
GLN	SER	SER		E1471	SER	ARG	CYS	SER	ILE	ARG	ILE	SER		ALA	I446		ARG
LEU	LEU	ASP	V1563	S1472	GLN	GLN	ASN	GLY	SER	THR	LEU	ASN	A751	ASP		P240	GLN
PRO	SER	ARG		Y1473	ALA	LEU	VAL	PHE	MET	GLY	ASN	ILE	TYR	SER	N453	L241	PRO
PRO	GLU	LEU	G1569	G1474	VAL	VAL	LYS	LEU	LEU	PRO	LEU	GLN	ARG	VAL	P454		GLU
ASP	THR	ARG		A1475	LEU	GLU	LEU	HIS	ASN	VAL	LEU	ILE	R754	GLN	PHE	E254	ALA
GLU	VAL	GLN	D1595		THR	ILE	LEU	PHE	GLN	ALA	ILE	LYS		TYR	HIS	R255	VAL
ILE	ASN	PHE	PRO	C1482	GLU	ILE	HIS	ASP	MET	VAL	THR	LEU	F783	ARG	LEU	V256	HIS
LYS	ARG	LYS	GLN	R1483	GLN	LEU	ARG	THR	SER	ARG	SER	VAL	VAL	HIS	E458	THR	L38
GLU	ASP	PHE	SER	D1484	LYS	THR	VAL	ALA	TRP	GLU	LEU	GLY	ASP	LEU		VAL	L39
LEU	GLY	GLN	MET	A1485	GLU	ALA	LEU	THR	LEU	SER	GLU	ASP	GLN	PRO	T467	GLU	
CYS	PRO	ASP	PHE	C1486	THR	CYS	VAL	LYS	MET	PRO	CYS	PHE	PHE	SER	GLU	ALA	D49
GLN	ARG	ASP	GLY	D1487	SER	PRO	ALA	VAL	LYS	GLN	ASN	THR	VAL	ARG	PRO	ASN	F50
SER	GLN	ASN	MET	G1488	VAL	GLN	GLU	ARG	THR	LEU	PRO	HIS	GLU	GLY	LEU	GLY	I51
VAL	ASP	VAL	ARG	H1489	LEU	ASP	VAL	ARG	ALA	ALA	PRO	ASP	LEU	ILE	GLN	S263	
MET	THR	GLU	ASP	E1490	GLY	LEU	ASN	LYS	SER	GLU	ASN	GLN	GLN	THR	THR		P58
PRO	GLN	GLY	PRO	I1491	PRO	ILE	ALA	ILE	ILE	LEU	LEU	SER	G792	Q591	PRO	Q286	
ALA	ALA	ASP	PRO	G1492	ALA	GLN	LEU	LEU	GLU	CYS	ALA	ILE			THR	SER	K69
GLY	PRO	LYS	M1607	R1493	GLU	ALA	GLN	ASN	LEU	TYR	LEU	SER	E812	E620	ILE	THR	A70
VAL	VAL	VAL		M1494	ALA	GLU	GLY	ILE	ARG	GLN	TYR	GLN	SER	HIS	MET	GLU	
ASP	VAL	SER	Q1637	L1495	HIS	ASP	MET	LEU	VAL	VAL	LEU	LYS	P814	PRO	GLY	GLU	V75
LYS	PRO	LYS			TYR	ARG	ALA	ASP	THR	ILE	LEU	LEU		GLN	SER	ARG	ALA
ILE	TYR	LYS	C1662	R1502	ALA	GLN	ALA	SER	SER	TYR	GLY	MET	V827	TRP	TYR	ASP	ILE
SER	TRP	ASP	Q1663	I1503	PHE	LEU	ILE	ILE	LEU	GLN	PHE	ALA	LYS	T625	LEU	ASP	GLN
THR	ARG	GLU	D1664	V1504	MET	ILE	GLY	ASP	ASN	LEU	GLU	GLY	GLN		GLY	MET	GLY
ALA	LEU	ILE		S1505	LEU	ILE	GLN	PHE	ARG	CYS	LEU	PHE	LEU	S637	VAL	ILE	GLN
GLN	PRO	GLU	A1667	V1506	ASP	ARG	ARG	SER	GLN	ALA	LYS	VAL	ASP	I638	ALA	HIS	GLN
LYS	GLY	LEU		D1507	SER	ASP	PRO	GLN	ARG	CYS	LYS	GLU	THR	P639	HIS	GLN	G82
TYR	LEU	ALA	L1692	K1508	CYS	ILE	LEU	GLU	SER	SER	PRO	CYS	TYR	PRO	GLN	LEU	
VAL	GLY	MET	ASP	Q1509	PHE	LEU	LEU	ILE	HIS	ASP	VAL	LEU	ALA	VAL	ARG	PRO	Q119
LEU	ILE	GLN	VAL	Q1510	THR	GLN	MET	PRO	THR	THR	SER	ASP	PRO	L642	PRO	LEU	PRO
ALA	ILE	GLN	ASP	Q1511	SER	ASP	GLU	GLU	GLN	SER	THR	CYS	PHE	K643	PRO	LEU	HIS
ARG	ILE	ILE	VAL	W1512	PRO	VAL	GLU	PRO	ARG	GLY	THR	GLU	PRO	A644	GLN	THR	PHE
ARG	TYR	CYS	ASN	L1513	PRO	HIS	ILE	LEU	LEU	PRO	ASN	ASP	GLY		ARG	GLU	PRO
ARG	LEU	ALA	GLU	L1514	PRO	ASP	SER	GLN	LEU	THR	LEU	ALA	K839	L647	GLN	K304	GLY
LEU	LEU	ASN	GLY	Y1515	GLU	LYS	THR	LEU	HIS	MET	GLN	GLU			VAL		LEU
VAL	LYS	VAL	SER	L1516	GLU	ILE	VAL	ASP	LEU	ARG	ASP	GLU	L872	L650	V493	G324	THR
LYS	GLN	MET	LEU	S1517	ASN	LEU	LEU	PHE	LEU	TYR	PRO	PHE	ALA		L494		ARG
VAL	SER	GLU	MET	N1518	PRO	ASP	GLN	PHE	LEU	LEU	GLY	VAL	LEU	I659		A327	GLY
ILE	ALA	TYR	GLU	S1519	LEU	ASP	TYR	ASP	ASP	ARG	VAL	ARG	ILE		V536	T328	L129
ASN	ASN	CYS	LEU	G1520	VAL	GLU	VAL	ARG	ASP	THR	LEU	LEU	V876	T670	N537		
ASN	ASP	GLN	GLN	Y1521	GLY	ALA	VAL	ALA	MET	SER	GLY	GLU	C877	GLN	GLY	S379	R154
ARG	PHE	SER	GLY	L1522	PHE	ALA	GLY	GLN	PRO	GLN	CYS	GLU	P878	I672	SER	GLU	GLY
ALA	PHE	LEU	HIS		ALA	GLN	ARG	ILE	VAL	ASP	PRO	GLY	L879		SER	TYR	LYS
LYS	SER	MET	ILE	E1531	SER	GLU	ASN	GLU	LYS	PHE	ARG	SER	E880	S680	HIS	PHE	THR

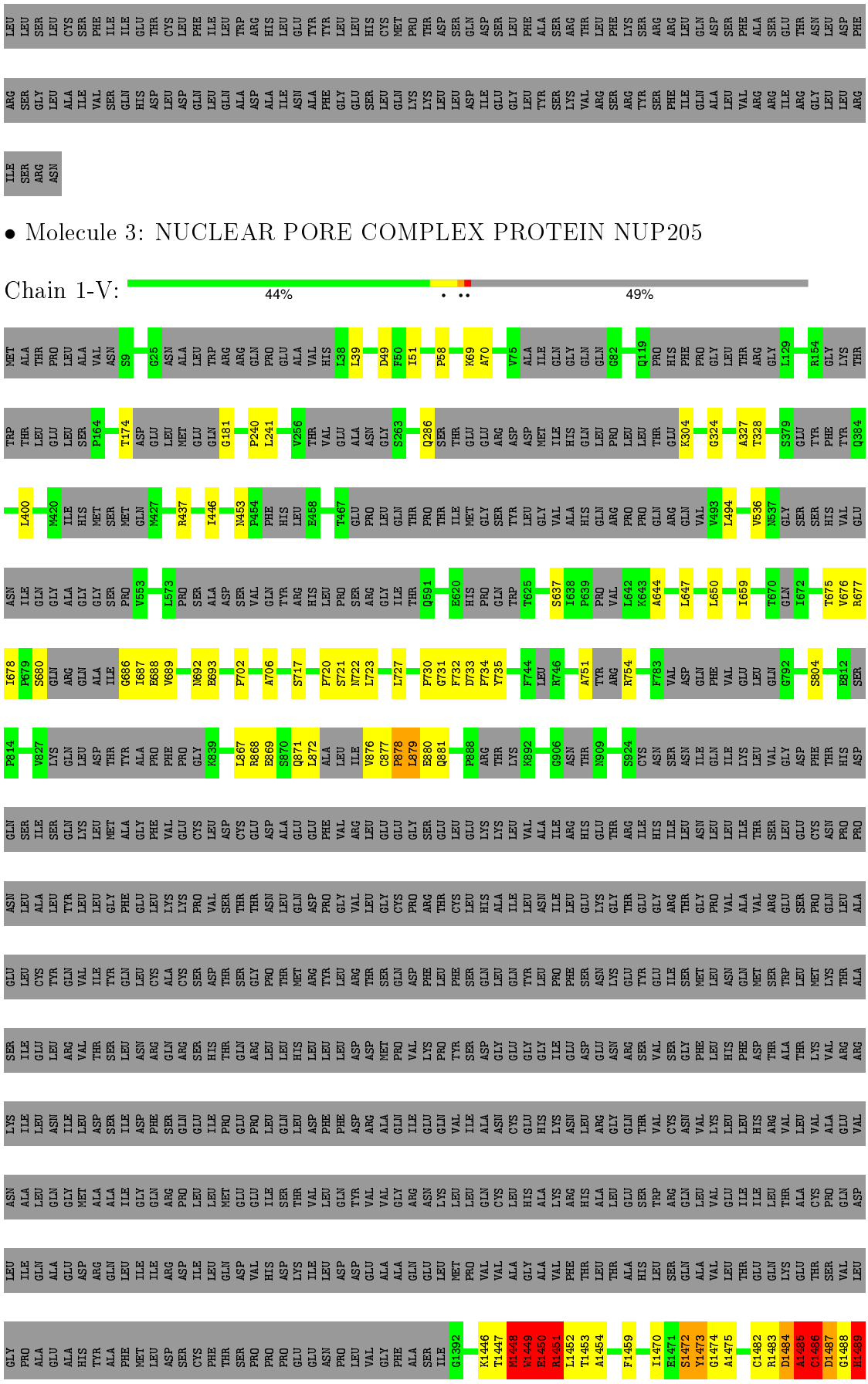

• Molecule 3: NUCLEAR PORE COMPLEX PROTEIN NUP205

Chain 1-V: 44% 49%



- Molecule 3: NUCLEAR PORE COMPLEX PROTEIN NUP205

Chain 2-D:

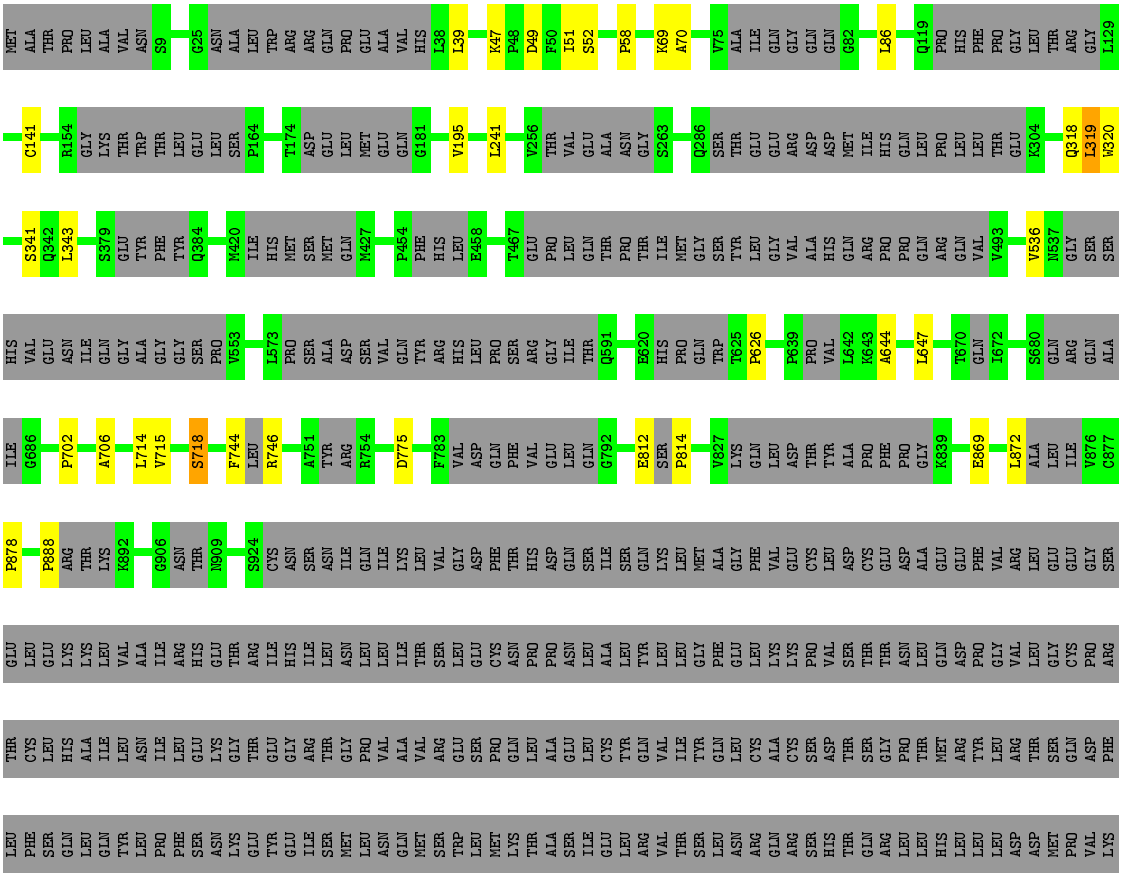

WORLDWIDE PDB PROTEIN DATA BANK
EMDataBank Unified Data Resource for 3DEM



- Molecule 3: NUCLEAR PORE COMPLEX PROTEIN NUP205

Chain 2-J:

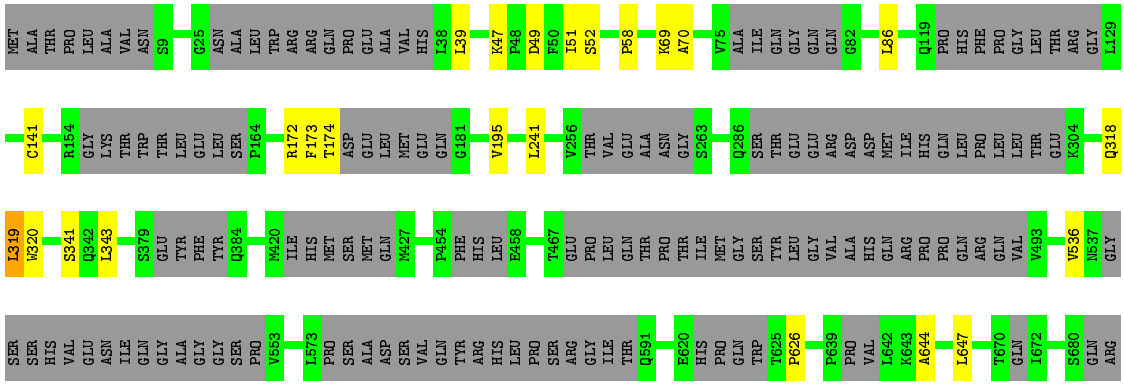



- Molecule 3: NUCLEAR PORE COMPLEX PROTEIN NUP205

Chain 2-P: 45% 49%

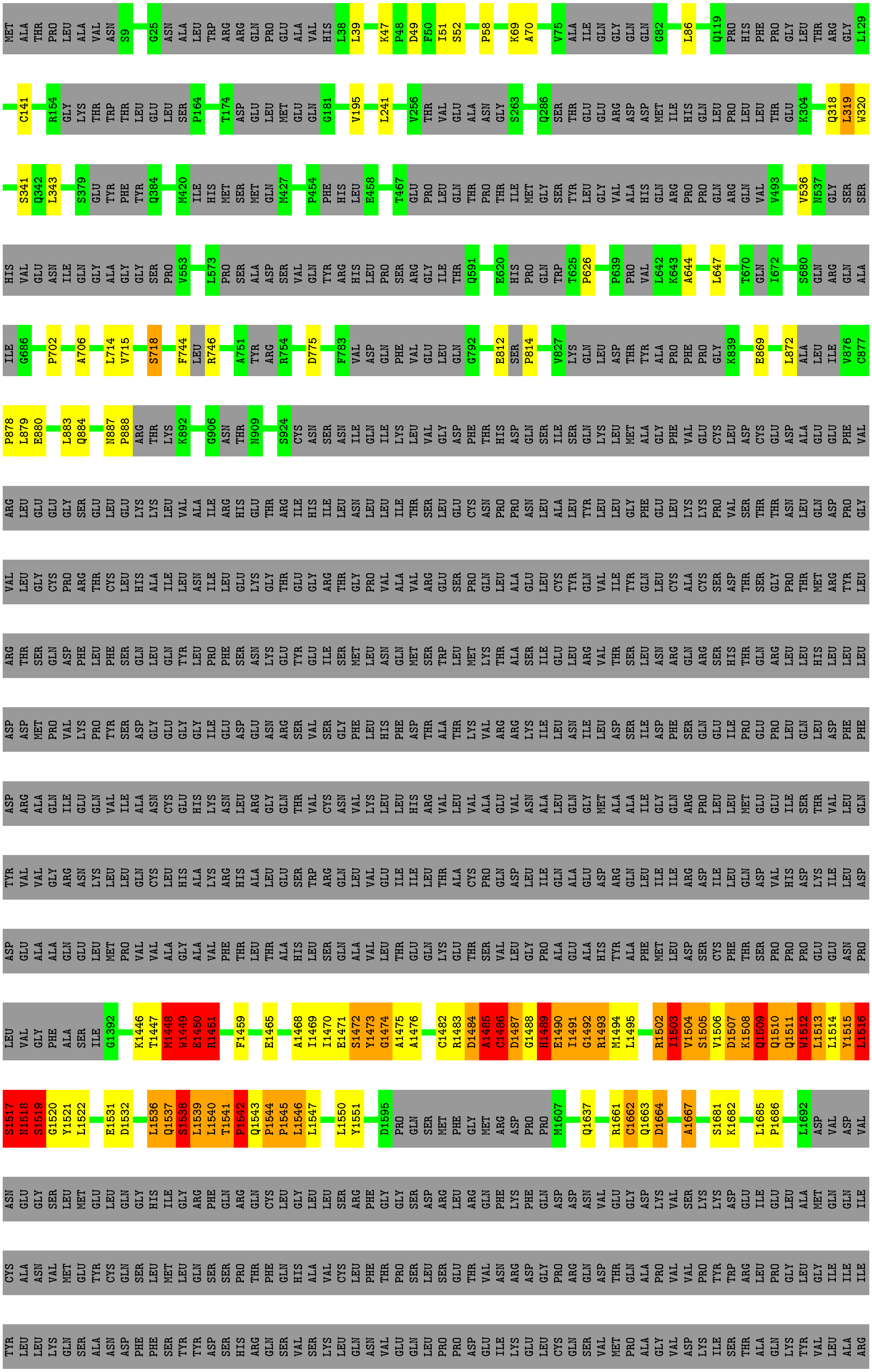
MET ALA THR PRO LEU ALA VAL ASN S9 G25 ASN ALA LEU TRP ARG ARG GLN PRO GLU ALA VAL HIS L38 L39 K47 P48 D49 F50 I51 S52 P58 K69 A70 V75 ALA ILE GLN GLY GLN GLN G82 L86 Q119 PRO HIS PHE PRO GLY LEU THR ARG GLY L129
C141 R154 GLY LYS THR TRP THR LEU GLU LEU SER P164 T174 ASP GLU LEU MET GLU GLN G181 V195 L241 V256 THR VAL GLU ALA ASN GLY S263 Q286 SER THR GLU GLU ARG ASP ASP MET ILE HIS GLN LEU PRO LEU LEU THR GLU K304 Q318 L319 W320
S341 Q342 L343 S379 GLU TYR PHE TYR Q384 M420 ILE HIS MET SER MET GLN M427 P454 PHE HIS LEU E458 T467 GLU PRO LEU GLN THR PRO THR ILE MET GLY SER TYR LEU GLY VAL ALA HIS GLN ARG PRO PRO GLN ARG GLN VAL V493 V536 N537 GLY SER SER
HIS VAL GLU ASN ILE GLN GLY ALA GLY GLY SER PRO V553 L573 PRO SER ALA ASP SER VAL GLN TYR ARG HIS LEU PRO SER ARG GLY ILE THR Q591 E620 HIS PRO GLN TRP T625 P626 P639 PRO VAL L642 K643 A644 L647 T670 GLN I672 S680 GLN ARG GLN ALA
ILE G686 P702 A706 L714 V715 S718 F744 LEU R746 A751 TYR ARG R754 D775 F783 VAL ASP GLN PHE VAL GLU LEU GLN G792 E812 SER P814 V827 LYS GLN LEU ASP THR TYR ALA PRO PHE PRO GLY K839 E869 L872 ALA LEU ILE V876 C877
P878 L879 E880 L883 Q884 N887 P888 ARG THR LYS K892 G906 ASN THR N909 S924 CYS ASN SER ASN ILE GLN ILE LYS LEU VAL GLY ASP PHE THR HIS ASP GLN SER ILE SER GLN LYS LEU MET ALA GLY PHE VAL GLU CYS LEU ASP CYS GLU ASP ALA GLU GLU PHE VAL
ARG LEU GLU GLU GLY SER GLU LEU GLU LYS LYS LEU VAL ALA ILE ARG HIS GLU THR ARG ILE HIS ILE LEU ASN LEU LEU ILE THR SER LEU GLU CYS ASN PRO PRO ASN LEU ALA LEU TYR LEU LEU GLY PHE GLU LEU LYS LYS PRO VAL SER THR THR ASN LEU GLN ASP PRO GLY
VAL LEU GLY CYS PRO ARG THR CYS LEU HIS ALA ILE LEU ASN ILE LEU GLU LYS GLY THR GLU GLY ARG THR GLY PRO VAL ALA VAL ARG GLU SER PRO GLN LEU ALA GLU LEU CYS TYR GLN VAL ILE TYR GLN LEU CYS ALA CYS SER ASP THR SER GLY PRO THR MET ARG TYR LEU
ARG THR SER GLN ASP PHE LEU PHE SER GLN LEU GLN TYR LEU PRO PHE SER ASN LYS GLU TYR GLU ILE SER MET LEU ASN GLN MET SER TRP LEU MET LYS THR ALA SER ILE GLU LEU ARG VAL THR SER LEU ASN ARG GLN ARG SER HIS THR GLN ARG LEU LEU HIS LEU LEU LEU
ASP ASP MET PRO VAL LYS PRO TYR SER ASP GLY GLU GLY GLY ILE GLU ASP GLU ASN ARG SER VAL SER GLY PHE LEU HIS PHE ASP THR ALA THR LYS VAL ARG ARG LYS ILE LEU ASN ILE LEU ASP SER ILE ASP PHE SER GLN GLU ILE PRO GLU PRO LEU GLN LEU ASP PHE PHE
ASP ARG ALA GLN ILE GLU GLN VAL ILE ALA ASN CYS GLU HIS LYS ASN LEU ARG GLY GLN THR VAL CYS ASN VAL LYS LEU LEU HIS ARG VAL LEU VAL ALA GLU VAL ASN ALA LEU GLN GLY MET ALA ALA ILE GLY GLN ARG PRO LEU LEU MET GLU GLU ILE SER THR VAL LEU GLN
TYR VAL VAL GLY ARG ASN LYS LEU LEU GLN CYS LEU HIS ALA LYS ARG HIS ALA LEU GLU SER TRP ARG GLN LEU VAL GLU ILE ILE LEU THR ALA CYS PRO GLN ASP LEU ILE GLN ALA GLU ASP ARG GLN LEU ILE ILE ARG ASP ILE LEU GLN ASP VAL HIS ASP LYS ILE LEU ASP
ASP GLU ALA ALA GLN GLU LEU MET PRO VAL VAL ALA GLY ALA VAL PHE THR LEU THR ALA HIS LEU SER GLN ALA VAL LEU THR GLU GLN LYS GLU THR SER VAL LEU GLY PRO ALA GLU ALA HIS TYR ALA PHE MET LEU ASP SER CYS PHE THR SER PRO PRO PRO GLU ASN PRO
LEU VAL GLY PHE ALA SER ILE G1392 K1446 T1447 M1448 W1449 E1450 R1451 F1459 E1465 A1468 I1469 I1470 E1471 S1472 Y1473 G1474 A1475 A1476 C1482 R1483 D1484 A1485 C1486 D1487 G1488 H1489 E1490 I1491 G1492 R1493 M1494 L1495 R1502 I1503 V1504 S1505 V1506 D1507 K1508 Q1509 Q1510 Q1511 W1512 L1513 L1514 Y1515 L1516
S1517 N1518 S1519 G1520 Y1521 L1522 E1531 D1532 L1536 Q1537 S1538 L1539 L1540 T1541 P1542 Q1543 P1544 P1545 L1546 L1547 L1550 Y1551 D1595 PRO GLN SER MET PHE GLY MET ARG ASP PRO PRO M1607 Q1637 R1661 C1662 Q1663 D1664 A1667 S1681 K1682 L1685 P1686 L1692 ASP VAL ASP VAL
ASN GLU GLY SER LEU MET GLU LEU GLN GLY HIS ILE GLY ARG PHE GLN ARG GLN CYS LEU GLY LEU LEU SER ARG PHE GLY GLY SER ASP ARG LEU ARG GLN PHE LYS PHE GLN ASP ASP ASN VAL GLU GLY ASP LYS VAL SER LYS LYS ASP GLU ILE GLU LEU ALA MET GLN GLN ILE
CYS ALA ASN VAL MET GLU TYR CYS GLN SER LEU MET LEU GLN SER SER PRO THR PHE GLN HIS ALA VAL CYS LEU PHE THR PRO SER LEU SER GLU THR VAL ASN ARG ASP GLY PRO ARG GLN ASP THR GLN ALA PRO VAL PRO TYR TRP ARG LEU PRO GLY LEU GLY ILE ILE ILE
TYR LEU LEU LYS GLN SER ALA ASN ASP PHE PHE SER TYR TYR ASP SER HIS ARG GLN SER VAL SER LYS LEU GLN ASN VAL GLU GLN LEU PRO PRO ASP GLU ILE LYS GLU LEU CYS GLN SER VAL MET PRO ALA GLY VAL ASP LYS ILE SER THR ALA GLN LYS TYR VAL LEU ALA ARG



• Molecule 3: NUCLEAR PORE COMPLEX PROTEIN NUP205

Chain 2-V:

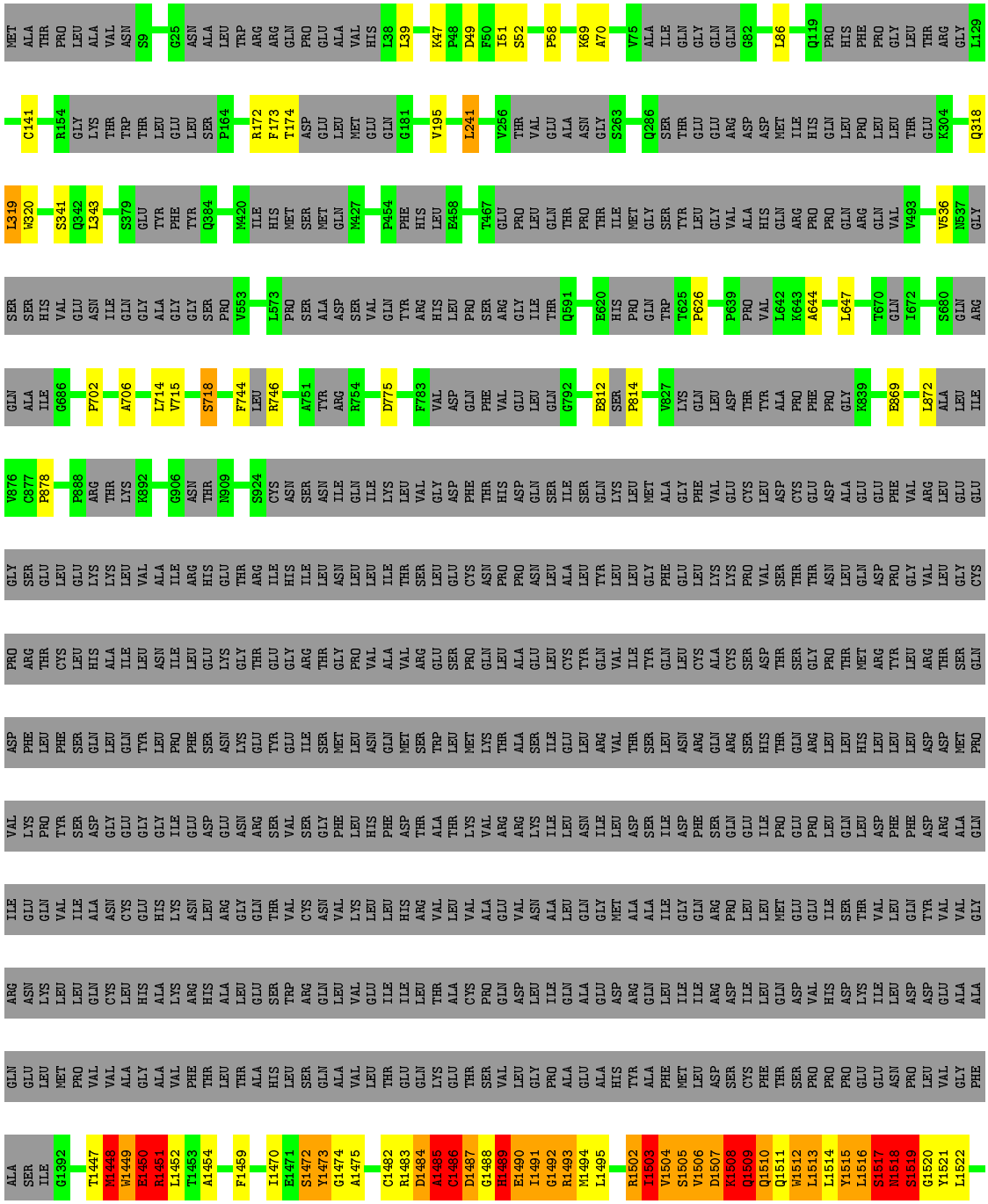

WORLDWIDE PDB PROTEIN DATA BANK
EMDataBank Unified Data Resource for 3DEM

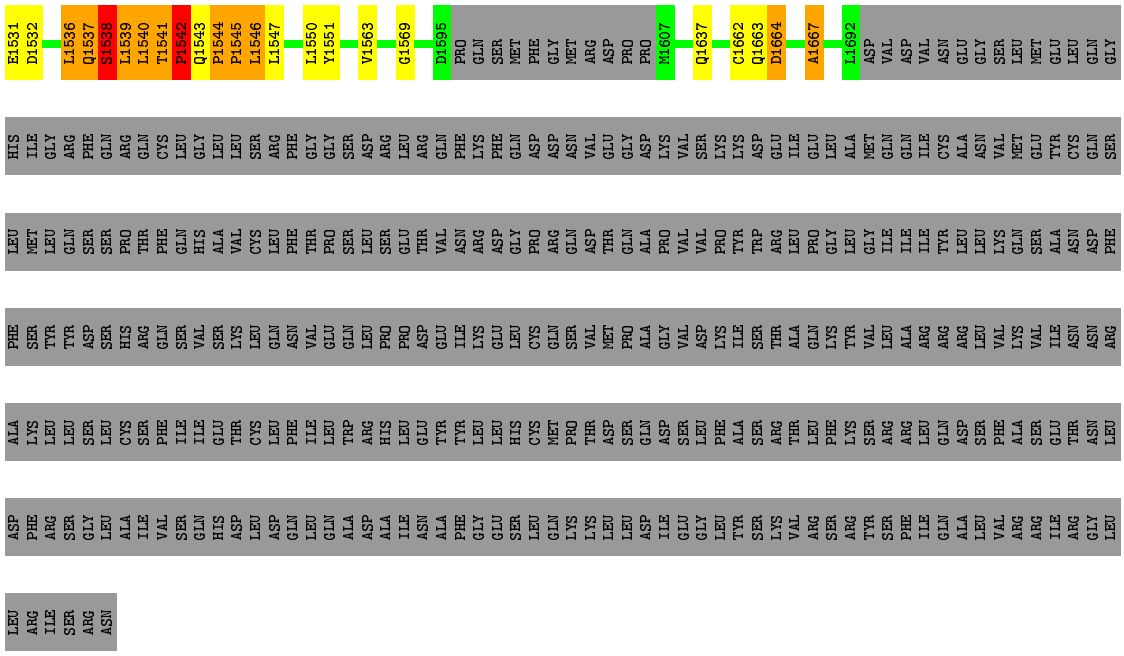

- Molecule 3: NUCLEAR PORE COMPLEX PROTEIN NUP205

Chain 3-D:

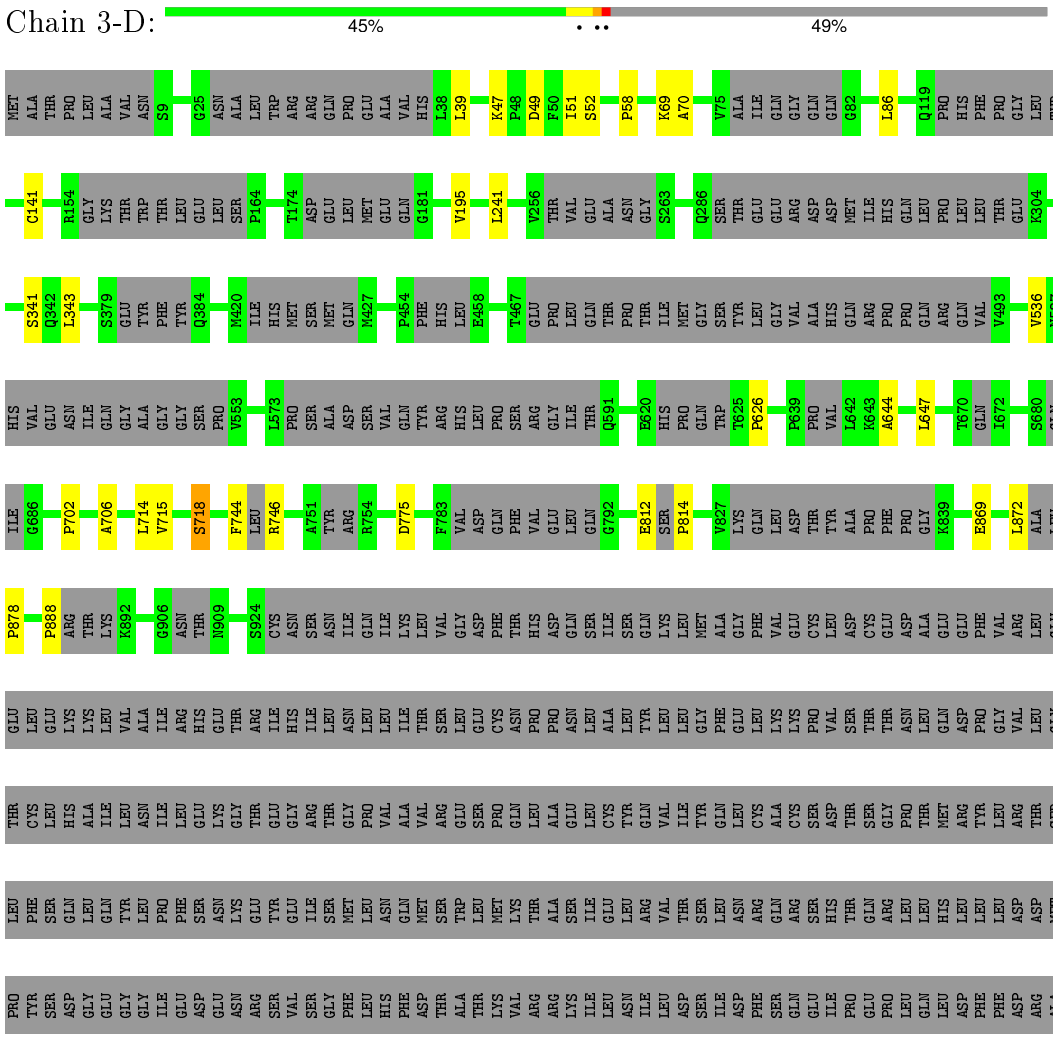



- Molecule 3: NUCLEAR PORE COMPLEX PROTEIN NUP205

Chain 3-J:

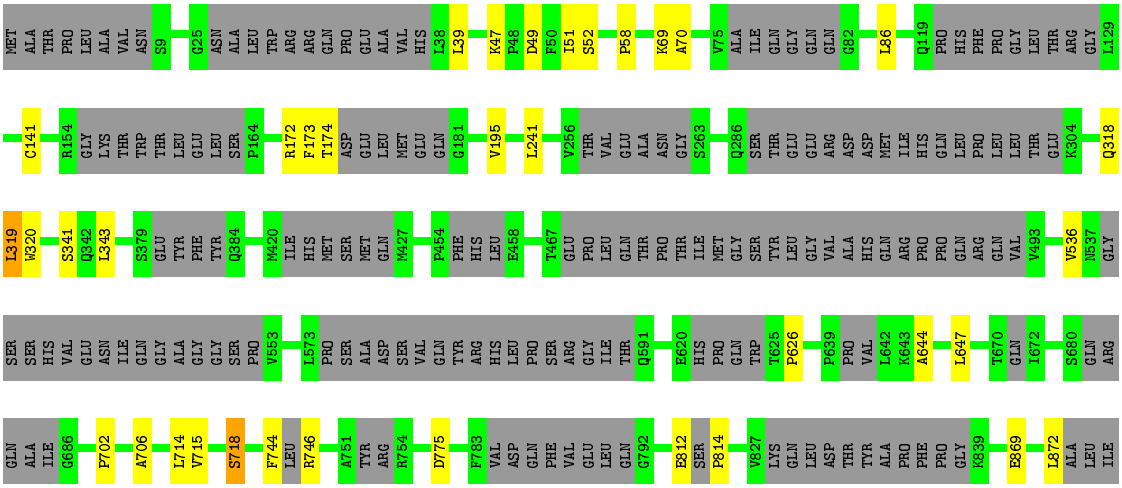



• Molecule 3: NUCLEAR PORE COMPLEX PROTEIN NUP205

Chain 3-P:

WORLDWIDE PDB PROTEIN DATA BANK
EMDataBank Unified Data Resource for 3DEM

GLN ASP SER PHE ALA SER GLU THR ASN LEU ASP PHE ARG SER GLY LEU ALA ILE VAL SER GLN HIS ASP LEU ASP GLN LEU GLN ALA ASP ALA ILE ASN ALA PHE GLY GLU SER LEU GLN LYS LYS LEU LEU ASP ILE GLU GLY LEU TYR SER LYS VAL ARG SER ARG TYR SER PHE ILE

GLN ALA LEU VAL ARG ARG ILE ARG GLY LEU LEU ARG ILE SER ARG ASN

- Molecule 3: NUCLEAR PORE COMPLEX PROTEIN NUP205

Chain 3-V: 46% 49%

MET ALA THR PRO LEU ALA VAL ASN S9 G25 ASN ALA LEU TRP ARG ARG GLN PRO GLU ALA VAL HIS L38 L39 K47 P48 D49 F50 I51 S52 P58 K69 A70 V75 ALA ILE GLN GLY GLN GLN G82 L86 Q119 PRO HIS PHE PRO GLY LEU THR ARG GLY L129

C141 R154 GLY LYS THR TRP THR LEU GLU LEU SER P164 R172 F173 T174 ASP GLU LEU MET GLU GLN G181 V195 L241 V256 THR VAL GLU ALA ASN GLY S263 Q286 SER THR GLU GLU ARG ASP ASP MET ILE HIS GLN LEU PRO LEU LEU THR GLU K304 Q318

I319 W320 S341 Q342 I343 S379 GLU TYR PHE TYR Q384 M420 ILE HIS MET SER MET GLN M427 P454 PHE HIS LEU E458 T467 GLU PRO LEU GLN THR PRO THR ILE MET GLY SER TYR LEU GLY VAL ALA HIS GLN ARG PRO PRO GLN ARG GLN VAL V493 V536 N537 GLY

SER SER HIS VAL GLU ASN ILE GLN GLY ALA GLY GLY SER PRO V553 L573 PRO SER ALA ASP SER VAL GLN TYR ARG HIS LEU PRO SER ARG GLY ILE THR Q591 E620 HIS PRO GLN TRP T625 P626 P639 PRO VAL L642 K643 A644 L647 T670 GLN I672 S680 GLN ARG

GLN ALA ILE G686 P702 A706 L714 V715 S718 F744 LEU R746 A751 TYR ARG R754 D775 F783 VAL ASP GLN PHE VAL GLU LEU GLN G792 E812 SER P814 V827 LYS GLN LEU ASP THR TYR ALA PRO PHE PRO GLY K839 E869 L872 ALA LEU ILE

V876 C877 P878 P888 ARG THR LYS K892 G906 ASN THR N909 S924 CYS ASN SER ASN ILE GLN ILE LYS LEU VAL GLY ASP PHE THR HIS ASP GLN SER ILE SER GLN LYS LEU MET ALA GLY PHE VAL GLU CYS LEU ASP CYS GLU ASP ALA GLU GLU PHE VAL ARG LEU GLU GLU

GLY SER GLU LEU GLU LYS LYS LEU VAL ALA ILE ARG HIS GLU THR ARG ILE HIS ILE LEU ASN LEU LEU ILE THR SER LEU GLU CYS ASN PRO PRO ASN LEU ALA LEU TYR LEU LEU GLY PHE GLU LEU LYS LYS PRO VAL SER THR THR ASN LEU GLN ASP PRO GLY VAL LEU GLY CYS

PRO ARG THR CYS LEU HIS ALA ILE LEU ASN ILE ILE LEU GLU LYS GLY THR GLU GLY ARG THR GLY PRO VAL ALA VAL ARG GLU SER PRO GLN LEU ALA GLU LEU CYS TYR GLN VAL ILE TYR GLN LEU CYS ALA CYS SER ASP THR SER GLY PRO THR MET ARG TYR LEU ARG THR SER GLN

ASP PHE LEU PHE SER GLN LEU GLN TYR LEU PRO PHE SER ASN LYS GLU TYR GLU ILE SER MET LEU ASN GLN MET SER TRP LEU MET LYS THR ALA SER ILE GLU LEU ARG VAL THR SER LEU ASN ARG GLN ARG SER HIS THR GLN ARG LEU LEU HIS LEU LEU LEU LEU ASP ASP MET PRO

VAL LYS PRO TYR SER ASP GLY GLU GLY GLY ILE GLU ASP GLU ASN ARG SER VAL SER GLY PHE LEU HIS PHE ASP THR ALA THR LYS VAL ARG ARG LYS ILE LEU ASN ILE LEU ASP SER ILE ASP PHE SER GLN GLU ILE PRO GLU PRO LEU LEU ILE SER THR VAL LEU GLN LYS LEU ASP PHE PHE ASP ARG ALA GLN

ILE GLU GLN VAL ILE ALA ASN CYS GLU HIS ARG LEU ARG GLY GLN THR VAL CYS ASN VAL LYS LEU LEU HIS ARG VAL LEU VAL ALA GLU VAL ASN ALA ALA LEU GLN GLY MET ALA ALA ILE GLY GLN ARG PRO LEU LEU MET GLU GLU ILE SER THR VAL LEU GLN TYR VAL VAL GLY

ARG ASN LYS LEU LEU GLN CYS CYS LEU HIS ALA LYS ARG HIS ALA LEU GLU SER TRP ARG GLN LEU VAL GLN ILE ILE LEU THR ALA CYS PRO GLN ASP LEU ILE GLN ALA GLU ASP ARG GLN LEU ILE ILE ASP ILE LEU GLN ASP VAL HIS ASP LYS ILE LEU ASP ASP ARG GLU ALA ALA

GLN GLU LEU MET PRO VAL VAL ALA GLY PHE THR ALA HIS LEU SER GLN ALA VAL LEU THR GLU GLN LYS GLU THR SER VAL LEU PRO ALA GLU ALA HIS TYR ALA PHE MET LEU ASP SER CYS PHE THR SER PRO PRO LEU GLU GLU PRO PRO LYS GLU GLU ASN PRO LEU ASP ASP PHE

ALA SER ILE G1392 T1447 M1448 W1449 E1450 R1451 L1452 T1453 A1454 F1459 I1470 E1471 S1472 Y1473 G1474 A1475 C1482 R1483 D1484 A1485 C1486 D1487 G1488 H1489 E1490 I1491 G1492 R1493 M1494 L1495 R1502 I1503 V1504 S1505 V1506 D1507 K1508 Q1509 Q1510 Q1511 W1512 L1513 L1514 Y1515 L1516 S1517 N1518 S1519 G1520 Y1521 L1522

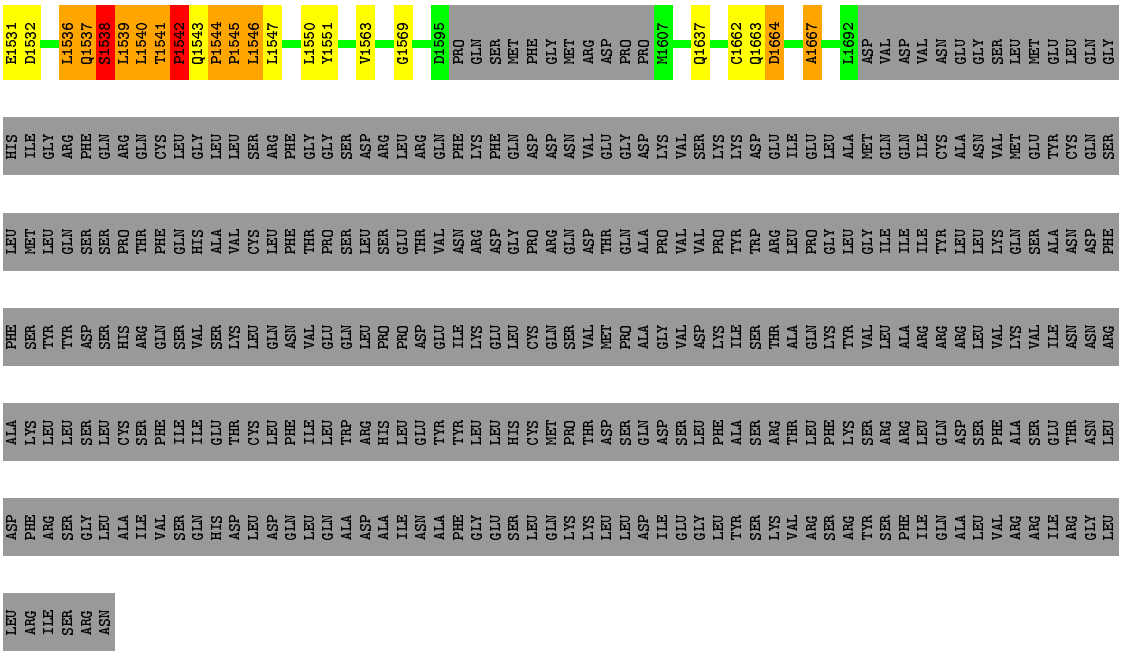

- Molecule 3: NUCLEAR PORE COMPLEX PROTEIN NUP205

Chain 4-D:

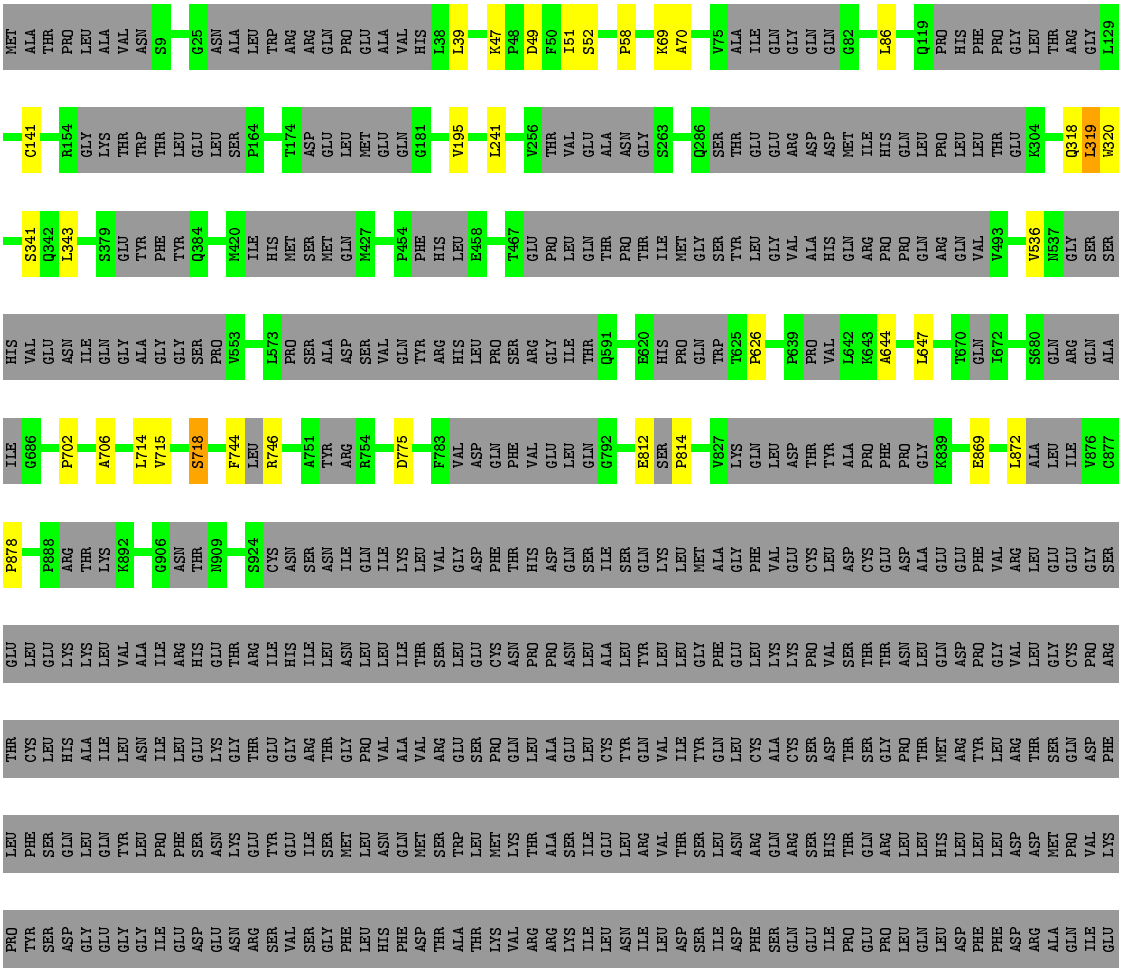

WORLDWIDE PDB PROTEIN DATA BANK
EMDataBank Unified Data Resource for 3DEM

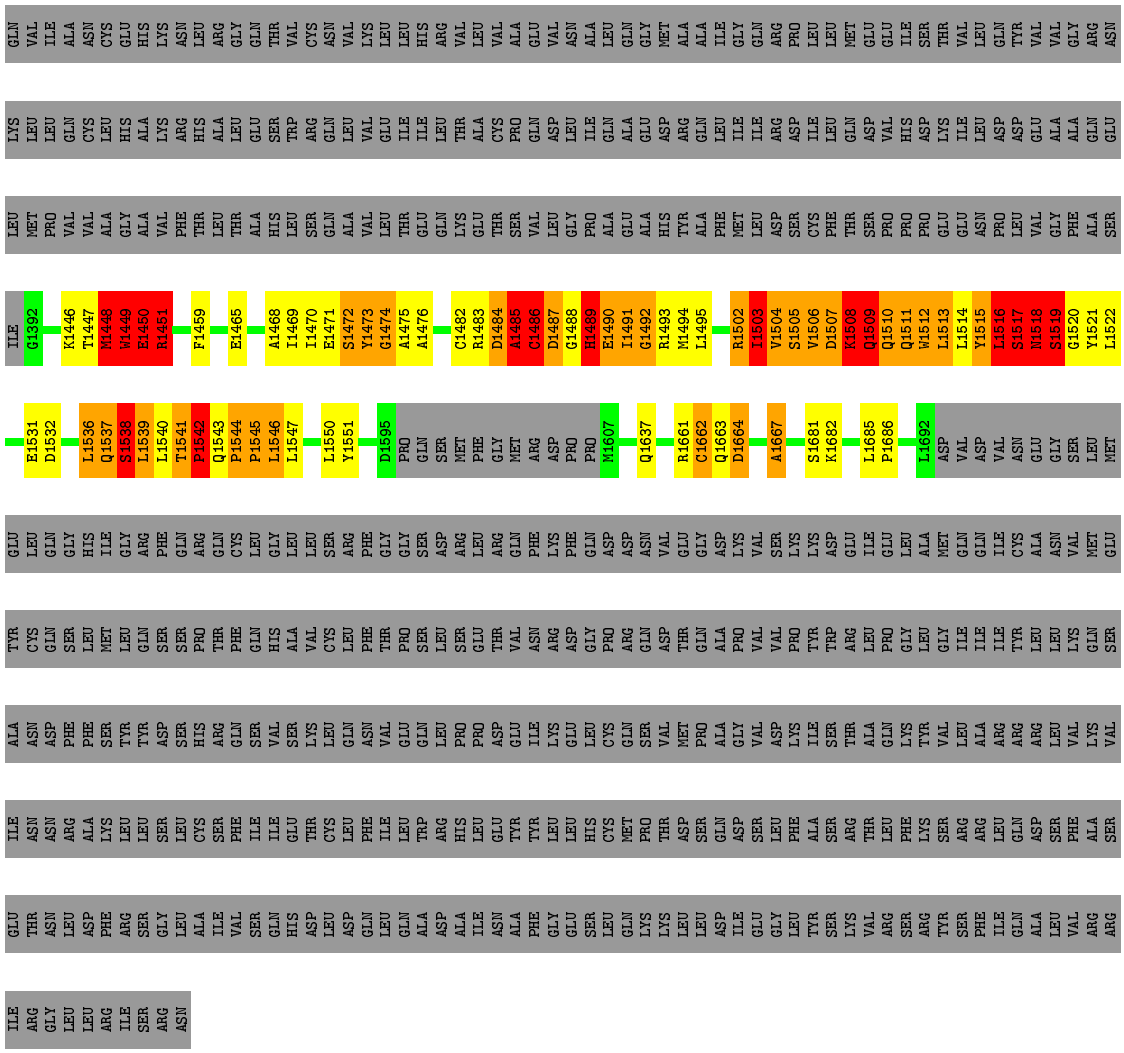

- Molecule 3: NUCLEAR PORE COMPLEX PROTEIN NUP205

Chain 4-J:

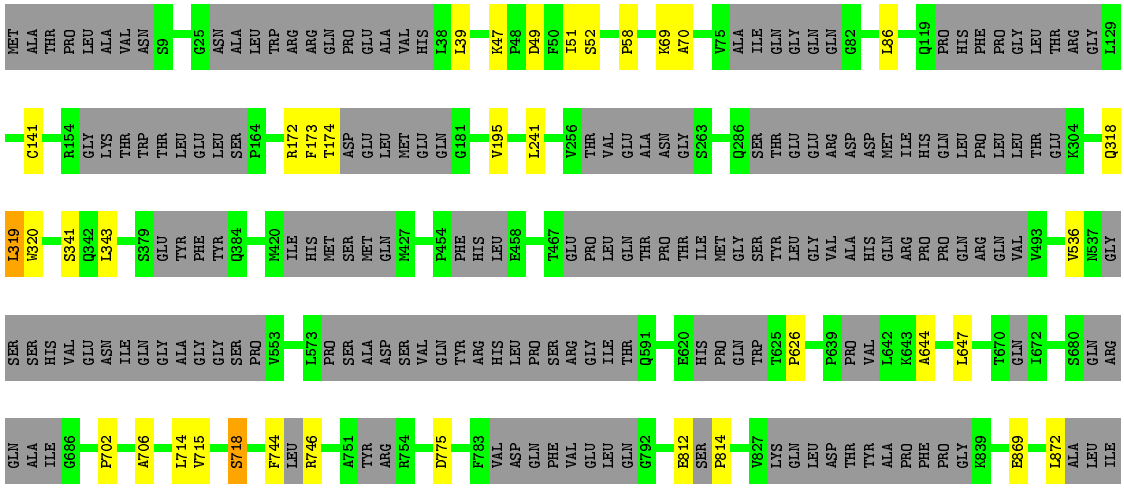

WORLDWIDE PDB PROTEIN DATA BANK
EMDataBank Unified Data Resource for 3DEM



• Molecule 3: NUCLEAR PORE COMPLEX PROTEIN NUP205

Chain 4-P:

ILE	ALA	TYR	GLU		ILE	LEU	LYS	GLN	PRO	LEU	THR	GLU	P878	ILE	HIS		C141
ASN	ASN	CYS	LEU	E1531	G1392	MET	LEU	VAL	TYR	PHE	CYS	LEU		G686	VAL	S341	
ASN	ASP	GLN	GLN	D1532		PRO	LEU	ILE	SER	SER	LEU	GLU	P888		GLU	Q342	R154
ARG	PHE	SER	GLY		K1446	VAL	GLN	ALA	ASP	GLN	HIS	LYS	ARG	P702	ASN	L343	
ALA	PHE	LEU	HIS	L1536	T1447	VAL	CYS	ASN	GLY	LEU	ALA	LYS	THR		ILE		GLY
LYS	SER	MET	ILE	Q1537	M1448	ALA	LEU	CYS	GLU	GLN	ILE	LEU	LYS	A706	GLN	S379	LYS
LEU	TYR	LEU	GLY	S1538	W1449	GLY	HIS	GLU	GLY	TYR	LEU	VAL	K892		GLY	GLU	THR
LEU	TYR	GLN	ARG	L1539	E1450	ALA	ALA	HIS	GLY	LEU	ASN	ALA		L714	ALA	TYR	TRP
SER	ASP	SER	PHE	L1540	R1451	VAL	LYS	LYS	ILE	PRO	ILE	ILE	G906	V715	GLY	PHE	THR
LEU	SER	SER	GLN	T1541		PHE	ARG	ASN	GLU	PHE	LEU	ARG	ASN		GLY	TYR	LEU
CYS	HIS	PRO	ARG	P1542	F1459	THR	HIS	LEU	ASP	SER	GLU	HIS	THR	S718	SER	Q384	GLU
SER	ARG	THR	GLN	Q1543		LEU	ALA	ARG	GLU	ASN	LYS	GLU	N909		PRO		LEU
PHE	GLN	PHE	CYS	P1544	E1465	THR	LEU	GLY	ASN	LYS	GLY	THR		F744	V553	M420	SER
ILE	SER	GLN	LEU	P1545		ALA	GLU	GLN	ARG	GLU	THR	ARG	S924	LEU		ILE	P164
ILE	VAL	HIS	GLY	L1546	A1468	HIS	SER	THR	SER	TYR	GLU	ILE	CYS	R746	L573	HIS	
GLU	SER	ALA	LEU	L1547	I1469	LEU	TRP	VAL	VAL	GLU	GLY	HIS	ASN		PRO	MET	T174
THR	LYS	VAL	LEU		I1470	SER	ARG	CYS	SER	ILE	ARG	ILE	SER	A751	SER	SER	ASP
CYS	LEU	CYS	SER	L1550	E1471	GLN	GLN	ASN	GLY	SER	THR	LEU	ASN	TYR	ALA	MET	GLU
LEU	GLN	LEU	ARG	Y1551	S1472	ALA	LEU	VAL	PHE	MET	GLY	ASN	ILE	ARG	ASP	GLN	LEU
PHE	ASN	PHE	PHE		Y1473	VAL	VAL	LYS	LEU	LEU	PRO	LEU	GLN	R754	SER	M427	MET
ILE	VAL	THR	GLY	D1595	G1474	LEU	GLU	LEU	HIS	ASN	VAL	LEU	ILE		VAL		GLU
LEU	GLU	PRO	GLY	PRO	A1475	THR	ILE	LEU	PHE	GLN	ALA	ILE	LYS	D775	GLN	P454	GLN
TRP	GLN	SER	SER	GLN	A1476	GLU	ILE	HIS	ASP	MET	VAL	THR	LEU		TYR	PHE	G181
ARG	LEU	LEU	ASP	SER		GLN	LEU	ARG	THR	SER	ARG	SER	VAL	F783	ARG	HIS	
HIS	PRO	SER	ARG	MET	C1482	LYS	THR	VAL	ALA	TRP	GLU	LEU	GLY	VAL	HIS	LEU	V195
LEU	PRO	GLU	LEU	PHE	R1483	GLU	ALA	LEU	THR	LEU	SER	GLU	ASP	ASP	LEU	E458	
GLU	ASP	THR	ARG	GLY	D1484	THR	CYS	VAL	LYS	MET	PRO	CYS	PHE	GLN	PRO		L241
TYR	GLU	VAL	GLN	MET	A1485	SER	PRO	ALA	VAL	LYS	GLN	ASN	THR	PHE	SER	T467	
TYR	ILE	ASN	PHE	ARG	C1486	VAL	GLN	GLU	ARG	THR	LEU	PRO	HIS	VAL	ARG	GLU	V256
LEU	LYS	ARG	LYS	ASP	D1487	LEU	ASP	VAL	ARG	ALA	ALA	PRO	ASP	GLU	GLY	PRO	THR
LEU	GLU	ASP	PHE	PRO	G1488	GLY	LEU	ASN	LYS	SER	GLU	ASN	GLN	LEU	ILE	LEU	VAL
HIS	LEU	GLY	GLN	PRO	H1489	PRO	ILE	ALA	ILE	ILE	LEU	LEU	SER	GLN	THR	GLN	GLU
CYS	CYS	PRO	ASP	M1607	E1490	ALA	GLN	LEU	LEU	GLU	CYS	ALA	ILE	G792	Q591	THR	ALA
MET	GLN	ARG	ASP		I1491	GLU	ALA	GLN	ASN	LEU	TYR	LEU	SER			PRO	ASN
PRO	SER	GLN	ASN	Q1637	G1492	ALA	GLU	GLY	ILE	ARG	GLN	TYR	GLN	E812	E620	THR	GLY
THR	VAL	ASP	VAL		R1493	HIS	ASP	MET	LEU	VAL	VAL	LEU	LYS	SER	HIS	ILE	S263
ASP	MET	THR	GLU	R1661	M1494	TYR	ARG	ALA	ASP	THR	ILE	LEU	LEU	P814	PRO	MET	
SER	PRO	GLN	GLY	C1662	L1495	ALA	GLN	ALA	SER	SER	TYR	GLY	MET		GLN	GLY	Q286
GLN	ALA	ALA	ASP	Q1663		PHE	LEU	ILE	ILE	LEU	GLN	PHE	ALA	V827	TRP	SER	SER
ASP	GLY	PRO	LYS	D1664	R1502	MET	ILE	GLY	ASP	ASN	LEU	GLU	GLY	LYS	T625	TYR	THR
SER	VAL	VAL	VAL		I1503	LEU	ILE	GLN	PHE	ARG	CYS	LEU	PHE	GLN	P626	LEU	GLU
LEU	ASP	VAL	SER	A1667	V1504	ASP	ARG	ARG	SER	GLN	ALA	LYS	VAL	LEU		GLY	GLU
PHE	LYS	PRO	LYS		S1505	SER	ASP	PRO	GLN	ARG	CYS	LYS	GLU	ASP	P639	VAL	ARG
ALA	ILE	TYR	LYS	S1681	V1506	CYS	ILE	LEU	GLU	SER	SER	PRO	CYS	THR	PRO	ALA	ASP
SER	SER	TRP	ASP	K1682	D1507	PHE	LEU	LEU	ILE	HIS	ASP	VAL	LEU	TYR	VAL	HIS	ASP
ARG	THR	ARG	GLU		K1508	THR	GLN	MET	PRO	THR	THR	SER	ASP	ALA	L642	GLN	MET
THR	ALA	LEU	ILE	L1685	Q1509	SER	ASP	GLU	GLU	GLN	SER	THR	CYS	PRO	K643	ARG	ILE
LEU	GLN	PRO	GLU	P1686	Q1510	PRO	VAL	GLU	PRO	ARG	GLY	THR	GLU	PHE	A644	PRO	HIS
PHE	LYS	GLY	LEU		Q1511	PRO	HIS	ILE	LEU	LEU	PRO	ASN	ASP	PRO		PRO	GLN
LYS	TYR	LEU	ALA	L1692	W1512	PRO	ASP	SER	GLN	LEU	THR	LEU	ALA	GLY	L647	GLN	LEU
SER	VAL	GLY	MET	ASP	L1513	GLU	LYS	THR	LEU	HIS	MET	GLN	GLU	K839		ARG	PRO
ARG	LEU	ILE	GLN	VAL	L1514	GLU	ILE	VAL	ASP	LEU	ARG	ASP	GLU		T670	GLN	LEU
ARG	ALA	ILE	GLN	ASP	Y1515	ASN	LEU	LEU	PHE	LEU	TYR	PRO	PHE	E869	GLN	VAL	LEU
LEU	ARG	ILE	ILE	VAL	L1516	PRO	ASP	GLN	PHE	LEU	LEU	GLY	VAL		I672	V493	THR
GLN	ARG	TYR	CYS	ASN	S1517	LEU	ASP	TYR	ASP	ASP	ARG	VAL	ARG	L872			GLU
ASP	ARG	LEU	ALA	GLU	N1518	VAL	GLU	VAL	ARG	ASP	THR	LEU	LEU	ALA	S680	V536	K304
SER	LEU	LEU	ASN	GLY	S1519	GLY	ALA	VAL	ALA	MET	SER	GLY	GLU	LEU	GLN	N537	
PHE	VAL	LYS	VAL	SER	G1520	PHE	ALA	GLY	GLN	PRO	GLN	CYS	GLU	ILE	ARG	GLY	Q318
ALA	LYS	GLN	MET	LEU	Y1521	ALA	GLN	ARG	ILE	VAL	ASP	PRO	GLY	V876	GLN	SER	L319
SER	VAL	SER	GLU	MET	L1522	SER	GLU	ASN	GLU	LYS	PHE	ARG	SER	C877	ALA	SER	W320

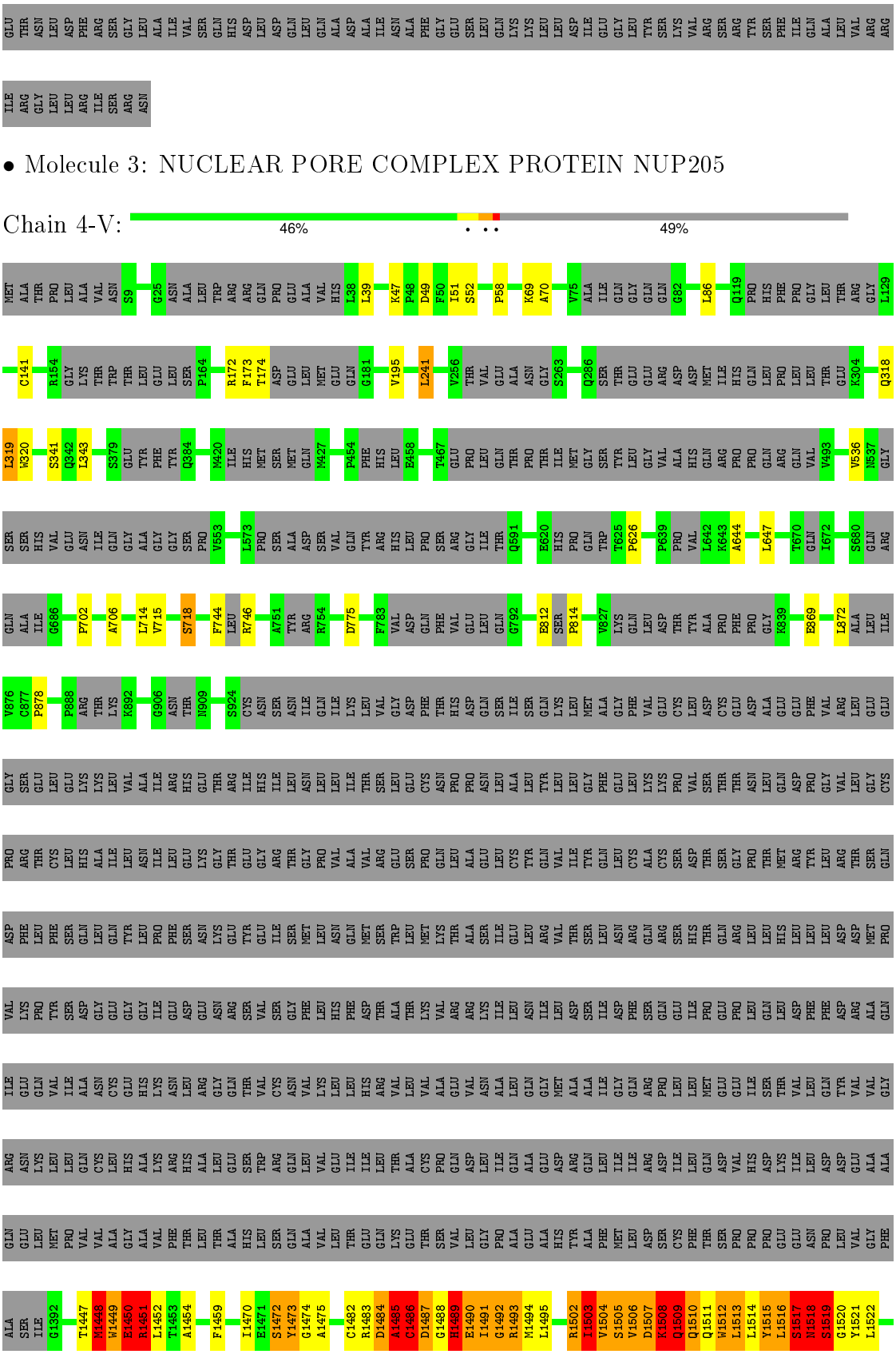

- Molecule 3: NUCLEAR PORE COMPLEX PROTEIN NUP205

Chain 4-V: 46% 49%

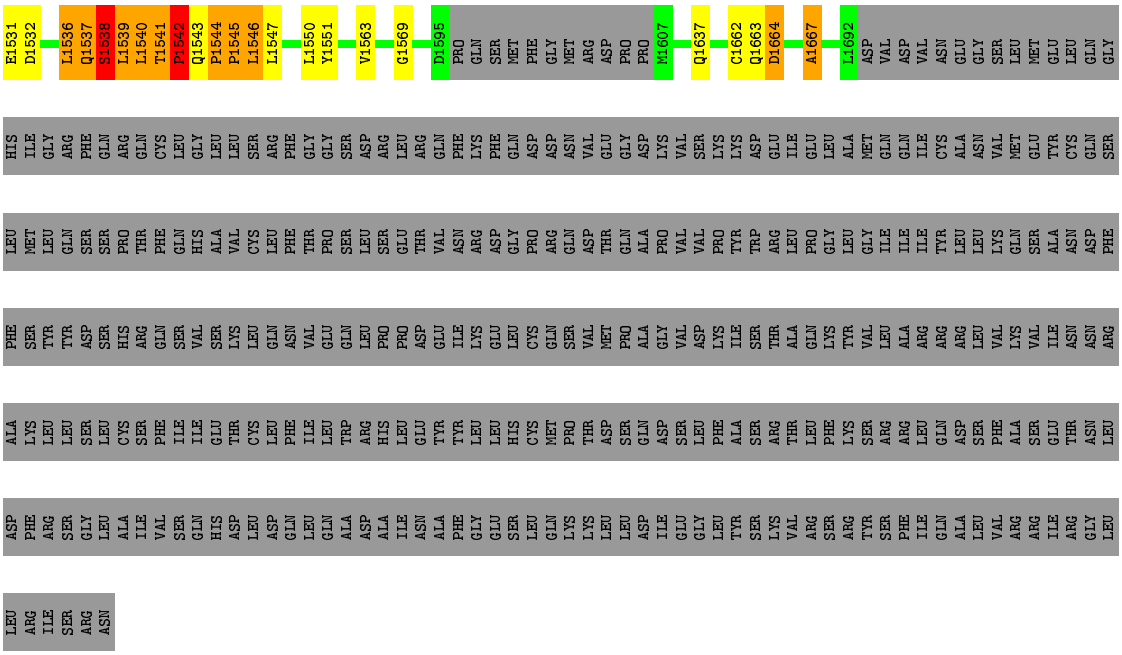

- Molecule 3: NUCLEAR PORE COMPLEX PROTEIN NUP205

Chain 5-D:

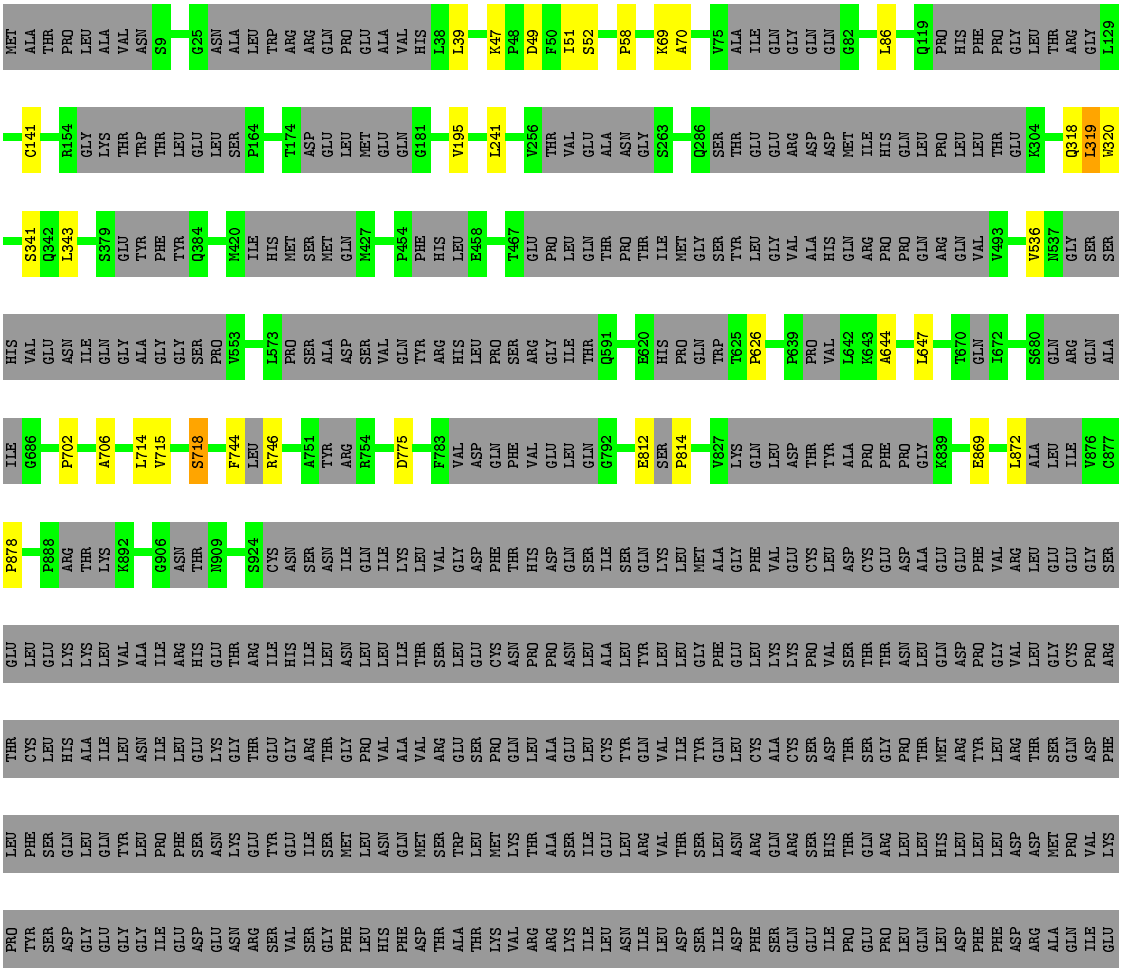

WORLDWIDE PDB PROTEIN DATA BANK
EMDataBank Unified Data Resource for 3DEM



- Molecule 3: NUCLEAR PORE COMPLEX PROTEIN NUP205

Chain 5-J:

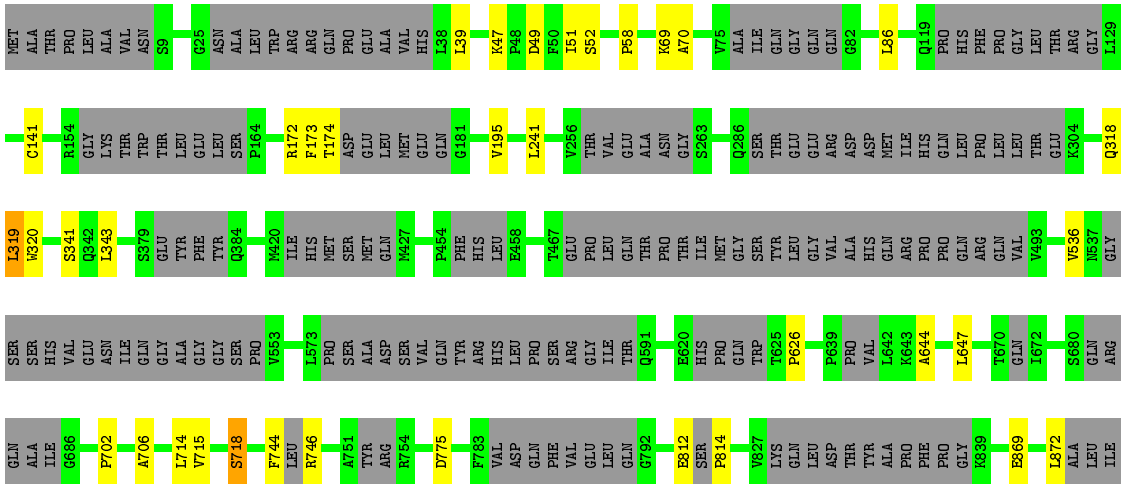



• Molecule 3: NUCLEAR PORE COMPLEX PROTEIN NUP205

Chain 5-P:

ASN	ASP	GLN	GLN	S1538	ILE	LEU	LYS	GLN	PRO	LEU	THR	GLU	P878	ILE	HIS			
ARG	PHE	SER	GLY	L1539	G1392	MET	LEU	VAL	TYR	PHE	CYS	LEU		G686	VAL	S341	C141	
ALA	PHE	LEU	HIS	L1540		PRO	LEU	ILE	SER	SER	LEU	GLU	P888		GLU	Q342		
LYS	SER	MET	ILE	T1541	T1447	VAL	GLN	ALA	ASP	GLN	HIS	LYS	ARG	P702	ASN	L343	R154	
LEU	TYR	LEU	GLY	P1542	M1448	VAL	CYS	ASN	GLY	LEU	ALA	LYS	THR		ILE		GLY	
LEU	TYR	GLN	ARG	Q1543	W1449	ALA	LEU	CYS	GLU	GLN	ILE	LEU	LYS	A706	GLN	S379	LYS	
SER	ASP	SER	PHE	P1544	E1450	GLY	HIS	GLU	GLY	TYR	LEU	VAL	K892		GLY	GLU	THR	
LEU	SER	SER	GLN	P1545	R1451	ALA	ALA	HIS	GLY	LEU	ASN	ALA		L714	ALA	TYR	TRP	
CYS	HIS	PRO	ARG	L1546		VAL	LYS	LYS	ILE	PRO	ILE	ILE	G906	V715	GLY	PHE	THR	
SER	ARG	THR	GLN	L1547	F1459	PHE	ARG	ASN	GLU	PHE	LEU	ARG	ASN		GLY	TYR	LEU	
PHE	GLN	PHE	CYS			THR	HIS	LEU	ASP	SER	GLU	HIS	THR	S718	SER	Q384	GLU	
ILE	SER	GLN	LEU	L1550	I1470	LEU	ALA	ARG	GLU	ASN	GLU	GLU	N909		PRO		LEU	
ILE	VAL	HIS	GLY	Y1551	E1471	THR	LEU	GLY	ASN	LYS	GLY	THR		F744	V553	M420	SER	
GLU	SER	ALA	LEU		S1472	ALA	GLU	GLN	ARG	GLU	THR	ARG	S924	LEU		ILE	P164	
THR	LYS	VAL	LEU	V1563	Y1473	HIS	SER	THR	SER	TYR	GLU	ILE	CYS	R746	L573	HIS		
CYS	LEU	CYS	SER		G1474	LEU	TRP	VAL	VAL	GLU	GLY	HIS	ASN		PRO	MET	T174	
LEU	GLN	LEU	ARG	G1569	A1475	SER	ARG	CYS	SER	ILE	ARG	ILE	SER	A751	SER	SER	ASP	
PHE	ASN	PHE	PHE			GLN	GLN	ASN	GLY	SER	THR	LEU	ASN	TYR	ALA	MET	GLU	
ILE	VAL	THR	GLY	D1595	C1482	ALA	LEU	VAL	PHE	MET	GLY	ASN	ILE	ARG	ASP	GLN	LEU	
LEU	GLU	PRO	GLY	PRO	R1483	VAL	VAL	LYS	LEU	LEU	PRO	LEU	GLN	R754	SER	M427	MET	
TRP	GLN	SER	SER	GLN	D1484	LEU	GLU	LEU	HIS	ASN	VAL	LEU	ILE		VAL		GLU	
ARG	LEU	LEU	ASP	SER	A1485	THR	ILE	LEU	PHE	GLN	ALA	ILE	LYS	D775	GLN	P454	GLN	
HIS	PRO	SER	ARG	MET	C1486	GLU	ILE	HIS	ASP	MET	VAL	THR	LEU		TYR	PHE	G181	
LEU	PRO	GLU	LEU	PHE	D1487	GLN	LEU	ARG	THR	SER	ARG	SER	VAL	F783	ARG	HIS		
GLU	ASP	THR	ARG	GLY	G1488	LYS	THR	VAL	ALA	TRP	GLU	LEU	GLY	VAL	HIS	LEU	V195	
TYR	GLU	VAL	GLN	MET	H1489	GLU	ALA	LEU	THR	LEU	SER	GLU	ASP	ASP	LEU	E458		
TYR	ILE	ASN	PHE	ARG	E1490	THR	CYS	VAL	LYS	MET	PRO	CYS	PHE	GLN	PRO		L241	
LEU	LYS	ARG	LYS	ASP	I1491	SER	PRO	ALA	VAL	LYS	GLN	ASN	THR	PHE	SER	T467		
LEU	GLU	ASP	PHE	PRO	G1492	VAL	GLN	GLU	ARG	THR	LEU	PRO	HIS	VAL	ARG	GLU	V256	
HIS	LEU	GLY	GLN	PRO	R1493	LEU	ASP	VAL	ARG	ALA	ALA	PRO	ASP	GLU	GLY	PRO	THR	
CYS	CYS	PRO	ASP	M1607	M1494	GLY	LEU	ASN	LYS	SER	GLU	ASN	GLN	LEU	ILE	LEU	VAL	
MET	GLN	ARG	ASP		L1495	PRO	ILE	ALA	ILE	ILE	LEU	LEU	SER	GLN	THR	GLN	GLU	
PRO	SER	GLN	ASN	Q1637		ALA	GLN	LEU	LEU	GLU	CYS	ALA	ILE	G792	Q591	THR	ALA	
THR	VAL	ASP	VAL		R1502	GLU	ALA	GLN	ASN	LEU	TYR	LEU	SER			PRO	ASN	
ASP	MET	THR	GLU	C1662	I1503	ALA	GLU	GLY	ILE	ARG	GLN	TYR	GLN	E812	E620	THR	GLY	
SER	PRO	GLN	GLY	Q1663	V1504	HIS	ASP	MET	LEU	VAL	VAL	LEU	LYS	SER	HIS	ILE	S263	
GLN	ALA	ALA	ASP	D1664	S1505	TYR	ARG	ALA	ASP	THR	ILE	LEU	LEU	P814	PRO	MET		
ASP	GLY	PRO	LYS		V1506	ALA	GLN	ALA	SER	SER	TYR	GLY	MET		GLN	GLY	Q286	
SER	VAL	VAL	VAL	A1667	D1507	PHE	LEU	ILE	ILE	LEU	GLN	PHE	ALA	V827	TRP	SER	SER	
LEU	ASP	VAL	SER		K1508	MET	ILE	GLY	ASP	ASN	LEU	GLU	GLY	LYS	T625	TYR	THR	
PHE	LYS	PRO	LYS	S1681	Q1509	LEU	ILE	GLN	PHE	ARG	CYS	LEU	PHE	GLN	P626	LEU	GLU	
ALA	ILE	TYR	LYS	K1682	Q1510	ASP	ARG	ARG	SER	GLN	ALA	LYS	VAL	LEU		GLY	GLU	
SER	SER	TRP	ASP		Q1511	SER	ASP	PRO	GLN	ARG	CYS	LYS	GLU	ASP	P639	VAL	ARG	
ARG	THR	ARG	GLU	L1685	W1512	CYS	ILE	LEU	GLU	SER	SER	PRO	CYS	THR	PRO	ALA	ASP	
THR	ALA	LEU	ILE	P1686	L1513	PHE	LEU	LEU	ILE	SER	ASP	VAL	LEU	TYR	VAL	HIS	ASP	
LEU	GLN	PRO	GLU	G1687	L1514	THR	GLN	MET	PRO	THR	THR	SER	ASP	ALA	L642	GLN	MET	
PHE	LYS	GLY	LEU		Y1515	SER	ASP	GLU	GLU	GLN	SER	THR	CYS	PRO	K643	ARG	ILE	
LYS	TYR	LEU	ALA	L1692	L1516	PRO	VAL	GLU	PRO	ARG	GLY	THR	GLU	PHE	A644	PRO	HIS	
SER	VAL	GLY	MET	ASP	S1517	PRO	HIS	ILE	LEU	LEU	PRO	ASN	ASP	PRO		PRO	GLN	
ARG	LEU	ILE	GLN	VAL	N1518	PRO	ASP	SER	GLN	LEU	THR	LEU	ALA	GLY	L647	GLN	LEU	
ARG	ALA	ILE	GLN	ASP	S1519	GLU	LYS	THR	LEU	HIS	MET	GLN	GLU	K839		ARG	PRO	
LEU	ARG	ILE	ILE	VAL	G1520	GLU	ILE	VAL	ASP	LEU	ARG	ASP	GLU		T670	GLN	LEU	
GLN	ARG	TYR	CYS	ASN	Y1521	ASN	LEU	LEU	PHE	LEU	TYR	PRO	PHE	E869	GLN	VAL	LEU	
ASP	ARG	LEU	ALA	GLU	L1522	PRO	ASP	GLN	PHE	LEU	LEU	GLY	VAL		I672	V493	THR	
SER	LEU	LEU	ASN	GLY		LEU	ASP	TYR	ASP	ASP	ARG	VAL	ARG	L872			GLU	
PHE	VAL	LYS	VAL	SER	E1531	VAL	GLU	VAL	ARG	ASP	THR	LEU	LEU	ALA	S680	V536	K304	
ALA	LYS	GLN	MET	LEU	D1532	GLY	ALA	VAL	ALA	MET	SER	GLY	GLU	LEU	GLN	N537		
SER	VAL	SER	GLU	MET		PHE	ALA	GLY	GLN	PRO	GLN	CYS	GLU	ILE	ARG	GLY	Q318	
GLU	ILE	ALA	TYR	GLU	L1536	ALA	GLN	ARG	ILE	VAL	ASP	PRO	GLY	V876	GLN	SER	L319	
THR	ASN	ASN	CYS	LEU	Q1537	SER	GLU	ASN	GLU	LYS	PHE	ARG	SER	C877	ALA	SER	W320	

ASN LEU ASP PHE ARG SER GLY LEU ALA ILE VAL SER GLN HIS ASP LEU ASP GLN LEU GLN ALA ASP ALA ILE ASN ALA PHE GLY GLU SER LEU GLN LYS LYS LEU LEU ASP ILE GLU GLY LEU TYR SER LYS VAL ARG SER ARG TYR SER PHE ILE GLN ALA LEU VAL ARG ARG ILE ARG

GLY LEU LEU ARG ILE SER ARG ASN

- Molecule 3: NUCLEAR PORE COMPLEX PROTEIN NUP205

Chain 5-V: 46% 49%

MET ALA THR PRO LEU ALA VAL ASN S9 G25 ASN ALA LEU TRP ARG GLN PRO GLU ALA VAL HIS L38 L39 K47 P48 D49 F50 I51 S52 P58 K69 A70 V75 ALA ILE GLN GLY GLN GLN G82 L86 Q119 PRO HIS PHE PRO GLY LEU THR ARG GLY L129

C141 R154 GLY LYS THR TRP THR LEU GLU LEU SER P164 R172 F173 T174 ASP GLU LEU MET GLU GLN G181 V195 L241 V256 THR VAL GLU ALA ASN GLY S263 Q286 SER THR GLU GLU ARG ASP ASP MET ILE HIS GLN LEU PRO LEU LEU THR GLU K304 Q318

I319 W320 S341 Q342 I343 S379 GLU TYR PHE TYR Q384 M420 ILE HIS MET SER MET GLN M427 P454 PHE HIS LEU E458 T467 GLU PRO LEU GLN THR PRO THR ILE MET GLY SER TYR LEU GLY VAL ALA HIS GLN ARG PRO PRO GLN ARG GLN VAL V493 V536 N537 GLY

SER SER HIS VAL GLU ASN ILE GLN GLY ALA GLY GLY SER PRO V553 L573 PRO SER ALA ASP SER VAL GLN TYR ARG HIS LEU PRO SER ARG GLY ILE THR Q591 E620 HIS PRO GLN TRP T625 P626 P639 PRO VAL L642 K643 A644 L647 T670 GLN I672 S680 GLN ARG

GLN ALA ILE G686 P702 A706 L714 V715 S718 F744 LEU R746 A751 TYR ARG R754 D775 F783 VAL ASP GLN PHE VAL GLU LEU GLN G792 E812 SER P814 V827 LYS GLN LEU ASP THR TYR ALA PRO PHE PRO GLY K839 E869 L872 ALA LEU ILE

V876 C877 P878 P888 ARG THR LYS K892 G906 ASN THR N909 S924 CYS ASN SER ASN ILE GLN ILE LYS LEU VAL GLY ASP PHE THR HIS ASP GLN SER ILE SER GLN LYS LEU MET ALA GLY PHE VAL GLU CYS LEU ASP CYS GLU ASP ALA GLU GLU PHE VAL ARG LEU GLU GLU

GLY SER GLU LEU GLU LYS LYS LEU VAL ALA ILE ARG HIS GLU THR ARG ILE HIS ILE LEU ASN LEU LEU ILE THR SER LEU GLU CYS ASN PRO PRO ASN LEU ALA LEU TYR LEU LEU GLY PHE GLU LEU LYS LYS PRO VAL SER THR THR ASN LEU GLN ASP PRO GLY VAL LEU GLY CYS

PRO ARG THR CYS LEU HIS ALA ILE LEU ASN ILE LEU GLU LYS GLY THR GLU GLY ARG THR GLY PRO VAL ALA VAL ARG GLU SER PRO GLN LEU ALA GLU LEU CYS TYR GLN VAL ILE TYR GLN LEU CYS ALA CYS SER ASP THR SER GLY PRO THR MET ARG TYR LEU ARG THR SER GLN

ASP PHE LEU PHE SER GLN LEU GLN TYR LEU PRO PHE SER ASN LYS GLU TYR GLU ILE SER MET LEU ASN GLN MET SER TRP LEU MET LYS THR ALA SER ILE GLU LEU ARG VAL THR SER LEU ASN ARG GLN ARG SER HIS THR GLN ARG LEU LEU HIS LEU LEU LEU ASP PRO PRO

VAL LYS PRO TYR SER ASP GLY GLU GLY GLY ILE GLU ASP GLU ASN ARG SER VAL SER GLY PHE LEU HIS PHE ASP THR ALA THR LYS VAL ARG ARG LYS ILE LEU ASN ILE LEU ASP SER ILE ASP PHE SER GLN GLU ILE PRO GLU PRO LEU GLU GLU ILE SER THR VAL LEU GLN TYR ASP PHE PHE ASP LEU

ILE GLU GLN VAL ILE ALA ASN CYS GLU HIS ALA LYS ASN LEU ARG GLY GLN THR VAL CYS ASN VAL LYS LEU LEU HIS ARG VAL LEU VAL ALA GLU GLN LYS VAL LEU LEU GLN GLY MET ALA ALA ILE GLY GLN ARG PRO LEU LEU MET GLU GLU ILE SER THR VAL LEU GLN TYR VAL VAL GLY

ARG ASN LYS LEU LEU GLN CYS CYS LEU HIS ALA LYS ARG HIS ALA LEU GLU SER TRP ARG GLN LEU VAL GLU ILE ILE LEU THR ALA CYS PRO GLN ASP LEU ILE GLN ALA GLU ARG GLN LEU ILE ILE ASP ILE LEU GLN ASP VAL HIS ASP LYS ILE LEU ASP ASP ALA ALA

GLN GLU LEU MET PRO VAL VAL ALA GLY PHE THR ALA HIS LEU THR ALA VAL LEU THR GLU GLN LYS GLU THR SER VAL LEU GLY PRO ALA GLU ALA HIS TYR ALA PHE MET LEU ASP SER CYS PHE THR SER PRO PRO LEU PRO GLU GLU GLU ASN PRO LEU GLU PHE

ALA SER ILE G1392 T1447 M1448 W1449 E1450 R1451 L1452 T1453 A1454 F1459 I1470 E1471 S1472 Y1473 G1474 A1475 C1482 R1483 D1484 A1485 C1486 D1487 G1488 H1489 E1490 I1491 G1492 R1493 M1494 L1495 R1502 I1503 V1504 S1505 V1506 D1507 K1508 Q1509 Q1510 Q1511 W1512 L1513 L1514 Y1515 L1516 S1517 N1518 S1519 G1520 Y1521 L1522

WORLDWIDE PDB PROTEIN DATA BANK
EMDataBank Unified Data Resource for 3DEM

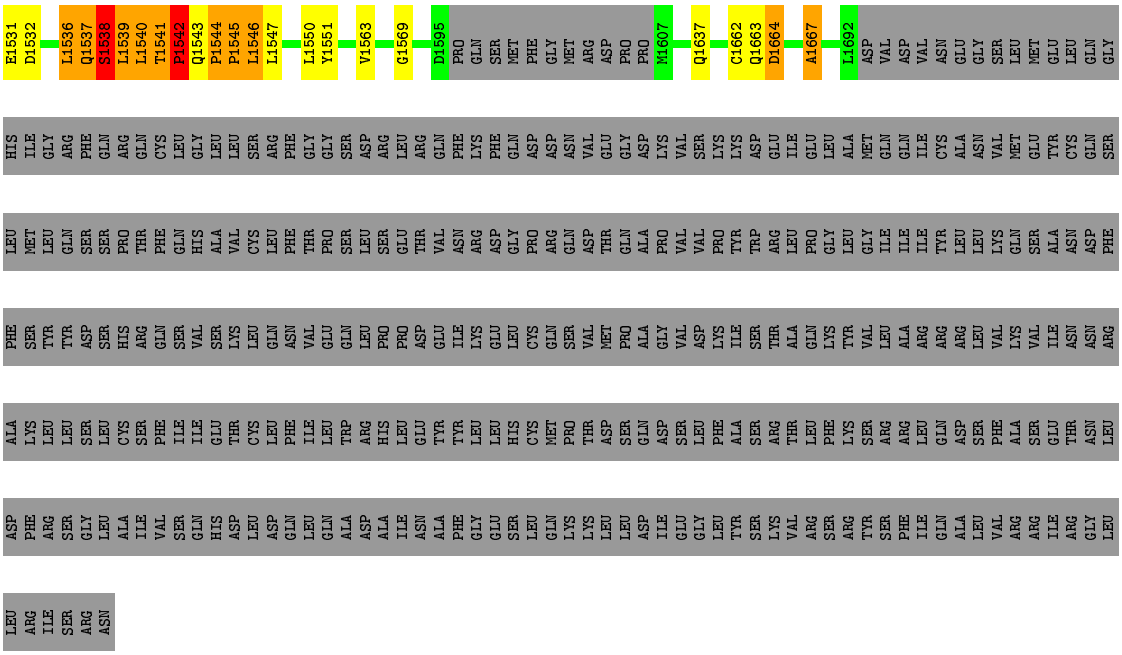

- Molecule 3: NUCLEAR PORE COMPLEX PROTEIN NUP205

Chain 6-D: 46% 49%

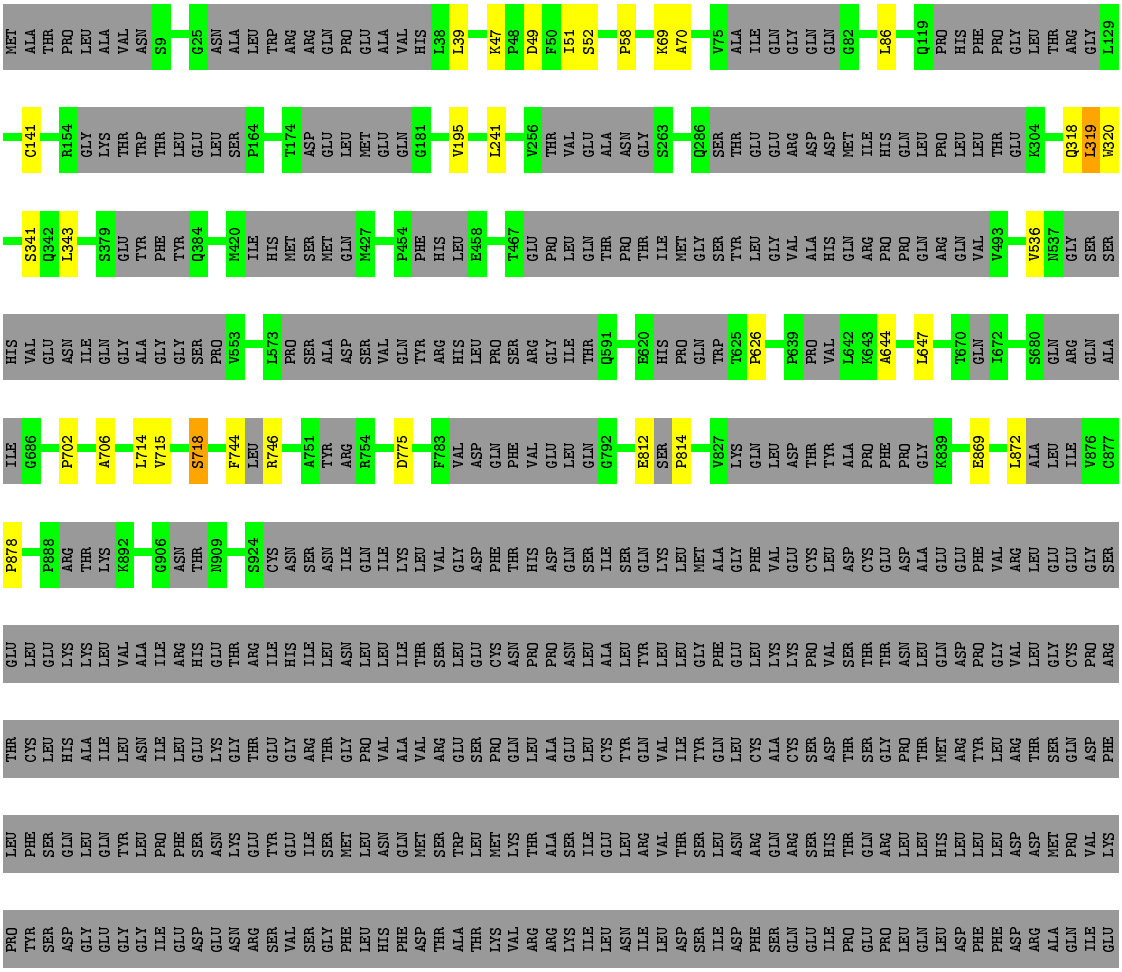

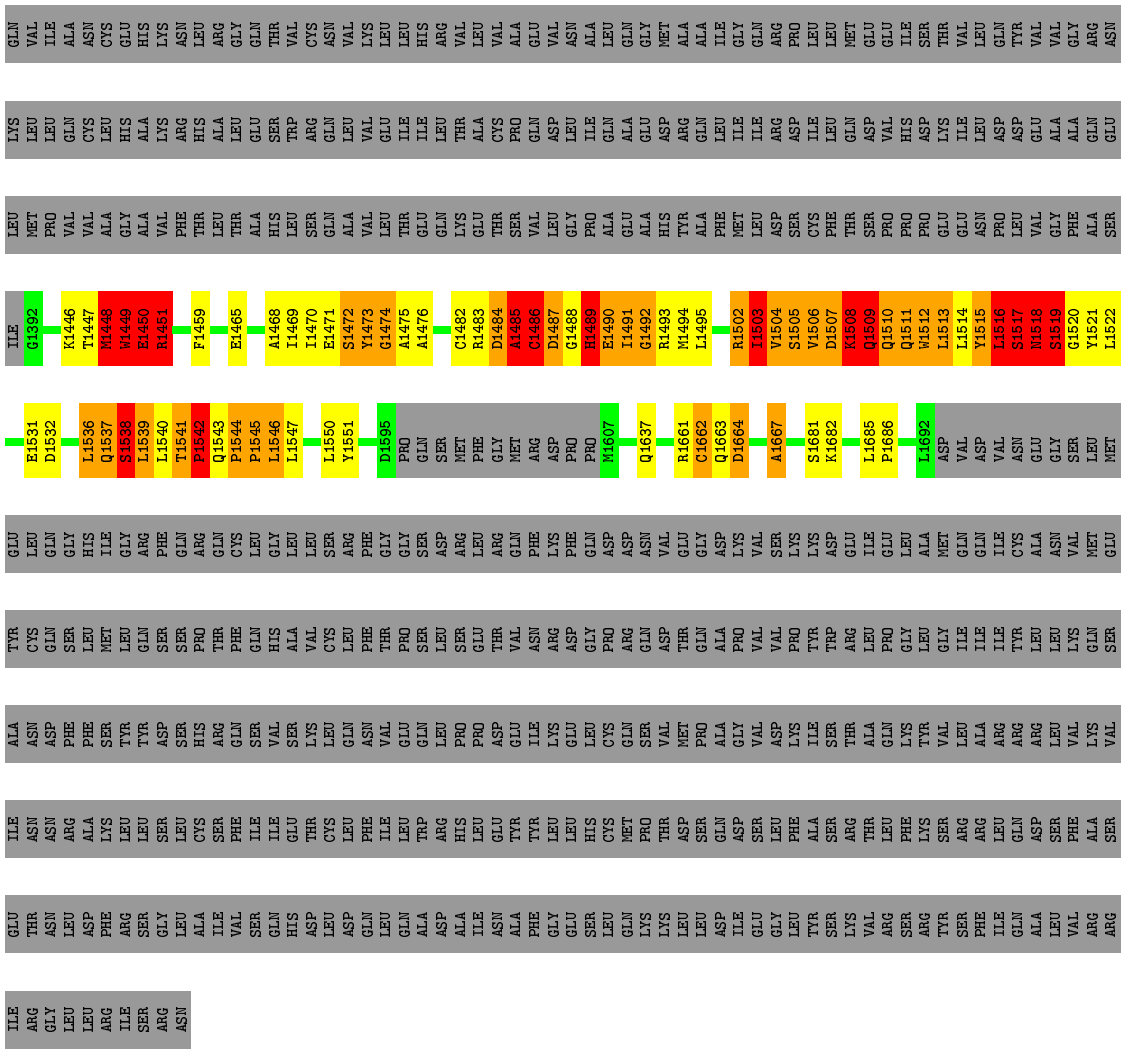

- Molecule 3: NUCLEAR PORE COMPLEX PROTEIN NUP205

Chain 6-J:

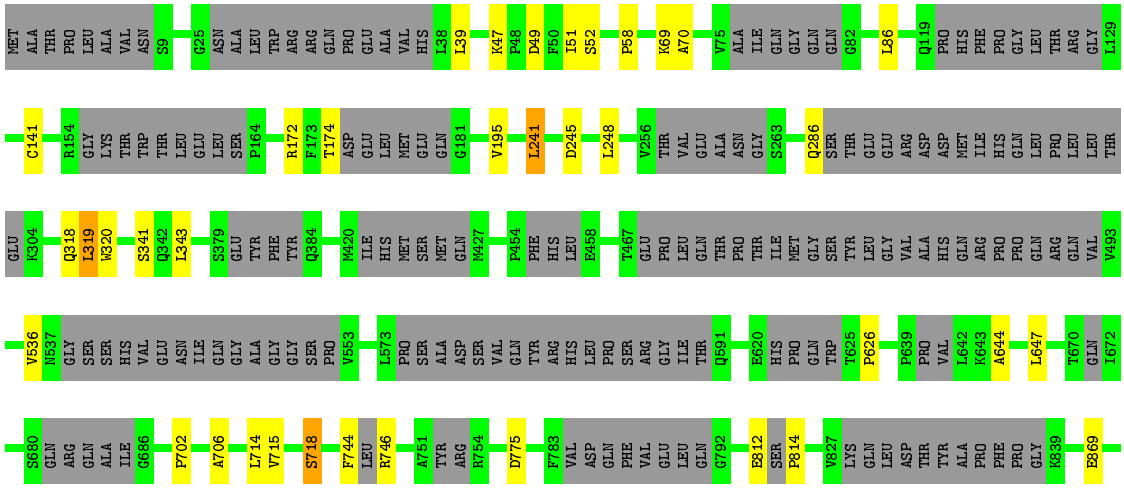

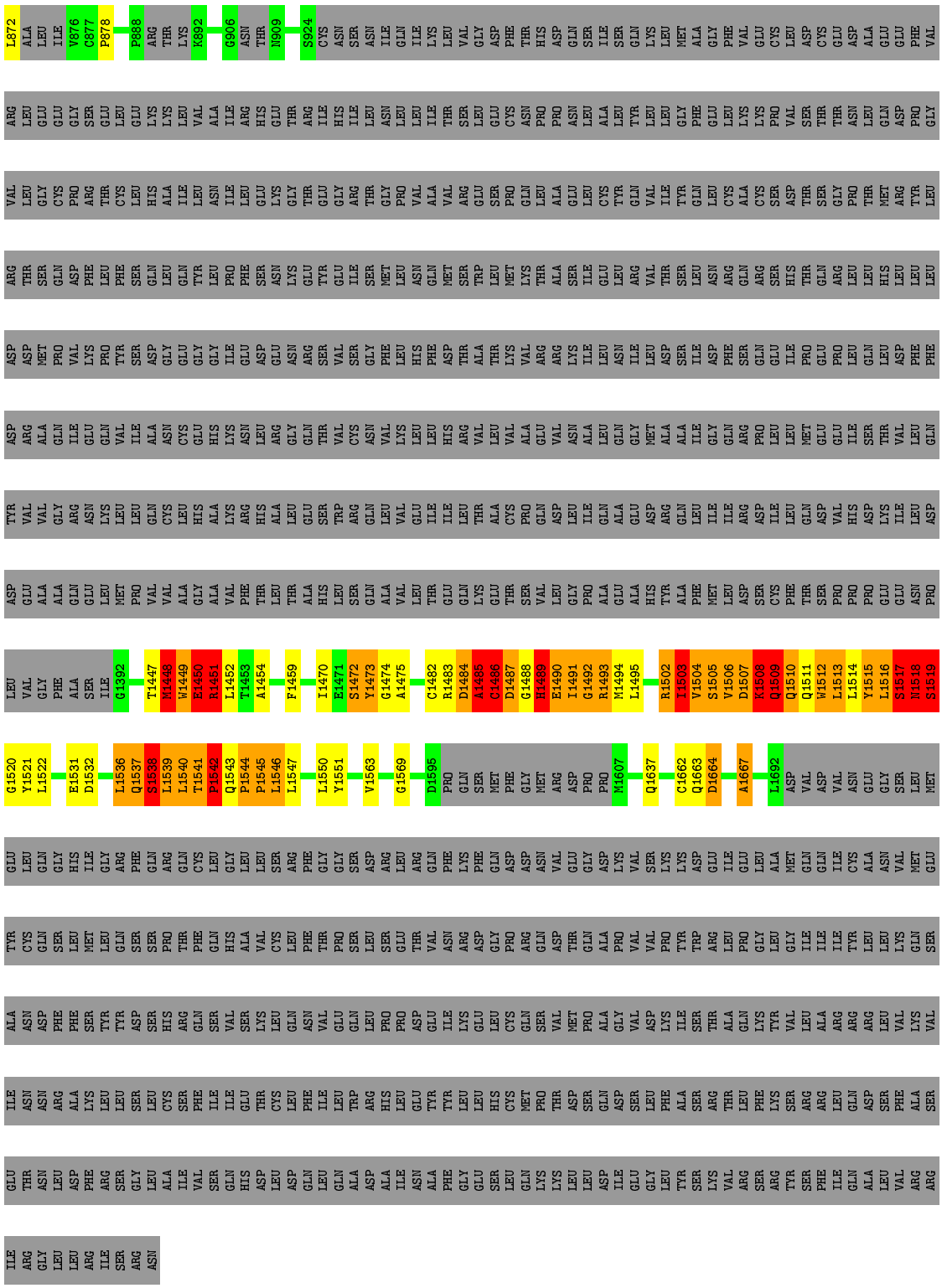

• Molecule 3: NUCLEAR PORE COMPLEX PROTEIN NUP205

Chain 6-P:

ILE	ALA	TYR	GLU		ILE	LEU	LYS	GLN	PRO	LEU	THR	GLU	P878	ILE	HIS		C141
ASN	ASN	CYS	LEU	E1531	G1392	MET	LEU	VAL	TYR	PHE	CYS	LEU		G686	VAL	S341	
ASN	ASP	GLN	GLN	D1532		PRO	LEU	ILE	SER	SER	LEU	GLU	P888		GLU	Q342	R154
ARG	PHE	SER	GLY		K1446	VAL	GLN	ALA	ASP	GLN	HIS	LYS	ARG	P702	ASN	L343	
ALA	PHE	LEU	HIS	L1536	T1447	VAL	CYS	ASN	GLY	LEU	ALA	LYS	THR		ILE		GLY
LYS	SER	MET	ILE	Q1537	M1448	ALA	LEU	CYS	GLU	GLN	ILE	LEU	LYS	A706	GLN	S379	LYS
LEU	TYR	LEU	GLY	S1538	W1449	GLY	HIS	GLU	GLY	TYR	LEU	VAL	K892		GLY	GLU	THR
LEU	TYR	GLN	ARG	L1539	E1450	ALA	ALA	HIS	GLY	LEU	ASN	ALA		L714	ALA	TYR	TRP
SER	ASP	SER	PHE	L1540	R1451	VAL	LYS	LYS	ILE	PRO	ILE	ILE	G906	V715	GLY	PHE	THR
LEU	SER	SER	GLN	T1541		PHE	ARG	ASN	GLU	PHE	LEU	ARG	ASN		GLY	TYR	LEU
CYS	HIS	PRO	ARG	P1542	F1459	THR	HIS	LEU	ASP	SER	GLU	HIS	THR	S718	SER	Q384	GLU
SER	ARG	THR	GLN	Q1543		LEU	ALA	ARG	GLU	ASN	LYS	GLU	N909		PRO		LEU
PHE	GLN	PHE	CYS	P1544	E1465	THR	LEU	GLY	ASN	LYS	GLY	THR		F744	V553	M420	SER
ILE	SER	GLN	LEU	P1545		ALA	GLU	GLN	ARG	GLU	THR	ARG	S924	LEU		ILE	P164
ILE	VAL	HIS	GLY	L1546	A1468	HIS	SER	THR	SER	TYR	GLU	ILE	CYS	R746	L573	HIS	
GLU	SER	ALA	LEU	L1547	I1469	LEU	TRP	VAL	VAL	GLU	GLY	HIS	ASN		PRO	MET	T174
THR	LYS	VAL	LEU		I1470	SER	ARG	CYS	SER	ILE	ARG	ILE	SER	A751	SER	SER	ASP
CYS	LEU	CYS	SER	L1550	E1471	GLN	GLN	ASN	GLY	SER	THR	LEU	ASN	TYR	ALA	MET	GLU
LEU	GLN	LEU	ARG	Y1551	S1472	ALA	LEU	VAL	PHE	MET	GLY	ASN	ILE	ARG	ASP	GLN	LEU
PHE	ASN	PHE	PHE		Y1473	VAL	VAL	LYS	LEU	LEU	PRO	LEU	GLN	R754	SER	M427	MET
ILE	VAL	THR	GLY	D1595	G1474	LEU	GLU	LEU	HIS	ASN	VAL	LEU	ILE		VAL		GLU
LEU	GLU	PRO	GLY	PRO	A1475	THR	ILE	LEU	PHE	GLN	ALA	ILE	LYS	D775	GLN	P454	GLN
TRP	GLN	SER	SER	GLN	A1476	GLU	ILE	HIS	ASP	MET	VAL	THR	LEU		TYR	PHE	G181
ARG	LEU	LEU	ASP	SER		GLN	LEU	ARG	THR	SER	ARG	SER	VAL	F783	ARG	HIS	
HIS	PRO	SER	ARG	MET	C1482	LYS	THR	VAL	ALA	TRP	GLU	LEU	GLY	VAL	HIS	LEU	V195
LEU	PRO	GLU	LEU	PHE	R1483	GLU	ALA	LEU	THR	LEU	SER	GLU	ASP	ASP	LEU	E458	
GLU	ASP	THR	ARG	GLY	D1484	THR	CYS	VAL	LYS	MET	PRO	CYS	PHE	GLN	PRO		L241
TYR	GLU	VAL	GLN	MET	A1485	SER	PRO	ALA	VAL	LYS	GLN	ASN	THR	PHE	SER	T467	
TYR	ILE	ASN	PHE	ARG	C1486	VAL	GLN	GLU	ARG	THR	LEU	PRO	HIS	VAL	ARG	GLU	V256
LEU	LYS	ARG	LYS	ASP	D1487	LEU	ASP	VAL	ARG	ALA	ALA	PRO	ASP	GLU	GLY	PRO	THR
LEU	GLU	ASP	PHE	PRO	G1488	GLY	LEU	ASN	LYS	SER	GLU	ASN	GLN	LEU	ILE	LEU	VAL
HIS	LEU	GLY	GLN	PRO	H1489	PRO	ILE	ALA	ILE	ILE	LEU	LEU	SER	GLN	THR	GLN	GLU
CYS	CYS	PRO	ASP	M1607	E1490	ALA	GLN	LEU	LEU	GLU	CYS	ALA	ILE	G792	Q591	THR	GLU
MET	GLN	ARG	ASP		I1491	GLU	ALA	GLN	ASN	LEU	TYR	LEU	SER			PRO	ALA
PRO	SER	GLN	ASN	Q1637	G1492	ALA	GLU	GLY	ILE	ARG	GLN	TYR	GLN	E812	E620	THR	ASN
THR	VAL	ASP	VAL		R1493	HIS	ASP	MET	LEU	VAL	VAL	LEU	LYS	SER	HIS	ILE	GLY
ASP	MET	THR	GLU	R1661	M1494	TYR	ARG	ALA	ASP	THR	ILE	LEU	LEU	P814	PRO	MET	S263
SER	PRO	GLN	GLY	C1662	L1495	ALA	GLN	ALA	SER	SER	TYR	GLY	MET		GLN	GLY	
GLN	ALA	ALA	ASP	Q1663		PHE	LEU	ILE	ILE	LEU	GLN	PHE	ALA	V827	TRP	SER	Q286
ASP	GLY	PRO	LYS	D1664	R1502	MET	ILE	GLY	ASP	ASN	LEU	GLU	GLY	LYS	T625	TYR	SER
SER	VAL	VAL	VAL		I1503	LEU	ILE	GLN	PHE	ARG	CYS	LEU	PHE	GLN	P626	LEU	THR
LEU	ASP	VAL	SER	A1667	V1504	ASP	ARG	ARG	SER	GLN	ALA	LYS	VAL	LEU		GLY	GLU
PHE	LYS	PRO	LYS		S1505	SER	ASP	PRO	GLN	ARG	CYS	LYS	GLU	ASP	P639	VAL	GLU
ALA	ILE	TYR	LYS	S1681	V1506	CYS	ILE	LEU	GLU	SER	SER	PRO	CYS	THR	PRO	ALA	ARG
SER	SER	TRP	ASP	K1682	D1507	PHE	LEU	LEU	ILE	HIS	ASP	VAL	LEU	TYR	VAL	HIS	ASP
ARG	THR	ARG	GLU		K1508	THR	GLN	MET	PRO	THR	THR	SER	ASP	ALA	L642	GLN	ASP
THR	ALA	LEU	ILE	L1685	Q1509	SER	ASP	GLU	GLU	GLN	SER	THR	CYS	PRO	K643	ARG	MET
LEU	GLN	PRO	GLU	P1686	Q1510	PRO	VAL	GLU	PRO	ARG	GLY	THR	GLU	PHE	A644	PRO	ILE
PHE	LYS	GLY	LEU		Q1511	PRO	HIS	ILE	LEU	LEU	PRO	ASN	ASP	PRO		PRO	HIS
LYS	TYR	LEU	ALA	L1692	W1512	PRO	ASP	SER	GLN	LEU	THR	LEU	ALA	GLY	L647	GLN	GLN
SER	VAL	GLY	MET	ASP	L1513	GLU	LYS	THR	LEU	HIS	MET	GLN	GLU	K839		ARG	LEU
ARG	LEU	ILE	GLN	VAL	L1514	GLU	ILE	VAL	ASP	LEU	ARG	ASP	GLU		T670	GLN	PRO
ARG	ALA	ILE	GLN	ASP	Y1515	ASN	LEU	LEU	PHE	LEU	TYR	PRO	PHE	E869	GLN	VAL	LEU
LEU	ARG	ILE	ILE	VAL	L1516	PRO	ASP	GLN	PHE	LEU	LEU	GLY	VAL		I672	V493	THR
GLN	ARG	TYR	CYS	ASN	S1517	LEU	ASP	TYR	ASP	ASP	ARG	VAL	ARG	L872			GLU
ASP	ARG	LEU	ALA	GLU	N1518	VAL	GLU	VAL	ARG	ASP	THR	LEU	LEU	ALA	S680	V536	K304
SER	LEU	LEU	ASN	GLY	S1519	GLY	ALA	VAL	ALA	MET	SER	GLY	GLU	LEU	GLN	N537	
PHE	VAL	LYS	VAL	SER	G1520	PHE	ALA	GLY	GLN	PRO	GLN	CYS	GLU	ILE	ARG	GLY	Q318
ALA	LYS	GLN	MET	LEU	Y1521	ALA	GLN	ARG	ILE	VAL	ASP	PRO	GLY	V876	GLN	SER	L319
SER	VAL	SER	GLU	MET	L1522	SER	GLU	ASN	GLU	LYS	PHE	ARG	SER	C877	ALA	SER	W320

GLU THR ASN LEU ASP PHE ARG SER GLY LEU ALA ILE VAL SER GLN HIS ASP LEU ASP GLU LEU GLN ALA ASP ALA ILE ASN ALA PHE GLY GLU SER LEU GLN LYS LYS LEU LEU ASP ILE GLU GLY LEU TYR SER LYS VAL ARG SER ARG TYR SER PHE ILE GLN ALA LEU VAL ARG ARG

ILE ARG GLY LEU LEU ARG ILE SER ARG ASN

- Molecule 3: NUCLEAR PORE COMPLEX PROTEIN NUP205

Chain 6-V:

MET ALA THR PRO LEU ALA VAL ASN S9 G25 ASN ALA LEU TRP ARG ARG GLN PRO GLU GLU ALA VAL HIS L38 L39 K47 P48 D49 F50 I51 S52 P58 K69 A70 V75 ALA ILE GLN GLY GLN GLN G82 L86 Q119 PRO HIS PHE PRO GLY LEU THR ARG GLY L129

C141 R154 GLY LYS THR TRP THR LEU GLU LEU SER P164 R172 F173 T174 ASP GLU LEU MET GLU GLN G181 V195 L241 D245 L248 V256 THR VAL GLU ALA ASN GLY S263 Q286 SER THR GLU GLU ARG ASP ASP MET ILE HIS GLN LEU PRO LEU LEU THR

GLU K304 Q318 I319 W320 S341 Q342 L343 S379 GLU TYR PHE TYR Q384 M420 ILE HIS MET SER MET GLN M427 P454 PHE HIS LEU E458 T467 GLU PRO LEU GLN THR PRO THR ILE MET GLY SER TYR LEU GLY VAL ALA HIS GLN ARG PRO PRO GLN ARG GLN VAL V493

V536 N537 GLY SER SER HIS VAL GLU ASN ILE GLN GLY ALA GLY GLY SER PRO V553 L573 PRO SER ALA ASP SER VAL GLN TYR ARG HIS LEU PRO SER ARG GLY ILE THR Q591 E620 HIS PRO GLN TRP T625 P626 P639 PRO VAL L642 K643 A644 L647 T670 GLN GLN I672

S680 GLN ARG GLN ALA ILE G686 P702 A706 L714 V715 S718 F744 LEU R746 A751 TYR ARG R754 D775 F783 VAL ASP GLN PHE VAL GLU LEU GLN G792 E812 SER P814 V827 LYS GLN LEU ASP THR TYR ALA PRO PHE PRO GLY K839 E869

L872 ALA LEU ILE V876 C877 P878 P888 ARG THR LYS R892 G906 ASN THR N909 S924 CYS ASN SER ASN ILE GLN ILE LYS LEU VAL GLY ASP PHE THR HIS ASP GLN SER ILE SER GLN LYS LEU MET ALA GLY PHE VAL GLU CYS LEU ASP CYS GLU ASP ALA GLU GLU PHE VAL

ARG LEU GLU GLU GLY SER GLU LEU GLU LYS LYS LEU VAL ALA ILE ARG HIS GLU THR ARG ILE HIS ILE LEU ASN LEU LEU ILE THR SER LEU GLU CYS ASN PRO PRO ASN LEU ALA LEU TYR LEU LEU GLY PHE GLU LEU LYS LYS PRO VAL SER THR THR ASN LEU GLN ASP PRO GLY

VAL LEU GLY CYS PRO ARG THR CYS LEU HIS ALA ILE LEU ASN ILE LEU LEU GLU GLY THR GLU GLY ARG THR GLY PRO VAL ALA VAL ARG GLU SER PRO GLN LEU ALA GLU LEU CYS TYR GLN VAL ILE TYR GLN LEU CYS ALA CYS SER ASP THR SER GLY PRO THR MET ARG TYR LEU

ARG THR SER GLN ASP PHE LEU PHE SER GLN LEU GLN TYR LEU PRO PHE SER ASN LYS GLU TYR GLU ILE SER MET LEU ASN GLN MET SER TRP LEU MET LYS THR ALA SER ILE GLU LEU ARG VAL THR SER LEU ASN ARG GLN ARG SER HIS THR GLN ARG LEU LEU HIS LEU LEU

ASP ASP MET PRO VAL LYS PRO TYR SER ASP GLY GLU GLY GLY ILE GLU ASP GLU ASN ARG SER VAL SER GLY PHE LEU HIS PHE ASP THR ALA THR LYS VAL ARG ARG LYS ILE LEU ASN ILE LEU LEU ASP SER PHE PHE

ASP ARG ALA GLN ILE GLU GLN VAL ILE ALA ASN CYS GLU HIS LYS ASN LEU ARG GLY GLN THR VAL CYS ASN VAL LYS LEU LEU HIS ARG VAL LEU VAL ALA GLU VAL ASN ALA LEU GLN GLY MET ALA ALA ILE GLY GLN ARG PRO LEU LEU MET GLU GLU ILE SER THR VAL LEU GLN

TYR VAL VAL GLY ARG ASN LYS LEU LEU GLN CYS LEU HIS ALA LEU GLU SER TRP GLN LEU VAL GLU ILE ILE LEU THR ALA CYS PRO GLN LEU ASP ARG ARG ASP ILE LEU LEU GLN ALA GLU ASP ARG GLN LEU ILE ILE ARG ASP ILE LEU ASP

ASP GLU ALA ALA GLN GLU LEU MET PRO VAL VAL ALA GLY ALA ALA VAL PHE THR LEU THR ALA HIS LEU SER GLN ALA VAL LEU THR GLU GLN LYS GLU THR SER GLN ALA ALA HIS TYR ALA PHE MET LEU ASP SER PHE GLN GLU GLY PRO ALA GLU ALA HIS LEU GLN ASN PRO

LEU VAL GLY PHE ALA SER ILE G1392 T1447 M1448 W1449 E1450 R1451 L1452 T1453 A1454 F1459 I1470 E1471 S1472 Y1473 G1474 A1475 C1482 R1483 D1484 A1485 C1486 D1487 G1488 H1489 E1490 I1491 G1492 R1493 M1494 L1495 R1502 I1503 V1504 S1505 V1506 D1507 K1508 Q1509 Q1510 Q1511 W1512 L1513 L1514 Y1515 L1516 S1517 N1518 S1519



- Molecule 3: NUCLEAR PORE COMPLEX PROTEIN NUP205

Chain 7-D:

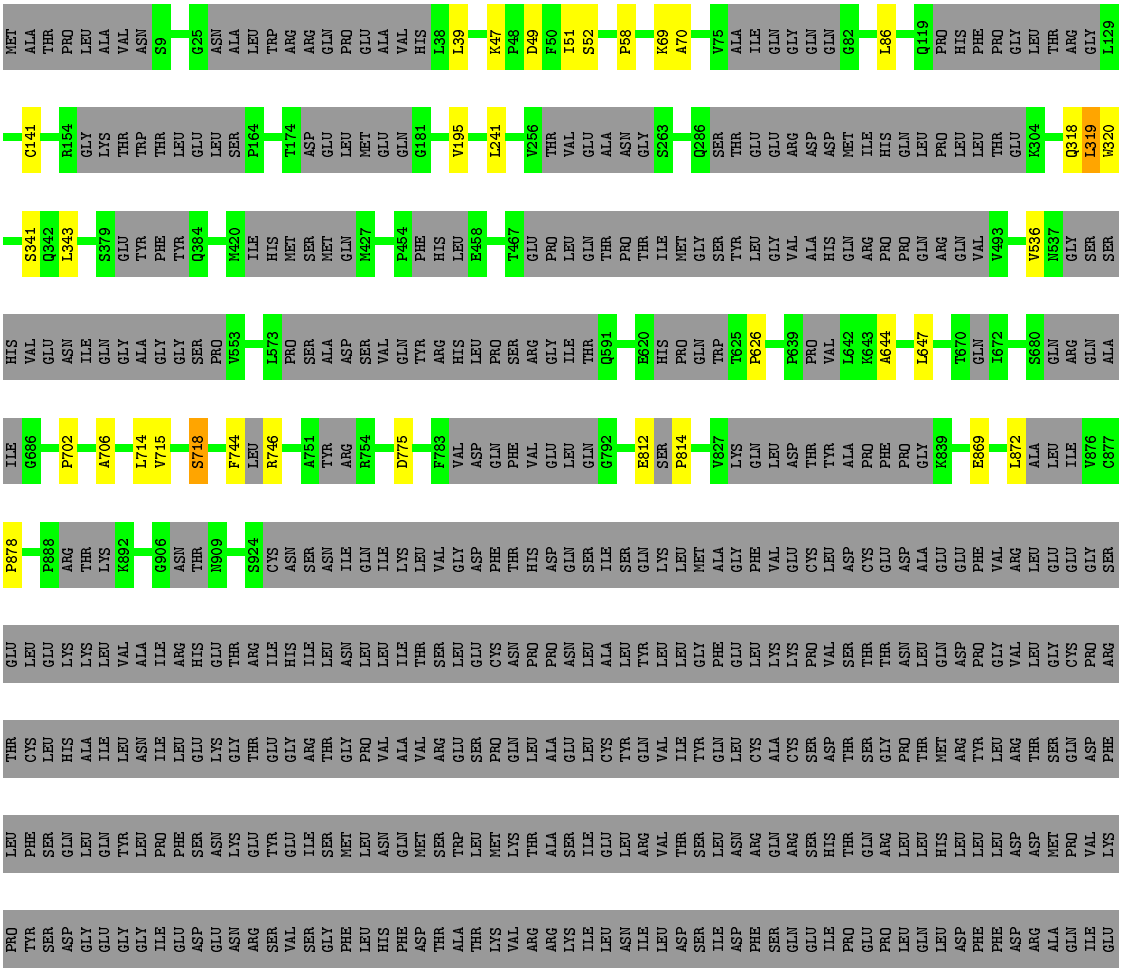

WORLDWIDE PDB PROTEIN DATA BANK
EMDataBank Unified Data Resource for 3DEM



- Molecule 3: NUCLEAR PORE COMPLEX PROTEIN NUP205

Chain 7-J:

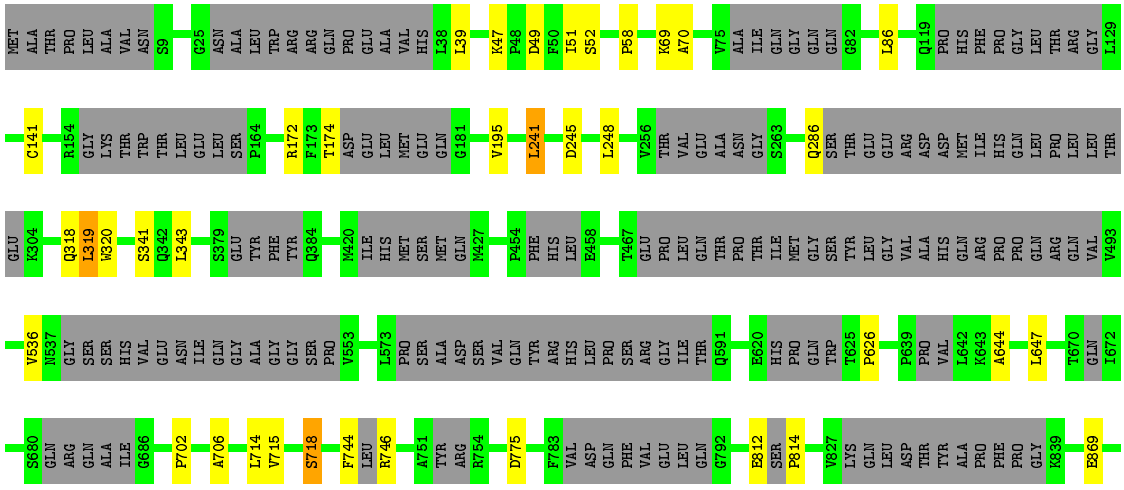

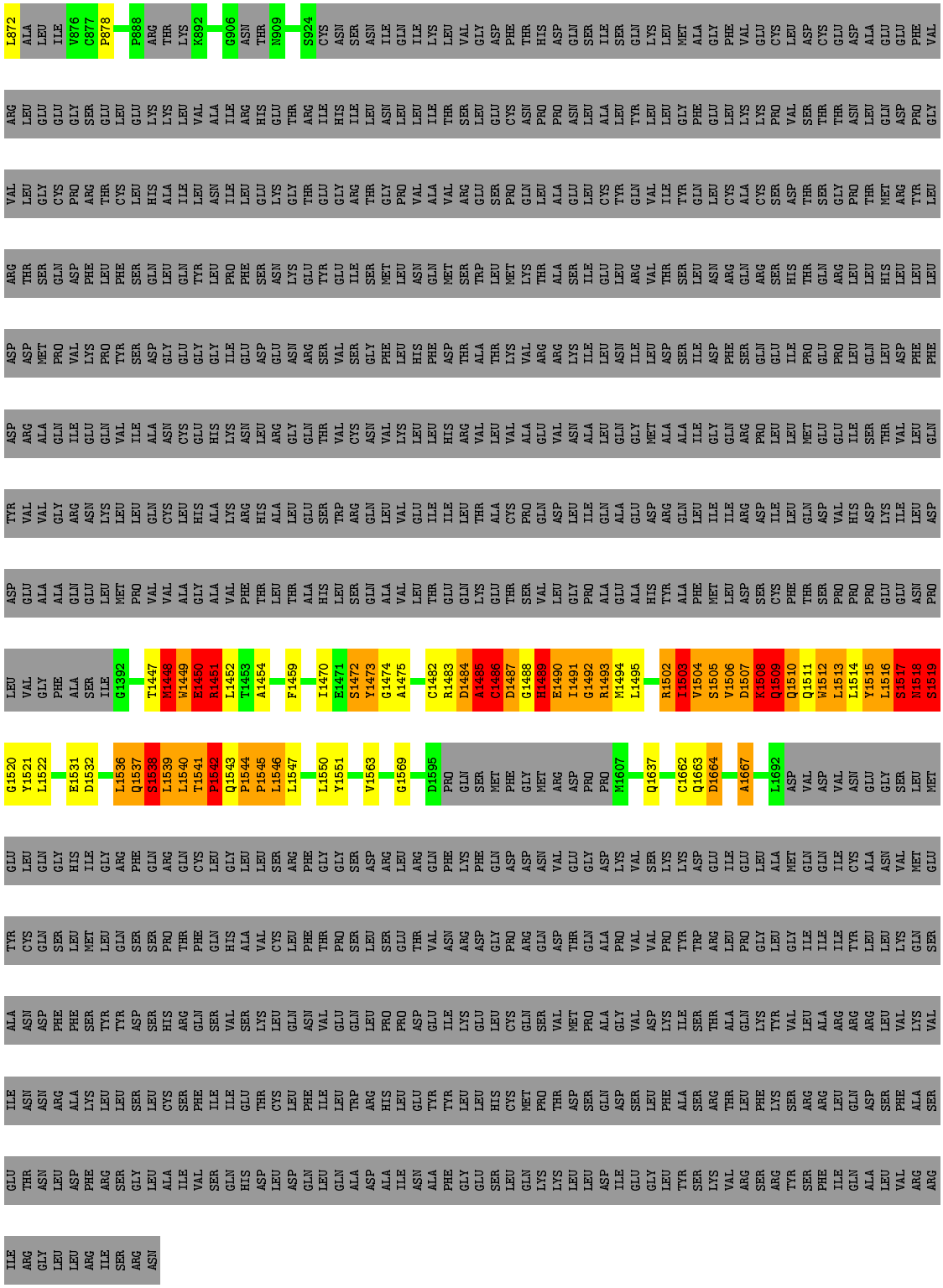
L872 ALA LEU ILE V876 C877 P878 P888 ARG THR LYS K892 G906 ASN THR N909 S924 CYS ASN SER ASN ILE GLN ILE LYS LEU VAL GLY ASP PHE THR HIS ASP GLN SER ILE SER GLN LYS LEU MET ALA GLY PHE VAL GLU CYS LEU ASP CYS GLU ASP ALA GLU GLU PHE VAL
ARG LEU GLU GLU GLY SER GLU LEU GLU LYS LYS LEU VAL ALA ILE ARG HIS GLU THR ARG ILE HIS ILE LEU ASN LEU LEU ILE THR SER LEU GLU GLU ASN ASN PRO PRO ASN LEU ALA LEU TYR LEU LEU GLY PHE GLU LEU LYS LYS PRO VAL SER THR THR ASN LEU GLN ASP PRO GLY
VAL LEU GLY CYS PRO ARG THR CYS LEU HIS ALA ILE LEU ASN ILE LEU GLU GLY LYS GLY THR GLU GLY ARG THR GLY PRO VAL ALA VAL ARG GLU SER PRO GLN LEU ALA GLU LEU CYS TYR GLN VAL ILE TYR GLN LEU CYS ALA CYS SER ASP THR SER GLY PRO THR MET ARG TYR LEU
ARG THR SER GLN ASP PHE LEU PHE SER GLN LEU GLN TYR LEU PRO PHE SER ASN LYS GLU TYR GLU ILE SER MET LEU ASN GLN MET SER TRP LEU MET LYS THR ALA SER ILE GLU LEU ASN ARG GLN ARG SER HIS THR GLN ARG LEU LEU HIS ASP PHE PHE
ASP ASP MET PRO VAL LYS PRO TYR SER ASP GLY GLU GLY GLY ILE GLU ASP GLU ASN ARG SER VAL SER GLY PHE LEU HIS PHE ASP THR ALA THR LYS VAL ARG ARG LYS ILE LEU ASN ILE LEU ASP PHE SER GLN PRO GLU PRO LEU GLN LEU ASP PHE PHE
ASP ARG ALA GLN ILE GLU GLN VAL ILE ALA ASN CYS GLU HIS LYS ASN LEU ARG GLY GLN THR VAL CYS ASN VAL LYS LEU LEU HIS ARG VAL LEU VAL ALA GLU VAL ASN ALA LEU GLN GLY MET ALA ALA ILE GLY GLN ARG PRO LEU LEU MET GLU GLU GLU ILE SER THR VAL LEU GLN
TYR VAL VAL GLY ARG ASN LYS LEU LEU LEU MET PRO VAL VAL ALA GLY ALA VAL LEU GLU ILE ILE ILE LEU THR ALA CYS PRO GLN ASP LEU ILE GLN ALA GLU ASP ARG GLN LEU ILE ILE ILE ASP ASP PHE SER GLN ARG ASP ILE LEU GLN ASP VAL HIS ASP LYS ILE LEU ASP
ASP GLU ALA ALA GLN GLU LEU MET PRO VAL VAL ALA GLY ALA VAL LEU THR GLU GLN GLN LYS GLU THR SER GLU GLN ALA VAL HIS LEU SER GLN ALA GLU ALA HIS TYR ALA PHE MET LEU ASP SER CYS PHE THR SER PRO PRO PRO GLU GLU ASN PRO
LEU VAL GLY PHE ALA SER ILE G1392 T1447 M1448 W1449 E1450 R1451 L1452 T1453 A1454 F1459 I1470 E1471 S1472 Y1473 G1474 A1475 C1482 R1483 D1484 A1485 C1486 D1487 G1488 H1489 E1490 I1491 G1492 R1493 M1494 L1495 R1502 I1503 V1504 S1505 V1506 D1507 K1508 Q1509 Q1510 Q1511 W1512 L1513 L1514 Y1515 L1516 S1517 N1518 S1519
G1520 Y1521 L1522 E1531 D1532 L1536 Q1537 S1538 L1539 L1540 T1541 P1542 Q1543 P1544 P1545 L1546 L1547 L1550 Y1551 V1563 G1569 D1595 PRO GLN SER MET PHE GLY MET ARG ASP PRO PRO M1607 Q1637 C1662 Q1663 D1664 A1667 L1692 ASP VAL ASP VAL ASN GLU GLY SER LEU MET
GLU LEU GLN GLY HIS ILE GLY ARG PHE GLN ARG GLN CYS LEU GLY LEU LEU SER ARG PHE GLY GLY SER ASP ARG LEU ARG GLN PHE LYS PHE GLN ASP ASP ASN VAL GLU GLY ASP LYS VAL SER LYS LYS ASP GLU ILE GLU LEU ALA MET GLN GLN ILE CYS ALA ASN VAL MET GLU
TYR CYS GLN SER LEU MET LEU GLN SER SER PRO THR PHE GLN HIS ALA VAL CYS LEU PHE THR PRO SER LEU SER GLU THR VAL ASN ARG ASP GLY PRO ARG GLN ASP THR GLN ALA PRO VAL VAL PRO TYR TRP ARG LEU PRO GLY LEU LEU ILE ILE TYR LEU LEU GLN SER
ALA ASN ASP PHE PHE SER TYR TYR ASP SER HIS ARG GLN SER VAL SER LYS LEU GLN ASN VAL GLU GLN LEU PRO PRO ASP GLU ILE LYS GLU LEU CYS GLN SER VAL MET PRO ALA GLY VAL ASP LYS ILE SER THR ALA GLN LYS LYS TYR VAL LEU ALA ARG ARG ARG LEU VAL LYS VAL
ILE ASN ASN ARG ALA LYS LEU LEU SER LEU LEU CYS SER PHE ILE ILE GLU THR CYS LEU PHE ILE LEU TRP ARG HIS ALA LEU LEU HIS CYS MET PRO THR ASP SER GLN ASP SER LEU PHE ALA SER ARG THR LEU PHE LYS SER ARG ARG ARG LEU GLN ASP SER PHE ALA SER
GLU THR ASN ASP PHE ARG SER GLY LEU ALA ILE LEU ASP GLN LEU GLN ALA ILE VAL SER LEU ASP GLN HIS ASP LEU ASP ALA ALA ILE ASN ALA PHE GLY GLU SER LEU GLN LYS LYS LEU LEU ASP ILE GLU GLY LEU TYR SER LYS VAL ARG SER ARG TYR SER PHE ILE GLN ALA LEU VAL ARG ARG
ILE ARG GLY LEU LEU ARG ILE SER ARG ASN
• Molecule 3: NUCLEAR PORE COMPLEX PROTEIN NUP205
Chain 7-P:
46%
49%
MET ALA THR PRO LEU ALA VAL ASN S9 G25 ASN ALA LEU TRP ARG ARG GLN PRO GLU ALA VAL HIS L38 L39 K47 P48 D49 F50 I51 S52 P58 K69 A70 V75 ALA ILE GLN GLY GLN GLN G82 L86 Q119 PRO HIS PHE PRO GLY LEU THR ARG GLY L129

ASN	ASP	GLN	GLN	S1538	ILE	LEU	LYS	GLN	PRO	LEU	THR	GLU	P878	ILE	HIS			
ARG	PHE	SER	GLY	L1539	G1392	MET	LEU	VAL	TYR	PHE	CYS	LEU		G686	VAL	S341	C141	
ALA	PHE	LEU	HIS	L1540		PRO	LEU	ILE	SER	SER	LEU	GLU	P888		GLU	Q342		
LYS	SER	MET	ILE	T1541	T1447	VAL	GLN	ALA	ASP	GLN	HIS	LYS	ARG	P702	ASN	L343	R154	
LEU	TYR	LEU	GLY	P1542	M1448	VAL	CYS	ASN	GLY	LEU	ALA	LYS	THR		ILE		GLY	
LEU	TYR	GLN	ARG	Q1543	W1449	ALA	LEU	CYS	GLU	GLN	ILE	LEU	LYS	A706	GLN	S379	LYS	
SER	ASP	SER	PHE	P1544	E1450	GLY	HIS	GLU	GLY	TYR	LEU	VAL	K892		GLY	GLU	THR	
LEU	SER	SER	GLN	P1545	R1451	ALA	ALA	HIS	GLY	LEU	ASN	ALA		L714	ALA	TYR	TRP	
CYS	HIS	PRO	ARG	L1546		VAL	LYS	LYS	ILE	PRO	ILE	ILE	G906	V715	GLY	PHE	THR	
SER	ARG	THR	GLN	L1547	F1459	PHE	ARG	ASN	GLU	PHE	LEU	ARG	ASN		GLY	TYR	LEU	
PHE	GLN	PHE	CYS			THR	HIS	LEU	ASP	SER	GLU	HIS	THR	S718	SER	Q384	GLU	
ILE	SER	GLN	LEU	L1550	I1470	LEU	ALA	ARG	GLU	ASN	GLU	GLU	N909		PRO		LEU	
ILE	VAL	HIS	GLY	Y1551	E1471	THR	LEU	GLY	ASN	LYS	GLY	THR		F744	V553	M420	SER	
GLU	SER	ALA	LEU		S1472	ALA	GLU	GLN	ARG	GLU	THR	ARG	S924	LEU		ILE	P164	
THR	LYS	VAL	LEU	V1563	Y1473	HIS	SER	THR	SER	TYR	GLU	ILE	CYS	R746	L573	HIS		
CYS	LEU	CYS	SER		G1474	LEU	TRP	VAL	VAL	GLU	GLY	HIS	ASN		PRO	MET	T174	
LEU	GLN	LEU	ARG	G1569	A1475	SER	ARG	CYS	SER	ILE	ARG	ILE	SER	A751	SER	SER	ASP	
PHE	ASN	PHE	PHE			GLN	GLN	ASN	GLY	SER	THR	LEU	ASN	TYR	ALA	MET	GLU	
ILE	VAL	THR	GLY	D1595	C1482	ALA	LEU	VAL	PHE	MET	GLY	ASN	ILE	ARG	ASP	GLN	LEU	
LEU	GLU	PRO	GLY	PRO	R1483	VAL	VAL	LYS	LEU	LEU	PRO	LEU	GLN	R754	SER	M427	MET	
TRP	GLN	SER	SER	GLN	D1484	LEU	GLU	LEU	HIS	ASN	VAL	LEU	ILE		VAL		GLU	
ARG	LEU	LEU	ASP	SER	A1485	THR	ILE	LEU	PHE	GLN	ALA	ILE	LYS	D775	GLN	P454	GLN	
HIS	PRO	SER	ARG	MET	C1486	GLU	ILE	HIS	ASP	MET	VAL	THR	LEU		TYR	PHE	G181	
LEU	PRO	GLU	LEU	PHE	D1487	GLN	LEU	HIS	THR	SER	ARG	SER	VAL	F783	ARG	HIS		
GLU	ASP	THR	ARG	GLY	G1488	LYS	THR	VAL	ALA	TRP	GLU	LEU	GLY	VAL	HIS	LEU	V195	
TYR	GLU	VAL	GLN	MET	H1489	GLU	ALA	LEU	THR	LEU	SER	GLU	ASP	ASP	LEU	E458		
TYR	ILE	ASN	PHE	ARG	E1490	THR	CYS	VAL	LYS	MET	PRO	CYS	PHE	GLN	PRO		L241	
LEU	LYS	ARG	LYS	ASP	I1491	SER	PRO	ALA	VAL	LYS	GLN	ASN	THR	PHE	SER	T467		
LEU	GLU	ASP	PHE	PRO	G1492	VAL	GLN	GLU	ARG	THR	LEU	PRO	HIS	VAL	ARG	GLU	V256	
HIS	LEU	GLY	GLN	PRO	R1493	LEU	ASP	VAL	ARG	ALA	ALA	PRO	ASP	GLU	GLY	PRO	THR	
CYS	CYS	PRO	ASP	M1607	M1494	GLY	LEU	ASN	LYS	SER	GLU	ASN	GLN	LEU	ILE	LEU	VAL	
MET	GLN	ARG	ASP		L1495	PRO	ILE	ALA	ILE	ILE	LEU	LEU	SER	GLN	THR	GLN	GLU	
PRO	SER	GLN	ASN	Q1637		ALA	GLN	LEU	LEU	GLU	CYS	ALA	ILE	G792	Q591	THR	ALA	
THR	VAL	ASP	VAL		R1502	GLU	ALA	GLN	ASN	LEU	TYR	LEU	SER			PRO	ASN	
ASP	MET	THR	GLU	C1662	I1503	ALA	GLU	GLY	ILE	ARG	GLN	TYR	GLN	E812	E620	THR	GLY	
SER	PRO	GLN	GLY	Q1663	V1504	HIS	ASP	MET	LEU	VAL	VAL	LEU	LYS	SER	HIS	ILE	S263	
GLN	ALA	ALA	ASP	D1664	S1505	TYR	ARG	ALA	ASP	THR	ILE	LEU	LEU	P814	PRO	MET		
ASP	GLY	PRO	LYS		V1506	ALA	GLN	ALA	SER	SER	TYR	GLY	MET		GLN	GLY	Q286	
SER	VAL	VAL	VAL	A1667	D1507	PHE	LEU	ILE	ILE	LEU	GLN	PHE	ALA	V827	TRP	SER	SER	
LEU	ASP	VAL	SER		K1508	MET	ILE	GLY	ASP	ASN	LEU	GLU	GLY	LYS	T625	TYR	THR	
PHE	LYS	PRO	LYS	S1681	Q1509	LEU	ILE	GLN	PHE	ARG	CYS	LEU	PHE	GLN	P626	LEU	GLU	
ALA	ILE	TYR	LYS	K1682	Q1510	ASP	ARG	ARG	SER	GLN	ALA	LYS	VAL	LEU		GLY	GLU	
SER	SER	TRP	ASP		Q1511	SER	ASP	PRO	GLN	ARG	CYS	LYS	GLU	ASP	P639	VAL	ARG	
ARG	THR	ARG	GLU	L1685	W1512	CYS	ILE	LEU	GLU	SER	SER	PRO	CYS	THR	PRO	ALA	ASP	
THR	ALA	LEU	ILE	P1686	L1513	PHE	LEU	LEU	ILE	SER	ASP	VAL	LEU	TYR	VAL	HIS	ASP	
LEU	GLN	PRO	GLU	G1687	L1514	THR	GLN	MET	PRO	THR	THR	SER	ASP	ALA	L642	GLN	MET	
PHE	LYS	GLY	LEU		Y1515	SER	ASP	GLU	GLU	GLN	SER	THR	CYS	PRO	K643	ARG	ILE	
LYS	TYR	LEU	ALA	L1692	L1516	PRO	VAL	GLU	PRO	ARG	GLY	THR	GLU	PHE	A644	PRO	HIS	
SER	VAL	GLY	MET	ASP	S1517	PRO	HIS	ILE	LEU	LEU	PRO	ASN	ASP	PRO		PRO	GLN	
ARG	LEU	ILE	GLN	VAL	N1518	PRO	ASP	SER	GLN	LEU	THR	LEU	ALA	GLY	L647	GLN	LEU	
ARG	ALA	ILE	GLN	ASP	S1519	GLU	LYS	THR	LEU	HIS	MET	GLN	GLU	K839		ARG	PRO	
LEU	ARG	ILE	ILE	VAL	G1520	GLU	ILE	VAL	ASP	LEU	ARG	ASP	GLU		T670	GLN	LEU	
GLN	ARG	TYR	CYS	ASN	Y1521	ASN	LEU	LEU	PHE	LEU	TYR	PRO	PHE	E869	GLN	VAL	LEU	
ASP	ARG	LEU	ALA	GLU	L1522	PRO	ASP	GLN	PHE	LEU	LEU	GLY	VAL		I672	V493	THR	
SER	LEU	LEU	ASN	GLY		LEU	ASP	TYR	ASP	ASP	ARG	VAL	ARG	L872			GLU	
PHE	VAL	LYS	VAL	SER	E1531	VAL	GLU	VAL	ARG	ASP	THR	LEU	LEU	ALA	S680	V536	K304	
ALA	LYS	GLN	MET	LEU	D1532	GLY	ALA	VAL	ALA	MET	SER	GLY	GLU	LEU	GLN	N537		
SER	VAL	SER	GLU	MET		PHE	ALA	GLY	GLN	PRO	GLN	CYS	GLU	ILE	ARG	GLY	Q318	
GLU	ILE	ALA	TYR	GLU	L1536	ALA	GLN	ARG	ILE	VAL	ASP	PRO	GLY	V876	GLN	SER	L319	
THR	ASN	ASN	CYS	LEU	Q1537	SER	GLU	ASN	GLU	LYS	PHE	ARG	SER	C877	ALA	SER	W320	

ASN LEU ASP PHE ARG SER GLY LEU ALA ILE VAL SER GLN HIS ASP LEU ASP GLN LEU GLN ALA ASP ALA ILE ASN ALA PHE GLY GLU SER LEU GLN LYS LYS LEU LEU ASP ILE GLU GLY LEU TYR SER LYS VAL ARG SER ARG TYR SER PHE ILE GLN ALA LEU VAL ARG ARG ILE ARG

GLY LEU LEU ARG ILE SER ARG ASN

- Molecule 3: NUCLEAR PORE COMPLEX PROTEIN NUP205

Chain 7-V: 46% 49%

MET ALA THR PRO LEU ALA VAL ASN S9 G25 ASN ALA LEU TRP ARG ARG GLN PRO GLU GLU ALA VAL HIS L38 L39 K47 P48 D49 F50 I51 S52 P58 K69 A70 V75 ALA ILE GLN GLY GLN GLN G82 L86 Q119 PRO HIS PHE PRO GLY LEU THR ARG GLY L129

C141 R154 GLY LYS THR TRP THR LEU GLU LEU SER P164 R172 F173 T174 ASP GLU LEU MET GLU GLN G181 V195 L241 D245 L248 V256 THR VAL GLU ALA ASN GLY S263 Q286 SER THR GLU GLU ARG ASP ASP MET ILE HIS GLN LEU PRO LEU LEU THR

GLU K304 Q318 I319 W320 S341 Q342 L343 S379 GLU TYR PHE TYR Q384 M420 ILE HIS MET SER MET GLN M427 P454 PHE HIS LEU E458 T467 GLU PRO LEU GLN THR PRO THR ILE MET GLY SER TYR LEU GLY VAL ALA HIS GLN ARG PRO PRO GLN ARG GLN VAL V493

V536 N537 GLY SER SER HIS VAL GLU ASN ILE GLN GLY ALA GLY GLY SER PRO V553 L573 PRO SER ALA ASP SER VAL GLN TYR ARG HIS LEU PRO SER ARG GLY ILE THR Q591 E620 HIS PRO GLN TRP T625 P626 P639 PRO VAL L642 K643 A644 L647 T670 GLN GLN I672

S680 GLN ARG GLN ALA ILE G686 P702 A706 L714 V715 S718 F744 LEU R746 A751 TYR ARG R754 D775 F783 VAL ASP GLN PHE VAL GLU LEU GLN G792 E812 SER P814 V827 LYS GLN LEU ASP THR TYR ALA PRO PHE PRO GLY K839 E869

L872 ALA LEU ILE V876 C877 P878 P888 ARG THR LYS R892 G906 ASN THR N909 S924 CYS ASN SER ASN ILE GLN ILE LYS LEU VAL GLY ASP PHE THR HIS ASP GLN SER ILE SER GLN LYS LEU MET ALA GLY PHE VAL GLU CYS LEU ASP CYS GLU ASP ALA GLU GLU PHE VAL

ARG LEU GLU GLU GLY SER GLU LEU GLU LYS LYS LEU VAL ALA ILE ARG HIS GLU THR ARG ILE HIS ILE LEU ASN LEU LEU ILE THR SER LEU GLU CYS ASN PRO PRO ASN LEU ALA LEU TYR LEU LEU GLY PHE GLU LEU LYS LYS PRO VAL SER THR THR ASN LEU GLN ASP PRO GLY

VAL LEU GLY CYS PRO ARG THR CYS LEU HIS ALA ILE LEU ASN ILE LEU GLU LYS GLY THR GLU GLY ARG THR GLY PRO VAL ALA VAL ARG GLU SER PRO GLN LEU ALA GLU LEU CYS TYR GLN VAL ILE TYR GLN LEU CYS ALA CYS SER ASP THR SER GLY PRO THR MET ARG TYR LEU

ARG THR SER GLN ASP PHE LEU PHE SER GLN LEU GLN TYR LEU PRO PHE SER ASN LYS GLU TYR GLU ILE SER MET LEU ASN GLN MET SER TRP LEU MET LYS THR ALA SER ILE GLU LEU ARG VAL THR SER LEU ASN ARG GLN ARG SER HIS THR GLN ARG LEU LEU HIS LEU LEU LEU

ASP ASP MET PRO VAL LYS PRO TYR SER ASP GLY GLU GLY GLY ILE GLU ASP GLU ASN ARG SER VAL SER GLY PHE LEU HIS PHE ASP THR ALA THR LYS VAL ARG ARG LYS ILE LEU ASN ALA LEU GLN GLY MET GLN GLU GLN ARG PRO LEU LEU GLN LEU LEU ASP SER ILE ASP PHE SER GLN GLU ILE PRO GLU GLU PRO LEU GLN PHE PHE

ASP ARG ALA GLN ILE GLU GLN VAL ILE ALA ASN CYS GLU HIS LYS ASN LEU ARG GLY GLN THR VAL CYS ASN VAL LYS LEU LEU HIS ARG VAL LEU VAL ALA GLN VAL ASN ALA LEU GLN GLY MET ALA ALA ILE GLY GLN ARG PRO LEU LEU MET GLU GLU ILE SER THR VAL LEU GLN

TYR VAL VAL GLY ARG ASN LYS LEU LEU GLN CYS LEU HIS ALA LEU GLU SER TRP GLN LEU VAL GLU ILE ILE LEU THR ALA CYS PRO GLN ASP LEU ILE GLN ALA GLU ASP ARG GLN LEU ILE ILE ARG ASP ILE LEU GLN GLN ASP VAL HIS ASP LYS ILE ILE LEU

ASP GLU ALA ALA GLN GLU LEU MET PRO VAL VAL ALA GLY ALA ALA VAL PHE THR LEU THR ALA HIS LEU SER SER GLN ALA VAL LEU THR GLU GLN LYS GLU THR SER VAL GLU GLN ALA ALA HIS TYR ALA PHE MET LEU ASP SER PHE GLU LEU GLN LEU ILE ILE

LEU VAL GLY PHE ALA SER ILE G1392 T1447 M1448 W1449 E1450 R1451 L1452 T1453 A1454 F1459 I1470 E1471 S1472 Y1473 G1474 A1475 C1482 R1483 D1484 A1485 C1486 D1487 G1488 H1489 E1490 I1491 G1492 R1493 M1494 L1495 R1502 I1503 V1504 S1505 V1506 D1507 K1508 Q1509 Q1510 Q1511 W1512 L1513 L1514 Y1515 L1516 S1517 N1518 S1519



- Molecule 3: NUCLEAR PORE COMPLEX PROTEIN NUP205

Chain 8-D:

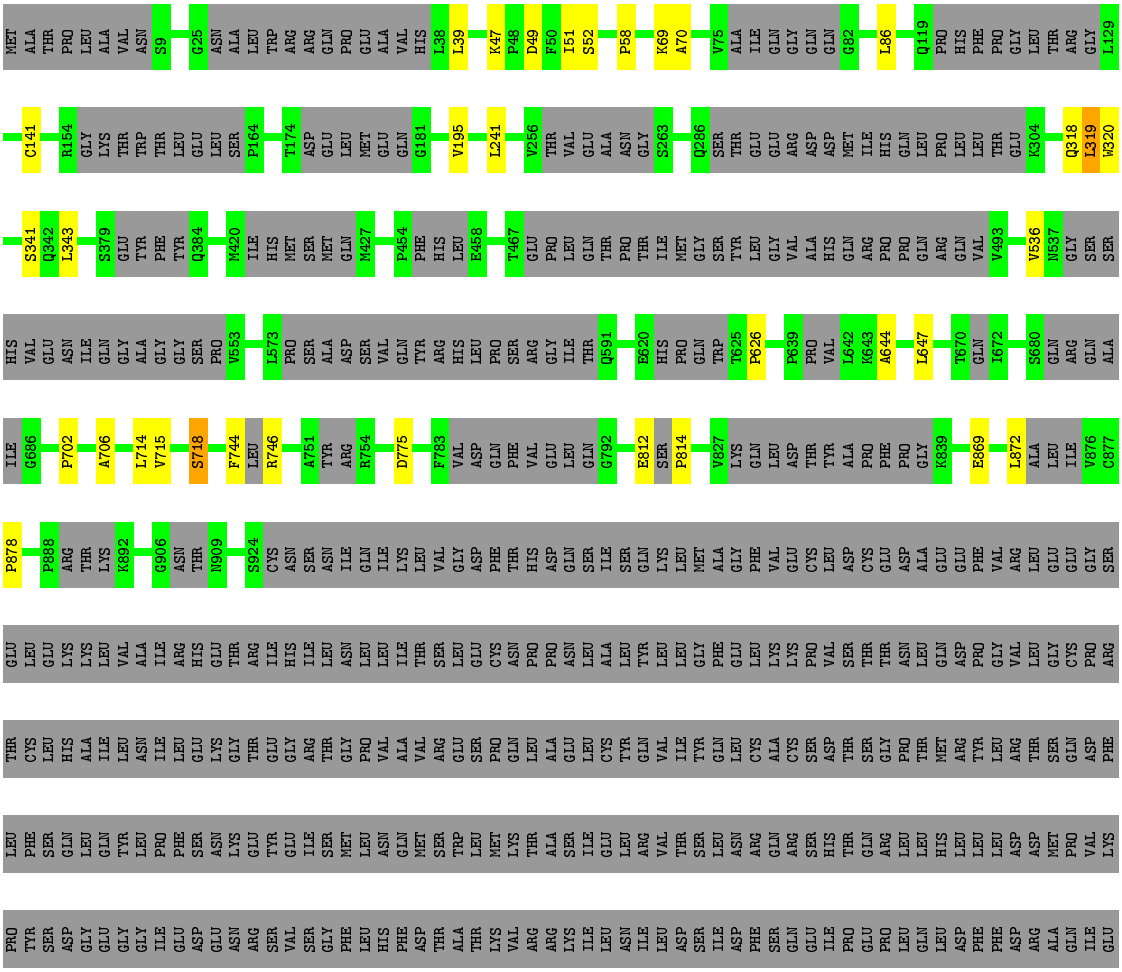



- Molecule 3: NUCLEAR PORE COMPLEX PROTEIN NUP205

Chain 8-J:

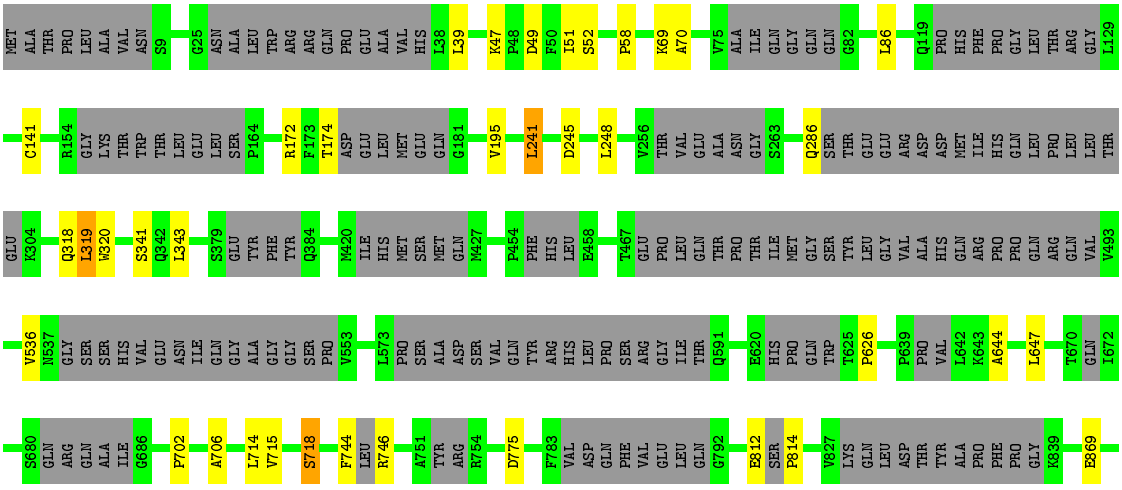

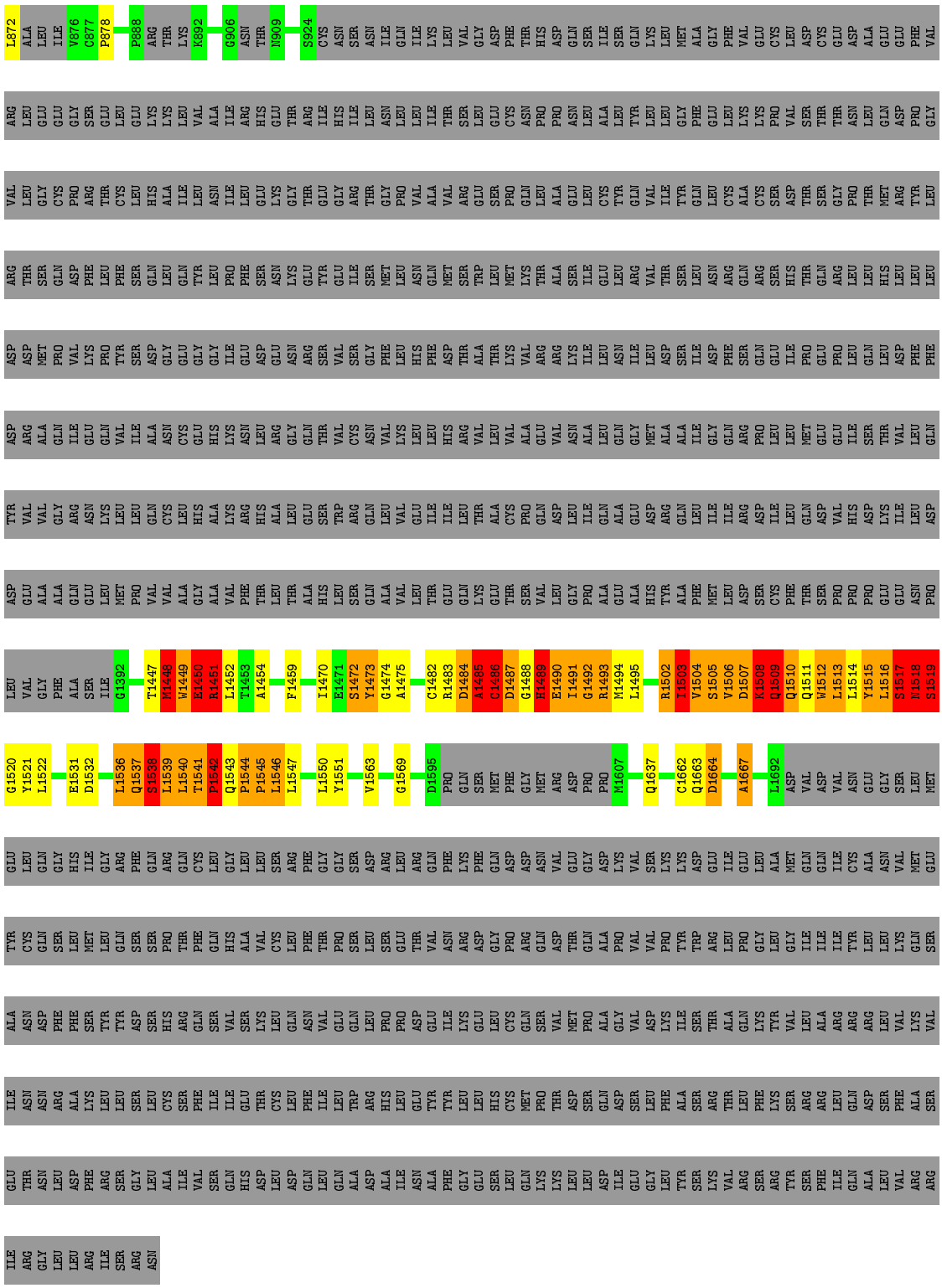

- Molecule 3: NUCLEAR PORE COMPLEX PROTEIN NUP205

Chain 8-P:

ILE	ALA	TYR	GLU		ILE	LEU	LYS	GLN	PRO	LEU	THR	GLU	P878	ILE	HIS		C141
ASN	ASN	CYS	LEU	E1531	G1392	MET	LEU	VAL	TYR	PHE	CYS	LEU		G686	VAL	S341	
ASN	ASP	GLN	GLN	D1532		PRO	LEU	ILE	SER	SER	LEU	GLU	P888		GLU	Q342	R154
ARG	PHE	SER	GLY		K1446	VAL	GLN	ALA	ASP	GLN	HIS	LYS	ARG	P702	ASN	L343	
ALA	PHE	LEU	HIS	L1536	T1447	VAL	CYS	ASN	GLY	LEU	ALA	LYS	THR		ILE		GLY
LYS	SER	MET	ILE	Q1537	M1448	ALA	LEU	CYS	GLU	GLN	ILE	LEU	LYS	A706	GLN	S379	LYS
LEU	TYR	LEU	GLY	S1538	W1449	GLY	HIS	GLU	GLY	TYR	LEU	VAL	K892		GLY	GLU	THR
LEU	TYR	GLN	ARG	L1539	E1450	ALA	ALA	HIS	GLY	LEU	ASN	ALA		L714	ALA	TYR	TRP
SER	ASP	SER	PHE	L1540	R1451	VAL	LYS	LYS	ILE	PRO	ILE	ILE	G906	V715	GLY	PHE	THR
LEU	SER	SER	GLN	T1541		PHE	ARG	ASN	GLU	PHE	LEU	ARG	ASN		GLY	TYR	LEU
CYS	HIS	PRO	ARG	P1542	F1459	THR	HIS	LEU	ASP	SER	GLU	HIS	THR	S718	SER	Q384	GLU
SER	ARG	THR	GLN	Q1543		LEU	ALA	ARG	GLU	ASN	LYS	GLU	N909		PRO		LEU
PHE	GLN	PHE	CYS	P1544	E1465	THR	LEU	GLY	ASN	LYS	GLY	THR		F744	V553	M420	SER
ILE	SER	GLN	LEU	P1545		ALA	GLU	GLN	ARG	GLU	THR	ARG	S924	LEU		ILE	P164
ILE	VAL	HIS	GLY	L1546	A1468	HIS	SER	THR	SER	TYR	GLU	ILE	CYS	R746	L573	HIS	
GLU	SER	ALA	LEU	L1547	I1469	LEU	TRP	VAL	VAL	GLU	GLY	HIS	ASN		PRO	MET	T174
THR	LYS	VAL	LEU		I1470	SER	ARG	CYS	SER	ILE	ARG	ILE	SER	A751	SER	SER	ASP
CYS	LEU	CYS	SER	L1550	E1471	GLN	GLN	ASN	GLY	SER	THR	LEU	ASN	TYR	ALA	MET	GLU
LEU	GLN	LEU	ARG	Y1551	S1472	ALA	LEU	VAL	PHE	MET	GLY	ASN	ILE	ARG	ASP	GLN	LEU
PHE	ASN	PHE	PHE		Y1473	VAL	VAL	LYS	LEU	LEU	PRO	LEU	GLN	R754	SER	M427	MET
ILE	VAL	THR	GLY	D1595	G1474	LEU	GLU	LEU	HIS	ASN	VAL	LEU	ILE		VAL		GLU
LEU	GLU	PRO	GLY	PRO	A1475	THR	ILE	LEU	PHE	GLN	ALA	ILE	LYS	D775	GLN	P454	GLN
TRP	GLN	SER	SER	GLN	A1476	GLU	ILE	HIS	ASP	MET	VAL	THR	LEU		TYR	PHE	G181
ARG	LEU	LEU	ASP	SER		GLN	LEU	ARG	THR	SER	ARG	SER	VAL	F783	ARG	HIS	
HIS	PRO	SER	ARG	MET	C1482	LYS	THR	VAL	ALA	TRP	GLU	LEU	GLY	VAL	HIS	LEU	V195
LEU	PRO	GLU	LEU	PHE	R1483	GLU	ALA	LEU	THR	LEU	SER	GLU	ASP	ASP	LEU	E458	
GLU	ASP	THR	ARG	GLY	D1484	THR	CYS	VAL	LYS	MET	PRO	CYS	PHE	GLN	PRO		L241
TYR	GLU	VAL	GLN	MET	A1485	SER	PRO	ALA	VAL	LYS	GLN	ASN	THR	PHE	SER	T467	
TYR	ILE	ASN	PHE	ARG	C1486	VAL	GLN	GLU	ARG	THR	LEU	PRO	HIS	VAL	ARG	GLU	V256
LEU	LYS	ARG	LYS	ASP	D1487	LEU	ASP	VAL	ARG	ALA	ALA	PRO	ASP	GLU	GLY	PRO	THR
LEU	GLU	ASP	PHE	PRO	G1488	GLY	LEU	ASN	LYS	SER	GLU	ASN	GLN	LEU	ILE	LEU	VAL
HIS	LEU	GLY	GLN	PRO	H1489	PRO	ILE	ALA	ILE	ILE	LEU	LEU	SER	GLN	THR	GLN	GLU
CYS	CYS	PRO	ASP	M1607	E1490	ALA	GLN	LEU	LEU	GLU	CYS	ALA	ILE	G792	Q591	THR	ALA
MET	GLN	ARG	ASP		I1491	GLU	ALA	GLN	ASN	LEU	TYR	LEU	SER			PRO	ASN
PRO	SER	GLN	ASN	Q1637	G1492	ALA	GLU	GLY	ILE	ARG	GLN	TYR	GLN	E812	E620	THR	GLY
THR	VAL	ASP	VAL		R1493	HIS	ASP	MET	LEU	VAL	VAL	LEU	LYS	SER	HIS	ILE	S263
ASP	MET	THR	GLU	R1661	M1494	TYR	ARG	ALA	ASP	THR	ILE	LEU	LEU	P814	PRO	MET	
SER	PRO	GLN	GLY	C1662	L1495	ALA	GLN	ALA	SER	SER	TYR	GLY	MET		GLN	GLY	Q286
GLN	ALA	ALA	ASP	Q1663		PHE	LEU	ILE	ILE	LEU	GLN	PHE	ALA	V827	TRP	SER	SER
ASP	GLY	PRO	LYS	D1664	R1502	MET	ILE	GLY	ASP	ASN	LEU	GLU	GLY	LYS	T625	TYR	THR
SER	VAL	VAL	VAL		I1503	LEU	ILE	GLN	PHE	ARG	CYS	LEU	PHE	GLN	P626	LEU	GLU
LEU	ASP	VAL	SER	A1667	V1504	ASP	ARG	ARG	SER	GLN	ALA	LYS	VAL	LEU		GLY	GLU
PHE	LYS	PRO	LYS		S1505	SER	ASP	PRO	GLN	ARG	CYS	LYS	GLU	ASP	P639	VAL	ARG
ALA	ILE	TYR	LYS	S1681	V1506	CYS	ILE	LEU	GLU	SER	SER	PRO	CYS	THR	PRO	ALA	ASP
SER	SER	TRP	ASP	K1682	D1507	PHE	LEU	LEU	ILE	HIS	ASP	VAL	LEU	TYR	VAL	HIS	ASP
ARG	THR	ARG	GLU		K1508	THR	GLN	MET	PRO	THR	THR	SER	ASP	ALA	L642	GLN	MET
THR	ALA	LEU	ILE	L1685	Q1509	SER	ASP	GLU	GLU	GLN	SER	THR	CYS	PRO	K643	ARG	ILE
LEU	GLN	PRO	GLU	P1686	Q1510	PRO	VAL	GLU	PRO	ARG	GLY	THR	GLU	PHE	A644	PRO	HIS
PHE	LYS	GLY	LEU		Q1511	PRO	HIS	ILE	LEU	LEU	PRO	ASN	ASP	PRO		PRO	GLN
LYS	TYR	LEU	ALA	L1692	W1512	PRO	ASP	SER	GLN	LEU	THR	LEU	ALA	GLY	L647	GLN	LEU
SER	VAL	GLY	MET	ASP	L1513	GLU	LYS	THR	LEU	HIS	MET	GLN	GLU	K839		ARG	PRO
ARG	LEU	ILE	GLN	VAL	L1514	GLU	ILE	VAL	ASP	LEU	ARG	ASP	GLU		T670	GLN	LEU
ARG	ALA	ILE	GLN	ASP	Y1515	ASN	LEU	LEU	PHE	LEU	TYR	PRO	PHE	E869	GLN	VAL	LEU
LEU	ARG	ILE	ILE	VAL	L1516	PRO	ASP	GLN	PHE	LEU	LEU	GLY	VAL		I672	V493	THR
GLN	ARG	TYR	CYS	ASN	S1517	LEU	ASP	TYR	ASP	ASP	ARG	VAL	ARG	L872			GLU
ASP	ARG	LEU	ALA	GLU	N1518	VAL	GLU	VAL	ARG	ASP	THR	LEU	LEU	ALA	S680	V536	K304
SER	LEU	LEU	ASN	GLY	S1519	GLY	ALA	VAL	ALA	MET	SER	GLY	GLU	LEU	GLN	N537	
PHE	VAL	LYS	VAL	SER	G1520	PHE	ALA	GLY	GLN	PRO	GLN	CYS	GLU	ILE	ARG	GLY	Q318
ALA	LYS	GLN	MET	LEU	Y1521	ALA	GLN	ARG	ILE	VAL	ASP	PRO	GLY	V876	GLN	SER	L319
SER	VAL	SER	GLU	MET	L1522	SER	GLU	ASN	GLU	LYS	PHE	ARG	SER	C877	ALA	SER	W320

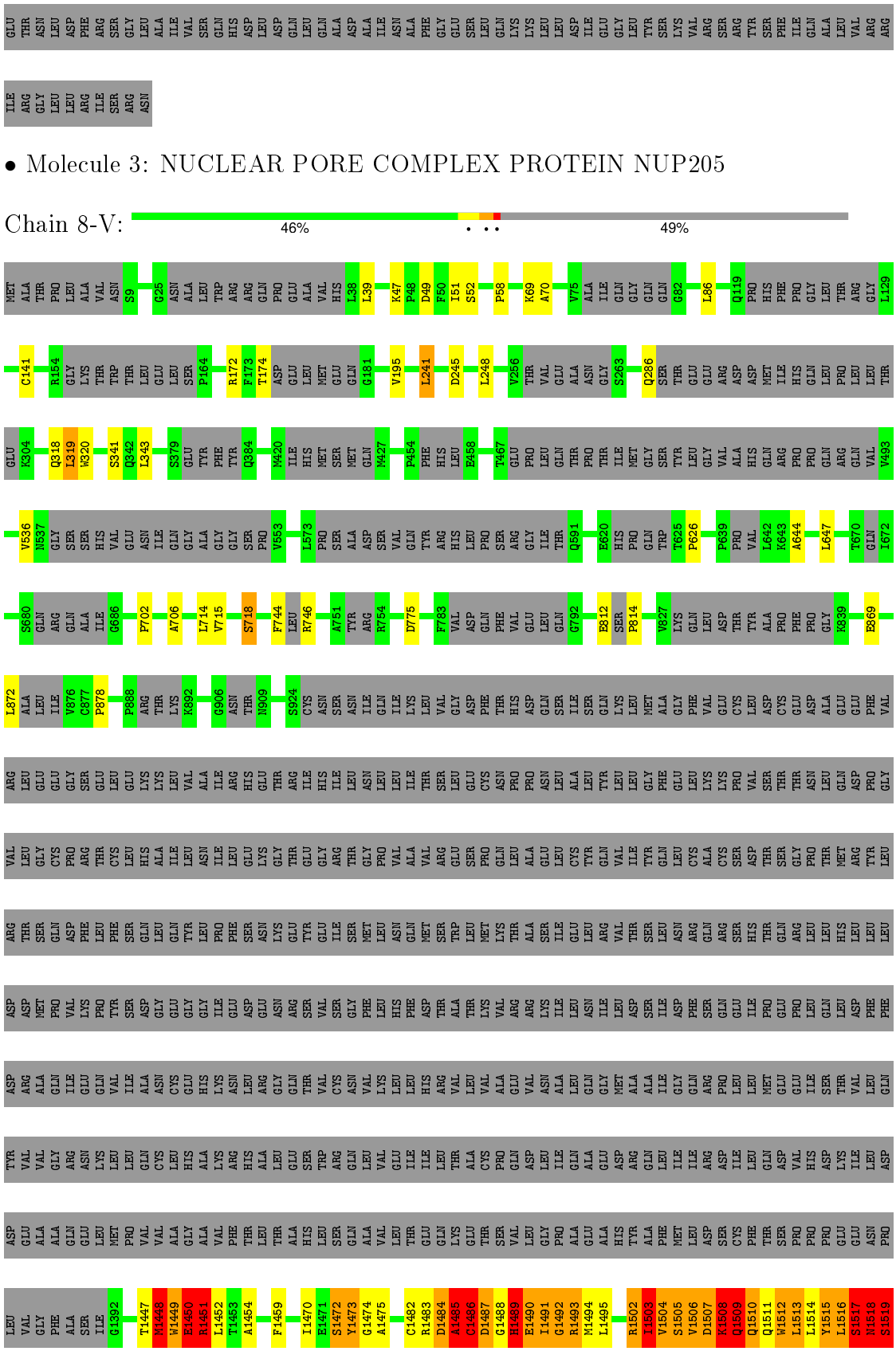

- Molecule 3: NUCLEAR PORE COMPLEX PROTEIN NUP205

Chain 8-V: 46% 49%



- Molecule 4: NUCLEAR PORE COMPLEX PROTEIN NUP54

Chain 1-F: 35% 16% 9% 5% 34%

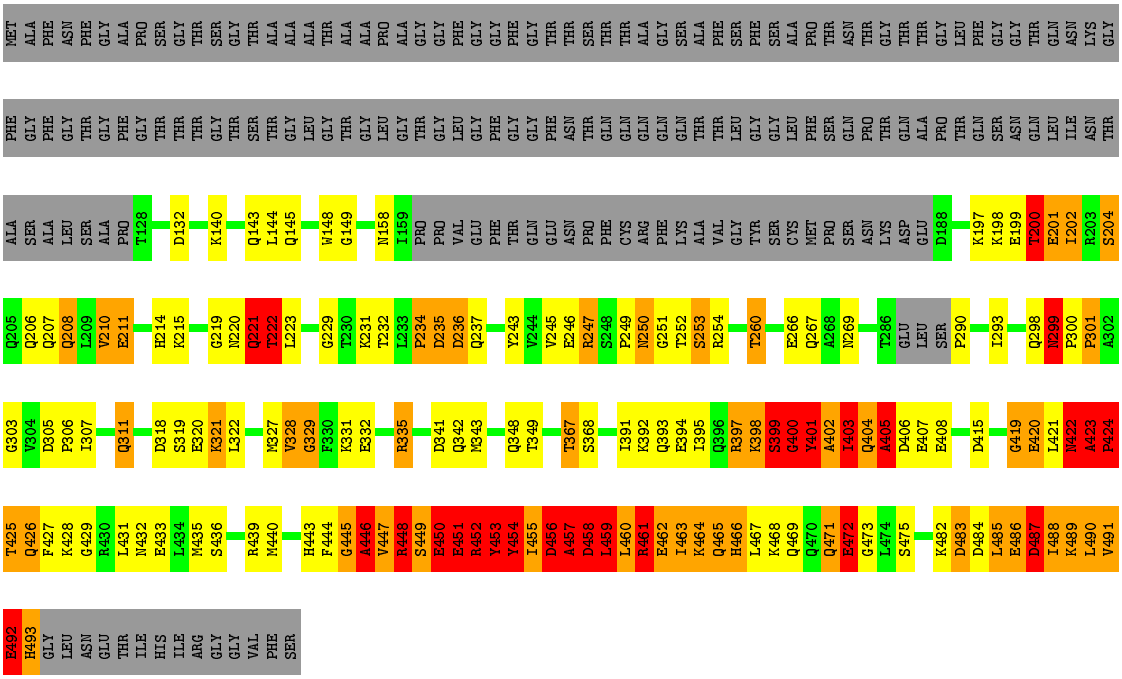

- Molecule 4: NUCLEAR PORE COMPLEX PROTEIN NUP54

Chain 1-L: 35% 16% 9% 5% 34%

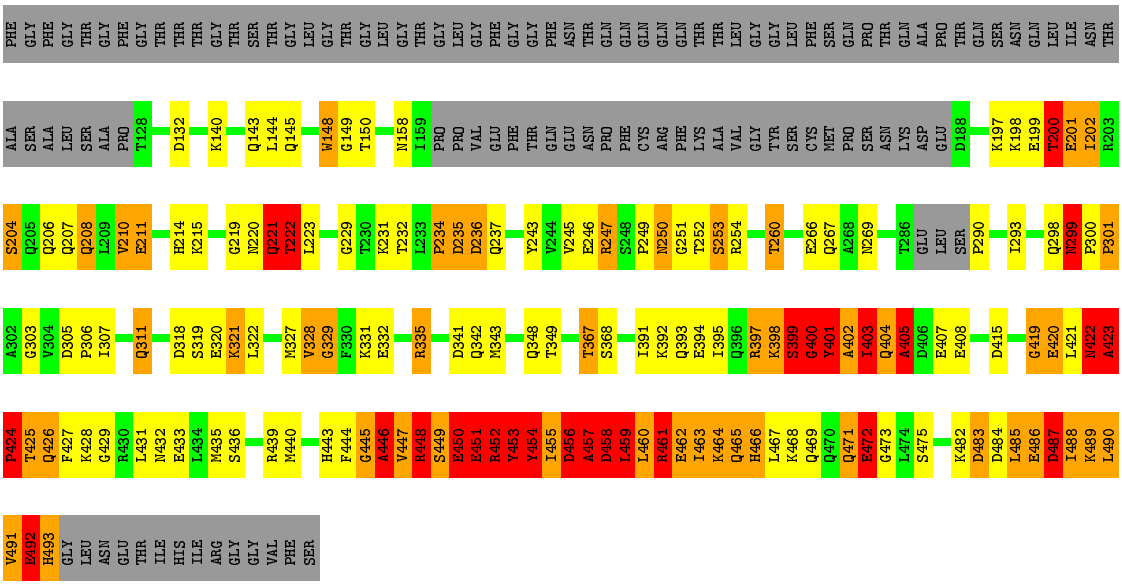

- Molecule 4: NUCLEAR PORE COMPLEX PROTEIN NUP54

Chain 1-R:

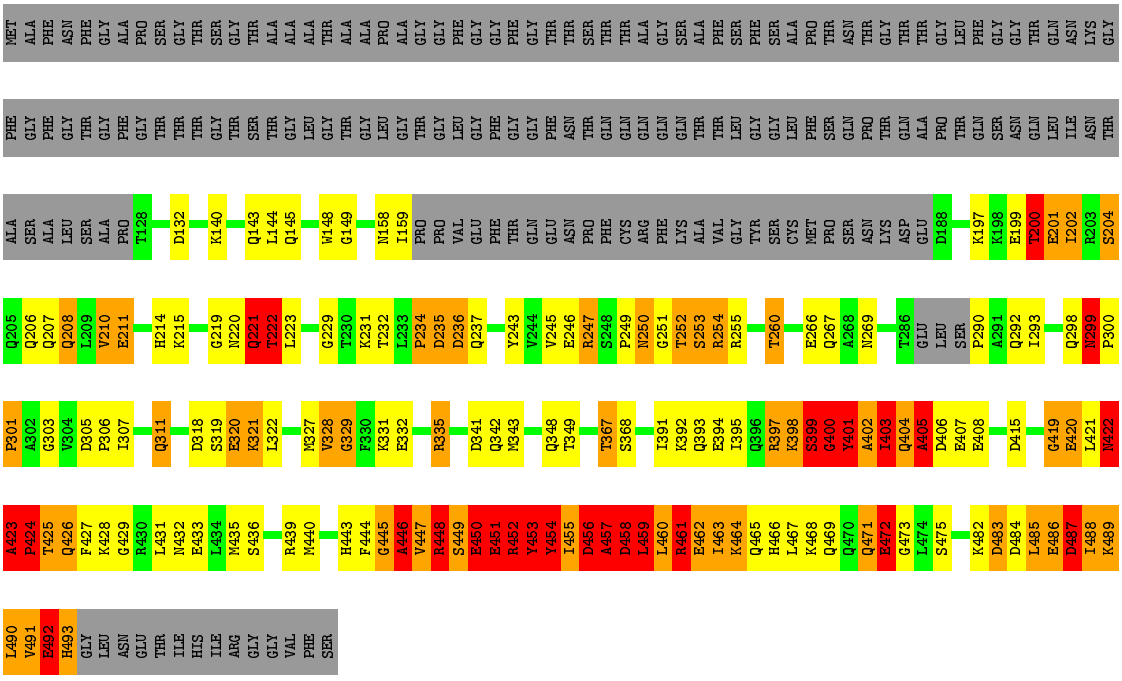

- Molecule 4: NUCLEAR PORE COMPLEX PROTEIN NUP54

Chain 1-X:





- Molecule 4: NUCLEAR PORE COMPLEX PROTEIN NUP54

Chain 2-F:

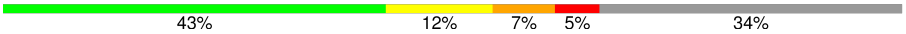

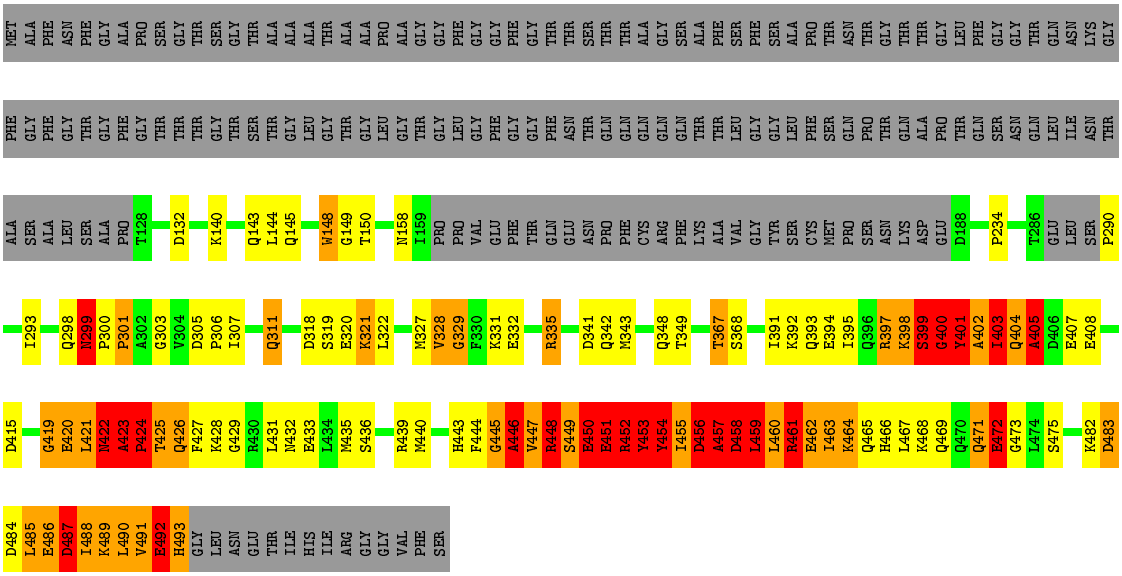

- Molecule 4: NUCLEAR PORE COMPLEX PROTEIN NUP54

Chain 2-L:

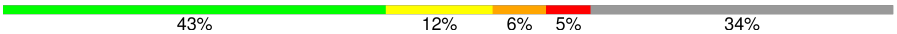

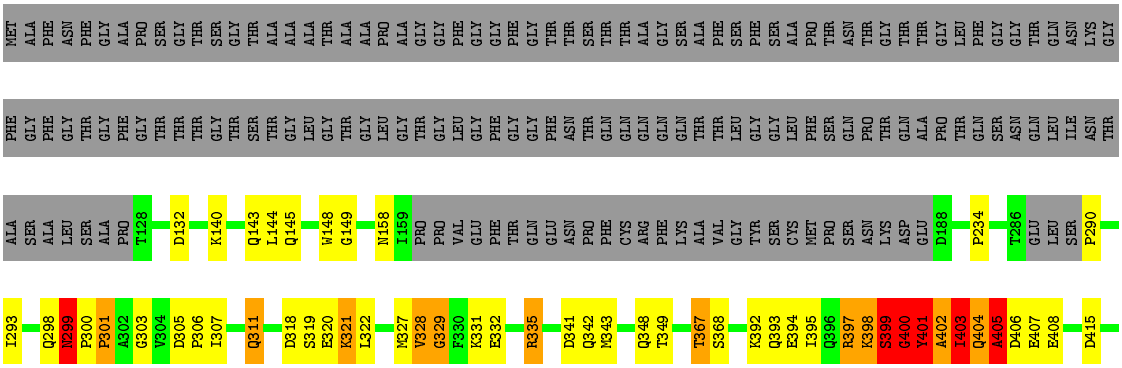



- Molecule 4: NUCLEAR PORE COMPLEX PROTEIN NUP54

Chain 2-R:

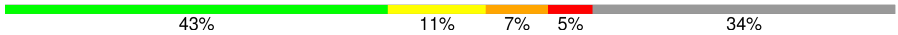

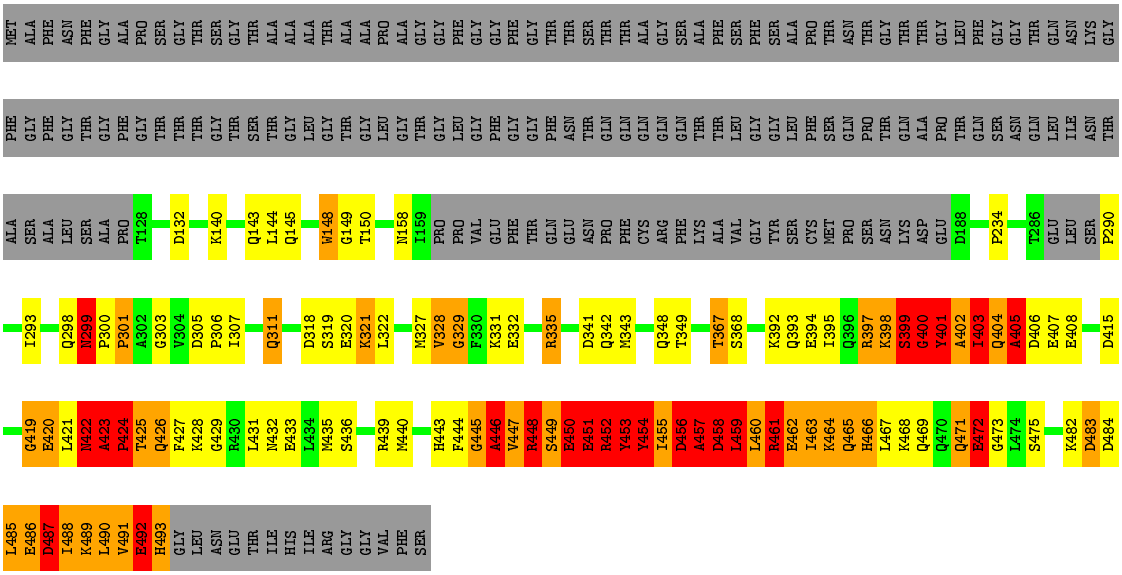

- Molecule 4: NUCLEAR PORE COMPLEX PROTEIN NUP54

Chain 2-X:

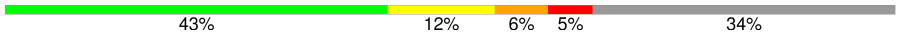

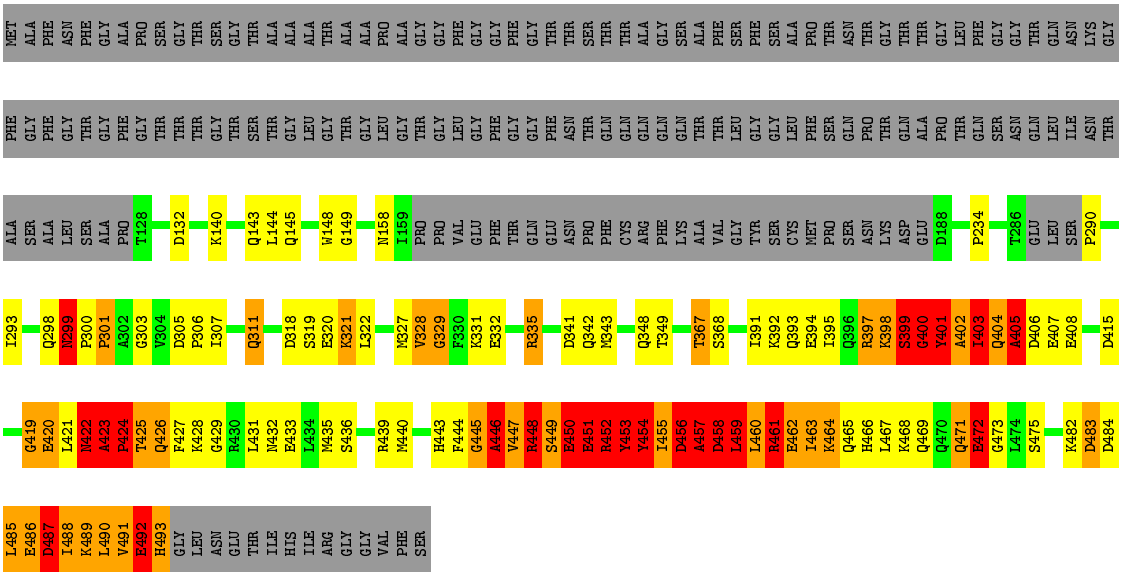

- Molecule 4: NUCLEAR PORE COMPLEX PROTEIN NUP54

Chain 3-F:

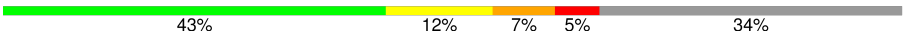

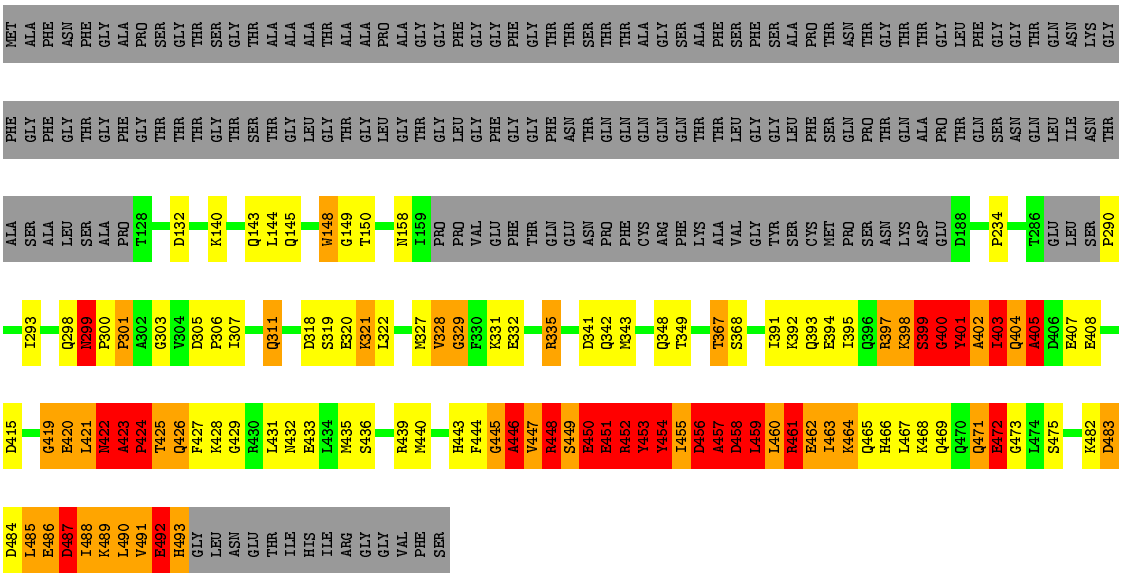

- Molecule 4: NUCLEAR PORE COMPLEX PROTEIN NUP54

Chain 3-L:

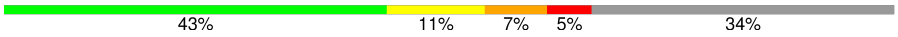

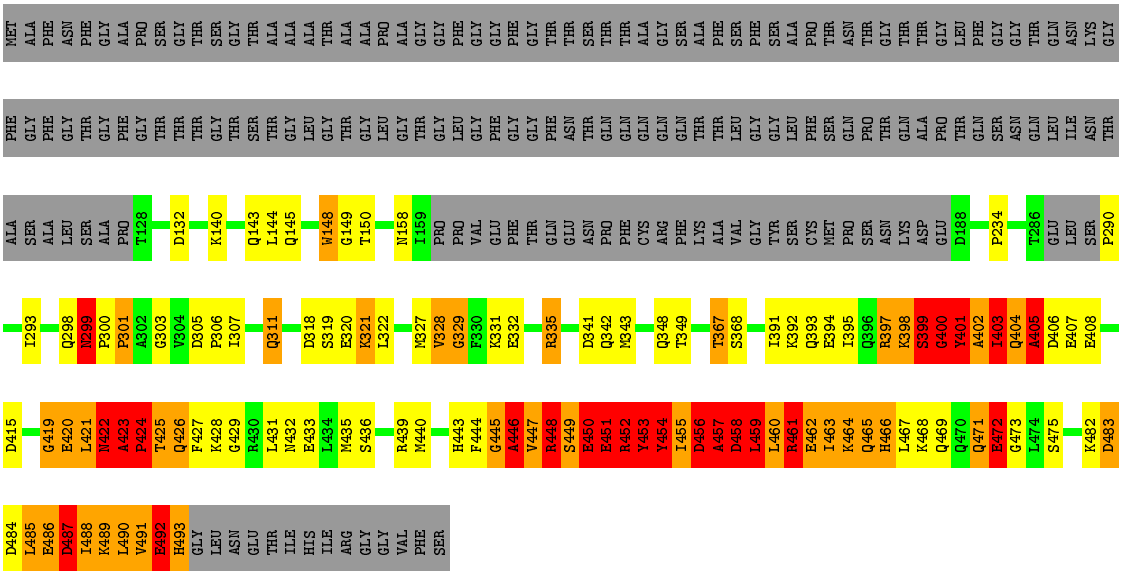

- Molecule 4: NUCLEAR PORE COMPLEX PROTEIN NUP54

Chain 3-R:

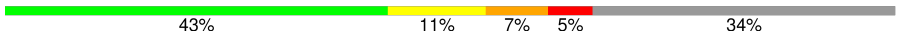



WORLDWIDE PDB PROTEIN DATA BANK
EMDataBank Unified Data Resource for 3DEM

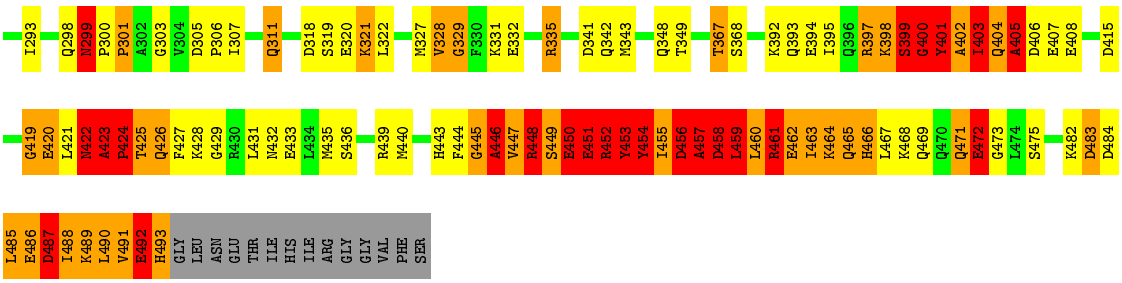

- Molecule 4: NUCLEAR PORE COMPLEX PROTEIN NUP54

Chain 3-X:

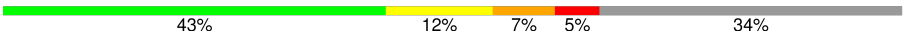

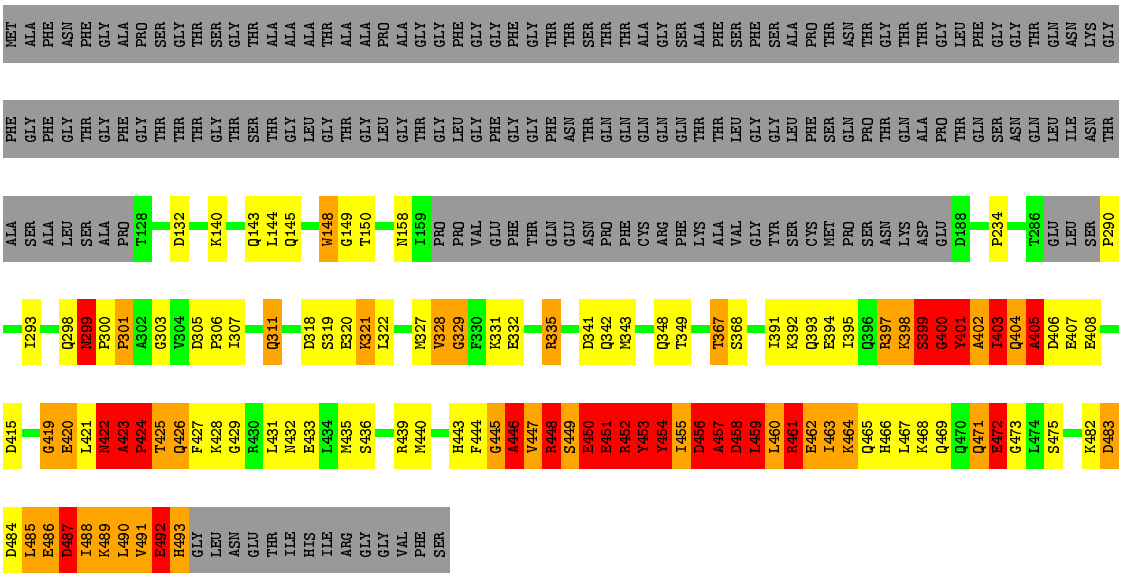

- Molecule 4: NUCLEAR PORE COMPLEX PROTEIN NUP54

Chain 4-F:

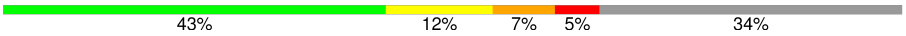

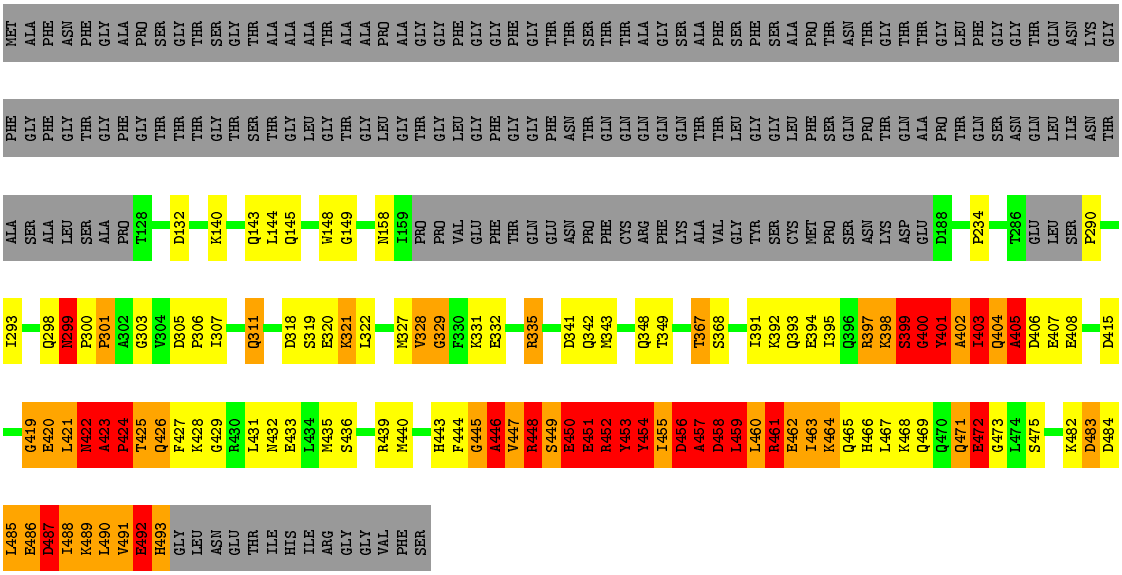

- Molecule 4: NUCLEAR PORE COMPLEX PROTEIN NUP54

Chain 4-L: 43% 12% 6% 5% 34%

MET ALA PHE ASN PHE GLY ALA PRO SER GLY THR SER GLY THR ALA ALA ALA THR ALA ALA PRO ALA GLY GLY PHE GLY GLY PHE GLY THR THR SER THR THR ALA GLY SER ALA PHE SER PHE SER ALA PRO THR ASN THR GLY THR THR GLY LEU PHE GLY GLY THR GLN ASN LYS GLY

PHE GLY PHE GLY THR GLY PHE GLY THR THR THR GLY THR SER THR GLY LEU GLY THR GLY LEU GLY PHE GLY GLY PHE ASN THR GLN GLN GLN GLN GLN THR THR LEU GLY GLY LEU PHE SER GLN PRO THR GLN ALA PRO THR GLN SER ASN GLN LEU ILE ASN THR

ALA SER ALA LEU SER ALA PRO T128 D132 K140 Q143 L144 Q145 W148 G149 N158 I159 PRO PRO VAL GLU PHE THR GLN GLU ASN PRO PHE CYS ARG PHE LYS ALA VAL GLY TYR SER CYS MET PRO SER ASN LYS ASP GLU D188 P234 T286 GLU LEU SER P290

I293 Q298 N299 P300 P301 A302 G303 V304 D305 P306 I307 Q311 D318 S319 E320 K321 L322 M327 V328 G329 F330 K331 E332 R335 D341 Q342 M343 Q348 T349 T367 S368 K392 Q393 E394 I395 Q396 R397 K398 S399 G400 Y401 A402 I403 Q404 A405 D406 E407 E408 D415

G419 E420 L421 N422 A423 P424 T425 Q426 F427 K428 G429 R430 L431 N432 E433 L434 M435 S436 R439 M440 H443 F444 G445 A446 V447 R448 S449 E450 E451 R452 Y453 Y454 I455 D456 A457 D458 L459 L460 R461 E462 I463 K464 Q465 H466 L467 K468 Q469 Q470 Q471 E472 G473 L474 S475 K482 D483 D484 L485

E486 D487 I488 K489 L490 V491 E492 H493 GLY LEU ASN GLU THR ILE HIS ILE ARG GLY GLY VAL PHE SER

- Molecule 4: NUCLEAR PORE COMPLEX PROTEIN NUP54

Chain 4-R: 43% 12% 7% 5% 34%

MET ALA PHE ASN PHE GLY ALA PRO SER GLY THR SER GLY THR ALA ALA ALA THR ALA ALA PRO ALA GLY GLY PHE GLY GLY PHE GLY THR THR SER THR THR ALA GLY SER ALA PHE SER PHE SER ALA PRO THR ASN THR GLY THR THR GLY LEU PHE GLY GLY THR GLN ASN LYS GLY

PHE GLY PHE GLY THR GLY PHE GLY THR THR THR GLY THR SER THR GLY LEU GLY THR GLY LEU GLY PHE GLY GLY PHE ASN THR GLN GLN GLN GLN GLN THR THR LEU GLY GLY LEU PHE SER GLN PRO THR GLN ALA PRO THR GLN SER ASN GLN LEU ILE ASN THR

ALA SER ALA LEU SER ALA PRO T128 D132 K140 Q143 L144 Q145 W148 G149 T150 N158 I159 PRO PRO VAL GLU PHE THR GLN GLU ASN PRO PHE CYS ARG PHE LYS ALA VAL GLY TYR SER CYS MET PRO SER ASN LYS ASP GLU D188 P234 T286 GLU LEU SER P290

I293 Q298 N299 P300 P301 A302 G303 V304 D305 P306 I307 Q311 D318 S319 E320 K321 L322 M327 V328 G329 F330 K331 E332 R335 D341 Q342 M343 Q348 T349 T367 S368 I391 K392 Q393 E394 I395 Q396 R397 K398 S399 G400 Y401 A402 I403 Q404 A405 D406 E407 E408

D415 G419 E420 L421 N422 A423 P424 T425 Q426 F427 K428 G429 R430 L431 N432 E433 L434 M435 S436 R439 M440 H443 F444 G445 A446 V447 R448 S449 E450 E451 R452 Y453 Y454 I455 D456 A457 D458 L459 L460 R461 E462 I463 K464 Q465 H466 L467 K468 Q469 Q470 Q471 E472 G473 L474 S475 K482 D483

D484 L485 E486 D487 I488 K489 L490 V491 E492 H493 GLY LEU ASN GLU THR ILE HIS ILE ARG GLY GLY VAL PHE SER

- Molecule 4: NUCLEAR PORE COMPLEX PROTEIN NUP54

Chain 4-X: 43% 12% 6% 5% 34%

MET ALA PHE ASN PHE GLY ALA PRO SER GLY THR SER GLY THR ALA ALA ALA THR ALA ALA PRO ALA GLY GLY PHE GLY GLY PHE GLY THR THR SER THR THR ALA GLY SER ALA PHE SER PHE SER ALA PRO THR ASN THR GLY THR THR GLY LEU PHE GLY GLY THR GLN ASN LYS GLY

PHE GLY PHE GLY THR GLY PHE GLY THR THR THR GLY THR SER THR GLY LEU GLY THR GLY LEU GLY PHE GLY GLY PHE ASN THR GLN GLN GLN GLN GLN THR THR LEU GLY GLY LEU PHE SER GLN PRO THR GLN ALA PRO THR GLN SER ASN GLN LEU ILE ASN THR

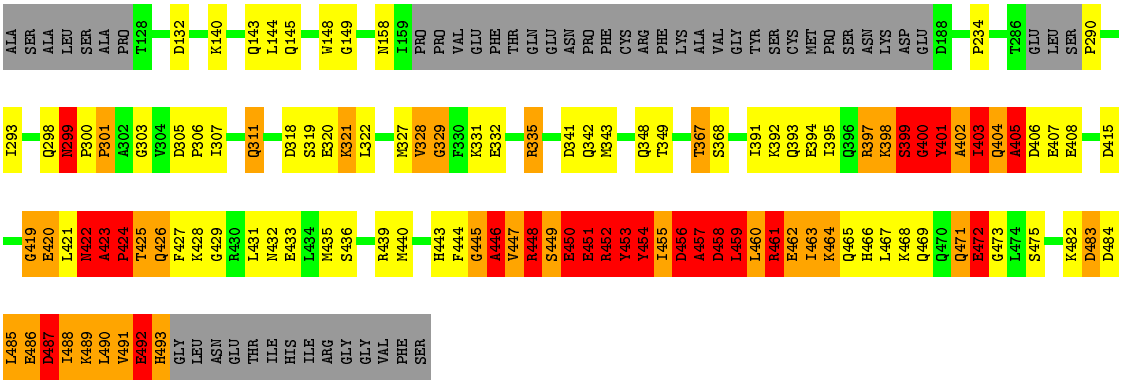

- Molecule 4: NUCLEAR PORE COMPLEX PROTEIN NUP54

Chain 5-F: 43% 12% 7% 5% 34%

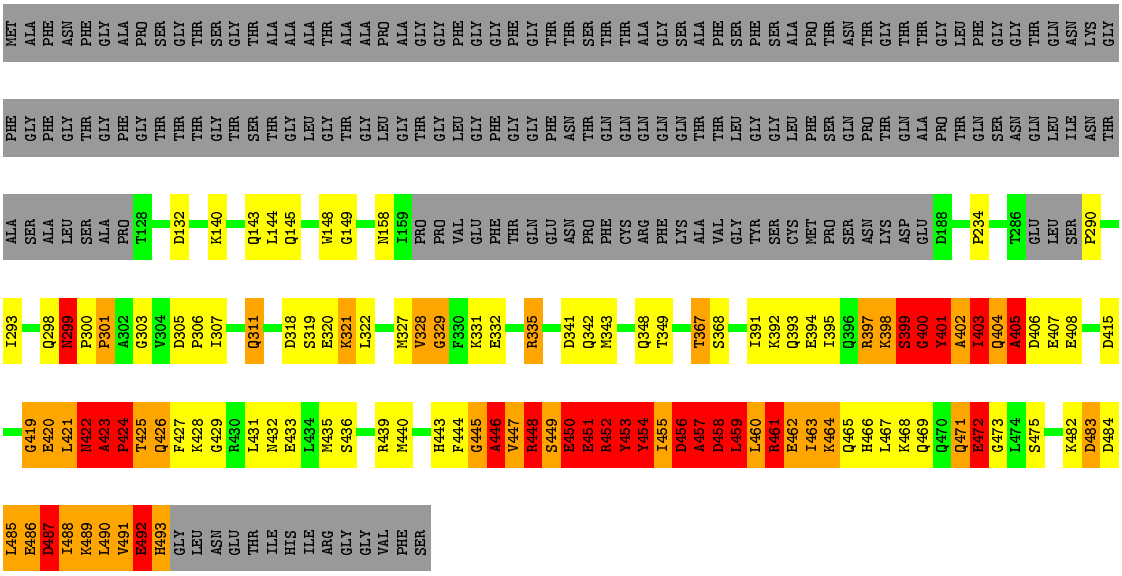

- Molecule 4: NUCLEAR PORE COMPLEX PROTEIN NUP54

Chain 5-L: 43% 12% 6% 5% 34%

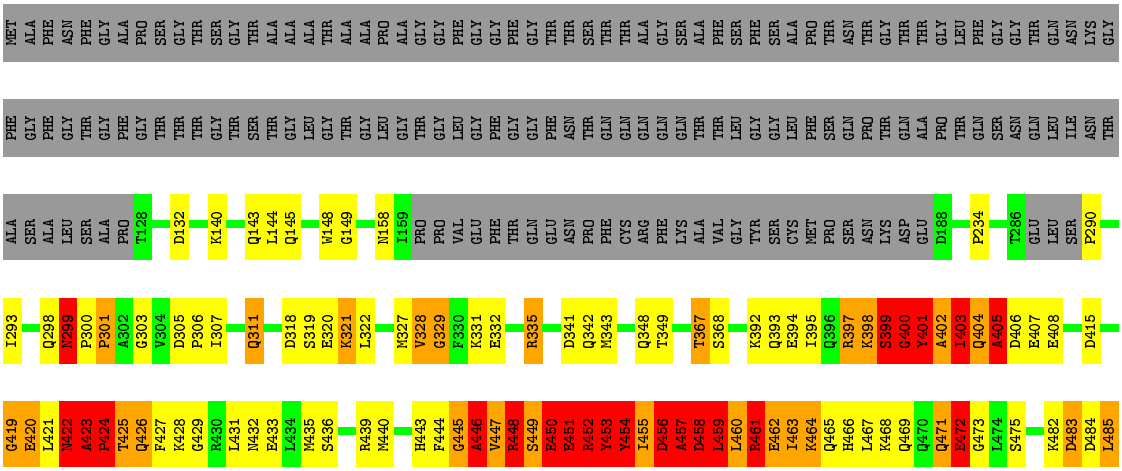

• Molecule 4: NUCLEAR PORE COMPLEX PROTEIN NUP54

Chain 5-R:

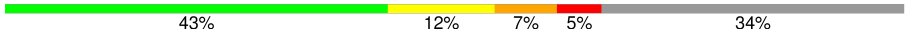

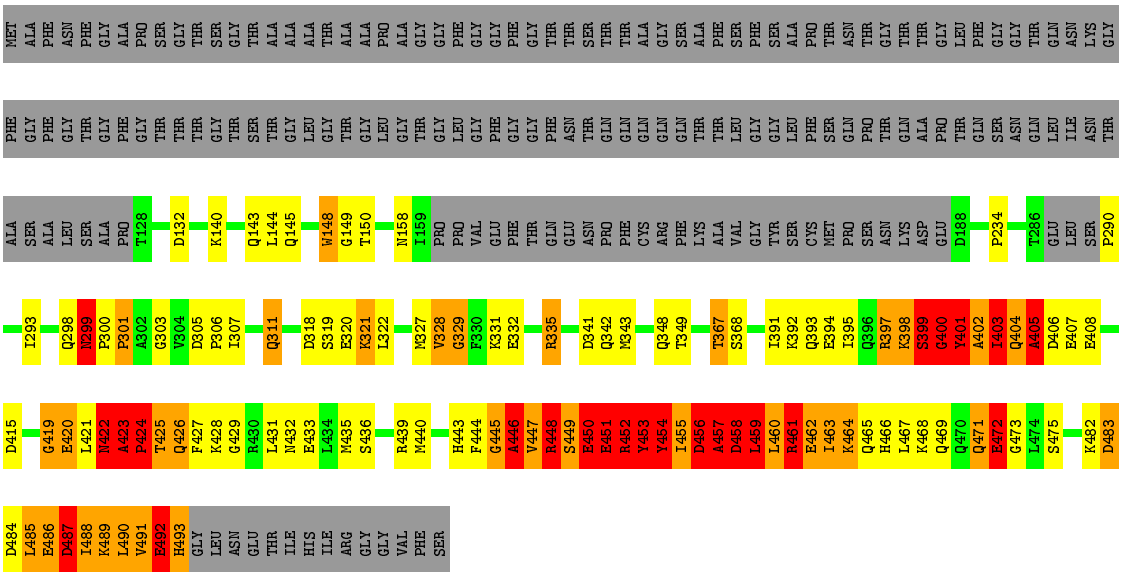

• Molecule 4: NUCLEAR PORE COMPLEX PROTEIN NUP54

Chain 5-X:

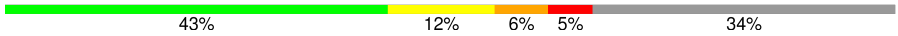

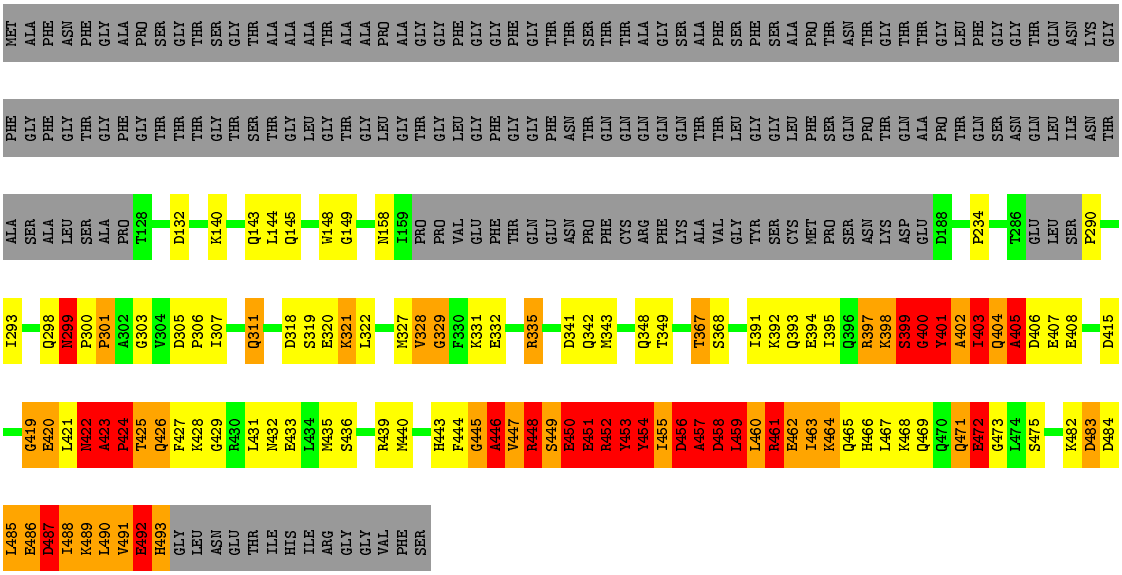

• Molecule 4: NUCLEAR PORE COMPLEX PROTEIN NUP54

Chain 6-F:

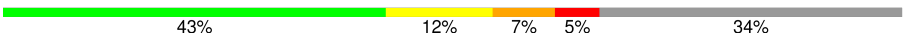



- Molecule 4: NUCLEAR PORE COMPLEX PROTEIN NUP54

Chain 6-L:

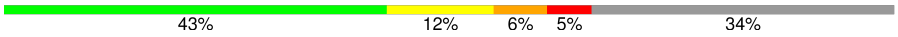

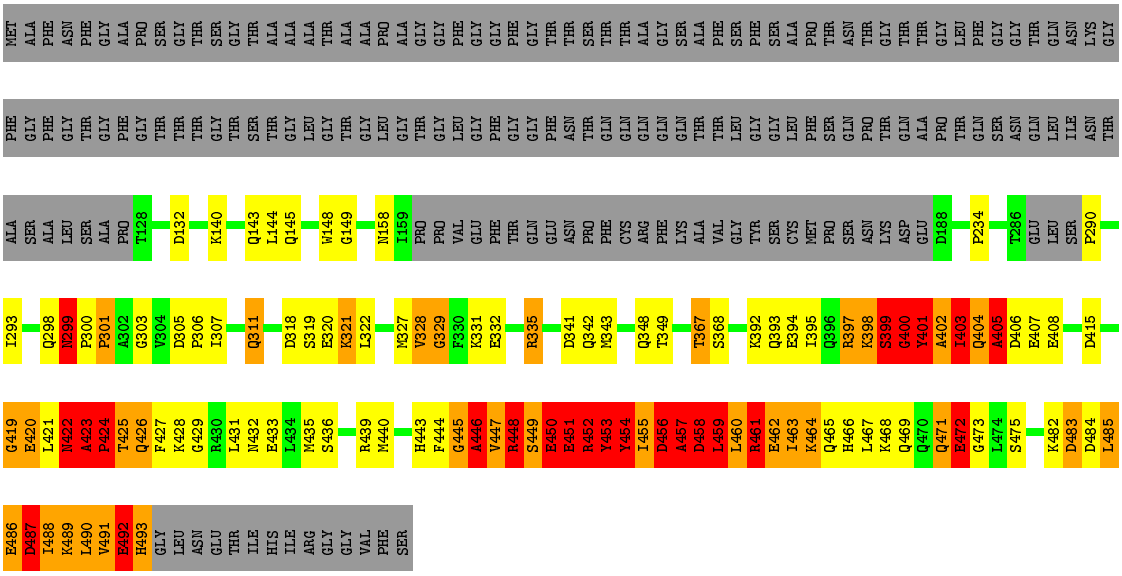

- Molecule 4: NUCLEAR PORE COMPLEX PROTEIN NUP54

Chain 6-R:

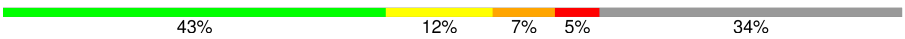





- Molecule 4: NUCLEAR PORE COMPLEX PROTEIN NUP54

Chain 6-X:

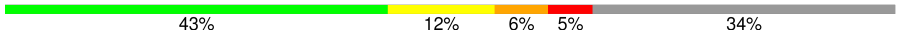

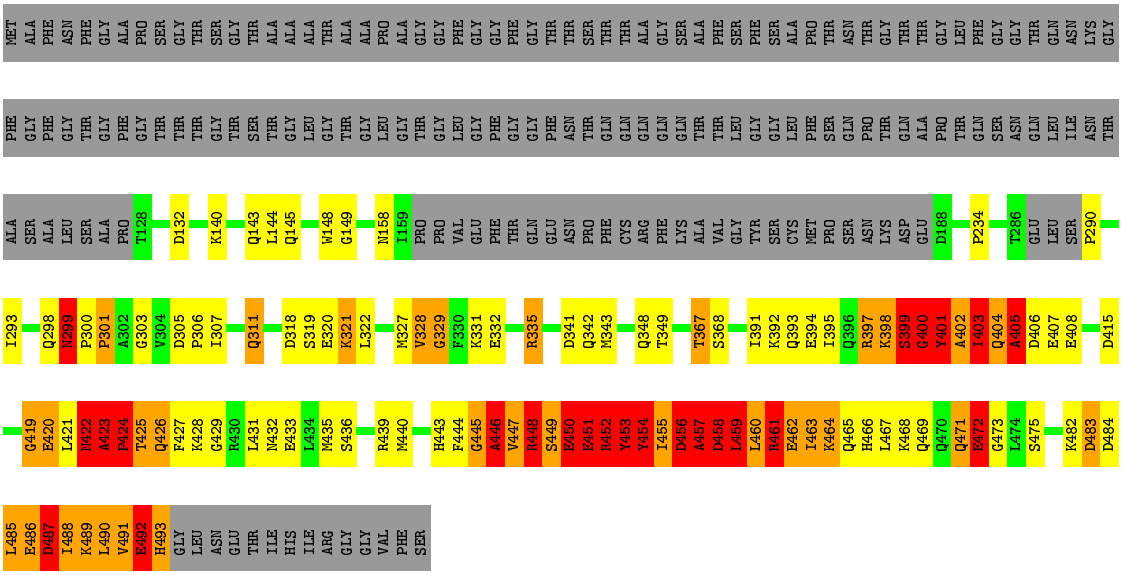

- Molecule 4: NUCLEAR PORE COMPLEX PROTEIN NUP54

Chain 7-F:

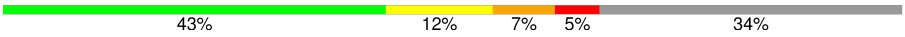

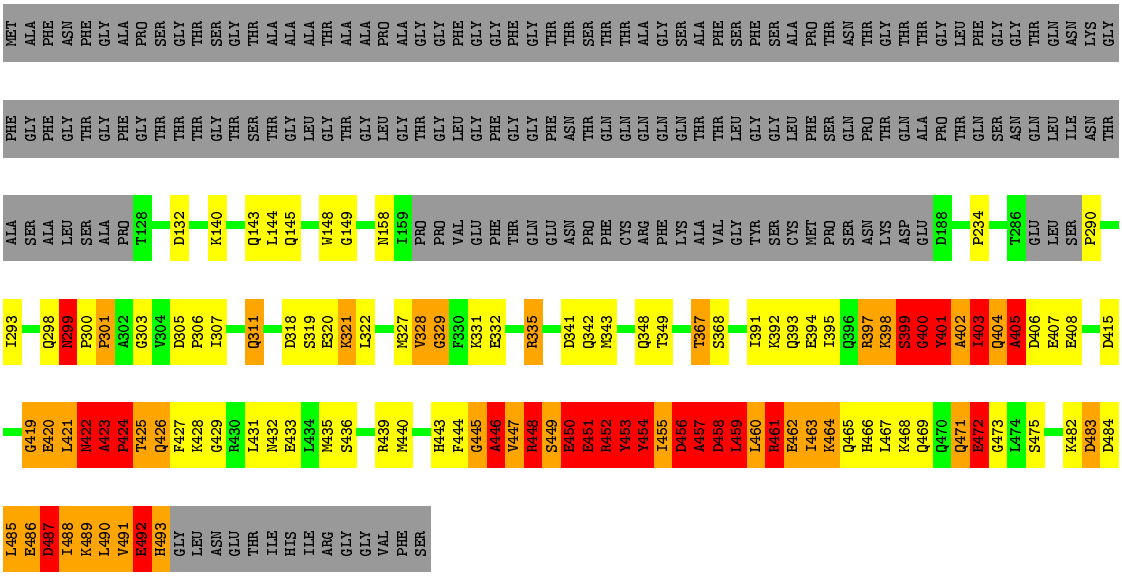

- Molecule 4: NUCLEAR PORE COMPLEX PROTEIN NUP54

Chain 7-L:

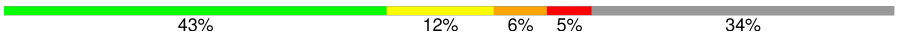

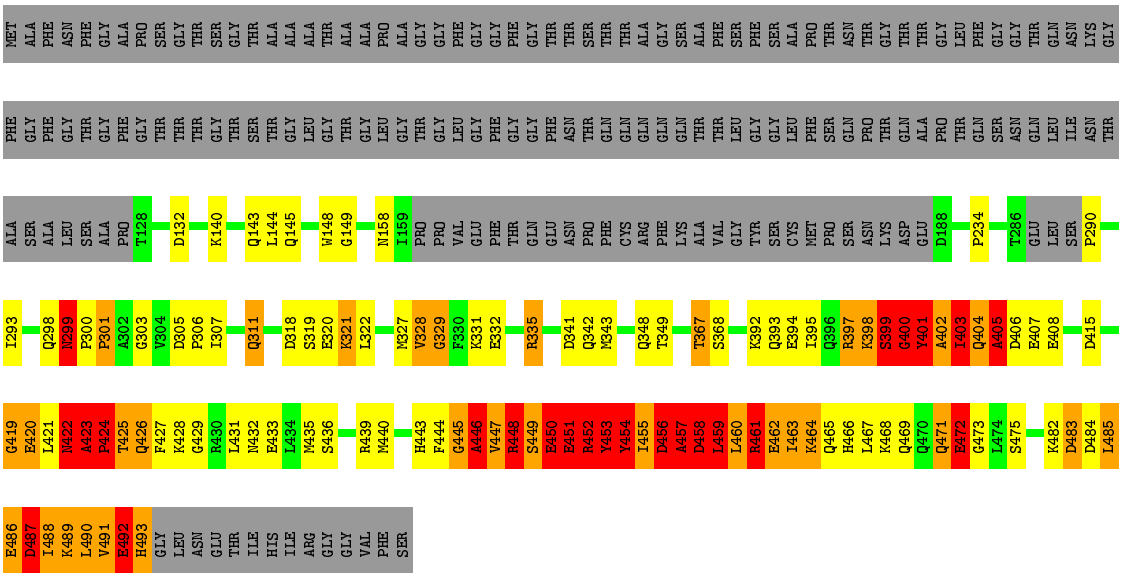

- Molecule 4: NUCLEAR PORE COMPLEX PROTEIN NUP54

Chain 7-R:

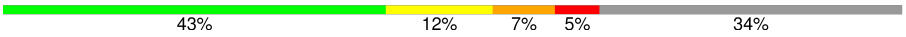

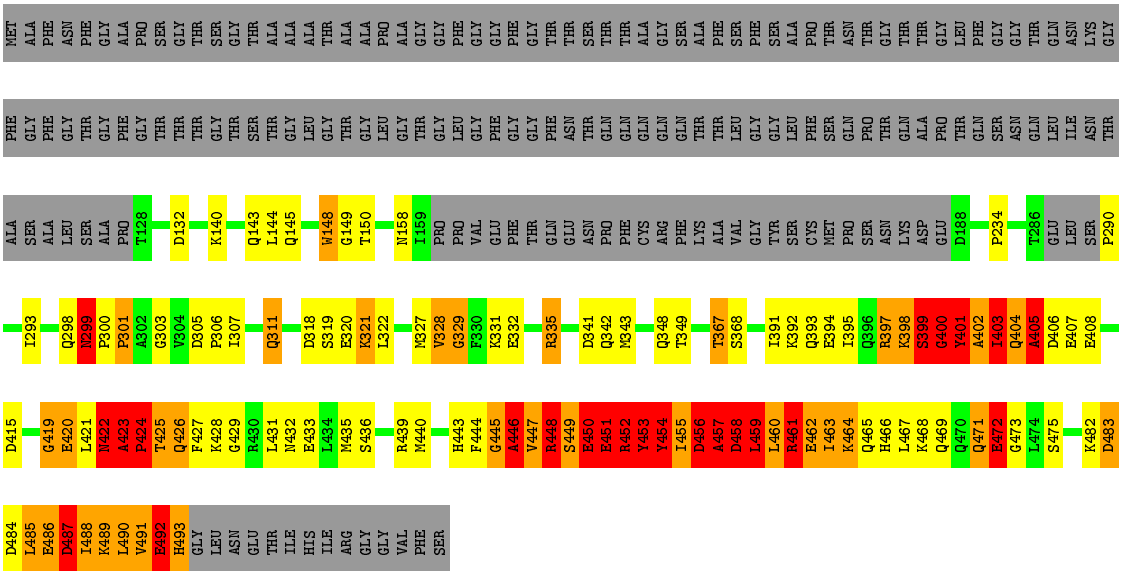

- Molecule 4: NUCLEAR PORE COMPLEX PROTEIN NUP54

Chain 7-X:

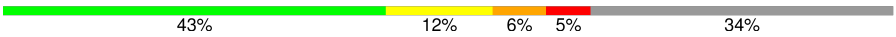



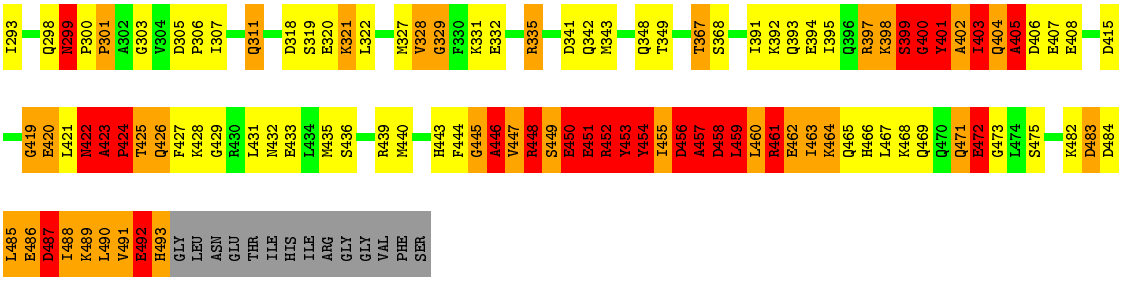

- Molecule 4: NUCLEAR PORE COMPLEX PROTEIN NUP54

Chain 8-F:

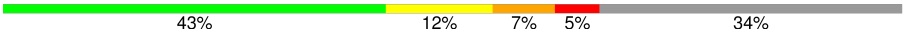

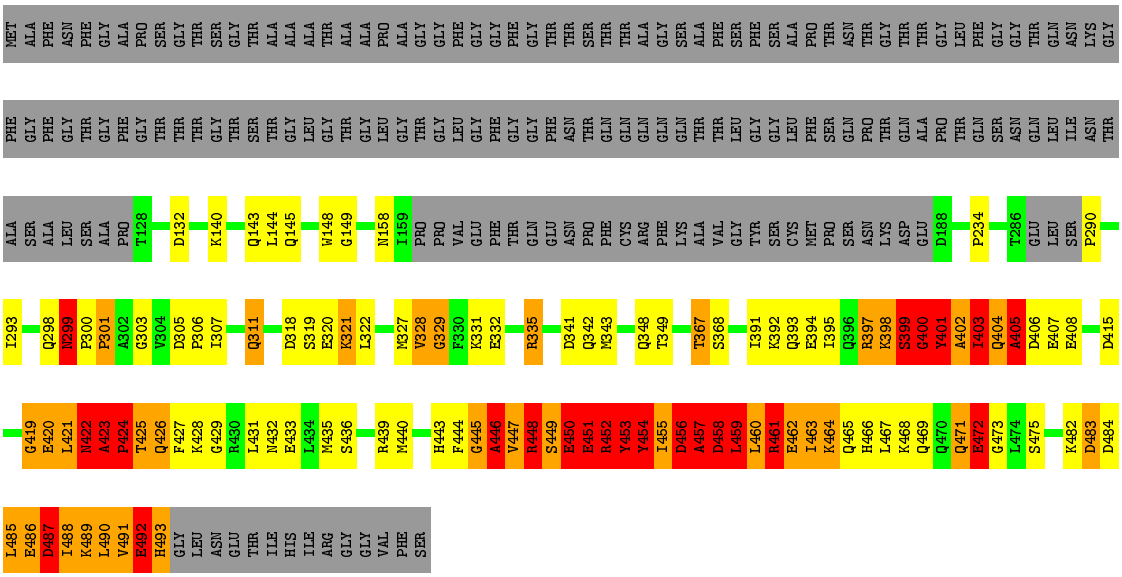

- Molecule 4: NUCLEAR PORE COMPLEX PROTEIN NUP54

Chain 8-L:

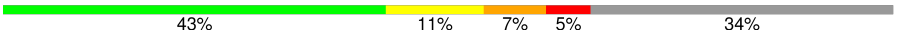

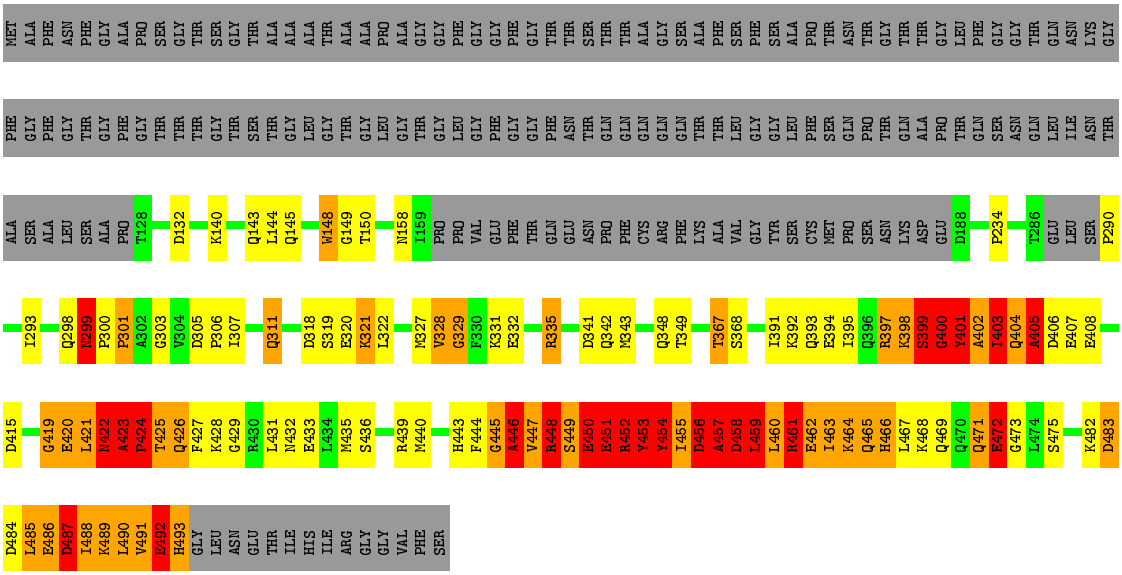

WORLDWIDE PDB PROTEIN DATA BANK
EMDataBank Unified Data Resource for 3DEM

- Molecule 4: NUCLEAR PORE COMPLEX PROTEIN NUP54

Chain 8-R:

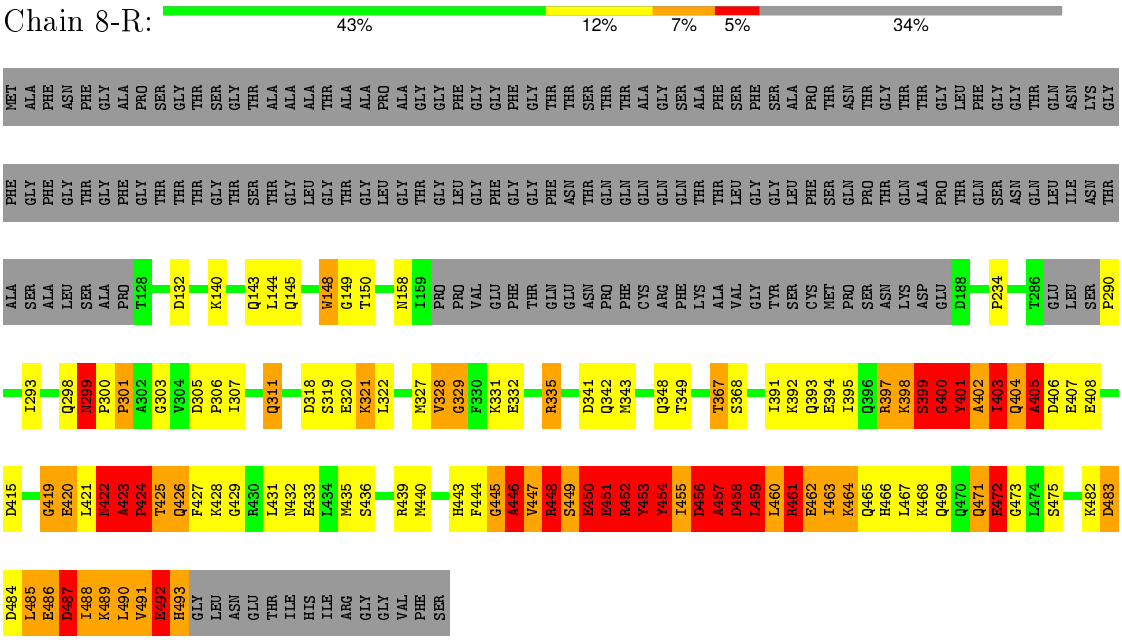

- Molecule 4: NUCLEAR PORE COMPLEX PROTEIN NUP54

Chain 8-X:

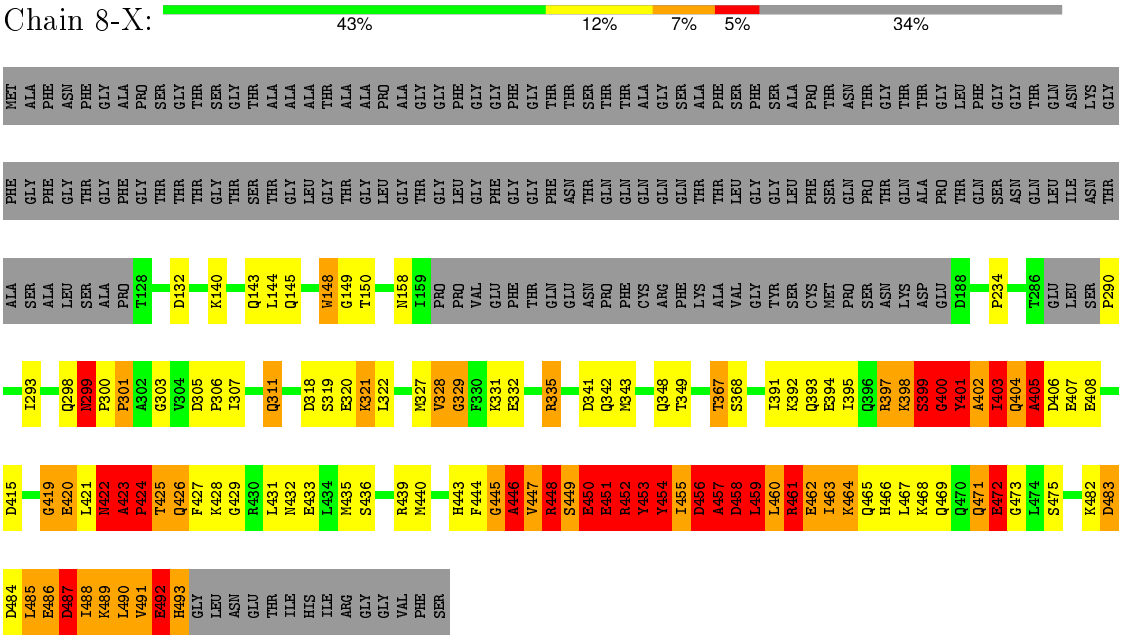

- Molecule 5: NUCLEAR PORE COMPLEX PROTEIN NUP58

Chain 1-G:



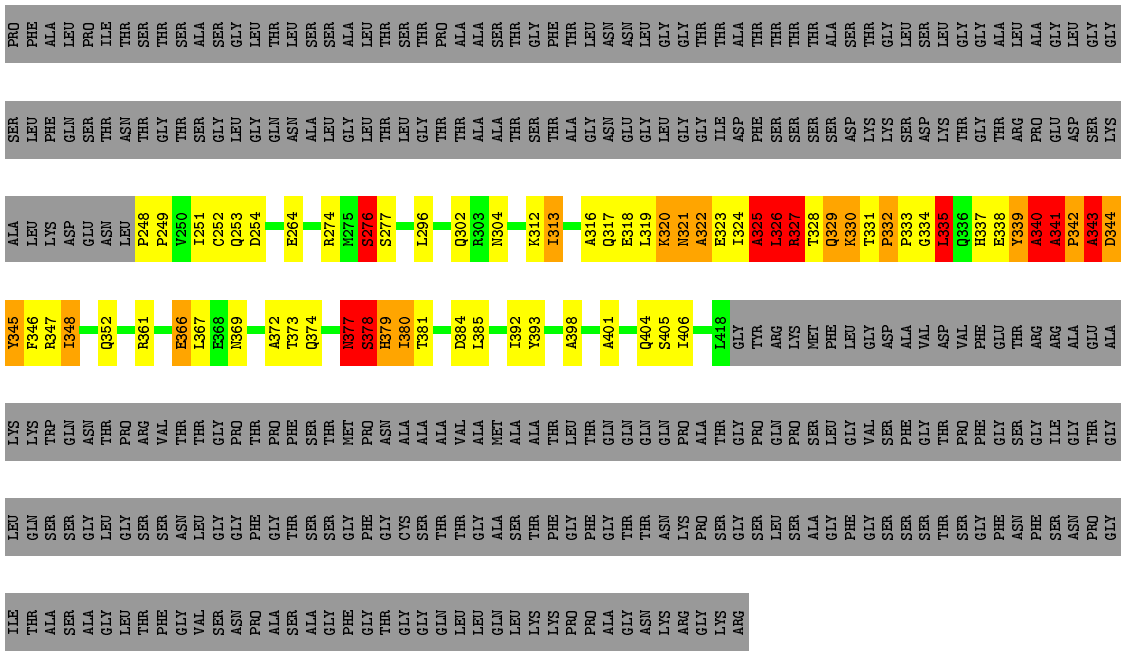

- Molecule 5: NUCLEAR PORE COMPLEX PROTEIN NUP58

Chain 1-M:

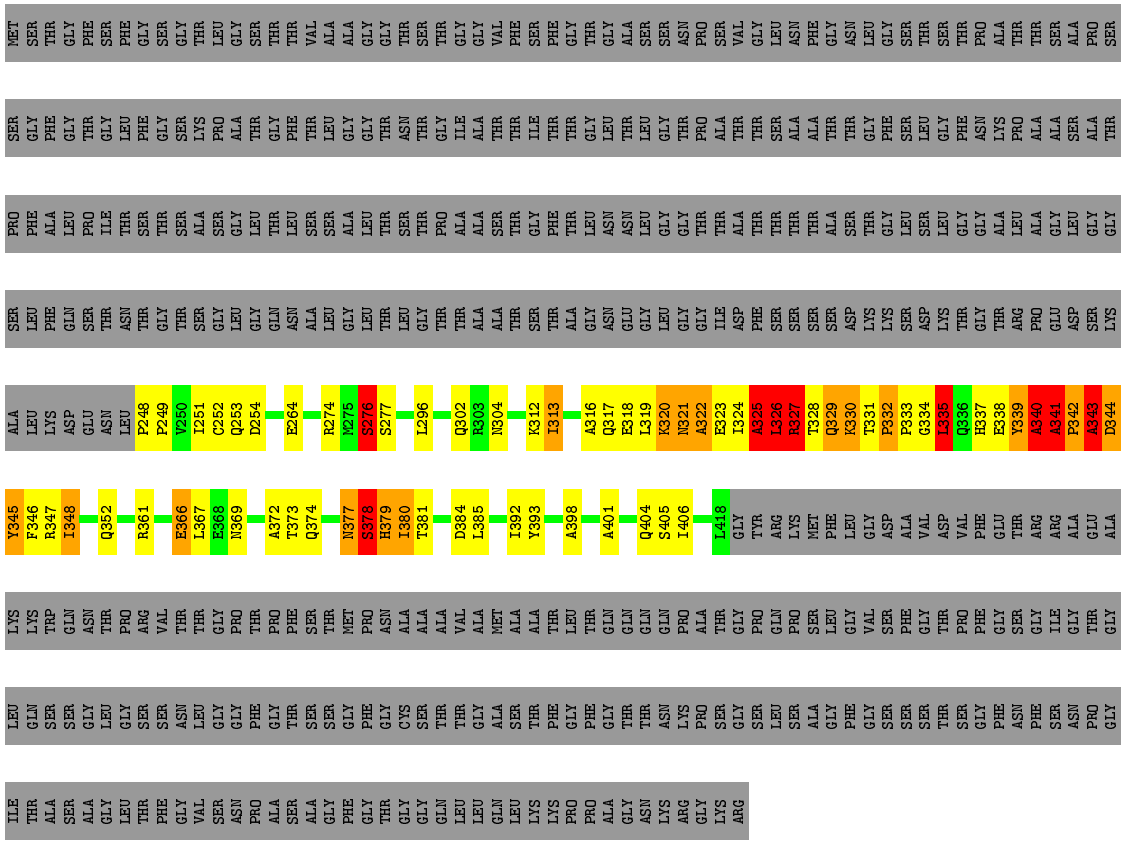

- Molecule 5: NUCLEAR PORE COMPLEX PROTEIN NUP58

Chain 1-S: 17% 7% • • 71%

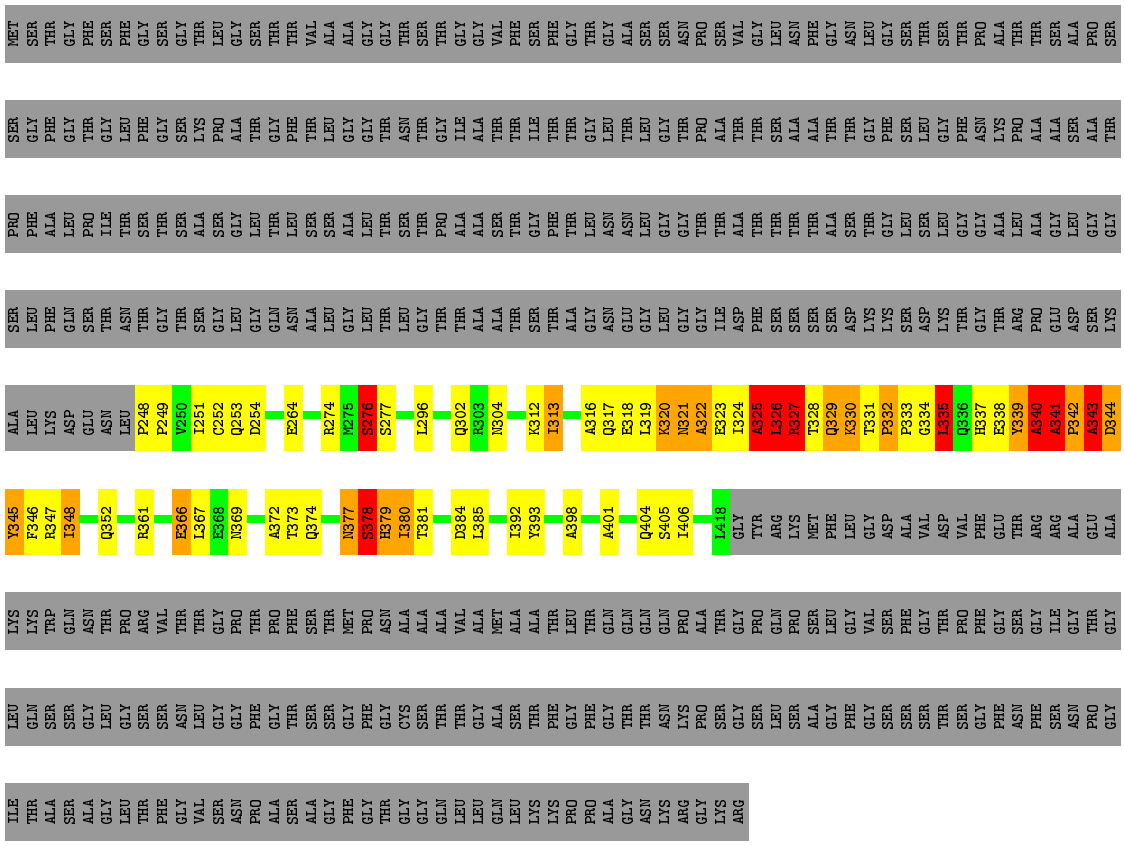

- Molecule 5: NUCLEAR PORE COMPLEX PROTEIN NUP58

Chain 1-Y: 17% 7% • • 71%





- Molecule 5: NUCLEAR PORE COMPLEX PROTEIN NUP58

Chain 2-G: 17% 7% • • 71%

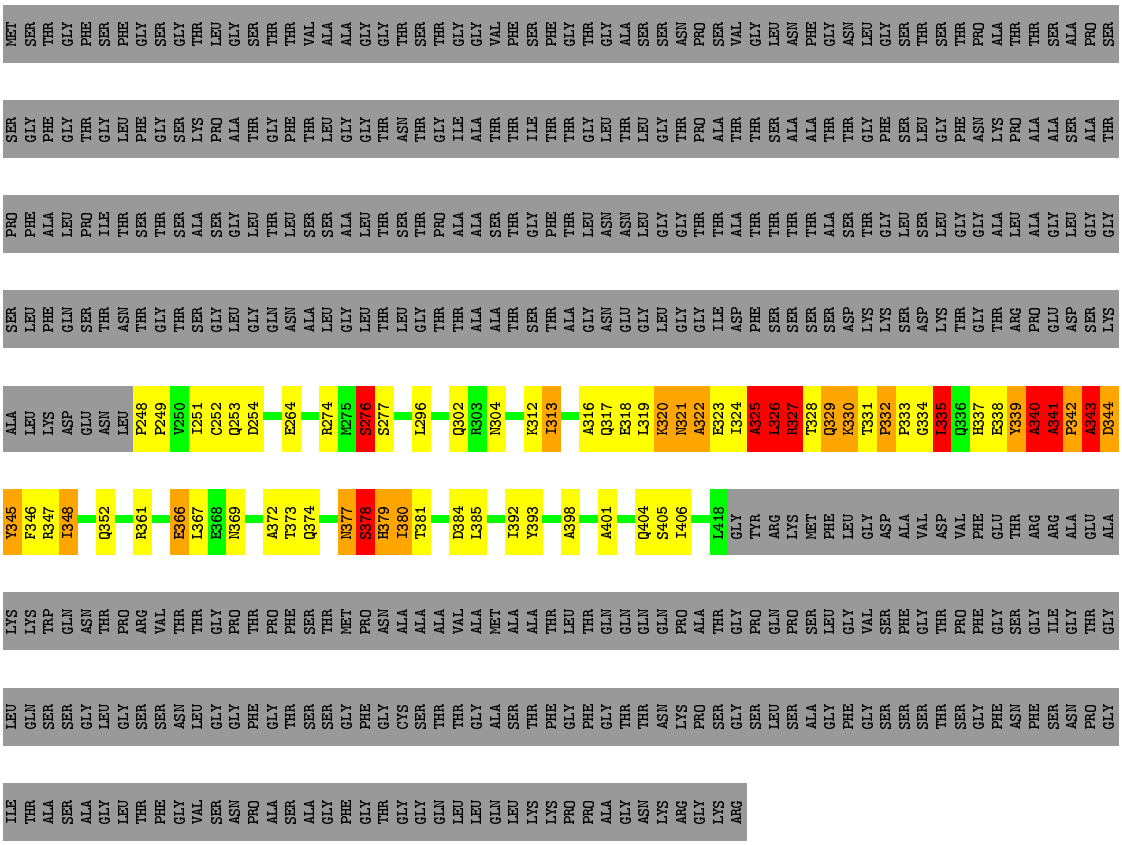

- Molecule 5: NUCLEAR PORE COMPLEX PROTEIN NUP58

Chain 2-M: 17% 7% • • 71%



WORLDWIDE PDB PROTEIN DATA BANK
EMDataBank Unified Data Resource for 3DEM



- Molecule 5: NUCLEAR PORE COMPLEX PROTEIN NUP58

Chain 2-S:

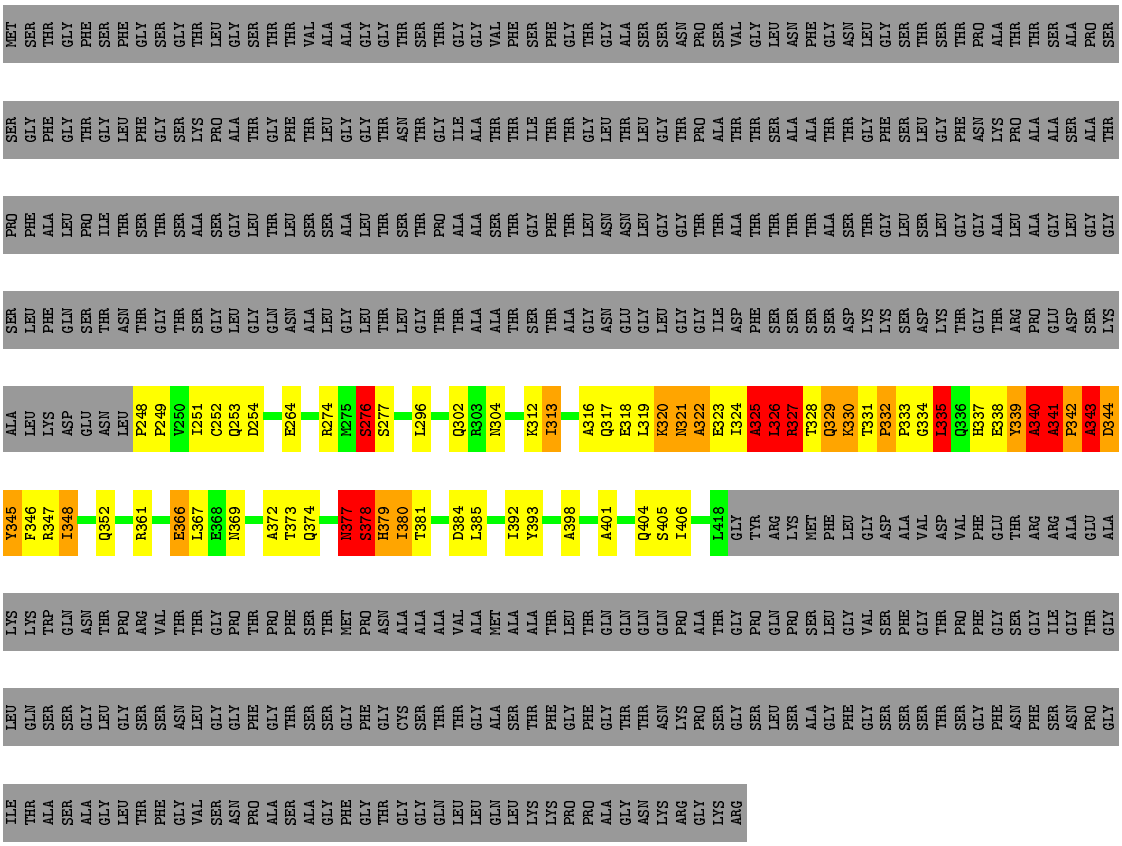

- Molecule 5: NUCLEAR PORE COMPLEX PROTEIN NUP58

Chain 2-Y:



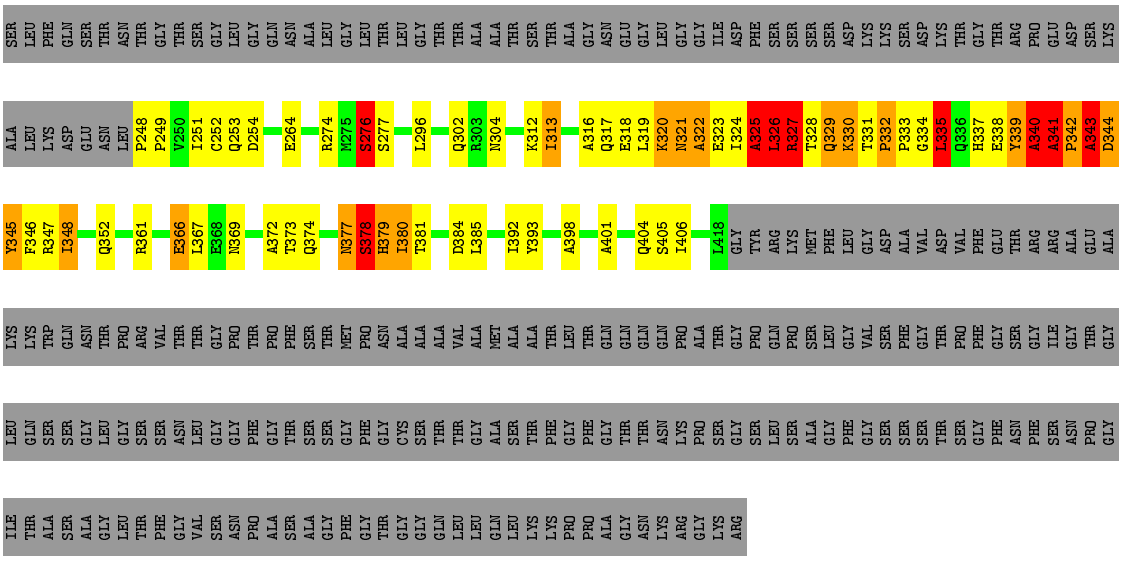

- Molecule 5: NUCLEAR PORE COMPLEX PROTEIN NUP58

Chain 3-G: 17% 7% • • 71%

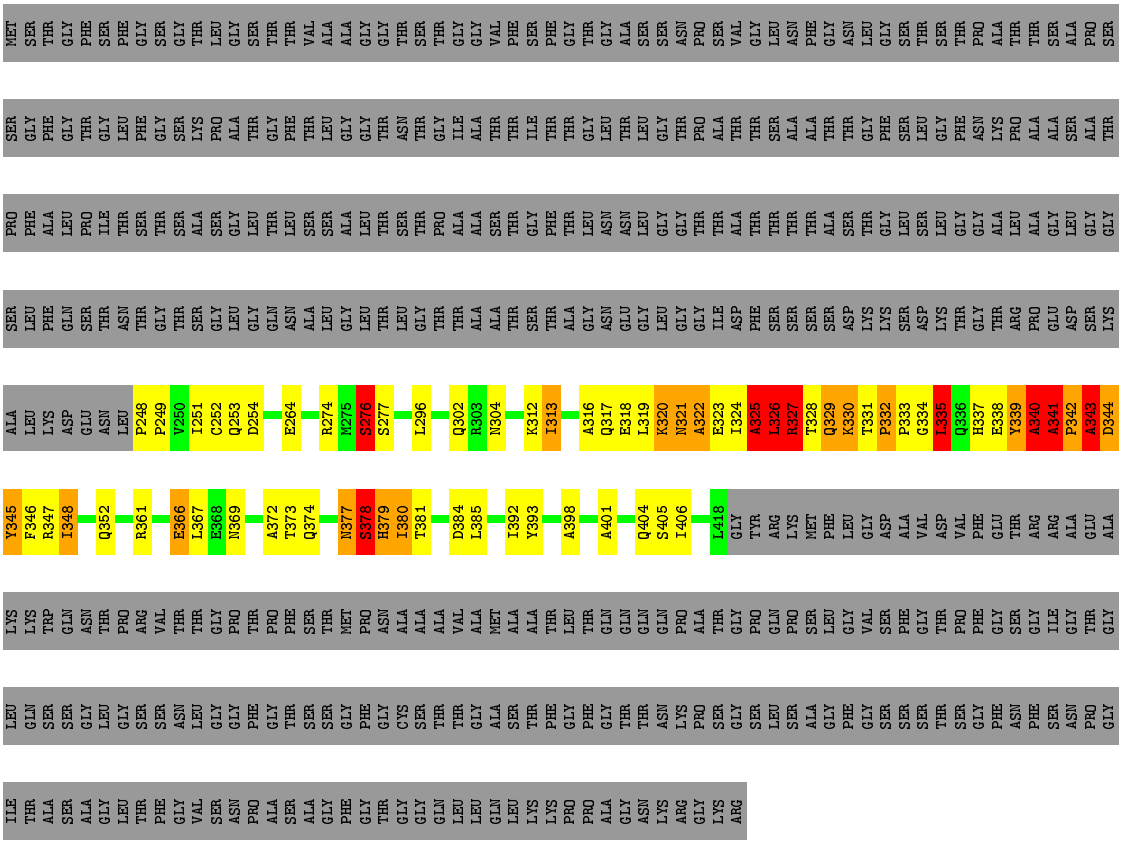

- Molecule 5: NUCLEAR PORE COMPLEX PROTEIN NUP58

Chain 3-M: 17% 7% • • 71%

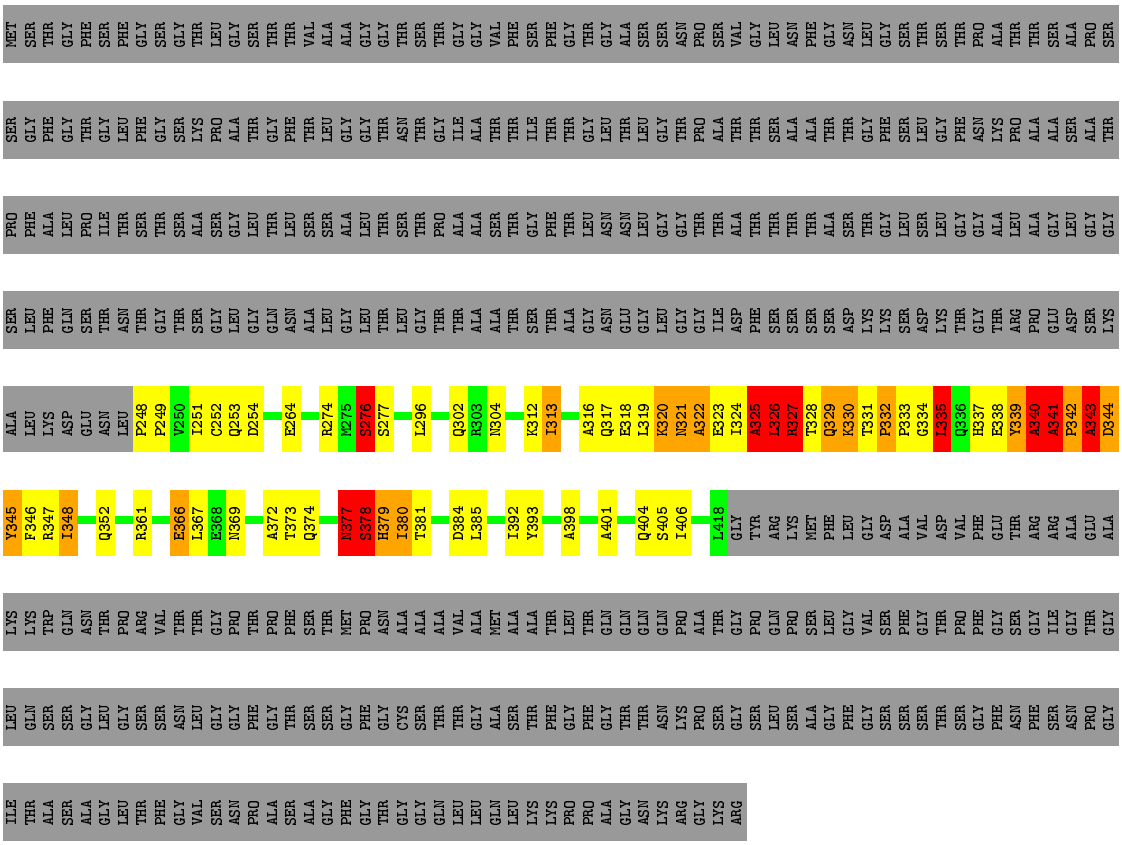

- Molecule 5: NUCLEAR PORE COMPLEX PROTEIN NUP58

Chain 3-S: 17% 7% • • 71%

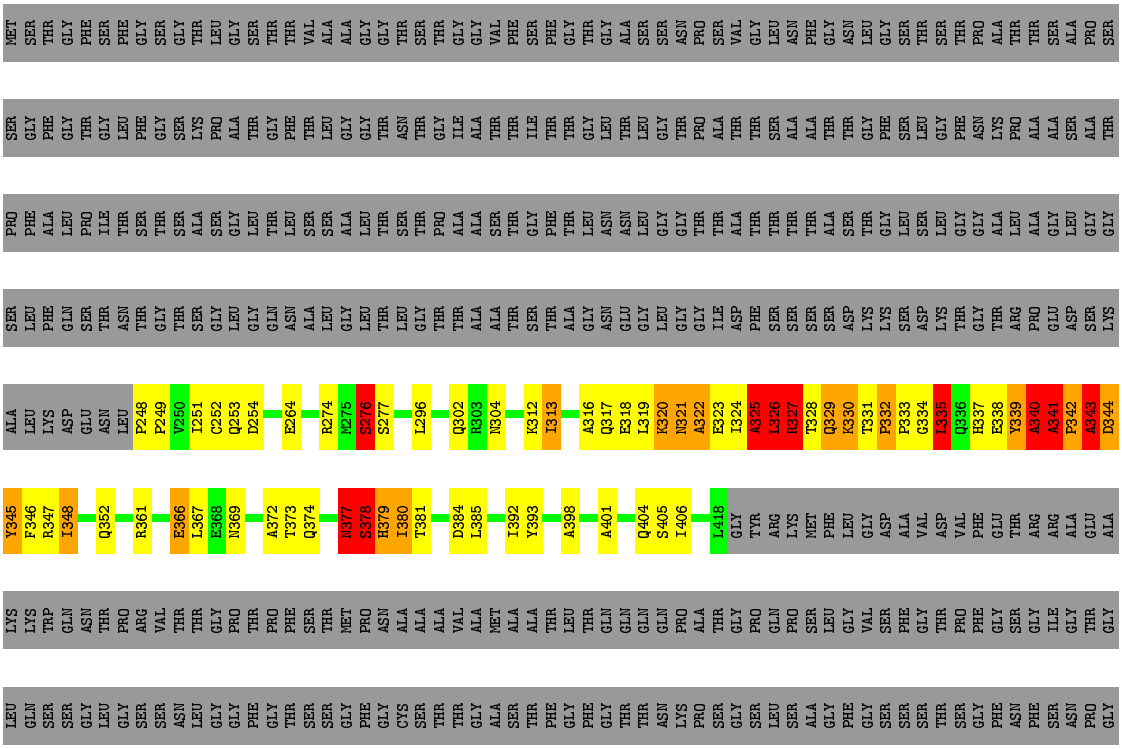

WORLDWIDE PDB PROTEIN DATA BANK
EMDataBank Unified Data Resource for 3DEM



- Molecule 5: NUCLEAR PORE COMPLEX PROTEIN NUP58

Chain 3-Y:

- Molecule 5: NUCLEAR PORE COMPLEX PROTEIN NUP58

Chain 4-G:



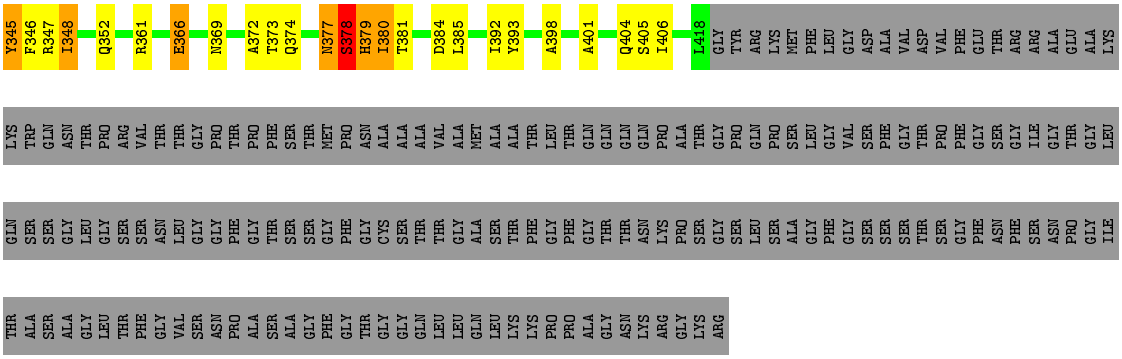

- Molecule 5: NUCLEAR PORE COMPLEX PROTEIN NUP58

Chain 4-M:

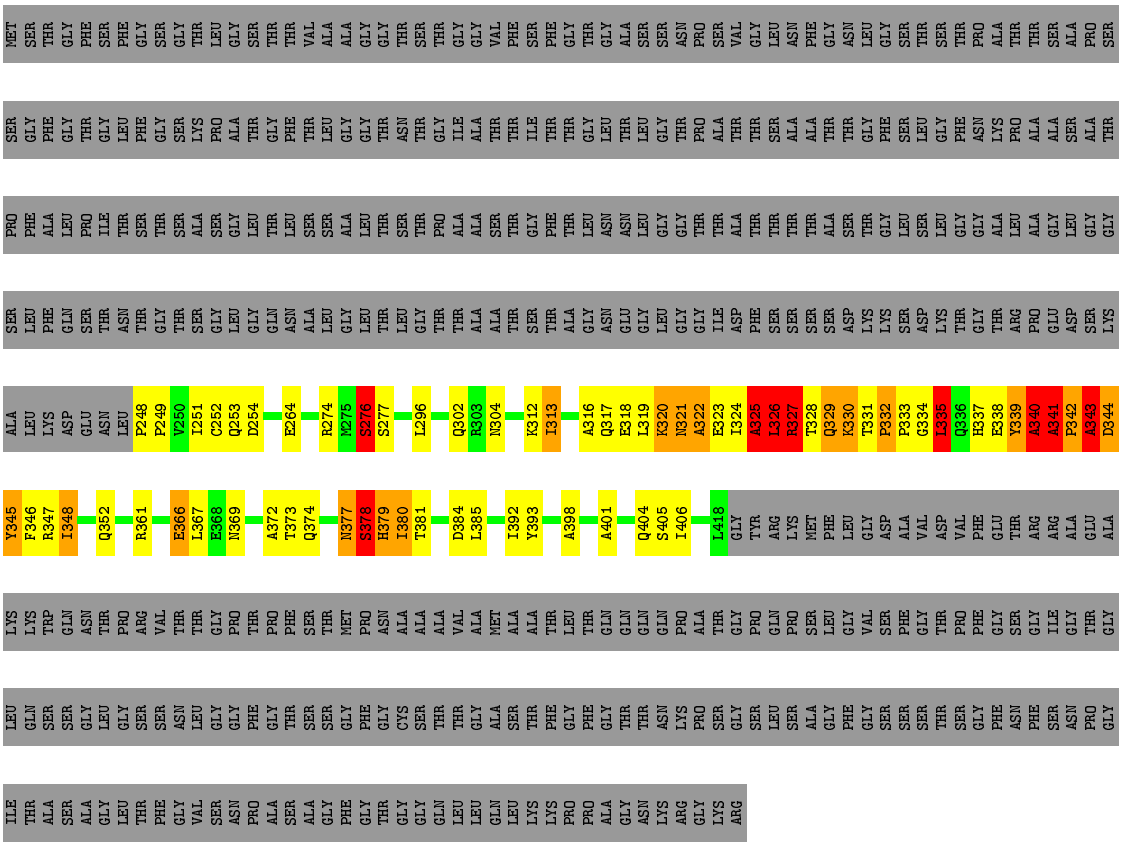

- Molecule 5: NUCLEAR PORE COMPLEX PROTEIN NUP58

Chain 4-S:



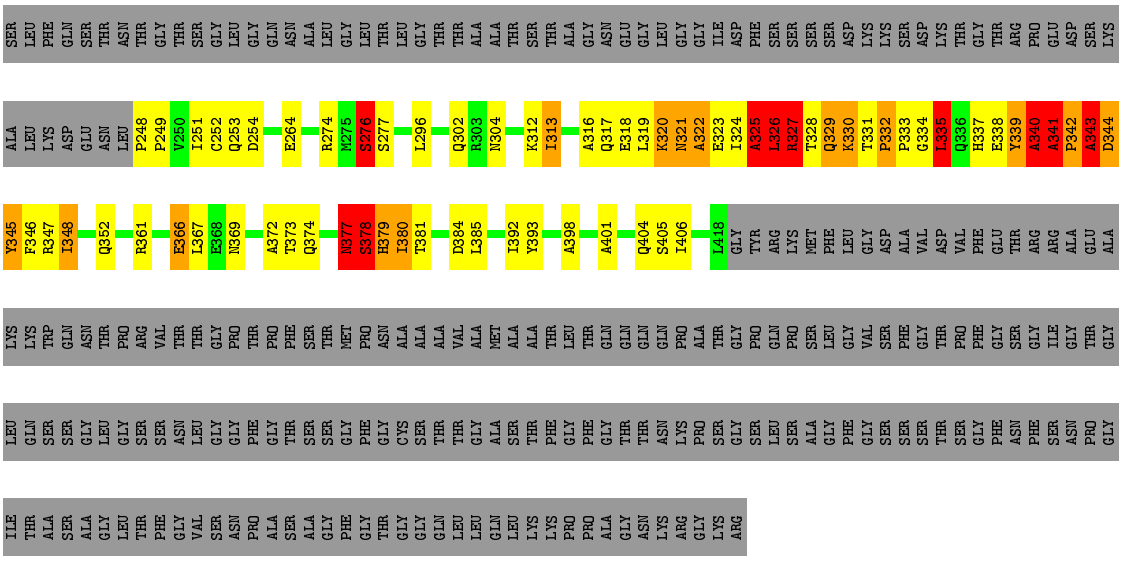

- Molecule 5: NUCLEAR PORE COMPLEX PROTEIN NUP58

Chain 4-Y:

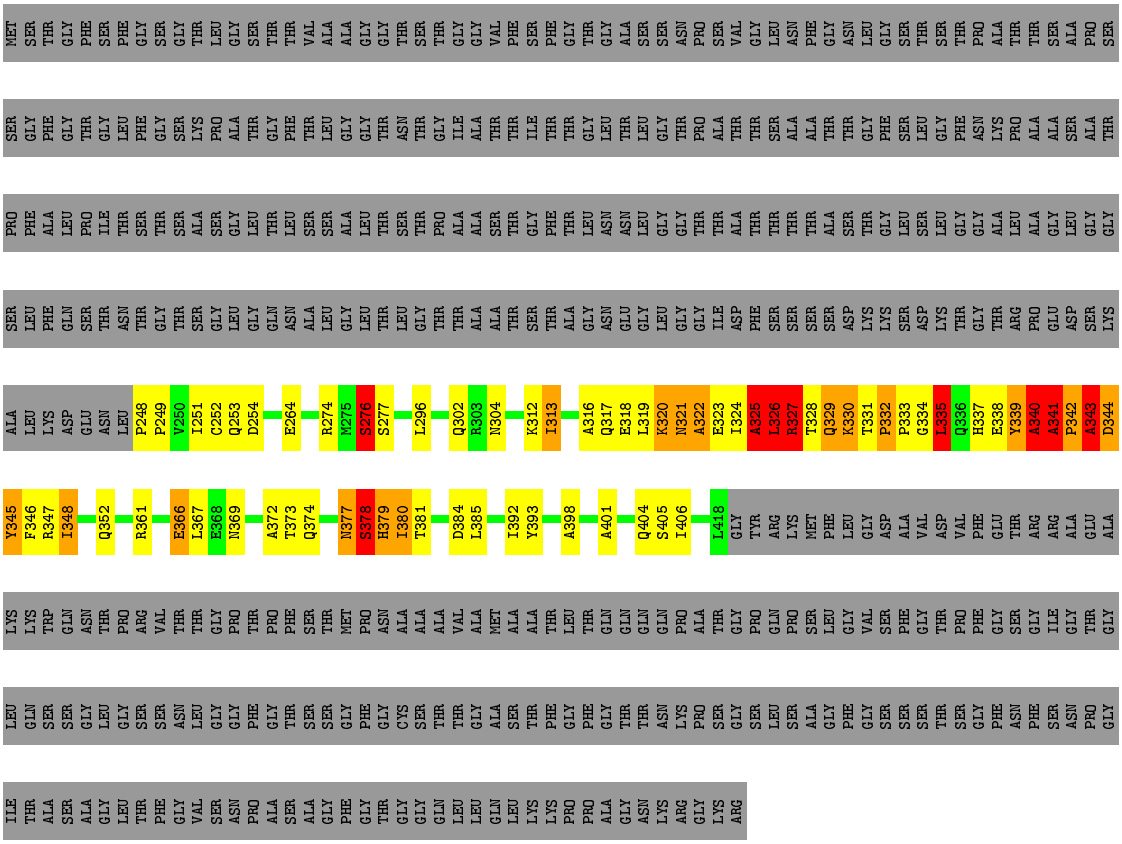

- Molecule 5: NUCLEAR PORE COMPLEX PROTEIN NUP58

Chain 5-G:

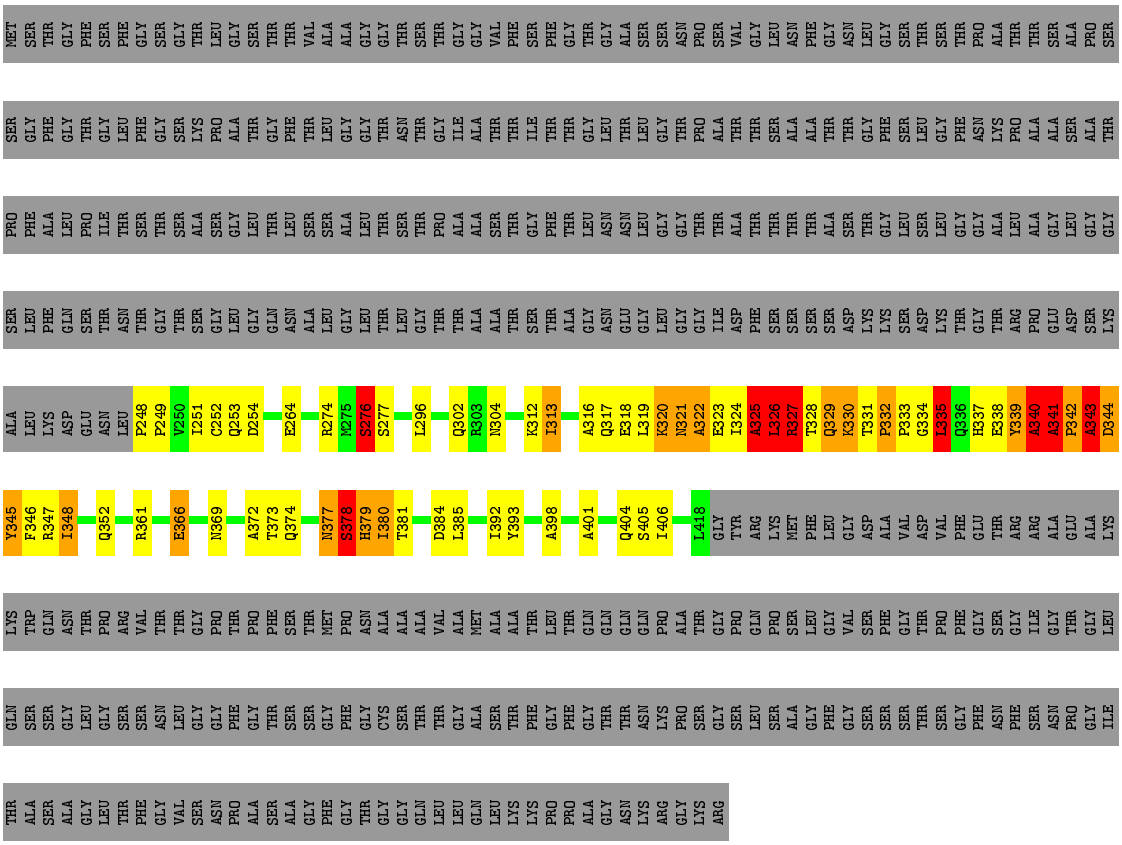

- Molecule 5: NUCLEAR PORE COMPLEX PROTEIN NUP58

Chain 5-M: 17% 7% • • 71%

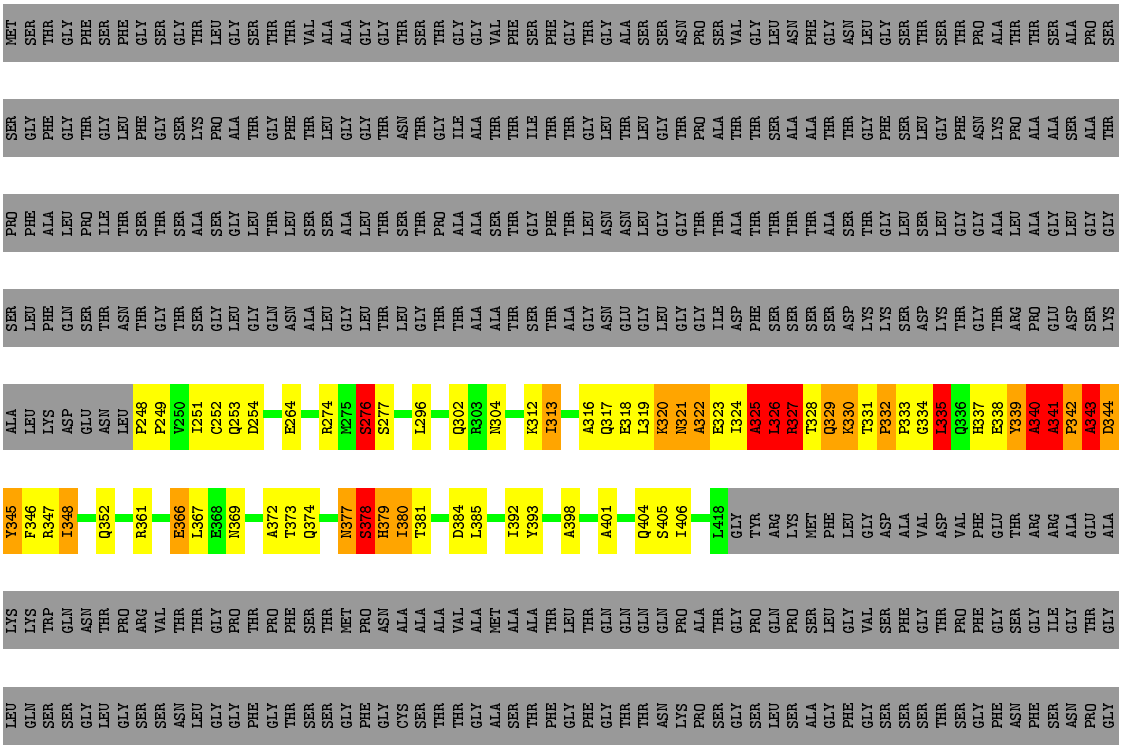

WORLDWIDE PDB PROTEIN DATA BANK
EMDataBank Unified Data Resource for 3DEM



- Molecule 5: NUCLEAR PORE COMPLEX PROTEIN NUP58

Chain 5-S: 17% 7% • • 71%

- Molecule 5: NUCLEAR PORE COMPLEX PROTEIN NUP58

Chain 5-Y: 17% 7% • • 71%



WORLDWIDE PDB PROTEIN DATA BANK
EMDataBank Unified Data Resource for 3DEM



- Molecule 5: NUCLEAR PORE COMPLEX PROTEIN NUP58

Chain 6-G: 17% 7% • • 71%

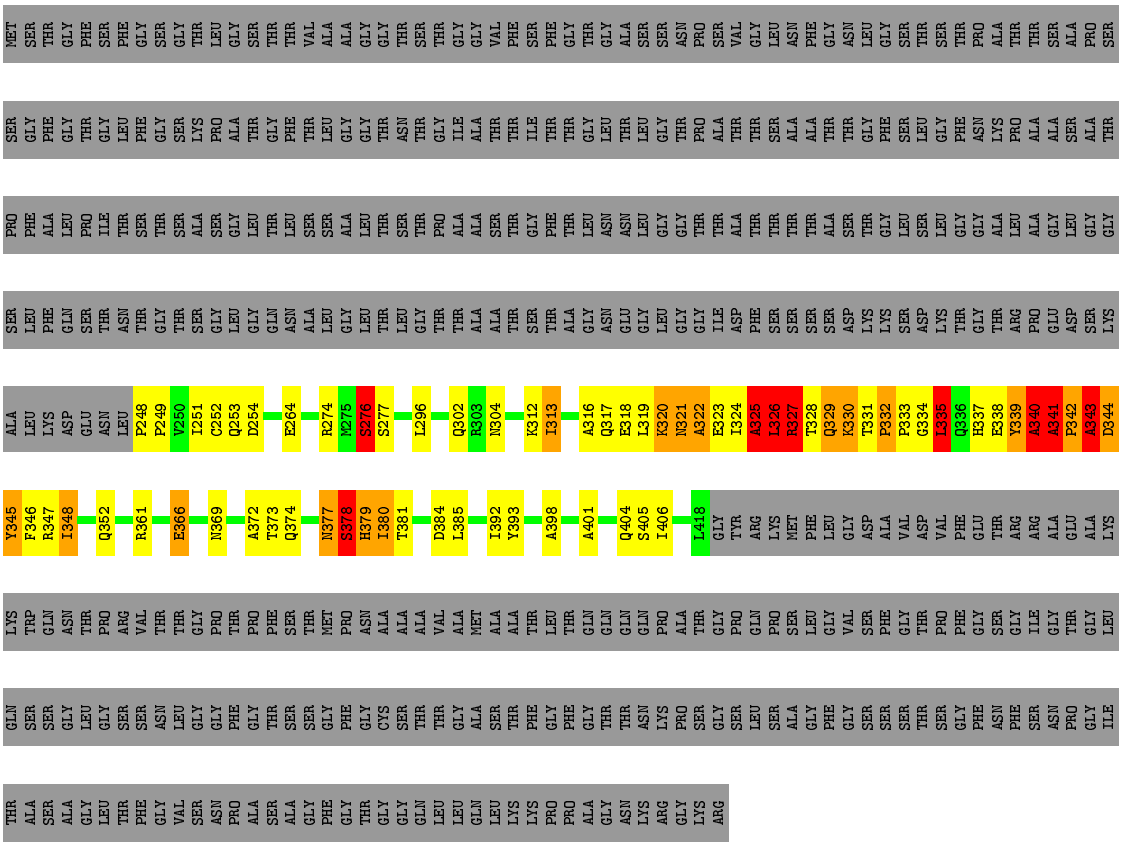

- Molecule 5: NUCLEAR PORE COMPLEX PROTEIN NUP58

Chain 6-M: 17% 7% • • 71%



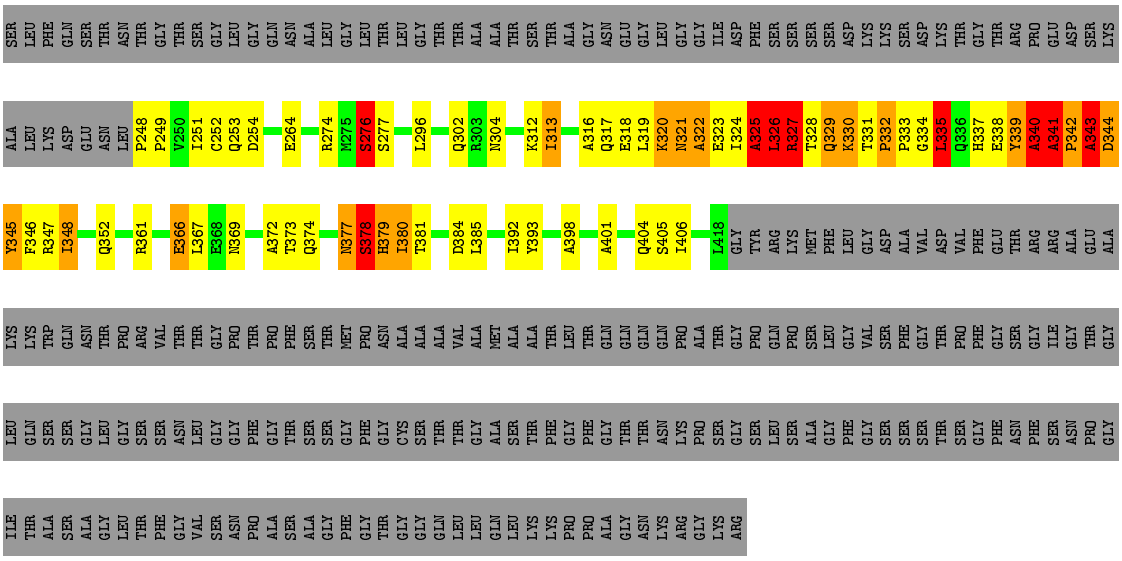

- Molecule 5: NUCLEAR PORE COMPLEX PROTEIN NUP58

Chain 6-S:

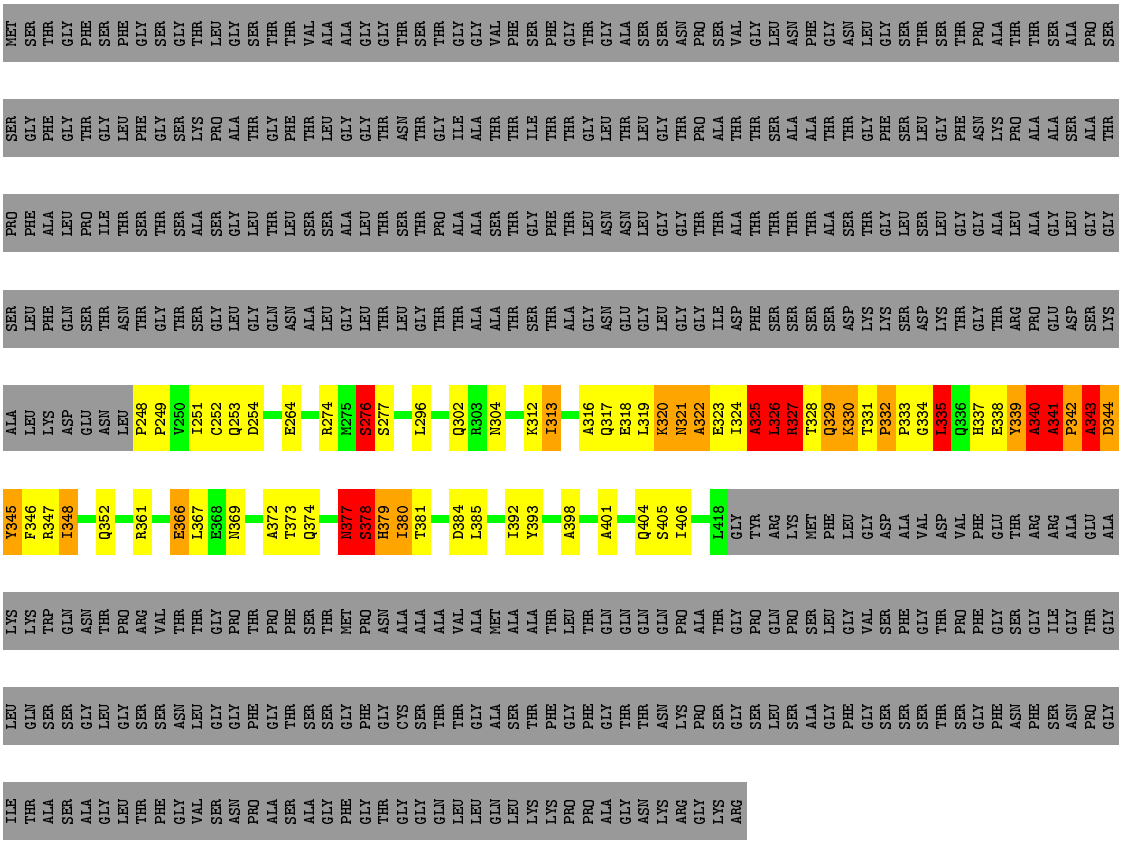

- Molecule 5: NUCLEAR PORE COMPLEX PROTEIN NUP58

Chain 6-Y:

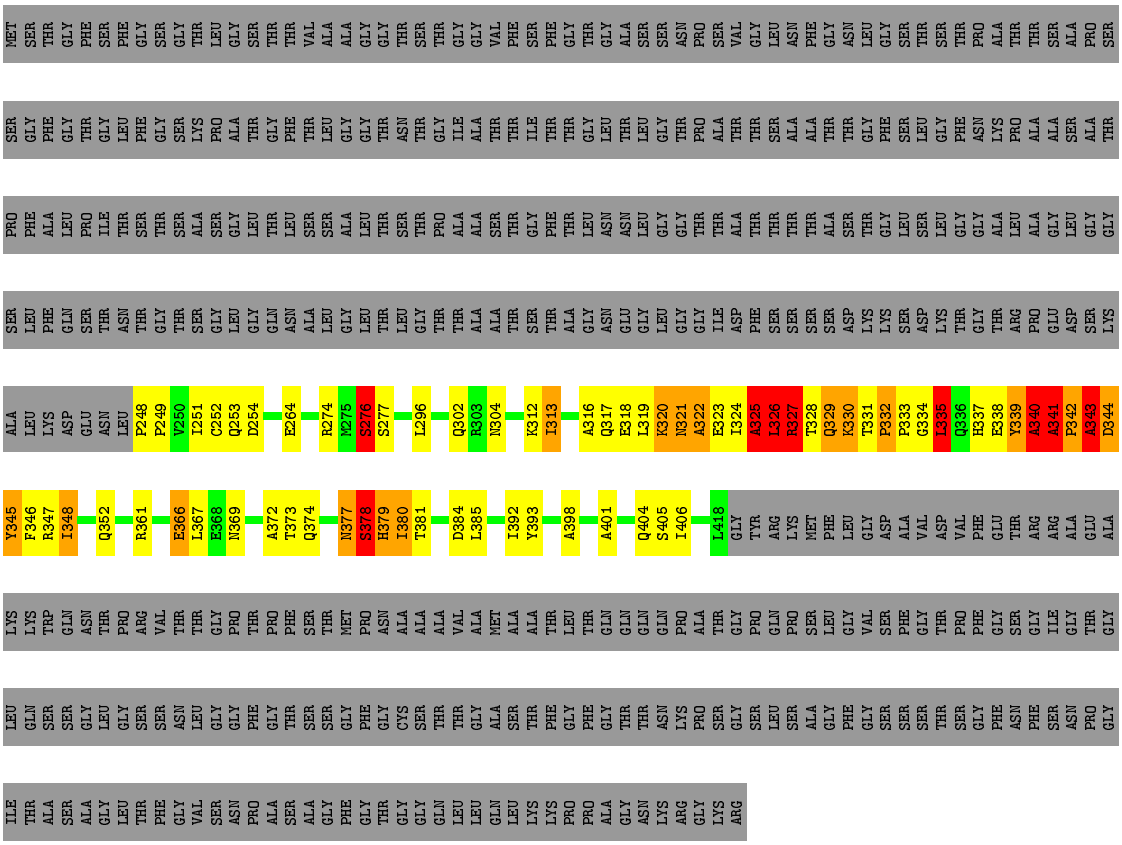

- Molecule 5: NUCLEAR PORE COMPLEX PROTEIN NUP58

Chain 7-G: 17% 7% • • 71%

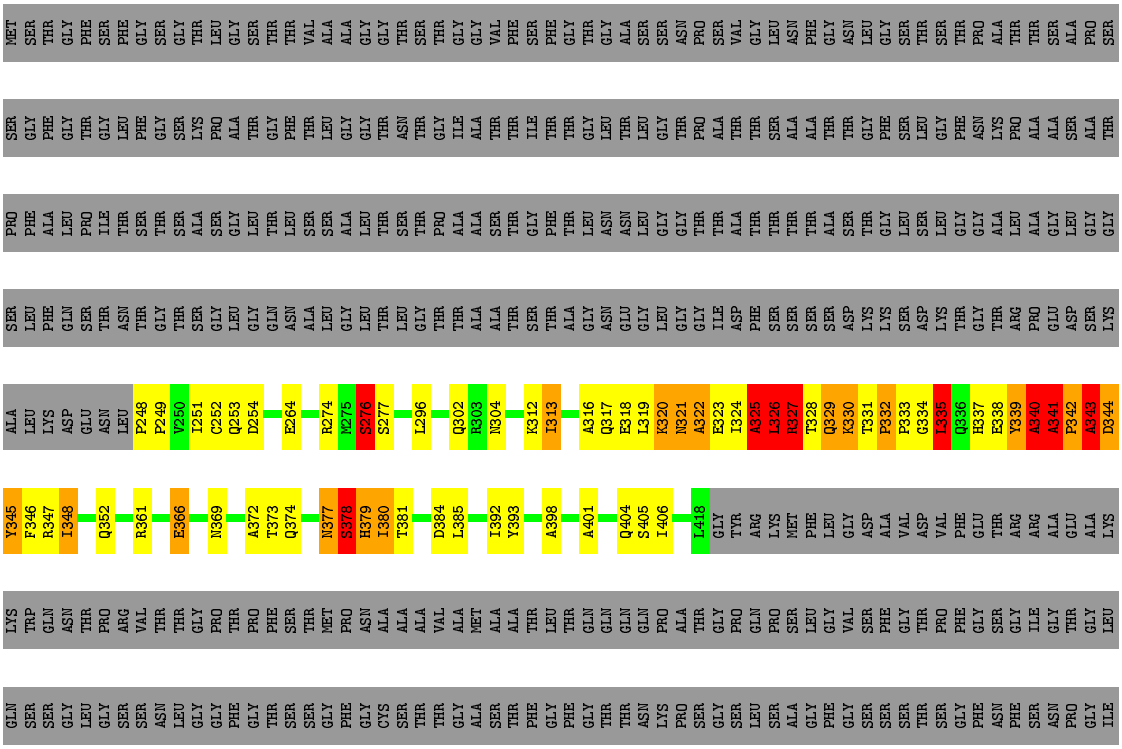

WORLDWIDE PDB PROTEIN DATA BANK
EMDataBank Unified Data Resource for 3DEM

- Molecule 5: NUCLEAR PORE COMPLEX PROTEIN NUP58

Chain 7-M:

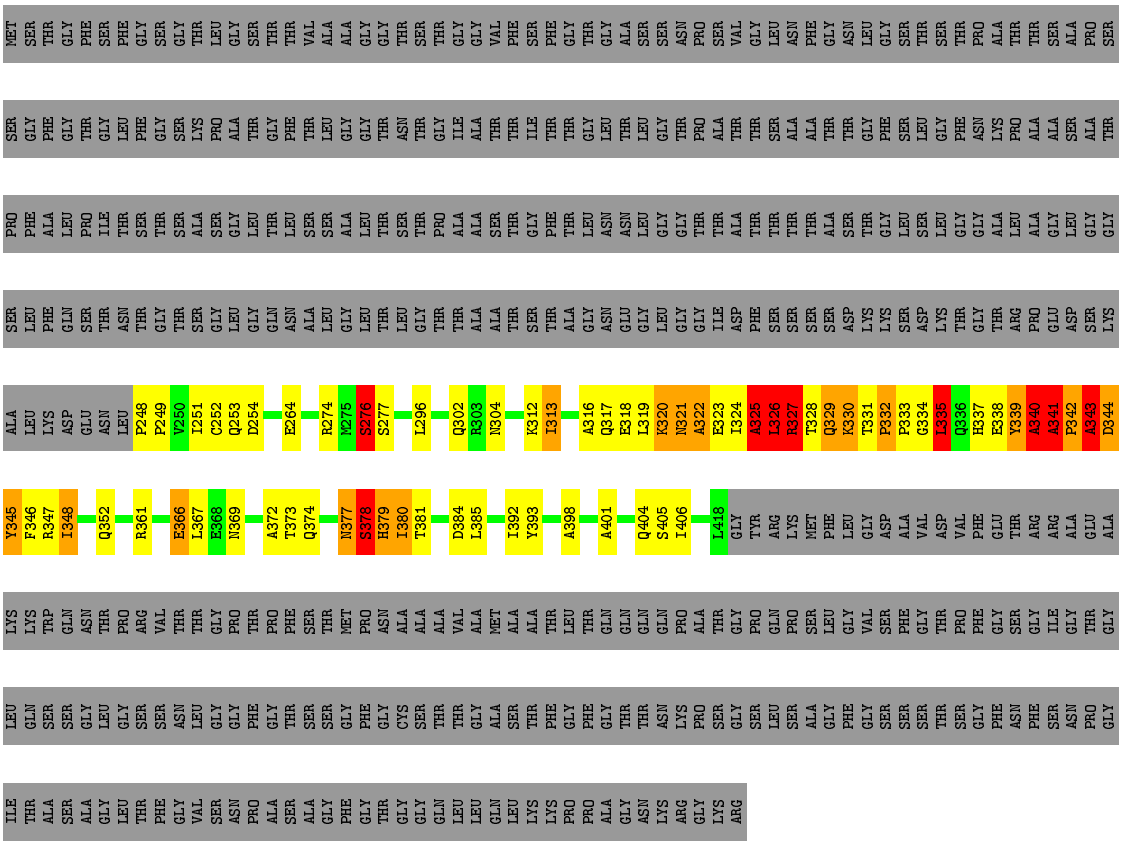

- Molecule 5: NUCLEAR PORE COMPLEX PROTEIN NUP58

Chain 7-S:





- Molecule 5: NUCLEAR PORE COMPLEX PROTEIN NUP58

Chain 7-Y:

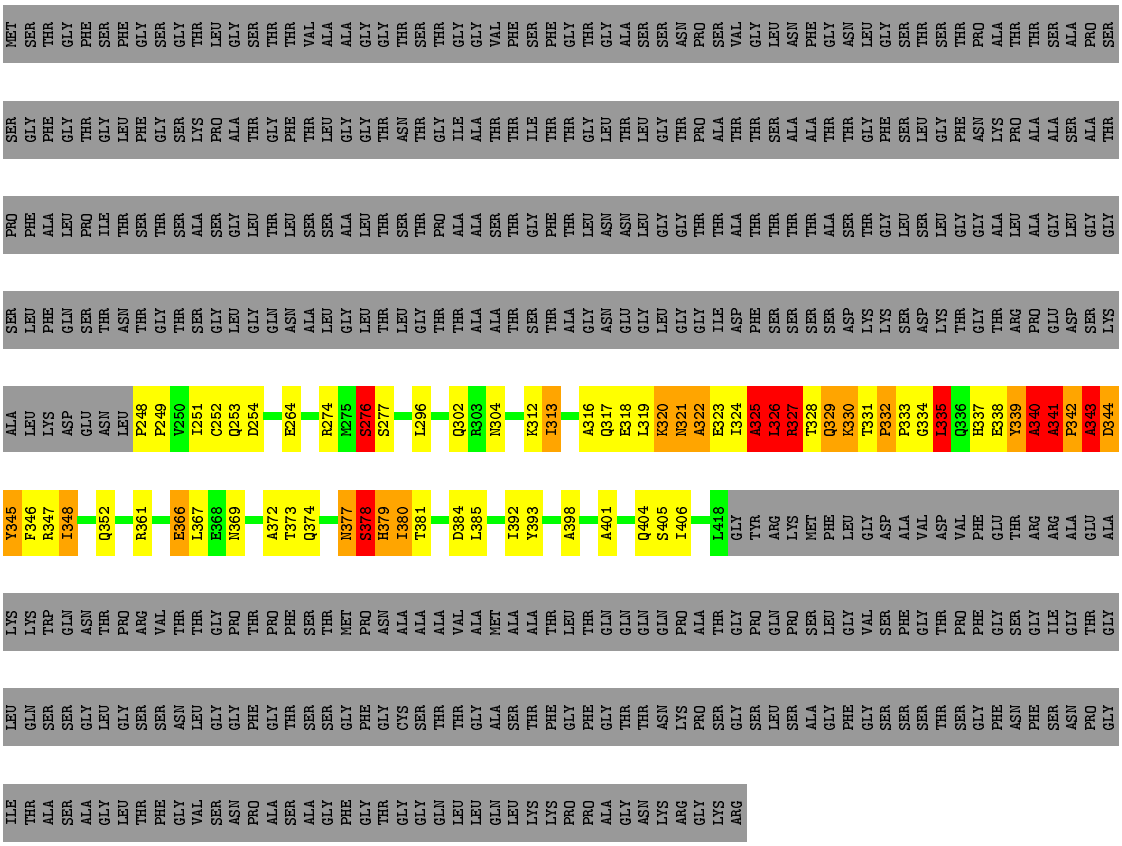

- Molecule 5: NUCLEAR PORE COMPLEX PROTEIN NUP58

Chain 8-G:



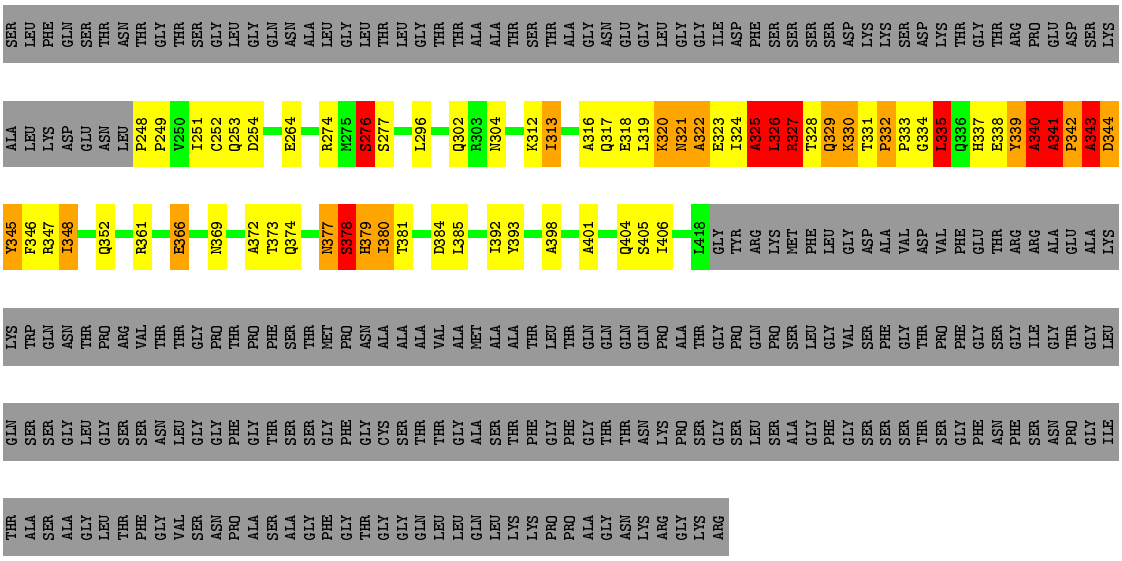

- Molecule 5: NUCLEAR PORE COMPLEX PROTEIN NUP58

Chain 8-M:

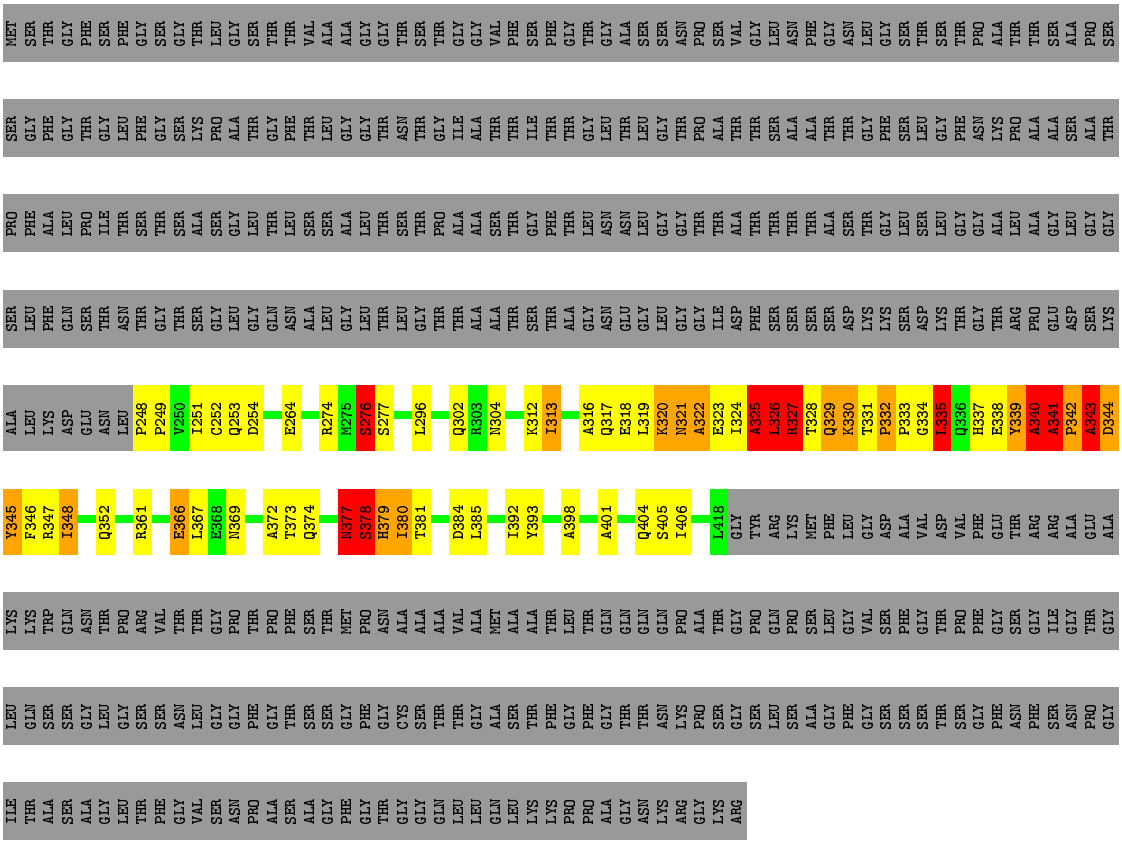

- Molecule 5: NUCLEAR PORE COMPLEX PROTEIN NUP58

Chain 8-S:

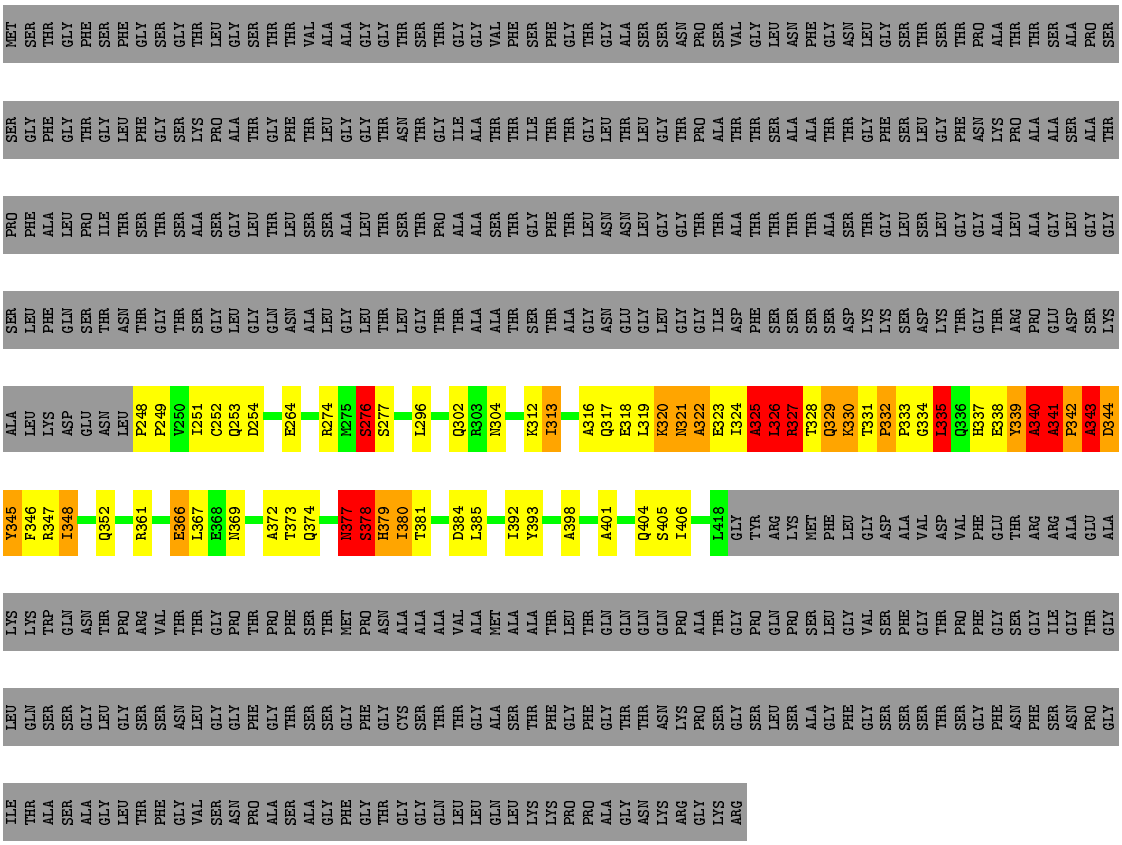

- Molecule 5: NUCLEAR PORE COMPLEX PROTEIN NUP58

Chain 8-Y: 17% 7% • • 71%

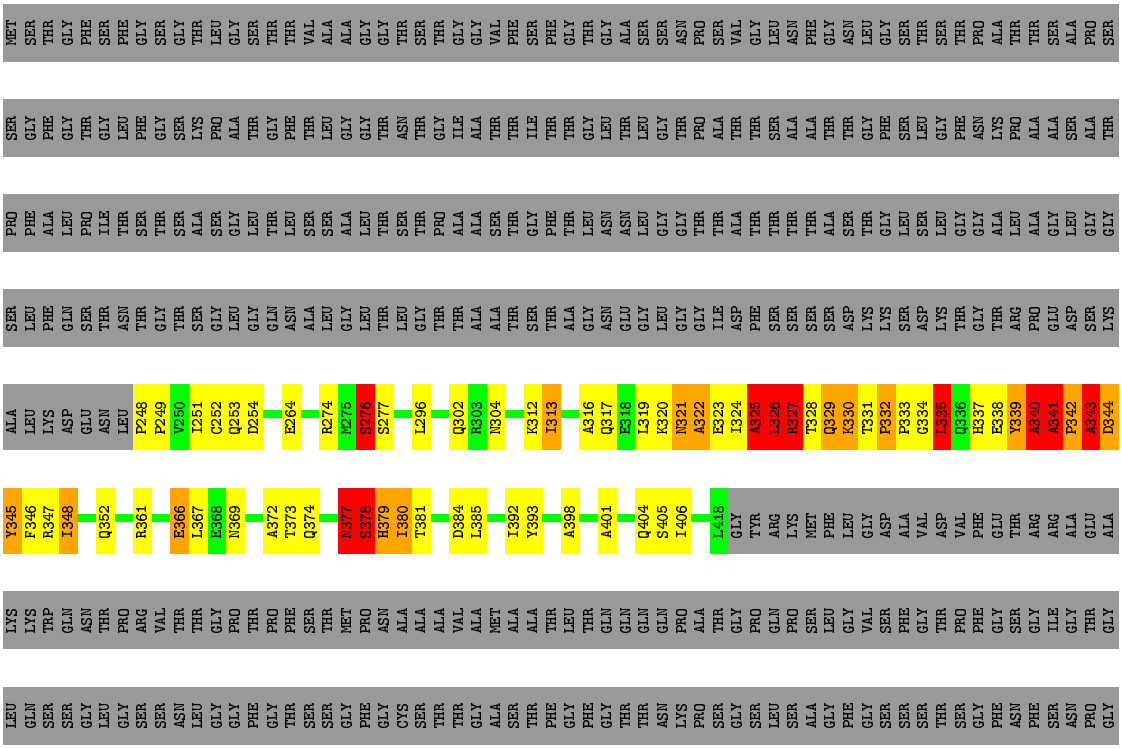

WORLDWIDE PDB PROTEIN DATA BANK
EMDataBank Unified Data Resource for 3DEM

- Molecule 6: Nuclear pore glycoprotein p62

Chain 1-H:

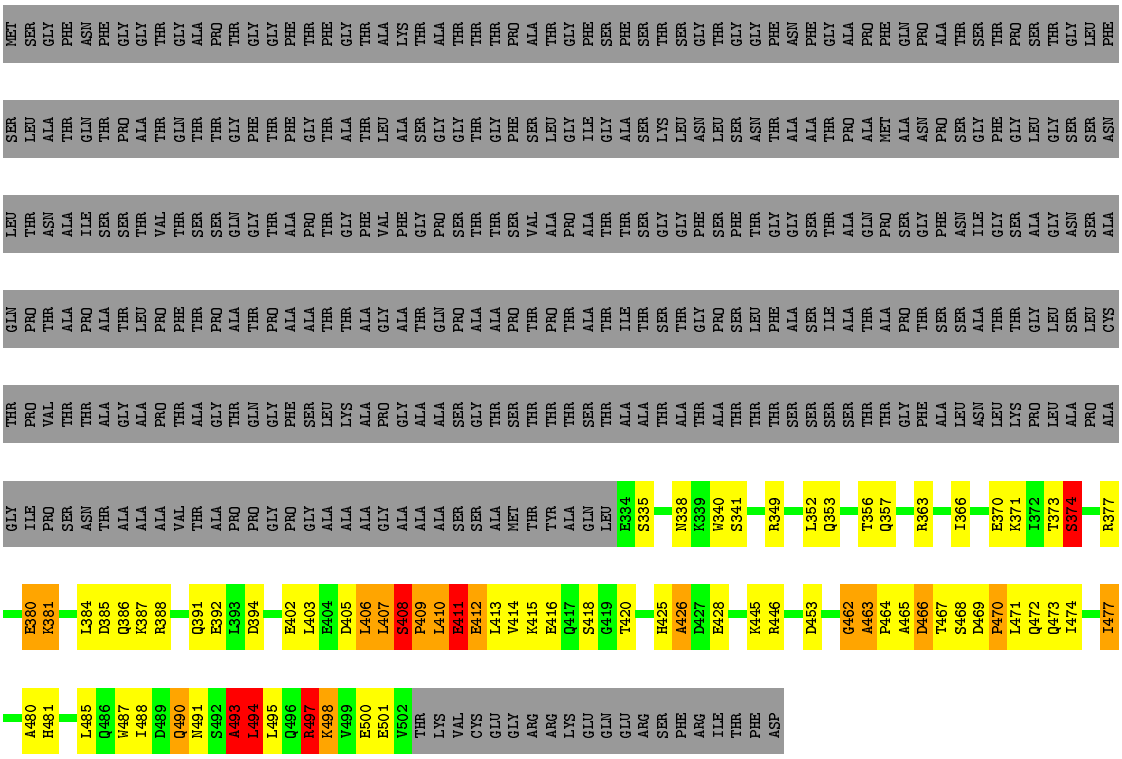

- Molecule 6: Nuclear pore glycoprotein p62

Chain 1-N:



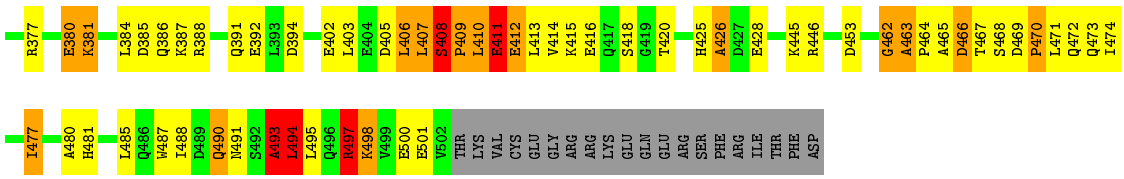

- Molecule 6: Nuclear pore glycoprotein p62

Chain 1-T:



- Molecule 6: Nuclear pore glycoprotein p62

Chain 1-Z:



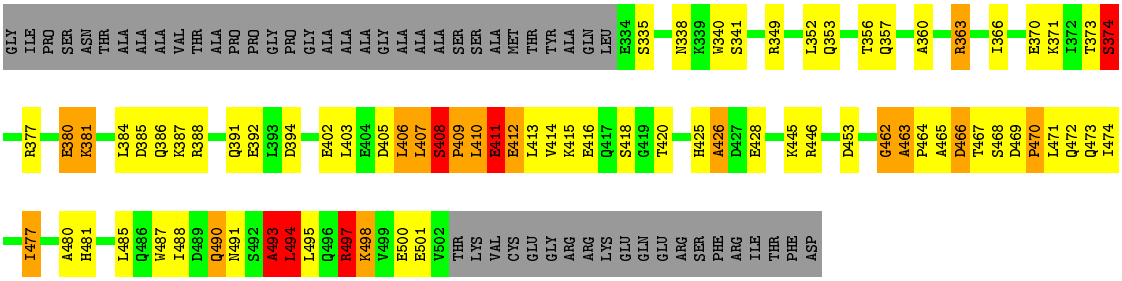

- Molecule 6: Nuclear pore glycoprotein p62

Chain 2-H:

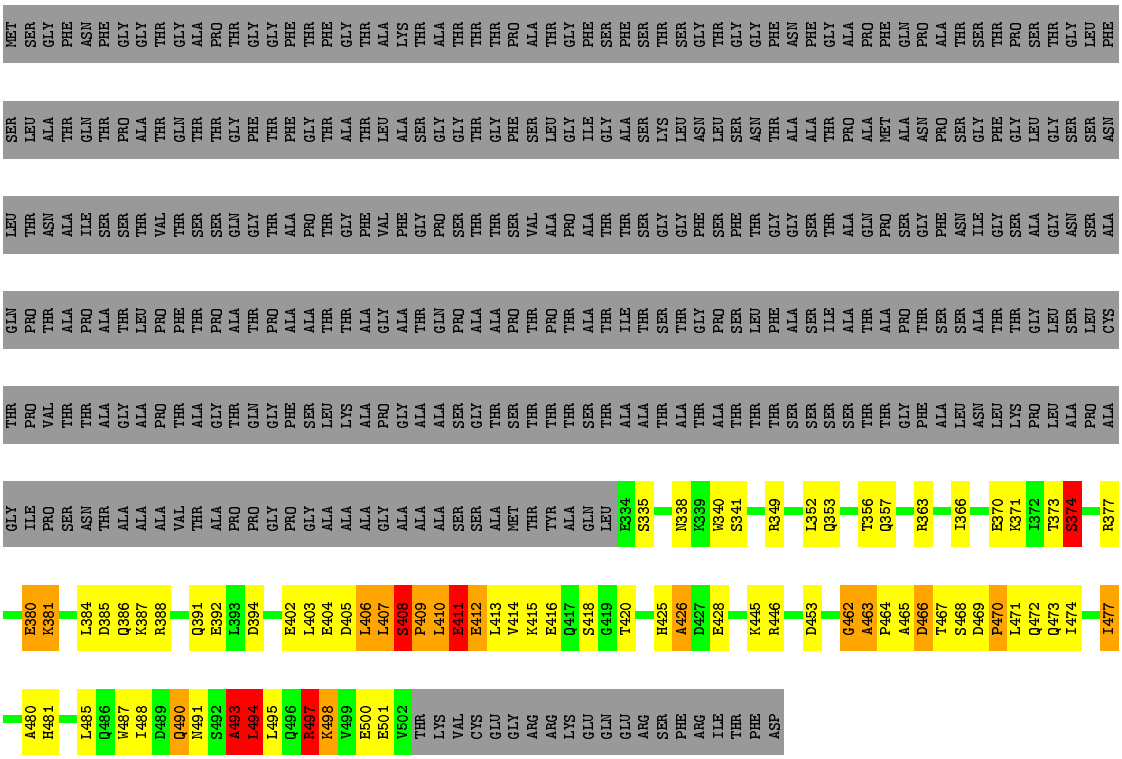

- Molecule 6: Nuclear pore glycoprotein p62

Chain 2-N:

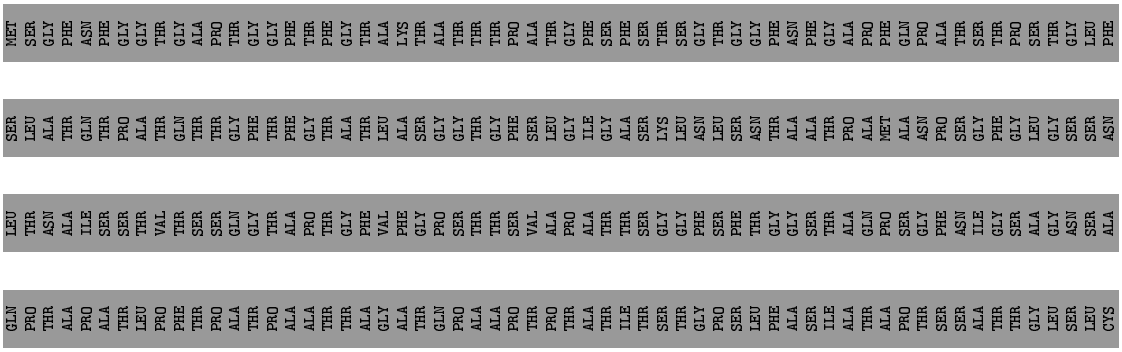

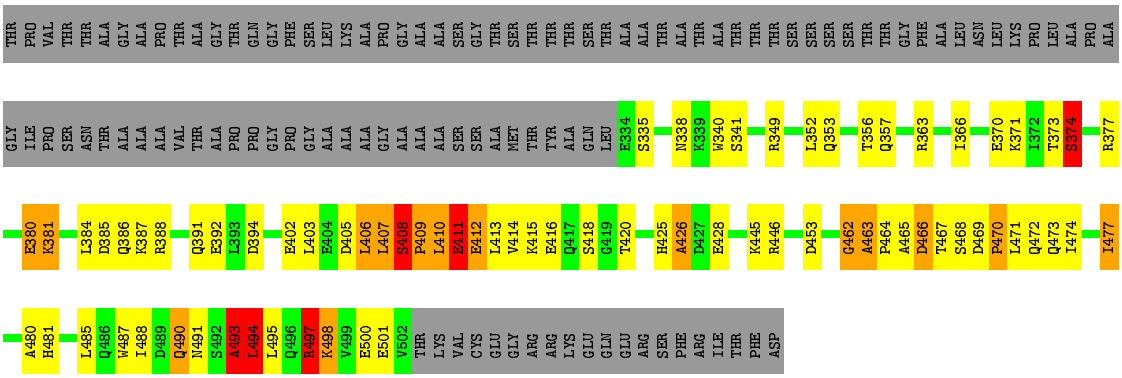

- Molecule 6: Nuclear pore glycoprotein p62

Chain 2-T:

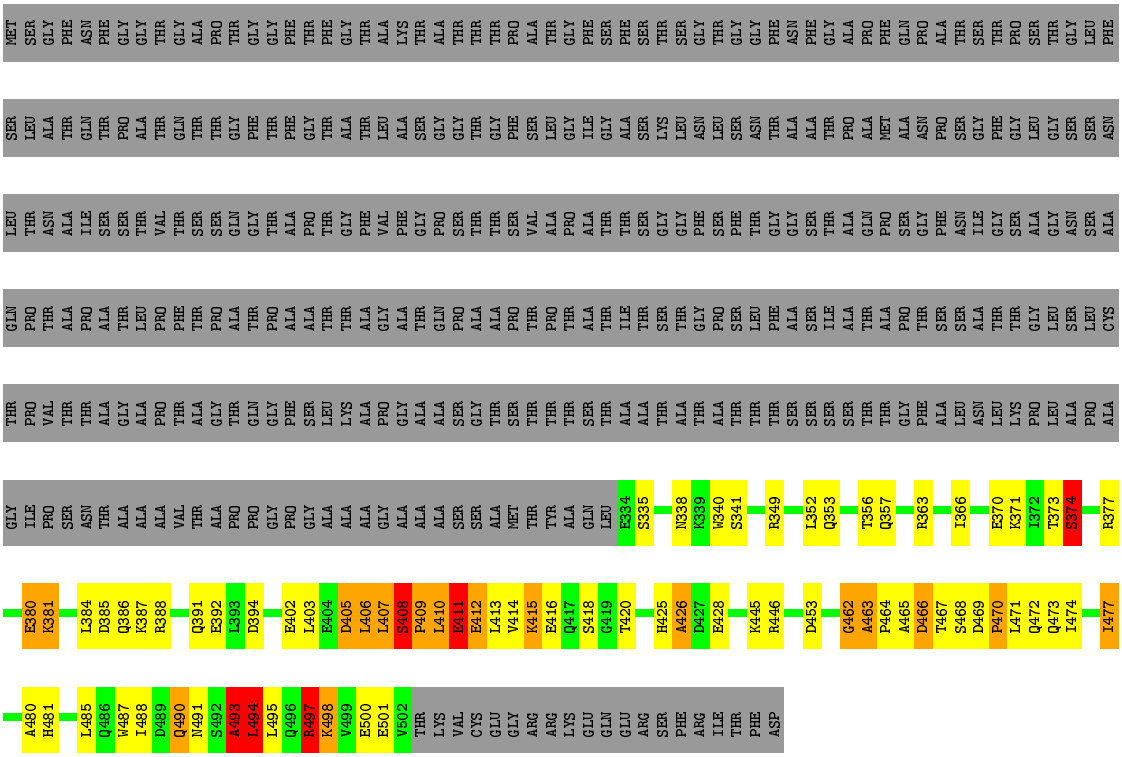

- Molecule 6: Nuclear pore glycoprotein p62

Chain 2-Z:



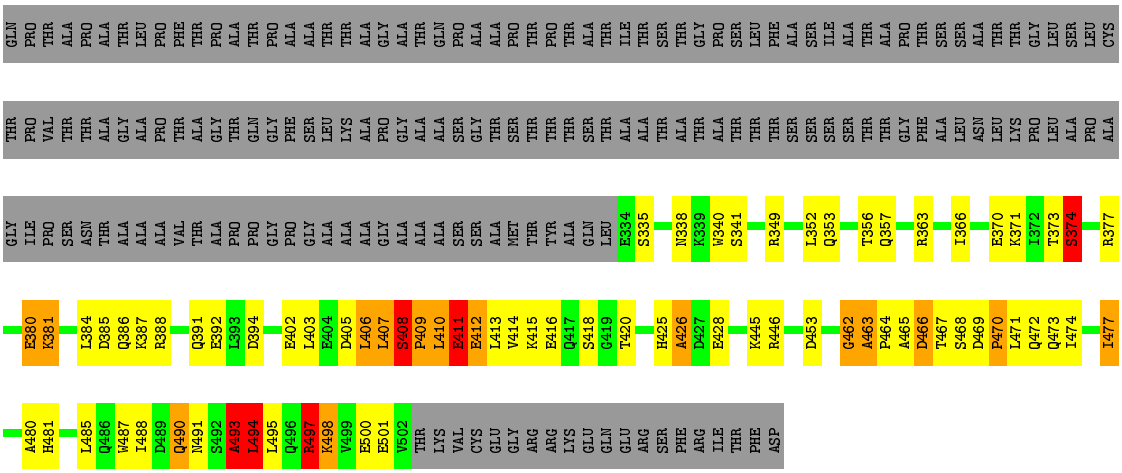

- Molecule 6: Nuclear pore glycoprotein p62

Chain 3-H:



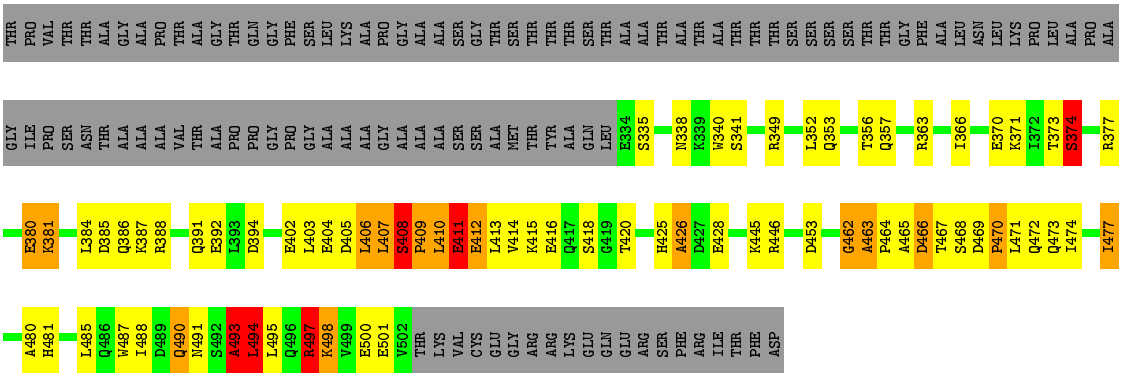

- Molecule 6: Nuclear pore glycoprotein p62

Chain 3-N:





- Molecule 6: Nuclear pore glycoprotein p62

Chain 3-T:



- Molecule 6: Nuclear pore glycoprotein p62

Chain 3-Z:



- Molecule 6: Nuclear pore glycoprotein p62

Chain 4-H:

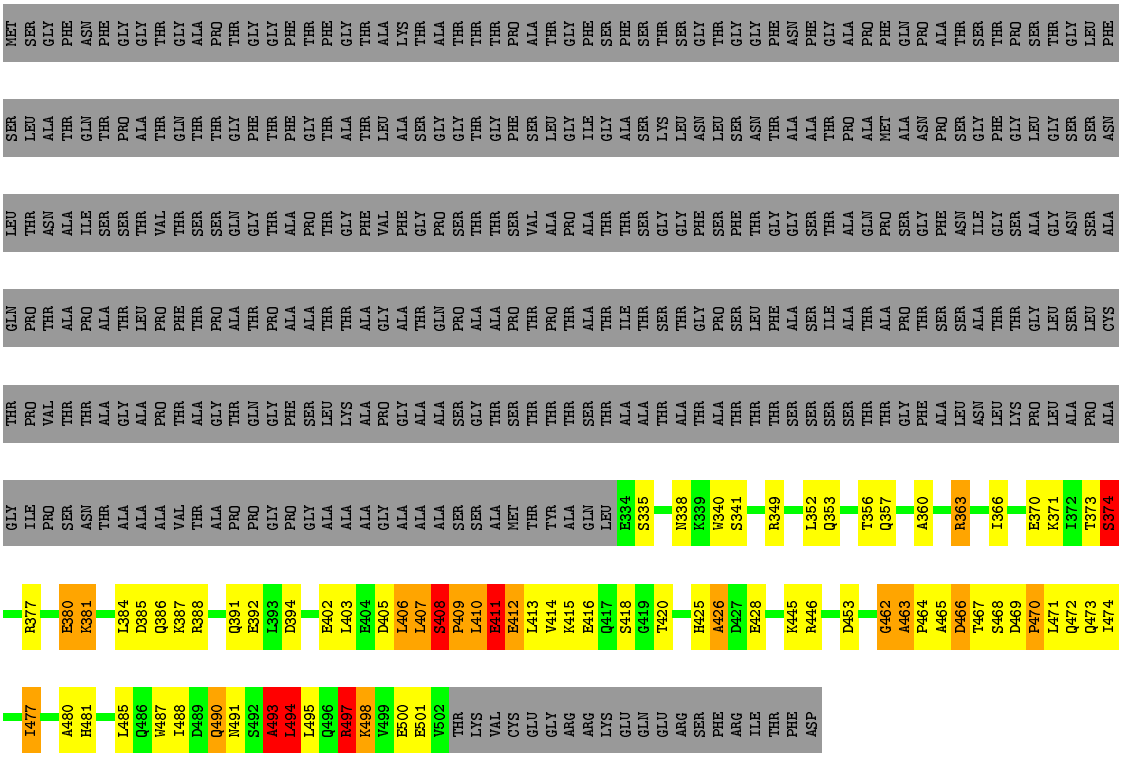

- Molecule 6: Nuclear pore glycoprotein p62

Chain 4-N:

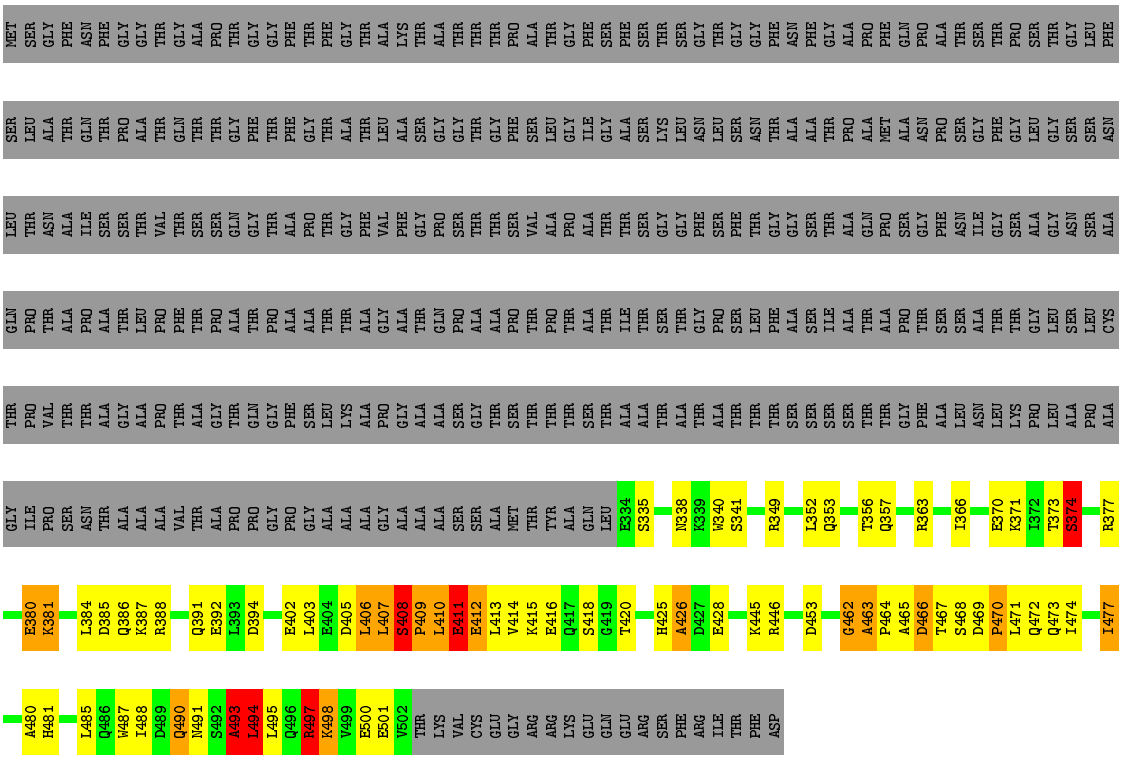

- Molecule 6: Nuclear pore glycoprotein p62

Chain 4-T:

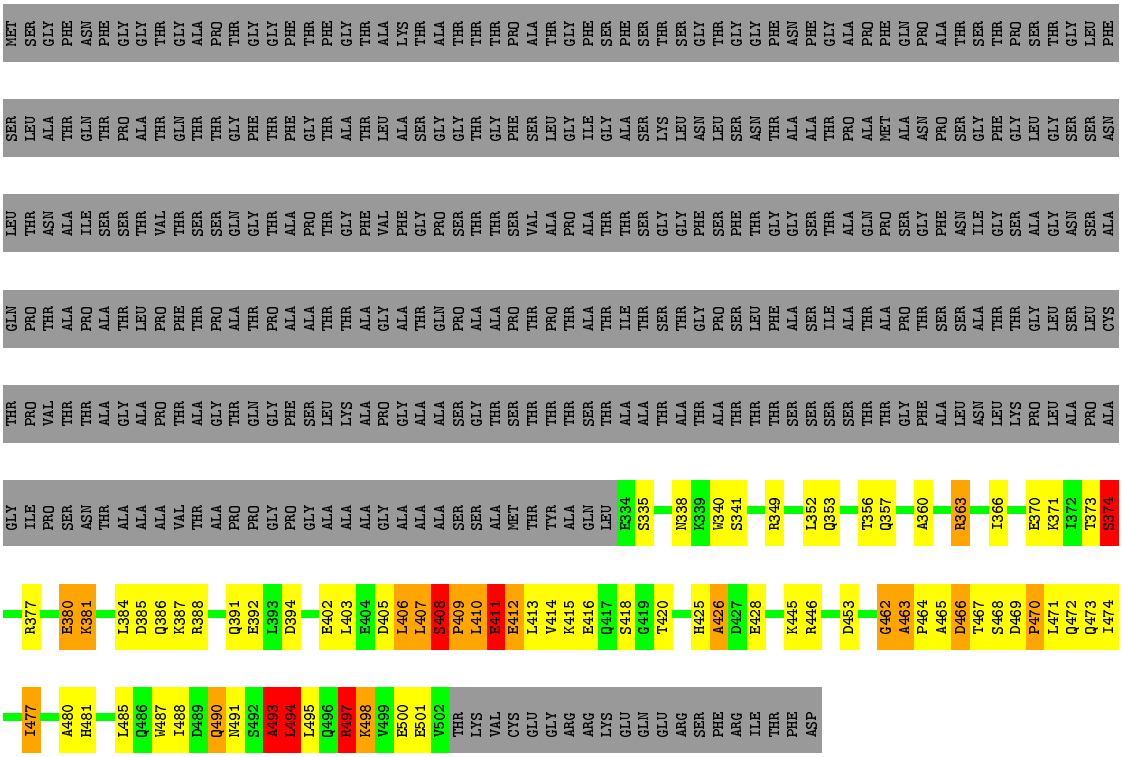

- Molecule 6: Nuclear pore glycoprotein p62

Chain 4-Z: 18% 11% • • 68%

MET SER GLY PHE ASN PHE GLY GLY THR GLY ALA PRO THR GLY GLY PHE THR PHE GLY THR ALA LYS THR ALA THR THR THR PRO ALA THR GLY PHE SER PHE SER THR SER GLY THR GLY GLY PHE ASN PHE GLY ALA PRO PHE GLN PRO ALA THR SER THR PRO SER THR GLY LEU

SER LEU ALA THR GLN THR PRO ALA THR GLN THR THR THR GLY PHE THR PHE GLY THR ALA THR LEU ALA SER GLY GLY THR GLY PHE SER LEU GLY ILE GLY ALA SER LYS LEU ASN LEU SER ASN THR ALA ALA THR PRO ALA MET ALA ASN PRO SER GLY PHE GLY ILE SER ASN

LEU THR ASN ALA ILE SER SER THR VAL THR SER SER GLN GLY THR ALA PRO THR GLY PHE VAL PHE GLY PRO SER THR THR SER VAL ALA PRO ALA THR THR SER GLY GLY PHE SER PHE THR GLY GLY SER THR ALA GLN PRO SER GLY PHE ASN ILE GLY SER ALA GLY ASN SER ALA

GLN PRO THR ALA PRO ALA THR LEU PRO PHE THR PRO ALA ALA THR THR ALA GLY ALA ALA THR ILE THR SER THR GLY PRO SER LEU PHE ALA SER ILE ALA THR ALA PRO THR SER SER ALA THR THR GLY LEU SER LEU CYS

THR PRO VAL THR THR ALA GLY ALA PRO THR ALA GLY THR GLN GLY PHE SER LEU LYS ALA PRO GLY ALA ALA ALA SER GLY THR SER THR THR THR THR SER SER SER SER THR ALA ALA THR ALA THR THR THR SER SER SER THR ALA PRO

GLY ILE PRO SER ASN THR ALA ALA ALA VAL THR ALA PRO GLY PRO GLY ALA ALA ALA ALA SER SER ALA MET THR TYR ALA GLN LEU E334 S335 N338 K339 W340 S341 R349 L352 Q353 T356 Q357 R363 I366 E370 K371 I372 T373 S374 R377

E380 K381 L384 D385 Q386 K387 R388 Q391 E392 L393 D394 E402 L403 E404 D405 L406 L407 S408 P409 L410 E411 E412 L413 V414 K415 E416 Q417 S418 G419 T420 H425 A426 D427 E428 K445 R446 D453 G462 A463 P464 A465 D466 T467 S468 D469 P470 L471 Q472 Q473 I474 I477

A480 H481 L485 Q486 W487 I488 D489 Q490 N491 S492 A493 L494 L495 Q496 R497 K498 V499 E500 E501 V502 THR LYS VAL CYS GLU GLY ARG ARG LYS GLU GLN GLU ARG SER PHE ARG ILE THR PHE ASP

- Molecule 6: Nuclear pore glycoprotein p62

Chain 5-H: 18% 11% • • 68%

MET SER GLY PHE ASN PHE GLY GLY THR GLY ALA PRO THR GLY GLY PHE THR PHE GLY THR ALA LYS THR ALA THR THR THR PRO ALA THR GLY PHE SER PHE SER THR SER GLY THR GLY GLY PHE ASN PHE GLY ALA PRO PHE GLN PRO ALA THR SER THR PRO SER THR GLY LEU

SER LEU ALA THR GLN THR PRO ALA THR GLN THR THR THR GLY PHE THR PHE GLY THR ALA THR LEU ALA SER GLY GLY THR GLY PHE SER LEU GLY ILE GLY ALA SER LYS LEU ASN LEU SER ASN THR ALA ALA THR PRO ALA MET ALA ASN PRO SER GLY PHE GLY LEU GLY SER ASN

LEU THR ASN ALA ILE SER SER THR VAL THR SER SER GLN GLY THR ALA PRO THR GLY PHE VAL PHE GLY PRO SER THR THR SER VAL ALA PRO ALA THR THR SER GLY GLY PHE SER PHE THR GLY GLY SER THR ALA GLN PRO SER GLY PHE ASN ILE GLY SER ALA GLY ASN SER ALA

GLN PRO THR ALA PRO ALA THR LEU PRO PHE THR PRO ALA ALA THR THR ALA GLY ALA ALA THR ILE THR SER THR GLY PRO SER LEU PHE ALA SER ILE ALA THR ALA PRO THR SER SER ALA THR THR GLY LEU SER LEU CYS

THR PRO VAL THR THR ALA GLY ALA PRO THR ALA GLY THR GLN GLY PHE SER LEU LYS ALA PRO GLY ALA ALA ALA SER GLY THR SER THR THR THR THR SER SER SER SER THR ALA ALA THR ALA THR THR THR SER SER SER THR ALA PRO

GLY ILE PRO SER ASN THR ALA ALA ALA VAL THR ALA PRO GLY PRO GLY ALA ALA ALA ALA SER SER ALA MET THR TYR ALA GLN LEU E334 S335 N338 K339 W340 S341 R349 L352 Q353 T356 Q357 A360 R363 I366 E370 K371 I372 T373 S374

R377 E380 K381 L384 D385 Q386 K387 R388 Q391 E392 L393 D394 E402 L403 E404 D405 L406 L407 S408 P409 L410 E411 E412 L413 V414 K415 E416 Q417 S418 G419 T420 H425 A426 D427 E428 K445 R446 D453 G462 A463 P464 A465 D466 T467 S468 D469 P470 L471 Q472 Q473 I474

I477 A480 H481 L485 Q486 W487 I488 D489 Q490 N491 S492 A493 L494 L495 Q496 R497 K498 V499 E500 E501 V502 THR LYS VAL CYS GLU GLY ARG ARG LYS GLU GLN GLU ARG SER PHE ARG ILE THR PHE ASP

- Molecule 6: Nuclear pore glycoprotein p62

Chain 5-N:

MET SER GLY PHE ASN PHE GLY GLY THR GLY ALA PRO THR GLY GLY PHE THR PHE GLY THR ALA LYS THR ALA THR THR THR PRO ALA THR GLY PHE SER PHE SER THR SER GLY THR GLY GLY PHE ASN PHE GLY ALA PRO PHE GLN PRO ALA THR SER THR PRO SER THR GLY PHE

SER LEU ALA THR GLN THR PRO ALA THR GLN THR THR GLY PHE THR PHE GLY THR ALA THR LEU ALA SER GLY THR GLY PHE THR ALA SER LEU GLY ILE GLY ALA SER LYS LEU ASN LEU SER ASN THR ALA ALA THR PRO ALA MET ALA ASN PRO SER GLY PHE GLY LEU GLY SER SER ASN

LEU THR ASN ALA ILE SER SER SER THR VAL THR SER SER GLN GLY THR ALA PRO THR GLY PHE VAL PHE GLY PRO SER THR THR SER VAL ALA PRO ALA THR THR SER GLY GLY PHE SER PHE THR GLY SER ALA GLY PHE ASN ILE GLY SER ALA GLY ASN SER SER ALA

GLN PRO THR ALA PRO ALA THR LEU PRO PHE THR PRO ALA ALA ALA THR THR ALA GLY ALA THR ILE THR SER THR GLY GLY PRO SER LEU PHE ALA SER ILE ALA THR ALA PRO THR SER SER ALA THR THR GLY LEU SER LEU CYS

THR PRO VAL THR ALA GLY ALA PRO THR ALA GLY THR GLN GLY PHE SER LEU LYS ALA PRO GLY ALA ALA SER GLY THR SER THR THR THR SER THR ALA THR ALA THR THR THR SER SER SER SER THR THR GLY PHE ALA LEU ASN LEU LYS PRO LEU ALA PRO ALA

GLY ILE PRO SER ASN THR ALA ALA ALA VAL THR ALA PRO PRO GLY PRO GLY ALA ALA GLY ALA ALA ALA SER SER SER ALA MET THR TYR ALA GLN LEU E334 S335 N338 K339 W340 S341 R349 L352 Q353 T356 Q357 R363 I366 E370 K371 I372 T373 S374 R377

E380 K381 L384 D385 Q386 K387 R388 Q391 E392 L393 D394 E402 L403 E404 D405 L406 L407 S408 P409 L410 E411 E412 L413 V414 K415 E416 Q417 S418 G419 T420 H425 A426 D427 E428 K445 R446 D453 G462 A463 P464 A465 D466 T467 S468 D469 P470 L471 Q472 Q473 I474 I477

A480 H481 L485 Q486 W487 I488 D489 Q490 N491 S492 A493 L494 L495 Q496 R497 K498 V499 E500 E501 V502 THR LYS VAL CYS GLU GLY ARG ARG LYS GLU GLN GLU ARG SER PHE ARG ILE THR PHE ASP

- Molecule 6: Nuclear pore glycoprotein p62

Chain 5-T:

MET SER GLY PHE ASN PHE GLY GLY THR GLY ALA PRO THR GLY GLY PHE THR PHE GLY THR ALA LYS THR ALA THR THR THR PRO ALA THR GLY PHE SER PHE SER THR SER GLY THR GLY GLY PHE ASN PHE GLY ALA PRO PHE GLN PRO ALA THR SER THR PRO SER THR GLY PHE

SER LEU ALA THR GLN THR PRO ALA THR GLN THR THR GLY PHE THR PHE GLY THR ALA THR LEU ALA SER GLY THR GLY PHE SER SER LEU GLY ILE GLY ALA SER LYS LEU ASN LEU SER ASN THR ALA ALA THR PRO ALA MET ALA ASN PRO SER GLY PHE GLY LEU GLY SER SER ASN

LEU THR ASN ALA ILE SER SER SER THR VAL THR SER SER GLN GLY THR ALA PRO THR GLY PHE VAL PHE GLY PRO SER THR THR SER VAL ALA PRO ALA THR THR SER GLY GLY PHE SER PHE THR GLY GLY SER THR ALA GLN PRO SER GLY PHE ASN ILE GLY SER ALA GLY ASN SER SER ALA

GLN PRO THR ALA PRO ALA THR LEU PRO PHE THR PRO ALA ALA ALA THR THR ALA GLY ALA THR ILE THR SER THR GLY GLY PRO SER LEU PHE ALA SER ILE ALA THR ALA PRO THR SER SER ALA THR THR GLY LEU SER LEU CYS

THR PRO VAL THR ALA GLY ALA PRO THR ALA GLY THR GLN GLY PHE SER LEU LYS ALA PRO GLY ALA ALA SER GLY THR SER THR THR THR SER THR ALA THR ALA THR THR THR SER SER SER SER THR THR GLY PHE ALA LEU ASN LEU LYS PRO LEU ALA PRO ALA

GLY ILE PRO SER ASN THR ALA ALA ALA VAL THR ALA PRO PRO GLY PRO GLY ALA ALA GLY ALA ALA ALA SER SER SER ALA MET THR TYR ALA GLN LEU E334 S335 N338 K339 W340 S341 R349 L352 Q353 T356 Q357 A360 R363 I366 E370 K371 I372 T373 S374

R377 E380 K381 L384 D385 Q386 K387 R388 Q391 E392 L393 D394 E402 L403 E404 D405 L406 L407 S408 P409 L410 E411 E412 L413 V414 K415 E416 Q417 S418 G419 T420 H425 A426 D427 E428 K445 R446 D453 G462 A463 P464 A465 D466 T467 S468 D469 P470 L471 Q472 Q473 I474

- Molecule 6: Nuclear pore glycoprotein p62

Chain 5-Z:

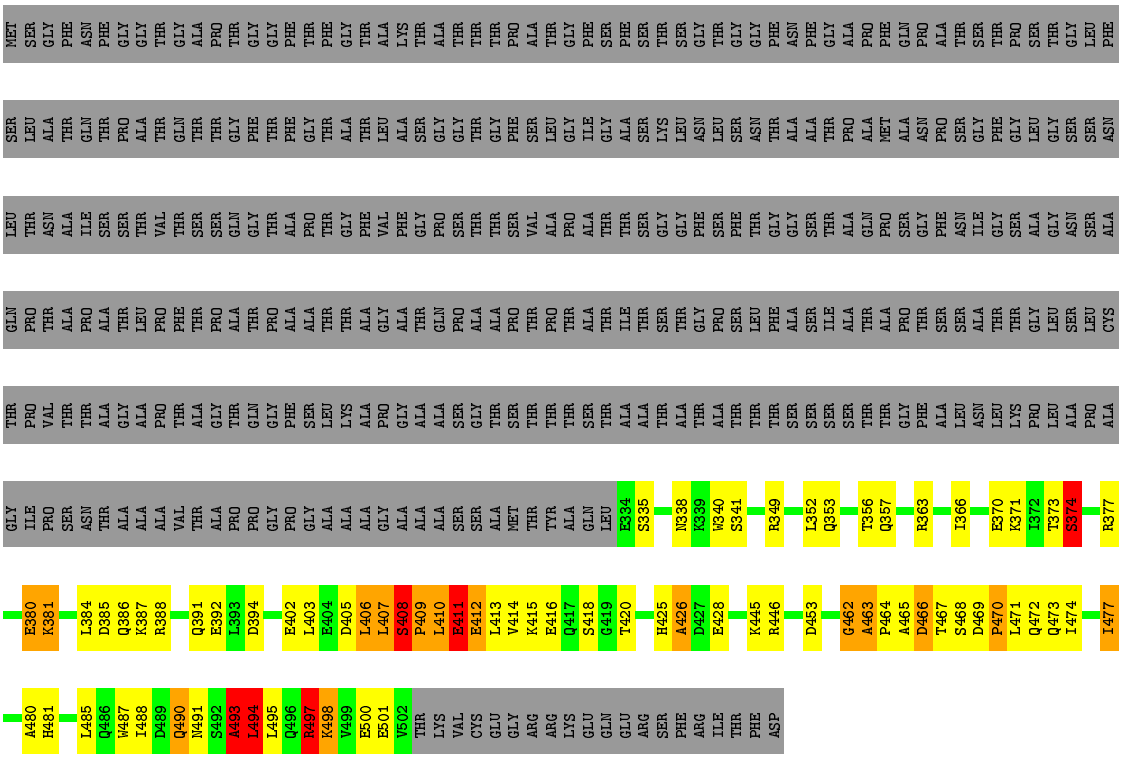

- Molecule 6: Nuclear pore glycoprotein p62

Chain 6-H:



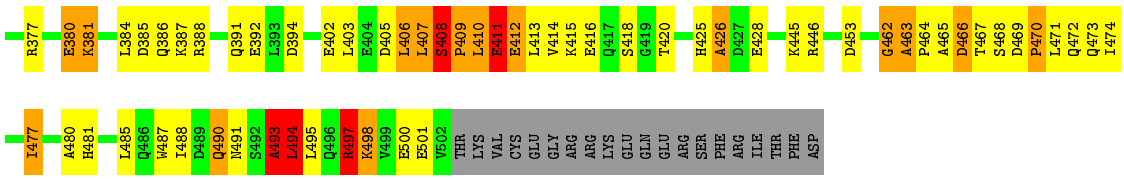

- Molecule 6: Nuclear pore glycoprotein p62

Chain 6-N:



- Molecule 6: Nuclear pore glycoprotein p62

Chain 6-T:



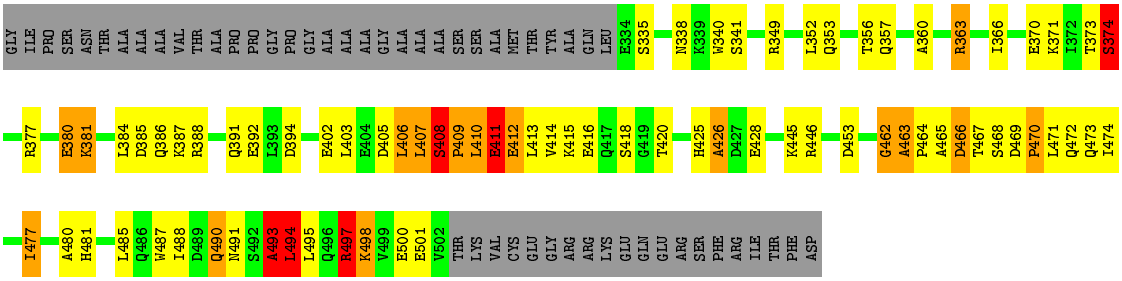

- Molecule 6: Nuclear pore glycoprotein p62

Chain 6-Z:

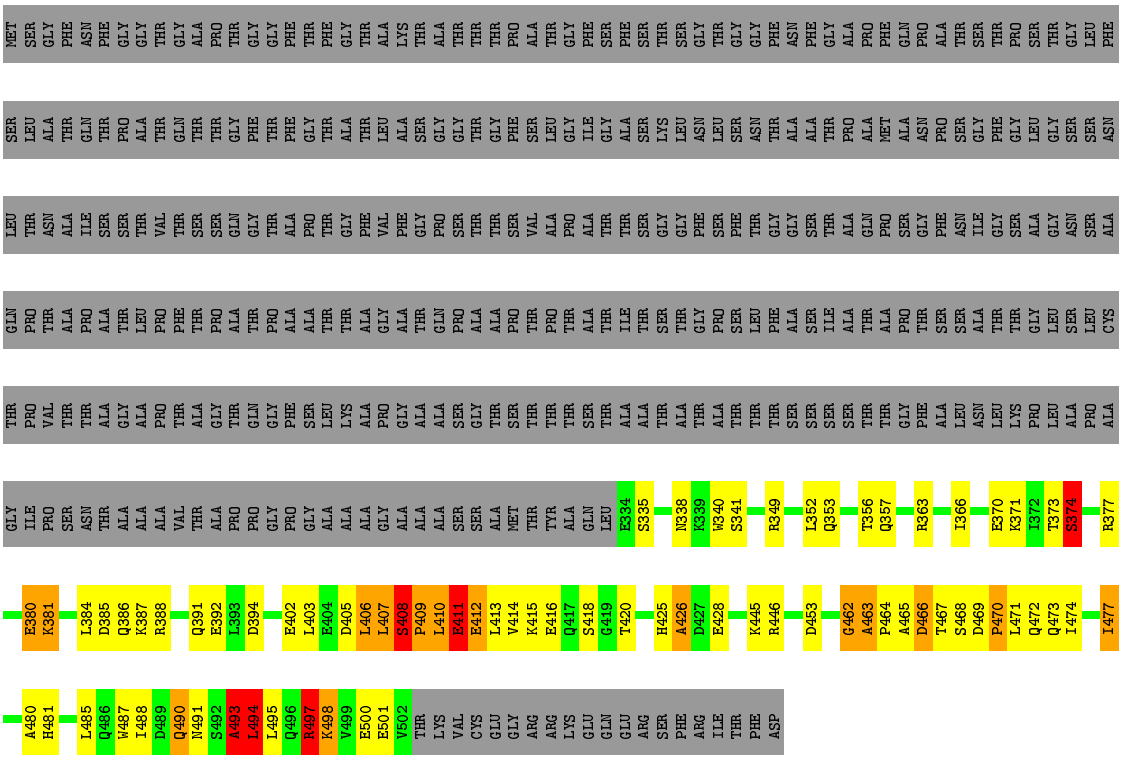

- Molecule 6: Nuclear pore glycoprotein p62

Chain 7-H:

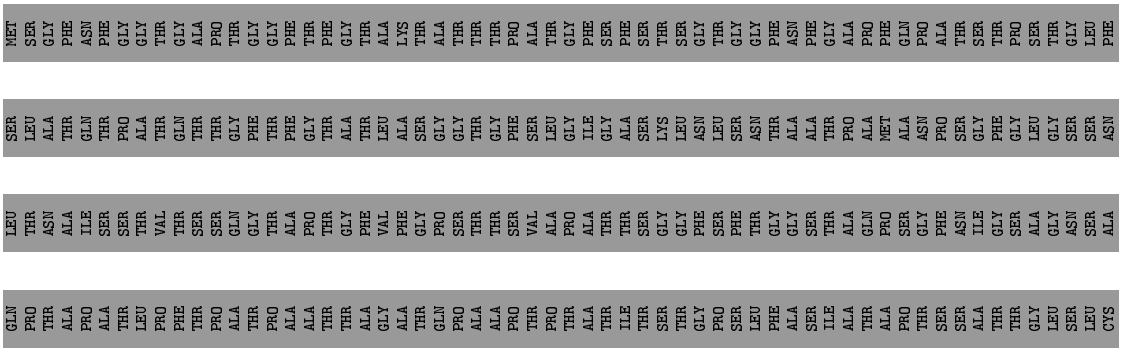

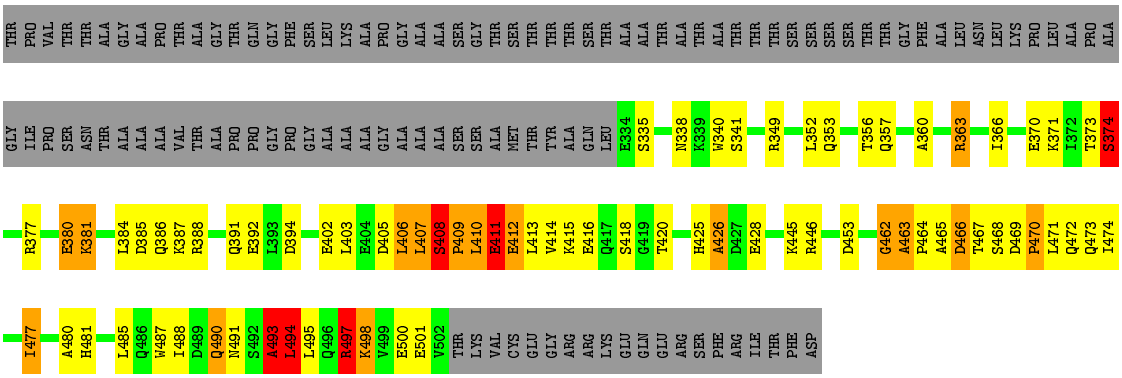

- Molecule 6: Nuclear pore glycoprotein p62

Chain 7-N:



- Molecule 6: Nuclear pore glycoprotein p62

Chain 7-T:



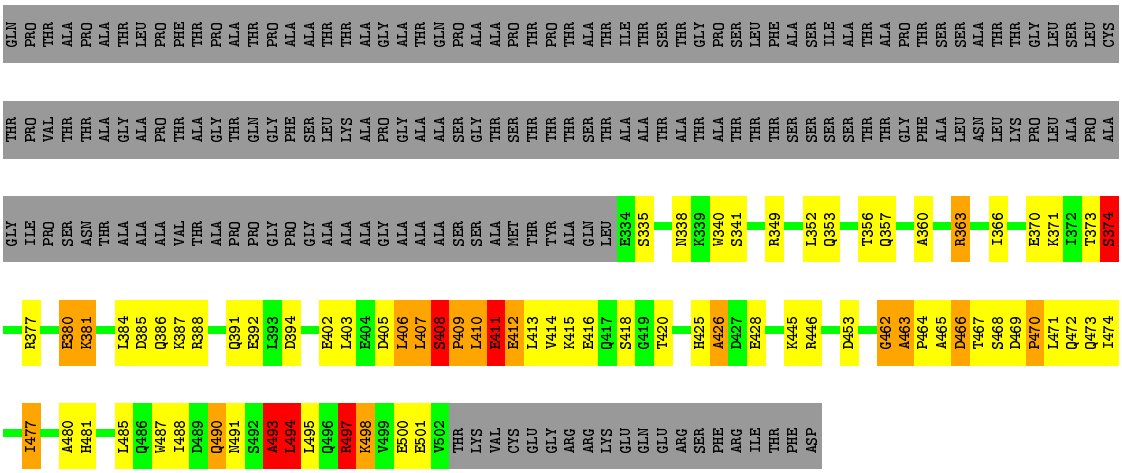

- Molecule 6: Nuclear pore glycoprotein p62

Chain 7-Z:

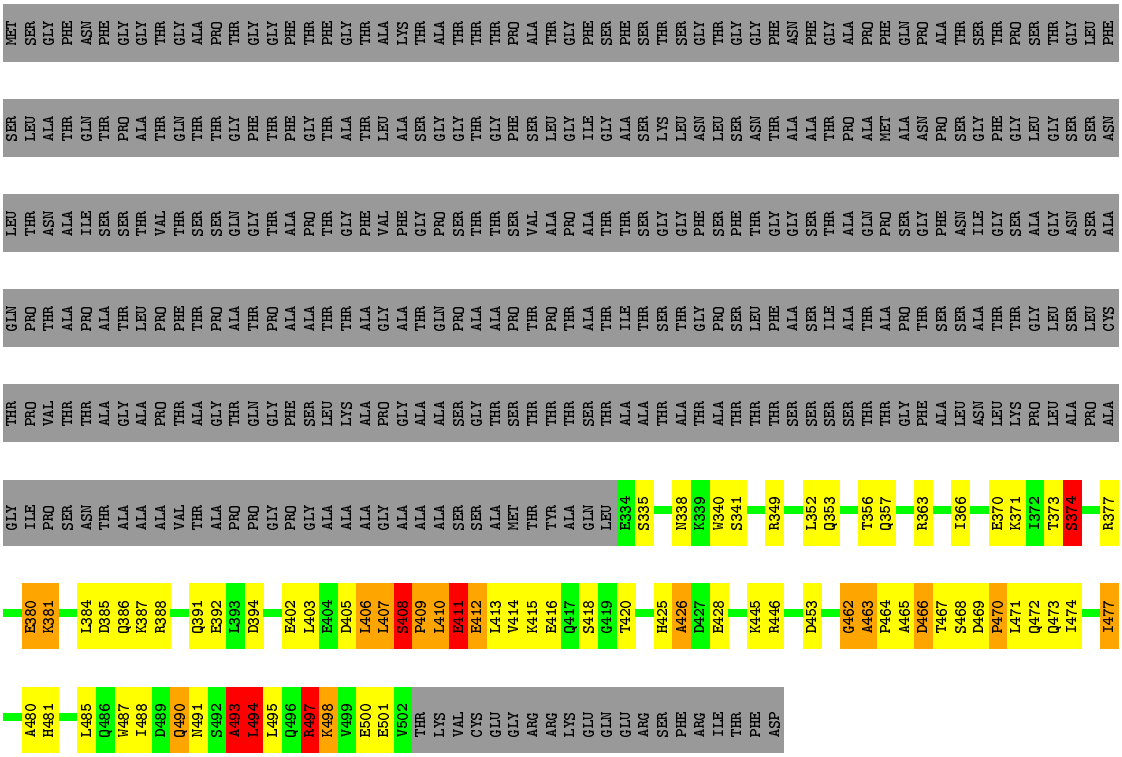

- Molecule 6: Nuclear pore glycoprotein p62

Chain 8-H:





- Molecule 6: Nuclear pore glycoprotein p62

Chain 8-N:

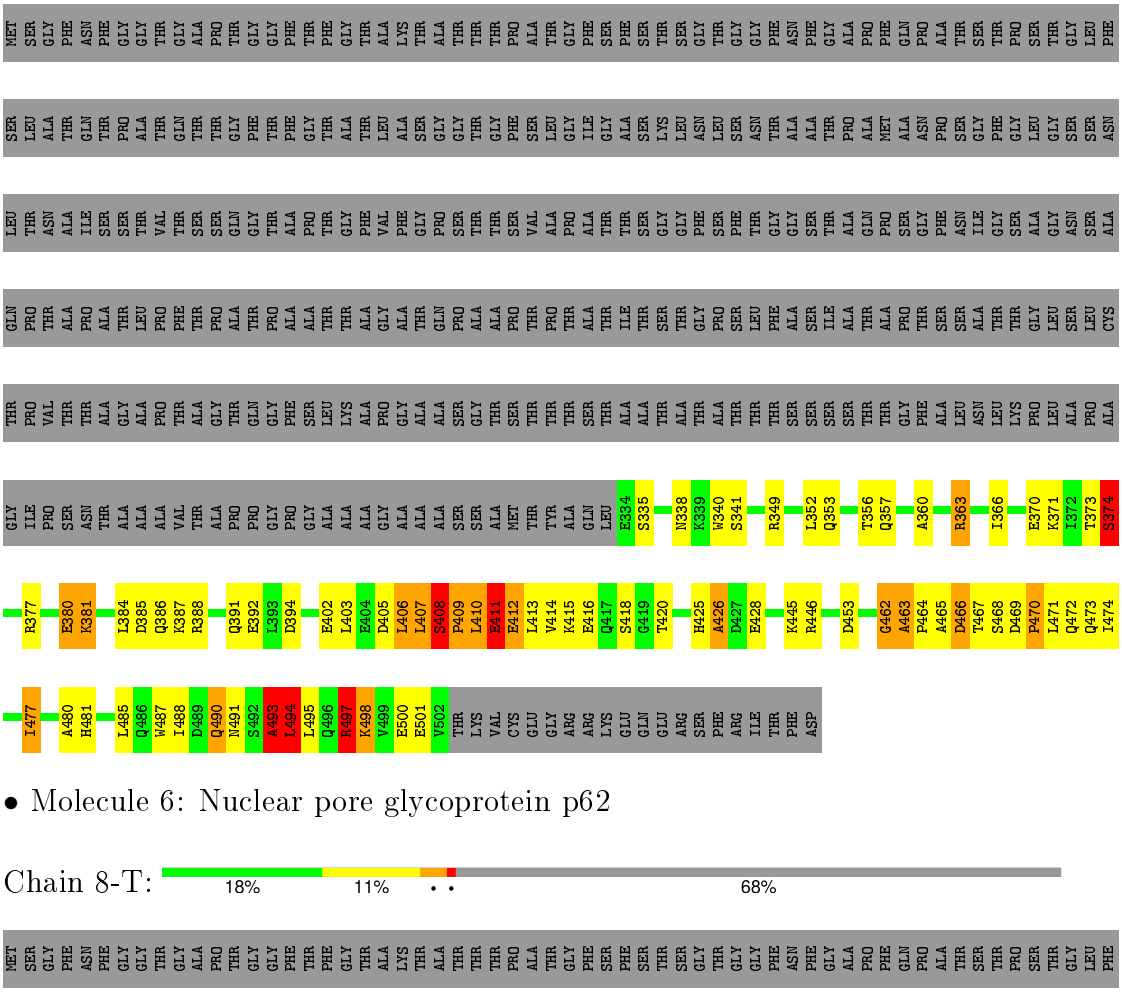

- Molecule 6: Nuclear pore glycoprotein p62

Chain 8-T:



- Molecule 6: Nuclear pore glycoprotein p62

Chain 8-Z:

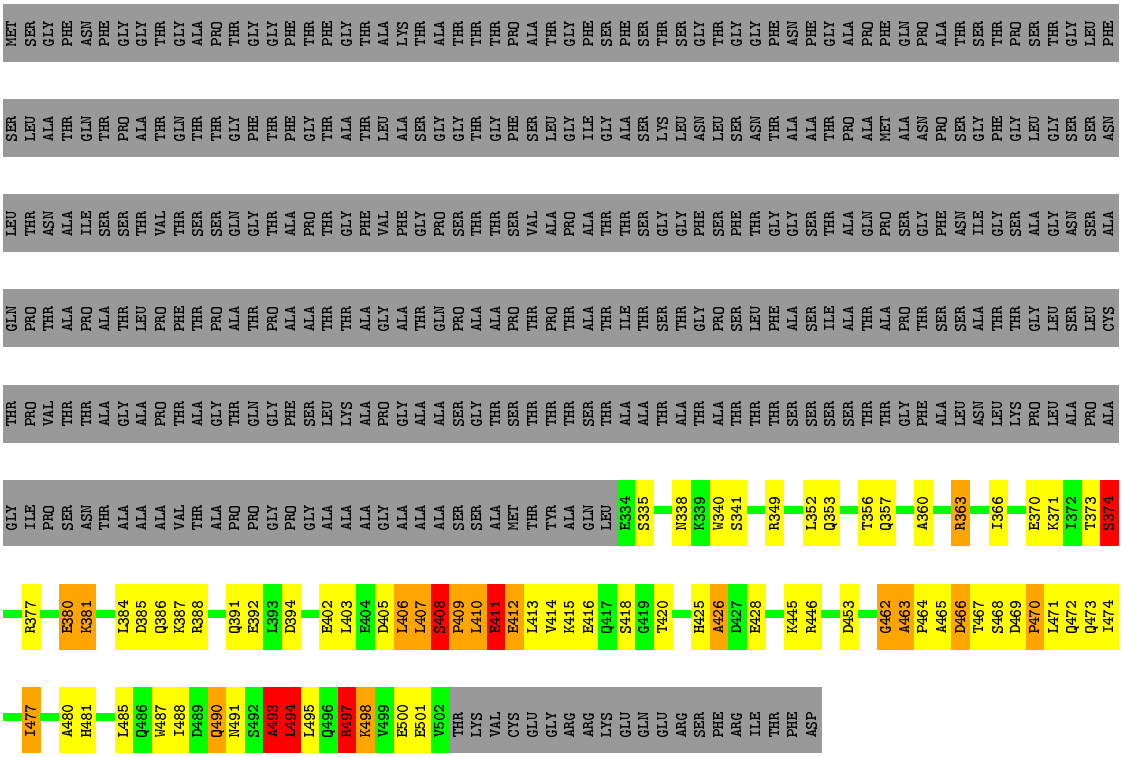

WORLDWIDE PDB PROTEIN DATA BANK
EMDataBank Unified Data Resource for 3DEM

4 Experimental information (i)

Property	Value	Source
Reconstruction method	Not provided	Depositor
Imposed symmetry	POINT, C	Depositor
Number of images	8400	Depositor
Resolution determination method	FSC 0.143 CUT-OFF	Depositor
CTF correction method	Not provided	Depositor
Microscope	FEI TITAN KRIOS	Depositor
Voltage (kV)	300	Depositor
Electron dose ($e^-/Å^2$)	Not provided	Depositor
Minimum defocus (nm)	Not provided	Depositor
Maximum defocus (nm)	Not provided	Depositor
Magnification	Not provided	Depositor
Image detector	Not provided	Depositor

5 Model quality (i)

5.1 Standard geometry (i)

The Z score for a bond length (or angle) is the number of standard deviations the observed value is removed from the expected value. A bond length (or angle) with $|Z| > 5$ is considered an outlier worth inspection. RMSZ is the root-mean-square of all Z scores of the bond lengths (or angles).

Mol	Chain	Bond lengths		Bond angles	
		RMSZ	#$\|Z\|$ >2	RMSZ	#$\|Z\|$ >2
1	1-A	0.94	0/3195	1.25	10/4421 (0.2%)
1	1-B	0.94	0/3195	1.25	10/4421 (0.2%)
1	1-E	0.93	0/5338	1.17	10/7399 (0.1%)
1	1-K	0.93	0/5338	1.18	10/7399 (0.1%)
1	1-Q	0.93	0/5338	1.17	10/7399 (0.1%)
1	1-W	0.93	0/5338	1.17	10/7399 (0.1%)
1	2-A	0.94	0/3195	1.16	6/4421 (0.1%)
1	2-B	0.94	0/3195	1.16	6/4421 (0.1%)
1	2-E	0.92	0/5338	1.12	6/7399 (0.1%)
1	2-K	0.93	0/5338	1.12	6/7399 (0.1%)
1	2-Q	0.93	0/5338	1.12	6/7399 (0.1%)
1	2-W	0.93	0/5338	1.12	6/7399 (0.1%)
1	3-A	0.94	0/3195	1.16	6/4421 (0.1%)
1	3-B	0.94	0/3195	1.16	6/4421 (0.1%)
1	3-E	0.92	0/5338	1.12	6/7399 (0.1%)
1	3-K	0.93	0/5338	1.12	6/7399 (0.1%)
1	3-Q	0.93	0/5338	1.12	6/7399 (0.1%)
1	3-W	0.93	0/5338	1.12	6/7399 (0.1%)
1	4-A	0.94	0/3195	1.16	6/4421 (0.1%)
1	4-B	0.94	0/3195	1.16	6/4421 (0.1%)
1	4-E	0.92	0/5338	1.12	6/7399 (0.1%)
1	4-K	0.93	0/5338	1.12	6/7399 (0.1%)
1	4-Q	0.93	0/5338	1.12	6/7399 (0.1%)
1	4-W	0.93	0/5338	1.12	6/7399 (0.1%)
1	5-A	0.94	0/3195	1.16	6/4421 (0.1%)
1	5-B	0.94	0/3195	1.16	6/4421 (0.1%)
1	5-E	0.92	0/5338	1.12	6/7399 (0.1%)
1	5-K	0.93	0/5338	1.12	6/7399 (0.1%)
1	5-Q	0.93	0/5338	1.12	6/7399 (0.1%)
1	5-W	0.93	0/5338	1.12	6/7399 (0.1%)
1	6-A	0.94	0/3195	1.16	6/4421 (0.1%)
1	6-B	0.94	0/3195	1.16	6/4421 (0.1%)
1	6-E	0.93	0/5338	1.12	6/7399 (0.1%)
1	6-K	0.93	0/5338	1.12	6/7399 (0.1%)

Mol	Chain	Bond lengths		Bond angles	
		RMSZ	#|Z| >2	RMSZ	#|Z| >2
1	6-Q	0.93	0/5338	1.12	6/7399 (0.1%)
1	6-W	0.93	0/5338	1.12	6/7399 (0.1%)
1	7-A	0.94	0/3195	1.16	6/4421 (0.1%)
1	7-B	0.94	0/3195	1.16	6/4421 (0.1%)
1	7-E	0.93	0/5338	1.12	6/7399 (0.1%)
1	7-K	0.93	0/5338	1.12	6/7399 (0.1%)
1	7-Q	0.93	0/5338	1.12	6/7399 (0.1%)
1	7-W	0.93	0/5338	1.12	6/7399 (0.1%)
1	8-A	0.94	0/3195	1.16	6/4421 (0.1%)
1	8-B	0.94	0/3195	1.16	6/4421 (0.1%)
1	8-E	0.93	0/5338	1.12	6/7399 (0.1%)
1	8-K	0.93	0/5338	1.12	6/7399 (0.1%)
1	8-Q	0.93	0/5338	1.12	6/7399 (0.1%)
1	8-W	0.93	0/5338	1.12	6/7399 (0.1%)
2	1-C	1.13	13/3143 (0.4%)	1.44	45/4369 (1.0%)
2	1-I	1.13	13/3143 (0.4%)	1.44	45/4369 (1.0%)
2	1-O	1.13	13/3143 (0.4%)	1.44	45/4369 (1.0%)
2	1-U	1.13	13/3143 (0.4%)	1.44	45/4369 (1.0%)
2	2-C	1.13	13/3143 (0.4%)	1.44	45/4369 (1.0%)
2	2-I	1.13	13/3143 (0.4%)	1.44	45/4369 (1.0%)
2	2-O	1.13	13/3143 (0.4%)	1.44	45/4369 (1.0%)
2	2-U	1.13	13/3143 (0.4%)	1.44	45/4369 (1.0%)
2	3-C	1.13	13/3143 (0.4%)	1.44	45/4369 (1.0%)
2	3-I	1.13	13/3143 (0.4%)	1.44	45/4369 (1.0%)
2	3-O	1.13	13/3143 (0.4%)	1.44	45/4369 (1.0%)
2	3-U	1.13	13/3143 (0.4%)	1.44	45/4369 (1.0%)
2	4-C	1.13	13/3143 (0.4%)	1.44	45/4369 (1.0%)
2	4-I	1.13	13/3143 (0.4%)	1.44	45/4369 (1.0%)
2	4-O	1.13	13/3143 (0.4%)	1.44	45/4369 (1.0%)
2	4-U	1.13	13/3143 (0.4%)	1.44	45/4369 (1.0%)
2	5-C	1.13	13/3143 (0.4%)	1.44	45/4369 (1.0%)
2	5-I	1.13	13/3143 (0.4%)	1.44	45/4369 (1.0%)
2	5-O	1.13	13/3143 (0.4%)	1.44	45/4369 (1.0%)
2	5-U	1.13	13/3143 (0.4%)	1.44	45/4369 (1.0%)
2	6-C	1.13	13/3143 (0.4%)	1.44	45/4369 (1.0%)
2	6-I	1.13	13/3143 (0.4%)	1.44	45/4369 (1.0%)
2	6-O	1.13	13/3143 (0.4%)	1.44	45/4369 (1.0%)
2	6-U	1.13	13/3143 (0.4%)	1.44	45/4369 (1.0%)
2	7-C	1.13	13/3143 (0.4%)	1.44	45/4369 (1.0%)
2	7-I	1.13	13/3143 (0.4%)	1.44	45/4369 (1.0%)
2	7-O	1.13	13/3143 (0.4%)	1.44	45/4369 (1.0%)
2	7-U	1.13	13/3143 (0.4%)	1.44	45/4369 (1.0%)
2	8-C	1.13	13/3143 (0.4%)	1.44	45/4369 (1.0%)

Mol	Chain	Bond lengths		Bond angles	
		RMSZ	#|Z| >2	RMSZ	#|Z| >2
2	8-I	1.13	13/3143 (0.4%)	1.44	45/4369 (1.0%)
2	8-O	1.13	13/3143 (0.4%)	1.44	45/4369 (1.0%)
2	8-U	1.13	13/3143 (0.4%)	1.44	45/4369 (1.0%)
3	1-D	1.22	38/5066 (0.8%)	1.74	122/7020 (1.7%)
3	1-J	1.22	37/5066 (0.7%)	1.74	121/7020 (1.7%)
3	1-P	1.22	38/5066 (0.8%)	1.74	121/7020 (1.7%)
3	1-V	1.22	37/5066 (0.7%)	1.74	121/7020 (1.7%)
3	2-D	1.22	39/5066 (0.8%)	1.69	117/7020 (1.7%)
3	2-J	1.22	39/5066 (0.8%)	1.69	117/7020 (1.7%)
3	2-P	1.22	39/5066 (0.8%)	1.69	117/7020 (1.7%)
3	2-V	1.22	39/5066 (0.8%)	1.69	117/7020 (1.7%)
3	3-D	1.22	39/5066 (0.8%)	1.69	117/7020 (1.7%)
3	3-J	1.22	39/5066 (0.8%)	1.69	117/7020 (1.7%)
3	3-P	1.22	39/5066 (0.8%)	1.69	117/7020 (1.7%)
3	3-V	1.22	39/5066 (0.8%)	1.69	117/7020 (1.7%)
3	4-D	1.22	39/5066 (0.8%)	1.69	117/7020 (1.7%)
3	4-J	1.22	39/5066 (0.8%)	1.69	117/7020 (1.7%)
3	4-P	1.22	39/5066 (0.8%)	1.69	117/7020 (1.7%)
3	4-V	1.22	39/5066 (0.8%)	1.69	117/7020 (1.7%)
3	5-D	1.22	39/5066 (0.8%)	1.69	117/7020 (1.7%)
3	5-J	1.22	39/5066 (0.8%)	1.69	117/7020 (1.7%)
3	5-P	1.22	39/5066 (0.8%)	1.69	117/7020 (1.7%)
3	5-V	1.22	39/5066 (0.8%)	1.69	117/7020 (1.7%)
3	6-D	1.22	39/5066 (0.8%)	1.69	117/7020 (1.7%)
3	6-J	1.22	39/5066 (0.8%)	1.69	117/7020 (1.7%)
3	6-P	1.22	39/5066 (0.8%)	1.69	117/7020 (1.7%)
3	6-V	1.22	39/5066 (0.8%)	1.69	117/7020 (1.7%)
3	7-D	1.22	39/5066 (0.8%)	1.69	117/7020 (1.7%)
3	7-J	1.22	39/5066 (0.8%)	1.69	117/7020 (1.7%)
3	7-P	1.22	39/5066 (0.8%)	1.69	117/7020 (1.7%)
3	7-V	1.22	39/5066 (0.8%)	1.69	117/7020 (1.7%)
3	8-D	1.22	39/5066 (0.8%)	1.69	117/7020 (1.7%)
3	8-J	1.22	39/5066 (0.8%)	1.69	117/7020 (1.7%)
3	8-P	1.22	39/5066 (0.8%)	1.69	117/7020 (1.7%)
3	8-V	1.22	39/5066 (0.8%)	1.69	117/7020 (1.7%)
4	1-F	4.14	197/1655 (11.9%)	4.03	272/2302 (11.8%)
4	1-L	4.14	197/1655 (11.9%)	4.03	272/2302 (11.8%)
4	1-R	4.14	197/1655 (11.9%)	4.03	272/2302 (11.8%)
4	1-X	4.14	199/1655 (12.0%)	4.03	273/2302 (11.9%)
4	2-F	3.74	154/1655 (9.3%)	3.77	223/2302 (9.7%)
4	2-L	3.74	153/1655 (9.2%)	3.77	222/2302 (9.6%)
4	2-R	3.74	153/1655 (9.2%)	3.77	222/2302 (9.6%)
4	2-X	3.74	153/1655 (9.2%)	3.77	222/2302 (9.6%)

Mol	Chain	Bond lengths		Bond angles	
		RMSZ	#|Z| >2	RMSZ	#|Z| >2
4	3-F	3.74	154/1655 (9.3%)	3.77	223/2302 (9.7%)
4	3-L	3.74	154/1655 (9.3%)	3.77	223/2302 (9.7%)
4	3-R	3.74	153/1655 (9.2%)	3.77	222/2302 (9.6%)
4	3-X	3.74	153/1655 (9.2%)	3.77	224/2302 (9.7%)
4	4-F	3.74	154/1655 (9.3%)	3.77	223/2302 (9.7%)
4	4-L	3.74	153/1655 (9.2%)	3.77	222/2302 (9.6%)
4	4-R	3.74	153/1655 (9.2%)	3.77	223/2302 (9.7%)
4	4-X	3.74	153/1655 (9.2%)	3.77	222/2302 (9.6%)
4	5-F	3.74	154/1655 (9.3%)	3.77	223/2302 (9.7%)
4	5-L	3.74	153/1655 (9.2%)	3.77	222/2302 (9.6%)
4	5-R	3.74	153/1655 (9.2%)	3.77	223/2302 (9.7%)
4	5-X	3.74	153/1655 (9.2%)	3.77	222/2302 (9.6%)
4	6-F	3.74	154/1655 (9.3%)	3.77	223/2302 (9.7%)
4	6-L	3.74	153/1655 (9.2%)	3.77	222/2302 (9.6%)
4	6-R	3.74	153/1655 (9.2%)	3.77	223/2302 (9.7%)
4	6-X	3.74	153/1655 (9.2%)	3.77	222/2302 (9.6%)
4	7-F	3.74	154/1655 (9.3%)	3.77	223/2302 (9.7%)
4	7-L	3.74	153/1655 (9.2%)	3.77	222/2302 (9.6%)
4	7-R	3.74	153/1655 (9.2%)	3.77	223/2302 (9.7%)
4	7-X	3.74	153/1655 (9.2%)	3.77	222/2302 (9.6%)
4	8-F	3.74	154/1655 (9.3%)	3.77	223/2302 (9.7%)
4	8-L	3.74	154/1655 (9.3%)	3.77	223/2302 (9.7%)
4	8-R	3.74	153/1655 (9.2%)	3.77	223/2302 (9.7%)
4	8-X	3.74	153/1655 (9.2%)	3.77	224/2302 (9.7%)
5	1-G	3.95	84/852 (9.9%)	3.81	121/1190 (10.2%)
5	1-M	3.95	84/852 (9.9%)	3.81	121/1190 (10.2%)
5	1-S	3.95	84/852 (9.9%)	3.81	121/1190 (10.2%)
5	1-Y	3.95	85/852 (10.0%)	3.81	120/1190 (10.1%)
5	2-G	3.95	84/852 (9.9%)	3.81	121/1190 (10.2%)
5	2-M	3.95	84/852 (9.9%)	3.81	121/1190 (10.2%)
5	2-S	3.95	83/852 (9.7%)	3.81	121/1190 (10.2%)
5	2-Y	3.95	83/852 (9.7%)	3.81	121/1190 (10.2%)
5	3-G	3.95	84/852 (9.9%)	3.81	121/1190 (10.2%)
5	3-M	3.95	83/852 (9.7%)	3.81	121/1190 (10.2%)
5	3-S	3.95	83/852 (9.7%)	3.81	121/1190 (10.2%)
5	3-Y	3.95	83/852 (9.7%)	3.81	121/1190 (10.2%)
5	4-G	3.95	85/852 (10.0%)	3.81	121/1190 (10.2%)
5	4-M	3.95	84/852 (9.9%)	3.81	121/1190 (10.2%)
5	4-S	3.95	85/852 (10.0%)	3.81	121/1190 (10.2%)
5	4-Y	3.95	83/852 (9.7%)	3.81	121/1190 (10.2%)
5	5-G	3.95	85/852 (10.0%)	3.81	121/1190 (10.2%)
5	5-M	3.95	84/852 (9.9%)	3.81	121/1190 (10.2%)
5	5-S	3.95	85/852 (10.0%)	3.81	121/1190 (10.2%)

Mol	Chain	Bond lengths		Bond angles	
		RMSZ	#|Z| >2	RMSZ	#|Z| >2
5	5-Y	3.95	83/852 (9.7%)	3.81	121/1190 (10.2%)
5	6-G	3.95	85/852 (10.0%)	3.81	121/1190 (10.2%)
5	6-M	3.95	84/852 (9.9%)	3.81	121/1190 (10.2%)
5	6-S	3.95	85/852 (10.0%)	3.81	121/1190 (10.2%)
5	6-Y	3.95	83/852 (9.7%)	3.81	121/1190 (10.2%)
5	7-G	3.95	85/852 (10.0%)	3.81	121/1190 (10.2%)
5	7-M	3.95	84/852 (9.9%)	3.81	121/1190 (10.2%)
5	7-S	3.95	85/852 (10.0%)	3.81	121/1190 (10.2%)
5	7-Y	3.95	83/852 (9.7%)	3.81	121/1190 (10.2%)
5	8-G	3.95	85/852 (10.0%)	3.81	121/1190 (10.2%)
5	8-M	3.95	83/852 (9.7%)	3.81	121/1190 (10.2%)
5	8-S	3.95	85/852 (10.0%)	3.81	121/1190 (10.2%)
5	8-Y	3.95	83/852 (9.7%)	3.81	121/1190 (10.2%)
6	1-H	3.44	83/841 (9.9%)	3.10	110/1174 (9.4%)
6	1-N	3.44	83/841 (9.9%)	3.10	110/1174 (9.4%)
6	1-T	3.44	83/841 (9.9%)	3.09	109/1174 (9.3%)
6	1-Z	3.44	83/841 (9.9%)	3.10	110/1174 (9.4%)
6	2-H	3.44	83/841 (9.9%)	3.10	109/1174 (9.3%)
6	2-N	3.44	83/841 (9.9%)	3.10	110/1174 (9.4%)
6	2-T	3.44	83/841 (9.9%)	3.10	109/1174 (9.3%)
6	2-Z	3.44	83/841 (9.9%)	3.10	110/1174 (9.4%)
6	3-H	3.44	83/841 (9.9%)	3.10	109/1174 (9.3%)
6	3-N	3.44	83/841 (9.9%)	3.10	109/1174 (9.3%)
6	3-T	3.44	83/841 (9.9%)	3.10	109/1174 (9.3%)
6	3-Z	3.43	83/841 (9.9%)	3.10	109/1174 (9.3%)
6	4-H	3.44	83/841 (9.9%)	3.10	110/1174 (9.4%)
6	4-N	3.44	83/841 (9.9%)	3.10	110/1174 (9.4%)
6	4-T	3.44	83/841 (9.9%)	3.10	109/1174 (9.3%)
6	4-Z	3.44	83/841 (9.9%)	3.10	110/1174 (9.4%)
6	5-H	3.44	83/841 (9.9%)	3.10	110/1174 (9.4%)
6	5-N	3.44	83/841 (9.9%)	3.10	110/1174 (9.4%)
6	5-T	3.44	83/841 (9.9%)	3.10	109/1174 (9.3%)
6	5-Z	3.44	83/841 (9.9%)	3.10	110/1174 (9.4%)
6	6-H	3.44	83/841 (9.9%)	3.10	110/1174 (9.4%)
6	6-N	3.44	83/841 (9.9%)	3.10	110/1174 (9.4%)
6	6-T	3.44	83/841 (9.9%)	3.10	109/1174 (9.3%)
6	6-Z	3.44	83/841 (9.9%)	3.10	110/1174 (9.4%)
6	7-H	3.44	83/841 (9.9%)	3.10	110/1174 (9.4%)
6	7-N	3.44	83/841 (9.9%)	3.10	110/1174 (9.4%)
6	7-T	3.44	83/841 (9.9%)	3.10	109/1174 (9.3%)
6	7-Z	3.44	83/841 (9.9%)	3.10	110/1174 (9.4%)
6	8-H	3.44	83/841 (9.9%)	3.10	110/1174 (9.4%)
6	8-N	3.44	83/841 (9.9%)	3.10	109/1174 (9.3%)

Mol	Chain	Bond lengths		Bond angles	
		RMSZ	#|Z| >2	RMSZ	#|Z| >2
6	8-T	3.44	83/841 (9.9%)	3.10	109/1174 (9.3%)
6	8-Z	3.43	83/841 (9.9%)	3.10	109/1174 (9.3%)
All	All	1.87	12085/591760 (2.0%)	2.01	20213/821264 (2.5%)

Chiral center outliers are detected by calculating the chiral volume of a chiral center and verifying if the center is modelled as a planar moiety or with the opposite hand. A planarity outlier is detected by checking planarity of atoms in a peptide group, atoms in a mainchain group or atoms of a sidechain that are expected to be planar.

Mol	Chain	#Chirality outliers	#Planarity outliers
1	1-A	0	1
1	1-B	0	1
1	1-E	0	1
1	1-K	0	1
1	1-Q	0	1
1	1-W	0	1
2	1-C	1	4
2	1-I	1	4
2	1-O	1	4
2	1-U	1	4
2	2-C	1	4
2	2-I	1	4
2	2-O	1	4
2	2-U	1	4
2	3-C	1	4
2	3-I	1	4
2	3-O	1	4
2	3-U	1	4
2	4-C	1	4
2	4-I	1	4
2	4-O	1	4
2	4-U	1	4
2	5-C	1	4
2	5-I	1	4
2	5-O	1	4
2	5-U	1	4
2	6-C	1	4
2	6-I	1	4
2	6-O	1	4
2	6-U	1	4
2	7-C	1	4
2	7-I	1	4

Continued on next page...

Continued from previous page...

Mol	Chain	#Chirality outliers	#Planarity outliers
2	7-O	1	4
2	7-U	1	4
2	8-C	1	4
2	8-I	1	4
2	8-O	1	4
2	8-U	1	4
3	1-D	0	21
3	1-J	0	20
3	1-P	0	20
3	1-V	0	20
3	2-D	0	20
3	2-J	0	20
3	2-P	0	21
3	2-V	0	20
3	3-D	0	20
3	3-J	0	20
3	3-P	0	21
3	3-V	0	20
3	4-D	0	20
3	4-J	0	20
3	4-P	0	21
3	4-V	0	20
3	5-D	0	21
3	5-J	0	20
3	5-P	0	21
3	5-V	0	20
3	6-D	0	20
3	6-J	0	20
3	6-P	0	21
3	6-V	0	20
3	7-D	0	21
3	7-J	0	20
3	7-P	0	21
3	7-V	0	20
3	8-D	0	20
3	8-J	0	20
3	8-P	0	21
3	8-V	0	20
4	1-F	10	40
4	1-L	10	40
4	1-R	10	40
4	1-X	10	40

Continued on next page...

Continued from previous page...

Mol	Chain	#Chirality outliers	#Planarity outliers
4	2-F	7	31
4	2-L	7	31
4	2-R	7	31
4	2-X	7	31
4	3-F	7	31
4	3-L	7	31
4	3-R	7	31
4	3-X	7	31
4	4-F	7	31
4	4-L	7	31
4	4-R	7	31
4	4-X	7	31
4	5-F	7	31
4	5-L	7	31
4	5-R	7	31
4	5-X	7	31
4	6-F	7	31
4	6-L	7	31
4	6-R	7	31
4	6-X	7	31
4	7-F	7	31
4	7-L	7	31
4	7-R	7	31
4	7-X	7	31
4	8-F	7	31
4	8-L	7	31
4	8-R	7	31
4	8-X	7	31
5	1-G	9	10
5	1-M	9	10
5	1-S	9	10
5	1-Y	9	10
5	2-G	9	10
5	2-M	9	10
5	2-S	9	10
5	2-Y	9	10
5	3-G	9	10
5	3-M	9	10
5	3-S	9	10
5	3-Y	9	10
5	4-G	9	10
5	4-M	9	10

Continued on next page...

Continued from previous page...

Mol	Chain	#Chirality outliers	#Planarity outliers
5	4-S	9	10
5	4-Y	9	10
5	5-G	9	10
5	5-M	9	10
5	5-S	9	10
5	5-Y	9	10
5	6-G	9	10
5	6-M	9	10
5	6-S	9	10
5	6-Y	9	10
5	7-G	9	10
5	7-M	9	10
5	7-S	9	10
5	7-Y	9	10
5	8-G	9	10
5	8-M	9	10
5	8-S	9	10
5	8-Y	9	10
6	1-H	5	5
6	1-N	5	5
6	1-T	5	4
6	1-Z	5	5
6	2-H	5	5
6	2-N	5	5
6	2-T	5	4
6	2-Z	5	5
6	3-H	5	5
6	3-N	5	5
6	3-T	5	4
6	3-Z	5	5
6	4-H	5	5
6	4-N	5	5
6	4-T	5	5
6	4-Z	5	5
6	5-H	5	5
6	5-N	5	5
6	5-T	5	5
6	5-Z	5	5
6	6-H	5	5
6	6-N	5	5
6	6-T	5	5
6	6-Z	5	5

Continued on next page...

Continued from previous page...

Mol	Chain	#Chirality outliers	#Planarity outliers
6	7-H	5	5
6	7-N	5	5
6	7-T	5	5
6	7-Z	5	5
6	8-H	5	5
6	8-N	5	5
6	8-T	5	5
6	8-Z	5	5
All	All	716	2289

All (12085) bond length outliers are listed below:

Mol	Chain	Res	Type	Atoms	Z	Observed(Å)	Ideal(Å)
5	1-S	380	ILE	N-CA	38.58	2.23	1.46
5	1-M	380	ILE	N-CA	38.56	2.23	1.46
5	1-G	380	ILE	N-CA	38.55	2.23	1.46
5	2-M	380	ILE	N-CA	38.55	2.23	1.46
5	4-M	380	ILE	N-CA	38.55	2.23	1.46
5	5-M	380	ILE	N-CA	38.55	2.23	1.46
5	6-M	380	ILE	N-CA	38.55	2.23	1.46
5	7-M	380	ILE	N-CA	38.55	2.23	1.46
5	3-Y	380	ILE	N-CA	38.54	2.23	1.46
5	8-Y	380	ILE	N-CA	38.54	2.23	1.46
5	3-M	380	ILE	N-CA	38.54	2.23	1.46
5	8-M	380	ILE	N-CA	38.54	2.23	1.46
5	2-G	380	ILE	N-CA	38.54	2.23	1.46
5	3-G	380	ILE	N-CA	38.54	2.23	1.46
5	4-G	380	ILE	N-CA	38.53	2.23	1.46
5	5-G	380	ILE	N-CA	38.53	2.23	1.46
5	6-G	380	ILE	N-CA	38.53	2.23	1.46
5	7-G	380	ILE	N-CA	38.53	2.23	1.46
5	8-G	380	ILE	N-CA	38.53	2.23	1.46
5	2-S	380	ILE	N-CA	38.53	2.23	1.46
5	2-Y	380	ILE	N-CA	38.53	2.23	1.46
5	3-S	380	ILE	N-CA	38.53	2.23	1.46
5	4-Y	380	ILE	N-CA	38.53	2.23	1.46
5	5-Y	380	ILE	N-CA	38.53	2.23	1.46
5	6-Y	380	ILE	N-CA	38.53	2.23	1.46
5	7-Y	380	ILE	N-CA	38.53	2.23	1.46
5	4-S	380	ILE	N-CA	38.52	2.23	1.46
5	5-S	380	ILE	N-CA	38.52	2.23	1.46
5	6-S	380	ILE	N-CA	38.52	2.23	1.46

Continued on next page...

Continued from previous page...

Mol	Chain	Res	Type	Atoms	Z	Observed(Å)	Ideal(Å)
5	7-S	380	ILE	N-CA	38.52	2.23	1.46
5	8-S	380	ILE	N-CA	38.52	2.23	1.46
5	1-Y	380	ILE	N-CA	38.48	2.23	1.46
5	2-M	379	HIS	CA-C	37.11	2.49	1.52
5	4-M	379	HIS	CA-C	37.11	2.49	1.52
5	5-M	379	HIS	CA-C	37.11	2.49	1.52
5	6-M	379	HIS	CA-C	37.11	2.49	1.52
5	7-M	379	HIS	CA-C	37.11	2.49	1.52
5	2-Y	379	HIS	CA-C	37.09	2.49	1.52
5	4-S	379	HIS	CA-C	37.09	2.49	1.52
5	4-Y	379	HIS	CA-C	37.09	2.49	1.52
5	5-S	379	HIS	CA-C	37.09	2.49	1.52
5	5-Y	379	HIS	CA-C	37.09	2.49	1.52
5	6-S	379	HIS	CA-C	37.09	2.49	1.52
5	6-Y	379	HIS	CA-C	37.09	2.49	1.52
5	7-S	379	HIS	CA-C	37.09	2.49	1.52
5	7-Y	379	HIS	CA-C	37.09	2.49	1.52
5	8-S	379	HIS	CA-C	37.09	2.49	1.52
5	1-M	379	HIS	CA-C	37.09	2.49	1.52
5	4-G	379	HIS	CA-C	37.09	2.49	1.52
5	5-G	379	HIS	CA-C	37.09	2.49	1.52
5	6-G	379	HIS	CA-C	37.09	2.49	1.52
5	7-G	379	HIS	CA-C	37.09	2.49	1.52
5	8-G	379	HIS	CA-C	37.09	2.49	1.52
5	1-S	379	HIS	CA-C	37.09	2.49	1.52
5	3-M	379	HIS	CA-C	37.08	2.49	1.52
5	8-M	379	HIS	CA-C	37.08	2.49	1.52
5	2-G	379	HIS	CA-C	37.08	2.49	1.52
5	3-G	379	HIS	CA-C	37.08	2.49	1.52
5	2-S	379	HIS	CA-C	37.07	2.49	1.52
5	3-S	379	HIS	CA-C	37.07	2.49	1.52
5	1-G	379	HIS	CA-C	37.07	2.49	1.52
5	3-Y	379	HIS	CA-C	37.06	2.49	1.52
5	8-Y	379	HIS	CA-C	37.06	2.49	1.52
5	1-Y	379	HIS	CA-C	37.05	2.49	1.52
4	1-F	453	TYR	CA-C	36.23	2.47	1.52
4	2-X	453	TYR	CA-C	36.23	2.47	1.52
4	4-X	453	TYR	CA-C	36.23	2.47	1.52
4	5-X	453	TYR	CA-C	36.23	2.47	1.52
4	6-X	453	TYR	CA-C	36.23	2.47	1.52
4	7-X	453	TYR	CA-C	36.23	2.47	1.52
4	1-X	453	TYR	CA-C	36.23	2.47	1.52

Continued on next page...

Continued from previous page...

Mol	Chain	Res	Type	Atoms	Z	Observed(Å)	Ideal(Å)
4	2-F	453	TYR	CA-C	36.21	2.47	1.52
4	2-R	453	TYR	CA-C	36.21	2.47	1.52
4	3-F	453	TYR	CA-C	36.21	2.47	1.52
4	3-R	453	TYR	CA-C	36.21	2.47	1.52
4	3-X	453	TYR	CA-C	36.21	2.47	1.52
4	8-X	453	TYR	CA-C	36.21	2.47	1.52
4	2-L	453	TYR	CA-C	36.20	2.47	1.52
4	4-L	453	TYR	CA-C	36.20	2.47	1.52
4	5-L	453	TYR	CA-C	36.20	2.47	1.52
4	6-L	453	TYR	CA-C	36.20	2.47	1.52
4	7-L	453	TYR	CA-C	36.20	2.47	1.52
4	4-F	453	TYR	CA-C	36.20	2.47	1.52
4	4-R	453	TYR	CA-C	36.20	2.47	1.52
4	5-F	453	TYR	CA-C	36.20	2.47	1.52
4	5-R	453	TYR	CA-C	36.20	2.47	1.52
4	6-F	453	TYR	CA-C	36.20	2.47	1.52
4	6-R	453	TYR	CA-C	36.20	2.47	1.52
4	7-F	453	TYR	CA-C	36.20	2.47	1.52
4	7-R	453	TYR	CA-C	36.20	2.47	1.52
4	8-F	453	TYR	CA-C	36.20	2.47	1.52
4	8-R	453	TYR	CA-C	36.20	2.47	1.52
4	3-L	453	TYR	CA-C	36.19	2.47	1.52
4	8-L	453	TYR	CA-C	36.19	2.47	1.52
4	1-R	453	TYR	CA-C	36.18	2.47	1.52
4	1-L	453	TYR	CA-C	36.17	2.46	1.52
4	2-L	493	HIS	CA-CB	32.67	2.25	1.53
4	4-L	493	HIS	CA-CB	32.67	2.25	1.53
4	5-L	493	HIS	CA-CB	32.67	2.25	1.53
4	6-L	493	HIS	CA-CB	32.67	2.25	1.53
4	7-L	493	HIS	CA-CB	32.67	2.25	1.53
4	2-F	493	HIS	CA-CB	32.66	2.25	1.53
4	3-F	493	HIS	CA-CB	32.66	2.25	1.53
4	3-L	493	HIS	CA-CB	32.65	2.25	1.53
4	3-X	493	HIS	CA-CB	32.65	2.25	1.53
4	8-L	493	HIS	CA-CB	32.65	2.25	1.53
4	8-X	493	HIS	CA-CB	32.65	2.25	1.53
4	1-R	493	HIS	CA-CB	32.64	2.25	1.53
4	2-X	493	HIS	CA-CB	32.64	2.25	1.53
4	4-X	493	HIS	CA-CB	32.64	2.25	1.53
4	5-X	493	HIS	CA-CB	32.64	2.25	1.53
4	6-X	493	HIS	CA-CB	32.64	2.25	1.53
4	7-X	493	HIS	CA-CB	32.64	2.25	1.53

Continued on next page...

Continued from previous page...

Mol	Chain	Res	Type	Atoms	Z	Observed(Å)	Ideal(Å)
4	1-X	493	HIS	CA-CB	32.63	2.25	1.53
4	4-R	493	HIS	CA-CB	32.63	2.25	1.53
4	5-R	493	HIS	CA-CB	32.63	2.25	1.53
4	6-R	493	HIS	CA-CB	32.63	2.25	1.53
4	7-R	493	HIS	CA-CB	32.63	2.25	1.53
4	8-R	493	HIS	CA-CB	32.63	2.25	1.53
4	2-R	493	HIS	CA-CB	32.62	2.25	1.53
4	3-R	493	HIS	CA-CB	32.62	2.25	1.53
4	4-F	493	HIS	CA-CB	32.62	2.25	1.53
4	5-F	493	HIS	CA-CB	32.62	2.25	1.53
4	6-F	493	HIS	CA-CB	32.62	2.25	1.53
4	7-F	493	HIS	CA-CB	32.62	2.25	1.53
4	8-F	493	HIS	CA-CB	32.62	2.25	1.53
4	1-F	493	HIS	CA-CB	32.60	2.25	1.53
4	1-L	493	HIS	CA-CB	32.59	2.25	1.53
4	3-L	493	HIS	CA-C	-31.42	0.71	1.52
4	8-L	493	HIS	CA-C	-31.42	0.71	1.52
4	1-L	493	HIS	CA-C	-31.42	0.71	1.52
4	3-X	493	HIS	CA-C	-31.42	0.71	1.52
4	8-X	493	HIS	CA-C	-31.42	0.71	1.52
4	2-X	493	HIS	CA-C	-31.41	0.71	1.52
4	4-X	493	HIS	CA-C	-31.41	0.71	1.52
4	5-X	493	HIS	CA-C	-31.41	0.71	1.52
4	6-X	493	HIS	CA-C	-31.41	0.71	1.52
4	7-X	493	HIS	CA-C	-31.41	0.71	1.52
4	1-X	493	HIS	CA-C	-31.39	0.71	1.52
4	2-F	493	HIS	CA-C	-31.39	0.71	1.52
4	3-F	493	HIS	CA-C	-31.39	0.71	1.52
4	4-F	493	HIS	CA-C	-31.39	0.71	1.52
4	5-F	493	HIS	CA-C	-31.39	0.71	1.52
4	6-F	493	HIS	CA-C	-31.39	0.71	1.52
4	7-F	493	HIS	CA-C	-31.39	0.71	1.52
4	8-F	493	HIS	CA-C	-31.39	0.71	1.52
4	2-R	493	HIS	CA-C	-31.39	0.71	1.52
4	3-R	493	HIS	CA-C	-31.39	0.71	1.52
4	1-F	493	HIS	CA-C	-31.38	0.71	1.52
4	4-R	493	HIS	CA-C	-31.38	0.71	1.52
4	5-R	493	HIS	CA-C	-31.38	0.71	1.52
4	6-R	493	HIS	CA-C	-31.38	0.71	1.52
4	7-R	493	HIS	CA-C	-31.38	0.71	1.52
4	8-R	493	HIS	CA-C	-31.38	0.71	1.52
4	2-L	493	HIS	CA-C	-31.38	0.71	1.52

Continued on next page...

Continued from previous page...

Mol	Chain	Res	Type	Atoms	Z	Observed(Å)	Ideal(Å)
4	4-L	493	HIS	CA-C	-31.38	0.71	1.52
4	5-L	493	HIS	CA-C	-31.38	0.71	1.52
4	6-L	493	HIS	CA-C	-31.38	0.71	1.52
4	7-L	493	HIS	CA-C	-31.38	0.71	1.52
4	1-R	493	HIS	CA-C	-31.34	0.71	1.52
6	1-N	374	SER	CA-CB	29.08	1.96	1.52
6	1-Z	374	SER	CA-CB	29.04	1.96	1.52
6	2-T	374	SER	CA-CB	29.02	1.96	1.52
6	3-T	374	SER	CA-CB	29.02	1.96	1.52
6	4-H	374	SER	CA-CB	29.02	1.96	1.52
6	5-H	374	SER	CA-CB	29.02	1.96	1.52
6	6-H	374	SER	CA-CB	29.02	1.96	1.52
6	7-H	374	SER	CA-CB	29.02	1.96	1.52
6	8-H	374	SER	CA-CB	29.02	1.96	1.52
6	2-H	374	SER	CA-CB	29.02	1.96	1.52
6	3-H	374	SER	CA-CB	29.02	1.96	1.52
6	1-H	374	SER	CA-CB	29.02	1.96	1.52
6	2-Z	374	SER	CA-CB	29.01	1.96	1.52
6	3-Z	374	SER	CA-CB	29.01	1.96	1.52
6	4-Z	374	SER	CA-CB	29.01	1.96	1.52
6	5-Z	374	SER	CA-CB	29.01	1.96	1.52
6	6-Z	374	SER	CA-CB	29.01	1.96	1.52
6	7-Z	374	SER	CA-CB	29.01	1.96	1.52
6	8-Z	374	SER	CA-CB	29.01	1.96	1.52
6	1-T	374	SER	CA-CB	29.00	1.96	1.52
6	2-N	374	SER	CA-CB	29.00	1.96	1.52
6	4-N	374	SER	CA-CB	29.00	1.96	1.52
6	5-N	374	SER	CA-CB	29.00	1.96	1.52
6	6-N	374	SER	CA-CB	29.00	1.96	1.52
6	7-N	374	SER	CA-CB	29.00	1.96	1.52
6	3-N	374	SER	CA-CB	29.00	1.96	1.52
6	4-T	374	SER	CA-CB	29.00	1.96	1.52
6	5-T	374	SER	CA-CB	29.00	1.96	1.52
6	6-T	374	SER	CA-CB	29.00	1.96	1.52
6	7-T	374	SER	CA-CB	29.00	1.96	1.52
6	8-N	374	SER	CA-CB	29.00	1.96	1.52
6	8-T	374	SER	CA-CB	29.00	1.96	1.52
5	1-M	379	HIS	C-N	28.26	1.99	1.34
5	2-S	379	HIS	C-N	28.25	1.99	1.34
5	3-S	379	HIS	C-N	28.25	1.99	1.34
5	1-Y	379	HIS	C-N	28.25	1.99	1.34
5	3-Y	379	HIS	C-N	28.24	1.99	1.34

Continued on next page...

Continued from previous page...

Mol	Chain	Res	Type	Atoms	Z	Observed(Å)	Ideal(Å)
5	8-Y	379	HIS	C-N	28.24	1.99	1.34
5	2-G	379	HIS	C-N	28.23	1.99	1.34
5	2-Y	379	HIS	C-N	28.23	1.99	1.34
5	3-G	379	HIS	C-N	28.23	1.99	1.34
5	4-Y	379	HIS	C-N	28.23	1.99	1.34
5	5-Y	379	HIS	C-N	28.23	1.99	1.34
5	6-Y	379	HIS	C-N	28.23	1.99	1.34
5	7-Y	379	HIS	C-N	28.23	1.99	1.34
5	4-G	379	HIS	C-N	28.23	1.99	1.34
5	5-G	379	HIS	C-N	28.23	1.99	1.34
5	6-G	379	HIS	C-N	28.23	1.99	1.34
5	7-G	379	HIS	C-N	28.23	1.99	1.34
5	8-G	379	HIS	C-N	28.23	1.99	1.34
5	4-S	379	HIS	C-N	28.22	1.99	1.34
5	5-S	379	HIS	C-N	28.22	1.99	1.34
5	6-S	379	HIS	C-N	28.22	1.99	1.34
5	7-S	379	HIS	C-N	28.22	1.99	1.34
5	8-S	379	HIS	C-N	28.22	1.99	1.34
5	3-M	379	HIS	C-N	28.22	1.99	1.34
5	8-M	379	HIS	C-N	28.22	1.99	1.34
5	1-S	379	HIS	C-N	28.21	1.99	1.34
5	1-G	379	HIS	C-N	28.21	1.99	1.34
5	2-M	379	HIS	C-N	28.21	1.99	1.34
5	4-M	379	HIS	C-N	28.21	1.99	1.34
5	5-M	379	HIS	C-N	28.21	1.99	1.34
5	6-M	379	HIS	C-N	28.21	1.99	1.34
5	7-M	379	HIS	C-N	28.21	1.99	1.34
6	1-T	411	GLU	CA-C	28.19	2.26	1.52
6	2-Z	411	GLU	CA-C	28.18	2.26	1.52
6	4-Z	411	GLU	CA-C	28.18	2.26	1.52
6	5-Z	411	GLU	CA-C	28.18	2.26	1.52
6	6-Z	411	GLU	CA-C	28.18	2.26	1.52
6	7-Z	411	GLU	CA-C	28.18	2.26	1.52
6	2-N	411	GLU	CA-C	28.18	2.26	1.52
6	4-N	411	GLU	CA-C	28.18	2.26	1.52
6	5-N	411	GLU	CA-C	28.18	2.26	1.52
6	6-N	411	GLU	CA-C	28.18	2.26	1.52
6	7-N	411	GLU	CA-C	28.18	2.26	1.52
6	1-N	411	GLU	CA-C	28.18	2.26	1.52
6	1-H	411	GLU	CA-C	28.16	2.26	1.52
6	3-Z	411	GLU	CA-C	28.16	2.26	1.52
6	8-Z	411	GLU	CA-C	28.16	2.26	1.52

Continued on next page...

Continued from previous page...

Mol	Chain	Res	Type	Atoms	Z	Observed(Å)	Ideal(Å)
6	2-H	411	GLU	CA-C	28.16	2.26	1.52
6	3-H	411	GLU	CA-C	28.16	2.26	1.52
6	1-Z	411	GLU	CA-C	28.16	2.26	1.52
6	4-T	411	GLU	CA-C	28.16	2.26	1.52
6	5-T	411	GLU	CA-C	28.16	2.26	1.52
6	6-T	411	GLU	CA-C	28.16	2.26	1.52
6	7-T	411	GLU	CA-C	28.16	2.26	1.52
6	8-T	411	GLU	CA-C	28.16	2.26	1.52
6	4-H	411	GLU	CA-C	28.15	2.26	1.52
6	5-H	411	GLU	CA-C	28.15	2.26	1.52
6	6-H	411	GLU	CA-C	28.15	2.26	1.52
6	7-H	411	GLU	CA-C	28.15	2.26	1.52
6	8-H	411	GLU	CA-C	28.15	2.26	1.52
6	2-T	411	GLU	CA-C	28.14	2.26	1.52
6	3-T	411	GLU	CA-C	28.14	2.26	1.52
6	3-N	411	GLU	CA-C	28.12	2.26	1.52
6	8-N	411	GLU	CA-C	28.12	2.26	1.52
4	1-L	222	THR	N-CA	26.75	1.99	1.46
4	1-R	222	THR	N-CA	26.74	1.99	1.46
4	1-X	222	THR	N-CA	26.73	1.99	1.46
4	1-F	222	THR	N-CA	26.66	1.99	1.46
4	2-F	450	GLU	CA-C	24.59	2.16	1.52
4	3-F	450	GLU	CA-C	24.59	2.16	1.52
4	3-L	450	GLU	CA-C	24.59	2.16	1.52
4	8-L	450	GLU	CA-C	24.59	2.16	1.52
4	3-X	450	GLU	CA-C	24.58	2.16	1.52
4	4-F	450	GLU	CA-C	24.58	2.16	1.52
4	5-F	450	GLU	CA-C	24.58	2.16	1.52
4	6-F	450	GLU	CA-C	24.58	2.16	1.52
4	7-F	450	GLU	CA-C	24.58	2.16	1.52
4	8-F	450	GLU	CA-C	24.58	2.16	1.52
4	8-X	450	GLU	CA-C	24.58	2.16	1.52
4	2-R	450	GLU	CA-C	24.57	2.16	1.52
4	3-R	450	GLU	CA-C	24.57	2.16	1.52
4	1-L	450	GLU	CA-C	24.57	2.16	1.52
4	1-F	450	GLU	CA-C	24.57	2.16	1.52
4	1-X	450	GLU	CA-C	24.57	2.16	1.52
4	4-R	450	GLU	CA-C	24.56	2.16	1.52
4	5-R	450	GLU	CA-C	24.56	2.16	1.52
4	6-R	450	GLU	CA-C	24.56	2.16	1.52
4	7-R	450	GLU	CA-C	24.56	2.16	1.52
4	8-R	450	GLU	CA-C	24.56	2.16	1.52

Continued on next page...

Continued from previous page...

Mol	Chain	Res	Type	Atoms	Z	Observed(Å)	Ideal(Å)
4	2-L	450	GLU	CA-C	24.56	2.16	1.52
4	4-L	450	GLU	CA-C	24.56	2.16	1.52
4	5-L	450	GLU	CA-C	24.56	2.16	1.52
4	6-L	450	GLU	CA-C	24.56	2.16	1.52
4	7-L	450	GLU	CA-C	24.56	2.16	1.52
4	2-X	450	GLU	CA-C	24.56	2.16	1.52
4	4-X	450	GLU	CA-C	24.56	2.16	1.52
4	5-X	450	GLU	CA-C	24.56	2.16	1.52
4	6-X	450	GLU	CA-C	24.56	2.16	1.52
4	7-X	450	GLU	CA-C	24.56	2.16	1.52
4	1-R	450	GLU	CA-C	24.54	2.16	1.52
4	3-X	400	GLY	N-CA	24.37	1.82	1.46
4	8-X	400	GLY	N-CA	24.37	1.82	1.46
4	2-F	400	GLY	N-CA	24.34	1.82	1.46
4	2-R	400	GLY	N-CA	24.34	1.82	1.46
4	3-F	400	GLY	N-CA	24.34	1.82	1.46
4	3-R	400	GLY	N-CA	24.34	1.82	1.46
4	4-F	400	GLY	N-CA	24.34	1.82	1.46
4	5-F	400	GLY	N-CA	24.34	1.82	1.46
4	6-F	400	GLY	N-CA	24.34	1.82	1.46
4	7-F	400	GLY	N-CA	24.34	1.82	1.46
4	8-F	400	GLY	N-CA	24.34	1.82	1.46
4	4-R	400	GLY	N-CA	24.31	1.82	1.46
4	5-R	400	GLY	N-CA	24.31	1.82	1.46
4	6-R	400	GLY	N-CA	24.31	1.82	1.46
4	7-R	400	GLY	N-CA	24.31	1.82	1.46
4	8-R	400	GLY	N-CA	24.31	1.82	1.46
4	1-X	400	GLY	N-CA	24.30	1.82	1.46
4	1-F	400	GLY	N-CA	24.30	1.82	1.46
4	2-L	400	GLY	N-CA	24.29	1.82	1.46
4	4-L	400	GLY	N-CA	24.29	1.82	1.46
4	5-L	400	GLY	N-CA	24.29	1.82	1.46
4	6-L	400	GLY	N-CA	24.29	1.82	1.46
4	7-L	400	GLY	N-CA	24.29	1.82	1.46
4	1-L	400	GLY	N-CA	24.28	1.82	1.46
4	1-R	400	GLY	N-CA	24.27	1.82	1.46
4	3-L	400	GLY	N-CA	24.27	1.82	1.46
4	8-L	400	GLY	N-CA	24.27	1.82	1.46
4	2-X	400	GLY	N-CA	24.27	1.82	1.46
4	4-X	400	GLY	N-CA	24.27	1.82	1.46
4	5-X	400	GLY	N-CA	24.27	1.82	1.46
4	6-X	400	GLY	N-CA	24.27	1.82	1.46

Continued on next page...

Continued from previous page...

Mol	Chain	Res	Type	Atoms	Z	Observed(Å)	Ideal(Å)
4	7-X	400	GLY	N-CA	24.27	1.82	1.46
5	2-Y	341	ALA	N-CA	23.86	1.94	1.46
5	4-Y	341	ALA	N-CA	23.86	1.94	1.46
5	5-Y	341	ALA	N-CA	23.86	1.94	1.46
5	6-Y	341	ALA	N-CA	23.86	1.94	1.46
5	7-Y	341	ALA	N-CA	23.86	1.94	1.46
5	2-M	341	ALA	N-CA	23.85	1.94	1.46
5	4-M	341	ALA	N-CA	23.85	1.94	1.46
5	5-M	341	ALA	N-CA	23.85	1.94	1.46
5	6-M	341	ALA	N-CA	23.85	1.94	1.46
5	7-M	341	ALA	N-CA	23.85	1.94	1.46
5	4-G	341	ALA	N-CA	23.84	1.94	1.46
5	5-G	341	ALA	N-CA	23.84	1.94	1.46
5	6-G	341	ALA	N-CA	23.84	1.94	1.46
5	7-G	341	ALA	N-CA	23.84	1.94	1.46
5	8-G	341	ALA	N-CA	23.84	1.94	1.46
5	2-S	341	ALA	N-CA	23.84	1.94	1.46
5	3-S	341	ALA	N-CA	23.84	1.94	1.46
5	4-S	341	ALA	N-CA	23.84	1.94	1.46
5	5-S	341	ALA	N-CA	23.84	1.94	1.46
5	6-S	341	ALA	N-CA	23.84	1.94	1.46
5	7-S	341	ALA	N-CA	23.84	1.94	1.46
5	8-S	341	ALA	N-CA	23.84	1.94	1.46
5	1-G	341	ALA	N-CA	23.84	1.94	1.46
5	1-Y	341	ALA	N-CA	23.83	1.94	1.46
5	2-G	341	ALA	N-CA	23.83	1.94	1.46
5	3-G	341	ALA	N-CA	23.83	1.94	1.46
5	1-S	341	ALA	N-CA	23.80	1.94	1.46
5	3-Y	341	ALA	N-CA	23.80	1.94	1.46
5	8-Y	341	ALA	N-CA	23.80	1.94	1.46
5	3-M	341	ALA	N-CA	23.78	1.94	1.46
5	8-M	341	ALA	N-CA	23.78	1.94	1.46
5	1-M	341	ALA	N-CA	23.77	1.93	1.46
4	1-R	487	ASP	CA-C	23.16	2.13	1.52
4	2-X	487	ASP	CA-C	23.16	2.13	1.52
4	4-X	487	ASP	CA-C	23.16	2.13	1.52
4	5-X	487	ASP	CA-C	23.16	2.13	1.52
4	6-X	487	ASP	CA-C	23.16	2.13	1.52
4	7-X	487	ASP	CA-C	23.16	2.13	1.52
4	1-F	487	ASP	CA-C	23.15	2.13	1.52
4	3-X	487	ASP	CA-C	23.15	2.13	1.52
4	8-X	487	ASP	CA-C	23.15	2.13	1.52

Continued on next page...

Continued from previous page...

Mol	Chain	Res	Type	Atoms	Z	Observed(Å)	Ideal(Å)
4	4-R	487	ASP	CA-C	23.14	2.13	1.52
4	5-R	487	ASP	CA-C	23.14	2.13	1.52
4	6-R	487	ASP	CA-C	23.14	2.13	1.52
4	7-R	487	ASP	CA-C	23.14	2.13	1.52
4	8-R	487	ASP	CA-C	23.14	2.13	1.52
4	2-L	487	ASP	CA-C	23.14	2.13	1.52
4	4-L	487	ASP	CA-C	23.14	2.13	1.52
4	5-L	487	ASP	CA-C	23.14	2.13	1.52
4	6-L	487	ASP	CA-C	23.14	2.13	1.52
4	7-L	487	ASP	CA-C	23.14	2.13	1.52
4	2-F	487	ASP	CA-C	23.13	2.13	1.52
4	3-F	487	ASP	CA-C	23.13	2.13	1.52
4	1-L	487	ASP	CA-C	23.12	2.13	1.52
4	3-L	487	ASP	CA-C	23.12	2.13	1.52
4	8-L	487	ASP	CA-C	23.12	2.13	1.52
4	2-R	487	ASP	CA-C	23.12	2.13	1.52
4	3-R	487	ASP	CA-C	23.12	2.13	1.52
4	1-X	487	ASP	CA-C	23.11	2.13	1.52
4	4-F	487	ASP	CA-C	23.11	2.13	1.52
4	5-F	487	ASP	CA-C	23.11	2.13	1.52
4	6-F	487	ASP	CA-C	23.11	2.13	1.52
4	7-F	487	ASP	CA-C	23.11	2.13	1.52
4	8-F	487	ASP	CA-C	23.11	2.13	1.52
4	4-R	401	TYR	N-CA	21.92	1.90	1.46
4	5-R	401	TYR	N-CA	21.92	1.90	1.46
4	6-R	401	TYR	N-CA	21.92	1.90	1.46
4	7-R	401	TYR	N-CA	21.92	1.90	1.46
4	8-R	401	TYR	N-CA	21.92	1.90	1.46
4	3-L	401	TYR	N-CA	21.91	1.90	1.46
4	8-L	401	TYR	N-CA	21.91	1.90	1.46
4	2-F	401	TYR	N-CA	21.91	1.90	1.46
4	3-F	401	TYR	N-CA	21.91	1.90	1.46
4	1-L	401	TYR	N-CA	21.90	1.90	1.46
4	3-X	401	TYR	N-CA	21.90	1.90	1.46
4	8-X	401	TYR	N-CA	21.90	1.90	1.46
4	4-F	401	TYR	N-CA	21.89	1.90	1.46
4	5-F	401	TYR	N-CA	21.89	1.90	1.46
4	6-F	401	TYR	N-CA	21.89	1.90	1.46
4	7-F	401	TYR	N-CA	21.89	1.90	1.46
4	8-F	401	TYR	N-CA	21.89	1.90	1.46
4	1-X	401	TYR	N-CA	21.89	1.90	1.46
4	2-L	401	TYR	N-CA	21.89	1.90	1.46

Continued on next page...

Continued from previous page...

Mol	Chain	Res	Type	Atoms	Z	Observed(Å)	Ideal(Å)
4	4-L	401	TYR	N-CA	21.89	1.90	1.46
4	5-L	401	TYR	N-CA	21.89	1.90	1.46
4	6-L	401	TYR	N-CA	21.89	1.90	1.46
4	7-L	401	TYR	N-CA	21.89	1.90	1.46
4	2-R	401	TYR	N-CA	21.89	1.90	1.46
4	3-R	401	TYR	N-CA	21.89	1.90	1.46
4	1-R	401	TYR	N-CA	21.88	1.90	1.46
4	2-X	401	TYR	N-CA	21.88	1.90	1.46
4	4-X	401	TYR	N-CA	21.88	1.90	1.46
4	5-X	401	TYR	N-CA	21.88	1.90	1.46
4	6-X	401	TYR	N-CA	21.88	1.90	1.46
4	7-X	401	TYR	N-CA	21.88	1.90	1.46
4	1-F	401	TYR	N-CA	21.86	1.90	1.46
4	1-R	450	GLU	C-O	21.44	1.64	1.23
4	2-L	450	GLU	C-O	21.44	1.64	1.23
4	4-L	450	GLU	C-O	21.44	1.64	1.23
4	5-L	450	GLU	C-O	21.44	1.64	1.23
4	6-L	450	GLU	C-O	21.44	1.64	1.23
4	7-L	450	GLU	C-O	21.44	1.64	1.23
4	2-R	450	GLU	C-O	21.44	1.64	1.23
4	3-R	450	GLU	C-O	21.44	1.64	1.23
4	2-X	450	GLU	C-O	21.43	1.64	1.23
4	4-X	450	GLU	C-O	21.43	1.64	1.23
4	5-X	450	GLU	C-O	21.43	1.64	1.23
4	6-X	450	GLU	C-O	21.43	1.64	1.23
4	7-X	450	GLU	C-O	21.43	1.64	1.23
4	3-X	450	GLU	C-O	21.42	1.64	1.23
4	8-X	450	GLU	C-O	21.42	1.64	1.23
4	1-X	450	GLU	C-O	21.42	1.64	1.23
4	1-F	450	GLU	C-O	21.41	1.64	1.23
4	4-F	450	GLU	C-O	21.41	1.64	1.23
4	5-F	450	GLU	C-O	21.41	1.64	1.23
4	6-F	450	GLU	C-O	21.41	1.64	1.23
4	7-F	450	GLU	C-O	21.41	1.64	1.23
4	8-F	450	GLU	C-O	21.41	1.64	1.23
4	3-L	450	GLU	C-O	21.40	1.64	1.23
4	8-L	450	GLU	C-O	21.40	1.64	1.23
4	4-R	450	GLU	C-O	21.40	1.64	1.23
4	5-R	450	GLU	C-O	21.40	1.64	1.23
4	6-R	450	GLU	C-O	21.40	1.64	1.23
4	7-R	450	GLU	C-O	21.40	1.64	1.23
4	8-R	450	GLU	C-O	21.40	1.64	1.23

Continued on next page...

Continued from previous page...

Mol	Chain	Res	Type	Atoms	Z	Observed(Å)	Ideal(Å)
4	1-L	450	GLU	C-O	21.39	1.64	1.23
4	2-F	450	GLU	C-O	21.38	1.64	1.23
4	3-F	450	GLU	C-O	21.38	1.64	1.23
6	3-N	462	GLY	CA-C	21.18	1.85	1.51
6	8-N	462	GLY	CA-C	21.18	1.85	1.51
6	4-T	462	GLY	CA-C	21.18	1.85	1.51
6	5-T	462	GLY	CA-C	21.18	1.85	1.51
6	6-T	462	GLY	CA-C	21.18	1.85	1.51
6	7-T	462	GLY	CA-C	21.18	1.85	1.51
6	8-T	462	GLY	CA-C	21.18	1.85	1.51
6	2-N	462	GLY	CA-C	21.17	1.85	1.51
6	4-H	462	GLY	CA-C	21.17	1.85	1.51
6	4-N	462	GLY	CA-C	21.17	1.85	1.51
6	5-H	462	GLY	CA-C	21.17	1.85	1.51
6	5-N	462	GLY	CA-C	21.17	1.85	1.51
6	6-H	462	GLY	CA-C	21.17	1.85	1.51
6	6-N	462	GLY	CA-C	21.17	1.85	1.51
6	7-H	462	GLY	CA-C	21.17	1.85	1.51
6	7-N	462	GLY	CA-C	21.17	1.85	1.51
6	8-H	462	GLY	CA-C	21.17	1.85	1.51
6	1-N	462	GLY	CA-C	21.17	1.85	1.51
6	2-T	462	GLY	CA-C	21.16	1.85	1.51
6	3-T	462	GLY	CA-C	21.16	1.85	1.51
6	2-H	462	GLY	CA-C	21.16	1.85	1.51
6	3-H	462	GLY	CA-C	21.16	1.85	1.51
6	1-T	462	GLY	CA-C	21.14	1.85	1.51
6	2-Z	462	GLY	CA-C	21.13	1.85	1.51
6	4-Z	462	GLY	CA-C	21.13	1.85	1.51
6	5-Z	462	GLY	CA-C	21.13	1.85	1.51
6	6-Z	462	GLY	CA-C	21.13	1.85	1.51
6	7-Z	462	GLY	CA-C	21.13	1.85	1.51
4	1-R	458	ASP	C-N	21.12	1.82	1.34
6	1-H	462	GLY	CA-C	21.12	1.85	1.51
6	1-Z	462	GLY	CA-C	21.11	1.85	1.51
4	2-R	458	ASP	C-N	21.11	1.82	1.34
4	3-R	458	ASP	C-N	21.11	1.82	1.34
6	3-Z	462	GLY	CA-C	21.11	1.85	1.51
6	8-Z	462	GLY	CA-C	21.11	1.85	1.51
4	4-F	458	ASP	C-N	21.09	1.82	1.34
4	5-F	458	ASP	C-N	21.09	1.82	1.34
4	6-F	458	ASP	C-N	21.09	1.82	1.34
4	7-F	458	ASP	C-N	21.09	1.82	1.34

Continued on next page...

Continued from previous page...

Mol	Chain	Res	Type	Atoms	Z	Observed(Å)	Ideal(Å)
4	8-F	458	ASP	C-N	21.09	1.82	1.34
4	3-L	458	ASP	C-N	21.08	1.82	1.34
4	8-L	458	ASP	C-N	21.08	1.82	1.34
4	1-X	458	ASP	C-N	21.08	1.82	1.34
4	4-R	458	ASP	C-N	21.08	1.82	1.34
4	5-R	458	ASP	C-N	21.08	1.82	1.34
4	6-R	458	ASP	C-N	21.08	1.82	1.34
4	7-R	458	ASP	C-N	21.08	1.82	1.34
4	8-R	458	ASP	C-N	21.08	1.82	1.34
4	2-F	458	ASP	C-N	21.07	1.82	1.34
4	2-L	458	ASP	C-N	21.07	1.82	1.34
4	3-F	458	ASP	C-N	21.07	1.82	1.34
4	4-L	458	ASP	C-N	21.07	1.82	1.34
4	5-L	458	ASP	C-N	21.07	1.82	1.34
4	6-L	458	ASP	C-N	21.07	1.82	1.34
4	7-L	458	ASP	C-N	21.07	1.82	1.34
4	3-X	458	ASP	C-N	21.06	1.82	1.34
4	8-X	458	ASP	C-N	21.06	1.82	1.34
4	1-L	458	ASP	C-N	21.06	1.82	1.34
4	1-F	458	ASP	C-N	21.05	1.82	1.34
4	2-X	458	ASP	C-N	21.03	1.82	1.34
4	4-X	458	ASP	C-N	21.03	1.82	1.34
4	5-X	458	ASP	C-N	21.03	1.82	1.34
4	6-X	458	ASP	C-N	21.03	1.82	1.34
4	7-X	458	ASP	C-N	21.03	1.82	1.34
5	2-Y	341	ALA	CA-CB	-19.94	1.10	1.52
5	4-Y	341	ALA	CA-CB	-19.94	1.10	1.52
5	5-Y	341	ALA	CA-CB	-19.94	1.10	1.52
5	6-Y	341	ALA	CA-CB	-19.94	1.10	1.52
5	7-Y	341	ALA	CA-CB	-19.94	1.10	1.52
4	1-R	453	TYR	CA-CB	19.94	1.97	1.53
5	2-G	341	ALA	CA-CB	-19.93	1.10	1.52
5	3-G	341	ALA	CA-CB	-19.93	1.10	1.52
5	1-Y	341	ALA	CA-CB	-19.92	1.10	1.52
5	3-M	341	ALA	CA-CB	-19.92	1.10	1.52
5	8-M	341	ALA	CA-CB	-19.92	1.10	1.52
5	2-M	341	ALA	CA-CB	-19.91	1.10	1.52
5	4-M	341	ALA	CA-CB	-19.91	1.10	1.52
5	5-M	341	ALA	CA-CB	-19.91	1.10	1.52
5	6-M	341	ALA	CA-CB	-19.91	1.10	1.52
5	7-M	341	ALA	CA-CB	-19.91	1.10	1.52
5	4-S	341	ALA	CA-CB	-19.91	1.10	1.52

Continued on next page...

Continued from previous page...

Mol	Chain	Res	Type	Atoms	Z	Observed(Å)	Ideal(Å)
5	5-S	341	ALA	CA-CB	-19.91	1.10	1.52
5	6-S	341	ALA	CA-CB	-19.91	1.10	1.52
5	7-S	341	ALA	CA-CB	-19.91	1.10	1.52
5	8-S	341	ALA	CA-CB	-19.91	1.10	1.52
4	2-F	453	TYR	CA-CB	19.90	1.97	1.53
4	3-F	453	TYR	CA-CB	19.90	1.97	1.53
4	2-L	453	TYR	CA-CB	19.90	1.97	1.53
4	4-L	453	TYR	CA-CB	19.90	1.97	1.53
4	5-L	453	TYR	CA-CB	19.90	1.97	1.53
4	6-L	453	TYR	CA-CB	19.90	1.97	1.53
4	7-L	453	TYR	CA-CB	19.90	1.97	1.53
5	1-S	341	ALA	CA-CB	-19.90	1.10	1.52
5	3-Y	341	ALA	CA-CB	-19.90	1.10	1.52
5	8-Y	341	ALA	CA-CB	-19.90	1.10	1.52
5	1-G	341	ALA	CA-CB	-19.90	1.10	1.52
4	1-L	453	TYR	CA-CB	19.90	1.97	1.53
5	4-G	341	ALA	CA-CB	-19.89	1.10	1.52
5	5-G	341	ALA	CA-CB	-19.89	1.10	1.52
5	6-G	341	ALA	CA-CB	-19.89	1.10	1.52
5	7-G	341	ALA	CA-CB	-19.89	1.10	1.52
5	8-G	341	ALA	CA-CB	-19.89	1.10	1.52
4	1-F	453	TYR	CA-CB	19.89	1.97	1.53
5	2-S	341	ALA	CA-CB	-19.88	1.10	1.52
5	3-S	341	ALA	CA-CB	-19.88	1.10	1.52
5	1-M	341	ALA	CA-CB	-19.88	1.10	1.52
4	2-R	453	TYR	CA-CB	19.88	1.97	1.53
4	3-R	453	TYR	CA-CB	19.88	1.97	1.53
4	3-X	453	TYR	CA-CB	19.88	1.97	1.53
4	8-X	453	TYR	CA-CB	19.88	1.97	1.53
4	1-X	453	TYR	CA-CB	19.88	1.97	1.53
4	4-F	453	TYR	CA-CB	19.88	1.97	1.53
4	5-F	453	TYR	CA-CB	19.88	1.97	1.53
4	6-F	453	TYR	CA-CB	19.88	1.97	1.53
4	7-F	453	TYR	CA-CB	19.88	1.97	1.53
4	8-F	453	TYR	CA-CB	19.88	1.97	1.53
4	2-X	453	TYR	CA-CB	19.87	1.97	1.53
4	4-X	453	TYR	CA-CB	19.87	1.97	1.53
4	5-X	453	TYR	CA-CB	19.87	1.97	1.53
4	6-X	453	TYR	CA-CB	19.87	1.97	1.53
4	7-X	453	TYR	CA-CB	19.87	1.97	1.53
4	3-L	453	TYR	CA-CB	19.86	1.97	1.53
4	8-L	453	TYR	CA-CB	19.86	1.97	1.53

Continued on next page...

Continued from previous page...

Mol	Chain	Res	Type	Atoms	Z	Observed(Å)	Ideal(Å)
4	4-R	453	TYR	CA-CB	19.85	1.97	1.53
4	5-R	453	TYR	CA-CB	19.85	1.97	1.53
4	6-R	453	TYR	CA-CB	19.85	1.97	1.53
4	7-R	453	TYR	CA-CB	19.85	1.97	1.53
4	8-R	453	TYR	CA-CB	19.85	1.97	1.53
4	1-X	451	GLU	CA-C	18.97	2.02	1.52
4	1-F	451	GLU	CA-C	18.94	2.02	1.52
4	4-F	451	GLU	CA-C	18.94	2.02	1.52
4	5-F	451	GLU	CA-C	18.94	2.02	1.52
4	6-F	451	GLU	CA-C	18.94	2.02	1.52
4	7-F	451	GLU	CA-C	18.94	2.02	1.52
4	8-F	451	GLU	CA-C	18.94	2.02	1.52
4	2-F	451	GLU	CA-C	18.94	2.02	1.52
4	3-F	451	GLU	CA-C	18.94	2.02	1.52
4	4-R	451	GLU	CA-C	18.93	2.02	1.52
4	5-R	451	GLU	CA-C	18.93	2.02	1.52
4	6-R	451	GLU	CA-C	18.93	2.02	1.52
4	7-R	451	GLU	CA-C	18.93	2.02	1.52
4	8-R	451	GLU	CA-C	18.93	2.02	1.52
4	2-L	451	GLU	CA-C	18.92	2.02	1.52
4	4-L	451	GLU	CA-C	18.92	2.02	1.52
4	5-L	451	GLU	CA-C	18.92	2.02	1.52
4	6-L	451	GLU	CA-C	18.92	2.02	1.52
4	7-L	451	GLU	CA-C	18.92	2.02	1.52
4	2-X	451	GLU	CA-C	18.92	2.02	1.52
4	3-X	451	GLU	CA-C	18.92	2.02	1.52
4	4-X	451	GLU	CA-C	18.92	2.02	1.52
4	5-X	451	GLU	CA-C	18.92	2.02	1.52
4	6-X	451	GLU	CA-C	18.92	2.02	1.52
4	7-X	451	GLU	CA-C	18.92	2.02	1.52
4	8-X	451	GLU	CA-C	18.92	2.02	1.52
4	3-L	451	GLU	CA-C	18.92	2.02	1.52
4	8-L	451	GLU	CA-C	18.92	2.02	1.52
4	1-R	451	GLU	CA-C	18.91	2.02	1.52
5	1-S	327	ARG	CA-C	18.91	2.02	1.52
5	1-M	327	ARG	CA-C	18.89	2.02	1.52
4	2-R	451	GLU	CA-C	18.89	2.02	1.52
4	3-R	451	GLU	CA-C	18.89	2.02	1.52
5	3-Y	327	ARG	CA-C	18.88	2.02	1.52
5	8-Y	327	ARG	CA-C	18.88	2.02	1.52
5	2-G	327	ARG	CA-C	18.88	2.02	1.52
5	3-G	327	ARG	CA-C	18.88	2.02	1.52

Continued on next page...

Continued from previous page...

Mol	Chain	Res	Type	Atoms	Z	Observed(Å)	Ideal(Å)
4	1-L	451	GLU	CA-C	18.86	2.02	1.52
5	4-G	327	ARG	CA-C	18.86	2.02	1.52
5	4-S	327	ARG	CA-C	18.86	2.02	1.52
5	5-G	327	ARG	CA-C	18.86	2.02	1.52
5	5-S	327	ARG	CA-C	18.86	2.02	1.52
5	6-G	327	ARG	CA-C	18.86	2.02	1.52
5	6-S	327	ARG	CA-C	18.86	2.02	1.52
5	7-G	327	ARG	CA-C	18.86	2.02	1.52
5	7-S	327	ARG	CA-C	18.86	2.02	1.52
5	8-G	327	ARG	CA-C	18.86	2.02	1.52
5	8-S	327	ARG	CA-C	18.86	2.02	1.52
5	2-S	327	ARG	CA-C	18.86	2.02	1.52
5	3-S	327	ARG	CA-C	18.86	2.02	1.52
5	2-Y	327	ARG	CA-C	18.86	2.02	1.52
5	4-Y	327	ARG	CA-C	18.86	2.02	1.52
5	5-Y	327	ARG	CA-C	18.86	2.02	1.52
5	6-Y	327	ARG	CA-C	18.86	2.02	1.52
5	7-Y	327	ARG	CA-C	18.86	2.02	1.52
5	1-G	327	ARG	CA-C	18.86	2.02	1.52
5	2-M	327	ARG	CA-C	18.85	2.02	1.52
5	4-M	327	ARG	CA-C	18.85	2.02	1.52
5	5-M	327	ARG	CA-C	18.85	2.02	1.52
5	6-M	327	ARG	CA-C	18.85	2.02	1.52
5	7-M	327	ARG	CA-C	18.85	2.02	1.52
5	1-Y	327	ARG	CA-C	18.84	2.02	1.52
5	3-M	327	ARG	CA-C	18.84	2.02	1.52
5	8-M	327	ARG	CA-C	18.84	2.02	1.52
4	1-X	457	ALA	N-CA	-18.74	1.08	1.46
4	1-F	457	ALA	N-CA	-18.71	1.08	1.46
4	2-X	457	ALA	N-CA	-18.69	1.08	1.46
4	4-X	457	ALA	N-CA	-18.69	1.08	1.46
4	5-X	457	ALA	N-CA	-18.69	1.08	1.46
4	6-X	457	ALA	N-CA	-18.69	1.08	1.46
4	7-X	457	ALA	N-CA	-18.69	1.08	1.46
4	1-L	457	ALA	N-CA	-18.68	1.08	1.46
4	2-R	457	ALA	N-CA	-18.68	1.08	1.46
4	3-R	457	ALA	N-CA	-18.68	1.08	1.46
4	3-X	457	ALA	N-CA	-18.67	1.09	1.46
4	8-X	457	ALA	N-CA	-18.67	1.09	1.46
4	3-L	457	ALA	N-CA	-18.67	1.09	1.46
4	4-F	457	ALA	N-CA	-18.67	1.09	1.46
4	5-F	457	ALA	N-CA	-18.67	1.09	1.46

Continued on next page...

Continued from previous page...

Mol	Chain	Res	Type	Atoms	Z	Observed(Å)	Ideal(Å)
4	6-F	457	ALA	N-CA	-18.67	1.09	1.46
4	7-F	457	ALA	N-CA	-18.67	1.09	1.46
4	8-F	457	ALA	N-CA	-18.67	1.09	1.46
4	8-L	457	ALA	N-CA	-18.67	1.09	1.46
4	2-L	457	ALA	N-CA	-18.66	1.09	1.46
4	4-L	457	ALA	N-CA	-18.66	1.09	1.46
4	5-L	457	ALA	N-CA	-18.66	1.09	1.46
4	6-L	457	ALA	N-CA	-18.66	1.09	1.46
4	7-L	457	ALA	N-CA	-18.66	1.09	1.46
4	4-R	457	ALA	N-CA	-18.64	1.09	1.46
4	5-R	457	ALA	N-CA	-18.64	1.09	1.46
4	6-R	457	ALA	N-CA	-18.64	1.09	1.46
4	7-R	457	ALA	N-CA	-18.64	1.09	1.46
4	8-R	457	ALA	N-CA	-18.64	1.09	1.46
4	2-F	457	ALA	N-CA	-18.64	1.09	1.46
4	3-F	457	ALA	N-CA	-18.64	1.09	1.46
4	1-R	457	ALA	N-CA	-18.62	1.09	1.46
4	2-X	343	MET	N-CA	-18.33	1.09	1.46
4	4-X	343	MET	N-CA	-18.33	1.09	1.46
4	5-X	343	MET	N-CA	-18.33	1.09	1.46
4	6-X	343	MET	N-CA	-18.33	1.09	1.46
4	7-X	343	MET	N-CA	-18.33	1.09	1.46
4	2-R	343	MET	N-CA	-18.33	1.09	1.46
4	3-R	343	MET	N-CA	-18.33	1.09	1.46
4	2-F	343	MET	N-CA	-18.32	1.09	1.46
4	3-F	343	MET	N-CA	-18.32	1.09	1.46
4	3-X	343	MET	N-CA	-18.31	1.09	1.46
4	8-X	343	MET	N-CA	-18.31	1.09	1.46
4	1-R	343	MET	N-CA	-18.31	1.09	1.46
4	4-R	343	MET	N-CA	-18.31	1.09	1.46
4	5-R	343	MET	N-CA	-18.31	1.09	1.46
4	6-R	343	MET	N-CA	-18.31	1.09	1.46
4	7-R	343	MET	N-CA	-18.31	1.09	1.46
4	8-R	343	MET	N-CA	-18.31	1.09	1.46
4	1-L	343	MET	N-CA	-18.30	1.09	1.46
4	2-L	343	MET	N-CA	-18.29	1.09	1.46
4	4-L	343	MET	N-CA	-18.29	1.09	1.46
4	5-L	343	MET	N-CA	-18.29	1.09	1.46
4	6-L	343	MET	N-CA	-18.29	1.09	1.46
4	7-L	343	MET	N-CA	-18.29	1.09	1.46
4	1-F	343	MET	N-CA	-18.29	1.09	1.46
4	4-F	343	MET	N-CA	-18.28	1.09	1.46

Continued on next page...

Continued from previous page...

Mol	Chain	Res	Type	Atoms	Z	Observed(Å)	Ideal(Å)
4	5-F	343	MET	N-CA	-18.28	1.09	1.46
4	6-F	343	MET	N-CA	-18.28	1.09	1.46
4	7-F	343	MET	N-CA	-18.28	1.09	1.46
4	8-F	343	MET	N-CA	-18.28	1.09	1.46
4	3-L	343	MET	N-CA	-18.28	1.09	1.46
4	8-L	343	MET	N-CA	-18.28	1.09	1.46
4	1-X	343	MET	N-CA	-18.25	1.09	1.46
4	1-L	451	GLU	C-O	17.85	1.57	1.23
4	1-F	451	GLU	C-O	17.84	1.57	1.23
4	2-L	451	GLU	C-O	17.84	1.57	1.23
4	4-L	451	GLU	C-O	17.84	1.57	1.23
4	5-L	451	GLU	C-O	17.84	1.57	1.23
4	6-L	451	GLU	C-O	17.84	1.57	1.23
4	7-L	451	GLU	C-O	17.84	1.57	1.23
4	3-L	451	GLU	C-O	17.82	1.57	1.23
4	8-L	451	GLU	C-O	17.82	1.57	1.23
4	2-R	451	GLU	C-O	17.82	1.57	1.23
4	3-R	451	GLU	C-O	17.82	1.57	1.23
4	4-R	451	GLU	C-O	17.81	1.57	1.23
4	5-R	451	GLU	C-O	17.81	1.57	1.23
4	6-R	451	GLU	C-O	17.81	1.57	1.23
4	7-R	451	GLU	C-O	17.81	1.57	1.23
4	8-R	451	GLU	C-O	17.81	1.57	1.23
4	3-X	451	GLU	C-O	17.81	1.57	1.23
4	8-X	451	GLU	C-O	17.81	1.57	1.23
6	4-T	409	PRO	CA-C	17.79	1.88	1.52
6	5-T	409	PRO	CA-C	17.79	1.88	1.52
6	6-T	409	PRO	CA-C	17.79	1.88	1.52
6	7-T	409	PRO	CA-C	17.79	1.88	1.52
6	8-T	409	PRO	CA-C	17.79	1.88	1.52
6	2-N	409	PRO	CA-C	17.79	1.88	1.52
6	4-N	409	PRO	CA-C	17.79	1.88	1.52
6	5-N	409	PRO	CA-C	17.79	1.88	1.52
6	6-N	409	PRO	CA-C	17.79	1.88	1.52
6	7-N	409	PRO	CA-C	17.79	1.88	1.52
4	2-F	451	GLU	C-O	17.78	1.57	1.23
4	3-F	451	GLU	C-O	17.78	1.57	1.23
6	2-T	409	PRO	CA-C	17.78	1.88	1.52
6	3-T	409	PRO	CA-C	17.78	1.88	1.52
6	2-H	409	PRO	CA-C	17.78	1.88	1.52
4	2-X	451	GLU	C-O	17.78	1.57	1.23
6	3-H	409	PRO	CA-C	17.78	1.88	1.52

Continued on next page...

Continued from previous page...

Mol	Chain	Res	Type	Atoms	Z	Observed(Å)	Ideal(Å)
4	4-X	451	GLU	C-O	17.78	1.57	1.23
4	5-X	451	GLU	C-O	17.78	1.57	1.23
4	6-X	451	GLU	C-O	17.78	1.57	1.23
4	7-X	451	GLU	C-O	17.78	1.57	1.23
6	2-Z	409	PRO	CA-C	17.77	1.88	1.52
6	3-Z	409	PRO	CA-C	17.77	1.88	1.52
6	4-Z	409	PRO	CA-C	17.77	1.88	1.52
6	5-Z	409	PRO	CA-C	17.77	1.88	1.52
6	6-Z	409	PRO	CA-C	17.77	1.88	1.52
6	7-Z	409	PRO	CA-C	17.77	1.88	1.52
6	8-Z	409	PRO	CA-C	17.77	1.88	1.52
4	4-F	451	GLU	C-O	17.76	1.57	1.23
4	5-F	451	GLU	C-O	17.76	1.57	1.23
4	6-F	451	GLU	C-O	17.76	1.57	1.23
4	7-F	451	GLU	C-O	17.76	1.57	1.23
4	8-F	451	GLU	C-O	17.76	1.57	1.23
4	1-R	451	GLU	C-O	17.75	1.57	1.23
6	1-T	409	PRO	CA-C	17.74	1.88	1.52
4	1-X	451	GLU	C-O	17.74	1.57	1.23
6	1-N	409	PRO	CA-C	17.73	1.88	1.52
6	4-H	409	PRO	CA-C	17.73	1.88	1.52
6	5-H	409	PRO	CA-C	17.73	1.88	1.52
6	6-H	409	PRO	CA-C	17.73	1.88	1.52
6	7-H	409	PRO	CA-C	17.73	1.88	1.52
6	8-H	409	PRO	CA-C	17.73	1.88	1.52
6	3-N	409	PRO	CA-C	17.73	1.88	1.52
6	8-N	409	PRO	CA-C	17.73	1.88	1.52
6	1-H	409	PRO	CA-C	17.72	1.88	1.52
6	1-Z	409	PRO	CA-C	17.71	1.88	1.52
4	1-F	229	GLY	CA-C	-17.44	1.24	1.51
4	1-R	229	GLY	CA-C	-17.41	1.24	1.51
4	1-X	229	GLY	CA-C	-17.38	1.24	1.51
4	1-L	229	GLY	CA-C	-17.32	1.24	1.51
4	1-F	329	GLY	N-CA	17.28	1.72	1.46
4	2-L	329	GLY	N-CA	17.26	1.72	1.46
4	4-L	329	GLY	N-CA	17.26	1.72	1.46
4	5-L	329	GLY	N-CA	17.26	1.72	1.46
4	6-L	329	GLY	N-CA	17.26	1.72	1.46
4	7-L	329	GLY	N-CA	17.26	1.72	1.46
4	2-X	329	GLY	N-CA	17.24	1.72	1.46
4	4-X	329	GLY	N-CA	17.24	1.72	1.46
4	5-X	329	GLY	N-CA	17.24	1.72	1.46

Continued on next page...

Continued from previous page...

Mol	Chain	Res	Type	Atoms	Z	Observed(Å)	Ideal(Å)
4	6-X	329	GLY	N-CA	17.24	1.72	1.46
4	7-X	329	GLY	N-CA	17.24	1.72	1.46
4	2-R	329	GLY	N-CA	17.23	1.72	1.46
4	3-R	329	GLY	N-CA	17.23	1.72	1.46
4	3-L	329	GLY	N-CA	17.22	1.71	1.46
4	8-L	329	GLY	N-CA	17.22	1.71	1.46
4	1-L	329	GLY	N-CA	17.21	1.71	1.46
4	1-X	329	GLY	N-CA	17.21	1.71	1.46
4	4-F	329	GLY	N-CA	17.21	1.71	1.46
4	5-F	329	GLY	N-CA	17.21	1.71	1.46
4	6-F	329	GLY	N-CA	17.21	1.71	1.46
4	7-F	329	GLY	N-CA	17.21	1.71	1.46
4	8-F	329	GLY	N-CA	17.21	1.71	1.46
4	4-R	329	GLY	N-CA	17.20	1.71	1.46
4	5-R	329	GLY	N-CA	17.20	1.71	1.46
4	6-R	329	GLY	N-CA	17.20	1.71	1.46
4	7-R	329	GLY	N-CA	17.20	1.71	1.46
4	8-R	329	GLY	N-CA	17.20	1.71	1.46
4	2-F	329	GLY	N-CA	17.19	1.71	1.46
4	3-F	329	GLY	N-CA	17.19	1.71	1.46
4	3-X	329	GLY	N-CA	17.19	1.71	1.46
4	8-X	329	GLY	N-CA	17.19	1.71	1.46
4	1-R	329	GLY	N-CA	17.18	1.71	1.46
5	2-G	326	LEU	N-CA	17.05	1.80	1.46
5	3-G	326	LEU	N-CA	17.05	1.80	1.46
5	2-Y	326	LEU	N-CA	17.05	1.80	1.46
5	4-Y	326	LEU	N-CA	17.05	1.80	1.46
5	5-Y	326	LEU	N-CA	17.05	1.80	1.46
5	6-Y	326	LEU	N-CA	17.05	1.80	1.46
5	7-Y	326	LEU	N-CA	17.05	1.80	1.46
5	3-M	326	LEU	N-CA	17.03	1.80	1.46
5	4-G	326	LEU	N-CA	17.03	1.80	1.46
5	5-G	326	LEU	N-CA	17.03	1.80	1.46
5	6-G	326	LEU	N-CA	17.03	1.80	1.46
5	7-G	326	LEU	N-CA	17.03	1.80	1.46
5	8-G	326	LEU	N-CA	17.03	1.80	1.46
5	8-M	326	LEU	N-CA	17.03	1.80	1.46
5	2-S	326	LEU	N-CA	17.03	1.80	1.46
5	3-S	326	LEU	N-CA	17.03	1.80	1.46
5	1-M	326	LEU	N-CA	17.03	1.80	1.46
5	3-Y	326	LEU	N-CA	17.02	1.80	1.46
5	8-Y	326	LEU	N-CA	17.02	1.80	1.46

Continued on next page...

Continued from previous page...

Mol	Chain	Res	Type	Atoms	Z	Observed(Å)	Ideal(Å)
5	2-M	326	LEU	N-CA	17.02	1.80	1.46
5	4-M	326	LEU	N-CA	17.02	1.80	1.46
5	5-M	326	LEU	N-CA	17.02	1.80	1.46
5	6-M	326	LEU	N-CA	17.02	1.80	1.46
5	7-M	326	LEU	N-CA	17.02	1.80	1.46
5	1-S	326	LEU	N-CA	17.01	1.80	1.46
5	1-G	326	LEU	N-CA	17.00	1.80	1.46
5	1-Y	326	LEU	N-CA	17.00	1.80	1.46
5	4-S	326	LEU	N-CA	16.98	1.80	1.46
5	5-S	326	LEU	N-CA	16.98	1.80	1.46
5	6-S	326	LEU	N-CA	16.98	1.80	1.46
5	7-S	326	LEU	N-CA	16.98	1.80	1.46
5	8-S	326	LEU	N-CA	16.98	1.80	1.46
5	1-M	339	TYR	C-N	16.75	1.72	1.34
5	3-M	339	TYR	C-N	16.73	1.72	1.34
5	8-M	339	TYR	C-N	16.73	1.72	1.34
5	1-S	339	TYR	C-N	16.73	1.72	1.34
5	1-Y	339	TYR	C-N	16.73	1.72	1.34
5	2-Y	339	TYR	C-N	16.73	1.72	1.34
5	4-Y	339	TYR	C-N	16.73	1.72	1.34
5	5-Y	339	TYR	C-N	16.73	1.72	1.34
5	6-Y	339	TYR	C-N	16.73	1.72	1.34
5	7-Y	339	TYR	C-N	16.73	1.72	1.34
5	3-Y	339	TYR	C-N	16.72	1.72	1.34
5	8-Y	339	TYR	C-N	16.72	1.72	1.34
5	4-G	339	TYR	C-N	16.71	1.72	1.34
5	5-G	339	TYR	C-N	16.71	1.72	1.34
5	6-G	339	TYR	C-N	16.71	1.72	1.34
5	7-G	339	TYR	C-N	16.71	1.72	1.34
5	8-G	339	TYR	C-N	16.71	1.72	1.34
5	2-M	339	TYR	C-N	16.70	1.72	1.34
5	4-M	339	TYR	C-N	16.70	1.72	1.34
5	5-M	339	TYR	C-N	16.70	1.72	1.34
5	6-M	339	TYR	C-N	16.70	1.72	1.34
5	7-M	339	TYR	C-N	16.70	1.72	1.34
5	2-S	339	TYR	C-N	16.69	1.72	1.34
5	3-S	339	TYR	C-N	16.69	1.72	1.34
5	4-S	339	TYR	C-N	16.69	1.72	1.34
5	5-S	339	TYR	C-N	16.69	1.72	1.34
5	6-S	339	TYR	C-N	16.69	1.72	1.34
5	7-S	339	TYR	C-N	16.69	1.72	1.34
5	8-S	339	TYR	C-N	16.69	1.72	1.34

Continued on next page...

Continued from previous page...

Mol	Chain	Res	Type	Atoms	Z	Observed(Å)	Ideal(Å)
5	1-G	339	TYR	C-N	16.68	1.72	1.34
5	2-G	339	TYR	C-N	16.68	1.72	1.34
5	3-G	339	TYR	C-N	16.68	1.72	1.34
4	2-F	458	ASP	CA-C	16.09	1.94	1.52
4	3-F	458	ASP	CA-C	16.09	1.94	1.52
4	4-R	458	ASP	CA-C	16.09	1.94	1.52
4	5-R	458	ASP	CA-C	16.09	1.94	1.52
4	6-R	458	ASP	CA-C	16.09	1.94	1.52
4	7-R	458	ASP	CA-C	16.09	1.94	1.52
4	8-R	458	ASP	CA-C	16.09	1.94	1.52
4	1-L	458	ASP	CA-C	16.08	1.94	1.52
4	1-X	458	ASP	CA-C	16.07	1.94	1.52
4	2-R	458	ASP	CA-C	16.07	1.94	1.52
4	3-R	458	ASP	CA-C	16.07	1.94	1.52
4	4-F	458	ASP	CA-C	16.06	1.94	1.52
4	5-F	458	ASP	CA-C	16.06	1.94	1.52
4	6-F	458	ASP	CA-C	16.06	1.94	1.52
4	7-F	458	ASP	CA-C	16.06	1.94	1.52
4	8-F	458	ASP	CA-C	16.06	1.94	1.52
4	2-L	458	ASP	CA-C	16.05	1.94	1.52
4	4-L	458	ASP	CA-C	16.05	1.94	1.52
4	5-L	458	ASP	CA-C	16.05	1.94	1.52
4	6-L	458	ASP	CA-C	16.05	1.94	1.52
4	7-L	458	ASP	CA-C	16.05	1.94	1.52
4	3-L	458	ASP	CA-C	16.05	1.94	1.52
4	8-L	458	ASP	CA-C	16.05	1.94	1.52
4	1-F	458	ASP	CA-C	16.05	1.94	1.52
4	1-R	458	ASP	CA-C	16.05	1.94	1.52
4	2-X	458	ASP	CA-C	16.04	1.94	1.52
4	4-X	458	ASP	CA-C	16.04	1.94	1.52
4	5-X	458	ASP	CA-C	16.04	1.94	1.52
4	6-X	458	ASP	CA-C	16.04	1.94	1.52
4	7-X	458	ASP	CA-C	16.04	1.94	1.52
4	3-X	458	ASP	CA-C	16.03	1.94	1.52
4	8-X	458	ASP	CA-C	16.03	1.94	1.52
5	2-S	352	GLN	N-CA	-15.82	1.14	1.46
5	3-S	352	GLN	N-CA	-15.82	1.14	1.46
5	2-Y	352	GLN	N-CA	-15.82	1.14	1.46
5	4-Y	352	GLN	N-CA	-15.82	1.14	1.46
5	5-Y	352	GLN	N-CA	-15.82	1.14	1.46
5	6-Y	352	GLN	N-CA	-15.82	1.14	1.46
5	7-Y	352	GLN	N-CA	-15.82	1.14	1.46

Continued on next page...

Continued from previous page...

Mol	Chain	Res	Type	Atoms	Z	Observed(Å)	Ideal(Å)
5	4-S	352	GLN	N-CA	-15.81	1.14	1.46
5	5-S	352	GLN	N-CA	-15.81	1.14	1.46
5	6-S	352	GLN	N-CA	-15.81	1.14	1.46
5	7-S	352	GLN	N-CA	-15.81	1.14	1.46
5	8-S	352	GLN	N-CA	-15.81	1.14	1.46
5	3-Y	352	GLN	N-CA	-15.80	1.14	1.46
5	8-Y	352	GLN	N-CA	-15.80	1.14	1.46
5	2-M	352	GLN	N-CA	-15.79	1.14	1.46
5	4-M	352	GLN	N-CA	-15.79	1.14	1.46
5	5-M	352	GLN	N-CA	-15.79	1.14	1.46
5	6-M	352	GLN	N-CA	-15.79	1.14	1.46
5	7-M	352	GLN	N-CA	-15.79	1.14	1.46
5	3-M	352	GLN	N-CA	-15.78	1.14	1.46
5	8-M	352	GLN	N-CA	-15.78	1.14	1.46
5	1-S	352	GLN	N-CA	-15.77	1.14	1.46
5	1-G	352	GLN	N-CA	-15.77	1.14	1.46
5	1-M	352	GLN	N-CA	-15.77	1.14	1.46
5	2-G	352	GLN	N-CA	-15.76	1.14	1.46
5	3-G	352	GLN	N-CA	-15.76	1.14	1.46
5	1-Y	352	GLN	N-CA	-15.76	1.14	1.46
5	4-G	352	GLN	N-CA	-15.74	1.14	1.46
5	5-G	352	GLN	N-CA	-15.74	1.14	1.46
5	6-G	352	GLN	N-CA	-15.74	1.14	1.46
5	7-G	352	GLN	N-CA	-15.74	1.14	1.46
5	8-G	352	GLN	N-CA	-15.74	1.14	1.46
6	1-Z	341	SER	CA-CB	-15.62	1.29	1.52
6	1-T	341	SER	CA-CB	-15.60	1.29	1.52
6	4-H	341	SER	CA-CB	-15.60	1.29	1.52
6	5-H	341	SER	CA-CB	-15.60	1.29	1.52
6	6-H	341	SER	CA-CB	-15.60	1.29	1.52
6	7-H	341	SER	CA-CB	-15.60	1.29	1.52
6	8-H	341	SER	CA-CB	-15.60	1.29	1.52
6	2-H	341	SER	CA-CB	-15.58	1.29	1.52
6	3-H	341	SER	CA-CB	-15.58	1.29	1.52
6	2-Z	341	SER	CA-CB	-15.58	1.29	1.52
6	4-Z	341	SER	CA-CB	-15.58	1.29	1.52
6	5-Z	341	SER	CA-CB	-15.58	1.29	1.52
6	6-Z	341	SER	CA-CB	-15.58	1.29	1.52
6	7-Z	341	SER	CA-CB	-15.58	1.29	1.52
6	4-T	341	SER	CA-CB	-15.57	1.29	1.52
6	5-T	341	SER	CA-CB	-15.57	1.29	1.52
6	6-T	341	SER	CA-CB	-15.57	1.29	1.52

Continued on next page...

Continued from previous page...

Mol	Chain	Res	Type	Atoms	Z	Observed(Å)	Ideal(Å)
6	7-T	341	SER	CA-CB	-15.57	1.29	1.52
6	8-T	341	SER	CA-CB	-15.57	1.29	1.52
6	1-N	341	SER	CA-CB	-15.57	1.29	1.52
6	3-N	341	SER	CA-CB	-15.57	1.29	1.52
6	8-N	341	SER	CA-CB	-15.57	1.29	1.52
6	3-Z	341	SER	CA-CB	-15.57	1.29	1.52
6	8-Z	341	SER	CA-CB	-15.57	1.29	1.52
6	2-T	341	SER	CA-CB	-15.56	1.29	1.52
6	3-T	341	SER	CA-CB	-15.56	1.29	1.52
5	4-G	327	ARG	N-CA	15.56	1.77	1.46
5	5-G	327	ARG	N-CA	15.56	1.77	1.46
5	6-G	327	ARG	N-CA	15.56	1.77	1.46
5	7-G	327	ARG	N-CA	15.56	1.77	1.46
5	8-G	327	ARG	N-CA	15.56	1.77	1.46
6	1-H	341	SER	CA-CB	-15.55	1.29	1.52
6	2-N	341	SER	CA-CB	-15.55	1.29	1.52
6	4-N	341	SER	CA-CB	-15.55	1.29	1.52
6	5-N	341	SER	CA-CB	-15.55	1.29	1.52
6	6-N	341	SER	CA-CB	-15.55	1.29	1.52
6	7-N	341	SER	CA-CB	-15.55	1.29	1.52
5	3-Y	327	ARG	N-CA	15.52	1.77	1.46
5	8-Y	327	ARG	N-CA	15.52	1.77	1.46
5	3-M	327	ARG	N-CA	15.52	1.77	1.46
5	8-M	327	ARG	N-CA	15.52	1.77	1.46
4	1-F	492	GLU	C-N	15.52	1.69	1.34
4	1-L	492	GLU	C-N	15.51	1.69	1.34
4	3-L	492	GLU	C-N	15.51	1.69	1.34
4	8-L	492	GLU	C-N	15.51	1.69	1.34
5	1-S	327	ARG	N-CA	15.50	1.77	1.46
5	2-S	327	ARG	N-CA	15.50	1.77	1.46
5	2-Y	327	ARG	N-CA	15.50	1.77	1.46
5	3-S	327	ARG	N-CA	15.50	1.77	1.46
5	4-Y	327	ARG	N-CA	15.50	1.77	1.46
5	5-Y	327	ARG	N-CA	15.50	1.77	1.46
5	6-Y	327	ARG	N-CA	15.50	1.77	1.46
5	7-Y	327	ARG	N-CA	15.50	1.77	1.46
5	2-M	327	ARG	N-CA	15.49	1.77	1.46
4	2-X	492	GLU	C-N	15.49	1.69	1.34
5	4-M	327	ARG	N-CA	15.49	1.77	1.46
4	4-X	492	GLU	C-N	15.49	1.69	1.34
5	5-M	327	ARG	N-CA	15.49	1.77	1.46
4	5-X	492	GLU	C-N	15.49	1.69	1.34

Continued on next page...

Continued from previous page...

Mol	Chain	Res	Type	Atoms	Z	Observed(Å)	Ideal(Å)
5	6-M	327	ARG	N-CA	15.49	1.77	1.46
4	6-X	492	GLU	C-N	15.49	1.69	1.34
5	7-M	327	ARG	N-CA	15.49	1.77	1.46
4	7-X	492	GLU	C-N	15.49	1.69	1.34
5	1-M	327	ARG	N-CA	15.49	1.77	1.46
4	1-R	492	GLU	C-N	15.49	1.69	1.34
5	2-G	327	ARG	N-CA	15.49	1.77	1.46
5	3-G	327	ARG	N-CA	15.49	1.77	1.46
5	1-Y	327	ARG	N-CA	15.49	1.77	1.46
4	2-L	492	GLU	C-N	15.49	1.69	1.34
4	3-X	492	GLU	C-N	15.49	1.69	1.34
4	4-F	492	GLU	C-N	15.49	1.69	1.34
4	4-L	492	GLU	C-N	15.49	1.69	1.34
4	5-F	492	GLU	C-N	15.49	1.69	1.34
4	5-L	492	GLU	C-N	15.49	1.69	1.34
4	6-F	492	GLU	C-N	15.49	1.69	1.34
4	6-L	492	GLU	C-N	15.49	1.69	1.34
4	7-F	492	GLU	C-N	15.49	1.69	1.34
4	7-L	492	GLU	C-N	15.49	1.69	1.34
4	8-F	492	GLU	C-N	15.49	1.69	1.34
4	8-X	492	GLU	C-N	15.49	1.69	1.34
4	4-R	492	GLU	C-N	15.48	1.69	1.34
4	5-R	492	GLU	C-N	15.48	1.69	1.34
4	6-R	492	GLU	C-N	15.48	1.69	1.34
4	7-R	492	GLU	C-N	15.48	1.69	1.34
4	8-R	492	GLU	C-N	15.48	1.69	1.34
4	2-R	492	GLU	C-N	15.48	1.69	1.34
4	3-R	492	GLU	C-N	15.48	1.69	1.34
4	2-F	492	GLU	C-N	15.48	1.69	1.34
4	3-F	492	GLU	C-N	15.48	1.69	1.34
5	4-S	327	ARG	N-CA	15.47	1.77	1.46
5	5-S	327	ARG	N-CA	15.47	1.77	1.46
5	6-S	327	ARG	N-CA	15.47	1.77	1.46
5	7-S	327	ARG	N-CA	15.47	1.77	1.46
5	8-S	327	ARG	N-CA	15.47	1.77	1.46
4	1-X	492	GLU	C-N	15.47	1.69	1.34
5	1-G	327	ARG	N-CA	15.46	1.77	1.46
4	3-L	459	LEU	C-N	-15.41	0.98	1.34
4	8-L	459	LEU	C-N	-15.41	0.98	1.34
4	1-F	459	LEU	C-N	-15.40	0.98	1.34
4	2-R	459	LEU	C-N	-15.40	0.98	1.34
4	3-R	459	LEU	C-N	-15.40	0.98	1.34

Continued on next page...

Continued from previous page...

Mol	Chain	Res	Type	Atoms	Z	Observed(Å)	Ideal(Å)
4	4-F	459	LEU	C-N	-15.39	0.98	1.34
4	4-R	459	LEU	C-N	-15.39	0.98	1.34
4	5-F	459	LEU	C-N	-15.39	0.98	1.34
4	5-R	459	LEU	C-N	-15.39	0.98	1.34
4	6-F	459	LEU	C-N	-15.39	0.98	1.34
4	6-R	459	LEU	C-N	-15.39	0.98	1.34
4	7-F	459	LEU	C-N	-15.39	0.98	1.34
4	7-R	459	LEU	C-N	-15.39	0.98	1.34
4	8-F	459	LEU	C-N	-15.39	0.98	1.34
4	8-R	459	LEU	C-N	-15.39	0.98	1.34
4	2-L	459	LEU	C-N	-15.38	0.98	1.34
4	4-L	459	LEU	C-N	-15.38	0.98	1.34
4	5-L	459	LEU	C-N	-15.38	0.98	1.34
4	6-L	459	LEU	C-N	-15.38	0.98	1.34
4	7-L	459	LEU	C-N	-15.38	0.98	1.34
4	2-X	459	LEU	C-N	-15.38	0.98	1.34
4	4-X	459	LEU	C-N	-15.38	0.98	1.34
4	5-X	459	LEU	C-N	-15.38	0.98	1.34
4	6-X	459	LEU	C-N	-15.38	0.98	1.34
4	7-X	459	LEU	C-N	-15.38	0.98	1.34
4	2-F	459	LEU	C-N	-15.38	0.98	1.34
4	3-F	459	LEU	C-N	-15.38	0.98	1.34
4	1-R	459	LEU	C-N	-15.38	0.98	1.34
4	1-L	459	LEU	C-N	-15.37	0.98	1.34
4	1-X	459	LEU	C-N	-15.37	0.98	1.34
4	3-X	459	LEU	C-N	-15.37	0.98	1.34
4	8-X	459	LEU	C-N	-15.37	0.98	1.34
6	3-N	411	GLU	C-N	15.34	1.69	1.34
6	8-N	411	GLU	C-N	15.34	1.69	1.34
6	1-H	411	GLU	C-N	15.34	1.69	1.34
6	4-H	411	GLU	C-N	15.33	1.69	1.34
6	5-H	411	GLU	C-N	15.33	1.69	1.34
6	6-H	411	GLU	C-N	15.33	1.69	1.34
6	7-H	411	GLU	C-N	15.33	1.69	1.34
6	8-H	411	GLU	C-N	15.33	1.69	1.34
6	2-T	411	GLU	C-N	15.32	1.69	1.34
6	3-T	411	GLU	C-N	15.32	1.69	1.34
6	2-H	411	GLU	C-N	15.32	1.69	1.34
6	3-H	411	GLU	C-N	15.32	1.69	1.34
6	3-Z	411	GLU	C-N	15.31	1.69	1.34
6	8-Z	411	GLU	C-N	15.31	1.69	1.34
6	1-N	411	GLU	C-N	15.31	1.69	1.34

Continued on next page...

Continued from previous page...

Mol	Chain	Res	Type	Atoms	Z	Observed(Å)	Ideal(Å)
6	1-Z	411	GLU	C-N	15.30	1.69	1.34
6	2-N	411	GLU	C-N	15.30	1.69	1.34
6	4-N	411	GLU	C-N	15.30	1.69	1.34
6	4-T	411	GLU	C-N	15.30	1.69	1.34
6	5-N	411	GLU	C-N	15.30	1.69	1.34
6	5-T	411	GLU	C-N	15.30	1.69	1.34
6	6-N	411	GLU	C-N	15.30	1.69	1.34
6	6-T	411	GLU	C-N	15.30	1.69	1.34
6	7-N	411	GLU	C-N	15.30	1.69	1.34
6	7-T	411	GLU	C-N	15.30	1.69	1.34
6	8-T	411	GLU	C-N	15.30	1.69	1.34
6	2-Z	411	GLU	C-N	15.29	1.69	1.34
6	4-Z	411	GLU	C-N	15.29	1.69	1.34
6	5-Z	411	GLU	C-N	15.29	1.69	1.34
6	6-Z	411	GLU	C-N	15.29	1.69	1.34
6	7-Z	411	GLU	C-N	15.29	1.69	1.34
6	1-T	411	GLU	C-N	15.26	1.69	1.34
5	2-S	327	ARG	CA-CB	15.25	1.87	1.53
5	3-S	327	ARG	CA-CB	15.25	1.87	1.53
5	2-G	327	ARG	CA-CB	15.24	1.87	1.53
5	3-G	327	ARG	CA-CB	15.24	1.87	1.53
5	1-S	327	ARG	CA-CB	15.24	1.87	1.53
5	4-S	327	ARG	CA-CB	15.24	1.87	1.53
5	5-S	327	ARG	CA-CB	15.24	1.87	1.53
5	6-S	327	ARG	CA-CB	15.24	1.87	1.53
5	7-S	327	ARG	CA-CB	15.24	1.87	1.53
5	8-S	327	ARG	CA-CB	15.24	1.87	1.53
5	1-G	327	ARG	CA-CB	15.23	1.87	1.53
5	2-M	327	ARG	CA-CB	15.23	1.87	1.53
5	4-M	327	ARG	CA-CB	15.23	1.87	1.53
5	5-M	327	ARG	CA-CB	15.23	1.87	1.53
5	6-M	327	ARG	CA-CB	15.23	1.87	1.53
5	7-M	327	ARG	CA-CB	15.23	1.87	1.53
5	3-M	327	ARG	CA-CB	15.22	1.87	1.53
5	8-M	327	ARG	CA-CB	15.22	1.87	1.53
5	4-G	327	ARG	CA-CB	15.22	1.87	1.53
5	5-G	327	ARG	CA-CB	15.22	1.87	1.53
5	6-G	327	ARG	CA-CB	15.22	1.87	1.53
5	7-G	327	ARG	CA-CB	15.22	1.87	1.53
5	8-G	327	ARG	CA-CB	15.22	1.87	1.53
5	1-M	327	ARG	CA-CB	15.22	1.87	1.53
5	1-Y	327	ARG	CA-CB	15.21	1.87	1.53

Continued on next page...

Continued from previous page...

Mol	Chain	Res	Type	Atoms	Z	Observed(Å)	Ideal(Å)
5	3-Y	327	ARG	CA-CB	15.20	1.87	1.53
5	8-Y	327	ARG	CA-CB	15.20	1.87	1.53
5	2-Y	327	ARG	CA-CB	15.19	1.87	1.53
5	4-Y	327	ARG	CA-CB	15.19	1.87	1.53
5	5-Y	327	ARG	CA-CB	15.19	1.87	1.53
5	6-Y	327	ARG	CA-CB	15.19	1.87	1.53
5	7-Y	327	ARG	CA-CB	15.19	1.87	1.53
4	1-L	493	HIS	N-CA	15.15	1.76	1.46
4	3-X	493	HIS	N-CA	15.15	1.76	1.46
4	8-X	493	HIS	N-CA	15.15	1.76	1.46
4	3-L	493	HIS	N-CA	15.14	1.76	1.46
4	8-L	493	HIS	N-CA	15.14	1.76	1.46
4	1-X	493	HIS	N-CA	15.14	1.76	1.46
4	2-X	493	HIS	N-CA	15.11	1.76	1.46
4	4-X	493	HIS	N-CA	15.11	1.76	1.46
4	5-X	493	HIS	N-CA	15.11	1.76	1.46
4	6-X	493	HIS	N-CA	15.11	1.76	1.46
4	7-X	493	HIS	N-CA	15.11	1.76	1.46
4	4-F	493	HIS	N-CA	15.11	1.76	1.46
4	5-F	493	HIS	N-CA	15.11	1.76	1.46
4	6-F	493	HIS	N-CA	15.11	1.76	1.46
4	7-F	493	HIS	N-CA	15.11	1.76	1.46
4	8-F	493	HIS	N-CA	15.11	1.76	1.46
4	2-F	493	HIS	N-CA	15.10	1.76	1.46
4	3-F	493	HIS	N-CA	15.10	1.76	1.46
4	1-R	493	HIS	N-CA	15.10	1.76	1.46
4	2-L	458	ASP	CA-CB	15.09	1.87	1.53
4	4-L	458	ASP	CA-CB	15.09	1.87	1.53
4	5-L	458	ASP	CA-CB	15.09	1.87	1.53
4	6-L	458	ASP	CA-CB	15.09	1.87	1.53
4	7-L	458	ASP	CA-CB	15.09	1.87	1.53
4	2-R	493	HIS	N-CA	15.09	1.76	1.46
4	2-X	458	ASP	CA-CB	15.09	1.87	1.53
4	3-R	493	HIS	N-CA	15.09	1.76	1.46
4	4-X	458	ASP	CA-CB	15.09	1.87	1.53
4	5-X	458	ASP	CA-CB	15.09	1.87	1.53
4	6-X	458	ASP	CA-CB	15.09	1.87	1.53
4	7-X	458	ASP	CA-CB	15.09	1.87	1.53
4	2-L	493	HIS	N-CA	15.08	1.76	1.46
4	4-L	493	HIS	N-CA	15.08	1.76	1.46
4	5-L	493	HIS	N-CA	15.08	1.76	1.46
4	6-L	493	HIS	N-CA	15.08	1.76	1.46

Continued on next page...

Continued from previous page...

Mol	Chain	Res	Type	Atoms	Z	Observed(Å)	Ideal(Å)
4	7-L	493	HIS	N-CA	15.08	1.76	1.46
4	2-F	458	ASP	CA-CB	15.08	1.87	1.53
4	3-F	458	ASP	CA-CB	15.08	1.87	1.53
4	4-F	458	ASP	CA-CB	15.07	1.87	1.53
4	4-R	493	HIS	N-CA	15.07	1.76	1.46
4	5-F	458	ASP	CA-CB	15.07	1.87	1.53
4	5-R	493	HIS	N-CA	15.07	1.76	1.46
4	6-F	458	ASP	CA-CB	15.07	1.87	1.53
4	6-R	493	HIS	N-CA	15.07	1.76	1.46
4	7-F	458	ASP	CA-CB	15.07	1.87	1.53
4	7-R	493	HIS	N-CA	15.07	1.76	1.46
4	8-F	458	ASP	CA-CB	15.07	1.87	1.53
4	8-R	493	HIS	N-CA	15.07	1.76	1.46
4	1-R	458	ASP	CA-CB	15.07	1.87	1.53
4	3-L	458	ASP	CA-CB	15.06	1.87	1.53
4	8-L	458	ASP	CA-CB	15.06	1.87	1.53
4	1-F	493	HIS	N-CA	15.06	1.76	1.46
4	4-R	458	ASP	CA-CB	15.05	1.87	1.53
4	5-R	458	ASP	CA-CB	15.05	1.87	1.53
4	6-R	458	ASP	CA-CB	15.05	1.87	1.53
4	7-R	458	ASP	CA-CB	15.05	1.87	1.53
4	8-R	458	ASP	CA-CB	15.05	1.87	1.53
4	1-F	458	ASP	CA-CB	15.04	1.87	1.53
4	2-R	458	ASP	CA-CB	15.04	1.87	1.53
4	3-R	458	ASP	CA-CB	15.04	1.87	1.53
5	1-S	379	HIS	N-CA	15.04	1.76	1.46
4	3-X	458	ASP	CA-CB	15.04	1.87	1.53
4	8-X	458	ASP	CA-CB	15.04	1.87	1.53
4	1-L	458	ASP	CA-CB	15.03	1.87	1.53
4	1-X	458	ASP	CA-CB	15.03	1.87	1.53
5	1-G	379	HIS	N-CA	15.02	1.76	1.46
4	1-L	472	GLU	N-CA	15.02	1.76	1.46
5	2-G	379	HIS	N-CA	15.02	1.76	1.46
5	3-G	379	HIS	N-CA	15.02	1.76	1.46
5	3-Y	379	HIS	N-CA	15.01	1.76	1.46
5	8-Y	379	HIS	N-CA	15.01	1.76	1.46
5	3-M	379	HIS	N-CA	15.01	1.76	1.46
5	8-M	379	HIS	N-CA	15.01	1.76	1.46
4	3-X	472	GLU	N-CA	15.00	1.76	1.46
4	8-X	472	GLU	N-CA	15.00	1.76	1.46
4	4-R	472	GLU	N-CA	15.00	1.76	1.46
4	5-R	472	GLU	N-CA	15.00	1.76	1.46

Continued on next page...

Continued from previous page...

Mol	Chain	Res	Type	Atoms	Z	Observed(Å)	Ideal(Å)
4	6-R	472	GLU	N-CA	15.00	1.76	1.46
4	7-R	472	GLU	N-CA	15.00	1.76	1.46
4	8-R	472	GLU	N-CA	15.00	1.76	1.46
5	1-Y	379	HIS	N-CA	14.99	1.76	1.46
4	2-L	472	GLU	N-CA	14.99	1.76	1.46
4	3-L	472	GLU	N-CA	14.99	1.76	1.46
4	4-L	472	GLU	N-CA	14.99	1.76	1.46
4	5-L	472	GLU	N-CA	14.99	1.76	1.46
4	6-L	472	GLU	N-CA	14.99	1.76	1.46
4	7-L	472	GLU	N-CA	14.99	1.76	1.46
4	8-L	472	GLU	N-CA	14.99	1.76	1.46
4	2-R	472	GLU	N-CA	14.99	1.76	1.46
4	3-R	472	GLU	N-CA	14.99	1.76	1.46
5	4-G	379	HIS	N-CA	14.99	1.76	1.46
5	5-G	379	HIS	N-CA	14.99	1.76	1.46
5	6-G	379	HIS	N-CA	14.99	1.76	1.46
5	7-G	379	HIS	N-CA	14.99	1.76	1.46
5	8-G	379	HIS	N-CA	14.99	1.76	1.46
5	2-S	379	HIS	N-CA	14.99	1.76	1.46
5	3-S	379	HIS	N-CA	14.99	1.76	1.46
4	2-F	472	GLU	N-CA	14.98	1.76	1.46
4	2-L	455	ILE	C-N	-14.98	0.99	1.34
4	7-L	455	ILE	C-N	-14.98	0.99	1.34
4	2-F	455	ILE	C-N	-14.98	0.99	1.34
4	2-R	455	ILE	C-N	-14.98	0.99	1.34
5	2-Y	379	HIS	N-CA	14.98	1.76	1.46
4	3-F	472	GLU	N-CA	14.98	1.76	1.46
4	4-L	455	ILE	C-N	-14.98	0.99	1.34
4	3-F	455	ILE	C-N	-14.98	0.99	1.34
4	3-R	455	ILE	C-N	-14.98	0.99	1.34
5	4-Y	379	HIS	N-CA	14.98	1.76	1.46
4	5-L	455	ILE	C-N	-14.98	0.99	1.34
4	6-L	455	ILE	C-N	-14.98	0.99	1.34
4	4-F	472	GLU	N-CA	14.98	1.76	1.46
5	4-S	379	HIS	N-CA	14.98	1.76	1.46
4	5-F	472	GLU	N-CA	14.98	1.76	1.46
5	5-S	379	HIS	N-CA	14.98	1.76	1.46
5	5-Y	379	HIS	N-CA	14.98	1.76	1.46
5	6-Y	379	HIS	N-CA	14.98	1.76	1.46
4	6-F	472	GLU	N-CA	14.98	1.76	1.46
5	6-S	379	HIS	N-CA	14.98	1.76	1.46
4	7-F	472	GLU	N-CA	14.98	1.76	1.46

Continued on next page...

Continued from previous page...

Mol	Chain	Res	Type	Atoms	Z	Observed(Å)	Ideal(Å)
5	7-S	379	HIS	N-CA	14.98	1.76	1.46
5	7-Y	379	HIS	N-CA	14.98	1.76	1.46
4	8-F	472	GLU	N-CA	14.98	1.76	1.46
5	8-S	379	HIS	N-CA	14.98	1.76	1.46
5	2-M	379	HIS	N-CA	14.97	1.76	1.46
5	4-M	379	HIS	N-CA	14.97	1.76	1.46
5	5-M	379	HIS	N-CA	14.97	1.76	1.46
5	6-M	379	HIS	N-CA	14.97	1.76	1.46
5	7-M	379	HIS	N-CA	14.97	1.76	1.46
4	1-R	472	GLU	N-CA	14.97	1.76	1.46
4	2-X	472	GLU	N-CA	14.97	1.76	1.46
4	4-X	472	GLU	N-CA	14.97	1.76	1.46
4	5-X	472	GLU	N-CA	14.97	1.76	1.46
4	6-X	472	GLU	N-CA	14.97	1.76	1.46
4	7-X	472	GLU	N-CA	14.97	1.76	1.46
4	1-R	455	ILE	C-N	-14.97	0.99	1.34
4	1-X	472	GLU	N-CA	14.97	1.76	1.46
4	1-F	472	GLU	N-CA	14.96	1.76	1.46
4	3-L	455	ILE	C-N	-14.96	0.99	1.34
4	8-L	455	ILE	C-N	-14.96	0.99	1.34
5	1-M	379	HIS	N-CA	14.96	1.76	1.46
4	2-X	455	ILE	C-N	-14.96	0.99	1.34
4	4-F	455	ILE	C-N	-14.96	0.99	1.34
4	4-X	455	ILE	C-N	-14.96	0.99	1.34
4	5-F	455	ILE	C-N	-14.96	0.99	1.34
4	5-X	455	ILE	C-N	-14.96	0.99	1.34
4	6-F	455	ILE	C-N	-14.96	0.99	1.34
4	6-X	455	ILE	C-N	-14.96	0.99	1.34
4	7-F	455	ILE	C-N	-14.96	0.99	1.34
4	7-X	455	ILE	C-N	-14.96	0.99	1.34
4	8-F	455	ILE	C-N	-14.96	0.99	1.34
4	3-X	455	ILE	C-N	-14.96	0.99	1.34
4	8-X	455	ILE	C-N	-14.96	0.99	1.34
4	1-L	455	ILE	C-N	-14.95	0.99	1.34
4	1-X	455	ILE	C-N	-14.92	0.99	1.34
4	4-R	455	ILE	C-N	-14.91	0.99	1.34
4	5-R	455	ILE	C-N	-14.91	0.99	1.34
4	6-R	455	ILE	C-N	-14.91	0.99	1.34
4	7-R	455	ILE	C-N	-14.91	0.99	1.34
4	8-R	455	ILE	C-N	-14.91	0.99	1.34
4	1-F	455	ILE	C-N	-14.90	0.99	1.34
2	2-C	6	PHE	CA-CB	-14.78	1.21	1.53

Continued on next page...

Continued from previous page...

Mol	Chain	Res	Type	Atoms	Z	Observed(Å)	Ideal(Å)
2	3-C	6	PHE	CA-CB	-14.78	1.21	1.53
2	4-O	6	PHE	CA-CB	-14.78	1.21	1.53
2	5-O	6	PHE	CA-CB	-14.78	1.21	1.53
2	6-O	6	PHE	CA-CB	-14.78	1.21	1.53
2	7-O	6	PHE	CA-CB	-14.78	1.21	1.53
2	8-O	6	PHE	CA-CB	-14.78	1.21	1.53
2	1-I	6	PHE	CA-CB	-14.78	1.21	1.53
2	1-O	6	PHE	CA-CB	-14.77	1.21	1.53
2	2-I	6	PHE	CA-CB	-14.77	1.21	1.53
2	2-U	6	PHE	CA-CB	-14.77	1.21	1.53
2	3-U	6	PHE	CA-CB	-14.77	1.21	1.53
2	4-I	6	PHE	CA-CB	-14.77	1.21	1.53
2	4-U	6	PHE	CA-CB	-14.77	1.21	1.53
2	5-I	6	PHE	CA-CB	-14.77	1.21	1.53
2	5-U	6	PHE	CA-CB	-14.77	1.21	1.53
2	6-I	6	PHE	CA-CB	-14.77	1.21	1.53
2	6-U	6	PHE	CA-CB	-14.77	1.21	1.53
2	7-I	6	PHE	CA-CB	-14.77	1.21	1.53
2	7-U	6	PHE	CA-CB	-14.77	1.21	1.53
2	8-U	6	PHE	CA-CB	-14.77	1.21	1.53
2	4-C	6	PHE	CA-CB	-14.77	1.21	1.53
2	5-C	6	PHE	CA-CB	-14.77	1.21	1.53
2	6-C	6	PHE	CA-CB	-14.77	1.21	1.53
2	7-C	6	PHE	CA-CB	-14.77	1.21	1.53
2	8-C	6	PHE	CA-CB	-14.77	1.21	1.53
2	3-I	6	PHE	CA-CB	-14.77	1.21	1.53
2	8-I	6	PHE	CA-CB	-14.77	1.21	1.53
2	2-O	6	PHE	CA-CB	-14.74	1.21	1.53
2	3-O	6	PHE	CA-CB	-14.74	1.21	1.53
2	1-C	6	PHE	CA-CB	-14.74	1.21	1.53
5	1-Y	340	ALA	N-CA	-14.71	1.17	1.46
2	1-U	6	PHE	CA-CB	-14.69	1.21	1.53
5	2-M	340	ALA	N-CA	-14.69	1.17	1.46
5	4-M	340	ALA	N-CA	-14.69	1.17	1.46
5	5-M	340	ALA	N-CA	-14.69	1.17	1.46
5	6-M	340	ALA	N-CA	-14.69	1.17	1.46
5	7-M	340	ALA	N-CA	-14.69	1.17	1.46
5	1-G	340	ALA	N-CA	-14.68	1.17	1.46
5	2-Y	340	ALA	N-CA	-14.68	1.17	1.46
5	4-Y	340	ALA	N-CA	-14.68	1.17	1.46
5	5-Y	340	ALA	N-CA	-14.68	1.17	1.46
5	6-Y	340	ALA	N-CA	-14.68	1.17	1.46

Continued on next page...

Continued from previous page...

Mol	Chain	Res	Type	Atoms	Z	Observed(Å)	Ideal(Å)
5	7-Y	340	ALA	N-CA	-14.68	1.17	1.46
5	1-M	340	ALA	N-CA	-14.68	1.17	1.46
5	3-Y	340	ALA	N-CA	-14.68	1.17	1.46
5	8-Y	340	ALA	N-CA	-14.68	1.17	1.46
5	4-G	340	ALA	N-CA	-14.68	1.17	1.46
5	5-G	340	ALA	N-CA	-14.68	1.17	1.46
5	6-G	340	ALA	N-CA	-14.68	1.17	1.46
5	7-G	340	ALA	N-CA	-14.68	1.17	1.46
5	8-G	340	ALA	N-CA	-14.68	1.17	1.46
5	4-S	340	ALA	N-CA	-14.68	1.17	1.46
5	5-S	340	ALA	N-CA	-14.68	1.17	1.46
5	6-S	340	ALA	N-CA	-14.68	1.17	1.46
5	7-S	340	ALA	N-CA	-14.68	1.17	1.46
5	8-S	340	ALA	N-CA	-14.68	1.17	1.46
5	3-M	340	ALA	N-CA	-14.67	1.17	1.46
5	8-M	340	ALA	N-CA	-14.67	1.17	1.46
5	1-S	340	ALA	N-CA	-14.66	1.17	1.46
5	2-S	340	ALA	N-CA	-14.65	1.17	1.46
5	3-S	340	ALA	N-CA	-14.65	1.17	1.46
5	2-G	340	ALA	N-CA	-14.64	1.17	1.46
5	3-G	340	ALA	N-CA	-14.64	1.17	1.46
4	1-L	457	ALA	CA-CB	14.61	1.83	1.52
4	1-R	457	ALA	CA-CB	14.60	1.83	1.52
4	2-X	453	TYR	N-CA	14.60	1.75	1.46
4	4-X	453	TYR	N-CA	14.60	1.75	1.46
4	5-X	453	TYR	N-CA	14.60	1.75	1.46
4	6-X	453	TYR	N-CA	14.60	1.75	1.46
4	7-X	453	TYR	N-CA	14.60	1.75	1.46
4	2-L	457	ALA	CA-CB	14.59	1.83	1.52
4	2-X	457	ALA	CA-CB	14.59	1.83	1.52
4	4-L	457	ALA	CA-CB	14.59	1.83	1.52
4	4-X	457	ALA	CA-CB	14.59	1.83	1.52
4	5-L	457	ALA	CA-CB	14.59	1.83	1.52
4	5-X	457	ALA	CA-CB	14.59	1.83	1.52
4	6-L	457	ALA	CA-CB	14.59	1.83	1.52
4	6-X	457	ALA	CA-CB	14.59	1.83	1.52
4	7-L	457	ALA	CA-CB	14.59	1.83	1.52
4	7-X	457	ALA	CA-CB	14.59	1.83	1.52
4	1-F	457	ALA	CA-CB	14.58	1.83	1.52
4	1-X	453	TYR	N-CA	14.58	1.75	1.46
4	4-R	453	TYR	N-CA	14.58	1.75	1.46
4	5-R	453	TYR	N-CA	14.58	1.75	1.46

Continued on next page...

Continued from previous page...

Mol	Chain	Res	Type	Atoms	Z	Observed(Å)	Ideal(Å)
4	6-R	453	TYR	N-CA	14.58	1.75	1.46
4	7-R	453	TYR	N-CA	14.58	1.75	1.46
4	8-R	453	TYR	N-CA	14.58	1.75	1.46
4	2-L	453	TYR	N-CA	14.58	1.75	1.46
4	3-L	453	TYR	N-CA	14.58	1.75	1.46
4	4-L	453	TYR	N-CA	14.58	1.75	1.46
4	5-L	453	TYR	N-CA	14.58	1.75	1.46
4	6-L	453	TYR	N-CA	14.58	1.75	1.46
4	7-L	453	TYR	N-CA	14.58	1.75	1.46
4	8-L	453	TYR	N-CA	14.58	1.75	1.46
4	1-F	453	TYR	N-CA	14.58	1.75	1.46
4	2-R	453	TYR	N-CA	14.58	1.75	1.46
4	3-R	453	TYR	N-CA	14.58	1.75	1.46
4	4-F	453	TYR	N-CA	14.57	1.75	1.46
4	5-F	453	TYR	N-CA	14.57	1.75	1.46
4	6-F	453	TYR	N-CA	14.57	1.75	1.46
4	7-F	453	TYR	N-CA	14.57	1.75	1.46
4	8-F	453	TYR	N-CA	14.57	1.75	1.46
4	3-L	457	ALA	CA-CB	14.57	1.83	1.52
4	3-X	457	ALA	CA-CB	14.57	1.83	1.52
4	8-L	457	ALA	CA-CB	14.57	1.83	1.52
4	8-X	457	ALA	CA-CB	14.57	1.83	1.52
4	2-F	457	ALA	CA-CB	14.56	1.83	1.52
4	3-F	457	ALA	CA-CB	14.56	1.83	1.52
4	2-F	453	TYR	N-CA	14.56	1.75	1.46
4	3-F	453	TYR	N-CA	14.56	1.75	1.46
4	4-F	457	ALA	CA-CB	14.55	1.83	1.52
4	5-F	457	ALA	CA-CB	14.55	1.83	1.52
4	6-F	457	ALA	CA-CB	14.55	1.83	1.52
4	7-F	457	ALA	CA-CB	14.55	1.83	1.52
4	8-F	457	ALA	CA-CB	14.55	1.83	1.52
4	1-L	453	TYR	N-CA	14.55	1.75	1.46
4	1-X	457	ALA	CA-CB	14.55	1.83	1.52
4	1-R	453	TYR	N-CA	14.55	1.75	1.46
4	2-R	457	ALA	CA-CB	14.55	1.82	1.52
4	3-R	457	ALA	CA-CB	14.55	1.82	1.52
4	4-R	457	ALA	CA-CB	14.53	1.82	1.52
4	5-R	457	ALA	CA-CB	14.53	1.82	1.52
4	6-R	457	ALA	CA-CB	14.53	1.82	1.52
4	7-R	457	ALA	CA-CB	14.53	1.82	1.52
4	8-R	457	ALA	CA-CB	14.53	1.82	1.52
4	3-X	453	TYR	N-CA	14.53	1.75	1.46

Continued on next page...

Continued from previous page...

Mol	Chain	Res	Type	Atoms	Z	Observed(Å)	Ideal(Å)
4	8-X	453	TYR	N-CA	14.53	1.75	1.46
4	3-L	453	TYR	C-O	14.52	1.50	1.23
4	8-L	453	TYR	C-O	14.52	1.50	1.23
4	1-L	453	TYR	C-O	14.52	1.50	1.23
4	2-L	453	TYR	C-O	14.49	1.50	1.23
4	4-L	453	TYR	C-O	14.49	1.50	1.23
4	5-L	453	TYR	C-O	14.49	1.50	1.23
4	6-L	453	TYR	C-O	14.49	1.50	1.23
4	7-L	453	TYR	C-O	14.49	1.50	1.23
4	1-R	453	TYR	C-O	14.48	1.50	1.23
4	2-F	453	TYR	C-O	14.48	1.50	1.23
4	2-R	453	TYR	C-O	14.48	1.50	1.23
4	3-F	453	TYR	C-O	14.48	1.50	1.23
4	3-R	453	TYR	C-O	14.48	1.50	1.23
4	2-X	453	TYR	C-O	14.47	1.50	1.23
4	4-R	453	TYR	C-O	14.47	1.50	1.23
4	4-X	453	TYR	C-O	14.47	1.50	1.23
4	5-R	453	TYR	C-O	14.47	1.50	1.23
4	5-X	453	TYR	C-O	14.47	1.50	1.23
4	6-R	453	TYR	C-O	14.47	1.50	1.23
4	6-X	453	TYR	C-O	14.47	1.50	1.23
4	7-R	453	TYR	C-O	14.47	1.50	1.23
4	7-X	453	TYR	C-O	14.47	1.50	1.23
4	8-R	453	TYR	C-O	14.47	1.50	1.23
4	3-X	453	TYR	C-O	14.46	1.50	1.23
4	8-X	453	TYR	C-O	14.46	1.50	1.23
4	1-X	453	TYR	C-O	14.46	1.50	1.23
4	4-F	453	TYR	C-O	14.45	1.50	1.23
4	5-F	453	TYR	C-O	14.45	1.50	1.23
4	6-F	453	TYR	C-O	14.45	1.50	1.23
4	7-F	453	TYR	C-O	14.45	1.50	1.23
4	8-F	453	TYR	C-O	14.45	1.50	1.23
4	1-F	453	TYR	C-O	14.44	1.50	1.23
4	1-F	231	LYS	CA-C	-14.22	1.16	1.52
4	1-X	231	LYS	CA-C	-14.22	1.16	1.52
4	1-R	231	LYS	CA-C	-14.21	1.16	1.52
4	1-L	231	LYS	CA-C	-14.20	1.16	1.52
4	1-X	483	ASP	CA-CB	14.19	1.85	1.53
4	2-R	483	ASP	CA-CB	14.19	1.85	1.53
4	3-R	483	ASP	CA-CB	14.19	1.85	1.53
4	2-F	483	ASP	CA-CB	14.18	1.85	1.53
4	3-F	483	ASP	CA-CB	14.18	1.85	1.53

Continued on next page...

Continued from previous page...

Mol	Chain	Res	Type	Atoms	Z	Observed(Å)	Ideal(Å)
4	1-L	483	ASP	CA-CB	14.16	1.85	1.53
4	3-X	483	ASP	CA-CB	14.16	1.85	1.53
4	8-X	483	ASP	CA-CB	14.16	1.85	1.53
4	2-L	483	ASP	CA-CB	14.16	1.85	1.53
4	4-L	483	ASP	CA-CB	14.16	1.85	1.53
4	5-L	483	ASP	CA-CB	14.16	1.85	1.53
4	6-L	483	ASP	CA-CB	14.16	1.85	1.53
4	7-L	483	ASP	CA-CB	14.16	1.85	1.53
4	4-F	483	ASP	CA-CB	14.16	1.85	1.53
4	5-F	483	ASP	CA-CB	14.16	1.85	1.53
4	6-F	483	ASP	CA-CB	14.16	1.85	1.53
4	7-F	483	ASP	CA-CB	14.16	1.85	1.53
4	8-F	483	ASP	CA-CB	14.16	1.85	1.53
4	1-F	483	ASP	CA-CB	14.15	1.85	1.53
4	2-X	483	ASP	CA-CB	14.14	1.85	1.53
4	3-L	483	ASP	CA-CB	14.14	1.85	1.53
4	4-X	483	ASP	CA-CB	14.14	1.85	1.53
4	5-X	483	ASP	CA-CB	14.14	1.85	1.53
4	6-X	483	ASP	CA-CB	14.14	1.85	1.53
4	7-X	483	ASP	CA-CB	14.14	1.85	1.53
4	8-L	483	ASP	CA-CB	14.14	1.85	1.53
4	4-R	483	ASP	CA-CB	14.13	1.85	1.53
4	5-R	483	ASP	CA-CB	14.13	1.85	1.53
4	6-R	483	ASP	CA-CB	14.13	1.85	1.53
4	7-R	483	ASP	CA-CB	14.13	1.85	1.53
4	8-R	483	ASP	CA-CB	14.13	1.85	1.53
4	1-R	483	ASP	CA-CB	14.13	1.85	1.53
4	2-L	402	ALA	CA-C	14.12	1.89	1.52
4	4-L	402	ALA	CA-C	14.12	1.89	1.52
4	5-L	402	ALA	CA-C	14.12	1.89	1.52
4	6-L	402	ALA	CA-C	14.12	1.89	1.52
4	7-L	402	ALA	CA-C	14.12	1.89	1.52
4	2-R	402	ALA	CA-C	14.12	1.89	1.52
4	3-R	402	ALA	CA-C	14.12	1.89	1.52
4	1-X	402	ALA	CA-C	14.11	1.89	1.52
4	1-R	402	ALA	CA-C	14.11	1.89	1.52
4	4-R	402	ALA	CA-C	14.10	1.89	1.52
4	5-R	402	ALA	CA-C	14.10	1.89	1.52
4	6-R	402	ALA	CA-C	14.10	1.89	1.52
4	7-R	402	ALA	CA-C	14.10	1.89	1.52
4	8-R	402	ALA	CA-C	14.10	1.89	1.52
4	2-X	402	ALA	CA-C	14.10	1.89	1.52

Continued on next page...

Continued from previous page...

Mol	Chain	Res	Type	Atoms	Z	Observed(Å)	Ideal(Å)
4	4-F	402	ALA	CA-C	14.10	1.89	1.52
4	4-X	402	ALA	CA-C	14.10	1.89	1.52
4	5-F	402	ALA	CA-C	14.10	1.89	1.52
4	5-X	402	ALA	CA-C	14.10	1.89	1.52
4	6-F	402	ALA	CA-C	14.10	1.89	1.52
4	6-X	402	ALA	CA-C	14.10	1.89	1.52
4	7-F	402	ALA	CA-C	14.10	1.89	1.52
4	7-X	402	ALA	CA-C	14.10	1.89	1.52
4	8-F	402	ALA	CA-C	14.10	1.89	1.52
6	1-Z	463	ALA	N-CA	14.09	1.74	1.46
4	3-X	402	ALA	CA-C	14.08	1.89	1.52
4	8-X	402	ALA	CA-C	14.08	1.89	1.52
4	1-L	402	ALA	CA-C	14.08	1.89	1.52
4	3-L	402	ALA	CA-C	14.08	1.89	1.52
4	8-L	402	ALA	CA-C	14.08	1.89	1.52
4	2-F	402	ALA	CA-C	14.07	1.89	1.52
4	3-F	402	ALA	CA-C	14.07	1.89	1.52
4	1-F	402	ALA	CA-C	14.06	1.89	1.52
6	4-T	463	ALA	N-CA	14.05	1.74	1.46
6	5-T	463	ALA	N-CA	14.05	1.74	1.46
6	6-T	463	ALA	N-CA	14.05	1.74	1.46
6	7-T	463	ALA	N-CA	14.05	1.74	1.46
6	8-T	463	ALA	N-CA	14.05	1.74	1.46
6	3-Z	463	ALA	N-CA	14.02	1.74	1.46
6	8-Z	463	ALA	N-CA	14.02	1.74	1.46
6	4-H	463	ALA	N-CA	14.02	1.74	1.46
6	5-H	463	ALA	N-CA	14.02	1.74	1.46
6	6-H	463	ALA	N-CA	14.02	1.74	1.46
6	7-H	463	ALA	N-CA	14.02	1.74	1.46
6	8-H	463	ALA	N-CA	14.02	1.74	1.46
6	2-H	463	ALA	N-CA	14.01	1.74	1.46
6	3-H	463	ALA	N-CA	14.01	1.74	1.46
6	2-T	463	ALA	N-CA	14.01	1.74	1.46
6	3-T	463	ALA	N-CA	14.01	1.74	1.46
6	1-T	463	ALA	N-CA	14.00	1.74	1.46
6	1-H	463	ALA	N-CA	14.00	1.74	1.46
6	2-N	463	ALA	N-CA	14.00	1.74	1.46
6	4-N	463	ALA	N-CA	14.00	1.74	1.46
6	5-N	463	ALA	N-CA	14.00	1.74	1.46
6	6-N	463	ALA	N-CA	14.00	1.74	1.46
6	7-N	463	ALA	N-CA	14.00	1.74	1.46
6	2-Z	463	ALA	N-CA	13.99	1.74	1.46

Continued on next page...

Continued from previous page...

Mol	Chain	Res	Type	Atoms	Z	Observed(Å)	Ideal(Å)
6	4-Z	463	ALA	N-CA	13.99	1.74	1.46
6	5-Z	463	ALA	N-CA	13.99	1.74	1.46
6	6-Z	463	ALA	N-CA	13.99	1.74	1.46
6	7-Z	463	ALA	N-CA	13.99	1.74	1.46
6	3-N	463	ALA	N-CA	13.99	1.74	1.46
6	8-N	463	ALA	N-CA	13.99	1.74	1.46
6	1-N	463	ALA	N-CA	13.96	1.74	1.46
4	1-R	200	THR	N-CA	-13.90	1.18	1.46
4	1-L	200	THR	N-CA	-13.88	1.18	1.46
5	2-G	378	SER	CA-C	13.86	1.89	1.52
5	3-G	378	SER	CA-C	13.86	1.89	1.52
5	1-G	378	SER	CA-C	13.85	1.89	1.52
5	1-S	378	SER	CA-C	13.85	1.89	1.52
4	1-X	200	THR	N-CA	-13.85	1.18	1.46
4	1-F	200	THR	N-CA	-13.85	1.18	1.46
5	4-G	378	SER	CA-C	13.85	1.89	1.52
5	5-G	378	SER	CA-C	13.85	1.89	1.52
5	6-G	378	SER	CA-C	13.85	1.89	1.52
5	7-G	378	SER	CA-C	13.85	1.89	1.52
5	8-G	378	SER	CA-C	13.85	1.89	1.52
5	2-M	378	SER	CA-C	13.84	1.89	1.52
5	4-M	378	SER	CA-C	13.84	1.89	1.52
5	5-M	378	SER	CA-C	13.84	1.89	1.52
5	6-M	378	SER	CA-C	13.84	1.89	1.52
5	7-M	378	SER	CA-C	13.84	1.89	1.52
5	2-Y	378	SER	CA-C	13.84	1.89	1.52
5	4-Y	378	SER	CA-C	13.84	1.89	1.52
5	5-Y	378	SER	CA-C	13.84	1.89	1.52
5	6-Y	378	SER	CA-C	13.84	1.89	1.52
5	7-Y	378	SER	CA-C	13.84	1.89	1.52
5	1-Y	378	SER	CA-C	13.84	1.89	1.52
5	2-S	378	SER	CA-C	13.83	1.89	1.52
5	3-S	378	SER	CA-C	13.83	1.89	1.52
5	4-S	378	SER	CA-C	13.83	1.89	1.52
5	5-S	378	SER	CA-C	13.83	1.89	1.52
5	6-S	378	SER	CA-C	13.83	1.89	1.52
5	7-S	378	SER	CA-C	13.83	1.89	1.52
5	8-S	378	SER	CA-C	13.83	1.89	1.52
5	3-M	378	SER	CA-C	13.83	1.89	1.52
5	3-Y	378	SER	CA-C	13.83	1.89	1.52
5	8-M	378	SER	CA-C	13.83	1.89	1.52
5	8-Y	378	SER	CA-C	13.83	1.89	1.52

Continued on next page...

Continued from previous page...

Mol	Chain	Res	Type	Atoms	Z	Observed(Å)	Ideal(Å)
5	1-M	378	SER	CA-C	13.82	1.88	1.52
4	1-X	328	VAL	C-N	13.60	1.57	1.33
4	2-X	328	VAL	C-N	13.60	1.57	1.33
4	4-X	328	VAL	C-N	13.60	1.57	1.33
4	5-X	328	VAL	C-N	13.60	1.57	1.33
4	6-X	328	VAL	C-N	13.60	1.57	1.33
4	7-X	328	VAL	C-N	13.60	1.57	1.33
4	1-L	328	VAL	C-N	13.59	1.57	1.33
4	1-R	328	VAL	C-N	13.59	1.57	1.33
4	3-X	328	VAL	C-N	13.57	1.57	1.33
4	8-X	328	VAL	C-N	13.57	1.57	1.33
4	2-F	328	VAL	C-N	13.57	1.57	1.33
4	3-F	328	VAL	C-N	13.57	1.57	1.33
4	4-R	328	VAL	C-N	13.57	1.57	1.33
4	5-R	328	VAL	C-N	13.57	1.57	1.33
4	6-R	328	VAL	C-N	13.57	1.57	1.33
4	7-R	328	VAL	C-N	13.57	1.57	1.33
4	8-R	328	VAL	C-N	13.57	1.57	1.33
4	2-L	328	VAL	C-N	13.56	1.57	1.33
4	4-L	328	VAL	C-N	13.56	1.57	1.33
4	5-L	328	VAL	C-N	13.56	1.57	1.33
4	6-L	328	VAL	C-N	13.56	1.57	1.33
4	7-L	328	VAL	C-N	13.56	1.57	1.33
4	2-R	328	VAL	C-N	13.55	1.57	1.33
4	3-R	328	VAL	C-N	13.55	1.57	1.33
4	3-L	328	VAL	C-N	13.55	1.57	1.33
4	8-L	328	VAL	C-N	13.55	1.57	1.33
3	2-J	1508	LYS	CA-C	-13.53	1.17	1.52
3	3-J	1508	LYS	CA-C	-13.53	1.17	1.52
3	4-J	1508	LYS	CA-C	-13.53	1.17	1.52
3	5-J	1508	LYS	CA-C	-13.53	1.17	1.52
3	6-J	1508	LYS	CA-C	-13.53	1.17	1.52
3	7-J	1508	LYS	CA-C	-13.53	1.17	1.52
3	8-J	1508	LYS	CA-C	-13.53	1.17	1.52
3	1-D	1508	LYS	CA-C	-13.53	1.17	1.52
3	1-P	1508	LYS	CA-C	-13.51	1.17	1.52
3	2-V	1508	LYS	CA-C	-13.51	1.17	1.52
3	3-V	1508	LYS	CA-C	-13.51	1.17	1.52
4	4-F	328	VAL	C-N	13.51	1.57	1.33
3	4-V	1508	LYS	CA-C	-13.51	1.17	1.52
4	5-F	328	VAL	C-N	13.51	1.57	1.33
3	5-V	1508	LYS	CA-C	-13.51	1.17	1.52

Continued on next page...

Continued from previous page...

Mol	Chain	Res	Type	Atoms	Z	Observed(Å)	Ideal(Å)
4	6-F	328	VAL	C-N	13.51	1.57	1.33
3	6-V	1508	LYS	CA-C	-13.51	1.17	1.52
4	7-F	328	VAL	C-N	13.51	1.57	1.33
3	7-V	1508	LYS	CA-C	-13.51	1.17	1.52
4	8-F	328	VAL	C-N	13.51	1.57	1.33
3	8-V	1508	LYS	CA-C	-13.51	1.17	1.52
3	5-P	1508	LYS	CA-C	-13.51	1.17	1.52
3	7-P	1508	LYS	CA-C	-13.51	1.17	1.52
3	1-V	1508	LYS	CA-C	-13.51	1.17	1.52
3	2-D	1508	LYS	CA-C	-13.51	1.17	1.52
3	3-D	1508	LYS	CA-C	-13.51	1.17	1.52
3	4-D	1508	LYS	CA-C	-13.51	1.17	1.52
3	6-D	1508	LYS	CA-C	-13.51	1.17	1.52
3	8-D	1508	LYS	CA-C	-13.51	1.17	1.52
3	1-J	1508	LYS	CA-C	-13.50	1.17	1.52
3	2-P	1508	LYS	CA-C	-13.50	1.17	1.52
3	3-P	1508	LYS	CA-C	-13.50	1.17	1.52
3	4-P	1508	LYS	CA-C	-13.50	1.17	1.52
3	6-P	1508	LYS	CA-C	-13.50	1.17	1.52
3	8-P	1508	LYS	CA-C	-13.50	1.17	1.52
4	1-F	328	VAL	C-N	13.49	1.57	1.33
3	5-D	1508	LYS	CA-C	-13.48	1.18	1.52
3	7-D	1508	LYS	CA-C	-13.48	1.18	1.52
4	1-R	472	GLU	CA-CB	-13.36	1.24	1.53
4	3-L	472	GLU	CA-CB	-13.34	1.24	1.53
4	8-L	472	GLU	CA-CB	-13.34	1.24	1.53
4	3-X	472	GLU	CA-CB	-13.34	1.24	1.53
4	8-X	472	GLU	CA-CB	-13.34	1.24	1.53
4	2-X	472	GLU	CA-CB	-13.34	1.24	1.53
4	4-X	472	GLU	CA-CB	-13.34	1.24	1.53
4	5-X	472	GLU	CA-CB	-13.34	1.24	1.53
4	6-X	472	GLU	CA-CB	-13.34	1.24	1.53
4	7-X	472	GLU	CA-CB	-13.34	1.24	1.53
4	4-F	472	GLU	CA-CB	-13.33	1.24	1.53
4	5-F	472	GLU	CA-CB	-13.33	1.24	1.53
4	6-F	472	GLU	CA-CB	-13.33	1.24	1.53
4	7-F	472	GLU	CA-CB	-13.33	1.24	1.53
4	8-F	472	GLU	CA-CB	-13.33	1.24	1.53
4	2-R	472	GLU	CA-CB	-13.32	1.24	1.53
4	3-R	472	GLU	CA-CB	-13.32	1.24	1.53
4	1-X	472	GLU	CA-CB	-13.32	1.24	1.53
4	2-L	472	GLU	CA-CB	-13.32	1.24	1.53

Continued on next page...

Continued from previous page...

Mol	Chain	Res	Type	Atoms	Z	Observed(Å)	Ideal(Å)
4	4-L	472	GLU	CA-CB	-13.32	1.24	1.53
4	5-L	472	GLU	CA-CB	-13.32	1.24	1.53
4	6-L	472	GLU	CA-CB	-13.32	1.24	1.53
4	7-L	472	GLU	CA-CB	-13.32	1.24	1.53
4	4-R	472	GLU	CA-CB	-13.31	1.24	1.53
4	5-R	472	GLU	CA-CB	-13.31	1.24	1.53
4	6-R	472	GLU	CA-CB	-13.31	1.24	1.53
4	7-R	472	GLU	CA-CB	-13.31	1.24	1.53
4	8-R	472	GLU	CA-CB	-13.31	1.24	1.53
4	2-F	472	GLU	CA-CB	-13.30	1.24	1.53
4	3-F	472	GLU	CA-CB	-13.30	1.24	1.53
4	1-L	472	GLU	CA-CB	-13.29	1.24	1.53
4	1-F	472	GLU	CA-CB	-13.29	1.24	1.53
4	1-F	222	THR	CA-C	13.23	1.87	1.52
4	1-R	222	THR	CA-C	13.22	1.87	1.52
4	1-X	222	THR	CA-C	13.19	1.87	1.52
4	1-L	222	THR	CA-C	13.17	1.87	1.52
4	1-R	208	GLN	CA-CB	-13.10	1.25	1.53
4	1-X	208	GLN	CA-CB	-13.09	1.25	1.53
4	1-F	208	GLN	CA-CB	-13.09	1.25	1.53
4	1-L	208	GLN	CA-CB	-13.08	1.25	1.53
4	1-R	459	LEU	CA-C	13.08	1.86	1.52
4	4-F	459	LEU	CA-C	13.08	1.86	1.52
4	5-F	459	LEU	CA-C	13.08	1.86	1.52
4	6-F	459	LEU	CA-C	13.08	1.86	1.52
4	7-F	459	LEU	CA-C	13.08	1.86	1.52
4	8-F	459	LEU	CA-C	13.08	1.86	1.52
4	1-F	459	LEU	CA-C	13.08	1.86	1.52
4	2-F	459	LEU	CA-C	13.08	1.86	1.52
4	3-F	459	LEU	CA-C	13.08	1.86	1.52
4	2-R	459	LEU	CA-C	13.07	1.86	1.52
4	3-R	459	LEU	CA-C	13.07	1.86	1.52
4	3-X	459	LEU	CA-C	13.06	1.86	1.52
4	8-X	459	LEU	CA-C	13.06	1.86	1.52
4	1-X	459	LEU	CA-C	13.06	1.86	1.52
4	3-L	459	LEU	CA-C	13.05	1.86	1.52
4	8-L	459	LEU	CA-C	13.05	1.86	1.52
4	2-L	459	LEU	CA-C	13.05	1.86	1.52
4	2-X	459	LEU	CA-C	13.05	1.86	1.52
4	4-L	459	LEU	CA-C	13.05	1.86	1.52
4	4-R	402	ALA	CA-CB	-13.05	1.25	1.52
4	4-X	459	LEU	CA-C	13.05	1.86	1.52

Continued on next page...

Continued from previous page...

Mol	Chain	Res	Type	Atoms	Z	Observed(Å)	Ideal(Å)
4	5-L	459	LEU	CA-C	13.05	1.86	1.52
4	5-R	402	ALA	CA-CB	-13.05	1.25	1.52
4	5-X	459	LEU	CA-C	13.05	1.86	1.52
4	6-L	459	LEU	CA-C	13.05	1.86	1.52
4	6-R	402	ALA	CA-CB	-13.05	1.25	1.52
4	6-X	459	LEU	CA-C	13.05	1.86	1.52
4	7-L	459	LEU	CA-C	13.05	1.86	1.52
4	7-R	402	ALA	CA-CB	-13.05	1.25	1.52
4	7-X	459	LEU	CA-C	13.05	1.86	1.52
4	8-R	402	ALA	CA-CB	-13.05	1.25	1.52
4	4-R	459	LEU	CA-C	13.04	1.86	1.52
4	5-R	459	LEU	CA-C	13.04	1.86	1.52
4	6-R	459	LEU	CA-C	13.04	1.86	1.52
4	7-R	459	LEU	CA-C	13.04	1.86	1.52
4	8-R	459	LEU	CA-C	13.04	1.86	1.52
4	1-F	211	GLU	CA-C	-13.04	1.19	1.52
4	1-F	445	GLY	N-CA	-13.04	1.26	1.46
4	1-L	402	ALA	CA-CB	-13.04	1.25	1.52
4	1-L	459	LEU	CA-C	13.04	1.86	1.52
4	3-L	402	ALA	CA-CB	-13.03	1.25	1.52
4	8-L	402	ALA	CA-CB	-13.03	1.25	1.52
4	1-X	402	ALA	CA-CB	-13.03	1.25	1.52
4	4-F	402	ALA	CA-CB	-13.02	1.25	1.52
4	5-F	402	ALA	CA-CB	-13.02	1.25	1.52
4	6-F	402	ALA	CA-CB	-13.02	1.25	1.52
4	7-F	402	ALA	CA-CB	-13.02	1.25	1.52
4	8-F	402	ALA	CA-CB	-13.02	1.25	1.52
4	2-R	402	ALA	CA-CB	-13.02	1.25	1.52
4	3-R	402	ALA	CA-CB	-13.02	1.25	1.52
4	3-X	402	ALA	CA-CB	-13.02	1.25	1.52
4	8-X	402	ALA	CA-CB	-13.02	1.25	1.52
4	1-X	211	GLU	CA-C	-13.01	1.19	1.52
4	2-F	402	ALA	CA-CB	-13.01	1.25	1.52
4	2-X	454	TYR	C-N	13.01	1.64	1.34
4	3-F	402	ALA	CA-CB	-13.01	1.25	1.52
4	4-X	454	TYR	C-N	13.01	1.64	1.34
4	5-X	454	TYR	C-N	13.01	1.64	1.34
4	6-X	454	TYR	C-N	13.01	1.64	1.34
4	7-X	454	TYR	C-N	13.01	1.64	1.34
4	1-F	454	TYR	C-N	13.01	1.64	1.34
4	1-R	454	TYR	C-N	13.01	1.64	1.34
4	1-R	211	GLU	CA-C	-13.01	1.19	1.52

Continued on next page...

Continued from previous page...

Mol	Chain	Res	Type	Atoms	Z	Observed(Å)	Ideal(Å)
4	2-R	454	TYR	C-N	13.01	1.64	1.34
4	3-R	454	TYR	C-N	13.01	1.64	1.34
4	4-F	454	TYR	C-N	13.01	1.64	1.34
4	5-F	454	TYR	C-N	13.01	1.64	1.34
4	6-F	454	TYR	C-N	13.01	1.64	1.34
4	7-F	454	TYR	C-N	13.01	1.64	1.34
4	8-F	454	TYR	C-N	13.01	1.64	1.34
4	1-F	402	ALA	CA-CB	-13.00	1.25	1.52
4	2-L	402	ALA	CA-CB	-13.00	1.25	1.52
4	4-L	402	ALA	CA-CB	-13.00	1.25	1.52
4	5-L	402	ALA	CA-CB	-13.00	1.25	1.52
4	6-L	402	ALA	CA-CB	-13.00	1.25	1.52
4	7-L	402	ALA	CA-CB	-13.00	1.25	1.52
4	1-L	454	TYR	C-N	13.00	1.64	1.34
4	2-X	402	ALA	CA-CB	-13.00	1.25	1.52
4	4-X	402	ALA	CA-CB	-13.00	1.25	1.52
4	6-X	402	ALA	CA-CB	-13.00	1.25	1.52
4	2-R	445	GLY	N-CA	-13.00	1.26	1.46
4	3-R	445	GLY	N-CA	-13.00	1.26	1.46
4	3-X	445	GLY	N-CA	-13.00	1.26	1.46
4	5-X	402	ALA	CA-CB	-13.00	1.25	1.52
4	7-X	402	ALA	CA-CB	-13.00	1.25	1.52
4	8-X	445	GLY	N-CA	-13.00	1.26	1.46
4	2-L	445	GLY	N-CA	-13.00	1.26	1.46
4	3-L	454	TYR	C-N	13.00	1.64	1.34
4	4-L	445	GLY	N-CA	-13.00	1.26	1.46
4	5-L	445	GLY	N-CA	-13.00	1.26	1.46
4	6-L	445	GLY	N-CA	-13.00	1.26	1.46
4	7-L	445	GLY	N-CA	-13.00	1.26	1.46
4	3-X	454	TYR	C-N	13.00	1.64	1.34
4	8-L	454	TYR	C-N	13.00	1.64	1.34
4	8-X	454	TYR	C-N	13.00	1.64	1.34
4	1-R	402	ALA	CA-CB	-12.99	1.25	1.52
4	1-L	211	GLU	CA-C	-12.99	1.19	1.52
4	2-X	445	GLY	N-CA	-12.99	1.26	1.46
4	4-R	454	TYR	C-N	12.99	1.64	1.34
4	4-X	445	GLY	N-CA	-12.99	1.26	1.46
4	5-R	454	TYR	C-N	12.99	1.64	1.34
4	5-X	445	GLY	N-CA	-12.99	1.26	1.46
4	6-R	454	TYR	C-N	12.99	1.64	1.34
4	6-X	445	GLY	N-CA	-12.99	1.26	1.46
4	7-R	454	TYR	C-N	12.99	1.64	1.34

Continued on next page...

Continued from previous page...

Mol	Chain	Res	Type	Atoms	Z	Observed(Å)	Ideal(Å)
4	7-X	445	GLY	N-CA	-12.99	1.26	1.46
4	8-R	454	TYR	C-N	12.99	1.64	1.34
4	1-X	445	GLY	N-CA	-12.99	1.26	1.46
4	2-F	445	GLY	N-CA	-12.99	1.26	1.46
4	3-F	445	GLY	N-CA	-12.99	1.26	1.46
4	2-F	454	TYR	C-N	12.98	1.63	1.34
4	3-F	454	TYR	C-N	12.98	1.63	1.34
4	1-R	445	GLY	N-CA	-12.97	1.26	1.46
4	2-L	454	TYR	C-N	12.97	1.63	1.34
4	4-L	454	TYR	C-N	12.97	1.63	1.34
4	5-L	454	TYR	C-N	12.97	1.63	1.34
4	6-L	454	TYR	C-N	12.97	1.63	1.34
4	7-L	454	TYR	C-N	12.97	1.63	1.34
4	3-L	445	GLY	N-CA	-12.96	1.26	1.46
4	4-R	445	GLY	N-CA	-12.96	1.26	1.46
4	5-R	445	GLY	N-CA	-12.96	1.26	1.46
4	6-R	445	GLY	N-CA	-12.96	1.26	1.46
4	7-R	445	GLY	N-CA	-12.96	1.26	1.46
4	8-L	445	GLY	N-CA	-12.96	1.26	1.46
4	8-R	445	GLY	N-CA	-12.96	1.26	1.46
4	1-X	454	TYR	C-N	12.95	1.63	1.34
4	1-L	445	GLY	N-CA	-12.92	1.26	1.46
4	4-F	445	GLY	N-CA	-12.92	1.26	1.46
4	5-F	445	GLY	N-CA	-12.92	1.26	1.46
4	6-F	445	GLY	N-CA	-12.92	1.26	1.46
4	7-F	445	GLY	N-CA	-12.92	1.26	1.46
4	8-F	445	GLY	N-CA	-12.92	1.26	1.46
6	1-Z	381	LYS	N-CA	12.79	1.72	1.46
4	2-X	450	GLU	N-CA	12.79	1.72	1.46
4	4-X	450	GLU	N-CA	12.79	1.72	1.46
4	5-X	450	GLU	N-CA	12.79	1.72	1.46
4	6-X	450	GLU	N-CA	12.79	1.72	1.46
4	7-X	450	GLU	N-CA	12.79	1.72	1.46
4	1-L	450	GLU	N-CA	12.78	1.72	1.46
4	4-F	450	GLU	N-CA	12.78	1.72	1.46
4	5-F	450	GLU	N-CA	12.78	1.72	1.46
4	6-F	450	GLU	N-CA	12.78	1.72	1.46
4	7-F	450	GLU	N-CA	12.78	1.72	1.46
4	8-F	450	GLU	N-CA	12.78	1.72	1.46
4	1-F	450	GLU	N-CA	12.77	1.71	1.46
6	4-H	381	LYS	N-CA	12.75	1.71	1.46
6	5-H	381	LYS	N-CA	12.75	1.71	1.46

Continued on next page...

Continued from previous page...

Mol	Chain	Res	Type	Atoms	Z	Observed(Å)	Ideal(Å)
6	6-H	381	LYS	N-CA	12.75	1.71	1.46
6	7-H	381	LYS	N-CA	12.75	1.71	1.46
6	8-H	381	LYS	N-CA	12.75	1.71	1.46
6	1-H	381	LYS	N-CA	12.75	1.71	1.46
4	1-L	455	ILE	CA-CB	12.75	1.84	1.54
4	1-X	455	ILE	CA-CB	12.74	1.84	1.54
6	2-H	381	LYS	N-CA	12.74	1.71	1.46
6	3-H	381	LYS	N-CA	12.74	1.71	1.46
4	4-R	450	GLU	N-CA	12.74	1.71	1.46
4	5-R	450	GLU	N-CA	12.74	1.71	1.46
4	6-R	450	GLU	N-CA	12.74	1.71	1.46
4	7-R	450	GLU	N-CA	12.74	1.71	1.46
4	8-R	450	GLU	N-CA	12.74	1.71	1.46
4	2-R	450	GLU	N-CA	12.74	1.71	1.46
6	2-T	381	LYS	N-CA	12.74	1.71	1.46
6	2-Z	381	LYS	N-CA	12.74	1.71	1.46
4	3-R	450	GLU	N-CA	12.74	1.71	1.46
6	3-T	381	LYS	N-CA	12.74	1.71	1.46
6	4-Z	381	LYS	N-CA	12.74	1.71	1.46
6	5-Z	381	LYS	N-CA	12.74	1.71	1.46
6	6-Z	381	LYS	N-CA	12.74	1.71	1.46
6	7-Z	381	LYS	N-CA	12.74	1.71	1.46
4	2-F	450	GLU	N-CA	12.74	1.71	1.46
4	2-L	450	GLU	N-CA	12.74	1.71	1.46
4	3-F	450	GLU	N-CA	12.74	1.71	1.46
4	4-L	450	GLU	N-CA	12.74	1.71	1.46
4	5-L	450	GLU	N-CA	12.74	1.71	1.46
4	6-L	450	GLU	N-CA	12.74	1.71	1.46
4	7-L	450	GLU	N-CA	12.74	1.71	1.46
6	2-N	381	LYS	N-CA	12.74	1.71	1.46
4	3-L	450	GLU	N-CA	12.74	1.71	1.46
6	4-N	381	LYS	N-CA	12.74	1.71	1.46
6	5-N	381	LYS	N-CA	12.74	1.71	1.46
6	6-N	381	LYS	N-CA	12.74	1.71	1.46
6	7-N	381	LYS	N-CA	12.74	1.71	1.46
4	3-X	450	GLU	N-CA	12.74	1.71	1.46
4	8-L	450	GLU	N-CA	12.74	1.71	1.46
4	8-X	450	GLU	N-CA	12.74	1.71	1.46
4	1-R	455	ILE	CA-CB	12.73	1.84	1.54
4	1-F	251	GLY	N-CA	-12.73	1.26	1.46
4	1-R	210	VAL	CA-CB	-12.73	1.28	1.54
6	1-T	381	LYS	N-CA	12.73	1.71	1.46

Continued on next page...

Continued from previous page...

Mol	Chain	Res	Type	Atoms	Z	Observed(Å)	Ideal(Å)
4	2-X	455	ILE	CA-CB	12.73	1.84	1.54
6	3-N	381	LYS	N-CA	12.73	1.71	1.46
4	4-X	455	ILE	CA-CB	12.73	1.84	1.54
4	5-X	455	ILE	CA-CB	12.73	1.84	1.54
4	6-X	455	ILE	CA-CB	12.73	1.84	1.54
4	7-X	455	ILE	CA-CB	12.73	1.84	1.54
6	8-N	381	LYS	N-CA	12.73	1.71	1.46
6	3-Z	381	LYS	N-CA	12.73	1.71	1.46
6	8-Z	381	LYS	N-CA	12.73	1.71	1.46
6	4-T	381	LYS	N-CA	12.72	1.71	1.46
6	5-T	381	LYS	N-CA	12.72	1.71	1.46
6	6-T	381	LYS	N-CA	12.72	1.71	1.46
6	7-T	381	LYS	N-CA	12.72	1.71	1.46
6	8-T	381	LYS	N-CA	12.72	1.71	1.46
4	4-F	455	ILE	CA-CB	12.72	1.84	1.54
4	5-F	455	ILE	CA-CB	12.72	1.84	1.54
4	6-F	455	ILE	CA-CB	12.72	1.84	1.54
4	7-F	455	ILE	CA-CB	12.72	1.84	1.54
4	8-F	455	ILE	CA-CB	12.72	1.84	1.54
4	1-X	450	GLU	N-CA	12.72	1.71	1.46
4	2-F	455	ILE	CA-CB	12.71	1.84	1.54
4	2-L	455	ILE	CA-CB	12.71	1.84	1.54
4	2-R	455	ILE	CA-CB	12.71	1.84	1.54
4	3-F	455	ILE	CA-CB	12.71	1.84	1.54
4	3-L	455	ILE	CA-CB	12.71	1.84	1.54
4	3-R	455	ILE	CA-CB	12.71	1.84	1.54
4	4-L	455	ILE	CA-CB	12.71	1.84	1.54
4	5-L	455	ILE	CA-CB	12.71	1.84	1.54
4	6-L	455	ILE	CA-CB	12.71	1.84	1.54
4	7-L	455	ILE	CA-CB	12.71	1.84	1.54
4	8-L	455	ILE	CA-CB	12.71	1.84	1.54
4	1-R	450	GLU	N-CA	12.71	1.71	1.46
4	4-R	455	ILE	CA-CB	12.71	1.84	1.54
4	5-R	455	ILE	CA-CB	12.71	1.84	1.54
4	6-R	455	ILE	CA-CB	12.71	1.84	1.54
4	7-R	455	ILE	CA-CB	12.71	1.84	1.54
4	8-R	455	ILE	CA-CB	12.71	1.84	1.54
4	1-F	455	ILE	CA-CB	12.71	1.84	1.54
6	1-N	381	LYS	N-CA	12.70	1.71	1.46
4	3-X	455	ILE	CA-CB	12.69	1.84	1.54
4	8-X	455	ILE	CA-CB	12.69	1.84	1.54
5	1-G	405	SER	CA-CB	-12.69	1.33	1.52

Continued on next page...

Continued from previous page...

Mol	Chain	Res	Type	Atoms	Z	Observed(Å)	Ideal(Å)
4	1-X	210	VAL	CA-CB	-12.69	1.28	1.54
4	1-F	210	VAL	CA-CB	-12.65	1.28	1.54
4	1-L	210	VAL	CA-CB	-12.65	1.28	1.54
4	1-L	251	GLY	N-CA	-12.65	1.27	1.46
5	2-M	405	SER	CA-CB	-12.64	1.33	1.52
5	4-M	405	SER	CA-CB	-12.64	1.33	1.52
5	5-M	405	SER	CA-CB	-12.64	1.33	1.52
5	6-M	405	SER	CA-CB	-12.64	1.33	1.52
5	7-M	405	SER	CA-CB	-12.64	1.33	1.52
5	3-Y	405	SER	CA-CB	-12.64	1.33	1.52
5	4-S	405	SER	CA-CB	-12.64	1.33	1.52
5	5-S	405	SER	CA-CB	-12.64	1.33	1.52
5	6-S	405	SER	CA-CB	-12.64	1.33	1.52
5	7-S	405	SER	CA-CB	-12.64	1.33	1.52
5	8-S	405	SER	CA-CB	-12.64	1.33	1.52
5	8-Y	405	SER	CA-CB	-12.64	1.33	1.52
5	1-M	405	SER	CA-CB	-12.63	1.34	1.52
5	2-G	405	SER	CA-CB	-12.63	1.34	1.52
5	3-G	405	SER	CA-CB	-12.63	1.34	1.52
5	3-M	405	SER	CA-CB	-12.62	1.34	1.52
5	8-M	405	SER	CA-CB	-12.62	1.34	1.52
4	1-X	251	GLY	N-CA	-12.61	1.27	1.46
5	1-Y	405	SER	CA-CB	-12.61	1.34	1.52
5	2-S	405	SER	CA-CB	-12.60	1.34	1.52
5	3-S	405	SER	CA-CB	-12.60	1.34	1.52
5	2-G	343	ALA	CA-C	12.60	1.85	1.52
5	3-G	343	ALA	CA-C	12.60	1.85	1.52
5	4-G	405	SER	CA-CB	-12.59	1.34	1.52
5	5-G	405	SER	CA-CB	-12.59	1.34	1.52
5	6-G	405	SER	CA-CB	-12.59	1.34	1.52
5	7-G	405	SER	CA-CB	-12.59	1.34	1.52
5	8-G	405	SER	CA-CB	-12.59	1.34	1.52
5	1-M	343	ALA	CA-C	12.59	1.85	1.52
5	3-M	343	ALA	CA-C	12.59	1.85	1.52
5	3-Y	343	ALA	CA-C	12.59	1.85	1.52
5	8-M	343	ALA	CA-C	12.59	1.85	1.52
5	8-Y	343	ALA	CA-C	12.59	1.85	1.52
4	1-R	251	GLY	N-CA	-12.57	1.27	1.46
5	1-S	405	SER	CA-CB	-12.57	1.34	1.52
5	1-Y	343	ALA	CA-C	12.57	1.85	1.52
5	1-S	343	ALA	CA-C	12.57	1.85	1.52
5	4-S	343	ALA	CA-C	12.57	1.85	1.52

Continued on next page...

Continued from previous page...

Mol	Chain	Res	Type	Atoms	Z	Observed(Å)	Ideal(Å)
5	5-S	343	ALA	CA-C	12.57	1.85	1.52
5	6-S	343	ALA	CA-C	12.57	1.85	1.52
5	7-S	343	ALA	CA-C	12.57	1.85	1.52
5	8-S	343	ALA	CA-C	12.57	1.85	1.52
5	2-Y	405	SER	CA-CB	-12.56	1.34	1.52
5	4-Y	405	SER	CA-CB	-12.56	1.34	1.52
5	5-Y	405	SER	CA-CB	-12.56	1.34	1.52
5	6-Y	405	SER	CA-CB	-12.56	1.34	1.52
5	7-Y	405	SER	CA-CB	-12.56	1.34	1.52
4	2-F	367	THR	CA-C	12.56	1.85	1.52
4	3-F	367	THR	CA-C	12.56	1.85	1.52
4	4-R	367	THR	CA-C	12.56	1.85	1.52
4	5-R	367	THR	CA-C	12.56	1.85	1.52
4	6-R	367	THR	CA-C	12.56	1.85	1.52
4	7-R	367	THR	CA-C	12.56	1.85	1.52
4	8-R	367	THR	CA-C	12.56	1.85	1.52
5	4-G	343	ALA	CA-C	12.55	1.85	1.52
5	5-G	343	ALA	CA-C	12.55	1.85	1.52
5	6-G	343	ALA	CA-C	12.55	1.85	1.52
5	7-G	343	ALA	CA-C	12.55	1.85	1.52
5	8-G	343	ALA	CA-C	12.55	1.85	1.52
4	1-L	367	THR	CA-C	12.55	1.85	1.52
5	2-Y	343	ALA	CA-C	12.55	1.85	1.52
5	4-Y	343	ALA	CA-C	12.55	1.85	1.52
5	5-Y	343	ALA	CA-C	12.55	1.85	1.52
5	6-Y	343	ALA	CA-C	12.55	1.85	1.52
5	7-Y	343	ALA	CA-C	12.55	1.85	1.52
5	2-S	343	ALA	CA-C	12.55	1.85	1.52
5	3-S	343	ALA	CA-C	12.55	1.85	1.52
4	3-L	367	THR	CA-C	12.54	1.85	1.52
4	3-X	367	THR	CA-C	12.54	1.85	1.52
4	8-L	367	THR	CA-C	12.54	1.85	1.52
4	8-X	367	THR	CA-C	12.54	1.85	1.52
5	2-M	343	ALA	CA-C	12.54	1.85	1.52
5	4-M	343	ALA	CA-C	12.54	1.85	1.52
5	5-M	343	ALA	CA-C	12.54	1.85	1.52
5	6-M	343	ALA	CA-C	12.54	1.85	1.52
5	7-M	343	ALA	CA-C	12.54	1.85	1.52
5	1-G	343	ALA	CA-C	12.54	1.85	1.52
4	1-R	367	THR	CA-C	12.54	1.85	1.52
4	1-X	367	THR	CA-C	12.54	1.85	1.52
4	2-X	367	THR	CA-C	12.53	1.85	1.52

Continued on next page...

Continued from previous page...

Mol	Chain	Res	Type	Atoms	Z	Observed(Å)	Ideal(Å)
4	4-X	367	THR	CA-C	12.53	1.85	1.52
4	5-X	367	THR	CA-C	12.53	1.85	1.52
4	6-X	367	THR	CA-C	12.53	1.85	1.52
4	7-X	367	THR	CA-C	12.53	1.85	1.52
4	2-R	367	THR	CA-C	12.53	1.85	1.52
4	3-R	367	THR	CA-C	12.53	1.85	1.52
4	2-L	367	THR	CA-C	12.53	1.85	1.52
4	4-L	367	THR	CA-C	12.53	1.85	1.52
4	5-L	367	THR	CA-C	12.53	1.85	1.52
4	6-L	367	THR	CA-C	12.53	1.85	1.52
4	7-L	367	THR	CA-C	12.53	1.85	1.52
4	1-F	367	THR	CA-C	12.51	1.85	1.52
4	4-F	367	THR	CA-C	12.51	1.85	1.52
4	5-F	367	THR	CA-C	12.51	1.85	1.52
4	6-F	367	THR	CA-C	12.51	1.85	1.52
4	7-F	367	THR	CA-C	12.51	1.85	1.52
4	8-F	367	THR	CA-C	12.51	1.85	1.52
6	1-N	413	LEU	N-CA	-12.39	1.21	1.46
6	2-Z	413	LEU	N-CA	-12.39	1.21	1.46
6	4-Z	413	LEU	N-CA	-12.39	1.21	1.46
6	5-Z	413	LEU	N-CA	-12.39	1.21	1.46
6	6-Z	413	LEU	N-CA	-12.39	1.21	1.46
6	7-Z	413	LEU	N-CA	-12.39	1.21	1.46
6	3-N	413	LEU	N-CA	-12.38	1.21	1.46
6	8-N	413	LEU	N-CA	-12.38	1.21	1.46
6	4-H	413	LEU	N-CA	-12.38	1.21	1.46
6	5-H	413	LEU	N-CA	-12.38	1.21	1.46
6	6-H	413	LEU	N-CA	-12.38	1.21	1.46
6	7-H	413	LEU	N-CA	-12.38	1.21	1.46
6	8-H	413	LEU	N-CA	-12.38	1.21	1.46
5	1-M	344	ASP	CA-C	-12.36	1.20	1.52
6	1-Z	413	LEU	N-CA	-12.36	1.21	1.46
6	2-H	413	LEU	N-CA	-12.36	1.21	1.46
6	3-H	413	LEU	N-CA	-12.36	1.21	1.46
6	4-T	413	LEU	N-CA	-12.35	1.21	1.46
6	5-T	413	LEU	N-CA	-12.35	1.21	1.46
6	6-T	413	LEU	N-CA	-12.35	1.21	1.46
6	7-T	413	LEU	N-CA	-12.35	1.21	1.46
6	8-T	413	LEU	N-CA	-12.35	1.21	1.46
6	1-H	413	LEU	N-CA	-12.34	1.21	1.46
6	2-T	413	LEU	N-CA	-12.34	1.21	1.46
6	3-T	413	LEU	N-CA	-12.34	1.21	1.46

Continued on next page...

Continued from previous page...

Mol	Chain	Res	Type	Atoms	Z	Observed(Å)	Ideal(Å)
6	2-N	413	LEU	N-CA	-12.33	1.21	1.46
6	4-N	413	LEU	N-CA	-12.33	1.21	1.46
6	5-N	413	LEU	N-CA	-12.33	1.21	1.46
6	6-N	413	LEU	N-CA	-12.33	1.21	1.46
6	7-N	413	LEU	N-CA	-12.33	1.21	1.46
5	2-G	344	ASP	CA-C	-12.33	1.20	1.52
5	3-G	344	ASP	CA-C	-12.33	1.20	1.52
6	3-Z	413	LEU	N-CA	-12.33	1.21	1.46
6	8-Z	413	LEU	N-CA	-12.33	1.21	1.46
5	2-S	344	ASP	CA-C	-12.32	1.21	1.52
5	3-S	344	ASP	CA-C	-12.32	1.21	1.52
5	3-M	344	ASP	CA-C	-12.32	1.21	1.52
5	8-M	344	ASP	CA-C	-12.32	1.21	1.52
5	4-G	344	ASP	CA-C	-12.32	1.21	1.52
5	5-G	344	ASP	CA-C	-12.32	1.21	1.52
5	6-G	344	ASP	CA-C	-12.32	1.21	1.52
5	7-G	344	ASP	CA-C	-12.32	1.21	1.52
5	8-G	344	ASP	CA-C	-12.32	1.21	1.52
5	1-G	344	ASP	CA-C	-12.31	1.21	1.52
5	1-S	344	ASP	CA-C	-12.31	1.21	1.52
5	2-M	344	ASP	CA-C	-12.31	1.21	1.52
5	4-M	344	ASP	CA-C	-12.31	1.21	1.52
5	5-M	344	ASP	CA-C	-12.31	1.21	1.52
5	6-M	344	ASP	CA-C	-12.31	1.21	1.52
5	7-M	344	ASP	CA-C	-12.31	1.21	1.52
6	1-N	494	LEU	CA-C	-12.30	1.21	1.52
6	1-T	413	LEU	N-CA	-12.30	1.21	1.46
6	2-H	494	LEU	CA-C	-12.30	1.21	1.52
6	3-H	494	LEU	CA-C	-12.30	1.21	1.52
5	1-Y	344	ASP	CA-C	-12.29	1.21	1.52
6	2-N	494	LEU	CA-C	-12.29	1.21	1.52
6	4-N	494	LEU	CA-C	-12.29	1.21	1.52
6	5-N	494	LEU	CA-C	-12.29	1.21	1.52
6	6-N	494	LEU	CA-C	-12.29	1.21	1.52
6	7-N	494	LEU	CA-C	-12.29	1.21	1.52
5	4-S	344	ASP	CA-C	-12.29	1.21	1.52
5	5-S	344	ASP	CA-C	-12.29	1.21	1.52
5	6-S	344	ASP	CA-C	-12.29	1.21	1.52
5	7-S	344	ASP	CA-C	-12.29	1.21	1.52
5	8-S	344	ASP	CA-C	-12.29	1.21	1.52
6	1-H	494	LEU	CA-C	-12.29	1.21	1.52
5	2-Y	344	ASP	CA-C	-12.29	1.21	1.52

Continued on next page...

Continued from previous page...

Mol	Chain	Res	Type	Atoms	Z	Observed(Å)	Ideal(Å)
5	4-Y	344	ASP	CA-C	-12.29	1.21	1.52
5	5-Y	344	ASP	CA-C	-12.29	1.21	1.52
5	6-Y	344	ASP	CA-C	-12.29	1.21	1.52
5	7-Y	344	ASP	CA-C	-12.29	1.21	1.52
5	3-Y	344	ASP	CA-C	-12.28	1.21	1.52
5	8-Y	344	ASP	CA-C	-12.28	1.21	1.52
6	3-N	494	LEU	CA-C	-12.28	1.21	1.52
6	8-N	494	LEU	CA-C	-12.28	1.21	1.52
6	4-H	494	LEU	CA-C	-12.28	1.21	1.52
6	5-H	494	LEU	CA-C	-12.28	1.21	1.52
6	6-H	494	LEU	CA-C	-12.28	1.21	1.52
6	7-H	494	LEU	CA-C	-12.28	1.21	1.52
6	8-H	494	LEU	CA-C	-12.28	1.21	1.52
6	2-T	494	LEU	CA-C	-12.28	1.21	1.52
6	2-Z	494	LEU	CA-C	-12.28	1.21	1.52
6	3-T	494	LEU	CA-C	-12.28	1.21	1.52
4	3-X	299	ASN	CA-C	12.28	1.84	1.52
6	4-Z	494	LEU	CA-C	-12.28	1.21	1.52
6	5-Z	494	LEU	CA-C	-12.28	1.21	1.52
6	6-Z	494	LEU	CA-C	-12.28	1.21	1.52
6	7-Z	494	LEU	CA-C	-12.28	1.21	1.52
4	8-X	299	ASN	CA-C	12.28	1.84	1.52
4	2-X	299	ASN	CA-C	12.27	1.84	1.52
6	3-Z	494	LEU	CA-C	-12.27	1.21	1.52
4	4-X	299	ASN	CA-C	12.27	1.84	1.52
4	5-X	299	ASN	CA-C	12.27	1.84	1.52
4	6-X	299	ASN	CA-C	12.27	1.84	1.52
4	7-X	299	ASN	CA-C	12.27	1.84	1.52
6	8-Z	494	LEU	CA-C	-12.27	1.21	1.52
4	1-L	299	ASN	CA-C	12.27	1.84	1.52
4	2-L	299	ASN	CA-C	12.27	1.84	1.52
4	4-L	299	ASN	CA-C	12.27	1.84	1.52
4	5-L	299	ASN	CA-C	12.27	1.84	1.52
4	6-L	299	ASN	CA-C	12.27	1.84	1.52
4	7-L	299	ASN	CA-C	12.27	1.84	1.52
6	4-T	494	LEU	CA-C	-12.27	1.21	1.52
6	5-T	494	LEU	CA-C	-12.27	1.21	1.52
6	6-T	494	LEU	CA-C	-12.27	1.21	1.52
6	7-T	494	LEU	CA-C	-12.27	1.21	1.52
6	8-T	494	LEU	CA-C	-12.27	1.21	1.52
4	1-F	299	ASN	CA-C	12.26	1.84	1.52
4	1-R	299	ASN	CA-C	12.26	1.84	1.52

Continued on next page...

Continued from previous page...

Mol	Chain	Res	Type	Atoms	Z	Observed(Å)	Ideal(Å)
4	1-X	299	ASN	CA-C	12.26	1.84	1.52
6	1-Z	494	LEU	CA-C	-12.26	1.21	1.52
4	2-R	299	ASN	CA-C	12.26	1.84	1.52
4	3-R	299	ASN	CA-C	12.26	1.84	1.52
4	3-L	299	ASN	CA-C	12.25	1.84	1.52
4	8-L	299	ASN	CA-C	12.25	1.84	1.52
4	4-F	299	ASN	CA-C	12.25	1.84	1.52
4	5-F	299	ASN	CA-C	12.25	1.84	1.52
4	6-F	299	ASN	CA-C	12.25	1.84	1.52
4	7-F	299	ASN	CA-C	12.25	1.84	1.52
4	8-F	299	ASN	CA-C	12.25	1.84	1.52
6	1-T	494	LEU	CA-C	-12.24	1.21	1.52
4	4-R	299	ASN	CA-C	12.24	1.84	1.52
4	5-R	299	ASN	CA-C	12.24	1.84	1.52
4	6-R	299	ASN	CA-C	12.24	1.84	1.52
4	7-R	299	ASN	CA-C	12.24	1.84	1.52
4	8-R	299	ASN	CA-C	12.24	1.84	1.52
2	3-U	15	GLN	CA-C	12.24	1.84	1.52
2	4-O	15	GLN	CA-C	12.24	1.84	1.52
2	5-O	15	GLN	CA-C	12.24	1.84	1.52
2	6-O	15	GLN	CA-C	12.24	1.84	1.52
2	7-O	15	GLN	CA-C	12.24	1.84	1.52
2	8-O	15	GLN	CA-C	12.24	1.84	1.52
2	8-U	15	GLN	CA-C	12.24	1.84	1.52
2	1-O	15	GLN	CA-C	12.23	1.84	1.52
4	2-F	299	ASN	CA-C	12.23	1.84	1.52
4	3-F	299	ASN	CA-C	12.23	1.84	1.52
2	4-C	15	GLN	CA-C	12.22	1.84	1.52
2	5-C	15	GLN	CA-C	12.22	1.84	1.52
2	6-C	15	GLN	CA-C	12.22	1.84	1.52
2	7-C	15	GLN	CA-C	12.22	1.84	1.52
2	8-C	15	GLN	CA-C	12.22	1.84	1.52
2	2-U	15	GLN	CA-C	12.22	1.84	1.52
2	4-U	15	GLN	CA-C	12.22	1.84	1.52
2	5-U	15	GLN	CA-C	12.22	1.84	1.52
2	6-U	15	GLN	CA-C	12.22	1.84	1.52
2	7-U	15	GLN	CA-C	12.22	1.84	1.52
2	3-I	15	GLN	CA-C	12.21	1.84	1.52
2	8-I	15	GLN	CA-C	12.21	1.84	1.52
2	1-C	15	GLN	CA-C	12.21	1.84	1.52
2	1-I	15	GLN	CA-C	12.20	1.84	1.52
2	2-C	15	GLN	CA-C	12.20	1.84	1.52

Continued on next page...

Continued from previous page...

Mol	Chain	Res	Type	Atoms	Z	Observed(Å)	Ideal(Å)
2	2-I	15	GLN	CA-C	12.21	1.84	1.52
2	3-C	15	GLN	CA-C	12.20	1.84	1.52
2	4-I	15	GLN	CA-C	12.21	1.84	1.52
2	5-I	15	GLN	CA-C	12.21	1.84	1.52
2	6-I	15	GLN	CA-C	12.21	1.84	1.52
2	7-I	15	GLN	CA-C	12.21	1.84	1.52
2	1-U	15	GLN	CA-C	12.20	1.84	1.52
2	2-O	15	GLN	CA-C	12.19	1.84	1.52
2	3-O	15	GLN	CA-C	12.19	1.84	1.52
4	1-L	229	GLY	N-CA	12.09	1.64	1.46
4	1-F	221	GLN	C-N	12.07	1.61	1.34
4	1-F	229	GLY	N-CA	12.06	1.64	1.46
4	1-X	221	GLN	C-N	12.06	1.61	1.34
4	1-R	229	GLY	N-CA	12.05	1.64	1.46
4	1-L	221	GLN	C-N	12.03	1.61	1.34
4	1-R	221	GLN	C-N	12.03	1.61	1.34
4	1-X	229	GLY	N-CA	12.03	1.64	1.46
4	3-X	454	TYR	CA-C	11.91	1.83	1.52
4	8-X	454	TYR	CA-C	11.91	1.83	1.52
4	2-F	454	TYR	CA-C	11.90	1.83	1.52
4	3-F	454	TYR	CA-C	11.90	1.83	1.52
4	1-R	454	TYR	CA-C	11.90	1.83	1.52
4	4-F	454	TYR	CA-C	11.89	1.83	1.52
4	5-F	454	TYR	CA-C	11.89	1.83	1.52
4	6-F	454	TYR	CA-C	11.89	1.83	1.52
4	7-F	454	TYR	CA-C	11.89	1.83	1.52
4	8-F	454	TYR	CA-C	11.89	1.83	1.52
4	1-X	454	TYR	CA-C	11.89	1.83	1.52
4	4-R	454	TYR	CA-C	11.89	1.83	1.52
4	5-R	454	TYR	CA-C	11.89	1.83	1.52
4	6-R	454	TYR	CA-C	11.89	1.83	1.52
4	7-R	454	TYR	CA-C	11.89	1.83	1.52
4	8-R	454	TYR	CA-C	11.89	1.83	1.52
4	2-L	454	TYR	CA-C	11.88	1.83	1.52
4	2-X	454	TYR	CA-C	11.88	1.83	1.52
4	4-L	454	TYR	CA-C	11.88	1.83	1.52
4	4-X	454	TYR	CA-C	11.88	1.83	1.52
4	5-L	454	TYR	CA-C	11.88	1.83	1.52
4	5-X	454	TYR	CA-C	11.88	1.83	1.52
4	6-L	454	TYR	CA-C	11.88	1.83	1.52
4	6-X	454	TYR	CA-C	11.88	1.83	1.52
4	7-L	454	TYR	CA-C	11.88	1.83	1.52

Continued on next page...

Continued from previous page...

Mol	Chain	Res	Type	Atoms	Z	Observed(Å)	Ideal(Å)
4	7-X	454	TYR	CA-C	11.88	1.83	1.52
4	2-R	454	TYR	CA-C	11.88	1.83	1.52
4	3-R	454	TYR	CA-C	11.88	1.83	1.52
6	1-H	408	SER	CA-C	-11.87	1.22	1.52
4	3-L	454	TYR	CA-C	11.87	1.83	1.52
4	8-L	454	TYR	CA-C	11.87	1.83	1.52
4	1-L	454	TYR	CA-C	11.87	1.83	1.52
4	1-F	454	TYR	CA-C	11.87	1.83	1.52
6	2-Z	408	SER	CA-C	-11.86	1.22	1.52
6	4-Z	408	SER	CA-C	-11.86	1.22	1.52
6	5-Z	408	SER	CA-C	-11.86	1.22	1.52
6	6-Z	408	SER	CA-C	-11.86	1.22	1.52
6	7-Z	408	SER	CA-C	-11.86	1.22	1.52
6	4-H	408	SER	CA-C	-11.85	1.22	1.52
6	5-H	408	SER	CA-C	-11.85	1.22	1.52
6	6-H	408	SER	CA-C	-11.85	1.22	1.52
6	7-H	408	SER	CA-C	-11.85	1.22	1.52
6	8-H	408	SER	CA-C	-11.85	1.22	1.52
6	3-N	408	SER	CA-C	-11.85	1.22	1.52
6	8-N	408	SER	CA-C	-11.85	1.22	1.52
6	1-T	408	SER	CA-C	-11.85	1.22	1.52
6	2-H	408	SER	CA-C	-11.85	1.22	1.52
6	3-H	408	SER	CA-C	-11.85	1.22	1.52
6	1-N	408	SER	CA-C	-11.84	1.22	1.52
6	2-N	408	SER	CA-C	-11.84	1.22	1.52
6	4-N	408	SER	CA-C	-11.84	1.22	1.52
6	5-N	408	SER	CA-C	-11.84	1.22	1.52
6	6-N	408	SER	CA-C	-11.84	1.22	1.52
6	7-N	408	SER	CA-C	-11.84	1.22	1.52
6	3-Z	408	SER	CA-C	-11.83	1.22	1.52
6	8-Z	408	SER	CA-C	-11.83	1.22	1.52
6	2-T	408	SER	CA-C	-11.82	1.22	1.52
6	3-T	408	SER	CA-C	-11.82	1.22	1.52
6	4-T	408	SER	CA-C	-11.82	1.22	1.52
6	5-T	408	SER	CA-C	-11.82	1.22	1.52
6	6-T	408	SER	CA-C	-11.82	1.22	1.52
6	7-T	408	SER	CA-C	-11.82	1.22	1.52
6	8-T	408	SER	CA-C	-11.82	1.22	1.52
6	1-Z	408	SER	CA-C	-11.82	1.22	1.52
6	1-H	497	ARG	N-CA	11.76	1.69	1.46
6	1-Z	497	ARG	N-CA	11.75	1.69	1.46
6	4-H	497	ARG	N-CA	11.73	1.69	1.46

Continued on next page...

Continued from previous page...

Mol	Chain	Res	Type	Atoms	Z	Observed(Å)	Ideal(Å)
6	5-H	497	ARG	N-CA	11.73	1.69	1.46
6	6-H	497	ARG	N-CA	11.73	1.69	1.46
6	7-H	497	ARG	N-CA	11.73	1.69	1.46
6	8-H	497	ARG	N-CA	11.73	1.69	1.46
6	4-T	497	ARG	N-CA	11.73	1.69	1.46
6	5-T	497	ARG	N-CA	11.73	1.69	1.46
6	6-T	497	ARG	N-CA	11.73	1.69	1.46
6	7-T	497	ARG	N-CA	11.73	1.69	1.46
6	8-T	497	ARG	N-CA	11.73	1.69	1.46
6	2-N	497	ARG	N-CA	11.73	1.69	1.46
6	4-N	497	ARG	N-CA	11.73	1.69	1.46
6	5-N	497	ARG	N-CA	11.73	1.69	1.46
6	6-N	497	ARG	N-CA	11.73	1.69	1.46
6	7-N	497	ARG	N-CA	11.73	1.69	1.46
6	3-N	497	ARG	N-CA	11.71	1.69	1.46
6	8-N	497	ARG	N-CA	11.71	1.69	1.46
6	3-Z	497	ARG	N-CA	11.71	1.69	1.46
6	8-Z	497	ARG	N-CA	11.71	1.69	1.46
6	1-N	497	ARG	N-CA	11.71	1.69	1.46
6	1-T	497	ARG	N-CA	11.71	1.69	1.46
6	2-H	497	ARG	N-CA	11.69	1.69	1.46
6	3-H	497	ARG	N-CA	11.69	1.69	1.46
6	2-T	497	ARG	N-CA	11.68	1.69	1.46
6	3-T	497	ARG	N-CA	11.68	1.69	1.46
6	2-Z	497	ARG	N-CA	11.68	1.69	1.46
6	4-Z	497	ARG	N-CA	11.68	1.69	1.46
6	5-Z	497	ARG	N-CA	11.68	1.69	1.46
6	6-Z	497	ARG	N-CA	11.68	1.69	1.46
6	7-Z	497	ARG	N-CA	11.68	1.69	1.46
5	1-Y	378	SER	C-N	11.66	1.60	1.34
5	1-M	378	SER	C-N	11.65	1.60	1.34
5	4-S	378	SER	C-N	11.64	1.60	1.34
5	5-S	378	SER	C-N	11.64	1.60	1.34
5	6-S	378	SER	C-N	11.64	1.60	1.34
5	7-S	378	SER	C-N	11.64	1.60	1.34
5	8-S	378	SER	C-N	11.64	1.60	1.34
5	5-G	378	SER	C-N	11.63	1.60	1.34
5	8-G	378	SER	C-N	11.63	1.60	1.34
5	2-Y	378	SER	C-N	11.63	1.60	1.34
5	3-Y	378	SER	C-N	11.63	1.60	1.34
5	4-G	378	SER	C-N	11.63	1.60	1.34
5	6-G	378	SER	C-N	11.63	1.60	1.34

Continued on next page...

Continued from previous page...

Mol	Chain	Res	Type	Atoms	Z	Observed(Å)	Ideal(Å)
5	7-G	378	SER	C-N	11.63	1.60	1.34
5	4-Y	378	SER	C-N	11.63	1.60	1.34
5	5-Y	378	SER	C-N	11.63	1.60	1.34
5	6-Y	378	SER	C-N	11.63	1.60	1.34
5	7-Y	378	SER	C-N	11.63	1.60	1.34
5	8-Y	378	SER	C-N	11.63	1.60	1.34
5	3-M	378	SER	C-N	11.62	1.60	1.34
5	8-M	378	SER	C-N	11.62	1.60	1.34
5	2-G	378	SER	C-N	11.61	1.60	1.34
5	3-G	378	SER	C-N	11.61	1.60	1.34
5	2-M	378	SER	C-N	11.61	1.60	1.34
5	2-S	378	SER	C-N	11.61	1.60	1.34
5	3-S	378	SER	C-N	11.61	1.60	1.34
5	4-M	378	SER	C-N	11.61	1.60	1.34
5	5-M	378	SER	C-N	11.61	1.60	1.34
5	6-M	378	SER	C-N	11.61	1.60	1.34
5	7-M	378	SER	C-N	11.61	1.60	1.34
5	1-G	378	SER	C-N	11.59	1.60	1.34
5	1-S	378	SER	C-N	11.59	1.60	1.34
5	3-Y	328	THR	CA-C	-11.56	1.22	1.52
5	8-Y	328	THR	CA-C	-11.56	1.22	1.52
5	2-G	328	THR	CA-C	-11.55	1.23	1.52
5	3-G	328	THR	CA-C	-11.55	1.23	1.52
5	1-G	328	THR	CA-C	-11.55	1.23	1.52
5	1-S	328	THR	CA-C	-11.55	1.23	1.52
5	2-S	328	THR	CA-C	-11.54	1.23	1.52
5	3-S	328	THR	CA-C	-11.54	1.23	1.52
5	2-Y	328	THR	CA-C	-11.53	1.23	1.52
5	4-Y	328	THR	CA-C	-11.53	1.23	1.52
5	5-Y	328	THR	CA-C	-11.53	1.23	1.52
5	6-Y	328	THR	CA-C	-11.53	1.23	1.52
5	7-Y	328	THR	CA-C	-11.53	1.23	1.52
5	3-M	328	THR	CA-C	-11.53	1.23	1.52
5	4-G	328	THR	CA-C	-11.53	1.23	1.52
5	5-G	328	THR	CA-C	-11.53	1.23	1.52
5	6-G	328	THR	CA-C	-11.53	1.23	1.52
5	7-G	328	THR	CA-C	-11.53	1.23	1.52
5	8-G	328	THR	CA-C	-11.53	1.23	1.52
5	8-M	328	THR	CA-C	-11.53	1.23	1.52
5	2-M	328	THR	CA-C	-11.53	1.23	1.52
5	4-M	328	THR	CA-C	-11.53	1.23	1.52
5	4-S	328	THR	CA-C	-11.53	1.23	1.52

Continued on next page...

Continued from previous page...

Mol	Chain	Res	Type	Atoms	Z	Observed(Å)	Ideal(Å)
5	5-M	328	THR	CA-C	-11.53	1.23	1.52
5	5-S	328	THR	CA-C	-11.53	1.23	1.52
5	6-M	328	THR	CA-C	-11.53	1.23	1.52
5	6-S	328	THR	CA-C	-11.53	1.23	1.52
5	7-M	328	THR	CA-C	-11.53	1.23	1.52
5	7-S	328	THR	CA-C	-11.53	1.23	1.52
5	8-S	328	THR	CA-C	-11.53	1.23	1.52
5	1-Y	328	THR	CA-C	-11.52	1.23	1.52
5	1-M	328	THR	CA-C	-11.52	1.23	1.52
6	2-N	374	SER	N-CA	-11.49	1.23	1.46
6	4-N	374	SER	N-CA	-11.49	1.23	1.46
6	5-N	374	SER	N-CA	-11.49	1.23	1.46
6	6-N	374	SER	N-CA	-11.49	1.23	1.46
6	7-N	374	SER	N-CA	-11.49	1.23	1.46
6	1-H	374	SER	N-CA	-11.47	1.23	1.46
6	2-T	374	SER	N-CA	-11.47	1.23	1.46
6	2-Z	374	SER	N-CA	-11.47	1.23	1.46
6	3-T	374	SER	N-CA	-11.47	1.23	1.46
6	4-Z	374	SER	N-CA	-11.47	1.23	1.46
6	5-Z	374	SER	N-CA	-11.47	1.23	1.46
6	6-Z	374	SER	N-CA	-11.47	1.23	1.46
6	7-Z	374	SER	N-CA	-11.47	1.23	1.46
6	1-N	374	SER	N-CA	-11.47	1.23	1.46
6	3-Z	374	SER	N-CA	-11.47	1.23	1.46
6	8-Z	374	SER	N-CA	-11.47	1.23	1.46
6	3-N	374	SER	N-CA	-11.45	1.23	1.46
6	8-N	374	SER	N-CA	-11.45	1.23	1.46
6	4-T	374	SER	N-CA	-11.45	1.23	1.46
6	5-T	374	SER	N-CA	-11.45	1.23	1.46
6	6-T	374	SER	N-CA	-11.45	1.23	1.46
6	7-T	374	SER	N-CA	-11.45	1.23	1.46
6	8-T	374	SER	N-CA	-11.45	1.23	1.46
6	1-T	374	SER	N-CA	-11.44	1.23	1.46
6	4-H	374	SER	N-CA	-11.44	1.23	1.46
6	5-H	374	SER	N-CA	-11.44	1.23	1.46
6	6-H	374	SER	N-CA	-11.44	1.23	1.46
6	7-H	374	SER	N-CA	-11.44	1.23	1.46
6	8-H	374	SER	N-CA	-11.44	1.23	1.46
6	1-Z	374	SER	N-CA	-11.44	1.23	1.46
6	2-H	374	SER	N-CA	-11.44	1.23	1.46
6	3-H	374	SER	N-CA	-11.44	1.23	1.46
4	1-L	235	ASP	CA-CB	11.42	1.79	1.53

Continued on next page...

Continued from previous page...

Mol	Chain	Res	Type	Atoms	Z	Observed(Å)	Ideal(Å)
4	1-F	235	ASP	CA-CB	11.40	1.79	1.53
4	1-R	235	ASP	CA-CB	11.40	1.79	1.53
4	1-R	456	ASP	N-CA	-11.39	1.23	1.46
6	1-H	497	ARG	CA-CB	-11.39	1.28	1.53
5	2-S	276	SER	CA-C	11.39	1.82	1.52
6	2-T	497	ARG	CA-CB	-11.39	1.28	1.53
5	3-S	276	SER	CA-C	11.39	1.82	1.52
6	3-T	497	ARG	CA-CB	-11.39	1.28	1.53
5	2-M	320	LYS	N-CA	-11.39	1.23	1.46
5	4-M	320	LYS	N-CA	-11.39	1.23	1.46
5	5-M	320	LYS	N-CA	-11.39	1.23	1.46
5	6-M	320	LYS	N-CA	-11.39	1.23	1.46
5	7-M	320	LYS	N-CA	-11.39	1.23	1.46
6	3-Z	497	ARG	CA-CB	-11.38	1.28	1.53
6	8-Z	497	ARG	CA-CB	-11.38	1.28	1.53
5	2-G	276	SER	CA-C	11.38	1.82	1.52
6	2-H	497	ARG	CA-CB	-11.38	1.28	1.53
5	3-G	276	SER	CA-C	11.38	1.82	1.52
6	3-H	497	ARG	CA-CB	-11.38	1.28	1.53
6	4-H	497	ARG	CA-CB	-11.38	1.28	1.53
6	5-H	497	ARG	CA-CB	-11.38	1.28	1.53
6	6-H	497	ARG	CA-CB	-11.38	1.28	1.53
6	7-H	497	ARG	CA-CB	-11.38	1.28	1.53
6	8-H	497	ARG	CA-CB	-11.38	1.28	1.53
6	1-Z	497	ARG	CA-CB	-11.37	1.28	1.53
6	2-N	497	ARG	CA-CB	-11.37	1.28	1.53
6	4-N	497	ARG	CA-CB	-11.37	1.28	1.53
6	5-N	497	ARG	CA-CB	-11.37	1.28	1.53
6	6-N	497	ARG	CA-CB	-11.37	1.28	1.53
6	7-N	497	ARG	CA-CB	-11.37	1.28	1.53
5	1-G	276	SER	CA-C	11.37	1.82	1.52
5	4-G	320	LYS	N-CA	-11.37	1.23	1.46
5	5-G	320	LYS	N-CA	-11.37	1.23	1.46
5	6-G	320	LYS	N-CA	-11.37	1.23	1.46
5	7-G	320	LYS	N-CA	-11.37	1.23	1.46
5	8-G	320	LYS	N-CA	-11.37	1.23	1.46
5	4-S	276	SER	CA-C	11.37	1.82	1.52
5	5-S	276	SER	CA-C	11.37	1.82	1.52
5	6-S	276	SER	CA-C	11.37	1.82	1.52
5	7-S	276	SER	CA-C	11.37	1.82	1.52
5	8-S	276	SER	CA-C	11.37	1.82	1.52
6	2-H	363	ARG	CA-C	-11.37	1.23	1.52

Continued on next page...

Continued from previous page...

Mol	Chain	Res	Type	Atoms	Z	Observed(Å)	Ideal(Å)
6	3-H	363	ARG	CA-C	-11.37	1.23	1.52
6	4-T	363	ARG	CA-C	-11.37	1.23	1.52
6	5-T	363	ARG	CA-C	-11.37	1.23	1.52
6	6-T	363	ARG	CA-C	-11.37	1.23	1.52
6	7-T	363	ARG	CA-C	-11.37	1.23	1.52
6	8-T	363	ARG	CA-C	-11.37	1.23	1.52
6	4-T	497	ARG	CA-CB	-11.36	1.28	1.53
6	5-T	497	ARG	CA-CB	-11.36	1.28	1.53
6	6-T	497	ARG	CA-CB	-11.36	1.28	1.53
6	7-T	497	ARG	CA-CB	-11.36	1.28	1.53
6	8-T	497	ARG	CA-CB	-11.36	1.28	1.53
6	3-N	497	ARG	CA-CB	-11.36	1.28	1.53
6	8-N	497	ARG	CA-CB	-11.36	1.28	1.53
5	1-M	276	SER	CA-C	11.36	1.82	1.52
6	1-T	497	ARG	CA-CB	-11.36	1.28	1.53
5	2-G	320	LYS	N-CA	-11.36	1.23	1.46
5	2-Y	276	SER	CA-C	11.36	1.82	1.52
5	3-G	320	LYS	N-CA	-11.36	1.23	1.46
5	3-M	276	SER	CA-C	11.36	1.82	1.52
5	4-Y	276	SER	CA-C	11.36	1.82	1.52
5	5-Y	276	SER	CA-C	11.36	1.82	1.52
5	6-Y	276	SER	CA-C	11.36	1.82	1.52
5	7-Y	276	SER	CA-C	11.36	1.82	1.52
5	8-M	276	SER	CA-C	11.36	1.82	1.52
4	1-X	235	ASP	CA-CB	11.36	1.78	1.53
5	2-M	276	SER	CA-C	11.36	1.82	1.52
5	3-M	320	LYS	N-CA	-11.36	1.23	1.46
5	4-M	276	SER	CA-C	11.36	1.82	1.52
5	5-M	276	SER	CA-C	11.36	1.82	1.52
5	6-M	276	SER	CA-C	11.36	1.82	1.52
5	7-M	276	SER	CA-C	11.36	1.82	1.52
5	8-M	320	LYS	N-CA	-11.36	1.23	1.46
6	1-T	363	ARG	CA-C	-11.35	1.23	1.52
6	2-Z	363	ARG	CA-C	-11.35	1.23	1.52
5	3-Y	276	SER	CA-C	11.35	1.82	1.52
6	5-Z	363	ARG	CA-C	-11.35	1.23	1.52
5	2-S	320	LYS	N-CA	-11.35	1.23	1.46
4	3-L	456	ASP	N-CA	-11.35	1.23	1.46
6	4-Z	363	ARG	CA-C	-11.35	1.23	1.52
6	6-Z	363	ARG	CA-C	-11.35	1.23	1.52
6	7-Z	363	ARG	CA-C	-11.35	1.23	1.52
5	8-Y	276	SER	CA-C	11.35	1.82	1.52

Continued on next page...

Continued from previous page...

Mol	Chain	Res	Type	Atoms	Z	Observed(Å)	Ideal(Å)
5	3-S	320	LYS	N-CA	-11.35	1.23	1.46
5	3-Y	320	LYS	N-CA	-11.35	1.23	1.46
5	4-G	276	SER	CA-C	11.35	1.82	1.52
5	5-G	276	SER	CA-C	11.35	1.82	1.52
5	6-G	276	SER	CA-C	11.35	1.82	1.52
5	7-G	276	SER	CA-C	11.35	1.82	1.52
5	8-G	276	SER	CA-C	11.35	1.82	1.52
4	8-L	456	ASP	N-CA	-11.35	1.23	1.46
5	8-Y	320	LYS	N-CA	-11.35	1.23	1.46
6	2-T	363	ARG	CA-C	-11.35	1.23	1.52
6	3-T	363	ARG	CA-C	-11.35	1.23	1.52
5	1-S	276	SER	CA-C	11.35	1.82	1.52
5	1-Y	320	LYS	N-CA	-11.35	1.23	1.46
6	2-N	363	ARG	CA-C	-11.35	1.23	1.52
4	2-R	456	ASP	N-CA	-11.35	1.23	1.46
4	2-X	456	ASP	N-CA	-11.35	1.23	1.46
4	3-R	456	ASP	N-CA	-11.35	1.23	1.46
6	4-N	363	ARG	CA-C	-11.35	1.23	1.52
6	5-N	363	ARG	CA-C	-11.35	1.23	1.52
6	6-N	363	ARG	CA-C	-11.35	1.23	1.52
6	7-N	363	ARG	CA-C	-11.35	1.23	1.52
4	4-X	456	ASP	N-CA	-11.35	1.23	1.46
4	5-X	456	ASP	N-CA	-11.35	1.23	1.46
4	6-X	456	ASP	N-CA	-11.35	1.23	1.46
4	7-X	456	ASP	N-CA	-11.35	1.23	1.46
4	4-F	456	ASP	N-CA	-11.34	1.23	1.46
5	5-Y	320	LYS	N-CA	-11.34	1.23	1.46
6	8-Z	363	ARG	CA-C	-11.34	1.23	1.52
5	1-M	320	LYS	N-CA	-11.34	1.23	1.46
5	1-S	320	LYS	N-CA	-11.34	1.23	1.46
5	2-Y	320	LYS	N-CA	-11.34	1.23	1.46
6	3-Z	363	ARG	CA-C	-11.34	1.23	1.52
5	4-S	320	LYS	N-CA	-11.34	1.23	1.46
5	4-Y	320	LYS	N-CA	-11.34	1.23	1.46
4	5-F	456	ASP	N-CA	-11.34	1.23	1.46
5	5-S	320	LYS	N-CA	-11.34	1.23	1.46
4	6-F	456	ASP	N-CA	-11.34	1.23	1.46
5	6-S	320	LYS	N-CA	-11.34	1.23	1.46
5	6-Y	320	LYS	N-CA	-11.34	1.23	1.46
4	7-F	456	ASP	N-CA	-11.34	1.23	1.46
5	7-S	320	LYS	N-CA	-11.34	1.23	1.46
5	7-Y	320	LYS	N-CA	-11.34	1.23	1.46

Continued on next page...

Continued from previous page...

Mol	Chain	Res	Type	Atoms	Z	Observed(Å)	Ideal(Å)
4	8-F	456	ASP	N-CA	-11.34	1.23	1.46
5	8-S	320	LYS	N-CA	-11.34	1.23	1.46
4	1-L	456	ASP	N-CA	-11.34	1.23	1.46
4	2-L	456	ASP	N-CA	-11.34	1.23	1.46
6	2-Z	497	ARG	CA-CB	-11.34	1.28	1.53
4	4-L	456	ASP	N-CA	-11.34	1.23	1.46
6	4-Z	497	ARG	CA-CB	-11.34	1.28	1.53
4	5-L	456	ASP	N-CA	-11.34	1.23	1.46
6	5-Z	497	ARG	CA-CB	-11.34	1.28	1.53
4	6-L	456	ASP	N-CA	-11.34	1.23	1.46
6	6-Z	497	ARG	CA-CB	-11.34	1.28	1.53
4	7-L	456	ASP	N-CA	-11.34	1.23	1.46
6	7-Z	497	ARG	CA-CB	-11.34	1.28	1.53
6	1-N	363	ARG	CA-C	-11.34	1.23	1.52
6	1-H	363	ARG	CA-C	-11.33	1.23	1.52
4	3-X	456	ASP	N-CA	-11.33	1.23	1.46
4	8-X	456	ASP	N-CA	-11.33	1.23	1.46
4	2-F	456	ASP	N-CA	-11.33	1.23	1.46
4	3-F	456	ASP	N-CA	-11.33	1.23	1.46
6	3-N	363	ARG	CA-C	-11.33	1.23	1.52
6	8-N	363	ARG	CA-C	-11.33	1.23	1.52
6	4-H	363	ARG	CA-C	-11.33	1.23	1.52
4	4-R	456	ASP	N-CA	-11.33	1.23	1.46
6	5-H	363	ARG	CA-C	-11.33	1.23	1.52
4	5-R	456	ASP	N-CA	-11.33	1.23	1.46
6	6-H	363	ARG	CA-C	-11.33	1.23	1.52
4	6-R	456	ASP	N-CA	-11.33	1.23	1.46
6	7-H	363	ARG	CA-C	-11.33	1.23	1.52
4	7-R	456	ASP	N-CA	-11.33	1.23	1.46
6	8-H	363	ARG	CA-C	-11.33	1.23	1.52
4	8-R	456	ASP	N-CA	-11.33	1.23	1.46
6	1-N	497	ARG	CA-CB	-11.32	1.29	1.53
3	2-J	1520	GLY	CA-C	-11.32	1.33	1.51
3	3-J	1520	GLY	CA-C	-11.32	1.33	1.51
3	4-J	1520	GLY	CA-C	-11.32	1.33	1.51
3	5-J	1520	GLY	CA-C	-11.32	1.33	1.51
3	6-J	1520	GLY	CA-C	-11.32	1.33	1.51
3	7-J	1520	GLY	CA-C	-11.32	1.33	1.51
3	8-J	1520	GLY	CA-C	-11.32	1.33	1.51
4	1-F	456	ASP	N-CA	-11.32	1.23	1.46
5	1-G	320	LYS	N-CA	-11.32	1.23	1.46
5	1-Y	276	SER	CA-C	11.31	1.82	1.52

Continued on next page...

Continued from previous page...

Mol	Chain	Res	Type	Atoms	Z	Observed(Å)	Ideal(Å)
4	1-X	456	ASP	N-CA	-11.31	1.23	1.46
4	2-R	305	ASP	CA-CB	-11.30	1.29	1.53
4	3-R	305	ASP	CA-CB	-11.30	1.29	1.53
6	1-Z	363	ARG	CA-C	-11.30	1.23	1.52
4	1-X	305	ASP	CA-CB	-11.30	1.29	1.53
3	5-D	1520	GLY	CA-C	-11.29	1.33	1.51
3	7-D	1520	GLY	CA-C	-11.29	1.33	1.51
3	2-D	1520	GLY	CA-C	-11.29	1.33	1.51
3	3-D	1520	GLY	CA-C	-11.29	1.33	1.51
3	4-D	1520	GLY	CA-C	-11.29	1.33	1.51
3	6-D	1520	GLY	CA-C	-11.29	1.33	1.51
3	8-D	1520	GLY	CA-C	-11.29	1.33	1.51
4	1-X	447	VAL	CA-CB	11.28	1.78	1.54
4	1-R	305	ASP	CA-CB	-11.28	1.29	1.53
3	2-V	1520	GLY	CA-C	-11.28	1.33	1.51
3	3-V	1520	GLY	CA-C	-11.28	1.33	1.51
3	4-V	1520	GLY	CA-C	-11.28	1.33	1.51
3	5-V	1520	GLY	CA-C	-11.28	1.33	1.51
3	6-V	1520	GLY	CA-C	-11.28	1.33	1.51
3	7-V	1520	GLY	CA-C	-11.28	1.33	1.51
3	8-V	1520	GLY	CA-C	-11.28	1.33	1.51
4	2-L	305	ASP	CA-CB	-11.28	1.29	1.53
4	4-L	305	ASP	CA-CB	-11.28	1.29	1.53
4	5-L	305	ASP	CA-CB	-11.28	1.29	1.53
3	5-P	1520	GLY	CA-C	-11.28	1.33	1.51
4	6-L	305	ASP	CA-CB	-11.28	1.29	1.53
4	7-L	305	ASP	CA-CB	-11.28	1.29	1.53
3	7-P	1520	GLY	CA-C	-11.28	1.33	1.51
4	1-L	305	ASP	CA-CB	-11.27	1.29	1.53
4	3-X	305	ASP	CA-CB	-11.27	1.29	1.53
4	8-X	305	ASP	CA-CB	-11.27	1.29	1.53
4	3-L	305	ASP	CA-CB	-11.27	1.29	1.53
4	4-F	305	ASP	CA-CB	-11.27	1.29	1.53
4	5-F	305	ASP	CA-CB	-11.27	1.29	1.53
4	6-F	305	ASP	CA-CB	-11.27	1.29	1.53
4	7-F	305	ASP	CA-CB	-11.27	1.29	1.53
4	8-F	305	ASP	CA-CB	-11.27	1.29	1.53
4	8-L	305	ASP	CA-CB	-11.27	1.29	1.53
4	4-R	305	ASP	CA-CB	-11.27	1.29	1.53
4	5-R	305	ASP	CA-CB	-11.27	1.29	1.53
4	6-R	305	ASP	CA-CB	-11.27	1.29	1.53
4	7-R	305	ASP	CA-CB	-11.27	1.29	1.53

Continued on next page...

Continued from previous page...

Mol	Chain	Res	Type	Atoms	Z	Observed(Å)	Ideal(Å)
4	8-R	305	ASP	CA-CB	-11.27	1.29	1.53
4	1-F	305	ASP	CA-CB	-11.26	1.29	1.53
4	1-L	447	VAL	CA-CB	11.26	1.78	1.54
4	1-R	447	VAL	CA-CB	11.26	1.78	1.54
4	2-X	305	ASP	CA-CB	-11.26	1.29	1.53
4	4-X	305	ASP	CA-CB	-11.26	1.29	1.53
4	5-X	305	ASP	CA-CB	-11.26	1.29	1.53
4	6-X	305	ASP	CA-CB	-11.26	1.29	1.53
4	7-X	305	ASP	CA-CB	-11.26	1.29	1.53
4	2-F	305	ASP	CA-CB	-11.24	1.29	1.53
4	3-F	305	ASP	CA-CB	-11.24	1.29	1.53
4	4-F	447	VAL	CA-CB	11.24	1.78	1.54
4	5-F	447	VAL	CA-CB	11.24	1.78	1.54
4	6-F	447	VAL	CA-CB	11.24	1.78	1.54
4	7-F	447	VAL	CA-CB	11.24	1.78	1.54
4	8-F	447	VAL	CA-CB	11.24	1.78	1.54
3	1-D	1520	GLY	CA-C	-11.24	1.33	1.51
4	2-L	447	VAL	CA-CB	11.23	1.78	1.54
4	4-L	447	VAL	CA-CB	11.23	1.78	1.54
4	5-L	447	VAL	CA-CB	11.23	1.78	1.54
4	6-L	447	VAL	CA-CB	11.23	1.78	1.54
4	7-L	447	VAL	CA-CB	11.23	1.78	1.54
3	1-V	1520	GLY	CA-C	-11.23	1.33	1.51
3	2-P	1520	GLY	CA-C	-11.22	1.33	1.51
3	3-P	1520	GLY	CA-C	-11.22	1.33	1.51
3	4-P	1520	GLY	CA-C	-11.22	1.33	1.51
4	4-R	447	VAL	CA-CB	11.22	1.78	1.54
4	5-R	447	VAL	CA-CB	11.22	1.78	1.54
3	6-P	1520	GLY	CA-C	-11.22	1.33	1.51
4	6-R	447	VAL	CA-CB	11.22	1.78	1.54
4	7-R	447	VAL	CA-CB	11.22	1.78	1.54
3	8-P	1520	GLY	CA-C	-11.22	1.33	1.51
4	8-R	447	VAL	CA-CB	11.22	1.78	1.54
3	1-P	1520	GLY	CA-C	-11.22	1.33	1.51
4	2-X	447	VAL	CA-CB	11.22	1.78	1.54
4	4-X	447	VAL	CA-CB	11.22	1.78	1.54
4	5-X	447	VAL	CA-CB	11.22	1.78	1.54
4	6-X	447	VAL	CA-CB	11.22	1.78	1.54
4	7-X	447	VAL	CA-CB	11.22	1.78	1.54
3	1-J	1520	GLY	CA-C	-11.21	1.33	1.51
4	3-L	447	VAL	CA-CB	11.21	1.78	1.54
4	3-X	447	VAL	CA-CB	11.21	1.78	1.54

Continued on next page...

Continued from previous page...

Mol	Chain	Res	Type	Atoms	Z	Observed(Å)	Ideal(Å)
4	8-L	447	VAL	CA-CB	11.21	1.78	1.54
4	8-X	447	VAL	CA-CB	11.21	1.78	1.54
4	2-F	447	VAL	CA-CB	11.20	1.78	1.54
4	2-R	447	VAL	CA-CB	11.20	1.78	1.54
4	3-F	447	VAL	CA-CB	11.20	1.78	1.54
4	3-R	447	VAL	CA-CB	11.20	1.78	1.54
4	1-F	447	VAL	CA-CB	11.20	1.78	1.54
3	1-V	1520	GLY	N-CA	-11.19	1.29	1.46
4	1-L	249	PRO	N-CA	-11.18	1.28	1.47
3	2-D	1520	GLY	N-CA	-11.17	1.29	1.46
3	3-D	1520	GLY	N-CA	-11.17	1.29	1.46
3	4-D	1520	GLY	N-CA	-11.17	1.29	1.46
3	6-D	1520	GLY	N-CA	-11.17	1.29	1.46
3	8-D	1520	GLY	N-CA	-11.17	1.29	1.46
4	1-X	249	PRO	N-CA	-11.16	1.28	1.47
3	1-D	1520	GLY	N-CA	-11.15	1.29	1.46
3	1-P	1520	GLY	N-CA	-11.13	1.29	1.46
3	1-J	1520	GLY	N-CA	-11.13	1.29	1.46
3	2-P	1520	GLY	N-CA	-11.12	1.29	1.46
3	3-P	1520	GLY	N-CA	-11.12	1.29	1.46
3	4-P	1520	GLY	N-CA	-11.12	1.29	1.46
3	6-P	1520	GLY	N-CA	-11.12	1.29	1.46
3	8-P	1520	GLY	N-CA	-11.12	1.29	1.46
4	1-R	249	PRO	N-CA	-11.12	1.28	1.47
4	1-F	249	PRO	N-CA	-11.11	1.28	1.47
3	2-J	1520	GLY	N-CA	-11.10	1.29	1.46
3	3-J	1520	GLY	N-CA	-11.10	1.29	1.46
3	4-J	1520	GLY	N-CA	-11.10	1.29	1.46
3	5-J	1520	GLY	N-CA	-11.10	1.29	1.46
3	6-J	1520	GLY	N-CA	-11.10	1.29	1.46
3	7-J	1520	GLY	N-CA	-11.10	1.29	1.46
3	8-J	1520	GLY	N-CA	-11.10	1.29	1.46
3	1-J	1517	SER	CA-C	-11.10	1.24	1.52
3	2-V	1520	GLY	N-CA	-11.10	1.29	1.46
3	3-V	1520	GLY	N-CA	-11.10	1.29	1.46
3	4-V	1520	GLY	N-CA	-11.10	1.29	1.46
3	5-V	1520	GLY	N-CA	-11.10	1.29	1.46
3	6-V	1520	GLY	N-CA	-11.10	1.29	1.46
3	7-V	1520	GLY	N-CA	-11.10	1.29	1.46
3	8-V	1520	GLY	N-CA	-11.10	1.29	1.46
3	5-D	1517	SER	CA-C	-11.09	1.24	1.52
3	7-D	1517	SER	CA-C	-11.09	1.24	1.52

Continued on next page...

Continued from previous page...

Mol	Chain	Res	Type	Atoms	Z	Observed(Å)	Ideal(Å)
3	1-D	1517	SER	CA-C	-11.09	1.24	1.52
3	2-J	1517	SER	CA-C	-11.09	1.24	1.52
3	3-J	1517	SER	CA-C	-11.09	1.24	1.52
3	4-J	1517	SER	CA-C	-11.09	1.24	1.52
3	5-J	1517	SER	CA-C	-11.09	1.24	1.52
3	5-P	1520	GLY	N-CA	-11.09	1.29	1.46
3	6-J	1517	SER	CA-C	-11.09	1.24	1.52
3	7-J	1517	SER	CA-C	-11.09	1.24	1.52
3	7-P	1520	GLY	N-CA	-11.09	1.29	1.46
3	8-J	1517	SER	CA-C	-11.09	1.24	1.52
3	2-D	1517	SER	CA-C	-11.09	1.24	1.52
3	3-D	1517	SER	CA-C	-11.09	1.24	1.52
3	4-D	1517	SER	CA-C	-11.09	1.24	1.52
3	6-D	1517	SER	CA-C	-11.09	1.24	1.52
3	8-D	1517	SER	CA-C	-11.09	1.24	1.52
3	1-P	1517	SER	CA-C	-11.09	1.24	1.52
3	2-V	1517	SER	CA-C	-11.08	1.24	1.52
3	3-V	1517	SER	CA-C	-11.08	1.24	1.52
3	4-V	1517	SER	CA-C	-11.08	1.24	1.52
3	5-V	1517	SER	CA-C	-11.08	1.24	1.52
3	6-V	1517	SER	CA-C	-11.08	1.24	1.52
3	7-V	1517	SER	CA-C	-11.08	1.24	1.52
3	8-V	1517	SER	CA-C	-11.08	1.24	1.52
3	1-V	1517	SER	CA-C	-11.08	1.24	1.52
3	5-D	1520	GLY	N-CA	-11.07	1.29	1.46
3	7-D	1520	GLY	N-CA	-11.07	1.29	1.46
3	5-P	1517	SER	CA-C	-11.06	1.24	1.52
3	7-P	1517	SER	CA-C	-11.06	1.24	1.52
3	2-P	1517	SER	CA-C	-11.06	1.24	1.52
3	3-P	1517	SER	CA-C	-11.06	1.24	1.52
3	4-P	1517	SER	CA-C	-11.06	1.24	1.52
3	6-P	1517	SER	CA-C	-11.06	1.24	1.52
3	8-P	1517	SER	CA-C	-11.06	1.24	1.52
4	1-F	260	THR	CA-CB	11.03	1.82	1.53
4	1-R	260	THR	CA-CB	11.03	1.82	1.53
4	1-X	260	THR	CA-CB	11.02	1.81	1.53
4	1-L	260	THR	CA-CB	11.01	1.81	1.53
6	1-Z	408	SER	C-N	-10.98	1.13	1.34
6	3-Z	408	SER	C-N	-10.97	1.13	1.34
6	8-Z	408	SER	C-N	-10.97	1.13	1.34
6	1-H	408	SER	C-N	-10.96	1.13	1.34
6	1-T	408	SER	C-N	-10.96	1.13	1.34

Continued on next page...

Continued from previous page...

Mol	Chain	Res	Type	Atoms	Z	Observed(Å)	Ideal(Å)
6	3-N	408	SER	C-N	-10.96	1.13	1.34
6	8-N	408	SER	C-N	-10.96	1.13	1.34
6	2-T	408	SER	C-N	-10.95	1.13	1.34
6	3-T	408	SER	C-N	-10.95	1.13	1.34
6	4-H	408	SER	C-N	-10.95	1.13	1.34
6	5-H	408	SER	C-N	-10.95	1.13	1.34
6	6-H	408	SER	C-N	-10.95	1.13	1.34
6	7-H	408	SER	C-N	-10.95	1.13	1.34
6	8-H	408	SER	C-N	-10.95	1.13	1.34
6	4-T	408	SER	C-N	-10.95	1.13	1.34
6	5-T	408	SER	C-N	-10.95	1.13	1.34
6	6-T	408	SER	C-N	-10.95	1.13	1.34
6	7-T	408	SER	C-N	-10.95	1.13	1.34
6	8-T	408	SER	C-N	-10.95	1.13	1.34
6	2-N	408	SER	C-N	-10.94	1.13	1.34
6	2-Z	408	SER	C-N	-10.94	1.13	1.34
6	4-N	408	SER	C-N	-10.94	1.13	1.34
6	4-Z	408	SER	C-N	-10.94	1.13	1.34
6	5-N	408	SER	C-N	-10.94	1.13	1.34
6	5-Z	408	SER	C-N	-10.94	1.13	1.34
6	6-N	408	SER	C-N	-10.94	1.13	1.34
6	6-Z	408	SER	C-N	-10.94	1.13	1.34
6	7-N	408	SER	C-N	-10.94	1.13	1.34
6	7-Z	408	SER	C-N	-10.94	1.13	1.34
6	1-N	408	SER	C-N	-10.93	1.13	1.34
6	2-H	408	SER	C-N	-10.92	1.13	1.34
6	3-H	408	SER	C-N	-10.92	1.13	1.34
4	1-L	232	THR	CA-C	-10.86	1.24	1.52
4	1-R	232	THR	CA-C	-10.86	1.24	1.52
4	1-X	232	THR	CA-C	-10.86	1.24	1.52
4	1-F	232	THR	CA-C	-10.84	1.24	1.52
3	2-V	1542	PRO	N-CA	-10.79	1.28	1.47
3	3-V	1542	PRO	N-CA	-10.79	1.28	1.47
3	4-V	1542	PRO	N-CA	-10.79	1.28	1.47
3	5-V	1542	PRO	N-CA	-10.79	1.28	1.47
3	6-V	1542	PRO	N-CA	-10.79	1.28	1.47
3	7-V	1542	PRO	N-CA	-10.79	1.28	1.47
3	8-V	1542	PRO	N-CA	-10.79	1.28	1.47
2	4-O	28	HIS	CA-C	-10.78	1.25	1.52
2	5-O	28	HIS	CA-C	-10.78	1.25	1.52
2	6-O	28	HIS	CA-C	-10.78	1.25	1.52
2	7-O	28	HIS	CA-C	-10.78	1.25	1.52

Continued on next page...

Continued from previous page...

Mol	Chain	Res	Type	Atoms	Z	Observed(Å)	Ideal(Å)
2	8-O	28	HIS	CA-C	-10.78	1.25	1.52
3	5-D	1542	PRO	N-CA	-10.78	1.28	1.47
3	7-D	1542	PRO	N-CA	-10.78	1.28	1.47
2	2-O	28	HIS	CA-C	-10.77	1.25	1.52
2	3-O	28	HIS	CA-C	-10.77	1.25	1.52
3	5-P	1542	PRO	N-CA	-10.77	1.28	1.47
3	7-P	1542	PRO	N-CA	-10.77	1.28	1.47
4	2-R	488	ILE	N-CA	10.76	1.67	1.46
4	3-R	488	ILE	N-CA	10.76	1.67	1.46
2	2-U	28	HIS	CA-C	-10.76	1.25	1.52
2	4-U	28	HIS	CA-C	-10.76	1.25	1.52
2	5-U	28	HIS	CA-C	-10.76	1.25	1.52
2	6-U	28	HIS	CA-C	-10.76	1.25	1.52
2	7-U	28	HIS	CA-C	-10.76	1.25	1.52
3	2-J	1542	PRO	N-CA	-10.76	1.28	1.47
3	2-P	1542	PRO	N-CA	-10.76	1.28	1.47
3	3-J	1542	PRO	N-CA	-10.76	1.28	1.47
3	3-P	1542	PRO	N-CA	-10.76	1.28	1.47
3	4-J	1542	PRO	N-CA	-10.76	1.28	1.47
3	4-P	1542	PRO	N-CA	-10.76	1.28	1.47
3	5-J	1542	PRO	N-CA	-10.76	1.28	1.47
3	6-J	1542	PRO	N-CA	-10.76	1.28	1.47
3	6-P	1542	PRO	N-CA	-10.76	1.28	1.47
3	7-J	1542	PRO	N-CA	-10.76	1.28	1.47
3	8-J	1542	PRO	N-CA	-10.76	1.28	1.47
3	8-P	1542	PRO	N-CA	-10.76	1.28	1.47
2	3-U	28	HIS	CA-C	-10.75	1.25	1.52
2	8-U	28	HIS	CA-C	-10.75	1.25	1.52
4	2-X	454	TYR	CA-CB	10.75	1.77	1.53
4	4-X	454	TYR	CA-CB	10.75	1.77	1.53
4	5-X	454	TYR	CA-CB	10.75	1.77	1.53
4	6-X	454	TYR	CA-CB	10.75	1.77	1.53
4	7-X	454	TYR	CA-CB	10.75	1.77	1.53
3	2-D	1542	PRO	N-CA	-10.75	1.28	1.47
4	2-F	454	TYR	CA-CB	10.75	1.77	1.53
2	2-I	28	HIS	CA-C	-10.75	1.25	1.52
4	2-R	451	GLU	CA-CB	10.75	1.77	1.53
3	3-D	1542	PRO	N-CA	-10.75	1.28	1.47
4	3-F	454	TYR	CA-CB	10.75	1.77	1.53
4	3-R	451	GLU	CA-CB	10.75	1.77	1.53
3	4-D	1542	PRO	N-CA	-10.75	1.28	1.47
2	4-I	28	HIS	CA-C	-10.75	1.25	1.52

Continued on next page...

Continued from previous page...

Mol	Chain	Res	Type	Atoms	Z	Observed(Å)	Ideal(Å)
2	5-I	28	HIS	CA-C	-10.75	1.25	1.52
3	6-D	1542	PRO	N-CA	-10.75	1.28	1.47
2	6-I	28	HIS	CA-C	-10.75	1.25	1.52
2	7-I	28	HIS	CA-C	-10.75	1.25	1.52
3	8-D	1542	PRO	N-CA	-10.75	1.28	1.47
2	1-U	28	HIS	CA-C	-10.74	1.25	1.52
4	2-F	451	GLU	CA-CB	10.74	1.77	1.53
4	3-F	451	GLU	CA-CB	10.74	1.77	1.53
2	4-C	28	HIS	CA-C	-10.74	1.25	1.52
2	5-C	28	HIS	CA-C	-10.74	1.25	1.52
2	6-C	28	HIS	CA-C	-10.74	1.25	1.52
2	7-C	28	HIS	CA-C	-10.74	1.25	1.52
2	8-C	28	HIS	CA-C	-10.74	1.25	1.52
4	1-R	454	TYR	CA-CB	10.74	1.77	1.53
4	1-R	488	ILE	N-CA	10.74	1.67	1.46
4	4-F	488	ILE	N-CA	10.74	1.67	1.46
4	5-F	488	ILE	N-CA	10.74	1.67	1.46
4	6-F	488	ILE	N-CA	10.74	1.67	1.46
4	7-F	488	ILE	N-CA	10.74	1.67	1.46
4	8-F	488	ILE	N-CA	10.74	1.67	1.46
4	2-X	451	GLU	CA-CB	10.74	1.77	1.53
4	4-X	451	GLU	CA-CB	10.74	1.77	1.53
4	5-X	451	GLU	CA-CB	10.74	1.77	1.53
4	6-X	451	GLU	CA-CB	10.74	1.77	1.53
4	7-X	451	GLU	CA-CB	10.74	1.77	1.53
4	4-R	454	TYR	CA-CB	10.74	1.77	1.53
4	5-R	454	TYR	CA-CB	10.74	1.77	1.53
4	6-R	454	TYR	CA-CB	10.74	1.77	1.53
4	7-R	454	TYR	CA-CB	10.74	1.77	1.53
4	8-R	454	TYR	CA-CB	10.74	1.77	1.53
4	1-F	454	TYR	CA-CB	10.74	1.77	1.53
4	3-X	451	GLU	CA-CB	10.74	1.77	1.53
4	3-X	488	ILE	N-CA	10.74	1.67	1.46
4	8-X	451	GLU	CA-CB	10.74	1.77	1.53
4	8-X	488	ILE	N-CA	10.74	1.67	1.46
4	2-F	488	ILE	N-CA	10.73	1.67	1.46
4	3-F	488	ILE	N-CA	10.73	1.67	1.46
2	2-C	28	HIS	CA-C	-10.73	1.25	1.52
4	2-L	488	ILE	N-CA	10.73	1.67	1.46
4	2-R	454	TYR	CA-CB	10.73	1.77	1.53
2	3-C	28	HIS	CA-C	-10.73	1.25	1.52
4	3-R	454	TYR	CA-CB	10.73	1.77	1.53

Continued on next page...

Continued from previous page...

Mol	Chain	Res	Type	Atoms	Z	Observed(Å)	Ideal(Å)
4	3-X	454	TYR	CA-CB	10.73	1.77	1.53
4	3-L	454	TYR	CA-CB	10.73	1.77	1.53
4	3-L	488	ILE	N-CA	10.73	1.67	1.46
4	4-L	488	ILE	N-CA	10.73	1.67	1.46
4	5-L	488	ILE	N-CA	10.73	1.67	1.46
4	6-L	488	ILE	N-CA	10.73	1.67	1.46
4	7-L	488	ILE	N-CA	10.73	1.67	1.46
4	8-X	454	TYR	CA-CB	10.73	1.77	1.53
4	8-L	454	TYR	CA-CB	10.73	1.77	1.53
4	8-L	488	ILE	N-CA	10.73	1.67	1.46
2	1-C	28	HIS	CA-C	-10.73	1.25	1.52
3	1-D	1542	PRO	N-CA	-10.73	1.29	1.47
2	3-I	28	HIS	CA-C	-10.73	1.25	1.52
2	8-I	28	HIS	CA-C	-10.73	1.25	1.52
4	1-X	488	ILE	N-CA	10.73	1.67	1.46
4	2-L	454	TYR	CA-CB	10.73	1.77	1.53
4	4-L	454	TYR	CA-CB	10.73	1.77	1.53
4	4-R	488	ILE	N-CA	10.73	1.67	1.46
4	5-L	454	TYR	CA-CB	10.73	1.77	1.53
4	5-R	488	ILE	N-CA	10.73	1.67	1.46
4	6-L	454	TYR	CA-CB	10.73	1.77	1.53
4	6-R	488	ILE	N-CA	10.73	1.67	1.46
4	7-L	454	TYR	CA-CB	10.73	1.77	1.53
4	7-R	488	ILE	N-CA	10.73	1.67	1.46
4	8-R	488	ILE	N-CA	10.73	1.67	1.46
4	2-L	451	GLU	CA-CB	10.72	1.77	1.53
4	4-F	451	GLU	CA-CB	10.72	1.77	1.53
4	4-L	451	GLU	CA-CB	10.72	1.77	1.53
4	6-L	451	GLU	CA-CB	10.72	1.77	1.53
4	7-L	451	GLU	CA-CB	10.72	1.77	1.53
4	4-R	451	GLU	CA-CB	10.72	1.77	1.53
4	5-F	451	GLU	CA-CB	10.72	1.77	1.53
4	5-L	451	GLU	CA-CB	10.72	1.77	1.53
4	5-R	451	GLU	CA-CB	10.72	1.77	1.53
4	6-F	451	GLU	CA-CB	10.72	1.77	1.53
4	6-R	451	GLU	CA-CB	10.72	1.77	1.53
4	7-F	451	GLU	CA-CB	10.72	1.77	1.53
4	7-R	451	GLU	CA-CB	10.72	1.77	1.53
4	8-F	451	GLU	CA-CB	10.72	1.77	1.53
4	8-R	451	GLU	CA-CB	10.72	1.77	1.53
4	1-L	451	GLU	CA-CB	10.72	1.77	1.53
2	1-I	28	HIS	CA-C	-10.72	1.25	1.52

Continued on next page...

Continued from previous page...

Mol	Chain	Res	Type	Atoms	Z	Observed(Å)	Ideal(Å)
4	1-R	451	GLU	CA-CB	10.72	1.77	1.53
4	1-X	454	TYR	CA-CB	10.72	1.77	1.53
3	1-V	1542	PRO	N-CA	-10.72	1.29	1.47
4	1-F	488	ILE	N-CA	10.71	1.67	1.46
2	1-O	28	HIS	CA-C	-10.71	1.25	1.52
4	1-L	454	TYR	CA-CB	10.71	1.77	1.53
4	4-F	454	TYR	CA-CB	10.71	1.77	1.53
4	5-F	454	TYR	CA-CB	10.71	1.77	1.53
4	6-F	454	TYR	CA-CB	10.71	1.77	1.53
4	7-F	454	TYR	CA-CB	10.71	1.77	1.53
4	8-F	454	TYR	CA-CB	10.71	1.77	1.53
4	3-L	451	GLU	CA-CB	10.70	1.77	1.53
4	8-L	451	GLU	CA-CB	10.70	1.77	1.53
3	1-J	1542	PRO	N-CA	-10.69	1.29	1.47
4	2-X	488	ILE	N-CA	10.69	1.67	1.46
4	4-X	488	ILE	N-CA	10.69	1.67	1.46
4	5-X	488	ILE	N-CA	10.69	1.67	1.46
4	6-X	488	ILE	N-CA	10.69	1.67	1.46
4	7-X	488	ILE	N-CA	10.69	1.67	1.46
4	1-F	451	GLU	CA-CB	10.68	1.77	1.53
4	1-L	488	ILE	N-CA	10.68	1.67	1.46
4	2-L	335	ARG	CA-C	-10.68	1.25	1.52
4	4-L	335	ARG	CA-C	-10.68	1.25	1.52
4	5-L	335	ARG	CA-C	-10.68	1.25	1.52
4	6-L	335	ARG	CA-C	-10.68	1.25	1.52
4	7-L	335	ARG	CA-C	-10.68	1.25	1.52
3	1-P	1542	PRO	N-CA	-10.68	1.29	1.47
4	4-R	335	ARG	CA-C	-10.66	1.25	1.52
4	5-R	335	ARG	CA-C	-10.66	1.25	1.52
4	6-R	335	ARG	CA-C	-10.66	1.25	1.52
4	7-R	335	ARG	CA-C	-10.66	1.25	1.52
4	8-R	335	ARG	CA-C	-10.66	1.25	1.52
4	3-L	335	ARG	CA-C	-10.66	1.25	1.52
4	8-L	335	ARG	CA-C	-10.66	1.25	1.52
4	2-R	335	ARG	CA-C	-10.66	1.25	1.52
4	2-X	335	ARG	CA-C	-10.66	1.25	1.52
4	3-R	335	ARG	CA-C	-10.66	1.25	1.52
4	4-X	335	ARG	CA-C	-10.66	1.25	1.52
4	5-X	335	ARG	CA-C	-10.66	1.25	1.52
4	6-X	335	ARG	CA-C	-10.66	1.25	1.52
4	7-X	335	ARG	CA-C	-10.66	1.25	1.52
4	1-F	335	ARG	CA-C	-10.66	1.25	1.52

Continued on next page...

Continued from previous page...

Mol	Chain	Res	Type	Atoms	Z	Observed(Å)	Ideal(Å)
4	1-X	451	GLU	CA-CB	10.65	1.77	1.53
4	2-F	335	ARG	CA-C	-10.65	1.25	1.52
4	3-F	335	ARG	CA-C	-10.65	1.25	1.52
4	1-L	335	ARG	CA-C	-10.65	1.25	1.52
4	1-X	335	ARG	CA-C	-10.65	1.25	1.52
4	3-X	335	ARG	CA-C	-10.65	1.25	1.52
4	8-X	335	ARG	CA-C	-10.65	1.25	1.52
4	4-F	335	ARG	CA-C	-10.63	1.25	1.52
4	5-F	335	ARG	CA-C	-10.63	1.25	1.52
4	6-F	335	ARG	CA-C	-10.63	1.25	1.52
4	7-F	335	ARG	CA-C	-10.63	1.25	1.52
4	8-F	335	ARG	CA-C	-10.63	1.25	1.52
4	1-R	335	ARG	CA-C	-10.61	1.25	1.52
2	4-C	7	GLY	N-CA	-10.56	1.30	1.46
2	4-O	7	GLY	N-CA	-10.56	1.30	1.46
2	5-C	7	GLY	N-CA	-10.56	1.30	1.46
2	5-O	7	GLY	N-CA	-10.56	1.30	1.46
2	6-C	7	GLY	N-CA	-10.56	1.30	1.46
2	6-O	7	GLY	N-CA	-10.56	1.30	1.46
2	7-C	7	GLY	N-CA	-10.56	1.30	1.46
2	7-O	7	GLY	N-CA	-10.56	1.30	1.46
2	8-C	7	GLY	N-CA	-10.56	1.30	1.46
2	8-O	7	GLY	N-CA	-10.56	1.30	1.46
2	1-C	7	GLY	N-CA	-10.55	1.30	1.46
2	2-I	7	GLY	N-CA	-10.55	1.30	1.46
2	4-I	7	GLY	N-CA	-10.55	1.30	1.46
2	5-I	7	GLY	N-CA	-10.55	1.30	1.46
2	6-I	7	GLY	N-CA	-10.55	1.30	1.46
2	7-I	7	GLY	N-CA	-10.55	1.30	1.46
2	2-U	7	GLY	N-CA	-10.54	1.30	1.46
2	4-U	7	GLY	N-CA	-10.54	1.30	1.46
2	5-U	7	GLY	N-CA	-10.54	1.30	1.46
2	6-U	7	GLY	N-CA	-10.54	1.30	1.46
2	7-U	7	GLY	N-CA	-10.54	1.30	1.46
2	3-U	7	GLY	N-CA	-10.53	1.30	1.46
2	8-U	7	GLY	N-CA	-10.53	1.30	1.46
2	2-C	7	GLY	N-CA	-10.52	1.30	1.46
2	3-C	7	GLY	N-CA	-10.52	1.30	1.46
2	3-I	7	GLY	N-CA	-10.51	1.30	1.46
2	8-I	7	GLY	N-CA	-10.51	1.30	1.46
2	2-O	7	GLY	N-CA	-10.49	1.30	1.46
2	3-O	7	GLY	N-CA	-10.49	1.30	1.46

Continued on next page...

Continued from previous page...

Mol	Chain	Res	Type	Atoms	Z	Observed(Å)	Ideal(Å)
2	1-I	7	GLY	N-CA	-10.49	1.30	1.46
2	1-O	7	GLY	N-CA	-10.48	1.30	1.46
2	1-U	7	GLY	N-CA	-10.47	1.30	1.46
6	1-N	377	ARG	CA-C	-10.47	1.25	1.52
5	2-S	393	TYR	N-CA	10.44	1.67	1.46
5	3-S	393	TYR	N-CA	10.44	1.67	1.46
6	3-N	377	ARG	CA-C	-10.44	1.25	1.52
6	4-H	377	ARG	CA-C	-10.44	1.25	1.52
6	5-H	377	ARG	CA-C	-10.44	1.25	1.52
6	6-H	377	ARG	CA-C	-10.44	1.25	1.52
6	7-H	377	ARG	CA-C	-10.44	1.25	1.52
6	8-H	377	ARG	CA-C	-10.44	1.25	1.52
6	8-N	377	ARG	CA-C	-10.44	1.25	1.52
6	1-T	377	ARG	CA-C	-10.43	1.25	1.52
5	1-Y	393	TYR	N-CA	10.43	1.67	1.46
6	1-Z	377	ARG	CA-C	-10.43	1.25	1.52
6	3-Z	377	ARG	CA-C	-10.43	1.25	1.52
6	8-Z	377	ARG	CA-C	-10.43	1.25	1.52
5	4-S	393	TYR	N-CA	10.42	1.67	1.46
5	5-S	393	TYR	N-CA	10.42	1.67	1.46
5	6-S	393	TYR	N-CA	10.42	1.67	1.46
5	7-S	393	TYR	N-CA	10.42	1.67	1.46
5	8-S	393	TYR	N-CA	10.42	1.67	1.46
5	4-G	393	TYR	N-CA	10.42	1.67	1.46
5	5-G	393	TYR	N-CA	10.42	1.67	1.46
5	6-G	393	TYR	N-CA	10.42	1.67	1.46
5	7-G	393	TYR	N-CA	10.42	1.67	1.46
5	8-G	393	TYR	N-CA	10.42	1.67	1.46
6	2-N	377	ARG	CA-C	-10.42	1.25	1.52
6	4-N	377	ARG	CA-C	-10.42	1.25	1.52
6	5-N	377	ARG	CA-C	-10.42	1.25	1.52
6	6-N	377	ARG	CA-C	-10.42	1.25	1.52
6	7-N	377	ARG	CA-C	-10.42	1.25	1.52
6	2-H	377	ARG	CA-C	-10.42	1.25	1.52
6	3-H	377	ARG	CA-C	-10.42	1.25	1.52
5	2-M	393	TYR	N-CA	10.41	1.67	1.46
6	2-Z	377	ARG	CA-C	-10.41	1.25	1.52
6	2-T	377	ARG	CA-C	-10.41	1.25	1.52
6	3-T	377	ARG	CA-C	-10.41	1.25	1.52
5	4-M	393	TYR	N-CA	10.41	1.67	1.46
6	4-Z	377	ARG	CA-C	-10.41	1.25	1.52
5	5-M	393	TYR	N-CA	10.41	1.67	1.46

Continued on next page...

Continued from previous page...

Mol	Chain	Res	Type	Atoms	Z	Observed(Å)	Ideal(Å)
6	5-Z	377	ARG	CA-C	-10.41	1.25	1.52
5	6-M	393	TYR	N-CA	10.41	1.67	1.46
6	6-Z	377	ARG	CA-C	-10.41	1.25	1.52
5	7-M	393	TYR	N-CA	10.41	1.67	1.46
6	7-Z	377	ARG	CA-C	-10.41	1.25	1.52
6	1-H	377	ARG	CA-C	-10.41	1.25	1.52
6	3-N	462	GLY	C-N	10.41	1.57	1.34
6	8-N	462	GLY	C-N	10.41	1.57	1.34
5	1-M	313	ILE	CA-CB	-10.40	1.30	1.54
5	1-S	393	TYR	N-CA	10.40	1.67	1.46
6	4-T	377	ARG	CA-C	-10.40	1.25	1.52
6	5-T	377	ARG	CA-C	-10.40	1.25	1.52
6	6-T	377	ARG	CA-C	-10.40	1.25	1.52
6	7-T	377	ARG	CA-C	-10.40	1.25	1.52
6	8-T	377	ARG	CA-C	-10.40	1.25	1.52
4	2-R	464	LYS	CA-C	-10.40	1.25	1.52
4	3-R	464	LYS	CA-C	-10.40	1.25	1.52
5	1-G	393	TYR	N-CA	10.40	1.67	1.46
5	2-G	393	TYR	N-CA	10.40	1.67	1.46
5	3-G	393	TYR	N-CA	10.40	1.67	1.46
5	1-G	313	ILE	CA-CB	-10.39	1.30	1.54
5	3-M	393	TYR	N-CA	10.39	1.67	1.46
5	3-Y	393	TYR	N-CA	10.39	1.67	1.46
5	8-M	393	TYR	N-CA	10.39	1.67	1.46
5	8-Y	393	TYR	N-CA	10.39	1.67	1.46
6	1-T	462	GLY	C-N	10.39	1.57	1.34
5	3-Y	313	ILE	CA-CB	-10.38	1.30	1.54
5	8-Y	313	ILE	CA-CB	-10.38	1.30	1.54
5	2-Y	393	TYR	N-CA	10.38	1.67	1.46
5	4-Y	393	TYR	N-CA	10.38	1.67	1.46
5	5-Y	393	TYR	N-CA	10.38	1.67	1.46
5	6-Y	393	TYR	N-CA	10.38	1.67	1.46
5	7-Y	393	TYR	N-CA	10.38	1.67	1.46
6	2-H	462	GLY	C-N	10.38	1.57	1.34
6	2-T	462	GLY	C-N	10.38	1.57	1.34
6	2-Z	462	GLY	C-N	10.38	1.57	1.34
6	3-H	462	GLY	C-N	10.38	1.57	1.34
6	3-T	462	GLY	C-N	10.38	1.57	1.34
6	4-Z	462	GLY	C-N	10.38	1.57	1.34
6	5-Z	462	GLY	C-N	10.38	1.57	1.34
6	6-Z	462	GLY	C-N	10.38	1.57	1.34
6	7-Z	462	GLY	C-N	10.38	1.57	1.34

Continued on next page...

Continued from previous page...

Mol	Chain	Res	Type	Atoms	Z	Observed(Å)	Ideal(Å)
4	1-F	464	LYS	CA-C	-10.38	1.25	1.52
5	2-Y	313	ILE	CA-CB	-10.38	1.30	1.54
5	4-Y	313	ILE	CA-CB	-10.38	1.30	1.54
5	5-Y	313	ILE	CA-CB	-10.38	1.30	1.54
5	6-Y	313	ILE	CA-CB	-10.38	1.30	1.54
5	7-Y	313	ILE	CA-CB	-10.38	1.30	1.54
6	1-H	462	GLY	C-N	10.37	1.57	1.34
4	1-X	464	LYS	CA-C	-10.37	1.25	1.52
5	4-S	313	ILE	CA-CB	-10.37	1.30	1.54
5	5-S	313	ILE	CA-CB	-10.37	1.30	1.54
5	6-S	313	ILE	CA-CB	-10.37	1.30	1.54
5	7-S	313	ILE	CA-CB	-10.37	1.30	1.54
5	8-S	313	ILE	CA-CB	-10.37	1.30	1.54
6	2-N	462	GLY	C-N	10.37	1.57	1.34
6	4-N	462	GLY	C-N	10.37	1.57	1.34
6	5-N	462	GLY	C-N	10.37	1.57	1.34
6	6-N	462	GLY	C-N	10.37	1.57	1.34
6	7-N	462	GLY	C-N	10.37	1.57	1.34
6	1-N	462	GLY	C-N	10.37	1.57	1.34
6	3-Z	462	GLY	C-N	10.37	1.57	1.34
6	8-Z	462	GLY	C-N	10.37	1.57	1.34
5	1-S	313	ILE	CA-CB	-10.37	1.31	1.54
4	2-L	464	LYS	CA-C	-10.36	1.26	1.52
4	4-L	464	LYS	CA-C	-10.36	1.26	1.52
4	5-L	464	LYS	CA-C	-10.36	1.26	1.52
4	6-L	464	LYS	CA-C	-10.36	1.26	1.52
4	7-L	464	LYS	CA-C	-10.36	1.26	1.52
4	4-F	464	LYS	CA-C	-10.36	1.26	1.52
4	5-F	464	LYS	CA-C	-10.36	1.26	1.52
4	6-F	464	LYS	CA-C	-10.36	1.26	1.52
4	7-F	464	LYS	CA-C	-10.36	1.26	1.52
4	8-F	464	LYS	CA-C	-10.36	1.26	1.52
4	2-F	464	LYS	CA-C	-10.36	1.26	1.52
4	2-X	464	LYS	CA-C	-10.36	1.26	1.52
4	3-F	464	LYS	CA-C	-10.36	1.26	1.52
5	3-M	313	ILE	CA-CB	-10.36	1.31	1.54
6	4-H	462	GLY	C-N	10.36	1.57	1.34
4	4-X	464	LYS	CA-C	-10.36	1.26	1.52
6	5-H	462	GLY	C-N	10.36	1.57	1.34
4	5-X	464	LYS	CA-C	-10.36	1.26	1.52
6	6-H	462	GLY	C-N	10.36	1.57	1.34
4	6-X	464	LYS	CA-C	-10.36	1.26	1.52

Continued on next page...

Continued from previous page...

Mol	Chain	Res	Type	Atoms	Z	Observed(Å)	Ideal(Å)
6	7-H	462	GLY	C-N	10.36	1.57	1.34
4	7-X	464	LYS	CA-C	-10.36	1.26	1.52
6	8-H	462	GLY	C-N	10.36	1.57	1.34
5	8-M	313	ILE	CA-CB	-10.36	1.31	1.54
6	1-Z	462	GLY	C-N	10.35	1.57	1.34
5	1-M	393	TYR	N-CA	10.35	1.67	1.46
3	1-P	1488	GLY	CA-C	-10.35	1.35	1.51
4	3-L	464	LYS	CA-C	-10.35	1.26	1.52
6	4-T	462	GLY	C-N	10.35	1.57	1.34
6	5-T	462	GLY	C-N	10.35	1.57	1.34
6	6-T	462	GLY	C-N	10.35	1.57	1.34
6	7-T	462	GLY	C-N	10.35	1.57	1.34
4	8-L	464	LYS	CA-C	-10.35	1.26	1.52
6	8-T	462	GLY	C-N	10.35	1.57	1.34
5	2-S	313	ILE	CA-CB	-10.34	1.31	1.54
5	3-S	313	ILE	CA-CB	-10.34	1.31	1.54
5	4-G	313	ILE	CA-CB	-10.34	1.31	1.54
4	4-R	464	LYS	CA-C	-10.34	1.26	1.52
5	5-G	313	ILE	CA-CB	-10.34	1.31	1.54
4	5-R	464	LYS	CA-C	-10.34	1.26	1.52
5	6-G	313	ILE	CA-CB	-10.34	1.31	1.54
4	6-R	464	LYS	CA-C	-10.34	1.26	1.52
5	7-G	313	ILE	CA-CB	-10.34	1.31	1.54
4	7-R	464	LYS	CA-C	-10.34	1.26	1.52
5	8-G	313	ILE	CA-CB	-10.34	1.31	1.54
4	8-R	464	LYS	CA-C	-10.34	1.26	1.52
5	2-M	313	ILE	CA-CB	-10.34	1.31	1.54
5	4-M	313	ILE	CA-CB	-10.34	1.31	1.54
5	5-M	313	ILE	CA-CB	-10.34	1.31	1.54
5	6-M	313	ILE	CA-CB	-10.34	1.31	1.54
5	7-M	313	ILE	CA-CB	-10.34	1.31	1.54
5	2-G	313	ILE	CA-CB	-10.34	1.31	1.54
5	3-G	313	ILE	CA-CB	-10.34	1.31	1.54
4	1-R	464	LYS	CA-C	-10.33	1.26	1.52
4	3-X	464	LYS	CA-C	-10.33	1.26	1.52
4	8-X	464	LYS	CA-C	-10.33	1.26	1.52
3	1-D	1488	GLY	CA-C	-10.32	1.35	1.51
4	1-L	464	LYS	CA-C	-10.32	1.26	1.52
5	1-Y	313	ILE	CA-CB	-10.32	1.31	1.54
3	1-V	1488	GLY	CA-C	-10.32	1.35	1.51
3	5-P	1488	GLY	CA-C	-10.31	1.35	1.51
3	7-P	1488	GLY	CA-C	-10.31	1.35	1.51

Continued on next page...

Continued from previous page...

Mol	Chain	Res	Type	Atoms	Z	Observed(Å)	Ideal(Å)
3	2-J	1488	GLY	CA-C	-10.30	1.35	1.51
3	3-J	1488	GLY	CA-C	-10.30	1.35	1.51
3	4-J	1488	GLY	CA-C	-10.30	1.35	1.51
3	5-J	1488	GLY	CA-C	-10.30	1.35	1.51
3	6-J	1488	GLY	CA-C	-10.30	1.35	1.51
3	7-J	1488	GLY	CA-C	-10.30	1.35	1.51
3	8-J	1488	GLY	CA-C	-10.30	1.35	1.51
5	1-Y	366	GLU	CA-CB	10.30	1.76	1.53
3	2-D	1488	GLY	CA-C	-10.29	1.35	1.51
3	3-D	1488	GLY	CA-C	-10.29	1.35	1.51
3	4-D	1488	GLY	CA-C	-10.29	1.35	1.51
3	6-D	1488	GLY	CA-C	-10.29	1.35	1.51
3	8-D	1488	GLY	CA-C	-10.29	1.35	1.51
3	1-J	1488	GLY	CA-C	-10.29	1.35	1.51
3	2-V	1488	GLY	CA-C	-10.29	1.35	1.51
3	3-V	1488	GLY	CA-C	-10.29	1.35	1.51
3	4-V	1488	GLY	CA-C	-10.29	1.35	1.51
3	5-V	1488	GLY	CA-C	-10.29	1.35	1.51
3	6-V	1488	GLY	CA-C	-10.29	1.35	1.51
3	7-V	1488	GLY	CA-C	-10.29	1.35	1.51
3	8-V	1488	GLY	CA-C	-10.29	1.35	1.51
5	1-G	366	GLU	CA-CB	10.29	1.76	1.53
5	2-S	366	GLU	CA-CB	10.28	1.76	1.53
5	3-S	366	GLU	CA-CB	10.28	1.76	1.53
3	5-D	1488	GLY	CA-C	-10.27	1.35	1.51
3	7-D	1488	GLY	CA-C	-10.27	1.35	1.51
4	2-L	461	ARG	CA-CB	-10.27	1.31	1.53
4	4-L	461	ARG	CA-CB	-10.27	1.31	1.53
4	5-L	461	ARG	CA-CB	-10.27	1.31	1.53
4	6-L	461	ARG	CA-CB	-10.27	1.31	1.53
4	7-L	461	ARG	CA-CB	-10.27	1.31	1.53
5	1-S	366	GLU	CA-CB	10.27	1.76	1.53
5	2-G	366	GLU	CA-CB	10.27	1.76	1.53
5	3-G	366	GLU	CA-CB	10.27	1.76	1.53
5	3-Y	331	THR	CA-C	-10.27	1.26	1.52
5	8-Y	331	THR	CA-C	-10.27	1.26	1.52
5	2-M	366	GLU	CA-CB	10.27	1.76	1.53
5	4-M	366	GLU	CA-CB	10.27	1.76	1.53
5	5-M	366	GLU	CA-CB	10.27	1.76	1.53
5	6-M	366	GLU	CA-CB	10.27	1.76	1.53
5	7-M	366	GLU	CA-CB	10.27	1.76	1.53
5	3-M	366	GLU	CA-CB	10.26	1.76	1.53

Continued on next page...

Continued from previous page...

Mol	Chain	Res	Type	Atoms	Z	Observed(Å)	Ideal(Å)
5	8-M	366	GLU	CA-CB	10.26	1.76	1.53
4	1-R	461	ARG	CA-CB	-10.26	1.31	1.53
5	4-G	366	GLU	CA-CB	10.26	1.76	1.53
5	5-G	366	GLU	CA-CB	10.26	1.76	1.53
5	6-G	366	GLU	CA-CB	10.26	1.76	1.53
5	7-G	366	GLU	CA-CB	10.26	1.76	1.53
5	8-G	366	GLU	CA-CB	10.26	1.76	1.53
6	1-T	487	TRP	N-CA	-10.26	1.25	1.46
3	2-P	1488	GLY	CA-C	-10.26	1.35	1.51
3	3-P	1488	GLY	CA-C	-10.26	1.35	1.51
3	4-P	1488	GLY	CA-C	-10.26	1.35	1.51
3	6-P	1488	GLY	CA-C	-10.26	1.35	1.51
3	8-P	1488	GLY	CA-C	-10.26	1.35	1.51
4	1-L	486	GLU	CA-CB	-10.25	1.31	1.53
4	2-R	461	ARG	CA-CB	-10.25	1.31	1.53
4	3-R	461	ARG	CA-CB	-10.25	1.31	1.53
5	3-Y	366	GLU	CA-CB	10.25	1.76	1.53
5	4-S	331	THR	CA-C	-10.25	1.26	1.52
5	5-S	331	THR	CA-C	-10.25	1.26	1.52
5	6-S	331	THR	CA-C	-10.25	1.26	1.52
5	7-S	331	THR	CA-C	-10.25	1.26	1.52
5	8-S	331	THR	CA-C	-10.25	1.26	1.52
5	8-Y	366	GLU	CA-CB	10.25	1.76	1.53
5	1-S	331	THR	CA-C	-10.24	1.26	1.52
6	2-N	373	THR	CA-CB	-10.24	1.26	1.53
5	2-G	331	THR	CA-C	-10.24	1.26	1.52
5	2-Y	331	THR	CA-C	-10.24	1.26	1.52
6	4-N	373	THR	CA-CB	-10.24	1.26	1.53
6	5-N	373	THR	CA-CB	-10.24	1.26	1.53
5	3-G	331	THR	CA-C	-10.24	1.26	1.52
5	4-Y	331	THR	CA-C	-10.24	1.26	1.52
5	5-Y	331	THR	CA-C	-10.24	1.26	1.52
6	6-N	373	THR	CA-CB	-10.24	1.26	1.53
5	6-Y	331	THR	CA-C	-10.24	1.26	1.52
6	7-N	373	THR	CA-CB	-10.24	1.26	1.53
5	7-Y	331	THR	CA-C	-10.24	1.26	1.52
6	2-H	487	TRP	N-CA	-10.24	1.25	1.46
6	3-H	487	TRP	N-CA	-10.24	1.25	1.46
5	2-M	331	THR	CA-C	-10.24	1.26	1.52
5	5-M	331	THR	CA-C	-10.24	1.26	1.52
5	6-G	331	THR	CA-C	-10.24	1.26	1.52
5	1-M	366	GLU	CA-CB	10.24	1.76	1.53

Continued on next page...

Continued from previous page...

Mol	Chain	Res	Type	Atoms	Z	Observed(Å)	Ideal(Å)
6	1-N	487	TRP	N-CA	-10.24	1.25	1.46
5	3-M	331	THR	CA-C	-10.24	1.26	1.52
5	4-G	331	THR	CA-C	-10.24	1.26	1.52
5	4-M	331	THR	CA-C	-10.24	1.26	1.52
5	5-G	331	THR	CA-C	-10.24	1.26	1.52
5	6-M	331	THR	CA-C	-10.24	1.26	1.52
5	7-G	331	THR	CA-C	-10.24	1.26	1.52
5	7-M	331	THR	CA-C	-10.24	1.26	1.52
5	8-G	331	THR	CA-C	-10.24	1.26	1.52
5	8-M	331	THR	CA-C	-10.24	1.26	1.52
5	2-S	331	THR	CA-C	-10.23	1.26	1.52
6	2-Z	373	THR	CA-CB	-10.23	1.26	1.53
5	3-S	331	THR	CA-C	-10.23	1.26	1.52
4	4-F	461	ARG	CA-CB	-10.23	1.31	1.53
6	4-Z	373	THR	CA-CB	-10.23	1.26	1.53
4	5-F	461	ARG	CA-CB	-10.23	1.31	1.53
6	5-Z	373	THR	CA-CB	-10.23	1.26	1.53
4	6-F	461	ARG	CA-CB	-10.23	1.31	1.53
6	6-Z	373	THR	CA-CB	-10.23	1.26	1.53
4	7-F	461	ARG	CA-CB	-10.23	1.31	1.53
6	7-Z	373	THR	CA-CB	-10.23	1.26	1.53
4	8-F	461	ARG	CA-CB	-10.23	1.31	1.53
5	1-M	331	THR	CA-C	-10.23	1.26	1.52
4	3-L	461	ARG	CA-CB	-10.23	1.31	1.53
4	8-L	461	ARG	CA-CB	-10.23	1.31	1.53
4	1-X	461	ARG	CA-CB	-10.23	1.31	1.53
4	3-X	461	ARG	CA-CB	-10.23	1.31	1.53
6	4-H	487	TRP	N-CA	-10.23	1.25	1.46
6	5-H	487	TRP	N-CA	-10.23	1.25	1.46
6	6-H	487	TRP	N-CA	-10.23	1.25	1.46
6	7-H	487	TRP	N-CA	-10.23	1.25	1.46
6	8-H	487	TRP	N-CA	-10.23	1.25	1.46
4	8-X	461	ARG	CA-CB	-10.23	1.31	1.53
6	1-H	373	THR	CA-CB	-10.22	1.26	1.53
4	4-R	461	ARG	CA-CB	-10.22	1.31	1.53
4	5-R	461	ARG	CA-CB	-10.22	1.31	1.53
4	6-R	461	ARG	CA-CB	-10.22	1.31	1.53
4	7-R	461	ARG	CA-CB	-10.22	1.31	1.53
4	8-R	461	ARG	CA-CB	-10.22	1.31	1.53
6	1-T	373	THR	CA-CB	-10.22	1.26	1.53
5	2-Y	366	GLU	CA-CB	10.22	1.76	1.53
4	3-X	486	GLU	CA-CB	-10.22	1.31	1.53

Continued on next page...

Continued from previous page...

Mol	Chain	Res	Type	Atoms	Z	Observed(Å)	Ideal(Å)
6	4-T	487	TRP	N-CA	-10.22	1.25	1.46
5	4-Y	366	GLU	CA-CB	10.22	1.76	1.53
6	5-T	487	TRP	N-CA	-10.22	1.25	1.46
5	5-Y	366	GLU	CA-CB	10.22	1.76	1.53
6	6-T	487	TRP	N-CA	-10.22	1.25	1.46
5	6-Y	366	GLU	CA-CB	10.22	1.76	1.53
6	7-T	487	TRP	N-CA	-10.22	1.25	1.46
5	7-Y	366	GLU	CA-CB	10.22	1.76	1.53
6	8-T	487	TRP	N-CA	-10.22	1.25	1.46
4	8-X	486	GLU	CA-CB	-10.22	1.31	1.53
6	1-H	487	TRP	N-CA	-10.22	1.25	1.46
5	5-S	366	GLU	CA-CB	10.22	1.76	1.53
4	2-F	486	GLU	CA-CB	-10.22	1.31	1.53
4	2-L	486	GLU	CA-CB	-10.22	1.31	1.53
4	3-F	486	GLU	CA-CB	-10.22	1.31	1.53
6	3-Z	487	TRP	N-CA	-10.22	1.25	1.46
4	4-L	486	GLU	CA-CB	-10.22	1.31	1.53
5	4-S	366	GLU	CA-CB	10.22	1.76	1.53
4	5-L	486	GLU	CA-CB	-10.22	1.31	1.53
4	6-L	486	GLU	CA-CB	-10.22	1.31	1.53
5	6-S	366	GLU	CA-CB	10.22	1.76	1.53
4	7-L	486	GLU	CA-CB	-10.22	1.31	1.53
5	7-S	366	GLU	CA-CB	10.22	1.76	1.53
5	8-S	366	GLU	CA-CB	10.22	1.76	1.53
6	8-Z	487	TRP	N-CA	-10.22	1.25	1.46
4	1-X	486	GLU	CA-CB	-10.22	1.31	1.53
6	1-Z	487	TRP	N-CA	-10.22	1.25	1.46
4	2-F	461	ARG	CA-CB	-10.22	1.31	1.53
6	2-H	373	THR	CA-CB	-10.22	1.26	1.53
4	3-F	461	ARG	CA-CB	-10.22	1.31	1.53
6	3-H	373	THR	CA-CB	-10.22	1.26	1.53
6	1-Z	373	THR	CA-CB	-10.22	1.26	1.53
6	2-T	373	THR	CA-CB	-10.22	1.26	1.53
6	3-T	373	THR	CA-CB	-10.22	1.26	1.53
6	2-N	487	TRP	N-CA	-10.21	1.25	1.46
6	4-N	487	TRP	N-CA	-10.21	1.25	1.46
6	5-N	487	TRP	N-CA	-10.21	1.25	1.46
6	6-N	487	TRP	N-CA	-10.21	1.25	1.46
6	7-N	487	TRP	N-CA	-10.21	1.25	1.46
4	1-R	486	GLU	CA-CB	-10.21	1.31	1.53
6	3-N	487	TRP	N-CA	-10.21	1.25	1.46
6	8-N	487	TRP	N-CA	-10.21	1.25	1.46

Continued on next page...

Continued from previous page...

Mol	Chain	Res	Type	Atoms	Z	Observed(Å)	Ideal(Å)
4	1-F	461	ARG	CA-CB	-10.21	1.31	1.53
4	1-F	486	GLU	CA-CB	-10.21	1.31	1.53
4	2-X	486	GLU	CA-CB	-10.21	1.31	1.53
6	2-Z	487	TRP	N-CA	-10.21	1.25	1.46
4	4-F	486	GLU	CA-CB	-10.21	1.31	1.53
4	4-X	486	GLU	CA-CB	-10.21	1.31	1.53
6	4-Z	487	TRP	N-CA	-10.21	1.25	1.46
4	5-F	486	GLU	CA-CB	-10.21	1.31	1.53
4	5-X	486	GLU	CA-CB	-10.21	1.31	1.53
6	5-Z	487	TRP	N-CA	-10.21	1.25	1.46
4	6-F	486	GLU	CA-CB	-10.21	1.31	1.53
4	6-X	486	GLU	CA-CB	-10.21	1.31	1.53
6	6-Z	487	TRP	N-CA	-10.21	1.25	1.46
4	7-F	486	GLU	CA-CB	-10.21	1.31	1.53
4	7-X	486	GLU	CA-CB	-10.21	1.31	1.53
6	7-Z	487	TRP	N-CA	-10.21	1.25	1.46
4	8-F	486	GLU	CA-CB	-10.21	1.31	1.53
4	2-X	461	ARG	CA-CB	-10.21	1.31	1.53
4	1-R	461	ARG	N-CA	10.20	1.66	1.46
5	1-Y	331	THR	CA-C	-10.21	1.26	1.52
4	3-L	486	GLU	CA-CB	-10.21	1.31	1.53
4	4-X	461	ARG	CA-CB	-10.21	1.31	1.53
4	5-X	461	ARG	CA-CB	-10.21	1.31	1.53
4	6-X	461	ARG	CA-CB	-10.21	1.31	1.53
4	7-X	461	ARG	CA-CB	-10.21	1.31	1.53
4	8-L	486	GLU	CA-CB	-10.21	1.31	1.53
6	4-T	373	THR	CA-CB	-10.20	1.26	1.53
6	5-T	373	THR	CA-CB	-10.20	1.26	1.53
6	6-T	373	THR	CA-CB	-10.20	1.26	1.53
6	7-T	373	THR	CA-CB	-10.20	1.26	1.53
6	8-T	373	THR	CA-CB	-10.20	1.26	1.53
4	3-X	461	ARG	N-CA	10.20	1.66	1.46
6	3-N	373	THR	CA-CB	-10.20	1.26	1.53
6	4-H	373	THR	CA-CB	-10.20	1.26	1.53
4	4-R	486	GLU	CA-CB	-10.20	1.31	1.53
6	5-H	373	THR	CA-CB	-10.20	1.26	1.53
4	5-R	486	GLU	CA-CB	-10.20	1.31	1.53
6	6-H	373	THR	CA-CB	-10.20	1.26	1.53
4	6-R	486	GLU	CA-CB	-10.20	1.31	1.53
6	7-H	373	THR	CA-CB	-10.20	1.26	1.53
4	7-R	486	GLU	CA-CB	-10.20	1.31	1.53
6	8-H	373	THR	CA-CB	-10.20	1.26	1.53

Continued on next page...

Continued from previous page...

Mol	Chain	Res	Type	Atoms	Z	Observed(Å)	Ideal(Å)
4	8-X	461	ARG	N-CA	10.20	1.66	1.46
6	8-N	373	THR	CA-CB	-10.20	1.26	1.53
4	8-R	486	GLU	CA-CB	-10.20	1.31	1.53
4	4-R	461	ARG	N-CA	10.20	1.66	1.46
4	5-R	461	ARG	N-CA	10.20	1.66	1.46
4	6-R	461	ARG	N-CA	10.20	1.66	1.46
4	7-R	461	ARG	N-CA	10.20	1.66	1.46
4	8-R	461	ARG	N-CA	10.20	1.66	1.46
6	2-T	487	TRP	N-CA	-10.20	1.25	1.46
6	3-T	487	TRP	N-CA	-10.20	1.25	1.46
5	1-G	331	THR	CA-C	-10.19	1.26	1.52
4	2-R	486	GLU	CA-CB	-10.19	1.31	1.53
4	3-L	461	ARG	N-CA	10.19	1.66	1.46
4	3-R	486	GLU	CA-CB	-10.19	1.31	1.53
6	3-Z	373	THR	CA-CB	-10.19	1.26	1.53
4	8-L	461	ARG	N-CA	10.19	1.66	1.46
6	8-Z	373	THR	CA-CB	-10.19	1.26	1.53
4	1-L	461	ARG	CA-CB	-10.18	1.31	1.53
4	4-F	461	ARG	N-CA	10.18	1.66	1.46
4	5-F	461	ARG	N-CA	10.18	1.66	1.46
4	6-F	461	ARG	N-CA	10.18	1.66	1.46
4	7-F	461	ARG	N-CA	10.18	1.66	1.46
4	8-F	461	ARG	N-CA	10.18	1.66	1.46
4	3-L	368	SER	N-CA	10.18	1.66	1.46
4	8-L	368	SER	N-CA	10.18	1.66	1.46
6	1-N	373	THR	CA-CB	-10.18	1.26	1.53
4	2-L	461	ARG	N-CA	10.17	1.66	1.46
4	4-L	461	ARG	N-CA	10.17	1.66	1.46
4	5-L	461	ARG	N-CA	10.17	1.66	1.46
4	6-L	461	ARG	N-CA	10.17	1.66	1.46
4	7-L	461	ARG	N-CA	10.17	1.66	1.46
4	2-R	461	ARG	N-CA	10.17	1.66	1.46
4	3-R	461	ARG	N-CA	10.17	1.66	1.46
4	2-F	461	ARG	N-CA	10.16	1.66	1.46
4	3-F	461	ARG	N-CA	10.16	1.66	1.46
4	2-X	461	ARG	N-CA	10.16	1.66	1.46
4	4-X	461	ARG	N-CA	10.16	1.66	1.46
4	5-X	461	ARG	N-CA	10.16	1.66	1.46
4	6-X	461	ARG	N-CA	10.16	1.66	1.46
4	7-X	461	ARG	N-CA	10.16	1.66	1.46
4	1-F	368	SER	N-CA	10.15	1.66	1.46
4	1-L	461	ARG	N-CA	10.15	1.66	1.46

Continued on next page...

Continued from previous page...

Mol	Chain	Res	Type	Atoms	Z	Observed(Å)	Ideal(Å)
4	1-X	368	SER	N-CA	10.15	1.66	1.46
4	2-R	368	SER	N-CA	10.15	1.66	1.46
4	3-R	368	SER	N-CA	10.15	1.66	1.46
4	2-L	368	SER	N-CA	10.15	1.66	1.46
4	4-L	368	SER	N-CA	10.15	1.66	1.46
4	5-L	368	SER	N-CA	10.15	1.66	1.46
4	6-L	368	SER	N-CA	10.15	1.66	1.46
4	7-L	368	SER	N-CA	10.15	1.66	1.46
4	1-X	461	ARG	N-CA	10.15	1.66	1.46
4	1-F	461	ARG	N-CA	10.15	1.66	1.46
4	2-F	368	SER	N-CA	10.13	1.66	1.46
4	3-F	368	SER	N-CA	10.13	1.66	1.46
4	3-X	368	SER	N-CA	10.13	1.66	1.46
4	8-X	368	SER	N-CA	10.13	1.66	1.46
4	4-F	368	SER	N-CA	10.12	1.66	1.46
4	5-F	368	SER	N-CA	10.12	1.66	1.46
4	6-F	368	SER	N-CA	10.12	1.66	1.46
4	7-F	368	SER	N-CA	10.12	1.66	1.46
4	8-F	368	SER	N-CA	10.12	1.66	1.46
4	2-X	368	SER	N-CA	10.10	1.66	1.46
4	4-X	368	SER	N-CA	10.10	1.66	1.46
4	5-X	368	SER	N-CA	10.10	1.66	1.46
4	6-X	368	SER	N-CA	10.10	1.66	1.46
4	7-X	368	SER	N-CA	10.10	1.66	1.46
4	1-L	368	SER	N-CA	10.10	1.66	1.46
4	4-R	368	SER	N-CA	10.10	1.66	1.46
4	5-R	368	SER	N-CA	10.10	1.66	1.46
4	6-R	368	SER	N-CA	10.10	1.66	1.46
4	7-R	368	SER	N-CA	10.10	1.66	1.46
4	8-R	368	SER	N-CA	10.10	1.66	1.46
4	1-R	368	SER	N-CA	10.10	1.66	1.46
5	1-S	326	LEU	CA-C	10.08	1.79	1.52
5	2-M	326	LEU	CA-C	10.08	1.79	1.52
5	3-Y	326	LEU	CA-C	10.08	1.79	1.52
5	4-M	326	LEU	CA-C	10.08	1.79	1.52
5	5-M	326	LEU	CA-C	10.08	1.79	1.52
5	6-M	326	LEU	CA-C	10.08	1.79	1.52
5	7-M	326	LEU	CA-C	10.08	1.79	1.52
5	8-Y	326	LEU	CA-C	10.08	1.79	1.52
5	1-G	326	LEU	CA-C	10.07	1.79	1.52
5	1-M	326	LEU	CA-C	10.07	1.79	1.52
5	1-Y	326	LEU	CA-C	10.06	1.79	1.52

Continued on next page...

Continued from previous page...

Mol	Chain	Res	Type	Atoms	Z	Observed(Å)	Ideal(Å)
5	2-G	326	LEU	CA-C	10.06	1.79	1.52
5	3-G	326	LEU	CA-C	10.06	1.79	1.52
5	3-M	326	LEU	CA-C	10.06	1.79	1.52
5	4-S	326	LEU	CA-C	10.06	1.79	1.52
5	5-S	326	LEU	CA-C	10.06	1.79	1.52
5	6-S	326	LEU	CA-C	10.06	1.79	1.52
5	7-S	326	LEU	CA-C	10.06	1.79	1.52
5	8-M	326	LEU	CA-C	10.06	1.79	1.52
5	8-S	326	LEU	CA-C	10.06	1.79	1.52
5	2-S	326	LEU	CA-C	10.05	1.79	1.52
5	3-S	326	LEU	CA-C	10.05	1.79	1.52
5	2-Y	326	LEU	CA-C	10.04	1.79	1.52
5	4-G	326	LEU	CA-C	10.04	1.79	1.52
5	4-Y	326	LEU	CA-C	10.04	1.79	1.52
5	5-G	326	LEU	CA-C	10.04	1.79	1.52
5	5-Y	326	LEU	CA-C	10.04	1.79	1.52
5	6-G	326	LEU	CA-C	10.04	1.79	1.52
5	6-Y	326	LEU	CA-C	10.04	1.79	1.52
5	7-G	326	LEU	CA-C	10.04	1.79	1.52
5	7-Y	326	LEU	CA-C	10.04	1.79	1.52
5	8-G	326	LEU	CA-C	10.04	1.79	1.52
6	1-Z	490	GLN	CA-CB	9.97	1.75	1.53
6	2-Z	387	LYS	CA-C	-9.97	1.27	1.52
6	4-Z	387	LYS	CA-C	-9.97	1.27	1.52
6	5-Z	387	LYS	CA-C	-9.97	1.27	1.52
6	6-Z	387	LYS	CA-C	-9.97	1.27	1.52
6	7-Z	387	LYS	CA-C	-9.97	1.27	1.52
6	4-T	387	LYS	CA-C	-9.96	1.27	1.52
6	5-T	387	LYS	CA-C	-9.96	1.27	1.52
6	6-T	387	LYS	CA-C	-9.96	1.27	1.52
6	7-T	387	LYS	CA-C	-9.96	1.27	1.52
6	8-T	387	LYS	CA-C	-9.96	1.27	1.52
6	1-N	387	LYS	CA-C	-9.96	1.27	1.52
6	2-N	387	LYS	CA-C	-9.96	1.27	1.52
6	4-N	387	LYS	CA-C	-9.96	1.27	1.52
6	5-N	387	LYS	CA-C	-9.96	1.27	1.52
6	6-N	387	LYS	CA-C	-9.96	1.27	1.52
6	7-N	387	LYS	CA-C	-9.96	1.27	1.52
6	1-H	490	GLN	CA-CB	9.96	1.75	1.53
6	3-N	387	LYS	CA-C	-9.96	1.27	1.52
6	3-N	490	GLN	CA-CB	9.96	1.75	1.53
6	8-N	490	GLN	CA-CB	9.96	1.75	1.53

Continued on next page...

Continued from previous page...

Mol	Chain	Res	Type	Atoms	Z	Observed(Å)	Ideal(Å)
6	4-H	387	LYS	CA-C	-9.95	1.27	1.52
6	5-H	387	LYS	CA-C	-9.95	1.27	1.52
6	6-H	387	LYS	CA-C	-9.95	1.27	1.52
6	7-H	387	LYS	CA-C	-9.95	1.27	1.52
6	8-H	387	LYS	CA-C	-9.95	1.27	1.52
6	8-N	387	LYS	CA-C	-9.96	1.27	1.52
6	2-H	387	LYS	CA-C	-9.95	1.27	1.52
6	2-H	490	GLN	CA-CB	9.95	1.75	1.53
6	3-H	387	LYS	CA-C	-9.95	1.27	1.52
6	3-H	490	GLN	CA-CB	9.95	1.75	1.53
6	2-H	411	GLU	C-O	-9.95	1.04	1.23
6	3-H	411	GLU	C-O	-9.95	1.04	1.23
6	3-Z	411	GLU	C-O	-9.95	1.04	1.23
6	8-Z	411	GLU	C-O	-9.95	1.04	1.23
6	2-Z	411	GLU	C-O	-9.94	1.04	1.23
6	4-Z	411	GLU	C-O	-9.94	1.04	1.23
6	5-Z	411	GLU	C-O	-9.94	1.04	1.23
6	6-Z	411	GLU	C-O	-9.94	1.04	1.23
6	7-Z	411	GLU	C-O	-9.94	1.04	1.23
6	2-N	490	GLN	CA-CB	9.94	1.75	1.53
6	4-N	490	GLN	CA-CB	9.94	1.75	1.53
6	5-N	490	GLN	CA-CB	9.94	1.75	1.53
6	6-N	490	GLN	CA-CB	9.94	1.75	1.53
6	7-N	490	GLN	CA-CB	9.94	1.75	1.53
6	1-T	387	LYS	CA-C	-9.94	1.27	1.52
6	1-T	490	GLN	CA-CB	9.94	1.75	1.53
6	2-T	387	LYS	CA-C	-9.94	1.27	1.52
6	3-T	387	LYS	CA-C	-9.94	1.27	1.52
6	2-Z	490	GLN	CA-CB	9.94	1.75	1.53
6	4-Z	490	GLN	CA-CB	9.94	1.75	1.53
6	5-Z	490	GLN	CA-CB	9.94	1.75	1.53
6	6-Z	490	GLN	CA-CB	9.94	1.75	1.53
6	7-Z	490	GLN	CA-CB	9.94	1.75	1.53
6	1-H	387	LYS	CA-C	-9.94	1.27	1.52
6	3-Z	387	LYS	CA-C	-9.94	1.27	1.52
6	4-T	411	GLU	C-O	-9.94	1.04	1.23
6	5-T	411	GLU	C-O	-9.94	1.04	1.23
6	6-T	411	GLU	C-O	-9.94	1.04	1.23
6	7-T	411	GLU	C-O	-9.94	1.04	1.23
6	8-T	411	GLU	C-O	-9.94	1.04	1.23
6	8-Z	387	LYS	CA-C	-9.94	1.27	1.52
6	1-N	411	GLU	C-O	-9.93	1.04	1.23

Continued on next page...

Continued from previous page...

Mol	Chain	Res	Type	Atoms	Z	Observed(Å)	Ideal(Å)
6	4-H	490	GLN	CA-CB	9.93	1.75	1.53
6	5-H	490	GLN	CA-CB	9.93	1.75	1.53
6	6-H	490	GLN	CA-CB	9.93	1.75	1.53
6	7-H	490	GLN	CA-CB	9.93	1.75	1.53
6	8-H	490	GLN	CA-CB	9.93	1.75	1.53
6	1-Z	387	LYS	CA-C	-9.93	1.27	1.52
6	1-N	490	GLN	CA-CB	9.93	1.75	1.53
6	2-N	411	GLU	C-O	-9.92	1.04	1.23
6	4-N	411	GLU	C-O	-9.92	1.04	1.23
6	5-N	411	GLU	C-O	-9.92	1.04	1.23
6	6-N	411	GLU	C-O	-9.92	1.04	1.23
6	7-N	411	GLU	C-O	-9.92	1.04	1.23
6	2-T	411	GLU	C-O	-9.92	1.04	1.23
6	3-T	411	GLU	C-O	-9.92	1.04	1.23
6	3-Z	490	GLN	CA-CB	9.92	1.75	1.53
6	8-Z	490	GLN	CA-CB	9.92	1.75	1.53
6	4-T	490	GLN	CA-CB	9.92	1.75	1.53
6	5-T	490	GLN	CA-CB	9.92	1.75	1.53
6	6-T	490	GLN	CA-CB	9.92	1.75	1.53
6	7-T	490	GLN	CA-CB	9.92	1.75	1.53
6	8-T	490	GLN	CA-CB	9.92	1.75	1.53
5	1-S	327	ARG	C-N	9.92	1.56	1.34
4	2-L	400	GLY	CA-C	-9.92	1.35	1.51
4	2-R	400	GLY	CA-C	-9.92	1.35	1.51
4	3-R	400	GLY	CA-C	-9.92	1.35	1.51
6	4-H	411	GLU	C-O	-9.92	1.04	1.23
4	4-L	400	GLY	CA-C	-9.92	1.35	1.51
6	5-H	411	GLU	C-O	-9.92	1.04	1.23
4	5-L	400	GLY	CA-C	-9.92	1.35	1.51
6	6-H	411	GLU	C-O	-9.92	1.04	1.23
4	6-L	400	GLY	CA-C	-9.92	1.35	1.51
6	7-H	411	GLU	C-O	-9.92	1.04	1.23
4	7-L	400	GLY	CA-C	-9.92	1.35	1.51
6	8-H	411	GLU	C-O	-9.92	1.04	1.23
5	2-S	327	ARG	C-N	9.91	1.56	1.34
6	3-N	411	GLU	C-O	-9.91	1.04	1.23
6	8-N	411	GLU	C-O	-9.91	1.04	1.23
4	1-R	400	GLY	CA-C	-9.91	1.35	1.51
6	2-T	490	GLN	CA-CB	9.91	1.75	1.53
5	3-S	327	ARG	C-N	9.91	1.56	1.34
6	3-T	490	GLN	CA-CB	9.91	1.75	1.53
6	1-H	411	GLU	C-O	-9.91	1.04	1.23

Continued on next page...

Continued from previous page...

Mol	Chain	Res	Type	Atoms	Z	Observed(Å)	Ideal(Å)
5	1-G	327	ARG	C-N	9.90	1.56	1.34
5	1-M	327	ARG	C-N	9.90	1.56	1.34
6	1-T	411	GLU	C-O	-9.90	1.04	1.23
5	1-Y	327	ARG	C-N	9.90	1.56	1.34
4	3-L	400	GLY	CA-C	-9.90	1.36	1.51
4	8-L	400	GLY	CA-C	-9.90	1.36	1.51
4	2-F	400	GLY	CA-C	-9.89	1.36	1.51
5	2-M	327	ARG	C-N	9.89	1.56	1.34
4	3-F	400	GLY	CA-C	-9.89	1.36	1.51
5	4-M	327	ARG	C-N	9.89	1.56	1.34
5	5-M	327	ARG	C-N	9.89	1.56	1.34
5	6-M	327	ARG	C-N	9.89	1.56	1.34
5	7-M	327	ARG	C-N	9.89	1.56	1.34
5	2-G	327	ARG	C-N	9.89	1.56	1.34
5	3-G	327	ARG	C-N	9.89	1.56	1.34
5	3-M	327	ARG	C-N	9.89	1.56	1.34
5	4-G	327	ARG	C-N	9.89	1.56	1.34
5	5-G	327	ARG	C-N	9.89	1.56	1.34
5	6-G	327	ARG	C-N	9.89	1.56	1.34
5	7-G	327	ARG	C-N	9.89	1.56	1.34
5	8-G	327	ARG	C-N	9.89	1.56	1.34
5	8-M	327	ARG	C-N	9.89	1.56	1.34
4	1-F	400	GLY	CA-C	-9.88	1.36	1.51
4	3-X	400	GLY	CA-C	-9.88	1.36	1.51
4	8-X	400	GLY	CA-C	-9.88	1.36	1.51
5	2-Y	327	ARG	C-N	9.88	1.56	1.34
5	4-Y	327	ARG	C-N	9.88	1.56	1.34
5	5-Y	327	ARG	C-N	9.88	1.56	1.34
5	6-Y	327	ARG	C-N	9.88	1.56	1.34
5	7-Y	327	ARG	C-N	9.88	1.56	1.34
4	4-F	400	GLY	CA-C	-9.88	1.36	1.51
4	5-F	400	GLY	CA-C	-9.88	1.36	1.51
4	6-F	400	GLY	CA-C	-9.88	1.36	1.51
4	7-F	400	GLY	CA-C	-9.88	1.36	1.51
4	8-F	400	GLY	CA-C	-9.88	1.36	1.51
4	1-X	400	GLY	CA-C	-9.88	1.36	1.51
5	3-Y	327	ARG	C-N	9.87	1.56	1.34
5	8-Y	327	ARG	C-N	9.87	1.56	1.34
4	2-X	400	GLY	CA-C	-9.87	1.36	1.51
4	4-X	400	GLY	CA-C	-9.87	1.36	1.51
4	5-X	400	GLY	CA-C	-9.87	1.36	1.51
4	6-X	400	GLY	CA-C	-9.87	1.36	1.51

Continued on next page...

Continued from previous page...

Mol	Chain	Res	Type	Atoms	Z	Observed(Å)	Ideal(Å)
4	7-X	400	GLY	CA-C	-9.87	1.36	1.51
6	1-Z	411	GLU	C-O	-9.87	1.04	1.23
4	4-R	400	GLY	CA-C	-9.86	1.36	1.51
5	4-S	327	ARG	C-N	9.86	1.56	1.34
4	5-R	400	GLY	CA-C	-9.86	1.36	1.51
5	5-S	327	ARG	C-N	9.86	1.56	1.34
4	6-R	400	GLY	CA-C	-9.86	1.36	1.51
5	6-S	327	ARG	C-N	9.86	1.56	1.34
4	7-R	400	GLY	CA-C	-9.86	1.36	1.51
5	7-S	327	ARG	C-N	9.86	1.56	1.34
4	8-R	400	GLY	CA-C	-9.86	1.36	1.51
5	8-S	327	ARG	C-N	9.86	1.56	1.34
4	1-L	400	GLY	CA-C	-9.84	1.36	1.51
3	2-P	1512	TRP	N-CA	-9.80	1.26	1.46
3	3-P	1512	TRP	N-CA	-9.80	1.26	1.46
3	4-P	1512	TRP	N-CA	-9.80	1.26	1.46
3	6-P	1512	TRP	N-CA	-9.80	1.26	1.46
3	8-P	1512	TRP	N-CA	-9.80	1.26	1.46
3	5-P	1512	TRP	N-CA	-9.80	1.26	1.46
3	7-P	1512	TRP	N-CA	-9.80	1.26	1.46
3	2-V	1512	TRP	N-CA	-9.79	1.26	1.46
3	3-V	1512	TRP	N-CA	-9.79	1.26	1.46
3	4-V	1512	TRP	N-CA	-9.79	1.26	1.46
3	5-V	1512	TRP	N-CA	-9.79	1.26	1.46
3	6-V	1512	TRP	N-CA	-9.79	1.26	1.46
3	7-V	1512	TRP	N-CA	-9.79	1.26	1.46
3	8-V	1512	TRP	N-CA	-9.79	1.26	1.46
3	5-D	1512	TRP	N-CA	-9.78	1.26	1.46
3	7-D	1512	TRP	N-CA	-9.78	1.26	1.46
4	1-F	424	PRO	CA-C	-9.77	1.33	1.52
3	2-D	1512	TRP	N-CA	-9.77	1.26	1.46
3	3-D	1512	TRP	N-CA	-9.77	1.26	1.46
3	4-D	1512	TRP	N-CA	-9.77	1.26	1.46
3	6-D	1512	TRP	N-CA	-9.77	1.26	1.46
3	8-D	1512	TRP	N-CA	-9.77	1.26	1.46
3	2-J	1512	TRP	N-CA	-9.76	1.26	1.46
3	3-J	1512	TRP	N-CA	-9.76	1.26	1.46
3	4-J	1512	TRP	N-CA	-9.76	1.26	1.46
3	5-J	1512	TRP	N-CA	-9.76	1.26	1.46
3	6-J	1512	TRP	N-CA	-9.76	1.26	1.46
3	7-J	1512	TRP	N-CA	-9.76	1.26	1.46
3	8-J	1512	TRP	N-CA	-9.76	1.26	1.46

Continued on next page...

Continued from previous page...

Mol	Chain	Res	Type	Atoms	Z	Observed(Å)	Ideal(Å)
4	1-X	424	PRO	CA-C	-9.73	1.33	1.52
3	1-V	1512	TRP	N-CA	-9.73	1.26	1.46
4	1-F	311	GLN	CA-CB	-9.73	1.32	1.53
4	3-L	424	PRO	CA-C	-9.72	1.33	1.52
4	8-L	424	PRO	CA-C	-9.72	1.33	1.52
4	4-R	424	PRO	CA-C	-9.71	1.33	1.52
4	5-R	424	PRO	CA-C	-9.71	1.33	1.52
4	6-R	424	PRO	CA-C	-9.71	1.33	1.52
4	7-R	424	PRO	CA-C	-9.71	1.33	1.52
4	8-R	424	PRO	CA-C	-9.71	1.33	1.52
4	2-L	424	PRO	CA-C	-9.70	1.33	1.52
4	2-R	424	PRO	CA-C	-9.70	1.33	1.52
4	3-R	424	PRO	CA-C	-9.70	1.33	1.52
4	4-L	424	PRO	CA-C	-9.70	1.33	1.52
4	5-L	424	PRO	CA-C	-9.70	1.33	1.52
4	6-L	424	PRO	CA-C	-9.70	1.33	1.52
4	7-L	424	PRO	CA-C	-9.70	1.33	1.52
3	1-D	1512	TRP	N-CA	-9.70	1.26	1.46
4	1-R	424	PRO	CA-C	-9.70	1.33	1.52
3	1-J	1512	TRP	N-CA	-9.69	1.26	1.46
4	1-X	311	GLN	CA-CB	-9.69	1.32	1.53
3	1-P	1512	TRP	N-CA	-9.69	1.26	1.46
4	2-F	424	PRO	CA-C	-9.68	1.33	1.52
4	2-L	311	GLN	CA-CB	-9.68	1.32	1.53
4	3-F	424	PRO	CA-C	-9.68	1.33	1.52
4	4-L	311	GLN	CA-CB	-9.68	1.32	1.53
4	5-L	311	GLN	CA-CB	-9.68	1.32	1.53
4	6-L	311	GLN	CA-CB	-9.68	1.32	1.53
4	7-L	311	GLN	CA-CB	-9.68	1.32	1.53
4	1-L	424	PRO	CA-C	-9.68	1.33	1.52
4	2-X	424	PRO	CA-C	-9.68	1.33	1.52
4	3-X	424	PRO	CA-C	-9.68	1.33	1.52
4	4-X	424	PRO	CA-C	-9.68	1.33	1.52
4	5-X	424	PRO	CA-C	-9.68	1.33	1.52
4	6-X	424	PRO	CA-C	-9.68	1.33	1.52
4	7-X	424	PRO	CA-C	-9.68	1.33	1.52
4	8-X	424	PRO	CA-C	-9.68	1.33	1.52
4	2-X	311	GLN	CA-CB	-9.68	1.32	1.53
4	4-X	311	GLN	CA-CB	-9.68	1.32	1.53
4	5-X	311	GLN	CA-CB	-9.68	1.32	1.53
4	6-X	311	GLN	CA-CB	-9.68	1.32	1.53
4	7-X	311	GLN	CA-CB	-9.68	1.32	1.53

Continued on next page...

Continued from previous page...

Mol	Chain	Res	Type	Atoms	Z	Observed(Å)	Ideal(Å)
4	4-F	424	PRO	CA-C	-9.68	1.33	1.52
4	5-F	424	PRO	CA-C	-9.68	1.33	1.52
4	6-F	424	PRO	CA-C	-9.68	1.33	1.52
4	7-F	424	PRO	CA-C	-9.68	1.33	1.52
4	8-F	424	PRO	CA-C	-9.68	1.33	1.52
4	2-F	311	GLN	CA-CB	-9.67	1.32	1.53
4	3-F	311	GLN	CA-CB	-9.67	1.32	1.53
4	2-R	311	GLN	CA-CB	-9.67	1.32	1.53
4	3-R	311	GLN	CA-CB	-9.67	1.32	1.53
4	4-R	311	GLN	CA-CB	-9.66	1.32	1.53
4	5-R	311	GLN	CA-CB	-9.66	1.32	1.53
4	6-R	311	GLN	CA-CB	-9.66	1.32	1.53
4	7-R	311	GLN	CA-CB	-9.66	1.32	1.53
4	8-R	311	GLN	CA-CB	-9.66	1.32	1.53
4	1-F	436	SER	CA-CB	9.66	1.67	1.52
4	1-R	311	GLN	CA-CB	-9.66	1.32	1.53
4	4-F	311	GLN	CA-CB	-9.66	1.32	1.53
4	5-F	311	GLN	CA-CB	-9.66	1.32	1.53
4	6-F	311	GLN	CA-CB	-9.66	1.32	1.53
4	7-F	311	GLN	CA-CB	-9.66	1.32	1.53
4	8-F	311	GLN	CA-CB	-9.66	1.32	1.53
5	3-M	325	ALA	CA-C	9.65	1.78	1.52
5	4-S	325	ALA	CA-C	9.65	1.78	1.52
5	5-S	325	ALA	CA-C	9.65	1.78	1.52
5	6-S	325	ALA	CA-C	9.65	1.78	1.52
5	7-S	325	ALA	CA-C	9.65	1.78	1.52
5	8-M	325	ALA	CA-C	9.65	1.78	1.52
5	8-S	325	ALA	CA-C	9.65	1.78	1.52
4	1-L	311	GLN	CA-CB	-9.65	1.32	1.53
4	3-X	311	GLN	CA-CB	-9.64	1.32	1.53
4	8-X	311	GLN	CA-CB	-9.64	1.32	1.53
4	2-F	436	SER	CA-CB	9.64	1.67	1.52
5	2-Y	325	ALA	CA-C	9.64	1.78	1.52
4	3-F	436	SER	CA-CB	9.64	1.67	1.52
5	4-Y	325	ALA	CA-C	9.64	1.78	1.52
5	7-Y	325	ALA	CA-C	9.64	1.78	1.52
5	1-S	325	ALA	CA-C	9.64	1.78	1.52
4	3-L	311	GLN	CA-CB	-9.64	1.32	1.53
5	4-G	325	ALA	CA-C	9.64	1.78	1.52
5	5-G	325	ALA	CA-C	9.64	1.78	1.52
5	5-Y	325	ALA	CA-C	9.64	1.78	1.52
5	6-G	325	ALA	CA-C	9.64	1.78	1.52

Continued on next page...

Continued from previous page...

Mol	Chain	Res	Type	Atoms	Z	Observed(Å)	Ideal(Å)
5	6-Y	325	ALA	CA-C	9.64	1.78	1.52
5	7-G	325	ALA	CA-C	9.64	1.78	1.52
5	8-G	325	ALA	CA-C	9.64	1.78	1.52
4	8-L	311	GLN	CA-CB	-9.64	1.32	1.53
5	1-G	325	ALA	CA-C	9.64	1.78	1.52
4	1-L	220	ASN	C-O	9.63	1.41	1.23
5	2-S	325	ALA	CA-C	9.64	1.78	1.52
5	3-S	325	ALA	CA-C	9.64	1.78	1.52
5	1-Y	325	ALA	CA-C	9.63	1.77	1.52
4	5-R	436	SER	CA-CB	9.63	1.67	1.52
4	6-R	436	SER	CA-CB	9.63	1.67	1.52
4	8-R	436	SER	CA-CB	9.63	1.67	1.52
5	2-G	325	ALA	CA-C	9.63	1.77	1.52
5	2-M	325	ALA	CA-C	9.63	1.77	1.52
5	3-G	325	ALA	CA-C	9.63	1.77	1.52
5	4-M	325	ALA	CA-C	9.63	1.77	1.52
4	4-R	436	SER	CA-CB	9.63	1.67	1.52
5	5-M	325	ALA	CA-C	9.63	1.77	1.52
5	6-M	325	ALA	CA-C	9.63	1.77	1.52
5	7-M	325	ALA	CA-C	9.63	1.77	1.52
4	7-R	436	SER	CA-CB	9.63	1.67	1.52
4	2-R	436	SER	CA-CB	9.62	1.67	1.52
4	3-R	436	SER	CA-CB	9.62	1.67	1.52
5	3-Y	325	ALA	CA-C	9.62	1.77	1.52
5	8-Y	325	ALA	CA-C	9.62	1.77	1.52
4	1-X	220	ASN	C-O	9.61	1.41	1.23
4	2-L	436	SER	CA-CB	9.62	1.67	1.52
4	4-L	436	SER	CA-CB	9.62	1.67	1.52
4	5-L	436	SER	CA-CB	9.62	1.67	1.52
4	6-L	436	SER	CA-CB	9.62	1.67	1.52
4	7-L	436	SER	CA-CB	9.62	1.67	1.52
5	1-M	325	ALA	CA-C	9.61	1.77	1.52
4	1-L	436	SER	CA-CB	9.60	1.67	1.52
4	1-R	220	ASN	C-O	9.60	1.41	1.23
4	3-X	436	SER	CA-CB	9.59	1.67	1.52
4	8-X	436	SER	CA-CB	9.59	1.67	1.52
6	1-N	490	GLN	N-CA	-9.59	1.27	1.46
4	1-F	220	ASN	C-O	9.58	1.41	1.23
4	1-R	436	SER	CA-CB	9.58	1.67	1.52
4	1-X	436	SER	CA-CB	9.58	1.67	1.52
6	1-T	490	GLN	N-CA	-9.57	1.27	1.46
6	1-H	490	GLN	N-CA	-9.57	1.27	1.46

Continued on next page...

Continued from previous page...

Mol	Chain	Res	Type	Atoms	Z	Observed(Å)	Ideal(Å)
4	2-X	436	SER	CA-CB	9.57	1.67	1.52
4	4-X	436	SER	CA-CB	9.57	1.67	1.52
4	5-X	436	SER	CA-CB	9.57	1.67	1.52
4	6-X	436	SER	CA-CB	9.57	1.67	1.52
4	7-X	436	SER	CA-CB	9.57	1.67	1.52
6	2-N	490	GLN	N-CA	-9.56	1.27	1.46
6	4-N	490	GLN	N-CA	-9.56	1.27	1.46
6	5-N	490	GLN	N-CA	-9.56	1.27	1.46
6	6-N	490	GLN	N-CA	-9.56	1.27	1.46
6	7-N	490	GLN	N-CA	-9.56	1.27	1.46
4	3-L	436	SER	CA-CB	9.56	1.67	1.52
4	8-L	436	SER	CA-CB	9.56	1.67	1.52
6	3-N	490	GLN	N-CA	-9.55	1.27	1.46
6	8-N	490	GLN	N-CA	-9.55	1.27	1.46
4	4-F	436	SER	CA-CB	9.55	1.67	1.52
4	5-F	436	SER	CA-CB	9.55	1.67	1.52
4	6-F	436	SER	CA-CB	9.55	1.67	1.52
4	7-F	436	SER	CA-CB	9.55	1.67	1.52
4	8-F	436	SER	CA-CB	9.55	1.67	1.52
6	4-T	490	GLN	N-CA	-9.54	1.27	1.46
6	5-T	490	GLN	N-CA	-9.54	1.27	1.46
6	6-T	490	GLN	N-CA	-9.54	1.27	1.46
6	7-T	490	GLN	N-CA	-9.54	1.27	1.46
6	8-T	490	GLN	N-CA	-9.54	1.27	1.46
6	1-Z	490	GLN	N-CA	-9.54	1.27	1.46
6	2-H	490	GLN	N-CA	-9.54	1.27	1.46
6	2-T	490	GLN	N-CA	-9.54	1.27	1.46
6	3-H	490	GLN	N-CA	-9.54	1.27	1.46
6	3-T	490	GLN	N-CA	-9.54	1.27	1.46
6	2-Z	490	GLN	N-CA	-9.52	1.27	1.46
6	4-Z	490	GLN	N-CA	-9.52	1.27	1.46
6	5-Z	490	GLN	N-CA	-9.52	1.27	1.46
6	6-Z	490	GLN	N-CA	-9.52	1.27	1.46
6	7-Z	490	GLN	N-CA	-9.52	1.27	1.46
6	4-H	490	GLN	N-CA	-9.51	1.27	1.46
6	5-H	490	GLN	N-CA	-9.51	1.27	1.46
6	6-H	490	GLN	N-CA	-9.51	1.27	1.46
6	7-H	490	GLN	N-CA	-9.51	1.27	1.46
6	8-H	490	GLN	N-CA	-9.51	1.27	1.46
4	1-R	201	GLU	CA-C	-9.50	1.28	1.52
6	3-Z	490	GLN	N-CA	-9.50	1.27	1.46
6	8-Z	490	GLN	N-CA	-9.50	1.27	1.46

Continued on next page...

Continued from previous page...

Mol	Chain	Res	Type	Atoms	Z	Observed(Å)	Ideal(Å)
4	1-F	201	GLU	CA-C	-9.49	1.28	1.52
2	2-I	12	GLN	CA-C	-9.49	1.28	1.52
2	4-I	12	GLN	CA-C	-9.49	1.28	1.52
2	5-I	12	GLN	CA-C	-9.49	1.28	1.52
2	6-I	12	GLN	CA-C	-9.49	1.28	1.52
2	7-I	12	GLN	CA-C	-9.49	1.28	1.52
2	1-C	12	GLN	CA-C	-9.49	1.28	1.52
4	1-L	201	GLU	CA-C	-9.49	1.28	1.52
2	1-I	12	GLN	CA-C	-9.48	1.28	1.52
2	4-C	12	GLN	CA-C	-9.48	1.28	1.52
2	5-C	12	GLN	CA-C	-9.48	1.28	1.52
2	6-C	12	GLN	CA-C	-9.48	1.28	1.52
2	7-C	12	GLN	CA-C	-9.48	1.28	1.52
2	8-C	12	GLN	CA-C	-9.48	1.28	1.52
2	3-I	12	GLN	CA-C	-9.48	1.28	1.52
2	8-I	12	GLN	CA-C	-9.48	1.28	1.52
2	2-C	12	GLN	CA-C	-9.47	1.28	1.52
2	2-O	12	GLN	CA-C	-9.47	1.28	1.52
2	2-U	12	GLN	CA-C	-9.47	1.28	1.52
2	3-C	12	GLN	CA-C	-9.47	1.28	1.52
2	3-O	12	GLN	CA-C	-9.47	1.28	1.52
2	4-U	12	GLN	CA-C	-9.47	1.28	1.52
2	5-U	12	GLN	CA-C	-9.47	1.28	1.52
2	6-U	12	GLN	CA-C	-9.47	1.28	1.52
2	7-U	12	GLN	CA-C	-9.47	1.28	1.52
2	4-O	12	GLN	CA-C	-9.47	1.28	1.52
2	5-O	12	GLN	CA-C	-9.47	1.28	1.52
2	6-O	12	GLN	CA-C	-9.47	1.28	1.52
2	7-O	12	GLN	CA-C	-9.47	1.28	1.52
2	8-O	12	GLN	CA-C	-9.47	1.28	1.52
4	1-X	201	GLU	CA-C	-9.47	1.28	1.52
2	1-U	12	GLN	CA-C	-9.46	1.28	1.52
2	3-U	12	GLN	CA-C	-9.46	1.28	1.52
2	8-U	12	GLN	CA-C	-9.46	1.28	1.52
2	1-O	12	GLN	CA-C	-9.44	1.28	1.52
4	1-X	311	GLN	CA-C	9.38	1.77	1.52
4	1-F	311	GLN	CA-C	9.38	1.77	1.52
4	2-F	311	GLN	CA-C	9.38	1.77	1.52
4	3-F	311	GLN	CA-C	9.38	1.77	1.52
4	3-X	311	GLN	CA-C	9.38	1.77	1.52
4	8-X	311	GLN	CA-C	9.38	1.77	1.52
4	2-X	311	GLN	CA-C	9.37	1.77	1.52

Continued on next page...

Continued from previous page...

Mol	Chain	Res	Type	Atoms	Z	Observed(Å)	Ideal(Å)
4	4-X	311	GLN	CA-C	9.37	1.77	1.52
4	5-X	311	GLN	CA-C	9.37	1.77	1.52
4	6-X	311	GLN	CA-C	9.37	1.77	1.52
4	7-X	311	GLN	CA-C	9.37	1.77	1.52
4	1-L	311	GLN	CA-C	9.36	1.77	1.52
4	4-F	311	GLN	CA-C	9.36	1.77	1.52
4	5-F	311	GLN	CA-C	9.36	1.77	1.52
4	6-F	311	GLN	CA-C	9.36	1.77	1.52
4	7-F	311	GLN	CA-C	9.36	1.77	1.52
4	8-F	311	GLN	CA-C	9.36	1.77	1.52
4	2-L	311	GLN	CA-C	9.35	1.77	1.52
4	3-L	311	GLN	CA-C	9.35	1.77	1.52
4	4-L	311	GLN	CA-C	9.35	1.77	1.52
4	5-L	311	GLN	CA-C	9.35	1.77	1.52
4	6-L	311	GLN	CA-C	9.35	1.77	1.52
4	7-L	311	GLN	CA-C	9.35	1.77	1.52
4	8-L	311	GLN	CA-C	9.35	1.77	1.52
4	4-R	311	GLN	CA-C	9.34	1.77	1.52
4	5-R	311	GLN	CA-C	9.34	1.77	1.52
4	6-R	311	GLN	CA-C	9.34	1.77	1.52
4	7-R	311	GLN	CA-C	9.34	1.77	1.52
4	8-R	311	GLN	CA-C	9.34	1.77	1.52
4	1-R	311	GLN	CA-C	9.34	1.77	1.52
4	2-R	311	GLN	CA-C	9.34	1.77	1.52
4	3-R	311	GLN	CA-C	9.34	1.77	1.52
4	1-X	243	TYR	CA-CB	-9.32	1.33	1.53
4	1-F	243	TYR	CA-CB	-9.29	1.33	1.53
4	1-L	243	TYR	CA-CB	-9.27	1.33	1.53
4	1-R	243	TYR	CA-CB	-9.26	1.33	1.53
4	1-X	207	GLN	N-CA	9.22	1.64	1.46
4	1-F	207	GLN	N-CA	9.21	1.64	1.46
4	1-L	207	GLN	N-CA	9.21	1.64	1.46
4	1-R	207	GLN	N-CA	9.20	1.64	1.46
6	2-T	411	GLU	N-CA	9.12	1.64	1.46
6	3-T	411	GLU	N-CA	9.12	1.64	1.46
6	2-Z	411	GLU	N-CA	9.12	1.64	1.46
6	3-N	411	GLU	N-CA	9.12	1.64	1.46
6	4-T	411	GLU	N-CA	9.12	1.64	1.46
6	4-Z	411	GLU	N-CA	9.12	1.64	1.46
6	5-T	411	GLU	N-CA	9.12	1.64	1.46
6	5-Z	411	GLU	N-CA	9.12	1.64	1.46
6	6-T	411	GLU	N-CA	9.12	1.64	1.46

Continued on next page...

Continued from previous page...

Mol	Chain	Res	Type	Atoms	Z	Observed(Å)	Ideal(Å)
6	6-Z	411	GLU	N-CA	9.12	1.64	1.46
6	7-T	411	GLU	N-CA	9.12	1.64	1.46
6	7-Z	411	GLU	N-CA	9.12	1.64	1.46
6	8-N	411	GLU	N-CA	9.12	1.64	1.46
6	8-T	411	GLU	N-CA	9.12	1.64	1.46
6	1-T	411	GLU	N-CA	9.10	1.64	1.46
6	4-H	411	GLU	N-CA	9.10	1.64	1.46
6	5-H	411	GLU	N-CA	9.10	1.64	1.46
6	6-H	411	GLU	N-CA	9.10	1.64	1.46
6	7-H	411	GLU	N-CA	9.10	1.64	1.46
6	8-H	411	GLU	N-CA	9.10	1.64	1.46
6	2-N	411	GLU	N-CA	9.10	1.64	1.46
6	4-N	411	GLU	N-CA	9.10	1.64	1.46
6	5-N	411	GLU	N-CA	9.10	1.64	1.46
6	6-N	411	GLU	N-CA	9.10	1.64	1.46
6	7-N	411	GLU	N-CA	9.10	1.64	1.46
6	1-N	411	GLU	N-CA	9.09	1.64	1.46
4	1-R	367	THR	C-N	9.09	1.54	1.34
6	1-H	411	GLU	N-CA	9.09	1.64	1.46
4	4-F	367	THR	C-N	9.09	1.54	1.34
4	5-F	367	THR	C-N	9.09	1.54	1.34
4	6-F	367	THR	C-N	9.09	1.54	1.34
4	7-F	367	THR	C-N	9.09	1.54	1.34
4	8-F	367	THR	C-N	9.09	1.54	1.34
6	3-Z	411	GLU	N-CA	9.08	1.64	1.46
6	8-Z	411	GLU	N-CA	9.08	1.64	1.46
4	3-X	367	THR	C-N	9.07	1.54	1.34
4	8-X	367	THR	C-N	9.07	1.54	1.34
6	1-Z	411	GLU	N-CA	9.07	1.64	1.46
6	2-H	411	GLU	N-CA	9.07	1.64	1.46
6	3-H	411	GLU	N-CA	9.07	1.64	1.46
4	4-R	367	THR	C-N	9.07	1.54	1.34
4	5-R	367	THR	C-N	9.07	1.54	1.34
4	6-R	367	THR	C-N	9.07	1.54	1.34
4	7-R	367	THR	C-N	9.07	1.54	1.34
4	8-R	367	THR	C-N	9.07	1.54	1.34
4	2-R	367	THR	C-N	9.06	1.54	1.34
4	3-R	367	THR	C-N	9.06	1.54	1.34
4	1-F	367	THR	C-N	9.06	1.54	1.34
4	1-L	367	THR	C-N	9.05	1.54	1.34
4	2-X	367	THR	C-N	9.05	1.54	1.34
4	4-X	367	THR	C-N	9.05	1.54	1.34

Continued on next page...

Continued from previous page...

Mol	Chain	Res	Type	Atoms	Z	Observed(Å)	Ideal(Å)
4	5-X	367	THR	C-N	9.05	1.54	1.34
4	6-X	367	THR	C-N	9.05	1.54	1.34
4	7-X	367	THR	C-N	9.05	1.54	1.34
4	1-X	367	THR	C-N	9.05	1.54	1.34
6	1-H	388	ARG	N-CA	-9.04	1.28	1.46
6	1-Z	388	ARG	N-CA	-9.04	1.28	1.46
4	2-L	367	THR	C-N	9.04	1.54	1.34
4	4-L	367	THR	C-N	9.04	1.54	1.34
4	5-L	367	THR	C-N	9.04	1.54	1.34
4	6-L	367	THR	C-N	9.04	1.54	1.34
4	7-L	367	THR	C-N	9.04	1.54	1.34
4	2-F	367	THR	C-N	9.04	1.54	1.34
4	3-F	367	THR	C-N	9.04	1.54	1.34
6	4-T	388	ARG	N-CA	-9.04	1.28	1.46
6	5-T	388	ARG	N-CA	-9.04	1.28	1.46
6	6-T	388	ARG	N-CA	-9.04	1.28	1.46
6	7-T	388	ARG	N-CA	-9.04	1.28	1.46
6	8-T	388	ARG	N-CA	-9.04	1.28	1.46
4	1-F	468	LYS	CA-C	-9.04	1.29	1.52
4	1-X	452	ARG	C-N	9.03	1.54	1.34
4	3-X	452	ARG	C-N	9.03	1.54	1.34
4	8-X	452	ARG	C-N	9.03	1.54	1.34
4	4-F	468	LYS	CA-C	-9.02	1.29	1.52
4	5-F	468	LYS	CA-C	-9.02	1.29	1.52
4	6-F	468	LYS	CA-C	-9.02	1.29	1.52
4	7-F	468	LYS	CA-C	-9.02	1.29	1.52
4	8-F	468	LYS	CA-C	-9.02	1.29	1.52
4	2-F	452	ARG	C-N	9.02	1.54	1.34
6	2-Z	388	ARG	N-CA	-9.02	1.28	1.46
4	3-F	452	ARG	C-N	9.02	1.54	1.34
4	3-X	468	LYS	CA-C	-9.02	1.29	1.52
6	4-Z	388	ARG	N-CA	-9.02	1.28	1.46
6	5-Z	388	ARG	N-CA	-9.02	1.28	1.46
6	6-Z	388	ARG	N-CA	-9.02	1.28	1.46
6	7-Z	388	ARG	N-CA	-9.02	1.28	1.46
4	8-X	468	LYS	CA-C	-9.02	1.29	1.52
4	1-R	452	ARG	C-N	9.02	1.54	1.34
4	3-L	367	THR	C-N	9.02	1.54	1.34
4	4-F	452	ARG	C-N	9.02	1.54	1.34
6	4-H	388	ARG	N-CA	-9.02	1.28	1.46
4	5-F	452	ARG	C-N	9.02	1.54	1.34
6	5-H	388	ARG	N-CA	-9.02	1.28	1.46

Continued on next page...

Continued from previous page...

Mol	Chain	Res	Type	Atoms	Z	Observed(Å)	Ideal(Å)
4	6-F	452	ARG	C-N	9.02	1.54	1.34
6	6-H	388	ARG	N-CA	-9.02	1.28	1.46
4	7-F	452	ARG	C-N	9.02	1.54	1.34
6	7-H	388	ARG	N-CA	-9.02	1.28	1.46
4	8-F	452	ARG	C-N	9.02	1.54	1.34
6	8-H	388	ARG	N-CA	-9.02	1.28	1.46
4	8-L	367	THR	C-N	9.02	1.54	1.34
4	1-R	468	LYS	CA-C	-9.02	1.29	1.52
6	2-H	388	ARG	N-CA	-9.02	1.28	1.46
6	3-H	388	ARG	N-CA	-9.02	1.28	1.46
4	3-L	468	LYS	CA-C	-9.02	1.29	1.52
4	8-L	468	LYS	CA-C	-9.02	1.29	1.52
4	3-L	452	ARG	C-N	9.02	1.54	1.34
4	8-L	452	ARG	C-N	9.02	1.54	1.34
4	4-R	452	ARG	C-N	9.01	1.54	1.34
4	5-R	452	ARG	C-N	9.01	1.54	1.34
4	6-R	452	ARG	C-N	9.01	1.54	1.34
4	7-R	452	ARG	C-N	9.01	1.54	1.34
4	8-R	452	ARG	C-N	9.01	1.54	1.34
6	2-N	388	ARG	N-CA	-9.01	1.28	1.46
4	2-R	468	LYS	CA-C	-9.01	1.29	1.52
4	3-R	468	LYS	CA-C	-9.01	1.29	1.52
6	4-N	388	ARG	N-CA	-9.01	1.28	1.46
6	5-N	388	ARG	N-CA	-9.01	1.28	1.46
6	6-N	388	ARG	N-CA	-9.01	1.28	1.46
6	7-N	388	ARG	N-CA	-9.01	1.28	1.46
4	2-F	468	LYS	CA-C	-9.01	1.29	1.52
4	3-F	468	LYS	CA-C	-9.01	1.29	1.52
4	1-F	452	ARG	C-N	9.00	1.54	1.34
4	1-L	452	ARG	C-N	9.00	1.54	1.34
4	1-L	468	LYS	CA-C	-9.00	1.29	1.52
4	1-X	468	LYS	CA-C	-9.00	1.29	1.52
4	2-R	452	ARG	C-N	9.00	1.54	1.34
4	2-X	452	ARG	C-N	9.00	1.54	1.34
4	3-R	452	ARG	C-N	9.00	1.54	1.34
4	4-X	452	ARG	C-N	9.00	1.54	1.34
4	5-X	452	ARG	C-N	9.00	1.54	1.34
4	6-X	452	ARG	C-N	9.00	1.54	1.34
4	7-X	452	ARG	C-N	9.00	1.54	1.34
4	2-L	468	LYS	CA-C	-8.99	1.29	1.52
4	2-X	468	LYS	CA-C	-8.99	1.29	1.52
4	4-L	468	LYS	CA-C	-8.99	1.29	1.52

Continued on next page...

Continued from previous page...

Mol	Chain	Res	Type	Atoms	Z	Observed(Å)	Ideal(Å)
4	4-X	468	LYS	CA-C	-8.99	1.29	1.52
4	5-L	468	LYS	CA-C	-8.99	1.29	1.52
4	5-X	468	LYS	CA-C	-8.99	1.29	1.52
4	6-L	468	LYS	CA-C	-8.99	1.29	1.52
4	6-X	468	LYS	CA-C	-8.99	1.29	1.52
4	7-L	468	LYS	CA-C	-8.99	1.29	1.52
4	7-X	468	LYS	CA-C	-8.99	1.29	1.52
6	1-T	388	ARG	N-CA	-8.99	1.28	1.46
6	3-N	388	ARG	N-CA	-8.99	1.28	1.46
6	8-N	388	ARG	N-CA	-8.99	1.28	1.46
6	1-H	409	PRO	CA-CB	-8.99	1.35	1.53
4	2-L	452	ARG	C-O	8.99	1.40	1.23
4	4-L	452	ARG	C-O	8.99	1.40	1.23
4	5-L	452	ARG	C-O	8.99	1.40	1.23
4	6-L	452	ARG	C-O	8.99	1.40	1.23
4	7-L	452	ARG	C-O	8.99	1.40	1.23
4	1-F	456	ASP	CA-C	8.98	1.76	1.52
4	1-X	267	GLN	CA-C	-8.98	1.29	1.52
4	1-R	267	GLN	CA-C	-8.98	1.29	1.52
4	1-R	456	ASP	CA-C	8.98	1.76	1.52
4	4-R	468	LYS	CA-C	-8.98	1.29	1.52
4	5-R	468	LYS	CA-C	-8.98	1.29	1.52
4	6-R	468	LYS	CA-C	-8.98	1.29	1.52
4	7-R	468	LYS	CA-C	-8.98	1.29	1.52
4	8-R	468	LYS	CA-C	-8.98	1.29	1.52
6	1-N	409	PRO	CA-CB	-8.97	1.35	1.53
4	2-L	452	ARG	C-N	8.97	1.54	1.34
6	2-T	409	PRO	CA-CB	-8.97	1.35	1.53
6	3-T	409	PRO	CA-CB	-8.97	1.35	1.53
4	4-F	456	ASP	CA-C	8.97	1.76	1.52
4	4-L	452	ARG	C-N	8.97	1.54	1.34
4	5-F	456	ASP	CA-C	8.97	1.76	1.52
4	5-L	452	ARG	C-N	8.97	1.54	1.34
4	6-F	456	ASP	CA-C	8.97	1.76	1.52
4	6-L	452	ARG	C-N	8.97	1.54	1.34
4	7-F	456	ASP	CA-C	8.97	1.76	1.52
4	7-L	452	ARG	C-N	8.97	1.54	1.34
4	8-F	456	ASP	CA-C	8.97	1.76	1.52
4	1-L	267	GLN	CA-C	-8.97	1.29	1.52
6	3-Z	388	ARG	N-CA	-8.97	1.28	1.46
6	8-Z	388	ARG	N-CA	-8.97	1.28	1.46
6	2-T	388	ARG	N-CA	-8.96	1.28	1.46

Continued on next page...

Continued from previous page...

Mol	Chain	Res	Type	Atoms	Z	Observed(Å)	Ideal(Å)
6	3-T	388	ARG	N-CA	-8.96	1.28	1.46
4	2-R	452	ARG	C-O	8.96	1.40	1.23
4	3-R	452	ARG	C-O	8.96	1.40	1.23
4	1-L	452	ARG	C-O	8.96	1.40	1.23
4	1-L	456	ASP	CA-C	8.96	1.76	1.52
4	1-X	456	ASP	CA-C	8.96	1.76	1.52
4	3-X	456	ASP	CA-C	8.96	1.76	1.52
4	8-X	456	ASP	CA-C	8.96	1.76	1.52
4	1-X	452	ARG	C-O	8.95	1.40	1.23
4	2-X	452	ARG	C-O	8.95	1.40	1.23
4	4-X	452	ARG	C-O	8.95	1.40	1.23
4	5-X	452	ARG	C-O	8.95	1.40	1.23
4	6-X	452	ARG	C-O	8.95	1.40	1.23
4	7-X	452	ARG	C-O	8.95	1.40	1.23
6	4-H	409	PRO	CA-CB	-8.95	1.35	1.53
6	5-H	409	PRO	CA-CB	-8.95	1.35	1.53
6	6-H	409	PRO	CA-CB	-8.95	1.35	1.53
6	7-H	409	PRO	CA-CB	-8.95	1.35	1.53
6	8-H	409	PRO	CA-CB	-8.95	1.35	1.53
4	1-L	201	GLU	CA-CB	8.95	1.73	1.53
4	1-R	201	GLU	CA-CB	8.95	1.73	1.53
4	2-R	456	ASP	CA-C	8.95	1.76	1.52
4	3-R	456	ASP	CA-C	8.95	1.76	1.52
4	4-F	452	ARG	C-O	8.95	1.40	1.23
4	5-F	452	ARG	C-O	8.95	1.40	1.23
4	6-F	452	ARG	C-O	8.95	1.40	1.23
4	7-F	452	ARG	C-O	8.95	1.40	1.23
4	8-F	452	ARG	C-O	8.95	1.40	1.23
4	1-F	267	GLN	CA-C	-8.95	1.29	1.52
6	1-N	388	ARG	N-CA	-8.95	1.28	1.46
6	2-Z	409	PRO	CA-CB	-8.95	1.35	1.53
6	4-Z	409	PRO	CA-CB	-8.95	1.35	1.53
6	5-Z	409	PRO	CA-CB	-8.95	1.35	1.53
6	6-Z	409	PRO	CA-CB	-8.95	1.35	1.53
6	7-Z	409	PRO	CA-CB	-8.95	1.35	1.53
3	2-J	1474	GLY	CA-C	-8.95	1.37	1.51
4	2-L	456	ASP	CA-C	8.95	1.76	1.52
3	3-J	1474	GLY	CA-C	-8.95	1.37	1.51
3	4-J	1474	GLY	CA-C	-8.95	1.37	1.51
4	4-L	456	ASP	CA-C	8.95	1.76	1.52
6	4-T	409	PRO	CA-CB	-8.94	1.35	1.53
3	5-J	1474	GLY	CA-C	-8.95	1.37	1.51

Continued on next page...

Continued from previous page...

Mol	Chain	Res	Type	Atoms	Z	Observed(Å)	Ideal(Å)
4	5-L	456	ASP	CA-C	8.95	1.76	1.52
6	5-T	409	PRO	CA-CB	-8.94	1.35	1.53
3	6-J	1474	GLY	CA-C	-8.95	1.37	1.51
4	6-L	456	ASP	CA-C	8.95	1.76	1.52
6	6-T	409	PRO	CA-CB	-8.94	1.35	1.53
3	7-J	1474	GLY	CA-C	-8.95	1.37	1.51
4	7-L	456	ASP	CA-C	8.95	1.76	1.52
6	7-T	409	PRO	CA-CB	-8.94	1.35	1.53
3	8-J	1474	GLY	CA-C	-8.95	1.37	1.51
6	8-T	409	PRO	CA-CB	-8.94	1.35	1.53
4	2-X	456	ASP	CA-C	8.94	1.76	1.52
4	4-X	456	ASP	CA-C	8.94	1.76	1.52
4	5-X	456	ASP	CA-C	8.94	1.76	1.52
4	6-X	456	ASP	CA-C	8.94	1.76	1.52
4	7-X	456	ASP	CA-C	8.94	1.76	1.52
4	1-F	201	GLU	CA-CB	8.94	1.73	1.53
3	1-J	1474	GLY	CA-C	-8.94	1.37	1.51
6	1-T	409	PRO	CA-CB	-8.94	1.35	1.53
4	3-L	452	ARG	C-O	8.94	1.40	1.23
4	8-L	452	ARG	C-O	8.94	1.40	1.23
6	2-N	409	PRO	CA-CB	-8.94	1.35	1.53
6	4-N	409	PRO	CA-CB	-8.94	1.35	1.53
6	5-N	409	PRO	CA-CB	-8.94	1.35	1.53
6	6-N	409	PRO	CA-CB	-8.94	1.35	1.53
6	7-N	409	PRO	CA-CB	-8.94	1.35	1.53
4	2-F	452	ARG	C-O	8.93	1.40	1.23
4	2-F	471	GLN	CA-C	-8.93	1.29	1.52
6	2-H	409	PRO	CA-CB	-8.93	1.35	1.53
4	3-F	452	ARG	C-O	8.93	1.40	1.23
4	3-F	471	GLN	CA-C	-8.93	1.29	1.52
6	3-H	409	PRO	CA-CB	-8.93	1.35	1.53
6	1-Z	409	PRO	CA-CB	-8.93	1.35	1.53
4	3-L	456	ASP	CA-C	8.93	1.76	1.52
4	8-L	456	ASP	CA-C	8.93	1.76	1.52
3	2-D	1474	GLY	CA-C	-8.93	1.37	1.51
3	3-D	1474	GLY	CA-C	-8.93	1.37	1.51
3	4-D	1474	GLY	CA-C	-8.93	1.37	1.51
4	4-R	456	ASP	CA-C	8.93	1.76	1.52
4	5-R	456	ASP	CA-C	8.93	1.76	1.52
3	6-D	1474	GLY	CA-C	-8.93	1.37	1.51
4	6-R	456	ASP	CA-C	8.93	1.76	1.52
4	7-R	456	ASP	CA-C	8.93	1.76	1.52

Continued on next page...

Continued from previous page...

Mol	Chain	Res	Type	Atoms	Z	Observed(Å)	Ideal(Å)
3	8-D	1474	GLY	CA-C	-8.93	1.37	1.51
4	8-R	456	ASP	CA-C	8.93	1.76	1.52
4	1-L	471	GLN	CA-C	-8.93	1.29	1.52
6	3-N	409	PRO	CA-CB	-8.93	1.35	1.53
6	8-N	409	PRO	CA-CB	-8.93	1.35	1.53
4	3-X	452	ARG	C-O	8.92	1.40	1.23
4	8-X	452	ARG	C-O	8.92	1.40	1.23
4	4-R	452	ARG	C-O	8.92	1.40	1.23
4	5-R	452	ARG	C-O	8.92	1.40	1.23
4	6-R	452	ARG	C-O	8.92	1.40	1.23
4	7-R	452	ARG	C-O	8.92	1.40	1.23
4	8-R	452	ARG	C-O	8.92	1.40	1.23
4	4-F	471	GLN	CA-C	-8.92	1.29	1.52
4	5-F	471	GLN	CA-C	-8.92	1.29	1.52
4	6-F	471	GLN	CA-C	-8.92	1.29	1.52
4	7-F	471	GLN	CA-C	-8.92	1.29	1.52
4	8-F	471	GLN	CA-C	-8.92	1.29	1.52
4	2-F	456	ASP	CA-C	8.92	1.76	1.52
4	3-F	456	ASP	CA-C	8.92	1.76	1.52
3	5-P	1474	GLY	CA-C	-8.92	1.37	1.51
3	7-P	1474	GLY	CA-C	-8.92	1.37	1.51
3	2-V	1474	GLY	CA-C	-8.91	1.37	1.51
3	3-V	1474	GLY	CA-C	-8.91	1.37	1.51
3	4-V	1474	GLY	CA-C	-8.91	1.37	1.51
3	5-D	1474	GLY	CA-C	-8.91	1.37	1.51
3	5-V	1474	GLY	CA-C	-8.91	1.37	1.51
3	6-V	1474	GLY	CA-C	-8.91	1.37	1.51
3	7-D	1474	GLY	CA-C	-8.91	1.37	1.51
3	7-V	1474	GLY	CA-C	-8.91	1.37	1.51
3	8-V	1474	GLY	CA-C	-8.91	1.37	1.51
4	1-F	452	ARG	C-O	8.91	1.40	1.23
3	1-V	1474	GLY	CA-C	-8.91	1.37	1.51
4	3-X	471	GLN	CA-C	-8.91	1.29	1.52
6	3-Z	409	PRO	CA-CB	-8.91	1.35	1.53
4	8-X	471	GLN	CA-C	-8.91	1.29	1.52
6	8-Z	409	PRO	CA-CB	-8.91	1.35	1.53
4	2-L	471	GLN	CA-C	-8.91	1.29	1.52
4	2-X	471	GLN	CA-C	-8.91	1.29	1.52
4	4-X	471	GLN	CA-C	-8.91	1.29	1.52
4	1-R	452	ARG	C-O	8.91	1.40	1.23
4	1-R	471	GLN	CA-C	-8.91	1.29	1.52
4	4-L	471	GLN	CA-C	-8.91	1.29	1.52

Continued on next page...

Continued from previous page...

Mol	Chain	Res	Type	Atoms	Z	Observed(Å)	Ideal(Å)
4	5-L	471	GLN	CA-C	-8.91	1.29	1.52
4	5-X	471	GLN	CA-C	-8.91	1.29	1.52
4	6-L	471	GLN	CA-C	-8.91	1.29	1.52
4	6-X	471	GLN	CA-C	-8.91	1.29	1.52
4	7-L	471	GLN	CA-C	-8.91	1.29	1.52
4	7-X	471	GLN	CA-C	-8.91	1.29	1.52
3	1-D	1474	GLY	CA-C	-8.91	1.37	1.51
4	2-R	471	GLN	CA-C	-8.91	1.29	1.52
4	3-R	471	GLN	CA-C	-8.91	1.29	1.52
3	2-P	1474	GLY	CA-C	-8.90	1.37	1.51
3	3-P	1474	GLY	CA-C	-8.90	1.37	1.51
3	4-P	1474	GLY	CA-C	-8.90	1.37	1.51
3	6-P	1474	GLY	CA-C	-8.90	1.37	1.51
3	8-P	1474	GLY	CA-C	-8.90	1.37	1.51
4	1-X	201	GLU	CA-CB	8.89	1.73	1.53
4	1-X	471	GLN	CA-C	-8.89	1.29	1.52
6	1-H	408	SER	N-CA	-8.88	1.28	1.46
5	1-S	348	ILE	CA-CB	-8.88	1.34	1.54
4	3-L	471	GLN	CA-C	-8.88	1.29	1.52
4	8-L	471	GLN	CA-C	-8.88	1.29	1.52
4	4-R	471	GLN	CA-C	-8.88	1.29	1.52
4	5-R	471	GLN	CA-C	-8.88	1.29	1.52
4	6-R	471	GLN	CA-C	-8.88	1.29	1.52
4	7-R	471	GLN	CA-C	-8.88	1.29	1.52
4	8-R	471	GLN	CA-C	-8.88	1.29	1.52
4	1-F	471	GLN	CA-C	-8.88	1.29	1.52
6	2-T	408	SER	N-CA	-8.88	1.28	1.46
6	3-T	408	SER	N-CA	-8.88	1.28	1.46
6	3-N	408	SER	N-CA	-8.88	1.28	1.46
6	8-N	408	SER	N-CA	-8.88	1.28	1.46
3	1-P	1474	GLY	CA-C	-8.87	1.37	1.51
6	1-Z	408	SER	N-CA	-8.87	1.28	1.46
5	2-S	348	ILE	CA-CB	-8.86	1.34	1.54
5	3-S	348	ILE	CA-CB	-8.86	1.34	1.54
5	4-S	348	ILE	CA-CB	-8.86	1.34	1.54
5	5-S	348	ILE	CA-CB	-8.86	1.34	1.54
5	6-S	348	ILE	CA-CB	-8.86	1.34	1.54
5	7-S	348	ILE	CA-CB	-8.86	1.34	1.54
5	8-S	348	ILE	CA-CB	-8.86	1.34	1.54
5	2-M	348	ILE	CA-CB	-8.86	1.34	1.54
5	3-Y	348	ILE	CA-CB	-8.86	1.34	1.54
5	4-M	348	ILE	CA-CB	-8.86	1.34	1.54

Continued on next page...

Continued from previous page...

Mol	Chain	Res	Type	Atoms	Z	Observed(Å)	Ideal(Å)
5	5-M	348	ILE	CA-CB	-8.86	1.34	1.54
5	6-M	348	ILE	CA-CB	-8.86	1.34	1.54
5	7-M	348	ILE	CA-CB	-8.86	1.34	1.54
5	8-Y	348	ILE	CA-CB	-8.86	1.34	1.54
5	1-Y	348	ILE	CA-CB	-8.86	1.34	1.54
6	2-N	408	SER	N-CA	-8.86	1.28	1.46
6	4-N	408	SER	N-CA	-8.86	1.28	1.46
6	4-T	408	SER	N-CA	-8.86	1.28	1.46
6	5-N	408	SER	N-CA	-8.86	1.28	1.46
6	5-T	408	SER	N-CA	-8.86	1.28	1.46
6	6-N	408	SER	N-CA	-8.86	1.28	1.46
6	6-T	408	SER	N-CA	-8.86	1.28	1.46
6	7-N	408	SER	N-CA	-8.86	1.28	1.46
6	7-T	408	SER	N-CA	-8.86	1.28	1.46
6	8-T	408	SER	N-CA	-8.86	1.28	1.46
5	3-M	348	ILE	CA-CB	-8.85	1.34	1.54
5	8-M	348	ILE	CA-CB	-8.85	1.34	1.54
5	4-G	348	ILE	CA-CB	-8.85	1.34	1.54
5	5-G	348	ILE	CA-CB	-8.85	1.34	1.54
5	6-G	348	ILE	CA-CB	-8.85	1.34	1.54
5	7-G	348	ILE	CA-CB	-8.85	1.34	1.54
5	8-G	348	ILE	CA-CB	-8.85	1.34	1.54
5	2-G	348	ILE	CA-CB	-8.85	1.34	1.54
5	3-G	348	ILE	CA-CB	-8.85	1.34	1.54
6	4-H	408	SER	N-CA	-8.85	1.28	1.46
6	5-H	408	SER	N-CA	-8.85	1.28	1.46
6	6-H	408	SER	N-CA	-8.85	1.28	1.46
6	7-H	408	SER	N-CA	-8.85	1.28	1.46
6	8-H	408	SER	N-CA	-8.85	1.28	1.46
6	2-H	408	SER	N-CA	-8.85	1.28	1.46
6	3-H	408	SER	N-CA	-8.85	1.28	1.46
5	1-M	348	ILE	CA-CB	-8.84	1.34	1.54
5	1-G	348	ILE	CA-CB	-8.84	1.34	1.54
6	1-T	356	THR	N-CA	-8.84	1.28	1.46
4	3-L	487	ASP	N-CA	-8.84	1.28	1.46
4	8-L	487	ASP	N-CA	-8.84	1.28	1.46
4	1-R	487	ASP	CA-CB	8.84	1.73	1.53
4	2-X	487	ASP	N-CA	-8.84	1.28	1.46
5	2-Y	348	ILE	CA-CB	-8.84	1.34	1.54
4	4-X	487	ASP	N-CA	-8.84	1.28	1.46
5	4-Y	348	ILE	CA-CB	-8.84	1.34	1.54
4	5-X	487	ASP	N-CA	-8.84	1.28	1.46

Continued on next page...

Continued from previous page...

Mol	Chain	Res	Type	Atoms	Z	Observed(Å)	Ideal(Å)
5	5-Y	348	ILE	CA-CB	-8.84	1.34	1.54
4	6-X	487	ASP	N-CA	-8.84	1.28	1.46
5	6-Y	348	ILE	CA-CB	-8.84	1.34	1.54
4	7-X	487	ASP	N-CA	-8.84	1.28	1.46
5	7-Y	348	ILE	CA-CB	-8.84	1.34	1.54
4	1-L	487	ASP	CA-CB	8.83	1.73	1.53
6	1-N	408	SER	N-CA	-8.83	1.28	1.46
4	1-F	487	ASP	N-CA	-8.83	1.28	1.46
4	2-F	487	ASP	N-CA	-8.83	1.28	1.46
4	3-F	487	ASP	N-CA	-8.83	1.28	1.46
4	3-X	487	ASP	N-CA	-8.83	1.28	1.46
4	4-R	487	ASP	N-CA	-8.83	1.28	1.46
4	5-R	487	ASP	N-CA	-8.83	1.28	1.46
4	6-R	487	ASP	N-CA	-8.83	1.28	1.46
4	7-R	487	ASP	N-CA	-8.83	1.28	1.46
4	8-R	487	ASP	N-CA	-8.83	1.28	1.46
4	8-X	487	ASP	N-CA	-8.83	1.28	1.46
6	1-T	408	SER	N-CA	-8.83	1.28	1.46
4	1-X	487	ASP	CA-CB	8.83	1.73	1.53
6	1-H	356	THR	N-CA	-8.82	1.28	1.46
4	2-R	487	ASP	N-CA	-8.82	1.28	1.46
4	3-R	487	ASP	N-CA	-8.82	1.28	1.46
4	3-X	487	ASP	CA-CB	8.82	1.73	1.53
4	8-X	487	ASP	CA-CB	8.82	1.73	1.53
6	2-Z	408	SER	N-CA	-8.82	1.28	1.46
6	4-Z	408	SER	N-CA	-8.82	1.28	1.46
6	5-Z	408	SER	N-CA	-8.82	1.28	1.46
6	6-Z	408	SER	N-CA	-8.82	1.28	1.46
6	7-Z	408	SER	N-CA	-8.82	1.28	1.46
4	1-F	487	ASP	CA-CB	8.82	1.73	1.53
3	1-D	1521	TYR	N-CA	-8.82	1.28	1.46
3	1-J	1521	TYR	N-CA	-8.82	1.28	1.46
4	2-F	487	ASP	CA-CB	8.82	1.73	1.53
4	3-F	487	ASP	CA-CB	8.82	1.73	1.53
6	3-Z	408	SER	N-CA	-8.82	1.28	1.46
6	8-Z	408	SER	N-CA	-8.82	1.28	1.46
6	2-H	356	THR	N-CA	-8.81	1.28	1.46
6	3-H	356	THR	N-CA	-8.81	1.28	1.46
3	1-V	1521	TYR	N-CA	-8.81	1.28	1.46
4	1-X	487	ASP	N-CA	-8.81	1.28	1.46
4	2-L	487	ASP	N-CA	-8.81	1.28	1.46
4	4-L	487	ASP	N-CA	-8.81	1.28	1.46

Continued on next page...

Continued from previous page...

Mol	Chain	Res	Type	Atoms	Z	Observed(Å)	Ideal(Å)
4	4-R	487	ASP	CA-CB	8.81	1.73	1.53
4	5-L	487	ASP	N-CA	-8.81	1.28	1.46
4	5-R	487	ASP	CA-CB	8.81	1.73	1.53
4	6-L	487	ASP	N-CA	-8.81	1.28	1.46
4	6-R	487	ASP	CA-CB	8.81	1.73	1.53
4	7-L	487	ASP	N-CA	-8.81	1.28	1.46
4	7-R	487	ASP	CA-CB	8.81	1.73	1.53
4	8-R	487	ASP	CA-CB	8.81	1.73	1.53
4	1-L	487	ASP	N-CA	-8.80	1.28	1.46
6	2-N	356	THR	N-CA	-8.80	1.28	1.46
4	2-R	487	ASP	CA-CB	8.80	1.73	1.53
4	3-R	487	ASP	CA-CB	8.80	1.73	1.53
4	4-F	487	ASP	CA-CB	8.80	1.73	1.53
6	4-N	356	THR	N-CA	-8.80	1.28	1.46
4	5-F	487	ASP	CA-CB	8.80	1.73	1.53
6	5-N	356	THR	N-CA	-8.80	1.28	1.46
4	6-F	487	ASP	CA-CB	8.80	1.73	1.53
6	6-N	356	THR	N-CA	-8.80	1.28	1.46
4	7-F	487	ASP	CA-CB	8.80	1.73	1.53
6	7-N	356	THR	N-CA	-8.80	1.28	1.46
4	8-F	487	ASP	CA-CB	8.80	1.73	1.53
4	1-R	487	ASP	N-CA	-8.80	1.28	1.46
6	3-Z	356	THR	N-CA	-8.79	1.28	1.46
6	8-Z	356	THR	N-CA	-8.79	1.28	1.46
4	4-F	487	ASP	N-CA	-8.79	1.28	1.46
6	4-H	356	THR	N-CA	-8.79	1.28	1.46
4	5-F	487	ASP	N-CA	-8.79	1.28	1.46
6	5-H	356	THR	N-CA	-8.79	1.28	1.46
4	6-F	487	ASP	N-CA	-8.79	1.28	1.46
6	6-H	356	THR	N-CA	-8.79	1.28	1.46
4	7-F	487	ASP	N-CA	-8.79	1.28	1.46
6	7-H	356	THR	N-CA	-8.79	1.28	1.46
4	8-F	487	ASP	N-CA	-8.79	1.28	1.46
6	8-H	356	THR	N-CA	-8.79	1.28	1.46
4	2-X	487	ASP	CA-CB	8.79	1.73	1.53
6	3-N	356	THR	N-CA	-8.79	1.28	1.46
4	4-X	487	ASP	CA-CB	8.79	1.73	1.53
4	5-X	487	ASP	CA-CB	8.79	1.73	1.53
4	6-X	487	ASP	CA-CB	8.79	1.73	1.53
4	7-X	487	ASP	CA-CB	8.79	1.73	1.53
6	8-N	356	THR	N-CA	-8.79	1.28	1.46
6	2-T	356	THR	N-CA	-8.78	1.28	1.46

Continued on next page...

Continued from previous page...

Mol	Chain	Res	Type	Atoms	Z	Observed(Å)	Ideal(Å)
4	3-L	487	ASP	CA-CB	8.78	1.73	1.53
6	3-T	356	THR	N-CA	-8.78	1.28	1.46
4	8-L	487	ASP	CA-CB	8.78	1.73	1.53
6	4-T	356	THR	N-CA	-8.78	1.28	1.46
6	5-T	356	THR	N-CA	-8.78	1.28	1.46
6	6-T	356	THR	N-CA	-8.78	1.28	1.46
6	7-T	356	THR	N-CA	-8.78	1.28	1.46
6	8-T	356	THR	N-CA	-8.78	1.28	1.46
6	1-N	356	THR	N-CA	-8.78	1.28	1.46
6	2-Z	356	THR	N-CA	-8.78	1.28	1.46
6	4-Z	356	THR	N-CA	-8.78	1.28	1.46
6	5-Z	356	THR	N-CA	-8.78	1.28	1.46
6	6-Z	356	THR	N-CA	-8.78	1.28	1.46
6	7-Z	356	THR	N-CA	-8.78	1.28	1.46
4	2-L	487	ASP	CA-CB	8.77	1.73	1.53
4	4-L	487	ASP	CA-CB	8.77	1.73	1.53
4	5-L	487	ASP	CA-CB	8.77	1.73	1.53
4	6-L	487	ASP	CA-CB	8.77	1.73	1.53
4	7-L	487	ASP	CA-CB	8.77	1.73	1.53
6	1-Z	356	THR	N-CA	-8.77	1.28	1.46
4	4-F	328	VAL	CA-C	8.77	1.75	1.52
4	5-F	328	VAL	CA-C	8.77	1.75	1.52
4	6-F	328	VAL	CA-C	8.77	1.75	1.52
4	7-F	328	VAL	CA-C	8.77	1.75	1.52
4	8-F	328	VAL	CA-C	8.77	1.75	1.52
4	1-F	328	VAL	CA-C	8.76	1.75	1.52
4	2-F	328	VAL	CA-C	8.76	1.75	1.52
4	3-F	328	VAL	CA-C	8.76	1.75	1.52
4	3-L	328	VAL	CA-C	8.76	1.75	1.52
4	8-L	328	VAL	CA-C	8.76	1.75	1.52
4	2-R	328	VAL	CA-C	8.75	1.75	1.52
4	3-R	328	VAL	CA-C	8.75	1.75	1.52
4	4-R	328	VAL	CA-C	8.75	1.75	1.52
4	5-R	328	VAL	CA-C	8.75	1.75	1.52
4	6-R	328	VAL	CA-C	8.75	1.75	1.52
4	7-R	328	VAL	CA-C	8.75	1.75	1.52
4	8-R	328	VAL	CA-C	8.75	1.75	1.52
3	1-P	1521	TYR	N-CA	-8.75	1.28	1.46
3	5-P	1521	TYR	N-CA	-8.75	1.28	1.46
3	7-P	1521	TYR	N-CA	-8.75	1.28	1.46
4	2-L	328	VAL	CA-C	8.75	1.75	1.52
4	4-L	328	VAL	CA-C	8.75	1.75	1.52

Continued on next page...

Continued from previous page...

Mol	Chain	Res	Type	Atoms	Z	Observed(Å)	Ideal(Å)
4	5-L	328	VAL	CA-C	8.75	1.75	1.52
4	6-L	328	VAL	CA-C	8.75	1.75	1.52
4	7-L	328	VAL	CA-C	8.75	1.75	1.52
3	2-P	1521	TYR	N-CA	-8.74	1.28	1.46
3	3-P	1521	TYR	N-CA	-8.74	1.28	1.46
3	4-P	1521	TYR	N-CA	-8.74	1.28	1.46
3	6-P	1521	TYR	N-CA	-8.74	1.28	1.46
3	8-P	1521	TYR	N-CA	-8.74	1.28	1.46
4	1-X	328	VAL	CA-C	8.74	1.75	1.52
3	2-V	1521	TYR	N-CA	-8.74	1.28	1.46
3	3-V	1521	TYR	N-CA	-8.74	1.28	1.46
3	4-V	1521	TYR	N-CA	-8.74	1.28	1.46
3	5-V	1521	TYR	N-CA	-8.74	1.28	1.46
3	6-V	1521	TYR	N-CA	-8.74	1.28	1.46
3	7-V	1521	TYR	N-CA	-8.74	1.28	1.46
3	8-V	1521	TYR	N-CA	-8.74	1.28	1.46
3	2-D	1521	TYR	N-CA	-8.73	1.28	1.46
3	3-D	1521	TYR	N-CA	-8.73	1.28	1.46
3	4-D	1521	TYR	N-CA	-8.73	1.28	1.46
3	6-D	1521	TYR	N-CA	-8.73	1.28	1.46
3	8-D	1521	TYR	N-CA	-8.73	1.28	1.46
4	1-L	328	VAL	CA-C	8.73	1.75	1.52
4	3-X	328	VAL	CA-C	8.73	1.75	1.52
4	8-X	328	VAL	CA-C	8.73	1.75	1.52
4	2-F	143	GLN	N-CA	8.72	1.63	1.46
4	3-F	143	GLN	N-CA	8.72	1.63	1.46
4	4-F	143	GLN	N-CA	8.72	1.63	1.46
4	5-F	143	GLN	N-CA	8.72	1.63	1.46
4	6-F	143	GLN	N-CA	8.72	1.63	1.46
4	7-F	143	GLN	N-CA	8.72	1.63	1.46
4	8-F	143	GLN	N-CA	8.72	1.63	1.46
3	2-J	1521	TYR	N-CA	-8.71	1.28	1.46
4	2-X	328	VAL	CA-C	8.71	1.75	1.52
3	3-J	1521	TYR	N-CA	-8.71	1.28	1.46
3	4-J	1521	TYR	N-CA	-8.71	1.28	1.46
4	4-X	328	VAL	CA-C	8.71	1.75	1.52
3	5-J	1521	TYR	N-CA	-8.71	1.28	1.46
4	5-X	328	VAL	CA-C	8.71	1.75	1.52
3	6-J	1521	TYR	N-CA	-8.71	1.28	1.46
4	6-X	328	VAL	CA-C	8.71	1.75	1.52
3	7-J	1521	TYR	N-CA	-8.71	1.28	1.46
4	7-X	328	VAL	CA-C	8.71	1.75	1.52

Continued on next page...

Continued from previous page...

Mol	Chain	Res	Type	Atoms	Z	Observed(Å)	Ideal(Å)
3	8-J	1521	TYR	N-CA	-8.71	1.28	1.46
4	1-L	143	GLN	N-CA	8.70	1.63	1.46
4	1-X	143	GLN	N-CA	8.70	1.63	1.46
4	1-R	328	VAL	CA-C	8.69	1.75	1.52
4	1-F	143	GLN	N-CA	8.69	1.63	1.46
3	5-D	1521	TYR	N-CA	-8.69	1.28	1.46
3	7-D	1521	TYR	N-CA	-8.69	1.28	1.46
4	2-R	143	GLN	N-CA	8.68	1.63	1.46
4	3-R	143	GLN	N-CA	8.68	1.63	1.46
5	1-G	339	TYR	CA-CB	-8.67	1.34	1.53
4	3-L	143	GLN	N-CA	8.67	1.63	1.46
4	8-L	143	GLN	N-CA	8.67	1.63	1.46
6	1-Z	468	SER	CA-CB	-8.67	1.40	1.52
4	2-L	143	GLN	N-CA	8.66	1.63	1.46
4	4-L	143	GLN	N-CA	8.66	1.63	1.46
4	5-L	143	GLN	N-CA	8.66	1.63	1.46
4	6-L	143	GLN	N-CA	8.66	1.63	1.46
4	7-L	143	GLN	N-CA	8.66	1.63	1.46
4	3-X	143	GLN	N-CA	8.65	1.63	1.46
4	8-X	143	GLN	N-CA	8.65	1.63	1.46
4	4-F	449	SER	CA-CB	-8.65	1.40	1.52
4	5-F	449	SER	CA-CB	-8.65	1.40	1.52
4	6-F	449	SER	CA-CB	-8.65	1.40	1.52
4	7-F	449	SER	CA-CB	-8.65	1.40	1.52
4	8-F	449	SER	CA-CB	-8.65	1.40	1.52
6	1-N	468	SER	CA-CB	-8.65	1.40	1.52
6	2-N	468	SER	CA-CB	-8.65	1.40	1.52
6	3-Z	468	SER	CA-CB	-8.65	1.40	1.52
6	4-N	468	SER	CA-CB	-8.65	1.40	1.52
6	5-N	468	SER	CA-CB	-8.65	1.40	1.52
6	6-N	468	SER	CA-CB	-8.65	1.40	1.52
6	7-N	468	SER	CA-CB	-8.65	1.40	1.52
6	8-Z	468	SER	CA-CB	-8.65	1.40	1.52
4	4-R	449	SER	CA-CB	-8.64	1.40	1.52
4	5-R	449	SER	CA-CB	-8.64	1.40	1.52
4	6-R	449	SER	CA-CB	-8.64	1.40	1.52
4	7-R	449	SER	CA-CB	-8.64	1.40	1.52
4	8-R	449	SER	CA-CB	-8.64	1.40	1.52
4	2-X	143	GLN	N-CA	8.64	1.63	1.46
4	4-X	143	GLN	N-CA	8.64	1.63	1.46
4	5-X	143	GLN	N-CA	8.64	1.63	1.46
4	6-X	143	GLN	N-CA	8.64	1.63	1.46

Continued on next page...

Continued from previous page...

Mol	Chain	Res	Type	Atoms	Z	Observed(Å)	Ideal(Å)
4	7-X	143	GLN	N-CA	8.64	1.63	1.46
4	1-F	427	PHE	CA-C	-8.64	1.30	1.52
4	1-R	143	GLN	N-CA	8.64	1.63	1.46
5	1-Y	339	TYR	CA-CB	-8.64	1.34	1.53
6	2-Z	468	SER	CA-CB	-8.63	1.40	1.52
4	3-X	144	LEU	CA-CB	8.63	1.73	1.53
6	4-Z	468	SER	CA-CB	-8.63	1.40	1.52
6	5-Z	468	SER	CA-CB	-8.63	1.40	1.52
6	6-Z	468	SER	CA-CB	-8.63	1.40	1.52
6	7-Z	468	SER	CA-CB	-8.63	1.40	1.52
4	8-X	144	LEU	CA-CB	8.63	1.73	1.53
2	1-U	7	GLY	C-N	-8.63	1.14	1.34
4	4-R	143	GLN	N-CA	8.63	1.63	1.46
4	5-R	143	GLN	N-CA	8.63	1.63	1.46
4	6-R	143	GLN	N-CA	8.63	1.63	1.46
4	7-R	143	GLN	N-CA	8.63	1.63	1.46
4	8-R	143	GLN	N-CA	8.63	1.63	1.46
4	1-L	440	MET	CA-CB	-8.63	1.34	1.53
4	2-R	440	MET	CA-CB	-8.63	1.34	1.53
4	3-R	440	MET	CA-CB	-8.63	1.34	1.53
5	4-G	339	TYR	CA-CB	-8.63	1.34	1.53
5	5-G	339	TYR	CA-CB	-8.63	1.34	1.53
5	6-G	339	TYR	CA-CB	-8.63	1.34	1.53
5	7-G	339	TYR	CA-CB	-8.63	1.34	1.53
5	8-G	339	TYR	CA-CB	-8.63	1.34	1.53
4	2-F	144	LEU	CA-CB	8.63	1.73	1.53
4	1-F	440	MET	CA-CB	-8.63	1.34	1.53
4	2-L	440	MET	CA-CB	-8.63	1.34	1.53
4	3-F	144	LEU	CA-CB	8.63	1.73	1.53
6	4-H	468	SER	CA-CB	-8.63	1.40	1.52
4	4-L	440	MET	CA-CB	-8.63	1.34	1.53
6	5-H	468	SER	CA-CB	-8.63	1.40	1.52
4	5-L	440	MET	CA-CB	-8.63	1.34	1.53
6	6-H	468	SER	CA-CB	-8.63	1.40	1.52
4	6-L	440	MET	CA-CB	-8.63	1.34	1.53
6	7-H	468	SER	CA-CB	-8.63	1.40	1.52
4	7-L	440	MET	CA-CB	-8.63	1.34	1.53
6	8-H	468	SER	CA-CB	-8.63	1.40	1.52
4	1-R	440	MET	CA-CB	-8.63	1.34	1.53
6	2-T	468	SER	CA-CB	-8.62	1.40	1.52
6	3-T	468	SER	CA-CB	-8.62	1.40	1.52
6	4-T	468	SER	CA-CB	-8.62	1.40	1.52

Continued on next page...

Continued from previous page...

Mol	Chain	Res	Type	Atoms	Z	Observed(Å)	Ideal(Å)
6	5-T	468	SER	CA-CB	-8.62	1.40	1.52
6	6-T	468	SER	CA-CB	-8.62	1.40	1.52
6	7-T	468	SER	CA-CB	-8.62	1.40	1.52
6	8-T	468	SER	CA-CB	-8.62	1.40	1.52
4	4-X	427	PHE	CA-C	-8.62	1.30	1.52
6	1-H	468	SER	CA-CB	-8.62	1.40	1.52
4	1-L	144	LEU	CA-CB	8.62	1.73	1.53
4	2-X	427	PHE	CA-C	-8.62	1.30	1.52
4	5-X	427	PHE	CA-C	-8.62	1.30	1.52
4	6-X	427	PHE	CA-C	-8.62	1.30	1.52
4	1-R	427	PHE	CA-C	-8.62	1.30	1.52
4	2-F	449	SER	CA-CB	-8.62	1.40	1.52
5	2-M	339	TYR	CA-CB	-8.62	1.34	1.53
4	3-F	449	SER	CA-CB	-8.62	1.40	1.52
5	4-M	339	TYR	CA-CB	-8.62	1.34	1.53
5	5-M	339	TYR	CA-CB	-8.62	1.34	1.53
5	6-M	339	TYR	CA-CB	-8.62	1.34	1.53
5	7-M	339	TYR	CA-CB	-8.62	1.34	1.53
4	7-X	427	PHE	CA-C	-8.62	1.30	1.52
4	1-F	449	SER	CA-CB	-8.62	1.40	1.52
2	1-I	7	GLY	C-N	-8.62	1.14	1.34
4	4-F	440	MET	CA-CB	-8.62	1.34	1.53
4	5-F	440	MET	CA-CB	-8.62	1.34	1.53
4	6-F	440	MET	CA-CB	-8.62	1.34	1.53
4	7-F	440	MET	CA-CB	-8.62	1.34	1.53
4	8-F	440	MET	CA-CB	-8.62	1.34	1.53
4	1-L	449	SER	CA-CB	-8.62	1.40	1.52
4	1-R	449	SER	CA-CB	-8.62	1.40	1.52
4	1-X	427	PHE	CA-C	-8.62	1.30	1.52
5	2-S	339	TYR	CA-CB	-8.62	1.34	1.53
4	2-X	440	MET	CA-CB	-8.62	1.34	1.53
4	3-L	440	MET	CA-CB	-8.62	1.34	1.53
5	3-S	339	TYR	CA-CB	-8.62	1.34	1.53
4	4-X	440	MET	CA-CB	-8.62	1.34	1.53
4	5-X	440	MET	CA-CB	-8.62	1.34	1.53
4	6-X	440	MET	CA-CB	-8.62	1.34	1.53
4	7-X	440	MET	CA-CB	-8.62	1.34	1.53
4	8-L	440	MET	CA-CB	-8.62	1.34	1.53
4	1-X	440	MET	CA-CB	-8.61	1.35	1.53
4	2-F	427	PHE	CA-C	-8.61	1.30	1.52
4	3-F	427	PHE	CA-C	-8.61	1.30	1.52
4	1-L	427	PHE	CA-C	-8.61	1.30	1.52

Continued on next page...

Continued from previous page...

Mol	Chain	Res	Type	Atoms	Z	Observed(Å)	Ideal(Å)
4	2-L	427	PHE	CA-C	-8.61	1.30	1.52
4	3-X	440	MET	CA-CB	-8.61	1.35	1.53
4	4-L	427	PHE	CA-C	-8.61	1.30	1.52
4	5-L	427	PHE	CA-C	-8.61	1.30	1.52
4	6-L	427	PHE	CA-C	-8.61	1.30	1.52
4	7-L	427	PHE	CA-C	-8.61	1.30	1.52
4	8-X	440	MET	CA-CB	-8.61	1.35	1.53
2	3-U	7	GLY	C-N	-8.61	1.14	1.34
2	8-U	7	GLY	C-N	-8.61	1.14	1.34
6	3-N	468	SER	CA-CB	-8.61	1.40	1.52
2	4-C	7	GLY	C-N	-8.61	1.14	1.34
2	5-C	7	GLY	C-N	-8.61	1.14	1.34
2	6-C	7	GLY	C-N	-8.61	1.14	1.34
2	7-C	7	GLY	C-N	-8.61	1.14	1.34
2	8-C	7	GLY	C-N	-8.61	1.14	1.34
6	8-N	468	SER	CA-CB	-8.61	1.40	1.52
6	1-T	468	SER	CA-CB	-8.61	1.40	1.52
4	1-X	144	LEU	CA-CB	8.61	1.73	1.53
2	4-O	7	GLY	C-N	-8.61	1.14	1.34
2	5-O	7	GLY	C-N	-8.61	1.14	1.34
2	6-O	7	GLY	C-N	-8.61	1.14	1.34
2	7-O	7	GLY	C-N	-8.61	1.14	1.34
2	8-O	7	GLY	C-N	-8.61	1.14	1.34
5	1-M	339	TYR	CA-CB	-8.60	1.35	1.53
5	1-S	329	GLN	CA-C	-8.60	1.30	1.52
2	3-I	7	GLY	C-N	-8.60	1.14	1.34
4	3-X	458	ASP	N-CA	8.60	1.63	1.46
4	4-F	458	ASP	N-CA	8.60	1.63	1.46
4	5-F	458	ASP	N-CA	8.60	1.63	1.46
4	6-F	458	ASP	N-CA	8.60	1.63	1.46
4	7-F	458	ASP	N-CA	8.60	1.63	1.46
4	8-F	458	ASP	N-CA	8.60	1.63	1.46
2	8-I	7	GLY	C-N	-8.60	1.14	1.34
4	8-X	458	ASP	N-CA	8.60	1.63	1.46
2	2-C	7	GLY	C-N	-8.60	1.14	1.34
2	3-C	7	GLY	C-N	-8.60	1.14	1.34
4	4-F	144	LEU	CA-CB	8.60	1.73	1.53
4	4-F	427	PHE	CA-C	-8.60	1.30	1.52
5	4-S	339	TYR	CA-CB	-8.60	1.35	1.53
4	5-F	144	LEU	CA-CB	8.60	1.73	1.53
4	5-F	427	PHE	CA-C	-8.60	1.30	1.52
5	5-S	339	TYR	CA-CB	-8.60	1.35	1.53

Continued on next page...

Continued from previous page...

Mol	Chain	Res	Type	Atoms	Z	Observed(Å)	Ideal(Å)
4	6-F	144	LEU	CA-CB	8.60	1.73	1.53
4	6-F	427	PHE	CA-C	-8.60	1.30	1.52
5	6-S	339	TYR	CA-CB	-8.60	1.35	1.53
4	7-F	144	LEU	CA-CB	8.60	1.73	1.53
4	7-F	427	PHE	CA-C	-8.60	1.30	1.52
5	7-S	339	TYR	CA-CB	-8.60	1.35	1.53
4	8-F	144	LEU	CA-CB	8.60	1.73	1.53
4	8-F	427	PHE	CA-C	-8.60	1.30	1.52
5	8-S	339	TYR	CA-CB	-8.60	1.35	1.53
5	1-G	329	GLN	CA-C	-8.60	1.30	1.52
2	1-O	7	GLY	C-N	-8.60	1.14	1.34
5	2-G	339	TYR	CA-CB	-8.60	1.35	1.53
4	2-R	458	ASP	N-CA	8.60	1.63	1.46
5	2-Y	339	TYR	CA-CB	-8.60	1.35	1.53
5	3-G	339	TYR	CA-CB	-8.60	1.35	1.53
4	3-R	458	ASP	N-CA	8.60	1.63	1.46
4	2-F	440	MET	CA-CB	-8.60	1.35	1.53
4	3-F	440	MET	CA-CB	-8.60	1.35	1.53
4	3-L	449	SER	CA-CB	-8.60	1.40	1.52
4	3-X	449	SER	CA-CB	-8.60	1.40	1.52
5	4-Y	339	TYR	CA-CB	-8.60	1.35	1.53
5	5-Y	339	TYR	CA-CB	-8.60	1.35	1.53
5	6-Y	339	TYR	CA-CB	-8.60	1.35	1.53
5	7-Y	339	TYR	CA-CB	-8.60	1.35	1.53
4	4-R	144	LEU	CA-CB	8.60	1.73	1.53
4	5-R	144	LEU	CA-CB	8.60	1.73	1.53
4	6-R	144	LEU	CA-CB	8.60	1.73	1.53
4	7-R	144	LEU	CA-CB	8.60	1.73	1.53
4	8-L	449	SER	CA-CB	-8.60	1.40	1.52
4	8-R	144	LEU	CA-CB	8.60	1.73	1.53
4	8-X	449	SER	CA-CB	-8.60	1.40	1.52
2	1-C	7	GLY	C-N	-8.59	1.14	1.34
4	1-R	144	LEU	CA-CB	8.59	1.73	1.53
4	2-L	458	ASP	N-CA	8.59	1.63	1.46
4	2-R	144	LEU	CA-CB	8.59	1.73	1.53
4	3-R	144	LEU	CA-CB	8.59	1.73	1.53
4	3-X	427	PHE	CA-C	-8.59	1.30	1.52
6	4-H	408	SER	CA-CB	8.59	1.65	1.52
4	4-L	458	ASP	N-CA	8.59	1.63	1.46
4	4-R	427	PHE	CA-C	-8.59	1.30	1.52
4	4-R	440	MET	CA-CB	-8.59	1.35	1.53
6	5-H	408	SER	CA-CB	8.59	1.65	1.52

Continued on next page...

Continued from previous page...

Mol	Chain	Res	Type	Atoms	Z	Observed(Å)	Ideal(Å)
4	5-R	440	MET	CA-CB	-8.59	1.35	1.53
4	6-R	440	MET	CA-CB	-8.59	1.35	1.53
4	8-X	427	PHE	CA-C	-8.59	1.30	1.52
4	5-L	458	ASP	N-CA	8.59	1.63	1.46
4	5-R	427	PHE	CA-C	-8.59	1.30	1.52
6	6-H	408	SER	CA-CB	8.59	1.65	1.52
4	6-L	458	ASP	N-CA	8.59	1.63	1.46
4	6-R	427	PHE	CA-C	-8.59	1.30	1.52
6	7-H	408	SER	CA-CB	8.59	1.65	1.52
4	7-R	440	MET	CA-CB	-8.59	1.35	1.53
4	7-L	458	ASP	N-CA	8.59	1.63	1.46
4	7-R	427	PHE	CA-C	-8.59	1.30	1.52
6	8-H	408	SER	CA-CB	8.59	1.65	1.52
4	8-R	427	PHE	CA-C	-8.59	1.30	1.52
4	8-R	440	MET	CA-CB	-8.59	1.35	1.53
6	1-H	408	SER	CA-CB	8.59	1.65	1.52
6	1-Z	408	SER	CA-CB	8.59	1.65	1.52
4	2-R	427	PHE	CA-C	-8.59	1.30	1.52
4	3-R	427	PHE	CA-C	-8.59	1.30	1.52
5	1-M	329	GLN	CA-C	-8.59	1.30	1.52
4	3-L	144	LEU	CA-CB	8.59	1.73	1.53
4	8-L	144	LEU	CA-CB	8.59	1.73	1.53
4	2-X	449	SER	CA-CB	-8.59	1.40	1.52
4	4-X	449	SER	CA-CB	-8.59	1.40	1.52
4	5-X	449	SER	CA-CB	-8.59	1.40	1.52
4	6-X	449	SER	CA-CB	-8.59	1.40	1.52
4	7-X	449	SER	CA-CB	-8.59	1.40	1.52
4	2-R	449	SER	CA-CB	-8.58	1.40	1.52
5	2-S	329	GLN	CA-C	-8.58	1.30	1.52
4	3-R	449	SER	CA-CB	-8.58	1.40	1.52
5	3-S	329	GLN	CA-C	-8.58	1.30	1.52
5	1-S	339	TYR	CA-CB	-8.58	1.35	1.53
5	3-Y	329	GLN	CA-C	-8.58	1.30	1.52
5	8-Y	329	GLN	CA-C	-8.58	1.30	1.52
2	2-I	7	GLY	C-N	-8.58	1.14	1.34
4	3-L	427	PHE	CA-C	-8.58	1.30	1.52
4	8-L	427	PHE	CA-C	-8.58	1.30	1.52
4	2-L	144	LEU	CA-CB	8.58	1.73	1.53
2	2-O	7	GLY	C-N	-8.58	1.14	1.34
2	3-O	7	GLY	C-N	-8.58	1.14	1.34
2	4-I	7	GLY	C-N	-8.58	1.14	1.34
4	4-L	144	LEU	CA-CB	8.58	1.73	1.53

Continued on next page...

Continued from previous page...

Mol	Chain	Res	Type	Atoms	Z	Observed(Å)	Ideal(Å)
2	5-I	7	GLY	C-N	-8.58	1.14	1.34
4	5-L	144	LEU	CA-CB	8.58	1.73	1.53
2	6-I	7	GLY	C-N	-8.58	1.14	1.34
4	6-L	144	LEU	CA-CB	8.58	1.73	1.53
2	7-I	7	GLY	C-N	-8.58	1.14	1.34
4	7-L	144	LEU	CA-CB	8.58	1.73	1.53
4	1-F	144	LEU	CA-CB	8.57	1.73	1.53
4	2-X	144	LEU	CA-CB	8.57	1.73	1.53
4	4-X	144	LEU	CA-CB	8.57	1.73	1.53
4	5-X	144	LEU	CA-CB	8.57	1.73	1.53
4	6-X	144	LEU	CA-CB	8.57	1.73	1.53
4	7-X	144	LEU	CA-CB	8.57	1.73	1.53
5	1-Y	329	GLN	CA-C	-8.57	1.30	1.52
6	2-H	468	SER	CA-CB	-8.57	1.40	1.52
5	2-M	329	GLN	CA-C	-8.57	1.30	1.52
6	3-H	468	SER	CA-CB	-8.57	1.40	1.52
5	4-M	329	GLN	CA-C	-8.57	1.30	1.52
5	5-M	329	GLN	CA-C	-8.57	1.30	1.52
5	6-M	329	GLN	CA-C	-8.57	1.30	1.52
5	7-M	329	GLN	CA-C	-8.57	1.30	1.52
5	2-Y	329	GLN	CA-C	-8.57	1.30	1.52
5	3-Y	339	TYR	CA-CB	-8.57	1.35	1.53
5	4-Y	329	GLN	CA-C	-8.57	1.30	1.52
5	5-Y	329	GLN	CA-C	-8.57	1.30	1.52
5	6-Y	329	GLN	CA-C	-8.57	1.30	1.52
5	7-Y	329	GLN	CA-C	-8.57	1.30	1.52
5	8-Y	339	TYR	CA-CB	-8.57	1.35	1.53
5	3-M	329	GLN	CA-C	-8.57	1.30	1.52
5	3-M	339	TYR	CA-CB	-8.57	1.35	1.53
4	4-R	403	ILE	CA-CB	-8.57	1.35	1.54
4	5-R	403	ILE	CA-CB	-8.57	1.35	1.54
4	6-R	403	ILE	CA-CB	-8.57	1.35	1.54
4	7-R	403	ILE	CA-CB	-8.57	1.35	1.54
5	8-M	329	GLN	CA-C	-8.57	1.30	1.52
5	8-M	339	TYR	CA-CB	-8.57	1.35	1.53
4	8-R	403	ILE	CA-CB	-8.57	1.35	1.54
4	1-R	458	ASP	N-CA	8.56	1.63	1.46
6	2-N	408	SER	CA-CB	8.56	1.65	1.52
2	2-U	7	GLY	C-N	-8.56	1.14	1.34
5	4-G	329	GLN	CA-C	-8.56	1.30	1.52
6	4-N	408	SER	CA-CB	8.56	1.65	1.52
5	4-S	329	GLN	CA-C	-8.56	1.30	1.52

Continued on next page...

Continued from previous page...

Mol	Chain	Res	Type	Atoms	Z	Observed(Å)	Ideal(Å)
2	4-U	7	GLY	C-N	-8.56	1.14	1.34
5	5-G	329	GLN	CA-C	-8.56	1.30	1.52
6	5-N	408	SER	CA-CB	8.56	1.65	1.52
5	5-S	329	GLN	CA-C	-8.56	1.30	1.52
2	5-U	7	GLY	C-N	-8.56	1.14	1.34
5	6-G	329	GLN	CA-C	-8.56	1.30	1.52
6	6-N	408	SER	CA-CB	8.56	1.65	1.52
5	6-S	329	GLN	CA-C	-8.56	1.30	1.52
2	6-U	7	GLY	C-N	-8.56	1.14	1.34
5	7-G	329	GLN	CA-C	-8.56	1.30	1.52
6	7-N	408	SER	CA-CB	8.56	1.65	1.52
5	7-S	329	GLN	CA-C	-8.56	1.30	1.52
2	7-U	7	GLY	C-N	-8.56	1.14	1.34
5	8-G	329	GLN	CA-C	-8.56	1.30	1.52
5	8-S	329	GLN	CA-C	-8.56	1.30	1.52
4	2-F	458	ASP	N-CA	8.56	1.63	1.46
4	2-L	403	ILE	CA-CB	-8.56	1.35	1.54
6	2-T	408	SER	CA-CB	8.56	1.65	1.52
4	3-F	458	ASP	N-CA	8.56	1.63	1.46
4	4-L	403	ILE	CA-CB	-8.56	1.35	1.54
4	3-L	458	ASP	N-CA	8.56	1.63	1.46
6	3-T	408	SER	CA-CB	8.56	1.65	1.52
4	5-L	403	ILE	CA-CB	-8.56	1.35	1.54
4	6-L	403	ILE	CA-CB	-8.56	1.35	1.54
4	7-L	403	ILE	CA-CB	-8.56	1.35	1.54
4	8-L	458	ASP	N-CA	8.56	1.63	1.46
4	2-X	458	ASP	N-CA	8.56	1.63	1.46
4	4-X	458	ASP	N-CA	8.56	1.63	1.46
4	5-X	458	ASP	N-CA	8.56	1.63	1.46
4	6-X	458	ASP	N-CA	8.56	1.63	1.46
4	7-X	458	ASP	N-CA	8.56	1.63	1.46
4	1-F	458	ASP	N-CA	8.55	1.63	1.46
4	1-X	449	SER	CA-CB	-8.55	1.40	1.52
5	2-G	329	GLN	CA-C	-8.55	1.30	1.52
4	1-F	403	ILE	CA-CB	-8.55	1.35	1.54
4	2-L	449	SER	CA-CB	-8.55	1.40	1.52
5	3-G	329	GLN	CA-C	-8.55	1.30	1.52
4	4-F	403	ILE	CA-CB	-8.55	1.35	1.54
4	4-L	449	SER	CA-CB	-8.55	1.40	1.52
4	5-F	403	ILE	CA-CB	-8.55	1.35	1.54
4	5-L	449	SER	CA-CB	-8.55	1.40	1.52
4	6-F	403	ILE	CA-CB	-8.55	1.35	1.54

Continued on next page...

Continued from previous page...

Mol	Chain	Res	Type	Atoms	Z	Observed(Å)	Ideal(Å)
4	6-L	449	SER	CA-CB	-8.55	1.40	1.52
4	7-F	403	ILE	CA-CB	-8.55	1.35	1.54
4	7-L	449	SER	CA-CB	-8.55	1.40	1.52
4	8-F	403	ILE	CA-CB	-8.55	1.35	1.54
6	1-T	408	SER	CA-CB	8.55	1.65	1.52
4	1-X	458	ASP	N-CA	8.55	1.63	1.46
4	1-L	458	ASP	N-CA	8.54	1.63	1.46
4	1-X	403	ILE	CA-CB	-8.54	1.35	1.54
6	2-H	408	SER	CA-CB	8.54	1.65	1.52
6	3-H	408	SER	CA-CB	8.54	1.65	1.52
4	4-R	458	ASP	N-CA	8.53	1.63	1.46
4	5-R	458	ASP	N-CA	8.53	1.63	1.46
4	6-R	458	ASP	N-CA	8.53	1.63	1.46
4	7-R	458	ASP	N-CA	8.53	1.63	1.46
4	8-R	458	ASP	N-CA	8.53	1.63	1.46
6	4-T	408	SER	CA-CB	8.53	1.65	1.52
6	5-T	408	SER	CA-CB	8.53	1.65	1.52
6	6-T	408	SER	CA-CB	8.53	1.65	1.52
6	7-T	408	SER	CA-CB	8.53	1.65	1.52
6	8-T	408	SER	CA-CB	8.53	1.65	1.52
4	1-R	403	ILE	CA-CB	-8.53	1.35	1.54
4	2-X	403	ILE	CA-CB	-8.53	1.35	1.54
4	4-X	403	ILE	CA-CB	-8.53	1.35	1.54
4	5-X	403	ILE	CA-CB	-8.53	1.35	1.54
4	6-X	403	ILE	CA-CB	-8.53	1.35	1.54
4	7-X	403	ILE	CA-CB	-8.53	1.35	1.54
4	1-X	485	LEU	N-CA	8.53	1.63	1.46
4	3-L	403	ILE	CA-CB	-8.53	1.35	1.54
4	8-L	403	ILE	CA-CB	-8.53	1.35	1.54
4	4-F	492	GLU	CA-C	8.53	1.75	1.52
4	5-F	492	GLU	CA-C	8.53	1.75	1.52
4	6-F	492	GLU	CA-C	8.53	1.75	1.52
4	7-F	492	GLU	CA-C	8.53	1.75	1.52
4	8-F	492	GLU	CA-C	8.53	1.75	1.52
4	3-X	403	ILE	CA-CB	-8.53	1.35	1.54
4	8-X	403	ILE	CA-CB	-8.53	1.35	1.54
6	2-Z	408	SER	CA-CB	8.52	1.65	1.52
6	3-N	408	SER	CA-CB	8.52	1.65	1.52
6	4-Z	408	SER	CA-CB	8.52	1.65	1.52
6	5-Z	408	SER	CA-CB	8.52	1.65	1.52
6	6-Z	408	SER	CA-CB	8.52	1.65	1.52
6	7-Z	408	SER	CA-CB	8.52	1.65	1.52

Continued on next page...

Continued from previous page...

Mol	Chain	Res	Type	Atoms	Z	Observed(Å)	Ideal(Å)
6	8-N	408	SER	CA-CB	8.52	1.65	1.52
6	1-N	408	SER	CA-CB	8.52	1.65	1.52
4	1-L	403	ILE	CA-CB	-8.52	1.35	1.54
4	2-R	403	ILE	CA-CB	-8.52	1.35	1.54
4	3-R	403	ILE	CA-CB	-8.52	1.35	1.54
6	3-Z	408	SER	CA-CB	8.52	1.65	1.52
6	8-Z	408	SER	CA-CB	8.52	1.65	1.52
4	1-X	492	GLU	CA-C	8.51	1.75	1.52
4	2-F	403	ILE	CA-CB	-8.51	1.35	1.54
4	3-F	403	ILE	CA-CB	-8.51	1.35	1.54
4	3-L	485	LEU	N-CA	8.51	1.63	1.46
4	8-L	485	LEU	N-CA	8.51	1.63	1.46
4	1-R	492	GLU	CA-C	8.50	1.75	1.52
4	4-R	492	GLU	CA-C	8.50	1.75	1.52
4	5-R	492	GLU	CA-C	8.50	1.75	1.52
4	6-R	492	GLU	CA-C	8.50	1.75	1.52
4	7-R	492	GLU	CA-C	8.50	1.75	1.52
4	8-R	492	GLU	CA-C	8.50	1.75	1.52
4	2-X	492	GLU	CA-C	8.50	1.75	1.52
4	4-X	492	GLU	CA-C	8.50	1.75	1.52
4	5-X	492	GLU	CA-C	8.50	1.75	1.52
4	6-X	492	GLU	CA-C	8.50	1.75	1.52
4	7-X	492	GLU	CA-C	8.50	1.75	1.52
4	3-X	485	LEU	N-CA	8.50	1.63	1.46
4	8-X	485	LEU	N-CA	8.50	1.63	1.46
4	4-F	485	LEU	N-CA	8.50	1.63	1.46
4	5-F	485	LEU	N-CA	8.50	1.63	1.46
4	6-F	485	LEU	N-CA	8.50	1.63	1.46
4	7-F	485	LEU	N-CA	8.50	1.63	1.46
4	8-F	485	LEU	N-CA	8.50	1.63	1.46
4	2-R	492	GLU	CA-C	8.49	1.75	1.52
4	3-R	492	GLU	CA-C	8.49	1.75	1.52
4	2-F	492	GLU	CA-C	8.49	1.75	1.52
6	2-N	445	LYS	N-CA	-8.49	1.29	1.46
4	3-F	492	GLU	CA-C	8.49	1.75	1.52
6	4-N	445	LYS	N-CA	-8.49	1.29	1.46
6	5-N	445	LYS	N-CA	-8.49	1.29	1.46
6	6-N	445	LYS	N-CA	-8.49	1.29	1.46
6	7-N	445	LYS	N-CA	-8.49	1.29	1.46
4	1-F	492	GLU	CA-C	8.48	1.75	1.52
4	2-L	492	GLU	CA-C	8.48	1.75	1.52
4	4-L	492	GLU	CA-C	8.48	1.75	1.52

Continued on next page...

Continued from previous page...

Mol	Chain	Res	Type	Atoms	Z	Observed(Å)	Ideal(Å)
4	5-L	492	GLU	CA-C	8.48	1.75	1.52
4	6-L	492	GLU	CA-C	8.48	1.75	1.52
4	7-L	492	GLU	CA-C	8.48	1.75	1.52
4	2-X	485	LEU	N-CA	8.48	1.63	1.46
4	4-X	485	LEU	N-CA	8.48	1.63	1.46
4	5-X	485	LEU	N-CA	8.48	1.63	1.46
4	6-X	485	LEU	N-CA	8.48	1.63	1.46
4	7-X	485	LEU	N-CA	8.48	1.63	1.46
4	1-F	485	LEU	N-CA	8.48	1.63	1.46
4	1-X	463	ILE	N-CA	-8.47	1.29	1.46
4	3-L	492	GLU	CA-C	8.47	1.75	1.52
4	8-L	492	GLU	CA-C	8.47	1.75	1.52
4	1-L	492	GLU	CA-C	8.47	1.75	1.52
4	3-X	492	GLU	CA-C	8.47	1.75	1.52
4	8-X	492	GLU	CA-C	8.47	1.75	1.52
4	2-R	463	ILE	N-CA	-8.47	1.29	1.46
4	2-R	485	LEU	N-CA	8.47	1.63	1.46
4	3-R	463	ILE	N-CA	-8.47	1.29	1.46
4	3-R	485	LEU	N-CA	8.47	1.63	1.46
6	1-T	445	LYS	N-CA	-8.46	1.29	1.46
4	4-R	485	LEU	N-CA	8.46	1.63	1.46
4	5-R	485	LEU	N-CA	8.46	1.63	1.46
4	6-R	485	LEU	N-CA	8.46	1.63	1.46
4	7-R	485	LEU	N-CA	8.46	1.63	1.46
4	8-R	485	LEU	N-CA	8.46	1.63	1.46
4	1-F	463	ILE	N-CA	-8.46	1.29	1.46
4	1-R	485	LEU	N-CA	8.46	1.63	1.46
4	3-L	463	ILE	N-CA	-8.46	1.29	1.46
4	8-L	463	ILE	N-CA	-8.46	1.29	1.46
4	1-L	485	LEU	N-CA	8.45	1.63	1.46
6	4-T	445	LYS	N-CA	-8.46	1.29	1.46
6	5-T	445	LYS	N-CA	-8.46	1.29	1.46
6	6-T	445	LYS	N-CA	-8.46	1.29	1.46
6	7-T	445	LYS	N-CA	-8.46	1.29	1.46
6	8-T	445	LYS	N-CA	-8.46	1.29	1.46
6	1-H	445	LYS	N-CA	-8.45	1.29	1.46
4	2-L	463	ILE	N-CA	-8.45	1.29	1.46
4	4-L	463	ILE	N-CA	-8.45	1.29	1.46
4	5-L	463	ILE	N-CA	-8.45	1.29	1.46
4	6-L	463	ILE	N-CA	-8.45	1.29	1.46
4	7-L	463	ILE	N-CA	-8.45	1.29	1.46
6	2-T	445	LYS	N-CA	-8.45	1.29	1.46

Continued on next page...

Continued from previous page...

Mol	Chain	Res	Type	Atoms	Z	Observed(Å)	Ideal(Å)
6	3-N	445	LYS	N-CA	-8.45	1.29	1.46
6	3-T	445	LYS	N-CA	-8.45	1.29	1.46
6	3-Z	445	LYS	N-CA	-8.45	1.29	1.46
6	8-N	445	LYS	N-CA	-8.45	1.29	1.46
6	8-Z	445	LYS	N-CA	-8.45	1.29	1.46
4	2-F	463	ILE	N-CA	-8.45	1.29	1.46
4	2-X	463	ILE	N-CA	-8.45	1.29	1.46
6	2-Z	445	LYS	N-CA	-8.45	1.29	1.46
4	3-F	463	ILE	N-CA	-8.45	1.29	1.46
4	4-R	463	ILE	N-CA	-8.45	1.29	1.46
4	4-X	463	ILE	N-CA	-8.45	1.29	1.46
6	4-Z	445	LYS	N-CA	-8.45	1.29	1.46
4	5-R	463	ILE	N-CA	-8.45	1.29	1.46
4	5-X	463	ILE	N-CA	-8.45	1.29	1.46
6	5-Z	445	LYS	N-CA	-8.45	1.29	1.46
4	6-R	463	ILE	N-CA	-8.45	1.29	1.46
4	6-X	463	ILE	N-CA	-8.45	1.29	1.46
6	6-Z	445	LYS	N-CA	-8.45	1.29	1.46
4	7-R	463	ILE	N-CA	-8.45	1.29	1.46
4	7-X	463	ILE	N-CA	-8.45	1.29	1.46
6	7-Z	445	LYS	N-CA	-8.45	1.29	1.46
4	8-R	463	ILE	N-CA	-8.45	1.29	1.46
6	1-T	380	GLU	CA-CB	8.44	1.72	1.53
4	2-L	485	LEU	N-CA	8.44	1.63	1.46
4	3-X	463	ILE	N-CA	-8.44	1.29	1.46
4	4-L	485	LEU	N-CA	8.44	1.63	1.46
4	5-L	485	LEU	N-CA	8.44	1.63	1.46
4	6-L	485	LEU	N-CA	8.44	1.63	1.46
4	7-L	485	LEU	N-CA	8.44	1.63	1.46
4	8-X	463	ILE	N-CA	-8.44	1.29	1.46
4	1-L	463	ILE	N-CA	-8.44	1.29	1.46
6	1-N	445	LYS	N-CA	-8.44	1.29	1.46
4	2-F	485	LEU	N-CA	8.44	1.63	1.46
4	3-F	485	LEU	N-CA	8.44	1.63	1.46
4	4-F	463	ILE	N-CA	-8.44	1.29	1.46
4	5-F	463	ILE	N-CA	-8.44	1.29	1.46
4	6-F	463	ILE	N-CA	-8.44	1.29	1.46
4	7-F	463	ILE	N-CA	-8.44	1.29	1.46
4	8-F	463	ILE	N-CA	-8.44	1.29	1.46
6	1-Z	380	GLU	CA-CB	8.43	1.72	1.53
6	4-H	445	LYS	N-CA	-8.43	1.29	1.46
6	5-H	445	LYS	N-CA	-8.43	1.29	1.46

Continued on next page...

Continued from previous page...

Mol	Chain	Res	Type	Atoms	Z	Observed(Å)	Ideal(Å)
6	6-H	445	LYS	N-CA	-8.43	1.29	1.46
6	7-H	445	LYS	N-CA	-8.43	1.29	1.46
6	8-H	445	LYS	N-CA	-8.43	1.29	1.46
6	1-Z	445	LYS	N-CA	-8.42	1.29	1.46
6	2-H	445	LYS	N-CA	-8.42	1.29	1.46
6	3-H	445	LYS	N-CA	-8.42	1.29	1.46
6	2-T	380	GLU	CA-CB	8.41	1.72	1.53
6	3-T	380	GLU	CA-CB	8.41	1.72	1.53
6	3-Z	380	GLU	CA-CB	8.40	1.72	1.53
6	8-Z	380	GLU	CA-CB	8.40	1.72	1.53
6	1-H	380	GLU	CA-CB	8.40	1.72	1.53
4	1-R	463	ILE	N-CA	-8.40	1.29	1.46
6	2-H	380	GLU	CA-CB	8.40	1.72	1.53
6	3-H	380	GLU	CA-CB	8.40	1.72	1.53
6	1-N	380	GLU	CA-CB	8.39	1.72	1.53
6	4-T	380	GLU	CA-CB	8.39	1.72	1.53
6	5-T	380	GLU	CA-CB	8.39	1.72	1.53
6	6-T	380	GLU	CA-CB	8.39	1.72	1.53
6	7-T	380	GLU	CA-CB	8.39	1.72	1.53
6	8-T	380	GLU	CA-CB	8.39	1.72	1.53
4	2-F	432	ASN	N-CA	-8.39	1.29	1.46
4	3-F	432	ASN	N-CA	-8.39	1.29	1.46
6	4-H	380	GLU	CA-CB	8.38	1.72	1.53
6	5-H	380	GLU	CA-CB	8.38	1.72	1.53
6	6-H	380	GLU	CA-CB	8.38	1.72	1.53
6	7-H	380	GLU	CA-CB	8.38	1.72	1.53
6	8-H	380	GLU	CA-CB	8.38	1.72	1.53
4	2-X	432	ASN	N-CA	-8.38	1.29	1.46
4	4-X	432	ASN	N-CA	-8.38	1.29	1.46
4	5-X	432	ASN	N-CA	-8.38	1.29	1.46
4	6-X	432	ASN	N-CA	-8.38	1.29	1.46
4	7-X	432	ASN	N-CA	-8.38	1.29	1.46
6	3-N	380	GLU	CA-CB	8.38	1.72	1.53
6	8-N	380	GLU	CA-CB	8.38	1.72	1.53
6	2-Z	380	GLU	CA-CB	8.37	1.72	1.53
6	4-Z	380	GLU	CA-CB	8.37	1.72	1.53
6	5-Z	380	GLU	CA-CB	8.37	1.72	1.53
6	6-Z	380	GLU	CA-CB	8.37	1.72	1.53
6	7-Z	380	GLU	CA-CB	8.37	1.72	1.53
4	1-R	254	ARG	N-CA	-8.37	1.29	1.46
6	2-N	380	GLU	CA-CB	8.37	1.72	1.53
6	4-N	380	GLU	CA-CB	8.37	1.72	1.53

Continued on next page...

Continued from previous page...

Mol	Chain	Res	Type	Atoms	Z	Observed(Å)	Ideal(Å)
6	5-N	380	GLU	CA-CB	8.37	1.72	1.53
6	6-N	380	GLU	CA-CB	8.37	1.72	1.53
6	7-N	380	GLU	CA-CB	8.37	1.72	1.53
4	3-X	432	ASN	N-CA	-8.36	1.29	1.46
4	8-X	432	ASN	N-CA	-8.36	1.29	1.46
4	1-F	254	ARG	N-CA	-8.35	1.29	1.46
4	1-F	432	ASN	N-CA	-8.34	1.29	1.46
4	2-R	432	ASN	N-CA	-8.34	1.29	1.46
4	3-R	432	ASN	N-CA	-8.34	1.29	1.46
4	4-R	432	ASN	N-CA	-8.34	1.29	1.46
4	5-R	432	ASN	N-CA	-8.34	1.29	1.46
4	6-R	432	ASN	N-CA	-8.34	1.29	1.46
4	7-R	432	ASN	N-CA	-8.34	1.29	1.46
4	8-R	432	ASN	N-CA	-8.34	1.29	1.46
4	1-L	432	ASN	N-CA	-8.34	1.29	1.46
4	1-X	254	ARG	N-CA	-8.34	1.29	1.46
4	2-L	432	ASN	N-CA	-8.34	1.29	1.46
4	4-L	432	ASN	N-CA	-8.34	1.29	1.46
4	5-L	432	ASN	N-CA	-8.34	1.29	1.46
4	6-L	432	ASN	N-CA	-8.34	1.29	1.46
4	7-L	432	ASN	N-CA	-8.34	1.29	1.46
4	3-L	432	ASN	N-CA	-8.33	1.29	1.46
4	8-L	432	ASN	N-CA	-8.33	1.29	1.46
4	1-F	221	GLN	N-CA	-8.33	1.29	1.46
4	1-X	221	GLN	N-CA	-8.32	1.29	1.46
4	1-L	221	GLN	N-CA	-8.32	1.29	1.46
4	1-L	254	ARG	N-CA	-8.32	1.29	1.46
4	1-R	221	GLN	N-CA	-8.31	1.29	1.46
4	4-F	432	ASN	N-CA	-8.30	1.29	1.46
4	5-F	432	ASN	N-CA	-8.30	1.29	1.46
4	6-F	432	ASN	N-CA	-8.30	1.29	1.46
4	7-F	432	ASN	N-CA	-8.30	1.29	1.46
4	8-F	432	ASN	N-CA	-8.30	1.29	1.46
4	1-X	432	ASN	N-CA	-8.30	1.29	1.46
4	1-R	432	ASN	N-CA	-8.29	1.29	1.46
3	1-J	1488	GLY	N-CA	-8.23	1.33	1.46
3	1-D	1488	GLY	N-CA	-8.23	1.33	1.46
5	1-G	369	ASN	CA-C	-8.22	1.31	1.52
4	4-R	463	ILE	CA-C	8.21	1.74	1.52
4	5-R	463	ILE	CA-C	8.21	1.74	1.52
4	6-R	463	ILE	CA-C	8.21	1.74	1.52
4	7-R	463	ILE	CA-C	8.21	1.74	1.52

Continued on next page...

Continued from previous page...

Mol	Chain	Res	Type	Atoms	Z	Observed(Å)	Ideal(Å)
4	8-R	463	ILE	CA-C	8.21	1.74	1.52
3	1-P	1488	GLY	N-CA	-8.20	1.33	1.46
6	2-N	495	LEU	N-CA	-8.20	1.29	1.46
6	4-N	495	LEU	N-CA	-8.20	1.29	1.46
6	5-N	495	LEU	N-CA	-8.20	1.29	1.46
6	6-N	495	LEU	N-CA	-8.20	1.29	1.46
6	7-N	495	LEU	N-CA	-8.20	1.29	1.46
3	1-V	1488	GLY	N-CA	-8.20	1.33	1.46
4	3-L	463	ILE	CA-C	8.20	1.74	1.52
4	8-L	463	ILE	CA-C	8.20	1.74	1.52
6	1-T	495	LEU	N-CA	-8.20	1.29	1.46
6	2-Z	495	LEU	N-CA	-8.20	1.29	1.46
6	4-Z	495	LEU	N-CA	-8.20	1.29	1.46
6	5-Z	495	LEU	N-CA	-8.20	1.29	1.46
6	6-Z	495	LEU	N-CA	-8.20	1.29	1.46
6	7-Z	495	LEU	N-CA	-8.20	1.29	1.46
6	4-T	495	LEU	N-CA	-8.19	1.29	1.46
6	5-T	495	LEU	N-CA	-8.19	1.29	1.46
6	6-T	495	LEU	N-CA	-8.19	1.29	1.46
6	7-T	495	LEU	N-CA	-8.19	1.29	1.46
6	8-T	495	LEU	N-CA	-8.19	1.29	1.46
5	1-Y	369	ASN	CA-C	-8.19	1.31	1.52
4	2-L	463	ILE	CA-C	8.19	1.74	1.52
4	4-F	463	ILE	CA-C	8.19	1.74	1.52
4	4-L	463	ILE	CA-C	8.19	1.74	1.52
4	5-F	463	ILE	CA-C	8.19	1.74	1.52
4	5-L	463	ILE	CA-C	8.19	1.74	1.52
4	6-F	463	ILE	CA-C	8.19	1.74	1.52
4	6-L	463	ILE	CA-C	8.19	1.74	1.52
4	7-F	463	ILE	CA-C	8.19	1.74	1.52
4	7-L	463	ILE	CA-C	8.19	1.74	1.52
4	8-F	463	ILE	CA-C	8.19	1.74	1.52
4	1-R	463	ILE	CA-C	8.19	1.74	1.52
4	1-X	223	LEU	N-CA	8.19	1.62	1.46
6	4-H	495	LEU	N-CA	-8.19	1.29	1.46
6	5-H	495	LEU	N-CA	-8.19	1.29	1.46
6	6-H	495	LEU	N-CA	-8.19	1.29	1.46
6	7-H	495	LEU	N-CA	-8.19	1.29	1.46
6	8-H	495	LEU	N-CA	-8.19	1.29	1.46
5	4-S	369	ASN	CA-C	-8.19	1.31	1.52
5	5-S	369	ASN	CA-C	-8.19	1.31	1.52
5	6-S	369	ASN	CA-C	-8.19	1.31	1.52

Continued on next page...

Continued from previous page...

Mol	Chain	Res	Type	Atoms	Z	Observed(Å)	Ideal(Å)
5	7-S	369	ASN	CA-C	-8.19	1.31	1.52
5	8-S	369	ASN	CA-C	-8.19	1.31	1.52
4	1-X	463	ILE	CA-C	8.18	1.74	1.52
5	2-G	369	ASN	CA-C	-8.18	1.31	1.52
5	3-G	369	ASN	CA-C	-8.18	1.31	1.52
5	4-G	369	ASN	CA-C	-8.18	1.31	1.52
5	5-G	369	ASN	CA-C	-8.18	1.31	1.52
5	6-G	369	ASN	CA-C	-8.18	1.31	1.52
5	7-G	369	ASN	CA-C	-8.18	1.31	1.52
5	8-G	369	ASN	CA-C	-8.18	1.31	1.52
6	2-T	495	LEU	N-CA	-8.18	1.29	1.46
6	3-N	495	LEU	N-CA	-8.18	1.29	1.46
6	3-T	495	LEU	N-CA	-8.18	1.29	1.46
6	8-N	495	LEU	N-CA	-8.18	1.29	1.46
6	1-H	495	LEU	N-CA	-8.18	1.29	1.46
5	2-S	369	ASN	CA-C	-8.18	1.31	1.52
5	3-S	369	ASN	CA-C	-8.18	1.31	1.52
6	3-Z	495	LEU	N-CA	-8.18	1.29	1.46
6	8-Z	495	LEU	N-CA	-8.18	1.29	1.46
6	2-H	495	LEU	N-CA	-8.17	1.30	1.46
6	3-H	495	LEU	N-CA	-8.17	1.30	1.46
5	3-Y	369	ASN	CA-C	-8.17	1.31	1.52
5	8-Y	369	ASN	CA-C	-8.17	1.31	1.52
5	2-S	338	GLU	C-N	8.17	1.52	1.34
5	3-S	338	GLU	C-N	8.17	1.52	1.34
4	3-X	463	ILE	CA-C	8.17	1.74	1.52
4	8-X	463	ILE	CA-C	8.17	1.74	1.52
6	1-N	495	LEU	N-CA	-8.16	1.30	1.46
5	4-Y	338	GLU	C-N	8.16	1.52	1.34
4	1-L	463	ILE	CA-C	8.16	1.74	1.52
5	1-Y	338	GLU	C-N	8.16	1.52	1.34
6	1-Z	495	LEU	N-CA	-8.16	1.30	1.46
4	2-F	463	ILE	CA-C	8.16	1.74	1.52
5	2-Y	338	GLU	C-N	8.16	1.52	1.34
4	3-F	463	ILE	CA-C	8.16	1.74	1.52
5	5-Y	338	GLU	C-N	8.16	1.52	1.34
5	6-Y	338	GLU	C-N	8.16	1.52	1.34
5	7-Y	338	GLU	C-N	8.16	1.52	1.34
4	2-X	463	ILE	CA-C	8.16	1.74	1.52
4	4-X	463	ILE	CA-C	8.16	1.74	1.52
4	5-X	463	ILE	CA-C	8.16	1.74	1.52
4	6-X	463	ILE	CA-C	8.16	1.74	1.52

Continued on next page...

Continued from previous page...

Mol	Chain	Res	Type	Atoms	Z	Observed(Å)	Ideal(Å)
4	7-X	463	ILE	CA-C	8.16	1.74	1.52
5	1-G	343	ALA	CA-CB	-8.16	1.35	1.52
4	1-F	223	LEU	N-CA	8.16	1.62	1.46
3	2-J	1488	GLY	N-CA	-8.16	1.33	1.46
5	2-M	369	ASN	CA-C	-8.16	1.31	1.52
3	3-J	1488	GLY	N-CA	-8.16	1.33	1.46
3	4-J	1488	GLY	N-CA	-8.16	1.33	1.46
5	4-M	369	ASN	CA-C	-8.16	1.31	1.52
3	5-J	1488	GLY	N-CA	-8.16	1.33	1.46
5	5-M	369	ASN	CA-C	-8.16	1.31	1.52
3	6-J	1488	GLY	N-CA	-8.16	1.33	1.46
5	6-M	369	ASN	CA-C	-8.16	1.31	1.52
3	7-J	1488	GLY	N-CA	-8.16	1.33	1.46
5	7-M	369	ASN	CA-C	-8.16	1.31	1.52
3	8-J	1488	GLY	N-CA	-8.16	1.33	1.46
4	1-R	223	LEU	N-CA	8.16	1.62	1.46
5	1-S	369	ASN	CA-C	-8.16	1.31	1.52
3	2-D	1488	GLY	N-CA	-8.16	1.33	1.46
3	3-D	1488	GLY	N-CA	-8.16	1.33	1.46
3	4-D	1488	GLY	N-CA	-8.16	1.33	1.46
3	6-D	1488	GLY	N-CA	-8.16	1.33	1.46
3	8-D	1488	GLY	N-CA	-8.16	1.33	1.46
5	1-M	369	ASN	CA-C	-8.15	1.31	1.52
5	1-G	338	GLU	C-N	8.15	1.52	1.34
4	2-R	463	ILE	CA-C	8.15	1.74	1.52
4	3-R	463	ILE	CA-C	8.15	1.74	1.52
4	1-L	223	LEU	N-CA	8.15	1.62	1.46
5	1-M	338	GLU	C-N	8.15	1.52	1.34
5	3-M	338	GLU	C-N	8.15	1.52	1.34
5	8-M	338	GLU	C-N	8.15	1.52	1.34
5	1-Y	343	ALA	CA-CB	-8.14	1.35	1.52
5	2-Y	369	ASN	CA-C	-8.14	1.31	1.52
5	4-Y	369	ASN	CA-C	-8.14	1.31	1.52
5	5-Y	369	ASN	CA-C	-8.14	1.31	1.52
5	6-Y	369	ASN	CA-C	-8.14	1.31	1.52
5	7-Y	369	ASN	CA-C	-8.14	1.31	1.52
5	2-M	338	GLU	C-N	8.14	1.52	1.34
5	4-M	338	GLU	C-N	8.14	1.52	1.34
5	5-M	338	GLU	C-N	8.14	1.52	1.34
5	6-M	338	GLU	C-N	8.14	1.52	1.34
5	7-M	338	GLU	C-N	8.14	1.52	1.34
5	3-M	369	ASN	CA-C	-8.14	1.31	1.52

Continued on next page...

Continued from previous page...

Mol	Chain	Res	Type	Atoms	Z	Observed(Å)	Ideal(Å)
5	8-M	369	ASN	CA-C	-8.14	1.31	1.52
5	2-G	338	GLU	C-N	8.14	1.52	1.34
3	2-P	1488	GLY	N-CA	-8.14	1.33	1.46
5	3-G	338	GLU	C-N	8.14	1.52	1.34
3	3-P	1488	GLY	N-CA	-8.14	1.33	1.46
5	4-G	338	GLU	C-N	8.14	1.52	1.34
3	4-P	1488	GLY	N-CA	-8.14	1.33	1.46
5	5-G	338	GLU	C-N	8.14	1.52	1.34
5	6-G	338	GLU	C-N	8.14	1.52	1.34
3	6-P	1488	GLY	N-CA	-8.14	1.33	1.46
5	7-G	338	GLU	C-N	8.14	1.52	1.34
5	8-G	338	GLU	C-N	8.14	1.52	1.34
3	8-P	1488	GLY	N-CA	-8.14	1.33	1.46
4	1-F	463	ILE	CA-C	8.13	1.74	1.52
5	4-G	343	ALA	CA-CB	-8.14	1.35	1.52
5	4-S	338	GLU	C-N	8.13	1.52	1.34
5	5-G	343	ALA	CA-CB	-8.14	1.35	1.52
5	5-S	338	GLU	C-N	8.13	1.52	1.34
5	6-G	343	ALA	CA-CB	-8.14	1.35	1.52
5	6-S	338	GLU	C-N	8.13	1.52	1.34
5	7-G	343	ALA	CA-CB	-8.14	1.35	1.52
5	7-S	338	GLU	C-N	8.13	1.52	1.34
5	8-G	343	ALA	CA-CB	-8.14	1.35	1.52
5	8-S	338	GLU	C-N	8.13	1.52	1.34
4	1-F	423	ALA	CA-C	-8.13	1.31	1.52
3	5-D	1488	GLY	N-CA	-8.13	1.33	1.46
3	7-D	1488	GLY	N-CA	-8.13	1.33	1.46
5	4-S	343	ALA	CA-CB	-8.13	1.35	1.52
5	5-S	343	ALA	CA-CB	-8.13	1.35	1.52
5	2-M	343	ALA	CA-CB	-8.13	1.35	1.52
5	3-Y	338	GLU	C-N	8.13	1.52	1.34
5	6-S	343	ALA	CA-CB	-8.13	1.35	1.52
5	7-S	343	ALA	CA-CB	-8.13	1.35	1.52
5	8-S	343	ALA	CA-CB	-8.13	1.35	1.52
5	4-M	343	ALA	CA-CB	-8.13	1.35	1.52
5	5-M	343	ALA	CA-CB	-8.13	1.35	1.52
5	6-M	343	ALA	CA-CB	-8.13	1.35	1.52
5	7-M	343	ALA	CA-CB	-8.13	1.35	1.52
5	8-Y	338	GLU	C-N	8.13	1.52	1.34
3	2-D	1507	ASP	N-CA	-8.12	1.30	1.46
3	5-D	1507	ASP	N-CA	-8.13	1.30	1.46
3	2-V	1488	GLY	N-CA	-8.12	1.33	1.46

Continued on next page...

Continued from previous page...

Mol	Chain	Res	Type	Atoms	Z	Observed(Å)	Ideal(Å)
3	3-D	1507	ASP	N-CA	-8.12	1.30	1.46
3	3-V	1488	GLY	N-CA	-8.12	1.33	1.46
3	4-D	1507	ASP	N-CA	-8.12	1.30	1.46
3	4-V	1488	GLY	N-CA	-8.12	1.33	1.46
3	5-V	1488	GLY	N-CA	-8.12	1.33	1.46
3	6-D	1507	ASP	N-CA	-8.12	1.30	1.46
3	7-D	1507	ASP	N-CA	-8.13	1.30	1.46
3	6-V	1488	GLY	N-CA	-8.12	1.33	1.46
3	7-V	1488	GLY	N-CA	-8.12	1.33	1.46
3	8-D	1507	ASP	N-CA	-8.12	1.30	1.46
3	8-V	1488	GLY	N-CA	-8.12	1.33	1.46
3	5-P	1488	GLY	N-CA	-8.12	1.33	1.46
3	7-P	1488	GLY	N-CA	-8.12	1.33	1.46
5	3-M	343	ALA	CA-CB	-8.12	1.35	1.52
5	3-Y	343	ALA	CA-CB	-8.12	1.35	1.52
3	5-P	1507	ASP	N-CA	-8.12	1.30	1.46
3	7-P	1507	ASP	N-CA	-8.12	1.30	1.46
5	8-M	343	ALA	CA-CB	-8.12	1.35	1.52
5	8-Y	343	ALA	CA-CB	-8.12	1.35	1.52
3	1-J	1507	ASP	N-CA	-8.12	1.30	1.46
5	1-S	343	ALA	CA-CB	-8.12	1.35	1.52
6	1-N	420	THR	CA-C	-8.11	1.31	1.52
4	2-R	423	ALA	CA-C	-8.11	1.31	1.52
4	3-L	423	ALA	CA-C	-8.11	1.31	1.52
4	3-R	423	ALA	CA-C	-8.11	1.31	1.52
4	8-L	423	ALA	CA-C	-8.11	1.31	1.52
5	1-S	338	GLU	C-N	8.11	1.52	1.34
4	2-F	423	ALA	CA-C	-8.11	1.31	1.52
3	2-P	1507	ASP	N-CA	-8.11	1.30	1.46
5	2-S	343	ALA	CA-CB	-8.11	1.35	1.52
4	3-F	423	ALA	CA-C	-8.11	1.31	1.52
3	3-P	1507	ASP	N-CA	-8.11	1.30	1.46
5	3-S	343	ALA	CA-CB	-8.11	1.35	1.52
3	4-P	1507	ASP	N-CA	-8.11	1.30	1.46
4	4-R	423	ALA	CA-C	-8.11	1.31	1.52
4	5-R	423	ALA	CA-C	-8.11	1.31	1.52
3	6-P	1507	ASP	N-CA	-8.11	1.30	1.46
4	6-R	423	ALA	CA-C	-8.11	1.31	1.52
4	7-R	423	ALA	CA-C	-8.11	1.31	1.52
3	8-P	1507	ASP	N-CA	-8.11	1.30	1.46
4	8-R	423	ALA	CA-C	-8.11	1.31	1.52
3	2-J	1507	ASP	N-CA	-8.10	1.30	1.46

Continued on next page...

Continued from previous page...

Mol	Chain	Res	Type	Atoms	Z	Observed(Å)	Ideal(Å)
3	3-J	1507	ASP	N-CA	-8.10	1.30	1.46
3	4-J	1507	ASP	N-CA	-8.10	1.30	1.46
3	5-J	1507	ASP	N-CA	-8.10	1.30	1.46
3	6-J	1507	ASP	N-CA	-8.10	1.30	1.46
3	7-J	1507	ASP	N-CA	-8.10	1.30	1.46
3	8-J	1507	ASP	N-CA	-8.10	1.30	1.46
4	2-X	423	ALA	CA-C	-8.10	1.31	1.52
4	4-X	423	ALA	CA-C	-8.10	1.31	1.52
4	5-X	423	ALA	CA-C	-8.10	1.31	1.52
4	6-X	423	ALA	CA-C	-8.10	1.31	1.52
4	7-X	423	ALA	CA-C	-8.10	1.31	1.52
5	2-G	343	ALA	CA-CB	-8.10	1.35	1.52
3	2-V	1507	ASP	N-CA	-8.10	1.30	1.46
5	3-G	343	ALA	CA-CB	-8.10	1.35	1.52
3	3-V	1507	ASP	N-CA	-8.10	1.30	1.46
3	4-V	1507	ASP	N-CA	-8.10	1.30	1.46
3	5-V	1507	ASP	N-CA	-8.10	1.30	1.46
3	6-V	1507	ASP	N-CA	-8.10	1.30	1.46
3	7-V	1507	ASP	N-CA	-8.10	1.30	1.46
3	8-V	1507	ASP	N-CA	-8.10	1.30	1.46
4	1-X	331	LYS	CA-C	-8.09	1.31	1.52
4	1-L	423	ALA	CA-C	-8.09	1.31	1.52
5	1-M	343	ALA	CA-CB	-8.09	1.35	1.52
4	2-L	423	ALA	CA-C	-8.09	1.31	1.52
5	2-Y	343	ALA	CA-CB	-8.09	1.35	1.52
4	3-X	423	ALA	CA-C	-8.09	1.31	1.52
4	4-F	423	ALA	CA-C	-8.09	1.31	1.52
4	4-L	423	ALA	CA-C	-8.09	1.31	1.52
5	4-Y	343	ALA	CA-CB	-8.09	1.35	1.52
4	5-F	423	ALA	CA-C	-8.09	1.31	1.52
4	5-L	423	ALA	CA-C	-8.09	1.31	1.52
5	5-Y	343	ALA	CA-CB	-8.09	1.35	1.52
4	6-F	423	ALA	CA-C	-8.09	1.31	1.52
4	6-L	423	ALA	CA-C	-8.09	1.31	1.52
5	6-Y	343	ALA	CA-CB	-8.09	1.35	1.52
4	7-F	423	ALA	CA-C	-8.09	1.31	1.52
4	7-L	423	ALA	CA-C	-8.09	1.31	1.52
5	7-Y	343	ALA	CA-CB	-8.09	1.35	1.52
4	8-F	423	ALA	CA-C	-8.09	1.31	1.52
4	8-X	423	ALA	CA-C	-8.09	1.31	1.52
5	1-S	333	PRO	N-CA	-8.08	1.33	1.47
6	1-T	420	THR	CA-C	-8.08	1.31	1.52

Continued on next page...

Continued from previous page...

Mol	Chain	Res	Type	Atoms	Z	Observed(Å)	Ideal(Å)
6	1-Z	420	THR	CA-C	-8.08	1.31	1.52
6	2-Z	420	THR	CA-C	-8.08	1.31	1.52
6	4-Z	420	THR	CA-C	-8.08	1.31	1.52
6	5-Z	420	THR	CA-C	-8.08	1.31	1.52
6	6-Z	420	THR	CA-C	-8.08	1.31	1.52
6	7-Z	420	THR	CA-C	-8.08	1.31	1.52
6	1-H	420	THR	CA-C	-8.07	1.31	1.52
4	2-R	331	LYS	CA-C	-8.07	1.31	1.52
4	3-R	331	LYS	CA-C	-8.07	1.31	1.52
4	4-R	331	LYS	CA-C	-8.07	1.31	1.52
4	5-R	331	LYS	CA-C	-8.07	1.31	1.52
4	6-R	331	LYS	CA-C	-8.07	1.31	1.52
4	7-R	331	LYS	CA-C	-8.07	1.31	1.52
4	8-R	331	LYS	CA-C	-8.07	1.31	1.52
4	1-R	423	ALA	CA-C	-8.07	1.31	1.52
6	3-Z	420	THR	CA-C	-8.07	1.31	1.52
6	8-Z	420	THR	CA-C	-8.07	1.31	1.52
3	1-D	1507	ASP	N-CA	-8.07	1.30	1.46
4	1-F	331	LYS	CA-C	-8.07	1.31	1.52
4	1-X	423	ALA	CA-C	-8.07	1.31	1.52
3	1-V	1507	ASP	N-CA	-8.07	1.30	1.46
5	1-G	333	PRO	N-CA	-8.06	1.33	1.47
3	1-P	1507	ASP	N-CA	-8.06	1.30	1.46
4	2-X	331	LYS	CA-C	-8.06	1.31	1.52
6	3-N	420	THR	CA-C	-8.06	1.31	1.52
6	4-H	420	THR	CA-C	-8.06	1.31	1.52
4	4-X	331	LYS	CA-C	-8.06	1.31	1.52
6	5-H	420	THR	CA-C	-8.06	1.31	1.52
4	5-X	331	LYS	CA-C	-8.06	1.31	1.52
6	6-H	420	THR	CA-C	-8.06	1.31	1.52
4	6-X	331	LYS	CA-C	-8.06	1.31	1.52
6	7-H	420	THR	CA-C	-8.06	1.31	1.52
4	7-X	331	LYS	CA-C	-8.06	1.31	1.52
6	8-H	420	THR	CA-C	-8.06	1.31	1.52
6	8-N	420	THR	CA-C	-8.06	1.31	1.52
5	1-Y	333	PRO	N-CA	-8.06	1.33	1.47
4	2-F	331	LYS	CA-C	-8.06	1.32	1.52
4	2-L	331	LYS	CA-C	-8.05	1.32	1.52
4	3-F	331	LYS	CA-C	-8.06	1.32	1.52
4	4-L	331	LYS	CA-C	-8.05	1.32	1.52
4	5-L	331	LYS	CA-C	-8.05	1.32	1.52
4	6-L	331	LYS	CA-C	-8.05	1.32	1.52

Continued on next page...

Continued from previous page...

Mol	Chain	Res	Type	Atoms	Z	Observed(Å)	Ideal(Å)
4	7-L	331	LYS	CA-C	-8.05	1.32	1.52
5	3-M	333	PRO	N-CA	-8.05	1.33	1.47
5	8-M	333	PRO	N-CA	-8.05	1.33	1.47
6	2-N	420	THR	CA-C	-8.05	1.32	1.52
6	4-N	420	THR	CA-C	-8.05	1.32	1.52
6	5-N	420	THR	CA-C	-8.05	1.32	1.52
6	6-N	420	THR	CA-C	-8.05	1.32	1.52
6	7-N	420	THR	CA-C	-8.05	1.32	1.52
5	2-S	333	PRO	N-CA	-8.05	1.33	1.47
5	3-S	333	PRO	N-CA	-8.05	1.33	1.47
6	4-T	420	THR	CA-C	-8.05	1.32	1.52
6	5-T	420	THR	CA-C	-8.05	1.32	1.52
6	6-T	420	THR	CA-C	-8.05	1.32	1.52
6	7-T	420	THR	CA-C	-8.05	1.32	1.52
6	8-T	420	THR	CA-C	-8.05	1.32	1.52
5	2-M	333	PRO	N-CA	-8.04	1.33	1.47
5	4-M	333	PRO	N-CA	-8.04	1.33	1.47
5	5-M	333	PRO	N-CA	-8.04	1.33	1.47
5	6-M	333	PRO	N-CA	-8.04	1.33	1.47
5	7-M	333	PRO	N-CA	-8.04	1.33	1.47
4	3-X	331	LYS	CA-C	-8.04	1.32	1.52
4	4-F	331	LYS	CA-C	-8.04	1.32	1.52
4	5-F	331	LYS	CA-C	-8.04	1.32	1.52
4	6-F	331	LYS	CA-C	-8.04	1.32	1.52
4	7-F	331	LYS	CA-C	-8.04	1.32	1.52
4	8-F	331	LYS	CA-C	-8.04	1.32	1.52
4	8-X	331	LYS	CA-C	-8.04	1.32	1.52
4	3-L	331	LYS	CA-C	-8.04	1.32	1.52
5	4-G	333	PRO	N-CA	-8.03	1.33	1.47
5	5-G	333	PRO	N-CA	-8.03	1.33	1.47
5	6-G	333	PRO	N-CA	-8.03	1.33	1.47
5	7-G	333	PRO	N-CA	-8.03	1.33	1.47
5	8-G	333	PRO	N-CA	-8.03	1.33	1.47
4	8-L	331	LYS	CA-C	-8.04	1.32	1.52
4	1-R	331	LYS	CA-C	-8.03	1.32	1.52
4	1-F	484	ASP	CA-C	-8.03	1.32	1.52
5	2-G	333	PRO	N-CA	-8.03	1.33	1.47
4	2-R	484	ASP	CA-C	-8.03	1.32	1.52
5	3-G	333	PRO	N-CA	-8.03	1.33	1.47
4	3-R	484	ASP	CA-C	-8.03	1.32	1.52
5	3-Y	333	PRO	N-CA	-8.03	1.33	1.47
5	4-S	333	PRO	N-CA	-8.03	1.33	1.47

Continued on next page...

Continued from previous page...

Mol	Chain	Res	Type	Atoms	Z	Observed(Å)	Ideal(Å)
5	5-S	333	PRO	N-CA	-8.03	1.33	1.47
5	6-S	333	PRO	N-CA	-8.03	1.33	1.47
5	7-S	333	PRO	N-CA	-8.03	1.33	1.47
5	8-S	333	PRO	N-CA	-8.03	1.33	1.47
5	8-Y	333	PRO	N-CA	-8.03	1.33	1.47
4	2-L	484	ASP	CA-C	-8.03	1.32	1.52
6	2-T	420	THR	CA-C	-8.03	1.32	1.52
6	3-T	420	THR	CA-C	-8.03	1.32	1.52
4	4-L	484	ASP	CA-C	-8.03	1.32	1.52
4	5-L	484	ASP	CA-C	-8.03	1.32	1.52
4	6-L	484	ASP	CA-C	-8.03	1.32	1.52
4	7-L	484	ASP	CA-C	-8.03	1.32	1.52
6	2-H	420	THR	CA-C	-8.02	1.32	1.52
6	3-H	420	THR	CA-C	-8.02	1.32	1.52
4	3-L	484	ASP	CA-C	-8.02	1.32	1.52
4	8-L	484	ASP	CA-C	-8.02	1.32	1.52
4	3-X	484	ASP	CA-C	-8.02	1.32	1.52
4	4-F	484	ASP	CA-C	-8.02	1.32	1.52
4	5-F	484	ASP	CA-C	-8.02	1.32	1.52
4	6-F	484	ASP	CA-C	-8.02	1.32	1.52
4	7-F	484	ASP	CA-C	-8.02	1.32	1.52
4	8-F	484	ASP	CA-C	-8.02	1.32	1.52
4	8-X	484	ASP	CA-C	-8.02	1.32	1.52
4	1-R	484	ASP	CA-C	-8.01	1.32	1.52
5	2-Y	333	PRO	N-CA	-8.01	1.33	1.47
5	4-Y	333	PRO	N-CA	-8.01	1.33	1.47
5	5-Y	333	PRO	N-CA	-8.01	1.33	1.47
5	6-Y	333	PRO	N-CA	-8.01	1.33	1.47
5	7-Y	333	PRO	N-CA	-8.01	1.33	1.47
4	1-L	484	ASP	CA-C	-8.01	1.32	1.52
4	2-F	484	ASP	CA-C	-8.01	1.32	1.52
4	3-F	484	ASP	CA-C	-8.01	1.32	1.52
4	4-R	484	ASP	CA-C	-8.01	1.32	1.52
4	5-R	484	ASP	CA-C	-8.01	1.32	1.52
4	6-R	484	ASP	CA-C	-8.01	1.32	1.52
4	7-R	484	ASP	CA-C	-8.01	1.32	1.52
4	8-R	484	ASP	CA-C	-8.01	1.32	1.52
5	1-M	333	PRO	N-CA	-8.01	1.33	1.47
4	2-X	484	ASP	CA-C	-8.00	1.32	1.52
4	4-X	484	ASP	CA-C	-8.00	1.32	1.52
4	5-X	484	ASP	CA-C	-8.00	1.32	1.52
4	6-X	484	ASP	CA-C	-8.00	1.32	1.52

Continued on next page...

Continued from previous page...

Mol	Chain	Res	Type	Atoms	Z	Observed(Å)	Ideal(Å)
4	7-X	484	ASP	CA-C	-8.00	1.32	1.52
4	1-L	331	LYS	CA-C	-7.99	1.32	1.52
5	2-Y	249	PRO	N-CA	7.98	1.60	1.47
5	4-Y	249	PRO	N-CA	7.98	1.60	1.47
5	5-Y	249	PRO	N-CA	7.98	1.60	1.47
5	6-Y	249	PRO	N-CA	7.98	1.60	1.47
5	7-Y	249	PRO	N-CA	7.98	1.60	1.47
4	1-X	484	ASP	CA-C	-7.97	1.32	1.52
5	1-Y	249	PRO	N-CA	7.97	1.60	1.47
5	2-S	352	GLN	CA-CB	7.96	1.71	1.53
5	3-S	352	GLN	CA-CB	7.96	1.71	1.53
5	1-S	352	GLN	CA-CB	7.96	1.71	1.53
5	1-G	249	PRO	N-CA	7.94	1.60	1.47
5	1-Y	352	GLN	CA-CB	7.94	1.71	1.53
5	4-S	352	GLN	CA-CB	7.94	1.71	1.53
5	5-S	352	GLN	CA-CB	7.94	1.71	1.53
5	6-S	352	GLN	CA-CB	7.94	1.71	1.53
5	7-S	352	GLN	CA-CB	7.94	1.71	1.53
5	8-S	352	GLN	CA-CB	7.94	1.71	1.53
5	3-M	249	PRO	N-CA	7.94	1.60	1.47
4	4-F	299	ASN	C-N	7.94	1.49	1.34
4	5-F	299	ASN	C-N	7.94	1.49	1.34
4	6-F	299	ASN	C-N	7.94	1.49	1.34
4	7-F	299	ASN	C-N	7.94	1.49	1.34
4	8-F	299	ASN	C-N	7.94	1.49	1.34
5	8-M	249	PRO	N-CA	7.94	1.60	1.47
5	2-M	328	THR	CA-CB	7.93	1.74	1.53
5	4-M	328	THR	CA-CB	7.93	1.74	1.53
5	5-M	328	THR	CA-CB	7.93	1.74	1.53
5	6-M	328	THR	CA-CB	7.93	1.74	1.53
5	7-M	328	THR	CA-CB	7.93	1.74	1.53
5	2-G	352	GLN	CA-CB	7.93	1.71	1.53
5	3-G	352	GLN	CA-CB	7.93	1.71	1.53
5	3-Y	328	THR	CA-CB	7.93	1.74	1.53
5	4-G	328	THR	CA-CB	7.93	1.74	1.53
5	5-G	328	THR	CA-CB	7.93	1.74	1.53
5	6-G	328	THR	CA-CB	7.93	1.74	1.53
5	7-G	328	THR	CA-CB	7.93	1.74	1.53
5	8-G	328	THR	CA-CB	7.93	1.74	1.53
5	8-Y	328	THR	CA-CB	7.93	1.74	1.53
5	2-G	328	THR	CA-CB	7.93	1.74	1.53
6	2-H	385	ASP	CA-C	-7.93	1.32	1.52

Continued on next page...

Continued from previous page...

Mol	Chain	Res	Type	Atoms	Z	Observed(Å)	Ideal(Å)
5	3-G	328	THR	CA-CB	7.93	1.74	1.53
6	3-H	385	ASP	CA-C	-7.93	1.32	1.52
4	1-L	449	SER	C-N	7.92	1.52	1.34
5	2-M	249	PRO	N-CA	7.92	1.60	1.47
5	4-M	249	PRO	N-CA	7.92	1.60	1.47
5	5-M	249	PRO	N-CA	7.92	1.60	1.47
5	6-M	249	PRO	N-CA	7.92	1.60	1.47
5	7-M	249	PRO	N-CA	7.92	1.60	1.47
5	1-S	328	THR	CA-CB	7.92	1.74	1.53
5	4-S	328	THR	CA-CB	7.92	1.74	1.53
5	5-S	328	THR	CA-CB	7.92	1.74	1.53
5	6-S	328	THR	CA-CB	7.92	1.74	1.53
5	7-S	328	THR	CA-CB	7.92	1.74	1.53
5	8-S	328	THR	CA-CB	7.92	1.74	1.53
4	1-R	299	ASN	C-N	7.92	1.49	1.34
4	2-X	299	ASN	C-N	7.92	1.49	1.34
5	3-M	328	THR	CA-CB	7.92	1.74	1.53
4	4-X	299	ASN	C-N	7.92	1.49	1.34
4	5-X	299	ASN	C-N	7.92	1.49	1.34
4	6-X	299	ASN	C-N	7.92	1.49	1.34
4	7-X	299	ASN	C-N	7.92	1.49	1.34
5	8-M	328	THR	CA-CB	7.92	1.74	1.53
5	1-G	328	THR	CA-CB	7.92	1.74	1.53
5	2-S	328	THR	CA-CB	7.92	1.74	1.53
5	3-S	328	THR	CA-CB	7.92	1.74	1.53
4	3-X	449	SER	C-N	7.92	1.52	1.34
4	8-X	449	SER	C-N	7.92	1.52	1.34
5	2-G	249	PRO	N-CA	7.92	1.60	1.47
5	3-G	249	PRO	N-CA	7.92	1.60	1.47
3	1-D	1511	GLN	CA-C	-7.91	1.32	1.52
5	1-Y	328	THR	CA-CB	7.91	1.74	1.53
4	1-F	299	ASN	C-N	7.91	1.49	1.34
5	1-M	328	THR	CA-CB	7.91	1.74	1.53
4	1-X	299	ASN	C-N	7.91	1.49	1.34
4	1-X	449	SER	C-N	7.91	1.52	1.34
4	2-R	449	SER	C-N	7.91	1.52	1.34
4	3-R	449	SER	C-N	7.91	1.52	1.34
5	1-G	352	GLN	CA-CB	7.91	1.71	1.53
5	3-M	352	GLN	CA-CB	7.91	1.71	1.53
5	8-M	352	GLN	CA-CB	7.91	1.71	1.53
5	2-M	352	GLN	CA-CB	7.91	1.71	1.53
5	4-M	352	GLN	CA-CB	7.91	1.71	1.53

Continued on next page...

Continued from previous page...

Mol	Chain	Res	Type	Atoms	Z	Observed(Å)	Ideal(Å)
5	5-M	352	GLN	CA-CB	7.91	1.71	1.53
5	6-M	352	GLN	CA-CB	7.91	1.71	1.53
5	7-M	352	GLN	CA-CB	7.91	1.71	1.53
4	2-F	449	SER	C-N	7.91	1.52	1.34
4	3-F	449	SER	C-N	7.91	1.52	1.34
6	3-N	385	ASP	CA-C	-7.91	1.32	1.52
5	4-G	352	GLN	CA-CB	7.91	1.71	1.53
5	5-G	352	GLN	CA-CB	7.91	1.71	1.53
5	6-G	352	GLN	CA-CB	7.91	1.71	1.53
5	7-G	352	GLN	CA-CB	7.91	1.71	1.53
5	8-G	352	GLN	CA-CB	7.91	1.71	1.53
6	8-N	385	ASP	CA-C	-7.91	1.32	1.52
5	1-S	249	PRO	N-CA	7.90	1.60	1.47
5	2-Y	328	THR	CA-CB	7.90	1.73	1.53
5	4-Y	328	THR	CA-CB	7.90	1.73	1.53
5	5-Y	328	THR	CA-CB	7.90	1.73	1.53
5	6-Y	328	THR	CA-CB	7.90	1.73	1.53
5	7-Y	328	THR	CA-CB	7.90	1.73	1.53
4	1-L	299	ASN	C-N	7.90	1.49	1.34
6	1-T	385	ASP	CA-C	-7.90	1.32	1.52
5	2-S	249	PRO	N-CA	7.90	1.60	1.47
5	3-S	249	PRO	N-CA	7.90	1.60	1.47
6	3-Z	385	ASP	CA-C	-7.90	1.32	1.52
6	8-Z	385	ASP	CA-C	-7.90	1.32	1.52
3	1-J	1511	GLN	CA-C	-7.90	1.32	1.52
5	1-M	249	PRO	N-CA	7.90	1.60	1.47
5	1-M	352	GLN	CA-CB	7.90	1.71	1.53
4	2-F	299	ASN	C-N	7.90	1.49	1.34
4	3-F	299	ASN	C-N	7.90	1.49	1.34
5	2-Y	352	GLN	CA-CB	7.90	1.71	1.53
4	3-L	299	ASN	C-N	7.90	1.49	1.34
5	4-Y	352	GLN	CA-CB	7.90	1.71	1.53
5	5-Y	352	GLN	CA-CB	7.90	1.71	1.53
5	6-Y	352	GLN	CA-CB	7.90	1.71	1.53
5	7-Y	352	GLN	CA-CB	7.90	1.71	1.53
4	8-L	299	ASN	C-N	7.90	1.49	1.34
4	1-F	452	ARG	CA-C	7.90	1.73	1.52
3	1-V	1511	GLN	CA-C	-7.90	1.32	1.52
3	2-P	1511	GLN	CA-C	-7.90	1.32	1.52
6	2-T	385	ASP	CA-C	-7.90	1.32	1.52
4	3-L	449	SER	C-N	7.90	1.52	1.34
3	3-P	1511	GLN	CA-C	-7.90	1.32	1.52

Continued on next page...

Continued from previous page...

Mol	Chain	Res	Type	Atoms	Z	Observed(Å)	Ideal(Å)
6	3-T	385	ASP	CA-C	-7.90	1.32	1.52
4	4-F	449	SER	C-N	7.90	1.52	1.34
3	4-P	1511	GLN	CA-C	-7.90	1.32	1.52
4	5-F	449	SER	C-N	7.90	1.52	1.34
4	6-F	449	SER	C-N	7.90	1.52	1.34
3	6-P	1511	GLN	CA-C	-7.90	1.32	1.52
4	7-F	449	SER	C-N	7.90	1.52	1.34
4	8-F	449	SER	C-N	7.90	1.52	1.34
4	8-L	449	SER	C-N	7.90	1.52	1.34
3	8-P	1511	GLN	CA-C	-7.90	1.32	1.52
5	3-Y	352	GLN	CA-CB	7.89	1.71	1.53
5	4-G	249	PRO	N-CA	7.89	1.60	1.47
5	5-G	249	PRO	N-CA	7.89	1.60	1.47
5	6-G	249	PRO	N-CA	7.89	1.60	1.47
5	7-G	249	PRO	N-CA	7.89	1.60	1.47
5	8-G	249	PRO	N-CA	7.89	1.60	1.47
5	8-Y	352	GLN	CA-CB	7.89	1.71	1.53
3	2-D	1511	GLN	CA-C	-7.89	1.32	1.52
4	2-L	299	ASN	C-N	7.89	1.49	1.34
3	3-D	1511	GLN	CA-C	-7.89	1.32	1.52
3	4-D	1511	GLN	CA-C	-7.89	1.32	1.52
4	4-L	299	ASN	C-N	7.89	1.49	1.34
4	5-L	299	ASN	C-N	7.89	1.49	1.34
3	6-D	1511	GLN	CA-C	-7.89	1.32	1.52
4	6-L	299	ASN	C-N	7.89	1.49	1.34
4	7-L	299	ASN	C-N	7.89	1.49	1.34
3	8-D	1511	GLN	CA-C	-7.89	1.32	1.52
4	3-X	299	ASN	C-N	7.89	1.49	1.34
4	8-X	299	ASN	C-N	7.89	1.49	1.34
5	4-S	249	PRO	N-CA	7.89	1.60	1.47
5	5-S	249	PRO	N-CA	7.89	1.60	1.47
5	6-S	249	PRO	N-CA	7.89	1.60	1.47
5	7-S	249	PRO	N-CA	7.89	1.60	1.47
5	8-S	249	PRO	N-CA	7.89	1.60	1.47
5	1-M	343	ALA	N-CA	-7.89	1.30	1.46
4	1-R	449	SER	C-N	7.88	1.52	1.34
3	2-V	1511	GLN	CA-C	-7.88	1.32	1.52
3	3-V	1511	GLN	CA-C	-7.88	1.32	1.52
3	4-V	1511	GLN	CA-C	-7.88	1.32	1.52
3	5-V	1511	GLN	CA-C	-7.88	1.32	1.52
3	6-V	1511	GLN	CA-C	-7.88	1.32	1.52
3	7-V	1511	GLN	CA-C	-7.88	1.32	1.52

Continued on next page...

Continued from previous page...

Mol	Chain	Res	Type	Atoms	Z	Observed(Å)	Ideal(Å)
3	8-V	1511	GLN	CA-C	-7.88	1.32	1.52
3	2-J	1511	GLN	CA-C	-7.88	1.32	1.52
3	3-J	1511	GLN	CA-C	-7.88	1.32	1.52
3	4-J	1511	GLN	CA-C	-7.88	1.32	1.52
3	5-J	1511	GLN	CA-C	-7.88	1.32	1.52
3	5-P	1511	GLN	CA-C	-7.88	1.32	1.52
3	6-J	1511	GLN	CA-C	-7.88	1.32	1.52
3	7-J	1511	GLN	CA-C	-7.88	1.32	1.52
3	7-P	1511	GLN	CA-C	-7.88	1.32	1.52
3	8-J	1511	GLN	CA-C	-7.88	1.32	1.52
4	2-R	299	ASN	C-N	7.88	1.49	1.34
4	3-R	299	ASN	C-N	7.88	1.49	1.34
4	2-F	452	ARG	CA-C	7.88	1.73	1.52
5	2-M	343	ALA	N-CA	-7.88	1.30	1.46
4	3-F	452	ARG	CA-C	7.88	1.73	1.52
5	4-M	343	ALA	N-CA	-7.88	1.30	1.46
5	5-M	343	ALA	N-CA	-7.88	1.30	1.46
5	6-M	343	ALA	N-CA	-7.88	1.30	1.46
5	7-M	343	ALA	N-CA	-7.88	1.30	1.46
5	3-Y	249	PRO	N-CA	7.88	1.60	1.47
4	4-R	449	SER	C-N	7.88	1.52	1.34
4	5-R	449	SER	C-N	7.88	1.52	1.34
4	6-R	449	SER	C-N	7.88	1.52	1.34
4	7-R	449	SER	C-N	7.88	1.52	1.34
4	8-R	449	SER	C-N	7.88	1.52	1.34
5	8-Y	249	PRO	N-CA	7.88	1.60	1.47
5	2-G	343	ALA	N-CA	-7.88	1.30	1.46
5	3-G	343	ALA	N-CA	-7.88	1.30	1.46
4	1-X	452	ARG	CA-C	7.88	1.73	1.52
6	4-H	385	ASP	CA-C	-7.88	1.32	1.52
6	5-H	385	ASP	CA-C	-7.88	1.32	1.52
6	6-H	385	ASP	CA-C	-7.88	1.32	1.52
6	7-H	385	ASP	CA-C	-7.88	1.32	1.52
6	8-H	385	ASP	CA-C	-7.88	1.32	1.52
5	1-Y	343	ALA	N-CA	-7.87	1.30	1.46
4	3-L	452	ARG	CA-C	7.87	1.73	1.52
3	5-D	1511	GLN	CA-C	-7.87	1.32	1.52
3	7-D	1511	GLN	CA-C	-7.87	1.32	1.52
4	8-L	452	ARG	CA-C	7.87	1.73	1.52
6	1-N	385	ASP	CA-C	-7.87	1.32	1.52
4	1-X	235	ASP	N-CA	7.87	1.62	1.46
5	2-Y	343	ALA	N-CA	-7.87	1.30	1.46

Continued on next page...

Continued from previous page...

Mol	Chain	Res	Type	Atoms	Z	Observed(Å)	Ideal(Å)
5	4-Y	343	ALA	N-CA	-7.87	1.30	1.46
5	5-Y	343	ALA	N-CA	-7.87	1.30	1.46
5	6-Y	343	ALA	N-CA	-7.87	1.30	1.46
5	7-Y	343	ALA	N-CA	-7.87	1.30	1.46
6	2-N	385	ASP	CA-C	-7.87	1.32	1.52
6	4-N	385	ASP	CA-C	-7.87	1.32	1.52
6	4-T	385	ASP	CA-C	-7.87	1.32	1.52
6	5-N	385	ASP	CA-C	-7.87	1.32	1.52
6	5-T	385	ASP	CA-C	-7.87	1.32	1.52
6	6-N	385	ASP	CA-C	-7.87	1.32	1.52
6	6-T	385	ASP	CA-C	-7.87	1.32	1.52
6	7-N	385	ASP	CA-C	-7.87	1.32	1.52
6	7-T	385	ASP	CA-C	-7.87	1.32	1.52
6	8-T	385	ASP	CA-C	-7.87	1.32	1.52
3	1-P	1511	GLN	CA-C	-7.87	1.32	1.52
4	3-X	452	ARG	CA-C	7.87	1.73	1.52
4	8-X	452	ARG	CA-C	7.87	1.73	1.52
4	1-F	235	ASP	N-CA	7.87	1.62	1.46
5	1-S	343	ALA	N-CA	-7.87	1.30	1.46
6	1-Z	385	ASP	CA-C	-7.87	1.32	1.52
6	2-Z	385	ASP	CA-C	-7.87	1.32	1.52
6	4-Z	385	ASP	CA-C	-7.87	1.32	1.52
6	5-Z	385	ASP	CA-C	-7.87	1.32	1.52
6	6-Z	385	ASP	CA-C	-7.87	1.32	1.52
6	7-Z	385	ASP	CA-C	-7.87	1.32	1.52
6	1-H	381	LYS	CA-CB	7.86	1.71	1.53
6	1-H	414	VAL	CA-CB	7.86	1.71	1.54
4	2-X	449	SER	C-N	7.86	1.52	1.34
5	3-Y	343	ALA	N-CA	-7.86	1.30	1.46
4	4-X	449	SER	C-N	7.86	1.52	1.34
4	5-X	449	SER	C-N	7.86	1.52	1.34
4	6-X	449	SER	C-N	7.86	1.52	1.34
4	7-X	449	SER	C-N	7.86	1.52	1.34
5	8-Y	343	ALA	N-CA	-7.86	1.30	1.46
4	2-L	449	SER	C-N	7.86	1.52	1.34
6	2-N	412	GLU	C-N	-7.86	1.16	1.34
4	4-L	449	SER	C-N	7.86	1.52	1.34
6	4-N	412	GLU	C-N	-7.86	1.16	1.34
4	4-R	299	ASN	C-N	7.86	1.49	1.34
4	4-R	452	ARG	CA-C	7.86	1.73	1.52
4	5-L	449	SER	C-N	7.86	1.52	1.34
6	5-N	412	GLU	C-N	-7.86	1.16	1.34

Continued on next page...

Continued from previous page...

Mol	Chain	Res	Type	Atoms	Z	Observed(Å)	Ideal(Å)
4	5-R	299	ASN	C-N	7.86	1.49	1.34
4	5-R	452	ARG	CA-C	7.86	1.73	1.52
4	6-L	449	SER	C-N	7.86	1.52	1.34
6	6-N	412	GLU	C-N	-7.86	1.16	1.34
4	6-R	299	ASN	C-N	7.86	1.49	1.34
4	6-R	452	ARG	CA-C	7.86	1.73	1.52
4	7-L	449	SER	C-N	7.86	1.52	1.34
6	7-N	412	GLU	C-N	-7.86	1.16	1.34
4	7-R	299	ASN	C-N	7.86	1.49	1.34
4	7-R	452	ARG	CA-C	7.86	1.73	1.52
4	8-R	299	ASN	C-N	7.86	1.49	1.34
4	8-R	452	ARG	CA-C	7.86	1.73	1.52
4	1-L	452	ARG	CA-C	7.86	1.73	1.52
6	2-H	414	VAL	CA-CB	7.86	1.71	1.54
6	3-H	414	VAL	CA-CB	7.86	1.71	1.54
4	1-F	449	SER	C-N	7.85	1.52	1.34
6	2-N	381	LYS	CA-CB	7.85	1.71	1.53
6	4-N	381	LYS	CA-CB	7.85	1.71	1.53
6	5-N	381	LYS	CA-CB	7.85	1.71	1.53
6	6-N	381	LYS	CA-CB	7.85	1.71	1.53
6	7-N	381	LYS	CA-CB	7.85	1.71	1.53
6	1-H	385	ASP	CA-C	-7.85	1.32	1.52
6	2-T	412	GLU	C-N	-7.85	1.16	1.34
6	3-T	412	GLU	C-N	-7.85	1.16	1.34
6	1-H	412	GLU	C-N	-7.85	1.16	1.34
6	1-T	414	VAL	CA-CB	7.85	1.71	1.54
6	1-Z	414	VAL	CA-CB	7.85	1.71	1.54
5	2-S	343	ALA	N-CA	-7.85	1.30	1.46
6	2-Z	414	VAL	CA-CB	7.85	1.71	1.54
5	3-S	343	ALA	N-CA	-7.85	1.30	1.46
5	4-G	343	ALA	N-CA	-7.85	1.30	1.46
5	4-S	343	ALA	N-CA	-7.85	1.30	1.46
6	4-Z	414	VAL	CA-CB	7.85	1.71	1.54
5	5-G	343	ALA	N-CA	-7.85	1.30	1.46
5	5-S	343	ALA	N-CA	-7.85	1.30	1.46
6	5-Z	414	VAL	CA-CB	7.85	1.71	1.54
5	6-G	343	ALA	N-CA	-7.85	1.30	1.46
5	6-S	343	ALA	N-CA	-7.85	1.30	1.46
6	6-Z	414	VAL	CA-CB	7.85	1.71	1.54
5	7-G	343	ALA	N-CA	-7.85	1.30	1.46
5	7-S	343	ALA	N-CA	-7.85	1.30	1.46
6	7-Z	414	VAL	CA-CB	7.85	1.71	1.54

Continued on next page...

Continued from previous page...

Mol	Chain	Res	Type	Atoms	Z	Observed(Å)	Ideal(Å)
5	8-G	343	ALA	N-CA	-7.85	1.30	1.46
5	8-S	343	ALA	N-CA	-7.85	1.30	1.46
5	1-G	343	ALA	N-CA	-7.85	1.30	1.46
6	1-N	381	LYS	CA-CB	7.84	1.71	1.53
6	1-Z	381	LYS	CA-CB	7.84	1.71	1.53
4	2-X	452	ARG	CA-C	7.84	1.73	1.52
6	3-N	414	VAL	CA-CB	7.84	1.71	1.54
4	4-X	452	ARG	CA-C	7.84	1.73	1.52
4	5-X	452	ARG	CA-C	7.84	1.73	1.52
4	6-X	452	ARG	CA-C	7.84	1.73	1.52
4	7-X	452	ARG	CA-C	7.84	1.73	1.52
6	8-N	414	VAL	CA-CB	7.84	1.71	1.54
6	3-Z	414	VAL	CA-CB	7.84	1.71	1.54
6	8-Z	414	VAL	CA-CB	7.84	1.71	1.54
6	1-H	487	TRP	CA-C	-7.84	1.32	1.52
6	1-T	412	GLU	C-N	-7.84	1.16	1.34
6	3-Z	381	LYS	CA-CB	7.84	1.71	1.53
6	8-Z	381	LYS	CA-CB	7.84	1.71	1.53
6	2-T	381	LYS	CA-CB	7.84	1.71	1.53
6	3-T	381	LYS	CA-CB	7.84	1.71	1.53
4	4-F	452	ARG	CA-C	7.84	1.73	1.52
4	5-F	452	ARG	CA-C	7.84	1.73	1.52
4	6-F	452	ARG	CA-C	7.84	1.73	1.52
4	7-F	452	ARG	CA-C	7.84	1.73	1.52
4	8-F	452	ARG	CA-C	7.84	1.73	1.52
4	2-L	452	ARG	CA-C	7.84	1.73	1.52
4	2-R	452	ARG	CA-C	7.84	1.73	1.52
6	2-T	487	TRP	CA-C	-7.84	1.32	1.52
4	3-R	452	ARG	CA-C	7.84	1.73	1.52
6	3-T	487	TRP	CA-C	-7.84	1.32	1.52
4	4-L	452	ARG	CA-C	7.84	1.73	1.52
4	5-L	452	ARG	CA-C	7.84	1.73	1.52
4	6-L	452	ARG	CA-C	7.84	1.73	1.52
4	7-L	452	ARG	CA-C	7.84	1.73	1.52
5	2-M	313	ILE	N-CA	7.83	1.62	1.46
6	2-Z	381	LYS	CA-CB	7.83	1.71	1.53
5	4-M	313	ILE	N-CA	7.83	1.62	1.46
6	4-Z	381	LYS	CA-CB	7.83	1.71	1.53
5	5-M	313	ILE	N-CA	7.83	1.62	1.46
6	5-Z	381	LYS	CA-CB	7.83	1.71	1.53
5	6-M	313	ILE	N-CA	7.83	1.62	1.46
6	6-Z	381	LYS	CA-CB	7.83	1.71	1.53

Continued on next page...

Continued from previous page...

Mol	Chain	Res	Type	Atoms	Z	Observed(Å)	Ideal(Å)
5	7-M	313	ILE	N-CA	7.83	1.62	1.46
6	7-Z	381	LYS	CA-CB	7.83	1.71	1.53
6	2-H	487	TRP	CA-C	-7.83	1.32	1.52
6	3-H	487	TRP	CA-C	-7.83	1.32	1.52
6	1-N	414	VAL	CA-CB	7.83	1.71	1.54
5	3-M	343	ALA	N-CA	-7.83	1.30	1.46
6	3-N	381	LYS	CA-CB	7.83	1.71	1.53
5	8-M	343	ALA	N-CA	-7.83	1.30	1.46
6	8-N	381	LYS	CA-CB	7.83	1.71	1.53
6	1-Z	487	TRP	CA-C	-7.82	1.32	1.52
6	3-Z	487	TRP	CA-C	-7.82	1.32	1.52
6	8-Z	487	TRP	CA-C	-7.82	1.32	1.52
4	1-R	452	ARG	CA-C	7.82	1.73	1.52
6	3-Z	412	GLU	C-N	-7.82	1.16	1.34
6	8-Z	412	GLU	C-N	-7.82	1.16	1.34
6	2-Z	487	TRP	CA-C	-7.82	1.32	1.52
6	4-Z	487	TRP	CA-C	-7.82	1.32	1.52
6	5-Z	487	TRP	CA-C	-7.82	1.32	1.52
6	6-Z	487	TRP	CA-C	-7.82	1.32	1.52
6	7-Z	487	TRP	CA-C	-7.82	1.32	1.52
6	2-H	381	LYS	CA-CB	7.82	1.71	1.53
6	2-H	412	GLU	C-N	-7.82	1.16	1.34
6	3-H	381	LYS	CA-CB	7.82	1.71	1.53
6	3-H	412	GLU	C-N	-7.82	1.16	1.34
6	4-H	487	TRP	CA-C	-7.82	1.32	1.52
6	5-H	487	TRP	CA-C	-7.82	1.32	1.52
6	6-H	487	TRP	CA-C	-7.82	1.32	1.52
6	7-H	487	TRP	CA-C	-7.82	1.32	1.52
6	8-H	487	TRP	CA-C	-7.82	1.32	1.52
5	2-S	313	ILE	N-CA	7.81	1.61	1.46
5	3-S	313	ILE	N-CA	7.81	1.61	1.46
6	4-H	414	VAL	CA-CB	7.81	1.71	1.54
6	4-T	487	TRP	CA-C	-7.81	1.32	1.52
6	5-H	414	VAL	CA-CB	7.81	1.71	1.54
6	5-T	487	TRP	CA-C	-7.81	1.32	1.52
6	6-H	414	VAL	CA-CB	7.81	1.71	1.54
6	6-T	487	TRP	CA-C	-7.81	1.32	1.52
6	7-H	414	VAL	CA-CB	7.81	1.71	1.54
6	7-T	487	TRP	CA-C	-7.81	1.32	1.52
6	8-H	414	VAL	CA-CB	7.81	1.71	1.54
6	8-T	487	TRP	CA-C	-7.81	1.32	1.52
6	4-T	412	GLU	C-N	-7.81	1.16	1.34

Continued on next page...

Continued from previous page...

Mol	Chain	Res	Type	Atoms	Z	Observed(Å)	Ideal(Å)
6	5-T	412	GLU	C-N	-7.81	1.16	1.34
6	6-T	412	GLU	C-N	-7.81	1.16	1.34
6	7-T	412	GLU	C-N	-7.81	1.16	1.34
6	8-T	412	GLU	C-N	-7.81	1.16	1.34
6	4-T	414	VAL	CA-CB	7.81	1.71	1.54
6	5-T	414	VAL	CA-CB	7.81	1.71	1.54
6	6-T	414	VAL	CA-CB	7.81	1.71	1.54
6	7-T	414	VAL	CA-CB	7.81	1.71	1.54
6	8-T	414	VAL	CA-CB	7.81	1.71	1.54
6	2-N	487	TRP	CA-C	-7.81	1.32	1.52
6	4-N	487	TRP	CA-C	-7.81	1.32	1.52
6	5-N	487	TRP	CA-C	-7.81	1.32	1.52
6	6-N	487	TRP	CA-C	-7.81	1.32	1.52
6	7-N	487	TRP	CA-C	-7.81	1.32	1.52
5	2-G	313	ILE	N-CA	7.81	1.61	1.46
5	2-Y	313	ILE	N-CA	7.81	1.61	1.46
5	3-G	313	ILE	N-CA	7.81	1.61	1.46
6	3-N	412	GLU	C-N	-7.81	1.16	1.34
5	4-Y	313	ILE	N-CA	7.81	1.61	1.46
5	5-Y	313	ILE	N-CA	7.81	1.61	1.46
5	6-Y	313	ILE	N-CA	7.81	1.61	1.46
5	7-Y	313	ILE	N-CA	7.81	1.61	1.46
6	8-N	412	GLU	C-N	-7.81	1.16	1.34
6	3-N	487	TRP	CA-C	-7.80	1.32	1.52
6	8-N	487	TRP	CA-C	-7.80	1.32	1.52
6	4-H	412	GLU	C-N	-7.80	1.16	1.34
6	5-H	412	GLU	C-N	-7.80	1.16	1.34
6	6-H	412	GLU	C-N	-7.80	1.16	1.34
6	7-H	412	GLU	C-N	-7.80	1.16	1.34
6	8-H	412	GLU	C-N	-7.80	1.16	1.34
5	1-M	313	ILE	N-CA	7.80	1.61	1.46
6	4-T	381	LYS	CA-CB	7.80	1.71	1.53
6	5-T	381	LYS	CA-CB	7.80	1.71	1.53
6	6-T	381	LYS	CA-CB	7.80	1.71	1.53
6	7-T	381	LYS	CA-CB	7.80	1.71	1.53
6	8-T	381	LYS	CA-CB	7.80	1.71	1.53
6	4-H	381	LYS	CA-CB	7.80	1.71	1.53
6	5-H	381	LYS	CA-CB	7.80	1.71	1.53
6	6-H	381	LYS	CA-CB	7.80	1.71	1.53
6	7-H	381	LYS	CA-CB	7.80	1.71	1.53
6	8-H	381	LYS	CA-CB	7.80	1.71	1.53
5	3-Y	313	ILE	N-CA	7.80	1.61	1.46

Continued on next page...

Continued from previous page...

Mol	Chain	Res	Type	Atoms	Z	Observed(Å)	Ideal(Å)
5	8-Y	313	ILE	N-CA	7.80	1.61	1.46
6	2-T	414	VAL	CA-CB	7.80	1.71	1.54
6	3-T	414	VAL	CA-CB	7.80	1.71	1.54
6	2-N	414	VAL	CA-CB	7.79	1.71	1.54
6	2-Z	412	GLU	C-N	-7.79	1.16	1.34
6	4-N	414	VAL	CA-CB	7.79	1.71	1.54
6	4-Z	412	GLU	C-N	-7.79	1.16	1.34
6	5-N	414	VAL	CA-CB	7.79	1.71	1.54
6	5-Z	412	GLU	C-N	-7.79	1.16	1.34
6	6-N	414	VAL	CA-CB	7.79	1.71	1.54
6	6-Z	412	GLU	C-N	-7.79	1.16	1.34
6	7-N	414	VAL	CA-CB	7.79	1.71	1.54
6	7-Z	412	GLU	C-N	-7.79	1.16	1.34
5	1-G	313	ILE	N-CA	7.79	1.61	1.46
6	1-Z	412	GLU	C-N	-7.79	1.16	1.34
5	1-Y	313	ILE	N-CA	7.79	1.61	1.46
4	1-R	235	ASP	N-CA	7.79	1.61	1.46
6	1-N	487	TRP	CA-C	-7.78	1.32	1.52
6	1-T	381	LYS	CA-CB	7.78	1.71	1.53
6	1-T	487	TRP	CA-C	-7.78	1.32	1.52
4	3-X	144	LEU	N-CA	-7.78	1.30	1.46
4	8-X	144	LEU	N-CA	-7.78	1.30	1.46
6	1-N	412	GLU	C-N	-7.78	1.16	1.34
4	1-L	235	ASP	N-CA	7.78	1.61	1.46
4	1-L	144	LEU	N-CA	-7.77	1.30	1.46
5	3-M	313	ILE	N-CA	7.77	1.61	1.46
5	4-G	313	ILE	N-CA	7.77	1.61	1.46
5	5-G	313	ILE	N-CA	7.77	1.61	1.46
5	6-G	313	ILE	N-CA	7.77	1.61	1.46
5	7-G	313	ILE	N-CA	7.77	1.61	1.46
5	8-G	313	ILE	N-CA	7.77	1.61	1.46
5	8-M	313	ILE	N-CA	7.77	1.61	1.46
4	2-F	144	LEU	N-CA	-7.76	1.30	1.46
4	3-F	144	LEU	N-CA	-7.76	1.30	1.46
4	2-R	144	LEU	N-CA	-7.76	1.30	1.46
4	3-R	144	LEU	N-CA	-7.76	1.30	1.46
4	1-R	144	LEU	N-CA	-7.76	1.30	1.46
4	1-F	485	LEU	CA-CB	-7.75	1.35	1.53
6	1-H	410	LEU	C-N	7.75	1.51	1.34
4	2-X	144	LEU	N-CA	-7.75	1.30	1.46
4	4-X	144	LEU	N-CA	-7.75	1.30	1.46
4	5-X	144	LEU	N-CA	-7.75	1.30	1.46

Continued on next page...

Continued from previous page...

Mol	Chain	Res	Type	Atoms	Z	Observed(Å)	Ideal(Å)
4	6-X	144	LEU	N-CA	-7.75	1.30	1.46
4	7-X	144	LEU	N-CA	-7.75	1.30	1.46
5	4-S	313	ILE	N-CA	7.75	1.61	1.46
5	5-S	313	ILE	N-CA	7.75	1.61	1.46
5	6-S	313	ILE	N-CA	7.75	1.61	1.46
5	7-S	313	ILE	N-CA	7.75	1.61	1.46
5	8-S	313	ILE	N-CA	7.75	1.61	1.46
4	2-L	485	LEU	CA-CB	-7.75	1.35	1.53
4	4-F	485	LEU	CA-CB	-7.75	1.35	1.53
4	4-L	485	LEU	CA-CB	-7.75	1.35	1.53
4	5-F	485	LEU	CA-CB	-7.75	1.35	1.53
4	5-L	485	LEU	CA-CB	-7.75	1.35	1.53
4	6-F	485	LEU	CA-CB	-7.75	1.35	1.53
4	6-L	485	LEU	CA-CB	-7.75	1.35	1.53
4	7-F	485	LEU	CA-CB	-7.75	1.35	1.53
4	7-L	485	LEU	CA-CB	-7.75	1.35	1.53
4	8-F	485	LEU	CA-CB	-7.75	1.35	1.53
4	1-F	144	LEU	N-CA	-7.74	1.30	1.46
4	4-R	144	LEU	N-CA	-7.74	1.30	1.46
4	5-R	144	LEU	N-CA	-7.74	1.30	1.46
4	6-R	144	LEU	N-CA	-7.74	1.30	1.46
4	7-R	144	LEU	N-CA	-7.74	1.30	1.46
4	8-R	144	LEU	N-CA	-7.74	1.30	1.46
4	4-F	144	LEU	N-CA	-7.74	1.30	1.46
4	5-F	144	LEU	N-CA	-7.74	1.30	1.46
4	6-F	144	LEU	N-CA	-7.74	1.30	1.46
4	7-F	144	LEU	N-CA	-7.74	1.30	1.46
4	8-F	144	LEU	N-CA	-7.74	1.30	1.46
4	3-L	144	LEU	N-CA	-7.73	1.30	1.46
4	8-L	144	LEU	N-CA	-7.73	1.30	1.46
4	1-X	144	LEU	N-CA	-7.73	1.30	1.46
4	4-R	485	LEU	CA-CB	-7.73	1.35	1.53
4	5-R	485	LEU	CA-CB	-7.73	1.35	1.53
4	6-R	485	LEU	CA-CB	-7.73	1.35	1.53
4	7-R	485	LEU	CA-CB	-7.73	1.35	1.53
4	8-R	485	LEU	CA-CB	-7.73	1.35	1.53
6	1-N	410	LEU	C-N	7.73	1.51	1.34
4	1-L	485	LEU	CA-CB	-7.73	1.35	1.53
5	1-S	313	ILE	N-CA	7.73	1.61	1.46
4	1-X	485	LEU	CA-CB	-7.72	1.35	1.53
4	3-L	485	LEU	CA-CB	-7.72	1.35	1.53
4	8-L	485	LEU	CA-CB	-7.72	1.35	1.53

Continued on next page...

Continued from previous page...

Mol	Chain	Res	Type	Atoms	Z	Observed(Å)	Ideal(Å)
4	1-R	485	LEU	CA-CB	-7.71	1.36	1.53
6	1-Z	335	SER	CA-C	-7.71	1.32	1.52
6	3-Z	410	LEU	C-N	7.71	1.51	1.34
6	8-Z	410	LEU	C-N	7.71	1.51	1.34
4	2-F	485	LEU	CA-CB	-7.71	1.36	1.53
4	3-F	485	LEU	CA-CB	-7.71	1.36	1.53
6	3-N	410	LEU	C-N	7.71	1.51	1.34
6	8-N	410	LEU	C-N	7.71	1.51	1.34
6	2-H	410	LEU	C-N	7.71	1.51	1.34
6	3-H	410	LEU	C-N	7.71	1.51	1.34
6	2-N	410	LEU	C-N	7.71	1.51	1.34
6	4-N	410	LEU	C-N	7.71	1.51	1.34
6	5-N	410	LEU	C-N	7.71	1.51	1.34
6	6-N	410	LEU	C-N	7.71	1.51	1.34
6	7-N	410	LEU	C-N	7.71	1.51	1.34
4	2-L	144	LEU	N-CA	-7.70	1.30	1.46
4	4-L	144	LEU	N-CA	-7.70	1.30	1.46
4	5-L	144	LEU	N-CA	-7.70	1.30	1.46
4	6-L	144	LEU	N-CA	-7.70	1.30	1.46
4	7-L	144	LEU	N-CA	-7.70	1.30	1.46
6	4-H	410	LEU	C-N	7.70	1.51	1.34
6	5-H	410	LEU	C-N	7.70	1.51	1.34
6	6-H	410	LEU	C-N	7.70	1.51	1.34
6	7-H	410	LEU	C-N	7.70	1.51	1.34
6	8-H	410	LEU	C-N	7.70	1.51	1.34
4	2-R	485	LEU	CA-CB	-7.70	1.36	1.53
4	2-X	485	LEU	CA-CB	-7.70	1.36	1.53
4	3-R	485	LEU	CA-CB	-7.70	1.36	1.53
6	4-T	410	LEU	C-N	7.70	1.51	1.34
4	4-X	485	LEU	CA-CB	-7.70	1.36	1.53
6	5-T	410	LEU	C-N	7.70	1.51	1.34
4	5-X	485	LEU	CA-CB	-7.70	1.36	1.53
6	6-T	410	LEU	C-N	7.70	1.51	1.34
4	6-X	485	LEU	CA-CB	-7.70	1.36	1.53
6	7-T	410	LEU	C-N	7.70	1.51	1.34
4	7-X	485	LEU	CA-CB	-7.70	1.36	1.53
6	8-T	410	LEU	C-N	7.70	1.51	1.34
6	1-Z	410	LEU	C-N	7.70	1.51	1.34
4	3-X	485	LEU	CA-CB	-7.69	1.36	1.53
4	8-X	485	LEU	CA-CB	-7.69	1.36	1.53
4	1-F	306	PRO	CA-C	7.69	1.68	1.52
4	1-R	306	PRO	CA-C	7.68	1.68	1.52

Continued on next page...

Continued from previous page...

Mol	Chain	Res	Type	Atoms	Z	Observed(Å)	Ideal(Å)
6	2-Z	335	SER	CA-C	-7.68	1.32	1.52
6	4-Z	335	SER	CA-C	-7.68	1.32	1.52
6	5-Z	335	SER	CA-C	-7.68	1.32	1.52
6	6-Z	335	SER	CA-C	-7.68	1.32	1.52
6	7-Z	335	SER	CA-C	-7.68	1.32	1.52
6	2-T	410	LEU	C-N	7.68	1.51	1.34
6	3-T	410	LEU	C-N	7.68	1.51	1.34
6	1-T	410	LEU	C-N	7.68	1.51	1.34
6	2-Z	410	LEU	C-N	7.67	1.51	1.34
6	4-Z	410	LEU	C-N	7.67	1.51	1.34
6	5-Z	410	LEU	C-N	7.67	1.51	1.34
6	6-Z	410	LEU	C-N	7.67	1.51	1.34
6	7-Z	410	LEU	C-N	7.67	1.51	1.34
4	1-X	306	PRO	CA-C	7.67	1.68	1.52
6	2-N	335	SER	CA-C	-7.66	1.33	1.52
6	4-N	335	SER	CA-C	-7.66	1.33	1.52
6	4-T	402	GLU	CA-C	-7.66	1.33	1.52
6	5-N	335	SER	CA-C	-7.66	1.33	1.52
6	5-T	402	GLU	CA-C	-7.66	1.33	1.52
6	6-N	335	SER	CA-C	-7.66	1.33	1.52
6	6-T	402	GLU	CA-C	-7.66	1.33	1.52
6	7-N	335	SER	CA-C	-7.66	1.33	1.52
6	7-T	402	GLU	CA-C	-7.66	1.33	1.52
6	8-T	402	GLU	CA-C	-7.66	1.33	1.52
4	2-X	306	PRO	CA-C	7.66	1.68	1.52
6	3-Z	335	SER	CA-C	-7.66	1.33	1.52
4	4-X	306	PRO	CA-C	7.66	1.68	1.52
4	5-X	306	PRO	CA-C	7.66	1.68	1.52
4	6-X	306	PRO	CA-C	7.66	1.68	1.52
4	7-X	306	PRO	CA-C	7.66	1.68	1.52
6	8-Z	335	SER	CA-C	-7.66	1.33	1.52
4	2-F	306	PRO	CA-C	7.66	1.68	1.52
4	3-F	306	PRO	CA-C	7.66	1.68	1.52
4	3-X	306	PRO	CA-C	7.66	1.68	1.52
4	8-X	306	PRO	CA-C	7.66	1.68	1.52
6	1-Z	402	GLU	CA-C	-7.66	1.33	1.52
6	2-H	335	SER	CA-C	-7.66	1.33	1.52
6	3-H	335	SER	CA-C	-7.66	1.33	1.52
4	4-R	306	PRO	CA-C	7.66	1.68	1.52
4	5-R	306	PRO	CA-C	7.66	1.68	1.52
4	6-R	306	PRO	CA-C	7.66	1.68	1.52
4	7-R	306	PRO	CA-C	7.66	1.68	1.52

Continued on next page...

Continued from previous page...

Mol	Chain	Res	Type	Atoms	Z	Observed(Å)	Ideal(Å)
4	8-R	306	PRO	CA-C	7.66	1.68	1.52
6	3-N	335	SER	CA-C	-7.66	1.33	1.52
6	8-N	335	SER	CA-C	-7.66	1.33	1.52
4	3-L	306	PRO	CA-C	7.65	1.68	1.52
6	4-H	402	GLU	CA-C	-7.65	1.33	1.52
6	4-T	335	SER	CA-C	-7.65	1.33	1.52
6	5-H	402	GLU	CA-C	-7.65	1.33	1.52
6	5-T	335	SER	CA-C	-7.65	1.33	1.52
6	6-H	402	GLU	CA-C	-7.65	1.33	1.52
6	6-T	335	SER	CA-C	-7.65	1.33	1.52
6	7-H	402	GLU	CA-C	-7.65	1.33	1.52
6	7-T	335	SER	CA-C	-7.65	1.33	1.52
6	8-H	402	GLU	CA-C	-7.65	1.33	1.52
4	8-L	306	PRO	CA-C	7.65	1.68	1.52
6	8-T	335	SER	CA-C	-7.65	1.33	1.52
4	2-L	306	PRO	CA-C	7.65	1.68	1.52
4	4-L	306	PRO	CA-C	7.65	1.68	1.52
4	5-L	306	PRO	CA-C	7.65	1.68	1.52
4	6-L	306	PRO	CA-C	7.65	1.68	1.52
4	7-L	306	PRO	CA-C	7.65	1.68	1.52
6	2-T	335	SER	CA-C	-7.65	1.33	1.52
6	3-T	335	SER	CA-C	-7.65	1.33	1.52
6	1-H	402	GLU	CA-C	-7.65	1.33	1.52
6	1-T	335	SER	CA-C	-7.65	1.33	1.52
4	2-R	306	PRO	CA-C	7.65	1.68	1.52
4	3-R	306	PRO	CA-C	7.65	1.68	1.52
6	2-H	402	GLU	CA-C	-7.65	1.33	1.52
6	3-H	402	GLU	CA-C	-7.65	1.33	1.52
2	1-U	15	GLN	N-CA	-7.64	1.31	1.46
2	2-C	15	GLN	N-CA	-7.64	1.31	1.46
2	3-C	15	GLN	N-CA	-7.64	1.31	1.46
6	3-N	402	GLU	CA-C	-7.64	1.33	1.52
6	8-N	402	GLU	CA-C	-7.64	1.33	1.52
6	2-N	402	GLU	CA-C	-7.64	1.33	1.52
4	3-L	448	ARG	N-CA	7.64	1.61	1.46
6	4-N	402	GLU	CA-C	-7.64	1.33	1.52
6	5-N	402	GLU	CA-C	-7.64	1.33	1.52
6	6-N	402	GLU	CA-C	-7.64	1.33	1.52
6	7-N	402	GLU	CA-C	-7.64	1.33	1.52
4	8-L	448	ARG	N-CA	7.64	1.61	1.46
6	1-H	335	SER	CA-C	-7.64	1.33	1.52
6	1-N	335	SER	CA-C	-7.64	1.33	1.52

Continued on next page...

Continued from previous page...

Mol	Chain	Res	Type	Atoms	Z	Observed(Å)	Ideal(Å)
6	4-H	335	SER	CA-C	-7.64	1.33	1.52
6	5-H	335	SER	CA-C	-7.64	1.33	1.52
6	6-H	335	SER	CA-C	-7.64	1.33	1.52
6	7-H	335	SER	CA-C	-7.64	1.33	1.52
6	8-H	335	SER	CA-C	-7.64	1.33	1.52
2	3-U	15	GLN	N-CA	-7.64	1.31	1.46
2	8-U	15	GLN	N-CA	-7.64	1.31	1.46
4	4-F	306	PRO	CA-C	7.63	1.68	1.52
4	5-F	306	PRO	CA-C	7.63	1.68	1.52
4	6-F	306	PRO	CA-C	7.63	1.68	1.52
4	7-F	306	PRO	CA-C	7.63	1.68	1.52
4	8-F	306	PRO	CA-C	7.63	1.68	1.52
6	3-Z	402	GLU	CA-C	-7.63	1.33	1.52
6	8-Z	402	GLU	CA-C	-7.63	1.33	1.52
2	1-C	15	GLN	N-CA	-7.63	1.31	1.46
2	4-C	15	GLN	N-CA	-7.63	1.31	1.46
2	5-C	15	GLN	N-CA	-7.63	1.31	1.46
2	6-C	15	GLN	N-CA	-7.63	1.31	1.46
2	7-C	15	GLN	N-CA	-7.63	1.31	1.46
2	8-C	15	GLN	N-CA	-7.63	1.31	1.46
6	1-T	402	GLU	CA-C	-7.63	1.33	1.52
2	2-U	15	GLN	N-CA	-7.62	1.31	1.46
2	4-U	15	GLN	N-CA	-7.62	1.31	1.46
2	5-U	15	GLN	N-CA	-7.62	1.31	1.46
2	6-U	15	GLN	N-CA	-7.62	1.31	1.46
2	7-U	15	GLN	N-CA	-7.62	1.31	1.46
4	2-R	448	ARG	N-CA	7.62	1.61	1.46
4	3-R	448	ARG	N-CA	7.62	1.61	1.46
4	2-F	448	ARG	N-CA	7.62	1.61	1.46
6	2-T	402	GLU	CA-C	-7.62	1.33	1.52
4	3-F	448	ARG	N-CA	7.62	1.61	1.46
6	3-T	402	GLU	CA-C	-7.62	1.33	1.52
6	1-N	402	GLU	CA-C	-7.62	1.33	1.52
2	1-I	15	GLN	N-CA	-7.61	1.31	1.46
2	1-O	15	GLN	N-CA	-7.61	1.31	1.46
4	1-F	231	LYS	CA-CB	7.61	1.70	1.53
4	1-F	448	ARG	N-CA	7.61	1.61	1.46
4	1-R	231	LYS	CA-CB	7.61	1.70	1.53
2	3-I	15	GLN	N-CA	-7.61	1.31	1.46
2	8-I	15	GLN	N-CA	-7.61	1.31	1.46
4	1-X	448	ARG	N-CA	7.61	1.61	1.46
4	2-X	448	ARG	N-CA	7.61	1.61	1.46

Continued on next page...

Continued from previous page...

Mol	Chain	Res	Type	Atoms	Z	Observed(Å)	Ideal(Å)
4	4-F	448	ARG	N-CA	7.61	1.61	1.46
4	4-X	448	ARG	N-CA	7.61	1.61	1.46
4	5-F	448	ARG	N-CA	7.61	1.61	1.46
4	5-X	448	ARG	N-CA	7.61	1.61	1.46
4	6-F	448	ARG	N-CA	7.61	1.61	1.46
4	6-X	448	ARG	N-CA	7.61	1.61	1.46
4	7-F	448	ARG	N-CA	7.61	1.61	1.46
4	7-X	448	ARG	N-CA	7.61	1.61	1.46
4	8-F	448	ARG	N-CA	7.61	1.61	1.46
4	1-L	306	PRO	CA-C	7.60	1.68	1.52
6	2-Z	402	GLU	CA-C	-7.60	1.33	1.52
6	4-Z	402	GLU	CA-C	-7.60	1.33	1.52
6	5-Z	402	GLU	CA-C	-7.60	1.33	1.52
6	6-Z	402	GLU	CA-C	-7.60	1.33	1.52
6	7-Z	402	GLU	CA-C	-7.60	1.33	1.52
2	2-O	15	GLN	N-CA	-7.60	1.31	1.46
2	3-O	15	GLN	N-CA	-7.60	1.31	1.46
2	4-O	15	GLN	N-CA	-7.60	1.31	1.46
2	5-O	15	GLN	N-CA	-7.60	1.31	1.46
2	6-O	15	GLN	N-CA	-7.60	1.31	1.46
2	7-O	15	GLN	N-CA	-7.60	1.31	1.46
2	8-O	15	GLN	N-CA	-7.60	1.31	1.46
2	2-I	15	GLN	N-CA	-7.60	1.31	1.46
2	4-I	15	GLN	N-CA	-7.60	1.31	1.46
2	5-I	15	GLN	N-CA	-7.60	1.31	1.46
2	6-I	15	GLN	N-CA	-7.60	1.31	1.46
2	7-I	15	GLN	N-CA	-7.60	1.31	1.46
5	2-S	346	PHE	CA-C	-7.60	1.33	1.52
5	3-S	346	PHE	CA-C	-7.60	1.33	1.52
5	1-Y	346	PHE	CA-C	-7.59	1.33	1.52
6	2-H	370	GLU	CA-CB	-7.59	1.37	1.53
6	2-N	370	GLU	CA-CB	-7.59	1.37	1.53
6	3-H	370	GLU	CA-CB	-7.59	1.37	1.53
6	4-N	370	GLU	CA-CB	-7.59	1.37	1.53
6	5-N	370	GLU	CA-CB	-7.59	1.37	1.53
6	6-N	370	GLU	CA-CB	-7.59	1.37	1.53
6	7-N	370	GLU	CA-CB	-7.59	1.37	1.53
6	3-Z	370	GLU	CA-CB	-7.59	1.37	1.53
6	8-Z	370	GLU	CA-CB	-7.59	1.37	1.53
4	2-L	448	ARG	N-CA	7.59	1.61	1.46
4	4-L	448	ARG	N-CA	7.59	1.61	1.46
4	5-L	448	ARG	N-CA	7.59	1.61	1.46

Continued on next page...

Continued from previous page...

Mol	Chain	Res	Type	Atoms	Z	Observed(Å)	Ideal(Å)
4	6-L	448	ARG	N-CA	7.59	1.61	1.46
4	7-L	448	ARG	N-CA	7.59	1.61	1.46
4	1-L	448	ARG	N-CA	7.59	1.61	1.46
4	1-R	448	ARG	N-CA	7.58	1.61	1.46
6	4-H	370	GLU	CA-CB	-7.58	1.37	1.53
6	5-H	370	GLU	CA-CB	-7.58	1.37	1.53
6	6-H	370	GLU	CA-CB	-7.58	1.37	1.53
6	7-H	370	GLU	CA-CB	-7.58	1.37	1.53
6	8-H	370	GLU	CA-CB	-7.58	1.37	1.53
4	1-L	252	THR	CA-CB	7.58	1.73	1.53
4	3-X	448	ARG	N-CA	7.58	1.61	1.46
4	8-X	448	ARG	N-CA	7.58	1.61	1.46
5	1-G	346	PHE	CA-C	-7.58	1.33	1.52
6	1-T	370	GLU	CA-CB	-7.58	1.37	1.53
6	3-N	370	GLU	CA-CB	-7.58	1.37	1.53
5	4-G	346	PHE	CA-C	-7.58	1.33	1.52
4	4-R	448	ARG	N-CA	7.58	1.61	1.46
5	5-G	346	PHE	CA-C	-7.58	1.33	1.52
4	5-R	448	ARG	N-CA	7.58	1.61	1.46
5	6-G	346	PHE	CA-C	-7.58	1.33	1.52
4	6-R	448	ARG	N-CA	7.58	1.61	1.46
5	7-G	346	PHE	CA-C	-7.58	1.33	1.52
4	7-R	448	ARG	N-CA	7.58	1.61	1.46
5	8-G	346	PHE	CA-C	-7.58	1.33	1.52
6	8-N	370	GLU	CA-CB	-7.58	1.37	1.53
4	8-R	448	ARG	N-CA	7.58	1.61	1.46
6	1-H	370	GLU	CA-CB	-7.57	1.37	1.53
4	1-L	321	LYS	N-CA	-7.57	1.31	1.46
5	2-M	346	PHE	CA-C	-7.57	1.33	1.52
6	2-T	370	GLU	CA-CB	-7.57	1.37	1.53
6	3-T	370	GLU	CA-CB	-7.57	1.37	1.53
5	4-M	346	PHE	CA-C	-7.57	1.33	1.52
5	5-M	346	PHE	CA-C	-7.57	1.33	1.52
5	6-M	346	PHE	CA-C	-7.57	1.33	1.52
5	7-M	346	PHE	CA-C	-7.57	1.33	1.52
4	1-L	231	LYS	CA-CB	7.57	1.70	1.53
6	1-N	370	GLU	CA-CB	-7.57	1.37	1.53
5	1-S	340	ALA	CA-C	7.57	1.72	1.52
4	1-R	321	LYS	N-CA	-7.56	1.31	1.46
4	1-F	321	LYS	N-CA	-7.56	1.31	1.46
5	2-S	340	ALA	CA-C	7.56	1.72	1.52
5	3-S	340	ALA	CA-C	7.56	1.72	1.52

Continued on next page...

Continued from previous page...

Mol	Chain	Res	Type	Atoms	Z	Observed(Å)	Ideal(Å)
5	3-Y	340	ALA	CA-C	7.56	1.72	1.52
5	8-Y	340	ALA	CA-C	7.56	1.72	1.52
4	1-X	231	LYS	CA-CB	7.56	1.70	1.53
5	2-G	340	ALA	CA-C	7.56	1.72	1.52
5	2-Y	340	ALA	CA-C	7.56	1.72	1.52
6	2-Z	370	GLU	CA-CB	-7.56	1.37	1.53
5	3-G	340	ALA	CA-C	7.56	1.72	1.52
5	4-S	346	PHE	CA-C	-7.56	1.33	1.52
5	4-Y	340	ALA	CA-C	7.56	1.72	1.52
6	4-Z	370	GLU	CA-CB	-7.56	1.37	1.53
5	5-S	346	PHE	CA-C	-7.56	1.33	1.52
5	5-Y	340	ALA	CA-C	7.56	1.72	1.52
6	5-Z	370	GLU	CA-CB	-7.56	1.37	1.53
5	6-S	346	PHE	CA-C	-7.56	1.33	1.52
5	6-Y	340	ALA	CA-C	7.56	1.72	1.52
6	6-Z	370	GLU	CA-CB	-7.56	1.37	1.53
5	7-S	346	PHE	CA-C	-7.56	1.33	1.52
5	7-Y	340	ALA	CA-C	7.56	1.72	1.52
6	7-Z	370	GLU	CA-CB	-7.56	1.37	1.53
5	8-S	346	PHE	CA-C	-7.56	1.33	1.52
5	1-M	346	PHE	CA-C	-7.56	1.33	1.52
5	1-Y	340	ALA	CA-C	7.56	1.72	1.52
5	3-M	340	ALA	CA-C	7.56	1.72	1.52
5	4-G	340	ALA	CA-C	7.56	1.72	1.52
5	5-G	340	ALA	CA-C	7.56	1.72	1.52
5	6-G	340	ALA	CA-C	7.56	1.72	1.52
5	7-G	340	ALA	CA-C	7.56	1.72	1.52
5	8-G	340	ALA	CA-C	7.56	1.72	1.52
5	8-M	340	ALA	CA-C	7.56	1.72	1.52
5	1-S	346	PHE	CA-C	-7.55	1.33	1.52
6	4-T	370	GLU	CA-CB	-7.55	1.37	1.53
6	5-T	370	GLU	CA-CB	-7.55	1.37	1.53
6	6-T	370	GLU	CA-CB	-7.55	1.37	1.53
6	7-T	370	GLU	CA-CB	-7.55	1.37	1.53
6	8-T	370	GLU	CA-CB	-7.55	1.37	1.53
4	1-R	252	THR	CA-CB	7.55	1.73	1.53
5	2-Y	346	PHE	CA-C	-7.55	1.33	1.52
5	4-Y	346	PHE	CA-C	-7.55	1.33	1.52
5	5-Y	346	PHE	CA-C	-7.55	1.33	1.52
5	6-Y	346	PHE	CA-C	-7.55	1.33	1.52
5	7-Y	346	PHE	CA-C	-7.55	1.33	1.52
5	1-M	340	ALA	CA-C	7.55	1.72	1.52

Continued on next page...

Continued from previous page...

Mol	Chain	Res	Type	Atoms	Z	Observed(Å)	Ideal(Å)
5	3-M	346	PHE	CA-C	-7.55	1.33	1.52
5	8-M	346	PHE	CA-C	-7.55	1.33	1.52
3	1-D	1542	PRO	CA-C	7.55	1.68	1.52
4	1-X	321	LYS	N-CA	-7.54	1.31	1.46
4	2-R	321	LYS	N-CA	-7.54	1.31	1.46
4	3-R	321	LYS	N-CA	-7.54	1.31	1.46
5	2-G	346	PHE	CA-C	-7.54	1.33	1.52
5	3-G	346	PHE	CA-C	-7.54	1.33	1.52
3	2-P	1542	PRO	CA-C	7.54	1.68	1.52
3	3-P	1542	PRO	CA-C	7.54	1.68	1.52
3	4-P	1542	PRO	CA-C	7.54	1.68	1.52
3	6-P	1542	PRO	CA-C	7.54	1.68	1.52
3	8-P	1542	PRO	CA-C	7.54	1.68	1.52
5	3-Y	346	PHE	CA-C	-7.54	1.33	1.52
5	8-Y	346	PHE	CA-C	-7.54	1.33	1.52
4	1-X	252	THR	CA-CB	7.54	1.73	1.53
5	1-Y	377	ASN	N-CA	-7.54	1.31	1.46
3	2-D	1542	PRO	CA-C	7.53	1.68	1.52
4	2-F	321	LYS	N-CA	-7.53	1.31	1.46
5	2-M	340	ALA	CA-C	7.53	1.72	1.52
3	3-D	1542	PRO	CA-C	7.53	1.68	1.52
4	3-F	321	LYS	N-CA	-7.53	1.31	1.46
3	4-D	1542	PRO	CA-C	7.53	1.68	1.52
5	4-M	340	ALA	CA-C	7.53	1.72	1.52
5	5-M	340	ALA	CA-C	7.53	1.72	1.52
3	6-D	1542	PRO	CA-C	7.53	1.68	1.52
5	6-M	340	ALA	CA-C	7.53	1.72	1.52
5	7-M	340	ALA	CA-C	7.53	1.72	1.52
3	8-D	1542	PRO	CA-C	7.53	1.68	1.52
5	4-S	340	ALA	CA-C	7.53	1.72	1.52
5	5-S	340	ALA	CA-C	7.53	1.72	1.52
5	6-S	340	ALA	CA-C	7.53	1.72	1.52
5	7-S	340	ALA	CA-C	7.53	1.72	1.52
5	8-S	340	ALA	CA-C	7.53	1.72	1.52
3	2-J	1489	HIS	N-CA	-7.53	1.31	1.46
3	3-J	1489	HIS	N-CA	-7.53	1.31	1.46
5	3-M	401	ALA	CA-CB	-7.53	1.36	1.52
3	4-J	1489	HIS	N-CA	-7.53	1.31	1.46
3	5-J	1489	HIS	N-CA	-7.53	1.31	1.46
3	6-J	1489	HIS	N-CA	-7.53	1.31	1.46
3	7-J	1489	HIS	N-CA	-7.53	1.31	1.46
3	8-J	1489	HIS	N-CA	-7.53	1.31	1.46

Continued on next page...

Continued from previous page...

Mol	Chain	Res	Type	Atoms	Z	Observed(Å)	Ideal(Å)
5	8-M	401	ALA	CA-CB	-7.53	1.36	1.52
4	1-F	252	THR	CA-CB	7.53	1.73	1.53
6	2-N	446	ARG	CA-CB	-7.53	1.37	1.53
6	4-N	446	ARG	CA-CB	-7.53	1.37	1.53
6	5-N	446	ARG	CA-CB	-7.53	1.37	1.53
6	6-N	446	ARG	CA-CB	-7.53	1.37	1.53
6	7-N	446	ARG	CA-CB	-7.53	1.37	1.53
6	1-Z	370	GLU	CA-CB	-7.52	1.37	1.53
3	1-J	1542	PRO	CA-C	7.52	1.67	1.52
4	2-R	420	GLU	CA-C	-7.52	1.33	1.52
4	3-R	420	GLU	CA-C	-7.52	1.33	1.52
6	3-Z	446	ARG	CA-CB	-7.52	1.37	1.53
6	8-Z	446	ARG	CA-CB	-7.52	1.37	1.53
6	1-H	446	ARG	CA-CB	-7.52	1.37	1.53
5	1-M	401	ALA	CA-CB	-7.52	1.36	1.52
5	2-G	377	ASN	N-CA	-7.52	1.31	1.46
4	2-X	321	LYS	N-CA	-7.52	1.31	1.46
5	3-G	377	ASN	N-CA	-7.52	1.31	1.46
4	3-L	321	LYS	N-CA	-7.52	1.31	1.46
4	3-L	420	GLU	CA-C	-7.52	1.33	1.52
5	3-Y	401	ALA	CA-CB	-7.52	1.36	1.52
4	4-X	321	LYS	N-CA	-7.52	1.31	1.46
3	5-P	1542	PRO	CA-C	7.52	1.67	1.52
4	5-X	321	LYS	N-CA	-7.52	1.31	1.46
4	6-X	321	LYS	N-CA	-7.52	1.31	1.46
3	7-P	1542	PRO	CA-C	7.52	1.67	1.52
4	7-X	321	LYS	N-CA	-7.52	1.31	1.46
4	8-L	321	LYS	N-CA	-7.52	1.31	1.46
4	8-L	420	GLU	CA-C	-7.52	1.33	1.52
5	8-Y	401	ALA	CA-CB	-7.52	1.36	1.52
5	1-G	340	ALA	CA-C	7.52	1.72	1.52
4	2-F	420	GLU	CA-C	-7.52	1.33	1.52
4	3-F	420	GLU	CA-C	-7.52	1.33	1.52
5	4-G	377	ASN	N-CA	-7.52	1.31	1.46
5	5-G	377	ASN	N-CA	-7.52	1.31	1.46
5	6-G	377	ASN	N-CA	-7.52	1.31	1.46
5	7-G	377	ASN	N-CA	-7.52	1.31	1.46
5	8-G	377	ASN	N-CA	-7.52	1.31	1.46
4	1-R	420	GLU	CA-C	-7.51	1.33	1.52
6	1-T	446	ARG	CA-CB	-7.51	1.37	1.53
4	1-X	420	GLU	CA-C	-7.51	1.33	1.52
3	2-D	1489	HIS	N-CA	-7.51	1.31	1.46

Continued on next page...

Continued from previous page...

Mol	Chain	Res	Type	Atoms	Z	Observed(Å)	Ideal(Å)
6	2-H	446	ARG	CA-CB	-7.51	1.37	1.53
5	2-S	377	ASN	N-CA	-7.51	1.31	1.46
6	2-T	446	ARG	CA-CB	-7.51	1.37	1.53
4	2-X	420	GLU	CA-C	-7.51	1.33	1.52
3	3-D	1489	HIS	N-CA	-7.51	1.31	1.46
6	3-H	446	ARG	CA-CB	-7.51	1.37	1.53
5	3-S	377	ASN	N-CA	-7.51	1.31	1.46
6	3-T	446	ARG	CA-CB	-7.51	1.37	1.53
3	4-D	1489	HIS	N-CA	-7.51	1.31	1.46
4	4-F	321	LYS	N-CA	-7.51	1.31	1.46
5	4-G	401	ALA	CA-CB	-7.51	1.36	1.52
4	4-X	420	GLU	CA-C	-7.51	1.33	1.52
4	5-F	321	LYS	N-CA	-7.51	1.31	1.46
5	5-G	401	ALA	CA-CB	-7.51	1.36	1.52
4	5-X	420	GLU	CA-C	-7.51	1.33	1.52
3	6-D	1489	HIS	N-CA	-7.51	1.31	1.46
4	6-F	321	LYS	N-CA	-7.51	1.31	1.46
5	6-G	401	ALA	CA-CB	-7.51	1.36	1.52
4	6-X	420	GLU	CA-C	-7.51	1.33	1.52
4	7-F	321	LYS	N-CA	-7.51	1.31	1.46
5	7-G	401	ALA	CA-CB	-7.51	1.36	1.52
4	7-X	420	GLU	CA-C	-7.51	1.33	1.52
3	8-D	1489	HIS	N-CA	-7.51	1.31	1.46
4	8-F	321	LYS	N-CA	-7.51	1.31	1.46
5	8-G	401	ALA	CA-CB	-7.51	1.36	1.52
5	1-G	401	ALA	CA-CB	-7.51	1.36	1.52
3	1-P	1542	PRO	CA-C	7.51	1.67	1.52
5	2-Y	341	ALA	CA-C	7.51	1.72	1.52
4	4-F	420	GLU	CA-C	-7.51	1.33	1.52
5	4-Y	341	ALA	CA-C	7.51	1.72	1.52
4	5-F	420	GLU	CA-C	-7.51	1.33	1.52
5	5-Y	341	ALA	CA-C	7.51	1.72	1.52
4	6-F	420	GLU	CA-C	-7.51	1.33	1.52
5	6-Y	341	ALA	CA-C	7.51	1.72	1.52
4	7-F	420	GLU	CA-C	-7.51	1.33	1.52
5	7-Y	341	ALA	CA-C	7.51	1.72	1.52
4	8-F	420	GLU	CA-C	-7.51	1.33	1.52
5	1-G	377	ASN	N-CA	-7.51	1.31	1.46
4	1-L	420	GLU	CA-C	-7.51	1.33	1.52
5	1-M	377	ASN	N-CA	-7.51	1.31	1.46
3	5-P	1489	HIS	N-CA	-7.51	1.31	1.46
3	7-P	1489	HIS	N-CA	-7.51	1.31	1.46

Continued on next page...

Continued from previous page...

Mol	Chain	Res	Type	Atoms	Z	Observed(Å)	Ideal(Å)
4	4-R	321	LYS	N-CA	-7.51	1.31	1.46
4	5-R	321	LYS	N-CA	-7.51	1.31	1.46
4	6-R	321	LYS	N-CA	-7.51	1.31	1.46
4	7-R	321	LYS	N-CA	-7.51	1.31	1.46
4	8-R	321	LYS	N-CA	-7.51	1.31	1.46
5	1-S	341	ALA	CA-C	7.51	1.72	1.52
4	2-L	321	LYS	N-CA	-7.51	1.31	1.46
6	3-N	446	ARG	CA-CB	-7.51	1.37	1.53
4	4-L	321	LYS	N-CA	-7.51	1.31	1.46
4	5-L	321	LYS	N-CA	-7.51	1.31	1.46
4	6-L	321	LYS	N-CA	-7.51	1.31	1.46
4	7-L	321	LYS	N-CA	-7.51	1.31	1.46
6	8-N	446	ARG	CA-CB	-7.51	1.37	1.53
6	1-N	446	ARG	CA-CB	-7.50	1.37	1.53
5	1-Y	341	ALA	CA-C	7.50	1.72	1.52
5	1-Y	401	ALA	CA-CB	-7.50	1.36	1.52
4	2-L	420	GLU	CA-C	-7.50	1.33	1.52
5	2-S	341	ALA	CA-C	7.50	1.72	1.52
5	3-S	341	ALA	CA-C	7.50	1.72	1.52
4	4-L	420	GLU	CA-C	-7.50	1.33	1.52
4	5-L	420	GLU	CA-C	-7.50	1.33	1.52
4	6-L	420	GLU	CA-C	-7.50	1.33	1.52
4	7-L	420	GLU	CA-C	-7.50	1.33	1.52
5	2-S	401	ALA	CA-CB	-7.50	1.36	1.52
5	3-S	401	ALA	CA-CB	-7.50	1.36	1.52
5	2-M	401	ALA	CA-CB	-7.50	1.36	1.52
5	4-M	401	ALA	CA-CB	-7.50	1.36	1.52
5	5-M	401	ALA	CA-CB	-7.50	1.36	1.52
5	6-M	401	ALA	CA-CB	-7.50	1.36	1.52
5	7-M	401	ALA	CA-CB	-7.50	1.36	1.52
3	1-V	1489	HIS	N-CA	-7.50	1.31	1.46
4	3-X	321	LYS	N-CA	-7.50	1.31	1.46
4	8-X	321	LYS	N-CA	-7.50	1.31	1.46
4	3-X	420	GLU	CA-C	-7.50	1.33	1.52
4	8-X	420	GLU	CA-C	-7.50	1.33	1.52
3	2-V	1542	PRO	CA-C	7.50	1.67	1.52
3	3-V	1542	PRO	CA-C	7.50	1.67	1.52
3	4-V	1542	PRO	CA-C	7.50	1.67	1.52
3	5-V	1542	PRO	CA-C	7.50	1.67	1.52
3	6-V	1542	PRO	CA-C	7.50	1.67	1.52
3	7-V	1542	PRO	CA-C	7.50	1.67	1.52
3	8-V	1542	PRO	CA-C	7.50	1.67	1.52

Continued on next page...

Continued from previous page...

Mol	Chain	Res	Type	Atoms	Z	Observed(Å)	Ideal(Å)
4	1-F	420	GLU	CA-C	-7.49	1.33	1.52
5	3-M	377	ASN	N-CA	-7.49	1.31	1.46
5	4-S	377	ASN	N-CA	-7.49	1.31	1.46
5	5-S	377	ASN	N-CA	-7.49	1.31	1.46
5	6-S	377	ASN	N-CA	-7.49	1.31	1.46
5	7-S	377	ASN	N-CA	-7.49	1.31	1.46
5	8-M	377	ASN	N-CA	-7.49	1.31	1.46
5	8-S	377	ASN	N-CA	-7.49	1.31	1.46
6	1-Z	446	ARG	CA-CB	-7.49	1.37	1.53
5	4-G	341	ALA	CA-C	7.49	1.72	1.52
5	5-G	341	ALA	CA-C	7.49	1.72	1.52
5	6-G	341	ALA	CA-C	7.49	1.72	1.52
5	7-G	341	ALA	CA-C	7.49	1.72	1.52
5	8-G	341	ALA	CA-C	7.49	1.72	1.52
3	1-V	1542	PRO	CA-C	7.49	1.67	1.52
4	4-R	420	GLU	CA-C	-7.49	1.33	1.52
4	5-R	420	GLU	CA-C	-7.49	1.33	1.52
4	6-R	420	GLU	CA-C	-7.49	1.33	1.52
4	7-R	420	GLU	CA-C	-7.49	1.33	1.52
4	8-R	420	GLU	CA-C	-7.49	1.33	1.52
4	1-L	450	GLU	CA-CB	-7.49	1.37	1.53
5	3-M	341	ALA	CA-C	7.49	1.72	1.52
6	4-H	446	ARG	CA-CB	-7.49	1.37	1.53
5	4-S	341	ALA	CA-C	7.49	1.72	1.52
3	5-D	1489	HIS	N-CA	-7.49	1.31	1.46
6	5-H	446	ARG	CA-CB	-7.49	1.37	1.53
5	5-S	341	ALA	CA-C	7.49	1.72	1.52
6	6-H	446	ARG	CA-CB	-7.49	1.37	1.53
5	6-S	341	ALA	CA-C	7.49	1.72	1.52
3	7-D	1489	HIS	N-CA	-7.49	1.31	1.46
6	7-H	446	ARG	CA-CB	-7.49	1.37	1.53
5	7-S	341	ALA	CA-C	7.49	1.72	1.52
6	8-H	446	ARG	CA-CB	-7.49	1.37	1.53
5	8-M	341	ALA	CA-C	7.49	1.72	1.52
5	8-S	341	ALA	CA-C	7.49	1.72	1.52
3	1-D	1489	HIS	N-CA	-7.49	1.31	1.46
5	2-G	341	ALA	CA-C	7.49	1.72	1.52
5	3-G	341	ALA	CA-C	7.49	1.72	1.52
3	2-J	1542	PRO	CA-C	7.49	1.67	1.52
5	2-M	377	ASN	N-CA	-7.49	1.31	1.46
5	2-Y	377	ASN	N-CA	-7.49	1.31	1.46
3	3-J	1542	PRO	CA-C	7.49	1.67	1.52

Continued on next page...

Continued from previous page...

Mol	Chain	Res	Type	Atoms	Z	Observed(Å)	Ideal(Å)
3	4-J	1542	PRO	CA-C	7.49	1.67	1.52
5	4-M	377	ASN	N-CA	-7.49	1.31	1.46
5	4-Y	377	ASN	N-CA	-7.49	1.31	1.46
3	5-J	1542	PRO	CA-C	7.49	1.67	1.52
5	5-M	377	ASN	N-CA	-7.49	1.31	1.46
5	5-Y	377	ASN	N-CA	-7.49	1.31	1.46
3	6-J	1542	PRO	CA-C	7.49	1.67	1.52
5	6-M	377	ASN	N-CA	-7.49	1.31	1.46
5	6-Y	377	ASN	N-CA	-7.49	1.31	1.46
3	7-J	1542	PRO	CA-C	7.49	1.67	1.52
5	7-M	377	ASN	N-CA	-7.49	1.31	1.46
5	7-Y	377	ASN	N-CA	-7.49	1.31	1.46
3	8-J	1542	PRO	CA-C	7.49	1.67	1.52
5	4-S	401	ALA	CA-CB	-7.48	1.36	1.52
6	4-T	446	ARG	CA-CB	-7.48	1.37	1.53
5	5-S	401	ALA	CA-CB	-7.48	1.36	1.52
6	5-T	446	ARG	CA-CB	-7.48	1.37	1.53
5	6-S	401	ALA	CA-CB	-7.48	1.36	1.52
6	6-T	446	ARG	CA-CB	-7.48	1.37	1.53
5	7-S	401	ALA	CA-CB	-7.48	1.36	1.52
6	7-T	446	ARG	CA-CB	-7.48	1.37	1.53
5	8-S	401	ALA	CA-CB	-7.48	1.36	1.52
6	8-T	446	ARG	CA-CB	-7.48	1.37	1.53
4	1-F	450	GLU	CA-CB	-7.48	1.37	1.53
5	2-Y	401	ALA	CA-CB	-7.48	1.36	1.52
6	2-Z	446	ARG	CA-CB	-7.48	1.37	1.53
5	4-Y	401	ALA	CA-CB	-7.48	1.36	1.52
6	4-Z	446	ARG	CA-CB	-7.48	1.37	1.53
5	5-Y	401	ALA	CA-CB	-7.48	1.36	1.52
6	5-Z	446	ARG	CA-CB	-7.48	1.37	1.53
5	6-Y	401	ALA	CA-CB	-7.48	1.36	1.52
6	6-Z	446	ARG	CA-CB	-7.48	1.37	1.53
5	7-Y	401	ALA	CA-CB	-7.48	1.36	1.52
6	7-Z	446	ARG	CA-CB	-7.48	1.37	1.53
3	2-V	1489	HIS	N-CA	-7.48	1.31	1.46
3	3-V	1489	HIS	N-CA	-7.48	1.31	1.46
3	4-V	1489	HIS	N-CA	-7.48	1.31	1.46
3	5-D	1542	PRO	CA-C	7.48	1.67	1.52
3	5-V	1489	HIS	N-CA	-7.48	1.31	1.46
3	6-V	1489	HIS	N-CA	-7.48	1.31	1.46
3	7-D	1542	PRO	CA-C	7.48	1.67	1.52
3	7-V	1489	HIS	N-CA	-7.48	1.31	1.46

Continued on next page...

Continued from previous page...

Mol	Chain	Res	Type	Atoms	Z	Observed(Å)	Ideal(Å)
3	8-V	1489	HIS	N-CA	-7.48	1.31	1.46
5	1-S	377	ASN	N-CA	-7.48	1.31	1.46
3	1-P	1489	HIS	N-CA	-7.47	1.31	1.46
5	1-S	401	ALA	CA-CB	-7.47	1.36	1.52
5	2-M	341	ALA	CA-C	7.47	1.72	1.52
5	4-M	341	ALA	CA-C	7.47	1.72	1.52
5	5-M	341	ALA	CA-C	7.47	1.72	1.52
5	6-M	341	ALA	CA-C	7.47	1.72	1.52
5	7-M	341	ALA	CA-C	7.47	1.72	1.52
4	2-R	450	GLU	CA-CB	-7.47	1.37	1.53
4	3-R	450	GLU	CA-CB	-7.47	1.37	1.53
5	3-Y	341	ALA	CA-C	7.47	1.72	1.52
5	3-Y	377	ASN	N-CA	-7.47	1.31	1.46
4	4-F	450	GLU	CA-CB	-7.47	1.37	1.53
4	5-F	450	GLU	CA-CB	-7.47	1.37	1.53
4	6-F	450	GLU	CA-CB	-7.47	1.37	1.53
4	7-F	450	GLU	CA-CB	-7.47	1.37	1.53
4	8-F	450	GLU	CA-CB	-7.47	1.37	1.53
5	8-Y	341	ALA	CA-C	7.47	1.72	1.52
5	8-Y	377	ASN	N-CA	-7.47	1.31	1.46
3	1-J	1489	HIS	N-CA	-7.47	1.31	1.46
5	1-G	341	ALA	CA-C	7.46	1.72	1.52
5	2-G	401	ALA	CA-CB	-7.46	1.36	1.52
4	2-L	450	GLU	CA-CB	-7.46	1.37	1.53
5	3-G	401	ALA	CA-CB	-7.46	1.36	1.52
4	4-L	450	GLU	CA-CB	-7.46	1.37	1.53
4	5-L	450	GLU	CA-CB	-7.46	1.37	1.53
4	6-L	450	GLU	CA-CB	-7.46	1.37	1.53
4	7-L	450	GLU	CA-CB	-7.46	1.37	1.53
6	1-T	394	ASP	CA-C	-7.46	1.33	1.52
6	1-Z	394	ASP	CA-C	-7.46	1.33	1.52
4	3-L	450	GLU	CA-CB	-7.46	1.37	1.53
4	8-L	450	GLU	CA-CB	-7.46	1.37	1.53
6	1-N	394	ASP	CA-C	-7.45	1.33	1.52
4	1-X	450	GLU	CA-CB	-7.45	1.37	1.53
4	2-F	450	GLU	CA-CB	-7.45	1.37	1.53
6	2-N	394	ASP	CA-C	-7.45	1.33	1.52
3	2-P	1489	HIS	N-CA	-7.45	1.31	1.46
4	3-F	450	GLU	CA-CB	-7.45	1.37	1.53
3	3-P	1489	HIS	N-CA	-7.45	1.31	1.46
4	3-X	450	GLU	CA-CB	-7.45	1.37	1.53
6	4-H	394	ASP	CA-C	-7.45	1.33	1.52

Continued on next page...

Continued from previous page...

Mol	Chain	Res	Type	Atoms	Z	Observed(Å)	Ideal(Å)
6	4-N	394	ASP	CA-C	-7.45	1.33	1.52
3	4-P	1489	HIS	N-CA	-7.45	1.31	1.46
6	4-T	394	ASP	CA-C	-7.45	1.33	1.52
6	5-H	394	ASP	CA-C	-7.45	1.33	1.52
6	5-N	394	ASP	CA-C	-7.45	1.33	1.52
6	5-T	394	ASP	CA-C	-7.45	1.33	1.52
6	6-H	394	ASP	CA-C	-7.45	1.33	1.52
6	6-N	394	ASP	CA-C	-7.45	1.33	1.52
3	6-P	1489	HIS	N-CA	-7.45	1.31	1.46
6	6-T	394	ASP	CA-C	-7.45	1.33	1.52
6	7-H	394	ASP	CA-C	-7.45	1.33	1.52
6	7-N	394	ASP	CA-C	-7.45	1.33	1.52
6	7-T	394	ASP	CA-C	-7.45	1.33	1.52
6	8-H	394	ASP	CA-C	-7.45	1.33	1.52
3	8-P	1489	HIS	N-CA	-7.45	1.31	1.46
6	8-T	394	ASP	CA-C	-7.45	1.33	1.52
4	8-X	450	GLU	CA-CB	-7.45	1.37	1.53
4	1-X	199	GLU	CA-C	-7.45	1.33	1.52
4	2-X	450	GLU	CA-CB	-7.45	1.37	1.53
4	4-X	450	GLU	CA-CB	-7.45	1.37	1.53
4	5-X	450	GLU	CA-CB	-7.45	1.37	1.53
4	6-X	450	GLU	CA-CB	-7.45	1.37	1.53
4	7-X	450	GLU	CA-CB	-7.45	1.37	1.53
5	1-M	341	ALA	CA-C	7.45	1.72	1.52
6	1-H	394	ASP	CA-C	-7.44	1.33	1.52
4	4-R	450	GLU	CA-CB	-7.44	1.37	1.53
4	5-R	450	GLU	CA-CB	-7.44	1.37	1.53
4	6-R	450	GLU	CA-CB	-7.44	1.37	1.53
4	7-R	450	GLU	CA-CB	-7.44	1.37	1.53
4	8-R	450	GLU	CA-CB	-7.44	1.37	1.53
6	2-Z	394	ASP	CA-C	-7.42	1.33	1.52
6	3-N	394	ASP	CA-C	-7.42	1.33	1.52
6	4-Z	394	ASP	CA-C	-7.42	1.33	1.52
6	5-Z	394	ASP	CA-C	-7.42	1.33	1.52
6	6-Z	394	ASP	CA-C	-7.42	1.33	1.52
6	7-Z	394	ASP	CA-C	-7.42	1.33	1.52
6	8-N	394	ASP	CA-C	-7.42	1.33	1.52
4	1-L	349	THR	CA-C	-7.42	1.33	1.52
4	1-R	450	GLU	CA-CB	-7.42	1.37	1.53
4	1-X	444	PHE	CA-C	7.42	1.72	1.52
6	2-H	394	ASP	CA-C	-7.42	1.33	1.52
6	3-H	394	ASP	CA-C	-7.42	1.33	1.52

Continued on next page...

Continued from previous page...

Mol	Chain	Res	Type	Atoms	Z	Observed(Å)	Ideal(Å)
4	1-L	199	GLU	CA-C	-7.42	1.33	1.52
6	3-Z	394	ASP	CA-C	-7.42	1.33	1.52
6	8-Z	394	ASP	CA-C	-7.42	1.33	1.52
4	4-F	349	THR	CA-C	-7.41	1.33	1.52
4	5-F	349	THR	CA-C	-7.41	1.33	1.52
4	6-F	349	THR	CA-C	-7.41	1.33	1.52
4	7-F	349	THR	CA-C	-7.41	1.33	1.52
4	8-F	349	THR	CA-C	-7.41	1.33	1.52
6	2-T	394	ASP	CA-C	-7.41	1.33	1.52
6	3-T	394	ASP	CA-C	-7.41	1.33	1.52
4	3-L	349	THR	CA-C	-7.41	1.33	1.52
4	8-L	349	THR	CA-C	-7.41	1.33	1.52
4	2-F	349	THR	CA-C	-7.40	1.33	1.52
4	2-R	349	THR	CA-C	-7.40	1.33	1.52
4	3-F	349	THR	CA-C	-7.40	1.33	1.52
4	3-R	349	THR	CA-C	-7.40	1.33	1.52
4	2-X	349	THR	CA-C	-7.40	1.33	1.52
4	4-X	349	THR	CA-C	-7.40	1.33	1.52
4	5-X	349	THR	CA-C	-7.40	1.33	1.52
4	6-X	349	THR	CA-C	-7.40	1.33	1.52
4	7-X	349	THR	CA-C	-7.40	1.33	1.52
4	1-F	349	THR	CA-C	-7.40	1.33	1.52
4	1-F	444	PHE	CA-C	7.40	1.72	1.52
4	2-F	444	PHE	CA-C	7.40	1.72	1.52
4	3-F	444	PHE	CA-C	7.40	1.72	1.52
4	2-R	444	PHE	CA-C	7.39	1.72	1.52
4	3-R	444	PHE	CA-C	7.39	1.72	1.52
4	3-X	444	PHE	CA-C	7.39	1.72	1.52
4	8-X	444	PHE	CA-C	7.39	1.72	1.52
4	4-F	444	PHE	CA-C	7.39	1.72	1.52
4	5-F	444	PHE	CA-C	7.39	1.72	1.52
4	6-F	444	PHE	CA-C	7.39	1.72	1.52
4	7-F	444	PHE	CA-C	7.39	1.72	1.52
4	8-F	444	PHE	CA-C	7.39	1.72	1.52
4	3-X	349	THR	CA-C	-7.38	1.33	1.52
4	8-X	349	THR	CA-C	-7.38	1.33	1.52
4	1-F	199	GLU	CA-C	-7.38	1.33	1.52
4	2-L	349	THR	CA-C	-7.38	1.33	1.52
4	3-L	444	PHE	CA-C	7.38	1.72	1.52
4	4-L	349	THR	CA-C	-7.38	1.33	1.52
4	5-L	349	THR	CA-C	-7.38	1.33	1.52
4	6-L	349	THR	CA-C	-7.38	1.33	1.52

Continued on next page...

Continued from previous page...

Mol	Chain	Res	Type	Atoms	Z	Observed(Å)	Ideal(Å)
4	7-L	349	THR	CA-C	-7.38	1.33	1.52
4	8-L	444	PHE	CA-C	7.38	1.72	1.52
4	4-R	349	THR	CA-C	-7.38	1.33	1.52
4	5-R	349	THR	CA-C	-7.38	1.33	1.52
4	6-R	349	THR	CA-C	-7.38	1.33	1.52
4	7-R	349	THR	CA-C	-7.38	1.33	1.52
4	8-R	349	THR	CA-C	-7.38	1.33	1.52
4	1-X	349	THR	CA-C	-7.38	1.33	1.52
4	2-X	444	PHE	CA-C	7.38	1.72	1.52
4	4-X	444	PHE	CA-C	7.38	1.72	1.52
4	5-X	444	PHE	CA-C	7.38	1.72	1.52
4	6-X	444	PHE	CA-C	7.38	1.72	1.52
4	7-X	444	PHE	CA-C	7.38	1.72	1.52
4	2-L	444	PHE	CA-C	7.38	1.72	1.52
4	4-L	444	PHE	CA-C	7.38	1.72	1.52
4	5-L	444	PHE	CA-C	7.38	1.72	1.52
4	6-L	444	PHE	CA-C	7.38	1.72	1.52
4	7-L	444	PHE	CA-C	7.38	1.72	1.52
4	1-R	199	GLU	CA-C	-7.37	1.33	1.52
5	1-S	340	ALA	C-O	-7.37	1.09	1.23
4	2-F	429	GLY	CA-C	-7.36	1.40	1.51
4	3-F	429	GLY	CA-C	-7.36	1.40	1.51
4	1-R	349	THR	CA-C	-7.36	1.33	1.52
4	4-R	444	PHE	CA-C	7.36	1.72	1.52
4	5-R	444	PHE	CA-C	7.36	1.72	1.52
4	6-R	444	PHE	CA-C	7.36	1.72	1.52
4	7-R	444	PHE	CA-C	7.36	1.72	1.52
4	8-R	444	PHE	CA-C	7.36	1.72	1.52
4	4-F	429	GLY	CA-C	-7.36	1.40	1.51
4	5-F	429	GLY	CA-C	-7.36	1.40	1.51
4	6-F	429	GLY	CA-C	-7.36	1.40	1.51
4	7-F	429	GLY	CA-C	-7.36	1.40	1.51
4	8-F	429	GLY	CA-C	-7.36	1.40	1.51
6	4-H	392	GLU	N-CA	7.36	1.61	1.46
6	5-H	392	GLU	N-CA	7.36	1.61	1.46
6	6-H	392	GLU	N-CA	7.36	1.61	1.46
6	7-H	392	GLU	N-CA	7.36	1.61	1.46
6	8-H	392	GLU	N-CA	7.36	1.61	1.46
5	3-Y	340	ALA	C-O	-7.35	1.09	1.23
5	8-Y	340	ALA	C-O	-7.35	1.09	1.23
5	1-M	340	ALA	C-O	-7.35	1.09	1.23
5	1-Y	340	ALA	C-O	-7.35	1.09	1.23

Continued on next page...

Continued from previous page...

Mol	Chain	Res	Type	Atoms	Z	Observed(Å)	Ideal(Å)
4	1-R	444	PHE	CA-C	7.34	1.72	1.52
4	1-L	444	PHE	CA-C	7.34	1.72	1.52
6	3-N	392	GLU	N-CA	7.34	1.61	1.46
6	8-N	392	GLU	N-CA	7.34	1.61	1.46
6	2-N	392	GLU	N-CA	7.34	1.61	1.46
6	4-N	392	GLU	N-CA	7.34	1.61	1.46
6	5-N	392	GLU	N-CA	7.34	1.61	1.46
6	6-N	392	GLU	N-CA	7.34	1.61	1.46
6	7-N	392	GLU	N-CA	7.34	1.61	1.46
5	2-S	340	ALA	C-O	-7.33	1.09	1.23
5	3-S	340	ALA	C-O	-7.33	1.09	1.23
4	1-R	405	ALA	CA-CB	7.33	1.67	1.52
6	1-T	392	GLU	N-CA	7.33	1.61	1.46
6	4-T	392	GLU	N-CA	7.33	1.61	1.46
6	5-T	392	GLU	N-CA	7.33	1.61	1.46
6	6-T	392	GLU	N-CA	7.33	1.61	1.46
6	7-T	392	GLU	N-CA	7.33	1.61	1.46
6	8-T	392	GLU	N-CA	7.33	1.61	1.46
6	1-H	392	GLU	N-CA	7.33	1.61	1.46
6	2-T	392	GLU	N-CA	7.33	1.61	1.46
6	3-T	392	GLU	N-CA	7.33	1.61	1.46
4	2-R	405	ALA	CA-CB	7.33	1.67	1.52
4	3-R	405	ALA	CA-CB	7.33	1.67	1.52
4	1-L	429	GLY	CA-C	-7.32	1.40	1.51
4	1-R	446	ALA	CA-CB	7.32	1.67	1.52
5	4-G	340	ALA	C-O	-7.32	1.09	1.23
5	5-G	340	ALA	C-O	-7.32	1.09	1.23
5	6-G	340	ALA	C-O	-7.32	1.09	1.23
5	7-G	340	ALA	C-O	-7.32	1.09	1.23
5	8-G	340	ALA	C-O	-7.32	1.09	1.23
4	1-F	429	GLY	CA-C	-7.32	1.40	1.51
5	2-M	340	ALA	C-O	-7.32	1.09	1.23
5	4-M	340	ALA	C-O	-7.32	1.09	1.23
5	5-M	340	ALA	C-O	-7.32	1.09	1.23
5	6-M	340	ALA	C-O	-7.32	1.09	1.23
5	7-M	340	ALA	C-O	-7.32	1.09	1.23
6	1-N	392	GLU	N-CA	7.32	1.60	1.46
6	2-Z	392	GLU	N-CA	7.32	1.60	1.46
5	4-S	340	ALA	C-O	-7.32	1.09	1.23
6	4-Z	392	GLU	N-CA	7.32	1.60	1.46
5	5-S	340	ALA	C-O	-7.32	1.09	1.23
6	5-Z	392	GLU	N-CA	7.32	1.60	1.46

Continued on next page...

Continued from previous page...

Mol	Chain	Res	Type	Atoms	Z	Observed(Å)	Ideal(Å)
5	6-S	340	ALA	C-O	-7.32	1.09	1.23
6	6-Z	392	GLU	N-CA	7.32	1.60	1.46
5	7-S	340	ALA	C-O	-7.32	1.09	1.23
6	7-Z	392	GLU	N-CA	7.32	1.60	1.46
5	8-S	340	ALA	C-O	-7.32	1.09	1.23
6	2-H	392	GLU	N-CA	7.31	1.60	1.46
4	2-L	446	ALA	CA-CB	7.31	1.67	1.52
6	3-H	392	GLU	N-CA	7.31	1.60	1.46
4	4-L	446	ALA	CA-CB	7.31	1.67	1.52
4	5-L	446	ALA	CA-CB	7.31	1.67	1.52
4	6-L	446	ALA	CA-CB	7.31	1.67	1.52
4	7-L	446	ALA	CA-CB	7.31	1.67	1.52
4	1-F	446	ALA	CA-CB	7.31	1.67	1.52
5	3-M	340	ALA	C-O	-7.31	1.09	1.23
5	8-M	340	ALA	C-O	-7.31	1.09	1.23
6	3-Z	392	GLU	N-CA	7.31	1.60	1.46
4	4-R	446	ALA	CA-CB	7.31	1.67	1.52
4	5-R	446	ALA	CA-CB	7.31	1.67	1.52
4	6-R	446	ALA	CA-CB	7.31	1.67	1.52
4	7-R	446	ALA	CA-CB	7.31	1.67	1.52
4	8-R	446	ALA	CA-CB	7.31	1.67	1.52
6	8-Z	392	GLU	N-CA	7.31	1.60	1.46
4	1-R	429	GLY	CA-C	-7.30	1.40	1.51
4	2-R	429	GLY	CA-C	-7.30	1.40	1.51
4	2-X	446	ALA	CA-CB	7.30	1.67	1.52
4	3-R	429	GLY	CA-C	-7.30	1.40	1.51
4	4-X	446	ALA	CA-CB	7.30	1.67	1.52
4	5-X	446	ALA	CA-CB	7.30	1.67	1.52
4	6-X	446	ALA	CA-CB	7.30	1.67	1.52
4	7-X	446	ALA	CA-CB	7.30	1.67	1.52
5	2-Y	340	ALA	C-O	-7.30	1.09	1.23
5	4-Y	340	ALA	C-O	-7.30	1.09	1.23
5	5-Y	340	ALA	C-O	-7.30	1.09	1.23
5	6-Y	340	ALA	C-O	-7.30	1.09	1.23
5	7-Y	340	ALA	C-O	-7.30	1.09	1.23
5	1-G	340	ALA	C-O	-7.30	1.09	1.23
4	2-X	429	GLY	CA-C	-7.30	1.40	1.51
4	4-X	429	GLY	CA-C	-7.30	1.40	1.51
4	5-X	429	GLY	CA-C	-7.30	1.40	1.51
4	6-X	429	GLY	CA-C	-7.30	1.40	1.51
4	7-X	429	GLY	CA-C	-7.30	1.40	1.51
4	4-R	405	ALA	CA-CB	7.30	1.67	1.52

Continued on next page...

Continued from previous page...

Mol	Chain	Res	Type	Atoms	Z	Observed(Å)	Ideal(Å)
4	5-R	405	ALA	CA-CB	7.30	1.67	1.52
4	6-R	405	ALA	CA-CB	7.30	1.67	1.52
4	7-R	405	ALA	CA-CB	7.30	1.67	1.52
4	8-R	405	ALA	CA-CB	7.30	1.67	1.52
5	2-G	340	ALA	C-O	-7.30	1.09	1.23
5	3-G	340	ALA	C-O	-7.30	1.09	1.23
4	4-F	405	ALA	CA-CB	7.30	1.67	1.52
4	5-F	405	ALA	CA-CB	7.30	1.67	1.52
4	6-F	405	ALA	CA-CB	7.30	1.67	1.52
4	7-F	405	ALA	CA-CB	7.30	1.67	1.52
4	8-F	405	ALA	CA-CB	7.30	1.67	1.52
6	2-N	414	VAL	CA-C	7.30	1.72	1.52
6	4-N	414	VAL	CA-C	7.30	1.72	1.52
6	5-N	414	VAL	CA-C	7.30	1.72	1.52
6	6-N	414	VAL	CA-C	7.30	1.72	1.52
6	7-N	414	VAL	CA-C	7.30	1.72	1.52
6	1-Z	392	GLU	N-CA	7.29	1.60	1.46
4	1-F	405	ALA	CA-CB	7.29	1.67	1.52
6	4-H	414	VAL	CA-C	7.29	1.72	1.52
4	4-R	429	GLY	CA-C	-7.29	1.40	1.51
6	5-H	414	VAL	CA-C	7.29	1.72	1.52
4	5-R	429	GLY	CA-C	-7.29	1.40	1.51
6	6-H	414	VAL	CA-C	7.29	1.72	1.52
4	6-R	429	GLY	CA-C	-7.29	1.40	1.51
6	7-H	414	VAL	CA-C	7.29	1.72	1.52
4	7-R	429	GLY	CA-C	-7.29	1.40	1.51
6	8-H	414	VAL	CA-C	7.29	1.72	1.52
4	8-R	429	GLY	CA-C	-7.29	1.40	1.51
4	1-X	405	ALA	CA-CB	7.29	1.67	1.52
4	3-L	405	ALA	CA-CB	7.29	1.67	1.52
4	8-L	405	ALA	CA-CB	7.29	1.67	1.52
4	2-F	405	ALA	CA-CB	7.29	1.67	1.52
4	2-L	405	ALA	CA-CB	7.29	1.67	1.52
4	3-F	405	ALA	CA-CB	7.29	1.67	1.52
4	4-L	405	ALA	CA-CB	7.29	1.67	1.52
4	5-L	405	ALA	CA-CB	7.29	1.67	1.52
4	6-L	405	ALA	CA-CB	7.29	1.67	1.52
4	7-L	405	ALA	CA-CB	7.29	1.67	1.52
4	3-X	446	ALA	CA-CB	7.29	1.67	1.52
4	8-X	446	ALA	CA-CB	7.29	1.67	1.52
4	2-F	446	ALA	CA-CB	7.28	1.67	1.52
4	3-F	446	ALA	CA-CB	7.28	1.67	1.52

Continued on next page...

Continued from previous page...

Mol	Chain	Res	Type	Atoms	Z	Observed(Å)	Ideal(Å)
6	2-Z	414	VAL	CA-C	7.28	1.71	1.52
6	3-Z	414	VAL	CA-C	7.28	1.71	1.52
6	4-Z	414	VAL	CA-C	7.28	1.71	1.52
6	5-Z	414	VAL	CA-C	7.28	1.71	1.52
6	6-Z	414	VAL	CA-C	7.28	1.71	1.52
6	7-Z	414	VAL	CA-C	7.28	1.71	1.52
6	8-Z	414	VAL	CA-C	7.28	1.71	1.52
4	2-L	429	GLY	CA-C	-7.28	1.40	1.51
4	4-L	429	GLY	CA-C	-7.28	1.40	1.51
4	5-L	429	GLY	CA-C	-7.28	1.40	1.51
4	6-L	429	GLY	CA-C	-7.28	1.40	1.51
4	7-L	429	GLY	CA-C	-7.28	1.40	1.51
4	3-L	446	ALA	CA-CB	7.28	1.67	1.52
4	4-F	446	ALA	CA-CB	7.28	1.67	1.52
4	5-F	446	ALA	CA-CB	7.28	1.67	1.52
4	6-F	446	ALA	CA-CB	7.28	1.67	1.52
4	7-F	446	ALA	CA-CB	7.28	1.67	1.52
4	8-F	446	ALA	CA-CB	7.28	1.67	1.52
4	8-L	446	ALA	CA-CB	7.28	1.67	1.52
4	3-X	405	ALA	CA-CB	7.28	1.67	1.52
4	8-X	405	ALA	CA-CB	7.28	1.67	1.52
6	1-T	414	VAL	CA-C	7.27	1.71	1.52
4	1-L	446	ALA	CA-CB	7.27	1.67	1.52
6	4-T	414	VAL	CA-C	7.27	1.71	1.52
6	5-T	414	VAL	CA-C	7.27	1.71	1.52
6	6-T	414	VAL	CA-C	7.27	1.71	1.52
6	7-T	414	VAL	CA-C	7.27	1.71	1.52
6	8-T	414	VAL	CA-C	7.27	1.71	1.52
4	1-R	439	ARG	N-CA	-7.27	1.31	1.46
5	1-S	248	PRO	CA-CB	7.27	1.68	1.53
4	2-R	446	ALA	CA-CB	7.27	1.67	1.52
4	2-X	405	ALA	CA-CB	7.27	1.67	1.52
4	3-R	446	ALA	CA-CB	7.27	1.67	1.52
4	4-X	405	ALA	CA-CB	7.27	1.67	1.52
4	5-X	405	ALA	CA-CB	7.27	1.67	1.52
4	6-X	405	ALA	CA-CB	7.27	1.67	1.52
4	7-X	405	ALA	CA-CB	7.27	1.67	1.52
5	2-Y	248	PRO	CA-CB	7.27	1.68	1.53
4	3-L	429	GLY	CA-C	-7.27	1.40	1.51
5	4-Y	248	PRO	CA-CB	7.27	1.68	1.53
5	5-Y	248	PRO	CA-CB	7.27	1.68	1.53
5	6-Y	248	PRO	CA-CB	7.27	1.68	1.53

Continued on next page...

Continued from previous page...

Mol	Chain	Res	Type	Atoms	Z	Observed(Å)	Ideal(Å)
5	7-Y	248	PRO	CA-CB	7.27	1.68	1.53
4	8-L	429	GLY	CA-C	-7.27	1.40	1.51
6	1-Z	414	VAL	CA-C	7.26	1.71	1.52
4	1-L	405	ALA	CA-CB	7.26	1.67	1.52
6	1-N	414	VAL	CA-C	7.26	1.71	1.52
6	3-N	414	VAL	CA-C	7.26	1.71	1.52
4	3-X	429	GLY	CA-C	-7.26	1.40	1.51
6	8-N	414	VAL	CA-C	7.26	1.71	1.52
4	8-X	429	GLY	CA-C	-7.26	1.40	1.51
4	1-X	446	ALA	CA-CB	7.26	1.67	1.52
6	2-H	414	VAL	CA-C	7.26	1.71	1.52
6	3-H	414	VAL	CA-C	7.26	1.71	1.52
5	2-S	248	PRO	CA-CB	7.25	1.68	1.53
5	3-S	248	PRO	CA-CB	7.25	1.68	1.53
4	4-F	439	ARG	N-CA	-7.25	1.31	1.46
4	5-F	439	ARG	N-CA	-7.25	1.31	1.46
4	6-F	439	ARG	N-CA	-7.25	1.31	1.46
4	7-F	439	ARG	N-CA	-7.25	1.31	1.46
4	8-F	439	ARG	N-CA	-7.25	1.31	1.46
6	1-H	414	VAL	CA-C	7.25	1.71	1.52
6	2-T	414	VAL	CA-C	7.25	1.71	1.52
6	3-T	414	VAL	CA-C	7.25	1.71	1.52
5	3-M	248	PRO	CA-CB	7.24	1.68	1.53
5	8-M	248	PRO	CA-CB	7.24	1.68	1.53
5	1-M	248	PRO	CA-CB	7.24	1.68	1.53
5	2-G	248	PRO	CA-CB	7.24	1.68	1.53
4	2-L	439	ARG	N-CA	-7.24	1.31	1.46
5	3-G	248	PRO	CA-CB	7.24	1.68	1.53
5	4-G	248	PRO	CA-CB	7.24	1.68	1.53
4	4-L	439	ARG	N-CA	-7.24	1.31	1.46
5	5-G	248	PRO	CA-CB	7.24	1.68	1.53
4	5-L	439	ARG	N-CA	-7.24	1.31	1.46
5	6-G	248	PRO	CA-CB	7.24	1.68	1.53
4	6-L	439	ARG	N-CA	-7.24	1.31	1.46
5	7-G	248	PRO	CA-CB	7.24	1.68	1.53
4	7-L	439	ARG	N-CA	-7.24	1.31	1.46
5	8-G	248	PRO	CA-CB	7.24	1.68	1.53
4	1-F	439	ARG	N-CA	-7.24	1.31	1.46
4	4-R	439	ARG	N-CA	-7.24	1.31	1.46
4	5-R	439	ARG	N-CA	-7.24	1.31	1.46
4	6-R	439	ARG	N-CA	-7.24	1.31	1.46
4	7-R	439	ARG	N-CA	-7.24	1.31	1.46

Continued on next page...

Continued from previous page...

Mol	Chain	Res	Type	Atoms	Z	Observed(Å)	Ideal(Å)
4	8-R	439	ARG	N-CA	-7.24	1.31	1.46
5	1-G	248	PRO	CA-CB	7.23	1.68	1.53
5	2-M	248	PRO	CA-CB	7.23	1.68	1.53
5	4-M	248	PRO	CA-CB	7.23	1.68	1.53
5	5-M	248	PRO	CA-CB	7.23	1.68	1.53
5	6-M	248	PRO	CA-CB	7.23	1.68	1.53
5	7-M	248	PRO	CA-CB	7.23	1.68	1.53
4	2-R	439	ARG	N-CA	-7.23	1.31	1.46
4	3-R	439	ARG	N-CA	-7.23	1.31	1.46
4	1-X	429	GLY	CA-C	-7.23	1.40	1.51
5	2-M	277	SER	N-CA	7.23	1.60	1.46
5	4-M	277	SER	N-CA	7.23	1.60	1.46
5	5-M	277	SER	N-CA	7.23	1.60	1.46
5	6-M	277	SER	N-CA	7.23	1.60	1.46
5	7-M	277	SER	N-CA	7.23	1.60	1.46
4	2-F	439	ARG	N-CA	-7.22	1.31	1.46
4	3-F	439	ARG	N-CA	-7.22	1.31	1.46
5	1-M	277	SER	N-CA	7.22	1.60	1.46
5	2-Y	277	SER	N-CA	7.22	1.60	1.46
5	4-Y	277	SER	N-CA	7.22	1.60	1.46
5	5-Y	277	SER	N-CA	7.22	1.60	1.46
5	6-Y	277	SER	N-CA	7.22	1.60	1.46
5	7-Y	277	SER	N-CA	7.22	1.60	1.46
5	4-G	277	SER	N-CA	7.22	1.60	1.46
5	5-G	277	SER	N-CA	7.22	1.60	1.46
5	6-G	277	SER	N-CA	7.22	1.60	1.46
5	7-G	277	SER	N-CA	7.22	1.60	1.46
5	8-G	277	SER	N-CA	7.22	1.60	1.46
5	4-S	248	PRO	CA-CB	7.21	1.68	1.53
5	5-S	248	PRO	CA-CB	7.21	1.68	1.53
5	6-S	248	PRO	CA-CB	7.21	1.68	1.53
5	7-S	248	PRO	CA-CB	7.21	1.68	1.53
5	8-S	248	PRO	CA-CB	7.21	1.68	1.53
4	3-L	439	ARG	N-CA	-7.21	1.31	1.46
4	8-L	439	ARG	N-CA	-7.21	1.31	1.46
4	1-X	439	ARG	N-CA	-7.21	1.31	1.46
5	1-Y	248	PRO	CA-CB	7.21	1.68	1.53
4	2-X	439	ARG	N-CA	-7.20	1.31	1.46
4	4-X	439	ARG	N-CA	-7.20	1.31	1.46
4	5-X	439	ARG	N-CA	-7.20	1.31	1.46
4	6-X	439	ARG	N-CA	-7.20	1.31	1.46
4	7-X	439	ARG	N-CA	-7.20	1.31	1.46

Continued on next page...

Continued from previous page...

Mol	Chain	Res	Type	Atoms	Z	Observed(Å)	Ideal(Å)
5	2-S	277	SER	N-CA	7.20	1.60	1.46
5	3-S	277	SER	N-CA	7.20	1.60	1.46
5	3-Y	277	SER	N-CA	7.19	1.60	1.46
3	5-P	1511	GLN	N-CA	-7.19	1.31	1.46
3	7-P	1511	GLN	N-CA	-7.19	1.31	1.46
5	8-Y	277	SER	N-CA	7.19	1.60	1.46
5	4-S	277	SER	N-CA	7.19	1.60	1.46
5	5-S	277	SER	N-CA	7.19	1.60	1.46
5	6-S	277	SER	N-CA	7.19	1.60	1.46
5	7-S	277	SER	N-CA	7.19	1.60	1.46
5	8-S	277	SER	N-CA	7.19	1.60	1.46
5	2-G	277	SER	N-CA	7.19	1.60	1.46
3	2-J	1485	ALA	CA-C	-7.19	1.34	1.52
4	2-X	435	MET	CA-C	7.19	1.71	1.52
5	3-G	277	SER	N-CA	7.19	1.60	1.46
3	3-J	1485	ALA	CA-C	-7.19	1.34	1.52
5	3-M	277	SER	N-CA	7.19	1.60	1.46
3	4-J	1485	ALA	CA-C	-7.19	1.34	1.52
4	4-X	435	MET	CA-C	7.19	1.71	1.52
3	5-J	1485	ALA	CA-C	-7.19	1.34	1.52
4	5-X	435	MET	CA-C	7.19	1.71	1.52
3	6-J	1485	ALA	CA-C	-7.19	1.34	1.52
4	6-X	435	MET	CA-C	7.19	1.71	1.52
3	7-J	1485	ALA	CA-C	-7.19	1.34	1.52
4	7-X	435	MET	CA-C	7.19	1.71	1.52
3	8-J	1485	ALA	CA-C	-7.19	1.34	1.52
5	8-M	277	SER	N-CA	7.19	1.60	1.46
3	1-V	1485	ALA	CA-C	-7.19	1.34	1.52
5	1-G	277	SER	N-CA	7.18	1.60	1.46
3	1-P	1485	ALA	CA-C	-7.18	1.34	1.52
4	1-R	435	MET	CA-C	7.18	1.71	1.52
4	2-R	435	MET	CA-C	7.18	1.71	1.52
4	3-R	435	MET	CA-C	7.18	1.71	1.52
4	1-X	235	ASP	C-N	7.18	1.50	1.34
5	3-Y	248	PRO	CA-CB	7.18	1.68	1.53
5	8-Y	248	PRO	CA-CB	7.18	1.68	1.53
4	3-X	439	ARG	N-CA	-7.17	1.31	1.46
4	8-X	439	ARG	N-CA	-7.17	1.31	1.46
5	1-Y	277	SER	N-CA	7.17	1.60	1.46
3	2-J	1511	GLN	N-CA	-7.17	1.32	1.46
3	3-J	1511	GLN	N-CA	-7.17	1.32	1.46
3	4-J	1511	GLN	N-CA	-7.17	1.32	1.46

Continued on next page...

Continued from previous page...

Mol	Chain	Res	Type	Atoms	Z	Observed(Å)	Ideal(Å)
3	5-D	1485	ALA	CA-C	-7.17	1.34	1.52
3	5-J	1511	GLN	N-CA	-7.17	1.32	1.46
3	6-J	1511	GLN	N-CA	-7.17	1.32	1.46
3	7-D	1485	ALA	CA-C	-7.17	1.34	1.52
3	7-J	1511	GLN	N-CA	-7.17	1.32	1.46
3	8-J	1511	GLN	N-CA	-7.17	1.32	1.46
3	1-J	1485	ALA	CA-C	-7.17	1.34	1.52
4	2-L	435	MET	CA-C	7.17	1.71	1.52
3	2-P	1485	ALA	CA-C	-7.17	1.34	1.52
3	3-P	1485	ALA	CA-C	-7.17	1.34	1.52
4	4-L	435	MET	CA-C	7.17	1.71	1.52
3	4-P	1485	ALA	CA-C	-7.17	1.34	1.52
4	5-L	435	MET	CA-C	7.17	1.71	1.52
4	6-L	435	MET	CA-C	7.17	1.71	1.52
3	6-P	1485	ALA	CA-C	-7.17	1.34	1.52
4	7-L	435	MET	CA-C	7.17	1.71	1.52
3	8-P	1485	ALA	CA-C	-7.17	1.34	1.52
5	1-S	277	SER	N-CA	7.17	1.60	1.46
4	4-R	435	MET	CA-C	7.17	1.71	1.52
4	5-R	435	MET	CA-C	7.17	1.71	1.52
4	6-R	435	MET	CA-C	7.17	1.71	1.52
4	7-R	435	MET	CA-C	7.17	1.71	1.52
4	8-R	435	MET	CA-C	7.17	1.71	1.52
4	3-X	435	MET	CA-C	7.16	1.71	1.52
4	8-X	435	MET	CA-C	7.16	1.71	1.52
4	1-L	435	MET	CA-C	7.16	1.71	1.52
3	1-D	1485	ALA	CA-C	-7.16	1.34	1.52
4	1-L	235	ASP	C-N	7.16	1.50	1.34
4	1-F	435	MET	CA-C	7.16	1.71	1.52
4	1-L	439	ARG	N-CA	-7.16	1.32	1.46
4	3-L	435	MET	CA-C	7.16	1.71	1.52
4	8-L	435	MET	CA-C	7.16	1.71	1.52
4	1-F	235	ASP	C-N	7.15	1.50	1.34
3	2-V	1485	ALA	CA-C	-7.15	1.34	1.52
3	3-V	1485	ALA	CA-C	-7.15	1.34	1.52
3	4-V	1485	ALA	CA-C	-7.15	1.34	1.52
3	5-V	1485	ALA	CA-C	-7.15	1.34	1.52
3	6-V	1485	ALA	CA-C	-7.15	1.34	1.52
3	7-V	1485	ALA	CA-C	-7.15	1.34	1.52
3	8-V	1485	ALA	CA-C	-7.15	1.34	1.52
4	1-X	435	MET	CA-C	7.15	1.71	1.52
3	5-D	1511	GLN	N-CA	-7.15	1.32	1.46

Continued on next page...

Continued from previous page...

Mol	Chain	Res	Type	Atoms	Z	Observed(Å)	Ideal(Å)
3	7-D	1511	GLN	N-CA	-7.15	1.32	1.46
3	5-P	1485	ALA	CA-C	-7.14	1.34	1.52
3	7-P	1485	ALA	CA-C	-7.14	1.34	1.52
3	2-P	1511	GLN	N-CA	-7.14	1.32	1.46
3	3-P	1511	GLN	N-CA	-7.14	1.32	1.46
3	4-P	1511	GLN	N-CA	-7.14	1.32	1.46
3	6-P	1511	GLN	N-CA	-7.14	1.32	1.46
3	8-P	1511	GLN	N-CA	-7.14	1.32	1.46
4	2-F	435	MET	CA-C	7.13	1.71	1.52
4	3-F	435	MET	CA-C	7.13	1.71	1.52
4	4-F	435	MET	CA-C	7.13	1.71	1.52
4	5-F	435	MET	CA-C	7.13	1.71	1.52
4	6-F	435	MET	CA-C	7.13	1.71	1.52
4	7-F	435	MET	CA-C	7.13	1.71	1.52
4	8-F	435	MET	CA-C	7.13	1.71	1.52
3	1-J	1511	GLN	N-CA	-7.13	1.32	1.46
3	2-D	1511	GLN	N-CA	-7.13	1.32	1.46
3	3-D	1511	GLN	N-CA	-7.13	1.32	1.46
3	4-D	1511	GLN	N-CA	-7.13	1.32	1.46
3	6-D	1511	GLN	N-CA	-7.13	1.32	1.46
3	8-D	1511	GLN	N-CA	-7.13	1.32	1.46
4	1-R	235	ASP	C-N	7.13	1.50	1.34
3	2-D	1485	ALA	CA-C	-7.13	1.34	1.52
3	3-D	1485	ALA	CA-C	-7.13	1.34	1.52
5	3-M	334	GLY	CA-C	7.13	1.63	1.51
3	4-D	1485	ALA	CA-C	-7.13	1.34	1.52
3	6-D	1485	ALA	CA-C	-7.13	1.34	1.52
3	8-D	1485	ALA	CA-C	-7.13	1.34	1.52
5	8-M	334	GLY	CA-C	7.13	1.63	1.51
5	2-Y	334	GLY	CA-C	7.12	1.63	1.51
5	4-Y	334	GLY	CA-C	7.12	1.63	1.51
5	5-Y	334	GLY	CA-C	7.12	1.63	1.51
5	6-Y	334	GLY	CA-C	7.12	1.63	1.51
5	7-Y	334	GLY	CA-C	7.12	1.63	1.51
3	2-V	1511	GLN	N-CA	-7.12	1.32	1.46
3	3-V	1511	GLN	N-CA	-7.12	1.32	1.46
3	4-V	1511	GLN	N-CA	-7.12	1.32	1.46
3	5-V	1511	GLN	N-CA	-7.12	1.32	1.46
3	6-V	1511	GLN	N-CA	-7.12	1.32	1.46
3	7-V	1511	GLN	N-CA	-7.12	1.32	1.46
3	8-V	1511	GLN	N-CA	-7.12	1.32	1.46
3	1-P	1511	GLN	N-CA	-7.11	1.32	1.46

Continued on next page...

Continued from previous page...

Mol	Chain	Res	Type	Atoms	Z	Observed(Å)	Ideal(Å)
4	2-F	320	GLU	CA-CB	-7.11	1.38	1.53
4	3-F	320	GLU	CA-CB	-7.11	1.38	1.53
4	2-X	320	GLU	CA-CB	-7.10	1.38	1.53
4	3-L	320	GLU	CA-CB	-7.10	1.38	1.53
4	4-X	320	GLU	CA-CB	-7.10	1.38	1.53
4	5-X	320	GLU	CA-CB	-7.10	1.38	1.53
4	6-X	320	GLU	CA-CB	-7.10	1.38	1.53
4	7-X	320	GLU	CA-CB	-7.10	1.38	1.53
4	8-L	320	GLU	CA-CB	-7.10	1.38	1.53
5	4-G	330	LYS	CA-CB	-7.10	1.38	1.53
5	5-G	330	LYS	CA-CB	-7.10	1.38	1.53
5	6-G	330	LYS	CA-CB	-7.10	1.38	1.53
5	7-G	330	LYS	CA-CB	-7.10	1.38	1.53
5	8-G	330	LYS	CA-CB	-7.10	1.38	1.53
5	1-M	330	LYS	CA-CB	-7.09	1.38	1.53
5	3-Y	330	LYS	CA-CB	-7.09	1.38	1.53
4	4-R	320	GLU	CA-CB	-7.09	1.38	1.53
4	5-R	320	GLU	CA-CB	-7.09	1.38	1.53
4	6-R	320	GLU	CA-CB	-7.09	1.38	1.53
4	7-R	320	GLU	CA-CB	-7.09	1.38	1.53
4	8-R	320	GLU	CA-CB	-7.09	1.38	1.53
5	8-Y	330	LYS	CA-CB	-7.09	1.38	1.53
5	1-S	330	LYS	CA-CB	-7.09	1.38	1.53
3	1-V	1511	GLN	N-CA	-7.09	1.32	1.46
5	2-S	330	LYS	CA-CB	-7.09	1.38	1.53
5	3-S	330	LYS	CA-CB	-7.09	1.38	1.53
5	2-S	334	GLY	CA-C	7.09	1.63	1.51
5	3-S	334	GLY	CA-C	7.09	1.63	1.51
5	2-G	334	GLY	CA-C	7.09	1.63	1.51
4	2-L	320	GLU	CA-CB	-7.09	1.38	1.53
5	3-G	334	GLY	CA-C	7.09	1.63	1.51
4	4-L	320	GLU	CA-CB	-7.09	1.38	1.53
5	4-S	330	LYS	CA-CB	-7.09	1.38	1.53
4	5-L	320	GLU	CA-CB	-7.09	1.38	1.53
5	5-S	330	LYS	CA-CB	-7.09	1.38	1.53
4	6-L	320	GLU	CA-CB	-7.09	1.38	1.53
5	6-S	330	LYS	CA-CB	-7.09	1.38	1.53
4	7-L	320	GLU	CA-CB	-7.09	1.38	1.53
5	7-S	330	LYS	CA-CB	-7.09	1.38	1.53
5	8-S	330	LYS	CA-CB	-7.09	1.38	1.53
4	1-X	320	GLU	CA-CB	-7.08	1.38	1.53
4	3-X	320	GLU	CA-CB	-7.08	1.38	1.53

Continued on next page...

Continued from previous page...

Mol	Chain	Res	Type	Atoms	Z	Observed(Å)	Ideal(Å)
4	8-X	320	GLU	CA-CB	-7.08	1.38	1.53
5	2-M	330	LYS	CA-CB	-7.08	1.38	1.53
5	4-M	330	LYS	CA-CB	-7.08	1.38	1.53
5	5-M	330	LYS	CA-CB	-7.08	1.38	1.53
5	6-M	330	LYS	CA-CB	-7.08	1.38	1.53
5	7-M	330	LYS	CA-CB	-7.08	1.38	1.53
5	1-G	334	GLY	CA-C	7.08	1.63	1.51
5	2-G	330	LYS	CA-CB	-7.08	1.38	1.53
5	3-G	330	LYS	CA-CB	-7.08	1.38	1.53
5	1-S	334	GLY	CA-C	7.08	1.63	1.51
3	1-D	1511	GLN	N-CA	-7.08	1.32	1.46
4	1-R	320	GLU	CA-CB	-7.08	1.38	1.53
5	1-Y	361	ARG	N-CA	7.07	1.60	1.46
5	2-Y	330	LYS	CA-CB	-7.07	1.38	1.53
5	4-G	334	GLY	CA-C	7.07	1.63	1.51
5	4-Y	330	LYS	CA-CB	-7.07	1.38	1.53
5	5-G	334	GLY	CA-C	7.07	1.63	1.51
5	5-Y	330	LYS	CA-CB	-7.07	1.38	1.53
5	6-G	334	GLY	CA-C	7.07	1.63	1.51
5	6-Y	330	LYS	CA-CB	-7.07	1.38	1.53
5	7-G	334	GLY	CA-C	7.07	1.63	1.51
5	7-Y	330	LYS	CA-CB	-7.07	1.38	1.53
5	8-G	334	GLY	CA-C	7.07	1.63	1.51
5	1-G	330	LYS	CA-CB	-7.07	1.38	1.53
5	4-G	361	ARG	N-CA	7.07	1.60	1.46
5	5-G	361	ARG	N-CA	7.07	1.60	1.46
5	6-G	361	ARG	N-CA	7.07	1.60	1.46
5	7-G	361	ARG	N-CA	7.07	1.60	1.46
5	8-G	361	ARG	N-CA	7.07	1.60	1.46
4	1-L	320	GLU	CA-CB	-7.06	1.38	1.53
5	1-M	334	GLY	CA-C	7.06	1.63	1.51
5	3-Y	334	GLY	CA-C	7.06	1.63	1.51
4	4-F	320	GLU	CA-CB	-7.06	1.38	1.53
4	5-F	320	GLU	CA-CB	-7.06	1.38	1.53
4	6-F	320	GLU	CA-CB	-7.06	1.38	1.53
4	7-F	320	GLU	CA-CB	-7.06	1.38	1.53
4	8-F	320	GLU	CA-CB	-7.06	1.38	1.53
5	8-Y	334	GLY	CA-C	7.06	1.63	1.51
4	2-R	320	GLU	CA-CB	-7.05	1.38	1.53
4	3-R	320	GLU	CA-CB	-7.05	1.38	1.53
5	3-Y	361	ARG	N-CA	7.05	1.60	1.46
5	8-Y	361	ARG	N-CA	7.05	1.60	1.46

Continued on next page...

Continued from previous page...

Mol	Chain	Res	Type	Atoms	Z	Observed(Å)	Ideal(Å)
5	3-M	330	LYS	CA-CB	-7.05	1.38	1.53
5	4-S	361	ARG	N-CA	7.05	1.60	1.46
5	5-S	361	ARG	N-CA	7.05	1.60	1.46
5	6-S	361	ARG	N-CA	7.05	1.60	1.46
5	7-S	361	ARG	N-CA	7.05	1.60	1.46
5	8-M	330	LYS	CA-CB	-7.05	1.38	1.53
5	8-S	361	ARG	N-CA	7.05	1.60	1.46
5	2-Y	329	GLN	N-CA	-7.04	1.32	1.46
5	4-Y	329	GLN	N-CA	-7.04	1.32	1.46
5	5-Y	329	GLN	N-CA	-7.04	1.32	1.46
5	6-Y	329	GLN	N-CA	-7.04	1.32	1.46
5	7-Y	329	GLN	N-CA	-7.04	1.32	1.46
5	2-M	334	GLY	CA-C	7.04	1.63	1.51
5	4-M	334	GLY	CA-C	7.04	1.63	1.51
5	4-S	334	GLY	CA-C	7.04	1.63	1.51
5	5-M	334	GLY	CA-C	7.04	1.63	1.51
5	5-S	334	GLY	CA-C	7.04	1.63	1.51
5	6-M	334	GLY	CA-C	7.04	1.63	1.51
5	6-S	334	GLY	CA-C	7.04	1.63	1.51
5	7-M	334	GLY	CA-C	7.04	1.63	1.51
5	7-S	334	GLY	CA-C	7.04	1.63	1.51
5	8-S	334	GLY	CA-C	7.04	1.63	1.51
4	1-F	320	GLU	CA-CB	-7.04	1.38	1.53
5	3-Y	329	GLN	N-CA	-7.04	1.32	1.46
5	8-Y	329	GLN	N-CA	-7.04	1.32	1.46
5	2-G	329	GLN	N-CA	-7.04	1.32	1.46
5	3-G	329	GLN	N-CA	-7.04	1.32	1.46
5	1-Y	329	GLN	N-CA	-7.03	1.32	1.46
5	1-Y	330	LYS	CA-CB	-7.03	1.38	1.53
5	1-Y	334	GLY	CA-C	7.03	1.63	1.51
5	4-G	329	GLN	N-CA	-7.03	1.32	1.46
5	5-G	329	GLN	N-CA	-7.03	1.32	1.46
5	6-G	329	GLN	N-CA	-7.03	1.32	1.46
5	7-G	329	GLN	N-CA	-7.03	1.32	1.46
5	8-G	329	GLN	N-CA	-7.03	1.32	1.46
5	4-S	329	GLN	N-CA	-7.03	1.32	1.46
5	5-S	329	GLN	N-CA	-7.03	1.32	1.46
5	6-S	329	GLN	N-CA	-7.03	1.32	1.46
5	7-S	329	GLN	N-CA	-7.03	1.32	1.46
5	8-S	329	GLN	N-CA	-7.03	1.32	1.46
5	2-M	361	ARG	N-CA	7.03	1.60	1.46
5	2-Y	361	ARG	N-CA	7.03	1.60	1.46

Continued on next page...

Continued from previous page...

Mol	Chain	Res	Type	Atoms	Z	Observed(Å)	Ideal(Å)
5	4-M	361	ARG	N-CA	7.03	1.60	1.46
5	4-Y	361	ARG	N-CA	7.03	1.60	1.46
5	5-M	361	ARG	N-CA	7.03	1.60	1.46
5	5-Y	361	ARG	N-CA	7.03	1.60	1.46
5	6-M	361	ARG	N-CA	7.03	1.60	1.46
5	6-Y	361	ARG	N-CA	7.03	1.60	1.46
5	7-M	361	ARG	N-CA	7.03	1.60	1.46
5	7-Y	361	ARG	N-CA	7.03	1.60	1.46
5	2-G	361	ARG	N-CA	7.02	1.60	1.46
5	3-G	361	ARG	N-CA	7.02	1.60	1.46
5	1-S	329	GLN	N-CA	-7.02	1.32	1.46
5	1-M	361	ARG	N-CA	7.02	1.60	1.46
5	1-S	361	ARG	N-CA	7.01	1.60	1.46
5	1-G	329	GLN	N-CA	-7.01	1.32	1.46
5	1-G	361	ARG	N-CA	7.00	1.60	1.46
5	2-S	329	GLN	N-CA	-7.00	1.32	1.46
5	3-M	329	GLN	N-CA	-7.00	1.32	1.46
5	3-S	329	GLN	N-CA	-7.00	1.32	1.46
5	8-M	329	GLN	N-CA	-7.00	1.32	1.46
5	3-M	361	ARG	N-CA	7.00	1.60	1.46
5	8-M	361	ARG	N-CA	7.00	1.60	1.46
4	1-X	457	ALA	CA-C	7.00	1.71	1.52
5	2-M	329	GLN	N-CA	-6.99	1.32	1.46
5	4-M	329	GLN	N-CA	-6.99	1.32	1.46
5	5-M	329	GLN	N-CA	-6.99	1.32	1.46
5	6-M	329	GLN	N-CA	-6.99	1.32	1.46
5	7-M	329	GLN	N-CA	-6.99	1.32	1.46
5	1-M	329	GLN	N-CA	-6.99	1.32	1.46
5	2-S	361	ARG	N-CA	6.99	1.60	1.46
5	3-S	361	ARG	N-CA	6.99	1.60	1.46
6	1-N	491	ASN	N-CA	-6.98	1.32	1.46
5	1-G	332	PRO	CA-CB	6.97	1.67	1.53
4	2-F	428	LYS	CA-C	-6.96	1.34	1.52
4	3-F	428	LYS	CA-C	-6.96	1.34	1.52
5	1-M	332	PRO	CA-CB	6.96	1.67	1.53
4	4-R	428	LYS	CA-C	-6.96	1.34	1.52
6	4-T	491	ASN	N-CA	-6.96	1.32	1.46
4	5-R	428	LYS	CA-C	-6.96	1.34	1.52
6	5-T	491	ASN	N-CA	-6.96	1.32	1.46
4	6-R	428	LYS	CA-C	-6.96	1.34	1.52
6	6-T	491	ASN	N-CA	-6.96	1.32	1.46
4	7-R	428	LYS	CA-C	-6.96	1.34	1.52

Continued on next page...

Continued from previous page...

Mol	Chain	Res	Type	Atoms	Z	Observed(Å)	Ideal(Å)
6	7-T	491	ASN	N-CA	-6.96	1.32	1.46
4	8-R	428	LYS	CA-C	-6.96	1.34	1.52
6	8-T	491	ASN	N-CA	-6.96	1.32	1.46
6	1-Z	491	ASN	N-CA	-6.96	1.32	1.46
4	2-L	457	ALA	CA-C	6.96	1.71	1.52
4	4-L	457	ALA	CA-C	6.96	1.71	1.52
4	5-L	457	ALA	CA-C	6.96	1.71	1.52
4	6-L	457	ALA	CA-C	6.96	1.71	1.52
4	7-L	457	ALA	CA-C	6.96	1.71	1.52
4	2-R	452	ARG	CA-CB	6.95	1.69	1.53
4	3-R	452	ARG	CA-CB	6.95	1.69	1.53
4	1-L	457	ALA	CA-C	6.95	1.71	1.52
4	2-L	452	ARG	CA-CB	6.95	1.69	1.53
5	2-Y	332	PRO	CA-CB	6.95	1.67	1.53
4	4-F	452	ARG	CA-CB	6.95	1.69	1.53
4	4-L	452	ARG	CA-CB	6.95	1.69	1.53
5	4-Y	332	PRO	CA-CB	6.95	1.67	1.53
4	5-F	452	ARG	CA-CB	6.95	1.69	1.53
4	5-L	452	ARG	CA-CB	6.95	1.69	1.53
5	5-Y	332	PRO	CA-CB	6.95	1.67	1.53
4	6-F	452	ARG	CA-CB	6.95	1.69	1.53
4	6-L	452	ARG	CA-CB	6.95	1.69	1.53
5	6-Y	332	PRO	CA-CB	6.95	1.67	1.53
4	7-F	452	ARG	CA-CB	6.95	1.69	1.53
4	7-L	452	ARG	CA-CB	6.95	1.69	1.53
5	7-Y	332	PRO	CA-CB	6.95	1.67	1.53
4	8-F	452	ARG	CA-CB	6.95	1.69	1.53
4	1-L	428	LYS	CA-C	-6.95	1.34	1.52
4	1-X	452	ARG	CA-CB	6.95	1.69	1.53
4	1-F	457	ALA	CA-C	6.95	1.71	1.52
4	4-R	457	ALA	CA-C	6.95	1.71	1.52
4	5-R	457	ALA	CA-C	6.95	1.71	1.52
4	6-R	457	ALA	CA-C	6.95	1.71	1.52
4	7-R	457	ALA	CA-C	6.95	1.71	1.52
4	8-R	457	ALA	CA-C	6.95	1.71	1.52
4	2-X	457	ALA	CA-C	6.95	1.71	1.52
4	3-X	457	ALA	CA-C	6.95	1.71	1.52
4	4-X	457	ALA	CA-C	6.95	1.71	1.52
4	5-X	457	ALA	CA-C	6.95	1.71	1.52
4	6-X	457	ALA	CA-C	6.95	1.71	1.52
4	7-X	457	ALA	CA-C	6.95	1.71	1.52
4	8-X	457	ALA	CA-C	6.95	1.71	1.52

Continued on next page...

Continued from previous page...

Mol	Chain	Res	Type	Atoms	Z	Observed(Å)	Ideal(Å)
4	2-R	457	ALA	CA-C	6.94	1.71	1.52
4	2-X	452	ARG	CA-CB	6.94	1.69	1.53
4	3-R	457	ALA	CA-C	6.94	1.71	1.52
4	4-X	452	ARG	CA-CB	6.94	1.69	1.53
4	5-X	452	ARG	CA-CB	6.94	1.69	1.53
4	6-X	452	ARG	CA-CB	6.94	1.69	1.53
4	7-X	452	ARG	CA-CB	6.94	1.69	1.53
4	3-X	452	ARG	CA-CB	6.94	1.69	1.53
4	8-X	452	ARG	CA-CB	6.94	1.69	1.53
3	2-D	1450	GLU	N-CA	-6.94	1.32	1.46
3	3-D	1450	GLU	N-CA	-6.94	1.32	1.46
5	3-M	322	ALA	CA-CB	6.94	1.67	1.52
4	3-X	428	LYS	CA-C	-6.94	1.34	1.52
3	4-D	1450	GLU	N-CA	-6.94	1.32	1.46
5	4-G	332	PRO	CA-CB	6.94	1.67	1.53
5	4-S	332	PRO	CA-CB	6.94	1.67	1.53
5	5-G	332	PRO	CA-CB	6.94	1.67	1.53
5	5-S	332	PRO	CA-CB	6.94	1.67	1.53
3	6-D	1450	GLU	N-CA	-6.94	1.32	1.46
5	6-G	332	PRO	CA-CB	6.94	1.67	1.53
5	6-S	332	PRO	CA-CB	6.94	1.67	1.53
5	7-G	332	PRO	CA-CB	6.94	1.67	1.53
5	7-S	332	PRO	CA-CB	6.94	1.67	1.53
3	8-D	1450	GLU	N-CA	-6.94	1.32	1.46
5	8-G	332	PRO	CA-CB	6.94	1.67	1.53
5	8-M	322	ALA	CA-CB	6.94	1.67	1.52
5	8-S	332	PRO	CA-CB	6.94	1.67	1.53
4	8-X	428	LYS	CA-C	-6.94	1.34	1.52
4	3-L	452	ARG	CA-CB	6.94	1.69	1.53
6	3-N	491	ASN	N-CA	-6.94	1.32	1.46
4	8-L	452	ARG	CA-CB	6.94	1.69	1.53
6	8-N	491	ASN	N-CA	-6.94	1.32	1.46
6	2-H	490	GLN	CA-C	6.94	1.71	1.52
6	3-H	490	GLN	CA-C	6.94	1.71	1.52
5	1-M	322	ALA	CA-CB	6.93	1.67	1.52
4	2-L	428	LYS	CA-C	-6.93	1.34	1.52
6	3-N	490	GLN	CA-C	6.93	1.71	1.52
4	4-L	428	LYS	CA-C	-6.93	1.34	1.52
4	5-L	428	LYS	CA-C	-6.93	1.34	1.52
4	6-L	428	LYS	CA-C	-6.93	1.34	1.52
4	7-L	428	LYS	CA-C	-6.93	1.34	1.52
6	8-N	490	GLN	CA-C	6.93	1.71	1.52

Continued on next page...

Continued from previous page...

Mol	Chain	Res	Type	Atoms	Z	Observed(Å)	Ideal(Å)
6	2-T	491	ASN	N-CA	-6.93	1.32	1.46
6	3-T	491	ASN	N-CA	-6.93	1.32	1.46
4	1-F	452	ARG	CA-CB	6.93	1.69	1.53
4	4-F	457	ALA	CA-C	6.93	1.71	1.52
4	5-F	457	ALA	CA-C	6.93	1.71	1.52
4	6-F	457	ALA	CA-C	6.93	1.71	1.52
4	7-F	457	ALA	CA-C	6.93	1.71	1.52
4	8-F	457	ALA	CA-C	6.93	1.71	1.52
4	1-R	452	ARG	CA-CB	6.93	1.69	1.53
4	1-X	428	LYS	CA-C	-6.93	1.34	1.52
4	2-F	452	ARG	CA-CB	6.93	1.69	1.53
4	2-R	428	LYS	CA-C	-6.93	1.34	1.52
4	3-F	452	ARG	CA-CB	6.93	1.69	1.53
4	3-R	428	LYS	CA-C	-6.93	1.34	1.52
4	1-F	428	LYS	CA-C	-6.93	1.34	1.52
3	2-J	1450	GLU	N-CA	-6.93	1.32	1.46
3	3-J	1450	GLU	N-CA	-6.93	1.32	1.46
3	4-J	1450	GLU	N-CA	-6.93	1.32	1.46
3	5-J	1450	GLU	N-CA	-6.93	1.32	1.46
3	6-J	1450	GLU	N-CA	-6.93	1.32	1.46
3	7-J	1450	GLU	N-CA	-6.93	1.32	1.46
3	8-J	1450	GLU	N-CA	-6.93	1.32	1.46
4	1-R	457	ALA	CA-C	6.92	1.71	1.52
5	3-Y	332	PRO	CA-CB	6.92	1.67	1.53
5	8-Y	332	PRO	CA-CB	6.92	1.67	1.53
3	2-P	1450	GLU	N-CA	-6.92	1.32	1.46
3	3-P	1450	GLU	N-CA	-6.92	1.32	1.46
3	4-P	1450	GLU	N-CA	-6.92	1.32	1.46
3	6-P	1450	GLU	N-CA	-6.92	1.32	1.46
3	8-P	1450	GLU	N-CA	-6.92	1.32	1.46
4	3-L	428	LYS	CA-C	-6.92	1.34	1.52
4	3-L	457	ALA	CA-C	6.92	1.71	1.52
4	8-L	428	LYS	CA-C	-6.92	1.34	1.52
4	8-L	457	ALA	CA-C	6.92	1.71	1.52
4	2-F	457	ALA	CA-C	6.92	1.71	1.52
4	2-X	428	LYS	CA-C	-6.92	1.34	1.52
4	3-F	457	ALA	CA-C	6.92	1.71	1.52
4	4-X	428	LYS	CA-C	-6.92	1.34	1.52
4	5-X	428	LYS	CA-C	-6.92	1.34	1.52
4	6-X	428	LYS	CA-C	-6.92	1.34	1.52
4	7-X	428	LYS	CA-C	-6.92	1.34	1.52
6	3-Z	491	ASN	N-CA	-6.92	1.32	1.46

Continued on next page...

Continued from previous page...

Mol	Chain	Res	Type	Atoms	Z	Observed(Å)	Ideal(Å)
4	4-R	452	ARG	CA-CB	6.92	1.69	1.53
3	5-D	1450	GLU	N-CA	-6.92	1.32	1.46
4	5-R	452	ARG	CA-CB	6.92	1.69	1.53
4	6-R	452	ARG	CA-CB	6.92	1.69	1.53
3	7-D	1450	GLU	N-CA	-6.92	1.32	1.46
4	7-R	452	ARG	CA-CB	6.92	1.69	1.53
4	8-R	452	ARG	CA-CB	6.92	1.69	1.53
6	8-Z	491	ASN	N-CA	-6.92	1.32	1.46
6	1-Z	490	GLN	CA-C	6.92	1.71	1.52
5	3-Y	322	ALA	CA-CB	6.92	1.67	1.52
5	8-Y	322	ALA	CA-CB	6.92	1.67	1.52
4	1-F	220	ASN	C-N	6.91	1.50	1.34
6	4-H	491	ASN	N-CA	-6.91	1.32	1.46
6	5-H	491	ASN	N-CA	-6.91	1.32	1.46
6	6-H	491	ASN	N-CA	-6.91	1.32	1.46
6	7-H	491	ASN	N-CA	-6.91	1.32	1.46
6	8-H	491	ASN	N-CA	-6.91	1.32	1.46
4	1-X	220	ASN	C-N	6.91	1.50	1.34
5	2-M	332	PRO	CA-CB	6.91	1.67	1.53
6	2-N	490	GLN	CA-C	6.91	1.71	1.52
6	2-N	491	ASN	N-CA	-6.91	1.32	1.46
3	2-V	1450	GLU	N-CA	-6.91	1.32	1.46
3	3-V	1450	GLU	N-CA	-6.91	1.32	1.46
5	4-M	332	PRO	CA-CB	6.91	1.67	1.53
6	4-N	490	GLN	CA-C	6.91	1.71	1.52
6	4-N	491	ASN	N-CA	-6.91	1.32	1.46
3	4-V	1450	GLU	N-CA	-6.91	1.32	1.46
5	5-M	332	PRO	CA-CB	6.91	1.67	1.53
6	5-N	490	GLN	CA-C	6.91	1.71	1.52
6	5-N	491	ASN	N-CA	-6.91	1.32	1.46
3	5-V	1450	GLU	N-CA	-6.91	1.32	1.46
5	6-M	332	PRO	CA-CB	6.91	1.67	1.53
6	6-N	490	GLN	CA-C	6.91	1.71	1.52
6	6-N	491	ASN	N-CA	-6.91	1.32	1.46
3	6-V	1450	GLU	N-CA	-6.91	1.32	1.46
5	7-M	332	PRO	CA-CB	6.91	1.67	1.53
6	7-N	490	GLN	CA-C	6.91	1.71	1.52
6	7-N	491	ASN	N-CA	-6.91	1.32	1.46
3	7-V	1450	GLU	N-CA	-6.91	1.32	1.46
3	8-V	1450	GLU	N-CA	-6.91	1.32	1.46
5	1-Y	332	PRO	CA-CB	6.91	1.67	1.53
6	2-Z	491	ASN	N-CA	-6.91	1.32	1.46

Continued on next page...

Continued from previous page...

Mol	Chain	Res	Type	Atoms	Z	Observed(Å)	Ideal(Å)
5	3-M	332	PRO	CA-CB	6.91	1.67	1.53
5	4-G	322	ALA	CA-CB	6.91	1.67	1.52
6	4-Z	491	ASN	N-CA	-6.91	1.32	1.46
5	5-G	322	ALA	CA-CB	6.91	1.67	1.52
6	5-Z	491	ASN	N-CA	-6.91	1.32	1.46
5	6-G	322	ALA	CA-CB	6.91	1.67	1.52
6	6-Z	491	ASN	N-CA	-6.91	1.32	1.46
5	7-G	322	ALA	CA-CB	6.91	1.67	1.52
6	7-Z	491	ASN	N-CA	-6.91	1.32	1.46
5	8-G	322	ALA	CA-CB	6.91	1.67	1.52
5	8-M	332	PRO	CA-CB	6.91	1.67	1.53
6	1-H	491	ASN	N-CA	-6.91	1.32	1.46
6	2-N	412	GLU	CA-C	-6.91	1.34	1.52
6	4-N	412	GLU	CA-C	-6.91	1.34	1.52
6	5-N	412	GLU	CA-C	-6.91	1.34	1.52
6	6-N	412	GLU	CA-C	-6.91	1.34	1.52
6	7-N	412	GLU	CA-C	-6.91	1.34	1.52
4	1-R	220	ASN	C-N	6.91	1.50	1.34
6	2-H	491	ASN	N-CA	-6.91	1.32	1.46
6	2-Z	490	GLN	CA-C	6.91	1.71	1.52
6	3-H	491	ASN	N-CA	-6.91	1.32	1.46
4	4-F	428	LYS	CA-C	-6.91	1.34	1.52
6	4-Z	490	GLN	CA-C	6.91	1.71	1.52
4	5-F	428	LYS	CA-C	-6.91	1.34	1.52
6	5-Z	490	GLN	CA-C	6.91	1.71	1.52
4	6-F	428	LYS	CA-C	-6.91	1.34	1.52
6	6-Z	490	GLN	CA-C	6.91	1.71	1.52
4	7-F	428	LYS	CA-C	-6.91	1.34	1.52
6	7-Z	490	GLN	CA-C	6.91	1.71	1.52
4	8-F	428	LYS	CA-C	-6.91	1.34	1.52
5	1-G	322	ALA	CA-CB	6.90	1.67	1.52
3	1-J	1450	GLU	N-CA	-6.90	1.32	1.46
4	1-R	428	LYS	CA-C	-6.90	1.35	1.52
4	2-R	454	TYR	C-O	6.90	1.36	1.23
5	2-Y	322	ALA	CA-CB	6.90	1.67	1.52
4	3-R	454	TYR	C-O	6.90	1.36	1.23
5	4-Y	322	ALA	CA-CB	6.90	1.67	1.52
5	5-Y	322	ALA	CA-CB	6.90	1.67	1.52
5	6-Y	322	ALA	CA-CB	6.90	1.67	1.52
5	7-Y	322	ALA	CA-CB	6.90	1.67	1.52
5	2-G	322	ALA	CA-CB	6.90	1.67	1.52
5	3-G	322	ALA	CA-CB	6.90	1.67	1.52

Continued on next page...

Continued from previous page...

Mol	Chain	Res	Type	Atoms	Z	Observed(Å)	Ideal(Å)
6	4-T	490	GLN	CA-C	6.90	1.70	1.52
6	5-T	490	GLN	CA-C	6.90	1.70	1.52
6	6-T	490	GLN	CA-C	6.90	1.70	1.52
6	7-T	490	GLN	CA-C	6.90	1.70	1.52
6	8-T	490	GLN	CA-C	6.90	1.70	1.52
6	3-Z	490	GLN	CA-C	6.90	1.70	1.52
6	8-Z	490	GLN	CA-C	6.90	1.70	1.52
4	1-L	220	ASN	C-N	6.89	1.50	1.34
4	1-L	452	ARG	CA-CB	6.89	1.69	1.53
6	1-N	490	GLN	CA-C	6.89	1.70	1.52
6	1-T	412	GLU	CA-C	-6.89	1.35	1.52
5	2-S	332	PRO	CA-CB	6.89	1.67	1.53
5	3-S	332	PRO	CA-CB	6.89	1.67	1.53
5	4-S	322	ALA	CA-CB	6.89	1.67	1.52
3	5-P	1450	GLU	N-CA	-6.89	1.32	1.46
5	5-S	322	ALA	CA-CB	6.89	1.67	1.52
5	6-S	322	ALA	CA-CB	6.89	1.67	1.52
3	7-P	1450	GLU	N-CA	-6.89	1.32	1.46
5	7-S	322	ALA	CA-CB	6.89	1.67	1.52
5	8-S	322	ALA	CA-CB	6.89	1.67	1.52
5	2-M	322	ALA	CA-CB	6.89	1.67	1.52
5	4-M	322	ALA	CA-CB	6.89	1.67	1.52
5	5-M	322	ALA	CA-CB	6.89	1.67	1.52
5	6-M	322	ALA	CA-CB	6.89	1.67	1.52
5	7-M	322	ALA	CA-CB	6.89	1.67	1.52
3	1-D	1450	GLU	N-CA	-6.89	1.32	1.46
6	2-T	490	GLN	CA-C	6.89	1.70	1.52
6	3-T	490	GLN	CA-C	6.89	1.70	1.52
6	1-Z	412	GLU	CA-C	-6.89	1.35	1.52
6	2-H	412	GLU	CA-C	-6.89	1.35	1.52
6	3-H	412	GLU	CA-C	-6.89	1.35	1.52
6	1-T	491	ASN	N-CA	-6.89	1.32	1.46
5	2-G	332	PRO	CA-CB	6.89	1.67	1.53
5	3-G	332	PRO	CA-CB	6.89	1.67	1.53
6	1-H	490	GLN	CA-C	6.88	1.70	1.52
5	1-Y	322	ALA	CA-CB	6.88	1.67	1.52
5	2-S	322	ALA	CA-CB	6.88	1.67	1.52
6	2-Z	412	GLU	CA-C	-6.88	1.35	1.52
5	3-S	322	ALA	CA-CB	6.88	1.67	1.52
6	3-Z	412	GLU	CA-C	-6.88	1.35	1.52
6	4-T	412	GLU	CA-C	-6.88	1.35	1.52
6	4-Z	412	GLU	CA-C	-6.88	1.35	1.52

Continued on next page...

Continued from previous page...

Mol	Chain	Res	Type	Atoms	Z	Observed(Å)	Ideal(Å)
6	5-T	412	GLU	CA-C	-6.88	1.35	1.52
6	5-Z	412	GLU	CA-C	-6.88	1.35	1.52
6	6-T	412	GLU	CA-C	-6.88	1.35	1.52
6	6-Z	412	GLU	CA-C	-6.88	1.35	1.52
6	7-T	412	GLU	CA-C	-6.88	1.35	1.52
6	7-Z	412	GLU	CA-C	-6.88	1.35	1.52
6	8-T	412	GLU	CA-C	-6.88	1.35	1.52
6	8-Z	412	GLU	CA-C	-6.88	1.35	1.52
6	1-T	490	GLN	CA-C	6.88	1.70	1.52
5	1-S	332	PRO	CA-CB	6.88	1.67	1.53
4	1-X	454	TYR	C-O	6.88	1.36	1.23
6	3-N	412	GLU	CA-C	-6.88	1.35	1.52
6	4-H	490	GLN	CA-C	6.88	1.70	1.52
6	5-H	490	GLN	CA-C	6.88	1.70	1.52
6	6-H	490	GLN	CA-C	6.88	1.70	1.52
6	7-H	490	GLN	CA-C	6.88	1.70	1.52
6	8-H	490	GLN	CA-C	6.88	1.70	1.52
6	8-N	412	GLU	CA-C	-6.88	1.35	1.52
4	2-F	454	TYR	C-O	6.88	1.36	1.23
4	2-X	454	TYR	C-O	6.88	1.36	1.23
4	3-F	454	TYR	C-O	6.88	1.36	1.23
4	4-X	454	TYR	C-O	6.88	1.36	1.23
4	5-X	454	TYR	C-O	6.88	1.36	1.23
4	6-X	454	TYR	C-O	6.88	1.36	1.23
4	7-X	454	TYR	C-O	6.88	1.36	1.23
5	1-S	322	ALA	CA-CB	6.88	1.66	1.52
5	3-Y	324	ILE	C-O	6.88	1.36	1.23
5	8-Y	324	ILE	C-O	6.88	1.36	1.23
6	4-H	412	GLU	CA-C	-6.87	1.35	1.52
6	5-H	412	GLU	CA-C	-6.87	1.35	1.52
6	6-H	412	GLU	CA-C	-6.87	1.35	1.52
6	7-H	412	GLU	CA-C	-6.87	1.35	1.52
6	8-H	412	GLU	CA-C	-6.87	1.35	1.52
3	1-P	1450	GLU	N-CA	-6.87	1.32	1.46
4	2-L	454	TYR	C-O	6.87	1.36	1.23
4	4-L	454	TYR	C-O	6.87	1.36	1.23
4	5-L	454	TYR	C-O	6.87	1.36	1.23
4	6-L	454	TYR	C-O	6.87	1.36	1.23
4	7-L	454	TYR	C-O	6.87	1.36	1.23
6	2-T	412	GLU	CA-C	-6.87	1.35	1.52
6	3-T	412	GLU	CA-C	-6.87	1.35	1.52
6	1-N	412	GLU	CA-C	-6.87	1.35	1.52

Continued on next page...

Continued from previous page...

Mol	Chain	Res	Type	Atoms	Z	Observed(Å)	Ideal(Å)
4	1-R	269	ASN	CA-CB	-6.87	1.35	1.53
4	3-L	454	TYR	C-O	6.86	1.36	1.23
4	8-L	454	TYR	C-O	6.86	1.36	1.23
4	1-F	454	TYR	C-O	6.86	1.36	1.23
6	1-H	412	GLU	CA-C	-6.86	1.35	1.52
4	1-L	454	TYR	C-O	6.86	1.36	1.23
3	1-V	1450	GLU	N-CA	-6.86	1.32	1.46
4	1-R	454	TYR	C-O	6.86	1.36	1.23
5	1-M	324	ILE	C-O	6.85	1.36	1.23
4	4-F	454	TYR	C-O	6.85	1.36	1.23
4	5-F	454	TYR	C-O	6.85	1.36	1.23
4	6-F	454	TYR	C-O	6.85	1.36	1.23
4	7-F	454	TYR	C-O	6.85	1.36	1.23
4	8-F	454	TYR	C-O	6.85	1.36	1.23
4	1-X	269	ASN	CA-CB	-6.84	1.35	1.53
4	4-R	454	TYR	C-O	6.84	1.36	1.23
4	5-R	454	TYR	C-O	6.84	1.36	1.23
4	6-R	454	TYR	C-O	6.84	1.36	1.23
4	7-R	454	TYR	C-O	6.84	1.36	1.23
4	8-R	454	TYR	C-O	6.84	1.36	1.23
4	1-L	269	ASN	CA-CB	-6.84	1.35	1.53
5	1-M	341	ALA	C-O	-6.83	1.10	1.23
5	2-G	324	ILE	C-O	6.83	1.36	1.23
5	3-G	324	ILE	C-O	6.83	1.36	1.23
5	2-M	324	ILE	C-O	6.83	1.36	1.23
5	4-M	324	ILE	C-O	6.83	1.36	1.23
5	5-M	324	ILE	C-O	6.83	1.36	1.23
5	6-M	324	ILE	C-O	6.83	1.36	1.23
5	7-M	324	ILE	C-O	6.83	1.36	1.23
3	2-J	1546	LEU	CA-C	-6.83	1.35	1.52
3	3-J	1546	LEU	CA-C	-6.83	1.35	1.52
3	4-J	1546	LEU	CA-C	-6.83	1.35	1.52
5	4-S	324	ILE	C-O	6.83	1.36	1.23
3	5-J	1546	LEU	CA-C	-6.83	1.35	1.52
5	5-S	324	ILE	C-O	6.83	1.36	1.23
3	6-J	1546	LEU	CA-C	-6.83	1.35	1.52
5	6-S	324	ILE	C-O	6.83	1.36	1.23
3	7-J	1546	LEU	CA-C	-6.83	1.35	1.52
5	7-S	324	ILE	C-O	6.83	1.36	1.23
3	8-J	1546	LEU	CA-C	-6.83	1.35	1.52
5	8-S	324	ILE	C-O	6.83	1.36	1.23
3	2-P	1489	HIS	CA-CB	6.83	1.69	1.53

Continued on next page...

Continued from previous page...

Mol	Chain	Res	Type	Atoms	Z	Observed(Å)	Ideal(Å)
3	3-P	1489	HIS	CA-CB	6.83	1.69	1.53
3	4-P	1489	HIS	CA-CB	6.83	1.69	1.53
3	6-P	1489	HIS	CA-CB	6.83	1.69	1.53
3	8-P	1489	HIS	CA-CB	6.83	1.69	1.53
5	1-S	264	GLU	N-CA	6.83	1.60	1.46
4	1-L	429	GLY	N-CA	-6.83	1.35	1.46
4	3-X	454	TYR	C-O	6.83	1.36	1.23
4	8-X	454	TYR	C-O	6.83	1.36	1.23
5	1-S	341	ALA	C-O	-6.82	1.10	1.23
3	1-V	1546	LEU	CA-C	-6.82	1.35	1.52
5	2-Y	324	ILE	C-O	6.82	1.36	1.23
5	4-Y	324	ILE	C-O	6.82	1.36	1.23
5	5-Y	324	ILE	C-O	6.82	1.36	1.23
5	6-Y	324	ILE	C-O	6.82	1.36	1.23
5	7-Y	324	ILE	C-O	6.82	1.36	1.23
3	1-D	1546	LEU	CA-C	-6.82	1.35	1.52
4	2-R	429	GLY	N-CA	-6.82	1.35	1.46
4	3-L	320	GLU	N-CA	6.82	1.59	1.46
4	3-R	429	GLY	N-CA	-6.82	1.35	1.46
4	8-L	320	GLU	N-CA	6.82	1.59	1.46
4	3-L	429	GLY	N-CA	-6.82	1.35	1.46
5	3-M	324	ILE	C-O	6.82	1.36	1.23
4	8-L	429	GLY	N-CA	-6.82	1.35	1.46
5	8-M	324	ILE	C-O	6.82	1.36	1.23
4	1-L	459	LEU	CA-CB	6.82	1.69	1.53
4	1-F	269	ASN	CA-CB	-6.82	1.35	1.53
4	2-L	429	GLY	N-CA	-6.82	1.35	1.46
4	4-L	429	GLY	N-CA	-6.82	1.35	1.46
4	5-L	429	GLY	N-CA	-6.82	1.35	1.46
4	6-L	429	GLY	N-CA	-6.82	1.35	1.46
4	7-L	429	GLY	N-CA	-6.82	1.35	1.46
4	2-X	429	GLY	N-CA	-6.81	1.35	1.46
5	4-G	324	ILE	C-O	6.81	1.36	1.23
4	4-X	429	GLY	N-CA	-6.81	1.35	1.46
5	5-G	324	ILE	C-O	6.81	1.36	1.23
4	5-X	429	GLY	N-CA	-6.81	1.35	1.46
5	6-G	324	ILE	C-O	6.81	1.36	1.23
4	6-X	429	GLY	N-CA	-6.81	1.35	1.46
5	7-G	324	ILE	C-O	6.81	1.36	1.23
4	7-X	429	GLY	N-CA	-6.81	1.35	1.46
5	8-G	324	ILE	C-O	6.81	1.36	1.23
5	1-G	324	ILE	C-O	6.81	1.36	1.23

Continued on next page...

Continued from previous page...

Mol	Chain	Res	Type	Atoms	Z	Observed(Å)	Ideal(Å)
5	3-Y	264	GLU	N-CA	6.81	1.59	1.46
5	4-S	264	GLU	N-CA	6.81	1.59	1.46
5	5-S	264	GLU	N-CA	6.81	1.59	1.46
5	6-S	264	GLU	N-CA	6.81	1.59	1.46
5	7-S	264	GLU	N-CA	6.81	1.59	1.46
5	8-S	264	GLU	N-CA	6.81	1.59	1.46
5	8-Y	264	GLU	N-CA	6.81	1.59	1.46
4	1-R	459	LEU	CA-CB	6.81	1.69	1.53
3	1-V	1519	SER	N-CA	-6.81	1.32	1.46
3	2-D	1546	LEU	CA-C	-6.81	1.35	1.52
3	3-D	1546	LEU	CA-C	-6.81	1.35	1.52
3	4-D	1546	LEU	CA-C	-6.81	1.35	1.52
3	5-D	1546	LEU	CA-C	-6.81	1.35	1.52
3	6-D	1546	LEU	CA-C	-6.81	1.35	1.52
3	7-D	1546	LEU	CA-C	-6.81	1.35	1.52
3	8-D	1546	LEU	CA-C	-6.81	1.35	1.52
3	1-J	1546	LEU	CA-C	-6.81	1.35	1.52
5	1-M	264	GLU	N-CA	6.81	1.59	1.46
3	1-P	1546	LEU	CA-C	-6.81	1.35	1.52
3	2-P	1546	LEU	CA-C	-6.81	1.35	1.52
5	2-Y	264	GLU	N-CA	6.81	1.59	1.46
5	2-Y	341	ALA	C-O	-6.81	1.10	1.23
5	3-M	264	GLU	N-CA	6.81	1.59	1.46
3	3-P	1546	LEU	CA-C	-6.81	1.35	1.52
3	4-P	1546	LEU	CA-C	-6.81	1.35	1.52
5	4-Y	264	GLU	N-CA	6.81	1.59	1.46
5	4-Y	341	ALA	C-O	-6.81	1.10	1.23
5	5-Y	264	GLU	N-CA	6.81	1.59	1.46
5	5-Y	341	ALA	C-O	-6.81	1.10	1.23
3	6-P	1546	LEU	CA-C	-6.81	1.35	1.52
5	6-Y	264	GLU	N-CA	6.81	1.59	1.46
5	6-Y	341	ALA	C-O	-6.81	1.10	1.23
5	7-Y	264	GLU	N-CA	6.81	1.59	1.46
5	7-Y	341	ALA	C-O	-6.81	1.10	1.23
5	8-M	264	GLU	N-CA	6.81	1.59	1.46
3	8-P	1546	LEU	CA-C	-6.81	1.35	1.52
6	2-T	416	GLU	CA-C	-6.81	1.35	1.52
6	3-T	416	GLU	CA-C	-6.81	1.35	1.52
5	2-M	264	GLU	N-CA	6.80	1.59	1.46
3	2-V	1546	LEU	CA-C	-6.80	1.35	1.52
3	3-V	1546	LEU	CA-C	-6.80	1.35	1.52
5	4-M	264	GLU	N-CA	6.80	1.59	1.46

Continued on next page...

Continued from previous page...

Mol	Chain	Res	Type	Atoms	Z	Observed(Å)	Ideal(Å)
3	4-V	1546	LEU	CA-C	-6.80	1.35	1.52
5	5-M	264	GLU	N-CA	6.80	1.59	1.46
3	5-V	1546	LEU	CA-C	-6.80	1.35	1.52
5	6-M	264	GLU	N-CA	6.80	1.59	1.46
3	6-V	1546	LEU	CA-C	-6.80	1.35	1.52
5	7-M	264	GLU	N-CA	6.80	1.59	1.46
3	7-V	1546	LEU	CA-C	-6.80	1.35	1.52
3	8-V	1546	LEU	CA-C	-6.80	1.35	1.52
6	1-Z	487	TRP	CA-CB	6.80	1.69	1.53
4	1-F	459	LEU	CA-CB	6.80	1.69	1.53
4	1-X	429	GLY	N-CA	-6.80	1.35	1.46
6	2-Z	487	TRP	CA-CB	6.80	1.69	1.53
6	4-Z	487	TRP	CA-CB	6.80	1.69	1.53
3	5-P	1489	HIS	CA-CB	6.80	1.69	1.53
6	5-Z	487	TRP	CA-CB	6.80	1.69	1.53
6	6-Z	487	TRP	CA-CB	6.80	1.69	1.53
3	7-P	1489	HIS	CA-CB	6.80	1.69	1.53
6	7-Z	487	TRP	CA-CB	6.80	1.69	1.53
6	2-H	487	TRP	CA-CB	6.80	1.69	1.53
6	3-H	487	TRP	CA-CB	6.80	1.69	1.53
3	5-P	1546	LEU	CA-C	-6.80	1.35	1.52
3	7-P	1546	LEU	CA-C	-6.80	1.35	1.52
4	1-F	429	GLY	N-CA	-6.80	1.35	1.46
3	2-D	1489	HIS	CA-CB	6.80	1.69	1.53
5	2-S	264	GLU	N-CA	6.80	1.59	1.46
3	3-D	1489	HIS	CA-CB	6.80	1.69	1.53
5	3-M	341	ALA	C-O	-6.80	1.10	1.23
5	3-S	264	GLU	N-CA	6.80	1.59	1.46
3	4-D	1489	HIS	CA-CB	6.80	1.69	1.53
3	6-D	1489	HIS	CA-CB	6.80	1.69	1.53
3	8-D	1489	HIS	CA-CB	6.80	1.69	1.53
5	8-M	341	ALA	C-O	-6.80	1.10	1.23
3	2-J	1489	HIS	CA-CB	6.79	1.68	1.53
3	3-J	1489	HIS	CA-CB	6.79	1.68	1.53
4	3-L	459	LEU	CA-CB	6.79	1.69	1.53
3	4-J	1489	HIS	CA-CB	6.79	1.68	1.53
3	5-J	1489	HIS	CA-CB	6.79	1.68	1.53
3	6-J	1489	HIS	CA-CB	6.79	1.68	1.53
3	7-J	1489	HIS	CA-CB	6.79	1.68	1.53
3	8-J	1489	HIS	CA-CB	6.79	1.68	1.53
4	8-L	459	LEU	CA-CB	6.79	1.69	1.53
3	1-D	1519	SER	N-CA	-6.79	1.32	1.46

Continued on next page...

Continued from previous page...

Mol	Chain	Res	Type	Atoms	Z	Observed(Å)	Ideal(Å)
3	1-J	1519	SER	N-CA	-6.79	1.32	1.46
5	1-Y	324	ILE	C-O	6.79	1.36	1.23
5	2-S	341	ALA	C-O	-6.79	1.10	1.23
5	3-S	341	ALA	C-O	-6.79	1.10	1.23
6	4-H	416	GLU	CA-C	-6.79	1.35	1.52
4	4-R	429	GLY	N-CA	-6.79	1.35	1.46
6	5-H	416	GLU	CA-C	-6.79	1.35	1.52
4	5-R	429	GLY	N-CA	-6.79	1.35	1.46
6	6-H	416	GLU	CA-C	-6.79	1.35	1.52
4	6-R	429	GLY	N-CA	-6.79	1.35	1.46
6	7-H	416	GLU	CA-C	-6.79	1.35	1.52
4	7-R	429	GLY	N-CA	-6.79	1.35	1.46
6	8-H	416	GLU	CA-C	-6.79	1.35	1.52
4	8-R	429	GLY	N-CA	-6.79	1.35	1.46
4	1-R	320	GLU	N-CA	6.79	1.59	1.46
5	2-G	264	GLU	N-CA	6.79	1.59	1.46
5	3-G	264	GLU	N-CA	6.79	1.59	1.46
5	3-Y	341	ALA	C-O	-6.79	1.10	1.23
5	8-Y	341	ALA	C-O	-6.79	1.10	1.23
3	2-V	1519	SER	N-CA	-6.79	1.32	1.46
3	3-V	1519	SER	N-CA	-6.79	1.32	1.46
3	4-V	1519	SER	N-CA	-6.79	1.32	1.46
3	5-V	1519	SER	N-CA	-6.79	1.32	1.46
3	6-V	1519	SER	N-CA	-6.79	1.32	1.46
3	7-V	1519	SER	N-CA	-6.79	1.32	1.46
3	8-V	1519	SER	N-CA	-6.79	1.32	1.46
4	2-F	459	LEU	CA-CB	6.79	1.69	1.53
4	3-F	459	LEU	CA-CB	6.79	1.69	1.53
6	1-N	416	GLU	CA-C	-6.79	1.35	1.52
5	1-S	324	ILE	C-O	6.79	1.36	1.23
5	1-Y	264	GLU	N-CA	6.79	1.59	1.46
4	2-F	320	GLU	N-CA	6.79	1.59	1.46
4	2-R	459	LEU	CA-CB	6.79	1.69	1.53
4	2-X	459	LEU	CA-CB	6.79	1.69	1.53
4	3-F	320	GLU	N-CA	6.79	1.59	1.46
4	3-R	459	LEU	CA-CB	6.79	1.69	1.53
4	3-X	429	GLY	N-CA	-6.79	1.35	1.46
4	4-F	320	GLU	N-CA	6.79	1.59	1.46
4	4-X	459	LEU	CA-CB	6.79	1.69	1.53
3	5-D	1519	SER	N-CA	-6.79	1.32	1.46
4	5-F	320	GLU	N-CA	6.79	1.59	1.46
4	5-X	459	LEU	CA-CB	6.79	1.69	1.53

Continued on next page...

Continued from previous page...

Mol	Chain	Res	Type	Atoms	Z	Observed(Å)	Ideal(Å)
4	6-F	320	GLU	N-CA	6.79	1.59	1.46
4	6-X	459	LEU	CA-CB	6.79	1.69	1.53
3	7-D	1519	SER	N-CA	-6.79	1.32	1.46
4	7-F	320	GLU	N-CA	6.79	1.59	1.46
4	7-X	459	LEU	CA-CB	6.79	1.69	1.53
4	8-F	320	GLU	N-CA	6.79	1.59	1.46
4	8-X	429	GLY	N-CA	-6.79	1.35	1.46
3	1-P	1519	SER	N-CA	-6.78	1.32	1.46
6	2-Z	416	GLU	CA-C	-6.78	1.35	1.52
6	4-H	487	TRP	CA-CB	6.78	1.68	1.53
6	4-T	487	TRP	CA-CB	6.78	1.68	1.53
6	4-Z	416	GLU	CA-C	-6.78	1.35	1.52
6	5-H	487	TRP	CA-CB	6.78	1.68	1.53
6	5-T	487	TRP	CA-CB	6.78	1.68	1.53
6	5-Z	416	GLU	CA-C	-6.78	1.35	1.52
6	6-H	487	TRP	CA-CB	6.78	1.68	1.53
6	6-T	487	TRP	CA-CB	6.78	1.68	1.53
6	6-Z	416	GLU	CA-C	-6.78	1.35	1.52
6	7-H	487	TRP	CA-CB	6.78	1.68	1.53
6	7-T	487	TRP	CA-CB	6.78	1.68	1.53
6	7-Z	416	GLU	CA-C	-6.78	1.35	1.52
6	8-H	487	TRP	CA-CB	6.78	1.68	1.53
6	8-T	487	TRP	CA-CB	6.78	1.68	1.53
6	2-T	487	TRP	CA-CB	6.78	1.68	1.53
6	3-T	487	TRP	CA-CB	6.78	1.68	1.53
3	1-V	1489	HIS	CA-CB	6.78	1.68	1.53
5	2-M	341	ALA	C-O	-6.78	1.10	1.23
6	3-Z	487	TRP	CA-CB	6.78	1.68	1.53
5	4-M	341	ALA	C-O	-6.78	1.10	1.23
5	5-M	341	ALA	C-O	-6.78	1.10	1.23
5	6-M	341	ALA	C-O	-6.78	1.10	1.23
5	7-M	341	ALA	C-O	-6.78	1.10	1.23
6	8-Z	487	TRP	CA-CB	6.78	1.68	1.53
6	3-Z	416	GLU	CA-C	-6.78	1.35	1.52
6	8-Z	416	GLU	CA-C	-6.78	1.35	1.52
4	2-L	320	GLU	N-CA	6.78	1.59	1.46
5	2-S	324	ILE	C-O	6.78	1.36	1.23
5	3-S	324	ILE	C-O	6.78	1.36	1.23
4	3-X	459	LEU	CA-CB	6.78	1.69	1.53
4	4-L	320	GLU	N-CA	6.78	1.59	1.46
4	5-L	320	GLU	N-CA	6.78	1.59	1.46
4	6-L	320	GLU	N-CA	6.78	1.59	1.46

Continued on next page...

Continued from previous page...

Mol	Chain	Res	Type	Atoms	Z	Observed(Å)	Ideal(Å)
4	7-L	320	GLU	N-CA	6.78	1.59	1.46
4	8-X	459	LEU	CA-CB	6.78	1.69	1.53
5	1-G	264	GLU	N-CA	6.77	1.59	1.46
5	4-S	341	ALA	C-O	-6.77	1.10	1.23
5	5-S	341	ALA	C-O	-6.77	1.10	1.23
5	6-S	341	ALA	C-O	-6.77	1.10	1.23
5	7-S	341	ALA	C-O	-6.77	1.10	1.23
5	8-S	341	ALA	C-O	-6.77	1.10	1.23
6	1-H	416	GLU	CA-C	-6.77	1.35	1.52
4	4-F	429	GLY	N-CA	-6.77	1.35	1.46
4	5-F	429	GLY	N-CA	-6.77	1.35	1.46
4	6-F	429	GLY	N-CA	-6.77	1.35	1.46
4	7-F	429	GLY	N-CA	-6.77	1.35	1.46
4	8-F	429	GLY	N-CA	-6.77	1.35	1.46
6	1-N	487	TRP	CA-CB	6.77	1.68	1.53
4	4-R	459	LEU	CA-CB	6.77	1.69	1.53
4	5-R	459	LEU	CA-CB	6.77	1.69	1.53
4	6-R	459	LEU	CA-CB	6.77	1.69	1.53
4	7-R	459	LEU	CA-CB	6.77	1.69	1.53
4	8-R	459	LEU	CA-CB	6.77	1.69	1.53
5	1-Y	341	ALA	C-O	-6.77	1.10	1.23
6	2-H	416	GLU	CA-C	-6.77	1.35	1.52
6	2-N	416	GLU	CA-C	-6.77	1.35	1.52
6	3-H	416	GLU	CA-C	-6.77	1.35	1.52
5	4-G	264	GLU	N-CA	6.77	1.59	1.46
6	4-N	416	GLU	CA-C	-6.77	1.35	1.52
5	5-G	264	GLU	N-CA	6.77	1.59	1.46
6	5-N	416	GLU	CA-C	-6.77	1.35	1.52
5	6-G	264	GLU	N-CA	6.77	1.59	1.46
6	6-N	416	GLU	CA-C	-6.77	1.35	1.52
5	7-G	264	GLU	N-CA	6.77	1.59	1.46
6	7-N	416	GLU	CA-C	-6.77	1.35	1.52
5	8-G	264	GLU	N-CA	6.77	1.59	1.46
4	1-F	215	LYS	CA-CB	6.77	1.68	1.53
5	2-G	341	ALA	C-O	-6.77	1.10	1.23
5	3-G	341	ALA	C-O	-6.77	1.10	1.23
6	1-H	487	TRP	CA-CB	6.76	1.68	1.53
3	2-P	1519	SER	N-CA	-6.76	1.32	1.46
6	3-N	416	GLU	CA-C	-6.76	1.35	1.52
3	3-P	1519	SER	N-CA	-6.76	1.32	1.46
4	4-F	459	LEU	CA-CB	6.76	1.69	1.53
3	4-P	1519	SER	N-CA	-6.76	1.32	1.46

Continued on next page...

Continued from previous page...

Mol	Chain	Res	Type	Atoms	Z	Observed(Å)	Ideal(Å)
4	5-F	459	LEU	CA-CB	6.76	1.69	1.53
4	6-F	459	LEU	CA-CB	6.76	1.69	1.53
3	6-P	1519	SER	N-CA	-6.76	1.32	1.46
4	7-F	459	LEU	CA-CB	6.76	1.69	1.53
4	8-F	459	LEU	CA-CB	6.76	1.69	1.53
6	8-N	416	GLU	CA-C	-6.76	1.35	1.52
3	8-P	1519	SER	N-CA	-6.76	1.32	1.46
4	3-X	320	GLU	N-CA	6.76	1.59	1.46
4	8-X	320	GLU	N-CA	6.76	1.59	1.46
6	4-T	416	GLU	CA-C	-6.76	1.35	1.52
3	5-P	1519	SER	N-CA	-6.76	1.32	1.46
6	5-T	416	GLU	CA-C	-6.76	1.35	1.52
6	6-T	416	GLU	CA-C	-6.76	1.35	1.52
3	7-P	1519	SER	N-CA	-6.76	1.32	1.46
6	7-T	416	GLU	CA-C	-6.76	1.35	1.52
6	8-T	416	GLU	CA-C	-6.76	1.35	1.52
4	1-X	320	GLU	N-CA	6.76	1.59	1.46
6	1-Z	416	GLU	CA-C	-6.76	1.35	1.52
3	2-V	1489	HIS	CA-CB	6.76	1.68	1.53
4	3-L	450	GLU	C-N	6.76	1.49	1.34
3	3-V	1489	HIS	CA-CB	6.76	1.68	1.53
3	4-V	1489	HIS	CA-CB	6.76	1.68	1.53
3	5-V	1489	HIS	CA-CB	6.76	1.68	1.53
3	6-V	1489	HIS	CA-CB	6.76	1.68	1.53
3	7-V	1489	HIS	CA-CB	6.76	1.68	1.53
4	8-L	450	GLU	C-N	6.76	1.49	1.34
3	8-V	1489	HIS	CA-CB	6.76	1.68	1.53
4	2-F	429	GLY	N-CA	-6.76	1.35	1.46
4	3-F	429	GLY	N-CA	-6.76	1.35	1.46
4	2-L	459	LEU	CA-CB	6.76	1.69	1.53
4	4-L	459	LEU	CA-CB	6.76	1.69	1.53
4	5-L	459	LEU	CA-CB	6.76	1.69	1.53
4	6-L	459	LEU	CA-CB	6.76	1.69	1.53
4	7-L	459	LEU	CA-CB	6.76	1.69	1.53
6	1-T	487	TRP	CA-CB	6.75	1.68	1.53
3	1-J	1489	HIS	CA-CB	6.75	1.68	1.53
6	3-N	487	TRP	CA-CB	6.75	1.68	1.53
6	8-N	487	TRP	CA-CB	6.75	1.68	1.53
4	4-R	320	GLU	N-CA	6.75	1.59	1.46
4	5-R	320	GLU	N-CA	6.75	1.59	1.46
4	6-R	320	GLU	N-CA	6.75	1.59	1.46
4	7-R	320	GLU	N-CA	6.75	1.59	1.46

Continued on next page...

Continued from previous page...

Mol	Chain	Res	Type	Atoms	Z	Observed(Å)	Ideal(Å)
4	8-R	320	GLU	N-CA	6.75	1.59	1.46
3	5-D	1489	HIS	CA-CB	6.75	1.68	1.53
3	7-D	1489	HIS	CA-CB	6.75	1.68	1.53
3	1-D	1489	HIS	CA-CB	6.75	1.68	1.53
4	1-X	459	LEU	CA-CB	6.75	1.69	1.53
4	2-F	450	GLU	C-N	6.75	1.49	1.34
4	3-F	450	GLU	C-N	6.75	1.49	1.34
4	1-L	215	LYS	CA-CB	6.74	1.68	1.53
3	1-P	1489	HIS	CA-CB	6.74	1.68	1.53
4	3-X	450	GLU	C-N	6.74	1.49	1.34
5	4-G	341	ALA	C-O	-6.74	1.10	1.23
5	5-G	341	ALA	C-O	-6.74	1.10	1.23
5	6-G	341	ALA	C-O	-6.74	1.10	1.23
5	7-G	341	ALA	C-O	-6.74	1.10	1.23
5	8-G	341	ALA	C-O	-6.74	1.10	1.23
4	8-X	450	GLU	C-N	6.74	1.49	1.34
6	1-T	416	GLU	CA-C	-6.74	1.35	1.52
6	1-Z	402	GLU	CA-CB	-6.74	1.39	1.53
4	1-X	450	GLU	C-N	6.74	1.49	1.34
4	1-L	320	GLU	N-CA	6.74	1.59	1.46
3	2-J	1519	SER	N-CA	-6.74	1.32	1.46
3	3-J	1519	SER	N-CA	-6.74	1.32	1.46
3	4-J	1519	SER	N-CA	-6.74	1.32	1.46
3	5-J	1519	SER	N-CA	-6.74	1.32	1.46
3	6-J	1519	SER	N-CA	-6.74	1.32	1.46
3	7-J	1519	SER	N-CA	-6.74	1.32	1.46
3	8-J	1519	SER	N-CA	-6.74	1.32	1.46
4	1-R	215	LYS	CA-CB	6.73	1.68	1.53
3	2-D	1519	SER	N-CA	-6.73	1.32	1.46
4	2-L	450	GLU	C-N	6.73	1.49	1.34
3	3-D	1519	SER	N-CA	-6.73	1.32	1.46
3	4-D	1519	SER	N-CA	-6.73	1.32	1.46
4	4-L	450	GLU	C-N	6.73	1.49	1.34
4	5-L	450	GLU	C-N	6.73	1.49	1.34
3	6-D	1519	SER	N-CA	-6.73	1.32	1.46
4	6-L	450	GLU	C-N	6.73	1.49	1.34
4	7-L	450	GLU	C-N	6.73	1.49	1.34
3	8-D	1519	SER	N-CA	-6.73	1.32	1.46
6	2-N	487	TRP	CA-CB	6.73	1.68	1.53
6	4-N	487	TRP	CA-CB	6.73	1.68	1.53
6	5-N	487	TRP	CA-CB	6.73	1.68	1.53
6	6-N	487	TRP	CA-CB	6.73	1.68	1.53

Continued on next page...

Continued from previous page...

Mol	Chain	Res	Type	Atoms	Z	Observed(Å)	Ideal(Å)
6	7-N	487	TRP	CA-CB	6.73	1.68	1.53
4	2-X	320	GLU	N-CA	6.73	1.59	1.46
4	4-F	450	GLU	C-N	6.73	1.49	1.34
4	4-X	320	GLU	N-CA	6.73	1.59	1.46
4	5-F	450	GLU	C-N	6.73	1.49	1.34
4	5-X	320	GLU	N-CA	6.73	1.59	1.46
4	6-F	450	GLU	C-N	6.73	1.49	1.34
4	6-X	320	GLU	N-CA	6.73	1.59	1.46
4	7-F	450	GLU	C-N	6.73	1.49	1.34
4	7-X	320	GLU	N-CA	6.73	1.59	1.46
4	8-F	450	GLU	C-N	6.73	1.49	1.34
5	1-G	341	ALA	C-O	-6.73	1.10	1.23
4	2-R	320	GLU	N-CA	6.73	1.59	1.46
4	3-R	320	GLU	N-CA	6.73	1.59	1.46
6	1-T	402	GLU	CA-CB	-6.73	1.39	1.53
4	1-F	450	GLU	C-N	6.72	1.49	1.34
4	2-R	450	GLU	C-N	6.72	1.49	1.34
4	2-X	450	GLU	C-N	6.72	1.49	1.34
4	3-R	450	GLU	C-N	6.72	1.49	1.34
4	4-X	450	GLU	C-N	6.72	1.49	1.34
4	5-X	450	GLU	C-N	6.72	1.49	1.34
4	6-X	450	GLU	C-N	6.72	1.49	1.34
4	7-X	450	GLU	C-N	6.72	1.49	1.34
4	4-R	450	GLU	C-N	6.72	1.49	1.34
4	5-R	450	GLU	C-N	6.72	1.49	1.34
4	6-R	450	GLU	C-N	6.72	1.49	1.34
4	7-R	450	GLU	C-N	6.72	1.49	1.34
4	8-R	450	GLU	C-N	6.72	1.49	1.34
4	1-L	450	GLU	C-N	6.72	1.49	1.34
2	1-U	28	HIS	N-CA	6.72	1.59	1.46
6	2-N	402	GLU	CA-CB	-6.72	1.39	1.53
6	4-N	402	GLU	CA-CB	-6.72	1.39	1.53
6	5-N	402	GLU	CA-CB	-6.72	1.39	1.53
6	6-N	402	GLU	CA-CB	-6.72	1.39	1.53
6	7-N	402	GLU	CA-CB	-6.72	1.39	1.53
6	1-H	402	GLU	CA-CB	-6.71	1.39	1.53
4	1-R	450	GLU	C-N	6.71	1.49	1.34
6	2-T	415	LYS	N-CA	6.71	1.59	1.46
6	3-T	415	LYS	N-CA	6.71	1.59	1.46
2	2-O	28	HIS	N-CA	6.71	1.59	1.46
6	3-N	402	GLU	CA-CB	-6.71	1.39	1.53
2	3-O	28	HIS	N-CA	6.71	1.59	1.46

Continued on next page...

Continued from previous page...

Mol	Chain	Res	Type	Atoms	Z	Observed(Å)	Ideal(Å)
6	8-N	402	GLU	CA-CB	-6.71	1.39	1.53
6	1-H	415	LYS	N-CA	6.71	1.59	1.46
6	2-T	402	GLU	CA-CB	-6.71	1.39	1.53
6	3-T	402	GLU	CA-CB	-6.71	1.39	1.53
4	1-F	320	GLU	N-CA	6.70	1.59	1.46
6	1-N	415	LYS	N-CA	6.70	1.59	1.46
4	1-R	429	GLY	N-CA	-6.70	1.35	1.46
6	2-Z	402	GLU	CA-CB	-6.70	1.39	1.53
6	4-T	402	GLU	CA-CB	-6.70	1.39	1.53
6	4-Z	402	GLU	CA-CB	-6.70	1.39	1.53
6	5-T	402	GLU	CA-CB	-6.70	1.39	1.53
6	5-Z	402	GLU	CA-CB	-6.70	1.39	1.53
6	6-T	402	GLU	CA-CB	-6.70	1.39	1.53
6	6-Z	402	GLU	CA-CB	-6.70	1.39	1.53
6	7-T	402	GLU	CA-CB	-6.70	1.39	1.53
6	7-Z	402	GLU	CA-CB	-6.70	1.39	1.53
6	8-T	402	GLU	CA-CB	-6.70	1.39	1.53
6	2-H	415	LYS	N-CA	6.70	1.59	1.46
2	2-I	28	HIS	N-CA	6.70	1.59	1.46
6	3-H	415	LYS	N-CA	6.70	1.59	1.46
2	4-I	28	HIS	N-CA	6.70	1.59	1.46
2	5-I	28	HIS	N-CA	6.70	1.59	1.46
2	6-I	28	HIS	N-CA	6.70	1.59	1.46
2	7-I	28	HIS	N-CA	6.70	1.59	1.46
4	1-X	215	LYS	CA-CB	6.70	1.68	1.53
2	2-U	28	HIS	N-CA	6.69	1.59	1.46
2	4-U	28	HIS	N-CA	6.69	1.59	1.46
2	5-U	28	HIS	N-CA	6.69	1.59	1.46
2	6-U	28	HIS	N-CA	6.69	1.59	1.46
2	7-U	28	HIS	N-CA	6.69	1.59	1.46
6	1-Z	391	GLN	C-N	6.69	1.49	1.34
6	4-T	391	GLN	C-N	6.69	1.49	1.34
6	4-T	415	LYS	N-CA	6.69	1.59	1.46
6	5-T	391	GLN	C-N	6.69	1.49	1.34
6	5-T	415	LYS	N-CA	6.69	1.59	1.46
6	6-T	391	GLN	C-N	6.69	1.49	1.34
6	6-T	415	LYS	N-CA	6.69	1.59	1.46
6	7-T	391	GLN	C-N	6.69	1.49	1.34
6	7-T	415	LYS	N-CA	6.69	1.59	1.46
6	8-T	391	GLN	C-N	6.69	1.49	1.34
6	8-T	415	LYS	N-CA	6.69	1.59	1.46
4	1-L	211	GLU	CA-CB	6.69	1.68	1.53

Continued on next page...

Continued from previous page...

Mol	Chain	Res	Type	Atoms	Z	Observed(Å)	Ideal(Å)
6	3-Z	402	GLU	CA-CB	-6.69	1.39	1.53
6	8-Z	402	GLU	CA-CB	-6.69	1.39	1.53
6	1-N	391	GLN	C-N	6.69	1.49	1.34
6	4-H	415	LYS	N-CA	6.69	1.59	1.46
6	5-H	415	LYS	N-CA	6.69	1.59	1.46
6	6-H	415	LYS	N-CA	6.69	1.59	1.46
6	7-H	415	LYS	N-CA	6.69	1.59	1.46
6	8-H	415	LYS	N-CA	6.69	1.59	1.46
6	2-H	402	GLU	CA-CB	-6.69	1.39	1.53
6	2-T	391	GLN	C-N	6.69	1.49	1.34
6	3-H	402	GLU	CA-CB	-6.69	1.39	1.53
6	3-T	391	GLN	C-N	6.69	1.49	1.34
2	1-O	28	HIS	N-CA	6.68	1.59	1.46
2	2-C	28	HIS	N-CA	6.68	1.59	1.46
2	3-C	28	HIS	N-CA	6.68	1.59	1.46
6	3-N	391	GLN	C-N	6.68	1.49	1.34
2	4-O	28	HIS	N-CA	6.68	1.59	1.46
2	5-O	28	HIS	N-CA	6.68	1.59	1.46
2	6-O	28	HIS	N-CA	6.68	1.59	1.46
2	7-O	28	HIS	N-CA	6.68	1.59	1.46
6	8-N	391	GLN	C-N	6.68	1.49	1.34
2	8-O	28	HIS	N-CA	6.68	1.59	1.46
6	1-N	402	GLU	CA-CB	-6.68	1.39	1.53
6	2-Z	415	LYS	N-CA	6.68	1.59	1.46
6	3-Z	415	LYS	N-CA	6.68	1.59	1.46
6	4-Z	415	LYS	N-CA	6.68	1.59	1.46
6	5-Z	415	LYS	N-CA	6.68	1.59	1.46
6	6-Z	415	LYS	N-CA	6.68	1.59	1.46
6	7-Z	415	LYS	N-CA	6.68	1.59	1.46
6	8-Z	415	LYS	N-CA	6.68	1.59	1.46
6	2-Z	391	GLN	C-N	6.68	1.49	1.34
6	4-H	402	GLU	CA-CB	-6.68	1.39	1.53
6	4-Z	391	GLN	C-N	6.68	1.49	1.34
6	5-H	402	GLU	CA-CB	-6.68	1.39	1.53
6	5-Z	391	GLN	C-N	6.68	1.49	1.34
6	6-H	402	GLU	CA-CB	-6.68	1.39	1.53
6	6-Z	391	GLN	C-N	6.68	1.49	1.34
6	7-H	402	GLU	CA-CB	-6.68	1.39	1.53
6	7-Z	391	GLN	C-N	6.68	1.49	1.34
6	8-H	402	GLU	CA-CB	-6.68	1.39	1.53
6	1-T	391	GLN	C-N	6.67	1.49	1.34
6	2-H	391	GLN	C-N	6.67	1.49	1.34

Continued on next page...

Continued from previous page...

Mol	Chain	Res	Type	Atoms	Z	Observed(Å)	Ideal(Å)
6	3-H	391	GLN	C-N	6.67	1.49	1.34
2	1-I	28	HIS	N-CA	6.67	1.59	1.46
4	1-X	211	GLU	CA-CB	6.67	1.68	1.53
6	1-T	493	ALA	CA-C	6.66	1.70	1.52
4	1-F	211	GLU	CA-CB	6.66	1.68	1.53
6	1-Z	415	LYS	N-CA	6.66	1.59	1.46
6	2-N	415	LYS	N-CA	6.66	1.59	1.46
2	3-U	28	HIS	N-CA	6.66	1.59	1.46
6	4-N	415	LYS	N-CA	6.66	1.59	1.46
6	5-N	415	LYS	N-CA	6.66	1.59	1.46
6	6-N	415	LYS	N-CA	6.66	1.59	1.46
6	7-N	415	LYS	N-CA	6.66	1.59	1.46
2	8-U	28	HIS	N-CA	6.66	1.59	1.46
6	3-N	415	LYS	N-CA	6.66	1.59	1.46
6	8-N	415	LYS	N-CA	6.66	1.59	1.46
6	1-H	493	ALA	CA-C	6.66	1.70	1.52
2	4-C	28	HIS	N-CA	6.66	1.59	1.46
2	5-C	28	HIS	N-CA	6.66	1.59	1.46
2	6-C	28	HIS	N-CA	6.66	1.59	1.46
2	7-C	28	HIS	N-CA	6.66	1.59	1.46
2	8-C	28	HIS	N-CA	6.66	1.59	1.46
6	4-H	391	GLN	C-N	6.65	1.49	1.34
6	5-H	391	GLN	C-N	6.65	1.49	1.34
6	6-H	391	GLN	C-N	6.65	1.49	1.34
6	7-H	391	GLN	C-N	6.65	1.49	1.34
6	8-H	391	GLN	C-N	6.65	1.49	1.34
6	2-H	493	ALA	CA-C	6.65	1.70	1.52
6	2-N	391	GLN	C-N	6.65	1.49	1.34
6	3-H	493	ALA	CA-C	6.65	1.70	1.52
6	4-N	391	GLN	C-N	6.65	1.49	1.34
6	5-N	391	GLN	C-N	6.65	1.49	1.34
6	6-N	391	GLN	C-N	6.65	1.49	1.34
6	7-N	391	GLN	C-N	6.65	1.49	1.34
4	1-R	211	GLU	CA-CB	6.65	1.68	1.53
4	2-R	303	GLY	CA-C	6.65	1.62	1.51
6	2-T	493	ALA	CA-C	6.65	1.70	1.52
4	3-R	303	GLY	CA-C	6.65	1.62	1.51
6	3-T	493	ALA	CA-C	6.65	1.70	1.52
6	1-H	453	ASP	CA-CB	6.65	1.68	1.53
6	1-T	415	LYS	N-CA	6.65	1.59	1.46
4	3-X	303	GLY	CA-C	6.65	1.62	1.51
4	8-X	303	GLY	CA-C	6.65	1.62	1.51

Continued on next page...

Continued from previous page...

Mol	Chain	Res	Type	Atoms	Z	Observed(Å)	Ideal(Å)
6	3-Z	391	GLN	C-N	6.64	1.49	1.34
6	8-Z	391	GLN	C-N	6.64	1.49	1.34
2	3-I	28	HIS	N-CA	6.64	1.59	1.46
2	8-I	28	HIS	N-CA	6.64	1.59	1.46
2	1-C	28	HIS	N-CA	6.64	1.59	1.46
4	1-F	303	GLY	CA-C	6.64	1.62	1.51
4	2-X	303	GLY	CA-C	6.63	1.62	1.51
6	3-Z	493	ALA	CA-C	6.63	1.70	1.52
4	4-X	303	GLY	CA-C	6.63	1.62	1.51
4	5-X	303	GLY	CA-C	6.63	1.62	1.51
4	6-X	303	GLY	CA-C	6.63	1.62	1.51
4	7-X	303	GLY	CA-C	6.63	1.62	1.51
6	8-Z	493	ALA	CA-C	6.63	1.70	1.52
4	2-F	303	GLY	CA-C	6.63	1.62	1.51
4	3-F	303	GLY	CA-C	6.63	1.62	1.51
6	4-H	493	ALA	CA-C	6.63	1.70	1.52
6	5-H	493	ALA	CA-C	6.63	1.70	1.52
6	6-H	493	ALA	CA-C	6.63	1.70	1.52
6	7-H	493	ALA	CA-C	6.63	1.70	1.52
6	8-H	493	ALA	CA-C	6.63	1.70	1.52
6	1-Z	453	ASP	CA-CB	6.63	1.68	1.53
6	2-Z	493	ALA	CA-C	6.63	1.70	1.52
6	4-Z	493	ALA	CA-C	6.63	1.70	1.52
6	5-Z	493	ALA	CA-C	6.63	1.70	1.52
6	6-Z	493	ALA	CA-C	6.63	1.70	1.52
6	7-Z	493	ALA	CA-C	6.63	1.70	1.52
6	1-H	391	GLN	C-N	6.63	1.49	1.34
6	1-N	493	ALA	CA-C	6.63	1.70	1.52
4	1-X	303	GLY	CA-C	6.63	1.62	1.51
6	2-T	453	ASP	CA-CB	6.62	1.68	1.53
6	3-T	453	ASP	CA-CB	6.62	1.68	1.53
6	2-N	493	ALA	CA-C	6.62	1.70	1.52
6	4-N	493	ALA	CA-C	6.62	1.70	1.52
6	5-N	493	ALA	CA-C	6.62	1.70	1.52
6	6-N	493	ALA	CA-C	6.62	1.70	1.52
6	7-N	493	ALA	CA-C	6.62	1.70	1.52
4	1-L	303	GLY	CA-C	6.62	1.62	1.51
6	3-N	493	ALA	CA-C	6.62	1.70	1.52
6	8-N	493	ALA	CA-C	6.62	1.70	1.52
6	1-N	453	ASP	CA-CB	6.61	1.68	1.53
6	2-H	453	ASP	CA-CB	6.61	1.68	1.53
6	3-H	453	ASP	CA-CB	6.61	1.68	1.53

Continued on next page...

Continued from previous page...

Mol	Chain	Res	Type	Atoms	Z	Observed(Å)	Ideal(Å)
4	2-L	303	GLY	CA-C	6.60	1.62	1.51
6	3-Z	453	ASP	CA-CB	6.60	1.68	1.53
6	4-H	453	ASP	CA-CB	6.60	1.68	1.53
4	4-L	303	GLY	CA-C	6.60	1.62	1.51
6	4-T	493	ALA	CA-C	6.60	1.70	1.52
6	5-H	453	ASP	CA-CB	6.60	1.68	1.53
4	5-L	303	GLY	CA-C	6.60	1.62	1.51
6	5-T	493	ALA	CA-C	6.60	1.70	1.52
6	6-H	453	ASP	CA-CB	6.60	1.68	1.53
4	6-L	303	GLY	CA-C	6.60	1.62	1.51
6	6-T	493	ALA	CA-C	6.60	1.70	1.52
6	7-H	453	ASP	CA-CB	6.60	1.68	1.53
4	7-L	303	GLY	CA-C	6.60	1.62	1.51
6	7-T	493	ALA	CA-C	6.60	1.70	1.52
6	8-H	453	ASP	CA-CB	6.60	1.68	1.53
6	8-T	493	ALA	CA-C	6.60	1.70	1.52
6	8-Z	453	ASP	CA-CB	6.60	1.68	1.53
3	1-P	1510	GLN	N-CA	-6.60	1.33	1.46
5	2-Y	366	GLU	CA-C	-6.59	1.35	1.52
5	4-Y	366	GLU	CA-C	-6.59	1.35	1.52
5	5-Y	366	GLU	CA-C	-6.59	1.35	1.52
5	6-Y	366	GLU	CA-C	-6.59	1.35	1.52
5	7-Y	366	GLU	CA-C	-6.59	1.35	1.52
5	1-M	366	GLU	CA-C	-6.59	1.35	1.52
5	2-M	366	GLU	CA-C	-6.59	1.35	1.52
5	4-M	366	GLU	CA-C	-6.59	1.35	1.52
5	5-M	366	GLU	CA-C	-6.59	1.35	1.52
5	6-M	366	GLU	CA-C	-6.59	1.35	1.52
5	7-M	366	GLU	CA-C	-6.59	1.35	1.52
5	1-Y	342	PRO	CA-CB	6.59	1.66	1.53
5	1-Y	366	GLU	CA-C	-6.59	1.35	1.52
6	1-Z	493	ALA	CA-C	6.59	1.70	1.52
6	2-N	453	ASP	CA-CB	6.59	1.68	1.53
5	3-Y	366	GLU	CA-C	-6.59	1.35	1.52
5	4-G	342	PRO	CA-CB	6.59	1.66	1.53
6	4-N	453	ASP	CA-CB	6.59	1.68	1.53
5	5-G	342	PRO	CA-CB	6.59	1.66	1.53
6	5-N	453	ASP	CA-CB	6.59	1.68	1.53
5	6-G	342	PRO	CA-CB	6.59	1.66	1.53
6	6-N	453	ASP	CA-CB	6.59	1.68	1.53
5	7-G	342	PRO	CA-CB	6.59	1.66	1.53
6	7-N	453	ASP	CA-CB	6.59	1.68	1.53

Continued on next page...

Continued from previous page...

Mol	Chain	Res	Type	Atoms	Z	Observed(Å)	Ideal(Å)
5	8-G	342	PRO	CA-CB	6.59	1.66	1.53
5	8-Y	366	GLU	CA-C	-6.59	1.35	1.52
6	2-Z	453	ASP	CA-CB	6.59	1.68	1.53
5	3-M	366	GLU	CA-C	-6.59	1.35	1.52
6	4-Z	453	ASP	CA-CB	6.59	1.68	1.53
6	5-Z	453	ASP	CA-CB	6.59	1.68	1.53
6	6-Z	453	ASP	CA-CB	6.59	1.68	1.53
6	7-Z	453	ASP	CA-CB	6.59	1.68	1.53
5	8-M	366	GLU	CA-C	-6.59	1.35	1.52
4	2-L	335	ARG	CA-CB	6.59	1.68	1.53
4	4-L	335	ARG	CA-CB	6.59	1.68	1.53
4	5-L	335	ARG	CA-CB	6.59	1.68	1.53
4	6-L	335	ARG	CA-CB	6.59	1.68	1.53
4	7-L	335	ARG	CA-CB	6.59	1.68	1.53
4	1-L	335	ARG	CA-CB	6.59	1.68	1.53
5	2-S	366	GLU	CA-C	-6.58	1.35	1.52
5	3-S	366	GLU	CA-C	-6.58	1.35	1.52
6	3-N	453	ASP	CA-CB	6.58	1.68	1.53
6	8-N	453	ASP	CA-CB	6.58	1.68	1.53
4	3-L	303	GLY	CA-C	6.58	1.62	1.51
4	8-L	303	GLY	CA-C	6.58	1.62	1.51
3	2-J	1510	GLN	N-CA	-6.58	1.33	1.46
3	3-J	1510	GLN	N-CA	-6.58	1.33	1.46
3	4-J	1510	GLN	N-CA	-6.58	1.33	1.46
3	5-J	1510	GLN	N-CA	-6.58	1.33	1.46
3	6-J	1510	GLN	N-CA	-6.58	1.33	1.46
3	7-J	1510	GLN	N-CA	-6.58	1.33	1.46
3	8-J	1510	GLN	N-CA	-6.58	1.33	1.46
5	1-S	366	GLU	CA-C	-6.58	1.35	1.52
5	2-Y	342	PRO	CA-CB	6.58	1.66	1.53
5	4-Y	342	PRO	CA-CB	6.58	1.66	1.53
5	5-Y	342	PRO	CA-CB	6.58	1.66	1.53
5	6-Y	342	PRO	CA-CB	6.58	1.66	1.53
5	7-Y	342	PRO	CA-CB	6.58	1.66	1.53
5	4-S	366	GLU	CA-C	-6.58	1.35	1.52
5	5-S	366	GLU	CA-C	-6.58	1.35	1.52
5	6-S	366	GLU	CA-C	-6.58	1.35	1.52
5	7-S	366	GLU	CA-C	-6.58	1.35	1.52
5	8-S	366	GLU	CA-C	-6.58	1.35	1.52
3	2-V	1510	GLN	N-CA	-6.57	1.33	1.46
3	3-V	1510	GLN	N-CA	-6.57	1.33	1.46
3	4-V	1510	GLN	N-CA	-6.57	1.33	1.46

Continued on next page...

Continued from previous page...

Mol	Chain	Res	Type	Atoms	Z	Observed(Å)	Ideal(Å)
3	5-V	1510	GLN	N-CA	-6.57	1.33	1.46
3	6-V	1510	GLN	N-CA	-6.57	1.33	1.46
3	7-V	1510	GLN	N-CA	-6.57	1.33	1.46
3	8-V	1510	GLN	N-CA	-6.57	1.33	1.46
6	1-T	453	ASP	CA-CB	6.57	1.68	1.53
4	1-X	335	ARG	CA-CB	6.57	1.68	1.53
5	2-S	342	PRO	CA-CB	6.57	1.66	1.53
5	3-S	342	PRO	CA-CB	6.57	1.66	1.53
5	2-G	366	GLU	CA-C	-6.57	1.35	1.52
5	3-G	366	GLU	CA-C	-6.57	1.35	1.52
5	4-G	366	GLU	CA-C	-6.57	1.35	1.52
4	4-R	303	GLY	CA-C	6.57	1.62	1.51
5	5-G	366	GLU	CA-C	-6.57	1.35	1.52
4	5-R	303	GLY	CA-C	6.57	1.62	1.51
5	6-G	366	GLU	CA-C	-6.57	1.35	1.52
4	6-R	303	GLY	CA-C	6.57	1.62	1.51
5	7-G	366	GLU	CA-C	-6.57	1.35	1.52
4	7-R	303	GLY	CA-C	6.57	1.62	1.51
5	8-G	366	GLU	CA-C	-6.57	1.35	1.52
4	8-R	303	GLY	CA-C	6.57	1.62	1.51
4	4-F	303	GLY	CA-C	6.56	1.62	1.51
4	5-F	303	GLY	CA-C	6.56	1.62	1.51
4	6-F	303	GLY	CA-C	6.56	1.62	1.51
4	7-F	303	GLY	CA-C	6.56	1.62	1.51
4	8-F	303	GLY	CA-C	6.56	1.62	1.51
4	1-F	335	ARG	CA-CB	6.56	1.68	1.53
5	1-M	342	PRO	CA-CB	6.56	1.66	1.53
5	1-S	342	PRO	CA-CB	6.56	1.66	1.53
4	3-X	335	ARG	CA-CB	6.56	1.68	1.53
4	8-X	335	ARG	CA-CB	6.56	1.68	1.53
3	2-P	1510	GLN	N-CA	-6.56	1.33	1.46
5	3-M	252	CYS	CA-CB	6.56	1.68	1.53
3	3-P	1510	GLN	N-CA	-6.56	1.33	1.46
3	4-P	1510	GLN	N-CA	-6.56	1.33	1.46
5	4-S	252	CYS	CA-CB	6.56	1.68	1.53
5	5-S	252	CYS	CA-CB	6.56	1.68	1.53
3	6-P	1510	GLN	N-CA	-6.56	1.33	1.46
5	6-S	252	CYS	CA-CB	6.56	1.68	1.53
5	7-S	252	CYS	CA-CB	6.56	1.68	1.53
5	8-M	252	CYS	CA-CB	6.56	1.68	1.53
3	8-P	1510	GLN	N-CA	-6.56	1.33	1.46
5	8-S	252	CYS	CA-CB	6.56	1.68	1.53

Continued on next page...

Continued from previous page...

Mol	Chain	Res	Type	Atoms	Z	Observed(Å)	Ideal(Å)
4	1-F	250	ASN	CA-CB	6.56	1.70	1.53
4	2-F	335	ARG	CA-CB	6.56	1.68	1.53
4	3-F	335	ARG	CA-CB	6.56	1.68	1.53
6	4-T	453	ASP	CA-CB	6.56	1.68	1.53
3	5-D	1510	GLN	N-CA	-6.56	1.33	1.46
6	5-T	453	ASP	CA-CB	6.56	1.68	1.53
6	6-T	453	ASP	CA-CB	6.56	1.68	1.53
3	7-D	1510	GLN	N-CA	-6.56	1.33	1.46
6	7-T	453	ASP	CA-CB	6.56	1.68	1.53
6	8-T	453	ASP	CA-CB	6.56	1.68	1.53
3	1-V	1510	GLN	N-CA	-6.55	1.33	1.46
3	2-D	1509	GLN	N-CA	-6.55	1.33	1.46
3	2-D	1510	GLN	N-CA	-6.55	1.33	1.46
4	2-R	335	ARG	CA-CB	6.55	1.68	1.53
3	3-D	1509	GLN	N-CA	-6.55	1.33	1.46
3	3-D	1510	GLN	N-CA	-6.55	1.33	1.46
4	3-R	335	ARG	CA-CB	6.55	1.68	1.53
3	4-D	1509	GLN	N-CA	-6.55	1.33	1.46
3	4-D	1510	GLN	N-CA	-6.55	1.33	1.46
3	6-D	1509	GLN	N-CA	-6.55	1.33	1.46
3	6-D	1510	GLN	N-CA	-6.55	1.33	1.46
3	8-D	1509	GLN	N-CA	-6.55	1.33	1.46
3	8-D	1510	GLN	N-CA	-6.55	1.33	1.46
3	1-D	1510	GLN	N-CA	-6.55	1.33	1.46
4	1-R	303	GLY	CA-C	6.55	1.62	1.51
5	1-M	252	CYS	CA-CB	6.55	1.68	1.53
3	2-J	1509	GLN	N-CA	-6.55	1.33	1.46
3	3-J	1509	GLN	N-CA	-6.55	1.33	1.46
4	3-L	335	ARG	CA-CB	6.55	1.68	1.53
3	4-J	1509	GLN	N-CA	-6.55	1.33	1.46
3	5-J	1509	GLN	N-CA	-6.55	1.33	1.46
3	6-J	1509	GLN	N-CA	-6.55	1.33	1.46
3	7-J	1509	GLN	N-CA	-6.55	1.33	1.46
3	8-J	1509	GLN	N-CA	-6.55	1.33	1.46
4	8-L	335	ARG	CA-CB	6.55	1.68	1.53
5	2-G	342	PRO	CA-CB	6.55	1.66	1.53
5	3-G	342	PRO	CA-CB	6.55	1.66	1.53
4	4-R	335	ARG	CA-CB	6.55	1.68	1.53
4	5-R	335	ARG	CA-CB	6.55	1.68	1.53
4	6-R	335	ARG	CA-CB	6.55	1.68	1.53
4	7-R	335	ARG	CA-CB	6.55	1.68	1.53
4	8-R	335	ARG	CA-CB	6.55	1.68	1.53

Continued on next page...

Continued from previous page...

Mol	Chain	Res	Type	Atoms	Z	Observed(Å)	Ideal(Å)
3	1-J	1509	GLN	N-CA	-6.54	1.33	1.46
5	1-G	366	GLU	CA-C	-6.54	1.35	1.52
3	2-P	1509	GLN	N-CA	-6.54	1.33	1.46
5	2-Y	252	CYS	CA-CB	6.54	1.68	1.53
5	3-M	342	PRO	CA-CB	6.54	1.66	1.53
3	3-P	1509	GLN	N-CA	-6.54	1.33	1.46
3	4-P	1509	GLN	N-CA	-6.54	1.33	1.46
5	4-Y	252	CYS	CA-CB	6.54	1.68	1.53
5	5-Y	252	CYS	CA-CB	6.54	1.68	1.53
3	6-P	1509	GLN	N-CA	-6.54	1.33	1.46
5	6-Y	252	CYS	CA-CB	6.54	1.68	1.53
5	7-Y	252	CYS	CA-CB	6.54	1.68	1.53
5	8-M	342	PRO	CA-CB	6.54	1.66	1.53
3	8-P	1509	GLN	N-CA	-6.54	1.33	1.46
5	4-G	252	CYS	CA-CB	6.54	1.68	1.53
5	4-S	342	PRO	CA-CB	6.54	1.66	1.53
5	5-G	252	CYS	CA-CB	6.54	1.68	1.53
5	5-S	342	PRO	CA-CB	6.54	1.66	1.53
5	6-G	252	CYS	CA-CB	6.54	1.68	1.53
5	6-S	342	PRO	CA-CB	6.54	1.66	1.53
5	7-G	252	CYS	CA-CB	6.54	1.68	1.53
5	7-S	342	PRO	CA-CB	6.54	1.66	1.53
5	8-G	252	CYS	CA-CB	6.54	1.68	1.53
5	8-S	342	PRO	CA-CB	6.54	1.66	1.53
3	2-V	1509	GLN	N-CA	-6.54	1.33	1.46
3	3-V	1509	GLN	N-CA	-6.54	1.33	1.46
3	4-V	1509	GLN	N-CA	-6.54	1.33	1.46
3	5-V	1509	GLN	N-CA	-6.54	1.33	1.46
3	6-V	1509	GLN	N-CA	-6.54	1.33	1.46
3	7-V	1509	GLN	N-CA	-6.54	1.33	1.46
3	8-V	1509	GLN	N-CA	-6.54	1.33	1.46
4	1-L	250	ASN	CA-CB	6.54	1.70	1.53
5	2-M	252	CYS	CA-CB	6.54	1.68	1.53
4	4-F	335	ARG	CA-CB	6.54	1.68	1.53
5	4-M	252	CYS	CA-CB	6.54	1.68	1.53
3	5-D	1509	GLN	N-CA	-6.54	1.33	1.46
4	5-F	335	ARG	CA-CB	6.54	1.68	1.53
5	5-M	252	CYS	CA-CB	6.54	1.68	1.53
4	6-F	335	ARG	CA-CB	6.54	1.68	1.53
5	6-M	252	CYS	CA-CB	6.54	1.68	1.53
3	7-D	1509	GLN	N-CA	-6.54	1.33	1.46
4	7-F	335	ARG	CA-CB	6.54	1.68	1.53

Continued on next page...

Continued from previous page...

Mol	Chain	Res	Type	Atoms	Z	Observed(Å)	Ideal(Å)
5	7-M	252	CYS	CA-CB	6.54	1.68	1.53
4	8-F	335	ARG	CA-CB	6.54	1.68	1.53
3	1-J	1510	GLN	N-CA	-6.53	1.33	1.46
4	2-X	335	ARG	CA-CB	6.53	1.68	1.53
4	4-X	335	ARG	CA-CB	6.53	1.68	1.53
4	5-X	335	ARG	CA-CB	6.53	1.68	1.53
4	6-X	335	ARG	CA-CB	6.53	1.68	1.53
4	7-X	335	ARG	CA-CB	6.53	1.68	1.53
3	5-P	1509	GLN	N-CA	-6.53	1.33	1.46
3	7-P	1509	GLN	N-CA	-6.53	1.33	1.46
4	1-R	335	ARG	CA-CB	6.53	1.68	1.53
5	2-G	252	CYS	CA-CB	6.52	1.68	1.53
5	2-S	252	CYS	CA-CB	6.52	1.68	1.53
5	3-G	252	CYS	CA-CB	6.52	1.68	1.53
5	3-S	252	CYS	CA-CB	6.52	1.68	1.53
3	1-P	1509	GLN	N-CA	-6.52	1.33	1.46
5	1-S	252	CYS	CA-CB	6.52	1.68	1.53
5	3-Y	342	PRO	CA-CB	6.52	1.66	1.53
5	8-Y	342	PRO	CA-CB	6.52	1.66	1.53
3	2-V	1541	THR	C-N	-6.52	1.21	1.34
3	3-V	1541	THR	C-N	-6.52	1.21	1.34
3	4-V	1541	THR	C-N	-6.52	1.21	1.34
3	5-V	1541	THR	C-N	-6.52	1.21	1.34
3	6-V	1541	THR	C-N	-6.52	1.21	1.34
3	7-V	1541	THR	C-N	-6.52	1.21	1.34
3	8-V	1541	THR	C-N	-6.52	1.21	1.34
3	1-D	1509	GLN	N-CA	-6.52	1.33	1.46
3	5-P	1510	GLN	N-CA	-6.52	1.33	1.46
3	7-P	1510	GLN	N-CA	-6.52	1.33	1.46
5	3-Y	252	CYS	CA-CB	6.51	1.68	1.53
5	8-Y	252	CYS	CA-CB	6.51	1.68	1.53
5	2-M	342	PRO	CA-CB	6.51	1.66	1.53
5	4-M	342	PRO	CA-CB	6.51	1.66	1.53
5	5-M	342	PRO	CA-CB	6.51	1.66	1.53
5	6-M	342	PRO	CA-CB	6.51	1.66	1.53
5	7-M	342	PRO	CA-CB	6.51	1.66	1.53
5	1-Y	252	CYS	CA-CB	6.51	1.68	1.53
5	1-G	342	PRO	CA-CB	6.51	1.66	1.53
4	1-R	250	ASN	CA-CB	6.50	1.70	1.53
4	1-R	267	GLN	CA-CB	6.49	1.68	1.53
4	1-L	422	ASN	CA-C	-6.49	1.36	1.52
4	4-F	419	GLY	N-CA	6.49	1.55	1.46

Continued on next page...

Continued from previous page...

Mol	Chain	Res	Type	Atoms	Z	Observed(Å)	Ideal(Å)
4	5-F	419	GLY	N-CA	6.49	1.55	1.46
4	6-F	419	GLY	N-CA	6.49	1.55	1.46
4	7-F	419	GLY	N-CA	6.49	1.55	1.46
4	8-F	419	GLY	N-CA	6.49	1.55	1.46
4	1-X	250	ASN	CA-CB	6.48	1.70	1.53
3	5-D	1541	THR	C-N	-6.48	1.22	1.34
3	7-D	1541	THR	C-N	-6.48	1.22	1.34
4	1-L	267	GLN	CA-CB	6.48	1.68	1.53
4	1-X	267	GLN	CA-CB	6.48	1.68	1.53
3	2-J	1541	THR	C-N	-6.48	1.22	1.34
3	3-J	1541	THR	C-N	-6.48	1.22	1.34
3	4-J	1541	THR	C-N	-6.48	1.22	1.34
3	5-J	1541	THR	C-N	-6.48	1.22	1.34
3	6-J	1541	THR	C-N	-6.48	1.22	1.34
3	7-J	1541	THR	C-N	-6.48	1.22	1.34
3	8-J	1541	THR	C-N	-6.48	1.22	1.34
3	1-V	1509	GLN	N-CA	-6.47	1.33	1.46
4	1-L	419	GLY	N-CA	6.47	1.55	1.46
4	3-X	343	MET	CA-C	6.47	1.69	1.52
4	8-X	343	MET	CA-C	6.47	1.69	1.52
6	2-N	409	PRO	C-N	6.47	1.49	1.34
6	4-N	409	PRO	C-N	6.47	1.49	1.34
6	5-N	409	PRO	C-N	6.47	1.49	1.34
6	6-N	409	PRO	C-N	6.47	1.49	1.34
6	7-N	409	PRO	C-N	6.47	1.49	1.34
6	1-T	409	PRO	C-N	6.46	1.49	1.34
4	1-X	419	GLY	N-CA	6.46	1.55	1.46
3	2-D	1541	THR	C-N	-6.46	1.22	1.34
4	2-L	419	GLY	N-CA	6.46	1.55	1.46
4	2-R	343	MET	CA-C	6.46	1.69	1.52
6	2-T	409	PRO	C-N	6.46	1.49	1.34
3	3-D	1541	THR	C-N	-6.46	1.22	1.34
4	3-R	343	MET	CA-C	6.46	1.69	1.52
6	3-T	409	PRO	C-N	6.46	1.49	1.34
3	4-D	1541	THR	C-N	-6.46	1.22	1.34
4	4-L	419	GLY	N-CA	6.46	1.55	1.46
4	5-L	419	GLY	N-CA	6.46	1.55	1.46
3	6-D	1541	THR	C-N	-6.46	1.22	1.34
4	6-L	419	GLY	N-CA	6.46	1.55	1.46
4	7-L	419	GLY	N-CA	6.46	1.55	1.46
3	8-D	1541	THR	C-N	-6.46	1.22	1.34
4	2-X	343	MET	CA-C	6.46	1.69	1.52

Continued on next page...

Continued from previous page...

Mol	Chain	Res	Type	Atoms	Z	Observed(Å)	Ideal(Å)
4	3-L	422	ASN	CA-C	-6.46	1.36	1.52
4	4-X	343	MET	CA-C	6.46	1.69	1.52
4	5-X	343	MET	CA-C	6.46	1.69	1.52
4	6-X	343	MET	CA-C	6.46	1.69	1.52
4	7-X	343	MET	CA-C	6.46	1.69	1.52
4	8-L	422	ASN	CA-C	-6.46	1.36	1.52
6	3-Z	409	PRO	C-N	6.46	1.49	1.34
6	8-Z	409	PRO	C-N	6.46	1.49	1.34
4	1-F	343	MET	CA-C	6.46	1.69	1.52
5	1-G	252	CYS	CA-CB	6.46	1.68	1.53
4	1-L	343	MET	CA-C	6.46	1.69	1.52
6	4-T	409	PRO	C-N	6.46	1.49	1.34
6	5-T	409	PRO	C-N	6.46	1.49	1.34
6	6-T	409	PRO	C-N	6.46	1.49	1.34
6	7-T	409	PRO	C-N	6.46	1.49	1.34
6	8-T	409	PRO	C-N	6.46	1.49	1.34
4	2-L	343	MET	CA-C	6.46	1.69	1.52
4	2-R	426	GLN	CA-C	-6.46	1.36	1.52
4	3-R	426	GLN	CA-C	-6.46	1.36	1.52
4	4-L	343	MET	CA-C	6.46	1.69	1.52
4	5-L	343	MET	CA-C	6.46	1.69	1.52
4	6-L	343	MET	CA-C	6.46	1.69	1.52
4	7-L	343	MET	CA-C	6.46	1.69	1.52
4	1-F	449	SER	C-O	6.46	1.35	1.23
4	1-R	426	GLN	CA-C	-6.46	1.36	1.52
6	1-N	409	PRO	C-N	6.45	1.48	1.34
4	3-X	422	ASN	CA-C	-6.45	1.36	1.52
4	4-F	343	MET	CA-C	6.45	1.69	1.52
4	4-R	343	MET	CA-C	6.45	1.69	1.52
4	5-F	343	MET	CA-C	6.45	1.69	1.52
4	5-R	343	MET	CA-C	6.45	1.69	1.52
4	6-F	343	MET	CA-C	6.45	1.69	1.52
4	6-R	343	MET	CA-C	6.45	1.69	1.52
4	7-F	343	MET	CA-C	6.45	1.69	1.52
4	7-R	343	MET	CA-C	6.45	1.69	1.52
4	8-F	343	MET	CA-C	6.45	1.69	1.52
4	8-R	343	MET	CA-C	6.45	1.69	1.52
4	8-X	422	ASN	CA-C	-6.45	1.36	1.52
4	1-F	419	GLY	N-CA	6.45	1.55	1.46
3	2-P	1541	THR	C-N	-6.45	1.22	1.34
3	3-P	1541	THR	C-N	-6.45	1.22	1.34
3	4-P	1541	THR	C-N	-6.45	1.22	1.34

Continued on next page...

Continued from previous page...

Mol	Chain	Res	Type	Atoms	Z	Observed(Å)	Ideal(Å)
4	4-R	422	ASN	CA-C	-6.45	1.36	1.52
4	5-R	422	ASN	CA-C	-6.45	1.36	1.52
3	6-P	1541	THR	C-N	-6.45	1.22	1.34
4	6-R	422	ASN	CA-C	-6.45	1.36	1.52
4	7-R	422	ASN	CA-C	-6.45	1.36	1.52
3	8-P	1541	THR	C-N	-6.45	1.22	1.34
4	8-R	422	ASN	CA-C	-6.45	1.36	1.52
4	2-F	426	GLN	CA-C	-6.45	1.36	1.52
4	2-L	426	GLN	CA-C	-6.45	1.36	1.52
4	3-F	426	GLN	CA-C	-6.45	1.36	1.52
6	3-N	409	PRO	C-N	6.45	1.48	1.34
4	4-L	426	GLN	CA-C	-6.45	1.36	1.52
4	5-L	426	GLN	CA-C	-6.45	1.36	1.52
4	6-L	426	GLN	CA-C	-6.45	1.36	1.52
4	7-L	426	GLN	CA-C	-6.45	1.36	1.52
6	8-N	409	PRO	C-N	6.45	1.48	1.34
3	1-D	1541	THR	C-N	-6.45	1.22	1.34
6	1-H	409	PRO	C-N	6.45	1.48	1.34
6	2-H	409	PRO	C-N	6.45	1.48	1.34
6	2-Z	409	PRO	C-N	6.45	1.48	1.34
6	3-H	409	PRO	C-N	6.45	1.48	1.34
6	4-Z	409	PRO	C-N	6.45	1.48	1.34
6	5-Z	409	PRO	C-N	6.45	1.48	1.34
6	6-Z	409	PRO	C-N	6.45	1.48	1.34
6	7-Z	409	PRO	C-N	6.45	1.48	1.34
4	1-F	267	GLN	CA-CB	6.45	1.68	1.53
4	3-L	419	GLY	N-CA	6.45	1.55	1.46
6	4-H	409	PRO	C-N	6.45	1.48	1.34
6	5-H	409	PRO	C-N	6.45	1.48	1.34
6	6-H	409	PRO	C-N	6.45	1.48	1.34
6	7-H	409	PRO	C-N	6.45	1.48	1.34
6	8-H	409	PRO	C-N	6.45	1.48	1.34
4	8-L	419	GLY	N-CA	6.45	1.55	1.46
6	1-Z	409	PRO	C-N	6.44	1.48	1.34
4	2-F	343	MET	CA-C	6.44	1.69	1.52
4	3-F	343	MET	CA-C	6.44	1.69	1.52
4	2-X	419	GLY	N-CA	6.44	1.55	1.46
4	2-X	426	GLN	CA-C	-6.44	1.36	1.52
4	2-X	456	ASP	C-N	6.44	1.48	1.34
4	4-F	426	GLN	CA-C	-6.44	1.36	1.52
4	4-X	419	GLY	N-CA	6.44	1.55	1.46
4	4-X	426	GLN	CA-C	-6.44	1.36	1.52

Continued on next page...

Continued from previous page...

Mol	Chain	Res	Type	Atoms	Z	Observed(Å)	Ideal(Å)
4	4-X	456	ASP	C-N	6.44	1.48	1.34
4	5-F	426	GLN	CA-C	-6.44	1.36	1.52
4	5-X	419	GLY	N-CA	6.44	1.55	1.46
4	5-X	426	GLN	CA-C	-6.44	1.36	1.52
4	5-X	456	ASP	C-N	6.44	1.48	1.34
4	6-F	426	GLN	CA-C	-6.44	1.36	1.52
4	6-X	419	GLY	N-CA	6.44	1.55	1.46
4	6-X	426	GLN	CA-C	-6.44	1.36	1.52
4	6-X	456	ASP	C-N	6.44	1.48	1.34
4	7-F	426	GLN	CA-C	-6.44	1.36	1.52
4	7-X	419	GLY	N-CA	6.44	1.55	1.46
4	7-X	426	GLN	CA-C	-6.44	1.36	1.52
4	7-X	456	ASP	C-N	6.44	1.48	1.34
4	8-F	426	GLN	CA-C	-6.44	1.36	1.52
3	1-V	1541	THR	C-N	-6.44	1.22	1.34
3	5-P	1541	THR	C-N	-6.44	1.22	1.34
3	5-P	1547	LEU	N-CA	-6.44	1.33	1.46
3	7-P	1541	THR	C-N	-6.44	1.22	1.34
3	7-P	1547	LEU	N-CA	-6.44	1.33	1.46
4	1-F	422	ASN	CA-C	-6.44	1.36	1.52
4	3-L	426	GLN	CA-C	-6.44	1.36	1.52
4	8-L	426	GLN	CA-C	-6.44	1.36	1.52
2	1-O	5	GLY	CA-C	-6.44	1.41	1.51
4	2-F	419	GLY	N-CA	6.44	1.55	1.46
4	3-F	419	GLY	N-CA	6.44	1.55	1.46
4	4-F	422	ASN	CA-C	-6.44	1.36	1.52
4	5-F	422	ASN	CA-C	-6.44	1.36	1.52
4	6-F	422	ASN	CA-C	-6.44	1.36	1.52
4	7-F	422	ASN	CA-C	-6.44	1.36	1.52
4	8-F	422	ASN	CA-C	-6.44	1.36	1.52
4	1-F	426	GLN	CA-C	-6.43	1.36	1.52
4	1-R	343	MET	CA-C	6.43	1.69	1.52
4	1-X	423	ALA	N-CA	-6.43	1.33	1.46
2	1-I	5	GLY	CA-C	-6.43	1.41	1.51
4	1-X	422	ASN	CA-C	-6.43	1.36	1.52
4	2-L	422	ASN	CA-C	-6.43	1.36	1.52
4	2-R	419	GLY	N-CA	6.43	1.55	1.46
4	3-R	419	GLY	N-CA	6.43	1.55	1.46
4	4-L	422	ASN	CA-C	-6.43	1.36	1.52
4	5-L	422	ASN	CA-C	-6.43	1.36	1.52
4	6-L	422	ASN	CA-C	-6.43	1.36	1.52
4	7-L	422	ASN	CA-C	-6.43	1.36	1.52

Continued on next page...

Continued from previous page...

Mol	Chain	Res	Type	Atoms	Z	Observed(Å)	Ideal(Å)
3	1-D	1547	LEU	N-CA	-6.43	1.33	1.46
3	1-P	1541	THR	C-N	-6.43	1.22	1.34
4	3-L	343	MET	CA-C	6.43	1.69	1.52
4	8-L	343	MET	CA-C	6.43	1.69	1.52
4	1-L	456	ASP	C-N	6.43	1.48	1.34
4	1-R	449	SER	C-O	6.43	1.35	1.23
4	2-R	422	ASN	CA-C	-6.42	1.36	1.52
4	3-R	422	ASN	CA-C	-6.42	1.36	1.52
4	3-X	426	GLN	CA-C	-6.42	1.36	1.52
4	8-X	426	GLN	CA-C	-6.42	1.36	1.52
4	1-X	456	ASP	C-N	6.42	1.48	1.34
3	2-V	1547	LEU	N-CA	-6.42	1.33	1.46
3	3-V	1547	LEU	N-CA	-6.42	1.33	1.46
3	4-V	1547	LEU	N-CA	-6.42	1.33	1.46
3	5-V	1547	LEU	N-CA	-6.42	1.33	1.46
3	6-V	1547	LEU	N-CA	-6.42	1.33	1.46
3	7-V	1547	LEU	N-CA	-6.42	1.33	1.46
3	8-V	1547	LEU	N-CA	-6.42	1.33	1.46
2	1-C	5	GLY	CA-C	-6.42	1.41	1.51
4	1-F	456	ASP	C-N	6.42	1.48	1.34
4	1-R	422	ASN	CA-C	-6.42	1.36	1.52
3	2-J	1547	LEU	N-CA	-6.42	1.33	1.46
3	3-J	1547	LEU	N-CA	-6.42	1.33	1.46
3	4-J	1547	LEU	N-CA	-6.42	1.33	1.46
4	4-R	426	GLN	CA-C	-6.42	1.36	1.52
3	5-J	1547	LEU	N-CA	-6.42	1.33	1.46
4	5-R	426	GLN	CA-C	-6.42	1.36	1.52
3	6-J	1547	LEU	N-CA	-6.42	1.33	1.46
4	6-R	426	GLN	CA-C	-6.42	1.36	1.52
3	7-J	1547	LEU	N-CA	-6.42	1.33	1.46
4	7-R	426	GLN	CA-C	-6.42	1.36	1.52
3	8-J	1547	LEU	N-CA	-6.42	1.33	1.46
4	8-R	426	GLN	CA-C	-6.42	1.36	1.52
4	1-X	343	MET	CA-C	6.42	1.69	1.52
3	1-J	1547	LEU	N-CA	-6.42	1.33	1.46
4	4-F	449	SER	C-O	6.42	1.35	1.23
4	5-F	449	SER	C-O	6.42	1.35	1.23
4	6-F	449	SER	C-O	6.42	1.35	1.23
4	7-F	449	SER	C-O	6.42	1.35	1.23
4	8-F	449	SER	C-O	6.42	1.35	1.23
4	1-X	426	GLN	CA-C	-6.42	1.36	1.52
2	2-U	5	GLY	CA-C	-6.42	1.41	1.51

Continued on next page...

Continued from previous page...

Mol	Chain	Res	Type	Atoms	Z	Observed(Å)	Ideal(Å)
4	2-X	422	ASN	CA-C	-6.42	1.36	1.52
4	4-R	419	GLY	N-CA	6.42	1.55	1.46
2	4-U	5	GLY	CA-C	-6.42	1.41	1.51
4	4-X	422	ASN	CA-C	-6.42	1.36	1.52
4	5-R	419	GLY	N-CA	6.42	1.55	1.46
2	5-U	5	GLY	CA-C	-6.42	1.41	1.51
4	5-X	422	ASN	CA-C	-6.42	1.36	1.52
4	6-R	419	GLY	N-CA	6.42	1.55	1.46
2	6-U	5	GLY	CA-C	-6.42	1.41	1.51
4	6-X	422	ASN	CA-C	-6.42	1.36	1.52
4	7-R	419	GLY	N-CA	6.42	1.55	1.46
2	7-U	5	GLY	CA-C	-6.42	1.41	1.51
4	7-X	422	ASN	CA-C	-6.42	1.36	1.52
4	8-R	419	GLY	N-CA	6.42	1.55	1.46
3	2-D	1547	LEU	N-CA	-6.42	1.33	1.46
3	3-D	1547	LEU	N-CA	-6.42	1.33	1.46
4	3-X	423	ALA	N-CA	-6.42	1.33	1.46
3	4-D	1547	LEU	N-CA	-6.42	1.33	1.46
3	6-D	1547	LEU	N-CA	-6.42	1.33	1.46
3	8-D	1547	LEU	N-CA	-6.42	1.33	1.46
4	8-X	423	ALA	N-CA	-6.42	1.33	1.46
4	2-F	422	ASN	CA-C	-6.41	1.36	1.52
4	2-R	423	ALA	N-CA	-6.41	1.33	1.46
4	3-F	422	ASN	CA-C	-6.41	1.36	1.52
4	3-R	423	ALA	N-CA	-6.41	1.33	1.46
4	3-X	419	GLY	N-CA	6.41	1.55	1.46
3	5-D	1547	LEU	N-CA	-6.41	1.33	1.46
3	7-D	1547	LEU	N-CA	-6.41	1.33	1.46
4	8-X	419	GLY	N-CA	6.41	1.55	1.46
4	3-L	423	ALA	N-CA	-6.41	1.33	1.46
4	8-L	423	ALA	N-CA	-6.41	1.33	1.46
4	1-L	426	GLN	CA-C	-6.41	1.36	1.52
4	3-X	456	ASP	C-N	6.41	1.48	1.34
4	8-X	456	ASP	C-N	6.41	1.48	1.34
4	2-L	449	SER	C-O	6.41	1.35	1.23
3	2-P	1547	LEU	N-CA	-6.41	1.33	1.46
3	3-P	1547	LEU	N-CA	-6.41	1.33	1.46
4	4-L	449	SER	C-O	6.41	1.35	1.23
3	4-P	1547	LEU	N-CA	-6.41	1.33	1.46
4	5-L	449	SER	C-O	6.41	1.35	1.23
4	6-L	449	SER	C-O	6.41	1.35	1.23
3	6-P	1547	LEU	N-CA	-6.41	1.33	1.46

Continued on next page...

Continued from previous page...

Mol	Chain	Res	Type	Atoms	Z	Observed(Å)	Ideal(Å)
4	7-L	449	SER	C-O	6.41	1.35	1.23
3	8-P	1547	LEU	N-CA	-6.41	1.33	1.46
4	2-L	423	ALA	N-CA	-6.41	1.33	1.46
4	4-L	423	ALA	N-CA	-6.41	1.33	1.46
4	5-L	423	ALA	N-CA	-6.41	1.33	1.46
4	6-L	423	ALA	N-CA	-6.41	1.33	1.46
4	7-L	423	ALA	N-CA	-6.41	1.33	1.46
4	2-F	456	ASP	C-N	6.40	1.48	1.34
4	3-F	456	ASP	C-N	6.40	1.48	1.34
4	3-L	456	ASP	C-N	6.40	1.48	1.34
4	8-L	456	ASP	C-N	6.40	1.48	1.34
4	2-F	423	ALA	N-CA	-6.40	1.33	1.46
4	3-F	423	ALA	N-CA	-6.40	1.33	1.46
2	1-U	5	GLY	CA-C	-6.40	1.41	1.51
2	3-I	5	GLY	CA-C	-6.40	1.41	1.51
2	8-I	5	GLY	CA-C	-6.40	1.41	1.51
2	2-C	5	GLY	CA-C	-6.40	1.41	1.51
2	3-C	5	GLY	CA-C	-6.40	1.41	1.51
4	4-R	456	ASP	C-N	6.40	1.48	1.34
4	5-R	456	ASP	C-N	6.40	1.48	1.34
4	6-R	456	ASP	C-N	6.40	1.48	1.34
4	7-R	456	ASP	C-N	6.40	1.48	1.34
4	8-R	456	ASP	C-N	6.40	1.48	1.34
3	1-P	1547	LEU	N-CA	-6.39	1.33	1.46
2	2-O	5	GLY	CA-C	-6.39	1.41	1.51
2	3-O	5	GLY	CA-C	-6.39	1.41	1.51
3	1-J	1541	THR	C-N	-6.39	1.22	1.34
4	2-X	449	SER	C-O	6.39	1.35	1.23
2	3-U	5	GLY	CA-C	-6.39	1.41	1.51
4	4-X	449	SER	C-O	6.39	1.35	1.23
4	5-X	449	SER	C-O	6.39	1.35	1.23
4	6-X	449	SER	C-O	6.39	1.35	1.23
4	7-X	449	SER	C-O	6.39	1.35	1.23
2	8-U	5	GLY	CA-C	-6.39	1.41	1.51
4	1-R	423	ALA	N-CA	-6.39	1.33	1.46
4	2-L	456	ASP	C-N	6.39	1.48	1.34
4	3-X	449	SER	C-O	6.39	1.35	1.23
4	4-L	456	ASP	C-N	6.39	1.48	1.34
4	5-L	456	ASP	C-N	6.39	1.48	1.34
4	6-L	456	ASP	C-N	6.39	1.48	1.34
4	7-L	456	ASP	C-N	6.39	1.48	1.34
4	8-X	449	SER	C-O	6.39	1.35	1.23

Continued on next page...

Continued from previous page...

Mol	Chain	Res	Type	Atoms	Z	Observed(Å)	Ideal(Å)
4	2-R	449	SER	C-O	6.39	1.35	1.23
4	3-R	449	SER	C-O	6.39	1.35	1.23
4	1-F	423	ALA	N-CA	-6.39	1.33	1.46
6	1-T	488	ILE	N-CA	-6.39	1.33	1.46
4	2-R	456	ASP	C-N	6.39	1.48	1.34
4	3-R	456	ASP	C-N	6.39	1.48	1.34
4	4-R	449	SER	C-O	6.39	1.35	1.23
4	5-R	449	SER	C-O	6.39	1.35	1.23
4	6-R	449	SER	C-O	6.39	1.35	1.23
4	7-R	449	SER	C-O	6.39	1.35	1.23
4	8-R	449	SER	C-O	6.39	1.35	1.23
4	1-L	449	SER	C-O	6.38	1.35	1.23
2	4-O	5	GLY	CA-C	-6.38	1.41	1.51
2	5-O	5	GLY	CA-C	-6.38	1.41	1.51
2	6-O	5	GLY	CA-C	-6.38	1.41	1.51
2	7-O	5	GLY	CA-C	-6.38	1.41	1.51
2	8-O	5	GLY	CA-C	-6.38	1.41	1.51
6	1-N	488	ILE	N-CA	-6.38	1.33	1.46
4	2-X	423	ALA	N-CA	-6.38	1.33	1.46
4	4-F	456	ASP	C-N	6.38	1.48	1.34
4	4-X	423	ALA	N-CA	-6.38	1.33	1.46
4	5-F	456	ASP	C-N	6.38	1.48	1.34
4	5-X	423	ALA	N-CA	-6.38	1.33	1.46
4	6-F	456	ASP	C-N	6.38	1.48	1.34
4	6-X	423	ALA	N-CA	-6.38	1.33	1.46
4	7-F	456	ASP	C-N	6.38	1.48	1.34
4	7-X	423	ALA	N-CA	-6.38	1.33	1.46
4	8-F	456	ASP	C-N	6.38	1.48	1.34
4	4-R	423	ALA	N-CA	-6.38	1.33	1.46
4	5-R	423	ALA	N-CA	-6.38	1.33	1.46
4	6-R	423	ALA	N-CA	-6.38	1.33	1.46
4	7-R	423	ALA	N-CA	-6.38	1.33	1.46
4	8-R	423	ALA	N-CA	-6.38	1.33	1.46
4	1-X	449	SER	C-O	6.38	1.35	1.23
4	1-L	423	ALA	N-CA	-6.38	1.33	1.46
4	2-F	449	SER	C-O	6.38	1.35	1.23
4	3-F	449	SER	C-O	6.38	1.35	1.23
4	3-L	449	SER	C-O	6.38	1.35	1.23
4	8-L	449	SER	C-O	6.38	1.35	1.23
3	1-V	1547	LEU	N-CA	-6.37	1.33	1.46
2	2-I	5	GLY	CA-C	-6.37	1.41	1.51
2	4-I	5	GLY	CA-C	-6.37	1.41	1.51

Continued on next page...

Continued from previous page...

Mol	Chain	Res	Type	Atoms	Z	Observed(Å)	Ideal(Å)
2	5-I	5	GLY	CA-C	-6.37	1.41	1.51
2	6-I	5	GLY	CA-C	-6.37	1.41	1.51
2	7-I	5	GLY	CA-C	-6.37	1.41	1.51
6	1-H	488	ILE	N-CA	-6.37	1.33	1.46
6	2-T	488	ILE	N-CA	-6.37	1.33	1.46
6	3-T	488	ILE	N-CA	-6.37	1.33	1.46
2	4-C	5	GLY	CA-C	-6.37	1.41	1.51
2	5-C	5	GLY	CA-C	-6.37	1.41	1.51
2	6-C	5	GLY	CA-C	-6.37	1.41	1.51
2	7-C	5	GLY	CA-C	-6.37	1.41	1.51
2	8-C	5	GLY	CA-C	-6.37	1.41	1.51
4	1-R	456	ASP	C-N	6.37	1.48	1.34
4	4-F	423	ALA	N-CA	-6.37	1.33	1.46
4	5-F	423	ALA	N-CA	-6.37	1.33	1.46
4	6-F	423	ALA	N-CA	-6.37	1.33	1.46
4	7-F	423	ALA	N-CA	-6.37	1.33	1.46
4	8-F	423	ALA	N-CA	-6.37	1.33	1.46
4	1-R	419	GLY	N-CA	6.35	1.55	1.46
6	3-Z	488	ILE	N-CA	-6.35	1.33	1.46
6	8-Z	488	ILE	N-CA	-6.35	1.33	1.46
6	3-N	488	ILE	N-CA	-6.35	1.33	1.46
6	8-N	488	ILE	N-CA	-6.35	1.33	1.46
6	2-N	488	ILE	N-CA	-6.35	1.33	1.46
6	4-N	488	ILE	N-CA	-6.35	1.33	1.46
6	5-N	488	ILE	N-CA	-6.35	1.33	1.46
6	6-N	488	ILE	N-CA	-6.35	1.33	1.46
6	7-N	488	ILE	N-CA	-6.35	1.33	1.46
5	2-Y	254	ASP	N-CA	-6.35	1.33	1.46
5	4-Y	254	ASP	N-CA	-6.35	1.33	1.46
5	5-Y	254	ASP	N-CA	-6.35	1.33	1.46
5	6-Y	254	ASP	N-CA	-6.35	1.33	1.46
5	7-Y	254	ASP	N-CA	-6.35	1.33	1.46
6	4-H	488	ILE	N-CA	-6.34	1.33	1.46
6	5-H	488	ILE	N-CA	-6.34	1.33	1.46
6	6-H	488	ILE	N-CA	-6.34	1.33	1.46
6	7-H	488	ILE	N-CA	-6.34	1.33	1.46
6	8-H	488	ILE	N-CA	-6.34	1.33	1.46
6	2-H	488	ILE	N-CA	-6.34	1.33	1.46
3	2-V	1516	LEU	CA-C	-6.34	1.36	1.52
6	3-H	488	ILE	N-CA	-6.34	1.33	1.46
3	3-V	1516	LEU	CA-C	-6.34	1.36	1.52
3	4-V	1516	LEU	CA-C	-6.34	1.36	1.52

Continued on next page...

Continued from previous page...

Mol	Chain	Res	Type	Atoms	Z	Observed(Å)	Ideal(Å)
3	5-V	1516	LEU	CA-C	-6.34	1.36	1.52
3	6-V	1516	LEU	CA-C	-6.34	1.36	1.52
3	7-V	1516	LEU	CA-C	-6.34	1.36	1.52
3	8-V	1516	LEU	CA-C	-6.34	1.36	1.52
5	2-S	254	ASP	N-CA	-6.34	1.33	1.46
5	3-S	254	ASP	N-CA	-6.34	1.33	1.46
6	2-N	370	GLU	CA-C	6.33	1.69	1.52
6	4-N	370	GLU	CA-C	6.33	1.69	1.52
6	5-N	370	GLU	CA-C	6.33	1.69	1.52
6	6-N	370	GLU	CA-C	6.33	1.69	1.52
6	7-N	370	GLU	CA-C	6.33	1.69	1.52
5	2-G	254	ASP	N-CA	-6.33	1.33	1.46
5	3-G	254	ASP	N-CA	-6.33	1.33	1.46
5	4-G	254	ASP	N-CA	-6.33	1.33	1.46
6	4-T	488	ILE	N-CA	-6.33	1.33	1.46
5	5-G	254	ASP	N-CA	-6.33	1.33	1.46
6	5-T	488	ILE	N-CA	-6.33	1.33	1.46
5	6-G	254	ASP	N-CA	-6.33	1.33	1.46
6	6-T	488	ILE	N-CA	-6.33	1.33	1.46
5	7-G	254	ASP	N-CA	-6.33	1.33	1.46
6	7-T	488	ILE	N-CA	-6.33	1.33	1.46
5	8-G	254	ASP	N-CA	-6.33	1.33	1.46
6	8-T	488	ILE	N-CA	-6.33	1.33	1.46
5	3-M	254	ASP	N-CA	-6.33	1.33	1.46
4	3-X	307	ILE	N-CA	6.33	1.59	1.46
5	8-M	254	ASP	N-CA	-6.33	1.33	1.46
4	8-X	307	ILE	N-CA	6.33	1.59	1.46
4	4-F	307	ILE	N-CA	6.33	1.59	1.46
4	5-F	307	ILE	N-CA	6.33	1.59	1.46
4	6-F	307	ILE	N-CA	6.33	1.59	1.46
4	7-F	307	ILE	N-CA	6.33	1.59	1.46
4	8-F	307	ILE	N-CA	6.33	1.59	1.46
6	1-Z	488	ILE	N-CA	-6.33	1.33	1.46
6	1-H	370	GLU	CA-C	6.32	1.69	1.52
4	2-X	443	HIS	CA-CB	-6.32	1.40	1.53
4	4-X	443	HIS	CA-CB	-6.32	1.40	1.53
4	5-X	443	HIS	CA-CB	-6.32	1.40	1.53
4	6-X	443	HIS	CA-CB	-6.32	1.40	1.53
4	7-X	443	HIS	CA-CB	-6.32	1.40	1.53
3	5-P	1516	LEU	CA-C	-6.32	1.36	1.52
3	7-P	1516	LEU	CA-C	-6.32	1.36	1.52
4	1-F	443	HIS	CA-CB	-6.32	1.40	1.53

Continued on next page...

Continued from previous page...

Mol	Chain	Res	Type	Atoms	Z	Observed(Å)	Ideal(Å)
5	1-S	340	ALA	C-N	6.32	1.48	1.34
4	1-L	443	HIS	CA-CB	-6.32	1.40	1.53
5	1-M	254	ASP	N-CA	-6.32	1.33	1.46
3	2-J	1516	LEU	CA-C	-6.32	1.36	1.52
3	3-J	1516	LEU	CA-C	-6.32	1.36	1.52
5	3-Y	254	ASP	N-CA	-6.32	1.33	1.46
3	4-J	1516	LEU	CA-C	-6.32	1.36	1.52
3	5-J	1516	LEU	CA-C	-6.32	1.36	1.52
3	6-J	1516	LEU	CA-C	-6.32	1.36	1.52
3	7-J	1516	LEU	CA-C	-6.32	1.36	1.52
3	8-J	1516	LEU	CA-C	-6.32	1.36	1.52
5	8-Y	254	ASP	N-CA	-6.32	1.33	1.46
4	2-L	307	ILE	N-CA	6.31	1.58	1.46
6	2-Z	488	ILE	N-CA	-6.31	1.33	1.46
4	4-L	307	ILE	N-CA	6.31	1.58	1.46
6	4-Z	488	ILE	N-CA	-6.31	1.33	1.46
4	5-L	307	ILE	N-CA	6.31	1.58	1.46
6	5-Z	488	ILE	N-CA	-6.31	1.33	1.46
4	6-L	307	ILE	N-CA	6.31	1.58	1.46
6	6-Z	488	ILE	N-CA	-6.31	1.33	1.46
4	7-L	307	ILE	N-CA	6.31	1.58	1.46
6	7-Z	488	ILE	N-CA	-6.31	1.33	1.46
4	2-R	307	ILE	N-CA	6.31	1.58	1.46
4	3-R	307	ILE	N-CA	6.31	1.58	1.46
5	4-S	254	ASP	N-CA	-6.31	1.33	1.46
5	5-S	254	ASP	N-CA	-6.31	1.33	1.46
5	6-S	254	ASP	N-CA	-6.31	1.33	1.46
5	7-S	254	ASP	N-CA	-6.31	1.33	1.46
5	8-S	254	ASP	N-CA	-6.31	1.33	1.46
4	3-X	300	PRO	N-CA	6.31	1.57	1.47
4	8-X	300	PRO	N-CA	6.31	1.57	1.47
6	1-N	370	GLU	CA-C	6.31	1.69	1.52
5	1-Y	254	ASP	N-CA	-6.31	1.33	1.46
4	4-F	443	HIS	CA-CB	-6.31	1.40	1.53
4	5-F	443	HIS	CA-CB	-6.31	1.40	1.53
4	6-F	443	HIS	CA-CB	-6.31	1.40	1.53
4	7-F	443	HIS	CA-CB	-6.31	1.40	1.53
4	8-F	443	HIS	CA-CB	-6.31	1.40	1.53
4	2-L	443	HIS	CA-CB	-6.31	1.40	1.53
4	4-L	443	HIS	CA-CB	-6.31	1.40	1.53
4	5-L	443	HIS	CA-CB	-6.31	1.40	1.53
4	6-L	443	HIS	CA-CB	-6.31	1.40	1.53

Continued on next page...

Continued from previous page...

Mol	Chain	Res	Type	Atoms	Z	Observed(Å)	Ideal(Å)
4	7-L	443	HIS	CA-CB	-6.31	1.40	1.53
5	2-M	254	ASP	N-CA	-6.31	1.33	1.46
6	3-Z	370	GLU	CA-C	6.31	1.69	1.52
5	4-M	254	ASP	N-CA	-6.31	1.33	1.46
5	5-M	254	ASP	N-CA	-6.31	1.33	1.46
5	6-M	254	ASP	N-CA	-6.31	1.33	1.46
5	7-M	254	ASP	N-CA	-6.31	1.33	1.46
6	8-Z	370	GLU	CA-C	6.31	1.69	1.52
4	3-L	307	ILE	N-CA	6.30	1.58	1.46
6	3-N	370	GLU	CA-C	6.30	1.69	1.52
4	4-R	307	ILE	N-CA	6.30	1.58	1.46
4	5-R	307	ILE	N-CA	6.30	1.58	1.46
4	6-R	307	ILE	N-CA	6.30	1.58	1.46
4	7-R	307	ILE	N-CA	6.30	1.58	1.46
4	8-L	307	ILE	N-CA	6.30	1.58	1.46
6	8-N	370	GLU	CA-C	6.30	1.69	1.52
4	8-R	307	ILE	N-CA	6.30	1.58	1.46
4	2-F	300	PRO	N-CA	6.30	1.57	1.47
6	2-Z	370	GLU	CA-C	6.30	1.69	1.52
4	3-F	300	PRO	N-CA	6.30	1.57	1.47
6	4-Z	370	GLU	CA-C	6.30	1.69	1.52
6	5-Z	370	GLU	CA-C	6.30	1.69	1.52
6	6-Z	370	GLU	CA-C	6.30	1.69	1.52
6	7-Z	370	GLU	CA-C	6.30	1.69	1.52
4	1-F	307	ILE	N-CA	6.30	1.58	1.46
4	1-X	443	HIS	CA-CB	-6.30	1.40	1.53
4	2-F	443	HIS	CA-CB	-6.30	1.40	1.53
4	3-F	443	HIS	CA-CB	-6.30	1.40	1.53
6	2-T	370	GLU	CA-C	6.30	1.69	1.52
4	2-X	307	ILE	N-CA	6.30	1.58	1.46
6	3-T	370	GLU	CA-C	6.30	1.69	1.52
4	4-X	307	ILE	N-CA	6.30	1.58	1.46
4	5-X	307	ILE	N-CA	6.30	1.58	1.46
4	6-X	307	ILE	N-CA	6.30	1.58	1.46
4	7-X	307	ILE	N-CA	6.30	1.58	1.46
3	2-P	1516	LEU	CA-C	-6.29	1.36	1.52
3	3-P	1516	LEU	CA-C	-6.29	1.36	1.52
3	4-P	1516	LEU	CA-C	-6.29	1.36	1.52
3	6-P	1516	LEU	CA-C	-6.29	1.36	1.52
3	8-P	1516	LEU	CA-C	-6.29	1.36	1.52
5	1-G	254	ASP	N-CA	-6.29	1.33	1.46
4	2-F	307	ILE	N-CA	6.29	1.58	1.46

Continued on next page...

Continued from previous page...

Mol	Chain	Res	Type	Atoms	Z	Observed(Å)	Ideal(Å)
4	3-F	307	ILE	N-CA	6.29	1.58	1.46
4	1-F	300	PRO	N-CA	6.28	1.57	1.47
3	1-V	1516	LEU	CA-C	-6.28	1.36	1.52
6	2-H	370	GLU	CA-C	6.28	1.69	1.52
6	3-H	370	GLU	CA-C	6.28	1.69	1.52
3	5-D	1516	LEU	CA-C	-6.28	1.36	1.52
3	7-D	1516	LEU	CA-C	-6.28	1.36	1.52
4	1-X	307	ILE	N-CA	6.28	1.58	1.46
4	4-R	300	PRO	N-CA	6.28	1.57	1.47
4	4-R	443	HIS	CA-CB	-6.28	1.40	1.53
4	5-R	300	PRO	N-CA	6.28	1.57	1.47
4	5-R	443	HIS	CA-CB	-6.28	1.40	1.53
4	6-R	300	PRO	N-CA	6.28	1.57	1.47
4	6-R	443	HIS	CA-CB	-6.28	1.40	1.53
4	7-R	300	PRO	N-CA	6.28	1.57	1.47
4	7-R	443	HIS	CA-CB	-6.28	1.40	1.53
4	8-R	300	PRO	N-CA	6.28	1.57	1.47
4	8-R	443	HIS	CA-CB	-6.28	1.40	1.53
5	1-G	340	ALA	C-N	6.28	1.48	1.34
3	1-P	1516	LEU	CA-C	-6.28	1.36	1.52
4	1-R	443	HIS	CA-CB	-6.28	1.40	1.53
6	1-T	370	GLU	CA-C	6.28	1.69	1.52
3	2-D	1516	LEU	CA-C	-6.28	1.36	1.52
4	2-L	300	PRO	N-CA	6.28	1.57	1.47
3	3-D	1516	LEU	CA-C	-6.28	1.36	1.52
3	4-D	1516	LEU	CA-C	-6.28	1.36	1.52
4	4-L	300	PRO	N-CA	6.28	1.57	1.47
4	5-L	300	PRO	N-CA	6.28	1.57	1.47
3	6-D	1516	LEU	CA-C	-6.28	1.36	1.52
4	6-L	300	PRO	N-CA	6.28	1.57	1.47
4	7-L	300	PRO	N-CA	6.28	1.57	1.47
3	8-D	1516	LEU	CA-C	-6.28	1.36	1.52
4	1-L	204	SER	CA-CB	6.28	1.62	1.52
5	2-G	340	ALA	C-N	6.28	1.48	1.34
4	2-R	443	HIS	CA-CB	-6.28	1.40	1.53
5	3-G	340	ALA	C-N	6.28	1.48	1.34
4	3-L	443	HIS	CA-CB	-6.28	1.40	1.53
4	3-R	443	HIS	CA-CB	-6.28	1.40	1.53
6	4-T	370	GLU	CA-C	6.28	1.69	1.52
6	5-T	370	GLU	CA-C	6.28	1.69	1.52
6	6-T	370	GLU	CA-C	6.28	1.69	1.52
6	7-T	370	GLU	CA-C	6.28	1.69	1.52

Continued on next page...

Continued from previous page...

Mol	Chain	Res	Type	Atoms	Z	Observed(Å)	Ideal(Å)
4	8-L	443	HIS	CA-CB	-6.28	1.40	1.53
6	8-T	370	GLU	CA-C	6.28	1.69	1.52
4	1-R	300	PRO	N-CA	6.28	1.57	1.47
4	3-L	300	PRO	N-CA	6.28	1.57	1.47
4	8-L	300	PRO	N-CA	6.28	1.57	1.47
4	1-R	307	ILE	N-CA	6.27	1.58	1.46
5	1-S	254	ASP	N-CA	-6.27	1.33	1.46
6	1-Z	370	GLU	CA-C	6.27	1.69	1.52
4	3-X	443	HIS	CA-CB	-6.27	1.40	1.53
6	4-H	370	GLU	CA-C	6.27	1.69	1.52
6	5-H	370	GLU	CA-C	6.27	1.69	1.52
6	6-H	370	GLU	CA-C	6.27	1.69	1.52
6	7-H	370	GLU	CA-C	6.27	1.69	1.52
6	8-H	370	GLU	CA-C	6.27	1.69	1.52
4	8-X	443	HIS	CA-CB	-6.27	1.40	1.53
4	2-R	300	PRO	N-CA	6.27	1.57	1.47
4	3-R	300	PRO	N-CA	6.27	1.57	1.47
4	2-X	300	PRO	N-CA	6.27	1.57	1.47
4	4-X	300	PRO	N-CA	6.27	1.57	1.47
4	5-X	300	PRO	N-CA	6.27	1.57	1.47
4	6-X	300	PRO	N-CA	6.27	1.57	1.47
4	7-X	300	PRO	N-CA	6.27	1.57	1.47
5	3-Y	340	ALA	C-N	6.27	1.48	1.34
5	8-Y	340	ALA	C-N	6.27	1.48	1.34
3	1-J	1516	LEU	CA-C	-6.26	1.36	1.52
5	1-M	340	ALA	C-N	6.26	1.48	1.34
5	3-M	340	ALA	C-N	6.26	1.48	1.34
5	8-M	340	ALA	C-N	6.26	1.48	1.34
4	1-L	307	ILE	N-CA	6.26	1.58	1.46
4	1-X	300	PRO	N-CA	6.26	1.57	1.47
4	1-X	204	SER	CA-CB	6.26	1.62	1.52
4	3-X	425	THR	N-CA	-6.26	1.33	1.46
4	8-X	425	THR	N-CA	-6.26	1.33	1.46
4	1-L	425	THR	N-CA	-6.26	1.33	1.46
4	2-X	425	THR	N-CA	-6.26	1.33	1.46
5	2-Y	340	ALA	C-N	6.26	1.48	1.34
4	4-X	425	THR	N-CA	-6.26	1.33	1.46
5	4-Y	340	ALA	C-N	6.26	1.48	1.34
4	5-X	425	THR	N-CA	-6.26	1.33	1.46
5	5-Y	340	ALA	C-N	6.26	1.48	1.34
4	6-X	425	THR	N-CA	-6.26	1.33	1.46
5	6-Y	340	ALA	C-N	6.26	1.48	1.34

Continued on next page...

Continued from previous page...

Mol	Chain	Res	Type	Atoms	Z	Observed(Å)	Ideal(Å)
4	7-X	425	THR	N-CA	-6.26	1.33	1.46
5	7-Y	340	ALA	C-N	6.26	1.48	1.34
3	1-D	1516	LEU	CA-C	-6.25	1.36	1.52
3	2-D	1512	TRP	CA-C	-6.25	1.36	1.52
3	3-D	1512	TRP	CA-C	-6.25	1.36	1.52
3	4-D	1512	TRP	CA-C	-6.25	1.36	1.52
3	6-D	1512	TRP	CA-C	-6.25	1.36	1.52
3	8-D	1512	TRP	CA-C	-6.25	1.36	1.52
5	2-M	340	ALA	C-N	6.25	1.48	1.34
5	4-M	340	ALA	C-N	6.25	1.48	1.34
5	5-M	340	ALA	C-N	6.25	1.48	1.34
5	6-M	340	ALA	C-N	6.25	1.48	1.34
5	7-M	340	ALA	C-N	6.25	1.48	1.34
4	1-F	204	SER	CA-CB	6.25	1.62	1.52
3	2-V	1512	TRP	CA-C	-6.25	1.36	1.52
3	3-V	1512	TRP	CA-C	-6.25	1.36	1.52
3	4-V	1512	TRP	CA-C	-6.25	1.36	1.52
3	5-V	1512	TRP	CA-C	-6.25	1.36	1.52
3	6-V	1512	TRP	CA-C	-6.25	1.36	1.52
3	7-V	1512	TRP	CA-C	-6.25	1.36	1.52
3	8-V	1512	TRP	CA-C	-6.25	1.36	1.52
3	1-J	1512	TRP	CA-C	-6.25	1.36	1.52
4	1-R	204	SER	CA-CB	6.25	1.62	1.52
5	4-G	340	ALA	C-N	6.25	1.48	1.34
5	5-G	340	ALA	C-N	6.25	1.48	1.34
5	6-G	340	ALA	C-N	6.25	1.48	1.34
5	7-G	340	ALA	C-N	6.25	1.48	1.34
5	8-G	340	ALA	C-N	6.25	1.48	1.34
4	2-L	425	THR	N-CA	-6.25	1.33	1.46
4	4-F	300	PRO	N-CA	6.25	1.57	1.47
4	4-L	425	THR	N-CA	-6.25	1.33	1.46
5	4-S	340	ALA	C-N	6.25	1.48	1.34
4	5-F	300	PRO	N-CA	6.25	1.57	1.47
4	5-L	425	THR	N-CA	-6.25	1.33	1.46
5	5-S	340	ALA	C-N	6.25	1.48	1.34
4	6-F	300	PRO	N-CA	6.25	1.57	1.47
4	6-L	425	THR	N-CA	-6.25	1.33	1.46
5	6-S	340	ALA	C-N	6.25	1.48	1.34
4	7-F	300	PRO	N-CA	6.25	1.57	1.47
4	7-L	425	THR	N-CA	-6.25	1.33	1.46
5	7-S	340	ALA	C-N	6.25	1.48	1.34
4	8-F	300	PRO	N-CA	6.25	1.57	1.47

Continued on next page...

Continued from previous page...

Mol	Chain	Res	Type	Atoms	Z	Observed(Å)	Ideal(Å)
5	8-S	340	ALA	C-N	6.25	1.48	1.34
4	1-L	300	PRO	N-CA	6.24	1.57	1.47
4	1-X	449	SER	N-CA	6.24	1.58	1.46
3	1-V	1512	TRP	CA-C	-6.24	1.36	1.52
4	1-X	425	THR	N-CA	-6.24	1.33	1.46
5	2-S	340	ALA	C-N	6.24	1.48	1.34
5	3-S	340	ALA	C-N	6.24	1.48	1.34
4	1-F	483	ASP	N-CA	-6.24	1.33	1.46
5	1-S	393	TYR	CA-C	6.24	1.69	1.52
4	4-R	425	THR	N-CA	-6.24	1.33	1.46
4	5-R	425	THR	N-CA	-6.24	1.33	1.46
4	6-R	425	THR	N-CA	-6.24	1.33	1.46
4	7-R	425	THR	N-CA	-6.24	1.33	1.46
4	8-R	425	THR	N-CA	-6.24	1.33	1.46
4	1-R	483	ASP	N-CA	-6.23	1.33	1.46
4	3-X	449	SER	N-CA	6.23	1.58	1.46
4	8-X	449	SER	N-CA	6.23	1.58	1.46
3	1-D	1512	TRP	CA-C	-6.23	1.36	1.52
5	2-Y	393	TYR	CA-C	6.23	1.69	1.52
5	3-M	393	TYR	CA-C	6.23	1.69	1.52
4	4-R	449	SER	N-CA	6.23	1.58	1.46
5	4-Y	393	TYR	CA-C	6.23	1.69	1.52
4	5-R	449	SER	N-CA	6.23	1.58	1.46
5	5-Y	393	TYR	CA-C	6.23	1.69	1.52
4	6-R	449	SER	N-CA	6.23	1.58	1.46
5	6-Y	393	TYR	CA-C	6.23	1.69	1.52
4	7-R	449	SER	N-CA	6.23	1.58	1.46
5	7-Y	393	TYR	CA-C	6.23	1.69	1.52
5	8-M	393	TYR	CA-C	6.23	1.69	1.52
4	8-R	449	SER	N-CA	6.23	1.58	1.46
4	1-F	425	THR	N-CA	-6.23	1.33	1.46
5	1-Y	393	TYR	CA-C	6.23	1.69	1.52
5	2-G	393	TYR	CA-C	6.23	1.69	1.52
5	3-G	393	TYR	CA-C	6.23	1.69	1.52
4	4-F	483	ASP	N-CA	-6.23	1.33	1.46
4	5-F	483	ASP	N-CA	-6.23	1.33	1.46
4	6-F	483	ASP	N-CA	-6.23	1.33	1.46
4	7-F	483	ASP	N-CA	-6.23	1.33	1.46
4	8-F	483	ASP	N-CA	-6.23	1.33	1.46
4	2-F	425	THR	N-CA	-6.22	1.33	1.46
4	2-F	483	ASP	N-CA	-6.22	1.33	1.46
4	3-F	425	THR	N-CA	-6.22	1.33	1.46

Continued on next page...

Continued from previous page...

Mol	Chain	Res	Type	Atoms	Z	Observed(Å)	Ideal(Å)
4	3-F	483	ASP	N-CA	-6.22	1.33	1.46
5	1-G	393	TYR	CA-C	6.22	1.69	1.52
3	1-P	1512	TRP	CA-C	-6.22	1.36	1.52
4	2-L	483	ASP	N-CA	-6.22	1.33	1.46
4	2-X	449	SER	N-CA	6.22	1.58	1.46
5	4-G	393	TYR	CA-C	6.22	1.69	1.52
4	4-L	483	ASP	N-CA	-6.22	1.33	1.46
4	4-X	449	SER	N-CA	6.22	1.58	1.46
5	5-G	393	TYR	CA-C	6.22	1.69	1.52
4	5-L	483	ASP	N-CA	-6.22	1.33	1.46
4	5-X	449	SER	N-CA	6.22	1.58	1.46
5	6-G	393	TYR	CA-C	6.22	1.69	1.52
4	6-L	483	ASP	N-CA	-6.22	1.33	1.46
4	6-X	449	SER	N-CA	6.22	1.58	1.46
5	7-G	393	TYR	CA-C	6.22	1.69	1.52
4	7-L	483	ASP	N-CA	-6.22	1.33	1.46
4	7-X	449	SER	N-CA	6.22	1.58	1.46
5	8-G	393	TYR	CA-C	6.22	1.69	1.52
5	1-M	393	TYR	CA-C	6.22	1.69	1.52
4	1-X	221	GLN	CA-CB	6.22	1.67	1.53
5	2-M	393	TYR	CA-C	6.22	1.69	1.52
5	4-M	393	TYR	CA-C	6.22	1.69	1.52
5	5-M	393	TYR	CA-C	6.22	1.69	1.52
5	6-M	393	TYR	CA-C	6.22	1.69	1.52
5	7-M	393	TYR	CA-C	6.22	1.69	1.52
3	2-P	1512	TRP	CA-C	-6.22	1.36	1.52
3	3-P	1512	TRP	CA-C	-6.22	1.36	1.52
4	4-F	425	THR	N-CA	-6.22	1.33	1.46
3	4-P	1512	TRP	CA-C	-6.22	1.36	1.52
4	5-F	425	THR	N-CA	-6.22	1.33	1.46
4	6-F	425	THR	N-CA	-6.22	1.33	1.46
3	6-P	1512	TRP	CA-C	-6.22	1.36	1.52
4	7-F	425	THR	N-CA	-6.22	1.33	1.46
4	8-F	425	THR	N-CA	-6.22	1.33	1.46
3	8-P	1512	TRP	CA-C	-6.22	1.36	1.52
4	1-X	465	GLN	CA-CB	6.22	1.67	1.53
4	2-F	449	SER	N-CA	6.22	1.58	1.46
4	3-F	449	SER	N-CA	6.22	1.58	1.46
4	4-F	449	SER	N-CA	6.21	1.58	1.46
4	5-F	449	SER	N-CA	6.21	1.58	1.46
4	6-F	449	SER	N-CA	6.21	1.58	1.46
4	7-F	449	SER	N-CA	6.21	1.58	1.46

Continued on next page...

Continued from previous page...

Mol	Chain	Res	Type	Atoms	Z	Observed(Å)	Ideal(Å)
4	8-F	449	SER	N-CA	6.21	1.58	1.46
3	5-D	1512	TRP	CA-C	-6.21	1.36	1.52
3	7-D	1512	TRP	CA-C	-6.21	1.36	1.52
6	1-N	497	ARG	CA-C	-6.21	1.36	1.52
5	2-S	393	TYR	CA-C	6.21	1.69	1.52
5	3-S	393	TYR	CA-C	6.21	1.69	1.52
5	3-Y	393	TYR	CA-C	6.21	1.69	1.52
5	8-Y	393	TYR	CA-C	6.21	1.69	1.52
5	4-S	393	TYR	CA-C	6.21	1.69	1.52
5	5-S	393	TYR	CA-C	6.21	1.69	1.52
5	6-S	393	TYR	CA-C	6.21	1.69	1.52
5	7-S	393	TYR	CA-C	6.21	1.69	1.52
5	8-S	393	TYR	CA-C	6.21	1.69	1.52
5	1-Y	340	ALA	C-N	6.21	1.48	1.34
4	1-R	449	SER	N-CA	6.20	1.58	1.46
4	2-L	449	SER	N-CA	6.20	1.58	1.46
4	3-L	425	THR	N-CA	-6.20	1.33	1.46
4	4-L	449	SER	N-CA	6.20	1.58	1.46
4	5-L	449	SER	N-CA	6.20	1.58	1.46
4	6-L	449	SER	N-CA	6.20	1.58	1.46
4	7-L	449	SER	N-CA	6.20	1.58	1.46
4	8-L	425	THR	N-CA	-6.20	1.33	1.46
4	1-X	483	ASP	N-CA	-6.20	1.33	1.46
3	2-J	1512	TRP	CA-C	-6.20	1.36	1.52
4	2-R	449	SER	N-CA	6.20	1.58	1.46
3	3-J	1512	TRP	CA-C	-6.20	1.36	1.52
4	3-R	449	SER	N-CA	6.20	1.58	1.46
4	3-X	483	ASP	N-CA	-6.20	1.33	1.46
3	4-J	1512	TRP	CA-C	-6.20	1.36	1.52
3	5-J	1512	TRP	CA-C	-6.20	1.36	1.52
3	6-J	1512	TRP	CA-C	-6.20	1.36	1.52
3	7-J	1512	TRP	CA-C	-6.20	1.36	1.52
3	8-J	1512	TRP	CA-C	-6.20	1.36	1.52
4	8-X	483	ASP	N-CA	-6.20	1.33	1.46
4	1-L	483	ASP	N-CA	-6.20	1.33	1.46
4	2-R	425	THR	N-CA	-6.20	1.33	1.46
4	3-L	483	ASP	N-CA	-6.20	1.33	1.46
4	3-R	425	THR	N-CA	-6.20	1.33	1.46
4	8-L	483	ASP	N-CA	-6.20	1.33	1.46
4	1-F	465	GLN	CA-CB	6.20	1.67	1.53
4	2-X	483	ASP	N-CA	-6.20	1.33	1.46
4	3-L	449	SER	N-CA	6.20	1.58	1.46

Continued on next page...

Continued from previous page...

Mol	Chain	Res	Type	Atoms	Z	Observed(Å)	Ideal(Å)
4	4-R	483	ASP	N-CA	-6.20	1.33	1.46
4	4-X	483	ASP	N-CA	-6.20	1.33	1.46
3	5-P	1512	TRP	CA-C	-6.20	1.36	1.52
4	5-R	483	ASP	N-CA	-6.20	1.33	1.46
4	5-X	483	ASP	N-CA	-6.20	1.33	1.46
4	6-R	483	ASP	N-CA	-6.20	1.33	1.46
4	6-X	483	ASP	N-CA	-6.20	1.33	1.46
3	7-P	1512	TRP	CA-C	-6.20	1.36	1.52
4	7-R	483	ASP	N-CA	-6.20	1.33	1.46
4	7-X	483	ASP	N-CA	-6.20	1.33	1.46
4	8-L	449	SER	N-CA	6.20	1.58	1.46
4	8-R	483	ASP	N-CA	-6.20	1.33	1.46
6	4-H	497	ARG	CA-C	-6.19	1.36	1.52
4	4-R	465	GLN	CA-CB	6.19	1.67	1.53
6	5-H	497	ARG	CA-C	-6.19	1.36	1.52
4	5-R	465	GLN	CA-CB	6.19	1.67	1.53
6	6-H	497	ARG	CA-C	-6.19	1.36	1.52
4	6-R	465	GLN	CA-CB	6.19	1.67	1.53
6	7-H	497	ARG	CA-C	-6.19	1.36	1.52
4	7-R	465	GLN	CA-CB	6.19	1.67	1.53
6	8-H	497	ARG	CA-C	-6.19	1.36	1.52
4	8-R	465	GLN	CA-CB	6.19	1.67	1.53
6	1-Z	497	ARG	CA-C	-6.19	1.36	1.52
4	2-R	483	ASP	N-CA	-6.19	1.33	1.46
4	3-R	483	ASP	N-CA	-6.19	1.33	1.46
6	2-T	497	ARG	CA-C	-6.19	1.36	1.52
6	3-T	497	ARG	CA-C	-6.19	1.36	1.52
3	1-J	1544	PRO	CA-C	6.18	1.65	1.52
4	1-L	449	SER	N-CA	6.18	1.58	1.46
6	3-Z	497	ARG	CA-C	-6.18	1.36	1.52
6	8-Z	497	ARG	CA-C	-6.18	1.36	1.52
3	1-D	1475	ALA	N-CA	-6.18	1.33	1.46
4	1-L	436	SER	C-O	6.18	1.35	1.23
4	1-L	465	GLN	CA-CB	6.18	1.67	1.53
4	1-F	449	SER	N-CA	6.18	1.58	1.46
4	1-R	425	THR	N-CA	-6.18	1.33	1.46
3	2-J	1475	ALA	N-CA	-6.18	1.33	1.46
4	2-X	436	SER	C-O	6.18	1.35	1.23
3	3-J	1475	ALA	N-CA	-6.18	1.33	1.46
3	4-J	1475	ALA	N-CA	-6.18	1.33	1.46
4	4-X	436	SER	C-O	6.18	1.35	1.23
3	5-J	1475	ALA	N-CA	-6.18	1.33	1.46

Continued on next page...

Continued from previous page...

Mol	Chain	Res	Type	Atoms	Z	Observed(Å)	Ideal(Å)
4	5-X	436	SER	C-O	6.18	1.35	1.23
3	6-J	1475	ALA	N-CA	-6.18	1.33	1.46
4	6-X	436	SER	C-O	6.18	1.35	1.23
3	7-J	1475	ALA	N-CA	-6.18	1.33	1.46
4	7-X	436	SER	C-O	6.18	1.35	1.23
3	8-J	1475	ALA	N-CA	-6.18	1.33	1.46
6	2-H	497	ARG	CA-C	-6.18	1.36	1.52
4	2-X	465	GLN	CA-CB	6.18	1.67	1.53
6	3-H	497	ARG	CA-C	-6.18	1.36	1.52
4	4-X	465	GLN	CA-CB	6.18	1.67	1.53
4	5-X	465	GLN	CA-CB	6.18	1.67	1.53
4	6-X	465	GLN	CA-CB	6.18	1.67	1.53
4	7-X	465	GLN	CA-CB	6.18	1.67	1.53
4	1-X	436	SER	C-O	6.18	1.35	1.23
4	1-L	221	GLN	CA-CB	6.18	1.67	1.53
3	2-D	1475	ALA	N-CA	-6.18	1.33	1.46
3	3-D	1475	ALA	N-CA	-6.18	1.33	1.46
3	4-D	1475	ALA	N-CA	-6.18	1.33	1.46
3	6-D	1475	ALA	N-CA	-6.18	1.33	1.46
3	8-D	1475	ALA	N-CA	-6.18	1.33	1.46
3	1-P	1544	PRO	CA-C	6.17	1.65	1.52
6	1-T	497	ARG	CA-C	-6.17	1.36	1.52
6	4-T	497	ARG	CA-C	-6.17	1.36	1.52
6	5-T	497	ARG	CA-C	-6.17	1.36	1.52
6	6-T	497	ARG	CA-C	-6.17	1.36	1.52
6	7-T	497	ARG	CA-C	-6.17	1.36	1.52
6	8-T	497	ARG	CA-C	-6.17	1.36	1.52
6	1-H	497	ARG	CA-C	-6.17	1.36	1.52
4	1-R	465	GLN	CA-CB	6.17	1.67	1.53
4	2-F	436	SER	C-O	6.17	1.35	1.23
6	2-N	497	ARG	CA-C	-6.17	1.36	1.52
4	3-F	436	SER	C-O	6.17	1.35	1.23
6	4-N	497	ARG	CA-C	-6.17	1.36	1.52
6	5-N	497	ARG	CA-C	-6.17	1.36	1.52
6	6-N	497	ARG	CA-C	-6.17	1.36	1.52
6	7-N	497	ARG	CA-C	-6.17	1.36	1.52
3	5-D	1475	ALA	N-CA	-6.17	1.34	1.46
3	7-D	1475	ALA	N-CA	-6.17	1.34	1.46
4	1-R	221	GLN	CA-CB	6.17	1.67	1.53
6	2-Z	497	ARG	CA-C	-6.17	1.36	1.52
6	4-Z	497	ARG	CA-C	-6.17	1.36	1.52
6	5-Z	497	ARG	CA-C	-6.17	1.36	1.52

Continued on next page...

Continued from previous page...

Mol	Chain	Res	Type	Atoms	Z	Observed(Å)	Ideal(Å)
6	6-Z	497	ARG	CA-C	-6.17	1.36	1.52
6	7-Z	497	ARG	CA-C	-6.17	1.36	1.52
6	3-N	497	ARG	CA-C	-6.17	1.36	1.52
4	4-R	436	SER	C-O	6.17	1.35	1.23
4	5-R	436	SER	C-O	6.17	1.35	1.23
4	6-R	436	SER	C-O	6.17	1.35	1.23
4	7-R	436	SER	C-O	6.17	1.35	1.23
6	8-N	497	ARG	CA-C	-6.17	1.36	1.52
4	8-R	436	SER	C-O	6.17	1.35	1.23
4	1-F	404	GLN	CA-CB	6.16	1.67	1.53
4	1-L	404	GLN	CA-CB	6.16	1.67	1.53
3	5-P	1475	ALA	N-CA	-6.16	1.34	1.46
3	7-P	1475	ALA	N-CA	-6.16	1.34	1.46
4	1-F	436	SER	C-O	6.16	1.35	1.23
3	2-V	1544	PRO	CA-C	6.16	1.65	1.52
3	3-V	1544	PRO	CA-C	6.16	1.65	1.52
3	4-V	1544	PRO	CA-C	6.16	1.65	1.52
3	5-V	1544	PRO	CA-C	6.16	1.65	1.52
3	6-V	1544	PRO	CA-C	6.16	1.65	1.52
3	7-V	1544	PRO	CA-C	6.16	1.65	1.52
3	8-V	1544	PRO	CA-C	6.16	1.65	1.52
3	1-J	1475	ALA	N-CA	-6.16	1.34	1.46
4	2-F	465	GLN	CA-CB	6.16	1.67	1.53
4	2-L	465	GLN	CA-CB	6.16	1.67	1.53
5	2-Y	380	ILE	C-N	6.16	1.48	1.34
4	3-F	465	GLN	CA-CB	6.16	1.67	1.53
4	3-L	465	GLN	CA-CB	6.16	1.67	1.53
4	4-L	465	GLN	CA-CB	6.16	1.67	1.53
5	4-Y	380	ILE	C-N	6.16	1.48	1.34
4	5-L	465	GLN	CA-CB	6.16	1.67	1.53
5	5-Y	380	ILE	C-N	6.16	1.48	1.34
4	6-L	465	GLN	CA-CB	6.16	1.67	1.53
5	6-Y	380	ILE	C-N	6.16	1.48	1.34
4	7-L	465	GLN	CA-CB	6.16	1.67	1.53
5	7-Y	380	ILE	C-N	6.16	1.48	1.34
4	8-L	465	GLN	CA-CB	6.16	1.67	1.53
5	1-S	380	ILE	C-N	6.16	1.48	1.34
4	4-F	465	GLN	CA-CB	6.16	1.67	1.53
4	5-F	465	GLN	CA-CB	6.16	1.67	1.53
4	6-F	465	GLN	CA-CB	6.16	1.67	1.53
4	7-F	465	GLN	CA-CB	6.16	1.67	1.53
4	8-F	465	GLN	CA-CB	6.16	1.67	1.53

Continued on next page...

Continued from previous page...

Mol	Chain	Res	Type	Atoms	Z	Observed(Å)	Ideal(Å)
3	1-P	1475	ALA	N-CA	-6.16	1.34	1.46
4	2-R	465	GLN	CA-CB	6.16	1.67	1.53
4	3-R	465	GLN	CA-CB	6.16	1.67	1.53
3	2-J	1544	PRO	CA-C	6.15	1.65	1.52
3	3-J	1544	PRO	CA-C	6.15	1.65	1.52
3	4-J	1544	PRO	CA-C	6.15	1.65	1.52
3	5-J	1544	PRO	CA-C	6.15	1.65	1.52
3	6-J	1544	PRO	CA-C	6.15	1.65	1.52
3	7-J	1544	PRO	CA-C	6.15	1.65	1.52
3	8-J	1544	PRO	CA-C	6.15	1.65	1.52
3	2-P	1475	ALA	N-CA	-6.15	1.34	1.46
3	3-P	1475	ALA	N-CA	-6.15	1.34	1.46
4	3-X	404	GLN	CA-CB	6.15	1.67	1.53
3	4-P	1475	ALA	N-CA	-6.15	1.34	1.46
3	6-P	1475	ALA	N-CA	-6.15	1.34	1.46
3	8-P	1475	ALA	N-CA	-6.15	1.34	1.46
4	8-X	404	GLN	CA-CB	6.15	1.67	1.53
3	5-D	1544	PRO	CA-C	6.15	1.65	1.52
3	7-D	1544	PRO	CA-C	6.15	1.65	1.52
4	1-F	221	GLN	CA-CB	6.15	1.67	1.53
5	1-G	380	ILE	C-N	6.15	1.48	1.34
4	4-F	436	SER	C-O	6.15	1.35	1.23
4	5-F	436	SER	C-O	6.15	1.35	1.23
4	6-F	436	SER	C-O	6.15	1.35	1.23
4	7-F	436	SER	C-O	6.15	1.35	1.23
4	8-F	436	SER	C-O	6.15	1.35	1.23
5	4-S	380	ILE	C-N	6.15	1.48	1.34
5	5-S	380	ILE	C-N	6.15	1.48	1.34
5	6-S	380	ILE	C-N	6.15	1.48	1.34
5	7-S	380	ILE	C-N	6.15	1.48	1.34
5	8-S	380	ILE	C-N	6.15	1.48	1.34
4	1-R	436	SER	C-O	6.15	1.35	1.23
4	3-X	465	GLN	CA-CB	6.15	1.67	1.53
4	8-X	465	GLN	CA-CB	6.15	1.67	1.53
4	4-R	404	GLN	CA-CB	6.14	1.67	1.53
4	5-R	404	GLN	CA-CB	6.14	1.67	1.53
4	6-R	404	GLN	CA-CB	6.14	1.67	1.53
4	7-R	404	GLN	CA-CB	6.14	1.67	1.53
4	8-R	404	GLN	CA-CB	6.14	1.67	1.53
3	1-V	1544	PRO	CA-C	6.14	1.65	1.52
3	2-P	1544	PRO	CA-C	6.14	1.65	1.52
4	3-L	436	SER	C-O	6.14	1.35	1.23

Continued on next page...

Continued from previous page...

Mol	Chain	Res	Type	Atoms	Z	Observed(Å)	Ideal(Å)
3	3-P	1544	PRO	CA-C	6.14	1.65	1.52
3	4-P	1544	PRO	CA-C	6.14	1.65	1.52
3	6-P	1544	PRO	CA-C	6.14	1.65	1.52
4	8-L	436	SER	C-O	6.14	1.35	1.23
3	8-P	1544	PRO	CA-C	6.14	1.65	1.52
3	1-V	1475	ALA	N-CA	-6.14	1.34	1.46
5	2-G	380	ILE	C-N	6.14	1.48	1.34
5	3-G	380	ILE	C-N	6.14	1.48	1.34
3	2-D	1544	PRO	CA-C	6.14	1.65	1.52
4	2-X	404	GLN	CA-CB	6.14	1.67	1.53
3	3-D	1544	PRO	CA-C	6.14	1.65	1.52
3	4-D	1544	PRO	CA-C	6.14	1.65	1.52
4	4-X	404	GLN	CA-CB	6.14	1.67	1.53
4	5-X	404	GLN	CA-CB	6.14	1.67	1.53
3	6-D	1544	PRO	CA-C	6.14	1.65	1.52
4	6-X	404	GLN	CA-CB	6.14	1.67	1.53
4	7-X	404	GLN	CA-CB	6.14	1.67	1.53
3	8-D	1544	PRO	CA-C	6.14	1.65	1.52
4	2-R	436	SER	C-O	6.14	1.35	1.23
4	3-R	436	SER	C-O	6.14	1.35	1.23
4	3-X	436	SER	C-O	6.14	1.35	1.23
3	5-P	1544	PRO	CA-C	6.14	1.65	1.52
3	7-P	1544	PRO	CA-C	6.14	1.65	1.52
4	8-X	436	SER	C-O	6.14	1.35	1.23
5	2-S	338	GLU	CA-C	-6.13	1.37	1.52
4	3-L	404	GLN	CA-CB	6.13	1.67	1.53
5	3-S	338	GLU	CA-C	-6.13	1.37	1.52
4	8-L	404	GLN	CA-CB	6.13	1.67	1.53
4	2-L	404	GLN	CA-CB	6.13	1.67	1.53
4	2-L	436	SER	C-O	6.13	1.34	1.23
4	4-L	404	GLN	CA-CB	6.13	1.67	1.53
4	4-L	436	SER	C-O	6.13	1.34	1.23
4	5-L	404	GLN	CA-CB	6.13	1.67	1.53
4	5-L	436	SER	C-O	6.13	1.34	1.23
4	6-L	404	GLN	CA-CB	6.13	1.67	1.53
4	6-L	436	SER	C-O	6.13	1.34	1.23
4	7-L	404	GLN	CA-CB	6.13	1.67	1.53
4	7-L	436	SER	C-O	6.13	1.34	1.23
5	1-G	338	GLU	CA-C	-6.13	1.37	1.52
5	3-M	338	GLU	CA-C	-6.13	1.37	1.52
5	8-M	338	GLU	CA-C	-6.13	1.37	1.52
5	3-M	380	ILE	C-N	6.13	1.48	1.34

Continued on next page...

Continued from previous page...

Mol	Chain	Res	Type	Atoms	Z	Observed(Å)	Ideal(Å)
5	3-Y	338	GLU	CA-C	-6.13	1.37	1.52
5	8-M	380	ILE	C-N	6.13	1.48	1.34
5	8-Y	338	GLU	CA-C	-6.13	1.37	1.52
3	2-V	1475	ALA	N-CA	-6.12	1.34	1.46
3	3-V	1475	ALA	N-CA	-6.12	1.34	1.46
3	4-V	1475	ALA	N-CA	-6.12	1.34	1.46
3	5-V	1475	ALA	N-CA	-6.12	1.34	1.46
3	6-V	1475	ALA	N-CA	-6.12	1.34	1.46
3	7-V	1475	ALA	N-CA	-6.12	1.34	1.46
3	8-V	1475	ALA	N-CA	-6.12	1.34	1.46
5	1-Y	338	GLU	CA-C	-6.12	1.37	1.52
5	2-G	338	GLU	CA-C	-6.12	1.37	1.52
5	3-G	338	GLU	CA-C	-6.12	1.37	1.52
5	2-Y	338	GLU	CA-C	-6.12	1.37	1.52
5	4-Y	338	GLU	CA-C	-6.12	1.37	1.52
5	5-Y	338	GLU	CA-C	-6.12	1.37	1.52
5	6-Y	338	GLU	CA-C	-6.12	1.37	1.52
5	7-Y	338	GLU	CA-C	-6.12	1.37	1.52
6	2-N	494	LEU	CA-CB	6.12	1.67	1.53
6	4-N	494	LEU	CA-CB	6.12	1.67	1.53
6	5-N	494	LEU	CA-CB	6.12	1.67	1.53
6	6-N	494	LEU	CA-CB	6.12	1.67	1.53
6	7-N	494	LEU	CA-CB	6.12	1.67	1.53
5	2-M	380	ILE	C-N	6.12	1.48	1.34
5	4-M	380	ILE	C-N	6.12	1.48	1.34
5	5-M	380	ILE	C-N	6.12	1.48	1.34
5	6-M	380	ILE	C-N	6.12	1.48	1.34
5	7-M	380	ILE	C-N	6.12	1.48	1.34
5	1-M	380	ILE	C-N	6.11	1.48	1.34
5	2-M	338	GLU	CA-C	-6.11	1.37	1.52
5	4-M	338	GLU	CA-C	-6.11	1.37	1.52
5	5-M	338	GLU	CA-C	-6.11	1.37	1.52
5	6-M	338	GLU	CA-C	-6.11	1.37	1.52
5	7-M	338	GLU	CA-C	-6.11	1.37	1.52
6	4-H	494	LEU	CA-CB	6.11	1.67	1.53
6	5-H	494	LEU	CA-CB	6.11	1.67	1.53
6	6-H	494	LEU	CA-CB	6.11	1.67	1.53
6	7-H	494	LEU	CA-CB	6.11	1.67	1.53
6	8-H	494	LEU	CA-CB	6.11	1.67	1.53
6	3-Z	494	LEU	CA-CB	6.11	1.67	1.53
6	8-Z	494	LEU	CA-CB	6.11	1.67	1.53
3	1-D	1544	PRO	CA-C	6.11	1.65	1.52

Continued on next page...

Continued from previous page...

Mol	Chain	Res	Type	Atoms	Z	Observed(Å)	Ideal(Å)
6	1-H	494	LEU	CA-CB	6.11	1.67	1.53
4	2-R	404	GLN	CA-CB	6.11	1.67	1.53
5	2-S	380	ILE	C-N	6.11	1.48	1.34
4	3-R	404	GLN	CA-CB	6.11	1.67	1.53
5	3-S	380	ILE	C-N	6.11	1.48	1.34
4	4-F	404	GLN	CA-CB	6.11	1.67	1.53
4	5-F	404	GLN	CA-CB	6.11	1.67	1.53
4	6-F	404	GLN	CA-CB	6.11	1.67	1.53
4	7-F	404	GLN	CA-CB	6.11	1.67	1.53
4	8-F	404	GLN	CA-CB	6.11	1.67	1.53
4	1-R	404	GLN	CA-CB	6.10	1.67	1.53
5	1-Y	380	ILE	C-N	6.10	1.48	1.34
5	4-G	338	GLU	CA-C	-6.10	1.37	1.52
5	5-G	338	GLU	CA-C	-6.10	1.37	1.52
5	6-G	338	GLU	CA-C	-6.10	1.37	1.52
5	7-G	338	GLU	CA-C	-6.10	1.37	1.52
5	8-G	338	GLU	CA-C	-6.10	1.37	1.52
4	2-F	404	GLN	CA-CB	6.10	1.67	1.53
4	3-F	404	GLN	CA-CB	6.10	1.67	1.53
5	4-S	338	GLU	CA-C	-6.10	1.37	1.52
5	5-S	338	GLU	CA-C	-6.10	1.37	1.52
5	6-S	338	GLU	CA-C	-6.10	1.37	1.52
5	7-S	338	GLU	CA-C	-6.10	1.37	1.52
5	8-S	338	GLU	CA-C	-6.10	1.37	1.52
5	3-Y	380	ILE	C-N	6.10	1.48	1.34
5	8-Y	380	ILE	C-N	6.10	1.48	1.34
4	1-F	222	THR	C-N	6.10	1.48	1.34
5	1-M	338	GLU	CA-C	-6.10	1.37	1.52
6	2-N	371	LYS	N-CA	-6.09	1.34	1.46
6	4-N	371	LYS	N-CA	-6.09	1.34	1.46
6	5-N	371	LYS	N-CA	-6.09	1.34	1.46
6	6-N	371	LYS	N-CA	-6.09	1.34	1.46
6	7-N	371	LYS	N-CA	-6.09	1.34	1.46
6	1-N	371	LYS	N-CA	-6.09	1.34	1.46
3	1-V	1451	ARG	CA-C	-6.09	1.37	1.52
4	1-X	404	GLN	CA-CB	6.09	1.67	1.53
6	2-H	494	LEU	CA-CB	6.09	1.67	1.53
6	3-H	494	LEU	CA-CB	6.09	1.67	1.53
5	4-G	380	ILE	C-N	6.09	1.48	1.34
5	5-G	380	ILE	C-N	6.09	1.48	1.34
5	6-G	380	ILE	C-N	6.09	1.48	1.34
5	7-G	380	ILE	C-N	6.09	1.48	1.34

Continued on next page...

Continued from previous page...

Mol	Chain	Res	Type	Atoms	Z	Observed(Å)	Ideal(Å)
5	8-G	380	ILE	C-N	6.09	1.48	1.34
3	1-J	1451	ARG	CA-C	-6.09	1.37	1.52
3	1-P	1451	ARG	CA-C	-6.09	1.37	1.52
4	1-R	222	THR	C-N	6.09	1.48	1.34
4	1-L	222	THR	C-N	6.08	1.48	1.34
6	1-Z	494	LEU	CA-CB	6.08	1.67	1.53
5	1-S	338	GLU	CA-C	-6.08	1.37	1.52
6	3-N	494	LEU	CA-CB	6.08	1.67	1.53
6	8-N	494	LEU	CA-CB	6.08	1.67	1.53
3	1-D	1451	ARG	CA-C	-6.07	1.37	1.52
6	1-N	494	LEU	CA-CB	6.07	1.67	1.53
4	1-R	405	ALA	N-CA	-6.07	1.34	1.46
6	2-T	494	LEU	CA-CB	6.07	1.67	1.53
6	3-T	494	LEU	CA-CB	6.07	1.67	1.53
4	1-X	222	THR	C-N	6.07	1.48	1.34
4	1-X	305	ASP	C-N	-6.07	1.22	1.34
4	1-F	405	ALA	N-CA	-6.07	1.34	1.46
4	3-L	305	ASP	C-N	-6.06	1.22	1.34
4	8-L	305	ASP	C-N	-6.06	1.22	1.34
6	1-H	371	LYS	N-CA	-6.06	1.34	1.46
3	5-D	1451	ARG	CA-C	-6.06	1.37	1.52
3	7-D	1451	ARG	CA-C	-6.06	1.37	1.52
3	5-P	1451	ARG	CA-C	-6.06	1.37	1.52
3	7-P	1451	ARG	CA-C	-6.06	1.37	1.52
6	3-N	371	LYS	N-CA	-6.05	1.34	1.46
4	4-F	305	ASP	C-N	-6.05	1.22	1.34
4	5-F	305	ASP	C-N	-6.05	1.22	1.34
4	6-F	305	ASP	C-N	-6.05	1.22	1.34
4	7-F	305	ASP	C-N	-6.05	1.22	1.34
4	8-F	305	ASP	C-N	-6.05	1.22	1.34
6	8-N	371	LYS	N-CA	-6.05	1.34	1.46
3	2-P	1451	ARG	CA-C	-6.05	1.37	1.52
6	2-Z	371	LYS	N-CA	-6.05	1.34	1.46
3	3-P	1451	ARG	CA-C	-6.05	1.37	1.52
3	4-P	1451	ARG	CA-C	-6.05	1.37	1.52
6	4-Z	371	LYS	N-CA	-6.05	1.34	1.46
6	5-Z	371	LYS	N-CA	-6.05	1.34	1.46
3	6-P	1451	ARG	CA-C	-6.05	1.37	1.52
6	6-Z	371	LYS	N-CA	-6.05	1.34	1.46
6	7-Z	371	LYS	N-CA	-6.05	1.34	1.46
3	8-P	1451	ARG	CA-C	-6.05	1.37	1.52
6	1-T	371	LYS	N-CA	-6.05	1.34	1.46

Continued on next page...

Continued from previous page...

Mol	Chain	Res	Type	Atoms	Z	Observed(Å)	Ideal(Å)
3	2-D	1451	ARG	CA-C	-6.05	1.37	1.52
6	2-Z	494	LEU	CA-CB	6.05	1.67	1.53
3	3-D	1451	ARG	CA-C	-6.05	1.37	1.52
3	4-D	1451	ARG	CA-C	-6.05	1.37	1.52
6	4-H	371	LYS	N-CA	-6.05	1.34	1.46
6	4-Z	494	LEU	CA-CB	6.05	1.67	1.53
6	5-H	371	LYS	N-CA	-6.05	1.34	1.46
6	5-Z	494	LEU	CA-CB	6.05	1.67	1.53
3	6-D	1451	ARG	CA-C	-6.05	1.37	1.52
6	6-H	371	LYS	N-CA	-6.05	1.34	1.46
6	6-Z	494	LEU	CA-CB	6.05	1.67	1.53
6	7-H	371	LYS	N-CA	-6.05	1.34	1.46
6	7-Z	494	LEU	CA-CB	6.05	1.67	1.53
3	8-D	1451	ARG	CA-C	-6.05	1.37	1.52
6	8-H	371	LYS	N-CA	-6.05	1.34	1.46
6	4-T	494	LEU	CA-CB	6.04	1.67	1.53
6	5-T	494	LEU	CA-CB	6.04	1.67	1.53
6	6-T	494	LEU	CA-CB	6.04	1.67	1.53
6	7-T	494	LEU	CA-CB	6.04	1.67	1.53
6	8-T	494	LEU	CA-CB	6.04	1.67	1.53
6	1-T	494	LEU	CA-CB	6.04	1.67	1.53
3	2-J	1451	ARG	CA-C	-6.04	1.37	1.52
6	2-T	371	LYS	N-CA	-6.04	1.34	1.46
3	2-V	1451	ARG	CA-C	-6.04	1.37	1.52
3	3-J	1451	ARG	CA-C	-6.04	1.37	1.52
6	3-T	371	LYS	N-CA	-6.04	1.34	1.46
3	3-V	1451	ARG	CA-C	-6.04	1.37	1.52
3	4-J	1451	ARG	CA-C	-6.04	1.37	1.52
3	4-V	1451	ARG	CA-C	-6.04	1.37	1.52
3	5-J	1451	ARG	CA-C	-6.04	1.37	1.52
3	5-V	1451	ARG	CA-C	-6.04	1.37	1.52
3	6-J	1451	ARG	CA-C	-6.04	1.37	1.52
3	6-V	1451	ARG	CA-C	-6.04	1.37	1.52
3	7-J	1451	ARG	CA-C	-6.04	1.37	1.52
3	7-V	1451	ARG	CA-C	-6.04	1.37	1.52
3	8-J	1451	ARG	CA-C	-6.04	1.37	1.52
3	8-V	1451	ARG	CA-C	-6.04	1.37	1.52
6	3-Z	371	LYS	N-CA	-6.04	1.34	1.46
6	8-Z	371	LYS	N-CA	-6.04	1.34	1.46
4	1-X	405	ALA	N-CA	-6.04	1.34	1.46
6	1-Z	371	LYS	N-CA	-6.03	1.34	1.46
4	3-X	305	ASP	C-N	-6.03	1.22	1.34

Continued on next page...

Continued from previous page...

Mol	Chain	Res	Type	Atoms	Z	Observed(Å)	Ideal(Å)
4	8-X	305	ASP	C-N	-6.03	1.22	1.34
4	1-R	305	ASP	C-N	-6.03	1.22	1.34
4	2-L	305	ASP	C-N	-6.03	1.22	1.34
4	4-L	305	ASP	C-N	-6.03	1.22	1.34
4	5-L	305	ASP	C-N	-6.03	1.22	1.34
4	6-L	305	ASP	C-N	-6.03	1.22	1.34
4	7-L	305	ASP	C-N	-6.03	1.22	1.34
4	2-R	405	ALA	N-CA	-6.03	1.34	1.46
4	3-R	405	ALA	N-CA	-6.03	1.34	1.46
6	4-T	371	LYS	N-CA	-6.03	1.34	1.46
6	5-T	371	LYS	N-CA	-6.03	1.34	1.46
6	6-T	371	LYS	N-CA	-6.03	1.34	1.46
6	7-T	371	LYS	N-CA	-6.03	1.34	1.46
6	8-T	371	LYS	N-CA	-6.03	1.34	1.46
4	1-L	305	ASP	C-N	-6.02	1.22	1.34
5	1-G	276	SER	N-CA	6.02	1.58	1.46
6	1-N	366	ILE	N-CA	-6.02	1.34	1.46
6	2-H	371	LYS	N-CA	-6.02	1.34	1.46
6	3-H	371	LYS	N-CA	-6.02	1.34	1.46
5	3-Y	276	SER	N-CA	6.02	1.58	1.46
4	4-R	405	ALA	N-CA	-6.02	1.34	1.46
4	5-R	405	ALA	N-CA	-6.02	1.34	1.46
4	6-R	405	ALA	N-CA	-6.02	1.34	1.46
4	7-R	405	ALA	N-CA	-6.02	1.34	1.46
4	8-R	405	ALA	N-CA	-6.02	1.34	1.46
5	8-Y	276	SER	N-CA	6.02	1.58	1.46
4	2-X	305	ASP	C-N	-6.02	1.22	1.34
4	4-X	305	ASP	C-N	-6.02	1.22	1.34
4	5-X	305	ASP	C-N	-6.02	1.22	1.34
4	6-X	305	ASP	C-N	-6.02	1.22	1.34
4	7-X	305	ASP	C-N	-6.02	1.22	1.34
6	1-N	353	GLN	CA-CB	6.02	1.67	1.53
4	2-F	305	ASP	C-N	-6.01	1.22	1.34
6	2-N	391	GLN	CA-C	6.01	1.68	1.52
4	3-F	305	ASP	C-N	-6.01	1.22	1.34
6	4-N	391	GLN	CA-C	6.01	1.68	1.52
6	5-N	391	GLN	CA-C	6.01	1.68	1.52
6	6-N	391	GLN	CA-C	6.01	1.68	1.52
6	7-N	391	GLN	CA-C	6.01	1.68	1.52
6	2-T	353	GLN	CA-CB	6.01	1.67	1.53
4	3-L	405	ALA	N-CA	-6.01	1.34	1.46
6	3-T	353	GLN	CA-CB	6.01	1.67	1.53

Continued on next page...

Continued from previous page...

Mol	Chain	Res	Type	Atoms	Z	Observed(Å)	Ideal(Å)
4	8-L	405	ALA	N-CA	-6.01	1.34	1.46
4	1-L	405	ALA	N-CA	-6.01	1.34	1.46
4	2-R	305	ASP	C-N	-6.01	1.22	1.34
4	3-R	305	ASP	C-N	-6.01	1.22	1.34
6	2-Z	353	GLN	CA-CB	6.01	1.67	1.53
6	4-Z	353	GLN	CA-CB	6.01	1.67	1.53
6	5-Z	353	GLN	CA-CB	6.01	1.67	1.53
6	6-Z	353	GLN	CA-CB	6.01	1.67	1.53
6	7-Z	353	GLN	CA-CB	6.01	1.67	1.53
4	1-X	428	LYS	N-CA	-6.01	1.34	1.46
6	1-Z	391	GLN	CA-C	6.01	1.68	1.52
5	1-M	276	SER	N-CA	6.00	1.58	1.46
4	2-F	405	ALA	N-CA	-6.00	1.34	1.46
4	2-L	405	ALA	N-CA	-6.00	1.34	1.46
4	3-F	405	ALA	N-CA	-6.00	1.34	1.46
6	3-Z	391	GLN	CA-C	6.00	1.68	1.52
4	4-L	405	ALA	N-CA	-6.00	1.34	1.46
4	5-L	405	ALA	N-CA	-6.00	1.34	1.46
4	6-L	405	ALA	N-CA	-6.00	1.34	1.46
4	7-L	405	ALA	N-CA	-6.00	1.34	1.46
6	8-Z	391	GLN	CA-C	6.00	1.68	1.52
6	1-T	353	GLN	CA-CB	6.00	1.67	1.53
4	2-F	408	GLU	CA-CB	6.00	1.67	1.53
4	3-F	408	GLU	CA-CB	6.00	1.67	1.53
2	2-C	11	GLN	CA-CB	-6.00	1.40	1.53
2	3-C	11	GLN	CA-CB	-6.00	1.40	1.53
2	3-U	11	GLN	CA-CB	-6.00	1.40	1.53
2	8-U	11	GLN	CA-CB	-6.00	1.40	1.53
4	3-X	405	ALA	N-CA	-6.00	1.34	1.46
4	4-F	405	ALA	N-CA	-6.00	1.34	1.46
6	4-H	353	GLN	CA-CB	6.00	1.67	1.53
4	4-R	305	ASP	C-N	-6.00	1.22	1.34
4	5-F	405	ALA	N-CA	-6.00	1.34	1.46
6	5-H	353	GLN	CA-CB	6.00	1.67	1.53
4	5-R	305	ASP	C-N	-6.00	1.22	1.34
4	6-F	405	ALA	N-CA	-6.00	1.34	1.46
6	6-H	353	GLN	CA-CB	6.00	1.67	1.53
4	6-R	305	ASP	C-N	-6.00	1.22	1.34
4	7-F	405	ALA	N-CA	-6.00	1.34	1.46
6	7-H	353	GLN	CA-CB	6.00	1.67	1.53
4	7-R	305	ASP	C-N	-6.00	1.22	1.34
4	8-F	405	ALA	N-CA	-6.00	1.34	1.46

Continued on next page...

Continued from previous page...

Mol	Chain	Res	Type	Atoms	Z	Observed(Å)	Ideal(Å)
6	8-H	353	GLN	CA-CB	6.00	1.67	1.53
4	8-R	305	ASP	C-N	-6.00	1.22	1.34
4	8-X	405	ALA	N-CA	-6.00	1.34	1.46
6	1-H	391	GLN	CA-C	6.00	1.68	1.52
6	2-Z	391	GLN	CA-C	6.00	1.68	1.52
5	4-G	276	SER	N-CA	6.00	1.58	1.46
6	4-Z	391	GLN	CA-C	6.00	1.68	1.52
5	5-G	276	SER	N-CA	6.00	1.58	1.46
6	5-Z	391	GLN	CA-C	6.00	1.68	1.52
5	6-G	276	SER	N-CA	6.00	1.58	1.46
6	6-Z	391	GLN	CA-C	6.00	1.68	1.52
5	7-G	276	SER	N-CA	6.00	1.58	1.46
6	7-Z	391	GLN	CA-C	6.00	1.68	1.52
5	8-G	276	SER	N-CA	6.00	1.58	1.46
6	3-N	391	GLN	CA-C	6.00	1.68	1.52
6	8-N	391	GLN	CA-C	6.00	1.68	1.52
6	2-H	391	GLN	CA-C	6.00	1.68	1.52
4	2-X	405	ALA	N-CA	-6.00	1.34	1.46
6	3-H	391	GLN	CA-C	6.00	1.68	1.52
4	4-X	405	ALA	N-CA	-6.00	1.34	1.46
4	5-X	405	ALA	N-CA	-6.00	1.34	1.46
4	6-X	405	ALA	N-CA	-6.00	1.34	1.46
4	7-X	405	ALA	N-CA	-6.00	1.34	1.46
6	1-H	353	GLN	CA-CB	5.99	1.67	1.53
6	1-N	391	GLN	CA-C	5.99	1.68	1.52
5	2-G	276	SER	N-CA	5.99	1.58	1.46
5	3-G	276	SER	N-CA	5.99	1.58	1.46
3	5-P	1521	TYR	CA-C	-5.99	1.37	1.52
3	7-P	1521	TYR	CA-C	-5.99	1.37	1.52
2	1-C	11	GLN	CA-CB	-5.99	1.40	1.53
6	4-H	391	GLN	CA-C	5.99	1.68	1.52
6	5-H	391	GLN	CA-C	5.99	1.68	1.52
6	6-H	391	GLN	CA-C	5.99	1.68	1.52
6	7-H	391	GLN	CA-C	5.99	1.68	1.52
6	8-H	391	GLN	CA-C	5.99	1.68	1.52
6	1-H	366	ILE	N-CA	-5.99	1.34	1.46
5	2-M	276	SER	N-CA	5.99	1.58	1.46
6	2-N	353	GLN	CA-CB	5.99	1.67	1.53
6	2-T	391	GLN	CA-C	5.99	1.68	1.52
6	3-T	391	GLN	CA-C	5.99	1.68	1.52
5	4-M	276	SER	N-CA	5.99	1.58	1.46
6	4-N	353	GLN	CA-CB	5.99	1.67	1.53

Continued on next page...

Continued from previous page...

Mol	Chain	Res	Type	Atoms	Z	Observed(Å)	Ideal(Å)
5	5-M	276	SER	N-CA	5.99	1.58	1.46
6	5-N	353	GLN	CA-CB	5.99	1.67	1.53
5	6-M	276	SER	N-CA	5.99	1.58	1.46
6	6-N	353	GLN	CA-CB	5.99	1.67	1.53
5	7-M	276	SER	N-CA	5.99	1.58	1.46
6	7-N	353	GLN	CA-CB	5.99	1.67	1.53
4	2-L	401	TYR	CA-CB	5.99	1.67	1.53
2	2-U	11	GLN	CA-CB	-5.99	1.40	1.53
4	4-L	401	TYR	CA-CB	5.99	1.67	1.53
2	4-U	11	GLN	CA-CB	-5.99	1.40	1.53
4	5-L	401	TYR	CA-CB	5.99	1.67	1.53
2	5-U	11	GLN	CA-CB	-5.99	1.40	1.53
4	6-L	401	TYR	CA-CB	5.99	1.67	1.53
2	6-U	11	GLN	CA-CB	-5.99	1.40	1.53
4	7-L	401	TYR	CA-CB	5.99	1.67	1.53
2	7-U	11	GLN	CA-CB	-5.99	1.40	1.53
5	2-Y	276	SER	N-CA	5.98	1.58	1.46
5	4-Y	276	SER	N-CA	5.98	1.58	1.46
5	5-Y	276	SER	N-CA	5.98	1.58	1.46
5	6-Y	276	SER	N-CA	5.98	1.58	1.46
5	7-Y	276	SER	N-CA	5.98	1.58	1.46
2	1-U	11	GLN	CA-CB	-5.98	1.40	1.53
5	1-Y	276	SER	N-CA	5.98	1.58	1.46
4	2-R	401	TYR	CA-CB	5.98	1.67	1.53
6	2-T	366	ILE	N-CA	-5.98	1.34	1.46
4	3-R	401	TYR	CA-CB	5.98	1.67	1.53
6	3-T	366	ILE	N-CA	-5.98	1.34	1.46
4	1-F	305	ASP	C-N	-5.98	1.22	1.34
6	2-N	366	ILE	N-CA	-5.98	1.34	1.46
4	4-F	428	LYS	N-CA	-5.98	1.34	1.46
6	4-N	366	ILE	N-CA	-5.98	1.34	1.46
5	4-S	276	SER	N-CA	5.98	1.58	1.46
4	5-F	428	LYS	N-CA	-5.98	1.34	1.46
6	5-N	366	ILE	N-CA	-5.98	1.34	1.46
5	5-S	276	SER	N-CA	5.98	1.58	1.46
4	6-F	428	LYS	N-CA	-5.98	1.34	1.46
6	6-N	366	ILE	N-CA	-5.98	1.34	1.46
5	6-S	276	SER	N-CA	5.98	1.58	1.46
4	7-F	428	LYS	N-CA	-5.98	1.34	1.46
6	7-N	366	ILE	N-CA	-5.98	1.34	1.46
5	7-S	276	SER	N-CA	5.98	1.58	1.46
4	8-F	428	LYS	N-CA	-5.98	1.34	1.46

Continued on next page...

Continued from previous page...

Mol	Chain	Res	Type	Atoms	Z	Observed(Å)	Ideal(Å)
5	8-S	276	SER	N-CA	5.98	1.58	1.46
6	2-Z	366	ILE	N-CA	-5.98	1.34	1.46
5	3-M	276	SER	N-CA	5.98	1.58	1.46
6	3-N	353	GLN	CA-CB	5.98	1.67	1.53
6	4-Z	366	ILE	N-CA	-5.98	1.34	1.46
6	5-Z	366	ILE	N-CA	-5.98	1.34	1.46
6	6-Z	366	ILE	N-CA	-5.98	1.34	1.46
6	7-Z	366	ILE	N-CA	-5.98	1.34	1.46
5	8-M	276	SER	N-CA	5.98	1.58	1.46
6	8-N	353	GLN	CA-CB	5.98	1.67	1.53
6	3-N	366	ILE	N-CA	-5.98	1.34	1.46
6	8-N	366	ILE	N-CA	-5.98	1.34	1.46
6	4-T	366	ILE	N-CA	-5.98	1.34	1.46
6	5-T	366	ILE	N-CA	-5.98	1.34	1.46
6	6-T	366	ILE	N-CA	-5.98	1.34	1.46
6	7-T	366	ILE	N-CA	-5.98	1.34	1.46
6	8-T	366	ILE	N-CA	-5.98	1.34	1.46
6	1-T	391	GLN	CA-C	5.97	1.68	1.52
4	3-L	428	LYS	N-CA	-5.97	1.34	1.46
6	3-Z	353	GLN	CA-CB	5.97	1.67	1.53
4	8-L	428	LYS	N-CA	-5.97	1.34	1.46
6	8-Z	353	GLN	CA-CB	5.97	1.67	1.53
6	1-Z	353	GLN	CA-CB	5.97	1.67	1.53
6	4-H	366	ILE	N-CA	-5.97	1.34	1.46
6	5-H	366	ILE	N-CA	-5.97	1.34	1.46
6	6-H	366	ILE	N-CA	-5.97	1.34	1.46
6	7-H	366	ILE	N-CA	-5.97	1.34	1.46
6	8-H	366	ILE	N-CA	-5.97	1.34	1.46
6	2-H	353	GLN	CA-CB	5.97	1.67	1.53
4	2-L	408	GLU	CA-CB	5.97	1.67	1.53
4	2-X	408	GLU	CA-CB	5.97	1.67	1.53
6	3-H	353	GLN	CA-CB	5.97	1.67	1.53
4	4-L	408	GLU	CA-CB	5.97	1.67	1.53
4	4-X	408	GLU	CA-CB	5.97	1.67	1.53
4	5-L	408	GLU	CA-CB	5.97	1.67	1.53
4	5-X	408	GLU	CA-CB	5.97	1.67	1.53
4	6-L	408	GLU	CA-CB	5.97	1.67	1.53
4	6-X	408	GLU	CA-CB	5.97	1.67	1.53
4	7-L	408	GLU	CA-CB	5.97	1.67	1.53
4	7-X	408	GLU	CA-CB	5.97	1.67	1.53
3	2-J	1521	TYR	CA-C	-5.97	1.37	1.52
3	3-J	1521	TYR	CA-C	-5.97	1.37	1.52

Continued on next page...

Continued from previous page...

Mol	Chain	Res	Type	Atoms	Z	Observed(Å)	Ideal(Å)
3	4-J	1521	TYR	CA-C	-5.97	1.37	1.52
3	5-J	1521	TYR	CA-C	-5.97	1.37	1.52
3	6-J	1521	TYR	CA-C	-5.97	1.37	1.52
3	7-J	1521	TYR	CA-C	-5.97	1.37	1.52
3	8-J	1521	TYR	CA-C	-5.97	1.37	1.52
5	2-S	276	SER	N-CA	5.97	1.58	1.46
5	3-S	276	SER	N-CA	5.97	1.58	1.46
6	4-T	353	GLN	CA-CB	5.97	1.67	1.53
6	4-T	391	GLN	CA-C	5.97	1.68	1.52
6	5-T	353	GLN	CA-CB	5.97	1.67	1.53
6	5-T	391	GLN	CA-C	5.97	1.68	1.52
6	6-T	353	GLN	CA-CB	5.97	1.67	1.53
6	6-T	391	GLN	CA-C	5.97	1.68	1.52
6	7-T	353	GLN	CA-CB	5.97	1.67	1.53
6	7-T	391	GLN	CA-C	5.97	1.68	1.52
6	8-T	353	GLN	CA-CB	5.97	1.67	1.53
6	8-T	391	GLN	CA-C	5.97	1.68	1.52
6	2-H	366	ILE	CA-CB	-5.96	1.41	1.54
3	2-P	1521	TYR	CA-C	-5.96	1.37	1.52
3	2-V	1543	GLN	C-N	-5.96	1.23	1.34
4	2-X	428	LYS	N-CA	-5.96	1.34	1.46
6	3-H	366	ILE	CA-CB	-5.96	1.41	1.54
4	3-L	408	GLU	CA-CB	5.96	1.67	1.53
3	3-P	1521	TYR	CA-C	-5.96	1.37	1.52
3	3-V	1543	GLN	C-N	-5.96	1.23	1.34
3	4-P	1521	TYR	CA-C	-5.96	1.37	1.52
3	4-V	1543	GLN	C-N	-5.96	1.23	1.34
4	4-X	428	LYS	N-CA	-5.96	1.34	1.46
3	5-V	1543	GLN	C-N	-5.96	1.23	1.34
4	5-X	428	LYS	N-CA	-5.96	1.34	1.46
3	6-P	1521	TYR	CA-C	-5.96	1.37	1.52
3	6-V	1543	GLN	C-N	-5.96	1.23	1.34
4	6-X	428	LYS	N-CA	-5.96	1.34	1.46
3	7-V	1543	GLN	C-N	-5.96	1.23	1.34
4	7-X	428	LYS	N-CA	-5.96	1.34	1.46
4	8-L	408	GLU	CA-CB	5.96	1.67	1.53
3	8-P	1521	TYR	CA-C	-5.96	1.37	1.52
3	8-V	1543	GLN	C-N	-5.96	1.23	1.34
2	2-I	11	GLN	CA-CB	-5.96	1.40	1.53
4	2-R	408	GLU	CA-CB	5.96	1.67	1.53
4	3-R	408	GLU	CA-CB	5.96	1.67	1.53
2	4-I	11	GLN	CA-CB	-5.96	1.40	1.53

Continued on next page...

Continued from previous page...

Mol	Chain	Res	Type	Atoms	Z	Observed(Å)	Ideal(Å)
2	5-I	11	GLN	CA-CB	-5.96	1.40	1.53
2	6-I	11	GLN	CA-CB	-5.96	1.40	1.53
2	7-I	11	GLN	CA-CB	-5.96	1.40	1.53
4	1-X	408	GLU	CA-CB	5.96	1.67	1.53
2	3-I	11	GLN	CA-CB	-5.96	1.40	1.53
2	4-C	11	GLN	CA-CB	-5.96	1.40	1.53
2	5-C	11	GLN	CA-CB	-5.96	1.40	1.53
2	6-C	11	GLN	CA-CB	-5.96	1.40	1.53
2	7-C	11	GLN	CA-CB	-5.96	1.40	1.53
2	8-C	11	GLN	CA-CB	-5.96	1.40	1.53
2	8-I	11	GLN	CA-CB	-5.96	1.40	1.53
4	1-F	401	TYR	CA-CB	5.96	1.67	1.53
4	1-R	401	TYR	CA-CB	5.96	1.67	1.53
3	1-V	1521	TYR	CA-C	-5.96	1.37	1.52
3	1-D	1521	TYR	CA-C	-5.96	1.37	1.52
4	1-L	401	TYR	CA-CB	5.96	1.67	1.53
4	1-R	428	LYS	N-CA	-5.96	1.34	1.46
2	4-O	11	GLN	CA-CB	-5.96	1.40	1.53
2	5-O	11	GLN	CA-CB	-5.96	1.40	1.53
2	6-O	11	GLN	CA-CB	-5.96	1.40	1.53
2	7-O	11	GLN	CA-CB	-5.96	1.40	1.53
2	8-O	11	GLN	CA-CB	-5.96	1.40	1.53
4	3-X	408	GLU	CA-CB	5.96	1.67	1.53
6	3-Z	366	ILE	N-CA	-5.96	1.34	1.46
4	8-X	408	GLU	CA-CB	5.96	1.67	1.53
6	8-Z	366	ILE	N-CA	-5.96	1.34	1.46
3	1-P	1521	TYR	CA-C	-5.95	1.37	1.52
3	5-P	1543	GLN	C-N	-5.95	1.23	1.34
3	7-P	1543	GLN	C-N	-5.95	1.23	1.34
6	1-Z	366	ILE	N-CA	-5.95	1.34	1.46
4	3-L	401	TYR	CA-CB	5.95	1.67	1.53
4	8-L	401	TYR	CA-CB	5.95	1.67	1.53
6	1-Z	366	ILE	CA-CB	-5.95	1.41	1.54
4	2-L	428	LYS	N-CA	-5.95	1.34	1.46
4	2-R	428	LYS	N-CA	-5.95	1.34	1.46
4	3-R	428	LYS	N-CA	-5.95	1.34	1.46
4	4-L	428	LYS	N-CA	-5.95	1.34	1.46
4	5-L	428	LYS	N-CA	-5.95	1.34	1.46
4	6-L	428	LYS	N-CA	-5.95	1.34	1.46
4	7-L	428	LYS	N-CA	-5.95	1.34	1.46
4	1-L	408	GLU	CA-CB	5.95	1.67	1.53
3	2-V	1521	TYR	CA-C	-5.95	1.37	1.52

Continued on next page...

Continued from previous page...

Mol	Chain	Res	Type	Atoms	Z	Observed(Å)	Ideal(Å)
3	3-V	1521	TYR	CA-C	-5.95	1.37	1.52
3	4-V	1521	TYR	CA-C	-5.95	1.37	1.52
3	5-V	1521	TYR	CA-C	-5.95	1.37	1.52
3	6-V	1521	TYR	CA-C	-5.95	1.37	1.52
3	7-V	1521	TYR	CA-C	-5.95	1.37	1.52
3	8-V	1521	TYR	CA-C	-5.95	1.37	1.52
4	1-L	428	LYS	N-CA	-5.95	1.34	1.46
3	1-P	1543	GLN	C-N	-5.95	1.23	1.34
4	1-R	408	GLU	CA-CB	5.95	1.67	1.53
4	2-F	401	TYR	CA-CB	5.95	1.67	1.53
2	2-O	11	GLN	CA-CB	-5.95	1.40	1.53
4	3-F	401	TYR	CA-CB	5.95	1.67	1.53
2	3-O	11	GLN	CA-CB	-5.95	1.40	1.53
4	3-X	401	TYR	CA-CB	5.95	1.67	1.53
4	4-R	428	LYS	N-CA	-5.95	1.34	1.46
4	5-R	428	LYS	N-CA	-5.95	1.34	1.46
4	6-R	428	LYS	N-CA	-5.95	1.34	1.46
4	7-R	428	LYS	N-CA	-5.95	1.34	1.46
4	8-R	428	LYS	N-CA	-5.95	1.34	1.46
4	8-X	401	TYR	CA-CB	5.95	1.67	1.53
3	5-D	1521	TYR	CA-C	-5.94	1.37	1.52
3	7-D	1521	TYR	CA-C	-5.94	1.37	1.52
6	1-N	388	ARG	CA-C	-5.94	1.37	1.52
4	4-F	401	TYR	CA-CB	5.94	1.67	1.53
4	5-F	401	TYR	CA-CB	5.94	1.67	1.53
4	6-F	401	TYR	CA-CB	5.94	1.67	1.53
4	7-F	401	TYR	CA-CB	5.94	1.67	1.53
4	8-F	401	TYR	CA-CB	5.94	1.67	1.53
3	1-J	1521	TYR	CA-C	-5.94	1.37	1.52
5	1-S	276	SER	N-CA	5.94	1.58	1.46
6	1-T	366	ILE	N-CA	-5.94	1.34	1.46
4	4-F	408	GLU	CA-CB	5.94	1.67	1.53
4	5-F	408	GLU	CA-CB	5.94	1.67	1.53
4	6-F	408	GLU	CA-CB	5.94	1.67	1.53
4	7-F	408	GLU	CA-CB	5.94	1.67	1.53
4	8-F	408	GLU	CA-CB	5.94	1.67	1.53
4	4-R	408	GLU	CA-CB	5.94	1.67	1.53
3	5-D	1543	GLN	C-N	-5.94	1.23	1.34
4	5-R	408	GLU	CA-CB	5.94	1.67	1.53
4	6-R	408	GLU	CA-CB	5.94	1.67	1.53
3	7-D	1543	GLN	C-N	-5.94	1.23	1.34
4	7-R	408	GLU	CA-CB	5.94	1.67	1.53

Continued on next page...

Continued from previous page...

Mol	Chain	Res	Type	Atoms	Z	Observed(Å)	Ideal(Å)
4	8-R	408	GLU	CA-CB	5.94	1.67	1.53
3	1-V	1543	GLN	C-N	-5.93	1.23	1.34
6	2-N	366	ILE	CA-CB	-5.93	1.41	1.54
4	2-X	401	TYR	CA-CB	5.93	1.67	1.53
6	3-N	366	ILE	CA-CB	-5.93	1.41	1.54
6	4-N	366	ILE	CA-CB	-5.93	1.41	1.54
4	4-X	401	TYR	CA-CB	5.93	1.67	1.53
6	5-N	366	ILE	CA-CB	-5.93	1.41	1.54
4	5-X	401	TYR	CA-CB	5.93	1.67	1.53
6	6-N	366	ILE	CA-CB	-5.93	1.41	1.54
4	6-X	401	TYR	CA-CB	5.93	1.67	1.53
6	7-N	366	ILE	CA-CB	-5.93	1.41	1.54
4	7-X	401	TYR	CA-CB	5.93	1.67	1.53
6	8-N	366	ILE	CA-CB	-5.93	1.41	1.54
3	2-D	1521	TYR	CA-C	-5.93	1.37	1.52
3	3-D	1521	TYR	CA-C	-5.93	1.37	1.52
3	4-D	1521	TYR	CA-C	-5.93	1.37	1.52
3	6-D	1521	TYR	CA-C	-5.93	1.37	1.52
3	8-D	1521	TYR	CA-C	-5.93	1.37	1.52
4	1-X	237	GLN	N-CA	-5.93	1.34	1.46
4	2-F	428	LYS	N-CA	-5.93	1.34	1.46
4	3-F	428	LYS	N-CA	-5.93	1.34	1.46
2	1-O	11	GLN	CA-CB	-5.93	1.41	1.53
6	2-Z	366	ILE	CA-CB	-5.93	1.41	1.54
6	4-Z	366	ILE	CA-CB	-5.93	1.41	1.54
6	5-Z	366	ILE	CA-CB	-5.93	1.41	1.54
6	6-Z	366	ILE	CA-CB	-5.93	1.41	1.54
6	7-Z	366	ILE	CA-CB	-5.93	1.41	1.54
6	1-H	366	ILE	CA-CB	-5.92	1.41	1.54
3	1-J	1543	GLN	C-N	-5.92	1.23	1.34
6	2-T	366	ILE	CA-CB	-5.92	1.41	1.54
6	3-T	366	ILE	CA-CB	-5.92	1.41	1.54
6	4-H	366	ILE	CA-CB	-5.92	1.41	1.54
4	4-R	401	TYR	CA-CB	5.92	1.67	1.53
6	4-T	366	ILE	CA-CB	-5.92	1.41	1.54
6	5-H	366	ILE	CA-CB	-5.92	1.41	1.54
4	5-R	401	TYR	CA-CB	5.92	1.67	1.53
6	5-T	366	ILE	CA-CB	-5.92	1.41	1.54
6	6-H	366	ILE	CA-CB	-5.92	1.41	1.54
4	6-R	401	TYR	CA-CB	5.92	1.67	1.53
6	6-T	366	ILE	CA-CB	-5.92	1.41	1.54
6	7-H	366	ILE	CA-CB	-5.92	1.41	1.54

Continued on next page...

Continued from previous page...

Mol	Chain	Res	Type	Atoms	Z	Observed(Å)	Ideal(Å)
4	7-R	401	TYR	CA-CB	5.92	1.67	1.53
6	7-T	366	ILE	CA-CB	-5.92	1.41	1.54
6	8-H	366	ILE	CA-CB	-5.92	1.41	1.54
4	8-R	401	TYR	CA-CB	5.92	1.67	1.53
6	8-T	366	ILE	CA-CB	-5.92	1.41	1.54
6	2-H	366	ILE	N-CA	-5.92	1.34	1.46
6	3-H	366	ILE	N-CA	-5.92	1.34	1.46
4	1-F	428	LYS	N-CA	-5.92	1.34	1.46
4	1-F	408	GLU	CA-CB	5.92	1.67	1.53
6	1-T	366	ILE	CA-CB	-5.92	1.41	1.54
3	1-D	1543	GLN	C-N	-5.92	1.23	1.34
3	2-P	1543	GLN	C-N	-5.92	1.23	1.34
5	2-S	404	GLN	CA-C	-5.92	1.37	1.52
3	3-P	1543	GLN	C-N	-5.92	1.23	1.34
5	3-S	404	GLN	CA-C	-5.92	1.37	1.52
3	4-P	1543	GLN	C-N	-5.92	1.23	1.34
3	6-P	1543	GLN	C-N	-5.92	1.23	1.34
3	8-P	1543	GLN	C-N	-5.92	1.23	1.34
6	3-Z	366	ILE	CA-CB	-5.92	1.41	1.54
6	8-Z	366	ILE	CA-CB	-5.92	1.41	1.54
4	1-R	237	GLN	N-CA	-5.91	1.34	1.46
4	1-X	401	TYR	CA-CB	5.91	1.67	1.53
3	2-J	1543	GLN	C-N	-5.91	1.23	1.34
3	3-J	1543	GLN	C-N	-5.91	1.23	1.34
3	4-J	1543	GLN	C-N	-5.91	1.23	1.34
3	5-J	1543	GLN	C-N	-5.91	1.23	1.34
3	6-J	1543	GLN	C-N	-5.91	1.23	1.34
3	7-J	1543	GLN	C-N	-5.91	1.23	1.34
3	8-J	1543	GLN	C-N	-5.91	1.23	1.34
4	1-L	237	GLN	N-CA	-5.91	1.34	1.46
4	3-X	428	LYS	N-CA	-5.91	1.34	1.46
4	8-X	428	LYS	N-CA	-5.91	1.34	1.46
2	1-I	11	GLN	CA-CB	-5.91	1.41	1.53
3	2-D	1543	GLN	C-N	-5.91	1.23	1.34
3	3-D	1543	GLN	C-N	-5.91	1.23	1.34
3	4-D	1543	GLN	C-N	-5.91	1.23	1.34
3	6-D	1543	GLN	C-N	-5.91	1.23	1.34
3	8-D	1543	GLN	C-N	-5.91	1.23	1.34
5	1-G	404	GLN	CA-C	-5.90	1.37	1.52
6	1-T	388	ARG	CA-C	-5.90	1.37	1.52
4	1-F	237	GLN	N-CA	-5.90	1.34	1.46
6	4-H	388	ARG	CA-C	-5.89	1.37	1.52

Continued on next page...

Continued from previous page...

Mol	Chain	Res	Type	Atoms	Z	Observed(Å)	Ideal(Å)
6	5-H	388	ARG	CA-C	-5.89	1.37	1.52
6	6-H	388	ARG	CA-C	-5.89	1.37	1.52
6	7-H	388	ARG	CA-C	-5.89	1.37	1.52
6	8-H	388	ARG	CA-C	-5.89	1.37	1.52
5	2-M	404	GLN	CA-C	-5.89	1.37	1.52
5	4-M	404	GLN	CA-C	-5.89	1.37	1.52
5	5-M	404	GLN	CA-C	-5.89	1.37	1.52
5	6-M	404	GLN	CA-C	-5.89	1.37	1.52
5	7-M	404	GLN	CA-C	-5.89	1.37	1.52
5	1-Y	404	GLN	CA-C	-5.89	1.37	1.52
6	2-T	388	ARG	CA-C	-5.89	1.37	1.52
6	3-T	388	ARG	CA-C	-5.89	1.37	1.52
5	3-Y	404	GLN	CA-C	-5.89	1.37	1.52
5	8-Y	404	GLN	CA-C	-5.89	1.37	1.52
6	1-H	388	ARG	CA-C	-5.89	1.37	1.52
5	4-G	404	GLN	CA-C	-5.89	1.37	1.52
5	5-G	404	GLN	CA-C	-5.89	1.37	1.52
5	6-G	404	GLN	CA-C	-5.89	1.37	1.52
5	7-G	404	GLN	CA-C	-5.89	1.37	1.52
5	8-G	404	GLN	CA-C	-5.89	1.37	1.52
6	2-H	388	ARG	CA-C	-5.88	1.37	1.52
6	3-H	388	ARG	CA-C	-5.88	1.37	1.52
5	1-M	404	GLN	CA-C	-5.88	1.37	1.52
6	2-N	388	ARG	CA-C	-5.88	1.37	1.52
6	3-Z	388	ARG	CA-C	-5.88	1.37	1.52
6	4-N	388	ARG	CA-C	-5.88	1.37	1.52
6	5-N	388	ARG	CA-C	-5.88	1.37	1.52
6	6-N	388	ARG	CA-C	-5.88	1.37	1.52
6	7-N	388	ARG	CA-C	-5.88	1.37	1.52
6	8-Z	388	ARG	CA-C	-5.88	1.37	1.52
6	2-T	412	GLU	CA-CB	5.88	1.66	1.53
5	2-Y	404	GLN	CA-C	-5.88	1.37	1.52
6	3-T	412	GLU	CA-CB	5.88	1.66	1.53
5	4-Y	404	GLN	CA-C	-5.88	1.37	1.52
5	5-Y	404	GLN	CA-C	-5.88	1.37	1.52
5	6-Y	404	GLN	CA-C	-5.88	1.37	1.52
5	7-Y	404	GLN	CA-C	-5.88	1.37	1.52
6	3-N	388	ARG	CA-C	-5.87	1.37	1.52
6	8-N	388	ARG	CA-C	-5.87	1.37	1.52
5	1-G	332	PRO	CA-C	-5.87	1.41	1.52
6	1-N	366	ILE	CA-CB	-5.87	1.41	1.54
6	1-N	412	GLU	CA-CB	5.87	1.66	1.53

Continued on next page...

Continued from previous page...

Mol	Chain	Res	Type	Atoms	Z	Observed(Å)	Ideal(Å)
5	2-G	404	GLN	CA-C	-5.87	1.37	1.52
5	3-G	404	GLN	CA-C	-5.87	1.37	1.52
5	3-M	404	GLN	CA-C	-5.87	1.37	1.52
5	4-S	404	GLN	CA-C	-5.87	1.37	1.52
5	5-S	404	GLN	CA-C	-5.87	1.37	1.52
5	6-S	404	GLN	CA-C	-5.87	1.37	1.52
5	7-S	404	GLN	CA-C	-5.87	1.37	1.52
5	8-M	404	GLN	CA-C	-5.87	1.37	1.52
5	8-S	404	GLN	CA-C	-5.87	1.37	1.52
6	1-T	412	GLU	CA-CB	5.87	1.66	1.53
6	2-H	412	GLU	CA-CB	5.87	1.66	1.53
6	3-H	412	GLU	CA-CB	5.87	1.66	1.53
5	1-S	404	GLN	CA-C	-5.87	1.37	1.52
6	1-Z	412	GLU	CA-CB	5.86	1.66	1.53
6	4-T	388	ARG	CA-C	-5.86	1.37	1.52
6	5-T	388	ARG	CA-C	-5.86	1.37	1.52
6	6-T	388	ARG	CA-C	-5.86	1.37	1.52
6	7-T	388	ARG	CA-C	-5.86	1.37	1.52
6	8-T	388	ARG	CA-C	-5.86	1.37	1.52
6	3-Z	412	GLU	CA-CB	5.86	1.66	1.53
5	4-G	381	THR	N-CA	5.86	1.58	1.46
5	5-G	381	THR	N-CA	5.86	1.58	1.46
5	6-G	381	THR	N-CA	5.86	1.58	1.46
5	7-G	381	THR	N-CA	5.86	1.58	1.46
5	8-G	381	THR	N-CA	5.86	1.58	1.46
6	8-Z	412	GLU	CA-CB	5.86	1.66	1.53
6	1-Z	388	ARG	CA-C	-5.86	1.37	1.52
6	2-Z	388	ARG	CA-C	-5.86	1.37	1.52
6	4-Z	388	ARG	CA-C	-5.86	1.37	1.52
6	5-Z	388	ARG	CA-C	-5.86	1.37	1.52
6	6-Z	388	ARG	CA-C	-5.86	1.37	1.52
6	7-Z	388	ARG	CA-C	-5.86	1.37	1.52
5	1-Y	332	PRO	CA-C	-5.86	1.41	1.52
6	4-T	412	GLU	CA-CB	5.85	1.66	1.53
6	5-T	412	GLU	CA-CB	5.85	1.66	1.53
6	6-T	412	GLU	CA-CB	5.85	1.66	1.53
6	7-T	412	GLU	CA-CB	5.85	1.66	1.53
6	8-T	412	GLU	CA-CB	5.85	1.66	1.53
5	3-Y	381	THR	N-CA	5.85	1.58	1.46
5	8-Y	381	THR	N-CA	5.85	1.58	1.46
6	2-N	412	GLU	CA-CB	5.85	1.66	1.53
6	4-H	412	GLU	CA-CB	5.85	1.66	1.53

Continued on next page...

Continued from previous page...

Mol	Chain	Res	Type	Atoms	Z	Observed(Å)	Ideal(Å)
6	4-N	412	GLU	CA-CB	5.85	1.66	1.53
6	5-H	412	GLU	CA-CB	5.85	1.66	1.53
6	5-N	412	GLU	CA-CB	5.85	1.66	1.53
6	6-H	412	GLU	CA-CB	5.85	1.66	1.53
6	6-N	412	GLU	CA-CB	5.85	1.66	1.53
6	7-H	412	GLU	CA-CB	5.85	1.66	1.53
6	7-N	412	GLU	CA-CB	5.85	1.66	1.53
6	8-H	412	GLU	CA-CB	5.85	1.66	1.53
4	1-R	132	ASP	CA-CB	5.85	1.66	1.53
4	2-X	132	ASP	CA-CB	5.84	1.66	1.53
6	2-Z	412	GLU	CA-CB	5.84	1.66	1.53
4	4-X	132	ASP	CA-CB	5.84	1.66	1.53
6	4-Z	412	GLU	CA-CB	5.84	1.66	1.53
4	5-X	132	ASP	CA-CB	5.84	1.66	1.53
6	5-Z	412	GLU	CA-CB	5.84	1.66	1.53
4	6-X	132	ASP	CA-CB	5.84	1.66	1.53
6	6-Z	412	GLU	CA-CB	5.84	1.66	1.53
4	7-X	132	ASP	CA-CB	5.84	1.66	1.53
6	7-Z	412	GLU	CA-CB	5.84	1.66	1.53
5	1-Y	381	THR	N-CA	5.84	1.58	1.46
4	3-X	132	ASP	CA-CB	5.84	1.66	1.53
4	8-X	132	ASP	CA-CB	5.84	1.66	1.53
5	4-G	332	PRO	CA-C	-5.84	1.41	1.52
5	5-G	332	PRO	CA-C	-5.84	1.41	1.52
5	6-G	332	PRO	CA-C	-5.84	1.41	1.52
5	7-G	332	PRO	CA-C	-5.84	1.41	1.52
5	8-G	332	PRO	CA-C	-5.84	1.41	1.52
4	2-F	482	LYS	N-CA	-5.84	1.34	1.46
4	3-F	482	LYS	N-CA	-5.84	1.34	1.46
4	3-L	482	LYS	N-CA	-5.84	1.34	1.46
4	8-L	482	LYS	N-CA	-5.84	1.34	1.46
5	2-Y	332	PRO	CA-C	-5.83	1.41	1.52
5	4-Y	332	PRO	CA-C	-5.83	1.41	1.52
5	5-Y	332	PRO	CA-C	-5.83	1.41	1.52
5	6-Y	332	PRO	CA-C	-5.83	1.41	1.52
5	7-Y	332	PRO	CA-C	-5.83	1.41	1.52
6	3-N	412	GLU	CA-CB	5.83	1.66	1.53
6	8-N	412	GLU	CA-CB	5.83	1.66	1.53
5	1-M	381	THR	N-CA	5.83	1.58	1.46
5	1-S	381	THR	N-CA	5.83	1.58	1.46
4	2-R	132	ASP	CA-CB	5.83	1.66	1.53
4	3-R	132	ASP	CA-CB	5.83	1.66	1.53

Continued on next page...

Continued from previous page...

Mol	Chain	Res	Type	Atoms	Z	Observed(Å)	Ideal(Å)
4	4-F	132	ASP	CA-CB	5.83	1.66	1.53
4	4-R	132	ASP	CA-CB	5.83	1.66	1.53
4	5-F	132	ASP	CA-CB	5.83	1.66	1.53
4	5-R	132	ASP	CA-CB	5.83	1.66	1.53
4	6-F	132	ASP	CA-CB	5.83	1.66	1.53
4	6-R	132	ASP	CA-CB	5.83	1.66	1.53
4	7-F	132	ASP	CA-CB	5.83	1.66	1.53
4	7-R	132	ASP	CA-CB	5.83	1.66	1.53
4	8-F	132	ASP	CA-CB	5.83	1.66	1.53
4	8-R	132	ASP	CA-CB	5.83	1.66	1.53
6	1-H	412	GLU	CA-CB	5.83	1.66	1.53
4	2-L	132	ASP	CA-CB	5.83	1.66	1.53
4	4-L	132	ASP	CA-CB	5.83	1.66	1.53
4	5-L	132	ASP	CA-CB	5.83	1.66	1.53
4	6-L	132	ASP	CA-CB	5.83	1.66	1.53
4	7-L	132	ASP	CA-CB	5.83	1.66	1.53
4	2-X	482	LYS	N-CA	-5.82	1.34	1.46
4	4-X	482	LYS	N-CA	-5.82	1.34	1.46
4	5-X	482	LYS	N-CA	-5.82	1.34	1.46
4	6-X	482	LYS	N-CA	-5.82	1.34	1.46
4	7-X	482	LYS	N-CA	-5.82	1.34	1.46
5	2-M	332	PRO	CA-C	-5.82	1.41	1.52
5	4-M	332	PRO	CA-C	-5.82	1.41	1.52
5	5-M	332	PRO	CA-C	-5.82	1.41	1.52
5	6-M	332	PRO	CA-C	-5.82	1.41	1.52
5	7-M	332	PRO	CA-C	-5.82	1.41	1.52
5	1-M	332	PRO	CA-C	-5.82	1.41	1.52
4	3-L	132	ASP	CA-CB	5.82	1.66	1.53
4	4-R	482	LYS	N-CA	-5.82	1.34	1.46
4	5-R	482	LYS	N-CA	-5.82	1.34	1.46
4	6-R	482	LYS	N-CA	-5.82	1.34	1.46
4	7-R	482	LYS	N-CA	-5.82	1.34	1.46
4	8-L	132	ASP	CA-CB	5.82	1.66	1.53
4	8-R	482	LYS	N-CA	-5.82	1.34	1.46
3	1-J	1484	ASP	N-CA	-5.82	1.34	1.46
4	2-F	132	ASP	CA-CB	5.82	1.66	1.53
4	3-F	132	ASP	CA-CB	5.82	1.66	1.53
4	1-L	482	LYS	N-CA	-5.81	1.34	1.46
5	2-S	381	THR	N-CA	5.81	1.57	1.46
5	3-M	381	THR	N-CA	5.81	1.57	1.46
5	3-S	381	THR	N-CA	5.81	1.57	1.46
5	8-M	381	THR	N-CA	5.81	1.57	1.46

Continued on next page...

Continued from previous page...

Mol	Chain	Res	Type	Atoms	Z	Observed(Å)	Ideal(Å)
5	2-G	381	THR	N-CA	5.81	1.57	1.46
3	2-V	1518	ASN	N-CA	-5.81	1.34	1.46
5	3-G	381	THR	N-CA	5.81	1.57	1.46
3	3-V	1518	ASN	N-CA	-5.81	1.34	1.46
3	4-V	1518	ASN	N-CA	-5.81	1.34	1.46
3	5-V	1518	ASN	N-CA	-5.81	1.34	1.46
3	6-V	1518	ASN	N-CA	-5.81	1.34	1.46
3	7-V	1518	ASN	N-CA	-5.81	1.34	1.46
3	8-V	1518	ASN	N-CA	-5.81	1.34	1.46
3	5-P	1518	ASN	N-CA	-5.81	1.34	1.46
3	7-P	1518	ASN	N-CA	-5.81	1.34	1.46
3	5-D	1518	ASN	N-CA	-5.81	1.34	1.46
3	7-D	1518	ASN	N-CA	-5.81	1.34	1.46
4	2-L	482	LYS	N-CA	-5.81	1.34	1.46
4	4-L	482	LYS	N-CA	-5.81	1.34	1.46
4	5-L	482	LYS	N-CA	-5.81	1.34	1.46
4	6-L	482	LYS	N-CA	-5.81	1.34	1.46
4	7-L	482	LYS	N-CA	-5.81	1.34	1.46
5	2-Y	381	THR	N-CA	5.81	1.57	1.46
5	4-Y	381	THR	N-CA	5.81	1.57	1.46
5	5-Y	381	THR	N-CA	5.81	1.57	1.46
5	6-Y	381	THR	N-CA	5.81	1.57	1.46
5	7-Y	381	THR	N-CA	5.81	1.57	1.46
5	1-G	381	THR	N-CA	5.80	1.57	1.46
5	4-S	332	PRO	CA-C	-5.80	1.41	1.52
5	5-S	332	PRO	CA-C	-5.80	1.41	1.52
5	6-S	332	PRO	CA-C	-5.80	1.41	1.52
5	7-S	332	PRO	CA-C	-5.80	1.41	1.52
5	8-S	332	PRO	CA-C	-5.80	1.41	1.52
3	1-V	1484	ASP	N-CA	-5.80	1.34	1.46
4	1-F	132	ASP	CA-CB	5.80	1.66	1.53
4	1-X	132	ASP	CA-CB	5.80	1.66	1.53
5	2-S	332	PRO	CA-C	-5.80	1.41	1.52
5	3-S	332	PRO	CA-C	-5.80	1.41	1.52
4	4-F	460	LEU	N-CA	-5.80	1.34	1.46
4	5-F	460	LEU	N-CA	-5.80	1.34	1.46
4	6-F	460	LEU	N-CA	-5.80	1.34	1.46
4	7-F	460	LEU	N-CA	-5.80	1.34	1.46
4	8-F	460	LEU	N-CA	-5.80	1.34	1.46
4	1-X	482	LYS	N-CA	-5.80	1.34	1.46
4	2-R	482	LYS	N-CA	-5.80	1.34	1.46
4	3-R	482	LYS	N-CA	-5.80	1.34	1.46

Continued on next page...

Continued from previous page...

Mol	Chain	Res	Type	Atoms	Z	Observed(Å)	Ideal(Å)
5	4-S	381	THR	N-CA	5.80	1.57	1.46
5	5-S	381	THR	N-CA	5.80	1.57	1.46
5	6-S	381	THR	N-CA	5.80	1.57	1.46
5	7-S	381	THR	N-CA	5.80	1.57	1.46
5	8-S	381	THR	N-CA	5.80	1.57	1.46
4	1-R	482	LYS	N-CA	-5.80	1.34	1.46
5	2-G	332	PRO	CA-C	-5.80	1.41	1.52
5	3-G	332	PRO	CA-C	-5.80	1.41	1.52
5	3-Y	332	PRO	CA-C	-5.80	1.41	1.52
5	8-Y	332	PRO	CA-C	-5.80	1.41	1.52
4	1-F	482	LYS	N-CA	-5.79	1.34	1.46
3	2-D	1484	ASP	N-CA	-5.79	1.34	1.46
3	3-D	1484	ASP	N-CA	-5.79	1.34	1.46
5	3-M	332	PRO	CA-C	-5.79	1.41	1.52
3	4-D	1484	ASP	N-CA	-5.79	1.34	1.46
3	6-D	1484	ASP	N-CA	-5.79	1.34	1.46
3	8-D	1484	ASP	N-CA	-5.79	1.34	1.46
5	8-M	332	PRO	CA-C	-5.79	1.41	1.52
4	1-L	132	ASP	CA-CB	5.79	1.66	1.53
3	1-V	1518	ASN	N-CA	-5.79	1.34	1.46
3	2-D	1518	ASN	N-CA	-5.79	1.34	1.46
3	3-D	1518	ASN	N-CA	-5.79	1.34	1.46
3	4-D	1518	ASN	N-CA	-5.79	1.34	1.46
3	6-D	1518	ASN	N-CA	-5.79	1.34	1.46
3	8-D	1518	ASN	N-CA	-5.79	1.34	1.46
3	1-P	1484	ASP	N-CA	-5.79	1.34	1.46
5	2-M	381	THR	N-CA	5.78	1.57	1.46
4	3-X	460	LEU	N-CA	-5.78	1.34	1.46
5	4-M	381	THR	N-CA	5.78	1.57	1.46
5	5-M	381	THR	N-CA	5.78	1.57	1.46
5	6-M	381	THR	N-CA	5.78	1.57	1.46
5	7-M	381	THR	N-CA	5.78	1.57	1.46
4	8-X	460	LEU	N-CA	-5.78	1.34	1.46
4	1-L	460	LEU	N-CA	-5.78	1.34	1.46
4	3-X	482	LYS	N-CA	-5.78	1.34	1.46
4	4-F	482	LYS	N-CA	-5.78	1.34	1.46
4	5-F	482	LYS	N-CA	-5.78	1.34	1.46
4	6-F	482	LYS	N-CA	-5.78	1.34	1.46
4	7-F	482	LYS	N-CA	-5.78	1.34	1.46
4	8-F	482	LYS	N-CA	-5.78	1.34	1.46
4	8-X	482	LYS	N-CA	-5.78	1.34	1.46
3	2-P	1484	ASP	N-CA	-5.78	1.34	1.46

Continued on next page...

Continued from previous page...

Mol	Chain	Res	Type	Atoms	Z	Observed(Å)	Ideal(Å)
3	3-P	1484	ASP	N-CA	-5.78	1.34	1.46
3	4-P	1484	ASP	N-CA	-5.78	1.34	1.46
3	6-P	1484	ASP	N-CA	-5.78	1.34	1.46
3	8-P	1484	ASP	N-CA	-5.78	1.34	1.46
5	1-S	332	PRO	CA-C	-5.78	1.41	1.52
3	2-P	1518	ASN	N-CA	-5.78	1.34	1.46
3	3-P	1518	ASN	N-CA	-5.78	1.34	1.46
3	4-P	1518	ASN	N-CA	-5.78	1.34	1.46
3	6-P	1518	ASN	N-CA	-5.78	1.34	1.46
3	8-P	1518	ASN	N-CA	-5.78	1.34	1.46
4	2-L	460	LEU	N-CA	-5.78	1.34	1.46
4	2-X	460	LEU	N-CA	-5.78	1.34	1.46
4	4-L	460	LEU	N-CA	-5.78	1.34	1.46
4	4-X	460	LEU	N-CA	-5.78	1.34	1.46
4	5-L	460	LEU	N-CA	-5.78	1.34	1.46
4	5-X	460	LEU	N-CA	-5.78	1.34	1.46
4	6-L	460	LEU	N-CA	-5.78	1.34	1.46
4	6-X	460	LEU	N-CA	-5.78	1.34	1.46
4	7-L	460	LEU	N-CA	-5.78	1.34	1.46
4	7-X	460	LEU	N-CA	-5.78	1.34	1.46
3	1-D	1518	ASN	N-CA	-5.77	1.34	1.46
3	5-D	1484	ASP	N-CA	-5.77	1.34	1.46
3	7-D	1484	ASP	N-CA	-5.77	1.34	1.46
3	1-D	1484	ASP	N-CA	-5.77	1.34	1.46
4	2-F	460	LEU	N-CA	-5.77	1.34	1.46
4	3-F	460	LEU	N-CA	-5.77	1.34	1.46
3	2-J	1518	ASN	N-CA	-5.77	1.34	1.46
3	3-J	1518	ASN	N-CA	-5.77	1.34	1.46
3	4-J	1518	ASN	N-CA	-5.77	1.34	1.46
3	5-J	1518	ASN	N-CA	-5.77	1.34	1.46
3	6-J	1518	ASN	N-CA	-5.77	1.34	1.46
3	7-J	1518	ASN	N-CA	-5.77	1.34	1.46
3	8-J	1518	ASN	N-CA	-5.77	1.34	1.46
3	2-V	1484	ASP	N-CA	-5.76	1.34	1.46
3	3-V	1484	ASP	N-CA	-5.76	1.34	1.46
3	4-V	1484	ASP	N-CA	-5.76	1.34	1.46
3	5-V	1484	ASP	N-CA	-5.76	1.34	1.46
3	6-V	1484	ASP	N-CA	-5.76	1.34	1.46
3	7-V	1484	ASP	N-CA	-5.76	1.34	1.46
3	8-V	1484	ASP	N-CA	-5.76	1.34	1.46
3	1-J	1518	ASN	N-CA	-5.76	1.34	1.46
3	5-P	1484	ASP	N-CA	-5.76	1.34	1.46

Continued on next page...

Continued from previous page...

Mol	Chain	Res	Type	Atoms	Z	Observed(Å)	Ideal(Å)
3	7-P	1484	ASP	N-CA	-5.76	1.34	1.46
4	4-R	466	HIS	CA-C	-5.76	1.38	1.52
4	5-R	466	HIS	CA-C	-5.76	1.38	1.52
4	6-R	466	HIS	CA-C	-5.76	1.38	1.52
4	7-R	466	HIS	CA-C	-5.76	1.38	1.52
4	8-R	466	HIS	CA-C	-5.76	1.38	1.52
3	1-P	1518	ASN	N-CA	-5.75	1.34	1.46
4	1-F	466	HIS	CA-C	-5.75	1.38	1.52
3	2-J	1484	ASP	N-CA	-5.75	1.34	1.46
3	3-J	1484	ASP	N-CA	-5.75	1.34	1.46
3	4-J	1484	ASP	N-CA	-5.75	1.34	1.46
3	5-J	1484	ASP	N-CA	-5.75	1.34	1.46
3	6-J	1484	ASP	N-CA	-5.75	1.34	1.46
3	7-J	1484	ASP	N-CA	-5.75	1.34	1.46
3	8-J	1484	ASP	N-CA	-5.75	1.34	1.46
4	1-X	460	LEU	N-CA	-5.75	1.34	1.46
4	1-X	402	ALA	N-CA	5.75	1.57	1.46
4	4-R	460	LEU	N-CA	-5.74	1.34	1.46
4	5-R	460	LEU	N-CA	-5.74	1.34	1.46
4	6-R	460	LEU	N-CA	-5.74	1.34	1.46
4	7-R	460	LEU	N-CA	-5.74	1.34	1.46
4	8-R	460	LEU	N-CA	-5.74	1.34	1.46
4	4-F	466	HIS	CA-C	-5.74	1.38	1.52
4	5-F	466	HIS	CA-C	-5.74	1.38	1.52
4	6-F	466	HIS	CA-C	-5.74	1.38	1.52
4	7-F	466	HIS	CA-C	-5.74	1.38	1.52
4	8-F	466	HIS	CA-C	-5.74	1.38	1.52
4	3-X	466	HIS	CA-C	-5.74	1.38	1.52
4	8-X	466	HIS	CA-C	-5.74	1.38	1.52
4	2-L	466	HIS	CA-C	-5.73	1.38	1.52
4	4-L	466	HIS	CA-C	-5.73	1.38	1.52
4	5-L	466	HIS	CA-C	-5.73	1.38	1.52
4	6-L	466	HIS	CA-C	-5.73	1.38	1.52
4	7-L	466	HIS	CA-C	-5.73	1.38	1.52
4	2-R	460	LEU	N-CA	-5.73	1.34	1.46
4	3-L	466	HIS	CA-C	-5.73	1.38	1.52
4	3-R	460	LEU	N-CA	-5.73	1.34	1.46
4	8-L	466	HIS	CA-C	-5.73	1.38	1.52
4	1-F	460	LEU	N-CA	-5.73	1.34	1.46
4	2-R	466	HIS	CA-C	-5.72	1.38	1.52
4	3-R	466	HIS	CA-C	-5.72	1.38	1.52
4	3-L	460	LEU	N-CA	-5.72	1.34	1.46

Continued on next page...

Continued from previous page...

Mol	Chain	Res	Type	Atoms	Z	Observed(Å)	Ideal(Å)
4	8-L	460	LEU	N-CA	-5.72	1.34	1.46
4	1-L	466	HIS	CA-C	-5.72	1.38	1.52
4	2-X	466	HIS	CA-C	-5.72	1.38	1.52
4	4-X	466	HIS	CA-C	-5.72	1.38	1.52
4	5-X	466	HIS	CA-C	-5.72	1.38	1.52
4	6-X	466	HIS	CA-C	-5.72	1.38	1.52
4	7-X	466	HIS	CA-C	-5.72	1.38	1.52
4	2-R	402	ALA	N-CA	5.71	1.57	1.46
4	3-R	402	ALA	N-CA	5.71	1.57	1.46
4	1-R	466	HIS	CA-C	-5.71	1.38	1.52
4	1-X	466	HIS	CA-C	-5.71	1.38	1.52
4	2-F	466	HIS	CA-C	-5.71	1.38	1.52
4	2-L	402	ALA	N-CA	5.71	1.57	1.46
4	3-F	466	HIS	CA-C	-5.71	1.38	1.52
4	4-L	402	ALA	N-CA	5.71	1.57	1.46
4	5-L	402	ALA	N-CA	5.71	1.57	1.46
4	6-L	402	ALA	N-CA	5.71	1.57	1.46
4	7-L	402	ALA	N-CA	5.71	1.57	1.46
4	1-L	402	ALA	N-CA	5.70	1.57	1.46
4	4-F	402	ALA	N-CA	5.70	1.57	1.46
4	5-F	402	ALA	N-CA	5.70	1.57	1.46
4	6-F	402	ALA	N-CA	5.70	1.57	1.46
4	7-F	402	ALA	N-CA	5.70	1.57	1.46
4	8-F	402	ALA	N-CA	5.70	1.57	1.46
4	1-R	460	LEU	N-CA	-5.70	1.34	1.46
4	1-F	402	ALA	N-CA	5.70	1.57	1.46
4	2-F	402	ALA	N-CA	5.68	1.57	1.46
4	3-F	402	ALA	N-CA	5.68	1.57	1.46
4	3-L	402	ALA	N-CA	5.68	1.57	1.46
4	4-R	402	ALA	N-CA	5.68	1.57	1.46
4	5-R	402	ALA	N-CA	5.68	1.57	1.46
4	6-R	402	ALA	N-CA	5.68	1.57	1.46
4	7-R	402	ALA	N-CA	5.68	1.57	1.46
4	8-L	402	ALA	N-CA	5.68	1.57	1.46
4	8-R	402	ALA	N-CA	5.68	1.57	1.46
4	3-X	402	ALA	N-CA	5.68	1.57	1.46
4	8-X	402	ALA	N-CA	5.68	1.57	1.46
4	2-X	402	ALA	N-CA	5.67	1.57	1.46
4	4-X	402	ALA	N-CA	5.67	1.57	1.46
4	5-X	402	ALA	N-CA	5.67	1.57	1.46
4	6-X	402	ALA	N-CA	5.67	1.57	1.46
4	7-X	402	ALA	N-CA	5.67	1.57	1.46

Continued on next page...

Continued from previous page...

Mol	Chain	Res	Type	Atoms	Z	Observed(Å)	Ideal(Å)
4	1-R	402	ALA	N-CA	5.66	1.57	1.46
6	1-T	402	GLU	N-CA	5.64	1.57	1.46
6	1-Z	402	GLU	N-CA	5.63	1.57	1.46
6	4-T	402	GLU	N-CA	5.63	1.57	1.46
6	5-T	402	GLU	N-CA	5.63	1.57	1.46
6	6-T	402	GLU	N-CA	5.63	1.57	1.46
6	7-T	402	GLU	N-CA	5.63	1.57	1.46
6	8-T	402	GLU	N-CA	5.63	1.57	1.46
4	1-L	408	GLU	CA-C	-5.62	1.38	1.52
4	1-F	408	GLU	CA-C	-5.62	1.38	1.52
6	2-H	402	GLU	N-CA	5.62	1.57	1.46
6	3-H	402	GLU	N-CA	5.62	1.57	1.46
4	1-R	221	GLN	CA-C	5.62	1.67	1.52
4	1-F	221	GLN	CA-C	5.61	1.67	1.52
6	3-N	402	GLU	N-CA	5.61	1.57	1.46
6	3-Z	402	GLU	N-CA	5.61	1.57	1.46
6	8-N	402	GLU	N-CA	5.61	1.57	1.46
6	8-Z	402	GLU	N-CA	5.61	1.57	1.46
6	2-N	402	GLU	N-CA	5.61	1.57	1.46
6	4-N	402	GLU	N-CA	5.61	1.57	1.46
6	5-N	402	GLU	N-CA	5.61	1.57	1.46
6	6-N	402	GLU	N-CA	5.61	1.57	1.46
6	7-N	402	GLU	N-CA	5.61	1.57	1.46
4	1-X	221	GLN	CA-C	5.60	1.67	1.52
4	4-F	408	GLU	CA-C	-5.60	1.38	1.52
6	4-H	402	GLU	N-CA	5.60	1.57	1.46
4	5-F	408	GLU	CA-C	-5.60	1.38	1.52
6	5-H	402	GLU	N-CA	5.60	1.57	1.46
4	6-F	408	GLU	CA-C	-5.60	1.38	1.52
6	6-H	402	GLU	N-CA	5.60	1.57	1.46
4	7-F	408	GLU	CA-C	-5.60	1.38	1.52
6	7-H	402	GLU	N-CA	5.60	1.57	1.46
4	8-F	408	GLU	CA-C	-5.60	1.38	1.52
6	8-H	402	GLU	N-CA	5.60	1.57	1.46
6	2-T	402	GLU	N-CA	5.60	1.57	1.46
4	3-L	408	GLU	CA-C	-5.60	1.38	1.52
6	3-T	402	GLU	N-CA	5.60	1.57	1.46
4	8-L	408	GLU	CA-C	-5.60	1.38	1.52
4	2-F	408	GLU	CA-C	-5.60	1.38	1.52
4	3-F	408	GLU	CA-C	-5.60	1.38	1.52
4	1-F	306	PRO	CA-CB	-5.60	1.42	1.53
4	3-X	408	GLU	CA-C	-5.59	1.38	1.52

Continued on next page...

Continued from previous page...

Mol	Chain	Res	Type	Atoms	Z	Observed(Å)	Ideal(Å)
4	8-X	408	GLU	CA-C	-5.59	1.38	1.52
4	2-R	408	GLU	CA-C	-5.59	1.38	1.52
4	2-X	408	GLU	CA-C	-5.59	1.38	1.52
6	2-Z	402	GLU	N-CA	5.59	1.57	1.46
4	3-R	408	GLU	CA-C	-5.59	1.38	1.52
4	4-X	408	GLU	CA-C	-5.59	1.38	1.52
6	4-Z	402	GLU	N-CA	5.59	1.57	1.46
4	5-X	408	GLU	CA-C	-5.59	1.38	1.52
6	5-Z	402	GLU	N-CA	5.59	1.57	1.46
4	6-X	408	GLU	CA-C	-5.59	1.38	1.52
6	6-Z	402	GLU	N-CA	5.59	1.57	1.46
4	7-X	408	GLU	CA-C	-5.59	1.38	1.52
6	7-Z	402	GLU	N-CA	5.59	1.57	1.46
6	2-Z	410	LEU	CA-C	5.59	1.67	1.52
4	4-R	408	GLU	CA-C	-5.59	1.38	1.52
6	4-Z	410	LEU	CA-C	5.59	1.67	1.52
4	5-R	408	GLU	CA-C	-5.59	1.38	1.52
6	5-Z	410	LEU	CA-C	5.59	1.67	1.52
4	6-R	408	GLU	CA-C	-5.59	1.38	1.52
6	6-Z	410	LEU	CA-C	5.59	1.67	1.52
4	7-R	408	GLU	CA-C	-5.59	1.38	1.52
6	7-Z	410	LEU	CA-C	5.59	1.67	1.52
4	8-R	408	GLU	CA-C	-5.59	1.38	1.52
6	1-T	410	LEU	CA-C	5.58	1.67	1.52
6	2-T	410	LEU	CA-C	5.58	1.67	1.52
6	3-T	410	LEU	CA-C	5.58	1.67	1.52
4	1-R	394	GLU	C-N	5.58	1.46	1.34
3	2-P	1516	LEU	N-CA	-5.58	1.35	1.46
3	3-P	1516	LEU	N-CA	-5.58	1.35	1.46
3	4-P	1516	LEU	N-CA	-5.58	1.35	1.46
3	6-P	1516	LEU	N-CA	-5.58	1.35	1.46
3	8-P	1516	LEU	N-CA	-5.58	1.35	1.46
6	1-N	402	GLU	N-CA	5.58	1.57	1.46
4	1-L	221	GLN	CA-C	5.58	1.67	1.52
4	2-L	408	GLU	CA-C	-5.58	1.38	1.52
4	4-L	408	GLU	CA-C	-5.58	1.38	1.52
4	5-L	408	GLU	CA-C	-5.58	1.38	1.52
4	6-L	408	GLU	CA-C	-5.58	1.38	1.52
4	7-L	408	GLU	CA-C	-5.58	1.38	1.52
6	2-N	410	LEU	CA-C	5.57	1.67	1.52
6	4-N	410	LEU	CA-C	5.57	1.67	1.52
6	5-N	410	LEU	CA-C	5.57	1.67	1.52

Continued on next page...

Continued from previous page...

Mol	Chain	Res	Type	Atoms	Z	Observed(Å)	Ideal(Å)
6	6-N	410	LEU	CA-C	5.57	1.67	1.52
6	7-N	410	LEU	CA-C	5.57	1.67	1.52
6	1-H	402	GLU	N-CA	5.57	1.57	1.46
4	1-X	408	GLU	CA-C	-5.57	1.38	1.52
3	2-D	1516	LEU	N-CA	-5.57	1.35	1.46
3	3-D	1516	LEU	N-CA	-5.57	1.35	1.46
3	4-D	1516	LEU	N-CA	-5.57	1.35	1.46
3	6-D	1516	LEU	N-CA	-5.57	1.35	1.46
3	8-D	1516	LEU	N-CA	-5.57	1.35	1.46
4	3-X	394	GLU	C-N	5.56	1.46	1.34
4	8-X	394	GLU	C-N	5.56	1.46	1.34
4	1-R	408	GLU	CA-C	-5.56	1.38	1.52
6	3-Z	410	LEU	CA-C	5.56	1.67	1.52
6	8-Z	410	LEU	CA-C	5.56	1.67	1.52
6	2-H	410	LEU	CA-C	5.55	1.67	1.52
4	2-X	394	GLU	C-N	5.55	1.46	1.34
6	3-H	410	LEU	CA-C	5.55	1.67	1.52
6	4-T	410	LEU	CA-C	5.55	1.67	1.52
4	4-X	394	GLU	C-N	5.55	1.46	1.34
6	5-T	410	LEU	CA-C	5.55	1.67	1.52
4	5-X	394	GLU	C-N	5.55	1.46	1.34
6	6-T	410	LEU	CA-C	5.55	1.67	1.52
4	6-X	394	GLU	C-N	5.55	1.46	1.34
6	7-T	410	LEU	CA-C	5.55	1.67	1.52
4	7-X	394	GLU	C-N	5.55	1.46	1.34
6	8-T	410	LEU	CA-C	5.55	1.67	1.52
4	2-R	306	PRO	CA-CB	-5.55	1.42	1.53
4	3-R	306	PRO	CA-CB	-5.55	1.42	1.53
4	3-X	306	PRO	CA-CB	-5.55	1.42	1.53
4	8-X	306	PRO	CA-CB	-5.55	1.42	1.53
4	1-X	394	GLU	C-N	5.55	1.46	1.34
4	3-L	400	GLY	C-N	-5.55	1.21	1.34
4	3-X	400	GLY	C-N	-5.55	1.21	1.34
4	4-R	306	PRO	CA-CB	-5.55	1.42	1.53
4	5-R	306	PRO	CA-CB	-5.55	1.42	1.53
4	6-R	306	PRO	CA-CB	-5.55	1.42	1.53
4	7-R	306	PRO	CA-CB	-5.55	1.42	1.53
4	8-L	400	GLY	C-N	-5.55	1.21	1.34
4	8-R	306	PRO	CA-CB	-5.55	1.42	1.53
4	8-X	400	GLY	C-N	-5.55	1.21	1.34
6	1-H	410	LEU	CA-C	5.55	1.67	1.52
4	1-X	306	PRO	CA-CB	-5.55	1.42	1.53

Continued on next page...

Continued from previous page...

Mol	Chain	Res	Type	Atoms	Z	Observed(Å)	Ideal(Å)
4	2-R	394	GLU	C-N	5.55	1.46	1.34
3	2-V	1516	LEU	N-CA	-5.55	1.35	1.46
6	3-N	410	LEU	CA-C	5.55	1.67	1.52
4	3-R	394	GLU	C-N	5.55	1.46	1.34
3	3-V	1516	LEU	N-CA	-5.55	1.35	1.46
3	4-V	1516	LEU	N-CA	-5.55	1.35	1.46
3	5-V	1516	LEU	N-CA	-5.55	1.35	1.46
3	6-V	1516	LEU	N-CA	-5.55	1.35	1.46
3	7-V	1516	LEU	N-CA	-5.55	1.35	1.46
6	8-N	410	LEU	CA-C	5.55	1.67	1.52
3	8-V	1516	LEU	N-CA	-5.55	1.35	1.46
4	2-F	306	PRO	CA-CB	-5.54	1.42	1.53
4	3-F	306	PRO	CA-CB	-5.54	1.42	1.53
4	2-R	420	GLU	N-CA	5.54	1.57	1.46
4	3-R	420	GLU	N-CA	5.54	1.57	1.46
6	4-H	410	LEU	CA-C	5.54	1.67	1.52
6	5-H	410	LEU	CA-C	5.54	1.67	1.52
6	6-H	410	LEU	CA-C	5.54	1.67	1.52
6	7-H	410	LEU	CA-C	5.54	1.67	1.52
6	8-H	410	LEU	CA-C	5.54	1.67	1.52
4	1-R	400	GLY	C-N	-5.54	1.21	1.34
4	3-L	420	GLU	N-CA	5.54	1.57	1.46
4	8-L	420	GLU	N-CA	5.54	1.57	1.46
4	1-F	400	GLY	C-N	-5.54	1.21	1.34
4	1-L	460	LEU	CA-CB	5.54	1.66	1.53
4	2-F	400	GLY	C-N	-5.54	1.21	1.34
4	3-F	400	GLY	C-N	-5.54	1.21	1.34
4	4-F	306	PRO	CA-CB	-5.54	1.42	1.53
4	4-F	394	GLU	C-N	5.54	1.46	1.34
4	5-F	306	PRO	CA-CB	-5.54	1.42	1.53
4	5-F	394	GLU	C-N	5.54	1.46	1.34
4	6-F	306	PRO	CA-CB	-5.54	1.42	1.53
4	6-F	394	GLU	C-N	5.54	1.46	1.34
4	7-F	306	PRO	CA-CB	-5.54	1.42	1.53
4	7-F	394	GLU	C-N	5.54	1.46	1.34
4	8-F	306	PRO	CA-CB	-5.54	1.42	1.53
4	8-F	394	GLU	C-N	5.54	1.46	1.34
4	2-X	460	LEU	CA-CB	5.53	1.66	1.53
4	4-X	460	LEU	CA-CB	5.53	1.66	1.53
4	5-X	460	LEU	CA-CB	5.53	1.66	1.53
4	6-X	460	LEU	CA-CB	5.53	1.66	1.53
4	7-X	460	LEU	CA-CB	5.53	1.66	1.53

Continued on next page...

Continued from previous page...

Mol	Chain	Res	Type	Atoms	Z	Observed(Å)	Ideal(Å)
3	5-D	1516	LEU	N-CA	-5.53	1.35	1.46
3	7-D	1516	LEU	N-CA	-5.53	1.35	1.46
4	2-L	460	LEU	CA-CB	5.53	1.66	1.53
4	4-F	400	GLY	C-N	-5.53	1.21	1.34
4	4-L	460	LEU	CA-CB	5.53	1.66	1.53
4	5-F	400	GLY	C-N	-5.53	1.21	1.34
4	5-L	460	LEU	CA-CB	5.53	1.66	1.53
4	6-F	400	GLY	C-N	-5.53	1.21	1.34
4	6-L	460	LEU	CA-CB	5.53	1.66	1.53
4	7-F	400	GLY	C-N	-5.53	1.21	1.34
4	7-L	460	LEU	CA-CB	5.53	1.66	1.53
4	8-F	400	GLY	C-N	-5.53	1.21	1.34
4	3-L	394	GLU	C-N	5.53	1.46	1.34
4	4-R	400	GLY	C-N	-5.53	1.21	1.34
4	5-R	400	GLY	C-N	-5.53	1.21	1.34
4	6-R	400	GLY	C-N	-5.53	1.21	1.34
4	7-R	400	GLY	C-N	-5.53	1.21	1.34
4	8-L	394	GLU	C-N	5.53	1.46	1.34
4	8-R	400	GLY	C-N	-5.53	1.21	1.34
4	1-L	306	PRO	CA-CB	-5.53	1.42	1.53
4	2-F	394	GLU	C-N	5.53	1.46	1.34
4	2-X	400	GLY	C-N	-5.53	1.21	1.34
4	3-F	394	GLU	C-N	5.53	1.46	1.34
4	4-X	400	GLY	C-N	-5.53	1.21	1.34
4	5-X	400	GLY	C-N	-5.53	1.21	1.34
4	6-X	400	GLY	C-N	-5.53	1.21	1.34
4	7-X	400	GLY	C-N	-5.53	1.21	1.34
4	2-R	400	GLY	C-N	-5.52	1.21	1.34
4	3-R	400	GLY	C-N	-5.52	1.21	1.34
6	1-N	410	LEU	CA-C	5.52	1.67	1.52
6	1-Z	410	LEU	CA-C	5.52	1.67	1.52
4	2-L	306	PRO	CA-CB	-5.52	1.42	1.53
4	2-X	306	PRO	CA-CB	-5.52	1.42	1.53
4	4-L	306	PRO	CA-CB	-5.52	1.42	1.53
4	4-X	306	PRO	CA-CB	-5.52	1.42	1.53
4	5-L	306	PRO	CA-CB	-5.52	1.42	1.53
3	5-P	1516	LEU	N-CA	-5.52	1.35	1.46
4	5-X	306	PRO	CA-CB	-5.52	1.42	1.53
4	6-L	306	PRO	CA-CB	-5.52	1.42	1.53
4	6-X	306	PRO	CA-CB	-5.52	1.42	1.53
4	7-L	306	PRO	CA-CB	-5.52	1.42	1.53
3	7-P	1516	LEU	N-CA	-5.52	1.35	1.46

Continued on next page...

Continued from previous page...

Mol	Chain	Res	Type	Atoms	Z	Observed(Å)	Ideal(Å)
4	7-X	306	PRO	CA-CB	-5.52	1.42	1.53
4	2-F	460	LEU	CA-CB	5.52	1.66	1.53
4	3-F	460	LEU	CA-CB	5.52	1.66	1.53
4	3-L	460	LEU	CA-CB	5.52	1.66	1.53
4	3-X	460	LEU	CA-CB	5.52	1.66	1.53
4	8-L	460	LEU	CA-CB	5.52	1.66	1.53
4	8-X	460	LEU	CA-CB	5.52	1.66	1.53
3	1-J	1516	LEU	N-CA	-5.52	1.35	1.46
4	1-L	394	GLU	C-N	5.52	1.46	1.34
4	2-R	492	GLU	CA-CB	5.52	1.66	1.53
4	3-R	492	GLU	CA-CB	5.52	1.66	1.53
4	4-R	460	LEU	CA-CB	5.52	1.66	1.53
4	5-R	460	LEU	CA-CB	5.52	1.66	1.53
4	6-R	460	LEU	CA-CB	5.52	1.66	1.53
4	7-R	460	LEU	CA-CB	5.52	1.66	1.53
4	8-R	460	LEU	CA-CB	5.52	1.66	1.53
6	1-T	403	LEU	CA-C	-5.52	1.38	1.52
4	4-R	394	GLU	C-N	5.52	1.46	1.34
4	5-R	394	GLU	C-N	5.52	1.46	1.34
4	6-R	394	GLU	C-N	5.52	1.46	1.34
4	7-R	394	GLU	C-N	5.52	1.46	1.34
4	8-R	394	GLU	C-N	5.52	1.46	1.34
4	1-F	420	GLU	N-CA	5.51	1.57	1.46
3	2-J	1516	LEU	N-CA	-5.51	1.35	1.46
4	2-L	400	GLY	C-N	-5.51	1.21	1.34
3	3-J	1516	LEU	N-CA	-5.51	1.35	1.46
3	4-J	1516	LEU	N-CA	-5.51	1.35	1.46
4	4-L	400	GLY	C-N	-5.51	1.21	1.34
3	5-J	1516	LEU	N-CA	-5.51	1.35	1.46
4	5-L	400	GLY	C-N	-5.51	1.21	1.34
3	6-J	1516	LEU	N-CA	-5.51	1.35	1.46
4	6-L	400	GLY	C-N	-5.51	1.21	1.34
3	7-J	1516	LEU	N-CA	-5.51	1.35	1.46
4	7-L	400	GLY	C-N	-5.51	1.21	1.34
3	8-J	1516	LEU	N-CA	-5.51	1.35	1.46
4	1-X	420	GLU	N-CA	5.51	1.57	1.46
4	1-F	394	GLU	CA-C	5.51	1.67	1.52
3	1-V	1516	LEU	N-CA	-5.51	1.35	1.46
4	2-L	394	GLU	C-N	5.51	1.46	1.34
4	4-L	394	GLU	C-N	5.51	1.46	1.34
4	5-L	394	GLU	C-N	5.51	1.46	1.34
4	6-L	394	GLU	C-N	5.51	1.46	1.34

Continued on next page...

Continued from previous page...

Mol	Chain	Res	Type	Atoms	Z	Observed(Å)	Ideal(Å)
4	7-L	394	GLU	C-N	5.51	1.46	1.34
4	1-R	306	PRO	CA-CB	-5.51	1.42	1.53
4	3-L	306	PRO	CA-CB	-5.51	1.42	1.53
4	8-L	306	PRO	CA-CB	-5.51	1.42	1.53
4	1-F	394	GLU	C-N	5.50	1.46	1.34
4	1-X	400	GLY	C-N	-5.50	1.21	1.34
4	2-R	460	LEU	CA-CB	5.50	1.66	1.53
4	3-R	460	LEU	CA-CB	5.50	1.66	1.53
4	3-X	420	GLU	N-CA	5.50	1.57	1.46
4	8-X	420	GLU	N-CA	5.50	1.57	1.46
4	1-F	460	LEU	CA-CB	5.50	1.66	1.53
4	1-L	400	GLY	C-N	-5.50	1.21	1.34
4	3-L	492	GLU	CA-CB	5.50	1.66	1.53
4	8-L	492	GLU	CA-CB	5.50	1.66	1.53
4	1-X	394	GLU	CA-C	5.50	1.67	1.52
4	1-X	492	GLU	CA-CB	5.50	1.66	1.53
4	1-X	460	LEU	CA-CB	5.50	1.66	1.53
4	4-F	420	GLU	N-CA	5.50	1.57	1.46
4	5-F	420	GLU	N-CA	5.50	1.57	1.46
4	6-F	420	GLU	N-CA	5.50	1.57	1.46
4	7-F	420	GLU	N-CA	5.50	1.57	1.46
4	8-F	420	GLU	N-CA	5.50	1.57	1.46
4	1-R	492	GLU	CA-CB	5.50	1.66	1.53
5	1-S	302	GLN	CA-CB	-5.50	1.41	1.53
4	1-X	435	MET	C-N	5.50	1.46	1.34
4	4-R	492	GLU	CA-CB	5.50	1.66	1.53
4	5-R	492	GLU	CA-CB	5.50	1.66	1.53
4	6-R	492	GLU	CA-CB	5.50	1.66	1.53
4	7-R	492	GLU	CA-CB	5.50	1.66	1.53
4	8-R	492	GLU	CA-CB	5.50	1.66	1.53
4	4-F	460	LEU	CA-CB	5.50	1.66	1.53
4	5-F	460	LEU	CA-CB	5.50	1.66	1.53
4	6-F	460	LEU	CA-CB	5.50	1.66	1.53
4	7-F	460	LEU	CA-CB	5.50	1.66	1.53
4	8-F	460	LEU	CA-CB	5.50	1.66	1.53
4	1-R	420	GLU	N-CA	5.49	1.57	1.46
4	2-L	394	GLU	CA-C	5.49	1.67	1.52
5	4-G	302	GLN	CA-CB	-5.49	1.41	1.53
4	4-L	394	GLU	CA-C	5.49	1.67	1.52
4	4-R	420	GLU	N-CA	5.49	1.57	1.46
5	5-G	302	GLN	CA-CB	-5.49	1.41	1.53
4	5-L	394	GLU	CA-C	5.49	1.67	1.52

Continued on next page...

Continued from previous page...

Mol	Chain	Res	Type	Atoms	Z	Observed(Å)	Ideal(Å)
4	5-R	420	GLU	N-CA	5.49	1.57	1.46
5	6-G	302	GLN	CA-CB	-5.49	1.41	1.53
4	6-L	394	GLU	CA-C	5.49	1.67	1.52
4	6-R	420	GLU	N-CA	5.49	1.57	1.46
5	7-G	302	GLN	CA-CB	-5.49	1.41	1.53
4	7-L	394	GLU	CA-C	5.49	1.67	1.52
4	7-R	420	GLU	N-CA	5.49	1.57	1.46
5	8-G	302	GLN	CA-CB	-5.49	1.41	1.53
4	8-R	420	GLU	N-CA	5.49	1.57	1.46
4	2-X	420	GLU	N-CA	5.49	1.57	1.46
4	4-X	420	GLU	N-CA	5.49	1.57	1.46
4	5-X	420	GLU	N-CA	5.49	1.57	1.46
4	6-X	420	GLU	N-CA	5.49	1.57	1.46
4	7-X	420	GLU	N-CA	5.49	1.57	1.46
6	2-N	403	LEU	CA-C	-5.49	1.38	1.52
4	4-F	492	GLU	CA-CB	5.49	1.66	1.53
6	4-N	403	LEU	CA-C	-5.49	1.38	1.52
4	4-R	394	GLU	CA-C	5.49	1.67	1.52
4	5-F	492	GLU	CA-CB	5.49	1.66	1.53
6	5-N	403	LEU	CA-C	-5.49	1.38	1.52
4	5-R	394	GLU	CA-C	5.49	1.67	1.52
4	6-F	492	GLU	CA-CB	5.49	1.66	1.53
6	6-N	403	LEU	CA-C	-5.49	1.38	1.52
4	6-R	394	GLU	CA-C	5.49	1.67	1.52
4	7-F	492	GLU	CA-CB	5.49	1.66	1.53
6	7-N	403	LEU	CA-C	-5.49	1.38	1.52
4	7-R	394	GLU	CA-C	5.49	1.67	1.52
4	8-F	492	GLU	CA-CB	5.49	1.66	1.53
4	8-R	394	GLU	CA-C	5.49	1.67	1.52
5	1-S	317	GLN	CA-CB	5.49	1.66	1.53
4	3-X	435	MET	C-N	5.49	1.46	1.34
4	8-X	435	MET	C-N	5.49	1.46	1.34
4	3-L	394	GLU	CA-C	5.49	1.67	1.52
5	3-M	252	CYS	CA-C	-5.49	1.38	1.52
4	8-L	394	GLU	CA-C	5.49	1.67	1.52
5	8-M	252	CYS	CA-C	-5.49	1.38	1.52
4	1-R	491	VAL	CA-CB	5.49	1.66	1.54
4	1-X	491	VAL	CA-CB	5.49	1.66	1.54
4	2-L	492	GLU	CA-CB	5.48	1.66	1.53
5	4-G	252	CYS	CA-C	-5.48	1.38	1.52
4	4-L	492	GLU	CA-CB	5.48	1.66	1.53
6	4-T	467	THR	C-N	5.48	1.46	1.34

Continued on next page...

Continued from previous page...

Mol	Chain	Res	Type	Atoms	Z	Observed(Å)	Ideal(Å)
5	5-G	252	CYS	CA-C	-5.48	1.38	1.52
4	5-L	492	GLU	CA-CB	5.48	1.66	1.53
6	5-T	467	THR	C-N	5.48	1.46	1.34
5	6-G	252	CYS	CA-C	-5.48	1.38	1.52
4	6-L	492	GLU	CA-CB	5.48	1.66	1.53
6	6-T	467	THR	C-N	5.48	1.46	1.34
5	7-G	252	CYS	CA-C	-5.48	1.38	1.52
4	7-L	492	GLU	CA-CB	5.48	1.66	1.53
6	7-T	467	THR	C-N	5.48	1.46	1.34
5	8-G	252	CYS	CA-C	-5.48	1.38	1.52
6	8-T	467	THR	C-N	5.48	1.46	1.34
5	1-M	302	GLN	CA-CB	-5.48	1.41	1.53
6	2-H	494	LEU	C-N	-5.48	1.21	1.34
4	2-L	420	GLU	N-CA	5.48	1.57	1.46
4	2-X	491	VAL	CA-CB	5.48	1.66	1.54
6	3-H	494	LEU	C-N	-5.48	1.21	1.34
4	4-L	420	GLU	N-CA	5.48	1.57	1.46
4	4-X	491	VAL	CA-CB	5.48	1.66	1.54
4	5-L	420	GLU	N-CA	5.48	1.57	1.46
4	5-X	491	VAL	CA-CB	5.48	1.66	1.54
4	6-L	420	GLU	N-CA	5.48	1.57	1.46
4	6-X	491	VAL	CA-CB	5.48	1.66	1.54
4	7-L	420	GLU	N-CA	5.48	1.57	1.46
4	7-X	491	VAL	CA-CB	5.48	1.66	1.54
5	1-M	252	CYS	CA-C	-5.48	1.38	1.52
6	1-T	467	THR	C-N	5.48	1.46	1.34
4	3-X	492	GLU	CA-CB	5.48	1.66	1.53
4	8-X	492	GLU	CA-CB	5.48	1.66	1.53
5	2-G	302	GLN	CA-CB	-5.48	1.41	1.53
5	3-G	302	GLN	CA-CB	-5.48	1.41	1.53
4	1-F	435	MET	C-N	5.48	1.46	1.34
3	1-P	1516	LEU	N-CA	-5.48	1.35	1.46
5	2-M	302	GLN	CA-CB	-5.48	1.42	1.53
6	3-N	403	LEU	CA-C	-5.48	1.38	1.52
5	4-M	302	GLN	CA-CB	-5.48	1.42	1.53
5	5-M	302	GLN	CA-CB	-5.48	1.42	1.53
5	6-M	302	GLN	CA-CB	-5.48	1.42	1.53
5	7-M	302	GLN	CA-CB	-5.48	1.42	1.53
6	8-N	403	LEU	CA-C	-5.48	1.38	1.52
4	2-F	492	GLU	CA-CB	5.48	1.66	1.53
6	2-Z	403	LEU	CA-C	-5.48	1.38	1.52
4	3-F	492	GLU	CA-CB	5.48	1.66	1.53

Continued on next page...

Continued from previous page...

Mol	Chain	Res	Type	Atoms	Z	Observed(Å)	Ideal(Å)
4	4-F	394	GLU	CA-C	5.48	1.67	1.52
6	4-Z	403	LEU	CA-C	-5.48	1.38	1.52
4	5-F	394	GLU	CA-C	5.48	1.67	1.52
6	5-Z	403	LEU	CA-C	-5.48	1.38	1.52
4	6-F	394	GLU	CA-C	5.48	1.67	1.52
6	6-Z	403	LEU	CA-C	-5.48	1.38	1.52
4	7-F	394	GLU	CA-C	5.48	1.67	1.52
6	7-Z	403	LEU	CA-C	-5.48	1.38	1.52
4	8-F	394	GLU	CA-C	5.48	1.67	1.52
4	2-F	491	VAL	CA-CB	5.47	1.66	1.54
4	3-F	491	VAL	CA-CB	5.47	1.66	1.54
5	3-Y	252	CYS	CA-C	-5.47	1.38	1.52
6	3-Z	403	LEU	CA-C	-5.47	1.38	1.52
5	4-S	252	CYS	CA-C	-5.47	1.38	1.52
5	5-S	252	CYS	CA-C	-5.47	1.38	1.52
5	6-S	252	CYS	CA-C	-5.47	1.38	1.52
5	7-S	252	CYS	CA-C	-5.47	1.38	1.52
5	8-S	252	CYS	CA-C	-5.47	1.38	1.52
5	8-Y	252	CYS	CA-C	-5.47	1.38	1.52
6	8-Z	403	LEU	CA-C	-5.47	1.38	1.52
3	1-D	1516	LEU	N-CA	-5.47	1.35	1.46
4	1-L	394	GLU	CA-C	5.47	1.67	1.52
4	1-L	420	GLU	N-CA	5.47	1.57	1.46
6	1-N	403	LEU	CA-C	-5.47	1.38	1.52
6	2-T	467	THR	C-N	5.47	1.46	1.34
6	3-T	467	THR	C-N	5.47	1.46	1.34
4	3-X	394	GLU	CA-C	5.47	1.67	1.52
5	3-Y	302	GLN	CA-CB	-5.47	1.42	1.53
4	8-X	394	GLU	CA-C	5.47	1.67	1.52
5	8-Y	302	GLN	CA-CB	-5.47	1.42	1.53
4	1-R	394	GLU	CA-C	5.47	1.67	1.52
4	1-R	435	MET	C-N	5.47	1.46	1.34
4	2-X	394	GLU	CA-C	5.47	1.67	1.52
4	4-X	394	GLU	CA-C	5.47	1.67	1.52
4	5-X	394	GLU	CA-C	5.47	1.67	1.52
4	6-X	394	GLU	CA-C	5.47	1.67	1.52
4	7-X	394	GLU	CA-C	5.47	1.67	1.52
3	2-D	1507	ASP	C-N	5.47	1.46	1.34
5	2-Y	302	GLN	CA-CB	-5.47	1.42	1.53
3	3-D	1507	ASP	C-N	5.47	1.46	1.34
3	4-D	1507	ASP	C-N	5.47	1.46	1.34
5	4-Y	302	GLN	CA-CB	-5.47	1.42	1.53

Continued on next page...

Continued from previous page...

Mol	Chain	Res	Type	Atoms	Z	Observed(Å)	Ideal(Å)
5	5-Y	302	GLN	CA-CB	-5.47	1.42	1.53
3	6-D	1507	ASP	C-N	5.47	1.46	1.34
5	6-Y	302	GLN	CA-CB	-5.47	1.42	1.53
5	7-Y	302	GLN	CA-CB	-5.47	1.42	1.53
3	8-D	1507	ASP	C-N	5.47	1.46	1.34
4	1-L	473	GLY	CA-C	-5.47	1.43	1.51
4	3-L	435	MET	C-N	5.47	1.46	1.34
4	4-R	435	MET	C-N	5.47	1.46	1.34
4	5-R	435	MET	C-N	5.47	1.46	1.34
4	6-R	435	MET	C-N	5.47	1.46	1.34
4	7-R	435	MET	C-N	5.47	1.46	1.34
4	8-L	435	MET	C-N	5.47	1.46	1.34
4	8-R	435	MET	C-N	5.47	1.46	1.34
4	1-L	491	VAL	CA-CB	5.47	1.66	1.54
4	1-R	460	LEU	CA-CB	5.47	1.66	1.53
5	2-G	252	CYS	CA-C	-5.47	1.38	1.52
4	2-R	394	GLU	CA-C	5.47	1.67	1.52
5	3-G	252	CYS	CA-C	-5.47	1.38	1.52
4	3-R	394	GLU	CA-C	5.47	1.67	1.52
4	1-F	492	GLU	CA-CB	5.46	1.66	1.53
3	1-J	1507	ASP	C-N	5.46	1.46	1.34
5	1-M	317	GLN	CA-CB	5.46	1.66	1.53
4	2-F	420	GLU	N-CA	5.46	1.57	1.46
4	2-X	492	GLU	CA-CB	5.46	1.66	1.53
4	3-F	420	GLU	N-CA	5.46	1.57	1.46
6	4-T	403	LEU	CA-C	-5.46	1.38	1.52
4	4-X	492	GLU	CA-CB	5.46	1.66	1.53
6	5-T	403	LEU	CA-C	-5.46	1.38	1.52
4	5-X	492	GLU	CA-CB	5.46	1.66	1.53
6	6-T	403	LEU	CA-C	-5.46	1.38	1.52
4	6-X	492	GLU	CA-CB	5.46	1.66	1.53
6	7-T	403	LEU	CA-C	-5.46	1.38	1.52
4	7-X	492	GLU	CA-CB	5.46	1.66	1.53
6	8-T	403	LEU	CA-C	-5.46	1.38	1.52
4	2-L	491	VAL	CA-CB	5.46	1.66	1.54
4	4-L	491	VAL	CA-CB	5.46	1.66	1.54
4	5-L	491	VAL	CA-CB	5.46	1.66	1.54
4	6-L	491	VAL	CA-CB	5.46	1.66	1.54
4	7-L	491	VAL	CA-CB	5.46	1.66	1.54
6	2-T	403	LEU	CA-C	-5.46	1.38	1.52
4	2-X	435	MET	C-N	5.46	1.46	1.34
6	3-T	403	LEU	CA-C	-5.46	1.38	1.52

Continued on next page...

Continued from previous page...

Mol	Chain	Res	Type	Atoms	Z	Observed(Å)	Ideal(Å)
4	4-X	435	MET	C-N	5.46	1.46	1.34
4	5-X	435	MET	C-N	5.46	1.46	1.34
4	6-X	435	MET	C-N	5.46	1.46	1.34
4	7-X	435	MET	C-N	5.46	1.46	1.34
4	2-F	394	GLU	CA-C	5.46	1.67	1.52
4	3-F	394	GLU	CA-C	5.46	1.67	1.52
5	1-G	302	GLN	CA-CB	-5.46	1.42	1.53
6	1-N	494	LEU	C-N	-5.46	1.21	1.34
6	4-H	467	THR	C-N	5.46	1.46	1.34
6	5-H	467	THR	C-N	5.46	1.46	1.34
6	6-H	467	THR	C-N	5.46	1.46	1.34
6	7-H	467	THR	C-N	5.46	1.46	1.34
6	8-H	467	THR	C-N	5.46	1.46	1.34
3	1-D	1507	ASP	C-N	5.46	1.46	1.34
6	2-H	403	LEU	CA-C	-5.46	1.38	1.52
4	2-L	435	MET	C-N	5.46	1.46	1.34
6	3-H	403	LEU	CA-C	-5.46	1.38	1.52
4	3-X	491	VAL	CA-CB	5.46	1.66	1.54
6	3-Z	467	THR	C-N	5.46	1.46	1.34
6	4-H	403	LEU	CA-C	-5.46	1.38	1.52
4	4-L	435	MET	C-N	5.46	1.46	1.34
4	4-R	491	VAL	CA-CB	5.46	1.66	1.54
6	5-H	403	LEU	CA-C	-5.46	1.38	1.52
4	5-L	435	MET	C-N	5.46	1.46	1.34
4	5-R	491	VAL	CA-CB	5.46	1.66	1.54
6	6-H	403	LEU	CA-C	-5.46	1.38	1.52
4	6-L	435	MET	C-N	5.46	1.46	1.34
4	6-R	491	VAL	CA-CB	5.46	1.66	1.54
6	7-H	403	LEU	CA-C	-5.46	1.38	1.52
4	7-L	435	MET	C-N	5.46	1.46	1.34
4	7-R	491	VAL	CA-CB	5.46	1.66	1.54
6	8-H	403	LEU	CA-C	-5.46	1.38	1.52
4	8-R	491	VAL	CA-CB	5.46	1.66	1.54
4	8-X	491	VAL	CA-CB	5.46	1.66	1.54
6	8-Z	467	THR	C-N	5.46	1.46	1.34
5	2-Y	252	CYS	CA-C	-5.46	1.38	1.52
5	4-Y	252	CYS	CA-C	-5.46	1.38	1.52
5	5-Y	252	CYS	CA-C	-5.46	1.38	1.52
5	6-Y	252	CYS	CA-C	-5.46	1.38	1.52
5	7-Y	252	CYS	CA-C	-5.46	1.38	1.52
6	1-Z	403	LEU	CA-C	-5.45	1.38	1.52
3	2-P	1507	ASP	C-N	5.45	1.46	1.34

Continued on next page...

Continued from previous page...

Mol	Chain	Res	Type	Atoms	Z	Observed(Å)	Ideal(Å)
5	3-M	302	GLN	CA-CB	-5.45	1.42	1.53
3	3-P	1507	ASP	C-N	5.45	1.46	1.34
5	3-Y	317	GLN	CA-CB	5.45	1.66	1.53
6	4-H	494	LEU	C-N	-5.45	1.21	1.34
3	4-P	1507	ASP	C-N	5.45	1.46	1.34
6	5-H	494	LEU	C-N	-5.45	1.21	1.34
6	6-H	494	LEU	C-N	-5.45	1.21	1.34
3	6-P	1507	ASP	C-N	5.45	1.46	1.34
6	7-H	494	LEU	C-N	-5.45	1.21	1.34
6	8-H	494	LEU	C-N	-5.45	1.21	1.34
5	8-M	302	GLN	CA-CB	-5.45	1.42	1.53
3	8-P	1507	ASP	C-N	5.45	1.46	1.34
5	8-Y	317	GLN	CA-CB	5.45	1.66	1.53
4	4-F	435	MET	C-N	5.45	1.46	1.34
4	4-F	491	VAL	CA-CB	5.45	1.66	1.54
4	5-F	435	MET	C-N	5.45	1.46	1.34
4	5-F	491	VAL	CA-CB	5.45	1.66	1.54
4	6-F	435	MET	C-N	5.45	1.46	1.34
4	6-F	491	VAL	CA-CB	5.45	1.66	1.54
4	7-F	435	MET	C-N	5.45	1.46	1.34
4	7-F	491	VAL	CA-CB	5.45	1.66	1.54
4	8-F	435	MET	C-N	5.45	1.46	1.34
4	8-F	491	VAL	CA-CB	5.45	1.66	1.54
6	2-H	467	THR	C-N	5.45	1.46	1.34
5	2-M	252	CYS	CA-C	-5.45	1.38	1.52
6	3-H	467	THR	C-N	5.45	1.46	1.34
6	3-N	467	THR	C-N	5.45	1.46	1.34
5	4-M	252	CYS	CA-C	-5.45	1.38	1.52
3	5-D	1507	ASP	C-N	5.45	1.46	1.34
5	5-M	252	CYS	CA-C	-5.45	1.38	1.52
5	6-M	252	CYS	CA-C	-5.45	1.38	1.52
3	7-D	1507	ASP	C-N	5.45	1.46	1.34
5	7-M	252	CYS	CA-C	-5.45	1.38	1.52
6	8-N	467	THR	C-N	5.45	1.46	1.34
5	1-G	252	CYS	CA-C	-5.45	1.38	1.52
5	1-S	252	CYS	CA-C	-5.45	1.38	1.52
5	1-Y	317	GLN	CA-CB	5.45	1.66	1.53
6	2-N	494	LEU	C-N	-5.45	1.21	1.34
6	4-N	494	LEU	C-N	-5.45	1.21	1.34
5	4-S	302	GLN	CA-CB	-5.45	1.42	1.53
6	5-N	494	LEU	C-N	-5.45	1.21	1.34
5	5-S	302	GLN	CA-CB	-5.45	1.42	1.53

Continued on next page...

Continued from previous page...

Mol	Chain	Res	Type	Atoms	Z	Observed(Å)	Ideal(Å)
6	6-N	494	LEU	C-N	-5.45	1.21	1.34
5	6-S	302	GLN	CA-CB	-5.45	1.42	1.53
6	7-N	494	LEU	C-N	-5.45	1.21	1.34
5	7-S	302	GLN	CA-CB	-5.45	1.42	1.53
5	8-S	302	GLN	CA-CB	-5.45	1.42	1.53
4	1-L	469	GLN	CA-CB	-5.45	1.42	1.53
4	2-F	435	MET	C-N	5.45	1.46	1.34
5	2-S	325	ALA	C-O	5.45	1.33	1.23
4	3-F	435	MET	C-N	5.45	1.46	1.34
5	3-S	325	ALA	C-O	5.45	1.33	1.23
6	2-N	467	THR	C-N	5.44	1.46	1.34
6	2-T	494	LEU	C-N	-5.44	1.21	1.34
6	3-T	494	LEU	C-N	-5.44	1.21	1.34
6	4-N	467	THR	C-N	5.44	1.46	1.34
6	5-N	467	THR	C-N	5.44	1.46	1.34
6	6-N	467	THR	C-N	5.44	1.46	1.34
6	7-N	467	THR	C-N	5.44	1.46	1.34
6	1-Z	467	THR	C-N	5.44	1.46	1.34
5	2-G	317	GLN	CA-CB	5.44	1.66	1.53
5	2-S	302	GLN	CA-CB	-5.44	1.42	1.53
5	2-Y	317	GLN	CA-CB	5.44	1.66	1.53
5	3-G	317	GLN	CA-CB	5.44	1.66	1.53
4	3-L	491	VAL	CA-CB	5.44	1.66	1.54
5	3-S	302	GLN	CA-CB	-5.44	1.42	1.53
5	4-Y	317	GLN	CA-CB	5.44	1.66	1.53
5	5-Y	317	GLN	CA-CB	5.44	1.66	1.53
5	6-Y	317	GLN	CA-CB	5.44	1.66	1.53
5	7-Y	317	GLN	CA-CB	5.44	1.66	1.53
4	8-L	491	VAL	CA-CB	5.44	1.66	1.54
6	1-H	403	LEU	CA-C	-5.44	1.38	1.52
4	2-R	491	VAL	CA-CB	5.44	1.66	1.54
6	2-Z	494	LEU	C-N	-5.44	1.21	1.34
4	3-R	491	VAL	CA-CB	5.44	1.66	1.54
5	3-Y	325	ALA	C-O	5.44	1.33	1.23
5	4-G	317	GLN	CA-CB	5.44	1.66	1.53
6	4-Z	494	LEU	C-N	-5.44	1.21	1.34
5	5-G	317	GLN	CA-CB	5.44	1.66	1.53
6	5-Z	494	LEU	C-N	-5.44	1.21	1.34
5	6-G	317	GLN	CA-CB	5.44	1.66	1.53
6	6-Z	494	LEU	C-N	-5.44	1.21	1.34
5	7-G	317	GLN	CA-CB	5.44	1.66	1.53
6	7-Z	494	LEU	C-N	-5.44	1.21	1.34

Continued on next page...

Continued from previous page...

Mol	Chain	Res	Type	Atoms	Z	Observed(Å)	Ideal(Å)
5	8-G	317	GLN	CA-CB	5.44	1.66	1.53
5	8-Y	325	ALA	C-O	5.44	1.33	1.23
6	4-H	386	GLN	N-CA	-5.44	1.35	1.46
6	5-H	386	GLN	N-CA	-5.44	1.35	1.46
6	6-H	386	GLN	N-CA	-5.44	1.35	1.46
6	7-H	386	GLN	N-CA	-5.44	1.35	1.46
6	8-H	386	GLN	N-CA	-5.44	1.35	1.46
6	1-H	386	GLN	N-CA	-5.44	1.35	1.46
5	1-Y	302	GLN	CA-CB	-5.44	1.42	1.53
3	2-J	1507	ASP	C-N	5.44	1.46	1.34
5	2-S	252	CYS	CA-C	-5.44	1.38	1.52
3	3-J	1507	ASP	C-N	5.44	1.46	1.34
5	3-S	252	CYS	CA-C	-5.44	1.38	1.52
3	4-J	1507	ASP	C-N	5.44	1.46	1.34
3	5-J	1507	ASP	C-N	5.44	1.46	1.34
3	6-J	1507	ASP	C-N	5.44	1.46	1.34
3	7-J	1507	ASP	C-N	5.44	1.46	1.34
3	8-J	1507	ASP	C-N	5.44	1.46	1.34
5	4-S	325	ALA	C-O	5.43	1.33	1.23
6	4-T	494	LEU	C-N	-5.43	1.21	1.34
5	5-S	325	ALA	C-O	5.43	1.33	1.23
6	5-T	494	LEU	C-N	-5.43	1.21	1.34
5	6-S	325	ALA	C-O	5.43	1.33	1.23
6	6-T	494	LEU	C-N	-5.43	1.21	1.34
5	7-S	325	ALA	C-O	5.43	1.33	1.23
6	7-T	494	LEU	C-N	-5.43	1.21	1.34
5	8-S	325	ALA	C-O	5.43	1.33	1.23
6	8-T	494	LEU	C-N	-5.43	1.21	1.34
6	1-H	467	THR	C-N	5.43	1.46	1.34
4	1-L	492	GLU	CA-CB	5.43	1.66	1.53
5	1-Y	252	CYS	CA-C	-5.43	1.38	1.52
5	2-G	325	ALA	C-O	5.43	1.33	1.23
5	3-G	325	ALA	C-O	5.43	1.33	1.23
6	3-N	494	LEU	C-N	-5.43	1.21	1.34
6	8-N	494	LEU	C-N	-5.43	1.21	1.34
5	2-Y	325	ALA	C-O	5.43	1.33	1.23
5	4-Y	325	ALA	C-O	5.43	1.33	1.23
5	5-Y	325	ALA	C-O	5.43	1.33	1.23
5	6-Y	325	ALA	C-O	5.43	1.33	1.23
5	7-Y	325	ALA	C-O	5.43	1.33	1.23
6	2-Z	386	GLN	N-CA	-5.43	1.35	1.46
6	3-Z	494	LEU	C-N	-5.43	1.21	1.34

Continued on next page...

Continued from previous page...

Mol	Chain	Res	Type	Atoms	Z	Observed(Å)	Ideal(Å)
6	4-Z	386	GLN	N-CA	-5.43	1.35	1.46
6	5-Z	386	GLN	N-CA	-5.43	1.35	1.46
6	6-Z	386	GLN	N-CA	-5.43	1.35	1.46
6	7-Z	386	GLN	N-CA	-5.43	1.35	1.46
6	8-Z	494	LEU	C-N	-5.43	1.21	1.34
4	2-R	435	MET	C-N	5.43	1.46	1.34
6	2-T	386	GLN	N-CA	-5.43	1.35	1.46
3	2-V	1507	ASP	C-N	5.43	1.46	1.34
6	2-Z	467	THR	C-N	5.43	1.46	1.34
4	3-R	435	MET	C-N	5.43	1.46	1.34
6	3-T	386	GLN	N-CA	-5.43	1.35	1.46
3	3-V	1507	ASP	C-N	5.43	1.46	1.34
3	4-V	1507	ASP	C-N	5.43	1.46	1.34
6	4-Z	467	THR	C-N	5.43	1.46	1.34
3	5-V	1507	ASP	C-N	5.43	1.46	1.34
6	5-Z	467	THR	C-N	5.43	1.46	1.34
3	6-V	1507	ASP	C-N	5.43	1.46	1.34
6	6-Z	467	THR	C-N	5.43	1.46	1.34
3	7-V	1507	ASP	C-N	5.43	1.46	1.34
6	7-Z	467	THR	C-N	5.43	1.46	1.34
3	8-V	1507	ASP	C-N	5.43	1.46	1.34
5	1-S	325	ALA	C-O	5.42	1.33	1.23
6	2-H	386	GLN	N-CA	-5.42	1.35	1.46
6	2-H	472	GLN	N-CA	-5.42	1.35	1.46
4	2-R	473	GLY	CA-C	-5.42	1.43	1.51
6	3-H	386	GLN	N-CA	-5.42	1.35	1.46
6	3-H	472	GLN	N-CA	-5.42	1.35	1.46
5	3-M	317	GLN	CA-CB	5.42	1.65	1.53
6	3-N	472	GLN	N-CA	-5.42	1.35	1.46
4	3-R	473	GLY	CA-C	-5.42	1.43	1.51
5	8-M	317	GLN	CA-CB	5.42	1.65	1.53
6	8-N	472	GLN	N-CA	-5.42	1.35	1.46
5	2-M	325	ALA	C-O	5.42	1.33	1.23
5	4-M	325	ALA	C-O	5.42	1.33	1.23
5	5-M	325	ALA	C-O	5.42	1.33	1.23
3	5-P	1507	ASP	C-N	5.42	1.46	1.34
5	6-M	325	ALA	C-O	5.42	1.33	1.23
5	7-M	325	ALA	C-O	5.42	1.33	1.23
3	7-P	1507	ASP	C-N	5.42	1.46	1.34
3	1-P	1507	ASP	C-N	5.42	1.46	1.34
5	2-M	317	GLN	CA-CB	5.42	1.65	1.53
4	4-F	473	GLY	CA-C	-5.42	1.43	1.51

Continued on next page...

Continued from previous page...

Mol	Chain	Res	Type	Atoms	Z	Observed(Å)	Ideal(Å)
5	4-G	325	ALA	C-O	5.42	1.33	1.23
5	4-M	317	GLN	CA-CB	5.42	1.65	1.53
5	4-S	317	GLN	CA-CB	5.42	1.65	1.53
4	5-F	473	GLY	CA-C	-5.42	1.43	1.51
5	5-G	325	ALA	C-O	5.42	1.33	1.23
5	5-M	317	GLN	CA-CB	5.42	1.65	1.53
5	5-S	317	GLN	CA-CB	5.42	1.65	1.53
4	6-F	473	GLY	CA-C	-5.42	1.43	1.51
5	6-G	325	ALA	C-O	5.42	1.33	1.23
5	6-M	317	GLN	CA-CB	5.42	1.65	1.53
5	6-S	317	GLN	CA-CB	5.42	1.65	1.53
4	7-F	473	GLY	CA-C	-5.42	1.43	1.51
5	7-G	325	ALA	C-O	5.42	1.33	1.23
5	7-M	317	GLN	CA-CB	5.42	1.65	1.53
5	7-S	317	GLN	CA-CB	5.42	1.65	1.53
4	8-F	473	GLY	CA-C	-5.42	1.43	1.51
5	8-G	325	ALA	C-O	5.42	1.33	1.23
5	8-S	317	GLN	CA-CB	5.42	1.65	1.53
5	1-G	317	GLN	CA-CB	5.42	1.65	1.53
4	3-X	473	GLY	CA-C	-5.42	1.43	1.51
4	8-X	473	GLY	CA-C	-5.42	1.43	1.51
4	1-L	435	MET	C-N	5.42	1.46	1.34
6	1-N	467	THR	C-N	5.42	1.46	1.34
6	1-Z	386	GLN	N-CA	-5.42	1.35	1.46
5	2-S	317	GLN	CA-CB	5.42	1.65	1.53
5	3-S	317	GLN	CA-CB	5.42	1.65	1.53
4	1-F	473	GLY	CA-C	-5.41	1.43	1.51
4	3-L	469	GLN	CA-CB	-5.41	1.42	1.53
4	8-L	469	GLN	CA-CB	-5.41	1.42	1.53
6	1-H	494	LEU	C-N	-5.41	1.21	1.34
4	1-X	473	GLY	CA-C	-5.41	1.43	1.51
4	1-F	469	GLN	CA-CB	-5.41	1.42	1.53
5	3-M	325	ALA	C-O	5.41	1.33	1.23
5	8-M	325	ALA	C-O	5.41	1.33	1.23
5	1-G	325	ALA	C-O	5.41	1.33	1.23
6	1-T	494	LEU	C-N	-5.41	1.21	1.34
6	1-Z	494	LEU	C-N	-5.41	1.21	1.34
6	3-Z	386	GLN	N-CA	-5.41	1.35	1.46
6	8-Z	386	GLN	N-CA	-5.41	1.35	1.46
5	1-M	321	ASN	C-N	5.41	1.46	1.34
3	1-V	1507	ASP	C-N	5.41	1.46	1.34
5	2-G	321	ASN	C-N	5.41	1.46	1.34

Continued on next page...

Continued from previous page...

Mol	Chain	Res	Type	Atoms	Z	Observed(Å)	Ideal(Å)
5	3-G	321	ASN	C-N	5.41	1.46	1.34
4	4-R	419	GLY	C-N	5.40	1.46	1.34
6	4-T	386	GLN	N-CA	-5.40	1.35	1.46
6	4-T	472	GLN	N-CA	-5.40	1.35	1.46
4	5-R	419	GLY	C-N	5.40	1.46	1.34
6	5-T	386	GLN	N-CA	-5.40	1.35	1.46
6	5-T	472	GLN	N-CA	-5.40	1.35	1.46
4	6-R	419	GLY	C-N	5.40	1.46	1.34
6	6-T	386	GLN	N-CA	-5.40	1.35	1.46
6	6-T	472	GLN	N-CA	-5.40	1.35	1.46
4	7-R	419	GLY	C-N	5.40	1.46	1.34
6	7-T	386	GLN	N-CA	-5.40	1.35	1.46
6	7-T	472	GLN	N-CA	-5.40	1.35	1.46
4	8-R	419	GLY	C-N	5.40	1.46	1.34
6	8-T	386	GLN	N-CA	-5.40	1.35	1.46
6	8-T	472	GLN	N-CA	-5.40	1.35	1.46
4	1-R	469	GLN	CA-CB	-5.40	1.42	1.53
6	2-T	472	GLN	N-CA	-5.40	1.35	1.46
6	2-Z	472	GLN	N-CA	-5.40	1.35	1.46
6	3-T	472	GLN	N-CA	-5.40	1.35	1.46
6	4-Z	472	GLN	N-CA	-5.40	1.35	1.46
6	5-Z	472	GLN	N-CA	-5.40	1.35	1.46
6	6-Z	472	GLN	N-CA	-5.40	1.35	1.46
6	7-Z	472	GLN	N-CA	-5.40	1.35	1.46
5	1-M	325	ALA	C-O	5.40	1.33	1.23
4	3-X	419	GLY	C-N	5.40	1.46	1.34
4	8-X	419	GLY	C-N	5.40	1.46	1.34
5	1-Y	321	ASN	C-N	5.40	1.46	1.34
5	4-S	321	ASN	C-N	5.40	1.46	1.34
5	5-S	321	ASN	C-N	5.40	1.46	1.34
5	6-S	321	ASN	C-N	5.40	1.46	1.34
5	7-S	321	ASN	C-N	5.40	1.46	1.34
5	8-S	321	ASN	C-N	5.40	1.46	1.34
4	1-F	491	VAL	CA-CB	5.40	1.66	1.54
4	2-F	469	GLN	CA-CB	-5.40	1.42	1.53
6	2-N	472	GLN	N-CA	-5.40	1.35	1.46
4	2-R	469	GLN	CA-CB	-5.40	1.42	1.53
4	3-F	469	GLN	CA-CB	-5.40	1.42	1.53
4	3-R	469	GLN	CA-CB	-5.40	1.42	1.53
6	4-N	472	GLN	N-CA	-5.40	1.35	1.46
6	5-N	472	GLN	N-CA	-5.40	1.35	1.46
6	6-N	472	GLN	N-CA	-5.40	1.35	1.46

Continued on next page...

Continued from previous page...

Mol	Chain	Res	Type	Atoms	Z	Observed(Å)	Ideal(Å)
6	7-N	472	GLN	N-CA	-5.40	1.35	1.46
4	2-L	328	VAL	CA-CB	-5.40	1.43	1.54
4	4-L	328	VAL	CA-CB	-5.40	1.43	1.54
4	5-L	328	VAL	CA-CB	-5.40	1.43	1.54
4	6-L	328	VAL	CA-CB	-5.40	1.43	1.54
4	7-L	328	VAL	CA-CB	-5.40	1.43	1.54
5	1-S	326	LEU	CA-CB	5.39	1.66	1.53
5	2-S	321	ASN	C-N	5.39	1.46	1.34
5	3-S	321	ASN	C-N	5.39	1.46	1.34
6	1-T	386	GLN	N-CA	-5.39	1.35	1.46
4	1-X	469	GLN	CA-CB	-5.39	1.42	1.53
6	4-H	472	GLN	N-CA	-5.39	1.35	1.46
6	5-H	472	GLN	N-CA	-5.39	1.35	1.46
6	6-H	472	GLN	N-CA	-5.39	1.35	1.46
6	7-H	472	GLN	N-CA	-5.39	1.35	1.46
6	8-H	472	GLN	N-CA	-5.39	1.35	1.46
6	1-N	386	GLN	N-CA	-5.39	1.35	1.46
4	1-L	328	VAL	CA-CB	-5.39	1.43	1.54
6	1-N	472	GLN	N-CA	-5.39	1.35	1.46
6	3-N	386	GLN	N-CA	-5.39	1.35	1.46
6	8-N	386	GLN	N-CA	-5.39	1.35	1.46
4	3-X	469	GLN	CA-CB	-5.39	1.42	1.53
5	3-Y	321	ASN	C-N	5.39	1.46	1.34
4	8-X	469	GLN	CA-CB	-5.39	1.42	1.53
5	8-Y	321	ASN	C-N	5.39	1.46	1.34
4	1-X	231	LYS	N-CA	5.38	1.57	1.46
4	2-L	419	GLY	C-N	5.38	1.46	1.34
5	2-M	321	ASN	C-N	5.38	1.46	1.34
4	4-F	469	GLN	CA-CB	-5.38	1.42	1.53
4	4-L	419	GLY	C-N	5.38	1.46	1.34
5	4-M	321	ASN	C-N	5.38	1.46	1.34
4	5-F	469	GLN	CA-CB	-5.38	1.42	1.53
4	5-L	419	GLY	C-N	5.38	1.46	1.34
5	5-M	321	ASN	C-N	5.38	1.46	1.34
4	6-F	469	GLN	CA-CB	-5.38	1.42	1.53
4	6-L	419	GLY	C-N	5.38	1.46	1.34
5	6-M	321	ASN	C-N	5.38	1.46	1.34
4	7-F	469	GLN	CA-CB	-5.38	1.42	1.53
4	7-L	419	GLY	C-N	5.38	1.46	1.34
5	7-M	321	ASN	C-N	5.38	1.46	1.34
4	8-F	469	GLN	CA-CB	-5.38	1.42	1.53
4	2-F	473	GLY	CA-C	-5.38	1.43	1.51

Continued on next page...

Continued from previous page...

Mol	Chain	Res	Type	Atoms	Z	Observed(Å)	Ideal(Å)
4	3-F	473	GLY	CA-C	-5.38	1.43	1.51
4	2-F	419	GLY	C-N	5.38	1.46	1.34
4	2-R	328	VAL	CA-CB	-5.38	1.43	1.54
4	2-X	473	GLY	CA-C	-5.38	1.43	1.51
4	3-F	419	GLY	C-N	5.38	1.46	1.34
4	3-R	328	VAL	CA-CB	-5.38	1.43	1.54
4	4-X	473	GLY	CA-C	-5.38	1.43	1.51
4	5-X	473	GLY	CA-C	-5.38	1.43	1.51
4	6-X	473	GLY	CA-C	-5.38	1.43	1.51
4	7-X	473	GLY	CA-C	-5.38	1.43	1.51
4	2-X	469	GLN	CA-CB	-5.38	1.42	1.53
4	4-X	469	GLN	CA-CB	-5.38	1.42	1.53
4	5-X	469	GLN	CA-CB	-5.38	1.42	1.53
4	6-X	469	GLN	CA-CB	-5.38	1.42	1.53
4	7-X	469	GLN	CA-CB	-5.38	1.42	1.53
6	1-T	467	THR	CA-C	-5.38	1.39	1.52
2	2-I	9	LEU	N-CA	-5.38	1.35	1.46
2	4-I	9	LEU	N-CA	-5.38	1.35	1.46
2	5-I	9	LEU	N-CA	-5.38	1.35	1.46
2	6-I	9	LEU	N-CA	-5.38	1.35	1.46
2	7-I	9	LEU	N-CA	-5.38	1.35	1.46
4	1-F	419	GLY	C-N	5.38	1.46	1.34
5	1-Y	325	ALA	C-O	5.38	1.33	1.23
4	2-L	469	GLN	CA-CB	-5.38	1.42	1.53
4	2-X	419	GLY	C-N	5.38	1.46	1.34
4	4-L	469	GLN	CA-CB	-5.38	1.42	1.53
5	4-S	326	LEU	CA-CB	5.38	1.66	1.53
4	4-X	419	GLY	C-N	5.38	1.46	1.34
4	5-L	469	GLN	CA-CB	-5.38	1.42	1.53
5	5-S	326	LEU	CA-CB	5.38	1.66	1.53
4	5-X	419	GLY	C-N	5.38	1.46	1.34
4	6-L	469	GLN	CA-CB	-5.38	1.42	1.53
5	6-S	326	LEU	CA-CB	5.38	1.66	1.53
4	6-X	419	GLY	C-N	5.38	1.46	1.34
4	7-L	469	GLN	CA-CB	-5.38	1.42	1.53
5	7-S	326	LEU	CA-CB	5.38	1.66	1.53
4	7-X	419	GLY	C-N	5.38	1.46	1.34
5	8-S	326	LEU	CA-CB	5.38	1.66	1.53
5	2-M	326	LEU	CA-CB	5.38	1.66	1.53
5	4-M	326	LEU	CA-CB	5.38	1.66	1.53
4	4-R	469	GLN	CA-CB	-5.38	1.42	1.53
5	5-M	326	LEU	CA-CB	5.38	1.66	1.53

Continued on next page...

Continued from previous page...

Mol	Chain	Res	Type	Atoms	Z	Observed(Å)	Ideal(Å)
4	5-R	469	GLN	CA-CB	-5.38	1.42	1.53
5	6-M	326	LEU	CA-CB	5.38	1.66	1.53
4	6-R	469	GLN	CA-CB	-5.38	1.42	1.53
5	7-M	326	LEU	CA-CB	5.38	1.66	1.53
4	7-R	469	GLN	CA-CB	-5.38	1.42	1.53
4	8-R	469	GLN	CA-CB	-5.38	1.42	1.53
5	1-Y	326	LEU	CA-CB	5.37	1.66	1.53
4	2-L	473	GLY	CA-C	-5.37	1.43	1.51
6	2-N	386	GLN	N-CA	-5.37	1.35	1.46
5	2-Y	321	ASN	C-N	5.37	1.46	1.34
5	4-G	321	ASN	C-N	5.37	1.46	1.34
4	4-L	473	GLY	CA-C	-5.37	1.43	1.51
6	4-N	386	GLN	N-CA	-5.37	1.35	1.46
4	4-R	328	VAL	CA-CB	-5.37	1.43	1.54
5	4-Y	321	ASN	C-N	5.37	1.46	1.34
5	5-G	321	ASN	C-N	5.37	1.46	1.34
4	5-L	473	GLY	CA-C	-5.37	1.43	1.51
6	5-N	386	GLN	N-CA	-5.37	1.35	1.46
4	5-R	328	VAL	CA-CB	-5.37	1.43	1.54
5	5-Y	321	ASN	C-N	5.37	1.46	1.34
5	6-G	321	ASN	C-N	5.37	1.46	1.34
4	6-L	473	GLY	CA-C	-5.37	1.43	1.51
6	6-N	386	GLN	N-CA	-5.37	1.35	1.46
4	6-R	328	VAL	CA-CB	-5.37	1.43	1.54
5	6-Y	321	ASN	C-N	5.37	1.46	1.34
5	7-G	321	ASN	C-N	5.37	1.46	1.34
4	7-L	473	GLY	CA-C	-5.37	1.43	1.51
6	7-N	386	GLN	N-CA	-5.37	1.35	1.46
4	7-R	328	VAL	CA-CB	-5.37	1.43	1.54
5	7-Y	321	ASN	C-N	5.37	1.46	1.34
5	8-G	321	ASN	C-N	5.37	1.46	1.34
4	8-R	328	VAL	CA-CB	-5.37	1.43	1.54
6	1-H	472	GLN	N-CA	-5.37	1.35	1.46
6	1-T	472	GLN	N-CA	-5.37	1.35	1.46
4	4-R	473	GLY	CA-C	-5.37	1.43	1.51
4	5-R	473	GLY	CA-C	-5.37	1.43	1.51
4	6-R	473	GLY	CA-C	-5.37	1.43	1.51
4	7-R	473	GLY	CA-C	-5.37	1.43	1.51
4	8-R	473	GLY	CA-C	-5.37	1.43	1.51
5	1-G	321	ASN	C-N	5.37	1.46	1.34
4	1-R	419	GLY	C-N	5.37	1.46	1.34
4	2-F	328	VAL	CA-CB	-5.37	1.43	1.54

Continued on next page...

Continued from previous page...

Mol	Chain	Res	Type	Atoms	Z	Observed(Å)	Ideal(Å)
4	3-F	328	VAL	CA-CB	-5.37	1.43	1.54
4	3-L	473	GLY	CA-C	-5.37	1.43	1.51
5	3-M	321	ASN	C-N	5.37	1.46	1.34
4	4-F	419	GLY	C-N	5.37	1.46	1.34
4	5-F	419	GLY	C-N	5.37	1.46	1.34
4	6-F	419	GLY	C-N	5.37	1.46	1.34
4	7-F	419	GLY	C-N	5.37	1.46	1.34
4	8-F	419	GLY	C-N	5.37	1.46	1.34
4	8-L	473	GLY	CA-C	-5.37	1.43	1.51
5	8-M	321	ASN	C-N	5.37	1.46	1.34
4	1-L	419	GLY	C-N	5.37	1.46	1.34
5	1-S	321	ASN	C-N	5.37	1.46	1.34
6	3-Z	472	GLN	N-CA	-5.37	1.35	1.46
6	8-Z	472	GLN	N-CA	-5.37	1.35	1.46
4	1-X	328	VAL	CA-CB	-5.37	1.43	1.54
2	1-O	9	LEU	N-CA	-5.36	1.35	1.46
6	1-Z	472	GLN	N-CA	-5.36	1.35	1.46
6	2-T	467	THR	CA-C	-5.36	1.39	1.52
6	3-T	467	THR	CA-C	-5.36	1.39	1.52
5	2-G	326	LEU	CA-CB	5.36	1.66	1.53
5	3-G	326	LEU	CA-CB	5.36	1.66	1.53
6	4-T	467	THR	CA-C	-5.36	1.39	1.52
6	5-T	467	THR	CA-C	-5.36	1.39	1.52
6	6-T	467	THR	CA-C	-5.36	1.39	1.52
6	7-T	467	THR	CA-C	-5.36	1.39	1.52
6	8-T	467	THR	CA-C	-5.36	1.39	1.52
2	1-I	9	LEU	N-CA	-5.36	1.35	1.46
4	1-R	473	GLY	CA-C	-5.36	1.43	1.51
5	2-Y	326	LEU	CA-CB	5.36	1.66	1.53
5	3-M	326	LEU	CA-CB	5.36	1.66	1.53
5	4-Y	326	LEU	CA-CB	5.36	1.66	1.53
5	5-Y	326	LEU	CA-CB	5.36	1.66	1.53
5	6-Y	326	LEU	CA-CB	5.36	1.66	1.53
5	7-Y	326	LEU	CA-CB	5.36	1.66	1.53
5	8-M	326	LEU	CA-CB	5.36	1.66	1.53
2	2-O	9	LEU	N-CA	-5.36	1.35	1.46
2	3-O	9	LEU	N-CA	-5.36	1.35	1.46
4	3-X	328	VAL	CA-CB	-5.36	1.43	1.54
4	8-X	328	VAL	CA-CB	-5.36	1.43	1.54
6	3-Z	467	THR	CA-C	-5.35	1.39	1.52
4	4-F	328	VAL	CA-CB	-5.35	1.43	1.54
4	5-F	328	VAL	CA-CB	-5.35	1.43	1.54

Continued on next page...

Continued from previous page...

Mol	Chain	Res	Type	Atoms	Z	Observed(Å)	Ideal(Å)
4	6-F	328	VAL	CA-CB	-5.35	1.43	1.54
4	7-F	328	VAL	CA-CB	-5.35	1.43	1.54
4	8-F	328	VAL	CA-CB	-5.35	1.43	1.54
6	8-Z	467	THR	CA-C	-5.35	1.39	1.52
4	1-F	231	LYS	N-CA	5.35	1.57	1.46
2	1-U	9	LEU	N-CA	-5.35	1.35	1.46
6	3-N	467	THR	CA-C	-5.35	1.39	1.52
6	8-N	467	THR	CA-C	-5.35	1.39	1.52
4	1-X	419	GLY	C-N	5.35	1.46	1.34
6	4-H	467	THR	CA-C	-5.35	1.39	1.52
6	5-H	467	THR	CA-C	-5.35	1.39	1.52
6	6-H	467	THR	CA-C	-5.35	1.39	1.52
6	7-H	467	THR	CA-C	-5.35	1.39	1.52
6	8-H	467	THR	CA-C	-5.35	1.39	1.52
6	1-Z	403	LEU	N-CA	5.35	1.57	1.46
2	1-C	9	LEU	N-CA	-5.34	1.35	1.46
4	1-R	328	VAL	CA-CB	-5.34	1.43	1.54
6	2-N	467	THR	CA-C	-5.34	1.39	1.52
5	2-S	326	LEU	CA-CB	5.34	1.66	1.53
5	3-S	326	LEU	CA-CB	5.34	1.66	1.53
5	4-G	326	LEU	CA-CB	5.34	1.66	1.53
6	4-N	467	THR	CA-C	-5.34	1.39	1.52
5	5-G	326	LEU	CA-CB	5.34	1.66	1.53
6	5-N	467	THR	CA-C	-5.34	1.39	1.52
5	6-G	326	LEU	CA-CB	5.34	1.66	1.53
6	6-N	467	THR	CA-C	-5.34	1.39	1.52
5	7-G	326	LEU	CA-CB	5.34	1.66	1.53
6	7-N	467	THR	CA-C	-5.34	1.39	1.52
5	8-G	326	LEU	CA-CB	5.34	1.66	1.53
5	1-G	274	ARG	CA-C	-5.34	1.39	1.52
6	1-H	467	THR	CA-C	-5.34	1.39	1.52
5	1-M	326	LEU	CA-CB	5.34	1.66	1.53
4	1-L	231	LYS	N-CA	5.34	1.57	1.46
4	1-R	231	LYS	N-CA	5.34	1.57	1.46
4	3-L	328	VAL	CA-CB	-5.34	1.43	1.54
4	3-L	419	GLY	C-N	5.34	1.46	1.34
5	3-Y	326	LEU	CA-CB	5.34	1.66	1.53
2	4-C	9	LEU	N-CA	-5.34	1.35	1.46
2	5-C	9	LEU	N-CA	-5.34	1.35	1.46
2	6-C	9	LEU	N-CA	-5.34	1.35	1.46
2	7-C	9	LEU	N-CA	-5.34	1.35	1.46
2	8-C	9	LEU	N-CA	-5.34	1.35	1.46

Continued on next page...

Continued from previous page...

Mol	Chain	Res	Type	Atoms	Z	Observed(Å)	Ideal(Å)
4	8-L	328	VAL	CA-CB	-5.34	1.43	1.54
4	8-L	419	GLY	C-N	5.34	1.46	1.34
5	8-Y	326	LEU	CA-CB	5.34	1.66	1.53
2	2-C	9	LEU	N-CA	-5.33	1.35	1.46
2	3-C	9	LEU	N-CA	-5.33	1.35	1.46
2	3-U	9	LEU	N-CA	-5.33	1.35	1.46
2	8-U	9	LEU	N-CA	-5.33	1.35	1.46
5	1-Y	274	ARG	CA-C	-5.33	1.39	1.52
2	3-I	9	LEU	N-CA	-5.33	1.35	1.46
2	8-I	9	LEU	N-CA	-5.33	1.35	1.46
4	2-R	419	GLY	C-N	5.33	1.46	1.34
4	3-R	419	GLY	C-N	5.33	1.46	1.34
6	4-T	403	LEU	N-CA	5.33	1.57	1.46
6	5-T	403	LEU	N-CA	5.33	1.57	1.46
6	6-T	403	LEU	N-CA	5.33	1.57	1.46
6	7-T	403	LEU	N-CA	5.33	1.57	1.46
6	8-T	403	LEU	N-CA	5.33	1.57	1.46
4	2-X	328	VAL	CA-CB	-5.33	1.43	1.54
4	4-X	328	VAL	CA-CB	-5.33	1.43	1.54
4	5-X	328	VAL	CA-CB	-5.33	1.43	1.54
4	6-X	328	VAL	CA-CB	-5.33	1.43	1.54
4	7-X	328	VAL	CA-CB	-5.33	1.43	1.54
6	1-H	403	LEU	N-CA	5.32	1.56	1.46
6	2-N	403	LEU	N-CA	5.32	1.56	1.46
2	2-U	9	LEU	N-CA	-5.32	1.35	1.46
6	4-N	403	LEU	N-CA	5.32	1.56	1.46
2	4-U	9	LEU	N-CA	-5.32	1.35	1.46
6	5-N	403	LEU	N-CA	5.32	1.56	1.46
2	5-U	9	LEU	N-CA	-5.32	1.35	1.46
6	6-N	403	LEU	N-CA	5.32	1.56	1.46
2	6-U	9	LEU	N-CA	-5.32	1.35	1.46
6	7-N	403	LEU	N-CA	5.32	1.56	1.46
2	7-U	9	LEU	N-CA	-5.32	1.35	1.46
4	1-F	328	VAL	CA-CB	-5.32	1.43	1.54
6	2-T	403	LEU	N-CA	5.32	1.56	1.46
6	3-T	403	LEU	N-CA	5.32	1.56	1.46
6	3-N	403	LEU	N-CA	5.32	1.56	1.46
6	8-N	403	LEU	N-CA	5.32	1.56	1.46
6	1-N	403	LEU	N-CA	5.32	1.56	1.46
6	1-N	467	THR	CA-C	-5.32	1.39	1.52
6	2-H	467	THR	CA-C	-5.32	1.39	1.52
6	3-H	467	THR	CA-C	-5.32	1.39	1.52

Continued on next page...

Continued from previous page...

Mol	Chain	Res	Type	Atoms	Z	Observed(Å)	Ideal(Å)
2	4-O	9	LEU	N-CA	-5.31	1.35	1.46
2	5-O	9	LEU	N-CA	-5.31	1.35	1.46
2	6-O	9	LEU	N-CA	-5.31	1.35	1.46
2	7-O	9	LEU	N-CA	-5.31	1.35	1.46
2	8-O	9	LEU	N-CA	-5.31	1.35	1.46
5	1-G	326	LEU	CA-CB	5.31	1.66	1.53
6	2-H	403	LEU	N-CA	5.31	1.56	1.46
6	3-H	403	LEU	N-CA	5.31	1.56	1.46
5	1-G	276	SER	C-N	5.31	1.46	1.34
6	1-Z	467	THR	CA-C	-5.30	1.39	1.52
6	2-Z	467	THR	CA-C	-5.30	1.39	1.52
6	4-Z	467	THR	CA-C	-5.30	1.39	1.52
6	5-Z	467	THR	CA-C	-5.30	1.39	1.52
6	6-Z	467	THR	CA-C	-5.30	1.39	1.52
6	7-Z	467	THR	CA-C	-5.30	1.39	1.52
5	1-M	276	SER	C-N	5.30	1.46	1.34
5	1-G	325	ALA	N-CA	5.30	1.56	1.46
6	2-Z	403	LEU	N-CA	5.30	1.56	1.46
6	4-Z	403	LEU	N-CA	5.30	1.56	1.46
6	5-Z	403	LEU	N-CA	5.30	1.56	1.46
6	6-Z	403	LEU	N-CA	5.30	1.56	1.46
6	7-Z	403	LEU	N-CA	5.30	1.56	1.46
5	1-Y	276	SER	C-N	5.29	1.46	1.34
5	2-G	276	SER	C-N	5.29	1.46	1.34
5	3-G	276	SER	C-N	5.29	1.46	1.34
6	1-T	403	LEU	N-CA	5.29	1.56	1.46
5	1-Y	325	ALA	N-CA	5.29	1.56	1.46
5	2-G	274	ARG	CA-C	-5.29	1.39	1.52
5	3-G	274	ARG	CA-C	-5.29	1.39	1.52
5	4-G	274	ARG	CA-C	-5.29	1.39	1.52
5	5-G	274	ARG	CA-C	-5.29	1.39	1.52
5	6-G	274	ARG	CA-C	-5.29	1.39	1.52
5	7-G	274	ARG	CA-C	-5.29	1.39	1.52
5	8-G	274	ARG	CA-C	-5.29	1.39	1.52
5	4-S	327	ARG	C-O	5.29	1.33	1.23
5	5-S	327	ARG	C-O	5.29	1.33	1.23
5	6-S	327	ARG	C-O	5.29	1.33	1.23
5	7-S	327	ARG	C-O	5.29	1.33	1.23
5	8-S	327	ARG	C-O	5.29	1.33	1.23
5	2-Y	274	ARG	CA-C	-5.29	1.39	1.52
5	4-Y	274	ARG	CA-C	-5.29	1.39	1.52
5	5-Y	274	ARG	CA-C	-5.29	1.39	1.52

Continued on next page...

Continued from previous page...

Mol	Chain	Res	Type	Atoms	Z	Observed(Å)	Ideal(Å)
5	6-Y	274	ARG	CA-C	-5.29	1.39	1.52
5	7-Y	274	ARG	CA-C	-5.29	1.39	1.52
5	2-S	276	SER	C-N	5.29	1.46	1.34
5	2-Y	276	SER	C-N	5.29	1.46	1.34
5	3-S	276	SER	C-N	5.29	1.46	1.34
5	4-Y	276	SER	C-N	5.29	1.46	1.34
5	5-Y	276	SER	C-N	5.29	1.46	1.34
5	6-Y	276	SER	C-N	5.29	1.46	1.34
5	7-Y	276	SER	C-N	5.29	1.46	1.34
5	3-Y	325	ALA	N-CA	5.28	1.56	1.46
5	4-G	276	SER	C-N	5.28	1.46	1.34
6	4-H	403	LEU	N-CA	5.28	1.56	1.46
5	5-G	276	SER	C-N	5.28	1.46	1.34
6	5-H	403	LEU	N-CA	5.28	1.56	1.46
5	6-G	276	SER	C-N	5.28	1.46	1.34
6	6-H	403	LEU	N-CA	5.28	1.56	1.46
5	7-G	276	SER	C-N	5.28	1.46	1.34
6	7-H	403	LEU	N-CA	5.28	1.56	1.46
5	8-G	276	SER	C-N	5.28	1.46	1.34
6	8-H	403	LEU	N-CA	5.28	1.56	1.46
5	8-Y	325	ALA	N-CA	5.28	1.56	1.46
5	2-G	325	ALA	N-CA	5.28	1.56	1.46
5	2-S	274	ARG	CA-C	-5.28	1.39	1.52
5	2-Y	325	ALA	N-CA	5.28	1.56	1.46
5	3-G	325	ALA	N-CA	5.28	1.56	1.46
5	3-S	274	ARG	CA-C	-5.28	1.39	1.52
5	3-Y	276	SER	C-N	5.28	1.46	1.34
5	4-S	274	ARG	CA-C	-5.28	1.39	1.52
5	4-S	276	SER	C-N	5.28	1.46	1.34
5	4-Y	325	ALA	N-CA	5.28	1.56	1.46
5	5-S	274	ARG	CA-C	-5.28	1.39	1.52
5	5-S	276	SER	C-N	5.28	1.46	1.34
5	5-Y	325	ALA	N-CA	5.28	1.56	1.46
5	6-S	274	ARG	CA-C	-5.28	1.39	1.52
5	6-S	276	SER	C-N	5.28	1.46	1.34
5	6-Y	325	ALA	N-CA	5.28	1.56	1.46
5	7-S	274	ARG	CA-C	-5.28	1.39	1.52
5	7-S	276	SER	C-N	5.28	1.46	1.34
5	7-Y	325	ALA	N-CA	5.28	1.56	1.46
5	8-S	274	ARG	CA-C	-5.28	1.39	1.52
5	8-S	276	SER	C-N	5.28	1.46	1.34
5	8-Y	276	SER	C-N	5.28	1.46	1.34

Continued on next page...

Continued from previous page...

Mol	Chain	Res	Type	Atoms	Z	Observed(Å)	Ideal(Å)
4	1-R	253	SER	CA-C	5.28	1.66	1.52
5	2-M	274	ARG	CA-C	-5.28	1.39	1.52
5	4-M	274	ARG	CA-C	-5.28	1.39	1.52
5	5-M	274	ARG	CA-C	-5.28	1.39	1.52
5	6-M	274	ARG	CA-C	-5.28	1.39	1.52
5	7-M	274	ARG	CA-C	-5.28	1.39	1.52
4	1-F	253	SER	CA-C	5.28	1.66	1.52
5	2-M	325	ALA	N-CA	5.27	1.56	1.46
5	3-Y	274	ARG	CA-C	-5.27	1.39	1.52
5	4-M	325	ALA	N-CA	5.27	1.56	1.46
5	5-M	325	ALA	N-CA	5.27	1.56	1.46
5	6-M	325	ALA	N-CA	5.27	1.56	1.46
5	7-M	325	ALA	N-CA	5.27	1.56	1.46
5	8-Y	274	ARG	CA-C	-5.27	1.39	1.52
4	1-X	253	SER	CA-C	5.27	1.66	1.52
5	1-S	276	SER	C-N	5.27	1.46	1.34
4	1-X	252	THR	N-CA	5.27	1.56	1.46
5	2-M	276	SER	C-N	5.27	1.46	1.34
5	3-M	325	ALA	N-CA	5.27	1.56	1.46
5	4-M	276	SER	C-N	5.27	1.46	1.34
5	5-M	276	SER	C-N	5.27	1.46	1.34
5	6-M	276	SER	C-N	5.27	1.46	1.34
5	7-M	276	SER	C-N	5.27	1.46	1.34
5	8-M	325	ALA	N-CA	5.27	1.56	1.46
5	1-M	274	ARG	CA-C	-5.27	1.39	1.52
5	3-M	274	ARG	CA-C	-5.27	1.39	1.52
5	8-M	274	ARG	CA-C	-5.27	1.39	1.52
4	1-F	252	THR	N-CA	5.27	1.56	1.46
5	1-M	325	ALA	N-CA	5.27	1.56	1.46
5	1-S	325	ALA	N-CA	5.26	1.56	1.46
5	3-M	276	SER	C-N	5.26	1.46	1.34
5	8-M	276	SER	C-N	5.26	1.46	1.34
5	1-S	274	ARG	CA-C	-5.26	1.39	1.52
5	2-G	327	ARG	C-O	5.26	1.33	1.23
5	3-G	327	ARG	C-O	5.26	1.33	1.23
6	3-Z	403	LEU	N-CA	5.26	1.56	1.46
6	8-Z	403	LEU	N-CA	5.26	1.56	1.46
4	1-L	253	SER	CA-C	5.26	1.66	1.52
4	3-X	443	HIS	CA-C	5.25	1.66	1.52
4	8-X	443	HIS	CA-C	5.25	1.66	1.52
5	1-G	327	ARG	C-O	5.25	1.33	1.23
4	4-F	443	HIS	CA-C	5.25	1.66	1.52

Continued on next page...

Continued from previous page...

Mol	Chain	Res	Type	Atoms	Z	Observed(Å)	Ideal(Å)
4	5-F	443	HIS	CA-C	5.25	1.66	1.52
4	6-F	443	HIS	CA-C	5.25	1.66	1.52
4	7-F	443	HIS	CA-C	5.25	1.66	1.52
4	8-F	443	HIS	CA-C	5.25	1.66	1.52
4	1-R	252	THR	N-CA	5.25	1.56	1.46
4	1-L	443	HIS	CA-C	5.25	1.66	1.52
5	1-M	327	ARG	C-O	5.25	1.33	1.23
4	1-F	443	HIS	CA-C	5.24	1.66	1.52
4	2-X	443	HIS	CA-C	5.24	1.66	1.52
4	4-X	443	HIS	CA-C	5.24	1.66	1.52
4	5-X	443	HIS	CA-C	5.24	1.66	1.52
4	6-X	443	HIS	CA-C	5.24	1.66	1.52
4	7-X	443	HIS	CA-C	5.24	1.66	1.52
4	1-L	404	GLN	N-CA	-5.24	1.35	1.46
5	2-S	325	ALA	N-CA	5.24	1.56	1.46
4	3-L	443	HIS	CA-C	5.24	1.66	1.52
5	3-S	325	ALA	N-CA	5.24	1.56	1.46
4	8-L	443	HIS	CA-C	5.24	1.66	1.52
5	1-Y	327	ARG	C-O	5.23	1.33	1.23
4	2-F	443	HIS	CA-C	5.23	1.66	1.52
4	2-L	443	HIS	CA-C	5.23	1.66	1.52
4	3-F	443	HIS	CA-C	5.23	1.66	1.52
4	4-L	443	HIS	CA-C	5.23	1.66	1.52
4	5-L	443	HIS	CA-C	5.23	1.66	1.52
4	6-L	443	HIS	CA-C	5.23	1.66	1.52
4	7-L	443	HIS	CA-C	5.23	1.66	1.52
5	3-M	327	ARG	C-O	5.23	1.33	1.23
5	4-G	325	ALA	N-CA	5.23	1.56	1.46
5	5-G	325	ALA	N-CA	5.23	1.56	1.46
5	6-G	325	ALA	N-CA	5.23	1.56	1.46
5	7-G	325	ALA	N-CA	5.23	1.56	1.46
5	8-G	325	ALA	N-CA	5.23	1.56	1.46
5	8-M	327	ARG	C-O	5.23	1.33	1.23
4	1-L	252	THR	N-CA	5.23	1.56	1.46
4	2-R	443	HIS	CA-C	5.22	1.66	1.52
4	3-R	443	HIS	CA-C	5.22	1.66	1.52
4	1-X	443	HIS	CA-C	5.22	1.66	1.52
5	4-G	380	ILE	CA-C	5.22	1.66	1.52
5	5-G	380	ILE	CA-C	5.22	1.66	1.52
5	6-G	380	ILE	CA-C	5.22	1.66	1.52
5	7-G	380	ILE	CA-C	5.22	1.66	1.52
5	8-G	380	ILE	CA-C	5.22	1.66	1.52

Continued on next page...

Continued from previous page...

Mol	Chain	Res	Type	Atoms	Z	Observed(Å)	Ideal(Å)
5	1-Y	380	ILE	CA-C	5.22	1.66	1.52
5	4-G	327	ARG	C-O	5.22	1.33	1.23
5	5-G	327	ARG	C-O	5.22	1.33	1.23
5	6-G	327	ARG	C-O	5.22	1.33	1.23
5	7-G	327	ARG	C-O	5.22	1.33	1.23
5	8-G	327	ARG	C-O	5.22	1.33	1.23
4	2-R	404	GLN	N-CA	-5.22	1.35	1.46
4	3-R	404	GLN	N-CA	-5.22	1.35	1.46
5	1-G	380	ILE	CA-C	5.22	1.66	1.52
4	3-L	404	GLN	N-CA	-5.22	1.35	1.46
4	8-L	404	GLN	N-CA	-5.22	1.35	1.46
2	2-C	234	LEU	N-CA	-5.22	1.35	1.46
2	3-C	234	LEU	N-CA	-5.22	1.35	1.46
2	4-C	234	LEU	N-CA	-5.22	1.35	1.46
2	5-C	234	LEU	N-CA	-5.22	1.35	1.46
2	6-C	234	LEU	N-CA	-5.22	1.35	1.46
2	7-C	234	LEU	N-CA	-5.22	1.35	1.46
2	8-C	234	LEU	N-CA	-5.22	1.35	1.46
4	2-F	404	GLN	N-CA	-5.21	1.35	1.46
4	3-F	404	GLN	N-CA	-5.21	1.35	1.46
5	3-Y	327	ARG	C-O	5.21	1.33	1.23
5	4-S	325	ALA	N-CA	5.21	1.56	1.46
5	5-S	325	ALA	N-CA	5.21	1.56	1.46
5	6-S	325	ALA	N-CA	5.21	1.56	1.46
5	7-S	325	ALA	N-CA	5.21	1.56	1.46
5	8-S	325	ALA	N-CA	5.21	1.56	1.46
5	8-Y	327	ARG	C-O	5.21	1.33	1.23
2	2-U	234	LEU	N-CA	-5.21	1.35	1.46
2	3-U	234	LEU	N-CA	-5.21	1.35	1.46
4	4-R	443	HIS	CA-C	5.21	1.66	1.52
2	4-U	234	LEU	N-CA	-5.21	1.35	1.46
4	5-R	443	HIS	CA-C	5.21	1.66	1.52
2	5-U	234	LEU	N-CA	-5.21	1.35	1.46
4	6-R	443	HIS	CA-C	5.21	1.66	1.52
2	6-U	234	LEU	N-CA	-5.21	1.35	1.46
4	7-R	443	HIS	CA-C	5.21	1.66	1.52
2	7-U	234	LEU	N-CA	-5.21	1.35	1.46
4	8-R	443	HIS	CA-C	5.21	1.66	1.52
2	8-U	234	LEU	N-CA	-5.21	1.35	1.46
5	2-M	327	ARG	C-O	5.21	1.33	1.23
5	4-M	327	ARG	C-O	5.21	1.33	1.23
5	5-M	327	ARG	C-O	5.21	1.33	1.23

Continued on next page...

Continued from previous page...

Mol	Chain	Res	Type	Atoms	Z	Observed(Å)	Ideal(Å)
5	6-M	327	ARG	C-O	5.21	1.33	1.23
5	7-M	327	ARG	C-O	5.21	1.33	1.23
5	1-S	380	ILE	CA-C	5.21	1.66	1.52
5	2-M	380	ILE	CA-C	5.21	1.66	1.52
5	2-S	380	ILE	CA-C	5.21	1.66	1.52
5	3-S	380	ILE	CA-C	5.21	1.66	1.52
5	4-M	380	ILE	CA-C	5.21	1.66	1.52
5	5-M	380	ILE	CA-C	5.21	1.66	1.52
5	6-M	380	ILE	CA-C	5.21	1.66	1.52
5	7-M	380	ILE	CA-C	5.21	1.66	1.52
2	1-C	234	LEU	N-CA	-5.20	1.35	1.46
6	1-T	469	ASP	C-N	-5.20	1.24	1.34
5	2-Y	380	ILE	CA-C	5.20	1.66	1.52
5	4-S	380	ILE	CA-C	5.20	1.66	1.52
5	4-Y	380	ILE	CA-C	5.20	1.66	1.52
5	5-S	380	ILE	CA-C	5.20	1.66	1.52
5	5-Y	380	ILE	CA-C	5.20	1.66	1.52
5	6-S	380	ILE	CA-C	5.20	1.66	1.52
5	6-Y	380	ILE	CA-C	5.20	1.66	1.52
5	7-S	380	ILE	CA-C	5.20	1.66	1.52
5	7-Y	380	ILE	CA-C	5.20	1.66	1.52
5	8-S	380	ILE	CA-C	5.20	1.66	1.52
5	3-M	380	ILE	CA-C	5.20	1.66	1.52
4	3-X	404	GLN	N-CA	-5.20	1.35	1.46
5	3-Y	380	ILE	CA-C	5.20	1.66	1.52
5	8-M	380	ILE	CA-C	5.20	1.66	1.52
4	8-X	404	GLN	N-CA	-5.20	1.35	1.46
5	8-Y	380	ILE	CA-C	5.20	1.66	1.52
3	2-D	1493	ARG	CA-C	-5.20	1.39	1.52
4	2-X	404	GLN	N-CA	-5.20	1.35	1.46
3	3-D	1493	ARG	CA-C	-5.20	1.39	1.52
3	4-D	1493	ARG	CA-C	-5.20	1.39	1.52
4	4-X	404	GLN	N-CA	-5.20	1.35	1.46
4	5-X	404	GLN	N-CA	-5.20	1.35	1.46
3	6-D	1493	ARG	CA-C	-5.20	1.39	1.52
4	6-X	404	GLN	N-CA	-5.20	1.35	1.46
4	7-X	404	GLN	N-CA	-5.20	1.35	1.46
3	8-D	1493	ARG	CA-C	-5.20	1.39	1.52
4	1-R	443	HIS	CA-C	5.20	1.66	1.52
5	1-M	332	PRO	N-CA	5.20	1.56	1.47
5	2-Y	327	ARG	C-O	5.19	1.33	1.23
5	4-Y	327	ARG	C-O	5.19	1.33	1.23

Continued on next page...

Continued from previous page...

Mol	Chain	Res	Type	Atoms	Z	Observed(Å)	Ideal(Å)
5	5-Y	327	ARG	C-O	5.19	1.33	1.23
5	6-Y	327	ARG	C-O	5.19	1.33	1.23
5	7-Y	327	ARG	C-O	5.19	1.33	1.23
2	1-O	234	LEU	N-CA	-5.19	1.35	1.46
4	2-L	404	GLN	N-CA	-5.19	1.35	1.46
4	4-L	404	GLN	N-CA	-5.19	1.35	1.46
4	5-L	404	GLN	N-CA	-5.19	1.35	1.46
4	6-L	404	GLN	N-CA	-5.19	1.35	1.46
4	7-L	404	GLN	N-CA	-5.19	1.35	1.46
5	1-M	380	ILE	CA-C	5.19	1.66	1.52
4	1-F	219	GLY	C-N	5.18	1.46	1.34
5	1-S	332	PRO	N-CA	5.18	1.56	1.47
6	1-T	335	SER	CA-CB	5.18	1.60	1.52
6	1-H	469	ASP	C-N	-5.18	1.24	1.34
2	1-U	234	LEU	N-CA	-5.18	1.35	1.46
2	2-O	234	LEU	N-CA	-5.18	1.35	1.46
3	2-P	1493	ARG	CA-C	-5.18	1.39	1.52
5	2-S	327	ARG	C-O	5.18	1.33	1.23
2	3-O	234	LEU	N-CA	-5.18	1.35	1.46
3	3-P	1493	ARG	CA-C	-5.18	1.39	1.52
5	3-S	327	ARG	C-O	5.18	1.33	1.23
2	4-O	234	LEU	N-CA	-5.18	1.35	1.46
3	4-P	1493	ARG	CA-C	-5.18	1.39	1.52
2	5-O	234	LEU	N-CA	-5.18	1.35	1.46
2	6-O	234	LEU	N-CA	-5.18	1.35	1.46
3	6-P	1493	ARG	CA-C	-5.18	1.39	1.52
2	7-O	234	LEU	N-CA	-5.18	1.35	1.46
2	8-O	234	LEU	N-CA	-5.18	1.35	1.46
3	8-P	1493	ARG	CA-C	-5.18	1.39	1.52
5	2-G	380	ILE	CA-C	5.18	1.66	1.52
5	3-G	380	ILE	CA-C	5.18	1.66	1.52
4	1-X	404	GLN	N-CA	-5.18	1.35	1.46
6	1-Z	469	ASP	C-N	-5.18	1.24	1.34
3	2-V	1493	ARG	CA-C	-5.18	1.39	1.52
3	3-V	1493	ARG	CA-C	-5.18	1.39	1.52
4	4-F	404	GLN	N-CA	-5.18	1.35	1.46
3	4-V	1493	ARG	CA-C	-5.18	1.39	1.52
4	5-F	404	GLN	N-CA	-5.18	1.35	1.46
3	5-V	1493	ARG	CA-C	-5.18	1.39	1.52
4	6-F	404	GLN	N-CA	-5.18	1.35	1.46
3	6-V	1493	ARG	CA-C	-5.18	1.39	1.52
4	7-F	404	GLN	N-CA	-5.18	1.35	1.46

Continued on next page...

Continued from previous page...

Mol	Chain	Res	Type	Atoms	Z	Observed(Å)	Ideal(Å)
3	7-V	1493	ARG	CA-C	-5.18	1.39	1.52
4	8-F	404	GLN	N-CA	-5.18	1.35	1.46
3	8-V	1493	ARG	CA-C	-5.18	1.39	1.52
4	1-F	404	GLN	N-CA	-5.17	1.36	1.46
5	3-M	332	PRO	N-CA	5.17	1.56	1.47
5	8-M	332	PRO	N-CA	5.17	1.56	1.47
2	1-I	234	LEU	N-CA	-5.17	1.36	1.46
5	2-G	332	PRO	N-CA	5.17	1.56	1.47
2	2-I	234	LEU	N-CA	-5.17	1.36	1.46
5	3-G	332	PRO	N-CA	5.17	1.56	1.47
2	3-I	234	LEU	N-CA	-5.17	1.36	1.46
5	4-G	332	PRO	N-CA	5.17	1.56	1.47
2	4-I	234	LEU	N-CA	-5.17	1.36	1.46
5	5-G	332	PRO	N-CA	5.17	1.56	1.47
2	5-I	234	LEU	N-CA	-5.17	1.36	1.46
5	6-G	332	PRO	N-CA	5.17	1.56	1.47
2	6-I	234	LEU	N-CA	-5.17	1.36	1.46
5	7-G	332	PRO	N-CA	5.17	1.56	1.47
2	7-I	234	LEU	N-CA	-5.17	1.36	1.46
5	8-G	332	PRO	N-CA	5.17	1.56	1.47
2	8-I	234	LEU	N-CA	-5.17	1.36	1.46
5	1-Y	332	PRO	N-CA	5.17	1.56	1.47
4	4-R	404	GLN	N-CA	-5.17	1.36	1.46
4	5-R	404	GLN	N-CA	-5.17	1.36	1.46
4	6-R	404	GLN	N-CA	-5.17	1.36	1.46
4	7-R	404	GLN	N-CA	-5.17	1.36	1.46
4	8-R	404	GLN	N-CA	-5.17	1.36	1.46
4	1-R	404	GLN	N-CA	-5.17	1.36	1.46
6	2-T	469	ASP	C-N	-5.17	1.24	1.34
6	3-T	469	ASP	C-N	-5.17	1.24	1.34
3	5-P	1493	ARG	CA-C	-5.17	1.39	1.52
3	7-P	1493	ARG	CA-C	-5.17	1.39	1.52
3	1-D	1493	ARG	CA-C	-5.16	1.39	1.52
6	3-Z	469	ASP	C-N	-5.16	1.24	1.34
6	8-Z	469	ASP	C-N	-5.16	1.24	1.34
4	1-X	426	GLN	N-CA	-5.16	1.36	1.46
6	3-N	335	SER	CA-CB	5.16	1.60	1.52
6	8-N	335	SER	CA-CB	5.16	1.60	1.52
6	1-N	469	ASP	C-N	-5.16	1.24	1.34
3	5-D	1493	ARG	CA-C	-5.16	1.39	1.52
3	7-D	1493	ARG	CA-C	-5.16	1.39	1.52
5	3-Y	332	PRO	N-CA	5.15	1.56	1.47

Continued on next page...

Continued from previous page...

Mol	Chain	Res	Type	Atoms	Z	Observed(Å)	Ideal(Å)
5	8-Y	332	PRO	N-CA	5.15	1.56	1.47
3	1-V	1493	ARG	CA-C	-5.15	1.39	1.52
6	2-Z	335	SER	CA-CB	5.15	1.60	1.52
6	4-Z	335	SER	CA-CB	5.15	1.60	1.52
6	5-Z	335	SER	CA-CB	5.15	1.60	1.52
6	6-Z	335	SER	CA-CB	5.15	1.60	1.52
6	7-Z	335	SER	CA-CB	5.15	1.60	1.52
5	2-M	332	PRO	N-CA	5.15	1.56	1.47
5	2-S	332	PRO	N-CA	5.15	1.56	1.47
5	3-S	332	PRO	N-CA	5.15	1.56	1.47
5	4-M	332	PRO	N-CA	5.15	1.56	1.47
5	5-M	332	PRO	N-CA	5.15	1.56	1.47
5	6-M	332	PRO	N-CA	5.15	1.56	1.47
5	7-M	332	PRO	N-CA	5.15	1.56	1.47
2	1-I	6	PHE	C-N	-5.15	1.23	1.33
5	2-Y	332	PRO	N-CA	5.15	1.56	1.47
5	4-Y	332	PRO	N-CA	5.15	1.56	1.47
5	5-Y	332	PRO	N-CA	5.15	1.56	1.47
5	6-Y	332	PRO	N-CA	5.15	1.56	1.47
5	7-Y	332	PRO	N-CA	5.15	1.56	1.47
5	1-S	327	ARG	C-O	5.14	1.33	1.23
2	1-C	6	PHE	C-N	-5.14	1.23	1.33
6	1-H	335	SER	CA-CB	5.14	1.60	1.52
5	1-G	332	PRO	N-CA	5.14	1.55	1.47
3	2-J	1493	ARG	CA-C	-5.14	1.39	1.52
6	2-N	469	ASP	C-N	-5.14	1.24	1.34
4	2-X	426	GLN	N-CA	-5.14	1.36	1.46
3	3-J	1493	ARG	CA-C	-5.14	1.39	1.52
3	4-J	1493	ARG	CA-C	-5.14	1.39	1.52
6	4-N	469	ASP	C-N	-5.14	1.24	1.34
4	4-R	132	ASP	CA-C	-5.14	1.39	1.52
4	4-X	426	GLN	N-CA	-5.14	1.36	1.46
3	5-J	1493	ARG	CA-C	-5.14	1.39	1.52
6	5-N	469	ASP	C-N	-5.14	1.24	1.34
4	5-R	132	ASP	CA-C	-5.14	1.39	1.52
4	5-X	426	GLN	N-CA	-5.14	1.36	1.46
3	6-J	1493	ARG	CA-C	-5.14	1.39	1.52
6	6-N	469	ASP	C-N	-5.14	1.24	1.34
4	6-R	132	ASP	CA-C	-5.14	1.39	1.52
4	6-X	426	GLN	N-CA	-5.14	1.36	1.46
3	7-J	1493	ARG	CA-C	-5.14	1.39	1.52
6	7-N	469	ASP	C-N	-5.14	1.24	1.34

Continued on next page...

Continued from previous page...

Mol	Chain	Res	Type	Atoms	Z	Observed(Å)	Ideal(Å)
4	7-R	132	ASP	CA-C	-5.14	1.39	1.52
4	7-X	426	GLN	N-CA	-5.14	1.36	1.46
3	8-J	1493	ARG	CA-C	-5.14	1.39	1.52
4	8-R	132	ASP	CA-C	-5.14	1.39	1.52
2	1-O	6	PHE	C-N	-5.13	1.23	1.33
4	3-L	132	ASP	CA-C	-5.13	1.39	1.52
6	3-N	469	ASP	C-N	-5.13	1.24	1.34
4	8-L	132	ASP	CA-C	-5.13	1.39	1.52
6	8-N	469	ASP	C-N	-5.13	1.24	1.34
4	1-R	132	ASP	CA-C	-5.13	1.39	1.52
6	2-H	469	ASP	C-N	-5.13	1.24	1.34
6	3-H	469	ASP	C-N	-5.13	1.24	1.34
5	4-S	332	PRO	N-CA	5.13	1.55	1.47
5	5-S	332	PRO	N-CA	5.13	1.55	1.47
5	6-S	332	PRO	N-CA	5.13	1.55	1.47
5	7-S	332	PRO	N-CA	5.13	1.55	1.47
5	8-S	332	PRO	N-CA	5.13	1.55	1.47
6	4-H	469	ASP	C-N	-5.13	1.24	1.34
6	5-H	469	ASP	C-N	-5.13	1.24	1.34
6	6-H	469	ASP	C-N	-5.13	1.24	1.34
6	7-H	469	ASP	C-N	-5.13	1.24	1.34
6	8-H	469	ASP	C-N	-5.13	1.24	1.34
4	1-L	219	GLY	C-N	5.13	1.45	1.34
6	1-Z	335	SER	CA-CB	5.13	1.60	1.52
6	2-Z	469	ASP	C-N	-5.13	1.24	1.34
6	4-Z	469	ASP	C-N	-5.13	1.24	1.34
6	5-Z	469	ASP	C-N	-5.13	1.24	1.34
6	6-Z	469	ASP	C-N	-5.13	1.24	1.34
6	7-Z	469	ASP	C-N	-5.13	1.24	1.34
3	1-J	1493	ARG	CA-C	-5.12	1.39	1.52
4	1-L	426	GLN	N-CA	-5.12	1.36	1.46
4	1-X	219	GLY	C-N	5.12	1.45	1.34
4	4-R	426	GLN	N-CA	-5.12	1.36	1.46
4	5-R	426	GLN	N-CA	-5.12	1.36	1.46
4	6-R	426	GLN	N-CA	-5.12	1.36	1.46
4	7-R	426	GLN	N-CA	-5.12	1.36	1.46
4	8-R	426	GLN	N-CA	-5.12	1.36	1.46
4	2-X	132	ASP	CA-C	-5.12	1.39	1.52
4	3-X	132	ASP	CA-C	-5.12	1.39	1.52
4	4-X	132	ASP	CA-C	-5.12	1.39	1.52
4	5-X	132	ASP	CA-C	-5.12	1.39	1.52
4	6-X	132	ASP	CA-C	-5.12	1.39	1.52

Continued on next page...

Continued from previous page...

Mol	Chain	Res	Type	Atoms	Z	Observed(Å)	Ideal(Å)
4	7-X	132	ASP	CA-C	-5.12	1.39	1.52
4	8-X	132	ASP	CA-C	-5.12	1.39	1.52
6	1-T	467	THR	N-CA	5.12	1.56	1.46
6	4-T	467	THR	N-CA	5.12	1.56	1.46
3	5-P	1449	TRP	N-CA	5.12	1.56	1.46
6	5-T	467	THR	N-CA	5.12	1.56	1.46
6	6-T	467	THR	N-CA	5.12	1.56	1.46
3	7-P	1449	TRP	N-CA	5.12	1.56	1.46
6	7-T	467	THR	N-CA	5.12	1.56	1.46
6	8-T	467	THR	N-CA	5.12	1.56	1.46
4	1-F	426	GLN	N-CA	-5.12	1.36	1.46
6	1-H	357	GLN	CA-C	-5.12	1.39	1.52
2	3-I	6	PHE	C-N	-5.12	1.23	1.33
2	8-I	6	PHE	C-N	-5.12	1.23	1.33
6	2-H	335	SER	CA-CB	5.11	1.60	1.52
4	2-R	132	ASP	CA-C	-5.11	1.39	1.52
6	3-H	335	SER	CA-CB	5.11	1.60	1.52
4	3-R	132	ASP	CA-C	-5.11	1.39	1.52
4	2-F	132	ASP	CA-C	-5.11	1.39	1.52
4	3-F	132	ASP	CA-C	-5.11	1.39	1.52
4	3-L	426	GLN	N-CA	-5.11	1.36	1.46
6	4-T	469	ASP	C-N	-5.11	1.24	1.34
6	5-T	469	ASP	C-N	-5.11	1.24	1.34
6	6-T	469	ASP	C-N	-5.11	1.24	1.34
6	7-T	469	ASP	C-N	-5.11	1.24	1.34
4	8-L	426	GLN	N-CA	-5.11	1.36	1.46
6	8-T	469	ASP	C-N	-5.11	1.24	1.34
4	1-R	219	GLY	C-N	5.11	1.45	1.34
6	1-Z	467	THR	N-CA	5.11	1.56	1.46
4	2-F	426	GLN	N-CA	-5.11	1.36	1.46
4	3-F	426	GLN	N-CA	-5.11	1.36	1.46
4	3-X	426	GLN	N-CA	-5.11	1.36	1.46
4	4-F	426	GLN	N-CA	-5.11	1.36	1.46
6	4-T	335	SER	CA-CB	5.11	1.60	1.52
4	5-F	426	GLN	N-CA	-5.11	1.36	1.46
6	5-T	335	SER	CA-CB	5.11	1.60	1.52
4	6-F	426	GLN	N-CA	-5.11	1.36	1.46
6	6-T	335	SER	CA-CB	5.11	1.60	1.52
4	7-F	426	GLN	N-CA	-5.11	1.36	1.46
6	7-T	335	SER	CA-CB	5.11	1.60	1.52
4	8-F	426	GLN	N-CA	-5.11	1.36	1.46
6	8-T	335	SER	CA-CB	5.11	1.60	1.52

Continued on next page...

Continued from previous page...

Mol	Chain	Res	Type	Atoms	Z	Observed(Å)	Ideal(Å)
4	8-X	426	GLN	N-CA	-5.11	1.36	1.46
6	1-Z	357	GLN	CA-C	-5.11	1.39	1.52
4	2-R	426	GLN	N-CA	-5.10	1.36	1.46
4	3-R	426	GLN	N-CA	-5.10	1.36	1.46
4	4-F	132	ASP	CA-C	-5.10	1.39	1.52
4	5-F	132	ASP	CA-C	-5.10	1.39	1.52
4	6-F	132	ASP	CA-C	-5.10	1.39	1.52
4	7-F	132	ASP	CA-C	-5.10	1.39	1.52
4	8-F	132	ASP	CA-C	-5.10	1.39	1.52
6	1-N	467	THR	N-CA	5.10	1.56	1.46
2	2-O	6	PHE	C-N	-5.10	1.23	1.33
2	3-O	6	PHE	C-N	-5.10	1.23	1.33
6	4-H	335	SER	CA-CB	5.10	1.60	1.52
6	5-H	335	SER	CA-CB	5.10	1.60	1.52
6	6-H	335	SER	CA-CB	5.10	1.60	1.52
6	7-H	335	SER	CA-CB	5.10	1.60	1.52
6	8-H	335	SER	CA-CB	5.10	1.60	1.52
2	4-C	6	PHE	C-N	-5.10	1.23	1.33
2	5-C	6	PHE	C-N	-5.10	1.23	1.33
2	6-C	6	PHE	C-N	-5.10	1.23	1.33
2	7-C	6	PHE	C-N	-5.10	1.23	1.33
2	8-C	6	PHE	C-N	-5.10	1.23	1.33
6	1-N	335	SER	CA-CB	5.10	1.60	1.52
3	1-P	1493	ARG	CA-C	-5.10	1.39	1.52
5	2-G	372	ALA	N-CA	-5.10	1.36	1.46
3	2-P	1449	TRP	N-CA	5.10	1.56	1.46
5	3-G	372	ALA	N-CA	-5.10	1.36	1.46
3	3-P	1449	TRP	N-CA	5.10	1.56	1.46
3	4-P	1449	TRP	N-CA	5.10	1.56	1.46
3	6-P	1449	TRP	N-CA	5.10	1.56	1.46
3	8-P	1449	TRP	N-CA	5.10	1.56	1.46
6	3-N	467	THR	N-CA	5.10	1.56	1.46
6	8-N	467	THR	N-CA	5.10	1.56	1.46
6	2-H	357	GLN	CA-C	-5.09	1.39	1.52
6	2-N	335	SER	CA-CB	5.09	1.60	1.52
6	3-H	357	GLN	CA-C	-5.09	1.39	1.52
6	4-N	335	SER	CA-CB	5.09	1.60	1.52
6	4-T	357	GLN	CA-C	-5.09	1.39	1.52
6	5-N	335	SER	CA-CB	5.09	1.60	1.52
6	5-T	357	GLN	CA-C	-5.09	1.39	1.52
6	6-N	335	SER	CA-CB	5.09	1.60	1.52
6	6-T	357	GLN	CA-C	-5.09	1.39	1.52

Continued on next page...

Continued from previous page...

Mol	Chain	Res	Type	Atoms	Z	Observed(Å)	Ideal(Å)
6	7-N	335	SER	CA-CB	5.09	1.60	1.52
6	7-T	357	GLN	CA-C	-5.09	1.39	1.52
6	8-T	357	GLN	CA-C	-5.09	1.39	1.52
3	1-V	1448	MET	C-N	5.09	1.45	1.34
2	2-C	6	PHE	C-N	-5.09	1.23	1.33
2	3-C	6	PHE	C-N	-5.09	1.23	1.33
4	1-R	460	LEU	C-O	5.09	1.33	1.23
6	2-N	357	GLN	CA-C	-5.09	1.39	1.52
6	2-T	335	SER	CA-CB	5.09	1.60	1.52
3	2-V	1449	TRP	N-CA	5.09	1.56	1.46
6	3-T	335	SER	CA-CB	5.09	1.60	1.52
3	3-V	1449	TRP	N-CA	5.09	1.56	1.46
6	4-N	357	GLN	CA-C	-5.09	1.39	1.52
3	4-V	1449	TRP	N-CA	5.09	1.56	1.46
6	5-N	357	GLN	CA-C	-5.09	1.39	1.52
3	5-V	1449	TRP	N-CA	5.09	1.56	1.46
6	6-N	357	GLN	CA-C	-5.09	1.39	1.52
3	6-V	1449	TRP	N-CA	5.09	1.56	1.46
6	7-N	357	GLN	CA-C	-5.09	1.39	1.52
3	7-V	1449	TRP	N-CA	5.09	1.56	1.46
3	8-V	1449	TRP	N-CA	5.09	1.56	1.46
4	3-L	460	LEU	C-O	5.09	1.33	1.23
4	8-L	460	LEU	C-O	5.09	1.33	1.23
4	1-X	398	LYS	C-O	-5.09	1.13	1.23
4	1-L	132	ASP	CA-C	-5.09	1.39	1.52
2	2-I	6	PHE	C-N	-5.09	1.23	1.33
2	2-U	6	PHE	C-N	-5.09	1.23	1.33
6	3-Z	357	GLN	CA-C	-5.09	1.39	1.52
4	4-F	460	LEU	C-O	5.09	1.33	1.23
2	4-I	6	PHE	C-N	-5.09	1.23	1.33
2	4-U	6	PHE	C-N	-5.09	1.23	1.33
4	5-F	460	LEU	C-O	5.09	1.33	1.23
2	5-I	6	PHE	C-N	-5.09	1.23	1.33
2	5-U	6	PHE	C-N	-5.09	1.23	1.33
4	6-F	460	LEU	C-O	5.09	1.33	1.23
2	6-I	6	PHE	C-N	-5.09	1.23	1.33
2	6-U	6	PHE	C-N	-5.09	1.23	1.33
4	7-F	460	LEU	C-O	5.09	1.33	1.23
2	7-I	6	PHE	C-N	-5.09	1.23	1.33
2	7-U	6	PHE	C-N	-5.09	1.23	1.33
4	8-F	460	LEU	C-O	5.09	1.33	1.23
6	8-Z	357	GLN	CA-C	-5.09	1.39	1.52

Continued on next page...

Continued from previous page...

Mol	Chain	Res	Type	Atoms	Z	Observed(Å)	Ideal(Å)
6	1-N	357	GLN	CA-C	-5.08	1.39	1.52
4	2-L	132	ASP	CA-C	-5.08	1.39	1.52
6	3-Z	335	SER	CA-CB	5.08	1.60	1.52
4	4-L	132	ASP	CA-C	-5.08	1.39	1.52
4	5-L	132	ASP	CA-C	-5.08	1.39	1.52
4	6-L	132	ASP	CA-C	-5.08	1.39	1.52
4	7-L	132	ASP	CA-C	-5.08	1.39	1.52
6	8-Z	335	SER	CA-CB	5.08	1.60	1.52
4	1-F	132	ASP	CA-C	-5.08	1.39	1.52
4	1-X	132	ASP	CA-C	-5.08	1.39	1.52
4	2-L	426	GLN	N-CA	-5.08	1.36	1.46
6	3-N	357	GLN	CA-C	-5.08	1.39	1.52
2	3-U	6	PHE	C-N	-5.08	1.23	1.33
4	4-L	426	GLN	N-CA	-5.08	1.36	1.46
4	5-L	426	GLN	N-CA	-5.08	1.36	1.46
4	6-L	426	GLN	N-CA	-5.08	1.36	1.46
4	7-L	426	GLN	N-CA	-5.08	1.36	1.46
6	8-N	357	GLN	CA-C	-5.08	1.39	1.52
2	8-U	6	PHE	C-N	-5.08	1.23	1.33
5	2-S	372	ALA	N-CA	-5.08	1.36	1.46
5	3-S	372	ALA	N-CA	-5.08	1.36	1.46
5	4-S	372	ALA	N-CA	-5.08	1.36	1.46
5	5-S	372	ALA	N-CA	-5.08	1.36	1.46
5	6-S	372	ALA	N-CA	-5.08	1.36	1.46
5	7-S	372	ALA	N-CA	-5.08	1.36	1.46
5	8-S	372	ALA	N-CA	-5.08	1.36	1.46
4	1-R	426	GLN	N-CA	-5.08	1.36	1.46
4	1-X	204	SER	N-CA	5.08	1.56	1.46
3	2-D	1449	TRP	N-CA	5.08	1.56	1.46
3	3-D	1449	TRP	N-CA	5.08	1.56	1.46
5	3-Y	372	ALA	N-CA	-5.08	1.36	1.46
3	4-D	1449	TRP	N-CA	5.08	1.56	1.46
6	4-H	467	THR	N-CA	5.08	1.56	1.46
6	5-H	467	THR	N-CA	5.08	1.56	1.46
3	6-D	1449	TRP	N-CA	5.08	1.56	1.46
6	6-H	467	THR	N-CA	5.08	1.56	1.46
6	7-H	467	THR	N-CA	5.08	1.56	1.46
3	8-D	1449	TRP	N-CA	5.08	1.56	1.46
6	8-H	467	THR	N-CA	5.08	1.56	1.46
5	8-Y	372	ALA	N-CA	-5.08	1.36	1.46
5	1-G	372	ALA	N-CA	-5.07	1.36	1.46
6	1-H	467	THR	N-CA	5.07	1.56	1.46

Continued on next page...

Continued from previous page...

Mol	Chain	Res	Type	Atoms	Z	Observed(Å)	Ideal(Å)
6	2-T	467	THR	N-CA	5.07	1.56	1.46
6	3-T	467	THR	N-CA	5.07	1.56	1.46
6	1-T	357	GLN	CA-C	-5.07	1.39	1.52
6	2-H	467	THR	N-CA	5.07	1.56	1.46
6	3-H	467	THR	N-CA	5.07	1.56	1.46
5	3-M	372	ALA	N-CA	-5.07	1.36	1.46
5	8-M	372	ALA	N-CA	-5.07	1.36	1.46
3	1-D	1448	MET	C-N	5.07	1.45	1.34
6	2-T	357	GLN	CA-C	-5.07	1.39	1.52
6	3-T	357	GLN	CA-C	-5.07	1.39	1.52
5	1-M	372	ALA	N-CA	-5.07	1.36	1.46
2	4-O	6	PHE	C-N	-5.07	1.24	1.33
2	5-O	6	PHE	C-N	-5.07	1.24	1.33
2	6-O	6	PHE	C-N	-5.07	1.24	1.33
2	7-O	6	PHE	C-N	-5.07	1.24	1.33
2	8-O	6	PHE	C-N	-5.07	1.24	1.33
6	2-N	467	THR	N-CA	5.07	1.56	1.46
6	4-N	467	THR	N-CA	5.07	1.56	1.46
6	5-N	467	THR	N-CA	5.07	1.56	1.46
6	6-N	467	THR	N-CA	5.07	1.56	1.46
6	7-N	467	THR	N-CA	5.07	1.56	1.46
2	1-U	6	PHE	C-N	-5.06	1.24	1.33
4	2-L	460	LEU	C-O	5.06	1.32	1.23
4	4-L	460	LEU	C-O	5.06	1.32	1.23
4	5-L	460	LEU	C-O	5.06	1.32	1.23
4	6-L	460	LEU	C-O	5.06	1.32	1.23
4	7-L	460	LEU	C-O	5.06	1.32	1.23
3	2-J	1449	TRP	N-CA	5.06	1.56	1.46
4	2-X	460	LEU	C-O	5.06	1.32	1.23
3	3-J	1449	TRP	N-CA	5.06	1.56	1.46
6	4-H	357	GLN	CA-C	-5.06	1.39	1.52
3	4-J	1449	TRP	N-CA	5.06	1.56	1.46
4	4-X	460	LEU	C-O	5.06	1.32	1.23
6	5-H	357	GLN	CA-C	-5.06	1.39	1.52
3	5-J	1449	TRP	N-CA	5.06	1.56	1.46
4	5-X	460	LEU	C-O	5.06	1.32	1.23
6	6-H	357	GLN	CA-C	-5.06	1.39	1.52
3	6-J	1449	TRP	N-CA	5.06	1.56	1.46
4	6-X	460	LEU	C-O	5.06	1.32	1.23
6	7-H	357	GLN	CA-C	-5.06	1.39	1.52
3	7-J	1449	TRP	N-CA	5.06	1.56	1.46
4	7-X	460	LEU	C-O	5.06	1.32	1.23

Continued on next page...

Continued from previous page...

Mol	Chain	Res	Type	Atoms	Z	Observed(Å)	Ideal(Å)
6	8-H	357	GLN	CA-C	-5.06	1.39	1.52
3	8-J	1449	TRP	N-CA	5.06	1.56	1.46
4	2-F	460	LEU	C-O	5.06	1.32	1.23
6	2-Z	357	GLN	CA-C	-5.06	1.39	1.52
4	3-F	460	LEU	C-O	5.06	1.32	1.23
6	4-Z	357	GLN	CA-C	-5.06	1.39	1.52
6	5-Z	357	GLN	CA-C	-5.06	1.39	1.52
6	6-Z	357	GLN	CA-C	-5.06	1.39	1.52
6	7-Z	357	GLN	CA-C	-5.06	1.39	1.52
4	2-R	460	LEU	C-O	5.06	1.32	1.23
4	3-R	460	LEU	C-O	5.06	1.32	1.23
6	3-Z	467	THR	N-CA	5.05	1.56	1.46
6	8-Z	467	THR	N-CA	5.05	1.56	1.46
6	2-Z	467	THR	N-CA	5.05	1.56	1.46
6	4-Z	467	THR	N-CA	5.05	1.56	1.46
6	5-Z	467	THR	N-CA	5.05	1.56	1.46
6	6-Z	467	THR	N-CA	5.05	1.56	1.46
6	7-Z	467	THR	N-CA	5.05	1.56	1.46
4	1-F	398	LYS	C-O	-5.05	1.13	1.23
3	1-P	1448	MET	C-N	5.05	1.45	1.34
4	1-X	460	LEU	C-O	5.05	1.32	1.23
4	3-L	398	LYS	C-O	-5.05	1.13	1.23
3	5-D	1449	TRP	N-CA	5.05	1.56	1.46
3	7-D	1449	TRP	N-CA	5.05	1.56	1.46
4	8-L	398	LYS	C-O	-5.05	1.13	1.23
3	1-J	1448	MET	C-N	5.04	1.45	1.34
5	2-M	325	ALA	C-N	5.04	1.45	1.34
5	4-M	325	ALA	C-N	5.04	1.45	1.34
3	5-D	1448	MET	C-N	5.04	1.45	1.34
5	5-M	325	ALA	C-N	5.04	1.45	1.34
5	6-M	325	ALA	C-N	5.04	1.45	1.34
3	7-D	1448	MET	C-N	5.04	1.45	1.34
5	7-M	325	ALA	C-N	5.04	1.45	1.34
4	1-R	398	LYS	C-O	-5.04	1.13	1.23
4	2-X	398	LYS	C-O	-5.04	1.13	1.23
5	2-Y	398	ALA	N-CA	5.04	1.56	1.46
4	4-R	398	LYS	C-O	-5.04	1.13	1.23
4	4-X	398	LYS	C-O	-5.04	1.13	1.23
5	4-Y	398	ALA	N-CA	5.04	1.56	1.46
4	5-R	398	LYS	C-O	-5.04	1.13	1.23
4	5-X	398	LYS	C-O	-5.04	1.13	1.23
5	5-Y	398	ALA	N-CA	5.04	1.56	1.46

Continued on next page...

Continued from previous page...

Mol	Chain	Res	Type	Atoms	Z	Observed(Å)	Ideal(Å)
4	6-R	398	LYS	C-O	-5.04	1.13	1.23
4	6-X	398	LYS	C-O	-5.04	1.13	1.23
5	6-Y	398	ALA	N-CA	5.04	1.56	1.46
4	7-R	398	LYS	C-O	-5.04	1.13	1.23
4	7-X	398	LYS	C-O	-5.04	1.13	1.23
5	7-Y	398	ALA	N-CA	5.04	1.56	1.46
4	8-R	398	LYS	C-O	-5.04	1.13	1.23
3	2-V	1484	ASP	C-N	5.04	1.45	1.34
3	3-V	1484	ASP	C-N	5.04	1.45	1.34
5	4-G	325	ALA	C-N	5.04	1.45	1.34
3	4-V	1484	ASP	C-N	5.04	1.45	1.34
5	5-G	325	ALA	C-N	5.04	1.45	1.34
3	5-V	1484	ASP	C-N	5.04	1.45	1.34
5	6-G	325	ALA	C-N	5.04	1.45	1.34
3	6-V	1484	ASP	C-N	5.04	1.45	1.34
5	7-G	325	ALA	C-N	5.04	1.45	1.34
3	7-V	1484	ASP	C-N	5.04	1.45	1.34
5	8-G	325	ALA	C-N	5.04	1.45	1.34
3	8-V	1484	ASP	C-N	5.04	1.45	1.34
5	1-G	398	ALA	N-CA	5.04	1.56	1.46
3	2-J	1484	ASP	C-N	5.04	1.45	1.34
3	3-J	1484	ASP	C-N	5.04	1.45	1.34
3	4-J	1484	ASP	C-N	5.04	1.45	1.34
3	5-J	1484	ASP	C-N	5.04	1.45	1.34
3	6-J	1484	ASP	C-N	5.04	1.45	1.34
3	7-J	1484	ASP	C-N	5.04	1.45	1.34
3	8-J	1484	ASP	C-N	5.04	1.45	1.34
5	1-S	372	ALA	N-CA	-5.04	1.36	1.46
5	4-S	398	ALA	N-CA	5.04	1.56	1.46
5	5-S	398	ALA	N-CA	5.04	1.56	1.46
5	6-S	398	ALA	N-CA	5.04	1.56	1.46
5	7-S	398	ALA	N-CA	5.04	1.56	1.46
5	8-S	398	ALA	N-CA	5.04	1.56	1.46
5	1-M	343	ALA	C-N	5.03	1.45	1.34
3	2-V	1448	MET	C-N	5.03	1.45	1.34
3	3-V	1448	MET	C-N	5.03	1.45	1.34
4	3-X	460	LEU	C-O	5.03	1.32	1.23
3	4-V	1448	MET	C-N	5.03	1.45	1.34
3	5-V	1448	MET	C-N	5.03	1.45	1.34
3	6-V	1448	MET	C-N	5.03	1.45	1.34
3	7-V	1448	MET	C-N	5.03	1.45	1.34
3	8-V	1448	MET	C-N	5.03	1.45	1.34

Continued on next page...

Continued from previous page...

Mol	Chain	Res	Type	Atoms	Z	Observed(Å)	Ideal(Å)
4	8-X	460	LEU	C-O	5.03	1.32	1.23
5	1-Y	325	ALA	C-N	5.03	1.45	1.34
4	4-F	398	LYS	C-O	-5.03	1.13	1.23
4	5-F	398	LYS	C-O	-5.03	1.13	1.23
4	6-F	398	LYS	C-O	-5.03	1.13	1.23
4	7-F	398	LYS	C-O	-5.03	1.13	1.23
4	8-F	398	LYS	C-O	-5.03	1.13	1.23
3	2-P	1448	MET	C-N	5.03	1.45	1.34
5	2-S	398	ALA	N-CA	5.03	1.56	1.46
5	2-Y	372	ALA	N-CA	-5.03	1.36	1.46
3	3-P	1448	MET	C-N	5.03	1.45	1.34
5	3-S	398	ALA	N-CA	5.03	1.56	1.46
3	4-P	1448	MET	C-N	5.03	1.45	1.34
4	4-R	460	LEU	C-O	5.03	1.32	1.23
5	4-Y	372	ALA	N-CA	-5.03	1.36	1.46
4	5-R	460	LEU	C-O	5.03	1.32	1.23
5	5-Y	372	ALA	N-CA	-5.03	1.36	1.46
3	6-P	1448	MET	C-N	5.03	1.45	1.34
4	6-R	460	LEU	C-O	5.03	1.32	1.23
5	6-Y	372	ALA	N-CA	-5.03	1.36	1.46
4	7-R	460	LEU	C-O	5.03	1.32	1.23
5	7-Y	372	ALA	N-CA	-5.03	1.36	1.46
3	8-P	1448	MET	C-N	5.03	1.45	1.34
4	8-R	460	LEU	C-O	5.03	1.32	1.23
3	1-D	1491	ILE	C-O	5.03	1.32	1.23
4	1-L	460	LEU	C-O	5.03	1.32	1.23
5	1-Y	372	ALA	N-CA	-5.03	1.36	1.46
3	2-P	1484	ASP	C-N	5.03	1.45	1.34
3	3-P	1484	ASP	C-N	5.03	1.45	1.34
5	4-G	372	ALA	N-CA	-5.03	1.36	1.46
3	4-P	1484	ASP	C-N	5.03	1.45	1.34
5	5-G	372	ALA	N-CA	-5.03	1.36	1.46
5	6-G	372	ALA	N-CA	-5.03	1.36	1.46
3	6-P	1484	ASP	C-N	5.03	1.45	1.34
5	7-G	372	ALA	N-CA	-5.03	1.36	1.46
5	8-G	372	ALA	N-CA	-5.03	1.36	1.46
3	8-P	1484	ASP	C-N	5.03	1.45	1.34
4	2-L	398	LYS	C-O	-5.02	1.13	1.23
4	4-L	398	LYS	C-O	-5.02	1.13	1.23
5	4-S	343	ALA	C-N	5.02	1.45	1.34
4	5-L	398	LYS	C-O	-5.02	1.13	1.23
5	5-S	343	ALA	C-N	5.02	1.45	1.34

Continued on next page...

Continued from previous page...

Mol	Chain	Res	Type	Atoms	Z	Observed(Å)	Ideal(Å)
4	6-L	398	LYS	C-O	-5.02	1.13	1.23
5	6-S	343	ALA	C-N	5.02	1.45	1.34
4	7-L	398	LYS	C-O	-5.02	1.13	1.23
5	7-S	343	ALA	C-N	5.02	1.45	1.34
5	8-S	343	ALA	C-N	5.02	1.45	1.34
5	1-S	398	ALA	N-CA	5.02	1.56	1.46
5	1-Y	343	ALA	C-N	5.02	1.45	1.34
3	2-D	1448	MET	C-N	5.02	1.45	1.34
4	2-F	421	LEU	N-CA	-5.02	1.36	1.46
5	2-M	372	ALA	N-CA	-5.02	1.36	1.46
4	2-R	398	LYS	C-O	-5.02	1.13	1.23
3	3-D	1448	MET	C-N	5.02	1.45	1.34
4	3-F	421	LEU	N-CA	-5.02	1.36	1.46
4	3-L	421	LEU	N-CA	-5.02	1.36	1.46
4	3-R	398	LYS	C-O	-5.02	1.13	1.23
3	4-D	1448	MET	C-N	5.02	1.45	1.34
5	4-M	372	ALA	N-CA	-5.02	1.36	1.46
3	5-D	1484	ASP	C-N	5.02	1.45	1.34
5	5-M	372	ALA	N-CA	-5.02	1.36	1.46
3	5-P	1448	MET	C-N	5.02	1.45	1.34
3	6-D	1448	MET	C-N	5.02	1.45	1.34
5	6-M	372	ALA	N-CA	-5.02	1.36	1.46
3	7-D	1484	ASP	C-N	5.02	1.45	1.34
5	7-M	372	ALA	N-CA	-5.02	1.36	1.46
3	7-P	1448	MET	C-N	5.02	1.45	1.34
3	8-D	1448	MET	C-N	5.02	1.45	1.34
4	8-L	421	LEU	N-CA	-5.02	1.36	1.46
3	2-J	1448	MET	C-N	5.02	1.45	1.34
5	2-M	398	ALA	N-CA	5.02	1.56	1.46
3	3-J	1448	MET	C-N	5.02	1.45	1.34
3	4-J	1448	MET	C-N	5.02	1.45	1.34
5	4-M	398	ALA	N-CA	5.02	1.56	1.46
3	5-J	1448	MET	C-N	5.02	1.45	1.34
5	5-M	398	ALA	N-CA	5.02	1.56	1.46
3	6-J	1448	MET	C-N	5.02	1.45	1.34
5	6-M	398	ALA	N-CA	5.02	1.56	1.46
3	7-J	1448	MET	C-N	5.02	1.45	1.34
5	7-M	398	ALA	N-CA	5.02	1.56	1.46
3	8-J	1448	MET	C-N	5.02	1.45	1.34
5	3-M	343	ALA	C-N	5.02	1.45	1.34
5	8-M	343	ALA	C-N	5.02	1.45	1.34
4	1-F	460	LEU	C-O	5.02	1.32	1.23

Continued on next page...

Continued from previous page...

Mol	Chain	Res	Type	Atoms	Z	Observed(Å)	Ideal(Å)
3	1-P	1449	TRP	N-CA	5.01	1.56	1.46
4	4-F	421	LEU	N-CA	-5.01	1.36	1.46
4	5-F	421	LEU	N-CA	-5.01	1.36	1.46
4	6-F	421	LEU	N-CA	-5.01	1.36	1.46
4	7-F	421	LEU	N-CA	-5.01	1.36	1.46
4	8-F	421	LEU	N-CA	-5.01	1.36	1.46
4	2-F	398	LYS	C-O	-5.01	1.13	1.23
4	3-F	398	LYS	C-O	-5.01	1.13	1.23
5	4-G	343	ALA	C-N	5.01	1.45	1.34
5	5-G	343	ALA	C-N	5.01	1.45	1.34
5	6-G	343	ALA	C-N	5.01	1.45	1.34
5	7-G	343	ALA	C-N	5.01	1.45	1.34
5	8-G	343	ALA	C-N	5.01	1.45	1.34
4	1-X	421	LEU	N-CA	-5.01	1.36	1.46
5	2-G	325	ALA	C-N	5.01	1.45	1.34
5	2-G	398	ALA	N-CA	5.01	1.56	1.46
5	3-G	325	ALA	C-N	5.01	1.45	1.34
5	3-G	398	ALA	N-CA	5.01	1.56	1.46
5	4-S	325	ALA	C-N	5.01	1.45	1.34
5	5-S	325	ALA	C-N	5.01	1.45	1.34
5	6-S	325	ALA	C-N	5.01	1.45	1.34
5	7-S	325	ALA	C-N	5.01	1.45	1.34
5	8-S	325	ALA	C-N	5.01	1.45	1.34
4	3-X	398	LYS	C-O	-5.01	1.13	1.23
4	8-X	398	LYS	C-O	-5.01	1.13	1.23
5	1-S	325	ALA	C-N	5.01	1.45	1.34
3	2-D	1484	ASP	C-N	5.01	1.45	1.34
3	3-D	1484	ASP	C-N	5.01	1.45	1.34
3	4-D	1484	ASP	C-N	5.01	1.45	1.34
3	6-D	1484	ASP	C-N	5.01	1.45	1.34
3	8-D	1484	ASP	C-N	5.01	1.45	1.34
5	1-M	325	ALA	C-N	5.01	1.45	1.34
5	3-Y	343	ALA	C-N	5.01	1.45	1.34
5	8-Y	343	ALA	C-N	5.01	1.45	1.34
4	1-L	398	LYS	C-O	-5.00	1.13	1.23
5	1-Y	398	ALA	N-CA	5.00	1.56	1.46
3	5-P	1484	ASP	C-N	5.00	1.45	1.34
3	7-P	1484	ASP	C-N	5.00	1.45	1.34
5	1-G	325	ALA	C-N	5.00	1.45	1.34
5	4-G	398	ALA	N-CA	5.00	1.56	1.46
5	5-G	398	ALA	N-CA	5.00	1.56	1.46
5	6-G	398	ALA	N-CA	5.00	1.56	1.46

Continued on next page...

Continued from previous page...

Mol	Chain	Res	Type	Atoms	Z	Observed(Å)	Ideal(Å)
5	7-G	398	ALA	N-CA	5.00	1.56	1.46
5	8-G	398	ALA	N-CA	5.00	1.56	1.46

All (20213) bond angle outliers are listed below:

Mol	Chain	Res	Type	Atoms	Z	Observed(^{o})	Ideal(^{o})
4	2-R	452	ARG	CA-C-N	-39.55	30.18	117.20
4	3-R	452	ARG	CA-C-N	-39.55	30.18	117.20
4	1-X	452	ARG	CA-C-N	-39.55	30.19	117.20
4	1-F	452	ARG	CA-C-N	-39.54	30.20	117.20
4	1-R	452	ARG	CA-C-N	-39.54	30.20	117.20
4	3-L	452	ARG	CA-C-N	-39.54	30.21	117.20
4	3-X	452	ARG	CA-C-N	-39.54	30.21	117.20
4	4-F	452	ARG	CA-C-N	-39.54	30.21	117.20
4	4-R	452	ARG	CA-C-N	-39.54	30.21	117.20
4	5-F	452	ARG	CA-C-N	-39.54	30.21	117.20
4	5-R	452	ARG	CA-C-N	-39.54	30.21	117.20
4	6-F	452	ARG	CA-C-N	-39.54	30.21	117.20
4	6-R	452	ARG	CA-C-N	-39.54	30.21	117.20
4	7-F	452	ARG	CA-C-N	-39.54	30.21	117.20
4	7-R	452	ARG	CA-C-N	-39.54	30.21	117.20
4	8-F	452	ARG	CA-C-N	-39.54	30.21	117.20
4	8-L	452	ARG	CA-C-N	-39.54	30.21	117.20
4	8-R	452	ARG	CA-C-N	-39.54	30.21	117.20
4	8-X	452	ARG	CA-C-N	-39.54	30.21	117.20
4	2-X	452	ARG	CA-C-N	-39.54	30.22	117.20
4	4-X	452	ARG	CA-C-N	-39.54	30.22	117.20
4	5-X	452	ARG	CA-C-N	-39.54	30.22	117.20
4	6-X	452	ARG	CA-C-N	-39.54	30.22	117.20
4	7-X	452	ARG	CA-C-N	-39.54	30.22	117.20
4	1-L	452	ARG	CA-C-N	-39.53	30.24	117.20
4	2-F	452	ARG	CA-C-N	-39.53	30.24	117.20
4	3-F	452	ARG	CA-C-N	-39.53	30.24	117.20
4	2-L	452	ARG	CA-C-N	-39.52	30.25	117.20
4	4-L	452	ARG	CA-C-N	-39.52	30.25	117.20
4	5-L	452	ARG	CA-C-N	-39.52	30.25	117.20
4	6-L	452	ARG	CA-C-N	-39.52	30.25	117.20
4	7-L	452	ARG	CA-C-N	-39.52	30.25	117.20
5	3-Y	343	ALA	CB-CA-C	-36.24	55.73	110.10
5	8-Y	343	ALA	CB-CA-C	-36.24	55.73	110.10
5	1-G	343	ALA	CB-CA-C	-36.23	55.76	110.10
5	2-S	343	ALA	CB-CA-C	-36.22	55.77	110.10

Continued on next page...

Continued from previous page...

Mol	Chain	Res	Type	Atoms	Z	Observed(^{o})	Ideal(^{o})
5	3-S	343	ALA	CB-CA-C	-36.22	55.77	110.10
5	2-G	343	ALA	CB-CA-C	-36.22	55.77	110.10
5	3-G	343	ALA	CB-CA-C	-36.22	55.77	110.10
5	4-S	343	ALA	CB-CA-C	-36.21	55.78	110.10
5	5-S	343	ALA	CB-CA-C	-36.21	55.78	110.10
5	6-S	343	ALA	CB-CA-C	-36.21	55.78	110.10
5	7-S	343	ALA	CB-CA-C	-36.21	55.78	110.10
5	8-S	343	ALA	CB-CA-C	-36.21	55.78	110.10
5	2-Y	343	ALA	CB-CA-C	-36.20	55.80	110.10
5	4-Y	343	ALA	CB-CA-C	-36.20	55.80	110.10
5	5-Y	343	ALA	CB-CA-C	-36.20	55.80	110.10
5	6-Y	343	ALA	CB-CA-C	-36.20	55.80	110.10
5	7-Y	343	ALA	CB-CA-C	-36.20	55.80	110.10
5	1-M	343	ALA	CB-CA-C	-36.20	55.80	110.10
5	1-Y	343	ALA	CB-CA-C	-36.20	55.80	110.10
5	2-M	343	ALA	CB-CA-C	-36.20	55.81	110.10
5	3-M	343	ALA	CB-CA-C	-36.19	55.81	110.10
5	4-M	343	ALA	CB-CA-C	-36.20	55.81	110.10
5	5-M	343	ALA	CB-CA-C	-36.20	55.81	110.10
5	6-M	343	ALA	CB-CA-C	-36.20	55.81	110.10
5	7-M	343	ALA	CB-CA-C	-36.20	55.81	110.10
5	8-M	343	ALA	CB-CA-C	-36.19	55.81	110.10
5	1-S	343	ALA	CB-CA-C	-36.19	55.82	110.10
5	4-G	343	ALA	CB-CA-C	-36.19	55.82	110.10
5	5-G	343	ALA	CB-CA-C	-36.19	55.82	110.10
5	6-G	343	ALA	CB-CA-C	-36.19	55.82	110.10
5	7-G	343	ALA	CB-CA-C	-36.19	55.82	110.10
5	8-G	343	ALA	CB-CA-C	-36.19	55.82	110.10
3	2-P	1449	TRP	CA-C-N	-32.79	45.07	117.20
3	3-P	1449	TRP	CA-C-N	-32.79	45.07	117.20
3	4-P	1449	TRP	CA-C-N	-32.79	45.07	117.20
3	6-P	1449	TRP	CA-C-N	-32.79	45.07	117.20
3	8-P	1449	TRP	CA-C-N	-32.79	45.07	117.20
3	1-V	1449	TRP	CA-C-N	-32.78	45.08	117.20
3	2-V	1449	TRP	CA-C-N	-32.78	45.08	117.20
3	3-V	1449	TRP	CA-C-N	-32.78	45.08	117.20
3	4-V	1449	TRP	CA-C-N	-32.78	45.08	117.20
3	5-V	1449	TRP	CA-C-N	-32.78	45.08	117.20
3	6-V	1449	TRP	CA-C-N	-32.78	45.08	117.20
3	7-V	1449	TRP	CA-C-N	-32.78	45.08	117.20
3	8-V	1449	TRP	CA-C-N	-32.78	45.08	117.20
3	1-P	1449	TRP	CA-C-N	-32.78	45.09	117.20

Continued on next page...

Continued from previous page...

Mol	Chain	Res	Type	Atoms	Z	Observed(^{o})	Ideal(^{o})
3	5-P	1449	TRP	CA-C-N	-32.77	45.11	117.20
3	7-P	1449	TRP	CA-C-N	-32.77	45.11	117.20
3	2-J	1449	TRP	CA-C-N	-32.77	45.11	117.20
3	3-J	1449	TRP	CA-C-N	-32.77	45.11	117.20
3	4-J	1449	TRP	CA-C-N	-32.77	45.11	117.20
3	5-J	1449	TRP	CA-C-N	-32.77	45.11	117.20
3	6-J	1449	TRP	CA-C-N	-32.77	45.11	117.20
3	7-J	1449	TRP	CA-C-N	-32.77	45.11	117.20
3	8-J	1449	TRP	CA-C-N	-32.77	45.11	117.20
3	5-D	1449	TRP	CA-C-N	-32.76	45.12	117.20
3	7-D	1449	TRP	CA-C-N	-32.76	45.12	117.20
3	1-D	1449	TRP	CA-C-N	-32.76	45.12	117.20
3	1-J	1449	TRP	CA-C-N	-32.76	45.12	117.20
3	2-D	1449	TRP	CA-C-N	-32.76	45.12	117.20
3	3-D	1449	TRP	CA-C-N	-32.76	45.12	117.20
3	4-D	1449	TRP	CA-C-N	-32.76	45.12	117.20
3	6-D	1449	TRP	CA-C-N	-32.76	45.12	117.20
3	8-D	1449	TRP	CA-C-N	-32.76	45.12	117.20
5	4-G	340	ALA	CB-CA-C	31.37	157.16	110.10
5	5-G	340	ALA	CB-CA-C	31.37	157.16	110.10
5	6-G	340	ALA	CB-CA-C	31.37	157.16	110.10
5	7-G	340	ALA	CB-CA-C	31.37	157.16	110.10
5	8-G	340	ALA	CB-CA-C	31.37	157.16	110.10
5	3-M	340	ALA	CB-CA-C	31.37	157.15	110.10
5	8-M	340	ALA	CB-CA-C	31.37	157.15	110.10
5	1-Y	340	ALA	CB-CA-C	31.37	157.15	110.10
5	2-S	340	ALA	CB-CA-C	31.37	157.15	110.10
5	3-S	340	ALA	CB-CA-C	31.37	157.15	110.10
5	1-M	340	ALA	CB-CA-C	31.36	157.14	110.10
5	1-S	340	ALA	CB-CA-C	31.35	157.12	110.10
5	2-G	340	ALA	CB-CA-C	31.35	157.13	110.10
5	3-G	340	ALA	CB-CA-C	31.35	157.13	110.10
5	1-G	340	ALA	CB-CA-C	31.35	157.12	110.10
5	2-Y	340	ALA	CB-CA-C	31.35	157.12	110.10
5	4-Y	340	ALA	CB-CA-C	31.35	157.12	110.10
5	5-Y	340	ALA	CB-CA-C	31.35	157.12	110.10
5	6-Y	340	ALA	CB-CA-C	31.35	157.12	110.10
5	7-Y	340	ALA	CB-CA-C	31.35	157.12	110.10
5	4-S	340	ALA	CB-CA-C	31.34	157.12	110.10
5	5-S	340	ALA	CB-CA-C	31.34	157.12	110.10
5	6-S	340	ALA	CB-CA-C	31.34	157.12	110.10
5	7-S	340	ALA	CB-CA-C	31.34	157.12	110.10

Continued on next page...

Continued from previous page...

Mol	Chain	Res	Type	Atoms	Z	Observed(^{o})	Ideal(^{o})
5	8-S	340	ALA	CB-CA-C	31.34	157.12	110.10
5	3-Y	340	ALA	CB-CA-C	31.34	157.12	110.10
5	8-Y	340	ALA	CB-CA-C	31.34	157.12	110.10
5	2-M	340	ALA	CB-CA-C	31.32	157.08	110.10
5	4-M	340	ALA	CB-CA-C	31.32	157.08	110.10
5	5-M	340	ALA	CB-CA-C	31.32	157.08	110.10
5	6-M	340	ALA	CB-CA-C	31.32	157.08	110.10
5	7-M	340	ALA	CB-CA-C	31.32	157.08	110.10
4	1-F	450	GLU	CA-C-N	-29.89	51.43	117.20
4	2-F	450	GLU	CA-C-N	-29.89	51.45	117.20
4	3-F	450	GLU	CA-C-N	-29.89	51.45	117.20
4	1-L	450	GLU	CA-C-N	-29.88	51.47	117.20
4	2-R	450	GLU	CA-C-N	-29.88	51.47	117.20
4	2-X	450	GLU	CA-C-N	-29.88	51.47	117.20
4	3-R	450	GLU	CA-C-N	-29.88	51.47	117.20
4	4-X	450	GLU	CA-C-N	-29.88	51.47	117.20
4	5-X	450	GLU	CA-C-N	-29.88	51.47	117.20
4	6-X	450	GLU	CA-C-N	-29.88	51.47	117.20
4	7-X	450	GLU	CA-C-N	-29.88	51.47	117.20
4	3-X	450	GLU	CA-C-N	-29.88	51.48	117.20
4	8-X	450	GLU	CA-C-N	-29.88	51.48	117.20
4	2-L	450	GLU	CA-C-N	-29.87	51.48	117.20
4	4-L	450	GLU	CA-C-N	-29.87	51.48	117.20
4	5-L	450	GLU	CA-C-N	-29.87	51.48	117.20
4	6-L	450	GLU	CA-C-N	-29.87	51.48	117.20
4	7-L	450	GLU	CA-C-N	-29.87	51.48	117.20
4	1-X	450	GLU	CA-C-N	-29.87	51.48	117.20
4	4-R	450	GLU	CA-C-N	-29.87	51.48	117.20
4	5-R	450	GLU	CA-C-N	-29.87	51.48	117.20
4	6-R	450	GLU	CA-C-N	-29.87	51.48	117.20
4	7-R	450	GLU	CA-C-N	-29.87	51.48	117.20
4	8-R	450	GLU	CA-C-N	-29.87	51.48	117.20
4	4-F	450	GLU	CA-C-N	-29.87	51.49	117.20
4	5-F	450	GLU	CA-C-N	-29.87	51.49	117.20
4	6-F	450	GLU	CA-C-N	-29.87	51.49	117.20
4	7-F	450	GLU	CA-C-N	-29.87	51.49	117.20
4	8-F	450	GLU	CA-C-N	-29.87	51.49	117.20
4	3-L	450	GLU	CA-C-N	-29.87	51.49	117.20
4	8-L	450	GLU	CA-C-N	-29.87	51.49	117.20
4	1-R	450	GLU	CA-C-N	-29.86	51.51	117.20
3	2-P	1488	GLY	C-N-CA	-29.75	47.31	121.70
3	3-P	1488	GLY	C-N-CA	-29.75	47.31	121.70

Continued on next page...

Continued from previous page...

Mol	Chain	Res	Type	Atoms	Z	Observed(^{o})	Ideal(^{o})
3	4-P	1488	GLY	C-N-CA	-29.75	47.31	121.70
3	6-P	1488	GLY	C-N-CA	-29.75	47.31	121.70
3	8-P	1488	GLY	C-N-CA	-29.75	47.31	121.70
3	5-P	1488	GLY	C-N-CA	-29.74	47.35	121.70
3	7-P	1488	GLY	C-N-CA	-29.74	47.35	121.70
3	2-V	1488	GLY	C-N-CA	-29.74	47.35	121.70
3	3-V	1488	GLY	C-N-CA	-29.74	47.35	121.70
3	4-V	1488	GLY	C-N-CA	-29.74	47.35	121.70
3	5-V	1488	GLY	C-N-CA	-29.74	47.35	121.70
3	6-V	1488	GLY	C-N-CA	-29.74	47.35	121.70
3	7-V	1488	GLY	C-N-CA	-29.74	47.35	121.70
3	8-V	1488	GLY	C-N-CA	-29.74	47.35	121.70
3	5-D	1488	GLY	C-N-CA	-29.74	47.36	121.70
3	7-D	1488	GLY	C-N-CA	-29.74	47.36	121.70
3	2-D	1488	GLY	C-N-CA	-29.73	47.36	121.70
3	2-J	1488	GLY	C-N-CA	-29.73	47.37	121.70
3	3-D	1488	GLY	C-N-CA	-29.73	47.36	121.70
3	3-J	1488	GLY	C-N-CA	-29.73	47.37	121.70
3	4-D	1488	GLY	C-N-CA	-29.73	47.36	121.70
3	4-J	1488	GLY	C-N-CA	-29.73	47.37	121.70
3	5-J	1488	GLY	C-N-CA	-29.73	47.37	121.70
3	6-D	1488	GLY	C-N-CA	-29.73	47.36	121.70
3	6-J	1488	GLY	C-N-CA	-29.73	47.37	121.70
3	7-J	1488	GLY	C-N-CA	-29.73	47.37	121.70
3	8-D	1488	GLY	C-N-CA	-29.73	47.36	121.70
3	8-J	1488	GLY	C-N-CA	-29.73	47.37	121.70
3	1-J	1488	GLY	C-N-CA	-29.73	47.38	121.70
3	1-D	1488	GLY	C-N-CA	-29.72	47.39	121.70
3	1-V	1488	GLY	C-N-CA	-29.72	47.40	121.70
3	1-P	1488	GLY	C-N-CA	-29.71	47.42	121.70
5	4-G	340	ALA	N-CA-C	-29.70	30.80	111.00
5	5-G	340	ALA	N-CA-C	-29.70	30.80	111.00
5	6-G	340	ALA	N-CA-C	-29.70	30.80	111.00
5	7-G	340	ALA	N-CA-C	-29.70	30.80	111.00
5	8-G	340	ALA	N-CA-C	-29.70	30.80	111.00
5	1-M	340	ALA	N-CA-C	-29.70	30.81	111.00
5	3-M	340	ALA	N-CA-C	-29.70	30.81	111.00
5	8-M	340	ALA	N-CA-C	-29.70	30.81	111.00
5	2-Y	340	ALA	N-CA-C	-29.70	30.82	111.00
5	4-Y	340	ALA	N-CA-C	-29.70	30.82	111.00
5	5-Y	340	ALA	N-CA-C	-29.70	30.82	111.00
5	6-Y	340	ALA	N-CA-C	-29.70	30.82	111.00

Continued on next page...

Continued from previous page...

Mol	Chain	Res	Type	Atoms	Z	Observed(^{o})	Ideal(^{o})
5	7-Y	340	ALA	N-CA-C	-29.70	30.82	111.00
5	1-G	340	ALA	N-CA-C	-29.70	30.82	111.00
5	2-M	340	ALA	N-CA-C	-29.69	30.84	111.00
5	3-Y	340	ALA	N-CA-C	-29.69	30.83	111.00
5	4-M	340	ALA	N-CA-C	-29.69	30.84	111.00
5	5-M	340	ALA	N-CA-C	-29.69	30.84	111.00
5	6-M	340	ALA	N-CA-C	-29.69	30.84	111.00
5	7-M	340	ALA	N-CA-C	-29.69	30.84	111.00
5	8-Y	340	ALA	N-CA-C	-29.69	30.83	111.00
5	2-S	340	ALA	N-CA-C	-29.69	30.84	111.00
5	3-S	340	ALA	N-CA-C	-29.69	30.84	111.00
5	4-S	340	ALA	N-CA-C	-29.69	30.85	111.00
5	5-S	340	ALA	N-CA-C	-29.69	30.85	111.00
5	6-S	340	ALA	N-CA-C	-29.69	30.85	111.00
5	7-S	340	ALA	N-CA-C	-29.69	30.85	111.00
5	8-S	340	ALA	N-CA-C	-29.69	30.85	111.00
5	1-S	340	ALA	N-CA-C	-29.68	30.85	111.00
5	2-G	340	ALA	N-CA-C	-29.68	30.86	111.00
5	3-G	340	ALA	N-CA-C	-29.68	30.86	111.00
5	1-Y	340	ALA	N-CA-C	-29.67	30.88	111.00
4	1-R	454	TYR	C-N-CA	-27.32	53.40	121.70
4	2-X	454	TYR	C-N-CA	-27.31	53.42	121.70
4	4-X	454	TYR	C-N-CA	-27.31	53.42	121.70
4	5-X	454	TYR	C-N-CA	-27.31	53.42	121.70
4	6-X	454	TYR	C-N-CA	-27.31	53.42	121.70
4	7-X	454	TYR	C-N-CA	-27.31	53.42	121.70
4	1-F	454	TYR	C-N-CA	-27.31	53.44	121.70
4	2-R	454	TYR	C-N-CA	-27.31	53.43	121.70
4	3-R	454	TYR	C-N-CA	-27.31	53.43	121.70
4	3-X	454	TYR	C-N-CA	-27.31	53.43	121.70
4	8-X	454	TYR	C-N-CA	-27.31	53.43	121.70
4	2-F	454	TYR	C-N-CA	-27.30	53.44	121.70
4	3-F	454	TYR	C-N-CA	-27.30	53.44	121.70
4	3-L	454	TYR	C-N-CA	-27.30	53.44	121.70
4	8-L	454	TYR	C-N-CA	-27.30	53.44	121.70
4	1-L	454	TYR	C-N-CA	-27.30	53.45	121.70
4	4-R	454	TYR	C-N-CA	-27.30	53.45	121.70
4	5-R	454	TYR	C-N-CA	-27.30	53.45	121.70
4	6-R	454	TYR	C-N-CA	-27.30	53.45	121.70
4	7-R	454	TYR	C-N-CA	-27.30	53.45	121.70
4	8-R	454	TYR	C-N-CA	-27.30	53.45	121.70
4	1-X	454	TYR	C-N-CA	-27.30	53.45	121.70

Continued on next page...

Continued from previous page...

Mol	Chain	Res	Type	Atoms	Z	Observed(^{o})	Ideal(^{o})
4	4-F	454	TYR	C-N-CA	-27.30	53.46	121.70
4	5-F	454	TYR	C-N-CA	-27.30	53.46	121.70
4	6-F	454	TYR	C-N-CA	-27.30	53.46	121.70
4	7-F	454	TYR	C-N-CA	-27.30	53.46	121.70
4	8-F	454	TYR	C-N-CA	-27.30	53.46	121.70
4	2-L	454	TYR	C-N-CA	-27.29	53.47	121.70
4	4-L	454	TYR	C-N-CA	-27.29	53.47	121.70
4	5-L	454	TYR	C-N-CA	-27.29	53.47	121.70
4	6-L	454	TYR	C-N-CA	-27.29	53.47	121.70
4	7-L	454	TYR	C-N-CA	-27.29	53.47	121.70
4	4-R	462	GLU	C-N-CA	-24.73	59.89	121.70
4	5-R	462	GLU	C-N-CA	-24.73	59.89	121.70
4	6-R	462	GLU	C-N-CA	-24.73	59.89	121.70
4	7-R	462	GLU	C-N-CA	-24.73	59.89	121.70
4	8-R	462	GLU	C-N-CA	-24.73	59.89	121.70
4	1-R	462	GLU	C-N-CA	-24.72	59.90	121.70
4	1-L	462	GLU	C-N-CA	-24.72	59.91	121.70
4	4-F	462	GLU	C-N-CA	-24.71	59.91	121.70
4	5-F	462	GLU	C-N-CA	-24.71	59.91	121.70
4	6-F	462	GLU	C-N-CA	-24.71	59.91	121.70
4	7-F	462	GLU	C-N-CA	-24.71	59.91	121.70
4	8-F	462	GLU	C-N-CA	-24.71	59.91	121.70
4	2-R	462	GLU	C-N-CA	-24.71	59.91	121.70
4	3-L	462	GLU	C-N-CA	-24.71	59.92	121.70
4	3-R	462	GLU	C-N-CA	-24.71	59.91	121.70
4	8-L	462	GLU	C-N-CA	-24.71	59.92	121.70
4	2-F	462	GLU	C-N-CA	-24.71	59.92	121.70
4	2-L	462	GLU	C-N-CA	-24.71	59.92	121.70
4	3-F	462	GLU	C-N-CA	-24.71	59.92	121.70
4	4-L	462	GLU	C-N-CA	-24.71	59.92	121.70
4	5-L	462	GLU	C-N-CA	-24.71	59.92	121.70
4	6-L	462	GLU	C-N-CA	-24.71	59.92	121.70
4	7-L	462	GLU	C-N-CA	-24.71	59.92	121.70
4	2-X	462	GLU	C-N-CA	-24.71	59.93	121.70
4	4-X	462	GLU	C-N-CA	-24.71	59.93	121.70
4	5-X	462	GLU	C-N-CA	-24.71	59.93	121.70
4	6-X	462	GLU	C-N-CA	-24.71	59.93	121.70
4	7-X	462	GLU	C-N-CA	-24.71	59.93	121.70
4	3-X	462	GLU	C-N-CA	-24.70	59.94	121.70
4	8-X	462	GLU	C-N-CA	-24.70	59.94	121.70
4	1-F	462	GLU	C-N-CA	-24.70	59.95	121.70
4	1-X	462	GLU	C-N-CA	-24.69	59.97	121.70

Continued on next page...

Continued from previous page...

Mol	Chain	Res	Type	Atoms	Z	Observed(^{o})	Ideal(^{o})
4	1-X	450	GLU	N-CA-CB	24.34	154.41	110.60
4	1-F	450	GLU	N-CA-CB	24.34	154.41	110.60
5	1-S	338	GLU	CA-C-O	-24.33	69.00	120.10
4	2-R	450	GLU	N-CA-CB	24.33	154.39	110.60
4	3-R	450	GLU	N-CA-CB	24.33	154.39	110.60
4	1-L	450	GLU	N-CA-CB	24.32	154.38	110.60
4	2-L	450	GLU	N-CA-CB	24.32	154.38	110.60
5	4-G	338	GLU	CA-C-O	-24.32	69.03	120.10
4	4-L	450	GLU	N-CA-CB	24.32	154.38	110.60
4	4-R	450	GLU	N-CA-CB	24.32	154.37	110.60
5	5-G	338	GLU	CA-C-O	-24.32	69.03	120.10
4	5-L	450	GLU	N-CA-CB	24.32	154.38	110.60
4	5-R	450	GLU	N-CA-CB	24.32	154.37	110.60
5	6-G	338	GLU	CA-C-O	-24.32	69.03	120.10
4	6-L	450	GLU	N-CA-CB	24.32	154.38	110.60
4	6-R	450	GLU	N-CA-CB	24.32	154.37	110.60
5	7-G	338	GLU	CA-C-O	-24.32	69.03	120.10
4	7-L	450	GLU	N-CA-CB	24.32	154.38	110.60
4	7-R	450	GLU	N-CA-CB	24.32	154.37	110.60
5	8-G	338	GLU	CA-C-O	-24.32	69.03	120.10
4	8-R	450	GLU	N-CA-CB	24.32	154.37	110.60
5	2-Y	338	GLU	CA-C-O	-24.32	69.03	120.10
5	4-Y	338	GLU	CA-C-O	-24.32	69.03	120.10
5	5-Y	338	GLU	CA-C-O	-24.32	69.03	120.10
5	6-Y	338	GLU	CA-C-O	-24.32	69.03	120.10
5	7-Y	338	GLU	CA-C-O	-24.32	69.03	120.10
5	1-M	338	GLU	CA-C-O	-24.31	69.04	120.10
4	2-F	450	GLU	N-CA-CB	24.31	154.36	110.60
4	3-F	450	GLU	N-CA-CB	24.31	154.36	110.60
5	2-G	338	GLU	CA-C-O	-24.31	69.06	120.10
5	3-G	338	GLU	CA-C-O	-24.31	69.06	120.10
4	1-R	450	GLU	N-CA-CB	24.30	154.34	110.60
5	4-S	338	GLU	CA-C-O	-24.30	69.06	120.10
5	5-S	338	GLU	CA-C-O	-24.30	69.06	120.10
5	6-S	338	GLU	CA-C-O	-24.30	69.06	120.10
5	7-S	338	GLU	CA-C-O	-24.30	69.06	120.10
5	8-S	338	GLU	CA-C-O	-24.30	69.06	120.10
5	2-M	338	GLU	CA-C-O	-24.30	69.07	120.10
5	4-M	338	GLU	CA-C-O	-24.30	69.07	120.10
5	5-M	338	GLU	CA-C-O	-24.30	69.07	120.10
5	6-M	338	GLU	CA-C-O	-24.30	69.07	120.10
5	7-M	338	GLU	CA-C-O	-24.30	69.07	120.10

Continued on next page...

Continued from previous page...

Mol	Chain	Res	Type	Atoms	Z	Observed(^{o})	Ideal(^{o})
4	2-X	450	GLU	N-CA-CB	24.30	154.34	110.60
5	3-Y	338	GLU	CA-C-O	-24.30	69.07	120.10
4	4-X	450	GLU	N-CA-CB	24.30	154.34	110.60
4	5-X	450	GLU	N-CA-CB	24.30	154.34	110.60
4	6-X	450	GLU	N-CA-CB	24.30	154.34	110.60
4	7-X	450	GLU	N-CA-CB	24.30	154.34	110.60
5	8-Y	338	GLU	CA-C-O	-24.30	69.07	120.10
5	1-Y	338	GLU	CA-C-O	-24.30	69.08	120.10
4	3-L	450	GLU	N-CA-CB	24.30	154.33	110.60
5	3-M	338	GLU	CA-C-O	-24.30	69.08	120.10
4	8-L	450	GLU	N-CA-CB	24.30	154.33	110.60
5	8-M	338	GLU	CA-C-O	-24.30	69.08	120.10
5	2-S	338	GLU	CA-C-O	-24.30	69.08	120.10
5	3-S	338	GLU	CA-C-O	-24.30	69.08	120.10
4	3-X	450	GLU	N-CA-CB	24.30	154.33	110.60
4	8-X	450	GLU	N-CA-CB	24.30	154.33	110.60
5	1-G	338	GLU	CA-C-O	-24.29	69.09	120.10
4	4-F	450	GLU	N-CA-CB	24.28	154.30	110.60
4	5-F	450	GLU	N-CA-CB	24.28	154.30	110.60
4	6-F	450	GLU	N-CA-CB	24.28	154.30	110.60
4	7-F	450	GLU	N-CA-CB	24.28	154.30	110.60
4	8-F	450	GLU	N-CA-CB	24.28	154.30	110.60
4	3-L	453	TYR	O-C-N	-23.36	85.31	122.70
4	8-L	453	TYR	O-C-N	-23.36	85.31	122.70
4	1-R	453	TYR	O-C-N	-23.36	85.33	122.70
4	1-L	453	TYR	O-C-N	-23.36	85.33	122.70
4	1-X	453	TYR	O-C-N	-23.36	85.33	122.70
4	2-L	453	TYR	O-C-N	-23.35	85.34	122.70
4	3-X	453	TYR	O-C-N	-23.35	85.34	122.70
4	4-L	453	TYR	O-C-N	-23.35	85.34	122.70
4	5-L	453	TYR	O-C-N	-23.35	85.34	122.70
4	6-L	453	TYR	O-C-N	-23.35	85.34	122.70
4	7-L	453	TYR	O-C-N	-23.35	85.34	122.70
4	8-X	453	TYR	O-C-N	-23.35	85.34	122.70
4	2-F	453	TYR	O-C-N	-23.35	85.34	122.70
4	3-F	453	TYR	O-C-N	-23.35	85.34	122.70
4	4-F	453	TYR	O-C-N	-23.34	85.36	122.70
4	5-F	453	TYR	O-C-N	-23.34	85.36	122.70
4	6-F	453	TYR	O-C-N	-23.34	85.36	122.70
4	7-F	453	TYR	O-C-N	-23.34	85.36	122.70
4	8-F	453	TYR	O-C-N	-23.34	85.36	122.70
4	2-R	453	TYR	O-C-N	-23.34	85.36	122.70

Continued on next page...

Continued from previous page...

Mol	Chain	Res	Type	Atoms	Z	Observed(^{o})	Ideal(^{o})
4	3-R	453	TYR	O-C-N	-23.34	85.36	122.70
4	1-F	453	TYR	O-C-N	-23.33	85.38	122.70
4	2-X	453	TYR	O-C-N	-23.32	85.38	122.70
4	4-X	453	TYR	O-C-N	-23.32	85.38	122.70
4	5-X	453	TYR	O-C-N	-23.32	85.38	122.70
4	6-X	453	TYR	O-C-N	-23.32	85.38	122.70
4	7-X	453	TYR	O-C-N	-23.32	85.38	122.70
4	4-R	453	TYR	O-C-N	-23.32	85.39	122.70
4	5-R	453	TYR	O-C-N	-23.32	85.39	122.70
4	6-R	453	TYR	O-C-N	-23.32	85.39	122.70
4	7-R	453	TYR	O-C-N	-23.32	85.39	122.70
4	8-R	453	TYR	O-C-N	-23.32	85.39	122.70
4	3-L	400	GLY	CA-C-N	-22.79	67.07	117.20
4	8-L	400	GLY	CA-C-N	-22.79	67.07	117.20
4	4-R	400	GLY	CA-C-N	-22.78	67.08	117.20
4	5-R	400	GLY	CA-C-N	-22.78	67.08	117.20
4	6-R	400	GLY	CA-C-N	-22.78	67.08	117.20
4	7-R	400	GLY	CA-C-N	-22.78	67.08	117.20
4	8-R	400	GLY	CA-C-N	-22.78	67.08	117.20
4	1-X	400	GLY	CA-C-N	-22.77	67.10	117.20
4	4-F	400	GLY	CA-C-N	-22.77	67.10	117.20
4	5-F	400	GLY	CA-C-N	-22.77	67.10	117.20
4	6-F	400	GLY	CA-C-N	-22.77	67.10	117.20
4	7-F	400	GLY	CA-C-N	-22.77	67.10	117.20
4	8-F	400	GLY	CA-C-N	-22.77	67.10	117.20
4	1-L	400	GLY	CA-C-N	-22.77	67.11	117.20
4	1-R	400	GLY	CA-C-N	-22.77	67.11	117.20
4	2-R	400	GLY	CA-C-N	-22.77	67.11	117.20
4	2-X	400	GLY	CA-C-N	-22.77	67.11	117.20
4	3-R	400	GLY	CA-C-N	-22.77	67.11	117.20
4	4-X	400	GLY	CA-C-N	-22.77	67.11	117.20
4	5-X	400	GLY	CA-C-N	-22.77	67.11	117.20
4	6-X	400	GLY	CA-C-N	-22.77	67.11	117.20
4	7-X	400	GLY	CA-C-N	-22.77	67.11	117.20
4	2-F	400	GLY	CA-C-N	-22.77	67.11	117.20
4	2-L	400	GLY	CA-C-N	-22.77	67.11	117.20
4	3-F	400	GLY	CA-C-N	-22.77	67.11	117.20
4	4-L	400	GLY	CA-C-N	-22.77	67.11	117.20
4	5-L	400	GLY	CA-C-N	-22.77	67.11	117.20
4	6-L	400	GLY	CA-C-N	-22.77	67.11	117.20
4	7-L	400	GLY	CA-C-N	-22.77	67.11	117.20
4	1-F	400	GLY	CA-C-N	-22.76	67.12	117.20

Continued on next page...

Continued from previous page...

Mol	Chain	Res	Type	Atoms	Z	Observed(^{o})	Ideal(^{o})
4	3-X	400	GLY	CA-C-N	-22.76	67.12	117.20
4	8-X	400	GLY	CA-C-N	-22.76	67.12	117.20
4	2-L	450	GLU	CA-C-O	22.70	167.77	120.10
4	4-L	450	GLU	CA-C-O	22.70	167.77	120.10
4	5-L	450	GLU	CA-C-O	22.70	167.77	120.10
4	6-L	450	GLU	CA-C-O	22.70	167.77	120.10
4	7-L	450	GLU	CA-C-O	22.70	167.77	120.10
4	1-F	450	GLU	CA-C-O	22.69	167.74	120.10
4	1-X	450	GLU	CA-C-O	22.68	167.74	120.10
4	2-R	450	GLU	CA-C-O	22.68	167.73	120.10
4	3-R	450	GLU	CA-C-O	22.68	167.73	120.10
4	2-F	450	GLU	CA-C-O	22.68	167.72	120.10
4	3-F	450	GLU	CA-C-O	22.68	167.72	120.10
4	3-L	450	GLU	CA-C-O	22.67	167.71	120.10
4	8-L	450	GLU	CA-C-O	22.67	167.71	120.10
4	1-L	450	GLU	CA-C-O	22.66	167.69	120.10
4	4-R	450	GLU	CA-C-O	22.66	167.69	120.10
4	5-R	450	GLU	CA-C-O	22.66	167.69	120.10
4	6-R	450	GLU	CA-C-O	22.66	167.69	120.10
4	7-R	450	GLU	CA-C-O	22.66	167.69	120.10
4	8-R	450	GLU	CA-C-O	22.66	167.69	120.10
4	1-R	450	GLU	CA-C-O	22.66	167.68	120.10
4	4-F	450	GLU	CA-C-O	22.66	167.68	120.10
4	5-F	450	GLU	CA-C-O	22.66	167.68	120.10
4	6-F	450	GLU	CA-C-O	22.66	167.68	120.10
4	7-F	450	GLU	CA-C-O	22.66	167.68	120.10
4	8-F	450	GLU	CA-C-O	22.66	167.68	120.10
4	3-X	450	GLU	CA-C-O	22.65	167.67	120.10
4	8-X	450	GLU	CA-C-O	22.65	167.67	120.10
4	2-X	450	GLU	CA-C-O	22.65	167.66	120.10
4	4-X	450	GLU	CA-C-O	22.65	167.66	120.10
4	5-X	450	GLU	CA-C-O	22.65	167.66	120.10
4	6-X	450	GLU	CA-C-O	22.65	167.66	120.10
4	7-X	450	GLU	CA-C-O	22.65	167.66	120.10
5	1-M	340	ALA	N-CA-CB	22.42	141.49	110.10
5	2-Y	340	ALA	N-CA-CB	22.40	141.46	110.10
5	3-M	340	ALA	N-CA-CB	22.40	141.46	110.10
5	4-G	340	ALA	N-CA-CB	22.40	141.46	110.10
5	4-Y	340	ALA	N-CA-CB	22.40	141.46	110.10
5	5-G	340	ALA	N-CA-CB	22.40	141.46	110.10
5	5-Y	340	ALA	N-CA-CB	22.40	141.46	110.10
5	6-G	340	ALA	N-CA-CB	22.40	141.46	110.10

Continued on next page...

Continued from previous page...

Mol	Chain	Res	Type	Atoms	Z	Observed(^{o})	Ideal(^{o})
5	6-Y	340	ALA	N-CA-CB	22.40	141.46	110.10
5	7-G	340	ALA	N-CA-CB	22.40	141.46	110.10
5	7-Y	340	ALA	N-CA-CB	22.40	141.46	110.10
5	8-G	340	ALA	N-CA-CB	22.40	141.46	110.10
5	8-M	340	ALA	N-CA-CB	22.40	141.46	110.10
5	1-Y	340	ALA	N-CA-CB	22.40	141.46	110.10
5	2-S	340	ALA	N-CA-CB	22.39	141.45	110.10
5	3-S	340	ALA	N-CA-CB	22.39	141.45	110.10
5	3-Y	340	ALA	N-CA-CB	22.38	141.43	110.10
5	8-Y	340	ALA	N-CA-CB	22.38	141.43	110.10
5	2-G	340	ALA	N-CA-CB	22.38	141.43	110.10
5	3-G	340	ALA	N-CA-CB	22.38	141.43	110.10
5	4-S	340	ALA	N-CA-CB	22.36	141.40	110.10
5	5-S	340	ALA	N-CA-CB	22.36	141.40	110.10
5	6-S	340	ALA	N-CA-CB	22.36	141.40	110.10
5	7-S	340	ALA	N-CA-CB	22.36	141.40	110.10
5	8-S	340	ALA	N-CA-CB	22.36	141.40	110.10
5	2-M	340	ALA	N-CA-CB	22.34	141.38	110.10
5	4-M	340	ALA	N-CA-CB	22.34	141.38	110.10
5	5-M	340	ALA	N-CA-CB	22.34	141.38	110.10
5	6-M	340	ALA	N-CA-CB	22.34	141.38	110.10
5	7-M	340	ALA	N-CA-CB	22.34	141.38	110.10
5	1-G	340	ALA	N-CA-CB	22.32	141.35	110.10
5	1-S	340	ALA	N-CA-CB	22.31	141.34	110.10
1	1-K	276	ASP	O-C-N	21.70	157.42	122.70
1	1-A	276	ASP	O-C-N	21.70	157.42	122.70
1	1-E	276	ASP	O-C-N	21.69	157.40	122.70
1	1-Q	276	ASP	O-C-N	21.69	157.40	122.70
1	1-B	276	ASP	O-C-N	21.68	157.38	122.70
1	1-W	276	ASP	O-C-N	21.67	157.38	122.70
4	1-L	449	SER	O-C-N	21.64	157.33	122.70
4	1-X	449	SER	O-C-N	21.64	157.32	122.70
4	3-L	449	SER	O-C-N	21.63	157.31	122.70
4	8-L	449	SER	O-C-N	21.63	157.31	122.70
4	2-X	449	SER	O-C-N	21.63	157.31	122.70
4	4-X	449	SER	O-C-N	21.63	157.31	122.70
4	5-X	449	SER	O-C-N	21.63	157.31	122.70
4	6-X	449	SER	O-C-N	21.63	157.31	122.70
4	7-X	449	SER	O-C-N	21.63	157.31	122.70
4	2-F	449	SER	O-C-N	21.63	157.30	122.70
4	3-F	449	SER	O-C-N	21.63	157.30	122.70
4	4-R	449	SER	O-C-N	21.62	157.30	122.70

Continued on next page...

Continued from previous page...

Mol	Chain	Res	Type	Atoms	Z	Observed(^{o})	Ideal(^{o})
4	5-R	449	SER	O-C-N	21.62	157.30	122.70
4	6-R	449	SER	O-C-N	21.62	157.30	122.70
4	7-R	449	SER	O-C-N	21.62	157.30	122.70
4	8-R	449	SER	O-C-N	21.62	157.30	122.70
4	2-L	449	SER	O-C-N	21.62	157.29	122.70
4	4-L	449	SER	O-C-N	21.62	157.29	122.70
4	5-L	449	SER	O-C-N	21.62	157.29	122.70
4	6-L	449	SER	O-C-N	21.62	157.29	122.70
4	7-L	449	SER	O-C-N	21.62	157.29	122.70
4	4-F	449	SER	O-C-N	21.61	157.28	122.70
4	5-F	449	SER	O-C-N	21.61	157.28	122.70
4	6-F	449	SER	O-C-N	21.61	157.28	122.70
4	7-F	449	SER	O-C-N	21.61	157.28	122.70
4	8-F	449	SER	O-C-N	21.61	157.28	122.70
4	2-R	449	SER	O-C-N	21.61	157.28	122.70
4	3-R	449	SER	O-C-N	21.61	157.28	122.70
4	3-X	449	SER	O-C-N	21.61	157.28	122.70
4	8-X	449	SER	O-C-N	21.61	157.28	122.70
4	1-F	449	SER	O-C-N	21.61	157.27	122.70
4	1-R	449	SER	O-C-N	21.58	157.23	122.70
4	1-L	399	SER	C-N-CA	-21.32	77.52	122.30
4	4-F	399	SER	C-N-CA	-21.32	77.53	122.30
4	5-F	399	SER	C-N-CA	-21.32	77.53	122.30
4	6-F	399	SER	C-N-CA	-21.32	77.53	122.30
4	7-F	399	SER	C-N-CA	-21.32	77.53	122.30
4	8-F	399	SER	C-N-CA	-21.32	77.53	122.30
4	1-X	399	SER	C-N-CA	-21.31	77.55	122.30
4	2-R	399	SER	C-N-CA	-21.31	77.56	122.30
4	3-R	399	SER	C-N-CA	-21.31	77.56	122.30
4	3-X	399	SER	C-N-CA	-21.30	77.56	122.30
4	8-X	399	SER	C-N-CA	-21.30	77.56	122.30
4	2-F	399	SER	C-N-CA	-21.30	77.57	122.30
4	2-L	399	SER	C-N-CA	-21.30	77.57	122.30
4	3-F	399	SER	C-N-CA	-21.30	77.57	122.30
4	4-L	399	SER	C-N-CA	-21.30	77.57	122.30
4	5-L	399	SER	C-N-CA	-21.30	77.57	122.30
4	6-L	399	SER	C-N-CA	-21.30	77.57	122.30
4	7-L	399	SER	C-N-CA	-21.30	77.57	122.30
4	4-R	399	SER	C-N-CA	-21.30	77.57	122.30
4	5-R	399	SER	C-N-CA	-21.30	77.57	122.30
4	6-R	399	SER	C-N-CA	-21.30	77.57	122.30
4	7-R	399	SER	C-N-CA	-21.30	77.57	122.30

Continued on next page...

Continued from previous page...

Mol	Chain	Res	Type	Atoms	Z	Observed(^{o})	Ideal(^{o})
4	8-R	399	SER	C-N-CA	-21.30	77.57	122.30
4	3-L	399	SER	C-N-CA	-21.30	77.57	122.30
4	8-L	399	SER	C-N-CA	-21.30	77.57	122.30
4	2-X	399	SER	C-N-CA	-21.30	77.58	122.30
4	4-X	399	SER	C-N-CA	-21.30	77.58	122.30
4	5-X	399	SER	C-N-CA	-21.30	77.58	122.30
4	6-X	399	SER	C-N-CA	-21.30	77.58	122.30
4	7-X	399	SER	C-N-CA	-21.30	77.58	122.30
4	1-F	399	SER	C-N-CA	-21.29	77.59	122.30
4	1-R	399	SER	C-N-CA	-21.29	77.60	122.30
4	1-R	400	GLY	O-C-N	21.04	156.37	122.70
4	2-L	400	GLY	O-C-N	21.04	156.37	122.70
4	4-L	400	GLY	O-C-N	21.04	156.37	122.70
4	5-L	400	GLY	O-C-N	21.04	156.37	122.70
4	6-L	400	GLY	O-C-N	21.04	156.37	122.70
4	7-L	400	GLY	O-C-N	21.04	156.37	122.70
4	3-L	400	GLY	O-C-N	21.04	156.36	122.70
4	8-L	400	GLY	O-C-N	21.04	156.36	122.70
4	2-X	400	GLY	O-C-N	21.04	156.36	122.70
4	4-X	400	GLY	O-C-N	21.04	156.36	122.70
4	5-X	400	GLY	O-C-N	21.04	156.36	122.70
4	6-X	400	GLY	O-C-N	21.04	156.36	122.70
4	7-X	400	GLY	O-C-N	21.04	156.36	122.70
4	2-R	400	GLY	O-C-N	21.03	156.35	122.70
4	3-R	400	GLY	O-C-N	21.03	156.35	122.70
4	1-X	400	GLY	O-C-N	21.03	156.35	122.70
4	2-F	400	GLY	O-C-N	21.02	156.34	122.70
4	3-F	400	GLY	O-C-N	21.02	156.34	122.70
4	1-F	400	GLY	O-C-N	21.02	156.33	122.70
4	1-L	400	GLY	O-C-N	21.00	156.31	122.70
4	3-X	400	GLY	O-C-N	20.99	156.29	122.70
4	8-X	400	GLY	O-C-N	20.99	156.29	122.70
4	4-R	400	GLY	O-C-N	20.99	156.28	122.70
4	5-R	400	GLY	O-C-N	20.99	156.28	122.70
4	6-R	400	GLY	O-C-N	20.99	156.28	122.70
4	7-R	400	GLY	O-C-N	20.99	156.28	122.70
4	8-R	400	GLY	O-C-N	20.99	156.28	122.70
4	4-F	400	GLY	O-C-N	20.99	156.28	122.70
4	5-F	400	GLY	O-C-N	20.99	156.28	122.70
4	6-F	400	GLY	O-C-N	20.99	156.28	122.70
4	7-F	400	GLY	O-C-N	20.99	156.28	122.70
4	8-F	400	GLY	O-C-N	20.99	156.28	122.70

Continued on next page...

Continued from previous page...

Mol	Chain	Res	Type	Atoms	Z	Observed(^{o})	Ideal(^{o})
4	4-F	422	ASN	C-N-CA	-20.45	70.56	121.70
4	5-F	422	ASN	C-N-CA	-20.45	70.56	121.70
4	6-F	422	ASN	C-N-CA	-20.45	70.56	121.70
4	7-F	422	ASN	C-N-CA	-20.45	70.56	121.70
4	8-F	422	ASN	C-N-CA	-20.45	70.56	121.70
4	2-L	422	ASN	C-N-CA	-20.44	70.60	121.70
4	4-L	422	ASN	C-N-CA	-20.44	70.60	121.70
4	5-L	422	ASN	C-N-CA	-20.44	70.60	121.70
4	6-L	422	ASN	C-N-CA	-20.44	70.60	121.70
4	7-L	422	ASN	C-N-CA	-20.44	70.60	121.70
4	1-R	422	ASN	C-N-CA	-20.44	70.61	121.70
4	1-F	422	ASN	C-N-CA	-20.43	70.62	121.70
4	1-L	422	ASN	C-N-CA	-20.43	70.61	121.70
4	2-F	422	ASN	C-N-CA	-20.43	70.61	121.70
4	2-X	422	ASN	C-N-CA	-20.43	70.61	121.70
4	3-F	422	ASN	C-N-CA	-20.43	70.61	121.70
4	4-X	422	ASN	C-N-CA	-20.43	70.61	121.70
4	5-X	422	ASN	C-N-CA	-20.43	70.61	121.70
4	6-X	422	ASN	C-N-CA	-20.43	70.61	121.70
4	7-X	422	ASN	C-N-CA	-20.43	70.61	121.70
4	3-L	422	ASN	C-N-CA	-20.43	70.62	121.70
4	8-L	422	ASN	C-N-CA	-20.43	70.62	121.70
4	3-X	422	ASN	C-N-CA	-20.43	70.62	121.70
4	4-R	422	ASN	C-N-CA	-20.43	70.62	121.70
4	5-R	422	ASN	C-N-CA	-20.43	70.62	121.70
4	6-R	422	ASN	C-N-CA	-20.43	70.62	121.70
4	7-R	422	ASN	C-N-CA	-20.43	70.62	121.70
4	8-R	422	ASN	C-N-CA	-20.43	70.62	121.70
4	8-X	422	ASN	C-N-CA	-20.43	70.62	121.70
4	2-R	422	ASN	C-N-CA	-20.43	70.62	121.70
4	3-R	422	ASN	C-N-CA	-20.43	70.62	121.70
4	1-X	422	ASN	C-N-CA	-20.41	70.67	121.70
4	1-X	402	ALA	N-CA-C	-20.40	55.91	111.00
4	4-F	402	ALA	N-CA-C	-20.40	55.93	111.00
4	5-F	402	ALA	N-CA-C	-20.40	55.93	111.00
4	6-F	402	ALA	N-CA-C	-20.40	55.93	111.00
4	7-F	402	ALA	N-CA-C	-20.40	55.93	111.00
4	8-F	402	ALA	N-CA-C	-20.40	55.93	111.00
4	2-L	402	ALA	N-CA-C	-20.40	55.93	111.00
4	4-L	402	ALA	N-CA-C	-20.40	55.93	111.00
4	4-R	402	ALA	N-CA-C	-20.40	55.93	111.00
4	5-L	402	ALA	N-CA-C	-20.40	55.93	111.00

Continued on next page...

Continued from previous page...

Mol	Chain	Res	Type	Atoms	Z	Observed(^{o})	Ideal(^{o})
4	5-R	402	ALA	N-CA-C	-20.40	55.93	111.00
4	6-L	402	ALA	N-CA-C	-20.40	55.93	111.00
4	6-R	402	ALA	N-CA-C	-20.40	55.93	111.00
4	7-L	402	ALA	N-CA-C	-20.40	55.93	111.00
4	7-R	402	ALA	N-CA-C	-20.40	55.93	111.00
4	8-R	402	ALA	N-CA-C	-20.40	55.93	111.00
4	2-X	402	ALA	N-CA-C	-20.39	55.94	111.00
4	4-X	402	ALA	N-CA-C	-20.39	55.94	111.00
4	5-X	402	ALA	N-CA-C	-20.39	55.94	111.00
4	6-X	402	ALA	N-CA-C	-20.39	55.94	111.00
4	7-X	402	ALA	N-CA-C	-20.39	55.94	111.00
4	3-L	402	ALA	N-CA-C	-20.39	55.94	111.00
4	8-L	402	ALA	N-CA-C	-20.39	55.94	111.00
4	2-R	402	ALA	N-CA-C	-20.39	55.95	111.00
4	3-R	402	ALA	N-CA-C	-20.39	55.95	111.00
4	3-X	402	ALA	N-CA-C	-20.39	55.95	111.00
4	8-X	402	ALA	N-CA-C	-20.39	55.95	111.00
4	1-R	402	ALA	N-CA-C	-20.38	55.97	111.00
4	1-L	402	ALA	N-CA-C	-20.38	55.98	111.00
4	2-F	402	ALA	N-CA-C	-20.38	55.98	111.00
4	3-F	402	ALA	N-CA-C	-20.38	55.98	111.00
4	1-F	402	ALA	N-CA-C	-20.38	55.99	111.00
4	3-X	448	ARG	CA-C-N	-20.34	72.45	117.20
4	8-X	448	ARG	CA-C-N	-20.34	72.45	117.20
4	2-X	448	ARG	CA-C-N	-20.34	72.45	117.20
4	4-X	448	ARG	CA-C-N	-20.34	72.45	117.20
4	5-X	448	ARG	CA-C-N	-20.34	72.45	117.20
4	6-X	448	ARG	CA-C-N	-20.34	72.45	117.20
4	7-X	448	ARG	CA-C-N	-20.34	72.45	117.20
4	1-L	448	ARG	CA-C-N	-20.34	72.46	117.20
4	4-R	448	ARG	CA-C-N	-20.34	72.46	117.20
4	5-R	448	ARG	CA-C-N	-20.34	72.46	117.20
4	6-R	448	ARG	CA-C-N	-20.34	72.46	117.20
4	7-R	448	ARG	CA-C-N	-20.34	72.46	117.20
4	8-R	448	ARG	CA-C-N	-20.34	72.46	117.20
4	1-X	448	ARG	CA-C-N	-20.34	72.46	117.20
4	1-F	448	ARG	CA-C-N	-20.33	72.47	117.20
4	4-F	448	ARG	CA-C-N	-20.33	72.47	117.20
4	5-F	448	ARG	CA-C-N	-20.33	72.47	117.20
4	6-F	448	ARG	CA-C-N	-20.33	72.47	117.20
4	7-F	448	ARG	CA-C-N	-20.33	72.47	117.20
4	8-F	448	ARG	CA-C-N	-20.33	72.47	117.20

Continued on next page...

Continued from previous page...

Mol	Chain	Res	Type	Atoms	Z	Observed(^{o})	Ideal(^{o})
4	1-R	448	ARG	CA-C-N	-20.33	72.48	117.20
4	2-L	448	ARG	CA-C-N	-20.33	72.48	117.20
4	2-R	448	ARG	CA-C-N	-20.33	72.48	117.20
4	3-R	448	ARG	CA-C-N	-20.33	72.48	117.20
4	4-L	448	ARG	CA-C-N	-20.33	72.48	117.20
4	5-L	448	ARG	CA-C-N	-20.33	72.48	117.20
4	6-L	448	ARG	CA-C-N	-20.33	72.48	117.20
4	7-L	448	ARG	CA-C-N	-20.33	72.48	117.20
4	2-F	448	ARG	CA-C-N	-20.32	72.49	117.20
4	3-F	448	ARG	CA-C-N	-20.32	72.49	117.20
4	3-L	448	ARG	CA-C-N	-20.31	72.53	117.20
4	8-L	448	ARG	CA-C-N	-20.31	72.53	117.20
5	1-M	338	GLU	O-C-N	19.89	154.52	122.70
5	4-G	338	GLU	O-C-N	19.88	154.51	122.70
5	5-G	338	GLU	O-C-N	19.88	154.51	122.70
5	6-G	338	GLU	O-C-N	19.88	154.51	122.70
5	7-G	338	GLU	O-C-N	19.88	154.51	122.70
5	8-G	338	GLU	O-C-N	19.88	154.51	122.70
5	2-Y	338	GLU	O-C-N	19.88	154.50	122.70
5	4-Y	338	GLU	O-C-N	19.88	154.50	122.70
5	5-Y	338	GLU	O-C-N	19.88	154.50	122.70
5	6-Y	338	GLU	O-C-N	19.88	154.50	122.70
5	7-Y	338	GLU	O-C-N	19.88	154.50	122.70
5	1-S	338	GLU	O-C-N	19.87	154.50	122.70
5	4-S	338	GLU	O-C-N	19.87	154.50	122.70
5	5-S	338	GLU	O-C-N	19.87	154.50	122.70
5	6-S	338	GLU	O-C-N	19.87	154.50	122.70
5	7-S	338	GLU	O-C-N	19.87	154.50	122.70
5	8-S	338	GLU	O-C-N	19.87	154.50	122.70
4	3-X	450	GLU	C-N-CA	-19.84	72.09	121.70
4	8-X	450	GLU	C-N-CA	-19.84	72.09	121.70
5	2-S	338	GLU	O-C-N	19.84	154.45	122.70
5	3-S	338	GLU	O-C-N	19.84	154.45	122.70
4	1-L	450	GLU	C-N-CA	-19.83	72.12	121.70
5	1-G	338	GLU	O-C-N	19.83	154.43	122.70
5	3-Y	338	GLU	O-C-N	19.83	154.43	122.70
5	8-Y	338	GLU	O-C-N	19.83	154.43	122.70
5	2-G	338	GLU	O-C-N	19.83	154.43	122.70
5	2-M	338	GLU	O-C-N	19.83	154.43	122.70
5	3-G	338	GLU	O-C-N	19.83	154.43	122.70
5	3-M	338	GLU	O-C-N	19.83	154.43	122.70
5	4-M	338	GLU	O-C-N	19.83	154.43	122.70

Continued on next page...

Continued from previous page...

Mol	Chain	Res	Type	Atoms	Z	Observed(^{o})	Ideal(^{o})
4	4-R	450	GLU	C-N-CA	-19.83	72.13	121.70
5	5-M	338	GLU	O-C-N	19.83	154.43	122.70
4	5-R	450	GLU	C-N-CA	-19.83	72.13	121.70
5	6-M	338	GLU	O-C-N	19.83	154.43	122.70
4	6-R	450	GLU	C-N-CA	-19.83	72.13	121.70
5	7-M	338	GLU	O-C-N	19.83	154.43	122.70
4	7-R	450	GLU	C-N-CA	-19.83	72.13	121.70
5	8-M	338	GLU	O-C-N	19.83	154.43	122.70
4	8-R	450	GLU	C-N-CA	-19.83	72.13	121.70
4	2-X	450	GLU	C-N-CA	-19.83	72.13	121.70
4	3-L	450	GLU	C-N-CA	-19.83	72.13	121.70
4	4-X	450	GLU	C-N-CA	-19.83	72.13	121.70
4	5-X	450	GLU	C-N-CA	-19.83	72.13	121.70
4	6-X	450	GLU	C-N-CA	-19.83	72.13	121.70
4	7-X	450	GLU	C-N-CA	-19.83	72.13	121.70
4	8-L	450	GLU	C-N-CA	-19.83	72.13	121.70
4	2-R	450	GLU	C-N-CA	-19.83	72.13	121.70
4	3-R	450	GLU	C-N-CA	-19.83	72.13	121.70
4	2-F	450	GLU	C-N-CA	-19.82	72.14	121.70
4	3-F	450	GLU	C-N-CA	-19.82	72.14	121.70
4	4-F	450	GLU	C-N-CA	-19.82	72.14	121.70
4	5-F	450	GLU	C-N-CA	-19.82	72.14	121.70
4	6-F	450	GLU	C-N-CA	-19.82	72.14	121.70
4	7-F	450	GLU	C-N-CA	-19.82	72.14	121.70
4	8-F	450	GLU	C-N-CA	-19.82	72.14	121.70
5	1-Y	338	GLU	O-C-N	19.82	154.42	122.70
4	1-R	450	GLU	C-N-CA	-19.82	72.16	121.70
4	2-L	450	GLU	C-N-CA	-19.81	72.17	121.70
4	4-L	450	GLU	C-N-CA	-19.81	72.17	121.70
4	5-L	450	GLU	C-N-CA	-19.81	72.17	121.70
4	6-L	450	GLU	C-N-CA	-19.81	72.17	121.70
4	7-L	450	GLU	C-N-CA	-19.81	72.17	121.70
4	1-F	450	GLU	C-N-CA	-19.81	72.17	121.70
4	1-X	450	GLU	C-N-CA	-19.81	72.18	121.70
4	1-F	455	ILE	C-N-CA	-19.37	73.28	121.70
4	4-R	455	ILE	C-N-CA	-19.36	73.29	121.70
4	5-R	455	ILE	C-N-CA	-19.36	73.29	121.70
4	6-R	455	ILE	C-N-CA	-19.36	73.29	121.70
4	7-R	455	ILE	C-N-CA	-19.36	73.29	121.70
4	8-R	455	ILE	C-N-CA	-19.36	73.29	121.70
4	1-L	455	ILE	C-N-CA	-19.36	73.30	121.70
4	3-X	455	ILE	C-N-CA	-19.36	73.31	121.70

Continued on next page...

Continued from previous page...

Mol	Chain	Res	Type	Atoms	Z	Observed(^{o})	Ideal(^{o})
4	8-X	455	ILE	C-N-CA	-19.36	73.31	121.70
4	1-X	455	ILE	C-N-CA	-19.35	73.32	121.70
4	2-L	455	ILE	C-N-CA	-19.35	73.33	121.70
4	4-L	455	ILE	C-N-CA	-19.35	73.33	121.70
4	5-L	455	ILE	C-N-CA	-19.35	73.33	121.70
4	6-L	455	ILE	C-N-CA	-19.35	73.33	121.70
4	7-L	455	ILE	C-N-CA	-19.35	73.33	121.70
4	2-F	455	ILE	C-N-CA	-19.34	73.34	121.70
4	2-R	455	ILE	C-N-CA	-19.34	73.34	121.70
4	3-F	455	ILE	C-N-CA	-19.34	73.34	121.70
4	3-R	455	ILE	C-N-CA	-19.34	73.34	121.70
4	3-L	455	ILE	C-N-CA	-19.34	73.34	121.70
4	8-L	455	ILE	C-N-CA	-19.34	73.34	121.70
4	4-F	455	ILE	C-N-CA	-19.34	73.35	121.70
4	5-F	455	ILE	C-N-CA	-19.34	73.35	121.70
4	6-F	455	ILE	C-N-CA	-19.34	73.35	121.70
4	7-F	455	ILE	C-N-CA	-19.34	73.35	121.70
4	8-F	455	ILE	C-N-CA	-19.34	73.35	121.70
4	2-X	455	ILE	C-N-CA	-19.34	73.36	121.70
4	4-X	455	ILE	C-N-CA	-19.34	73.36	121.70
4	5-X	455	ILE	C-N-CA	-19.34	73.36	121.70
4	6-X	455	ILE	C-N-CA	-19.34	73.36	121.70
4	7-X	455	ILE	C-N-CA	-19.34	73.36	121.70
4	1-R	455	ILE	C-N-CA	-19.32	73.39	121.70
4	2-L	402	ALA	CB-CA-C	-18.88	81.78	110.10
4	4-L	402	ALA	CB-CA-C	-18.88	81.78	110.10
4	5-L	402	ALA	CB-CA-C	-18.88	81.78	110.10
4	6-L	402	ALA	CB-CA-C	-18.88	81.78	110.10
4	7-L	402	ALA	CB-CA-C	-18.88	81.78	110.10
4	4-F	402	ALA	CB-CA-C	-18.88	81.78	110.10
4	5-F	402	ALA	CB-CA-C	-18.88	81.78	110.10
4	6-F	402	ALA	CB-CA-C	-18.88	81.78	110.10
4	7-F	402	ALA	CB-CA-C	-18.88	81.78	110.10
4	8-F	402	ALA	CB-CA-C	-18.88	81.78	110.10
4	2-X	402	ALA	CB-CA-C	-18.86	81.81	110.10
4	4-X	402	ALA	CB-CA-C	-18.86	81.81	110.10
4	5-X	402	ALA	CB-CA-C	-18.86	81.81	110.10
4	6-X	402	ALA	CB-CA-C	-18.86	81.81	110.10
4	7-X	402	ALA	CB-CA-C	-18.86	81.81	110.10
4	1-X	402	ALA	CB-CA-C	-18.85	81.82	110.10
4	2-R	402	ALA	CB-CA-C	-18.85	81.82	110.10
4	3-R	402	ALA	CB-CA-C	-18.85	81.82	110.10

Continued on next page...

Continued from previous page...

Mol	Chain	Res	Type	Atoms	Z	Observed(^{o})	Ideal(^{o})
4	4-R	402	ALA	CB-CA-C	-18.84	81.84	110.10
4	5-R	402	ALA	CB-CA-C	-18.84	81.84	110.10
4	6-R	402	ALA	CB-CA-C	-18.84	81.84	110.10
4	7-R	402	ALA	CB-CA-C	-18.84	81.84	110.10
4	8-R	402	ALA	CB-CA-C	-18.84	81.84	110.10
4	2-F	402	ALA	CB-CA-C	-18.84	81.84	110.10
4	3-F	402	ALA	CB-CA-C	-18.84	81.84	110.10
4	1-F	402	ALA	CB-CA-C	-18.83	81.85	110.10
4	1-L	402	ALA	CB-CA-C	-18.83	81.85	110.10
4	3-X	402	ALA	CB-CA-C	-18.83	81.86	110.10
4	8-X	402	ALA	CB-CA-C	-18.83	81.86	110.10
4	3-L	402	ALA	CB-CA-C	-18.82	81.87	110.10
4	8-L	402	ALA	CB-CA-C	-18.82	81.87	110.10
4	1-R	402	ALA	CB-CA-C	-18.81	81.88	110.10
4	3-L	398	LYS	O-C-N	-18.73	92.73	122.70
4	8-L	398	LYS	O-C-N	-18.73	92.73	122.70
4	1-R	398	LYS	O-C-N	-18.72	92.74	122.70
4	2-F	398	LYS	O-C-N	-18.72	92.75	122.70
4	3-F	398	LYS	O-C-N	-18.72	92.75	122.70
4	1-F	398	LYS	O-C-N	-18.72	92.75	122.70
4	1-L	398	LYS	O-C-N	-18.71	92.76	122.70
4	2-R	398	LYS	O-C-N	-18.70	92.78	122.70
4	3-R	398	LYS	O-C-N	-18.70	92.78	122.70
4	4-R	398	LYS	O-C-N	-18.70	92.78	122.70
4	5-R	398	LYS	O-C-N	-18.70	92.78	122.70
4	6-R	398	LYS	O-C-N	-18.70	92.78	122.70
4	7-R	398	LYS	O-C-N	-18.70	92.78	122.70
4	8-R	398	LYS	O-C-N	-18.70	92.78	122.70
4	4-F	398	LYS	O-C-N	-18.70	92.78	122.70
4	5-F	398	LYS	O-C-N	-18.70	92.78	122.70
4	6-F	398	LYS	O-C-N	-18.70	92.78	122.70
4	7-F	398	LYS	O-C-N	-18.70	92.78	122.70
4	8-F	398	LYS	O-C-N	-18.70	92.78	122.70
4	2-L	398	LYS	O-C-N	-18.69	92.80	122.70
4	4-L	398	LYS	O-C-N	-18.69	92.80	122.70
4	5-L	398	LYS	O-C-N	-18.69	92.80	122.70
4	6-L	398	LYS	O-C-N	-18.69	92.80	122.70
4	7-L	398	LYS	O-C-N	-18.69	92.80	122.70
4	2-X	398	LYS	O-C-N	-18.68	92.81	122.70
4	3-X	398	LYS	O-C-N	-18.68	92.81	122.70
4	4-X	398	LYS	O-C-N	-18.68	92.81	122.70
4	5-X	398	LYS	O-C-N	-18.68	92.81	122.70

Continued on next page...

Continued from previous page...

Mol	Chain	Res	Type	Atoms	Z	Observed(^{o})	Ideal(^{o})
4	6-X	398	LYS	O-C-N	-18.68	92.81	122.70
4	7-X	398	LYS	O-C-N	-18.68	92.81	122.70
4	8-X	398	LYS	O-C-N	-18.68	92.81	122.70
4	1-X	398	LYS	O-C-N	-18.65	92.85	122.70
6	1-H	494	LEU	CA-C-N	-18.45	76.62	117.20
6	1-Z	494	LEU	CA-C-N	-18.44	76.64	117.20
6	3-Z	494	LEU	CA-C-N	-18.43	76.65	117.20
6	8-Z	494	LEU	CA-C-N	-18.43	76.65	117.20
6	4-H	494	LEU	CA-C-N	-18.42	76.68	117.20
6	5-H	494	LEU	CA-C-N	-18.42	76.68	117.20
6	6-H	494	LEU	CA-C-N	-18.42	76.68	117.20
6	7-H	494	LEU	CA-C-N	-18.42	76.68	117.20
6	8-H	494	LEU	CA-C-N	-18.42	76.68	117.20
6	3-N	494	LEU	CA-C-N	-18.42	76.68	117.20
6	8-N	494	LEU	CA-C-N	-18.42	76.68	117.20
6	4-T	494	LEU	CA-C-N	-18.42	76.68	117.20
6	5-T	494	LEU	CA-C-N	-18.42	76.68	117.20
6	6-T	494	LEU	CA-C-N	-18.42	76.68	117.20
6	7-T	494	LEU	CA-C-N	-18.42	76.68	117.20
6	8-T	494	LEU	CA-C-N	-18.42	76.68	117.20
6	1-T	494	LEU	CA-C-N	-18.41	76.69	117.20
6	2-H	494	LEU	CA-C-N	-18.41	76.69	117.20
6	3-H	494	LEU	CA-C-N	-18.41	76.69	117.20
6	2-N	494	LEU	CA-C-N	-18.41	76.70	117.20
6	4-N	494	LEU	CA-C-N	-18.41	76.70	117.20
6	5-N	494	LEU	CA-C-N	-18.41	76.70	117.20
6	6-N	494	LEU	CA-C-N	-18.41	76.70	117.20
6	7-N	494	LEU	CA-C-N	-18.41	76.70	117.20
6	2-T	494	LEU	CA-C-N	-18.40	76.71	117.20
6	3-T	494	LEU	CA-C-N	-18.40	76.71	117.20
6	2-Z	494	LEU	CA-C-N	-18.39	76.73	117.20
6	4-Z	494	LEU	CA-C-N	-18.39	76.73	117.20
6	5-Z	494	LEU	CA-C-N	-18.39	76.73	117.20
6	6-Z	494	LEU	CA-C-N	-18.39	76.73	117.20
6	7-Z	494	LEU	CA-C-N	-18.39	76.73	117.20
6	1-N	494	LEU	CA-C-N	-18.39	76.74	117.20
1	1-K	276	ASP	CA-C-N	-18.34	76.84	117.20
1	1-A	276	ASP	CA-C-N	-18.34	76.85	117.20
1	1-B	276	ASP	CA-C-N	-18.33	76.87	117.20
1	1-Q	276	ASP	CA-C-N	-18.33	76.86	117.20
1	1-E	276	ASP	CA-C-N	-18.33	76.87	117.20
1	1-W	276	ASP	CA-C-N	-18.32	76.89	117.20

Continued on next page...

Continued from previous page...

Mol	Chain	Res	Type	Atoms	Z	Observed(^{o})	Ideal(^{o})
3	2-V	1519	SER	C-N-CA	-18.07	84.35	122.30
3	3-V	1519	SER	C-N-CA	-18.07	84.35	122.30
3	4-V	1519	SER	C-N-CA	-18.07	84.35	122.30
3	5-D	1519	SER	C-N-CA	-18.07	84.35	122.30
3	5-V	1519	SER	C-N-CA	-18.07	84.35	122.30
3	6-V	1519	SER	C-N-CA	-18.07	84.35	122.30
3	7-D	1519	SER	C-N-CA	-18.07	84.35	122.30
3	7-V	1519	SER	C-N-CA	-18.07	84.35	122.30
3	8-V	1519	SER	C-N-CA	-18.07	84.35	122.30
3	5-P	1519	SER	C-N-CA	-18.06	84.37	122.30
3	7-P	1519	SER	C-N-CA	-18.06	84.37	122.30
3	2-P	1519	SER	C-N-CA	-18.06	84.38	122.30
3	3-P	1519	SER	C-N-CA	-18.06	84.38	122.30
3	4-P	1519	SER	C-N-CA	-18.06	84.38	122.30
3	6-P	1519	SER	C-N-CA	-18.06	84.38	122.30
3	8-P	1519	SER	C-N-CA	-18.06	84.38	122.30
3	1-V	1519	SER	C-N-CA	-18.05	84.39	122.30
3	2-D	1519	SER	C-N-CA	-18.05	84.40	122.30
3	3-D	1519	SER	C-N-CA	-18.05	84.40	122.30
3	4-D	1519	SER	C-N-CA	-18.05	84.40	122.30
3	6-D	1519	SER	C-N-CA	-18.05	84.40	122.30
3	8-D	1519	SER	C-N-CA	-18.05	84.40	122.30
3	1-J	1519	SER	C-N-CA	-18.04	84.41	122.30
3	2-J	1519	SER	C-N-CA	-18.04	84.42	122.30
3	3-J	1519	SER	C-N-CA	-18.04	84.42	122.30
3	4-J	1519	SER	C-N-CA	-18.04	84.42	122.30
3	5-J	1519	SER	C-N-CA	-18.04	84.42	122.30
3	6-J	1519	SER	C-N-CA	-18.04	84.42	122.30
3	7-J	1519	SER	C-N-CA	-18.04	84.42	122.30
3	8-J	1519	SER	C-N-CA	-18.04	84.42	122.30
3	1-P	1519	SER	C-N-CA	-18.04	84.43	122.30
5	2-S	341	ALA	CA-C-O	-18.03	82.23	120.10
5	3-S	341	ALA	CA-C-O	-18.03	82.23	120.10
5	2-Y	341	ALA	CA-C-O	-18.03	82.24	120.10
5	4-Y	341	ALA	CA-C-O	-18.03	82.24	120.10
5	5-Y	341	ALA	CA-C-O	-18.03	82.24	120.10
5	6-Y	341	ALA	CA-C-O	-18.03	82.24	120.10
5	7-Y	341	ALA	CA-C-O	-18.03	82.24	120.10
3	1-D	1519	SER	C-N-CA	-18.03	84.44	122.30
5	1-S	341	ALA	CA-C-O	-18.02	82.26	120.10
5	4-S	341	ALA	CA-C-O	-18.01	82.28	120.10
5	5-S	341	ALA	CA-C-O	-18.01	82.28	120.10

Continued on next page...

Continued from previous page...

Mol	Chain	Res	Type	Atoms	Z	Observed(^{o})	Ideal(^{o})
5	6-S	341	ALA	CA-C-O	-18.01	82.28	120.10
5	7-S	341	ALA	CA-C-O	-18.01	82.28	120.10
5	8-S	341	ALA	CA-C-O	-18.01	82.28	120.10
5	1-G	341	ALA	CA-C-O	-18.01	82.28	120.10
5	3-M	341	ALA	CA-C-O	-18.00	82.29	120.10
5	8-M	341	ALA	CA-C-O	-18.00	82.29	120.10
5	4-G	341	ALA	CA-C-O	-18.00	82.30	120.10
5	5-G	341	ALA	CA-C-O	-18.00	82.30	120.10
5	6-G	341	ALA	CA-C-O	-18.00	82.30	120.10
5	7-G	341	ALA	CA-C-O	-18.00	82.30	120.10
5	8-G	341	ALA	CA-C-O	-18.00	82.30	120.10
5	1-Y	341	ALA	CA-C-O	-18.00	82.30	120.10
5	2-G	341	ALA	CA-C-O	-18.00	82.30	120.10
5	3-G	341	ALA	CA-C-O	-18.00	82.30	120.10
5	2-M	341	ALA	CA-C-O	-18.00	82.31	120.10
5	4-M	341	ALA	CA-C-O	-18.00	82.31	120.10
5	5-M	341	ALA	CA-C-O	-18.00	82.31	120.10
5	6-M	341	ALA	CA-C-O	-18.00	82.31	120.10
5	7-M	341	ALA	CA-C-O	-18.00	82.31	120.10
5	3-Y	341	ALA	CA-C-O	-17.98	82.33	120.10
5	8-Y	341	ALA	CA-C-O	-17.98	82.33	120.10
5	1-M	341	ALA	CA-C-O	-17.97	82.36	120.10
4	1-L	457	ALA	N-CA-CB	-17.68	85.35	110.10
5	1-S	326	LEU	CA-C-O	-17.66	83.02	120.10
4	2-X	457	ALA	N-CA-CB	-17.65	85.39	110.10
4	4-X	457	ALA	N-CA-CB	-17.65	85.39	110.10
4	5-X	457	ALA	N-CA-CB	-17.65	85.39	110.10
4	6-X	457	ALA	N-CA-CB	-17.65	85.39	110.10
4	7-X	457	ALA	N-CA-CB	-17.65	85.39	110.10
4	3-L	457	ALA	N-CA-CB	-17.65	85.39	110.10
4	8-L	457	ALA	N-CA-CB	-17.65	85.39	110.10
5	3-Y	326	LEU	CA-C-O	-17.65	83.04	120.10
5	8-Y	326	LEU	CA-C-O	-17.65	83.04	120.10
4	2-F	457	ALA	N-CA-CB	-17.64	85.40	110.10
4	3-F	457	ALA	N-CA-CB	-17.64	85.40	110.10
4	4-F	457	ALA	N-CA-CB	-17.64	85.40	110.10
4	5-F	457	ALA	N-CA-CB	-17.64	85.40	110.10
4	6-F	457	ALA	N-CA-CB	-17.64	85.40	110.10
4	7-F	457	ALA	N-CA-CB	-17.64	85.40	110.10
4	8-F	457	ALA	N-CA-CB	-17.64	85.40	110.10
4	3-X	457	ALA	N-CA-CB	-17.64	85.40	110.10
4	8-X	457	ALA	N-CA-CB	-17.64	85.40	110.10

Continued on next page...

Continued from previous page...

Mol	Chain	Res	Type	Atoms	Z	Observed(^{o})	Ideal(^{o})
4	1-F	457	ALA	N-CA-CB	-17.64	85.40	110.10
4	2-L	457	ALA	N-CA-CB	-17.64	85.40	110.10
4	4-L	457	ALA	N-CA-CB	-17.64	85.40	110.10
4	5-L	457	ALA	N-CA-CB	-17.64	85.40	110.10
4	6-L	457	ALA	N-CA-CB	-17.64	85.40	110.10
4	7-L	457	ALA	N-CA-CB	-17.64	85.40	110.10
5	1-M	326	LEU	CA-C-O	-17.64	83.06	120.10
4	2-R	458	ASP	CA-C-N	-17.64	78.40	117.20
4	3-R	458	ASP	CA-C-N	-17.64	78.40	117.20
4	1-R	457	ALA	N-CA-CB	-17.64	85.41	110.10
4	1-X	458	ASP	CA-C-N	-17.63	78.41	117.20
5	1-Y	326	LEU	CA-C-O	-17.63	83.07	120.10
5	1-G	326	LEU	CA-C-O	-17.63	83.08	120.10
5	2-M	326	LEU	CA-C-O	-17.63	83.08	120.10
5	2-Y	326	LEU	CA-C-O	-17.63	83.08	120.10
5	4-M	326	LEU	CA-C-O	-17.63	83.08	120.10
5	4-Y	326	LEU	CA-C-O	-17.63	83.08	120.10
5	5-M	326	LEU	CA-C-O	-17.63	83.08	120.10
5	5-Y	326	LEU	CA-C-O	-17.63	83.08	120.10
5	6-M	326	LEU	CA-C-O	-17.63	83.08	120.10
5	6-Y	326	LEU	CA-C-O	-17.63	83.08	120.10
5	7-M	326	LEU	CA-C-O	-17.63	83.08	120.10
5	7-Y	326	LEU	CA-C-O	-17.63	83.08	120.10
4	4-R	458	ASP	CA-C-N	-17.63	78.42	117.20
4	5-R	458	ASP	CA-C-N	-17.63	78.42	117.20
4	6-R	458	ASP	CA-C-N	-17.63	78.42	117.20
4	7-R	458	ASP	CA-C-N	-17.63	78.42	117.20
4	8-R	458	ASP	CA-C-N	-17.63	78.42	117.20
5	2-G	326	LEU	CA-C-O	-17.63	83.08	120.10
5	2-S	326	LEU	CA-C-O	-17.63	83.08	120.10
5	3-G	326	LEU	CA-C-O	-17.63	83.08	120.10
5	3-M	326	LEU	CA-C-O	-17.63	83.09	120.10
5	3-S	326	LEU	CA-C-O	-17.63	83.08	120.10
5	8-M	326	LEU	CA-C-O	-17.63	83.09	120.10
4	2-R	457	ALA	N-CA-CB	-17.62	85.42	110.10
4	3-R	457	ALA	N-CA-CB	-17.62	85.42	110.10
4	1-L	458	ASP	CA-C-N	-17.62	78.43	117.20
4	1-R	458	ASP	CA-C-N	-17.62	78.44	117.20
4	3-L	458	ASP	CA-C-N	-17.62	78.44	117.20
4	8-L	458	ASP	CA-C-N	-17.62	78.44	117.20
5	4-G	326	LEU	CA-C-O	-17.62	83.10	120.10
5	4-S	326	LEU	CA-C-O	-17.62	83.10	120.10

Continued on next page...

Continued from previous page...

Mol	Chain	Res	Type	Atoms	Z	Observed(^{o})	Ideal(^{o})
5	5-G	326	LEU	CA-C-O	-17.62	83.10	120.10
5	5-S	326	LEU	CA-C-O	-17.62	83.10	120.10
5	6-G	326	LEU	CA-C-O	-17.62	83.10	120.10
5	6-S	326	LEU	CA-C-O	-17.62	83.10	120.10
5	7-G	326	LEU	CA-C-O	-17.62	83.10	120.10
5	7-S	326	LEU	CA-C-O	-17.62	83.10	120.10
5	8-G	326	LEU	CA-C-O	-17.62	83.10	120.10
5	8-S	326	LEU	CA-C-O	-17.62	83.10	120.10
4	2-L	458	ASP	CA-C-N	-17.62	78.44	117.20
4	4-L	458	ASP	CA-C-N	-17.62	78.44	117.20
4	5-L	458	ASP	CA-C-N	-17.62	78.44	117.20
4	6-L	458	ASP	CA-C-N	-17.62	78.44	117.20
4	7-L	458	ASP	CA-C-N	-17.62	78.44	117.20
4	1-F	458	ASP	CA-C-N	-17.61	78.45	117.20
4	2-F	458	ASP	CA-C-N	-17.61	78.45	117.20
4	3-F	458	ASP	CA-C-N	-17.61	78.45	117.20
4	4-F	458	ASP	CA-C-N	-17.61	78.46	117.20
4	4-R	457	ALA	N-CA-CB	-17.61	85.44	110.10
4	5-F	458	ASP	CA-C-N	-17.61	78.46	117.20
4	5-R	457	ALA	N-CA-CB	-17.61	85.44	110.10
4	6-F	458	ASP	CA-C-N	-17.61	78.46	117.20
4	6-R	457	ALA	N-CA-CB	-17.61	85.44	110.10
4	7-F	458	ASP	CA-C-N	-17.61	78.46	117.20
4	7-R	457	ALA	N-CA-CB	-17.61	85.44	110.10
4	8-F	458	ASP	CA-C-N	-17.61	78.46	117.20
4	8-R	457	ALA	N-CA-CB	-17.61	85.44	110.10
4	3-X	458	ASP	CA-C-N	-17.61	78.47	117.20
4	8-X	458	ASP	CA-C-N	-17.61	78.47	117.20
4	2-X	458	ASP	CA-C-N	-17.60	78.48	117.20
4	4-X	458	ASP	CA-C-N	-17.60	78.48	117.20
4	5-X	458	ASP	CA-C-N	-17.60	78.48	117.20
4	6-X	458	ASP	CA-C-N	-17.60	78.48	117.20
4	7-X	458	ASP	CA-C-N	-17.60	78.48	117.20
4	1-X	457	ALA	N-CA-CB	-17.59	85.47	110.10
3	1-J	1508	LYS	C-N-CA	-17.52	77.89	121.70
3	1-D	1508	LYS	C-N-CA	-17.52	77.91	121.70
3	1-P	1508	LYS	C-N-CA	-17.52	77.91	121.70
3	1-V	1508	LYS	C-N-CA	-17.51	77.92	121.70
3	2-D	1508	LYS	C-N-CA	-17.51	77.92	121.70
3	3-D	1508	LYS	C-N-CA	-17.51	77.92	121.70
3	4-D	1508	LYS	C-N-CA	-17.51	77.92	121.70
3	6-D	1508	LYS	C-N-CA	-17.51	77.92	121.70

Continued on next page...

Continued from previous page...

Mol	Chain	Res	Type	Atoms	Z	Observed(^{o})	Ideal(^{o})
3	8-D	1508	LYS	C-N-CA	-17.51	77.92	121.70
3	2-V	1508	LYS	C-N-CA	-17.51	77.93	121.70
3	3-V	1508	LYS	C-N-CA	-17.51	77.93	121.70
3	4-V	1508	LYS	C-N-CA	-17.51	77.93	121.70
3	5-V	1508	LYS	C-N-CA	-17.51	77.93	121.70
3	6-V	1508	LYS	C-N-CA	-17.51	77.93	121.70
3	7-V	1508	LYS	C-N-CA	-17.51	77.93	121.70
3	8-V	1508	LYS	C-N-CA	-17.51	77.93	121.70
3	2-P	1508	LYS	C-N-CA	-17.51	77.93	121.70
3	3-P	1508	LYS	C-N-CA	-17.51	77.93	121.70
3	4-P	1508	LYS	C-N-CA	-17.51	77.93	121.70
3	5-P	1508	LYS	C-N-CA	-17.51	77.93	121.70
3	6-P	1508	LYS	C-N-CA	-17.51	77.93	121.70
3	7-P	1508	LYS	C-N-CA	-17.51	77.93	121.70
3	8-P	1508	LYS	C-N-CA	-17.51	77.93	121.70
3	5-D	1508	LYS	C-N-CA	-17.50	77.95	121.70
3	7-D	1508	LYS	C-N-CA	-17.50	77.95	121.70
3	2-J	1508	LYS	C-N-CA	-17.48	77.99	121.70
3	3-J	1508	LYS	C-N-CA	-17.48	77.99	121.70
3	4-J	1508	LYS	C-N-CA	-17.48	77.99	121.70
3	5-J	1508	LYS	C-N-CA	-17.48	77.99	121.70
3	6-J	1508	LYS	C-N-CA	-17.48	77.99	121.70
3	7-J	1508	LYS	C-N-CA	-17.48	77.99	121.70
3	8-J	1508	LYS	C-N-CA	-17.48	77.99	121.70
4	2-R	449	SER	CA-C-N	-17.23	79.30	117.20
4	3-R	449	SER	CA-C-N	-17.23	79.30	117.20
4	1-L	449	SER	CA-C-N	-17.22	79.31	117.20
4	3-X	449	SER	CA-C-N	-17.22	79.32	117.20
4	4-F	449	SER	CA-C-N	-17.22	79.32	117.20
4	5-F	449	SER	CA-C-N	-17.22	79.32	117.20
4	6-F	449	SER	CA-C-N	-17.22	79.32	117.20
4	7-F	449	SER	CA-C-N	-17.22	79.32	117.20
4	8-F	449	SER	CA-C-N	-17.22	79.32	117.20
4	8-X	449	SER	CA-C-N	-17.22	79.32	117.20
4	2-F	449	SER	CA-C-N	-17.22	79.32	117.20
4	3-F	449	SER	CA-C-N	-17.22	79.32	117.20
4	1-X	449	SER	CA-C-N	-17.21	79.33	117.20
4	3-L	449	SER	CA-C-N	-17.21	79.33	117.20
4	8-L	449	SER	CA-C-N	-17.21	79.33	117.20
4	2-X	449	SER	CA-C-N	-17.21	79.34	117.20
4	4-R	449	SER	CA-C-N	-17.21	79.33	117.20
4	4-X	449	SER	CA-C-N	-17.21	79.34	117.20

Continued on next page...

Continued from previous page...

Mol	Chain	Res	Type	Atoms	Z	Observed(^{o})	Ideal(^{o})
4	5-R	449	SER	CA-C-N	-17.21	79.33	117.20
4	5-X	449	SER	CA-C-N	-17.21	79.34	117.20
4	6-R	449	SER	CA-C-N	-17.21	79.33	117.20
4	6-X	449	SER	CA-C-N	-17.21	79.34	117.20
4	7-R	449	SER	CA-C-N	-17.21	79.33	117.20
4	7-X	449	SER	CA-C-N	-17.21	79.34	117.20
4	8-R	449	SER	CA-C-N	-17.21	79.33	117.20
4	1-R	449	SER	CA-C-N	-17.20	79.36	117.20
4	1-F	449	SER	CA-C-N	-17.20	79.37	117.20
4	2-L	449	SER	CA-C-N	-17.20	79.37	117.20
4	4-L	449	SER	CA-C-N	-17.20	79.37	117.20
4	5-L	449	SER	CA-C-N	-17.20	79.37	117.20
4	6-L	449	SER	CA-C-N	-17.20	79.37	117.20
4	7-L	449	SER	CA-C-N	-17.20	79.37	117.20
4	4-R	461	ARG	CB-CA-C	-17.11	76.19	110.40
4	5-R	461	ARG	CB-CA-C	-17.11	76.19	110.40
4	6-R	461	ARG	CB-CA-C	-17.11	76.19	110.40
4	7-R	461	ARG	CB-CA-C	-17.11	76.19	110.40
4	8-R	461	ARG	CB-CA-C	-17.11	76.19	110.40
4	1-X	461	ARG	CB-CA-C	-17.11	76.19	110.40
4	1-L	453	TYR	CA-C-O	17.10	156.02	120.10
4	1-X	453	TYR	CA-C-O	17.10	156.02	120.10
4	2-F	453	TYR	CA-C-O	17.10	156.01	120.10
4	3-F	453	TYR	CA-C-O	17.10	156.01	120.10
4	1-F	453	TYR	CA-C-O	17.10	156.01	120.10
4	2-X	461	ARG	CB-CA-C	-17.10	76.20	110.40
4	4-X	461	ARG	CB-CA-C	-17.10	76.20	110.40
4	5-X	461	ARG	CB-CA-C	-17.10	76.20	110.40
4	6-X	461	ARG	CB-CA-C	-17.10	76.20	110.40
4	7-X	461	ARG	CB-CA-C	-17.10	76.20	110.40
4	1-R	461	ARG	CB-CA-C	-17.10	76.21	110.40
4	2-F	461	ARG	CB-CA-C	-17.09	76.21	110.40
4	3-F	461	ARG	CB-CA-C	-17.09	76.21	110.40
4	1-R	453	TYR	CA-C-O	17.09	155.99	120.10
4	1-F	461	ARG	CB-CA-C	-17.09	76.22	110.40
4	1-L	461	ARG	CB-CA-C	-17.09	76.22	110.40
4	2-L	461	ARG	CB-CA-C	-17.09	76.22	110.40
4	4-L	461	ARG	CB-CA-C	-17.09	76.22	110.40
4	5-L	461	ARG	CB-CA-C	-17.09	76.22	110.40
4	6-L	461	ARG	CB-CA-C	-17.09	76.22	110.40
4	7-L	461	ARG	CB-CA-C	-17.09	76.22	110.40
4	3-X	453	TYR	CA-C-O	17.09	155.98	120.10

Continued on next page...

Continued from previous page...

Mol	Chain	Res	Type	Atoms	Z	Observed(^{o})	Ideal(^{o})
4	8-X	453	TYR	CA-C-O	17.09	155.98	120.10
4	2-L	453	TYR	CA-C-O	17.09	155.98	120.10
4	4-L	453	TYR	CA-C-O	17.09	155.98	120.10
4	5-L	453	TYR	CA-C-O	17.09	155.98	120.10
4	6-L	453	TYR	CA-C-O	17.09	155.98	120.10
4	7-L	453	TYR	CA-C-O	17.09	155.98	120.10
4	4-F	453	TYR	CA-C-O	17.08	155.98	120.10
4	5-F	453	TYR	CA-C-O	17.08	155.98	120.10
4	6-F	453	TYR	CA-C-O	17.08	155.98	120.10
4	7-F	453	TYR	CA-C-O	17.08	155.98	120.10
4	8-F	453	TYR	CA-C-O	17.08	155.98	120.10
4	2-R	453	TYR	CA-C-O	17.08	155.97	120.10
4	3-R	453	TYR	CA-C-O	17.08	155.97	120.10
4	3-X	461	ARG	CB-CA-C	-17.08	76.23	110.40
4	8-X	461	ARG	CB-CA-C	-17.08	76.23	110.40
4	3-L	453	TYR	CA-C-O	17.08	155.97	120.10
4	4-F	461	ARG	CB-CA-C	-17.08	76.24	110.40
4	5-F	461	ARG	CB-CA-C	-17.08	76.24	110.40
4	6-F	461	ARG	CB-CA-C	-17.08	76.24	110.40
4	7-F	461	ARG	CB-CA-C	-17.08	76.24	110.40
4	8-F	461	ARG	CB-CA-C	-17.08	76.24	110.40
4	8-L	453	TYR	CA-C-O	17.08	155.97	120.10
4	3-L	461	ARG	CB-CA-C	-17.08	76.25	110.40
4	8-L	461	ARG	CB-CA-C	-17.08	76.25	110.40
4	2-R	461	ARG	CB-CA-C	-17.08	76.25	110.40
4	3-R	461	ARG	CB-CA-C	-17.08	76.25	110.40
4	2-X	453	TYR	CA-C-O	17.07	155.95	120.10
4	4-X	453	TYR	CA-C-O	17.07	155.95	120.10
4	5-X	453	TYR	CA-C-O	17.07	155.95	120.10
4	6-X	453	TYR	CA-C-O	17.07	155.95	120.10
4	7-X	453	TYR	CA-C-O	17.07	155.95	120.10
4	4-R	453	TYR	CA-C-O	17.07	155.95	120.10
4	5-R	453	TYR	CA-C-O	17.07	155.95	120.10
4	6-R	453	TYR	CA-C-O	17.07	155.95	120.10
4	7-R	453	TYR	CA-C-O	17.07	155.95	120.10
4	8-R	453	TYR	CA-C-O	17.07	155.95	120.10
5	2-S	379	HIS	CA-C-N	16.55	153.61	117.20
5	3-S	379	HIS	CA-C-N	16.55	153.61	117.20
5	3-M	379	HIS	CA-C-N	16.55	153.61	117.20
5	8-M	379	HIS	CA-C-N	16.55	153.61	117.20
5	2-Y	379	HIS	CA-C-N	16.55	153.60	117.20
5	4-Y	379	HIS	CA-C-N	16.55	153.60	117.20

Continued on next page...

Continued from previous page...

Mol	Chain	Res	Type	Atoms	Z	Observed(^{o})	Ideal(^{o})
5	5-Y	379	HIS	CA-C-N	16.55	153.60	117.20
5	6-Y	379	HIS	CA-C-N	16.55	153.60	117.20
5	7-Y	379	HIS	CA-C-N	16.55	153.60	117.20
5	4-S	379	HIS	CA-C-N	16.55	153.60	117.20
5	5-S	379	HIS	CA-C-N	16.55	153.60	117.20
5	6-S	379	HIS	CA-C-N	16.55	153.60	117.20
5	7-S	379	HIS	CA-C-N	16.55	153.60	117.20
5	8-S	379	HIS	CA-C-N	16.55	153.60	117.20
5	1-Y	379	HIS	CA-C-N	16.54	153.60	117.20
5	2-M	379	HIS	CA-C-N	16.54	153.59	117.20
5	4-M	379	HIS	CA-C-N	16.54	153.59	117.20
5	5-M	379	HIS	CA-C-N	16.54	153.59	117.20
5	6-M	379	HIS	CA-C-N	16.54	153.59	117.20
5	7-M	379	HIS	CA-C-N	16.54	153.59	117.20
5	3-Y	379	HIS	CA-C-N	16.54	153.59	117.20
5	8-Y	379	HIS	CA-C-N	16.54	153.59	117.20
5	2-G	379	HIS	CA-C-N	16.54	153.59	117.20
5	3-G	379	HIS	CA-C-N	16.54	153.59	117.20
5	4-G	379	HIS	CA-C-N	16.54	153.58	117.20
5	5-G	379	HIS	CA-C-N	16.54	153.58	117.20
5	6-G	379	HIS	CA-C-N	16.54	153.58	117.20
5	7-G	379	HIS	CA-C-N	16.54	153.58	117.20
5	8-G	379	HIS	CA-C-N	16.54	153.58	117.20
5	1-M	379	HIS	CA-C-N	16.54	153.58	117.20
5	1-G	379	HIS	CA-C-N	16.53	153.57	117.20
5	1-S	379	HIS	CA-C-N	16.52	153.55	117.20
5	2-M	326	LEU	CB-CA-C	-16.46	78.92	110.20
5	4-M	326	LEU	CB-CA-C	-16.46	78.92	110.20
5	5-M	326	LEU	CB-CA-C	-16.46	78.92	110.20
5	6-M	326	LEU	CB-CA-C	-16.46	78.92	110.20
5	7-M	326	LEU	CB-CA-C	-16.46	78.92	110.20
5	1-S	326	LEU	CB-CA-C	-16.46	78.93	110.20
5	2-Y	326	LEU	CB-CA-C	-16.45	78.94	110.20
5	4-Y	326	LEU	CB-CA-C	-16.45	78.94	110.20
5	5-Y	326	LEU	CB-CA-C	-16.45	78.94	110.20
5	6-Y	326	LEU	CB-CA-C	-16.45	78.94	110.20
5	7-Y	326	LEU	CB-CA-C	-16.45	78.94	110.20
5	3-Y	379	HIS	C-N-CA	16.45	162.83	121.70
5	8-Y	379	HIS	C-N-CA	16.45	162.83	121.70
5	2-G	326	LEU	CB-CA-C	-16.45	78.95	110.20
5	3-G	326	LEU	CB-CA-C	-16.45	78.95	110.20
5	3-Y	326	LEU	CB-CA-C	-16.45	78.95	110.20

Continued on next page...

Continued from previous page...

Mol	Chain	Res	Type	Atoms	Z	Observed(^{o})	Ideal(^{o})
5	8-Y	326	LEU	CB-CA-C	-16.45	78.95	110.20
5	1-G	326	LEU	CB-CA-C	-16.45	78.95	110.20
5	1-M	326	LEU	CB-CA-C	-16.45	78.95	110.20
5	1-G	379	HIS	C-N-CA	16.44	162.81	121.70
5	2-S	379	HIS	C-N-CA	16.44	162.81	121.70
5	3-M	379	HIS	C-N-CA	16.44	162.81	121.70
5	3-S	379	HIS	C-N-CA	16.44	162.81	121.70
5	8-M	379	HIS	C-N-CA	16.44	162.81	121.70
5	2-S	326	LEU	CB-CA-C	-16.44	78.96	110.20
5	3-S	326	LEU	CB-CA-C	-16.44	78.96	110.20
5	4-S	326	LEU	CB-CA-C	-16.44	78.96	110.20
5	5-S	326	LEU	CB-CA-C	-16.44	78.96	110.20
5	6-S	326	LEU	CB-CA-C	-16.44	78.96	110.20
5	7-S	326	LEU	CB-CA-C	-16.44	78.96	110.20
5	8-S	326	LEU	CB-CA-C	-16.44	78.96	110.20
5	1-Y	326	LEU	CB-CA-C	-16.44	78.97	110.20
5	4-G	326	LEU	CB-CA-C	-16.44	78.96	110.20
5	4-G	379	HIS	C-N-CA	16.44	162.80	121.70
5	5-G	326	LEU	CB-CA-C	-16.44	78.96	110.20
5	5-G	379	HIS	C-N-CA	16.44	162.80	121.70
5	6-G	326	LEU	CB-CA-C	-16.44	78.96	110.20
5	6-G	379	HIS	C-N-CA	16.44	162.80	121.70
5	7-G	326	LEU	CB-CA-C	-16.44	78.96	110.20
5	7-G	379	HIS	C-N-CA	16.44	162.80	121.70
5	8-G	326	LEU	CB-CA-C	-16.44	78.96	110.20
5	8-G	379	HIS	C-N-CA	16.44	162.80	121.70
5	2-G	379	HIS	C-N-CA	16.44	162.80	121.70
5	3-G	379	HIS	C-N-CA	16.44	162.80	121.70
5	4-S	379	HIS	C-N-CA	16.44	162.80	121.70
5	5-S	379	HIS	C-N-CA	16.44	162.80	121.70
5	6-S	379	HIS	C-N-CA	16.44	162.80	121.70
5	7-S	379	HIS	C-N-CA	16.44	162.80	121.70
5	8-S	379	HIS	C-N-CA	16.44	162.80	121.70
5	2-M	379	HIS	C-N-CA	16.44	162.79	121.70
5	4-M	379	HIS	C-N-CA	16.44	162.79	121.70
5	5-M	379	HIS	C-N-CA	16.44	162.79	121.70
5	6-M	379	HIS	C-N-CA	16.44	162.79	121.70
5	7-M	379	HIS	C-N-CA	16.44	162.79	121.70
5	1-Y	379	HIS	C-N-CA	16.44	162.79	121.70
5	1-M	379	HIS	C-N-CA	16.43	162.79	121.70
5	2-Y	379	HIS	C-N-CA	16.43	162.78	121.70
5	4-Y	379	HIS	C-N-CA	16.43	162.78	121.70

Continued on next page...

Continued from previous page...

Mol	Chain	Res	Type	Atoms	Z	Observed(^{o})	Ideal(^{o})
5	5-Y	379	HIS	C-N-CA	16.43	162.78	121.70
5	6-Y	379	HIS	C-N-CA	16.43	162.78	121.70
5	7-Y	379	HIS	C-N-CA	16.43	162.78	121.70
5	3-M	326	LEU	CB-CA-C	-16.43	78.98	110.20
5	8-M	326	LEU	CB-CA-C	-16.43	78.98	110.20
5	1-S	379	HIS	C-N-CA	16.43	162.76	121.70
4	1-R	454	TYR	N-CA-C	16.33	155.09	111.00
4	1-F	454	TYR	N-CA-C	16.33	155.09	111.00
4	4-F	454	TYR	N-CA-C	16.33	155.09	111.00
4	5-F	454	TYR	N-CA-C	16.33	155.09	111.00
4	6-F	454	TYR	N-CA-C	16.33	155.09	111.00
4	7-F	454	TYR	N-CA-C	16.33	155.09	111.00
4	8-F	454	TYR	N-CA-C	16.33	155.09	111.00
4	2-F	454	TYR	N-CA-C	16.33	155.08	111.00
4	3-F	454	TYR	N-CA-C	16.33	155.08	111.00
4	3-L	454	TYR	N-CA-C	16.33	155.08	111.00
4	8-L	454	TYR	N-CA-C	16.33	155.08	111.00
4	1-X	454	TYR	N-CA-C	16.32	155.08	111.00
4	2-L	454	TYR	N-CA-C	16.32	155.07	111.00
4	4-L	454	TYR	N-CA-C	16.32	155.07	111.00
4	4-R	454	TYR	N-CA-C	16.32	155.07	111.00
4	5-L	454	TYR	N-CA-C	16.32	155.07	111.00
4	5-R	454	TYR	N-CA-C	16.32	155.07	111.00
4	6-L	454	TYR	N-CA-C	16.32	155.07	111.00
4	6-R	454	TYR	N-CA-C	16.32	155.07	111.00
4	7-L	454	TYR	N-CA-C	16.32	155.07	111.00
4	7-R	454	TYR	N-CA-C	16.32	155.07	111.00
4	8-R	454	TYR	N-CA-C	16.32	155.07	111.00
4	2-X	454	TYR	N-CA-C	16.32	155.06	111.00
4	4-X	454	TYR	N-CA-C	16.32	155.06	111.00
4	5-X	454	TYR	N-CA-C	16.32	155.06	111.00
4	6-X	454	TYR	N-CA-C	16.32	155.06	111.00
4	7-X	454	TYR	N-CA-C	16.32	155.06	111.00
4	2-R	454	TYR	N-CA-C	16.32	155.05	111.00
4	3-R	454	TYR	N-CA-C	16.32	155.05	111.00
4	1-L	454	TYR	N-CA-C	16.31	155.05	111.00
4	3-X	454	TYR	N-CA-C	16.31	155.05	111.00
4	8-X	454	TYR	N-CA-C	16.31	155.05	111.00
4	4-R	448	ARG	O-C-N	-16.27	96.66	122.70
4	5-R	448	ARG	O-C-N	-16.27	96.66	122.70
4	6-R	448	ARG	O-C-N	-16.27	96.66	122.70
4	7-R	448	ARG	O-C-N	-16.27	96.66	122.70

Continued on next page...

Continued from previous page...

Mol	Chain	Res	Type	Atoms	Z	Observed(^{o})	Ideal(^{o})
4	8-R	448	ARG	O-C-N	-16.27	96.66	122.70
4	3-L	448	ARG	O-C-N	-16.27	96.67	122.70
4	8-L	448	ARG	O-C-N	-16.27	96.67	122.70
4	4-F	448	ARG	O-C-N	-16.27	96.67	122.70
4	5-F	448	ARG	O-C-N	-16.27	96.67	122.70
4	6-F	448	ARG	O-C-N	-16.27	96.67	122.70
4	7-F	448	ARG	O-C-N	-16.27	96.67	122.70
4	8-F	448	ARG	O-C-N	-16.27	96.67	122.70
4	1-L	448	ARG	O-C-N	-16.26	96.68	122.70
4	1-F	448	ARG	O-C-N	-16.26	96.69	122.70
4	3-X	448	ARG	O-C-N	-16.26	96.69	122.70
4	8-X	448	ARG	O-C-N	-16.26	96.69	122.70
4	2-L	448	ARG	O-C-N	-16.25	96.70	122.70
4	4-L	448	ARG	O-C-N	-16.25	96.70	122.70
4	5-L	448	ARG	O-C-N	-16.25	96.70	122.70
4	6-L	448	ARG	O-C-N	-16.25	96.70	122.70
4	7-L	448	ARG	O-C-N	-16.25	96.70	122.70
4	1-R	448	ARG	O-C-N	-16.25	96.70	122.70
4	2-X	448	ARG	O-C-N	-16.25	96.70	122.70
4	4-X	448	ARG	O-C-N	-16.25	96.70	122.70
4	5-X	448	ARG	O-C-N	-16.25	96.70	122.70
4	6-X	448	ARG	O-C-N	-16.25	96.70	122.70
4	7-X	448	ARG	O-C-N	-16.25	96.70	122.70
4	2-R	448	ARG	O-C-N	-16.25	96.71	122.70
4	3-R	448	ARG	O-C-N	-16.25	96.71	122.70
4	1-X	448	ARG	O-C-N	-16.22	96.74	122.70
4	2-F	448	ARG	O-C-N	-16.22	96.75	122.70
4	3-F	448	ARG	O-C-N	-16.22	96.75	122.70
4	2-F	457	ALA	CB-CA-C	16.04	134.16	110.10
4	3-F	457	ALA	CB-CA-C	16.04	134.16	110.10
4	4-F	457	ALA	CB-CA-C	16.03	134.14	110.10
4	4-R	457	ALA	CB-CA-C	16.03	134.14	110.10
4	5-F	457	ALA	CB-CA-C	16.03	134.14	110.10
4	5-R	457	ALA	CB-CA-C	16.03	134.14	110.10
4	6-F	457	ALA	CB-CA-C	16.03	134.14	110.10
4	6-R	457	ALA	CB-CA-C	16.03	134.14	110.10
4	7-F	457	ALA	CB-CA-C	16.03	134.14	110.10
4	7-R	457	ALA	CB-CA-C	16.03	134.14	110.10
4	8-F	457	ALA	CB-CA-C	16.03	134.14	110.10
4	8-R	457	ALA	CB-CA-C	16.03	134.14	110.10
4	3-L	457	ALA	CB-CA-C	16.02	134.13	110.10
4	8-L	457	ALA	CB-CA-C	16.02	134.13	110.10

Continued on next page...

Continued from previous page...

Mol	Chain	Res	Type	Atoms	Z	Observed(^{o})	Ideal(^{o})
4	2-R	457	ALA	CB-CA-C	16.02	134.12	110.10
4	3-R	457	ALA	CB-CA-C	16.02	134.12	110.10
4	1-F	457	ALA	CB-CA-C	16.01	134.12	110.10
4	1-R	457	ALA	CB-CA-C	16.01	134.12	110.10
4	3-X	457	ALA	CB-CA-C	16.01	134.12	110.10
4	8-X	457	ALA	CB-CA-C	16.01	134.12	110.10
4	2-L	457	ALA	CB-CA-C	16.01	134.12	110.10
4	4-L	457	ALA	CB-CA-C	16.01	134.12	110.10
4	5-L	457	ALA	CB-CA-C	16.01	134.12	110.10
4	6-L	457	ALA	CB-CA-C	16.01	134.12	110.10
4	7-L	457	ALA	CB-CA-C	16.01	134.12	110.10
4	1-X	457	ALA	CB-CA-C	16.00	134.10	110.10
4	2-X	457	ALA	CB-CA-C	15.99	134.09	110.10
4	4-X	457	ALA	CB-CA-C	15.99	134.09	110.10
4	5-X	457	ALA	CB-CA-C	15.99	134.09	110.10
4	6-X	457	ALA	CB-CA-C	15.99	134.09	110.10
4	7-X	457	ALA	CB-CA-C	15.99	134.09	110.10
4	1-L	457	ALA	CB-CA-C	15.99	134.08	110.10
4	1-F	454	TYR	N-CA-CB	-15.97	81.86	110.60
4	1-X	454	TYR	N-CA-CB	-15.96	81.88	110.60
4	2-F	454	TYR	N-CA-CB	-15.95	81.88	110.60
4	3-F	454	TYR	N-CA-CB	-15.95	81.88	110.60
4	1-L	454	TYR	N-CA-CB	-15.95	81.88	110.60
4	2-L	454	TYR	N-CA-CB	-15.95	81.88	110.60
4	4-L	454	TYR	N-CA-CB	-15.95	81.88	110.60
4	5-L	454	TYR	N-CA-CB	-15.95	81.88	110.60
4	6-L	454	TYR	N-CA-CB	-15.95	81.88	110.60
4	7-L	454	TYR	N-CA-CB	-15.95	81.88	110.60
4	3-L	454	TYR	N-CA-CB	-15.95	81.89	110.60
4	8-L	454	TYR	N-CA-CB	-15.95	81.89	110.60
4	1-R	454	TYR	N-CA-CB	-15.95	81.90	110.60
4	2-R	454	TYR	N-CA-CB	-15.95	81.90	110.60
4	3-R	454	TYR	N-CA-CB	-15.95	81.90	110.60
4	4-F	454	TYR	N-CA-CB	-15.95	81.90	110.60
4	4-R	454	TYR	N-CA-CB	-15.94	81.90	110.60
4	5-F	454	TYR	N-CA-CB	-15.95	81.90	110.60
4	5-R	454	TYR	N-CA-CB	-15.94	81.90	110.60
4	6-F	454	TYR	N-CA-CB	-15.95	81.90	110.60
4	6-R	454	TYR	N-CA-CB	-15.94	81.90	110.60
4	7-F	454	TYR	N-CA-CB	-15.95	81.90	110.60
4	7-R	454	TYR	N-CA-CB	-15.94	81.90	110.60
4	8-F	454	TYR	N-CA-CB	-15.95	81.90	110.60

Continued on next page...

Continued from previous page...

Mol	Chain	Res	Type	Atoms	Z	Observed(^{o})	Ideal(^{o})
4	8-R	454	TYR	N-CA-CB	-15.94	81.90	110.60
4	3-X	454	TYR	N-CA-CB	-15.94	81.91	110.60
4	8-X	454	TYR	N-CA-CB	-15.94	81.91	110.60
4	2-X	454	TYR	N-CA-CB	-15.93	81.93	110.60
4	4-X	454	TYR	N-CA-CB	-15.93	81.93	110.60
4	5-X	454	TYR	N-CA-CB	-15.93	81.93	110.60
4	6-X	454	TYR	N-CA-CB	-15.93	81.93	110.60
4	7-X	454	TYR	N-CA-CB	-15.93	81.93	110.60
5	1-M	342	PRO	O-C-N	15.90	148.14	122.70
5	1-G	342	PRO	O-C-N	15.87	148.09	122.70
5	3-M	342	PRO	O-C-N	15.87	148.09	122.70
5	8-M	342	PRO	O-C-N	15.87	148.09	122.70
5	2-Y	342	PRO	O-C-N	15.85	148.06	122.70
5	4-Y	342	PRO	O-C-N	15.85	148.06	122.70
5	5-Y	342	PRO	O-C-N	15.85	148.06	122.70
5	6-Y	342	PRO	O-C-N	15.85	148.06	122.70
5	7-Y	342	PRO	O-C-N	15.85	148.06	122.70
5	1-Y	342	PRO	O-C-N	15.85	148.06	122.70
5	2-M	342	PRO	O-C-N	15.84	148.05	122.70
5	4-G	342	PRO	O-C-N	15.84	148.05	122.70
5	4-M	342	PRO	O-C-N	15.84	148.05	122.70
5	4-S	342	PRO	O-C-N	15.84	148.05	122.70
5	5-G	342	PRO	O-C-N	15.84	148.05	122.70
5	5-M	342	PRO	O-C-N	15.84	148.05	122.70
5	5-S	342	PRO	O-C-N	15.84	148.05	122.70
5	6-G	342	PRO	O-C-N	15.84	148.05	122.70
5	6-M	342	PRO	O-C-N	15.84	148.05	122.70
5	6-S	342	PRO	O-C-N	15.84	148.05	122.70
5	7-G	342	PRO	O-C-N	15.84	148.05	122.70
5	7-M	342	PRO	O-C-N	15.84	148.05	122.70
5	7-S	342	PRO	O-C-N	15.84	148.05	122.70
5	8-G	342	PRO	O-C-N	15.84	148.05	122.70
5	8-S	342	PRO	O-C-N	15.84	148.05	122.70
5	2-G	342	PRO	O-C-N	15.84	148.04	122.70
5	3-G	342	PRO	O-C-N	15.84	148.04	122.70
5	1-S	342	PRO	O-C-N	15.84	148.04	122.70
5	2-S	342	PRO	O-C-N	15.84	148.04	122.70
5	3-S	342	PRO	O-C-N	15.84	148.04	122.70
5	3-Y	342	PRO	O-C-N	15.82	148.02	122.70
5	8-Y	342	PRO	O-C-N	15.82	148.02	122.70
3	1-D	1506	VAL	C-N-CA	-15.70	82.46	121.70
3	1-J	1506	VAL	C-N-CA	-15.69	82.47	121.70

Continued on next page...

Continued from previous page...

Mol	Chain	Res	Type	Atoms	Z	Observed(^{o})	Ideal(^{o})
3	1-P	1506	VAL	C-N-CA	-15.69	82.47	121.70
3	1-V	1506	VAL	C-N-CA	-15.68	82.49	121.70
3	2-V	1506	VAL	C-N-CA	-15.68	82.49	121.70
3	3-V	1506	VAL	C-N-CA	-15.68	82.49	121.70
3	4-V	1506	VAL	C-N-CA	-15.68	82.49	121.70
3	5-V	1506	VAL	C-N-CA	-15.68	82.49	121.70
3	6-V	1506	VAL	C-N-CA	-15.68	82.49	121.70
3	7-V	1506	VAL	C-N-CA	-15.68	82.49	121.70
3	8-V	1506	VAL	C-N-CA	-15.68	82.49	121.70
3	2-P	1509	GLN	C-N-CA	-15.68	82.50	121.70
3	3-P	1509	GLN	C-N-CA	-15.68	82.50	121.70
3	4-P	1509	GLN	C-N-CA	-15.68	82.50	121.70
3	6-P	1509	GLN	C-N-CA	-15.68	82.50	121.70
3	8-P	1509	GLN	C-N-CA	-15.68	82.50	121.70
3	2-J	1509	GLN	C-N-CA	-15.68	82.51	121.70
3	3-J	1509	GLN	C-N-CA	-15.68	82.51	121.70
3	4-J	1509	GLN	C-N-CA	-15.68	82.51	121.70
3	5-J	1509	GLN	C-N-CA	-15.68	82.51	121.70
3	5-P	1506	VAL	C-N-CA	-15.68	82.51	121.70
3	6-J	1509	GLN	C-N-CA	-15.68	82.51	121.70
3	7-J	1509	GLN	C-N-CA	-15.68	82.51	121.70
3	7-P	1506	VAL	C-N-CA	-15.68	82.51	121.70
3	8-J	1509	GLN	C-N-CA	-15.68	82.51	121.70
3	5-D	1509	GLN	C-N-CA	-15.67	82.52	121.70
3	5-P	1509	GLN	C-N-CA	-15.67	82.52	121.70
3	7-D	1509	GLN	C-N-CA	-15.67	82.52	121.70
3	7-P	1509	GLN	C-N-CA	-15.67	82.52	121.70
3	2-J	1506	VAL	C-N-CA	-15.67	82.52	121.70
3	2-P	1506	VAL	C-N-CA	-15.67	82.53	121.70
3	3-J	1506	VAL	C-N-CA	-15.67	82.52	121.70
3	3-P	1506	VAL	C-N-CA	-15.67	82.53	121.70
3	4-J	1506	VAL	C-N-CA	-15.67	82.52	121.70
3	4-P	1506	VAL	C-N-CA	-15.67	82.53	121.70
3	5-J	1506	VAL	C-N-CA	-15.67	82.52	121.70
3	6-J	1506	VAL	C-N-CA	-15.67	82.52	121.70
3	6-P	1506	VAL	C-N-CA	-15.67	82.53	121.70
3	7-J	1506	VAL	C-N-CA	-15.67	82.52	121.70
3	8-J	1506	VAL	C-N-CA	-15.67	82.52	121.70
3	8-P	1506	VAL	C-N-CA	-15.67	82.53	121.70
3	2-V	1509	GLN	C-N-CA	-15.67	82.53	121.70
3	3-V	1509	GLN	C-N-CA	-15.67	82.53	121.70
3	4-V	1509	GLN	C-N-CA	-15.67	82.53	121.70

Continued on next page...

Continued from previous page...

Mol	Chain	Res	Type	Atoms	Z	Observed(^{o})	Ideal(^{o})
3	5-V	1509	GLN	C-N-CA	-15.67	82.53	121.70
3	6-V	1509	GLN	C-N-CA	-15.67	82.53	121.70
3	7-V	1509	GLN	C-N-CA	-15.67	82.53	121.70
3	8-V	1509	GLN	C-N-CA	-15.67	82.53	121.70
3	2-D	1509	GLN	C-N-CA	-15.66	82.54	121.70
3	3-D	1509	GLN	C-N-CA	-15.66	82.54	121.70
3	4-D	1509	GLN	C-N-CA	-15.66	82.54	121.70
3	5-D	1506	VAL	C-N-CA	-15.66	82.54	121.70
3	6-D	1509	GLN	C-N-CA	-15.66	82.54	121.70
3	7-D	1506	VAL	C-N-CA	-15.66	82.54	121.70
3	8-D	1509	GLN	C-N-CA	-15.66	82.54	121.70
4	1-R	464	LYS	CB-CA-C	-15.66	79.08	110.40
3	2-D	1506	VAL	C-N-CA	-15.65	82.56	121.70
3	3-D	1506	VAL	C-N-CA	-15.65	82.56	121.70
3	4-D	1506	VAL	C-N-CA	-15.65	82.56	121.70
4	4-R	464	LYS	CB-CA-C	-15.65	79.09	110.40
4	5-R	464	LYS	CB-CA-C	-15.65	79.09	110.40
3	6-D	1506	VAL	C-N-CA	-15.65	82.56	121.70
4	6-R	464	LYS	CB-CA-C	-15.65	79.09	110.40
4	7-R	464	LYS	CB-CA-C	-15.65	79.09	110.40
3	8-D	1506	VAL	C-N-CA	-15.65	82.56	121.70
4	8-R	464	LYS	CB-CA-C	-15.65	79.09	110.40
4	2-X	464	LYS	CB-CA-C	-15.65	79.10	110.40
4	4-X	464	LYS	CB-CA-C	-15.65	79.10	110.40
4	5-X	464	LYS	CB-CA-C	-15.65	79.10	110.40
4	6-X	464	LYS	CB-CA-C	-15.65	79.10	110.40
4	7-X	464	LYS	CB-CA-C	-15.65	79.10	110.40
4	3-X	464	LYS	CB-CA-C	-15.64	79.11	110.40
4	8-X	464	LYS	CB-CA-C	-15.64	79.11	110.40
3	1-D	1509	GLN	C-N-CA	-15.64	82.60	121.70
4	1-F	464	LYS	CB-CA-C	-15.64	79.13	110.40
4	2-L	464	LYS	CB-CA-C	-15.63	79.13	110.40
4	4-L	464	LYS	CB-CA-C	-15.63	79.13	110.40
4	5-L	464	LYS	CB-CA-C	-15.63	79.13	110.40
4	6-L	464	LYS	CB-CA-C	-15.63	79.13	110.40
4	7-L	464	LYS	CB-CA-C	-15.63	79.13	110.40
4	1-L	464	LYS	CB-CA-C	-15.63	79.14	110.40
4	3-L	464	LYS	CB-CA-C	-15.63	79.14	110.40
4	8-L	464	LYS	CB-CA-C	-15.63	79.14	110.40
3	1-V	1509	GLN	C-N-CA	-15.63	82.63	121.70
4	1-X	464	LYS	CB-CA-C	-15.63	79.14	110.40
4	4-F	464	LYS	CB-CA-C	-15.63	79.15	110.40

Continued on next page...

Continued from previous page...

Mol	Chain	Res	Type	Atoms	Z	Observed(^{o})	Ideal(^{o})
4	5-F	464	LYS	CB-CA-C	-15.63	79.15	110.40
4	6-F	464	LYS	CB-CA-C	-15.63	79.15	110.40
4	7-F	464	LYS	CB-CA-C	-15.63	79.15	110.40
4	8-F	464	LYS	CB-CA-C	-15.63	79.15	110.40
3	1-J	1509	GLN	C-N-CA	-15.62	82.65	121.70
4	2-F	464	LYS	CB-CA-C	-15.62	79.16	110.40
4	3-F	464	LYS	CB-CA-C	-15.62	79.16	110.40
3	1-P	1509	GLN	C-N-CA	-15.62	82.65	121.70
4	2-R	464	LYS	CB-CA-C	-15.62	79.17	110.40
4	3-R	464	LYS	CB-CA-C	-15.62	79.17	110.40
4	1-F	455	ILE	CA-C-O	15.54	152.74	120.10
4	3-L	455	ILE	CA-C-O	15.54	152.73	120.10
4	8-L	455	ILE	CA-C-O	15.54	152.73	120.10
4	1-L	455	ILE	CA-C-O	15.54	152.72	120.10
4	1-X	455	ILE	CA-C-O	15.53	152.72	120.10
4	4-R	455	ILE	CA-C-O	15.53	152.70	120.10
4	5-R	455	ILE	CA-C-O	15.53	152.70	120.10
4	6-R	455	ILE	CA-C-O	15.53	152.70	120.10
4	7-R	455	ILE	CA-C-O	15.53	152.70	120.10
4	8-R	455	ILE	CA-C-O	15.53	152.70	120.10
4	3-X	455	ILE	CA-C-O	15.52	152.69	120.10
4	4-F	455	ILE	CA-C-O	15.52	152.69	120.10
4	5-F	455	ILE	CA-C-O	15.52	152.69	120.10
4	6-F	455	ILE	CA-C-O	15.52	152.69	120.10
4	7-F	455	ILE	CA-C-O	15.52	152.69	120.10
4	8-F	455	ILE	CA-C-O	15.52	152.69	120.10
4	8-X	455	ILE	CA-C-O	15.52	152.69	120.10
4	2-R	455	ILE	CA-C-O	15.51	152.67	120.10
4	3-R	455	ILE	CA-C-O	15.51	152.67	120.10
4	1-R	455	ILE	CA-C-O	15.50	152.66	120.10
4	2-F	455	ILE	CA-C-O	15.50	152.65	120.10
4	2-X	455	ILE	CA-C-O	15.50	152.65	120.10
4	3-F	455	ILE	CA-C-O	15.50	152.65	120.10
4	4-X	455	ILE	CA-C-O	15.50	152.65	120.10
4	5-X	455	ILE	CA-C-O	15.50	152.65	120.10
4	6-X	455	ILE	CA-C-O	15.50	152.65	120.10
4	7-X	455	ILE	CA-C-O	15.50	152.65	120.10
4	2-L	455	ILE	CA-C-O	15.48	152.62	120.10
4	4-L	455	ILE	CA-C-O	15.48	152.62	120.10
4	5-L	455	ILE	CA-C-O	15.48	152.62	120.10
4	6-L	455	ILE	CA-C-O	15.48	152.62	120.10
4	7-L	455	ILE	CA-C-O	15.48	152.62	120.10

Continued on next page...

Continued from previous page...

Mol	Chain	Res	Type	Atoms	Z	Observed(^{o})	Ideal(^{o})
6	1-N	490	GLN	CB-CA-C	-15.44	79.51	110.40
6	2-H	490	GLN	CB-CA-C	-15.44	79.51	110.40
6	3-H	490	GLN	CB-CA-C	-15.44	79.51	110.40
6	3-N	490	GLN	CB-CA-C	-15.44	79.52	110.40
6	8-N	490	GLN	CB-CA-C	-15.44	79.52	110.40
6	1-H	490	GLN	CB-CA-C	-15.44	79.53	110.40
6	1-Z	490	GLN	CB-CA-C	-15.44	79.53	110.40
6	2-Z	490	GLN	CB-CA-C	-15.43	79.53	110.40
6	4-Z	490	GLN	CB-CA-C	-15.43	79.53	110.40
6	5-Z	490	GLN	CB-CA-C	-15.43	79.53	110.40
6	6-Z	490	GLN	CB-CA-C	-15.43	79.53	110.40
6	7-Z	490	GLN	CB-CA-C	-15.43	79.53	110.40
6	2-N	490	GLN	CB-CA-C	-15.43	79.54	110.40
6	2-T	490	GLN	CB-CA-C	-15.43	79.54	110.40
6	3-T	490	GLN	CB-CA-C	-15.43	79.54	110.40
6	4-N	490	GLN	CB-CA-C	-15.43	79.54	110.40
6	4-T	490	GLN	CB-CA-C	-15.43	79.54	110.40
6	5-N	490	GLN	CB-CA-C	-15.43	79.54	110.40
6	5-T	490	GLN	CB-CA-C	-15.43	79.54	110.40
6	6-N	490	GLN	CB-CA-C	-15.43	79.54	110.40
6	6-T	490	GLN	CB-CA-C	-15.43	79.54	110.40
6	7-N	490	GLN	CB-CA-C	-15.43	79.54	110.40
6	7-T	490	GLN	CB-CA-C	-15.43	79.54	110.40
6	8-T	490	GLN	CB-CA-C	-15.43	79.54	110.40
6	3-Z	490	GLN	CB-CA-C	-15.43	79.55	110.40
6	8-Z	490	GLN	CB-CA-C	-15.43	79.55	110.40
6	1-T	490	GLN	CB-CA-C	-15.42	79.55	110.40
6	4-H	490	GLN	CB-CA-C	-15.42	79.55	110.40
6	5-H	490	GLN	CB-CA-C	-15.42	79.55	110.40
6	6-H	490	GLN	CB-CA-C	-15.42	79.55	110.40
6	7-H	490	GLN	CB-CA-C	-15.42	79.55	110.40
6	8-H	490	GLN	CB-CA-C	-15.42	79.55	110.40
5	1-M	340	ALA	O-C-N	-15.30	98.22	122.70
5	3-M	340	ALA	O-C-N	-15.27	98.26	122.70
5	8-M	340	ALA	O-C-N	-15.27	98.26	122.70
5	2-G	340	ALA	O-C-N	-15.27	98.28	122.70
5	3-G	340	ALA	O-C-N	-15.27	98.28	122.70
5	1-G	340	ALA	O-C-N	-15.26	98.28	122.70
5	4-S	340	ALA	O-C-N	-15.26	98.28	122.70
5	5-S	340	ALA	O-C-N	-15.26	98.28	122.70
5	6-S	340	ALA	O-C-N	-15.26	98.28	122.70
5	7-S	340	ALA	O-C-N	-15.26	98.28	122.70

Continued on next page...

Continued from previous page...

Mol	Chain	Res	Type	Atoms	Z	Observed(^{o})	Ideal(^{o})
5	8-S	340	ALA	O-C-N	-15.26	98.28	122.70
5	2-M	340	ALA	O-C-N	-15.26	98.28	122.70
6	4-H	411	GLU	O-C-N	-15.26	98.29	122.70
5	4-M	340	ALA	O-C-N	-15.26	98.28	122.70
6	5-H	411	GLU	O-C-N	-15.26	98.29	122.70
5	5-M	340	ALA	O-C-N	-15.26	98.28	122.70
6	6-H	411	GLU	O-C-N	-15.26	98.29	122.70
5	6-M	340	ALA	O-C-N	-15.26	98.28	122.70
6	7-H	411	GLU	O-C-N	-15.26	98.29	122.70
5	7-M	340	ALA	O-C-N	-15.26	98.28	122.70
6	8-H	411	GLU	O-C-N	-15.26	98.29	122.70
6	1-H	411	GLU	O-C-N	-15.26	98.29	122.70
6	1-N	412	GLU	O-C-N	15.25	147.10	122.70
6	2-T	411	GLU	O-C-N	-15.25	98.30	122.70
6	3-T	411	GLU	O-C-N	-15.25	98.30	122.70
5	2-Y	340	ALA	O-C-N	-15.25	98.30	122.70
6	3-Z	412	GLU	O-C-N	15.25	147.10	122.70
5	4-Y	340	ALA	O-C-N	-15.25	98.30	122.70
5	5-Y	340	ALA	O-C-N	-15.25	98.30	122.70
5	6-Y	340	ALA	O-C-N	-15.25	98.30	122.70
5	7-Y	340	ALA	O-C-N	-15.25	98.30	122.70
6	8-Z	412	GLU	O-C-N	15.25	147.10	122.70
5	2-S	340	ALA	O-C-N	-15.25	98.30	122.70
5	3-S	340	ALA	O-C-N	-15.25	98.30	122.70
6	3-N	412	GLU	O-C-N	15.24	147.08	122.70
5	4-G	340	ALA	O-C-N	-15.24	98.32	122.70
6	4-H	412	GLU	O-C-N	15.24	147.09	122.70
5	5-G	340	ALA	O-C-N	-15.24	98.32	122.70
6	5-H	412	GLU	O-C-N	15.24	147.09	122.70
5	6-G	340	ALA	O-C-N	-15.24	98.32	122.70
6	6-H	412	GLU	O-C-N	15.24	147.09	122.70
5	7-G	340	ALA	O-C-N	-15.24	98.32	122.70
6	7-H	412	GLU	O-C-N	15.24	147.09	122.70
5	8-G	340	ALA	O-C-N	-15.24	98.32	122.70
6	8-H	412	GLU	O-C-N	15.24	147.09	122.70
6	8-N	412	GLU	O-C-N	15.24	147.08	122.70
6	1-T	411	GLU	O-C-N	-15.24	98.32	122.70
6	2-T	412	GLU	O-C-N	15.24	147.08	122.70
6	3-T	412	GLU	O-C-N	15.24	147.08	122.70
6	4-T	412	GLU	O-C-N	15.24	147.08	122.70
6	5-T	412	GLU	O-C-N	15.24	147.08	122.70
6	6-T	412	GLU	O-C-N	15.24	147.08	122.70

Continued on next page...

Continued from previous page...

Mol	Chain	Res	Type	Atoms	Z	Observed(^{o})	Ideal(^{o})
6	7-T	412	GLU	O-C-N	15.24	147.08	122.70
6	8-T	412	GLU	O-C-N	15.24	147.08	122.70
6	2-H	412	GLU	O-C-N	15.23	147.07	122.70
6	3-H	412	GLU	O-C-N	15.23	147.07	122.70
6	2-N	412	GLU	O-C-N	15.23	147.07	122.70
5	3-Y	340	ALA	O-C-N	-15.23	98.33	122.70
6	4-N	412	GLU	O-C-N	15.23	147.07	122.70
6	5-N	412	GLU	O-C-N	15.23	147.07	122.70
6	6-N	412	GLU	O-C-N	15.23	147.07	122.70
6	7-N	412	GLU	O-C-N	15.23	147.07	122.70
5	8-Y	340	ALA	O-C-N	-15.23	98.33	122.70
6	1-H	412	GLU	O-C-N	15.23	147.07	122.70
6	1-T	412	GLU	O-C-N	15.23	147.07	122.70
6	1-Z	412	GLU	O-C-N	15.23	147.06	122.70
6	4-T	411	GLU	O-C-N	-15.23	98.33	122.70
6	5-T	411	GLU	O-C-N	-15.23	98.33	122.70
6	6-T	411	GLU	O-C-N	-15.23	98.33	122.70
6	7-T	411	GLU	O-C-N	-15.23	98.33	122.70
6	8-T	411	GLU	O-C-N	-15.23	98.33	122.70
6	2-H	411	GLU	O-C-N	-15.23	98.34	122.70
6	3-H	411	GLU	O-C-N	-15.23	98.34	122.70
5	1-S	340	ALA	O-C-N	-15.22	98.35	122.70
5	1-Y	340	ALA	O-C-N	-15.22	98.35	122.70
6	2-N	411	GLU	O-C-N	-15.22	98.35	122.70
6	2-Z	412	GLU	O-C-N	15.22	147.05	122.70
6	3-N	411	GLU	O-C-N	-15.22	98.35	122.70
6	4-N	411	GLU	O-C-N	-15.22	98.35	122.70
6	4-Z	412	GLU	O-C-N	15.22	147.05	122.70
6	5-N	411	GLU	O-C-N	-15.22	98.35	122.70
6	5-Z	412	GLU	O-C-N	15.22	147.05	122.70
6	6-N	411	GLU	O-C-N	-15.22	98.35	122.70
6	6-Z	412	GLU	O-C-N	15.22	147.05	122.70
6	7-N	411	GLU	O-C-N	-15.22	98.35	122.70
6	7-Z	412	GLU	O-C-N	15.22	147.05	122.70
6	8-N	411	GLU	O-C-N	-15.22	98.35	122.70
6	2-Z	411	GLU	O-C-N	-15.21	98.36	122.70
6	4-Z	411	GLU	O-C-N	-15.21	98.36	122.70
6	5-Z	411	GLU	O-C-N	-15.21	98.36	122.70
6	6-Z	411	GLU	O-C-N	-15.21	98.36	122.70
6	7-Z	411	GLU	O-C-N	-15.21	98.36	122.70
6	1-Z	411	GLU	O-C-N	-15.21	98.37	122.70
6	1-N	411	GLU	O-C-N	-15.21	98.37	122.70

Continued on next page...

Continued from previous page...

Mol	Chain	Res	Type	Atoms	Z	Observed(^{o})	Ideal(^{o})
6	3-Z	411	GLU	O-C-N	-15.21	98.37	122.70
6	8-Z	411	GLU	O-C-N	-15.21	98.37	122.70
3	1-P	1519	SER	CA-C-N	-15.12	85.96	116.20
3	2-P	1519	SER	CA-C-N	-15.12	85.96	116.20
3	3-P	1519	SER	CA-C-N	-15.12	85.96	116.20
3	4-P	1519	SER	CA-C-N	-15.12	85.96	116.20
3	6-P	1519	SER	CA-C-N	-15.12	85.96	116.20
3	8-P	1519	SER	CA-C-N	-15.12	85.96	116.20
3	1-D	1519	SER	CA-C-N	-15.11	85.97	116.20
3	5-D	1519	SER	CA-C-N	-15.11	85.97	116.20
3	7-D	1519	SER	CA-C-N	-15.11	85.97	116.20
3	1-V	1519	SER	CA-C-N	-15.11	85.98	116.20
3	2-V	1519	SER	CA-C-N	-15.11	85.98	116.20
3	3-V	1519	SER	CA-C-N	-15.11	85.98	116.20
3	4-V	1519	SER	CA-C-N	-15.11	85.98	116.20
3	5-V	1519	SER	CA-C-N	-15.11	85.98	116.20
3	6-V	1519	SER	CA-C-N	-15.11	85.98	116.20
3	7-V	1519	SER	CA-C-N	-15.11	85.98	116.20
3	8-V	1519	SER	CA-C-N	-15.11	85.98	116.20
3	5-P	1519	SER	CA-C-N	-15.11	85.98	116.20
3	7-P	1519	SER	CA-C-N	-15.11	85.98	116.20
3	1-J	1519	SER	CA-C-N	-15.11	85.99	116.20
3	2-J	1519	SER	CA-C-N	-15.10	86.00	116.20
3	3-J	1519	SER	CA-C-N	-15.10	86.00	116.20
3	4-J	1519	SER	CA-C-N	-15.10	86.00	116.20
3	5-J	1519	SER	CA-C-N	-15.10	86.00	116.20
3	6-J	1519	SER	CA-C-N	-15.10	86.00	116.20
3	7-J	1519	SER	CA-C-N	-15.10	86.00	116.20
3	8-J	1519	SER	CA-C-N	-15.10	86.00	116.20
3	2-D	1519	SER	CA-C-N	-15.09	86.02	116.20
3	3-D	1519	SER	CA-C-N	-15.09	86.02	116.20
3	4-D	1519	SER	CA-C-N	-15.09	86.02	116.20
3	6-D	1519	SER	CA-C-N	-15.09	86.02	116.20
3	8-D	1519	SER	CA-C-N	-15.09	86.02	116.20
5	1-Y	328	THR	N-CA-CB	14.91	138.62	110.30
5	2-S	343	ALA	O-C-N	-14.90	98.85	122.70
5	3-S	343	ALA	O-C-N	-14.90	98.85	122.70
5	1-G	343	ALA	O-C-N	-14.89	98.88	122.70
5	1-G	328	THR	N-CA-CB	14.88	138.58	110.30
5	1-Y	343	ALA	O-C-N	-14.88	98.89	122.70
5	4-G	343	ALA	O-C-N	-14.89	98.88	122.70
5	5-G	343	ALA	O-C-N	-14.89	98.88	122.70

Continued on next page...

Continued from previous page...

Mol	Chain	Res	Type	Atoms	Z	Observed(^{o})	Ideal(^{o})
5	6-G	343	ALA	O-C-N	-14.89	98.88	122.70
5	7-G	343	ALA	O-C-N	-14.89	98.88	122.70
5	8-G	343	ALA	O-C-N	-14.89	98.88	122.70
5	2-M	343	ALA	O-C-N	-14.88	98.89	122.70
5	2-Y	343	ALA	O-C-N	-14.88	98.89	122.70
5	4-M	343	ALA	O-C-N	-14.88	98.89	122.70
5	4-Y	343	ALA	O-C-N	-14.88	98.89	122.70
5	5-M	343	ALA	O-C-N	-14.88	98.89	122.70
5	5-Y	343	ALA	O-C-N	-14.88	98.89	122.70
5	6-M	343	ALA	O-C-N	-14.88	98.89	122.70
5	6-Y	343	ALA	O-C-N	-14.88	98.89	122.70
5	7-M	343	ALA	O-C-N	-14.88	98.89	122.70
5	7-Y	343	ALA	O-C-N	-14.88	98.89	122.70
5	1-S	328	THR	N-CA-CB	14.88	138.58	110.30
5	2-Y	328	THR	N-CA-CB	14.88	138.58	110.30
5	4-S	343	ALA	O-C-N	-14.88	98.89	122.70
5	4-G	328	THR	N-CA-CB	14.88	138.57	110.30
5	4-Y	328	THR	N-CA-CB	14.88	138.58	110.30
5	5-S	343	ALA	O-C-N	-14.88	98.89	122.70
5	5-G	328	THR	N-CA-CB	14.88	138.57	110.30
5	5-Y	328	THR	N-CA-CB	14.88	138.58	110.30
5	6-S	343	ALA	O-C-N	-14.88	98.89	122.70
5	6-G	328	THR	N-CA-CB	14.88	138.57	110.30
5	6-Y	328	THR	N-CA-CB	14.88	138.58	110.30
5	7-S	343	ALA	O-C-N	-14.88	98.89	122.70
5	8-S	343	ALA	O-C-N	-14.88	98.89	122.70
5	7-G	328	THR	N-CA-CB	14.88	138.57	110.30
5	7-Y	328	THR	N-CA-CB	14.88	138.58	110.30
5	8-G	328	THR	N-CA-CB	14.88	138.57	110.30
5	1-M	328	THR	N-CA-CB	14.88	138.56	110.30
5	3-Y	343	ALA	O-C-N	-14.88	98.90	122.70
5	8-Y	343	ALA	O-C-N	-14.88	98.90	122.70
5	1-M	343	ALA	O-C-N	-14.87	98.91	122.70
5	3-M	328	THR	N-CA-CB	14.87	138.55	110.30
5	8-M	328	THR	N-CA-CB	14.87	138.55	110.30
5	4-S	328	THR	N-CA-CB	14.86	138.53	110.30
5	5-S	328	THR	N-CA-CB	14.86	138.53	110.30
5	6-S	328	THR	N-CA-CB	14.86	138.53	110.30
5	7-S	328	THR	N-CA-CB	14.86	138.53	110.30
5	8-S	328	THR	N-CA-CB	14.86	138.53	110.30
5	1-S	343	ALA	O-C-N	-14.86	98.93	122.70
5	2-S	328	THR	N-CA-CB	14.86	138.53	110.30

Continued on next page...

Continued from previous page...

Mol	Chain	Res	Type	Atoms	Z	Observed(^{o})	Ideal(^{o})
5	3-S	328	THR	N-CA-CB	14.86	138.53	110.30
5	2-G	328	THR	N-CA-CB	14.85	138.52	110.30
5	3-G	328	THR	N-CA-CB	14.85	138.52	110.30
5	3-M	343	ALA	O-C-N	-14.85	98.94	122.70
5	8-M	343	ALA	O-C-N	-14.85	98.94	122.70
5	2-G	343	ALA	O-C-N	-14.85	98.95	122.70
5	3-G	343	ALA	O-C-N	-14.85	98.95	122.70
5	3-Y	328	THR	N-CA-CB	14.85	138.51	110.30
5	8-Y	328	THR	N-CA-CB	14.85	138.51	110.30
5	2-M	328	THR	N-CA-CB	14.84	138.50	110.30
5	4-M	328	THR	N-CA-CB	14.84	138.50	110.30
5	5-M	328	THR	N-CA-CB	14.84	138.50	110.30
5	6-M	328	THR	N-CA-CB	14.84	138.50	110.30
5	7-M	328	THR	N-CA-CB	14.84	138.50	110.30
5	1-S	333	PRO	N-CA-CB	14.79	121.05	103.30
5	2-S	333	PRO	N-CA-CB	14.79	121.05	103.30
5	3-S	333	PRO	N-CA-CB	14.79	121.05	103.30
5	3-M	333	PRO	N-CA-CB	14.76	121.01	103.30
5	8-M	333	PRO	N-CA-CB	14.76	121.01	103.30
5	1-Y	333	PRO	N-CA-CB	14.76	121.01	103.30
5	1-G	333	PRO	N-CA-CB	14.76	121.01	103.30
5	3-Y	333	PRO	N-CA-CB	14.76	121.01	103.30
5	2-Y	333	PRO	N-CA-CB	14.76	121.01	103.30
5	4-G	333	PRO	N-CA-CB	14.76	121.01	103.30
5	4-Y	333	PRO	N-CA-CB	14.76	121.01	103.30
5	5-G	333	PRO	N-CA-CB	14.76	121.01	103.30
5	5-Y	333	PRO	N-CA-CB	14.76	121.01	103.30
5	6-G	333	PRO	N-CA-CB	14.76	121.01	103.30
5	6-Y	333	PRO	N-CA-CB	14.76	121.01	103.30
5	7-G	333	PRO	N-CA-CB	14.76	121.01	103.30
5	7-Y	333	PRO	N-CA-CB	14.76	121.01	103.30
5	8-G	333	PRO	N-CA-CB	14.76	121.01	103.30
5	8-Y	333	PRO	N-CA-CB	14.76	121.01	103.30
5	2-M	333	PRO	N-CA-CB	14.75	121.00	103.30
5	4-M	333	PRO	N-CA-CB	14.75	121.00	103.30
5	5-M	333	PRO	N-CA-CB	14.75	121.00	103.30
5	6-M	333	PRO	N-CA-CB	14.75	121.00	103.30
5	7-M	333	PRO	N-CA-CB	14.75	121.00	103.30
5	4-S	333	PRO	N-CA-CB	14.74	120.99	103.30
5	5-S	333	PRO	N-CA-CB	14.74	120.99	103.30
5	6-S	333	PRO	N-CA-CB	14.74	120.99	103.30
5	7-S	333	PRO	N-CA-CB	14.74	120.99	103.30

Continued on next page...

Continued from previous page...

Mol	Chain	Res	Type	Atoms	Z	Observed(^{o})	Ideal(^{o})
5	8-S	333	PRO	N-CA-CB	14.74	120.99	103.30
5	2-G	333	PRO	N-CA-CB	14.74	120.99	103.30
5	3-G	333	PRO	N-CA-CB	14.74	120.99	103.30
5	1-M	333	PRO	N-CA-CB	14.71	120.96	103.30
5	1-S	326	LEU	O-C-N	14.63	146.11	122.70
5	3-Y	326	LEU	O-C-N	14.61	146.07	122.70
5	8-Y	326	LEU	O-C-N	14.61	146.07	122.70
5	2-S	326	LEU	O-C-N	14.60	146.05	122.70
5	3-S	326	LEU	O-C-N	14.60	146.05	122.70
5	1-M	326	LEU	O-C-N	14.58	146.03	122.70
5	1-G	326	LEU	O-C-N	14.58	146.02	122.70
5	4-S	326	LEU	O-C-N	14.57	146.01	122.70
5	5-S	326	LEU	O-C-N	14.57	146.01	122.70
5	6-S	326	LEU	O-C-N	14.57	146.01	122.70
5	7-S	326	LEU	O-C-N	14.57	146.01	122.70
5	8-S	326	LEU	O-C-N	14.57	146.01	122.70
5	1-Y	326	LEU	O-C-N	14.57	146.01	122.70
5	3-M	326	LEU	O-C-N	14.56	146.00	122.70
5	8-M	326	LEU	O-C-N	14.56	146.00	122.70
5	2-G	326	LEU	O-C-N	14.55	145.99	122.70
5	3-G	326	LEU	O-C-N	14.55	145.99	122.70
5	4-G	326	LEU	O-C-N	14.55	145.98	122.70
5	5-G	326	LEU	O-C-N	14.55	145.98	122.70
5	6-G	326	LEU	O-C-N	14.55	145.98	122.70
5	7-G	326	LEU	O-C-N	14.55	145.98	122.70
5	8-G	326	LEU	O-C-N	14.55	145.98	122.70
5	2-M	326	LEU	O-C-N	14.55	145.98	122.70
5	4-M	326	LEU	O-C-N	14.55	145.98	122.70
5	5-M	326	LEU	O-C-N	14.55	145.98	122.70
5	6-M	326	LEU	O-C-N	14.55	145.98	122.70
5	7-M	326	LEU	O-C-N	14.55	145.98	122.70
4	1-R	451	GLU	CA-C-N	-14.55	85.20	117.20
5	2-Y	326	LEU	O-C-N	14.55	145.98	122.70
5	4-Y	326	LEU	O-C-N	14.55	145.98	122.70
5	5-Y	326	LEU	O-C-N	14.55	145.98	122.70
5	6-Y	326	LEU	O-C-N	14.55	145.98	122.70
5	7-Y	326	LEU	O-C-N	14.55	145.98	122.70
4	1-X	451	GLU	CA-C-N	-14.54	85.21	117.20
4	4-F	451	GLU	CA-C-N	-14.54	85.21	117.20
4	5-F	451	GLU	CA-C-N	-14.54	85.21	117.20
4	6-F	451	GLU	CA-C-N	-14.54	85.21	117.20
4	7-F	451	GLU	CA-C-N	-14.54	85.21	117.20

Continued on next page...

Continued from previous page...

Mol	Chain	Res	Type	Atoms	Z	Observed(^{o})	Ideal(^{o})
4	8-F	451	GLU	CA-C-N	-14.54	85.21	117.20
4	2-F	451	GLU	CA-C-N	-14.54	85.22	117.20
4	3-F	451	GLU	CA-C-N	-14.54	85.22	117.20
4	1-F	451	GLU	CA-C-N	-14.53	85.23	117.20
4	2-X	451	GLU	CA-C-N	-14.53	85.23	117.20
4	4-X	451	GLU	CA-C-N	-14.53	85.23	117.20
4	5-X	451	GLU	CA-C-N	-14.53	85.23	117.20
4	6-X	451	GLU	CA-C-N	-14.53	85.23	117.20
4	7-X	451	GLU	CA-C-N	-14.53	85.23	117.20
4	3-L	451	GLU	CA-C-N	-14.53	85.24	117.20
4	8-L	451	GLU	CA-C-N	-14.53	85.24	117.20
4	2-R	451	GLU	CA-C-N	-14.52	85.25	117.20
4	3-R	451	GLU	CA-C-N	-14.52	85.25	117.20
4	3-X	451	GLU	CA-C-N	-14.52	85.25	117.20
4	8-X	451	GLU	CA-C-N	-14.52	85.25	117.20
4	4-R	451	GLU	CA-C-N	-14.52	85.26	117.20
4	5-R	451	GLU	CA-C-N	-14.52	85.26	117.20
4	6-R	451	GLU	CA-C-N	-14.52	85.26	117.20
4	7-R	451	GLU	CA-C-N	-14.52	85.26	117.20
4	8-R	451	GLU	CA-C-N	-14.52	85.26	117.20
4	2-L	451	GLU	CA-C-N	-14.51	85.27	117.20
4	4-L	451	GLU	CA-C-N	-14.51	85.27	117.20
4	5-L	451	GLU	CA-C-N	-14.51	85.27	117.20
4	6-L	451	GLU	CA-C-N	-14.51	85.27	117.20
4	7-L	451	GLU	CA-C-N	-14.51	85.27	117.20
4	1-L	451	GLU	CA-C-N	-14.50	85.30	117.20
4	4-F	457	ALA	CA-C-N	-14.48	85.35	117.20
4	5-F	457	ALA	CA-C-N	-14.48	85.35	117.20
4	6-F	457	ALA	CA-C-N	-14.48	85.35	117.20
4	7-F	457	ALA	CA-C-N	-14.48	85.35	117.20
4	8-F	457	ALA	CA-C-N	-14.48	85.35	117.20
4	1-X	457	ALA	CA-C-N	-14.47	85.37	117.20
4	2-L	457	ALA	CA-C-N	-14.47	85.37	117.20
4	4-L	457	ALA	CA-C-N	-14.47	85.37	117.20
4	5-L	457	ALA	CA-C-N	-14.47	85.37	117.20
4	6-L	457	ALA	CA-C-N	-14.47	85.37	117.20
4	7-L	457	ALA	CA-C-N	-14.47	85.37	117.20
4	2-R	457	ALA	CA-C-N	-14.46	85.38	117.20
4	3-R	457	ALA	CA-C-N	-14.46	85.38	117.20
4	3-X	457	ALA	CA-C-N	-14.46	85.39	117.20
4	8-X	457	ALA	CA-C-N	-14.46	85.39	117.20
4	1-F	457	ALA	CA-C-N	-14.45	85.40	117.20

Continued on next page...

Continued from previous page...

Mol	Chain	Res	Type	Atoms	Z	Observed(^{o})	Ideal(^{o})
4	1-L	457	ALA	CA-C-N	-14.46	85.40	117.20
4	2-F	457	ALA	CA-C-N	-14.45	85.40	117.20
4	3-F	457	ALA	CA-C-N	-14.45	85.40	117.20
4	1-R	457	ALA	CA-C-N	-14.45	85.40	117.20
4	2-X	457	ALA	CA-C-N	-14.45	85.41	117.20
4	4-R	457	ALA	CA-C-N	-14.45	85.41	117.20
4	4-X	457	ALA	CA-C-N	-14.45	85.41	117.20
4	5-R	457	ALA	CA-C-N	-14.45	85.41	117.20
4	5-X	457	ALA	CA-C-N	-14.45	85.41	117.20
4	6-R	457	ALA	CA-C-N	-14.45	85.41	117.20
4	6-X	457	ALA	CA-C-N	-14.45	85.41	117.20
4	7-R	457	ALA	CA-C-N	-14.45	85.41	117.20
4	7-X	457	ALA	CA-C-N	-14.45	85.41	117.20
4	8-R	457	ALA	CA-C-N	-14.45	85.41	117.20
4	3-L	457	ALA	CA-C-N	-14.45	85.42	117.20
4	8-L	457	ALA	CA-C-N	-14.45	85.42	117.20
4	1-F	456	ASP	CB-CA-C	-14.44	81.52	110.40
4	1-L	456	ASP	CB-CA-C	-14.43	81.54	110.40
4	2-X	456	ASP	CB-CA-C	-14.43	81.54	110.40
4	4-X	456	ASP	CB-CA-C	-14.43	81.54	110.40
4	5-X	456	ASP	CB-CA-C	-14.43	81.54	110.40
4	6-X	456	ASP	CB-CA-C	-14.43	81.54	110.40
4	7-X	456	ASP	CB-CA-C	-14.43	81.54	110.40
4	1-R	456	ASP	CB-CA-C	-14.43	81.55	110.40
4	4-R	456	ASP	CB-CA-C	-14.43	81.55	110.40
4	5-R	456	ASP	CB-CA-C	-14.43	81.55	110.40
4	6-R	456	ASP	CB-CA-C	-14.43	81.55	110.40
4	7-R	456	ASP	CB-CA-C	-14.43	81.55	110.40
4	8-R	456	ASP	CB-CA-C	-14.43	81.55	110.40
4	1-X	456	ASP	CB-CA-C	-14.42	81.56	110.40
4	2-R	456	ASP	CB-CA-C	-14.42	81.56	110.40
4	3-R	456	ASP	CB-CA-C	-14.42	81.56	110.40
4	3-X	456	ASP	CB-CA-C	-14.42	81.56	110.40
4	8-X	456	ASP	CB-CA-C	-14.42	81.56	110.40
4	2-F	456	ASP	CB-CA-C	-14.41	81.57	110.40
4	2-L	456	ASP	CB-CA-C	-14.41	81.57	110.40
4	3-F	456	ASP	CB-CA-C	-14.41	81.57	110.40
4	4-L	456	ASP	CB-CA-C	-14.41	81.57	110.40
4	5-L	456	ASP	CB-CA-C	-14.41	81.57	110.40
4	6-L	456	ASP	CB-CA-C	-14.41	81.57	110.40
4	7-L	456	ASP	CB-CA-C	-14.41	81.57	110.40
4	3-L	456	ASP	CB-CA-C	-14.41	81.58	110.40

Continued on next page...

Continued from previous page...

Mol	Chain	Res	Type	Atoms	Z	Observed(^{o})	Ideal(^{o})
4	8-L	456	ASP	CB-CA-C	-14.41	81.58	110.40
4	4-F	456	ASP	CB-CA-C	-14.41	81.58	110.40
4	5-F	456	ASP	CB-CA-C	-14.41	81.58	110.40
4	6-F	456	ASP	CB-CA-C	-14.41	81.58	110.40
4	7-F	456	ASP	CB-CA-C	-14.41	81.58	110.40
4	8-F	456	ASP	CB-CA-C	-14.41	81.58	110.40
3	2-D	1546	LEU	C-N-CA	-14.34	85.86	121.70
3	3-D	1546	LEU	C-N-CA	-14.34	85.86	121.70
3	4-D	1546	LEU	C-N-CA	-14.34	85.86	121.70
3	6-D	1546	LEU	C-N-CA	-14.34	85.86	121.70
3	8-D	1546	LEU	C-N-CA	-14.34	85.86	121.70
3	2-V	1546	LEU	C-N-CA	-14.33	85.88	121.70
3	3-V	1546	LEU	C-N-CA	-14.33	85.88	121.70
3	4-V	1546	LEU	C-N-CA	-14.33	85.88	121.70
3	5-V	1546	LEU	C-N-CA	-14.33	85.88	121.70
3	6-V	1546	LEU	C-N-CA	-14.33	85.88	121.70
3	7-V	1546	LEU	C-N-CA	-14.33	85.88	121.70
3	8-V	1546	LEU	C-N-CA	-14.33	85.88	121.70
3	1-V	1546	LEU	C-N-CA	-14.32	85.89	121.70
3	1-P	1546	LEU	C-N-CA	-14.32	85.89	121.70
3	1-J	1546	LEU	C-N-CA	-14.32	85.90	121.70
3	2-P	1546	LEU	C-N-CA	-14.32	85.90	121.70
3	3-P	1546	LEU	C-N-CA	-14.32	85.90	121.70
3	4-P	1546	LEU	C-N-CA	-14.32	85.90	121.70
3	5-P	1546	LEU	C-N-CA	-14.32	85.90	121.70
3	6-P	1546	LEU	C-N-CA	-14.32	85.90	121.70
3	7-P	1546	LEU	C-N-CA	-14.32	85.90	121.70
3	8-P	1546	LEU	C-N-CA	-14.32	85.90	121.70
3	5-D	1546	LEU	C-N-CA	-14.31	85.91	121.70
3	7-D	1546	LEU	C-N-CA	-14.31	85.91	121.70
3	1-D	1546	LEU	C-N-CA	-14.30	85.94	121.70
3	2-J	1546	LEU	C-N-CA	-14.30	85.95	121.70
3	3-J	1546	LEU	C-N-CA	-14.30	85.95	121.70
3	4-J	1546	LEU	C-N-CA	-14.30	85.95	121.70
3	5-J	1546	LEU	C-N-CA	-14.30	85.95	121.70
3	6-J	1546	LEU	C-N-CA	-14.30	85.95	121.70
3	7-J	1546	LEU	C-N-CA	-14.30	85.95	121.70
3	8-J	1546	LEU	C-N-CA	-14.30	85.95	121.70
4	4-R	424	PRO	C-N-CA	-14.27	86.03	121.70
4	5-R	424	PRO	C-N-CA	-14.27	86.03	121.70
4	6-R	424	PRO	C-N-CA	-14.27	86.03	121.70
4	7-R	424	PRO	C-N-CA	-14.27	86.03	121.70

Continued on next page...

Continued from previous page...

Mol	Chain	Res	Type	Atoms	Z	Observed(^{o})	Ideal(^{o})
4	8-R	424	PRO	C-N-CA	-14.27	86.03	121.70
4	4-F	424	PRO	C-N-CA	-14.27	86.03	121.70
4	5-F	424	PRO	C-N-CA	-14.27	86.03	121.70
4	6-F	424	PRO	C-N-CA	-14.27	86.03	121.70
4	7-F	424	PRO	C-N-CA	-14.27	86.03	121.70
4	8-F	424	PRO	C-N-CA	-14.27	86.03	121.70
4	2-R	424	PRO	C-N-CA	-14.26	86.05	121.70
4	3-R	424	PRO	C-N-CA	-14.26	86.05	121.70
4	1-R	424	PRO	C-N-CA	-14.26	86.06	121.70
4	3-X	424	PRO	C-N-CA	-14.26	86.06	121.70
4	8-X	424	PRO	C-N-CA	-14.26	86.06	121.70
4	1-F	424	PRO	C-N-CA	-14.25	86.07	121.70
4	2-L	424	PRO	C-N-CA	-14.25	86.07	121.70
4	4-L	424	PRO	C-N-CA	-14.25	86.07	121.70
4	5-L	424	PRO	C-N-CA	-14.25	86.07	121.70
4	6-L	424	PRO	C-N-CA	-14.25	86.07	121.70
4	7-L	424	PRO	C-N-CA	-14.25	86.07	121.70
4	2-X	424	PRO	C-N-CA	-14.25	86.07	121.70
4	3-L	424	PRO	C-N-CA	-14.25	86.08	121.70
4	4-X	424	PRO	C-N-CA	-14.25	86.07	121.70
4	5-X	424	PRO	C-N-CA	-14.25	86.07	121.70
4	6-X	424	PRO	C-N-CA	-14.25	86.07	121.70
4	7-X	424	PRO	C-N-CA	-14.25	86.07	121.70
4	8-L	424	PRO	C-N-CA	-14.25	86.08	121.70
4	1-X	424	PRO	C-N-CA	-14.24	86.09	121.70
4	2-F	424	PRO	C-N-CA	-14.24	86.09	121.70
4	3-F	424	PRO	C-N-CA	-14.24	86.09	121.70
4	1-L	424	PRO	C-N-CA	-14.24	86.10	121.70
6	3-N	341	SER	N-CA-CB	14.13	131.70	110.50
6	8-N	341	SER	N-CA-CB	14.13	131.70	110.50
6	3-Z	341	SER	N-CA-CB	14.12	131.69	110.50
6	8-Z	341	SER	N-CA-CB	14.12	131.69	110.50
6	2-N	341	SER	N-CA-CB	14.12	131.68	110.50
6	4-N	341	SER	N-CA-CB	14.12	131.68	110.50
6	5-N	341	SER	N-CA-CB	14.12	131.68	110.50
6	6-N	341	SER	N-CA-CB	14.12	131.68	110.50
6	7-N	341	SER	N-CA-CB	14.12	131.68	110.50
6	1-H	341	SER	N-CA-CB	14.12	131.68	110.50
6	1-Z	341	SER	N-CA-CB	14.12	131.68	110.50
6	4-H	341	SER	N-CA-CB	14.12	131.68	110.50
6	5-H	341	SER	N-CA-CB	14.12	131.68	110.50
6	6-H	341	SER	N-CA-CB	14.12	131.68	110.50

Continued on next page...

Continued from previous page...

Mol	Chain	Res	Type	Atoms	Z	Observed(^{o})	Ideal(^{o})
6	7-H	341	SER	N-CA-CB	14.12	131.68	110.50
6	8-H	341	SER	N-CA-CB	14.12	131.68	110.50
6	2-T	341	SER	N-CA-CB	14.12	131.67	110.50
6	3-T	341	SER	N-CA-CB	14.12	131.67	110.50
6	2-Z	341	SER	N-CA-CB	14.11	131.67	110.50
6	4-Z	341	SER	N-CA-CB	14.11	131.67	110.50
6	5-Z	341	SER	N-CA-CB	14.11	131.67	110.50
6	6-Z	341	SER	N-CA-CB	14.11	131.67	110.50
6	7-Z	341	SER	N-CA-CB	14.11	131.67	110.50
6	1-N	341	SER	N-CA-CB	14.10	131.65	110.50
6	4-T	341	SER	N-CA-CB	14.10	131.65	110.50
6	5-T	341	SER	N-CA-CB	14.10	131.65	110.50
6	6-T	341	SER	N-CA-CB	14.10	131.65	110.50
6	7-T	341	SER	N-CA-CB	14.10	131.65	110.50
6	8-T	341	SER	N-CA-CB	14.10	131.65	110.50
6	2-H	341	SER	N-CA-CB	14.09	131.63	110.50
6	3-H	341	SER	N-CA-CB	14.09	131.63	110.50
6	1-T	341	SER	N-CA-CB	14.08	131.62	110.50
3	1-P	1539	LEU	C-N-CA	-13.99	86.72	121.70
3	2-V	1539	LEU	C-N-CA	-13.97	86.78	121.70
3	3-V	1539	LEU	C-N-CA	-13.97	86.78	121.70
3	4-V	1539	LEU	C-N-CA	-13.97	86.78	121.70
3	5-V	1539	LEU	C-N-CA	-13.97	86.78	121.70
3	6-V	1539	LEU	C-N-CA	-13.97	86.78	121.70
3	7-V	1539	LEU	C-N-CA	-13.97	86.78	121.70
3	8-V	1539	LEU	C-N-CA	-13.97	86.78	121.70
3	1-D	1539	LEU	C-N-CA	-13.96	86.80	121.70
3	1-V	1539	LEU	C-N-CA	-13.96	86.79	121.70
3	2-J	1539	LEU	C-N-CA	-13.96	86.80	121.70
3	3-J	1539	LEU	C-N-CA	-13.96	86.80	121.70
3	4-J	1539	LEU	C-N-CA	-13.96	86.80	121.70
3	5-J	1539	LEU	C-N-CA	-13.96	86.80	121.70
3	5-P	1539	LEU	C-N-CA	-13.96	86.80	121.70
3	6-J	1539	LEU	C-N-CA	-13.96	86.80	121.70
3	7-J	1539	LEU	C-N-CA	-13.96	86.80	121.70
3	7-P	1539	LEU	C-N-CA	-13.96	86.80	121.70
3	8-J	1539	LEU	C-N-CA	-13.96	86.80	121.70
3	2-D	1539	LEU	C-N-CA	-13.96	86.80	121.70
3	3-D	1539	LEU	C-N-CA	-13.96	86.80	121.70
3	4-D	1539	LEU	C-N-CA	-13.96	86.80	121.70
3	6-D	1539	LEU	C-N-CA	-13.96	86.80	121.70
3	8-D	1539	LEU	C-N-CA	-13.96	86.80	121.70

Continued on next page...

Continued from previous page...

Mol	Chain	Res	Type	Atoms	Z	Observed(^{o})	Ideal(^{o})
3	1-J	1539	LEU	C-N-CA	-13.95	86.81	121.70
3	2-P	1539	LEU	C-N-CA	-13.95	86.82	121.70
3	3-P	1539	LEU	C-N-CA	-13.95	86.82	121.70
3	4-P	1539	LEU	C-N-CA	-13.95	86.82	121.70
3	5-D	1539	LEU	C-N-CA	-13.95	86.82	121.70
3	6-P	1539	LEU	C-N-CA	-13.95	86.82	121.70
3	7-D	1539	LEU	C-N-CA	-13.95	86.82	121.70
3	8-P	1539	LEU	C-N-CA	-13.95	86.82	121.70
5	1-Y	341	ALA	C-N-CA	-13.94	63.45	122.00
5	2-S	341	ALA	C-N-CA	-13.94	63.46	122.00
5	3-S	341	ALA	C-N-CA	-13.94	63.46	122.00
5	1-S	341	ALA	C-N-CA	-13.94	63.47	122.00
5	2-Y	341	ALA	C-N-CA	-13.94	63.47	122.00
5	4-Y	341	ALA	C-N-CA	-13.94	63.47	122.00
5	5-Y	341	ALA	C-N-CA	-13.94	63.47	122.00
5	6-Y	341	ALA	C-N-CA	-13.94	63.47	122.00
5	7-Y	341	ALA	C-N-CA	-13.94	63.47	122.00
5	3-Y	330	LYS	N-CA-CB	13.93	135.68	110.60
5	4-G	341	ALA	C-N-CA	-13.93	63.48	122.00
5	4-S	341	ALA	C-N-CA	-13.93	63.48	122.00
5	5-G	341	ALA	C-N-CA	-13.93	63.48	122.00
5	5-S	341	ALA	C-N-CA	-13.93	63.48	122.00
5	6-G	341	ALA	C-N-CA	-13.93	63.48	122.00
5	6-S	341	ALA	C-N-CA	-13.93	63.48	122.00
5	7-G	341	ALA	C-N-CA	-13.93	63.48	122.00
5	7-S	341	ALA	C-N-CA	-13.93	63.48	122.00
5	8-G	341	ALA	C-N-CA	-13.93	63.48	122.00
5	8-S	341	ALA	C-N-CA	-13.93	63.48	122.00
5	8-Y	330	LYS	N-CA-CB	13.93	135.68	110.60
5	2-G	341	ALA	C-N-CA	-13.93	63.50	122.00
5	3-G	341	ALA	C-N-CA	-13.93	63.50	122.00
5	3-M	341	ALA	C-N-CA	-13.93	63.50	122.00
5	8-M	341	ALA	C-N-CA	-13.93	63.50	122.00
5	1-G	341	ALA	C-N-CA	-13.92	63.52	122.00
5	2-M	341	ALA	C-N-CA	-13.92	63.52	122.00
5	3-Y	341	ALA	C-N-CA	-13.92	63.52	122.00
5	4-M	341	ALA	C-N-CA	-13.92	63.52	122.00
5	5-M	341	ALA	C-N-CA	-13.92	63.52	122.00
5	6-M	341	ALA	C-N-CA	-13.92	63.52	122.00
5	7-M	341	ALA	C-N-CA	-13.92	63.52	122.00
5	8-Y	341	ALA	C-N-CA	-13.92	63.52	122.00
5	1-M	341	ALA	C-N-CA	-13.91	63.56	122.00

Continued on next page...

Continued from previous page...

Mol	Chain	Res	Type	Atoms	Z	Observed(^{o})	Ideal(^{o})
5	1-S	330	LYS	N-CA-CB	13.91	135.65	110.60
5	1-Y	330	LYS	N-CA-CB	13.91	135.65	110.60
5	3-M	330	LYS	N-CA-CB	13.90	135.63	110.60
5	2-G	330	LYS	N-CA-CB	13.90	135.62	110.60
5	3-G	330	LYS	N-CA-CB	13.90	135.62	110.60
5	4-G	330	LYS	N-CA-CB	13.90	135.63	110.60
5	5-G	330	LYS	N-CA-CB	13.90	135.63	110.60
5	6-G	330	LYS	N-CA-CB	13.90	135.63	110.60
5	7-G	330	LYS	N-CA-CB	13.90	135.63	110.60
5	8-G	330	LYS	N-CA-CB	13.90	135.63	110.60
5	8-M	330	LYS	N-CA-CB	13.90	135.63	110.60
5	1-G	330	LYS	N-CA-CB	13.90	135.62	110.60
5	2-S	330	LYS	N-CA-CB	13.90	135.62	110.60
5	3-S	330	LYS	N-CA-CB	13.90	135.62	110.60
5	4-S	330	LYS	N-CA-CB	13.90	135.62	110.60
5	5-S	330	LYS	N-CA-CB	13.90	135.62	110.60
5	6-S	330	LYS	N-CA-CB	13.90	135.62	110.60
5	7-S	330	LYS	N-CA-CB	13.90	135.62	110.60
5	8-S	330	LYS	N-CA-CB	13.90	135.62	110.60
5	2-Y	330	LYS	N-CA-CB	13.90	135.61	110.60
5	4-Y	330	LYS	N-CA-CB	13.90	135.61	110.60
5	5-Y	330	LYS	N-CA-CB	13.90	135.61	110.60
5	6-Y	330	LYS	N-CA-CB	13.90	135.61	110.60
5	7-Y	330	LYS	N-CA-CB	13.90	135.61	110.60
5	2-M	330	LYS	N-CA-CB	13.89	135.60	110.60
5	4-M	330	LYS	N-CA-CB	13.89	135.60	110.60
5	5-M	330	LYS	N-CA-CB	13.89	135.60	110.60
5	6-M	330	LYS	N-CA-CB	13.89	135.60	110.60
5	7-M	330	LYS	N-CA-CB	13.89	135.60	110.60
5	1-M	342	PRO	CA-C-N	-13.89	86.65	117.20
5	2-G	342	PRO	CA-C-N	-13.88	86.67	117.20
5	3-G	342	PRO	CA-C-N	-13.88	86.67	117.20
5	2-Y	342	PRO	CA-C-N	-13.88	86.67	117.20
5	4-Y	342	PRO	CA-C-N	-13.88	86.67	117.20
5	5-Y	342	PRO	CA-C-N	-13.88	86.67	117.20
5	6-Y	342	PRO	CA-C-N	-13.88	86.67	117.20
5	7-Y	342	PRO	CA-C-N	-13.88	86.67	117.20
5	1-G	342	PRO	CA-C-N	-13.88	86.67	117.20
5	3-Y	342	PRO	CA-C-N	-13.88	86.67	117.20
5	8-Y	342	PRO	CA-C-N	-13.88	86.67	117.20
5	4-G	342	PRO	CA-C-N	-13.88	86.67	117.20
5	4-S	342	PRO	CA-C-N	-13.88	86.67	117.20

Continued on next page...

Continued from previous page...

Mol	Chain	Res	Type	Atoms	Z	Observed(^{o})	Ideal(^{o})
5	5-G	342	PRO	CA-C-N	-13.88	86.67	117.20
5	5-S	342	PRO	CA-C-N	-13.88	86.67	117.20
5	6-G	342	PRO	CA-C-N	-13.88	86.67	117.20
5	6-S	342	PRO	CA-C-N	-13.88	86.67	117.20
5	7-G	342	PRO	CA-C-N	-13.88	86.67	117.20
5	7-S	342	PRO	CA-C-N	-13.88	86.67	117.20
5	8-G	342	PRO	CA-C-N	-13.88	86.67	117.20
5	8-S	342	PRO	CA-C-N	-13.88	86.67	117.20
5	3-M	342	PRO	CA-C-N	-13.87	86.68	117.20
5	8-M	342	PRO	CA-C-N	-13.87	86.68	117.20
5	2-M	342	PRO	CA-C-N	-13.87	86.69	117.20
5	2-S	342	PRO	CA-C-N	-13.87	86.69	117.20
5	3-S	342	PRO	CA-C-N	-13.87	86.69	117.20
5	4-M	342	PRO	CA-C-N	-13.87	86.69	117.20
5	5-M	342	PRO	CA-C-N	-13.87	86.69	117.20
5	6-M	342	PRO	CA-C-N	-13.87	86.69	117.20
5	7-M	342	PRO	CA-C-N	-13.87	86.69	117.20
5	1-M	330	LYS	N-CA-CB	13.87	135.56	110.60
5	1-Y	342	PRO	CA-C-N	-13.86	86.70	117.20
5	1-S	342	PRO	CA-C-N	-13.86	86.72	117.20
4	3-L	399	SER	CA-C-N	-13.80	88.59	116.20
4	4-R	399	SER	CA-C-N	-13.80	88.59	116.20
4	5-R	399	SER	CA-C-N	-13.80	88.59	116.20
4	6-R	399	SER	CA-C-N	-13.80	88.59	116.20
4	7-R	399	SER	CA-C-N	-13.80	88.59	116.20
4	8-L	399	SER	CA-C-N	-13.80	88.59	116.20
4	8-R	399	SER	CA-C-N	-13.80	88.59	116.20
4	2-F	399	SER	CA-C-N	-13.79	88.61	116.20
4	3-F	399	SER	CA-C-N	-13.79	88.61	116.20
4	2-R	399	SER	CA-C-N	-13.79	88.62	116.20
4	3-R	399	SER	CA-C-N	-13.79	88.62	116.20
4	3-X	400	GLY	CA-C-O	-13.79	95.78	120.60
4	8-X	400	GLY	CA-C-O	-13.79	95.78	120.60
4	1-L	399	SER	CA-C-N	-13.79	88.63	116.20
4	1-R	399	SER	CA-C-N	-13.79	88.63	116.20
4	2-L	399	SER	CA-C-N	-13.78	88.63	116.20
4	4-L	399	SER	CA-C-N	-13.78	88.63	116.20
4	5-L	399	SER	CA-C-N	-13.78	88.63	116.20
4	6-L	399	SER	CA-C-N	-13.78	88.63	116.20
4	7-L	399	SER	CA-C-N	-13.78	88.63	116.20
4	1-X	399	SER	CA-C-N	-13.78	88.64	116.20
4	3-X	399	SER	CA-C-N	-13.78	88.64	116.20

Continued on next page...

Continued from previous page...

Mol	Chain	Res	Type	Atoms	Z	Observed(^{o})	Ideal(^{o})
4	8-X	399	SER	CA-C-N	-13.78	88.64	116.20
4	1-F	399	SER	CA-C-N	-13.78	88.64	116.20
4	4-F	399	SER	CA-C-N	-13.77	88.65	116.20
4	5-F	399	SER	CA-C-N	-13.77	88.65	116.20
4	6-F	399	SER	CA-C-N	-13.77	88.65	116.20
4	7-F	399	SER	CA-C-N	-13.77	88.65	116.20
4	8-F	399	SER	CA-C-N	-13.77	88.65	116.20
4	4-R	400	GLY	CA-C-O	-13.77	95.82	120.60
4	5-R	400	GLY	CA-C-O	-13.77	95.82	120.60
4	6-R	400	GLY	CA-C-O	-13.77	95.82	120.60
4	7-R	400	GLY	CA-C-O	-13.77	95.82	120.60
4	8-R	400	GLY	CA-C-O	-13.77	95.82	120.60
4	2-X	399	SER	CA-C-N	-13.76	88.67	116.20
4	4-F	400	GLY	CA-C-O	-13.76	95.83	120.60
4	4-X	399	SER	CA-C-N	-13.76	88.67	116.20
4	5-F	400	GLY	CA-C-O	-13.76	95.83	120.60
4	5-X	399	SER	CA-C-N	-13.76	88.67	116.20
4	6-F	400	GLY	CA-C-O	-13.76	95.83	120.60
4	6-X	399	SER	CA-C-N	-13.76	88.67	116.20
4	7-F	400	GLY	CA-C-O	-13.76	95.83	120.60
4	7-X	399	SER	CA-C-N	-13.76	88.67	116.20
4	8-F	400	GLY	CA-C-O	-13.76	95.83	120.60
4	1-R	400	GLY	CA-C-O	-13.76	95.84	120.60
4	2-F	400	GLY	CA-C-O	-13.76	95.84	120.60
4	2-X	400	GLY	CA-C-O	-13.76	95.84	120.60
4	3-F	400	GLY	CA-C-O	-13.76	95.84	120.60
4	4-X	400	GLY	CA-C-O	-13.76	95.84	120.60
4	5-X	400	GLY	CA-C-O	-13.76	95.84	120.60
4	6-X	400	GLY	CA-C-O	-13.76	95.84	120.60
4	7-X	400	GLY	CA-C-O	-13.76	95.84	120.60
4	3-L	400	GLY	CA-C-O	-13.75	95.86	120.60
4	8-L	400	GLY	CA-C-O	-13.75	95.86	120.60
4	1-L	252	THR	CB-CA-C	-13.74	74.49	111.60
4	1-L	400	GLY	CA-C-O	-13.74	95.86	120.60
4	1-X	400	GLY	CA-C-O	-13.74	95.86	120.60
4	2-R	400	GLY	CA-C-O	-13.74	95.86	120.60
4	3-R	400	GLY	CA-C-O	-13.74	95.86	120.60
4	1-R	252	THR	CB-CA-C	-13.74	74.50	111.60
4	2-L	400	GLY	CA-C-O	-13.74	95.87	120.60
4	4-L	400	GLY	CA-C-O	-13.74	95.87	120.60
4	5-L	400	GLY	CA-C-O	-13.74	95.87	120.60
4	6-L	400	GLY	CA-C-O	-13.74	95.87	120.60

Continued on next page...

Continued from previous page...

Mol	Chain	Res	Type	Atoms	Z	Observed(^{o})	Ideal(^{o})
4	7-L	400	GLY	CA-C-O	-13.74	95.87	120.60
4	1-F	252	THR	CB-CA-C	-13.73	74.52	111.60
4	1-F	400	GLY	CA-C-O	-13.73	95.88	120.60
4	1-X	252	THR	CB-CA-C	-13.73	74.52	111.60
5	1-S	327	ARG	N-CA-CB	13.71	135.28	110.60
5	1-M	327	ARG	N-CA-CB	13.70	135.26	110.60
5	4-S	327	ARG	N-CA-CB	13.70	135.26	110.60
5	5-S	327	ARG	N-CA-CB	13.70	135.26	110.60
5	6-S	327	ARG	N-CA-CB	13.70	135.26	110.60
5	7-S	327	ARG	N-CA-CB	13.70	135.26	110.60
5	8-S	327	ARG	N-CA-CB	13.70	135.26	110.60
5	1-G	327	ARG	N-CA-CB	13.70	135.25	110.60
5	2-Y	327	ARG	N-CA-CB	13.70	135.25	110.60
5	4-Y	327	ARG	N-CA-CB	13.70	135.25	110.60
5	5-Y	327	ARG	N-CA-CB	13.70	135.25	110.60
5	6-Y	327	ARG	N-CA-CB	13.70	135.25	110.60
5	7-Y	327	ARG	N-CA-CB	13.70	135.25	110.60
5	2-M	327	ARG	N-CA-CB	13.69	135.25	110.60
5	4-M	327	ARG	N-CA-CB	13.69	135.25	110.60
5	5-M	327	ARG	N-CA-CB	13.69	135.25	110.60
5	6-M	327	ARG	N-CA-CB	13.69	135.25	110.60
5	7-M	327	ARG	N-CA-CB	13.69	135.25	110.60
5	3-Y	327	ARG	N-CA-CB	13.69	135.24	110.60
5	3-M	327	ARG	N-CA-CB	13.69	135.24	110.60
5	4-G	327	ARG	N-CA-CB	13.69	135.24	110.60
5	5-G	327	ARG	N-CA-CB	13.69	135.24	110.60
5	6-G	327	ARG	N-CA-CB	13.69	135.24	110.60
5	7-G	327	ARG	N-CA-CB	13.69	135.24	110.60
5	8-G	327	ARG	N-CA-CB	13.69	135.24	110.60
5	8-Y	327	ARG	N-CA-CB	13.69	135.24	110.60
5	8-M	327	ARG	N-CA-CB	13.69	135.24	110.60
5	1-Y	327	ARG	N-CA-CB	13.68	135.23	110.60
5	2-G	327	ARG	N-CA-CB	13.68	135.22	110.60
5	3-G	327	ARG	N-CA-CB	13.68	135.22	110.60
5	2-S	327	ARG	N-CA-CB	13.68	135.21	110.60
5	3-S	327	ARG	N-CA-CB	13.68	135.21	110.60
4	1-F	448	ARG	CB-CA-C	-13.66	83.08	110.40
4	1-X	459	LEU	N-CA-CB	13.65	137.71	110.40
4	4-R	448	ARG	CB-CA-C	-13.65	83.10	110.40
4	5-R	448	ARG	CB-CA-C	-13.65	83.10	110.40
4	6-R	448	ARG	CB-CA-C	-13.65	83.10	110.40
4	7-R	448	ARG	CB-CA-C	-13.65	83.10	110.40

Continued on next page...

Continued from previous page...

Mol	Chain	Res	Type	Atoms	Z	Observed(^{o})	Ideal(^{o})
4	8-R	448	ARG	CB-CA-C	-13.65	83.10	110.40
4	1-R	448	ARG	CB-CA-C	-13.65	83.11	110.40
4	1-L	448	ARG	CB-CA-C	-13.64	83.11	110.40
4	1-X	448	ARG	CB-CA-C	-13.64	83.11	110.40
4	2-L	448	ARG	CB-CA-C	-13.64	83.11	110.40
4	4-L	448	ARG	CB-CA-C	-13.64	83.11	110.40
4	5-L	448	ARG	CB-CA-C	-13.64	83.11	110.40
4	6-L	448	ARG	CB-CA-C	-13.64	83.11	110.40
4	7-L	448	ARG	CB-CA-C	-13.64	83.11	110.40
4	3-L	448	ARG	CB-CA-C	-13.64	83.12	110.40
4	8-L	448	ARG	CB-CA-C	-13.64	83.12	110.40
4	2-F	448	ARG	CB-CA-C	-13.63	83.13	110.40
4	3-F	448	ARG	CB-CA-C	-13.63	83.13	110.40
4	2-X	448	ARG	CB-CA-C	-13.63	83.14	110.40
4	2-X	459	LEU	N-CA-CB	13.63	137.66	110.40
4	3-X	448	ARG	CB-CA-C	-13.63	83.14	110.40
4	4-F	448	ARG	CB-CA-C	-13.63	83.14	110.40
4	4-X	448	ARG	CB-CA-C	-13.63	83.14	110.40
4	4-X	459	LEU	N-CA-CB	13.63	137.66	110.40
4	8-X	448	ARG	CB-CA-C	-13.63	83.14	110.40
4	5-F	448	ARG	CB-CA-C	-13.63	83.14	110.40
4	5-X	448	ARG	CB-CA-C	-13.63	83.14	110.40
4	5-X	459	LEU	N-CA-CB	13.63	137.66	110.40
4	6-F	448	ARG	CB-CA-C	-13.63	83.14	110.40
4	6-X	448	ARG	CB-CA-C	-13.63	83.14	110.40
4	6-X	459	LEU	N-CA-CB	13.63	137.66	110.40
4	7-F	448	ARG	CB-CA-C	-13.63	83.14	110.40
4	7-X	448	ARG	CB-CA-C	-13.63	83.14	110.40
4	7-X	459	LEU	N-CA-CB	13.63	137.66	110.40
4	8-F	448	ARG	CB-CA-C	-13.63	83.14	110.40
4	1-R	459	LEU	N-CA-CB	13.63	137.66	110.40
4	2-R	448	ARG	CB-CA-C	-13.63	83.14	110.40
4	3-R	448	ARG	CB-CA-C	-13.63	83.14	110.40
4	4-F	459	LEU	N-CA-CB	13.62	137.64	110.40
4	5-F	459	LEU	N-CA-CB	13.62	137.64	110.40
4	6-F	459	LEU	N-CA-CB	13.62	137.64	110.40
4	7-F	459	LEU	N-CA-CB	13.62	137.64	110.40
4	8-F	459	LEU	N-CA-CB	13.62	137.64	110.40
6	1-N	446	ARG	CB-CA-C	13.61	137.63	110.40
4	2-F	459	LEU	N-CA-CB	13.62	137.63	110.40
6	2-T	446	ARG	CB-CA-C	13.62	137.63	110.40
4	3-F	459	LEU	N-CA-CB	13.62	137.63	110.40

Continued on next page...

Continued from previous page...

Mol	Chain	Res	Type	Atoms	Z	Observed(^{o})	Ideal(^{o})
4	3-L	459	LEU	N-CA-CB	13.62	137.63	110.40
6	3-T	446	ARG	CB-CA-C	13.62	137.63	110.40
4	8-L	459	LEU	N-CA-CB	13.62	137.63	110.40
4	1-L	459	LEU	N-CA-CB	13.61	137.62	110.40
4	2-L	459	LEU	N-CA-CB	13.61	137.62	110.40
4	3-X	459	LEU	N-CA-CB	13.61	137.62	110.40
4	4-L	459	LEU	N-CA-CB	13.61	137.62	110.40
4	5-L	459	LEU	N-CA-CB	13.61	137.62	110.40
4	6-L	459	LEU	N-CA-CB	13.61	137.62	110.40
4	7-L	459	LEU	N-CA-CB	13.61	137.62	110.40
4	8-X	459	LEU	N-CA-CB	13.61	137.62	110.40
4	4-R	459	LEU	N-CA-CB	13.61	137.61	110.40
4	5-R	459	LEU	N-CA-CB	13.61	137.61	110.40
4	6-R	459	LEU	N-CA-CB	13.61	137.61	110.40
4	7-R	459	LEU	N-CA-CB	13.61	137.61	110.40
4	8-R	459	LEU	N-CA-CB	13.61	137.61	110.40
4	2-R	459	LEU	N-CA-CB	13.60	137.61	110.40
4	3-R	459	LEU	N-CA-CB	13.60	137.61	110.40
4	1-F	459	LEU	N-CA-CB	13.60	137.60	110.40
6	3-N	446	ARG	CB-CA-C	13.60	137.60	110.40
6	8-N	446	ARG	CB-CA-C	13.60	137.60	110.40
6	4-H	446	ARG	CB-CA-C	13.59	137.59	110.40
6	5-H	446	ARG	CB-CA-C	13.59	137.59	110.40
6	6-H	446	ARG	CB-CA-C	13.59	137.59	110.40
6	7-H	446	ARG	CB-CA-C	13.59	137.59	110.40
6	8-H	446	ARG	CB-CA-C	13.59	137.59	110.40
6	1-T	446	ARG	CB-CA-C	13.59	137.58	110.40
6	4-T	446	ARG	CB-CA-C	13.59	137.57	110.40
6	5-T	446	ARG	CB-CA-C	13.59	137.57	110.40
6	6-T	446	ARG	CB-CA-C	13.59	137.57	110.40
6	7-T	446	ARG	CB-CA-C	13.59	137.57	110.40
6	8-T	446	ARG	CB-CA-C	13.59	137.57	110.40
6	1-H	446	ARG	CB-CA-C	13.58	137.57	110.40
6	2-H	446	ARG	CB-CA-C	13.58	137.57	110.40
6	3-H	446	ARG	CB-CA-C	13.58	137.57	110.40
6	3-Z	446	ARG	CB-CA-C	13.58	137.56	110.40
6	8-Z	446	ARG	CB-CA-C	13.58	137.56	110.40
6	2-N	446	ARG	CB-CA-C	13.58	137.56	110.40
6	2-Z	446	ARG	CB-CA-C	13.58	137.56	110.40
6	4-N	446	ARG	CB-CA-C	13.58	137.56	110.40
6	4-Z	446	ARG	CB-CA-C	13.58	137.56	110.40
6	5-N	446	ARG	CB-CA-C	13.58	137.56	110.40

Continued on next page...

Continued from previous page...

Mol	Chain	Res	Type	Atoms	Z	Observed(^{o})	Ideal(^{o})
6	5-Z	446	ARG	CB-CA-C	13.58	137.56	110.40
6	6-N	446	ARG	CB-CA-C	13.58	137.56	110.40
6	6-Z	446	ARG	CB-CA-C	13.58	137.56	110.40
6	7-N	446	ARG	CB-CA-C	13.58	137.56	110.40
6	7-Z	446	ARG	CB-CA-C	13.58	137.56	110.40
6	1-Z	446	ARG	CB-CA-C	13.57	137.53	110.40
4	2-L	463	ILE	N-CA-CB	-13.39	80.00	110.80
4	4-L	463	ILE	N-CA-CB	-13.39	80.00	110.80
4	5-L	463	ILE	N-CA-CB	-13.39	80.00	110.80
4	6-L	463	ILE	N-CA-CB	-13.39	80.00	110.80
4	7-L	463	ILE	N-CA-CB	-13.39	80.00	110.80
4	3-X	463	ILE	N-CA-CB	-13.39	80.01	110.80
4	4-F	463	ILE	N-CA-CB	-13.39	80.01	110.80
4	5-F	463	ILE	N-CA-CB	-13.39	80.01	110.80
4	6-F	463	ILE	N-CA-CB	-13.39	80.01	110.80
4	7-F	463	ILE	N-CA-CB	-13.39	80.01	110.80
4	8-F	463	ILE	N-CA-CB	-13.39	80.01	110.80
4	8-X	463	ILE	N-CA-CB	-13.39	80.01	110.80
4	1-R	463	ILE	N-CA-CB	-13.39	80.01	110.80
4	1-L	463	ILE	N-CA-CB	-13.38	80.02	110.80
4	2-F	463	ILE	N-CA-CB	-13.38	80.03	110.80
4	2-X	463	ILE	N-CA-CB	-13.38	80.03	110.80
4	3-F	463	ILE	N-CA-CB	-13.38	80.03	110.80
4	4-X	463	ILE	N-CA-CB	-13.38	80.03	110.80
4	5-X	463	ILE	N-CA-CB	-13.38	80.03	110.80
4	6-X	463	ILE	N-CA-CB	-13.38	80.03	110.80
4	7-X	463	ILE	N-CA-CB	-13.38	80.03	110.80
4	4-R	463	ILE	N-CA-CB	-13.38	80.03	110.80
4	5-R	463	ILE	N-CA-CB	-13.38	80.03	110.80
4	6-R	463	ILE	N-CA-CB	-13.38	80.03	110.80
4	7-R	463	ILE	N-CA-CB	-13.38	80.03	110.80
4	8-R	463	ILE	N-CA-CB	-13.38	80.03	110.80
4	1-X	463	ILE	N-CA-CB	-13.37	80.04	110.80
4	2-R	463	ILE	N-CA-CB	-13.37	80.05	110.80
4	3-R	463	ILE	N-CA-CB	-13.37	80.05	110.80
4	1-F	463	ILE	N-CA-CB	-13.37	80.06	110.80
4	3-L	463	ILE	N-CA-CB	-13.36	80.07	110.80
4	8-L	463	ILE	N-CA-CB	-13.36	80.07	110.80
3	2-V	1449	TRP	O-C-N	-13.35	101.34	122.70
3	3-V	1449	TRP	O-C-N	-13.35	101.34	122.70
3	4-V	1449	TRP	O-C-N	-13.35	101.34	122.70
3	5-V	1449	TRP	O-C-N	-13.35	101.34	122.70

Continued on next page...

Continued from previous page...

Mol	Chain	Res	Type	Atoms	Z	Observed(^{o})	Ideal(^{o})
3	6-V	1449	TRP	O-C-N	-13.35	101.34	122.70
3	7-V	1449	TRP	O-C-N	-13.35	101.34	122.70
3	8-V	1449	TRP	O-C-N	-13.35	101.34	122.70
3	2-D	1449	TRP	O-C-N	-13.32	101.38	122.70
3	3-D	1449	TRP	O-C-N	-13.32	101.38	122.70
3	4-D	1449	TRP	O-C-N	-13.32	101.38	122.70
3	6-D	1449	TRP	O-C-N	-13.32	101.38	122.70
3	8-D	1449	TRP	O-C-N	-13.32	101.38	122.70
3	1-D	1449	TRP	O-C-N	-13.32	101.39	122.70
3	1-J	1449	TRP	O-C-N	-13.32	101.39	122.70
3	5-P	1449	TRP	O-C-N	-13.31	101.40	122.70
3	7-P	1449	TRP	O-C-N	-13.31	101.40	122.70
3	5-D	1449	TRP	O-C-N	-13.30	101.41	122.70
3	7-D	1449	TRP	O-C-N	-13.30	101.41	122.70
3	1-V	1449	TRP	O-C-N	-13.30	101.42	122.70
3	2-J	1449	TRP	O-C-N	-13.30	101.42	122.70
3	3-J	1449	TRP	O-C-N	-13.30	101.42	122.70
3	4-J	1449	TRP	O-C-N	-13.30	101.42	122.70
3	5-J	1449	TRP	O-C-N	-13.30	101.42	122.70
3	6-J	1449	TRP	O-C-N	-13.30	101.42	122.70
3	7-J	1449	TRP	O-C-N	-13.30	101.42	122.70
3	8-J	1449	TRP	O-C-N	-13.30	101.42	122.70
4	4-F	487	ASP	O-C-N	-13.29	101.44	122.70
4	5-F	487	ASP	O-C-N	-13.29	101.44	122.70
4	6-F	487	ASP	O-C-N	-13.29	101.44	122.70
4	7-F	487	ASP	O-C-N	-13.29	101.44	122.70
4	8-F	487	ASP	O-C-N	-13.29	101.44	122.70
4	1-L	487	ASP	O-C-N	-13.29	101.44	122.70
4	1-R	487	ASP	O-C-N	-13.28	101.45	122.70
4	3-L	487	ASP	O-C-N	-13.28	101.45	122.70
4	8-L	487	ASP	O-C-N	-13.28	101.45	122.70
3	1-P	1449	TRP	O-C-N	-13.28	101.46	122.70
3	2-P	1449	TRP	O-C-N	-13.28	101.46	122.70
3	3-P	1449	TRP	O-C-N	-13.28	101.46	122.70
3	4-P	1449	TRP	O-C-N	-13.28	101.46	122.70
3	6-P	1449	TRP	O-C-N	-13.28	101.46	122.70
3	8-P	1449	TRP	O-C-N	-13.28	101.46	122.70
4	1-X	487	ASP	O-C-N	-13.28	101.46	122.70
4	2-L	487	ASP	O-C-N	-13.27	101.47	122.70
4	4-L	487	ASP	O-C-N	-13.27	101.47	122.70
4	5-L	487	ASP	O-C-N	-13.27	101.47	122.70
4	6-L	487	ASP	O-C-N	-13.27	101.47	122.70

Continued on next page...

Continued from previous page...

Mol	Chain	Res	Type	Atoms	Z	Observed(^{o})	Ideal(^{o})
4	7-L	487	ASP	O-C-N	-13.27	101.47	122.70
4	1-F	487	ASP	O-C-N	-13.26	101.48	122.70
4	3-X	487	ASP	O-C-N	-13.26	101.48	122.70
4	4-R	487	ASP	O-C-N	-13.26	101.48	122.70
4	5-R	487	ASP	O-C-N	-13.26	101.48	122.70
4	6-R	487	ASP	O-C-N	-13.26	101.48	122.70
4	7-R	487	ASP	O-C-N	-13.26	101.48	122.70
4	8-R	487	ASP	O-C-N	-13.26	101.48	122.70
4	8-X	487	ASP	O-C-N	-13.26	101.48	122.70
4	2-F	487	ASP	O-C-N	-13.25	101.50	122.70
4	3-F	487	ASP	O-C-N	-13.25	101.50	122.70
4	2-X	487	ASP	O-C-N	-13.24	101.51	122.70
4	4-X	487	ASP	O-C-N	-13.24	101.51	122.70
4	5-X	487	ASP	O-C-N	-13.24	101.51	122.70
4	6-X	487	ASP	O-C-N	-13.24	101.51	122.70
4	7-X	487	ASP	O-C-N	-13.24	101.51	122.70
4	2-R	487	ASP	O-C-N	-13.24	101.52	122.70
4	3-R	487	ASP	O-C-N	-13.24	101.52	122.70
4	1-L	452	ARG	CA-C-O	13.15	147.72	120.10
4	2-R	452	ARG	CA-C-O	13.15	147.72	120.10
4	3-R	452	ARG	CA-C-O	13.15	147.72	120.10
4	2-L	452	ARG	CA-C-O	13.15	147.72	120.10
4	4-F	452	ARG	CA-C-O	13.15	147.72	120.10
4	4-L	452	ARG	CA-C-O	13.15	147.72	120.10
4	5-F	452	ARG	CA-C-O	13.15	147.72	120.10
4	5-L	452	ARG	CA-C-O	13.15	147.72	120.10
4	6-F	452	ARG	CA-C-O	13.15	147.72	120.10
4	6-L	452	ARG	CA-C-O	13.15	147.72	120.10
4	7-F	452	ARG	CA-C-O	13.15	147.72	120.10
4	7-L	452	ARG	CA-C-O	13.15	147.72	120.10
4	8-F	452	ARG	CA-C-O	13.15	147.72	120.10
4	1-R	452	ARG	CA-C-O	13.15	147.71	120.10
4	2-F	452	ARG	CA-C-O	13.15	147.72	120.10
4	3-F	452	ARG	CA-C-O	13.15	147.72	120.10
4	3-X	452	ARG	CA-C-O	13.15	147.71	120.10
4	8-X	452	ARG	CA-C-O	13.15	147.71	120.10
4	2-X	452	ARG	CA-C-O	13.15	147.71	120.10
4	4-X	452	ARG	CA-C-O	13.15	147.71	120.10
4	5-X	452	ARG	CA-C-O	13.15	147.71	120.10
4	6-X	452	ARG	CA-C-O	13.15	147.71	120.10
4	7-X	452	ARG	CA-C-O	13.15	147.71	120.10
4	3-L	452	ARG	CA-C-O	13.13	147.68	120.10

Continued on next page...

Continued from previous page...

Mol	Chain	Res	Type	Atoms	Z	Observed(^{o})	Ideal(^{o})
4	4-R	452	ARG	CA-C-O	13.13	147.68	120.10
4	5-R	452	ARG	CA-C-O	13.13	147.68	120.10
4	6-R	452	ARG	CA-C-O	13.13	147.68	120.10
4	7-R	452	ARG	CA-C-O	13.13	147.68	120.10
4	8-L	452	ARG	CA-C-O	13.13	147.68	120.10
4	8-R	452	ARG	CA-C-O	13.13	147.68	120.10
4	1-F	452	ARG	CA-C-O	13.13	147.67	120.10
4	1-X	452	ARG	CA-C-O	13.13	147.66	120.10
4	1-F	452	ARG	N-CA-CB	13.05	134.08	110.60
4	2-F	452	ARG	N-CA-CB	13.05	134.09	110.60
4	3-F	452	ARG	N-CA-CB	13.05	134.09	110.60
4	1-L	452	ARG	N-CA-CB	13.03	134.05	110.60
4	3-X	452	ARG	N-CA-CB	13.03	134.05	110.60
4	8-X	452	ARG	N-CA-CB	13.03	134.05	110.60
4	1-X	452	ARG	N-CA-CB	13.02	134.04	110.60
4	4-R	452	ARG	N-CA-CB	13.02	134.04	110.60
4	5-R	452	ARG	N-CA-CB	13.02	134.04	110.60
4	6-R	452	ARG	N-CA-CB	13.02	134.04	110.60
4	7-R	452	ARG	N-CA-CB	13.02	134.04	110.60
4	8-R	452	ARG	N-CA-CB	13.02	134.04	110.60
4	2-L	452	ARG	N-CA-CB	13.02	134.03	110.60
4	3-L	452	ARG	N-CA-CB	13.02	134.03	110.60
4	4-F	452	ARG	N-CA-CB	13.02	134.04	110.60
4	4-L	452	ARG	N-CA-CB	13.02	134.03	110.60
4	5-F	452	ARG	N-CA-CB	13.02	134.04	110.60
4	5-L	452	ARG	N-CA-CB	13.02	134.03	110.60
4	6-F	452	ARG	N-CA-CB	13.02	134.04	110.60
4	6-L	452	ARG	N-CA-CB	13.02	134.03	110.60
4	7-F	452	ARG	N-CA-CB	13.02	134.04	110.60
4	7-L	452	ARG	N-CA-CB	13.02	134.03	110.60
4	8-F	452	ARG	N-CA-CB	13.02	134.04	110.60
4	8-L	452	ARG	N-CA-CB	13.02	134.03	110.60
4	1-R	452	ARG	N-CA-CB	13.02	134.03	110.60
4	2-X	452	ARG	N-CA-CB	13.00	134.00	110.60
4	4-X	452	ARG	N-CA-CB	13.00	134.00	110.60
4	5-X	452	ARG	N-CA-CB	13.00	134.00	110.60
4	6-X	452	ARG	N-CA-CB	13.00	134.00	110.60
4	7-X	452	ARG	N-CA-CB	13.00	134.00	110.60
4	2-R	452	ARG	N-CA-CB	12.99	133.99	110.60
4	3-R	452	ARG	N-CA-CB	12.99	133.99	110.60
5	1-S	341	ALA	CA-C-N	-12.97	80.77	117.10
5	1-Y	341	ALA	CA-C-N	-12.97	80.79	117.10

Continued on next page...

Continued from previous page...

Mol	Chain	Res	Type	Atoms	Z	Observed(^{o})	Ideal(^{o})
5	2-S	341	ALA	CA-C-N	-12.97	80.79	117.10
5	3-S	341	ALA	CA-C-N	-12.97	80.79	117.10
5	2-Y	341	ALA	CA-C-N	-12.97	80.79	117.10
5	4-Y	341	ALA	CA-C-N	-12.97	80.79	117.10
5	5-Y	341	ALA	CA-C-N	-12.97	80.79	117.10
5	6-Y	341	ALA	CA-C-N	-12.97	80.79	117.10
5	7-Y	341	ALA	CA-C-N	-12.97	80.79	117.10
5	3-M	341	ALA	CA-C-N	-12.97	80.80	117.10
5	8-M	341	ALA	CA-C-N	-12.97	80.80	117.10
5	4-G	341	ALA	CA-C-N	-12.96	80.80	117.10
5	5-G	341	ALA	CA-C-N	-12.96	80.80	117.10
5	6-G	341	ALA	CA-C-N	-12.96	80.80	117.10
5	7-G	341	ALA	CA-C-N	-12.96	80.80	117.10
5	8-G	341	ALA	CA-C-N	-12.96	80.80	117.10
5	1-G	341	ALA	CA-C-N	-12.96	80.81	117.10
5	1-M	341	ALA	CA-C-N	-12.96	80.82	117.10
5	3-Y	341	ALA	CA-C-N	-12.96	80.81	117.10
5	8-Y	341	ALA	CA-C-N	-12.96	80.81	117.10
5	2-M	341	ALA	CA-C-N	-12.96	80.82	117.10
5	4-M	341	ALA	CA-C-N	-12.96	80.82	117.10
5	5-M	341	ALA	CA-C-N	-12.96	80.82	117.10
5	6-M	341	ALA	CA-C-N	-12.96	80.82	117.10
5	7-M	341	ALA	CA-C-N	-12.96	80.82	117.10
5	2-G	341	ALA	CA-C-N	-12.95	80.83	117.10
5	3-G	341	ALA	CA-C-N	-12.95	80.83	117.10
5	4-S	341	ALA	CA-C-N	-12.95	80.83	117.10
5	5-S	341	ALA	CA-C-N	-12.95	80.83	117.10
5	6-S	341	ALA	CA-C-N	-12.95	80.83	117.10
5	7-S	341	ALA	CA-C-N	-12.95	80.83	117.10
5	8-S	341	ALA	CA-C-N	-12.95	80.83	117.10
3	1-J	1541	THR	C-N-CA	-12.91	67.75	122.00
6	1-Z	408	SER	C-N-CA	-12.91	67.77	122.00
6	2-N	408	SER	C-N-CA	-12.91	67.77	122.00
6	3-N	408	SER	C-N-CA	-12.91	67.77	122.00
6	4-N	408	SER	C-N-CA	-12.91	67.77	122.00
6	5-N	408	SER	C-N-CA	-12.91	67.77	122.00
6	6-N	408	SER	C-N-CA	-12.91	67.77	122.00
6	7-N	408	SER	C-N-CA	-12.91	67.77	122.00
6	8-N	408	SER	C-N-CA	-12.91	67.77	122.00
6	3-Z	408	SER	C-N-CA	-12.91	67.78	122.00
6	4-T	408	SER	C-N-CA	-12.91	67.77	122.00
6	5-T	408	SER	C-N-CA	-12.91	67.77	122.00

Continued on next page...

Continued from previous page...

Mol	Chain	Res	Type	Atoms	Z	Observed(^{o})	Ideal(^{o})
6	6-T	408	SER	C-N-CA	-12.91	67.77	122.00
6	7-T	408	SER	C-N-CA	-12.91	67.77	122.00
6	8-T	408	SER	C-N-CA	-12.91	67.77	122.00
6	8-Z	408	SER	C-N-CA	-12.91	67.78	122.00
6	1-N	408	SER	C-N-CA	-12.91	67.80	122.00
6	1-T	408	SER	C-N-CA	-12.91	67.80	122.00
6	2-T	408	SER	C-N-CA	-12.91	67.79	122.00
6	2-Z	408	SER	C-N-CA	-12.91	67.79	122.00
6	3-T	408	SER	C-N-CA	-12.91	67.79	122.00
6	4-Z	408	SER	C-N-CA	-12.91	67.79	122.00
6	5-Z	408	SER	C-N-CA	-12.91	67.79	122.00
6	6-Z	408	SER	C-N-CA	-12.91	67.79	122.00
6	7-Z	408	SER	C-N-CA	-12.91	67.79	122.00
6	2-H	408	SER	C-N-CA	-12.90	67.80	122.00
6	3-H	408	SER	C-N-CA	-12.90	67.80	122.00
3	1-D	1541	THR	C-N-CA	-12.90	67.81	122.00
3	1-P	1541	THR	C-N-CA	-12.90	67.82	122.00
3	5-P	1541	THR	C-N-CA	-12.90	67.82	122.00
3	7-P	1541	THR	C-N-CA	-12.90	67.82	122.00
3	1-V	1541	THR	C-N-CA	-12.90	67.83	122.00
3	2-D	1541	THR	C-N-CA	-12.90	67.82	122.00
3	3-D	1541	THR	C-N-CA	-12.90	67.82	122.00
3	4-D	1541	THR	C-N-CA	-12.90	67.82	122.00
6	4-H	408	SER	C-N-CA	-12.90	67.83	122.00
6	5-H	408	SER	C-N-CA	-12.90	67.83	122.00
3	6-D	1541	THR	C-N-CA	-12.90	67.82	122.00
6	6-H	408	SER	C-N-CA	-12.90	67.83	122.00
6	7-H	408	SER	C-N-CA	-12.90	67.83	122.00
3	8-D	1541	THR	C-N-CA	-12.90	67.82	122.00
6	8-H	408	SER	C-N-CA	-12.90	67.83	122.00
3	2-P	1541	THR	C-N-CA	-12.90	67.84	122.00
3	3-P	1541	THR	C-N-CA	-12.90	67.84	122.00
3	4-P	1541	THR	C-N-CA	-12.90	67.84	122.00
3	6-P	1541	THR	C-N-CA	-12.90	67.84	122.00
3	8-P	1541	THR	C-N-CA	-12.90	67.84	122.00
3	2-J	1541	THR	C-N-CA	-12.89	67.85	122.00
3	2-V	1541	THR	C-N-CA	-12.89	67.85	122.00
3	3-J	1541	THR	C-N-CA	-12.89	67.85	122.00
3	3-V	1541	THR	C-N-CA	-12.89	67.85	122.00
3	4-J	1541	THR	C-N-CA	-12.89	67.85	122.00
3	4-V	1541	THR	C-N-CA	-12.89	67.85	122.00
3	5-D	1541	THR	C-N-CA	-12.89	67.85	122.00

Continued on next page...

Continued from previous page...

Mol	Chain	Res	Type	Atoms	Z	Observed(^{o})	Ideal(^{o})
3	5-J	1541	THR	C-N-CA	-12.89	67.85	122.00
3	5-V	1541	THR	C-N-CA	-12.89	67.85	122.00
3	6-J	1541	THR	C-N-CA	-12.89	67.85	122.00
3	6-V	1541	THR	C-N-CA	-12.89	67.85	122.00
3	7-D	1541	THR	C-N-CA	-12.89	67.85	122.00
3	7-J	1541	THR	C-N-CA	-12.89	67.85	122.00
3	7-V	1541	THR	C-N-CA	-12.89	67.85	122.00
3	8-J	1541	THR	C-N-CA	-12.89	67.85	122.00
3	8-V	1541	THR	C-N-CA	-12.89	67.85	122.00
6	1-H	408	SER	C-N-CA	-12.89	67.87	122.00
4	1-F	450	GLU	N-CA-C	-12.63	76.90	111.00
4	2-X	450	GLU	N-CA-C	-12.63	76.91	111.00
4	4-X	450	GLU	N-CA-C	-12.63	76.91	111.00
4	5-X	450	GLU	N-CA-C	-12.63	76.91	111.00
4	6-X	450	GLU	N-CA-C	-12.63	76.91	111.00
4	7-X	450	GLU	N-CA-C	-12.63	76.91	111.00
4	1-F	221	GLN	CB-CA-C	-12.62	85.15	110.40
4	2-R	450	GLU	N-CA-C	-12.62	76.92	111.00
4	3-L	450	GLU	N-CA-C	-12.62	76.91	111.00
4	3-R	450	GLU	N-CA-C	-12.62	76.92	111.00
4	8-L	450	GLU	N-CA-C	-12.62	76.91	111.00
4	4-R	450	GLU	N-CA-C	-12.62	76.92	111.00
4	5-R	450	GLU	N-CA-C	-12.62	76.92	111.00
4	6-R	450	GLU	N-CA-C	-12.62	76.92	111.00
4	7-R	450	GLU	N-CA-C	-12.62	76.92	111.00
4	1-L	221	GLN	CB-CA-C	-12.62	85.16	110.40
4	2-L	450	GLU	N-CA-C	-12.62	76.92	111.00
4	4-F	450	GLU	N-CA-C	-12.62	76.92	111.00
4	4-L	450	GLU	N-CA-C	-12.62	76.92	111.00
4	5-F	450	GLU	N-CA-C	-12.62	76.92	111.00
4	5-L	450	GLU	N-CA-C	-12.62	76.92	111.00
4	6-F	450	GLU	N-CA-C	-12.62	76.92	111.00
4	6-L	450	GLU	N-CA-C	-12.62	76.92	111.00
4	7-F	450	GLU	N-CA-C	-12.62	76.92	111.00
4	7-L	450	GLU	N-CA-C	-12.62	76.92	111.00
4	8-R	450	GLU	N-CA-C	-12.62	76.92	111.00
4	8-F	450	GLU	N-CA-C	-12.62	76.92	111.00
4	1-L	450	GLU	N-CA-C	-12.62	76.93	111.00
4	1-R	450	GLU	N-CA-C	-12.62	76.93	111.00
4	2-F	450	GLU	N-CA-C	-12.62	76.93	111.00
4	3-F	450	GLU	N-CA-C	-12.62	76.93	111.00
4	1-X	450	GLU	N-CA-C	-12.61	76.94	111.00

Continued on next page...

Continued from previous page...

Mol	Chain	Res	Type	Atoms	Z	Observed(^{o})	Ideal(^{o})
4	3-X	450	GLU	N-CA-C	-12.61	76.94	111.00
4	8-X	450	GLU	N-CA-C	-12.61	76.94	111.00
4	1-X	221	GLN	CB-CA-C	-12.61	85.17	110.40
4	1-R	221	GLN	CB-CA-C	-12.60	85.19	110.40
5	4-S	339	TYR	O-C-N	12.55	142.78	122.70
5	5-S	339	TYR	O-C-N	12.55	142.78	122.70
5	6-S	339	TYR	O-C-N	12.55	142.78	122.70
5	7-S	339	TYR	O-C-N	12.55	142.78	122.70
5	8-S	339	TYR	O-C-N	12.55	142.78	122.70
5	2-Y	339	TYR	O-C-N	12.53	142.75	122.70
5	4-Y	339	TYR	O-C-N	12.53	142.75	122.70
5	5-Y	339	TYR	O-C-N	12.53	142.75	122.70
5	6-Y	339	TYR	O-C-N	12.53	142.75	122.70
5	7-Y	339	TYR	O-C-N	12.53	142.75	122.70
5	3-M	339	TYR	O-C-N	12.52	142.73	122.70
5	8-M	339	TYR	O-C-N	12.52	142.73	122.70
5	2-M	339	TYR	O-C-N	12.52	142.73	122.70
5	4-M	339	TYR	O-C-N	12.52	142.73	122.70
5	5-M	339	TYR	O-C-N	12.52	142.73	122.70
5	6-M	339	TYR	O-C-N	12.52	142.73	122.70
5	7-M	339	TYR	O-C-N	12.52	142.73	122.70
5	1-G	339	TYR	O-C-N	12.52	142.72	122.70
5	3-Y	339	TYR	O-C-N	12.51	142.71	122.70
5	2-S	339	TYR	O-C-N	12.51	142.71	122.70
5	3-S	339	TYR	O-C-N	12.51	142.71	122.70
5	4-G	339	TYR	O-C-N	12.51	142.71	122.70
5	5-G	339	TYR	O-C-N	12.51	142.71	122.70
5	6-G	339	TYR	O-C-N	12.51	142.71	122.70
5	7-G	339	TYR	O-C-N	12.51	142.71	122.70
5	8-G	339	TYR	O-C-N	12.51	142.71	122.70
5	8-Y	339	TYR	O-C-N	12.51	142.71	122.70
5	1-S	339	TYR	O-C-N	12.50	142.71	122.70
5	2-G	339	TYR	O-C-N	12.50	142.70	122.70
5	3-G	339	TYR	O-C-N	12.50	142.70	122.70
4	4-R	400	GLY	C-N-CA	-12.50	90.45	121.70
4	5-R	400	GLY	C-N-CA	-12.50	90.45	121.70
4	6-R	400	GLY	C-N-CA	-12.50	90.45	121.70
4	7-R	400	GLY	C-N-CA	-12.50	90.45	121.70
4	8-R	400	GLY	C-N-CA	-12.50	90.45	121.70
5	1-Y	339	TYR	O-C-N	12.50	142.69	122.70
4	4-F	400	GLY	C-N-CA	-12.50	90.46	121.70
4	5-F	400	GLY	C-N-CA	-12.50	90.46	121.70

Continued on next page...

Continued from previous page...

Mol	Chain	Res	Type	Atoms	Z	Observed(^{o})	Ideal(^{o})
4	6-F	400	GLY	C-N-CA	-12.50	90.46	121.70
4	7-F	400	GLY	C-N-CA	-12.50	90.46	121.70
4	8-F	400	GLY	C-N-CA	-12.50	90.46	121.70
5	1-M	339	TYR	O-C-N	12.49	142.69	122.70
4	2-X	400	GLY	C-N-CA	-12.49	90.46	121.70
4	3-L	400	GLY	C-N-CA	-12.49	90.47	121.70
4	4-X	400	GLY	C-N-CA	-12.49	90.46	121.70
4	5-X	400	GLY	C-N-CA	-12.49	90.46	121.70
4	6-X	400	GLY	C-N-CA	-12.49	90.46	121.70
4	7-X	400	GLY	C-N-CA	-12.49	90.46	121.70
4	8-L	400	GLY	C-N-CA	-12.49	90.47	121.70
4	2-F	400	GLY	C-N-CA	-12.49	90.47	121.70
4	3-F	400	GLY	C-N-CA	-12.49	90.47	121.70
4	1-L	400	GLY	C-N-CA	-12.49	90.48	121.70
4	1-X	400	GLY	C-N-CA	-12.49	90.47	121.70
4	1-R	400	GLY	C-N-CA	-12.49	90.48	121.70
4	2-R	400	GLY	C-N-CA	-12.49	90.48	121.70
4	3-R	400	GLY	C-N-CA	-12.49	90.48	121.70
4	3-X	400	GLY	C-N-CA	-12.49	90.48	121.70
4	8-X	400	GLY	C-N-CA	-12.49	90.48	121.70
4	2-L	400	GLY	C-N-CA	-12.48	90.49	121.70
4	4-L	400	GLY	C-N-CA	-12.48	90.49	121.70
4	5-L	400	GLY	C-N-CA	-12.48	90.49	121.70
4	6-L	400	GLY	C-N-CA	-12.48	90.49	121.70
4	7-L	400	GLY	C-N-CA	-12.48	90.49	121.70
4	1-F	400	GLY	C-N-CA	-12.48	90.51	121.70
4	1-L	401	TYR	O-C-N	-12.45	102.78	122.70
4	1-R	401	TYR	O-C-N	-12.42	102.82	122.70
4	2-F	401	TYR	O-C-N	-12.42	102.82	122.70
4	3-F	401	TYR	O-C-N	-12.42	102.82	122.70
4	3-L	401	TYR	O-C-N	-12.41	102.84	122.70
4	8-L	401	TYR	O-C-N	-12.41	102.84	122.70
4	4-R	401	TYR	O-C-N	-12.41	102.84	122.70
4	5-R	401	TYR	O-C-N	-12.41	102.84	122.70
4	6-R	401	TYR	O-C-N	-12.41	102.84	122.70
4	7-R	401	TYR	O-C-N	-12.41	102.84	122.70
4	8-R	401	TYR	O-C-N	-12.41	102.84	122.70
4	2-R	401	TYR	O-C-N	-12.40	102.85	122.70
4	3-R	401	TYR	O-C-N	-12.40	102.85	122.70
4	3-X	401	TYR	O-C-N	-12.40	102.87	122.70
4	4-F	401	TYR	O-C-N	-12.40	102.87	122.70
4	5-F	401	TYR	O-C-N	-12.40	102.87	122.70

Continued on next page...

Continued from previous page...

Mol	Chain	Res	Type	Atoms	Z	Observed(^{o})	Ideal(^{o})
4	6-F	401	TYR	O-C-N	-12.40	102.87	122.70
4	7-F	401	TYR	O-C-N	-12.40	102.87	122.70
4	8-F	401	TYR	O-C-N	-12.40	102.87	122.70
4	8-X	401	TYR	O-C-N	-12.40	102.87	122.70
4	2-X	401	TYR	O-C-N	-12.39	102.87	122.70
4	4-X	401	TYR	O-C-N	-12.39	102.87	122.70
4	5-X	401	TYR	O-C-N	-12.39	102.87	122.70
4	6-X	401	TYR	O-C-N	-12.39	102.87	122.70
4	7-X	401	TYR	O-C-N	-12.39	102.87	122.70
4	2-L	401	TYR	O-C-N	-12.39	102.87	122.70
4	4-L	401	TYR	O-C-N	-12.39	102.87	122.70
4	5-L	401	TYR	O-C-N	-12.39	102.87	122.70
4	6-L	401	TYR	O-C-N	-12.39	102.87	122.70
4	7-L	401	TYR	O-C-N	-12.39	102.87	122.70
4	2-F	453	TYR	N-CA-C	-12.38	77.58	111.00
4	3-F	453	TYR	N-CA-C	-12.38	77.58	111.00
4	1-X	453	TYR	N-CA-C	-12.38	77.59	111.00
4	1-F	401	TYR	O-C-N	-12.37	102.91	122.70
4	1-X	401	TYR	O-C-N	-12.37	102.91	122.70
4	2-X	453	TYR	N-CA-C	-12.37	77.60	111.00
4	4-X	453	TYR	N-CA-C	-12.37	77.60	111.00
4	5-X	453	TYR	N-CA-C	-12.37	77.60	111.00
4	6-X	453	TYR	N-CA-C	-12.37	77.60	111.00
4	7-X	453	TYR	N-CA-C	-12.37	77.60	111.00
4	1-L	453	TYR	N-CA-C	-12.37	77.61	111.00
4	2-L	453	TYR	N-CA-C	-12.37	77.61	111.00
4	4-L	453	TYR	N-CA-C	-12.37	77.61	111.00
4	5-L	453	TYR	N-CA-C	-12.37	77.61	111.00
4	6-L	453	TYR	N-CA-C	-12.37	77.61	111.00
4	7-L	453	TYR	N-CA-C	-12.37	77.61	111.00
4	1-F	453	TYR	N-CA-C	-12.37	77.62	111.00
4	3-L	453	TYR	N-CA-C	-12.36	77.62	111.00
4	4-R	453	TYR	N-CA-C	-12.36	77.62	111.00
4	5-R	453	TYR	N-CA-C	-12.36	77.62	111.00
4	6-R	453	TYR	N-CA-C	-12.36	77.62	111.00
4	7-R	453	TYR	N-CA-C	-12.36	77.62	111.00
4	8-L	453	TYR	N-CA-C	-12.36	77.62	111.00
4	8-R	453	TYR	N-CA-C	-12.36	77.62	111.00
4	3-X	453	TYR	N-CA-C	-12.36	77.62	111.00
4	8-X	453	TYR	N-CA-C	-12.36	77.62	111.00
4	2-R	453	TYR	N-CA-C	-12.36	77.63	111.00
4	3-R	453	TYR	N-CA-C	-12.36	77.63	111.00

Continued on next page...

Continued from previous page...

Mol	Chain	Res	Type	Atoms	Z	Observed(^{o})	Ideal(^{o})
4	4-F	453	TYR	N-CA-C	-12.36	77.63	111.00
4	5-F	453	TYR	N-CA-C	-12.36	77.63	111.00
4	6-F	453	TYR	N-CA-C	-12.36	77.63	111.00
4	7-F	453	TYR	N-CA-C	-12.36	77.63	111.00
4	8-F	453	TYR	N-CA-C	-12.36	77.63	111.00
4	1-R	453	TYR	N-CA-C	-12.35	77.64	111.00
3	2-V	1504	VAL	C-N-CA	-12.24	91.10	121.70
3	3-V	1504	VAL	C-N-CA	-12.24	91.10	121.70
3	4-V	1504	VAL	C-N-CA	-12.24	91.10	121.70
3	5-V	1504	VAL	C-N-CA	-12.24	91.10	121.70
3	6-V	1504	VAL	C-N-CA	-12.24	91.10	121.70
3	7-V	1504	VAL	C-N-CA	-12.24	91.10	121.70
3	8-V	1504	VAL	C-N-CA	-12.24	91.10	121.70
3	5-D	1504	VAL	C-N-CA	-12.23	91.12	121.70
3	7-D	1504	VAL	C-N-CA	-12.23	91.12	121.70
3	1-P	1504	VAL	C-N-CA	-12.22	91.15	121.70
3	1-D	1504	VAL	C-N-CA	-12.22	91.16	121.70
3	2-D	1504	VAL	C-N-CA	-12.22	91.16	121.70
3	3-D	1504	VAL	C-N-CA	-12.22	91.16	121.70
3	4-D	1504	VAL	C-N-CA	-12.22	91.16	121.70
3	5-P	1504	VAL	C-N-CA	-12.22	91.16	121.70
3	6-D	1504	VAL	C-N-CA	-12.22	91.16	121.70
3	7-P	1504	VAL	C-N-CA	-12.22	91.16	121.70
3	8-D	1504	VAL	C-N-CA	-12.22	91.16	121.70
3	1-J	1504	VAL	C-N-CA	-12.22	91.16	121.70
3	2-P	1504	VAL	C-N-CA	-12.22	91.16	121.70
3	3-P	1504	VAL	C-N-CA	-12.22	91.16	121.70
3	4-P	1504	VAL	C-N-CA	-12.22	91.16	121.70
3	6-P	1504	VAL	C-N-CA	-12.22	91.16	121.70
3	8-P	1504	VAL	C-N-CA	-12.22	91.16	121.70
3	1-V	1504	VAL	C-N-CA	-12.21	91.18	121.70
3	2-J	1504	VAL	C-N-CA	-12.21	91.17	121.70
3	3-J	1504	VAL	C-N-CA	-12.21	91.17	121.70
3	4-J	1504	VAL	C-N-CA	-12.21	91.17	121.70
3	5-J	1504	VAL	C-N-CA	-12.21	91.17	121.70
3	6-J	1504	VAL	C-N-CA	-12.21	91.17	121.70
3	7-J	1504	VAL	C-N-CA	-12.21	91.17	121.70
3	8-J	1504	VAL	C-N-CA	-12.21	91.17	121.70
4	2-R	456	ASP	CA-C-O	12.16	145.64	120.10
4	3-R	456	ASP	CA-C-O	12.16	145.64	120.10
4	3-X	456	ASP	CA-C-O	12.16	145.64	120.10
4	8-X	456	ASP	CA-C-O	12.16	145.64	120.10

Continued on next page...

Continued from previous page...

Mol	Chain	Res	Type	Atoms	Z	Observed(^{o})	Ideal(^{o})
4	4-R	456	ASP	CA-C-O	12.15	145.62	120.10
4	5-R	456	ASP	CA-C-O	12.15	145.62	120.10
4	6-R	456	ASP	CA-C-O	12.15	145.62	120.10
4	7-R	456	ASP	CA-C-O	12.15	145.62	120.10
4	8-R	456	ASP	CA-C-O	12.15	145.62	120.10
4	2-X	456	ASP	CA-C-O	12.15	145.61	120.10
4	4-X	456	ASP	CA-C-O	12.15	145.61	120.10
4	5-X	456	ASP	CA-C-O	12.15	145.61	120.10
4	6-X	456	ASP	CA-C-O	12.15	145.61	120.10
4	7-X	456	ASP	CA-C-O	12.15	145.61	120.10
4	3-L	456	ASP	CA-C-O	12.14	145.60	120.10
4	8-L	456	ASP	CA-C-O	12.14	145.60	120.10
5	1-M	343	ALA	CA-C-O	12.13	145.58	120.10
4	2-F	456	ASP	CA-C-O	12.14	145.59	120.10
4	3-F	456	ASP	CA-C-O	12.14	145.59	120.10
4	1-L	456	ASP	CA-C-O	12.13	145.58	120.10
4	1-R	456	ASP	CA-C-O	12.13	145.57	120.10
4	1-X	456	ASP	CA-C-O	12.13	145.58	120.10
5	2-M	343	ALA	CA-C-O	12.13	145.58	120.10
5	4-G	343	ALA	CA-C-O	12.13	145.57	120.10
5	4-M	343	ALA	CA-C-O	12.13	145.58	120.10
5	4-S	343	ALA	CA-C-O	12.13	145.57	120.10
5	5-G	343	ALA	CA-C-O	12.13	145.57	120.10
5	5-M	343	ALA	CA-C-O	12.13	145.58	120.10
5	5-S	343	ALA	CA-C-O	12.13	145.57	120.10
5	6-G	343	ALA	CA-C-O	12.13	145.57	120.10
5	6-M	343	ALA	CA-C-O	12.13	145.58	120.10
5	6-S	343	ALA	CA-C-O	12.13	145.57	120.10
5	7-G	343	ALA	CA-C-O	12.13	145.57	120.10
5	7-M	343	ALA	CA-C-O	12.13	145.58	120.10
5	7-S	343	ALA	CA-C-O	12.13	145.57	120.10
5	8-G	343	ALA	CA-C-O	12.13	145.57	120.10
5	8-S	343	ALA	CA-C-O	12.13	145.57	120.10
4	1-F	456	ASP	CA-C-O	12.12	145.56	120.10
4	2-L	456	ASP	CA-C-O	12.12	145.56	120.10
4	4-L	456	ASP	CA-C-O	12.12	145.56	120.10
4	5-L	456	ASP	CA-C-O	12.12	145.56	120.10
4	6-L	456	ASP	CA-C-O	12.12	145.56	120.10
4	7-L	456	ASP	CA-C-O	12.12	145.56	120.10
5	1-S	343	ALA	CA-C-O	12.12	145.55	120.10
5	2-G	343	ALA	CA-C-O	12.12	145.54	120.10
5	3-G	343	ALA	CA-C-O	12.12	145.54	120.10

Continued on next page...

Continued from previous page...

Mol	Chain	Res	Type	Atoms	Z	Observed(^{o})	Ideal(^{o})
5	3-Y	343	ALA	CA-C-O	12.12	145.54	120.10
4	4-F	456	ASP	CA-C-O	12.12	145.54	120.10
4	5-F	456	ASP	CA-C-O	12.12	145.54	120.10
4	6-F	456	ASP	CA-C-O	12.12	145.54	120.10
4	7-F	456	ASP	CA-C-O	12.12	145.54	120.10
4	8-F	456	ASP	CA-C-O	12.12	145.54	120.10
5	8-Y	343	ALA	CA-C-O	12.12	145.54	120.10
5	1-Y	343	ALA	CA-C-O	12.11	145.54	120.10
5	2-S	343	ALA	CA-C-O	12.11	145.53	120.10
5	2-Y	343	ALA	CA-C-O	12.11	145.53	120.10
5	3-S	343	ALA	CA-C-O	12.11	145.53	120.10
5	4-Y	343	ALA	CA-C-O	12.11	145.53	120.10
5	5-Y	343	ALA	CA-C-O	12.11	145.53	120.10
5	6-Y	343	ALA	CA-C-O	12.11	145.53	120.10
5	7-Y	343	ALA	CA-C-O	12.11	145.53	120.10
5	1-G	343	ALA	CA-C-O	12.10	145.51	120.10
5	3-M	343	ALA	CA-C-O	12.10	145.51	120.10
5	8-M	343	ALA	CA-C-O	12.10	145.51	120.10
6	1-H	494	LEU	CA-C-O	12.05	145.41	120.10
6	3-Z	494	LEU	CA-C-O	12.03	145.36	120.10
6	8-Z	494	LEU	CA-C-O	12.03	145.36	120.10
6	4-T	494	LEU	CA-C-O	12.02	145.35	120.10
6	5-T	494	LEU	CA-C-O	12.02	145.35	120.10
6	6-T	494	LEU	CA-C-O	12.02	145.35	120.10
6	7-T	494	LEU	CA-C-O	12.02	145.35	120.10
6	8-T	494	LEU	CA-C-O	12.02	145.35	120.10
6	3-N	494	LEU	CA-C-O	12.02	145.34	120.10
6	4-H	494	LEU	CA-C-O	12.02	145.33	120.10
6	5-H	494	LEU	CA-C-O	12.02	145.33	120.10
6	6-H	494	LEU	CA-C-O	12.02	145.33	120.10
6	7-H	494	LEU	CA-C-O	12.02	145.33	120.10
6	8-H	494	LEU	CA-C-O	12.02	145.33	120.10
6	8-N	494	LEU	CA-C-O	12.02	145.34	120.10
6	1-T	494	LEU	CA-C-O	12.01	145.33	120.10
6	1-Z	494	LEU	CA-C-O	12.00	145.30	120.10
6	2-Z	494	LEU	CA-C-O	12.00	145.30	120.10
6	4-Z	494	LEU	CA-C-O	12.00	145.30	120.10
6	5-Z	494	LEU	CA-C-O	12.00	145.30	120.10
6	6-Z	494	LEU	CA-C-O	12.00	145.30	120.10
6	7-Z	494	LEU	CA-C-O	12.00	145.30	120.10
6	2-N	494	LEU	CA-C-O	12.00	145.29	120.10
6	4-N	494	LEU	CA-C-O	12.00	145.29	120.10

Continued on next page...

Continued from previous page...

Mol	Chain	Res	Type	Atoms	Z	Observed(^{o})	Ideal(^{o})
6	5-N	494	LEU	CA-C-O	12.00	145.29	120.10
6	6-N	494	LEU	CA-C-O	12.00	145.29	120.10
6	7-N	494	LEU	CA-C-O	12.00	145.29	120.10
6	2-H	494	LEU	CA-C-O	11.99	145.29	120.10
6	3-H	494	LEU	CA-C-O	11.99	145.29	120.10
6	2-T	494	LEU	CA-C-O	11.99	145.28	120.10
6	3-T	494	LEU	CA-C-O	11.99	145.28	120.10
6	1-N	494	LEU	CA-C-O	11.98	145.27	120.10
3	2-P	1493	ARG	C-N-CA	-11.93	91.89	121.70
3	3-P	1493	ARG	C-N-CA	-11.93	91.89	121.70
3	4-P	1493	ARG	C-N-CA	-11.93	91.89	121.70
3	6-P	1493	ARG	C-N-CA	-11.93	91.89	121.70
3	8-P	1493	ARG	C-N-CA	-11.93	91.89	121.70
3	1-V	1493	ARG	C-N-CA	-11.92	91.89	121.70
3	5-D	1493	ARG	C-N-CA	-11.92	91.89	121.70
3	7-D	1493	ARG	C-N-CA	-11.92	91.89	121.70
3	1-D	1493	ARG	C-N-CA	-11.92	91.90	121.70
3	1-P	1493	ARG	C-N-CA	-11.92	91.90	121.70
3	2-V	1493	ARG	C-N-CA	-11.92	91.90	121.70
3	3-V	1493	ARG	C-N-CA	-11.92	91.90	121.70
3	4-V	1493	ARG	C-N-CA	-11.92	91.90	121.70
3	5-V	1493	ARG	C-N-CA	-11.92	91.90	121.70
3	6-V	1493	ARG	C-N-CA	-11.92	91.90	121.70
3	7-V	1493	ARG	C-N-CA	-11.92	91.90	121.70
3	8-V	1493	ARG	C-N-CA	-11.92	91.90	121.70
3	5-P	1493	ARG	C-N-CA	-11.92	91.90	121.70
3	7-P	1493	ARG	C-N-CA	-11.92	91.90	121.70
3	2-J	1493	ARG	C-N-CA	-11.92	91.91	121.70
3	3-J	1493	ARG	C-N-CA	-11.92	91.91	121.70
3	4-J	1493	ARG	C-N-CA	-11.92	91.91	121.70
3	5-J	1493	ARG	C-N-CA	-11.92	91.91	121.70
3	6-J	1493	ARG	C-N-CA	-11.92	91.91	121.70
3	7-J	1493	ARG	C-N-CA	-11.92	91.91	121.70
3	8-J	1493	ARG	C-N-CA	-11.92	91.91	121.70
3	1-J	1493	ARG	C-N-CA	-11.91	91.92	121.70
3	2-D	1493	ARG	C-N-CA	-11.89	91.96	121.70
3	3-D	1493	ARG	C-N-CA	-11.89	91.96	121.70
3	4-D	1493	ARG	C-N-CA	-11.89	91.96	121.70
3	6-D	1493	ARG	C-N-CA	-11.89	91.96	121.70
3	8-D	1493	ARG	C-N-CA	-11.89	91.96	121.70
4	1-F	452	ARG	CB-CA-C	-11.88	86.64	110.40
4	2-X	456	ASP	O-C-N	-11.88	103.69	122.70

Continued on next page...

Continued from previous page...

Mol	Chain	Res	Type	Atoms	Z	Observed(^{o})	Ideal(^{o})
4	4-X	456	ASP	O-C-N	-11.88	103.69	122.70
4	5-X	456	ASP	O-C-N	-11.88	103.69	122.70
4	6-X	456	ASP	O-C-N	-11.88	103.69	122.70
4	7-X	456	ASP	O-C-N	-11.88	103.69	122.70
4	3-X	452	ARG	CB-CA-C	-11.88	86.64	110.40
4	8-X	452	ARG	CB-CA-C	-11.88	86.64	110.40
4	1-F	456	ASP	O-C-N	-11.88	103.70	122.70
4	1-L	452	ARG	CB-CA-C	-11.87	86.65	110.40
3	1-J	1541	THR	CA-C-N	-11.87	83.87	117.10
4	1-L	456	ASP	O-C-N	-11.87	103.71	122.70
3	1-V	1541	THR	CA-C-N	-11.87	83.87	117.10
4	3-L	452	ARG	CB-CA-C	-11.87	86.67	110.40
4	8-L	452	ARG	CB-CA-C	-11.87	86.67	110.40
4	2-F	452	ARG	CB-CA-C	-11.86	86.68	110.40
4	3-F	452	ARG	CB-CA-C	-11.86	86.68	110.40
4	4-R	456	ASP	O-C-N	-11.86	103.72	122.70
3	5-P	1541	THR	CA-C-N	-11.86	83.89	117.10
4	5-R	456	ASP	O-C-N	-11.86	103.72	122.70
4	6-R	456	ASP	O-C-N	-11.86	103.72	122.70
3	7-P	1541	THR	CA-C-N	-11.86	83.89	117.10
4	7-R	456	ASP	O-C-N	-11.86	103.72	122.70
4	8-R	456	ASP	O-C-N	-11.86	103.72	122.70
3	1-D	1541	THR	CA-C-N	-11.86	83.89	117.10
4	1-R	452	ARG	CB-CA-C	-11.86	86.68	110.40
4	4-F	452	ARG	CB-CA-C	-11.86	86.68	110.40
4	5-F	452	ARG	CB-CA-C	-11.86	86.68	110.40
4	6-F	452	ARG	CB-CA-C	-11.86	86.68	110.40
4	7-F	452	ARG	CB-CA-C	-11.86	86.68	110.40
4	8-F	452	ARG	CB-CA-C	-11.86	86.68	110.40
4	2-R	452	ARG	CB-CA-C	-11.86	86.69	110.40
4	3-R	452	ARG	CB-CA-C	-11.86	86.69	110.40
4	2-F	456	ASP	O-C-N	-11.86	103.73	122.70
4	2-L	456	ASP	O-C-N	-11.86	103.73	122.70
4	3-F	456	ASP	O-C-N	-11.86	103.73	122.70
4	4-F	456	ASP	O-C-N	-11.86	103.73	122.70
4	4-L	456	ASP	O-C-N	-11.86	103.73	122.70
4	5-F	456	ASP	O-C-N	-11.86	103.73	122.70
4	5-L	456	ASP	O-C-N	-11.86	103.73	122.70
4	6-F	456	ASP	O-C-N	-11.86	103.73	122.70
4	6-L	456	ASP	O-C-N	-11.86	103.73	122.70
4	7-F	456	ASP	O-C-N	-11.86	103.73	122.70
4	7-L	456	ASP	O-C-N	-11.86	103.73	122.70

Continued on next page...

Continued from previous page...

Mol	Chain	Res	Type	Atoms	Z	Observed(^{o})	Ideal(^{o})
4	8-F	456	ASP	O-C-N	-11.86	103.73	122.70
3	1-P	1541	THR	CA-C-N	-11.85	83.92	117.10
4	1-X	456	ASP	O-C-N	-11.85	103.74	122.70
3	2-D	1541	THR	CA-C-N	-11.85	83.91	117.10
4	2-L	452	ARG	CB-CA-C	-11.85	86.70	110.40
3	3-D	1541	THR	CA-C-N	-11.85	83.91	117.10
3	4-D	1541	THR	CA-C-N	-11.85	83.91	117.10
4	4-L	452	ARG	CB-CA-C	-11.85	86.70	110.40
4	5-L	452	ARG	CB-CA-C	-11.85	86.70	110.40
3	6-D	1541	THR	CA-C-N	-11.85	83.91	117.10
4	6-L	452	ARG	CB-CA-C	-11.85	86.70	110.40
4	7-L	452	ARG	CB-CA-C	-11.85	86.70	110.40
3	8-D	1541	THR	CA-C-N	-11.85	83.91	117.10
4	1-X	452	ARG	CB-CA-C	-11.85	86.70	110.40
3	2-V	1541	THR	CA-C-N	-11.85	83.92	117.10
4	2-X	452	ARG	CB-CA-C	-11.85	86.70	110.40
3	3-V	1541	THR	CA-C-N	-11.85	83.92	117.10
3	4-V	1541	THR	CA-C-N	-11.85	83.92	117.10
4	4-X	452	ARG	CB-CA-C	-11.85	86.70	110.40
3	5-V	1541	THR	CA-C-N	-11.85	83.92	117.10
4	5-X	452	ARG	CB-CA-C	-11.85	86.70	110.40
3	6-V	1541	THR	CA-C-N	-11.85	83.92	117.10
4	6-X	452	ARG	CB-CA-C	-11.85	86.70	110.40
3	7-V	1541	THR	CA-C-N	-11.85	83.92	117.10
4	7-X	452	ARG	CB-CA-C	-11.85	86.70	110.40
3	8-V	1541	THR	CA-C-N	-11.85	83.92	117.10
4	3-L	456	ASP	O-C-N	-11.85	103.75	122.70
4	8-L	456	ASP	O-C-N	-11.85	103.75	122.70
4	1-R	456	ASP	O-C-N	-11.84	103.75	122.70
3	2-P	1541	THR	CA-C-N	-11.84	83.94	117.10
3	3-P	1541	THR	CA-C-N	-11.84	83.94	117.10
3	4-P	1541	THR	CA-C-N	-11.84	83.94	117.10
3	6-P	1541	THR	CA-C-N	-11.84	83.94	117.10
3	8-P	1541	THR	CA-C-N	-11.84	83.94	117.10
3	2-J	1541	THR	CA-C-N	-11.84	83.94	117.10
3	3-J	1541	THR	CA-C-N	-11.84	83.94	117.10
3	4-J	1541	THR	CA-C-N	-11.84	83.94	117.10
4	4-R	452	ARG	CB-CA-C	-11.84	86.72	110.40
3	5-J	1541	THR	CA-C-N	-11.84	83.94	117.10
4	5-R	452	ARG	CB-CA-C	-11.84	86.72	110.40
3	6-J	1541	THR	CA-C-N	-11.84	83.94	117.10
4	6-R	452	ARG	CB-CA-C	-11.84	86.72	110.40

Continued on next page...

Continued from previous page...

Mol	Chain	Res	Type	Atoms	Z	Observed(^{o})	Ideal(^{o})
3	7-J	1541	THR	CA-C-N	-11.84	83.94	117.10
4	7-R	452	ARG	CB-CA-C	-11.84	86.72	110.40
3	8-J	1541	THR	CA-C-N	-11.84	83.94	117.10
4	8-R	452	ARG	CB-CA-C	-11.84	86.72	110.40
4	2-R	456	ASP	O-C-N	-11.84	103.76	122.70
4	3-R	456	ASP	O-C-N	-11.84	103.76	122.70
3	5-D	1541	THR	CA-C-N	-11.84	83.96	117.10
3	7-D	1541	THR	CA-C-N	-11.84	83.96	117.10
4	3-X	456	ASP	O-C-N	-11.83	103.77	122.70
4	8-X	456	ASP	O-C-N	-11.83	103.77	122.70
4	2-L	493	HIS	N-CA-C	11.77	142.78	111.00
4	4-L	493	HIS	N-CA-C	11.77	142.78	111.00
4	5-L	493	HIS	N-CA-C	11.77	142.78	111.00
4	6-L	493	HIS	N-CA-C	11.77	142.78	111.00
4	7-L	493	HIS	N-CA-C	11.77	142.78	111.00
4	4-R	493	HIS	N-CA-C	11.77	142.77	111.00
4	5-R	493	HIS	N-CA-C	11.77	142.77	111.00
4	6-R	493	HIS	N-CA-C	11.77	142.77	111.00
4	7-R	493	HIS	N-CA-C	11.77	142.77	111.00
4	8-R	493	HIS	N-CA-C	11.77	142.77	111.00
4	1-R	493	HIS	N-CA-C	11.77	142.76	111.00
4	1-X	493	HIS	N-CA-C	11.76	142.76	111.00
4	1-L	493	HIS	N-CA-C	11.76	142.76	111.00
4	3-L	493	HIS	N-CA-C	11.76	142.76	111.00
4	8-L	493	HIS	N-CA-C	11.76	142.76	111.00
4	1-F	493	HIS	N-CA-C	11.76	142.75	111.00
4	2-F	493	HIS	N-CA-C	11.76	142.74	111.00
4	2-R	493	HIS	N-CA-C	11.76	142.74	111.00
4	3-F	493	HIS	N-CA-C	11.76	142.74	111.00
4	3-R	493	HIS	N-CA-C	11.76	142.74	111.00
4	3-X	493	HIS	N-CA-C	11.76	142.74	111.00
4	8-X	493	HIS	N-CA-C	11.76	142.74	111.00
4	2-X	493	HIS	N-CA-C	11.75	142.74	111.00
4	4-X	493	HIS	N-CA-C	11.75	142.74	111.00
4	5-X	493	HIS	N-CA-C	11.75	142.74	111.00
4	6-X	493	HIS	N-CA-C	11.75	142.74	111.00
4	7-X	493	HIS	N-CA-C	11.75	142.74	111.00
4	4-F	493	HIS	N-CA-C	11.75	142.72	111.00
4	5-F	493	HIS	N-CA-C	11.75	142.72	111.00
4	6-F	493	HIS	N-CA-C	11.75	142.72	111.00
4	7-F	493	HIS	N-CA-C	11.75	142.72	111.00
4	8-F	493	HIS	N-CA-C	11.75	142.72	111.00

Continued on next page...

Continued from previous page...

Mol	Chain	Res	Type	Atoms	Z	Observed(^{o})	Ideal(^{o})
4	1-L	293	ILE	CB-CA-C	-11.74	88.12	111.60
4	1-X	293	ILE	CB-CA-C	-11.73	88.15	111.60
4	2-R	293	ILE	CB-CA-C	-11.72	88.16	111.60
4	3-R	293	ILE	CB-CA-C	-11.72	88.16	111.60
4	3-X	293	ILE	CB-CA-C	-11.72	88.16	111.60
4	8-X	293	ILE	CB-CA-C	-11.72	88.16	111.60
4	3-L	293	ILE	CB-CA-C	-11.71	88.17	111.60
4	4-R	293	ILE	CB-CA-C	-11.72	88.17	111.60
4	5-R	293	ILE	CB-CA-C	-11.72	88.17	111.60
4	6-R	293	ILE	CB-CA-C	-11.72	88.17	111.60
4	7-R	293	ILE	CB-CA-C	-11.72	88.17	111.60
4	8-L	293	ILE	CB-CA-C	-11.71	88.17	111.60
4	8-R	293	ILE	CB-CA-C	-11.72	88.17	111.60
4	1-F	293	ILE	CB-CA-C	-11.71	88.18	111.60
4	1-R	293	ILE	CB-CA-C	-11.71	88.18	111.60
4	2-F	293	ILE	CB-CA-C	-11.71	88.19	111.60
4	3-F	293	ILE	CB-CA-C	-11.71	88.19	111.60
4	2-L	293	ILE	CB-CA-C	-11.70	88.21	111.60
4	4-F	293	ILE	CB-CA-C	-11.70	88.21	111.60
4	4-L	293	ILE	CB-CA-C	-11.70	88.21	111.60
4	5-F	293	ILE	CB-CA-C	-11.70	88.21	111.60
4	5-L	293	ILE	CB-CA-C	-11.70	88.21	111.60
4	6-F	293	ILE	CB-CA-C	-11.70	88.21	111.60
4	6-L	293	ILE	CB-CA-C	-11.70	88.21	111.60
4	7-F	293	ILE	CB-CA-C	-11.70	88.21	111.60
4	7-L	293	ILE	CB-CA-C	-11.70	88.21	111.60
4	8-F	293	ILE	CB-CA-C	-11.70	88.21	111.60
4	2-X	293	ILE	CB-CA-C	-11.69	88.22	111.60
4	4-X	293	ILE	CB-CA-C	-11.69	88.22	111.60
4	5-X	293	ILE	CB-CA-C	-11.69	88.22	111.60
4	6-X	293	ILE	CB-CA-C	-11.69	88.22	111.60
4	7-X	293	ILE	CB-CA-C	-11.69	88.22	111.60
6	1-N	467	THR	C-N-CA	11.68	150.89	121.70
3	1-P	1449	TRP	CA-C-O	11.67	144.61	120.10
4	1-X	455	ILE	CA-C-N	-11.67	91.53	117.20
6	2-N	467	THR	C-N-CA	11.67	150.87	121.70
6	4-N	467	THR	C-N-CA	11.67	150.87	121.70
6	5-N	467	THR	C-N-CA	11.67	150.87	121.70
6	6-N	467	THR	C-N-CA	11.67	150.87	121.70
6	7-N	467	THR	C-N-CA	11.67	150.87	121.70
6	4-H	467	THR	C-N-CA	11.66	150.85	121.70
6	5-H	467	THR	C-N-CA	11.66	150.85	121.70

Continued on next page...

Continued from previous page...

Mol	Chain	Res	Type	Atoms	Z	Observed(^{o})	Ideal(^{o})
6	6-H	467	THR	C-N-CA	11.66	150.85	121.70
6	7-H	467	THR	C-N-CA	11.66	150.85	121.70
6	8-H	467	THR	C-N-CA	11.66	150.85	121.70
6	1-T	467	THR	C-N-CA	11.66	150.84	121.70
4	4-R	455	ILE	CA-C-N	-11.66	91.55	117.20
4	5-R	455	ILE	CA-C-N	-11.66	91.55	117.20
4	6-R	455	ILE	CA-C-N	-11.66	91.55	117.20
4	7-R	455	ILE	CA-C-N	-11.66	91.55	117.20
4	8-R	455	ILE	CA-C-N	-11.66	91.55	117.20
6	1-H	467	THR	C-N-CA	11.65	150.83	121.70
3	1-J	1449	TRP	CA-C-O	11.65	144.57	120.10
3	2-J	1449	TRP	CA-C-O	11.65	144.57	120.10
3	3-J	1449	TRP	CA-C-O	11.65	144.57	120.10
3	4-J	1449	TRP	CA-C-O	11.65	144.57	120.10
3	5-J	1449	TRP	CA-C-O	11.65	144.57	120.10
3	6-J	1449	TRP	CA-C-O	11.65	144.57	120.10
3	7-J	1449	TRP	CA-C-O	11.65	144.57	120.10
3	8-J	1449	TRP	CA-C-O	11.65	144.57	120.10
4	1-L	455	ILE	CA-C-N	-11.65	91.57	117.20
3	1-V	1449	TRP	CA-C-O	11.65	144.57	120.10
4	2-R	455	ILE	CA-C-N	-11.65	91.57	117.20
4	3-R	455	ILE	CA-C-N	-11.65	91.57	117.20
3	1-D	1449	TRP	CA-C-O	11.64	144.56	120.10
4	1-F	455	ILE	CA-C-N	-11.64	91.58	117.20
3	2-P	1449	TRP	CA-C-O	11.64	144.55	120.10
3	3-P	1449	TRP	CA-C-O	11.64	144.55	120.10
4	4-F	455	ILE	CA-C-N	-11.64	91.59	117.20
3	4-P	1449	TRP	CA-C-O	11.64	144.55	120.10
3	5-D	1449	TRP	CA-C-O	11.64	144.55	120.10
4	5-F	455	ILE	CA-C-N	-11.64	91.59	117.20
4	6-F	455	ILE	CA-C-N	-11.64	91.59	117.20
3	6-P	1449	TRP	CA-C-O	11.64	144.55	120.10
3	7-D	1449	TRP	CA-C-O	11.64	144.55	120.10
4	7-F	455	ILE	CA-C-N	-11.64	91.59	117.20
4	8-F	455	ILE	CA-C-N	-11.64	91.59	117.20
3	8-P	1449	TRP	CA-C-O	11.64	144.55	120.10
4	3-L	455	ILE	CA-C-N	-11.64	91.59	117.20
6	3-N	467	THR	C-N-CA	11.64	150.81	121.70
6	8-N	467	THR	C-N-CA	11.64	150.81	121.70
4	3-X	455	ILE	CA-C-N	-11.64	91.59	117.20
6	4-T	467	THR	C-N-CA	11.64	150.80	121.70
6	5-T	467	THR	C-N-CA	11.64	150.80	121.70

Continued on next page...

Continued from previous page...

Mol	Chain	Res	Type	Atoms	Z	Observed(^{o})	Ideal(^{o})
6	6-T	467	THR	C-N-CA	11.64	150.80	121.70
6	7-T	467	THR	C-N-CA	11.64	150.80	121.70
4	8-L	455	ILE	CA-C-N	-11.64	91.59	117.20
6	8-T	467	THR	C-N-CA	11.64	150.80	121.70
4	8-X	455	ILE	CA-C-N	-11.64	91.59	117.20
3	2-D	1449	TRP	CA-C-O	11.63	144.53	120.10
3	3-D	1449	TRP	CA-C-O	11.63	144.53	120.10
6	3-Z	467	THR	C-N-CA	11.63	150.79	121.70
3	4-D	1449	TRP	CA-C-O	11.63	144.53	120.10
3	5-P	1449	TRP	CA-C-O	11.63	144.53	120.10
3	6-D	1449	TRP	CA-C-O	11.63	144.53	120.10
3	7-P	1449	TRP	CA-C-O	11.63	144.53	120.10
3	8-D	1449	TRP	CA-C-O	11.63	144.53	120.10
6	8-Z	467	THR	C-N-CA	11.63	150.79	121.70
6	2-H	467	THR	C-N-CA	11.63	150.78	121.70
6	2-T	467	THR	C-N-CA	11.63	150.78	121.70
6	3-H	467	THR	C-N-CA	11.63	150.78	121.70
6	3-T	467	THR	C-N-CA	11.63	150.78	121.70
4	2-F	455	ILE	CA-C-N	-11.63	91.61	117.20
6	2-Z	467	THR	C-N-CA	11.63	150.78	121.70
4	3-F	455	ILE	CA-C-N	-11.63	91.61	117.20
6	4-Z	467	THR	C-N-CA	11.63	150.78	121.70
6	5-Z	467	THR	C-N-CA	11.63	150.78	121.70
6	6-Z	467	THR	C-N-CA	11.63	150.78	121.70
6	7-Z	467	THR	C-N-CA	11.63	150.78	121.70
6	1-Z	467	THR	C-N-CA	11.62	150.76	121.70
4	1-X	423	ALA	CA-C-N	-11.62	84.57	117.10
4	2-L	423	ALA	CA-C-N	-11.62	84.56	117.10
4	4-L	423	ALA	CA-C-N	-11.62	84.56	117.10
4	4-X	455	ILE	CA-C-N	-11.62	91.64	117.20
4	5-L	423	ALA	CA-C-N	-11.62	84.56	117.10
4	7-L	423	ALA	CA-C-N	-11.62	84.56	117.10
4	1-R	423	ALA	CA-C-N	-11.62	84.57	117.10
4	2-L	455	ILE	CA-C-N	-11.62	91.64	117.20
4	2-X	423	ALA	CA-C-N	-11.62	84.57	117.10
4	2-X	455	ILE	CA-C-N	-11.62	91.64	117.20
4	5-X	455	ILE	CA-C-N	-11.62	91.64	117.20
4	6-L	423	ALA	CA-C-N	-11.62	84.56	117.10
4	4-L	455	ILE	CA-C-N	-11.62	91.64	117.20
4	4-X	423	ALA	CA-C-N	-11.62	84.57	117.10
4	5-L	455	ILE	CA-C-N	-11.62	91.64	117.20
4	5-X	423	ALA	CA-C-N	-11.62	84.57	117.10

Continued on next page...

Continued from previous page...

Mol	Chain	Res	Type	Atoms	Z	Observed(^{o})	Ideal(^{o})
4	6-L	455	ILE	CA-C-N	-11.62	91.64	117.20
4	6-X	423	ALA	CA-C-N	-11.62	84.57	117.10
4	6-X	455	ILE	CA-C-N	-11.62	91.64	117.20
4	7-X	455	ILE	CA-C-N	-11.62	91.64	117.20
4	7-L	455	ILE	CA-C-N	-11.62	91.64	117.20
4	7-X	423	ALA	CA-C-N	-11.62	84.57	117.10
4	4-F	423	ALA	CA-C-N	-11.61	84.58	117.10
4	5-F	423	ALA	CA-C-N	-11.61	84.58	117.10
4	6-F	423	ALA	CA-C-N	-11.61	84.58	117.10
4	7-F	423	ALA	CA-C-N	-11.61	84.58	117.10
4	8-F	423	ALA	CA-C-N	-11.61	84.58	117.10
4	1-L	423	ALA	CA-C-N	-11.61	84.59	117.10
4	3-L	423	ALA	CA-C-N	-11.61	84.59	117.10
4	3-X	423	ALA	CA-C-N	-11.61	84.59	117.10
4	8-L	423	ALA	CA-C-N	-11.61	84.59	117.10
4	8-X	423	ALA	CA-C-N	-11.61	84.59	117.10
4	1-F	423	ALA	CA-C-N	-11.61	84.60	117.10
4	4-R	423	ALA	CA-C-N	-11.61	84.60	117.10
4	5-R	423	ALA	CA-C-N	-11.61	84.60	117.10
4	6-R	423	ALA	CA-C-N	-11.61	84.60	117.10
4	7-R	423	ALA	CA-C-N	-11.61	84.60	117.10
4	8-R	423	ALA	CA-C-N	-11.61	84.60	117.10
3	2-V	1449	TRP	CA-C-O	11.61	144.47	120.10
3	3-V	1449	TRP	CA-C-O	11.61	144.47	120.10
3	4-V	1449	TRP	CA-C-O	11.61	144.47	120.10
3	5-V	1449	TRP	CA-C-O	11.61	144.47	120.10
3	6-V	1449	TRP	CA-C-O	11.61	144.47	120.10
3	7-V	1449	TRP	CA-C-O	11.61	144.47	120.10
3	8-V	1449	TRP	CA-C-O	11.61	144.47	120.10
4	2-R	423	ALA	CA-C-N	-11.60	84.61	117.10
4	3-R	423	ALA	CA-C-N	-11.60	84.61	117.10
4	2-F	423	ALA	CA-C-N	-11.60	84.62	117.10
4	3-F	423	ALA	CA-C-N	-11.60	84.62	117.10
4	1-R	455	ILE	CA-C-N	-11.59	91.70	117.20
6	1-T	410	LEU	O-C-N	11.59	141.25	122.70
3	2-D	1544	PRO	N-CA-C	11.59	142.22	112.10
4	2-L	455	ILE	N-CA-C	11.59	142.28	111.00
3	3-D	1544	PRO	N-CA-C	11.59	142.22	112.10
3	4-D	1544	PRO	N-CA-C	11.59	142.22	112.10
4	4-L	455	ILE	N-CA-C	11.59	142.28	111.00
4	5-L	455	ILE	N-CA-C	11.59	142.28	111.00
3	6-D	1544	PRO	N-CA-C	11.59	142.22	112.10

Continued on next page...

Continued from previous page...

Mol	Chain	Res	Type	Atoms	Z	Observed(^{o})	Ideal(^{o})
4	6-L	455	ILE	N-CA-C	11.59	142.28	111.00
4	7-L	455	ILE	N-CA-C	11.59	142.28	111.00
3	8-D	1544	PRO	N-CA-C	11.59	142.22	112.10
4	1-F	456	ASP	CA-C-N	-11.58	91.72	117.20
6	4-T	410	LEU	O-C-N	11.58	141.23	122.70
6	5-T	410	LEU	O-C-N	11.58	141.23	122.70
6	6-T	410	LEU	O-C-N	11.58	141.23	122.70
6	7-T	410	LEU	O-C-N	11.58	141.23	122.70
6	8-T	410	LEU	O-C-N	11.58	141.23	122.70
4	1-X	455	ILE	N-CA-C	11.58	142.26	111.00
3	1-P	1544	PRO	N-CA-C	11.58	142.20	112.10
3	2-J	1544	PRO	N-CA-C	11.58	142.20	112.10
3	2-P	1544	PRO	N-CA-C	11.58	142.20	112.10
3	3-J	1544	PRO	N-CA-C	11.58	142.20	112.10
3	3-P	1544	PRO	N-CA-C	11.58	142.20	112.10
3	4-J	1544	PRO	N-CA-C	11.58	142.20	112.10
3	4-P	1544	PRO	N-CA-C	11.58	142.20	112.10
3	5-J	1544	PRO	N-CA-C	11.58	142.20	112.10
3	6-J	1544	PRO	N-CA-C	11.58	142.20	112.10
3	6-P	1544	PRO	N-CA-C	11.58	142.20	112.10
3	7-J	1544	PRO	N-CA-C	11.58	142.20	112.10
3	8-J	1544	PRO	N-CA-C	11.58	142.20	112.10
3	8-P	1544	PRO	N-CA-C	11.58	142.20	112.10
4	1-L	455	ILE	N-CA-C	11.57	142.25	111.00
3	1-D	1544	PRO	N-CA-C	11.57	142.19	112.10
4	1-F	455	ILE	N-CA-C	11.57	142.24	111.00
4	1-R	455	ILE	N-CA-C	11.57	142.24	111.00
4	3-X	456	ASP	CA-C-N	-11.57	91.75	117.20
4	8-X	456	ASP	CA-C-N	-11.57	91.75	117.20
4	2-X	455	ILE	N-CA-C	11.57	142.24	111.00
4	2-X	456	ASP	CA-C-N	-11.57	91.75	117.20
4	3-X	455	ILE	N-CA-C	11.57	142.23	111.00
4	4-X	455	ILE	N-CA-C	11.57	142.24	111.00
4	4-X	456	ASP	CA-C-N	-11.57	91.75	117.20
4	5-X	455	ILE	N-CA-C	11.57	142.24	111.00
4	5-X	456	ASP	CA-C-N	-11.57	91.75	117.20
4	6-X	455	ILE	N-CA-C	11.57	142.24	111.00
4	6-X	456	ASP	CA-C-N	-11.57	91.75	117.20
4	7-X	455	ILE	N-CA-C	11.57	142.24	111.00
4	7-X	456	ASP	CA-C-N	-11.57	91.75	117.20
4	8-X	455	ILE	N-CA-C	11.57	142.23	111.00
4	1-L	456	ASP	CA-C-N	-11.56	91.76	117.20

Continued on next page...

Continued from previous page...

Mol	Chain	Res	Type	Atoms	Z	Observed(^{o})	Ideal(^{o})
4	1-R	456	ASP	CA-C-N	-11.56	91.76	117.20
4	2-R	455	ILE	N-CA-C	11.56	142.22	111.00
4	3-R	455	ILE	N-CA-C	11.56	142.22	111.00
4	4-R	455	ILE	N-CA-C	11.56	142.22	111.00
4	4-R	456	ASP	CA-C-N	-11.56	91.76	117.20
3	5-P	1544	PRO	N-CA-C	11.56	142.16	112.10
4	5-R	455	ILE	N-CA-C	11.56	142.22	111.00
4	5-R	456	ASP	CA-C-N	-11.56	91.76	117.20
4	6-R	455	ILE	N-CA-C	11.56	142.22	111.00
4	6-R	456	ASP	CA-C-N	-11.56	91.76	117.20
3	7-P	1544	PRO	N-CA-C	11.56	142.16	112.10
4	7-R	455	ILE	N-CA-C	11.56	142.22	111.00
4	7-R	456	ASP	CA-C-N	-11.56	91.76	117.20
4	8-R	455	ILE	N-CA-C	11.56	142.22	111.00
4	8-R	456	ASP	CA-C-N	-11.56	91.76	117.20
3	1-J	1544	PRO	N-CA-C	11.56	142.16	112.10
4	2-F	455	ILE	N-CA-C	11.56	142.21	111.00
6	2-H	410	LEU	O-C-N	11.56	141.20	122.70
4	2-L	456	ASP	CA-C-N	-11.56	91.76	117.20
4	3-F	455	ILE	N-CA-C	11.56	142.21	111.00
6	3-H	410	LEU	O-C-N	11.56	141.20	122.70
4	4-L	456	ASP	CA-C-N	-11.56	91.76	117.20
4	5-L	456	ASP	CA-C-N	-11.56	91.76	117.20
4	6-L	456	ASP	CA-C-N	-11.56	91.76	117.20
4	7-L	456	ASP	CA-C-N	-11.56	91.76	117.20
4	4-F	455	ILE	N-CA-C	11.56	142.21	111.00
4	5-F	455	ILE	N-CA-C	11.56	142.21	111.00
4	6-F	455	ILE	N-CA-C	11.56	142.21	111.00
4	7-F	455	ILE	N-CA-C	11.56	142.21	111.00
4	8-F	455	ILE	N-CA-C	11.56	142.21	111.00
3	1-V	1544	PRO	N-CA-C	11.56	142.15	112.10
3	2-V	1544	PRO	N-CA-C	11.56	142.15	112.10
3	3-V	1544	PRO	N-CA-C	11.56	142.15	112.10
6	3-Z	410	LEU	O-C-N	11.56	141.19	122.70
3	4-V	1544	PRO	N-CA-C	11.56	142.15	112.10
3	5-V	1544	PRO	N-CA-C	11.56	142.15	112.10
3	6-V	1544	PRO	N-CA-C	11.56	142.15	112.10
3	7-V	1544	PRO	N-CA-C	11.56	142.15	112.10
3	8-V	1544	PRO	N-CA-C	11.56	142.15	112.10
6	8-Z	410	LEU	O-C-N	11.56	141.19	122.70
4	1-R	220	ASN	O-C-N	11.55	141.19	122.70
4	1-X	456	ASP	CA-C-N	-11.55	91.78	117.20

Continued on next page...

Continued from previous page...

Mol	Chain	Res	Type	Atoms	Z	Observed(^{o})	Ideal(^{o})
4	2-R	456	ASP	CA-C-N	-11.55	91.78	117.20
6	2-T	410	LEU	O-C-N	11.55	141.19	122.70
4	3-L	456	ASP	CA-C-N	-11.55	91.78	117.20
4	3-R	456	ASP	CA-C-N	-11.55	91.78	117.20
6	3-T	410	LEU	O-C-N	11.55	141.19	122.70
3	5-D	1544	PRO	N-CA-C	11.55	142.14	112.10
3	7-D	1544	PRO	N-CA-C	11.55	142.14	112.10
4	8-L	456	ASP	CA-C-N	-11.55	91.78	117.20
4	2-F	456	ASP	CA-C-N	-11.55	91.78	117.20
4	3-F	456	ASP	CA-C-N	-11.55	91.78	117.20
4	3-L	455	ILE	N-CA-C	11.55	142.19	111.00
4	8-L	455	ILE	N-CA-C	11.55	142.19	111.00
4	4-F	456	ASP	CA-C-N	-11.55	91.80	117.20
6	4-H	410	LEU	O-C-N	11.55	141.18	122.70
4	5-F	456	ASP	CA-C-N	-11.55	91.80	117.20
6	5-H	410	LEU	O-C-N	11.55	141.18	122.70
4	6-F	456	ASP	CA-C-N	-11.55	91.80	117.20
6	6-H	410	LEU	O-C-N	11.55	141.18	122.70
4	7-F	456	ASP	CA-C-N	-11.55	91.80	117.20
6	7-H	410	LEU	O-C-N	11.55	141.18	122.70
4	8-F	456	ASP	CA-C-N	-11.55	91.80	117.20
6	8-H	410	LEU	O-C-N	11.55	141.18	122.70
4	1-F	220	ASN	O-C-N	11.54	141.17	122.70
6	3-N	410	LEU	O-C-N	11.54	141.16	122.70
6	8-N	410	LEU	O-C-N	11.54	141.16	122.70
6	1-N	410	LEU	O-C-N	11.53	141.16	122.70
6	2-Z	410	LEU	O-C-N	11.53	141.15	122.70
6	4-Z	410	LEU	O-C-N	11.53	141.15	122.70
6	5-Z	410	LEU	O-C-N	11.53	141.15	122.70
6	6-Z	410	LEU	O-C-N	11.53	141.15	122.70
6	7-Z	410	LEU	O-C-N	11.53	141.15	122.70
6	2-N	410	LEU	O-C-N	11.53	141.14	122.70
6	4-N	410	LEU	O-C-N	11.53	141.14	122.70
6	5-N	410	LEU	O-C-N	11.53	141.14	122.70
6	6-N	410	LEU	O-C-N	11.53	141.14	122.70
6	7-N	410	LEU	O-C-N	11.53	141.14	122.70
6	1-H	410	LEU	O-C-N	11.53	141.14	122.70
4	1-X	220	ASN	O-C-N	11.52	141.14	122.70
4	1-L	220	ASN	O-C-N	11.51	141.12	122.70
6	2-H	410	LEU	CB-CA-C	11.51	132.06	110.20
6	3-H	410	LEU	CB-CA-C	11.51	132.06	110.20
6	1-Z	410	LEU	CB-CA-C	11.50	132.05	110.20

Continued on next page...

Continued from previous page...

Mol	Chain	Res	Type	Atoms	Z	Observed(^{o})	Ideal(^{o})
6	4-T	410	LEU	CB-CA-C	11.50	132.05	110.20
6	5-T	410	LEU	CB-CA-C	11.50	132.05	110.20
6	6-T	410	LEU	CB-CA-C	11.50	132.05	110.20
6	7-T	410	LEU	CB-CA-C	11.50	132.05	110.20
6	8-T	410	LEU	CB-CA-C	11.50	132.05	110.20
6	1-Z	410	LEU	O-C-N	11.50	141.10	122.70
6	1-H	410	LEU	CB-CA-C	11.49	132.03	110.20
6	3-N	410	LEU	CB-CA-C	11.49	132.03	110.20
6	8-N	410	LEU	CB-CA-C	11.49	132.03	110.20
6	2-Z	410	LEU	CB-CA-C	11.49	132.03	110.20
6	4-Z	410	LEU	CB-CA-C	11.49	132.03	110.20
6	5-Z	410	LEU	CB-CA-C	11.49	132.03	110.20
6	6-Z	410	LEU	CB-CA-C	11.49	132.03	110.20
6	7-Z	410	LEU	CB-CA-C	11.49	132.03	110.20
6	2-T	410	LEU	CB-CA-C	11.48	132.02	110.20
6	3-T	410	LEU	CB-CA-C	11.48	132.02	110.20
6	4-H	410	LEU	CB-CA-C	11.48	132.02	110.20
6	5-H	410	LEU	CB-CA-C	11.48	132.02	110.20
6	6-H	410	LEU	CB-CA-C	11.48	132.02	110.20
6	7-H	410	LEU	CB-CA-C	11.48	132.02	110.20
6	8-H	410	LEU	CB-CA-C	11.48	132.02	110.20
6	1-N	410	LEU	CB-CA-C	11.48	132.01	110.20
6	2-N	410	LEU	CB-CA-C	11.47	131.99	110.20
6	3-Z	410	LEU	CB-CA-C	11.47	131.99	110.20
6	4-N	410	LEU	CB-CA-C	11.47	131.99	110.20
6	5-N	410	LEU	CB-CA-C	11.47	131.99	110.20
6	6-N	410	LEU	CB-CA-C	11.47	131.99	110.20
6	7-N	410	LEU	CB-CA-C	11.47	131.99	110.20
6	8-Z	410	LEU	CB-CA-C	11.47	131.99	110.20
4	2-F	458	ASP	C-N-CA	-11.46	93.04	121.70
4	3-F	458	ASP	C-N-CA	-11.46	93.04	121.70
4	2-L	458	ASP	C-N-CA	-11.46	93.05	121.70
4	2-R	458	ASP	C-N-CA	-11.46	93.05	121.70
4	3-R	458	ASP	C-N-CA	-11.46	93.05	121.70
4	4-L	458	ASP	C-N-CA	-11.46	93.05	121.70
4	5-L	458	ASP	C-N-CA	-11.46	93.05	121.70
4	6-L	458	ASP	C-N-CA	-11.46	93.05	121.70
4	7-L	458	ASP	C-N-CA	-11.46	93.05	121.70
6	1-T	410	LEU	CB-CA-C	11.46	131.97	110.20
4	1-F	458	ASP	C-N-CA	-11.46	93.06	121.70
4	3-L	458	ASP	C-N-CA	-11.45	93.07	121.70
4	8-L	458	ASP	C-N-CA	-11.45	93.07	121.70

Continued on next page...

Continued from previous page...

Mol	Chain	Res	Type	Atoms	Z	Observed(^{o})	Ideal(^{o})
4	1-R	458	ASP	C-N-CA	-11.45	93.07	121.70
4	4-F	458	ASP	C-N-CA	-11.45	93.07	121.70
4	5-F	458	ASP	C-N-CA	-11.45	93.07	121.70
4	6-F	458	ASP	C-N-CA	-11.45	93.07	121.70
4	7-F	458	ASP	C-N-CA	-11.45	93.07	121.70
4	8-F	458	ASP	C-N-CA	-11.45	93.07	121.70
4	1-X	458	ASP	C-N-CA	-11.45	93.07	121.70
4	4-R	458	ASP	C-N-CA	-11.45	93.08	121.70
4	5-R	458	ASP	C-N-CA	-11.45	93.08	121.70
4	6-R	458	ASP	C-N-CA	-11.45	93.08	121.70
4	7-R	458	ASP	C-N-CA	-11.45	93.08	121.70
4	8-R	458	ASP	C-N-CA	-11.45	93.08	121.70
3	2-V	1518	ASN	CA-C-N	-11.44	92.04	117.20
3	3-V	1518	ASN	CA-C-N	-11.44	92.04	117.20
4	3-X	458	ASP	C-N-CA	-11.44	93.11	121.70
3	4-V	1518	ASN	CA-C-N	-11.44	92.04	117.20
3	5-V	1518	ASN	CA-C-N	-11.44	92.04	117.20
3	6-V	1518	ASN	CA-C-N	-11.44	92.04	117.20
3	7-V	1518	ASN	CA-C-N	-11.44	92.04	117.20
3	8-V	1518	ASN	CA-C-N	-11.44	92.04	117.20
4	8-X	458	ASP	C-N-CA	-11.44	93.11	121.70
4	2-L	460	LEU	N-CA-CB	11.43	133.27	110.40
4	4-L	460	LEU	N-CA-CB	11.43	133.27	110.40
4	5-L	460	LEU	N-CA-CB	11.43	133.27	110.40
4	6-L	460	LEU	N-CA-CB	11.43	133.27	110.40
4	7-L	460	LEU	N-CA-CB	11.43	133.27	110.40
3	2-D	1518	ASN	CA-C-N	-11.43	92.05	117.20
3	3-D	1518	ASN	CA-C-N	-11.43	92.05	117.20
3	4-D	1518	ASN	CA-C-N	-11.43	92.05	117.20
3	6-D	1518	ASN	CA-C-N	-11.43	92.05	117.20
3	8-D	1518	ASN	CA-C-N	-11.43	92.05	117.20
4	2-X	460	LEU	N-CA-CB	11.43	133.26	110.40
4	4-X	460	LEU	N-CA-CB	11.43	133.26	110.40
4	5-X	460	LEU	N-CA-CB	11.43	133.26	110.40
4	1-L	458	ASP	C-N-CA	-11.43	93.13	121.70
4	4-F	460	LEU	N-CA-CB	11.43	133.26	110.40
4	5-F	460	LEU	N-CA-CB	11.43	133.26	110.40
4	6-F	460	LEU	N-CA-CB	11.43	133.26	110.40
4	6-X	460	LEU	N-CA-CB	11.43	133.26	110.40
4	7-F	460	LEU	N-CA-CB	11.43	133.26	110.40
4	7-X	460	LEU	N-CA-CB	11.43	133.26	110.40
4	8-F	460	LEU	N-CA-CB	11.43	133.26	110.40

Continued on next page...

Continued from previous page...

Mol	Chain	Res	Type	Atoms	Z	Observed(^{o})	Ideal(^{o})
3	2-P	1518	ASN	CA-C-N	-11.43	92.06	117.20
4	2-X	458	ASP	C-N-CA	-11.43	93.14	121.70
3	3-P	1518	ASN	CA-C-N	-11.43	92.06	117.20
3	4-P	1518	ASN	CA-C-N	-11.43	92.06	117.20
4	4-X	458	ASP	C-N-CA	-11.43	93.14	121.70
4	5-X	458	ASP	C-N-CA	-11.43	93.14	121.70
3	6-P	1518	ASN	CA-C-N	-11.43	92.06	117.20
4	6-X	458	ASP	C-N-CA	-11.43	93.14	121.70
4	7-X	458	ASP	C-N-CA	-11.43	93.14	121.70
3	8-P	1518	ASN	CA-C-N	-11.43	92.06	117.20
4	1-L	460	LEU	N-CA-CB	11.42	133.25	110.40
3	2-J	1518	ASN	CA-C-N	-11.42	92.07	117.20
3	3-J	1518	ASN	CA-C-N	-11.42	92.07	117.20
3	4-J	1518	ASN	CA-C-N	-11.42	92.07	117.20
3	5-D	1518	ASN	CA-C-N	-11.42	92.07	117.20
3	5-J	1518	ASN	CA-C-N	-11.42	92.07	117.20
3	6-J	1518	ASN	CA-C-N	-11.42	92.07	117.20
3	7-D	1518	ASN	CA-C-N	-11.42	92.07	117.20
3	7-J	1518	ASN	CA-C-N	-11.42	92.07	117.20
3	8-J	1518	ASN	CA-C-N	-11.42	92.07	117.20
4	3-L	460	LEU	N-CA-CB	11.42	133.23	110.40
4	8-L	460	LEU	N-CA-CB	11.42	133.23	110.40
4	1-X	460	LEU	N-CA-CB	11.41	133.22	110.40
4	2-F	460	LEU	N-CA-CB	11.41	133.22	110.40
4	3-F	460	LEU	N-CA-CB	11.41	133.22	110.40
4	4-R	460	LEU	N-CA-CB	11.41	133.22	110.40
4	5-R	460	LEU	N-CA-CB	11.41	133.22	110.40
4	6-R	460	LEU	N-CA-CB	11.41	133.22	110.40
4	7-R	460	LEU	N-CA-CB	11.41	133.22	110.40
4	8-R	460	LEU	N-CA-CB	11.41	133.22	110.40
4	3-X	460	LEU	N-CA-CB	11.41	133.22	110.40
4	8-X	460	LEU	N-CA-CB	11.41	133.22	110.40
3	1-J	1518	ASN	CA-C-N	-11.41	92.10	117.20
3	5-P	1518	ASN	CA-C-N	-11.41	92.10	117.20
3	7-P	1518	ASN	CA-C-N	-11.41	92.10	117.20
4	2-R	460	LEU	N-CA-CB	11.40	133.21	110.40
4	3-R	460	LEU	N-CA-CB	11.40	133.21	110.40
4	1-R	460	LEU	N-CA-CB	11.40	133.20	110.40
5	2-Y	339	TYR	C-N-CA	-11.40	93.21	121.70
5	4-Y	339	TYR	C-N-CA	-11.40	93.21	121.70
5	5-Y	339	TYR	C-N-CA	-11.40	93.21	121.70
5	6-Y	339	TYR	C-N-CA	-11.40	93.21	121.70

Continued on next page...

Continued from previous page...

Mol	Chain	Res	Type	Atoms	Z	Observed(^{o})	Ideal(^{o})
5	7-Y	339	TYR	C-N-CA	-11.40	93.21	121.70
3	1-D	1518	ASN	CA-C-N	-11.39	92.13	117.20
5	1-M	339	TYR	C-N-CA	-11.39	93.23	121.70
3	1-V	1518	ASN	CA-C-N	-11.39	92.15	117.20
5	3-M	339	TYR	C-N-CA	-11.39	93.23	121.70
5	8-M	339	TYR	C-N-CA	-11.39	93.23	121.70
4	1-F	460	LEU	N-CA-CB	11.39	133.17	110.40
3	1-P	1518	ASN	CA-C-N	-11.38	92.16	117.20
5	5-G	339	TYR	C-N-CA	-11.38	93.25	121.70
5	2-G	334	GLY	C-N-CA	11.38	150.14	121.70
5	2-G	339	TYR	C-N-CA	-11.38	93.25	121.70
5	2-S	339	TYR	C-N-CA	-11.38	93.25	121.70
5	3-S	339	TYR	C-N-CA	-11.38	93.25	121.70
5	3-G	334	GLY	C-N-CA	11.38	150.14	121.70
5	3-G	339	TYR	C-N-CA	-11.38	93.25	121.70
5	4-G	339	TYR	C-N-CA	-11.38	93.25	121.70
5	3-Y	339	TYR	C-N-CA	-11.38	93.26	121.70
5	4-S	339	TYR	C-N-CA	-11.38	93.25	121.70
5	5-S	339	TYR	C-N-CA	-11.38	93.25	121.70
5	6-G	339	TYR	C-N-CA	-11.38	93.25	121.70
5	6-S	339	TYR	C-N-CA	-11.38	93.25	121.70
5	7-G	339	TYR	C-N-CA	-11.38	93.25	121.70
5	7-S	339	TYR	C-N-CA	-11.38	93.25	121.70
5	8-G	339	TYR	C-N-CA	-11.38	93.25	121.70
5	8-S	339	TYR	C-N-CA	-11.38	93.25	121.70
5	8-Y	339	TYR	C-N-CA	-11.38	93.26	121.70
5	1-Y	334	GLY	C-N-CA	11.38	150.14	121.70
5	1-G	334	GLY	C-N-CA	11.37	150.13	121.70
5	1-Y	339	TYR	C-N-CA	-11.37	93.27	121.70
5	2-M	339	TYR	C-N-CA	-11.37	93.27	121.70
5	4-M	339	TYR	C-N-CA	-11.37	93.27	121.70
5	5-M	339	TYR	C-N-CA	-11.37	93.27	121.70
5	6-M	339	TYR	C-N-CA	-11.37	93.27	121.70
5	7-M	339	TYR	C-N-CA	-11.37	93.27	121.70
5	3-Y	334	GLY	C-N-CA	11.37	150.12	121.70
5	8-Y	334	GLY	C-N-CA	11.37	150.12	121.70
5	4-G	334	GLY	C-N-CA	11.36	150.11	121.70
5	5-G	334	GLY	C-N-CA	11.36	150.11	121.70
5	6-G	334	GLY	C-N-CA	11.36	150.11	121.70
5	7-G	334	GLY	C-N-CA	11.36	150.11	121.70
5	8-G	334	GLY	C-N-CA	11.36	150.11	121.70
5	1-S	339	TYR	C-N-CA	-11.36	93.29	121.70

Continued on next page...

Continued from previous page...

Mol	Chain	Res	Type	Atoms	Z	Observed(^{o})	Ideal(^{o})
5	3-M	334	GLY	C-N-CA	11.36	150.10	121.70
5	4-S	334	GLY	C-N-CA	11.36	150.10	121.70
5	5-S	334	GLY	C-N-CA	11.36	150.10	121.70
5	6-S	334	GLY	C-N-CA	11.36	150.10	121.70
5	7-S	334	GLY	C-N-CA	11.36	150.10	121.70
5	8-M	334	GLY	C-N-CA	11.36	150.10	121.70
5	8-S	334	GLY	C-N-CA	11.36	150.10	121.70
5	1-G	339	TYR	C-N-CA	-11.36	93.31	121.70
5	1-S	334	GLY	C-N-CA	11.36	150.09	121.70
5	2-M	334	GLY	C-N-CA	11.36	150.09	121.70
5	4-M	334	GLY	C-N-CA	11.36	150.09	121.70
5	5-M	334	GLY	C-N-CA	11.36	150.09	121.70
5	6-M	334	GLY	C-N-CA	11.36	150.09	121.70
5	7-M	334	GLY	C-N-CA	11.36	150.09	121.70
5	1-M	334	GLY	C-N-CA	11.35	150.08	121.70
2	1-U	15	GLN	CB-CA-C	-11.35	87.70	110.40
2	3-U	15	GLN	CB-CA-C	-11.35	87.70	110.40
2	8-U	15	GLN	CB-CA-C	-11.35	87.70	110.40
5	2-S	334	GLY	C-N-CA	11.34	150.06	121.70
5	3-S	334	GLY	C-N-CA	11.34	150.06	121.70
2	2-C	15	GLN	CB-CA-C	-11.34	87.72	110.40
2	3-C	15	GLN	CB-CA-C	-11.34	87.72	110.40
5	2-Y	334	GLY	C-N-CA	11.34	150.04	121.70
5	4-Y	334	GLY	C-N-CA	11.34	150.04	121.70
5	5-Y	334	GLY	C-N-CA	11.34	150.04	121.70
5	6-Y	334	GLY	C-N-CA	11.34	150.04	121.70
5	7-Y	334	GLY	C-N-CA	11.34	150.04	121.70
2	2-U	15	GLN	CB-CA-C	-11.33	87.73	110.40
2	4-U	15	GLN	CB-CA-C	-11.33	87.73	110.40
2	5-U	15	GLN	CB-CA-C	-11.33	87.73	110.40
2	6-U	15	GLN	CB-CA-C	-11.33	87.73	110.40
2	7-U	15	GLN	CB-CA-C	-11.33	87.73	110.40
2	1-O	15	GLN	CB-CA-C	-11.33	87.74	110.40
2	2-O	15	GLN	CB-CA-C	-11.33	87.74	110.40
2	3-I	15	GLN	CB-CA-C	-11.33	87.74	110.40
2	3-O	15	GLN	CB-CA-C	-11.33	87.74	110.40
2	8-I	15	GLN	CB-CA-C	-11.33	87.74	110.40
4	1-R	487	ASP	CB-CA-C	-11.33	87.75	110.40
4	2-L	420	GLU	O-C-N	11.33	140.82	122.70
4	4-L	420	GLU	O-C-N	11.33	140.82	122.70
2	4-O	15	GLN	CB-CA-C	-11.33	87.75	110.40
4	5-L	420	GLU	O-C-N	11.33	140.82	122.70

Continued on next page...

Continued from previous page...

Mol	Chain	Res	Type	Atoms	Z	Observed(^{o})	Ideal(^{o})
2	5-O	15	GLN	CB-CA-C	-11.33	87.75	110.40
4	6-L	420	GLU	O-C-N	11.33	140.82	122.70
2	6-O	15	GLN	CB-CA-C	-11.33	87.75	110.40
4	7-L	420	GLU	O-C-N	11.33	140.82	122.70
2	7-O	15	GLN	CB-CA-C	-11.33	87.75	110.40
2	8-O	15	GLN	CB-CA-C	-11.33	87.75	110.40
2	1-C	15	GLN	CB-CA-C	-11.32	87.75	110.40
2	1-I	15	GLN	CB-CA-C	-11.32	87.75	110.40
2	4-C	15	GLN	CB-CA-C	-11.32	87.76	110.40
2	5-C	15	GLN	CB-CA-C	-11.32	87.76	110.40
2	6-C	15	GLN	CB-CA-C	-11.32	87.76	110.40
2	7-C	15	GLN	CB-CA-C	-11.32	87.76	110.40
2	8-C	15	GLN	CB-CA-C	-11.32	87.76	110.40
4	1-L	487	ASP	CB-CA-C	-11.32	87.77	110.40
2	2-I	15	GLN	CB-CA-C	-11.32	87.77	110.40
4	3-L	420	GLU	O-C-N	11.32	140.81	122.70
2	4-I	15	GLN	CB-CA-C	-11.32	87.77	110.40
2	5-I	15	GLN	CB-CA-C	-11.32	87.77	110.40
2	6-I	15	GLN	CB-CA-C	-11.32	87.77	110.40
2	7-I	15	GLN	CB-CA-C	-11.32	87.77	110.40
4	8-L	420	GLU	O-C-N	11.32	140.81	122.70
4	1-L	420	GLU	O-C-N	11.31	140.80	122.70
4	2-F	487	ASP	CB-CA-C	-11.31	87.78	110.40
4	3-F	487	ASP	CB-CA-C	-11.31	87.78	110.40
4	4-F	487	ASP	CB-CA-C	-11.31	87.78	110.40
4	5-F	487	ASP	CB-CA-C	-11.31	87.78	110.40
4	6-F	487	ASP	CB-CA-C	-11.31	87.78	110.40
4	7-F	487	ASP	CB-CA-C	-11.31	87.78	110.40
4	8-F	487	ASP	CB-CA-C	-11.31	87.78	110.40
4	1-X	487	ASP	CB-CA-C	-11.31	87.78	110.40
4	3-L	487	ASP	CB-CA-C	-11.31	87.78	110.40
4	4-R	487	ASP	CB-CA-C	-11.31	87.78	110.40
4	5-R	487	ASP	CB-CA-C	-11.31	87.78	110.40
4	6-R	487	ASP	CB-CA-C	-11.31	87.78	110.40
4	7-R	487	ASP	CB-CA-C	-11.31	87.78	110.40
4	8-L	487	ASP	CB-CA-C	-11.31	87.78	110.40
4	8-R	487	ASP	CB-CA-C	-11.31	87.78	110.40
4	2-X	487	ASP	CB-CA-C	-11.31	87.79	110.40
4	4-X	487	ASP	CB-CA-C	-11.31	87.79	110.40
4	5-X	487	ASP	CB-CA-C	-11.31	87.79	110.40
4	6-X	487	ASP	CB-CA-C	-11.31	87.79	110.40
4	7-X	487	ASP	CB-CA-C	-11.31	87.79	110.40

Continued on next page...

Continued from previous page...

Mol	Chain	Res	Type	Atoms	Z	Observed(^{o})	Ideal(^{o})
4	1-F	487	ASP	CB-CA-C	-11.30	87.79	110.40
4	3-X	487	ASP	CB-CA-C	-11.30	87.79	110.40
4	8-X	487	ASP	CB-CA-C	-11.30	87.79	110.40
4	2-F	420	GLU	O-C-N	11.29	140.77	122.70
4	3-F	420	GLU	O-C-N	11.29	140.77	122.70
4	2-R	487	ASP	CB-CA-C	-11.29	87.81	110.40
4	3-R	487	ASP	CB-CA-C	-11.29	87.81	110.40
4	1-X	420	GLU	O-C-N	11.29	140.76	122.70
4	2-L	487	ASP	CB-CA-C	-11.29	87.82	110.40
4	4-L	487	ASP	CB-CA-C	-11.29	87.82	110.40
4	4-R	420	GLU	O-C-N	11.29	140.76	122.70
4	5-L	487	ASP	CB-CA-C	-11.29	87.82	110.40
4	5-R	420	GLU	O-C-N	11.29	140.76	122.70
4	6-L	487	ASP	CB-CA-C	-11.29	87.82	110.40
4	6-R	420	GLU	O-C-N	11.29	140.76	122.70
4	7-L	487	ASP	CB-CA-C	-11.29	87.82	110.40
4	7-R	420	GLU	O-C-N	11.29	140.76	122.70
4	8-R	420	GLU	O-C-N	11.29	140.76	122.70
4	1-F	420	GLU	O-C-N	11.29	140.76	122.70
4	2-X	420	GLU	O-C-N	11.28	140.75	122.70
4	4-F	420	GLU	O-C-N	11.28	140.75	122.70
4	4-X	420	GLU	O-C-N	11.28	140.75	122.70
4	5-F	420	GLU	O-C-N	11.28	140.75	122.70
4	5-X	420	GLU	O-C-N	11.28	140.75	122.70
4	6-F	420	GLU	O-C-N	11.28	140.75	122.70
4	6-X	420	GLU	O-C-N	11.28	140.75	122.70
4	7-F	420	GLU	O-C-N	11.28	140.75	122.70
4	7-X	420	GLU	O-C-N	11.28	140.75	122.70
4	8-F	420	GLU	O-C-N	11.28	140.75	122.70
4	1-X	249	PRO	N-CA-CB	11.27	116.83	103.30
4	1-R	249	PRO	N-CA-CB	11.27	116.82	103.30
4	1-R	420	GLU	O-C-N	11.26	140.71	122.70
4	1-F	249	PRO	N-CA-CB	11.26	116.81	103.30
3	1-D	400	LEU	CB-CA-C	-11.25	88.82	110.20
4	2-R	420	GLU	O-C-N	11.25	140.70	122.70
4	3-R	420	GLU	O-C-N	11.25	140.70	122.70
4	3-X	420	GLU	O-C-N	11.25	140.70	122.70
4	8-X	420	GLU	O-C-N	11.25	140.70	122.70
3	2-D	1487	ASP	CA-C-N	-11.24	93.71	116.20
3	3-D	1487	ASP	CA-C-N	-11.24	93.71	116.20
3	4-D	1487	ASP	CA-C-N	-11.24	93.71	116.20
3	6-D	1487	ASP	CA-C-N	-11.24	93.71	116.20

Continued on next page...

Continued from previous page...

Mol	Chain	Res	Type	Atoms	Z	Observed(^{o})	Ideal(^{o})
3	8-D	1487	ASP	CA-C-N	-11.24	93.71	116.20
3	1-J	400	LEU	CB-CA-C	-11.24	88.84	110.20
3	1-V	1487	ASP	CA-C-N	-11.23	93.74	116.20
3	2-P	1487	ASP	CA-C-N	-11.23	93.75	116.20
3	3-P	1487	ASP	CA-C-N	-11.23	93.75	116.20
3	4-P	1487	ASP	CA-C-N	-11.23	93.75	116.20
3	6-P	1487	ASP	CA-C-N	-11.23	93.75	116.20
3	8-P	1487	ASP	CA-C-N	-11.23	93.75	116.20
3	1-J	1487	ASP	CA-C-N	-11.22	93.75	116.20
3	2-V	1487	ASP	CA-C-N	-11.22	93.75	116.20
3	3-V	1487	ASP	CA-C-N	-11.22	93.75	116.20
3	4-V	1487	ASP	CA-C-N	-11.22	93.75	116.20
3	5-V	1487	ASP	CA-C-N	-11.22	93.75	116.20
3	6-V	1487	ASP	CA-C-N	-11.22	93.75	116.20
3	7-V	1487	ASP	CA-C-N	-11.22	93.75	116.20
3	8-V	1487	ASP	CA-C-N	-11.22	93.75	116.20
3	1-D	1487	ASP	CA-C-N	-11.22	93.76	116.20
3	1-V	400	LEU	CB-CA-C	-11.22	88.88	110.20
3	2-J	1487	ASP	CA-C-N	-11.22	93.76	116.20
3	3-J	1487	ASP	CA-C-N	-11.22	93.76	116.20
3	4-J	1487	ASP	CA-C-N	-11.22	93.76	116.20
3	5-J	1487	ASP	CA-C-N	-11.22	93.76	116.20
3	6-J	1487	ASP	CA-C-N	-11.22	93.76	116.20
3	7-J	1487	ASP	CA-C-N	-11.22	93.76	116.20
3	8-J	1487	ASP	CA-C-N	-11.22	93.76	116.20
3	1-P	1487	ASP	CA-C-N	-11.22	93.77	116.20
3	1-P	400	LEU	CB-CA-C	-11.21	88.90	110.20
3	5-D	1487	ASP	CA-C-N	-11.21	93.78	116.20
3	7-D	1487	ASP	CA-C-N	-11.21	93.78	116.20
3	5-P	1487	ASP	CA-C-N	-11.21	93.79	116.20
3	7-P	1487	ASP	CA-C-N	-11.21	93.79	116.20
5	4-S	405	SER	CB-CA-C	11.20	131.38	110.10
5	5-S	405	SER	CB-CA-C	11.20	131.38	110.10
5	6-S	405	SER	CB-CA-C	11.20	131.38	110.10
5	7-S	405	SER	CB-CA-C	11.20	131.38	110.10
5	8-S	405	SER	CB-CA-C	11.20	131.38	110.10
5	2-Y	405	SER	CB-CA-C	11.20	131.38	110.10
5	4-Y	405	SER	CB-CA-C	11.20	131.38	110.10
5	5-Y	405	SER	CB-CA-C	11.20	131.38	110.10
5	6-Y	405	SER	CB-CA-C	11.20	131.38	110.10
5	7-Y	405	SER	CB-CA-C	11.20	131.38	110.10
5	1-M	405	SER	CB-CA-C	11.19	131.37	110.10

Continued on next page...

Continued from previous page...

Mol	Chain	Res	Type	Atoms	Z	Observed(^{o})	Ideal(^{o})
4	1-L	249	PRO	N-CA-CB	11.19	116.73	103.30
5	4-G	405	SER	CB-CA-C	11.19	131.36	110.10
5	5-G	405	SER	CB-CA-C	11.19	131.36	110.10
5	6-G	405	SER	CB-CA-C	11.19	131.36	110.10
5	7-G	405	SER	CB-CA-C	11.19	131.36	110.10
5	8-G	405	SER	CB-CA-C	11.19	131.36	110.10
5	2-G	405	SER	CB-CA-C	11.18	131.34	110.10
5	3-G	405	SER	CB-CA-C	11.18	131.34	110.10
6	1-H	373	THR	N-CA-CB	11.18	131.53	110.30
5	1-G	405	SER	CB-CA-C	11.17	131.33	110.10
5	1-S	405	SER	CB-CA-C	11.17	131.33	110.10
5	2-M	405	SER	CB-CA-C	11.17	131.33	110.10
5	4-M	405	SER	CB-CA-C	11.17	131.33	110.10
5	5-M	405	SER	CB-CA-C	11.17	131.33	110.10
5	6-M	405	SER	CB-CA-C	11.17	131.33	110.10
5	7-M	405	SER	CB-CA-C	11.17	131.33	110.10
3	1-V	1520	GLY	CA-C-N	-11.17	92.62	117.20
5	3-M	405	SER	CB-CA-C	11.17	131.32	110.10
5	3-Y	405	SER	CB-CA-C	11.17	131.32	110.10
5	8-M	405	SER	CB-CA-C	11.17	131.32	110.10
5	8-Y	405	SER	CB-CA-C	11.17	131.32	110.10
5	2-S	405	SER	CB-CA-C	11.17	131.32	110.10
5	3-S	405	SER	CB-CA-C	11.17	131.32	110.10
3	2-D	1520	GLY	CA-C-N	-11.16	92.65	117.20
3	3-D	1520	GLY	CA-C-N	-11.16	92.65	117.20
3	4-D	1520	GLY	CA-C-N	-11.16	92.65	117.20
3	6-D	1520	GLY	CA-C-N	-11.16	92.65	117.20
3	8-D	1520	GLY	CA-C-N	-11.16	92.65	117.20
4	2-R	424	PRO	CA-C-N	-11.16	92.66	117.20
4	3-R	424	PRO	CA-C-N	-11.16	92.66	117.20
3	5-D	1520	GLY	CA-C-N	-11.16	92.65	117.20
3	7-D	1520	GLY	CA-C-N	-11.16	92.65	117.20
5	1-Y	405	SER	CB-CA-C	11.15	131.29	110.10
3	1-J	1520	GLY	CA-C-N	-11.15	92.67	117.20
6	1-T	373	THR	N-CA-CB	11.15	131.48	110.30
6	2-N	373	THR	N-CA-CB	11.15	131.49	110.30
3	2-V	1520	GLY	CA-C-N	-11.15	92.67	117.20
3	3-V	1520	GLY	CA-C-N	-11.15	92.67	117.20
6	4-N	373	THR	N-CA-CB	11.15	131.49	110.30
3	4-V	1520	GLY	CA-C-N	-11.15	92.67	117.20
6	5-N	373	THR	N-CA-CB	11.15	131.49	110.30
3	5-V	1520	GLY	CA-C-N	-11.15	92.67	117.20

Continued on next page...

Continued from previous page...

Mol	Chain	Res	Type	Atoms	Z	Observed(^{o})	Ideal(^{o})
6	6-N	373	THR	N-CA-CB	11.15	131.49	110.30
3	6-V	1520	GLY	CA-C-N	-11.15	92.67	117.20
6	7-N	373	THR	N-CA-CB	11.15	131.49	110.30
3	7-V	1520	GLY	CA-C-N	-11.15	92.67	117.20
3	8-V	1520	GLY	CA-C-N	-11.15	92.67	117.20
3	1-P	1520	GLY	CA-C-N	-11.15	92.68	117.20
6	3-N	373	THR	N-CA-CB	11.15	131.48	110.30
6	8-N	373	THR	N-CA-CB	11.15	131.48	110.30
3	2-P	1520	GLY	CA-C-N	-11.14	92.68	117.20
3	3-P	1520	GLY	CA-C-N	-11.14	92.68	117.20
3	4-P	1520	GLY	CA-C-N	-11.14	92.68	117.20
3	6-P	1520	GLY	CA-C-N	-11.14	92.68	117.20
3	8-P	1520	GLY	CA-C-N	-11.14	92.68	117.20
3	1-D	1520	GLY	CA-C-N	-11.14	92.69	117.20
3	2-J	1520	GLY	CA-C-N	-11.14	92.69	117.20
3	3-J	1520	GLY	CA-C-N	-11.14	92.69	117.20
3	4-J	1520	GLY	CA-C-N	-11.14	92.69	117.20
3	5-J	1520	GLY	CA-C-N	-11.14	92.69	117.20
3	5-P	1520	GLY	CA-C-N	-11.14	92.69	117.20
3	6-J	1520	GLY	CA-C-N	-11.14	92.69	117.20
3	7-J	1520	GLY	CA-C-N	-11.14	92.69	117.20
3	7-P	1520	GLY	CA-C-N	-11.14	92.69	117.20
3	8-J	1520	GLY	CA-C-N	-11.14	92.69	117.20
6	1-N	373	THR	N-CA-CB	11.14	131.46	110.30
6	2-T	373	THR	N-CA-CB	11.14	131.46	110.30
6	3-T	373	THR	N-CA-CB	11.14	131.46	110.30
6	4-H	373	THR	N-CA-CB	11.14	131.46	110.30
6	5-H	373	THR	N-CA-CB	11.14	131.46	110.30
6	6-H	373	THR	N-CA-CB	11.14	131.46	110.30
6	7-H	373	THR	N-CA-CB	11.14	131.46	110.30
6	8-H	373	THR	N-CA-CB	11.14	131.46	110.30
6	1-Z	373	THR	N-CA-CB	11.14	131.46	110.30
6	2-H	373	THR	N-CA-CB	11.13	131.45	110.30
6	3-H	373	THR	N-CA-CB	11.13	131.45	110.30
6	3-Z	373	THR	N-CA-CB	11.13	131.45	110.30
6	4-H	462	GLY	CA-C-N	11.13	141.70	117.20
6	5-H	462	GLY	CA-C-N	11.13	141.70	117.20
6	6-H	462	GLY	CA-C-N	11.13	141.70	117.20
6	7-H	462	GLY	CA-C-N	11.13	141.70	117.20
6	8-H	462	GLY	CA-C-N	11.13	141.70	117.20
6	8-Z	373	THR	N-CA-CB	11.13	131.45	110.30
4	1-R	424	PRO	CA-C-N	-11.13	92.71	117.20

Continued on next page...

Continued from previous page...

Mol	Chain	Res	Type	Atoms	Z	Observed(^{o})	Ideal(^{o})
4	3-L	424	PRO	CA-C-N	-11.13	92.71	117.20
6	3-Z	462	GLY	CA-C-N	11.13	141.69	117.20
4	8-L	424	PRO	CA-C-N	-11.13	92.71	117.20
6	8-Z	462	GLY	CA-C-N	11.13	141.69	117.20
4	1-L	424	PRO	CA-C-N	-11.13	92.72	117.20
4	2-X	450	GLU	O-C-N	11.13	140.50	122.70
4	4-X	450	GLU	O-C-N	11.13	140.50	122.70
4	5-X	450	GLU	O-C-N	11.13	140.50	122.70
4	6-X	450	GLU	O-C-N	11.13	140.50	122.70
4	7-X	450	GLU	O-C-N	11.13	140.50	122.70
6	2-H	462	GLY	CA-C-N	11.12	141.67	117.20
6	3-H	462	GLY	CA-C-N	11.12	141.67	117.20
4	3-X	450	GLU	O-C-N	11.12	140.50	122.70
4	8-X	450	GLU	O-C-N	11.12	140.50	122.70
4	1-X	424	PRO	CA-C-N	-11.12	92.73	117.20
4	2-L	424	PRO	CA-C-N	-11.12	92.74	117.20
4	3-X	424	PRO	CA-C-N	-11.12	92.74	117.20
4	4-F	424	PRO	CA-C-N	-11.12	92.74	117.20
4	4-L	424	PRO	CA-C-N	-11.12	92.74	117.20
4	5-F	424	PRO	CA-C-N	-11.12	92.74	117.20
4	5-L	424	PRO	CA-C-N	-11.12	92.74	117.20
4	6-F	424	PRO	CA-C-N	-11.12	92.74	117.20
4	6-L	424	PRO	CA-C-N	-11.12	92.74	117.20
4	7-F	424	PRO	CA-C-N	-11.12	92.74	117.20
4	7-L	424	PRO	CA-C-N	-11.12	92.74	117.20
4	8-F	424	PRO	CA-C-N	-11.12	92.74	117.20
4	8-X	424	PRO	CA-C-N	-11.12	92.74	117.20
6	2-Z	373	THR	N-CA-CB	11.12	131.42	110.30
6	4-Z	373	THR	N-CA-CB	11.12	131.42	110.30
6	5-Z	373	THR	N-CA-CB	11.12	131.42	110.30
6	6-Z	373	THR	N-CA-CB	11.12	131.42	110.30
6	7-Z	373	THR	N-CA-CB	11.12	131.42	110.30
6	1-H	462	GLY	CA-C-N	11.12	141.66	117.20
4	1-L	450	GLU	O-C-N	11.11	140.48	122.70
6	2-N	462	GLY	CA-C-N	11.12	141.65	117.20
6	4-N	462	GLY	CA-C-N	11.12	141.65	117.20
6	4-T	462	GLY	CA-C-N	11.12	141.65	117.20
6	5-N	462	GLY	CA-C-N	11.12	141.65	117.20
6	5-T	462	GLY	CA-C-N	11.12	141.65	117.20
6	6-N	462	GLY	CA-C-N	11.12	141.65	117.20
6	6-T	462	GLY	CA-C-N	11.12	141.65	117.20
6	7-N	462	GLY	CA-C-N	11.12	141.65	117.20

Continued on next page...

Continued from previous page...

Mol	Chain	Res	Type	Atoms	Z	Observed(^{o})	Ideal(^{o})
6	7-T	462	GLY	CA-C-N	11.12	141.65	117.20
6	8-T	462	GLY	CA-C-N	11.12	141.65	117.20
6	1-T	462	GLY	CA-C-N	11.11	141.65	117.20
4	2-F	424	PRO	CA-C-N	-11.11	92.75	117.20
4	3-F	424	PRO	CA-C-N	-11.11	92.75	117.20
4	2-X	343	MET	N-CA-CB	11.11	130.60	110.60
4	2-X	424	PRO	CA-C-N	-11.11	92.75	117.20
4	4-F	450	GLU	O-C-N	11.11	140.48	122.70
4	6-F	450	GLU	O-C-N	11.11	140.48	122.70
4	4-X	343	MET	N-CA-CB	11.11	130.60	110.60
4	4-X	424	PRO	CA-C-N	-11.11	92.75	117.20
4	5-F	450	GLU	O-C-N	11.11	140.48	122.70
4	8-F	450	GLU	O-C-N	11.11	140.48	122.70
4	5-X	343	MET	N-CA-CB	11.11	130.60	110.60
4	5-X	424	PRO	CA-C-N	-11.11	92.75	117.20
4	6-X	343	MET	N-CA-CB	11.11	130.60	110.60
4	6-X	424	PRO	CA-C-N	-11.11	92.75	117.20
4	7-F	450	GLU	O-C-N	11.11	140.48	122.70
4	7-X	343	MET	N-CA-CB	11.11	130.60	110.60
4	7-X	424	PRO	CA-C-N	-11.11	92.75	117.20
6	1-Z	462	GLY	CA-C-N	11.11	141.64	117.20
4	2-F	450	GLU	O-C-N	11.11	140.47	122.70
4	3-F	450	GLU	O-C-N	11.11	140.47	122.70
6	4-T	373	THR	N-CA-CB	11.11	131.41	110.30
6	5-T	373	THR	N-CA-CB	11.11	131.41	110.30
6	6-T	373	THR	N-CA-CB	11.11	131.41	110.30
6	7-T	373	THR	N-CA-CB	11.11	131.41	110.30
6	8-T	373	THR	N-CA-CB	11.11	131.41	110.30
6	4-Z	462	GLY	CA-C-N	11.11	141.63	117.20
6	7-Z	462	GLY	CA-C-N	11.11	141.63	117.20
4	1-F	424	PRO	CA-C-N	-11.11	92.77	117.20
4	1-F	450	GLU	O-C-N	11.11	140.47	122.70
4	2-L	460	LEU	CA-C-O	-11.11	96.78	120.10
4	2-R	343	MET	N-CA-CB	11.11	130.59	110.60
6	2-Z	462	GLY	CA-C-N	11.11	141.63	117.20
4	3-R	343	MET	N-CA-CB	11.11	130.59	110.60
6	5-Z	462	GLY	CA-C-N	11.11	141.63	117.20
6	6-Z	462	GLY	CA-C-N	11.11	141.63	117.20
4	4-L	460	LEU	CA-C-O	-11.11	96.78	120.10
4	4-R	424	PRO	CA-C-N	-11.11	92.77	117.20
4	5-L	460	LEU	CA-C-O	-11.11	96.78	120.10
4	5-R	424	PRO	CA-C-N	-11.11	92.77	117.20

Continued on next page...

Continued from previous page...

Mol	Chain	Res	Type	Atoms	Z	Observed(^{o})	Ideal(^{o})
4	6-L	460	LEU	CA-C-O	-11.11	96.78	120.10
4	6-R	424	PRO	CA-C-N	-11.11	92.77	117.20
4	7-L	460	LEU	CA-C-O	-11.11	96.78	120.10
4	7-R	424	PRO	CA-C-N	-11.11	92.77	117.20
4	8-R	424	PRO	CA-C-N	-11.11	92.77	117.20
6	2-T	462	GLY	CA-C-N	11.10	141.63	117.20
6	3-N	462	GLY	CA-C-N	11.10	141.63	117.20
6	3-T	462	GLY	CA-C-N	11.10	141.63	117.20
4	4-F	460	LEU	CA-C-O	-11.10	96.78	120.10
4	5-F	460	LEU	CA-C-O	-11.10	96.78	120.10
4	6-F	460	LEU	CA-C-O	-11.10	96.78	120.10
4	7-F	460	LEU	CA-C-O	-11.10	96.78	120.10
4	8-F	460	LEU	CA-C-O	-11.10	96.78	120.10
6	8-N	462	GLY	CA-C-N	11.10	141.63	117.20
6	1-N	462	GLY	CA-C-N	11.10	141.62	117.20
4	1-R	460	LEU	CA-C-O	-11.10	96.79	120.10
4	4-R	450	GLU	O-C-N	11.10	140.46	122.70
4	5-R	450	GLU	O-C-N	11.10	140.46	122.70
4	6-R	450	GLU	O-C-N	11.10	140.46	122.70
4	7-R	450	GLU	O-C-N	11.10	140.46	122.70
4	8-R	450	GLU	O-C-N	11.10	140.46	122.70
4	3-X	343	MET	N-CA-CB	11.10	130.57	110.60
4	8-X	343	MET	N-CA-CB	11.10	130.57	110.60
4	1-R	450	GLU	O-C-N	11.09	140.44	122.70
4	2-F	343	MET	N-CA-CB	11.09	130.56	110.60
4	2-F	460	LEU	CA-C-O	-11.09	96.81	120.10
5	2-G	327	ARG	CB-CA-C	-11.09	88.22	110.40
4	2-R	450	GLU	O-C-N	11.09	140.44	122.70
4	2-R	460	LEU	CA-C-O	-11.09	96.81	120.10
4	3-F	343	MET	N-CA-CB	11.09	130.56	110.60
4	3-F	460	LEU	CA-C-O	-11.09	96.81	120.10
5	3-G	327	ARG	CB-CA-C	-11.09	88.22	110.40
4	3-L	450	GLU	O-C-N	11.09	140.44	122.70
4	3-R	450	GLU	O-C-N	11.09	140.44	122.70
4	3-R	460	LEU	CA-C-O	-11.09	96.81	120.10
4	8-L	450	GLU	O-C-N	11.09	140.44	122.70
5	1-M	327	ARG	CB-CA-C	-11.09	88.23	110.40
4	1-X	343	MET	N-CA-CB	11.09	130.56	110.60
4	1-F	460	LEU	CA-C-O	-11.09	96.82	120.10
4	2-L	343	MET	N-CA-CB	11.09	130.55	110.60
4	4-L	343	MET	N-CA-CB	11.09	130.55	110.60
5	4-S	327	ARG	CB-CA-C	-11.09	88.23	110.40

Continued on next page...

Continued from previous page...

Mol	Chain	Res	Type	Atoms	Z	Observed(^{o})	Ideal(^{o})
4	5-L	343	MET	N-CA-CB	11.09	130.55	110.60
5	5-S	327	ARG	CB-CA-C	-11.09	88.23	110.40
4	6-L	343	MET	N-CA-CB	11.09	130.55	110.60
5	6-S	327	ARG	CB-CA-C	-11.09	88.23	110.40
4	7-L	343	MET	N-CA-CB	11.09	130.55	110.60
5	7-S	327	ARG	CB-CA-C	-11.09	88.23	110.40
5	8-S	327	ARG	CB-CA-C	-11.09	88.23	110.40
5	1-S	327	ARG	CB-CA-C	-11.08	88.23	110.40
4	1-X	450	GLU	O-C-N	11.08	140.43	122.70
5	2-S	327	ARG	CB-CA-C	-11.08	88.23	110.40
4	2-X	460	LEU	CA-C-O	-11.08	96.83	120.10
5	3-S	327	ARG	CB-CA-C	-11.08	88.23	110.40
4	3-X	460	LEU	CA-C-O	-11.08	96.83	120.10
4	4-X	460	LEU	CA-C-O	-11.08	96.83	120.10
4	5-X	460	LEU	CA-C-O	-11.08	96.83	120.10
4	6-X	460	LEU	CA-C-O	-11.08	96.83	120.10
4	7-X	460	LEU	CA-C-O	-11.08	96.83	120.10
4	8-X	460	LEU	CA-C-O	-11.08	96.83	120.10
5	1-G	327	ARG	CB-CA-C	-11.08	88.24	110.40
4	1-R	343	MET	N-CA-CB	11.08	130.55	110.60
5	3-M	327	ARG	CB-CA-C	-11.08	88.24	110.40
4	1-L	343	MET	N-CA-CB	11.08	130.54	110.60
4	1-X	460	LEU	CA-C-O	-11.08	96.83	120.10
5	2-Y	327	ARG	CB-CA-C	-11.08	88.24	110.40
5	3-Y	327	ARG	CB-CA-C	-11.08	88.24	110.40
5	4-Y	327	ARG	CB-CA-C	-11.08	88.24	110.40
5	5-Y	327	ARG	CB-CA-C	-11.08	88.24	110.40
5	6-Y	327	ARG	CB-CA-C	-11.08	88.24	110.40
5	7-Y	327	ARG	CB-CA-C	-11.08	88.24	110.40
5	8-M	327	ARG	CB-CA-C	-11.08	88.24	110.40
5	8-Y	327	ARG	CB-CA-C	-11.08	88.24	110.40
5	1-Y	327	ARG	CB-CA-C	-11.08	88.25	110.40
4	4-R	460	LEU	CA-C-O	-11.08	96.84	120.10
4	5-R	460	LEU	CA-C-O	-11.08	96.84	120.10
4	6-R	460	LEU	CA-C-O	-11.08	96.84	120.10
4	7-R	460	LEU	CA-C-O	-11.08	96.84	120.10
4	8-R	460	LEU	CA-C-O	-11.08	96.84	120.10
4	3-L	460	LEU	CA-C-O	-11.08	96.84	120.10
4	8-L	460	LEU	CA-C-O	-11.08	96.84	120.10
5	2-M	327	ARG	CB-CA-C	-11.07	88.25	110.40
4	3-L	343	MET	N-CA-CB	11.07	130.53	110.60
4	4-F	343	MET	N-CA-CB	11.07	130.53	110.60

Continued on next page...

Continued from previous page...

Mol	Chain	Res	Type	Atoms	Z	Observed(^{o})	Ideal(^{o})
5	4-M	327	ARG	CB-CA-C	-11.07	88.25	110.40
4	5-F	343	MET	N-CA-CB	11.07	130.53	110.60
5	5-M	327	ARG	CB-CA-C	-11.07	88.25	110.40
4	6-F	343	MET	N-CA-CB	11.07	130.53	110.60
5	6-M	327	ARG	CB-CA-C	-11.07	88.25	110.40
4	7-F	343	MET	N-CA-CB	11.07	130.53	110.60
5	7-M	327	ARG	CB-CA-C	-11.07	88.25	110.40
4	8-F	343	MET	N-CA-CB	11.07	130.53	110.60
4	8-L	343	MET	N-CA-CB	11.07	130.53	110.60
5	4-G	327	ARG	CB-CA-C	-11.07	88.26	110.40
5	5-G	327	ARG	CB-CA-C	-11.07	88.26	110.40
5	6-G	327	ARG	CB-CA-C	-11.07	88.26	110.40
5	7-G	327	ARG	CB-CA-C	-11.07	88.26	110.40
5	8-G	327	ARG	CB-CA-C	-11.07	88.26	110.40
4	2-L	450	GLU	O-C-N	11.07	140.41	122.70
4	4-L	450	GLU	O-C-N	11.07	140.41	122.70
4	5-L	450	GLU	O-C-N	11.07	140.41	122.70
4	6-L	450	GLU	O-C-N	11.07	140.41	122.70
4	7-L	450	GLU	O-C-N	11.07	140.41	122.70
4	1-L	486	GLU	N-CA-CB	11.06	130.52	110.60
4	4-R	343	MET	N-CA-CB	11.06	130.52	110.60
4	5-R	343	MET	N-CA-CB	11.06	130.52	110.60
4	6-R	343	MET	N-CA-CB	11.06	130.52	110.60
4	7-R	343	MET	N-CA-CB	11.06	130.52	110.60
4	8-R	343	MET	N-CA-CB	11.06	130.52	110.60
4	1-L	243	TYR	N-CA-CB	11.06	130.51	110.60
4	1-F	343	MET	N-CA-CB	11.05	130.50	110.60
4	1-L	460	LEU	CA-C-O	-11.05	96.89	120.10
4	2-X	451	GLU	CA-C-O	11.05	143.31	120.10
4	4-X	451	GLU	CA-C-O	11.05	143.31	120.10
4	5-X	451	GLU	CA-C-O	11.05	143.31	120.10
4	6-X	451	GLU	CA-C-O	11.05	143.31	120.10
4	7-X	451	GLU	CA-C-O	11.05	143.31	120.10
4	1-X	486	GLU	N-CA-CB	11.05	130.49	110.60
4	1-X	243	TYR	N-CA-CB	11.04	130.48	110.60
4	1-F	243	TYR	N-CA-CB	11.04	130.46	110.60
4	2-R	451	GLU	CA-C-O	11.04	143.28	120.10
4	3-R	451	GLU	CA-C-O	11.04	143.28	120.10
4	6-F	451	GLU	CA-C-O	11.03	143.26	120.10
4	1-L	451	GLU	CA-C-O	11.03	143.26	120.10
4	1-X	451	GLU	CA-C-O	11.03	143.26	120.10
4	2-F	486	GLU	N-CA-CB	11.03	130.45	110.60

Continued on next page...

Continued from previous page...

Mol	Chain	Res	Type	Atoms	Z	Observed(^{o})	Ideal(^{o})
4	3-F	486	GLU	N-CA-CB	11.03	130.45	110.60
4	3-L	451	GLU	CA-C-O	11.03	143.26	120.10
4	4-F	451	GLU	CA-C-O	11.03	143.26	120.10
4	5-F	451	GLU	CA-C-O	11.03	143.26	120.10
4	7-F	451	GLU	CA-C-O	11.03	143.26	120.10
4	8-F	451	GLU	CA-C-O	11.03	143.26	120.10
4	8-L	451	GLU	CA-C-O	11.03	143.26	120.10
4	1-R	243	TYR	N-CA-CB	11.03	130.45	110.60
4	2-F	451	GLU	CA-C-O	11.03	143.25	120.10
4	3-F	451	GLU	CA-C-O	11.03	143.25	120.10
4	3-X	451	GLU	CA-C-O	11.03	143.25	120.10
4	8-X	451	GLU	CA-C-O	11.03	143.25	120.10
4	3-L	486	GLU	N-CA-CB	11.02	130.44	110.60
4	8-L	486	GLU	N-CA-CB	11.02	130.44	110.60
4	3-X	486	GLU	N-CA-CB	11.02	130.44	110.60
4	8-X	486	GLU	N-CA-CB	11.02	130.44	110.60
4	1-F	451	GLU	CA-C-O	11.02	143.24	120.10
4	1-R	486	GLU	N-CA-CB	11.02	130.43	110.60
4	2-L	451	GLU	CA-C-O	11.02	143.23	120.10
4	2-L	486	GLU	N-CA-CB	11.02	130.43	110.60
4	4-L	451	GLU	CA-C-O	11.02	143.23	120.10
4	4-L	486	GLU	N-CA-CB	11.02	130.43	110.60
4	5-L	451	GLU	CA-C-O	11.02	143.23	120.10
4	5-L	486	GLU	N-CA-CB	11.02	130.43	110.60
4	6-L	451	GLU	CA-C-O	11.02	143.23	120.10
4	6-L	486	GLU	N-CA-CB	11.02	130.43	110.60
4	7-L	451	GLU	CA-C-O	11.02	143.23	120.10
4	7-L	486	GLU	N-CA-CB	11.02	130.43	110.60
4	1-R	451	GLU	CA-C-O	11.01	143.23	120.10
4	1-F	486	GLU	N-CA-CB	11.01	130.42	110.60
4	2-X	486	GLU	N-CA-CB	11.01	130.42	110.60
4	4-X	486	GLU	N-CA-CB	11.01	130.42	110.60
4	5-X	486	GLU	N-CA-CB	11.01	130.42	110.60
4	6-X	486	GLU	N-CA-CB	11.01	130.42	110.60
4	7-X	486	GLU	N-CA-CB	11.01	130.42	110.60
4	4-R	451	GLU	CA-C-O	11.01	143.21	120.10
4	5-R	451	GLU	CA-C-O	11.01	143.21	120.10
4	6-R	451	GLU	CA-C-O	11.01	143.21	120.10
4	7-R	451	GLU	CA-C-O	11.01	143.21	120.10
4	8-R	451	GLU	CA-C-O	11.01	143.21	120.10
4	2-R	486	GLU	N-CA-CB	11.00	130.41	110.60
4	3-R	486	GLU	N-CA-CB	11.00	130.41	110.60

Continued on next page...

Continued from previous page...

Mol	Chain	Res	Type	Atoms	Z	Observed(^{o})	Ideal(^{o})
4	4-R	486	GLU	N-CA-CB	11.00	130.41	110.60
4	5-R	486	GLU	N-CA-CB	11.00	130.41	110.60
4	6-R	486	GLU	N-CA-CB	11.00	130.41	110.60
4	7-R	486	GLU	N-CA-CB	11.00	130.41	110.60
4	8-R	486	GLU	N-CA-CB	11.00	130.41	110.60
6	1-Z	494	LEU	C-N-CA	-11.00	94.20	121.70
4	4-F	486	GLU	N-CA-CB	11.00	130.40	110.60
4	5-F	486	GLU	N-CA-CB	11.00	130.40	110.60
4	6-F	486	GLU	N-CA-CB	11.00	130.40	110.60
4	7-F	486	GLU	N-CA-CB	11.00	130.40	110.60
4	8-F	486	GLU	N-CA-CB	11.00	130.40	110.60
6	1-H	494	LEU	C-N-CA	-10.99	94.22	121.70
6	1-N	494	LEU	C-N-CA	-10.98	94.24	121.70
6	1-T	494	LEU	C-N-CA	-10.98	94.24	121.70
6	3-Z	494	LEU	C-N-CA	-10.98	94.24	121.70
6	8-Z	494	LEU	C-N-CA	-10.98	94.24	121.70
6	2-T	494	LEU	C-N-CA	-10.98	94.25	121.70
6	3-T	494	LEU	C-N-CA	-10.98	94.25	121.70
6	3-N	494	LEU	C-N-CA	-10.98	94.26	121.70
6	8-N	494	LEU	C-N-CA	-10.98	94.26	121.70
3	2-J	1491	ILE	N-CA-C	10.98	140.64	111.00
3	3-J	1491	ILE	N-CA-C	10.98	140.64	111.00
3	4-J	1491	ILE	N-CA-C	10.98	140.64	111.00
3	5-J	1491	ILE	N-CA-C	10.98	140.64	111.00
3	6-J	1491	ILE	N-CA-C	10.98	140.64	111.00
3	7-J	1491	ILE	N-CA-C	10.98	140.64	111.00
3	8-J	1491	ILE	N-CA-C	10.98	140.64	111.00
3	5-D	1491	ILE	N-CA-C	10.97	140.62	111.00
3	7-D	1491	ILE	N-CA-C	10.97	140.62	111.00
6	2-N	494	LEU	C-N-CA	-10.97	94.28	121.70
6	4-N	494	LEU	C-N-CA	-10.97	94.28	121.70
6	5-N	494	LEU	C-N-CA	-10.97	94.28	121.70
6	6-N	494	LEU	C-N-CA	-10.97	94.28	121.70
6	7-N	494	LEU	C-N-CA	-10.97	94.28	121.70
6	2-H	494	LEU	C-N-CA	-10.96	94.29	121.70
6	3-H	494	LEU	C-N-CA	-10.96	94.29	121.70
6	2-Z	494	LEU	C-N-CA	-10.96	94.29	121.70
6	4-Z	494	LEU	C-N-CA	-10.96	94.29	121.70
6	7-Z	494	LEU	C-N-CA	-10.96	94.29	121.70
3	1-P	1491	ILE	N-CA-C	10.96	140.59	111.00
6	4-H	494	LEU	C-N-CA	-10.96	94.30	121.70
6	4-T	494	LEU	C-N-CA	-10.96	94.30	121.70

Continued on next page...

Continued from previous page...

Mol	Chain	Res	Type	Atoms	Z	Observed(^{o})	Ideal(^{o})
6	5-H	494	LEU	C-N-CA	-10.96	94.30	121.70
6	5-T	494	LEU	C-N-CA	-10.96	94.30	121.70
6	5-Z	494	LEU	C-N-CA	-10.96	94.29	121.70
6	6-Z	494	LEU	C-N-CA	-10.96	94.29	121.70
6	6-H	494	LEU	C-N-CA	-10.96	94.30	121.70
6	6-T	494	LEU	C-N-CA	-10.96	94.30	121.70
6	7-H	494	LEU	C-N-CA	-10.96	94.30	121.70
6	7-T	494	LEU	C-N-CA	-10.96	94.30	121.70
6	8-H	494	LEU	C-N-CA	-10.96	94.30	121.70
6	8-T	494	LEU	C-N-CA	-10.96	94.30	121.70
3	1-D	1491	ILE	N-CA-C	10.96	140.59	111.00
3	2-D	1491	ILE	N-CA-C	10.96	140.58	111.00
3	2-P	1491	ILE	N-CA-C	10.96	140.58	111.00
3	3-D	1491	ILE	N-CA-C	10.96	140.58	111.00
3	3-P	1491	ILE	N-CA-C	10.96	140.58	111.00
3	4-D	1491	ILE	N-CA-C	10.96	140.58	111.00
3	4-P	1491	ILE	N-CA-C	10.96	140.58	111.00
3	6-D	1491	ILE	N-CA-C	10.96	140.58	111.00
3	6-P	1491	ILE	N-CA-C	10.96	140.58	111.00
3	8-D	1491	ILE	N-CA-C	10.96	140.58	111.00
3	8-P	1491	ILE	N-CA-C	10.96	140.58	111.00
3	2-V	1491	ILE	N-CA-C	10.95	140.58	111.00
3	3-V	1491	ILE	N-CA-C	10.95	140.58	111.00
3	4-V	1491	ILE	N-CA-C	10.95	140.58	111.00
3	5-P	1491	ILE	N-CA-C	10.95	140.57	111.00
3	5-V	1491	ILE	N-CA-C	10.95	140.58	111.00
3	6-V	1491	ILE	N-CA-C	10.95	140.58	111.00
3	7-P	1491	ILE	N-CA-C	10.95	140.57	111.00
3	7-V	1491	ILE	N-CA-C	10.95	140.58	111.00
3	8-V	1491	ILE	N-CA-C	10.95	140.58	111.00
3	1-J	1491	ILE	N-CA-C	10.95	140.56	111.00
3	1-V	1491	ILE	N-CA-C	10.95	140.56	111.00
4	1-R	420	GLU	CA-C-N	-10.93	93.15	117.20
4	2-F	420	GLU	CA-C-N	-10.92	93.17	117.20
4	3-F	420	GLU	CA-C-N	-10.92	93.17	117.20
4	2-L	420	GLU	CA-C-N	-10.92	93.17	117.20
4	4-L	420	GLU	CA-C-N	-10.92	93.17	117.20
4	5-L	420	GLU	CA-C-N	-10.92	93.17	117.20
4	6-L	420	GLU	CA-C-N	-10.92	93.17	117.20
4	7-L	420	GLU	CA-C-N	-10.92	93.17	117.20
4	1-F	235	ASP	C-N-CA	10.92	149.00	121.70
4	1-L	420	GLU	CA-C-N	-10.92	93.17	117.20

Continued on next page...

Continued from previous page...

Mol	Chain	Res	Type	Atoms	Z	Observed(^{o})	Ideal(^{o})
4	1-F	420	GLU	CA-C-N	-10.92	93.18	117.20
4	2-X	420	GLU	CA-C-N	-10.92	93.18	117.20
4	4-X	420	GLU	CA-C-N	-10.92	93.18	117.20
4	5-X	420	GLU	CA-C-N	-10.92	93.18	117.20
4	6-X	420	GLU	CA-C-N	-10.92	93.18	117.20
4	7-X	420	GLU	CA-C-N	-10.92	93.18	117.20
4	1-X	420	GLU	CA-C-N	-10.91	93.19	117.20
4	4-R	420	GLU	CA-C-N	-10.91	93.20	117.20
4	5-R	420	GLU	CA-C-N	-10.91	93.20	117.20
4	6-R	420	GLU	CA-C-N	-10.91	93.20	117.20
4	7-R	420	GLU	CA-C-N	-10.91	93.20	117.20
4	8-R	420	GLU	CA-C-N	-10.91	93.20	117.20
4	1-X	235	ASP	C-N-CA	10.90	148.96	121.70
4	4-F	420	GLU	CA-C-N	-10.90	93.22	117.20
4	5-F	420	GLU	CA-C-N	-10.90	93.22	117.20
4	6-F	420	GLU	CA-C-N	-10.90	93.22	117.20
4	7-F	420	GLU	CA-C-N	-10.90	93.22	117.20
4	8-F	420	GLU	CA-C-N	-10.90	93.22	117.20
4	1-R	235	ASP	C-N-CA	10.90	148.94	121.70
4	3-X	420	GLU	CA-C-N	-10.90	93.22	117.20
4	8-X	420	GLU	CA-C-N	-10.90	93.22	117.20
4	2-R	420	GLU	CA-C-N	-10.89	93.23	117.20
4	3-R	420	GLU	CA-C-N	-10.89	93.23	117.20
4	1-L	235	ASP	C-N-CA	10.89	148.92	121.70
4	1-R	328	VAL	CA-C-N	10.88	137.97	116.20
4	3-L	420	GLU	CA-C-N	-10.89	93.25	117.20
4	8-L	420	GLU	CA-C-N	-10.89	93.25	117.20
4	1-L	328	VAL	CA-C-N	10.87	137.93	116.20
4	3-X	328	VAL	CA-C-N	10.87	137.93	116.20
4	8-X	328	VAL	CA-C-N	10.87	137.93	116.20
4	1-X	328	VAL	CA-C-N	10.85	137.91	116.20
4	2-F	328	VAL	CA-C-N	10.85	137.91	116.20
4	2-X	328	VAL	CA-C-N	10.85	137.91	116.20
4	3-F	328	VAL	CA-C-N	10.85	137.91	116.20
4	2-R	328	VAL	CA-C-N	10.85	137.90	116.20
4	3-R	328	VAL	CA-C-N	10.85	137.90	116.20
4	4-R	328	VAL	CA-C-N	10.85	137.91	116.20
4	4-X	328	VAL	CA-C-N	10.85	137.91	116.20
4	5-R	328	VAL	CA-C-N	10.85	137.91	116.20
4	5-X	328	VAL	CA-C-N	10.85	137.91	116.20
4	6-R	328	VAL	CA-C-N	10.85	137.91	116.20
4	6-X	328	VAL	CA-C-N	10.85	137.91	116.20

Continued on next page...

Continued from previous page...

Mol	Chain	Res	Type	Atoms	Z	Observed(^{o})	Ideal(^{o})
4	7-R	328	VAL	CA-C-N	10.85	137.91	116.20
4	7-X	328	VAL	CA-C-N	10.85	137.91	116.20
4	8-R	328	VAL	CA-C-N	10.85	137.91	116.20
4	2-L	328	VAL	CA-C-N	10.85	137.90	116.20
4	4-L	328	VAL	CA-C-N	10.85	137.90	116.20
4	5-L	328	VAL	CA-C-N	10.85	137.90	116.20
4	6-L	328	VAL	CA-C-N	10.85	137.90	116.20
4	7-L	328	VAL	CA-C-N	10.85	137.90	116.20
4	3-L	328	VAL	CA-C-N	10.85	137.90	116.20
4	8-L	328	VAL	CA-C-N	10.85	137.90	116.20
4	4-F	423	ALA	C-N-CA	-10.85	76.45	122.00
4	4-R	423	ALA	C-N-CA	-10.85	76.45	122.00
4	5-F	423	ALA	C-N-CA	-10.85	76.45	122.00
4	5-R	423	ALA	C-N-CA	-10.85	76.45	122.00
4	6-F	423	ALA	C-N-CA	-10.85	76.45	122.00
4	6-R	423	ALA	C-N-CA	-10.85	76.45	122.00
4	7-F	423	ALA	C-N-CA	-10.85	76.45	122.00
4	7-R	423	ALA	C-N-CA	-10.85	76.45	122.00
4	8-F	423	ALA	C-N-CA	-10.85	76.45	122.00
4	8-R	423	ALA	C-N-CA	-10.85	76.45	122.00
4	4-F	328	VAL	CA-C-N	10.84	137.89	116.20
4	5-F	328	VAL	CA-C-N	10.84	137.89	116.20
4	6-F	328	VAL	CA-C-N	10.84	137.89	116.20
4	7-F	328	VAL	CA-C-N	10.84	137.89	116.20
4	8-F	328	VAL	CA-C-N	10.84	137.89	116.20
4	1-F	328	VAL	CA-C-N	10.84	137.88	116.20
5	2-S	379	HIS	O-C-N	-10.84	105.36	122.70
5	3-S	379	HIS	O-C-N	-10.84	105.36	122.70
4	2-F	423	ALA	C-N-CA	-10.84	76.48	122.00
4	3-F	423	ALA	C-N-CA	-10.84	76.48	122.00
4	1-X	423	ALA	C-N-CA	-10.84	76.49	122.00
4	2-L	423	ALA	C-N-CA	-10.84	76.49	122.00
4	4-L	423	ALA	C-N-CA	-10.84	76.49	122.00
4	5-L	423	ALA	C-N-CA	-10.84	76.49	122.00
4	6-L	423	ALA	C-N-CA	-10.84	76.49	122.00
4	7-L	423	ALA	C-N-CA	-10.84	76.49	122.00
4	1-R	423	ALA	C-N-CA	-10.83	76.50	122.00
4	2-X	423	ALA	C-N-CA	-10.83	76.50	122.00
4	3-L	423	ALA	C-N-CA	-10.83	76.51	122.00
4	4-X	423	ALA	C-N-CA	-10.83	76.50	122.00
4	5-X	423	ALA	C-N-CA	-10.83	76.50	122.00
4	6-X	423	ALA	C-N-CA	-10.83	76.50	122.00

Continued on next page...

Continued from previous page...

Mol	Chain	Res	Type	Atoms	Z	Observed(^{o})	Ideal(^{o})
4	7-X	423	ALA	C-N-CA	-10.83	76.50	122.00
4	8-L	423	ALA	C-N-CA	-10.83	76.51	122.00
4	1-F	423	ALA	C-N-CA	-10.83	76.51	122.00
4	1-L	423	ALA	C-N-CA	-10.83	76.51	122.00
4	2-R	423	ALA	C-N-CA	-10.83	76.51	122.00
4	3-R	423	ALA	C-N-CA	-10.83	76.51	122.00
4	3-X	423	ALA	C-N-CA	-10.83	76.52	122.00
4	8-X	423	ALA	C-N-CA	-10.83	76.52	122.00
5	3-M	379	HIS	O-C-N	-10.83	105.38	122.70
5	8-M	379	HIS	O-C-N	-10.83	105.38	122.70
5	1-G	379	HIS	O-C-N	-10.81	105.40	122.70
5	1-M	379	HIS	O-C-N	-10.81	105.40	122.70
2	3-U	6	PHE	CB-CA-C	10.81	132.01	110.40
5	3-Y	379	HIS	O-C-N	-10.81	105.41	122.70
2	8-U	6	PHE	CB-CA-C	10.81	132.01	110.40
5	8-Y	379	HIS	O-C-N	-10.81	105.41	122.70
5	1-Y	379	HIS	O-C-N	-10.80	105.42	122.70
5	2-Y	379	HIS	O-C-N	-10.80	105.41	122.70
5	4-G	379	HIS	O-C-N	-10.80	105.41	122.70
5	4-Y	379	HIS	O-C-N	-10.80	105.41	122.70
5	5-G	379	HIS	O-C-N	-10.80	105.41	122.70
5	5-Y	379	HIS	O-C-N	-10.80	105.41	122.70
5	6-G	379	HIS	O-C-N	-10.80	105.41	122.70
5	6-Y	379	HIS	O-C-N	-10.80	105.41	122.70
5	7-G	379	HIS	O-C-N	-10.80	105.41	122.70
5	7-Y	379	HIS	O-C-N	-10.80	105.41	122.70
5	8-G	379	HIS	O-C-N	-10.80	105.41	122.70
2	1-U	6	PHE	CB-CA-C	10.80	132.00	110.40
2	2-C	6	PHE	CB-CA-C	10.80	132.00	110.40
2	3-C	6	PHE	CB-CA-C	10.80	132.00	110.40
5	1-S	379	HIS	O-C-N	-10.80	105.42	122.70
5	2-M	379	HIS	O-C-N	-10.80	105.42	122.70
5	4-M	379	HIS	O-C-N	-10.80	105.42	122.70
5	5-M	379	HIS	O-C-N	-10.80	105.42	122.70
5	6-M	379	HIS	O-C-N	-10.80	105.42	122.70
5	7-M	379	HIS	O-C-N	-10.80	105.42	122.70
2	1-C	6	PHE	CB-CA-C	10.79	131.99	110.40
5	4-S	379	HIS	O-C-N	-10.79	105.44	122.70
5	5-S	379	HIS	O-C-N	-10.79	105.44	122.70
5	6-S	379	HIS	O-C-N	-10.79	105.44	122.70
5	7-S	379	HIS	O-C-N	-10.79	105.44	122.70
5	8-S	379	HIS	O-C-N	-10.79	105.44	122.70

Continued on next page...

Continued from previous page...

Mol	Chain	Res	Type	Atoms	Z	Observed(^{o})	Ideal(^{o})
2	1-I	6	PHE	CB-CA-C	10.79	131.98	110.40
5	2-G	379	HIS	O-C-N	-10.79	105.44	122.70
5	3-G	379	HIS	O-C-N	-10.79	105.44	122.70
2	4-O	6	PHE	CB-CA-C	10.79	131.97	110.40
2	5-O	6	PHE	CB-CA-C	10.79	131.97	110.40
2	6-O	6	PHE	CB-CA-C	10.79	131.97	110.40
2	7-O	6	PHE	CB-CA-C	10.79	131.97	110.40
2	8-O	6	PHE	CB-CA-C	10.79	131.97	110.40
2	1-O	6	PHE	CB-CA-C	10.78	131.97	110.40
2	2-U	6	PHE	CB-CA-C	10.78	131.96	110.40
2	4-U	6	PHE	CB-CA-C	10.78	131.96	110.40
2	5-U	6	PHE	CB-CA-C	10.78	131.96	110.40
2	6-U	6	PHE	CB-CA-C	10.78	131.96	110.40
2	7-U	6	PHE	CB-CA-C	10.78	131.96	110.40
2	4-C	6	PHE	CB-CA-C	10.78	131.96	110.40
4	4-F	462	GLU	N-CA-CB	10.78	130.00	110.60
2	5-C	6	PHE	CB-CA-C	10.78	131.96	110.40
4	5-F	462	GLU	N-CA-CB	10.78	130.00	110.60
2	6-C	6	PHE	CB-CA-C	10.78	131.96	110.40
4	6-F	462	GLU	N-CA-CB	10.78	130.00	110.60
2	7-C	6	PHE	CB-CA-C	10.78	131.96	110.40
4	7-F	462	GLU	N-CA-CB	10.78	130.00	110.60
2	8-C	6	PHE	CB-CA-C	10.78	131.96	110.40
4	8-F	462	GLU	N-CA-CB	10.78	130.00	110.60
2	3-I	6	PHE	CB-CA-C	10.78	131.95	110.40
2	8-I	6	PHE	CB-CA-C	10.78	131.95	110.40
4	1-L	462	GLU	N-CA-CB	10.77	129.99	110.60
4	3-L	462	GLU	N-CA-CB	10.77	129.99	110.60
4	8-L	462	GLU	N-CA-CB	10.77	129.99	110.60
4	2-F	462	GLU	N-CA-CB	10.77	129.98	110.60
4	3-F	462	GLU	N-CA-CB	10.77	129.98	110.60
4	3-X	462	GLU	N-CA-CB	10.77	129.99	110.60
4	8-X	462	GLU	N-CA-CB	10.77	129.99	110.60
2	2-I	6	PHE	CB-CA-C	10.77	131.93	110.40
2	4-I	6	PHE	CB-CA-C	10.77	131.93	110.40
2	5-I	6	PHE	CB-CA-C	10.77	131.93	110.40
2	6-I	6	PHE	CB-CA-C	10.77	131.93	110.40
2	7-I	6	PHE	CB-CA-C	10.77	131.93	110.40
4	2-L	462	GLU	N-CA-CB	10.76	129.97	110.60
4	4-L	462	GLU	N-CA-CB	10.76	129.97	110.60
4	5-L	462	GLU	N-CA-CB	10.76	129.97	110.60
4	6-L	462	GLU	N-CA-CB	10.76	129.97	110.60

Continued on next page...

Continued from previous page...

Mol	Chain	Res	Type	Atoms	Z	Observed(^{o})	Ideal(^{o})
4	7-L	462	GLU	N-CA-CB	10.76	129.97	110.60
4	1-F	462	GLU	N-CA-CB	10.76	129.97	110.60
2	2-O	6	PHE	CB-CA-C	10.75	131.90	110.40
2	3-O	6	PHE	CB-CA-C	10.75	131.90	110.40
4	2-X	462	GLU	N-CA-CB	10.75	129.94	110.60
4	4-X	462	GLU	N-CA-CB	10.75	129.94	110.60
4	5-X	462	GLU	N-CA-CB	10.75	129.94	110.60
4	6-X	462	GLU	N-CA-CB	10.75	129.94	110.60
4	7-X	462	GLU	N-CA-CB	10.75	129.94	110.60
4	1-X	462	GLU	N-CA-CB	10.74	129.94	110.60
4	2-R	462	GLU	N-CA-CB	10.74	129.94	110.60
4	3-R	462	GLU	N-CA-CB	10.74	129.94	110.60
4	4-R	462	GLU	N-CA-CB	10.74	129.93	110.60
4	5-R	462	GLU	N-CA-CB	10.74	129.93	110.60
4	6-R	462	GLU	N-CA-CB	10.74	129.93	110.60
4	7-R	462	GLU	N-CA-CB	10.74	129.93	110.60
4	8-R	462	GLU	N-CA-CB	10.74	129.93	110.60
4	1-R	462	GLU	N-CA-CB	10.73	129.92	110.60
2	1-O	11	GLN	CB-CA-C	10.72	131.85	110.40
2	4-C	11	GLN	CB-CA-C	10.72	131.84	110.40
2	5-C	11	GLN	CB-CA-C	10.72	131.84	110.40
2	6-C	11	GLN	CB-CA-C	10.72	131.84	110.40
2	7-C	11	GLN	CB-CA-C	10.72	131.84	110.40
2	8-C	11	GLN	CB-CA-C	10.72	131.84	110.40
2	2-U	11	GLN	CB-CA-C	10.72	131.83	110.40
2	4-U	11	GLN	CB-CA-C	10.72	131.83	110.40
2	5-U	11	GLN	CB-CA-C	10.72	131.83	110.40
2	6-U	11	GLN	CB-CA-C	10.72	131.83	110.40
2	7-U	11	GLN	CB-CA-C	10.72	131.83	110.40
2	2-O	11	GLN	CB-CA-C	10.71	131.83	110.40
2	3-O	11	GLN	CB-CA-C	10.71	131.83	110.40
2	1-C	11	GLN	CB-CA-C	10.71	131.82	110.40
2	4-O	11	GLN	CB-CA-C	10.71	131.82	110.40
2	5-O	11	GLN	CB-CA-C	10.71	131.82	110.40
2	6-O	11	GLN	CB-CA-C	10.71	131.82	110.40
2	7-O	11	GLN	CB-CA-C	10.71	131.82	110.40
2	8-O	11	GLN	CB-CA-C	10.71	131.82	110.40
2	1-I	11	GLN	CB-CA-C	10.71	131.81	110.40
2	2-I	11	GLN	CB-CA-C	10.70	131.81	110.40
2	4-I	11	GLN	CB-CA-C	10.70	131.81	110.40
2	5-I	11	GLN	CB-CA-C	10.70	131.81	110.40
2	6-I	11	GLN	CB-CA-C	10.70	131.81	110.40

Continued on next page...

Continued from previous page...

Mol	Chain	Res	Type	Atoms	Z	Observed(^{o})	Ideal(^{o})
2	7-I	11	GLN	CB-CA-C	10.70	131.81	110.40
2	3-U	11	GLN	CB-CA-C	10.70	131.79	110.40
2	8-U	11	GLN	CB-CA-C	10.70	131.79	110.40
2	1-U	11	GLN	CB-CA-C	10.69	131.78	110.40
4	1-L	144	LEU	CB-CA-C	-10.69	89.89	110.20
2	2-C	11	GLN	CB-CA-C	10.68	131.77	110.40
4	2-R	144	LEU	CB-CA-C	-10.68	89.90	110.20
2	3-C	11	GLN	CB-CA-C	10.68	131.77	110.40
4	3-R	144	LEU	CB-CA-C	-10.68	89.90	110.20
4	3-X	144	LEU	CB-CA-C	-10.68	89.90	110.20
4	8-X	144	LEU	CB-CA-C	-10.68	89.90	110.20
4	3-L	144	LEU	CB-CA-C	-10.68	89.91	110.20
4	4-R	144	LEU	CB-CA-C	-10.68	89.91	110.20
4	5-R	144	LEU	CB-CA-C	-10.68	89.91	110.20
4	6-R	144	LEU	CB-CA-C	-10.68	89.91	110.20
4	7-R	144	LEU	CB-CA-C	-10.68	89.91	110.20
4	8-L	144	LEU	CB-CA-C	-10.68	89.91	110.20
4	8-R	144	LEU	CB-CA-C	-10.68	89.91	110.20
2	3-I	11	GLN	CB-CA-C	10.68	131.76	110.40
2	8-I	11	GLN	CB-CA-C	10.68	131.76	110.40
4	2-F	144	LEU	CB-CA-C	-10.68	89.91	110.20
4	3-F	144	LEU	CB-CA-C	-10.68	89.91	110.20
4	2-L	144	LEU	CB-CA-C	-10.67	89.92	110.20
5	2-S	378	SER	CA-C-N	10.67	140.68	117.20
5	3-S	378	SER	CA-C-N	10.67	140.68	117.20
4	4-L	144	LEU	CB-CA-C	-10.67	89.92	110.20
4	5-L	144	LEU	CB-CA-C	-10.67	89.92	110.20
4	6-L	144	LEU	CB-CA-C	-10.67	89.92	110.20
4	7-L	144	LEU	CB-CA-C	-10.67	89.92	110.20
4	1-R	144	LEU	CB-CA-C	-10.67	89.93	110.20
4	2-X	144	LEU	CB-CA-C	-10.67	89.94	110.20
4	4-X	144	LEU	CB-CA-C	-10.67	89.94	110.20
4	5-X	144	LEU	CB-CA-C	-10.67	89.94	110.20
4	6-X	144	LEU	CB-CA-C	-10.67	89.94	110.20
4	7-X	144	LEU	CB-CA-C	-10.67	89.94	110.20
5	1-Y	378	SER	CA-C-N	10.66	140.66	117.20
4	4-F	144	LEU	CB-CA-C	-10.66	89.94	110.20
4	5-F	144	LEU	CB-CA-C	-10.66	89.94	110.20
4	6-F	144	LEU	CB-CA-C	-10.66	89.94	110.20
4	7-F	144	LEU	CB-CA-C	-10.66	89.94	110.20
4	8-F	144	LEU	CB-CA-C	-10.66	89.94	110.20
4	1-F	144	LEU	CB-CA-C	-10.66	89.95	110.20

Continued on next page...

Continued from previous page...

Mol	Chain	Res	Type	Atoms	Z	Observed(^{o})	Ideal(^{o})
5	1-M	378	SER	CA-C-N	10.65	140.64	117.20
5	1-S	378	SER	CA-C-N	10.65	140.64	117.20
5	1-G	378	SER	CA-C-N	10.65	140.63	117.20
5	2-M	378	SER	CA-C-N	10.65	140.63	117.20
5	3-M	378	SER	CA-C-N	10.65	140.63	117.20
5	4-M	378	SER	CA-C-N	10.65	140.63	117.20
5	5-M	378	SER	CA-C-N	10.65	140.63	117.20
5	6-M	378	SER	CA-C-N	10.65	140.63	117.20
5	7-M	378	SER	CA-C-N	10.65	140.63	117.20
5	8-M	378	SER	CA-C-N	10.65	140.63	117.20
5	2-G	378	SER	CA-C-N	10.65	140.63	117.20
5	3-G	378	SER	CA-C-N	10.65	140.63	117.20
4	1-X	144	LEU	CB-CA-C	-10.65	89.97	110.20
5	3-Y	378	SER	CA-C-N	10.64	140.61	117.20
5	8-Y	378	SER	CA-C-N	10.64	140.61	117.20
5	2-Y	378	SER	CA-C-N	10.64	140.60	117.20
5	4-S	378	SER	CA-C-N	10.64	140.60	117.20
5	4-Y	378	SER	CA-C-N	10.64	140.60	117.20
5	5-S	378	SER	CA-C-N	10.64	140.60	117.20
5	5-Y	378	SER	CA-C-N	10.64	140.60	117.20
5	6-S	378	SER	CA-C-N	10.64	140.60	117.20
5	6-Y	378	SER	CA-C-N	10.64	140.60	117.20
5	7-S	378	SER	CA-C-N	10.64	140.60	117.20
5	7-Y	378	SER	CA-C-N	10.64	140.60	117.20
5	8-S	378	SER	CA-C-N	10.64	140.60	117.20
5	4-G	378	SER	CA-C-N	10.63	140.58	117.20
5	5-G	378	SER	CA-C-N	10.63	140.58	117.20
5	6-G	378	SER	CA-C-N	10.63	140.58	117.20
5	7-G	378	SER	CA-C-N	10.63	140.58	117.20
5	8-G	378	SER	CA-C-N	10.63	140.58	117.20
2	1-U	7	GLY	CA-C-O	-10.60	101.52	120.60
2	1-I	7	GLY	CA-C-O	-10.59	101.54	120.60
2	3-U	7	GLY	CA-C-O	-10.58	101.55	120.60
2	8-U	7	GLY	CA-C-O	-10.58	101.55	120.60
2	4-C	7	GLY	CA-C-O	-10.58	101.56	120.60
2	5-C	7	GLY	CA-C-O	-10.58	101.56	120.60
2	6-C	7	GLY	CA-C-O	-10.58	101.56	120.60
2	7-C	7	GLY	CA-C-O	-10.58	101.56	120.60
2	8-C	7	GLY	CA-C-O	-10.58	101.56	120.60
2	2-O	7	GLY	CA-C-O	-10.57	101.56	120.60
2	3-O	7	GLY	CA-C-O	-10.57	101.56	120.60
2	2-C	7	GLY	CA-C-O	-10.57	101.58	120.60

Continued on next page...

Continued from previous page...

Mol	Chain	Res	Type	Atoms	Z	Observed(^{o})	Ideal(^{o})
2	3-C	7	GLY	CA-C-O	-10.57	101.58	120.60
2	4-O	7	GLY	CA-C-O	-10.56	101.58	120.60
2	5-O	7	GLY	CA-C-O	-10.56	101.58	120.60
2	6-O	7	GLY	CA-C-O	-10.56	101.58	120.60
2	7-O	7	GLY	CA-C-O	-10.56	101.58	120.60
2	8-O	7	GLY	CA-C-O	-10.56	101.58	120.60
2	1-C	7	GLY	CA-C-O	-10.56	101.59	120.60
2	2-I	7	GLY	CA-C-O	-10.55	101.60	120.60
2	2-U	7	GLY	CA-C-O	-10.55	101.60	120.60
2	3-I	7	GLY	CA-C-O	-10.55	101.60	120.60
2	4-I	7	GLY	CA-C-O	-10.55	101.60	120.60
2	4-U	7	GLY	CA-C-O	-10.55	101.60	120.60
2	5-I	7	GLY	CA-C-O	-10.55	101.60	120.60
2	5-U	7	GLY	CA-C-O	-10.55	101.60	120.60
2	6-I	7	GLY	CA-C-O	-10.55	101.60	120.60
2	6-U	7	GLY	CA-C-O	-10.55	101.60	120.60
2	7-I	7	GLY	CA-C-O	-10.55	101.60	120.60
2	7-U	7	GLY	CA-C-O	-10.55	101.60	120.60
2	8-I	7	GLY	CA-C-O	-10.55	101.60	120.60
2	1-O	7	GLY	CA-C-O	-10.55	101.62	120.60
4	1-X	208	GLN	N-CA-CB	10.54	129.57	110.60
4	1-L	208	GLN	N-CA-CB	10.54	129.57	110.60
6	1-Z	405	ASP	CB-CA-C	-10.54	89.33	110.40
6	2-T	405	ASP	CB-CA-C	-10.53	89.33	110.40
6	3-N	405	ASP	CB-CA-C	-10.53	89.34	110.40
6	3-T	405	ASP	CB-CA-C	-10.53	89.33	110.40
6	4-T	405	ASP	CB-CA-C	-10.53	89.34	110.40
6	5-T	405	ASP	CB-CA-C	-10.53	89.34	110.40
6	6-T	405	ASP	CB-CA-C	-10.53	89.34	110.40
6	7-T	405	ASP	CB-CA-C	-10.53	89.34	110.40
6	8-N	405	ASP	CB-CA-C	-10.53	89.34	110.40
6	8-T	405	ASP	CB-CA-C	-10.53	89.34	110.40
6	1-N	405	ASP	CB-CA-C	-10.53	89.34	110.40
6	2-H	405	ASP	CB-CA-C	-10.53	89.34	110.40
6	3-H	405	ASP	CB-CA-C	-10.53	89.34	110.40
6	3-Z	405	ASP	CB-CA-C	-10.53	89.34	110.40
6	8-Z	405	ASP	CB-CA-C	-10.53	89.34	110.40
6	2-N	405	ASP	CB-CA-C	-10.52	89.36	110.40
6	4-N	405	ASP	CB-CA-C	-10.52	89.36	110.40
6	5-N	405	ASP	CB-CA-C	-10.52	89.36	110.40
6	6-N	405	ASP	CB-CA-C	-10.52	89.36	110.40
6	7-N	405	ASP	CB-CA-C	-10.52	89.36	110.40

Continued on next page...

Continued from previous page...

Mol	Chain	Res	Type	Atoms	Z	Observed(^{o})	Ideal(^{o})
6	1-H	405	ASP	CB-CA-C	-10.52	89.37	110.40
6	1-T	405	ASP	CB-CA-C	-10.52	89.37	110.40
6	2-Z	405	ASP	CB-CA-C	-10.52	89.37	110.40
6	4-H	405	ASP	CB-CA-C	-10.52	89.37	110.40
6	4-Z	405	ASP	CB-CA-C	-10.52	89.37	110.40
6	5-H	405	ASP	CB-CA-C	-10.52	89.37	110.40
6	5-Z	405	ASP	CB-CA-C	-10.52	89.37	110.40
6	6-H	405	ASP	CB-CA-C	-10.52	89.37	110.40
6	6-Z	405	ASP	CB-CA-C	-10.52	89.37	110.40
6	7-H	405	ASP	CB-CA-C	-10.52	89.37	110.40
6	7-Z	405	ASP	CB-CA-C	-10.52	89.37	110.40
6	8-H	405	ASP	CB-CA-C	-10.52	89.37	110.40
3	2-D	1508	LYS	CA-C-N	-10.50	94.09	117.20
3	3-D	1508	LYS	CA-C-N	-10.50	94.09	117.20
3	4-D	1508	LYS	CA-C-N	-10.50	94.09	117.20
3	6-D	1508	LYS	CA-C-N	-10.50	94.09	117.20
3	8-D	1508	LYS	CA-C-N	-10.50	94.09	117.20
3	2-V	1508	LYS	CA-C-N	-10.50	94.11	117.20
3	3-V	1508	LYS	CA-C-N	-10.50	94.11	117.20
3	4-V	1508	LYS	CA-C-N	-10.50	94.11	117.20
3	5-V	1508	LYS	CA-C-N	-10.50	94.11	117.20
3	6-V	1508	LYS	CA-C-N	-10.50	94.11	117.20
3	7-V	1508	LYS	CA-C-N	-10.50	94.11	117.20
3	8-V	1508	LYS	CA-C-N	-10.50	94.11	117.20
3	5-D	1508	LYS	CA-C-N	-10.49	94.12	117.20
3	7-D	1508	LYS	CA-C-N	-10.49	94.12	117.20
4	1-R	208	GLN	N-CA-CB	10.48	129.46	110.60
3	2-P	1508	LYS	CA-C-N	-10.47	94.16	117.20
3	3-P	1508	LYS	CA-C-N	-10.47	94.16	117.20
3	4-P	1508	LYS	CA-C-N	-10.47	94.16	117.20
3	6-P	1508	LYS	CA-C-N	-10.47	94.16	117.20
3	8-P	1508	LYS	CA-C-N	-10.47	94.16	117.20
3	3-J	1508	LYS	CA-C-N	-10.47	94.16	117.20
3	4-J	1508	LYS	CA-C-N	-10.47	94.16	117.20
3	5-J	1508	LYS	CA-C-N	-10.47	94.16	117.20
3	8-J	1508	LYS	CA-C-N	-10.47	94.16	117.20
4	1-F	208	GLN	N-CA-CB	10.47	129.45	110.60
3	1-V	1508	LYS	CA-C-N	-10.47	94.16	117.20
3	2-J	1508	LYS	CA-C-N	-10.47	94.16	117.20
3	6-J	1508	LYS	CA-C-N	-10.47	94.16	117.20
3	7-J	1508	LYS	CA-C-N	-10.47	94.16	117.20
3	5-P	1508	LYS	CA-C-N	-10.47	94.17	117.20

Continued on next page...

Continued from previous page...

Mol	Chain	Res	Type	Atoms	Z	Observed(^{o})	Ideal(^{o})
3	7-P	1508	LYS	CA-C-N	-10.47	94.17	117.20
3	1-P	1508	LYS	CA-C-N	-10.46	94.18	117.20
5	1-Y	341	ALA	O-C-N	10.46	140.98	121.10
4	2-L	466	HIS	C-N-CA	-10.46	95.55	121.70
5	2-M	341	ALA	O-C-N	10.46	140.98	121.10
4	2-R	448	ARG	CA-C-O	10.46	142.07	120.10
4	3-R	448	ARG	CA-C-O	10.46	142.07	120.10
4	4-L	466	HIS	C-N-CA	-10.46	95.55	121.70
5	4-M	341	ALA	O-C-N	10.46	140.98	121.10
4	5-L	466	HIS	C-N-CA	-10.46	95.55	121.70
5	5-M	341	ALA	O-C-N	10.46	140.98	121.10
4	6-L	466	HIS	C-N-CA	-10.46	95.55	121.70
5	6-M	341	ALA	O-C-N	10.46	140.98	121.10
4	7-L	466	HIS	C-N-CA	-10.46	95.55	121.70
5	7-M	341	ALA	O-C-N	10.46	140.98	121.10
3	1-D	1508	LYS	CA-C-N	-10.46	94.19	117.20
4	2-F	466	HIS	C-N-CA	-10.46	95.56	121.70
4	3-F	466	HIS	C-N-CA	-10.46	95.56	121.70
5	3-Y	341	ALA	O-C-N	10.46	140.97	121.10
5	8-Y	341	ALA	O-C-N	10.46	140.97	121.10
3	1-J	1508	LYS	CA-C-N	-10.46	94.20	117.20
4	1-L	466	HIS	C-N-CA	-10.46	95.56	121.70
4	1-X	448	ARG	CA-C-O	10.45	142.05	120.10
4	3-X	466	HIS	C-N-CA	-10.45	95.57	121.70
4	8-X	466	HIS	C-N-CA	-10.45	95.57	121.70
4	2-X	448	ARG	CA-C-O	10.45	142.05	120.10
4	2-X	466	HIS	C-N-CA	-10.45	95.57	121.70
4	4-X	448	ARG	CA-C-O	10.45	142.05	120.10
4	4-X	466	HIS	C-N-CA	-10.45	95.57	121.70
4	5-X	448	ARG	CA-C-O	10.45	142.05	120.10
4	5-X	466	HIS	C-N-CA	-10.45	95.57	121.70
4	6-X	448	ARG	CA-C-O	10.45	142.05	120.10
4	6-X	466	HIS	C-N-CA	-10.45	95.57	121.70
4	7-X	448	ARG	CA-C-O	10.45	142.05	120.10
4	7-X	466	HIS	C-N-CA	-10.45	95.57	121.70
4	1-R	466	HIS	C-N-CA	-10.45	95.58	121.70
4	3-L	466	HIS	C-N-CA	-10.45	95.58	121.70
4	8-L	466	HIS	C-N-CA	-10.45	95.58	121.70
4	2-R	466	HIS	C-N-CA	-10.45	95.58	121.70
4	3-R	466	HIS	C-N-CA	-10.45	95.58	121.70
4	4-F	448	ARG	CA-C-O	10.45	142.04	120.10
4	4-F	466	HIS	C-N-CA	-10.45	95.58	121.70

Continued on next page...

Continued from previous page...

Mol	Chain	Res	Type	Atoms	Z	Observed(^{o})	Ideal(^{o})
5	4-S	341	ALA	O-C-N	10.45	140.95	121.10
4	5-F	448	ARG	CA-C-O	10.45	142.04	120.10
4	5-F	466	HIS	C-N-CA	-10.45	95.58	121.70
5	5-S	341	ALA	O-C-N	10.45	140.95	121.10
4	6-F	448	ARG	CA-C-O	10.45	142.04	120.10
4	6-F	466	HIS	C-N-CA	-10.45	95.58	121.70
5	6-S	341	ALA	O-C-N	10.45	140.95	121.10
4	7-F	448	ARG	CA-C-O	10.45	142.04	120.10
4	7-F	466	HIS	C-N-CA	-10.45	95.58	121.70
5	7-S	341	ALA	O-C-N	10.45	140.95	121.10
4	8-F	448	ARG	CA-C-O	10.45	142.04	120.10
4	8-F	466	HIS	C-N-CA	-10.45	95.58	121.70
5	8-S	341	ALA	O-C-N	10.45	140.95	121.10
4	2-F	448	ARG	CA-C-O	10.44	142.03	120.10
4	3-F	448	ARG	CA-C-O	10.44	142.03	120.10
4	1-F	448	ARG	CA-C-O	10.44	142.03	120.10
5	1-M	341	ALA	O-C-N	10.44	140.94	121.10
4	4-R	466	HIS	C-N-CA	-10.44	95.59	121.70
4	5-R	466	HIS	C-N-CA	-10.44	95.59	121.70
4	6-R	466	HIS	C-N-CA	-10.44	95.59	121.70
4	7-R	466	HIS	C-N-CA	-10.44	95.59	121.70
4	8-R	466	HIS	C-N-CA	-10.44	95.59	121.70
4	1-F	466	HIS	C-N-CA	-10.44	95.60	121.70
4	3-L	448	ARG	CA-C-O	10.44	142.02	120.10
4	8-L	448	ARG	CA-C-O	10.44	142.02	120.10
4	3-X	448	ARG	CA-C-O	10.44	142.02	120.10
4	4-R	448	ARG	CA-C-O	10.44	142.01	120.10
4	5-R	448	ARG	CA-C-O	10.44	142.01	120.10
4	6-R	448	ARG	CA-C-O	10.44	142.01	120.10
4	7-R	448	ARG	CA-C-O	10.44	142.01	120.10
4	8-R	448	ARG	CA-C-O	10.44	142.01	120.10
4	8-X	448	ARG	CA-C-O	10.44	142.02	120.10
4	1-X	466	HIS	C-N-CA	-10.43	95.62	121.70
5	2-G	341	ALA	O-C-N	10.43	140.93	121.10
5	3-G	341	ALA	O-C-N	10.43	140.93	121.10
5	2-S	341	ALA	O-C-N	10.43	140.91	121.10
5	3-S	341	ALA	O-C-N	10.43	140.91	121.10
5	1-G	341	ALA	O-C-N	10.43	140.91	121.10
4	1-R	448	ARG	CA-C-O	10.42	141.99	120.10
6	3-N	493	ALA	C-N-CA	10.42	147.76	121.70
6	8-N	493	ALA	C-N-CA	10.42	147.76	121.70
4	1-L	448	ARG	CA-C-O	10.42	141.98	120.10

Continued on next page...

Continued from previous page...

Mol	Chain	Res	Type	Atoms	Z	Observed(^{o})	Ideal(^{o})
6	1-Z	493	ALA	C-N-CA	10.42	147.75	121.70
4	2-L	448	ARG	CA-C-O	10.42	141.99	120.10
4	4-L	448	ARG	CA-C-O	10.42	141.99	120.10
4	5-L	448	ARG	CA-C-O	10.42	141.99	120.10
4	6-L	448	ARG	CA-C-O	10.42	141.99	120.10
4	7-L	448	ARG	CA-C-O	10.42	141.99	120.10
5	2-Y	341	ALA	O-C-N	10.42	140.89	121.10
6	4-T	493	ALA	C-N-CA	10.42	147.74	121.70
5	4-Y	341	ALA	O-C-N	10.42	140.89	121.10
6	5-T	493	ALA	C-N-CA	10.42	147.74	121.70
5	5-Y	341	ALA	O-C-N	10.42	140.89	121.10
6	6-T	493	ALA	C-N-CA	10.42	147.74	121.70
5	6-Y	341	ALA	O-C-N	10.42	140.89	121.10
6	7-T	493	ALA	C-N-CA	10.42	147.74	121.70
5	7-Y	341	ALA	O-C-N	10.42	140.89	121.10
6	8-T	493	ALA	C-N-CA	10.42	147.74	121.70
6	2-T	493	ALA	C-N-CA	10.41	147.74	121.70
6	3-T	493	ALA	C-N-CA	10.41	147.74	121.70
6	1-N	493	ALA	C-N-CA	10.41	147.73	121.70
5	3-M	341	ALA	O-C-N	10.41	140.88	121.10
5	4-G	341	ALA	O-C-N	10.41	140.88	121.10
5	5-G	341	ALA	O-C-N	10.41	140.88	121.10
5	6-G	341	ALA	O-C-N	10.41	140.88	121.10
5	7-G	341	ALA	O-C-N	10.41	140.88	121.10
5	8-G	341	ALA	O-C-N	10.41	140.88	121.10
5	8-M	341	ALA	O-C-N	10.41	140.88	121.10
6	1-T	493	ALA	C-N-CA	10.40	147.71	121.70
6	1-H	493	ALA	C-N-CA	10.40	147.69	121.70
6	2-Z	493	ALA	C-N-CA	10.40	147.69	121.70
6	3-Z	493	ALA	C-N-CA	10.40	147.69	121.70
6	4-H	493	ALA	C-N-CA	10.40	147.69	121.70
6	4-Z	493	ALA	C-N-CA	10.40	147.69	121.70
6	5-H	493	ALA	C-N-CA	10.40	147.69	121.70
6	5-Z	493	ALA	C-N-CA	10.40	147.69	121.70
6	6-H	493	ALA	C-N-CA	10.40	147.69	121.70
6	6-Z	493	ALA	C-N-CA	10.40	147.69	121.70
6	7-H	493	ALA	C-N-CA	10.40	147.69	121.70
6	7-Z	493	ALA	C-N-CA	10.40	147.69	121.70
6	8-H	493	ALA	C-N-CA	10.40	147.69	121.70
6	8-Z	493	ALA	C-N-CA	10.40	147.69	121.70
5	1-S	341	ALA	O-C-N	10.39	140.85	121.10
6	2-N	493	ALA	C-N-CA	10.39	147.68	121.70

Continued on next page...

Continued from previous page...

Mol	Chain	Res	Type	Atoms	Z	Observed(^{o})	Ideal(^{o})
6	4-N	493	ALA	C-N-CA	10.39	147.68	121.70
6	5-N	493	ALA	C-N-CA	10.39	147.68	121.70
6	6-N	493	ALA	C-N-CA	10.39	147.68	121.70
6	7-N	493	ALA	C-N-CA	10.39	147.68	121.70
6	2-H	493	ALA	C-N-CA	10.37	147.63	121.70
6	3-H	493	ALA	C-N-CA	10.37	147.63	121.70
4	1-L	222	THR	C-N-CA	10.30	147.46	121.70
4	1-R	222	THR	C-N-CA	10.30	147.46	121.70
4	1-L	402	ALA	CA-C-O	10.30	141.73	120.10
4	1-F	222	THR	C-N-CA	10.29	147.42	121.70
4	1-X	222	THR	C-N-CA	10.29	147.42	121.70
4	1-X	402	ALA	CA-C-O	10.28	141.69	120.10
4	3-L	402	ALA	CA-C-O	10.28	141.69	120.10
4	8-L	402	ALA	CA-C-O	10.28	141.69	120.10
4	4-R	402	ALA	CA-C-O	10.28	141.68	120.10
4	5-R	402	ALA	CA-C-O	10.28	141.68	120.10
4	6-R	402	ALA	CA-C-O	10.28	141.68	120.10
4	7-R	402	ALA	CA-C-O	10.28	141.68	120.10
4	8-R	402	ALA	CA-C-O	10.28	141.68	120.10
4	2-R	402	ALA	CA-C-O	10.27	141.67	120.10
4	3-R	402	ALA	CA-C-O	10.27	141.67	120.10
4	2-L	402	ALA	CA-C-O	10.27	141.66	120.10
4	4-L	402	ALA	CA-C-O	10.27	141.66	120.10
4	5-L	402	ALA	CA-C-O	10.27	141.66	120.10
4	6-L	402	ALA	CA-C-O	10.27	141.66	120.10
4	7-L	402	ALA	CA-C-O	10.27	141.66	120.10
4	2-F	402	ALA	CA-C-O	10.26	141.66	120.10
4	3-F	402	ALA	CA-C-O	10.26	141.66	120.10
4	4-F	402	ALA	CA-C-O	10.26	141.66	120.10
4	5-F	402	ALA	CA-C-O	10.26	141.66	120.10
4	6-F	402	ALA	CA-C-O	10.26	141.66	120.10
4	7-F	402	ALA	CA-C-O	10.26	141.66	120.10
4	8-F	402	ALA	CA-C-O	10.26	141.66	120.10
4	1-R	402	ALA	CA-C-O	10.25	141.63	120.10
4	1-X	484	ASP	C-N-CA	-10.25	96.07	121.70
4	1-F	402	ALA	CA-C-O	10.24	141.62	120.10
4	2-X	402	ALA	CA-C-O	10.24	141.61	120.10
4	4-X	402	ALA	CA-C-O	10.24	141.61	120.10
4	5-X	402	ALA	CA-C-O	10.24	141.61	120.10
4	6-X	402	ALA	CA-C-O	10.24	141.61	120.10
4	7-X	402	ALA	CA-C-O	10.24	141.61	120.10
4	3-X	402	ALA	CA-C-O	10.24	141.60	120.10

Continued on next page...

Continued from previous page...

Mol	Chain	Res	Type	Atoms	Z	Observed(^{o})	Ideal(^{o})
4	8-X	402	ALA	CA-C-O	10.24	141.60	120.10
4	2-X	484	ASP	C-N-CA	-10.24	96.11	121.70
4	4-X	484	ASP	C-N-CA	-10.24	96.11	121.70
4	5-X	484	ASP	C-N-CA	-10.24	96.11	121.70
4	6-X	484	ASP	C-N-CA	-10.24	96.11	121.70
4	7-X	484	ASP	C-N-CA	-10.24	96.11	121.70
4	1-L	484	ASP	C-N-CA	-10.23	96.12	121.70
4	3-X	484	ASP	C-N-CA	-10.23	96.12	121.70
4	8-X	484	ASP	C-N-CA	-10.23	96.12	121.70
4	2-F	484	ASP	C-N-CA	-10.23	96.13	121.70
4	3-F	484	ASP	C-N-CA	-10.23	96.13	121.70
4	1-F	484	ASP	C-N-CA	-10.23	96.14	121.70
4	4-R	484	ASP	C-N-CA	-10.23	96.14	121.70
4	5-R	484	ASP	C-N-CA	-10.23	96.14	121.70
4	6-R	484	ASP	C-N-CA	-10.23	96.14	121.70
4	7-R	484	ASP	C-N-CA	-10.23	96.14	121.70
4	8-R	484	ASP	C-N-CA	-10.23	96.14	121.70
4	1-R	484	ASP	C-N-CA	-10.22	96.14	121.70
4	4-F	484	ASP	C-N-CA	-10.22	96.14	121.70
4	5-F	484	ASP	C-N-CA	-10.22	96.14	121.70
4	6-F	484	ASP	C-N-CA	-10.22	96.14	121.70
4	7-F	484	ASP	C-N-CA	-10.22	96.14	121.70
4	8-F	484	ASP	C-N-CA	-10.22	96.14	121.70
4	3-L	484	ASP	C-N-CA	-10.22	96.15	121.70
4	8-L	484	ASP	C-N-CA	-10.22	96.15	121.70
3	1-J	1541	THR	CA-C-O	10.21	141.55	120.10
3	1-V	1541	THR	CA-C-O	10.22	141.56	120.10
4	2-R	484	ASP	C-N-CA	-10.22	96.16	121.70
4	3-R	484	ASP	C-N-CA	-10.22	96.16	121.70
4	2-L	484	ASP	C-N-CA	-10.21	96.17	121.70
4	4-L	484	ASP	C-N-CA	-10.21	96.17	121.70
4	5-L	484	ASP	C-N-CA	-10.21	96.17	121.70
4	6-L	484	ASP	C-N-CA	-10.21	96.17	121.70
4	7-L	484	ASP	C-N-CA	-10.21	96.17	121.70
3	1-P	1541	THR	CA-C-O	10.21	141.54	120.10
3	1-D	1541	THR	CA-C-O	10.20	141.53	120.10
3	5-P	1541	THR	CA-C-O	10.19	141.50	120.10
3	7-P	1541	THR	CA-C-O	10.19	141.50	120.10
3	2-J	1541	THR	CA-C-O	10.19	141.49	120.10
3	3-J	1541	THR	CA-C-O	10.19	141.49	120.10
3	4-J	1541	THR	CA-C-O	10.19	141.49	120.10
3	5-D	1541	THR	CA-C-O	10.19	141.50	120.10

Continued on next page...

Continued from previous page...

Mol	Chain	Res	Type	Atoms	Z	Observed(^{o})	Ideal(^{o})
3	5-J	1541	THR	CA-C-O	10.19	141.49	120.10
3	6-J	1541	THR	CA-C-O	10.19	141.49	120.10
3	7-D	1541	THR	CA-C-O	10.19	141.50	120.10
3	7-J	1541	THR	CA-C-O	10.19	141.49	120.10
3	8-J	1541	THR	CA-C-O	10.19	141.49	120.10
3	2-D	1541	THR	CA-C-O	10.19	141.49	120.10
3	3-D	1541	THR	CA-C-O	10.19	141.49	120.10
3	4-D	1541	THR	CA-C-O	10.19	141.49	120.10
3	6-D	1541	THR	CA-C-O	10.19	141.49	120.10
3	8-D	1541	THR	CA-C-O	10.19	141.49	120.10
3	2-P	1541	THR	CA-C-O	10.18	141.47	120.10
3	3-P	1541	THR	CA-C-O	10.18	141.47	120.10
3	4-P	1541	THR	CA-C-O	10.18	141.47	120.10
3	6-P	1541	THR	CA-C-O	10.18	141.47	120.10
3	8-P	1541	THR	CA-C-O	10.18	141.47	120.10
3	2-V	1541	THR	CA-C-O	10.17	141.46	120.10
3	3-V	1541	THR	CA-C-O	10.17	141.46	120.10
3	4-V	1541	THR	CA-C-O	10.17	141.46	120.10
3	5-V	1541	THR	CA-C-O	10.17	141.46	120.10
3	6-V	1541	THR	CA-C-O	10.17	141.46	120.10
3	7-V	1541	THR	CA-C-O	10.17	141.46	120.10
3	8-V	1541	THR	CA-C-O	10.17	141.46	120.10
4	1-X	235	ASP	CA-C-N	10.17	139.57	117.20
4	1-F	235	ASP	CA-C-N	10.15	139.54	117.20
4	1-L	235	ASP	CA-C-N	10.15	139.53	117.20
6	4-H	487	TRP	CA-C-N	-10.14	94.90	117.20
6	5-H	487	TRP	CA-C-N	-10.14	94.90	117.20
6	6-H	487	TRP	CA-C-N	-10.14	94.90	117.20
6	7-H	487	TRP	CA-C-N	-10.14	94.90	117.20
6	8-H	487	TRP	CA-C-N	-10.14	94.90	117.20
3	2-V	1486	CYS	C-N-CA	-10.13	96.37	121.70
3	3-V	1486	CYS	C-N-CA	-10.13	96.37	121.70
6	4-T	487	TRP	CA-C-N	-10.13	94.91	117.20
3	4-V	1486	CYS	C-N-CA	-10.13	96.37	121.70
6	5-T	487	TRP	CA-C-N	-10.13	94.91	117.20
3	5-V	1486	CYS	C-N-CA	-10.13	96.37	121.70
6	6-T	487	TRP	CA-C-N	-10.13	94.91	117.20
3	6-V	1486	CYS	C-N-CA	-10.13	96.37	121.70
6	7-T	487	TRP	CA-C-N	-10.13	94.91	117.20
3	7-V	1486	CYS	C-N-CA	-10.13	96.37	121.70
6	8-T	487	TRP	CA-C-N	-10.13	94.91	117.20
3	8-V	1486	CYS	C-N-CA	-10.13	96.37	121.70

Continued on next page...

Continued from previous page...

Mol	Chain	Res	Type	Atoms	Z	Observed(^{o})	Ideal(^{o})
6	2-H	487	TRP	CA-C-N	-10.13	94.92	117.20
6	3-H	487	TRP	CA-C-N	-10.13	94.92	117.20
6	1-Z	487	TRP	CA-C-N	-10.12	94.93	117.20
3	2-P	1486	CYS	C-N-CA	-10.12	96.39	121.70
3	3-P	1486	CYS	C-N-CA	-10.12	96.39	121.70
3	4-P	1486	CYS	C-N-CA	-10.12	96.39	121.70
3	6-P	1486	CYS	C-N-CA	-10.12	96.39	121.70
3	8-P	1486	CYS	C-N-CA	-10.12	96.39	121.70
6	1-N	487	TRP	CA-C-N	-10.12	94.94	117.20
6	2-T	487	TRP	CA-C-N	-10.12	94.94	117.20
6	3-T	487	TRP	CA-C-N	-10.12	94.94	117.20
6	3-N	487	TRP	CA-C-N	-10.11	94.95	117.20
6	3-Z	487	TRP	CA-C-N	-10.12	94.95	117.20
6	8-N	487	TRP	CA-C-N	-10.11	94.95	117.20
6	8-Z	487	TRP	CA-C-N	-10.12	94.95	117.20
4	4-F	397	ARG	O-C-N	-10.11	106.52	122.70
4	5-F	397	ARG	O-C-N	-10.11	106.52	122.70
3	5-P	1486	CYS	C-N-CA	-10.11	96.42	121.70
4	6-F	397	ARG	O-C-N	-10.11	106.52	122.70
4	7-F	397	ARG	O-C-N	-10.11	106.52	122.70
3	7-P	1486	CYS	C-N-CA	-10.11	96.42	121.70
4	8-F	397	ARG	O-C-N	-10.11	106.52	122.70
6	2-N	487	TRP	CA-C-N	-10.11	94.96	117.20
3	1-P	1486	CYS	C-N-CA	-10.11	96.43	121.70
3	2-J	1486	CYS	C-N-CA	-10.11	96.43	121.70
6	2-Z	487	TRP	CA-C-N	-10.11	94.96	117.20
3	3-J	1486	CYS	C-N-CA	-10.11	96.43	121.70
3	4-J	1486	CYS	C-N-CA	-10.11	96.43	121.70
6	4-N	487	TRP	CA-C-N	-10.11	94.96	117.20
6	4-Z	487	TRP	CA-C-N	-10.11	94.96	117.20
6	5-N	487	TRP	CA-C-N	-10.11	94.96	117.20
6	6-N	487	TRP	CA-C-N	-10.11	94.96	117.20
3	5-D	1486	CYS	C-N-CA	-10.11	96.43	121.70
3	5-J	1486	CYS	C-N-CA	-10.11	96.43	121.70
6	5-Z	487	TRP	CA-C-N	-10.11	94.96	117.20
3	6-J	1486	CYS	C-N-CA	-10.11	96.43	121.70
6	6-Z	487	TRP	CA-C-N	-10.11	94.96	117.20
3	7-D	1486	CYS	C-N-CA	-10.11	96.43	121.70
3	7-J	1486	CYS	C-N-CA	-10.11	96.43	121.70
6	7-N	487	TRP	CA-C-N	-10.11	94.96	117.20
6	7-Z	487	TRP	CA-C-N	-10.11	94.96	117.20
3	8-J	1486	CYS	C-N-CA	-10.11	96.43	121.70

Continued on next page...

Continued from previous page...

Mol	Chain	Res	Type	Atoms	Z	Observed(^{o})	Ideal(^{o})
3	1-D	1486	CYS	C-N-CA	-10.10	96.44	121.70
3	1-J	1486	CYS	C-N-CA	-10.10	96.45	121.70
4	1-R	397	ARG	O-C-N	-10.10	106.54	122.70
3	2-D	1486	CYS	C-N-CA	-10.10	96.45	121.70
3	3-D	1486	CYS	C-N-CA	-10.10	96.45	121.70
4	3-X	397	ARG	O-C-N	-10.10	106.54	122.70
3	4-D	1486	CYS	C-N-CA	-10.10	96.45	121.70
3	6-D	1486	CYS	C-N-CA	-10.10	96.45	121.70
3	8-D	1486	CYS	C-N-CA	-10.10	96.45	121.70
4	8-X	397	ARG	O-C-N	-10.10	106.54	122.70
3	1-V	1486	CYS	C-N-CA	-10.10	96.46	121.70
3	2-D	1520	GLY	O-C-N	10.10	138.86	122.70
3	3-D	1520	GLY	O-C-N	10.10	138.86	122.70
3	4-D	1520	GLY	O-C-N	10.10	138.86	122.70
3	6-D	1520	GLY	O-C-N	10.10	138.86	122.70
3	8-D	1520	GLY	O-C-N	10.10	138.86	122.70
4	1-R	235	ASP	CA-C-N	10.09	139.41	117.20
3	5-P	1520	GLY	O-C-N	10.09	138.85	122.70
3	7-P	1520	GLY	O-C-N	10.09	138.85	122.70
6	1-H	487	TRP	CA-C-N	-10.09	95.00	117.20
6	1-T	487	TRP	CA-C-N	-10.09	95.00	117.20
3	2-V	1520	GLY	O-C-N	10.09	138.84	122.70
3	3-V	1520	GLY	O-C-N	10.09	138.84	122.70
3	4-V	1520	GLY	O-C-N	10.09	138.84	122.70
3	5-V	1520	GLY	O-C-N	10.09	138.84	122.70
3	6-V	1520	GLY	O-C-N	10.09	138.84	122.70
3	7-V	1520	GLY	O-C-N	10.09	138.84	122.70
3	8-V	1520	GLY	O-C-N	10.09	138.84	122.70
4	2-R	397	ARG	O-C-N	-10.08	106.56	122.70
4	3-R	397	ARG	O-C-N	-10.08	106.56	122.70
4	2-F	397	ARG	O-C-N	-10.08	106.57	122.70
4	3-F	397	ARG	O-C-N	-10.08	106.57	122.70
4	3-L	397	ARG	O-C-N	-10.08	106.57	122.70
4	8-L	397	ARG	O-C-N	-10.08	106.57	122.70
4	2-L	397	ARG	O-C-N	-10.08	106.58	122.70
4	5-L	397	ARG	O-C-N	-10.08	106.58	122.70
4	1-L	397	ARG	O-C-N	-10.08	106.58	122.70
3	2-P	1520	GLY	O-C-N	10.08	138.82	122.70
3	3-P	1520	GLY	O-C-N	10.08	138.82	122.70
4	4-L	397	ARG	O-C-N	-10.08	106.58	122.70
3	4-P	1520	GLY	O-C-N	10.08	138.82	122.70
4	6-L	397	ARG	O-C-N	-10.08	106.58	122.70

Continued on next page...

Continued from previous page...

Mol	Chain	Res	Type	Atoms	Z	Observed(^{o})	Ideal(^{o})
3	6-P	1520	GLY	O-C-N	10.08	138.82	122.70
4	7-L	397	ARG	O-C-N	-10.08	106.58	122.70
3	8-P	1520	GLY	O-C-N	10.08	138.82	122.70
4	2-X	320	GLU	C-N-CA	-10.07	96.51	121.70
4	4-X	320	GLU	C-N-CA	-10.07	96.51	121.70
4	5-X	320	GLU	C-N-CA	-10.07	96.51	121.70
4	6-X	320	GLU	C-N-CA	-10.07	96.51	121.70
4	7-X	320	GLU	C-N-CA	-10.07	96.51	121.70
1	1-K	259	SER	O-C-N	-10.07	106.59	122.70
4	1-X	397	ARG	O-C-N	-10.07	106.59	122.70
4	2-L	320	GLU	C-N-CA	-10.07	96.53	121.70
4	4-L	320	GLU	C-N-CA	-10.07	96.53	121.70
4	5-L	320	GLU	C-N-CA	-10.07	96.53	121.70
4	6-L	320	GLU	C-N-CA	-10.07	96.53	121.70
4	7-L	320	GLU	C-N-CA	-10.07	96.53	121.70
3	1-D	1520	GLY	O-C-N	10.07	138.81	122.70
3	1-P	1520	GLY	O-C-N	10.06	138.80	122.70
1	1-B	259	SER	O-C-N	-10.06	106.60	122.70
4	1-F	397	ARG	O-C-N	-10.06	106.60	122.70
3	1-V	1520	GLY	O-C-N	10.06	138.80	122.70
4	1-R	320	GLU	C-N-CA	-10.06	96.55	121.70
4	4-R	320	GLU	C-N-CA	-10.06	96.55	121.70
4	5-R	320	GLU	C-N-CA	-10.06	96.55	121.70
4	6-R	320	GLU	C-N-CA	-10.06	96.55	121.70
4	7-R	320	GLU	C-N-CA	-10.06	96.55	121.70
4	8-R	320	GLU	C-N-CA	-10.06	96.55	121.70
1	1-E	259	SER	O-C-N	-10.06	106.61	122.70
4	2-R	320	GLU	C-N-CA	-10.06	96.56	121.70
4	3-R	320	GLU	C-N-CA	-10.06	96.56	121.70
3	1-J	1520	GLY	O-C-N	10.05	138.78	122.70
4	2-F	320	GLU	C-N-CA	-10.05	96.56	121.70
4	3-F	320	GLU	C-N-CA	-10.05	96.56	121.70
4	4-R	397	ARG	O-C-N	-10.05	106.61	122.70
3	5-D	1520	GLY	O-C-N	10.05	138.79	122.70
4	5-R	397	ARG	O-C-N	-10.05	106.61	122.70
4	6-R	397	ARG	O-C-N	-10.05	106.61	122.70
3	7-D	1520	GLY	O-C-N	10.05	138.79	122.70
4	7-R	397	ARG	O-C-N	-10.05	106.61	122.70
4	8-R	397	ARG	O-C-N	-10.05	106.61	122.70
4	3-X	320	GLU	C-N-CA	-10.05	96.57	121.70
4	8-X	320	GLU	C-N-CA	-10.05	96.57	121.70
4	1-F	320	GLU	C-N-CA	-10.05	96.58	121.70

Continued on next page...

Continued from previous page...

Mol	Chain	Res	Type	Atoms	Z	Observed(^{o})	Ideal(^{o})
4	1-X	320	GLU	C-N-CA	-10.05	96.58	121.70
4	3-L	320	GLU	C-N-CA	-10.05	96.58	121.70
4	4-F	320	GLU	C-N-CA	-10.05	96.58	121.70
4	5-F	320	GLU	C-N-CA	-10.05	96.58	121.70
4	6-F	320	GLU	C-N-CA	-10.05	96.58	121.70
4	7-F	320	GLU	C-N-CA	-10.05	96.58	121.70
4	8-F	320	GLU	C-N-CA	-10.05	96.58	121.70
4	8-L	320	GLU	C-N-CA	-10.05	96.58	121.70
1	1-W	259	SER	O-C-N	-10.05	106.62	122.70
4	2-X	397	ARG	O-C-N	-10.05	106.63	122.70
4	4-X	397	ARG	O-C-N	-10.05	106.63	122.70
4	5-X	397	ARG	O-C-N	-10.05	106.63	122.70
4	6-X	397	ARG	O-C-N	-10.05	106.63	122.70
4	7-X	397	ARG	O-C-N	-10.05	106.63	122.70
1	1-Q	259	SER	O-C-N	-10.04	106.63	122.70
5	2-G	330	LYS	O-C-N	-10.04	106.64	122.70
3	2-J	1520	GLY	O-C-N	10.04	138.76	122.70
5	3-G	330	LYS	O-C-N	-10.04	106.64	122.70
3	3-J	1520	GLY	O-C-N	10.04	138.76	122.70
3	4-J	1520	GLY	O-C-N	10.04	138.76	122.70
3	5-J	1520	GLY	O-C-N	10.04	138.76	122.70
3	6-J	1520	GLY	O-C-N	10.04	138.76	122.70
3	7-J	1520	GLY	O-C-N	10.04	138.76	122.70
3	8-J	1520	GLY	O-C-N	10.04	138.76	122.70
4	1-L	320	GLU	C-N-CA	-10.03	96.62	121.70
1	1-A	259	SER	O-C-N	-10.03	106.65	122.70
5	3-Y	330	LYS	O-C-N	-10.03	106.65	122.70
5	4-S	330	LYS	O-C-N	-10.03	106.65	122.70
5	5-S	330	LYS	O-C-N	-10.03	106.65	122.70
5	6-S	330	LYS	O-C-N	-10.03	106.65	122.70
5	7-S	330	LYS	O-C-N	-10.03	106.65	122.70
5	8-S	330	LYS	O-C-N	-10.03	106.65	122.70
5	8-Y	330	LYS	O-C-N	-10.03	106.65	122.70
5	2-M	330	LYS	O-C-N	-10.03	106.66	122.70
5	4-M	330	LYS	O-C-N	-10.03	106.66	122.70
5	5-M	330	LYS	O-C-N	-10.03	106.66	122.70
5	6-M	330	LYS	O-C-N	-10.03	106.66	122.70
5	7-M	330	LYS	O-C-N	-10.03	106.66	122.70
4	1-R	443	HIS	CA-C-O	10.02	141.13	120.10
5	3-M	330	LYS	O-C-N	-10.01	106.68	122.70
5	8-M	330	LYS	O-C-N	-10.01	106.68	122.70
4	3-L	443	HIS	CA-C-O	10.01	141.12	120.10

Continued on next page...

Continued from previous page...

Mol	Chain	Res	Type	Atoms	Z	Observed(^{o})	Ideal(^{o})
4	1-X	305	ASP	CB-CA-C	10.01	130.42	110.40
4	2-X	443	HIS	CA-C-O	10.01	141.12	120.10
4	4-X	443	HIS	CA-C-O	10.01	141.12	120.10
4	5-X	443	HIS	CA-C-O	10.01	141.12	120.10
4	6-X	443	HIS	CA-C-O	10.01	141.12	120.10
4	7-X	443	HIS	CA-C-O	10.01	141.12	120.10
4	8-L	443	HIS	CA-C-O	10.01	141.12	120.10
4	2-L	443	HIS	CA-C-O	10.01	141.11	120.10
4	3-L	305	ASP	CB-CA-C	10.01	130.41	110.40
4	4-L	443	HIS	CA-C-O	10.01	141.11	120.10
4	5-L	443	HIS	CA-C-O	10.01	141.11	120.10
4	6-L	443	HIS	CA-C-O	10.01	141.11	120.10
4	7-L	443	HIS	CA-C-O	10.01	141.11	120.10
4	8-L	305	ASP	CB-CA-C	10.01	130.41	110.40
4	2-F	443	HIS	CA-C-O	10.00	141.11	120.10
4	3-F	443	HIS	CA-C-O	10.00	141.11	120.10
4	3-X	443	HIS	CA-C-O	10.00	141.10	120.10
4	8-X	443	HIS	CA-C-O	10.00	141.10	120.10
5	1-G	330	LYS	O-C-N	-10.00	106.70	122.70
4	1-X	443	HIS	CA-C-O	10.00	141.10	120.10
4	2-X	305	ASP	CB-CA-C	10.00	130.40	110.40
5	2-Y	330	LYS	O-C-N	-10.00	106.70	122.70
4	4-X	305	ASP	CB-CA-C	10.00	130.40	110.40
5	4-Y	330	LYS	O-C-N	-10.00	106.70	122.70
4	5-X	305	ASP	CB-CA-C	10.00	130.40	110.40
5	5-Y	330	LYS	O-C-N	-10.00	106.70	122.70
4	6-X	305	ASP	CB-CA-C	10.00	130.40	110.40
5	6-Y	330	LYS	O-C-N	-10.00	106.70	122.70
4	7-X	305	ASP	CB-CA-C	10.00	130.40	110.40
5	7-Y	330	LYS	O-C-N	-10.00	106.70	122.70
5	1-S	330	LYS	O-C-N	-10.00	106.70	122.70
4	2-R	443	HIS	CA-C-O	10.00	141.09	120.10
4	3-R	443	HIS	CA-C-O	10.00	141.09	120.10
4	4-F	305	ASP	CB-CA-C	10.00	130.39	110.40
4	5-F	305	ASP	CB-CA-C	10.00	130.39	110.40
4	6-F	305	ASP	CB-CA-C	10.00	130.39	110.40
4	7-F	305	ASP	CB-CA-C	10.00	130.39	110.40
4	8-F	305	ASP	CB-CA-C	10.00	130.39	110.40
5	1-Y	330	LYS	O-C-N	-9.99	106.71	122.70
4	2-L	305	ASP	CB-CA-C	9.99	130.39	110.40
4	4-L	305	ASP	CB-CA-C	9.99	130.39	110.40
4	5-L	305	ASP	CB-CA-C	9.99	130.39	110.40

Continued on next page...

Continued from previous page...

Mol	Chain	Res	Type	Atoms	Z	Observed(^{o})	Ideal(^{o})
4	6-L	305	ASP	CB-CA-C	9.99	130.39	110.40
4	7-L	305	ASP	CB-CA-C	9.99	130.39	110.40
4	1-F	443	HIS	CA-C-O	9.99	141.08	120.10
3	1-V	1513	LEU	C-N-CA	-9.99	96.72	121.70
4	2-F	305	ASP	CB-CA-C	9.99	130.38	110.40
4	2-R	305	ASP	CB-CA-C	9.99	130.38	110.40
4	3-F	305	ASP	CB-CA-C	9.99	130.38	110.40
4	3-R	305	ASP	CB-CA-C	9.99	130.38	110.40
4	4-R	305	ASP	CB-CA-C	9.99	130.38	110.40
4	5-R	305	ASP	CB-CA-C	9.99	130.38	110.40
4	6-R	305	ASP	CB-CA-C	9.99	130.38	110.40
4	7-R	305	ASP	CB-CA-C	9.99	130.38	110.40
4	8-R	305	ASP	CB-CA-C	9.99	130.38	110.40
5	2-S	330	LYS	O-C-N	-9.99	106.72	122.70
5	3-S	330	LYS	O-C-N	-9.99	106.72	122.70
5	4-G	330	LYS	O-C-N	-9.99	106.72	122.70
5	5-G	330	LYS	O-C-N	-9.99	106.72	122.70
5	6-G	330	LYS	O-C-N	-9.99	106.72	122.70
5	7-G	330	LYS	O-C-N	-9.99	106.72	122.70
5	8-G	330	LYS	O-C-N	-9.99	106.72	122.70
4	1-L	443	HIS	CA-C-O	9.99	141.07	120.10
4	4-R	443	HIS	CA-C-O	9.99	141.07	120.10
4	8-R	443	HIS	CA-C-O	9.99	141.07	120.10
3	1-P	1513	LEU	C-N-CA	-9.99	96.74	121.70
3	2-P	1513	LEU	C-N-CA	-9.99	96.73	121.70
3	2-V	1513	LEU	C-N-CA	-9.99	96.73	121.70
3	3-P	1513	LEU	C-N-CA	-9.99	96.73	121.70
3	3-V	1513	LEU	C-N-CA	-9.99	96.73	121.70
3	4-P	1513	LEU	C-N-CA	-9.99	96.73	121.70
3	4-V	1513	LEU	C-N-CA	-9.99	96.73	121.70
4	5-R	443	HIS	CA-C-O	9.99	141.07	120.10
4	6-R	443	HIS	CA-C-O	9.99	141.07	120.10
3	5-D	1513	LEU	C-N-CA	-9.99	96.74	121.70
3	5-V	1513	LEU	C-N-CA	-9.99	96.73	121.70
3	6-P	1513	LEU	C-N-CA	-9.99	96.73	121.70
3	6-V	1513	LEU	C-N-CA	-9.99	96.73	121.70
4	7-R	443	HIS	CA-C-O	9.99	141.07	120.10
3	7-D	1513	LEU	C-N-CA	-9.99	96.74	121.70
3	7-V	1513	LEU	C-N-CA	-9.99	96.73	121.70
3	8-P	1513	LEU	C-N-CA	-9.99	96.73	121.70
3	8-V	1513	LEU	C-N-CA	-9.99	96.73	121.70
3	1-D	1513	LEU	C-N-CA	-9.98	96.74	121.70

Continued on next page...

Continued from previous page...

Mol	Chain	Res	Type	Atoms	Z	Observed(^{o})	Ideal(^{o})
3	1-J	1513	LEU	C-N-CA	-9.98	96.74	121.70
3	2-J	1513	LEU	C-N-CA	-9.98	96.74	121.70
3	3-J	1513	LEU	C-N-CA	-9.98	96.74	121.70
4	4-F	443	HIS	CA-C-O	9.98	141.06	120.10
3	4-J	1513	LEU	C-N-CA	-9.98	96.74	121.70
4	5-F	443	HIS	CA-C-O	9.98	141.06	120.10
3	5-J	1513	LEU	C-N-CA	-9.98	96.74	121.70
4	6-F	443	HIS	CA-C-O	9.98	141.06	120.10
3	6-J	1513	LEU	C-N-CA	-9.98	96.74	121.70
4	7-F	443	HIS	CA-C-O	9.98	141.06	120.10
3	7-J	1513	LEU	C-N-CA	-9.98	96.74	121.70
4	8-F	443	HIS	CA-C-O	9.98	141.06	120.10
3	8-J	1513	LEU	C-N-CA	-9.98	96.74	121.70
4	1-L	305	ASP	CB-CA-C	9.98	130.36	110.40
3	2-D	1513	LEU	C-N-CA	-9.98	96.74	121.70
3	3-D	1513	LEU	C-N-CA	-9.98	96.74	121.70
3	4-D	1513	LEU	C-N-CA	-9.98	96.74	121.70
3	6-D	1513	LEU	C-N-CA	-9.98	96.74	121.70
4	1-L	456	ASP	C-N-CA	-9.98	96.75	121.70
4	1-R	305	ASP	CB-CA-C	9.98	130.36	110.40
4	3-X	305	ASP	CB-CA-C	9.98	130.36	110.40
3	8-D	1513	LEU	C-N-CA	-9.98	96.74	121.70
4	8-X	305	ASP	CB-CA-C	9.98	130.36	110.40
4	1-F	305	ASP	CB-CA-C	9.98	130.36	110.40
5	1-M	330	LYS	O-C-N	-9.98	106.73	122.70
3	5-P	1513	LEU	C-N-CA	-9.98	96.75	121.70
3	7-P	1513	LEU	C-N-CA	-9.98	96.75	121.70
4	3-X	456	ASP	C-N-CA	-9.98	96.76	121.70
4	8-X	456	ASP	C-N-CA	-9.98	96.76	121.70
4	1-F	456	ASP	C-N-CA	-9.97	96.78	121.70
4	2-X	456	ASP	C-N-CA	-9.97	96.78	121.70
4	4-X	456	ASP	C-N-CA	-9.97	96.78	121.70
4	5-X	456	ASP	C-N-CA	-9.97	96.78	121.70
4	6-X	456	ASP	C-N-CA	-9.97	96.78	121.70
4	7-X	456	ASP	C-N-CA	-9.97	96.78	121.70
4	2-F	456	ASP	C-N-CA	-9.96	96.79	121.70
4	3-F	456	ASP	C-N-CA	-9.96	96.79	121.70
4	3-L	456	ASP	C-N-CA	-9.96	96.79	121.70
4	8-L	456	ASP	C-N-CA	-9.96	96.79	121.70
4	1-R	456	ASP	C-N-CA	-9.96	96.80	121.70
4	2-L	456	ASP	C-N-CA	-9.96	96.80	121.70
4	4-L	456	ASP	C-N-CA	-9.96	96.80	121.70

Continued on next page...

Continued from previous page...

Mol	Chain	Res	Type	Atoms	Z	Observed(^{o})	Ideal(^{o})
4	5-L	456	ASP	C-N-CA	-9.96	96.80	121.70
4	6-L	456	ASP	C-N-CA	-9.96	96.80	121.70
4	7-L	456	ASP	C-N-CA	-9.96	96.80	121.70
4	1-X	456	ASP	C-N-CA	-9.96	96.80	121.70
4	3-L	399	SER	CA-C-O	9.95	141.00	120.10
4	4-F	456	ASP	C-N-CA	-9.95	96.82	121.70
4	5-F	456	ASP	C-N-CA	-9.95	96.82	121.70
4	6-F	456	ASP	C-N-CA	-9.95	96.82	121.70
4	7-F	456	ASP	C-N-CA	-9.95	96.82	121.70
4	8-F	456	ASP	C-N-CA	-9.95	96.82	121.70
4	8-L	399	SER	CA-C-O	9.95	141.00	120.10
4	2-R	456	ASP	C-N-CA	-9.95	96.82	121.70
4	3-R	456	ASP	C-N-CA	-9.95	96.82	121.70
4	1-X	399	SER	CA-C-O	9.95	140.99	120.10
4	2-F	399	SER	CA-C-O	9.95	140.99	120.10
4	3-F	399	SER	CA-C-O	9.95	140.99	120.10
4	4-R	399	SER	CA-C-O	9.95	140.99	120.10
4	5-R	399	SER	CA-C-O	9.95	140.99	120.10
4	6-R	399	SER	CA-C-O	9.95	140.99	120.10
4	7-R	399	SER	CA-C-O	9.95	140.99	120.10
4	8-R	399	SER	CA-C-O	9.95	140.99	120.10
4	4-R	456	ASP	C-N-CA	-9.95	96.84	121.70
4	5-R	456	ASP	C-N-CA	-9.95	96.84	121.70
4	6-R	456	ASP	C-N-CA	-9.95	96.84	121.70
4	7-R	456	ASP	C-N-CA	-9.95	96.84	121.70
4	8-R	456	ASP	C-N-CA	-9.95	96.84	121.70
4	2-X	399	SER	CA-C-O	9.94	140.98	120.10
4	4-X	399	SER	CA-C-O	9.94	140.98	120.10
4	5-X	399	SER	CA-C-O	9.94	140.98	120.10
4	6-X	399	SER	CA-C-O	9.94	140.98	120.10
4	7-X	399	SER	CA-C-O	9.94	140.98	120.10
4	1-F	399	SER	CA-C-O	9.94	140.97	120.10
4	2-R	399	SER	CA-C-O	9.94	140.97	120.10
4	3-R	399	SER	CA-C-O	9.94	140.97	120.10
4	1-L	399	SER	CA-C-O	9.93	140.96	120.10
4	1-R	399	SER	CA-C-O	9.93	140.94	120.10
4	3-X	399	SER	CA-C-O	9.93	140.94	120.10
4	8-X	399	SER	CA-C-O	9.93	140.94	120.10
4	4-F	399	SER	CA-C-O	9.91	140.92	120.10
4	5-F	399	SER	CA-C-O	9.91	140.92	120.10
4	6-F	399	SER	CA-C-O	9.91	140.92	120.10
4	7-F	399	SER	CA-C-O	9.91	140.92	120.10

Continued on next page...

Continued from previous page...

Mol	Chain	Res	Type	Atoms	Z	Observed(^{o})	Ideal(^{o})
4	8-F	399	SER	CA-C-O	9.91	140.92	120.10
6	1-T	490	GLN	C-N-CA	-9.91	96.93	121.70
4	1-R	328	VAL	C-N-CA	9.90	143.10	122.30
6	1-Z	490	GLN	C-N-CA	-9.90	96.94	121.70
6	2-N	490	GLN	C-N-CA	-9.90	96.95	121.70
6	2-Z	490	GLN	C-N-CA	-9.90	96.95	121.70
6	4-N	490	GLN	C-N-CA	-9.90	96.95	121.70
6	4-Z	490	GLN	C-N-CA	-9.90	96.95	121.70
6	5-N	490	GLN	C-N-CA	-9.90	96.95	121.70
6	5-Z	490	GLN	C-N-CA	-9.90	96.95	121.70
6	6-N	490	GLN	C-N-CA	-9.90	96.95	121.70
6	6-Z	490	GLN	C-N-CA	-9.90	96.95	121.70
6	7-N	490	GLN	C-N-CA	-9.90	96.95	121.70
6	7-Z	490	GLN	C-N-CA	-9.90	96.95	121.70
6	1-N	490	GLN	C-N-CA	-9.90	96.95	121.70
6	2-H	490	GLN	C-N-CA	-9.90	96.96	121.70
6	3-H	490	GLN	C-N-CA	-9.90	96.96	121.70
6	3-N	490	GLN	C-N-CA	-9.90	96.96	121.70
6	8-N	490	GLN	C-N-CA	-9.90	96.96	121.70
4	2-L	399	SER	CA-C-O	9.89	140.88	120.10
4	4-L	399	SER	CA-C-O	9.89	140.88	120.10
4	5-L	399	SER	CA-C-O	9.89	140.88	120.10
4	6-L	399	SER	CA-C-O	9.89	140.88	120.10
4	7-L	399	SER	CA-C-O	9.89	140.88	120.10
6	1-H	490	GLN	C-N-CA	-9.89	96.97	121.70
6	4-H	490	GLN	C-N-CA	-9.89	96.98	121.70
6	5-H	490	GLN	C-N-CA	-9.89	96.98	121.70
6	6-H	490	GLN	C-N-CA	-9.89	96.98	121.70
6	7-H	490	GLN	C-N-CA	-9.89	96.98	121.70
6	8-H	490	GLN	C-N-CA	-9.89	96.98	121.70
4	1-X	328	VAL	C-N-CA	9.89	143.06	122.30
4	3-X	328	VAL	C-N-CA	9.88	143.06	122.30
4	8-X	328	VAL	C-N-CA	9.88	143.06	122.30
4	1-L	328	VAL	C-N-CA	9.88	143.05	122.30
4	1-F	328	VAL	C-N-CA	9.88	143.05	122.30
6	2-T	490	GLN	C-N-CA	-9.88	97.00	121.70
6	3-T	490	GLN	C-N-CA	-9.88	97.00	121.70
4	2-R	328	VAL	C-N-CA	9.88	143.04	122.30
4	3-R	328	VAL	C-N-CA	9.88	143.04	122.30
4	2-F	328	VAL	C-N-CA	9.88	143.04	122.30
4	4-R	328	VAL	C-N-CA	9.88	143.04	122.30
4	5-R	328	VAL	C-N-CA	9.88	143.04	122.30

Continued on next page...

Continued from previous page...

Mol	Chain	Res	Type	Atoms	Z	Observed(^{o})	Ideal(^{o})
4	6-R	328	VAL	C-N-CA	9.88	143.04	122.30
4	7-R	328	VAL	C-N-CA	9.88	143.04	122.30
4	8-R	328	VAL	C-N-CA	9.88	143.04	122.30
4	2-X	328	VAL	C-N-CA	9.87	143.04	122.30
4	3-F	328	VAL	C-N-CA	9.88	143.04	122.30
4	3-L	328	VAL	C-N-CA	9.88	143.04	122.30
4	8-L	328	VAL	C-N-CA	9.88	143.04	122.30
6	4-T	490	GLN	C-N-CA	-9.87	97.01	121.70
4	4-X	328	VAL	C-N-CA	9.87	143.04	122.30
6	5-T	490	GLN	C-N-CA	-9.87	97.01	121.70
4	5-X	328	VAL	C-N-CA	9.87	143.04	122.30
6	6-T	490	GLN	C-N-CA	-9.87	97.01	121.70
4	6-X	328	VAL	C-N-CA	9.87	143.04	122.30
6	7-T	490	GLN	C-N-CA	-9.87	97.01	121.70
4	7-X	328	VAL	C-N-CA	9.87	143.04	122.30
6	8-T	490	GLN	C-N-CA	-9.87	97.01	121.70
6	3-Z	490	GLN	C-N-CA	-9.87	97.02	121.70
4	4-F	328	VAL	C-N-CA	9.87	143.03	122.30
6	4-T	356	THR	N-CA-CB	9.87	129.06	110.30
4	5-F	328	VAL	C-N-CA	9.87	143.03	122.30
6	5-T	356	THR	N-CA-CB	9.87	129.06	110.30
4	6-F	328	VAL	C-N-CA	9.87	143.03	122.30
6	6-T	356	THR	N-CA-CB	9.87	129.06	110.30
4	7-F	328	VAL	C-N-CA	9.87	143.03	122.30
6	7-T	356	THR	N-CA-CB	9.87	129.06	110.30
4	8-F	328	VAL	C-N-CA	9.87	143.03	122.30
6	8-T	356	THR	N-CA-CB	9.87	129.06	110.30
6	8-Z	490	GLN	C-N-CA	-9.87	97.02	121.70
6	4-H	356	THR	N-CA-CB	9.86	129.03	110.30
6	5-H	356	THR	N-CA-CB	9.86	129.03	110.30
6	6-H	356	THR	N-CA-CB	9.86	129.03	110.30
6	7-H	356	THR	N-CA-CB	9.86	129.03	110.30
6	8-H	356	THR	N-CA-CB	9.86	129.03	110.30
6	4-T	409	PRO	N-CA-CB	9.86	115.13	103.30
6	5-T	409	PRO	N-CA-CB	9.86	115.13	103.30
6	6-T	409	PRO	N-CA-CB	9.86	115.13	103.30
6	7-T	409	PRO	N-CA-CB	9.86	115.13	103.30
6	8-T	409	PRO	N-CA-CB	9.86	115.13	103.30
6	2-H	356	THR	N-CA-CB	9.86	129.03	110.30
6	2-Z	356	THR	N-CA-CB	9.86	129.03	110.30
6	3-H	356	THR	N-CA-CB	9.86	129.03	110.30
6	4-Z	356	THR	N-CA-CB	9.86	129.03	110.30

Continued on next page...

Continued from previous page...

Mol	Chain	Res	Type	Atoms	Z	Observed(^{o})	Ideal(^{o})
4	2-L	328	VAL	C-N-CA	9.86	143.00	122.30
6	3-Z	356	THR	N-CA-CB	9.86	129.03	110.30
6	5-Z	356	THR	N-CA-CB	9.86	129.03	110.30
6	6-Z	356	THR	N-CA-CB	9.86	129.03	110.30
6	7-Z	356	THR	N-CA-CB	9.86	129.03	110.30
4	4-L	328	VAL	C-N-CA	9.86	143.00	122.30
4	5-L	328	VAL	C-N-CA	9.86	143.00	122.30
4	6-L	328	VAL	C-N-CA	9.86	143.00	122.30
4	7-L	328	VAL	C-N-CA	9.86	143.00	122.30
6	8-Z	356	THR	N-CA-CB	9.86	129.03	110.30
6	1-N	356	THR	N-CA-CB	9.85	129.02	110.30
6	3-N	356	THR	N-CA-CB	9.85	129.02	110.30
6	8-N	356	THR	N-CA-CB	9.85	129.02	110.30
6	1-H	356	THR	N-CA-CB	9.85	129.01	110.30
6	1-T	356	THR	N-CA-CB	9.85	129.01	110.30
6	2-N	409	PRO	N-CA-CB	9.84	115.11	103.30
6	4-H	409	PRO	N-CA-CB	9.84	115.11	103.30
6	4-N	409	PRO	N-CA-CB	9.84	115.11	103.30
6	5-H	409	PRO	N-CA-CB	9.84	115.11	103.30
6	5-N	409	PRO	N-CA-CB	9.84	115.11	103.30
6	6-H	409	PRO	N-CA-CB	9.84	115.11	103.30
6	6-N	409	PRO	N-CA-CB	9.84	115.11	103.30
6	7-H	409	PRO	N-CA-CB	9.84	115.11	103.30
6	7-N	409	PRO	N-CA-CB	9.84	115.11	103.30
6	8-H	409	PRO	N-CA-CB	9.84	115.11	103.30
6	1-Z	356	THR	N-CA-CB	9.84	128.99	110.30
6	2-T	409	PRO	N-CA-CB	9.83	115.10	103.30
6	3-T	409	PRO	N-CA-CB	9.83	115.10	103.30
6	1-H	409	PRO	N-CA-CB	9.83	115.10	103.30
3	1-J	1510	GLN	CA-C-N	-9.83	95.57	117.20
6	1-Z	409	PRO	N-CA-CB	9.83	115.10	103.30
3	5-D	1510	GLN	CA-C-N	-9.83	95.57	117.20
3	7-D	1510	GLN	CA-C-N	-9.83	95.57	117.20
6	2-T	356	THR	N-CA-CB	9.82	128.97	110.30
6	3-T	356	THR	N-CA-CB	9.82	128.97	110.30
6	2-H	409	PRO	N-CA-CB	9.82	115.09	103.30
3	2-V	1510	GLN	CA-C-N	-9.82	95.59	117.20
6	3-H	409	PRO	N-CA-CB	9.82	115.09	103.30
3	3-V	1510	GLN	CA-C-N	-9.82	95.59	117.20
3	4-V	1510	GLN	CA-C-N	-9.82	95.59	117.20
3	5-V	1510	GLN	CA-C-N	-9.82	95.59	117.20
3	6-V	1510	GLN	CA-C-N	-9.82	95.59	117.20

Continued on next page...

Continued from previous page...

Mol	Chain	Res	Type	Atoms	Z	Observed(^{o})	Ideal(^{o})
3	7-V	1510	GLN	CA-C-N	-9.82	95.59	117.20
3	8-V	1510	GLN	CA-C-N	-9.82	95.59	117.20
3	1-D	1510	GLN	CA-C-N	-9.82	95.59	117.20
6	8-Z	409	PRO	N-CA-CB	9.82	115.09	103.30
6	1-T	409	PRO	N-CA-CB	9.82	115.08	103.30
3	2-D	1510	GLN	CA-C-N	-9.82	95.59	117.20
3	3-D	1510	GLN	CA-C-N	-9.82	95.59	117.20
6	3-Z	409	PRO	N-CA-CB	9.82	115.09	103.30
3	4-D	1510	GLN	CA-C-N	-9.82	95.59	117.20
3	6-D	1510	GLN	CA-C-N	-9.82	95.59	117.20
3	8-D	1510	GLN	CA-C-N	-9.82	95.59	117.20
3	1-P	1510	GLN	CA-C-N	-9.82	95.60	117.20
3	1-V	1510	GLN	CA-C-N	-9.81	95.61	117.20
6	2-N	356	THR	N-CA-CB	9.81	128.95	110.30
6	4-N	356	THR	N-CA-CB	9.81	128.95	110.30
6	5-N	356	THR	N-CA-CB	9.81	128.95	110.30
6	6-N	356	THR	N-CA-CB	9.81	128.95	110.30
6	7-N	356	THR	N-CA-CB	9.81	128.95	110.30
3	2-J	1510	GLN	CA-C-N	-9.81	95.62	117.20
3	3-J	1510	GLN	CA-C-N	-9.81	95.62	117.20
3	4-J	1510	GLN	CA-C-N	-9.81	95.62	117.20
3	5-J	1510	GLN	CA-C-N	-9.81	95.62	117.20
3	6-J	1510	GLN	CA-C-N	-9.81	95.62	117.20
3	7-J	1510	GLN	CA-C-N	-9.81	95.62	117.20
3	8-J	1510	GLN	CA-C-N	-9.81	95.62	117.20
6	1-N	409	PRO	N-CA-CB	9.80	115.06	103.30
6	2-Z	409	PRO	N-CA-CB	9.80	115.06	103.30
6	4-Z	409	PRO	N-CA-CB	9.80	115.06	103.30
3	5-P	1510	GLN	CA-C-N	-9.80	95.64	117.20
6	5-Z	409	PRO	N-CA-CB	9.80	115.06	103.30
6	6-Z	409	PRO	N-CA-CB	9.80	115.06	103.30
3	7-P	1510	GLN	CA-C-N	-9.80	95.64	117.20
6	7-Z	409	PRO	N-CA-CB	9.80	115.06	103.30
5	2-M	339	TYR	N-CA-CB	9.80	128.24	110.60
3	2-P	1510	GLN	CA-C-N	-9.80	95.65	117.20
3	3-P	1510	GLN	CA-C-N	-9.80	95.65	117.20
5	4-M	339	TYR	N-CA-CB	9.80	128.24	110.60
3	4-P	1510	GLN	CA-C-N	-9.80	95.65	117.20
5	5-M	339	TYR	N-CA-CB	9.80	128.24	110.60
5	6-M	339	TYR	N-CA-CB	9.80	128.24	110.60
3	6-P	1510	GLN	CA-C-N	-9.80	95.65	117.20
5	7-M	339	TYR	N-CA-CB	9.80	128.24	110.60

Continued on next page...

Continued from previous page...

Mol	Chain	Res	Type	Atoms	Z	Observed(^{o})	Ideal(^{o})
3	8-P	1510	GLN	CA-C-N	-9.80	95.65	117.20
5	1-G	339	TYR	N-CA-CB	9.79	128.22	110.60
5	2-Y	339	TYR	N-CA-CB	9.79	128.21	110.60
5	4-Y	339	TYR	N-CA-CB	9.79	128.21	110.60
5	5-Y	339	TYR	N-CA-CB	9.79	128.21	110.60
5	6-Y	339	TYR	N-CA-CB	9.79	128.21	110.60
5	7-Y	339	TYR	N-CA-CB	9.79	128.21	110.60
5	1-S	339	TYR	N-CA-CB	9.78	128.21	110.60
5	1-Y	339	TYR	N-CA-CB	9.78	128.21	110.60
6	3-N	409	PRO	N-CA-CB	9.78	115.03	103.30
5	4-S	339	TYR	N-CA-CB	9.78	128.20	110.60
5	5-S	339	TYR	N-CA-CB	9.78	128.20	110.60
5	6-S	339	TYR	N-CA-CB	9.78	128.20	110.60
5	7-S	339	TYR	N-CA-CB	9.78	128.20	110.60
6	8-N	409	PRO	N-CA-CB	9.78	115.03	103.30
5	8-S	339	TYR	N-CA-CB	9.78	128.20	110.60
5	3-M	339	TYR	N-CA-CB	9.77	128.18	110.60
5	8-M	339	TYR	N-CA-CB	9.77	128.18	110.60
5	2-S	339	TYR	N-CA-CB	9.77	128.18	110.60
5	3-S	339	TYR	N-CA-CB	9.77	128.18	110.60
5	4-G	339	TYR	N-CA-CB	9.77	128.18	110.60
5	5-G	339	TYR	N-CA-CB	9.77	128.18	110.60
5	6-G	339	TYR	N-CA-CB	9.77	128.18	110.60
5	7-G	339	TYR	N-CA-CB	9.77	128.18	110.60
5	8-G	339	TYR	N-CA-CB	9.77	128.18	110.60
4	1-R	395	ILE	O-C-N	-9.76	107.09	122.70
5	3-Y	339	TYR	N-CA-CB	9.76	128.16	110.60
5	8-Y	339	TYR	N-CA-CB	9.76	128.16	110.60
4	1-F	395	ILE	O-C-N	-9.75	107.10	122.70
5	1-M	339	TYR	N-CA-CB	9.75	128.15	110.60
4	1-L	395	ILE	O-C-N	-9.75	107.10	122.70
5	2-G	339	TYR	N-CA-CB	9.75	128.14	110.60
5	3-G	339	TYR	N-CA-CB	9.75	128.14	110.60
4	1-X	395	ILE	O-C-N	-9.74	107.11	122.70
4	2-F	395	ILE	O-C-N	-9.74	107.11	122.70
4	3-F	395	ILE	O-C-N	-9.74	107.11	122.70
4	2-X	395	ILE	O-C-N	-9.74	107.12	122.70
4	4-X	395	ILE	O-C-N	-9.74	107.12	122.70
4	5-X	395	ILE	O-C-N	-9.74	107.12	122.70
4	6-X	395	ILE	O-C-N	-9.74	107.12	122.70
4	7-X	395	ILE	O-C-N	-9.74	107.12	122.70
4	3-X	395	ILE	O-C-N	-9.73	107.13	122.70

Continued on next page...

Continued from previous page...

Mol	Chain	Res	Type	Atoms	Z	Observed(^{o})	Ideal(^{o})
4	8-X	395	ILE	O-C-N	-9.73	107.13	122.70
4	4-R	395	ILE	O-C-N	-9.73	107.13	122.70
4	5-R	395	ILE	O-C-N	-9.73	107.13	122.70
4	6-R	395	ILE	O-C-N	-9.73	107.13	122.70
4	7-R	395	ILE	O-C-N	-9.73	107.13	122.70
4	8-R	395	ILE	O-C-N	-9.73	107.13	122.70
4	2-L	395	ILE	O-C-N	-9.72	107.14	122.70
4	3-L	395	ILE	O-C-N	-9.72	107.14	122.70
4	4-L	395	ILE	O-C-N	-9.72	107.14	122.70
4	5-L	395	ILE	O-C-N	-9.72	107.14	122.70
4	6-L	395	ILE	O-C-N	-9.72	107.14	122.70
4	7-L	395	ILE	O-C-N	-9.72	107.14	122.70
4	8-L	395	ILE	O-C-N	-9.72	107.14	122.70
4	1-L	235	ASP	N-CA-CB	-9.72	93.10	110.60
3	2-J	1488	GLY	CA-C-N	-9.72	95.81	117.20
3	3-J	1488	GLY	CA-C-N	-9.72	95.81	117.20
3	4-J	1488	GLY	CA-C-N	-9.72	95.81	117.20
3	5-J	1488	GLY	CA-C-N	-9.72	95.81	117.20
3	6-J	1488	GLY	CA-C-N	-9.72	95.81	117.20
3	7-J	1488	GLY	CA-C-N	-9.72	95.81	117.20
3	8-J	1488	GLY	CA-C-N	-9.72	95.81	117.20
4	1-X	235	ASP	N-CA-CB	-9.72	93.11	110.60
3	2-D	1488	GLY	CA-C-N	-9.71	95.83	117.20
3	3-D	1488	GLY	CA-C-N	-9.71	95.83	117.20
3	4-D	1488	GLY	CA-C-N	-9.71	95.83	117.20
3	6-D	1488	GLY	CA-C-N	-9.71	95.83	117.20
3	8-D	1488	GLY	CA-C-N	-9.71	95.83	117.20
3	1-D	1488	GLY	CA-C-N	-9.71	95.83	117.20
3	5-D	1488	GLY	CA-C-N	-9.71	95.83	117.20
3	7-D	1488	GLY	CA-C-N	-9.71	95.83	117.20
4	1-F	235	ASP	N-CA-CB	-9.71	93.12	110.60
3	1-P	1488	GLY	CA-C-N	-9.71	95.84	117.20
4	3-L	394	GLU	CB-CA-C	-9.71	90.98	110.40
4	8-L	394	GLU	CB-CA-C	-9.71	90.98	110.40
3	2-P	1488	GLY	CA-C-N	-9.71	95.85	117.20
3	2-V	1488	GLY	CA-C-N	-9.71	95.85	117.20
3	3-P	1488	GLY	CA-C-N	-9.71	95.85	117.20
3	3-V	1488	GLY	CA-C-N	-9.71	95.85	117.20
4	4-F	395	ILE	O-C-N	-9.71	107.17	122.70
3	4-P	1488	GLY	CA-C-N	-9.71	95.85	117.20
3	4-V	1488	GLY	CA-C-N	-9.71	95.85	117.20
4	5-F	395	ILE	O-C-N	-9.71	107.17	122.70

Continued on next page...

Continued from previous page...

Mol	Chain	Res	Type	Atoms	Z	Observed(^{o})	Ideal(^{o})
3	5-V	1488	GLY	CA-C-N	-9.71	95.85	117.20
4	6-F	395	ILE	O-C-N	-9.71	107.17	122.70
3	6-P	1488	GLY	CA-C-N	-9.71	95.85	117.20
3	6-V	1488	GLY	CA-C-N	-9.71	95.85	117.20
4	7-F	395	ILE	O-C-N	-9.71	107.17	122.70
3	7-V	1488	GLY	CA-C-N	-9.71	95.85	117.20
4	8-F	395	ILE	O-C-N	-9.71	107.17	122.70
3	8-P	1488	GLY	CA-C-N	-9.71	95.85	117.20
3	8-V	1488	GLY	CA-C-N	-9.71	95.85	117.20
4	1-F	394	GLU	CB-CA-C	-9.70	91.00	110.40
3	1-J	1488	GLY	CA-C-N	-9.70	95.86	117.20
4	4-R	394	GLU	CB-CA-C	-9.70	91.00	110.40
4	5-R	394	GLU	CB-CA-C	-9.70	91.00	110.40
4	6-R	394	GLU	CB-CA-C	-9.70	91.00	110.40
4	7-R	394	GLU	CB-CA-C	-9.70	91.00	110.40
4	8-R	394	GLU	CB-CA-C	-9.70	91.00	110.40
3	1-V	1488	GLY	CA-C-N	-9.69	95.87	117.20
4	1-R	235	ASP	N-CA-CB	-9.69	93.16	110.60
4	1-R	394	GLU	CB-CA-C	-9.69	91.02	110.40
4	2-R	395	ILE	O-C-N	-9.69	107.19	122.70
4	3-R	395	ILE	O-C-N	-9.69	107.19	122.70
4	2-F	394	GLU	CB-CA-C	-9.69	91.03	110.40
4	2-L	394	GLU	CB-CA-C	-9.69	91.03	110.40
4	2-X	394	GLU	CB-CA-C	-9.69	91.03	110.40
4	3-F	394	GLU	CB-CA-C	-9.69	91.03	110.40
4	3-X	394	GLU	CB-CA-C	-9.69	91.03	110.40
4	4-L	394	GLU	CB-CA-C	-9.69	91.03	110.40
4	4-X	394	GLU	CB-CA-C	-9.69	91.03	110.40
4	5-L	394	GLU	CB-CA-C	-9.69	91.03	110.40
4	5-X	394	GLU	CB-CA-C	-9.69	91.03	110.40
4	6-L	394	GLU	CB-CA-C	-9.69	91.03	110.40
4	6-X	394	GLU	CB-CA-C	-9.69	91.03	110.40
4	7-L	394	GLU	CB-CA-C	-9.69	91.03	110.40
4	7-X	394	GLU	CB-CA-C	-9.69	91.03	110.40
4	8-X	394	GLU	CB-CA-C	-9.69	91.03	110.40
4	1-X	394	GLU	CB-CA-C	-9.68	91.03	110.40
3	5-D	1511	GLN	O-C-N	9.68	138.19	122.70
3	7-D	1511	GLN	O-C-N	9.68	138.19	122.70
6	1-H	411	GLU	C-N-CA	9.68	145.90	121.70
6	1-N	411	GLU	C-N-CA	9.68	145.90	121.70
5	2-M	320	LYS	N-CA-C	9.68	137.14	111.00
5	3-M	320	LYS	N-CA-C	9.68	137.14	111.00

Continued on next page...

Continued from previous page...

Mol	Chain	Res	Type	Atoms	Z	Observed(^{o})	Ideal(^{o})
5	4-M	320	LYS	N-CA-C	9.68	137.14	111.00
5	5-M	320	LYS	N-CA-C	9.68	137.14	111.00
5	6-M	320	LYS	N-CA-C	9.68	137.14	111.00
5	7-M	320	LYS	N-CA-C	9.68	137.14	111.00
5	8-M	320	LYS	N-CA-C	9.68	137.14	111.00
3	5-P	1488	GLY	CA-C-N	-9.68	95.91	117.20
3	7-P	1488	GLY	CA-C-N	-9.68	95.91	117.20
5	2-S	320	LYS	N-CA-C	9.68	137.13	111.00
5	3-S	320	LYS	N-CA-C	9.68	137.13	111.00
4	4-F	394	GLU	CB-CA-C	-9.68	91.05	110.40
4	5-F	394	GLU	CB-CA-C	-9.68	91.05	110.40
4	6-F	394	GLU	CB-CA-C	-9.68	91.05	110.40
4	7-F	394	GLU	CB-CA-C	-9.68	91.05	110.40
4	8-F	394	GLU	CB-CA-C	-9.68	91.05	110.40
4	1-L	394	GLU	CB-CA-C	-9.68	91.05	110.40
6	1-T	411	GLU	C-N-CA	9.67	145.88	121.70
3	1-J	1511	GLN	O-C-N	9.67	138.17	122.70
3	1-P	1511	GLN	O-C-N	9.67	138.17	122.70
5	1-Y	320	LYS	N-CA-C	9.67	137.10	111.00
6	4-H	411	GLU	C-N-CA	9.67	145.87	121.70
6	4-T	411	GLU	C-N-CA	9.67	145.87	121.70
6	5-H	411	GLU	C-N-CA	9.67	145.87	121.70
3	5-P	1511	GLN	O-C-N	9.67	138.16	122.70
6	5-T	411	GLU	C-N-CA	9.67	145.87	121.70
6	6-H	411	GLU	C-N-CA	9.67	145.87	121.70
6	6-T	411	GLU	C-N-CA	9.67	145.87	121.70
6	7-H	411	GLU	C-N-CA	9.67	145.87	121.70
3	7-P	1511	GLN	O-C-N	9.67	138.16	122.70
6	7-T	411	GLU	C-N-CA	9.67	145.87	121.70
6	8-H	411	GLU	C-N-CA	9.67	145.87	121.70
6	8-T	411	GLU	C-N-CA	9.67	145.87	121.70
3	1-V	1511	GLN	O-C-N	9.66	138.16	122.70
3	2-D	1511	GLN	O-C-N	9.66	138.16	122.70
4	2-R	394	GLU	CB-CA-C	-9.66	91.07	110.40
6	2-Z	411	GLU	C-N-CA	9.66	145.86	121.70
3	3-D	1511	GLN	O-C-N	9.66	138.16	122.70
4	3-R	394	GLU	CB-CA-C	-9.66	91.07	110.40
5	3-Y	320	LYS	N-CA-C	9.66	137.09	111.00
6	3-Z	411	GLU	C-N-CA	9.66	145.86	121.70
3	4-D	1511	GLN	O-C-N	9.66	138.16	122.70
6	4-Z	411	GLU	C-N-CA	9.66	145.86	121.70
6	5-Z	411	GLU	C-N-CA	9.66	145.86	121.70

Continued on next page...

Continued from previous page...

Mol	Chain	Res	Type	Atoms	Z	Observed(^{o})	Ideal(^{o})
3	6-D	1511	GLN	O-C-N	9.66	138.16	122.70
6	6-Z	411	GLU	C-N-CA	9.66	145.86	121.70
6	7-Z	411	GLU	C-N-CA	9.66	145.86	121.70
3	8-D	1511	GLN	O-C-N	9.66	138.16	122.70
5	8-Y	320	LYS	N-CA-C	9.66	137.09	111.00
6	8-Z	411	GLU	C-N-CA	9.66	145.86	121.70
5	1-M	320	LYS	N-CA-C	9.66	137.09	111.00
6	2-T	411	GLU	C-N-CA	9.66	145.85	121.70
6	3-T	411	GLU	C-N-CA	9.66	145.85	121.70
6	2-N	411	GLU	C-N-CA	9.66	145.85	121.70
5	4-G	320	LYS	N-CA-C	9.66	137.08	111.00
6	4-N	411	GLU	C-N-CA	9.66	145.85	121.70
5	4-S	320	LYS	N-CA-C	9.66	137.08	111.00
5	5-G	320	LYS	N-CA-C	9.66	137.08	111.00
6	5-N	411	GLU	C-N-CA	9.66	145.85	121.70
5	5-S	320	LYS	N-CA-C	9.66	137.08	111.00
5	6-G	320	LYS	N-CA-C	9.66	137.08	111.00
6	6-N	411	GLU	C-N-CA	9.66	145.85	121.70
5	6-S	320	LYS	N-CA-C	9.66	137.08	111.00
5	7-G	320	LYS	N-CA-C	9.66	137.08	111.00
6	7-N	411	GLU	C-N-CA	9.66	145.85	121.70
5	7-S	320	LYS	N-CA-C	9.66	137.08	111.00
5	8-G	320	LYS	N-CA-C	9.66	137.08	111.00
5	8-S	320	LYS	N-CA-C	9.66	137.08	111.00
5	1-S	320	LYS	N-CA-C	9.66	137.08	111.00
5	2-G	320	LYS	N-CA-C	9.66	137.08	111.00
6	2-H	411	GLU	C-N-CA	9.66	145.85	121.70
5	2-Y	320	LYS	N-CA-C	9.66	137.08	111.00
5	3-G	320	LYS	N-CA-C	9.66	137.08	111.00
6	3-H	411	GLU	C-N-CA	9.66	145.85	121.70
5	4-Y	320	LYS	N-CA-C	9.66	137.08	111.00
5	5-Y	320	LYS	N-CA-C	9.66	137.08	111.00
5	6-Y	320	LYS	N-CA-C	9.66	137.08	111.00
5	7-Y	320	LYS	N-CA-C	9.66	137.08	111.00
6	1-Z	411	GLU	C-N-CA	9.66	145.84	121.70
6	3-N	411	GLU	C-N-CA	9.66	145.84	121.70
6	8-N	411	GLU	C-N-CA	9.66	145.84	121.70
3	2-P	1511	GLN	O-C-N	9.65	138.15	122.70
3	3-P	1511	GLN	O-C-N	9.65	138.15	122.70
3	4-P	1511	GLN	O-C-N	9.65	138.15	122.70
3	6-P	1511	GLN	O-C-N	9.65	138.15	122.70
3	8-P	1511	GLN	O-C-N	9.65	138.15	122.70

Continued on next page...

Continued from previous page...

Mol	Chain	Res	Type	Atoms	Z	Observed(^{o})	Ideal(^{o})
3	2-J	1511	GLN	O-C-N	9.65	138.14	122.70
3	3-J	1511	GLN	O-C-N	9.65	138.14	122.70
3	4-J	1511	GLN	O-C-N	9.65	138.14	122.70
3	5-J	1511	GLN	O-C-N	9.65	138.14	122.70
3	6-J	1511	GLN	O-C-N	9.65	138.14	122.70
3	7-J	1511	GLN	O-C-N	9.65	138.14	122.70
3	8-J	1511	GLN	O-C-N	9.65	138.14	122.70
5	1-G	320	LYS	N-CA-C	9.65	137.05	111.00
3	2-V	1511	GLN	O-C-N	9.64	138.13	122.70
3	3-V	1511	GLN	O-C-N	9.64	138.13	122.70
3	4-V	1511	GLN	O-C-N	9.64	138.13	122.70
3	5-V	1511	GLN	O-C-N	9.64	138.13	122.70
3	6-V	1511	GLN	O-C-N	9.64	138.13	122.70
3	7-V	1511	GLN	O-C-N	9.64	138.13	122.70
3	8-V	1511	GLN	O-C-N	9.64	138.13	122.70
3	1-D	1511	GLN	O-C-N	9.64	138.13	122.70
6	1-Z	462	GLY	C-N-CA	9.61	145.72	121.70
6	2-H	462	GLY	C-N-CA	9.61	145.72	121.70
6	3-H	462	GLY	C-N-CA	9.61	145.72	121.70
4	1-R	487	ASP	N-CA-C	-9.61	85.06	111.00
4	1-F	487	ASP	N-CA-C	-9.61	85.07	111.00
6	2-N	462	GLY	C-N-CA	9.61	145.72	121.70
6	3-Z	462	GLY	C-N-CA	9.61	145.72	121.70
6	4-N	462	GLY	C-N-CA	9.61	145.72	121.70
6	5-N	462	GLY	C-N-CA	9.61	145.72	121.70
6	6-N	462	GLY	C-N-CA	9.61	145.72	121.70
6	7-N	462	GLY	C-N-CA	9.61	145.72	121.70
6	8-Z	462	GLY	C-N-CA	9.61	145.72	121.70
4	1-X	487	ASP	N-CA-C	-9.60	85.07	111.00
6	4-H	462	GLY	C-N-CA	9.60	145.70	121.70
4	4-R	487	ASP	N-CA-C	-9.60	85.08	111.00
6	5-H	462	GLY	C-N-CA	9.60	145.70	121.70
4	5-R	487	ASP	N-CA-C	-9.60	85.08	111.00
6	6-H	462	GLY	C-N-CA	9.60	145.70	121.70
4	6-R	487	ASP	N-CA-C	-9.60	85.08	111.00
6	7-H	462	GLY	C-N-CA	9.60	145.70	121.70
4	7-R	487	ASP	N-CA-C	-9.60	85.08	111.00
6	8-H	462	GLY	C-N-CA	9.60	145.70	121.70
4	8-R	487	ASP	N-CA-C	-9.60	85.08	111.00
4	2-X	487	ASP	N-CA-C	-9.60	85.08	111.00
4	4-X	487	ASP	N-CA-C	-9.60	85.08	111.00
4	5-X	487	ASP	N-CA-C	-9.60	85.08	111.00

Continued on next page...

Continued from previous page...

Mol	Chain	Res	Type	Atoms	Z	Observed(^{o})	Ideal(^{o})
4	6-X	487	ASP	N-CA-C	-9.60	85.08	111.00
4	7-X	487	ASP	N-CA-C	-9.60	85.08	111.00
6	4-T	462	GLY	C-N-CA	9.60	145.69	121.70
6	5-T	462	GLY	C-N-CA	9.60	145.69	121.70
6	6-T	462	GLY	C-N-CA	9.60	145.69	121.70
6	7-T	462	GLY	C-N-CA	9.60	145.69	121.70
6	8-T	462	GLY	C-N-CA	9.60	145.69	121.70
6	1-H	462	GLY	C-N-CA	9.60	145.69	121.70
6	1-T	462	GLY	C-N-CA	9.60	145.69	121.70
6	1-N	462	GLY	C-N-CA	9.59	145.69	121.70
4	2-F	487	ASP	N-CA-C	-9.59	85.10	111.00
4	3-F	487	ASP	N-CA-C	-9.59	85.10	111.00
4	3-L	487	ASP	N-CA-C	-9.59	85.10	111.00
4	8-L	487	ASP	N-CA-C	-9.59	85.10	111.00
4	2-R	487	ASP	N-CA-C	-9.59	85.10	111.00
6	2-Z	462	GLY	C-N-CA	9.59	145.68	121.70
4	3-R	487	ASP	N-CA-C	-9.59	85.10	111.00
6	7-Z	462	GLY	C-N-CA	9.59	145.68	121.70
4	1-L	487	ASP	N-CA-C	-9.59	85.11	111.00
6	2-T	462	GLY	C-N-CA	9.59	145.68	121.70
6	3-T	462	GLY	C-N-CA	9.59	145.68	121.70
6	4-Z	462	GLY	C-N-CA	9.59	145.68	121.70
6	5-Z	462	GLY	C-N-CA	9.59	145.68	121.70
6	6-Z	462	GLY	C-N-CA	9.59	145.68	121.70
4	2-L	487	ASP	N-CA-C	-9.59	85.12	111.00
4	4-L	487	ASP	N-CA-C	-9.59	85.12	111.00
4	5-L	487	ASP	N-CA-C	-9.59	85.12	111.00
4	6-L	487	ASP	N-CA-C	-9.59	85.12	111.00
4	7-L	487	ASP	N-CA-C	-9.59	85.12	111.00
4	3-X	487	ASP	N-CA-C	-9.58	85.13	111.00
4	4-F	487	ASP	N-CA-C	-9.58	85.14	111.00
4	5-F	487	ASP	N-CA-C	-9.58	85.14	111.00
4	6-F	487	ASP	N-CA-C	-9.58	85.14	111.00
4	7-F	487	ASP	N-CA-C	-9.58	85.14	111.00
4	8-F	487	ASP	N-CA-C	-9.58	85.14	111.00
4	8-X	487	ASP	N-CA-C	-9.58	85.13	111.00
6	3-N	462	GLY	C-N-CA	9.58	145.64	121.70
6	8-N	462	GLY	C-N-CA	9.58	145.64	121.70
6	1-N	374	SER	CB-CA-C	-9.56	91.93	110.10
6	2-Z	374	SER	CB-CA-C	-9.55	91.95	110.10
6	4-Z	374	SER	CB-CA-C	-9.55	91.95	110.10
6	5-Z	374	SER	CB-CA-C	-9.55	91.95	110.10

Continued on next page...

Continued from previous page...

Mol	Chain	Res	Type	Atoms	Z	Observed(^{o})	Ideal(^{o})
6	6-Z	374	SER	CB-CA-C	-9.55	91.95	110.10
6	7-Z	374	SER	CB-CA-C	-9.55	91.95	110.10
6	1-H	374	SER	CB-CA-C	-9.55	91.96	110.10
6	1-Z	374	SER	CB-CA-C	-9.54	91.97	110.10
6	2-T	374	SER	CB-CA-C	-9.54	91.97	110.10
6	3-T	374	SER	CB-CA-C	-9.54	91.97	110.10
6	3-Z	374	SER	CB-CA-C	-9.55	91.96	110.10
6	8-Z	374	SER	CB-CA-C	-9.55	91.96	110.10
6	4-T	374	SER	CB-CA-C	-9.54	91.98	110.10
6	5-T	374	SER	CB-CA-C	-9.54	91.98	110.10
6	6-T	374	SER	CB-CA-C	-9.54	91.98	110.10
6	7-T	374	SER	CB-CA-C	-9.54	91.98	110.10
6	8-T	374	SER	CB-CA-C	-9.54	91.98	110.10
3	1-J	1511	GLN	CA-C-N	-9.54	96.22	117.20
6	3-N	374	SER	CB-CA-C	-9.54	91.98	110.10
5	4-S	339	TYR	CA-C-O	-9.54	100.07	120.10
5	5-S	339	TYR	CA-C-O	-9.54	100.07	120.10
5	6-S	339	TYR	CA-C-O	-9.54	100.07	120.10
5	7-S	339	TYR	CA-C-O	-9.54	100.07	120.10
6	8-N	374	SER	CB-CA-C	-9.54	91.98	110.10
5	8-S	339	TYR	CA-C-O	-9.54	100.07	120.10
6	2-N	374	SER	CB-CA-C	-9.53	91.99	110.10
6	4-N	374	SER	CB-CA-C	-9.53	91.99	110.10
6	5-N	374	SER	CB-CA-C	-9.53	91.99	110.10
6	6-N	374	SER	CB-CA-C	-9.53	91.99	110.10
6	7-N	374	SER	CB-CA-C	-9.53	91.99	110.10
6	2-H	374	SER	CB-CA-C	-9.53	91.99	110.10
3	2-J	1511	GLN	CA-C-N	-9.53	96.23	117.20
6	3-H	374	SER	CB-CA-C	-9.53	91.99	110.10
3	3-J	1511	GLN	CA-C-N	-9.53	96.23	117.20
3	4-J	1511	GLN	CA-C-N	-9.53	96.23	117.20
3	5-J	1511	GLN	CA-C-N	-9.53	96.23	117.20
3	6-J	1511	GLN	CA-C-N	-9.53	96.23	117.20
3	7-J	1511	GLN	CA-C-N	-9.53	96.23	117.20
3	8-J	1511	GLN	CA-C-N	-9.53	96.23	117.20
6	4-H	374	SER	CB-CA-C	-9.53	92.00	110.10
6	5-H	374	SER	CB-CA-C	-9.53	92.00	110.10
6	6-H	374	SER	CB-CA-C	-9.53	92.00	110.10
6	7-H	374	SER	CB-CA-C	-9.53	92.00	110.10
6	8-H	374	SER	CB-CA-C	-9.53	92.00	110.10
5	1-G	339	TYR	CA-C-O	-9.53	100.09	120.10
6	1-T	374	SER	CB-CA-C	-9.53	92.00	110.10

Continued on next page...

Continued from previous page...

Mol	Chain	Res	Type	Atoms	Z	Observed(^{o})	Ideal(^{o})
3	2-D	1511	GLN	CA-C-N	-9.52	96.25	117.20
3	3-D	1511	GLN	CA-C-N	-9.52	96.25	117.20
3	4-D	1511	GLN	CA-C-N	-9.52	96.25	117.20
3	6-D	1511	GLN	CA-C-N	-9.52	96.25	117.20
3	8-D	1511	GLN	CA-C-N	-9.52	96.25	117.20
5	4-G	339	TYR	CA-C-O	-9.52	100.11	120.10
3	5-D	1511	GLN	CA-C-N	-9.52	96.26	117.20
5	5-G	339	TYR	CA-C-O	-9.52	100.11	120.10
5	6-G	339	TYR	CA-C-O	-9.52	100.11	120.10
3	7-D	1511	GLN	CA-C-N	-9.52	96.26	117.20
5	7-G	339	TYR	CA-C-O	-9.52	100.11	120.10
5	8-G	339	TYR	CA-C-O	-9.52	100.11	120.10
3	1-D	1506	VAL	CA-C-N	-9.52	96.27	117.20
3	2-J	1485	ALA	C-N-CA	-9.52	97.91	121.70
5	2-S	339	TYR	CA-C-O	-9.52	100.12	120.10
3	3-J	1485	ALA	C-N-CA	-9.52	97.91	121.70
5	3-S	339	TYR	CA-C-O	-9.52	100.12	120.10
3	4-J	1485	ALA	C-N-CA	-9.52	97.91	121.70
3	5-J	1485	ALA	C-N-CA	-9.52	97.91	121.70
3	5-P	1511	GLN	CA-C-N	-9.52	96.27	117.20
3	6-J	1485	ALA	C-N-CA	-9.52	97.91	121.70
3	7-J	1485	ALA	C-N-CA	-9.52	97.91	121.70
3	7-P	1511	GLN	CA-C-N	-9.52	96.27	117.20
3	8-J	1485	ALA	C-N-CA	-9.52	97.91	121.70
3	1-V	1511	GLN	CA-C-N	-9.51	96.27	117.20
3	2-D	1485	ALA	C-N-CA	-9.51	97.92	121.70
3	3-D	1485	ALA	C-N-CA	-9.51	97.92	121.70
3	4-D	1485	ALA	C-N-CA	-9.51	97.92	121.70
3	6-D	1485	ALA	C-N-CA	-9.51	97.92	121.70
3	8-D	1485	ALA	C-N-CA	-9.51	97.92	121.70
3	1-P	1511	GLN	CA-C-N	-9.51	96.28	117.20
3	1-J	1485	ALA	C-N-CA	-9.51	97.93	121.70
5	2-M	339	TYR	CA-C-O	-9.51	100.13	120.10
3	2-V	1485	ALA	C-N-CA	-9.51	97.93	121.70
3	2-V	1511	GLN	CA-C-N	-9.51	96.28	117.20
3	3-V	1485	ALA	C-N-CA	-9.51	97.93	121.70
3	3-V	1511	GLN	CA-C-N	-9.51	96.28	117.20
5	3-Y	339	TYR	CA-C-O	-9.51	100.13	120.10
5	4-M	339	TYR	CA-C-O	-9.51	100.13	120.10
3	4-V	1485	ALA	C-N-CA	-9.51	97.93	121.70
3	4-V	1511	GLN	CA-C-N	-9.51	96.28	117.20
3	5-D	1485	ALA	C-N-CA	-9.51	97.93	121.70

Continued on next page...

Continued from previous page...

Mol	Chain	Res	Type	Atoms	Z	Observed(^{o})	Ideal(^{o})
5	5-M	339	TYR	CA-C-O	-9.51	100.13	120.10
3	5-P	1485	ALA	C-N-CA	-9.51	97.93	121.70
3	5-V	1485	ALA	C-N-CA	-9.51	97.93	121.70
3	5-V	1511	GLN	CA-C-N	-9.51	96.28	117.20
5	6-M	339	TYR	CA-C-O	-9.51	100.13	120.10
3	6-V	1485	ALA	C-N-CA	-9.51	97.93	121.70
3	6-V	1511	GLN	CA-C-N	-9.51	96.28	117.20
3	7-D	1485	ALA	C-N-CA	-9.51	97.93	121.70
5	7-M	339	TYR	CA-C-O	-9.51	100.13	120.10
3	7-P	1485	ALA	C-N-CA	-9.51	97.93	121.70
3	7-V	1485	ALA	C-N-CA	-9.51	97.93	121.70
3	7-V	1511	GLN	CA-C-N	-9.51	96.28	117.20
3	8-V	1485	ALA	C-N-CA	-9.51	97.93	121.70
3	8-V	1511	GLN	CA-C-N	-9.51	96.28	117.20
5	8-Y	339	TYR	CA-C-O	-9.51	100.13	120.10
3	1-J	1506	VAL	CA-C-N	-9.51	96.28	117.20
3	1-P	1485	ALA	C-N-CA	-9.51	97.93	121.70
3	2-P	1485	ALA	C-N-CA	-9.51	97.93	121.70
3	2-P	1511	GLN	CA-C-N	-9.51	96.28	117.20
3	3-P	1485	ALA	C-N-CA	-9.51	97.93	121.70
3	3-P	1511	GLN	CA-C-N	-9.51	96.28	117.20
3	4-P	1485	ALA	C-N-CA	-9.51	97.93	121.70
3	4-P	1511	GLN	CA-C-N	-9.51	96.28	117.20
3	6-P	1485	ALA	C-N-CA	-9.51	97.93	121.70
3	6-P	1511	GLN	CA-C-N	-9.51	96.28	117.20
3	8-P	1485	ALA	C-N-CA	-9.51	97.93	121.70
3	8-P	1511	GLN	CA-C-N	-9.51	96.28	117.20
3	1-D	1485	ALA	C-N-CA	-9.51	97.94	121.70
3	1-D	1511	GLN	CA-C-N	-9.50	96.29	117.20
3	1-V	1506	VAL	CA-C-N	-9.50	96.30	117.20
5	2-G	339	TYR	CA-C-O	-9.50	100.14	120.10
5	3-G	339	TYR	CA-C-O	-9.50	100.14	120.10
5	3-M	339	TYR	CA-C-O	-9.50	100.15	120.10
5	8-M	339	TYR	CA-C-O	-9.50	100.15	120.10
3	2-V	1506	VAL	CA-C-N	-9.50	96.31	117.20
3	3-V	1506	VAL	CA-C-N	-9.50	96.31	117.20
3	4-V	1506	VAL	CA-C-N	-9.50	96.31	117.20
3	5-P	1506	VAL	CA-C-N	-9.50	96.31	117.20
3	5-V	1506	VAL	CA-C-N	-9.50	96.31	117.20
3	6-V	1506	VAL	CA-C-N	-9.50	96.31	117.20
3	7-P	1506	VAL	CA-C-N	-9.50	96.31	117.20
3	7-V	1506	VAL	CA-C-N	-9.50	96.31	117.20

Continued on next page...

Continued from previous page...

Mol	Chain	Res	Type	Atoms	Z	Observed(^{o})	Ideal(^{o})
3	8-V	1506	VAL	CA-C-N	-9.50	96.31	117.20
4	1-L	462	GLU	CB-CA-C	-9.49	91.41	110.40
4	2-R	462	GLU	CB-CA-C	-9.49	91.41	110.40
4	3-R	462	GLU	CB-CA-C	-9.49	91.41	110.40
5	1-S	339	TYR	CA-C-O	-9.49	100.17	120.10
4	1-F	462	GLU	CB-CA-C	-9.49	91.42	110.40
3	1-P	1506	VAL	CA-C-N	-9.49	96.32	117.20
3	2-P	1506	VAL	CA-C-N	-9.49	96.32	117.20
3	3-P	1506	VAL	CA-C-N	-9.49	96.32	117.20
3	4-P	1506	VAL	CA-C-N	-9.49	96.32	117.20
3	6-P	1506	VAL	CA-C-N	-9.49	96.32	117.20
3	8-P	1506	VAL	CA-C-N	-9.49	96.32	117.20
3	1-V	1485	ALA	C-N-CA	-9.48	97.99	121.70
4	2-L	462	GLU	CB-CA-C	-9.48	91.43	110.40
4	4-L	462	GLU	CB-CA-C	-9.48	91.43	110.40
4	4-R	462	GLU	CB-CA-C	-9.48	91.43	110.40
3	5-D	1506	VAL	CA-C-N	-9.48	96.34	117.20
4	5-L	462	GLU	CB-CA-C	-9.48	91.43	110.40
4	5-R	462	GLU	CB-CA-C	-9.48	91.43	110.40
4	6-L	462	GLU	CB-CA-C	-9.48	91.43	110.40
4	6-R	462	GLU	CB-CA-C	-9.48	91.43	110.40
3	7-D	1506	VAL	CA-C-N	-9.48	96.34	117.20
4	7-L	462	GLU	CB-CA-C	-9.48	91.43	110.40
4	7-R	462	GLU	CB-CA-C	-9.48	91.43	110.40
4	8-R	462	GLU	CB-CA-C	-9.48	91.43	110.40
3	2-D	1506	VAL	CA-C-N	-9.48	96.34	117.20
5	1-M	339	TYR	CA-C-O	-9.48	100.19	120.10
4	2-F	462	GLU	CB-CA-C	-9.48	91.44	110.40
3	2-J	1506	VAL	CA-C-N	-9.48	96.34	117.20
5	2-Y	339	TYR	CA-C-O	-9.48	100.19	120.10
3	3-D	1506	VAL	CA-C-N	-9.48	96.34	117.20
4	3-F	462	GLU	CB-CA-C	-9.48	91.44	110.40
3	3-J	1506	VAL	CA-C-N	-9.48	96.34	117.20
3	4-D	1506	VAL	CA-C-N	-9.48	96.34	117.20
4	4-F	462	GLU	CB-CA-C	-9.48	91.44	110.40
3	4-J	1506	VAL	CA-C-N	-9.48	96.34	117.20
5	4-Y	339	TYR	CA-C-O	-9.48	100.19	120.10
5	5-Y	339	TYR	CA-C-O	-9.48	100.19	120.10
4	5-F	462	GLU	CB-CA-C	-9.48	91.44	110.40
3	5-J	1506	VAL	CA-C-N	-9.48	96.34	117.20
3	6-D	1506	VAL	CA-C-N	-9.48	96.34	117.20
4	6-F	462	GLU	CB-CA-C	-9.48	91.44	110.40

Continued on next page...

Continued from previous page...

Mol	Chain	Res	Type	Atoms	Z	Observed(^{o})	Ideal(^{o})
3	6-J	1506	VAL	CA-C-N	-9.48	96.34	117.20
5	6-Y	339	TYR	CA-C-O	-9.48	100.19	120.10
5	7-Y	339	TYR	CA-C-O	-9.48	100.19	120.10
4	7-F	462	GLU	CB-CA-C	-9.48	91.44	110.40
3	7-J	1506	VAL	CA-C-N	-9.48	96.34	117.20
3	8-D	1506	VAL	CA-C-N	-9.48	96.34	117.20
4	8-F	462	GLU	CB-CA-C	-9.48	91.44	110.40
3	8-J	1506	VAL	CA-C-N	-9.48	96.34	117.20
5	1-Y	339	TYR	CA-C-O	-9.48	100.19	120.10
3	1-V	1484	ASP	O-C-N	9.47	137.86	122.70
4	2-X	462	GLU	CB-CA-C	-9.47	91.45	110.40
4	4-X	462	GLU	CB-CA-C	-9.47	91.45	110.40
4	5-X	462	GLU	CB-CA-C	-9.47	91.45	110.40
4	6-X	462	GLU	CB-CA-C	-9.47	91.45	110.40
4	7-X	462	GLU	CB-CA-C	-9.47	91.45	110.40
3	1-P	1484	ASP	O-C-N	9.47	137.85	122.70
4	1-R	462	GLU	CB-CA-C	-9.47	91.46	110.40
4	3-X	462	GLU	CB-CA-C	-9.47	91.47	110.40
4	8-X	462	GLU	CB-CA-C	-9.47	91.47	110.40
3	1-D	1484	ASP	O-C-N	9.46	137.84	122.70
3	1-J	1484	ASP	O-C-N	9.46	137.84	122.70
4	3-L	462	GLU	CB-CA-C	-9.46	91.48	110.40
4	8-L	462	GLU	CB-CA-C	-9.46	91.48	110.40
4	1-X	462	GLU	CB-CA-C	-9.44	91.52	110.40
4	2-X	327	MET	CB-CA-C	-9.44	91.52	110.40
4	4-X	327	MET	CB-CA-C	-9.44	91.52	110.40
4	5-X	327	MET	CB-CA-C	-9.44	91.52	110.40
4	6-X	327	MET	CB-CA-C	-9.44	91.52	110.40
4	7-X	327	MET	CB-CA-C	-9.44	91.52	110.40
6	2-T	405	ASP	N-CA-C	-9.44	85.52	111.00
6	3-T	405	ASP	N-CA-C	-9.44	85.52	111.00
4	2-X	367	THR	CA-C-N	9.43	137.95	117.20
4	4-F	367	THR	CA-C-N	9.43	137.95	117.20
4	4-X	367	THR	CA-C-N	9.43	137.95	117.20
4	5-F	367	THR	CA-C-N	9.43	137.95	117.20
4	5-X	367	THR	CA-C-N	9.43	137.95	117.20
4	6-F	367	THR	CA-C-N	9.43	137.95	117.20
4	6-X	367	THR	CA-C-N	9.43	137.95	117.20
4	7-F	367	THR	CA-C-N	9.43	137.95	117.20
4	7-X	367	THR	CA-C-N	9.43	137.95	117.20
4	8-F	367	THR	CA-C-N	9.43	137.95	117.20
4	1-R	327	MET	CB-CA-C	-9.43	91.54	110.40

Continued on next page...

Continued from previous page...

Mol	Chain	Res	Type	Atoms	Z	Observed(^{o})	Ideal(^{o})
4	3-X	327	MET	CB-CA-C	-9.43	91.54	110.40
4	8-X	327	MET	CB-CA-C	-9.43	91.54	110.40
6	1-Z	405	ASP	N-CA-C	-9.43	85.55	111.00
6	3-Z	405	ASP	N-CA-C	-9.43	85.54	111.00
6	8-Z	405	ASP	N-CA-C	-9.43	85.54	111.00
4	1-X	398	LYS	C-N-CA	-9.43	98.13	121.70
6	2-Z	405	ASP	N-CA-C	-9.43	85.55	111.00
6	1-N	405	ASP	N-CA-C	-9.43	85.55	111.00
3	2-J	1484	ASP	O-C-N	9.43	137.78	122.70
3	3-J	1484	ASP	O-C-N	9.43	137.78	122.70
6	3-N	405	ASP	N-CA-C	-9.43	85.55	111.00
3	4-J	1484	ASP	O-C-N	9.43	137.78	122.70
6	4-Z	405	ASP	N-CA-C	-9.43	85.55	111.00
3	5-J	1484	ASP	O-C-N	9.43	137.78	122.70
6	5-Z	405	ASP	N-CA-C	-9.43	85.55	111.00
3	6-J	1484	ASP	O-C-N	9.43	137.78	122.70
6	6-Z	405	ASP	N-CA-C	-9.43	85.55	111.00
3	7-J	1484	ASP	O-C-N	9.43	137.78	122.70
6	7-Z	405	ASP	N-CA-C	-9.43	85.55	111.00
3	8-J	1484	ASP	O-C-N	9.43	137.78	122.70
6	8-N	405	ASP	N-CA-C	-9.43	85.55	111.00
4	2-L	367	THR	CA-C-N	9.42	137.93	117.20
4	4-L	367	THR	CA-C-N	9.42	137.93	117.20
4	5-L	367	THR	CA-C-N	9.42	137.93	117.20
4	6-L	367	THR	CA-C-N	9.42	137.93	117.20
4	7-L	367	THR	CA-C-N	9.42	137.93	117.20
6	1-T	405	ASP	N-CA-C	-9.42	85.56	111.00
6	2-H	405	ASP	N-CA-C	-9.42	85.56	111.00
6	3-H	405	ASP	N-CA-C	-9.42	85.56	111.00
4	1-X	327	MET	CB-CA-C	-9.42	91.56	110.40
6	4-T	405	ASP	N-CA-C	-9.42	85.56	111.00
3	5-P	1484	ASP	O-C-N	9.42	137.77	122.70
6	5-T	405	ASP	N-CA-C	-9.42	85.56	111.00
6	6-T	405	ASP	N-CA-C	-9.42	85.56	111.00
3	7-P	1484	ASP	O-C-N	9.42	137.77	122.70
6	7-T	405	ASP	N-CA-C	-9.42	85.56	111.00
6	8-T	405	ASP	N-CA-C	-9.42	85.56	111.00
4	2-R	327	MET	CB-CA-C	-9.42	91.56	110.40
4	3-L	367	THR	CA-C-N	9.42	137.92	117.20
4	3-R	327	MET	CB-CA-C	-9.42	91.56	110.40
4	8-L	367	THR	CA-C-N	9.42	137.92	117.20
4	3-L	327	MET	CB-CA-C	-9.42	91.57	110.40

Continued on next page...

Continued from previous page...

Mol	Chain	Res	Type	Atoms	Z	Observed(^{o})	Ideal(^{o})
4	8-L	327	MET	CB-CA-C	-9.42	91.57	110.40
4	2-F	327	MET	CB-CA-C	-9.41	91.57	110.40
4	3-F	327	MET	CB-CA-C	-9.41	91.57	110.40
4	1-F	327	MET	CB-CA-C	-9.41	91.57	110.40
4	1-L	327	MET	CB-CA-C	-9.41	91.58	110.40
4	1-L	367	THR	CA-C-N	9.41	137.91	117.20
6	2-N	405	ASP	N-CA-C	-9.41	85.58	111.00
4	2-R	367	THR	CA-C-N	9.41	137.91	117.20
3	2-V	1484	ASP	O-C-N	9.41	137.76	122.70
4	3-R	367	THR	CA-C-N	9.41	137.91	117.20
3	3-V	1484	ASP	O-C-N	9.41	137.76	122.70
3	4-V	1484	ASP	O-C-N	9.41	137.76	122.70
6	4-H	405	ASP	N-CA-C	-9.41	85.59	111.00
6	4-N	405	ASP	N-CA-C	-9.41	85.58	111.00
3	5-V	1484	ASP	O-C-N	9.41	137.76	122.70
3	6-V	1484	ASP	O-C-N	9.41	137.76	122.70
3	5-D	1484	ASP	O-C-N	9.41	137.76	122.70
6	5-H	405	ASP	N-CA-C	-9.41	85.59	111.00
6	5-N	405	ASP	N-CA-C	-9.41	85.58	111.00
6	6-H	405	ASP	N-CA-C	-9.41	85.59	111.00
6	6-N	405	ASP	N-CA-C	-9.41	85.58	111.00
3	7-V	1484	ASP	O-C-N	9.41	137.76	122.70
3	8-V	1484	ASP	O-C-N	9.41	137.76	122.70
3	7-D	1484	ASP	O-C-N	9.41	137.76	122.70
6	7-H	405	ASP	N-CA-C	-9.41	85.59	111.00
6	7-N	405	ASP	N-CA-C	-9.41	85.58	111.00
6	8-H	405	ASP	N-CA-C	-9.41	85.59	111.00
4	1-F	367	THR	CA-C-N	9.41	137.90	117.20
4	2-L	327	MET	CB-CA-C	-9.41	91.58	110.40
4	2-L	398	LYS	C-N-CA	-9.41	98.17	121.70
4	2-X	398	LYS	C-N-CA	-9.41	98.17	121.70
4	4-L	327	MET	CB-CA-C	-9.41	91.58	110.40
4	4-L	398	LYS	C-N-CA	-9.41	98.17	121.70
4	4-X	398	LYS	C-N-CA	-9.41	98.17	121.70
4	6-L	327	MET	CB-CA-C	-9.41	91.58	110.40
4	6-X	398	LYS	C-N-CA	-9.41	98.17	121.70
6	1-H	405	ASP	N-CA-C	-9.41	85.60	111.00
4	2-F	398	LYS	C-N-CA	-9.41	98.18	121.70
4	3-F	398	LYS	C-N-CA	-9.41	98.18	121.70
4	4-R	367	THR	CA-C-N	9.41	137.90	117.20
4	5-L	327	MET	CB-CA-C	-9.41	91.58	110.40
4	5-L	398	LYS	C-N-CA	-9.41	98.17	121.70

Continued on next page...

Continued from previous page...

Mol	Chain	Res	Type	Atoms	Z	Observed(^{o})	Ideal(^{o})
4	5-R	367	THR	CA-C-N	9.41	137.90	117.20
4	5-X	398	LYS	C-N-CA	-9.41	98.17	121.70
4	6-L	398	LYS	C-N-CA	-9.41	98.17	121.70
4	6-R	367	THR	CA-C-N	9.41	137.90	117.20
4	7-L	327	MET	CB-CA-C	-9.41	91.58	110.40
4	7-L	398	LYS	C-N-CA	-9.41	98.17	121.70
4	7-R	367	THR	CA-C-N	9.41	137.90	117.20
4	7-X	398	LYS	C-N-CA	-9.41	98.17	121.70
4	8-R	367	THR	CA-C-N	9.41	137.90	117.20
4	1-X	367	THR	CA-C-N	9.41	137.90	117.20
3	2-D	1484	ASP	O-C-N	9.41	137.75	122.70
3	3-D	1484	ASP	O-C-N	9.41	137.75	122.70
3	4-D	1484	ASP	O-C-N	9.41	137.75	122.70
4	4-R	327	MET	CB-CA-C	-9.41	91.58	110.40
4	4-R	398	LYS	C-N-CA	-9.41	98.18	121.70
4	5-R	327	MET	CB-CA-C	-9.41	91.58	110.40
4	5-R	398	LYS	C-N-CA	-9.41	98.18	121.70
4	6-R	327	MET	CB-CA-C	-9.41	91.58	110.40
4	6-R	398	LYS	C-N-CA	-9.41	98.18	121.70
3	2-P	1484	ASP	O-C-N	9.41	137.75	122.70
3	3-P	1484	ASP	O-C-N	9.41	137.75	122.70
4	4-F	398	LYS	C-N-CA	-9.41	98.18	121.70
3	4-P	1484	ASP	O-C-N	9.41	137.75	122.70
4	5-F	398	LYS	C-N-CA	-9.41	98.18	121.70
3	6-D	1484	ASP	O-C-N	9.41	137.75	122.70
4	6-F	398	LYS	C-N-CA	-9.41	98.18	121.70
4	7-R	327	MET	CB-CA-C	-9.41	91.58	110.40
4	7-R	398	LYS	C-N-CA	-9.41	98.18	121.70
3	6-P	1484	ASP	O-C-N	9.41	137.75	122.70
4	7-F	398	LYS	C-N-CA	-9.41	98.18	121.70
3	8-D	1484	ASP	O-C-N	9.41	137.75	122.70
4	8-F	398	LYS	C-N-CA	-9.41	98.18	121.70
4	8-R	327	MET	CB-CA-C	-9.41	91.58	110.40
4	8-R	398	LYS	C-N-CA	-9.41	98.18	121.70
3	8-P	1484	ASP	O-C-N	9.41	137.75	122.70
4	1-F	398	LYS	C-N-CA	-9.40	98.19	121.70
4	4-F	327	MET	CB-CA-C	-9.40	91.59	110.40
4	5-F	327	MET	CB-CA-C	-9.40	91.59	110.40
4	6-F	327	MET	CB-CA-C	-9.40	91.59	110.40
4	7-F	327	MET	CB-CA-C	-9.40	91.59	110.40
4	8-F	327	MET	CB-CA-C	-9.40	91.59	110.40
4	1-R	398	LYS	C-N-CA	-9.40	98.19	121.70

Continued on next page...

Continued from previous page...

Mol	Chain	Res	Type	Atoms	Z	Observed(^{o})	Ideal(^{o})
4	1-X	221	GLN	N-CA-C	9.40	136.38	111.00
4	3-L	398	LYS	C-N-CA	-9.40	98.20	121.70
4	8-L	398	LYS	C-N-CA	-9.40	98.20	121.70
4	3-X	367	THR	CA-C-N	9.40	137.88	117.20
4	3-X	398	LYS	C-N-CA	-9.40	98.20	121.70
4	8-X	367	THR	CA-C-N	9.40	137.88	117.20
4	8-X	398	LYS	C-N-CA	-9.40	98.20	121.70
4	2-F	367	THR	CA-C-N	9.39	137.87	117.20
4	3-F	367	THR	CA-C-N	9.39	137.87	117.20
4	1-L	221	GLN	N-CA-C	9.39	136.36	111.00
4	1-R	367	THR	CA-C-N	9.39	137.86	117.20
4	2-R	398	LYS	C-N-CA	-9.39	98.22	121.70
4	3-R	398	LYS	C-N-CA	-9.39	98.22	121.70
4	1-L	398	LYS	C-N-CA	-9.38	98.24	121.70
4	1-F	423	ALA	N-CA-C	9.38	136.32	111.00
4	1-R	221	GLN	N-CA-C	9.38	136.32	111.00
3	2-V	1474	GLY	C-N-CA	-9.37	98.27	121.70
3	3-V	1474	GLY	C-N-CA	-9.37	98.27	121.70
3	4-V	1474	GLY	C-N-CA	-9.37	98.27	121.70
3	5-V	1474	GLY	C-N-CA	-9.37	98.27	121.70
3	6-V	1474	GLY	C-N-CA	-9.37	98.27	121.70
3	7-V	1474	GLY	C-N-CA	-9.37	98.27	121.70
3	8-V	1474	GLY	C-N-CA	-9.37	98.27	121.70
3	1-P	1474	GLY	C-N-CA	-9.37	98.27	121.70
4	3-L	423	ALA	N-CA-C	9.37	136.30	111.00
4	8-L	423	ALA	N-CA-C	9.37	136.30	111.00
3	2-D	1474	GLY	C-N-CA	-9.37	98.28	121.70
3	2-J	1474	GLY	C-N-CA	-9.37	98.28	121.70
3	3-D	1474	GLY	C-N-CA	-9.37	98.28	121.70
3	3-J	1474	GLY	C-N-CA	-9.37	98.28	121.70
3	4-D	1474	GLY	C-N-CA	-9.37	98.28	121.70
3	4-J	1474	GLY	C-N-CA	-9.37	98.28	121.70
3	5-J	1474	GLY	C-N-CA	-9.37	98.28	121.70
3	6-D	1474	GLY	C-N-CA	-9.37	98.28	121.70
3	7-J	1474	GLY	C-N-CA	-9.37	98.28	121.70
3	8-D	1474	GLY	C-N-CA	-9.37	98.28	121.70
4	2-X	423	ALA	N-CA-C	9.37	136.29	111.00
4	4-X	423	ALA	N-CA-C	9.37	136.29	111.00
3	5-P	1474	GLY	C-N-CA	-9.37	98.28	121.70
3	6-J	1474	GLY	C-N-CA	-9.37	98.28	121.70
4	5-X	423	ALA	N-CA-C	9.37	136.29	111.00
4	6-X	423	ALA	N-CA-C	9.37	136.29	111.00

Continued on next page...

Continued from previous page...

Mol	Chain	Res	Type	Atoms	Z	Observed(^{o})	Ideal(^{o})
3	7-P	1474	GLY	C-N-CA	-9.37	98.28	121.70
3	8-J	1474	GLY	C-N-CA	-9.37	98.28	121.70
4	7-X	423	ALA	N-CA-C	9.37	136.29	111.00
4	1-L	423	ALA	N-CA-C	9.37	136.29	111.00
4	2-F	423	ALA	N-CA-C	9.37	136.29	111.00
4	3-F	423	ALA	N-CA-C	9.37	136.29	111.00
4	1-F	221	GLN	N-CA-C	9.36	136.28	111.00
3	1-D	1474	GLY	C-N-CA	-9.36	98.29	121.70
3	1-J	1474	GLY	C-N-CA	-9.36	98.29	121.70
3	1-V	1474	GLY	C-N-CA	-9.36	98.29	121.70
4	1-X	210	VAL	CB-CA-C	9.36	129.19	111.40
4	2-L	423	ALA	N-CA-C	9.36	136.28	111.00
4	2-R	423	ALA	N-CA-C	9.36	136.28	111.00
4	3-R	423	ALA	N-CA-C	9.36	136.28	111.00
4	4-L	423	ALA	N-CA-C	9.36	136.28	111.00
4	5-L	423	ALA	N-CA-C	9.36	136.28	111.00
4	6-L	423	ALA	N-CA-C	9.36	136.28	111.00
4	7-L	423	ALA	N-CA-C	9.36	136.28	111.00
3	2-P	1474	GLY	C-N-CA	-9.36	98.30	121.70
3	3-P	1474	GLY	C-N-CA	-9.36	98.30	121.70
4	3-X	423	ALA	N-CA-C	9.36	136.27	111.00
3	4-P	1474	GLY	C-N-CA	-9.36	98.30	121.70
3	6-P	1474	GLY	C-N-CA	-9.36	98.30	121.70
3	8-P	1474	GLY	C-N-CA	-9.36	98.30	121.70
4	8-X	423	ALA	N-CA-C	9.36	136.27	111.00
4	1-R	210	VAL	CB-CA-C	9.35	129.17	111.40
4	1-X	423	ALA	N-CA-C	9.35	136.25	111.00
4	4-R	423	ALA	N-CA-C	9.35	136.26	111.00
3	5-D	1474	GLY	C-N-CA	-9.35	98.31	121.70
4	5-R	423	ALA	N-CA-C	9.35	136.26	111.00
4	6-R	423	ALA	N-CA-C	9.35	136.26	111.00
3	7-D	1474	GLY	C-N-CA	-9.35	98.31	121.70
4	7-R	423	ALA	N-CA-C	9.35	136.26	111.00
4	8-R	423	ALA	N-CA-C	9.35	136.26	111.00
4	4-F	423	ALA	N-CA-C	9.35	136.25	111.00
4	5-F	423	ALA	N-CA-C	9.35	136.25	111.00
4	6-F	423	ALA	N-CA-C	9.35	136.25	111.00
4	7-F	423	ALA	N-CA-C	9.35	136.25	111.00
4	8-F	423	ALA	N-CA-C	9.35	136.25	111.00
4	1-F	210	VAL	CB-CA-C	9.33	129.13	111.40
4	1-R	423	ALA	N-CA-C	9.33	136.19	111.00
4	1-X	419	GLY	CA-C-O	-9.33	103.81	120.60

Continued on next page...

Continued from previous page...

Mol	Chain	Res	Type	Atoms	Z	Observed(^{o})	Ideal(^{o})
4	3-L	419	GLY	CA-C-O	-9.32	103.83	120.60
4	8-L	419	GLY	CA-C-O	-9.32	103.83	120.60
4	1-L	210	VAL	CB-CA-C	9.32	129.10	111.40
4	2-R	419	GLY	CA-C-O	-9.32	103.83	120.60
4	3-R	419	GLY	CA-C-O	-9.32	103.83	120.60
5	2-S	401	ALA	N-CA-CB	9.32	123.14	110.10
5	3-S	401	ALA	N-CA-CB	9.32	123.14	110.10
4	1-R	402	ALA	CA-C-N	-9.31	96.71	117.20
4	1-X	402	ALA	CA-C-N	-9.31	96.71	117.20
4	2-L	419	GLY	CA-C-O	-9.31	103.83	120.60
4	4-F	419	GLY	CA-C-O	-9.31	103.83	120.60
4	4-L	419	GLY	CA-C-O	-9.31	103.83	120.60
4	5-F	419	GLY	CA-C-O	-9.31	103.83	120.60
4	5-L	419	GLY	CA-C-O	-9.31	103.83	120.60
4	6-F	419	GLY	CA-C-O	-9.31	103.83	120.60
4	6-L	419	GLY	CA-C-O	-9.31	103.83	120.60
4	7-F	419	GLY	CA-C-O	-9.31	103.83	120.60
4	7-L	419	GLY	CA-C-O	-9.31	103.83	120.60
4	8-F	419	GLY	CA-C-O	-9.31	103.83	120.60
4	2-X	419	GLY	CA-C-O	-9.31	103.84	120.60
4	4-X	419	GLY	CA-C-O	-9.31	103.84	120.60
4	5-X	419	GLY	CA-C-O	-9.31	103.84	120.60
4	6-X	419	GLY	CA-C-O	-9.31	103.84	120.60
4	7-X	419	GLY	CA-C-O	-9.31	103.84	120.60
5	1-Y	401	ALA	N-CA-CB	9.31	123.14	110.10
4	4-R	402	ALA	CA-C-N	-9.31	96.72	117.20
4	5-R	402	ALA	CA-C-N	-9.31	96.72	117.20
4	6-R	402	ALA	CA-C-N	-9.31	96.72	117.20
4	7-R	402	ALA	CA-C-N	-9.31	96.72	117.20
4	8-R	402	ALA	CA-C-N	-9.31	96.72	117.20
4	1-L	402	ALA	CA-C-N	-9.31	96.73	117.20
4	2-L	402	ALA	CA-C-N	-9.30	96.73	117.20
4	2-R	402	ALA	CA-C-N	-9.30	96.73	117.20
4	3-R	402	ALA	CA-C-N	-9.30	96.73	117.20
4	4-L	402	ALA	CA-C-N	-9.30	96.73	117.20
4	5-L	402	ALA	CA-C-N	-9.30	96.73	117.20
4	6-L	402	ALA	CA-C-N	-9.30	96.73	117.20
4	7-L	402	ALA	CA-C-N	-9.30	96.73	117.20
4	1-F	221	GLN	CA-C-O	-9.30	100.57	120.10
4	1-L	419	GLY	CA-C-O	-9.30	103.86	120.60
4	2-F	419	GLY	CA-C-O	-9.30	103.86	120.60
4	3-F	419	GLY	CA-C-O	-9.30	103.86	120.60

Continued on next page...

Continued from previous page...

Mol	Chain	Res	Type	Atoms	Z	Observed(^{o})	Ideal(^{o})
4	3-X	402	ALA	CA-C-N	-9.30	96.74	117.20
4	8-X	402	ALA	CA-C-N	-9.30	96.74	117.20
4	1-F	419	GLY	CA-C-O	-9.30	103.86	120.60
4	3-X	419	GLY	CA-C-O	-9.30	103.87	120.60
4	8-X	419	GLY	CA-C-O	-9.30	103.87	120.60
5	4-S	401	ALA	N-CA-CB	9.29	123.11	110.10
5	5-S	401	ALA	N-CA-CB	9.29	123.11	110.10
5	6-S	401	ALA	N-CA-CB	9.29	123.11	110.10
5	7-S	401	ALA	N-CA-CB	9.29	123.11	110.10
5	8-S	401	ALA	N-CA-CB	9.29	123.11	110.10
4	1-R	419	GLY	CA-C-O	-9.29	103.88	120.60
4	1-X	221	GLN	CA-C-O	-9.29	100.59	120.10
4	2-X	402	ALA	CA-C-N	-9.29	96.76	117.20
4	3-L	402	ALA	CA-C-N	-9.29	96.76	117.20
4	4-X	402	ALA	CA-C-N	-9.29	96.76	117.20
4	5-X	402	ALA	CA-C-N	-9.29	96.76	117.20
4	6-X	402	ALA	CA-C-N	-9.29	96.76	117.20
4	7-X	402	ALA	CA-C-N	-9.29	96.76	117.20
4	8-L	402	ALA	CA-C-N	-9.29	96.76	117.20
4	2-R	405	ALA	CB-CA-C	-9.29	96.17	110.10
4	3-R	405	ALA	CB-CA-C	-9.29	96.17	110.10
4	1-L	221	GLN	CA-C-O	-9.29	100.60	120.10
4	1-R	405	ALA	CB-CA-C	-9.29	96.17	110.10
4	2-F	402	ALA	CA-C-N	-9.29	96.77	117.20
4	3-F	402	ALA	CA-C-N	-9.29	96.77	117.20
4	1-F	402	ALA	CA-C-N	-9.28	96.78	117.20
4	1-R	221	GLN	CA-C-O	-9.28	100.60	120.10
5	1-S	401	ALA	N-CA-CB	9.28	123.09	110.10
4	4-F	402	ALA	CA-C-N	-9.28	96.78	117.20
4	4-R	419	GLY	CA-C-O	-9.28	103.89	120.60
4	5-F	402	ALA	CA-C-N	-9.28	96.78	117.20
4	5-R	419	GLY	CA-C-O	-9.28	103.89	120.60
4	6-F	402	ALA	CA-C-N	-9.28	96.78	117.20
4	6-R	419	GLY	CA-C-O	-9.28	103.89	120.60
4	7-F	402	ALA	CA-C-N	-9.28	96.78	117.20
4	7-R	419	GLY	CA-C-O	-9.28	103.89	120.60
4	8-F	402	ALA	CA-C-N	-9.28	96.78	117.20
4	8-R	419	GLY	CA-C-O	-9.28	103.89	120.60
5	4-G	401	ALA	N-CA-CB	9.28	123.09	110.10
5	5-G	401	ALA	N-CA-CB	9.28	123.09	110.10
5	6-G	401	ALA	N-CA-CB	9.28	123.09	110.10
5	7-G	401	ALA	N-CA-CB	9.28	123.09	110.10

Continued on next page...

Continued from previous page...

Mol	Chain	Res	Type	Atoms	Z	Observed(^{o})	Ideal(^{o})
5	8-G	401	ALA	N-CA-CB	9.28	123.09	110.10
4	1-F	405	ALA	CB-CA-C	-9.28	96.19	110.10
4	4-R	405	ALA	CB-CA-C	-9.28	96.19	110.10
4	5-R	405	ALA	CB-CA-C	-9.28	96.19	110.10
4	6-R	405	ALA	CB-CA-C	-9.28	96.19	110.10
4	7-R	405	ALA	CB-CA-C	-9.28	96.19	110.10
4	8-R	405	ALA	CB-CA-C	-9.28	96.19	110.10
5	2-G	401	ALA	N-CA-CB	9.27	123.08	110.10
5	3-G	401	ALA	N-CA-CB	9.27	123.08	110.10
4	1-X	405	ALA	CB-CA-C	-9.27	96.20	110.10
5	2-M	401	ALA	N-CA-CB	9.26	123.06	110.10
5	3-Y	401	ALA	N-CA-CB	9.26	123.07	110.10
5	4-M	401	ALA	N-CA-CB	9.26	123.06	110.10
5	5-M	401	ALA	N-CA-CB	9.26	123.06	110.10
5	6-M	401	ALA	N-CA-CB	9.26	123.06	110.10
5	7-M	401	ALA	N-CA-CB	9.26	123.06	110.10
5	8-Y	401	ALA	N-CA-CB	9.26	123.07	110.10
5	1-M	401	ALA	N-CA-CB	9.26	123.06	110.10
4	3-L	405	ALA	CB-CA-C	-9.26	96.22	110.10
5	3-M	401	ALA	N-CA-CB	9.26	123.06	110.10
4	8-L	405	ALA	CB-CA-C	-9.26	96.22	110.10
5	8-M	401	ALA	N-CA-CB	9.26	123.06	110.10
4	2-F	405	ALA	CB-CA-C	-9.25	96.22	110.10
4	3-F	405	ALA	CB-CA-C	-9.25	96.22	110.10
4	4-F	405	ALA	CB-CA-C	-9.25	96.22	110.10
4	5-F	405	ALA	CB-CA-C	-9.25	96.22	110.10
4	6-F	405	ALA	CB-CA-C	-9.25	96.22	110.10
4	7-F	405	ALA	CB-CA-C	-9.25	96.22	110.10
4	8-F	405	ALA	CB-CA-C	-9.25	96.22	110.10
5	1-G	401	ALA	N-CA-CB	9.25	123.05	110.10
4	1-L	405	ALA	CB-CA-C	-9.24	96.23	110.10
5	2-Y	401	ALA	N-CA-CB	9.24	123.04	110.10
4	3-X	405	ALA	CB-CA-C	-9.24	96.24	110.10
5	4-Y	401	ALA	N-CA-CB	9.24	123.04	110.10
5	5-Y	401	ALA	N-CA-CB	9.24	123.04	110.10
5	6-Y	401	ALA	N-CA-CB	9.24	123.04	110.10
5	7-Y	401	ALA	N-CA-CB	9.24	123.04	110.10
4	8-X	405	ALA	CB-CA-C	-9.24	96.24	110.10
4	2-L	405	ALA	CB-CA-C	-9.24	96.25	110.10
4	4-L	405	ALA	CB-CA-C	-9.24	96.25	110.10
4	5-L	405	ALA	CB-CA-C	-9.24	96.25	110.10
4	6-L	405	ALA	CB-CA-C	-9.24	96.25	110.10

Continued on next page...

Continued from previous page...

Mol	Chain	Res	Type	Atoms	Z	Observed(^{o})	Ideal(^{o})
4	7-L	405	ALA	CB-CA-C	-9.24	96.25	110.10
4	2-X	405	ALA	CB-CA-C	-9.23	96.25	110.10
4	4-X	405	ALA	CB-CA-C	-9.23	96.25	110.10
4	5-X	405	ALA	CB-CA-C	-9.23	96.25	110.10
4	6-X	405	ALA	CB-CA-C	-9.23	96.25	110.10
4	7-X	405	ALA	CB-CA-C	-9.23	96.25	110.10
5	1-G	385	LEU	CB-CA-C	-9.21	92.71	110.20
5	2-M	385	LEU	CB-CA-C	-9.20	92.72	110.20
5	3-Y	385	LEU	CB-CA-C	-9.20	92.72	110.20
5	4-M	385	LEU	CB-CA-C	-9.20	92.72	110.20
5	5-M	385	LEU	CB-CA-C	-9.20	92.72	110.20
5	6-M	385	LEU	CB-CA-C	-9.20	92.72	110.20
5	7-M	385	LEU	CB-CA-C	-9.20	92.72	110.20
5	8-Y	385	LEU	CB-CA-C	-9.20	92.72	110.20
5	2-S	385	LEU	CB-CA-C	-9.20	92.72	110.20
5	3-S	385	LEU	CB-CA-C	-9.20	92.72	110.20
5	1-M	385	LEU	CB-CA-C	-9.19	92.74	110.20
5	3-M	385	LEU	CB-CA-C	-9.19	92.75	110.20
5	8-M	385	LEU	CB-CA-C	-9.19	92.75	110.20
5	2-Y	385	LEU	CB-CA-C	-9.19	92.75	110.20
5	4-Y	385	LEU	CB-CA-C	-9.19	92.75	110.20
5	5-Y	385	LEU	CB-CA-C	-9.19	92.75	110.20
5	6-Y	385	LEU	CB-CA-C	-9.19	92.75	110.20
5	7-Y	385	LEU	CB-CA-C	-9.19	92.75	110.20
5	4-G	385	LEU	CB-CA-C	-9.18	92.75	110.20
5	5-G	385	LEU	CB-CA-C	-9.18	92.75	110.20
5	6-G	385	LEU	CB-CA-C	-9.18	92.75	110.20
5	7-G	385	LEU	CB-CA-C	-9.18	92.75	110.20
5	8-G	385	LEU	CB-CA-C	-9.18	92.75	110.20
5	1-S	385	LEU	CB-CA-C	-9.17	92.77	110.20
5	1-Y	385	LEU	CB-CA-C	-9.17	92.78	110.20
5	4-S	385	LEU	CB-CA-C	-9.17	92.78	110.20
5	5-S	385	LEU	CB-CA-C	-9.17	92.78	110.20
5	6-S	385	LEU	CB-CA-C	-9.17	92.78	110.20
5	7-S	385	LEU	CB-CA-C	-9.17	92.78	110.20
5	8-S	385	LEU	CB-CA-C	-9.17	92.78	110.20
6	1-H	412	GLU	CB-CA-C	-9.16	92.07	110.40
5	2-G	385	LEU	CB-CA-C	-9.16	92.79	110.20
5	3-G	385	LEU	CB-CA-C	-9.16	92.79	110.20
6	4-H	412	GLU	CB-CA-C	-9.16	92.09	110.40
6	5-H	412	GLU	CB-CA-C	-9.16	92.09	110.40
6	6-H	412	GLU	CB-CA-C	-9.16	92.09	110.40

Continued on next page...

Continued from previous page...

Mol	Chain	Res	Type	Atoms	Z	Observed(^{o})	Ideal(^{o})
6	7-H	412	GLU	CB-CA-C	-9.16	92.09	110.40
6	8-H	412	GLU	CB-CA-C	-9.16	92.09	110.40
6	2-T	412	GLU	CB-CA-C	-9.15	92.10	110.40
6	3-T	412	GLU	CB-CA-C	-9.15	92.10	110.40
6	1-N	412	GLU	CB-CA-C	-9.15	92.11	110.40
6	2-N	412	GLU	CB-CA-C	-9.15	92.11	110.40
6	4-N	412	GLU	CB-CA-C	-9.15	92.11	110.40
6	5-N	412	GLU	CB-CA-C	-9.15	92.11	110.40
6	6-N	412	GLU	CB-CA-C	-9.15	92.11	110.40
6	7-N	412	GLU	CB-CA-C	-9.15	92.11	110.40
6	1-Z	412	GLU	CB-CA-C	-9.14	92.11	110.40
6	4-T	412	GLU	CB-CA-C	-9.14	92.12	110.40
6	5-T	412	GLU	CB-CA-C	-9.14	92.12	110.40
6	6-T	412	GLU	CB-CA-C	-9.14	92.12	110.40
6	7-T	412	GLU	CB-CA-C	-9.14	92.12	110.40
6	8-T	412	GLU	CB-CA-C	-9.14	92.12	110.40
6	2-Z	412	GLU	CB-CA-C	-9.14	92.12	110.40
6	4-Z	412	GLU	CB-CA-C	-9.14	92.12	110.40
6	5-Z	412	GLU	CB-CA-C	-9.14	92.12	110.40
6	6-Z	412	GLU	CB-CA-C	-9.14	92.12	110.40
6	7-Z	412	GLU	CB-CA-C	-9.14	92.12	110.40
6	1-T	412	GLU	CB-CA-C	-9.13	92.13	110.40
6	3-N	412	GLU	CB-CA-C	-9.13	92.14	110.40
6	3-Z	412	GLU	CB-CA-C	-9.13	92.13	110.40
6	8-N	412	GLU	CB-CA-C	-9.13	92.14	110.40
6	8-Z	412	GLU	CB-CA-C	-9.13	92.13	110.40
6	2-H	412	GLU	CB-CA-C	-9.13	92.14	110.40
6	3-H	412	GLU	CB-CA-C	-9.13	92.14	110.40
6	3-N	366	ILE	N-CA-CB	9.12	131.78	110.80
6	8-N	366	ILE	N-CA-CB	9.12	131.78	110.80
6	1-N	366	ILE	N-CA-CB	9.12	131.77	110.80
5	4-S	379	HIS	CA-C-O	-9.11	100.97	120.10
5	5-S	379	HIS	CA-C-O	-9.11	100.97	120.10
5	6-S	379	HIS	CA-C-O	-9.11	100.97	120.10
5	7-S	379	HIS	CA-C-O	-9.11	100.97	120.10
5	8-S	379	HIS	CA-C-O	-9.11	100.97	120.10
6	1-H	374	SER	N-CA-CB	-9.11	96.83	110.50
5	2-G	379	HIS	CA-C-O	-9.11	100.97	120.10
5	3-G	379	HIS	CA-C-O	-9.11	100.97	120.10
6	4-T	366	ILE	N-CA-CB	9.11	131.75	110.80
6	5-T	366	ILE	N-CA-CB	9.11	131.75	110.80
6	6-T	366	ILE	N-CA-CB	9.11	131.75	110.80

Continued on next page...

Continued from previous page...

Mol	Chain	Res	Type	Atoms	Z	Observed(^{o})	Ideal(^{o})
6	7-T	366	ILE	N-CA-CB	9.11	131.75	110.80
6	8-T	366	ILE	N-CA-CB	9.11	131.75	110.80
6	2-Z	366	ILE	N-CA-CB	9.11	131.75	110.80
6	4-Z	366	ILE	N-CA-CB	9.11	131.75	110.80
6	5-Z	366	ILE	N-CA-CB	9.11	131.75	110.80
6	6-Z	366	ILE	N-CA-CB	9.11	131.75	110.80
6	7-Z	366	ILE	N-CA-CB	9.11	131.75	110.80
6	4-H	366	ILE	N-CA-CB	9.11	131.74	110.80
6	5-H	366	ILE	N-CA-CB	9.11	131.74	110.80
6	6-H	366	ILE	N-CA-CB	9.11	131.74	110.80
6	7-H	366	ILE	N-CA-CB	9.11	131.74	110.80
6	8-H	366	ILE	N-CA-CB	9.11	131.74	110.80
6	2-H	366	ILE	N-CA-CB	9.10	131.74	110.80
5	2-M	379	HIS	CA-C-O	-9.10	100.98	120.10
6	2-T	366	ILE	N-CA-CB	9.10	131.74	110.80
5	2-Y	379	HIS	CA-C-O	-9.10	100.98	120.10
6	3-H	366	ILE	N-CA-CB	9.10	131.74	110.80
6	3-T	366	ILE	N-CA-CB	9.10	131.74	110.80
5	4-M	379	HIS	CA-C-O	-9.10	100.98	120.10
5	4-Y	379	HIS	CA-C-O	-9.10	100.98	120.10
5	5-M	379	HIS	CA-C-O	-9.10	100.98	120.10
5	5-Y	379	HIS	CA-C-O	-9.10	100.98	120.10
5	6-M	379	HIS	CA-C-O	-9.10	100.98	120.10
5	6-Y	379	HIS	CA-C-O	-9.10	100.98	120.10
5	7-M	379	HIS	CA-C-O	-9.10	100.98	120.10
5	7-Y	379	HIS	CA-C-O	-9.10	100.98	120.10
6	1-H	366	ILE	N-CA-CB	9.10	131.73	110.80
5	1-Y	379	HIS	CA-C-O	-9.10	100.99	120.10
6	2-N	366	ILE	N-CA-CB	9.10	131.74	110.80
6	3-Z	366	ILE	N-CA-CB	9.10	131.74	110.80
6	4-N	366	ILE	N-CA-CB	9.10	131.74	110.80
6	5-N	366	ILE	N-CA-CB	9.10	131.74	110.80
6	6-N	366	ILE	N-CA-CB	9.10	131.74	110.80
6	7-N	366	ILE	N-CA-CB	9.10	131.74	110.80
6	8-Z	366	ILE	N-CA-CB	9.10	131.74	110.80
6	1-N	374	SER	N-CA-CB	-9.10	96.86	110.50
5	3-Y	379	HIS	CA-C-O	-9.10	101.00	120.10
5	4-G	379	HIS	CA-C-O	-9.10	101.00	120.10
5	5-G	379	HIS	CA-C-O	-9.10	101.00	120.10
5	6-G	379	HIS	CA-C-O	-9.10	101.00	120.10
5	7-G	379	HIS	CA-C-O	-9.10	101.00	120.10
5	8-G	379	HIS	CA-C-O	-9.10	101.00	120.10

Continued on next page...

Continued from previous page...

Mol	Chain	Res	Type	Atoms	Z	Observed(^{o})	Ideal(^{o})
5	8-Y	379	HIS	CA-C-O	-9.10	101.00	120.10
6	1-Z	366	ILE	N-CA-CB	9.09	131.72	110.80
6	1-Z	374	SER	N-CA-CB	-9.09	96.86	110.50
5	3-M	379	HIS	CA-C-O	-9.09	101.01	120.10
5	8-M	379	HIS	CA-C-O	-9.09	101.01	120.10
6	1-T	366	ILE	N-CA-CB	9.09	131.70	110.80
6	4-T	374	SER	N-CA-CB	-9.09	96.87	110.50
6	5-T	374	SER	N-CA-CB	-9.09	96.87	110.50
6	6-T	374	SER	N-CA-CB	-9.09	96.87	110.50
6	7-T	374	SER	N-CA-CB	-9.09	96.87	110.50
6	8-T	374	SER	N-CA-CB	-9.09	96.87	110.50
5	1-M	379	HIS	CA-C-O	-9.09	101.02	120.10
5	1-S	379	HIS	CA-C-O	-9.08	101.03	120.10
6	4-H	374	SER	N-CA-CB	-9.08	96.87	110.50
6	5-H	374	SER	N-CA-CB	-9.08	96.87	110.50
6	6-H	374	SER	N-CA-CB	-9.08	96.87	110.50
6	7-H	374	SER	N-CA-CB	-9.08	96.87	110.50
6	8-H	374	SER	N-CA-CB	-9.08	96.87	110.50
6	3-N	374	SER	N-CA-CB	-9.08	96.88	110.50
6	8-N	374	SER	N-CA-CB	-9.08	96.88	110.50
5	1-G	379	HIS	CA-C-O	-9.08	101.03	120.10
5	2-S	379	HIS	CA-C-O	-9.08	101.03	120.10
5	3-S	379	HIS	CA-C-O	-9.08	101.03	120.10
6	2-H	374	SER	N-CA-CB	-9.08	96.89	110.50
6	2-T	374	SER	N-CA-CB	-9.08	96.89	110.50
6	3-H	374	SER	N-CA-CB	-9.08	96.89	110.50
6	3-T	374	SER	N-CA-CB	-9.08	96.89	110.50
6	2-N	374	SER	N-CA-CB	-9.07	96.89	110.50
6	4-N	374	SER	N-CA-CB	-9.07	96.89	110.50
6	5-N	374	SER	N-CA-CB	-9.07	96.89	110.50
6	6-N	374	SER	N-CA-CB	-9.07	96.89	110.50
6	7-N	374	SER	N-CA-CB	-9.07	96.89	110.50
6	2-Z	374	SER	N-CA-CB	-9.06	96.91	110.50
6	4-Z	374	SER	N-CA-CB	-9.06	96.91	110.50
6	5-Z	374	SER	N-CA-CB	-9.06	96.91	110.50
6	6-Z	374	SER	N-CA-CB	-9.06	96.91	110.50
6	7-Z	374	SER	N-CA-CB	-9.06	96.91	110.50
6	3-Z	374	SER	N-CA-CB	-9.05	96.92	110.50
6	8-Z	374	SER	N-CA-CB	-9.05	96.92	110.50
5	1-Y	337	HIS	O-C-N	-9.04	108.23	122.70
5	3-Y	337	HIS	O-C-N	-9.04	108.24	122.70
5	8-Y	337	HIS	O-C-N	-9.04	108.24	122.70

Continued on next page...

Continued from previous page...

Mol	Chain	Res	Type	Atoms	Z	Observed(^{o})	Ideal(^{o})
4	1-F	303	GLY	N-CA-C	-9.03	90.53	113.10
4	2-X	486	GLU	O-C-N	9.03	137.15	122.70
4	4-X	486	GLU	O-C-N	9.03	137.15	122.70
4	5-X	486	GLU	O-C-N	9.03	137.15	122.70
4	6-X	486	GLU	O-C-N	9.03	137.15	122.70
4	7-X	486	GLU	O-C-N	9.03	137.15	122.70
5	3-M	337	HIS	O-C-N	-9.03	108.26	122.70
5	8-M	337	HIS	O-C-N	-9.03	108.26	122.70
5	1-S	337	HIS	O-C-N	-9.02	108.26	122.70
4	1-X	303	GLY	N-CA-C	-9.02	90.55	113.10
4	2-F	303	GLY	N-CA-C	-9.02	90.54	113.10
4	3-F	303	GLY	N-CA-C	-9.02	90.54	113.10
5	2-M	337	HIS	O-C-N	-9.02	108.27	122.70
5	4-M	337	HIS	O-C-N	-9.02	108.27	122.70
5	5-M	337	HIS	O-C-N	-9.02	108.27	122.70
5	6-M	337	HIS	O-C-N	-9.02	108.27	122.70
5	7-M	337	HIS	O-C-N	-9.02	108.27	122.70
5	1-G	337	HIS	O-C-N	-9.02	108.28	122.70
2	1-I	5	GLY	O-C-N	-9.02	108.28	122.70
6	1-T	374	SER	N-CA-CB	-9.02	96.97	110.50
2	1-U	5	GLY	O-C-N	-9.02	108.27	122.70
5	2-G	337	HIS	O-C-N	-9.02	108.27	122.70
4	2-R	303	GLY	N-CA-C	-9.02	90.56	113.10
5	3-G	337	HIS	O-C-N	-9.02	108.27	122.70
4	3-R	303	GLY	N-CA-C	-9.02	90.56	113.10
4	2-X	303	GLY	N-CA-C	-9.02	90.56	113.10
4	4-X	303	GLY	N-CA-C	-9.02	90.56	113.10
4	5-X	303	GLY	N-CA-C	-9.02	90.56	113.10
4	6-X	303	GLY	N-CA-C	-9.02	90.56	113.10
4	7-X	303	GLY	N-CA-C	-9.02	90.56	113.10
5	1-M	337	HIS	O-C-N	-9.01	108.28	122.70
2	2-O	5	GLY	O-C-N	-9.01	108.28	122.70
5	2-Y	337	HIS	O-C-N	-9.01	108.28	122.70
2	3-O	5	GLY	O-C-N	-9.01	108.28	122.70
5	4-Y	337	HIS	O-C-N	-9.01	108.28	122.70
5	5-Y	337	HIS	O-C-N	-9.01	108.28	122.70
5	6-Y	337	HIS	O-C-N	-9.01	108.28	122.70
5	7-Y	337	HIS	O-C-N	-9.01	108.28	122.70
4	2-L	303	GLY	N-CA-C	-9.01	90.58	113.10
4	4-F	303	GLY	N-CA-C	-9.01	90.58	113.10
4	4-F	486	GLU	O-C-N	9.01	137.12	122.70
4	4-L	303	GLY	N-CA-C	-9.01	90.58	113.10

Continued on next page...

Continued from previous page...

Mol	Chain	Res	Type	Atoms	Z	Observed(^{o})	Ideal(^{o})
4	5-F	303	GLY	N-CA-C	-9.01	90.58	113.10
4	5-F	486	GLU	O-C-N	9.01	137.12	122.70
4	5-L	303	GLY	N-CA-C	-9.01	90.58	113.10
4	6-F	303	GLY	N-CA-C	-9.01	90.58	113.10
4	6-F	486	GLU	O-C-N	9.01	137.12	122.70
4	6-L	303	GLY	N-CA-C	-9.01	90.58	113.10
4	7-F	303	GLY	N-CA-C	-9.01	90.58	113.10
4	7-F	486	GLU	O-C-N	9.01	137.12	122.70
4	7-L	303	GLY	N-CA-C	-9.01	90.58	113.10
4	8-F	303	GLY	N-CA-C	-9.01	90.58	113.10
4	8-F	486	GLU	O-C-N	9.01	137.12	122.70
5	4-S	337	HIS	O-C-N	-9.01	108.29	122.70
5	5-S	337	HIS	O-C-N	-9.01	108.29	122.70
5	6-S	337	HIS	O-C-N	-9.01	108.29	122.70
5	7-S	337	HIS	O-C-N	-9.01	108.29	122.70
5	8-S	337	HIS	O-C-N	-9.01	108.29	122.70
4	1-R	303	GLY	N-CA-C	-9.00	90.59	113.10
4	4-R	303	GLY	N-CA-C	-9.00	90.59	113.10
4	5-R	303	GLY	N-CA-C	-9.00	90.59	113.10
4	6-R	303	GLY	N-CA-C	-9.00	90.59	113.10
4	7-R	303	GLY	N-CA-C	-9.00	90.59	113.10
4	8-R	303	GLY	N-CA-C	-9.00	90.59	113.10
4	3-L	486	GLU	O-C-N	9.00	137.10	122.70
4	3-X	303	GLY	N-CA-C	-9.00	90.60	113.10
4	8-L	486	GLU	O-C-N	9.00	137.10	122.70
4	8-X	303	GLY	N-CA-C	-9.00	90.60	113.10
4	2-L	486	GLU	O-C-N	9.00	137.10	122.70
2	2-U	5	GLY	O-C-N	-9.00	108.30	122.70
4	4-L	486	GLU	O-C-N	9.00	137.10	122.70
2	4-U	5	GLY	O-C-N	-9.00	108.30	122.70
4	5-L	486	GLU	O-C-N	9.00	137.10	122.70
2	5-U	5	GLY	O-C-N	-9.00	108.30	122.70
4	6-L	486	GLU	O-C-N	9.00	137.10	122.70
2	6-U	5	GLY	O-C-N	-9.00	108.30	122.70
4	7-L	486	GLU	O-C-N	9.00	137.10	122.70
2	7-U	5	GLY	O-C-N	-9.00	108.30	122.70
4	1-F	401	TYR	N-CA-CB	8.99	126.79	110.60
5	5-G	337	HIS	O-C-N	-8.99	108.31	122.70
5	6-G	337	HIS	O-C-N	-8.99	108.31	122.70
5	7-G	337	HIS	O-C-N	-8.99	108.31	122.70
5	8-G	337	HIS	O-C-N	-8.99	108.31	122.70
2	1-O	5	GLY	O-C-N	-8.99	108.31	122.70

Continued on next page...

Continued from previous page...

Mol	Chain	Res	Type	Atoms	Z	Observed(^{o})	Ideal(^{o})
4	1-X	486	GLU	O-C-N	8.99	137.09	122.70
5	4-G	337	HIS	O-C-N	-8.99	108.31	122.70
4	4-R	486	GLU	O-C-N	8.99	137.09	122.70
4	5-R	486	GLU	O-C-N	8.99	137.09	122.70
4	6-R	486	GLU	O-C-N	8.99	137.09	122.70
4	7-R	486	GLU	O-C-N	8.99	137.09	122.70
4	8-R	486	GLU	O-C-N	8.99	137.09	122.70
4	3-L	303	GLY	N-CA-C	-8.99	90.62	113.10
4	3-X	486	GLU	O-C-N	8.99	137.09	122.70
4	8-L	303	GLY	N-CA-C	-8.99	90.62	113.10
4	8-X	486	GLU	O-C-N	8.99	137.09	122.70
4	3-X	451	GLU	N-CA-C	8.99	135.27	111.00
4	8-X	451	GLU	N-CA-C	8.99	135.27	111.00
2	1-C	5	GLY	O-C-N	-8.99	108.32	122.70
2	2-C	5	GLY	O-C-N	-8.99	108.32	122.70
2	3-C	5	GLY	O-C-N	-8.99	108.32	122.70
2	3-I	5	GLY	O-C-N	-8.99	108.32	122.70
2	8-I	5	GLY	O-C-N	-8.99	108.32	122.70
4	1-L	451	GLU	N-CA-C	8.98	135.26	111.00
4	1-R	451	GLU	N-CA-C	8.98	135.26	111.00
4	2-R	451	GLU	N-CA-C	8.98	135.26	111.00
4	3-R	451	GLU	N-CA-C	8.98	135.26	111.00
4	1-F	486	GLU	O-C-N	8.98	137.07	122.70
4	1-L	303	GLY	N-CA-C	-8.98	90.65	113.10
4	1-X	401	TYR	N-CA-CB	8.98	126.77	110.60
4	2-F	451	GLU	N-CA-C	8.98	135.24	111.00
4	3-F	451	GLU	N-CA-C	8.98	135.24	111.00
4	1-R	486	GLU	O-C-N	8.98	137.06	122.70
4	4-F	401	TYR	N-CA-CB	8.98	126.76	110.60
5	2-S	337	HIS	O-C-N	-8.98	108.34	122.70
5	3-S	337	HIS	O-C-N	-8.98	108.34	122.70
4	4-F	424	PRO	O-C-N	8.98	137.06	122.70
2	4-O	5	GLY	O-C-N	-8.98	108.34	122.70
4	5-F	401	TYR	N-CA-CB	8.98	126.76	110.60
4	5-F	424	PRO	O-C-N	8.98	137.06	122.70
2	5-O	5	GLY	O-C-N	-8.98	108.34	122.70
4	6-F	401	TYR	N-CA-CB	8.98	126.76	110.60
4	6-F	424	PRO	O-C-N	8.98	137.06	122.70
2	6-O	5	GLY	O-C-N	-8.98	108.34	122.70
4	7-F	401	TYR	N-CA-CB	8.98	126.76	110.60
4	7-F	424	PRO	O-C-N	8.98	137.06	122.70
2	7-O	5	GLY	O-C-N	-8.98	108.34	122.70

Continued on next page...

Continued from previous page...

Mol	Chain	Res	Type	Atoms	Z	Observed(^{o})	Ideal(^{o})
4	8-F	401	TYR	N-CA-CB	8.98	126.76	110.60
4	8-F	424	PRO	O-C-N	8.98	137.06	122.70
2	8-O	5	GLY	O-C-N	-8.98	108.34	122.70
4	1-L	486	GLU	O-C-N	8.97	137.06	122.70
4	2-L	451	GLU	N-CA-C	8.97	135.23	111.00
4	3-L	451	GLU	N-CA-C	8.97	135.23	111.00
4	4-F	451	GLU	N-CA-C	8.97	135.23	111.00
4	4-L	451	GLU	N-CA-C	8.97	135.23	111.00
4	5-F	451	GLU	N-CA-C	8.97	135.23	111.00
4	5-L	451	GLU	N-CA-C	8.97	135.23	111.00
4	6-F	451	GLU	N-CA-C	8.97	135.23	111.00
4	6-L	451	GLU	N-CA-C	8.97	135.23	111.00
4	7-F	451	GLU	N-CA-C	8.97	135.23	111.00
4	7-L	451	GLU	N-CA-C	8.97	135.23	111.00
4	8-F	451	GLU	N-CA-C	8.97	135.23	111.00
4	8-L	451	GLU	N-CA-C	8.97	135.23	111.00
4	1-L	401	TYR	N-CA-CB	8.97	126.75	110.60
4	1-R	401	TYR	N-CA-CB	8.97	126.75	110.60
4	2-F	401	TYR	N-CA-CB	8.97	126.75	110.60
4	2-R	486	GLU	O-C-N	8.97	137.05	122.70
4	2-X	401	TYR	N-CA-CB	8.97	126.75	110.60
4	3-F	401	TYR	N-CA-CB	8.97	126.75	110.60
4	3-R	486	GLU	O-C-N	8.97	137.05	122.70
2	3-U	5	GLY	O-C-N	-8.97	108.35	122.70
4	4-X	401	TYR	N-CA-CB	8.97	126.75	110.60
4	5-X	401	TYR	N-CA-CB	8.97	126.75	110.60
4	6-X	401	TYR	N-CA-CB	8.97	126.75	110.60
4	7-X	401	TYR	N-CA-CB	8.97	126.75	110.60
2	8-U	5	GLY	O-C-N	-8.97	108.35	122.70
4	2-X	424	PRO	O-C-N	8.97	137.05	122.70
4	2-X	451	GLU	N-CA-C	8.97	135.22	111.00
4	4-X	424	PRO	O-C-N	8.97	137.05	122.70
4	7-X	424	PRO	O-C-N	8.97	137.05	122.70
4	4-R	401	TYR	N-CA-CB	8.97	126.74	110.60
4	4-R	451	GLU	N-CA-C	8.97	135.21	111.00
4	4-X	451	GLU	N-CA-C	8.97	135.22	111.00
4	6-X	424	PRO	O-C-N	8.97	137.05	122.70
4	5-R	401	TYR	N-CA-CB	8.97	126.74	110.60
4	5-R	451	GLU	N-CA-C	8.97	135.21	111.00
4	5-X	424	PRO	O-C-N	8.97	137.05	122.70
4	5-X	451	GLU	N-CA-C	8.97	135.22	111.00
4	6-R	401	TYR	N-CA-CB	8.97	126.74	110.60

Continued on next page...

Continued from previous page...

Mol	Chain	Res	Type	Atoms	Z	Observed(^{o})	Ideal(^{o})
4	6-R	451	GLU	N-CA-C	8.97	135.21	111.00
4	6-X	451	GLU	N-CA-C	8.97	135.22	111.00
4	7-X	451	GLU	N-CA-C	8.97	135.22	111.00
4	7-R	401	TYR	N-CA-CB	8.97	126.74	110.60
4	7-R	451	GLU	N-CA-C	8.97	135.21	111.00
4	8-R	401	TYR	N-CA-CB	8.97	126.74	110.60
4	8-R	451	GLU	N-CA-C	8.97	135.21	111.00
4	1-L	424	PRO	O-C-N	8.96	137.04	122.70
4	1-R	423	ALA	O-C-N	8.96	138.13	121.10
4	2-L	424	PRO	O-C-N	8.96	137.04	122.70
2	4-C	5	GLY	O-C-N	-8.96	108.36	122.70
4	4-L	424	PRO	O-C-N	8.96	137.04	122.70
2	5-C	5	GLY	O-C-N	-8.96	108.36	122.70
4	5-L	424	PRO	O-C-N	8.96	137.04	122.70
2	6-C	5	GLY	O-C-N	-8.96	108.36	122.70
4	6-L	424	PRO	O-C-N	8.96	137.04	122.70
2	7-C	5	GLY	O-C-N	-8.96	108.36	122.70
4	7-L	424	PRO	O-C-N	8.96	137.04	122.70
2	8-C	5	GLY	O-C-N	-8.96	108.36	122.70
4	2-F	486	GLU	O-C-N	8.96	137.04	122.70
2	2-I	5	GLY	O-C-N	-8.96	108.36	122.70
4	3-F	486	GLU	O-C-N	8.96	137.04	122.70
2	4-I	5	GLY	O-C-N	-8.96	108.36	122.70
2	5-I	5	GLY	O-C-N	-8.96	108.36	122.70
2	6-I	5	GLY	O-C-N	-8.96	108.36	122.70
2	7-I	5	GLY	O-C-N	-8.96	108.36	122.70
3	2-D	1509	GLN	CA-C-N	-8.96	97.50	117.20
4	2-L	401	TYR	N-CA-CB	8.96	126.72	110.60
6	2-N	411	GLU	CA-C-O	-8.96	101.29	120.10
3	3-D	1509	GLN	CA-C-N	-8.96	97.50	117.20
4	3-X	401	TYR	N-CA-CB	8.96	126.72	110.60
3	4-D	1509	GLN	CA-C-N	-8.96	97.50	117.20
4	4-L	401	TYR	N-CA-CB	8.96	126.72	110.60
6	4-N	411	GLU	CA-C-O	-8.96	101.29	120.10
4	5-L	401	TYR	N-CA-CB	8.96	126.72	110.60
6	5-N	411	GLU	CA-C-O	-8.96	101.29	120.10
3	6-D	1509	GLN	CA-C-N	-8.96	97.50	117.20
4	6-L	401	TYR	N-CA-CB	8.96	126.72	110.60
6	6-N	411	GLU	CA-C-O	-8.96	101.29	120.10
4	7-L	401	TYR	N-CA-CB	8.96	126.72	110.60
6	7-N	411	GLU	CA-C-O	-8.96	101.29	120.10
3	8-D	1509	GLN	CA-C-N	-8.96	97.50	117.20

Continued on next page...

Continued from previous page...

Mol	Chain	Res	Type	Atoms	Z	Observed(^{o})	Ideal(^{o})
4	8-X	401	TYR	N-CA-CB	8.96	126.72	110.60
6	2-Z	411	GLU	CA-C-O	-8.95	101.30	120.10
4	3-X	424	PRO	O-C-N	8.95	137.03	122.70
6	4-Z	411	GLU	CA-C-O	-8.95	101.30	120.10
6	5-Z	411	GLU	CA-C-O	-8.95	101.30	120.10
6	6-Z	411	GLU	CA-C-O	-8.95	101.30	120.10
6	7-Z	411	GLU	CA-C-O	-8.95	101.30	120.10
4	8-X	424	PRO	O-C-N	8.95	137.03	122.70
4	1-F	451	GLU	N-CA-C	8.95	135.17	111.00
4	2-R	401	TYR	N-CA-CB	8.95	126.72	110.60
4	3-R	401	TYR	N-CA-CB	8.95	126.72	110.60
3	5-P	1509	GLN	CA-C-N	-8.95	97.50	117.20
3	7-P	1509	GLN	CA-C-N	-8.95	97.50	117.20
6	1-Z	411	GLU	CA-C-O	-8.95	101.30	120.10
4	1-X	451	GLU	N-CA-C	8.95	135.17	111.00
4	2-L	423	ALA	O-C-N	8.95	138.09	121.10
4	2-R	424	PRO	O-C-N	8.95	137.01	122.70
4	3-L	424	PRO	O-C-N	8.95	137.01	122.70
4	3-R	424	PRO	O-C-N	8.95	137.01	122.70
4	4-F	305	ASP	N-CA-CB	8.95	126.70	110.60
4	4-L	423	ALA	O-C-N	8.95	138.09	121.10
4	5-F	305	ASP	N-CA-CB	8.95	126.70	110.60
4	5-L	423	ALA	O-C-N	8.95	138.09	121.10
4	6-F	305	ASP	N-CA-CB	8.95	126.70	110.60
4	6-L	423	ALA	O-C-N	8.95	138.09	121.10
4	7-F	305	ASP	N-CA-CB	8.95	126.70	110.60
4	7-L	423	ALA	O-C-N	8.95	138.09	121.10
4	8-F	305	ASP	N-CA-CB	8.95	126.70	110.60
4	8-L	424	PRO	O-C-N	8.95	137.01	122.70
5	2-G	347	ARG	C-N-CA	-8.94	99.34	121.70
5	3-G	347	ARG	C-N-CA	-8.94	99.34	121.70
5	1-M	347	ARG	C-N-CA	-8.94	99.35	121.70
4	3-L	401	TYR	N-CA-CB	8.94	126.69	110.60
5	3-M	347	ARG	C-N-CA	-8.94	99.34	121.70
5	3-Y	347	ARG	C-N-CA	-8.94	99.34	121.70
5	4-S	347	ARG	C-N-CA	-8.94	99.34	121.70
5	5-S	347	ARG	C-N-CA	-8.94	99.34	121.70
5	6-S	347	ARG	C-N-CA	-8.94	99.34	121.70
5	7-S	347	ARG	C-N-CA	-8.94	99.34	121.70
5	8-M	347	ARG	C-N-CA	-8.94	99.34	121.70
5	8-S	347	ARG	C-N-CA	-8.94	99.34	121.70
5	8-Y	347	ARG	C-N-CA	-8.94	99.34	121.70

Continued on next page...

Continued from previous page...

Mol	Chain	Res	Type	Atoms	Z	Observed(^{o})	Ideal(^{o})
3	5-D	1509	GLN	CA-C-N	-8.94	97.53	117.20
3	7-D	1509	GLN	CA-C-N	-8.94	97.53	117.20
4	8-L	401	TYR	N-CA-CB	8.94	126.69	110.60
6	1-T	411	GLU	CA-C-O	-8.94	101.33	120.10
4	2-F	424	PRO	O-C-N	8.94	137.00	122.70
5	2-M	347	ARG	C-N-CA	-8.94	99.35	121.70
4	3-F	424	PRO	O-C-N	8.94	137.00	122.70
4	2-R	305	ASP	N-CA-CB	8.94	126.69	110.60
5	2-Y	347	ARG	C-N-CA	-8.94	99.36	121.70
4	3-R	305	ASP	N-CA-CB	8.94	126.69	110.60
6	3-Z	411	GLU	CA-C-O	-8.94	101.33	120.10
5	4-M	347	ARG	C-N-CA	-8.94	99.35	121.70
4	4-R	423	ALA	O-C-N	8.94	138.09	121.10
5	4-Y	347	ARG	C-N-CA	-8.94	99.36	121.70
5	5-M	347	ARG	C-N-CA	-8.94	99.35	121.70
4	5-R	423	ALA	O-C-N	8.94	138.09	121.10
5	5-Y	347	ARG	C-N-CA	-8.94	99.36	121.70
5	6-M	347	ARG	C-N-CA	-8.94	99.35	121.70
4	6-R	423	ALA	O-C-N	8.94	138.09	121.10
5	6-Y	347	ARG	C-N-CA	-8.94	99.36	121.70
5	7-M	347	ARG	C-N-CA	-8.94	99.35	121.70
4	7-R	423	ALA	O-C-N	8.94	138.09	121.10
5	7-Y	347	ARG	C-N-CA	-8.94	99.36	121.70
4	8-R	423	ALA	O-C-N	8.94	138.09	121.10
6	8-Z	411	GLU	CA-C-O	-8.94	101.33	120.10
6	1-N	411	GLU	CA-C-O	-8.94	101.33	120.10
5	1-S	347	ARG	C-N-CA	-8.94	99.36	121.70
4	3-X	305	ASP	N-CA-CB	8.94	126.69	110.60
4	4-F	423	ALA	O-C-N	8.94	138.08	121.10
6	4-H	411	GLU	CA-C-O	-8.94	101.33	120.10
6	4-T	411	GLU	CA-C-O	-8.94	101.33	120.10
4	5-F	423	ALA	O-C-N	8.94	138.08	121.10
6	5-H	411	GLU	CA-C-O	-8.94	101.33	120.10
6	5-T	411	GLU	CA-C-O	-8.94	101.33	120.10
4	6-F	423	ALA	O-C-N	8.94	138.08	121.10
6	6-H	411	GLU	CA-C-O	-8.94	101.33	120.10
6	6-T	411	GLU	CA-C-O	-8.94	101.33	120.10
4	7-F	423	ALA	O-C-N	8.94	138.08	121.10
6	7-H	411	GLU	CA-C-O	-8.94	101.33	120.10
6	7-T	411	GLU	CA-C-O	-8.94	101.33	120.10
4	8-F	423	ALA	O-C-N	8.94	138.08	121.10
6	8-H	411	GLU	CA-C-O	-8.94	101.33	120.10

Continued on next page...

Continued from previous page...

Mol	Chain	Res	Type	Atoms	Z	Observed(^{o})	Ideal(^{o})
6	8-T	411	GLU	CA-C-O	-8.94	101.33	120.10
4	8-X	305	ASP	N-CA-CB	8.94	126.69	110.60
5	1-G	347	ARG	C-N-CA	-8.93	99.37	121.70
4	2-F	305	ASP	N-CA-CB	8.93	126.68	110.60
3	2-J	1509	GLN	CA-C-N	-8.93	97.55	117.20
5	2-S	347	ARG	C-N-CA	-8.93	99.36	121.70
3	3-J	1509	GLN	CA-C-N	-8.93	97.55	117.20
5	3-S	347	ARG	C-N-CA	-8.93	99.36	121.70
3	5-J	1509	GLN	CA-C-N	-8.93	97.55	117.20
3	7-J	1509	GLN	CA-C-N	-8.93	97.55	117.20
3	2-V	1509	GLN	CA-C-N	-8.93	97.55	117.20
4	3-F	305	ASP	N-CA-CB	8.93	126.68	110.60
3	4-J	1509	GLN	CA-C-N	-8.93	97.55	117.20
3	6-J	1509	GLN	CA-C-N	-8.93	97.55	117.20
3	8-J	1509	GLN	CA-C-N	-8.93	97.55	117.20
3	3-V	1509	GLN	CA-C-N	-8.93	97.55	117.20
3	4-V	1509	GLN	CA-C-N	-8.93	97.55	117.20
3	5-V	1509	GLN	CA-C-N	-8.93	97.55	117.20
3	6-V	1509	GLN	CA-C-N	-8.93	97.55	117.20
3	7-V	1509	GLN	CA-C-N	-8.93	97.55	117.20
3	8-V	1509	GLN	CA-C-N	-8.93	97.55	117.20
4	1-F	305	ASP	N-CA-CB	8.93	126.67	110.60
4	1-L	305	ASP	N-CA-CB	8.93	126.67	110.60
6	2-T	411	GLU	CA-C-O	-8.93	101.34	120.10
6	3-T	411	GLU	CA-C-O	-8.93	101.34	120.10
4	3-X	423	ALA	O-C-N	8.93	138.07	121.10
5	4-G	347	ARG	C-N-CA	-8.93	99.38	121.70
5	6-G	347	ARG	C-N-CA	-8.93	99.38	121.70
4	8-X	423	ALA	O-C-N	8.93	138.07	121.10
4	1-X	424	PRO	O-C-N	8.93	136.99	122.70
5	1-Y	347	ARG	C-N-CA	-8.93	99.38	121.70
3	2-P	1509	GLN	CA-C-N	-8.93	97.56	117.20
3	3-P	1509	GLN	CA-C-N	-8.93	97.56	117.20
3	4-P	1509	GLN	CA-C-N	-8.93	97.56	117.20
4	4-R	305	ASP	N-CA-CB	8.93	126.67	110.60
5	5-G	347	ARG	C-N-CA	-8.93	99.38	121.70
4	5-R	305	ASP	N-CA-CB	8.93	126.67	110.60
3	6-P	1509	GLN	CA-C-N	-8.93	97.56	117.20
4	6-R	305	ASP	N-CA-CB	8.93	126.67	110.60
5	7-G	347	ARG	C-N-CA	-8.93	99.38	121.70
4	7-R	305	ASP	N-CA-CB	8.93	126.67	110.60
5	8-G	347	ARG	C-N-CA	-8.93	99.38	121.70

Continued on next page...

Continued from previous page...

Mol	Chain	Res	Type	Atoms	Z	Observed(^{o})	Ideal(^{o})
3	8-P	1509	GLN	CA-C-N	-8.93	97.56	117.20
4	8-R	305	ASP	N-CA-CB	8.93	126.67	110.60
4	1-R	424	PRO	O-C-N	8.93	136.98	122.70
4	1-X	423	ALA	O-C-N	8.93	138.06	121.10
4	2-L	305	ASP	N-CA-CB	8.93	126.67	110.60
4	4-L	305	ASP	N-CA-CB	8.93	126.67	110.60
4	5-L	305	ASP	N-CA-CB	8.93	126.67	110.60
4	6-L	305	ASP	N-CA-CB	8.93	126.67	110.60
4	7-L	305	ASP	N-CA-CB	8.93	126.67	110.60
4	1-F	424	PRO	O-C-N	8.92	136.98	122.70
6	1-H	411	GLU	CA-C-O	-8.92	101.36	120.10
4	1-R	305	ASP	N-CA-CB	8.92	126.66	110.60
4	2-X	423	ALA	O-C-N	8.92	138.06	121.10
4	5-X	423	ALA	O-C-N	8.92	138.06	121.10
4	2-F	423	ALA	O-C-N	8.92	138.05	121.10
4	3-F	423	ALA	O-C-N	8.92	138.05	121.10
6	3-N	411	GLU	CA-C-O	-8.92	101.36	120.10
4	4-X	423	ALA	O-C-N	8.92	138.06	121.10
4	6-X	423	ALA	O-C-N	8.92	138.06	121.10
4	7-X	423	ALA	O-C-N	8.92	138.06	121.10
6	8-N	411	GLU	CA-C-O	-8.92	101.36	120.10
4	1-X	305	ASP	N-CA-CB	8.92	126.66	110.60
6	2-H	411	GLU	CA-C-O	-8.92	101.37	120.10
4	2-X	305	ASP	N-CA-CB	8.92	126.66	110.60
6	3-H	411	GLU	CA-C-O	-8.92	101.37	120.10
4	4-X	305	ASP	N-CA-CB	8.92	126.66	110.60
4	5-X	305	ASP	N-CA-CB	8.92	126.66	110.60
4	6-X	305	ASP	N-CA-CB	8.92	126.66	110.60
4	7-X	305	ASP	N-CA-CB	8.92	126.66	110.60
4	3-L	305	ASP	N-CA-CB	8.92	126.65	110.60
4	8-L	305	ASP	N-CA-CB	8.92	126.65	110.60
4	3-L	423	ALA	O-C-N	8.92	138.04	121.10
4	8-L	423	ALA	O-C-N	8.92	138.04	121.10
4	4-R	424	PRO	O-C-N	8.91	136.96	122.70
4	5-R	424	PRO	O-C-N	8.91	136.96	122.70
4	6-R	424	PRO	O-C-N	8.91	136.96	122.70
4	7-R	424	PRO	O-C-N	8.91	136.96	122.70
4	8-R	424	PRO	O-C-N	8.91	136.96	122.70
3	1-J	1509	GLN	CA-C-N	-8.91	97.61	117.20
5	2-Y	324	ILE	CB-CA-C	-8.90	93.79	111.60
5	4-Y	324	ILE	CB-CA-C	-8.90	93.79	111.60
5	5-Y	324	ILE	CB-CA-C	-8.90	93.79	111.60

Continued on next page...

Continued from previous page...

Mol	Chain	Res	Type	Atoms	Z	Observed(^{o})	Ideal(^{o})
5	6-Y	324	ILE	CB-CA-C	-8.90	93.79	111.60
5	7-Y	324	ILE	CB-CA-C	-8.90	93.79	111.60
4	1-L	423	ALA	O-C-N	8.90	138.01	121.10
5	1-S	324	ILE	CB-CA-C	-8.90	93.80	111.60
5	2-M	324	ILE	CB-CA-C	-8.90	93.80	111.60
5	4-G	324	ILE	CB-CA-C	-8.90	93.80	111.60
5	4-M	324	ILE	CB-CA-C	-8.90	93.80	111.60
5	5-G	324	ILE	CB-CA-C	-8.90	93.80	111.60
5	5-M	324	ILE	CB-CA-C	-8.90	93.80	111.60
5	6-G	324	ILE	CB-CA-C	-8.90	93.80	111.60
5	6-M	324	ILE	CB-CA-C	-8.90	93.80	111.60
5	7-G	324	ILE	CB-CA-C	-8.90	93.80	111.60
5	7-M	324	ILE	CB-CA-C	-8.90	93.80	111.60
5	8-G	324	ILE	CB-CA-C	-8.90	93.80	111.60
5	2-S	324	ILE	CB-CA-C	-8.90	93.80	111.60
5	3-S	324	ILE	CB-CA-C	-8.90	93.80	111.60
3	1-P	1509	GLN	CA-C-N	-8.90	97.63	117.20
3	1-V	1509	GLN	CA-C-N	-8.90	97.63	117.20
4	2-R	423	ALA	O-C-N	8.90	138.00	121.10
4	3-R	423	ALA	O-C-N	8.90	138.00	121.10
5	3-Y	324	ILE	CB-CA-C	-8.90	93.81	111.60
5	8-Y	324	ILE	CB-CA-C	-8.90	93.81	111.60
3	1-D	1509	GLN	CA-C-N	-8.89	97.63	117.20
5	1-M	324	ILE	CB-CA-C	-8.89	93.81	111.60
5	2-G	329	GLN	CA-C-O	-8.89	101.42	120.10
5	3-G	329	GLN	CA-C-O	-8.89	101.42	120.10
5	1-G	324	ILE	CB-CA-C	-8.89	93.82	111.60
5	4-S	324	ILE	CB-CA-C	-8.89	93.82	111.60
5	5-S	324	ILE	CB-CA-C	-8.89	93.82	111.60
5	6-S	324	ILE	CB-CA-C	-8.89	93.82	111.60
5	7-S	324	ILE	CB-CA-C	-8.89	93.82	111.60
5	8-S	324	ILE	CB-CA-C	-8.89	93.82	111.60
2	1-I	5	GLY	N-CA-C	8.89	135.32	113.10
5	3-M	324	ILE	CB-CA-C	-8.89	93.82	111.60
5	4-S	329	GLN	CA-C-O	-8.89	101.44	120.10
5	5-S	329	GLN	CA-C-O	-8.89	101.44	120.10
5	6-S	329	GLN	CA-C-O	-8.89	101.44	120.10
5	7-S	329	GLN	CA-C-O	-8.89	101.44	120.10
5	8-M	324	ILE	CB-CA-C	-8.89	93.82	111.60
5	8-S	329	GLN	CA-C-O	-8.89	101.44	120.10
4	1-F	423	ALA	O-C-N	8.88	137.98	121.10
5	2-M	329	GLN	CA-C-O	-8.88	101.44	120.10

Continued on next page...

Continued from previous page...

Mol	Chain	Res	Type	Atoms	Z	Observed(^{o})	Ideal(^{o})
5	4-M	329	GLN	CA-C-O	-8.88	101.44	120.10
5	5-M	329	GLN	CA-C-O	-8.88	101.44	120.10
5	6-M	329	GLN	CA-C-O	-8.88	101.44	120.10
5	7-M	329	GLN	CA-C-O	-8.88	101.44	120.10
5	1-Y	324	ILE	CB-CA-C	-8.88	93.84	111.60
5	2-S	329	GLN	CA-C-O	-8.88	101.45	120.10
5	3-S	329	GLN	CA-C-O	-8.88	101.45	120.10
5	1-G	329	GLN	CA-C-O	-8.88	101.45	120.10
4	1-R	454	TYR	CA-C-N	-8.88	97.67	117.20
5	1-S	324	ILE	O-C-N	8.88	136.91	122.70
5	2-G	324	ILE	CB-CA-C	-8.88	93.84	111.60
5	3-G	324	ILE	CB-CA-C	-8.88	93.84	111.60
5	1-Y	329	GLN	CA-C-O	-8.88	101.46	120.10
2	1-C	5	GLY	N-CA-C	8.88	135.29	113.10
5	1-M	329	GLN	CA-C-O	-8.88	101.46	120.10
5	4-G	329	GLN	CA-C-O	-8.88	101.46	120.10
5	5-G	329	GLN	CA-C-O	-8.88	101.46	120.10
5	6-G	329	GLN	CA-C-O	-8.88	101.46	120.10
5	7-G	329	GLN	CA-C-O	-8.88	101.46	120.10
5	8-G	329	GLN	CA-C-O	-8.88	101.46	120.10
5	1-S	329	GLN	CA-C-O	-8.87	101.46	120.10
3	1-P	1511	GLN	C-N-CA	-8.87	99.52	121.70
2	4-O	5	GLY	N-CA-C	8.87	135.28	113.10
2	5-O	5	GLY	N-CA-C	8.87	135.28	113.10
2	6-O	5	GLY	N-CA-C	8.87	135.28	113.10
2	7-O	5	GLY	N-CA-C	8.87	135.28	113.10
2	8-O	5	GLY	N-CA-C	8.87	135.28	113.10
5	2-Y	329	GLN	CA-C-O	-8.87	101.47	120.10
2	3-I	5	GLY	N-CA-C	8.87	135.28	113.10
5	4-Y	329	GLN	CA-C-O	-8.87	101.47	120.10
5	5-Y	329	GLN	CA-C-O	-8.87	101.47	120.10
5	6-Y	329	GLN	CA-C-O	-8.87	101.47	120.10
5	7-Y	329	GLN	CA-C-O	-8.87	101.47	120.10
2	8-I	5	GLY	N-CA-C	8.87	135.28	113.10
5	2-Y	324	ILE	O-C-N	8.87	136.89	122.70
4	3-X	454	TYR	CA-C-N	-8.87	97.69	117.20
5	3-Y	324	ILE	O-C-N	8.87	136.89	122.70
5	4-Y	324	ILE	O-C-N	8.87	136.89	122.70
5	5-Y	324	ILE	O-C-N	8.87	136.89	122.70
5	6-Y	324	ILE	O-C-N	8.87	136.89	122.70
5	7-Y	324	ILE	O-C-N	8.87	136.89	122.70
4	8-X	454	TYR	CA-C-N	-8.87	97.69	117.20

Continued on next page...

Continued from previous page...

Mol	Chain	Res	Type	Atoms	Z	Observed(^{o})	Ideal(^{o})
5	8-Y	324	ILE	O-C-N	8.87	136.89	122.70
3	1-D	1511	GLN	C-N-CA	-8.87	99.53	121.70
2	1-O	5	GLY	N-CA-C	8.87	135.27	113.10
5	3-Y	329	GLN	CA-C-O	-8.87	101.48	120.10
5	8-Y	329	GLN	CA-C-O	-8.87	101.48	120.10
4	1-F	454	TYR	CA-C-N	-8.86	97.70	117.20
5	3-M	329	GLN	CA-C-O	-8.86	101.48	120.10
2	4-C	5	GLY	N-CA-C	8.86	135.26	113.10
4	4-R	431	LEU	C-N-CA	-8.87	99.54	121.70
2	5-C	5	GLY	N-CA-C	8.86	135.26	113.10
4	5-R	431	LEU	C-N-CA	-8.87	99.54	121.70
2	6-C	5	GLY	N-CA-C	8.86	135.26	113.10
4	6-R	431	LEU	C-N-CA	-8.87	99.54	121.70
2	7-C	5	GLY	N-CA-C	8.86	135.26	113.10
4	7-R	431	LEU	C-N-CA	-8.87	99.54	121.70
2	8-C	5	GLY	N-CA-C	8.86	135.26	113.10
5	8-M	329	GLN	CA-C-O	-8.86	101.48	120.10
4	8-R	431	LEU	C-N-CA	-8.87	99.54	121.70
3	1-J	1511	GLN	C-N-CA	-8.86	99.55	121.70
5	4-S	324	ILE	O-C-N	8.86	136.88	122.70
5	5-S	324	ILE	O-C-N	8.86	136.88	122.70
5	6-S	324	ILE	O-C-N	8.86	136.88	122.70
5	7-S	324	ILE	O-C-N	8.86	136.88	122.70
5	8-S	324	ILE	O-C-N	8.86	136.88	122.70
2	1-U	5	GLY	N-CA-C	8.86	135.25	113.10
5	2-M	324	ILE	O-C-N	8.86	136.88	122.70
2	2-O	5	GLY	N-CA-C	8.86	135.25	113.10
2	3-O	5	GLY	N-CA-C	8.86	135.25	113.10
5	4-M	324	ILE	O-C-N	8.86	136.88	122.70
5	5-M	324	ILE	O-C-N	8.86	136.88	122.70
5	6-M	324	ILE	O-C-N	8.86	136.88	122.70
5	7-M	324	ILE	O-C-N	8.86	136.88	122.70
2	2-I	5	GLY	N-CA-C	8.85	135.23	113.10
4	2-R	454	TYR	CA-C-N	-8.85	97.72	117.20
4	3-L	431	LEU	C-N-CA	-8.85	99.56	121.70
2	5-I	5	GLY	N-CA-C	8.85	135.23	113.10
4	8-L	431	LEU	C-N-CA	-8.85	99.56	121.70
5	1-G	324	ILE	O-C-N	8.85	136.86	122.70
4	1-L	454	TYR	CA-C-N	-8.85	97.73	117.20
4	1-R	431	LEU	C-N-CA	-8.85	99.57	121.70
3	1-V	1511	GLN	C-N-CA	-8.85	99.57	121.70
3	2-D	1511	GLN	C-N-CA	-8.85	99.57	121.70

Continued on next page...

Continued from previous page...

Mol	Chain	Res	Type	Atoms	Z	Observed(^{o})	Ideal(^{o})
3	3-D	1511	GLN	C-N-CA	-8.85	99.57	121.70
4	3-R	454	TYR	CA-C-N	-8.85	97.72	117.20
2	4-I	5	GLY	N-CA-C	8.85	135.23	113.10
2	6-I	5	GLY	N-CA-C	8.85	135.23	113.10
3	8-D	1511	GLN	C-N-CA	-8.85	99.57	121.70
2	2-C	5	GLY	N-CA-C	8.85	135.23	113.10
2	3-C	5	GLY	N-CA-C	8.85	135.23	113.10
5	3-M	324	ILE	O-C-N	8.85	136.86	122.70
2	3-U	5	GLY	N-CA-C	8.85	135.23	113.10
3	4-D	1511	GLN	C-N-CA	-8.85	99.57	121.70
4	4-F	431	LEU	C-N-CA	-8.85	99.57	121.70
5	4-G	324	ILE	O-C-N	8.85	136.86	122.70
4	5-F	431	LEU	C-N-CA	-8.85	99.57	121.70
3	6-D	1511	GLN	C-N-CA	-8.85	99.57	121.70
2	7-I	5	GLY	N-CA-C	8.85	135.23	113.10
5	5-G	324	ILE	O-C-N	8.85	136.86	122.70
4	6-F	431	LEU	C-N-CA	-8.85	99.57	121.70
5	6-G	324	ILE	O-C-N	8.85	136.86	122.70
4	7-F	431	LEU	C-N-CA	-8.85	99.57	121.70
5	7-G	324	ILE	O-C-N	8.85	136.86	122.70
4	8-F	431	LEU	C-N-CA	-8.85	99.57	121.70
5	8-G	324	ILE	O-C-N	8.85	136.86	122.70
5	8-M	324	ILE	O-C-N	8.85	136.86	122.70
2	8-U	5	GLY	N-CA-C	8.85	135.23	113.10
4	1-L	431	LEU	C-N-CA	-8.85	99.58	121.70
4	2-X	431	LEU	C-N-CA	-8.85	99.57	121.70
4	4-X	431	LEU	C-N-CA	-8.85	99.57	121.70
4	6-X	431	LEU	C-N-CA	-8.85	99.57	121.70
4	7-X	431	LEU	C-N-CA	-8.85	99.57	121.70
4	2-F	454	TYR	CA-C-N	-8.85	97.73	117.20
3	2-J	1511	GLN	C-N-CA	-8.85	99.58	121.70
4	3-F	454	TYR	CA-C-N	-8.85	97.73	117.20
3	3-J	1511	GLN	C-N-CA	-8.85	99.58	121.70
4	3-L	454	TYR	CA-C-N	-8.85	97.73	117.20
4	5-X	431	LEU	C-N-CA	-8.85	99.57	121.70
3	4-J	1511	GLN	C-N-CA	-8.85	99.58	121.70
3	5-J	1511	GLN	C-N-CA	-8.85	99.58	121.70
3	6-J	1511	GLN	C-N-CA	-8.85	99.58	121.70
3	7-J	1511	GLN	C-N-CA	-8.85	99.58	121.70
3	8-J	1511	GLN	C-N-CA	-8.85	99.58	121.70
4	8-L	454	TYR	CA-C-N	-8.85	97.73	117.20
4	1-F	431	LEU	C-N-CA	-8.85	99.58	121.70

Continued on next page...

Continued from previous page...

Mol	Chain	Res	Type	Atoms	Z	Observed(^{o})	Ideal(^{o})
4	1-X	454	TYR	CA-C-N	-8.85	97.74	117.20
2	2-U	5	GLY	N-CA-C	8.85	135.22	113.10
3	2-V	1511	GLN	C-N-CA	-8.85	99.58	121.70
2	5-U	5	GLY	N-CA-C	8.85	135.22	113.10
2	7-U	5	GLY	N-CA-C	8.85	135.22	113.10
4	2-L	454	TYR	CA-C-N	-8.85	97.74	117.20
4	2-X	454	TYR	CA-C-N	-8.85	97.74	117.20
3	3-V	1511	GLN	C-N-CA	-8.85	99.58	121.70
4	4-F	454	TYR	CA-C-N	-8.85	97.74	117.20
2	4-U	5	GLY	N-CA-C	8.85	135.22	113.10
3	4-V	1511	GLN	C-N-CA	-8.85	99.58	121.70
4	4-L	454	TYR	CA-C-N	-8.85	97.74	117.20
4	4-X	454	TYR	CA-C-N	-8.85	97.74	117.20
3	5-D	1511	GLN	C-N-CA	-8.85	99.59	121.70
4	5-F	454	TYR	CA-C-N	-8.85	97.74	117.20
3	5-V	1511	GLN	C-N-CA	-8.85	99.58	121.70
2	6-U	5	GLY	N-CA-C	8.85	135.22	113.10
4	5-L	454	TYR	CA-C-N	-8.85	97.74	117.20
4	5-X	454	TYR	CA-C-N	-8.85	97.74	117.20
4	6-F	454	TYR	CA-C-N	-8.85	97.74	117.20
3	6-V	1511	GLN	C-N-CA	-8.85	99.58	121.70
3	8-V	1511	GLN	C-N-CA	-8.85	99.58	121.70
4	6-L	454	TYR	CA-C-N	-8.85	97.74	117.20
4	6-X	454	TYR	CA-C-N	-8.85	97.74	117.20
3	7-D	1511	GLN	C-N-CA	-8.85	99.59	121.70
4	7-F	454	TYR	CA-C-N	-8.85	97.74	117.20
3	7-V	1511	GLN	C-N-CA	-8.85	99.58	121.70
4	7-L	454	TYR	CA-C-N	-8.85	97.74	117.20
4	7-X	454	TYR	CA-C-N	-8.85	97.74	117.20
4	8-F	454	TYR	CA-C-N	-8.85	97.74	117.20
3	2-P	1511	GLN	C-N-CA	-8.84	99.59	121.70
3	3-P	1511	GLN	C-N-CA	-8.84	99.59	121.70
3	4-P	1511	GLN	C-N-CA	-8.84	99.59	121.70
4	4-R	454	TYR	CA-C-N	-8.84	97.75	117.20
4	5-R	454	TYR	CA-C-N	-8.84	97.75	117.20
3	6-P	1511	GLN	C-N-CA	-8.84	99.59	121.70
4	6-R	454	TYR	CA-C-N	-8.84	97.75	117.20
4	7-R	454	TYR	CA-C-N	-8.84	97.75	117.20
3	8-P	1511	GLN	C-N-CA	-8.84	99.59	121.70
4	8-R	454	TYR	CA-C-N	-8.84	97.75	117.20
4	3-X	431	LEU	C-N-CA	-8.84	99.60	121.70
4	8-X	431	LEU	C-N-CA	-8.84	99.60	121.70

Continued on next page...

Continued from previous page...

Mol	Chain	Res	Type	Atoms	Z	Observed(^{o})	Ideal(^{o})
5	1-Y	324	ILE	O-C-N	8.84	136.84	122.70
5	2-G	324	ILE	O-C-N	8.84	136.84	122.70
4	2-L	431	LEU	C-N-CA	-8.84	99.60	121.70
5	3-G	324	ILE	O-C-N	8.84	136.84	122.70
4	4-L	431	LEU	C-N-CA	-8.84	99.60	121.70
4	5-L	431	LEU	C-N-CA	-8.84	99.60	121.70
4	6-L	431	LEU	C-N-CA	-8.84	99.60	121.70
4	7-L	431	LEU	C-N-CA	-8.84	99.60	121.70
5	1-M	324	ILE	O-C-N	8.84	136.84	122.70
4	2-F	431	LEU	C-N-CA	-8.84	99.61	121.70
4	2-R	431	LEU	C-N-CA	-8.84	99.61	121.70
5	2-S	324	ILE	O-C-N	8.84	136.84	122.70
4	3-F	431	LEU	C-N-CA	-8.84	99.61	121.70
4	3-R	431	LEU	C-N-CA	-8.84	99.61	121.70
5	3-S	324	ILE	O-C-N	8.84	136.84	122.70
3	5-P	1511	GLN	C-N-CA	-8.84	99.61	121.70
3	7-P	1511	GLN	C-N-CA	-8.84	99.61	121.70
4	1-X	431	LEU	C-N-CA	-8.83	99.62	121.70
4	4-R	341	ASP	N-CA-CB	8.80	126.44	110.60
4	5-R	341	ASP	N-CA-CB	8.80	126.44	110.60
4	6-R	341	ASP	N-CA-CB	8.80	126.44	110.60
4	7-R	341	ASP	N-CA-CB	8.80	126.44	110.60
4	8-R	341	ASP	N-CA-CB	8.80	126.44	110.60
4	2-L	341	ASP	N-CA-CB	8.79	126.42	110.60
4	4-L	341	ASP	N-CA-CB	8.79	126.42	110.60
4	5-L	341	ASP	N-CA-CB	8.79	126.42	110.60
4	6-L	341	ASP	N-CA-CB	8.79	126.42	110.60
4	7-L	341	ASP	N-CA-CB	8.79	126.42	110.60
4	3-X	341	ASP	N-CA-CB	8.78	126.41	110.60
4	8-X	341	ASP	N-CA-CB	8.78	126.41	110.60
4	3-L	341	ASP	N-CA-CB	8.78	126.41	110.60
4	8-L	341	ASP	N-CA-CB	8.78	126.41	110.60
4	1-X	493	HIS	N-CA-CB	-8.78	94.80	110.60
4	2-F	341	ASP	N-CA-CB	8.78	126.40	110.60
4	3-F	341	ASP	N-CA-CB	8.78	126.40	110.60
3	1-J	1542	PRO	CA-C-O	-8.78	99.14	120.20
4	1-F	341	ASP	N-CA-CB	8.77	126.39	110.60
4	1-L	341	ASP	N-CA-CB	8.77	126.39	110.60
4	2-X	341	ASP	N-CA-CB	8.77	126.39	110.60
4	4-X	341	ASP	N-CA-CB	8.77	126.39	110.60
4	5-X	341	ASP	N-CA-CB	8.77	126.39	110.60
4	6-X	341	ASP	N-CA-CB	8.77	126.39	110.60

Continued on next page...

Continued from previous page...

Mol	Chain	Res	Type	Atoms	Z	Observed(^{o})	Ideal(^{o})
4	7-X	341	ASP	N-CA-CB	8.77	126.39	110.60
4	4-F	341	ASP	N-CA-CB	8.77	126.38	110.60
4	5-F	341	ASP	N-CA-CB	8.77	126.38	110.60
4	6-F	341	ASP	N-CA-CB	8.77	126.38	110.60
4	7-F	341	ASP	N-CA-CB	8.77	126.38	110.60
4	8-F	341	ASP	N-CA-CB	8.77	126.38	110.60
3	1-P	1542	PRO	CA-C-O	-8.77	99.16	120.20
4	3-X	493	HIS	N-CA-CB	-8.77	94.82	110.60
3	5-P	1542	PRO	CA-C-O	-8.77	99.16	120.20
3	7-P	1542	PRO	CA-C-O	-8.77	99.16	120.20
4	8-X	493	HIS	N-CA-CB	-8.77	94.82	110.60
3	1-D	1542	PRO	CA-C-O	-8.76	99.17	120.20
4	4-F	493	HIS	N-CA-CB	-8.76	94.83	110.60
4	5-F	493	HIS	N-CA-CB	-8.76	94.83	110.60
4	6-F	493	HIS	N-CA-CB	-8.76	94.83	110.60
4	7-F	493	HIS	N-CA-CB	-8.76	94.83	110.60
4	8-F	493	HIS	N-CA-CB	-8.76	94.83	110.60
3	2-J	1542	PRO	CA-C-O	-8.76	99.17	120.20
3	2-P	1542	PRO	CA-C-O	-8.76	99.17	120.20
3	3-J	1542	PRO	CA-C-O	-8.76	99.17	120.20
3	3-P	1542	PRO	CA-C-O	-8.76	99.17	120.20
3	4-J	1542	PRO	CA-C-O	-8.76	99.17	120.20
3	4-P	1542	PRO	CA-C-O	-8.76	99.17	120.20
3	5-J	1542	PRO	CA-C-O	-8.76	99.17	120.20
3	6-J	1542	PRO	CA-C-O	-8.76	99.17	120.20
3	6-P	1542	PRO	CA-C-O	-8.76	99.17	120.20
3	7-J	1542	PRO	CA-C-O	-8.76	99.17	120.20
3	8-J	1542	PRO	CA-C-O	-8.76	99.17	120.20
3	8-P	1542	PRO	CA-C-O	-8.76	99.17	120.20
4	1-R	341	ASP	N-CA-CB	8.76	126.37	110.60
4	3-L	493	HIS	N-CA-CB	-8.76	94.83	110.60
4	8-L	493	HIS	N-CA-CB	-8.76	94.83	110.60
4	1-F	493	HIS	N-CA-CB	-8.76	94.83	110.60
4	1-X	341	ASP	N-CA-CB	8.76	126.36	110.60
4	2-L	493	HIS	N-CA-CB	-8.76	94.84	110.60
4	2-X	493	HIS	N-CA-CB	-8.76	94.84	110.60
4	4-L	493	HIS	N-CA-CB	-8.76	94.84	110.60
4	4-X	493	HIS	N-CA-CB	-8.76	94.84	110.60
4	5-L	493	HIS	N-CA-CB	-8.76	94.84	110.60
4	5-X	493	HIS	N-CA-CB	-8.76	94.84	110.60
4	6-L	493	HIS	N-CA-CB	-8.76	94.84	110.60
4	6-X	493	HIS	N-CA-CB	-8.76	94.84	110.60

Continued on next page...

Continued from previous page...

Mol	Chain	Res	Type	Atoms	Z	Observed(^{o})	Ideal(^{o})
4	7-L	493	HIS	N-CA-CB	-8.76	94.84	110.60
4	7-X	493	HIS	N-CA-CB	-8.76	94.84	110.60
4	1-L	493	HIS	N-CA-CB	-8.75	94.85	110.60
3	1-V	1542	PRO	CA-C-O	-8.75	99.20	120.20
3	2-D	1542	PRO	CA-C-O	-8.75	99.19	120.20
4	2-F	493	HIS	N-CA-CB	-8.75	94.84	110.60
3	3-D	1542	PRO	CA-C-O	-8.75	99.19	120.20
4	3-F	493	HIS	N-CA-CB	-8.75	94.84	110.60
3	4-D	1542	PRO	CA-C-O	-8.75	99.19	120.20
3	6-D	1542	PRO	CA-C-O	-8.75	99.19	120.20
3	8-D	1542	PRO	CA-C-O	-8.75	99.19	120.20
4	1-R	493	HIS	N-CA-CB	-8.75	94.85	110.60
4	2-R	341	ASP	N-CA-CB	8.75	126.35	110.60
4	3-R	341	ASP	N-CA-CB	8.75	126.35	110.60
3	5-D	1542	PRO	CA-C-O	-8.74	99.22	120.20
3	7-D	1542	PRO	CA-C-O	-8.74	99.22	120.20
4	2-R	493	HIS	N-CA-CB	-8.74	94.87	110.60
4	3-R	493	HIS	N-CA-CB	-8.74	94.87	110.60
4	4-R	493	HIS	N-CA-CB	-8.74	94.87	110.60
4	5-R	493	HIS	N-CA-CB	-8.74	94.87	110.60
4	6-R	493	HIS	N-CA-CB	-8.74	94.87	110.60
4	7-R	493	HIS	N-CA-CB	-8.74	94.87	110.60
4	8-R	493	HIS	N-CA-CB	-8.74	94.87	110.60
3	2-V	1542	PRO	CA-C-O	-8.74	99.23	120.20
3	3-V	1542	PRO	CA-C-O	-8.74	99.23	120.20
3	4-V	1542	PRO	CA-C-O	-8.74	99.23	120.20
3	5-V	1542	PRO	CA-C-O	-8.74	99.23	120.20
3	6-V	1542	PRO	CA-C-O	-8.74	99.23	120.20
3	7-V	1542	PRO	CA-C-O	-8.74	99.23	120.20
3	8-V	1542	PRO	CA-C-O	-8.74	99.23	120.20
6	2-H	487	TRP	N-CA-C	8.73	134.58	111.00
6	3-H	487	TRP	N-CA-C	8.73	134.58	111.00
6	4-H	487	TRP	N-CA-C	8.73	134.58	111.00
6	5-H	487	TRP	N-CA-C	8.73	134.58	111.00
6	6-H	487	TRP	N-CA-C	8.73	134.58	111.00
6	7-H	487	TRP	N-CA-C	8.73	134.58	111.00
6	8-H	487	TRP	N-CA-C	8.73	134.58	111.00
4	1-L	425	THR	O-C-N	8.73	136.66	122.70
4	4-R	425	THR	O-C-N	8.72	136.65	122.70
4	5-R	425	THR	O-C-N	8.72	136.65	122.70
4	6-R	425	THR	O-C-N	8.72	136.65	122.70
4	7-R	425	THR	O-C-N	8.72	136.65	122.70

Continued on next page...

Continued from previous page...

Mol	Chain	Res	Type	Atoms	Z	Observed(^{o})	Ideal(^{o})
4	8-R	425	THR	O-C-N	8.72	136.65	122.70
6	4-T	487	TRP	N-CA-C	8.71	134.53	111.00
6	5-T	487	TRP	N-CA-C	8.71	134.53	111.00
6	6-T	487	TRP	N-CA-C	8.71	134.53	111.00
6	7-T	487	TRP	N-CA-C	8.71	134.53	111.00
6	8-T	487	TRP	N-CA-C	8.71	134.53	111.00
6	1-H	487	TRP	N-CA-C	8.71	134.52	111.00
4	1-F	220	ASN	CA-C-O	-8.71	101.81	120.10
6	2-T	487	TRP	N-CA-C	8.71	134.51	111.00
6	2-Z	487	TRP	N-CA-C	8.71	134.51	111.00
6	3-T	487	TRP	N-CA-C	8.71	134.51	111.00
4	3-X	425	THR	O-C-N	8.71	136.63	122.70
4	4-F	425	THR	O-C-N	8.71	136.63	122.70
6	4-Z	487	TRP	N-CA-C	8.71	134.51	111.00
4	5-F	425	THR	O-C-N	8.71	136.63	122.70
6	5-Z	487	TRP	N-CA-C	8.71	134.51	111.00
4	6-F	425	THR	O-C-N	8.71	136.63	122.70
6	6-Z	487	TRP	N-CA-C	8.71	134.51	111.00
4	7-F	425	THR	O-C-N	8.71	136.63	122.70
6	7-Z	487	TRP	N-CA-C	8.71	134.51	111.00
4	8-F	425	THR	O-C-N	8.71	136.63	122.70
4	8-X	425	THR	O-C-N	8.71	136.63	122.70
4	1-L	220	ASN	CA-C-O	-8.70	101.82	120.10
4	2-L	425	THR	O-C-N	8.71	136.63	122.70
4	2-X	425	THR	O-C-N	8.71	136.63	122.70
6	3-Z	487	TRP	N-CA-C	8.71	134.50	111.00
4	4-L	425	THR	O-C-N	8.71	136.63	122.70
4	4-X	425	THR	O-C-N	8.71	136.63	122.70
4	5-L	425	THR	O-C-N	8.71	136.63	122.70
4	5-X	425	THR	O-C-N	8.71	136.63	122.70
4	6-L	425	THR	O-C-N	8.71	136.63	122.70
4	6-X	425	THR	O-C-N	8.71	136.63	122.70
4	7-L	425	THR	O-C-N	8.71	136.63	122.70
4	7-X	425	THR	O-C-N	8.71	136.63	122.70
6	8-Z	487	TRP	N-CA-C	8.71	134.50	111.00
6	1-Z	487	TRP	N-CA-C	8.70	134.50	111.00
4	2-R	425	THR	O-C-N	8.70	136.62	122.70
4	3-R	425	THR	O-C-N	8.70	136.62	122.70
4	1-F	425	THR	O-C-N	8.70	136.61	122.70
6	3-N	487	TRP	N-CA-C	8.69	134.47	111.00
6	8-N	487	TRP	N-CA-C	8.69	134.47	111.00
6	1-N	487	TRP	N-CA-C	8.69	134.46	111.00

Continued on next page...

Continued from previous page...

Mol	Chain	Res	Type	Atoms	Z	Observed(^{o})	Ideal(^{o})
6	2-N	487	TRP	N-CA-C	8.68	134.45	111.00
6	4-N	487	TRP	N-CA-C	8.68	134.45	111.00
6	5-N	487	TRP	N-CA-C	8.68	134.45	111.00
6	6-N	487	TRP	N-CA-C	8.68	134.45	111.00
6	7-N	487	TRP	N-CA-C	8.68	134.45	111.00
4	2-F	425	THR	O-C-N	8.68	136.59	122.70
4	3-F	425	THR	O-C-N	8.68	136.59	122.70
4	1-R	425	THR	O-C-N	8.68	136.59	122.70
6	1-T	487	TRP	N-CA-C	8.68	134.43	111.00
4	1-X	220	ASN	CA-C-O	-8.68	101.88	120.10
4	3-L	425	THR	O-C-N	8.68	136.58	122.70
4	8-L	425	THR	O-C-N	8.68	136.58	122.70
4	1-R	220	ASN	CA-C-O	-8.67	101.89	120.10
4	1-X	425	THR	O-C-N	8.66	136.56	122.70
3	1-D	1510	GLN	C-N-CA	-8.65	100.07	121.70
3	1-P	1510	GLN	C-N-CA	-8.64	100.10	121.70
6	1-H	352	LEU	N-CA-CB	8.64	127.67	110.40
3	1-J	1510	GLN	C-N-CA	-8.63	100.13	121.70
5	4-S	330	LYS	CB-CA-C	8.63	127.66	110.40
5	5-S	330	LYS	CB-CA-C	8.63	127.66	110.40
5	6-S	330	LYS	CB-CA-C	8.63	127.66	110.40
5	7-S	330	LYS	CB-CA-C	8.63	127.66	110.40
5	8-S	330	LYS	CB-CA-C	8.63	127.66	110.40
3	1-V	1510	GLN	C-N-CA	-8.62	100.14	121.70
5	1-S	330	LYS	CB-CA-C	8.62	127.65	110.40
5	2-M	330	LYS	CB-CA-C	8.62	127.64	110.40
5	4-M	330	LYS	CB-CA-C	8.62	127.64	110.40
5	5-M	330	LYS	CB-CA-C	8.62	127.64	110.40
5	6-M	330	LYS	CB-CA-C	8.62	127.64	110.40
5	7-M	330	LYS	CB-CA-C	8.62	127.64	110.40
5	1-M	330	LYS	CB-CA-C	8.62	127.64	110.40
3	2-P	1510	GLN	C-N-CA	-8.62	100.15	121.70
3	3-P	1510	GLN	C-N-CA	-8.62	100.15	121.70
3	4-P	1510	GLN	C-N-CA	-8.62	100.15	121.70
3	6-P	1510	GLN	C-N-CA	-8.62	100.15	121.70
3	8-P	1510	GLN	C-N-CA	-8.62	100.15	121.70
5	2-Y	330	LYS	CB-CA-C	8.62	127.63	110.40
5	4-G	330	LYS	CB-CA-C	8.62	127.63	110.40
5	4-Y	330	LYS	CB-CA-C	8.62	127.63	110.40
5	5-G	330	LYS	CB-CA-C	8.62	127.63	110.40
5	5-Y	330	LYS	CB-CA-C	8.62	127.63	110.40
5	6-G	330	LYS	CB-CA-C	8.62	127.63	110.40

Continued on next page...

Continued from previous page...

Mol	Chain	Res	Type	Atoms	Z	Observed(^{o})	Ideal(^{o})
5	6-Y	330	LYS	CB-CA-C	8.62	127.63	110.40
5	7-G	330	LYS	CB-CA-C	8.62	127.63	110.40
5	7-Y	330	LYS	CB-CA-C	8.62	127.63	110.40
5	8-G	330	LYS	CB-CA-C	8.62	127.63	110.40
3	2-D	1510	GLN	C-N-CA	-8.61	100.17	121.70
3	2-V	1510	GLN	C-N-CA	-8.61	100.17	121.70
3	3-D	1510	GLN	C-N-CA	-8.61	100.17	121.70
3	3-V	1510	GLN	C-N-CA	-8.61	100.17	121.70
3	4-D	1510	GLN	C-N-CA	-8.61	100.17	121.70
3	4-V	1510	GLN	C-N-CA	-8.61	100.17	121.70
3	5-V	1510	GLN	C-N-CA	-8.61	100.17	121.70
3	6-D	1510	GLN	C-N-CA	-8.61	100.17	121.70
3	6-V	1510	GLN	C-N-CA	-8.61	100.17	121.70
3	7-V	1510	GLN	C-N-CA	-8.61	100.17	121.70
3	8-D	1510	GLN	C-N-CA	-8.61	100.17	121.70
3	8-V	1510	GLN	C-N-CA	-8.61	100.17	121.70
6	2-N	352	LEU	N-CA-CB	8.61	127.62	110.40
6	4-N	352	LEU	N-CA-CB	8.61	127.62	110.40
6	4-H	352	LEU	N-CA-CB	8.61	127.62	110.40
6	4-T	352	LEU	N-CA-CB	8.61	127.62	110.40
6	5-N	352	LEU	N-CA-CB	8.61	127.62	110.40
6	6-N	352	LEU	N-CA-CB	8.61	127.62	110.40
6	5-H	352	LEU	N-CA-CB	8.61	127.62	110.40
6	5-T	352	LEU	N-CA-CB	8.61	127.62	110.40
6	6-H	352	LEU	N-CA-CB	8.61	127.62	110.40
6	6-T	352	LEU	N-CA-CB	8.61	127.62	110.40
6	7-N	352	LEU	N-CA-CB	8.61	127.62	110.40
6	7-H	352	LEU	N-CA-CB	8.61	127.62	110.40
6	7-T	352	LEU	N-CA-CB	8.61	127.62	110.40
6	8-H	352	LEU	N-CA-CB	8.61	127.62	110.40
6	8-T	352	LEU	N-CA-CB	8.61	127.62	110.40
5	2-G	330	LYS	CB-CA-C	8.61	127.61	110.40
5	2-S	330	LYS	CB-CA-C	8.61	127.61	110.40
6	2-Z	352	LEU	N-CA-CB	8.61	127.61	110.40
5	3-G	330	LYS	CB-CA-C	8.61	127.61	110.40
5	3-S	330	LYS	CB-CA-C	8.61	127.61	110.40
6	4-Z	352	LEU	N-CA-CB	8.61	127.61	110.40
6	5-Z	352	LEU	N-CA-CB	8.61	127.61	110.40
6	6-Z	352	LEU	N-CA-CB	8.61	127.61	110.40
6	7-Z	352	LEU	N-CA-CB	8.61	127.61	110.40
6	1-N	352	LEU	N-CA-CB	8.60	127.61	110.40
6	3-N	352	LEU	N-CA-CB	8.60	127.60	110.40

Continued on next page...

Continued from previous page...

Mol	Chain	Res	Type	Atoms	Z	Observed(^{o})	Ideal(^{o})
6	8-N	352	LEU	N-CA-CB	8.60	127.60	110.40
6	1-T	352	LEU	N-CA-CB	8.60	127.60	110.40
3	5-D	1510	GLN	C-N-CA	-8.60	100.20	121.70
3	7-D	1510	GLN	C-N-CA	-8.60	100.20	121.70
3	2-J	1510	GLN	C-N-CA	-8.60	100.21	121.70
3	3-J	1510	GLN	C-N-CA	-8.60	100.21	121.70
3	4-J	1510	GLN	C-N-CA	-8.60	100.21	121.70
3	5-J	1510	GLN	C-N-CA	-8.60	100.21	121.70
3	6-J	1510	GLN	C-N-CA	-8.60	100.21	121.70
3	7-J	1510	GLN	C-N-CA	-8.60	100.21	121.70
3	8-J	1510	GLN	C-N-CA	-8.60	100.21	121.70
5	1-Y	330	LYS	CB-CA-C	8.59	127.59	110.40
5	1-G	330	LYS	CB-CA-C	8.59	127.58	110.40
2	2-O	234	LEU	N-CA-C	-8.59	87.81	111.00
2	3-O	234	LEU	N-CA-C	-8.59	87.81	111.00
2	4-O	234	LEU	N-CA-C	-8.59	87.81	111.00
2	5-O	234	LEU	N-CA-C	-8.59	87.81	111.00
2	6-O	234	LEU	N-CA-C	-8.59	87.81	111.00
2	7-O	234	LEU	N-CA-C	-8.59	87.81	111.00
2	8-O	234	LEU	N-CA-C	-8.59	87.81	111.00
3	1-D	1490	GLU	C-N-CA	-8.59	100.23	121.70
6	2-H	352	LEU	N-CA-CB	8.59	127.58	110.40
6	3-H	352	LEU	N-CA-CB	8.59	127.58	110.40
5	3-M	330	LYS	CB-CA-C	8.59	127.57	110.40
3	5-P	1510	GLN	C-N-CA	-8.59	100.23	121.70
3	7-P	1510	GLN	C-N-CA	-8.59	100.23	121.70
5	8-M	330	LYS	CB-CA-C	8.59	127.57	110.40
2	2-C	234	LEU	N-CA-C	-8.59	87.82	111.00
2	2-U	234	LEU	N-CA-C	-8.59	87.82	111.00
2	3-C	234	LEU	N-CA-C	-8.59	87.82	111.00
2	3-U	234	LEU	N-CA-C	-8.59	87.82	111.00
2	4-C	234	LEU	N-CA-C	-8.59	87.82	111.00
2	4-U	234	LEU	N-CA-C	-8.59	87.82	111.00
2	5-C	234	LEU	N-CA-C	-8.59	87.82	111.00
2	5-U	234	LEU	N-CA-C	-8.59	87.82	111.00
2	6-C	234	LEU	N-CA-C	-8.59	87.82	111.00
2	6-U	234	LEU	N-CA-C	-8.59	87.82	111.00
2	7-C	234	LEU	N-CA-C	-8.59	87.82	111.00
2	7-U	234	LEU	N-CA-C	-8.59	87.82	111.00
2	8-C	234	LEU	N-CA-C	-8.59	87.82	111.00
2	8-U	234	LEU	N-CA-C	-8.59	87.82	111.00
2	1-C	234	LEU	N-CA-C	-8.58	87.83	111.00

Continued on next page...

Continued from previous page...

Mol	Chain	Res	Type	Atoms	Z	Observed(^{o})	Ideal(^{o})
3	1-P	1490	GLU	C-N-CA	-8.58	100.24	121.70
5	3-Y	330	LYS	CB-CA-C	8.58	127.56	110.40
5	8-Y	330	LYS	CB-CA-C	8.58	127.56	110.40
2	1-I	234	LEU	N-CA-C	-8.58	87.83	111.00
2	1-U	234	LEU	N-CA-C	-8.58	87.83	111.00
2	1-O	234	LEU	N-CA-C	-8.58	87.84	111.00
6	1-Z	352	LEU	N-CA-CB	8.58	127.56	110.40
6	2-T	352	LEU	N-CA-CB	8.57	127.55	110.40
6	3-T	352	LEU	N-CA-CB	8.57	127.55	110.40
6	3-Z	352	LEU	N-CA-CB	8.57	127.55	110.40
6	8-Z	352	LEU	N-CA-CB	8.57	127.55	110.40
2	2-I	234	LEU	N-CA-C	-8.57	87.86	111.00
2	3-I	234	LEU	N-CA-C	-8.57	87.86	111.00
2	4-I	234	LEU	N-CA-C	-8.57	87.86	111.00
2	5-I	234	LEU	N-CA-C	-8.57	87.86	111.00
2	6-I	234	LEU	N-CA-C	-8.57	87.86	111.00
2	7-I	234	LEU	N-CA-C	-8.57	87.86	111.00
2	8-I	234	LEU	N-CA-C	-8.57	87.86	111.00
3	1-V	1490	GLU	C-N-CA	-8.56	100.29	121.70
3	2-P	1490	GLU	C-N-CA	-8.56	100.29	121.70
3	3-P	1490	GLU	C-N-CA	-8.56	100.29	121.70
2	4-C	28	HIS	CB-CA-C	8.56	127.53	110.40
3	4-P	1490	GLU	C-N-CA	-8.56	100.29	121.70
2	5-C	28	HIS	CB-CA-C	8.56	127.53	110.40
2	6-C	28	HIS	CB-CA-C	8.56	127.53	110.40
3	6-P	1490	GLU	C-N-CA	-8.56	100.29	121.70
2	7-C	28	HIS	CB-CA-C	8.56	127.53	110.40
2	8-C	28	HIS	CB-CA-C	8.56	127.53	110.40
3	8-P	1490	GLU	C-N-CA	-8.56	100.29	121.70
3	1-J	1490	GLU	C-N-CA	-8.56	100.30	121.70
5	1-S	335	LEU	O-C-N	-8.56	109.01	122.70
3	2-J	1490	GLU	C-N-CA	-8.56	100.30	121.70
3	3-J	1490	GLU	C-N-CA	-8.56	100.30	121.70
3	4-J	1490	GLU	C-N-CA	-8.56	100.30	121.70
3	5-J	1490	GLU	C-N-CA	-8.56	100.30	121.70
3	6-J	1490	GLU	C-N-CA	-8.56	100.30	121.70
3	7-J	1490	GLU	C-N-CA	-8.56	100.30	121.70
3	8-J	1490	GLU	C-N-CA	-8.56	100.30	121.70
2	2-U	28	HIS	CB-CA-C	8.55	127.51	110.40
3	5-D	1490	GLU	C-N-CA	-8.55	100.31	121.70
3	2-D	1490	GLU	C-N-CA	-8.55	100.32	121.70
3	2-V	1490	GLU	C-N-CA	-8.55	100.32	121.70

Continued on next page...

Continued from previous page...

Mol	Chain	Res	Type	Atoms	Z	Observed(^{o})	Ideal(^{o})
3	3-D	1490	GLU	C-N-CA	-8.55	100.32	121.70
2	3-I	15	GLN	N-CA-CB	8.55	126.00	110.60
2	4-U	28	HIS	CB-CA-C	8.55	127.51	110.40
2	5-U	28	HIS	CB-CA-C	8.55	127.51	110.40
2	6-U	28	HIS	CB-CA-C	8.55	127.51	110.40
3	7-D	1490	GLU	C-N-CA	-8.55	100.31	121.70
2	7-U	28	HIS	CB-CA-C	8.55	127.51	110.40
5	3-M	335	LEU	O-C-N	-8.55	109.02	122.70
3	3-V	1490	GLU	C-N-CA	-8.55	100.32	121.70
3	4-D	1490	GLU	C-N-CA	-8.55	100.32	121.70
3	4-V	1490	GLU	C-N-CA	-8.55	100.32	121.70
3	5-V	1490	GLU	C-N-CA	-8.55	100.32	121.70
3	6-D	1490	GLU	C-N-CA	-8.55	100.32	121.70
3	6-V	1490	GLU	C-N-CA	-8.55	100.32	121.70
3	7-V	1490	GLU	C-N-CA	-8.55	100.32	121.70
3	8-D	1490	GLU	C-N-CA	-8.55	100.32	121.70
2	8-I	15	GLN	N-CA-CB	8.55	126.00	110.60
5	8-M	335	LEU	O-C-N	-8.55	109.02	122.70
3	8-V	1490	GLU	C-N-CA	-8.55	100.32	121.70
2	4-O	28	HIS	CB-CA-C	8.55	127.50	110.40
2	5-O	28	HIS	CB-CA-C	8.55	127.50	110.40
3	5-P	1490	GLU	C-N-CA	-8.55	100.32	121.70
2	6-O	28	HIS	CB-CA-C	8.55	127.50	110.40
2	7-O	28	HIS	CB-CA-C	8.55	127.50	110.40
3	7-P	1490	GLU	C-N-CA	-8.55	100.32	121.70
2	8-O	28	HIS	CB-CA-C	8.55	127.50	110.40
2	2-I	28	HIS	CB-CA-C	8.55	127.50	110.40
5	2-S	335	LEU	O-C-N	-8.55	109.02	122.70
5	3-S	335	LEU	O-C-N	-8.55	109.02	122.70
2	5-I	28	HIS	CB-CA-C	8.55	127.50	110.40
2	6-I	28	HIS	CB-CA-C	8.55	127.50	110.40
2	7-I	28	HIS	CB-CA-C	8.55	127.50	110.40
2	2-C	28	HIS	CB-CA-C	8.55	127.49	110.40
2	2-O	28	HIS	CB-CA-C	8.55	127.50	110.40
2	3-C	28	HIS	CB-CA-C	8.55	127.49	110.40
2	3-O	28	HIS	CB-CA-C	8.55	127.50	110.40
2	4-I	28	HIS	CB-CA-C	8.55	127.50	110.40
2	2-C	15	GLN	N-CA-CB	8.55	125.98	110.60
2	3-C	15	GLN	N-CA-CB	8.55	125.98	110.60
2	1-C	15	GLN	N-CA-CB	8.54	125.98	110.60
3	1-D	1472	SER	CA-C-N	-8.54	98.40	117.20
2	4-C	15	GLN	N-CA-CB	8.54	125.98	110.60

Continued on next page...

Continued from previous page...

Mol	Chain	Res	Type	Atoms	Z	Observed(^{o})	Ideal(^{o})
2	5-C	15	GLN	N-CA-CB	8.54	125.98	110.60
2	6-C	15	GLN	N-CA-CB	8.54	125.98	110.60
2	7-C	15	GLN	N-CA-CB	8.54	125.98	110.60
2	8-C	15	GLN	N-CA-CB	8.54	125.98	110.60
2	1-O	28	HIS	CB-CA-C	8.54	127.48	110.40
2	1-U	28	HIS	CB-CA-C	8.54	127.48	110.40
2	2-O	15	GLN	N-CA-CB	8.54	125.97	110.60
2	3-O	15	GLN	N-CA-CB	8.54	125.97	110.60
2	1-O	15	GLN	N-CA-CB	8.54	125.97	110.60
3	1-P	1472	SER	CA-C-N	-8.54	98.41	117.20
5	2-G	335	LEU	O-C-N	-8.54	109.04	122.70
2	2-I	15	GLN	N-CA-CB	8.54	125.97	110.60
5	3-G	335	LEU	O-C-N	-8.54	109.04	122.70
5	4-G	335	LEU	O-C-N	-8.54	109.04	122.70
2	4-I	15	GLN	N-CA-CB	8.54	125.97	110.60
5	5-G	335	LEU	O-C-N	-8.54	109.04	122.70
2	5-I	15	GLN	N-CA-CB	8.54	125.97	110.60
5	6-G	335	LEU	O-C-N	-8.54	109.04	122.70
2	6-I	15	GLN	N-CA-CB	8.54	125.97	110.60
5	7-G	335	LEU	O-C-N	-8.54	109.04	122.70
2	7-I	15	GLN	N-CA-CB	8.54	125.97	110.60
5	8-G	335	LEU	O-C-N	-8.54	109.04	122.70
2	1-C	28	HIS	CB-CA-C	8.54	127.47	110.40
3	2-J	1472	SER	CA-C-N	-8.54	98.42	117.20
3	3-J	1472	SER	CA-C-N	-8.54	98.42	117.20
3	4-J	1472	SER	CA-C-N	-8.54	98.42	117.20
3	5-J	1472	SER	CA-C-N	-8.54	98.42	117.20
3	6-J	1472	SER	CA-C-N	-8.54	98.42	117.20
3	7-J	1472	SER	CA-C-N	-8.54	98.42	117.20
3	8-J	1472	SER	CA-C-N	-8.54	98.42	117.20
2	1-I	28	HIS	CB-CA-C	8.53	127.47	110.40
3	1-J	1472	SER	CA-C-N	-8.53	98.43	117.20
2	2-U	15	GLN	N-CA-CB	8.53	125.96	110.60
2	4-U	15	GLN	N-CA-CB	8.53	125.96	110.60
2	5-U	15	GLN	N-CA-CB	8.53	125.96	110.60
2	6-U	15	GLN	N-CA-CB	8.53	125.96	110.60
2	7-U	15	GLN	N-CA-CB	8.53	125.96	110.60
2	1-I	15	GLN	N-CA-CB	8.53	125.96	110.60
5	2-Y	335	LEU	O-C-N	-8.53	109.05	122.70
2	3-I	28	HIS	CB-CA-C	8.53	127.46	110.40
5	4-Y	335	LEU	O-C-N	-8.53	109.05	122.70
5	5-Y	335	LEU	O-C-N	-8.53	109.05	122.70

Continued on next page...

Continued from previous page...

Mol	Chain	Res	Type	Atoms	Z	Observed(^{o})	Ideal(^{o})
5	6-Y	335	LEU	O-C-N	-8.53	109.05	122.70
5	7-Y	335	LEU	O-C-N	-8.53	109.05	122.70
2	8-I	28	HIS	CB-CA-C	8.53	127.46	110.40
3	1-V	1472	SER	CA-C-N	-8.53	98.44	117.20
2	3-U	28	HIS	CB-CA-C	8.53	127.46	110.40
2	8-U	28	HIS	CB-CA-C	8.53	127.46	110.40
5	2-M	335	LEU	O-C-N	-8.53	109.06	122.70
5	4-M	335	LEU	O-C-N	-8.53	109.06	122.70
5	5-M	335	LEU	O-C-N	-8.53	109.06	122.70
5	6-M	335	LEU	O-C-N	-8.53	109.06	122.70
5	7-M	335	LEU	O-C-N	-8.53	109.06	122.70
5	1-Y	378	SER	C-N-CA	8.52	143.01	121.70
4	1-F	199	GLU	CA-C-N	-8.52	98.45	117.20
5	1-G	335	LEU	O-C-N	-8.52	109.06	122.70
5	1-M	335	LEU	O-C-N	-8.52	109.07	122.70
5	2-G	378	SER	C-N-CA	8.52	143.00	121.70
3	2-P	1472	SER	CA-C-N	-8.52	98.45	117.20
5	3-G	378	SER	C-N-CA	8.52	143.00	121.70
3	3-P	1472	SER	CA-C-N	-8.52	98.45	117.20
3	4-P	1472	SER	CA-C-N	-8.52	98.45	117.20
3	6-P	1472	SER	CA-C-N	-8.52	98.45	117.20
3	8-P	1472	SER	CA-C-N	-8.52	98.45	117.20
4	1-R	199	GLU	CA-C-N	-8.52	98.46	117.20
2	1-U	15	GLN	N-CA-CB	8.52	125.93	110.60
5	2-S	378	SER	C-N-CA	8.52	143.00	121.70
5	3-S	378	SER	C-N-CA	8.52	143.00	121.70
5	3-Y	335	LEU	O-C-N	-8.52	109.07	122.70
2	4-O	15	GLN	N-CA-CB	8.52	125.93	110.60
2	5-O	15	GLN	N-CA-CB	8.52	125.93	110.60
2	6-O	15	GLN	N-CA-CB	8.52	125.93	110.60
2	7-O	15	GLN	N-CA-CB	8.52	125.93	110.60
2	8-O	15	GLN	N-CA-CB	8.52	125.93	110.60
5	8-Y	335	LEU	O-C-N	-8.52	109.07	122.70
5	1-G	378	SER	C-N-CA	8.52	142.99	121.70
5	1-S	378	SER	C-N-CA	8.52	142.99	121.70
3	2-V	1472	SER	CA-C-N	-8.52	98.47	117.20
3	3-V	1472	SER	CA-C-N	-8.52	98.47	117.20
5	4-S	335	LEU	O-C-N	-8.52	109.07	122.70
3	4-V	1472	SER	CA-C-N	-8.52	98.47	117.20
5	5-S	335	LEU	O-C-N	-8.52	109.07	122.70
3	5-V	1472	SER	CA-C-N	-8.52	98.47	117.20
5	6-S	335	LEU	O-C-N	-8.52	109.07	122.70

Continued on next page...

Continued from previous page...

Mol	Chain	Res	Type	Atoms	Z	Observed(^{o})	Ideal(^{o})
3	6-V	1472	SER	CA-C-N	-8.52	98.47	117.20
5	7-S	335	LEU	O-C-N	-8.52	109.07	122.70
3	7-V	1472	SER	CA-C-N	-8.52	98.47	117.20
5	8-S	335	LEU	O-C-N	-8.52	109.07	122.70
3	8-V	1472	SER	CA-C-N	-8.52	98.47	117.20
2	3-U	15	GLN	N-CA-CB	8.51	125.92	110.60
2	8-U	15	GLN	N-CA-CB	8.51	125.92	110.60
3	2-D	1472	SER	CA-C-N	-8.51	98.48	117.20
3	3-D	1472	SER	CA-C-N	-8.51	98.48	117.20
3	4-D	1472	SER	CA-C-N	-8.51	98.48	117.20
3	6-D	1472	SER	CA-C-N	-8.51	98.48	117.20
3	8-D	1472	SER	CA-C-N	-8.51	98.48	117.20
3	5-P	1472	SER	CA-C-N	-8.51	98.48	117.20
3	7-P	1472	SER	CA-C-N	-8.51	98.48	117.20
5	2-M	378	SER	C-N-CA	8.51	142.96	121.70
5	3-M	378	SER	C-N-CA	8.51	142.96	121.70
5	3-Y	378	SER	C-N-CA	8.51	142.96	121.70
5	4-M	378	SER	C-N-CA	8.51	142.96	121.70
5	5-M	378	SER	C-N-CA	8.51	142.96	121.70
5	6-M	378	SER	C-N-CA	8.51	142.96	121.70
5	7-M	378	SER	C-N-CA	8.51	142.96	121.70
5	8-M	378	SER	C-N-CA	8.51	142.96	121.70
5	8-Y	378	SER	C-N-CA	8.51	142.96	121.70
5	4-S	378	SER	C-N-CA	8.50	142.96	121.70
5	5-S	378	SER	C-N-CA	8.50	142.96	121.70
5	6-S	378	SER	C-N-CA	8.50	142.96	121.70
5	7-S	378	SER	C-N-CA	8.50	142.96	121.70
5	8-S	378	SER	C-N-CA	8.50	142.96	121.70
5	1-Y	335	LEU	O-C-N	-8.50	109.10	122.70
5	1-M	378	SER	C-N-CA	8.49	142.94	121.70
3	5-D	1472	SER	CA-C-N	-8.49	98.52	117.20
3	7-D	1472	SER	CA-C-N	-8.49	98.52	117.20
5	2-Y	378	SER	C-N-CA	8.49	142.93	121.70
5	4-Y	378	SER	C-N-CA	8.49	142.93	121.70
4	1-X	199	GLU	CA-C-N	-8.49	98.52	117.20
5	4-G	378	SER	C-N-CA	8.49	142.93	121.70
5	5-G	378	SER	C-N-CA	8.49	142.93	121.70
5	5-Y	378	SER	C-N-CA	8.49	142.93	121.70
5	6-G	378	SER	C-N-CA	8.49	142.93	121.70
5	6-Y	378	SER	C-N-CA	8.49	142.93	121.70
5	7-G	378	SER	C-N-CA	8.49	142.93	121.70
5	7-Y	378	SER	C-N-CA	8.49	142.93	121.70

Continued on next page...

Continued from previous page...

Mol	Chain	Res	Type	Atoms	Z	Observed(^{o})	Ideal(^{o})
5	8-G	378	SER	C-N-CA	8.49	142.93	121.70
4	1-L	199	GLU	CA-C-N	-8.48	98.54	117.20
5	1-M	331	THR	CA-C-O	8.48	137.91	120.10
3	5-D	1519	SER	CA-C-O	8.48	137.90	120.10
3	7-D	1519	SER	CA-C-O	8.48	137.90	120.10
3	1-D	1519	SER	CA-C-O	8.47	137.90	120.10
3	1-D	1538	SER	C-N-CA	8.47	142.89	121.70
2	1-I	250	VAL	N-CA-CB	-8.47	92.86	111.50
3	2-J	1519	SER	CA-C-O	8.47	137.90	120.10
3	2-P	1519	SER	CA-C-O	8.47	137.89	120.10
3	3-J	1519	SER	CA-C-O	8.47	137.90	120.10
3	3-P	1519	SER	CA-C-O	8.47	137.89	120.10
3	4-J	1519	SER	CA-C-O	8.47	137.90	120.10
3	4-P	1519	SER	CA-C-O	8.47	137.89	120.10
3	5-J	1519	SER	CA-C-O	8.47	137.90	120.10
3	6-J	1519	SER	CA-C-O	8.47	137.90	120.10
3	6-P	1519	SER	CA-C-O	8.47	137.89	120.10
3	7-J	1519	SER	CA-C-O	8.47	137.90	120.10
3	8-J	1519	SER	CA-C-O	8.47	137.90	120.10
3	8-P	1519	SER	CA-C-O	8.47	137.89	120.10
3	1-J	1519	SER	CA-C-O	8.47	137.88	120.10
5	3-Y	331	THR	CA-C-O	8.46	137.87	120.10
5	8-Y	331	THR	CA-C-O	8.46	137.87	120.10
2	1-C	250	VAL	N-CA-CB	-8.46	92.88	111.50
2	2-U	250	VAL	N-CA-CB	-8.46	92.89	111.50
2	3-U	250	VAL	N-CA-CB	-8.46	92.89	111.50
2	4-U	250	VAL	N-CA-CB	-8.46	92.89	111.50
2	5-U	250	VAL	N-CA-CB	-8.46	92.89	111.50
2	6-U	250	VAL	N-CA-CB	-8.46	92.89	111.50
2	7-U	250	VAL	N-CA-CB	-8.46	92.89	111.50
2	8-U	250	VAL	N-CA-CB	-8.46	92.89	111.50
2	1-O	250	VAL	N-CA-CB	-8.46	92.89	111.50
2	2-I	250	VAL	N-CA-CB	-8.46	92.89	111.50
3	2-P	1538	SER	C-N-CA	8.46	142.85	121.70
2	3-I	250	VAL	N-CA-CB	-8.46	92.89	111.50
3	3-P	1538	SER	C-N-CA	8.46	142.85	121.70
2	4-I	250	VAL	N-CA-CB	-8.46	92.89	111.50
3	4-P	1538	SER	C-N-CA	8.46	142.85	121.70
5	4-S	331	THR	CA-C-O	8.46	137.86	120.10
2	5-I	250	VAL	N-CA-CB	-8.46	92.89	111.50
5	5-S	331	THR	CA-C-O	8.46	137.86	120.10
2	6-I	250	VAL	N-CA-CB	-8.46	92.89	111.50

Continued on next page...

Continued from previous page...

Mol	Chain	Res	Type	Atoms	Z	Observed(^{o})	Ideal(^{o})
3	6-P	1538	SER	C-N-CA	8.46	142.85	121.70
5	6-S	331	THR	CA-C-O	8.46	137.86	120.10
2	7-I	250	VAL	N-CA-CB	-8.46	92.89	111.50
5	7-S	331	THR	CA-C-O	8.46	137.86	120.10
2	8-I	250	VAL	N-CA-CB	-8.46	92.89	111.50
3	8-P	1538	SER	C-N-CA	8.46	142.85	121.70
5	8-S	331	THR	CA-C-O	8.46	137.86	120.10
3	1-P	1519	SER	CA-C-O	8.46	137.85	120.10
5	1-Y	331	THR	CA-C-O	8.46	137.86	120.10
3	2-D	1538	SER	C-N-CA	8.46	142.84	121.70
3	3-D	1538	SER	C-N-CA	8.46	142.84	121.70
3	4-D	1538	SER	C-N-CA	8.46	142.84	121.70
3	6-D	1538	SER	C-N-CA	8.46	142.84	121.70
3	8-D	1538	SER	C-N-CA	8.46	142.84	121.70
3	1-V	1519	SER	CA-C-O	8.45	137.85	120.10
3	5-P	1519	SER	CA-C-O	8.45	137.85	120.10
3	7-P	1519	SER	CA-C-O	8.45	137.85	120.10
2	1-U	250	VAL	N-CA-CB	-8.45	92.91	111.50
5	2-Y	331	THR	CA-C-O	8.45	137.84	120.10
5	4-Y	331	THR	CA-C-O	8.45	137.84	120.10
5	5-Y	331	THR	CA-C-O	8.45	137.84	120.10
5	6-Y	331	THR	CA-C-O	8.45	137.84	120.10
5	7-Y	331	THR	CA-C-O	8.45	137.84	120.10
2	2-C	250	VAL	N-CA-CB	-8.45	92.92	111.50
2	3-C	250	VAL	N-CA-CB	-8.45	92.92	111.50
2	4-C	250	VAL	N-CA-CB	-8.45	92.92	111.50
2	5-C	250	VAL	N-CA-CB	-8.45	92.92	111.50
2	7-C	250	VAL	N-CA-CB	-8.45	92.92	111.50
3	1-J	1538	SER	C-N-CA	8.45	142.81	121.70
6	1-T	387	LYS	C-N-CA	-8.45	100.59	121.70
2	2-O	250	VAL	N-CA-CB	-8.45	92.92	111.50
2	3-O	250	VAL	N-CA-CB	-8.45	92.92	111.50
2	4-O	250	VAL	N-CA-CB	-8.45	92.92	111.50
2	5-O	250	VAL	N-CA-CB	-8.45	92.92	111.50
2	6-C	250	VAL	N-CA-CB	-8.45	92.92	111.50
2	8-C	250	VAL	N-CA-CB	-8.45	92.92	111.50
2	8-O	250	VAL	N-CA-CB	-8.45	92.92	111.50
3	2-V	1519	SER	CA-C-O	8.44	137.83	120.10
3	3-V	1519	SER	CA-C-O	8.44	137.83	120.10
5	4-G	331	THR	CA-C-O	8.45	137.83	120.10
3	4-V	1519	SER	CA-C-O	8.44	137.83	120.10
5	5-G	331	THR	CA-C-O	8.45	137.83	120.10

Continued on next page...

Continued from previous page...

Mol	Chain	Res	Type	Atoms	Z	Observed(^{o})	Ideal(^{o})
3	5-V	1519	SER	CA-C-O	8.44	137.83	120.10
5	6-G	331	THR	CA-C-O	8.45	137.83	120.10
2	6-O	250	VAL	N-CA-CB	-8.45	92.92	111.50
3	6-V	1519	SER	CA-C-O	8.44	137.83	120.10
5	7-G	331	THR	CA-C-O	8.45	137.83	120.10
2	7-O	250	VAL	N-CA-CB	-8.45	92.92	111.50
3	7-V	1519	SER	CA-C-O	8.44	137.83	120.10
5	8-G	331	THR	CA-C-O	8.45	137.83	120.10
3	8-V	1519	SER	CA-C-O	8.44	137.83	120.10
3	2-J	1538	SER	C-N-CA	8.44	142.81	121.70
3	3-J	1538	SER	C-N-CA	8.44	142.81	121.70
3	4-J	1538	SER	C-N-CA	8.44	142.81	121.70
3	5-J	1538	SER	C-N-CA	8.44	142.81	121.70
3	6-J	1538	SER	C-N-CA	8.44	142.81	121.70
3	8-J	1538	SER	C-N-CA	8.44	142.81	121.70
5	1-G	331	THR	CA-C-O	8.44	137.83	120.10
3	5-P	1538	SER	C-N-CA	8.44	142.81	121.70
3	7-J	1538	SER	C-N-CA	8.44	142.81	121.70
3	7-P	1538	SER	C-N-CA	8.44	142.81	121.70
3	2-V	1538	SER	C-N-CA	8.44	142.80	121.70
5	3-M	331	THR	CA-C-O	8.44	137.82	120.10
3	3-V	1538	SER	C-N-CA	8.44	142.80	121.70
3	4-V	1538	SER	C-N-CA	8.44	142.80	121.70
3	5-V	1538	SER	C-N-CA	8.44	142.80	121.70
3	6-V	1538	SER	C-N-CA	8.44	142.80	121.70
3	7-V	1538	SER	C-N-CA	8.44	142.80	121.70
5	8-M	331	THR	CA-C-O	8.44	137.82	120.10
3	8-V	1538	SER	C-N-CA	8.44	142.80	121.70
5	2-S	331	THR	CA-C-O	8.44	137.82	120.10
5	3-S	331	THR	CA-C-O	8.44	137.82	120.10
4	1-F	485	LEU	O-C-N	-8.43	109.21	122.70
6	1-N	387	LYS	C-N-CA	-8.43	100.62	121.70
5	2-M	331	THR	CA-C-O	8.43	137.81	120.10
6	2-T	387	LYS	C-N-CA	-8.43	100.62	121.70
6	3-T	387	LYS	C-N-CA	-8.43	100.62	121.70
5	4-M	331	THR	CA-C-O	8.43	137.81	120.10
3	5-D	1538	SER	C-N-CA	8.43	142.78	121.70
5	5-M	331	THR	CA-C-O	8.43	137.81	120.10
5	6-M	331	THR	CA-C-O	8.43	137.81	120.10
3	7-D	1538	SER	C-N-CA	8.43	142.78	121.70
5	7-M	331	THR	CA-C-O	8.43	137.81	120.10
3	2-D	1519	SER	CA-C-O	8.43	137.81	120.10

Continued on next page...

Continued from previous page...

Mol	Chain	Res	Type	Atoms	Z	Observed(^{o})	Ideal(^{o})
3	3-D	1519	SER	CA-C-O	8.43	137.81	120.10
3	4-D	1519	SER	CA-C-O	8.43	137.81	120.10
3	6-D	1519	SER	CA-C-O	8.43	137.81	120.10
3	8-D	1519	SER	CA-C-O	8.43	137.81	120.10
3	1-V	1538	SER	C-N-CA	8.43	142.76	121.70
3	1-P	1538	SER	C-N-CA	8.42	142.76	121.70
6	1-Z	497	ARG	CB-CA-C	8.42	127.25	110.40
5	2-G	331	THR	CA-C-O	8.42	137.79	120.10
5	3-G	331	THR	CA-C-O	8.42	137.79	120.10
5	1-S	331	THR	CA-C-O	8.42	137.78	120.10
6	3-Z	387	LYS	C-N-CA	-8.42	100.65	121.70
6	3-Z	497	ARG	CB-CA-C	8.42	127.24	110.40
6	8-Z	387	LYS	C-N-CA	-8.42	100.65	121.70
6	8-Z	497	ARG	CB-CA-C	8.42	127.24	110.40
6	1-H	387	LYS	C-N-CA	-8.41	100.67	121.70
4	2-F	485	LEU	O-C-N	-8.41	109.24	122.70
4	3-F	485	LEU	O-C-N	-8.41	109.24	122.70
4	1-X	485	LEU	O-C-N	-8.41	109.24	122.70
6	3-N	387	LYS	C-N-CA	-8.41	100.67	121.70
6	8-N	387	LYS	C-N-CA	-8.41	100.67	121.70
4	2-R	485	LEU	O-C-N	-8.41	109.24	122.70
4	3-R	485	LEU	O-C-N	-8.41	109.24	122.70
4	4-F	485	LEU	O-C-N	-8.41	109.24	122.70
6	4-T	387	LYS	C-N-CA	-8.41	100.68	121.70
4	5-F	485	LEU	O-C-N	-8.41	109.24	122.70
6	5-T	387	LYS	C-N-CA	-8.41	100.68	121.70
4	6-F	485	LEU	O-C-N	-8.41	109.24	122.70
6	6-T	387	LYS	C-N-CA	-8.41	100.68	121.70
4	7-F	485	LEU	O-C-N	-8.41	109.24	122.70
6	7-T	387	LYS	C-N-CA	-8.41	100.68	121.70
4	8-F	485	LEU	O-C-N	-8.41	109.24	122.70
6	8-T	387	LYS	C-N-CA	-8.41	100.68	121.70
6	4-H	387	LYS	C-N-CA	-8.41	100.68	121.70
6	5-H	387	LYS	C-N-CA	-8.41	100.68	121.70
6	6-H	387	LYS	C-N-CA	-8.41	100.68	121.70
6	7-H	387	LYS	C-N-CA	-8.41	100.68	121.70
6	8-H	387	LYS	C-N-CA	-8.41	100.68	121.70
6	1-H	497	ARG	CB-CA-C	8.41	127.21	110.40
4	1-L	485	LEU	O-C-N	-8.41	109.25	122.70
4	2-L	485	LEU	O-C-N	-8.40	109.25	122.70
4	4-L	485	LEU	O-C-N	-8.40	109.25	122.70
4	5-L	485	LEU	O-C-N	-8.40	109.25	122.70

Continued on next page...

Continued from previous page...

Mol	Chain	Res	Type	Atoms	Z	Observed(^{o})	Ideal(^{o})
4	6-L	485	LEU	O-C-N	-8.40	109.25	122.70
4	7-L	485	LEU	O-C-N	-8.40	109.25	122.70
4	1-R	485	LEU	O-C-N	-8.40	109.26	122.70
6	2-Z	387	LYS	C-N-CA	-8.40	100.70	121.70
6	4-Z	387	LYS	C-N-CA	-8.40	100.70	121.70
6	5-Z	387	LYS	C-N-CA	-8.40	100.70	121.70
6	6-Z	387	LYS	C-N-CA	-8.40	100.70	121.70
6	7-Z	387	LYS	C-N-CA	-8.40	100.70	121.70
4	3-L	485	LEU	O-C-N	-8.40	109.26	122.70
4	8-L	485	LEU	O-C-N	-8.40	109.26	122.70
3	1-P	1506	VAL	CA-C-O	8.40	137.73	120.10
6	1-T	497	ARG	CB-CA-C	8.40	127.20	110.40
3	1-V	1506	VAL	CA-C-O	8.40	137.74	120.10
6	2-H	387	LYS	C-N-CA	-8.40	100.71	121.70
4	2-X	485	LEU	O-C-N	-8.40	109.26	122.70
6	3-H	387	LYS	C-N-CA	-8.40	100.71	121.70
4	4-X	485	LEU	O-C-N	-8.40	109.26	122.70
4	5-X	485	LEU	O-C-N	-8.40	109.26	122.70
4	6-X	485	LEU	O-C-N	-8.40	109.26	122.70
4	7-X	485	LEU	O-C-N	-8.40	109.26	122.70
6	3-N	497	ARG	CB-CA-C	8.39	127.19	110.40
6	4-H	497	ARG	CB-CA-C	8.39	127.19	110.40
6	5-H	497	ARG	CB-CA-C	8.39	127.19	110.40
6	6-H	497	ARG	CB-CA-C	8.39	127.19	110.40
6	7-H	497	ARG	CB-CA-C	8.39	127.19	110.40
6	8-H	497	ARG	CB-CA-C	8.39	127.19	110.40
6	8-N	497	ARG	CB-CA-C	8.39	127.19	110.40
3	1-J	1506	VAL	CA-C-O	8.39	137.72	120.10
6	1-N	497	ARG	CB-CA-C	8.39	127.18	110.40
6	2-N	497	ARG	CB-CA-C	8.39	127.18	110.40
6	4-N	497	ARG	CB-CA-C	8.39	127.18	110.40
4	4-R	485	LEU	O-C-N	-8.39	109.28	122.70
6	4-T	497	ARG	CB-CA-C	8.39	127.18	110.40
6	5-N	497	ARG	CB-CA-C	8.39	127.18	110.40
3	5-P	1520	GLY	C-N-CA	-8.39	100.73	121.70
4	5-R	485	LEU	O-C-N	-8.39	109.28	122.70
6	5-T	497	ARG	CB-CA-C	8.39	127.18	110.40
6	6-N	497	ARG	CB-CA-C	8.39	127.18	110.40
4	6-R	485	LEU	O-C-N	-8.39	109.28	122.70
6	6-T	497	ARG	CB-CA-C	8.39	127.18	110.40
6	7-N	497	ARG	CB-CA-C	8.39	127.18	110.40
3	7-P	1520	GLY	C-N-CA	-8.39	100.73	121.70

Continued on next page...

Continued from previous page...

Mol	Chain	Res	Type	Atoms	Z	Observed(^{o})	Ideal(^{o})
4	7-R	485	LEU	O-C-N	-8.39	109.28	122.70
6	7-T	497	ARG	CB-CA-C	8.39	127.18	110.40
4	8-R	485	LEU	O-C-N	-8.39	109.28	122.70
6	8-T	497	ARG	CB-CA-C	8.39	127.18	110.40
3	1-D	1506	VAL	CA-C-O	8.39	137.71	120.10
3	1-P	1450	GLU	C-N-CA	8.39	142.67	121.70
3	2-D	1506	VAL	CA-C-O	8.39	137.72	120.10
6	2-H	497	ARG	CB-CA-C	8.39	127.18	110.40
6	2-N	387	LYS	C-N-CA	-8.39	100.73	121.70
3	3-D	1506	VAL	CA-C-O	8.39	137.72	120.10
6	3-H	497	ARG	CB-CA-C	8.39	127.18	110.40
3	4-D	1506	VAL	CA-C-O	8.39	137.72	120.10
6	4-N	387	LYS	C-N-CA	-8.39	100.73	121.70
6	5-N	387	LYS	C-N-CA	-8.39	100.73	121.70
6	6-N	387	LYS	C-N-CA	-8.39	100.73	121.70
3	5-P	1506	VAL	CA-C-O	8.39	137.71	120.10
3	6-D	1506	VAL	CA-C-O	8.39	137.72	120.10
6	7-N	387	LYS	C-N-CA	-8.39	100.73	121.70
3	7-P	1506	VAL	CA-C-O	8.39	137.71	120.10
3	8-D	1506	VAL	CA-C-O	8.39	137.72	120.10
3	1-D	1450	GLU	C-N-CA	8.39	142.66	121.70
6	1-Z	387	LYS	C-N-CA	-8.39	100.73	121.70
3	2-D	1450	GLU	C-N-CA	8.38	142.66	121.70
6	2-T	497	ARG	CB-CA-C	8.38	127.17	110.40
3	3-D	1450	GLU	C-N-CA	8.38	142.66	121.70
6	3-T	497	ARG	CB-CA-C	8.38	127.17	110.40
3	4-D	1450	GLU	C-N-CA	8.38	142.66	121.70
3	6-D	1450	GLU	C-N-CA	8.38	142.66	121.70
3	8-D	1450	GLU	C-N-CA	8.38	142.66	121.70
3	2-D	1520	GLY	C-N-CA	-8.38	100.75	121.70
3	2-P	1450	GLU	C-N-CA	8.38	142.65	121.70
3	3-D	1520	GLY	C-N-CA	-8.38	100.75	121.70
3	3-P	1450	GLU	C-N-CA	8.38	142.65	121.70
3	4-D	1520	GLY	C-N-CA	-8.38	100.75	121.70
4	4-F	367	THR	C-N-CA	8.38	142.65	121.70
3	4-P	1450	GLU	C-N-CA	8.38	142.65	121.70
3	5-D	1506	VAL	CA-C-O	8.38	137.70	120.10
4	5-F	367	THR	C-N-CA	8.38	142.65	121.70
3	6-D	1520	GLY	C-N-CA	-8.38	100.75	121.70
4	6-F	367	THR	C-N-CA	8.38	142.65	121.70
3	6-P	1450	GLU	C-N-CA	8.38	142.65	121.70
3	7-D	1506	VAL	CA-C-O	8.38	137.70	120.10

Continued on next page...

Continued from previous page...

Mol	Chain	Res	Type	Atoms	Z	Observed(^{o})	Ideal(^{o})
4	7-F	367	THR	C-N-CA	8.38	142.65	121.70
3	8-D	1520	GLY	C-N-CA	-8.38	100.75	121.70
4	8-F	367	THR	C-N-CA	8.38	142.65	121.70
3	8-P	1450	GLU	C-N-CA	8.38	142.65	121.70
2	1-C	382	ASN	C-N-CA	8.38	142.64	121.70
3	1-V	1450	GLU	C-N-CA	8.38	142.64	121.70
3	2-V	1450	GLU	C-N-CA	8.38	142.64	121.70
3	7-P	1450	GLU	C-N-CA	8.38	142.64	121.70
3	2-V	1520	GLY	C-N-CA	-8.37	100.77	121.70
3	3-V	1450	GLU	C-N-CA	8.38	142.64	121.70
3	3-V	1520	GLY	C-N-CA	-8.37	100.77	121.70
3	4-V	1450	GLU	C-N-CA	8.38	142.64	121.70
3	5-P	1450	GLU	C-N-CA	8.38	142.64	121.70
3	4-V	1520	GLY	C-N-CA	-8.37	100.77	121.70
3	5-V	1450	GLU	C-N-CA	8.38	142.64	121.70
3	5-V	1520	GLY	C-N-CA	-8.37	100.77	121.70
3	6-V	1450	GLU	C-N-CA	8.38	142.64	121.70
3	6-V	1520	GLY	C-N-CA	-8.37	100.77	121.70
3	7-V	1450	GLU	C-N-CA	8.38	142.64	121.70
3	7-V	1520	GLY	C-N-CA	-8.37	100.77	121.70
3	8-V	1450	GLU	C-N-CA	8.38	142.64	121.70
3	8-V	1520	GLY	C-N-CA	-8.37	100.77	121.70
2	2-U	382	ASN	C-N-CA	8.37	142.63	121.70
3	2-V	1506	VAL	CA-C-O	8.37	137.68	120.10
6	2-Z	497	ARG	CB-CA-C	8.37	127.15	110.40
4	3-L	367	THR	C-N-CA	8.37	142.63	121.70
2	3-U	382	ASN	C-N-CA	8.37	142.63	121.70
3	3-V	1506	VAL	CA-C-O	8.37	137.68	120.10
4	4-R	367	THR	C-N-CA	8.37	142.63	121.70
2	4-U	382	ASN	C-N-CA	8.37	142.63	121.70
3	4-V	1506	VAL	CA-C-O	8.37	137.68	120.10
6	4-Z	497	ARG	CB-CA-C	8.37	127.15	110.40
3	5-V	1506	VAL	CA-C-O	8.37	137.68	120.10
6	5-Z	497	ARG	CB-CA-C	8.37	127.15	110.40
3	8-V	1506	VAL	CA-C-O	8.37	137.68	120.10
3	5-D	1520	GLY	C-N-CA	-8.37	100.77	121.70
4	5-R	367	THR	C-N-CA	8.37	142.63	121.70
2	5-U	382	ASN	C-N-CA	8.37	142.63	121.70
4	6-R	367	THR	C-N-CA	8.37	142.63	121.70
2	6-U	382	ASN	C-N-CA	8.37	142.63	121.70
3	6-V	1506	VAL	CA-C-O	8.37	137.68	120.10
6	6-Z	497	ARG	CB-CA-C	8.37	127.15	110.40

Continued on next page...

Continued from previous page...

Mol	Chain	Res	Type	Atoms	Z	Observed(^{o})	Ideal(^{o})
6	7-Z	497	ARG	CB-CA-C	8.37	127.15	110.40
3	7-D	1520	GLY	C-N-CA	-8.37	100.77	121.70
4	7-R	367	THR	C-N-CA	8.37	142.63	121.70
2	7-U	382	ASN	C-N-CA	8.37	142.63	121.70
3	7-V	1506	VAL	CA-C-O	8.37	137.68	120.10
4	8-L	367	THR	C-N-CA	8.37	142.63	121.70
4	8-R	367	THR	C-N-CA	8.37	142.63	121.70
2	8-U	382	ASN	C-N-CA	8.37	142.63	121.70
4	1-L	367	THR	C-N-CA	8.37	142.62	121.70
3	2-J	1450	GLU	C-N-CA	8.37	142.62	121.70
3	2-J	1506	VAL	CA-C-O	8.37	137.68	120.10
4	2-L	367	THR	C-N-CA	8.37	142.62	121.70
3	2-P	1506	VAL	CA-C-O	8.37	137.68	120.10
3	2-P	1520	GLY	C-N-CA	-8.37	100.78	121.70
4	2-R	367	THR	C-N-CA	8.37	142.62	121.70
4	2-X	367	THR	C-N-CA	8.37	142.62	121.70
3	3-J	1450	GLU	C-N-CA	8.37	142.62	121.70
3	3-J	1506	VAL	CA-C-O	8.37	137.68	120.10
3	3-P	1506	VAL	CA-C-O	8.37	137.68	120.10
3	3-P	1520	GLY	C-N-CA	-8.37	100.78	121.70
4	3-R	367	THR	C-N-CA	8.37	142.62	121.70
3	4-J	1450	GLU	C-N-CA	8.37	142.62	121.70
4	4-X	367	THR	C-N-CA	8.37	142.62	121.70
4	3-X	485	LEU	O-C-N	-8.37	109.31	122.70
3	4-J	1506	VAL	CA-C-O	8.37	137.68	120.10
4	4-L	367	THR	C-N-CA	8.37	142.62	121.70
3	4-P	1506	VAL	CA-C-O	8.37	137.68	120.10
3	4-P	1520	GLY	C-N-CA	-8.37	100.78	121.70
3	5-J	1450	GLU	C-N-CA	8.37	142.62	121.70
3	5-J	1506	VAL	CA-C-O	8.37	137.68	120.10
4	5-L	367	THR	C-N-CA	8.37	142.62	121.70
4	5-X	367	THR	C-N-CA	8.37	142.62	121.70
3	6-J	1450	GLU	C-N-CA	8.37	142.62	121.70
3	6-J	1506	VAL	CA-C-O	8.37	137.68	120.10
4	6-L	367	THR	C-N-CA	8.37	142.62	121.70
3	6-P	1506	VAL	CA-C-O	8.37	137.68	120.10
3	6-P	1520	GLY	C-N-CA	-8.37	100.78	121.70
4	6-X	367	THR	C-N-CA	8.37	142.62	121.70
3	7-J	1450	GLU	C-N-CA	8.37	142.62	121.70
3	7-J	1506	VAL	CA-C-O	8.37	137.68	120.10
4	7-L	367	THR	C-N-CA	8.37	142.62	121.70
4	7-X	367	THR	C-N-CA	8.37	142.62	121.70

Continued on next page...

Continued from previous page...

Mol	Chain	Res	Type	Atoms	Z	Observed(^{o})	Ideal(^{o})
3	8-J	1450	GLU	C-N-CA	8.37	142.62	121.70
3	8-J	1506	VAL	CA-C-O	8.37	137.68	120.10
3	8-P	1506	VAL	CA-C-O	8.37	137.68	120.10
3	8-P	1520	GLY	C-N-CA	-8.37	100.78	121.70
4	8-X	485	LEU	O-C-N	-8.37	109.31	122.70
3	1-D	1520	GLY	C-N-CA	-8.37	100.79	121.70
4	1-R	367	THR	C-N-CA	8.37	142.61	121.70
4	1-F	367	THR	C-N-CA	8.36	142.61	121.70
3	1-J	1450	GLU	C-N-CA	8.36	142.60	121.70
2	1-U	382	ASN	C-N-CA	8.36	142.60	121.70
4	2-F	367	THR	C-N-CA	8.36	142.60	121.70
3	2-J	1520	GLY	C-N-CA	-8.36	100.80	121.70
4	3-F	367	THR	C-N-CA	8.36	142.60	121.70
3	3-J	1520	GLY	C-N-CA	-8.36	100.80	121.70
3	4-J	1520	GLY	C-N-CA	-8.36	100.80	121.70
3	5-J	1520	GLY	C-N-CA	-8.36	100.80	121.70
3	6-J	1520	GLY	C-N-CA	-8.36	100.80	121.70
3	7-J	1520	GLY	C-N-CA	-8.36	100.80	121.70
3	8-J	1520	GLY	C-N-CA	-8.36	100.80	121.70
3	5-D	1450	GLU	C-N-CA	8.36	142.59	121.70
3	7-D	1450	GLU	C-N-CA	8.36	142.59	121.70
3	1-P	1492	GLY	C-N-CA	8.35	142.58	121.70
3	1-P	1520	GLY	C-N-CA	-8.35	100.81	121.70
3	2-V	1492	GLY	C-N-CA	8.35	142.58	121.70
3	3-V	1492	GLY	C-N-CA	8.35	142.58	121.70
4	3-X	367	THR	C-N-CA	8.35	142.59	121.70
3	4-V	1492	GLY	C-N-CA	8.35	142.58	121.70
3	5-V	1492	GLY	C-N-CA	8.35	142.58	121.70
3	6-V	1492	GLY	C-N-CA	8.35	142.58	121.70
3	7-V	1492	GLY	C-N-CA	8.35	142.58	121.70
3	8-V	1492	GLY	C-N-CA	8.35	142.58	121.70
4	8-X	367	THR	C-N-CA	8.35	142.59	121.70
6	1-N	412	GLU	CA-C-N	-8.35	98.83	117.20
2	1-O	382	ASN	C-N-CA	8.35	142.58	121.70
3	1-D	1492	GLY	C-N-CA	8.35	142.57	121.70
4	1-X	367	THR	C-N-CA	8.35	142.57	121.70
6	3-Z	412	GLU	CA-C-N	-8.35	98.83	117.20
2	4-I	382	ASN	C-N-CA	8.35	142.58	121.70
6	8-Z	412	GLU	CA-C-N	-8.35	98.83	117.20
3	1-V	1520	GLY	C-N-CA	-8.35	100.83	121.70
2	2-C	382	ASN	C-N-CA	8.35	142.57	121.70
2	2-I	382	ASN	C-N-CA	8.35	142.58	121.70

Continued on next page...

Continued from previous page...

Mol	Chain	Res	Type	Atoms	Z	Observed(^{o})	Ideal(^{o})
2	3-I	382	ASN	C-N-CA	8.35	142.58	121.70
2	2-O	382	ASN	C-N-CA	8.35	142.57	121.70
2	3-C	382	ASN	C-N-CA	8.35	142.57	121.70
2	3-O	382	ASN	C-N-CA	8.35	142.57	121.70
2	4-C	382	ASN	C-N-CA	8.35	142.57	121.70
2	4-O	382	ASN	C-N-CA	8.35	142.57	121.70
2	5-C	382	ASN	C-N-CA	8.35	142.57	121.70
2	5-I	382	ASN	C-N-CA	8.35	142.58	121.70
2	6-I	382	ASN	C-N-CA	8.35	142.58	121.70
2	5-O	382	ASN	C-N-CA	8.35	142.57	121.70
2	6-C	382	ASN	C-N-CA	8.35	142.57	121.70
2	6-O	382	ASN	C-N-CA	8.35	142.57	121.70
2	7-C	382	ASN	C-N-CA	8.35	142.57	121.70
2	7-I	382	ASN	C-N-CA	8.35	142.58	121.70
2	8-I	382	ASN	C-N-CA	8.35	142.58	121.70
2	7-O	382	ASN	C-N-CA	8.35	142.57	121.70
2	8-C	382	ASN	C-N-CA	8.35	142.57	121.70
2	8-O	382	ASN	C-N-CA	8.35	142.57	121.70
2	1-U	7	GLY	N-CA-C	-8.35	92.24	113.10
4	1-X	484	ASP	O-C-N	8.35	136.05	122.70
2	1-I	382	ASN	C-N-CA	8.34	142.56	121.70
3	1-J	1492	GLY	C-N-CA	8.34	142.56	121.70
3	1-J	1520	GLY	C-N-CA	-8.34	100.84	121.70
3	2-J	1492	GLY	C-N-CA	8.34	142.56	121.70
3	3-J	1492	GLY	C-N-CA	8.34	142.56	121.70
2	4-C	7	GLY	N-CA-C	-8.34	92.24	113.10
3	4-J	1492	GLY	C-N-CA	8.34	142.56	121.70
2	5-C	7	GLY	N-CA-C	-8.34	92.24	113.10
2	6-C	7	GLY	N-CA-C	-8.34	92.24	113.10
2	7-C	7	GLY	N-CA-C	-8.34	92.24	113.10
3	5-D	1492	GLY	C-N-CA	8.34	142.55	121.70
3	5-J	1492	GLY	C-N-CA	8.34	142.56	121.70
3	6-J	1492	GLY	C-N-CA	8.34	142.56	121.70
3	7-D	1492	GLY	C-N-CA	8.34	142.55	121.70
3	7-J	1492	GLY	C-N-CA	8.34	142.56	121.70
2	8-C	7	GLY	N-CA-C	-8.34	92.24	113.10
3	8-J	1492	GLY	C-N-CA	8.34	142.56	121.70
3	2-P	1492	GLY	C-N-CA	8.34	142.55	121.70
3	3-P	1492	GLY	C-N-CA	8.34	142.55	121.70
3	7-P	1492	GLY	C-N-CA	8.34	142.55	121.70
2	3-U	7	GLY	N-CA-C	-8.34	92.25	113.10
3	4-P	1492	GLY	C-N-CA	8.34	142.55	121.70

Continued on next page...

Continued from previous page...

Mol	Chain	Res	Type	Atoms	Z	Observed(^{o})	Ideal(^{o})
3	5-P	1492	GLY	C-N-CA	8.34	142.55	121.70
3	6-P	1492	GLY	C-N-CA	8.34	142.55	121.70
3	8-P	1492	GLY	C-N-CA	8.34	142.55	121.70
2	8-U	7	GLY	N-CA-C	-8.34	92.25	113.10
4	1-F	222	THR	CB-CA-C	-8.34	89.09	111.60
2	1-O	7	GLY	N-CA-C	-8.34	92.26	113.10
2	1-I	7	GLY	N-CA-C	-8.34	92.26	113.10
2	2-O	7	GLY	N-CA-C	-8.33	92.27	113.10
2	3-O	7	GLY	N-CA-C	-8.33	92.27	113.10
6	4-H	412	GLU	CA-C-N	-8.33	98.87	117.20
2	4-O	7	GLY	N-CA-C	-8.33	92.27	113.10
6	5-H	412	GLU	CA-C-N	-8.33	98.87	117.20
2	5-O	7	GLY	N-CA-C	-8.33	92.27	113.10
6	6-H	412	GLU	CA-C-N	-8.33	98.87	117.20
2	6-O	7	GLY	N-CA-C	-8.33	92.27	113.10
6	7-H	412	GLU	CA-C-N	-8.33	98.87	117.20
2	7-O	7	GLY	N-CA-C	-8.33	92.27	113.10
6	8-H	412	GLU	CA-C-N	-8.33	98.87	117.20
2	8-O	7	GLY	N-CA-C	-8.33	92.27	113.10
6	1-H	412	GLU	CA-C-N	-8.33	98.88	117.20
6	1-T	412	GLU	CA-C-N	-8.33	98.87	117.20
6	1-Z	412	GLU	CA-C-N	-8.33	98.87	117.20
2	2-C	7	GLY	N-CA-C	-8.33	92.28	113.10
2	3-C	7	GLY	N-CA-C	-8.33	92.28	113.10
6	4-T	412	GLU	CA-C-N	-8.33	98.88	117.20
6	5-T	412	GLU	CA-C-N	-8.33	98.88	117.20
6	6-T	412	GLU	CA-C-N	-8.33	98.88	117.20
6	7-T	412	GLU	CA-C-N	-8.33	98.88	117.20
6	8-T	412	GLU	CA-C-N	-8.33	98.88	117.20
6	2-Z	412	GLU	CA-C-N	-8.33	98.88	117.20
6	3-N	412	GLU	CA-C-N	-8.33	98.88	117.20
6	4-Z	412	GLU	CA-C-N	-8.33	98.88	117.20
6	5-Z	412	GLU	CA-C-N	-8.33	98.88	117.20
6	6-Z	412	GLU	CA-C-N	-8.33	98.88	117.20
6	7-Z	412	GLU	CA-C-N	-8.33	98.88	117.20
6	8-N	412	GLU	CA-C-N	-8.33	98.88	117.20
3	2-D	1492	GLY	C-N-CA	8.32	142.51	121.70
2	2-U	7	GLY	N-CA-C	-8.32	92.29	113.10
3	3-D	1492	GLY	C-N-CA	8.32	142.51	121.70
2	3-I	7	GLY	N-CA-C	-8.32	92.29	113.10
3	4-D	1492	GLY	C-N-CA	8.32	142.51	121.70
2	4-U	7	GLY	N-CA-C	-8.32	92.29	113.10

Continued on next page...

Continued from previous page...

Mol	Chain	Res	Type	Atoms	Z	Observed(^{o})	Ideal(^{o})
2	5-U	7	GLY	N-CA-C	-8.32	92.29	113.10
3	6-D	1492	GLY	C-N-CA	8.32	142.51	121.70
2	6-U	7	GLY	N-CA-C	-8.32	92.29	113.10
2	7-U	7	GLY	N-CA-C	-8.32	92.29	113.10
3	8-D	1492	GLY	C-N-CA	8.32	142.51	121.70
2	8-I	7	GLY	N-CA-C	-8.32	92.29	113.10
3	1-V	1492	GLY	C-N-CA	8.32	142.50	121.70
6	2-T	412	GLU	CA-C-N	-8.32	98.89	117.20
6	3-T	412	GLU	CA-C-N	-8.32	98.89	117.20
6	2-H	412	GLU	CA-C-N	-8.32	98.89	117.20
6	3-H	412	GLU	CA-C-N	-8.32	98.89	117.20
4	1-R	222	THR	CB-CA-C	-8.32	89.14	111.60
2	2-I	7	GLY	N-CA-C	-8.31	92.32	113.10
6	2-N	412	GLU	CA-C-N	-8.31	98.91	117.20
2	4-I	7	GLY	N-CA-C	-8.31	92.32	113.10
6	4-N	412	GLU	CA-C-N	-8.31	98.91	117.20
2	5-I	7	GLY	N-CA-C	-8.31	92.32	113.10
6	5-N	412	GLU	CA-C-N	-8.31	98.91	117.20
2	6-I	7	GLY	N-CA-C	-8.31	92.32	113.10
6	6-N	412	GLU	CA-C-N	-8.31	98.91	117.20
2	7-I	7	GLY	N-CA-C	-8.31	92.32	113.10
6	7-N	412	GLU	CA-C-N	-8.31	98.91	117.20
2	1-C	7	GLY	N-CA-C	-8.31	92.33	113.10
4	1-R	484	ASP	O-C-N	8.31	135.99	122.70
4	1-X	222	THR	CB-CA-C	-8.30	89.18	111.60
4	3-X	484	ASP	O-C-N	8.30	135.99	122.70
4	8-X	484	ASP	O-C-N	8.30	135.99	122.70
4	1-L	484	ASP	O-C-N	8.30	135.98	122.70
4	2-F	484	ASP	O-C-N	8.30	135.98	122.70
4	3-F	484	ASP	O-C-N	8.30	135.98	122.70
4	1-F	484	ASP	O-C-N	8.29	135.97	122.70
4	3-L	484	ASP	O-C-N	8.29	135.97	122.70
4	8-L	484	ASP	O-C-N	8.29	135.97	122.70
4	1-L	222	THR	CB-CA-C	-8.29	89.22	111.60
4	2-X	484	ASP	O-C-N	8.28	135.95	122.70
4	4-X	484	ASP	O-C-N	8.28	135.95	122.70
4	5-X	484	ASP	O-C-N	8.28	135.95	122.70
4	6-X	484	ASP	O-C-N	8.28	135.95	122.70
4	7-X	484	ASP	O-C-N	8.28	135.95	122.70
4	2-R	484	ASP	O-C-N	8.28	135.94	122.70
4	3-R	484	ASP	O-C-N	8.28	135.94	122.70
4	4-R	484	ASP	O-C-N	8.28	135.94	122.70

Continued on next page...

Continued from previous page...

Mol	Chain	Res	Type	Atoms	Z	Observed(^{o})	Ideal(^{o})
4	5-R	484	ASP	O-C-N	8.28	135.94	122.70
4	6-R	484	ASP	O-C-N	8.28	135.94	122.70
4	7-R	484	ASP	O-C-N	8.28	135.94	122.70
4	8-R	484	ASP	O-C-N	8.28	135.94	122.70
4	4-F	484	ASP	O-C-N	8.27	135.93	122.70
4	5-F	484	ASP	O-C-N	8.27	135.93	122.70
4	6-F	484	ASP	O-C-N	8.27	135.93	122.70
4	7-F	484	ASP	O-C-N	8.27	135.93	122.70
4	8-F	484	ASP	O-C-N	8.27	135.93	122.70
4	2-L	484	ASP	O-C-N	8.26	135.91	122.70
4	4-L	484	ASP	O-C-N	8.26	135.91	122.70
4	5-L	484	ASP	O-C-N	8.26	135.91	122.70
4	6-L	484	ASP	O-C-N	8.26	135.91	122.70
4	7-L	484	ASP	O-C-N	8.26	135.91	122.70
6	1-N	416	GLU	N-CA-CB	8.21	125.37	110.60
6	1-H	416	GLU	N-CA-CB	8.20	125.35	110.60
6	4-H	416	GLU	N-CA-CB	8.19	125.35	110.60
6	5-H	416	GLU	N-CA-CB	8.19	125.35	110.60
6	6-H	416	GLU	N-CA-CB	8.19	125.35	110.60
6	7-H	416	GLU	N-CA-CB	8.19	125.35	110.60
6	8-H	416	GLU	N-CA-CB	8.19	125.35	110.60
3	2-P	1517	SER	C-N-CA	-8.19	101.23	121.70
6	2-Z	416	GLU	N-CA-CB	8.19	125.34	110.60
3	3-P	1517	SER	C-N-CA	-8.19	101.23	121.70
3	4-P	1517	SER	C-N-CA	-8.19	101.23	121.70
6	4-Z	416	GLU	N-CA-CB	8.19	125.34	110.60
6	5-Z	416	GLU	N-CA-CB	8.19	125.34	110.60
3	6-P	1517	SER	C-N-CA	-8.19	101.23	121.70
6	6-Z	416	GLU	N-CA-CB	8.19	125.34	110.60
6	7-Z	416	GLU	N-CA-CB	8.19	125.34	110.60
3	8-P	1517	SER	C-N-CA	-8.19	101.23	121.70
6	1-H	468	SER	N-CA-CB	8.19	122.78	110.50
3	2-D	1517	SER	C-N-CA	-8.18	101.24	121.70
3	3-D	1517	SER	C-N-CA	-8.18	101.24	121.70
3	4-D	1517	SER	C-N-CA	-8.18	101.24	121.70
3	6-D	1517	SER	C-N-CA	-8.18	101.24	121.70
3	8-D	1517	SER	C-N-CA	-8.18	101.24	121.70
6	1-T	416	GLU	N-CA-CB	8.18	125.33	110.60
6	2-H	416	GLU	N-CA-CB	8.18	125.32	110.60
3	2-J	1517	SER	C-N-CA	-8.18	101.26	121.70
6	3-H	416	GLU	N-CA-CB	8.18	125.32	110.60
3	3-J	1517	SER	C-N-CA	-8.18	101.26	121.70

Continued on next page...

Continued from previous page...

Mol	Chain	Res	Type	Atoms	Z	Observed(^{o})	Ideal(^{o})
3	4-J	1517	SER	C-N-CA	-8.18	101.26	121.70
3	5-J	1517	SER	C-N-CA	-8.18	101.26	121.70
3	6-J	1517	SER	C-N-CA	-8.18	101.26	121.70
3	7-J	1517	SER	C-N-CA	-8.18	101.26	121.70
3	8-J	1517	SER	C-N-CA	-8.18	101.26	121.70
6	3-Z	416	GLU	N-CA-CB	8.18	125.32	110.60
3	5-D	1517	SER	C-N-CA	-8.18	101.26	121.70
3	7-D	1517	SER	C-N-CA	-8.18	101.26	121.70
6	2-N	416	GLU	N-CA-CB	8.18	125.31	110.60
6	4-N	416	GLU	N-CA-CB	8.18	125.31	110.60
6	4-T	416	GLU	N-CA-CB	8.18	125.32	110.60
6	5-N	416	GLU	N-CA-CB	8.18	125.31	110.60
6	5-T	416	GLU	N-CA-CB	8.18	125.32	110.60
6	6-N	416	GLU	N-CA-CB	8.18	125.31	110.60
6	6-T	416	GLU	N-CA-CB	8.18	125.32	110.60
6	7-N	416	GLU	N-CA-CB	8.18	125.31	110.60
6	7-T	416	GLU	N-CA-CB	8.18	125.32	110.60
6	8-T	416	GLU	N-CA-CB	8.18	125.32	110.60
6	8-Z	416	GLU	N-CA-CB	8.18	125.32	110.60
6	1-Z	416	GLU	N-CA-CB	8.17	125.31	110.60
3	2-V	1517	SER	C-N-CA	-8.17	101.27	121.70
3	3-V	1517	SER	C-N-CA	-8.17	101.27	121.70
3	4-V	1517	SER	C-N-CA	-8.17	101.27	121.70
3	5-V	1517	SER	C-N-CA	-8.17	101.27	121.70
3	6-V	1517	SER	C-N-CA	-8.17	101.27	121.70
3	7-V	1517	SER	C-N-CA	-8.17	101.27	121.70
3	8-V	1517	SER	C-N-CA	-8.17	101.27	121.70
3	1-V	1517	SER	C-N-CA	-8.17	101.27	121.70
6	1-T	468	SER	N-CA-CB	8.17	122.75	110.50
3	1-P	1517	SER	C-N-CA	-8.17	101.28	121.70
6	2-T	416	GLU	N-CA-CB	8.17	125.30	110.60
6	3-T	416	GLU	N-CA-CB	8.17	125.30	110.60
3	1-D	1517	SER	C-N-CA	-8.16	101.29	121.70
6	3-N	468	SER	N-CA-CB	8.16	122.74	110.50
6	8-N	468	SER	N-CA-CB	8.16	122.74	110.50
3	1-J	1517	SER	C-N-CA	-8.16	101.30	121.70
6	2-N	468	SER	N-CA-CB	8.16	122.74	110.50
6	3-N	416	GLU	N-CA-CB	8.16	125.29	110.60
6	4-N	468	SER	N-CA-CB	8.16	122.74	110.50
6	5-N	468	SER	N-CA-CB	8.16	122.74	110.50
3	5-P	1517	SER	C-N-CA	-8.16	101.30	121.70
6	6-N	468	SER	N-CA-CB	8.16	122.74	110.50

Continued on next page...

Continued from previous page...

Mol	Chain	Res	Type	Atoms	Z	Observed(^{o})	Ideal(^{o})
6	7-N	468	SER	N-CA-CB	8.16	122.74	110.50
3	7-P	1517	SER	C-N-CA	-8.16	101.30	121.70
6	8-N	416	GLU	N-CA-CB	8.16	125.29	110.60
6	4-H	468	SER	N-CA-CB	8.15	122.73	110.50
6	5-H	468	SER	N-CA-CB	8.15	122.73	110.50
6	6-H	468	SER	N-CA-CB	8.15	122.73	110.50
6	7-H	468	SER	N-CA-CB	8.15	122.73	110.50
6	8-H	468	SER	N-CA-CB	8.15	122.73	110.50
6	1-N	468	SER	N-CA-CB	8.15	122.73	110.50
6	3-Z	468	SER	N-CA-CB	8.14	122.71	110.50
6	8-Z	468	SER	N-CA-CB	8.14	122.71	110.50
6	1-Z	468	SER	N-CA-CB	8.13	122.70	110.50
6	2-Z	468	SER	N-CA-CB	8.13	122.70	110.50
6	4-Z	468	SER	N-CA-CB	8.13	122.70	110.50
6	5-Z	468	SER	N-CA-CB	8.13	122.70	110.50
6	6-Z	468	SER	N-CA-CB	8.13	122.70	110.50
6	7-Z	468	SER	N-CA-CB	8.13	122.70	110.50
6	1-H	494	LEU	N-CA-C	8.13	132.95	111.00
6	2-H	468	SER	N-CA-CB	8.13	122.69	110.50
6	3-H	468	SER	N-CA-CB	8.13	122.69	110.50
6	2-N	494	LEU	N-CA-C	8.13	132.94	111.00
6	4-N	494	LEU	N-CA-C	8.13	132.94	111.00
6	5-N	494	LEU	N-CA-C	8.13	132.94	111.00
6	6-N	494	LEU	N-CA-C	8.13	132.94	111.00
6	7-N	494	LEU	N-CA-C	8.13	132.94	111.00
6	1-Z	494	LEU	N-CA-C	8.12	132.93	111.00
3	5-P	1507	ASP	CA-C-O	-8.12	103.04	120.10
3	7-P	1507	ASP	CA-C-O	-8.12	103.04	120.10
6	2-H	494	LEU	N-CA-C	8.12	132.91	111.00
6	3-H	494	LEU	N-CA-C	8.12	132.91	111.00
6	4-H	494	LEU	N-CA-C	8.12	132.92	111.00
6	5-H	494	LEU	N-CA-C	8.12	132.92	111.00
6	6-H	494	LEU	N-CA-C	8.12	132.92	111.00
6	7-H	494	LEU	N-CA-C	8.12	132.92	111.00
6	8-H	494	LEU	N-CA-C	8.12	132.92	111.00
6	1-N	494	LEU	N-CA-C	8.12	132.91	111.00
6	2-T	468	SER	N-CA-CB	8.12	122.67	110.50
6	3-T	468	SER	N-CA-CB	8.12	122.67	110.50
6	3-Z	494	LEU	N-CA-C	8.12	132.91	111.00
6	4-T	468	SER	N-CA-CB	8.12	122.67	110.50
6	5-T	468	SER	N-CA-CB	8.12	122.67	110.50
6	6-T	468	SER	N-CA-CB	8.12	122.67	110.50

Continued on next page...

Continued from previous page...

Mol	Chain	Res	Type	Atoms	Z	Observed(^{o})	Ideal(^{o})
6	7-T	468	SER	N-CA-CB	8.12	122.67	110.50
6	8-T	468	SER	N-CA-CB	8.12	122.67	110.50
6	8-Z	494	LEU	N-CA-C	8.12	132.91	111.00
3	2-J	1507	ASP	CA-C-O	-8.11	103.06	120.10
3	3-J	1507	ASP	CA-C-O	-8.11	103.06	120.10
3	4-J	1507	ASP	CA-C-O	-8.11	103.06	120.10
3	5-J	1507	ASP	CA-C-O	-8.11	103.06	120.10
3	6-J	1507	ASP	CA-C-O	-8.11	103.06	120.10
3	7-J	1507	ASP	CA-C-O	-8.11	103.06	120.10
3	8-J	1507	ASP	CA-C-O	-8.11	103.06	120.10
6	1-T	494	LEU	N-CA-C	8.11	132.89	111.00
3	5-D	1507	ASP	CA-C-O	-8.11	103.07	120.10
3	7-D	1507	ASP	CA-C-O	-8.11	103.07	120.10
3	1-D	1507	ASP	CA-C-O	-8.10	103.08	120.10
3	1-V	1507	ASP	CA-C-O	-8.10	103.08	120.10
3	2-V	1507	ASP	CA-C-O	-8.10	103.09	120.10
3	3-V	1507	ASP	CA-C-O	-8.10	103.09	120.10
3	4-V	1507	ASP	CA-C-O	-8.10	103.09	120.10
3	5-V	1507	ASP	CA-C-O	-8.10	103.09	120.10
3	6-V	1507	ASP	CA-C-O	-8.10	103.09	120.10
3	7-V	1507	ASP	CA-C-O	-8.10	103.09	120.10
3	8-V	1507	ASP	CA-C-O	-8.10	103.09	120.10
6	3-N	494	LEU	N-CA-C	8.10	132.87	111.00
6	8-N	494	LEU	N-CA-C	8.10	132.87	111.00
3	1-P	1507	ASP	CA-C-O	-8.10	103.09	120.10
6	2-T	494	LEU	N-CA-C	8.10	132.87	111.00
6	3-T	494	LEU	N-CA-C	8.10	132.87	111.00
6	4-T	494	LEU	N-CA-C	8.10	132.86	111.00
6	5-T	494	LEU	N-CA-C	8.10	132.86	111.00
6	6-T	494	LEU	N-CA-C	8.10	132.86	111.00
6	7-T	494	LEU	N-CA-C	8.10	132.86	111.00
6	8-T	494	LEU	N-CA-C	8.10	132.86	111.00
3	2-D	1507	ASP	CA-C-O	-8.10	103.10	120.10
3	2-P	1507	ASP	CA-C-O	-8.10	103.10	120.10
6	2-Z	494	LEU	N-CA-C	8.10	132.86	111.00
3	3-D	1507	ASP	CA-C-O	-8.10	103.10	120.10
3	3-P	1507	ASP	CA-C-O	-8.10	103.10	120.10
3	4-D	1507	ASP	CA-C-O	-8.10	103.10	120.10
3	4-P	1507	ASP	CA-C-O	-8.10	103.10	120.10
6	4-Z	494	LEU	N-CA-C	8.10	132.86	111.00
6	5-Z	494	LEU	N-CA-C	8.10	132.86	111.00
3	6-D	1507	ASP	CA-C-O	-8.10	103.10	120.10

Continued on next page...

Continued from previous page...

Mol	Chain	Res	Type	Atoms	Z	Observed(^{o})	Ideal(^{o})
3	6-P	1507	ASP	CA-C-O	-8.10	103.10	120.10
6	6-Z	494	LEU	N-CA-C	8.10	132.86	111.00
6	7-Z	494	LEU	N-CA-C	8.10	132.86	111.00
3	8-D	1507	ASP	CA-C-O	-8.10	103.10	120.10
3	8-P	1507	ASP	CA-C-O	-8.10	103.10	120.10
3	1-J	1507	ASP	CA-C-O	-8.07	103.14	120.10
4	1-R	443	HIS	O-C-N	-8.06	109.80	122.70
3	2-J	1488	GLY	CA-C-O	8.06	135.12	120.60
3	3-J	1488	GLY	CA-C-O	8.06	135.12	120.60
3	4-J	1488	GLY	CA-C-O	8.06	135.12	120.60
3	5-J	1488	GLY	CA-C-O	8.06	135.12	120.60
3	6-J	1488	GLY	CA-C-O	8.06	135.12	120.60
3	7-J	1488	GLY	CA-C-O	8.06	135.12	120.60
3	8-J	1488	GLY	CA-C-O	8.06	135.12	120.60
3	5-D	1488	GLY	CA-C-O	8.06	135.11	120.60
3	7-D	1488	GLY	CA-C-O	8.06	135.11	120.60
6	1-H	408	SER	N-CA-C	8.06	132.76	111.00
4	2-L	443	HIS	O-C-N	-8.06	109.81	122.70
3	2-V	1488	GLY	CA-C-O	8.06	135.10	120.60
3	3-V	1488	GLY	CA-C-O	8.06	135.10	120.60
6	4-H	408	SER	N-CA-C	8.06	132.75	111.00
4	4-L	443	HIS	O-C-N	-8.06	109.81	122.70
3	4-V	1488	GLY	CA-C-O	8.06	135.10	120.60
6	5-H	408	SER	N-CA-C	8.06	132.75	111.00
4	5-L	443	HIS	O-C-N	-8.06	109.81	122.70
3	5-V	1488	GLY	CA-C-O	8.06	135.10	120.60
6	6-H	408	SER	N-CA-C	8.06	132.75	111.00
4	6-L	443	HIS	O-C-N	-8.06	109.81	122.70
3	6-V	1488	GLY	CA-C-O	8.06	135.10	120.60
6	7-H	408	SER	N-CA-C	8.06	132.75	111.00
4	7-L	443	HIS	O-C-N	-8.06	109.81	122.70
3	7-V	1488	GLY	CA-C-O	8.06	135.10	120.60
6	8-H	408	SER	N-CA-C	8.06	132.75	111.00
3	8-V	1488	GLY	CA-C-O	8.06	135.10	120.60
3	5-P	1489	HIS	N-CA-CB	-8.06	96.10	110.60
3	7-P	1489	HIS	N-CA-CB	-8.06	96.10	110.60
6	1-Z	408	SER	N-CA-C	8.05	132.74	111.00
3	2-D	1488	GLY	CA-C-O	8.05	135.09	120.60
3	2-P	1489	HIS	N-CA-CB	-8.05	96.11	110.60
3	3-D	1488	GLY	CA-C-O	8.05	135.09	120.60
3	3-P	1489	HIS	N-CA-CB	-8.05	96.11	110.60
3	4-D	1488	GLY	CA-C-O	8.05	135.09	120.60

Continued on next page...

Continued from previous page...

Mol	Chain	Res	Type	Atoms	Z	Observed(^{o})	Ideal(^{o})
3	4-P	1489	HIS	N-CA-CB	-8.05	96.11	110.60
3	6-D	1488	GLY	CA-C-O	8.05	135.09	120.60
3	6-P	1489	HIS	N-CA-CB	-8.05	96.11	110.60
3	8-D	1488	GLY	CA-C-O	8.05	135.09	120.60
3	8-P	1489	HIS	N-CA-CB	-8.05	96.11	110.60
6	3-N	408	SER	N-CA-C	8.05	132.74	111.00
4	3-X	443	HIS	O-C-N	-8.05	109.82	122.70
6	8-N	408	SER	N-CA-C	8.05	132.74	111.00
4	8-X	443	HIS	O-C-N	-8.05	109.82	122.70
4	2-R	443	HIS	O-C-N	-8.05	109.83	122.70
4	3-L	443	HIS	O-C-N	-8.05	109.82	122.70
4	3-R	443	HIS	O-C-N	-8.05	109.83	122.70
6	4-T	408	SER	N-CA-C	8.05	132.73	111.00
6	5-T	408	SER	N-CA-C	8.05	132.73	111.00
6	6-T	408	SER	N-CA-C	8.05	132.73	111.00
6	7-T	408	SER	N-CA-C	8.05	132.73	111.00
4	8-L	443	HIS	O-C-N	-8.05	109.82	122.70
6	8-T	408	SER	N-CA-C	8.05	132.73	111.00
3	1-J	1489	HIS	N-CA-CB	-8.04	96.12	110.60
6	1-T	408	SER	N-CA-C	8.04	132.72	111.00
6	2-T	408	SER	N-CA-C	8.05	132.72	111.00
6	3-T	408	SER	N-CA-C	8.05	132.72	111.00
4	5-R	443	HIS	O-C-N	-8.05	109.83	122.70
4	1-X	443	HIS	O-C-N	-8.04	109.83	122.70
3	2-P	1488	GLY	CA-C-O	8.04	135.08	120.60
3	2-V	1489	HIS	CA-C-O	-8.04	103.21	120.10
4	2-X	443	HIS	O-C-N	-8.05	109.83	122.70
3	3-P	1488	GLY	CA-C-O	8.04	135.08	120.60
3	3-V	1489	HIS	CA-C-O	-8.04	103.21	120.10
3	4-P	1488	GLY	CA-C-O	8.04	135.08	120.60
4	4-R	443	HIS	O-C-N	-8.05	109.83	122.70
3	4-V	1489	HIS	CA-C-O	-8.04	103.21	120.10
4	4-X	443	HIS	O-C-N	-8.05	109.83	122.70
3	5-V	1489	HIS	CA-C-O	-8.04	103.21	120.10
4	5-X	443	HIS	O-C-N	-8.05	109.83	122.70
3	6-P	1488	GLY	CA-C-O	8.04	135.08	120.60
4	6-R	443	HIS	O-C-N	-8.05	109.83	122.70
3	6-V	1489	HIS	CA-C-O	-8.04	103.21	120.10
4	6-X	443	HIS	O-C-N	-8.05	109.83	122.70
4	7-R	443	HIS	O-C-N	-8.05	109.83	122.70
3	7-V	1489	HIS	CA-C-O	-8.04	103.21	120.10
4	7-X	443	HIS	O-C-N	-8.05	109.83	122.70

Continued on next page...

Continued from previous page...

Mol	Chain	Res	Type	Atoms	Z	Observed(^{o})	Ideal(^{o})
3	8-P	1488	GLY	CA-C-O	8.04	135.08	120.60
4	8-R	443	HIS	O-C-N	-8.05	109.83	122.70
3	8-V	1489	HIS	CA-C-O	-8.04	103.21	120.10
6	2-H	408	SER	N-CA-C	8.04	132.71	111.00
3	2-J	1510	GLN	N-CA-C	8.04	132.71	111.00
6	3-H	408	SER	N-CA-C	8.04	132.71	111.00
3	3-J	1510	GLN	N-CA-C	8.04	132.71	111.00
3	4-J	1510	GLN	N-CA-C	8.04	132.71	111.00
3	5-D	1510	GLN	N-CA-C	8.04	132.71	111.00
3	5-J	1510	GLN	N-CA-C	8.04	132.71	111.00
3	6-J	1510	GLN	N-CA-C	8.04	132.71	111.00
3	7-D	1510	GLN	N-CA-C	8.04	132.71	111.00
3	7-J	1510	GLN	N-CA-C	8.04	132.71	111.00
3	8-J	1510	GLN	N-CA-C	8.04	132.71	111.00
3	1-P	1488	GLY	CA-C-O	8.04	135.07	120.60
4	3-X	427	PHE	C-N-CA	-8.04	101.60	121.70
4	4-R	427	PHE	C-N-CA	-8.04	101.60	121.70
3	5-D	1489	HIS	CA-C-O	-8.04	103.22	120.10
4	5-R	427	PHE	C-N-CA	-8.04	101.60	121.70
4	6-R	427	PHE	C-N-CA	-8.04	101.60	121.70
3	7-D	1489	HIS	CA-C-O	-8.04	103.22	120.10
4	7-R	427	PHE	C-N-CA	-8.04	101.60	121.70
4	8-R	427	PHE	C-N-CA	-8.04	101.60	121.70
4	8-X	427	PHE	C-N-CA	-8.04	101.60	121.70
3	1-P	1545	PRO	C-N-CA	8.04	141.79	121.70
3	5-P	1488	GLY	CA-C-O	8.04	135.06	120.60
3	7-P	1488	GLY	CA-C-O	8.04	135.06	120.60
6	2-N	408	SER	N-CA-C	8.03	132.69	111.00
6	4-N	408	SER	N-CA-C	8.03	132.69	111.00
6	5-N	408	SER	N-CA-C	8.03	132.69	111.00
6	6-N	408	SER	N-CA-C	8.03	132.69	111.00
6	7-N	408	SER	N-CA-C	8.03	132.69	111.00
4	2-F	443	HIS	O-C-N	-8.03	109.85	122.70
3	3-D	1545	PRO	C-N-CA	8.03	141.78	121.70
4	3-F	443	HIS	O-C-N	-8.03	109.85	122.70
3	1-J	1510	GLN	N-CA-C	8.03	132.68	111.00
4	1-L	427	PHE	C-N-CA	-8.03	101.62	121.70
3	1-P	1510	GLN	N-CA-C	8.03	132.69	111.00
3	2-D	1510	GLN	N-CA-C	8.03	132.69	111.00
3	2-D	1545	PRO	C-N-CA	8.03	141.78	121.70
4	2-L	427	PHE	C-N-CA	-8.03	101.62	121.70
3	2-V	1510	GLN	N-CA-C	8.03	132.69	111.00

Continued on next page...

Continued from previous page...

Mol	Chain	Res	Type	Atoms	Z	Observed(^{o})	Ideal(^{o})
3	3-D	1510	GLN	N-CA-C	8.03	132.69	111.00
3	3-V	1510	GLN	N-CA-C	8.03	132.69	111.00
3	4-D	1510	GLN	N-CA-C	8.03	132.69	111.00
3	4-D	1545	PRO	C-N-CA	8.03	141.78	121.70
4	4-L	427	PHE	C-N-CA	-8.03	101.62	121.70
3	4-V	1510	GLN	N-CA-C	8.03	132.69	111.00
4	5-L	427	PHE	C-N-CA	-8.03	101.62	121.70
3	5-V	1510	GLN	N-CA-C	8.03	132.69	111.00
3	6-D	1510	GLN	N-CA-C	8.03	132.69	111.00
3	6-D	1545	PRO	C-N-CA	8.03	141.78	121.70
4	6-L	427	PHE	C-N-CA	-8.03	101.62	121.70
3	6-V	1510	GLN	N-CA-C	8.03	132.69	111.00
4	7-L	427	PHE	C-N-CA	-8.03	101.62	121.70
3	7-V	1510	GLN	N-CA-C	8.03	132.69	111.00
3	8-D	1510	GLN	N-CA-C	8.03	132.69	111.00
3	8-D	1545	PRO	C-N-CA	8.03	141.78	121.70
3	8-V	1510	GLN	N-CA-C	8.03	132.69	111.00
4	1-F	443	HIS	O-C-N	-8.03	109.86	122.70
3	1-V	1489	HIS	N-CA-CB	-8.03	96.15	110.60
3	7-P	1510	GLN	N-CA-C	8.03	132.67	111.00
3	1-D	1510	GLN	N-CA-C	8.03	132.67	111.00
3	1-J	1489	HIS	CA-C-O	-8.03	103.25	120.10
3	1-V	1545	PRO	C-N-CA	8.03	141.76	121.70
6	2-Z	408	SER	N-CA-C	8.03	132.67	111.00
6	3-Z	408	SER	N-CA-C	8.03	132.67	111.00
6	4-Z	408	SER	N-CA-C	8.03	132.67	111.00
3	5-D	1489	HIS	N-CA-CB	-8.03	96.15	110.60
3	5-D	1545	PRO	C-N-CA	8.03	141.77	121.70
3	5-P	1510	GLN	N-CA-C	8.03	132.67	111.00
6	5-Z	408	SER	N-CA-C	8.03	132.67	111.00
6	6-Z	408	SER	N-CA-C	8.03	132.67	111.00
3	7-D	1489	HIS	N-CA-CB	-8.03	96.15	110.60
3	7-D	1545	PRO	C-N-CA	8.03	141.77	121.70
6	7-Z	408	SER	N-CA-C	8.03	132.67	111.00
6	8-Z	408	SER	N-CA-C	8.03	132.67	111.00
3	1-D	1545	PRO	C-N-CA	8.02	141.76	121.70
4	1-F	427	PHE	C-N-CA	-8.02	101.64	121.70
3	1-D	1488	GLY	CA-C-O	8.02	135.04	120.60
3	1-J	1545	PRO	C-N-CA	8.02	141.75	121.70
6	1-T	473	GLN	CB-CA-C	-8.02	94.35	110.40
3	1-V	1510	GLN	N-CA-C	8.02	132.66	111.00
4	2-F	427	PHE	C-N-CA	-8.02	101.64	121.70

Continued on next page...

Continued from previous page...

Mol	Chain	Res	Type	Atoms	Z	Observed(^{o})	Ideal(^{o})
4	3-F	427	PHE	C-N-CA	-8.02	101.64	121.70
4	3-L	427	PHE	C-N-CA	-8.02	101.65	121.70
3	5-P	1545	PRO	C-N-CA	8.02	141.75	121.70
3	7-P	1545	PRO	C-N-CA	8.02	141.75	121.70
4	8-L	427	PHE	C-N-CA	-8.02	101.65	121.70
3	2-J	1489	HIS	N-CA-CB	-8.02	96.17	110.60
3	2-J	1489	HIS	CA-C-O	-8.02	103.26	120.10
3	2-P	1489	HIS	CA-C-O	-8.02	103.26	120.10
4	8-F	443	HIS	O-C-N	-8.02	109.87	122.70
3	2-P	1545	PRO	C-N-CA	8.02	141.75	121.70
4	2-R	427	PHE	C-N-CA	-8.02	101.66	121.70
3	3-J	1489	HIS	N-CA-CB	-8.02	96.17	110.60
3	3-J	1489	HIS	CA-C-O	-8.02	103.26	120.10
3	3-P	1489	HIS	CA-C-O	-8.02	103.26	120.10
4	4-F	443	HIS	O-C-N	-8.02	109.87	122.70
4	5-F	443	HIS	O-C-N	-8.02	109.87	122.70
3	3-P	1545	PRO	C-N-CA	8.02	141.75	121.70
4	3-R	427	PHE	C-N-CA	-8.02	101.66	121.70
3	4-J	1489	HIS	N-CA-CB	-8.02	96.17	110.60
3	4-J	1489	HIS	CA-C-O	-8.02	103.26	120.10
3	4-P	1489	HIS	CA-C-O	-8.02	103.26	120.10
3	4-P	1545	PRO	C-N-CA	8.02	141.75	121.70
3	5-J	1489	HIS	N-CA-CB	-8.02	96.17	110.60
3	5-J	1489	HIS	CA-C-O	-8.02	103.26	120.10
4	6-F	443	HIS	O-C-N	-8.02	109.87	122.70
3	6-J	1489	HIS	N-CA-CB	-8.02	96.17	110.60
3	6-J	1489	HIS	CA-C-O	-8.02	103.26	120.10
3	6-P	1489	HIS	CA-C-O	-8.02	103.26	120.10
4	7-F	443	HIS	O-C-N	-8.02	109.87	122.70
3	6-P	1545	PRO	C-N-CA	8.02	141.75	121.70
3	7-J	1489	HIS	N-CA-CB	-8.02	96.17	110.60
3	7-J	1489	HIS	CA-C-O	-8.02	103.26	120.10
3	8-J	1489	HIS	N-CA-CB	-8.02	96.17	110.60
3	8-J	1489	HIS	CA-C-O	-8.02	103.26	120.10
3	8-P	1489	HIS	CA-C-O	-8.02	103.26	120.10
3	8-P	1545	PRO	C-N-CA	8.02	141.75	121.70
3	1-D	1487	ASP	N-CA-C	8.02	132.64	111.00
6	1-H	473	GLN	CB-CA-C	-8.02	94.37	110.40
3	1-P	1489	HIS	CA-C-O	-8.02	103.27	120.10
3	2-D	1489	HIS	N-CA-CB	-8.02	96.17	110.60
3	2-P	1510	GLN	N-CA-C	8.02	132.64	111.00
6	2-T	473	GLN	CB-CA-C	-8.02	94.37	110.40

Continued on next page...

Continued from previous page...

Mol	Chain	Res	Type	Atoms	Z	Observed(^{o})	Ideal(^{o})
3	2-V	1489	HIS	N-CA-CB	-8.02	96.17	110.60
3	2-V	1545	PRO	C-N-CA	8.02	141.74	121.70
3	3-D	1489	HIS	N-CA-CB	-8.02	96.17	110.60
3	3-P	1510	GLN	N-CA-C	8.02	132.64	111.00
6	3-T	473	GLN	CB-CA-C	-8.02	94.37	110.40
3	3-V	1489	HIS	N-CA-CB	-8.02	96.17	110.60
3	3-V	1545	PRO	C-N-CA	8.02	141.74	121.70
3	4-D	1489	HIS	N-CA-CB	-8.02	96.17	110.60
4	4-F	427	PHE	C-N-CA	-8.02	101.66	121.70
3	4-P	1510	GLN	N-CA-C	8.02	132.64	111.00
6	4-T	473	GLN	CB-CA-C	-8.02	94.37	110.40
3	4-V	1489	HIS	N-CA-CB	-8.02	96.17	110.60
3	4-V	1545	PRO	C-N-CA	8.02	141.74	121.70
4	5-F	427	PHE	C-N-CA	-8.02	101.66	121.70
6	5-T	473	GLN	CB-CA-C	-8.02	94.37	110.40
3	5-V	1489	HIS	N-CA-CB	-8.02	96.17	110.60
3	5-V	1545	PRO	C-N-CA	8.02	141.74	121.70
3	6-D	1489	HIS	N-CA-CB	-8.02	96.17	110.60
4	6-F	427	PHE	C-N-CA	-8.02	101.66	121.70
3	6-P	1510	GLN	N-CA-C	8.02	132.64	111.00
6	6-T	473	GLN	CB-CA-C	-8.02	94.37	110.40
3	6-V	1489	HIS	N-CA-CB	-8.02	96.17	110.60
3	6-V	1545	PRO	C-N-CA	8.02	141.74	121.70
4	7-F	427	PHE	C-N-CA	-8.02	101.66	121.70
6	7-T	473	GLN	CB-CA-C	-8.02	94.37	110.40
3	7-V	1489	HIS	N-CA-CB	-8.02	96.17	110.60
3	7-V	1545	PRO	C-N-CA	8.02	141.74	121.70
3	8-D	1489	HIS	N-CA-CB	-8.02	96.17	110.60
4	8-F	427	PHE	C-N-CA	-8.02	101.66	121.70
3	8-P	1510	GLN	N-CA-C	8.02	132.64	111.00
6	8-T	473	GLN	CB-CA-C	-8.02	94.37	110.40
3	8-V	1489	HIS	N-CA-CB	-8.02	96.17	110.60
3	8-V	1545	PRO	C-N-CA	8.02	141.74	121.70
3	1-D	1489	HIS	N-CA-CB	-8.01	96.17	110.60
3	2-D	1489	HIS	CA-C-O	-8.01	103.27	120.10
3	3-D	1489	HIS	CA-C-O	-8.01	103.27	120.10
6	8-N	473	GLN	CB-CA-C	-8.01	94.37	110.40
3	1-D	1489	HIS	CA-C-O	-8.01	103.27	120.10
6	2-N	473	GLN	CB-CA-C	-8.01	94.37	110.40
6	3-N	473	GLN	CB-CA-C	-8.01	94.37	110.40
3	4-D	1489	HIS	CA-C-O	-8.01	103.27	120.10
5	2-S	331	THR	CB-CA-C	8.01	133.23	111.60

Continued on next page...

Continued from previous page...

Mol	Chain	Res	Type	Atoms	Z	Observed(^{o})	Ideal(^{o})
5	3-S	331	THR	CB-CA-C	8.01	133.23	111.60
6	4-N	473	GLN	CB-CA-C	-8.01	94.37	110.40
6	5-N	473	GLN	CB-CA-C	-8.01	94.37	110.40
3	6-D	1489	HIS	CA-C-O	-8.01	103.27	120.10
6	6-N	473	GLN	CB-CA-C	-8.01	94.37	110.40
6	7-N	473	GLN	CB-CA-C	-8.01	94.37	110.40
3	8-D	1489	HIS	CA-C-O	-8.01	103.27	120.10
6	1-N	408	SER	N-CA-C	8.01	132.63	111.00
4	1-R	427	PHE	C-N-CA	-8.01	101.67	121.70
6	1-Z	473	GLN	CB-CA-C	-8.01	94.38	110.40
3	1-V	1488	GLY	CA-C-O	8.01	135.02	120.60
6	2-Z	473	GLN	CB-CA-C	-8.01	94.38	110.40
6	3-Z	473	GLN	CB-CA-C	-8.01	94.38	110.40
6	4-Z	473	GLN	CB-CA-C	-8.01	94.38	110.40
6	5-Z	473	GLN	CB-CA-C	-8.01	94.38	110.40
6	6-Z	473	GLN	CB-CA-C	-8.01	94.38	110.40
6	7-Z	473	GLN	CB-CA-C	-8.01	94.38	110.40
6	8-Z	473	GLN	CB-CA-C	-8.01	94.38	110.40
3	1-P	1489	HIS	N-CA-CB	-8.01	96.19	110.60
4	2-X	427	PHE	C-N-CA	-8.01	101.68	121.70
4	4-X	427	PHE	C-N-CA	-8.01	101.68	121.70
4	5-X	427	PHE	C-N-CA	-8.01	101.68	121.70
4	6-X	427	PHE	C-N-CA	-8.01	101.68	121.70
4	7-X	427	PHE	C-N-CA	-8.01	101.68	121.70
3	1-V	1489	HIS	CA-C-O	-8.01	103.29	120.10
4	1-L	443	HIS	O-C-N	-8.00	109.89	122.70
6	1-N	473	GLN	CB-CA-C	-8.00	94.39	110.40
5	1-S	331	THR	CB-CA-C	8.00	133.21	111.60
6	2-H	473	GLN	CB-CA-C	-8.00	94.39	110.40
6	3-H	473	GLN	CB-CA-C	-8.00	94.39	110.40
5	4-G	331	THR	CB-CA-C	8.00	133.21	111.60
5	5-G	331	THR	CB-CA-C	8.00	133.21	111.60
5	6-G	331	THR	CB-CA-C	8.00	133.21	111.60
5	7-G	331	THR	CB-CA-C	8.00	133.21	111.60
5	8-G	331	THR	CB-CA-C	8.00	133.21	111.60
3	1-J	1488	GLY	CA-C-O	8.00	135.00	120.60
4	1-R	252	THR	N-CA-CB	8.00	125.50	110.30
4	1-X	427	PHE	C-N-CA	-8.00	101.70	121.70
6	1-N	411	GLU	CA-C-N	8.00	134.80	117.20
3	1-P	1487	ASP	N-CA-C	8.00	132.60	111.00
3	2-J	1545	PRO	C-N-CA	8.00	141.70	121.70
3	3-J	1545	PRO	C-N-CA	8.00	141.70	121.70

Continued on next page...

Continued from previous page...

Mol	Chain	Res	Type	Atoms	Z	Observed(^{o})	Ideal(^{o})
3	4-J	1545	PRO	C-N-CA	8.00	141.70	121.70
3	5-J	1545	PRO	C-N-CA	8.00	141.70	121.70
3	5-P	1489	HIS	CA-C-O	-8.00	103.30	120.10
3	6-J	1545	PRO	C-N-CA	8.00	141.70	121.70
3	7-J	1545	PRO	C-N-CA	8.00	141.70	121.70
3	7-P	1489	HIS	CA-C-O	-8.00	103.30	120.10
3	8-J	1545	PRO	C-N-CA	8.00	141.70	121.70
5	3-M	331	THR	CB-CA-C	8.00	133.19	111.60
5	8-M	331	THR	CB-CA-C	8.00	133.19	111.60
3	5-P	1487	ASP	N-CA-C	8.00	132.59	111.00
3	7-P	1487	ASP	N-CA-C	8.00	132.59	111.00
5	1-G	331	THR	CB-CA-C	7.99	133.19	111.60
3	1-V	1487	ASP	N-CA-C	7.99	132.58	111.00
3	2-P	1487	ASP	N-CA-C	7.99	132.59	111.00
3	2-V	1487	ASP	N-CA-C	7.99	132.59	111.00
5	2-Y	331	THR	CB-CA-C	7.99	133.18	111.60
3	3-P	1487	ASP	N-CA-C	7.99	132.59	111.00
3	3-V	1487	ASP	N-CA-C	7.99	132.59	111.00
6	4-H	473	GLN	CB-CA-C	-7.99	94.41	110.40
3	4-P	1487	ASP	N-CA-C	7.99	132.59	111.00
3	4-V	1487	ASP	N-CA-C	7.99	132.59	111.00
5	4-Y	331	THR	CB-CA-C	7.99	133.18	111.60
3	5-D	1487	ASP	N-CA-C	7.99	132.58	111.00
6	5-H	473	GLN	CB-CA-C	-7.99	94.41	110.40
3	5-V	1487	ASP	N-CA-C	7.99	132.59	111.00
5	5-Y	331	THR	CB-CA-C	7.99	133.18	111.60
6	6-H	473	GLN	CB-CA-C	-7.99	94.41	110.40
3	6-P	1487	ASP	N-CA-C	7.99	132.59	111.00
3	6-V	1487	ASP	N-CA-C	7.99	132.59	111.00
5	6-Y	331	THR	CB-CA-C	7.99	133.18	111.60
3	7-D	1487	ASP	N-CA-C	7.99	132.58	111.00
6	7-H	473	GLN	CB-CA-C	-7.99	94.41	110.40
3	7-V	1487	ASP	N-CA-C	7.99	132.59	111.00
5	7-Y	331	THR	CB-CA-C	7.99	133.18	111.60
6	8-H	473	GLN	CB-CA-C	-7.99	94.41	110.40
3	8-P	1487	ASP	N-CA-C	7.99	132.59	111.00
3	8-V	1487	ASP	N-CA-C	7.99	132.59	111.00
5	4-S	331	THR	CB-CA-C	7.99	133.18	111.60
5	5-S	331	THR	CB-CA-C	7.99	133.18	111.60
5	6-S	331	THR	CB-CA-C	7.99	133.18	111.60
5	7-S	331	THR	CB-CA-C	7.99	133.18	111.60
5	8-S	331	THR	CB-CA-C	7.99	133.18	111.60

Continued on next page...

Continued from previous page...

Mol	Chain	Res	Type	Atoms	Z	Observed(^{o})	Ideal(^{o})
3	1-J	1487	ASP	N-CA-C	7.99	132.58	111.00
6	1-T	411	GLU	CA-C-N	7.99	134.78	117.20
5	3-Y	331	THR	CB-CA-C	7.99	133.18	111.60
5	8-Y	331	THR	CB-CA-C	7.99	133.18	111.60
5	1-M	331	THR	CB-CA-C	7.99	133.16	111.60
5	1-Y	328	THR	C-N-CA	7.99	141.66	121.70
4	1-X	252	THR	N-CA-CB	7.98	125.47	110.30
6	1-Z	411	GLU	CA-C-N	7.98	134.76	117.20
6	2-H	411	GLU	CA-C-N	7.98	134.76	117.20
3	2-J	1487	ASP	N-CA-C	7.98	132.55	111.00
6	3-H	411	GLU	CA-C-N	7.98	134.76	117.20
3	3-J	1487	ASP	N-CA-C	7.98	132.55	111.00
3	4-J	1487	ASP	N-CA-C	7.98	132.55	111.00
6	4-T	411	GLU	CA-C-N	7.98	134.76	117.20
3	5-J	1487	ASP	N-CA-C	7.98	132.55	111.00
6	5-T	411	GLU	CA-C-N	7.98	134.76	117.20
3	6-J	1487	ASP	N-CA-C	7.98	132.55	111.00
6	6-T	411	GLU	CA-C-N	7.98	134.76	117.20
3	7-J	1487	ASP	N-CA-C	7.98	132.55	111.00
6	7-T	411	GLU	CA-C-N	7.98	134.76	117.20
3	8-J	1487	ASP	N-CA-C	7.98	132.55	111.00
6	8-T	411	GLU	CA-C-N	7.98	134.76	117.20
3	2-D	1487	ASP	N-CA-C	7.98	132.55	111.00
5	2-M	331	THR	CB-CA-C	7.98	133.15	111.60
6	2-Z	411	GLU	CA-C-N	7.98	134.76	117.20
3	3-D	1487	ASP	N-CA-C	7.98	132.55	111.00
6	3-N	411	GLU	CA-C-N	7.98	134.76	117.20
3	4-D	1487	ASP	N-CA-C	7.98	132.55	111.00
5	4-M	331	THR	CB-CA-C	7.98	133.15	111.60
6	4-Z	411	GLU	CA-C-N	7.98	134.76	117.20
5	5-M	331	THR	CB-CA-C	7.98	133.15	111.60
6	5-Z	411	GLU	CA-C-N	7.98	134.76	117.20
3	6-D	1487	ASP	N-CA-C	7.98	132.55	111.00
5	6-M	331	THR	CB-CA-C	7.98	133.15	111.60
6	6-Z	411	GLU	CA-C-N	7.98	134.76	117.20
5	7-M	331	THR	CB-CA-C	7.98	133.15	111.60
6	7-Z	411	GLU	CA-C-N	7.98	134.76	117.20
3	8-D	1487	ASP	N-CA-C	7.98	132.55	111.00
6	8-N	411	GLU	CA-C-N	7.98	134.76	117.20
4	1-L	252	THR	N-CA-CB	7.98	125.46	110.30
4	1-X	493	HIS	CA-C-O	-7.98	103.35	120.10
6	3-Z	411	GLU	CA-C-N	7.98	134.75	117.20

Continued on next page...

Continued from previous page...

Mol	Chain	Res	Type	Atoms	Z	Observed(^{o})	Ideal(^{o})
6	8-Z	411	GLU	CA-C-N	7.98	134.75	117.20
6	1-H	411	GLU	CA-C-N	7.97	134.74	117.20
5	2-G	331	THR	CB-CA-C	7.97	133.13	111.60
6	2-T	411	GLU	CA-C-N	7.97	134.75	117.20
5	3-G	331	THR	CB-CA-C	7.97	133.13	111.60
6	3-T	411	GLU	CA-C-N	7.97	134.75	117.20
6	4-H	411	GLU	CA-C-N	7.97	134.74	117.20
6	5-H	411	GLU	CA-C-N	7.97	134.74	117.20
6	6-H	411	GLU	CA-C-N	7.97	134.74	117.20
6	7-H	411	GLU	CA-C-N	7.97	134.74	117.20
6	8-H	411	GLU	CA-C-N	7.97	134.74	117.20
4	1-L	221	GLN	C-N-CA	7.97	141.63	121.70
6	2-N	411	GLU	CA-C-N	7.97	134.74	117.20
6	4-N	411	GLU	CA-C-N	7.97	134.74	117.20
6	5-N	411	GLU	CA-C-N	7.97	134.74	117.20
6	6-N	411	GLU	CA-C-N	7.97	134.74	117.20
6	7-N	411	GLU	CA-C-N	7.97	134.74	117.20
5	1-Y	331	THR	CB-CA-C	7.97	133.12	111.60
4	2-X	493	HIS	CA-C-O	-7.97	103.37	120.10
4	3-L	439	ARG	N-CA-CB	7.97	124.94	110.60
4	4-X	493	HIS	CA-C-O	-7.97	103.37	120.10
4	5-X	493	HIS	CA-C-O	-7.97	103.37	120.10
4	6-X	493	HIS	CA-C-O	-7.97	103.37	120.10
4	7-X	493	HIS	CA-C-O	-7.97	103.37	120.10
4	8-L	439	ARG	N-CA-CB	7.97	124.94	110.60
4	2-X	439	ARG	N-CA-CB	7.97	124.94	110.60
4	4-X	439	ARG	N-CA-CB	7.97	124.94	110.60
4	5-X	439	ARG	N-CA-CB	7.97	124.94	110.60
4	6-X	439	ARG	N-CA-CB	7.97	124.94	110.60
4	7-X	439	ARG	N-CA-CB	7.97	124.94	110.60
5	3-Y	328	THR	C-N-CA	7.96	141.61	121.70
5	8-Y	328	THR	C-N-CA	7.96	141.61	121.70
4	1-F	221	GLN	C-N-CA	7.96	141.60	121.70
4	2-L	493	HIS	CA-C-O	-7.96	103.38	120.10
5	2-Y	328	THR	C-N-CA	7.96	141.60	121.70
5	3-M	328	THR	C-N-CA	7.96	141.60	121.70
4	3-X	493	HIS	CA-C-O	-7.96	103.38	120.10
4	4-L	493	HIS	CA-C-O	-7.96	103.38	120.10
5	4-Y	328	THR	C-N-CA	7.96	141.60	121.70
4	5-L	493	HIS	CA-C-O	-7.96	103.38	120.10
5	5-Y	328	THR	C-N-CA	7.96	141.60	121.70
4	6-L	493	HIS	CA-C-O	-7.96	103.38	120.10

Continued on next page...

Continued from previous page...

Mol	Chain	Res	Type	Atoms	Z	Observed(^{o})	Ideal(^{o})
5	6-Y	328	THR	C-N-CA	7.96	141.60	121.70
4	7-L	493	HIS	CA-C-O	-7.96	103.38	120.10
5	7-Y	328	THR	C-N-CA	7.96	141.60	121.70
5	8-M	328	THR	C-N-CA	7.96	141.60	121.70
4	8-X	493	HIS	CA-C-O	-7.96	103.38	120.10
4	1-X	221	GLN	C-N-CA	7.96	141.60	121.70
4	4-F	439	ARG	N-CA-CB	7.96	124.92	110.60
4	5-F	439	ARG	N-CA-CB	7.96	124.92	110.60
4	6-F	439	ARG	N-CA-CB	7.96	124.92	110.60
4	7-F	439	ARG	N-CA-CB	7.96	124.92	110.60
4	8-F	439	ARG	N-CA-CB	7.96	124.92	110.60
4	4-R	439	ARG	N-CA-CB	7.96	124.92	110.60
4	5-R	439	ARG	N-CA-CB	7.96	124.92	110.60
4	6-R	439	ARG	N-CA-CB	7.96	124.92	110.60
4	7-R	439	ARG	N-CA-CB	7.96	124.92	110.60
4	8-R	439	ARG	N-CA-CB	7.96	124.92	110.60
5	1-G	328	THR	C-N-CA	7.95	141.58	121.70
1	1-Q	259	SER	C-N-CA	7.95	141.58	121.70
4	2-F	493	HIS	CA-C-O	-7.95	103.41	120.10
5	2-G	328	THR	C-N-CA	7.95	141.57	121.70
4	3-F	493	HIS	CA-C-O	-7.95	103.41	120.10
5	3-G	328	THR	C-N-CA	7.95	141.57	121.70
4	1-R	221	GLN	C-N-CA	7.95	141.57	121.70
4	4-R	493	HIS	CA-C-O	-7.95	103.41	120.10
4	5-R	493	HIS	CA-C-O	-7.95	103.41	120.10
4	6-R	493	HIS	CA-C-O	-7.95	103.41	120.10
4	7-R	493	HIS	CA-C-O	-7.95	103.41	120.10
4	8-R	493	HIS	CA-C-O	-7.95	103.41	120.10
5	1-S	328	THR	C-N-CA	7.94	141.56	121.70
6	2-Z	381	LYS	N-CA-CB	-7.94	96.30	110.60
6	4-Z	381	LYS	N-CA-CB	-7.94	96.30	110.60
6	5-Z	381	LYS	N-CA-CB	-7.94	96.30	110.60
6	6-Z	381	LYS	N-CA-CB	-7.94	96.30	110.60
6	7-Z	381	LYS	N-CA-CB	-7.94	96.30	110.60
4	1-F	252	THR	N-CA-CB	7.94	125.39	110.30
4	1-R	493	HIS	CA-C-O	-7.94	103.42	120.10
4	2-L	439	ARG	N-CA-CB	7.94	124.89	110.60
4	4-L	439	ARG	N-CA-CB	7.94	124.89	110.60
4	5-L	439	ARG	N-CA-CB	7.94	124.89	110.60
4	6-L	439	ARG	N-CA-CB	7.94	124.89	110.60
4	7-L	439	ARG	N-CA-CB	7.94	124.89	110.60
1	1-B	259	SER	C-N-CA	7.94	141.55	121.70

Continued on next page...

Continued from previous page...

Mol	Chain	Res	Type	Atoms	Z	Observed(^{o})	Ideal(^{o})
5	1-M	328	THR	C-N-CA	7.94	141.55	121.70
1	1-W	259	SER	C-N-CA	7.94	141.55	121.70
5	4-S	328	THR	C-N-CA	7.94	141.55	121.70
5	5-S	328	THR	C-N-CA	7.94	141.55	121.70
5	6-S	328	THR	C-N-CA	7.94	141.55	121.70
5	7-S	328	THR	C-N-CA	7.94	141.55	121.70
5	8-S	328	THR	C-N-CA	7.94	141.55	121.70
5	2-S	328	THR	C-N-CA	7.94	141.55	121.70
6	2-T	381	LYS	N-CA-CB	-7.94	96.31	110.60
5	3-S	328	THR	C-N-CA	7.94	141.55	121.70
6	3-T	381	LYS	N-CA-CB	-7.94	96.31	110.60
1	1-K	259	SER	C-N-CA	7.94	141.54	121.70
4	4-F	493	HIS	CA-C-O	-7.94	103.43	120.10
4	5-F	493	HIS	CA-C-O	-7.94	103.43	120.10
4	6-F	493	HIS	CA-C-O	-7.94	103.43	120.10
4	7-F	493	HIS	CA-C-O	-7.94	103.43	120.10
4	8-F	493	HIS	CA-C-O	-7.94	103.43	120.10
1	1-E	259	SER	C-N-CA	7.94	141.54	121.70
6	2-N	381	LYS	N-CA-CB	-7.94	96.32	110.60
6	4-N	381	LYS	N-CA-CB	-7.94	96.32	110.60
6	5-N	381	LYS	N-CA-CB	-7.94	96.32	110.60
6	6-N	381	LYS	N-CA-CB	-7.94	96.32	110.60
6	7-N	381	LYS	N-CA-CB	-7.94	96.32	110.60
1	1-A	259	SER	C-N-CA	7.93	141.54	121.70
6	1-Z	381	LYS	N-CA-CB	-7.93	96.32	110.60
5	2-M	328	THR	C-N-CA	7.93	141.54	121.70
6	3-Z	381	LYS	N-CA-CB	-7.93	96.32	110.60
5	4-M	328	THR	C-N-CA	7.93	141.54	121.70
5	5-M	328	THR	C-N-CA	7.93	141.54	121.70
5	6-M	328	THR	C-N-CA	7.93	141.54	121.70
5	7-M	328	THR	C-N-CA	7.93	141.54	121.70
6	8-Z	381	LYS	N-CA-CB	-7.93	96.32	110.60
6	1-N	381	LYS	N-CA-CB	-7.93	96.32	110.60
4	1-X	439	ARG	N-CA-CB	7.93	124.88	110.60
4	2-R	439	ARG	N-CA-CB	7.93	124.88	110.60
4	3-R	439	ARG	N-CA-CB	7.93	124.88	110.60
6	4-H	381	LYS	N-CA-CB	-7.93	96.32	110.60
6	5-H	381	LYS	N-CA-CB	-7.93	96.32	110.60
6	6-H	381	LYS	N-CA-CB	-7.93	96.32	110.60
6	7-H	381	LYS	N-CA-CB	-7.93	96.32	110.60
6	8-H	381	LYS	N-CA-CB	-7.93	96.32	110.60
6	2-H	381	LYS	N-CA-CB	-7.93	96.33	110.60

Continued on next page...

Continued from previous page...

Mol	Chain	Res	Type	Atoms	Z	Observed(^{o})	Ideal(^{o})
4	2-R	493	HIS	CA-C-O	-7.93	103.44	120.10
6	3-H	381	LYS	N-CA-CB	-7.93	96.33	110.60
4	3-R	493	HIS	CA-C-O	-7.93	103.44	120.10
5	4-G	328	THR	C-N-CA	7.93	141.53	121.70
6	4-T	381	LYS	N-CA-CB	-7.93	96.32	110.60
5	5-G	328	THR	C-N-CA	7.93	141.53	121.70
6	5-T	381	LYS	N-CA-CB	-7.93	96.32	110.60
5	6-G	328	THR	C-N-CA	7.93	141.53	121.70
6	6-T	381	LYS	N-CA-CB	-7.93	96.32	110.60
5	7-G	328	THR	C-N-CA	7.93	141.53	121.70
6	7-T	381	LYS	N-CA-CB	-7.93	96.32	110.60
5	8-G	328	THR	C-N-CA	7.93	141.53	121.70
6	8-T	381	LYS	N-CA-CB	-7.93	96.32	110.60
4	3-X	439	ARG	N-CA-CB	7.93	124.87	110.60
4	8-X	439	ARG	N-CA-CB	7.93	124.87	110.60
6	1-H	381	LYS	N-CA-CB	-7.93	96.33	110.60
4	1-F	439	ARG	N-CA-CB	7.92	124.86	110.60
4	1-R	439	ARG	N-CA-CB	7.92	124.86	110.60
6	1-T	381	LYS	N-CA-CB	-7.92	96.35	110.60
4	1-X	485	LEU	N-CA-CB	-7.91	94.57	110.40
6	3-N	381	LYS	N-CA-CB	-7.91	96.36	110.60
6	8-N	381	LYS	N-CA-CB	-7.91	96.36	110.60
4	2-F	439	ARG	N-CA-CB	7.91	124.84	110.60
5	2-G	338	GLU	CA-C-N	7.91	134.60	117.20
4	3-F	439	ARG	N-CA-CB	7.91	124.84	110.60
5	3-G	338	GLU	CA-C-N	7.91	134.60	117.20
4	1-L	493	HIS	CA-C-O	-7.91	103.49	120.10
5	1-S	338	GLU	CA-C-N	7.91	134.59	117.20
5	2-M	338	GLU	CA-C-N	7.91	134.59	117.20
5	4-M	338	GLU	CA-C-N	7.91	134.59	117.20
5	5-M	338	GLU	CA-C-N	7.91	134.59	117.20
5	6-M	338	GLU	CA-C-N	7.91	134.59	117.20
5	7-M	338	GLU	CA-C-N	7.91	134.59	117.20
4	2-X	485	LEU	N-CA-CB	-7.90	94.59	110.40
4	4-X	485	LEU	N-CA-CB	-7.90	94.59	110.40
4	5-X	485	LEU	N-CA-CB	-7.90	94.59	110.40
4	6-X	485	LEU	N-CA-CB	-7.90	94.59	110.40
4	7-X	485	LEU	N-CA-CB	-7.90	94.59	110.40
5	3-M	338	GLU	CA-C-N	7.90	134.59	117.20
4	3-X	485	LEU	N-CA-CB	-7.90	94.59	110.40
5	8-M	338	GLU	CA-C-N	7.90	134.59	117.20
4	8-X	485	LEU	N-CA-CB	-7.90	94.59	110.40

Continued on next page...

Continued from previous page...

Mol	Chain	Res	Type	Atoms	Z	Observed(^{o})	Ideal(^{o})
5	3-Y	338	GLU	CA-C-N	7.90	134.58	117.20
4	4-F	485	LEU	N-CA-CB	-7.90	94.60	110.40
4	5-F	485	LEU	N-CA-CB	-7.90	94.60	110.40
4	6-F	485	LEU	N-CA-CB	-7.90	94.60	110.40
4	7-F	485	LEU	N-CA-CB	-7.90	94.60	110.40
4	8-F	485	LEU	N-CA-CB	-7.90	94.60	110.40
5	8-Y	338	GLU	CA-C-N	7.90	134.58	117.20
5	2-Y	338	GLU	CA-C-N	7.90	134.58	117.20
5	4-Y	338	GLU	CA-C-N	7.90	134.58	117.20
5	5-Y	338	GLU	CA-C-N	7.90	134.58	117.20
5	6-Y	338	GLU	CA-C-N	7.90	134.58	117.20
5	7-Y	338	GLU	CA-C-N	7.90	134.58	117.20
4	3-L	493	HIS	CA-C-O	-7.90	103.51	120.10
4	8-L	493	HIS	CA-C-O	-7.90	103.51	120.10
4	3-L	485	LEU	N-CA-CB	-7.90	94.61	110.40
4	8-L	485	LEU	N-CA-CB	-7.90	94.61	110.40
5	1-Y	338	GLU	CA-C-N	7.89	134.57	117.20
4	2-R	485	LEU	N-CA-CB	-7.89	94.61	110.40
5	2-S	338	GLU	CA-C-N	7.89	134.57	117.20
4	3-R	485	LEU	N-CA-CB	-7.89	94.61	110.40
5	3-S	338	GLU	CA-C-N	7.89	134.57	117.20
5	4-G	338	GLU	CA-C-N	7.89	134.56	117.20
4	4-R	485	LEU	N-CA-CB	-7.89	94.62	110.40
5	5-G	338	GLU	CA-C-N	7.89	134.56	117.20
4	5-R	485	LEU	N-CA-CB	-7.89	94.62	110.40
5	6-G	338	GLU	CA-C-N	7.89	134.56	117.20
4	6-R	485	LEU	N-CA-CB	-7.89	94.62	110.40
5	7-G	338	GLU	CA-C-N	7.89	134.56	117.20
4	7-R	485	LEU	N-CA-CB	-7.89	94.62	110.40
5	8-G	338	GLU	CA-C-N	7.89	134.56	117.20
4	8-R	485	LEU	N-CA-CB	-7.89	94.62	110.40
4	1-F	485	LEU	N-CA-CB	-7.89	94.63	110.40
4	1-F	493	HIS	CA-C-O	-7.88	103.54	120.10
4	2-F	485	LEU	N-CA-CB	-7.88	94.63	110.40
4	3-F	485	LEU	N-CA-CB	-7.88	94.63	110.40
5	4-S	338	GLU	CA-C-N	7.88	134.55	117.20
5	5-S	338	GLU	CA-C-N	7.88	134.55	117.20
5	6-S	338	GLU	CA-C-N	7.88	134.55	117.20
5	7-S	338	GLU	CA-C-N	7.88	134.55	117.20
5	8-S	338	GLU	CA-C-N	7.88	134.55	117.20
4	1-L	439	ARG	N-CA-CB	7.88	124.79	110.60
5	1-G	338	GLU	CA-C-N	7.88	134.53	117.20

Continued on next page...

Continued from previous page...

Mol	Chain	Res	Type	Atoms	Z	Observed(^{o})	Ideal(^{o})
4	2-L	485	LEU	N-CA-CB	-7.87	94.65	110.40
4	4-L	485	LEU	N-CA-CB	-7.87	94.65	110.40
4	5-L	485	LEU	N-CA-CB	-7.87	94.65	110.40
4	6-L	485	LEU	N-CA-CB	-7.87	94.65	110.40
4	7-L	485	LEU	N-CA-CB	-7.87	94.65	110.40
4	1-L	426	GLN	O-C-N	7.87	135.29	122.70
4	1-R	485	LEU	N-CA-CB	-7.87	94.66	110.40
4	4-F	426	GLN	O-C-N	7.87	135.29	122.70
4	5-F	426	GLN	O-C-N	7.87	135.29	122.70
4	6-F	426	GLN	O-C-N	7.87	135.29	122.70
4	7-F	426	GLN	O-C-N	7.87	135.29	122.70
4	8-F	426	GLN	O-C-N	7.87	135.29	122.70
4	1-L	485	LEU	N-CA-CB	-7.87	94.66	110.40
5	1-M	338	GLU	CA-C-N	7.87	134.51	117.20
2	1-C	455	VAL	N-CA-C	-7.87	89.76	111.00
6	1-N	462	GLY	N-CA-C	7.86	132.75	113.10
6	3-N	462	GLY	N-CA-C	7.86	132.75	113.10
6	8-N	462	GLY	N-CA-C	7.86	132.75	113.10
4	1-L	425	THR	CA-C-N	-7.86	99.91	117.20
4	1-R	425	THR	CA-C-N	-7.86	99.91	117.20
4	1-X	426	GLN	O-C-N	7.86	135.27	122.70
4	2-L	425	THR	CA-C-N	-7.86	99.92	117.20
4	4-L	425	THR	CA-C-N	-7.86	99.92	117.20
4	5-L	425	THR	CA-C-N	-7.86	99.92	117.20
4	6-L	425	THR	CA-C-N	-7.86	99.92	117.20
4	7-L	425	THR	CA-C-N	-7.86	99.92	117.20
4	2-F	425	THR	CA-C-N	-7.85	99.92	117.20
6	2-Z	462	GLY	N-CA-C	7.85	132.73	113.10
4	3-F	425	THR	CA-C-N	-7.85	99.92	117.20
4	4-R	425	THR	CA-C-N	-7.85	99.92	117.20
6	4-Z	462	GLY	N-CA-C	7.85	132.73	113.10
4	5-R	425	THR	CA-C-N	-7.85	99.92	117.20
6	5-Z	462	GLY	N-CA-C	7.85	132.73	113.10
4	6-R	425	THR	CA-C-N	-7.85	99.92	117.20
6	6-Z	462	GLY	N-CA-C	7.85	132.73	113.10
4	7-R	425	THR	CA-C-N	-7.85	99.92	117.20
6	7-Z	462	GLY	N-CA-C	7.85	132.73	113.10
4	8-R	425	THR	CA-C-N	-7.85	99.92	117.20
4	2-X	425	THR	CA-C-N	-7.85	99.93	117.20
4	3-X	425	THR	CA-C-N	-7.85	99.93	117.20
4	4-X	425	THR	CA-C-N	-7.85	99.93	117.20
4	5-X	425	THR	CA-C-N	-7.85	99.93	117.20

Continued on next page...

Continued from previous page...

Mol	Chain	Res	Type	Atoms	Z	Observed(^{o})	Ideal(^{o})
4	6-X	425	THR	CA-C-N	-7.85	99.93	117.20
4	7-X	425	THR	CA-C-N	-7.85	99.93	117.20
4	8-X	425	THR	CA-C-N	-7.85	99.93	117.20
2	2-C	455	VAL	N-CA-C	-7.85	89.81	111.00
5	2-S	326	LEU	C-N-CA	-7.85	102.08	121.70
2	3-C	455	VAL	N-CA-C	-7.85	89.81	111.00
5	3-M	326	LEU	C-N-CA	-7.85	102.08	121.70
5	3-S	326	LEU	C-N-CA	-7.85	102.08	121.70
2	4-C	455	VAL	N-CA-C	-7.85	89.81	111.00
2	5-C	455	VAL	N-CA-C	-7.85	89.81	111.00
2	6-C	455	VAL	N-CA-C	-7.85	89.81	111.00
2	7-C	455	VAL	N-CA-C	-7.85	89.81	111.00
2	8-C	455	VAL	N-CA-C	-7.85	89.81	111.00
5	8-M	326	LEU	C-N-CA	-7.85	102.08	121.70
2	2-I	455	VAL	N-CA-C	-7.85	89.81	111.00
2	3-I	455	VAL	N-CA-C	-7.85	89.81	111.00
5	4-G	326	LEU	C-N-CA	-7.85	102.09	121.70
2	4-I	455	VAL	N-CA-C	-7.85	89.81	111.00
5	5-G	326	LEU	C-N-CA	-7.85	102.09	121.70
2	5-I	455	VAL	N-CA-C	-7.85	89.81	111.00
5	6-G	326	LEU	C-N-CA	-7.85	102.09	121.70
2	6-I	455	VAL	N-CA-C	-7.85	89.81	111.00
5	7-G	326	LEU	C-N-CA	-7.85	102.09	121.70
2	7-I	455	VAL	N-CA-C	-7.85	89.81	111.00
5	8-G	326	LEU	C-N-CA	-7.85	102.09	121.70
2	8-I	455	VAL	N-CA-C	-7.85	89.81	111.00
2	1-I	455	VAL	N-CA-C	-7.84	89.82	111.00
2	1-O	455	VAL	N-CA-C	-7.84	89.82	111.00
4	2-R	425	THR	CA-C-N	-7.84	99.94	117.20
4	3-R	425	THR	CA-C-N	-7.84	99.94	117.20
4	4-F	425	THR	CA-C-N	-7.84	99.94	117.20
4	5-F	425	THR	CA-C-N	-7.84	99.94	117.20
4	6-F	425	THR	CA-C-N	-7.84	99.94	117.20
4	7-F	425	THR	CA-C-N	-7.84	99.94	117.20
4	8-F	425	THR	CA-C-N	-7.84	99.94	117.20
6	3-Z	462	GLY	N-CA-C	7.84	132.71	113.10
6	8-Z	462	GLY	N-CA-C	7.84	132.71	113.10
4	1-F	433	GLU	CB-CA-C	-7.84	94.72	110.40
2	2-O	455	VAL	N-CA-C	-7.84	89.83	111.00
2	2-U	455	VAL	N-CA-C	-7.84	89.83	111.00
2	3-O	455	VAL	N-CA-C	-7.84	89.83	111.00
2	3-U	455	VAL	N-CA-C	-7.84	89.83	111.00

Continued on next page...

Continued from previous page...

Mol	Chain	Res	Type	Atoms	Z	Observed(^{o})	Ideal(^{o})
2	4-O	455	VAL	N-CA-C	-7.84	89.83	111.00
2	4-U	455	VAL	N-CA-C	-7.84	89.83	111.00
2	5-O	455	VAL	N-CA-C	-7.84	89.83	111.00
2	5-U	455	VAL	N-CA-C	-7.84	89.83	111.00
2	6-O	455	VAL	N-CA-C	-7.84	89.83	111.00
2	6-U	455	VAL	N-CA-C	-7.84	89.83	111.00
2	7-O	455	VAL	N-CA-C	-7.84	89.83	111.00
2	7-U	455	VAL	N-CA-C	-7.84	89.83	111.00
2	8-O	455	VAL	N-CA-C	-7.84	89.83	111.00
2	8-U	455	VAL	N-CA-C	-7.84	89.83	111.00
2	1-U	455	VAL	N-CA-C	-7.84	89.83	111.00
6	2-H	462	GLY	N-CA-C	7.84	132.70	113.10
6	2-N	462	GLY	N-CA-C	7.84	132.70	113.10
6	2-T	462	GLY	N-CA-C	7.84	132.70	113.10
6	3-H	462	GLY	N-CA-C	7.84	132.70	113.10
6	3-T	462	GLY	N-CA-C	7.84	132.70	113.10
5	3-Y	326	LEU	C-N-CA	-7.84	102.10	121.70
6	4-N	462	GLY	N-CA-C	7.84	132.70	113.10
6	5-N	462	GLY	N-CA-C	7.84	132.70	113.10
6	6-N	462	GLY	N-CA-C	7.84	132.70	113.10
6	7-N	462	GLY	N-CA-C	7.84	132.70	113.10
5	8-Y	326	LEU	C-N-CA	-7.84	102.10	121.70
3	2-D	1449	TRP	C-N-CA	7.84	141.29	121.70
4	2-F	426	GLN	O-C-N	7.84	135.24	122.70
3	3-D	1449	TRP	C-N-CA	7.84	141.29	121.70
4	3-F	426	GLN	O-C-N	7.84	135.24	122.70
3	4-D	1449	TRP	C-N-CA	7.84	141.29	121.70
3	6-D	1449	TRP	C-N-CA	7.84	141.29	121.70
3	8-D	1449	TRP	C-N-CA	7.84	141.29	121.70
6	1-H	462	GLY	N-CA-C	7.84	132.69	113.10
5	2-G	326	LEU	C-N-CA	-7.84	102.11	121.70
3	2-P	1518	ASN	C-N-CA	-7.84	102.11	121.70
5	3-G	326	LEU	C-N-CA	-7.84	102.11	121.70
3	3-P	1518	ASN	C-N-CA	-7.84	102.11	121.70
6	4-H	462	GLY	N-CA-C	7.84	132.69	113.10
3	4-P	1518	ASN	C-N-CA	-7.84	102.11	121.70
6	5-H	462	GLY	N-CA-C	7.84	132.69	113.10
6	6-H	462	GLY	N-CA-C	7.84	132.69	113.10
3	6-P	1518	ASN	C-N-CA	-7.84	102.11	121.70
6	7-H	462	GLY	N-CA-C	7.84	132.69	113.10
6	8-H	462	GLY	N-CA-C	7.84	132.69	113.10
3	8-P	1518	ASN	C-N-CA	-7.84	102.11	121.70

Continued on next page...

Continued from previous page...

Mol	Chain	Res	Type	Atoms	Z	Observed(^{o})	Ideal(^{o})
3	2-J	1518	ASN	C-N-CA	-7.83	102.11	121.70
5	2-M	326	LEU	C-N-CA	-7.83	102.11	121.70
3	3-J	1518	ASN	C-N-CA	-7.83	102.11	121.70
3	4-J	1518	ASN	C-N-CA	-7.83	102.11	121.70
5	4-M	326	LEU	C-N-CA	-7.83	102.11	121.70
3	5-J	1518	ASN	C-N-CA	-7.83	102.11	121.70
5	5-M	326	LEU	C-N-CA	-7.83	102.11	121.70
3	6-J	1518	ASN	C-N-CA	-7.83	102.11	121.70
5	6-M	326	LEU	C-N-CA	-7.83	102.11	121.70
3	7-J	1518	ASN	C-N-CA	-7.83	102.11	121.70
5	7-M	326	LEU	C-N-CA	-7.83	102.11	121.70
3	8-J	1518	ASN	C-N-CA	-7.83	102.11	121.70
5	1-G	326	LEU	C-N-CA	-7.83	102.12	121.70
4	1-X	433	GLU	CB-CA-C	-7.83	94.73	110.40
4	2-X	433	GLU	CB-CA-C	-7.83	94.73	110.40
4	3-L	426	GLN	O-C-N	7.83	135.24	122.70
6	4-T	462	GLY	N-CA-C	7.83	132.68	113.10
4	4-X	433	GLU	CB-CA-C	-7.83	94.73	110.40
6	5-T	462	GLY	N-CA-C	7.83	132.68	113.10
4	5-X	433	GLU	CB-CA-C	-7.83	94.73	110.40
6	6-T	462	GLY	N-CA-C	7.83	132.68	113.10
4	6-X	433	GLU	CB-CA-C	-7.83	94.73	110.40
6	7-T	462	GLY	N-CA-C	7.83	132.68	113.10
4	7-X	433	GLU	CB-CA-C	-7.83	94.73	110.40
4	8-L	426	GLN	O-C-N	7.83	135.24	122.70
6	8-T	462	GLY	N-CA-C	7.83	132.68	113.10
3	1-V	1518	ASN	C-N-CA	-7.83	102.12	121.70
6	1-Z	462	GLY	N-CA-C	7.83	132.68	113.10
3	2-D	1518	ASN	C-N-CA	-7.83	102.12	121.70
3	3-D	1518	ASN	C-N-CA	-7.83	102.12	121.70
3	4-D	1518	ASN	C-N-CA	-7.83	102.12	121.70
4	4-R	426	GLN	O-C-N	7.83	135.23	122.70
4	5-R	426	GLN	O-C-N	7.83	135.23	122.70
3	6-D	1518	ASN	C-N-CA	-7.83	102.12	121.70
4	6-R	426	GLN	O-C-N	7.83	135.23	122.70
4	7-R	426	GLN	O-C-N	7.83	135.23	122.70
3	8-D	1518	ASN	C-N-CA	-7.83	102.12	121.70
4	8-R	426	GLN	O-C-N	7.83	135.23	122.70
3	1-J	1518	ASN	C-N-CA	-7.83	102.12	121.70
6	1-T	462	GLY	N-CA-C	7.83	132.68	113.10
4	1-X	425	THR	CA-C-N	-7.83	99.97	117.20
5	1-Y	326	LEU	C-N-CA	-7.83	102.13	121.70

Continued on next page...

Continued from previous page...

Mol	Chain	Res	Type	Atoms	Z	Observed(^{o})	Ideal(^{o})
3	1-D	1518	ASN	C-N-CA	-7.83	102.13	121.70
4	1-F	425	THR	CA-C-N	-7.83	99.98	117.20
5	2-Y	326	LEU	C-N-CA	-7.83	102.13	121.70
5	4-Y	326	LEU	C-N-CA	-7.83	102.13	121.70
5	5-Y	326	LEU	C-N-CA	-7.83	102.13	121.70
5	6-Y	326	LEU	C-N-CA	-7.83	102.13	121.70
5	7-Y	326	LEU	C-N-CA	-7.83	102.13	121.70
4	3-L	425	THR	CA-C-N	-7.83	99.98	117.20
4	8-L	425	THR	CA-C-N	-7.83	99.98	117.20
5	1-G	366	GLU	CB-CA-C	-7.82	94.75	110.40
4	2-L	426	GLN	O-C-N	7.82	135.22	122.70
3	2-V	1518	ASN	C-N-CA	-7.82	102.14	121.70
3	3-V	1518	ASN	C-N-CA	-7.82	102.14	121.70
4	4-L	426	GLN	O-C-N	7.82	135.22	122.70
3	4-V	1518	ASN	C-N-CA	-7.82	102.14	121.70
4	5-L	426	GLN	O-C-N	7.82	135.22	122.70
3	5-V	1518	ASN	C-N-CA	-7.82	102.14	121.70
4	6-L	426	GLN	O-C-N	7.82	135.22	122.70
3	6-V	1518	ASN	C-N-CA	-7.82	102.14	121.70
4	7-L	426	GLN	O-C-N	7.82	135.22	122.70
3	7-V	1518	ASN	C-N-CA	-7.82	102.14	121.70
3	8-V	1518	ASN	C-N-CA	-7.82	102.14	121.70
4	1-L	433	GLU	CB-CA-C	-7.82	94.75	110.40
4	1-F	426	GLN	O-C-N	7.82	135.21	122.70
4	2-X	426	GLN	O-C-N	7.82	135.21	122.70
4	3-X	426	GLN	O-C-N	7.82	135.21	122.70
4	4-F	433	GLU	CB-CA-C	-7.82	94.76	110.40
4	4-X	426	GLN	O-C-N	7.82	135.21	122.70
4	5-F	433	GLU	CB-CA-C	-7.82	94.76	110.40
3	5-P	1518	ASN	C-N-CA	-7.82	102.15	121.70
4	5-X	426	GLN	O-C-N	7.82	135.21	122.70
4	6-F	433	GLU	CB-CA-C	-7.82	94.76	110.40
4	6-X	426	GLN	O-C-N	7.82	135.21	122.70
4	7-F	433	GLU	CB-CA-C	-7.82	94.76	110.40
3	7-P	1518	ASN	C-N-CA	-7.82	102.15	121.70
4	7-X	426	GLN	O-C-N	7.82	135.21	122.70
4	8-F	433	GLU	CB-CA-C	-7.82	94.76	110.40
4	8-X	426	GLN	O-C-N	7.82	135.21	122.70
5	1-M	326	LEU	C-N-CA	-7.82	102.15	121.70
3	1-P	1518	ASN	C-N-CA	-7.82	102.15	121.70
4	2-L	433	GLU	CB-CA-C	-7.82	94.76	110.40
4	2-R	433	GLU	CB-CA-C	-7.82	94.77	110.40

Continued on next page...

Continued from previous page...

Mol	Chain	Res	Type	Atoms	Z	Observed(^{o})	Ideal(^{o})
4	3-R	433	GLU	CB-CA-C	-7.82	94.77	110.40
4	4-L	433	GLU	CB-CA-C	-7.82	94.76	110.40
5	4-S	326	LEU	C-N-CA	-7.82	102.15	121.70
4	5-L	433	GLU	CB-CA-C	-7.82	94.76	110.40
5	5-S	326	LEU	C-N-CA	-7.82	102.15	121.70
4	6-L	433	GLU	CB-CA-C	-7.82	94.76	110.40
5	6-S	326	LEU	C-N-CA	-7.82	102.15	121.70
4	7-L	433	GLU	CB-CA-C	-7.82	94.76	110.40
5	7-S	326	LEU	C-N-CA	-7.82	102.15	121.70
5	8-S	326	LEU	C-N-CA	-7.82	102.15	121.70
4	2-F	433	GLU	CB-CA-C	-7.82	94.77	110.40
4	3-F	433	GLU	CB-CA-C	-7.82	94.77	110.40
5	1-S	326	LEU	C-N-CA	-7.81	102.17	121.70
4	4-R	433	GLU	CB-CA-C	-7.81	94.77	110.40
4	5-R	433	GLU	CB-CA-C	-7.81	94.77	110.40
4	6-R	433	GLU	CB-CA-C	-7.81	94.77	110.40
4	7-R	433	GLU	CB-CA-C	-7.81	94.77	110.40
4	8-R	433	GLU	CB-CA-C	-7.81	94.77	110.40
4	3-L	433	GLU	CB-CA-C	-7.81	94.78	110.40
3	5-D	1449	TRP	C-N-CA	7.81	141.23	121.70
3	7-D	1449	TRP	C-N-CA	7.81	141.23	121.70
4	8-L	433	GLU	CB-CA-C	-7.81	94.78	110.40
5	2-G	366	GLU	CB-CA-C	-7.81	94.78	110.40
5	3-G	366	GLU	CB-CA-C	-7.81	94.78	110.40
4	2-R	426	GLN	O-C-N	7.81	135.20	122.70
4	3-R	426	GLN	O-C-N	7.81	135.20	122.70
4	3-X	433	GLU	CB-CA-C	-7.81	94.79	110.40
3	5-P	1449	TRP	C-N-CA	7.81	141.22	121.70
3	7-P	1449	TRP	C-N-CA	7.81	141.22	121.70
4	8-X	433	GLU	CB-CA-C	-7.81	94.79	110.40
4	1-R	426	GLN	O-C-N	7.80	135.19	122.70
5	1-Y	366	GLU	CB-CA-C	-7.80	94.79	110.40
3	2-V	1449	TRP	C-N-CA	7.80	141.21	121.70
3	3-V	1449	TRP	C-N-CA	7.80	141.21	121.70
3	4-V	1449	TRP	C-N-CA	7.80	141.21	121.70
3	5-V	1449	TRP	C-N-CA	7.80	141.21	121.70
3	6-V	1449	TRP	C-N-CA	7.80	141.21	121.70
3	7-V	1449	TRP	C-N-CA	7.80	141.21	121.70
3	8-V	1449	TRP	C-N-CA	7.80	141.21	121.70
5	3-M	366	GLU	CB-CA-C	-7.80	94.80	110.40
5	8-M	366	GLU	CB-CA-C	-7.80	94.80	110.40
3	2-J	1449	TRP	C-N-CA	7.80	141.20	121.70

Continued on next page...

Continued from previous page...

Mol	Chain	Res	Type	Atoms	Z	Observed(^{o})	Ideal(^{o})
3	3-J	1449	TRP	C-N-CA	7.80	141.20	121.70
3	4-J	1449	TRP	C-N-CA	7.80	141.20	121.70
3	5-D	1518	ASN	C-N-CA	-7.80	102.19	121.70
3	5-J	1449	TRP	C-N-CA	7.80	141.20	121.70
3	6-J	1449	TRP	C-N-CA	7.80	141.20	121.70
3	7-D	1518	ASN	C-N-CA	-7.80	102.19	121.70
3	7-J	1449	TRP	C-N-CA	7.80	141.20	121.70
3	8-J	1449	TRP	C-N-CA	7.80	141.20	121.70
4	1-R	433	GLU	CB-CA-C	-7.80	94.80	110.40
3	2-P	1449	TRP	C-N-CA	7.80	141.19	121.70
3	3-P	1449	TRP	C-N-CA	7.80	141.19	121.70
3	4-P	1449	TRP	C-N-CA	7.80	141.19	121.70
3	6-P	1449	TRP	C-N-CA	7.80	141.19	121.70
3	8-P	1449	TRP	C-N-CA	7.80	141.19	121.70
5	3-Y	366	GLU	CB-CA-C	-7.80	94.81	110.40
5	8-Y	366	GLU	CB-CA-C	-7.80	94.81	110.40
5	2-S	366	GLU	CB-CA-C	-7.79	94.81	110.40
5	3-S	366	GLU	CB-CA-C	-7.79	94.81	110.40
3	1-V	1449	TRP	C-N-CA	7.79	141.17	121.70
5	2-Y	366	GLU	CB-CA-C	-7.79	94.82	110.40
5	4-Y	366	GLU	CB-CA-C	-7.79	94.82	110.40
5	5-Y	366	GLU	CB-CA-C	-7.79	94.82	110.40
5	6-Y	366	GLU	CB-CA-C	-7.79	94.82	110.40
5	7-Y	366	GLU	CB-CA-C	-7.79	94.82	110.40
5	2-M	366	GLU	CB-CA-C	-7.79	94.83	110.40
5	4-M	366	GLU	CB-CA-C	-7.79	94.83	110.40
5	5-M	366	GLU	CB-CA-C	-7.79	94.83	110.40
5	6-M	366	GLU	CB-CA-C	-7.79	94.83	110.40
5	7-M	366	GLU	CB-CA-C	-7.79	94.83	110.40
5	4-G	366	GLU	CB-CA-C	-7.78	94.83	110.40
5	5-G	366	GLU	CB-CA-C	-7.78	94.83	110.40
5	6-G	366	GLU	CB-CA-C	-7.78	94.83	110.40
5	7-G	366	GLU	CB-CA-C	-7.78	94.83	110.40
5	8-G	366	GLU	CB-CA-C	-7.78	94.83	110.40
3	1-J	1449	TRP	C-N-CA	7.78	141.15	121.70
5	1-M	366	GLU	CB-CA-C	-7.78	94.84	110.40
5	4-S	366	GLU	CB-CA-C	-7.78	94.84	110.40
5	5-S	366	GLU	CB-CA-C	-7.78	94.84	110.40
5	6-S	366	GLU	CB-CA-C	-7.78	94.84	110.40
5	7-S	366	GLU	CB-CA-C	-7.78	94.84	110.40
5	8-S	366	GLU	CB-CA-C	-7.78	94.84	110.40
3	1-D	1449	TRP	C-N-CA	7.78	141.14	121.70

Continued on next page...

Continued from previous page...

Mol	Chain	Res	Type	Atoms	Z	Observed(^{o})	Ideal(^{o})
3	1-P	1449	TRP	C-N-CA	7.78	141.14	121.70
5	1-S	366	GLU	CB-CA-C	-7.77	94.85	110.40
5	1-S	324	ILE	CA-C-N	-7.77	100.11	117.20
5	1-Y	324	ILE	CA-C-N	-7.77	100.11	117.20
5	1-G	324	ILE	CA-C-N	-7.76	100.12	117.20
5	3-M	324	ILE	CA-C-N	-7.76	100.12	117.20
5	8-M	324	ILE	CA-C-N	-7.76	100.12	117.20
5	2-G	324	ILE	CA-C-N	-7.76	100.13	117.20
5	3-G	324	ILE	CA-C-N	-7.76	100.13	117.20
5	4-G	324	ILE	CA-C-N	-7.76	100.13	117.20
5	5-G	324	ILE	CA-C-N	-7.76	100.13	117.20
5	6-G	324	ILE	CA-C-N	-7.76	100.13	117.20
5	7-G	324	ILE	CA-C-N	-7.76	100.13	117.20
5	8-G	324	ILE	CA-C-N	-7.76	100.13	117.20
5	2-M	324	ILE	CA-C-N	-7.75	100.16	117.20
5	4-M	324	ILE	CA-C-N	-7.75	100.16	117.20
5	5-M	324	ILE	CA-C-N	-7.75	100.16	117.20
5	6-M	324	ILE	CA-C-N	-7.75	100.16	117.20
5	7-M	324	ILE	CA-C-N	-7.75	100.16	117.20
5	4-S	324	ILE	CA-C-N	-7.74	100.17	117.20
5	5-S	324	ILE	CA-C-N	-7.74	100.17	117.20
5	6-S	324	ILE	CA-C-N	-7.74	100.17	117.20
5	7-S	324	ILE	CA-C-N	-7.74	100.17	117.20
5	8-S	324	ILE	CA-C-N	-7.74	100.17	117.20
5	2-S	324	ILE	CA-C-N	-7.74	100.17	117.20
5	2-Y	324	ILE	CA-C-N	-7.74	100.17	117.20
5	3-S	324	ILE	CA-C-N	-7.74	100.17	117.20
5	3-Y	324	ILE	CA-C-N	-7.74	100.18	117.20
5	4-Y	324	ILE	CA-C-N	-7.74	100.17	117.20
5	5-Y	324	ILE	CA-C-N	-7.74	100.17	117.20
5	6-Y	324	ILE	CA-C-N	-7.74	100.17	117.20
5	7-Y	324	ILE	CA-C-N	-7.74	100.17	117.20
5	8-Y	324	ILE	CA-C-N	-7.74	100.18	117.20
5	1-M	324	ILE	CA-C-N	-7.73	100.19	117.20
4	1-L	436	SER	CA-C-O	7.73	136.32	120.10
4	3-L	436	SER	CA-C-O	7.72	136.32	120.10
4	8-L	436	SER	CA-C-O	7.72	136.32	120.10
5	1-S	342	PRO	C-N-CA	-7.72	102.39	121.70
4	2-L	436	SER	CA-C-O	7.72	136.31	120.10
4	4-L	436	SER	CA-C-O	7.72	136.31	120.10
4	5-L	436	SER	CA-C-O	7.72	136.31	120.10
4	6-L	436	SER	CA-C-O	7.72	136.31	120.10

Continued on next page...

Continued from previous page...

Mol	Chain	Res	Type	Atoms	Z	Observed(^{o})	Ideal(^{o})
4	7-L	436	SER	CA-C-O	7.72	136.31	120.10
4	2-R	436	SER	CA-C-O	7.71	136.30	120.10
5	3-M	342	PRO	C-N-CA	-7.71	102.42	121.70
4	3-R	436	SER	CA-C-O	7.71	136.30	120.10
5	8-M	342	PRO	C-N-CA	-7.71	102.42	121.70
5	1-M	342	PRO	C-N-CA	-7.71	102.42	121.70
5	1-G	342	PRO	C-N-CA	-7.71	102.43	121.70
5	2-Y	342	PRO	C-N-CA	-7.71	102.42	121.70
4	4-F	436	SER	CA-C-O	7.71	136.29	120.10
5	4-Y	342	PRO	C-N-CA	-7.71	102.42	121.70
4	5-F	436	SER	CA-C-O	7.71	136.29	120.10
5	5-Y	342	PRO	C-N-CA	-7.71	102.42	121.70
4	6-F	436	SER	CA-C-O	7.71	136.29	120.10
5	6-Y	342	PRO	C-N-CA	-7.71	102.42	121.70
4	7-F	436	SER	CA-C-O	7.71	136.29	120.10
5	7-Y	342	PRO	C-N-CA	-7.71	102.42	121.70
4	8-F	436	SER	CA-C-O	7.71	136.29	120.10
4	2-X	482	LYS	N-CA-CB	7.71	124.48	110.60
4	4-X	482	LYS	N-CA-CB	7.71	124.48	110.60
4	5-X	482	LYS	N-CA-CB	7.71	124.48	110.60
4	6-X	482	LYS	N-CA-CB	7.71	124.48	110.60
4	7-X	482	LYS	N-CA-CB	7.71	124.48	110.60
4	1-F	436	SER	CA-C-O	7.71	136.28	120.10
4	3-X	436	SER	CA-C-O	7.71	136.28	120.10
5	4-G	342	PRO	C-N-CA	-7.71	102.44	121.70
5	4-S	342	PRO	C-N-CA	-7.71	102.44	121.70
5	5-G	342	PRO	C-N-CA	-7.71	102.44	121.70
5	5-S	342	PRO	C-N-CA	-7.71	102.44	121.70
5	6-G	342	PRO	C-N-CA	-7.71	102.44	121.70
5	6-S	342	PRO	C-N-CA	-7.71	102.44	121.70
5	7-G	342	PRO	C-N-CA	-7.71	102.44	121.70
5	7-S	342	PRO	C-N-CA	-7.71	102.44	121.70
5	8-G	342	PRO	C-N-CA	-7.71	102.44	121.70
5	8-S	342	PRO	C-N-CA	-7.71	102.44	121.70
4	8-X	436	SER	CA-C-O	7.71	136.28	120.10
5	2-S	342	PRO	C-N-CA	-7.70	102.44	121.70
5	3-S	342	PRO	C-N-CA	-7.70	102.44	121.70
5	1-Y	342	PRO	C-N-CA	-7.70	102.45	121.70
4	2-F	482	LYS	N-CA-CB	7.70	124.46	110.60
4	3-F	482	LYS	N-CA-CB	7.70	124.46	110.60
4	1-L	482	LYS	N-CA-CB	7.70	124.45	110.60
4	1-F	482	LYS	N-CA-CB	7.70	124.45	110.60

Continued on next page...

Continued from previous page...

Mol	Chain	Res	Type	Atoms	Z	Observed(^{o})	Ideal(^{o})
4	3-L	482	LYS	N-CA-CB	7.70	124.45	110.60
5	3-Y	342	PRO	C-N-CA	-7.70	102.46	121.70
4	8-L	482	LYS	N-CA-CB	7.70	124.45	110.60
5	8-Y	342	PRO	C-N-CA	-7.70	102.46	121.70
5	2-M	342	PRO	C-N-CA	-7.69	102.47	121.70
5	4-M	342	PRO	C-N-CA	-7.69	102.47	121.70
5	5-M	342	PRO	C-N-CA	-7.69	102.47	121.70
5	6-M	342	PRO	C-N-CA	-7.69	102.47	121.70
5	7-M	342	PRO	C-N-CA	-7.69	102.47	121.70
4	1-X	436	SER	CA-C-O	7.69	136.25	120.10
4	2-L	482	LYS	N-CA-CB	7.69	124.44	110.60
4	2-X	436	SER	CA-C-O	7.69	136.25	120.10
4	4-L	482	LYS	N-CA-CB	7.69	124.44	110.60
4	4-X	436	SER	CA-C-O	7.69	136.25	120.10
4	5-L	482	LYS	N-CA-CB	7.69	124.44	110.60
4	5-X	436	SER	CA-C-O	7.69	136.25	120.10
4	6-L	482	LYS	N-CA-CB	7.69	124.44	110.60
4	6-X	436	SER	CA-C-O	7.69	136.25	120.10
4	7-L	482	LYS	N-CA-CB	7.69	124.44	110.60
4	7-X	436	SER	CA-C-O	7.69	136.25	120.10
4	2-F	436	SER	CA-C-O	7.69	136.24	120.10
4	2-R	482	LYS	N-CA-CB	7.69	124.43	110.60
4	3-F	436	SER	CA-C-O	7.69	136.24	120.10
4	3-R	482	LYS	N-CA-CB	7.69	124.43	110.60
5	2-G	342	PRO	C-N-CA	-7.68	102.50	121.70
5	3-G	342	PRO	C-N-CA	-7.68	102.50	121.70
4	4-F	482	LYS	N-CA-CB	7.68	124.42	110.60
4	5-F	482	LYS	N-CA-CB	7.68	124.42	110.60
4	6-F	482	LYS	N-CA-CB	7.68	124.42	110.60
4	7-F	482	LYS	N-CA-CB	7.68	124.42	110.60
4	8-F	482	LYS	N-CA-CB	7.68	124.42	110.60
4	1-R	422	ASN	CA-C-N	-7.68	100.31	117.20
4	2-R	422	ASN	CA-C-N	-7.68	100.31	117.20
4	3-R	422	ASN	CA-C-N	-7.68	100.31	117.20
4	4-R	436	SER	CA-C-O	7.68	136.22	120.10
4	5-R	436	SER	CA-C-O	7.68	136.22	120.10
4	6-R	436	SER	CA-C-O	7.68	136.22	120.10
4	7-R	436	SER	CA-C-O	7.68	136.22	120.10
4	8-R	436	SER	CA-C-O	7.68	136.22	120.10
4	1-L	422	ASN	CA-C-N	-7.67	100.32	117.20
4	1-R	436	SER	CA-C-O	7.67	136.22	120.10
4	1-X	482	LYS	N-CA-CB	7.67	124.42	110.60

Continued on next page...

Continued from previous page...

Mol	Chain	Res	Type	Atoms	Z	Observed(^{o})	Ideal(^{o})
4	4-R	482	LYS	N-CA-CB	7.67	124.41	110.60
4	5-R	482	LYS	N-CA-CB	7.67	124.41	110.60
4	6-R	482	LYS	N-CA-CB	7.67	124.41	110.60
4	7-R	482	LYS	N-CA-CB	7.67	124.41	110.60
4	8-R	482	LYS	N-CA-CB	7.67	124.41	110.60
4	1-R	482	LYS	N-CA-CB	7.67	124.41	110.60
4	3-X	422	ASN	CA-C-N	-7.67	100.32	117.20
4	8-X	422	ASN	CA-C-N	-7.67	100.32	117.20
4	2-L	422	ASN	CA-C-N	-7.67	100.33	117.20
4	2-X	422	ASN	CA-C-N	-7.67	100.33	117.20
4	4-L	422	ASN	CA-C-N	-7.67	100.33	117.20
4	4-X	422	ASN	CA-C-N	-7.67	100.33	117.20
4	5-L	422	ASN	CA-C-N	-7.67	100.33	117.20
4	5-X	422	ASN	CA-C-N	-7.67	100.33	117.20
4	6-L	422	ASN	CA-C-N	-7.67	100.33	117.20
4	6-X	422	ASN	CA-C-N	-7.67	100.33	117.20
4	7-L	422	ASN	CA-C-N	-7.67	100.33	117.20
4	7-X	422	ASN	CA-C-N	-7.67	100.33	117.20
4	4-F	422	ASN	CA-C-N	-7.67	100.33	117.20
4	5-F	422	ASN	CA-C-N	-7.67	100.33	117.20
4	6-F	422	ASN	CA-C-N	-7.67	100.33	117.20
4	7-F	422	ASN	CA-C-N	-7.67	100.33	117.20
4	8-F	422	ASN	CA-C-N	-7.67	100.33	117.20
4	3-X	482	LYS	N-CA-CB	7.66	124.39	110.60
4	8-X	482	LYS	N-CA-CB	7.66	124.39	110.60
4	1-F	422	ASN	CA-C-N	-7.66	100.35	117.20
4	4-R	422	ASN	CA-C-N	-7.66	100.34	117.20
4	5-R	422	ASN	CA-C-N	-7.66	100.34	117.20
4	6-R	422	ASN	CA-C-N	-7.66	100.34	117.20
4	7-R	422	ASN	CA-C-N	-7.66	100.34	117.20
4	8-R	422	ASN	CA-C-N	-7.66	100.34	117.20
4	2-F	422	ASN	CA-C-N	-7.66	100.35	117.20
4	3-F	422	ASN	CA-C-N	-7.66	100.35	117.20
4	3-L	422	ASN	CA-C-N	-7.66	100.36	117.20
4	8-L	422	ASN	CA-C-N	-7.66	100.36	117.20
4	1-L	211	GLU	CA-C-N	-7.65	100.36	117.20
4	1-X	422	ASN	CA-C-N	-7.65	100.36	117.20
4	1-X	211	GLU	CA-C-N	-7.64	100.38	117.20
6	3-N	487	TRP	C-N-CA	-7.62	102.64	121.70
6	4-T	487	TRP	C-N-CA	-7.62	102.64	121.70
6	5-T	487	TRP	C-N-CA	-7.62	102.64	121.70
6	6-T	487	TRP	C-N-CA	-7.62	102.64	121.70

Continued on next page...

Continued from previous page...

Mol	Chain	Res	Type	Atoms	Z	Observed(^{o})	Ideal(^{o})
6	7-T	487	TRP	C-N-CA	-7.62	102.64	121.70
6	8-N	487	TRP	C-N-CA	-7.62	102.64	121.70
6	8-T	487	TRP	C-N-CA	-7.62	102.64	121.70
6	1-Z	487	TRP	C-N-CA	-7.62	102.64	121.70
6	2-N	487	TRP	C-N-CA	-7.62	102.64	121.70
6	4-N	487	TRP	C-N-CA	-7.62	102.64	121.70
6	5-N	487	TRP	C-N-CA	-7.62	102.64	121.70
6	6-N	487	TRP	C-N-CA	-7.62	102.64	121.70
6	7-N	487	TRP	C-N-CA	-7.62	102.64	121.70
4	3-L	320	GLU	CB-CA-C	7.62	125.64	110.40
4	8-L	320	GLU	CB-CA-C	7.62	125.64	110.40
6	1-N	487	TRP	C-N-CA	-7.62	102.65	121.70
4	1-R	320	GLU	CB-CA-C	7.62	125.63	110.40
6	2-H	487	TRP	C-N-CA	-7.62	102.66	121.70
6	3-H	487	TRP	C-N-CA	-7.62	102.66	121.70
6	2-Z	487	TRP	C-N-CA	-7.61	102.67	121.70
6	4-Z	487	TRP	C-N-CA	-7.61	102.67	121.70
6	5-Z	487	TRP	C-N-CA	-7.61	102.67	121.70
6	6-Z	487	TRP	C-N-CA	-7.61	102.67	121.70
6	7-Z	487	TRP	C-N-CA	-7.61	102.67	121.70
6	4-T	410	LEU	CA-C-O	-7.61	104.11	120.10
6	5-T	410	LEU	CA-C-O	-7.61	104.11	120.10
6	6-T	410	LEU	CA-C-O	-7.61	104.11	120.10
6	7-T	410	LEU	CA-C-O	-7.61	104.11	120.10
6	8-T	410	LEU	CA-C-O	-7.61	104.11	120.10
4	1-F	320	GLU	CB-CA-C	7.61	125.62	110.40
6	4-H	487	TRP	C-N-CA	-7.61	102.67	121.70
6	5-H	487	TRP	C-N-CA	-7.61	102.67	121.70
6	6-H	487	TRP	C-N-CA	-7.61	102.67	121.70
6	7-H	487	TRP	C-N-CA	-7.61	102.67	121.70
6	8-H	487	TRP	C-N-CA	-7.61	102.67	121.70
6	3-Z	487	TRP	C-N-CA	-7.61	102.68	121.70
4	4-R	320	GLU	CB-CA-C	7.61	125.62	110.40
4	5-R	320	GLU	CB-CA-C	7.61	125.62	110.40
4	6-R	320	GLU	CB-CA-C	7.61	125.62	110.40
4	7-R	320	GLU	CB-CA-C	7.61	125.62	110.40
4	8-R	320	GLU	CB-CA-C	7.61	125.62	110.40
6	8-Z	487	TRP	C-N-CA	-7.61	102.68	121.70
4	1-F	211	GLU	CA-C-N	-7.61	100.47	117.20
6	1-T	410	LEU	CA-C-O	-7.61	104.12	120.10
6	2-H	410	LEU	CA-C-O	-7.61	104.12	120.10
6	2-T	487	TRP	C-N-CA	-7.61	102.68	121.70

Continued on next page...

Continued from previous page...

Mol	Chain	Res	Type	Atoms	Z	Observed(^{o})	Ideal(^{o})
6	3-H	410	LEU	CA-C-O	-7.61	104.12	120.10
6	3-T	487	TRP	C-N-CA	-7.61	102.68	121.70
4	2-L	320	GLU	CB-CA-C	7.61	125.61	110.40
4	4-L	320	GLU	CB-CA-C	7.61	125.61	110.40
4	5-L	320	GLU	CB-CA-C	7.61	125.61	110.40
4	6-L	320	GLU	CB-CA-C	7.61	125.61	110.40
4	7-L	320	GLU	CB-CA-C	7.61	125.61	110.40
4	2-F	320	GLU	CB-CA-C	7.60	125.61	110.40
4	3-F	320	GLU	CB-CA-C	7.60	125.61	110.40
6	2-T	410	LEU	CA-C-O	-7.60	104.14	120.10
6	3-T	410	LEU	CA-C-O	-7.60	104.14	120.10
4	2-R	320	GLU	CB-CA-C	7.59	125.59	110.40
4	3-R	320	GLU	CB-CA-C	7.59	125.59	110.40
6	4-H	410	LEU	CA-C-O	-7.59	104.15	120.10
6	5-H	410	LEU	CA-C-O	-7.59	104.15	120.10
6	6-H	410	LEU	CA-C-O	-7.59	104.15	120.10
6	7-H	410	LEU	CA-C-O	-7.59	104.15	120.10
6	8-H	410	LEU	CA-C-O	-7.59	104.15	120.10
4	1-R	211	GLU	CA-C-N	-7.59	100.50	117.20
6	2-Z	410	LEU	CA-C-O	-7.59	104.16	120.10
6	4-Z	410	LEU	CA-C-O	-7.59	104.16	120.10
6	5-Z	410	LEU	CA-C-O	-7.59	104.16	120.10
6	6-Z	410	LEU	CA-C-O	-7.59	104.16	120.10
6	7-Z	410	LEU	CA-C-O	-7.59	104.16	120.10
4	1-R	457	ALA	CA-C-O	-7.59	104.16	120.10
4	2-X	320	GLU	CB-CA-C	7.59	125.58	110.40
4	3-X	320	GLU	CB-CA-C	7.59	125.58	110.40
4	4-X	320	GLU	CB-CA-C	7.59	125.58	110.40
4	5-X	320	GLU	CB-CA-C	7.59	125.58	110.40
4	6-X	320	GLU	CB-CA-C	7.59	125.58	110.40
4	7-X	320	GLU	CB-CA-C	7.59	125.58	110.40
4	8-X	320	GLU	CB-CA-C	7.59	125.58	110.40
5	2-M	331	THR	N-CA-CB	-7.59	95.89	110.30
4	2-X	457	ALA	CA-C-O	-7.59	104.17	120.10
6	3-Z	410	LEU	CA-C-O	-7.59	104.17	120.10
5	4-M	331	THR	N-CA-CB	-7.59	95.89	110.30
4	4-X	457	ALA	CA-C-O	-7.59	104.17	120.10
5	5-M	331	THR	N-CA-CB	-7.59	95.89	110.30
4	5-X	457	ALA	CA-C-O	-7.59	104.17	120.10
5	6-M	331	THR	N-CA-CB	-7.59	95.89	110.30
4	6-X	457	ALA	CA-C-O	-7.59	104.17	120.10
5	7-M	331	THR	N-CA-CB	-7.59	95.89	110.30

Continued on next page...

Continued from previous page...

Mol	Chain	Res	Type	Atoms	Z	Observed(^{o})	Ideal(^{o})
4	7-X	457	ALA	CA-C-O	-7.59	104.17	120.10
6	8-Z	410	LEU	CA-C-O	-7.59	104.17	120.10
4	1-L	211	GLU	N-CA-C	7.58	131.48	111.00
5	1-S	331	THR	N-CA-CB	-7.58	95.89	110.30
4	4-F	320	GLU	CB-CA-C	7.58	125.57	110.40
4	5-F	320	GLU	CB-CA-C	7.58	125.57	110.40
4	6-F	320	GLU	CB-CA-C	7.58	125.57	110.40
4	7-F	320	GLU	CB-CA-C	7.58	125.57	110.40
4	8-F	320	GLU	CB-CA-C	7.58	125.57	110.40
4	1-X	320	GLU	CB-CA-C	7.58	125.57	110.40
4	1-X	457	ALA	CA-C-O	-7.58	104.17	120.10
6	1-H	487	TRP	C-N-CA	-7.58	102.75	121.70
6	1-T	487	TRP	C-N-CA	-7.58	102.75	121.70
3	2-J	1542	PRO	CA-C-N	7.58	133.88	117.20
3	3-J	1542	PRO	CA-C-N	7.58	133.88	117.20
5	4-G	331	THR	N-CA-CB	-7.58	95.90	110.30
3	4-J	1542	PRO	CA-C-N	7.58	133.88	117.20
5	5-G	331	THR	N-CA-CB	-7.58	95.90	110.30
3	5-J	1542	PRO	CA-C-N	7.58	133.88	117.20
5	6-G	331	THR	N-CA-CB	-7.58	95.90	110.30
3	6-J	1542	PRO	CA-C-N	7.58	133.88	117.20
5	7-G	331	THR	N-CA-CB	-7.58	95.90	110.30
3	7-J	1542	PRO	CA-C-N	7.58	133.88	117.20
5	8-G	331	THR	N-CA-CB	-7.58	95.90	110.30
3	8-J	1542	PRO	CA-C-N	7.58	133.88	117.20
5	2-S	331	THR	N-CA-CB	-7.58	95.90	110.30
5	3-S	331	THR	N-CA-CB	-7.58	95.90	110.30
4	4-R	457	ALA	CA-C-O	-7.58	104.18	120.10
4	5-R	457	ALA	CA-C-O	-7.58	104.18	120.10
4	6-R	457	ALA	CA-C-O	-7.58	104.18	120.10
4	7-R	457	ALA	CA-C-O	-7.58	104.18	120.10
4	8-R	457	ALA	CA-C-O	-7.58	104.18	120.10
4	1-L	448	ARG	N-CA-C	7.58	131.46	111.00
4	1-L	457	ALA	CA-C-O	-7.58	104.19	120.10
5	2-G	331	THR	N-CA-CB	-7.58	95.90	110.30
6	2-N	410	LEU	CA-C-O	-7.58	104.18	120.10
5	2-Y	331	THR	N-CA-CB	-7.58	95.90	110.30
5	3-G	331	THR	N-CA-CB	-7.58	95.90	110.30
6	4-N	410	LEU	CA-C-O	-7.58	104.18	120.10
4	4-R	448	ARG	N-CA-C	7.58	131.46	111.00
5	4-Y	331	THR	N-CA-CB	-7.58	95.90	110.30
6	5-N	410	LEU	CA-C-O	-7.58	104.18	120.10

Continued on next page...

Continued from previous page...

Mol	Chain	Res	Type	Atoms	Z	Observed(^{o})	Ideal(^{o})
4	5-R	448	ARG	N-CA-C	7.58	131.46	111.00
5	5-Y	331	THR	N-CA-CB	-7.58	95.90	110.30
6	6-N	410	LEU	CA-C-O	-7.58	104.18	120.10
4	6-R	448	ARG	N-CA-C	7.58	131.46	111.00
5	6-Y	331	THR	N-CA-CB	-7.58	95.90	110.30
6	7-N	410	LEU	CA-C-O	-7.58	104.18	120.10
4	7-R	448	ARG	N-CA-C	7.58	131.46	111.00
5	7-Y	331	THR	N-CA-CB	-7.58	95.90	110.30
4	8-R	448	ARG	N-CA-C	7.58	131.46	111.00
4	1-F	448	ARG	N-CA-C	7.58	131.46	111.00
3	1-P	1542	PRO	CA-C-N	7.58	133.87	117.20
4	1-R	448	ARG	N-CA-C	7.57	131.45	111.00
4	1-F	211	GLU	N-CA-C	7.57	131.45	111.00
4	1-X	211	GLU	N-CA-C	7.57	131.44	111.00
6	3-N	410	LEU	CA-C-O	-7.57	104.20	120.10
6	8-N	410	LEU	CA-C-O	-7.57	104.20	120.10
6	1-H	410	LEU	CA-C-O	-7.57	104.20	120.10
4	2-F	457	ALA	CA-C-O	-7.57	104.20	120.10
4	2-L	448	ARG	N-CA-C	7.57	131.44	111.00
4	3-F	457	ALA	CA-C-O	-7.57	104.20	120.10
4	3-X	448	ARG	N-CA-C	7.57	131.44	111.00
4	4-L	448	ARG	N-CA-C	7.57	131.44	111.00
4	5-L	448	ARG	N-CA-C	7.57	131.44	111.00
4	6-L	448	ARG	N-CA-C	7.57	131.44	111.00
4	7-L	448	ARG	N-CA-C	7.57	131.44	111.00
4	8-X	448	ARG	N-CA-C	7.57	131.44	111.00
6	1-Z	410	LEU	CA-C-O	-7.57	104.20	120.10
4	1-L	320	GLU	CB-CA-C	7.57	125.53	110.40
5	3-M	331	THR	N-CA-CB	-7.57	95.92	110.30
4	3-X	457	ALA	CA-C-O	-7.57	104.21	120.10
5	3-Y	331	THR	N-CA-CB	-7.57	95.92	110.30
5	8-M	331	THR	N-CA-CB	-7.57	95.92	110.30
4	8-X	457	ALA	CA-C-O	-7.57	104.21	120.10
5	8-Y	331	THR	N-CA-CB	-7.57	95.92	110.30
6	1-N	410	LEU	CA-C-O	-7.57	104.21	120.10
5	1-Y	331	THR	N-CA-CB	-7.57	95.93	110.30
4	2-L	457	ALA	CA-C-O	-7.57	104.21	120.10
4	2-R	457	ALA	CA-C-O	-7.57	104.21	120.10
4	2-X	448	ARG	N-CA-C	7.57	131.43	111.00
4	3-R	457	ALA	CA-C-O	-7.57	104.21	120.10
4	4-F	448	ARG	N-CA-C	7.57	131.43	111.00
4	4-L	457	ALA	CA-C-O	-7.57	104.21	120.10

Continued on next page...

Continued from previous page...

Mol	Chain	Res	Type	Atoms	Z	Observed(^{o})	Ideal(^{o})
4	4-X	448	ARG	N-CA-C	7.57	131.43	111.00
4	5-F	448	ARG	N-CA-C	7.57	131.43	111.00
4	5-L	457	ALA	CA-C-O	-7.57	104.21	120.10
4	5-X	448	ARG	N-CA-C	7.57	131.43	111.00
4	6-F	448	ARG	N-CA-C	7.57	131.43	111.00
4	6-L	457	ALA	CA-C-O	-7.57	104.21	120.10
4	6-X	448	ARG	N-CA-C	7.57	131.43	111.00
4	7-F	448	ARG	N-CA-C	7.57	131.43	111.00
4	7-L	457	ALA	CA-C-O	-7.57	104.21	120.10
4	7-X	448	ARG	N-CA-C	7.57	131.43	111.00
4	8-F	448	ARG	N-CA-C	7.57	131.43	111.00
5	1-G	333	PRO	CB-CA-C	-7.56	93.09	112.00
5	2-Y	333	PRO	CB-CA-C	-7.56	93.09	112.00
5	3-Y	333	PRO	CB-CA-C	-7.56	93.09	112.00
5	4-Y	333	PRO	CB-CA-C	-7.56	93.09	112.00
5	5-Y	333	PRO	CB-CA-C	-7.56	93.09	112.00
5	6-Y	333	PRO	CB-CA-C	-7.56	93.09	112.00
5	7-Y	333	PRO	CB-CA-C	-7.56	93.09	112.00
5	8-Y	333	PRO	CB-CA-C	-7.56	93.09	112.00
5	1-M	333	PRO	CB-CA-C	-7.56	93.10	112.00
5	4-S	331	THR	N-CA-CB	-7.56	95.94	110.30
5	5-S	331	THR	N-CA-CB	-7.56	95.94	110.30
5	6-S	331	THR	N-CA-CB	-7.56	95.94	110.30
5	7-S	331	THR	N-CA-CB	-7.56	95.94	110.30
5	8-S	331	THR	N-CA-CB	-7.56	95.94	110.30
5	3-M	333	PRO	CB-CA-C	-7.56	93.10	112.00
3	5-D	1542	PRO	CA-C-N	7.56	133.83	117.20
3	7-D	1542	PRO	CA-C-N	7.56	133.83	117.20
5	8-M	333	PRO	CB-CA-C	-7.56	93.10	112.00
5	2-S	333	PRO	CB-CA-C	-7.56	93.11	112.00
5	3-S	333	PRO	CB-CA-C	-7.56	93.11	112.00
4	1-F	457	ALA	CA-C-O	-7.56	104.23	120.10
4	4-F	457	ALA	CA-C-O	-7.56	104.23	120.10
4	5-F	457	ALA	CA-C-O	-7.56	104.23	120.10
4	6-F	457	ALA	CA-C-O	-7.56	104.23	120.10
4	7-F	457	ALA	CA-C-O	-7.56	104.23	120.10
4	8-F	457	ALA	CA-C-O	-7.56	104.23	120.10
5	4-S	333	PRO	CB-CA-C	-7.55	93.11	112.00
5	5-S	333	PRO	CB-CA-C	-7.55	93.11	112.00
5	6-S	333	PRO	CB-CA-C	-7.55	93.11	112.00
5	7-S	333	PRO	CB-CA-C	-7.55	93.11	112.00
5	8-S	333	PRO	CB-CA-C	-7.55	93.11	112.00

Continued on next page...

Continued from previous page...

Mol	Chain	Res	Type	Atoms	Z	Observed(^{o})	Ideal(^{o})
4	1-R	211	GLU	N-CA-C	7.55	131.39	111.00
4	3-L	448	ARG	N-CA-C	7.55	131.39	111.00
4	8-L	448	ARG	N-CA-C	7.55	131.39	111.00
3	1-V	1542	PRO	CA-C-N	7.55	133.81	117.20
4	1-X	448	ARG	N-CA-C	7.55	131.39	111.00
4	2-F	448	ARG	N-CA-C	7.55	131.39	111.00
4	2-R	448	ARG	N-CA-C	7.55	131.39	111.00
4	3-F	448	ARG	N-CA-C	7.55	131.39	111.00
4	3-R	448	ARG	N-CA-C	7.55	131.39	111.00
5	1-S	333	PRO	CB-CA-C	-7.55	93.13	112.00
5	1-Y	333	PRO	CB-CA-C	-7.55	93.13	112.00
5	2-G	333	PRO	CB-CA-C	-7.55	93.13	112.00
3	2-V	1542	PRO	CA-C-N	7.55	133.80	117.20
5	3-G	333	PRO	CB-CA-C	-7.55	93.13	112.00
3	3-V	1542	PRO	CA-C-N	7.55	133.80	117.20
3	4-V	1542	PRO	CA-C-N	7.55	133.80	117.20
3	5-V	1542	PRO	CA-C-N	7.55	133.80	117.20
3	6-V	1542	PRO	CA-C-N	7.55	133.80	117.20
3	7-V	1542	PRO	CA-C-N	7.55	133.80	117.20
3	8-V	1542	PRO	CA-C-N	7.55	133.80	117.20
4	3-L	457	ALA	CA-C-O	-7.54	104.25	120.10
3	5-P	1542	PRO	CA-C-N	7.54	133.80	117.20
3	7-P	1542	PRO	CA-C-N	7.54	133.80	117.20
4	8-L	457	ALA	CA-C-O	-7.54	104.25	120.10
3	1-D	1542	PRO	CA-C-N	7.54	133.79	117.20
6	2-Z	384	LEU	N-CA-C	-7.54	90.64	111.00
5	4-G	333	PRO	CB-CA-C	-7.54	93.15	112.00
6	4-Z	384	LEU	N-CA-C	-7.54	90.64	111.00
5	5-G	333	PRO	CB-CA-C	-7.54	93.15	112.00
6	5-Z	384	LEU	N-CA-C	-7.54	90.64	111.00
5	6-G	333	PRO	CB-CA-C	-7.54	93.15	112.00
6	6-Z	384	LEU	N-CA-C	-7.54	90.64	111.00
5	7-G	333	PRO	CB-CA-C	-7.54	93.15	112.00
6	7-Z	384	LEU	N-CA-C	-7.54	90.64	111.00
5	8-G	333	PRO	CB-CA-C	-7.54	93.15	112.00
6	4-H	462	GLY	CA-C-O	-7.54	107.03	120.60
6	5-H	462	GLY	CA-C-O	-7.54	107.03	120.60
6	6-H	462	GLY	CA-C-O	-7.54	107.03	120.60
6	7-H	462	GLY	CA-C-O	-7.54	107.03	120.60
6	8-H	462	GLY	CA-C-O	-7.54	107.03	120.60
3	1-D	1510	GLN	O-C-N	7.54	134.76	122.70
5	1-G	331	THR	N-CA-CB	-7.54	95.98	110.30

Continued on next page...

Continued from previous page...

Mol	Chain	Res	Type	Atoms	Z	Observed(^{o})	Ideal(^{o})
5	1-M	331	THR	N-CA-CB	-7.54	95.98	110.30
3	2-D	1542	PRO	CA-C-N	7.54	133.78	117.20
6	2-H	384	LEU	N-CA-C	-7.54	90.64	111.00
6	2-N	384	LEU	N-CA-C	-7.54	90.64	111.00
3	3-D	1542	PRO	CA-C-N	7.54	133.78	117.20
6	3-H	384	LEU	N-CA-C	-7.54	90.64	111.00
3	4-D	1542	PRO	CA-C-N	7.54	133.78	117.20
6	4-N	384	LEU	N-CA-C	-7.54	90.64	111.00
6	5-N	384	LEU	N-CA-C	-7.54	90.64	111.00
3	6-D	1542	PRO	CA-C-N	7.54	133.78	117.20
6	6-N	384	LEU	N-CA-C	-7.54	90.64	111.00
6	7-N	384	LEU	N-CA-C	-7.54	90.64	111.00
3	8-D	1542	PRO	CA-C-N	7.54	133.78	117.20
3	1-J	1542	PRO	CA-C-N	7.54	133.78	117.20
6	1-Z	384	LEU	N-CA-C	-7.54	90.65	111.00
5	2-M	333	PRO	CB-CA-C	-7.54	93.16	112.00
5	4-M	333	PRO	CB-CA-C	-7.54	93.16	112.00
5	5-M	333	PRO	CB-CA-C	-7.54	93.16	112.00
5	6-M	333	PRO	CB-CA-C	-7.54	93.16	112.00
5	7-M	333	PRO	CB-CA-C	-7.54	93.16	112.00
6	1-N	384	LEU	N-CA-C	-7.54	90.66	111.00
6	3-Z	384	LEU	N-CA-C	-7.54	90.65	111.00
6	4-H	384	LEU	N-CA-C	-7.54	90.65	111.00
6	5-H	384	LEU	N-CA-C	-7.54	90.65	111.00
6	6-H	384	LEU	N-CA-C	-7.54	90.65	111.00
6	7-H	384	LEU	N-CA-C	-7.54	90.65	111.00
6	8-H	384	LEU	N-CA-C	-7.54	90.65	111.00
6	8-Z	384	LEU	N-CA-C	-7.54	90.65	111.00
6	2-T	384	LEU	N-CA-C	-7.53	90.66	111.00
6	3-N	462	GLY	CA-C-O	-7.53	107.04	120.60
6	3-T	384	LEU	N-CA-C	-7.53	90.66	111.00
6	8-N	462	GLY	CA-C-O	-7.53	107.04	120.60
3	1-J	1510	GLN	O-C-N	7.53	134.75	122.70
3	1-P	1510	GLN	O-C-N	7.53	134.75	122.70
6	1-Z	462	GLY	CA-C-O	-7.53	107.05	120.60
6	2-H	462	GLY	CA-C-O	-7.53	107.05	120.60
3	2-P	1542	PRO	CA-C-N	7.53	133.76	117.20
6	3-H	462	GLY	CA-C-O	-7.53	107.05	120.60
6	3-N	384	LEU	N-CA-C	-7.53	90.67	111.00
3	3-P	1542	PRO	CA-C-N	7.53	133.76	117.20
3	4-P	1542	PRO	CA-C-N	7.53	133.76	117.20
3	6-P	1542	PRO	CA-C-N	7.53	133.76	117.20

Continued on next page...

Continued from previous page...

Mol	Chain	Res	Type	Atoms	Z	Observed(^{o})	Ideal(^{o})
6	8-N	384	LEU	N-CA-C	-7.53	90.67	111.00
3	8-P	1542	PRO	CA-C-N	7.53	133.76	117.20
6	3-Z	462	GLY	CA-C-O	-7.53	107.05	120.60
6	4-T	384	LEU	N-CA-C	-7.53	90.68	111.00
6	4-T	409	PRO	CB-CA-C	-7.53	93.18	112.00
6	5-T	384	LEU	N-CA-C	-7.53	90.68	111.00
6	5-T	409	PRO	CB-CA-C	-7.53	93.18	112.00
6	6-T	384	LEU	N-CA-C	-7.53	90.68	111.00
6	6-T	409	PRO	CB-CA-C	-7.53	93.18	112.00
6	7-T	384	LEU	N-CA-C	-7.53	90.68	111.00
6	7-T	409	PRO	CB-CA-C	-7.53	93.18	112.00
6	8-T	384	LEU	N-CA-C	-7.53	90.68	111.00
6	8-T	409	PRO	CB-CA-C	-7.53	93.18	112.00
6	8-Z	462	GLY	CA-C-O	-7.53	107.05	120.60
6	2-N	462	GLY	CA-C-O	-7.52	107.06	120.60
6	4-N	462	GLY	CA-C-O	-7.52	107.06	120.60
6	5-N	462	GLY	CA-C-O	-7.52	107.06	120.60
6	6-N	462	GLY	CA-C-O	-7.52	107.06	120.60
6	7-N	462	GLY	CA-C-O	-7.52	107.06	120.60
6	1-T	384	LEU	N-CA-C	-7.52	90.69	111.00
6	1-H	462	GLY	CA-C-O	-7.52	107.07	120.60
6	1-T	462	GLY	CA-C-O	-7.52	107.06	120.60
6	2-H	409	PRO	CB-CA-C	-7.52	93.20	112.00
6	2-N	409	PRO	CB-CA-C	-7.52	93.20	112.00
6	2-Z	462	GLY	CA-C-O	-7.52	107.06	120.60
6	3-H	409	PRO	CB-CA-C	-7.52	93.20	112.00
6	4-N	409	PRO	CB-CA-C	-7.52	93.20	112.00
6	4-T	462	GLY	CA-C-O	-7.52	107.06	120.60
6	4-Z	462	GLY	CA-C-O	-7.52	107.06	120.60
6	5-N	409	PRO	CB-CA-C	-7.52	93.20	112.00
6	5-T	462	GLY	CA-C-O	-7.52	107.06	120.60
6	5-Z	462	GLY	CA-C-O	-7.52	107.06	120.60
6	6-N	409	PRO	CB-CA-C	-7.52	93.20	112.00
6	6-T	462	GLY	CA-C-O	-7.52	107.06	120.60
6	6-Z	462	GLY	CA-C-O	-7.52	107.06	120.60
6	7-N	409	PRO	CB-CA-C	-7.52	93.20	112.00
6	7-T	462	GLY	CA-C-O	-7.52	107.06	120.60
6	7-Z	462	GLY	CA-C-O	-7.52	107.06	120.60
6	8-T	462	GLY	CA-C-O	-7.52	107.06	120.60
6	3-N	409	PRO	CB-CA-C	-7.52	93.21	112.00
6	8-N	409	PRO	CB-CA-C	-7.52	93.21	112.00
6	1-H	384	LEU	N-CA-C	-7.51	90.71	111.00

Continued on next page...

Continued from previous page...

Mol	Chain	Res	Type	Atoms	Z	Observed(^{o})	Ideal(^{o})
6	1-Z	409	PRO	CB-CA-C	-7.51	93.21	112.00
6	2-T	409	PRO	CB-CA-C	-7.51	93.22	112.00
6	3-T	409	PRO	CB-CA-C	-7.51	93.22	112.00
5	1-M	253	GLN	CA-C-N	-7.51	100.68	117.20
6	2-Z	409	PRO	CB-CA-C	-7.51	93.22	112.00
6	4-Z	409	PRO	CB-CA-C	-7.51	93.22	112.00
6	5-Z	409	PRO	CB-CA-C	-7.51	93.22	112.00
6	6-Z	409	PRO	CB-CA-C	-7.51	93.22	112.00
6	7-Z	409	PRO	CB-CA-C	-7.51	93.22	112.00
6	1-H	409	PRO	CB-CA-C	-7.51	93.23	112.00
3	1-V	1510	GLN	O-C-N	7.51	134.71	122.70
6	3-Z	409	PRO	CB-CA-C	-7.51	93.23	112.00
6	8-Z	409	PRO	CB-CA-C	-7.51	93.23	112.00
6	1-N	409	PRO	CB-CA-C	-7.51	93.23	112.00
6	2-T	462	GLY	CA-C-O	-7.51	107.09	120.60
6	3-T	462	GLY	CA-C-O	-7.51	107.09	120.60
6	4-H	409	PRO	CB-CA-C	-7.51	93.23	112.00
6	5-H	409	PRO	CB-CA-C	-7.51	93.23	112.00
6	6-H	409	PRO	CB-CA-C	-7.51	93.23	112.00
6	7-H	409	PRO	CB-CA-C	-7.51	93.23	112.00
6	8-H	409	PRO	CB-CA-C	-7.51	93.23	112.00
6	1-N	487	TRP	O-C-N	7.50	134.70	122.70
6	1-T	409	PRO	CB-CA-C	-7.50	93.25	112.00
6	1-N	462	GLY	CA-C-O	-7.50	107.10	120.60
5	3-Y	253	GLN	CA-C-N	-7.50	100.70	117.20
3	5-D	1510	GLN	O-C-N	7.50	134.70	122.70
3	7-D	1510	GLN	O-C-N	7.50	134.70	122.70
5	8-Y	253	GLN	CA-C-N	-7.50	100.70	117.20
3	2-P	1510	GLN	O-C-N	7.49	134.69	122.70
3	3-P	1510	GLN	O-C-N	7.49	134.69	122.70
3	4-P	1510	GLN	O-C-N	7.49	134.69	122.70
3	6-P	1510	GLN	O-C-N	7.49	134.69	122.70
3	8-P	1510	GLN	O-C-N	7.49	134.69	122.70
5	2-G	253	GLN	CA-C-N	-7.49	100.72	117.20
5	3-G	253	GLN	CA-C-N	-7.49	100.72	117.20
5	2-M	253	GLN	CA-C-N	-7.49	100.73	117.20
6	3-N	487	TRP	O-C-N	7.49	134.68	122.70
5	4-M	253	GLN	CA-C-N	-7.49	100.73	117.20
5	5-M	253	GLN	CA-C-N	-7.49	100.73	117.20
5	6-M	253	GLN	CA-C-N	-7.49	100.73	117.20
5	7-M	253	GLN	CA-C-N	-7.49	100.73	117.20
6	8-N	487	TRP	O-C-N	7.49	134.68	122.70

Continued on next page...

Continued from previous page...

Mol	Chain	Res	Type	Atoms	Z	Observed(^{o})	Ideal(^{o})
6	2-N	487	TRP	O-C-N	7.49	134.68	122.70
5	3-M	253	GLN	CA-C-N	-7.49	100.73	117.20
6	4-N	487	TRP	O-C-N	7.49	134.68	122.70
6	5-N	487	TRP	O-C-N	7.49	134.68	122.70
6	6-N	487	TRP	O-C-N	7.49	134.68	122.70
6	7-N	487	TRP	O-C-N	7.49	134.68	122.70
5	8-M	253	GLN	CA-C-N	-7.49	100.73	117.20
3	2-D	1510	GLN	O-C-N	7.48	134.67	122.70
3	3-D	1510	GLN	O-C-N	7.48	134.67	122.70
3	4-D	1510	GLN	O-C-N	7.48	134.67	122.70
3	6-D	1510	GLN	O-C-N	7.48	134.67	122.70
3	8-D	1510	GLN	O-C-N	7.48	134.67	122.70
5	1-G	253	GLN	CA-C-N	-7.48	100.74	117.20
5	1-S	253	GLN	CA-C-N	-7.48	100.74	117.20
5	2-S	253	GLN	CA-C-N	-7.48	100.75	117.20
5	3-S	253	GLN	CA-C-N	-7.48	100.75	117.20
3	1-J	1487	ASP	CA-C-O	7.48	135.80	120.10
5	4-G	253	GLN	CA-C-N	-7.48	100.75	117.20
5	5-G	253	GLN	CA-C-N	-7.48	100.75	117.20
5	6-G	253	GLN	CA-C-N	-7.48	100.75	117.20
5	7-G	253	GLN	CA-C-N	-7.48	100.75	117.20
5	8-G	253	GLN	CA-C-N	-7.48	100.75	117.20
5	4-S	253	GLN	CA-C-N	-7.48	100.75	117.20
5	5-S	253	GLN	CA-C-N	-7.48	100.75	117.20
5	6-S	253	GLN	CA-C-N	-7.48	100.75	117.20
5	7-S	253	GLN	CA-C-N	-7.48	100.75	117.20
5	8-S	253	GLN	CA-C-N	-7.48	100.75	117.20
5	1-Y	253	GLN	CA-C-N	-7.47	100.76	117.20
3	2-V	1510	GLN	O-C-N	7.47	134.66	122.70
5	2-Y	253	GLN	CA-C-N	-7.47	100.76	117.20
3	3-V	1510	GLN	O-C-N	7.47	134.66	122.70
3	4-V	1510	GLN	O-C-N	7.47	134.66	122.70
5	4-Y	253	GLN	CA-C-N	-7.47	100.76	117.20
3	5-V	1510	GLN	O-C-N	7.47	134.66	122.70
5	5-Y	253	GLN	CA-C-N	-7.47	100.76	117.20
3	6-V	1510	GLN	O-C-N	7.47	134.66	122.70
5	6-Y	253	GLN	CA-C-N	-7.47	100.76	117.20
3	7-V	1510	GLN	O-C-N	7.47	134.66	122.70
5	7-Y	253	GLN	CA-C-N	-7.47	100.76	117.20
3	8-V	1510	GLN	O-C-N	7.47	134.66	122.70
6	4-T	487	TRP	O-C-N	7.47	134.65	122.70
6	5-T	487	TRP	O-C-N	7.47	134.65	122.70

Continued on next page...

Continued from previous page...

Mol	Chain	Res	Type	Atoms	Z	Observed(^{o})	Ideal(^{o})
6	6-T	487	TRP	O-C-N	7.47	134.65	122.70
6	7-T	487	TRP	O-C-N	7.47	134.65	122.70
6	8-T	487	TRP	O-C-N	7.47	134.65	122.70
3	1-V	1487	ASP	CA-C-O	7.47	135.78	120.10
3	5-P	1510	GLN	O-C-N	7.47	134.65	122.70
3	7-P	1510	GLN	O-C-N	7.47	134.65	122.70
6	1-T	487	TRP	O-C-N	7.46	134.64	122.70
3	2-J	1510	GLN	O-C-N	7.46	134.64	122.70
3	3-J	1510	GLN	O-C-N	7.46	134.64	122.70
3	4-J	1510	GLN	O-C-N	7.46	134.64	122.70
3	5-J	1510	GLN	O-C-N	7.46	134.64	122.70
3	6-J	1510	GLN	O-C-N	7.46	134.64	122.70
3	7-J	1510	GLN	O-C-N	7.46	134.64	122.70
3	8-J	1510	GLN	O-C-N	7.46	134.64	122.70
3	2-J	1487	ASP	CA-C-O	7.46	135.76	120.10
3	3-J	1487	ASP	CA-C-O	7.46	135.76	120.10
3	4-J	1487	ASP	CA-C-O	7.46	135.76	120.10
3	5-J	1487	ASP	CA-C-O	7.46	135.76	120.10
3	6-J	1487	ASP	CA-C-O	7.46	135.76	120.10
3	7-J	1487	ASP	CA-C-O	7.46	135.76	120.10
3	8-J	1487	ASP	CA-C-O	7.46	135.76	120.10
6	2-H	487	TRP	O-C-N	7.46	134.63	122.70
6	3-H	487	TRP	O-C-N	7.46	134.63	122.70
3	2-P	1487	ASP	CA-C-O	7.45	135.75	120.10
3	3-P	1487	ASP	CA-C-O	7.45	135.75	120.10
3	4-P	1487	ASP	CA-C-O	7.45	135.75	120.10
3	6-P	1487	ASP	CA-C-O	7.45	135.75	120.10
3	8-P	1487	ASP	CA-C-O	7.45	135.75	120.10
6	1-Z	487	TRP	O-C-N	7.45	134.62	122.70
6	2-T	487	TRP	O-C-N	7.45	134.62	122.70
3	2-V	1487	ASP	CA-C-O	7.45	135.74	120.10
6	3-T	487	TRP	O-C-N	7.45	134.62	122.70
3	3-V	1487	ASP	CA-C-O	7.45	135.74	120.10
3	4-V	1487	ASP	CA-C-O	7.45	135.74	120.10
3	5-V	1487	ASP	CA-C-O	7.45	135.74	120.10
3	6-V	1487	ASP	CA-C-O	7.45	135.74	120.10
3	7-V	1487	ASP	CA-C-O	7.45	135.74	120.10
3	8-V	1487	ASP	CA-C-O	7.45	135.74	120.10
3	1-D	1487	ASP	CA-C-O	7.45	135.74	120.10
3	1-P	1487	ASP	CA-C-O	7.45	135.73	120.10
3	2-D	1487	ASP	CA-C-O	7.45	135.74	120.10
3	3-D	1487	ASP	CA-C-O	7.45	135.74	120.10

Continued on next page...

Continued from previous page...

Mol	Chain	Res	Type	Atoms	Z	Observed(^{o})	Ideal(^{o})
3	4-D	1487	ASP	CA-C-O	7.45	135.74	120.10
3	5-D	1487	ASP	CA-C-O	7.45	135.74	120.10
3	6-D	1487	ASP	CA-C-O	7.45	135.74	120.10
3	7-D	1487	ASP	CA-C-O	7.45	135.74	120.10
3	8-D	1487	ASP	CA-C-O	7.45	135.74	120.10
6	2-Z	487	TRP	O-C-N	7.44	134.61	122.70
6	4-Z	487	TRP	O-C-N	7.44	134.61	122.70
6	5-Z	487	TRP	O-C-N	7.44	134.61	122.70
6	6-Z	487	TRP	O-C-N	7.44	134.61	122.70
6	7-Z	487	TRP	O-C-N	7.44	134.61	122.70
5	1-M	406	ILE	CB-CA-C	-7.44	96.72	111.60
4	1-R	398	LYS	N-CA-CB	7.43	123.98	110.60
6	4-H	487	TRP	O-C-N	7.43	134.59	122.70
6	5-H	487	TRP	O-C-N	7.43	134.59	122.70
6	6-H	487	TRP	O-C-N	7.43	134.59	122.70
6	7-H	487	TRP	O-C-N	7.43	134.59	122.70
6	8-H	487	TRP	O-C-N	7.43	134.59	122.70
3	5-P	1487	ASP	CA-C-O	7.43	135.71	120.10
3	7-P	1487	ASP	CA-C-O	7.43	135.71	120.10
6	3-Z	487	TRP	O-C-N	7.43	134.59	122.70
4	4-F	398	LYS	N-CA-CB	7.43	123.97	110.60
4	5-F	398	LYS	N-CA-CB	7.43	123.97	110.60
4	6-F	398	LYS	N-CA-CB	7.43	123.97	110.60
4	7-F	398	LYS	N-CA-CB	7.43	123.97	110.60
4	8-F	398	LYS	N-CA-CB	7.43	123.97	110.60
6	8-Z	487	TRP	O-C-N	7.43	134.59	122.70
4	4-R	398	LYS	N-CA-CB	7.43	123.97	110.60
4	5-R	398	LYS	N-CA-CB	7.43	123.97	110.60
4	6-R	398	LYS	N-CA-CB	7.43	123.97	110.60
4	7-R	398	LYS	N-CA-CB	7.43	123.97	110.60
4	8-R	398	LYS	N-CA-CB	7.43	123.97	110.60
4	1-X	398	LYS	N-CA-CB	7.42	123.96	110.60
4	2-F	398	LYS	N-CA-CB	7.42	123.95	110.60
4	2-X	398	LYS	N-CA-CB	7.42	123.95	110.60
4	3-F	398	LYS	N-CA-CB	7.42	123.95	110.60
4	4-X	398	LYS	N-CA-CB	7.42	123.95	110.60
4	5-X	398	LYS	N-CA-CB	7.42	123.95	110.60
4	6-X	398	LYS	N-CA-CB	7.42	123.95	110.60
4	7-X	398	LYS	N-CA-CB	7.42	123.95	110.60
4	2-R	398	LYS	N-CA-CB	7.41	123.94	110.60
4	3-L	398	LYS	N-CA-CB	7.41	123.94	110.60
4	3-R	398	LYS	N-CA-CB	7.41	123.94	110.60

Continued on next page...

Continued from previous page...

Mol	Chain	Res	Type	Atoms	Z	Observed(^{o})	Ideal(^{o})
4	8-L	398	LYS	N-CA-CB	7.41	123.94	110.60
6	1-H	487	TRP	O-C-N	7.41	134.56	122.70
4	2-L	398	LYS	N-CA-CB	7.41	123.94	110.60
4	4-L	398	LYS	N-CA-CB	7.41	123.94	110.60
4	5-L	398	LYS	N-CA-CB	7.41	123.94	110.60
4	6-L	398	LYS	N-CA-CB	7.41	123.94	110.60
4	7-L	398	LYS	N-CA-CB	7.41	123.94	110.60
2	2-I	454	THR	C-N-CA	7.41	140.22	121.70
2	3-I	454	THR	C-N-CA	7.41	140.22	121.70
4	3-X	398	LYS	N-CA-CB	7.41	123.93	110.60
2	4-I	454	THR	C-N-CA	7.41	140.22	121.70
2	5-I	454	THR	C-N-CA	7.41	140.22	121.70
2	6-I	454	THR	C-N-CA	7.41	140.22	121.70
2	7-I	454	THR	C-N-CA	7.41	140.22	121.70
2	8-I	454	THR	C-N-CA	7.41	140.22	121.70
4	8-X	398	LYS	N-CA-CB	7.41	123.93	110.60
4	1-L	398	LYS	N-CA-CB	7.41	123.93	110.60
4	1-F	398	LYS	N-CA-CB	7.40	123.93	110.60
5	1-G	406	ILE	CB-CA-C	-7.40	96.79	111.60
4	1-R	394	GLU	O-C-N	-7.40	110.86	122.70
2	1-U	454	THR	C-N-CA	7.40	140.21	121.70
5	4-S	406	ILE	CB-CA-C	-7.40	96.80	111.60
5	5-S	406	ILE	CB-CA-C	-7.40	96.80	111.60
5	6-S	406	ILE	CB-CA-C	-7.40	96.80	111.60
5	7-S	406	ILE	CB-CA-C	-7.40	96.80	111.60
5	8-S	406	ILE	CB-CA-C	-7.40	96.80	111.60
5	2-M	406	ILE	CB-CA-C	-7.40	96.80	111.60
5	4-M	406	ILE	CB-CA-C	-7.40	96.80	111.60
5	5-M	406	ILE	CB-CA-C	-7.40	96.80	111.60
5	6-M	406	ILE	CB-CA-C	-7.40	96.80	111.60
5	7-M	406	ILE	CB-CA-C	-7.40	96.80	111.60
6	1-Z	494	LEU	O-C-N	7.40	134.54	122.70
4	3-X	394	GLU	O-C-N	-7.40	110.86	122.70
4	8-X	394	GLU	O-C-N	-7.40	110.86	122.70
5	1-S	406	ILE	CB-CA-C	-7.39	96.81	111.60
4	2-L	394	GLU	O-C-N	-7.39	110.87	122.70
5	4-G	406	ILE	CB-CA-C	-7.39	96.81	111.60
4	4-L	394	GLU	O-C-N	-7.39	110.87	122.70
5	5-G	406	ILE	CB-CA-C	-7.39	96.81	111.60
4	5-L	394	GLU	O-C-N	-7.39	110.87	122.70
5	6-G	406	ILE	CB-CA-C	-7.39	96.81	111.60
4	6-L	394	GLU	O-C-N	-7.39	110.87	122.70

Continued on next page...

Continued from previous page...

Mol	Chain	Res	Type	Atoms	Z	Observed(^{o})	Ideal(^{o})
5	7-G	406	ILE	CB-CA-C	-7.39	96.81	111.60
4	7-L	394	GLU	O-C-N	-7.39	110.87	122.70
5	8-G	406	ILE	CB-CA-C	-7.39	96.81	111.60
4	2-F	394	GLU	O-C-N	-7.39	110.87	122.70
2	2-U	454	THR	C-N-CA	7.39	140.18	121.70
4	3-F	394	GLU	O-C-N	-7.39	110.87	122.70
2	3-U	454	THR	C-N-CA	7.39	140.18	121.70
2	4-U	454	THR	C-N-CA	7.39	140.18	121.70
2	5-U	454	THR	C-N-CA	7.39	140.18	121.70
2	6-U	454	THR	C-N-CA	7.39	140.18	121.70
2	7-U	454	THR	C-N-CA	7.39	140.18	121.70
2	8-U	454	THR	C-N-CA	7.39	140.18	121.70
2	1-I	454	THR	C-N-CA	7.39	140.17	121.70
6	2-Z	418	SER	CB-CA-C	7.39	124.14	110.10
6	4-Z	418	SER	CB-CA-C	7.39	124.14	110.10
6	5-Z	418	SER	CB-CA-C	7.39	124.14	110.10
6	6-Z	418	SER	CB-CA-C	7.39	124.14	110.10
6	7-Z	418	SER	CB-CA-C	7.39	124.14	110.10
2	1-O	454	THR	C-N-CA	7.39	140.17	121.70
4	1-X	394	GLU	O-C-N	-7.39	110.88	122.70
5	2-G	406	ILE	CB-CA-C	-7.39	96.83	111.60
5	3-G	406	ILE	CB-CA-C	-7.39	96.83	111.60
5	3-M	406	ILE	CB-CA-C	-7.39	96.83	111.60
5	8-M	406	ILE	CB-CA-C	-7.39	96.83	111.60
5	3-Y	406	ILE	CB-CA-C	-7.38	96.83	111.60
5	8-Y	406	ILE	CB-CA-C	-7.38	96.83	111.60
5	2-Y	406	ILE	CB-CA-C	-7.38	96.83	111.60
5	4-Y	406	ILE	CB-CA-C	-7.38	96.83	111.60
5	5-Y	406	ILE	CB-CA-C	-7.38	96.83	111.60
5	6-Y	406	ILE	CB-CA-C	-7.38	96.83	111.60
5	7-Y	406	ILE	CB-CA-C	-7.38	96.83	111.60
4	4-F	394	GLU	O-C-N	-7.38	110.89	122.70
4	5-F	394	GLU	O-C-N	-7.38	110.89	122.70
4	6-F	394	GLU	O-C-N	-7.38	110.89	122.70
4	7-F	394	GLU	O-C-N	-7.38	110.89	122.70
4	8-F	394	GLU	O-C-N	-7.38	110.89	122.70
2	2-O	454	THR	C-N-CA	7.38	140.15	121.70
2	3-O	454	THR	C-N-CA	7.38	140.15	121.70
2	4-O	454	THR	C-N-CA	7.38	140.15	121.70
2	5-O	454	THR	C-N-CA	7.38	140.15	121.70
2	6-O	454	THR	C-N-CA	7.38	140.15	121.70
2	7-O	454	THR	C-N-CA	7.38	140.15	121.70

Continued on next page...

Continued from previous page...

Mol	Chain	Res	Type	Atoms	Z	Observed(^{o})	Ideal(^{o})
2	8-O	454	THR	C-N-CA	7.38	140.15	121.70
2	1-C	454	THR	C-N-CA	7.38	140.14	121.70
4	2-X	394	GLU	O-C-N	-7.38	110.90	122.70
4	3-L	394	GLU	O-C-N	-7.38	110.90	122.70
4	4-R	399	SER	N-CA-CB	-7.38	99.43	110.50
4	4-X	394	GLU	O-C-N	-7.38	110.90	122.70
4	5-R	399	SER	N-CA-CB	-7.38	99.43	110.50
4	5-X	394	GLU	O-C-N	-7.38	110.90	122.70
4	6-R	399	SER	N-CA-CB	-7.38	99.43	110.50
4	6-X	394	GLU	O-C-N	-7.38	110.90	122.70
4	7-R	399	SER	N-CA-CB	-7.38	99.43	110.50
4	7-X	394	GLU	O-C-N	-7.38	110.90	122.70
4	8-L	394	GLU	O-C-N	-7.38	110.90	122.70
4	8-R	399	SER	N-CA-CB	-7.38	99.43	110.50
2	2-C	454	THR	C-N-CA	7.37	140.13	121.70
2	3-C	454	THR	C-N-CA	7.37	140.13	121.70
2	4-C	454	THR	C-N-CA	7.37	140.13	121.70
6	4-H	418	SER	CB-CA-C	7.37	124.11	110.10
2	5-C	454	THR	C-N-CA	7.37	140.13	121.70
6	5-H	418	SER	CB-CA-C	7.37	124.11	110.10
2	6-C	454	THR	C-N-CA	7.37	140.13	121.70
6	6-H	418	SER	CB-CA-C	7.37	124.11	110.10
2	7-C	454	THR	C-N-CA	7.37	140.13	121.70
6	7-H	418	SER	CB-CA-C	7.37	124.11	110.10
2	8-C	454	THR	C-N-CA	7.37	140.13	121.70
6	8-H	418	SER	CB-CA-C	7.37	124.11	110.10
4	1-L	215	LYS	CB-CA-C	-7.37	95.66	110.40
4	4-R	394	GLU	O-C-N	-7.37	110.91	122.70
4	5-R	394	GLU	O-C-N	-7.37	110.91	122.70
4	6-R	394	GLU	O-C-N	-7.37	110.91	122.70
4	7-R	394	GLU	O-C-N	-7.37	110.91	122.70
4	8-R	394	GLU	O-C-N	-7.37	110.91	122.70
6	1-H	418	SER	CB-CA-C	7.37	124.10	110.10
4	1-L	394	GLU	O-C-N	-7.37	110.91	122.70
6	2-T	494	LEU	O-C-N	7.37	134.49	122.70
6	3-T	494	LEU	O-C-N	7.37	134.49	122.70
5	2-S	406	ILE	CB-CA-C	-7.37	96.87	111.60
6	3-N	494	LEU	O-C-N	7.37	134.49	122.70
5	3-S	406	ILE	CB-CA-C	-7.37	96.87	111.60
6	8-N	494	LEU	O-C-N	7.37	134.49	122.70
6	1-N	494	LEU	O-C-N	7.36	134.48	122.70
4	1-X	215	LYS	CB-CA-C	-7.36	95.67	110.40

Continued on next page...

Continued from previous page...

Mol	Chain	Res	Type	Atoms	Z	Observed(^{o})	Ideal(^{o})
6	2-N	494	LEU	O-C-N	7.36	134.48	122.70
6	3-N	418	SER	CB-CA-C	7.36	124.09	110.10
6	4-N	494	LEU	O-C-N	7.36	134.48	122.70
6	5-N	494	LEU	O-C-N	7.36	134.48	122.70
6	6-N	494	LEU	O-C-N	7.36	134.48	122.70
6	7-N	494	LEU	O-C-N	7.36	134.48	122.70
6	8-N	418	SER	CB-CA-C	7.36	124.09	110.10
4	1-F	399	SER	N-CA-CB	-7.36	99.46	110.50
6	1-N	418	SER	CB-CA-C	7.36	124.09	110.10
6	4-T	418	SER	CB-CA-C	7.36	124.09	110.10
6	5-T	418	SER	CB-CA-C	7.36	124.09	110.10
6	6-T	418	SER	CB-CA-C	7.36	124.09	110.10
6	7-T	418	SER	CB-CA-C	7.36	124.09	110.10
6	8-T	418	SER	CB-CA-C	7.36	124.09	110.10
6	2-H	418	SER	CB-CA-C	7.36	124.08	110.10
6	3-H	418	SER	CB-CA-C	7.36	124.08	110.10
6	2-H	494	LEU	O-C-N	7.36	134.47	122.70
6	3-H	494	LEU	O-C-N	7.36	134.47	122.70
4	1-R	399	SER	N-CA-CB	-7.36	99.47	110.50
5	1-Y	406	ILE	CB-CA-C	-7.36	96.89	111.60
6	2-N	418	SER	CB-CA-C	7.36	124.08	110.10
6	4-N	418	SER	CB-CA-C	7.36	124.08	110.10
6	5-N	418	SER	CB-CA-C	7.36	124.08	110.10
6	6-N	418	SER	CB-CA-C	7.36	124.08	110.10
6	7-N	418	SER	CB-CA-C	7.36	124.08	110.10
6	1-Z	418	SER	CB-CA-C	7.35	124.07	110.10
4	2-R	394	GLU	O-C-N	-7.35	110.93	122.70
4	3-R	394	GLU	O-C-N	-7.35	110.93	122.70
6	3-Z	494	LEU	O-C-N	7.35	134.47	122.70
6	8-Z	494	LEU	O-C-N	7.35	134.47	122.70
6	1-T	494	LEU	O-C-N	7.35	134.46	122.70
6	2-T	418	SER	CB-CA-C	7.35	124.07	110.10
6	3-T	418	SER	CB-CA-C	7.35	124.07	110.10
4	4-F	399	SER	N-CA-CB	-7.35	99.47	110.50
6	4-H	494	LEU	O-C-N	7.35	134.46	122.70
4	5-F	399	SER	N-CA-CB	-7.35	99.47	110.50
6	5-H	494	LEU	O-C-N	7.35	134.46	122.70
4	6-F	399	SER	N-CA-CB	-7.35	99.47	110.50
6	6-H	494	LEU	O-C-N	7.35	134.46	122.70
4	7-F	399	SER	N-CA-CB	-7.35	99.47	110.50
6	7-H	494	LEU	O-C-N	7.35	134.46	122.70
4	8-F	399	SER	N-CA-CB	-7.35	99.47	110.50

Continued on next page...

Continued from previous page...

Mol	Chain	Res	Type	Atoms	Z	Observed(^{o})	Ideal(^{o})
6	8-H	494	LEU	O-C-N	7.35	134.46	122.70
4	2-F	399	SER	N-CA-CB	-7.35	99.48	110.50
4	2-L	399	SER	N-CA-CB	-7.35	99.48	110.50
4	3-F	399	SER	N-CA-CB	-7.35	99.48	110.50
4	3-L	399	SER	N-CA-CB	-7.35	99.48	110.50
4	4-L	399	SER	N-CA-CB	-7.35	99.48	110.50
4	5-L	399	SER	N-CA-CB	-7.35	99.48	110.50
4	6-L	399	SER	N-CA-CB	-7.35	99.48	110.50
4	7-L	399	SER	N-CA-CB	-7.35	99.48	110.50
4	8-L	399	SER	N-CA-CB	-7.35	99.48	110.50
4	3-X	399	SER	N-CA-CB	-7.34	99.48	110.50
4	8-X	399	SER	N-CA-CB	-7.34	99.48	110.50
6	1-T	418	SER	CB-CA-C	7.34	124.05	110.10
4	1-F	215	LYS	CB-CA-C	-7.34	95.72	110.40
4	1-F	394	GLU	O-C-N	-7.34	110.96	122.70
3	2-P	1546	LEU	CA-C-N	-7.34	101.06	117.20
3	3-P	1546	LEU	CA-C-N	-7.34	101.06	117.20
6	3-Z	418	SER	CB-CA-C	7.34	124.04	110.10
3	4-P	1546	LEU	CA-C-N	-7.34	101.06	117.20
6	4-T	494	LEU	O-C-N	7.34	134.44	122.70
6	5-T	494	LEU	O-C-N	7.34	134.44	122.70
3	6-P	1546	LEU	CA-C-N	-7.34	101.06	117.20
6	6-T	494	LEU	O-C-N	7.34	134.44	122.70
6	7-T	494	LEU	O-C-N	7.34	134.44	122.70
3	8-P	1546	LEU	CA-C-N	-7.34	101.06	117.20
6	8-T	494	LEU	O-C-N	7.34	134.44	122.70
6	8-Z	418	SER	CB-CA-C	7.34	124.04	110.10
4	1-L	399	SER	N-CA-CB	-7.33	99.50	110.50
4	2-X	399	SER	N-CA-CB	-7.33	99.50	110.50
4	4-X	399	SER	N-CA-CB	-7.33	99.50	110.50
3	5-D	1546	LEU	CA-C-N	-7.33	101.06	117.20
4	5-X	399	SER	N-CA-CB	-7.33	99.50	110.50
4	6-X	399	SER	N-CA-CB	-7.33	99.50	110.50
3	7-D	1546	LEU	CA-C-N	-7.33	101.06	117.20
4	7-X	399	SER	N-CA-CB	-7.33	99.50	110.50
4	1-R	215	LYS	CB-CA-C	-7.33	95.73	110.40
4	1-X	399	SER	N-CA-CB	-7.33	99.50	110.50
6	4-T	408	SER	CB-CA-C	-7.33	96.17	110.10
6	5-T	408	SER	CB-CA-C	-7.33	96.17	110.10
6	6-T	408	SER	CB-CA-C	-7.33	96.17	110.10
6	7-T	408	SER	CB-CA-C	-7.33	96.17	110.10
6	8-T	408	SER	CB-CA-C	-7.33	96.17	110.10

Continued on next page...

Continued from previous page...

Mol	Chain	Res	Type	Atoms	Z	Observed(^{o})	Ideal(^{o})
3	2-D	1546	LEU	CA-C-N	-7.33	101.08	117.20
3	3-D	1546	LEU	CA-C-N	-7.33	101.08	117.20
3	4-D	1546	LEU	CA-C-N	-7.33	101.08	117.20
3	6-D	1546	LEU	CA-C-N	-7.33	101.08	117.20
3	8-D	1546	LEU	CA-C-N	-7.33	101.08	117.20
6	1-Z	408	SER	CB-CA-C	-7.33	96.18	110.10
6	1-H	494	LEU	O-C-N	7.33	134.42	122.70
5	1-Y	393	TYR	CA-C-O	-7.33	104.71	120.10
6	4-H	408	SER	CB-CA-C	-7.33	96.18	110.10
6	5-H	408	SER	CB-CA-C	-7.33	96.18	110.10
6	6-H	408	SER	CB-CA-C	-7.33	96.18	110.10
6	7-H	408	SER	CB-CA-C	-7.33	96.18	110.10
6	8-H	408	SER	CB-CA-C	-7.33	96.18	110.10
4	2-R	399	SER	N-CA-CB	-7.32	99.52	110.50
6	2-T	408	SER	CB-CA-C	-7.32	96.19	110.10
4	3-R	399	SER	N-CA-CB	-7.32	99.52	110.50
6	3-T	408	SER	CB-CA-C	-7.32	96.19	110.10
3	5-P	1546	LEU	CA-C-N	-7.32	101.09	117.20
3	7-P	1546	LEU	CA-C-N	-7.32	101.09	117.20
6	2-Z	494	LEU	O-C-N	7.32	134.41	122.70
6	4-Z	494	LEU	O-C-N	7.32	134.41	122.70
6	5-Z	494	LEU	O-C-N	7.32	134.41	122.70
6	6-Z	494	LEU	O-C-N	7.32	134.41	122.70
6	7-Z	494	LEU	O-C-N	7.32	134.41	122.70
6	1-H	408	SER	CB-CA-C	-7.32	96.19	110.10
3	2-D	1487	ASP	C-N-CA	-7.32	106.92	122.30
6	2-Z	408	SER	CB-CA-C	-7.32	96.19	110.10
3	3-D	1487	ASP	C-N-CA	-7.32	106.92	122.30
3	4-D	1487	ASP	C-N-CA	-7.32	106.92	122.30
6	4-Z	408	SER	CB-CA-C	-7.32	96.19	110.10
6	5-Z	408	SER	CB-CA-C	-7.32	96.19	110.10
3	6-D	1487	ASP	C-N-CA	-7.32	106.92	122.30
6	6-Z	408	SER	CB-CA-C	-7.32	96.19	110.10
6	7-Z	408	SER	CB-CA-C	-7.32	96.19	110.10
3	8-D	1487	ASP	C-N-CA	-7.32	106.92	122.30
6	2-H	408	SER	CB-CA-C	-7.32	96.20	110.10
6	3-H	408	SER	CB-CA-C	-7.32	96.20	110.10
6	2-N	408	SER	CB-CA-C	-7.32	96.20	110.10
6	4-N	408	SER	CB-CA-C	-7.32	96.20	110.10
6	5-N	408	SER	CB-CA-C	-7.32	96.20	110.10
6	6-N	408	SER	CB-CA-C	-7.32	96.20	110.10
6	7-N	408	SER	CB-CA-C	-7.32	96.20	110.10

Continued on next page...

Continued from previous page...

Mol	Chain	Res	Type	Atoms	Z	Observed(^{o})	Ideal(^{o})
3	1-P	1546	LEU	CA-C-N	-7.31	101.11	117.20
6	1-T	408	SER	CB-CA-C	-7.31	96.21	110.10
3	2-V	1546	LEU	CA-C-N	-7.31	101.11	117.20
3	3-V	1546	LEU	CA-C-N	-7.31	101.11	117.20
3	4-V	1546	LEU	CA-C-N	-7.31	101.11	117.20
3	5-V	1546	LEU	CA-C-N	-7.31	101.11	117.20
3	6-V	1546	LEU	CA-C-N	-7.31	101.11	117.20
3	7-V	1546	LEU	CA-C-N	-7.31	101.11	117.20
3	8-V	1546	LEU	CA-C-N	-7.31	101.11	117.20
4	1-X	487	ASP	C-N-CA	7.31	139.97	121.70
3	2-J	1546	LEU	CA-C-N	-7.31	101.12	117.20
3	3-J	1546	LEU	CA-C-N	-7.31	101.12	117.20
5	4-G	393	TYR	CA-C-O	-7.31	104.75	120.10
3	4-J	1546	LEU	CA-C-N	-7.31	101.12	117.20
5	5-G	393	TYR	CA-C-O	-7.31	104.75	120.10
3	5-J	1546	LEU	CA-C-N	-7.31	101.12	117.20
3	5-P	1487	ASP	C-N-CA	-7.31	106.95	122.30
5	6-G	393	TYR	CA-C-O	-7.31	104.75	120.10
3	6-J	1546	LEU	CA-C-N	-7.31	101.12	117.20
5	7-G	393	TYR	CA-C-O	-7.31	104.75	120.10
3	7-J	1546	LEU	CA-C-N	-7.31	101.12	117.20
3	7-P	1487	ASP	C-N-CA	-7.31	106.95	122.30
5	8-G	393	TYR	CA-C-O	-7.31	104.75	120.10
3	8-J	1546	LEU	CA-C-N	-7.31	101.12	117.20
4	3-L	487	ASP	C-N-CA	7.31	139.97	121.70
4	8-L	487	ASP	C-N-CA	7.31	139.97	121.70
5	1-G	393	TYR	CA-C-O	-7.30	104.76	120.10
3	1-J	1546	LEU	CA-C-N	-7.30	101.13	117.20
4	1-R	487	ASP	C-N-CA	7.30	139.96	121.70
5	1-S	393	TYR	CA-C-O	-7.30	104.76	120.10
4	2-L	487	ASP	C-N-CA	7.30	139.96	121.70
4	2-R	487	ASP	C-N-CA	7.30	139.96	121.70
6	3-N	408	SER	CB-CA-C	-7.30	96.22	110.10
4	3-R	487	ASP	C-N-CA	7.30	139.96	121.70
4	4-L	487	ASP	C-N-CA	7.30	139.96	121.70
4	5-L	487	ASP	C-N-CA	7.30	139.96	121.70
4	6-L	487	ASP	C-N-CA	7.30	139.96	121.70
4	7-L	487	ASP	C-N-CA	7.30	139.96	121.70
6	8-N	408	SER	CB-CA-C	-7.30	96.22	110.10
3	1-V	1546	LEU	CA-C-N	-7.30	101.14	117.20
5	2-G	393	TYR	CA-C-O	-7.30	104.77	120.10
5	2-Y	393	TYR	CA-C-O	-7.30	104.77	120.10

Continued on next page...

Continued from previous page...

Mol	Chain	Res	Type	Atoms	Z	Observed(^{o})	Ideal(^{o})
5	3-G	393	TYR	CA-C-O	-7.30	104.77	120.10
5	4-Y	393	TYR	CA-C-O	-7.30	104.77	120.10
5	5-Y	393	TYR	CA-C-O	-7.30	104.77	120.10
5	6-Y	393	TYR	CA-C-O	-7.30	104.77	120.10
5	7-Y	393	TYR	CA-C-O	-7.30	104.77	120.10
4	1-L	487	ASP	C-N-CA	7.30	139.94	121.70
6	1-N	338	ASN	CB-CA-C	-7.30	95.81	110.40
5	3-M	393	TYR	CA-C-O	-7.30	104.78	120.10
5	4-S	393	TYR	CA-C-O	-7.30	104.78	120.10
5	5-S	393	TYR	CA-C-O	-7.30	104.78	120.10
5	6-S	393	TYR	CA-C-O	-7.30	104.78	120.10
5	7-S	393	TYR	CA-C-O	-7.30	104.78	120.10
5	8-M	393	TYR	CA-C-O	-7.30	104.78	120.10
5	8-S	393	TYR	CA-C-O	-7.30	104.78	120.10
3	5-D	1487	ASP	C-N-CA	-7.29	106.98	122.30
3	7-D	1487	ASP	C-N-CA	-7.29	106.98	122.30
4	1-F	487	ASP	C-N-CA	7.29	139.94	121.70
4	2-F	487	ASP	C-N-CA	7.29	139.94	121.70
3	2-J	1487	ASP	C-N-CA	-7.29	106.99	122.30
5	2-M	393	TYR	CA-C-O	-7.29	104.79	120.10
4	3-F	487	ASP	C-N-CA	7.29	139.94	121.70
3	3-J	1487	ASP	C-N-CA	-7.29	106.99	122.30
6	3-N	477	ILE	CB-CA-C	7.29	126.19	111.60
5	3-Y	393	TYR	CA-C-O	-7.29	104.78	120.10
3	4-J	1487	ASP	C-N-CA	-7.29	106.99	122.30
5	4-M	393	TYR	CA-C-O	-7.29	104.79	120.10
3	5-J	1487	ASP	C-N-CA	-7.29	106.99	122.30
5	5-M	393	TYR	CA-C-O	-7.29	104.79	120.10
3	5-P	1473	TYR	C-N-CA	7.29	137.62	122.30
3	6-J	1487	ASP	C-N-CA	-7.29	106.99	122.30
5	6-M	393	TYR	CA-C-O	-7.29	104.79	120.10
3	7-J	1487	ASP	C-N-CA	-7.29	106.99	122.30
5	7-M	393	TYR	CA-C-O	-7.29	104.79	120.10
3	7-P	1473	TYR	C-N-CA	7.29	137.62	122.30
3	8-J	1487	ASP	C-N-CA	-7.29	106.99	122.30
6	8-N	477	ILE	CB-CA-C	7.29	126.19	111.60
5	8-Y	393	TYR	CA-C-O	-7.29	104.78	120.10
6	1-Z	338	ASN	CB-CA-C	-7.29	95.82	110.40
6	2-H	477	ILE	CB-CA-C	7.29	126.18	111.60
5	2-S	393	TYR	CA-C-O	-7.29	104.79	120.10
6	2-T	477	ILE	CB-CA-C	7.29	126.19	111.60
3	2-V	1487	ASP	C-N-CA	-7.29	106.99	122.30

Continued on next page...

Continued from previous page...

Mol	Chain	Res	Type	Atoms	Z	Observed(^{o})	Ideal(^{o})
6	3-H	477	ILE	CB-CA-C	7.29	126.18	111.60
5	3-S	393	TYR	CA-C-O	-7.29	104.79	120.10
6	3-T	477	ILE	CB-CA-C	7.29	126.19	111.60
3	3-V	1487	ASP	C-N-CA	-7.29	106.99	122.30
4	3-X	487	ASP	C-N-CA	7.29	139.93	121.70
3	4-V	1487	ASP	C-N-CA	-7.29	106.99	122.30
3	5-V	1487	ASP	C-N-CA	-7.29	106.99	122.30
3	6-V	1487	ASP	C-N-CA	-7.29	106.99	122.30
3	7-V	1487	ASP	C-N-CA	-7.29	106.99	122.30
3	8-V	1487	ASP	C-N-CA	-7.29	106.99	122.30
4	8-X	487	ASP	C-N-CA	7.29	139.93	121.70
6	1-T	477	ILE	CB-CA-C	7.29	126.18	111.60
4	2-X	487	ASP	C-N-CA	7.29	139.92	121.70
6	3-Z	408	SER	CB-CA-C	-7.29	96.25	110.10
4	4-X	487	ASP	C-N-CA	7.29	139.92	121.70
4	5-X	487	ASP	C-N-CA	7.29	139.92	121.70
4	6-X	487	ASP	C-N-CA	7.29	139.92	121.70
4	7-X	487	ASP	C-N-CA	7.29	139.92	121.70
6	8-Z	408	SER	CB-CA-C	-7.29	96.25	110.10
6	1-N	408	SER	CB-CA-C	-7.29	96.25	110.10
6	2-H	338	ASN	CB-CA-C	-7.29	95.82	110.40
3	2-V	1473	TYR	C-N-CA	7.29	137.60	122.30
6	3-H	338	ASN	CB-CA-C	-7.29	95.82	110.40
3	3-V	1473	TYR	C-N-CA	7.29	137.60	122.30
3	4-V	1473	TYR	C-N-CA	7.29	137.60	122.30
3	5-V	1473	TYR	C-N-CA	7.29	137.60	122.30
3	6-V	1473	TYR	C-N-CA	7.29	137.60	122.30
3	7-V	1473	TYR	C-N-CA	7.29	137.60	122.30
3	8-V	1473	TYR	C-N-CA	7.29	137.60	122.30
4	4-R	487	ASP	C-N-CA	7.29	139.92	121.70
4	5-R	487	ASP	C-N-CA	7.29	139.92	121.70
4	6-R	487	ASP	C-N-CA	7.29	139.92	121.70
4	7-R	487	ASP	C-N-CA	7.29	139.92	121.70
4	8-R	487	ASP	C-N-CA	7.29	139.92	121.70
5	1-M	344	ASP	CB-CA-C	7.29	124.97	110.40
3	1-V	1487	ASP	C-N-CA	-7.29	107.00	122.30
6	2-Z	477	ILE	CB-CA-C	7.29	126.17	111.60
4	4-F	487	ASP	C-N-CA	7.29	139.91	121.70
6	4-Z	477	ILE	CB-CA-C	7.29	126.17	111.60
4	5-F	487	ASP	C-N-CA	7.29	139.91	121.70
6	5-Z	477	ILE	CB-CA-C	7.29	126.17	111.60
4	6-F	487	ASP	C-N-CA	7.29	139.91	121.70

Continued on next page...

Continued from previous page...

Mol	Chain	Res	Type	Atoms	Z	Observed(^{o})	Ideal(^{o})
6	6-Z	477	ILE	CB-CA-C	7.29	126.17	111.60
4	7-F	487	ASP	C-N-CA	7.29	139.91	121.70
6	7-Z	477	ILE	CB-CA-C	7.29	126.17	111.60
4	8-F	487	ASP	C-N-CA	7.29	139.91	121.70
4	1-X	454	TYR	O-C-N	7.28	134.35	122.70
3	2-P	1473	TYR	C-N-CA	7.28	137.59	122.30
5	2-S	344	ASP	CB-CA-C	7.28	124.97	110.40
5	2-Y	344	ASP	CB-CA-C	7.28	124.97	110.40
3	3-P	1473	TYR	C-N-CA	7.28	137.59	122.30
5	3-S	344	ASP	CB-CA-C	7.28	124.97	110.40
3	4-P	1473	TYR	C-N-CA	7.28	137.59	122.30
5	4-Y	344	ASP	CB-CA-C	7.28	124.97	110.40
5	5-Y	344	ASP	CB-CA-C	7.28	124.97	110.40
3	6-P	1473	TYR	C-N-CA	7.28	137.59	122.30
5	6-Y	344	ASP	CB-CA-C	7.28	124.97	110.40
5	7-Y	344	ASP	CB-CA-C	7.28	124.97	110.40
3	8-P	1473	TYR	C-N-CA	7.28	137.59	122.30
3	1-D	1546	LEU	CA-C-N	-7.28	101.18	117.20
6	1-Z	477	ILE	CB-CA-C	7.28	126.16	111.60
3	2-P	1487	ASP	C-N-CA	-7.28	107.01	122.30
3	3-P	1487	ASP	C-N-CA	-7.28	107.01	122.30
3	4-P	1487	ASP	C-N-CA	-7.28	107.01	122.30
3	6-P	1487	ASP	C-N-CA	-7.28	107.01	122.30
3	8-P	1487	ASP	C-N-CA	-7.28	107.01	122.30
3	1-P	1487	ASP	C-N-CA	-7.28	107.01	122.30
2	2-O	4	GLU	C-N-CA	-7.28	107.01	122.30
2	3-O	4	GLU	C-N-CA	-7.28	107.01	122.30
6	3-Z	338	ASN	CB-CA-C	-7.28	95.84	110.40
6	8-Z	338	ASN	CB-CA-C	-7.28	95.84	110.40
6	4-T	338	ASN	CB-CA-C	-7.28	95.84	110.40
6	5-T	338	ASN	CB-CA-C	-7.28	95.84	110.40
6	6-T	338	ASN	CB-CA-C	-7.28	95.84	110.40
6	7-T	338	ASN	CB-CA-C	-7.28	95.84	110.40
6	8-T	338	ASN	CB-CA-C	-7.28	95.84	110.40
2	1-C	4	GLU	C-N-CA	-7.28	107.02	122.30
6	1-H	477	ILE	CB-CA-C	7.28	126.16	111.60
6	1-T	338	ASN	CB-CA-C	-7.28	95.85	110.40
6	2-N	477	ILE	CB-CA-C	7.28	126.15	111.60
6	2-Z	338	ASN	CB-CA-C	-7.28	95.84	110.40
6	4-N	477	ILE	CB-CA-C	7.28	126.15	111.60
6	4-T	477	ILE	CB-CA-C	7.28	126.15	111.60
6	4-Z	338	ASN	CB-CA-C	-7.28	95.84	110.40

Continued on next page...

Continued from previous page...

Mol	Chain	Res	Type	Atoms	Z	Observed(^{o})	Ideal(^{o})
6	5-N	477	ILE	CB-CA-C	7.28	126.15	111.60
6	5-T	477	ILE	CB-CA-C	7.28	126.15	111.60
6	5-Z	338	ASN	CB-CA-C	-7.28	95.84	110.40
6	6-N	477	ILE	CB-CA-C	7.28	126.15	111.60
6	6-T	477	ILE	CB-CA-C	7.28	126.15	111.60
6	6-Z	338	ASN	CB-CA-C	-7.28	95.84	110.40
6	7-N	477	ILE	CB-CA-C	7.28	126.15	111.60
6	7-T	477	ILE	CB-CA-C	7.28	126.15	111.60
6	7-Z	338	ASN	CB-CA-C	-7.28	95.84	110.40
6	8-T	477	ILE	CB-CA-C	7.28	126.15	111.60
6	1-N	477	ILE	CB-CA-C	7.28	126.15	111.60
3	5-D	1473	TYR	C-N-CA	7.28	137.58	122.30
3	7-D	1473	TYR	C-N-CA	7.28	137.58	122.30
6	1-H	338	ASN	CB-CA-C	-7.27	95.85	110.40
3	1-D	1487	ASP	C-N-CA	-7.27	107.03	122.30
2	1-I	4	GLU	C-N-CA	-7.27	107.03	122.30
5	1-M	296	LEU	CB-CA-C	-7.27	96.38	110.20
2	1-O	4	GLU	C-N-CA	-7.27	107.03	122.30
5	4-G	344	ASP	CB-CA-C	7.27	124.94	110.40
6	4-H	477	ILE	CB-CA-C	7.27	126.15	111.60
5	5-G	344	ASP	CB-CA-C	7.27	124.94	110.40
6	5-H	477	ILE	CB-CA-C	7.27	126.15	111.60
5	6-G	344	ASP	CB-CA-C	7.27	124.94	110.40
6	6-H	477	ILE	CB-CA-C	7.27	126.15	111.60
5	7-G	344	ASP	CB-CA-C	7.27	124.94	110.40
6	7-H	477	ILE	CB-CA-C	7.27	126.15	111.60
5	8-G	344	ASP	CB-CA-C	7.27	124.94	110.40
6	8-H	477	ILE	CB-CA-C	7.27	126.15	111.60
5	1-M	393	TYR	CA-C-O	-7.27	104.83	120.10
5	3-Y	344	ASP	CB-CA-C	7.27	124.94	110.40
5	8-Y	344	ASP	CB-CA-C	7.27	124.94	110.40
5	2-S	296	LEU	CB-CA-C	-7.27	96.39	110.20
5	3-S	296	LEU	CB-CA-C	-7.27	96.39	110.20
6	3-Z	477	ILE	CB-CA-C	7.27	126.14	111.60
6	8-Z	477	ILE	CB-CA-C	7.27	126.14	111.60
4	1-R	454	TYR	O-C-N	7.27	134.33	122.70
6	2-T	338	ASN	CB-CA-C	-7.27	95.86	110.40
6	3-T	338	ASN	CB-CA-C	-7.27	95.86	110.40
6	4-H	338	ASN	CB-CA-C	-7.27	95.86	110.40
2	4-O	4	GLU	C-N-CA	-7.27	107.04	122.30
6	5-H	338	ASN	CB-CA-C	-7.27	95.86	110.40
2	5-O	4	GLU	C-N-CA	-7.27	107.04	122.30

Continued on next page...

Continued from previous page...

Mol	Chain	Res	Type	Atoms	Z	Observed(^{o})	Ideal(^{o})
6	6-H	338	ASN	CB-CA-C	-7.27	95.86	110.40
2	6-O	4	GLU	C-N-CA	-7.27	107.04	122.30
6	7-H	338	ASN	CB-CA-C	-7.27	95.86	110.40
2	7-O	4	GLU	C-N-CA	-7.27	107.04	122.30
6	8-H	338	ASN	CB-CA-C	-7.27	95.86	110.40
2	8-O	4	GLU	C-N-CA	-7.27	107.04	122.30
3	1-J	1487	ASP	C-N-CA	-7.27	107.04	122.30
3	1-P	1512	TRP	CA-C-O	-7.27	104.84	120.10
3	2-D	1473	TYR	C-N-CA	7.27	137.56	122.30
3	3-D	1473	TYR	C-N-CA	7.27	137.56	122.30
2	3-U	4	GLU	C-N-CA	-7.27	107.04	122.30
4	3-X	454	TYR	O-C-N	7.27	134.33	122.70
3	4-D	1473	TYR	C-N-CA	7.27	137.56	122.30
3	6-D	1473	TYR	C-N-CA	7.27	137.56	122.30
3	8-D	1473	TYR	C-N-CA	7.27	137.56	122.30
2	8-U	4	GLU	C-N-CA	-7.27	107.04	122.30
4	8-X	454	TYR	O-C-N	7.27	134.33	122.70
2	1-U	4	GLU	C-N-CA	-7.26	107.05	122.30
5	3-M	344	ASP	CB-CA-C	7.26	124.93	110.40
5	8-M	344	ASP	CB-CA-C	7.26	124.93	110.40
3	2-J	1512	TRP	CA-C-O	-7.26	104.85	120.10
3	3-J	1512	TRP	CA-C-O	-7.26	104.85	120.10
3	4-J	1512	TRP	CA-C-O	-7.26	104.85	120.10
3	5-J	1512	TRP	CA-C-O	-7.26	104.85	120.10
3	6-J	1512	TRP	CA-C-O	-7.26	104.85	120.10
3	7-J	1512	TRP	CA-C-O	-7.26	104.85	120.10
3	8-J	1512	TRP	CA-C-O	-7.26	104.85	120.10
2	2-C	4	GLU	C-N-CA	-7.26	107.05	122.30
5	2-G	344	ASP	CB-CA-C	7.26	124.92	110.40
3	2-J	1473	TYR	C-N-CA	7.26	137.55	122.30
2	3-C	4	GLU	C-N-CA	-7.26	107.05	122.30
5	3-G	344	ASP	CB-CA-C	7.26	124.92	110.40
3	3-J	1473	TYR	C-N-CA	7.26	137.55	122.30
5	4-G	296	LEU	CB-CA-C	-7.26	96.40	110.20
3	4-J	1473	TYR	C-N-CA	7.26	137.55	122.30
5	5-G	296	LEU	CB-CA-C	-7.26	96.40	110.20
3	5-J	1473	TYR	C-N-CA	7.26	137.55	122.30
5	6-G	296	LEU	CB-CA-C	-7.26	96.40	110.20
3	6-J	1473	TYR	C-N-CA	7.26	137.55	122.30
5	7-G	296	LEU	CB-CA-C	-7.26	96.40	110.20
3	7-J	1473	TYR	C-N-CA	7.26	137.55	122.30
5	8-G	296	LEU	CB-CA-C	-7.26	96.40	110.20

Continued on next page...

Continued from previous page...

Mol	Chain	Res	Type	Atoms	Z	Observed(^{o})	Ideal(^{o})
3	8-J	1473	TYR	C-N-CA	7.26	137.55	122.30
6	3-N	338	ASN	CB-CA-C	-7.26	95.88	110.40
5	4-S	344	ASP	CB-CA-C	7.26	124.92	110.40
5	5-S	344	ASP	CB-CA-C	7.26	124.92	110.40
5	6-S	344	ASP	CB-CA-C	7.26	124.92	110.40
5	7-S	344	ASP	CB-CA-C	7.26	124.92	110.40
6	8-N	338	ASN	CB-CA-C	-7.26	95.88	110.40
5	8-S	344	ASP	CB-CA-C	7.26	124.92	110.40
3	1-V	878	PRO	C-N-CA	7.26	139.84	121.70
6	1-Z	406	LEU	O-C-N	-7.26	111.09	122.70
4	1-F	467	LEU	CA-C-O	-7.26	104.86	120.10
5	1-G	344	ASP	CB-CA-C	7.26	124.91	110.40
3	5-D	1512	TRP	CA-C-O	-7.26	104.86	120.10
3	7-D	1512	TRP	CA-C-O	-7.26	104.86	120.10
5	1-S	344	ASP	CB-CA-C	7.25	124.91	110.40
2	3-I	4	GLU	C-N-CA	-7.25	107.07	122.30
2	8-I	4	GLU	C-N-CA	-7.25	107.07	122.30
5	2-M	344	ASP	CB-CA-C	7.25	124.90	110.40
2	4-C	4	GLU	C-N-CA	-7.25	107.07	122.30
5	4-M	344	ASP	CB-CA-C	7.25	124.90	110.40
2	5-C	4	GLU	C-N-CA	-7.25	107.07	122.30
5	5-M	344	ASP	CB-CA-C	7.25	124.90	110.40
2	6-C	4	GLU	C-N-CA	-7.25	107.07	122.30
5	6-M	344	ASP	CB-CA-C	7.25	124.90	110.40
2	7-C	4	GLU	C-N-CA	-7.25	107.07	122.30
5	7-M	344	ASP	CB-CA-C	7.25	124.90	110.40
2	8-C	4	GLU	C-N-CA	-7.25	107.07	122.30
2	2-I	4	GLU	C-N-CA	-7.25	107.08	122.30
2	4-I	4	GLU	C-N-CA	-7.25	107.08	122.30
2	5-I	4	GLU	C-N-CA	-7.25	107.08	122.30
2	6-I	4	GLU	C-N-CA	-7.25	107.08	122.30
2	7-I	4	GLU	C-N-CA	-7.25	107.08	122.30
4	2-R	454	TYR	O-C-N	7.25	134.30	122.70
4	3-R	454	TYR	O-C-N	7.25	134.30	122.70
5	4-S	296	LEU	CB-CA-C	-7.25	96.43	110.20
5	5-S	296	LEU	CB-CA-C	-7.25	96.43	110.20
5	6-S	296	LEU	CB-CA-C	-7.25	96.43	110.20
5	7-S	296	LEU	CB-CA-C	-7.25	96.43	110.20
5	8-S	296	LEU	CB-CA-C	-7.25	96.43	110.20
3	1-D	878	PRO	C-N-CA	7.25	139.82	121.70
3	1-P	1473	TYR	C-N-CA	7.25	137.52	122.30
5	1-Y	344	ASP	CB-CA-C	7.25	124.89	110.40

Continued on next page...

Continued from previous page...

Mol	Chain	Res	Type	Atoms	Z	Observed(^{o})	Ideal(^{o})
4	2-L	454	TYR	O-C-N	7.25	134.30	122.70
5	2-M	296	LEU	CB-CA-C	-7.25	96.43	110.20
4	4-L	454	TYR	O-C-N	7.25	134.30	122.70
5	4-M	296	LEU	CB-CA-C	-7.25	96.43	110.20
4	5-L	454	TYR	O-C-N	7.25	134.30	122.70
5	5-M	296	LEU	CB-CA-C	-7.25	96.43	110.20
4	6-L	454	TYR	O-C-N	7.25	134.30	122.70
5	6-M	296	LEU	CB-CA-C	-7.25	96.43	110.20
4	7-L	454	TYR	O-C-N	7.25	134.30	122.70
5	7-M	296	LEU	CB-CA-C	-7.25	96.43	110.20
4	1-F	454	TYR	O-C-N	7.25	134.29	122.70
6	2-N	338	ASN	CB-CA-C	-7.25	95.91	110.40
6	4-N	338	ASN	CB-CA-C	-7.25	95.91	110.40
4	4-R	454	TYR	O-C-N	7.25	134.29	122.70
6	5-N	338	ASN	CB-CA-C	-7.25	95.91	110.40
4	5-R	454	TYR	O-C-N	7.25	134.29	122.70
6	6-N	338	ASN	CB-CA-C	-7.25	95.91	110.40
4	6-R	454	TYR	O-C-N	7.25	134.29	122.70
6	7-N	338	ASN	CB-CA-C	-7.25	95.91	110.40
4	7-R	454	TYR	O-C-N	7.25	134.29	122.70
4	8-R	454	TYR	O-C-N	7.25	134.29	122.70
3	1-D	1512	TRP	CA-C-O	-7.24	104.89	120.10
3	1-J	878	PRO	C-N-CA	7.24	139.81	121.70
5	1-Y	296	LEU	CB-CA-C	-7.24	96.44	110.20
5	2-G	296	LEU	CB-CA-C	-7.24	96.44	110.20
5	3-G	296	LEU	CB-CA-C	-7.24	96.44	110.20
5	1-S	296	LEU	CB-CA-C	-7.24	96.44	110.20
2	2-U	4	GLU	C-N-CA	-7.24	107.09	122.30
2	4-U	4	GLU	C-N-CA	-7.24	107.09	122.30
3	5-P	1512	TRP	CA-C-O	-7.24	104.89	120.10
2	5-U	4	GLU	C-N-CA	-7.24	107.09	122.30
2	6-U	4	GLU	C-N-CA	-7.24	107.09	122.30
3	7-P	1512	TRP	CA-C-O	-7.24	104.89	120.10
2	7-U	4	GLU	C-N-CA	-7.24	107.09	122.30
3	1-P	878	PRO	C-N-CA	7.24	139.80	121.70
6	2-Z	406	LEU	O-C-N	-7.24	111.11	122.70
6	4-Z	406	LEU	O-C-N	-7.24	111.11	122.70
6	5-Z	406	LEU	O-C-N	-7.24	111.11	122.70
6	6-Z	406	LEU	O-C-N	-7.24	111.11	122.70
6	7-Z	406	LEU	O-C-N	-7.24	111.11	122.70
4	1-X	467	LEU	CA-C-O	-7.24	104.90	120.10
4	2-F	454	TYR	O-C-N	7.24	134.28	122.70

Continued on next page...

Continued from previous page...

Mol	Chain	Res	Type	Atoms	Z	Observed(^{o})	Ideal(^{o})
6	2-T	406	LEU	O-C-N	-7.24	111.12	122.70
5	2-Y	296	LEU	CB-CA-C	-7.24	96.45	110.20
4	3-F	454	TYR	O-C-N	7.24	134.28	122.70
4	3-L	467	LEU	CA-C-O	-7.24	104.90	120.10
6	3-T	406	LEU	O-C-N	-7.24	111.12	122.70
5	4-Y	296	LEU	CB-CA-C	-7.24	96.45	110.20
5	5-Y	296	LEU	CB-CA-C	-7.24	96.45	110.20
5	6-Y	296	LEU	CB-CA-C	-7.24	96.45	110.20
5	7-Y	296	LEU	CB-CA-C	-7.24	96.45	110.20
4	8-L	467	LEU	CA-C-O	-7.24	104.90	120.10
3	2-P	1512	TRP	CA-C-O	-7.24	104.90	120.10
3	3-P	1512	TRP	CA-C-O	-7.24	104.90	120.10
4	4-F	454	TYR	O-C-N	7.24	134.28	122.70
3	4-P	1512	TRP	CA-C-O	-7.24	104.90	120.10
4	5-F	454	TYR	O-C-N	7.24	134.28	122.70
4	6-F	454	TYR	O-C-N	7.24	134.28	122.70
3	6-P	1512	TRP	CA-C-O	-7.24	104.90	120.10
4	7-F	454	TYR	O-C-N	7.24	134.28	122.70
4	8-F	454	TYR	O-C-N	7.24	134.28	122.70
3	8-P	1512	TRP	CA-C-O	-7.24	104.90	120.10
4	2-R	467	LEU	CA-C-O	-7.23	104.91	120.10
5	3-M	296	LEU	CB-CA-C	-7.23	96.46	110.20
4	3-R	467	LEU	CA-C-O	-7.23	104.91	120.10
5	8-M	296	LEU	CB-CA-C	-7.23	96.46	110.20
5	1-G	296	LEU	CB-CA-C	-7.23	96.46	110.20
5	3-Y	296	LEU	CB-CA-C	-7.23	96.46	110.20
5	8-Y	296	LEU	CB-CA-C	-7.23	96.46	110.20
6	1-T	406	LEU	O-C-N	-7.23	111.13	122.70
4	2-L	467	LEU	CA-C-O	-7.23	104.92	120.10
4	4-L	467	LEU	CA-C-O	-7.23	104.92	120.10
4	5-L	467	LEU	CA-C-O	-7.23	104.92	120.10
4	6-L	467	LEU	CA-C-O	-7.23	104.92	120.10
4	7-L	467	LEU	CA-C-O	-7.23	104.92	120.10
3	2-V	1512	TRP	CA-C-O	-7.23	104.92	120.10
4	3-L	454	TYR	O-C-N	7.23	134.27	122.70
3	3-V	1512	TRP	CA-C-O	-7.23	104.92	120.10
4	3-X	467	LEU	CA-C-O	-7.23	104.92	120.10
3	4-V	1512	TRP	CA-C-O	-7.23	104.92	120.10
3	5-V	1512	TRP	CA-C-O	-7.23	104.92	120.10
3	6-V	1512	TRP	CA-C-O	-7.23	104.92	120.10
3	7-V	1512	TRP	CA-C-O	-7.23	104.92	120.10
4	8-L	454	TYR	O-C-N	7.23	134.27	122.70

Continued on next page...

Continued from previous page...

Mol	Chain	Res	Type	Atoms	Z	Observed(^{o})	Ideal(^{o})
3	8-V	1512	TRP	CA-C-O	-7.23	104.92	120.10
4	8-X	467	LEU	CA-C-O	-7.23	104.92	120.10
3	1-V	1512	TRP	CA-C-O	-7.23	104.92	120.10
6	3-Z	406	LEU	O-C-N	-7.22	111.14	122.70
6	8-Z	406	LEU	O-C-N	-7.22	111.14	122.70
3	1-J	1512	TRP	CA-C-O	-7.22	104.93	120.10
4	1-L	454	TYR	O-C-N	7.22	134.26	122.70
6	1-N	406	LEU	O-C-N	-7.22	111.14	122.70
3	2-D	1512	TRP	CA-C-O	-7.22	104.93	120.10
3	3-D	1512	TRP	CA-C-O	-7.22	104.93	120.10
3	4-D	1512	TRP	CA-C-O	-7.22	104.93	120.10
3	6-D	1512	TRP	CA-C-O	-7.22	104.93	120.10
3	8-D	1512	TRP	CA-C-O	-7.22	104.93	120.10
4	2-F	467	LEU	CA-C-O	-7.22	104.94	120.10
4	3-F	467	LEU	CA-C-O	-7.22	104.94	120.10
6	3-N	406	LEU	O-C-N	-7.21	111.16	122.70
6	8-N	406	LEU	O-C-N	-7.21	111.16	122.70
6	2-H	406	LEU	O-C-N	-7.21	111.16	122.70
6	3-H	406	LEU	O-C-N	-7.21	111.16	122.70
3	1-D	1473	TYR	C-N-CA	7.21	137.44	122.30
4	2-X	467	LEU	CA-C-O	-7.21	104.95	120.10
4	3-X	460	LEU	O-C-N	7.21	134.24	122.70
6	3-Z	462	GLY	O-C-N	-7.21	111.16	122.70
4	4-R	467	LEU	CA-C-O	-7.21	104.95	120.10
4	4-X	467	LEU	CA-C-O	-7.21	104.95	120.10
4	5-R	467	LEU	CA-C-O	-7.21	104.95	120.10
4	5-X	467	LEU	CA-C-O	-7.21	104.95	120.10
4	6-R	467	LEU	CA-C-O	-7.21	104.95	120.10
4	6-X	467	LEU	CA-C-O	-7.21	104.95	120.10
4	7-R	467	LEU	CA-C-O	-7.21	104.95	120.10
4	7-X	467	LEU	CA-C-O	-7.21	104.95	120.10
4	8-R	467	LEU	CA-C-O	-7.21	104.95	120.10
4	8-X	460	LEU	O-C-N	7.21	134.24	122.70
6	8-Z	462	GLY	O-C-N	-7.21	111.16	122.70
6	1-H	406	LEU	O-C-N	-7.21	111.17	122.70
4	4-F	467	LEU	CA-C-O	-7.21	104.96	120.10
4	5-F	467	LEU	CA-C-O	-7.21	104.96	120.10
4	6-F	467	LEU	CA-C-O	-7.21	104.96	120.10
4	7-F	467	LEU	CA-C-O	-7.21	104.96	120.10
4	8-F	467	LEU	CA-C-O	-7.21	104.96	120.10
3	1-J	1473	TYR	C-N-CA	7.21	137.43	122.30
4	4-F	460	LEU	O-C-N	7.21	134.23	122.70

Continued on next page...

Continued from previous page...

Mol	Chain	Res	Type	Atoms	Z	Observed(^{o})	Ideal(^{o})
4	5-F	460	LEU	O-C-N	7.21	134.23	122.70
4	6-F	460	LEU	O-C-N	7.21	134.23	122.70
4	7-F	460	LEU	O-C-N	7.21	134.23	122.70
4	8-F	460	LEU	O-C-N	7.21	134.23	122.70
6	2-H	462	GLY	O-C-N	-7.21	111.17	122.70
6	2-N	406	LEU	O-C-N	-7.21	111.17	122.70
6	3-H	462	GLY	O-C-N	-7.21	111.17	122.70
6	4-N	406	LEU	O-C-N	-7.21	111.17	122.70
6	5-N	406	LEU	O-C-N	-7.21	111.17	122.70
6	6-N	406	LEU	O-C-N	-7.21	111.17	122.70
6	7-N	406	LEU	O-C-N	-7.21	111.17	122.70
4	2-R	475	SER	N-CA-CB	7.20	121.30	110.50
4	2-X	454	TYR	O-C-N	7.20	134.22	122.70
4	3-R	475	SER	N-CA-CB	7.20	121.30	110.50
4	4-X	454	TYR	O-C-N	7.20	134.22	122.70
4	5-X	454	TYR	O-C-N	7.20	134.22	122.70
4	6-X	454	TYR	O-C-N	7.20	134.22	122.70
4	7-X	454	TYR	O-C-N	7.20	134.22	122.70
6	1-H	462	GLY	O-C-N	-7.20	111.18	122.70
4	1-L	235	ASP	CA-C-O	-7.20	104.98	120.10
4	1-L	467	LEU	CA-C-O	-7.20	104.98	120.10
3	1-V	1473	TYR	C-N-CA	7.20	137.42	122.30
6	4-H	462	GLY	O-C-N	-7.20	111.18	122.70
6	5-H	462	GLY	O-C-N	-7.20	111.18	122.70
6	6-H	462	GLY	O-C-N	-7.20	111.18	122.70
6	7-H	462	GLY	O-C-N	-7.20	111.18	122.70
6	8-H	462	GLY	O-C-N	-7.20	111.18	122.70
4	1-F	460	LEU	O-C-N	7.20	134.22	122.70
4	1-R	460	LEU	O-C-N	7.20	134.22	122.70
6	2-T	462	GLY	O-C-N	-7.20	111.18	122.70
6	3-T	462	GLY	O-C-N	-7.20	111.18	122.70
4	4-R	460	LEU	O-C-N	7.20	134.22	122.70
4	5-R	460	LEU	O-C-N	7.20	134.22	122.70
4	6-R	460	LEU	O-C-N	7.20	134.22	122.70
4	7-R	460	LEU	O-C-N	7.20	134.22	122.70
4	8-R	460	LEU	O-C-N	7.20	134.22	122.70
6	1-N	462	GLY	O-C-N	-7.20	111.18	122.70
6	2-N	462	GLY	O-C-N	-7.20	111.19	122.70
6	4-N	462	GLY	O-C-N	-7.20	111.19	122.70
6	5-N	462	GLY	O-C-N	-7.20	111.19	122.70
6	6-N	462	GLY	O-C-N	-7.20	111.19	122.70
6	7-N	462	GLY	O-C-N	-7.20	111.19	122.70

Continued on next page...

Continued from previous page...

Mol	Chain	Res	Type	Atoms	Z	Observed(^{o})	Ideal(^{o})
4	3-L	475	SER	N-CA-CB	7.20	121.29	110.50
6	4-T	406	LEU	O-C-N	-7.20	111.19	122.70
6	5-T	406	LEU	O-C-N	-7.20	111.19	122.70
6	6-T	406	LEU	O-C-N	-7.20	111.19	122.70
6	7-T	406	LEU	O-C-N	-7.20	111.19	122.70
4	8-L	475	SER	N-CA-CB	7.20	121.29	110.50
6	8-T	406	LEU	O-C-N	-7.20	111.19	122.70
6	1-T	462	GLY	O-C-N	-7.19	111.19	122.70
4	1-X	235	ASP	CA-C-O	-7.19	104.99	120.10
4	2-X	460	LEU	O-C-N	7.19	134.21	122.70
6	4-T	462	GLY	O-C-N	-7.19	111.19	122.70
4	4-X	460	LEU	O-C-N	7.19	134.21	122.70
6	5-T	462	GLY	O-C-N	-7.19	111.19	122.70
4	5-X	460	LEU	O-C-N	7.19	134.21	122.70
6	6-T	462	GLY	O-C-N	-7.19	111.19	122.70
4	6-X	460	LEU	O-C-N	7.19	134.21	122.70
6	7-T	462	GLY	O-C-N	-7.19	111.19	122.70
4	7-X	460	LEU	O-C-N	7.19	134.21	122.70
6	8-T	462	GLY	O-C-N	-7.19	111.19	122.70
4	1-R	341	ASP	CB-CA-C	7.19	124.78	110.40
6	4-H	406	LEU	O-C-N	-7.19	111.19	122.70
6	5-H	406	LEU	O-C-N	-7.19	111.19	122.70
6	6-H	406	LEU	O-C-N	-7.19	111.19	122.70
6	7-H	406	LEU	O-C-N	-7.19	111.19	122.70
6	8-H	406	LEU	O-C-N	-7.19	111.19	122.70
4	1-R	467	LEU	CA-C-O	-7.19	105.00	120.10
4	2-L	460	LEU	O-C-N	7.19	134.20	122.70
4	4-L	460	LEU	O-C-N	7.19	134.20	122.70
4	5-L	460	LEU	O-C-N	7.19	134.20	122.70
4	6-L	460	LEU	O-C-N	7.19	134.20	122.70
4	7-L	460	LEU	O-C-N	7.19	134.20	122.70
6	2-Z	462	GLY	O-C-N	-7.19	111.20	122.70
6	4-Z	462	GLY	O-C-N	-7.19	111.20	122.70
6	5-Z	462	GLY	O-C-N	-7.19	111.20	122.70
6	6-Z	462	GLY	O-C-N	-7.19	111.20	122.70
6	7-Z	462	GLY	O-C-N	-7.19	111.20	122.70
4	2-F	341	ASP	CB-CA-C	7.18	124.77	110.40
4	3-F	341	ASP	CB-CA-C	7.18	124.77	110.40
4	1-L	464	LYS	O-C-N	7.18	134.19	122.70
6	1-Z	462	GLY	O-C-N	-7.18	111.21	122.70
4	1-F	475	SER	N-CA-CB	7.18	121.27	110.50
4	1-X	460	LEU	O-C-N	7.18	134.19	122.70

Continued on next page...

Continued from previous page...

Mol	Chain	Res	Type	Atoms	Z	Observed(^{o})	Ideal(^{o})
4	2-R	341	ASP	CB-CA-C	7.18	124.76	110.40
4	3-R	341	ASP	CB-CA-C	7.18	124.76	110.40
4	2-R	460	LEU	O-C-N	7.18	134.18	122.70
4	3-R	460	LEU	O-C-N	7.18	134.18	122.70
4	1-L	341	ASP	CB-CA-C	7.17	124.75	110.40
4	2-X	341	ASP	CB-CA-C	7.17	124.75	110.40
4	4-R	475	SER	N-CA-CB	7.17	121.26	110.50
4	4-X	341	ASP	CB-CA-C	7.17	124.75	110.40
4	5-R	475	SER	N-CA-CB	7.17	121.26	110.50
4	5-X	341	ASP	CB-CA-C	7.17	124.75	110.40
4	6-R	475	SER	N-CA-CB	7.17	121.26	110.50
4	6-X	341	ASP	CB-CA-C	7.17	124.75	110.40
4	7-R	475	SER	N-CA-CB	7.17	121.26	110.50
4	7-X	341	ASP	CB-CA-C	7.17	124.75	110.40
4	8-R	475	SER	N-CA-CB	7.17	121.26	110.50
4	1-R	475	SER	N-CA-CB	7.17	121.26	110.50
4	4-F	341	ASP	CB-CA-C	7.17	124.75	110.40
4	5-F	341	ASP	CB-CA-C	7.17	124.75	110.40
4	6-F	341	ASP	CB-CA-C	7.17	124.75	110.40
4	7-F	341	ASP	CB-CA-C	7.17	124.75	110.40
4	8-F	341	ASP	CB-CA-C	7.17	124.75	110.40
4	2-F	460	LEU	O-C-N	7.17	134.17	122.70
4	3-F	460	LEU	O-C-N	7.17	134.17	122.70
4	1-L	460	LEU	O-C-N	7.17	134.17	122.70
4	1-X	475	SER	N-CA-CB	7.17	121.25	110.50
4	3-X	464	LYS	O-C-N	7.17	134.17	122.70
4	8-X	464	LYS	O-C-N	7.17	134.17	122.70
4	2-L	341	ASP	CB-CA-C	7.16	124.73	110.40
6	3-N	462	GLY	O-C-N	-7.16	111.24	122.70
4	4-L	341	ASP	CB-CA-C	7.16	124.73	110.40
4	5-L	341	ASP	CB-CA-C	7.16	124.73	110.40
4	6-L	341	ASP	CB-CA-C	7.16	124.73	110.40
4	7-L	341	ASP	CB-CA-C	7.16	124.73	110.40
6	8-N	462	GLY	O-C-N	-7.16	111.24	122.70
4	3-L	341	ASP	CB-CA-C	7.16	124.72	110.40
4	8-L	341	ASP	CB-CA-C	7.16	124.72	110.40
4	1-F	235	ASP	CA-C-O	-7.16	105.06	120.10
4	2-L	475	SER	N-CA-CB	7.16	121.24	110.50
4	4-L	475	SER	N-CA-CB	7.16	121.24	110.50
4	5-L	475	SER	N-CA-CB	7.16	121.24	110.50
4	6-L	475	SER	N-CA-CB	7.16	121.24	110.50
4	7-L	475	SER	N-CA-CB	7.16	121.24	110.50

Continued on next page...

Continued from previous page...

Mol	Chain	Res	Type	Atoms	Z	Observed(^{o})	Ideal(^{o})
4	1-F	341	ASP	CB-CA-C	7.16	124.72	110.40
4	3-L	460	LEU	O-C-N	7.16	134.15	122.70
4	3-X	475	SER	N-CA-CB	7.16	121.24	110.50
4	8-L	460	LEU	O-C-N	7.16	134.15	122.70
4	8-X	475	SER	N-CA-CB	7.16	121.24	110.50
4	3-X	341	ASP	CB-CA-C	7.16	124.72	110.40
4	8-X	341	ASP	CB-CA-C	7.16	124.72	110.40
4	2-F	464	LYS	O-C-N	7.15	134.15	122.70
4	2-L	464	LYS	O-C-N	7.15	134.14	122.70
4	3-F	464	LYS	O-C-N	7.15	134.15	122.70
4	4-L	464	LYS	O-C-N	7.15	134.14	122.70
4	5-L	464	LYS	O-C-N	7.15	134.14	122.70
4	6-L	464	LYS	O-C-N	7.15	134.14	122.70
4	7-L	464	LYS	O-C-N	7.15	134.14	122.70
4	1-L	475	SER	N-CA-CB	7.15	121.23	110.50
4	2-X	464	LYS	O-C-N	7.15	134.14	122.70
4	4-F	464	LYS	O-C-N	7.15	134.14	122.70
4	4-F	475	SER	N-CA-CB	7.15	121.22	110.50
4	4-X	464	LYS	O-C-N	7.15	134.14	122.70
4	5-F	464	LYS	O-C-N	7.15	134.14	122.70
4	5-F	475	SER	N-CA-CB	7.15	121.22	110.50
4	5-X	464	LYS	O-C-N	7.15	134.14	122.70
4	6-F	464	LYS	O-C-N	7.15	134.14	122.70
4	6-F	475	SER	N-CA-CB	7.15	121.22	110.50
4	6-X	464	LYS	O-C-N	7.15	134.14	122.70
4	7-F	464	LYS	O-C-N	7.15	134.14	122.70
4	7-F	475	SER	N-CA-CB	7.15	121.22	110.50
4	7-X	464	LYS	O-C-N	7.15	134.14	122.70
4	8-F	464	LYS	O-C-N	7.15	134.14	122.70
4	8-F	475	SER	N-CA-CB	7.15	121.22	110.50
4	2-X	475	SER	N-CA-CB	7.15	121.22	110.50
4	4-X	475	SER	N-CA-CB	7.15	121.22	110.50
4	5-X	475	SER	N-CA-CB	7.15	121.22	110.50
4	6-X	475	SER	N-CA-CB	7.15	121.22	110.50
4	7-X	475	SER	N-CA-CB	7.15	121.22	110.50
4	2-F	475	SER	N-CA-CB	7.15	121.22	110.50
4	3-F	475	SER	N-CA-CB	7.15	121.22	110.50
4	4-R	341	ASP	CB-CA-C	7.15	124.69	110.40
4	5-R	341	ASP	CB-CA-C	7.15	124.69	110.40
4	6-R	341	ASP	CB-CA-C	7.15	124.69	110.40
4	7-R	341	ASP	CB-CA-C	7.15	124.69	110.40
4	8-R	341	ASP	CB-CA-C	7.15	124.69	110.40

Continued on next page...

Continued from previous page...

Mol	Chain	Res	Type	Atoms	Z	Observed(^{o})	Ideal(^{o})
4	4-R	464	LYS	O-C-N	7.14	134.13	122.70
4	5-R	464	LYS	O-C-N	7.14	134.13	122.70
4	6-R	464	LYS	O-C-N	7.14	134.13	122.70
4	7-R	464	LYS	O-C-N	7.14	134.13	122.70
4	8-R	464	LYS	O-C-N	7.14	134.13	122.70
6	1-Z	394	ASP	C-N-CA	-7.14	103.84	121.70
4	1-R	235	ASP	CA-C-O	-7.14	105.11	120.10
4	1-R	464	LYS	O-C-N	7.14	134.12	122.70
4	1-X	341	ASP	CB-CA-C	7.14	124.68	110.40
4	3-L	464	LYS	O-C-N	7.14	134.12	122.70
4	8-L	464	LYS	O-C-N	7.14	134.12	122.70
4	1-X	464	LYS	O-C-N	7.13	134.12	122.70
6	2-H	407	LEU	CB-CA-C	-7.13	96.64	110.20
6	3-H	407	LEU	CB-CA-C	-7.13	96.64	110.20
4	1-R	452	ARG	N-CA-C	7.13	130.26	111.00
4	1-R	492	GLU	N-CA-CB	7.13	123.44	110.60
4	1-F	464	LYS	O-C-N	7.13	134.11	122.70
6	2-T	394	ASP	C-N-CA	-7.13	103.87	121.70
6	3-T	394	ASP	C-N-CA	-7.13	103.87	121.70
6	4-T	407	LEU	CB-CA-C	-7.13	96.66	110.20
6	5-T	407	LEU	CB-CA-C	-7.13	96.66	110.20
6	6-T	407	LEU	CB-CA-C	-7.13	96.66	110.20
6	7-T	407	LEU	CB-CA-C	-7.13	96.66	110.20
6	8-T	407	LEU	CB-CA-C	-7.13	96.66	110.20
4	2-R	464	LYS	O-C-N	7.13	134.10	122.70
4	3-R	464	LYS	O-C-N	7.13	134.10	122.70
4	4-F	452	ARG	N-CA-C	7.13	130.24	111.00
4	5-F	452	ARG	N-CA-C	7.13	130.24	111.00
4	6-F	452	ARG	N-CA-C	7.13	130.24	111.00
4	7-F	452	ARG	N-CA-C	7.13	130.24	111.00
4	8-F	452	ARG	N-CA-C	7.13	130.24	111.00
4	2-R	452	ARG	N-CA-C	7.12	130.24	111.00
4	3-L	452	ARG	N-CA-C	7.12	130.24	111.00
4	3-R	452	ARG	N-CA-C	7.12	130.24	111.00
4	8-L	452	ARG	N-CA-C	7.12	130.24	111.00
6	2-H	394	ASP	C-N-CA	-7.12	103.89	121.70
6	3-H	394	ASP	C-N-CA	-7.12	103.89	121.70
4	3-X	452	ARG	N-CA-C	7.12	130.23	111.00
6	4-H	394	ASP	C-N-CA	-7.12	103.89	121.70
6	5-H	394	ASP	C-N-CA	-7.12	103.89	121.70
6	6-H	394	ASP	C-N-CA	-7.12	103.89	121.70
6	7-H	394	ASP	C-N-CA	-7.12	103.89	121.70

Continued on next page...

Continued from previous page...

Mol	Chain	Res	Type	Atoms	Z	Observed(^{o})	Ideal(^{o})
6	8-H	394	ASP	C-N-CA	-7.12	103.89	121.70
4	8-X	452	ARG	N-CA-C	7.12	130.23	111.00
4	1-F	452	ARG	N-CA-C	7.12	130.23	111.00
4	1-X	492	GLU	N-CA-CB	7.12	123.42	110.60
4	2-X	492	GLU	N-CA-CB	7.12	123.42	110.60
6	2-Z	394	ASP	C-N-CA	-7.12	103.90	121.70
6	3-Z	394	ASP	C-N-CA	-7.12	103.90	121.70
4	4-X	492	GLU	N-CA-CB	7.12	123.42	110.60
6	4-Z	394	ASP	C-N-CA	-7.12	103.90	121.70
4	5-X	492	GLU	N-CA-CB	7.12	123.42	110.60
6	5-Z	394	ASP	C-N-CA	-7.12	103.90	121.70
4	6-X	492	GLU	N-CA-CB	7.12	123.42	110.60
6	6-Z	394	ASP	C-N-CA	-7.12	103.90	121.70
4	7-X	492	GLU	N-CA-CB	7.12	123.42	110.60
6	7-Z	394	ASP	C-N-CA	-7.12	103.90	121.70
6	8-Z	394	ASP	C-N-CA	-7.12	103.90	121.70
4	2-L	452	ARG	N-CA-C	7.12	130.22	111.00
6	2-Z	407	LEU	CB-CA-C	-7.12	96.67	110.20
4	4-F	492	GLU	N-CA-CB	7.12	123.42	110.60
4	4-L	452	ARG	N-CA-C	7.12	130.22	111.00
6	4-Z	407	LEU	CB-CA-C	-7.12	96.67	110.20
4	5-F	492	GLU	N-CA-CB	7.12	123.42	110.60
4	5-L	452	ARG	N-CA-C	7.12	130.22	111.00
6	5-Z	407	LEU	CB-CA-C	-7.12	96.67	110.20
4	6-F	492	GLU	N-CA-CB	7.12	123.42	110.60
4	6-L	452	ARG	N-CA-C	7.12	130.22	111.00
6	6-Z	407	LEU	CB-CA-C	-7.12	96.67	110.20
4	7-F	492	GLU	N-CA-CB	7.12	123.42	110.60
4	7-L	452	ARG	N-CA-C	7.12	130.22	111.00
6	7-Z	407	LEU	CB-CA-C	-7.12	96.67	110.20
4	8-F	492	GLU	N-CA-CB	7.12	123.42	110.60
4	1-L	398	LYS	CB-CA-C	-7.12	96.16	110.40
4	1-F	492	GLU	N-CA-CB	7.12	123.41	110.60
6	1-H	394	ASP	C-N-CA	-7.12	103.91	121.70
4	1-L	452	ARG	N-CA-C	7.12	130.21	111.00
6	2-N	407	LEU	CB-CA-C	-7.12	96.68	110.20
4	2-X	452	ARG	N-CA-C	7.12	130.21	111.00
6	4-N	407	LEU	CB-CA-C	-7.12	96.68	110.20
6	4-T	394	ASP	C-N-CA	-7.12	103.91	121.70
4	4-X	452	ARG	N-CA-C	7.12	130.21	111.00
6	5-N	407	LEU	CB-CA-C	-7.12	96.68	110.20
6	5-T	394	ASP	C-N-CA	-7.12	103.91	121.70

Continued on next page...

Continued from previous page...

Mol	Chain	Res	Type	Atoms	Z	Observed(^{o})	Ideal(^{o})
4	5-X	452	ARG	N-CA-C	7.12	130.21	111.00
6	6-N	407	LEU	CB-CA-C	-7.12	96.68	110.20
6	6-T	394	ASP	C-N-CA	-7.12	103.91	121.70
4	6-X	452	ARG	N-CA-C	7.12	130.21	111.00
6	7-N	407	LEU	CB-CA-C	-7.12	96.68	110.20
6	7-T	394	ASP	C-N-CA	-7.12	103.91	121.70
4	7-X	452	ARG	N-CA-C	7.12	130.21	111.00
6	8-T	394	ASP	C-N-CA	-7.12	103.91	121.70
6	1-N	394	ASP	C-N-CA	-7.11	103.92	121.70
6	1-N	407	LEU	CB-CA-C	-7.11	96.68	110.20
4	4-F	398	LYS	CB-CA-C	-7.11	96.17	110.40
4	4-R	452	ARG	N-CA-C	7.11	130.21	111.00
4	5-F	398	LYS	CB-CA-C	-7.11	96.17	110.40
4	5-R	452	ARG	N-CA-C	7.11	130.21	111.00
4	6-F	398	LYS	CB-CA-C	-7.11	96.17	110.40
4	6-R	452	ARG	N-CA-C	7.11	130.21	111.00
4	7-F	398	LYS	CB-CA-C	-7.11	96.17	110.40
4	7-R	452	ARG	N-CA-C	7.11	130.21	111.00
4	8-F	398	LYS	CB-CA-C	-7.11	96.17	110.40
4	8-R	452	ARG	N-CA-C	7.11	130.21	111.00
6	1-H	407	LEU	CB-CA-C	-7.11	96.69	110.20
6	1-Z	407	LEU	CB-CA-C	-7.11	96.69	110.20
4	2-F	452	ARG	N-CA-C	7.11	130.20	111.00
4	3-F	452	ARG	N-CA-C	7.11	130.20	111.00
4	2-F	492	GLU	N-CA-CB	7.11	123.39	110.60
4	3-F	492	GLU	N-CA-CB	7.11	123.39	110.60
6	3-N	407	LEU	CB-CA-C	-7.11	96.69	110.20
6	8-N	407	LEU	CB-CA-C	-7.11	96.69	110.20
4	1-F	398	LYS	CB-CA-C	-7.11	96.19	110.40
6	2-N	394	ASP	C-N-CA	-7.11	103.93	121.70
4	3-L	398	LYS	CB-CA-C	-7.11	96.19	110.40
6	4-N	394	ASP	C-N-CA	-7.11	103.93	121.70
6	5-N	394	ASP	C-N-CA	-7.11	103.93	121.70
6	6-N	394	ASP	C-N-CA	-7.11	103.93	121.70
6	7-N	394	ASP	C-N-CA	-7.11	103.93	121.70
4	8-L	398	LYS	CB-CA-C	-7.11	96.19	110.40
4	1-L	427	PHE	O-C-N	7.11	134.07	122.70
4	1-X	452	ARG	N-CA-C	7.11	130.19	111.00
6	2-T	407	LEU	CB-CA-C	-7.11	96.70	110.20
6	3-T	407	LEU	CB-CA-C	-7.11	96.70	110.20
4	3-L	492	GLU	N-CA-CB	7.10	123.39	110.60
6	3-N	394	ASP	C-N-CA	-7.10	103.94	121.70

Continued on next page...

Continued from previous page...

Mol	Chain	Res	Type	Atoms	Z	Observed(^{o})	Ideal(^{o})
6	4-H	407	LEU	CB-CA-C	-7.10	96.70	110.20
6	5-H	407	LEU	CB-CA-C	-7.10	96.70	110.20
6	6-H	407	LEU	CB-CA-C	-7.10	96.70	110.20
6	7-H	407	LEU	CB-CA-C	-7.10	96.70	110.20
6	8-H	407	LEU	CB-CA-C	-7.10	96.70	110.20
4	8-L	492	GLU	N-CA-CB	7.10	123.39	110.60
6	8-N	394	ASP	C-N-CA	-7.10	103.94	121.70
4	1-L	492	GLU	N-CA-CB	7.10	123.38	110.60
4	2-X	398	LYS	CB-CA-C	-7.10	96.21	110.40
4	3-X	427	PHE	O-C-N	7.10	134.06	122.70
4	4-R	427	PHE	O-C-N	7.10	134.06	122.70
4	4-X	398	LYS	CB-CA-C	-7.10	96.21	110.40
4	5-R	427	PHE	O-C-N	7.10	134.06	122.70
4	5-X	398	LYS	CB-CA-C	-7.10	96.21	110.40
4	6-R	427	PHE	O-C-N	7.10	134.06	122.70
4	6-X	398	LYS	CB-CA-C	-7.10	96.21	110.40
4	7-R	427	PHE	O-C-N	7.10	134.06	122.70
4	7-X	398	LYS	CB-CA-C	-7.10	96.21	110.40
4	8-R	427	PHE	O-C-N	7.10	134.06	122.70
4	8-X	427	PHE	O-C-N	7.10	134.06	122.70
4	3-L	427	PHE	O-C-N	7.10	134.05	122.70
4	8-L	427	PHE	O-C-N	7.10	134.05	122.70
4	3-X	492	GLU	N-CA-CB	7.09	123.37	110.60
4	8-X	492	GLU	N-CA-CB	7.09	123.37	110.60
4	2-L	398	LYS	CB-CA-C	-7.09	96.22	110.40
4	4-L	398	LYS	CB-CA-C	-7.09	96.22	110.40
4	5-L	398	LYS	CB-CA-C	-7.09	96.22	110.40
4	6-L	398	LYS	CB-CA-C	-7.09	96.22	110.40
4	7-L	398	LYS	CB-CA-C	-7.09	96.22	110.40
6	1-T	394	ASP	C-N-CA	-7.09	103.97	121.70
4	2-R	492	GLU	N-CA-CB	7.09	123.36	110.60
4	3-R	492	GLU	N-CA-CB	7.09	123.36	110.60
4	3-X	398	LYS	CB-CA-C	-7.09	96.22	110.40
4	8-X	398	LYS	CB-CA-C	-7.09	96.22	110.40
4	2-F	398	LYS	CB-CA-C	-7.09	96.23	110.40
4	3-F	398	LYS	CB-CA-C	-7.09	96.23	110.40
6	3-Z	407	LEU	CB-CA-C	-7.08	96.74	110.20
6	8-Z	407	LEU	CB-CA-C	-7.08	96.74	110.20
4	4-R	492	GLU	N-CA-CB	7.08	123.35	110.60
4	5-R	492	GLU	N-CA-CB	7.08	123.35	110.60
4	6-R	492	GLU	N-CA-CB	7.08	123.35	110.60
4	7-R	492	GLU	N-CA-CB	7.08	123.35	110.60

Continued on next page...

Continued from previous page...

Mol	Chain	Res	Type	Atoms	Z	Observed(^{o})	Ideal(^{o})
4	8-R	492	GLU	N-CA-CB	7.08	123.35	110.60
4	2-L	492	GLU	N-CA-CB	7.08	123.35	110.60
4	4-F	427	PHE	O-C-N	7.08	134.03	122.70
4	4-L	492	GLU	N-CA-CB	7.08	123.35	110.60
4	4-R	398	LYS	CB-CA-C	-7.08	96.24	110.40
4	5-F	427	PHE	O-C-N	7.08	134.03	122.70
4	5-L	492	GLU	N-CA-CB	7.08	123.35	110.60
4	5-R	398	LYS	CB-CA-C	-7.08	96.24	110.40
4	6-F	427	PHE	O-C-N	7.08	134.03	122.70
4	6-L	492	GLU	N-CA-CB	7.08	123.35	110.60
4	6-R	398	LYS	CB-CA-C	-7.08	96.24	110.40
4	7-F	427	PHE	O-C-N	7.08	134.03	122.70
4	7-L	492	GLU	N-CA-CB	7.08	123.35	110.60
4	7-R	398	LYS	CB-CA-C	-7.08	96.24	110.40
4	8-F	427	PHE	O-C-N	7.08	134.03	122.70
4	8-R	398	LYS	CB-CA-C	-7.08	96.24	110.40
4	1-R	132	ASP	N-CA-CB	-7.08	97.86	110.60
4	1-R	398	LYS	CB-CA-C	-7.08	96.24	110.40
6	1-T	387	LYS	CA-C-N	-7.08	101.63	117.20
4	2-F	132	ASP	N-CA-CB	-7.08	97.86	110.60
4	2-F	427	PHE	O-C-N	7.08	134.03	122.70
4	3-F	132	ASP	N-CA-CB	-7.08	97.86	110.60
4	3-F	427	PHE	O-C-N	7.08	134.03	122.70
4	3-L	132	ASP	N-CA-CB	-7.08	97.86	110.60
4	8-L	132	ASP	N-CA-CB	-7.08	97.86	110.60
4	1-X	398	LYS	CB-CA-C	-7.07	96.25	110.40
6	2-T	381	LYS	CA-C-N	7.07	132.76	117.20
6	2-Z	381	LYS	CA-C-N	7.07	132.76	117.20
6	3-T	381	LYS	CA-C-N	7.07	132.76	117.20
6	4-Z	381	LYS	CA-C-N	7.07	132.76	117.20
6	5-Z	381	LYS	CA-C-N	7.07	132.76	117.20
6	6-Z	381	LYS	CA-C-N	7.07	132.76	117.20
6	7-Z	381	LYS	CA-C-N	7.07	132.76	117.20
4	4-R	132	ASP	N-CA-CB	-7.07	97.87	110.60
4	5-R	132	ASP	N-CA-CB	-7.07	97.87	110.60
4	6-R	132	ASP	N-CA-CB	-7.07	97.87	110.60
4	7-R	132	ASP	N-CA-CB	-7.07	97.87	110.60
4	8-R	132	ASP	N-CA-CB	-7.07	97.87	110.60
6	2-H	381	LYS	CA-C-N	7.07	132.75	117.20
4	2-R	398	LYS	CB-CA-C	-7.07	96.26	110.40
6	3-H	381	LYS	CA-C-N	7.07	132.75	117.20
4	3-R	398	LYS	CB-CA-C	-7.07	96.26	110.40

Continued on next page...

Continued from previous page...

Mol	Chain	Res	Type	Atoms	Z	Observed(^{o})	Ideal(^{o})
6	1-H	381	LYS	CA-C-N	7.07	132.75	117.20
6	1-T	407	LEU	CB-CA-C	-7.07	96.77	110.20
4	1-X	132	ASP	N-CA-CB	-7.07	97.88	110.60
6	3-N	414	VAL	CA-C-N	7.07	132.75	117.20
4	3-X	132	ASP	N-CA-CB	-7.07	97.88	110.60
6	3-Z	381	LYS	CA-C-N	7.07	132.75	117.20
6	8-N	414	VAL	CA-C-N	7.07	132.75	117.20
4	8-X	132	ASP	N-CA-CB	-7.07	97.88	110.60
6	8-Z	381	LYS	CA-C-N	7.07	132.75	117.20
4	2-L	427	PHE	O-C-N	7.07	134.01	122.70
4	4-L	427	PHE	O-C-N	7.07	134.01	122.70
4	5-L	427	PHE	O-C-N	7.07	134.01	122.70
4	6-L	427	PHE	O-C-N	7.07	134.01	122.70
4	7-L	427	PHE	O-C-N	7.07	134.01	122.70
4	1-F	399	SER	CB-CA-C	-7.07	96.68	110.10
4	2-F	399	SER	CB-CA-C	-7.06	96.68	110.10
4	3-F	399	SER	CB-CA-C	-7.06	96.68	110.10
4	1-F	427	PHE	O-C-N	7.06	134.00	122.70
4	1-R	427	PHE	O-C-N	7.06	134.00	122.70
4	2-L	132	ASP	N-CA-CB	-7.06	97.89	110.60
6	2-N	381	LYS	CA-C-N	7.06	132.74	117.20
4	4-L	132	ASP	N-CA-CB	-7.06	97.89	110.60
6	4-N	381	LYS	CA-C-N	7.06	132.74	117.20
4	5-L	132	ASP	N-CA-CB	-7.06	97.89	110.60
6	5-N	381	LYS	CA-C-N	7.06	132.74	117.20
4	6-L	132	ASP	N-CA-CB	-7.06	97.89	110.60
6	6-N	381	LYS	CA-C-N	7.06	132.74	117.20
4	7-L	132	ASP	N-CA-CB	-7.06	97.89	110.60
6	7-N	381	LYS	CA-C-N	7.06	132.74	117.20
4	1-L	132	ASP	N-CA-CB	-7.06	97.89	110.60
4	1-L	399	SER	CB-CA-C	-7.06	96.69	110.10
4	1-R	399	SER	CB-CA-C	-7.06	96.69	110.10
4	2-R	427	PHE	O-C-N	7.06	134.00	122.70
4	2-X	399	SER	CB-CA-C	-7.06	96.69	110.10
6	3-N	381	LYS	CA-C-N	7.06	132.73	117.20
4	3-R	427	PHE	O-C-N	7.06	134.00	122.70
6	4-H	381	LYS	CA-C-N	7.06	132.73	117.20
4	4-X	399	SER	CB-CA-C	-7.06	96.69	110.10
6	5-H	381	LYS	CA-C-N	7.06	132.73	117.20
4	5-X	399	SER	CB-CA-C	-7.06	96.69	110.10
6	6-H	381	LYS	CA-C-N	7.06	132.73	117.20
4	6-X	399	SER	CB-CA-C	-7.06	96.69	110.10

Continued on next page...

Continued from previous page...

Mol	Chain	Res	Type	Atoms	Z	Observed(^{o})	Ideal(^{o})
6	7-H	381	LYS	CA-C-N	7.06	132.73	117.20
4	7-X	399	SER	CB-CA-C	-7.06	96.69	110.10
6	8-H	381	LYS	CA-C-N	7.06	132.73	117.20
6	8-N	381	LYS	CA-C-N	7.06	132.73	117.20
6	1-Z	381	LYS	CA-C-N	7.06	132.73	117.20
4	2-R	132	ASP	N-CA-CB	-7.06	97.90	110.60
4	2-X	427	PHE	O-C-N	7.06	133.99	122.70
4	3-R	132	ASP	N-CA-CB	-7.06	97.90	110.60
4	3-X	399	SER	CB-CA-C	-7.06	96.69	110.10
4	4-X	427	PHE	O-C-N	7.06	133.99	122.70
4	5-X	427	PHE	O-C-N	7.06	133.99	122.70
4	6-X	427	PHE	O-C-N	7.06	133.99	122.70
4	7-X	427	PHE	O-C-N	7.06	133.99	122.70
4	8-X	399	SER	CB-CA-C	-7.06	96.69	110.10
6	1-Z	414	VAL	CA-C-N	7.06	132.72	117.20
4	1-X	399	SER	CB-CA-C	-7.05	96.70	110.10
4	2-X	132	ASP	N-CA-CB	-7.05	97.90	110.60
4	4-X	132	ASP	N-CA-CB	-7.05	97.90	110.60
4	5-X	132	ASP	N-CA-CB	-7.05	97.90	110.60
4	6-X	132	ASP	N-CA-CB	-7.05	97.90	110.60
4	7-X	132	ASP	N-CA-CB	-7.05	97.90	110.60
6	1-Z	387	LYS	CA-C-N	-7.05	101.68	117.20
4	2-L	399	SER	CB-CA-C	-7.05	96.70	110.10
4	2-R	399	SER	CB-CA-C	-7.05	96.70	110.10
4	3-R	399	SER	CB-CA-C	-7.05	96.70	110.10
4	4-F	399	SER	CB-CA-C	-7.05	96.70	110.10
4	4-L	399	SER	CB-CA-C	-7.05	96.70	110.10
4	5-F	399	SER	CB-CA-C	-7.05	96.70	110.10
4	5-L	399	SER	CB-CA-C	-7.05	96.70	110.10
4	6-F	399	SER	CB-CA-C	-7.05	96.70	110.10
4	6-L	399	SER	CB-CA-C	-7.05	96.70	110.10
4	7-F	399	SER	CB-CA-C	-7.05	96.70	110.10
4	7-L	399	SER	CB-CA-C	-7.05	96.70	110.10
4	8-F	399	SER	CB-CA-C	-7.05	96.70	110.10
4	1-F	132	ASP	N-CA-CB	-7.05	97.91	110.60
4	3-L	399	SER	CB-CA-C	-7.05	96.70	110.10
4	8-L	399	SER	CB-CA-C	-7.05	96.70	110.10
6	1-Z	471	LEU	CA-C-O	7.05	134.90	120.10
6	1-N	414	VAL	CA-C-N	7.05	132.71	117.20
6	4-H	471	LEU	CA-C-O	7.05	134.90	120.10
6	5-H	471	LEU	CA-C-O	7.05	134.90	120.10
6	6-H	471	LEU	CA-C-O	7.05	134.90	120.10

Continued on next page...

Continued from previous page...

Mol	Chain	Res	Type	Atoms	Z	Observed(^{o})	Ideal(^{o})
6	7-H	471	LEU	CA-C-O	7.05	134.90	120.10
6	8-H	471	LEU	CA-C-O	7.05	134.90	120.10
6	2-T	414	VAL	CA-C-N	7.05	132.70	117.20
6	3-T	414	VAL	CA-C-N	7.05	132.70	117.20
6	1-T	414	VAL	CA-C-N	7.04	132.70	117.20
6	2-T	387	LYS	CA-C-N	-7.04	101.70	117.20
6	3-N	387	LYS	CA-C-N	-7.04	101.70	117.20
6	3-T	387	LYS	CA-C-N	-7.04	101.70	117.20
4	4-F	132	ASP	N-CA-CB	-7.04	97.92	110.60
4	5-F	132	ASP	N-CA-CB	-7.04	97.92	110.60
4	6-F	132	ASP	N-CA-CB	-7.04	97.92	110.60
4	7-F	132	ASP	N-CA-CB	-7.04	97.92	110.60
4	8-F	132	ASP	N-CA-CB	-7.04	97.92	110.60
6	8-N	387	LYS	CA-C-N	-7.04	101.70	117.20
5	1-Y	274	ARG	O-C-N	-7.04	111.43	122.70
6	2-Z	414	VAL	CA-C-N	7.04	132.69	117.20
6	3-Z	414	VAL	CA-C-N	7.04	132.69	117.20
6	4-H	414	VAL	CA-C-N	7.04	132.69	117.20
6	4-Z	414	VAL	CA-C-N	7.04	132.69	117.20
6	5-H	414	VAL	CA-C-N	7.04	132.69	117.20
6	5-Z	414	VAL	CA-C-N	7.04	132.69	117.20
6	6-H	414	VAL	CA-C-N	7.04	132.69	117.20
6	6-Z	414	VAL	CA-C-N	7.04	132.69	117.20
6	7-H	414	VAL	CA-C-N	7.04	132.69	117.20
6	7-Z	414	VAL	CA-C-N	7.04	132.69	117.20
6	8-H	414	VAL	CA-C-N	7.04	132.69	117.20
6	8-Z	414	VAL	CA-C-N	7.04	132.69	117.20
6	2-N	471	LEU	CA-C-O	7.04	134.88	120.10
6	3-Z	387	LYS	CA-C-N	-7.04	101.71	117.20
6	4-N	471	LEU	CA-C-O	7.04	134.88	120.10
6	4-T	381	LYS	CA-C-N	7.04	132.69	117.20
6	4-T	414	VAL	CA-C-N	7.04	132.68	117.20
6	5-N	471	LEU	CA-C-O	7.04	134.88	120.10
6	5-T	381	LYS	CA-C-N	7.04	132.69	117.20
6	5-T	414	VAL	CA-C-N	7.04	132.68	117.20
6	6-N	471	LEU	CA-C-O	7.04	134.88	120.10
6	6-T	381	LYS	CA-C-N	7.04	132.69	117.20
6	6-T	414	VAL	CA-C-N	7.04	132.68	117.20
6	7-N	471	LEU	CA-C-O	7.04	134.88	120.10
6	7-T	381	LYS	CA-C-N	7.04	132.69	117.20
6	7-T	414	VAL	CA-C-N	7.04	132.68	117.20
6	8-T	381	LYS	CA-C-N	7.04	132.69	117.20

Continued on next page...

Continued from previous page...

Mol	Chain	Res	Type	Atoms	Z	Observed(^{o})	Ideal(^{o})
6	8-T	414	VAL	CA-C-N	7.04	132.68	117.20
6	8-Z	387	LYS	CA-C-N	-7.04	101.71	117.20
6	1-H	387	LYS	CA-C-N	-7.04	101.72	117.20
6	1-N	381	LYS	CA-C-N	7.04	132.68	117.20
6	1-N	471	LEU	CA-C-O	7.04	134.88	120.10
6	1-H	414	VAL	CA-C-N	7.03	132.67	117.20
4	4-R	399	SER	CB-CA-C	-7.03	96.74	110.10
4	5-R	399	SER	CB-CA-C	-7.03	96.74	110.10
4	6-R	399	SER	CB-CA-C	-7.03	96.74	110.10
4	7-R	399	SER	CB-CA-C	-7.03	96.74	110.10
4	8-R	399	SER	CB-CA-C	-7.03	96.74	110.10
6	2-H	387	LYS	CA-C-N	-7.03	101.73	117.20
6	3-H	387	LYS	CA-C-N	-7.03	101.73	117.20
6	4-H	387	LYS	CA-C-N	-7.03	101.73	117.20
6	5-H	387	LYS	CA-C-N	-7.03	101.73	117.20
6	6-H	387	LYS	CA-C-N	-7.03	101.73	117.20
6	7-H	387	LYS	CA-C-N	-7.03	101.73	117.20
6	8-H	387	LYS	CA-C-N	-7.03	101.73	117.20
6	2-N	414	VAL	CA-C-N	7.03	132.66	117.20
6	4-N	414	VAL	CA-C-N	7.03	132.66	117.20
6	5-N	414	VAL	CA-C-N	7.03	132.66	117.20
6	6-N	414	VAL	CA-C-N	7.03	132.66	117.20
6	7-N	414	VAL	CA-C-N	7.03	132.66	117.20
6	1-N	387	LYS	CA-C-N	-7.03	101.74	117.20
6	3-Z	471	LEU	CA-C-O	7.03	134.86	120.10
6	4-T	471	LEU	CA-C-O	7.03	134.86	120.10
6	5-T	471	LEU	CA-C-O	7.03	134.86	120.10
6	6-T	471	LEU	CA-C-O	7.03	134.86	120.10
6	7-T	471	LEU	CA-C-O	7.03	134.86	120.10
6	8-T	471	LEU	CA-C-O	7.03	134.86	120.10
6	8-Z	471	LEU	CA-C-O	7.03	134.86	120.10
6	2-H	414	VAL	CA-C-N	7.03	132.65	117.20
6	2-Z	471	LEU	CA-C-O	7.03	134.85	120.10
6	3-H	414	VAL	CA-C-N	7.03	132.65	117.20
6	4-Z	471	LEU	CA-C-O	7.03	134.85	120.10
6	5-Z	471	LEU	CA-C-O	7.03	134.85	120.10
6	6-Z	471	LEU	CA-C-O	7.03	134.85	120.10
6	7-Z	471	LEU	CA-C-O	7.03	134.85	120.10
6	2-H	471	LEU	CA-C-O	7.02	134.85	120.10
6	2-Z	387	LYS	CA-C-N	-7.02	101.75	117.20
6	3-H	471	LEU	CA-C-O	7.02	134.85	120.10
6	4-Z	387	LYS	CA-C-N	-7.02	101.75	117.20

Continued on next page...

Continued from previous page...

Mol	Chain	Res	Type	Atoms	Z	Observed(^{o})	Ideal(^{o})
6	5-Z	387	LYS	CA-C-N	-7.02	101.75	117.20
6	6-Z	387	LYS	CA-C-N	-7.02	101.75	117.20
6	7-Z	387	LYS	CA-C-N	-7.02	101.75	117.20
6	1-T	381	LYS	CA-C-N	7.02	132.65	117.20
4	1-X	427	PHE	O-C-N	7.02	133.93	122.70
6	2-N	387	LYS	CA-C-N	-7.02	101.75	117.20
6	4-N	387	LYS	CA-C-N	-7.02	101.75	117.20
6	5-N	387	LYS	CA-C-N	-7.02	101.75	117.20
6	6-N	387	LYS	CA-C-N	-7.02	101.75	117.20
6	7-N	387	LYS	CA-C-N	-7.02	101.75	117.20
6	1-H	471	LEU	CA-C-O	7.02	134.84	120.10
5	4-S	274	ARG	O-C-N	-7.02	111.47	122.70
5	5-S	274	ARG	O-C-N	-7.02	111.47	122.70
5	6-S	274	ARG	O-C-N	-7.02	111.47	122.70
5	7-S	274	ARG	O-C-N	-7.02	111.47	122.70
5	8-S	274	ARG	O-C-N	-7.02	111.47	122.70
3	1-P	1512	TRP	O-C-N	7.02	133.93	122.70
5	2-Y	274	ARG	O-C-N	-7.01	111.47	122.70
6	3-N	471	LEU	CA-C-O	7.01	134.83	120.10
5	4-Y	274	ARG	O-C-N	-7.01	111.47	122.70
5	5-Y	274	ARG	O-C-N	-7.01	111.47	122.70
5	6-Y	274	ARG	O-C-N	-7.01	111.47	122.70
5	7-Y	274	ARG	O-C-N	-7.01	111.47	122.70
6	8-N	471	LEU	CA-C-O	7.01	134.83	120.10
6	1-T	471	LEU	CA-C-O	7.01	134.83	120.10
6	4-T	387	LYS	CA-C-N	-7.01	101.77	117.20
6	5-T	387	LYS	CA-C-N	-7.01	101.77	117.20
6	6-T	387	LYS	CA-C-N	-7.01	101.77	117.20
6	7-T	387	LYS	CA-C-N	-7.01	101.77	117.20
6	8-T	387	LYS	CA-C-N	-7.01	101.77	117.20
2	3-I	3	THR	CA-C-N	-7.01	101.79	117.20
2	8-I	3	THR	CA-C-N	-7.01	101.79	117.20
4	1-F	299	ASN	N-CA-C	-7.00	92.09	111.00
2	2-I	3	THR	CA-C-N	-7.00	101.79	117.20
2	2-U	3	THR	CA-C-N	-7.00	101.79	117.20
2	4-I	3	THR	CA-C-N	-7.00	101.79	117.20
2	4-U	3	THR	CA-C-N	-7.00	101.79	117.20
2	5-I	3	THR	CA-C-N	-7.00	101.79	117.20
2	5-U	3	THR	CA-C-N	-7.00	101.79	117.20
2	6-I	3	THR	CA-C-N	-7.00	101.79	117.20
2	6-U	3	THR	CA-C-N	-7.00	101.79	117.20
2	7-I	3	THR	CA-C-N	-7.00	101.79	117.20

Continued on next page...

Continued from previous page...

Mol	Chain	Res	Type	Atoms	Z	Observed(^{o})	Ideal(^{o})
2	7-U	3	THR	CA-C-N	-7.00	101.79	117.20
6	1-T	377	ARG	CA-C-N	-7.00	101.79	117.20
6	4-H	377	ARG	CA-C-N	-7.00	101.79	117.20
6	5-H	377	ARG	CA-C-N	-7.00	101.79	117.20
6	6-H	377	ARG	CA-C-N	-7.00	101.79	117.20
6	7-H	377	ARG	CA-C-N	-7.00	101.79	117.20
6	8-H	377	ARG	CA-C-N	-7.00	101.79	117.20
2	2-O	3	THR	CA-C-N	-7.00	101.80	117.20
6	2-T	377	ARG	CA-C-N	-7.00	101.80	117.20
6	2-Z	377	ARG	CA-C-N	-7.00	101.80	117.20
2	3-O	3	THR	CA-C-N	-7.00	101.80	117.20
6	3-T	377	ARG	CA-C-N	-7.00	101.80	117.20
4	4-F	299	ASN	N-CA-C	-7.00	92.09	111.00
6	4-T	377	ARG	CA-C-N	-7.00	101.80	117.20
6	4-Z	377	ARG	CA-C-N	-7.00	101.80	117.20
4	5-F	299	ASN	N-CA-C	-7.00	92.09	111.00
6	5-T	377	ARG	CA-C-N	-7.00	101.80	117.20
6	5-Z	377	ARG	CA-C-N	-7.00	101.80	117.20
4	6-F	299	ASN	N-CA-C	-7.00	92.09	111.00
6	6-T	377	ARG	CA-C-N	-7.00	101.80	117.20
6	6-Z	377	ARG	CA-C-N	-7.00	101.80	117.20
4	7-F	299	ASN	N-CA-C	-7.00	92.09	111.00
6	7-T	377	ARG	CA-C-N	-7.00	101.80	117.20
6	7-Z	377	ARG	CA-C-N	-7.00	101.80	117.20
4	8-F	299	ASN	N-CA-C	-7.00	92.09	111.00
6	8-T	377	ARG	CA-C-N	-7.00	101.80	117.20
4	1-L	299	ASN	N-CA-C	-7.00	92.10	111.00
5	1-S	274	ARG	O-C-N	-7.00	111.50	122.70
2	2-C	3	THR	CA-C-N	-7.00	101.80	117.20
2	3-C	3	THR	CA-C-N	-7.00	101.80	117.20
4	3-X	299	ASN	N-CA-C	-7.00	92.10	111.00
4	4-R	299	ASN	N-CA-C	-7.00	92.11	111.00
4	5-R	299	ASN	N-CA-C	-7.00	92.11	111.00
4	6-R	299	ASN	N-CA-C	-7.00	92.11	111.00
4	7-R	299	ASN	N-CA-C	-7.00	92.11	111.00
4	8-R	299	ASN	N-CA-C	-7.00	92.11	111.00
4	8-X	299	ASN	N-CA-C	-7.00	92.10	111.00
4	2-R	299	ASN	N-CA-C	-7.00	92.11	111.00
4	3-R	299	ASN	N-CA-C	-7.00	92.11	111.00
2	3-U	3	THR	CA-C-N	-7.00	101.81	117.20
2	8-U	3	THR	CA-C-N	-7.00	101.81	117.20
4	2-X	299	ASN	N-CA-C	-7.00	92.11	111.00

Continued on next page...

Continued from previous page...

Mol	Chain	Res	Type	Atoms	Z	Observed(^{o})	Ideal(^{o})
2	4-O	3	THR	CA-C-N	-7.00	101.81	117.20
4	4-X	299	ASN	N-CA-C	-7.00	92.11	111.00
2	5-O	3	THR	CA-C-N	-7.00	101.81	117.20
4	5-X	299	ASN	N-CA-C	-7.00	92.11	111.00
2	6-O	3	THR	CA-C-N	-7.00	101.81	117.20
4	6-X	299	ASN	N-CA-C	-7.00	92.11	111.00
2	7-O	3	THR	CA-C-N	-7.00	101.81	117.20
4	7-X	299	ASN	N-CA-C	-7.00	92.11	111.00
2	8-O	3	THR	CA-C-N	-7.00	101.81	117.20
5	1-G	274	ARG	O-C-N	-6.99	111.51	122.70
5	2-M	274	ARG	O-C-N	-6.99	111.51	122.70
5	4-M	274	ARG	O-C-N	-6.99	111.51	122.70
5	5-M	274	ARG	O-C-N	-6.99	111.51	122.70
5	6-M	274	ARG	O-C-N	-6.99	111.51	122.70
5	7-M	274	ARG	O-C-N	-6.99	111.51	122.70
2	1-I	3	THR	CA-C-N	-6.99	101.82	117.20
2	1-O	3	THR	CA-C-N	-6.99	101.82	117.20
6	2-N	377	ARG	CA-C-N	-6.99	101.82	117.20
6	4-N	377	ARG	CA-C-N	-6.99	101.82	117.20
6	5-N	377	ARG	CA-C-N	-6.99	101.82	117.20
6	6-N	377	ARG	CA-C-N	-6.99	101.82	117.20
6	7-N	377	ARG	CA-C-N	-6.99	101.82	117.20
4	1-R	299	ASN	N-CA-C	-6.99	92.13	111.00
4	1-X	299	ASN	N-CA-C	-6.99	92.12	111.00
4	2-L	299	ASN	N-CA-C	-6.99	92.13	111.00
4	3-L	299	ASN	N-CA-C	-6.99	92.12	111.00
5	3-Y	274	ARG	O-C-N	-6.99	111.52	122.70
4	4-L	299	ASN	N-CA-C	-6.99	92.13	111.00
4	5-L	299	ASN	N-CA-C	-6.99	92.13	111.00
4	6-L	299	ASN	N-CA-C	-6.99	92.13	111.00
4	7-L	299	ASN	N-CA-C	-6.99	92.13	111.00
4	8-L	299	ASN	N-CA-C	-6.99	92.12	111.00
5	8-Y	274	ARG	O-C-N	-6.99	111.52	122.70
2	1-C	3	THR	CA-C-N	-6.99	101.83	117.20
3	2-D	1543	GLN	C-N-CA	-6.99	92.65	122.00
6	2-H	377	ARG	CA-C-N	-6.99	101.83	117.20
3	2-J	1543	GLN	C-N-CA	-6.99	92.65	122.00
6	2-T	471	LEU	CA-C-O	6.99	134.77	120.10
3	3-D	1543	GLN	C-N-CA	-6.99	92.65	122.00
6	3-H	377	ARG	CA-C-N	-6.99	101.83	117.20
3	3-J	1543	GLN	C-N-CA	-6.99	92.65	122.00
5	3-M	274	ARG	O-C-N	-6.99	111.52	122.70

Continued on next page...

Continued from previous page...

Mol	Chain	Res	Type	Atoms	Z	Observed(^{o})	Ideal(^{o})
6	3-T	471	LEU	CA-C-O	6.99	134.77	120.10
6	3-Z	377	ARG	CA-C-N	-6.99	101.83	117.20
3	4-D	1543	GLN	C-N-CA	-6.99	92.65	122.00
3	4-J	1543	GLN	C-N-CA	-6.99	92.65	122.00
3	5-J	1543	GLN	C-N-CA	-6.99	92.65	122.00
3	6-D	1543	GLN	C-N-CA	-6.99	92.65	122.00
3	6-J	1543	GLN	C-N-CA	-6.99	92.65	122.00
3	7-J	1543	GLN	C-N-CA	-6.99	92.65	122.00
3	8-D	1543	GLN	C-N-CA	-6.99	92.65	122.00
3	8-J	1543	GLN	C-N-CA	-6.99	92.65	122.00
5	8-M	274	ARG	O-C-N	-6.99	111.52	122.70
6	8-Z	377	ARG	CA-C-N	-6.99	101.83	117.20
3	1-D	1543	GLN	C-N-CA	-6.99	92.66	122.00
6	1-N	377	ARG	CA-C-N	-6.99	101.83	117.20
4	1-R	433	GLU	N-CA-C	-6.99	92.14	111.00
4	2-F	299	ASN	N-CA-C	-6.99	92.14	111.00
4	3-F	299	ASN	N-CA-C	-6.99	92.14	111.00
3	1-D	1512	TRP	O-C-N	6.98	133.87	122.70
6	1-H	377	ARG	CA-C-N	-6.98	101.84	117.20
4	1-X	433	GLU	N-CA-C	-6.98	92.15	111.00
3	5-D	1543	GLN	C-N-CA	-6.98	92.67	122.00
3	7-D	1543	GLN	C-N-CA	-6.98	92.67	122.00
5	1-M	274	ARG	O-C-N	-6.98	111.53	122.70
6	1-Z	377	ARG	CA-C-N	-6.98	101.84	117.20
5	2-G	274	ARG	O-C-N	-6.98	111.53	122.70
5	3-G	274	ARG	O-C-N	-6.98	111.53	122.70
3	1-V	1512	TRP	O-C-N	6.98	133.87	122.70
5	2-S	274	ARG	O-C-N	-6.98	111.54	122.70
3	2-V	1543	GLN	C-N-CA	-6.98	92.69	122.00
6	3-N	377	ARG	CA-C-N	-6.98	101.85	117.20
5	3-S	274	ARG	O-C-N	-6.98	111.54	122.70
3	3-V	1543	GLN	C-N-CA	-6.98	92.69	122.00
4	3-X	433	GLU	N-CA-C	-6.98	92.16	111.00
2	4-C	3	THR	CA-C-N	-6.98	101.85	117.20
3	4-V	1543	GLN	C-N-CA	-6.98	92.69	122.00
2	5-C	3	THR	CA-C-N	-6.98	101.85	117.20
3	5-P	1543	GLN	C-N-CA	-6.98	92.70	122.00
3	5-V	1543	GLN	C-N-CA	-6.98	92.69	122.00
2	6-C	3	THR	CA-C-N	-6.98	101.85	117.20
3	6-V	1543	GLN	C-N-CA	-6.98	92.69	122.00
2	7-C	3	THR	CA-C-N	-6.98	101.85	117.20
3	7-P	1543	GLN	C-N-CA	-6.98	92.70	122.00

Continued on next page...

Continued from previous page...

Mol	Chain	Res	Type	Atoms	Z	Observed(^{o})	Ideal(^{o})
3	7-V	1543	GLN	C-N-CA	-6.98	92.69	122.00
2	8-C	3	THR	CA-C-N	-6.98	101.85	117.20
6	8-N	377	ARG	CA-C-N	-6.98	101.85	117.20
3	8-V	1543	GLN	C-N-CA	-6.98	92.69	122.00
4	8-X	433	GLU	N-CA-C	-6.98	92.16	111.00
3	2-P	1543	GLN	C-N-CA	-6.98	92.70	122.00
4	2-X	433	GLU	N-CA-C	-6.98	92.17	111.00
3	3-P	1543	GLN	C-N-CA	-6.98	92.70	122.00
3	4-P	1543	GLN	C-N-CA	-6.98	92.70	122.00
4	4-X	433	GLU	N-CA-C	-6.98	92.17	111.00
4	5-X	433	GLU	N-CA-C	-6.98	92.17	111.00
3	6-P	1543	GLN	C-N-CA	-6.98	92.70	122.00
4	6-X	433	GLU	N-CA-C	-6.98	92.17	111.00
4	7-X	433	GLU	N-CA-C	-6.98	92.17	111.00
3	8-P	1543	GLN	C-N-CA	-6.98	92.70	122.00
3	1-P	1543	GLN	C-N-CA	-6.97	92.71	122.00
4	1-L	433	GLU	N-CA-C	-6.97	92.17	111.00
2	1-U	3	THR	CA-C-N	-6.97	101.86	117.20
4	1-F	433	GLU	N-CA-C	-6.97	92.18	111.00
4	2-L	433	GLU	N-CA-C	-6.97	92.18	111.00
4	4-L	433	GLU	N-CA-C	-6.97	92.18	111.00
4	4-R	433	GLU	N-CA-C	-6.97	92.18	111.00
4	5-L	433	GLU	N-CA-C	-6.97	92.18	111.00
4	5-R	433	GLU	N-CA-C	-6.97	92.18	111.00
4	6-L	433	GLU	N-CA-C	-6.97	92.18	111.00
4	6-R	433	GLU	N-CA-C	-6.97	92.18	111.00
4	7-L	433	GLU	N-CA-C	-6.97	92.18	111.00
4	7-R	433	GLU	N-CA-C	-6.97	92.18	111.00
4	8-R	433	GLU	N-CA-C	-6.97	92.18	111.00
3	1-V	1543	GLN	C-N-CA	-6.97	92.74	122.00
4	4-F	433	GLU	N-CA-C	-6.97	92.19	111.00
5	4-G	274	ARG	O-C-N	-6.97	111.55	122.70
4	5-F	433	GLU	N-CA-C	-6.97	92.19	111.00
5	5-G	274	ARG	O-C-N	-6.97	111.55	122.70
4	6-F	433	GLU	N-CA-C	-6.97	92.19	111.00
5	6-G	274	ARG	O-C-N	-6.97	111.55	122.70
4	7-F	433	GLU	N-CA-C	-6.97	92.19	111.00
5	7-G	274	ARG	O-C-N	-6.97	111.55	122.70
4	8-F	433	GLU	N-CA-C	-6.97	92.19	111.00
5	8-G	274	ARG	O-C-N	-6.97	111.55	122.70
3	1-J	1543	GLN	C-N-CA	-6.97	92.74	122.00
3	2-J	1512	TRP	O-C-N	6.97	133.84	122.70

Continued on next page...

Continued from previous page...

Mol	Chain	Res	Type	Atoms	Z	Observed(^{o})	Ideal(^{o})
3	3-J	1512	TRP	O-C-N	6.97	133.84	122.70
3	4-J	1512	TRP	O-C-N	6.97	133.84	122.70
3	5-J	1512	TRP	O-C-N	6.97	133.84	122.70
3	6-J	1512	TRP	O-C-N	6.97	133.84	122.70
3	7-J	1512	TRP	O-C-N	6.97	133.84	122.70
3	8-J	1512	TRP	O-C-N	6.97	133.84	122.70
3	5-D	1512	TRP	O-C-N	6.96	133.84	122.70
3	7-D	1512	TRP	O-C-N	6.96	133.84	122.70
3	1-J	1512	TRP	O-C-N	6.96	133.84	122.70
3	5-P	1512	TRP	O-C-N	6.96	133.84	122.70
3	7-P	1512	TRP	O-C-N	6.96	133.84	122.70
4	3-L	433	GLU	N-CA-C	-6.96	92.20	111.00
4	8-L	433	GLU	N-CA-C	-6.96	92.20	111.00
4	2-R	433	GLU	N-CA-C	-6.96	92.22	111.00
4	3-R	433	GLU	N-CA-C	-6.96	92.22	111.00
3	2-P	1512	TRP	O-C-N	6.95	133.82	122.70
3	3-P	1512	TRP	O-C-N	6.95	133.82	122.70
3	4-P	1512	TRP	O-C-N	6.95	133.82	122.70
3	6-P	1512	TRP	O-C-N	6.95	133.82	122.70
3	8-P	1512	TRP	O-C-N	6.95	133.82	122.70
4	1-X	455	ILE	CB-CA-C	-6.95	97.70	111.60
4	2-F	433	GLU	N-CA-C	-6.95	92.24	111.00
4	3-F	433	GLU	N-CA-C	-6.95	92.24	111.00
4	2-F	455	ILE	CB-CA-C	-6.95	97.71	111.60
4	3-F	455	ILE	CB-CA-C	-6.95	97.71	111.60
4	2-X	455	ILE	CB-CA-C	-6.94	97.72	111.60
4	4-X	455	ILE	CB-CA-C	-6.94	97.72	111.60
4	5-X	455	ILE	CB-CA-C	-6.94	97.72	111.60
4	6-X	455	ILE	CB-CA-C	-6.94	97.72	111.60
4	7-X	455	ILE	CB-CA-C	-6.94	97.72	111.60
4	1-R	455	ILE	CB-CA-C	-6.94	97.72	111.60
3	2-D	1512	TRP	O-C-N	6.94	133.80	122.70
3	3-D	1512	TRP	O-C-N	6.94	133.80	122.70
3	4-D	1512	TRP	O-C-N	6.94	133.80	122.70
3	6-D	1512	TRP	O-C-N	6.94	133.80	122.70
3	8-D	1512	TRP	O-C-N	6.94	133.80	122.70
4	2-L	455	ILE	CB-CA-C	-6.94	97.73	111.60
4	4-L	455	ILE	CB-CA-C	-6.94	97.73	111.60
4	5-L	455	ILE	CB-CA-C	-6.94	97.73	111.60
4	6-L	455	ILE	CB-CA-C	-6.94	97.73	111.60
4	7-L	455	ILE	CB-CA-C	-6.94	97.73	111.60
4	3-X	455	ILE	CB-CA-C	-6.93	97.73	111.60

Continued on next page...

Continued from previous page...

Mol	Chain	Res	Type	Atoms	Z	Observed(^{o})	Ideal(^{o})
4	4-R	455	ILE	CB-CA-C	-6.93	97.73	111.60
4	5-R	455	ILE	CB-CA-C	-6.93	97.73	111.60
4	6-R	455	ILE	CB-CA-C	-6.93	97.73	111.60
4	7-R	455	ILE	CB-CA-C	-6.93	97.73	111.60
4	8-R	455	ILE	CB-CA-C	-6.93	97.73	111.60
4	8-X	455	ILE	CB-CA-C	-6.93	97.73	111.60
4	4-F	455	ILE	CB-CA-C	-6.93	97.73	111.60
4	5-F	455	ILE	CB-CA-C	-6.93	97.73	111.60
4	6-F	455	ILE	CB-CA-C	-6.93	97.73	111.60
4	7-F	455	ILE	CB-CA-C	-6.93	97.73	111.60
4	8-F	455	ILE	CB-CA-C	-6.93	97.73	111.60
3	2-V	1512	TRP	O-C-N	6.93	133.79	122.70
3	3-V	1512	TRP	O-C-N	6.93	133.79	122.70
3	4-V	1512	TRP	O-C-N	6.93	133.79	122.70
3	5-V	1512	TRP	O-C-N	6.93	133.79	122.70
3	6-V	1512	TRP	O-C-N	6.93	133.79	122.70
3	7-V	1512	TRP	O-C-N	6.93	133.79	122.70
3	8-V	1512	TRP	O-C-N	6.93	133.79	122.70
2	1-O	484	ARG	N-CA-CB	-6.93	98.13	110.60
2	2-C	484	ARG	N-CA-CB	-6.92	98.14	110.60
5	2-G	372	ALA	N-CA-CB	6.92	119.79	110.10
2	3-C	484	ARG	N-CA-CB	-6.92	98.14	110.60
5	3-G	372	ALA	N-CA-CB	6.92	119.79	110.10
2	4-C	484	ARG	N-CA-CB	-6.92	98.14	110.60
2	5-C	484	ARG	N-CA-CB	-6.92	98.14	110.60
2	6-C	484	ARG	N-CA-CB	-6.92	98.14	110.60
2	7-C	484	ARG	N-CA-CB	-6.92	98.14	110.60
2	8-C	484	ARG	N-CA-CB	-6.92	98.14	110.60
2	1-C	484	ARG	N-CA-CB	-6.92	98.14	110.60
4	2-R	455	ILE	CB-CA-C	-6.92	97.76	111.60
4	3-R	455	ILE	CB-CA-C	-6.92	97.76	111.60
2	2-U	484	ARG	N-CA-CB	-6.92	98.15	110.60
2	3-U	484	ARG	N-CA-CB	-6.92	98.15	110.60
2	4-U	484	ARG	N-CA-CB	-6.92	98.15	110.60
2	5-U	484	ARG	N-CA-CB	-6.92	98.15	110.60
2	6-U	484	ARG	N-CA-CB	-6.92	98.15	110.60
2	7-U	484	ARG	N-CA-CB	-6.92	98.15	110.60
2	8-U	484	ARG	N-CA-CB	-6.92	98.15	110.60
4	1-F	455	ILE	CB-CA-C	-6.92	97.77	111.60
4	1-L	455	ILE	CB-CA-C	-6.92	97.77	111.60
2	2-I	484	ARG	N-CA-CB	-6.91	98.15	110.60
2	2-O	484	ARG	N-CA-CB	-6.91	98.16	110.60

Continued on next page...

Continued from previous page...

Mol	Chain	Res	Type	Atoms	Z	Observed(^{o})	Ideal(^{o})
2	3-I	484	ARG	N-CA-CB	-6.91	98.15	110.60
2	3-O	484	ARG	N-CA-CB	-6.91	98.16	110.60
2	4-I	484	ARG	N-CA-CB	-6.91	98.15	110.60
2	4-O	484	ARG	N-CA-CB	-6.91	98.16	110.60
2	5-I	484	ARG	N-CA-CB	-6.91	98.15	110.60
2	5-O	484	ARG	N-CA-CB	-6.91	98.16	110.60
2	6-I	484	ARG	N-CA-CB	-6.91	98.15	110.60
2	6-O	484	ARG	N-CA-CB	-6.91	98.16	110.60
2	7-I	484	ARG	N-CA-CB	-6.91	98.15	110.60
2	7-O	484	ARG	N-CA-CB	-6.91	98.16	110.60
2	8-I	484	ARG	N-CA-CB	-6.91	98.15	110.60
2	8-O	484	ARG	N-CA-CB	-6.91	98.16	110.60
2	1-I	484	ARG	N-CA-CB	-6.91	98.16	110.60
4	1-R	211	GLU	CB-CA-C	6.91	124.22	110.40
2	1-U	484	ARG	N-CA-CB	-6.91	98.16	110.60
4	3-L	455	ILE	CB-CA-C	-6.91	97.79	111.60
4	8-L	455	ILE	CB-CA-C	-6.91	97.79	111.60
4	1-F	211	GLU	CB-CA-C	6.91	124.21	110.40
5	3-Y	372	ALA	N-CA-CB	6.91	119.77	110.10
5	8-Y	372	ALA	N-CA-CB	6.91	119.77	110.10
3	1-J	879	LEU	N-CA-C	6.90	129.63	111.00
4	1-L	211	GLU	CB-CA-C	6.90	124.20	110.40
5	2-S	392	ILE	C-N-CA	-6.90	104.46	121.70
5	3-S	392	ILE	C-N-CA	-6.90	104.46	121.70
5	3-M	392	ILE	C-N-CA	-6.89	104.46	121.70
5	8-M	392	ILE	C-N-CA	-6.89	104.46	121.70
5	2-S	372	ALA	N-CA-CB	6.89	119.75	110.10
5	2-Y	392	ILE	C-N-CA	-6.89	104.47	121.70
5	3-S	372	ALA	N-CA-CB	6.89	119.75	110.10
5	3-Y	392	ILE	C-N-CA	-6.89	104.47	121.70
5	4-Y	392	ILE	C-N-CA	-6.89	104.47	121.70
5	5-Y	392	ILE	C-N-CA	-6.89	104.47	121.70
5	6-Y	392	ILE	C-N-CA	-6.89	104.47	121.70
5	7-Y	392	ILE	C-N-CA	-6.89	104.47	121.70
5	8-Y	392	ILE	C-N-CA	-6.89	104.47	121.70
4	1-X	211	GLU	CB-CA-C	6.89	124.18	110.40
5	1-G	392	ILE	C-N-CA	-6.89	104.47	121.70
5	1-S	392	ILE	C-N-CA	-6.89	104.48	121.70
3	1-V	879	LEU	N-CA-C	6.89	129.60	111.00
5	2-M	372	ALA	N-CA-CB	6.89	119.75	110.10
5	4-M	372	ALA	N-CA-CB	6.89	119.75	110.10
5	5-M	372	ALA	N-CA-CB	6.89	119.75	110.10

Continued on next page...

Continued from previous page...

Mol	Chain	Res	Type	Atoms	Z	Observed(^{o})	Ideal(^{o})
5	6-M	372	ALA	N-CA-CB	6.89	119.75	110.10
5	7-M	372	ALA	N-CA-CB	6.89	119.75	110.10
3	1-P	879	LEU	N-CA-C	6.89	129.60	111.00
5	1-Y	392	ILE	C-N-CA	-6.89	104.48	121.70
5	1-M	392	ILE	C-N-CA	-6.89	104.48	121.70
5	2-Y	372	ALA	N-CA-CB	6.89	119.74	110.10
5	4-S	392	ILE	C-N-CA	-6.89	104.48	121.70
5	4-Y	372	ALA	N-CA-CB	6.89	119.74	110.10
5	5-S	392	ILE	C-N-CA	-6.89	104.48	121.70
5	5-Y	372	ALA	N-CA-CB	6.89	119.74	110.10
5	6-S	392	ILE	C-N-CA	-6.89	104.48	121.70
5	6-Y	372	ALA	N-CA-CB	6.89	119.74	110.10
5	7-S	392	ILE	C-N-CA	-6.89	104.48	121.70
5	7-Y	372	ALA	N-CA-CB	6.89	119.74	110.10
5	8-S	392	ILE	C-N-CA	-6.89	104.48	121.70
3	2-D	878	PRO	C-N-CA	6.88	138.91	121.70
5	2-M	392	ILE	C-N-CA	-6.88	104.49	121.70
3	3-D	878	PRO	C-N-CA	6.88	138.91	121.70
3	4-D	878	PRO	C-N-CA	6.88	138.91	121.70
5	4-M	392	ILE	C-N-CA	-6.88	104.49	121.70
5	5-M	392	ILE	C-N-CA	-6.88	104.49	121.70
3	6-D	878	PRO	C-N-CA	6.88	138.91	121.70
5	6-M	392	ILE	C-N-CA	-6.88	104.49	121.70
5	7-M	392	ILE	C-N-CA	-6.88	104.49	121.70
3	8-D	878	PRO	C-N-CA	6.88	138.91	121.70
5	1-Y	372	ALA	N-CA-CB	6.88	119.73	110.10
5	2-G	392	ILE	C-N-CA	-6.88	104.49	121.70
5	3-G	392	ILE	C-N-CA	-6.88	104.49	121.70
3	1-D	879	LEU	N-CA-C	6.88	129.58	111.00
5	1-Y	331	THR	CA-C-N	-6.88	97.83	117.10
5	4-G	392	ILE	C-N-CA	-6.88	104.50	121.70
5	5-G	392	ILE	C-N-CA	-6.88	104.50	121.70
5	6-G	392	ILE	C-N-CA	-6.88	104.50	121.70
5	7-G	392	ILE	C-N-CA	-6.88	104.50	121.70
5	8-G	392	ILE	C-N-CA	-6.88	104.50	121.70
3	5-P	878	PRO	C-N-CA	6.88	138.89	121.70
3	7-P	878	PRO	C-N-CA	6.88	138.89	121.70
4	1-R	451	GLU	C-N-CA	-6.87	104.52	121.70
5	3-M	372	ALA	N-CA-CB	6.87	119.72	110.10
5	8-M	372	ALA	N-CA-CB	6.87	119.72	110.10
5	1-M	331	THR	CA-C-N	-6.87	97.86	117.10
4	2-R	451	GLU	C-N-CA	-6.87	104.53	121.70

Continued on next page...

Continued from previous page...

Mol	Chain	Res	Type	Atoms	Z	Observed(^{o})	Ideal(^{o})
4	3-L	451	GLU	C-N-CA	-6.87	104.53	121.70
4	3-R	451	GLU	C-N-CA	-6.87	104.53	121.70
4	8-L	451	GLU	C-N-CA	-6.87	104.53	121.70
4	4-F	451	GLU	C-N-CA	-6.87	104.53	121.70
4	5-F	451	GLU	C-N-CA	-6.87	104.53	121.70
4	6-F	451	GLU	C-N-CA	-6.87	104.53	121.70
4	7-F	451	GLU	C-N-CA	-6.87	104.53	121.70
4	8-F	451	GLU	C-N-CA	-6.87	104.53	121.70
5	2-M	331	THR	CA-C-N	-6.87	97.88	117.10
5	4-M	331	THR	CA-C-N	-6.87	97.88	117.10
5	5-M	331	THR	CA-C-N	-6.87	97.88	117.10
5	6-M	331	THR	CA-C-N	-6.87	97.88	117.10
5	7-M	331	THR	CA-C-N	-6.87	97.88	117.10
5	4-G	331	THR	CA-C-N	-6.86	97.88	117.10
5	4-G	372	ALA	N-CA-CB	6.86	119.71	110.10
5	5-G	331	THR	CA-C-N	-6.86	97.88	117.10
5	5-G	372	ALA	N-CA-CB	6.86	119.71	110.10
5	6-G	331	THR	CA-C-N	-6.86	97.88	117.10
5	6-G	372	ALA	N-CA-CB	6.86	119.71	110.10
5	7-G	331	THR	CA-C-N	-6.86	97.88	117.10
5	7-G	372	ALA	N-CA-CB	6.86	119.71	110.10
5	8-G	331	THR	CA-C-N	-6.86	97.88	117.10
5	8-G	372	ALA	N-CA-CB	6.86	119.71	110.10
5	1-M	372	ALA	N-CA-CB	6.86	119.71	110.10
3	2-V	878	PRO	C-N-CA	6.86	138.85	121.70
4	2-X	451	GLU	C-N-CA	-6.86	104.54	121.70
3	3-V	878	PRO	C-N-CA	6.86	138.85	121.70
3	4-V	878	PRO	C-N-CA	6.86	138.85	121.70
4	4-X	451	GLU	C-N-CA	-6.86	104.54	121.70
3	5-D	878	PRO	C-N-CA	6.86	138.85	121.70
3	5-V	878	PRO	C-N-CA	6.86	138.85	121.70
4	5-X	451	GLU	C-N-CA	-6.86	104.54	121.70
3	6-V	878	PRO	C-N-CA	6.86	138.85	121.70
4	6-X	451	GLU	C-N-CA	-6.86	104.54	121.70
3	7-D	878	PRO	C-N-CA	6.86	138.85	121.70
3	7-V	878	PRO	C-N-CA	6.86	138.85	121.70
4	7-X	451	GLU	C-N-CA	-6.86	104.54	121.70
3	8-V	878	PRO	C-N-CA	6.86	138.85	121.70
5	1-G	331	THR	CA-C-N	-6.86	97.89	117.10
4	1-L	451	GLU	C-N-CA	-6.86	104.55	121.70
4	1-X	451	GLU	C-N-CA	-6.86	104.55	121.70
2	2-I	481	ARG	N-CA-C	6.86	129.53	111.00

Continued on next page...

Continued from previous page...

Mol	Chain	Res	Type	Atoms	Z	Observed(^{o})	Ideal(^{o})
6	2-T	413	LEU	N-CA-CB	6.86	124.12	110.40
2	3-I	481	ARG	N-CA-C	6.86	129.53	111.00
5	3-M	331	THR	CA-C-N	-6.86	97.89	117.10
6	3-T	413	LEU	N-CA-CB	6.86	124.12	110.40
4	3-X	451	GLU	C-N-CA	-6.86	104.55	121.70
2	4-I	481	ARG	N-CA-C	6.86	129.53	111.00
5	4-S	372	ALA	N-CA-CB	6.86	119.70	110.10
2	5-I	481	ARG	N-CA-C	6.86	129.53	111.00
5	5-S	372	ALA	N-CA-CB	6.86	119.70	110.10
2	6-I	481	ARG	N-CA-C	6.86	129.53	111.00
5	6-S	372	ALA	N-CA-CB	6.86	119.70	110.10
2	7-I	481	ARG	N-CA-C	6.86	129.53	111.00
5	7-S	372	ALA	N-CA-CB	6.86	119.70	110.10
2	8-I	481	ARG	N-CA-C	6.86	129.53	111.00
5	8-M	331	THR	CA-C-N	-6.86	97.89	117.10
5	8-S	372	ALA	N-CA-CB	6.86	119.70	110.10
4	8-X	451	GLU	C-N-CA	-6.86	104.55	121.70
6	1-N	413	LEU	N-CA-CB	6.86	124.12	110.40
4	2-L	451	GLU	C-N-CA	-6.86	104.56	121.70
4	4-L	451	GLU	C-N-CA	-6.86	104.56	121.70
5	4-S	331	THR	CA-C-N	-6.86	97.90	117.10
4	5-L	451	GLU	C-N-CA	-6.86	104.56	121.70
5	5-S	331	THR	CA-C-N	-6.86	97.90	117.10
4	6-L	451	GLU	C-N-CA	-6.86	104.56	121.70
5	6-S	331	THR	CA-C-N	-6.86	97.90	117.10
4	7-L	451	GLU	C-N-CA	-6.86	104.56	121.70
5	7-S	331	THR	CA-C-N	-6.86	97.90	117.10
5	8-S	331	THR	CA-C-N	-6.86	97.90	117.10
6	2-Z	413	LEU	N-CA-CB	6.86	124.11	110.40
5	3-Y	331	THR	CA-C-N	-6.86	97.91	117.10
6	4-Z	413	LEU	N-CA-CB	6.86	124.11	110.40
6	5-Z	413	LEU	N-CA-CB	6.86	124.11	110.40
6	6-Z	413	LEU	N-CA-CB	6.86	124.11	110.40
6	7-Z	413	LEU	N-CA-CB	6.86	124.11	110.40
5	8-Y	331	THR	CA-C-N	-6.86	97.91	117.10
5	2-G	331	THR	CA-C-N	-6.85	97.91	117.10
3	2-J	878	PRO	C-N-CA	6.85	138.83	121.70
5	3-G	331	THR	CA-C-N	-6.85	97.91	117.10
3	3-J	878	PRO	C-N-CA	6.85	138.83	121.70
3	4-J	878	PRO	C-N-CA	6.85	138.83	121.70
3	5-J	878	PRO	C-N-CA	6.85	138.83	121.70
3	6-J	878	PRO	C-N-CA	6.85	138.83	121.70

Continued on next page...

Continued from previous page...

Mol	Chain	Res	Type	Atoms	Z	Observed(^{o})	Ideal(^{o})
3	7-J	878	PRO	C-N-CA	6.85	138.83	121.70
3	8-J	878	PRO	C-N-CA	6.85	138.83	121.70
4	1-F	451	GLU	C-N-CA	-6.85	104.57	121.70
5	1-S	331	THR	CA-C-N	-6.85	97.91	117.10
2	1-O	481	ARG	N-CA-C	6.85	129.50	111.00
6	3-N	413	LEU	N-CA-CB	6.85	124.10	110.40
3	5-P	1517	SER	O-C-N	6.85	133.66	122.70
3	7-P	1517	SER	O-C-N	6.85	133.66	122.70
6	8-N	413	LEU	N-CA-CB	6.85	124.10	110.40
5	1-G	372	ALA	N-CA-CB	6.85	119.69	110.10
4	2-F	451	GLU	C-N-CA	-6.85	104.58	121.70
5	2-Y	331	THR	CA-C-N	-6.85	97.92	117.10
4	3-F	451	GLU	C-N-CA	-6.85	104.58	121.70
5	4-Y	331	THR	CA-C-N	-6.85	97.92	117.10
5	5-Y	331	THR	CA-C-N	-6.85	97.92	117.10
5	6-Y	331	THR	CA-C-N	-6.85	97.92	117.10
5	7-Y	331	THR	CA-C-N	-6.85	97.92	117.10
6	1-H	413	LEU	N-CA-CB	6.85	124.09	110.40
3	2-D	1517	SER	O-C-N	6.85	133.66	122.70
6	2-H	413	LEU	N-CA-CB	6.85	124.09	110.40
3	3-D	1517	SER	O-C-N	6.85	133.66	122.70
6	3-H	413	LEU	N-CA-CB	6.85	124.09	110.40
3	4-D	1517	SER	O-C-N	6.85	133.66	122.70
6	4-H	413	LEU	N-CA-CB	6.85	124.10	110.40
6	5-H	413	LEU	N-CA-CB	6.85	124.10	110.40
3	6-D	1517	SER	O-C-N	6.85	133.66	122.70
6	6-H	413	LEU	N-CA-CB	6.85	124.10	110.40
6	7-H	413	LEU	N-CA-CB	6.85	124.10	110.40
3	8-D	1517	SER	O-C-N	6.85	133.66	122.70
6	8-H	413	LEU	N-CA-CB	6.85	124.10	110.40
2	2-O	481	ARG	N-CA-C	6.85	129.48	111.00
3	2-P	1517	SER	O-C-N	6.85	133.65	122.70
5	2-S	331	THR	CA-C-N	-6.85	97.93	117.10
2	3-O	481	ARG	N-CA-C	6.85	129.48	111.00
3	3-P	1517	SER	O-C-N	6.85	133.65	122.70
5	3-S	331	THR	CA-C-N	-6.85	97.93	117.10
2	4-O	481	ARG	N-CA-C	6.85	129.48	111.00
3	4-P	1517	SER	O-C-N	6.85	133.65	122.70
2	5-O	481	ARG	N-CA-C	6.85	129.48	111.00
2	6-O	481	ARG	N-CA-C	6.85	129.48	111.00
3	6-P	1517	SER	O-C-N	6.85	133.65	122.70
2	7-O	481	ARG	N-CA-C	6.85	129.48	111.00

Continued on next page...

Continued from previous page...

Mol	Chain	Res	Type	Atoms	Z	Observed(^{o})	Ideal(^{o})
2	8-O	481	ARG	N-CA-C	6.85	129.48	111.00
3	8-P	1517	SER	O-C-N	6.85	133.65	122.70
3	1-D	1517	SER	O-C-N	6.84	133.65	122.70
4	4-R	451	GLU	C-N-CA	-6.84	104.59	121.70
4	5-R	451	GLU	C-N-CA	-6.84	104.59	121.70
4	6-R	451	GLU	C-N-CA	-6.84	104.59	121.70
4	7-R	451	GLU	C-N-CA	-6.84	104.59	121.70
4	8-R	451	GLU	C-N-CA	-6.84	104.59	121.70
5	1-S	372	ALA	N-CA-CB	6.84	119.68	110.10
2	1-C	481	ARG	N-CA-C	6.84	129.47	111.00
6	1-T	413	LEU	N-CA-CB	6.84	124.08	110.40
2	1-U	481	ARG	N-CA-C	6.84	129.47	111.00
2	2-U	481	ARG	N-CA-C	6.84	129.47	111.00
2	3-U	481	ARG	N-CA-C	6.84	129.47	111.00
6	4-T	413	LEU	N-CA-CB	6.84	124.08	110.40
2	4-U	481	ARG	N-CA-C	6.84	129.47	111.00
6	5-T	413	LEU	N-CA-CB	6.84	124.08	110.40
2	5-U	481	ARG	N-CA-C	6.84	129.47	111.00
6	6-T	413	LEU	N-CA-CB	6.84	124.08	110.40
2	6-U	481	ARG	N-CA-C	6.84	129.47	111.00
6	7-T	413	LEU	N-CA-CB	6.84	124.08	110.40
2	7-U	481	ARG	N-CA-C	6.84	129.47	111.00
6	8-T	413	LEU	N-CA-CB	6.84	124.08	110.40
2	8-U	481	ARG	N-CA-C	6.84	129.47	111.00
6	2-N	413	LEU	N-CA-CB	6.84	124.08	110.40
6	4-N	413	LEU	N-CA-CB	6.84	124.08	110.40
6	5-N	413	LEU	N-CA-CB	6.84	124.08	110.40
6	6-N	413	LEU	N-CA-CB	6.84	124.08	110.40
6	7-N	413	LEU	N-CA-CB	6.84	124.08	110.40
2	1-I	481	ARG	N-CA-C	6.84	129.46	111.00
2	2-C	481	ARG	N-CA-C	6.84	129.46	111.00
2	3-C	481	ARG	N-CA-C	6.84	129.46	111.00
2	4-C	481	ARG	N-CA-C	6.84	129.46	111.00
2	5-C	481	ARG	N-CA-C	6.84	129.46	111.00
2	6-C	481	ARG	N-CA-C	6.84	129.46	111.00
2	7-C	481	ARG	N-CA-C	6.84	129.46	111.00
2	8-C	481	ARG	N-CA-C	6.84	129.46	111.00
3	2-P	878	PRO	C-N-CA	6.83	138.78	121.70
3	3-P	878	PRO	C-N-CA	6.83	138.78	121.70
3	4-P	878	PRO	C-N-CA	6.83	138.78	121.70
3	6-P	878	PRO	C-N-CA	6.83	138.78	121.70
3	8-P	878	PRO	C-N-CA	6.83	138.78	121.70

Continued on next page...

Continued from previous page...

Mol	Chain	Res	Type	Atoms	Z	Observed(^{o})	Ideal(^{o})
6	1-Z	413	LEU	N-CA-CB	6.83	124.06	110.40
4	2-L	461	ARG	O-C-N	-6.83	111.77	122.70
6	3-Z	413	LEU	N-CA-CB	6.83	124.06	110.40
4	4-L	461	ARG	O-C-N	-6.83	111.77	122.70
4	5-L	461	ARG	O-C-N	-6.83	111.77	122.70
4	6-L	461	ARG	O-C-N	-6.83	111.77	122.70
4	7-L	461	ARG	O-C-N	-6.83	111.77	122.70
6	8-Z	413	LEU	N-CA-CB	6.83	124.06	110.40
4	1-X	461	ARG	O-C-N	-6.83	111.77	122.70
3	1-P	1517	SER	O-C-N	6.83	133.63	122.70
6	1-T	481	HIS	CB-CA-C	-6.83	96.74	110.40
6	2-N	481	HIS	CB-CA-C	-6.83	96.74	110.40
6	4-N	481	HIS	CB-CA-C	-6.83	96.74	110.40
6	5-N	481	HIS	CB-CA-C	-6.83	96.74	110.40
6	6-N	481	HIS	CB-CA-C	-6.83	96.74	110.40
6	7-N	481	HIS	CB-CA-C	-6.83	96.74	110.40
3	1-V	1517	SER	O-C-N	6.83	133.62	122.70
3	2-J	1517	SER	O-C-N	6.83	133.62	122.70
3	3-J	1517	SER	O-C-N	6.83	133.62	122.70
3	4-J	1517	SER	O-C-N	6.83	133.62	122.70
3	5-J	1517	SER	O-C-N	6.83	133.62	122.70
3	6-J	1517	SER	O-C-N	6.83	133.62	122.70
3	7-J	1517	SER	O-C-N	6.83	133.62	122.70
3	8-J	1517	SER	O-C-N	6.83	133.62	122.70
5	1-S	378	SER	CA-C-O	-6.82	105.77	120.10
5	2-M	378	SER	CA-C-O	-6.82	105.77	120.10
5	3-Y	378	SER	CA-C-O	-6.82	105.77	120.10
5	4-M	378	SER	CA-C-O	-6.82	105.77	120.10
5	5-M	378	SER	CA-C-O	-6.82	105.77	120.10
5	6-M	378	SER	CA-C-O	-6.82	105.77	120.10
5	7-M	378	SER	CA-C-O	-6.82	105.77	120.10
5	8-Y	378	SER	CA-C-O	-6.82	105.77	120.10
6	1-H	481	HIS	CB-CA-C	-6.82	96.76	110.40
3	1-J	1517	SER	O-C-N	6.82	133.61	122.70
6	1-N	481	HIS	CB-CA-C	-6.82	96.76	110.40
6	3-Z	481	HIS	CB-CA-C	-6.82	96.76	110.40
6	8-Z	481	HIS	CB-CA-C	-6.82	96.76	110.40
4	1-F	461	ARG	O-C-N	-6.82	111.79	122.70
5	1-M	378	SER	CA-C-O	-6.82	105.78	120.10
4	1-R	465	GLN	CA-C-N	6.82	132.20	117.20
5	1-Y	378	SER	CA-C-O	-6.82	105.78	120.10
5	2-S	378	SER	CA-C-O	-6.82	105.78	120.10

Continued on next page...

Continued from previous page...

Mol	Chain	Res	Type	Atoms	Z	Observed(^{o})	Ideal(^{o})
6	3-N	481	HIS	CB-CA-C	-6.82	96.76	110.40
5	3-S	378	SER	CA-C-O	-6.82	105.78	120.10
6	8-N	481	HIS	CB-CA-C	-6.82	96.76	110.40
4	2-F	461	ARG	O-C-N	-6.82	111.80	122.70
3	2-V	1517	SER	O-C-N	6.82	133.60	122.70
4	2-X	461	ARG	O-C-N	-6.82	111.80	122.70
4	3-F	461	ARG	O-C-N	-6.82	111.80	122.70
5	3-M	378	SER	CA-C-O	-6.82	105.79	120.10
3	3-V	1517	SER	O-C-N	6.82	133.60	122.70
5	4-G	378	SER	CA-C-O	-6.82	105.79	120.10
3	4-V	1517	SER	O-C-N	6.82	133.60	122.70
4	4-X	461	ARG	O-C-N	-6.82	111.80	122.70
5	5-G	378	SER	CA-C-O	-6.82	105.79	120.10
3	5-V	1517	SER	O-C-N	6.82	133.60	122.70
4	5-X	461	ARG	O-C-N	-6.82	111.80	122.70
5	6-G	378	SER	CA-C-O	-6.82	105.79	120.10
3	6-V	1517	SER	O-C-N	6.82	133.60	122.70
4	6-X	461	ARG	O-C-N	-6.82	111.80	122.70
5	7-G	378	SER	CA-C-O	-6.82	105.79	120.10
3	7-V	1517	SER	O-C-N	6.82	133.60	122.70
4	7-X	461	ARG	O-C-N	-6.82	111.80	122.70
5	8-G	378	SER	CA-C-O	-6.82	105.79	120.10
5	8-M	378	SER	CA-C-O	-6.82	105.79	120.10
3	8-V	1517	SER	O-C-N	6.82	133.60	122.70
5	1-G	378	SER	CA-C-O	-6.81	105.79	120.10
5	2-G	378	SER	CA-C-O	-6.81	105.79	120.10
5	3-G	378	SER	CA-C-O	-6.81	105.79	120.10
6	2-Z	481	HIS	CB-CA-C	-6.81	96.78	110.40
6	4-Z	481	HIS	CB-CA-C	-6.81	96.78	110.40
6	5-Z	481	HIS	CB-CA-C	-6.81	96.78	110.40
6	6-Z	481	HIS	CB-CA-C	-6.81	96.78	110.40
6	7-Z	481	HIS	CB-CA-C	-6.81	96.78	110.40
5	4-S	378	SER	CA-C-O	-6.81	105.80	120.10
5	5-S	378	SER	CA-C-O	-6.81	105.80	120.10
5	6-S	378	SER	CA-C-O	-6.81	105.80	120.10
5	7-S	378	SER	CA-C-O	-6.81	105.80	120.10
5	8-S	378	SER	CA-C-O	-6.81	105.80	120.10
6	4-H	481	HIS	CB-CA-C	-6.81	96.78	110.40
6	5-H	481	HIS	CB-CA-C	-6.81	96.78	110.40
6	6-H	481	HIS	CB-CA-C	-6.81	96.78	110.40
6	7-H	481	HIS	CB-CA-C	-6.81	96.78	110.40
6	8-H	481	HIS	CB-CA-C	-6.81	96.78	110.40

Continued on next page...

Continued from previous page...

Mol	Chain	Res	Type	Atoms	Z	Observed(^{o})	Ideal(^{o})
4	1-X	465	GLN	CA-C-N	6.81	132.18	117.20
6	2-H	481	HIS	CB-CA-C	-6.81	96.78	110.40
6	2-T	481	HIS	CB-CA-C	-6.81	96.78	110.40
6	3-H	481	HIS	CB-CA-C	-6.81	96.78	110.40
6	3-T	481	HIS	CB-CA-C	-6.81	96.78	110.40
5	2-Y	378	SER	CA-C-O	-6.80	105.81	120.10
5	4-Y	378	SER	CA-C-O	-6.80	105.81	120.10
5	5-Y	378	SER	CA-C-O	-6.80	105.81	120.10
5	6-Y	378	SER	CA-C-O	-6.80	105.81	120.10
5	7-Y	378	SER	CA-C-O	-6.80	105.81	120.10
4	1-F	465	GLN	CA-C-N	6.80	132.16	117.20
4	4-R	461	ARG	O-C-N	-6.80	111.82	122.70
4	5-R	461	ARG	O-C-N	-6.80	111.82	122.70
4	6-R	461	ARG	O-C-N	-6.80	111.82	122.70
4	7-R	461	ARG	O-C-N	-6.80	111.82	122.70
4	8-R	461	ARG	O-C-N	-6.80	111.82	122.70
6	4-T	481	HIS	CB-CA-C	-6.80	96.80	110.40
6	5-T	481	HIS	CB-CA-C	-6.80	96.80	110.40
6	6-T	481	HIS	CB-CA-C	-6.80	96.80	110.40
6	7-T	481	HIS	CB-CA-C	-6.80	96.80	110.40
6	8-T	481	HIS	CB-CA-C	-6.80	96.80	110.40
4	1-L	461	ARG	O-C-N	-6.80	111.83	122.70
4	2-R	461	ARG	O-C-N	-6.80	111.83	122.70
4	3-L	461	ARG	O-C-N	-6.80	111.83	122.70
4	3-R	461	ARG	O-C-N	-6.80	111.83	122.70
5	4-S	381	THR	N-CA-C	6.80	129.35	111.00
5	5-S	381	THR	N-CA-C	6.80	129.35	111.00
5	6-S	381	THR	N-CA-C	6.80	129.35	111.00
5	7-S	381	THR	N-CA-C	6.80	129.35	111.00
4	8-L	461	ARG	O-C-N	-6.80	111.83	122.70
5	8-S	381	THR	N-CA-C	6.80	129.35	111.00
5	1-M	381	THR	N-CA-C	6.79	129.35	111.00
4	3-X	461	ARG	O-C-N	-6.79	111.83	122.70
4	8-X	461	ARG	O-C-N	-6.79	111.83	122.70
6	1-Z	481	HIS	CB-CA-C	-6.79	96.81	110.40
5	2-M	381	THR	N-CA-C	6.79	129.34	111.00
5	3-M	381	THR	N-CA-C	6.79	129.34	111.00
5	3-Y	381	THR	N-CA-C	6.79	129.34	111.00
5	4-M	381	THR	N-CA-C	6.79	129.34	111.00
4	4-R	465	GLN	CA-C-N	6.79	132.14	117.20
5	5-M	381	THR	N-CA-C	6.79	129.34	111.00
4	5-R	465	GLN	CA-C-N	6.79	132.14	117.20

Continued on next page...

Continued from previous page...

Mol	Chain	Res	Type	Atoms	Z	Observed(^{o})	Ideal(^{o})
5	6-M	381	THR	N-CA-C	6.79	129.34	111.00
4	6-R	465	GLN	CA-C-N	6.79	132.14	117.20
5	7-M	381	THR	N-CA-C	6.79	129.34	111.00
4	7-R	465	GLN	CA-C-N	6.79	132.14	117.20
5	8-M	381	THR	N-CA-C	6.79	129.34	111.00
4	8-R	465	GLN	CA-C-N	6.79	132.14	117.20
5	8-Y	381	THR	N-CA-C	6.79	129.34	111.00
5	1-Y	381	THR	N-CA-C	6.79	129.33	111.00
4	4-F	461	ARG	O-C-N	-6.79	111.84	122.70
4	4-F	465	GLN	CA-C-N	6.79	132.13	117.20
4	5-F	461	ARG	O-C-N	-6.79	111.84	122.70
4	5-F	465	GLN	CA-C-N	6.79	132.13	117.20
4	6-F	461	ARG	O-C-N	-6.79	111.84	122.70
4	6-F	465	GLN	CA-C-N	6.79	132.13	117.20
4	7-F	461	ARG	O-C-N	-6.79	111.84	122.70
4	7-F	465	GLN	CA-C-N	6.79	132.13	117.20
4	8-F	461	ARG	O-C-N	-6.79	111.84	122.70
4	8-F	465	GLN	CA-C-N	6.79	132.13	117.20
4	1-R	461	ARG	O-C-N	-6.79	111.84	122.70
3	5-D	1517	SER	O-C-N	6.79	133.56	122.70
3	7-D	1517	SER	O-C-N	6.79	133.56	122.70
5	2-G	381	THR	N-CA-C	6.78	129.31	111.00
5	3-G	381	THR	N-CA-C	6.78	129.31	111.00
4	1-L	465	GLN	CA-C-N	6.78	132.11	117.20
5	1-S	381	THR	N-CA-C	6.78	129.30	111.00
4	2-F	465	GLN	CA-C-N	6.78	132.11	117.20
4	3-F	465	GLN	CA-C-N	6.78	132.11	117.20
5	4-G	381	THR	N-CA-C	6.78	129.30	111.00
5	5-G	381	THR	N-CA-C	6.78	129.30	111.00
5	6-G	381	THR	N-CA-C	6.78	129.30	111.00
5	7-G	381	THR	N-CA-C	6.78	129.30	111.00
5	8-G	381	THR	N-CA-C	6.78	129.30	111.00
3	1-V	328	THR	CB-CA-C	-6.78	93.31	111.60
4	2-R	465	GLN	CA-C-N	6.78	132.11	117.20
5	2-S	381	THR	N-CA-C	6.78	129.29	111.00
5	2-Y	381	THR	N-CA-C	6.78	129.29	111.00
4	3-R	465	GLN	CA-C-N	6.78	132.11	117.20
5	3-S	381	THR	N-CA-C	6.78	129.29	111.00
5	4-Y	381	THR	N-CA-C	6.78	129.29	111.00
5	5-Y	381	THR	N-CA-C	6.78	129.29	111.00
5	6-Y	381	THR	N-CA-C	6.78	129.29	111.00
5	7-Y	381	THR	N-CA-C	6.78	129.29	111.00

Continued on next page...

Continued from previous page...

Mol	Chain	Res	Type	Atoms	Z	Observed(^{o})	Ideal(^{o})
4	4-F	492	GLU	CB-CA-C	-6.77	96.85	110.40
4	5-F	492	GLU	CB-CA-C	-6.77	96.85	110.40
4	6-F	492	GLU	CB-CA-C	-6.77	96.85	110.40
4	7-F	492	GLU	CB-CA-C	-6.77	96.85	110.40
4	8-F	492	GLU	CB-CA-C	-6.77	96.85	110.40
4	1-L	492	GLU	CB-CA-C	-6.77	96.86	110.40
4	3-X	465	GLN	CA-C-N	6.77	132.10	117.20
4	8-X	465	GLN	CA-C-N	6.77	132.10	117.20
3	1-P	1508	LYS	O-C-N	6.77	133.53	122.70
4	2-X	465	GLN	CA-C-N	6.77	132.10	117.20
4	4-X	465	GLN	CA-C-N	6.77	132.10	117.20
4	5-X	465	GLN	CA-C-N	6.77	132.10	117.20
4	6-X	465	GLN	CA-C-N	6.77	132.10	117.20
4	7-X	465	GLN	CA-C-N	6.77	132.10	117.20
3	1-P	328	THR	CB-CA-C	-6.77	93.33	111.60
4	2-F	492	GLU	CB-CA-C	-6.77	96.87	110.40
4	3-F	492	GLU	CB-CA-C	-6.77	96.87	110.40
4	2-R	492	GLU	CB-CA-C	-6.77	96.87	110.40
4	3-R	492	GLU	CB-CA-C	-6.77	96.87	110.40
3	1-J	328	THR	CB-CA-C	-6.76	93.34	111.60
3	1-D	328	THR	CB-CA-C	-6.76	93.34	111.60
4	3-L	465	GLN	CA-C-N	6.76	132.08	117.20
4	8-L	465	GLN	CA-C-N	6.76	132.08	117.20
4	1-F	492	GLU	CB-CA-C	-6.76	96.88	110.40
5	1-G	381	THR	N-CA-C	6.76	129.25	111.00
4	3-X	492	GLU	CB-CA-C	-6.76	96.88	110.40
4	4-R	492	GLU	CB-CA-C	-6.76	96.88	110.40
4	5-R	492	GLU	CB-CA-C	-6.76	96.88	110.40
4	6-R	492	GLU	CB-CA-C	-6.76	96.88	110.40
4	7-R	492	GLU	CB-CA-C	-6.76	96.88	110.40
4	8-R	492	GLU	CB-CA-C	-6.76	96.88	110.40
4	8-X	492	GLU	CB-CA-C	-6.76	96.88	110.40
4	3-L	492	GLU	CB-CA-C	-6.76	96.88	110.40
4	8-L	492	GLU	CB-CA-C	-6.76	96.88	110.40
4	1-R	492	GLU	CB-CA-C	-6.76	96.89	110.40
3	2-J	1508	LYS	O-C-N	6.76	133.51	122.70
4	2-L	465	GLN	CA-C-N	6.76	132.06	117.20
3	3-J	1508	LYS	O-C-N	6.76	133.51	122.70
3	4-J	1508	LYS	O-C-N	6.76	133.51	122.70
4	4-L	465	GLN	CA-C-N	6.76	132.06	117.20
3	5-J	1508	LYS	O-C-N	6.76	133.51	122.70
4	5-L	465	GLN	CA-C-N	6.76	132.06	117.20

Continued on next page...

Continued from previous page...

Mol	Chain	Res	Type	Atoms	Z	Observed(^{o})	Ideal(^{o})
3	6-J	1508	LYS	O-C-N	6.76	133.51	122.70
4	6-L	465	GLN	CA-C-N	6.76	132.06	117.20
3	7-J	1508	LYS	O-C-N	6.76	133.51	122.70
4	7-L	465	GLN	CA-C-N	6.76	132.06	117.20
3	8-J	1508	LYS	O-C-N	6.76	133.51	122.70
3	1-V	1508	LYS	O-C-N	6.75	133.51	122.70
4	2-X	492	GLU	CB-CA-C	-6.75	96.90	110.40
4	4-X	492	GLU	CB-CA-C	-6.75	96.90	110.40
4	5-X	492	GLU	CB-CA-C	-6.75	96.90	110.40
4	6-X	492	GLU	CB-CA-C	-6.75	96.90	110.40
4	7-X	492	GLU	CB-CA-C	-6.75	96.90	110.40
3	5-D	1508	LYS	O-C-N	6.75	133.50	122.70
3	7-D	1508	LYS	O-C-N	6.75	133.50	122.70
3	1-V	1493	ARG	CA-C-N	-6.75	102.36	117.20
4	1-X	492	GLU	CB-CA-C	-6.75	96.91	110.40
4	1-R	428	LYS	O-C-N	6.75	134.67	123.20
3	1-J	1459	PHE	N-CA-CB	6.74	122.74	110.60
3	1-V	1459	PHE	N-CA-CB	6.74	122.74	110.60
3	5-D	1493	ARG	CA-C-N	-6.74	102.36	117.20
3	7-D	1493	ARG	CA-C-N	-6.74	102.36	117.20
3	1-P	1493	ARG	CA-C-N	-6.74	102.37	117.20
4	2-L	492	GLU	CB-CA-C	-6.74	96.92	110.40
4	4-L	492	GLU	CB-CA-C	-6.74	96.92	110.40
4	5-L	492	GLU	CB-CA-C	-6.74	96.92	110.40
4	6-L	492	GLU	CB-CA-C	-6.74	96.92	110.40
4	7-L	492	GLU	CB-CA-C	-6.74	96.92	110.40
3	1-D	1459	PHE	N-CA-CB	6.74	122.73	110.60
3	1-J	1508	LYS	O-C-N	6.74	133.48	122.70
3	2-J	1493	ARG	CA-C-N	-6.74	102.37	117.20
3	3-J	1493	ARG	CA-C-N	-6.74	102.37	117.20
3	4-J	1493	ARG	CA-C-N	-6.74	102.37	117.20
3	5-J	1493	ARG	CA-C-N	-6.74	102.37	117.20
3	6-J	1493	ARG	CA-C-N	-6.74	102.37	117.20
3	7-J	1493	ARG	CA-C-N	-6.74	102.37	117.20
3	8-J	1493	ARG	CA-C-N	-6.74	102.37	117.20
3	1-J	1493	ARG	CA-C-N	-6.74	102.38	117.20
4	4-F	428	LYS	O-C-N	6.73	134.65	123.20
4	5-F	428	LYS	O-C-N	6.73	134.65	123.20
4	6-F	428	LYS	O-C-N	6.73	134.65	123.20
4	7-F	428	LYS	O-C-N	6.73	134.65	123.20
4	8-F	428	LYS	O-C-N	6.73	134.65	123.20
3	2-D	1508	LYS	O-C-N	6.73	133.47	122.70

Continued on next page...

Continued from previous page...

Mol	Chain	Res	Type	Atoms	Z	Observed(^{o})	Ideal(^{o})
3	3-D	1508	LYS	O-C-N	6.73	133.47	122.70
3	4-D	1508	LYS	O-C-N	6.73	133.47	122.70
3	6-D	1508	LYS	O-C-N	6.73	133.47	122.70
3	8-D	1508	LYS	O-C-N	6.73	133.47	122.70
3	1-V	1507	ASP	C-N-CA	6.73	138.52	121.70
3	2-D	1493	ARG	CA-C-N	-6.73	102.40	117.20
3	2-V	1493	ARG	CA-C-N	-6.73	102.40	117.20
3	3-D	1493	ARG	CA-C-N	-6.73	102.40	117.20
3	3-V	1493	ARG	CA-C-N	-6.73	102.40	117.20
3	4-D	1493	ARG	CA-C-N	-6.73	102.40	117.20
3	4-V	1493	ARG	CA-C-N	-6.73	102.40	117.20
3	5-V	1493	ARG	CA-C-N	-6.73	102.40	117.20
3	6-D	1493	ARG	CA-C-N	-6.73	102.40	117.20
3	6-V	1493	ARG	CA-C-N	-6.73	102.40	117.20
3	7-V	1493	ARG	CA-C-N	-6.73	102.40	117.20
3	8-D	1493	ARG	CA-C-N	-6.73	102.40	117.20
3	8-V	1493	ARG	CA-C-N	-6.73	102.40	117.20
4	1-F	428	LYS	O-C-N	6.72	134.63	123.20
3	2-J	1459	PHE	N-CA-CB	6.72	122.70	110.60
3	3-J	1459	PHE	N-CA-CB	6.72	122.70	110.60
3	4-J	1459	PHE	N-CA-CB	6.72	122.70	110.60
3	5-J	1459	PHE	N-CA-CB	6.72	122.70	110.60
3	5-P	1493	ARG	CA-C-N	-6.72	102.41	117.20
3	6-J	1459	PHE	N-CA-CB	6.72	122.70	110.60
3	7-J	1459	PHE	N-CA-CB	6.72	122.70	110.60
3	7-P	1493	ARG	CA-C-N	-6.72	102.41	117.20
3	8-J	1459	PHE	N-CA-CB	6.72	122.70	110.60
3	1-D	1493	ARG	CA-C-N	-6.72	102.41	117.20
3	2-P	1493	ARG	CA-C-N	-6.72	102.41	117.20
3	2-P	1508	LYS	O-C-N	6.72	133.46	122.70
3	3-P	1493	ARG	CA-C-N	-6.72	102.41	117.20
3	3-P	1508	LYS	O-C-N	6.72	133.46	122.70
3	4-P	1493	ARG	CA-C-N	-6.72	102.41	117.20
3	4-P	1508	LYS	O-C-N	6.72	133.46	122.70
3	6-P	1493	ARG	CA-C-N	-6.72	102.41	117.20
3	6-P	1508	LYS	O-C-N	6.72	133.46	122.70
3	8-P	1493	ARG	CA-C-N	-6.72	102.41	117.20
3	8-P	1508	LYS	O-C-N	6.72	133.46	122.70
3	1-D	1508	LYS	O-C-N	6.72	133.45	122.70
3	1-P	1459	PHE	N-CA-CB	6.72	122.69	110.60
3	2-V	1459	PHE	N-CA-CB	6.72	122.69	110.60
3	3-V	1459	PHE	N-CA-CB	6.72	122.69	110.60

Continued on next page...

Continued from previous page...

Mol	Chain	Res	Type	Atoms	Z	Observed(^{o})	Ideal(^{o})
4	3-X	428	LYS	O-C-N	6.72	134.62	123.20
3	4-V	1459	PHE	N-CA-CB	6.72	122.69	110.60
3	5-D	1459	PHE	N-CA-CB	6.72	122.69	110.60
3	5-V	1459	PHE	N-CA-CB	6.72	122.69	110.60
3	6-V	1459	PHE	N-CA-CB	6.72	122.69	110.60
3	7-D	1459	PHE	N-CA-CB	6.72	122.69	110.60
3	7-V	1459	PHE	N-CA-CB	6.72	122.69	110.60
3	8-V	1459	PHE	N-CA-CB	6.72	122.69	110.60
4	8-X	428	LYS	O-C-N	6.72	134.62	123.20
6	1-Z	485	LEU	CB-CA-C	-6.71	97.44	110.20
4	2-R	428	LYS	O-C-N	6.71	134.62	123.20
4	3-R	428	LYS	O-C-N	6.71	134.62	123.20
3	5-P	1507	ASP	C-N-CA	6.71	138.48	121.70
3	7-P	1507	ASP	C-N-CA	6.71	138.48	121.70
3	1-J	1507	ASP	C-N-CA	6.71	138.48	121.70
4	1-L	221	GLN	CA-C-N	6.71	131.96	117.20
3	2-P	1459	PHE	N-CA-CB	6.71	122.68	110.60
3	3-P	1459	PHE	N-CA-CB	6.71	122.68	110.60
3	4-P	1459	PHE	N-CA-CB	6.71	122.68	110.60
3	6-P	1459	PHE	N-CA-CB	6.71	122.68	110.60
3	8-P	1459	PHE	N-CA-CB	6.71	122.68	110.60
4	1-X	453	TYR	CB-CA-C	-6.71	96.98	110.40
3	2-P	1507	ASP	C-N-CA	6.71	138.47	121.70
5	2-Y	253	GLN	N-CA-C	-6.71	92.89	111.00
3	3-P	1507	ASP	C-N-CA	6.71	138.47	121.70
3	4-P	1507	ASP	C-N-CA	6.71	138.47	121.70
5	4-Y	253	GLN	N-CA-C	-6.71	92.89	111.00
5	5-Y	253	GLN	N-CA-C	-6.71	92.89	111.00
3	6-P	1507	ASP	C-N-CA	6.71	138.47	121.70
5	6-Y	253	GLN	N-CA-C	-6.71	92.89	111.00
5	7-Y	253	GLN	N-CA-C	-6.71	92.89	111.00
3	8-P	1507	ASP	C-N-CA	6.71	138.47	121.70
5	2-M	253	GLN	N-CA-C	-6.71	92.89	111.00
4	2-R	453	TYR	CB-CA-C	-6.71	96.98	110.40
4	3-R	453	TYR	CB-CA-C	-6.71	96.98	110.40
5	4-M	253	GLN	N-CA-C	-6.71	92.89	111.00
3	5-D	1507	ASP	C-N-CA	6.71	138.47	121.70
5	5-M	253	GLN	N-CA-C	-6.71	92.89	111.00
5	6-M	253	GLN	N-CA-C	-6.71	92.89	111.00
3	7-D	1507	ASP	C-N-CA	6.71	138.47	121.70
5	7-M	253	GLN	N-CA-C	-6.71	92.89	111.00
3	2-V	1507	ASP	C-N-CA	6.71	138.46	121.70

Continued on next page...

Continued from previous page...

Mol	Chain	Res	Type	Atoms	Z	Observed(^{o})	Ideal(^{o})
3	2-V	1508	LYS	O-C-N	6.71	133.43	122.70
3	3-V	1507	ASP	C-N-CA	6.71	138.46	121.70
3	3-V	1508	LYS	O-C-N	6.71	133.43	122.70
6	4-T	485	LEU	CB-CA-C	-6.71	97.46	110.20
3	4-V	1507	ASP	C-N-CA	6.71	138.46	121.70
3	4-V	1508	LYS	O-C-N	6.71	133.43	122.70
6	5-T	485	LEU	CB-CA-C	-6.71	97.46	110.20
3	5-V	1507	ASP	C-N-CA	6.71	138.46	121.70
3	5-V	1508	LYS	O-C-N	6.71	133.43	122.70
6	6-T	485	LEU	CB-CA-C	-6.71	97.46	110.20
3	6-V	1507	ASP	C-N-CA	6.71	138.46	121.70
3	6-V	1508	LYS	O-C-N	6.71	133.43	122.70
6	7-T	485	LEU	CB-CA-C	-6.71	97.46	110.20
3	7-V	1507	ASP	C-N-CA	6.71	138.46	121.70
3	7-V	1508	LYS	O-C-N	6.71	133.43	122.70
6	8-T	485	LEU	CB-CA-C	-6.71	97.46	110.20
3	8-V	1507	ASP	C-N-CA	6.71	138.46	121.70
3	8-V	1508	LYS	O-C-N	6.71	133.43	122.70
4	1-X	428	LYS	O-C-N	6.70	134.60	123.20
3	2-D	1459	PHE	N-CA-CB	6.70	122.67	110.60
3	3-D	1459	PHE	N-CA-CB	6.70	122.67	110.60
3	4-D	1459	PHE	N-CA-CB	6.70	122.67	110.60
3	6-D	1459	PHE	N-CA-CB	6.70	122.67	110.60
3	8-D	1459	PHE	N-CA-CB	6.70	122.67	110.60
4	2-X	428	LYS	O-C-N	6.70	134.59	123.20
4	3-L	428	LYS	O-C-N	6.70	134.59	123.20
4	3-L	453	TYR	CB-CA-C	-6.70	97.00	110.40
4	4-X	428	LYS	O-C-N	6.70	134.59	123.20
4	5-X	428	LYS	O-C-N	6.70	134.59	123.20
4	6-X	428	LYS	O-C-N	6.70	134.59	123.20
4	7-X	428	LYS	O-C-N	6.70	134.59	123.20
4	8-L	428	LYS	O-C-N	6.70	134.59	123.20
4	8-L	453	TYR	CB-CA-C	-6.70	97.00	110.40
4	1-R	453	TYR	CB-CA-C	-6.70	97.00	110.40
4	1-X	404	GLN	N-CA-CB	6.70	122.66	110.60
4	2-F	428	LYS	O-C-N	6.70	134.59	123.20
6	2-H	485	LEU	CB-CA-C	-6.70	97.47	110.20
6	2-N	485	LEU	CB-CA-C	-6.70	97.47	110.20
4	3-F	428	LYS	O-C-N	6.70	134.59	123.20
6	3-H	485	LEU	CB-CA-C	-6.70	97.47	110.20
4	3-X	453	TYR	CB-CA-C	-6.70	97.00	110.40
6	4-N	485	LEU	CB-CA-C	-6.70	97.47	110.20

Continued on next page...

Continued from previous page...

Mol	Chain	Res	Type	Atoms	Z	Observed(^{o})	Ideal(^{o})
6	5-N	485	LEU	CB-CA-C	-6.70	97.47	110.20
6	6-N	485	LEU	CB-CA-C	-6.70	97.47	110.20
6	7-N	485	LEU	CB-CA-C	-6.70	97.47	110.20
4	8-X	453	TYR	CB-CA-C	-6.70	97.00	110.40
3	1-P	1507	ASP	C-N-CA	6.70	138.44	121.70
6	1-T	485	LEU	CB-CA-C	-6.70	97.48	110.20
4	2-L	428	LYS	O-C-N	6.70	134.59	123.20
6	2-Z	485	LEU	CB-CA-C	-6.70	97.47	110.20
4	4-L	428	LYS	O-C-N	6.70	134.59	123.20
6	4-Z	485	LEU	CB-CA-C	-6.70	97.47	110.20
4	5-L	428	LYS	O-C-N	6.70	134.59	123.20
6	5-Z	485	LEU	CB-CA-C	-6.70	97.47	110.20
4	6-L	428	LYS	O-C-N	6.70	134.59	123.20
6	6-Z	485	LEU	CB-CA-C	-6.70	97.47	110.20
4	7-L	428	LYS	O-C-N	6.70	134.59	123.20
6	7-Z	485	LEU	CB-CA-C	-6.70	97.47	110.20
5	1-Y	253	GLN	N-CA-C	-6.70	92.92	111.00
4	2-F	453	TYR	CB-CA-C	-6.70	97.01	110.40
4	3-F	453	TYR	CB-CA-C	-6.70	97.01	110.40
3	2-D	1507	ASP	C-N-CA	6.69	138.44	121.70
3	3-D	1507	ASP	C-N-CA	6.69	138.44	121.70
3	4-D	1507	ASP	C-N-CA	6.69	138.44	121.70
4	4-F	453	TYR	CB-CA-C	-6.69	97.01	110.40
4	5-F	453	TYR	CB-CA-C	-6.69	97.01	110.40
3	5-P	1459	PHE	N-CA-CB	6.69	122.65	110.60
3	6-D	1507	ASP	C-N-CA	6.69	138.44	121.70
4	6-F	453	TYR	CB-CA-C	-6.69	97.01	110.40
4	7-F	453	TYR	CB-CA-C	-6.69	97.01	110.40
3	7-P	1459	PHE	N-CA-CB	6.69	122.65	110.60
3	8-D	1507	ASP	C-N-CA	6.69	138.44	121.70
4	8-F	453	TYR	CB-CA-C	-6.69	97.01	110.40
5	1-G	253	GLN	N-CA-C	-6.69	92.93	111.00
6	1-H	485	LEU	CB-CA-C	-6.69	97.48	110.20
4	2-F	404	GLN	N-CA-CB	6.69	122.65	110.60
6	2-T	485	LEU	CB-CA-C	-6.69	97.48	110.20
4	3-F	404	GLN	N-CA-CB	6.69	122.65	110.60
6	3-T	485	LEU	CB-CA-C	-6.69	97.48	110.20
4	4-R	453	TYR	CB-CA-C	-6.69	97.02	110.40
4	5-R	453	TYR	CB-CA-C	-6.69	97.02	110.40
4	6-R	453	TYR	CB-CA-C	-6.69	97.02	110.40
4	7-R	453	TYR	CB-CA-C	-6.69	97.02	110.40
4	8-R	453	TYR	CB-CA-C	-6.69	97.02	110.40

Continued on next page...

Continued from previous page...

Mol	Chain	Res	Type	Atoms	Z	Observed(^{o})	Ideal(^{o})
4	1-F	221	GLN	CA-C-N	6.69	131.92	117.20
4	1-F	453	TYR	CB-CA-C	-6.69	97.02	110.40
4	2-X	453	TYR	CB-CA-C	-6.69	97.02	110.40
4	4-X	453	TYR	CB-CA-C	-6.69	97.02	110.40
4	5-X	453	TYR	CB-CA-C	-6.69	97.02	110.40
4	6-X	453	TYR	CB-CA-C	-6.69	97.02	110.40
4	7-X	453	TYR	CB-CA-C	-6.69	97.02	110.40
3	1-D	1507	ASP	C-N-CA	6.69	138.42	121.70
3	5-P	1508	LYS	O-C-N	6.69	133.40	122.70
3	7-P	1508	LYS	O-C-N	6.69	133.40	122.70
5	3-Y	253	GLN	N-CA-C	-6.69	92.94	111.00
5	8-Y	253	GLN	N-CA-C	-6.69	92.94	111.00
4	2-L	453	TYR	CB-CA-C	-6.69	97.03	110.40
4	4-L	453	TYR	CB-CA-C	-6.69	97.03	110.40
4	5-L	453	TYR	CB-CA-C	-6.69	97.03	110.40
4	6-L	453	TYR	CB-CA-C	-6.69	97.03	110.40
4	7-L	453	TYR	CB-CA-C	-6.69	97.03	110.40
5	1-S	253	GLN	N-CA-C	-6.68	92.95	111.00
3	2-J	1507	ASP	C-N-CA	6.68	138.41	121.70
3	3-J	1507	ASP	C-N-CA	6.68	138.41	121.70
3	4-J	1507	ASP	C-N-CA	6.68	138.41	121.70
4	4-R	428	LYS	O-C-N	6.68	134.56	123.20
5	4-S	253	GLN	N-CA-C	-6.68	92.95	111.00
3	5-J	1507	ASP	C-N-CA	6.68	138.41	121.70
4	5-R	428	LYS	O-C-N	6.68	134.56	123.20
5	5-S	253	GLN	N-CA-C	-6.68	92.95	111.00
3	6-J	1507	ASP	C-N-CA	6.68	138.41	121.70
4	6-R	428	LYS	O-C-N	6.68	134.56	123.20
5	6-S	253	GLN	N-CA-C	-6.68	92.95	111.00
3	7-J	1507	ASP	C-N-CA	6.68	138.41	121.70
4	7-R	428	LYS	O-C-N	6.68	134.56	123.20
5	7-S	253	GLN	N-CA-C	-6.68	92.95	111.00
3	8-J	1507	ASP	C-N-CA	6.68	138.41	121.70
4	8-R	428	LYS	O-C-N	6.68	134.56	123.20
5	8-S	253	GLN	N-CA-C	-6.68	92.95	111.00
4	1-X	221	GLN	CA-C-N	6.68	131.90	117.20
6	3-Z	485	LEU	CB-CA-C	-6.68	97.50	110.20
6	8-Z	485	LEU	CB-CA-C	-6.68	97.50	110.20
4	1-L	453	TYR	CB-CA-C	-6.68	97.04	110.40
6	1-N	485	LEU	CB-CA-C	-6.68	97.51	110.20
5	2-S	253	GLN	N-CA-C	-6.68	92.96	111.00
5	3-S	253	GLN	N-CA-C	-6.68	92.96	111.00

Continued on next page...

Continued from previous page...

Mol	Chain	Res	Type	Atoms	Z	Observed(^{o})	Ideal(^{o})
5	4-G	253	GLN	N-CA-C	-6.68	92.96	111.00
5	5-G	253	GLN	N-CA-C	-6.68	92.96	111.00
5	6-G	253	GLN	N-CA-C	-6.68	92.96	111.00
5	7-G	253	GLN	N-CA-C	-6.68	92.96	111.00
5	8-G	253	GLN	N-CA-C	-6.68	92.96	111.00
4	1-R	215	LYS	N-CA-CB	-6.68	98.58	110.60
4	1-L	215	LYS	N-CA-CB	-6.68	98.58	110.60
5	3-M	253	GLN	N-CA-C	-6.67	92.98	111.00
5	8-M	253	GLN	N-CA-C	-6.67	92.98	111.00
4	1-L	428	LYS	O-C-N	6.67	134.54	123.20
4	1-R	404	GLN	N-CA-CB	6.67	122.61	110.60
5	1-Y	346	PHE	N-CA-CB	6.67	122.61	110.60
6	3-N	485	LEU	CB-CA-C	-6.67	97.53	110.20
6	8-N	485	LEU	CB-CA-C	-6.67	97.53	110.20
5	1-M	253	GLN	N-CA-C	-6.67	93.00	111.00
5	2-G	253	GLN	N-CA-C	-6.67	93.00	111.00
5	3-G	253	GLN	N-CA-C	-6.67	93.00	111.00
4	3-L	404	GLN	N-CA-CB	6.67	122.60	110.60
6	4-H	485	LEU	CB-CA-C	-6.67	97.53	110.20
6	5-H	485	LEU	CB-CA-C	-6.67	97.53	110.20
6	6-H	485	LEU	CB-CA-C	-6.67	97.53	110.20
6	7-H	485	LEU	CB-CA-C	-6.67	97.53	110.20
6	8-H	485	LEU	CB-CA-C	-6.67	97.53	110.20
4	8-L	404	GLN	N-CA-CB	6.67	122.60	110.60
4	2-R	404	GLN	N-CA-CB	6.66	122.59	110.60
4	2-X	404	GLN	N-CA-CB	6.66	122.59	110.60
4	3-R	404	GLN	N-CA-CB	6.66	122.59	110.60
4	4-X	404	GLN	N-CA-CB	6.66	122.59	110.60
4	5-X	404	GLN	N-CA-CB	6.66	122.59	110.60
4	6-X	404	GLN	N-CA-CB	6.66	122.59	110.60
4	7-X	404	GLN	N-CA-CB	6.66	122.59	110.60
4	2-L	404	GLN	N-CA-CB	6.66	122.59	110.60
4	4-L	404	GLN	N-CA-CB	6.66	122.59	110.60
4	5-L	404	GLN	N-CA-CB	6.66	122.59	110.60
4	6-L	404	GLN	N-CA-CB	6.66	122.59	110.60
4	7-L	404	GLN	N-CA-CB	6.66	122.59	110.60
4	3-X	404	GLN	N-CA-CB	6.66	122.58	110.60
4	8-X	404	GLN	N-CA-CB	6.66	122.58	110.60
4	1-R	221	GLN	CA-C-N	6.66	131.84	117.20
4	1-L	404	GLN	N-CA-CB	6.66	122.58	110.60
5	2-M	346	PHE	N-CA-CB	6.66	122.58	110.60
4	4-F	404	GLN	N-CA-CB	6.66	122.58	110.60

Continued on next page...

Continued from previous page...

Mol	Chain	Res	Type	Atoms	Z	Observed(^{o})	Ideal(^{o})
5	4-M	346	PHE	N-CA-CB	6.66	122.58	110.60
4	5-F	404	GLN	N-CA-CB	6.66	122.58	110.60
5	5-M	346	PHE	N-CA-CB	6.66	122.58	110.60
4	6-F	404	GLN	N-CA-CB	6.66	122.58	110.60
5	6-M	346	PHE	N-CA-CB	6.66	122.58	110.60
4	7-F	404	GLN	N-CA-CB	6.66	122.58	110.60
5	7-M	346	PHE	N-CA-CB	6.66	122.58	110.60
4	8-F	404	GLN	N-CA-CB	6.66	122.58	110.60
6	2-H	370	GLU	N-CA-CB	6.65	122.58	110.60
6	3-H	370	GLU	N-CA-CB	6.65	122.58	110.60
4	1-X	215	LYS	N-CA-CB	-6.65	98.63	110.60
5	2-S	346	PHE	N-CA-CB	6.65	122.57	110.60
5	3-S	346	PHE	N-CA-CB	6.65	122.57	110.60
5	3-Y	346	PHE	N-CA-CB	6.65	122.57	110.60
5	8-Y	346	PHE	N-CA-CB	6.65	122.57	110.60
4	1-F	215	LYS	N-CA-CB	-6.65	98.64	110.60
6	1-Z	349	ARG	CB-CA-C	-6.65	97.11	110.40
5	1-G	346	PHE	N-CA-CB	6.64	122.56	110.60
6	1-T	349	ARG	CB-CA-C	-6.64	97.11	110.40
4	2-F	311	GLN	N-CA-C	-6.64	93.06	111.00
5	2-G	346	PHE	N-CA-CB	6.64	122.56	110.60
6	2-N	370	GLU	N-CA-CB	6.64	122.56	110.60
6	2-T	370	GLU	N-CA-CB	6.64	122.56	110.60
5	2-Y	346	PHE	N-CA-CB	6.64	122.56	110.60
4	3-F	311	GLN	N-CA-C	-6.64	93.06	111.00
5	3-G	346	PHE	N-CA-CB	6.64	122.56	110.60
5	3-M	346	PHE	N-CA-CB	6.64	122.56	110.60
6	3-T	370	GLU	N-CA-CB	6.64	122.56	110.60
6	4-N	370	GLU	N-CA-CB	6.64	122.56	110.60
5	4-S	346	PHE	N-CA-CB	6.64	122.56	110.60
5	4-Y	346	PHE	N-CA-CB	6.64	122.56	110.60
6	5-N	370	GLU	N-CA-CB	6.64	122.56	110.60
5	5-S	346	PHE	N-CA-CB	6.64	122.56	110.60
5	5-Y	346	PHE	N-CA-CB	6.64	122.56	110.60
6	6-N	370	GLU	N-CA-CB	6.64	122.56	110.60
5	6-S	346	PHE	N-CA-CB	6.64	122.56	110.60
5	6-Y	346	PHE	N-CA-CB	6.64	122.56	110.60
6	7-N	370	GLU	N-CA-CB	6.64	122.56	110.60
5	7-S	346	PHE	N-CA-CB	6.64	122.56	110.60
5	7-Y	346	PHE	N-CA-CB	6.64	122.56	110.60
5	8-M	346	PHE	N-CA-CB	6.64	122.56	110.60
5	8-S	346	PHE	N-CA-CB	6.64	122.56	110.60

Continued on next page...

Continued from previous page...

Mol	Chain	Res	Type	Atoms	Z	Observed(^{o})	Ideal(^{o})
6	1-N	349	ARG	CB-CA-C	-6.64	97.12	110.40
4	1-X	311	GLN	N-CA-C	-6.64	93.07	111.00
4	1-R	311	GLN	N-CA-C	-6.64	93.07	111.00
6	1-T	370	GLU	N-CA-CB	6.64	122.55	110.60
4	2-R	311	GLN	N-CA-C	-6.64	93.07	111.00
4	2-X	311	GLN	N-CA-C	-6.64	93.07	111.00
6	2-Z	349	ARG	CB-CA-C	-6.64	97.12	110.40
6	3-N	370	GLU	N-CA-CB	6.64	122.55	110.60
4	3-R	311	GLN	N-CA-C	-6.64	93.07	111.00
4	3-X	311	GLN	N-CA-C	-6.64	93.07	111.00
5	4-G	346	PHE	N-CA-CB	6.64	122.55	110.60
4	4-X	311	GLN	N-CA-C	-6.64	93.07	111.00
6	4-Z	349	ARG	CB-CA-C	-6.64	97.12	110.40
5	5-G	346	PHE	N-CA-CB	6.64	122.55	110.60
4	5-X	311	GLN	N-CA-C	-6.64	93.07	111.00
6	5-Z	349	ARG	CB-CA-C	-6.64	97.12	110.40
5	6-G	346	PHE	N-CA-CB	6.64	122.55	110.60
4	6-X	311	GLN	N-CA-C	-6.64	93.07	111.00
6	6-Z	349	ARG	CB-CA-C	-6.64	97.12	110.40
5	7-G	346	PHE	N-CA-CB	6.64	122.55	110.60
4	7-X	311	GLN	N-CA-C	-6.64	93.07	111.00
6	7-Z	349	ARG	CB-CA-C	-6.64	97.12	110.40
5	8-G	346	PHE	N-CA-CB	6.64	122.55	110.60
6	8-N	370	GLU	N-CA-CB	6.64	122.55	110.60
4	8-X	311	GLN	N-CA-C	-6.64	93.07	111.00
6	2-Z	370	GLU	N-CA-CB	6.64	122.55	110.60
4	4-R	404	GLN	N-CA-CB	6.64	122.55	110.60
5	4-S	393	TYR	N-CA-C	-6.64	93.08	111.00
6	4-Z	370	GLU	N-CA-CB	6.64	122.55	110.60
4	5-R	404	GLN	N-CA-CB	6.64	122.55	110.60
5	5-S	393	TYR	N-CA-C	-6.64	93.08	111.00
6	5-Z	370	GLU	N-CA-CB	6.64	122.55	110.60
4	6-R	404	GLN	N-CA-CB	6.64	122.55	110.60
5	6-S	393	TYR	N-CA-C	-6.64	93.08	111.00
6	6-Z	370	GLU	N-CA-CB	6.64	122.55	110.60
4	7-R	404	GLN	N-CA-CB	6.64	122.55	110.60
5	7-S	393	TYR	N-CA-C	-6.64	93.08	111.00
6	7-Z	370	GLU	N-CA-CB	6.64	122.55	110.60
4	8-R	404	GLN	N-CA-CB	6.64	122.55	110.60
5	8-S	393	TYR	N-CA-C	-6.64	93.08	111.00
4	1-F	404	GLN	N-CA-CB	6.64	122.55	110.60
3	1-J	1448	MET	CA-C-O	-6.64	106.16	120.10

Continued on next page...

Continued from previous page...

Mol	Chain	Res	Type	Atoms	Z	Observed(^{o})	Ideal(^{o})
5	1-S	346	PHE	N-CA-CB	6.64	122.55	110.60
6	1-H	349	ARG	CB-CA-C	-6.63	97.13	110.40
6	1-H	370	GLU	N-CA-CB	6.63	122.54	110.60
3	1-P	1448	MET	CA-C-O	-6.63	106.17	120.10
5	1-Y	393	TYR	N-CA-C	-6.63	93.09	111.00
5	2-S	393	TYR	N-CA-C	-6.63	93.10	111.00
6	2-T	349	ARG	CB-CA-C	-6.63	97.14	110.40
5	3-S	393	TYR	N-CA-C	-6.63	93.10	111.00
6	3-T	349	ARG	CB-CA-C	-6.63	97.14	110.40
6	3-Z	370	GLU	N-CA-CB	6.63	122.54	110.60
4	4-F	311	GLN	N-CA-C	-6.63	93.09	111.00
6	4-H	370	GLU	N-CA-CB	6.63	122.54	110.60
6	4-T	349	ARG	CB-CA-C	-6.63	97.14	110.40
4	5-F	311	GLN	N-CA-C	-6.63	93.09	111.00
6	5-H	370	GLU	N-CA-CB	6.63	122.54	110.60
6	5-T	349	ARG	CB-CA-C	-6.63	97.14	110.40
4	6-F	311	GLN	N-CA-C	-6.63	93.09	111.00
6	6-H	370	GLU	N-CA-CB	6.63	122.54	110.60
6	6-T	349	ARG	CB-CA-C	-6.63	97.14	110.40
4	7-F	311	GLN	N-CA-C	-6.63	93.09	111.00
6	7-H	370	GLU	N-CA-CB	6.63	122.54	110.60
6	7-T	349	ARG	CB-CA-C	-6.63	97.14	110.40
4	8-F	311	GLN	N-CA-C	-6.63	93.09	111.00
6	8-H	370	GLU	N-CA-CB	6.63	122.54	110.60
6	8-T	349	ARG	CB-CA-C	-6.63	97.14	110.40
6	8-Z	370	GLU	N-CA-CB	6.63	122.54	110.60
4	2-L	311	GLN	N-CA-C	-6.63	93.10	111.00
6	4-H	349	ARG	CB-CA-C	-6.63	97.14	110.40
4	4-L	311	GLN	N-CA-C	-6.63	93.10	111.00
6	5-H	349	ARG	CB-CA-C	-6.63	97.14	110.40
4	5-L	311	GLN	N-CA-C	-6.63	93.10	111.00
6	6-H	349	ARG	CB-CA-C	-6.63	97.14	110.40
4	6-L	311	GLN	N-CA-C	-6.63	93.10	111.00
6	7-H	349	ARG	CB-CA-C	-6.63	97.14	110.40
4	7-L	311	GLN	N-CA-C	-6.63	93.10	111.00
6	8-H	349	ARG	CB-CA-C	-6.63	97.14	110.40
4	3-L	311	GLN	N-CA-C	-6.63	93.10	111.00
4	4-R	311	GLN	N-CA-C	-6.63	93.10	111.00
4	5-R	311	GLN	N-CA-C	-6.63	93.10	111.00
4	6-R	311	GLN	N-CA-C	-6.63	93.10	111.00
4	7-R	311	GLN	N-CA-C	-6.63	93.10	111.00
4	8-L	311	GLN	N-CA-C	-6.63	93.10	111.00

Continued on next page...

Continued from previous page...

Mol	Chain	Res	Type	Atoms	Z	Observed(^{o})	Ideal(^{o})
4	8-R	311	GLN	N-CA-C	-6.63	93.10	111.00
4	1-F	311	GLN	N-CA-C	-6.63	93.11	111.00
6	3-Z	349	ARG	CB-CA-C	-6.63	97.15	110.40
6	8-Z	349	ARG	CB-CA-C	-6.63	97.15	110.40
6	1-N	370	GLU	N-CA-CB	6.62	122.52	110.60
6	3-N	349	ARG	CB-CA-C	-6.62	97.15	110.40
6	8-N	349	ARG	CB-CA-C	-6.62	97.15	110.40
6	1-Z	370	GLU	N-CA-CB	6.62	122.52	110.60
6	1-Z	405	ASP	O-C-N	6.62	133.29	122.70
5	2-G	393	TYR	N-CA-C	-6.62	93.12	111.00
6	2-N	349	ARG	CB-CA-C	-6.62	97.16	110.40
5	3-G	393	TYR	N-CA-C	-6.62	93.12	111.00
6	4-N	349	ARG	CB-CA-C	-6.62	97.16	110.40
6	5-N	349	ARG	CB-CA-C	-6.62	97.16	110.40
6	6-N	349	ARG	CB-CA-C	-6.62	97.16	110.40
6	7-N	349	ARG	CB-CA-C	-6.62	97.16	110.40
4	1-L	311	GLN	N-CA-C	-6.62	93.13	111.00
5	2-M	393	TYR	N-CA-C	-6.62	93.13	111.00
5	3-M	393	TYR	N-CA-C	-6.62	93.13	111.00
5	4-M	393	TYR	N-CA-C	-6.62	93.13	111.00
5	5-M	393	TYR	N-CA-C	-6.62	93.13	111.00
5	6-M	393	TYR	N-CA-C	-6.62	93.13	111.00
5	7-M	393	TYR	N-CA-C	-6.62	93.13	111.00
5	8-M	393	TYR	N-CA-C	-6.62	93.13	111.00
5	1-M	346	PHE	N-CA-CB	6.62	122.51	110.60
5	1-S	393	TYR	N-CA-C	-6.62	93.13	111.00
3	1-D	1448	MET	CA-C-O	-6.62	106.21	120.10
5	1-G	393	TYR	N-CA-C	-6.62	93.14	111.00
5	3-Y	393	TYR	N-CA-C	-6.62	93.14	111.00
6	4-T	370	GLU	N-CA-CB	6.62	122.51	110.60
6	5-T	370	GLU	N-CA-CB	6.62	122.51	110.60
6	6-T	370	GLU	N-CA-CB	6.62	122.51	110.60
6	7-T	370	GLU	N-CA-CB	6.62	122.51	110.60
6	8-T	370	GLU	N-CA-CB	6.62	122.51	110.60
5	8-Y	393	TYR	N-CA-C	-6.62	93.14	111.00
3	1-V	1448	MET	CA-C-O	-6.61	106.21	120.10
5	2-Y	393	TYR	N-CA-C	-6.61	93.15	111.00
5	4-G	393	TYR	N-CA-C	-6.61	93.15	111.00
5	4-Y	393	TYR	N-CA-C	-6.61	93.15	111.00
5	5-G	393	TYR	N-CA-C	-6.61	93.15	111.00
5	5-Y	393	TYR	N-CA-C	-6.61	93.15	111.00
5	6-G	393	TYR	N-CA-C	-6.61	93.15	111.00

Continued on next page...

Continued from previous page...

Mol	Chain	Res	Type	Atoms	Z	Observed(^{o})	Ideal(^{o})
5	6-Y	393	TYR	N-CA-C	-6.61	93.15	111.00
5	7-G	393	TYR	N-CA-C	-6.61	93.15	111.00
5	7-Y	393	TYR	N-CA-C	-6.61	93.15	111.00
5	8-G	393	TYR	N-CA-C	-6.61	93.15	111.00
6	2-H	349	ARG	CB-CA-C	-6.61	97.19	110.40
6	3-H	349	ARG	CB-CA-C	-6.61	97.19	110.40
6	3-Z	405	ASP	O-C-N	6.61	133.27	122.70
6	8-Z	405	ASP	O-C-N	6.61	133.27	122.70
4	1-F	484	ASP	CA-C-N	-6.59	102.69	117.20
5	1-M	393	TYR	N-CA-C	-6.59	93.20	111.00
6	2-T	407	LEU	N-CA-CB	6.59	123.59	110.40
6	2-Z	407	LEU	N-CA-CB	6.59	123.58	110.40
6	3-T	407	LEU	N-CA-CB	6.59	123.59	110.40
6	4-Z	407	LEU	N-CA-CB	6.59	123.58	110.40
6	5-Z	407	LEU	N-CA-CB	6.59	123.58	110.40
6	6-Z	407	LEU	N-CA-CB	6.59	123.58	110.40
6	7-Z	407	LEU	N-CA-CB	6.59	123.58	110.40
6	1-N	407	LEU	N-CA-CB	6.59	123.58	110.40
3	2-P	1448	MET	CA-C-O	-6.59	106.26	120.10
3	3-P	1448	MET	CA-C-O	-6.59	106.26	120.10
3	4-P	1448	MET	CA-C-O	-6.59	106.26	120.10
3	6-P	1448	MET	CA-C-O	-6.59	106.26	120.10
3	8-P	1448	MET	CA-C-O	-6.59	106.26	120.10
4	3-X	484	ASP	CA-C-N	-6.59	102.70	117.20
6	4-H	407	LEU	N-CA-CB	6.59	123.58	110.40
6	5-H	407	LEU	N-CA-CB	6.59	123.58	110.40
6	6-H	407	LEU	N-CA-CB	6.59	123.58	110.40
6	7-H	407	LEU	N-CA-CB	6.59	123.58	110.40
6	8-H	407	LEU	N-CA-CB	6.59	123.58	110.40
4	8-X	484	ASP	CA-C-N	-6.59	102.70	117.20
6	1-Z	407	LEU	N-CA-CB	6.59	123.58	110.40
3	2-V	1448	MET	CA-C-O	-6.59	106.27	120.10
3	3-V	1448	MET	CA-C-O	-6.59	106.27	120.10
3	4-V	1448	MET	CA-C-O	-6.59	106.27	120.10
3	5-V	1448	MET	CA-C-O	-6.59	106.27	120.10
3	6-V	1448	MET	CA-C-O	-6.59	106.27	120.10
3	7-V	1448	MET	CA-C-O	-6.59	106.27	120.10
3	8-V	1448	MET	CA-C-O	-6.59	106.27	120.10
6	3-N	405	ASP	O-C-N	6.58	133.24	122.70
6	8-N	405	ASP	O-C-N	6.58	133.24	122.70
6	2-H	405	ASP	O-C-N	6.58	133.23	122.70
6	2-N	407	LEU	N-CA-CB	6.58	123.57	110.40

Continued on next page...

Continued from previous page...

Mol	Chain	Res	Type	Atoms	Z	Observed(^{o})	Ideal(^{o})
6	2-Z	405	ASP	O-C-N	6.58	133.23	122.70
6	3-H	405	ASP	O-C-N	6.58	133.23	122.70
6	4-N	407	LEU	N-CA-CB	6.58	123.57	110.40
6	4-Z	405	ASP	O-C-N	6.58	133.23	122.70
6	5-N	407	LEU	N-CA-CB	6.58	123.57	110.40
6	5-Z	405	ASP	O-C-N	6.58	133.23	122.70
6	6-N	407	LEU	N-CA-CB	6.58	123.57	110.40
6	6-Z	405	ASP	O-C-N	6.58	133.23	122.70
6	7-N	407	LEU	N-CA-CB	6.58	123.57	110.40
6	7-Z	405	ASP	O-C-N	6.58	133.23	122.70
4	1-L	419	GLY	CA-C-N	6.58	131.68	117.20
6	1-N	405	ASP	O-C-N	6.58	133.23	122.70
4	1-X	484	ASP	CA-C-N	-6.58	102.72	117.20
3	2-J	1448	MET	CA-C-O	-6.58	106.28	120.10
3	3-J	1448	MET	CA-C-O	-6.58	106.28	120.10
6	3-Z	407	LEU	N-CA-CB	6.58	123.56	110.40
3	4-J	1448	MET	CA-C-O	-6.58	106.28	120.10
3	5-J	1448	MET	CA-C-O	-6.58	106.28	120.10
3	6-J	1448	MET	CA-C-O	-6.58	106.28	120.10
3	7-J	1448	MET	CA-C-O	-6.58	106.28	120.10
3	8-J	1448	MET	CA-C-O	-6.58	106.28	120.10
6	8-Z	407	LEU	N-CA-CB	6.58	123.56	110.40
3	2-D	1448	MET	CA-C-O	-6.58	106.28	120.10
3	3-D	1448	MET	CA-C-O	-6.58	106.28	120.10
3	4-D	1448	MET	CA-C-O	-6.58	106.28	120.10
3	6-D	1448	MET	CA-C-O	-6.58	106.28	120.10
3	8-D	1448	MET	CA-C-O	-6.58	106.28	120.10
3	2-J	1503	ILE	O-C-N	6.58	133.22	122.70
6	2-N	405	ASP	O-C-N	6.58	133.23	122.70
3	3-J	1503	ILE	O-C-N	6.58	133.22	122.70
3	4-J	1503	ILE	O-C-N	6.58	133.22	122.70
6	4-N	405	ASP	O-C-N	6.58	133.23	122.70
3	5-J	1503	ILE	O-C-N	6.58	133.22	122.70
6	5-N	405	ASP	O-C-N	6.58	133.23	122.70
3	6-J	1503	ILE	O-C-N	6.58	133.22	122.70
6	6-N	405	ASP	O-C-N	6.58	133.23	122.70
3	7-J	1503	ILE	O-C-N	6.58	133.22	122.70
6	7-N	405	ASP	O-C-N	6.58	133.23	122.70
3	8-J	1503	ILE	O-C-N	6.58	133.22	122.70
6	2-T	405	ASP	O-C-N	6.58	133.22	122.70
4	3-L	484	ASP	CA-C-N	-6.58	102.73	117.20
6	3-T	405	ASP	O-C-N	6.58	133.22	122.70

Continued on next page...

Continued from previous page...

Mol	Chain	Res	Type	Atoms	Z	Observed(^{o})	Ideal(^{o})
4	8-L	484	ASP	CA-C-N	-6.58	102.73	117.20
4	1-L	484	ASP	CA-C-N	-6.57	102.74	117.20
3	1-V	1503	ILE	O-C-N	6.57	133.22	122.70
6	3-N	407	LEU	N-CA-CB	6.57	123.55	110.40
3	5-P	1448	MET	CA-C-O	-6.57	106.29	120.10
3	7-P	1448	MET	CA-C-O	-6.57	106.29	120.10
6	8-N	407	LEU	N-CA-CB	6.57	123.55	110.40
6	1-T	407	LEU	N-CA-CB	6.57	123.54	110.40
3	2-D	1503	ILE	O-C-N	6.57	133.21	122.70
3	3-D	1503	ILE	O-C-N	6.57	133.21	122.70
3	4-D	1503	ILE	O-C-N	6.57	133.21	122.70
3	6-D	1503	ILE	O-C-N	6.57	133.21	122.70
3	8-D	1503	ILE	O-C-N	6.57	133.21	122.70
6	4-H	405	ASP	O-C-N	6.57	133.21	122.70
3	5-D	1448	MET	CA-C-O	-6.57	106.31	120.10
6	5-H	405	ASP	O-C-N	6.57	133.21	122.70
6	6-H	405	ASP	O-C-N	6.57	133.21	122.70
3	7-D	1448	MET	CA-C-O	-6.57	106.31	120.10
6	7-H	405	ASP	O-C-N	6.57	133.21	122.70
6	8-H	405	ASP	O-C-N	6.57	133.21	122.70
3	1-J	1503	ILE	O-C-N	6.57	133.21	122.70
4	1-X	419	GLY	CA-C-N	6.57	131.65	117.20
4	4-R	484	ASP	CA-C-N	-6.57	102.75	117.20
6	4-T	407	LEU	N-CA-CB	6.57	123.53	110.40
4	5-R	484	ASP	CA-C-N	-6.57	102.75	117.20
6	5-T	407	LEU	N-CA-CB	6.57	123.53	110.40
4	6-R	484	ASP	CA-C-N	-6.57	102.75	117.20
6	6-T	407	LEU	N-CA-CB	6.57	123.53	110.40
4	7-R	484	ASP	CA-C-N	-6.57	102.75	117.20
6	7-T	407	LEU	N-CA-CB	6.57	123.53	110.40
4	8-R	484	ASP	CA-C-N	-6.57	102.75	117.20
6	8-T	407	LEU	N-CA-CB	6.57	123.53	110.40
6	1-N	405	ASP	N-CA-CB	6.57	122.42	110.60
6	1-T	405	ASP	N-CA-CB	6.57	122.42	110.60
6	2-H	407	LEU	N-CA-CB	6.57	123.53	110.40
4	2-X	484	ASP	CA-C-N	-6.57	102.75	117.20
6	3-H	407	LEU	N-CA-CB	6.57	123.53	110.40
4	4-X	484	ASP	CA-C-N	-6.57	102.75	117.20
4	5-X	484	ASP	CA-C-N	-6.57	102.75	117.20
4	6-X	484	ASP	CA-C-N	-6.57	102.75	117.20
4	7-X	484	ASP	CA-C-N	-6.57	102.75	117.20
4	2-R	484	ASP	CA-C-N	-6.56	102.76	117.20

Continued on next page...

Continued from previous page...

Mol	Chain	Res	Type	Atoms	Z	Observed(^{o})	Ideal(^{o})
4	3-R	484	ASP	CA-C-N	-6.56	102.76	117.20
4	4-F	419	GLY	CA-C-N	6.56	131.64	117.20
4	5-F	419	GLY	CA-C-N	6.56	131.64	117.20
4	6-F	419	GLY	CA-C-N	6.56	131.64	117.20
4	7-F	419	GLY	CA-C-N	6.56	131.64	117.20
4	8-F	419	GLY	CA-C-N	6.56	131.64	117.20
6	4-T	405	ASP	O-C-N	6.56	133.20	122.70
6	5-T	405	ASP	O-C-N	6.56	133.20	122.70
6	6-T	405	ASP	O-C-N	6.56	133.20	122.70
6	7-T	405	ASP	O-C-N	6.56	133.20	122.70
6	8-T	405	ASP	O-C-N	6.56	133.20	122.70
4	3-L	419	GLY	CA-C-N	6.56	131.63	117.20
4	8-L	419	GLY	CA-C-N	6.56	131.63	117.20
4	1-R	425	THR	C-N-CA	-6.56	105.30	121.70
4	2-F	484	ASP	CA-C-N	-6.56	102.77	117.20
4	3-F	484	ASP	CA-C-N	-6.56	102.77	117.20
6	3-N	405	ASP	N-CA-CB	6.56	122.41	110.60
4	4-F	484	ASP	CA-C-N	-6.56	102.77	117.20
4	5-F	484	ASP	CA-C-N	-6.56	102.77	117.20
4	6-F	484	ASP	CA-C-N	-6.56	102.77	117.20
4	7-F	484	ASP	CA-C-N	-6.56	102.77	117.20
4	8-F	484	ASP	CA-C-N	-6.56	102.77	117.20
6	8-N	405	ASP	N-CA-CB	6.56	122.41	110.60
6	1-Z	405	ASP	N-CA-CB	6.56	122.41	110.60
4	2-L	484	ASP	CA-C-N	-6.56	102.77	117.20
4	4-L	484	ASP	CA-C-N	-6.56	102.77	117.20
2	4-O	7	GLY	CA-C-N	6.56	131.63	117.20
4	5-L	484	ASP	CA-C-N	-6.56	102.77	117.20
2	5-O	7	GLY	CA-C-N	6.56	131.63	117.20
4	6-L	484	ASP	CA-C-N	-6.56	102.77	117.20
2	6-O	7	GLY	CA-C-N	6.56	131.63	117.20
4	7-L	484	ASP	CA-C-N	-6.56	102.77	117.20
2	7-O	7	GLY	CA-C-N	6.56	131.63	117.20
2	8-O	7	GLY	CA-C-N	6.56	131.63	117.20
6	1-H	405	ASP	N-CA-CB	6.56	122.40	110.60
4	2-F	419	GLY	CA-C-N	6.56	131.62	117.20
4	3-F	419	GLY	CA-C-N	6.56	131.62	117.20
4	2-X	425	THR	C-N-CA	-6.55	105.31	121.70
2	3-I	7	GLY	CA-C-N	6.55	131.62	117.20
2	4-C	7	GLY	CA-C-N	6.55	131.62	117.20
4	4-X	425	THR	C-N-CA	-6.55	105.31	121.70
2	5-C	7	GLY	CA-C-N	6.55	131.62	117.20

Continued on next page...

Continued from previous page...

Mol	Chain	Res	Type	Atoms	Z	Observed(^{o})	Ideal(^{o})
3	5-D	1503	ILE	O-C-N	6.55	133.19	122.70
4	5-X	425	THR	C-N-CA	-6.55	105.31	121.70
2	6-C	7	GLY	CA-C-N	6.55	131.62	117.20
4	6-X	425	THR	C-N-CA	-6.55	105.31	121.70
2	7-C	7	GLY	CA-C-N	6.55	131.62	117.20
3	7-D	1503	ILE	O-C-N	6.55	133.19	122.70
4	7-X	425	THR	C-N-CA	-6.55	105.31	121.70
2	8-C	7	GLY	CA-C-N	6.55	131.62	117.20
2	8-I	7	GLY	CA-C-N	6.55	131.62	117.20
6	1-H	405	ASP	O-C-N	6.55	133.18	122.70
4	1-L	425	THR	C-N-CA	-6.55	105.32	121.70
6	1-T	405	ASP	O-C-N	6.55	133.18	122.70
4	2-L	425	THR	C-N-CA	-6.55	105.32	121.70
4	4-L	425	THR	C-N-CA	-6.55	105.32	121.70
4	5-L	425	THR	C-N-CA	-6.55	105.32	121.70
4	6-L	425	THR	C-N-CA	-6.55	105.32	121.70
4	7-L	425	THR	C-N-CA	-6.55	105.32	121.70
4	4-F	425	THR	C-N-CA	-6.55	105.33	121.70
4	5-F	425	THR	C-N-CA	-6.55	105.33	121.70
4	6-F	425	THR	C-N-CA	-6.55	105.33	121.70
4	7-F	425	THR	C-N-CA	-6.55	105.33	121.70
4	8-F	425	THR	C-N-CA	-6.55	105.33	121.70
6	2-Z	405	ASP	N-CA-CB	6.55	122.39	110.60
6	4-Z	405	ASP	N-CA-CB	6.55	122.39	110.60
6	5-Z	405	ASP	N-CA-CB	6.55	122.39	110.60
6	6-Z	405	ASP	N-CA-CB	6.55	122.39	110.60
6	7-Z	405	ASP	N-CA-CB	6.55	122.39	110.60
6	1-H	407	LEU	N-CA-CB	6.55	123.50	110.40
2	1-I	7	GLY	CA-C-N	6.55	131.60	117.20
2	2-C	7	GLY	CA-C-N	6.55	131.60	117.20
6	2-H	405	ASP	N-CA-CB	6.55	122.39	110.60
4	2-L	419	GLY	CA-C-N	6.55	131.60	117.20
6	2-N	405	ASP	N-CA-CB	6.55	122.38	110.60
2	3-C	7	GLY	CA-C-N	6.55	131.60	117.20
6	3-H	405	ASP	N-CA-CB	6.55	122.39	110.60
4	4-L	419	GLY	CA-C-N	6.55	131.60	117.20
6	4-N	405	ASP	N-CA-CB	6.55	122.38	110.60
4	5-L	419	GLY	CA-C-N	6.55	131.60	117.20
6	5-N	405	ASP	N-CA-CB	6.55	122.38	110.60
4	6-L	419	GLY	CA-C-N	6.55	131.60	117.20
6	6-N	405	ASP	N-CA-CB	6.55	122.38	110.60
4	7-L	419	GLY	CA-C-N	6.55	131.60	117.20

Continued on next page...

Continued from previous page...

Mol	Chain	Res	Type	Atoms	Z	Observed(^{o})	Ideal(^{o})
6	7-N	405	ASP	N-CA-CB	6.55	122.38	110.60
4	3-L	425	THR	C-N-CA	-6.54	105.34	121.70
4	8-L	425	THR	C-N-CA	-6.54	105.34	121.70
3	1-P	1503	ILE	O-C-N	6.54	133.17	122.70
2	3-U	7	GLY	CA-C-N	6.54	131.59	117.20
4	3-X	425	THR	C-N-CA	-6.54	105.34	121.70
2	8-U	7	GLY	CA-C-N	6.54	131.59	117.20
4	8-X	425	THR	C-N-CA	-6.54	105.34	121.70
4	1-R	484	ASP	CA-C-N	-6.54	102.81	117.20
6	1-Z	406	LEU	CA-C-N	6.54	131.59	117.20
4	4-R	425	THR	C-N-CA	-6.54	105.35	121.70
4	5-R	425	THR	C-N-CA	-6.54	105.35	121.70
4	6-R	425	THR	C-N-CA	-6.54	105.35	121.70
4	7-R	425	THR	C-N-CA	-6.54	105.35	121.70
4	8-R	425	THR	C-N-CA	-6.54	105.35	121.70
4	2-R	419	GLY	CA-C-N	6.54	131.59	117.20
4	2-X	419	GLY	CA-C-N	6.54	131.59	117.20
4	3-R	419	GLY	CA-C-N	6.54	131.59	117.20
4	3-X	419	GLY	CA-C-N	6.54	131.59	117.20
4	4-X	419	GLY	CA-C-N	6.54	131.59	117.20
4	5-X	419	GLY	CA-C-N	6.54	131.59	117.20
4	6-X	419	GLY	CA-C-N	6.54	131.59	117.20
4	7-X	419	GLY	CA-C-N	6.54	131.59	117.20
4	8-X	419	GLY	CA-C-N	6.54	131.59	117.20
4	1-R	419	GLY	CA-C-N	6.54	131.59	117.20
4	2-F	425	THR	C-N-CA	-6.54	105.35	121.70
3	2-V	1503	ILE	O-C-N	6.54	133.16	122.70
4	3-F	425	THR	C-N-CA	-6.54	105.35	121.70
3	3-V	1503	ILE	O-C-N	6.54	133.16	122.70
6	4-T	501	GLU	CA-C-N	-6.54	102.81	117.20
3	4-V	1503	ILE	O-C-N	6.54	133.16	122.70
6	5-T	501	GLU	CA-C-N	-6.54	102.81	117.20
3	5-V	1503	ILE	O-C-N	6.54	133.16	122.70
6	6-T	501	GLU	CA-C-N	-6.54	102.81	117.20
3	6-V	1503	ILE	O-C-N	6.54	133.16	122.70
6	7-T	501	GLU	CA-C-N	-6.54	102.81	117.20
3	7-V	1503	ILE	O-C-N	6.54	133.16	122.70
6	8-T	501	GLU	CA-C-N	-6.54	102.81	117.20
3	8-V	1503	ILE	O-C-N	6.54	133.16	122.70
2	1-U	7	GLY	CA-C-N	6.54	131.58	117.20
4	1-F	425	THR	C-N-CA	-6.54	105.36	121.70
6	3-Z	405	ASP	N-CA-CB	6.54	122.36	110.60

Continued on next page...

Continued from previous page...

Mol	Chain	Res	Type	Atoms	Z	Observed(^{o})	Ideal(^{o})
6	8-Z	405	ASP	N-CA-CB	6.54	122.36	110.60
2	1-C	8	GLU	O-C-N	6.53	133.15	122.70
2	1-O	7	GLY	CA-C-N	6.53	131.57	117.20
6	2-N	501	GLU	CA-C-N	-6.53	102.83	117.20
6	4-N	501	GLU	CA-C-N	-6.53	102.83	117.20
6	5-N	501	GLU	CA-C-N	-6.53	102.83	117.20
6	6-N	501	GLU	CA-C-N	-6.53	102.83	117.20
6	7-N	501	GLU	CA-C-N	-6.53	102.83	117.20
6	2-T	406	LEU	CA-C-N	6.53	131.57	117.20
6	3-T	406	LEU	CA-C-N	6.53	131.57	117.20
3	1-D	1503	ILE	O-C-N	6.53	133.15	122.70
5	2-G	344	ASP	CA-C-O	6.53	133.81	120.10
6	2-H	501	GLU	CA-C-N	-6.53	102.83	117.20
6	2-T	405	ASP	N-CA-CB	6.53	122.36	110.60
2	2-U	7	GLY	CA-C-N	6.53	131.57	117.20
6	2-Z	406	LEU	CA-C-N	6.53	131.57	117.20
5	3-G	344	ASP	CA-C-O	6.53	133.81	120.10
6	3-H	501	GLU	CA-C-N	-6.53	102.83	117.20
6	3-T	405	ASP	N-CA-CB	6.53	122.36	110.60
2	4-U	7	GLY	CA-C-N	6.53	131.57	117.20
6	4-Z	406	LEU	CA-C-N	6.53	131.57	117.20
2	5-U	7	GLY	CA-C-N	6.53	131.57	117.20
6	5-Z	406	LEU	CA-C-N	6.53	131.57	117.20
2	6-U	7	GLY	CA-C-N	6.53	131.57	117.20
6	6-Z	406	LEU	CA-C-N	6.53	131.57	117.20
2	7-U	7	GLY	CA-C-N	6.53	131.57	117.20
6	7-Z	406	LEU	CA-C-N	6.53	131.57	117.20
2	1-C	7	GLY	CA-C-N	6.53	131.56	117.20
4	1-X	425	THR	C-N-CA	-6.53	105.38	121.70
4	4-R	419	GLY	CA-C-N	6.53	131.56	117.20
3	5-P	1503	ILE	O-C-N	6.53	133.14	122.70
4	5-R	419	GLY	CA-C-N	6.53	131.56	117.20
4	6-R	419	GLY	CA-C-N	6.53	131.56	117.20
3	7-P	1503	ILE	O-C-N	6.53	133.14	122.70
4	7-R	419	GLY	CA-C-N	6.53	131.56	117.20
4	8-R	419	GLY	CA-C-N	6.53	131.56	117.20
2	2-I	7	GLY	CA-C-N	6.52	131.55	117.20
3	2-P	1503	ILE	O-C-N	6.52	133.14	122.70
4	2-R	425	THR	C-N-CA	-6.52	105.39	121.70
3	3-P	1503	ILE	O-C-N	6.52	133.14	122.70
4	3-R	425	THR	C-N-CA	-6.52	105.39	121.70
6	3-Z	501	GLU	CA-C-N	-6.52	102.85	117.20

Continued on next page...

Continued from previous page...

Mol	Chain	Res	Type	Atoms	Z	Observed(^{o})	Ideal(^{o})
2	4-I	7	GLY	CA-C-N	6.52	131.55	117.20
3	4-P	1503	ILE	O-C-N	6.52	133.14	122.70
2	5-I	7	GLY	CA-C-N	6.52	131.55	117.20
2	6-I	7	GLY	CA-C-N	6.52	131.55	117.20
3	6-P	1503	ILE	O-C-N	6.52	133.14	122.70
2	7-I	7	GLY	CA-C-N	6.52	131.55	117.20
3	8-P	1503	ILE	O-C-N	6.52	133.14	122.70
6	8-Z	501	GLU	CA-C-N	-6.52	102.85	117.20
2	2-O	7	GLY	CA-C-N	6.52	131.55	117.20
6	2-Z	501	GLU	CA-C-N	-6.52	102.85	117.20
2	3-O	7	GLY	CA-C-N	6.52	131.55	117.20
6	4-Z	501	GLU	CA-C-N	-6.52	102.85	117.20
6	5-Z	501	GLU	CA-C-N	-6.52	102.85	117.20
6	6-Z	501	GLU	CA-C-N	-6.52	102.85	117.20
6	7-Z	501	GLU	CA-C-N	-6.52	102.85	117.20
6	1-H	406	LEU	CA-C-N	6.52	131.55	117.20
6	1-Z	501	GLU	CA-C-N	-6.52	102.85	117.20
6	2-H	406	LEU	CA-C-N	6.52	131.55	117.20
6	3-H	406	LEU	CA-C-N	6.52	131.55	117.20
4	1-F	419	GLY	CA-C-N	6.52	131.54	117.20
6	3-N	501	GLU	CA-C-N	-6.52	102.86	117.20
6	4-H	405	ASP	N-CA-CB	6.52	122.34	110.60
6	5-H	405	ASP	N-CA-CB	6.52	122.34	110.60
6	6-H	405	ASP	N-CA-CB	6.52	122.34	110.60
6	7-H	405	ASP	N-CA-CB	6.52	122.34	110.60
6	8-H	405	ASP	N-CA-CB	6.52	122.34	110.60
6	8-N	501	GLU	CA-C-N	-6.52	102.86	117.20
5	1-M	344	ASP	CA-C-O	6.52	133.78	120.10
6	4-H	501	GLU	CA-C-N	-6.52	102.86	117.20
5	4-S	344	ASP	CA-C-O	6.52	133.79	120.10
6	5-H	501	GLU	CA-C-N	-6.52	102.86	117.20
5	5-S	344	ASP	CA-C-O	6.52	133.79	120.10
6	6-H	501	GLU	CA-C-N	-6.52	102.86	117.20
5	6-S	344	ASP	CA-C-O	6.52	133.79	120.10
6	7-H	501	GLU	CA-C-N	-6.52	102.86	117.20
5	7-S	344	ASP	CA-C-O	6.52	133.79	120.10
6	8-H	501	GLU	CA-C-N	-6.52	102.86	117.20
5	8-S	344	ASP	CA-C-O	6.52	133.79	120.10
4	2-F	452	ARG	C-N-CA	6.52	137.99	121.70
4	3-F	452	ARG	C-N-CA	6.52	137.99	121.70
3	1-D	1451	ARG	CA-C-N	-6.51	102.87	117.20
3	1-J	1451	ARG	CA-C-N	-6.51	102.87	117.20

Continued on next page...

Continued from previous page...

Mol	Chain	Res	Type	Atoms	Z	Observed(^{o})	Ideal(^{o})
6	4-H	406	LEU	CA-C-N	6.51	131.53	117.20
6	5-H	406	LEU	CA-C-N	6.51	131.53	117.20
6	6-H	406	LEU	CA-C-N	6.51	131.53	117.20
6	7-H	406	LEU	CA-C-N	6.51	131.53	117.20
6	8-H	406	LEU	CA-C-N	6.51	131.53	117.20
4	1-L	452	ARG	C-N-CA	6.51	137.98	121.70
5	1-Y	344	ASP	CA-C-O	6.51	133.78	120.10
3	2-D	1451	ARG	CA-C-N	-6.51	102.87	117.20
3	3-D	1451	ARG	CA-C-N	-6.51	102.87	117.20
4	3-X	452	ARG	C-N-CA	6.51	137.98	121.70
3	4-D	1451	ARG	CA-C-N	-6.51	102.87	117.20
3	6-D	1451	ARG	CA-C-N	-6.51	102.87	117.20
3	8-D	1451	ARG	CA-C-N	-6.51	102.87	117.20
4	8-X	452	ARG	C-N-CA	6.51	137.98	121.70
6	1-N	501	GLU	CA-C-N	-6.51	102.88	117.20
3	1-V	1451	ARG	CA-C-N	-6.51	102.88	117.20
6	3-N	406	LEU	CA-C-N	6.51	131.52	117.20
6	8-N	406	LEU	CA-C-N	6.51	131.52	117.20
3	1-V	1484	ASP	CA-C-O	-6.51	106.43	120.10
6	2-N	406	LEU	CA-C-N	6.51	131.52	117.20
5	2-S	344	ASP	CA-C-O	6.51	133.77	120.10
5	3-S	344	ASP	CA-C-O	6.51	133.77	120.10
6	4-N	406	LEU	CA-C-N	6.51	131.52	117.20
6	5-N	406	LEU	CA-C-N	6.51	131.52	117.20
6	6-N	406	LEU	CA-C-N	6.51	131.52	117.20
6	7-N	406	LEU	CA-C-N	6.51	131.52	117.20
4	2-X	452	ARG	C-N-CA	6.51	137.97	121.70
5	3-M	344	ASP	CA-C-O	6.51	133.76	120.10
4	4-R	452	ARG	C-N-CA	6.51	137.97	121.70
4	4-X	452	ARG	C-N-CA	6.51	137.97	121.70
4	5-R	452	ARG	C-N-CA	6.51	137.97	121.70
4	5-X	452	ARG	C-N-CA	6.51	137.97	121.70
4	6-R	452	ARG	C-N-CA	6.51	137.97	121.70
4	6-X	452	ARG	C-N-CA	6.51	137.97	121.70
4	7-R	452	ARG	C-N-CA	6.51	137.97	121.70
4	7-X	452	ARG	C-N-CA	6.51	137.97	121.70
5	8-M	344	ASP	CA-C-O	6.51	133.76	120.10
4	8-R	452	ARG	C-N-CA	6.51	137.97	121.70
6	2-N	498	LYS	N-CA-CB	6.50	122.31	110.60
6	2-T	501	GLU	CA-C-N	-6.50	102.89	117.20
4	3-L	452	ARG	C-N-CA	6.50	137.96	121.70
6	3-T	501	GLU	CA-C-N	-6.50	102.89	117.20

Continued on next page...

Continued from previous page...

Mol	Chain	Res	Type	Atoms	Z	Observed(^{o})	Ideal(^{o})
6	4-N	498	LYS	N-CA-CB	6.50	122.31	110.60
2	4-O	8	GLU	O-C-N	6.50	133.11	122.70
6	5-N	498	LYS	N-CA-CB	6.50	122.31	110.60
2	5-O	8	GLU	O-C-N	6.50	133.11	122.70
6	6-N	498	LYS	N-CA-CB	6.50	122.31	110.60
2	6-O	8	GLU	O-C-N	6.50	133.11	122.70
6	7-N	498	LYS	N-CA-CB	6.50	122.31	110.60
2	7-O	8	GLU	O-C-N	6.50	133.11	122.70
4	8-L	452	ARG	C-N-CA	6.50	137.96	121.70
2	8-O	8	GLU	O-C-N	6.50	133.11	122.70
6	1-N	498	LYS	N-CA-CB	6.50	122.31	110.60
5	4-G	344	ASP	CA-C-O	6.50	133.76	120.10
5	5-G	344	ASP	CA-C-O	6.50	133.76	120.10
5	6-G	344	ASP	CA-C-O	6.50	133.76	120.10
5	7-G	344	ASP	CA-C-O	6.50	133.76	120.10
5	8-G	344	ASP	CA-C-O	6.50	133.76	120.10
4	1-X	452	ARG	C-N-CA	6.50	137.95	121.70
2	2-O	8	GLU	O-C-N	6.50	133.10	122.70
2	3-O	8	GLU	O-C-N	6.50	133.10	122.70
6	4-T	405	ASP	N-CA-CB	6.50	122.30	110.60
6	5-T	405	ASP	N-CA-CB	6.50	122.30	110.60
6	6-T	405	ASP	N-CA-CB	6.50	122.30	110.60
6	7-T	405	ASP	N-CA-CB	6.50	122.30	110.60
6	8-T	405	ASP	N-CA-CB	6.50	122.30	110.60
2	1-U	8	GLU	O-C-N	6.50	133.10	122.70
4	2-L	452	ARG	C-N-CA	6.50	137.95	121.70
4	4-L	452	ARG	C-N-CA	6.50	137.95	121.70
4	5-L	452	ARG	C-N-CA	6.50	137.95	121.70
4	6-L	452	ARG	C-N-CA	6.50	137.95	121.70
4	7-L	452	ARG	C-N-CA	6.50	137.95	121.70
2	1-I	8	GLU	O-C-N	6.50	133.10	122.70
3	1-J	1484	ASP	CA-C-O	-6.50	106.45	120.10
6	1-T	501	GLU	CA-C-N	-6.50	102.90	117.20
3	2-J	1451	ARG	CA-C-N	-6.50	102.90	117.20
5	2-M	344	ASP	CA-C-O	6.50	133.75	120.10
3	3-J	1451	ARG	CA-C-N	-6.50	102.90	117.20
6	3-Z	406	LEU	CA-C-N	6.50	131.50	117.20
4	4-F	452	ARG	C-N-CA	6.50	137.94	121.70
3	4-J	1451	ARG	CA-C-N	-6.50	102.90	117.20
5	4-M	344	ASP	CA-C-O	6.50	133.75	120.10
4	5-F	452	ARG	C-N-CA	6.50	137.94	121.70
3	5-J	1451	ARG	CA-C-N	-6.50	102.90	117.20

Continued on next page...

Continued from previous page...

Mol	Chain	Res	Type	Atoms	Z	Observed(^{o})	Ideal(^{o})
5	5-M	344	ASP	CA-C-O	6.50	133.75	120.10
4	6-F	452	ARG	C-N-CA	6.50	137.94	121.70
3	6-J	1451	ARG	CA-C-N	-6.50	102.90	117.20
5	6-M	344	ASP	CA-C-O	6.50	133.75	120.10
4	7-F	452	ARG	C-N-CA	6.50	137.94	121.70
3	7-J	1451	ARG	CA-C-N	-6.50	102.90	117.20
5	7-M	344	ASP	CA-C-O	6.50	133.75	120.10
4	8-F	452	ARG	C-N-CA	6.50	137.94	121.70
3	8-J	1451	ARG	CA-C-N	-6.50	102.90	117.20
6	8-Z	406	LEU	CA-C-N	6.50	131.50	117.20
3	1-D	446	ILE	CB-CA-C	-6.50	98.61	111.60
4	1-F	452	ARG	C-N-CA	6.50	137.94	121.70
2	1-O	8	GLU	O-C-N	6.50	133.09	122.70
3	1-P	1451	ARG	CA-C-N	-6.50	102.91	117.20
3	1-P	1484	ASP	CA-C-O	-6.50	106.46	120.10
6	1-T	406	LEU	CA-C-N	6.50	131.49	117.20
2	3-U	8	GLU	O-C-N	6.50	133.09	122.70
2	8-U	8	GLU	O-C-N	6.50	133.09	122.70
6	2-H	498	LYS	N-CA-CB	6.50	122.29	110.60
6	2-Z	498	LYS	N-CA-CB	6.50	122.29	110.60
6	3-H	498	LYS	N-CA-CB	6.50	122.29	110.60
6	4-Z	498	LYS	N-CA-CB	6.50	122.29	110.60
6	5-Z	498	LYS	N-CA-CB	6.50	122.29	110.60
6	6-Z	498	LYS	N-CA-CB	6.50	122.29	110.60
6	7-Z	498	LYS	N-CA-CB	6.50	122.29	110.60
3	1-D	1484	ASP	CA-C-O	-6.49	106.46	120.10
6	1-N	406	LEU	CA-C-N	6.49	131.49	117.20
3	1-P	446	ILE	CB-CA-C	-6.49	98.61	111.60
3	2-D	1484	ASP	CA-C-O	-6.49	106.46	120.10
4	2-R	452	ARG	C-N-CA	6.49	137.94	121.70
3	3-D	1484	ASP	CA-C-O	-6.49	106.46	120.10
2	3-I	8	GLU	O-C-N	6.49	133.09	122.70
4	3-R	452	ARG	C-N-CA	6.49	137.94	121.70
3	4-D	1484	ASP	CA-C-O	-6.49	106.46	120.10
3	6-D	1484	ASP	CA-C-O	-6.49	106.46	120.10
3	8-D	1484	ASP	CA-C-O	-6.49	106.46	120.10
2	8-I	8	GLU	O-C-N	6.49	133.09	122.70
6	1-H	501	GLU	CA-C-N	-6.49	102.92	117.20
6	1-Z	498	LYS	N-CA-CB	6.49	122.28	110.60
5	1-G	344	ASP	CA-C-O	6.49	133.73	120.10
4	1-R	452	ARG	C-N-CA	6.49	137.93	121.70
6	4-T	498	LYS	N-CA-CB	6.49	122.28	110.60

Continued on next page...

Continued from previous page...

Mol	Chain	Res	Type	Atoms	Z	Observed(^{o})	Ideal(^{o})
3	5-P	1484	ASP	CA-C-O	-6.49	106.47	120.10
6	5-T	498	LYS	N-CA-CB	6.49	122.28	110.60
6	6-T	498	LYS	N-CA-CB	6.49	122.28	110.60
3	7-P	1484	ASP	CA-C-O	-6.49	106.47	120.10
6	7-T	498	LYS	N-CA-CB	6.49	122.28	110.60
6	8-T	498	LYS	N-CA-CB	6.49	122.28	110.60
5	2-Y	344	ASP	CA-C-O	6.49	133.72	120.10
6	3-N	498	LYS	N-CA-CB	6.49	122.28	110.60
5	4-Y	344	ASP	CA-C-O	6.49	133.72	120.10
5	5-Y	344	ASP	CA-C-O	6.49	133.72	120.10
5	6-Y	344	ASP	CA-C-O	6.49	133.72	120.10
5	7-Y	344	ASP	CA-C-O	6.49	133.72	120.10
6	8-N	498	LYS	N-CA-CB	6.49	122.28	110.60
3	5-D	1451	ARG	CA-C-N	-6.49	102.93	117.20
3	7-D	1451	ARG	CA-C-N	-6.49	102.93	117.20
6	4-T	406	LEU	CA-C-N	6.48	131.46	117.20
3	5-D	1484	ASP	CA-C-O	-6.48	106.48	120.10
6	5-T	406	LEU	CA-C-N	6.48	131.46	117.20
6	6-T	406	LEU	CA-C-N	6.48	131.46	117.20
3	7-D	1484	ASP	CA-C-O	-6.48	106.48	120.10
6	7-T	406	LEU	CA-C-N	6.48	131.46	117.20
6	8-T	406	LEU	CA-C-N	6.48	131.46	117.20
3	1-V	446	ILE	CB-CA-C	-6.48	98.64	111.60
2	2-U	8	GLU	O-C-N	6.48	133.07	122.70
3	2-V	1484	ASP	CA-C-O	-6.48	106.49	120.10
3	3-V	1484	ASP	CA-C-O	-6.48	106.49	120.10
2	4-U	8	GLU	O-C-N	6.48	133.07	122.70
3	4-V	1484	ASP	CA-C-O	-6.48	106.49	120.10
2	5-U	8	GLU	O-C-N	6.48	133.07	122.70
3	5-V	1484	ASP	CA-C-O	-6.48	106.49	120.10
2	6-U	8	GLU	O-C-N	6.48	133.07	122.70
3	6-V	1484	ASP	CA-C-O	-6.48	106.49	120.10
2	7-U	8	GLU	O-C-N	6.48	133.07	122.70
3	7-V	1484	ASP	CA-C-O	-6.48	106.49	120.10
3	8-V	1484	ASP	CA-C-O	-6.48	106.49	120.10
2	2-I	8	GLU	O-C-N	6.48	133.07	122.70
3	2-P	1451	ARG	CA-C-N	-6.48	102.94	117.20
3	3-P	1451	ARG	CA-C-N	-6.48	102.94	117.20
2	4-I	8	GLU	O-C-N	6.48	133.07	122.70
3	4-P	1451	ARG	CA-C-N	-6.48	102.94	117.20
2	5-I	8	GLU	O-C-N	6.48	133.07	122.70
2	6-I	8	GLU	O-C-N	6.48	133.07	122.70

Continued on next page...

Continued from previous page...

Mol	Chain	Res	Type	Atoms	Z	Observed(^{o})	Ideal(^{o})
3	6-P	1451	ARG	CA-C-N	-6.48	102.94	117.20
2	7-I	8	GLU	O-C-N	6.48	133.07	122.70
3	8-P	1451	ARG	CA-C-N	-6.48	102.94	117.20
3	1-J	446	ILE	CB-CA-C	-6.48	98.64	111.60
3	2-V	1451	ARG	CA-C-N	-6.48	102.95	117.20
3	3-V	1451	ARG	CA-C-N	-6.48	102.95	117.20
3	4-V	1451	ARG	CA-C-N	-6.48	102.95	117.20
3	5-V	1451	ARG	CA-C-N	-6.48	102.95	117.20
3	6-V	1451	ARG	CA-C-N	-6.48	102.95	117.20
3	7-V	1451	ARG	CA-C-N	-6.48	102.95	117.20
3	8-V	1451	ARG	CA-C-N	-6.48	102.95	117.20
6	4-H	498	LYS	N-CA-CB	6.47	122.25	110.60
6	5-H	498	LYS	N-CA-CB	6.47	122.25	110.60
6	6-H	498	LYS	N-CA-CB	6.47	122.25	110.60
6	7-H	498	LYS	N-CA-CB	6.47	122.25	110.60
6	8-H	498	LYS	N-CA-CB	6.47	122.25	110.60
5	1-S	344	ASP	CA-C-O	6.47	133.69	120.10
6	2-T	498	LYS	N-CA-CB	6.47	122.25	110.60
6	3-T	498	LYS	N-CA-CB	6.47	122.25	110.60
2	2-C	8	GLU	O-C-N	6.47	133.05	122.70
2	3-C	8	GLU	O-C-N	6.47	133.05	122.70
5	3-Y	344	ASP	CA-C-O	6.47	133.69	120.10
5	8-Y	344	ASP	CA-C-O	6.47	133.69	120.10
1	1-E	395	GLY	N-CA-C	-6.47	96.93	113.10
6	1-H	391	GLN	C-N-CA	6.47	137.87	121.70
6	1-H	498	LYS	N-CA-CB	6.47	122.25	110.60
6	3-Z	498	LYS	N-CA-CB	6.47	122.25	110.60
6	4-H	391	GLN	C-N-CA	6.47	137.87	121.70
6	5-H	391	GLN	C-N-CA	6.47	137.87	121.70
3	5-P	1451	ARG	CA-C-N	-6.47	102.97	117.20
6	6-H	391	GLN	C-N-CA	6.47	137.87	121.70
6	7-H	391	GLN	C-N-CA	6.47	137.87	121.70
3	7-P	1451	ARG	CA-C-N	-6.47	102.97	117.20
6	8-H	391	GLN	C-N-CA	6.47	137.87	121.70
6	8-Z	498	LYS	N-CA-CB	6.47	122.25	110.60
6	1-N	391	GLN	C-N-CA	6.47	137.87	121.70
6	1-T	498	LYS	N-CA-CB	6.47	122.24	110.60
3	2-P	1484	ASP	CA-C-O	-6.47	106.52	120.10
3	3-P	1484	ASP	CA-C-O	-6.47	106.52	120.10
3	4-P	1484	ASP	CA-C-O	-6.47	106.52	120.10
3	6-P	1484	ASP	CA-C-O	-6.47	106.52	120.10
3	8-P	1484	ASP	CA-C-O	-6.47	106.52	120.10

Continued on next page...

Continued from previous page...

Mol	Chain	Res	Type	Atoms	Z	Observed(^{o})	Ideal(^{o})
4	1-F	328	VAL	CA-C-O	-6.47	106.52	120.10
6	3-Z	391	GLN	C-N-CA	6.46	137.86	121.70
6	8-Z	391	GLN	C-N-CA	6.46	137.86	121.70
6	2-T	391	GLN	C-N-CA	6.46	137.85	121.70
6	3-T	391	GLN	C-N-CA	6.46	137.85	121.70
1	1-A	395	GLY	N-CA-C	-6.46	96.95	113.10
1	2-A	395	GLY	N-CA-C	-6.46	96.95	113.10
1	3-A	395	GLY	N-CA-C	-6.46	96.95	113.10
1	4-A	395	GLY	N-CA-C	-6.46	96.95	113.10
1	5-A	395	GLY	N-CA-C	-6.46	96.95	113.10
1	6-A	395	GLY	N-CA-C	-6.46	96.95	113.10
1	7-A	395	GLY	N-CA-C	-6.46	96.95	113.10
1	8-A	395	GLY	N-CA-C	-6.46	96.95	113.10
1	1-W	395	GLY	N-CA-C	-6.46	96.96	113.10
4	2-L	328	VAL	CA-C-O	-6.46	106.54	120.10
6	2-N	405	ASP	CA-C-N	-6.46	103.00	117.20
4	3-L	328	VAL	CA-C-O	-6.46	106.54	120.10
4	4-L	328	VAL	CA-C-O	-6.46	106.54	120.10
6	4-N	405	ASP	CA-C-N	-6.46	103.00	117.20
4	5-L	328	VAL	CA-C-O	-6.46	106.54	120.10
6	5-N	405	ASP	CA-C-N	-6.46	103.00	117.20
4	6-L	328	VAL	CA-C-O	-6.46	106.54	120.10
6	6-N	405	ASP	CA-C-N	-6.46	103.00	117.20
4	7-L	328	VAL	CA-C-O	-6.46	106.54	120.10
6	7-N	405	ASP	CA-C-N	-6.46	103.00	117.20
4	8-L	328	VAL	CA-C-O	-6.46	106.54	120.10
6	1-Z	405	ASP	CA-C-N	-6.46	103.00	117.20
3	2-J	1484	ASP	CA-C-O	-6.46	106.54	120.10
3	3-J	1484	ASP	CA-C-O	-6.46	106.54	120.10
3	4-J	1484	ASP	CA-C-O	-6.46	106.54	120.10
3	5-J	1484	ASP	CA-C-O	-6.46	106.54	120.10
3	6-J	1484	ASP	CA-C-O	-6.46	106.54	120.10
3	7-J	1484	ASP	CA-C-O	-6.46	106.54	120.10
3	8-J	1484	ASP	CA-C-O	-6.46	106.54	120.10
6	1-N	406	LEU	CB-CA-C	-6.45	97.94	110.20
6	2-Z	405	ASP	CA-C-N	-6.45	103.00	117.20
6	4-Z	405	ASP	CA-C-N	-6.45	103.00	117.20
6	5-Z	405	ASP	CA-C-N	-6.45	103.00	117.20
6	6-Z	405	ASP	CA-C-N	-6.45	103.00	117.20
6	7-Z	405	ASP	CA-C-N	-6.45	103.00	117.20
1	1-B	395	GLY	N-CA-C	-6.45	96.97	113.10
6	1-H	405	ASP	CA-C-N	-6.45	103.01	117.20

Continued on next page...

Continued from previous page...

Mol	Chain	Res	Type	Atoms	Z	Observed(^{o})	Ideal(^{o})
4	1-L	320	GLU	N-CA-CB	6.45	122.21	110.60
1	1-Q	395	GLY	N-CA-C	-6.45	96.97	113.10
1	2-W	395	GLY	N-CA-C	-6.45	96.97	113.10
1	3-W	395	GLY	N-CA-C	-6.45	96.97	113.10
1	4-W	395	GLY	N-CA-C	-6.45	96.97	113.10
1	5-W	395	GLY	N-CA-C	-6.45	96.97	113.10
1	6-W	395	GLY	N-CA-C	-6.45	96.97	113.10
1	7-W	395	GLY	N-CA-C	-6.45	96.97	113.10
1	8-W	395	GLY	N-CA-C	-6.45	96.97	113.10
1	6-E	395	GLY	N-CA-C	-6.45	96.98	113.10
1	7-E	395	GLY	N-CA-C	-6.45	96.98	113.10
1	8-E	395	GLY	N-CA-C	-6.45	96.98	113.10
4	4-F	328	VAL	CA-C-O	-6.45	106.56	120.10
4	5-F	328	VAL	CA-C-O	-6.45	106.56	120.10
4	6-F	328	VAL	CA-C-O	-6.45	106.56	120.10
4	7-F	328	VAL	CA-C-O	-6.45	106.56	120.10
4	8-F	328	VAL	CA-C-O	-6.45	106.56	120.10
4	1-R	328	VAL	CA-C-O	-6.45	106.56	120.10
6	2-N	391	GLN	C-N-CA	6.45	137.82	121.70
4	2-R	328	VAL	CA-C-O	-6.45	106.56	120.10
6	2-Z	406	LEU	CB-CA-C	-6.45	97.95	110.20
4	3-R	328	VAL	CA-C-O	-6.45	106.56	120.10
2	4-C	8	GLU	O-C-N	6.45	133.01	122.70
6	4-N	391	GLN	C-N-CA	6.45	137.82	121.70
6	4-Z	406	LEU	CB-CA-C	-6.45	97.95	110.20
2	5-C	8	GLU	O-C-N	6.45	133.01	122.70
6	5-N	391	GLN	C-N-CA	6.45	137.82	121.70
6	5-Z	406	LEU	CB-CA-C	-6.45	97.95	110.20
2	6-C	8	GLU	O-C-N	6.45	133.01	122.70
6	6-N	391	GLN	C-N-CA	6.45	137.82	121.70
6	6-Z	406	LEU	CB-CA-C	-6.45	97.95	110.20
2	7-C	8	GLU	O-C-N	6.45	133.01	122.70
6	7-N	391	GLN	C-N-CA	6.45	137.82	121.70
6	7-Z	406	LEU	CB-CA-C	-6.45	97.95	110.20
2	8-C	8	GLU	O-C-N	6.45	133.01	122.70
1	6-Q	395	GLY	N-CA-C	-6.44	96.99	113.10
1	7-Q	395	GLY	N-CA-C	-6.44	96.99	113.10
1	8-Q	395	GLY	N-CA-C	-6.44	96.99	113.10
6	1-N	408	SER	O-C-N	6.44	133.34	121.10
6	3-N	405	ASP	CA-C-N	-6.44	103.03	117.20
6	4-T	391	GLN	C-N-CA	6.44	137.81	121.70
6	5-T	391	GLN	C-N-CA	6.44	137.81	121.70

Continued on next page...

Continued from previous page...

Mol	Chain	Res	Type	Atoms	Z	Observed(^{o})	Ideal(^{o})
6	6-T	391	GLN	C-N-CA	6.44	137.81	121.70
6	7-T	391	GLN	C-N-CA	6.44	137.81	121.70
6	8-N	405	ASP	CA-C-N	-6.44	103.03	117.20
6	8-T	391	GLN	C-N-CA	6.44	137.81	121.70
1	1-K	395	GLY	N-CA-C	-6.44	97.00	113.10
1	2-B	395	GLY	N-CA-C	-6.44	97.00	113.10
1	2-E	395	GLY	N-CA-C	-6.44	97.00	113.10
6	2-Z	391	GLN	C-N-CA	6.44	137.80	121.70
1	3-B	395	GLY	N-CA-C	-6.44	97.00	113.10
1	3-E	395	GLY	N-CA-C	-6.44	97.00	113.10
6	3-N	391	GLN	C-N-CA	6.44	137.80	121.70
6	3-N	406	LEU	CB-CA-C	-6.44	97.96	110.20
6	3-Z	405	ASP	CA-C-N	-6.44	103.03	117.20
1	4-B	395	GLY	N-CA-C	-6.44	97.00	113.10
1	4-E	395	GLY	N-CA-C	-6.44	97.00	113.10
6	4-H	405	ASP	CA-C-N	-6.44	103.03	117.20
6	4-T	406	LEU	CB-CA-C	-6.44	97.96	110.20
6	4-Z	391	GLN	C-N-CA	6.44	137.80	121.70
1	5-B	395	GLY	N-CA-C	-6.44	97.00	113.10
1	5-E	395	GLY	N-CA-C	-6.44	97.00	113.10
6	5-H	405	ASP	CA-C-N	-6.44	103.03	117.20
6	5-T	406	LEU	CB-CA-C	-6.44	97.96	110.20
6	5-Z	391	GLN	C-N-CA	6.44	137.80	121.70
1	6-B	395	GLY	N-CA-C	-6.44	97.00	113.10
6	6-H	405	ASP	CA-C-N	-6.44	103.03	117.20
6	6-T	406	LEU	CB-CA-C	-6.44	97.96	110.20
6	6-Z	391	GLN	C-N-CA	6.44	137.80	121.70
1	7-B	395	GLY	N-CA-C	-6.44	97.00	113.10
6	7-H	405	ASP	CA-C-N	-6.44	103.03	117.20
6	7-T	406	LEU	CB-CA-C	-6.44	97.96	110.20
6	7-Z	391	GLN	C-N-CA	6.44	137.80	121.70
1	8-B	395	GLY	N-CA-C	-6.44	97.00	113.10
6	8-H	405	ASP	CA-C-N	-6.44	103.03	117.20
6	8-N	391	GLN	C-N-CA	6.44	137.80	121.70
6	8-N	406	LEU	CB-CA-C	-6.44	97.96	110.20
6	8-T	406	LEU	CB-CA-C	-6.44	97.96	110.20
6	8-Z	405	ASP	CA-C-N	-6.44	103.03	117.20
6	1-T	405	ASP	CA-C-N	-6.44	103.04	117.20
6	2-H	391	GLN	C-N-CA	6.44	137.79	121.70
6	2-N	406	LEU	CB-CA-C	-6.44	97.97	110.20
1	2-Q	395	GLY	N-CA-C	-6.44	97.01	113.10
6	2-T	406	LEU	CB-CA-C	-6.44	97.97	110.20

Continued on next page...

Continued from previous page...

Mol	Chain	Res	Type	Atoms	Z	Observed(^{o})	Ideal(^{o})
6	3-H	391	GLN	C-N-CA	6.44	137.79	121.70
1	3-Q	395	GLY	N-CA-C	-6.44	97.01	113.10
6	3-T	406	LEU	CB-CA-C	-6.44	97.97	110.20
6	4-N	406	LEU	CB-CA-C	-6.44	97.97	110.20
1	4-Q	395	GLY	N-CA-C	-6.44	97.01	113.10
6	5-N	406	LEU	CB-CA-C	-6.44	97.97	110.20
1	5-Q	395	GLY	N-CA-C	-6.44	97.01	113.10
6	6-N	406	LEU	CB-CA-C	-6.44	97.97	110.20
6	7-N	406	LEU	CB-CA-C	-6.44	97.97	110.20
6	2-H	406	LEU	CB-CA-C	-6.44	97.97	110.20
5	2-S	352	GLN	CB-CA-C	-6.44	97.53	110.40
6	3-H	406	LEU	CB-CA-C	-6.44	97.97	110.20
5	3-S	352	GLN	CB-CA-C	-6.44	97.53	110.40
4	1-L	328	VAL	CA-C-O	-6.43	106.59	120.10
6	1-T	391	GLN	C-N-CA	6.43	137.79	121.70
4	2-F	328	VAL	CA-C-O	-6.43	106.59	120.10
4	3-F	328	VAL	CA-C-O	-6.43	106.59	120.10
1	2-K	395	GLY	N-CA-C	-6.43	97.02	113.10
1	3-K	395	GLY	N-CA-C	-6.43	97.02	113.10
6	3-Z	406	LEU	CB-CA-C	-6.43	97.98	110.20
1	4-K	395	GLY	N-CA-C	-6.43	97.02	113.10
6	4-T	408	SER	O-C-N	6.43	133.32	121.10
1	5-K	395	GLY	N-CA-C	-6.43	97.02	113.10
6	5-T	408	SER	O-C-N	6.43	133.32	121.10
1	6-K	395	GLY	N-CA-C	-6.43	97.02	113.10
6	6-T	408	SER	O-C-N	6.43	133.32	121.10
1	7-K	395	GLY	N-CA-C	-6.43	97.02	113.10
6	7-T	408	SER	O-C-N	6.43	133.32	121.10
1	8-K	395	GLY	N-CA-C	-6.43	97.02	113.10
6	8-T	408	SER	O-C-N	6.43	133.32	121.10
6	8-Z	406	LEU	CB-CA-C	-6.43	97.98	110.20
6	1-Z	408	SER	O-C-N	6.43	133.32	121.10
4	2-X	328	VAL	CA-C-O	-6.43	106.59	120.10
6	3-Z	408	SER	O-C-N	6.43	133.32	121.10
4	4-X	328	VAL	CA-C-O	-6.43	106.59	120.10
4	5-X	328	VAL	CA-C-O	-6.43	106.59	120.10
4	6-X	328	VAL	CA-C-O	-6.43	106.59	120.10
4	7-X	328	VAL	CA-C-O	-6.43	106.59	120.10
6	8-Z	408	SER	O-C-N	6.43	133.32	121.10
6	1-N	405	ASP	CA-C-N	-6.43	103.05	117.20
6	2-H	405	ASP	CA-C-N	-6.43	103.06	117.20
6	2-T	405	ASP	CA-C-N	-6.43	103.05	117.20

Continued on next page...

Continued from previous page...

Mol	Chain	Res	Type	Atoms	Z	Observed(^{o})	Ideal(^{o})
6	3-H	405	ASP	CA-C-N	-6.43	103.06	117.20
6	3-T	405	ASP	CA-C-N	-6.43	103.05	117.20
4	3-X	328	VAL	CA-C-O	-6.43	106.60	120.10
6	4-H	406	LEU	CB-CA-C	-6.43	97.98	110.20
6	5-H	406	LEU	CB-CA-C	-6.43	97.98	110.20
6	6-H	406	LEU	CB-CA-C	-6.43	97.98	110.20
6	7-H	406	LEU	CB-CA-C	-6.43	97.98	110.20
6	8-H	406	LEU	CB-CA-C	-6.43	97.98	110.20
4	8-X	328	VAL	CA-C-O	-6.43	106.60	120.10
6	1-T	406	LEU	CB-CA-C	-6.43	97.99	110.20
6	1-Z	406	LEU	CB-CA-C	-6.43	97.99	110.20
4	4-R	328	VAL	CA-C-O	-6.43	106.60	120.10
4	5-R	328	VAL	CA-C-O	-6.43	106.60	120.10
4	6-R	328	VAL	CA-C-O	-6.43	106.60	120.10
4	7-R	328	VAL	CA-C-O	-6.43	106.60	120.10
4	8-R	328	VAL	CA-C-O	-6.43	106.60	120.10
6	1-H	406	LEU	CB-CA-C	-6.42	97.99	110.20
4	1-X	328	VAL	CA-C-O	-6.42	106.61	120.10
5	1-M	313	ILE	N-CA-C	-6.42	93.66	111.00
6	1-Z	391	GLN	C-N-CA	6.42	137.75	121.70
6	2-N	408	SER	O-C-N	6.42	133.30	121.10
4	3-X	398	LYS	CA-C-N	6.42	131.32	117.20
6	4-N	408	SER	O-C-N	6.42	133.30	121.10
4	4-R	398	LYS	CA-C-N	6.42	131.32	117.20
6	4-T	405	ASP	CA-C-N	-6.42	103.08	117.20
6	5-N	408	SER	O-C-N	6.42	133.30	121.10
4	5-R	398	LYS	CA-C-N	6.42	131.32	117.20
6	5-T	405	ASP	CA-C-N	-6.42	103.08	117.20
6	6-N	408	SER	O-C-N	6.42	133.30	121.10
4	6-R	398	LYS	CA-C-N	6.42	131.32	117.20
6	6-T	405	ASP	CA-C-N	-6.42	103.08	117.20
6	7-N	408	SER	O-C-N	6.42	133.30	121.10
4	7-R	398	LYS	CA-C-N	6.42	131.32	117.20
6	7-T	405	ASP	CA-C-N	-6.42	103.08	117.20
4	8-R	398	LYS	CA-C-N	6.42	131.32	117.20
6	8-T	405	ASP	CA-C-N	-6.42	103.08	117.20
4	8-X	398	LYS	CA-C-N	6.42	131.32	117.20
5	2-M	313	ILE	N-CA-C	-6.42	93.67	111.00
4	2-R	398	LYS	CA-C-N	6.42	131.31	117.20
4	3-R	398	LYS	CA-C-N	6.42	131.31	117.20
5	4-M	313	ILE	N-CA-C	-6.42	93.67	111.00
5	5-M	313	ILE	N-CA-C	-6.42	93.67	111.00

Continued on next page...

Continued from previous page...

Mol	Chain	Res	Type	Atoms	Z	Observed(^{o})	Ideal(^{o})
5	6-M	313	ILE	N-CA-C	-6.42	93.67	111.00
5	7-M	313	ILE	N-CA-C	-6.42	93.67	111.00
4	1-L	398	LYS	CA-C-N	6.41	131.31	117.20
5	3-Y	313	ILE	N-CA-C	-6.41	93.69	111.00
5	8-Y	313	ILE	N-CA-C	-6.41	93.69	111.00
5	1-S	338	GLU	CB-CA-C	6.41	123.22	110.40
4	2-X	320	GLU	N-CA-CB	6.41	122.14	110.60
5	2-Y	352	GLN	CB-CA-C	-6.41	97.58	110.40
4	4-X	320	GLU	N-CA-CB	6.41	122.14	110.60
5	4-Y	352	GLN	CB-CA-C	-6.41	97.58	110.40
4	5-X	320	GLU	N-CA-CB	6.41	122.14	110.60
5	5-Y	352	GLN	CB-CA-C	-6.41	97.58	110.40
4	6-X	320	GLU	N-CA-CB	6.41	122.14	110.60
5	6-Y	352	GLN	CB-CA-C	-6.41	97.58	110.40
4	7-X	320	GLU	N-CA-CB	6.41	122.14	110.60
5	7-Y	352	GLN	CB-CA-C	-6.41	97.58	110.40
6	1-H	408	SER	O-C-N	6.41	133.28	121.10
4	1-R	398	LYS	CA-C-N	6.41	131.30	117.20
5	1-S	352	GLN	CB-CA-C	-6.41	97.58	110.40
4	2-F	398	LYS	CA-C-N	6.41	131.30	117.20
6	2-T	408	SER	O-C-N	6.41	133.28	121.10
4	3-F	398	LYS	CA-C-N	6.41	131.30	117.20
6	3-T	408	SER	O-C-N	6.41	133.28	121.10
5	4-S	352	GLN	CB-CA-C	-6.41	97.58	110.40
5	5-S	352	GLN	CB-CA-C	-6.41	97.58	110.40
5	6-S	352	GLN	CB-CA-C	-6.41	97.58	110.40
5	7-S	352	GLN	CB-CA-C	-6.41	97.58	110.40
5	8-S	352	GLN	CB-CA-C	-6.41	97.58	110.40
6	3-N	408	SER	O-C-N	6.41	133.27	121.10
6	4-H	408	SER	O-C-N	6.41	133.27	121.10
6	5-H	408	SER	O-C-N	6.41	133.27	121.10
6	6-H	408	SER	O-C-N	6.41	133.27	121.10
6	7-H	408	SER	O-C-N	6.41	133.27	121.10
6	8-H	408	SER	O-C-N	6.41	133.27	121.10
6	8-N	408	SER	O-C-N	6.41	133.27	121.10
5	1-M	352	GLN	CB-CA-C	-6.41	97.59	110.40
6	1-T	408	SER	O-C-N	6.41	133.27	121.10
4	1-X	398	LYS	CA-C-N	6.41	131.29	117.20
5	2-G	338	GLU	CB-CA-C	6.41	123.21	110.40
4	2-X	398	LYS	CA-C-N	6.41	131.29	117.20
5	3-G	338	GLU	CB-CA-C	6.41	123.21	110.40
5	4-S	338	GLU	CB-CA-C	6.41	123.21	110.40

Continued on next page...

Continued from previous page...

Mol	Chain	Res	Type	Atoms	Z	Observed(^{o})	Ideal(^{o})
4	4-X	398	LYS	CA-C-N	6.41	131.29	117.20
5	5-S	338	GLU	CB-CA-C	6.41	123.21	110.40
4	5-X	398	LYS	CA-C-N	6.41	131.29	117.20
5	6-S	338	GLU	CB-CA-C	6.41	123.21	110.40
4	6-X	398	LYS	CA-C-N	6.41	131.29	117.20
5	7-S	338	GLU	CB-CA-C	6.41	123.21	110.40
4	7-X	398	LYS	CA-C-N	6.41	131.29	117.20
5	8-S	338	GLU	CB-CA-C	6.41	123.21	110.40
4	1-F	320	GLU	N-CA-CB	6.40	122.12	110.60
5	1-S	313	ILE	N-CA-C	-6.40	93.71	111.00
5	1-Y	313	ILE	N-CA-C	-6.40	93.71	111.00
5	2-G	313	ILE	N-CA-C	-6.40	93.71	111.00
4	2-L	305	ASP	CA-C-N	-6.40	99.18	117.10
4	2-X	305	ASP	CA-C-N	-6.40	99.17	117.10
5	3-G	313	ILE	N-CA-C	-6.40	93.71	111.00
5	3-M	313	ILE	N-CA-C	-6.40	93.72	111.00
5	3-M	352	GLN	CB-CA-C	-6.40	97.59	110.40
4	4-L	305	ASP	CA-C-N	-6.40	99.18	117.10
4	4-X	305	ASP	CA-C-N	-6.40	99.17	117.10
4	5-L	305	ASP	CA-C-N	-6.40	99.18	117.10
4	5-X	305	ASP	CA-C-N	-6.40	99.17	117.10
4	6-L	305	ASP	CA-C-N	-6.40	99.18	117.10
4	6-X	305	ASP	CA-C-N	-6.40	99.17	117.10
4	7-L	305	ASP	CA-C-N	-6.40	99.18	117.10
4	7-X	305	ASP	CA-C-N	-6.40	99.17	117.10
5	8-M	313	ILE	N-CA-C	-6.40	93.72	111.00
5	8-M	352	GLN	CB-CA-C	-6.40	97.59	110.40
5	1-G	313	ILE	N-CA-C	-6.40	93.72	111.00
5	1-G	352	GLN	CB-CA-C	-6.40	97.60	110.40
5	2-G	352	GLN	CB-CA-C	-6.40	97.60	110.40
4	2-L	398	LYS	CA-C-N	6.40	131.28	117.20
5	2-S	338	GLU	CB-CA-C	6.40	123.20	110.40
5	3-G	352	GLN	CB-CA-C	-6.40	97.60	110.40
5	3-S	338	GLU	CB-CA-C	6.40	123.20	110.40
5	4-G	352	GLN	CB-CA-C	-6.40	97.60	110.40
4	4-L	398	LYS	CA-C-N	6.40	131.28	117.20
5	5-G	352	GLN	CB-CA-C	-6.40	97.60	110.40
4	5-L	398	LYS	CA-C-N	6.40	131.28	117.20
5	6-G	352	GLN	CB-CA-C	-6.40	97.60	110.40
4	6-L	398	LYS	CA-C-N	6.40	131.28	117.20
5	7-G	352	GLN	CB-CA-C	-6.40	97.60	110.40
4	7-L	398	LYS	CA-C-N	6.40	131.28	117.20

Continued on next page...

Continued from previous page...

Mol	Chain	Res	Type	Atoms	Z	Observed(^{o})	Ideal(^{o})
5	8-G	352	GLN	CB-CA-C	-6.40	97.60	110.40
5	2-M	352	GLN	CB-CA-C	-6.40	97.60	110.40
5	2-S	313	ILE	N-CA-C	-6.40	93.72	111.00
5	2-Y	313	ILE	N-CA-C	-6.40	93.72	111.00
5	2-Y	338	GLU	CB-CA-C	6.40	123.20	110.40
5	3-S	313	ILE	N-CA-C	-6.40	93.72	111.00
5	4-M	352	GLN	CB-CA-C	-6.40	97.60	110.40
5	4-S	313	ILE	N-CA-C	-6.40	93.72	111.00
5	4-Y	313	ILE	N-CA-C	-6.40	93.72	111.00
5	4-Y	338	GLU	CB-CA-C	6.40	123.20	110.40
5	5-M	352	GLN	CB-CA-C	-6.40	97.60	110.40
5	5-S	313	ILE	N-CA-C	-6.40	93.72	111.00
5	5-Y	313	ILE	N-CA-C	-6.40	93.72	111.00
5	5-Y	338	GLU	CB-CA-C	6.40	123.20	110.40
5	6-M	352	GLN	CB-CA-C	-6.40	97.60	110.40
5	6-S	313	ILE	N-CA-C	-6.40	93.72	111.00
5	6-Y	313	ILE	N-CA-C	-6.40	93.72	111.00
5	6-Y	338	GLU	CB-CA-C	6.40	123.20	110.40
5	7-M	352	GLN	CB-CA-C	-6.40	97.60	110.40
5	7-S	313	ILE	N-CA-C	-6.40	93.72	111.00
5	7-Y	313	ILE	N-CA-C	-6.40	93.72	111.00
5	7-Y	338	GLU	CB-CA-C	6.40	123.20	110.40
5	8-S	313	ILE	N-CA-C	-6.40	93.72	111.00
4	1-X	305	ASP	CA-C-N	-6.40	99.19	117.10
4	3-X	305	ASP	CA-C-N	-6.40	99.19	117.10
5	3-Y	352	GLN	CB-CA-C	-6.40	97.61	110.40
4	8-X	305	ASP	CA-C-N	-6.40	99.19	117.10
5	8-Y	352	GLN	CB-CA-C	-6.40	97.61	110.40
4	3-L	398	LYS	CA-C-N	6.40	131.27	117.20
4	4-F	398	LYS	CA-C-N	6.40	131.27	117.20
4	5-F	398	LYS	CA-C-N	6.40	131.27	117.20
4	6-F	398	LYS	CA-C-N	6.40	131.27	117.20
4	7-F	398	LYS	CA-C-N	6.40	131.27	117.20
4	8-F	398	LYS	CA-C-N	6.40	131.27	117.20
4	8-L	398	LYS	CA-C-N	6.40	131.27	117.20
6	2-Z	408	SER	O-C-N	6.39	133.25	121.10
4	4-F	305	ASP	CA-C-N	-6.39	99.19	117.10
6	4-Z	408	SER	O-C-N	6.39	133.25	121.10
4	5-F	305	ASP	CA-C-N	-6.39	99.19	117.10
6	5-Z	408	SER	O-C-N	6.39	133.25	121.10
4	6-F	305	ASP	CA-C-N	-6.39	99.19	117.10
6	6-Z	408	SER	O-C-N	6.39	133.25	121.10

Continued on next page...

Continued from previous page...

Mol	Chain	Res	Type	Atoms	Z	Observed(^{o})	Ideal(^{o})
4	7-F	305	ASP	CA-C-N	-6.39	99.19	117.10
6	7-Z	408	SER	O-C-N	6.39	133.25	121.10
4	8-F	305	ASP	CA-C-N	-6.39	99.19	117.10
4	1-F	236	ASP	N-CA-CB	6.39	122.11	110.60
5	1-Y	352	GLN	CB-CA-C	-6.39	97.62	110.40
4	2-R	305	ASP	CA-C-N	-6.39	99.20	117.10
4	3-R	305	ASP	CA-C-N	-6.39	99.20	117.10
4	1-F	305	ASP	CA-C-N	-6.39	99.20	117.10
4	1-F	398	LYS	CA-C-N	6.39	131.26	117.20
5	2-M	338	GLU	CB-CA-C	6.39	123.18	110.40
5	2-M	373	THR	N-CA-CB	6.39	122.44	110.30
5	4-G	313	ILE	N-CA-C	-6.39	93.74	111.00
5	4-M	338	GLU	CB-CA-C	6.39	123.18	110.40
5	4-M	373	THR	N-CA-CB	6.39	122.44	110.30
5	5-G	313	ILE	N-CA-C	-6.39	93.74	111.00
5	5-M	338	GLU	CB-CA-C	6.39	123.18	110.40
5	5-M	373	THR	N-CA-CB	6.39	122.44	110.30
5	6-G	313	ILE	N-CA-C	-6.39	93.74	111.00
5	6-M	338	GLU	CB-CA-C	6.39	123.18	110.40
5	6-M	373	THR	N-CA-CB	6.39	122.44	110.30
5	7-G	313	ILE	N-CA-C	-6.39	93.74	111.00
5	7-M	338	GLU	CB-CA-C	6.39	123.18	110.40
5	7-M	373	THR	N-CA-CB	6.39	122.44	110.30
5	8-G	313	ILE	N-CA-C	-6.39	93.74	111.00
4	2-R	320	GLU	N-CA-CB	6.39	122.10	110.60
4	3-R	320	GLU	N-CA-CB	6.39	122.10	110.60
4	4-R	305	ASP	CA-C-N	-6.39	99.21	117.10
4	5-R	305	ASP	CA-C-N	-6.39	99.21	117.10
4	6-R	305	ASP	CA-C-N	-6.39	99.21	117.10
4	7-R	305	ASP	CA-C-N	-6.39	99.21	117.10
4	8-R	305	ASP	CA-C-N	-6.39	99.21	117.10
4	2-F	320	GLU	N-CA-CB	6.39	122.10	110.60
4	3-F	320	GLU	N-CA-CB	6.39	122.10	110.60
6	2-H	408	SER	O-C-N	6.39	133.23	121.10
4	2-L	320	GLU	N-CA-CB	6.39	122.09	110.60
6	3-H	408	SER	O-C-N	6.39	133.23	121.10
4	4-L	320	GLU	N-CA-CB	6.39	122.09	110.60
4	4-R	320	GLU	N-CA-CB	6.39	122.09	110.60
4	5-L	320	GLU	N-CA-CB	6.39	122.09	110.60
4	5-R	320	GLU	N-CA-CB	6.39	122.09	110.60
4	6-L	320	GLU	N-CA-CB	6.39	122.09	110.60
4	6-R	320	GLU	N-CA-CB	6.39	122.09	110.60

Continued on next page...

Continued from previous page...

Mol	Chain	Res	Type	Atoms	Z	Observed(^{o})	Ideal(^{o})
4	7-L	320	GLU	N-CA-CB	6.39	122.09	110.60
4	7-R	320	GLU	N-CA-CB	6.39	122.09	110.60
4	8-R	320	GLU	N-CA-CB	6.39	122.09	110.60
5	1-M	338	GLU	CB-CA-C	6.38	123.17	110.40
4	1-R	236	ASP	N-CA-CB	6.38	122.09	110.60
5	4-G	338	GLU	CB-CA-C	6.38	123.17	110.40
5	5-G	338	GLU	CB-CA-C	6.38	123.17	110.40
5	6-G	338	GLU	CB-CA-C	6.38	123.17	110.40
5	7-G	338	GLU	CB-CA-C	6.38	123.17	110.40
5	8-G	338	GLU	CB-CA-C	6.38	123.17	110.40
4	4-F	299	ASN	O-C-N	-6.38	108.97	121.10
4	4-F	320	GLU	N-CA-CB	6.38	122.09	110.60
4	5-F	299	ASN	O-C-N	-6.38	108.97	121.10
4	5-F	320	GLU	N-CA-CB	6.38	122.09	110.60
4	6-F	299	ASN	O-C-N	-6.38	108.97	121.10
4	6-F	320	GLU	N-CA-CB	6.38	122.09	110.60
4	7-F	299	ASN	O-C-N	-6.38	108.97	121.10
4	7-F	320	GLU	N-CA-CB	6.38	122.09	110.60
4	8-F	299	ASN	O-C-N	-6.38	108.97	121.10
4	8-F	320	GLU	N-CA-CB	6.38	122.09	110.60
4	1-R	305	ASP	CA-C-N	-6.38	99.23	117.10
4	1-X	320	GLU	N-CA-CB	6.38	122.09	110.60
4	2-F	305	ASP	CA-C-N	-6.38	99.23	117.10
5	2-G	373	THR	N-CA-CB	6.38	122.43	110.30
4	3-F	305	ASP	CA-C-N	-6.38	99.23	117.10
5	3-G	373	THR	N-CA-CB	6.38	122.43	110.30
4	3-X	320	GLU	N-CA-CB	6.38	122.09	110.60
4	8-X	320	GLU	N-CA-CB	6.38	122.09	110.60
4	1-L	305	ASP	CA-C-N	-6.38	99.24	117.10
5	3-Y	338	GLU	CB-CA-C	6.38	123.16	110.40
5	8-Y	338	GLU	CB-CA-C	6.38	123.16	110.40
4	1-F	299	ASN	O-C-N	-6.38	108.98	121.10
3	1-J	1518	ASN	O-C-N	6.38	132.90	122.70
4	1-L	299	ASN	O-C-N	-6.38	108.98	121.10
4	1-X	236	ASP	N-CA-CB	6.38	122.08	110.60
5	1-G	338	GLU	CB-CA-C	6.38	123.15	110.40
4	1-L	236	ASP	N-CA-CB	6.38	122.08	110.60
5	1-Y	373	THR	N-CA-CB	6.37	122.41	110.30
4	3-L	305	ASP	CA-C-N	-6.37	99.25	117.10
5	3-M	338	GLU	CB-CA-C	6.37	123.15	110.40
5	3-M	373	THR	N-CA-CB	6.37	122.41	110.30
4	4-R	299	ASN	O-C-N	-6.37	108.99	121.10

Continued on next page...

Continued from previous page...

Mol	Chain	Res	Type	Atoms	Z	Observed(^{o})	Ideal(^{o})
4	5-R	299	ASN	O-C-N	-6.37	108.99	121.10
4	6-R	299	ASN	O-C-N	-6.37	108.99	121.10
4	7-R	299	ASN	O-C-N	-6.37	108.99	121.10
4	8-L	305	ASP	CA-C-N	-6.37	99.25	117.10
5	8-M	338	GLU	CB-CA-C	6.37	123.15	110.40
5	8-M	373	THR	N-CA-CB	6.37	122.41	110.30
4	8-R	299	ASN	O-C-N	-6.37	108.99	121.10
4	1-R	320	GLU	N-CA-CB	6.37	122.07	110.60
5	1-Y	338	GLU	CB-CA-C	6.37	123.14	110.40
5	2-S	373	THR	N-CA-CB	6.37	122.41	110.30
4	3-L	320	GLU	N-CA-CB	6.37	122.07	110.60
5	3-S	373	THR	N-CA-CB	6.37	122.41	110.30
4	8-L	320	GLU	N-CA-CB	6.37	122.07	110.60
4	2-F	299	ASN	O-C-N	-6.37	109.00	121.10
5	2-Y	373	THR	N-CA-CB	6.37	122.40	110.30
4	3-F	299	ASN	O-C-N	-6.37	109.00	121.10
5	4-Y	373	THR	N-CA-CB	6.37	122.40	110.30
5	5-Y	373	THR	N-CA-CB	6.37	122.40	110.30
5	6-Y	373	THR	N-CA-CB	6.37	122.40	110.30
5	7-Y	373	THR	N-CA-CB	6.37	122.40	110.30
4	1-F	301	PRO	C-N-CA	6.37	137.62	121.70
4	1-L	301	PRO	C-N-CA	6.37	137.62	121.70
5	1-S	373	THR	N-CA-CB	6.37	122.40	110.30
5	3-Y	373	THR	N-CA-CB	6.37	122.40	110.30
4	4-F	301	PRO	C-N-CA	6.37	137.62	121.70
4	5-F	301	PRO	C-N-CA	6.37	137.62	121.70
4	6-F	301	PRO	C-N-CA	6.37	137.62	121.70
4	7-F	301	PRO	C-N-CA	6.37	137.62	121.70
4	8-F	301	PRO	C-N-CA	6.37	137.62	121.70
5	8-Y	373	THR	N-CA-CB	6.37	122.40	110.30
4	3-L	299	ASN	O-C-N	-6.37	109.01	121.10
5	4-G	373	THR	N-CA-CB	6.37	122.39	110.30
5	5-G	373	THR	N-CA-CB	6.37	122.39	110.30
5	6-G	373	THR	N-CA-CB	6.37	122.39	110.30
5	7-G	373	THR	N-CA-CB	6.37	122.39	110.30
5	8-G	373	THR	N-CA-CB	6.37	122.39	110.30
4	8-L	299	ASN	O-C-N	-6.37	109.01	121.10
4	3-L	301	PRO	C-N-CA	6.36	137.61	121.70
4	8-L	301	PRO	C-N-CA	6.36	137.61	121.70
4	1-R	299	ASN	O-C-N	-6.36	109.01	121.10
3	2-J	1518	ASN	O-C-N	6.36	132.88	122.70
4	2-R	299	ASN	O-C-N	-6.36	109.01	121.10

Continued on next page...

Continued from previous page...

Mol	Chain	Res	Type	Atoms	Z	Observed(^{o})	Ideal(^{o})
3	3-J	1518	ASN	O-C-N	6.36	132.88	122.70
4	3-R	299	ASN	O-C-N	-6.36	109.01	121.10
3	4-J	1518	ASN	O-C-N	6.36	132.88	122.70
3	5-J	1518	ASN	O-C-N	6.36	132.88	122.70
3	6-J	1518	ASN	O-C-N	6.36	132.88	122.70
3	7-J	1518	ASN	O-C-N	6.36	132.88	122.70
3	8-J	1518	ASN	O-C-N	6.36	132.88	122.70
4	1-X	301	PRO	C-N-CA	6.36	137.60	121.70
3	2-P	1518	ASN	O-C-N	6.36	132.88	122.70
3	3-P	1518	ASN	O-C-N	6.36	132.88	122.70
4	3-X	299	ASN	O-C-N	-6.36	109.02	121.10
3	4-P	1518	ASN	O-C-N	6.36	132.88	122.70
3	6-P	1518	ASN	O-C-N	6.36	132.88	122.70
3	8-P	1518	ASN	O-C-N	6.36	132.88	122.70
4	8-X	299	ASN	O-C-N	-6.36	109.02	121.10
4	2-L	301	PRO	C-N-CA	6.36	137.59	121.70
4	2-X	301	PRO	C-N-CA	6.36	137.59	121.70
4	4-L	301	PRO	C-N-CA	6.36	137.59	121.70
4	4-X	301	PRO	C-N-CA	6.36	137.59	121.70
3	5-D	1518	ASN	O-C-N	6.36	132.87	122.70
4	5-L	301	PRO	C-N-CA	6.36	137.59	121.70
4	5-X	301	PRO	C-N-CA	6.36	137.59	121.70
4	6-L	301	PRO	C-N-CA	6.36	137.59	121.70
4	6-X	301	PRO	C-N-CA	6.36	137.59	121.70
3	7-D	1518	ASN	O-C-N	6.36	132.87	122.70
4	7-L	301	PRO	C-N-CA	6.36	137.59	121.70
4	7-X	301	PRO	C-N-CA	6.36	137.59	121.70
4	1-X	299	ASN	O-C-N	-6.36	109.02	121.10
5	1-M	373	THR	N-CA-CB	6.35	122.37	110.30
4	2-L	299	ASN	O-C-N	-6.35	109.03	121.10
4	2-X	299	ASN	O-C-N	-6.35	109.03	121.10
4	4-L	299	ASN	O-C-N	-6.35	109.03	121.10
4	4-X	299	ASN	O-C-N	-6.35	109.03	121.10
4	5-L	299	ASN	O-C-N	-6.35	109.03	121.10
4	5-X	299	ASN	O-C-N	-6.35	109.03	121.10
4	6-L	299	ASN	O-C-N	-6.35	109.03	121.10
4	6-X	299	ASN	O-C-N	-6.35	109.03	121.10
4	7-L	299	ASN	O-C-N	-6.35	109.03	121.10
4	7-X	299	ASN	O-C-N	-6.35	109.03	121.10
5	4-S	373	THR	N-CA-CB	6.35	122.37	110.30
5	5-S	373	THR	N-CA-CB	6.35	122.37	110.30
5	6-S	373	THR	N-CA-CB	6.35	122.37	110.30

Continued on next page...

Continued from previous page...

Mol	Chain	Res	Type	Atoms	Z	Observed(^{o})	Ideal(^{o})
5	7-S	373	THR	N-CA-CB	6.35	122.37	110.30
5	8-S	373	THR	N-CA-CB	6.35	122.37	110.30
4	1-R	301	PRO	C-N-CA	6.35	137.57	121.70
4	3-X	301	PRO	C-N-CA	6.35	137.56	121.70
4	8-X	301	PRO	C-N-CA	6.35	137.56	121.70
3	1-D	1518	ASN	O-C-N	6.34	132.85	122.70
4	4-R	301	PRO	C-N-CA	6.34	137.56	121.70
4	5-R	301	PRO	C-N-CA	6.34	137.56	121.70
4	6-R	301	PRO	C-N-CA	6.34	137.56	121.70
4	7-R	301	PRO	C-N-CA	6.34	137.56	121.70
4	8-R	301	PRO	C-N-CA	6.34	137.56	121.70
1	2-K	415	LYS	N-CA-CB	6.34	122.02	110.60
1	3-K	415	LYS	N-CA-CB	6.34	122.02	110.60
1	4-K	415	LYS	N-CA-CB	6.34	122.02	110.60
1	5-K	415	LYS	N-CA-CB	6.34	122.02	110.60
1	6-K	415	LYS	N-CA-CB	6.34	122.02	110.60
1	7-K	415	LYS	N-CA-CB	6.34	122.02	110.60
1	8-K	415	LYS	N-CA-CB	6.34	122.02	110.60
4	2-F	301	PRO	C-N-CA	6.34	137.55	121.70
4	3-F	301	PRO	C-N-CA	6.34	137.55	121.70
4	2-R	301	PRO	C-N-CA	6.34	137.54	121.70
4	3-R	301	PRO	C-N-CA	6.34	137.54	121.70
5	1-G	373	THR	N-CA-CB	6.34	122.34	110.30
3	1-V	1518	ASN	O-C-N	6.33	132.84	122.70
3	1-J	1516	LEU	O-C-N	6.33	132.83	122.70
3	5-P	1518	ASN	O-C-N	6.33	132.84	122.70
3	7-P	1518	ASN	O-C-N	6.33	132.84	122.70
3	1-P	1518	ASN	O-C-N	6.33	132.83	122.70
3	2-D	1518	ASN	O-C-N	6.33	132.82	122.70
1	2-Q	415	LYS	N-CA-CB	6.33	121.99	110.60
3	3-D	1518	ASN	O-C-N	6.33	132.82	122.70
1	3-Q	415	LYS	N-CA-CB	6.33	121.99	110.60
3	4-D	1518	ASN	O-C-N	6.33	132.82	122.70
1	4-Q	415	LYS	N-CA-CB	6.33	121.99	110.60
1	5-Q	415	LYS	N-CA-CB	6.33	121.99	110.60
3	6-D	1518	ASN	O-C-N	6.33	132.82	122.70
3	8-D	1518	ASN	O-C-N	6.33	132.82	122.70
1	1-B	414	SER	C-N-CA	6.33	137.51	121.70
1	1-K	414	SER	C-N-CA	6.33	137.51	121.70
1	2-A	415	LYS	N-CA-CB	6.33	121.99	110.60
1	3-A	415	LYS	N-CA-CB	6.33	121.99	110.60
1	4-A	415	LYS	N-CA-CB	6.33	121.99	110.60

Continued on next page...

Continued from previous page...

Mol	Chain	Res	Type	Atoms	Z	Observed(^{o})	Ideal(^{o})
1	5-A	415	LYS	N-CA-CB	6.33	121.99	110.60
1	6-A	415	LYS	N-CA-CB	6.33	121.99	110.60
1	7-A	415	LYS	N-CA-CB	6.33	121.99	110.60
1	8-A	415	LYS	N-CA-CB	6.33	121.99	110.60
1	6-Q	415	LYS	N-CA-CB	6.32	121.98	110.60
1	7-Q	415	LYS	N-CA-CB	6.32	121.98	110.60
1	8-Q	415	LYS	N-CA-CB	6.32	121.98	110.60
1	1-E	414	SER	C-N-CA	6.32	137.49	121.70
1	6-E	415	LYS	N-CA-CB	6.32	121.97	110.60
1	7-E	415	LYS	N-CA-CB	6.32	121.97	110.60
1	8-E	415	LYS	N-CA-CB	6.32	121.97	110.60
1	1-K	415	LYS	N-CA-CB	6.32	121.97	110.60
1	1-A	415	LYS	N-CA-CB	6.31	121.96	110.60
3	2-V	1518	ASN	O-C-N	6.31	132.80	122.70
3	3-V	1518	ASN	O-C-N	6.31	132.80	122.70
3	4-V	1518	ASN	O-C-N	6.31	132.80	122.70
3	5-V	1518	ASN	O-C-N	6.31	132.80	122.70
3	6-V	1518	ASN	O-C-N	6.31	132.80	122.70
3	7-V	1518	ASN	O-C-N	6.31	132.80	122.70
3	8-V	1518	ASN	O-C-N	6.31	132.80	122.70
1	1-A	414	SER	C-N-CA	6.31	137.48	121.70
1	1-Q	415	LYS	N-CA-CB	6.31	121.95	110.60
4	1-F	221	GLN	N-CA-CB	-6.31	99.25	110.60
5	1-Y	329	GLN	N-CA-CB	6.31	121.95	110.60
1	2-B	414	SER	C-N-CA	6.31	137.47	121.70
1	3-B	414	SER	C-N-CA	6.31	137.47	121.70
1	4-B	414	SER	C-N-CA	6.31	137.47	121.70
1	5-B	414	SER	C-N-CA	6.31	137.47	121.70
3	5-P	1522	LEU	C-N-CA	-6.31	105.93	121.70
1	6-B	414	SER	C-N-CA	6.31	137.47	121.70
1	7-B	414	SER	C-N-CA	6.31	137.47	121.70
3	7-P	1522	LEU	C-N-CA	-6.31	105.93	121.70
1	8-B	414	SER	C-N-CA	6.31	137.47	121.70
1	1-Q	414	SER	C-N-CA	6.31	137.47	121.70
1	2-E	414	SER	C-N-CA	6.30	137.46	121.70
1	2-E	415	LYS	N-CA-CB	6.30	121.95	110.60
1	3-E	414	SER	C-N-CA	6.30	137.46	121.70
1	3-E	415	LYS	N-CA-CB	6.30	121.95	110.60
1	4-E	414	SER	C-N-CA	6.30	137.46	121.70
1	4-E	415	LYS	N-CA-CB	6.30	121.95	110.60
1	5-E	414	SER	C-N-CA	6.30	137.46	121.70
1	5-E	415	LYS	N-CA-CB	6.30	121.95	110.60

Continued on next page...

Continued from previous page...

Mol	Chain	Res	Type	Atoms	Z	Observed(^{o})	Ideal(^{o})
5	4-G	329	GLN	N-CA-CB	6.30	121.95	110.60
5	5-G	329	GLN	N-CA-CB	6.30	121.95	110.60
5	6-G	329	GLN	N-CA-CB	6.30	121.95	110.60
5	7-G	329	GLN	N-CA-CB	6.30	121.95	110.60
5	8-G	329	GLN	N-CA-CB	6.30	121.95	110.60
1	1-W	414	SER	C-N-CA	6.30	137.45	121.70
1	1-W	415	LYS	N-CA-CB	6.30	121.94	110.60
1	2-W	415	LYS	N-CA-CB	6.30	121.94	110.60
5	2-Y	329	GLN	N-CA-CB	6.30	121.94	110.60
1	3-W	415	LYS	N-CA-CB	6.30	121.94	110.60
1	4-W	415	LYS	N-CA-CB	6.30	121.94	110.60
5	4-Y	329	GLN	N-CA-CB	6.30	121.94	110.60
1	5-W	415	LYS	N-CA-CB	6.30	121.94	110.60
5	5-Y	329	GLN	N-CA-CB	6.30	121.94	110.60
1	6-W	415	LYS	N-CA-CB	6.30	121.94	110.60
5	6-Y	329	GLN	N-CA-CB	6.30	121.94	110.60
1	7-W	415	LYS	N-CA-CB	6.30	121.94	110.60
5	7-Y	329	GLN	N-CA-CB	6.30	121.94	110.60
1	8-W	415	LYS	N-CA-CB	6.30	121.94	110.60
1	1-E	415	LYS	N-CA-CB	6.30	121.94	110.60
3	5-D	1522	LEU	C-N-CA	-6.30	105.95	121.70
1	6-E	414	SER	C-N-CA	6.30	137.45	121.70
3	7-D	1522	LEU	C-N-CA	-6.30	105.95	121.70
1	7-E	414	SER	C-N-CA	6.30	137.45	121.70
1	8-E	414	SER	C-N-CA	6.30	137.45	121.70
1	2-B	415	LYS	N-CA-CB	6.30	121.94	110.60
3	2-J	1522	LEU	C-N-CA	-6.30	105.95	121.70
1	3-B	415	LYS	N-CA-CB	6.30	121.94	110.60
3	3-J	1522	LEU	C-N-CA	-6.30	105.95	121.70
1	4-B	415	LYS	N-CA-CB	6.30	121.94	110.60
3	4-J	1522	LEU	C-N-CA	-6.30	105.95	121.70
1	5-B	415	LYS	N-CA-CB	6.30	121.94	110.60
3	5-J	1522	LEU	C-N-CA	-6.30	105.95	121.70
1	6-B	415	LYS	N-CA-CB	6.30	121.94	110.60
3	6-J	1522	LEU	C-N-CA	-6.30	105.95	121.70
1	7-B	415	LYS	N-CA-CB	6.30	121.94	110.60
3	7-J	1522	LEU	C-N-CA	-6.30	105.95	121.70
1	8-B	415	LYS	N-CA-CB	6.30	121.94	110.60
3	8-J	1522	LEU	C-N-CA	-6.30	105.95	121.70
3	1-D	1516	LEU	O-C-N	6.30	132.77	122.70
1	2-A	414	SER	C-N-CA	6.30	137.44	121.70
1	3-A	414	SER	C-N-CA	6.30	137.44	121.70

Continued on next page...

Continued from previous page...

Mol	Chain	Res	Type	Atoms	Z	Observed(^{o})	Ideal(^{o})
5	3-M	329	GLN	N-CA-CB	6.30	121.93	110.60
1	4-A	414	SER	C-N-CA	6.30	137.44	121.70
6	4-H	415	LYS	N-CA-CB	6.30	121.93	110.60
5	4-S	329	GLN	N-CA-CB	6.30	121.93	110.60
1	5-A	414	SER	C-N-CA	6.30	137.44	121.70
6	5-H	415	LYS	N-CA-CB	6.30	121.93	110.60
3	5-P	1516	LEU	O-C-N	6.30	132.78	122.70
5	5-S	329	GLN	N-CA-CB	6.30	121.93	110.60
1	6-A	414	SER	C-N-CA	6.30	137.44	121.70
6	6-H	415	LYS	N-CA-CB	6.30	121.93	110.60
5	6-S	329	GLN	N-CA-CB	6.30	121.93	110.60
1	7-A	414	SER	C-N-CA	6.30	137.44	121.70
6	7-H	415	LYS	N-CA-CB	6.30	121.93	110.60
3	7-P	1516	LEU	O-C-N	6.30	132.78	122.70
5	7-S	329	GLN	N-CA-CB	6.30	121.93	110.60
1	8-A	414	SER	C-N-CA	6.30	137.44	121.70
6	8-H	415	LYS	N-CA-CB	6.30	121.93	110.60
5	8-M	329	GLN	N-CA-CB	6.30	121.93	110.60
5	8-S	329	GLN	N-CA-CB	6.30	121.93	110.60
6	3-N	415	LYS	N-CA-CB	6.29	121.93	110.60
6	8-N	415	LYS	N-CA-CB	6.29	121.93	110.60
3	2-D	1516	LEU	O-C-N	6.29	132.77	122.70
3	3-D	1516	LEU	O-C-N	6.29	132.77	122.70
5	3-Y	329	GLN	N-CA-CB	6.29	121.93	110.60
3	4-D	1516	LEU	O-C-N	6.29	132.77	122.70
3	5-D	1516	LEU	O-C-N	6.29	132.77	122.70
3	6-D	1516	LEU	O-C-N	6.29	132.77	122.70
3	7-D	1516	LEU	O-C-N	6.29	132.77	122.70
3	8-D	1516	LEU	O-C-N	6.29	132.77	122.70
5	8-Y	329	GLN	N-CA-CB	6.29	121.93	110.60
5	1-M	329	GLN	N-CA-CB	6.29	121.92	110.60
5	2-G	329	GLN	N-CA-CB	6.29	121.93	110.60
1	2-Q	414	SER	C-N-CA	6.29	137.43	121.70
5	3-G	329	GLN	N-CA-CB	6.29	121.93	110.60
1	3-Q	414	SER	C-N-CA	6.29	137.43	121.70
1	4-Q	414	SER	C-N-CA	6.29	137.43	121.70
1	5-Q	414	SER	C-N-CA	6.29	137.43	121.70
3	1-P	1522	LEU	C-N-CA	-6.29	105.97	121.70
3	2-J	1516	LEU	O-C-N	6.29	132.76	122.70
3	2-P	1516	LEU	O-C-N	6.29	132.76	122.70
3	2-P	1522	LEU	C-N-CA	-6.29	105.97	121.70
3	3-J	1516	LEU	O-C-N	6.29	132.76	122.70

Continued on next page...

Continued from previous page...

Mol	Chain	Res	Type	Atoms	Z	Observed(^{o})	Ideal(^{o})
3	3-P	1516	LEU	O-C-N	6.29	132.76	122.70
3	3-P	1522	LEU	C-N-CA	-6.29	105.97	121.70
3	4-J	1516	LEU	O-C-N	6.29	132.76	122.70
3	4-P	1516	LEU	O-C-N	6.29	132.76	122.70
3	4-P	1522	LEU	C-N-CA	-6.29	105.97	121.70
3	5-J	1516	LEU	O-C-N	6.29	132.76	122.70
3	6-J	1516	LEU	O-C-N	6.29	132.76	122.70
3	6-P	1516	LEU	O-C-N	6.29	132.76	122.70
3	6-P	1522	LEU	C-N-CA	-6.29	105.97	121.70
1	6-Q	414	SER	C-N-CA	6.29	137.42	121.70
3	7-J	1516	LEU	O-C-N	6.29	132.76	122.70
1	7-Q	414	SER	C-N-CA	6.29	137.42	121.70
3	8-J	1516	LEU	O-C-N	6.29	132.76	122.70
3	8-P	1516	LEU	O-C-N	6.29	132.76	122.70
3	8-P	1522	LEU	C-N-CA	-6.29	105.97	121.70
1	8-Q	414	SER	C-N-CA	6.29	137.42	121.70
1	2-W	414	SER	C-N-CA	6.29	137.42	121.70
6	2-Z	415	LYS	N-CA-CB	6.29	121.92	110.60
1	3-W	414	SER	C-N-CA	6.29	137.42	121.70
1	4-W	414	SER	C-N-CA	6.29	137.42	121.70
6	4-Z	415	LYS	N-CA-CB	6.29	121.92	110.60
1	5-W	414	SER	C-N-CA	6.29	137.42	121.70
6	5-Z	415	LYS	N-CA-CB	6.29	121.92	110.60
1	6-W	414	SER	C-N-CA	6.29	137.42	121.70
6	6-Z	415	LYS	N-CA-CB	6.29	121.92	110.60
1	7-W	414	SER	C-N-CA	6.29	137.42	121.70
6	7-Z	415	LYS	N-CA-CB	6.29	121.92	110.60
1	8-W	414	SER	C-N-CA	6.29	137.42	121.70
6	1-N	407	LEU	N-CA-C	-6.29	94.03	111.00
3	2-D	1522	LEU	C-N-CA	-6.29	105.98	121.70
3	3-D	1522	LEU	C-N-CA	-6.29	105.98	121.70
3	4-D	1522	LEU	C-N-CA	-6.29	105.98	121.70
3	6-D	1522	LEU	C-N-CA	-6.29	105.98	121.70
3	8-D	1522	LEU	C-N-CA	-6.29	105.98	121.70
6	1-H	407	LEU	N-CA-C	-6.29	94.03	111.00
4	1-L	419	GLY	N-CA-C	-6.29	97.39	113.10
4	1-X	221	GLN	N-CA-CB	-6.29	99.28	110.60
4	1-X	419	GLY	N-CA-C	-6.29	97.38	113.10
3	2-V	1522	LEU	C-N-CA	-6.29	105.99	121.70
3	3-V	1522	LEU	C-N-CA	-6.29	105.99	121.70
3	4-V	1522	LEU	C-N-CA	-6.29	105.99	121.70
3	5-V	1522	LEU	C-N-CA	-6.29	105.99	121.70

Continued on next page...

Continued from previous page...

Mol	Chain	Res	Type	Atoms	Z	Observed(^{o})	Ideal(^{o})
3	6-V	1522	LEU	C-N-CA	-6.29	105.99	121.70
3	7-V	1522	LEU	C-N-CA	-6.29	105.99	121.70
3	8-V	1522	LEU	C-N-CA	-6.29	105.99	121.70
3	1-D	1522	LEU	C-N-CA	-6.28	105.99	121.70
5	1-G	329	GLN	N-CA-CB	6.28	121.91	110.60
6	2-Z	407	LEU	N-CA-C	-6.28	94.03	111.00
6	4-Z	407	LEU	N-CA-C	-6.28	94.03	111.00
6	5-Z	407	LEU	N-CA-C	-6.28	94.03	111.00
6	6-Z	407	LEU	N-CA-C	-6.28	94.03	111.00
6	7-Z	407	LEU	N-CA-C	-6.28	94.03	111.00
6	1-N	415	LYS	N-CA-CB	6.28	121.91	110.60
4	1-R	221	GLN	N-CA-CB	-6.28	99.29	110.60
1	2-K	414	SER	C-N-CA	6.28	137.40	121.70
6	2-N	415	LYS	N-CA-CB	6.28	121.91	110.60
1	3-K	414	SER	C-N-CA	6.28	137.40	121.70
4	4-F	419	GLY	N-CA-C	-6.28	97.39	113.10
1	4-K	414	SER	C-N-CA	6.28	137.40	121.70
6	4-N	415	LYS	N-CA-CB	6.28	121.91	110.60
4	5-F	419	GLY	N-CA-C	-6.28	97.39	113.10
1	5-K	414	SER	C-N-CA	6.28	137.40	121.70
6	5-N	415	LYS	N-CA-CB	6.28	121.91	110.60
4	6-F	419	GLY	N-CA-C	-6.28	97.39	113.10
1	6-K	414	SER	C-N-CA	6.28	137.40	121.70
6	6-N	415	LYS	N-CA-CB	6.28	121.91	110.60
4	7-F	419	GLY	N-CA-C	-6.28	97.39	113.10
1	7-K	414	SER	C-N-CA	6.28	137.40	121.70
6	7-N	415	LYS	N-CA-CB	6.28	121.91	110.60
4	8-F	419	GLY	N-CA-C	-6.28	97.39	113.10
1	8-K	414	SER	C-N-CA	6.28	137.40	121.70
3	1-V	1516	LEU	O-C-N	6.28	132.75	122.70
6	1-Z	407	LEU	N-CA-C	-6.28	94.05	111.00
6	4-T	407	LEU	N-CA-C	-6.28	94.05	111.00
6	5-T	407	LEU	N-CA-C	-6.28	94.05	111.00
6	6-T	407	LEU	N-CA-C	-6.28	94.05	111.00
6	7-T	407	LEU	N-CA-C	-6.28	94.05	111.00
6	8-T	407	LEU	N-CA-C	-6.28	94.05	111.00
1	1-B	415	LYS	N-CA-CB	6.28	121.90	110.60
5	1-S	329	GLN	N-CA-CB	6.28	121.90	110.60
3	1-V	1522	LEU	C-N-CA	-6.28	106.01	121.70
4	2-R	419	GLY	N-CA-C	-6.28	97.41	113.10
5	2-S	329	GLN	N-CA-CB	6.28	121.90	110.60
4	3-R	419	GLY	N-CA-C	-6.28	97.41	113.10

Continued on next page...

Continued from previous page...

Mol	Chain	Res	Type	Atoms	Z	Observed(^{o})	Ideal(^{o})
5	3-S	329	GLN	N-CA-CB	6.28	121.90	110.60
3	1-J	1522	LEU	C-N-CA	-6.28	106.01	121.70
6	1-T	407	LEU	N-CA-C	-6.28	94.06	111.00
6	2-N	407	LEU	N-CA-C	-6.28	94.06	111.00
6	3-N	407	LEU	N-CA-C	-6.28	94.06	111.00
6	4-N	407	LEU	N-CA-C	-6.28	94.06	111.00
6	4-T	415	LYS	N-CA-CB	6.28	121.90	110.60
6	5-N	407	LEU	N-CA-C	-6.28	94.06	111.00
6	5-T	415	LYS	N-CA-CB	6.28	121.90	110.60
6	6-N	407	LEU	N-CA-C	-6.28	94.06	111.00
6	6-T	415	LYS	N-CA-CB	6.28	121.90	110.60
6	7-N	407	LEU	N-CA-C	-6.28	94.06	111.00
6	7-T	415	LYS	N-CA-CB	6.28	121.90	110.60
6	8-N	407	LEU	N-CA-C	-6.28	94.06	111.00
6	8-T	415	LYS	N-CA-CB	6.28	121.90	110.60
4	2-L	419	GLY	N-CA-C	-6.27	97.41	113.10
4	4-L	419	GLY	N-CA-C	-6.27	97.41	113.10
4	5-L	419	GLY	N-CA-C	-6.27	97.41	113.10
4	6-L	419	GLY	N-CA-C	-6.27	97.41	113.10
4	7-L	419	GLY	N-CA-C	-6.27	97.41	113.10
3	1-P	1516	LEU	O-C-N	6.27	132.74	122.70
4	2-F	419	GLY	N-CA-C	-6.27	97.42	113.10
6	2-T	407	LEU	N-CA-C	-6.27	94.06	111.00
4	2-X	419	GLY	N-CA-C	-6.27	97.42	113.10
4	3-F	419	GLY	N-CA-C	-6.27	97.42	113.10
4	3-L	419	GLY	N-CA-C	-6.27	97.42	113.10
6	3-T	407	LEU	N-CA-C	-6.27	94.06	111.00
6	3-Z	407	LEU	N-CA-C	-6.27	94.07	111.00
6	4-H	407	LEU	N-CA-C	-6.27	94.06	111.00
4	4-X	419	GLY	N-CA-C	-6.27	97.42	113.10
6	5-H	407	LEU	N-CA-C	-6.27	94.06	111.00
4	5-X	419	GLY	N-CA-C	-6.27	97.42	113.10
6	6-H	407	LEU	N-CA-C	-6.27	94.06	111.00
4	6-X	419	GLY	N-CA-C	-6.27	97.42	113.10
6	7-H	407	LEU	N-CA-C	-6.27	94.06	111.00
4	7-X	419	GLY	N-CA-C	-6.27	97.42	113.10
6	8-H	407	LEU	N-CA-C	-6.27	94.06	111.00
4	8-L	419	GLY	N-CA-C	-6.27	97.42	113.10
6	8-Z	407	LEU	N-CA-C	-6.27	94.07	111.00
3	1-D	1538	SER	CA-C-O	-6.27	106.93	120.10
6	1-H	415	LYS	N-CA-CB	6.27	121.89	110.60
3	1-V	1538	SER	CA-C-O	-6.27	106.93	120.10

Continued on next page...

Continued from previous page...

Mol	Chain	Res	Type	Atoms	Z	Observed(^{o})	Ideal(^{o})
6	2-H	407	LEU	N-CA-C	-6.27	94.07	111.00
5	2-M	329	GLN	N-CA-CB	6.27	121.88	110.60
6	3-H	407	LEU	N-CA-C	-6.27	94.07	111.00
5	4-M	329	GLN	N-CA-CB	6.27	121.88	110.60
5	5-M	329	GLN	N-CA-CB	6.27	121.88	110.60
5	6-M	329	GLN	N-CA-CB	6.27	121.88	110.60
5	7-M	329	GLN	N-CA-CB	6.27	121.88	110.60
6	2-H	415	LYS	N-CA-CB	6.27	121.88	110.60
6	2-T	415	LYS	N-CA-CB	6.27	121.88	110.60
6	3-H	415	LYS	N-CA-CB	6.27	121.88	110.60
6	3-T	415	LYS	N-CA-CB	6.27	121.88	110.60
4	1-R	455	ILE	O-C-N	-6.27	112.67	122.70
5	1-Y	344	ASP	N-CA-CB	6.27	121.88	110.60
6	1-H	413	LEU	O-C-N	-6.26	112.67	122.70
3	1-J	1538	SER	CA-C-O	-6.26	106.95	120.10
4	1-R	419	GLY	N-CA-C	-6.26	97.44	113.10
4	3-X	419	GLY	N-CA-C	-6.26	97.44	113.10
4	8-X	419	GLY	N-CA-C	-6.26	97.44	113.10
4	4-R	290	PRO	N-CA-C	6.26	128.38	112.10
4	5-R	290	PRO	N-CA-C	6.26	128.38	112.10
4	6-R	290	PRO	N-CA-C	6.26	128.38	112.10
4	7-R	290	PRO	N-CA-C	6.26	128.38	112.10
4	8-R	290	PRO	N-CA-C	6.26	128.38	112.10
4	1-L	221	GLN	N-CA-CB	-6.26	99.33	110.60
4	4-R	419	GLY	N-CA-C	-6.26	97.45	113.10
4	5-R	419	GLY	N-CA-C	-6.26	97.45	113.10
4	6-R	419	GLY	N-CA-C	-6.26	97.45	113.10
4	7-R	419	GLY	N-CA-C	-6.26	97.45	113.10
4	8-R	419	GLY	N-CA-C	-6.26	97.45	113.10
3	1-P	1538	SER	CA-C-O	-6.26	106.95	120.10
6	1-T	415	LYS	N-CA-CB	6.26	121.87	110.60
4	1-X	211	GLU	CA-C-O	6.26	133.24	120.10
4	1-F	419	GLY	N-CA-C	-6.26	97.46	113.10
4	2-X	455	ILE	O-C-N	-6.26	112.69	122.70
4	4-X	455	ILE	O-C-N	-6.26	112.69	122.70
4	5-X	455	ILE	O-C-N	-6.26	112.69	122.70
4	6-X	455	ILE	O-C-N	-6.26	112.69	122.70
4	7-X	455	ILE	O-C-N	-6.26	112.69	122.70
4	1-F	455	ILE	O-C-N	-6.25	112.69	122.70
4	1-L	211	GLU	CA-C-O	6.25	133.23	120.10
6	2-N	413	LEU	O-C-N	-6.25	112.69	122.70
6	3-Z	415	LYS	N-CA-CB	6.25	121.86	110.60

Continued on next page...

Continued from previous page...

Mol	Chain	Res	Type	Atoms	Z	Observed(^{o})	Ideal(^{o})
6	4-N	413	LEU	O-C-N	-6.25	112.69	122.70
6	5-N	413	LEU	O-C-N	-6.25	112.69	122.70
6	6-N	413	LEU	O-C-N	-6.25	112.69	122.70
6	7-N	413	LEU	O-C-N	-6.25	112.69	122.70
6	8-Z	415	LYS	N-CA-CB	6.25	121.86	110.60
4	1-R	251	GLY	C-N-CA	6.25	137.33	121.70
3	5-D	1538	SER	CA-C-O	-6.25	106.97	120.10
3	7-D	1538	SER	CA-C-O	-6.25	106.97	120.10
6	2-H	413	LEU	O-C-N	-6.25	112.70	122.70
6	3-H	413	LEU	O-C-N	-6.25	112.70	122.70
6	3-N	413	LEU	O-C-N	-6.25	112.70	122.70
6	8-N	413	LEU	O-C-N	-6.25	112.70	122.70
4	1-F	211	GLU	CA-C-O	6.25	133.22	120.10
4	1-L	251	GLY	C-N-CA	6.25	137.31	121.70
4	1-L	290	PRO	N-CA-C	6.25	128.34	112.10
6	1-Z	415	LYS	N-CA-CB	6.25	121.84	110.60
4	2-R	290	PRO	N-CA-C	6.24	128.33	112.10
4	3-R	290	PRO	N-CA-C	6.24	128.33	112.10
6	4-T	413	LEU	O-C-N	-6.24	112.71	122.70
6	5-T	413	LEU	O-C-N	-6.24	112.71	122.70
6	6-T	413	LEU	O-C-N	-6.24	112.71	122.70
6	7-T	413	LEU	O-C-N	-6.24	112.71	122.70
6	8-T	413	LEU	O-C-N	-6.24	112.71	122.70
6	1-T	413	LEU	O-C-N	-6.24	112.71	122.70
3	2-J	1538	SER	CA-C-O	-6.24	107.00	120.10
3	3-J	1538	SER	CA-C-O	-6.24	107.00	120.10
3	4-J	1538	SER	CA-C-O	-6.24	107.00	120.10
3	5-J	1538	SER	CA-C-O	-6.24	107.00	120.10
3	6-J	1538	SER	CA-C-O	-6.24	107.00	120.10
3	7-J	1538	SER	CA-C-O	-6.24	107.00	120.10
3	8-J	1538	SER	CA-C-O	-6.24	107.00	120.10
4	1-X	290	PRO	N-CA-C	6.24	128.32	112.10
3	2-D	1538	SER	CA-C-O	-6.24	107.00	120.10
3	2-V	1538	SER	CA-C-O	-6.24	107.00	120.10
3	3-D	1538	SER	CA-C-O	-6.24	107.00	120.10
3	3-V	1538	SER	CA-C-O	-6.24	107.00	120.10
5	3-Y	344	ASP	N-CA-CB	6.24	121.83	110.60
3	4-D	1538	SER	CA-C-O	-6.24	107.00	120.10
5	4-G	344	ASP	N-CA-CB	6.24	121.83	110.60
3	4-V	1538	SER	CA-C-O	-6.24	107.00	120.10
5	5-G	344	ASP	N-CA-CB	6.24	121.83	110.60
3	5-V	1538	SER	CA-C-O	-6.24	107.00	120.10

Continued on next page...

Continued from previous page...

Mol	Chain	Res	Type	Atoms	Z	Observed(^{o})	Ideal(^{o})
3	6-D	1538	SER	CA-C-O	-6.24	107.00	120.10
5	6-G	344	ASP	N-CA-CB	6.24	121.83	110.60
3	6-V	1538	SER	CA-C-O	-6.24	107.00	120.10
5	7-G	344	ASP	N-CA-CB	6.24	121.83	110.60
3	7-V	1538	SER	CA-C-O	-6.24	107.00	120.10
3	8-D	1538	SER	CA-C-O	-6.24	107.00	120.10
5	8-G	344	ASP	N-CA-CB	6.24	121.83	110.60
3	8-V	1538	SER	CA-C-O	-6.24	107.00	120.10
5	8-Y	344	ASP	N-CA-CB	6.24	121.83	110.60
5	1-S	344	ASP	N-CA-CB	6.24	121.83	110.60
5	1-Y	379	HIS	N-CA-C	6.24	127.84	111.00
5	2-G	379	HIS	N-CA-C	6.24	127.84	111.00
4	2-L	290	PRO	N-CA-C	6.24	128.32	112.10
5	2-Y	341	ALA	N-CA-C	-6.24	94.16	111.00
5	3-G	379	HIS	N-CA-C	6.24	127.84	111.00
5	4-G	341	ALA	N-CA-C	-6.24	94.16	111.00
4	4-L	290	PRO	N-CA-C	6.24	128.32	112.10
5	4-Y	341	ALA	N-CA-C	-6.24	94.16	111.00
5	5-G	341	ALA	N-CA-C	-6.24	94.16	111.00
4	5-L	290	PRO	N-CA-C	6.24	128.32	112.10
5	5-Y	341	ALA	N-CA-C	-6.24	94.16	111.00
5	6-G	341	ALA	N-CA-C	-6.24	94.16	111.00
4	6-L	290	PRO	N-CA-C	6.24	128.32	112.10
5	6-Y	341	ALA	N-CA-C	-6.24	94.16	111.00
5	7-G	341	ALA	N-CA-C	-6.24	94.16	111.00
4	7-L	290	PRO	N-CA-C	6.24	128.32	112.10
5	7-Y	341	ALA	N-CA-C	-6.24	94.16	111.00
5	8-G	341	ALA	N-CA-C	-6.24	94.16	111.00
4	2-F	290	PRO	N-CA-C	6.24	128.31	112.10
5	2-G	330	LYS	CA-C-O	6.24	133.19	120.10
5	2-G	341	ALA	N-CA-C	-6.24	94.17	111.00
5	2-M	341	ALA	N-CA-C	-6.24	94.16	111.00
3	2-P	1538	SER	CA-C-O	-6.24	107.01	120.10
4	2-X	290	PRO	N-CA-C	6.24	128.31	112.10
4	3-F	290	PRO	N-CA-C	6.24	128.31	112.10
5	3-G	330	LYS	CA-C-O	6.24	133.19	120.10
5	3-G	341	ALA	N-CA-C	-6.24	94.17	111.00
3	3-P	1538	SER	CA-C-O	-6.24	107.01	120.10
6	3-Z	413	LEU	O-C-N	-6.24	112.72	122.70
5	4-M	341	ALA	N-CA-C	-6.24	94.16	111.00
3	4-P	1538	SER	CA-C-O	-6.24	107.01	120.10
5	4-S	341	ALA	N-CA-C	-6.24	94.17	111.00

Continued on next page...

Continued from previous page...

Mol	Chain	Res	Type	Atoms	Z	Observed(^{o})	Ideal(^{o})
4	4-X	290	PRO	N-CA-C	6.24	128.31	112.10
5	5-M	341	ALA	N-CA-C	-6.24	94.16	111.00
5	5-S	341	ALA	N-CA-C	-6.24	94.17	111.00
4	5-X	290	PRO	N-CA-C	6.24	128.31	112.10
5	6-M	341	ALA	N-CA-C	-6.24	94.16	111.00
3	6-P	1538	SER	CA-C-O	-6.24	107.01	120.10
5	6-S	341	ALA	N-CA-C	-6.24	94.17	111.00
4	6-X	290	PRO	N-CA-C	6.24	128.31	112.10
5	7-M	341	ALA	N-CA-C	-6.24	94.16	111.00
5	7-S	341	ALA	N-CA-C	-6.24	94.17	111.00
4	7-X	290	PRO	N-CA-C	6.24	128.31	112.10
3	8-P	1538	SER	CA-C-O	-6.24	107.01	120.10
5	8-S	341	ALA	N-CA-C	-6.24	94.17	111.00
6	8-Z	413	LEU	O-C-N	-6.24	112.72	122.70
4	1-F	290	PRO	N-CA-C	6.23	128.31	112.10
6	1-Z	413	LEU	O-C-N	-6.23	112.72	122.70
5	2-S	379	HIS	N-CA-C	6.23	127.83	111.00
3	2-V	1516	LEU	O-C-N	6.23	132.68	122.70
5	2-Y	344	ASP	N-CA-CB	6.23	121.82	110.60
5	3-S	379	HIS	N-CA-C	6.23	127.83	111.00
3	3-V	1516	LEU	O-C-N	6.23	132.68	122.70
5	4-S	379	HIS	N-CA-C	6.23	127.83	111.00
3	4-V	1516	LEU	O-C-N	6.23	132.68	122.70
5	4-Y	344	ASP	N-CA-CB	6.23	121.82	110.60
5	5-S	379	HIS	N-CA-C	6.23	127.83	111.00
3	5-V	1516	LEU	O-C-N	6.23	132.68	122.70
5	5-Y	344	ASP	N-CA-CB	6.23	121.82	110.60
5	6-S	379	HIS	N-CA-C	6.23	127.83	111.00
3	6-V	1516	LEU	O-C-N	6.23	132.68	122.70
5	6-Y	344	ASP	N-CA-CB	6.23	121.82	110.60
5	7-S	379	HIS	N-CA-C	6.23	127.83	111.00
3	7-V	1516	LEU	O-C-N	6.23	132.68	122.70
5	7-Y	344	ASP	N-CA-CB	6.23	121.82	110.60
5	8-S	379	HIS	N-CA-C	6.23	127.83	111.00
3	8-V	1516	LEU	O-C-N	6.23	132.68	122.70
5	1-G	379	HIS	N-CA-C	6.23	127.83	111.00
5	2-M	344	ASP	N-CA-CB	6.23	121.82	110.60
5	3-M	379	HIS	N-CA-C	6.23	127.83	111.00
4	4-F	290	PRO	N-CA-C	6.23	128.30	112.10
6	4-H	413	LEU	O-C-N	-6.23	112.73	122.70
5	4-M	344	ASP	N-CA-CB	6.23	121.82	110.60
4	5-F	290	PRO	N-CA-C	6.23	128.30	112.10

Continued on next page...

Continued from previous page...

Mol	Chain	Res	Type	Atoms	Z	Observed(^{o})	Ideal(^{o})
6	5-H	413	LEU	O-C-N	-6.23	112.73	122.70
5	5-M	344	ASP	N-CA-CB	6.23	121.82	110.60
4	6-F	290	PRO	N-CA-C	6.23	128.30	112.10
6	6-H	413	LEU	O-C-N	-6.23	112.73	122.70
5	6-M	344	ASP	N-CA-CB	6.23	121.82	110.60
4	7-F	290	PRO	N-CA-C	6.23	128.30	112.10
6	7-H	413	LEU	O-C-N	-6.23	112.73	122.70
5	7-M	344	ASP	N-CA-CB	6.23	121.82	110.60
4	8-F	290	PRO	N-CA-C	6.23	128.30	112.10
6	8-H	413	LEU	O-C-N	-6.23	112.73	122.70
5	8-M	379	HIS	N-CA-C	6.23	127.83	111.00
5	2-M	379	HIS	N-CA-C	6.23	127.82	111.00
5	2-S	341	ALA	N-CA-C	-6.23	94.18	111.00
5	3-S	341	ALA	N-CA-C	-6.23	94.18	111.00
4	3-X	290	PRO	N-CA-C	6.23	128.30	112.10
5	3-Y	379	HIS	N-CA-C	6.23	127.82	111.00
5	4-M	379	HIS	N-CA-C	6.23	127.82	111.00
5	5-M	379	HIS	N-CA-C	6.23	127.82	111.00
5	6-M	379	HIS	N-CA-C	6.23	127.82	111.00
5	7-M	379	HIS	N-CA-C	6.23	127.82	111.00
4	8-X	290	PRO	N-CA-C	6.23	128.30	112.10
5	8-Y	379	HIS	N-CA-C	6.23	127.82	111.00
4	1-X	251	GLY	C-N-CA	6.23	137.27	121.70
4	3-X	455	ILE	O-C-N	-6.23	112.73	122.70
5	4-S	344	ASP	N-CA-CB	6.23	121.81	110.60
5	5-S	344	ASP	N-CA-CB	6.23	121.81	110.60
5	6-S	344	ASP	N-CA-CB	6.23	121.81	110.60
5	7-S	344	ASP	N-CA-CB	6.23	121.81	110.60
5	8-S	344	ASP	N-CA-CB	6.23	121.81	110.60
4	8-X	455	ILE	O-C-N	-6.23	112.73	122.70
4	1-R	290	PRO	N-CA-C	6.23	128.29	112.10
5	1-Y	341	ALA	N-CA-C	-6.23	94.18	111.00
5	2-G	344	ASP	N-CA-CB	6.23	121.81	110.60
5	3-G	344	ASP	N-CA-CB	6.23	121.81	110.60
5	3-Y	330	LYS	CA-C-O	6.23	133.18	120.10
5	8-Y	330	LYS	CA-C-O	6.23	133.18	120.10
5	1-S	379	HIS	N-CA-C	6.23	127.81	111.00
4	1-X	455	ILE	O-C-N	-6.23	112.74	122.70
5	2-Y	379	HIS	N-CA-C	6.23	127.81	111.00
5	4-Y	379	HIS	N-CA-C	6.23	127.81	111.00
5	5-Y	379	HIS	N-CA-C	6.23	127.81	111.00
5	6-Y	379	HIS	N-CA-C	6.23	127.81	111.00

Continued on next page...

Continued from previous page...

Mol	Chain	Res	Type	Atoms	Z	Observed(^{o})	Ideal(^{o})
5	7-Y	379	HIS	N-CA-C	6.23	127.81	111.00
4	1-F	251	GLY	C-N-CA	6.22	137.26	121.70
4	3-L	290	PRO	N-CA-C	6.22	128.28	112.10
5	3-M	341	ALA	N-CA-C	-6.22	94.19	111.00
5	4-G	379	HIS	N-CA-C	6.22	127.81	111.00
5	5-G	379	HIS	N-CA-C	6.22	127.81	111.00
5	6-G	379	HIS	N-CA-C	6.22	127.81	111.00
5	7-G	379	HIS	N-CA-C	6.22	127.81	111.00
5	8-G	379	HIS	N-CA-C	6.22	127.81	111.00
4	8-L	290	PRO	N-CA-C	6.22	128.28	112.10
5	8-M	341	ALA	N-CA-C	-6.22	94.19	111.00
5	1-G	344	ASP	N-CA-CB	6.22	121.80	110.60
6	2-T	413	LEU	O-C-N	-6.22	112.75	122.70
6	3-T	413	LEU	O-C-N	-6.22	112.75	122.70
5	1-S	341	ALA	N-CA-C	-6.22	94.20	111.00
5	1-Y	330	LYS	CA-C-O	6.22	133.16	120.10
6	2-Z	413	LEU	O-C-N	-6.22	112.75	122.70
4	4-F	455	ILE	O-C-N	-6.22	112.75	122.70
6	4-Z	413	LEU	O-C-N	-6.22	112.75	122.70
4	5-F	455	ILE	O-C-N	-6.22	112.75	122.70
6	5-Z	413	LEU	O-C-N	-6.22	112.75	122.70
4	6-F	455	ILE	O-C-N	-6.22	112.75	122.70
6	6-Z	413	LEU	O-C-N	-6.22	112.75	122.70
4	7-F	455	ILE	O-C-N	-6.22	112.75	122.70
6	7-Z	413	LEU	O-C-N	-6.22	112.75	122.70
4	8-F	455	ILE	O-C-N	-6.22	112.75	122.70
5	1-G	341	ALA	N-CA-C	-6.22	94.21	111.00
5	1-M	379	HIS	N-CA-C	6.22	127.79	111.00
3	1-P	1667	ALA	CB-CA-C	-6.22	100.77	110.10
5	3-Y	341	ALA	N-CA-C	-6.22	94.21	111.00
5	8-Y	341	ALA	N-CA-C	-6.22	94.21	111.00
4	1-L	247	ARG	C-N-CA	-6.22	106.15	121.70
5	2-M	330	LYS	CA-C-O	6.22	133.16	120.10
5	2-S	344	ASP	N-CA-CB	6.22	121.79	110.60
5	3-S	344	ASP	N-CA-CB	6.22	121.79	110.60
5	4-M	330	LYS	CA-C-O	6.22	133.16	120.10
5	5-M	330	LYS	CA-C-O	6.22	133.16	120.10
5	6-M	330	LYS	CA-C-O	6.22	133.16	120.10
5	7-M	330	LYS	CA-C-O	6.22	133.16	120.10
5	1-G	330	LYS	CA-C-O	6.22	133.15	120.10
6	1-N	413	LEU	O-C-N	-6.22	112.75	122.70
4	4-R	455	ILE	O-C-N	-6.22	112.75	122.70

Continued on next page...

Continued from previous page...

Mol	Chain	Res	Type	Atoms	Z	Observed(^{o})	Ideal(^{o})
3	5-P	1538	SER	CA-C-O	-6.22	107.04	120.10
4	5-R	455	ILE	O-C-N	-6.22	112.75	122.70
4	6-R	455	ILE	O-C-N	-6.22	112.75	122.70
3	7-P	1538	SER	CA-C-O	-6.22	107.04	120.10
4	7-R	455	ILE	O-C-N	-6.22	112.75	122.70
4	8-R	455	ILE	O-C-N	-6.22	112.75	122.70
4	1-F	247	ARG	C-N-CA	-6.21	106.16	121.70
4	2-L	455	ILE	O-C-N	-6.21	112.76	122.70
4	3-L	455	ILE	O-C-N	-6.21	112.75	122.70
5	3-M	330	LYS	CA-C-O	6.21	133.15	120.10
5	3-M	344	ASP	N-CA-CB	6.21	121.78	110.60
4	4-L	455	ILE	O-C-N	-6.21	112.76	122.70
4	5-L	455	ILE	O-C-N	-6.21	112.76	122.70
4	6-L	455	ILE	O-C-N	-6.21	112.76	122.70
4	7-L	455	ILE	O-C-N	-6.21	112.76	122.70
4	8-L	455	ILE	O-C-N	-6.21	112.75	122.70
5	8-M	330	LYS	CA-C-O	6.21	133.15	120.10
5	8-M	344	ASP	N-CA-CB	6.21	121.78	110.60
3	2-P	1667	ALA	CB-CA-C	-6.21	100.78	110.10
3	3-P	1667	ALA	CB-CA-C	-6.21	100.78	110.10
3	4-P	1667	ALA	CB-CA-C	-6.21	100.78	110.10
3	6-P	1667	ALA	CB-CA-C	-6.21	100.78	110.10
3	8-P	1667	ALA	CB-CA-C	-6.21	100.78	110.10
5	1-M	341	ALA	N-CA-C	-6.21	94.23	111.00
4	1-X	247	ARG	C-N-CA	-6.21	106.17	121.70
4	2-F	455	ILE	O-C-N	-6.21	112.76	122.70
4	3-F	455	ILE	O-C-N	-6.21	112.76	122.70
5	4-G	330	LYS	CA-C-O	6.21	133.14	120.10
5	5-G	330	LYS	CA-C-O	6.21	133.14	120.10
5	6-G	330	LYS	CA-C-O	6.21	133.14	120.10
5	7-G	330	LYS	CA-C-O	6.21	133.14	120.10
5	8-G	330	LYS	CA-C-O	6.21	133.14	120.10
3	1-V	1667	ALA	CB-CA-C	-6.21	100.79	110.10
3	5-D	1667	ALA	CB-CA-C	-6.21	100.79	110.10
3	7-D	1667	ALA	CB-CA-C	-6.21	100.79	110.10
3	1-D	1667	ALA	CB-CA-C	-6.21	100.79	110.10
3	2-D	1667	ALA	CB-CA-C	-6.20	100.80	110.10
3	2-V	1667	ALA	CB-CA-C	-6.20	100.79	110.10
5	2-Y	330	LYS	CA-C-O	6.20	133.13	120.10
3	3-D	1667	ALA	CB-CA-C	-6.20	100.80	110.10
3	3-V	1667	ALA	CB-CA-C	-6.20	100.79	110.10
3	4-D	1667	ALA	CB-CA-C	-6.20	100.80	110.10

Continued on next page...

Continued from previous page...

Mol	Chain	Res	Type	Atoms	Z	Observed(^{o})	Ideal(^{o})
5	4-S	330	LYS	CA-C-O	6.20	133.13	120.10
3	4-V	1667	ALA	CB-CA-C	-6.20	100.79	110.10
5	4-Y	330	LYS	CA-C-O	6.20	133.13	120.10
5	5-S	330	LYS	CA-C-O	6.20	133.13	120.10
3	5-V	1667	ALA	CB-CA-C	-6.20	100.79	110.10
5	5-Y	330	LYS	CA-C-O	6.20	133.13	120.10
3	6-D	1667	ALA	CB-CA-C	-6.20	100.80	110.10
5	6-S	330	LYS	CA-C-O	6.20	133.13	120.10
3	6-V	1667	ALA	CB-CA-C	-6.20	100.79	110.10
5	6-Y	330	LYS	CA-C-O	6.20	133.13	120.10
5	7-S	330	LYS	CA-C-O	6.20	133.13	120.10
3	7-V	1667	ALA	CB-CA-C	-6.20	100.79	110.10
5	7-Y	330	LYS	CA-C-O	6.20	133.13	120.10
3	8-D	1667	ALA	CB-CA-C	-6.20	100.80	110.10
5	8-S	330	LYS	CA-C-O	6.20	133.13	120.10
3	8-V	1667	ALA	CB-CA-C	-6.20	100.79	110.10
3	2-J	1667	ALA	CB-CA-C	-6.20	100.80	110.10
3	3-J	1667	ALA	CB-CA-C	-6.20	100.80	110.10
3	4-J	1667	ALA	CB-CA-C	-6.20	100.80	110.10
3	5-J	1667	ALA	CB-CA-C	-6.20	100.80	110.10
3	6-J	1667	ALA	CB-CA-C	-6.20	100.80	110.10
3	7-J	1667	ALA	CB-CA-C	-6.20	100.80	110.10
3	8-J	1667	ALA	CB-CA-C	-6.20	100.80	110.10
4	1-R	247	ARG	C-N-CA	-6.20	106.20	121.70
4	1-L	455	ILE	O-C-N	-6.20	112.78	122.70
6	1-H	412	GLU	N-CA-CB	6.20	121.75	110.60
4	1-R	211	GLU	CA-C-O	6.20	133.11	120.10
5	2-S	330	LYS	CA-C-O	6.19	133.11	120.10
5	3-S	330	LYS	CA-C-O	6.19	133.11	120.10
5	1-M	330	LYS	CA-C-O	6.19	133.10	120.10
5	1-M	344	ASP	N-CA-CB	6.19	121.74	110.60
4	2-R	455	ILE	O-C-N	-6.19	112.80	122.70
4	3-R	455	ILE	O-C-N	-6.19	112.80	122.70
5	1-S	330	LYS	CA-C-O	6.18	133.09	120.10
3	1-J	1667	ALA	CB-CA-C	-6.18	100.83	110.10
3	5-P	1667	ALA	CB-CA-C	-6.18	100.83	110.10
3	7-P	1667	ALA	CB-CA-C	-6.18	100.83	110.10
6	1-N	412	GLU	N-CA-CB	6.17	121.72	110.60
3	1-P	1519	SER	O-C-N	6.17	133.69	123.20
4	1-R	469	GLN	C-N-CA	-6.17	106.27	121.70
3	2-V	1519	SER	O-C-N	6.17	133.69	123.20
3	3-V	1519	SER	O-C-N	6.17	133.69	123.20

Continued on next page...

Continued from previous page...

Mol	Chain	Res	Type	Atoms	Z	Observed(^{o})	Ideal(^{o})
3	4-V	1519	SER	O-C-N	6.17	133.69	123.20
3	5-V	1519	SER	O-C-N	6.17	133.69	123.20
3	6-V	1519	SER	O-C-N	6.17	133.69	123.20
3	7-V	1519	SER	O-C-N	6.17	133.69	123.20
3	8-V	1519	SER	O-C-N	6.17	133.69	123.20
6	1-T	412	GLU	N-CA-CB	6.17	121.70	110.60
6	3-N	414	VAL	O-C-N	-6.17	112.83	122.70
6	4-T	412	GLU	N-CA-CB	6.17	121.70	110.60
6	5-T	412	GLU	N-CA-CB	6.17	121.70	110.60
6	6-T	412	GLU	N-CA-CB	6.17	121.70	110.60
6	7-T	412	GLU	N-CA-CB	6.17	121.70	110.60
6	8-N	414	VAL	O-C-N	-6.17	112.83	122.70
6	8-T	412	GLU	N-CA-CB	6.17	121.70	110.60
4	1-X	469	GLN	C-N-CA	-6.17	106.29	121.70
4	2-L	469	GLN	C-N-CA	-6.17	106.28	121.70
4	4-L	469	GLN	C-N-CA	-6.17	106.28	121.70
4	5-L	469	GLN	C-N-CA	-6.17	106.28	121.70
4	6-L	469	GLN	C-N-CA	-6.17	106.28	121.70
4	7-L	469	GLN	C-N-CA	-6.17	106.28	121.70
4	1-L	469	GLN	C-N-CA	-6.17	106.29	121.70
3	2-D	1519	SER	O-C-N	6.17	133.68	123.20
4	2-X	469	GLN	C-N-CA	-6.17	106.29	121.70
3	3-D	1519	SER	O-C-N	6.17	133.68	123.20
3	4-D	1519	SER	O-C-N	6.17	133.68	123.20
4	4-X	469	GLN	C-N-CA	-6.17	106.29	121.70
4	5-X	469	GLN	C-N-CA	-6.17	106.29	121.70
3	6-D	1519	SER	O-C-N	6.17	133.68	123.20
4	6-X	469	GLN	C-N-CA	-6.17	106.29	121.70
4	7-X	469	GLN	C-N-CA	-6.17	106.29	121.70
3	8-D	1519	SER	O-C-N	6.17	133.68	123.20
6	1-N	414	VAL	O-C-N	-6.16	112.84	122.70
4	2-R	469	GLN	C-N-CA	-6.16	106.29	121.70
6	2-T	412	GLU	N-CA-CB	6.16	121.69	110.60
6	2-Z	412	GLU	N-CA-CB	6.16	121.70	110.60
4	3-R	469	GLN	C-N-CA	-6.16	106.29	121.70
6	3-T	412	GLU	N-CA-CB	6.16	121.69	110.60
6	4-Z	412	GLU	N-CA-CB	6.16	121.70	110.60
6	5-Z	412	GLU	N-CA-CB	6.16	121.70	110.60
6	6-Z	412	GLU	N-CA-CB	6.16	121.70	110.60
6	7-Z	412	GLU	N-CA-CB	6.16	121.70	110.60
4	3-X	469	GLN	C-N-CA	-6.16	106.29	121.70
4	8-X	469	GLN	C-N-CA	-6.16	106.29	121.70

Continued on next page...

Continued from previous page...

Mol	Chain	Res	Type	Atoms	Z	Observed(^{o})	Ideal(^{o})
6	1-T	414	VAL	O-C-N	-6.16	112.84	122.70
4	3-L	469	GLN	C-N-CA	-6.16	106.30	121.70
6	3-Z	412	GLU	N-CA-CB	6.16	121.69	110.60
4	4-F	469	GLN	C-N-CA	-6.16	106.30	121.70
6	4-H	412	GLU	N-CA-CB	6.16	121.69	110.60
4	5-F	469	GLN	C-N-CA	-6.16	106.30	121.70
6	5-H	412	GLU	N-CA-CB	6.16	121.69	110.60
4	6-F	469	GLN	C-N-CA	-6.16	106.30	121.70
6	6-H	412	GLU	N-CA-CB	6.16	121.69	110.60
4	7-F	469	GLN	C-N-CA	-6.16	106.30	121.70
6	7-H	412	GLU	N-CA-CB	6.16	121.69	110.60
4	8-F	469	GLN	C-N-CA	-6.16	106.30	121.70
6	8-H	412	GLU	N-CA-CB	6.16	121.69	110.60
4	8-L	469	GLN	C-N-CA	-6.16	106.30	121.70
6	8-Z	412	GLU	N-CA-CB	6.16	121.69	110.60
4	2-F	469	GLN	C-N-CA	-6.16	106.31	121.70
6	2-T	414	VAL	O-C-N	-6.16	112.85	122.70
4	3-F	469	GLN	C-N-CA	-6.16	106.31	121.70
6	3-T	414	VAL	O-C-N	-6.16	112.85	122.70
3	1-V	1519	SER	O-C-N	6.16	133.67	123.20
6	1-Z	414	VAL	O-C-N	-6.16	112.85	122.70
3	2-P	1519	SER	O-C-N	6.16	133.67	123.20
3	3-P	1519	SER	O-C-N	6.16	133.67	123.20
3	4-P	1519	SER	O-C-N	6.16	133.67	123.20
4	4-R	469	GLN	C-N-CA	-6.16	106.31	121.70
6	4-T	414	VAL	O-C-N	-6.16	112.85	122.70
4	5-R	469	GLN	C-N-CA	-6.16	106.31	121.70
6	5-T	414	VAL	O-C-N	-6.16	112.85	122.70
3	6-P	1519	SER	O-C-N	6.16	133.67	123.20
4	6-R	469	GLN	C-N-CA	-6.16	106.31	121.70
6	6-T	414	VAL	O-C-N	-6.16	112.85	122.70
4	7-R	469	GLN	C-N-CA	-6.16	106.31	121.70
6	7-T	414	VAL	O-C-N	-6.16	112.85	122.70
3	8-P	1519	SER	O-C-N	6.16	133.67	123.20
4	8-R	469	GLN	C-N-CA	-6.16	106.31	121.70
6	8-T	414	VAL	O-C-N	-6.16	112.85	122.70
3	1-D	1519	SER	O-C-N	6.15	133.66	123.20
4	1-F	343	MET	CB-CA-C	-6.15	98.09	110.40
4	1-F	469	GLN	C-N-CA	-6.15	106.32	121.70
6	2-Z	340	TRP	C-N-CA	6.15	137.08	121.70
6	4-Z	340	TRP	C-N-CA	6.15	137.08	121.70
3	5-P	1519	SER	O-C-N	6.15	133.66	123.20

Continued on next page...

Continued from previous page...

Mol	Chain	Res	Type	Atoms	Z	Observed(^{o})	Ideal(^{o})
6	5-Z	340	TRP	C-N-CA	6.15	137.08	121.70
6	6-Z	340	TRP	C-N-CA	6.15	137.08	121.70
3	7-P	1519	SER	O-C-N	6.15	133.66	123.20
6	7-Z	340	TRP	C-N-CA	6.15	137.08	121.70
4	1-L	343	MET	CB-CA-C	-6.15	98.10	110.40
6	1-Z	340	TRP	C-N-CA	6.15	137.08	121.70
5	2-G	264	GLU	CB-CA-C	6.15	122.70	110.40
6	2-H	414	VAL	O-C-N	-6.15	112.86	122.70
6	2-N	412	GLU	N-CA-CB	6.15	121.67	110.60
5	2-Y	264	GLU	CB-CA-C	6.15	122.70	110.40
6	2-Z	414	VAL	O-C-N	-6.15	112.86	122.70
5	3-G	264	GLU	CB-CA-C	6.15	122.70	110.40
6	3-H	414	VAL	O-C-N	-6.15	112.86	122.70
6	4-N	412	GLU	N-CA-CB	6.15	121.67	110.60
5	4-Y	264	GLU	CB-CA-C	6.15	122.70	110.40
6	4-Z	414	VAL	O-C-N	-6.15	112.86	122.70
6	5-N	412	GLU	N-CA-CB	6.15	121.67	110.60
5	5-Y	264	GLU	CB-CA-C	6.15	122.70	110.40
6	5-Z	414	VAL	O-C-N	-6.15	112.86	122.70
6	6-N	412	GLU	N-CA-CB	6.15	121.67	110.60
5	6-Y	264	GLU	CB-CA-C	6.15	122.70	110.40
6	6-Z	414	VAL	O-C-N	-6.15	112.86	122.70
6	7-N	412	GLU	N-CA-CB	6.15	121.67	110.60
5	7-Y	264	GLU	CB-CA-C	6.15	122.70	110.40
6	7-Z	414	VAL	O-C-N	-6.15	112.86	122.70
4	3-X	343	MET	CB-CA-C	-6.15	98.10	110.40
4	8-X	343	MET	CB-CA-C	-6.15	98.10	110.40
3	1-J	1519	SER	O-C-N	6.15	133.65	123.20
5	1-S	264	GLU	CB-CA-C	6.15	122.69	110.40
6	1-T	340	TRP	C-N-CA	6.15	137.07	121.70
6	1-H	340	TRP	C-N-CA	6.15	137.06	121.70
4	2-R	343	MET	CB-CA-C	-6.14	98.11	110.40
2	2-U	28	HIS	N-CA-CB	-6.14	99.54	110.60
4	3-R	343	MET	CB-CA-C	-6.14	98.11	110.40
2	4-U	28	HIS	N-CA-CB	-6.14	99.54	110.60
2	5-U	28	HIS	N-CA-CB	-6.14	99.54	110.60
2	6-U	28	HIS	N-CA-CB	-6.14	99.54	110.60
2	7-U	28	HIS	N-CA-CB	-6.14	99.54	110.60
2	1-U	28	HIS	N-CA-CB	-6.14	99.54	110.60
6	3-N	412	GLU	N-CA-CB	6.14	121.66	110.60
4	4-R	343	MET	CB-CA-C	-6.14	98.11	110.40
4	5-R	343	MET	CB-CA-C	-6.14	98.11	110.40

Continued on next page...

Continued from previous page...

Mol	Chain	Res	Type	Atoms	Z	Observed(^{o})	Ideal(^{o})
4	6-R	343	MET	CB-CA-C	-6.14	98.11	110.40
4	7-R	343	MET	CB-CA-C	-6.14	98.11	110.40
6	8-N	412	GLU	N-CA-CB	6.14	121.66	110.60
4	8-R	343	MET	CB-CA-C	-6.14	98.11	110.40
6	3-N	340	TRP	C-N-CA	6.14	137.05	121.70
6	3-Z	340	TRP	C-N-CA	6.14	137.05	121.70
6	4-H	340	TRP	C-N-CA	6.14	137.05	121.70
6	5-H	340	TRP	C-N-CA	6.14	137.05	121.70
6	6-H	340	TRP	C-N-CA	6.14	137.05	121.70
6	7-H	340	TRP	C-N-CA	6.14	137.05	121.70
6	8-H	340	TRP	C-N-CA	6.14	137.05	121.70
6	8-N	340	TRP	C-N-CA	6.14	137.05	121.70
6	8-Z	340	TRP	C-N-CA	6.14	137.05	121.70
6	1-H	414	VAL	O-C-N	-6.14	112.88	122.70
4	2-F	343	MET	CB-CA-C	-6.14	98.12	110.40
6	2-H	412	GLU	N-CA-CB	6.14	121.65	110.60
5	2-S	264	GLU	CB-CA-C	6.14	122.67	110.40
4	3-F	343	MET	CB-CA-C	-6.14	98.12	110.40
6	3-H	412	GLU	N-CA-CB	6.14	121.65	110.60
5	3-S	264	GLU	CB-CA-C	6.14	122.67	110.40
4	1-R	343	MET	CB-CA-C	-6.13	98.13	110.40
6	1-Z	412	GLU	N-CA-CB	6.13	121.64	110.60
5	2-M	264	GLU	CB-CA-C	6.13	122.67	110.40
6	2-N	340	TRP	C-N-CA	6.13	137.04	121.70
5	4-M	264	GLU	CB-CA-C	6.13	122.67	110.40
6	4-N	340	TRP	C-N-CA	6.13	137.04	121.70
5	5-M	264	GLU	CB-CA-C	6.13	122.67	110.40
6	5-N	340	TRP	C-N-CA	6.13	137.04	121.70
5	6-M	264	GLU	CB-CA-C	6.13	122.67	110.40
6	6-N	340	TRP	C-N-CA	6.13	137.04	121.70
5	7-M	264	GLU	CB-CA-C	6.13	122.67	110.40
6	7-N	340	TRP	C-N-CA	6.13	137.04	121.70
2	1-O	28	HIS	N-CA-CB	-6.13	99.56	110.60
6	2-H	340	TRP	C-N-CA	6.13	137.03	121.70
4	2-X	343	MET	CB-CA-C	-6.13	98.14	110.40
6	3-H	340	TRP	C-N-CA	6.13	137.03	121.70
5	3-M	264	GLU	CB-CA-C	6.13	122.66	110.40
6	4-H	414	VAL	O-C-N	-6.13	112.89	122.70
5	4-S	264	GLU	CB-CA-C	6.13	122.66	110.40
4	4-X	343	MET	CB-CA-C	-6.13	98.14	110.40
6	5-H	414	VAL	O-C-N	-6.13	112.89	122.70
5	5-S	264	GLU	CB-CA-C	6.13	122.66	110.40

Continued on next page...

Continued from previous page...

Mol	Chain	Res	Type	Atoms	Z	Observed(^{o})	Ideal(^{o})
4	5-X	343	MET	CB-CA-C	-6.13	98.14	110.40
6	6-H	414	VAL	O-C-N	-6.13	112.89	122.70
5	6-S	264	GLU	CB-CA-C	6.13	122.66	110.40
4	6-X	343	MET	CB-CA-C	-6.13	98.14	110.40
6	7-H	414	VAL	O-C-N	-6.13	112.89	122.70
5	7-S	264	GLU	CB-CA-C	6.13	122.66	110.40
4	7-X	343	MET	CB-CA-C	-6.13	98.14	110.40
6	8-H	414	VAL	O-C-N	-6.13	112.89	122.70
5	8-M	264	GLU	CB-CA-C	6.13	122.66	110.40
5	8-S	264	GLU	CB-CA-C	6.13	122.66	110.40
5	1-Y	264	GLU	CB-CA-C	6.13	122.66	110.40
6	4-T	340	TRP	C-N-CA	6.13	137.03	121.70
6	5-T	340	TRP	C-N-CA	6.13	137.03	121.70
6	6-T	340	TRP	C-N-CA	6.13	137.03	121.70
6	7-T	340	TRP	C-N-CA	6.13	137.03	121.70
6	8-T	340	TRP	C-N-CA	6.13	137.03	121.70
4	2-L	343	MET	CB-CA-C	-6.13	98.14	110.40
5	3-Y	264	GLU	CB-CA-C	6.13	122.66	110.40
6	3-Z	414	VAL	O-C-N	-6.13	112.89	122.70
2	4-C	28	HIS	N-CA-CB	-6.13	99.57	110.60
4	4-L	343	MET	CB-CA-C	-6.13	98.14	110.40
2	4-O	28	HIS	N-CA-CB	-6.13	99.57	110.60
2	5-C	28	HIS	N-CA-CB	-6.13	99.57	110.60
4	5-L	343	MET	CB-CA-C	-6.13	98.14	110.40
2	5-O	28	HIS	N-CA-CB	-6.13	99.57	110.60
2	6-C	28	HIS	N-CA-CB	-6.13	99.57	110.60
4	6-L	343	MET	CB-CA-C	-6.13	98.14	110.40
2	6-O	28	HIS	N-CA-CB	-6.13	99.57	110.60
2	7-C	28	HIS	N-CA-CB	-6.13	99.57	110.60
4	7-L	343	MET	CB-CA-C	-6.13	98.14	110.40
2	7-O	28	HIS	N-CA-CB	-6.13	99.57	110.60
2	8-C	28	HIS	N-CA-CB	-6.13	99.57	110.60
2	8-O	28	HIS	N-CA-CB	-6.13	99.57	110.60
5	8-Y	264	GLU	CB-CA-C	6.13	122.66	110.40
6	8-Z	414	VAL	O-C-N	-6.13	112.89	122.70
3	2-J	1519	SER	O-C-N	6.13	133.61	123.20
6	2-T	340	TRP	C-N-CA	6.13	137.02	121.70
3	3-J	1519	SER	O-C-N	6.13	133.61	123.20
6	3-T	340	TRP	C-N-CA	6.13	137.02	121.70
3	4-J	1519	SER	O-C-N	6.13	133.61	123.20
3	5-J	1519	SER	O-C-N	6.13	133.61	123.20
3	6-J	1519	SER	O-C-N	6.13	133.61	123.20

Continued on next page...

Continued from previous page...

Mol	Chain	Res	Type	Atoms	Z	Observed(^{o})	Ideal(^{o})
3	7-J	1519	SER	O-C-N	6.13	133.61	123.20
3	8-J	1519	SER	O-C-N	6.13	133.61	123.20
4	1-F	311	GLN	CB-CA-C	-6.12	98.15	110.40
2	2-O	28	HIS	N-CA-CB	-6.12	99.58	110.60
2	3-O	28	HIS	N-CA-CB	-6.12	99.58	110.60
5	4-G	264	GLU	CB-CA-C	6.12	122.64	110.40
5	5-G	264	GLU	CB-CA-C	6.12	122.64	110.40
5	6-G	264	GLU	CB-CA-C	6.12	122.64	110.40
5	7-G	264	GLU	CB-CA-C	6.12	122.64	110.40
5	8-G	264	GLU	CB-CA-C	6.12	122.64	110.40
4	1-X	343	MET	CB-CA-C	-6.12	98.16	110.40
2	2-C	28	HIS	N-CA-CB	-6.12	99.59	110.60
2	2-I	28	HIS	N-CA-CB	-6.12	99.58	110.60
2	3-C	28	HIS	N-CA-CB	-6.12	99.59	110.60
4	3-X	311	GLN	CB-CA-C	-6.12	98.16	110.40
2	4-I	28	HIS	N-CA-CB	-6.12	99.58	110.60
2	5-I	28	HIS	N-CA-CB	-6.12	99.58	110.60
2	6-I	28	HIS	N-CA-CB	-6.12	99.58	110.60
2	7-I	28	HIS	N-CA-CB	-6.12	99.58	110.60
4	8-X	311	GLN	CB-CA-C	-6.12	98.16	110.40
4	3-L	311	GLN	CB-CA-C	-6.12	98.17	110.40
4	3-L	343	MET	CB-CA-C	-6.12	98.17	110.40
4	8-L	311	GLN	CB-CA-C	-6.12	98.17	110.40
4	8-L	343	MET	CB-CA-C	-6.12	98.17	110.40
4	2-X	311	GLN	CB-CA-C	-6.12	98.17	110.40
2	3-U	28	HIS	N-CA-CB	-6.12	99.59	110.60
4	4-X	311	GLN	CB-CA-C	-6.12	98.17	110.40
3	5-D	1519	SER	O-C-N	6.12	133.59	123.20
4	5-X	311	GLN	CB-CA-C	-6.12	98.17	110.40
4	6-X	311	GLN	CB-CA-C	-6.12	98.17	110.40
3	7-D	1519	SER	O-C-N	6.12	133.59	123.20
4	7-X	311	GLN	CB-CA-C	-6.12	98.17	110.40
2	8-U	28	HIS	N-CA-CB	-6.12	99.59	110.60
5	1-M	264	GLU	CB-CA-C	6.11	122.63	110.40
4	4-F	343	MET	CB-CA-C	-6.11	98.17	110.40
4	5-F	343	MET	CB-CA-C	-6.11	98.17	110.40
4	6-F	343	MET	CB-CA-C	-6.11	98.17	110.40
4	7-F	343	MET	CB-CA-C	-6.11	98.17	110.40
4	8-F	343	MET	CB-CA-C	-6.11	98.17	110.40
6	1-N	340	TRP	C-N-CA	6.11	136.97	121.70
2	3-I	28	HIS	N-CA-CB	-6.11	99.60	110.60
2	8-I	28	HIS	N-CA-CB	-6.11	99.60	110.60

Continued on next page...

Continued from previous page...

Mol	Chain	Res	Type	Atoms	Z	Observed(^{o})	Ideal(^{o})
4	2-F	311	GLN	CB-CA-C	-6.11	98.19	110.40
4	3-F	311	GLN	CB-CA-C	-6.11	98.19	110.40
5	1-G	264	GLU	CB-CA-C	6.10	122.61	110.40
2	1-I	28	HIS	N-CA-CB	-6.10	99.61	110.60
4	1-R	311	GLN	CB-CA-C	-6.10	98.19	110.40
4	4-F	311	GLN	CB-CA-C	-6.10	98.20	110.40
4	5-F	311	GLN	CB-CA-C	-6.10	98.20	110.40
4	6-F	311	GLN	CB-CA-C	-6.10	98.20	110.40
4	7-F	311	GLN	CB-CA-C	-6.10	98.20	110.40
4	8-F	311	GLN	CB-CA-C	-6.10	98.20	110.40
5	1-G	330	LYS	C-N-CA	6.10	136.95	121.70
4	2-L	311	GLN	CB-CA-C	-6.10	98.20	110.40
5	3-M	330	LYS	C-N-CA	6.10	136.95	121.70
4	4-L	311	GLN	CB-CA-C	-6.10	98.20	110.40
4	5-L	311	GLN	CB-CA-C	-6.10	98.20	110.40
4	6-L	311	GLN	CB-CA-C	-6.10	98.20	110.40
4	7-L	311	GLN	CB-CA-C	-6.10	98.20	110.40
5	8-M	330	LYS	C-N-CA	6.10	136.95	121.70
5	1-S	330	LYS	C-N-CA	6.10	136.95	121.70
5	3-Y	330	LYS	C-N-CA	6.10	136.95	121.70
5	8-Y	330	LYS	C-N-CA	6.10	136.95	121.70
4	1-X	311	GLN	CB-CA-C	-6.10	98.20	110.40
6	2-N	414	VAL	O-C-N	-6.10	112.94	122.70
6	4-N	414	VAL	O-C-N	-6.10	112.94	122.70
5	4-S	330	LYS	C-N-CA	6.10	136.94	121.70
6	5-N	414	VAL	O-C-N	-6.10	112.94	122.70
5	5-S	330	LYS	C-N-CA	6.10	136.94	121.70
6	6-N	414	VAL	O-C-N	-6.10	112.94	122.70
5	6-S	330	LYS	C-N-CA	6.10	136.94	121.70
6	7-N	414	VAL	O-C-N	-6.10	112.94	122.70
5	7-S	330	LYS	C-N-CA	6.10	136.94	121.70
5	8-S	330	LYS	C-N-CA	6.10	136.94	121.70
6	1-T	388	ARG	N-CA-C	6.09	127.45	111.00
2	1-C	28	HIS	N-CA-CB	-6.09	99.64	110.60
3	2-D	1531	GLU	C-N-CA	6.08	136.91	121.70
6	2-N	384	LEU	CB-CA-C	-6.08	98.64	110.20
6	2-Z	384	LEU	CB-CA-C	-6.08	98.64	110.20
3	3-D	1531	GLU	C-N-CA	6.08	136.91	121.70
3	4-D	1531	GLU	C-N-CA	6.08	136.91	121.70
6	4-N	384	LEU	CB-CA-C	-6.08	98.64	110.20
6	4-Z	384	LEU	CB-CA-C	-6.08	98.64	110.20
6	5-N	384	LEU	CB-CA-C	-6.08	98.64	110.20

Continued on next page...

Continued from previous page...

Mol	Chain	Res	Type	Atoms	Z	Observed(^{o})	Ideal(^{o})
3	5-P	1531	GLU	C-N-CA	6.08	136.91	121.70
6	5-Z	384	LEU	CB-CA-C	-6.08	98.64	110.20
3	6-D	1531	GLU	C-N-CA	6.08	136.91	121.70
6	6-N	384	LEU	CB-CA-C	-6.08	98.64	110.20
6	6-Z	384	LEU	CB-CA-C	-6.08	98.64	110.20
6	7-N	384	LEU	CB-CA-C	-6.08	98.64	110.20
3	7-P	1531	GLU	C-N-CA	6.08	136.91	121.70
6	7-Z	384	LEU	CB-CA-C	-6.08	98.64	110.20
3	8-D	1531	GLU	C-N-CA	6.08	136.91	121.70
4	4-R	311	GLN	CB-CA-C	-6.08	98.23	110.40
4	5-R	311	GLN	CB-CA-C	-6.08	98.23	110.40
4	6-R	311	GLN	CB-CA-C	-6.08	98.23	110.40
4	7-R	311	GLN	CB-CA-C	-6.08	98.23	110.40
4	8-R	311	GLN	CB-CA-C	-6.08	98.23	110.40
5	1-M	330	LYS	C-N-CA	6.08	136.90	121.70
3	1-P	1531	GLU	C-N-CA	6.08	136.90	121.70
5	1-Y	330	LYS	C-N-CA	6.08	136.91	121.70
5	4-G	330	LYS	C-N-CA	6.08	136.91	121.70
5	5-G	330	LYS	C-N-CA	6.08	136.91	121.70
5	6-G	330	LYS	C-N-CA	6.08	136.91	121.70
5	7-G	330	LYS	C-N-CA	6.08	136.91	121.70
5	8-G	330	LYS	C-N-CA	6.08	136.91	121.70
6	3-N	384	LEU	CB-CA-C	-6.08	98.65	110.20
6	8-N	384	LEU	CB-CA-C	-6.08	98.65	110.20
6	1-N	384	LEU	CB-CA-C	-6.08	98.65	110.20
5	2-S	330	LYS	C-N-CA	6.08	136.90	121.70
3	2-V	1531	GLU	C-N-CA	6.08	136.90	121.70
5	3-S	330	LYS	C-N-CA	6.08	136.90	121.70
3	3-V	1531	GLU	C-N-CA	6.08	136.90	121.70
3	4-V	1531	GLU	C-N-CA	6.08	136.90	121.70
3	5-D	1531	GLU	C-N-CA	6.08	136.90	121.70
3	5-V	1531	GLU	C-N-CA	6.08	136.90	121.70
3	6-V	1531	GLU	C-N-CA	6.08	136.90	121.70
3	7-D	1531	GLU	C-N-CA	6.08	136.90	121.70
3	7-V	1531	GLU	C-N-CA	6.08	136.90	121.70
3	8-V	1531	GLU	C-N-CA	6.08	136.90	121.70
5	2-G	330	LYS	C-N-CA	6.08	136.89	121.70
3	2-J	1531	GLU	C-N-CA	6.08	136.89	121.70
5	3-G	330	LYS	C-N-CA	6.08	136.89	121.70
3	3-J	1531	GLU	C-N-CA	6.08	136.89	121.70
3	4-J	1531	GLU	C-N-CA	6.08	136.89	121.70
3	5-J	1531	GLU	C-N-CA	6.08	136.89	121.70

Continued on next page...

Continued from previous page...

Mol	Chain	Res	Type	Atoms	Z	Observed(^{o})	Ideal(^{o})
3	6-J	1531	GLU	C-N-CA	6.08	136.89	121.70
3	7-J	1531	GLU	C-N-CA	6.08	136.89	121.70
3	8-J	1531	GLU	C-N-CA	6.08	136.89	121.70
3	1-D	1531	GLU	C-N-CA	6.08	136.89	121.70
5	1-S	348	ILE	CB-CA-C	6.08	123.75	111.60
6	1-T	384	LEU	CB-CA-C	-6.08	98.66	110.20
6	2-H	384	LEU	CB-CA-C	-6.08	98.66	110.20
6	3-H	384	LEU	CB-CA-C	-6.08	98.66	110.20
6	1-H	388	ARG	N-CA-C	6.07	127.40	111.00
6	2-N	388	ARG	N-CA-C	6.07	127.40	111.00
3	2-P	1531	GLU	C-N-CA	6.07	136.88	121.70
4	2-R	311	GLN	CB-CA-C	-6.07	98.25	110.40
5	2-Y	330	LYS	C-N-CA	6.07	136.88	121.70
3	3-P	1531	GLU	C-N-CA	6.07	136.88	121.70
4	3-R	311	GLN	CB-CA-C	-6.07	98.25	110.40
6	4-N	388	ARG	N-CA-C	6.07	127.40	111.00
3	4-P	1531	GLU	C-N-CA	6.07	136.88	121.70
5	4-Y	330	LYS	C-N-CA	6.07	136.88	121.70
6	5-N	388	ARG	N-CA-C	6.07	127.40	111.00
5	5-Y	330	LYS	C-N-CA	6.07	136.88	121.70
6	6-N	388	ARG	N-CA-C	6.07	127.40	111.00
3	6-P	1531	GLU	C-N-CA	6.07	136.88	121.70
5	6-Y	330	LYS	C-N-CA	6.07	136.88	121.70
6	7-N	388	ARG	N-CA-C	6.07	127.40	111.00
5	7-Y	330	LYS	C-N-CA	6.07	136.88	121.70
3	8-P	1531	GLU	C-N-CA	6.07	136.88	121.70
6	1-Z	384	LEU	CB-CA-C	-6.07	98.66	110.20
4	4-R	489	LYS	C-N-CA	-6.07	106.52	121.70
4	5-R	489	LYS	C-N-CA	-6.07	106.52	121.70
4	6-R	489	LYS	C-N-CA	-6.07	106.52	121.70
4	7-R	489	LYS	C-N-CA	-6.07	106.52	121.70
4	8-R	489	LYS	C-N-CA	-6.07	106.52	121.70
4	1-L	311	GLN	CB-CA-C	-6.07	98.26	110.40
6	3-Z	384	LEU	CB-CA-C	-6.07	98.67	110.20
6	4-H	384	LEU	CB-CA-C	-6.07	98.67	110.20
6	5-H	384	LEU	CB-CA-C	-6.07	98.67	110.20
6	6-H	384	LEU	CB-CA-C	-6.07	98.67	110.20
6	7-H	384	LEU	CB-CA-C	-6.07	98.67	110.20
6	8-H	384	LEU	CB-CA-C	-6.07	98.67	110.20
6	8-Z	384	LEU	CB-CA-C	-6.07	98.67	110.20
4	1-L	489	LYS	C-N-CA	-6.07	106.53	121.70
4	2-L	468	LYS	O-C-N	6.07	132.41	122.70

Continued on next page...

Continued from previous page...

Mol	Chain	Res	Type	Atoms	Z	Observed(^{o})	Ideal(^{o})
4	4-L	468	LYS	O-C-N	6.07	132.41	122.70
5	4-S	348	ILE	CB-CA-C	6.07	123.74	111.60
6	4-T	384	LEU	CB-CA-C	-6.07	98.67	110.20
4	5-L	468	LYS	O-C-N	6.07	132.41	122.70
5	5-S	348	ILE	CB-CA-C	6.07	123.74	111.60
6	5-T	384	LEU	CB-CA-C	-6.07	98.67	110.20
4	6-L	468	LYS	O-C-N	6.07	132.41	122.70
5	6-S	348	ILE	CB-CA-C	6.07	123.74	111.60
6	6-T	384	LEU	CB-CA-C	-6.07	98.67	110.20
4	7-L	468	LYS	O-C-N	6.07	132.41	122.70
5	7-S	348	ILE	CB-CA-C	6.07	123.74	111.60
6	7-T	384	LEU	CB-CA-C	-6.07	98.67	110.20
5	8-S	348	ILE	CB-CA-C	6.07	123.74	111.60
6	8-T	384	LEU	CB-CA-C	-6.07	98.67	110.20
4	1-F	202	ILE	N-CA-C	6.07	127.38	111.00
6	1-H	384	LEU	CB-CA-C	-6.07	98.68	110.20
6	2-T	388	ARG	N-CA-C	6.07	127.38	111.00
6	3-T	388	ARG	N-CA-C	6.07	127.38	111.00
5	4-G	348	ILE	CB-CA-C	6.07	123.73	111.60
5	5-G	348	ILE	CB-CA-C	6.07	123.73	111.60
5	6-G	348	ILE	CB-CA-C	6.07	123.73	111.60
5	7-G	348	ILE	CB-CA-C	6.07	123.73	111.60
5	8-G	348	ILE	CB-CA-C	6.07	123.73	111.60
4	2-L	489	LYS	C-N-CA	-6.06	106.54	121.70
5	2-M	330	LYS	C-N-CA	6.06	136.86	121.70
4	2-X	489	LYS	C-N-CA	-6.06	106.54	121.70
4	4-L	489	LYS	C-N-CA	-6.06	106.54	121.70
5	4-M	330	LYS	C-N-CA	6.06	136.86	121.70
4	4-X	489	LYS	C-N-CA	-6.06	106.54	121.70
4	5-L	489	LYS	C-N-CA	-6.06	106.54	121.70
5	5-M	330	LYS	C-N-CA	6.06	136.86	121.70
4	5-X	489	LYS	C-N-CA	-6.06	106.54	121.70
4	6-L	489	LYS	C-N-CA	-6.06	106.54	121.70
5	6-M	330	LYS	C-N-CA	6.06	136.86	121.70
4	6-X	489	LYS	C-N-CA	-6.06	106.54	121.70
4	7-L	489	LYS	C-N-CA	-6.06	106.54	121.70
5	7-M	330	LYS	C-N-CA	6.06	136.86	121.70
4	7-X	489	LYS	C-N-CA	-6.06	106.54	121.70
4	1-L	202	ILE	N-CA-C	6.06	127.37	111.00
3	2-J	1536	LEU	O-C-N	-6.06	113.00	122.70
3	3-J	1536	LEU	O-C-N	-6.06	113.00	122.70
5	3-M	348	ILE	CB-CA-C	6.06	123.73	111.60

Continued on next page...

Continued from previous page...

Mol	Chain	Res	Type	Atoms	Z	Observed(^{o})	Ideal(^{o})
3	4-J	1536	LEU	O-C-N	-6.06	113.00	122.70
3	5-J	1536	LEU	O-C-N	-6.06	113.00	122.70
3	6-J	1536	LEU	O-C-N	-6.06	113.00	122.70
3	7-J	1536	LEU	O-C-N	-6.06	113.00	122.70
3	8-J	1536	LEU	O-C-N	-6.06	113.00	122.70
5	8-M	348	ILE	CB-CA-C	6.06	123.73	111.60
3	2-D	1536	LEU	O-C-N	-6.06	113.00	122.70
3	3-D	1536	LEU	O-C-N	-6.06	113.00	122.70
3	4-D	1536	LEU	O-C-N	-6.06	113.00	122.70
6	4-T	388	ARG	N-CA-C	6.06	127.36	111.00
6	5-T	388	ARG	N-CA-C	6.06	127.36	111.00
3	6-D	1536	LEU	O-C-N	-6.06	113.00	122.70
6	6-T	388	ARG	N-CA-C	6.06	127.36	111.00
6	7-T	388	ARG	N-CA-C	6.06	127.36	111.00
3	8-D	1536	LEU	O-C-N	-6.06	113.00	122.70
6	8-T	388	ARG	N-CA-C	6.06	127.36	111.00
4	1-R	489	LYS	C-N-CA	-6.06	106.55	121.70
3	2-P	1536	LEU	O-C-N	-6.06	113.00	122.70
6	2-Z	388	ARG	N-CA-C	6.06	127.36	111.00
6	3-N	388	ARG	N-CA-C	6.06	127.36	111.00
3	3-P	1536	LEU	O-C-N	-6.06	113.00	122.70
6	4-H	388	ARG	N-CA-C	6.06	127.36	111.00
3	4-P	1536	LEU	O-C-N	-6.06	113.00	122.70
6	4-Z	388	ARG	N-CA-C	6.06	127.36	111.00
6	5-H	388	ARG	N-CA-C	6.06	127.36	111.00
6	5-Z	388	ARG	N-CA-C	6.06	127.36	111.00
6	6-H	388	ARG	N-CA-C	6.06	127.36	111.00
3	6-P	1536	LEU	O-C-N	-6.06	113.00	122.70
6	6-Z	388	ARG	N-CA-C	6.06	127.36	111.00
6	7-H	388	ARG	N-CA-C	6.06	127.36	111.00
6	7-Z	388	ARG	N-CA-C	6.06	127.36	111.00
6	8-H	388	ARG	N-CA-C	6.06	127.36	111.00
6	8-N	388	ARG	N-CA-C	6.06	127.36	111.00
3	8-P	1536	LEU	O-C-N	-6.06	113.00	122.70
5	1-M	348	ILE	CB-CA-C	6.06	123.71	111.60
4	1-F	489	LYS	C-N-CA	-6.05	106.56	121.70
3	1-J	1531	GLU	C-N-CA	6.05	136.84	121.70
6	2-H	388	ARG	N-CA-C	6.05	127.35	111.00
6	3-H	388	ARG	N-CA-C	6.05	127.35	111.00
4	1-L	468	LYS	O-C-N	6.05	132.38	122.70
3	1-V	1531	GLU	C-N-CA	6.05	136.83	121.70
5	3-Y	348	ILE	CB-CA-C	6.05	123.70	111.60

Continued on next page...

Continued from previous page...

Mol	Chain	Res	Type	Atoms	Z	Observed(^{o})	Ideal(^{o})
5	8-Y	348	ILE	CB-CA-C	6.05	123.70	111.60
6	1-Z	388	ARG	N-CA-C	6.05	127.33	111.00
4	4-R	468	LYS	O-C-N	6.05	132.38	122.70
3	5-D	1536	LEU	O-C-N	-6.05	113.02	122.70
4	5-R	468	LYS	O-C-N	6.05	132.38	122.70
4	6-R	468	LYS	O-C-N	6.05	132.38	122.70
3	7-D	1536	LEU	O-C-N	-6.05	113.02	122.70
4	7-R	468	LYS	O-C-N	6.05	132.38	122.70
4	8-R	468	LYS	O-C-N	6.05	132.38	122.70
4	1-X	489	LYS	C-N-CA	-6.05	106.58	121.70
5	2-S	348	ILE	CB-CA-C	6.05	123.69	111.60
6	2-T	384	LEU	CB-CA-C	-6.05	98.71	110.20
5	3-S	348	ILE	CB-CA-C	6.05	123.69	111.60
6	3-T	384	LEU	CB-CA-C	-6.05	98.71	110.20
6	3-Z	388	ARG	N-CA-C	6.05	127.32	111.00
3	5-P	1536	LEU	O-C-N	-6.05	113.03	122.70
3	7-P	1536	LEU	O-C-N	-6.05	113.03	122.70
6	8-Z	388	ARG	N-CA-C	6.05	127.32	111.00
5	1-G	348	ILE	CB-CA-C	6.04	123.69	111.60
6	1-N	388	ARG	N-CA-C	6.04	127.32	111.00
4	1-X	202	ILE	N-CA-C	6.04	127.32	111.00
4	2-F	489	LYS	C-N-CA	-6.04	106.59	121.70
5	2-G	348	ILE	CB-CA-C	6.04	123.69	111.60
4	3-F	489	LYS	C-N-CA	-6.04	106.59	121.70
5	3-G	348	ILE	CB-CA-C	6.04	123.69	111.60
4	3-L	489	LYS	C-N-CA	-6.04	106.59	121.70
4	3-X	489	LYS	C-N-CA	-6.04	106.59	121.70
4	8-L	489	LYS	C-N-CA	-6.04	106.59	121.70
4	8-X	489	LYS	C-N-CA	-6.04	106.59	121.70
5	1-Y	398	ALA	CB-CA-C	-6.04	101.04	110.10
4	3-X	468	LYS	O-C-N	6.04	132.37	122.70
4	8-X	468	LYS	O-C-N	6.04	132.37	122.70
4	3-L	468	LYS	O-C-N	6.04	132.36	122.70
4	8-L	468	LYS	O-C-N	6.04	132.36	122.70
5	2-M	348	ILE	CB-CA-C	6.04	123.68	111.60
4	4-F	489	LYS	C-N-CA	-6.04	106.60	121.70
5	4-M	348	ILE	CB-CA-C	6.04	123.68	111.60
4	5-F	489	LYS	C-N-CA	-6.04	106.60	121.70
5	5-M	348	ILE	CB-CA-C	6.04	123.68	111.60
4	6-F	489	LYS	C-N-CA	-6.04	106.60	121.70
5	6-M	348	ILE	CB-CA-C	6.04	123.68	111.60
4	7-F	489	LYS	C-N-CA	-6.04	106.60	121.70

Continued on next page...

Continued from previous page...

Mol	Chain	Res	Type	Atoms	Z	Observed(^{o})	Ideal(^{o})
5	7-M	348	ILE	CB-CA-C	6.04	123.68	111.60
4	8-F	489	LYS	C-N-CA	-6.04	106.60	121.70
3	1-V	1536	LEU	O-C-N	-6.04	113.04	122.70
4	2-R	489	LYS	C-N-CA	-6.04	106.61	121.70
4	2-X	468	LYS	O-C-N	6.04	132.36	122.70
4	3-R	489	LYS	C-N-CA	-6.04	106.61	121.70
5	4-S	398	ALA	CB-CA-C	-6.04	101.05	110.10
4	4-X	468	LYS	O-C-N	6.04	132.36	122.70
5	5-S	398	ALA	CB-CA-C	-6.04	101.05	110.10
4	5-X	468	LYS	O-C-N	6.04	132.36	122.70
5	6-S	398	ALA	CB-CA-C	-6.04	101.05	110.10
4	6-X	468	LYS	O-C-N	6.04	132.36	122.70
5	7-S	398	ALA	CB-CA-C	-6.04	101.05	110.10
4	7-X	468	LYS	O-C-N	6.04	132.36	122.70
5	8-S	398	ALA	CB-CA-C	-6.04	101.05	110.10
5	1-Y	348	ILE	CB-CA-C	6.03	123.67	111.60
5	3-M	251	ILE	C-N-CA	-6.03	106.62	121.70
5	8-M	251	ILE	C-N-CA	-6.03	106.62	121.70
2	1-O	308	LEU	C-N-CA	6.03	136.78	121.70
5	1-S	398	ALA	CB-CA-C	-6.03	101.06	110.10
5	1-Y	251	ILE	C-N-CA	-6.03	106.62	121.70
5	2-G	398	ALA	CB-CA-C	-6.03	101.05	110.10
3	2-J	1472	SER	CA-C-O	6.03	132.76	120.10
2	2-U	308	LEU	C-N-CA	6.03	136.78	121.70
5	2-Y	348	ILE	CB-CA-C	6.03	123.66	111.60
5	3-G	398	ALA	CB-CA-C	-6.03	101.05	110.10
3	3-J	1472	SER	CA-C-O	6.03	132.76	120.10
2	3-U	308	LEU	C-N-CA	6.03	136.78	121.70
3	4-J	1472	SER	CA-C-O	6.03	132.76	120.10
2	4-U	308	LEU	C-N-CA	6.03	136.78	121.70
5	4-Y	348	ILE	CB-CA-C	6.03	123.66	111.60
3	5-D	1448	MET	C-N-CA	6.03	136.78	121.70
3	5-J	1472	SER	CA-C-O	6.03	132.76	120.10
2	5-U	308	LEU	C-N-CA	6.03	136.78	121.70
5	5-Y	348	ILE	CB-CA-C	6.03	123.66	111.60
3	6-J	1472	SER	CA-C-O	6.03	132.76	120.10
2	6-U	308	LEU	C-N-CA	6.03	136.78	121.70
5	6-Y	348	ILE	CB-CA-C	6.03	123.66	111.60
3	7-D	1448	MET	C-N-CA	6.03	136.78	121.70
3	7-J	1472	SER	CA-C-O	6.03	132.76	120.10
2	7-U	308	LEU	C-N-CA	6.03	136.78	121.70
5	7-Y	348	ILE	CB-CA-C	6.03	123.66	111.60

Continued on next page...

Continued from previous page...

Mol	Chain	Res	Type	Atoms	Z	Observed(^{o})	Ideal(^{o})
3	8-J	1472	SER	CA-C-O	6.03	132.76	120.10
2	8-U	308	LEU	C-N-CA	6.03	136.78	121.70
3	2-J	1448	MET	C-N-CA	6.03	136.77	121.70
3	3-J	1448	MET	C-N-CA	6.03	136.77	121.70
3	4-J	1448	MET	C-N-CA	6.03	136.77	121.70
3	5-J	1448	MET	C-N-CA	6.03	136.77	121.70
3	6-J	1448	MET	C-N-CA	6.03	136.77	121.70
3	7-J	1448	MET	C-N-CA	6.03	136.77	121.70
3	8-J	1448	MET	C-N-CA	6.03	136.77	121.70
3	1-D	1536	LEU	O-C-N	-6.03	113.06	122.70
3	1-P	1472	SER	CA-C-O	6.03	132.75	120.10
3	1-V	1472	SER	CA-C-O	6.03	132.75	120.10
5	1-M	251	ILE	C-N-CA	-6.02	106.64	121.70
2	1-U	308	LEU	C-N-CA	6.02	136.76	121.70
4	1-R	468	LYS	O-C-N	6.02	132.34	122.70
5	3-M	398	ALA	CB-CA-C	-6.02	101.07	110.10
5	4-G	398	ALA	CB-CA-C	-6.02	101.07	110.10
5	5-G	398	ALA	CB-CA-C	-6.02	101.07	110.10
5	6-G	398	ALA	CB-CA-C	-6.02	101.07	110.10
5	7-G	398	ALA	CB-CA-C	-6.02	101.07	110.10
5	8-G	398	ALA	CB-CA-C	-6.02	101.07	110.10
5	8-M	398	ALA	CB-CA-C	-6.02	101.07	110.10
5	2-S	251	ILE	C-N-CA	-6.02	106.65	121.70
5	3-S	251	ILE	C-N-CA	-6.02	106.65	121.70
3	1-D	1472	SER	CA-C-O	6.02	132.74	120.10
4	1-R	202	ILE	N-CA-C	6.02	127.25	111.00
5	2-S	398	ALA	CB-CA-C	-6.02	101.07	110.10
5	2-Y	398	ALA	CB-CA-C	-6.02	101.07	110.10
5	3-S	398	ALA	CB-CA-C	-6.02	101.07	110.10
5	3-Y	251	ILE	C-N-CA	-6.02	106.65	121.70
5	4-Y	398	ALA	CB-CA-C	-6.02	101.07	110.10
5	5-Y	398	ALA	CB-CA-C	-6.02	101.07	110.10
5	6-Y	398	ALA	CB-CA-C	-6.02	101.07	110.10
5	7-Y	398	ALA	CB-CA-C	-6.02	101.07	110.10
5	8-Y	251	ILE	C-N-CA	-6.02	106.65	121.70
4	1-L	236	ASP	C-N-CA	-6.02	106.66	121.70
4	1-R	236	ASP	C-N-CA	-6.02	106.65	121.70
2	2-C	308	LEU	C-N-CA	6.02	136.74	121.70
5	2-M	251	ILE	C-N-CA	-6.02	106.66	121.70
2	3-C	308	LEU	C-N-CA	6.02	136.74	121.70
2	4-C	308	LEU	C-N-CA	6.02	136.74	121.70
5	4-M	251	ILE	C-N-CA	-6.02	106.66	121.70

Continued on next page...

Continued from previous page...

Mol	Chain	Res	Type	Atoms	Z	Observed(^{o})	Ideal(^{o})
2	5-C	308	LEU	C-N-CA	6.02	136.74	121.70
5	5-M	251	ILE	C-N-CA	-6.02	106.66	121.70
2	6-C	308	LEU	C-N-CA	6.02	136.74	121.70
5	6-M	251	ILE	C-N-CA	-6.02	106.66	121.70
2	7-C	308	LEU	C-N-CA	6.02	136.74	121.70
5	7-M	251	ILE	C-N-CA	-6.02	106.66	121.70
2	8-C	308	LEU	C-N-CA	6.02	136.74	121.70
4	1-X	448	ARG	C-N-CA	-6.01	106.66	121.70
4	2-F	468	LYS	O-C-N	6.01	132.32	122.70
5	2-G	251	ILE	C-N-CA	-6.01	106.66	121.70
3	2-V	1536	LEU	O-C-N	-6.01	113.08	122.70
5	2-Y	251	ILE	C-N-CA	-6.01	106.66	121.70
4	3-F	468	LYS	O-C-N	6.01	132.32	122.70
5	3-G	251	ILE	C-N-CA	-6.01	106.66	121.70
3	3-V	1536	LEU	O-C-N	-6.01	113.08	122.70
5	4-G	251	ILE	C-N-CA	-6.01	106.67	121.70
3	4-V	1536	LEU	O-C-N	-6.01	113.08	122.70
5	4-Y	251	ILE	C-N-CA	-6.01	106.66	121.70
5	5-G	251	ILE	C-N-CA	-6.01	106.67	121.70
3	5-P	1448	MET	C-N-CA	6.01	136.73	121.70
3	5-V	1536	LEU	O-C-N	-6.01	113.08	122.70
5	5-Y	251	ILE	C-N-CA	-6.01	106.66	121.70
5	6-G	251	ILE	C-N-CA	-6.01	106.67	121.70
3	6-V	1536	LEU	O-C-N	-6.01	113.08	122.70
5	6-Y	251	ILE	C-N-CA	-6.01	106.66	121.70
5	7-G	251	ILE	C-N-CA	-6.01	106.67	121.70
3	7-P	1448	MET	C-N-CA	6.01	136.73	121.70
3	7-V	1536	LEU	O-C-N	-6.01	113.08	122.70
5	7-Y	251	ILE	C-N-CA	-6.01	106.66	121.70
5	8-G	251	ILE	C-N-CA	-6.01	106.67	121.70
3	8-V	1536	LEU	O-C-N	-6.01	113.08	122.70
4	1-F	236	ASP	C-N-CA	-6.01	106.67	121.70
5	2-M	398	ALA	CB-CA-C	-6.01	101.08	110.10
4	2-R	468	LYS	O-C-N	6.01	132.32	122.70
4	3-R	468	LYS	O-C-N	6.01	132.32	122.70
5	4-M	398	ALA	CB-CA-C	-6.01	101.08	110.10
5	5-M	398	ALA	CB-CA-C	-6.01	101.08	110.10
5	6-M	398	ALA	CB-CA-C	-6.01	101.08	110.10
5	7-M	398	ALA	CB-CA-C	-6.01	101.08	110.10
2	1-I	308	LEU	C-N-CA	6.01	136.73	121.70
3	2-P	1472	SER	CA-C-O	6.01	132.73	120.10
3	3-P	1472	SER	CA-C-O	6.01	132.73	120.10

Continued on next page...

Continued from previous page...

Mol	Chain	Res	Type	Atoms	Z	Observed(^{o})	Ideal(^{o})
3	4-P	1472	SER	CA-C-O	6.01	132.73	120.10
5	4-S	251	ILE	C-N-CA	-6.01	106.67	121.70
3	5-P	1472	SER	CA-C-O	6.01	132.72	120.10
5	5-S	251	ILE	C-N-CA	-6.01	106.67	121.70
3	6-P	1472	SER	CA-C-O	6.01	132.73	120.10
5	6-S	251	ILE	C-N-CA	-6.01	106.67	121.70
3	7-P	1472	SER	CA-C-O	6.01	132.72	120.10
5	7-S	251	ILE	C-N-CA	-6.01	106.67	121.70
3	8-P	1472	SER	CA-C-O	6.01	132.73	120.10
5	8-S	251	ILE	C-N-CA	-6.01	106.67	121.70
3	1-P	1536	LEU	O-C-N	-6.01	113.08	122.70
3	2-D	1448	MET	C-N-CA	6.01	136.72	121.70
3	3-D	1448	MET	C-N-CA	6.01	136.72	121.70
3	4-D	1448	MET	C-N-CA	6.01	136.72	121.70
3	6-D	1448	MET	C-N-CA	6.01	136.72	121.70
3	8-D	1448	MET	C-N-CA	6.01	136.72	121.70
3	1-J	1472	SER	CA-C-O	6.01	132.71	120.10
3	2-V	1472	SER	CA-C-O	6.01	132.71	120.10
3	3-V	1472	SER	CA-C-O	6.01	132.71	120.10
3	4-V	1472	SER	CA-C-O	6.01	132.71	120.10
3	5-V	1472	SER	CA-C-O	6.01	132.71	120.10
3	6-V	1472	SER	CA-C-O	6.01	132.71	120.10
3	7-V	1472	SER	CA-C-O	6.01	132.71	120.10
3	8-V	1472	SER	CA-C-O	6.01	132.71	120.10
5	1-G	398	ALA	CB-CA-C	-6.00	101.09	110.10
5	1-M	398	ALA	CB-CA-C	-6.00	101.09	110.10
5	1-S	251	ILE	C-N-CA	-6.00	106.69	121.70
4	2-F	448	ARG	C-N-CA	-6.00	106.69	121.70
2	2-O	308	LEU	C-N-CA	6.00	136.71	121.70
4	3-F	448	ARG	C-N-CA	-6.00	106.69	121.70
2	3-O	308	LEU	C-N-CA	6.00	136.71	121.70
2	4-O	308	LEU	C-N-CA	6.00	136.71	121.70
2	5-O	308	LEU	C-N-CA	6.00	136.71	121.70
2	6-O	308	LEU	C-N-CA	6.00	136.71	121.70
2	7-O	308	LEU	C-N-CA	6.00	136.71	121.70
2	8-O	308	LEU	C-N-CA	6.00	136.71	121.70
2	2-I	308	LEU	C-N-CA	6.00	136.70	121.70
3	2-P	1448	MET	C-N-CA	6.00	136.71	121.70
2	3-I	308	LEU	C-N-CA	6.00	136.70	121.70
3	3-P	1448	MET	C-N-CA	6.00	136.71	121.70
4	4-F	468	LYS	O-C-N	6.00	132.30	122.70
2	4-I	308	LEU	C-N-CA	6.00	136.70	121.70

Continued on next page...

Continued from previous page...

Mol	Chain	Res	Type	Atoms	Z	Observed(^{o})	Ideal(^{o})
3	4-P	1448	MET	C-N-CA	6.00	136.71	121.70
4	5-F	468	LYS	O-C-N	6.00	132.30	122.70
2	5-I	308	LEU	C-N-CA	6.00	136.70	121.70
4	6-F	468	LYS	O-C-N	6.00	132.30	122.70
2	6-I	308	LEU	C-N-CA	6.00	136.70	121.70
3	6-P	1448	MET	C-N-CA	6.00	136.71	121.70
4	7-F	468	LYS	O-C-N	6.00	132.30	122.70
2	7-I	308	LEU	C-N-CA	6.00	136.70	121.70
4	8-F	468	LYS	O-C-N	6.00	132.30	122.70
2	8-I	308	LEU	C-N-CA	6.00	136.70	121.70
3	8-P	1448	MET	C-N-CA	6.00	136.71	121.70
5	3-Y	398	ALA	CB-CA-C	-6.00	101.10	110.10
5	8-Y	398	ALA	CB-CA-C	-6.00	101.10	110.10
4	1-X	468	LYS	O-C-N	6.00	132.30	122.70
3	1-J	1448	MET	C-N-CA	6.00	136.69	121.70
3	1-J	1536	LEU	O-C-N	-6.00	113.11	122.70
5	2-S	327	ARG	N-CA-C	6.00	127.19	111.00
5	3-S	327	ARG	N-CA-C	6.00	127.19	111.00
3	1-D	1448	MET	C-N-CA	5.99	136.69	121.70
4	1-L	448	ARG	C-N-CA	-5.99	106.72	121.70
4	1-X	236	ASP	C-N-CA	-5.99	106.72	121.70
3	2-D	1472	SER	CA-C-O	5.99	132.69	120.10
3	3-D	1472	SER	CA-C-O	5.99	132.69	120.10
3	4-D	1472	SER	CA-C-O	5.99	132.69	120.10
3	6-D	1472	SER	CA-C-O	5.99	132.69	120.10
3	8-D	1472	SER	CA-C-O	5.99	132.69	120.10
4	3-X	491	VAL	CA-C-O	5.99	132.68	120.10
4	8-X	491	VAL	CA-C-O	5.99	132.68	120.10
2	1-C	308	LEU	C-N-CA	5.99	136.68	121.70
4	2-L	448	ARG	C-N-CA	-5.99	106.73	121.70
3	2-V	1448	MET	C-N-CA	5.99	136.68	121.70
3	3-V	1448	MET	C-N-CA	5.99	136.68	121.70
4	4-L	448	ARG	C-N-CA	-5.99	106.73	121.70
3	4-V	1448	MET	C-N-CA	5.99	136.68	121.70
4	5-L	448	ARG	C-N-CA	-5.99	106.73	121.70
3	5-V	1448	MET	C-N-CA	5.99	136.68	121.70
4	6-L	448	ARG	C-N-CA	-5.99	106.73	121.70
3	6-V	1448	MET	C-N-CA	5.99	136.68	121.70
4	7-L	448	ARG	C-N-CA	-5.99	106.73	121.70
3	7-V	1448	MET	C-N-CA	5.99	136.68	121.70
3	8-V	1448	MET	C-N-CA	5.99	136.68	121.70
4	1-F	468	LYS	O-C-N	5.99	132.28	122.70

Continued on next page...

Continued from previous page...

Mol	Chain	Res	Type	Atoms	Z	Observed(^{o})	Ideal(^{o})
4	2-X	448	ARG	C-N-CA	-5.99	106.73	121.70
4	4-X	448	ARG	C-N-CA	-5.99	106.73	121.70
3	5-D	1472	SER	CA-C-O	5.99	132.68	120.10
4	5-X	448	ARG	C-N-CA	-5.99	106.73	121.70
4	6-X	448	ARG	C-N-CA	-5.99	106.73	121.70
3	7-D	1472	SER	CA-C-O	5.99	132.68	120.10
4	7-X	448	ARG	C-N-CA	-5.99	106.73	121.70
4	1-F	199	GLU	CA-C-O	5.99	132.67	120.10
4	1-R	448	ARG	C-N-CA	-5.99	106.73	121.70
4	3-X	448	ARG	C-N-CA	-5.99	106.73	121.70
4	8-X	448	ARG	C-N-CA	-5.99	106.73	121.70
5	1-G	327	ARG	N-CA-C	5.99	127.16	111.00
5	3-M	327	ARG	N-CA-C	5.99	127.16	111.00
5	8-M	327	ARG	N-CA-C	5.99	127.16	111.00
5	1-G	251	ILE	C-N-CA	-5.98	106.74	121.70
4	2-R	448	ARG	C-N-CA	-5.98	106.74	121.70
4	3-R	448	ARG	C-N-CA	-5.98	106.74	121.70
3	1-P	1448	MET	C-N-CA	5.98	136.65	121.70
4	1-R	199	GLU	CA-C-O	5.98	132.66	120.10
4	4-F	448	ARG	C-N-CA	-5.98	106.75	121.70
4	4-F	491	VAL	CA-C-O	5.98	132.66	120.10
4	5-F	448	ARG	C-N-CA	-5.98	106.75	121.70
4	5-F	491	VAL	CA-C-O	5.98	132.66	120.10
4	6-F	448	ARG	C-N-CA	-5.98	106.75	121.70
4	6-F	491	VAL	CA-C-O	5.98	132.66	120.10
4	7-F	448	ARG	C-N-CA	-5.98	106.75	121.70
4	7-F	491	VAL	CA-C-O	5.98	132.66	120.10
4	8-F	448	ARG	C-N-CA	-5.98	106.75	121.70
4	8-F	491	VAL	CA-C-O	5.98	132.66	120.10
4	1-F	491	VAL	CA-C-O	5.98	132.66	120.10
4	1-R	222	THR	N-CA-CB	5.98	121.66	110.30
4	1-X	199	GLU	CA-C-O	5.98	132.66	120.10
4	1-X	491	VAL	CA-C-O	5.98	132.65	120.10
5	2-G	327	ARG	N-CA-C	5.98	127.14	111.00
5	2-M	327	ARG	N-CA-C	5.98	127.14	111.00
5	3-G	327	ARG	N-CA-C	5.98	127.14	111.00
4	3-L	448	ARG	C-N-CA	-5.98	106.76	121.70
5	4-M	327	ARG	N-CA-C	5.98	127.14	111.00
4	4-R	448	ARG	C-N-CA	-5.98	106.75	121.70
5	5-M	327	ARG	N-CA-C	5.98	127.14	111.00
4	5-R	448	ARG	C-N-CA	-5.98	106.75	121.70
5	6-M	327	ARG	N-CA-C	5.98	127.14	111.00

Continued on next page...

Continued from previous page...

Mol	Chain	Res	Type	Atoms	Z	Observed(^{o})	Ideal(^{o})
4	6-R	448	ARG	C-N-CA	-5.98	106.75	121.70
5	7-M	327	ARG	N-CA-C	5.98	127.14	111.00
4	7-R	448	ARG	C-N-CA	-5.98	106.75	121.70
4	8-L	448	ARG	C-N-CA	-5.98	106.76	121.70
4	8-R	448	ARG	C-N-CA	-5.98	106.75	121.70
3	1-V	1448	MET	C-N-CA	5.98	136.64	121.70
4	1-F	448	ARG	C-N-CA	-5.97	106.76	121.70
4	1-R	207	GLN	O-C-N	5.97	132.26	122.70
5	2-Y	327	ARG	N-CA-C	5.97	127.13	111.00
5	4-G	327	ARG	N-CA-C	5.97	127.13	111.00
5	4-Y	327	ARG	N-CA-C	5.97	127.13	111.00
5	5-G	327	ARG	N-CA-C	5.97	127.13	111.00
5	5-Y	327	ARG	N-CA-C	5.97	127.13	111.00
5	6-G	327	ARG	N-CA-C	5.97	127.13	111.00
5	6-Y	327	ARG	N-CA-C	5.97	127.13	111.00
5	7-G	327	ARG	N-CA-C	5.97	127.13	111.00
5	7-Y	327	ARG	N-CA-C	5.97	127.13	111.00
5	8-G	327	ARG	N-CA-C	5.97	127.13	111.00
4	1-R	491	VAL	CA-C-O	5.97	132.64	120.10
5	1-Y	327	ARG	N-CA-C	5.97	127.12	111.00
4	2-F	491	VAL	CA-C-O	5.97	132.64	120.10
4	3-F	491	VAL	CA-C-O	5.97	132.64	120.10
5	3-Y	327	ARG	N-CA-C	5.97	127.12	111.00
4	4-R	491	VAL	CA-C-O	5.97	132.64	120.10
4	5-R	491	VAL	CA-C-O	5.97	132.64	120.10
4	6-R	491	VAL	CA-C-O	5.97	132.64	120.10
4	7-R	491	VAL	CA-C-O	5.97	132.64	120.10
4	8-R	491	VAL	CA-C-O	5.97	132.64	120.10
5	8-Y	327	ARG	N-CA-C	5.97	127.12	111.00
5	1-S	327	ARG	N-CA-C	5.97	127.11	111.00
5	4-S	327	ARG	N-CA-C	5.97	127.11	111.00
5	5-S	327	ARG	N-CA-C	5.97	127.11	111.00
5	6-S	327	ARG	N-CA-C	5.97	127.11	111.00
5	7-S	327	ARG	N-CA-C	5.97	127.11	111.00
5	8-S	327	ARG	N-CA-C	5.97	127.11	111.00
4	2-R	461	ARG	N-CA-CB	5.96	121.34	110.60
4	3-R	461	ARG	N-CA-CB	5.96	121.34	110.60
4	2-L	491	VAL	CA-C-O	5.96	132.62	120.10
4	4-L	491	VAL	CA-C-O	5.96	132.62	120.10
4	5-L	491	VAL	CA-C-O	5.96	132.62	120.10
4	6-L	491	VAL	CA-C-O	5.96	132.62	120.10
4	7-L	491	VAL	CA-C-O	5.96	132.62	120.10

Continued on next page...

Continued from previous page...

Mol	Chain	Res	Type	Atoms	Z	Observed(^{o})	Ideal(^{o})
4	1-L	207	GLN	O-C-N	5.96	132.24	122.70
4	2-R	491	VAL	CA-C-O	5.96	132.61	120.10
4	3-L	491	VAL	CA-C-O	5.96	132.61	120.10
4	3-R	491	VAL	CA-C-O	5.96	132.61	120.10
4	8-L	491	VAL	CA-C-O	5.96	132.61	120.10
5	1-M	327	ARG	N-CA-C	5.96	127.08	111.00
4	2-R	394	GLU	C-N-CA	-5.95	106.82	121.70
4	3-R	394	GLU	C-N-CA	-5.95	106.82	121.70
4	1-L	394	GLU	C-N-CA	-5.95	106.82	121.70
4	1-X	207	GLN	O-C-N	5.95	132.22	122.70
4	2-X	394	GLU	C-N-CA	-5.95	106.83	121.70
4	2-X	491	VAL	CA-C-O	5.95	132.59	120.10
4	4-X	394	GLU	C-N-CA	-5.95	106.83	121.70
4	4-X	491	VAL	CA-C-O	5.95	132.59	120.10
4	5-X	394	GLU	C-N-CA	-5.95	106.83	121.70
4	5-X	491	VAL	CA-C-O	5.95	132.59	120.10
4	6-X	394	GLU	C-N-CA	-5.95	106.83	121.70
4	6-X	491	VAL	CA-C-O	5.95	132.59	120.10
4	7-X	394	GLU	C-N-CA	-5.95	106.83	121.70
4	7-X	491	VAL	CA-C-O	5.95	132.59	120.10
4	1-F	222	THR	N-CA-CB	5.95	121.60	110.30
4	1-X	394	GLU	C-N-CA	-5.95	106.83	121.70
4	3-X	394	GLU	C-N-CA	-5.95	106.83	121.70
4	8-X	394	GLU	C-N-CA	-5.95	106.83	121.70
4	1-L	222	THR	N-CA-CB	5.95	121.59	110.30
4	1-F	207	GLN	O-C-N	5.94	132.21	122.70
4	3-L	461	ARG	N-CA-CB	5.94	121.30	110.60
4	4-F	394	GLU	C-N-CA	-5.94	106.84	121.70
4	4-F	461	ARG	N-CA-CB	5.94	121.30	110.60
4	5-F	394	GLU	C-N-CA	-5.94	106.84	121.70
4	5-F	461	ARG	N-CA-CB	5.94	121.30	110.60
4	6-F	394	GLU	C-N-CA	-5.94	106.84	121.70
4	6-F	461	ARG	N-CA-CB	5.94	121.30	110.60
4	7-F	394	GLU	C-N-CA	-5.94	106.84	121.70
4	7-F	461	ARG	N-CA-CB	5.94	121.30	110.60
4	8-F	394	GLU	C-N-CA	-5.94	106.84	121.70
4	8-F	461	ARG	N-CA-CB	5.94	121.30	110.60
4	8-L	461	ARG	N-CA-CB	5.94	121.30	110.60
4	1-L	491	VAL	CA-C-O	5.94	132.57	120.10
4	1-R	394	GLU	C-N-CA	-5.94	106.85	121.70
4	3-L	394	GLU	C-N-CA	-5.94	106.85	121.70
4	8-L	394	GLU	C-N-CA	-5.94	106.85	121.70

Continued on next page...

Continued from previous page...

Mol	Chain	Res	Type	Atoms	Z	Observed(^{o})	Ideal(^{o})
4	1-L	199	GLU	CA-C-O	5.94	132.57	120.10
4	2-L	394	GLU	C-N-CA	-5.94	106.85	121.70
4	4-L	394	GLU	C-N-CA	-5.94	106.85	121.70
4	5-L	394	GLU	C-N-CA	-5.94	106.85	121.70
4	6-L	394	GLU	C-N-CA	-5.94	106.85	121.70
4	7-L	394	GLU	C-N-CA	-5.94	106.85	121.70
4	1-F	394	GLU	C-N-CA	-5.94	106.86	121.70
4	2-F	461	ARG	N-CA-CB	5.94	121.28	110.60
4	3-F	461	ARG	N-CA-CB	5.94	121.28	110.60
4	4-R	394	GLU	C-N-CA	-5.94	106.86	121.70
4	5-R	394	GLU	C-N-CA	-5.94	106.86	121.70
4	6-R	394	GLU	C-N-CA	-5.94	106.86	121.70
4	7-R	394	GLU	C-N-CA	-5.94	106.86	121.70
4	8-R	394	GLU	C-N-CA	-5.94	106.86	121.70
4	1-F	461	ARG	N-CA-CB	5.93	121.28	110.60
4	1-X	222	THR	N-CA-CB	5.93	121.58	110.30
3	2-P	1503	ILE	C-N-CA	5.93	136.54	121.70
3	3-P	1503	ILE	C-N-CA	5.93	136.54	121.70
3	4-P	1503	ILE	C-N-CA	5.93	136.54	121.70
3	6-P	1503	ILE	C-N-CA	5.93	136.54	121.70
3	8-P	1503	ILE	C-N-CA	5.93	136.54	121.70
4	1-R	253	SER	CB-CA-C	5.93	121.37	110.10
4	2-F	394	GLU	C-N-CA	-5.93	106.87	121.70
3	2-V	1503	ILE	C-N-CA	5.93	136.53	121.70
4	3-F	394	GLU	C-N-CA	-5.93	106.87	121.70
3	3-V	1503	ILE	C-N-CA	5.93	136.53	121.70
4	3-X	461	ARG	N-CA-CB	5.93	121.28	110.60
3	4-V	1503	ILE	C-N-CA	5.93	136.53	121.70
3	5-V	1503	ILE	C-N-CA	5.93	136.53	121.70
3	6-V	1503	ILE	C-N-CA	5.93	136.53	121.70
3	7-V	1503	ILE	C-N-CA	5.93	136.53	121.70
3	8-V	1503	ILE	C-N-CA	5.93	136.53	121.70
4	8-X	461	ARG	N-CA-CB	5.93	121.28	110.60
4	1-X	461	ARG	N-CA-CB	5.93	121.28	110.60
4	1-F	253	SER	CB-CA-C	5.93	121.37	110.10
4	2-X	463	ILE	N-CA-C	-5.93	94.99	111.00
4	4-X	463	ILE	N-CA-C	-5.93	94.99	111.00
4	5-X	463	ILE	N-CA-C	-5.93	94.99	111.00
4	6-X	463	ILE	N-CA-C	-5.93	94.99	111.00
4	7-X	463	ILE	N-CA-C	-5.93	94.99	111.00
4	1-L	461	ARG	N-CA-CB	5.93	121.27	110.60
3	5-P	1503	ILE	C-N-CA	5.93	136.52	121.70

Continued on next page...

Continued from previous page...

Mol	Chain	Res	Type	Atoms	Z	Observed(^{o})	Ideal(^{o})
3	7-P	1503	ILE	C-N-CA	5.93	136.52	121.70
4	3-L	463	ILE	N-CA-C	-5.92	95.00	111.00
4	8-L	463	ILE	N-CA-C	-5.92	95.00	111.00
4	3-X	463	ILE	N-CA-C	-5.92	95.01	111.00
4	8-X	463	ILE	N-CA-C	-5.92	95.01	111.00
4	1-L	253	SER	CB-CA-C	5.92	121.35	110.10
4	4-F	463	ILE	N-CA-C	-5.92	95.01	111.00
3	5-D	1503	ILE	C-N-CA	5.92	136.50	121.70
4	5-F	463	ILE	N-CA-C	-5.92	95.01	111.00
4	6-F	463	ILE	N-CA-C	-5.92	95.01	111.00
3	7-D	1503	ILE	C-N-CA	5.92	136.50	121.70
4	7-F	463	ILE	N-CA-C	-5.92	95.01	111.00
4	8-F	463	ILE	N-CA-C	-5.92	95.01	111.00
4	2-X	461	ARG	N-CA-CB	5.92	121.25	110.60
4	4-X	461	ARG	N-CA-CB	5.92	121.25	110.60
4	5-X	461	ARG	N-CA-CB	5.92	121.25	110.60
4	6-X	461	ARG	N-CA-CB	5.92	121.25	110.60
4	7-X	461	ARG	N-CA-CB	5.92	121.25	110.60
3	1-D	1503	ILE	C-N-CA	5.92	136.50	121.70
4	2-L	463	ILE	N-CA-C	-5.92	95.02	111.00
4	4-L	463	ILE	N-CA-C	-5.92	95.02	111.00
4	5-L	463	ILE	N-CA-C	-5.92	95.02	111.00
4	6-L	463	ILE	N-CA-C	-5.92	95.02	111.00
4	7-L	463	ILE	N-CA-C	-5.92	95.02	111.00
3	2-J	1503	ILE	C-N-CA	5.92	136.49	121.70
4	2-L	461	ARG	N-CA-CB	5.92	121.25	110.60
3	3-J	1503	ILE	C-N-CA	5.92	136.49	121.70
3	4-J	1503	ILE	C-N-CA	5.92	136.49	121.70
4	4-L	461	ARG	N-CA-CB	5.92	121.25	110.60
4	4-R	461	ARG	N-CA-CB	5.92	121.25	110.60
3	5-J	1503	ILE	C-N-CA	5.92	136.49	121.70
4	5-L	461	ARG	N-CA-CB	5.92	121.25	110.60
4	5-R	461	ARG	N-CA-CB	5.92	121.25	110.60
3	6-J	1503	ILE	C-N-CA	5.92	136.49	121.70
4	6-L	461	ARG	N-CA-CB	5.92	121.25	110.60
4	6-R	461	ARG	N-CA-CB	5.92	121.25	110.60
3	7-J	1503	ILE	C-N-CA	5.92	136.49	121.70
4	7-L	461	ARG	N-CA-CB	5.92	121.25	110.60
4	7-R	461	ARG	N-CA-CB	5.92	121.25	110.60
3	8-J	1503	ILE	C-N-CA	5.92	136.49	121.70
4	8-R	461	ARG	N-CA-CB	5.92	121.25	110.60
4	1-R	463	ILE	N-CA-C	-5.92	95.03	111.00

Continued on next page...

Continued from previous page...

Mol	Chain	Res	Type	Atoms	Z	Observed(^{o})	Ideal(^{o})
6	1-Z	394	ASP	CA-C-N	-5.91	104.19	117.20
3	2-D	1503	ILE	C-N-CA	5.91	136.48	121.70
6	2-T	394	ASP	CA-C-N	-5.91	104.19	117.20
3	3-D	1503	ILE	C-N-CA	5.91	136.48	121.70
6	3-T	394	ASP	CA-C-N	-5.91	104.19	117.20
3	4-D	1503	ILE	C-N-CA	5.91	136.48	121.70
3	6-D	1503	ILE	C-N-CA	5.91	136.48	121.70
3	8-D	1503	ILE	C-N-CA	5.91	136.48	121.70
3	1-P	1503	ILE	C-N-CA	5.91	136.48	121.70
6	3-Z	394	ASP	CA-C-N	-5.91	104.19	117.20
6	8-Z	394	ASP	CA-C-N	-5.91	104.19	117.20
6	1-H	394	ASP	CA-C-N	-5.91	104.20	117.20
6	1-T	501	GLU	N-CA-CB	5.91	121.24	110.60
4	1-L	463	ILE	N-CA-C	-5.91	95.05	111.00
4	1-R	461	ARG	N-CA-CB	5.91	121.23	110.60
4	1-X	463	ILE	N-CA-C	-5.91	95.05	111.00
4	4-R	463	ILE	N-CA-C	-5.91	95.05	111.00
4	5-R	463	ILE	N-CA-C	-5.91	95.05	111.00
4	6-R	463	ILE	N-CA-C	-5.91	95.05	111.00
4	7-R	463	ILE	N-CA-C	-5.91	95.05	111.00
4	8-R	463	ILE	N-CA-C	-5.91	95.05	111.00
4	1-X	253	SER	CB-CA-C	5.91	121.32	110.10
4	2-R	463	ILE	N-CA-C	-5.91	95.05	111.00
4	3-R	463	ILE	N-CA-C	-5.91	95.05	111.00
6	2-H	501	GLU	N-CA-CB	5.91	121.23	110.60
6	3-H	501	GLU	N-CA-CB	5.91	121.23	110.60
6	3-N	501	GLU	N-CA-CB	5.91	121.23	110.60
6	8-N	501	GLU	N-CA-CB	5.91	121.23	110.60
6	4-T	501	GLU	N-CA-CB	5.90	121.23	110.60
6	5-T	501	GLU	N-CA-CB	5.90	121.23	110.60
6	6-T	501	GLU	N-CA-CB	5.90	121.23	110.60
6	7-T	501	GLU	N-CA-CB	5.90	121.23	110.60
6	8-T	501	GLU	N-CA-CB	5.90	121.23	110.60
6	1-Z	501	GLU	N-CA-CB	5.90	121.22	110.60
6	2-N	501	GLU	N-CA-CB	5.90	121.22	110.60
6	4-N	501	GLU	N-CA-CB	5.90	121.22	110.60
6	5-N	501	GLU	N-CA-CB	5.90	121.22	110.60
6	6-N	501	GLU	N-CA-CB	5.90	121.22	110.60
6	7-N	501	GLU	N-CA-CB	5.90	121.22	110.60
6	1-N	394	ASP	CA-C-N	-5.90	104.22	117.20
5	1-Y	345	TYR	O-C-N	-5.90	113.26	122.70
4	2-F	463	ILE	N-CA-C	-5.90	95.07	111.00

Continued on next page...

Continued from previous page...

Mol	Chain	Res	Type	Atoms	Z	Observed(^{o})	Ideal(^{o})
4	3-F	463	ILE	N-CA-C	-5.90	95.07	111.00
4	1-F	463	ILE	N-CA-C	-5.90	95.08	111.00
6	2-T	352	LEU	CB-CA-C	5.90	121.41	110.20
6	3-T	352	LEU	CB-CA-C	5.90	121.41	110.20
6	3-Z	352	LEU	CB-CA-C	5.90	121.41	110.20
6	8-Z	352	LEU	CB-CA-C	5.90	121.41	110.20
5	1-Y	361	ARG	N-CA-C	-5.89	95.09	111.00
3	2-P	318	GLN	C-N-CA	5.89	136.44	121.70
3	3-P	318	GLN	C-N-CA	5.89	136.44	121.70
3	4-P	318	GLN	C-N-CA	5.89	136.44	121.70
3	6-P	318	GLN	C-N-CA	5.89	136.44	121.70
3	8-P	318	GLN	C-N-CA	5.89	136.44	121.70
4	1-X	306	PRO	CA-C-N	5.89	130.16	117.20
3	1-V	1503	ILE	C-N-CA	5.89	136.43	121.70
3	1-J	1503	ILE	C-N-CA	5.89	136.43	121.70
5	4-G	342	PRO	N-CA-C	5.89	127.41	112.10
4	4-R	453	TYR	N-CA-CB	5.89	121.20	110.60
6	4-T	394	ASP	CA-C-N	-5.89	104.24	117.20
5	5-G	342	PRO	N-CA-C	5.89	127.41	112.10
4	5-R	453	TYR	N-CA-CB	5.89	121.20	110.60
6	5-T	394	ASP	CA-C-N	-5.89	104.24	117.20
5	6-G	342	PRO	N-CA-C	5.89	127.41	112.10
4	6-R	453	TYR	N-CA-CB	5.89	121.20	110.60
6	6-T	394	ASP	CA-C-N	-5.89	104.24	117.20
5	7-G	342	PRO	N-CA-C	5.89	127.41	112.10
4	7-R	453	TYR	N-CA-CB	5.89	121.20	110.60
6	7-T	394	ASP	CA-C-N	-5.89	104.24	117.20
5	8-G	342	PRO	N-CA-C	5.89	127.41	112.10
4	8-R	453	TYR	N-CA-CB	5.89	121.20	110.60
6	8-T	394	ASP	CA-C-N	-5.89	104.24	117.20
6	1-N	352	LEU	CB-CA-C	5.89	121.39	110.20
6	2-H	394	ASP	CA-C-N	-5.89	104.25	117.20
6	2-N	394	ASP	CA-C-N	-5.89	104.25	117.20
6	3-H	394	ASP	CA-C-N	-5.89	104.25	117.20
6	3-Z	501	GLU	N-CA-CB	5.89	121.20	110.60
4	4-F	306	PRO	CA-C-N	5.89	130.15	117.20
6	4-N	394	ASP	CA-C-N	-5.89	104.25	117.20
4	5-F	306	PRO	CA-C-N	5.89	130.15	117.20
6	5-N	394	ASP	CA-C-N	-5.89	104.25	117.20
4	6-F	306	PRO	CA-C-N	5.89	130.15	117.20
6	6-N	394	ASP	CA-C-N	-5.89	104.25	117.20
4	7-F	306	PRO	CA-C-N	5.89	130.15	117.20

Continued on next page...

Continued from previous page...

Mol	Chain	Res	Type	Atoms	Z	Observed(^{o})	Ideal(^{o})
6	7-N	394	ASP	CA-C-N	-5.89	104.25	117.20
4	8-F	306	PRO	CA-C-N	5.89	130.15	117.20
6	8-Z	501	GLU	N-CA-CB	5.89	121.20	110.60
4	1-F	306	PRO	CA-C-N	5.89	130.15	117.20
5	2-M	345	TYR	O-C-N	-5.89	113.28	122.70
5	4-M	345	TYR	O-C-N	-5.89	113.28	122.70
5	5-M	345	TYR	O-C-N	-5.89	113.28	122.70
5	6-M	345	TYR	O-C-N	-5.89	113.28	122.70
5	7-M	345	TYR	O-C-N	-5.89	113.28	122.70
4	1-L	453	TYR	N-CA-CB	5.88	121.19	110.60
5	1-M	345	TYR	O-C-N	-5.88	113.28	122.70
5	2-Y	342	PRO	N-CA-C	5.88	127.40	112.10
6	2-Z	394	ASP	CA-C-N	-5.88	104.25	117.20
4	4-F	453	TYR	N-CA-CB	5.88	121.19	110.60
6	4-H	394	ASP	CA-C-N	-5.88	104.25	117.20
6	4-H	501	GLU	N-CA-CB	5.88	121.19	110.60
4	4-R	306	PRO	CA-C-N	5.88	130.14	117.20
5	4-Y	342	PRO	N-CA-C	5.88	127.40	112.10
6	4-Z	394	ASP	CA-C-N	-5.88	104.25	117.20
4	5-F	453	TYR	N-CA-CB	5.88	121.19	110.60
6	5-H	394	ASP	CA-C-N	-5.88	104.25	117.20
6	5-H	501	GLU	N-CA-CB	5.88	121.19	110.60
4	5-R	306	PRO	CA-C-N	5.88	130.14	117.20
5	5-Y	342	PRO	N-CA-C	5.88	127.40	112.10
6	5-Z	394	ASP	CA-C-N	-5.88	104.25	117.20
4	6-F	453	TYR	N-CA-CB	5.88	121.19	110.60
6	6-H	394	ASP	CA-C-N	-5.88	104.25	117.20
6	6-H	501	GLU	N-CA-CB	5.88	121.19	110.60
4	6-R	306	PRO	CA-C-N	5.88	130.14	117.20
5	6-Y	342	PRO	N-CA-C	5.88	127.40	112.10
6	6-Z	394	ASP	CA-C-N	-5.88	104.25	117.20
4	7-F	453	TYR	N-CA-CB	5.88	121.19	110.60
6	7-H	394	ASP	CA-C-N	-5.88	104.25	117.20
6	7-H	501	GLU	N-CA-CB	5.88	121.19	110.60
4	7-R	306	PRO	CA-C-N	5.88	130.14	117.20
5	7-Y	342	PRO	N-CA-C	5.88	127.40	112.10
6	7-Z	394	ASP	CA-C-N	-5.88	104.25	117.20
4	8-F	453	TYR	N-CA-CB	5.88	121.19	110.60
6	8-H	394	ASP	CA-C-N	-5.88	104.25	117.20
6	8-H	501	GLU	N-CA-CB	5.88	121.19	110.60
4	8-R	306	PRO	CA-C-N	5.88	130.14	117.20
6	2-Z	501	GLU	N-CA-CB	5.88	121.19	110.60

Continued on next page...

Continued from previous page...

Mol	Chain	Res	Type	Atoms	Z	Observed(^{o})	Ideal(^{o})
6	4-Z	501	GLU	N-CA-CB	5.88	121.19	110.60
6	5-Z	501	GLU	N-CA-CB	5.88	121.19	110.60
6	6-Z	501	GLU	N-CA-CB	5.88	121.19	110.60
6	7-Z	501	GLU	N-CA-CB	5.88	121.19	110.60
5	1-M	342	PRO	N-CA-C	5.88	127.39	112.10
4	1-R	453	TYR	N-CA-CB	5.88	121.19	110.60
6	1-Z	352	LEU	CB-CA-C	5.88	121.38	110.20
4	2-X	306	PRO	CA-C-N	5.88	130.14	117.20
4	3-L	306	PRO	CA-C-N	5.88	130.14	117.20
4	3-L	453	TYR	N-CA-CB	5.88	121.19	110.60
5	3-Y	342	PRO	N-CA-C	5.88	127.39	112.10
5	4-G	361	ARG	N-CA-C	-5.88	95.12	111.00
4	4-X	306	PRO	CA-C-N	5.88	130.14	117.20
5	5-G	361	ARG	N-CA-C	-5.88	95.12	111.00
4	5-X	306	PRO	CA-C-N	5.88	130.14	117.20
5	6-G	361	ARG	N-CA-C	-5.88	95.12	111.00
4	6-X	306	PRO	CA-C-N	5.88	130.14	117.20
5	7-G	361	ARG	N-CA-C	-5.88	95.12	111.00
4	7-X	306	PRO	CA-C-N	5.88	130.14	117.20
5	8-G	361	ARG	N-CA-C	-5.88	95.12	111.00
4	8-L	306	PRO	CA-C-N	5.88	130.14	117.20
4	8-L	453	TYR	N-CA-CB	5.88	121.19	110.60
5	8-Y	342	PRO	N-CA-C	5.88	127.39	112.10
5	2-G	342	PRO	N-CA-C	5.88	127.39	112.10
5	2-S	342	PRO	N-CA-C	5.88	127.39	112.10
5	3-G	342	PRO	N-CA-C	5.88	127.39	112.10
5	3-S	342	PRO	N-CA-C	5.88	127.39	112.10
5	3-Y	361	ARG	N-CA-C	-5.88	95.12	111.00
5	4-S	342	PRO	N-CA-C	5.88	127.39	112.10
6	4-T	352	LEU	CB-CA-C	5.88	121.37	110.20
5	5-S	342	PRO	N-CA-C	5.88	127.39	112.10
6	5-T	352	LEU	CB-CA-C	5.88	121.37	110.20
5	6-S	342	PRO	N-CA-C	5.88	127.39	112.10
6	6-T	352	LEU	CB-CA-C	5.88	121.37	110.20
5	7-S	342	PRO	N-CA-C	5.88	127.39	112.10
6	7-T	352	LEU	CB-CA-C	5.88	121.37	110.20
5	8-S	342	PRO	N-CA-C	5.88	127.39	112.10
6	8-T	352	LEU	CB-CA-C	5.88	121.37	110.20
5	8-Y	361	ARG	N-CA-C	-5.88	95.12	111.00
4	1-F	453	TYR	N-CA-CB	5.88	121.18	110.60
6	1-H	501	GLU	N-CA-CB	5.88	121.18	110.60
4	1-X	446	ALA	N-CA-CB	5.88	118.33	110.10

Continued on next page...

Continued from previous page...

Mol	Chain	Res	Type	Atoms	Z	Observed(^{o})	Ideal(^{o})
4	2-L	306	PRO	CA-C-N	5.88	130.13	117.20
4	4-L	306	PRO	CA-C-N	5.88	130.13	117.20
4	5-L	306	PRO	CA-C-N	5.88	130.13	117.20
4	6-L	306	PRO	CA-C-N	5.88	130.13	117.20
4	7-L	306	PRO	CA-C-N	5.88	130.13	117.20
5	1-S	361	ARG	N-CA-C	-5.88	95.13	111.00
5	1-Y	342	PRO	N-CA-C	5.88	127.38	112.10
4	2-F	453	TYR	N-CA-CB	5.88	121.18	110.60
6	2-H	352	LEU	CB-CA-C	5.88	121.36	110.20
5	2-M	361	ARG	N-CA-C	-5.88	95.13	111.00
6	2-Z	352	LEU	CB-CA-C	5.88	121.36	110.20
4	3-F	453	TYR	N-CA-CB	5.88	121.18	110.60
6	3-H	352	LEU	CB-CA-C	5.88	121.36	110.20
4	3-X	453	TYR	N-CA-CB	5.88	121.18	110.60
5	4-M	361	ARG	N-CA-C	-5.88	95.13	111.00
6	4-Z	352	LEU	CB-CA-C	5.88	121.36	110.20
5	5-M	361	ARG	N-CA-C	-5.88	95.13	111.00
6	5-Z	352	LEU	CB-CA-C	5.88	121.36	110.20
5	6-M	361	ARG	N-CA-C	-5.88	95.13	111.00
6	6-Z	352	LEU	CB-CA-C	5.88	121.36	110.20
5	7-M	361	ARG	N-CA-C	-5.88	95.13	111.00
6	7-Z	352	LEU	CB-CA-C	5.88	121.36	110.20
4	8-X	453	TYR	N-CA-CB	5.88	121.18	110.60
4	2-F	306	PRO	CA-C-N	5.88	130.12	117.20
4	3-F	306	PRO	CA-C-N	5.88	130.12	117.20
6	3-N	352	LEU	CB-CA-C	5.88	121.36	110.20
6	4-H	352	LEU	CB-CA-C	5.88	121.36	110.20
6	5-H	352	LEU	CB-CA-C	5.88	121.36	110.20
6	6-H	352	LEU	CB-CA-C	5.88	121.36	110.20
6	7-H	352	LEU	CB-CA-C	5.88	121.36	110.20
6	8-H	352	LEU	CB-CA-C	5.88	121.36	110.20
6	8-N	352	LEU	CB-CA-C	5.88	121.36	110.20
6	2-T	501	GLU	N-CA-CB	5.87	121.17	110.60
5	3-M	342	PRO	N-CA-C	5.87	127.37	112.10
6	3-T	501	GLU	N-CA-CB	5.87	121.17	110.60
4	3-X	306	PRO	CA-C-N	5.87	130.12	117.20
5	8-M	342	PRO	N-CA-C	5.87	127.37	112.10
4	8-X	306	PRO	CA-C-N	5.87	130.12	117.20
4	1-R	306	PRO	CA-C-N	5.87	130.12	117.20
6	1-T	352	LEU	CB-CA-C	5.87	121.36	110.20
4	2-R	306	PRO	CA-C-N	5.87	130.12	117.20
4	3-R	306	PRO	CA-C-N	5.87	130.12	117.20

Continued on next page...

Continued from previous page...

Mol	Chain	Res	Type	Atoms	Z	Observed(^{o})	Ideal(^{o})
5	1-G	361	ARG	N-CA-C	-5.87	95.15	111.00
4	2-R	453	TYR	N-CA-CB	5.87	121.17	110.60
4	3-R	453	TYR	N-CA-CB	5.87	121.17	110.60
5	1-G	345	TYR	O-C-N	-5.87	113.31	122.70
5	1-S	342	PRO	N-CA-C	5.87	127.36	112.10
4	1-X	453	TYR	N-CA-CB	5.87	121.17	110.60
5	2-G	361	ARG	N-CA-C	-5.87	95.16	111.00
3	2-V	318	GLN	C-N-CA	5.87	136.37	121.70
5	3-G	361	ARG	N-CA-C	-5.87	95.16	111.00
5	3-M	361	ARG	N-CA-C	-5.87	95.16	111.00
6	3-N	394	ASP	CA-C-N	-5.87	104.29	117.20
3	3-V	318	GLN	C-N-CA	5.87	136.37	121.70
3	4-V	318	GLN	C-N-CA	5.87	136.37	121.70
3	5-V	318	GLN	C-N-CA	5.87	136.37	121.70
3	6-V	318	GLN	C-N-CA	5.87	136.37	121.70
3	7-V	318	GLN	C-N-CA	5.87	136.37	121.70
5	8-M	361	ARG	N-CA-C	-5.87	95.16	111.00
6	8-N	394	ASP	CA-C-N	-5.87	104.29	117.20
3	8-V	318	GLN	C-N-CA	5.87	136.37	121.70
5	1-S	345	TYR	O-C-N	-5.87	113.31	122.70
5	2-M	342	PRO	N-CA-C	5.87	127.36	112.10
5	2-S	345	TYR	O-C-N	-5.87	113.31	122.70
5	3-S	345	TYR	O-C-N	-5.87	113.31	122.70
5	4-M	342	PRO	N-CA-C	5.87	127.36	112.10
5	5-M	342	PRO	N-CA-C	5.87	127.36	112.10
5	6-M	342	PRO	N-CA-C	5.87	127.36	112.10
5	7-M	342	PRO	N-CA-C	5.87	127.36	112.10
4	1-L	306	PRO	CA-C-N	5.87	130.10	117.20
5	2-G	345	TYR	O-C-N	-5.87	113.32	122.70
5	2-S	361	ARG	N-CA-C	-5.87	95.16	111.00
5	2-Y	361	ARG	N-CA-C	-5.87	95.16	111.00
5	3-G	345	TYR	O-C-N	-5.87	113.32	122.70
5	3-S	361	ARG	N-CA-C	-5.87	95.16	111.00
5	4-Y	361	ARG	N-CA-C	-5.87	95.16	111.00
5	5-Y	361	ARG	N-CA-C	-5.87	95.16	111.00
5	6-Y	361	ARG	N-CA-C	-5.87	95.16	111.00
5	7-Y	361	ARG	N-CA-C	-5.87	95.16	111.00
5	1-G	342	PRO	N-CA-C	5.86	127.35	112.10
5	1-M	361	ARG	N-CA-C	-5.86	95.17	111.00
6	1-N	501	GLU	N-CA-CB	5.86	121.15	110.60
6	1-T	394	ASP	CA-C-N	-5.86	104.30	117.20
3	2-J	318	GLN	C-N-CA	5.86	136.36	121.70

Continued on next page...

Continued from previous page...

Mol	Chain	Res	Type	Atoms	Z	Observed(^{o})	Ideal(^{o})
6	2-N	352	LEU	CB-CA-C	5.86	121.34	110.20
4	2-X	453	TYR	N-CA-CB	5.86	121.15	110.60
3	3-J	318	GLN	C-N-CA	5.86	136.36	121.70
5	3-M	345	TYR	O-C-N	-5.86	113.32	122.70
3	4-J	318	GLN	C-N-CA	5.86	136.36	121.70
6	4-N	352	LEU	CB-CA-C	5.86	121.34	110.20
5	4-S	361	ARG	N-CA-C	-5.86	95.17	111.00
4	4-X	453	TYR	N-CA-CB	5.86	121.15	110.60
3	5-J	318	GLN	C-N-CA	5.86	136.36	121.70
6	5-N	352	LEU	CB-CA-C	5.86	121.34	110.20
3	5-P	318	GLN	C-N-CA	5.86	136.36	121.70
5	5-S	361	ARG	N-CA-C	-5.86	95.17	111.00
4	5-X	453	TYR	N-CA-CB	5.86	121.15	110.60
3	6-J	318	GLN	C-N-CA	5.86	136.36	121.70
6	6-N	352	LEU	CB-CA-C	5.86	121.34	110.20
5	6-S	361	ARG	N-CA-C	-5.86	95.17	111.00
4	6-X	453	TYR	N-CA-CB	5.86	121.15	110.60
3	7-J	318	GLN	C-N-CA	5.86	136.36	121.70
6	7-N	352	LEU	CB-CA-C	5.86	121.34	110.20
3	7-P	318	GLN	C-N-CA	5.86	136.36	121.70
5	7-S	361	ARG	N-CA-C	-5.86	95.17	111.00
4	7-X	453	TYR	N-CA-CB	5.86	121.15	110.60
3	8-J	318	GLN	C-N-CA	5.86	136.36	121.70
5	8-M	345	TYR	O-C-N	-5.86	113.32	122.70
5	8-S	361	ARG	N-CA-C	-5.86	95.17	111.00
5	4-S	345	TYR	O-C-N	-5.86	113.32	122.70
5	5-S	345	TYR	O-C-N	-5.86	113.32	122.70
5	6-S	345	TYR	O-C-N	-5.86	113.32	122.70
5	7-S	345	TYR	O-C-N	-5.86	113.32	122.70
5	8-S	345	TYR	O-C-N	-5.86	113.32	122.70
4	2-L	453	TYR	N-CA-CB	5.86	121.14	110.60
4	4-L	453	TYR	N-CA-CB	5.86	121.14	110.60
4	5-L	453	TYR	N-CA-CB	5.86	121.14	110.60
4	6-L	453	TYR	N-CA-CB	5.86	121.14	110.60
4	7-L	453	TYR	N-CA-CB	5.86	121.14	110.60
4	4-F	446	ALA	N-CA-CB	5.86	118.30	110.10
3	5-D	318	GLN	C-N-CA	5.86	136.34	121.70
4	5-F	446	ALA	N-CA-CB	5.86	118.30	110.10
4	6-F	446	ALA	N-CA-CB	5.86	118.30	110.10
3	7-D	318	GLN	C-N-CA	5.86	136.34	121.70
4	7-F	446	ALA	N-CA-CB	5.86	118.30	110.10
4	8-F	446	ALA	N-CA-CB	5.86	118.30	110.10

Continued on next page...

Continued from previous page...

Mol	Chain	Res	Type	Atoms	Z	Observed(^{o})	Ideal(^{o})
5	2-Y	345	TYR	O-C-N	-5.85	113.33	122.70
5	4-Y	345	TYR	O-C-N	-5.85	113.33	122.70
5	5-Y	345	TYR	O-C-N	-5.85	113.33	122.70
5	6-Y	345	TYR	O-C-N	-5.85	113.33	122.70
5	7-Y	345	TYR	O-C-N	-5.85	113.33	122.70
3	2-D	318	GLN	C-N-CA	5.85	136.33	121.70
3	3-D	318	GLN	C-N-CA	5.85	136.33	121.70
3	4-D	318	GLN	C-N-CA	5.85	136.33	121.70
3	6-D	318	GLN	C-N-CA	5.85	136.33	121.70
3	8-D	318	GLN	C-N-CA	5.85	136.33	121.70
5	3-Y	345	TYR	O-C-N	-5.85	113.34	122.70
5	8-Y	345	TYR	O-C-N	-5.85	113.34	122.70
4	1-L	446	ALA	N-CA-CB	5.85	118.29	110.10
5	4-G	345	TYR	O-C-N	-5.85	113.34	122.70
5	5-G	345	TYR	O-C-N	-5.85	113.34	122.70
5	6-G	345	TYR	O-C-N	-5.85	113.34	122.70
5	7-G	345	TYR	O-C-N	-5.85	113.34	122.70
5	8-G	345	TYR	O-C-N	-5.85	113.34	122.70
4	2-L	457	ALA	C-N-CA	-5.85	107.08	121.70
4	4-F	457	ALA	C-N-CA	-5.85	107.08	121.70
4	4-L	457	ALA	C-N-CA	-5.85	107.08	121.70
4	5-F	457	ALA	C-N-CA	-5.85	107.08	121.70
4	5-L	457	ALA	C-N-CA	-5.85	107.08	121.70
4	6-F	457	ALA	C-N-CA	-5.85	107.08	121.70
4	6-L	457	ALA	C-N-CA	-5.85	107.08	121.70
4	7-F	457	ALA	C-N-CA	-5.85	107.08	121.70
4	7-L	457	ALA	C-N-CA	-5.85	107.08	121.70
4	8-F	457	ALA	C-N-CA	-5.85	107.08	121.70
3	5-P	241	LEU	C-N-CA	-5.84	110.03	122.30
3	7-P	241	LEU	C-N-CA	-5.84	110.03	122.30
4	1-L	457	ALA	C-N-CA	-5.84	107.10	121.70
6	1-H	352	LEU	CB-CA-C	5.84	121.30	110.20
4	1-X	457	ALA	C-N-CA	-5.84	107.10	121.70
6	1-Z	410	LEU	C-N-CA	5.84	136.30	121.70
4	1-R	457	ALA	C-N-CA	-5.84	107.11	121.70
6	4-H	470	PRO	O-C-N	-5.84	113.36	122.70
6	4-T	473	GLN	N-CA-CB	5.84	121.11	110.60
6	5-H	470	PRO	O-C-N	-5.84	113.36	122.70
6	5-T	473	GLN	N-CA-CB	5.84	121.11	110.60
6	6-H	470	PRO	O-C-N	-5.84	113.36	122.70
6	6-T	473	GLN	N-CA-CB	5.84	121.11	110.60
6	7-H	470	PRO	O-C-N	-5.84	113.36	122.70

Continued on next page...

Continued from previous page...

Mol	Chain	Res	Type	Atoms	Z	Observed(^{o})	Ideal(^{o})
6	7-T	473	GLN	N-CA-CB	5.84	121.11	110.60
6	8-H	470	PRO	O-C-N	-5.84	113.36	122.70
6	8-T	473	GLN	N-CA-CB	5.84	121.11	110.60
4	2-X	457	ALA	C-N-CA	-5.83	107.11	121.70
4	3-L	457	ALA	C-N-CA	-5.83	107.12	121.70
4	3-X	457	ALA	C-N-CA	-5.83	107.12	121.70
4	4-X	457	ALA	C-N-CA	-5.83	107.11	121.70
4	5-X	457	ALA	C-N-CA	-5.83	107.11	121.70
4	6-X	457	ALA	C-N-CA	-5.83	107.11	121.70
4	7-X	457	ALA	C-N-CA	-5.83	107.11	121.70
4	8-L	457	ALA	C-N-CA	-5.83	107.12	121.70
4	8-X	457	ALA	C-N-CA	-5.83	107.12	121.70
3	2-D	241	LEU	C-N-CA	-5.83	110.06	122.30
4	2-R	457	ALA	C-N-CA	-5.83	107.12	121.70
3	3-D	241	LEU	C-N-CA	-5.83	110.06	122.30
4	3-R	457	ALA	C-N-CA	-5.83	107.12	121.70
3	4-D	241	LEU	C-N-CA	-5.83	110.06	122.30
3	6-D	241	LEU	C-N-CA	-5.83	110.06	122.30
3	8-D	241	LEU	C-N-CA	-5.83	110.06	122.30
4	1-F	457	ALA	C-N-CA	-5.83	107.13	121.70
4	2-X	488	ILE	N-CA-C	5.83	126.73	111.00
4	4-X	488	ILE	N-CA-C	5.83	126.73	111.00
4	5-X	488	ILE	N-CA-C	5.83	126.73	111.00
4	6-X	488	ILE	N-CA-C	5.83	126.73	111.00
4	7-X	488	ILE	N-CA-C	5.83	126.73	111.00
6	1-T	470	PRO	O-C-N	-5.83	113.38	122.70
4	1-F	488	ILE	N-CA-C	5.83	126.73	111.00
6	1-T	415	LYS	C-N-CA	-5.83	107.14	121.70
4	2-F	446	ALA	N-CA-CB	5.83	118.25	110.10
6	2-N	473	GLN	N-CA-CB	5.83	121.08	110.60
3	2-V	241	LEU	C-N-CA	-5.83	110.07	122.30
4	3-F	446	ALA	N-CA-CB	5.83	118.25	110.10
3	3-V	241	LEU	C-N-CA	-5.83	110.07	122.30
6	4-N	473	GLN	N-CA-CB	5.83	121.08	110.60
3	4-V	241	LEU	C-N-CA	-5.83	110.07	122.30
6	5-N	473	GLN	N-CA-CB	5.83	121.08	110.60
3	5-V	241	LEU	C-N-CA	-5.83	110.07	122.30
6	6-N	473	GLN	N-CA-CB	5.83	121.08	110.60
3	6-V	241	LEU	C-N-CA	-5.83	110.07	122.30
6	7-N	473	GLN	N-CA-CB	5.83	121.08	110.60
3	7-V	241	LEU	C-N-CA	-5.83	110.07	122.30
3	8-V	241	LEU	C-N-CA	-5.83	110.07	122.30

Continued on next page...

Continued from previous page...

Mol	Chain	Res	Type	Atoms	Z	Observed(^{o})	Ideal(^{o})
2	2-C	6	PHE	C-N-CA	5.82	134.53	122.30
4	2-R	446	ALA	N-CA-CB	5.82	118.25	110.10
6	2-T	473	GLN	N-CA-CB	5.82	121.08	110.60
2	3-C	6	PHE	C-N-CA	5.82	134.53	122.30
4	3-R	446	ALA	N-CA-CB	5.82	118.25	110.10
6	3-T	473	GLN	N-CA-CB	5.82	121.08	110.60
6	1-Z	473	GLN	N-CA-CB	5.82	121.08	110.60
3	2-J	241	LEU	C-N-CA	-5.82	110.07	122.30
4	2-X	343	MET	CA-C-O	5.82	132.33	120.10
3	3-J	241	LEU	C-N-CA	-5.82	110.07	122.30
4	3-L	446	ALA	N-CA-CB	5.82	118.25	110.10
4	3-L	488	ILE	N-CA-C	5.82	126.72	111.00
3	4-J	241	LEU	C-N-CA	-5.82	110.07	122.30
4	4-X	343	MET	CA-C-O	5.82	132.33	120.10
3	5-J	241	LEU	C-N-CA	-5.82	110.07	122.30
4	5-X	343	MET	CA-C-O	5.82	132.33	120.10
3	6-J	241	LEU	C-N-CA	-5.82	110.07	122.30
4	6-X	343	MET	CA-C-O	5.82	132.33	120.10
3	7-J	241	LEU	C-N-CA	-5.82	110.07	122.30
4	7-X	343	MET	CA-C-O	5.82	132.33	120.10
3	8-J	241	LEU	C-N-CA	-5.82	110.07	122.30
4	8-L	446	ALA	N-CA-CB	5.82	118.25	110.10
4	8-L	488	ILE	N-CA-C	5.82	126.72	111.00
2	2-I	6	PHE	C-N-CA	5.82	134.52	122.30
6	2-T	410	LEU	C-N-CA	5.82	136.25	121.70
6	2-Z	470	PRO	O-C-N	-5.82	113.39	122.70
6	3-T	410	LEU	C-N-CA	5.82	136.25	121.70
4	3-X	446	ALA	N-CA-CB	5.82	118.25	110.10
4	3-X	488	ILE	N-CA-C	5.82	126.72	111.00
2	4-I	6	PHE	C-N-CA	5.82	134.52	122.30
6	4-Z	470	PRO	O-C-N	-5.82	113.39	122.70
2	5-I	6	PHE	C-N-CA	5.82	134.52	122.30
6	5-Z	470	PRO	O-C-N	-5.82	113.39	122.70
2	6-I	6	PHE	C-N-CA	5.82	134.52	122.30
6	6-Z	470	PRO	O-C-N	-5.82	113.39	122.70
2	7-I	6	PHE	C-N-CA	5.82	134.52	122.30
6	7-Z	470	PRO	O-C-N	-5.82	113.39	122.70
4	8-X	446	ALA	N-CA-CB	5.82	118.25	110.10
4	8-X	488	ILE	N-CA-C	5.82	126.72	111.00
6	1-T	473	GLN	N-CA-CB	5.82	121.07	110.60
4	2-X	446	ALA	N-CA-CB	5.82	118.25	110.10
6	3-N	470	PRO	O-C-N	-5.82	113.39	122.70

Continued on next page...

Continued from previous page...

Mol	Chain	Res	Type	Atoms	Z	Observed(^{o})	Ideal(^{o})
4	4-X	446	ALA	N-CA-CB	5.82	118.25	110.10
4	5-X	446	ALA	N-CA-CB	5.82	118.25	110.10
4	6-X	446	ALA	N-CA-CB	5.82	118.25	110.10
4	7-X	446	ALA	N-CA-CB	5.82	118.25	110.10
6	8-N	470	PRO	O-C-N	-5.82	113.39	122.70
6	1-N	410	LEU	C-N-CA	5.82	136.24	121.70
6	1-N	470	PRO	O-C-N	-5.82	113.39	122.70
4	2-L	446	ALA	N-CA-CB	5.82	118.24	110.10
4	2-L	488	ILE	N-CA-C	5.82	126.70	111.00
6	2-N	410	LEU	C-N-CA	5.82	136.24	121.70
2	4-C	6	PHE	C-N-CA	5.82	134.52	122.30
4	4-L	446	ALA	N-CA-CB	5.82	118.24	110.10
4	4-L	488	ILE	N-CA-C	5.82	126.70	111.00
6	4-N	410	LEU	C-N-CA	5.82	136.24	121.70
2	5-C	6	PHE	C-N-CA	5.82	134.52	122.30
3	5-D	241	LEU	C-N-CA	-5.82	110.08	122.30
4	5-L	446	ALA	N-CA-CB	5.82	118.24	110.10
4	5-L	488	ILE	N-CA-C	5.82	126.70	111.00
6	5-N	410	LEU	C-N-CA	5.82	136.24	121.70
2	6-C	6	PHE	C-N-CA	5.82	134.52	122.30
4	6-L	446	ALA	N-CA-CB	5.82	118.24	110.10
4	6-L	488	ILE	N-CA-C	5.82	126.70	111.00
6	6-N	410	LEU	C-N-CA	5.82	136.24	121.70
2	7-C	6	PHE	C-N-CA	5.82	134.52	122.30
3	7-D	241	LEU	C-N-CA	-5.82	110.08	122.30
4	7-L	446	ALA	N-CA-CB	5.82	118.24	110.10
4	7-L	488	ILE	N-CA-C	5.82	126.70	111.00
6	7-N	410	LEU	C-N-CA	5.82	136.24	121.70
2	8-C	6	PHE	C-N-CA	5.82	134.52	122.30
4	1-R	343	MET	CA-C-O	5.82	132.31	120.10
6	2-H	410	LEU	C-N-CA	5.82	136.24	121.70
6	3-H	410	LEU	C-N-CA	5.82	136.24	121.70
2	1-O	6	PHE	C-N-CA	5.81	134.51	122.30
4	2-F	343	MET	CA-C-O	5.81	132.31	120.10
6	2-Z	410	LEU	C-N-CA	5.81	136.23	121.70
4	3-F	343	MET	CA-C-O	5.81	132.31	120.10
2	3-I	14	GLU	C-N-CA	5.81	136.23	121.70
4	4-R	457	ALA	C-N-CA	-5.81	107.17	121.70
4	4-R	488	ILE	N-CA-C	5.81	126.69	111.00
6	4-Z	410	LEU	C-N-CA	5.81	136.23	121.70
4	5-R	457	ALA	C-N-CA	-5.81	107.17	121.70
4	5-R	488	ILE	N-CA-C	5.81	126.69	111.00

Continued on next page...

Continued from previous page...

Mol	Chain	Res	Type	Atoms	Z	Observed(^{o})	Ideal(^{o})
6	5-Z	410	LEU	C-N-CA	5.81	136.23	121.70
4	6-R	457	ALA	C-N-CA	-5.81	107.17	121.70
4	6-R	488	ILE	N-CA-C	5.81	126.69	111.00
6	6-Z	410	LEU	C-N-CA	5.81	136.23	121.70
4	7-R	457	ALA	C-N-CA	-5.81	107.17	121.70
4	7-R	488	ILE	N-CA-C	5.81	126.69	111.00
6	7-Z	410	LEU	C-N-CA	5.81	136.23	121.70
2	8-I	14	GLU	C-N-CA	5.81	136.23	121.70
4	8-R	457	ALA	C-N-CA	-5.81	107.17	121.70
4	8-R	488	ILE	N-CA-C	5.81	126.69	111.00
4	2-F	457	ALA	C-N-CA	-5.81	107.17	121.70
4	3-F	457	ALA	C-N-CA	-5.81	107.17	121.70
4	1-R	488	ILE	N-CA-C	5.81	126.69	111.00
6	2-H	473	GLN	N-CA-CB	5.81	121.06	110.60
6	3-H	473	GLN	N-CA-CB	5.81	121.06	110.60
6	3-N	415	LYS	C-N-CA	-5.81	107.18	121.70
6	3-Z	415	LYS	C-N-CA	-5.81	107.18	121.70
6	8-N	415	LYS	C-N-CA	-5.81	107.18	121.70
6	8-Z	415	LYS	C-N-CA	-5.81	107.18	121.70
2	1-C	6	PHE	C-N-CA	5.81	134.50	122.30
6	1-N	415	LYS	C-N-CA	-5.81	107.18	121.70
6	1-T	410	LEU	C-N-CA	5.81	136.22	121.70
4	1-X	490	LEU	CA-C-O	5.81	132.29	120.10
5	1-Y	312	LYS	CA-C-N	-5.81	104.42	117.20
6	2-Z	473	GLN	N-CA-CB	5.81	121.05	110.60
6	4-Z	473	GLN	N-CA-CB	5.81	121.05	110.60
6	5-Z	473	GLN	N-CA-CB	5.81	121.05	110.60
6	6-Z	473	GLN	N-CA-CB	5.81	121.05	110.60
6	7-Z	473	GLN	N-CA-CB	5.81	121.05	110.60
4	1-L	488	ILE	N-CA-C	5.81	126.68	111.00
4	2-R	488	ILE	N-CA-C	5.81	126.68	111.00
4	3-R	488	ILE	N-CA-C	5.81	126.68	111.00
4	4-F	343	MET	CA-C-O	5.81	132.29	120.10
4	5-F	343	MET	CA-C-O	5.81	132.29	120.10
4	6-F	343	MET	CA-C-O	5.81	132.29	120.10
4	7-F	343	MET	CA-C-O	5.81	132.29	120.10
4	8-F	343	MET	CA-C-O	5.81	132.29	120.10
4	1-F	446	ALA	N-CA-CB	5.80	118.23	110.10
6	1-H	410	LEU	C-N-CA	5.80	136.21	121.70
6	1-N	473	GLN	N-CA-CB	5.80	121.05	110.60
6	1-Z	415	LYS	C-N-CA	-5.80	107.19	121.70
4	2-F	488	ILE	N-CA-C	5.80	126.67	111.00

Continued on next page...

Continued from previous page...

Mol	Chain	Res	Type	Atoms	Z	Observed(^{o})	Ideal(^{o})
6	2-H	415	LYS	C-N-CA	-5.80	107.19	121.70
4	3-F	488	ILE	N-CA-C	5.80	126.67	111.00
6	3-H	415	LYS	C-N-CA	-5.80	107.19	121.70
6	3-N	410	LEU	C-N-CA	5.80	136.21	121.70
6	3-Z	470	PRO	O-C-N	-5.80	113.41	122.70
6	4-H	410	LEU	C-N-CA	5.80	136.21	121.70
6	5-H	410	LEU	C-N-CA	5.80	136.21	121.70
6	6-H	410	LEU	C-N-CA	5.80	136.21	121.70
6	7-H	410	LEU	C-N-CA	5.80	136.21	121.70
6	8-H	410	LEU	C-N-CA	5.80	136.21	121.70
6	8-N	410	LEU	C-N-CA	5.80	136.21	121.70
6	8-Z	470	PRO	O-C-N	-5.80	113.41	122.70
4	1-X	343	MET	CA-C-O	5.80	132.29	120.10
4	4-F	488	ILE	N-CA-C	5.80	126.67	111.00
6	4-T	410	LEU	C-N-CA	5.80	136.21	121.70
4	5-F	488	ILE	N-CA-C	5.80	126.67	111.00
6	5-T	410	LEU	C-N-CA	5.80	136.21	121.70
4	6-F	488	ILE	N-CA-C	5.80	126.67	111.00
6	6-T	410	LEU	C-N-CA	5.80	136.21	121.70
4	7-F	488	ILE	N-CA-C	5.80	126.67	111.00
6	7-T	410	LEU	C-N-CA	5.80	136.21	121.70
4	8-F	488	ILE	N-CA-C	5.80	126.67	111.00
6	8-T	410	LEU	C-N-CA	5.80	136.21	121.70
6	1-Z	470	PRO	O-C-N	-5.80	113.42	122.70
3	2-P	241	LEU	C-N-CA	-5.80	110.12	122.30
3	3-P	241	LEU	C-N-CA	-5.80	110.12	122.30
6	3-Z	473	GLN	N-CA-CB	5.80	121.04	110.60
3	4-P	241	LEU	C-N-CA	-5.80	110.12	122.30
4	4-R	343	MET	CA-C-O	5.80	132.28	120.10
6	4-T	415	LYS	C-N-CA	-5.80	107.20	121.70
4	5-R	343	MET	CA-C-O	5.80	132.28	120.10
6	5-T	415	LYS	C-N-CA	-5.80	107.20	121.70
3	6-P	241	LEU	C-N-CA	-5.80	110.12	122.30
4	6-R	343	MET	CA-C-O	5.80	132.28	120.10
6	6-T	415	LYS	C-N-CA	-5.80	107.20	121.70
4	7-R	343	MET	CA-C-O	5.80	132.28	120.10
6	7-T	415	LYS	C-N-CA	-5.80	107.20	121.70
3	8-P	241	LEU	C-N-CA	-5.80	110.12	122.30
4	8-R	343	MET	CA-C-O	5.80	132.28	120.10
6	8-T	415	LYS	C-N-CA	-5.80	107.20	121.70
6	8-Z	473	GLN	N-CA-CB	5.80	121.04	110.60
4	1-F	343	MET	CA-C-O	5.80	132.28	120.10

Continued on next page...

Continued from previous page...

Mol	Chain	Res	Type	Atoms	Z	Observed(^{o})	Ideal(^{o})
5	1-M	312	LYS	CA-C-N	-5.80	104.44	117.20
2	1-U	6	PHE	C-N-CA	5.80	134.48	122.30
6	3-Z	410	LEU	C-N-CA	5.80	136.20	121.70
2	4-C	8	GLU	N-CA-CB	5.80	121.04	110.60
4	4-R	446	ALA	N-CA-CB	5.80	118.22	110.10
2	5-C	8	GLU	N-CA-CB	5.80	121.04	110.60
4	5-R	446	ALA	N-CA-CB	5.80	118.22	110.10
2	6-C	8	GLU	N-CA-CB	5.80	121.04	110.60
4	6-R	446	ALA	N-CA-CB	5.80	118.22	110.10
2	7-C	8	GLU	N-CA-CB	5.80	121.04	110.60
4	7-R	446	ALA	N-CA-CB	5.80	118.22	110.10
2	8-C	8	GLU	N-CA-CB	5.80	121.04	110.60
4	8-R	446	ALA	N-CA-CB	5.80	118.22	110.10
6	8-Z	410	LEU	C-N-CA	5.80	136.20	121.70
5	1-G	312	LYS	CA-C-N	-5.80	104.44	117.20
5	2-G	312	LYS	CA-C-N	-5.80	104.44	117.20
4	2-R	343	MET	CA-C-O	5.80	132.28	120.10
5	3-G	312	LYS	CA-C-N	-5.80	104.44	117.20
4	3-L	343	MET	CA-C-O	5.80	132.28	120.10
4	3-R	343	MET	CA-C-O	5.80	132.28	120.10
4	8-L	343	MET	CA-C-O	5.80	132.28	120.10
4	1-X	488	ILE	N-CA-C	5.80	126.65	111.00
5	2-M	312	LYS	CA-C-N	-5.80	104.45	117.20
4	3-X	343	MET	CA-C-O	5.80	132.27	120.10
5	4-M	312	LYS	CA-C-N	-5.80	104.45	117.20
5	5-M	312	LYS	CA-C-N	-5.80	104.45	117.20
5	6-M	312	LYS	CA-C-N	-5.80	104.45	117.20
5	7-M	312	LYS	CA-C-N	-5.80	104.45	117.20
4	8-X	343	MET	CA-C-O	5.80	132.27	120.10
6	2-N	415	LYS	C-N-CA	-5.79	107.21	121.70
2	3-I	6	PHE	C-N-CA	5.79	134.47	122.30
5	3-M	312	LYS	CA-C-N	-5.79	104.45	117.20
6	4-N	415	LYS	C-N-CA	-5.79	107.21	121.70
6	5-N	415	LYS	C-N-CA	-5.79	107.21	121.70
6	6-N	415	LYS	C-N-CA	-5.79	107.21	121.70
6	7-N	415	LYS	C-N-CA	-5.79	107.21	121.70
2	8-I	6	PHE	C-N-CA	5.79	134.47	122.30
5	8-M	312	LYS	CA-C-N	-5.79	104.45	117.20
2	2-I	14	GLU	C-N-CA	5.79	136.18	121.70
2	2-O	6	PHE	C-N-CA	5.79	134.47	122.30
4	2-R	490	LEU	CA-C-O	5.79	132.27	120.10
5	2-S	312	LYS	CA-C-N	-5.79	104.45	117.20

Continued on next page...

Continued from previous page...

Mol	Chain	Res	Type	Atoms	Z	Observed(^{o})	Ideal(^{o})
6	2-T	415	LYS	C-N-CA	-5.79	107.22	121.70
2	3-O	6	PHE	C-N-CA	5.79	134.47	122.30
4	3-R	490	LEU	CA-C-O	5.79	132.27	120.10
5	3-S	312	LYS	CA-C-N	-5.79	104.45	117.20
6	3-T	415	LYS	C-N-CA	-5.79	107.22	121.70
6	4-H	473	GLN	N-CA-CB	5.79	121.03	110.60
2	4-I	14	GLU	C-N-CA	5.79	136.18	121.70
6	5-H	473	GLN	N-CA-CB	5.79	121.03	110.60
2	5-I	14	GLU	C-N-CA	5.79	136.18	121.70
6	6-H	473	GLN	N-CA-CB	5.79	121.03	110.60
2	6-I	14	GLU	C-N-CA	5.79	136.18	121.70
6	7-H	473	GLN	N-CA-CB	5.79	121.03	110.60
2	7-I	14	GLU	C-N-CA	5.79	136.18	121.70
6	8-H	473	GLN	N-CA-CB	5.79	121.03	110.60
2	1-C	14	GLU	C-N-CA	5.79	136.18	121.70
2	1-O	14	GLU	C-N-CA	5.79	136.18	121.70
4	2-F	490	LEU	CA-C-O	5.79	132.26	120.10
2	2-O	14	GLU	C-N-CA	5.79	136.18	121.70
2	2-U	14	GLU	C-N-CA	5.79	136.18	121.70
5	2-Y	312	LYS	CA-C-N	-5.79	104.46	117.20
4	3-F	490	LEU	CA-C-O	5.79	132.26	120.10
2	3-O	14	GLU	C-N-CA	5.79	136.18	121.70
5	3-Y	312	LYS	CA-C-N	-5.79	104.46	117.20
5	4-S	312	LYS	CA-C-N	-5.79	104.46	117.20
2	4-U	14	GLU	C-N-CA	5.79	136.18	121.70
5	4-Y	312	LYS	CA-C-N	-5.79	104.46	117.20
5	5-S	312	LYS	CA-C-N	-5.79	104.46	117.20
2	5-U	14	GLU	C-N-CA	5.79	136.18	121.70
5	5-Y	312	LYS	CA-C-N	-5.79	104.46	117.20
5	6-S	312	LYS	CA-C-N	-5.79	104.46	117.20
2	6-U	14	GLU	C-N-CA	5.79	136.18	121.70
5	6-Y	312	LYS	CA-C-N	-5.79	104.46	117.20
5	7-S	312	LYS	CA-C-N	-5.79	104.46	117.20
2	7-U	14	GLU	C-N-CA	5.79	136.18	121.70
5	7-Y	312	LYS	CA-C-N	-5.79	104.46	117.20
5	8-S	312	LYS	CA-C-N	-5.79	104.46	117.20
5	8-Y	312	LYS	CA-C-N	-5.79	104.46	117.20
2	1-I	14	GLU	C-N-CA	5.79	136.17	121.70
4	1-R	446	ALA	N-CA-CB	5.79	118.21	110.10
5	2-Y	343	ALA	C-N-CA	5.79	136.17	121.70
6	2-Z	415	LYS	C-N-CA	-5.79	107.23	121.70
2	3-U	6	PHE	C-N-CA	5.79	134.46	122.30

Continued on next page...

Continued from previous page...

Mol	Chain	Res	Type	Atoms	Z	Observed(^{o})	Ideal(^{o})
5	4-G	312	LYS	CA-C-N	-5.79	104.46	117.20
6	4-T	470	PRO	O-C-N	-5.79	113.44	122.70
5	4-Y	343	ALA	C-N-CA	5.79	136.17	121.70
6	4-Z	415	LYS	C-N-CA	-5.79	107.23	121.70
5	5-G	312	LYS	CA-C-N	-5.79	104.46	117.20
6	5-T	470	PRO	O-C-N	-5.79	113.44	122.70
5	5-Y	343	ALA	C-N-CA	5.79	136.17	121.70
6	5-Z	415	LYS	C-N-CA	-5.79	107.23	121.70
5	6-G	312	LYS	CA-C-N	-5.79	104.46	117.20
6	6-T	470	PRO	O-C-N	-5.79	113.44	122.70
5	6-Y	343	ALA	C-N-CA	5.79	136.17	121.70
6	6-Z	415	LYS	C-N-CA	-5.79	107.23	121.70
5	7-G	312	LYS	CA-C-N	-5.79	104.46	117.20
6	7-T	470	PRO	O-C-N	-5.79	113.44	122.70
5	7-Y	343	ALA	C-N-CA	5.79	136.17	121.70
6	7-Z	415	LYS	C-N-CA	-5.79	107.23	121.70
5	8-G	312	LYS	CA-C-N	-5.79	104.46	117.20
6	8-T	470	PRO	O-C-N	-5.79	113.44	122.70
2	8-U	6	PHE	C-N-CA	5.79	134.46	122.30
4	1-L	343	MET	CA-C-O	5.79	132.25	120.10
6	3-N	473	GLN	N-CA-CB	5.79	121.02	110.60
6	8-N	473	GLN	N-CA-CB	5.79	121.02	110.60
6	2-H	470	PRO	O-C-N	-5.79	113.44	122.70
2	2-U	6	PHE	C-N-CA	5.79	134.45	122.30
6	3-H	470	PRO	O-C-N	-5.79	113.44	122.70
2	4-O	6	PHE	C-N-CA	5.79	134.45	122.30
4	4-R	490	LEU	CA-C-O	5.79	132.25	120.10
2	4-U	6	PHE	C-N-CA	5.79	134.45	122.30
2	5-O	6	PHE	C-N-CA	5.79	134.45	122.30
4	5-R	490	LEU	CA-C-O	5.79	132.25	120.10
2	5-U	6	PHE	C-N-CA	5.79	134.45	122.30
2	6-O	6	PHE	C-N-CA	5.79	134.45	122.30
4	6-R	490	LEU	CA-C-O	5.79	132.25	120.10
2	6-U	6	PHE	C-N-CA	5.79	134.45	122.30
2	7-O	6	PHE	C-N-CA	5.79	134.45	122.30
4	7-R	490	LEU	CA-C-O	5.79	132.25	120.10
2	7-U	6	PHE	C-N-CA	5.79	134.45	122.30
2	8-O	6	PHE	C-N-CA	5.79	134.45	122.30
4	8-R	490	LEU	CA-C-O	5.79	132.25	120.10
5	1-S	312	LYS	CA-C-N	-5.78	104.47	117.20
2	2-C	14	GLU	C-N-CA	5.78	136.16	121.70
4	2-L	343	MET	CA-C-O	5.78	132.25	120.10

Continued on next page...

Continued from previous page...

Mol	Chain	Res	Type	Atoms	Z	Observed(^{o})	Ideal(^{o})
6	2-N	470	PRO	O-C-N	-5.78	113.45	122.70
4	2-X	490	LEU	CA-C-O	5.78	132.25	120.10
2	3-C	14	GLU	C-N-CA	5.78	136.16	121.70
6	4-H	415	LYS	C-N-CA	-5.78	107.24	121.70
4	4-L	343	MET	CA-C-O	5.78	132.25	120.10
6	4-N	470	PRO	O-C-N	-5.78	113.45	122.70
4	4-X	490	LEU	CA-C-O	5.78	132.25	120.10
6	5-H	415	LYS	C-N-CA	-5.78	107.24	121.70
4	5-L	343	MET	CA-C-O	5.78	132.25	120.10
6	5-N	470	PRO	O-C-N	-5.78	113.45	122.70
4	5-X	490	LEU	CA-C-O	5.78	132.25	120.10
6	6-H	415	LYS	C-N-CA	-5.78	107.24	121.70
4	6-L	343	MET	CA-C-O	5.78	132.25	120.10
6	6-N	470	PRO	O-C-N	-5.78	113.45	122.70
4	6-X	490	LEU	CA-C-O	5.78	132.25	120.10
6	7-H	415	LYS	C-N-CA	-5.78	107.24	121.70
4	7-L	343	MET	CA-C-O	5.78	132.25	120.10
6	7-N	470	PRO	O-C-N	-5.78	113.45	122.70
4	7-X	490	LEU	CA-C-O	5.78	132.25	120.10
6	8-H	415	LYS	C-N-CA	-5.78	107.24	121.70
5	1-G	343	ALA	C-N-CA	5.78	136.16	121.70
6	1-H	473	GLN	N-CA-CB	5.78	121.01	110.60
4	1-R	490	LEU	CA-C-O	5.78	132.24	120.10
6	2-T	470	PRO	O-C-N	-5.78	113.45	122.70
6	3-T	470	PRO	O-C-N	-5.78	113.45	122.70
2	3-I	8	GLU	N-CA-CB	5.78	121.01	110.60
2	8-I	8	GLU	N-CA-CB	5.78	121.01	110.60
4	3-X	490	LEU	CA-C-O	5.78	132.24	120.10
2	4-O	14	GLU	C-N-CA	5.78	136.15	121.70
2	5-O	14	GLU	C-N-CA	5.78	136.15	121.70
2	6-O	14	GLU	C-N-CA	5.78	136.15	121.70
2	7-O	14	GLU	C-N-CA	5.78	136.15	121.70
2	8-O	14	GLU	C-N-CA	5.78	136.15	121.70
4	8-X	490	LEU	CA-C-O	5.78	132.24	120.10
4	1-L	490	LEU	CA-C-O	5.78	132.23	120.10
5	1-S	343	ALA	C-N-CA	5.78	136.14	121.70
5	2-S	343	ALA	C-N-CA	5.78	136.15	121.70
5	3-S	343	ALA	C-N-CA	5.78	136.15	121.70
2	4-C	14	GLU	C-N-CA	5.78	136.14	121.70
5	4-G	343	ALA	C-N-CA	5.78	136.14	121.70
2	4-O	8	GLU	N-CA-CB	5.78	121.00	110.60
2	5-C	14	GLU	C-N-CA	5.78	136.14	121.70

Continued on next page...

Continued from previous page...

Mol	Chain	Res	Type	Atoms	Z	Observed(^{o})	Ideal(^{o})
5	5-G	343	ALA	C-N-CA	5.78	136.14	121.70
2	5-O	8	GLU	N-CA-CB	5.78	121.00	110.60
2	6-C	14	GLU	C-N-CA	5.78	136.14	121.70
5	6-G	343	ALA	C-N-CA	5.78	136.14	121.70
2	6-O	8	GLU	N-CA-CB	5.78	121.00	110.60
2	7-C	14	GLU	C-N-CA	5.78	136.14	121.70
5	7-G	343	ALA	C-N-CA	5.78	136.14	121.70
2	7-O	8	GLU	N-CA-CB	5.78	121.00	110.60
2	8-C	14	GLU	C-N-CA	5.78	136.14	121.70
5	8-G	343	ALA	C-N-CA	5.78	136.14	121.70
2	8-O	8	GLU	N-CA-CB	5.78	121.00	110.60
6	1-H	415	LYS	C-N-CA	-5.78	107.26	121.70
2	1-I	6	PHE	C-N-CA	5.78	134.43	122.30
2	2-I	8	GLU	N-CA-CB	5.78	121.00	110.60
2	4-I	8	GLU	N-CA-CB	5.78	121.00	110.60
2	5-I	8	GLU	N-CA-CB	5.78	121.00	110.60
2	6-I	8	GLU	N-CA-CB	5.78	121.00	110.60
2	7-I	8	GLU	N-CA-CB	5.78	121.00	110.60
5	2-S	393	TYR	CA-C-N	5.77	129.90	117.20
5	3-S	393	TYR	CA-C-N	5.77	129.90	117.20
2	3-U	14	GLU	C-N-CA	5.77	136.13	121.70
2	8-U	14	GLU	C-N-CA	5.77	136.13	121.70
3	5-D	1540	LEU	C-N-CA	-5.77	107.27	121.70
3	7-D	1540	LEU	C-N-CA	-5.77	107.27	121.70
4	2-L	490	LEU	CA-C-O	5.77	132.22	120.10
4	4-L	490	LEU	CA-C-O	5.77	132.22	120.10
4	5-L	490	LEU	CA-C-O	5.77	132.22	120.10
4	6-L	490	LEU	CA-C-O	5.77	132.22	120.10
4	7-L	490	LEU	CA-C-O	5.77	132.22	120.10
2	1-C	8	GLU	N-CA-CB	5.77	120.99	110.60
6	1-H	470	PRO	O-C-N	-5.77	113.47	122.70
4	3-L	490	LEU	CA-C-O	5.77	132.21	120.10
4	8-L	490	LEU	CA-C-O	5.77	132.21	120.10
3	1-V	1540	LEU	C-N-CA	-5.77	107.28	121.70
5	2-M	343	ALA	C-N-CA	5.77	136.12	121.70
5	4-M	343	ALA	C-N-CA	5.77	136.12	121.70
5	4-S	343	ALA	C-N-CA	5.77	136.12	121.70
5	5-M	343	ALA	C-N-CA	5.77	136.12	121.70
5	5-S	343	ALA	C-N-CA	5.77	136.12	121.70
5	6-M	343	ALA	C-N-CA	5.77	136.12	121.70
5	6-S	343	ALA	C-N-CA	5.77	136.12	121.70
5	7-M	343	ALA	C-N-CA	5.77	136.12	121.70

Continued on next page...

Continued from previous page...

Mol	Chain	Res	Type	Atoms	Z	Observed(^{o})	Ideal(^{o})
5	7-S	343	ALA	C-N-CA	5.77	136.12	121.70
5	8-S	343	ALA	C-N-CA	5.77	136.12	121.70
4	1-L	454	TYR	CB-CA-C	5.77	121.93	110.40
5	1-Y	343	ALA	C-N-CA	5.77	136.11	121.70
2	2-I	484	ARG	CA-C-N	-5.77	104.52	117.20
2	3-I	484	ARG	CA-C-N	-5.77	104.52	117.20
2	4-I	484	ARG	CA-C-N	-5.77	104.52	117.20
2	5-I	484	ARG	CA-C-N	-5.77	104.52	117.20
2	6-I	484	ARG	CA-C-N	-5.77	104.52	117.20
2	7-I	484	ARG	CA-C-N	-5.77	104.52	117.20
2	8-I	484	ARG	CA-C-N	-5.77	104.52	117.20
4	4-F	490	LEU	CA-C-O	5.76	132.21	120.10
4	5-F	490	LEU	CA-C-O	5.76	132.21	120.10
4	6-F	490	LEU	CA-C-O	5.76	132.21	120.10
4	7-F	490	LEU	CA-C-O	5.76	132.21	120.10
4	8-F	490	LEU	CA-C-O	5.76	132.21	120.10
5	1-S	338	GLU	N-CA-CB	5.76	120.97	110.60
5	2-G	343	ALA	C-N-CA	5.76	136.11	121.70
5	3-G	343	ALA	C-N-CA	5.76	136.11	121.70
3	5-P	1540	LEU	C-N-CA	-5.76	107.29	121.70
3	7-P	1540	LEU	C-N-CA	-5.76	107.29	121.70
5	1-M	343	ALA	C-N-CA	5.76	136.10	121.70
2	1-U	14	GLU	C-N-CA	5.76	136.10	121.70
4	2-L	454	TYR	CB-CA-C	5.76	121.92	110.40
3	2-V	1540	LEU	C-N-CA	-5.76	107.30	121.70
3	3-V	1540	LEU	C-N-CA	-5.76	107.30	121.70
4	4-L	454	TYR	CB-CA-C	5.76	121.92	110.40
5	4-S	393	TYR	CA-C-N	5.76	129.87	117.20
3	4-V	1540	LEU	C-N-CA	-5.76	107.30	121.70
4	5-L	454	TYR	CB-CA-C	5.76	121.92	110.40
5	5-S	393	TYR	CA-C-N	5.76	129.87	117.20
3	5-V	1540	LEU	C-N-CA	-5.76	107.30	121.70
4	6-L	454	TYR	CB-CA-C	5.76	121.92	110.40
5	6-S	393	TYR	CA-C-N	5.76	129.87	117.20
3	6-V	1540	LEU	C-N-CA	-5.76	107.30	121.70
4	7-L	454	TYR	CB-CA-C	5.76	121.92	110.40
5	7-S	393	TYR	CA-C-N	5.76	129.87	117.20
3	7-V	1540	LEU	C-N-CA	-5.76	107.30	121.70
5	8-S	393	TYR	CA-C-N	5.76	129.87	117.20
3	8-V	1540	LEU	C-N-CA	-5.76	107.30	121.70
2	1-C	484	ARG	CA-C-N	-5.76	104.53	117.20
2	1-O	8	GLU	N-CA-CB	5.76	120.97	110.60

Continued on next page...

Continued from previous page...

Mol	Chain	Res	Type	Atoms	Z	Observed(^{o})	Ideal(^{o})
2	2-U	8	GLU	N-CA-CB	5.76	120.97	110.60
5	3-M	338	GLU	N-CA-CB	5.76	120.97	110.60
2	3-U	8	GLU	N-CA-CB	5.76	120.97	110.60
5	4-G	338	GLU	N-CA-CB	5.76	120.97	110.60
2	4-U	8	GLU	N-CA-CB	5.76	120.97	110.60
5	5-G	338	GLU	N-CA-CB	5.76	120.97	110.60
2	5-U	8	GLU	N-CA-CB	5.76	120.97	110.60
5	6-G	338	GLU	N-CA-CB	5.76	120.97	110.60
2	6-U	8	GLU	N-CA-CB	5.76	120.97	110.60
5	7-G	338	GLU	N-CA-CB	5.76	120.97	110.60
2	7-U	8	GLU	N-CA-CB	5.76	120.97	110.60
5	8-G	338	GLU	N-CA-CB	5.76	120.97	110.60
5	8-M	338	GLU	N-CA-CB	5.76	120.97	110.60
2	8-U	8	GLU	N-CA-CB	5.76	120.97	110.60
4	1-F	397	ARG	CB-CA-C	-5.76	98.88	110.40
3	2-P	1540	LEU	C-N-CA	-5.76	107.31	121.70
3	3-P	1540	LEU	C-N-CA	-5.76	107.31	121.70
4	3-X	454	TYR	CB-CA-C	5.76	121.92	110.40
3	4-P	1540	LEU	C-N-CA	-5.76	107.31	121.70
3	6-P	1540	LEU	C-N-CA	-5.76	107.31	121.70
3	8-P	1540	LEU	C-N-CA	-5.76	107.31	121.70
4	8-X	454	TYR	CB-CA-C	5.76	121.92	110.40
4	1-R	397	ARG	CB-CA-C	-5.76	98.89	110.40
4	1-X	397	ARG	CB-CA-C	-5.76	98.89	110.40
4	1-X	454	TYR	CB-CA-C	5.76	121.92	110.40
4	2-F	454	TYR	CB-CA-C	5.76	121.91	110.40
3	2-J	1540	LEU	C-N-CA	-5.76	107.31	121.70
5	2-M	338	GLU	N-CA-CB	5.76	120.96	110.60
4	3-F	454	TYR	CB-CA-C	5.76	121.91	110.40
3	3-J	1540	LEU	C-N-CA	-5.76	107.31	121.70
5	3-Y	343	ALA	C-N-CA	5.76	136.09	121.70
5	3-Y	393	TYR	CA-C-N	5.76	129.87	117.20
3	4-J	1540	LEU	C-N-CA	-5.76	107.31	121.70
5	4-M	338	GLU	N-CA-CB	5.76	120.96	110.60
4	4-R	454	TYR	CB-CA-C	5.76	121.91	110.40
3	5-J	1540	LEU	C-N-CA	-5.76	107.31	121.70
5	5-M	338	GLU	N-CA-CB	5.76	120.96	110.60
4	5-R	454	TYR	CB-CA-C	5.76	121.91	110.40
3	6-J	1540	LEU	C-N-CA	-5.76	107.31	121.70
5	6-M	338	GLU	N-CA-CB	5.76	120.96	110.60
4	6-R	454	TYR	CB-CA-C	5.76	121.91	110.40
3	7-J	1540	LEU	C-N-CA	-5.76	107.31	121.70

Continued on next page...

Continued from previous page...

Mol	Chain	Res	Type	Atoms	Z	Observed(^{o})	Ideal(^{o})
5	7-M	338	GLU	N-CA-CB	5.76	120.96	110.60
4	7-R	454	TYR	CB-CA-C	5.76	121.91	110.40
3	8-J	1540	LEU	C-N-CA	-5.76	107.31	121.70
4	8-R	454	TYR	CB-CA-C	5.76	121.91	110.40
5	8-Y	343	ALA	C-N-CA	5.76	136.09	121.70
5	8-Y	393	TYR	CA-C-N	5.76	129.87	117.20
3	1-D	1540	LEU	C-N-CA	-5.75	107.31	121.70
4	1-F	454	TYR	CB-CA-C	5.75	121.91	110.40
2	2-C	484	ARG	CA-C-N	-5.75	104.54	117.20
2	3-C	484	ARG	CA-C-N	-5.75	104.54	117.20
2	4-C	484	ARG	CA-C-N	-5.75	104.54	117.20
2	5-C	484	ARG	CA-C-N	-5.75	104.54	117.20
2	6-C	484	ARG	CA-C-N	-5.75	104.54	117.20
2	7-C	484	ARG	CA-C-N	-5.75	104.54	117.20
2	8-C	484	ARG	CA-C-N	-5.75	104.54	117.20
2	1-I	8	GLU	N-CA-CB	5.75	120.95	110.60
2	1-I	484	ARG	CA-C-N	-5.75	104.54	117.20
3	1-P	1540	LEU	C-N-CA	-5.75	107.31	121.70
2	1-U	8	GLU	N-CA-CB	5.75	120.96	110.60
5	1-Y	338	GLU	N-CA-CB	5.75	120.96	110.60
4	2-R	454	TYR	CB-CA-C	5.75	121.91	110.40
5	3-M	343	ALA	C-N-CA	5.75	136.08	121.70
4	3-R	454	TYR	CB-CA-C	5.75	121.91	110.40
5	8-M	343	ALA	C-N-CA	5.75	136.08	121.70
4	1-F	490	LEU	CA-C-O	5.75	132.18	120.10
5	1-G	338	GLU	N-CA-CB	5.75	120.95	110.60
5	1-G	393	TYR	CA-C-N	5.75	129.85	117.20
5	2-M	393	TYR	CA-C-N	5.75	129.85	117.20
5	2-S	378	SER	O-C-N	-5.75	113.50	122.70
5	2-Y	338	GLU	N-CA-CB	5.75	120.95	110.60
5	3-S	378	SER	O-C-N	-5.75	113.50	122.70
5	4-M	393	TYR	CA-C-N	5.75	129.85	117.20
5	4-Y	338	GLU	N-CA-CB	5.75	120.95	110.60
5	5-M	393	TYR	CA-C-N	5.75	129.85	117.20
5	5-Y	338	GLU	N-CA-CB	5.75	120.95	110.60
5	6-M	393	TYR	CA-C-N	5.75	129.85	117.20
5	6-Y	338	GLU	N-CA-CB	5.75	120.95	110.60
5	7-M	393	TYR	CA-C-N	5.75	129.85	117.20
5	7-Y	338	GLU	N-CA-CB	5.75	120.95	110.60
4	3-L	454	TYR	CB-CA-C	5.75	121.90	110.40
5	3-M	393	TYR	CA-C-N	5.75	129.85	117.20
4	8-L	454	TYR	CB-CA-C	5.75	121.90	110.40

Continued on next page...

Continued from previous page...

Mol	Chain	Res	Type	Atoms	Z	Observed(^{o})	Ideal(^{o})
5	8-M	393	TYR	CA-C-N	5.75	129.85	117.20
4	1-L	397	ARG	CB-CA-C	-5.75	98.90	110.40
2	2-I	15	GLN	N-CA-C	-5.75	95.48	111.00
2	2-U	484	ARG	CA-C-N	-5.75	104.55	117.20
5	2-Y	393	TYR	CA-C-N	5.75	129.85	117.20
2	3-U	484	ARG	CA-C-N	-5.75	104.55	117.20
2	4-I	15	GLN	N-CA-C	-5.75	95.48	111.00
2	4-U	484	ARG	CA-C-N	-5.75	104.55	117.20
5	4-Y	393	TYR	CA-C-N	5.75	129.85	117.20
2	5-I	15	GLN	N-CA-C	-5.75	95.48	111.00
2	5-U	484	ARG	CA-C-N	-5.75	104.55	117.20
5	5-Y	393	TYR	CA-C-N	5.75	129.85	117.20
2	6-I	15	GLN	N-CA-C	-5.75	95.48	111.00
2	6-U	484	ARG	CA-C-N	-5.75	104.55	117.20
5	6-Y	393	TYR	CA-C-N	5.75	129.85	117.20
2	7-I	15	GLN	N-CA-C	-5.75	95.48	111.00
2	7-U	484	ARG	CA-C-N	-5.75	104.55	117.20
5	7-Y	393	TYR	CA-C-N	5.75	129.85	117.20
2	8-U	484	ARG	CA-C-N	-5.75	104.55	117.20
2	2-C	8	GLU	N-CA-CB	5.75	120.94	110.60
3	2-D	1540	LEU	C-N-CA	-5.75	107.33	121.70
2	2-O	8	GLU	N-CA-CB	5.75	120.94	110.60
2	2-U	15	GLN	N-CA-C	-5.75	95.48	111.00
2	3-C	8	GLU	N-CA-CB	5.75	120.94	110.60
3	3-D	1540	LEU	C-N-CA	-5.75	107.33	121.70
2	3-O	8	GLU	N-CA-CB	5.75	120.94	110.60
3	4-D	1540	LEU	C-N-CA	-5.75	107.33	121.70
5	4-G	393	TYR	CA-C-N	5.75	129.84	117.20
2	4-U	15	GLN	N-CA-C	-5.75	95.48	111.00
5	5-G	393	TYR	CA-C-N	5.75	129.84	117.20
2	5-U	15	GLN	N-CA-C	-5.75	95.48	111.00
3	6-D	1540	LEU	C-N-CA	-5.75	107.33	121.70
5	6-G	393	TYR	CA-C-N	5.75	129.84	117.20
2	6-U	15	GLN	N-CA-C	-5.75	95.48	111.00
5	7-G	393	TYR	CA-C-N	5.75	129.84	117.20
2	7-U	15	GLN	N-CA-C	-5.75	95.48	111.00
3	8-D	1540	LEU	C-N-CA	-5.75	107.33	121.70
5	8-G	393	TYR	CA-C-N	5.75	129.84	117.20
5	1-Y	393	TYR	CA-C-N	5.75	129.84	117.20
4	2-L	397	ARG	CB-CA-C	-5.75	98.91	110.40
4	4-L	397	ARG	CB-CA-C	-5.75	98.91	110.40
4	5-L	397	ARG	CB-CA-C	-5.75	98.91	110.40

Continued on next page...

Continued from previous page...

Mol	Chain	Res	Type	Atoms	Z	Observed(^{o})	Ideal(^{o})
4	6-L	397	ARG	CB-CA-C	-5.75	98.91	110.40
4	7-L	397	ARG	CB-CA-C	-5.75	98.91	110.40
5	1-Y	378	SER	O-C-N	-5.74	113.51	122.70
4	2-R	397	ARG	CB-CA-C	-5.74	98.91	110.40
2	3-I	15	GLN	N-CA-C	-5.74	95.49	111.00
4	3-R	397	ARG	CB-CA-C	-5.74	98.91	110.40
4	3-X	397	ARG	CB-CA-C	-5.74	98.91	110.40
4	4-F	454	TYR	CB-CA-C	5.74	121.89	110.40
4	5-F	454	TYR	CB-CA-C	5.74	121.89	110.40
4	6-F	454	TYR	CB-CA-C	5.74	121.89	110.40
4	7-F	454	TYR	CB-CA-C	5.74	121.89	110.40
4	8-F	454	TYR	CB-CA-C	5.74	121.89	110.40
2	8-I	15	GLN	N-CA-C	-5.74	95.49	111.00
4	8-X	397	ARG	CB-CA-C	-5.74	98.91	110.40
4	2-X	454	TYR	CB-CA-C	5.74	121.88	110.40
4	4-X	454	TYR	CB-CA-C	5.74	121.88	110.40
4	5-X	454	TYR	CB-CA-C	5.74	121.88	110.40
4	6-X	454	TYR	CB-CA-C	5.74	121.88	110.40
4	7-X	454	TYR	CB-CA-C	5.74	121.88	110.40
3	1-J	1540	LEU	C-N-CA	-5.74	107.35	121.70
4	1-R	454	TYR	CB-CA-C	5.74	121.88	110.40
2	1-U	6	PHE	N-CA-CB	-5.74	100.27	110.60
2	1-U	484	ARG	CA-C-N	-5.74	104.57	117.20
2	4-O	15	GLN	N-CA-C	-5.74	95.50	111.00
5	4-S	338	GLU	N-CA-CB	5.74	120.93	110.60
2	5-O	15	GLN	N-CA-C	-5.74	95.50	111.00
5	5-S	338	GLU	N-CA-CB	5.74	120.93	110.60
2	6-O	15	GLN	N-CA-C	-5.74	95.50	111.00
5	6-S	338	GLU	N-CA-CB	5.74	120.93	110.60
2	7-O	15	GLN	N-CA-C	-5.74	95.50	111.00
5	7-S	338	GLU	N-CA-CB	5.74	120.93	110.60
2	8-O	15	GLN	N-CA-C	-5.74	95.50	111.00
5	8-S	338	GLU	N-CA-CB	5.74	120.93	110.60
5	1-M	338	GLU	N-CA-CB	5.74	120.93	110.60
5	1-S	393	TYR	CA-C-N	5.74	129.83	117.20
5	2-G	393	TYR	CA-C-N	5.74	129.83	117.20
5	3-G	393	TYR	CA-C-N	5.74	129.83	117.20
5	3-Y	338	GLU	N-CA-CB	5.74	120.93	110.60
4	4-F	397	ARG	CB-CA-C	-5.74	98.92	110.40
4	5-F	397	ARG	CB-CA-C	-5.74	98.92	110.40
4	6-F	397	ARG	CB-CA-C	-5.74	98.92	110.40
4	7-F	397	ARG	CB-CA-C	-5.74	98.92	110.40

Continued on next page...

Continued from previous page...

Mol	Chain	Res	Type	Atoms	Z	Observed(^{o})	Ideal(^{o})
4	8-F	397	ARG	CB-CA-C	-5.74	98.92	110.40
5	8-Y	338	GLU	N-CA-CB	5.74	120.93	110.60
2	2-O	484	ARG	CA-C-N	-5.74	104.58	117.20
2	3-O	484	ARG	CA-C-N	-5.74	104.58	117.20
2	4-O	484	ARG	CA-C-N	-5.74	104.58	117.20
2	5-O	484	ARG	CA-C-N	-5.74	104.58	117.20
2	6-O	484	ARG	CA-C-N	-5.74	104.58	117.20
2	7-O	484	ARG	CA-C-N	-5.74	104.58	117.20
2	8-O	484	ARG	CA-C-N	-5.74	104.58	117.20
4	2-X	397	ARG	CB-CA-C	-5.74	98.93	110.40
4	4-X	397	ARG	CB-CA-C	-5.74	98.93	110.40
4	5-X	397	ARG	CB-CA-C	-5.74	98.93	110.40
4	6-X	397	ARG	CB-CA-C	-5.74	98.93	110.40
4	7-X	397	ARG	CB-CA-C	-5.74	98.93	110.40
2	1-O	15	GLN	N-CA-C	-5.73	95.53	111.00
2	1-O	484	ARG	CA-C-N	-5.73	104.59	117.20
2	2-O	15	GLN	N-CA-C	-5.73	95.52	111.00
2	3-O	15	GLN	N-CA-C	-5.73	95.52	111.00
2	3-U	15	GLN	N-CA-C	-5.73	95.52	111.00
2	8-U	15	GLN	N-CA-C	-5.73	95.52	111.00
2	1-C	6	PHE	N-CA-CB	-5.73	100.29	110.60
2	1-C	15	GLN	N-CA-C	-5.73	95.53	111.00
2	1-I	15	GLN	N-CA-C	-5.73	95.53	111.00
5	1-M	344	ASP	O-C-N	-5.73	113.53	122.70
5	1-M	378	SER	O-C-N	-5.73	113.53	122.70
5	2-G	338	GLU	N-CA-CB	5.73	120.91	110.60
5	3-G	338	GLU	N-CA-CB	5.73	120.91	110.60
4	3-L	397	ARG	CB-CA-C	-5.73	98.94	110.40
2	4-C	15	GLN	N-CA-C	-5.73	95.53	111.00
2	5-C	15	GLN	N-CA-C	-5.73	95.53	111.00
2	6-C	15	GLN	N-CA-C	-5.73	95.53	111.00
2	7-C	15	GLN	N-CA-C	-5.73	95.53	111.00
2	8-C	15	GLN	N-CA-C	-5.73	95.53	111.00
4	8-L	397	ARG	CB-CA-C	-5.73	98.94	110.40
5	1-G	378	SER	O-C-N	-5.73	113.53	122.70
5	2-G	378	SER	O-C-N	-5.73	113.53	122.70
5	3-G	378	SER	O-C-N	-5.73	113.53	122.70
5	3-M	378	SER	O-C-N	-5.73	113.54	122.70
5	8-M	378	SER	O-C-N	-5.73	113.54	122.70
4	1-L	269	ASN	N-CA-C	-5.73	95.54	111.00
4	2-F	397	ARG	CB-CA-C	-5.73	98.95	110.40
5	2-S	338	GLU	N-CA-CB	5.73	120.91	110.60

Continued on next page...

Continued from previous page...

Mol	Chain	Res	Type	Atoms	Z	Observed(^{o})	Ideal(^{o})
4	3-F	397	ARG	CB-CA-C	-5.73	98.95	110.40
5	3-S	338	GLU	N-CA-CB	5.73	120.91	110.60
2	2-C	6	PHE	N-CA-CB	-5.72	100.30	110.60
5	2-G	344	ASP	O-C-N	-5.72	113.54	122.70
5	2-Y	378	SER	O-C-N	-5.72	113.54	122.70
2	3-C	6	PHE	N-CA-CB	-5.72	100.30	110.60
5	3-G	344	ASP	O-C-N	-5.72	113.54	122.70
5	4-S	344	ASP	O-C-N	-5.72	113.54	122.70
5	4-Y	378	SER	O-C-N	-5.72	113.54	122.70
5	5-S	344	ASP	O-C-N	-5.72	113.54	122.70
5	5-Y	378	SER	O-C-N	-5.72	113.54	122.70
5	6-S	344	ASP	O-C-N	-5.72	113.54	122.70
5	6-Y	378	SER	O-C-N	-5.72	113.54	122.70
5	7-S	344	ASP	O-C-N	-5.72	113.54	122.70
5	7-Y	378	SER	O-C-N	-5.72	113.54	122.70
5	8-S	344	ASP	O-C-N	-5.72	113.54	122.70
2	1-U	15	GLN	N-CA-C	-5.72	95.55	111.00
5	1-S	378	SER	O-C-N	-5.72	113.55	122.70
2	2-C	15	GLN	N-CA-C	-5.72	95.55	111.00
2	3-C	15	GLN	N-CA-C	-5.72	95.55	111.00
4	4-R	397	ARG	CB-CA-C	-5.72	98.96	110.40
4	5-R	397	ARG	CB-CA-C	-5.72	98.96	110.40
4	6-R	397	ARG	CB-CA-C	-5.72	98.96	110.40
4	7-R	397	ARG	CB-CA-C	-5.72	98.96	110.40
4	8-R	397	ARG	CB-CA-C	-5.72	98.96	110.40
5	2-M	378	SER	O-C-N	-5.72	113.55	122.70
5	4-M	378	SER	O-C-N	-5.72	113.55	122.70
5	5-M	378	SER	O-C-N	-5.72	113.55	122.70
5	6-M	378	SER	O-C-N	-5.72	113.55	122.70
5	7-M	378	SER	O-C-N	-5.72	113.55	122.70
2	3-U	6	PHE	N-CA-CB	-5.72	100.31	110.60
2	8-U	6	PHE	N-CA-CB	-5.72	100.31	110.60
4	1-F	269	ASN	N-CA-C	-5.72	95.56	111.00
5	4-S	378	SER	O-C-N	-5.72	113.56	122.70
5	5-S	378	SER	O-C-N	-5.72	113.56	122.70
5	6-S	378	SER	O-C-N	-5.72	113.56	122.70
5	7-S	378	SER	O-C-N	-5.72	113.56	122.70
5	8-S	378	SER	O-C-N	-5.72	113.56	122.70
5	1-M	393	TYR	CA-C-N	5.71	129.77	117.20
1	1-W	395	GLY	C-N-CA	5.71	135.98	121.70
5	1-S	341	ALA	N-CA-CB	5.71	118.10	110.10
2	2-O	6	PHE	N-CA-CB	-5.71	100.32	110.60

Continued on next page...

Continued from previous page...

Mol	Chain	Res	Type	Atoms	Z	Observed(^{o})	Ideal(^{o})
2	3-O	6	PHE	N-CA-CB	-5.71	100.32	110.60
2	4-O	6	PHE	N-CA-CB	-5.71	100.32	110.60
2	5-O	6	PHE	N-CA-CB	-5.71	100.32	110.60
3	5-P	1485	ALA	N-CA-C	-5.71	95.58	111.00
2	6-O	6	PHE	N-CA-CB	-5.71	100.32	110.60
2	7-O	6	PHE	N-CA-CB	-5.71	100.32	110.60
3	7-P	1485	ALA	N-CA-C	-5.71	95.58	111.00
2	8-O	6	PHE	N-CA-CB	-5.71	100.32	110.60
2	1-I	6	PHE	N-CA-CB	-5.71	100.33	110.60
6	1-N	493	ALA	CA-C-N	5.71	129.75	117.20
1	2-E	395	GLY	C-N-CA	5.71	135.97	121.70
1	3-E	395	GLY	C-N-CA	5.71	135.97	121.70
5	3-Y	378	SER	O-C-N	-5.71	113.57	122.70
1	4-E	395	GLY	C-N-CA	5.71	135.97	121.70
4	4-F	486	GLU	CB-CA-C	5.71	121.81	110.40
1	5-E	395	GLY	C-N-CA	5.71	135.97	121.70
4	5-F	486	GLU	CB-CA-C	5.71	121.81	110.40
4	6-F	486	GLU	CB-CA-C	5.71	121.81	110.40
4	7-F	486	GLU	CB-CA-C	5.71	121.81	110.40
4	8-F	486	GLU	CB-CA-C	5.71	121.81	110.40
5	8-Y	378	SER	O-C-N	-5.71	113.57	122.70
3	2-J	1485	ALA	N-CA-C	-5.71	95.59	111.00
3	2-P	1485	ALA	N-CA-C	-5.71	95.60	111.00
3	3-J	1485	ALA	N-CA-C	-5.71	95.59	111.00
3	3-P	1485	ALA	N-CA-C	-5.71	95.60	111.00
3	4-J	1485	ALA	N-CA-C	-5.71	95.59	111.00
3	4-P	1485	ALA	N-CA-C	-5.71	95.60	111.00
3	5-J	1485	ALA	N-CA-C	-5.71	95.59	111.00
3	6-J	1485	ALA	N-CA-C	-5.71	95.59	111.00
3	6-P	1485	ALA	N-CA-C	-5.71	95.60	111.00
3	7-J	1485	ALA	N-CA-C	-5.71	95.59	111.00
3	8-J	1485	ALA	N-CA-C	-5.71	95.59	111.00
3	8-P	1485	ALA	N-CA-C	-5.71	95.60	111.00
2	2-U	6	PHE	N-CA-CB	-5.70	100.33	110.60
2	3-I	6	PHE	N-CA-CB	-5.70	100.33	110.60
2	4-U	6	PHE	N-CA-CB	-5.70	100.33	110.60
2	5-U	6	PHE	N-CA-CB	-5.70	100.33	110.60
2	6-U	6	PHE	N-CA-CB	-5.70	100.33	110.60
2	7-U	6	PHE	N-CA-CB	-5.70	100.33	110.60
2	8-I	6	PHE	N-CA-CB	-5.70	100.33	110.60
1	1-B	395	GLY	C-N-CA	5.70	135.96	121.70
2	1-O	6	PHE	N-CA-CB	-5.70	100.34	110.60

Continued on next page...

Continued from previous page...

Mol	Chain	Res	Type	Atoms	Z	Observed(^{o})	Ideal(^{o})
4	1-X	269	ASN	N-CA-C	-5.70	95.61	111.00
1	2-B	395	GLY	C-N-CA	5.70	135.95	121.70
1	3-B	395	GLY	C-N-CA	5.70	135.95	121.70
1	4-B	395	GLY	C-N-CA	5.70	135.95	121.70
1	5-B	395	GLY	C-N-CA	5.70	135.95	121.70
1	6-B	395	GLY	C-N-CA	5.70	135.95	121.70
1	7-B	395	GLY	C-N-CA	5.70	135.95	121.70
1	8-B	395	GLY	C-N-CA	5.70	135.95	121.70
1	1-E	395	GLY	C-N-CA	5.70	135.95	121.70
4	1-R	269	ASN	N-CA-C	-5.70	95.61	111.00
5	1-Y	344	ASP	O-C-N	-5.70	113.58	122.70
3	2-V	1485	ALA	N-CA-C	-5.70	95.61	111.00
3	3-V	1485	ALA	N-CA-C	-5.70	95.61	111.00
2	4-C	6	PHE	N-CA-CB	-5.70	100.34	110.60
5	4-G	344	ASP	O-C-N	-5.70	113.58	122.70
3	4-V	1485	ALA	N-CA-C	-5.70	95.61	111.00
2	5-C	6	PHE	N-CA-CB	-5.70	100.34	110.60
5	5-G	344	ASP	O-C-N	-5.70	113.58	122.70
3	5-V	1485	ALA	N-CA-C	-5.70	95.61	111.00
2	6-C	6	PHE	N-CA-CB	-5.70	100.34	110.60
5	6-G	344	ASP	O-C-N	-5.70	113.58	122.70
3	6-V	1485	ALA	N-CA-C	-5.70	95.61	111.00
2	7-C	6	PHE	N-CA-CB	-5.70	100.34	110.60
5	7-G	344	ASP	O-C-N	-5.70	113.58	122.70
3	7-V	1485	ALA	N-CA-C	-5.70	95.61	111.00
2	8-C	6	PHE	N-CA-CB	-5.70	100.34	110.60
5	8-G	344	ASP	O-C-N	-5.70	113.58	122.70
3	8-V	1485	ALA	N-CA-C	-5.70	95.61	111.00
3	2-D	1485	ALA	N-CA-C	-5.70	95.62	111.00
3	3-D	1485	ALA	N-CA-C	-5.70	95.62	111.00
3	4-D	1485	ALA	N-CA-C	-5.70	95.62	111.00
3	6-D	1485	ALA	N-CA-C	-5.70	95.62	111.00
3	8-D	1485	ALA	N-CA-C	-5.70	95.62	111.00
1	1-Q	395	GLY	C-N-CA	5.70	135.94	121.70
6	1-Z	493	ALA	CA-C-N	5.70	129.73	117.20
4	2-X	486	GLU	CB-CA-C	5.70	121.79	110.40
5	4-G	378	SER	O-C-N	-5.70	113.59	122.70
4	4-X	486	GLU	CB-CA-C	5.70	121.79	110.40
5	5-G	378	SER	O-C-N	-5.70	113.59	122.70
4	5-X	486	GLU	CB-CA-C	5.70	121.79	110.40
5	6-G	378	SER	O-C-N	-5.70	113.59	122.70
4	6-X	486	GLU	CB-CA-C	5.70	121.79	110.40

Continued on next page...

Continued from previous page...

Mol	Chain	Res	Type	Atoms	Z	Observed(^{o})	Ideal(^{o})
5	7-G	378	SER	O-C-N	-5.70	113.59	122.70
4	7-X	486	GLU	CB-CA-C	5.70	121.79	110.40
5	8-G	378	SER	O-C-N	-5.70	113.59	122.70
5	1-G	344	ASP	O-C-N	-5.69	113.59	122.70
4	1-F	200	THR	N-CA-C	5.69	126.37	111.00
2	2-I	6	PHE	N-CA-CB	-5.69	100.35	110.60
1	2-Q	395	GLY	C-N-CA	5.69	135.93	121.70
5	2-S	344	ASP	O-C-N	-5.69	113.59	122.70
6	3-N	493	ALA	CA-C-N	5.69	129.72	117.20
1	3-Q	395	GLY	C-N-CA	5.69	135.93	121.70
5	3-S	344	ASP	O-C-N	-5.69	113.59	122.70
2	4-I	6	PHE	N-CA-CB	-5.69	100.35	110.60
1	4-Q	395	GLY	C-N-CA	5.69	135.93	121.70
3	5-D	1485	ALA	N-CA-C	-5.69	95.63	111.00
2	5-I	6	PHE	N-CA-CB	-5.69	100.35	110.60
1	5-Q	395	GLY	C-N-CA	5.69	135.93	121.70
2	6-I	6	PHE	N-CA-CB	-5.69	100.35	110.60
3	7-D	1485	ALA	N-CA-C	-5.69	95.63	111.00
2	7-I	6	PHE	N-CA-CB	-5.69	100.35	110.60
6	8-N	493	ALA	CA-C-N	5.69	129.72	117.20
5	1-M	312	LYS	O-C-N	5.69	131.81	122.70
5	3-M	344	ASP	O-C-N	-5.69	113.60	122.70
5	8-M	344	ASP	O-C-N	-5.69	113.60	122.70
1	2-W	395	GLY	C-N-CA	5.69	135.92	121.70
1	3-W	395	GLY	C-N-CA	5.69	135.92	121.70
1	4-W	395	GLY	C-N-CA	5.69	135.92	121.70
1	5-W	395	GLY	C-N-CA	5.69	135.92	121.70
1	6-W	395	GLY	C-N-CA	5.69	135.92	121.70
1	7-W	395	GLY	C-N-CA	5.69	135.92	121.70
1	8-W	395	GLY	C-N-CA	5.69	135.92	121.70
4	1-F	453	TYR	C-N-CA	-5.69	107.48	121.70
1	1-K	395	GLY	C-N-CA	5.69	135.92	121.70
5	1-S	344	ASP	O-C-N	-5.69	113.60	122.70
3	1-V	1537	GLN	CA-C-O	5.69	132.05	120.10
4	2-L	486	GLU	CB-CA-C	5.69	121.77	110.40
4	3-L	486	GLU	CB-CA-C	5.69	121.78	110.40
4	4-L	486	GLU	CB-CA-C	5.69	121.77	110.40
4	5-L	486	GLU	CB-CA-C	5.69	121.77	110.40
4	6-L	486	GLU	CB-CA-C	5.69	121.77	110.40
4	7-L	486	GLU	CB-CA-C	5.69	121.77	110.40
4	8-L	486	GLU	CB-CA-C	5.69	121.78	110.40
5	2-M	253	GLN	O-C-N	5.69	131.80	122.70

Continued on next page...

Continued from previous page...

Mol	Chain	Res	Type	Atoms	Z	Observed(^{o})	Ideal(^{o})
5	4-M	253	GLN	O-C-N	5.69	131.80	122.70
5	5-M	253	GLN	O-C-N	5.69	131.80	122.70
5	6-M	253	GLN	O-C-N	5.69	131.80	122.70
5	7-M	253	GLN	O-C-N	5.69	131.80	122.70
4	2-R	486	GLU	CB-CA-C	5.68	121.77	110.40
4	3-R	486	GLU	CB-CA-C	5.68	121.77	110.40
4	1-F	486	GLU	CB-CA-C	5.68	121.76	110.40
4	1-L	200	THR	N-CA-C	5.68	126.34	111.00
1	2-A	395	GLY	C-N-CA	5.68	135.91	121.70
1	3-A	395	GLY	C-N-CA	5.68	135.91	121.70
1	4-A	395	GLY	C-N-CA	5.68	135.91	121.70
1	5-A	395	GLY	C-N-CA	5.68	135.91	121.70
1	6-A	395	GLY	C-N-CA	5.68	135.91	121.70
1	6-E	395	GLY	C-N-CA	5.68	135.91	121.70
1	7-A	395	GLY	C-N-CA	5.68	135.91	121.70
1	7-E	395	GLY	C-N-CA	5.68	135.91	121.70
1	8-A	395	GLY	C-N-CA	5.68	135.91	121.70
1	8-E	395	GLY	C-N-CA	5.68	135.91	121.70
3	1-P	1485	ALA	N-CA-C	-5.68	95.67	111.00
3	2-D	1537	GLN	CA-C-O	5.68	132.03	120.10
3	2-J	1537	GLN	CA-C-O	5.68	132.03	120.10
3	3-D	1537	GLN	CA-C-O	5.68	132.03	120.10
3	3-J	1537	GLN	CA-C-O	5.68	132.03	120.10
4	3-X	486	GLU	CB-CA-C	5.68	121.76	110.40
3	4-D	1537	GLN	CA-C-O	5.68	132.03	120.10
3	4-J	1537	GLN	CA-C-O	5.68	132.03	120.10
3	5-J	1537	GLN	CA-C-O	5.68	132.03	120.10
3	6-D	1537	GLN	CA-C-O	5.68	132.03	120.10
3	6-J	1537	GLN	CA-C-O	5.68	132.03	120.10
1	6-Q	395	GLY	C-N-CA	5.68	135.90	121.70
3	7-J	1537	GLN	CA-C-O	5.68	132.03	120.10
1	7-Q	395	GLY	C-N-CA	5.68	135.90	121.70
3	8-D	1537	GLN	CA-C-O	5.68	132.03	120.10
3	8-J	1537	GLN	CA-C-O	5.68	132.03	120.10
1	8-Q	395	GLY	C-N-CA	5.68	135.90	121.70
4	8-X	486	GLU	CB-CA-C	5.68	121.76	110.40
3	1-D	1485	ALA	N-CA-C	-5.68	95.67	111.00
4	1-L	486	GLU	CB-CA-C	5.68	121.76	110.40
4	1-R	200	THR	N-CA-C	5.68	126.33	111.00
3	1-V	878	PRO	N-CA-C	5.68	126.86	112.10
4	1-X	486	GLU	CB-CA-C	5.68	121.76	110.40
3	1-P	1537	GLN	CA-C-O	5.68	132.02	120.10

Continued on next page...

Continued from previous page...

Mol	Chain	Res	Type	Atoms	Z	Observed(^{o})	Ideal(^{o})
5	2-M	344	ASP	O-C-N	-5.68	113.62	122.70
6	2-N	493	ALA	CA-C-N	5.68	129.69	117.20
5	4-M	344	ASP	O-C-N	-5.68	113.62	122.70
6	4-N	493	ALA	CA-C-N	5.68	129.69	117.20
5	5-M	344	ASP	O-C-N	-5.68	113.62	122.70
6	5-N	493	ALA	CA-C-N	5.68	129.69	117.20
5	6-M	344	ASP	O-C-N	-5.68	113.62	122.70
6	6-N	493	ALA	CA-C-N	5.68	129.69	117.20
5	7-M	344	ASP	O-C-N	-5.68	113.62	122.70
6	7-N	493	ALA	CA-C-N	5.68	129.69	117.20
4	1-X	200	THR	N-CA-C	5.67	126.32	111.00
4	2-F	453	TYR	C-N-CA	-5.67	107.51	121.70
4	3-F	453	TYR	C-N-CA	-5.67	107.51	121.70
4	4-R	486	GLU	CB-CA-C	5.67	121.75	110.40
4	5-R	486	GLU	CB-CA-C	5.67	121.75	110.40
4	6-R	486	GLU	CB-CA-C	5.67	121.75	110.40
4	7-R	486	GLU	CB-CA-C	5.67	121.75	110.40
4	8-R	486	GLU	CB-CA-C	5.67	121.75	110.40
4	2-F	486	GLU	CB-CA-C	5.67	121.75	110.40
3	2-P	1537	GLN	CA-C-O	5.67	132.01	120.10
4	3-F	486	GLU	CB-CA-C	5.67	121.75	110.40
3	3-P	1537	GLN	CA-C-O	5.67	132.01	120.10
3	4-P	1537	GLN	CA-C-O	5.67	132.01	120.10
4	4-R	453	TYR	C-N-CA	-5.67	107.52	121.70
6	4-T	493	ALA	CA-C-N	5.67	129.68	117.20
3	5-P	1537	GLN	CA-C-O	5.67	132.01	120.10
4	5-R	453	TYR	C-N-CA	-5.67	107.52	121.70
6	5-T	493	ALA	CA-C-N	5.67	129.68	117.20
3	6-P	1537	GLN	CA-C-O	5.67	132.01	120.10
4	6-R	453	TYR	C-N-CA	-5.67	107.52	121.70
6	6-T	493	ALA	CA-C-N	5.67	129.68	117.20
3	7-P	1537	GLN	CA-C-O	5.67	132.01	120.10
4	7-R	453	TYR	C-N-CA	-5.67	107.52	121.70
6	7-T	493	ALA	CA-C-N	5.67	129.68	117.20
3	8-P	1537	GLN	CA-C-O	5.67	132.01	120.10
4	8-R	453	TYR	C-N-CA	-5.67	107.52	121.70
6	8-T	493	ALA	CA-C-N	5.67	129.68	117.20
1	1-A	395	GLY	C-N-CA	5.67	135.88	121.70
3	1-P	1491	ILE	CB-CA-C	-5.67	100.26	111.60
3	1-V	1485	ALA	N-CA-C	-5.67	95.69	111.00
6	2-T	493	ALA	CA-C-N	5.67	129.68	117.20
6	3-T	493	ALA	CA-C-N	5.67	129.68	117.20

Continued on next page...

Continued from previous page...

Mol	Chain	Res	Type	Atoms	Z	Observed(^{o})	Ideal(^{o})
5	3-Y	344	ASP	O-C-N	-5.67	113.63	122.70
4	4-F	453	TYR	C-N-CA	-5.67	107.52	121.70
6	4-H	493	ALA	CA-C-N	5.67	129.68	117.20
4	5-F	453	TYR	C-N-CA	-5.67	107.52	121.70
6	5-H	493	ALA	CA-C-N	5.67	129.68	117.20
4	6-F	453	TYR	C-N-CA	-5.67	107.52	121.70
6	6-H	493	ALA	CA-C-N	5.67	129.68	117.20
4	7-F	453	TYR	C-N-CA	-5.67	107.52	121.70
6	7-H	493	ALA	CA-C-N	5.67	129.68	117.20
4	8-F	453	TYR	C-N-CA	-5.67	107.52	121.70
6	8-H	493	ALA	CA-C-N	5.67	129.68	117.20
5	8-Y	344	ASP	O-C-N	-5.67	113.63	122.70
5	1-G	312	LYS	O-C-N	5.67	131.77	122.70
3	1-J	1485	ALA	N-CA-C	-5.67	95.69	111.00
4	1-X	453	TYR	C-N-CA	-5.67	107.53	121.70
3	1-J	1537	GLN	CA-C-O	5.67	132.00	120.10
5	1-M	341	ALA	N-CA-CB	5.67	118.03	110.10
1	2-K	395	GLY	C-N-CA	5.67	135.87	121.70
5	2-Y	344	ASP	O-C-N	-5.67	113.63	122.70
1	3-K	395	GLY	C-N-CA	5.67	135.87	121.70
1	4-K	395	GLY	C-N-CA	5.67	135.87	121.70
5	4-Y	344	ASP	O-C-N	-5.67	113.63	122.70
1	5-K	395	GLY	C-N-CA	5.67	135.87	121.70
5	5-Y	344	ASP	O-C-N	-5.67	113.63	122.70
1	6-K	395	GLY	C-N-CA	5.67	135.87	121.70
5	6-Y	344	ASP	O-C-N	-5.67	113.63	122.70
1	7-K	395	GLY	C-N-CA	5.67	135.87	121.70
5	7-Y	344	ASP	O-C-N	-5.67	113.63	122.70
1	8-K	395	GLY	C-N-CA	5.67	135.87	121.70
4	1-R	453	TYR	C-N-CA	-5.67	107.54	121.70
4	1-R	486	GLU	CB-CA-C	5.67	121.73	110.40
5	3-M	341	ALA	N-CA-CB	5.67	118.03	110.10
5	8-M	341	ALA	N-CA-CB	5.67	118.03	110.10
5	1-G	253	GLN	O-C-N	5.66	131.76	122.70
6	1-H	493	ALA	CA-C-N	5.66	129.66	117.20
4	1-L	453	TYR	C-N-CA	-5.66	107.54	121.70
5	1-S	253	GLN	O-C-N	5.66	131.76	122.70
6	1-T	493	ALA	CA-C-N	5.66	129.66	117.20
5	1-Y	312	LYS	O-C-N	5.66	131.76	122.70
4	2-L	453	TYR	C-N-CA	-5.66	107.54	121.70
5	3-Y	253	GLN	O-C-N	5.66	131.76	122.70
4	4-L	453	TYR	C-N-CA	-5.66	107.54	121.70

Continued on next page...

Continued from previous page...

Mol	Chain	Res	Type	Atoms	Z	Observed(^{o})	Ideal(^{o})
4	5-L	453	TYR	C-N-CA	-5.66	107.54	121.70
4	6-L	453	TYR	C-N-CA	-5.66	107.54	121.70
4	7-L	453	TYR	C-N-CA	-5.66	107.54	121.70
5	8-Y	253	GLN	O-C-N	5.66	131.76	122.70
3	1-P	878	PRO	N-CA-C	5.66	126.82	112.10
4	2-R	453	TYR	C-N-CA	-5.66	107.55	121.70
3	2-V	1537	GLN	CA-C-O	5.66	131.99	120.10
4	3-R	453	TYR	C-N-CA	-5.66	107.55	121.70
3	3-V	1537	GLN	CA-C-O	5.66	131.99	120.10
3	4-V	1537	GLN	CA-C-O	5.66	131.99	120.10
3	5-D	1491	ILE	CB-CA-C	-5.66	100.28	111.60
3	5-V	1537	GLN	CA-C-O	5.66	131.99	120.10
3	6-V	1537	GLN	CA-C-O	5.66	131.99	120.10
3	7-D	1491	ILE	CB-CA-C	-5.66	100.28	111.60
3	7-V	1537	GLN	CA-C-O	5.66	131.99	120.10
3	8-V	1537	GLN	CA-C-O	5.66	131.99	120.10
3	1-D	1491	ILE	CB-CA-C	-5.66	100.28	111.60
5	1-G	341	ALA	N-CA-CB	5.66	118.03	110.10
3	1-V	1491	ILE	CB-CA-C	-5.66	100.28	111.60
6	2-H	493	ALA	CA-C-N	5.66	129.66	117.20
4	2-X	453	TYR	C-N-CA	-5.66	107.55	121.70
5	2-Y	312	LYS	O-C-N	5.66	131.76	122.70
6	3-H	493	ALA	CA-C-N	5.66	129.66	117.20
4	3-L	453	TYR	C-N-CA	-5.66	107.55	121.70
4	4-X	453	TYR	C-N-CA	-5.66	107.55	121.70
5	4-Y	312	LYS	O-C-N	5.66	131.76	122.70
4	5-X	453	TYR	C-N-CA	-5.66	107.55	121.70
5	5-Y	312	LYS	O-C-N	5.66	131.76	122.70
4	6-X	453	TYR	C-N-CA	-5.66	107.55	121.70
5	6-Y	312	LYS	O-C-N	5.66	131.76	122.70
4	7-X	453	TYR	C-N-CA	-5.66	107.55	121.70
5	7-Y	312	LYS	O-C-N	5.66	131.76	122.70
4	8-L	453	TYR	C-N-CA	-5.66	107.55	121.70
5	1-Y	341	ALA	N-CA-CB	5.66	118.02	110.10
6	3-Z	493	ALA	CA-C-N	5.66	129.65	117.20
6	8-Z	493	ALA	CA-C-N	5.66	129.65	117.20
3	1-D	1537	GLN	CA-C-O	5.66	131.98	120.10
3	5-D	1537	GLN	CA-C-O	5.66	131.98	120.10
3	7-D	1537	GLN	CA-C-O	5.66	131.98	120.10
5	2-G	341	ALA	N-CA-CB	5.66	118.02	110.10
5	3-G	341	ALA	N-CA-CB	5.66	118.02	110.10
4	3-X	453	TYR	C-N-CA	-5.66	107.56	121.70

Continued on next page...

Continued from previous page...

Mol	Chain	Res	Type	Atoms	Z	Observed(^{o})	Ideal(^{o})
5	4-G	341	ALA	N-CA-CB	5.66	118.02	110.10
5	5-G	341	ALA	N-CA-CB	5.66	118.02	110.10
5	6-G	341	ALA	N-CA-CB	5.66	118.02	110.10
5	7-G	341	ALA	N-CA-CB	5.66	118.02	110.10
5	8-G	341	ALA	N-CA-CB	5.66	118.02	110.10
4	8-X	453	TYR	C-N-CA	-5.66	107.56	121.70
6	2-Z	493	ALA	CA-C-N	5.65	129.64	117.20
6	4-Z	493	ALA	CA-C-N	5.65	129.64	117.20
6	5-Z	493	ALA	CA-C-N	5.65	129.64	117.20
6	6-Z	493	ALA	CA-C-N	5.65	129.64	117.20
6	7-Z	493	ALA	CA-C-N	5.65	129.64	117.20
4	1-X	403	ILE	CA-C-O	5.65	131.97	120.10
4	1-X	472	GLU	N-CA-C	-5.65	95.74	111.00
5	2-Y	341	ALA	N-CA-CB	5.65	118.01	110.10
5	4-Y	341	ALA	N-CA-CB	5.65	118.01	110.10
5	5-Y	341	ALA	N-CA-CB	5.65	118.01	110.10
5	6-Y	341	ALA	N-CA-CB	5.65	118.01	110.10
5	7-Y	341	ALA	N-CA-CB	5.65	118.01	110.10
3	1-J	1491	ILE	CB-CA-C	-5.65	100.30	111.60
4	3-X	403	ILE	CA-C-O	5.65	131.97	120.10
4	8-X	403	ILE	CA-C-O	5.65	131.97	120.10
5	2-M	312	LYS	O-C-N	5.65	131.74	122.70
5	4-M	312	LYS	O-C-N	5.65	131.74	122.70
5	5-M	312	LYS	O-C-N	5.65	131.74	122.70
5	6-M	312	LYS	O-C-N	5.65	131.74	122.70
5	7-M	312	LYS	O-C-N	5.65	131.74	122.70
3	1-J	878	PRO	N-CA-C	5.65	126.78	112.10
3	2-V	1517	SER	CA-C-N	-5.65	104.78	117.20
3	3-V	1517	SER	CA-C-N	-5.65	104.78	117.20
5	3-Y	341	ALA	N-CA-CB	5.65	118.01	110.10
3	4-V	1517	SER	CA-C-N	-5.65	104.78	117.20
3	5-V	1517	SER	CA-C-N	-5.65	104.78	117.20
3	6-V	1517	SER	CA-C-N	-5.65	104.78	117.20
3	7-V	1517	SER	CA-C-N	-5.65	104.78	117.20
3	8-V	1517	SER	CA-C-N	-5.65	104.78	117.20
5	8-Y	341	ALA	N-CA-CB	5.65	118.01	110.10
3	1-D	878	PRO	N-CA-C	5.65	126.78	112.10
3	1-D	1517	SER	CA-C-N	-5.65	104.78	117.20
3	5-P	1491	ILE	CB-CA-C	-5.65	100.31	111.60
3	7-P	1491	ILE	CB-CA-C	-5.65	100.31	111.60
3	2-J	1491	ILE	CB-CA-C	-5.64	100.31	111.60
3	3-J	1491	ILE	CB-CA-C	-5.64	100.31	111.60

Continued on next page...

Continued from previous page...

Mol	Chain	Res	Type	Atoms	Z	Observed(^{o})	Ideal(^{o})
3	4-J	1491	ILE	CB-CA-C	-5.64	100.31	111.60
3	5-J	1491	ILE	CB-CA-C	-5.64	100.31	111.60
3	6-J	1491	ILE	CB-CA-C	-5.64	100.31	111.60
3	7-J	1491	ILE	CB-CA-C	-5.64	100.31	111.60
3	8-J	1491	ILE	CB-CA-C	-5.64	100.31	111.60
4	2-L	367	THR	CA-C-O	-5.64	108.25	120.10
5	4-G	253	GLN	O-C-N	5.64	131.73	122.70
4	4-L	367	THR	CA-C-O	-5.64	108.25	120.10
5	5-G	253	GLN	O-C-N	5.64	131.73	122.70
4	5-L	367	THR	CA-C-O	-5.64	108.25	120.10
5	6-G	253	GLN	O-C-N	5.64	131.73	122.70
4	6-L	367	THR	CA-C-O	-5.64	108.25	120.10
5	7-G	253	GLN	O-C-N	5.64	131.73	122.70
4	7-L	367	THR	CA-C-O	-5.64	108.25	120.10
5	8-G	253	GLN	O-C-N	5.64	131.73	122.70
5	1-Y	253	GLN	O-C-N	5.64	131.72	122.70
4	2-X	403	ILE	CA-C-O	5.64	131.95	120.10
4	4-X	403	ILE	CA-C-O	5.64	131.95	120.10
4	5-X	403	ILE	CA-C-O	5.64	131.95	120.10
4	6-X	403	ILE	CA-C-O	5.64	131.95	120.10
4	7-X	403	ILE	CA-C-O	5.64	131.95	120.10
4	2-R	472	GLU	N-CA-C	-5.64	95.78	111.00
4	3-R	472	GLU	N-CA-C	-5.64	95.78	111.00
5	2-S	341	ALA	N-CA-CB	5.64	117.99	110.10
5	2-Y	253	GLN	O-C-N	5.64	131.72	122.70
4	3-L	472	GLU	N-CA-C	-5.64	95.78	111.00
5	3-M	312	LYS	O-C-N	5.64	131.72	122.70
5	3-S	341	ALA	N-CA-CB	5.64	117.99	110.10
5	4-Y	253	GLN	O-C-N	5.64	131.72	122.70
5	5-Y	253	GLN	O-C-N	5.64	131.72	122.70
5	6-Y	253	GLN	O-C-N	5.64	131.72	122.70
5	7-Y	253	GLN	O-C-N	5.64	131.72	122.70
4	8-L	472	GLU	N-CA-C	-5.64	95.78	111.00
5	8-M	312	LYS	O-C-N	5.64	131.72	122.70
3	2-V	1491	ILE	CB-CA-C	-5.64	100.33	111.60
3	3-V	1491	ILE	CB-CA-C	-5.64	100.33	111.60
4	4-R	472	GLU	N-CA-C	-5.64	95.78	111.00
3	4-V	1491	ILE	CB-CA-C	-5.64	100.33	111.60
4	5-R	472	GLU	N-CA-C	-5.64	95.78	111.00
3	5-V	1491	ILE	CB-CA-C	-5.64	100.33	111.60
4	6-R	472	GLU	N-CA-C	-5.64	95.78	111.00
3	6-V	1491	ILE	CB-CA-C	-5.64	100.33	111.60

Continued on next page...

Continued from previous page...

Mol	Chain	Res	Type	Atoms	Z	Observed(^{o})	Ideal(^{o})
4	7-R	472	GLU	N-CA-C	-5.64	95.78	111.00
3	7-V	1491	ILE	CB-CA-C	-5.64	100.33	111.60
4	8-R	472	GLU	N-CA-C	-5.64	95.78	111.00
3	8-V	1491	ILE	CB-CA-C	-5.64	100.33	111.60
4	2-F	403	ILE	CA-C-O	5.63	131.93	120.10
5	2-G	312	LYS	O-C-N	5.63	131.72	122.70
3	2-P	1491	ILE	CB-CA-C	-5.63	100.33	111.60
4	3-F	403	ILE	CA-C-O	5.63	131.93	120.10
5	3-G	312	LYS	O-C-N	5.63	131.72	122.70
3	3-P	1491	ILE	CB-CA-C	-5.63	100.33	111.60
3	4-P	1491	ILE	CB-CA-C	-5.63	100.33	111.60
3	6-P	1491	ILE	CB-CA-C	-5.63	100.33	111.60
3	8-P	1491	ILE	CB-CA-C	-5.63	100.33	111.60
4	1-F	232	THR	CA-C-O	-5.63	108.27	120.10
4	3-X	472	GLU	N-CA-C	-5.63	95.79	111.00
4	8-X	472	GLU	N-CA-C	-5.63	95.79	111.00
4	1-L	401	TYR	CA-C-O	5.63	131.92	120.10
3	1-P	1517	SER	CA-C-N	-5.63	104.81	117.20
3	2-J	1517	SER	CA-C-N	-5.63	104.81	117.20
4	2-L	472	GLU	N-CA-C	-5.63	95.80	111.00
5	2-S	312	LYS	O-C-N	5.63	131.71	122.70
3	3-J	1517	SER	CA-C-N	-5.63	104.81	117.20
5	3-M	253	GLN	O-C-N	5.63	131.71	122.70
5	3-S	312	LYS	O-C-N	5.63	131.71	122.70
4	4-F	472	GLU	N-CA-C	-5.63	95.79	111.00
3	4-J	1517	SER	CA-C-N	-5.63	104.81	117.20
4	4-L	472	GLU	N-CA-C	-5.63	95.80	111.00
4	5-F	472	GLU	N-CA-C	-5.63	95.79	111.00
3	5-J	1517	SER	CA-C-N	-5.63	104.81	117.20
4	5-L	472	GLU	N-CA-C	-5.63	95.80	111.00
4	6-F	472	GLU	N-CA-C	-5.63	95.79	111.00
3	6-J	1517	SER	CA-C-N	-5.63	104.81	117.20
4	6-L	472	GLU	N-CA-C	-5.63	95.80	111.00
4	7-F	472	GLU	N-CA-C	-5.63	95.79	111.00
3	7-J	1517	SER	CA-C-N	-5.63	104.81	117.20
4	7-L	472	GLU	N-CA-C	-5.63	95.80	111.00
4	8-F	472	GLU	N-CA-C	-5.63	95.79	111.00
3	8-J	1517	SER	CA-C-N	-5.63	104.81	117.20
5	8-M	253	GLN	O-C-N	5.63	131.71	122.70
4	1-L	472	GLU	N-CA-C	-5.63	95.80	111.00
3	1-J	1517	SER	CA-C-N	-5.63	104.82	117.20
5	2-S	253	GLN	O-C-N	5.63	131.70	122.70

Continued on next page...

Continued from previous page...

Mol	Chain	Res	Type	Atoms	Z	Observed(^{o})	Ideal(^{o})
4	2-X	367	THR	CA-C-O	-5.63	108.28	120.10
4	3-L	367	THR	CA-C-O	-5.63	108.28	120.10
5	3-S	253	GLN	O-C-N	5.63	131.70	122.70
4	3-X	403	ILE	N-CA-C	5.63	126.20	111.00
4	4-X	367	THR	CA-C-O	-5.63	108.28	120.10
3	5-P	1517	SER	CA-C-N	-5.63	104.82	117.20
4	5-X	367	THR	CA-C-O	-5.63	108.28	120.10
4	6-X	367	THR	CA-C-O	-5.63	108.28	120.10
3	7-P	1517	SER	CA-C-N	-5.63	104.82	117.20
4	7-X	367	THR	CA-C-O	-5.63	108.28	120.10
4	8-L	367	THR	CA-C-O	-5.63	108.28	120.10
4	8-X	403	ILE	N-CA-C	5.63	126.20	111.00
4	1-X	367	THR	CA-C-O	-5.63	108.28	120.10
5	2-G	253	GLN	O-C-N	5.63	131.70	122.70
3	2-P	1517	SER	CA-C-N	-5.63	104.82	117.20
4	2-X	472	GLU	N-CA-C	-5.63	95.81	111.00
5	3-G	253	GLN	O-C-N	5.63	131.70	122.70
3	3-P	1517	SER	CA-C-N	-5.63	104.82	117.20
5	4-G	312	LYS	O-C-N	5.63	131.70	122.70
3	4-P	1517	SER	CA-C-N	-5.63	104.82	117.20
4	4-X	472	GLU	N-CA-C	-5.63	95.81	111.00
5	5-G	312	LYS	O-C-N	5.63	131.70	122.70
4	5-X	472	GLU	N-CA-C	-5.63	95.81	111.00
5	6-G	312	LYS	O-C-N	5.63	131.70	122.70
3	6-P	1517	SER	CA-C-N	-5.63	104.82	117.20
4	6-X	472	GLU	N-CA-C	-5.63	95.81	111.00
5	7-G	312	LYS	O-C-N	5.63	131.70	122.70
4	7-X	472	GLU	N-CA-C	-5.63	95.81	111.00
5	8-G	312	LYS	O-C-N	5.63	131.70	122.70
3	8-P	1517	SER	CA-C-N	-5.63	104.82	117.20
3	1-V	1517	SER	CA-C-N	-5.62	104.83	117.20
5	4-S	253	GLN	O-C-N	5.62	131.70	122.70
5	5-S	253	GLN	O-C-N	5.62	131.70	122.70
5	6-S	253	GLN	O-C-N	5.62	131.70	122.70
5	7-S	253	GLN	O-C-N	5.62	131.70	122.70
5	8-S	253	GLN	O-C-N	5.62	131.70	122.70
6	1-Z	385	ASP	C-N-CA	-5.62	107.64	121.70
3	2-D	1517	SER	CA-C-N	-5.62	104.83	117.20
4	2-F	403	ILE	N-CA-C	5.62	126.18	111.00
3	3-D	1517	SER	CA-C-N	-5.62	104.83	117.20
4	3-F	403	ILE	N-CA-C	5.62	126.18	111.00
4	3-L	403	ILE	CA-C-O	5.62	131.91	120.10

Continued on next page...

Continued from previous page...

Mol	Chain	Res	Type	Atoms	Z	Observed(^{o})	Ideal(^{o})
3	4-D	1517	SER	CA-C-N	-5.62	104.83	117.20
4	4-F	367	THR	CA-C-O	-5.62	108.29	120.10
5	4-S	312	LYS	O-C-N	5.62	131.70	122.70
4	5-F	367	THR	CA-C-O	-5.62	108.29	120.10
5	5-S	312	LYS	O-C-N	5.62	131.70	122.70
3	6-D	1517	SER	CA-C-N	-5.62	104.83	117.20
4	6-F	367	THR	CA-C-O	-5.62	108.29	120.10
5	6-S	312	LYS	O-C-N	5.62	131.70	122.70
4	7-F	367	THR	CA-C-O	-5.62	108.29	120.10
5	7-S	312	LYS	O-C-N	5.62	131.70	122.70
3	8-D	1517	SER	CA-C-N	-5.62	104.83	117.20
4	8-F	367	THR	CA-C-O	-5.62	108.29	120.10
4	8-L	403	ILE	CA-C-O	5.62	131.91	120.10
5	8-S	312	LYS	O-C-N	5.62	131.70	122.70
4	1-F	403	ILE	CA-C-O	5.62	131.90	120.10
4	1-L	367	THR	CA-C-O	-5.62	108.30	120.10
4	1-R	403	ILE	CA-C-O	5.62	131.91	120.10
4	1-R	472	GLU	N-CA-C	-5.62	95.82	111.00
4	2-F	472	GLU	N-CA-C	-5.62	95.82	111.00
4	3-F	472	GLU	N-CA-C	-5.62	95.82	111.00
6	1-N	385	ASP	C-N-CA	-5.62	107.65	121.70
4	1-F	367	THR	O-C-N	-5.62	113.71	122.70
4	1-X	403	ILE	N-CA-C	5.62	126.17	111.00
4	3-L	401	TYR	CA-C-O	5.62	131.90	120.10
4	4-F	403	ILE	N-CA-C	5.62	126.17	111.00
3	5-D	1517	SER	CA-C-N	-5.62	104.84	117.20
4	5-F	403	ILE	N-CA-C	5.62	126.17	111.00
4	6-F	403	ILE	N-CA-C	5.62	126.17	111.00
3	7-D	1517	SER	CA-C-N	-5.62	104.84	117.20
4	7-F	403	ILE	N-CA-C	5.62	126.17	111.00
4	8-F	403	ILE	N-CA-C	5.62	126.17	111.00
4	8-L	401	TYR	CA-C-O	5.62	131.90	120.10
4	1-F	472	GLU	N-CA-C	-5.62	95.83	111.00
4	2-F	367	THR	CA-C-O	-5.62	108.30	120.10
4	2-L	403	ILE	CA-C-O	5.62	131.90	120.10
4	3-F	367	THR	CA-C-O	-5.62	108.30	120.10
4	4-F	367	THR	O-C-N	-5.62	113.71	122.70
4	4-L	403	ILE	CA-C-O	5.62	131.90	120.10
4	5-F	367	THR	O-C-N	-5.62	113.71	122.70
4	5-L	403	ILE	CA-C-O	5.62	131.90	120.10
4	6-F	367	THR	O-C-N	-5.62	113.71	122.70
4	6-L	403	ILE	CA-C-O	5.62	131.90	120.10

Continued on next page...

Continued from previous page...

Mol	Chain	Res	Type	Atoms	Z	Observed(^{o})	Ideal(^{o})
4	7-F	367	THR	O-C-N	-5.62	113.71	122.70
4	7-L	403	ILE	CA-C-O	5.62	131.90	120.10
4	8-F	367	THR	O-C-N	-5.62	113.71	122.70
4	1-F	403	ILE	N-CA-C	5.62	126.16	111.00
4	1-L	403	ILE	CA-C-O	5.62	131.89	120.10
5	1-M	253	GLN	O-C-N	5.62	131.69	122.70
4	1-R	403	ILE	N-CA-C	5.62	126.16	111.00
4	4-F	401	TYR	CA-C-O	5.62	131.89	120.10
4	5-F	401	TYR	CA-C-O	5.62	131.89	120.10
4	6-F	401	TYR	CA-C-O	5.62	131.89	120.10
4	7-F	401	TYR	CA-C-O	5.62	131.89	120.10
4	8-F	401	TYR	CA-C-O	5.62	131.89	120.10
3	1-J	1505	SER	C-N-CA	-5.61	107.67	121.70
4	1-R	367	THR	CA-C-O	-5.61	108.31	120.10
3	2-D	1491	ILE	CB-CA-C	-5.61	100.37	111.60
4	2-R	403	ILE	CA-C-O	5.61	131.89	120.10
3	3-D	1491	ILE	CB-CA-C	-5.61	100.37	111.60
4	3-R	403	ILE	CA-C-O	5.61	131.89	120.10
3	4-D	1491	ILE	CB-CA-C	-5.61	100.37	111.60
4	4-R	367	THR	CA-C-O	-5.61	108.31	120.10
4	5-R	367	THR	CA-C-O	-5.61	108.31	120.10
3	6-D	1491	ILE	CB-CA-C	-5.61	100.37	111.60
4	6-R	367	THR	CA-C-O	-5.61	108.31	120.10
4	7-R	367	THR	CA-C-O	-5.61	108.31	120.10
3	8-D	1491	ILE	CB-CA-C	-5.61	100.37	111.60
4	8-R	367	THR	CA-C-O	-5.61	108.31	120.10
4	2-R	367	THR	CA-C-O	-5.61	108.32	120.10
4	2-R	403	ILE	N-CA-C	5.61	126.15	111.00
4	3-R	367	THR	CA-C-O	-5.61	108.32	120.10
4	3-R	403	ILE	N-CA-C	5.61	126.15	111.00
4	3-X	401	TYR	CA-C-O	5.61	131.88	120.10
5	3-Y	312	LYS	O-C-N	5.61	131.68	122.70
4	4-F	403	ILE	CA-C-O	5.61	131.88	120.10
4	4-R	403	ILE	CA-C-O	5.61	131.88	120.10
4	5-F	403	ILE	CA-C-O	5.61	131.88	120.10
4	5-R	403	ILE	CA-C-O	5.61	131.88	120.10
4	6-F	403	ILE	CA-C-O	5.61	131.88	120.10
4	6-R	403	ILE	CA-C-O	5.61	131.88	120.10
4	7-F	403	ILE	CA-C-O	5.61	131.88	120.10
4	7-R	403	ILE	CA-C-O	5.61	131.88	120.10
4	8-F	403	ILE	CA-C-O	5.61	131.88	120.10
4	8-R	403	ILE	CA-C-O	5.61	131.88	120.10

Continued on next page...

Continued from previous page...

Mol	Chain	Res	Type	Atoms	Z	Observed(^{o})	Ideal(^{o})
4	8-X	401	TYR	CA-C-O	5.61	131.88	120.10
5	8-Y	312	LYS	O-C-N	5.61	131.68	122.70
5	1-S	312	LYS	O-C-N	5.61	131.68	122.70
4	2-X	367	THR	O-C-N	-5.61	113.73	122.70
4	2-X	403	ILE	N-CA-C	5.61	126.14	111.00
5	3-M	384	ASP	CB-CA-C	-5.61	99.18	110.40
4	4-X	367	THR	O-C-N	-5.61	113.73	122.70
4	4-X	403	ILE	N-CA-C	5.61	126.14	111.00
4	5-X	367	THR	O-C-N	-5.61	113.73	122.70
4	5-X	403	ILE	N-CA-C	5.61	126.14	111.00
4	6-X	367	THR	O-C-N	-5.61	113.73	122.70
4	6-X	403	ILE	N-CA-C	5.61	126.14	111.00
4	7-X	367	THR	O-C-N	-5.61	113.73	122.70
4	7-X	403	ILE	N-CA-C	5.61	126.14	111.00
5	8-M	384	ASP	CB-CA-C	-5.61	99.18	110.40
3	1-D	1505	SER	C-N-CA	-5.61	107.68	121.70
4	2-L	403	ILE	N-CA-C	5.61	126.14	111.00
5	2-Y	384	ASP	CB-CA-C	-5.61	99.18	110.40
4	4-L	403	ILE	N-CA-C	5.61	126.14	111.00
4	4-R	403	ILE	N-CA-C	5.61	126.14	111.00
5	4-S	341	ALA	N-CA-CB	5.61	117.95	110.10
5	4-Y	384	ASP	CB-CA-C	-5.61	99.18	110.40
4	5-L	403	ILE	N-CA-C	5.61	126.14	111.00
4	5-R	403	ILE	N-CA-C	5.61	126.14	111.00
5	5-S	341	ALA	N-CA-CB	5.61	117.95	110.10
5	5-Y	384	ASP	CB-CA-C	-5.61	99.18	110.40
4	6-L	403	ILE	N-CA-C	5.61	126.14	111.00
4	6-R	403	ILE	N-CA-C	5.61	126.14	111.00
5	6-S	341	ALA	N-CA-CB	5.61	117.95	110.10
5	6-Y	384	ASP	CB-CA-C	-5.61	99.18	110.40
4	7-L	403	ILE	N-CA-C	5.61	126.14	111.00
4	7-R	403	ILE	N-CA-C	5.61	126.14	111.00
5	7-S	341	ALA	N-CA-CB	5.61	117.95	110.10
5	7-Y	384	ASP	CB-CA-C	-5.61	99.18	110.40
4	8-R	403	ILE	N-CA-C	5.61	126.14	111.00
5	8-S	341	ALA	N-CA-CB	5.61	117.95	110.10
3	1-J	1448	MET	O-C-N	5.61	131.67	122.70
4	1-R	232	THR	CA-C-O	-5.61	108.33	120.10
5	2-M	341	ALA	N-CA-CB	5.61	117.95	110.10
4	2-R	367	THR	O-C-N	-5.61	113.73	122.70
4	3-L	403	ILE	N-CA-C	5.61	126.13	111.00
4	3-R	367	THR	O-C-N	-5.61	113.73	122.70

Continued on next page...

Continued from previous page...

Mol	Chain	Res	Type	Atoms	Z	Observed(^{o})	Ideal(^{o})
6	3-Z	385	ASP	C-N-CA	-5.61	107.69	121.70
5	4-M	341	ALA	N-CA-CB	5.61	117.95	110.10
5	5-M	341	ALA	N-CA-CB	5.61	117.95	110.10
5	6-M	341	ALA	N-CA-CB	5.61	117.95	110.10
5	7-M	341	ALA	N-CA-CB	5.61	117.95	110.10
4	8-L	403	ILE	N-CA-C	5.61	126.13	111.00
6	8-Z	385	ASP	C-N-CA	-5.61	107.69	121.70
4	1-R	401	TYR	CA-C-O	5.60	131.87	120.10
4	1-R	463	ILE	CA-C-O	-5.60	108.33	120.10
4	3-X	367	THR	CA-C-O	-5.60	108.33	120.10
6	4-H	385	ASP	C-N-CA	-5.60	107.69	121.70
6	5-H	385	ASP	C-N-CA	-5.60	107.69	121.70
6	6-H	385	ASP	C-N-CA	-5.60	107.69	121.70
6	7-H	385	ASP	C-N-CA	-5.60	107.69	121.70
6	8-H	385	ASP	C-N-CA	-5.60	107.69	121.70
4	8-X	367	THR	CA-C-O	-5.60	108.33	120.10
4	1-L	232	THR	CA-C-O	-5.60	108.33	120.10
3	1-V	1505	SER	C-N-CA	-5.60	107.69	121.70
5	1-Y	384	ASP	CB-CA-C	-5.60	99.20	110.40
4	2-F	401	TYR	CA-C-O	5.60	131.86	120.10
4	3-F	401	TYR	CA-C-O	5.60	131.86	120.10
5	3-Y	384	ASP	CB-CA-C	-5.60	99.19	110.40
5	8-Y	384	ASP	CB-CA-C	-5.60	99.19	110.40
6	3-N	385	ASP	C-N-CA	-5.60	107.70	121.70
4	4-F	343	MET	CA-C-N	-5.60	104.88	117.20
4	5-F	343	MET	CA-C-N	-5.60	104.88	117.20
4	6-F	343	MET	CA-C-N	-5.60	104.88	117.20
4	7-F	343	MET	CA-C-N	-5.60	104.88	117.20
4	8-F	343	MET	CA-C-N	-5.60	104.88	117.20
6	8-N	385	ASP	C-N-CA	-5.60	107.70	121.70
3	1-D	1448	MET	O-C-N	5.60	131.66	122.70
6	2-Z	385	ASP	C-N-CA	-5.60	107.70	121.70
6	4-Z	385	ASP	C-N-CA	-5.60	107.70	121.70
6	5-Z	385	ASP	C-N-CA	-5.60	107.70	121.70
6	6-Z	385	ASP	C-N-CA	-5.60	107.70	121.70
6	7-Z	385	ASP	C-N-CA	-5.60	107.70	121.70
4	1-F	367	THR	CA-C-O	-5.60	108.35	120.10
3	1-P	1448	MET	O-C-N	5.60	131.66	122.70
4	3-X	463	ILE	CA-C-O	-5.60	108.35	120.10
4	4-R	367	THR	O-C-N	-5.60	113.74	122.70
4	5-R	367	THR	O-C-N	-5.60	113.74	122.70
4	6-R	367	THR	O-C-N	-5.60	113.74	122.70

Continued on next page...

Continued from previous page...

Mol	Chain	Res	Type	Atoms	Z	Observed(^{o})	Ideal(^{o})
4	7-R	367	THR	O-C-N	-5.60	113.74	122.70
4	8-R	367	THR	O-C-N	-5.60	113.74	122.70
4	8-X	463	ILE	CA-C-O	-5.60	108.35	120.10
3	1-P	1505	SER	C-N-CA	-5.60	107.71	121.70
4	3-X	367	THR	O-C-N	-5.60	113.75	122.70
4	4-F	463	ILE	CA-C-O	-5.60	108.35	120.10
4	5-F	463	ILE	CA-C-O	-5.60	108.35	120.10
4	6-F	463	ILE	CA-C-O	-5.60	108.35	120.10
4	7-F	463	ILE	CA-C-O	-5.60	108.35	120.10
4	8-F	463	ILE	CA-C-O	-5.60	108.35	120.10
4	8-X	367	THR	O-C-N	-5.60	113.75	122.70
4	1-L	403	ILE	N-CA-C	5.59	126.11	111.00
4	1-L	464	LYS	CA-C-N	-5.59	104.89	117.20
3	2-J	1505	SER	C-N-CA	-5.59	107.71	121.70
6	2-N	385	ASP	C-N-CA	-5.59	107.72	121.70
3	3-J	1505	SER	C-N-CA	-5.59	107.71	121.70
3	4-J	1505	SER	C-N-CA	-5.59	107.71	121.70
6	4-N	385	ASP	C-N-CA	-5.59	107.72	121.70
3	5-J	1505	SER	C-N-CA	-5.59	107.71	121.70
6	5-N	385	ASP	C-N-CA	-5.59	107.72	121.70
3	6-J	1505	SER	C-N-CA	-5.59	107.71	121.70
6	6-N	385	ASP	C-N-CA	-5.59	107.72	121.70
3	7-J	1505	SER	C-N-CA	-5.59	107.71	121.70
6	7-N	385	ASP	C-N-CA	-5.59	107.72	121.70
3	8-J	1505	SER	C-N-CA	-5.59	107.71	121.70
6	1-N	353	GLN	CB-CA-C	-5.59	99.21	110.40
6	2-Z	353	GLN	CB-CA-C	-5.59	99.21	110.40
6	4-Z	353	GLN	CB-CA-C	-5.59	99.21	110.40
6	5-Z	353	GLN	CB-CA-C	-5.59	99.21	110.40
6	6-Z	353	GLN	CB-CA-C	-5.59	99.21	110.40
6	7-Z	353	GLN	CB-CA-C	-5.59	99.21	110.40
6	1-H	385	ASP	C-N-CA	-5.59	107.72	121.70
4	1-L	367	THR	O-C-N	-5.59	113.75	122.70
3	2-D	1505	SER	C-N-CA	-5.59	107.72	121.70
3	2-P	1505	SER	C-N-CA	-5.59	107.72	121.70
4	2-R	401	TYR	CA-C-O	5.59	131.84	120.10
3	3-D	1505	SER	C-N-CA	-5.59	107.72	121.70
3	3-P	1505	SER	C-N-CA	-5.59	107.72	121.70
4	3-R	401	TYR	CA-C-O	5.59	131.84	120.10
3	4-D	1505	SER	C-N-CA	-5.59	107.72	121.70
5	4-G	384	ASP	CB-CA-C	-5.59	99.22	110.40
3	4-P	1505	SER	C-N-CA	-5.59	107.72	121.70

Continued on next page...

Continued from previous page...

Mol	Chain	Res	Type	Atoms	Z	Observed(^{o})	Ideal(^{o})
5	5-G	384	ASP	CB-CA-C	-5.59	99.22	110.40
3	6-D	1505	SER	C-N-CA	-5.59	107.72	121.70
5	6-G	384	ASP	CB-CA-C	-5.59	99.22	110.40
3	6-P	1505	SER	C-N-CA	-5.59	107.72	121.70
5	7-G	384	ASP	CB-CA-C	-5.59	99.22	110.40
3	8-D	1505	SER	C-N-CA	-5.59	107.72	121.70
5	8-G	384	ASP	CB-CA-C	-5.59	99.22	110.40
3	8-P	1505	SER	C-N-CA	-5.59	107.72	121.70
5	1-G	384	ASP	CB-CA-C	-5.59	99.22	110.40
4	1-X	401	TYR	CA-C-O	5.59	131.84	120.10
4	3-L	367	THR	O-C-N	-5.59	113.76	122.70
6	4-T	385	ASP	C-N-CA	-5.59	107.73	121.70
6	5-T	385	ASP	C-N-CA	-5.59	107.73	121.70
6	6-T	385	ASP	C-N-CA	-5.59	107.73	121.70
6	7-T	385	ASP	C-N-CA	-5.59	107.73	121.70
4	8-L	367	THR	O-C-N	-5.59	113.76	122.70
6	8-T	385	ASP	C-N-CA	-5.59	107.73	121.70
5	1-M	384	ASP	CB-CA-C	-5.59	99.22	110.40
4	2-L	343	MET	CA-C-N	-5.59	104.91	117.20
4	4-L	343	MET	CA-C-N	-5.59	104.91	117.20
4	4-R	401	TYR	CA-C-O	5.59	131.83	120.10
4	5-L	343	MET	CA-C-N	-5.59	104.91	117.20
4	5-R	401	TYR	CA-C-O	5.59	131.83	120.10
4	6-L	343	MET	CA-C-N	-5.59	104.91	117.20
4	6-R	401	TYR	CA-C-O	5.59	131.83	120.10
4	7-L	343	MET	CA-C-N	-5.59	104.91	117.20
4	7-R	401	TYR	CA-C-O	5.59	131.83	120.10
4	8-R	401	TYR	CA-C-O	5.59	131.83	120.10
4	1-F	343	MET	CA-C-N	-5.59	104.91	117.20
3	1-V	1448	MET	O-C-N	5.59	131.64	122.70
6	2-N	353	GLN	CB-CA-C	-5.59	99.23	110.40
5	2-S	384	ASP	CB-CA-C	-5.59	99.23	110.40
5	3-S	384	ASP	CB-CA-C	-5.59	99.23	110.40
6	4-N	353	GLN	CB-CA-C	-5.59	99.23	110.40
5	4-S	384	ASP	CB-CA-C	-5.59	99.23	110.40
6	5-N	353	GLN	CB-CA-C	-5.59	99.23	110.40
3	5-P	1505	SER	C-N-CA	-5.59	107.74	121.70
5	5-S	384	ASP	CB-CA-C	-5.59	99.23	110.40
6	6-N	353	GLN	CB-CA-C	-5.59	99.23	110.40
5	6-S	384	ASP	CB-CA-C	-5.59	99.23	110.40
6	7-N	353	GLN	CB-CA-C	-5.59	99.23	110.40
3	7-P	1505	SER	C-N-CA	-5.59	107.74	121.70

Continued on next page...

Continued from previous page...

Mol	Chain	Res	Type	Atoms	Z	Observed(^{o})	Ideal(^{o})
5	7-S	384	ASP	CB-CA-C	-5.59	99.23	110.40
5	8-S	384	ASP	CB-CA-C	-5.59	99.23	110.40
4	1-F	401	TYR	CA-C-O	5.58	131.83	120.10
5	1-S	384	ASP	CB-CA-C	-5.58	99.23	110.40
5	2-G	384	ASP	CB-CA-C	-5.58	99.23	110.40
5	2-M	384	ASP	CB-CA-C	-5.58	99.23	110.40
4	2-R	343	MET	CA-C-N	-5.58	104.91	117.20
6	2-T	385	ASP	C-N-CA	-5.58	107.74	121.70
4	2-X	343	MET	CA-C-N	-5.58	104.91	117.20
5	3-G	384	ASP	CB-CA-C	-5.58	99.23	110.40
4	3-R	343	MET	CA-C-N	-5.58	104.91	117.20
6	3-T	385	ASP	C-N-CA	-5.58	107.74	121.70
5	4-M	384	ASP	CB-CA-C	-5.58	99.23	110.40
4	4-X	343	MET	CA-C-N	-5.58	104.91	117.20
5	5-M	384	ASP	CB-CA-C	-5.58	99.23	110.40
4	5-X	343	MET	CA-C-N	-5.58	104.91	117.20
5	6-M	384	ASP	CB-CA-C	-5.58	99.23	110.40
4	6-X	343	MET	CA-C-N	-5.58	104.91	117.20
5	7-M	384	ASP	CB-CA-C	-5.58	99.23	110.40
4	7-X	343	MET	CA-C-N	-5.58	104.91	117.20
6	1-T	385	ASP	C-N-CA	-5.58	107.74	121.70
4	1-X	232	THR	CA-C-O	-5.58	108.37	120.10
4	3-X	343	MET	CA-C-N	-5.58	104.91	117.20
4	3-X	464	LYS	CA-C-N	-5.58	104.92	117.20
6	4-H	353	GLN	CB-CA-C	-5.58	99.23	110.40
3	5-D	1505	SER	C-N-CA	-5.58	107.74	121.70
6	5-H	353	GLN	CB-CA-C	-5.58	99.23	110.40
6	6-H	353	GLN	CB-CA-C	-5.58	99.23	110.40
3	7-D	1505	SER	C-N-CA	-5.58	107.74	121.70
6	7-H	353	GLN	CB-CA-C	-5.58	99.23	110.40
6	8-H	353	GLN	CB-CA-C	-5.58	99.23	110.40
4	8-X	343	MET	CA-C-N	-5.58	104.91	117.20
4	8-X	464	LYS	CA-C-N	-5.58	104.92	117.20
4	2-F	464	LYS	CA-C-N	-5.58	104.92	117.20
4	2-L	463	ILE	CA-C-O	-5.58	108.38	120.10
4	2-X	401	TYR	CA-C-O	5.58	131.82	120.10
4	3-F	464	LYS	CA-C-N	-5.58	104.92	117.20
6	3-Z	353	GLN	CB-CA-C	-5.58	99.24	110.40
4	4-L	463	ILE	CA-C-O	-5.58	108.38	120.10
4	4-X	401	TYR	CA-C-O	5.58	131.82	120.10
4	5-L	463	ILE	CA-C-O	-5.58	108.38	120.10
4	5-X	401	TYR	CA-C-O	5.58	131.82	120.10

Continued on next page...

Continued from previous page...

Mol	Chain	Res	Type	Atoms	Z	Observed(^{o})	Ideal(^{o})
4	6-L	463	ILE	CA-C-O	-5.58	108.38	120.10
4	6-X	401	TYR	CA-C-O	5.58	131.82	120.10
4	7-L	463	ILE	CA-C-O	-5.58	108.38	120.10
4	7-X	401	TYR	CA-C-O	5.58	131.82	120.10
6	8-Z	353	GLN	CB-CA-C	-5.58	99.24	110.40
6	4-T	353	GLN	CB-CA-C	-5.58	99.24	110.40
6	5-T	353	GLN	CB-CA-C	-5.58	99.24	110.40
6	6-T	353	GLN	CB-CA-C	-5.58	99.24	110.40
6	7-T	353	GLN	CB-CA-C	-5.58	99.24	110.40
6	8-T	353	GLN	CB-CA-C	-5.58	99.24	110.40
4	1-L	343	MET	CA-C-N	-5.58	104.93	117.20
6	2-H	353	GLN	CB-CA-C	-5.58	99.24	110.40
4	2-L	401	TYR	CA-C-O	5.58	131.81	120.10
3	2-V	1448	MET	O-C-N	5.58	131.63	122.70
4	2-X	464	LYS	CA-C-N	-5.58	104.93	117.20
6	3-H	353	GLN	CB-CA-C	-5.58	99.24	110.40
4	3-L	464	LYS	CA-C-N	-5.58	104.93	117.20
3	3-V	1448	MET	O-C-N	5.58	131.63	122.70
4	4-L	401	TYR	CA-C-O	5.58	131.81	120.10
3	4-V	1448	MET	O-C-N	5.58	131.63	122.70
4	4-X	464	LYS	CA-C-N	-5.58	104.93	117.20
4	5-L	401	TYR	CA-C-O	5.58	131.81	120.10
3	5-V	1448	MET	O-C-N	5.58	131.63	122.70
4	5-X	464	LYS	CA-C-N	-5.58	104.93	117.20
4	6-L	401	TYR	CA-C-O	5.58	131.81	120.10
3	6-V	1448	MET	O-C-N	5.58	131.63	122.70
4	6-X	464	LYS	CA-C-N	-5.58	104.93	117.20
4	7-L	401	TYR	CA-C-O	5.58	131.81	120.10
3	7-V	1448	MET	O-C-N	5.58	131.63	122.70
4	7-X	464	LYS	CA-C-N	-5.58	104.93	117.20
4	8-L	464	LYS	CA-C-N	-5.58	104.93	117.20
3	8-V	1448	MET	O-C-N	5.58	131.63	122.70
6	1-H	353	GLN	CB-CA-C	-5.58	99.25	110.40
6	1-T	353	GLN	CB-CA-C	-5.58	99.25	110.40
4	2-F	343	MET	CA-C-N	-5.58	104.93	117.20
4	2-L	367	THR	O-C-N	-5.58	113.78	122.70
4	3-F	343	MET	CA-C-N	-5.58	104.93	117.20
4	4-L	367	THR	O-C-N	-5.58	113.78	122.70
4	4-R	464	LYS	CA-C-N	-5.58	104.93	117.20
4	5-L	367	THR	O-C-N	-5.58	113.78	122.70
4	5-R	464	LYS	CA-C-N	-5.58	104.93	117.20
4	6-L	367	THR	O-C-N	-5.58	113.78	122.70

Continued on next page...

Continued from previous page...

Mol	Chain	Res	Type	Atoms	Z	Observed(^{o})	Ideal(^{o})
4	6-R	464	LYS	CA-C-N	-5.58	104.93	117.20
4	7-L	367	THR	O-C-N	-5.58	113.78	122.70
4	7-R	464	LYS	CA-C-N	-5.58	104.93	117.20
4	8-R	464	LYS	CA-C-N	-5.58	104.93	117.20
4	1-X	367	THR	O-C-N	-5.58	113.78	122.70
6	3-N	353	GLN	CB-CA-C	-5.58	99.25	110.40
4	4-F	464	LYS	CA-C-N	-5.58	104.93	117.20
4	4-R	343	MET	CA-C-N	-5.58	104.94	117.20
4	4-R	463	ILE	CA-C-O	-5.58	108.39	120.10
4	5-F	464	LYS	CA-C-N	-5.58	104.93	117.20
4	5-R	343	MET	CA-C-N	-5.58	104.94	117.20
4	5-R	463	ILE	CA-C-O	-5.58	108.39	120.10
4	6-F	464	LYS	CA-C-N	-5.58	104.93	117.20
4	6-R	343	MET	CA-C-N	-5.58	104.94	117.20
4	6-R	463	ILE	CA-C-O	-5.58	108.39	120.10
4	7-F	464	LYS	CA-C-N	-5.58	104.93	117.20
4	7-R	343	MET	CA-C-N	-5.58	104.94	117.20
4	7-R	463	ILE	CA-C-O	-5.58	108.39	120.10
4	8-F	464	LYS	CA-C-N	-5.58	104.93	117.20
6	8-N	353	GLN	CB-CA-C	-5.58	99.25	110.40
4	8-R	343	MET	CA-C-N	-5.58	104.94	117.20
4	8-R	463	ILE	CA-C-O	-5.58	108.39	120.10
2	2-C	252	MET	N-CA-CB	5.57	120.63	110.60
3	2-D	1448	MET	O-C-N	5.57	131.62	122.70
3	2-V	1505	SER	C-N-CA	-5.57	107.76	121.70
2	3-C	252	MET	N-CA-CB	5.57	120.63	110.60
3	3-D	1448	MET	O-C-N	5.57	131.62	122.70
3	3-V	1505	SER	C-N-CA	-5.57	107.76	121.70
2	4-C	252	MET	N-CA-CB	5.57	120.63	110.60
3	4-D	1448	MET	O-C-N	5.57	131.62	122.70
3	4-V	1505	SER	C-N-CA	-5.57	107.76	121.70
2	5-C	252	MET	N-CA-CB	5.57	120.63	110.60
3	5-V	1505	SER	C-N-CA	-5.57	107.76	121.70
2	6-C	252	MET	N-CA-CB	5.57	120.63	110.60
3	6-D	1448	MET	O-C-N	5.57	131.62	122.70
3	6-V	1505	SER	C-N-CA	-5.57	107.76	121.70
2	7-C	252	MET	N-CA-CB	5.57	120.63	110.60
3	7-V	1505	SER	C-N-CA	-5.57	107.76	121.70
2	8-C	252	MET	N-CA-CB	5.57	120.63	110.60
3	8-D	1448	MET	O-C-N	5.57	131.62	122.70
3	8-V	1505	SER	C-N-CA	-5.57	107.76	121.70
4	1-L	463	ILE	CA-C-O	-5.57	108.40	120.10

Continued on next page...

Continued from previous page...

Mol	Chain	Res	Type	Atoms	Z	Observed(^{o})	Ideal(^{o})
6	2-T	353	GLN	CB-CA-C	-5.57	99.26	110.40
6	3-T	353	GLN	CB-CA-C	-5.57	99.26	110.40
6	1-Z	353	GLN	CB-CA-C	-5.57	99.26	110.40
4	2-F	367	THR	O-C-N	-5.57	113.79	122.70
4	2-R	464	LYS	CA-C-N	-5.57	104.95	117.20
4	3-F	367	THR	O-C-N	-5.57	113.79	122.70
4	3-R	464	LYS	CA-C-N	-5.57	104.95	117.20
5	1-G	302	GLN	N-CA-CB	5.57	120.62	110.60
4	1-R	367	THR	O-C-N	-5.57	113.79	122.70
6	2-H	385	ASP	C-N-CA	-5.57	107.78	121.70
6	3-H	385	ASP	C-N-CA	-5.57	107.78	121.70
4	1-R	464	LYS	CA-C-N	-5.57	104.95	117.20
4	2-R	463	ILE	CA-C-O	-5.57	108.41	120.10
4	2-X	463	ILE	CA-C-O	-5.57	108.41	120.10
4	3-L	463	ILE	CA-C-O	-5.57	108.41	120.10
4	3-R	463	ILE	CA-C-O	-5.57	108.41	120.10
4	4-X	463	ILE	CA-C-O	-5.57	108.41	120.10
4	5-X	463	ILE	CA-C-O	-5.57	108.41	120.10
4	6-X	463	ILE	CA-C-O	-5.57	108.41	120.10
4	7-X	463	ILE	CA-C-O	-5.57	108.41	120.10
4	8-L	463	ILE	CA-C-O	-5.57	108.41	120.10
4	1-X	464	LYS	CA-C-N	-5.56	104.96	117.20
4	1-R	343	MET	CA-C-N	-5.56	104.96	117.20
4	2-L	464	LYS	CA-C-N	-5.56	104.96	117.20
5	2-Y	302	GLN	N-CA-CB	5.56	120.61	110.60
4	4-L	464	LYS	CA-C-N	-5.56	104.96	117.20
5	4-Y	302	GLN	N-CA-CB	5.56	120.61	110.60
4	5-L	464	LYS	CA-C-N	-5.56	104.96	117.20
5	5-Y	302	GLN	N-CA-CB	5.56	120.61	110.60
4	6-L	464	LYS	CA-C-N	-5.56	104.96	117.20
5	6-Y	302	GLN	N-CA-CB	5.56	120.61	110.60
4	7-L	464	LYS	CA-C-N	-5.56	104.96	117.20
5	7-Y	302	GLN	N-CA-CB	5.56	120.61	110.60
4	3-L	343	MET	CA-C-N	-5.56	104.97	117.20
4	8-L	343	MET	CA-C-N	-5.56	104.97	117.20
4	1-X	463	ILE	CA-C-O	-5.56	108.42	120.10
5	2-G	302	GLN	N-CA-CB	5.56	120.61	110.60
5	3-G	302	GLN	N-CA-CB	5.56	120.61	110.60
2	1-I	252	MET	N-CA-CB	5.56	120.60	110.60
4	2-F	463	ILE	CA-C-O	-5.56	108.43	120.10
4	3-F	463	ILE	CA-C-O	-5.56	108.43	120.10
4	1-X	343	MET	CA-C-N	-5.56	104.98	117.20

Continued on next page...

Continued from previous page...

Mol	Chain	Res	Type	Atoms	Z	Observed(^{o})	Ideal(^{o})
5	3-Y	302	GLN	N-CA-CB	5.55	120.60	110.60
5	8-Y	302	GLN	N-CA-CB	5.55	120.60	110.60
4	1-F	464	LYS	CA-C-N	-5.55	104.98	117.20
3	2-P	1448	MET	O-C-N	5.55	131.59	122.70
3	3-P	1448	MET	O-C-N	5.55	131.59	122.70
3	4-P	1448	MET	O-C-N	5.55	131.59	122.70
3	6-P	1448	MET	O-C-N	5.55	131.59	122.70
3	8-P	1448	MET	O-C-N	5.55	131.59	122.70
4	1-F	463	ILE	CA-C-O	-5.55	108.44	120.10
5	1-S	302	GLN	N-CA-CB	5.55	120.59	110.60
6	2-N	490	GLN	CA-C-N	-5.55	104.99	117.20
5	4-G	302	GLN	N-CA-CB	5.55	120.59	110.60
6	4-N	490	GLN	CA-C-N	-5.55	104.99	117.20
5	5-G	302	GLN	N-CA-CB	5.55	120.59	110.60
6	5-N	490	GLN	CA-C-N	-5.55	104.99	117.20
3	5-P	1448	MET	O-C-N	5.55	131.58	122.70
5	6-G	302	GLN	N-CA-CB	5.55	120.59	110.60
6	6-N	490	GLN	CA-C-N	-5.55	104.99	117.20
5	7-G	302	GLN	N-CA-CB	5.55	120.59	110.60
6	7-N	490	GLN	CA-C-N	-5.55	104.99	117.20
3	7-P	1448	MET	O-C-N	5.55	131.58	122.70
5	8-G	302	GLN	N-CA-CB	5.55	120.59	110.60
5	1-M	302	GLN	N-CA-CB	5.55	120.59	110.60
5	3-M	302	GLN	N-CA-CB	5.55	120.59	110.60
5	8-M	302	GLN	N-CA-CB	5.55	120.59	110.60
2	1-C	252	MET	N-CA-CB	5.54	120.58	110.60
3	1-D	1517	SER	N-CA-CB	5.54	118.82	110.50
2	1-U	252	MET	N-CA-CB	5.54	120.58	110.60
6	1-Z	490	GLN	CA-C-N	-5.54	105.00	117.20
1	2-K	442	GLN	C-N-CA	5.54	135.56	121.70
1	3-K	442	GLN	C-N-CA	5.54	135.56	121.70
1	4-K	442	GLN	C-N-CA	5.54	135.56	121.70
1	5-K	442	GLN	C-N-CA	5.54	135.56	121.70
1	6-K	442	GLN	C-N-CA	5.54	135.56	121.70
1	7-K	442	GLN	C-N-CA	5.54	135.56	121.70
1	8-K	442	GLN	C-N-CA	5.54	135.56	121.70
1	2-B	442	GLN	C-N-CA	5.54	135.56	121.70
4	2-R	397	ARG	CA-C-O	5.54	131.74	120.10
1	3-B	442	GLN	C-N-CA	5.54	135.56	121.70
4	3-R	397	ARG	CA-C-O	5.54	131.74	120.10
1	4-B	442	GLN	C-N-CA	5.54	135.56	121.70
1	5-B	442	GLN	C-N-CA	5.54	135.56	121.70

Continued on next page...

Continued from previous page...

Mol	Chain	Res	Type	Atoms	Z	Observed(^{o})	Ideal(^{o})
1	6-B	442	GLN	C-N-CA	5.54	135.56	121.70
1	7-B	442	GLN	C-N-CA	5.54	135.56	121.70
1	8-B	442	GLN	C-N-CA	5.54	135.56	121.70
2	2-I	252	MET	N-CA-CB	5.54	120.57	110.60
5	2-M	302	GLN	N-CA-CB	5.54	120.57	110.60
2	3-I	252	MET	N-CA-CB	5.54	120.57	110.60
4	3-L	397	ARG	CA-C-O	5.54	131.73	120.10
2	4-I	252	MET	N-CA-CB	5.54	120.57	110.60
5	4-M	302	GLN	N-CA-CB	5.54	120.57	110.60
2	5-I	252	MET	N-CA-CB	5.54	120.57	110.60
5	5-M	302	GLN	N-CA-CB	5.54	120.57	110.60
2	6-I	252	MET	N-CA-CB	5.54	120.57	110.60
5	6-M	302	GLN	N-CA-CB	5.54	120.57	110.60
2	7-I	252	MET	N-CA-CB	5.54	120.57	110.60
5	7-M	302	GLN	N-CA-CB	5.54	120.57	110.60
2	8-I	252	MET	N-CA-CB	5.54	120.57	110.60
4	8-L	397	ARG	CA-C-O	5.54	131.73	120.10
1	1-E	442	GLN	C-N-CA	5.54	135.55	121.70
6	1-N	490	GLN	CA-C-N	-5.54	105.02	117.20
4	2-F	397	ARG	CA-C-O	5.54	131.73	120.10
5	2-S	302	GLN	N-CA-CB	5.54	120.57	110.60
6	2-T	490	GLN	CA-C-N	-5.54	105.02	117.20
4	3-F	397	ARG	CA-C-O	5.54	131.73	120.10
5	3-S	302	GLN	N-CA-CB	5.54	120.57	110.60
6	3-T	490	GLN	CA-C-N	-5.54	105.02	117.20
1	6-E	442	GLN	C-N-CA	5.54	135.55	121.70
1	7-E	442	GLN	C-N-CA	5.54	135.55	121.70
1	8-E	442	GLN	C-N-CA	5.54	135.55	121.70
6	1-T	490	GLN	CA-C-N	-5.54	105.02	117.20
6	1-H	490	GLN	CA-C-N	-5.54	105.02	117.20
2	1-O	252	MET	N-CA-CB	5.54	120.56	110.60
6	2-Z	428	GLU	C-N-CA	-5.54	107.86	121.70
6	3-N	490	GLN	CA-C-N	-5.54	105.02	117.20
6	4-Z	428	GLU	C-N-CA	-5.54	107.86	121.70
6	5-Z	428	GLU	C-N-CA	-5.54	107.86	121.70
6	6-Z	428	GLU	C-N-CA	-5.54	107.86	121.70
6	7-Z	428	GLU	C-N-CA	-5.54	107.86	121.70
6	8-N	490	GLN	CA-C-N	-5.54	105.02	117.20
4	1-F	397	ARG	CA-C-O	5.53	131.72	120.10
6	1-H	428	GLU	C-N-CA	-5.53	107.87	121.70
1	1-Q	442	GLN	C-N-CA	5.53	135.53	121.70
1	1-W	442	GLN	C-N-CA	5.53	135.53	121.70

Continued on next page...

Continued from previous page...

Mol	Chain	Res	Type	Atoms	Z	Observed(^{o})	Ideal(^{o})
6	2-H	490	GLN	CA-C-N	-5.53	105.03	117.20
2	2-U	252	MET	N-CA-CB	5.53	120.56	110.60
4	2-X	443	HIS	CB-CA-C	5.53	121.47	110.40
6	3-H	490	GLN	CA-C-N	-5.53	105.03	117.20
2	3-U	252	MET	N-CA-CB	5.53	120.56	110.60
4	3-X	397	ARG	CA-C-O	5.53	131.72	120.10
2	4-U	252	MET	N-CA-CB	5.53	120.56	110.60
4	4-X	443	HIS	CB-CA-C	5.53	121.47	110.40
2	5-U	252	MET	N-CA-CB	5.53	120.56	110.60
4	5-X	443	HIS	CB-CA-C	5.53	121.47	110.40
1	6-Q	442	GLN	C-N-CA	5.53	135.53	121.70
2	6-U	252	MET	N-CA-CB	5.53	120.56	110.60
4	6-X	443	HIS	CB-CA-C	5.53	121.47	110.40
1	7-Q	442	GLN	C-N-CA	5.53	135.53	121.70
2	7-U	252	MET	N-CA-CB	5.53	120.56	110.60
4	7-X	443	HIS	CB-CA-C	5.53	121.47	110.40
1	8-Q	442	GLN	C-N-CA	5.53	135.53	121.70
2	8-U	252	MET	N-CA-CB	5.53	120.56	110.60
4	8-X	397	ARG	CA-C-O	5.53	131.72	120.10
3	2-V	1489	HIS	N-CA-C	-5.53	96.06	111.00
3	3-V	1489	HIS	N-CA-C	-5.53	96.06	111.00
6	4-T	428	GLU	C-N-CA	-5.53	107.87	121.70
3	4-V	1489	HIS	N-CA-C	-5.53	96.06	111.00
6	5-T	428	GLU	C-N-CA	-5.53	107.87	121.70
3	5-V	1489	HIS	N-CA-C	-5.53	96.06	111.00
6	6-T	428	GLU	C-N-CA	-5.53	107.87	121.70
3	6-V	1489	HIS	N-CA-C	-5.53	96.06	111.00
6	7-T	428	GLU	C-N-CA	-5.53	107.87	121.70
3	7-V	1489	HIS	N-CA-C	-5.53	96.06	111.00
6	8-T	428	GLU	C-N-CA	-5.53	107.87	121.70
3	8-V	1489	HIS	N-CA-C	-5.53	96.06	111.00
1	1-B	442	GLN	C-N-CA	5.53	135.53	121.70
1	2-E	442	GLN	C-N-CA	5.53	135.53	121.70
1	3-E	442	GLN	C-N-CA	5.53	135.53	121.70
1	4-E	442	GLN	C-N-CA	5.53	135.53	121.70
6	4-H	490	GLN	CA-C-N	-5.53	105.03	117.20
1	5-E	442	GLN	C-N-CA	5.53	135.53	121.70
6	5-H	490	GLN	CA-C-N	-5.53	105.03	117.20
6	6-H	490	GLN	CA-C-N	-5.53	105.03	117.20
6	7-H	490	GLN	CA-C-N	-5.53	105.03	117.20
6	8-H	490	GLN	CA-C-N	-5.53	105.03	117.20
6	2-H	428	GLU	C-N-CA	-5.53	107.88	121.70

Continued on next page...

Continued from previous page...

Mol	Chain	Res	Type	Atoms	Z	Observed(^{o})	Ideal(^{o})
6	2-Z	490	GLN	CA-C-N	-5.53	105.04	117.20
6	3-H	428	GLU	C-N-CA	-5.53	107.88	121.70
6	4-Z	490	GLN	CA-C-N	-5.53	105.04	117.20
6	5-Z	490	GLN	CA-C-N	-5.53	105.04	117.20
6	6-Z	490	GLN	CA-C-N	-5.53	105.04	117.20
6	7-Z	490	GLN	CA-C-N	-5.53	105.04	117.20
3	1-J	1517	SER	N-CA-CB	5.53	118.79	110.50
4	4-F	397	ARG	CA-C-O	5.53	131.71	120.10
3	5-D	1448	MET	O-C-N	5.53	131.54	122.70
4	5-F	397	ARG	CA-C-O	5.53	131.71	120.10
4	6-F	397	ARG	CA-C-O	5.53	131.71	120.10
3	7-D	1448	MET	O-C-N	5.53	131.54	122.70
4	7-F	397	ARG	CA-C-O	5.53	131.71	120.10
4	8-F	397	ARG	CA-C-O	5.53	131.71	120.10
5	1-Y	302	GLN	N-CA-CB	5.53	120.55	110.60
3	2-D	1667	ALA	N-CA-CB	5.53	117.84	110.10
1	2-W	442	GLN	C-N-CA	5.53	135.51	121.70
3	3-D	1667	ALA	N-CA-CB	5.53	117.84	110.10
1	3-W	442	GLN	C-N-CA	5.53	135.51	121.70
3	4-D	1667	ALA	N-CA-CB	5.53	117.84	110.10
1	4-W	442	GLN	C-N-CA	5.53	135.51	121.70
3	5-P	1489	HIS	N-CA-C	-5.53	96.08	111.00
1	5-W	442	GLN	C-N-CA	5.53	135.51	121.70
3	6-D	1667	ALA	N-CA-CB	5.53	117.84	110.10
1	6-W	442	GLN	C-N-CA	5.53	135.51	121.70
3	7-P	1489	HIS	N-CA-C	-5.53	96.08	111.00
1	7-W	442	GLN	C-N-CA	5.53	135.51	121.70
3	8-D	1667	ALA	N-CA-CB	5.53	117.84	110.10
1	8-W	442	GLN	C-N-CA	5.53	135.51	121.70
1	1-K	442	GLN	C-N-CA	5.52	135.51	121.70
4	2-L	397	ARG	CA-C-O	5.52	131.70	120.10
4	3-L	443	HIS	CB-CA-C	5.52	121.45	110.40
6	3-N	428	GLU	C-N-CA	-5.52	107.89	121.70
4	4-L	397	ARG	CA-C-O	5.52	131.70	120.10
4	5-L	397	ARG	CA-C-O	5.52	131.70	120.10
4	6-L	397	ARG	CA-C-O	5.52	131.70	120.10
4	7-L	397	ARG	CA-C-O	5.52	131.70	120.10
4	8-L	443	HIS	CB-CA-C	5.52	121.45	110.40
6	8-N	428	GLU	C-N-CA	-5.52	107.89	121.70
1	1-A	442	GLN	C-N-CA	5.52	135.50	121.70
4	1-L	397	ARG	CA-C-O	5.52	131.70	120.10
3	1-P	1667	ALA	N-CA-CB	5.52	117.83	110.10

Continued on next page...

Continued from previous page...

Mol	Chain	Res	Type	Atoms	Z	Observed(^{o})	Ideal(^{o})
3	2-J	1448	MET	O-C-N	5.52	131.53	122.70
3	2-J	1667	ALA	N-CA-CB	5.52	117.83	110.10
3	2-P	1489	HIS	N-CA-C	-5.52	96.09	111.00
1	2-Q	442	GLN	C-N-CA	5.52	135.51	121.70
3	3-J	1448	MET	O-C-N	5.52	131.53	122.70
3	3-J	1667	ALA	N-CA-CB	5.52	117.83	110.10
3	3-P	1489	HIS	N-CA-C	-5.52	96.09	111.00
1	3-Q	442	GLN	C-N-CA	5.52	135.51	121.70
3	4-J	1448	MET	O-C-N	5.52	131.53	122.70
3	4-J	1667	ALA	N-CA-CB	5.52	117.83	110.10
3	4-P	1489	HIS	N-CA-C	-5.52	96.09	111.00
1	4-Q	442	GLN	C-N-CA	5.52	135.51	121.70
6	4-T	490	GLN	CA-C-N	-5.52	105.05	117.20
3	5-J	1448	MET	O-C-N	5.52	131.53	122.70
3	5-J	1667	ALA	N-CA-CB	5.52	117.83	110.10
1	5-Q	442	GLN	C-N-CA	5.52	135.51	121.70
6	5-T	490	GLN	CA-C-N	-5.52	105.05	117.20
3	6-J	1448	MET	O-C-N	5.52	131.53	122.70
3	6-J	1667	ALA	N-CA-CB	5.52	117.83	110.10
3	6-P	1489	HIS	N-CA-C	-5.52	96.09	111.00
6	6-T	490	GLN	CA-C-N	-5.52	105.05	117.20
3	7-J	1448	MET	O-C-N	5.52	131.53	122.70
3	7-J	1667	ALA	N-CA-CB	5.52	117.83	110.10
6	7-T	490	GLN	CA-C-N	-5.52	105.05	117.20
3	8-J	1448	MET	O-C-N	5.52	131.53	122.70
3	8-J	1667	ALA	N-CA-CB	5.52	117.83	110.10
3	8-P	1489	HIS	N-CA-C	-5.52	96.09	111.00
6	8-T	490	GLN	CA-C-N	-5.52	105.05	117.20
4	1-L	443	HIS	CB-CA-C	5.52	121.44	110.40
3	1-P	1489	HIS	CA-C-N	5.52	129.35	117.20
4	4-R	397	ARG	CA-C-O	5.52	131.69	120.10
4	5-R	397	ARG	CA-C-O	5.52	131.69	120.10
4	6-R	397	ARG	CA-C-O	5.52	131.69	120.10
4	7-R	397	ARG	CA-C-O	5.52	131.69	120.10
4	8-R	397	ARG	CA-C-O	5.52	131.69	120.10
3	1-V	1667	ALA	N-CA-CB	5.52	117.83	110.10
6	1-Z	428	GLU	C-N-CA	-5.52	107.90	121.70
5	4-S	352	GLN	N-CA-C	5.52	125.91	111.00
5	5-S	352	GLN	N-CA-C	5.52	125.91	111.00
5	6-S	352	GLN	N-CA-C	5.52	125.91	111.00
5	7-S	352	GLN	N-CA-C	5.52	125.91	111.00
5	8-S	352	GLN	N-CA-C	5.52	125.91	111.00

Continued on next page...

Continued from previous page...

Mol	Chain	Res	Type	Atoms	Z	Observed(^{o})	Ideal(^{o})
4	1-R	415	ASP	O-C-N	5.52	131.53	122.70
3	1-V	1489	HIS	CA-C-N	5.52	129.34	117.20
6	2-T	428	GLU	C-N-CA	-5.52	107.90	121.70
6	3-T	428	GLU	C-N-CA	-5.52	107.90	121.70
6	4-H	428	GLU	C-N-CA	-5.52	107.91	121.70
6	5-H	428	GLU	C-N-CA	-5.52	107.91	121.70
3	5-P	1667	ALA	N-CA-CB	5.52	117.83	110.10
6	6-H	428	GLU	C-N-CA	-5.52	107.91	121.70
6	7-H	428	GLU	C-N-CA	-5.52	107.91	121.70
3	7-P	1667	ALA	N-CA-CB	5.52	117.83	110.10
6	8-H	428	GLU	C-N-CA	-5.52	107.91	121.70
5	4-S	302	GLN	N-CA-CB	5.52	120.53	110.60
5	5-S	302	GLN	N-CA-CB	5.52	120.53	110.60
5	6-S	302	GLN	N-CA-CB	5.52	120.53	110.60
5	7-S	302	GLN	N-CA-CB	5.52	120.53	110.60
5	8-S	302	GLN	N-CA-CB	5.52	120.53	110.60
3	1-D	1489	HIS	CA-C-N	5.51	129.33	117.20
4	1-F	443	HIS	CB-CA-C	5.51	121.43	110.40
1	2-A	442	GLN	C-N-CA	5.51	135.49	121.70
5	2-Y	352	GLN	N-CA-C	5.51	125.89	111.00
1	3-A	442	GLN	C-N-CA	5.51	135.49	121.70
1	4-A	442	GLN	C-N-CA	5.51	135.49	121.70
4	4-F	443	HIS	CB-CA-C	5.51	121.43	110.40
5	4-Y	352	GLN	N-CA-C	5.51	125.89	111.00
1	5-A	442	GLN	C-N-CA	5.51	135.49	121.70
4	5-F	443	HIS	CB-CA-C	5.51	121.43	110.40
5	5-Y	352	GLN	N-CA-C	5.51	125.89	111.00
1	6-A	442	GLN	C-N-CA	5.51	135.49	121.70
4	6-F	443	HIS	CB-CA-C	5.51	121.43	110.40
5	6-Y	352	GLN	N-CA-C	5.51	125.89	111.00
1	7-A	442	GLN	C-N-CA	5.51	135.49	121.70
4	7-F	443	HIS	CB-CA-C	5.51	121.43	110.40
5	7-Y	352	GLN	N-CA-C	5.51	125.89	111.00
1	8-A	442	GLN	C-N-CA	5.51	135.49	121.70
4	8-F	443	HIS	CB-CA-C	5.51	121.43	110.40
4	1-R	443	HIS	CB-CA-C	5.51	121.43	110.40
3	1-P	1517	SER	N-CA-CB	5.51	118.77	110.50
4	1-X	443	HIS	CB-CA-C	5.51	121.42	110.40
4	2-L	415	ASP	O-C-N	5.51	131.52	122.70
4	2-R	443	HIS	CB-CA-C	5.51	121.42	110.40
4	3-R	443	HIS	CB-CA-C	5.51	121.42	110.40
4	4-L	415	ASP	O-C-N	5.51	131.52	122.70

Continued on next page...

Continued from previous page...

Mol	Chain	Res	Type	Atoms	Z	Observed(^{o})	Ideal(^{o})
3	5-D	1667	ALA	N-CA-CB	5.51	117.82	110.10
4	5-L	415	ASP	O-C-N	5.51	131.52	122.70
4	6-L	415	ASP	O-C-N	5.51	131.52	122.70
3	7-D	1667	ALA	N-CA-CB	5.51	117.82	110.10
4	7-L	415	ASP	O-C-N	5.51	131.52	122.70
4	1-X	397	ARG	CA-C-O	5.51	131.67	120.10
6	2-N	428	GLU	C-N-CA	-5.51	107.92	121.70
2	2-O	252	MET	N-CA-CB	5.51	120.52	110.60
2	3-O	252	MET	N-CA-CB	5.51	120.52	110.60
6	3-Z	490	GLN	CA-C-N	-5.51	105.08	117.20
6	4-N	428	GLU	C-N-CA	-5.51	107.92	121.70
2	4-O	252	MET	N-CA-CB	5.51	120.52	110.60
4	4-R	443	HIS	CB-CA-C	5.51	121.42	110.40
6	5-N	428	GLU	C-N-CA	-5.51	107.92	121.70
2	5-O	252	MET	N-CA-CB	5.51	120.52	110.60
4	5-R	443	HIS	CB-CA-C	5.51	121.42	110.40
6	6-N	428	GLU	C-N-CA	-5.51	107.92	121.70
2	6-O	252	MET	N-CA-CB	5.51	120.52	110.60
4	6-R	443	HIS	CB-CA-C	5.51	121.42	110.40
6	7-N	428	GLU	C-N-CA	-5.51	107.92	121.70
2	7-O	252	MET	N-CA-CB	5.51	120.52	110.60
4	7-R	443	HIS	CB-CA-C	5.51	121.42	110.40
2	8-O	252	MET	N-CA-CB	5.51	120.52	110.60
4	8-R	443	HIS	CB-CA-C	5.51	121.42	110.40
6	8-Z	490	GLN	CA-C-N	-5.51	105.08	117.20
3	1-J	1489	HIS	CA-C-N	5.51	129.32	117.20
5	2-S	352	GLN	N-CA-C	5.51	125.87	111.00
4	2-X	397	ARG	CA-C-O	5.51	131.67	120.10
5	3-S	352	GLN	N-CA-C	5.51	125.87	111.00
4	4-X	397	ARG	CA-C-O	5.51	131.67	120.10
4	5-X	397	ARG	CA-C-O	5.51	131.67	120.10
4	6-X	397	ARG	CA-C-O	5.51	131.67	120.10
4	7-X	397	ARG	CA-C-O	5.51	131.67	120.10
3	1-D	1489	HIS	N-CA-C	-5.51	96.13	111.00
3	1-J	1489	HIS	N-CA-C	-5.51	96.13	111.00
6	1-T	428	GLU	C-N-CA	-5.51	107.93	121.70
6	1-Z	377	ARG	C-N-CA	-5.51	107.93	121.70
3	2-J	1489	HIS	N-CA-C	-5.51	96.13	111.00
3	3-J	1489	HIS	N-CA-C	-5.51	96.13	111.00
3	4-J	1489	HIS	N-CA-C	-5.51	96.13	111.00
3	5-D	1489	HIS	N-CA-C	-5.51	96.13	111.00
3	5-J	1489	HIS	N-CA-C	-5.51	96.13	111.00

Continued on next page...

Continued from previous page...

Mol	Chain	Res	Type	Atoms	Z	Observed(^{o})	Ideal(^{o})
3	6-J	1489	HIS	N-CA-C	-5.51	96.13	111.00
3	7-D	1489	HIS	N-CA-C	-5.51	96.13	111.00
3	7-J	1489	HIS	N-CA-C	-5.51	96.13	111.00
3	8-J	1489	HIS	N-CA-C	-5.51	96.13	111.00
3	1-P	1489	HIS	N-CA-C	-5.50	96.14	111.00
2	1-U	1	MET	CB-CA-C	-5.50	99.39	110.40
5	1-G	352	GLN	N-CA-C	5.50	125.86	111.00
3	1-J	1667	ALA	N-CA-CB	5.50	117.80	110.10
5	1-S	264	GLU	N-CA-C	-5.50	96.14	111.00
3	1-V	1489	HIS	N-CA-C	-5.50	96.14	111.00
4	3-L	415	ASP	O-C-N	5.50	131.50	122.70
5	3-Y	352	GLN	N-CA-C	5.50	125.86	111.00
4	8-L	415	ASP	O-C-N	5.50	131.50	122.70
5	8-Y	352	GLN	N-CA-C	5.50	125.86	111.00
4	1-X	415	ASP	O-C-N	5.50	131.50	122.70
5	1-M	264	GLU	N-CA-C	-5.50	96.15	111.00
6	1-N	428	GLU	C-N-CA	-5.50	107.95	121.70
4	1-R	397	ARG	CA-C-O	5.50	131.65	120.10
3	1-V	1517	SER	N-CA-CB	5.50	118.75	110.50
6	2-H	377	ARG	C-N-CA	-5.50	107.95	121.70
6	3-H	377	ARG	C-N-CA	-5.50	107.95	121.70
3	2-D	1489	HIS	N-CA-C	-5.50	96.15	111.00
4	2-F	443	HIS	CB-CA-C	5.50	121.40	110.40
5	2-G	352	GLN	N-CA-C	5.50	125.84	111.00
3	2-P	1667	ALA	N-CA-CB	5.50	117.80	110.10
4	2-R	415	ASP	O-C-N	5.50	131.50	122.70
3	2-V	1667	ALA	N-CA-CB	5.50	117.80	110.10
3	3-D	1489	HIS	N-CA-C	-5.50	96.15	111.00
4	3-F	443	HIS	CB-CA-C	5.50	121.40	110.40
5	3-G	352	GLN	N-CA-C	5.50	125.84	111.00
3	3-P	1667	ALA	N-CA-CB	5.50	117.80	110.10
4	3-R	415	ASP	O-C-N	5.50	131.50	122.70
3	3-V	1667	ALA	N-CA-CB	5.50	117.80	110.10
6	3-Z	428	GLU	C-N-CA	-5.50	107.95	121.70
3	4-D	1489	HIS	N-CA-C	-5.50	96.15	111.00
6	4-H	377	ARG	C-N-CA	-5.50	107.95	121.70
3	4-P	1667	ALA	N-CA-CB	5.50	117.80	110.10
3	4-V	1667	ALA	N-CA-CB	5.50	117.80	110.10
6	5-H	377	ARG	C-N-CA	-5.50	107.95	121.70
3	5-V	1667	ALA	N-CA-CB	5.50	117.80	110.10
3	6-D	1489	HIS	N-CA-C	-5.50	96.15	111.00
6	6-H	377	ARG	C-N-CA	-5.50	107.95	121.70

Continued on next page...

Continued from previous page...

Mol	Chain	Res	Type	Atoms	Z	Observed(^{o})	Ideal(^{o})
3	6-P	1667	ALA	N-CA-CB	5.50	117.80	110.10
3	6-V	1667	ALA	N-CA-CB	5.50	117.80	110.10
6	7-H	377	ARG	C-N-CA	-5.50	107.95	121.70
3	7-V	1667	ALA	N-CA-CB	5.50	117.80	110.10
3	8-D	1489	HIS	N-CA-C	-5.50	96.15	111.00
6	8-H	377	ARG	C-N-CA	-5.50	107.95	121.70
3	8-P	1667	ALA	N-CA-CB	5.50	117.80	110.10
3	8-V	1667	ALA	N-CA-CB	5.50	117.80	110.10
6	8-Z	428	GLU	C-N-CA	-5.50	107.95	121.70
6	1-T	377	ARG	C-N-CA	-5.50	107.96	121.70
4	4-F	415	ASP	O-C-N	5.50	131.50	122.70
6	4-T	377	ARG	C-N-CA	-5.50	107.96	121.70
4	5-F	415	ASP	O-C-N	5.50	131.50	122.70
6	5-T	377	ARG	C-N-CA	-5.50	107.96	121.70
4	6-F	415	ASP	O-C-N	5.50	131.50	122.70
6	6-T	377	ARG	C-N-CA	-5.50	107.96	121.70
4	7-F	415	ASP	O-C-N	5.50	131.50	122.70
6	7-T	377	ARG	C-N-CA	-5.50	107.96	121.70
4	8-F	415	ASP	O-C-N	5.50	131.50	122.70
6	8-T	377	ARG	C-N-CA	-5.50	107.96	121.70
6	2-Z	377	ARG	C-N-CA	-5.50	107.96	121.70
4	3-X	443	HIS	CB-CA-C	5.50	121.39	110.40
6	4-Z	377	ARG	C-N-CA	-5.50	107.96	121.70
6	5-Z	377	ARG	C-N-CA	-5.50	107.96	121.70
6	6-Z	377	ARG	C-N-CA	-5.50	107.96	121.70
6	7-Z	377	ARG	C-N-CA	-5.50	107.96	121.70
4	8-X	443	HIS	CB-CA-C	5.50	121.39	110.40
2	1-I	1	MET	CB-CA-C	-5.49	99.41	110.40
6	3-N	377	ARG	C-N-CA	-5.49	107.97	121.70
6	8-N	377	ARG	C-N-CA	-5.49	107.97	121.70
3	2-V	1489	HIS	CA-C-N	5.49	129.28	117.20
4	2-X	415	ASP	O-C-N	5.49	131.49	122.70
3	3-V	1489	HIS	CA-C-N	5.49	129.28	117.20
5	4-G	352	GLN	N-CA-C	5.49	125.83	111.00
3	4-V	1489	HIS	CA-C-N	5.49	129.28	117.20
4	4-X	415	ASP	O-C-N	5.49	131.49	122.70
5	5-G	352	GLN	N-CA-C	5.49	125.83	111.00
3	5-V	1489	HIS	CA-C-N	5.49	129.28	117.20
4	5-X	415	ASP	O-C-N	5.49	131.49	122.70
5	6-G	352	GLN	N-CA-C	5.49	125.83	111.00
3	6-V	1489	HIS	CA-C-N	5.49	129.28	117.20
4	6-X	415	ASP	O-C-N	5.49	131.49	122.70

Continued on next page...

Continued from previous page...

Mol	Chain	Res	Type	Atoms	Z	Observed(^{o})	Ideal(^{o})
5	7-G	352	GLN	N-CA-C	5.49	125.83	111.00
3	7-V	1489	HIS	CA-C-N	5.49	129.28	117.20
4	7-X	415	ASP	O-C-N	5.49	131.49	122.70
5	8-G	352	GLN	N-CA-C	5.49	125.83	111.00
3	8-V	1489	HIS	CA-C-N	5.49	129.28	117.20
3	1-P	1538	SER	O-C-N	5.49	131.48	122.70
4	1-R	207	GLN	N-CA-CB	-5.49	100.72	110.60
5	3-M	352	GLN	N-CA-C	5.49	125.83	111.00
5	8-M	352	GLN	N-CA-C	5.49	125.83	111.00
6	1-N	408	SER	CA-C-O	-5.49	108.57	120.10
6	2-T	377	ARG	C-N-CA	-5.49	107.98	121.70
3	2-V	1517	SER	N-CA-CB	5.49	118.73	110.50
5	2-Y	322	ALA	O-C-N	5.49	131.48	122.70
6	3-T	377	ARG	C-N-CA	-5.49	107.98	121.70
3	3-V	1517	SER	N-CA-CB	5.49	118.73	110.50
3	4-V	1517	SER	N-CA-CB	5.49	118.73	110.50
5	4-Y	322	ALA	O-C-N	5.49	131.48	122.70
3	5-V	1517	SER	N-CA-CB	5.49	118.73	110.50
5	5-Y	322	ALA	O-C-N	5.49	131.48	122.70
3	6-V	1517	SER	N-CA-CB	5.49	118.73	110.50
5	6-Y	322	ALA	O-C-N	5.49	131.48	122.70
3	7-V	1517	SER	N-CA-CB	5.49	118.73	110.50
5	7-Y	322	ALA	O-C-N	5.49	131.48	122.70
3	8-V	1517	SER	N-CA-CB	5.49	118.73	110.50
5	1-M	352	GLN	N-CA-C	5.49	125.82	111.00
4	3-X	415	ASP	O-C-N	5.49	131.48	122.70
4	8-X	415	ASP	O-C-N	5.49	131.48	122.70
6	1-N	377	ARG	C-N-CA	-5.49	107.98	121.70
3	1-V	1538	SER	O-C-N	5.49	131.48	122.70
5	2-M	352	GLN	N-CA-C	5.49	125.81	111.00
5	3-Y	322	ALA	O-C-N	5.49	131.48	122.70
6	3-Z	377	ARG	C-N-CA	-5.49	107.99	121.70
5	4-M	352	GLN	N-CA-C	5.49	125.81	111.00
5	5-M	352	GLN	N-CA-C	5.49	125.81	111.00
5	6-M	352	GLN	N-CA-C	5.49	125.81	111.00
5	7-M	352	GLN	N-CA-C	5.49	125.81	111.00
5	8-Y	322	ALA	O-C-N	5.49	131.48	122.70
6	8-Z	377	ARG	C-N-CA	-5.49	107.99	121.70
5	1-S	322	ALA	O-C-N	5.48	131.47	122.70
5	2-G	322	ALA	O-C-N	5.48	131.47	122.70
4	2-L	443	HIS	CB-CA-C	5.48	121.37	110.40
6	2-N	377	ARG	C-N-CA	-5.48	107.99	121.70

Continued on next page...

Continued from previous page...

Mol	Chain	Res	Type	Atoms	Z	Observed(^{o})	Ideal(^{o})
5	3-G	322	ALA	O-C-N	5.48	131.47	122.70
4	4-L	443	HIS	CB-CA-C	5.48	121.37	110.40
6	4-N	377	ARG	C-N-CA	-5.48	107.99	121.70
3	5-D	1489	HIS	CA-C-N	5.48	129.26	117.20
4	5-L	443	HIS	CB-CA-C	5.48	121.37	110.40
6	5-N	377	ARG	C-N-CA	-5.48	107.99	121.70
4	6-L	443	HIS	CB-CA-C	5.48	121.37	110.40
6	6-N	377	ARG	C-N-CA	-5.48	107.99	121.70
3	7-D	1489	HIS	CA-C-N	5.48	129.26	117.20
4	7-L	443	HIS	CB-CA-C	5.48	121.37	110.40
6	7-N	377	ARG	C-N-CA	-5.48	107.99	121.70
3	1-D	1667	ALA	N-CA-CB	5.48	117.78	110.10
2	1-O	1	MET	CB-CA-C	-5.48	99.43	110.40
5	1-S	352	GLN	N-CA-C	5.48	125.80	111.00
6	3-Z	408	SER	CA-C-O	-5.48	108.59	120.10
5	4-S	264	GLU	N-CA-C	-5.48	96.20	111.00
5	5-S	264	GLU	N-CA-C	-5.48	96.20	111.00
5	6-S	264	GLU	N-CA-C	-5.48	96.20	111.00
5	7-S	264	GLU	N-CA-C	-5.48	96.20	111.00
5	8-S	264	GLU	N-CA-C	-5.48	96.20	111.00
6	8-Z	408	SER	CA-C-O	-5.48	108.59	120.10
5	1-G	322	ALA	O-C-N	5.48	131.47	122.70
5	1-Y	352	GLN	N-CA-C	5.48	125.80	111.00
5	2-M	322	ALA	O-C-N	5.48	131.47	122.70
3	2-P	1489	HIS	CA-C-N	5.48	129.25	117.20
2	2-U	1	MET	CB-CA-C	-5.48	99.44	110.40
3	3-P	1489	HIS	CA-C-N	5.48	129.25	117.20
5	4-M	322	ALA	O-C-N	5.48	131.47	122.70
3	4-P	1489	HIS	CA-C-N	5.48	129.25	117.20
2	4-U	1	MET	CB-CA-C	-5.48	99.44	110.40
5	5-M	322	ALA	O-C-N	5.48	131.47	122.70
2	5-U	1	MET	CB-CA-C	-5.48	99.44	110.40
5	6-M	322	ALA	O-C-N	5.48	131.47	122.70
3	6-P	1489	HIS	CA-C-N	5.48	129.25	117.20
2	6-U	1	MET	CB-CA-C	-5.48	99.44	110.40
5	7-M	322	ALA	O-C-N	5.48	131.47	122.70
2	7-U	1	MET	CB-CA-C	-5.48	99.44	110.40
3	8-P	1489	HIS	CA-C-N	5.48	129.25	117.20
6	1-T	466	ASP	CA-C-N	5.48	129.25	117.20
5	4-G	264	GLU	N-CA-C	-5.48	96.21	111.00
5	5-G	264	GLU	N-CA-C	-5.48	96.21	111.00
5	6-G	264	GLU	N-CA-C	-5.48	96.21	111.00

Continued on next page...

Continued from previous page...

Mol	Chain	Res	Type	Atoms	Z	Observed(^{o})	Ideal(^{o})
5	7-G	264	GLU	N-CA-C	-5.48	96.21	111.00
5	8-G	264	GLU	N-CA-C	-5.48	96.21	111.00
6	1-H	377	ARG	C-N-CA	-5.48	108.01	121.70
2	3-U	1	MET	CB-CA-C	-5.48	99.44	110.40
2	8-U	1	MET	CB-CA-C	-5.48	99.44	110.40
5	4-S	322	ALA	O-C-N	5.48	131.46	122.70
3	5-P	1489	HIS	CA-C-N	5.48	129.25	117.20
5	5-S	322	ALA	O-C-N	5.48	131.46	122.70
5	6-S	322	ALA	O-C-N	5.48	131.46	122.70
3	7-P	1489	HIS	CA-C-N	5.48	129.25	117.20
5	7-S	322	ALA	O-C-N	5.48	131.46	122.70
5	8-S	322	ALA	O-C-N	5.48	131.46	122.70
4	1-X	207	GLN	N-CA-CB	-5.47	100.74	110.60
5	3-Y	264	GLU	N-CA-C	-5.47	96.22	111.00
5	8-Y	264	GLU	N-CA-C	-5.47	96.22	111.00
6	1-Z	408	SER	CA-C-O	-5.47	108.61	120.10
2	2-C	1	MET	CB-CA-C	-5.47	99.45	110.40
5	2-G	264	GLU	N-CA-C	-5.47	96.23	111.00
2	2-O	1	MET	CB-CA-C	-5.47	99.46	110.40
2	3-C	1	MET	CB-CA-C	-5.47	99.45	110.40
5	3-G	264	GLU	N-CA-C	-5.47	96.23	111.00
2	3-O	1	MET	CB-CA-C	-5.47	99.46	110.40
2	4-C	1	MET	CB-CA-C	-5.47	99.46	110.40
2	5-C	1	MET	CB-CA-C	-5.47	99.46	110.40
2	6-C	1	MET	CB-CA-C	-5.47	99.46	110.40
2	7-C	1	MET	CB-CA-C	-5.47	99.46	110.40
2	8-C	1	MET	CB-CA-C	-5.47	99.46	110.40
5	1-Y	322	ALA	O-C-N	5.47	131.45	122.70
3	2-D	1489	HIS	CA-C-N	5.47	129.24	117.20
6	2-N	466	ASP	CA-C-N	5.47	129.24	117.20
3	3-D	1489	HIS	CA-C-N	5.47	129.24	117.20
3	4-D	1489	HIS	CA-C-N	5.47	129.24	117.20
6	4-N	466	ASP	CA-C-N	5.47	129.24	117.20
6	5-N	466	ASP	CA-C-N	5.47	129.24	117.20
3	6-D	1489	HIS	CA-C-N	5.47	129.24	117.20
6	6-N	466	ASP	CA-C-N	5.47	129.24	117.20
6	7-N	466	ASP	CA-C-N	5.47	129.24	117.20
3	8-D	1489	HIS	CA-C-N	5.47	129.24	117.20
5	1-M	322	ALA	O-C-N	5.47	131.45	122.70
5	1-Y	264	GLU	N-CA-C	-5.47	96.23	111.00
6	4-T	408	SER	CA-C-O	-5.47	108.61	120.10
6	5-T	408	SER	CA-C-O	-5.47	108.61	120.10

Continued on next page...

Continued from previous page...

Mol	Chain	Res	Type	Atoms	Z	Observed(^{o})	Ideal(^{o})
6	6-T	408	SER	CA-C-O	-5.47	108.61	120.10
6	7-T	408	SER	CA-C-O	-5.47	108.61	120.10
6	8-T	408	SER	CA-C-O	-5.47	108.61	120.10
4	1-L	415	ASP	O-C-N	5.47	131.45	122.70
5	1-M	333	PRO	O-C-N	-5.47	113.90	123.20
3	2-D	1517	SER	N-CA-CB	5.47	118.70	110.50
4	2-F	415	ASP	O-C-N	5.47	131.45	122.70
3	3-D	1517	SER	N-CA-CB	5.47	118.70	110.50
4	3-F	415	ASP	O-C-N	5.47	131.45	122.70
3	4-D	1517	SER	N-CA-CB	5.47	118.70	110.50
3	5-D	1538	SER	O-C-N	5.47	131.45	122.70
3	5-P	1517	SER	N-CA-CB	5.47	118.70	110.50
3	6-D	1517	SER	N-CA-CB	5.47	118.70	110.50
3	7-D	1538	SER	O-C-N	5.47	131.45	122.70
3	7-P	1517	SER	N-CA-CB	5.47	118.70	110.50
3	8-D	1517	SER	N-CA-CB	5.47	118.70	110.50
4	1-L	207	GLN	N-CA-CB	-5.47	100.76	110.60
3	1-V	241	LEU	N-CA-C	5.47	125.76	111.00
6	2-Z	466	ASP	CA-C-N	5.47	129.22	117.20
5	3-M	264	GLU	N-CA-C	-5.47	96.24	111.00
6	4-Z	466	ASP	CA-C-N	5.47	129.22	117.20
6	5-Z	466	ASP	CA-C-N	5.47	129.22	117.20
6	6-Z	466	ASP	CA-C-N	5.47	129.22	117.20
6	7-Z	466	ASP	CA-C-N	5.47	129.22	117.20
5	8-M	264	GLU	N-CA-C	-5.47	96.24	111.00
2	2-I	1	MET	CB-CA-C	-5.46	99.47	110.40
3	2-J	1489	HIS	CA-C-N	5.46	129.22	117.20
6	2-T	466	ASP	CA-C-N	5.46	129.22	117.20
6	2-Z	408	SER	CA-C-O	-5.46	108.62	120.10
3	3-J	1489	HIS	CA-C-N	5.46	129.22	117.20
6	3-N	408	SER	CA-C-O	-5.46	108.63	120.10
6	3-T	466	ASP	CA-C-N	5.46	129.22	117.20
6	3-Z	466	ASP	CA-C-N	5.46	129.22	117.20
2	4-I	1	MET	CB-CA-C	-5.46	99.47	110.40
3	4-J	1489	HIS	CA-C-N	5.46	129.22	117.20
4	4-R	415	ASP	O-C-N	5.46	131.44	122.70
6	4-T	466	ASP	CA-C-N	5.46	129.22	117.20
6	4-Z	408	SER	CA-C-O	-5.46	108.62	120.10
2	5-I	1	MET	CB-CA-C	-5.46	99.47	110.40
3	5-J	1489	HIS	CA-C-N	5.46	129.22	117.20
4	5-R	415	ASP	O-C-N	5.46	131.44	122.70
6	5-T	466	ASP	CA-C-N	5.46	129.22	117.20

Continued on next page...

Continued from previous page...

Mol	Chain	Res	Type	Atoms	Z	Observed(^{o})	Ideal(^{o})
6	5-Z	408	SER	CA-C-O	-5.46	108.62	120.10
2	6-I	1	MET	CB-CA-C	-5.46	99.47	110.40
3	6-J	1489	HIS	CA-C-N	5.46	129.22	117.20
4	6-R	415	ASP	O-C-N	5.46	131.44	122.70
6	6-T	466	ASP	CA-C-N	5.46	129.22	117.20
6	6-Z	408	SER	CA-C-O	-5.46	108.62	120.10
2	7-I	1	MET	CB-CA-C	-5.46	99.47	110.40
3	7-J	1489	HIS	CA-C-N	5.46	129.22	117.20
4	7-R	415	ASP	O-C-N	5.46	131.44	122.70
6	7-T	466	ASP	CA-C-N	5.46	129.22	117.20
6	7-Z	408	SER	CA-C-O	-5.46	108.62	120.10
3	8-J	1489	HIS	CA-C-N	5.46	129.22	117.20
6	8-N	408	SER	CA-C-O	-5.46	108.63	120.10
4	8-R	415	ASP	O-C-N	5.46	131.44	122.70
6	8-T	466	ASP	CA-C-N	5.46	129.22	117.20
6	8-Z	466	ASP	CA-C-N	5.46	129.22	117.20
5	2-M	264	GLU	N-CA-C	-5.46	96.25	111.00
5	4-M	264	GLU	N-CA-C	-5.46	96.25	111.00
3	5-D	1517	SER	N-CA-CB	5.46	118.69	110.50
5	5-M	264	GLU	N-CA-C	-5.46	96.25	111.00
5	6-M	264	GLU	N-CA-C	-5.46	96.25	111.00
3	7-D	1517	SER	N-CA-CB	5.46	118.69	110.50
5	7-M	264	GLU	N-CA-C	-5.46	96.25	111.00
3	1-J	241	LEU	N-CA-C	5.46	125.75	111.00
3	1-P	241	LEU	N-CA-C	5.46	125.75	111.00
3	2-J	1538	SER	O-C-N	5.46	131.44	122.70
5	2-S	264	GLU	N-CA-C	-5.46	96.25	111.00
5	2-S	322	ALA	O-C-N	5.46	131.44	122.70
3	2-V	1532	ASP	C-N-CA	-5.46	108.05	121.70
5	2-Y	264	GLU	N-CA-C	-5.46	96.25	111.00
2	3-I	1	MET	CB-CA-C	-5.46	99.48	110.40
3	3-J	1538	SER	O-C-N	5.46	131.44	122.70
6	3-N	466	ASP	CA-C-N	5.46	129.21	117.20
5	3-S	264	GLU	N-CA-C	-5.46	96.25	111.00
5	3-S	322	ALA	O-C-N	5.46	131.44	122.70
3	3-V	1532	ASP	C-N-CA	-5.46	108.05	121.70
3	4-J	1538	SER	O-C-N	5.46	131.44	122.70
2	4-O	1	MET	CB-CA-C	-5.46	99.48	110.40
3	4-V	1532	ASP	C-N-CA	-5.46	108.05	121.70
5	4-Y	264	GLU	N-CA-C	-5.46	96.25	111.00
3	5-J	1538	SER	O-C-N	5.46	131.44	122.70
2	5-O	1	MET	CB-CA-C	-5.46	99.48	110.40

Continued on next page...

Continued from previous page...

Mol	Chain	Res	Type	Atoms	Z	Observed(^{o})	Ideal(^{o})
3	5-V	1532	ASP	C-N-CA	-5.46	108.05	121.70
5	5-Y	264	GLU	N-CA-C	-5.46	96.25	111.00
3	6-J	1538	SER	O-C-N	5.46	131.44	122.70
2	6-O	1	MET	CB-CA-C	-5.46	99.48	110.40
3	6-V	1532	ASP	C-N-CA	-5.46	108.05	121.70
5	6-Y	264	GLU	N-CA-C	-5.46	96.25	111.00
3	7-J	1538	SER	O-C-N	5.46	131.44	122.70
2	7-O	1	MET	CB-CA-C	-5.46	99.48	110.40
3	7-V	1532	ASP	C-N-CA	-5.46	108.05	121.70
5	7-Y	264	GLU	N-CA-C	-5.46	96.25	111.00
2	8-I	1	MET	CB-CA-C	-5.46	99.48	110.40
3	8-J	1538	SER	O-C-N	5.46	131.44	122.70
6	8-N	466	ASP	CA-C-N	5.46	129.21	117.20
2	8-O	1	MET	CB-CA-C	-5.46	99.48	110.40
3	8-V	1532	ASP	C-N-CA	-5.46	108.05	121.70
6	1-H	408	SER	CA-C-O	-5.46	108.64	120.10
6	2-N	408	SER	CA-C-O	-5.46	108.63	120.10
6	4-N	408	SER	CA-C-O	-5.46	108.63	120.10
6	5-N	408	SER	CA-C-O	-5.46	108.63	120.10
6	6-N	408	SER	CA-C-O	-5.46	108.63	120.10
6	7-N	408	SER	CA-C-O	-5.46	108.63	120.10
6	1-T	408	SER	CA-C-O	-5.46	108.64	120.10
3	1-D	241	LEU	N-CA-C	5.46	125.73	111.00
4	1-R	451	GLU	O-C-N	5.46	131.43	122.70
6	1-T	500	GLU	C-N-CA	5.46	135.34	121.70
6	2-T	408	SER	CA-C-O	-5.46	108.64	120.10
6	3-T	408	SER	CA-C-O	-5.46	108.64	120.10
5	1-G	264	GLU	N-CA-C	-5.46	96.27	111.00
6	4-H	500	GLU	C-N-CA	5.45	135.33	121.70
6	5-H	500	GLU	C-N-CA	5.45	135.33	121.70
6	6-H	500	GLU	C-N-CA	5.45	135.33	121.70
6	7-H	500	GLU	C-N-CA	5.45	135.33	121.70
6	8-H	500	GLU	C-N-CA	5.45	135.33	121.70
6	4-H	466	ASP	CA-C-N	5.45	129.19	117.20
6	5-H	466	ASP	CA-C-N	5.45	129.19	117.20
6	6-H	466	ASP	CA-C-N	5.45	129.19	117.20
6	7-H	466	ASP	CA-C-N	5.45	129.19	117.20
6	8-H	466	ASP	CA-C-N	5.45	129.19	117.20
2	1-O	305	LEU	CB-CA-C	5.45	120.56	110.20
6	2-H	466	ASP	CA-C-N	5.45	129.19	117.20
3	2-P	1517	SER	N-CA-CB	5.45	118.68	110.50
6	3-H	466	ASP	CA-C-N	5.45	129.19	117.20

Continued on next page...

Continued from previous page...

Mol	Chain	Res	Type	Atoms	Z	Observed(^{o})	Ideal(^{o})
5	3-M	322	ALA	O-C-N	5.45	131.42	122.70
3	3-P	1517	SER	N-CA-CB	5.45	118.68	110.50
5	4-G	322	ALA	O-C-N	5.45	131.42	122.70
3	4-P	1517	SER	N-CA-CB	5.45	118.68	110.50
5	5-G	322	ALA	O-C-N	5.45	131.42	122.70
5	6-G	322	ALA	O-C-N	5.45	131.42	122.70
3	6-P	1517	SER	N-CA-CB	5.45	118.68	110.50
5	7-G	322	ALA	O-C-N	5.45	131.42	122.70
5	8-G	322	ALA	O-C-N	5.45	131.42	122.70
5	8-M	322	ALA	O-C-N	5.45	131.42	122.70
3	8-P	1517	SER	N-CA-CB	5.45	118.68	110.50
4	1-F	207	GLN	N-CA-CB	-5.45	100.79	110.60
2	2-C	305	LEU	CB-CA-C	5.45	120.55	110.20
3	2-D	626	PRO	N-CA-C	5.45	126.27	112.10
2	3-C	305	LEU	CB-CA-C	5.45	120.55	110.20
3	3-D	626	PRO	N-CA-C	5.45	126.27	112.10
2	4-C	305	LEU	CB-CA-C	5.45	120.55	110.20
3	4-D	626	PRO	N-CA-C	5.45	126.27	112.10
2	5-C	305	LEU	CB-CA-C	5.45	120.55	110.20
2	6-C	305	LEU	CB-CA-C	5.45	120.55	110.20
3	6-D	626	PRO	N-CA-C	5.45	126.27	112.10
2	7-C	305	LEU	CB-CA-C	5.45	120.55	110.20
2	8-C	305	LEU	CB-CA-C	5.45	120.55	110.20
3	8-D	626	PRO	N-CA-C	5.45	126.27	112.10
2	1-C	1	MET	CB-CA-C	-5.45	99.51	110.40
3	2-J	1517	SER	N-CA-CB	5.45	118.67	110.50
2	2-O	305	LEU	CB-CA-C	5.45	120.55	110.20
5	2-S	333	PRO	O-C-N	-5.45	113.94	123.20
3	2-V	1538	SER	O-C-N	5.45	131.41	122.70
3	3-J	1517	SER	N-CA-CB	5.45	118.67	110.50
2	3-O	305	LEU	CB-CA-C	5.45	120.55	110.20
5	3-S	333	PRO	O-C-N	-5.45	113.94	123.20
3	3-V	1538	SER	O-C-N	5.45	131.41	122.70
3	4-J	1517	SER	N-CA-CB	5.45	118.67	110.50
2	4-O	305	LEU	CB-CA-C	5.45	120.55	110.20
3	4-V	1538	SER	O-C-N	5.45	131.41	122.70
3	5-D	1532	ASP	C-N-CA	-5.45	108.08	121.70
3	5-J	1517	SER	N-CA-CB	5.45	118.67	110.50
2	5-O	305	LEU	CB-CA-C	5.45	120.55	110.20
3	5-V	1538	SER	O-C-N	5.45	131.41	122.70
3	6-J	1517	SER	N-CA-CB	5.45	118.67	110.50
2	6-O	305	LEU	CB-CA-C	5.45	120.55	110.20

Continued on next page...

Continued from previous page...

Mol	Chain	Res	Type	Atoms	Z	Observed(^{o})	Ideal(^{o})
3	6-V	1538	SER	O-C-N	5.45	131.41	122.70
3	7-D	1532	ASP	C-N-CA	-5.45	108.08	121.70
3	7-J	1517	SER	N-CA-CB	5.45	118.67	110.50
2	7-O	305	LEU	CB-CA-C	5.45	120.55	110.20
3	7-V	1538	SER	O-C-N	5.45	131.41	122.70
3	8-J	1517	SER	N-CA-CB	5.45	118.67	110.50
2	8-O	305	LEU	CB-CA-C	5.45	120.55	110.20
3	8-V	1538	SER	O-C-N	5.45	131.41	122.70
3	1-D	1532	ASP	C-N-CA	-5.45	108.09	121.70
3	1-D	1538	SER	O-C-N	5.45	131.41	122.70
3	1-J	1538	SER	O-C-N	5.45	131.41	122.70
3	2-D	1538	SER	O-C-N	5.45	131.41	122.70
6	2-H	408	SER	CA-C-O	-5.45	108.66	120.10
3	3-D	1538	SER	O-C-N	5.45	131.41	122.70
6	3-H	408	SER	CA-C-O	-5.45	108.66	120.10
3	4-D	1538	SER	O-C-N	5.45	131.41	122.70
3	6-D	1538	SER	O-C-N	5.45	131.41	122.70
3	8-D	1538	SER	O-C-N	5.45	131.41	122.70
5	4-S	380	ILE	CA-C-N	5.44	129.18	117.20
5	5-S	380	ILE	CA-C-N	5.44	129.18	117.20
5	6-S	380	ILE	CA-C-N	5.44	129.18	117.20
5	7-S	380	ILE	CA-C-N	5.44	129.18	117.20
5	8-S	380	ILE	CA-C-N	5.44	129.18	117.20
5	1-G	380	ILE	CA-C-N	5.44	129.17	117.20
4	4-R	306	PRO	N-CA-CB	5.44	109.83	103.30
6	4-T	500	GLU	C-N-CA	5.44	135.31	121.70
3	5-P	1532	ASP	C-N-CA	-5.44	108.09	121.70
4	5-R	306	PRO	N-CA-CB	5.44	109.83	103.30
6	5-T	500	GLU	C-N-CA	5.44	135.31	121.70
4	6-R	306	PRO	N-CA-CB	5.44	109.83	103.30
6	6-T	500	GLU	C-N-CA	5.44	135.31	121.70
3	7-P	1532	ASP	C-N-CA	-5.44	108.09	121.70
4	7-R	306	PRO	N-CA-CB	5.44	109.83	103.30
6	7-T	500	GLU	C-N-CA	5.44	135.31	121.70
4	8-R	306	PRO	N-CA-CB	5.44	109.83	103.30
6	8-T	500	GLU	C-N-CA	5.44	135.31	121.70
6	1-Z	466	ASP	CA-C-N	5.44	129.17	117.20
6	2-H	500	GLU	C-N-CA	5.44	135.30	121.70
3	2-J	1532	ASP	C-N-CA	-5.44	108.10	121.70
4	2-X	392	LYS	CB-CA-C	5.44	121.28	110.40
6	3-H	500	GLU	C-N-CA	5.44	135.30	121.70
3	3-J	1532	ASP	C-N-CA	-5.44	108.10	121.70

Continued on next page...

Continued from previous page...

Mol	Chain	Res	Type	Atoms	Z	Observed(^{o})	Ideal(^{o})
5	3-Y	333	PRO	O-C-N	-5.44	113.95	123.20
6	4-H	408	SER	CA-C-O	-5.44	108.67	120.10
3	4-J	1532	ASP	C-N-CA	-5.44	108.10	121.70
4	4-X	392	LYS	CB-CA-C	5.44	121.28	110.40
6	5-H	408	SER	CA-C-O	-5.44	108.67	120.10
3	5-J	1532	ASP	C-N-CA	-5.44	108.10	121.70
4	5-X	392	LYS	CB-CA-C	5.44	121.28	110.40
6	6-H	408	SER	CA-C-O	-5.44	108.67	120.10
3	6-J	1532	ASP	C-N-CA	-5.44	108.10	121.70
4	6-X	392	LYS	CB-CA-C	5.44	121.28	110.40
6	7-H	408	SER	CA-C-O	-5.44	108.67	120.10
3	7-J	1532	ASP	C-N-CA	-5.44	108.10	121.70
4	7-X	392	LYS	CB-CA-C	5.44	121.28	110.40
6	8-H	408	SER	CA-C-O	-5.44	108.67	120.10
3	8-J	1532	ASP	C-N-CA	-5.44	108.10	121.70
5	8-Y	333	PRO	O-C-N	-5.44	113.95	123.20
5	1-G	249	PRO	CB-CA-C	5.44	125.60	112.00
2	1-U	233	VAL	N-CA-CB	5.44	123.47	111.50
4	1-F	415	ASP	O-C-N	5.44	131.40	122.70
6	1-H	500	GLU	C-N-CA	5.44	135.30	121.70
3	1-V	1532	ASP	C-N-CA	-5.44	108.11	121.70
3	2-D	1532	ASP	C-N-CA	-5.44	108.10	121.70
5	2-G	249	PRO	CB-CA-C	5.44	125.59	112.00
3	2-J	626	PRO	N-CA-C	5.44	126.24	112.10
3	2-P	1532	ASP	C-N-CA	-5.44	108.11	121.70
3	2-P	1538	SER	O-C-N	5.44	131.40	122.70
2	2-U	233	VAL	N-CA-CB	5.44	123.46	111.50
5	2-Y	333	PRO	O-C-N	-5.44	113.96	123.20
3	3-D	1532	ASP	C-N-CA	-5.44	108.10	121.70
5	3-G	249	PRO	CB-CA-C	5.44	125.59	112.00
3	3-J	626	PRO	N-CA-C	5.44	126.24	112.10
6	3-N	500	GLU	C-N-CA	5.44	135.29	121.70
3	3-P	1532	ASP	C-N-CA	-5.44	108.11	121.70
3	3-P	1538	SER	O-C-N	5.44	131.40	122.70
2	3-U	233	VAL	N-CA-CB	5.44	123.46	111.50
5	3-Y	380	ILE	CA-C-N	5.44	129.16	117.20
3	4-D	1532	ASP	C-N-CA	-5.44	108.10	121.70
3	4-J	626	PRO	N-CA-C	5.44	126.24	112.10
3	4-P	1532	ASP	C-N-CA	-5.44	108.11	121.70
3	4-P	1538	SER	O-C-N	5.44	131.40	122.70
2	4-U	233	VAL	N-CA-CB	5.44	123.46	111.50
5	4-Y	333	PRO	O-C-N	-5.44	113.96	123.20

Continued on next page...

Continued from previous page...

Mol	Chain	Res	Type	Atoms	Z	Observed(^{o})	Ideal(^{o})
3	5-J	626	PRO	N-CA-C	5.44	126.24	112.10
2	5-U	233	VAL	N-CA-CB	5.44	123.46	111.50
5	5-Y	333	PRO	O-C-N	-5.44	113.96	123.20
3	6-D	1532	ASP	C-N-CA	-5.44	108.10	121.70
3	6-J	626	PRO	N-CA-C	5.44	126.24	112.10
3	6-P	1532	ASP	C-N-CA	-5.44	108.11	121.70
3	6-P	1538	SER	O-C-N	5.44	131.40	122.70
2	6-U	233	VAL	N-CA-CB	5.44	123.46	111.50
5	6-Y	333	PRO	O-C-N	-5.44	113.96	123.20
3	7-J	626	PRO	N-CA-C	5.44	126.24	112.10
2	7-U	233	VAL	N-CA-CB	5.44	123.46	111.50
5	7-Y	333	PRO	O-C-N	-5.44	113.96	123.20
3	8-D	1532	ASP	C-N-CA	-5.44	108.10	121.70
3	8-J	626	PRO	N-CA-C	5.44	126.24	112.10
6	8-N	500	GLU	C-N-CA	5.44	135.29	121.70
3	8-P	1532	ASP	C-N-CA	-5.44	108.11	121.70
3	8-P	1538	SER	O-C-N	5.44	131.40	122.70
2	8-U	233	VAL	N-CA-CB	5.44	123.46	111.50
5	8-Y	380	ILE	CA-C-N	5.44	129.16	117.20
6	1-N	500	GLU	C-N-CA	5.43	135.28	121.70
3	1-P	1483	ARG	CA-C-N	-5.43	105.24	117.20
5	2-G	380	ILE	CA-C-N	5.43	129.16	117.20
2	2-I	233	VAL	N-CA-CB	5.43	123.45	111.50
2	2-I	305	LEU	CB-CA-C	5.43	120.52	110.20
3	2-P	626	PRO	N-CA-C	5.43	126.23	112.10
5	3-G	380	ILE	CA-C-N	5.43	129.16	117.20
2	3-I	233	VAL	N-CA-CB	5.43	123.45	111.50
2	3-I	305	LEU	CB-CA-C	5.43	120.52	110.20
3	3-P	626	PRO	N-CA-C	5.43	126.23	112.10
2	4-I	233	VAL	N-CA-CB	5.43	123.45	111.50
2	4-I	305	LEU	CB-CA-C	5.43	120.52	110.20
3	4-P	626	PRO	N-CA-C	5.43	126.23	112.10
2	5-I	233	VAL	N-CA-CB	5.43	123.45	111.50
2	5-I	305	LEU	CB-CA-C	5.43	120.52	110.20
2	6-I	233	VAL	N-CA-CB	5.43	123.45	111.50
2	6-I	305	LEU	CB-CA-C	5.43	120.52	110.20
3	6-P	626	PRO	N-CA-C	5.43	126.23	112.10
2	7-I	233	VAL	N-CA-CB	5.43	123.45	111.50
2	7-I	305	LEU	CB-CA-C	5.43	120.52	110.20
2	8-I	233	VAL	N-CA-CB	5.43	123.45	111.50
2	8-I	305	LEU	CB-CA-C	5.43	120.52	110.20
3	8-P	626	PRO	N-CA-C	5.43	126.23	112.10

Continued on next page...

Continued from previous page...

Mol	Chain	Res	Type	Atoms	Z	Observed(^{o})	Ideal(^{o})
3	1-J	1474	GLY	N-CA-C	5.43	126.68	113.10
3	1-P	1532	ASP	C-N-CA	-5.43	108.12	121.70
5	2-G	333	PRO	O-C-N	-5.43	113.97	123.20
5	2-S	380	ILE	CA-C-N	5.43	129.15	117.20
6	2-Z	500	GLU	C-N-CA	5.43	135.28	121.70
5	3-G	333	PRO	O-C-N	-5.43	113.97	123.20
5	3-M	380	ILE	CA-C-N	5.43	129.15	117.20
5	3-S	380	ILE	CA-C-N	5.43	129.15	117.20
6	4-Z	500	GLU	C-N-CA	5.43	135.28	121.70
3	5-P	626	PRO	N-CA-C	5.43	126.23	112.10
6	5-Z	500	GLU	C-N-CA	5.43	135.28	121.70
6	6-Z	500	GLU	C-N-CA	5.43	135.28	121.70
3	7-P	626	PRO	N-CA-C	5.43	126.23	112.10
6	7-Z	500	GLU	C-N-CA	5.43	135.28	121.70
5	8-M	380	ILE	CA-C-N	5.43	129.15	117.20
5	1-Y	380	ILE	CA-C-N	5.43	129.15	117.20
6	3-Z	500	GLU	C-N-CA	5.43	135.28	121.70
5	4-G	333	PRO	O-C-N	-5.43	113.97	123.20
5	5-G	333	PRO	O-C-N	-5.43	113.97	123.20
5	6-G	333	PRO	O-C-N	-5.43	113.97	123.20
5	7-G	333	PRO	O-C-N	-5.43	113.97	123.20
5	8-G	333	PRO	O-C-N	-5.43	113.97	123.20
6	8-Z	500	GLU	C-N-CA	5.43	135.28	121.70
3	1-D	1474	GLY	N-CA-C	5.43	126.67	113.10
6	1-H	466	ASP	CA-C-N	5.43	129.15	117.20
4	1-X	451	GLU	O-C-N	5.43	131.39	122.70
6	1-Z	500	GLU	C-N-CA	5.43	135.27	121.70
4	2-F	451	GLU	O-C-N	5.43	131.39	122.70
4	2-F	458	ASP	CB-CA-C	-5.43	99.54	110.40
3	2-J	1483	ARG	CA-C-N	-5.43	105.25	117.20
4	3-F	451	GLU	O-C-N	5.43	131.39	122.70
4	3-F	458	ASP	CB-CA-C	-5.43	99.54	110.40
3	3-J	1483	ARG	CA-C-N	-5.43	105.25	117.20
3	4-J	1483	ARG	CA-C-N	-5.43	105.25	117.20
3	5-J	1483	ARG	CA-C-N	-5.43	105.25	117.20
3	6-J	1483	ARG	CA-C-N	-5.43	105.25	117.20
3	7-J	1483	ARG	CA-C-N	-5.43	105.25	117.20
3	8-J	1483	ARG	CA-C-N	-5.43	105.25	117.20
4	1-F	451	GLU	O-C-N	5.43	131.38	122.70
3	1-J	1532	ASP	C-N-CA	-5.43	108.13	121.70
4	1-R	306	PRO	N-CA-CB	5.43	109.81	103.30
4	4-F	451	GLU	O-C-N	5.43	131.38	122.70

Continued on next page...

Continued from previous page...

Mol	Chain	Res	Type	Atoms	Z	Observed(^{o})	Ideal(^{o})
4	5-F	451	GLU	O-C-N	5.43	131.38	122.70
4	6-F	451	GLU	O-C-N	5.43	131.38	122.70
4	7-F	451	GLU	O-C-N	5.43	131.38	122.70
4	8-F	451	GLU	O-C-N	5.43	131.38	122.70
2	1-I	233	VAL	N-CA-CB	5.43	123.44	111.50
2	2-U	305	LEU	CB-CA-C	5.43	120.51	110.20
2	3-U	305	LEU	CB-CA-C	5.43	120.51	110.20
2	4-U	305	LEU	CB-CA-C	5.43	120.51	110.20
2	5-U	305	LEU	CB-CA-C	5.43	120.51	110.20
2	6-U	305	LEU	CB-CA-C	5.43	120.51	110.20
2	7-U	305	LEU	CB-CA-C	5.43	120.51	110.20
2	8-U	305	LEU	CB-CA-C	5.43	120.51	110.20
6	1-N	466	ASP	CA-C-N	5.42	129.14	117.20
2	1-U	28	HIS	CA-C-N	-5.42	105.27	117.20
4	1-X	306	PRO	N-CA-CB	5.42	109.81	103.30
3	2-D	319	LEU	N-CA-C	-5.42	96.36	111.00
5	2-M	380	ILE	CA-C-N	5.42	129.13	117.20
6	2-N	500	GLU	C-N-CA	5.42	135.26	121.70
3	2-V	626	PRO	N-CA-C	5.42	126.20	112.10
3	3-D	319	LEU	N-CA-C	-5.42	96.36	111.00
3	3-V	626	PRO	N-CA-C	5.42	126.20	112.10
2	4-C	28	HIS	CA-C-N	-5.42	105.27	117.20
3	4-D	319	LEU	N-CA-C	-5.42	96.36	111.00
5	4-G	380	ILE	CA-C-N	5.42	129.13	117.20
5	4-M	380	ILE	CA-C-N	5.42	129.13	117.20
6	4-N	500	GLU	C-N-CA	5.42	135.26	121.70
4	4-R	451	GLU	O-C-N	5.42	131.38	122.70
3	4-V	626	PRO	N-CA-C	5.42	126.20	112.10
2	5-C	28	HIS	CA-C-N	-5.42	105.27	117.20
5	5-G	380	ILE	CA-C-N	5.42	129.13	117.20
5	5-M	380	ILE	CA-C-N	5.42	129.13	117.20
6	5-N	500	GLU	C-N-CA	5.42	135.26	121.70
4	5-R	451	GLU	O-C-N	5.42	131.38	122.70
3	5-V	626	PRO	N-CA-C	5.42	126.20	112.10
2	6-C	28	HIS	CA-C-N	-5.42	105.27	117.20
3	6-D	319	LEU	N-CA-C	-5.42	96.36	111.00
5	6-G	380	ILE	CA-C-N	5.42	129.13	117.20
5	6-M	380	ILE	CA-C-N	5.42	129.13	117.20
6	6-N	500	GLU	C-N-CA	5.42	135.26	121.70
4	6-R	451	GLU	O-C-N	5.42	131.38	122.70
3	6-V	626	PRO	N-CA-C	5.42	126.20	112.10
2	7-C	28	HIS	CA-C-N	-5.42	105.27	117.20

Continued on next page...

Continued from previous page...

Mol	Chain	Res	Type	Atoms	Z	Observed(^{o})	Ideal(^{o})
5	7-G	380	ILE	CA-C-N	5.42	129.13	117.20
5	7-M	380	ILE	CA-C-N	5.42	129.13	117.20
6	7-N	500	GLU	C-N-CA	5.42	135.26	121.70
4	7-R	451	GLU	O-C-N	5.42	131.38	122.70
3	7-V	626	PRO	N-CA-C	5.42	126.20	112.10
2	8-C	28	HIS	CA-C-N	-5.42	105.27	117.20
3	8-D	319	LEU	N-CA-C	-5.42	96.36	111.00
5	8-G	380	ILE	CA-C-N	5.42	129.13	117.20
4	8-R	451	GLU	O-C-N	5.42	131.38	122.70
3	8-V	626	PRO	N-CA-C	5.42	126.20	112.10
5	1-M	249	PRO	CB-CA-C	5.42	125.56	112.00
4	1-F	458	ASP	CB-CA-C	-5.42	99.56	110.40
3	1-P	1515	TYR	CA-C-N	-5.42	105.27	117.20
6	2-T	500	GLU	C-N-CA	5.42	135.25	121.70
5	2-Y	249	PRO	CB-CA-C	5.42	125.56	112.00
6	3-T	500	GLU	C-N-CA	5.42	135.25	121.70
5	3-Y	249	PRO	CB-CA-C	5.42	125.55	112.00
5	4-Y	249	PRO	CB-CA-C	5.42	125.56	112.00
5	5-Y	249	PRO	CB-CA-C	5.42	125.56	112.00
5	6-Y	249	PRO	CB-CA-C	5.42	125.56	112.00
5	7-Y	249	PRO	CB-CA-C	5.42	125.56	112.00
5	8-Y	249	PRO	CB-CA-C	5.42	125.55	112.00
5	1-G	369	ASN	N-CA-CB	-5.42	100.84	110.60
5	1-M	380	ILE	CA-C-N	5.42	129.12	117.20
2	1-O	233	VAL	N-CA-CB	5.42	123.42	111.50
3	1-V	1474	GLY	N-CA-C	5.42	126.65	113.10
3	5-P	1538	SER	O-C-N	5.42	131.37	122.70
3	7-P	1538	SER	O-C-N	5.42	131.37	122.70
2	1-I	305	LEU	CB-CA-C	5.42	120.49	110.20
2	1-U	305	LEU	CB-CA-C	5.42	120.50	110.20
3	2-D	1474	GLY	N-CA-C	5.42	126.64	113.10
2	2-O	233	VAL	N-CA-CB	5.42	123.42	111.50
2	2-U	28	HIS	CA-C-N	-5.42	105.28	117.20
3	3-D	1474	GLY	N-CA-C	5.42	126.64	113.10
2	3-O	233	VAL	N-CA-CB	5.42	123.42	111.50
3	4-D	1474	GLY	N-CA-C	5.42	126.64	113.10
2	4-O	233	VAL	N-CA-CB	5.42	123.42	111.50
2	4-U	28	HIS	CA-C-N	-5.42	105.28	117.20
3	5-D	626	PRO	N-CA-C	5.42	126.19	112.10
2	5-O	233	VAL	N-CA-CB	5.42	123.42	111.50
3	5-P	319	LEU	N-CA-C	-5.42	96.37	111.00
2	5-U	28	HIS	CA-C-N	-5.42	105.28	117.20

Continued on next page...

Continued from previous page...

Mol	Chain	Res	Type	Atoms	Z	Observed(^{o})	Ideal(^{o})
3	6-D	1474	GLY	N-CA-C	5.42	126.64	113.10
2	6-O	233	VAL	N-CA-CB	5.42	123.42	111.50
2	6-U	28	HIS	CA-C-N	-5.42	105.28	117.20
3	7-D	626	PRO	N-CA-C	5.42	126.19	112.10
2	7-O	233	VAL	N-CA-CB	5.42	123.42	111.50
3	7-P	319	LEU	N-CA-C	-5.42	96.37	111.00
2	7-U	28	HIS	CA-C-N	-5.42	105.28	117.20
3	8-D	1474	GLY	N-CA-C	5.42	126.64	113.10
2	8-O	233	VAL	N-CA-CB	5.42	123.42	111.50
5	1-M	369	ASN	N-CA-CB	-5.42	100.85	110.60
5	1-Y	333	PRO	O-C-N	-5.42	113.99	123.20
3	2-J	319	LEU	N-CA-C	-5.42	96.38	111.00
5	2-Y	380	ILE	CA-C-N	5.42	129.11	117.20
3	3-J	319	LEU	N-CA-C	-5.42	96.38	111.00
4	3-L	306	PRO	N-CA-CB	5.42	109.80	103.30
4	3-L	398	LYS	CA-C-O	5.42	131.47	120.10
5	3-Y	369	ASN	N-CA-CB	-5.42	100.85	110.60
3	4-J	319	LEU	N-CA-C	-5.42	96.38	111.00
5	4-S	249	PRO	CB-CA-C	5.42	125.54	112.00
5	4-Y	380	ILE	CA-C-N	5.42	129.11	117.20
3	5-J	319	LEU	N-CA-C	-5.42	96.38	111.00
5	5-S	249	PRO	CB-CA-C	5.42	125.54	112.00
5	5-Y	380	ILE	CA-C-N	5.42	129.11	117.20
3	6-J	319	LEU	N-CA-C	-5.42	96.38	111.00
5	6-S	249	PRO	CB-CA-C	5.42	125.54	112.00
5	6-Y	380	ILE	CA-C-N	5.42	129.11	117.20
3	7-J	319	LEU	N-CA-C	-5.42	96.38	111.00
5	7-S	249	PRO	CB-CA-C	5.42	125.54	112.00
5	7-Y	380	ILE	CA-C-N	5.42	129.11	117.20
3	8-J	319	LEU	N-CA-C	-5.42	96.38	111.00
4	8-L	306	PRO	N-CA-CB	5.42	109.80	103.30
4	8-L	398	LYS	CA-C-O	5.42	131.47	120.10
5	8-S	249	PRO	CB-CA-C	5.42	125.54	112.00
5	8-Y	369	ASN	N-CA-CB	-5.42	100.85	110.60
2	1-O	28	HIS	CA-C-N	-5.42	105.29	117.20
4	2-X	458	ASP	CB-CA-C	-5.42	99.57	110.40
4	4-X	458	ASP	CB-CA-C	-5.42	99.57	110.40
3	5-D	1483	ARG	CA-C-N	-5.42	105.29	117.20
4	5-X	458	ASP	CB-CA-C	-5.42	99.57	110.40
4	6-X	458	ASP	CB-CA-C	-5.42	99.57	110.40
3	7-D	1483	ARG	CA-C-N	-5.42	105.29	117.20
4	7-X	458	ASP	CB-CA-C	-5.42	99.57	110.40

Continued on next page...

Continued from previous page...

Mol	Chain	Res	Type	Atoms	Z	Observed(^{o})	Ideal(^{o})
2	1-C	305	LEU	CB-CA-C	5.41	120.48	110.20
2	2-C	233	VAL	N-CA-CB	5.41	123.41	111.50
4	2-F	398	LYS	CA-C-O	5.41	131.47	120.10
3	2-J	1515	TYR	CA-C-N	-5.41	105.29	117.20
4	2-X	342	GLN	C-N-CA	5.41	135.23	121.70
2	3-C	233	VAL	N-CA-CB	5.41	123.41	111.50
4	3-F	398	LYS	CA-C-O	5.41	131.47	120.10
3	3-J	1515	TYR	CA-C-N	-5.41	105.29	117.20
4	3-L	458	ASP	CB-CA-C	-5.41	99.58	110.40
2	4-C	233	VAL	N-CA-CB	5.41	123.41	111.50
3	4-J	1515	TYR	CA-C-N	-5.41	105.29	117.20
4	4-R	458	ASP	CB-CA-C	-5.41	99.57	110.40
4	4-X	342	GLN	C-N-CA	5.41	135.23	121.70
2	5-C	233	VAL	N-CA-CB	5.41	123.41	111.50
3	5-J	1515	TYR	CA-C-N	-5.41	105.29	117.20
4	5-R	458	ASP	CB-CA-C	-5.41	99.57	110.40
4	5-X	342	GLN	C-N-CA	5.41	135.23	121.70
2	6-C	233	VAL	N-CA-CB	5.41	123.41	111.50
3	6-J	1515	TYR	CA-C-N	-5.41	105.29	117.20
4	6-R	458	ASP	CB-CA-C	-5.41	99.57	110.40
4	6-X	342	GLN	C-N-CA	5.41	135.23	121.70
2	7-C	233	VAL	N-CA-CB	5.41	123.41	111.50
3	7-J	1515	TYR	CA-C-N	-5.41	105.29	117.20
4	7-R	458	ASP	CB-CA-C	-5.41	99.57	110.40
4	7-X	342	GLN	C-N-CA	5.41	135.23	121.70
2	8-C	233	VAL	N-CA-CB	5.41	123.41	111.50
3	8-J	1515	TYR	CA-C-N	-5.41	105.29	117.20
4	8-L	458	ASP	CB-CA-C	-5.41	99.58	110.40
4	8-R	458	ASP	CB-CA-C	-5.41	99.57	110.40
2	1-C	233	VAL	N-CA-CB	5.41	123.41	111.50
3	1-D	1515	TYR	CA-C-N	-5.41	105.29	117.20
3	2-J	1474	GLY	N-CA-C	5.41	126.63	113.10
2	2-O	28	HIS	CA-C-N	-5.41	105.29	117.20
3	3-J	1474	GLY	N-CA-C	5.41	126.63	113.10
2	3-O	28	HIS	CA-C-N	-5.41	105.29	117.20
3	4-J	1474	GLY	N-CA-C	5.41	126.63	113.10
3	5-D	319	LEU	N-CA-C	-5.41	96.39	111.00
3	5-J	1474	GLY	N-CA-C	5.41	126.63	113.10
3	6-J	1474	GLY	N-CA-C	5.41	126.63	113.10
3	7-D	319	LEU	N-CA-C	-5.41	96.39	111.00
3	7-J	1474	GLY	N-CA-C	5.41	126.63	113.10
3	8-J	1474	GLY	N-CA-C	5.41	126.63	113.10

Continued on next page...

Continued from previous page...

Mol	Chain	Res	Type	Atoms	Z	Observed(^{o})	Ideal(^{o})
4	1-F	306	PRO	N-CA-CB	5.41	109.79	103.30
2	2-I	28	HIS	CA-C-N	-5.41	105.30	117.20
4	2-L	342	GLN	C-N-CA	5.41	135.23	121.70
4	2-L	451	GLU	O-C-N	5.41	131.36	122.70
4	3-L	392	LYS	CB-CA-C	5.41	121.22	110.40
4	3-X	451	GLU	O-C-N	5.41	131.36	122.70
4	4-F	306	PRO	N-CA-CB	5.41	109.79	103.30
2	4-I	28	HIS	CA-C-N	-5.41	105.30	117.20
4	4-L	342	GLN	C-N-CA	5.41	135.23	121.70
4	4-L	451	GLU	O-C-N	5.41	131.36	122.70
4	5-F	306	PRO	N-CA-CB	5.41	109.79	103.30
2	5-I	28	HIS	CA-C-N	-5.41	105.30	117.20
4	5-L	342	GLN	C-N-CA	5.41	135.23	121.70
4	5-L	451	GLU	O-C-N	5.41	131.36	122.70
4	6-F	306	PRO	N-CA-CB	5.41	109.79	103.30
2	6-I	28	HIS	CA-C-N	-5.41	105.30	117.20
4	6-L	342	GLN	C-N-CA	5.41	135.23	121.70
4	6-L	451	GLU	O-C-N	5.41	131.36	122.70
4	7-F	306	PRO	N-CA-CB	5.41	109.79	103.30
2	7-I	28	HIS	CA-C-N	-5.41	105.30	117.20
4	7-L	342	GLN	C-N-CA	5.41	135.23	121.70
4	7-L	451	GLU	O-C-N	5.41	131.36	122.70
4	8-F	306	PRO	N-CA-CB	5.41	109.79	103.30
4	8-L	392	LYS	CB-CA-C	5.41	121.22	110.40
4	8-X	451	GLU	O-C-N	5.41	131.36	122.70
3	1-D	1483	ARG	CA-C-N	-5.41	105.30	117.20
4	1-F	398	LYS	CA-C-O	5.41	131.46	120.10
2	1-I	28	HIS	CA-C-N	-5.41	105.30	117.20
3	1-J	1483	ARG	CA-C-N	-5.41	105.30	117.20
4	1-L	306	PRO	N-CA-CB	5.41	109.79	103.30
4	1-X	392	LYS	CB-CA-C	5.41	121.22	110.40
5	1-Y	369	ASN	N-CA-CB	-5.41	100.86	110.60
4	2-L	392	LYS	CB-CA-C	5.41	121.22	110.40
5	2-M	249	PRO	CB-CA-C	5.41	125.52	112.00
5	2-M	369	ASN	N-CA-CB	-5.41	100.87	110.60
5	2-S	369	ASN	N-CA-CB	-5.41	100.87	110.60
3	2-V	319	LEU	N-CA-C	-5.41	96.39	111.00
2	3-I	28	HIS	CA-C-N	-5.41	105.30	117.20
4	3-L	451	GLU	O-C-N	5.41	131.35	122.70
5	3-M	249	PRO	CB-CA-C	5.41	125.52	112.00
5	3-S	369	ASN	N-CA-CB	-5.41	100.87	110.60
3	3-V	319	LEU	N-CA-C	-5.41	96.39	111.00

Continued on next page...

Continued from previous page...

Mol	Chain	Res	Type	Atoms	Z	Observed(^{o})	Ideal(^{o})
5	4-G	369	ASN	N-CA-CB	-5.41	100.86	110.60
4	4-L	392	LYS	CB-CA-C	5.41	121.22	110.40
5	4-M	249	PRO	CB-CA-C	5.41	125.52	112.00
5	4-M	369	ASN	N-CA-CB	-5.41	100.87	110.60
5	4-S	333	PRO	O-C-N	-5.41	114.01	123.20
3	4-V	319	LEU	N-CA-C	-5.41	96.39	111.00
5	5-G	369	ASN	N-CA-CB	-5.41	100.86	110.60
4	5-L	392	LYS	CB-CA-C	5.41	121.22	110.40
5	5-M	249	PRO	CB-CA-C	5.41	125.52	112.00
5	5-M	369	ASN	N-CA-CB	-5.41	100.87	110.60
5	5-S	333	PRO	O-C-N	-5.41	114.01	123.20
3	5-V	319	LEU	N-CA-C	-5.41	96.39	111.00
5	6-G	369	ASN	N-CA-CB	-5.41	100.86	110.60
4	6-L	392	LYS	CB-CA-C	5.41	121.22	110.40
5	6-M	249	PRO	CB-CA-C	5.41	125.52	112.00
5	6-M	369	ASN	N-CA-CB	-5.41	100.87	110.60
5	6-S	333	PRO	O-C-N	-5.41	114.01	123.20
3	6-V	319	LEU	N-CA-C	-5.41	96.39	111.00
5	7-G	369	ASN	N-CA-CB	-5.41	100.86	110.60
4	7-L	392	LYS	CB-CA-C	5.41	121.22	110.40
5	7-M	249	PRO	CB-CA-C	5.41	125.52	112.00
5	7-M	369	ASN	N-CA-CB	-5.41	100.87	110.60
5	7-S	333	PRO	O-C-N	-5.41	114.01	123.20
3	7-V	319	LEU	N-CA-C	-5.41	96.39	111.00
5	8-G	369	ASN	N-CA-CB	-5.41	100.86	110.60
2	8-I	28	HIS	CA-C-N	-5.41	105.30	117.20
4	8-L	451	GLU	O-C-N	5.41	131.35	122.70
5	8-M	249	PRO	CB-CA-C	5.41	125.52	112.00
5	8-S	333	PRO	O-C-N	-5.41	114.01	123.20
3	8-V	319	LEU	N-CA-C	-5.41	96.39	111.00
5	1-G	377	ASN	N-CA-C	5.41	125.60	111.00
3	1-V	1515	TYR	CA-C-N	-5.41	105.31	117.20
2	2-C	28	HIS	CA-C-N	-5.41	105.31	117.20
2	3-C	28	HIS	CA-C-N	-5.41	105.31	117.20
4	3-X	458	ASP	CB-CA-C	-5.41	99.59	110.40
4	8-X	458	ASP	CB-CA-C	-5.41	99.59	110.40
4	1-L	458	ASP	CB-CA-C	-5.41	99.59	110.40
4	1-R	342	GLN	C-N-CA	5.41	135.21	121.70
4	2-L	458	ASP	CB-CA-C	-5.41	99.59	110.40
5	2-M	333	PRO	O-C-N	-5.41	114.01	123.20
4	2-R	342	GLN	C-N-CA	5.41	135.21	121.70
5	2-S	249	PRO	CB-CA-C	5.41	125.52	112.00

Continued on next page...

Continued from previous page...

Mol	Chain	Res	Type	Atoms	Z	Observed(^{o})	Ideal(^{o})
4	3-R	342	GLN	C-N-CA	5.41	135.21	121.70
5	3-S	249	PRO	CB-CA-C	5.41	125.52	112.00
2	3-U	28	HIS	CA-C-N	-5.41	105.31	117.20
4	4-L	458	ASP	CB-CA-C	-5.41	99.59	110.40
5	4-M	333	PRO	O-C-N	-5.41	114.01	123.20
2	4-O	28	HIS	CA-C-N	-5.41	105.31	117.20
4	5-L	458	ASP	CB-CA-C	-5.41	99.59	110.40
5	5-M	333	PRO	O-C-N	-5.41	114.01	123.20
2	5-O	28	HIS	CA-C-N	-5.41	105.31	117.20
4	6-L	458	ASP	CB-CA-C	-5.41	99.59	110.40
5	6-M	333	PRO	O-C-N	-5.41	114.01	123.20
2	6-O	28	HIS	CA-C-N	-5.41	105.31	117.20
4	7-L	458	ASP	CB-CA-C	-5.41	99.59	110.40
5	7-M	333	PRO	O-C-N	-5.41	114.01	123.20
2	7-O	28	HIS	CA-C-N	-5.41	105.31	117.20
2	8-O	28	HIS	CA-C-N	-5.41	105.31	117.20
2	8-U	28	HIS	CA-C-N	-5.41	105.31	117.20
2	1-O	485	LEU	N-CA-C	-5.40	96.41	111.00
4	1-X	342	GLN	C-N-CA	5.40	135.21	121.70
5	2-G	369	ASN	N-CA-CB	-5.40	100.87	110.60
5	3-G	369	ASN	N-CA-CB	-5.40	100.87	110.60
4	4-F	458	ASP	CB-CA-C	-5.40	99.59	110.40
4	5-F	458	ASP	CB-CA-C	-5.40	99.59	110.40
4	6-F	458	ASP	CB-CA-C	-5.40	99.59	110.40
4	7-F	458	ASP	CB-CA-C	-5.40	99.59	110.40
4	8-F	458	ASP	CB-CA-C	-5.40	99.59	110.40
4	1-R	458	ASP	CB-CA-C	-5.40	99.59	110.40
2	1-U	485	LEU	N-CA-C	-5.40	96.41	111.00
5	1-Y	249	PRO	CB-CA-C	5.40	125.51	112.00
2	2-I	485	LEU	N-CA-C	-5.40	96.42	111.00
5	2-S	377	ASN	N-CA-C	5.40	125.59	111.00
3	2-V	1515	TYR	CA-C-N	-5.40	105.31	117.20
4	2-X	306	PRO	N-CA-CB	5.40	109.78	103.30
2	3-I	485	LEU	N-CA-C	-5.40	96.42	111.00
5	3-S	377	ASN	N-CA-C	5.40	125.59	111.00
3	3-V	1515	TYR	CA-C-N	-5.40	105.31	117.20
2	4-I	485	LEU	N-CA-C	-5.40	96.42	111.00
5	4-S	377	ASN	N-CA-C	5.40	125.59	111.00
3	4-V	1515	TYR	CA-C-N	-5.40	105.31	117.20
4	4-X	306	PRO	N-CA-CB	5.40	109.78	103.30
3	5-D	1474	GLY	N-CA-C	5.40	126.60	113.10
2	5-I	485	LEU	N-CA-C	-5.40	96.42	111.00

Continued on next page...

Continued from previous page...

Mol	Chain	Res	Type	Atoms	Z	Observed(^{o})	Ideal(^{o})
5	5-S	377	ASN	N-CA-C	5.40	125.59	111.00
3	5-V	1515	TYR	CA-C-N	-5.40	105.31	117.20
4	5-X	306	PRO	N-CA-CB	5.40	109.78	103.30
2	6-I	485	LEU	N-CA-C	-5.40	96.42	111.00
5	6-S	377	ASN	N-CA-C	5.40	125.59	111.00
3	6-V	1515	TYR	CA-C-N	-5.40	105.31	117.20
4	6-X	306	PRO	N-CA-CB	5.40	109.78	103.30
3	7-D	1474	GLY	N-CA-C	5.40	126.60	113.10
2	7-I	485	LEU	N-CA-C	-5.40	96.42	111.00
5	7-S	377	ASN	N-CA-C	5.40	125.59	111.00
3	7-V	1515	TYR	CA-C-N	-5.40	105.31	117.20
4	7-X	306	PRO	N-CA-CB	5.40	109.78	103.30
2	8-I	485	LEU	N-CA-C	-5.40	96.42	111.00
5	8-S	377	ASN	N-CA-C	5.40	125.59	111.00
3	8-V	1515	TYR	CA-C-N	-5.40	105.31	117.20
4	1-R	392	LYS	CB-CA-C	5.40	121.20	110.40
3	2-D	1483	ARG	CA-C-N	-5.40	105.32	117.20
4	2-F	342	GLN	C-N-CA	5.40	135.20	121.70
5	2-G	377	ASN	N-CA-C	5.40	125.58	111.00
4	2-R	392	LYS	CB-CA-C	5.40	121.20	110.40
3	2-V	1474	GLY	N-CA-C	5.40	126.60	113.10
3	3-D	1483	ARG	CA-C-N	-5.40	105.32	117.20
4	3-F	342	GLN	C-N-CA	5.40	135.20	121.70
5	3-G	377	ASN	N-CA-C	5.40	125.58	111.00
4	3-R	392	LYS	CB-CA-C	5.40	121.20	110.40
3	3-V	1474	GLY	N-CA-C	5.40	126.60	113.10
4	3-X	392	LYS	CB-CA-C	5.40	121.20	110.40
3	4-D	1483	ARG	CA-C-N	-5.40	105.32	117.20
4	4-F	342	GLN	C-N-CA	5.40	135.20	121.70
3	4-V	1474	GLY	N-CA-C	5.40	126.60	113.10
4	5-F	342	GLN	C-N-CA	5.40	135.20	121.70
3	5-P	1474	GLY	N-CA-C	5.40	126.60	113.10
3	5-V	1474	GLY	N-CA-C	5.40	126.60	113.10
3	6-D	1483	ARG	CA-C-N	-5.40	105.32	117.20
4	6-F	342	GLN	C-N-CA	5.40	135.20	121.70
3	6-V	1474	GLY	N-CA-C	5.40	126.60	113.10
4	7-F	342	GLN	C-N-CA	5.40	135.20	121.70
3	7-P	1474	GLY	N-CA-C	5.40	126.60	113.10
3	7-V	1474	GLY	N-CA-C	5.40	126.60	113.10
3	8-D	1483	ARG	CA-C-N	-5.40	105.32	117.20
4	8-F	342	GLN	C-N-CA	5.40	135.20	121.70
3	8-V	1474	GLY	N-CA-C	5.40	126.60	113.10

Continued on next page...

Continued from previous page...

Mol	Chain	Res	Type	Atoms	Z	Observed(^{o})	Ideal(^{o})
4	8-X	392	LYS	CB-CA-C	5.40	121.20	110.40
5	1-S	369	ASN	N-CA-CB	-5.40	100.88	110.60
3	2-P	1474	GLY	N-CA-C	5.40	126.60	113.10
4	2-R	398	LYS	CA-C-O	5.40	131.44	120.10
4	2-R	458	ASP	CB-CA-C	-5.40	99.60	110.40
3	3-P	1474	GLY	N-CA-C	5.40	126.60	113.10
4	3-R	398	LYS	CA-C-O	5.40	131.44	120.10
4	3-R	458	ASP	CB-CA-C	-5.40	99.60	110.40
4	4-F	392	LYS	CB-CA-C	5.40	121.20	110.40
3	4-P	1474	GLY	N-CA-C	5.40	126.60	113.10
4	5-F	392	LYS	CB-CA-C	5.40	121.20	110.40
4	6-F	392	LYS	CB-CA-C	5.40	121.20	110.40
3	6-P	1474	GLY	N-CA-C	5.40	126.60	113.10
4	7-F	392	LYS	CB-CA-C	5.40	121.20	110.40
4	8-F	392	LYS	CB-CA-C	5.40	121.20	110.40
3	8-P	1474	GLY	N-CA-C	5.40	126.60	113.10
3	1-J	1515	TYR	CA-C-N	-5.40	105.33	117.20
4	1-L	392	LYS	CB-CA-C	5.40	121.19	110.40
3	1-V	1502	ARG	CA-C-N	-5.40	105.33	117.20
5	2-M	377	ASN	N-CA-C	5.40	125.58	111.00
2	2-O	485	LEU	N-CA-C	-5.40	96.43	111.00
3	2-P	1483	ARG	CA-C-N	-5.40	105.33	117.20
4	2-R	451	GLU	O-C-N	5.40	131.34	122.70
3	2-V	1483	ARG	CA-C-N	-5.40	105.33	117.20
5	3-M	333	PRO	O-C-N	-5.40	114.02	123.20
2	3-O	485	LEU	N-CA-C	-5.40	96.43	111.00
3	3-P	1483	ARG	CA-C-N	-5.40	105.33	117.20
4	3-R	451	GLU	O-C-N	5.40	131.34	122.70
3	3-V	1483	ARG	CA-C-N	-5.40	105.33	117.20
5	4-G	377	ASN	N-CA-C	5.40	125.57	111.00
5	4-M	377	ASN	N-CA-C	5.40	125.58	111.00
2	4-O	485	LEU	N-CA-C	-5.40	96.43	111.00
3	4-P	1483	ARG	CA-C-N	-5.40	105.33	117.20
3	4-V	1483	ARG	CA-C-N	-5.40	105.33	117.20
3	5-D	1515	TYR	CA-C-N	-5.40	105.33	117.20
5	5-G	377	ASN	N-CA-C	5.40	125.57	111.00
5	5-M	377	ASN	N-CA-C	5.40	125.58	111.00
2	5-O	485	LEU	N-CA-C	-5.40	96.43	111.00
3	5-V	1483	ARG	CA-C-N	-5.40	105.33	117.20
5	6-G	377	ASN	N-CA-C	5.40	125.57	111.00
5	6-M	377	ASN	N-CA-C	5.40	125.58	111.00
2	6-O	485	LEU	N-CA-C	-5.40	96.43	111.00

Continued on next page...

Continued from previous page...

Mol	Chain	Res	Type	Atoms	Z	Observed(^{o})	Ideal(^{o})
3	6-P	1483	ARG	CA-C-N	-5.40	105.33	117.20
3	6-V	1483	ARG	CA-C-N	-5.40	105.33	117.20
3	7-D	1515	TYR	CA-C-N	-5.40	105.33	117.20
5	7-G	377	ASN	N-CA-C	5.40	125.57	111.00
5	7-M	377	ASN	N-CA-C	5.40	125.58	111.00
2	7-O	485	LEU	N-CA-C	-5.40	96.43	111.00
3	7-V	1483	ARG	CA-C-N	-5.40	105.33	117.20
5	8-G	377	ASN	N-CA-C	5.40	125.57	111.00
5	8-M	333	PRO	O-C-N	-5.40	114.02	123.20
2	8-O	485	LEU	N-CA-C	-5.40	96.43	111.00
3	8-P	1483	ARG	CA-C-N	-5.40	105.33	117.20
3	8-V	1483	ARG	CA-C-N	-5.40	105.33	117.20
4	1-F	392	LYS	CB-CA-C	5.40	121.19	110.40
5	1-G	333	PRO	O-C-N	-5.40	114.03	123.20
5	1-S	380	ILE	CA-C-N	5.40	129.07	117.20
3	1-V	1483	ARG	CA-C-N	-5.40	105.33	117.20
3	2-P	319	LEU	N-CA-C	-5.40	96.43	111.00
3	3-P	319	LEU	N-CA-C	-5.40	96.43	111.00
4	3-X	342	GLN	C-N-CA	5.40	135.19	121.70
3	4-P	319	LEU	N-CA-C	-5.40	96.43	111.00
4	4-R	392	LYS	CB-CA-C	5.40	121.19	110.40
4	4-R	398	LYS	CA-C-O	5.40	131.43	120.10
4	5-R	392	LYS	CB-CA-C	5.40	121.19	110.40
4	5-R	398	LYS	CA-C-O	5.40	131.43	120.10
3	6-P	319	LEU	N-CA-C	-5.40	96.43	111.00
4	6-R	392	LYS	CB-CA-C	5.40	121.19	110.40
4	6-R	398	LYS	CA-C-O	5.40	131.43	120.10
4	7-R	392	LYS	CB-CA-C	5.40	121.19	110.40
4	7-R	398	LYS	CA-C-O	5.40	131.43	120.10
3	8-P	319	LEU	N-CA-C	-5.40	96.43	111.00
4	8-R	392	LYS	CB-CA-C	5.40	121.19	110.40
4	8-R	398	LYS	CA-C-O	5.40	131.43	120.10
4	8-X	342	GLN	C-N-CA	5.40	135.19	121.70
4	1-R	398	LYS	CA-C-O	5.39	131.43	120.10
1	2-A	443	LYS	N-CA-CB	5.39	120.31	110.60
4	2-R	306	PRO	N-CA-CB	5.39	109.77	103.30
1	3-A	443	LYS	N-CA-CB	5.39	120.31	110.60
4	3-R	306	PRO	N-CA-CB	5.39	109.77	103.30
4	3-X	306	PRO	N-CA-CB	5.39	109.77	103.30
1	4-A	443	LYS	N-CA-CB	5.39	120.31	110.60
5	4-G	249	PRO	CB-CA-C	5.39	125.48	112.00
1	5-A	443	LYS	N-CA-CB	5.39	120.31	110.60

Continued on next page...

Continued from previous page...

Mol	Chain	Res	Type	Atoms	Z	Observed(^{o})	Ideal(^{o})
5	5-G	249	PRO	CB-CA-C	5.39	125.48	112.00
1	6-A	443	LYS	N-CA-CB	5.39	120.31	110.60
5	6-G	249	PRO	CB-CA-C	5.39	125.48	112.00
1	6-Q	443	LYS	N-CA-CB	5.39	120.31	110.60
1	7-A	443	LYS	N-CA-CB	5.39	120.31	110.60
5	7-G	249	PRO	CB-CA-C	5.39	125.48	112.00
1	7-Q	443	LYS	N-CA-CB	5.39	120.31	110.60
1	8-A	443	LYS	N-CA-CB	5.39	120.31	110.60
5	8-G	249	PRO	CB-CA-C	5.39	125.48	112.00
1	8-Q	443	LYS	N-CA-CB	5.39	120.31	110.60
4	8-X	306	PRO	N-CA-CB	5.39	109.77	103.30
2	1-I	485	LEU	N-CA-C	-5.39	96.44	111.00
6	1-N	366	ILE	CB-CA-C	-5.39	100.81	111.60
1	2-K	443	LYS	N-CA-CB	5.39	120.31	110.60
4	2-L	306	PRO	N-CA-CB	5.39	109.77	103.30
5	2-Y	369	ASN	N-CA-CB	-5.39	100.89	110.60
1	3-K	443	LYS	N-CA-CB	5.39	120.31	110.60
5	3-Y	377	ASN	N-CA-C	5.39	125.56	111.00
1	4-K	443	LYS	N-CA-CB	5.39	120.31	110.60
4	4-L	306	PRO	N-CA-CB	5.39	109.77	103.30
5	4-Y	369	ASN	N-CA-CB	-5.39	100.89	110.60
1	5-K	443	LYS	N-CA-CB	5.39	120.31	110.60
4	5-L	306	PRO	N-CA-CB	5.39	109.77	103.30
3	5-P	1483	ARG	CA-C-N	-5.39	105.34	117.20
3	5-P	1515	TYR	CA-C-N	-5.39	105.33	117.20
5	5-Y	369	ASN	N-CA-CB	-5.39	100.89	110.60
1	6-K	443	LYS	N-CA-CB	5.39	120.31	110.60
4	6-L	306	PRO	N-CA-CB	5.39	109.77	103.30
5	6-Y	369	ASN	N-CA-CB	-5.39	100.89	110.60
1	7-K	443	LYS	N-CA-CB	5.39	120.31	110.60
4	7-L	306	PRO	N-CA-CB	5.39	109.77	103.30
3	7-P	1483	ARG	CA-C-N	-5.39	105.34	117.20
3	7-P	1515	TYR	CA-C-N	-5.39	105.33	117.20
5	7-Y	369	ASN	N-CA-CB	-5.39	100.89	110.60
1	8-K	443	LYS	N-CA-CB	5.39	120.31	110.60
5	8-Y	377	ASN	N-CA-C	5.39	125.56	111.00
5	1-S	249	PRO	CB-CA-C	5.39	125.48	112.00
5	1-S	333	PRO	O-C-N	-5.39	114.04	123.20
4	2-R	407	GLU	N-CA-CB	5.39	120.30	110.60
4	3-R	407	GLU	N-CA-CB	5.39	120.30	110.60
2	1-C	28	HIS	CA-C-N	-5.39	105.34	117.20
2	1-C	485	LEU	N-CA-C	-5.39	96.45	111.00

Continued on next page...

Continued from previous page...

Mol	Chain	Res	Type	Atoms	Z	Observed(^{o})	Ideal(^{o})
3	1-P	1474	GLY	N-CA-C	5.39	126.57	113.10
4	1-X	458	ASP	CB-CA-C	-5.39	99.62	110.40
4	2-F	392	LYS	CB-CA-C	5.39	121.18	110.40
4	2-F	407	GLU	N-CA-CB	5.39	120.30	110.60
2	2-U	485	LEU	N-CA-C	-5.39	96.45	111.00
4	3-F	392	LYS	CB-CA-C	5.39	121.18	110.40
4	3-F	407	GLU	N-CA-CB	5.39	120.30	110.60
2	3-U	485	LEU	N-CA-C	-5.39	96.45	111.00
4	4-F	398	LYS	CA-C-O	5.39	131.42	120.10
2	4-U	485	LEU	N-CA-C	-5.39	96.45	111.00
4	5-F	398	LYS	CA-C-O	5.39	131.42	120.10
2	5-U	485	LEU	N-CA-C	-5.39	96.45	111.00
4	6-F	398	LYS	CA-C-O	5.39	131.42	120.10
2	6-U	485	LEU	N-CA-C	-5.39	96.45	111.00
4	7-F	398	LYS	CA-C-O	5.39	131.42	120.10
2	7-U	485	LEU	N-CA-C	-5.39	96.45	111.00
4	8-F	398	LYS	CA-C-O	5.39	131.42	120.10
2	8-U	485	LEU	N-CA-C	-5.39	96.45	111.00
3	1-J	400	LEU	N-CA-CB	5.39	121.18	110.40
2	2-C	485	LEU	N-CA-C	-5.39	96.45	111.00
2	3-C	485	LEU	N-CA-C	-5.39	96.45	111.00
2	4-C	485	LEU	N-CA-C	-5.39	96.45	111.00
2	5-C	485	LEU	N-CA-C	-5.39	96.45	111.00
2	6-C	485	LEU	N-CA-C	-5.39	96.45	111.00
2	7-C	485	LEU	N-CA-C	-5.39	96.45	111.00
2	8-C	485	LEU	N-CA-C	-5.39	96.45	111.00
4	1-L	342	GLN	C-N-CA	5.39	135.17	121.70
5	1-M	377	ASN	N-CA-C	5.39	125.54	111.00
4	1-X	398	LYS	CA-C-O	5.39	131.41	120.10
3	2-D	1515	TYR	CA-C-N	-5.39	105.35	117.20
3	3-D	1515	TYR	CA-C-N	-5.39	105.35	117.20
3	4-D	1515	TYR	CA-C-N	-5.39	105.35	117.20
3	6-D	1515	TYR	CA-C-N	-5.39	105.35	117.20
3	8-D	1515	TYR	CA-C-N	-5.39	105.35	117.20
4	1-R	266	GLU	C-N-CA	-5.38	108.24	121.70
5	1-S	377	ASN	N-CA-C	5.38	125.54	111.00
4	2-X	451	GLU	O-C-N	5.38	131.32	122.70
4	3-L	342	GLN	C-N-CA	5.38	135.16	121.70
4	3-L	436	SER	CA-C-N	-5.38	105.36	117.20
5	3-M	369	ASN	N-CA-CB	-5.38	100.91	110.60
4	4-X	451	GLU	O-C-N	5.38	131.32	122.70
4	5-X	451	GLU	O-C-N	5.38	131.32	122.70

Continued on next page...

Continued from previous page...

Mol	Chain	Res	Type	Atoms	Z	Observed(^{o})	Ideal(^{o})
4	6-X	451	GLU	O-C-N	5.38	131.32	122.70
4	7-X	451	GLU	O-C-N	5.38	131.32	122.70
4	8-L	342	GLN	C-N-CA	5.38	135.16	121.70
4	8-L	436	SER	CA-C-N	-5.38	105.36	117.20
5	8-M	369	ASN	N-CA-CB	-5.38	100.91	110.60
5	4-S	369	ASN	N-CA-CB	-5.38	100.91	110.60
5	5-S	369	ASN	N-CA-CB	-5.38	100.91	110.60
5	6-S	369	ASN	N-CA-CB	-5.38	100.91	110.60
5	7-S	369	ASN	N-CA-CB	-5.38	100.91	110.60
5	8-S	369	ASN	N-CA-CB	-5.38	100.91	110.60
4	1-L	451	GLU	O-C-N	5.38	131.31	122.70
3	1-P	400	LEU	N-CA-CB	5.38	121.16	110.40
4	2-L	398	LYS	CA-C-O	5.38	131.40	120.10
4	2-X	398	LYS	CA-C-O	5.38	131.40	120.10
4	4-L	398	LYS	CA-C-O	5.38	131.40	120.10
4	4-X	398	LYS	CA-C-O	5.38	131.40	120.10
4	5-L	398	LYS	CA-C-O	5.38	131.40	120.10
4	5-X	398	LYS	CA-C-O	5.38	131.40	120.10
4	6-L	398	LYS	CA-C-O	5.38	131.40	120.10
4	6-X	398	LYS	CA-C-O	5.38	131.40	120.10
4	7-L	398	LYS	CA-C-O	5.38	131.40	120.10
4	7-X	398	LYS	CA-C-O	5.38	131.40	120.10
4	2-X	407	GLU	N-CA-CB	5.38	120.28	110.60
5	3-M	377	ASN	N-CA-C	5.38	125.53	111.00
4	4-X	407	GLU	N-CA-CB	5.38	120.28	110.60
4	5-X	407	GLU	N-CA-CB	5.38	120.28	110.60
4	6-X	407	GLU	N-CA-CB	5.38	120.28	110.60
4	7-X	407	GLU	N-CA-CB	5.38	120.28	110.60
5	8-M	377	ASN	N-CA-C	5.38	125.53	111.00
3	1-D	240	PRO	N-CA-C	-5.38	98.12	112.10
3	1-J	240	PRO	N-CA-C	-5.38	98.11	112.10
4	1-L	398	LYS	CA-C-O	5.38	131.40	120.10
3	1-V	240	PRO	N-CA-C	-5.38	98.11	112.10
3	1-V	400	LEU	N-CA-CB	5.38	121.16	110.40
5	2-Y	377	ASN	N-CA-C	5.38	125.52	111.00
5	4-Y	377	ASN	N-CA-C	5.38	125.52	111.00
5	5-Y	377	ASN	N-CA-C	5.38	125.52	111.00
5	6-Y	377	ASN	N-CA-C	5.38	125.52	111.00
5	7-Y	377	ASN	N-CA-C	5.38	125.52	111.00
3	1-D	400	LEU	N-CA-CB	5.38	121.15	110.40
6	1-H	366	ILE	CB-CA-C	-5.38	100.85	111.60
1	1-K	443	LYS	N-CA-CB	5.38	120.28	110.60

Continued on next page...

Continued from previous page...

Mol	Chain	Res	Type	Atoms	Z	Observed(^{o})	Ideal(^{o})
5	1-Y	331	THR	N-CA-C	5.38	125.52	111.00
5	1-Y	377	ASN	N-CA-C	5.38	125.51	111.00
4	2-F	306	PRO	N-CA-CB	5.38	109.75	103.30
4	2-L	436	SER	CA-C-N	-5.38	105.37	117.20
5	2-M	331	THR	N-CA-C	5.38	125.52	111.00
1	2-W	443	LYS	N-CA-CB	5.38	120.28	110.60
4	3-F	306	PRO	N-CA-CB	5.38	109.75	103.30
1	3-W	443	LYS	N-CA-CB	5.38	120.28	110.60
4	4-L	436	SER	CA-C-N	-5.38	105.37	117.20
5	4-M	331	THR	N-CA-C	5.38	125.52	111.00
1	4-W	443	LYS	N-CA-CB	5.38	120.28	110.60
4	5-L	436	SER	CA-C-N	-5.38	105.37	117.20
5	5-M	331	THR	N-CA-C	5.38	125.52	111.00
1	5-W	443	LYS	N-CA-CB	5.38	120.28	110.60
1	6-E	443	LYS	N-CA-CB	5.38	120.28	110.60
4	6-L	436	SER	CA-C-N	-5.38	105.37	117.20
5	6-M	331	THR	N-CA-C	5.38	125.52	111.00
1	6-W	443	LYS	N-CA-CB	5.38	120.28	110.60
1	7-E	443	LYS	N-CA-CB	5.38	120.28	110.60
4	7-L	436	SER	CA-C-N	-5.38	105.37	117.20
5	7-M	331	THR	N-CA-C	5.38	125.52	111.00
1	7-W	443	LYS	N-CA-CB	5.38	120.28	110.60
1	8-E	443	LYS	N-CA-CB	5.38	120.28	110.60
1	8-W	443	LYS	N-CA-CB	5.38	120.28	110.60
4	1-X	407	GLU	N-CA-CB	5.38	120.28	110.60
6	1-T	366	ILE	CB-CA-C	-5.37	100.85	111.60
5	2-G	331	THR	N-CA-C	5.37	125.51	111.00
1	2-Q	443	LYS	N-CA-CB	5.37	120.27	110.60
5	3-G	331	THR	N-CA-C	5.37	125.51	111.00
1	3-Q	443	LYS	N-CA-CB	5.37	120.27	110.60
1	4-Q	443	LYS	N-CA-CB	5.37	120.27	110.60
1	5-Q	443	LYS	N-CA-CB	5.37	120.27	110.60
4	1-L	266	GLU	C-N-CA	-5.37	108.27	121.70
3	2-P	1491	ILE	CA-C-O	5.37	131.38	120.10
3	3-P	1491	ILE	CA-C-O	5.37	131.38	120.10
5	3-Y	331	THR	N-CA-C	5.37	125.50	111.00
3	4-P	1491	ILE	CA-C-O	5.37	131.38	120.10
4	4-R	342	GLN	C-N-CA	5.37	135.13	121.70
4	4-R	407	GLU	N-CA-CB	5.37	120.27	110.60
4	5-R	342	GLN	C-N-CA	5.37	135.13	121.70
4	5-R	407	GLU	N-CA-CB	5.37	120.27	110.60
3	6-P	1491	ILE	CA-C-O	5.37	131.38	120.10

Continued on next page...

Continued from previous page...

Mol	Chain	Res	Type	Atoms	Z	Observed(^{o})	Ideal(^{o})
4	6-R	342	GLN	C-N-CA	5.37	135.13	121.70
4	6-R	407	GLU	N-CA-CB	5.37	120.27	110.60
4	7-R	342	GLN	C-N-CA	5.37	135.13	121.70
4	7-R	407	GLU	N-CA-CB	5.37	120.27	110.60
3	8-P	1491	ILE	CA-C-O	5.37	131.38	120.10
4	8-R	342	GLN	C-N-CA	5.37	135.13	121.70
4	8-R	407	GLU	N-CA-CB	5.37	120.27	110.60
5	8-Y	331	THR	N-CA-C	5.37	125.50	111.00
4	1-L	436	SER	CA-C-N	-5.37	105.39	117.20
1	2-E	443	LYS	N-CA-CB	5.37	120.27	110.60
4	2-L	407	GLU	N-CA-CB	5.37	120.27	110.60
3	2-P	1515	TYR	CA-C-N	-5.37	105.39	117.20
1	3-E	443	LYS	N-CA-CB	5.37	120.27	110.60
3	3-P	1515	TYR	CA-C-N	-5.37	105.39	117.20
4	3-X	398	LYS	CA-C-O	5.37	131.38	120.10
1	4-E	443	LYS	N-CA-CB	5.37	120.27	110.60
4	4-F	407	GLU	N-CA-CB	5.37	120.27	110.60
4	4-L	407	GLU	N-CA-CB	5.37	120.27	110.60
3	4-P	1515	TYR	CA-C-N	-5.37	105.39	117.20
1	5-E	443	LYS	N-CA-CB	5.37	120.27	110.60
4	5-F	407	GLU	N-CA-CB	5.37	120.27	110.60
4	5-L	407	GLU	N-CA-CB	5.37	120.27	110.60
4	6-F	407	GLU	N-CA-CB	5.37	120.27	110.60
4	6-L	407	GLU	N-CA-CB	5.37	120.27	110.60
3	6-P	1515	TYR	CA-C-N	-5.37	105.39	117.20
4	7-F	407	GLU	N-CA-CB	5.37	120.27	110.60
4	7-L	407	GLU	N-CA-CB	5.37	120.27	110.60
4	8-F	407	GLU	N-CA-CB	5.37	120.27	110.60
3	8-P	1515	TYR	CA-C-N	-5.37	105.39	117.20
4	8-X	398	LYS	CA-C-O	5.37	131.38	120.10
2	1-U	250	VAL	CB-CA-C	5.37	121.60	111.40
4	1-X	208	GLN	CA-C-N	-5.37	105.39	117.20
6	2-N	366	ILE	CB-CA-C	-5.37	100.86	111.60
5	3-M	331	THR	N-CA-C	5.37	125.49	111.00
4	4-F	436	SER	CA-C-N	-5.37	105.39	117.20
6	4-H	366	ILE	CB-CA-C	-5.37	100.86	111.60
6	4-N	366	ILE	CB-CA-C	-5.37	100.86	111.60
4	5-F	436	SER	CA-C-N	-5.37	105.39	117.20
6	5-H	366	ILE	CB-CA-C	-5.37	100.86	111.60
6	5-N	366	ILE	CB-CA-C	-5.37	100.86	111.60
4	6-F	436	SER	CA-C-N	-5.37	105.39	117.20
6	6-H	366	ILE	CB-CA-C	-5.37	100.86	111.60

Continued on next page...

Continued from previous page...

Mol	Chain	Res	Type	Atoms	Z	Observed(^{o})	Ideal(^{o})
6	6-N	366	ILE	CB-CA-C	-5.37	100.86	111.60
4	7-F	436	SER	CA-C-N	-5.37	105.39	117.20
6	7-H	366	ILE	CB-CA-C	-5.37	100.86	111.60
6	7-N	366	ILE	CB-CA-C	-5.37	100.86	111.60
4	8-F	436	SER	CA-C-N	-5.37	105.39	117.20
6	8-H	366	ILE	CB-CA-C	-5.37	100.86	111.60
5	8-M	331	THR	N-CA-C	5.37	125.49	111.00
4	3-L	407	GLU	N-CA-CB	5.37	120.26	110.60
4	8-L	407	GLU	N-CA-CB	5.37	120.26	110.60
3	1-P	240	PRO	N-CA-C	-5.37	98.15	112.10
3	1-P	1502	ARG	CA-C-N	-5.37	105.39	117.20
4	1-F	342	GLN	C-N-CA	5.36	135.11	121.70
4	1-R	436	SER	CA-C-N	-5.36	105.40	117.20
4	1-X	436	SER	CA-C-N	-5.36	105.40	117.20
6	2-Z	366	ILE	CB-CA-C	-5.36	100.87	111.60
6	3-N	366	ILE	CB-CA-C	-5.36	100.87	111.60
6	3-Z	366	ILE	CB-CA-C	-5.36	100.87	111.60
6	4-Z	366	ILE	CB-CA-C	-5.36	100.87	111.60
6	5-Z	366	ILE	CB-CA-C	-5.36	100.87	111.60
6	6-Z	366	ILE	CB-CA-C	-5.36	100.87	111.60
6	7-Z	366	ILE	CB-CA-C	-5.36	100.87	111.60
6	8-N	366	ILE	CB-CA-C	-5.36	100.87	111.60
6	8-Z	366	ILE	CB-CA-C	-5.36	100.87	111.60
5	2-G	322	ALA	CA-C-O	-5.36	108.84	120.10
3	2-P	1502	ARG	CA-C-N	-5.36	105.40	117.20
5	2-Y	331	THR	N-CA-C	5.36	125.48	111.00
5	3-G	322	ALA	CA-C-O	-5.36	108.84	120.10
3	3-P	1502	ARG	CA-C-N	-5.36	105.40	117.20
3	4-P	1502	ARG	CA-C-N	-5.36	105.40	117.20
5	4-S	331	THR	N-CA-C	5.36	125.48	111.00
5	4-Y	331	THR	N-CA-C	5.36	125.48	111.00
5	5-S	331	THR	N-CA-C	5.36	125.48	111.00
5	5-Y	331	THR	N-CA-C	5.36	125.48	111.00
3	6-P	1502	ARG	CA-C-N	-5.36	105.40	117.20
5	6-S	331	THR	N-CA-C	5.36	125.48	111.00
5	6-Y	331	THR	N-CA-C	5.36	125.48	111.00
5	7-S	331	THR	N-CA-C	5.36	125.48	111.00
5	7-Y	331	THR	N-CA-C	5.36	125.48	111.00
3	8-P	1502	ARG	CA-C-N	-5.36	105.40	117.20
5	8-S	331	THR	N-CA-C	5.36	125.48	111.00
4	1-F	407	GLU	N-CA-CB	5.36	120.25	110.60
5	1-G	322	ALA	CA-C-O	-5.36	108.84	120.10

Continued on next page...

Continued from previous page...

Mol	Chain	Res	Type	Atoms	Z	Observed(^{o})	Ideal(^{o})
4	1-X	266	GLU	C-N-CA	-5.36	108.30	121.70
6	2-H	366	ILE	CB-CA-C	-5.36	100.88	111.60
3	2-J	1502	ARG	CA-C-N	-5.36	105.41	117.20
5	2-Y	322	ALA	CA-C-O	-5.36	108.84	120.10
6	3-H	366	ILE	CB-CA-C	-5.36	100.88	111.60
3	3-J	1502	ARG	CA-C-N	-5.36	105.41	117.20
4	3-X	436	SER	CA-C-N	-5.36	105.41	117.20
3	4-J	1502	ARG	CA-C-N	-5.36	105.41	117.20
5	4-S	322	ALA	CA-C-O	-5.36	108.84	120.10
5	4-Y	322	ALA	CA-C-O	-5.36	108.84	120.10
3	5-J	1502	ARG	CA-C-N	-5.36	105.41	117.20
5	5-S	322	ALA	CA-C-O	-5.36	108.84	120.10
5	5-Y	322	ALA	CA-C-O	-5.36	108.84	120.10
3	6-J	1502	ARG	CA-C-N	-5.36	105.41	117.20
5	6-S	322	ALA	CA-C-O	-5.36	108.84	120.10
5	6-Y	322	ALA	CA-C-O	-5.36	108.84	120.10
3	7-J	1502	ARG	CA-C-N	-5.36	105.41	117.20
5	7-S	322	ALA	CA-C-O	-5.36	108.84	120.10
5	7-Y	322	ALA	CA-C-O	-5.36	108.84	120.10
3	8-J	1502	ARG	CA-C-N	-5.36	105.41	117.20
5	8-S	322	ALA	CA-C-O	-5.36	108.84	120.10
4	8-X	436	SER	CA-C-N	-5.36	105.41	117.20
1	1-E	443	LYS	N-CA-CB	5.36	120.25	110.60
4	2-F	436	SER	CA-C-N	-5.36	105.41	117.20
6	2-T	366	ILE	CB-CA-C	-5.36	100.88	111.60
4	3-F	436	SER	CA-C-N	-5.36	105.41	117.20
6	3-T	366	ILE	CB-CA-C	-5.36	100.88	111.60
1	1-B	443	LYS	N-CA-CB	5.36	120.24	110.60
2	1-O	3	THR	CA-C-O	5.36	131.35	120.10
2	2-I	3	THR	CA-C-O	5.36	131.35	120.10
5	2-M	322	ALA	CA-C-O	-5.36	108.85	120.10
5	3-M	322	ALA	CA-C-O	-5.36	108.85	120.10
5	4-G	331	THR	N-CA-C	5.36	125.47	111.00
2	4-I	3	THR	CA-C-O	5.36	131.35	120.10
5	4-M	322	ALA	CA-C-O	-5.36	108.85	120.10
4	4-R	436	SER	CA-C-N	-5.36	105.41	117.20
5	5-G	331	THR	N-CA-C	5.36	125.47	111.00
2	5-I	3	THR	CA-C-O	5.36	131.35	120.10
5	5-M	322	ALA	CA-C-O	-5.36	108.85	120.10
4	5-R	436	SER	CA-C-N	-5.36	105.41	117.20
5	6-G	331	THR	N-CA-C	5.36	125.47	111.00
2	6-I	3	THR	CA-C-O	5.36	131.35	120.10

Continued on next page...

Continued from previous page...

Mol	Chain	Res	Type	Atoms	Z	Observed(^{o})	Ideal(^{o})
5	6-M	322	ALA	CA-C-O	-5.36	108.85	120.10
4	6-R	436	SER	CA-C-N	-5.36	105.41	117.20
5	7-G	331	THR	N-CA-C	5.36	125.47	111.00
2	7-I	3	THR	CA-C-O	5.36	131.35	120.10
5	7-M	322	ALA	CA-C-O	-5.36	108.85	120.10
4	7-R	436	SER	CA-C-N	-5.36	105.41	117.20
5	8-G	331	THR	N-CA-C	5.36	125.47	111.00
5	8-M	322	ALA	CA-C-O	-5.36	108.85	120.10
4	8-R	436	SER	CA-C-N	-5.36	105.41	117.20
3	1-J	1502	ARG	CA-C-N	-5.36	105.42	117.20
4	1-L	407	GLU	N-CA-CB	5.36	120.24	110.60
5	1-M	322	ALA	CA-C-O	-5.36	108.86	120.10
5	1-M	331	THR	N-CA-C	5.36	125.46	111.00
1	1-Q	443	LYS	N-CA-CB	5.36	120.24	110.60
1	1-W	443	LYS	N-CA-CB	5.36	120.24	110.60
5	1-Y	322	ALA	CA-C-O	-5.36	108.85	120.10
1	2-B	443	LYS	N-CA-CB	5.36	120.24	110.60
3	2-D	1502	ARG	CA-C-N	-5.36	105.42	117.20
3	2-J	1491	ILE	CA-C-O	5.36	131.35	120.10
1	3-B	443	LYS	N-CA-CB	5.36	120.24	110.60
3	3-D	1502	ARG	CA-C-N	-5.36	105.42	117.20
3	3-J	1491	ILE	CA-C-O	5.36	131.35	120.10
1	4-B	443	LYS	N-CA-CB	5.36	120.24	110.60
3	4-D	1502	ARG	CA-C-N	-5.36	105.42	117.20
3	4-J	1491	ILE	CA-C-O	5.36	131.35	120.10
1	5-B	443	LYS	N-CA-CB	5.36	120.24	110.60
3	5-D	1491	ILE	CA-C-O	5.36	131.35	120.10
3	5-J	1491	ILE	CA-C-O	5.36	131.35	120.10
1	6-B	443	LYS	N-CA-CB	5.36	120.24	110.60
3	6-D	1502	ARG	CA-C-N	-5.36	105.42	117.20
3	6-J	1491	ILE	CA-C-O	5.36	131.35	120.10
1	7-B	443	LYS	N-CA-CB	5.36	120.24	110.60
3	7-D	1491	ILE	CA-C-O	5.36	131.35	120.10
3	7-J	1491	ILE	CA-C-O	5.36	131.35	120.10
1	8-B	443	LYS	N-CA-CB	5.36	120.24	110.60
3	8-D	1502	ARG	CA-C-N	-5.36	105.42	117.20
3	8-J	1491	ILE	CA-C-O	5.36	131.35	120.10
2	1-O	250	VAL	CB-CA-C	5.35	121.57	111.40
2	2-C	250	VAL	CB-CA-C	5.35	121.57	111.40
3	2-D	1491	ILE	CA-C-O	5.35	131.34	120.10
5	2-S	322	ALA	CA-C-O	-5.35	108.86	120.10
2	3-C	250	VAL	CB-CA-C	5.35	121.57	111.40

Continued on next page...

Continued from previous page...

Mol	Chain	Res	Type	Atoms	Z	Observed(^{o})	Ideal(^{o})
3	3-D	1491	ILE	CA-C-O	5.35	131.34	120.10
5	3-S	322	ALA	CA-C-O	-5.35	108.86	120.10
2	4-C	250	VAL	CB-CA-C	5.35	121.57	111.40
3	4-D	1491	ILE	CA-C-O	5.35	131.34	120.10
2	5-C	250	VAL	CB-CA-C	5.35	121.57	111.40
3	5-P	1491	ILE	CA-C-O	5.35	131.34	120.10
2	6-C	250	VAL	CB-CA-C	5.35	121.57	111.40
3	6-D	1491	ILE	CA-C-O	5.35	131.34	120.10
2	7-C	250	VAL	CB-CA-C	5.35	121.57	111.40
3	7-P	1491	ILE	CA-C-O	5.35	131.34	120.10
2	8-C	250	VAL	CB-CA-C	5.35	121.57	111.40
3	8-D	1491	ILE	CA-C-O	5.35	131.34	120.10
1	1-A	443	LYS	N-CA-CB	5.35	120.24	110.60
2	1-C	250	VAL	CB-CA-C	5.35	121.57	111.40
4	3-X	407	GLU	N-CA-CB	5.35	120.23	110.60
4	8-X	407	GLU	N-CA-CB	5.35	120.23	110.60
2	1-C	3	THR	CA-C-O	5.35	131.34	120.10
2	1-I	250	VAL	CB-CA-C	5.35	121.57	111.40
3	1-V	1470	ILE	CA-C-O	-5.35	108.86	120.10
4	2-R	436	SER	CA-C-N	-5.35	105.43	117.20
5	2-S	331	THR	N-CA-C	5.35	125.45	111.00
4	3-R	436	SER	CA-C-N	-5.35	105.43	117.20
5	3-S	331	THR	N-CA-C	5.35	125.45	111.00
3	5-D	1470	ILE	CA-C-O	-5.35	108.86	120.10
3	7-D	1470	ILE	CA-C-O	-5.35	108.86	120.10
3	1-J	1470	ILE	CA-C-O	-5.35	108.87	120.10
4	1-R	407	GLU	N-CA-CB	5.35	120.23	110.60
4	2-F	462	GLU	O-C-N	-5.35	114.14	122.70
4	3-F	462	GLU	O-C-N	-5.35	114.14	122.70
3	5-D	1502	ARG	CA-C-N	-5.35	105.43	117.20
3	7-D	1502	ARG	CA-C-N	-5.35	105.43	117.20
5	1-S	331	THR	N-CA-C	5.35	125.44	111.00
2	2-U	3	THR	CA-C-O	5.35	131.33	120.10
2	2-U	250	VAL	CB-CA-C	5.35	121.56	111.40
2	3-U	250	VAL	CB-CA-C	5.35	121.56	111.40
6	3-Z	405	ASP	C-N-CA	-5.35	108.33	121.70
6	4-T	366	ILE	CB-CA-C	-5.35	100.91	111.60
2	4-U	3	THR	CA-C-O	5.35	131.33	120.10
2	4-U	250	VAL	CB-CA-C	5.35	121.56	111.40
6	5-T	366	ILE	CB-CA-C	-5.35	100.91	111.60
2	5-U	3	THR	CA-C-O	5.35	131.33	120.10
2	5-U	250	VAL	CB-CA-C	5.35	121.56	111.40

Continued on next page...

Continued from previous page...

Mol	Chain	Res	Type	Atoms	Z	Observed(^{o})	Ideal(^{o})
6	6-T	366	ILE	CB-CA-C	-5.35	100.91	111.60
2	6-U	3	THR	CA-C-O	5.35	131.33	120.10
2	6-U	250	VAL	CB-CA-C	5.35	121.56	111.40
6	7-T	366	ILE	CB-CA-C	-5.35	100.91	111.60
2	7-U	3	THR	CA-C-O	5.35	131.33	120.10
2	7-U	250	VAL	CB-CA-C	5.35	121.56	111.40
6	8-T	366	ILE	CB-CA-C	-5.35	100.91	111.60
2	8-U	250	VAL	CB-CA-C	5.35	121.56	111.40
6	8-Z	405	ASP	C-N-CA	-5.35	108.33	121.70
4	1-F	266	GLU	C-N-CA	-5.35	108.33	121.70
3	5-P	1470	ILE	CA-C-O	-5.35	108.87	120.10
3	7-P	1470	ILE	CA-C-O	-5.35	108.87	120.10
3	2-V	1470	ILE	CA-C-O	-5.34	108.88	120.10
3	3-V	1470	ILE	CA-C-O	-5.34	108.88	120.10
3	4-V	1470	ILE	CA-C-O	-5.34	108.88	120.10
3	5-V	1470	ILE	CA-C-O	-5.34	108.88	120.10
3	6-V	1470	ILE	CA-C-O	-5.34	108.88	120.10
3	7-V	1470	ILE	CA-C-O	-5.34	108.88	120.10
3	8-V	1470	ILE	CA-C-O	-5.34	108.88	120.10
3	1-D	1502	ARG	CA-C-N	-5.34	105.44	117.20
4	2-X	436	SER	CA-C-N	-5.34	105.44	117.20
2	3-U	3	THR	CA-C-O	5.34	131.32	120.10
4	4-X	436	SER	CA-C-N	-5.34	105.44	117.20
4	5-X	436	SER	CA-C-N	-5.34	105.44	117.20
4	6-X	436	SER	CA-C-N	-5.34	105.44	117.20
4	7-X	436	SER	CA-C-N	-5.34	105.44	117.20
2	8-U	3	THR	CA-C-O	5.34	131.32	120.10
4	1-F	208	GLN	CA-C-N	-5.34	105.45	117.20
4	1-F	436	SER	CA-C-N	-5.34	105.45	117.20
3	1-P	1470	ILE	CA-C-O	-5.34	108.88	120.10
4	1-X	462	GLU	O-C-N	-5.34	114.15	122.70
6	1-Z	405	ASP	C-N-CA	-5.34	108.34	121.70
2	2-C	484	ARG	CB-CA-C	-5.34	99.72	110.40
3	2-V	1491	ILE	CA-C-O	5.34	131.32	120.10
3	2-V	1502	ARG	CA-C-N	-5.34	105.45	117.20
6	2-Z	405	ASP	C-N-CA	-5.34	108.35	121.70
2	3-C	484	ARG	CB-CA-C	-5.34	99.72	110.40
6	3-N	405	ASP	C-N-CA	-5.34	108.35	121.70
3	3-V	1491	ILE	CA-C-O	5.34	131.32	120.10
3	3-V	1502	ARG	CA-C-N	-5.34	105.45	117.20
2	4-C	484	ARG	CB-CA-C	-5.34	99.72	110.40
3	4-V	1491	ILE	CA-C-O	5.34	131.32	120.10

Continued on next page...

Continued from previous page...

Mol	Chain	Res	Type	Atoms	Z	Observed(^{o})	Ideal(^{o})
3	4-V	1502	ARG	CA-C-N	-5.34	105.45	117.20
6	4-Z	405	ASP	C-N-CA	-5.34	108.35	121.70
2	5-C	484	ARG	CB-CA-C	-5.34	99.72	110.40
3	5-V	1491	ILE	CA-C-O	5.34	131.32	120.10
3	5-V	1502	ARG	CA-C-N	-5.34	105.45	117.20
6	5-Z	405	ASP	C-N-CA	-5.34	108.35	121.70
2	6-C	484	ARG	CB-CA-C	-5.34	99.72	110.40
3	6-V	1491	ILE	CA-C-O	5.34	131.32	120.10
3	6-V	1502	ARG	CA-C-N	-5.34	105.45	117.20
6	6-Z	405	ASP	C-N-CA	-5.34	108.35	121.70
2	7-C	484	ARG	CB-CA-C	-5.34	99.72	110.40
3	7-V	1491	ILE	CA-C-O	5.34	131.32	120.10
3	7-V	1502	ARG	CA-C-N	-5.34	105.45	117.20
6	7-Z	405	ASP	C-N-CA	-5.34	108.35	121.70
2	8-C	484	ARG	CB-CA-C	-5.34	99.72	110.40
6	8-N	405	ASP	C-N-CA	-5.34	108.35	121.70
3	8-V	1491	ILE	CA-C-O	5.34	131.32	120.10
3	8-V	1502	ARG	CA-C-N	-5.34	105.45	117.20
3	1-D	1470	ILE	CA-C-O	-5.34	108.89	120.10
4	1-F	465	GLN	CA-C-O	-5.34	108.89	120.10
5	1-G	352	GLN	CA-C-N	-5.34	105.45	117.20
3	1-J	1491	ILE	CA-C-O	5.34	131.31	120.10
4	1-L	208	GLN	CA-C-N	-5.34	105.45	117.20
4	1-L	462	GLU	O-C-N	-5.34	114.16	122.70
2	1-O	484	ARG	CB-CA-C	-5.34	99.72	110.40
3	1-P	1491	ILE	CA-C-O	5.34	131.31	120.10
2	2-I	250	VAL	CB-CA-C	5.34	121.54	111.40
2	2-O	3	THR	CA-C-O	5.34	131.31	120.10
2	3-I	250	VAL	CB-CA-C	5.34	121.54	111.40
2	3-O	3	THR	CA-C-O	5.34	131.31	120.10
5	3-Y	322	ALA	CA-C-O	-5.34	108.89	120.10
2	4-I	250	VAL	CB-CA-C	5.34	121.54	111.40
2	4-O	3	THR	CA-C-O	5.34	131.31	120.10
2	5-I	250	VAL	CB-CA-C	5.34	121.54	111.40
2	5-O	3	THR	CA-C-O	5.34	131.31	120.10
2	6-I	250	VAL	CB-CA-C	5.34	121.54	111.40
2	6-O	3	THR	CA-C-O	5.34	131.31	120.10
2	7-I	250	VAL	CB-CA-C	5.34	121.54	111.40
2	7-O	3	THR	CA-C-O	5.34	131.31	120.10
2	8-I	250	VAL	CB-CA-C	5.34	121.54	111.40
2	8-O	3	THR	CA-C-O	5.34	131.31	120.10
5	8-Y	322	ALA	CA-C-O	-5.34	108.89	120.10

Continued on next page...

Continued from previous page...

Mol	Chain	Res	Type	Atoms	Z	Observed(^{o})	Ideal(^{o})
3	5-P	1502	ARG	CA-C-N	-5.34	105.45	117.20
3	7-P	1502	ARG	CA-C-N	-5.34	105.45	117.20
5	1-G	331	THR	N-CA-C	5.34	125.41	111.00
6	1-N	405	ASP	C-N-CA	-5.34	108.36	121.70
5	1-S	322	ALA	CA-C-O	-5.34	108.89	120.10
5	4-G	322	ALA	CA-C-O	-5.34	108.89	120.10
5	5-G	322	ALA	CA-C-O	-5.34	108.89	120.10
5	6-G	322	ALA	CA-C-O	-5.34	108.89	120.10
5	7-G	322	ALA	CA-C-O	-5.34	108.89	120.10
5	8-G	322	ALA	CA-C-O	-5.34	108.89	120.10
6	2-H	405	ASP	C-N-CA	-5.33	108.36	121.70
4	2-L	462	GLU	O-C-N	-5.33	114.17	122.70
2	2-U	484	ARG	CB-CA-C	-5.33	99.73	110.40
5	2-Y	352	GLN	CA-C-N	-5.33	105.46	117.20
6	3-H	405	ASP	C-N-CA	-5.33	108.36	121.70
2	3-U	484	ARG	CB-CA-C	-5.33	99.73	110.40
6	4-H	405	ASP	C-N-CA	-5.33	108.36	121.70
4	4-L	462	GLU	O-C-N	-5.33	114.17	122.70
5	4-S	352	GLN	CA-C-N	-5.33	105.46	117.20
2	4-U	484	ARG	CB-CA-C	-5.33	99.73	110.40
5	4-Y	352	GLN	CA-C-N	-5.33	105.46	117.20
6	5-H	405	ASP	C-N-CA	-5.33	108.36	121.70
4	5-L	462	GLU	O-C-N	-5.33	114.17	122.70
5	5-S	352	GLN	CA-C-N	-5.33	105.46	117.20
2	5-U	484	ARG	CB-CA-C	-5.33	99.73	110.40
5	5-Y	352	GLN	CA-C-N	-5.33	105.46	117.20
6	6-H	405	ASP	C-N-CA	-5.33	108.36	121.70
4	6-L	462	GLU	O-C-N	-5.33	114.17	122.70
5	6-S	352	GLN	CA-C-N	-5.33	105.46	117.20
2	6-U	484	ARG	CB-CA-C	-5.33	99.73	110.40
5	6-Y	352	GLN	CA-C-N	-5.33	105.46	117.20
6	7-H	405	ASP	C-N-CA	-5.33	108.36	121.70
4	7-L	462	GLU	O-C-N	-5.33	114.17	122.70
5	7-S	352	GLN	CA-C-N	-5.33	105.46	117.20
2	7-U	484	ARG	CB-CA-C	-5.33	99.73	110.40
5	7-Y	352	GLN	CA-C-N	-5.33	105.46	117.20
6	8-H	405	ASP	C-N-CA	-5.33	108.36	121.70
5	8-S	352	GLN	CA-C-N	-5.33	105.46	117.20
2	8-U	484	ARG	CB-CA-C	-5.33	99.73	110.40
2	1-C	484	ARG	CB-CA-C	-5.33	99.73	110.40
2	1-I	484	ARG	CB-CA-C	-5.33	99.73	110.40
6	1-Z	366	ILE	CB-CA-C	-5.33	100.93	111.60

Continued on next page...

Continued from previous page...

Mol	Chain	Res	Type	Atoms	Z	Observed(^{o})	Ideal(^{o})
6	2-N	405	ASP	C-N-CA	-5.33	108.36	121.70
4	2-X	465	GLN	CA-C-O	-5.33	108.90	120.10
6	4-N	405	ASP	C-N-CA	-5.33	108.36	121.70
4	4-X	465	GLN	CA-C-O	-5.33	108.90	120.10
6	5-N	405	ASP	C-N-CA	-5.33	108.36	121.70
4	5-X	465	GLN	CA-C-O	-5.33	108.90	120.10
6	6-N	405	ASP	C-N-CA	-5.33	108.36	121.70
4	6-X	465	GLN	CA-C-O	-5.33	108.90	120.10
6	7-N	405	ASP	C-N-CA	-5.33	108.36	121.70
4	7-X	465	GLN	CA-C-O	-5.33	108.90	120.10
4	4-F	465	GLN	CA-C-O	-5.33	108.90	120.10
4	5-F	465	GLN	CA-C-O	-5.33	108.90	120.10
4	6-F	465	GLN	CA-C-O	-5.33	108.90	120.10
4	7-F	465	GLN	CA-C-O	-5.33	108.90	120.10
4	8-F	465	GLN	CA-C-O	-5.33	108.90	120.10
6	2-T	405	ASP	C-N-CA	-5.33	108.38	121.70
4	2-X	462	GLU	O-C-N	-5.33	114.17	122.70
6	3-T	405	ASP	C-N-CA	-5.33	108.38	121.70
4	4-X	462	GLU	O-C-N	-5.33	114.17	122.70
4	5-X	462	GLU	O-C-N	-5.33	114.17	122.70
4	6-X	462	GLU	O-C-N	-5.33	114.17	122.70
4	7-X	462	GLU	O-C-N	-5.33	114.17	122.70
4	1-R	465	GLN	CA-C-O	-5.33	108.91	120.10
2	2-O	250	VAL	CB-CA-C	5.33	121.53	111.40
3	2-P	1470	ILE	CA-C-O	-5.33	108.91	120.10
2	3-I	3	THR	CA-C-O	5.33	131.29	120.10
2	3-O	250	VAL	CB-CA-C	5.33	121.53	111.40
3	3-P	1470	ILE	CA-C-O	-5.33	108.91	120.10
2	4-C	3	THR	CA-C-O	5.33	131.29	120.10
2	4-O	250	VAL	CB-CA-C	5.33	121.53	111.40
3	4-P	1470	ILE	CA-C-O	-5.33	108.91	120.10
6	4-T	405	ASP	C-N-CA	-5.33	108.38	121.70
2	5-C	3	THR	CA-C-O	5.33	131.29	120.10
2	5-O	250	VAL	CB-CA-C	5.33	121.53	111.40
6	5-T	405	ASP	C-N-CA	-5.33	108.38	121.70
2	6-C	3	THR	CA-C-O	5.33	131.29	120.10
2	6-O	250	VAL	CB-CA-C	5.33	121.53	111.40
3	6-P	1470	ILE	CA-C-O	-5.33	108.91	120.10
6	6-T	405	ASP	C-N-CA	-5.33	108.38	121.70
2	7-C	3	THR	CA-C-O	5.33	131.29	120.10
2	7-O	250	VAL	CB-CA-C	5.33	121.53	111.40
6	7-T	405	ASP	C-N-CA	-5.33	108.38	121.70

Continued on next page...

Continued from previous page...

Mol	Chain	Res	Type	Atoms	Z	Observed(^{o})	Ideal(^{o})
2	8-C	3	THR	CA-C-O	5.33	131.29	120.10
2	8-I	3	THR	CA-C-O	5.33	131.29	120.10
2	8-O	250	VAL	CB-CA-C	5.33	121.53	111.40
3	8-P	1470	ILE	CA-C-O	-5.33	108.91	120.10
6	8-T	405	ASP	C-N-CA	-5.33	108.38	121.70
6	1-H	405	ASP	C-N-CA	-5.33	108.38	121.70
3	2-D	1470	ILE	CA-C-O	-5.33	108.91	120.10
3	3-D	1470	ILE	CA-C-O	-5.33	108.91	120.10
3	4-D	1470	ILE	CA-C-O	-5.33	108.91	120.10
3	6-D	1470	ILE	CA-C-O	-5.33	108.91	120.10
3	8-D	1470	ILE	CA-C-O	-5.33	108.91	120.10
6	1-T	405	ASP	C-N-CA	-5.33	108.39	121.70
2	1-U	484	ARG	CB-CA-C	-5.33	99.75	110.40
3	2-J	1470	ILE	CA-C-O	-5.33	108.91	120.10
3	3-J	1470	ILE	CA-C-O	-5.33	108.91	120.10
3	4-J	1470	ILE	CA-C-O	-5.33	108.91	120.10
6	4-T	406	LEU	C-N-CA	-5.33	108.39	121.70
3	5-J	1470	ILE	CA-C-O	-5.33	108.91	120.10
6	5-T	406	LEU	C-N-CA	-5.33	108.39	121.70
3	6-J	1470	ILE	CA-C-O	-5.33	108.91	120.10
6	6-T	406	LEU	C-N-CA	-5.33	108.39	121.70
3	7-J	1470	ILE	CA-C-O	-5.33	108.91	120.10
6	7-T	406	LEU	C-N-CA	-5.33	108.39	121.70
3	8-J	1470	ILE	CA-C-O	-5.33	108.91	120.10
6	8-T	406	LEU	C-N-CA	-5.33	108.39	121.70
6	1-H	406	LEU	C-N-CA	-5.32	108.39	121.70
2	1-I	3	THR	CA-C-O	5.32	131.28	120.10
2	2-C	3	THR	CA-C-O	5.32	131.28	120.10
2	3-C	3	THR	CA-C-O	5.32	131.28	120.10
2	2-I	484	ARG	CB-CA-C	-5.32	99.76	110.40
2	3-I	484	ARG	CB-CA-C	-5.32	99.76	110.40
4	3-X	462	GLU	O-C-N	-5.32	114.19	122.70
6	3-Z	406	LEU	C-N-CA	-5.32	108.40	121.70
2	4-I	484	ARG	CB-CA-C	-5.32	99.76	110.40
2	5-I	484	ARG	CB-CA-C	-5.32	99.76	110.40
2	6-I	484	ARG	CB-CA-C	-5.32	99.76	110.40
2	7-I	484	ARG	CB-CA-C	-5.32	99.76	110.40
2	8-I	484	ARG	CB-CA-C	-5.32	99.76	110.40
4	8-X	462	GLU	O-C-N	-5.32	114.19	122.70
6	8-Z	406	LEU	C-N-CA	-5.32	108.40	121.70
5	1-M	352	GLN	CA-C-N	-5.32	105.50	117.20
2	2-O	484	ARG	CB-CA-C	-5.32	99.76	110.40

Continued on next page...

Continued from previous page...

Mol	Chain	Res	Type	Atoms	Z	Observed(^{o})	Ideal(^{o})
2	3-O	484	ARG	CB-CA-C	-5.32	99.76	110.40
2	4-O	484	ARG	CB-CA-C	-5.32	99.76	110.40
4	4-R	367	THR	N-CA-C	-5.32	96.64	111.00
2	5-O	484	ARG	CB-CA-C	-5.32	99.76	110.40
4	5-R	367	THR	N-CA-C	-5.32	96.64	111.00
2	6-O	484	ARG	CB-CA-C	-5.32	99.76	110.40
4	6-R	367	THR	N-CA-C	-5.32	96.64	111.00
2	7-O	484	ARG	CB-CA-C	-5.32	99.76	110.40
4	7-R	367	THR	N-CA-C	-5.32	96.64	111.00
2	8-O	484	ARG	CB-CA-C	-5.32	99.76	110.40
4	8-R	367	THR	N-CA-C	-5.32	96.64	111.00
6	1-Z	501	GLU	CA-C-O	5.32	131.26	120.10
4	2-R	465	GLN	CA-C-O	-5.32	108.93	120.10
4	3-R	465	GLN	CA-C-O	-5.32	108.93	120.10
5	3-Y	352	GLN	CA-C-N	-5.32	105.50	117.20
4	4-F	367	THR	N-CA-C	-5.32	96.64	111.00
4	5-F	367	THR	N-CA-C	-5.32	96.64	111.00
4	6-F	367	THR	N-CA-C	-5.32	96.64	111.00
4	7-F	367	THR	N-CA-C	-5.32	96.64	111.00
4	8-F	367	THR	N-CA-C	-5.32	96.64	111.00
5	8-Y	352	GLN	CA-C-N	-5.32	105.50	117.20
3	1-D	1491	ILE	CA-C-O	5.32	131.26	120.10
3	1-V	1491	ILE	CA-C-O	5.32	131.26	120.10
4	1-X	367	THR	N-CA-C	-5.32	96.65	111.00
5	3-M	352	GLN	CA-C-N	-5.32	105.51	117.20
5	8-M	352	GLN	CA-C-N	-5.32	105.51	117.20
4	1-L	465	GLN	CA-C-O	-5.31	108.94	120.10
4	2-R	367	THR	N-CA-C	-5.31	96.65	111.00
4	2-R	462	GLU	O-C-N	-5.31	114.20	122.70
4	2-X	367	THR	N-CA-C	-5.31	96.65	111.00
4	3-R	367	THR	N-CA-C	-5.31	96.65	111.00
4	3-R	462	GLU	O-C-N	-5.31	114.20	122.70
5	4-G	332	PRO	CB-CA-C	5.31	125.28	112.00
4	4-X	367	THR	N-CA-C	-5.31	96.65	111.00
5	5-G	332	PRO	CB-CA-C	5.31	125.28	112.00
4	5-X	367	THR	N-CA-C	-5.31	96.65	111.00
5	6-G	332	PRO	CB-CA-C	5.31	125.28	112.00
4	6-X	367	THR	N-CA-C	-5.31	96.65	111.00
5	7-G	332	PRO	CB-CA-C	5.31	125.28	112.00
4	7-X	367	THR	N-CA-C	-5.31	96.65	111.00
5	8-G	332	PRO	CB-CA-C	5.31	125.28	112.00
4	1-L	367	THR	N-CA-C	-5.31	96.66	111.00

Continued on next page...

Continued from previous page...

Mol	Chain	Res	Type	Atoms	Z	Observed(^{o})	Ideal(^{o})
4	1-R	462	GLU	O-C-N	-5.31	114.20	122.70
5	1-S	352	GLN	CA-C-N	-5.31	105.51	117.20
6	1-T	406	LEU	C-N-CA	-5.31	108.42	121.70
5	1-Y	352	GLN	CA-C-N	-5.31	105.51	117.20
5	2-G	332	PRO	CB-CA-C	5.31	125.28	112.00
4	2-L	367	THR	N-CA-C	-5.31	96.66	111.00
5	2-S	352	GLN	CA-C-N	-5.31	105.51	117.20
5	3-G	332	PRO	CB-CA-C	5.31	125.28	112.00
5	3-S	352	GLN	CA-C-N	-5.31	105.51	117.20
4	4-L	367	THR	N-CA-C	-5.31	96.66	111.00
4	5-L	367	THR	N-CA-C	-5.31	96.66	111.00
4	6-L	367	THR	N-CA-C	-5.31	96.66	111.00
4	7-L	367	THR	N-CA-C	-5.31	96.66	111.00
4	1-R	208	GLN	CA-C-N	-5.31	105.52	117.20
4	3-L	367	THR	N-CA-C	-5.31	96.66	111.00
5	4-G	352	GLN	CA-C-N	-5.31	105.52	117.20
4	4-R	462	GLU	O-C-N	-5.31	114.21	122.70
5	5-G	352	GLN	CA-C-N	-5.31	105.52	117.20
4	5-R	462	GLU	O-C-N	-5.31	114.21	122.70
5	6-G	352	GLN	CA-C-N	-5.31	105.52	117.20
4	6-R	462	GLU	O-C-N	-5.31	114.21	122.70
5	7-G	352	GLN	CA-C-N	-5.31	105.52	117.20
4	7-R	462	GLU	O-C-N	-5.31	114.21	122.70
5	8-G	352	GLN	CA-C-N	-5.31	105.52	117.20
4	8-L	367	THR	N-CA-C	-5.31	96.66	111.00
4	8-R	462	GLU	O-C-N	-5.31	114.21	122.70
4	1-F	367	THR	N-CA-C	-5.31	96.67	111.00
4	1-F	462	GLU	O-C-N	-5.31	114.21	122.70
5	2-G	352	GLN	CA-C-N	-5.31	105.52	117.20
5	2-S	332	PRO	CB-CA-C	5.31	125.27	112.00
5	3-G	352	GLN	CA-C-N	-5.31	105.52	117.20
5	3-S	332	PRO	CB-CA-C	5.31	125.27	112.00
4	3-X	367	THR	N-CA-C	-5.31	96.67	111.00
4	8-X	367	THR	N-CA-C	-5.31	96.67	111.00
6	2-H	406	LEU	C-N-CA	-5.31	108.43	121.70
6	3-H	406	LEU	C-N-CA	-5.31	108.43	121.70
4	3-L	465	GLN	CA-C-O	-5.31	108.96	120.10
4	8-L	465	GLN	CA-C-O	-5.31	108.96	120.10
2	1-U	3	THR	CA-C-O	5.30	131.24	120.10
4	2-F	367	THR	N-CA-C	-5.30	96.68	111.00
4	2-L	465	GLN	CA-C-O	-5.30	108.96	120.10
5	2-M	332	PRO	CB-CA-C	5.30	125.26	112.00

Continued on next page...

Continued from previous page...

Mol	Chain	Res	Type	Atoms	Z	Observed(^{o})	Ideal(^{o})
5	2-Y	332	PRO	CB-CA-C	5.30	125.26	112.00
4	3-F	367	THR	N-CA-C	-5.30	96.68	111.00
4	4-F	462	GLU	O-C-N	-5.30	114.21	122.70
4	4-L	465	GLN	CA-C-O	-5.30	108.96	120.10
5	4-M	332	PRO	CB-CA-C	5.30	125.26	112.00
4	4-R	465	GLN	CA-C-O	-5.30	108.96	120.10
5	4-Y	332	PRO	CB-CA-C	5.30	125.26	112.00
4	5-F	462	GLU	O-C-N	-5.30	114.21	122.70
4	5-L	465	GLN	CA-C-O	-5.30	108.96	120.10
5	5-M	332	PRO	CB-CA-C	5.30	125.26	112.00
4	5-R	465	GLN	CA-C-O	-5.30	108.96	120.10
5	5-Y	332	PRO	CB-CA-C	5.30	125.26	112.00
4	6-F	462	GLU	O-C-N	-5.30	114.21	122.70
4	6-L	465	GLN	CA-C-O	-5.30	108.96	120.10
5	6-M	332	PRO	CB-CA-C	5.30	125.26	112.00
4	6-R	465	GLN	CA-C-O	-5.30	108.96	120.10
5	6-Y	332	PRO	CB-CA-C	5.30	125.26	112.00
4	7-F	462	GLU	O-C-N	-5.30	114.21	122.70
4	7-L	465	GLN	CA-C-O	-5.30	108.96	120.10
5	7-M	332	PRO	CB-CA-C	5.30	125.26	112.00
4	7-R	465	GLN	CA-C-O	-5.30	108.96	120.10
5	7-Y	332	PRO	CB-CA-C	5.30	125.26	112.00
4	8-F	462	GLU	O-C-N	-5.30	114.21	122.70
4	8-R	465	GLN	CA-C-O	-5.30	108.96	120.10
6	3-N	406	LEU	C-N-CA	-5.30	108.44	121.70
6	8-N	406	LEU	C-N-CA	-5.30	108.44	121.70
6	1-N	406	LEU	C-N-CA	-5.30	108.45	121.70
5	1-S	332	PRO	CB-CA-C	5.30	125.25	112.00
6	2-N	406	LEU	C-N-CA	-5.30	108.45	121.70
4	3-L	462	GLU	O-C-N	-5.30	114.22	122.70
4	3-X	465	GLN	CA-C-O	-5.30	108.97	120.10
6	4-H	406	LEU	C-N-CA	-5.30	108.44	121.70
6	4-N	406	LEU	C-N-CA	-5.30	108.45	121.70
6	5-H	406	LEU	C-N-CA	-5.30	108.44	121.70
6	5-N	406	LEU	C-N-CA	-5.30	108.45	121.70
6	6-H	406	LEU	C-N-CA	-5.30	108.44	121.70
6	6-N	406	LEU	C-N-CA	-5.30	108.45	121.70
6	7-H	406	LEU	C-N-CA	-5.30	108.44	121.70
6	7-N	406	LEU	C-N-CA	-5.30	108.45	121.70
6	8-H	406	LEU	C-N-CA	-5.30	108.44	121.70
4	8-L	462	GLU	O-C-N	-5.30	114.22	122.70
4	8-X	465	GLN	CA-C-O	-5.30	108.97	120.10

Continued on next page...

Continued from previous page...

Mol	Chain	Res	Type	Atoms	Z	Observed(^{o})	Ideal(^{o})
3	1-D	1521	TYR	O-C-N	5.30	131.18	122.70
4	1-X	465	GLN	CA-C-O	-5.30	108.97	120.10
5	2-M	352	GLN	CA-C-N	-5.30	105.54	117.20
5	4-M	352	GLN	CA-C-N	-5.30	105.54	117.20
5	5-M	352	GLN	CA-C-N	-5.30	105.54	117.20
5	6-M	352	GLN	CA-C-N	-5.30	105.54	117.20
5	7-M	352	GLN	CA-C-N	-5.30	105.54	117.20
5	1-G	332	PRO	CB-CA-C	5.30	125.24	112.00
5	1-Y	332	PRO	CB-CA-C	5.30	125.24	112.00
5	3-M	332	PRO	CB-CA-C	5.30	125.24	112.00
5	3-Y	332	PRO	CB-CA-C	5.30	125.24	112.00
5	4-S	332	PRO	CB-CA-C	5.30	125.24	112.00
5	5-S	332	PRO	CB-CA-C	5.30	125.24	112.00
5	6-S	332	PRO	CB-CA-C	5.30	125.24	112.00
5	7-S	332	PRO	CB-CA-C	5.30	125.24	112.00
5	8-M	332	PRO	CB-CA-C	5.30	125.24	112.00
5	8-S	332	PRO	CB-CA-C	5.30	125.24	112.00
5	8-Y	332	PRO	CB-CA-C	5.30	125.24	112.00
6	3-Z	501	GLU	CA-C-O	5.29	131.22	120.10
6	8-Z	501	GLU	CA-C-O	5.29	131.22	120.10
6	1-H	501	GLU	CA-C-O	5.29	131.22	120.10
4	1-R	367	THR	N-CA-C	-5.29	96.71	111.00
5	1-S	330	LYS	N-CA-C	-5.29	96.71	111.00
4	2-F	465	GLN	CA-C-O	-5.29	108.98	120.10
4	3-F	465	GLN	CA-C-O	-5.29	108.98	120.10
6	3-N	501	GLU	CA-C-O	5.29	131.22	120.10
6	8-N	501	GLU	CA-C-O	5.29	131.22	120.10
6	2-Z	406	LEU	C-N-CA	-5.29	108.47	121.70
6	4-Z	406	LEU	C-N-CA	-5.29	108.47	121.70
6	5-Z	406	LEU	C-N-CA	-5.29	108.47	121.70
6	6-Z	406	LEU	C-N-CA	-5.29	108.47	121.70
6	7-Z	406	LEU	C-N-CA	-5.29	108.47	121.70
6	2-Z	501	GLU	CA-C-O	5.29	131.21	120.10
6	4-Z	501	GLU	CA-C-O	5.29	131.21	120.10
6	5-Z	501	GLU	CA-C-O	5.29	131.21	120.10
6	6-Z	501	GLU	CA-C-O	5.29	131.21	120.10
6	7-Z	501	GLU	CA-C-O	5.29	131.21	120.10
6	1-T	501	GLU	CA-C-O	5.29	131.21	120.10
6	1-Z	406	LEU	C-N-CA	-5.29	108.49	121.70
6	2-H	501	GLU	CA-C-O	5.29	131.20	120.10
6	2-N	501	GLU	CA-C-O	5.29	131.20	120.10
6	2-T	406	LEU	C-N-CA	-5.29	108.49	121.70

Continued on next page...

Continued from previous page...

Mol	Chain	Res	Type	Atoms	Z	Observed(^{o})	Ideal(^{o})
6	3-H	501	GLU	CA-C-O	5.29	131.20	120.10
6	3-T	406	LEU	C-N-CA	-5.29	108.49	121.70
6	4-N	501	GLU	CA-C-O	5.29	131.20	120.10
5	4-S	330	LYS	N-CA-C	-5.29	96.73	111.00
6	5-N	501	GLU	CA-C-O	5.29	131.20	120.10
5	5-S	330	LYS	N-CA-C	-5.29	96.73	111.00
6	6-N	501	GLU	CA-C-O	5.29	131.20	120.10
5	6-S	330	LYS	N-CA-C	-5.29	96.73	111.00
6	7-N	501	GLU	CA-C-O	5.29	131.20	120.10
5	7-S	330	LYS	N-CA-C	-5.29	96.73	111.00
5	8-S	330	LYS	N-CA-C	-5.29	96.73	111.00
6	4-T	501	GLU	CA-C-O	5.28	131.19	120.10
6	5-T	501	GLU	CA-C-O	5.28	131.19	120.10
6	6-T	501	GLU	CA-C-O	5.28	131.19	120.10
6	7-T	501	GLU	CA-C-O	5.28	131.19	120.10
6	8-T	501	GLU	CA-C-O	5.28	131.19	120.10
5	4-G	330	LYS	N-CA-C	-5.28	96.74	111.00
5	5-G	330	LYS	N-CA-C	-5.28	96.74	111.00
5	6-G	330	LYS	N-CA-C	-5.28	96.74	111.00
5	7-G	330	LYS	N-CA-C	-5.28	96.74	111.00
5	8-G	330	LYS	N-CA-C	-5.28	96.74	111.00
5	2-M	330	LYS	N-CA-C	-5.28	96.75	111.00
5	4-M	330	LYS	N-CA-C	-5.28	96.75	111.00
5	5-M	330	LYS	N-CA-C	-5.28	96.75	111.00
5	6-M	330	LYS	N-CA-C	-5.28	96.75	111.00
5	7-M	330	LYS	N-CA-C	-5.28	96.75	111.00
5	1-M	332	PRO	CB-CA-C	5.28	125.19	112.00
6	1-N	501	GLU	CA-C-O	5.28	131.18	120.10
5	2-Y	330	LYS	N-CA-C	-5.28	96.75	111.00
5	3-Y	330	LYS	N-CA-C	-5.28	96.75	111.00
5	4-Y	330	LYS	N-CA-C	-5.28	96.75	111.00
5	5-Y	330	LYS	N-CA-C	-5.28	96.75	111.00
5	6-Y	330	LYS	N-CA-C	-5.28	96.75	111.00
5	7-Y	330	LYS	N-CA-C	-5.28	96.75	111.00
5	8-Y	330	LYS	N-CA-C	-5.28	96.75	111.00
2	1-I	233	VAL	CA-C-N	-5.27	105.60	117.20
6	4-H	501	GLU	CA-C-O	5.27	131.18	120.10
6	5-H	501	GLU	CA-C-O	5.27	131.18	120.10
6	6-H	501	GLU	CA-C-O	5.27	131.18	120.10
6	7-H	501	GLU	CA-C-O	5.27	131.18	120.10
6	8-H	501	GLU	CA-C-O	5.27	131.18	120.10
5	1-Y	330	LYS	N-CA-C	-5.27	96.77	111.00

Continued on next page...

Continued from previous page...

Mol	Chain	Res	Type	Atoms	Z	Observed(^{o})	Ideal(^{o})
5	2-G	330	LYS	N-CA-C	-5.27	96.76	111.00
5	3-G	330	LYS	N-CA-C	-5.27	96.76	111.00
5	2-S	330	LYS	N-CA-C	-5.27	96.77	111.00
6	2-T	501	GLU	CA-C-O	5.27	131.17	120.10
5	3-S	330	LYS	N-CA-C	-5.27	96.77	111.00
6	3-T	501	GLU	CA-C-O	5.27	131.17	120.10
4	2-F	460	LEU	CA-C-N	5.27	128.79	117.20
4	2-L	460	LEU	CA-C-N	5.27	128.79	117.20
4	3-F	460	LEU	CA-C-N	5.27	128.79	117.20
4	4-L	460	LEU	CA-C-N	5.27	128.79	117.20
4	5-L	460	LEU	CA-C-N	5.27	128.79	117.20
4	6-L	460	LEU	CA-C-N	5.27	128.79	117.20
4	7-L	460	LEU	CA-C-N	5.27	128.79	117.20
2	2-I	233	VAL	CA-C-N	-5.27	105.61	117.20
4	2-L	491	VAL	CA-C-N	-5.27	105.61	117.20
2	3-I	233	VAL	CA-C-N	-5.27	105.61	117.20
4	3-L	460	LEU	CA-C-N	5.27	128.79	117.20
2	4-I	233	VAL	CA-C-N	-5.27	105.61	117.20
4	4-L	491	VAL	CA-C-N	-5.27	105.61	117.20
2	5-I	233	VAL	CA-C-N	-5.27	105.61	117.20
4	5-L	491	VAL	CA-C-N	-5.27	105.61	117.20
2	6-I	233	VAL	CA-C-N	-5.27	105.61	117.20
4	6-L	491	VAL	CA-C-N	-5.27	105.61	117.20
2	7-I	233	VAL	CA-C-N	-5.27	105.61	117.20
4	7-L	491	VAL	CA-C-N	-5.27	105.61	117.20
2	8-I	233	VAL	CA-C-N	-5.27	105.61	117.20
4	8-L	460	LEU	CA-C-N	5.27	128.79	117.20
2	1-O	233	VAL	CA-C-N	-5.27	105.61	117.20
4	2-R	460	LEU	CA-C-N	5.26	128.78	117.20
4	3-R	460	LEU	CA-C-N	5.26	128.78	117.20
4	1-L	220	ASN	N-CA-CB	5.26	120.07	110.60
4	1-L	253	SER	O-C-N	5.26	131.12	122.70
4	1-R	460	LEU	CA-C-N	5.26	128.78	117.20
5	3-M	330	LYS	N-CA-C	-5.26	96.80	111.00
5	8-M	330	LYS	N-CA-C	-5.26	96.80	111.00
5	1-G	330	LYS	N-CA-C	-5.26	96.80	111.00
5	1-M	330	LYS	N-CA-C	-5.26	96.80	111.00
5	1-M	337	HIS	CA-C-N	5.26	128.77	117.20
4	1-F	491	VAL	CA-C-N	-5.26	105.64	117.20
3	1-P	1521	TYR	O-C-N	5.26	131.11	122.70
4	1-X	491	VAL	CA-C-N	-5.26	105.64	117.20
4	4-F	460	LEU	CA-C-N	5.26	128.76	117.20

Continued on next page...

Continued from previous page...

Mol	Chain	Res	Type	Atoms	Z	Observed(^{o})	Ideal(^{o})
4	5-F	460	LEU	CA-C-N	5.26	128.76	117.20
4	6-F	460	LEU	CA-C-N	5.26	128.76	117.20
4	7-F	460	LEU	CA-C-N	5.26	128.76	117.20
4	8-F	460	LEU	CA-C-N	5.26	128.76	117.20
6	1-H	495	LEU	CB-CA-C	-5.25	100.22	110.20
4	1-R	447	VAL	CA-C-N	-5.25	105.64	117.20
3	1-D	717	SER	CA-C-N	5.25	128.75	117.20
5	1-S	337	HIS	CA-C-N	5.25	128.75	117.20
2	1-U	233	VAL	CA-C-N	-5.25	105.65	117.20
4	2-F	491	VAL	CA-C-N	-5.25	105.65	117.20
4	2-R	447	VAL	CA-C-N	-5.25	105.65	117.20
4	3-F	491	VAL	CA-C-N	-5.25	105.65	117.20
4	3-R	447	VAL	CA-C-N	-5.25	105.65	117.20
4	1-X	460	LEU	CA-C-N	5.25	128.75	117.20
2	1-C	233	VAL	CA-C-N	-5.25	105.65	117.20
2	2-C	233	VAL	CA-C-N	-5.25	105.65	117.20
2	3-C	233	VAL	CA-C-N	-5.25	105.65	117.20
6	3-N	495	LEU	CB-CA-C	-5.25	100.23	110.20
2	4-C	233	VAL	CA-C-N	-5.25	105.65	117.20
2	5-C	233	VAL	CA-C-N	-5.25	105.65	117.20
2	6-C	233	VAL	CA-C-N	-5.25	105.65	117.20
2	7-C	233	VAL	CA-C-N	-5.25	105.65	117.20
2	8-C	233	VAL	CA-C-N	-5.25	105.65	117.20
6	8-N	495	LEU	CB-CA-C	-5.25	100.23	110.20
4	1-F	253	SER	O-C-N	5.25	131.09	122.70
4	2-R	491	VAL	CA-C-N	-5.25	105.66	117.20
2	2-U	233	VAL	CA-C-N	-5.25	105.66	117.20
4	3-R	491	VAL	CA-C-N	-5.25	105.66	117.20
2	3-U	233	VAL	CA-C-N	-5.25	105.66	117.20
6	4-H	495	LEU	CB-CA-C	-5.25	100.23	110.20
5	4-S	337	HIS	CA-C-N	5.25	128.74	117.20
2	4-U	233	VAL	CA-C-N	-5.25	105.66	117.20
3	5-D	1521	TYR	O-C-N	5.25	131.10	122.70
6	5-H	495	LEU	CB-CA-C	-5.25	100.23	110.20
5	5-S	337	HIS	CA-C-N	5.25	128.74	117.20
2	5-U	233	VAL	CA-C-N	-5.25	105.66	117.20
6	6-H	495	LEU	CB-CA-C	-5.25	100.23	110.20
5	6-S	337	HIS	CA-C-N	5.25	128.74	117.20
2	6-U	233	VAL	CA-C-N	-5.25	105.66	117.20
3	7-D	1521	TYR	O-C-N	5.25	131.10	122.70
6	7-H	495	LEU	CB-CA-C	-5.25	100.23	110.20
5	7-S	337	HIS	CA-C-N	5.25	128.74	117.20

Continued on next page...

Continued from previous page...

Mol	Chain	Res	Type	Atoms	Z	Observed(^{o})	Ideal(^{o})
2	7-U	233	VAL	CA-C-N	-5.25	105.66	117.20
6	8-H	495	LEU	CB-CA-C	-5.25	100.23	110.20
5	8-S	337	HIS	CA-C-N	5.25	128.74	117.20
2	8-U	233	VAL	CA-C-N	-5.25	105.66	117.20
3	1-V	1521	TYR	O-C-N	5.25	131.09	122.70
4	1-F	460	LEU	CA-C-N	5.24	128.74	117.20
3	1-J	717	SER	CA-C-N	5.24	128.74	117.20
3	1-J	1521	TYR	O-C-N	5.24	131.09	122.70
5	1-Y	337	HIS	CA-C-N	5.24	128.74	117.20
2	2-O	233	VAL	CA-C-N	-5.24	105.66	117.20
3	2-V	1504	VAL	N-CA-CB	5.24	123.03	111.50
5	3-M	337	HIS	CA-C-N	5.24	128.73	117.20
2	3-O	233	VAL	CA-C-N	-5.24	105.66	117.20
3	3-V	1504	VAL	N-CA-CB	5.24	123.03	111.50
4	3-X	491	VAL	CA-C-N	-5.24	105.66	117.20
2	4-O	233	VAL	CA-C-N	-5.24	105.66	117.20
3	4-V	1504	VAL	N-CA-CB	5.24	123.03	111.50
2	5-O	233	VAL	CA-C-N	-5.24	105.66	117.20
3	5-V	1504	VAL	N-CA-CB	5.24	123.03	111.50
2	6-O	233	VAL	CA-C-N	-5.24	105.66	117.20
3	6-V	1504	VAL	N-CA-CB	5.24	123.03	111.50
2	7-O	233	VAL	CA-C-N	-5.24	105.66	117.20
3	7-V	1504	VAL	N-CA-CB	5.24	123.03	111.50
5	8-M	337	HIS	CA-C-N	5.24	128.73	117.20
2	8-O	233	VAL	CA-C-N	-5.24	105.66	117.20
3	8-V	1504	VAL	N-CA-CB	5.24	123.03	111.50
4	8-X	491	VAL	CA-C-N	-5.24	105.66	117.20
4	2-X	460	LEU	CA-C-N	5.24	128.73	117.20
5	3-Y	337	HIS	CA-C-N	5.24	128.73	117.20
4	4-X	460	LEU	CA-C-N	5.24	128.73	117.20
4	5-X	460	LEU	CA-C-N	5.24	128.73	117.20
4	6-X	460	LEU	CA-C-N	5.24	128.73	117.20
4	7-X	460	LEU	CA-C-N	5.24	128.73	117.20
5	8-Y	337	HIS	CA-C-N	5.24	128.73	117.20
4	1-F	220	ASN	N-CA-CB	5.24	120.03	110.60
4	1-F	253	SER	N-CA-CB	5.24	118.36	110.50
5	1-S	328	THR	N-CA-C	-5.24	96.85	111.00
4	1-X	447	VAL	CA-C-N	-5.24	105.67	117.20
5	1-Y	328	THR	N-CA-C	-5.24	96.85	111.00
4	2-X	491	VAL	CA-C-N	-5.24	105.67	117.20
5	2-Y	328	THR	N-CA-C	-5.24	96.85	111.00
4	4-R	484	ASP	N-CA-CB	-5.24	101.17	110.60

Continued on next page...

Continued from previous page...

Mol	Chain	Res	Type	Atoms	Z	Observed(^{o})	Ideal(^{o})
4	4-R	491	VAL	CA-C-N	-5.24	105.67	117.20
4	4-X	491	VAL	CA-C-N	-5.24	105.67	117.20
5	4-Y	328	THR	N-CA-C	-5.24	96.85	111.00
4	5-R	484	ASP	N-CA-CB	-5.24	101.17	110.60
4	5-R	491	VAL	CA-C-N	-5.24	105.67	117.20
4	5-X	491	VAL	CA-C-N	-5.24	105.67	117.20
5	5-Y	328	THR	N-CA-C	-5.24	96.85	111.00
4	6-R	484	ASP	N-CA-CB	-5.24	101.17	110.60
4	6-R	491	VAL	CA-C-N	-5.24	105.67	117.20
4	6-X	491	VAL	CA-C-N	-5.24	105.67	117.20
5	6-Y	328	THR	N-CA-C	-5.24	96.85	111.00
4	7-R	484	ASP	N-CA-CB	-5.24	101.17	110.60
4	7-R	491	VAL	CA-C-N	-5.24	105.67	117.20
4	7-X	491	VAL	CA-C-N	-5.24	105.67	117.20
5	7-Y	328	THR	N-CA-C	-5.24	96.85	111.00
4	8-R	484	ASP	N-CA-CB	-5.24	101.17	110.60
4	8-R	491	VAL	CA-C-N	-5.24	105.67	117.20
3	1-D	1504	VAL	N-CA-CB	5.24	123.03	111.50
4	1-L	447	VAL	CA-C-N	-5.24	105.68	117.20
4	1-L	460	LEU	CA-C-N	5.24	128.72	117.20
4	1-R	491	VAL	CA-C-N	-5.24	105.67	117.20
4	4-F	491	VAL	CA-C-N	-5.24	105.67	117.20
4	4-R	460	LEU	CA-C-N	5.24	128.72	117.20
4	5-F	491	VAL	CA-C-N	-5.24	105.67	117.20
4	5-R	460	LEU	CA-C-N	5.24	128.72	117.20
4	6-F	491	VAL	CA-C-N	-5.24	105.67	117.20
4	6-R	460	LEU	CA-C-N	5.24	128.72	117.20
4	7-F	491	VAL	CA-C-N	-5.24	105.67	117.20
4	7-R	460	LEU	CA-C-N	5.24	128.72	117.20
4	8-F	491	VAL	CA-C-N	-5.24	105.67	117.20
4	8-R	460	LEU	CA-C-N	5.24	128.72	117.20
5	1-G	328	THR	N-CA-C	-5.24	96.86	111.00
4	1-R	253	SER	O-C-N	5.24	131.08	122.70
4	2-L	484	ASP	N-CA-CB	-5.24	101.17	110.60
4	3-X	447	VAL	CA-C-N	-5.24	105.68	117.20
4	4-L	484	ASP	N-CA-CB	-5.24	101.17	110.60
4	5-L	484	ASP	N-CA-CB	-5.24	101.17	110.60
4	6-L	484	ASP	N-CA-CB	-5.24	101.17	110.60
4	7-L	484	ASP	N-CA-CB	-5.24	101.17	110.60
4	8-X	447	VAL	CA-C-N	-5.24	105.68	117.20
4	1-F	447	VAL	CA-C-N	-5.24	105.68	117.20
3	2-D	1521	TYR	O-C-N	5.24	131.08	122.70

Continued on next page...

Continued from previous page...

Mol	Chain	Res	Type	Atoms	Z	Observed(^{o})	Ideal(^{o})
4	2-F	447	VAL	CA-C-N	-5.24	105.68	117.20
3	2-P	1504	VAL	N-CA-CB	5.24	123.02	111.50
5	2-Y	337	HIS	CA-C-N	5.24	128.72	117.20
3	3-D	1521	TYR	O-C-N	5.24	131.08	122.70
4	3-F	447	VAL	CA-C-N	-5.24	105.68	117.20
4	3-L	484	ASP	N-CA-CB	-5.24	101.18	110.60
3	3-P	1504	VAL	N-CA-CB	5.24	123.02	111.50
3	4-D	1521	TYR	O-C-N	5.24	131.08	122.70
3	4-P	1504	VAL	N-CA-CB	5.24	123.02	111.50
5	4-Y	337	HIS	CA-C-N	5.24	128.72	117.20
5	5-Y	337	HIS	CA-C-N	5.24	128.72	117.20
3	6-D	1521	TYR	O-C-N	5.24	131.08	122.70
3	6-P	1504	VAL	N-CA-CB	5.24	123.02	111.50
5	6-Y	337	HIS	CA-C-N	5.24	128.72	117.20
5	7-Y	337	HIS	CA-C-N	5.24	128.72	117.20
3	8-D	1521	TYR	O-C-N	5.24	131.08	122.70
4	8-L	484	ASP	N-CA-CB	-5.24	101.18	110.60
3	8-P	1504	VAL	N-CA-CB	5.24	123.02	111.50
6	2-N	495	LEU	CB-CA-C	-5.23	100.26	110.20
3	2-P	1521	TYR	O-C-N	5.23	131.07	122.70
3	3-P	1521	TYR	O-C-N	5.23	131.07	122.70
6	3-Z	495	LEU	CB-CA-C	-5.23	100.26	110.20
6	4-N	495	LEU	CB-CA-C	-5.23	100.26	110.20
3	4-P	1521	TYR	O-C-N	5.23	131.07	122.70
6	4-T	495	LEU	CB-CA-C	-5.23	100.26	110.20
6	5-N	495	LEU	CB-CA-C	-5.23	100.26	110.20
6	5-T	495	LEU	CB-CA-C	-5.23	100.26	110.20
6	6-N	495	LEU	CB-CA-C	-5.23	100.26	110.20
3	6-P	1521	TYR	O-C-N	5.23	131.07	122.70
6	6-T	495	LEU	CB-CA-C	-5.23	100.26	110.20
6	7-N	495	LEU	CB-CA-C	-5.23	100.26	110.20
6	7-T	495	LEU	CB-CA-C	-5.23	100.26	110.20
3	8-P	1521	TYR	O-C-N	5.23	131.07	122.70
6	8-T	495	LEU	CB-CA-C	-5.23	100.26	110.20
6	8-Z	495	LEU	CB-CA-C	-5.23	100.26	110.20
4	1-L	491	VAL	CA-C-N	-5.23	105.69	117.20
5	1-M	338	GLU	C-N-CA	-5.23	108.62	121.70
4	2-X	447	VAL	CA-C-N	-5.23	105.69	117.20
4	3-L	491	VAL	CA-C-N	-5.23	105.69	117.20
5	4-G	328	THR	N-CA-C	-5.23	96.88	111.00
4	4-X	447	VAL	CA-C-N	-5.23	105.69	117.20
5	5-G	328	THR	N-CA-C	-5.23	96.88	111.00

Continued on next page...

Continued from previous page...

Mol	Chain	Res	Type	Atoms	Z	Observed(^{o})	Ideal(^{o})
4	5-X	447	VAL	CA-C-N	-5.23	105.69	117.20
5	6-G	328	THR	N-CA-C	-5.23	96.88	111.00
4	6-X	447	VAL	CA-C-N	-5.23	105.69	117.20
5	7-G	328	THR	N-CA-C	-5.23	96.88	111.00
4	7-X	447	VAL	CA-C-N	-5.23	105.69	117.20
5	8-G	328	THR	N-CA-C	-5.23	96.88	111.00
4	8-L	491	VAL	CA-C-N	-5.23	105.69	117.20
5	1-G	337	HIS	CA-C-N	5.23	128.70	117.20
6	1-N	495	LEU	CB-CA-C	-5.23	100.27	110.20
3	1-P	717	SER	CA-C-N	5.23	128.70	117.20
4	1-R	253	SER	N-CA-CB	5.23	118.34	110.50
4	1-X	220	ASN	N-CA-CB	5.23	120.01	110.60
4	3-X	460	LEU	CA-C-N	5.23	128.70	117.20
4	8-X	460	LEU	CA-C-N	5.23	128.70	117.20
4	1-F	484	ASP	N-CA-CB	-5.23	101.19	110.60
5	2-G	337	HIS	CA-C-N	5.23	128.70	117.20
5	3-G	337	HIS	CA-C-N	5.23	128.70	117.20
5	3-M	328	THR	N-CA-C	-5.23	96.89	111.00
5	8-M	328	THR	N-CA-C	-5.23	96.89	111.00
3	2-D	1504	VAL	N-CA-CB	5.23	123.00	111.50
5	2-S	337	HIS	CA-C-N	5.23	128.70	117.20
3	3-D	1504	VAL	N-CA-CB	5.23	123.00	111.50
5	3-S	337	HIS	CA-C-N	5.23	128.70	117.20
3	4-D	1504	VAL	N-CA-CB	5.23	123.00	111.50
4	4-F	484	ASP	N-CA-CB	-5.23	101.19	110.60
5	4-S	328	THR	N-CA-C	-5.23	96.89	111.00
4	5-F	484	ASP	N-CA-CB	-5.23	101.19	110.60
5	5-S	328	THR	N-CA-C	-5.23	96.89	111.00
3	6-D	1504	VAL	N-CA-CB	5.23	123.00	111.50
4	6-F	484	ASP	N-CA-CB	-5.23	101.19	110.60
5	6-S	328	THR	N-CA-C	-5.23	96.89	111.00
4	7-F	484	ASP	N-CA-CB	-5.23	101.19	110.60
5	7-S	328	THR	N-CA-C	-5.23	96.89	111.00
3	8-D	1504	VAL	N-CA-CB	5.23	123.00	111.50
4	8-F	484	ASP	N-CA-CB	-5.23	101.19	110.60
5	8-S	328	THR	N-CA-C	-5.23	96.89	111.00
4	1-R	220	ASN	N-CA-CB	5.22	120.00	110.60
6	1-T	495	LEU	CB-CA-C	-5.22	100.27	110.20
6	1-Z	495	LEU	CB-CA-C	-5.22	100.28	110.20
5	2-Y	338	GLU	C-N-CA	-5.22	108.64	121.70
6	2-Z	495	LEU	CB-CA-C	-5.22	100.27	110.20
4	4-F	447	VAL	CA-C-N	-5.22	105.70	117.20

Continued on next page...

Continued from previous page...

Mol	Chain	Res	Type	Atoms	Z	Observed(^{o})	Ideal(^{o})
5	4-Y	338	GLU	C-N-CA	-5.22	108.64	121.70
6	4-Z	495	LEU	CB-CA-C	-5.22	100.27	110.20
4	5-F	447	VAL	CA-C-N	-5.22	105.70	117.20
5	5-Y	338	GLU	C-N-CA	-5.22	108.64	121.70
6	5-Z	495	LEU	CB-CA-C	-5.22	100.27	110.20
4	6-F	447	VAL	CA-C-N	-5.22	105.70	117.20
5	6-Y	338	GLU	C-N-CA	-5.22	108.64	121.70
6	6-Z	495	LEU	CB-CA-C	-5.22	100.27	110.20
4	7-F	447	VAL	CA-C-N	-5.22	105.70	117.20
5	7-Y	338	GLU	C-N-CA	-5.22	108.64	121.70
6	7-Z	495	LEU	CB-CA-C	-5.22	100.27	110.20
4	8-F	447	VAL	CA-C-N	-5.22	105.70	117.20
4	1-X	458	ASP	O-C-N	-5.22	114.34	122.70
5	1-Y	319	LEU	CA-C-N	-5.22	105.71	117.20
4	2-F	484	ASP	N-CA-CB	-5.22	101.20	110.60
5	2-S	328	THR	N-CA-C	-5.22	96.90	111.00
4	3-F	484	ASP	N-CA-CB	-5.22	101.20	110.60
4	3-L	447	VAL	CA-C-N	-5.22	105.71	117.20
5	3-M	319	LEU	CA-C-N	-5.22	105.71	117.20
5	3-S	328	THR	N-CA-C	-5.22	96.90	111.00
4	8-L	447	VAL	CA-C-N	-5.22	105.71	117.20
5	8-M	319	LEU	CA-C-N	-5.22	105.71	117.20
4	1-X	253	SER	N-CA-CB	5.22	118.33	110.50
4	1-X	484	ASP	N-CA-CB	-5.22	101.20	110.60
3	2-J	1504	VAL	N-CA-CB	5.22	122.99	111.50
4	2-X	484	ASP	N-CA-CB	-5.22	101.20	110.60
3	3-J	1504	VAL	N-CA-CB	5.22	122.99	111.50
3	4-J	1504	VAL	N-CA-CB	5.22	122.99	111.50
4	4-X	484	ASP	N-CA-CB	-5.22	101.20	110.60
3	5-J	1504	VAL	N-CA-CB	5.22	122.99	111.50
4	5-X	484	ASP	N-CA-CB	-5.22	101.20	110.60
3	6-J	1504	VAL	N-CA-CB	5.22	122.99	111.50
4	6-X	484	ASP	N-CA-CB	-5.22	101.20	110.60
3	7-J	1504	VAL	N-CA-CB	5.22	122.99	111.50
4	7-X	484	ASP	N-CA-CB	-5.22	101.20	110.60
3	8-J	1504	VAL	N-CA-CB	5.22	122.99	111.50
4	1-R	484	ASP	N-CA-CB	-5.22	101.20	110.60
3	1-V	717	SER	CA-C-N	5.22	128.68	117.20
6	2-T	495	LEU	CB-CA-C	-5.22	100.28	110.20
6	3-T	495	LEU	CB-CA-C	-5.22	100.28	110.20
3	5-P	1504	VAL	N-CA-CB	5.22	122.98	111.50
3	7-P	1504	VAL	N-CA-CB	5.22	122.98	111.50

Continued on next page...

Continued from previous page...

Mol	Chain	Res	Type	Atoms	Z	Observed(^{o})	Ideal(^{o})
3	1-P	1504	VAL	N-CA-CB	5.22	122.98	111.50
4	1-X	253	SER	O-C-N	5.22	131.05	122.70
5	2-G	319	LEU	CA-C-N	-5.22	105.72	117.20
4	2-L	447	VAL	CA-C-N	-5.22	105.72	117.20
5	3-G	319	LEU	CA-C-N	-5.22	105.72	117.20
5	3-Y	328	THR	N-CA-C	-5.22	96.91	111.00
4	4-L	447	VAL	CA-C-N	-5.22	105.72	117.20
4	5-L	447	VAL	CA-C-N	-5.22	105.72	117.20
4	6-L	447	VAL	CA-C-N	-5.22	105.72	117.20
4	7-L	447	VAL	CA-C-N	-5.22	105.72	117.20
5	8-Y	328	THR	N-CA-C	-5.22	96.91	111.00
3	1-J	1504	VAL	N-CA-CB	5.22	122.97	111.50
4	1-L	484	ASP	N-CA-CB	-5.22	101.21	110.60
3	1-V	1504	VAL	N-CA-CB	5.22	122.97	111.50
5	1-Y	338	GLU	C-N-CA	-5.22	108.66	121.70
5	2-M	337	HIS	CA-C-N	5.22	128.68	117.20
5	2-M	338	GLU	C-N-CA	-5.22	108.66	121.70
4	2-R	484	ASP	N-CA-CB	-5.22	101.21	110.60
4	3-R	484	ASP	N-CA-CB	-5.22	101.21	110.60
5	4-M	337	HIS	CA-C-N	5.22	128.68	117.20
5	4-M	338	GLU	C-N-CA	-5.22	108.66	121.70
5	4-S	338	GLU	C-N-CA	-5.22	108.66	121.70
3	5-D	1504	VAL	N-CA-CB	5.22	122.98	111.50
5	5-M	337	HIS	CA-C-N	5.22	128.68	117.20
5	5-M	338	GLU	C-N-CA	-5.22	108.66	121.70
5	5-S	338	GLU	C-N-CA	-5.22	108.66	121.70
5	6-M	337	HIS	CA-C-N	5.22	128.68	117.20
5	6-M	338	GLU	C-N-CA	-5.22	108.66	121.70
5	6-S	338	GLU	C-N-CA	-5.22	108.66	121.70
3	7-D	1504	VAL	N-CA-CB	5.22	122.98	111.50
5	7-M	337	HIS	CA-C-N	5.22	128.68	117.20
5	7-M	338	GLU	C-N-CA	-5.22	108.66	121.70
5	7-S	338	GLU	C-N-CA	-5.22	108.66	121.70
5	8-S	338	GLU	C-N-CA	-5.22	108.66	121.70
5	1-G	338	GLU	C-N-CA	-5.21	108.66	121.70
5	1-M	328	THR	N-CA-C	-5.21	96.92	111.00
5	2-M	328	THR	N-CA-C	-5.21	96.92	111.00
5	4-M	328	THR	N-CA-C	-5.21	96.92	111.00
5	5-M	328	THR	N-CA-C	-5.21	96.92	111.00
5	6-M	328	THR	N-CA-C	-5.21	96.92	111.00
5	7-M	328	THR	N-CA-C	-5.21	96.92	111.00
4	3-X	484	ASP	N-CA-CB	-5.21	101.22	110.60

Continued on next page...

Continued from previous page...

Mol	Chain	Res	Type	Atoms	Z	Observed(^{o})	Ideal(^{o})
5	4-G	337	HIS	CA-C-N	5.21	128.66	117.20
5	4-G	338	GLU	C-N-CA	-5.21	108.67	121.70
4	4-R	447	VAL	CA-C-N	-5.21	105.73	117.20
5	5-G	337	HIS	CA-C-N	5.21	128.66	117.20
5	5-G	338	GLU	C-N-CA	-5.21	108.67	121.70
4	5-R	447	VAL	CA-C-N	-5.21	105.73	117.20
5	6-G	337	HIS	CA-C-N	5.21	128.66	117.20
5	6-G	338	GLU	C-N-CA	-5.21	108.67	121.70
4	6-R	447	VAL	CA-C-N	-5.21	105.73	117.20
5	7-G	337	HIS	CA-C-N	5.21	128.66	117.20
5	7-G	338	GLU	C-N-CA	-5.21	108.67	121.70
4	7-R	447	VAL	CA-C-N	-5.21	105.73	117.20
5	8-G	337	HIS	CA-C-N	5.21	128.66	117.20
5	8-G	338	GLU	C-N-CA	-5.21	108.67	121.70
4	8-R	447	VAL	CA-C-N	-5.21	105.73	117.20
4	8-X	484	ASP	N-CA-CB	-5.21	101.22	110.60
3	1-V	494	LEU	CB-CA-C	-5.21	100.30	110.20
3	5-P	1521	TYR	O-C-N	5.21	131.04	122.70
3	7-P	1521	TYR	O-C-N	5.21	131.04	122.70
4	1-R	267	GLN	N-CA-CB	-5.21	101.22	110.60
5	2-G	328	THR	N-CA-C	-5.21	96.94	111.00
6	2-H	495	LEU	CB-CA-C	-5.21	100.30	110.20
5	2-S	319	LEU	CA-C-N	-5.21	105.74	117.20
5	3-G	328	THR	N-CA-C	-5.21	96.94	111.00
6	3-H	495	LEU	CB-CA-C	-5.21	100.30	110.20
5	3-S	319	LEU	CA-C-N	-5.21	105.74	117.20
3	5-D	1490	GLU	CA-C-O	5.21	131.04	120.10
3	7-D	1490	GLU	CA-C-O	5.21	131.04	120.10
5	2-M	319	LEU	CA-C-N	-5.21	105.75	117.20
5	4-G	319	LEU	CA-C-N	-5.21	105.75	117.20
5	4-M	319	LEU	CA-C-N	-5.21	105.75	117.20
5	5-G	319	LEU	CA-C-N	-5.21	105.75	117.20
5	5-M	319	LEU	CA-C-N	-5.21	105.75	117.20
5	6-G	319	LEU	CA-C-N	-5.21	105.75	117.20
5	6-M	319	LEU	CA-C-N	-5.21	105.75	117.20
5	7-G	319	LEU	CA-C-N	-5.21	105.75	117.20
5	7-M	319	LEU	CA-C-N	-5.21	105.75	117.20
5	8-G	319	LEU	CA-C-N	-5.21	105.75	117.20
3	1-D	1490	GLU	CA-C-O	5.21	131.03	120.10
5	1-S	319	LEU	CA-C-N	-5.21	105.75	117.20
3	5-P	1490	GLU	CA-C-O	5.21	131.03	120.10
3	7-P	1490	GLU	CA-C-O	5.21	131.03	120.10

Continued on next page...

Continued from previous page...

Mol	Chain	Res	Type	Atoms	Z	Observed(^{o})	Ideal(^{o})
3	2-D	1490	GLU	CA-C-O	5.20	131.03	120.10
3	3-D	1490	GLU	CA-C-O	5.20	131.03	120.10
3	4-D	1490	GLU	CA-C-O	5.20	131.03	120.10
3	6-D	1490	GLU	CA-C-O	5.20	131.03	120.10
3	8-D	1490	GLU	CA-C-O	5.20	131.03	120.10
3	1-J	1490	GLU	CA-C-O	5.20	131.02	120.10
4	1-L	253	SER	N-CA-CB	5.20	118.30	110.50
3	1-P	1490	GLU	CA-C-O	5.20	131.02	120.10
5	1-S	338	GLU	C-N-CA	-5.20	108.70	121.70
5	2-G	338	GLU	C-N-CA	-5.20	108.70	121.70
5	3-G	338	GLU	C-N-CA	-5.20	108.70	121.70
3	2-P	1490	GLU	CA-C-O	5.20	131.02	120.10
3	3-P	1490	GLU	CA-C-O	5.20	131.02	120.10
3	4-P	1490	GLU	CA-C-O	5.20	131.02	120.10
5	4-S	319	LEU	CA-C-N	-5.20	105.76	117.20
5	5-S	319	LEU	CA-C-N	-5.20	105.76	117.20
3	6-P	1490	GLU	CA-C-O	5.20	131.02	120.10
5	6-S	319	LEU	CA-C-N	-5.20	105.76	117.20
5	7-S	319	LEU	CA-C-N	-5.20	105.76	117.20
3	8-P	1490	GLU	CA-C-O	5.20	131.02	120.10
5	8-S	319	LEU	CA-C-N	-5.20	105.76	117.20
2	3-I	10	LEU	O-C-N	5.20	131.01	122.70
2	8-I	10	LEU	O-C-N	5.20	131.01	122.70
3	1-J	1516	LEU	CA-C-O	-5.20	109.19	120.10
5	2-S	338	GLU	C-N-CA	-5.20	108.71	121.70
3	2-V	1490	GLU	CA-C-O	5.20	131.01	120.10
3	2-V	1521	TYR	O-C-N	5.20	131.01	122.70
5	3-M	338	GLU	C-N-CA	-5.20	108.71	121.70
5	3-S	338	GLU	C-N-CA	-5.20	108.71	121.70
3	3-V	1490	GLU	CA-C-O	5.20	131.01	120.10
3	3-V	1521	TYR	O-C-N	5.20	131.01	122.70
3	4-V	1490	GLU	CA-C-O	5.20	131.01	120.10
3	4-V	1521	TYR	O-C-N	5.20	131.01	122.70
3	5-V	1490	GLU	CA-C-O	5.20	131.01	120.10
3	5-V	1521	TYR	O-C-N	5.20	131.01	122.70
3	6-V	1490	GLU	CA-C-O	5.20	131.01	120.10
3	6-V	1521	TYR	O-C-N	5.20	131.01	122.70
3	7-V	1490	GLU	CA-C-O	5.20	131.01	120.10
3	7-V	1521	TYR	O-C-N	5.20	131.01	122.70
5	8-M	338	GLU	C-N-CA	-5.20	108.71	121.70
3	8-V	1490	GLU	CA-C-O	5.20	131.01	120.10
3	8-V	1521	TYR	O-C-N	5.20	131.01	122.70

Continued on next page...

Continued from previous page...

Mol	Chain	Res	Type	Atoms	Z	Observed(^{o})	Ideal(^{o})
3	1-D	494	LEU	CB-CA-C	-5.19	100.33	110.20
4	1-X	234	PRO	N-CA-C	5.19	125.60	112.10
5	1-G	319	LEU	CA-C-N	-5.19	105.78	117.20
3	1-V	1490	GLU	CA-C-O	5.19	131.00	120.10
3	2-J	1521	TYR	O-C-N	5.19	131.01	122.70
3	3-J	1521	TYR	O-C-N	5.19	131.01	122.70
3	4-J	1521	TYR	O-C-N	5.19	131.01	122.70
3	5-J	1521	TYR	O-C-N	5.19	131.01	122.70
3	6-J	1521	TYR	O-C-N	5.19	131.01	122.70
3	7-J	1521	TYR	O-C-N	5.19	131.01	122.70
3	8-J	1521	TYR	O-C-N	5.19	131.01	122.70
3	1-D	1516	LEU	CA-C-O	-5.19	109.20	120.10
5	3-Y	338	GLU	C-N-CA	-5.19	108.72	121.70
5	8-Y	338	GLU	C-N-CA	-5.19	108.72	121.70
3	1-P	494	LEU	CB-CA-C	-5.19	100.34	110.20
3	2-J	1490	GLU	CA-C-O	5.19	131.00	120.10
3	3-J	1490	GLU	CA-C-O	5.19	131.00	120.10
3	4-J	1490	GLU	CA-C-O	5.19	131.00	120.10
3	5-J	1490	GLU	CA-C-O	5.19	131.00	120.10
3	6-J	1490	GLU	CA-C-O	5.19	131.00	120.10
3	7-J	1490	GLU	CA-C-O	5.19	131.00	120.10
3	8-J	1490	GLU	CA-C-O	5.19	131.00	120.10
5	2-Y	319	LEU	CA-C-N	-5.19	105.79	117.20
5	3-Y	319	LEU	CA-C-N	-5.19	105.79	117.20
5	4-Y	319	LEU	CA-C-N	-5.19	105.79	117.20
5	5-Y	319	LEU	CA-C-N	-5.19	105.79	117.20
5	6-Y	319	LEU	CA-C-N	-5.19	105.79	117.20
5	7-Y	319	LEU	CA-C-N	-5.19	105.79	117.20
5	8-Y	319	LEU	CA-C-N	-5.19	105.79	117.20
4	1-L	468	LYS	CA-C-O	-5.18	109.21	120.10
3	1-P	1516	LEU	CA-C-O	-5.18	109.21	120.10
4	2-X	458	ASP	O-C-N	-5.18	114.41	122.70
4	3-L	408	GLU	N-CA-C	5.18	125.00	111.00
4	4-X	458	ASP	O-C-N	-5.18	114.41	122.70
4	5-X	458	ASP	O-C-N	-5.18	114.41	122.70
4	6-X	458	ASP	O-C-N	-5.18	114.41	122.70
4	7-X	458	ASP	O-C-N	-5.18	114.41	122.70
4	8-L	408	GLU	N-CA-C	5.18	125.00	111.00
4	1-R	234	PRO	N-CA-C	5.18	125.57	112.10
2	4-C	10	LEU	O-C-N	5.18	130.99	122.70
2	5-C	10	LEU	O-C-N	5.18	130.99	122.70
2	6-C	10	LEU	O-C-N	5.18	130.99	122.70

Continued on next page...

Continued from previous page...

Mol	Chain	Res	Type	Atoms	Z	Observed(^{o})	Ideal(^{o})
2	7-C	10	LEU	O-C-N	5.18	130.99	122.70
2	8-C	10	LEU	O-C-N	5.18	130.99	122.70
4	1-X	267	GLN	N-CA-CB	-5.18	101.28	110.60
3	1-J	494	LEU	CB-CA-C	-5.18	100.36	110.20
4	1-X	408	GLU	N-CA-C	5.18	124.98	111.00
4	2-L	468	LYS	CA-C-O	-5.18	109.23	120.10
4	4-L	468	LYS	CA-C-O	-5.18	109.23	120.10
4	4-R	468	LYS	CA-C-O	-5.18	109.23	120.10
4	5-L	468	LYS	CA-C-O	-5.18	109.23	120.10
4	5-R	468	LYS	CA-C-O	-5.18	109.23	120.10
4	6-L	468	LYS	CA-C-O	-5.18	109.23	120.10
4	6-R	468	LYS	CA-C-O	-5.18	109.23	120.10
4	7-L	468	LYS	CA-C-O	-5.18	109.23	120.10
4	7-R	468	LYS	CA-C-O	-5.18	109.23	120.10
4	8-R	468	LYS	CA-C-O	-5.18	109.23	120.10
5	1-M	319	LEU	CA-C-N	-5.17	105.82	117.20
4	1-X	348	GLN	C-N-CA	-5.17	108.77	121.70
2	2-O	10	LEU	O-C-N	5.17	130.98	122.70
4	2-R	408	GLU	N-CA-C	5.17	124.97	111.00
2	3-O	10	LEU	O-C-N	5.17	130.98	122.70
4	3-R	408	GLU	N-CA-C	5.17	124.97	111.00
4	1-R	408	GLU	N-CA-C	5.17	124.97	111.00
2	2-U	10	LEU	O-C-N	5.17	130.97	122.70
4	3-X	408	GLU	N-CA-C	5.17	124.96	111.00
4	4-F	408	GLU	N-CA-C	5.17	124.96	111.00
2	4-U	10	LEU	O-C-N	5.17	130.97	122.70
4	5-F	408	GLU	N-CA-C	5.17	124.96	111.00
2	5-U	10	LEU	O-C-N	5.17	130.97	122.70
4	6-F	408	GLU	N-CA-C	5.17	124.96	111.00
2	6-U	10	LEU	O-C-N	5.17	130.97	122.70
4	7-F	408	GLU	N-CA-C	5.17	124.96	111.00
2	7-U	10	LEU	O-C-N	5.17	130.97	122.70
4	8-F	408	GLU	N-CA-C	5.17	124.96	111.00
4	8-X	408	GLU	N-CA-C	5.17	124.96	111.00
4	4-R	458	ASP	O-C-N	-5.17	114.43	122.70
3	5-P	1516	LEU	CA-C-O	-5.17	109.24	120.10
4	5-R	458	ASP	O-C-N	-5.17	114.43	122.70
4	6-R	458	ASP	O-C-N	-5.17	114.43	122.70
3	7-P	1516	LEU	CA-C-O	-5.17	109.24	120.10
4	7-R	458	ASP	O-C-N	-5.17	114.43	122.70
4	8-R	458	ASP	O-C-N	-5.17	114.43	122.70
4	1-R	458	ASP	O-C-N	-5.17	114.43	122.70

Continued on next page...

Continued from previous page...

Mol	Chain	Res	Type	Atoms	Z	Observed(^{o})	Ideal(^{o})
3	2-V	1486	CYS	CA-C-N	-5.17	105.83	117.20
3	3-V	1486	CYS	CA-C-N	-5.17	105.83	117.20
3	4-V	1486	CYS	CA-C-N	-5.17	105.83	117.20
3	5-V	1486	CYS	CA-C-N	-5.17	105.83	117.20
3	6-V	1486	CYS	CA-C-N	-5.17	105.83	117.20
3	7-V	1486	CYS	CA-C-N	-5.17	105.83	117.20
3	8-V	1486	CYS	CA-C-N	-5.17	105.83	117.20
6	1-N	391	GLN	CA-C-N	5.17	128.56	117.20
4	2-F	408	GLU	N-CA-C	5.17	124.95	111.00
4	2-R	458	ASP	O-C-N	-5.17	114.44	122.70
4	2-X	408	GLU	N-CA-C	5.17	124.95	111.00
4	3-F	408	GLU	N-CA-C	5.17	124.95	111.00
4	3-R	458	ASP	O-C-N	-5.17	114.44	122.70
4	4-X	408	GLU	N-CA-C	5.17	124.95	111.00
4	5-X	408	GLU	N-CA-C	5.17	124.95	111.00
4	6-X	408	GLU	N-CA-C	5.17	124.95	111.00
4	7-X	408	GLU	N-CA-C	5.17	124.95	111.00
4	1-R	467	LEU	CB-CA-C	-5.17	100.39	110.20
2	1-U	10	LEU	O-C-N	5.17	130.96	122.70
4	1-X	468	LYS	CA-C-O	-5.17	109.25	120.10
4	3-L	458	ASP	O-C-N	-5.17	114.44	122.70
4	8-L	458	ASP	O-C-N	-5.17	114.44	122.70
2	1-C	10	LEU	O-C-N	5.16	130.96	122.70
2	1-O	10	LEU	O-C-N	5.16	130.96	122.70
4	2-X	468	LYS	CA-C-O	-5.16	109.26	120.10
4	3-X	348	GLN	C-N-CA	-5.16	108.79	121.70
4	4-X	468	LYS	CA-C-O	-5.16	109.26	120.10
4	5-X	468	LYS	CA-C-O	-5.16	109.26	120.10
4	6-X	468	LYS	CA-C-O	-5.16	109.26	120.10
4	7-X	468	LYS	CA-C-O	-5.16	109.26	120.10
4	8-X	348	GLN	C-N-CA	-5.16	108.79	121.70
4	1-L	408	GLU	N-CA-C	5.16	124.94	111.00
3	5-D	1516	LEU	CA-C-O	-5.16	109.26	120.10
3	7-D	1516	LEU	CA-C-O	-5.16	109.26	120.10
4	1-F	234	PRO	N-CA-C	5.16	125.52	112.10
3	1-J	1486	CYS	CA-C-N	-5.16	105.85	117.20
4	1-L	234	PRO	N-CA-C	5.16	125.52	112.10
4	1-X	428	LYS	C-N-CA	-5.16	111.46	122.30
3	2-J	1516	LEU	CA-C-O	-5.16	109.26	120.10
3	3-J	1516	LEU	CA-C-O	-5.16	109.26	120.10
6	3-Z	391	GLN	CA-C-N	5.16	128.55	117.20
3	4-J	1516	LEU	CA-C-O	-5.16	109.26	120.10

Continued on next page...

Continued from previous page...

Mol	Chain	Res	Type	Atoms	Z	Observed(^{o})	Ideal(^{o})
2	4-O	10	LEU	O-C-N	5.16	130.96	122.70
3	5-J	1516	LEU	CA-C-O	-5.16	109.26	120.10
2	5-O	10	LEU	O-C-N	5.16	130.96	122.70
3	6-J	1516	LEU	CA-C-O	-5.16	109.26	120.10
2	6-O	10	LEU	O-C-N	5.16	130.96	122.70
3	7-J	1516	LEU	CA-C-O	-5.16	109.26	120.10
2	7-O	10	LEU	O-C-N	5.16	130.96	122.70
3	8-J	1516	LEU	CA-C-O	-5.16	109.26	120.10
2	8-O	10	LEU	O-C-N	5.16	130.96	122.70
6	8-Z	391	GLN	CA-C-N	5.16	128.55	117.20
4	1-F	408	GLU	N-CA-C	5.16	124.93	111.00
4	1-R	428	LYS	C-N-CA	-5.16	111.47	122.30
3	1-V	1516	LEU	CA-C-O	-5.16	109.27	120.10
3	2-D	1486	CYS	CA-C-N	-5.16	105.85	117.20
3	3-D	1486	CYS	CA-C-N	-5.16	105.85	117.20
3	4-D	1486	CYS	CA-C-N	-5.16	105.85	117.20
6	4-H	391	GLN	CA-C-N	5.16	128.55	117.20
4	4-R	408	GLU	N-CA-C	5.16	124.93	111.00
6	5-H	391	GLN	CA-C-N	5.16	128.55	117.20
4	5-R	408	GLU	N-CA-C	5.16	124.93	111.00
3	6-D	1486	CYS	CA-C-N	-5.16	105.85	117.20
6	6-H	391	GLN	CA-C-N	5.16	128.55	117.20
4	6-R	408	GLU	N-CA-C	5.16	124.93	111.00
6	7-H	391	GLN	CA-C-N	5.16	128.55	117.20
4	7-R	408	GLU	N-CA-C	5.16	124.93	111.00
3	8-D	1486	CYS	CA-C-N	-5.16	105.85	117.20
6	8-H	391	GLN	CA-C-N	5.16	128.55	117.20
4	8-R	408	GLU	N-CA-C	5.16	124.93	111.00
4	3-L	468	LYS	CA-C-O	-5.16	109.27	120.10
4	8-L	468	LYS	CA-C-O	-5.16	109.27	120.10
4	1-F	458	ASP	O-C-N	-5.16	114.45	122.70
4	2-F	348	GLN	C-N-CA	-5.16	108.81	121.70
4	2-L	467	LEU	CB-CA-C	-5.16	100.40	110.20
3	2-P	1516	LEU	CA-C-O	-5.16	109.27	120.10
4	3-F	348	GLN	C-N-CA	-5.16	108.81	121.70
3	3-P	1516	LEU	CA-C-O	-5.16	109.27	120.10
4	3-X	428	LYS	C-N-CA	-5.16	111.47	122.30
4	3-X	468	LYS	CA-C-O	-5.16	109.28	120.10
4	4-F	428	LYS	C-N-CA	-5.16	111.47	122.30
4	4-F	458	ASP	O-C-N	-5.16	114.45	122.70
4	4-L	467	LEU	CB-CA-C	-5.16	100.40	110.20
3	4-P	1516	LEU	CA-C-O	-5.16	109.27	120.10

Continued on next page...

Continued from previous page...

Mol	Chain	Res	Type	Atoms	Z	Observed(^{o})	Ideal(^{o})
4	4-R	348	GLN	C-N-CA	-5.16	108.81	121.70
4	5-F	428	LYS	C-N-CA	-5.16	111.47	122.30
4	5-F	458	ASP	O-C-N	-5.16	114.45	122.70
4	5-L	467	LEU	CB-CA-C	-5.16	100.40	110.20
3	5-P	1486	CYS	CA-C-N	-5.16	105.86	117.20
4	5-R	348	GLN	C-N-CA	-5.16	108.81	121.70
4	6-F	428	LYS	C-N-CA	-5.16	111.47	122.30
4	6-F	458	ASP	O-C-N	-5.16	114.45	122.70
4	6-L	467	LEU	CB-CA-C	-5.16	100.40	110.20
3	6-P	1516	LEU	CA-C-O	-5.16	109.27	120.10
4	6-R	348	GLN	C-N-CA	-5.16	108.81	121.70
4	7-F	428	LYS	C-N-CA	-5.16	111.47	122.30
4	7-F	458	ASP	O-C-N	-5.16	114.45	122.70
4	7-L	467	LEU	CB-CA-C	-5.16	100.40	110.20
3	7-P	1486	CYS	CA-C-N	-5.16	105.86	117.20
4	7-R	348	GLN	C-N-CA	-5.16	108.81	121.70
4	8-F	428	LYS	C-N-CA	-5.16	111.47	122.30
4	8-F	458	ASP	O-C-N	-5.16	114.45	122.70
3	8-P	1516	LEU	CA-C-O	-5.16	109.27	120.10
4	8-R	348	GLN	C-N-CA	-5.16	108.81	121.70
4	8-X	428	LYS	C-N-CA	-5.16	111.47	122.30
4	8-X	468	LYS	CA-C-O	-5.16	109.28	120.10
4	1-L	267	GLN	N-CA-CB	-5.15	101.32	110.60
4	1-L	458	ASP	O-C-N	-5.15	114.45	122.70
3	2-D	1516	LEU	CA-C-O	-5.15	109.28	120.10
6	2-T	391	GLN	CA-C-N	5.15	128.54	117.20
3	3-D	1516	LEU	CA-C-O	-5.15	109.28	120.10
6	3-T	391	GLN	CA-C-N	5.15	128.54	117.20
4	3-X	458	ASP	O-C-N	-5.15	114.45	122.70
3	4-D	1516	LEU	CA-C-O	-5.15	109.28	120.10
3	5-D	141	CYS	N-CA-CB	5.15	119.88	110.60
3	6-D	1516	LEU	CA-C-O	-5.15	109.28	120.10
3	7-D	141	CYS	N-CA-CB	5.15	119.88	110.60
3	8-D	1516	LEU	CA-C-O	-5.15	109.28	120.10
4	8-X	458	ASP	O-C-N	-5.15	114.45	122.70
4	1-F	468	LYS	CA-C-O	-5.15	109.28	120.10
4	1-R	348	GLN	C-N-CA	-5.15	108.82	121.70
3	1-V	1486	CYS	CA-C-N	-5.15	105.87	117.20
3	2-P	1486	CYS	CA-C-N	-5.15	105.87	117.20
4	2-X	467	LEU	CB-CA-C	-5.15	100.41	110.20
3	3-P	1486	CYS	CA-C-N	-5.15	105.87	117.20
4	4-F	467	LEU	CB-CA-C	-5.15	100.41	110.20

Continued on next page...

Continued from previous page...

Mol	Chain	Res	Type	Atoms	Z	Observed(^{o})	Ideal(^{o})
3	4-P	1486	CYS	CA-C-N	-5.15	105.87	117.20
4	4-X	467	LEU	CB-CA-C	-5.15	100.41	110.20
4	5-F	467	LEU	CB-CA-C	-5.15	100.41	110.20
4	5-X	467	LEU	CB-CA-C	-5.15	100.41	110.20
4	6-F	467	LEU	CB-CA-C	-5.15	100.41	110.20
3	6-P	1486	CYS	CA-C-N	-5.15	105.87	117.20
4	6-X	467	LEU	CB-CA-C	-5.15	100.41	110.20
4	7-F	467	LEU	CB-CA-C	-5.15	100.41	110.20
4	7-X	467	LEU	CB-CA-C	-5.15	100.41	110.20
4	8-F	467	LEU	CB-CA-C	-5.15	100.41	110.20
3	8-P	1486	CYS	CA-C-N	-5.15	105.87	117.20
5	1-S	277	SER	N-CA-C	5.15	124.91	111.00
2	2-I	10	LEU	O-C-N	5.15	130.94	122.70
2	4-I	10	LEU	O-C-N	5.15	130.94	122.70
2	5-I	10	LEU	O-C-N	5.15	130.94	122.70
2	6-I	10	LEU	O-C-N	5.15	130.94	122.70
2	7-I	10	LEU	O-C-N	5.15	130.94	122.70
3	1-D	1486	CYS	CA-C-N	-5.15	105.87	117.20
4	1-R	468	LYS	CA-C-O	-5.15	109.29	120.10
4	2-F	428	LYS	C-N-CA	-5.15	111.49	122.30
4	2-F	458	ASP	O-C-N	-5.15	114.46	122.70
3	2-J	1486	CYS	CA-C-N	-5.15	105.87	117.20
3	2-V	1516	LEU	CA-C-O	-5.15	109.29	120.10
4	3-F	428	LYS	C-N-CA	-5.15	111.49	122.30
4	3-F	458	ASP	O-C-N	-5.15	114.46	122.70
3	3-J	1486	CYS	CA-C-N	-5.15	105.87	117.20
3	3-V	1516	LEU	CA-C-O	-5.15	109.29	120.10
3	4-J	1486	CYS	CA-C-N	-5.15	105.87	117.20
3	4-V	1516	LEU	CA-C-O	-5.15	109.29	120.10
3	5-J	1486	CYS	CA-C-N	-5.15	105.87	117.20
3	5-V	1516	LEU	CA-C-O	-5.15	109.29	120.10
3	6-J	1486	CYS	CA-C-N	-5.15	105.87	117.20
3	6-V	1516	LEU	CA-C-O	-5.15	109.29	120.10
3	7-J	1486	CYS	CA-C-N	-5.15	105.87	117.20
3	7-V	1516	LEU	CA-C-O	-5.15	109.29	120.10
3	8-J	1486	CYS	CA-C-N	-5.15	105.87	117.20
3	8-V	1516	LEU	CA-C-O	-5.15	109.29	120.10
3	1-P	1486	CYS	CA-C-N	-5.15	105.88	117.20
3	2-J	141	CYS	N-CA-CB	5.15	119.87	110.60
4	2-X	348	GLN	C-N-CA	-5.15	108.83	121.70
3	3-J	141	CYS	N-CA-CB	5.15	119.87	110.60
4	3-L	467	LEU	CB-CA-C	-5.15	100.42	110.20

Continued on next page...

Continued from previous page...

Mol	Chain	Res	Type	Atoms	Z	Observed(^{o})	Ideal(^{o})
3	4-J	141	CYS	N-CA-CB	5.15	119.87	110.60
4	4-X	348	GLN	C-N-CA	-5.15	108.83	121.70
3	5-J	141	CYS	N-CA-CB	5.15	119.87	110.60
4	5-X	348	GLN	C-N-CA	-5.15	108.83	121.70
3	6-J	141	CYS	N-CA-CB	5.15	119.87	110.60
4	6-X	348	GLN	C-N-CA	-5.15	108.83	121.70
3	7-J	141	CYS	N-CA-CB	5.15	119.87	110.60
4	7-X	348	GLN	C-N-CA	-5.15	108.83	121.70
3	8-J	141	CYS	N-CA-CB	5.15	119.87	110.60
4	8-L	467	LEU	CB-CA-C	-5.15	100.42	110.20
2	2-C	10	LEU	O-C-N	5.15	130.93	122.70
4	2-R	348	GLN	C-N-CA	-5.15	108.83	121.70
2	3-C	10	LEU	O-C-N	5.15	130.93	122.70
4	3-R	348	GLN	C-N-CA	-5.15	108.83	121.70
2	3-U	10	LEU	O-C-N	5.15	130.93	122.70
3	5-D	1486	CYS	CA-C-N	-5.15	105.88	117.20
3	7-D	1486	CYS	CA-C-N	-5.15	105.88	117.20
2	8-U	10	LEU	O-C-N	5.15	130.93	122.70
6	1-H	391	GLN	CA-C-N	5.14	128.52	117.20
4	2-F	467	LEU	CB-CA-C	-5.14	100.42	110.20
4	2-L	408	GLU	N-CA-C	5.14	124.89	111.00
4	2-L	428	LYS	C-N-CA	-5.14	111.50	122.30
6	2-N	391	GLN	CA-C-N	5.14	128.52	117.20
3	2-V	141	CYS	N-CA-CB	5.14	119.86	110.60
4	3-F	467	LEU	CB-CA-C	-5.14	100.42	110.20
3	3-V	141	CYS	N-CA-CB	5.14	119.86	110.60
4	4-F	348	GLN	C-N-CA	-5.14	108.84	121.70
4	4-L	408	GLU	N-CA-C	5.14	124.89	111.00
4	4-L	428	LYS	C-N-CA	-5.14	111.50	122.30
6	4-N	391	GLN	CA-C-N	5.14	128.52	117.20
4	4-R	467	LEU	CB-CA-C	-5.14	100.42	110.20
3	4-V	141	CYS	N-CA-CB	5.14	119.86	110.60
4	5-F	348	GLN	C-N-CA	-5.14	108.84	121.70
4	5-L	408	GLU	N-CA-C	5.14	124.89	111.00
4	5-L	428	LYS	C-N-CA	-5.14	111.50	122.30
6	5-N	391	GLN	CA-C-N	5.14	128.52	117.20
4	5-R	467	LEU	CB-CA-C	-5.14	100.42	110.20
3	5-V	141	CYS	N-CA-CB	5.14	119.86	110.60
4	6-F	348	GLN	C-N-CA	-5.14	108.84	121.70
4	6-L	408	GLU	N-CA-C	5.14	124.89	111.00
4	6-L	428	LYS	C-N-CA	-5.14	111.50	122.30
6	6-N	391	GLN	CA-C-N	5.14	128.52	117.20

Continued on next page...

Continued from previous page...

Mol	Chain	Res	Type	Atoms	Z	Observed(^{o})	Ideal(^{o})
4	6-R	467	LEU	CB-CA-C	-5.14	100.42	110.20
3	6-V	141	CYS	N-CA-CB	5.14	119.86	110.60
4	7-F	348	GLN	C-N-CA	-5.14	108.84	121.70
4	7-L	408	GLU	N-CA-C	5.14	124.89	111.00
4	7-L	428	LYS	C-N-CA	-5.14	111.50	122.30
6	7-N	391	GLN	CA-C-N	5.14	128.52	117.20
4	7-R	467	LEU	CB-CA-C	-5.14	100.42	110.20
3	7-V	141	CYS	N-CA-CB	5.14	119.86	110.60
4	8-F	348	GLN	C-N-CA	-5.14	108.84	121.70
4	8-R	467	LEU	CB-CA-C	-5.14	100.42	110.20
3	8-V	141	CYS	N-CA-CB	5.14	119.86	110.60
4	1-F	428	LYS	C-N-CA	-5.14	111.50	122.30
4	1-L	428	LYS	C-N-CA	-5.14	111.50	122.30
4	1-F	267	GLN	N-CA-CB	-5.14	101.35	110.60
4	1-L	348	GLN	C-N-CA	-5.14	108.85	121.70
6	4-T	391	GLN	CA-C-N	5.14	128.51	117.20
3	5-P	141	CYS	N-CA-CB	5.14	119.85	110.60
6	5-T	391	GLN	CA-C-N	5.14	128.51	117.20
6	6-T	391	GLN	CA-C-N	5.14	128.51	117.20
3	7-P	141	CYS	N-CA-CB	5.14	119.85	110.60
6	7-T	391	GLN	CA-C-N	5.14	128.51	117.20
6	8-T	391	GLN	CA-C-N	5.14	128.51	117.20
6	1-T	391	GLN	CA-C-N	5.14	128.51	117.20
5	2-G	277	SER	N-CA-C	5.14	124.88	111.00
4	2-L	348	GLN	C-N-CA	-5.14	108.85	121.70
6	2-Z	391	GLN	CA-C-N	5.14	128.51	117.20
5	3-G	277	SER	N-CA-C	5.14	124.88	111.00
4	4-L	348	GLN	C-N-CA	-5.14	108.85	121.70
6	4-Z	391	GLN	CA-C-N	5.14	128.51	117.20
4	5-L	348	GLN	C-N-CA	-5.14	108.85	121.70
6	5-Z	391	GLN	CA-C-N	5.14	128.51	117.20
4	6-L	348	GLN	C-N-CA	-5.14	108.85	121.70
6	6-Z	391	GLN	CA-C-N	5.14	128.51	117.20
4	7-L	348	GLN	C-N-CA	-5.14	108.85	121.70
6	7-Z	391	GLN	CA-C-N	5.14	128.51	117.20
4	1-F	467	LEU	CB-CA-C	-5.14	100.44	110.20
4	1-L	319	SER	CA-C-N	5.14	128.50	117.20
4	1-L	467	LEU	CB-CA-C	-5.14	100.44	110.20
4	2-F	432	ASN	CB-CA-C	-5.14	100.13	110.40
4	3-F	432	ASN	CB-CA-C	-5.14	100.13	110.40
6	3-N	391	GLN	CA-C-N	5.14	128.50	117.20
4	3-X	467	LEU	CB-CA-C	-5.14	100.44	110.20

Continued on next page...

Continued from previous page...

Mol	Chain	Res	Type	Atoms	Z	Observed(^{o})	Ideal(^{o})
4	4-F	468	LYS	CA-C-O	-5.14	109.31	120.10
4	5-F	468	LYS	CA-C-O	-5.14	109.31	120.10
4	6-F	468	LYS	CA-C-O	-5.14	109.31	120.10
4	7-F	468	LYS	CA-C-O	-5.14	109.31	120.10
4	8-F	468	LYS	CA-C-O	-5.14	109.31	120.10
6	8-N	391	GLN	CA-C-N	5.14	128.50	117.20
4	8-X	467	LEU	CB-CA-C	-5.14	100.44	110.20
4	3-L	428	LYS	C-N-CA	-5.13	111.52	122.30
4	4-R	428	LYS	C-N-CA	-5.13	111.52	122.30
4	5-R	428	LYS	C-N-CA	-5.13	111.52	122.30
4	6-R	428	LYS	C-N-CA	-5.13	111.52	122.30
4	7-R	428	LYS	C-N-CA	-5.13	111.52	122.30
4	8-L	428	LYS	C-N-CA	-5.13	111.52	122.30
4	8-R	428	LYS	C-N-CA	-5.13	111.52	122.30
2	1-I	10	LEU	O-C-N	5.13	130.91	122.70
4	2-F	468	LYS	CA-C-O	-5.13	109.32	120.10
4	2-L	458	ASP	O-C-N	-5.13	114.49	122.70
4	2-R	467	LEU	CB-CA-C	-5.13	100.45	110.20
4	2-X	428	LYS	C-N-CA	-5.13	111.52	122.30
4	3-F	468	LYS	CA-C-O	-5.13	109.32	120.10
4	3-R	467	LEU	CB-CA-C	-5.13	100.45	110.20
4	4-L	458	ASP	O-C-N	-5.13	114.49	122.70
4	4-X	428	LYS	C-N-CA	-5.13	111.52	122.30
4	5-L	458	ASP	O-C-N	-5.13	114.49	122.70
4	5-X	428	LYS	C-N-CA	-5.13	111.52	122.30
4	6-L	458	ASP	O-C-N	-5.13	114.49	122.70
4	6-X	428	LYS	C-N-CA	-5.13	111.52	122.30
4	7-L	458	ASP	O-C-N	-5.13	114.49	122.70
4	7-X	428	LYS	C-N-CA	-5.13	111.52	122.30
2	2-C	3	THR	C-N-CA	-5.13	108.87	121.70
2	3-C	3	THR	C-N-CA	-5.13	108.87	121.70
4	3-L	348	GLN	C-N-CA	-5.13	108.87	121.70
6	3-N	391	GLN	N-CA-CB	5.13	119.83	110.60
4	8-L	348	GLN	C-N-CA	-5.13	108.87	121.70
6	8-N	391	GLN	N-CA-CB	5.13	119.83	110.60
3	2-D	141	CYS	N-CA-CB	5.13	119.83	110.60
3	3-D	141	CYS	N-CA-CB	5.13	119.83	110.60
3	4-D	141	CYS	N-CA-CB	5.13	119.83	110.60
3	6-D	141	CYS	N-CA-CB	5.13	119.83	110.60
3	8-D	141	CYS	N-CA-CB	5.13	119.83	110.60
4	1-F	319	SER	CA-C-N	5.13	128.48	117.20
6	1-H	391	GLN	N-CA-CB	5.13	119.83	110.60

Continued on next page...

Continued from previous page...

Mol	Chain	Res	Type	Atoms	Z	Observed(^{o})	Ideal(^{o})
6	2-H	391	GLN	N-CA-CB	5.13	119.83	110.60
2	2-O	3	THR	C-N-CA	-5.13	108.88	121.70
4	2-R	428	LYS	C-N-CA	-5.13	111.53	122.30
4	2-R	468	LYS	CA-C-O	-5.13	109.33	120.10
6	3-H	391	GLN	N-CA-CB	5.13	119.83	110.60
4	3-L	432	ASN	CB-CA-C	-5.13	100.14	110.40
2	3-O	3	THR	C-N-CA	-5.13	108.88	121.70
4	3-R	428	LYS	C-N-CA	-5.13	111.53	122.30
4	3-R	468	LYS	CA-C-O	-5.13	109.33	120.10
4	8-L	432	ASN	CB-CA-C	-5.13	100.14	110.40
4	1-F	432	ASN	CB-CA-C	-5.13	100.15	110.40
6	1-Z	373	THR	C-N-CA	-5.13	108.88	121.70
2	2-U	455	VAL	CB-CA-C	-5.13	101.66	111.40
2	3-U	455	VAL	CB-CA-C	-5.13	101.66	111.40
2	4-U	455	VAL	CB-CA-C	-5.13	101.66	111.40
2	5-U	455	VAL	CB-CA-C	-5.13	101.66	111.40
2	6-U	455	VAL	CB-CA-C	-5.13	101.66	111.40
2	7-U	455	VAL	CB-CA-C	-5.13	101.66	111.40
2	8-U	455	VAL	CB-CA-C	-5.13	101.66	111.40
6	1-Z	391	GLN	CA-C-N	5.12	128.47	117.20
6	2-Z	391	GLN	N-CA-CB	5.12	119.83	110.60
4	3-L	467	LEU	CA-C-N	5.12	128.47	117.20
6	4-Z	391	GLN	N-CA-CB	5.12	119.83	110.60
6	5-Z	391	GLN	N-CA-CB	5.12	119.83	110.60
6	6-Z	391	GLN	N-CA-CB	5.12	119.83	110.60
6	7-Z	391	GLN	N-CA-CB	5.12	119.83	110.60
4	8-L	467	LEU	CA-C-N	5.12	128.47	117.20
5	1-G	323	GLU	CB-CA-C	5.12	120.65	110.40
6	2-T	391	GLN	N-CA-CB	5.12	119.82	110.60
2	3-I	3	THR	C-N-CA	-5.12	108.89	121.70
6	3-T	391	GLN	N-CA-CB	5.12	119.82	110.60
2	8-I	3	THR	C-N-CA	-5.12	108.89	121.70
4	1-F	467	LEU	CA-C-N	5.12	128.47	117.20
4	1-X	428	LYS	CA-C-N	-5.12	105.96	116.20
6	2-H	391	GLN	CA-C-N	5.12	128.47	117.20
6	3-H	391	GLN	CA-C-N	5.12	128.47	117.20
4	4-F	428	LYS	CA-C-N	-5.12	105.96	116.20
4	5-F	428	LYS	CA-C-N	-5.12	105.96	116.20
4	6-F	428	LYS	CA-C-N	-5.12	105.96	116.20
4	7-F	428	LYS	CA-C-N	-5.12	105.96	116.20
4	8-F	428	LYS	CA-C-N	-5.12	105.96	116.20
4	1-F	348	GLN	C-N-CA	-5.12	108.90	121.70

Continued on next page...

Continued from previous page...

Mol	Chain	Res	Type	Atoms	Z	Observed(^{o})	Ideal(^{o})
2	2-I	455	VAL	CB-CA-C	-5.12	101.67	111.40
2	2-O	455	VAL	CB-CA-C	-5.12	101.67	111.40
2	2-U	3	THR	C-N-CA	-5.12	108.91	121.70
2	3-I	455	VAL	CB-CA-C	-5.12	101.67	111.40
2	3-O	455	VAL	CB-CA-C	-5.12	101.67	111.40
2	3-U	3	THR	C-N-CA	-5.12	108.91	121.70
4	3-X	432	ASN	CB-CA-C	-5.12	100.16	110.40
5	4-G	277	SER	N-CA-C	5.12	124.82	111.00
2	4-I	455	VAL	CB-CA-C	-5.12	101.67	111.40
2	4-O	455	VAL	CB-CA-C	-5.12	101.67	111.40
5	4-S	277	SER	N-CA-C	5.12	124.82	111.00
2	4-U	3	THR	C-N-CA	-5.12	108.91	121.70
5	5-G	277	SER	N-CA-C	5.12	124.82	111.00
2	5-I	455	VAL	CB-CA-C	-5.12	101.67	111.40
2	5-O	455	VAL	CB-CA-C	-5.12	101.67	111.40
5	5-S	277	SER	N-CA-C	5.12	124.82	111.00
2	5-U	3	THR	C-N-CA	-5.12	108.91	121.70
5	6-G	277	SER	N-CA-C	5.12	124.82	111.00
2	6-I	455	VAL	CB-CA-C	-5.12	101.67	111.40
2	6-O	455	VAL	CB-CA-C	-5.12	101.67	111.40
5	6-S	277	SER	N-CA-C	5.12	124.82	111.00
2	6-U	3	THR	C-N-CA	-5.12	108.91	121.70
5	7-G	277	SER	N-CA-C	5.12	124.82	111.00
2	7-I	455	VAL	CB-CA-C	-5.12	101.67	111.40
2	7-O	455	VAL	CB-CA-C	-5.12	101.67	111.40
5	7-S	277	SER	N-CA-C	5.12	124.82	111.00
2	7-U	3	THR	C-N-CA	-5.12	108.91	121.70
5	8-G	277	SER	N-CA-C	5.12	124.82	111.00
2	8-I	455	VAL	CB-CA-C	-5.12	101.67	111.40
2	8-O	455	VAL	CB-CA-C	-5.12	101.67	111.40
5	8-S	277	SER	N-CA-C	5.12	124.82	111.00
2	8-U	3	THR	C-N-CA	-5.12	108.91	121.70
4	8-X	432	ASN	CB-CA-C	-5.12	100.16	110.40
4	2-L	319	SER	CA-C-N	5.12	128.46	117.20
2	2-O	307	GLY	C-N-CA	5.12	134.49	121.70
2	2-U	307	GLY	C-N-CA	5.12	134.49	121.70
4	2-X	432	ASN	CB-CA-C	-5.12	100.17	110.40
2	3-O	307	GLY	C-N-CA	5.12	134.49	121.70
2	3-U	307	GLY	C-N-CA	5.12	134.49	121.70
6	3-Z	391	GLN	N-CA-CB	5.12	119.81	110.60
4	4-L	319	SER	CA-C-N	5.12	128.46	117.20
2	4-O	3	THR	C-N-CA	-5.12	108.91	121.70

Continued on next page...

Continued from previous page...

Mol	Chain	Res	Type	Atoms	Z	Observed(^{o})	Ideal(^{o})
2	4-O	307	GLY	C-N-CA	5.12	134.49	121.70
2	4-U	307	GLY	C-N-CA	5.12	134.49	121.70
4	4-X	432	ASN	CB-CA-C	-5.12	100.17	110.40
4	5-L	319	SER	CA-C-N	5.12	128.46	117.20
2	5-O	3	THR	C-N-CA	-5.12	108.91	121.70
2	5-O	307	GLY	C-N-CA	5.12	134.49	121.70
2	5-U	307	GLY	C-N-CA	5.12	134.49	121.70
4	5-X	432	ASN	CB-CA-C	-5.12	100.17	110.40
4	6-L	319	SER	CA-C-N	5.12	128.46	117.20
2	6-O	3	THR	C-N-CA	-5.12	108.91	121.70
2	6-O	307	GLY	C-N-CA	5.12	134.49	121.70
2	6-U	307	GLY	C-N-CA	5.12	134.49	121.70
4	6-X	432	ASN	CB-CA-C	-5.12	100.17	110.40
4	7-L	319	SER	CA-C-N	5.12	128.46	117.20
2	7-O	3	THR	C-N-CA	-5.12	108.91	121.70
2	7-O	307	GLY	C-N-CA	5.12	134.49	121.70
2	7-U	307	GLY	C-N-CA	5.12	134.49	121.70
4	7-X	432	ASN	CB-CA-C	-5.12	100.17	110.40
2	8-O	3	THR	C-N-CA	-5.12	108.91	121.70
2	8-O	307	GLY	C-N-CA	5.12	134.49	121.70
2	8-U	307	GLY	C-N-CA	5.12	134.49	121.70
6	8-Z	391	GLN	N-CA-CB	5.12	119.81	110.60
2	1-I	455	VAL	CB-CA-C	-5.12	101.68	111.40
6	1-N	373	THR	C-N-CA	-5.12	108.91	121.70
4	2-F	467	LEU	CA-C-N	5.12	128.46	117.20
2	2-I	3	THR	C-N-CA	-5.12	108.91	121.70
4	3-F	467	LEU	CA-C-N	5.12	128.46	117.20
5	3-M	277	SER	N-CA-C	5.12	124.81	111.00
4	4-F	467	LEU	CA-C-N	5.12	128.45	117.20
2	4-I	3	THR	C-N-CA	-5.12	108.91	121.70
4	4-R	432	ASN	CB-CA-C	-5.12	100.17	110.40
4	5-F	467	LEU	CA-C-N	5.12	128.45	117.20
2	5-I	3	THR	C-N-CA	-5.12	108.91	121.70
4	5-R	432	ASN	CB-CA-C	-5.12	100.17	110.40
4	6-F	467	LEU	CA-C-N	5.12	128.45	117.20
2	6-I	3	THR	C-N-CA	-5.12	108.91	121.70
4	6-R	432	ASN	CB-CA-C	-5.12	100.17	110.40
4	7-F	467	LEU	CA-C-N	5.12	128.45	117.20
2	7-I	3	THR	C-N-CA	-5.12	108.91	121.70
4	7-R	432	ASN	CB-CA-C	-5.12	100.17	110.40
4	8-F	467	LEU	CA-C-N	5.12	128.45	117.20
5	8-M	277	SER	N-CA-C	5.12	124.81	111.00

Continued on next page...

Continued from previous page...

Mol	Chain	Res	Type	Atoms	Z	Observed(^{o})	Ideal(^{o})
4	8-R	432	ASN	CB-CA-C	-5.12	100.17	110.40
5	1-Y	277	SER	N-CA-C	5.11	124.81	111.00
4	2-R	432	ASN	CB-CA-C	-5.11	100.17	110.40
5	2-S	274	ARG	N-CA-CB	5.11	119.80	110.60
5	2-S	277	SER	N-CA-C	5.11	124.81	111.00
5	2-Y	274	ARG	N-CA-CB	5.11	119.80	110.60
5	2-Y	277	SER	N-CA-C	5.11	124.81	111.00
4	3-R	432	ASN	CB-CA-C	-5.11	100.17	110.40
5	3-S	274	ARG	N-CA-CB	5.11	119.80	110.60
5	3-S	277	SER	N-CA-C	5.11	124.81	111.00
5	4-Y	274	ARG	N-CA-CB	5.11	119.80	110.60
5	4-Y	277	SER	N-CA-C	5.11	124.81	111.00
5	5-Y	274	ARG	N-CA-CB	5.11	119.80	110.60
5	5-Y	277	SER	N-CA-C	5.11	124.81	111.00
5	6-Y	274	ARG	N-CA-CB	5.11	119.80	110.60
5	6-Y	277	SER	N-CA-C	5.11	124.81	111.00
5	7-Y	274	ARG	N-CA-CB	5.11	119.80	110.60
5	7-Y	277	SER	N-CA-C	5.11	124.81	111.00
6	1-H	373	THR	C-N-CA	-5.11	108.92	121.70
2	1-I	3	THR	C-N-CA	-5.11	108.92	121.70
4	1-R	319	SER	CA-C-N	5.11	128.45	117.20
4	1-R	428	LYS	CA-C-N	-5.11	105.98	116.20
5	3-Y	277	SER	N-CA-C	5.11	124.80	111.00
5	8-Y	277	SER	N-CA-C	5.11	124.80	111.00
5	1-M	274	ARG	N-CA-CB	5.11	119.80	110.60
2	2-C	307	GLY	C-N-CA	5.11	134.48	121.70
4	2-L	467	LEU	CA-C-N	5.11	128.44	117.20
6	2-N	373	THR	C-N-CA	-5.11	108.93	121.70
6	2-N	391	GLN	N-CA-CB	5.11	119.80	110.60
4	2-X	319	SER	CA-C-N	5.11	128.44	117.20
2	3-C	307	GLY	C-N-CA	5.11	134.48	121.70
2	4-C	307	GLY	C-N-CA	5.11	134.48	121.70
4	4-L	467	LEU	CA-C-N	5.11	128.44	117.20
6	4-N	373	THR	C-N-CA	-5.11	108.93	121.70
6	4-N	391	GLN	N-CA-CB	5.11	119.80	110.60
4	4-R	319	SER	CA-C-N	5.11	128.44	117.20
4	4-R	467	LEU	CA-C-N	5.11	128.44	117.20
4	4-X	319	SER	CA-C-N	5.11	128.44	117.20
2	5-C	307	GLY	C-N-CA	5.11	134.48	121.70
4	5-L	467	LEU	CA-C-N	5.11	128.44	117.20
6	5-N	373	THR	C-N-CA	-5.11	108.93	121.70
6	5-N	391	GLN	N-CA-CB	5.11	119.80	110.60

Continued on next page...

Continued from previous page...

Mol	Chain	Res	Type	Atoms	Z	Observed(^{o})	Ideal(^{o})
4	5-R	319	SER	CA-C-N	5.11	128.44	117.20
4	5-R	467	LEU	CA-C-N	5.11	128.44	117.20
4	5-X	319	SER	CA-C-N	5.11	128.44	117.20
2	6-C	307	GLY	C-N-CA	5.11	134.48	121.70
4	6-L	467	LEU	CA-C-N	5.11	128.44	117.20
6	6-N	373	THR	C-N-CA	-5.11	108.93	121.70
6	6-N	391	GLN	N-CA-CB	5.11	119.80	110.60
4	6-R	319	SER	CA-C-N	5.11	128.44	117.20
4	6-R	467	LEU	CA-C-N	5.11	128.44	117.20
4	6-X	319	SER	CA-C-N	5.11	128.44	117.20
2	7-C	307	GLY	C-N-CA	5.11	134.48	121.70
4	7-L	467	LEU	CA-C-N	5.11	128.44	117.20
6	7-N	373	THR	C-N-CA	-5.11	108.93	121.70
6	7-N	391	GLN	N-CA-CB	5.11	119.80	110.60
4	7-R	319	SER	CA-C-N	5.11	128.44	117.20
4	7-R	467	LEU	CA-C-N	5.11	128.44	117.20
4	7-X	319	SER	CA-C-N	5.11	128.44	117.20
2	8-C	307	GLY	C-N-CA	5.11	134.48	121.70
4	8-R	319	SER	CA-C-N	5.11	128.44	117.20
4	8-R	467	LEU	CA-C-N	5.11	128.44	117.20
2	1-C	307	GLY	C-N-CA	5.11	134.47	121.70
4	1-L	207	GLN	CB-CA-C	-5.11	100.18	110.40
4	2-F	319	SER	CA-C-N	5.11	128.44	117.20
3	2-P	141	CYS	N-CA-CB	5.11	119.80	110.60
4	3-F	319	SER	CA-C-N	5.11	128.44	117.20
3	3-P	141	CYS	N-CA-CB	5.11	119.80	110.60
4	3-X	467	LEU	CA-C-N	5.11	128.44	117.20
6	4-H	373	THR	C-N-CA	-5.11	108.93	121.70
3	4-P	141	CYS	N-CA-CB	5.11	119.80	110.60
4	4-R	428	LYS	CA-C-N	-5.11	105.98	116.20
6	5-H	373	THR	C-N-CA	-5.11	108.93	121.70
4	5-R	428	LYS	CA-C-N	-5.11	105.98	116.20
6	6-H	373	THR	C-N-CA	-5.11	108.93	121.70
3	6-P	141	CYS	N-CA-CB	5.11	119.80	110.60
4	6-R	428	LYS	CA-C-N	-5.11	105.98	116.20
6	7-H	373	THR	C-N-CA	-5.11	108.93	121.70
4	7-R	428	LYS	CA-C-N	-5.11	105.98	116.20
6	8-H	373	THR	C-N-CA	-5.11	108.93	121.70
3	8-P	141	CYS	N-CA-CB	5.11	119.80	110.60
4	8-R	428	LYS	CA-C-N	-5.11	105.98	116.20
4	8-X	467	LEU	CA-C-N	5.11	128.44	117.20
4	1-L	231	LYS	C-N-CA	5.11	134.47	121.70

Continued on next page...

Continued from previous page...

Mol	Chain	Res	Type	Atoms	Z	Observed(^{o})	Ideal(^{o})
2	1-O	3	THR	C-N-CA	-5.11	108.93	121.70
2	1-O	455	VAL	CB-CA-C	-5.11	101.69	111.40
5	1-S	274	ARG	N-CA-CB	5.11	119.79	110.60
2	1-U	307	GLY	C-N-CA	5.11	134.47	121.70
4	1-X	319	SER	CA-C-N	5.11	128.44	117.20
4	1-X	432	ASN	CB-CA-C	-5.11	100.18	110.40
4	2-R	319	SER	CA-C-N	5.11	128.44	117.20
5	3-M	274	ARG	N-CA-CB	5.11	119.79	110.60
4	3-R	319	SER	CA-C-N	5.11	128.44	117.20
2	4-C	3	THR	C-N-CA	-5.11	108.93	121.70
4	4-F	319	SER	CA-C-N	5.11	128.44	117.20
6	4-H	391	GLN	N-CA-CB	5.11	119.79	110.60
2	5-C	3	THR	C-N-CA	-5.11	108.93	121.70
4	5-F	319	SER	CA-C-N	5.11	128.44	117.20
6	5-H	391	GLN	N-CA-CB	5.11	119.79	110.60
2	6-C	3	THR	C-N-CA	-5.11	108.93	121.70
4	6-F	319	SER	CA-C-N	5.11	128.44	117.20
6	6-H	391	GLN	N-CA-CB	5.11	119.79	110.60
2	7-C	3	THR	C-N-CA	-5.11	108.93	121.70
4	7-F	319	SER	CA-C-N	5.11	128.44	117.20
6	7-H	391	GLN	N-CA-CB	5.11	119.79	110.60
2	8-C	3	THR	C-N-CA	-5.11	108.93	121.70
4	8-F	319	SER	CA-C-N	5.11	128.44	117.20
6	8-H	391	GLN	N-CA-CB	5.11	119.79	110.60
5	8-M	274	ARG	N-CA-CB	5.11	119.79	110.60
4	1-R	432	ASN	CB-CA-C	-5.11	100.19	110.40
6	1-Z	391	GLN	N-CA-CB	5.11	119.79	110.60
4	2-R	467	LEU	CA-C-N	5.11	128.43	117.20
4	3-R	467	LEU	CA-C-N	5.11	128.43	117.20
4	2-F	428	LYS	CA-C-N	-5.10	105.99	116.20
5	2-M	274	ARG	N-CA-CB	5.10	119.79	110.60
4	2-R	428	LYS	CA-C-N	-5.10	105.99	116.20
4	3-F	428	LYS	CA-C-N	-5.10	105.99	116.20
4	3-R	428	LYS	CA-C-N	-5.10	105.99	116.20
5	4-M	274	ARG	N-CA-CB	5.10	119.79	110.60
5	5-M	274	ARG	N-CA-CB	5.10	119.79	110.60
5	6-M	274	ARG	N-CA-CB	5.10	119.79	110.60
5	7-M	274	ARG	N-CA-CB	5.10	119.79	110.60
2	1-I	307	GLY	C-N-CA	5.10	134.46	121.70
5	1-M	277	SER	N-CA-C	5.10	124.78	111.00
2	1-U	3	THR	C-N-CA	-5.10	108.94	121.70
4	1-X	467	LEU	CA-C-N	5.10	128.43	117.20

Continued on next page...

Continued from previous page...

Mol	Chain	Res	Type	Atoms	Z	Observed(^{o})	Ideal(^{o})
4	2-L	432	ASN	CB-CA-C	-5.10	100.19	110.40
4	3-X	428	LYS	CA-C-N	-5.10	106.00	116.20
5	3-Y	274	ARG	N-CA-CB	5.10	119.78	110.60
4	4-L	432	ASN	CB-CA-C	-5.10	100.19	110.40
6	4-T	391	GLN	N-CA-CB	5.10	119.78	110.60
4	5-L	432	ASN	CB-CA-C	-5.10	100.19	110.40
6	5-T	391	GLN	N-CA-CB	5.10	119.78	110.60
4	6-L	432	ASN	CB-CA-C	-5.10	100.19	110.40
6	6-T	391	GLN	N-CA-CB	5.10	119.78	110.60
4	7-L	432	ASN	CB-CA-C	-5.10	100.19	110.40
6	7-T	391	GLN	N-CA-CB	5.10	119.78	110.60
6	8-T	391	GLN	N-CA-CB	5.10	119.78	110.60
4	8-X	428	LYS	CA-C-N	-5.10	106.00	116.20
5	8-Y	274	ARG	N-CA-CB	5.10	119.78	110.60
5	1-G	277	SER	N-CA-C	5.10	124.77	111.00
4	1-L	432	ASN	CB-CA-C	-5.10	100.20	110.40
2	1-O	307	GLY	C-N-CA	5.10	134.45	121.70
5	1-Y	274	ARG	N-CA-CB	5.10	119.78	110.60
6	3-N	373	THR	C-N-CA	-5.10	108.95	121.70
5	4-G	274	ARG	N-CA-CB	5.10	119.78	110.60
5	5-G	274	ARG	N-CA-CB	5.10	119.78	110.60
5	6-G	274	ARG	N-CA-CB	5.10	119.78	110.60
5	7-G	274	ARG	N-CA-CB	5.10	119.78	110.60
5	8-G	274	ARG	N-CA-CB	5.10	119.78	110.60
6	8-N	373	THR	C-N-CA	-5.10	108.95	121.70
6	1-N	391	GLN	N-CA-CB	5.10	119.78	110.60
4	2-X	467	LEU	CA-C-N	5.10	128.42	117.20
4	3-L	319	SER	CA-C-N	5.10	128.42	117.20
4	3-X	319	SER	CA-C-N	5.10	128.42	117.20
6	4-T	373	THR	C-N-CA	-5.10	108.95	121.70
4	4-X	467	LEU	CA-C-N	5.10	128.42	117.20
6	5-T	373	THR	C-N-CA	-5.10	108.95	121.70
4	5-X	467	LEU	CA-C-N	5.10	128.42	117.20
6	6-T	373	THR	C-N-CA	-5.10	108.95	121.70
4	6-X	467	LEU	CA-C-N	5.10	128.42	117.20
6	7-T	373	THR	C-N-CA	-5.10	108.95	121.70
4	7-X	467	LEU	CA-C-N	5.10	128.42	117.20
4	8-L	319	SER	CA-C-N	5.10	128.42	117.20
6	8-T	373	THR	C-N-CA	-5.10	108.95	121.70
4	8-X	319	SER	CA-C-N	5.10	128.42	117.20
4	1-L	428	LYS	CA-C-N	-5.10	106.00	116.20
4	1-X	467	LEU	CB-CA-C	-5.10	100.51	110.20

Continued on next page...

Continued from previous page...

Mol	Chain	Res	Type	Atoms	Z	Observed(^{o})	Ideal(^{o})
5	2-G	274	ARG	N-CA-CB	5.10	119.78	110.60
5	2-M	277	SER	N-CA-C	5.10	124.76	111.00
5	3-G	274	ARG	N-CA-CB	5.10	119.78	110.60
5	4-M	277	SER	N-CA-C	5.10	124.76	111.00
5	5-M	277	SER	N-CA-C	5.10	124.76	111.00
5	6-M	277	SER	N-CA-C	5.10	124.76	111.00
5	7-M	277	SER	N-CA-C	5.10	124.76	111.00
5	2-S	323	GLU	CB-CA-C	5.10	120.59	110.40
5	3-S	323	GLU	CB-CA-C	5.10	120.59	110.40
4	4-F	432	ASN	CB-CA-C	-5.10	100.21	110.40
4	5-F	432	ASN	CB-CA-C	-5.10	100.21	110.40
4	6-F	432	ASN	CB-CA-C	-5.10	100.21	110.40
4	7-F	432	ASN	CB-CA-C	-5.10	100.21	110.40
4	8-F	432	ASN	CB-CA-C	-5.10	100.21	110.40
4	1-F	428	LYS	CA-C-N	-5.09	106.01	116.20
4	2-L	428	LYS	CA-C-N	-5.09	106.01	116.20
4	3-L	428	LYS	CA-C-N	-5.09	106.01	116.20
5	3-Y	323	GLU	CB-CA-C	5.09	120.59	110.40
6	3-Z	373	THR	C-N-CA	-5.09	108.96	121.70
4	4-L	428	LYS	CA-C-N	-5.09	106.01	116.20
4	5-L	428	LYS	CA-C-N	-5.09	106.01	116.20
4	6-L	428	LYS	CA-C-N	-5.09	106.01	116.20
4	7-L	428	LYS	CA-C-N	-5.09	106.01	116.20
4	8-L	428	LYS	CA-C-N	-5.09	106.01	116.20
5	8-Y	323	GLU	CB-CA-C	5.09	120.59	110.40
6	8-Z	373	THR	C-N-CA	-5.09	108.96	121.70
5	1-G	274	ARG	N-CA-CB	5.09	119.77	110.60
4	1-R	468	LYS	C-N-CA	-5.09	108.97	121.70
5	4-S	274	ARG	N-CA-CB	5.09	119.77	110.60
5	5-S	274	ARG	N-CA-CB	5.09	119.77	110.60
5	6-S	274	ARG	N-CA-CB	5.09	119.77	110.60
5	7-S	274	ARG	N-CA-CB	5.09	119.77	110.60
5	8-S	274	ARG	N-CA-CB	5.09	119.77	110.60
4	1-L	467	LEU	CA-C-N	5.09	128.40	117.20
6	2-H	373	THR	C-N-CA	-5.09	108.97	121.70
2	2-I	307	GLY	C-N-CA	5.09	134.43	121.70
6	2-T	373	THR	C-N-CA	-5.09	108.97	121.70
6	3-H	373	THR	C-N-CA	-5.09	108.97	121.70
2	3-I	307	GLY	C-N-CA	5.09	134.43	121.70
6	3-T	373	THR	C-N-CA	-5.09	108.97	121.70
2	4-I	307	GLY	C-N-CA	5.09	134.43	121.70
2	5-I	307	GLY	C-N-CA	5.09	134.43	121.70

Continued on next page...

Continued from previous page...

Mol	Chain	Res	Type	Atoms	Z	Observed(^{o})	Ideal(^{o})
2	6-I	307	GLY	C-N-CA	5.09	134.43	121.70
2	7-I	307	GLY	C-N-CA	5.09	134.43	121.70
2	8-I	307	GLY	C-N-CA	5.09	134.43	121.70
6	1-T	391	GLN	N-CA-CB	5.09	119.76	110.60
2	2-I	654	SER	C-N-CA	5.09	134.43	121.70
2	2-U	654	SER	C-N-CA	5.09	134.42	121.70
6	2-Z	373	THR	C-N-CA	-5.09	108.97	121.70
2	3-I	654	SER	C-N-CA	5.09	134.43	121.70
5	3-M	323	GLU	CB-CA-C	5.09	120.58	110.40
2	3-U	654	SER	C-N-CA	5.09	134.42	121.70
2	4-I	654	SER	C-N-CA	5.09	134.43	121.70
2	4-U	654	SER	C-N-CA	5.09	134.42	121.70
6	4-Z	373	THR	C-N-CA	-5.09	108.97	121.70
2	5-I	654	SER	C-N-CA	5.09	134.43	121.70
2	5-U	654	SER	C-N-CA	5.09	134.42	121.70
6	5-Z	373	THR	C-N-CA	-5.09	108.97	121.70
2	6-I	654	SER	C-N-CA	5.09	134.43	121.70
2	6-U	654	SER	C-N-CA	5.09	134.42	121.70
6	6-Z	373	THR	C-N-CA	-5.09	108.97	121.70
2	7-I	654	SER	C-N-CA	5.09	134.43	121.70
2	7-U	654	SER	C-N-CA	5.09	134.42	121.70
6	7-Z	373	THR	C-N-CA	-5.09	108.97	121.70
2	8-I	654	SER	C-N-CA	5.09	134.43	121.70
5	8-M	323	GLU	CB-CA-C	5.09	120.58	110.40
2	8-U	654	SER	C-N-CA	5.09	134.42	121.70
6	2-N	474	ILE	N-CA-CB	5.09	122.50	110.80
6	4-N	474	ILE	N-CA-CB	5.09	122.50	110.80
6	5-N	474	ILE	N-CA-CB	5.09	122.50	110.80
6	6-N	474	ILE	N-CA-CB	5.09	122.50	110.80
6	7-N	474	ILE	N-CA-CB	5.09	122.50	110.80
5	1-M	323	GLU	CB-CA-C	5.09	120.57	110.40
2	1-U	455	VAL	CB-CA-C	-5.09	101.74	111.40
4	2-L	468	LYS	C-N-CA	-5.09	108.98	121.70
4	3-X	468	LYS	C-N-CA	-5.09	108.98	121.70
4	4-L	468	LYS	C-N-CA	-5.09	108.98	121.70
6	4-T	474	ILE	N-CA-CB	5.09	122.50	110.80
4	5-L	468	LYS	C-N-CA	-5.09	108.98	121.70
6	5-T	474	ILE	N-CA-CB	5.09	122.50	110.80
4	6-L	468	LYS	C-N-CA	-5.09	108.98	121.70
6	6-T	474	ILE	N-CA-CB	5.09	122.50	110.80
4	7-L	468	LYS	C-N-CA	-5.09	108.98	121.70
6	7-T	474	ILE	N-CA-CB	5.09	122.50	110.80

Continued on next page...

Continued from previous page...

Mol	Chain	Res	Type	Atoms	Z	Observed(^{o})	Ideal(^{o})
6	8-T	474	ILE	N-CA-CB	5.09	122.50	110.80
4	8-X	468	LYS	C-N-CA	-5.09	108.98	121.70
2	1-C	3	THR	C-N-CA	-5.08	108.99	121.70
2	1-C	455	VAL	CB-CA-C	-5.08	101.74	111.40
2	1-O	654	SER	C-N-CA	5.08	134.41	121.70
2	1-U	654	SER	C-N-CA	5.08	134.41	121.70
2	2-C	654	SER	C-N-CA	5.08	134.41	121.70
4	2-X	468	LYS	C-N-CA	-5.08	108.99	121.70
2	3-C	654	SER	C-N-CA	5.08	134.41	121.70
2	4-C	654	SER	C-N-CA	5.08	134.41	121.70
5	4-G	323	GLU	CB-CA-C	5.08	120.56	110.40
4	4-R	468	LYS	C-N-CA	-5.08	108.99	121.70
4	4-X	468	LYS	C-N-CA	-5.08	108.99	121.70
2	5-C	654	SER	C-N-CA	5.08	134.41	121.70
5	5-G	323	GLU	CB-CA-C	5.08	120.56	110.40
4	5-R	468	LYS	C-N-CA	-5.08	108.99	121.70
4	5-X	468	LYS	C-N-CA	-5.08	108.99	121.70
2	6-C	654	SER	C-N-CA	5.08	134.41	121.70
5	6-G	323	GLU	CB-CA-C	5.08	120.56	110.40
4	6-R	468	LYS	C-N-CA	-5.08	108.99	121.70
4	6-X	468	LYS	C-N-CA	-5.08	108.99	121.70
2	7-C	654	SER	C-N-CA	5.08	134.41	121.70
5	7-G	323	GLU	CB-CA-C	5.08	120.56	110.40
4	7-R	468	LYS	C-N-CA	-5.08	108.99	121.70
4	7-X	468	LYS	C-N-CA	-5.08	108.99	121.70
2	8-C	654	SER	C-N-CA	5.08	134.41	121.70
5	8-G	323	GLU	CB-CA-C	5.08	120.56	110.40
4	8-R	468	LYS	C-N-CA	-5.08	108.99	121.70
5	1-S	323	GLU	CB-CA-C	5.08	120.56	110.40
2	2-O	654	SER	C-N-CA	5.08	134.40	121.70
2	3-O	654	SER	C-N-CA	5.08	134.40	121.70
2	4-O	654	SER	C-N-CA	5.08	134.40	121.70
2	5-O	654	SER	C-N-CA	5.08	134.40	121.70
2	6-O	654	SER	C-N-CA	5.08	134.40	121.70
2	7-O	654	SER	C-N-CA	5.08	134.40	121.70
2	8-O	654	SER	C-N-CA	5.08	134.40	121.70
2	1-C	654	SER	C-N-CA	5.08	134.40	121.70
2	2-C	455	VAL	CB-CA-C	-5.08	101.75	111.40
5	2-G	323	GLU	CB-CA-C	5.08	120.56	110.40
6	2-H	474	ILE	N-CA-CB	5.08	122.48	110.80
4	2-X	428	LYS	CA-C-N	-5.08	106.04	116.20
2	3-C	455	VAL	CB-CA-C	-5.08	101.75	111.40

Continued on next page...

Continued from previous page...

Mol	Chain	Res	Type	Atoms	Z	Observed(^{o})	Ideal(^{o})
5	3-G	323	GLU	CB-CA-C	5.08	120.56	110.40
6	3-H	474	ILE	N-CA-CB	5.08	122.48	110.80
2	4-C	455	VAL	CB-CA-C	-5.08	101.75	111.40
4	4-X	428	LYS	CA-C-N	-5.08	106.04	116.20
2	5-C	455	VAL	CB-CA-C	-5.08	101.75	111.40
4	5-X	428	LYS	CA-C-N	-5.08	106.04	116.20
2	6-C	455	VAL	CB-CA-C	-5.08	101.75	111.40
4	6-X	428	LYS	CA-C-N	-5.08	106.04	116.20
2	7-C	455	VAL	CB-CA-C	-5.08	101.75	111.40
4	7-X	428	LYS	CA-C-N	-5.08	106.04	116.20
2	8-C	455	VAL	CB-CA-C	-5.08	101.75	111.40
6	1-Z	474	ILE	N-CA-CB	5.08	122.48	110.80
5	2-Y	323	GLU	CB-CA-C	5.08	120.55	110.40
5	4-S	323	GLU	CB-CA-C	5.08	120.55	110.40
5	4-Y	323	GLU	CB-CA-C	5.08	120.55	110.40
5	5-S	323	GLU	CB-CA-C	5.08	120.55	110.40
5	5-Y	323	GLU	CB-CA-C	5.08	120.55	110.40
5	6-S	323	GLU	CB-CA-C	5.08	120.55	110.40
5	6-Y	323	GLU	CB-CA-C	5.08	120.55	110.40
5	7-S	323	GLU	CB-CA-C	5.08	120.55	110.40
5	7-Y	323	GLU	CB-CA-C	5.08	120.55	110.40
5	8-S	323	GLU	CB-CA-C	5.08	120.55	110.40
4	1-R	207	GLN	CB-CA-C	-5.08	100.25	110.40
4	3-L	468	LYS	C-N-CA	-5.08	109.01	121.70
3	5-D	1491	ILE	CA-C-N	-5.08	106.05	116.20
3	7-D	1491	ILE	CA-C-N	-5.08	106.05	116.20
4	8-L	468	LYS	C-N-CA	-5.08	109.01	121.70
6	3-N	474	ILE	N-CA-CB	5.07	122.47	110.80
6	8-N	474	ILE	N-CA-CB	5.07	122.47	110.80
2	1-I	654	SER	C-N-CA	5.07	134.38	121.70
4	1-R	467	LEU	CA-C-N	5.07	128.36	117.20
4	2-F	468	LYS	C-N-CA	-5.07	109.02	121.70
4	3-F	468	LYS	C-N-CA	-5.07	109.02	121.70
4	4-F	468	LYS	C-N-CA	-5.07	109.02	121.70
4	5-F	468	LYS	C-N-CA	-5.07	109.02	121.70
4	6-F	468	LYS	C-N-CA	-5.07	109.02	121.70
4	7-F	468	LYS	C-N-CA	-5.07	109.02	121.70
4	8-F	468	LYS	C-N-CA	-5.07	109.02	121.70
4	1-L	468	LYS	C-N-CA	-5.07	109.02	121.70
6	1-N	474	ILE	N-CA-CB	5.07	122.46	110.80
4	1-R	231	LYS	C-N-CA	5.07	134.37	121.70
4	2-R	468	LYS	C-N-CA	-5.07	109.02	121.70

Continued on next page...

Continued from previous page...

Mol	Chain	Res	Type	Atoms	Z	Observed(^{o})	Ideal(^{o})
4	3-R	468	LYS	C-N-CA	-5.07	109.02	121.70
6	1-T	474	ILE	N-CA-CB	5.07	122.46	110.80
2	2-I	306	PRO	N-CA-C	5.07	125.28	112.10
5	2-M	323	GLU	CB-CA-C	5.07	120.54	110.40
6	2-T	474	ILE	N-CA-CB	5.07	122.45	110.80
2	3-I	306	PRO	N-CA-C	5.07	125.28	112.10
6	3-T	474	ILE	N-CA-CB	5.07	122.45	110.80
6	4-H	474	ILE	N-CA-CB	5.07	122.45	110.80
2	4-I	306	PRO	N-CA-C	5.07	125.28	112.10
5	4-M	323	GLU	CB-CA-C	5.07	120.54	110.40
6	5-H	474	ILE	N-CA-CB	5.07	122.45	110.80
2	5-I	306	PRO	N-CA-C	5.07	125.28	112.10
5	5-M	323	GLU	CB-CA-C	5.07	120.54	110.40
6	6-H	474	ILE	N-CA-CB	5.07	122.45	110.80
2	6-I	306	PRO	N-CA-C	5.07	125.28	112.10
5	6-M	323	GLU	CB-CA-C	5.07	120.54	110.40
6	7-H	474	ILE	N-CA-CB	5.07	122.45	110.80
2	7-I	306	PRO	N-CA-C	5.07	125.28	112.10
5	7-M	323	GLU	CB-CA-C	5.07	120.54	110.40
6	8-H	474	ILE	N-CA-CB	5.07	122.45	110.80
2	8-I	306	PRO	N-CA-C	5.07	125.28	112.10
6	1-H	474	ILE	N-CA-CB	5.07	122.45	110.80
6	1-T	373	THR	C-N-CA	-5.07	109.03	121.70
4	1-X	231	LYS	C-N-CA	5.07	134.36	121.70
2	2-C	10	LEU	CA-C-N	-5.07	106.06	117.20
6	2-Z	474	ILE	N-CA-CB	5.07	122.45	110.80
2	3-C	10	LEU	CA-C-N	-5.07	106.06	117.20
6	4-Z	474	ILE	N-CA-CB	5.07	122.45	110.80
3	5-D	320	TRP	CB-CA-C	-5.07	100.27	110.40
6	5-Z	474	ILE	N-CA-CB	5.07	122.45	110.80
6	6-Z	474	ILE	N-CA-CB	5.07	122.45	110.80
3	7-D	320	TRP	CB-CA-C	-5.07	100.27	110.40
6	7-Z	474	ILE	N-CA-CB	5.07	122.45	110.80
4	1-F	231	LYS	C-N-CA	5.06	134.36	121.70
2	2-U	10	LEU	CA-C-N	-5.06	106.06	117.20
2	4-U	10	LEU	CA-C-N	-5.06	106.06	117.20
2	5-U	10	LEU	CA-C-N	-5.06	106.06	117.20
2	6-U	10	LEU	CA-C-N	-5.06	106.06	117.20
2	7-U	10	LEU	CA-C-N	-5.06	106.06	117.20
4	1-X	207	GLN	CB-CA-C	-5.06	100.28	110.40
3	2-J	1491	ILE	CA-C-N	-5.06	106.07	116.20
3	3-J	1491	ILE	CA-C-N	-5.06	106.07	116.20

Continued on next page...

Continued from previous page...

Mol	Chain	Res	Type	Atoms	Z	Observed(^{o})	Ideal(^{o})
3	4-J	1491	ILE	CA-C-N	-5.06	106.07	116.20
3	5-J	1491	ILE	CA-C-N	-5.06	106.07	116.20
3	6-J	1491	ILE	CA-C-N	-5.06	106.07	116.20
3	7-J	1491	ILE	CA-C-N	-5.06	106.07	116.20
3	8-J	1491	ILE	CA-C-N	-5.06	106.07	116.20
3	2-D	1491	ILE	CA-C-N	-5.06	106.08	116.20
3	2-V	1491	ILE	CA-C-N	-5.06	106.08	116.20
3	3-D	1491	ILE	CA-C-N	-5.06	106.08	116.20
2	3-I	10	LEU	CA-C-N	-5.06	106.07	117.20
3	3-V	1491	ILE	CA-C-N	-5.06	106.08	116.20
3	4-D	1491	ILE	CA-C-N	-5.06	106.08	116.20
3	4-V	1491	ILE	CA-C-N	-5.06	106.08	116.20
3	5-V	1491	ILE	CA-C-N	-5.06	106.08	116.20
3	6-D	1491	ILE	CA-C-N	-5.06	106.08	116.20
3	6-V	1491	ILE	CA-C-N	-5.06	106.08	116.20
3	7-V	1491	ILE	CA-C-N	-5.06	106.08	116.20
3	8-D	1491	ILE	CA-C-N	-5.06	106.08	116.20
2	8-I	10	LEU	CA-C-N	-5.06	106.07	117.20
3	8-V	1491	ILE	CA-C-N	-5.06	106.08	116.20
4	1-F	207	GLN	CB-CA-C	-5.06	100.28	110.40
6	3-Z	474	ILE	N-CA-CB	5.06	122.44	110.80
3	5-P	1491	ILE	CA-C-N	-5.06	106.08	116.20
3	7-P	1491	ILE	CA-C-N	-5.06	106.08	116.20
6	8-Z	474	ILE	N-CA-CB	5.06	122.44	110.80
4	1-X	468	LYS	C-N-CA	-5.06	109.06	121.70
2	2-O	10	LEU	CA-C-N	-5.06	106.07	117.20
2	3-O	10	LEU	CA-C-N	-5.06	106.07	117.20
2	4-C	10	LEU	CA-C-N	-5.06	106.07	117.20
2	5-C	10	LEU	CA-C-N	-5.06	106.07	117.20
2	6-C	10	LEU	CA-C-N	-5.06	106.07	117.20
2	7-C	10	LEU	CA-C-N	-5.06	106.07	117.20
2	8-C	10	LEU	CA-C-N	-5.06	106.07	117.20
4	1-F	447	VAL	CA-C-O	5.05	130.72	120.10
4	2-F	447	VAL	CA-C-O	5.05	130.72	120.10
2	2-O	306	PRO	N-CA-C	5.05	125.24	112.10
4	2-R	447	VAL	CA-C-O	5.05	130.71	120.10
4	3-F	447	VAL	CA-C-O	5.05	130.72	120.10
2	3-O	306	PRO	N-CA-C	5.05	125.24	112.10
4	3-R	447	VAL	CA-C-O	5.05	130.71	120.10
2	4-O	306	PRO	N-CA-C	5.05	125.24	112.10
2	5-O	306	PRO	N-CA-C	5.05	125.24	112.10
2	6-O	306	PRO	N-CA-C	5.05	125.24	112.10

Continued on next page...

Continued from previous page...

Mol	Chain	Res	Type	Atoms	Z	Observed(^{o})	Ideal(^{o})
2	7-O	306	PRO	N-CA-C	5.05	125.24	112.10
2	8-O	306	PRO	N-CA-C	5.05	125.24	112.10
5	1-Y	323	GLU	CB-CA-C	5.05	120.50	110.40
3	1-J	1491	ILE	CA-C-N	-5.05	106.10	116.20
2	4-O	10	LEU	CA-C-N	-5.05	106.09	117.20
2	5-O	10	LEU	CA-C-N	-5.05	106.09	117.20
2	6-O	10	LEU	CA-C-N	-5.05	106.09	117.20
2	7-O	10	LEU	CA-C-N	-5.05	106.09	117.20
2	8-O	10	LEU	CA-C-N	-5.05	106.09	117.20
2	1-C	306	PRO	N-CA-C	5.05	125.22	112.10
4	1-F	468	LYS	C-N-CA	-5.05	109.08	121.70
2	2-U	306	PRO	N-CA-C	5.05	125.22	112.10
2	3-U	306	PRO	N-CA-C	5.05	125.22	112.10
4	3-X	447	VAL	CA-C-O	5.05	130.70	120.10
2	4-U	306	PRO	N-CA-C	5.05	125.22	112.10
2	5-U	306	PRO	N-CA-C	5.05	125.22	112.10
2	6-U	306	PRO	N-CA-C	5.05	125.22	112.10
2	7-U	306	PRO	N-CA-C	5.05	125.22	112.10
2	8-U	306	PRO	N-CA-C	5.05	125.22	112.10
4	8-X	447	VAL	CA-C-O	5.05	130.70	120.10
3	1-D	1491	ILE	CA-C-N	-5.04	106.11	116.20
3	2-J	1550	LEU	C-N-CA	-5.04	109.09	121.70
3	3-J	1550	LEU	C-N-CA	-5.04	109.09	121.70
3	4-J	1550	LEU	C-N-CA	-5.04	109.09	121.70
3	5-J	1550	LEU	C-N-CA	-5.04	109.09	121.70
3	6-J	1550	LEU	C-N-CA	-5.04	109.09	121.70
3	7-J	1550	LEU	C-N-CA	-5.04	109.09	121.70
3	8-J	1550	LEU	C-N-CA	-5.04	109.09	121.70
3	1-V	650	LEU	CB-CA-C	-5.04	100.62	110.20
2	1-O	10	LEU	CA-C-N	-5.04	106.11	117.20
2	2-I	10	LEU	CA-C-N	-5.04	106.11	117.20
2	4-I	10	LEU	CA-C-N	-5.04	106.11	117.20
2	5-I	10	LEU	CA-C-N	-5.04	106.11	117.20
2	6-I	10	LEU	CA-C-N	-5.04	106.11	117.20
2	7-I	10	LEU	CA-C-N	-5.04	106.11	117.20
3	1-J	650	LEU	CB-CA-C	-5.04	100.62	110.20
3	1-P	1491	ILE	CA-C-N	-5.04	106.12	116.20
2	2-C	306	PRO	N-CA-C	5.04	125.20	112.10
3	2-P	320	TRP	CB-CA-C	-5.04	100.32	110.40
2	3-C	306	PRO	N-CA-C	5.04	125.20	112.10
3	3-P	320	TRP	CB-CA-C	-5.04	100.32	110.40
2	4-C	306	PRO	N-CA-C	5.04	125.20	112.10

Continued on next page...

Continued from previous page...

Mol	Chain	Res	Type	Atoms	Z	Observed(^{o})	Ideal(^{o})
3	4-P	320	TRP	CB-CA-C	-5.04	100.32	110.40
2	5-C	306	PRO	N-CA-C	5.04	125.20	112.10
2	6-C	306	PRO	N-CA-C	5.04	125.20	112.10
3	6-P	320	TRP	CB-CA-C	-5.04	100.32	110.40
2	7-C	306	PRO	N-CA-C	5.04	125.20	112.10
2	8-C	306	PRO	N-CA-C	5.04	125.20	112.10
3	8-P	320	TRP	CB-CA-C	-5.04	100.32	110.40
4	2-L	401	TYR	CB-CA-C	-5.04	100.33	110.40
3	2-P	1491	ILE	CA-C-N	-5.04	106.13	116.20
3	3-P	1491	ILE	CA-C-N	-5.04	106.13	116.20
4	4-L	401	TYR	CB-CA-C	-5.04	100.33	110.40
3	4-P	1491	ILE	CA-C-N	-5.04	106.13	116.20
4	5-L	401	TYR	CB-CA-C	-5.04	100.33	110.40
4	6-L	401	TYR	CB-CA-C	-5.04	100.33	110.40
3	6-P	1491	ILE	CA-C-N	-5.04	106.13	116.20
4	7-L	401	TYR	CB-CA-C	-5.04	100.33	110.40
3	8-P	1491	ILE	CA-C-N	-5.04	106.13	116.20
4	1-R	401	TYR	CB-CA-C	-5.04	100.33	110.40
4	1-X	391	ILE	C-N-CA	-5.04	109.11	121.70
2	1-C	10	LEU	CA-C-N	-5.03	106.12	117.20
3	1-V	1491	ILE	CA-C-N	-5.03	106.13	116.20
5	4-G	304	ASN	N-CA-CB	5.03	119.66	110.60
4	4-R	299	ASN	CA-C-N	5.03	131.19	117.10
3	5-D	1550	LEU	C-N-CA	-5.03	109.12	121.70
5	5-G	304	ASN	N-CA-CB	5.03	119.66	110.60
4	5-R	299	ASN	CA-C-N	5.03	131.19	117.10
5	6-G	304	ASN	N-CA-CB	5.03	119.66	110.60
4	6-R	299	ASN	CA-C-N	5.03	131.19	117.10
3	7-D	1550	LEU	C-N-CA	-5.03	109.12	121.70
5	7-G	304	ASN	N-CA-CB	5.03	119.66	110.60
4	7-R	299	ASN	CA-C-N	5.03	131.19	117.10
5	8-G	304	ASN	N-CA-CB	5.03	119.66	110.60
4	8-R	299	ASN	CA-C-N	5.03	131.19	117.10
2	1-I	306	PRO	N-CA-C	5.03	125.18	112.10
4	4-F	447	VAL	CA-C-O	5.03	130.67	120.10
4	5-F	447	VAL	CA-C-O	5.03	130.67	120.10
4	6-F	447	VAL	CA-C-O	5.03	130.67	120.10
4	7-F	447	VAL	CA-C-O	5.03	130.67	120.10
4	8-F	447	VAL	CA-C-O	5.03	130.67	120.10
2	1-U	10	LEU	CA-C-N	-5.03	106.13	117.20
2	1-U	306	PRO	N-CA-C	5.03	125.18	112.10
4	1-X	447	VAL	CA-C-O	5.03	130.66	120.10

Continued on next page...

Continued from previous page...

Mol	Chain	Res	Type	Atoms	Z	Observed(^{o})	Ideal(^{o})
3	2-V	320	TRP	CB-CA-C	-5.03	100.34	110.40
2	3-U	10	LEU	CA-C-N	-5.03	106.13	117.20
3	3-V	320	TRP	CB-CA-C	-5.03	100.34	110.40
4	4-F	401	TYR	CB-CA-C	-5.03	100.34	110.40
4	4-R	401	TYR	CB-CA-C	-5.03	100.34	110.40
3	4-V	320	TRP	CB-CA-C	-5.03	100.34	110.40
4	5-F	401	TYR	CB-CA-C	-5.03	100.34	110.40
4	5-R	401	TYR	CB-CA-C	-5.03	100.34	110.40
3	5-V	320	TRP	CB-CA-C	-5.03	100.34	110.40
4	6-F	401	TYR	CB-CA-C	-5.03	100.34	110.40
4	6-R	401	TYR	CB-CA-C	-5.03	100.34	110.40
3	6-V	320	TRP	CB-CA-C	-5.03	100.34	110.40
4	7-F	401	TYR	CB-CA-C	-5.03	100.34	110.40
4	7-R	401	TYR	CB-CA-C	-5.03	100.34	110.40
3	7-V	320	TRP	CB-CA-C	-5.03	100.34	110.40
4	8-F	401	TYR	CB-CA-C	-5.03	100.34	110.40
4	8-R	401	TYR	CB-CA-C	-5.03	100.34	110.40
2	8-U	10	LEU	CA-C-N	-5.03	106.13	117.20
3	8-V	320	TRP	CB-CA-C	-5.03	100.34	110.40
5	1-G	304	ASN	N-CA-CB	5.03	119.65	110.60
5	1-M	304	ASN	N-CA-CB	5.03	119.65	110.60
2	1-O	306	PRO	N-CA-C	5.03	125.17	112.10
4	2-R	401	TYR	CB-CA-C	-5.03	100.34	110.40
4	3-R	401	TYR	CB-CA-C	-5.03	100.34	110.40
4	1-L	299	ASN	CA-C-N	5.03	131.18	117.10
4	1-L	447	VAL	CA-C-O	5.03	130.66	120.10
4	1-R	447	VAL	CA-C-O	5.03	130.66	120.10
4	4-R	391	ILE	C-N-CA	-5.03	109.13	121.70
4	5-R	391	ILE	C-N-CA	-5.03	109.13	121.70
4	6-R	391	ILE	C-N-CA	-5.03	109.13	121.70
4	7-R	391	ILE	C-N-CA	-5.03	109.13	121.70
4	8-R	391	ILE	C-N-CA	-5.03	109.13	121.70
6	1-H	446	ARG	C-N-CA	5.03	134.26	121.70
4	1-L	401	TYR	CB-CA-C	-5.03	100.35	110.40
3	2-D	320	TRP	CB-CA-C	-5.03	100.35	110.40
3	2-P	1550	LEU	C-N-CA	-5.03	109.13	121.70
3	3-D	320	TRP	CB-CA-C	-5.03	100.35	110.40
3	3-P	1550	LEU	C-N-CA	-5.03	109.13	121.70
3	4-D	320	TRP	CB-CA-C	-5.03	100.35	110.40
3	4-P	1550	LEU	C-N-CA	-5.03	109.13	121.70
3	6-D	320	TRP	CB-CA-C	-5.03	100.35	110.40
3	6-P	1550	LEU	C-N-CA	-5.03	109.13	121.70

Continued on next page...

Continued from previous page...

Mol	Chain	Res	Type	Atoms	Z	Observed(^{o})	Ideal(^{o})
3	8-D	320	TRP	CB-CA-C	-5.03	100.35	110.40
3	8-P	1550	LEU	C-N-CA	-5.03	109.13	121.70
4	1-X	305	ASP	O-C-N	5.02	130.65	121.10
5	3-M	304	ASN	N-CA-CB	5.02	119.64	110.60
4	4-R	447	VAL	CA-C-O	5.02	130.65	120.10
3	5-P	320	TRP	CB-CA-C	-5.02	100.35	110.40
4	5-R	447	VAL	CA-C-O	5.02	130.65	120.10
4	6-R	447	VAL	CA-C-O	5.02	130.65	120.10
3	7-P	320	TRP	CB-CA-C	-5.02	100.35	110.40
4	7-R	447	VAL	CA-C-O	5.02	130.65	120.10
5	8-M	304	ASN	N-CA-CB	5.02	119.64	110.60
4	8-R	447	VAL	CA-C-O	5.02	130.65	120.10
3	1-P	650	LEU	CB-CA-C	-5.02	100.66	110.20
4	3-X	401	TYR	CB-CA-C	-5.02	100.36	110.40
4	8-X	401	TYR	CB-CA-C	-5.02	100.36	110.40
4	1-X	299	ASN	CA-C-N	5.02	131.16	117.10
4	1-X	401	TYR	CB-CA-C	-5.02	100.36	110.40
4	3-L	447	VAL	CA-C-O	5.02	130.65	120.10
4	8-L	447	VAL	CA-C-O	5.02	130.65	120.10
4	2-L	447	VAL	CA-C-O	5.02	130.64	120.10
5	2-M	304	ASN	N-CA-CB	5.02	119.63	110.60
4	2-X	391	ILE	C-N-CA	-5.02	109.15	121.70
4	2-X	447	VAL	CA-C-O	5.02	130.64	120.10
4	3-X	305	ASP	O-C-N	5.02	130.64	121.10
4	4-L	447	VAL	CA-C-O	5.02	130.64	120.10
5	4-M	304	ASN	N-CA-CB	5.02	119.63	110.60
4	4-X	391	ILE	C-N-CA	-5.02	109.15	121.70
4	4-X	447	VAL	CA-C-O	5.02	130.64	120.10
4	5-L	447	VAL	CA-C-O	5.02	130.64	120.10
5	5-M	304	ASN	N-CA-CB	5.02	119.63	110.60
4	5-X	391	ILE	C-N-CA	-5.02	109.15	121.70
4	5-X	447	VAL	CA-C-O	5.02	130.64	120.10
4	6-L	447	VAL	CA-C-O	5.02	130.64	120.10
5	6-M	304	ASN	N-CA-CB	5.02	119.63	110.60
4	6-X	391	ILE	C-N-CA	-5.02	109.15	121.70
4	6-X	447	VAL	CA-C-O	5.02	130.64	120.10
4	7-L	447	VAL	CA-C-O	5.02	130.64	120.10
5	7-M	304	ASN	N-CA-CB	5.02	119.63	110.60
4	7-X	391	ILE	C-N-CA	-5.02	109.15	121.70
4	7-X	447	VAL	CA-C-O	5.02	130.64	120.10
4	8-X	305	ASP	O-C-N	5.02	130.64	121.10
4	1-F	299	ASN	CA-C-N	5.02	131.15	117.10

Continued on next page...

Continued from previous page...

Mol	Chain	Res	Type	Atoms	Z	Observed(^{o})	Ideal(^{o})
2	1-I	10	LEU	CA-C-N	-5.02	106.16	117.20
4	1-R	391	ILE	C-N-CA	-5.02	109.16	121.70
5	1-S	304	ASN	N-CA-CB	5.02	119.63	110.60
3	2-J	320	TRP	CB-CA-C	-5.02	100.36	110.40
3	3-J	320	TRP	CB-CA-C	-5.02	100.36	110.40
4	3-L	401	TYR	CB-CA-C	-5.02	100.36	110.40
3	4-J	320	TRP	CB-CA-C	-5.02	100.36	110.40
5	4-S	304	ASN	N-CA-CB	5.02	119.63	110.60
3	5-J	320	TRP	CB-CA-C	-5.02	100.36	110.40
5	5-S	304	ASN	N-CA-CB	5.02	119.63	110.60
3	6-J	320	TRP	CB-CA-C	-5.02	100.36	110.40
5	6-S	304	ASN	N-CA-CB	5.02	119.63	110.60
3	7-J	320	TRP	CB-CA-C	-5.02	100.36	110.40
5	7-S	304	ASN	N-CA-CB	5.02	119.63	110.60
3	8-J	320	TRP	CB-CA-C	-5.02	100.36	110.40
4	8-L	401	TYR	CB-CA-C	-5.02	100.36	110.40
5	8-S	304	ASN	N-CA-CB	5.02	119.63	110.60
4	4-F	299	ASN	CA-C-N	5.02	131.14	117.10
6	4-H	446	ARG	C-N-CA	5.02	134.24	121.70
4	5-F	299	ASN	CA-C-N	5.02	131.14	117.10
6	5-H	446	ARG	C-N-CA	5.02	134.24	121.70
4	6-F	299	ASN	CA-C-N	5.02	131.14	117.10
6	6-H	446	ARG	C-N-CA	5.02	134.24	121.70
4	7-F	299	ASN	CA-C-N	5.02	131.14	117.10
6	7-H	446	ARG	C-N-CA	5.02	134.24	121.70
4	8-F	299	ASN	CA-C-N	5.02	131.14	117.10
6	8-H	446	ARG	C-N-CA	5.02	134.24	121.70
4	2-X	401	TYR	CB-CA-C	-5.01	100.38	110.40
4	3-L	299	ASN	CA-C-N	5.01	131.14	117.10
4	4-X	401	TYR	CB-CA-C	-5.01	100.38	110.40
4	5-X	401	TYR	CB-CA-C	-5.01	100.38	110.40
4	6-X	401	TYR	CB-CA-C	-5.01	100.38	110.40
4	7-X	401	TYR	CB-CA-C	-5.01	100.38	110.40
4	8-L	299	ASN	CA-C-N	5.01	131.14	117.10
3	1-D	1521	TYR	C-N-CA	-5.01	109.17	121.70
4	1-F	401	TYR	CB-CA-C	-5.01	100.38	110.40
4	2-L	299	ASN	CA-C-N	5.01	131.13	117.10
4	2-R	299	ASN	CA-C-N	5.01	131.13	117.10
3	2-V	1550	LEU	C-N-CA	-5.01	109.17	121.70
4	3-L	391	ILE	C-N-CA	-5.01	109.17	121.70
4	3-R	299	ASN	CA-C-N	5.01	131.13	117.10
3	3-V	1550	LEU	C-N-CA	-5.01	109.17	121.70

Continued on next page...

Continued from previous page...

Mol	Chain	Res	Type	Atoms	Z	Observed(^{o})	Ideal(^{o})
5	3-Y	304	ASN	N-CA-CB	5.01	119.62	110.60
4	4-L	299	ASN	CA-C-N	5.01	131.13	117.10
3	4-V	1550	LEU	C-N-CA	-5.01	109.17	121.70
4	5-L	299	ASN	CA-C-N	5.01	131.13	117.10
3	5-V	1550	LEU	C-N-CA	-5.01	109.17	121.70
4	6-L	299	ASN	CA-C-N	5.01	131.13	117.10
3	6-V	1550	LEU	C-N-CA	-5.01	109.17	121.70
4	7-L	299	ASN	CA-C-N	5.01	131.13	117.10
3	7-V	1550	LEU	C-N-CA	-5.01	109.17	121.70
4	8-L	391	ILE	C-N-CA	-5.01	109.17	121.70
3	8-V	1550	LEU	C-N-CA	-5.01	109.17	121.70
5	8-Y	304	ASN	N-CA-CB	5.01	119.62	110.60
4	1-R	299	ASN	CA-C-N	5.01	131.12	117.10
6	1-Z	446	ARG	C-N-CA	5.01	134.22	121.70
4	2-F	299	ASN	CA-C-N	5.01	131.13	117.10
5	2-Y	304	ASN	N-CA-CB	5.01	119.62	110.60
6	2-Z	446	ARG	C-N-CA	5.01	134.22	121.70
4	3-F	299	ASN	CA-C-N	5.01	131.13	117.10
4	3-X	299	ASN	CA-C-N	5.01	131.12	117.10
4	4-F	391	ILE	C-N-CA	-5.01	109.18	121.70
5	4-Y	304	ASN	N-CA-CB	5.01	119.62	110.60
6	4-Z	446	ARG	C-N-CA	5.01	134.22	121.70
4	5-F	391	ILE	C-N-CA	-5.01	109.18	121.70
3	5-P	1550	LEU	C-N-CA	-5.01	109.18	121.70
5	5-Y	304	ASN	N-CA-CB	5.01	119.62	110.60
6	5-Z	446	ARG	C-N-CA	5.01	134.22	121.70
4	6-F	391	ILE	C-N-CA	-5.01	109.18	121.70
5	6-Y	304	ASN	N-CA-CB	5.01	119.62	110.60
6	6-Z	446	ARG	C-N-CA	5.01	134.22	121.70
4	7-F	391	ILE	C-N-CA	-5.01	109.18	121.70
3	7-P	1550	LEU	C-N-CA	-5.01	109.18	121.70
5	7-Y	304	ASN	N-CA-CB	5.01	119.62	110.60
6	7-Z	446	ARG	C-N-CA	5.01	134.22	121.70
4	8-F	391	ILE	C-N-CA	-5.01	109.18	121.70
4	8-X	299	ASN	CA-C-N	5.01	131.12	117.10
4	1-L	391	ILE	C-N-CA	-5.01	109.18	121.70
6	1-N	446	ARG	C-N-CA	5.01	134.22	121.70
5	2-G	304	ASN	N-CA-CB	5.01	119.61	110.60
6	2-N	446	ARG	C-N-CA	5.01	134.22	121.70
5	3-G	304	ASN	N-CA-CB	5.01	119.61	110.60
6	4-N	446	ARG	C-N-CA	5.01	134.22	121.70
6	5-N	446	ARG	C-N-CA	5.01	134.22	121.70

Continued on next page...

Continued from previous page...

Mol	Chain	Res	Type	Atoms	Z	Observed(^{o})	Ideal(^{o})
6	6-N	446	ARG	C-N-CA	5.01	134.22	121.70
6	7-N	446	ARG	C-N-CA	5.01	134.22	121.70
3	1-D	650	LEU	CB-CA-C	-5.01	100.69	110.20
3	2-D	1550	LEU	C-N-CA	-5.01	109.19	121.70
4	2-F	391	ILE	C-N-CA	-5.01	109.18	121.70
4	2-F	401	TYR	CB-CA-C	-5.01	100.39	110.40
3	3-D	1550	LEU	C-N-CA	-5.01	109.19	121.70
4	3-F	391	ILE	C-N-CA	-5.01	109.18	121.70
4	3-F	401	TYR	CB-CA-C	-5.01	100.39	110.40
4	3-X	391	ILE	C-N-CA	-5.01	109.19	121.70
3	4-D	1550	LEU	C-N-CA	-5.01	109.19	121.70
3	6-D	1550	LEU	C-N-CA	-5.01	109.19	121.70
3	8-D	1550	LEU	C-N-CA	-5.01	109.19	121.70
4	8-X	391	ILE	C-N-CA	-5.01	109.19	121.70
5	2-S	304	ASN	N-CA-CB	5.00	119.61	110.60
5	3-S	304	ASN	N-CA-CB	5.00	119.61	110.60
4	1-F	391	ILE	C-N-CA	-5.00	109.19	121.70

All (716) chirality outliers are listed below:

Mol	Chain	Res	Type	Atom
2	1-C	11	GLN	CA
4	1-F	200	THR	CA
4	1-F	210	VAL	CA
4	1-F	211	GLU	CA
4	1-F	305	ASP	CA
4	1-F	341	ASP	CA
4	1-F	423	ALA	CA
4	1-F	454	TYR	CA
4	1-F	459	LEU	CA
4	1-F	460	LEU	CA
4	1-F	486	GLU	CA
5	1-G	327	ARG	CA
5	1-G	330	LYS	CA
5	1-G	338	GLU	CA
5	1-G	339	TYR	CA
5	1-G	340	ALA	CA
5	1-G	341	ALA	CA
5	1-G	344	ASP	CA
5	1-G	373	THR	CA
5	1-G	405	SER	CA
6	1-H	352	LEU	CA

Continued on next page...

Continued from previous page...

Mol	Chain	Res	Type	Atom
6	1-H	356	THR	CA
6	1-H	387	LYS	CA
6	1-H	446	ARG	CA
6	1-H	494	LEU	CA
2	1-I	11	GLN	CA
4	1-L	200	THR	CA
4	1-L	210	VAL	CA
4	1-L	211	GLU	CA
4	1-L	305	ASP	CA
4	1-L	341	ASP	CA
4	1-L	423	ALA	CA
4	1-L	454	TYR	CA
4	1-L	459	LEU	CA
4	1-L	460	LEU	CA
4	1-L	486	GLU	CA
5	1-M	327	ARG	CA
5	1-M	330	LYS	CA
5	1-M	338	GLU	CA
5	1-M	339	TYR	CA
5	1-M	340	ALA	CA
5	1-M	341	ALA	CA
5	1-M	344	ASP	CA
5	1-M	373	THR	CA
5	1-M	405	SER	CA
6	1-N	352	LEU	CA
6	1-N	356	THR	CA
6	1-N	387	LYS	CA
6	1-N	446	ARG	CA
6	1-N	494	LEU	CA
2	1-O	11	GLN	CA
4	1-R	200	THR	CA
4	1-R	210	VAL	CA
4	1-R	211	GLU	CA
4	1-R	305	ASP	CA
4	1-R	341	ASP	CA
4	1-R	423	ALA	CA
4	1-R	454	TYR	CA
4	1-R	459	LEU	CA
4	1-R	460	LEU	CA
4	1-R	486	GLU	CA
5	1-S	327	ARG	CA
5	1-S	330	LYS	CA

Continued on next page...

Continued from previous page...

Mol	Chain	Res	Type	Atom
5	1-S	338	GLU	CA
5	1-S	339	TYR	CA
5	1-S	340	ALA	CA
5	1-S	341	ALA	CA
5	1-S	344	ASP	CA
5	1-S	373	THR	CA
5	1-S	405	SER	CA
6	1-T	352	LEU	CA
6	1-T	356	THR	CA
6	1-T	387	LYS	CA
6	1-T	446	ARG	CA
6	1-T	494	LEU	CA
2	1-U	11	GLN	CA
4	1-X	200	THR	CA
4	1-X	210	VAL	CA
4	1-X	211	GLU	CA
4	1-X	305	ASP	CA
4	1-X	341	ASP	CA
4	1-X	423	ALA	CA
4	1-X	454	TYR	CA
4	1-X	459	LEU	CA
4	1-X	460	LEU	CA
4	1-X	486	GLU	CA
5	1-Y	327	ARG	CA
5	1-Y	330	LYS	CA
5	1-Y	338	GLU	CA
5	1-Y	339	TYR	CA
5	1-Y	340	ALA	CA
5	1-Y	341	ALA	CA
5	1-Y	344	ASP	CA
5	1-Y	373	THR	CA
5	1-Y	405	SER	CA
6	1-Z	352	LEU	CA
6	1-Z	356	THR	CA
6	1-Z	387	LYS	CA
6	1-Z	446	ARG	CA
6	1-Z	494	LEU	CA
2	2-C	11	GLN	CA
4	2-F	305	ASP	CA
4	2-F	341	ASP	CA
4	2-F	423	ALA	CA
4	2-F	454	TYR	CA

Continued on next page...

Continued from previous page...

Mol	Chain	Res	Type	Atom
4	2-F	459	LEU	CA
4	2-F	460	LEU	CA
4	2-F	486	GLU	CA
5	2-G	327	ARG	CA
5	2-G	330	LYS	CA
5	2-G	338	GLU	CA
5	2-G	339	TYR	CA
5	2-G	340	ALA	CA
5	2-G	341	ALA	CA
5	2-G	344	ASP	CA
5	2-G	373	THR	CA
5	2-G	405	SER	CA
6	2-H	352	LEU	CA
6	2-H	356	THR	CA
6	2-H	387	LYS	CA
6	2-H	446	ARG	CA
6	2-H	494	LEU	CA
2	2-I	11	GLN	CA
4	2-L	305	ASP	CA
4	2-L	341	ASP	CA
4	2-L	423	ALA	CA
4	2-L	454	TYR	CA
4	2-L	459	LEU	CA
4	2-L	460	LEU	CA
4	2-L	486	GLU	CA
5	2-M	327	ARG	CA
5	2-M	330	LYS	CA
5	2-M	338	GLU	CA
5	2-M	339	TYR	CA
5	2-M	340	ALA	CA
5	2-M	341	ALA	CA
5	2-M	344	ASP	CA
5	2-M	373	THR	CA
5	2-M	405	SER	CA
6	2-N	352	LEU	CA
6	2-N	356	THR	CA
6	2-N	387	LYS	CA
6	2-N	446	ARG	CA
6	2-N	494	LEU	CA
2	2-O	11	GLN	CA
4	2-R	305	ASP	CA
4	2-R	341	ASP	CA

Continued on next page...

Continued from previous page...

Mol	Chain	Res	Type	Atom
4	2-R	423	ALA	CA
4	2-R	454	TYR	CA
4	2-R	459	LEU	CA
4	2-R	460	LEU	CA
4	2-R	486	GLU	CA
5	2-S	327	ARG	CA
5	2-S	330	LYS	CA
5	2-S	338	GLU	CA
5	2-S	339	TYR	CA
5	2-S	340	ALA	CA
5	2-S	341	ALA	CA
5	2-S	344	ASP	CA
5	2-S	373	THR	CA
5	2-S	405	SER	CA
6	2-T	352	LEU	CA
6	2-T	356	THR	CA
6	2-T	387	LYS	CA
6	2-T	446	ARG	CA
6	2-T	494	LEU	CA
2	2-U	11	GLN	CA
4	2-X	305	ASP	CA
4	2-X	341	ASP	CA
4	2-X	423	ALA	CA
4	2-X	454	TYR	CA
4	2-X	459	LEU	CA
4	2-X	460	LEU	CA
4	2-X	486	GLU	CA
5	2-Y	327	ARG	CA
5	2-Y	330	LYS	CA
5	2-Y	338	GLU	CA
5	2-Y	339	TYR	CA
5	2-Y	340	ALA	CA
5	2-Y	341	ALA	CA
5	2-Y	344	ASP	CA
5	2-Y	373	THR	CA
5	2-Y	405	SER	CA
6	2-Z	352	LEU	CA
6	2-Z	356	THR	CA
6	2-Z	387	LYS	CA
6	2-Z	446	ARG	CA
6	2-Z	494	LEU	CA
2	3-C	11	GLN	CA

Continued on next page...

Continued from previous page...

Mol	Chain	Res	Type	Atom
4	3-F	305	ASP	CA
4	3-F	341	ASP	CA
4	3-F	423	ALA	CA
4	3-F	454	TYR	CA
4	3-F	459	LEU	CA
4	3-F	460	LEU	CA
4	3-F	486	GLU	CA
5	3-G	327	ARG	CA
5	3-G	330	LYS	CA
5	3-G	338	GLU	CA
5	3-G	339	TYR	CA
5	3-G	340	ALA	CA
5	3-G	341	ALA	CA
5	3-G	344	ASP	CA
5	3-G	373	THR	CA
5	3-G	405	SER	CA
6	3-H	352	LEU	CA
6	3-H	356	THR	CA
6	3-H	387	LYS	CA
6	3-H	446	ARG	CA
6	3-H	494	LEU	CA
2	3-I	11	GLN	CA
4	3-L	305	ASP	CA
4	3-L	341	ASP	CA
4	3-L	423	ALA	CA
4	3-L	454	TYR	CA
4	3-L	459	LEU	CA
4	3-L	460	LEU	CA
4	3-L	486	GLU	CA
5	3-M	327	ARG	CA
5	3-M	330	LYS	CA
5	3-M	338	GLU	CA
5	3-M	339	TYR	CA
5	3-M	340	ALA	CA
5	3-M	341	ALA	CA
5	3-M	344	ASP	CA
5	3-M	373	THR	CA
5	3-M	405	SER	CA
6	3-N	352	LEU	CA
6	3-N	356	THR	CA
6	3-N	387	LYS	CA
6	3-N	446	ARG	CA

Continued on next page...

Continued from previous page...

Mol	Chain	Res	Type	Atom
6	3-N	494	LEU	CA
2	3-O	11	GLN	CA
4	3-R	305	ASP	CA
4	3-R	341	ASP	CA
4	3-R	423	ALA	CA
4	3-R	454	TYR	CA
4	3-R	459	LEU	CA
4	3-R	460	LEU	CA
4	3-R	486	GLU	CA
5	3-S	327	ARG	CA
5	3-S	330	LYS	CA
5	3-S	338	GLU	CA
5	3-S	339	TYR	CA
5	3-S	340	ALA	CA
5	3-S	341	ALA	CA
5	3-S	344	ASP	CA
5	3-S	373	THR	CA
5	3-S	405	SER	CA
6	3-T	352	LEU	CA
6	3-T	356	THR	CA
6	3-T	387	LYS	CA
6	3-T	446	ARG	CA
6	3-T	494	LEU	CA
2	3-U	11	GLN	CA
4	3-X	305	ASP	CA
4	3-X	341	ASP	CA
4	3-X	423	ALA	CA
4	3-X	454	TYR	CA
4	3-X	459	LEU	CA
4	3-X	460	LEU	CA
4	3-X	486	GLU	CA
5	3-Y	327	ARG	CA
5	3-Y	330	LYS	CA
5	3-Y	338	GLU	CA
5	3-Y	339	TYR	CA
5	3-Y	340	ALA	CA
5	3-Y	341	ALA	CA
5	3-Y	344	ASP	CA
5	3-Y	373	THR	CA
5	3-Y	405	SER	CA
6	3-Z	352	LEU	CA
6	3-Z	356	THR	CA

Continued on next page...

Continued from previous page...

Mol	Chain	Res	Type	Atom
6	3-Z	387	LYS	CA
6	3-Z	446	ARG	CA
6	3-Z	494	LEU	CA
2	4-C	11	GLN	CA
4	4-F	305	ASP	CA
4	4-F	341	ASP	CA
4	4-F	423	ALA	CA
4	4-F	454	TYR	CA
4	4-F	459	LEU	CA
4	4-F	460	LEU	CA
4	4-F	486	GLU	CA
5	4-G	327	ARG	CA
5	4-G	330	LYS	CA
5	4-G	338	GLU	CA
5	4-G	339	TYR	CA
5	4-G	340	ALA	CA
5	4-G	341	ALA	CA
5	4-G	344	ASP	CA
5	4-G	373	THR	CA
5	4-G	405	SER	CA
6	4-H	352	LEU	CA
6	4-H	356	THR	CA
6	4-H	387	LYS	CA
6	4-H	446	ARG	CA
6	4-H	494	LEU	CA
2	4-I	11	GLN	CA
4	4-L	305	ASP	CA
4	4-L	341	ASP	CA
4	4-L	423	ALA	CA
4	4-L	454	TYR	CA
4	4-L	459	LEU	CA
4	4-L	460	LEU	CA
4	4-L	486	GLU	CA
5	4-M	327	ARG	CA
5	4-M	330	LYS	CA
5	4-M	338	GLU	CA
5	4-M	339	TYR	CA
5	4-M	340	ALA	CA
5	4-M	341	ALA	CA
5	4-M	344	ASP	CA
5	4-M	373	THR	CA
5	4-M	405	SER	CA

Continued on next page...

Continued from previous page...

Mol	Chain	Res	Type	Atom
6	4-N	352	LEU	CA
6	4-N	356	THR	CA
6	4-N	387	LYS	CA
6	4-N	446	ARG	CA
6	4-N	494	LEU	CA
2	4-O	11	GLN	CA
4	4-R	305	ASP	CA
4	4-R	341	ASP	CA
4	4-R	423	ALA	CA
4	4-R	454	TYR	CA
4	4-R	459	LEU	CA
4	4-R	460	LEU	CA
4	4-R	486	GLU	CA
5	4-S	327	ARG	CA
5	4-S	330	LYS	CA
5	4-S	338	GLU	CA
5	4-S	339	TYR	CA
5	4-S	340	ALA	CA
5	4-S	341	ALA	CA
5	4-S	344	ASP	CA
5	4-S	373	THR	CA
5	4-S	405	SER	CA
6	4-T	352	LEU	CA
6	4-T	356	THR	CA
6	4-T	387	LYS	CA
6	4-T	446	ARG	CA
6	4-T	494	LEU	CA
2	4-U	11	GLN	CA
4	4-X	305	ASP	CA
4	4-X	341	ASP	CA
4	4-X	423	ALA	CA
4	4-X	454	TYR	CA
4	4-X	459	LEU	CA
4	4-X	460	LEU	CA
4	4-X	486	GLU	CA
5	4-Y	327	ARG	CA
5	4-Y	330	LYS	CA
5	4-Y	338	GLU	CA
5	4-Y	339	TYR	CA
5	4-Y	340	ALA	CA
5	4-Y	341	ALA	CA
5	4-Y	344	ASP	CA

Continued on next page...

Continued from previous page...

Mol	Chain	Res	Type	Atom
5	4-Y	373	THR	CA
5	4-Y	405	SER	CA
6	4-Z	352	LEU	CA
6	4-Z	356	THR	CA
6	4-Z	387	LYS	CA
6	4-Z	446	ARG	CA
6	4-Z	494	LEU	CA
2	5-C	11	GLN	CA
4	5-F	305	ASP	CA
4	5-F	341	ASP	CA
4	5-F	423	ALA	CA
4	5-F	454	TYR	CA
4	5-F	459	LEU	CA
4	5-F	460	LEU	CA
4	5-F	486	GLU	CA
5	5-G	327	ARG	CA
5	5-G	330	LYS	CA
5	5-G	338	GLU	CA
5	5-G	339	TYR	CA
5	5-G	340	ALA	CA
5	5-G	341	ALA	CA
5	5-G	344	ASP	CA
5	5-G	373	THR	CA
5	5-G	405	SER	CA
6	5-H	352	LEU	CA
6	5-H	356	THR	CA
6	5-H	387	LYS	CA
6	5-H	446	ARG	CA
6	5-H	494	LEU	CA
2	5-I	11	GLN	CA
4	5-L	305	ASP	CA
4	5-L	341	ASP	CA
4	5-L	423	ALA	CA
4	5-L	454	TYR	CA
4	5-L	459	LEU	CA
4	5-L	460	LEU	CA
4	5-L	486	GLU	CA
5	5-M	327	ARG	CA
5	5-M	330	LYS	CA
5	5-M	338	GLU	CA
5	5-M	339	TYR	CA
5	5-M	340	ALA	CA

Continued on next page...

Continued from previous page...

Mol	Chain	Res	Type	Atom
5	5-M	341	ALA	CA
5	5-M	344	ASP	CA
5	5-M	373	THR	CA
5	5-M	405	SER	CA
6	5-N	352	LEU	CA
6	5-N	356	THR	CA
6	5-N	387	LYS	CA
6	5-N	446	ARG	CA
6	5-N	494	LEU	CA
2	5-O	11	GLN	CA
4	5-R	305	ASP	CA
4	5-R	341	ASP	CA
4	5-R	423	ALA	CA
4	5-R	454	TYR	CA
4	5-R	459	LEU	CA
4	5-R	460	LEU	CA
4	5-R	486	GLU	CA
5	5-S	327	ARG	CA
5	5-S	330	LYS	CA
5	5-S	338	GLU	CA
5	5-S	339	TYR	CA
5	5-S	340	ALA	CA
5	5-S	341	ALA	CA
5	5-S	344	ASP	CA
5	5-S	373	THR	CA
5	5-S	405	SER	CA
6	5-T	352	LEU	CA
6	5-T	356	THR	CA
6	5-T	387	LYS	CA
6	5-T	446	ARG	CA
6	5-T	494	LEU	CA
2	5-U	11	GLN	CA
4	5-X	305	ASP	CA
4	5-X	341	ASP	CA
4	5-X	423	ALA	CA
4	5-X	454	TYR	CA
4	5-X	459	LEU	CA
4	5-X	460	LEU	CA
4	5-X	486	GLU	CA
5	5-Y	327	ARG	CA
5	5-Y	330	LYS	CA
5	5-Y	338	GLU	CA

Continued on next page...

Continued from previous page...

Mol	Chain	Res	Type	Atom
5	5-Y	339	TYR	CA
5	5-Y	340	ALA	CA
5	5-Y	341	ALA	CA
5	5-Y	344	ASP	CA
5	5-Y	373	THR	CA
5	5-Y	405	SER	CA
6	5-Z	352	LEU	CA
6	5-Z	356	THR	CA
6	5-Z	387	LYS	CA
6	5-Z	446	ARG	CA
6	5-Z	494	LEU	CA
2	6-C	11	GLN	CA
4	6-F	305	ASP	CA
4	6-F	341	ASP	CA
4	6-F	423	ALA	CA
4	6-F	454	TYR	CA
4	6-F	459	LEU	CA
4	6-F	460	LEU	CA
4	6-F	486	GLU	CA
5	6-G	327	ARG	CA
5	6-G	330	LYS	CA
5	6-G	338	GLU	CA
5	6-G	339	TYR	CA
5	6-G	340	ALA	CA
5	6-G	341	ALA	CA
5	6-G	344	ASP	CA
5	6-G	373	THR	CA
5	6-G	405	SER	CA
6	6-H	352	LEU	CA
6	6-H	356	THR	CA
6	6-H	387	LYS	CA
6	6-H	446	ARG	CA
6	6-H	494	LEU	CA
2	6-I	11	GLN	CA
4	6-L	305	ASP	CA
4	6-L	341	ASP	CA
4	6-L	423	ALA	CA
4	6-L	454	TYR	CA
4	6-L	459	LEU	CA
4	6-L	460	LEU	CA
4	6-L	486	GLU	CA
5	6-M	327	ARG	CA

Continued on next page...

Continued from previous page...

Mol	Chain	Res	Type	Atom
5	6-M	330	LYS	CA
5	6-M	338	GLU	CA
5	6-M	339	TYR	CA
5	6-M	340	ALA	CA
5	6-M	341	ALA	CA
5	6-M	344	ASP	CA
5	6-M	373	THR	CA
5	6-M	405	SER	CA
6	6-N	352	LEU	CA
6	6-N	356	THR	CA
6	6-N	387	LYS	CA
6	6-N	446	ARG	CA
6	6-N	494	LEU	CA
2	6-O	11	GLN	CA
4	6-R	305	ASP	CA
4	6-R	341	ASP	CA
4	6-R	423	ALA	CA
4	6-R	454	TYR	CA
4	6-R	459	LEU	CA
4	6-R	460	LEU	CA
4	6-R	486	GLU	CA
5	6-S	327	ARG	CA
5	6-S	330	LYS	CA
5	6-S	338	GLU	CA
5	6-S	339	TYR	CA
5	6-S	340	ALA	CA
5	6-S	341	ALA	CA
5	6-S	344	ASP	CA
5	6-S	373	THR	CA
5	6-S	405	SER	CA
6	6-T	352	LEU	CA
6	6-T	356	THR	CA
6	6-T	387	LYS	CA
6	6-T	446	ARG	CA
6	6-T	494	LEU	CA
2	6-U	11	GLN	CA
4	6-X	305	ASP	CA
4	6-X	341	ASP	CA
4	6-X	423	ALA	CA
4	6-X	454	TYR	CA
4	6-X	459	LEU	CA
4	6-X	460	LEU	CA

Continued on next page...

Continued from previous page...

Mol	Chain	Res	Type	Atom
4	6-X	486	GLU	CA
5	6-Y	327	ARG	CA
5	6-Y	330	LYS	CA
5	6-Y	338	GLU	CA
5	6-Y	339	TYR	CA
5	6-Y	340	ALA	CA
5	6-Y	341	ALA	CA
5	6-Y	344	ASP	CA
5	6-Y	373	THR	CA
5	6-Y	405	SER	CA
6	6-Z	352	LEU	CA
6	6-Z	356	THR	CA
6	6-Z	387	LYS	CA
6	6-Z	446	ARG	CA
6	6-Z	494	LEU	CA
2	7-C	11	GLN	CA
4	7-F	305	ASP	CA
4	7-F	341	ASP	CA
4	7-F	423	ALA	CA
4	7-F	454	TYR	CA
4	7-F	459	LEU	CA
4	7-F	460	LEU	CA
4	7-F	486	GLU	CA
5	7-G	327	ARG	CA
5	7-G	330	LYS	CA
5	7-G	338	GLU	CA
5	7-G	339	TYR	CA
5	7-G	340	ALA	CA
5	7-G	341	ALA	CA
5	7-G	344	ASP	CA
5	7-G	373	THR	CA
5	7-G	405	SER	CA
6	7-H	352	LEU	CA
6	7-H	356	THR	CA
6	7-H	387	LYS	CA
6	7-H	446	ARG	CA
6	7-H	494	LEU	CA
2	7-I	11	GLN	CA
4	7-L	305	ASP	CA
4	7-L	341	ASP	CA
4	7-L	423	ALA	CA
4	7-L	454	TYR	CA

Continued on next page...

Continued from previous page...

Mol	Chain	Res	Type	Atom
4	7-L	459	LEU	CA
4	7-L	460	LEU	CA
4	7-L	486	GLU	CA
5	7-M	327	ARG	CA
5	7-M	330	LYS	CA
5	7-M	338	GLU	CA
5	7-M	339	TYR	CA
5	7-M	340	ALA	CA
5	7-M	341	ALA	CA
5	7-M	344	ASP	CA
5	7-M	373	THR	CA
5	7-M	405	SER	CA
6	7-N	352	LEU	CA
6	7-N	356	THR	CA
6	7-N	387	LYS	CA
6	7-N	446	ARG	CA
6	7-N	494	LEU	CA
2	7-O	11	GLN	CA
4	7-R	305	ASP	CA
4	7-R	341	ASP	CA
4	7-R	423	ALA	CA
4	7-R	454	TYR	CA
4	7-R	459	LEU	CA
4	7-R	460	LEU	CA
4	7-R	486	GLU	CA
5	7-S	327	ARG	CA
5	7-S	330	LYS	CA
5	7-S	338	GLU	CA
5	7-S	339	TYR	CA
5	7-S	340	ALA	CA
5	7-S	341	ALA	CA
5	7-S	344	ASP	CA
5	7-S	373	THR	CA
5	7-S	405	SER	CA
6	7-T	352	LEU	CA
6	7-T	356	THR	CA
6	7-T	387	LYS	CA
6	7-T	446	ARG	CA
6	7-T	494	LEU	CA
2	7-U	11	GLN	CA
4	7-X	305	ASP	CA
4	7-X	341	ASP	CA

Continued on next page...

Continued from previous page...

Mol	Chain	Res	Type	Atom
4	7-X	423	ALA	CA
4	7-X	454	TYR	CA
4	7-X	459	LEU	CA
4	7-X	460	LEU	CA
4	7-X	486	GLU	CA
5	7-Y	327	ARG	CA
5	7-Y	330	LYS	CA
5	7-Y	338	GLU	CA
5	7-Y	339	TYR	CA
5	7-Y	340	ALA	CA
5	7-Y	341	ALA	CA
5	7-Y	344	ASP	CA
5	7-Y	373	THR	CA
5	7-Y	405	SER	CA
6	7-Z	352	LEU	CA
6	7-Z	356	THR	CA
6	7-Z	387	LYS	CA
6	7-Z	446	ARG	CA
6	7-Z	494	LEU	CA
2	8-C	11	GLN	CA
4	8-F	305	ASP	CA
4	8-F	341	ASP	CA
4	8-F	423	ALA	CA
4	8-F	454	TYR	CA
4	8-F	459	LEU	CA
4	8-F	460	LEU	CA
4	8-F	486	GLU	CA
5	8-G	327	ARG	CA
5	8-G	330	LYS	CA
5	8-G	338	GLU	CA
5	8-G	339	TYR	CA
5	8-G	340	ALA	CA
5	8-G	341	ALA	CA
5	8-G	344	ASP	CA
5	8-G	373	THR	CA
5	8-G	405	SER	CA
6	8-H	352	LEU	CA
6	8-H	356	THR	CA
6	8-H	387	LYS	CA
6	8-H	446	ARG	CA
6	8-H	494	LEU	CA
2	8-I	11	GLN	CA

Continued on next page...

Continued from previous page...

Mol	Chain	Res	Type	Atom
4	8-L	305	ASP	CA
4	8-L	341	ASP	CA
4	8-L	423	ALA	CA
4	8-L	454	TYR	CA
4	8-L	459	LEU	CA
4	8-L	460	LEU	CA
4	8-L	486	GLU	CA
5	8-M	327	ARG	CA
5	8-M	330	LYS	CA
5	8-M	338	GLU	CA
5	8-M	339	TYR	CA
5	8-M	340	ALA	CA
5	8-M	341	ALA	CA
5	8-M	344	ASP	CA
5	8-M	373	THR	CA
5	8-M	405	SER	CA
6	8-N	352	LEU	CA
6	8-N	356	THR	CA
6	8-N	387	LYS	CA
6	8-N	446	ARG	CA
6	8-N	494	LEU	CA
2	8-O	11	GLN	CA
4	8-R	305	ASP	CA
4	8-R	341	ASP	CA
4	8-R	423	ALA	CA
4	8-R	454	TYR	CA
4	8-R	459	LEU	CA
4	8-R	460	LEU	CA
4	8-R	486	GLU	CA
5	8-S	327	ARG	CA
5	8-S	330	LYS	CA
5	8-S	338	GLU	CA
5	8-S	339	TYR	CA
5	8-S	340	ALA	CA
5	8-S	341	ALA	CA
5	8-S	344	ASP	CA
5	8-S	373	THR	CA
5	8-S	405	SER	CA
6	8-T	352	LEU	CA
6	8-T	356	THR	CA
6	8-T	387	LYS	CA
6	8-T	446	ARG	CA

Continued on next page...

Continued from previous page...

Mol	Chain	Res	Type	Atom
6	8-T	494	LEU	CA
2	8-U	11	GLN	CA
4	8-X	305	ASP	CA
4	8-X	341	ASP	CA
4	8-X	423	ALA	CA
4	8-X	454	TYR	CA
4	8-X	459	LEU	CA
4	8-X	460	LEU	CA
4	8-X	486	GLU	CA
5	8-Y	327	ARG	CA
5	8-Y	330	LYS	CA
5	8-Y	338	GLU	CA
5	8-Y	339	TYR	CA
5	8-Y	340	ALA	CA
5	8-Y	341	ALA	CA
5	8-Y	344	ASP	CA
5	8-Y	373	THR	CA
5	8-Y	405	SER	CA
6	8-Z	352	LEU	CA
6	8-Z	356	THR	CA
6	8-Z	387	LYS	CA
6	8-Z	446	ARG	CA
6	8-Z	494	LEU	CA

All (2289) planarity outliers are listed below:

Mol	Chain	Res	Type	Group
1	1-A	259	SER	Mainchain
1	1-B	259	SER	Mainchain
2	1-C	11	GLN	Mainchain
2	1-C	4	GLU	Mainchain
2	1-C	6	PHE	Mainchain
2	1-C	7	GLY	Mainchain
3	1-D	1448	MET	Mainchain
3	1-D	1449	TRP	Peptide
3	1-D	1450	GLU	Peptide
3	1-D	1484	ASP	Mainchain
3	1-D	1485	ALA	Mainchain
3	1-D	1486	CYS	Mainchain
3	1-D	1489	HIS	Mainchain
3	1-D	1503	ILE	Mainchain
3	1-D	1507	ASP	Mainchain

Continued on next page...

Continued from previous page...

Mol	Chain	Res	Type	Group
3	1-D	1508	LYS	Mainchain,Peptide
3	1-D	1509	GLN	Mainchain
3	1-D	1512	TRP	Mainchain
3	1-D	1516	LEU	Mainchain
3	1-D	1517	SER	Mainchain,Peptide
3	1-D	1518	ASN	Mainchain
3	1-D	1519	SER	Peptide
3	1-D	1538	SER	Mainchain
3	1-D	1541	THR	Mainchain
3	1-D	1542	PRO	Mainchain
1	1-E	259	SER	Mainchain
4	1-F	200	THR	Mainchain
4	1-F	208	GLN	Mainchain
4	1-F	210	VAL	Mainchain
4	1-F	221	GLN	Mainchain,Peptide
4	1-F	236	ASP	Mainchain
4	1-F	245	VAL	Mainchain
4	1-F	250	ASN	Mainchain
4	1-F	253	SER	Mainchain
4	1-F	393	GLN	Mainchain
4	1-F	397	ARG	Mainchain
4	1-F	398	LYS	Mainchain,Peptide
4	1-F	399	SER	Peptide
4	1-F	400	GLY	Mainchain
4	1-F	401	TYR	Mainchain
4	1-F	403	ILE	Peptide
4	1-F	419	GLY	Mainchain
4	1-F	420	GLU	Mainchain
4	1-F	421	LEU	Mainchain
4	1-F	422	ASN	Mainchain,Peptide
4	1-F	423	ALA	Mainchain
4	1-F	424	PRO	Mainchain,Peptide
4	1-F	425	THR	Mainchain
4	1-F	426	GLN	Mainchain
4	1-F	445	GLY	Mainchain
4	1-F	446	ALA	Mainchain
4	1-F	448	ARG	Mainchain
4	1-F	452	ARG	Mainchain
4	1-F	454	TYR	Mainchain,Peptide
4	1-F	456	ASP	Mainchain
4	1-F	457	ALA	Mainchain
4	1-F	459	LEU	Mainchain

Continued on next page...

Continued from previous page...

Mol	Chain	Res	Type	Group
4	1-F	462	GLU	Mainchain
4	1-F	463	ILE	Peptide
4	1-F	472	GLU	Mainchain
4	1-F	487	ASP	Mainchain
5	1-G	321	ASN	Mainchain
5	1-G	325	ALA	Mainchain
5	1-G	326	LEU	Mainchain,Peptide
5	1-G	329	GLN	Mainchain
5	1-G	330	LYS	Mainchain
5	1-G	340	ALA	Mainchain,Peptide
5	1-G	341	ALA	Mainchain
5	1-G	343	ALA	Mainchain
6	1-H	374	SER	Mainchain
6	1-H	407	LEU	Mainchain
6	1-H	408	SER	Peptide
6	1-H	493	ALA	Peptide
6	1-H	497	ARG	Mainchain
2	1-I	11	GLN	Mainchain
2	1-I	4	GLU	Mainchain
2	1-I	6	PHE	Mainchain
2	1-I	7	GLY	Mainchain
3	1-J	1448	MET	Mainchain
3	1-J	1449	TRP	Peptide
3	1-J	1450	GLU	Peptide
3	1-J	1484	ASP	Mainchain
3	1-J	1485	ALA	Mainchain
3	1-J	1486	CYS	Mainchain
3	1-J	1489	HIS	Mainchain
3	1-J	1503	ILE	Mainchain
3	1-J	1507	ASP	Mainchain
3	1-J	1508	LYS	Mainchain,Peptide
3	1-J	1509	GLN	Mainchain
3	1-J	1516	LEU	Mainchain
3	1-J	1517	SER	Mainchain,Peptide
3	1-J	1518	ASN	Mainchain
3	1-J	1519	SER	Peptide
3	1-J	1538	SER	Mainchain
3	1-J	1541	THR	Mainchain
3	1-J	1542	PRO	Mainchain
1	1-K	259	SER	Mainchain
4	1-L	200	THR	Mainchain
4	1-L	208	GLN	Mainchain

Continued on next page...

Continued from previous page...

Mol	Chain	Res	Type	Group
4	1-L	210	VAL	Mainchain
4	1-L	221	GLN	Mainchain,Peptide
4	1-L	236	ASP	Mainchain
4	1-L	245	VAL	Mainchain
4	1-L	250	ASN	Mainchain
4	1-L	253	SER	Mainchain
4	1-L	393	GLN	Mainchain
4	1-L	397	ARG	Mainchain
4	1-L	398	LYS	Mainchain,Peptide
4	1-L	399	SER	Peptide
4	1-L	400	GLY	Mainchain
4	1-L	401	TYR	Mainchain
4	1-L	403	ILE	Peptide
4	1-L	419	GLY	Mainchain
4	1-L	420	GLU	Mainchain
4	1-L	421	LEU	Mainchain
4	1-L	422	ASN	Mainchain,Peptide
4	1-L	423	ALA	Mainchain
4	1-L	424	PRO	Mainchain,Peptide
4	1-L	425	THR	Mainchain
4	1-L	426	GLN	Mainchain
4	1-L	445	GLY	Mainchain
4	1-L	446	ALA	Mainchain
4	1-L	448	ARG	Mainchain
4	1-L	452	ARG	Mainchain
4	1-L	454	TYR	Mainchain,Peptide
4	1-L	456	ASP	Mainchain
4	1-L	457	ALA	Mainchain
4	1-L	459	LEU	Mainchain
4	1-L	462	GLU	Mainchain
4	1-L	463	ILE	Peptide
4	1-L	472	GLU	Mainchain
4	1-L	487	ASP	Mainchain
5	1-M	321	ASN	Mainchain
5	1-M	325	ALA	Mainchain
5	1-M	326	LEU	Mainchain,Peptide
5	1-M	329	GLN	Mainchain
5	1-M	330	LYS	Mainchain
5	1-M	340	ALA	Mainchain,Peptide
5	1-M	341	ALA	Mainchain
5	1-M	343	ALA	Mainchain
6	1-N	374	SER	Mainchain

Continued on next page...

Continued from previous page...

Mol	Chain	Res	Type	Group
6	1-N	407	LEU	Mainchain
6	1-N	408	SER	Peptide
6	1-N	493	ALA	Peptide
6	1-N	497	ARG	Mainchain
2	1-O	11	GLN	Mainchain
2	1-O	4	GLU	Mainchain
2	1-O	6	PHE	Mainchain
2	1-O	7	GLY	Mainchain
3	1-P	1448	MET	Mainchain
3	1-P	1449	TRP	Peptide
3	1-P	1450	GLU	Peptide
3	1-P	1484	ASP	Mainchain
3	1-P	1485	ALA	Mainchain
3	1-P	1486	CYS	Mainchain
3	1-P	1489	HIS	Mainchain
3	1-P	1503	ILE	Mainchain
3	1-P	1507	ASP	Mainchain
3	1-P	1508	LYS	Mainchain,Peptide
3	1-P	1509	GLN	Mainchain
3	1-P	1516	LEU	Mainchain
3	1-P	1517	SER	Mainchain,Peptide
3	1-P	1518	ASN	Mainchain
3	1-P	1519	SER	Peptide
3	1-P	1538	SER	Mainchain
3	1-P	1541	THR	Mainchain
3	1-P	1542	PRO	Mainchain
1	1-Q	259	SER	Mainchain
4	1-R	200	THR	Mainchain
4	1-R	208	GLN	Mainchain
4	1-R	210	VAL	Mainchain
4	1-R	221	GLN	Mainchain,Peptide
4	1-R	236	ASP	Mainchain
4	1-R	245	VAL	Mainchain
4	1-R	250	ASN	Mainchain
4	1-R	253	SER	Mainchain
4	1-R	393	GLN	Mainchain
4	1-R	397	ARG	Mainchain
4	1-R	398	LYS	Mainchain,Peptide
4	1-R	399	SER	Peptide
4	1-R	400	GLY	Mainchain
4	1-R	401	TYR	Mainchain
4	1-R	403	ILE	Peptide

Continued on next page...

Continued from previous page...

Mol	Chain	Res	Type	Group
4	1-R	419	GLY	Mainchain
4	1-R	420	GLU	Mainchain
4	1-R	421	LEU	Mainchain
4	1-R	422	ASN	Mainchain,Peptide
4	1-R	423	ALA	Mainchain
4	1-R	424	PRO	Mainchain,Peptide
4	1-R	425	THR	Mainchain
4	1-R	426	GLN	Mainchain
4	1-R	445	GLY	Mainchain
4	1-R	446	ALA	Mainchain
4	1-R	448	ARG	Mainchain
4	1-R	452	ARG	Mainchain
4	1-R	454	TYR	Mainchain,Peptide
4	1-R	456	ASP	Mainchain
4	1-R	457	ALA	Mainchain
4	1-R	459	LEU	Mainchain
4	1-R	462	GLU	Mainchain
4	1-R	463	ILE	Peptide
4	1-R	472	GLU	Mainchain
4	1-R	487	ASP	Mainchain
5	1-S	321	ASN	Mainchain
5	1-S	325	ALA	Mainchain
5	1-S	326	LEU	Mainchain,Peptide
5	1-S	329	GLN	Mainchain
5	1-S	330	LYS	Mainchain
5	1-S	340	ALA	Mainchain,Peptide
5	1-S	341	ALA	Mainchain
5	1-S	343	ALA	Mainchain
6	1-T	374	SER	Mainchain
6	1-T	407	LEU	Mainchain
6	1-T	408	SER	Peptide
6	1-T	493	ALA	Peptide
2	1-U	11	GLN	Mainchain
2	1-U	4	GLU	Mainchain
2	1-U	6	PHE	Mainchain
2	1-U	7	GLY	Mainchain
3	1-V	1448	MET	Mainchain
3	1-V	1449	TRP	Peptide
3	1-V	1450	GLU	Peptide
3	1-V	1484	ASP	Mainchain
3	1-V	1485	ALA	Mainchain
3	1-V	1486	CYS	Mainchain

Continued on next page...

Continued from previous page...

Mol	Chain	Res	Type	Group
3	1-V	1489	HIS	Mainchain
3	1-V	1503	ILE	Mainchain
3	1-V	1507	ASP	Mainchain
3	1-V	1508	LYS	Mainchain,Peptide
3	1-V	1509	GLN	Mainchain
3	1-V	1516	LEU	Mainchain
3	1-V	1517	SER	Mainchain,Peptide
3	1-V	1518	ASN	Mainchain
3	1-V	1519	SER	Peptide
3	1-V	1538	SER	Mainchain
3	1-V	1541	THR	Mainchain
3	1-V	1542	PRO	Mainchain
1	1-W	259	SER	Mainchain
4	1-X	200	THR	Mainchain
4	1-X	208	GLN	Mainchain
4	1-X	210	VAL	Mainchain
4	1-X	221	GLN	Mainchain,Peptide
4	1-X	236	ASP	Mainchain
4	1-X	245	VAL	Mainchain
4	1-X	250	ASN	Mainchain
4	1-X	253	SER	Mainchain
4	1-X	393	GLN	Mainchain
4	1-X	397	ARG	Mainchain
4	1-X	398	LYS	Mainchain,Peptide
4	1-X	399	SER	Peptide
4	1-X	400	GLY	Mainchain
4	1-X	401	TYR	Mainchain
4	1-X	403	ILE	Peptide
4	1-X	419	GLY	Mainchain
4	1-X	420	GLU	Mainchain
4	1-X	421	LEU	Mainchain
4	1-X	422	ASN	Mainchain,Peptide
4	1-X	423	ALA	Mainchain
4	1-X	424	PRO	Mainchain,Peptide
4	1-X	425	THR	Mainchain
4	1-X	426	GLN	Mainchain
4	1-X	445	GLY	Mainchain
4	1-X	446	ALA	Mainchain
4	1-X	448	ARG	Mainchain
4	1-X	452	ARG	Mainchain
4	1-X	454	TYR	Mainchain,Peptide
4	1-X	456	ASP	Mainchain

Continued on next page...

Continued from previous page...

Mol	Chain	Res	Type	Group
4	1-X	457	ALA	Mainchain
4	1-X	459	LEU	Mainchain
4	1-X	462	GLU	Mainchain
4	1-X	463	ILE	Peptide
4	1-X	472	GLU	Mainchain
4	1-X	487	ASP	Mainchain
5	1-Y	321	ASN	Mainchain
5	1-Y	325	ALA	Mainchain
5	1-Y	326	LEU	Mainchain,Peptide
5	1-Y	329	GLN	Mainchain
5	1-Y	330	LYS	Mainchain
5	1-Y	340	ALA	Mainchain,Peptide
5	1-Y	341	ALA	Mainchain
5	1-Y	343	ALA	Mainchain
6	1-Z	374	SER	Mainchain
6	1-Z	407	LEU	Mainchain
6	1-Z	408	SER	Peptide
6	1-Z	493	ALA	Peptide
6	1-Z	497	ARG	Mainchain
2	2-C	11	GLN	Mainchain
2	2-C	4	GLU	Mainchain
2	2-C	6	PHE	Mainchain
2	2-C	7	GLY	Mainchain
3	2-D	1448	MET	Mainchain
3	2-D	1449	TRP	Peptide
3	2-D	1450	GLU	Peptide
3	2-D	1484	ASP	Mainchain
3	2-D	1485	ALA	Mainchain
3	2-D	1486	CYS	Mainchain
3	2-D	1489	HIS	Mainchain
3	2-D	1503	ILE	Mainchain
3	2-D	1507	ASP	Mainchain
3	2-D	1508	LYS	Mainchain,Peptide
3	2-D	1509	GLN	Mainchain
3	2-D	1516	LEU	Mainchain
3	2-D	1517	SER	Mainchain,Peptide
3	2-D	1518	ASN	Mainchain
3	2-D	1519	SER	Peptide
3	2-D	1538	SER	Mainchain
3	2-D	1541	THR	Mainchain
3	2-D	1542	PRO	Mainchain
4	2-F	393	GLN	Mainchain

Continued on next page...

Continued from previous page...

Mol	Chain	Res	Type	Group
4	2-F	397	ARG	Mainchain
4	2-F	398	LYS	Mainchain,Peptide
4	2-F	399	SER	Peptide
4	2-F	400	GLY	Mainchain
4	2-F	401	TYR	Mainchain
4	2-F	403	ILE	Peptide
4	2-F	419	GLY	Mainchain
4	2-F	420	GLU	Mainchain
4	2-F	421	LEU	Mainchain
4	2-F	422	ASN	Mainchain,Peptide
4	2-F	423	ALA	Mainchain
4	2-F	424	PRO	Mainchain,Peptide
4	2-F	425	THR	Mainchain
4	2-F	426	GLN	Mainchain
4	2-F	445	GLY	Mainchain
4	2-F	446	ALA	Mainchain
4	2-F	448	ARG	Mainchain
4	2-F	452	ARG	Mainchain
4	2-F	454	TYR	Mainchain,Peptide
4	2-F	456	ASP	Mainchain
4	2-F	457	ALA	Mainchain
4	2-F	459	LEU	Mainchain
4	2-F	462	GLU	Mainchain
4	2-F	463	ILE	Peptide
4	2-F	472	GLU	Mainchain
4	2-F	487	ASP	Mainchain
5	2-G	321	ASN	Mainchain
5	2-G	325	ALA	Mainchain
5	2-G	326	LEU	Mainchain,Peptide
5	2-G	329	GLN	Mainchain
5	2-G	330	LYS	Mainchain
5	2-G	340	ALA	Mainchain,Peptide
5	2-G	341	ALA	Mainchain
5	2-G	343	ALA	Mainchain
6	2-H	374	SER	Mainchain
6	2-H	407	LEU	Mainchain
6	2-H	408	SER	Peptide
6	2-H	493	ALA	Peptide
6	2-H	497	ARG	Mainchain
2	2-I	11	GLN	Mainchain
2	2-I	4	GLU	Mainchain
2	2-I	6	PHE	Mainchain

Continued on next page...

Continued from previous page...

Mol	Chain	Res	Type	Group
2	2-I	7	GLY	Mainchain
3	2-J	1448	MET	Mainchain
3	2-J	1449	TRP	Peptide
3	2-J	1450	GLU	Peptide
3	2-J	1484	ASP	Mainchain
3	2-J	1485	ALA	Mainchain
3	2-J	1486	CYS	Mainchain
3	2-J	1489	HIS	Mainchain
3	2-J	1503	ILE	Mainchain
3	2-J	1507	ASP	Mainchain
3	2-J	1508	LYS	Mainchain,Peptide
3	2-J	1509	GLN	Mainchain
3	2-J	1516	LEU	Mainchain
3	2-J	1517	SER	Mainchain,Peptide
3	2-J	1518	ASN	Mainchain
3	2-J	1519	SER	Peptide
3	2-J	1538	SER	Mainchain
3	2-J	1541	THR	Mainchain
3	2-J	1542	PRO	Mainchain
4	2-L	393	GLN	Mainchain
4	2-L	397	ARG	Mainchain
4	2-L	398	LYS	Mainchain,Peptide
4	2-L	399	SER	Peptide
4	2-L	400	GLY	Mainchain
4	2-L	401	TYR	Mainchain
4	2-L	403	ILE	Peptide
4	2-L	419	GLY	Mainchain
4	2-L	420	GLU	Mainchain
4	2-L	421	LEU	Mainchain
4	2-L	422	ASN	Mainchain,Peptide
4	2-L	423	ALA	Mainchain
4	2-L	424	PRO	Mainchain,Peptide
4	2-L	425	THR	Mainchain
4	2-L	426	GLN	Mainchain
4	2-L	445	GLY	Mainchain
4	2-L	446	ALA	Mainchain
4	2-L	448	ARG	Mainchain
4	2-L	452	ARG	Mainchain
4	2-L	454	TYR	Mainchain,Peptide
4	2-L	456	ASP	Mainchain
4	2-L	457	ALA	Mainchain
4	2-L	459	LEU	Mainchain

Continued on next page...

Continued from previous page...

Mol	Chain	Res	Type	Group
4	2-L	462	GLU	Mainchain
4	2-L	463	ILE	Peptide
4	2-L	472	GLU	Mainchain
4	2-L	487	ASP	Mainchain
5	2-M	321	ASN	Mainchain
5	2-M	325	ALA	Mainchain
5	2-M	326	LEU	Mainchain,Peptide
5	2-M	329	GLN	Mainchain
5	2-M	330	LYS	Mainchain
5	2-M	340	ALA	Mainchain,Peptide
5	2-M	341	ALA	Mainchain
5	2-M	343	ALA	Mainchain
6	2-N	374	SER	Mainchain
6	2-N	407	LEU	Mainchain
6	2-N	408	SER	Peptide
6	2-N	493	ALA	Peptide
6	2-N	497	ARG	Mainchain
2	2-O	11	GLN	Mainchain
2	2-O	4	GLU	Mainchain
2	2-O	6	PHE	Mainchain
2	2-O	7	GLY	Mainchain
3	2-P	1448	MET	Mainchain
3	2-P	1449	TRP	Peptide
3	2-P	1450	GLU	Peptide
3	2-P	1484	ASP	Mainchain
3	2-P	1485	ALA	Mainchain
3	2-P	1486	CYS	Mainchain
3	2-P	1489	HIS	Mainchain
3	2-P	1503	ILE	Mainchain
3	2-P	1507	ASP	Mainchain
3	2-P	1508	LYS	Mainchain,Peptide
3	2-P	1509	GLN	Mainchain
3	2-P	1512	TRP	Mainchain
3	2-P	1516	LEU	Mainchain
3	2-P	1517	SER	Mainchain,Peptide
3	2-P	1518	ASN	Mainchain
3	2-P	1519	SER	Peptide
3	2-P	1538	SER	Mainchain
3	2-P	1541	THR	Mainchain
3	2-P	1542	PRO	Mainchain
4	2-R	393	GLN	Mainchain
4	2-R	397	ARG	Mainchain

Continued on next page...

Continued from previous page...

Mol	Chain	Res	Type	Group
4	2-R	398	LYS	Mainchain,Peptide
4	2-R	399	SER	Peptide
4	2-R	400	GLY	Mainchain
4	2-R	401	TYR	Mainchain
4	2-R	403	ILE	Peptide
4	2-R	419	GLY	Mainchain
4	2-R	420	GLU	Mainchain
4	2-R	421	LEU	Mainchain
4	2-R	422	ASN	Mainchain,Peptide
4	2-R	423	ALA	Mainchain
4	2-R	424	PRO	Mainchain,Peptide
4	2-R	425	THR	Mainchain
4	2-R	426	GLN	Mainchain
4	2-R	445	GLY	Mainchain
4	2-R	446	ALA	Mainchain
4	2-R	448	ARG	Mainchain
4	2-R	452	ARG	Mainchain
4	2-R	454	TYR	Mainchain,Peptide
4	2-R	456	ASP	Mainchain
4	2-R	457	ALA	Mainchain
4	2-R	459	LEU	Mainchain
4	2-R	462	GLU	Mainchain
4	2-R	463	ILE	Peptide
4	2-R	472	GLU	Mainchain
4	2-R	487	ASP	Mainchain
5	2-S	321	ASN	Mainchain
5	2-S	325	ALA	Mainchain
5	2-S	326	LEU	Mainchain,Peptide
5	2-S	329	GLN	Mainchain
5	2-S	330	LYS	Mainchain
5	2-S	340	ALA	Mainchain,Peptide
5	2-S	341	ALA	Mainchain
5	2-S	343	ALA	Mainchain
6	2-T	374	SER	Mainchain
6	2-T	407	LEU	Mainchain
6	2-T	408	SER	Peptide
6	2-T	493	ALA	Peptide
2	2-U	11	GLN	Mainchain
2	2-U	4	GLU	Mainchain
2	2-U	6	PHE	Mainchain
2	2-U	7	GLY	Mainchain
3	2-V	1448	MET	Mainchain

Continued on next page...

Continued from previous page...

Mol	Chain	Res	Type	Group
3	2-V	1449	TRP	Peptide
3	2-V	1450	GLU	Peptide
3	2-V	1484	ASP	Mainchain
3	2-V	1485	ALA	Mainchain
3	2-V	1486	CYS	Mainchain
3	2-V	1489	HIS	Mainchain
3	2-V	1503	ILE	Mainchain
3	2-V	1507	ASP	Mainchain
3	2-V	1508	LYS	Mainchain,Peptide
3	2-V	1509	GLN	Mainchain
3	2-V	1516	LEU	Mainchain
3	2-V	1517	SER	Mainchain,Peptide
3	2-V	1518	ASN	Mainchain
3	2-V	1519	SER	Peptide
3	2-V	1538	SER	Mainchain
3	2-V	1541	THR	Mainchain
3	2-V	1542	PRO	Mainchain
4	2-X	393	GLN	Mainchain
4	2-X	397	ARG	Mainchain
4	2-X	398	LYS	Mainchain,Peptide
4	2-X	399	SER	Peptide
4	2-X	400	GLY	Mainchain
4	2-X	401	TYR	Mainchain
4	2-X	403	ILE	Peptide
4	2-X	419	GLY	Mainchain
4	2-X	420	GLU	Mainchain
4	2-X	421	LEU	Mainchain
4	2-X	422	ASN	Mainchain,Peptide
4	2-X	423	ALA	Mainchain
4	2-X	424	PRO	Mainchain,Peptide
4	2-X	425	THR	Mainchain
4	2-X	426	GLN	Mainchain
4	2-X	445	GLY	Mainchain
4	2-X	446	ALA	Mainchain
4	2-X	448	ARG	Mainchain
4	2-X	452	ARG	Mainchain
4	2-X	454	TYR	Mainchain,Peptide
4	2-X	456	ASP	Mainchain
4	2-X	457	ALA	Mainchain
4	2-X	459	LEU	Mainchain
4	2-X	462	GLU	Mainchain
4	2-X	463	ILE	Peptide

Continued on next page...

Continued from previous page...

Mol	Chain	Res	Type	Group
4	2-X	472	GLU	Mainchain
4	2-X	487	ASP	Mainchain
5	2-Y	321	ASN	Mainchain
5	2-Y	325	ALA	Mainchain
5	2-Y	326	LEU	Mainchain,Peptide
5	2-Y	329	GLN	Mainchain
5	2-Y	330	LYS	Mainchain
5	2-Y	340	ALA	Mainchain,Peptide
5	2-Y	341	ALA	Mainchain
5	2-Y	343	ALA	Mainchain
6	2-Z	374	SER	Mainchain
6	2-Z	407	LEU	Mainchain
6	2-Z	408	SER	Peptide
6	2-Z	493	ALA	Peptide
6	2-Z	497	ARG	Mainchain
2	3-C	11	GLN	Mainchain
2	3-C	4	GLU	Mainchain
2	3-C	6	PHE	Mainchain
2	3-C	7	GLY	Mainchain
3	3-D	1448	MET	Mainchain
3	3-D	1449	TRP	Peptide
3	3-D	1450	GLU	Peptide
3	3-D	1484	ASP	Mainchain
3	3-D	1485	ALA	Mainchain
3	3-D	1486	CYS	Mainchain
3	3-D	1489	HIS	Mainchain
3	3-D	1503	ILE	Mainchain
3	3-D	1507	ASP	Mainchain
3	3-D	1508	LYS	Mainchain,Peptide
3	3-D	1509	GLN	Mainchain
3	3-D	1516	LEU	Mainchain
3	3-D	1517	SER	Mainchain,Peptide
3	3-D	1518	ASN	Mainchain
3	3-D	1519	SER	Peptide
3	3-D	1538	SER	Mainchain
3	3-D	1541	THR	Mainchain
3	3-D	1542	PRO	Mainchain
4	3-F	393	GLN	Mainchain
4	3-F	397	ARG	Mainchain
4	3-F	398	LYS	Mainchain,Peptide
4	3-F	399	SER	Peptide
4	3-F	400	GLY	Mainchain

Continued on next page...

Continued from previous page...

Mol	Chain	Res	Type	Group
4	3-F	401	TYR	Mainchain
4	3-F	403	ILE	Peptide
4	3-F	419	GLY	Mainchain
4	3-F	420	GLU	Mainchain
4	3-F	421	LEU	Mainchain
4	3-F	422	ASN	Mainchain,Peptide
4	3-F	423	ALA	Mainchain
4	3-F	424	PRO	Mainchain,Peptide
4	3-F	425	THR	Mainchain
4	3-F	426	GLN	Mainchain
4	3-F	445	GLY	Mainchain
4	3-F	446	ALA	Mainchain
4	3-F	448	ARG	Mainchain
4	3-F	452	ARG	Mainchain
4	3-F	454	TYR	Mainchain,Peptide
4	3-F	456	ASP	Mainchain
4	3-F	457	ALA	Mainchain
4	3-F	459	LEU	Mainchain
4	3-F	462	GLU	Mainchain
4	3-F	463	ILE	Peptide
4	3-F	472	GLU	Mainchain
4	3-F	487	ASP	Mainchain
5	3-G	321	ASN	Mainchain
5	3-G	325	ALA	Mainchain
5	3-G	326	LEU	Mainchain,Peptide
5	3-G	329	GLN	Mainchain
5	3-G	330	LYS	Mainchain
5	3-G	340	ALA	Mainchain,Peptide
5	3-G	341	ALA	Mainchain
5	3-G	343	ALA	Mainchain
6	3-H	374	SER	Mainchain
6	3-H	407	LEU	Mainchain
6	3-H	408	SER	Peptide
6	3-H	493	ALA	Peptide
6	3-H	497	ARG	Mainchain
2	3-I	11	GLN	Mainchain
2	3-I	4	GLU	Mainchain
2	3-I	6	PHE	Mainchain
2	3-I	7	GLY	Mainchain
3	3-J	1448	MET	Mainchain
3	3-J	1449	TRP	Peptide
3	3-J	1450	GLU	Peptide

Continued on next page...

Continued from previous page...

Mol	Chain	Res	Type	Group
3	3-J	1484	ASP	Mainchain
3	3-J	1485	ALA	Mainchain
3	3-J	1486	CYS	Mainchain
3	3-J	1489	HIS	Mainchain
3	3-J	1503	ILE	Mainchain
3	3-J	1507	ASP	Mainchain
3	3-J	1508	LYS	Mainchain,Peptide
3	3-J	1509	GLN	Mainchain
3	3-J	1516	LEU	Mainchain
3	3-J	1517	SER	Mainchain,Peptide
3	3-J	1518	ASN	Mainchain
3	3-J	1519	SER	Peptide
3	3-J	1538	SER	Mainchain
3	3-J	1541	THR	Mainchain
3	3-J	1542	PRO	Mainchain
4	3-L	393	GLN	Mainchain
4	3-L	397	ARG	Mainchain
4	3-L	398	LYS	Mainchain,Peptide
4	3-L	399	SER	Peptide
4	3-L	400	GLY	Mainchain
4	3-L	401	TYR	Mainchain
4	3-L	403	ILE	Peptide
4	3-L	419	GLY	Mainchain
4	3-L	420	GLU	Mainchain
4	3-L	421	LEU	Mainchain
4	3-L	422	ASN	Mainchain,Peptide
4	3-L	423	ALA	Mainchain
4	3-L	424	PRO	Mainchain,Peptide
4	3-L	425	THR	Mainchain
4	3-L	426	GLN	Mainchain
4	3-L	445	GLY	Mainchain
4	3-L	446	ALA	Mainchain
4	3-L	448	ARG	Mainchain
4	3-L	452	ARG	Mainchain
4	3-L	454	TYR	Mainchain,Peptide
4	3-L	456	ASP	Mainchain
4	3-L	457	ALA	Mainchain
4	3-L	459	LEU	Mainchain
4	3-L	462	GLU	Mainchain
4	3-L	463	ILE	Peptide
4	3-L	472	GLU	Mainchain
4	3-L	487	ASP	Mainchain

Continued on next page...

Continued from previous page...

Mol	Chain	Res	Type	Group
5	3-M	321	ASN	Mainchain
5	3-M	325	ALA	Mainchain
5	3-M	326	LEU	Mainchain,Peptide
5	3-M	329	GLN	Mainchain
5	3-M	330	LYS	Mainchain
5	3-M	340	ALA	Mainchain,Peptide
5	3-M	341	ALA	Mainchain
5	3-M	343	ALA	Mainchain
6	3-N	374	SER	Mainchain
6	3-N	407	LEU	Mainchain
6	3-N	408	SER	Peptide
6	3-N	493	ALA	Peptide
6	3-N	497	ARG	Mainchain
2	3-O	11	GLN	Mainchain
2	3-O	4	GLU	Mainchain
2	3-O	6	PHE	Mainchain
2	3-O	7	GLY	Mainchain
3	3-P	1448	MET	Mainchain
3	3-P	1449	TRP	Peptide
3	3-P	1450	GLU	Peptide
3	3-P	1484	ASP	Mainchain
3	3-P	1485	ALA	Mainchain
3	3-P	1486	CYS	Mainchain
3	3-P	1489	HIS	Mainchain
3	3-P	1503	ILE	Mainchain
3	3-P	1507	ASP	Mainchain
3	3-P	1508	LYS	Mainchain,Peptide
3	3-P	1509	GLN	Mainchain
3	3-P	1512	TRP	Mainchain
3	3-P	1516	LEU	Mainchain
3	3-P	1517	SER	Mainchain,Peptide
3	3-P	1518	ASN	Mainchain
3	3-P	1519	SER	Peptide
3	3-P	1538	SER	Mainchain
3	3-P	1541	THR	Mainchain
3	3-P	1542	PRO	Mainchain
4	3-R	393	GLN	Mainchain
4	3-R	397	ARG	Mainchain
4	3-R	398	LYS	Mainchain,Peptide
4	3-R	399	SER	Peptide
4	3-R	400	GLY	Mainchain
4	3-R	401	TYR	Mainchain

Continued on next page...

Continued from previous page...

Mol	Chain	Res	Type	Group
4	3-R	403	ILE	Peptide
4	3-R	419	GLY	Mainchain
4	3-R	420	GLU	Mainchain
4	3-R	421	LEU	Mainchain
4	3-R	422	ASN	Mainchain,Peptide
4	3-R	423	ALA	Mainchain
4	3-R	424	PRO	Mainchain,Peptide
4	3-R	425	THR	Mainchain
4	3-R	426	GLN	Mainchain
4	3-R	445	GLY	Mainchain
4	3-R	446	ALA	Mainchain
4	3-R	448	ARG	Mainchain
4	3-R	452	ARG	Mainchain
4	3-R	454	TYR	Mainchain,Peptide
4	3-R	456	ASP	Mainchain
4	3-R	457	ALA	Mainchain
4	3-R	459	LEU	Mainchain
4	3-R	462	GLU	Mainchain
4	3-R	463	ILE	Peptide
4	3-R	472	GLU	Mainchain
4	3-R	487	ASP	Mainchain
5	3-S	321	ASN	Mainchain
5	3-S	325	ALA	Mainchain
5	3-S	326	LEU	Mainchain,Peptide
5	3-S	329	GLN	Mainchain
5	3-S	330	LYS	Mainchain
5	3-S	340	ALA	Mainchain,Peptide
5	3-S	341	ALA	Mainchain
5	3-S	343	ALA	Mainchain
6	3-T	374	SER	Mainchain
6	3-T	407	LEU	Mainchain
6	3-T	408	SER	Peptide
6	3-T	493	ALA	Peptide
2	3-U	11	GLN	Mainchain
2	3-U	4	GLU	Mainchain
2	3-U	6	PHE	Mainchain
2	3-U	7	GLY	Mainchain
3	3-V	1448	MET	Mainchain
3	3-V	1449	TRP	Peptide
3	3-V	1450	GLU	Peptide
3	3-V	1484	ASP	Mainchain
3	3-V	1485	ALA	Mainchain

Continued on next page...

Continued from previous page...

Mol	Chain	Res	Type	Group
3	3-V	1486	CYS	Mainchain
3	3-V	1489	HIS	Mainchain
3	3-V	1503	ILE	Mainchain
3	3-V	1507	ASP	Mainchain
3	3-V	1508	LYS	Mainchain,Peptide
3	3-V	1509	GLN	Mainchain
3	3-V	1516	LEU	Mainchain
3	3-V	1517	SER	Mainchain,Peptide
3	3-V	1518	ASN	Mainchain
3	3-V	1519	SER	Peptide
3	3-V	1538	SER	Mainchain
3	3-V	1541	THR	Mainchain
3	3-V	1542	PRO	Mainchain
4	3-X	393	GLN	Mainchain
4	3-X	397	ARG	Mainchain
4	3-X	398	LYS	Mainchain,Peptide
4	3-X	399	SER	Peptide
4	3-X	400	GLY	Mainchain
4	3-X	401	TYR	Mainchain
4	3-X	403	ILE	Peptide
4	3-X	419	GLY	Mainchain
4	3-X	420	GLU	Mainchain
4	3-X	421	LEU	Mainchain
4	3-X	422	ASN	Mainchain,Peptide
4	3-X	423	ALA	Mainchain
4	3-X	424	PRO	Mainchain,Peptide
4	3-X	425	THR	Mainchain
4	3-X	426	GLN	Mainchain
4	3-X	445	GLY	Mainchain
4	3-X	446	ALA	Mainchain
4	3-X	448	ARG	Mainchain
4	3-X	452	ARG	Mainchain
4	3-X	454	TYR	Mainchain,Peptide
4	3-X	456	ASP	Mainchain
4	3-X	457	ALA	Mainchain
4	3-X	459	LEU	Mainchain
4	3-X	462	GLU	Mainchain
4	3-X	463	ILE	Peptide
4	3-X	472	GLU	Mainchain
4	3-X	487	ASP	Mainchain
5	3-Y	321	ASN	Mainchain
5	3-Y	325	ALA	Mainchain

Continued on next page...

Continued from previous page...

Mol	Chain	Res	Type	Group
5	3-Y	326	LEU	Mainchain,Peptide
5	3-Y	329	GLN	Mainchain
5	3-Y	330	LYS	Mainchain
5	3-Y	340	ALA	Mainchain,Peptide
5	3-Y	341	ALA	Mainchain
5	3-Y	343	ALA	Mainchain
6	3-Z	374	SER	Mainchain
6	3-Z	407	LEU	Mainchain
6	3-Z	408	SER	Peptide
6	3-Z	493	ALA	Peptide
6	3-Z	497	ARG	Mainchain
2	4-C	11	GLN	Mainchain
2	4-C	4	GLU	Mainchain
2	4-C	6	PHE	Mainchain
2	4-C	7	GLY	Mainchain
3	4-D	1448	MET	Mainchain
3	4-D	1449	TRP	Peptide
3	4-D	1450	GLU	Peptide
3	4-D	1484	ASP	Mainchain
3	4-D	1485	ALA	Mainchain
3	4-D	1486	CYS	Mainchain
3	4-D	1489	HIS	Mainchain
3	4-D	1503	ILE	Mainchain
3	4-D	1507	ASP	Mainchain
3	4-D	1508	LYS	Mainchain,Peptide
3	4-D	1509	GLN	Mainchain
3	4-D	1516	LEU	Mainchain
3	4-D	1517	SER	Mainchain,Peptide
3	4-D	1518	ASN	Mainchain
3	4-D	1519	SER	Peptide
3	4-D	1538	SER	Mainchain
3	4-D	1541	THR	Mainchain
3	4-D	1542	PRO	Mainchain
4	4-F	393	GLN	Mainchain
4	4-F	397	ARG	Mainchain
4	4-F	398	LYS	Mainchain,Peptide
4	4-F	399	SER	Peptide
4	4-F	400	GLY	Mainchain
4	4-F	401	TYR	Mainchain
4	4-F	403	ILE	Peptide
4	4-F	419	GLY	Mainchain
4	4-F	420	GLU	Mainchain

Continued on next page...

Continued from previous page...

Mol	Chain	Res	Type	Group
4	4-F	421	LEU	Mainchain
4	4-F	422	ASN	Mainchain,Peptide
4	4-F	423	ALA	Mainchain
4	4-F	424	PRO	Mainchain,Peptide
4	4-F	425	THR	Mainchain
4	4-F	426	GLN	Mainchain
4	4-F	445	GLY	Mainchain
4	4-F	446	ALA	Mainchain
4	4-F	448	ARG	Mainchain
4	4-F	452	ARG	Mainchain
4	4-F	454	TYR	Mainchain,Peptide
4	4-F	456	ASP	Mainchain
4	4-F	457	ALA	Mainchain
4	4-F	459	LEU	Mainchain
4	4-F	462	GLU	Mainchain
4	4-F	463	ILE	Peptide
4	4-F	472	GLU	Mainchain
4	4-F	487	ASP	Mainchain
5	4-G	321	ASN	Mainchain
5	4-G	325	ALA	Mainchain
5	4-G	326	LEU	Mainchain,Peptide
5	4-G	329	GLN	Mainchain
5	4-G	330	LYS	Mainchain
5	4-G	340	ALA	Mainchain,Peptide
5	4-G	341	ALA	Mainchain
5	4-G	343	ALA	Mainchain
6	4-H	374	SER	Mainchain
6	4-H	407	LEU	Mainchain
6	4-H	408	SER	Peptide
6	4-H	493	ALA	Peptide
6	4-H	497	ARG	Mainchain
2	4-I	11	GLN	Mainchain
2	4-I	4	GLU	Mainchain
2	4-I	6	PHE	Mainchain
2	4-I	7	GLY	Mainchain
3	4-J	1448	MET	Mainchain
3	4-J	1449	TRP	Peptide
3	4-J	1450	GLU	Peptide
3	4-J	1484	ASP	Mainchain
3	4-J	1485	ALA	Mainchain
3	4-J	1486	CYS	Mainchain
3	4-J	1489	HIS	Mainchain

Continued on next page...

Continued from previous page...

Mol	Chain	Res	Type	Group
3	4-J	1503	ILE	Mainchain
3	4-J	1507	ASP	Mainchain
3	4-J	1508	LYS	Mainchain,Peptide
3	4-J	1509	GLN	Mainchain
3	4-J	1516	LEU	Mainchain
3	4-J	1517	SER	Mainchain,Peptide
3	4-J	1518	ASN	Mainchain
3	4-J	1519	SER	Peptide
3	4-J	1538	SER	Mainchain
3	4-J	1541	THR	Mainchain
3	4-J	1542	PRO	Mainchain
4	4-L	393	GLN	Mainchain
4	4-L	397	ARG	Mainchain
4	4-L	398	LYS	Mainchain,Peptide
4	4-L	399	SER	Peptide
4	4-L	400	GLY	Mainchain
4	4-L	401	TYR	Mainchain
4	4-L	403	ILE	Peptide
4	4-L	419	GLY	Mainchain
4	4-L	420	GLU	Mainchain
4	4-L	421	LEU	Mainchain
4	4-L	422	ASN	Mainchain,Peptide
4	4-L	423	ALA	Mainchain
4	4-L	424	PRO	Mainchain,Peptide
4	4-L	425	THR	Mainchain
4	4-L	426	GLN	Mainchain
4	4-L	445	GLY	Mainchain
4	4-L	446	ALA	Mainchain
4	4-L	448	ARG	Mainchain
4	4-L	452	ARG	Mainchain
4	4-L	454	TYR	Mainchain,Peptide
4	4-L	456	ASP	Mainchain
4	4-L	457	ALA	Mainchain
4	4-L	459	LEU	Mainchain
4	4-L	462	GLU	Mainchain
4	4-L	463	ILE	Peptide
4	4-L	472	GLU	Mainchain
4	4-L	487	ASP	Mainchain
5	4-M	321	ASN	Mainchain
5	4-M	325	ALA	Mainchain
5	4-M	326	LEU	Mainchain,Peptide
5	4-M	329	GLN	Mainchain

Continued on next page...

Continued from previous page...

Mol	Chain	Res	Type	Group
5	4-M	330	LYS	Mainchain
5	4-M	340	ALA	Mainchain,Peptide
5	4-M	341	ALA	Mainchain
5	4-M	343	ALA	Mainchain
6	4-N	374	SER	Mainchain
6	4-N	407	LEU	Mainchain
6	4-N	408	SER	Peptide
6	4-N	493	ALA	Peptide
6	4-N	497	ARG	Mainchain
2	4-O	11	GLN	Mainchain
2	4-O	4	GLU	Mainchain
2	4-O	6	PHE	Mainchain
2	4-O	7	GLY	Mainchain
3	4-P	1448	MET	Mainchain
3	4-P	1449	TRP	Peptide
3	4-P	1450	GLU	Peptide
3	4-P	1484	ASP	Mainchain
3	4-P	1485	ALA	Mainchain
3	4-P	1486	CYS	Mainchain
3	4-P	1489	HIS	Mainchain
3	4-P	1503	ILE	Mainchain
3	4-P	1507	ASP	Mainchain
3	4-P	1508	LYS	Mainchain,Peptide
3	4-P	1509	GLN	Mainchain
3	4-P	1512	TRP	Mainchain
3	4-P	1516	LEU	Mainchain
3	4-P	1517	SER	Mainchain,Peptide
3	4-P	1518	ASN	Mainchain
3	4-P	1519	SER	Peptide
3	4-P	1538	SER	Mainchain
3	4-P	1541	THR	Mainchain
3	4-P	1542	PRO	Mainchain
4	4-R	393	GLN	Mainchain
4	4-R	397	ARG	Mainchain
4	4-R	398	LYS	Mainchain,Peptide
4	4-R	399	SER	Peptide
4	4-R	400	GLY	Mainchain
4	4-R	401	TYR	Mainchain
4	4-R	403	ILE	Peptide
4	4-R	419	GLY	Mainchain
4	4-R	420	GLU	Mainchain
4	4-R	421	LEU	Mainchain

Continued on next page...

Continued from previous page...

Mol	Chain	Res	Type	Group
4	4-R	422	ASN	Mainchain,Peptide
4	4-R	423	ALA	Mainchain
4	4-R	424	PRO	Mainchain,Peptide
4	4-R	425	THR	Mainchain
4	4-R	426	GLN	Mainchain
4	4-R	445	GLY	Mainchain
4	4-R	446	ALA	Mainchain
4	4-R	448	ARG	Mainchain
4	4-R	452	ARG	Mainchain
4	4-R	454	TYR	Mainchain,Peptide
4	4-R	456	ASP	Mainchain
4	4-R	457	ALA	Mainchain
4	4-R	459	LEU	Mainchain
4	4-R	462	GLU	Mainchain
4	4-R	463	ILE	Peptide
4	4-R	472	GLU	Mainchain
4	4-R	487	ASP	Mainchain
5	4-S	321	ASN	Mainchain
5	4-S	325	ALA	Mainchain
5	4-S	326	LEU	Mainchain,Peptide
5	4-S	329	GLN	Mainchain
5	4-S	330	LYS	Mainchain
5	4-S	340	ALA	Mainchain,Peptide
5	4-S	341	ALA	Mainchain
5	4-S	343	ALA	Mainchain
6	4-T	374	SER	Mainchain
6	4-T	407	LEU	Mainchain
6	4-T	408	SER	Peptide
6	4-T	493	ALA	Peptide
6	4-T	497	ARG	Mainchain
2	4-U	11	GLN	Mainchain
2	4-U	4	GLU	Mainchain
2	4-U	6	PHE	Mainchain
2	4-U	7	GLY	Mainchain
3	4-V	1448	MET	Mainchain
3	4-V	1449	TRP	Peptide
3	4-V	1450	GLU	Peptide
3	4-V	1484	ASP	Mainchain
3	4-V	1485	ALA	Mainchain
3	4-V	1486	CYS	Mainchain
3	4-V	1489	HIS	Mainchain
3	4-V	1503	ILE	Mainchain

Continued on next page...

Continued from previous page...

Mol	Chain	Res	Type	Group
3	4-V	1507	ASP	Mainchain
3	4-V	1508	LYS	Mainchain,Peptide
3	4-V	1509	GLN	Mainchain
3	4-V	1516	LEU	Mainchain
3	4-V	1517	SER	Mainchain,Peptide
3	4-V	1518	ASN	Mainchain
3	4-V	1519	SER	Peptide
3	4-V	1538	SER	Mainchain
3	4-V	1541	THR	Mainchain
3	4-V	1542	PRO	Mainchain
4	4-X	393	GLN	Mainchain
4	4-X	397	ARG	Mainchain
4	4-X	398	LYS	Mainchain,Peptide
4	4-X	399	SER	Peptide
4	4-X	400	GLY	Mainchain
4	4-X	401	TYR	Mainchain
4	4-X	403	ILE	Peptide
4	4-X	419	GLY	Mainchain
4	4-X	420	GLU	Mainchain
4	4-X	421	LEU	Mainchain
4	4-X	422	ASN	Mainchain,Peptide
4	4-X	423	ALA	Mainchain
4	4-X	424	PRO	Mainchain,Peptide
4	4-X	425	THR	Mainchain
4	4-X	426	GLN	Mainchain
4	4-X	445	GLY	Mainchain
4	4-X	446	ALA	Mainchain
4	4-X	448	ARG	Mainchain
4	4-X	452	ARG	Mainchain
4	4-X	454	TYR	Mainchain,Peptide
4	4-X	456	ASP	Mainchain
4	4-X	457	ALA	Mainchain
4	4-X	459	LEU	Mainchain
4	4-X	462	GLU	Mainchain
4	4-X	463	ILE	Peptide
4	4-X	472	GLU	Mainchain
4	4-X	487	ASP	Mainchain
5	4-Y	321	ASN	Mainchain
5	4-Y	325	ALA	Mainchain
5	4-Y	326	LEU	Mainchain,Peptide
5	4-Y	329	GLN	Mainchain
5	4-Y	330	LYS	Mainchain

Continued on next page...

Continued from previous page...

Mol	Chain	Res	Type	Group
5	4-Y	340	ALA	Mainchain,Peptide
5	4-Y	341	ALA	Mainchain
5	4-Y	343	ALA	Mainchain
6	4-Z	374	SER	Mainchain
6	4-Z	407	LEU	Mainchain
6	4-Z	408	SER	Peptide
6	4-Z	493	ALA	Peptide
6	4-Z	497	ARG	Mainchain
2	5-C	11	GLN	Mainchain
2	5-C	4	GLU	Mainchain
2	5-C	6	PHE	Mainchain
2	5-C	7	GLY	Mainchain
3	5-D	1448	MET	Mainchain
3	5-D	1449	TRP	Peptide
3	5-D	1450	GLU	Peptide
3	5-D	1484	ASP	Mainchain
3	5-D	1485	ALA	Mainchain
3	5-D	1486	CYS	Mainchain
3	5-D	1489	HIS	Mainchain
3	5-D	1503	ILE	Mainchain
3	5-D	1507	ASP	Mainchain
3	5-D	1508	LYS	Mainchain,Peptide
3	5-D	1509	GLN	Mainchain
3	5-D	1512	TRP	Mainchain
3	5-D	1516	LEU	Mainchain
3	5-D	1517	SER	Mainchain,Peptide
3	5-D	1518	ASN	Mainchain
3	5-D	1519	SER	Peptide
3	5-D	1538	SER	Mainchain
3	5-D	1541	THR	Mainchain
3	5-D	1542	PRO	Mainchain
4	5-F	393	GLN	Mainchain
4	5-F	397	ARG	Mainchain
4	5-F	398	LYS	Mainchain,Peptide
4	5-F	399	SER	Peptide
4	5-F	400	GLY	Mainchain
4	5-F	401	TYR	Mainchain
4	5-F	403	ILE	Peptide
4	5-F	419	GLY	Mainchain
4	5-F	420	GLU	Mainchain
4	5-F	421	LEU	Mainchain
4	5-F	422	ASN	Mainchain,Peptide

Continued on next page...

Continued from previous page...

Mol	Chain	Res	Type	Group
4	5-F	423	ALA	Mainchain
4	5-F	424	PRO	Mainchain,Peptide
4	5-F	425	THR	Mainchain
4	5-F	426	GLN	Mainchain
4	5-F	445	GLY	Mainchain
4	5-F	446	ALA	Mainchain
4	5-F	448	ARG	Mainchain
4	5-F	452	ARG	Mainchain
4	5-F	454	TYR	Mainchain,Peptide
4	5-F	456	ASP	Mainchain
4	5-F	457	ALA	Mainchain
4	5-F	459	LEU	Mainchain
4	5-F	462	GLU	Mainchain
4	5-F	463	ILE	Peptide
4	5-F	472	GLU	Mainchain
4	5-F	487	ASP	Mainchain
5	5-G	321	ASN	Mainchain
5	5-G	325	ALA	Mainchain
5	5-G	326	LEU	Mainchain,Peptide
5	5-G	329	GLN	Mainchain
5	5-G	330	LYS	Mainchain
5	5-G	340	ALA	Mainchain,Peptide
5	5-G	341	ALA	Mainchain
5	5-G	343	ALA	Mainchain
6	5-H	374	SER	Mainchain
6	5-H	407	LEU	Mainchain
6	5-H	408	SER	Peptide
6	5-H	493	ALA	Peptide
6	5-H	497	ARG	Mainchain
2	5-I	11	GLN	Mainchain
2	5-I	4	GLU	Mainchain
2	5-I	6	PHE	Mainchain
2	5-I	7	GLY	Mainchain
3	5-J	1448	MET	Mainchain
3	5-J	1449	TRP	Peptide
3	5-J	1450	GLU	Peptide
3	5-J	1484	ASP	Mainchain
3	5-J	1485	ALA	Mainchain
3	5-J	1486	CYS	Mainchain
3	5-J	1489	HIS	Mainchain
3	5-J	1503	ILE	Mainchain
3	5-J	1507	ASP	Mainchain

Continued on next page...

Continued from previous page...

Mol	Chain	Res	Type	Group
3	5-J	1508	LYS	Mainchain,Peptide
3	5-J	1509	GLN	Mainchain
3	5-J	1516	LEU	Mainchain
3	5-J	1517	SER	Mainchain,Peptide
3	5-J	1518	ASN	Mainchain
3	5-J	1519	SER	Peptide
3	5-J	1538	SER	Mainchain
3	5-J	1541	THR	Mainchain
3	5-J	1542	PRO	Mainchain
4	5-L	393	GLN	Mainchain
4	5-L	397	ARG	Mainchain
4	5-L	398	LYS	Mainchain,Peptide
4	5-L	399	SER	Peptide
4	5-L	400	GLY	Mainchain
4	5-L	401	TYR	Mainchain
4	5-L	403	ILE	Peptide
4	5-L	419	GLY	Mainchain
4	5-L	420	GLU	Mainchain
4	5-L	421	LEU	Mainchain
4	5-L	422	ASN	Mainchain,Peptide
4	5-L	423	ALA	Mainchain
4	5-L	424	PRO	Mainchain,Peptide
4	5-L	425	THR	Mainchain
4	5-L	426	GLN	Mainchain
4	5-L	445	GLY	Mainchain
4	5-L	446	ALA	Mainchain
4	5-L	448	ARG	Mainchain
4	5-L	452	ARG	Mainchain
4	5-L	454	TYR	Mainchain,Peptide
4	5-L	456	ASP	Mainchain
4	5-L	457	ALA	Mainchain
4	5-L	459	LEU	Mainchain
4	5-L	462	GLU	Mainchain
4	5-L	463	ILE	Peptide
4	5-L	472	GLU	Mainchain
4	5-L	487	ASP	Mainchain
5	5-M	321	ASN	Mainchain
5	5-M	325	ALA	Mainchain
5	5-M	326	LEU	Mainchain,Peptide
5	5-M	329	GLN	Mainchain
5	5-M	330	LYS	Mainchain
5	5-M	340	ALA	Mainchain,Peptide

Continued on next page...

Continued from previous page...

Mol	Chain	Res	Type	Group
5	5-M	341	ALA	Mainchain
5	5-M	343	ALA	Mainchain
6	5-N	374	SER	Mainchain
6	5-N	407	LEU	Mainchain
6	5-N	408	SER	Peptide
6	5-N	493	ALA	Peptide
6	5-N	497	ARG	Mainchain
2	5-O	11	GLN	Mainchain
2	5-O	4	GLU	Mainchain
2	5-O	6	PHE	Mainchain
2	5-O	7	GLY	Mainchain
3	5-P	1448	MET	Mainchain
3	5-P	1449	TRP	Peptide
3	5-P	1450	GLU	Peptide
3	5-P	1484	ASP	Mainchain
3	5-P	1485	ALA	Mainchain
3	5-P	1486	CYS	Mainchain
3	5-P	1489	HIS	Mainchain
3	5-P	1503	ILE	Mainchain
3	5-P	1507	ASP	Mainchain
3	5-P	1508	LYS	Mainchain,Peptide
3	5-P	1509	GLN	Mainchain
3	5-P	1512	TRP	Mainchain
3	5-P	1516	LEU	Mainchain
3	5-P	1517	SER	Mainchain,Peptide
3	5-P	1518	ASN	Mainchain
3	5-P	1519	SER	Peptide
3	5-P	1538	SER	Mainchain
3	5-P	1541	THR	Mainchain
3	5-P	1542	PRO	Mainchain
4	5-R	393	GLN	Mainchain
4	5-R	397	ARG	Mainchain
4	5-R	398	LYS	Mainchain,Peptide
4	5-R	399	SER	Peptide
4	5-R	400	GLY	Mainchain
4	5-R	401	TYR	Mainchain
4	5-R	403	ILE	Peptide
4	5-R	419	GLY	Mainchain
4	5-R	420	GLU	Mainchain
4	5-R	421	LEU	Mainchain
4	5-R	422	ASN	Mainchain,Peptide
4	5-R	423	ALA	Mainchain

Continued on next page...

Continued from previous page...

Mol	Chain	Res	Type	Group
4	5-R	424	PRO	Mainchain,Peptide
4	5-R	425	THR	Mainchain
4	5-R	426	GLN	Mainchain
4	5-R	445	GLY	Mainchain
4	5-R	446	ALA	Mainchain
4	5-R	448	ARG	Mainchain
4	5-R	452	ARG	Mainchain
4	5-R	454	TYR	Mainchain,Peptide
4	5-R	456	ASP	Mainchain
4	5-R	457	ALA	Mainchain
4	5-R	459	LEU	Mainchain
4	5-R	462	GLU	Mainchain
4	5-R	463	ILE	Peptide
4	5-R	472	GLU	Mainchain
4	5-R	487	ASP	Mainchain
5	5-S	321	ASN	Mainchain
5	5-S	325	ALA	Mainchain
5	5-S	326	LEU	Mainchain,Peptide
5	5-S	329	GLN	Mainchain
5	5-S	330	LYS	Mainchain
5	5-S	340	ALA	Mainchain,Peptide
5	5-S	341	ALA	Mainchain
5	5-S	343	ALA	Mainchain
6	5-T	374	SER	Mainchain
6	5-T	407	LEU	Mainchain
6	5-T	408	SER	Peptide
6	5-T	493	ALA	Peptide
6	5-T	497	ARG	Mainchain
2	5-U	11	GLN	Mainchain
2	5-U	4	GLU	Mainchain
2	5-U	6	PHE	Mainchain
2	5-U	7	GLY	Mainchain
3	5-V	1448	MET	Mainchain
3	5-V	1449	TRP	Peptide
3	5-V	1450	GLU	Peptide
3	5-V	1484	ASP	Mainchain
3	5-V	1485	ALA	Mainchain
3	5-V	1486	CYS	Mainchain
3	5-V	1489	HIS	Mainchain
3	5-V	1503	ILE	Mainchain
3	5-V	1507	ASP	Mainchain
3	5-V	1508	LYS	Mainchain,Peptide

Continued on next page...

Continued from previous page...

Mol	Chain	Res	Type	Group
3	5-V	1509	GLN	Mainchain
3	5-V	1516	LEU	Mainchain
3	5-V	1517	SER	Mainchain,Peptide
3	5-V	1518	ASN	Mainchain
3	5-V	1519	SER	Peptide
3	5-V	1538	SER	Mainchain
3	5-V	1541	THR	Mainchain
3	5-V	1542	PRO	Mainchain
4	5-X	393	GLN	Mainchain
4	5-X	397	ARG	Mainchain
4	5-X	398	LYS	Mainchain,Peptide
4	5-X	399	SER	Peptide
4	5-X	400	GLY	Mainchain
4	5-X	401	TYR	Mainchain
4	5-X	403	ILE	Peptide
4	5-X	419	GLY	Mainchain
4	5-X	420	GLU	Mainchain
4	5-X	421	LEU	Mainchain
4	5-X	422	ASN	Mainchain,Peptide
4	5-X	423	ALA	Mainchain
4	5-X	424	PRO	Mainchain,Peptide
4	5-X	425	THR	Mainchain
4	5-X	426	GLN	Mainchain
4	5-X	445	GLY	Mainchain
4	5-X	446	ALA	Mainchain
4	5-X	448	ARG	Mainchain
4	5-X	452	ARG	Mainchain
4	5-X	454	TYR	Mainchain,Peptide
4	5-X	456	ASP	Mainchain
4	5-X	457	ALA	Mainchain
4	5-X	459	LEU	Mainchain
4	5-X	462	GLU	Mainchain
4	5-X	463	ILE	Peptide
4	5-X	472	GLU	Mainchain
4	5-X	487	ASP	Mainchain
5	5-Y	321	ASN	Mainchain
5	5-Y	325	ALA	Mainchain
5	5-Y	326	LEU	Mainchain,Peptide
5	5-Y	329	GLN	Mainchain
5	5-Y	330	LYS	Mainchain
5	5-Y	340	ALA	Mainchain,Peptide
5	5-Y	341	ALA	Mainchain

Continued on next page...

Continued from previous page...

Mol	Chain	Res	Type	Group
5	5-Y	343	ALA	Mainchain
6	5-Z	374	SER	Mainchain
6	5-Z	407	LEU	Mainchain
6	5-Z	408	SER	Peptide
6	5-Z	493	ALA	Peptide
6	5-Z	497	ARG	Mainchain
2	6-C	11	GLN	Mainchain
2	6-C	4	GLU	Mainchain
2	6-C	6	PHE	Mainchain
2	6-C	7	GLY	Mainchain
3	6-D	1448	MET	Mainchain
3	6-D	1449	TRP	Peptide
3	6-D	1450	GLU	Peptide
3	6-D	1484	ASP	Mainchain
3	6-D	1485	ALA	Mainchain
3	6-D	1486	CYS	Mainchain
3	6-D	1489	HIS	Mainchain
3	6-D	1503	ILE	Mainchain
3	6-D	1507	ASP	Mainchain
3	6-D	1508	LYS	Mainchain,Peptide
3	6-D	1509	GLN	Mainchain
3	6-D	1516	LEU	Mainchain
3	6-D	1517	SER	Mainchain,Peptide
3	6-D	1518	ASN	Mainchain
3	6-D	1519	SER	Peptide
3	6-D	1538	SER	Mainchain
3	6-D	1541	THR	Mainchain
3	6-D	1542	PRO	Mainchain
4	6-F	393	GLN	Mainchain
4	6-F	397	ARG	Mainchain
4	6-F	398	LYS	Mainchain,Peptide
4	6-F	399	SER	Peptide
4	6-F	400	GLY	Mainchain
4	6-F	401	TYR	Mainchain
4	6-F	403	ILE	Peptide
4	6-F	419	GLY	Mainchain
4	6-F	420	GLU	Mainchain
4	6-F	421	LEU	Mainchain
4	6-F	422	ASN	Mainchain,Peptide
4	6-F	423	ALA	Mainchain
4	6-F	424	PRO	Mainchain,Peptide
4	6-F	425	THR	Mainchain

Continued on next page...

Continued from previous page...

Mol	Chain	Res	Type	Group
4	6-F	426	GLN	Mainchain
4	6-F	445	GLY	Mainchain
4	6-F	446	ALA	Mainchain
4	6-F	448	ARG	Mainchain
4	6-F	452	ARG	Mainchain
4	6-F	454	TYR	Mainchain,Peptide
4	6-F	456	ASP	Mainchain
4	6-F	457	ALA	Mainchain
4	6-F	459	LEU	Mainchain
4	6-F	462	GLU	Mainchain
4	6-F	463	ILE	Peptide
4	6-F	472	GLU	Mainchain
4	6-F	487	ASP	Mainchain
5	6-G	321	ASN	Mainchain
5	6-G	325	ALA	Mainchain
5	6-G	326	LEU	Mainchain,Peptide
5	6-G	329	GLN	Mainchain
5	6-G	330	LYS	Mainchain
5	6-G	340	ALA	Mainchain,Peptide
5	6-G	341	ALA	Mainchain
5	6-G	343	ALA	Mainchain
6	6-H	374	SER	Mainchain
6	6-H	407	LEU	Mainchain
6	6-H	408	SER	Peptide
6	6-H	493	ALA	Peptide
6	6-H	497	ARG	Mainchain
2	6-I	11	GLN	Mainchain
2	6-I	4	GLU	Mainchain
2	6-I	6	PHE	Mainchain
2	6-I	7	GLY	Mainchain
3	6-J	1448	MET	Mainchain
3	6-J	1449	TRP	Peptide
3	6-J	1450	GLU	Peptide
3	6-J	1484	ASP	Mainchain
3	6-J	1485	ALA	Mainchain
3	6-J	1486	CYS	Mainchain
3	6-J	1489	HIS	Mainchain
3	6-J	1503	ILE	Mainchain
3	6-J	1507	ASP	Mainchain
3	6-J	1508	LYS	Mainchain,Peptide
3	6-J	1509	GLN	Mainchain
3	6-J	1516	LEU	Mainchain

Continued on next page...

Continued from previous page...

Mol	Chain	Res	Type	Group
3	6-J	1517	SER	Mainchain,Peptide
3	6-J	1518	ASN	Mainchain
3	6-J	1519	SER	Peptide
3	6-J	1538	SER	Mainchain
3	6-J	1541	THR	Mainchain
3	6-J	1542	PRO	Mainchain
4	6-L	393	GLN	Mainchain
4	6-L	397	ARG	Mainchain
4	6-L	398	LYS	Mainchain,Peptide
4	6-L	399	SER	Peptide
4	6-L	400	GLY	Mainchain
4	6-L	401	TYR	Mainchain
4	6-L	403	ILE	Peptide
4	6-L	419	GLY	Mainchain
4	6-L	420	GLU	Mainchain
4	6-L	421	LEU	Mainchain
4	6-L	422	ASN	Mainchain,Peptide
4	6-L	423	ALA	Mainchain
4	6-L	424	PRO	Mainchain,Peptide
4	6-L	425	THR	Mainchain
4	6-L	426	GLN	Mainchain
4	6-L	445	GLY	Mainchain
4	6-L	446	ALA	Mainchain
4	6-L	448	ARG	Mainchain
4	6-L	452	ARG	Mainchain
4	6-L	454	TYR	Mainchain,Peptide
4	6-L	456	ASP	Mainchain
4	6-L	457	ALA	Mainchain
4	6-L	459	LEU	Mainchain
4	6-L	462	GLU	Mainchain
4	6-L	463	ILE	Peptide
4	6-L	472	GLU	Mainchain
4	6-L	487	ASP	Mainchain
5	6-M	321	ASN	Mainchain
5	6-M	325	ALA	Mainchain
5	6-M	326	LEU	Mainchain,Peptide
5	6-M	329	GLN	Mainchain
5	6-M	330	LYS	Mainchain
5	6-M	340	ALA	Mainchain,Peptide
5	6-M	341	ALA	Mainchain
5	6-M	343	ALA	Mainchain
6	6-N	374	SER	Mainchain

Continued on next page...

Continued from previous page...

Mol	Chain	Res	Type	Group
6	6-N	407	LEU	Mainchain
6	6-N	408	SER	Peptide
6	6-N	493	ALA	Peptide
6	6-N	497	ARG	Mainchain
2	6-O	11	GLN	Mainchain
2	6-O	4	GLU	Mainchain
2	6-O	6	PHE	Mainchain
2	6-O	7	GLY	Mainchain
3	6-P	1448	MET	Mainchain
3	6-P	1449	TRP	Peptide
3	6-P	1450	GLU	Peptide
3	6-P	1484	ASP	Mainchain
3	6-P	1485	ALA	Mainchain
3	6-P	1486	CYS	Mainchain
3	6-P	1489	HIS	Mainchain
3	6-P	1503	ILE	Mainchain
3	6-P	1507	ASP	Mainchain
3	6-P	1508	LYS	Mainchain,Peptide
3	6-P	1509	GLN	Mainchain
3	6-P	1512	TRP	Mainchain
3	6-P	1516	LEU	Mainchain
3	6-P	1517	SER	Mainchain,Peptide
3	6-P	1518	ASN	Mainchain
3	6-P	1519	SER	Peptide
3	6-P	1538	SER	Mainchain
3	6-P	1541	THR	Mainchain
3	6-P	1542	PRO	Mainchain
4	6-R	393	GLN	Mainchain
4	6-R	397	ARG	Mainchain
4	6-R	398	LYS	Mainchain,Peptide
4	6-R	399	SER	Peptide
4	6-R	400	GLY	Mainchain
4	6-R	401	TYR	Mainchain
4	6-R	403	ILE	Peptide
4	6-R	419	GLY	Mainchain
4	6-R	420	GLU	Mainchain
4	6-R	421	LEU	Mainchain
4	6-R	422	ASN	Mainchain,Peptide
4	6-R	423	ALA	Mainchain
4	6-R	424	PRO	Mainchain,Peptide
4	6-R	425	THR	Mainchain
4	6-R	426	GLN	Mainchain

Continued on next page...

Continued from previous page...

Mol	Chain	Res	Type	Group
4	6-R	445	GLY	Mainchain
4	6-R	446	ALA	Mainchain
4	6-R	448	ARG	Mainchain
4	6-R	452	ARG	Mainchain
4	6-R	454	TYR	Mainchain,Peptide
4	6-R	456	ASP	Mainchain
4	6-R	457	ALA	Mainchain
4	6-R	459	LEU	Mainchain
4	6-R	462	GLU	Mainchain
4	6-R	463	ILE	Peptide
4	6-R	472	GLU	Mainchain
4	6-R	487	ASP	Mainchain
5	6-S	321	ASN	Mainchain
5	6-S	325	ALA	Mainchain
5	6-S	326	LEU	Mainchain,Peptide
5	6-S	329	GLN	Mainchain
5	6-S	330	LYS	Mainchain
5	6-S	340	ALA	Mainchain,Peptide
5	6-S	341	ALA	Mainchain
5	6-S	343	ALA	Mainchain
6	6-T	374	SER	Mainchain
6	6-T	407	LEU	Mainchain
6	6-T	408	SER	Peptide
6	6-T	493	ALA	Peptide
6	6-T	497	ARG	Mainchain
2	6-U	11	GLN	Mainchain
2	6-U	4	GLU	Mainchain
2	6-U	6	PHE	Mainchain
2	6-U	7	GLY	Mainchain
3	6-V	1448	MET	Mainchain
3	6-V	1449	TRP	Peptide
3	6-V	1450	GLU	Peptide
3	6-V	1484	ASP	Mainchain
3	6-V	1485	ALA	Mainchain
3	6-V	1486	CYS	Mainchain
3	6-V	1489	HIS	Mainchain
3	6-V	1503	ILE	Mainchain
3	6-V	1507	ASP	Mainchain
3	6-V	1508	LYS	Mainchain,Peptide
3	6-V	1509	GLN	Mainchain
3	6-V	1516	LEU	Mainchain
3	6-V	1517	SER	Mainchain,Peptide

Continued on next page...

Continued from previous page...

Mol	Chain	Res	Type	Group
3	6-V	1518	ASN	Mainchain
3	6-V	1519	SER	Peptide
3	6-V	1538	SER	Mainchain
3	6-V	1541	THR	Mainchain
3	6-V	1542	PRO	Mainchain
4	6-X	393	GLN	Mainchain
4	6-X	397	ARG	Mainchain
4	6-X	398	LYS	Mainchain,Peptide
4	6-X	399	SER	Peptide
4	6-X	400	GLY	Mainchain
4	6-X	401	TYR	Mainchain
4	6-X	403	ILE	Peptide
4	6-X	419	GLY	Mainchain
4	6-X	420	GLU	Mainchain
4	6-X	421	LEU	Mainchain
4	6-X	422	ASN	Mainchain,Peptide
4	6-X	423	ALA	Mainchain
4	6-X	424	PRO	Mainchain,Peptide
4	6-X	425	THR	Mainchain
4	6-X	426	GLN	Mainchain
4	6-X	445	GLY	Mainchain
4	6-X	446	ALA	Mainchain
4	6-X	448	ARG	Mainchain
4	6-X	452	ARG	Mainchain
4	6-X	454	TYR	Mainchain,Peptide
4	6-X	456	ASP	Mainchain
4	6-X	457	ALA	Mainchain
4	6-X	459	LEU	Mainchain
4	6-X	462	GLU	Mainchain
4	6-X	463	ILE	Peptide
4	6-X	472	GLU	Mainchain
4	6-X	487	ASP	Mainchain
5	6-Y	321	ASN	Mainchain
5	6-Y	325	ALA	Mainchain
5	6-Y	326	LEU	Mainchain,Peptide
5	6-Y	329	GLN	Mainchain
5	6-Y	330	LYS	Mainchain
5	6-Y	340	ALA	Mainchain,Peptide
5	6-Y	341	ALA	Mainchain
5	6-Y	343	ALA	Mainchain
6	6-Z	374	SER	Mainchain
6	6-Z	407	LEU	Mainchain

Continued on next page...

Continued from previous page...

Mol	Chain	Res	Type	Group
6	6-Z	408	SER	Peptide
6	6-Z	493	ALA	Peptide
6	6-Z	497	ARG	Mainchain
2	7-C	11	GLN	Mainchain
2	7-C	4	GLU	Mainchain
2	7-C	6	PHE	Mainchain
2	7-C	7	GLY	Mainchain
3	7-D	1448	MET	Mainchain
3	7-D	1449	TRP	Peptide
3	7-D	1450	GLU	Peptide
3	7-D	1484	ASP	Mainchain
3	7-D	1485	ALA	Mainchain
3	7-D	1486	CYS	Mainchain
3	7-D	1489	HIS	Mainchain
3	7-D	1503	ILE	Mainchain
3	7-D	1507	ASP	Mainchain
3	7-D	1508	LYS	Mainchain,Peptide
3	7-D	1509	GLN	Mainchain
3	7-D	1512	TRP	Mainchain
3	7-D	1516	LEU	Mainchain
3	7-D	1517	SER	Mainchain,Peptide
3	7-D	1518	ASN	Mainchain
3	7-D	1519	SER	Peptide
3	7-D	1538	SER	Mainchain
3	7-D	1541	THR	Mainchain
3	7-D	1542	PRO	Mainchain
4	7-F	393	GLN	Mainchain
4	7-F	397	ARG	Mainchain
4	7-F	398	LYS	Mainchain,Peptide
4	7-F	399	SER	Peptide
4	7-F	400	GLY	Mainchain
4	7-F	401	TYR	Mainchain
4	7-F	403	ILE	Peptide
4	7-F	419	GLY	Mainchain
4	7-F	420	GLU	Mainchain
4	7-F	421	LEU	Mainchain
4	7-F	422	ASN	Mainchain,Peptide
4	7-F	423	ALA	Mainchain
4	7-F	424	PRO	Mainchain,Peptide
4	7-F	425	THR	Mainchain
4	7-F	426	GLN	Mainchain
4	7-F	445	GLY	Mainchain

Continued on next page...

Continued from previous page...

Mol	Chain	Res	Type	Group
4	7-F	446	ALA	Mainchain
4	7-F	448	ARG	Mainchain
4	7-F	452	ARG	Mainchain
4	7-F	454	TYR	Mainchain,Peptide
4	7-F	456	ASP	Mainchain
4	7-F	457	ALA	Mainchain
4	7-F	459	LEU	Mainchain
4	7-F	462	GLU	Mainchain
4	7-F	463	ILE	Peptide
4	7-F	472	GLU	Mainchain
4	7-F	487	ASP	Mainchain
5	7-G	321	ASN	Mainchain
5	7-G	325	ALA	Mainchain
5	7-G	326	LEU	Mainchain,Peptide
5	7-G	329	GLN	Mainchain
5	7-G	330	LYS	Mainchain
5	7-G	340	ALA	Mainchain,Peptide
5	7-G	341	ALA	Mainchain
5	7-G	343	ALA	Mainchain
6	7-H	374	SER	Mainchain
6	7-H	407	LEU	Mainchain
6	7-H	408	SER	Peptide
6	7-H	493	ALA	Peptide
6	7-H	497	ARG	Mainchain
2	7-I	11	GLN	Mainchain
2	7-I	4	GLU	Mainchain
2	7-I	6	PHE	Mainchain
2	7-I	7	GLY	Mainchain
3	7-J	1448	MET	Mainchain
3	7-J	1449	TRP	Peptide
3	7-J	1450	GLU	Peptide
3	7-J	1484	ASP	Mainchain
3	7-J	1485	ALA	Mainchain
3	7-J	1486	CYS	Mainchain
3	7-J	1489	HIS	Mainchain
3	7-J	1503	ILE	Mainchain
3	7-J	1507	ASP	Mainchain
3	7-J	1508	LYS	Mainchain,Peptide
3	7-J	1509	GLN	Mainchain
3	7-J	1516	LEU	Mainchain
3	7-J	1517	SER	Mainchain,Peptide
3	7-J	1518	ASN	Mainchain

Continued on next page...

Continued from previous page...

Mol	Chain	Res	Type	Group
3	7-J	1519	SER	Peptide
3	7-J	1538	SER	Mainchain
3	7-J	1541	THR	Mainchain
3	7-J	1542	PRO	Mainchain
4	7-L	393	GLN	Mainchain
4	7-L	397	ARG	Mainchain
4	7-L	398	LYS	Mainchain,Peptide
4	7-L	399	SER	Peptide
4	7-L	400	GLY	Mainchain
4	7-L	401	TYR	Mainchain
4	7-L	403	ILE	Peptide
4	7-L	419	GLY	Mainchain
4	7-L	420	GLU	Mainchain
4	7-L	421	LEU	Mainchain
4	7-L	422	ASN	Mainchain,Peptide
4	7-L	423	ALA	Mainchain
4	7-L	424	PRO	Mainchain,Peptide
4	7-L	425	THR	Mainchain
4	7-L	426	GLN	Mainchain
4	7-L	445	GLY	Mainchain
4	7-L	446	ALA	Mainchain
4	7-L	448	ARG	Mainchain
4	7-L	452	ARG	Mainchain
4	7-L	454	TYR	Mainchain,Peptide
4	7-L	456	ASP	Mainchain
4	7-L	457	ALA	Mainchain
4	7-L	459	LEU	Mainchain
4	7-L	462	GLU	Mainchain
4	7-L	463	ILE	Peptide
4	7-L	472	GLU	Mainchain
4	7-L	487	ASP	Mainchain
5	7-M	321	ASN	Mainchain
5	7-M	325	ALA	Mainchain
5	7-M	326	LEU	Mainchain,Peptide
5	7-M	329	GLN	Mainchain
5	7-M	330	LYS	Mainchain
5	7-M	340	ALA	Mainchain,Peptide
5	7-M	341	ALA	Mainchain
5	7-M	343	ALA	Mainchain
6	7-N	374	SER	Mainchain
6	7-N	407	LEU	Mainchain
6	7-N	408	SER	Peptide

Continued on next page...

Continued from previous page...

Mol	Chain	Res	Type	Group
6	7-N	493	ALA	Peptide
6	7-N	497	ARG	Mainchain
2	7-O	11	GLN	Mainchain
2	7-O	4	GLU	Mainchain
2	7-O	6	PHE	Mainchain
2	7-O	7	GLY	Mainchain
3	7-P	1448	MET	Mainchain
3	7-P	1449	TRP	Peptide
3	7-P	1450	GLU	Peptide
3	7-P	1484	ASP	Mainchain
3	7-P	1485	ALA	Mainchain
3	7-P	1486	CYS	Mainchain
3	7-P	1489	HIS	Mainchain
3	7-P	1503	ILE	Mainchain
3	7-P	1507	ASP	Mainchain
3	7-P	1508	LYS	Mainchain,Peptide
3	7-P	1509	GLN	Mainchain
3	7-P	1512	TRP	Mainchain
3	7-P	1516	LEU	Mainchain
3	7-P	1517	SER	Mainchain,Peptide
3	7-P	1518	ASN	Mainchain
3	7-P	1519	SER	Peptide
3	7-P	1538	SER	Mainchain
3	7-P	1541	THR	Mainchain
3	7-P	1542	PRO	Mainchain
4	7-R	393	GLN	Mainchain
4	7-R	397	ARG	Mainchain
4	7-R	398	LYS	Mainchain,Peptide
4	7-R	399	SER	Peptide
4	7-R	400	GLY	Mainchain
4	7-R	401	TYR	Mainchain
4	7-R	403	ILE	Peptide
4	7-R	419	GLY	Mainchain
4	7-R	420	GLU	Mainchain
4	7-R	421	LEU	Mainchain
4	7-R	422	ASN	Mainchain,Peptide
4	7-R	423	ALA	Mainchain
4	7-R	424	PRO	Mainchain,Peptide
4	7-R	425	THR	Mainchain
4	7-R	426	GLN	Mainchain
4	7-R	445	GLY	Mainchain
4	7-R	446	ALA	Mainchain

Continued on next page...

Continued from previous page...

Mol	Chain	Res	Type	Group
4	7-R	448	ARG	Mainchain
4	7-R	452	ARG	Mainchain
4	7-R	454	TYR	Mainchain,Peptide
4	7-R	456	ASP	Mainchain
4	7-R	457	ALA	Mainchain
4	7-R	459	LEU	Mainchain
4	7-R	462	GLU	Mainchain
4	7-R	463	ILE	Peptide
4	7-R	472	GLU	Mainchain
4	7-R	487	ASP	Mainchain
5	7-S	321	ASN	Mainchain
5	7-S	325	ALA	Mainchain
5	7-S	326	LEU	Mainchain,Peptide
5	7-S	329	GLN	Mainchain
5	7-S	330	LYS	Mainchain
5	7-S	340	ALA	Mainchain,Peptide
5	7-S	341	ALA	Mainchain
5	7-S	343	ALA	Mainchain
6	7-T	374	SER	Mainchain
6	7-T	407	LEU	Mainchain
6	7-T	408	SER	Peptide
6	7-T	493	ALA	Peptide
6	7-T	497	ARG	Mainchain
2	7-U	11	GLN	Mainchain
2	7-U	4	GLU	Mainchain
2	7-U	6	PHE	Mainchain
2	7-U	7	GLY	Mainchain
3	7-V	1448	MET	Mainchain
3	7-V	1449	TRP	Peptide
3	7-V	1450	GLU	Peptide
3	7-V	1484	ASP	Mainchain
3	7-V	1485	ALA	Mainchain
3	7-V	1486	CYS	Mainchain
3	7-V	1489	HIS	Mainchain
3	7-V	1503	ILE	Mainchain
3	7-V	1507	ASP	Mainchain
3	7-V	1508	LYS	Mainchain,Peptide
3	7-V	1509	GLN	Mainchain
3	7-V	1516	LEU	Mainchain
3	7-V	1517	SER	Mainchain,Peptide
3	7-V	1518	ASN	Mainchain
3	7-V	1519	SER	Peptide

Continued on next page...

Continued from previous page...

Mol	Chain	Res	Type	Group
3	7-V	1538	SER	Mainchain
3	7-V	1541	THR	Mainchain
3	7-V	1542	PRO	Mainchain
4	7-X	393	GLN	Mainchain
4	7-X	397	ARG	Mainchain
4	7-X	398	LYS	Mainchain,Peptide
4	7-X	399	SER	Peptide
4	7-X	400	GLY	Mainchain
4	7-X	401	TYR	Mainchain
4	7-X	403	ILE	Peptide
4	7-X	419	GLY	Mainchain
4	7-X	420	GLU	Mainchain
4	7-X	421	LEU	Mainchain
4	7-X	422	ASN	Mainchain,Peptide
4	7-X	423	ALA	Mainchain
4	7-X	424	PRO	Mainchain,Peptide
4	7-X	425	THR	Mainchain
4	7-X	426	GLN	Mainchain
4	7-X	445	GLY	Mainchain
4	7-X	446	ALA	Mainchain
4	7-X	448	ARG	Mainchain
4	7-X	452	ARG	Mainchain
4	7-X	454	TYR	Mainchain,Peptide
4	7-X	456	ASP	Mainchain
4	7-X	457	ALA	Mainchain
4	7-X	459	LEU	Mainchain
4	7-X	462	GLU	Mainchain
4	7-X	463	ILE	Peptide
4	7-X	472	GLU	Mainchain
4	7-X	487	ASP	Mainchain
5	7-Y	321	ASN	Mainchain
5	7-Y	325	ALA	Mainchain
5	7-Y	326	LEU	Mainchain,Peptide
5	7-Y	329	GLN	Mainchain
5	7-Y	330	LYS	Mainchain
5	7-Y	340	ALA	Mainchain,Peptide
5	7-Y	341	ALA	Mainchain
5	7-Y	343	ALA	Mainchain
6	7-Z	374	SER	Mainchain
6	7-Z	407	LEU	Mainchain
6	7-Z	408	SER	Peptide
6	7-Z	493	ALA	Peptide

Continued on next page...

Continued from previous page...

Mol	Chain	Res	Type	Group
6	7-Z	497	ARG	Mainchain
2	8-C	11	GLN	Mainchain
2	8-C	4	GLU	Mainchain
2	8-C	6	PHE	Mainchain
2	8-C	7	GLY	Mainchain
3	8-D	1448	MET	Mainchain
3	8-D	1449	TRP	Peptide
3	8-D	1450	GLU	Peptide
3	8-D	1484	ASP	Mainchain
3	8-D	1485	ALA	Mainchain
3	8-D	1486	CYS	Mainchain
3	8-D	1489	HIS	Mainchain
3	8-D	1503	ILE	Mainchain
3	8-D	1507	ASP	Mainchain
3	8-D	1508	LYS	Mainchain,Peptide
3	8-D	1509	GLN	Mainchain
3	8-D	1516	LEU	Mainchain
3	8-D	1517	SER	Mainchain,Peptide
3	8-D	1518	ASN	Mainchain
3	8-D	1519	SER	Peptide
3	8-D	1538	SER	Mainchain
3	8-D	1541	THR	Mainchain
3	8-D	1542	PRO	Mainchain
4	8-F	393	GLN	Mainchain
4	8-F	397	ARG	Mainchain
4	8-F	398	LYS	Mainchain,Peptide
4	8-F	399	SER	Peptide
4	8-F	400	GLY	Mainchain
4	8-F	401	TYR	Mainchain
4	8-F	403	ILE	Peptide
4	8-F	419	GLY	Mainchain
4	8-F	420	GLU	Mainchain
4	8-F	421	LEU	Mainchain
4	8-F	422	ASN	Mainchain,Peptide
4	8-F	423	ALA	Mainchain
4	8-F	424	PRO	Mainchain,Peptide
4	8-F	425	THR	Mainchain
4	8-F	426	GLN	Mainchain
4	8-F	445	GLY	Mainchain
4	8-F	446	ALA	Mainchain
4	8-F	448	ARG	Mainchain
4	8-F	452	ARG	Mainchain

Continued on next page...

Continued from previous page...

Mol	Chain	Res	Type	Group
4	8-F	454	TYR	Mainchain,Peptide
4	8-F	456	ASP	Mainchain
4	8-F	457	ALA	Mainchain
4	8-F	459	LEU	Mainchain
4	8-F	462	GLU	Mainchain
4	8-F	463	ILE	Peptide
4	8-F	472	GLU	Mainchain
4	8-F	487	ASP	Mainchain
5	8-G	321	ASN	Mainchain
5	8-G	325	ALA	Mainchain
5	8-G	326	LEU	Mainchain,Peptide
5	8-G	329	GLN	Mainchain
5	8-G	330	LYS	Mainchain
5	8-G	340	ALA	Mainchain,Peptide
5	8-G	341	ALA	Mainchain
5	8-G	343	ALA	Mainchain
6	8-H	374	SER	Mainchain
6	8-H	407	LEU	Mainchain
6	8-H	408	SER	Peptide
6	8-H	493	ALA	Peptide
6	8-H	497	ARG	Mainchain
2	8-I	11	GLN	Mainchain
2	8-I	4	GLU	Mainchain
2	8-I	6	PHE	Mainchain
2	8-I	7	GLY	Mainchain
3	8-J	1448	MET	Mainchain
3	8-J	1449	TRP	Peptide
3	8-J	1450	GLU	Peptide
3	8-J	1484	ASP	Mainchain
3	8-J	1485	ALA	Mainchain
3	8-J	1486	CYS	Mainchain
3	8-J	1489	HIS	Mainchain
3	8-J	1503	ILE	Mainchain
3	8-J	1507	ASP	Mainchain
3	8-J	1508	LYS	Mainchain,Peptide
3	8-J	1509	GLN	Mainchain
3	8-J	1516	LEU	Mainchain
3	8-J	1517	SER	Mainchain,Peptide
3	8-J	1518	ASN	Mainchain
3	8-J	1519	SER	Peptide
3	8-J	1538	SER	Mainchain
3	8-J	1541	THR	Mainchain

Continued on next page...

Continued from previous page...

Mol	Chain	Res	Type	Group
3	8-J	1542	PRO	Mainchain
4	8-L	393	GLN	Mainchain
4	8-L	397	ARG	Mainchain
4	8-L	398	LYS	Mainchain,Peptide
4	8-L	399	SER	Peptide
4	8-L	400	GLY	Mainchain
4	8-L	401	TYR	Mainchain
4	8-L	403	ILE	Peptide
4	8-L	419	GLY	Mainchain
4	8-L	420	GLU	Mainchain
4	8-L	421	LEU	Mainchain
4	8-L	422	ASN	Mainchain,Peptide
4	8-L	423	ALA	Mainchain
4	8-L	424	PRO	Mainchain,Peptide
4	8-L	425	THR	Mainchain
4	8-L	426	GLN	Mainchain
4	8-L	445	GLY	Mainchain
4	8-L	446	ALA	Mainchain
4	8-L	448	ARG	Mainchain
4	8-L	452	ARG	Mainchain
4	8-L	454	TYR	Mainchain,Peptide
4	8-L	456	ASP	Mainchain
4	8-L	457	ALA	Mainchain
4	8-L	459	LEU	Mainchain
4	8-L	462	GLU	Mainchain
4	8-L	463	ILE	Peptide
4	8-L	472	GLU	Mainchain
4	8-L	487	ASP	Mainchain
5	8-M	321	ASN	Mainchain
5	8-M	325	ALA	Mainchain
5	8-M	326	LEU	Mainchain,Peptide
5	8-M	329	GLN	Mainchain
5	8-M	330	LYS	Mainchain
5	8-M	340	ALA	Mainchain,Peptide
5	8-M	341	ALA	Mainchain
5	8-M	343	ALA	Mainchain
6	8-N	374	SER	Mainchain
6	8-N	407	LEU	Mainchain
6	8-N	408	SER	Peptide
6	8-N	493	ALA	Peptide
6	8-N	497	ARG	Mainchain
2	8-O	11	GLN	Mainchain

Continued on next page...

Continued from previous page...

Mol	Chain	Res	Type	Group
2	8-O	4	GLU	Mainchain
2	8-O	6	PHE	Mainchain
2	8-O	7	GLY	Mainchain
3	8-P	1448	MET	Mainchain
3	8-P	1449	TRP	Peptide
3	8-P	1450	GLU	Peptide
3	8-P	1484	ASP	Mainchain
3	8-P	1485	ALA	Mainchain
3	8-P	1486	CYS	Mainchain
3	8-P	1489	HIS	Mainchain
3	8-P	1503	ILE	Mainchain
3	8-P	1507	ASP	Mainchain
3	8-P	1508	LYS	Mainchain,Peptide
3	8-P	1509	GLN	Mainchain
3	8-P	1512	TRP	Mainchain
3	8-P	1516	LEU	Mainchain
3	8-P	1517	SER	Mainchain,Peptide
3	8-P	1518	ASN	Mainchain
3	8-P	1519	SER	Peptide
3	8-P	1538	SER	Mainchain
3	8-P	1541	THR	Mainchain
3	8-P	1542	PRO	Mainchain
4	8-R	393	GLN	Mainchain
4	8-R	397	ARG	Mainchain
4	8-R	398	LYS	Mainchain,Peptide
4	8-R	399	SER	Peptide
4	8-R	400	GLY	Mainchain
4	8-R	401	TYR	Mainchain
4	8-R	403	ILE	Peptide
4	8-R	419	GLY	Mainchain
4	8-R	420	GLU	Mainchain
4	8-R	421	LEU	Mainchain
4	8-R	422	ASN	Mainchain,Peptide
4	8-R	423	ALA	Mainchain
4	8-R	424	PRO	Mainchain,Peptide
4	8-R	425	THR	Mainchain
4	8-R	426	GLN	Mainchain
4	8-R	445	GLY	Mainchain
4	8-R	446	ALA	Mainchain
4	8-R	448	ARG	Mainchain
4	8-R	452	ARG	Mainchain
4	8-R	454	TYR	Mainchain,Peptide

Continued on next page...

Continued from previous page...

Mol	Chain	Res	Type	Group
4	8-R	456	ASP	Mainchain
4	8-R	457	ALA	Mainchain
4	8-R	459	LEU	Mainchain
4	8-R	462	GLU	Mainchain
4	8-R	463	ILE	Peptide
4	8-R	472	GLU	Mainchain
4	8-R	487	ASP	Mainchain
5	8-S	321	ASN	Mainchain
5	8-S	325	ALA	Mainchain
5	8-S	326	LEU	Mainchain,Peptide
5	8-S	329	GLN	Mainchain
5	8-S	330	LYS	Mainchain
5	8-S	340	ALA	Mainchain,Peptide
5	8-S	341	ALA	Mainchain
5	8-S	343	ALA	Mainchain
6	8-T	374	SER	Mainchain
6	8-T	407	LEU	Mainchain
6	8-T	408	SER	Peptide
6	8-T	493	ALA	Peptide
6	8-T	497	ARG	Mainchain
2	8-U	11	GLN	Mainchain
2	8-U	4	GLU	Mainchain
2	8-U	6	PHE	Mainchain
2	8-U	7	GLY	Mainchain
3	8-V	1448	MET	Mainchain
3	8-V	1449	TRP	Peptide
3	8-V	1450	GLU	Peptide
3	8-V	1484	ASP	Mainchain
3	8-V	1485	ALA	Mainchain
3	8-V	1486	CYS	Mainchain
3	8-V	1489	HIS	Mainchain
3	8-V	1503	ILE	Mainchain
3	8-V	1507	ASP	Mainchain
3	8-V	1508	LYS	Mainchain,Peptide
3	8-V	1509	GLN	Mainchain
3	8-V	1516	LEU	Mainchain
3	8-V	1517	SER	Mainchain,Peptide
3	8-V	1518	ASN	Mainchain
3	8-V	1519	SER	Peptide
3	8-V	1538	SER	Mainchain
3	8-V	1541	THR	Mainchain
3	8-V	1542	PRO	Mainchain

Continued on next page...

Continued from previous page...

Mol	Chain	Res	Type	Group
4	8-X	393	GLN	Mainchain
4	8-X	397	ARG	Mainchain
4	8-X	398	LYS	Mainchain,Peptide
4	8-X	399	SER	Peptide
4	8-X	400	GLY	Mainchain
4	8-X	401	TYR	Mainchain
4	8-X	403	ILE	Peptide
4	8-X	419	GLY	Mainchain
4	8-X	420	GLU	Mainchain
4	8-X	421	LEU	Mainchain
4	8-X	422	ASN	Mainchain,Peptide
4	8-X	423	ALA	Mainchain
4	8-X	424	PRO	Mainchain,Peptide
4	8-X	425	THR	Mainchain
4	8-X	426	GLN	Mainchain
4	8-X	445	GLY	Mainchain
4	8-X	446	ALA	Mainchain
4	8-X	448	ARG	Mainchain
4	8-X	452	ARG	Mainchain
4	8-X	454	TYR	Mainchain,Peptide
4	8-X	456	ASP	Mainchain
4	8-X	457	ALA	Mainchain
4	8-X	459	LEU	Mainchain
4	8-X	462	GLU	Mainchain
4	8-X	463	ILE	Peptide
4	8-X	472	GLU	Mainchain
4	8-X	487	ASP	Mainchain
5	8-Y	321	ASN	Mainchain
5	8-Y	325	ALA	Mainchain
5	8-Y	326	LEU	Mainchain,Peptide
5	8-Y	329	GLN	Mainchain
5	8-Y	330	LYS	Mainchain
5	8-Y	340	ALA	Mainchain,Peptide
5	8-Y	341	ALA	Mainchain
5	8-Y	343	ALA	Mainchain
6	8-Z	374	SER	Mainchain
6	8-Z	407	LEU	Mainchain
6	8-Z	408	SER	Peptide
6	8-Z	493	ALA	Peptide
6	8-Z	497	ARG	Mainchain

5.2 Too-close contacts (i)

In the following table, the Non-H and H(model) columns list the number of non-hydrogen atoms and hydrogen atoms in the chain respectively. The H(added) column lists the number of hydrogen atoms added and optimized by MolProbity. The Clashes column lists the number of clashes within the asymmetric unit, whereas Symm-Clashes lists symmetry related clashes.

Mol	Chain	Non-H	H(model)	H(added)	Clashes	Symm-Clashes
1	1-A	3214	0	1424	23	0
1	1-B	3214	0	1424	23	0
1	1-E	5366	0	2362	86	0
1	1-K	5366	0	2360	73	0
1	1-Q	5366	0	2357	167	0
1	1-W	5366	0	2364	56	0
1	2-A	3214	0	1424	21	0
1	2-B	3214	0	1424	22	0
1	2-E	5366	0	2363	74	0
1	2-K	5366	0	2359	148	0
1	2-Q	5366	0	2363	79	0
1	2-W	5366	0	2361	153	0
1	3-A	3214	0	1424	21	0
1	3-B	3214	0	1424	22	0
1	3-E	5366	0	2363	74	0
1	3-K	5366	0	2359	148	0
1	3-Q	5366	0	2363	79	0
1	3-W	5366	0	2361	153	0
1	4-A	3214	0	1424	21	0
1	4-B	3214	0	1424	22	0
1	4-E	5366	0	2363	74	0
1	4-K	5366	0	2359	148	0
1	4-Q	5366	0	2363	79	0
1	4-W	5366	0	2361	153	0
1	5-A	3214	0	1424	21	0
1	5-B	3214	0	1424	22	0
1	5-E	5366	0	2363	74	0
1	5-K	5366	0	2359	148	0
1	5-Q	5366	0	2363	79	0
1	5-W	5366	0	2361	153	0
1	6-A	3214	0	1424	21	0
1	6-B	3214	0	1424	22	0
1	6-E	5366	0	2363	85	0
1	6-K	5366	0	2359	130	0
1	6-Q	5366	0	2363	85	0
1	6-W	5366	0	2361	132	0
1	7-A	3214	0	1424	21	0

Continued on next page...

Continued from previous page...

Mol	Chain	Non-H	H(model)	H(added)	Clashes	Symm-Clashes
1	7-B	3214	0	1424	22	0
1	7-E	5366	0	2363	85	0
1	7-K	5366	0	2359	130	0
1	7-Q	5366	0	2363	85	0
1	7-W	5366	0	2361	132	0
1	8-A	3214	0	1424	21	0
1	8-B	3214	0	1424	22	0
1	8-E	5366	0	2363	85	0
1	8-K	5366	0	2359	130	0
1	8-Q	5366	0	2363	85	0
1	8-W	5366	0	2361	132	0
2	1-C	3152	0	1401	155	0
2	1-I	3152	0	1406	72	0
2	1-O	3152	0	1403	88	0
2	1-U	3152	0	1404	61	0
2	2-C	3152	0	1401	171	0
2	2-I	3152	0	1403	60	0
2	2-O	3152	0	1401	170	0
2	2-U	3152	0	1403	60	0
2	3-C	3152	0	1401	171	0
2	3-I	3152	0	1403	60	0
2	3-O	3152	0	1401	170	0
2	3-U	3152	0	1403	59	0
2	4-C	3152	0	1401	171	0
2	4-I	3152	0	1403	60	0
2	4-O	3152	0	1401	171	0
2	4-U	3152	0	1403	60	0
2	5-C	3152	0	1401	173	0
2	5-I	3152	0	1403	60	0
2	5-O	3152	0	1401	172	0
2	5-U	3152	0	1403	60	0
2	6-C	3152	0	1399	184	0
2	6-I	3152	0	1403	60	0
2	6-O	3152	0	1399	185	0
2	6-U	3152	0	1403	60	0
2	7-C	3152	0	1399	186	0
2	7-I	3152	0	1403	60	0
2	7-O	3152	0	1399	186	0
2	7-U	3152	0	1403	60	0
2	8-C	3152	0	1399	184	0
2	8-I	3152	0	1403	60	0
2	8-O	3152	0	1399	185	0

Continued on next page...

Continued from previous page...

Mol	Chain	Non-H	H(model)	H(added)	Clashes	Symm-Clashes
2	8-U	3152	0	1403	59	0
3	1-D	5094	0	2272	121	0
3	1-J	5094	0	2271	129	0
3	1-P	5094	0	2273	77	0
3	1-V	5094	0	2267	197	0
3	2-D	5094	0	2270	147	0
3	2-J	5094	0	2272	97	0
3	2-P	5094	0	2270	179	0
3	2-V	5094	0	2272	97	0
3	3-D	5094	0	2270	147	0
3	3-J	5094	0	2272	97	0
3	3-P	5094	0	2270	179	0
3	3-V	5094	0	2272	97	0
3	4-D	5094	0	2270	146	0
3	4-J	5094	0	2272	97	0
3	4-P	5094	0	2270	149	0
3	4-V	5094	0	2272	97	0
3	5-D	5094	0	2273	88	0
3	5-J	5094	0	2272	97	0
3	5-P	5094	0	2273	89	0
3	5-V	5094	0	2272	97	0
3	6-D	5094	0	2270	146	0
3	6-J	5094	0	2271	110	0
3	6-P	5094	0	2270	149	0
3	6-V	5094	0	2271	109	0
3	7-D	5094	0	2273	88	0
3	7-J	5094	0	2271	110	0
3	7-P	5094	0	2273	89	0
3	7-V	5094	0	2271	109	0
3	8-D	5094	0	2270	146	0
3	8-J	5094	0	2271	110	0
3	8-P	5094	0	2270	149	0
3	8-V	5094	0	2271	109	0
4	1-F	1658	0	715	168	0
4	1-L	1658	0	715	169	0
4	1-R	1658	0	714	169	0
4	1-X	1658	0	715	168	0
4	2-F	1658	0	715	154	0
4	2-L	1658	0	715	153	0
4	2-R	1658	0	715	152	0
4	2-X	1658	0	715	151	0
4	3-F	1658	0	715	154	0

Continued on next page...

Continued from previous page...

Mol	Chain	Non-H	H(model)	H(added)	Clashes	Symm-Clashes
4	3-L	1658	0	715	156	0
4	3-R	1658	0	715	152	0
4	3-X	1658	0	715	154	0
4	4-F	1658	0	715	150	0
4	4-L	1658	0	715	153	0
4	4-R	1658	0	715	152	0
4	4-X	1658	0	715	151	0
4	5-F	1658	0	715	150	0
4	5-L	1658	0	715	153	0
4	5-R	1658	0	715	152	0
4	5-X	1658	0	715	151	0
4	6-F	1658	0	715	150	0
4	6-L	1658	0	715	153	0
4	6-R	1658	0	715	152	0
4	6-X	1658	0	715	151	0
4	7-F	1658	0	715	150	0
4	7-L	1658	0	715	153	0
4	7-R	1658	0	715	152	0
4	7-X	1658	0	715	151	0
4	8-F	1658	0	715	150	0
4	8-L	1658	0	715	156	0
4	8-R	1658	0	715	152	0
4	8-X	1658	0	715	154	0
5	1-G	853	0	384	57	0
5	1-M	853	0	384	55	0
5	1-S	853	0	384	55	0
5	1-Y	853	0	384	57	0
5	2-G	853	0	384	56	0
5	2-M	853	0	384	55	0
5	2-S	853	0	384	56	0
5	2-Y	853	0	384	55	0
5	3-G	853	0	384	56	0
5	3-M	853	0	384	56	0
5	3-S	853	0	384	56	0
5	3-Y	853	0	384	54	0
5	4-G	853	0	384	54	0
5	4-M	853	0	384	55	0
5	4-S	853	0	384	57	0
5	4-Y	853	0	384	55	0
5	5-G	853	0	384	54	0
5	5-M	853	0	384	55	0
5	5-S	853	0	384	57	0

Continued on next page...

Continued from previous page...

Mol	Chain	Non-H	H(model)	H(added)	Clashes	Symm-Clashes
5	5-Y	853	0	384	55	0
5	6-G	853	0	384	54	0
5	6-M	853	0	384	55	0
5	6-S	853	0	384	57	0
5	6-Y	853	0	384	55	0
5	7-G	853	0	384	54	0
5	7-M	853	0	384	55	0
5	7-S	853	0	384	57	0
5	7-Y	853	0	384	55	0
5	8-G	853	0	384	54	0
5	8-M	853	0	384	56	0
5	8-S	853	0	384	57	0
5	8-Y	853	0	384	54	0
6	1-H	842	0	365	36	0
6	1-N	842	0	365	39	0
6	1-T	842	0	365	38	0
6	1-Z	842	0	365	38	0
6	2-H	842	0	365	39	0
6	2-N	842	0	365	35	0
6	2-T	842	0	365	68	0
6	2-Z	842	0	365	35	0
6	3-H	842	0	365	39	0
6	3-N	842	0	365	38	0
6	3-T	842	0	365	68	0
6	3-Z	842	0	365	39	0
6	4-H	842	0	365	39	0
6	4-N	842	0	365	35	0
6	4-T	842	0	365	40	0
6	4-Z	842	0	365	35	0
6	5-H	842	0	365	39	0
6	5-N	842	0	365	35	0
6	5-T	842	0	365	40	0
6	5-Z	842	0	365	35	0
6	6-H	842	0	365	39	0
6	6-N	842	0	365	35	0
6	6-T	842	0	365	40	0
6	6-Z	842	0	365	35	0
6	7-H	842	0	365	39	0
6	7-N	842	0	365	35	0
6	7-T	842	0	365	40	0
6	7-Z	842	0	365	35	0
6	8-H	842	0	365	39	0

Continued on next page...

Continued from previous page...

Mol	Chain	Non-H	H(model)	H(added)	Clashes	Symm-Clashes
6	8-N	842	0	365	38	0
6	8-T	842	0	365	40	0
6	8-Z	842	0	365	39	0
All	All	594304	0	262731	15648	0

The all-atom clashscore is defined as the number of clashes found per 1000 atoms (including hydrogen atoms). The all-atom clashscore for this structure is 18.

All (15648) close contacts within the same asymmetric unit are listed below, sorted by their clash magnitude.

Atom-1	Atom-2	Interatomic distance (Å)	Clash overlap (Å)
6:H:490:GLN:CA	6:H:490:GLN:CB	1.75	1.65
6:H:490:GLN:CB	6:H:490:GLN:CA	1.75	1.65
6:H:490:GLN:CA	6:H:490:GLN:CB	1.75	1.65
6:H:490:GLN:CA	6:H:490:GLN:CB	1.75	1.65
6:H:490:GLN:CB	6:H:490:GLN:CA	1.75	1.65
5:Y:366:GLU:CA	5:Y:366:GLU:CB	1.76	1.64
5:Y:366:GLU:CA	5:Y:366:GLU:CB	1.76	1.64
5:S:366:GLU:CB	5:S:366:GLU:CA	1.76	1.64
4:F:451:GLU:CA	4:F:451:GLU:CB	1.77	1.63
6:N:490:GLN:CA	6:N:490:GLN:CB	1.75	1.62
4:F:454:TYR:CA	4:F:454:TYR:CB	1.77	1.62
4:F:454:TYR:CA	4:F:454:TYR:CB	1.77	1.62
4:F:454:TYR:CA	4:F:454:TYR:CB	1.77	1.62
6:T:490:GLN:CA	6:T:490:GLN:CB	1.75	1.62
6:T:490:GLN:CA	6:T:490:GLN:CB	1.75	1.62
6:N:490:GLN:CB	6:N:490:GLN:CA	1.75	1.62
6:T:490:GLN:CA	6:T:490:GLN:CB	1.75	1.62
6:N:490:GLN:CB	6:N:490:GLN:CA	1.75	1.62
4:X:447:VAL:CA	4:X:447:VAL:CB	1.78	1.62
6:N:490:GLN:CA	6:N:490:GLN:CB	1.75	1.62
6:T:490:GLN:CB	6:T:490:GLN:CA	1.75	1.62
6:N:490:GLN:CA	6:N:490:GLN:CB	1.75	1.62
6:T:490:GLN:CB	6:T:490:GLN:CA	1.75	1.62
6:N:490:GLN:CB	6:N:490:GLN:CA	1.75	1.62
6:N:490:GLN:CB	6:N:490:GLN:CA	1.75	1.62
6:N:490:GLN:CB	6:N:490:GLN:CA	1.75	1.62
6:T:490:GLN:CB	6:T:490:GLN:CA	1.75	1.62
5:M:366:GLU:CB	5:M:366:GLU:CA	1.76	1.61
5:M:366:GLU:CA	5:M:366:GLU:CB	1.76	1.61
1:E:1165:TYR:CA	1:K:727:PHE:HA	1.19	1.61

Continued on next page...

Continued from previous page...

Atom-1	Atom-2	Interatomic distance (Å)	Clash overlap (Å)
6:H:490:GLN:CA	6:H:490:GLN:CB	1.75	1.61
6:H:490:GLN:CA	6:H:490:GLN:CB	1.75	1.61
6:H:490:GLN:CA	6:H:490:GLN:CB	1.75	1.61
4:X:454:TYR:CB	4:X:454:TYR:CA	1.77	1.61
4:X:454:TYR:CB	4:X:454:TYR:CA	1.77	1.61
2:O:783:SER:CB	1:W:92:GLU:H	1.05	1.61
4:X:454:TYR:CB	4:X:454:TYR:CA	1.77	1.61
4:X:454:TYR:CA	4:X:454:TYR:CB	1.77	1.61
4:X:454:TYR:CA	4:X:454:TYR:CB	1.77	1.61
6:T:490:GLN:CA	6:T:490:GLN:CB	1.75	1.60
6:T:490:GLN:CB	6:T:490:GLN:CA	1.75	1.60
4:R:454:TYR:CA	4:R:454:TYR:CB	1.77	1.60
4:X:454:TYR:CA	4:X:454:TYR:CB	1.77	1.60
4:R:454:TYR:CA	4:R:454:TYR:CB	1.77	1.60
2:O:783:SER:H	1:W:92:GLU:CB	1.13	1.60
1:Q:1302:VAL:CB	3:V:687:ILE:CB	1.78	1.60
4:X:451:GLU:CB	4:X:451:GLU:CA	1.77	1.60
5:G:366:GLU:CB	5:G:366:GLU:CA	1.76	1.59
5:S:366:GLU:CA	5:S:366:GLU:CB	1.76	1.59
5:G:366:GLU:CA	5:G:366:GLU:CB	1.76	1.59
5:S:366:GLU:CB	5:S:366:GLU:CA	1.76	1.59
5:G:366:GLU:CB	5:G:366:GLU:CA	1.76	1.59
5:S:366:GLU:CB	5:S:366:GLU:CA	1.76	1.59
2:C:678:GLY:H	1:K:847:ARG:CB	0.97	1.59
5:G:366:GLU:CA	5:G:366:GLU:CB	1.76	1.59
5:S:366:GLU:CA	5:S:366:GLU:CB	1.76	1.59
5:G:366:GLU:CB	5:G:366:GLU:CA	1.76	1.59
5:S:366:GLU:CB	5:S:366:GLU:CA	1.76	1.59
6:Z:490:GLN:CB	6:Z:490:GLN:CA	1.75	1.59
4:R:451:GLU:CA	4:R:451:GLU:CB	1.77	1.59
4:L:235:ASP:CA	4:L:235:ASP:CB	1.79	1.59
4:R:451:GLU:CA	4:R:451:GLU:CB	1.77	1.59
4:L:454:TYR:CB	4:L:454:TYR:CA	1.77	1.59
4:L:454:TYR:CB	4:L:454:TYR:CA	1.77	1.59
4:L:454:TYR:CA	4:L:454:TYR:CB	1.77	1.59
4:L:454:TYR:CB	4:L:454:TYR:CA	1.77	1.59
4:L:454:TYR:CA	4:L:454:TYR:CB	1.77	1.59
4:L:454:TYR:CA	4:L:454:TYR:CB	1.77	1.59
4:L:447:VAL:CA	4:L:447:VAL:CB	1.78	1.58
4:L:451:GLU:CB	4:L:451:GLU:CA	1.77	1.58
4:X:451:GLU:CA	4:X:451:GLU:CB	1.77	1.58

Continued on next page...

Continued from previous page...

Atom-1	Atom-2	Interatomic distance (Å)	Clash overlap (Å)
2:C:779:GLU:CB	1:K:137:PHE:CB	1.78	1.58
4:R:451:GLU:CB	4:R:451:GLU:CA	1.77	1.58
4:L:451:GLU:CA	4:L:451:GLU:CB	1.77	1.58
4:X:451:GLU:CB	4:X:451:GLU:CA	1.77	1.58
2:C:779:GLU:CB	1:K:137:PHE:CB	1.78	1.58
4:R:451:GLU:CB	4:R:451:GLU:CA	1.77	1.58
2:C:779:GLU:CB	1:K:137:PHE:CB	1.78	1.58
4:R:451:GLU:CA	4:R:451:GLU:CB	1.77	1.58
2:C:779:GLU:CB	1:K:137:PHE:CB	1.78	1.58
5:Y:366:GLU:CB	5:Y:366:GLU:CA	1.76	1.58
4:F:235:ASP:CB	4:F:235:ASP:CA	1.79	1.58
2:C:779:GLU:CB	1:K:137:PHE:CB	1.78	1.58
4:R:451:GLU:CA	4:R:451:GLU:CB	1.77	1.58
2:C:779:GLU:CB	1:K:137:PHE:CB	1.78	1.58
4:R:451:GLU:CB	4:R:451:GLU:CA	1.77	1.58
2:C:779:GLU:CB	1:K:137:PHE:CB	1.78	1.58
4:F:451:GLU:CB	4:F:451:GLU:CA	1.77	1.58
4:X:260:THR:CA	4:X:260:THR:CB	1.82	1.58
4:F:451:GLU:CA	4:F:451:GLU:CB	1.77	1.58
6:Z:490:GLN:CA	6:Z:490:GLN:CB	1.75	1.58
6:Z:490:GLN:CB	6:Z:490:GLN:CA	1.75	1.58
4:R:488:ILE:N	4:R:488:ILE:CA	1.67	1.58
6:Z:490:GLN:CB	6:Z:490:GLN:CA	1.75	1.58
6:Z:490:GLN:CA	6:Z:490:GLN:CB	1.75	1.58
6:Z:490:GLN:CA	6:Z:490:GLN:CB	1.75	1.58
4:X:457:ALA:CB	4:X:457:ALA:CA	1.83	1.57
4:X:457:ALA:CA	4:X:457:ALA:CB	1.83	1.57
5:Y:366:GLU:CA	5:Y:366:GLU:CB	1.76	1.57
5:Y:366:GLU:CA	5:Y:366:GLU:CB	1.76	1.57
5:Y:366:GLU:CB	5:Y:366:GLU:CA	1.76	1.57
5:Y:366:GLU:CB	5:Y:366:GLU:CA	1.76	1.57
5:Y:366:GLU:CA	5:Y:366:GLU:CB	1.76	1.57
4:R:447:VAL:CB	4:R:447:VAL:CA	1.78	1.57
4:L:447:VAL:CA	4:L:447:VAL:CB	1.78	1.57
6:Z:490:GLN:CB	6:Z:490:GLN:CA	1.75	1.57
4:L:447:VAL:CA	4:L:447:VAL:CB	1.78	1.57
6:Z:490:GLN:CB	6:Z:490:GLN:CA	1.75	1.57
4:X:457:ALA:CA	4:X:457:ALA:CB	1.83	1.57
4:X:488:ILE:CA	4:X:488:ILE:N	1.67	1.57
4:R:447:VAL:CB	4:R:447:VAL:CA	1.78	1.57
4:R:454:TYR:CB	4:R:454:TYR:CA	1.77	1.57

Continued on next page...

Continued from previous page...

Atom-1	Atom-2	Interatomic distance (Å)	Clash overlap (Å)
5:M:366:GLU:CA	5:M:366:GLU:CB	1.76	1.57
4:X:447:VAL:CB	4:X:447:VAL:CA	1.78	1.57
4:X:454:TYR:CB	4:X:454:TYR:CA	1.77	1.57
4:X:447:VAL:CB	4:X:447:VAL:CA	1.78	1.57
4:X:454:TYR:CA	4:X:454:TYR:CB	1.77	1.57
4:L:451:GLU:CA	4:L:451:GLU:CB	1.77	1.57
4:L:451:GLU:CA	4:L:451:GLU:CB	1.77	1.57
4:L:451:GLU:CB	4:L:451:GLU:CA	1.77	1.57
4:L:451:GLU:CB	4:L:451:GLU:CA	1.77	1.57
4:L:451:GLU:CA	4:L:451:GLU:CB	1.77	1.57
4:L:454:TYR:CA	4:L:454:TYR:CB	1.77	1.56
4:L:454:TYR:CB	4:L:454:TYR:CA	1.77	1.56
4:F:447:VAL:CB	4:F:447:VAL:CA	1.78	1.56
4:R:447:VAL:CB	4:R:447:VAL:CA	1.78	1.56
4:F:455:ILE:CB	4:F:455:ILE:CA	1.84	1.56
4:X:451:GLU:CB	4:X:451:GLU:CA	1.77	1.56
4:F:455:ILE:CA	4:F:455:ILE:CB	1.84	1.56
4:X:451:GLU:CB	4:X:451:GLU:CA	1.77	1.56
4:F:455:ILE:CB	4:F:455:ILE:CA	1.84	1.56
4:X:451:GLU:CA	4:X:451:GLU:CB	1.77	1.56
4:X:451:GLU:CA	4:X:451:GLU:CB	1.77	1.56
4:F:455:ILE:CB	4:F:455:ILE:CA	1.84	1.56
4:X:451:GLU:CB	4:X:451:GLU:CA	1.77	1.56
4:F:455:ILE:CA	4:F:455:ILE:CB	1.84	1.56
4:X:455:ILE:CA	4:X:455:ILE:CB	1.84	1.56
4:R:447:VAL:CA	4:R:447:VAL:CB	1.78	1.56
4:X:455:ILE:CA	4:X:455:ILE:CB	1.84	1.56
4:F:488:ILE:N	4:F:488:ILE:CA	1.67	1.56
4:R:447:VAL:CA	4:R:447:VAL:CB	1.78	1.56
4:F:488:ILE:N	4:F:488:ILE:CA	1.67	1.56
4:R:447:VAL:CB	4:R:447:VAL:CA	1.78	1.56
4:F:488:ILE:N	4:F:488:ILE:CA	1.67	1.56
4:F:455:ILE:CA	4:F:455:ILE:CB	1.84	1.56
4:R:451:GLU:CA	4:R:451:GLU:CB	1.77	1.56
4:R:447:VAL:CB	4:R:447:VAL:CA	1.78	1.56
4:F:488:ILE:N	4:F:488:ILE:CA	1.67	1.56
4:R:447:VAL:CB	4:R:447:VAL:CA	1.78	1.56
4:F:488:ILE:N	4:F:488:ILE:CA	1.67	1.56
5:S:366:GLU:CA	5:S:366:GLU:CB	1.76	1.56
4:X:492:GLU:CA	4:X:492:GLU:C	1.75	1.56
4:R:455:ILE:CB	4:R:455:ILE:CA	1.84	1.56

Continued on next page...

Continued from previous page...

Atom-1	Atom-2	Interatomic distance (Å)	Clash overlap (Å)
4:F:451:GLU:CA	4:F:451:GLU:CB	1.77	1.56
4:X:492:GLU:C	4:X:492:GLU:CA	1.75	1.56
4:R:455:ILE:CA	4:R:455:ILE:CB	1.84	1.56
4:F:451:GLU:CB	4:F:451:GLU:CA	1.77	1.56
5:M:366:GLU:CA	5:M:366:GLU:CB	1.76	1.56
4:R:455:ILE:CA	4:R:455:ILE:CB	1.84	1.56
4:F:451:GLU:CA	4:F:451:GLU:CB	1.77	1.56
5:M:366:GLU:CA	5:M:366:GLU:CB	1.76	1.56
4:X:235:ASP:CA	4:X:235:ASP:CB	1.78	1.56
5:M:366:GLU:CB	5:M:366:GLU:CA	1.76	1.56
5:S:366:GLU:CB	5:S:366:GLU:CA	1.76	1.56
4:R:455:ILE:CA	4:R:455:ILE:CB	1.84	1.56
4:F:451:GLU:CB	4:F:451:GLU:CA	1.77	1.56
5:M:366:GLU:CA	5:M:366:GLU:CB	1.76	1.56
4:R:455:ILE:CB	4:R:455:ILE:CA	1.84	1.56
4:F:451:GLU:CB	4:F:451:GLU:CA	1.77	1.56
5:M:366:GLU:CB	5:M:366:GLU:CA	1.76	1.56
4:L:457:ALA:CA	4:L:457:ALA:CB	1.83	1.56
4:L:492:GLU:CA	4:L:492:GLU:C	1.75	1.56
4:L:457:ALA:CB	4:L:457:ALA:CA	1.83	1.56
4:F:447:VAL:CB	4:F:447:VAL:CA	1.78	1.56
4:L:492:GLU:C	4:L:492:GLU:CA	1.75	1.56
4:F:447:VAL:CA	4:F:447:VAL:CB	1.78	1.56
4:F:447:VAL:CA	4:F:447:VAL:CB	1.78	1.56
4:L:455:ILE:CB	4:L:455:ILE:CA	1.84	1.56
4:F:447:VAL:CB	4:F:447:VAL:CA	1.78	1.56
4:F:447:VAL:CB	4:F:447:VAL:CA	1.78	1.56
4:R:455:ILE:CB	4:R:455:ILE:CA	1.84	1.55
4:L:455:ILE:CB	4:L:455:ILE:CA	1.84	1.55
4:L:455:ILE:CB	4:L:455:ILE:CA	1.84	1.55
4:L:447:VAL:CA	4:L:447:VAL:CB	1.78	1.55
4:L:447:VAL:CB	4:L:447:VAL:CA	1.78	1.55
4:R:483:ASP:CA	4:R:483:ASP:CB	1.85	1.55
4:R:260:THR:CB	4:R:260:THR:CA	1.82	1.55
4:R:455:ILE:CB	4:R:455:ILE:CA	1.84	1.55
4:L:447:VAL:CA	4:L:447:VAL:CB	1.78	1.55
4:L:447:VAL:CB	4:L:447:VAL:CA	1.78	1.55
4:L:447:VAL:CA	4:L:447:VAL:CB	1.78	1.55
4:R:454:TYR:CA	4:R:454:TYR:CB	1.77	1.55
4:R:454:TYR:CB	4:R:454:TYR:CA	1.77	1.55
6:Z:497:ARG:CA	6:Z:497:ARG:N	1.69	1.55

Continued on next page...

Continued from previous page...

Atom-1	Atom-2	Interatomic distance (Å)	Clash overlap (Å)
4:R:454:TYR:CA	4:R:454:TYR:CB	1.77	1.55
6:Z:497:ARG:CA	6:Z:497:ARG:N	1.69	1.55
6:Z:497:ARG:N	6:Z:497:ARG:CA	1.69	1.55
4:R:454:TYR:CB	4:R:454:TYR:CA	1.77	1.55
6:Z:497:ARG:N	6:Z:497:ARG:CA	1.69	1.55
4:R:454:TYR:CA	4:R:454:TYR:CB	1.77	1.55
6:Z:497:ARG:N	6:Z:497:ARG:CA	1.69	1.55
4:F:447:VAL:CA	4:F:447:VAL:CB	1.78	1.55
2:O:779:GLU:CB	1:W:137:PHE:CB	1.77	1.55
2:O:779:GLU:CB	1:W:137:PHE:CB	1.77	1.55
2:O:779:GLU:CB	1:W:137:PHE:CB	1.77	1.55
2:O:779:GLU:CB	1:W:137:PHE:CB	1.77	1.55
4:L:488:ILE:CA	4:L:488:ILE:N	1.67	1.55
4:F:447:VAL:CA	4:F:447:VAL:CB	1.78	1.55
2:O:779:GLU:CB	1:W:137:PHE:CB	1.77	1.55
2:O:779:GLU:CB	1:W:137:PHE:CB	1.77	1.55
2:O:779:GLU:CB	1:W:137:PHE:CB	1.77	1.55
4:F:454:TYR:CA	4:F:454:TYR:CB	1.77	1.55
4:F:454:TYR:CA	4:F:454:TYR:CB	1.77	1.55
4:F:454:TYR:CB	4:F:454:TYR:CA	1.77	1.55
4:F:454:TYR:CB	4:F:454:TYR:CA	1.77	1.55
4:F:454:TYR:CA	4:F:454:TYR:CB	1.77	1.55
2:C:299:ILE:CB	1:Q:845:TYR:CB	1.76	1.55
2:C:299:ILE:CB	1:Q:845:TYR:CB	1.76	1.55
4:L:457:ALA:CB	4:L:457:ALA:CA	1.83	1.55
2:C:303:ALA:HB1	1:Q:849:ASN:CA	1.10	1.55
2:C:299:ILE:CB	1:Q:845:TYR:CB	1.76	1.55
2:C:299:ILE:CB	1:Q:845:TYR:CB	1.76	1.55
4:F:456:ASP:C	4:F:456:ASP:CA	1.76	1.54
5:G:366:GLU:CA	5:G:366:GLU:CB	1.76	1.54
4:X:488:ILE:N	4:X:488:ILE:CA	1.67	1.54
6:H:497:ARG:N	6:H:497:ARG:CA	1.69	1.54
4:X:488:ILE:N	4:X:488:ILE:CA	1.67	1.54
6:H:497:ARG:N	6:H:497:ARG:CA	1.69	1.54
4:L:450:GLU:CA	4:L:451:GLU:N	1.70	1.54
6:N:497:ARG:CA	6:N:497:ARG:N	1.69	1.54
6:H:497:ARG:N	6:H:497:ARG:CA	1.69	1.54
4:L:450:GLU:CA	4:L:451:GLU:N	1.70	1.54
6:N:497:ARG:CA	6:N:497:ARG:N	1.69	1.54
6:T:497:ARG:CA	6:T:497:ARG:N	1.69	1.54
4:R:455:ILE:CB	4:R:455:ILE:CA	1.84	1.54

Continued on next page...

Continued from previous page...

Atom-1	Atom-2	Interatomic distance (Å)	Clash overlap (Å)
2:C:303:ALA:CB	1:Q:849:ASN:CA	1.75	1.54
5:G:366:GLU:CA	5:G:366:GLU:CB	1.76	1.54
4:F:456:ASP:C	4:F:456:ASP:CA	1.76	1.54
4:L:450:GLU:CA	4:L:451:GLU:N	1.70	1.54
5:G:366:GLU:CA	5:G:366:GLU:CB	1.76	1.54
6:N:497:ARG:CA	6:N:497:ARG:N	1.69	1.54
6:H:497:ARG:CA	6:H:497:ARG:N	1.69	1.54
4:L:450:GLU:CA	4:L:451:GLU:N	1.70	1.54
6:N:497:ARG:N	6:N:497:ARG:CA	1.69	1.54
6:H:497:ARG:CA	6:H:497:ARG:N	1.69	1.54
4:L:450:GLU:CA	4:L:451:GLU:N	1.70	1.54
6:N:497:ARG:N	6:N:497:ARG:CA	1.69	1.54
4:F:492:GLU:CA	4:F:492:GLU:C	1.75	1.54
4:L:328:VAL:C	4:L:328:VAL:CA	1.75	1.54
4:L:328:VAL:C	4:L:328:VAL:CA	1.75	1.54
4:L:450:GLU:CA	4:L:451:GLU:N	1.70	1.54
4:F:492:GLU:C	4:F:492:GLU:CA	1.75	1.54
4:L:488:ILE:N	4:L:488:ILE:CA	1.67	1.54
4:X:328:VAL:C	4:X:328:VAL:CA	1.75	1.54
4:F:483:ASP:CB	4:F:483:ASP:CA	1.85	1.54
4:L:488:ILE:N	4:L:488:ILE:CA	1.67	1.54
4:X:328:VAL:CA	4:X:328:VAL:C	1.75	1.54
4:X:457:ALA:CB	4:X:457:ALA:CA	1.83	1.54
4:F:483:ASP:CB	4:F:483:ASP:CA	1.85	1.54
4:X:457:ALA:CB	4:X:457:ALA:CA	1.83	1.54
4:F:483:ASP:CB	4:F:483:ASP:CA	1.85	1.54
4:X:455:ILE:CB	4:X:455:ILE:CA	1.84	1.54
4:L:260:THR:CB	4:L:260:THR:CA	1.82	1.54
4:X:457:ALA:CA	4:X:457:ALA:CB	1.83	1.54
4:X:457:ALA:CA	4:X:457:ALA:CB	1.83	1.54
4:F:483:ASP:CA	4:F:483:ASP:CB	1.85	1.54
4:X:457:ALA:CA	4:X:457:ALA:CB	1.83	1.54
4:F:483:ASP:CB	4:F:483:ASP:CA	1.85	1.54
6:Z:497:ARG:N	6:Z:497:ARG:CA	1.69	1.54
6:Z:497:ARG:CA	6:Z:497:ARG:N	1.69	1.54
4:X:455:ILE:CB	4:X:455:ILE:CA	1.84	1.54
4:L:483:ASP:CA	4:L:483:ASP:CB	1.85	1.54
4:X:455:ILE:CA	4:X:455:ILE:CB	1.84	1.54
4:L:483:ASP:CA	4:L:483:ASP:CB	1.85	1.54
4:L:328:VAL:CA	4:L:328:VAL:C	1.75	1.54
4:X:455:ILE:CA	4:X:455:ILE:CB	1.84	1.54

Continued on next page...

Continued from previous page...

Atom-1	Atom-2	Interatomic distance (Å)	Clash overlap (Å)
4:L:483:ASP:CA	4:L:483:ASP:CB	1.85	1.54
4:X:455:ILE:CB	4:X:455:ILE:CA	1.84	1.54
4:L:483:ASP:CB	4:L:483:ASP:CA	1.85	1.54
4:X:455:ILE:CA	4:X:455:ILE:CB	1.84	1.54
4:L:483:ASP:CA	4:L:483:ASP:CB	1.85	1.54
2:C:726:SER:CB	1:K:85:ARG:CB	1.86	1.54
2:C:726:SER:CB	1:K:85:ARG:CB	1.86	1.54
4:X:450:GLU:CA	4:X:451:GLU:N	1.70	1.54
2:C:726:SER:CB	1:K:85:ARG:CB	1.86	1.54
4:X:450:GLU:CA	4:X:451:GLU:N	1.70	1.54
2:C:726:SER:CB	1:K:85:ARG:CB	1.86	1.54
4:L:451:GLU:CA	4:L:451:GLU:CB	1.77	1.54
4:R:450:GLU:CA	4:R:450:GLU:N	1.71	1.54
4:X:450:GLU:CA	4:X:451:GLU:N	1.70	1.54
2:C:726:SER:CB	1:K:85:ARG:CB	1.86	1.54
4:X:450:GLU:CA	4:X:451:GLU:N	1.70	1.54
2:C:726:SER:CB	1:K:85:ARG:CB	1.86	1.54
4:X:450:GLU:CA	4:X:451:GLU:N	1.70	1.54
2:C:726:SER:CB	1:K:85:ARG:CB	1.86	1.54
6:H:497:ARG:CA	6:H:497:ARG:N	1.69	1.53
4:L:450:GLU:CA	4:L:451:GLU:N	1.70	1.53
4:R:311:GLN:CA	4:R:311:GLN:C	1.77	1.53
4:L:450:GLU:CA	4:L:451:GLU:N	1.70	1.53
4:R:450:GLU:N	4:R:450:GLU:CA	1.71	1.53
4:F:450:GLU:N	4:F:450:GLU:CA	1.71	1.53
4:R:311:GLN:C	4:R:311:GLN:CA	1.77	1.53
4:R:450:GLU:N	4:R:450:GLU:CA	1.71	1.53
4:F:450:GLU:N	4:F:450:GLU:CA	1.71	1.53
6:Z:381:LYS:N	6:Z:381:LYS:CA	1.71	1.53
4:R:311:GLN:CA	4:R:311:GLN:C	1.77	1.53
4:R:450:GLU:N	4:R:450:GLU:CA	1.71	1.53
4:F:450:GLU:CA	4:F:450:GLU:N	1.71	1.53
6:Z:381:LYS:CA	6:Z:381:LYS:N	1.71	1.53
4:R:311:GLN:CA	4:R:311:GLN:C	1.77	1.53
4:X:456:ASP:C	4:X:456:ASP:CA	1.76	1.53
4:X:483:ASP:CA	4:X:483:ASP:CB	1.85	1.53
4:X:328:VAL:CA	4:X:328:VAL:C	1.75	1.53
4:L:492:GLU:C	4:L:492:GLU:CA	1.75	1.53
6:H:497:ARG:N	6:H:497:ARG:CA	1.69	1.53
6:H:497:ARG:CA	6:H:497:ARG:N	1.69	1.53
6:Z:381:LYS:CA	6:Z:381:LYS:N	1.71	1.53

Continued on next page...

Continued from previous page...

Atom-1	Atom-2	Interatomic distance (Å)	Clash overlap (Å)
4:R:311:GLN:C	4:R:311:GLN:CA	1.77	1.53
4:R:450:GLU:CA	4:R:450:GLU:N	1.71	1.53
4:F:450:GLU:N	4:F:450:GLU:CA	1.71	1.53
6:Z:381:LYS:N	6:Z:381:LYS:CA	1.71	1.53
4:R:311:GLN:CA	4:R:311:GLN:C	1.77	1.53
4:R:450:GLU:N	4:R:450:GLU:CA	1.71	1.53
4:F:450:GLU:CA	4:F:450:GLU:N	1.71	1.53
6:Z:381:LYS:N	6:Z:381:LYS:CA	1.71	1.53
4:R:311:GLN:CA	4:R:311:GLN:C	1.77	1.53
4:R:488:ILE:CA	4:R:488:ILE:N	1.67	1.53
4:L:458:ASP:CB	4:L:458:ASP:CA	1.87	1.53
4:R:488:ILE:N	4:R:488:ILE:CA	1.67	1.53
4:L:458:ASP:CB	4:L:458:ASP:CA	1.87	1.53
4:R:488:ILE:N	4:R:488:ILE:CA	1.67	1.53
4:X:450:GLU:CA	4:X:451:GLU:N	1.70	1.53
4:R:235:ASP:CA	4:R:235:ASP:CB	1.79	1.53
4:L:458:ASP:CA	4:L:458:ASP:CB	1.87	1.53
4:L:458:ASP:CB	4:L:458:ASP:CA	1.87	1.53
4:R:488:ILE:N	4:R:488:ILE:CA	1.67	1.53
4:L:458:ASP:CA	4:L:458:ASP:CB	1.87	1.53
4:R:488:ILE:CA	4:R:488:ILE:N	1.67	1.53
4:R:492:GLU:CA	4:R:492:GLU:C	1.75	1.53
6:T:497:ARG:CA	6:T:497:ARG:N	1.69	1.53
4:R:492:GLU:CA	4:R:492:GLU:C	1.75	1.53
6:T:497:ARG:N	6:T:497:ARG:CA	1.69	1.53
4:R:492:GLU:C	4:R:492:GLU:CA	1.75	1.53
6:T:497:ARG:N	6:T:497:ARG:CA	1.69	1.53
4:R:492:GLU:C	4:R:492:GLU:CA	1.75	1.53
4:F:488:ILE:N	4:F:488:ILE:CA	1.67	1.53
4:R:492:GLU:C	4:R:492:GLU:CA	1.75	1.53
6:T:497:ARG:N	6:T:497:ARG:CA	1.69	1.53
4:R:492:GLU:CA	4:R:492:GLU:C	1.75	1.53
6:T:497:ARG:CA	6:T:497:ARG:N	1.69	1.53
4:R:492:GLU:C	4:R:492:GLU:CA	1.75	1.53
4:F:457:ALA:CA	4:F:457:ALA:CB	1.83	1.53
4:X:450:GLU:CA	4:X:451:GLU:N	1.70	1.53
2:C:786:ARG:CB	1:K:93:LEU:N	1.71	1.53
4:R:457:ALA:CA	4:R:457:ALA:CB	1.83	1.53
4:X:450:GLU:CA	4:X:451:GLU:N	1.70	1.53
5:S:327:ARG:CB	5:S:327:ARG:CA	1.87	1.53
5:G:327:ARG:CB	5:G:327:ARG:CA	1.87	1.53

Continued on next page...

Continued from previous page...

Atom-1	Atom-2	Interatomic distance (Å)	Clash overlap (Å)
2:C:786:ARG:CB	1:K:93:LEU:N	1.71	1.53
4:R:457:ALA:CB	4:R:457:ALA:CA	1.83	1.53
4:L:492:GLU:CA	4:L:492:GLU:C	1.75	1.53
5:S:327:ARG:CB	5:S:327:ARG:CA	1.87	1.53
2:C:786:ARG:CB	1:K:93:LEU:N	1.71	1.53
4:X:492:GLU:C	4:X:492:GLU:CA	1.75	1.53
5:G:327:ARG:CA	5:G:327:ARG:CB	1.87	1.53
4:R:457:ALA:CA	4:R:457:ALA:CB	1.83	1.53
4:L:492:GLU:C	4:L:492:GLU:CA	1.75	1.53
5:S:327:ARG:CA	5:S:327:ARG:CB	1.87	1.53
5:G:327:ARG:CA	5:G:327:ARG:CB	1.87	1.53
2:C:786:ARG:CB	1:K:93:LEU:N	1.71	1.53
4:X:492:GLU:CA	4:X:492:GLU:C	1.75	1.53
4:L:483:ASP:CB	4:L:483:ASP:CA	1.85	1.53
4:F:457:ALA:CA	4:F:457:ALA:CB	1.83	1.53
4:L:492:GLU:CA	4:L:492:GLU:C	1.75	1.53
2:C:786:ARG:CB	1:K:93:LEU:N	1.71	1.53
4:X:492:GLU:C	4:X:492:GLU:CA	1.75	1.53
4:R:457:ALA:CB	4:R:457:ALA:CA	1.83	1.53
4:L:492:GLU:C	4:L:492:GLU:CA	1.75	1.53
5:S:327:ARG:CA	5:S:327:ARG:CB	1.87	1.53
5:G:327:ARG:CA	5:G:327:ARG:CB	1.87	1.53
2:C:786:ARG:CB	1:K:93:LEU:N	1.71	1.53
4:X:492:GLU:CA	4:X:492:GLU:C	1.75	1.53
4:R:457:ALA:CB	4:R:457:ALA:CA	1.83	1.53
4:L:492:GLU:C	4:L:492:GLU:CA	1.75	1.53
5:S:327:ARG:CB	5:S:327:ARG:CA	1.87	1.53
2:C:786:ARG:CB	1:K:93:LEU:N	1.71	1.53
4:X:492:GLU:C	4:X:492:GLU:CA	1.75	1.53
5:G:327:ARG:CB	5:G:327:ARG:CA	1.87	1.53
4:F:311:GLN:CA	4:F:311:GLN:C	1.77	1.53
6:N:381:LYS:N	6:N:381:LYS:CA	1.71	1.53
4:F:311:GLN:C	4:F:311:GLN:CA	1.77	1.53
5:M:327:ARG:CA	5:M:327:ARG:CB	1.87	1.53
4:L:311:GLN:CA	4:L:311:GLN:C	1.77	1.53
6:N:381:LYS:CA	6:N:381:LYS:N	1.71	1.53
4:F:311:GLN:CA	4:F:311:GLN:C	1.77	1.53
5:M:327:ARG:CB	5:M:327:ARG:CA	1.87	1.53
4:L:311:GLN:C	4:L:311:GLN:CA	1.77	1.53
4:F:328:VAL:C	4:F:328:VAL:CA	1.75	1.53
6:N:381:LYS:CA	6:N:381:LYS:N	1.71	1.53

Continued on next page...

Continued from previous page...

Atom-1	Atom-2	Interatomic distance (Å)	Clash overlap (Å)
5:M:327:ARG:CA	5:M:327:ARG:CB	1.87	1.53
4:L:311:GLN:CA	4:L:311:GLN:C	1.77	1.53
6:N:381:LYS:CA	6:N:381:LYS:N	1.71	1.53
4:F:311:GLN:C	4:F:311:GLN:CA	1.77	1.53
5:M:327:ARG:CA	5:M:327:ARG:CB	1.87	1.53
4:L:311:GLN:C	4:L:311:GLN:CA	1.77	1.53
6:N:381:LYS:CA	6:N:381:LYS:N	1.71	1.53
4:F:311:GLN:C	4:F:311:GLN:CA	1.77	1.53
5:M:327:ARG:CB	5:M:327:ARG:CA	1.87	1.53
4:L:311:GLN:C	4:L:311:GLN:CA	1.77	1.53
4:R:450:GLU:CA	4:R:450:GLU:N	1.71	1.52
4:R:456:ASP:CA	4:R:456:ASP:C	1.76	1.52
4:L:455:ILE:CB	4:L:455:ILE:CA	1.84	1.52
4:X:483:ASP:CB	4:X:483:ASP:CA	1.85	1.52
4:L:455:ILE:CB	4:L:455:ILE:CA	1.84	1.52
4:X:483:ASP:CA	4:X:483:ASP:CB	1.85	1.52
4:L:450:GLU:N	4:L:450:GLU:CA	1.71	1.52
2:C:303:ALA:CA	1:Q:849:ASN:HA	1.29	1.52
6:H:381:LYS:CA	6:H:381:LYS:N	1.71	1.52
4:R:450:GLU:CA	4:R:450:GLU:N	1.71	1.52
4:R:456:ASP:C	4:R:456:ASP:CA	1.76	1.52
4:L:455:ILE:CA	4:L:455:ILE:CB	1.84	1.52
4:X:483:ASP:CB	4:X:483:ASP:CA	1.85	1.52
4:L:455:ILE:CB	4:L:455:ILE:CA	1.84	1.52
4:X:483:ASP:CA	4:X:483:ASP:CB	1.85	1.52
4:L:455:ILE:CA	4:L:455:ILE:CB	1.84	1.52
4:X:483:ASP:CA	4:X:483:ASP:CB	1.85	1.52
6:N:497:ARG:N	6:N:497:ARG:CA	1.69	1.52
4:F:328:VAL:CA	4:F:328:VAL:C	1.75	1.52
6:N:497:ARG:N	6:N:497:ARG:CA	1.69	1.52
4:R:328:VAL:CA	4:R:328:VAL:C	1.75	1.52
4:X:458:ASP:CB	4:X:458:ASP:CA	1.87	1.52
4:F:328:VAL:C	4:F:328:VAL:CA	1.75	1.52
4:R:328:VAL:CA	4:R:328:VAL:C	1.75	1.52
4:X:458:ASP:CA	4:X:458:ASP:CB	1.87	1.52
4:F:328:VAL:CA	4:F:328:VAL:C	1.75	1.52
4:R:328:VAL:CA	4:R:328:VAL:C	1.75	1.52
4:X:450:GLU:CA	4:X:450:GLU:N	1.71	1.52
4:L:458:ASP:CA	4:L:458:ASP:CB	1.87	1.52
4:L:456:ASP:CA	4:L:456:ASP:C	1.76	1.52
4:X:458:ASP:CA	4:X:458:ASP:CB	1.87	1.52

Continued on next page...

Continued from previous page...

Atom-1	Atom-2	Interatomic distance (Å)	Clash overlap (Å)
4:X:458:ASP:CA	4:X:458:ASP:CB	1.87	1.52
4:F:328:VAL:CA	4:F:328:VAL:C	1.75	1.52
4:R:328:VAL:C	4:R:328:VAL:CA	1.75	1.52
4:X:458:ASP:CB	4:X:458:ASP:CA	1.87	1.52
4:F:328:VAL:C	4:F:328:VAL:CA	1.75	1.52
4:R:328:VAL:C	4:R:328:VAL:CA	1.75	1.52
4:R:329:GLY:N	4:R:329:GLY:CA	1.71	1.52
4:X:447:VAL:CB	4:X:447:VAL:CA	1.78	1.52
4:L:488:ILE:N	4:L:488:ILE:CA	1.67	1.52
4:R:329:GLY:CA	4:R:329:GLY:N	1.71	1.52
4:X:447:VAL:CB	4:X:447:VAL:CA	1.78	1.52
4:L:488:ILE:CA	4:L:488:ILE:N	1.67	1.52
4:R:329:GLY:CA	4:R:329:GLY:N	1.71	1.52
5:Y:327:ARG:CB	5:Y:327:ARG:CA	1.87	1.52
4:X:492:GLU:CA	4:X:492:GLU:C	1.75	1.52
4:F:329:GLY:N	4:F:329:GLY:CA	1.72	1.52
4:X:447:VAL:CB	4:X:447:VAL:CA	1.78	1.52
4:L:488:ILE:CA	4:L:488:ILE:N	1.67	1.52
4:X:447:VAL:CB	4:X:447:VAL:CA	1.78	1.52
4:L:488:ILE:CA	4:L:488:ILE:N	1.67	1.52
4:R:329:GLY:N	4:R:329:GLY:CA	1.71	1.52
4:X:447:VAL:CA	4:X:447:VAL:CB	1.78	1.52
4:L:488:ILE:CA	4:L:488:ILE:N	1.67	1.52
4:R:329:GLY:CA	4:R:329:GLY:N	1.71	1.52
4:F:450:GLU:N	4:F:450:GLU:CA	1.71	1.52
4:F:458:ASP:CA	4:F:458:ASP:CB	1.87	1.52
4:L:329:GLY:CA	4:L:329:GLY:N	1.71	1.52
4:X:329:GLY:N	4:X:329:GLY:CA	1.71	1.52
5:Y:327:ARG:CA	5:Y:327:ARG:CB	1.87	1.52
4:L:329:GLY:N	4:L:329:GLY:CA	1.71	1.52
4:X:329:GLY:N	4:X:329:GLY:CA	1.71	1.52
5:Y:327:ARG:CB	5:Y:327:ARG:CA	1.87	1.52
4:F:450:GLU:CA	4:F:450:GLU:N	1.71	1.52
4:F:458:ASP:CB	4:F:458:ASP:CA	1.87	1.52
4:L:329:GLY:CA	4:L:329:GLY:N	1.71	1.52
4:X:329:GLY:N	4:X:329:GLY:CA	1.71	1.52
5:Y:327:ARG:CA	5:Y:327:ARG:CB	1.87	1.52
4:L:329:GLY:N	4:L:329:GLY:CA	1.71	1.52
4:X:329:GLY:CA	4:X:329:GLY:N	1.71	1.52
5:Y:327:ARG:CA	5:Y:327:ARG:CB	1.87	1.52
4:L:329:GLY:CA	4:L:329:GLY:N	1.71	1.52

Continued on next page...

Continued from previous page...

Atom-1	Atom-2	Interatomic distance (Å)	Clash overlap (Å)
4:X:329:GLY:CA	4:X:329:GLY:N	1.71	1.52
5:Y:327:ARG:CB	5:Y:327:ARG:CA	1.87	1.52
5:G:327:ARG:CB	5:G:327:ARG:CA	1.87	1.52
5:G:325:ALA:C	5:G:325:ALA:CA	1.78	1.52
6:T:381:LYS:N	6:T:381:LYS:CA	1.71	1.52
5:G:325:ALA:C	5:G:325:ALA:CA	1.78	1.52
5:Y:325:ALA:C	5:Y:325:ALA:CA	1.78	1.52
6:T:381:LYS:N	6:T:381:LYS:CA	1.71	1.52
5:G:325:ALA:CA	5:G:325:ALA:C	1.78	1.52
5:Y:325:ALA:CA	5:Y:325:ALA:C	1.78	1.52
6:T:381:LYS:CA	6:T:381:LYS:N	1.71	1.52
5:S:327:ARG:CA	5:S:327:ARG:CB	1.87	1.52
5:Y:325:ALA:CA	5:Y:325:ALA:C	1.78	1.52
5:G:327:ARG:CA	5:G:327:ARG:CB	1.87	1.52
5:G:325:ALA:C	5:G:325:ALA:CA	1.78	1.52
5:Y:325:ALA:CA	5:Y:325:ALA:C	1.78	1.52
6:T:381:LYS:CA	6:T:381:LYS:N	1.71	1.52
5:G:325:ALA:CA	5:G:325:ALA:C	1.78	1.52
5:Y:325:ALA:C	5:Y:325:ALA:CA	1.78	1.52
6:T:381:LYS:N	6:T:381:LYS:CA	1.71	1.52
4:F:455:ILE:CA	4:F:455:ILE:CB	1.84	1.51
4:R:458:ASP:CB	4:R:458:ASP:CA	1.87	1.51
3:P:883:LEU:CB	6:T:411:GLU:C	1.76	1.51
4:R:483:ASP:CB	4:R:483:ASP:CA	1.85	1.51
5:S:327:ARG:CA	5:S:327:ARG:CB	1.87	1.51
4:R:483:ASP:CB	4:R:483:ASP:CA	1.85	1.51
5:S:326:LEU:CA	5:S:326:LEU:C	1.79	1.51
4:F:492:GLU:C	4:F:492:GLU:CA	1.75	1.51
4:X:450:GLU:N	4:X:450:GLU:CA	1.71	1.51
4:R:483:ASP:CA	4:R:483:ASP:CB	1.85	1.51
5:S:326:LEU:C	5:S:326:LEU:CA	1.79	1.51
4:F:492:GLU:CA	4:F:492:GLU:C	1.75	1.51
4:X:450:GLU:N	4:X:450:GLU:CA	1.71	1.51
4:R:483:ASP:CA	4:R:483:ASP:CB	1.85	1.51
5:S:326:LEU:CA	5:S:326:LEU:C	1.79	1.51
4:F:492:GLU:CA	4:F:492:GLU:C	1.75	1.51
4:R:450:GLU:CA	4:R:451:GLU:N	1.70	1.51
4:F:455:ILE:CB	4:F:455:ILE:CA	1.84	1.51
4:X:450:GLU:CA	4:X:450:GLU:N	1.71	1.51
4:R:458:ASP:CB	4:R:458:ASP:CA	1.87	1.51
3:P:883:LEU:CB	6:T:411:GLU:C	1.76	1.51

Continued on next page...

Continued from previous page...

Atom-1	Atom-2	Interatomic distance (Å)	Clash overlap (Å)
4:R:483:ASP:CA	4:R:483:ASP:CB	1.85	1.51
5:S:327:ARG:CB	5:S:327:ARG:CA	1.87	1.51
4:X:450:GLU:N	4:X:450:GLU:CA	1.71	1.51
4:R:483:ASP:CA	4:R:483:ASP:CB	1.85	1.51
5:S:326:LEU:C	5:S:326:LEU:CA	1.79	1.51
4:F:492:GLU:C	4:F:492:GLU:CA	1.75	1.51
4:X:450:GLU:N	4:X:450:GLU:CA	1.71	1.51
4:R:483:ASP:CA	4:R:483:ASP:CB	1.85	1.51
5:S:326:LEU:CA	5:S:326:LEU:C	1.79	1.51
4:F:492:GLU:C	4:F:492:GLU:CA	1.75	1.51
4:L:456:ASP:C	4:L:456:ASP:CA	1.76	1.51
4:R:488:ILE:N	4:R:488:ILE:CA	1.67	1.51
5:M:326:LEU:CA	5:M:326:LEU:C	1.79	1.51
6:Z:381:LYS:CA	6:Z:381:LYS:N	1.71	1.51
4:L:456:ASP:CA	4:L:456:ASP:C	1.76	1.51
6:H:381:LYS:N	6:H:381:LYS:CA	1.71	1.51
5:M:326:LEU:C	5:M:326:LEU:CA	1.79	1.51
6:Z:381:LYS:CA	6:Z:381:LYS:N	1.71	1.51
4:L:457:ALA:CA	4:L:457:ALA:CB	1.83	1.51
5:M:326:LEU:CA	5:M:326:LEU:C	1.79	1.51
6:H:381:LYS:N	6:H:381:LYS:CA	1.71	1.51
4:L:457:ALA:CA	4:L:457:ALA:CB	1.83	1.51
5:M:326:LEU:C	5:M:326:LEU:CA	1.79	1.51
6:H:381:LYS:CA	6:H:381:LYS:N	1.71	1.51
4:R:328:VAL:C	4:R:328:VAL:CA	1.75	1.51
4:L:457:ALA:CA	4:L:457:ALA:CB	1.83	1.51
5:M:326:LEU:CA	5:M:326:LEU:C	1.79	1.51
4:R:488:ILE:CA	4:R:488:ILE:N	1.67	1.51
4:L:457:ALA:CB	4:L:457:ALA:CA	1.83	1.51
5:M:326:LEU:C	5:M:326:LEU:CA	1.79	1.51
6:H:381:LYS:CA	6:H:381:LYS:N	1.71	1.51
4:L:457:ALA:CA	4:L:457:ALA:CB	1.83	1.51
5:M:326:LEU:C	5:M:326:LEU:CA	1.79	1.51
6:H:381:LYS:CA	6:H:381:LYS:N	1.71	1.51
4:F:328:VAL:CA	4:F:328:VAL:C	1.75	1.51
4:F:488:ILE:CA	4:F:488:ILE:N	1.67	1.51
4:L:311:GLN:C	4:L:311:GLN:CA	1.77	1.51
4:F:329:GLY:CA	4:F:329:GLY:N	1.71	1.51
4:L:311:GLN:CA	4:L:311:GLN:C	1.77	1.51
4:L:450:GLU:CA	4:L:450:GLU:N	1.71	1.51
4:F:329:GLY:N	4:F:329:GLY:CA	1.71	1.51

Continued on next page...

Continued from previous page...

Atom-1	Atom-2	Interatomic distance (Å)	Clash overlap (Å)
4:L:450:GLU:CA	4:L:450:GLU:N	1.71	1.51
4:F:329:GLY:N	4:F:329:GLY:CA	1.71	1.51
2:C:303:ALA:C	1:Q:849:ASN:HA	1.22	1.51
4:R:492:GLU:C	4:R:492:GLU:CA	1.75	1.51
4:L:450:GLU:CA	4:L:450:GLU:N	1.71	1.51
4:F:328:VAL:C	4:F:328:VAL:CA	1.75	1.51
4:F:488:ILE:N	4:F:488:ILE:CA	1.67	1.51
4:L:450:GLU:N	4:L:450:GLU:CA	1.71	1.51
4:F:329:GLY:CA	4:F:329:GLY:N	1.71	1.51
4:L:450:GLU:CA	4:L:450:GLU:N	1.71	1.51
4:F:329:GLY:CA	4:F:329:GLY:N	1.71	1.51
4:L:483:ASP:CA	4:L:483:ASP:CB	1.85	1.51
4:R:329:GLY:N	4:R:329:GLY:CA	1.71	1.51
4:F:457:ALA:CA	4:F:457:ALA:CB	1.83	1.51
4:L:483:ASP:CA	4:L:483:ASP:CB	1.85	1.51
5:S:325:ALA:CA	5:S:325:ALA:C	1.78	1.51
4:F:457:ALA:CA	4:F:457:ALA:CB	1.83	1.51
5:S:325:ALA:C	5:S:325:ALA:CA	1.78	1.51
4:X:488:ILE:N	4:X:488:ILE:CA	1.67	1.51
4:F:457:ALA:CA	4:F:457:ALA:CB	1.83	1.51
5:S:325:ALA:C	5:S:325:ALA:CA	1.78	1.51
4:X:488:ILE:N	4:X:488:ILE:CA	1.67	1.51
4:R:456:ASP:C	4:R:456:ASP:CA	1.76	1.51
5:Y:325:ALA:C	5:Y:325:ALA:CA	1.78	1.51
4:X:488:ILE:CA	4:X:488:ILE:N	1.67	1.51
4:R:329:GLY:N	4:R:329:GLY:CA	1.71	1.51
4:F:457:ALA:CB	4:F:457:ALA:CA	1.83	1.51
5:S:325:ALA:C	5:S:325:ALA:CA	1.78	1.51
4:X:488:ILE:CA	4:X:488:ILE:N	1.67	1.51
4:F:457:ALA:CB	4:F:457:ALA:CA	1.83	1.51
5:S:325:ALA:CA	5:S:325:ALA:C	1.78	1.51
4:X:488:ILE:CA	4:X:488:ILE:N	1.67	1.51
4:L:458:ASP:CA	4:L:458:ASP:CB	1.87	1.51
4:X:483:ASP:CB	4:X:483:ASP:CA	1.85	1.51
5:Y:326:LEU:CA	5:Y:326:LEU:C	1.79	1.51
4:L:458:ASP:CA	4:L:458:ASP:CB	1.87	1.51
4:X:483:ASP:CA	4:X:483:ASP:CB	1.85	1.51
5:G:326:LEU:CA	5:G:326:LEU:C	1.79	1.51
5:Y:326:LEU:C	5:Y:326:LEU:CA	1.79	1.51
5:G:326:LEU:C	5:G:326:LEU:CA	1.79	1.51
5:Y:326:LEU:C	5:Y:326:LEU:CA	1.79	1.51

Continued on next page...

Continued from previous page...

Atom-1	Atom-2	Interatomic distance (Å)	Clash overlap (Å)
5:G:326:LEU:C	5:G:326:LEU:CA	1.79	1.51
5:Y:326:LEU:C	5:Y:326:LEU:CA	1.79	1.51
5:Y:326:LEU:C	5:Y:326:LEU:CA	1.79	1.51
6:Z:463:ALA:CA	6:Z:463:ALA:N	1.74	1.51
4:X:329:GLY:N	4:X:329:GLY:CA	1.71	1.51
2:C:534:LEU:CB	3:D:1667:ALA:H	1.21	1.51
4:F:260:THR:CA	4:F:260:THR:CB	1.82	1.51
5:Y:326:LEU:CA	5:Y:326:LEU:C	1.79	1.51
5:G:326:LEU:C	5:G:326:LEU:CA	1.79	1.51
5:Y:326:LEU:CA	5:Y:326:LEU:C	1.79	1.51
5:G:326:LEU:CA	5:G:326:LEU:C	1.79	1.51
5:Y:326:LEU:C	5:Y:326:LEU:CA	1.79	1.51
4:R:457:ALA:CB	4:R:457:ALA:CA	1.83	1.50
4:X:458:ASP:CA	4:X:458:ASP:CB	1.87	1.50
4:F:483:ASP:CA	4:F:483:ASP:CB	1.85	1.50
4:R:328:VAL:C	4:R:328:VAL:CA	1.75	1.50
4:X:458:ASP:CA	4:X:458:ASP:CB	1.87	1.50
4:L:456:ASP:C	4:L:456:ASP:CA	1.76	1.50
4:L:456:ASP:CA	4:L:456:ASP:C	1.76	1.50
4:F:457:ALA:CB	4:F:457:ALA:CA	1.83	1.50
2:C:303:ALA:CB	1:Q:849:ASN:CB	1.87	1.50
4:R:329:GLY:N	4:R:329:GLY:CA	1.71	1.50
4:L:311:GLN:C	4:L:311:GLN:CA	1.77	1.50
4:R:457:ALA:CB	4:R:457:ALA:CA	1.83	1.50
4:L:456:ASP:CA	4:L:456:ASP:C	1.76	1.50
4:F:483:ASP:CB	4:F:483:ASP:CA	1.85	1.50
4:R:328:VAL:C	4:R:328:VAL:CA	1.75	1.50
4:L:456:ASP:C	4:L:456:ASP:CA	1.76	1.50
4:L:456:ASP:C	4:L:456:ASP:CA	1.76	1.50
5:S:325:ALA:C	5:S:325:ALA:CA	1.78	1.50
4:R:456:ASP:C	4:R:456:ASP:CA	1.76	1.50
4:R:456:ASP:CA	4:R:456:ASP:C	1.76	1.50
4:X:311:GLN:C	4:X:311:GLN:CA	1.77	1.50
4:R:456:ASP:C	4:R:456:ASP:CA	1.76	1.50
4:X:311:GLN:CA	4:X:311:GLN:C	1.77	1.50
4:F:456:ASP:CA	4:F:456:ASP:C	1.76	1.50
4:F:450:GLU:CA	4:F:450:GLU:N	1.71	1.50
4:F:483:ASP:CB	4:F:483:ASP:CA	1.85	1.50
6:N:463:ALA:N	6:N:463:ALA:CA	1.74	1.50
6:H:463:ALA:CA	6:H:463:ALA:N	1.74	1.50
5:S:325:ALA:C	5:S:325:ALA:CA	1.78	1.50

Continued on next page...

Continued from previous page...

Atom-1	Atom-2	Interatomic distance (Å)	Clash overlap (Å)
4:X:311:GLN:CA	4:X:311:GLN:C	1.77	1.50
4:R:456:ASP:C	4:R:456:ASP:CA	1.76	1.50
4:X:311:GLN:C	4:X:311:GLN:CA	1.77	1.50
4:R:456:ASP:C	4:R:456:ASP:CA	1.76	1.50
4:X:311:GLN:CA	4:X:311:GLN:C	1.77	1.50
6:T:497:ARG:CA	6:T:497:ARG:N	1.69	1.50
5:S:326:LEU:CA	5:S:326:LEU:C	1.79	1.50
2:O:522:CYS:N	3:P:1662:CYS:CA	1.67	1.50
2:O:522:CYS:N	3:P:1662:CYS:CA	1.67	1.50
2:O:522:CYS:N	3:P:1662:CYS:CA	1.67	1.50
4:F:450:GLU:CA	4:F:451:GLU:N	1.70	1.50
4:X:453:TYR:N	4:X:453:TYR:CA	1.75	1.50
4:R:311:GLN:CA	4:R:311:GLN:C	1.77	1.50
6:T:497:ARG:N	6:T:497:ARG:CA	1.69	1.50
5:S:326:LEU:C	5:S:326:LEU:CA	1.79	1.50
2:O:522:CYS:N	3:P:1662:CYS:CA	1.67	1.50
2:O:522:CYS:N	3:P:1662:CYS:CA	1.67	1.50
4:R:450:GLU:CA	4:R:451:GLU:N	1.70	1.50
4:R:450:GLU:CA	4:R:451:GLU:N	1.70	1.50
4:R:450:GLU:CA	4:R:451:GLU:N	1.70	1.50
2:O:783:SER:CB	1:W:92:GLU:N	1.72	1.50
4:R:457:ALA:CB	4:R:457:ALA:CA	1.83	1.50
6:T:381:LYS:N	6:T:381:LYS:CA	1.71	1.50
4:R:450:GLU:CA	4:R:451:GLU:N	1.70	1.50
4:R:450:GLU:CA	4:R:451:GLU:N	1.70	1.50
5:M:327:ARG:CB	5:M:327:ARG:CA	1.87	1.50
6:T:463:ALA:N	6:T:463:ALA:CA	1.74	1.50
6:N:381:LYS:CA	6:N:381:LYS:N	1.71	1.50
5:M:327:ARG:CB	5:M:327:ARG:CA	1.87	1.50
6:N:381:LYS:N	6:N:381:LYS:CA	1.71	1.50
4:F:492:GLU:CA	4:F:492:GLU:C	1.75	1.50
6:Z:381:LYS:CA	6:Z:381:LYS:N	1.71	1.50
6:T:463:ALA:CA	6:T:463:ALA:N	1.74	1.50
4:L:450:GLU:N	4:L:450:GLU:CA	1.71	1.49
4:X:456:ASP:C	4:X:456:ASP:CA	1.76	1.49
6:H:381:LYS:N	6:H:381:LYS:CA	1.71	1.49
4:L:450:GLU:CA	4:L:450:GLU:N	1.71	1.49
4:X:456:ASP:C	4:X:456:ASP:CA	1.76	1.49
4:F:456:ASP:C	4:F:456:ASP:CA	1.76	1.49
4:F:456:ASP:C	4:F:456:ASP:CA	1.76	1.49
4:L:328:VAL:C	4:L:328:VAL:CA	1.75	1.49

Continued on next page...

Continued from previous page...

Atom-1	Atom-2	Interatomic distance (Å)	Clash overlap (Å)
4:F:456:ASP:CA	4:F:456:ASP:C	1.76	1.49
4:L:328:VAL:C	4:L:328:VAL:CA	1.75	1.49
5:G:325:ALA:CA	5:G:325:ALA:C	1.78	1.49
5:G:327:ARG:CB	5:G:327:ARG:CA	1.87	1.49
6:H:381:LYS:CA	6:H:381:LYS:N	1.71	1.49
4:L:328:VAL:CA	4:L:328:VAL:C	1.75	1.49
4:F:456:ASP:C	4:F:456:ASP:CA	1.76	1.49
4:L:328:VAL:C	4:L:328:VAL:CA	1.75	1.49
4:F:456:ASP:C	4:F:456:ASP:CA	1.76	1.49
4:L:328:VAL:CA	4:L:328:VAL:C	1.75	1.49
6:N:463:ALA:N	6:N:463:ALA:CA	1.74	1.49
4:X:311:GLN:C	4:X:311:GLN:CA	1.77	1.49
6:N:463:ALA:N	6:N:463:ALA:CA	1.74	1.49
4:X:311:GLN:C	4:X:311:GLN:CA	1.77	1.49
6:Z:463:ALA:N	6:Z:463:ALA:CA	1.74	1.49
4:X:328:VAL:C	4:X:328:VAL:CA	1.75	1.49
6:Z:463:ALA:N	6:Z:463:ALA:CA	1.74	1.49
4:X:328:VAL:C	4:X:328:VAL:CA	1.75	1.49
2:C:678:GLY:N	1:K:847:ARG:CB	1.74	1.49
2:C:306:PRO:HA	1:Q:849:ASN:CB	1.04	1.49
5:S:326:LEU:C	5:S:326:LEU:CA	1.79	1.49
5:G:326:LEU:C	5:G:326:LEU:CA	1.79	1.49
4:X:311:GLN:C	4:X:311:GLN:CA	1.77	1.49
4:L:329:GLY:N	4:L:329:GLY:CA	1.71	1.49
6:Z:463:ALA:N	6:Z:463:ALA:CA	1.74	1.49
4:X:328:VAL:C	4:X:328:VAL:CA	1.75	1.49
6:Z:463:ALA:N	6:Z:463:ALA:CA	1.74	1.49
4:X:328:VAL:C	4:X:328:VAL:CA	1.75	1.49
6:Z:463:ALA:CA	6:Z:463:ALA:N	1.74	1.49
4:X:328:VAL:CA	4:X:328:VAL:C	1.75	1.49
4:R:450:GLU:CA	4:R:451:GLU:N	1.70	1.49
4:X:450:GLU:N	4:X:450:GLU:CA	1.71	1.49
2:C:786:ARG:CB	1:K:92:GLU:CB	1.87	1.49
4:X:450:GLU:CA	4:X:450:GLU:N	1.71	1.49
2:C:786:ARG:CB	1:K:92:GLU:CB	1.87	1.49
6:T:463:ALA:N	6:T:463:ALA:CA	1.74	1.49
4:X:453:TYR:N	4:X:453:TYR:CA	1.75	1.49
4:X:456:ASP:C	4:X:456:ASP:CA	1.76	1.49
2:C:786:ARG:CB	1:K:92:GLU:CB	1.87	1.49
6:T:463:ALA:N	6:T:463:ALA:CA	1.74	1.49
4:X:453:TYR:N	4:X:453:TYR:CA	1.75	1.49

Continued on next page...

Continued from previous page...

Atom-1	Atom-2	Interatomic distance (Å)	Clash overlap (Å)
4:X:456:ASP:C	4:X:456:ASP:CA	1.76	1.49
2:C:786:ARG:CB	1:K:92:GLU:CB	1.87	1.49
6:T:463:ALA:N	6:T:463:ALA:CA	1.74	1.49
4:F:458:ASP:CA	4:F:458:ASP:CB	1.87	1.49
4:F:472:GLU:CA	4:F:472:GLU:N	1.76	1.49
6:N:381:LYS:N	6:N:381:LYS:CA	1.71	1.49
4:X:453:TYR:CA	4:X:453:TYR:N	1.75	1.49
4:X:456:ASP:CA	4:X:456:ASP:C	1.76	1.49
4:R:450:GLU:CA	4:R:451:GLU:N	1.70	1.49
2:C:786:ARG:CB	1:K:92:GLU:CB	1.87	1.49
4:X:453:TYR:N	4:X:453:TYR:CA	1.75	1.49
4:X:456:ASP:CA	4:X:456:ASP:C	1.76	1.49
2:C:786:ARG:CB	1:K:92:GLU:CB	1.87	1.49
6:T:463:ALA:N	6:T:463:ALA:CA	1.74	1.49
4:X:453:TYR:CA	4:X:453:TYR:N	1.75	1.49
4:X:456:ASP:CA	4:X:456:ASP:C	1.76	1.49
2:C:786:ARG:CB	1:K:92:GLU:CB	1.87	1.49
6:T:463:ALA:N	6:T:463:ALA:CA	1.74	1.49
4:X:493:HIS:N	4:X:493:HIS:CA	1.76	1.49
4:L:493:HIS:N	4:L:493:HIS:CA	1.76	1.49
5:Y:327:ARG:CB	5:Y:327:ARG:CA	1.87	1.49
2:C:522:CYS:N	3:D:1662:CYS:CA	1.67	1.49
4:R:472:GLU:N	4:R:472:GLU:CA	1.76	1.49
4:X:493:HIS:N	4:X:493:HIS:CA	1.76	1.49
4:L:493:HIS:N	4:L:493:HIS:CA	1.76	1.49
5:Y:327:ARG:CA	5:Y:327:ARG:CB	1.87	1.49
2:C:522:CYS:N	3:D:1662:CYS:CA	1.67	1.49
4:L:472:GLU:N	4:L:472:GLU:CA	1.76	1.49
2:C:522:CYS:N	3:D:1662:CYS:CA	1.67	1.49
4:L:472:GLU:CA	4:L:472:GLU:N	1.76	1.49
4:L:453:TYR:N	4:L:453:TYR:CA	1.75	1.49
5:M:326:LEU:CA	5:M:326:LEU:C	1.79	1.49
4:L:472:GLU:N	4:L:472:GLU:CA	1.76	1.49
2:C:522:CYS:N	3:D:1662:CYS:CA	1.67	1.49
4:R:472:GLU:N	4:R:472:GLU:CA	1.76	1.49
4:L:472:GLU:CA	4:L:472:GLU:N	1.76	1.49
2:C:522:CYS:N	3:D:1662:CYS:CA	1.67	1.49
4:L:472:GLU:N	4:L:472:GLU:CA	1.76	1.49
2:C:786:ARG:CB	1:K:92:GLU:CA	1.91	1.49
5:G:325:ALA:C	5:G:325:ALA:CA	1.78	1.49
5:Y:325:ALA:CA	5:Y:325:ALA:C	1.78	1.49

Continued on next page...

Continued from previous page...

Atom-1	Atom-2	Interatomic distance (Å)	Clash overlap (Å)
4:R:458:ASP:CA	4:R:458:ASP:CB	1.87	1.49
4:F:458:ASP:CB	4:F:458:ASP:CA	1.87	1.49
2:C:786:ARG:CB	1:K:92:GLU:CA	1.91	1.49
5:Y:325:ALA:CA	5:Y:325:ALA:C	1.78	1.49
4:R:458:ASP:CB	4:R:458:ASP:CA	1.87	1.49
4:F:458:ASP:CA	4:F:458:ASP:CB	1.87	1.49
2:C:786:ARG:CB	1:K:92:GLU:CA	1.91	1.49
4:R:458:ASP:CB	4:R:458:ASP:CA	1.87	1.49
4:F:458:ASP:CA	4:F:458:ASP:CB	1.87	1.49
2:C:786:ARG:CB	1:K:92:GLU:CA	1.91	1.49
1:E:1165:TYR:HA	1:K:727:PHE:CA	1.36	1.49
4:L:493:HIS:CA	4:L:493:HIS:N	1.76	1.49
5:S:325:ALA:CA	5:S:325:ALA:C	1.78	1.49
2:C:786:ARG:CB	1:K:92:GLU:CA	1.91	1.49
5:G:325:ALA:CA	5:G:325:ALA:C	1.78	1.49
4:R:458:ASP:CB	4:R:458:ASP:CA	1.87	1.49
4:F:458:ASP:CB	4:F:458:ASP:CA	1.87	1.49
2:C:786:ARG:CB	1:K:92:GLU:CA	1.91	1.49
4:R:458:ASP:CB	4:R:458:ASP:CA	1.87	1.49
4:F:458:ASP:CB	4:F:458:ASP:CA	1.87	1.49
2:C:786:ARG:CB	1:K:92:GLU:CA	1.91	1.49
5:G:326:LEU:C	5:G:326:LEU:CA	1.79	1.48
2:O:726:SER:CB	1:W:85:ARG:CB	1.91	1.48
4:F:329:GLY:N	4:F:329:GLY:CA	1.71	1.48
4:F:311:GLN:CA	4:F:311:GLN:C	1.77	1.48
6:T:381:LYS:CA	6:T:381:LYS:N	1.71	1.48
6:H:463:ALA:CA	6:H:463:ALA:N	1.74	1.48
2:O:726:SER:CB	1:W:85:ARG:CB	1.91	1.48
6:H:463:ALA:N	6:H:463:ALA:CA	1.74	1.48
2:O:726:SER:CB	1:W:85:ARG:CB	1.91	1.48
6:H:463:ALA:CA	6:H:463:ALA:N	1.74	1.48
4:X:472:GLU:N	4:X:472:GLU:CA	1.76	1.48
2:O:726:SER:CB	1:W:85:ARG:CB	1.91	1.48
6:H:463:ALA:N	6:H:463:ALA:CA	1.74	1.48
4:X:472:GLU:N	4:X:472:GLU:CA	1.76	1.48
6:Z:497:ARG:N	6:Z:497:ARG:CA	1.69	1.48
5:G:379:HIS:N	5:G:379:HIS:CA	1.76	1.48
5:G:326:LEU:CA	5:G:326:LEU:C	1.79	1.48
2:O:726:SER:CB	1:W:85:ARG:CB	1.91	1.48
4:F:329:GLY:N	4:F:329:GLY:CA	1.71	1.48
4:F:311:GLN:C	4:F:311:GLN:CA	1.77	1.48

Continued on next page...

Continued from previous page...

Atom-1	Atom-2	Interatomic distance (Å)	Clash overlap (Å)
4:X:472:GLU:CA	4:X:472:GLU:N	1.76	1.48
6:T:381:LYS:CA	6:T:381:LYS:N	1.71	1.48
6:H:463:ALA:N	6:H:463:ALA:CA	1.74	1.48
2:O:726:SER:CB	1:W:85:ARG:CB	1.91	1.48
6:H:463:ALA:CA	6:H:463:ALA:N	1.74	1.48
4:X:472:GLU:N	4:X:472:GLU:CA	1.76	1.48
2:O:726:SER:CB	1:W:85:ARG:CB	1.91	1.48
6:H:463:ALA:N	6:H:463:ALA:CA	1.74	1.48
4:X:472:GLU:CA	4:X:472:GLU:N	1.76	1.48
5:M:276:SER:CA	5:M:276:SER:C	1.82	1.48
1:Q:1305:GLN:N	3:V:174:THR:CB	1.77	1.48
5:M:276:SER:CA	5:M:276:SER:C	1.82	1.48
4:L:453:TYR:N	4:L:453:TYR:CA	1.75	1.48
5:M:325:ALA:C	5:M:325:ALA:CA	1.78	1.48
5:M:276:SER:CA	5:M:276:SER:C	1.82	1.48
4:L:453:TYR:N	4:L:453:TYR:CA	1.75	1.48
5:M:325:ALA:CA	5:M:325:ALA:C	1.78	1.48
1:Q:1305:GLN:N	3:V:174:THR:CB	1.77	1.48
5:M:276:SER:C	5:M:276:SER:CA	1.82	1.48
5:M:325:ALA:C	5:M:325:ALA:CA	1.77	1.48
6:N:497:ARG:CA	6:N:497:ARG:N	1.69	1.48
4:X:472:GLU:N	4:X:472:GLU:CA	1.76	1.48
4:L:453:TYR:CA	4:L:453:TYR:N	1.75	1.48
5:M:325:ALA:CA	5:M:325:ALA:C	1.78	1.48
5:M:276:SER:CA	5:M:276:SER:C	1.82	1.48
4:L:453:TYR:CA	4:L:453:TYR:N	1.75	1.48
5:M:325:ALA:C	5:M:325:ALA:CA	1.78	1.48
1:Q:1305:GLN:N	3:V:174:THR:CB	1.77	1.48
5:M:276:SER:CA	5:M:276:SER:C	1.82	1.48
4:L:453:TYR:N	4:L:453:TYR:CA	1.75	1.48
5:M:325:ALA:C	5:M:325:ALA:CA	1.78	1.48
5:M:276:SER:CA	5:M:276:SER:C	1.82	1.48
5:G:327:ARG:CA	5:G:327:ARG:N	1.77	1.48
5:G:327:ARG:N	5:G:327:ARG:CA	1.77	1.48
5:G:327:ARG:N	5:G:327:ARG:CA	1.77	1.48
4:X:458:ASP:CB	4:X:458:ASP:CA	1.87	1.48
4:R:458:ASP:CB	4:R:458:ASP:CA	1.87	1.48
4:F:311:GLN:CA	4:F:311:GLN:C	1.77	1.48
5:G:327:ARG:CA	5:G:327:ARG:N	1.77	1.48
5:G:327:ARG:CA	5:G:327:ARG:N	1.77	1.48
5:G:379:HIS:CA	5:G:379:HIS:N	1.76	1.48

Continued on next page...

Continued from previous page...

Atom-1	Atom-2	Interatomic distance (Å)	Clash overlap (Å)
4:X:329:GLY:N	4:X:329:GLY:CA	1.71	1.48
5:S:327:ARG:CA	5:S:327:ARG:N	1.77	1.48
4:X:329:GLY:CA	4:X:329:GLY:N	1.71	1.48
5:S:327:ARG:N	5:S:327:ARG:CA	1.77	1.48
5:S:327:ARG:CA	5:S:327:ARG:N	1.77	1.48
5:S:327:ARG:CA	5:S:327:ARG:N	1.77	1.48
5:Y:379:HIS:N	5:Y:379:HIS:CA	1.76	1.48
5:S:379:HIS:N	5:S:379:HIS:CA	1.76	1.48
5:G:379:HIS:N	5:G:379:HIS:CA	1.76	1.48
5:S:327:ARG:CA	5:S:327:ARG:N	1.77	1.48
5:S:327:ARG:N	5:S:327:ARG:CA	1.77	1.48
5:M:325:ALA:CA	5:M:325:ALA:C	1.78	1.48
4:F:472:GLU:N	4:F:472:GLU:CA	1.76	1.48
4:F:450:GLU:CA	4:F:451:GLU:N	1.70	1.48
5:M:325:ALA:CA	5:M:325:ALA:C	1.78	1.48
4:F:450:GLU:CA	4:F:451:GLU:N	1.70	1.48
4:F:450:GLU:CA	4:F:451:GLU:N	1.70	1.48
6:T:463:ALA:CA	6:T:463:ALA:N	1.74	1.48
5:Y:276:SER:CA	5:Y:276:SER:C	1.82	1.48
4:F:472:GLU:N	4:F:472:GLU:CA	1.76	1.48
4:F:450:GLU:CA	4:F:451:GLU:N	1.70	1.48
4:F:450:GLU:CA	4:F:451:GLU:N	1.70	1.48
4:F:450:GLU:CA	4:F:451:GLU:N	1.70	1.47
5:M:327:ARG:CA	5:M:327:ARG:N	1.77	1.47
5:M:327:ARG:CA	5:M:327:ARG:CB	1.87	1.47
5:G:276:SER:CA	5:G:276:SER:C	1.82	1.47
4:F:450:GLU:CA	4:F:451:GLU:N	1.70	1.47
4:R:453:TYR:CA	4:R:453:TYR:N	1.75	1.47
4:R:493:HIS:N	4:R:493:HIS:CA	1.76	1.47
4:R:493:HIS:N	4:R:493:HIS:CA	1.76	1.47
4:L:493:HIS:N	4:L:493:HIS:CA	1.76	1.47
6:N:463:ALA:CA	6:N:463:ALA:N	1.74	1.47
4:R:493:HIS:N	4:R:493:HIS:CA	1.76	1.47
4:L:493:HIS:CA	4:L:493:HIS:N	1.76	1.47
6:N:463:ALA:N	6:N:463:ALA:CA	1.74	1.47
4:R:453:TYR:CA	4:R:453:TYR:N	1.75	1.47
4:L:493:HIS:N	4:L:493:HIS:CA	1.76	1.47
6:N:463:ALA:N	6:N:463:ALA:CA	1.74	1.47
4:R:493:HIS:CA	4:R:493:HIS:N	1.76	1.47
4:L:493:HIS:CA	4:L:493:HIS:N	1.76	1.47
6:N:463:ALA:CA	6:N:463:ALA:N	1.74	1.47

Continued on next page...

Continued from previous page...

Atom-1	Atom-2	Interatomic distance (Å)	Clash overlap (Å)
4:R:493:HIS:CA	4:R:493:HIS:N	1.76	1.47
4:L:493:HIS:N	4:L:493:HIS:CA	1.76	1.47
6:N:463:ALA:CA	6:N:463:ALA:N	1.74	1.47
4:L:329:GLY:CA	4:L:329:GLY:N	1.71	1.47
6:Z:463:ALA:N	6:Z:463:ALA:CA	1.74	1.47
4:R:453:TYR:CA	4:R:453:TYR:N	1.75	1.47
5:G:379:HIS:CA	5:G:379:HIS:N	1.76	1.47
4:L:329:GLY:CA	4:L:329:GLY:N	1.71	1.47
6:Z:463:ALA:CA	6:Z:463:ALA:N	1.74	1.47
4:R:453:TYR:CA	4:R:453:TYR:N	1.75	1.47
4:X:493:HIS:N	4:X:493:HIS:CA	1.76	1.47
5:G:379:HIS:N	5:G:379:HIS:CA	1.76	1.47
4:R:453:TYR:N	4:R:453:TYR:CA	1.75	1.47
4:X:493:HIS:N	4:X:493:HIS:CA	1.76	1.47
5:G:379:HIS:N	5:G:379:HIS:CA	1.76	1.47
4:F:493:HIS:CA	4:F:493:HIS:N	1.76	1.47
4:R:472:GLU:CA	4:R:472:GLU:N	1.76	1.47
4:X:493:HIS:CA	4:X:493:HIS:N	1.76	1.47
4:R:453:TYR:CA	4:R:453:TYR:N	1.75	1.47
4:X:493:HIS:N	4:X:493:HIS:CA	1.76	1.47
5:G:379:HIS:CA	5:G:379:HIS:N	1.76	1.47
4:R:453:TYR:CA	4:R:453:TYR:N	1.75	1.47
4:X:493:HIS:N	4:X:493:HIS:CA	1.76	1.47
5:G:379:HIS:CA	5:G:379:HIS:N	1.76	1.47
4:L:453:TYR:CA	4:L:453:TYR:N	1.75	1.47
5:M:327:ARG:N	5:M:327:ARG:CA	1.77	1.47
5:M:379:HIS:CA	5:M:379:HIS:N	1.76	1.47
5:Y:276:SER:CA	5:Y:276:SER:C	1.82	1.47
5:S:379:HIS:N	5:S:379:HIS:CA	1.76	1.47
4:L:453:TYR:N	4:L:453:TYR:CA	1.75	1.47
5:M:327:ARG:N	5:M:327:ARG:CA	1.77	1.47
5:M:379:HIS:CA	5:M:379:HIS:N	1.76	1.47
5:Y:276:SER:C	5:Y:276:SER:CA	1.82	1.47
5:S:276:SER:C	5:S:276:SER:CA	1.82	1.47
5:M:327:ARG:N	5:M:327:ARG:CA	1.77	1.47
5:Y:327:ARG:N	5:Y:327:ARG:CA	1.77	1.47
5:S:276:SER:C	5:S:276:SER:CA	1.82	1.47
5:M:327:ARG:CA	5:M:327:ARG:N	1.77	1.47
5:Y:327:ARG:N	5:Y:327:ARG:CA	1.77	1.47
5:S:276:SER:CA	5:S:276:SER:C	1.82	1.47
5:G:327:ARG:CA	5:G:327:ARG:N	1.77	1.47

Continued on next page...

Continued from previous page...

Atom-1	Atom-2	Interatomic distance (Å)	Clash overlap (Å)
5:M:327:ARG:CA	5:M:327:ARG:N	1.77	1.47
5:Y:327:ARG:N	5:Y:327:ARG:CA	1.77	1.47
5:S:379:HIS:N	5:S:379:HIS:CA	1.76	1.47
5:M:327:ARG:CA	5:M:327:ARG:N	1.77	1.47
5:Y:327:ARG:CA	5:Y:327:ARG:N	1.77	1.47
5:S:276:SER:C	5:S:276:SER:CA	1.82	1.47
5:M:327:ARG:N	5:M:327:ARG:CA	1.77	1.47
5:Y:327:ARG:N	5:Y:327:ARG:CA	1.77	1.47
5:S:276:SER:C	5:S:276:SER:CA	1.82	1.47
3:P:888:PRO:CB	6:T:409:PRO:N	1.75	1.47
5:Y:327:ARG:N	5:Y:327:ARG:CA	1.77	1.47
4:F:453:TYR:N	4:F:453:TYR:CA	1.75	1.47
5:Y:327:ARG:CA	5:Y:327:ARG:N	1.77	1.47
4:F:453:TYR:CA	4:F:453:TYR:N	1.75	1.47
5:Y:276:SER:C	5:Y:276:SER:CA	1.82	1.47
4:F:453:TYR:N	4:F:453:TYR:CA	1.75	1.47
5:Y:276:SER:CA	5:Y:276:SER:C	1.82	1.47
4:X:400:GLY:N	4:X:401:TYR:N	1.63	1.47
5:S:276:SER:C	5:S:276:SER:CA	1.82	1.47
3:P:888:PRO:CB	6:T:409:PRO:N	1.75	1.47
5:Y:276:SER:C	5:Y:276:SER:CA	1.82	1.47
4:F:453:TYR:CA	4:F:453:TYR:N	1.75	1.47
5:Y:276:SER:C	5:Y:276:SER:CA	1.82	1.47
4:F:453:TYR:N	4:F:453:TYR:CA	1.75	1.47
5:Y:276:SER:C	5:Y:276:SER:CA	1.82	1.47
4:F:493:HIS:CA	4:F:493:HIS:N	1.76	1.46
6:H:411:GLU:C	6:H:412:GLU:N	1.69	1.46
4:R:454:TYR:C	4:R:454:TYR:CA	1.83	1.46
6:Z:411:GLU:C	6:Z:412:GLU:N	1.69	1.46
6:T:411:GLU:C	6:T:412:GLU:N	1.69	1.46
4:F:493:HIS:N	4:F:493:HIS:CA	1.76	1.46
6:H:411:GLU:C	6:H:412:GLU:N	1.69	1.46
4:R:472:GLU:CA	4:R:472:GLU:N	1.76	1.46
4:R:472:GLU:N	4:R:472:GLU:CA	1.76	1.46
4:R:472:GLU:CA	4:R:472:GLU:N	1.76	1.46
4:F:453:TYR:N	4:F:453:TYR:CA	1.75	1.46
6:N:411:GLU:C	6:N:412:GLU:N	1.69	1.46
5:M:379:HIS:N	5:M:379:HIS:CA	1.76	1.46
5:M:276:SER:CA	5:M:276:SER:C	1.82	1.46
4:R:472:GLU:N	4:R:472:GLU:CA	1.76	1.46
4:R:472:GLU:N	4:R:472:GLU:CA	1.76	1.46

Continued on next page...

Continued from previous page...

Atom-1	Atom-2	Interatomic distance (Å)	Clash overlap (Å)
5:S:327:ARG:CA	5:S:327:ARG:N	1.77	1.46
5:G:276:SER:C	5:G:276:SER:CA	1.82	1.46
4:F:454:TYR:CA	4:F:454:TYR:C	1.83	1.46
1:E:1305:GLN:N	3:J:174:THR:CB	1.77	1.46
4:F:454:TYR:CA	4:F:454:TYR:C	1.83	1.46
4:F:454:TYR:C	4:F:454:TYR:CA	1.83	1.46
1:E:1305:GLN:N	3:J:174:THR:CB	1.77	1.46
4:R:453:TYR:CA	4:R:453:TYR:N	1.75	1.46
4:R:493:HIS:CA	4:R:493:HIS:N	1.76	1.46
5:S:327:ARG:CA	5:S:327:ARG:N	1.77	1.46
5:G:276:SER:C	5:G:276:SER:CA	1.82	1.46
4:F:454:TYR:CA	4:F:454:TYR:C	1.83	1.46
1:E:1305:GLN:N	3:J:174:THR:CB	1.77	1.46
4:F:454:TYR:C	4:F:454:TYR:CA	1.83	1.46
4:F:453:TYR:N	4:F:453:TYR:CA	1.75	1.46
4:X:453:TYR:N	4:X:453:TYR:CA	1.75	1.46
4:X:472:GLU:N	4:X:472:GLU:CA	1.76	1.46
3:D:1450:GLU:CB	3:P:1446:LYS:CB	1.92	1.46
4:X:453:TYR:N	4:X:453:TYR:CA	1.75	1.46
4:X:472:GLU:CA	4:X:472:GLU:N	1.76	1.46
3:D:1450:GLU:CB	3:P:1446:LYS:CB	1.92	1.46
3:D:1450:GLU:CB	3:P:1446:LYS:CB	1.92	1.46
4:X:493:HIS:CA	4:X:493:HIS:N	1.76	1.46
4:F:453:TYR:N	4:F:453:TYR:CA	1.75	1.46
3:D:1450:GLU:CB	3:P:1446:LYS:CB	1.92	1.46
3:D:1450:GLU:CB	3:P:1446:LYS:CB	1.92	1.46
4:R:454:TYR:CA	4:R:454:TYR:C	1.83	1.46
4:R:493:HIS:N	4:R:493:HIS:CA	1.76	1.46
6:H:411:GLU:C	6:H:412:GLU:N	1.69	1.46
6:H:411:GLU:C	6:H:412:GLU:N	1.69	1.46
6:H:411:GLU:C	6:H:412:GLU:N	1.69	1.46
4:R:454:TYR:CA	4:R:454:TYR:C	1.83	1.46
4:R:493:HIS:CA	4:R:493:HIS:N	1.76	1.46
6:H:411:GLU:C	6:H:412:GLU:N	1.69	1.46
6:H:411:GLU:C	6:H:412:GLU:N	1.69	1.46
4:L:472:GLU:N	4:L:472:GLU:CA	1.76	1.45
4:F:299:ASN:C	4:F:299:ASN:CA	1.84	1.45
4:F:493:HIS:N	4:F:493:HIS:CA	1.76	1.45
4:L:472:GLU:N	4:L:472:GLU:CA	1.76	1.45
5:S:379:HIS:N	5:S:379:HIS:CA	1.76	1.45
4:F:493:HIS:N	4:F:493:HIS:CA	1.76	1.45

Continued on next page...

Continued from previous page...

Atom-1	Atom-2	Interatomic distance (Å)	Clash overlap (Å)
2:I:15:GLN:C	2:I:15:GLN:CA	1.84	1.45
5:M:379:HIS:N	5:M:379:HIS:CA	1.76	1.45
5:S:379:HIS:N	5:S:379:HIS:CA	1.76	1.45
4:F:493:HIS:CA	4:F:493:HIS:N	1.76	1.45
2:I:15:GLN:C	2:I:15:GLN:CA	1.84	1.45
5:M:379:HIS:CA	5:M:379:HIS:N	1.76	1.45
5:S:379:HIS:CA	5:S:379:HIS:N	1.76	1.45
4:X:492:GLU:C	4:X:493:HIS:N	1.69	1.45
4:F:299:ASN:CA	4:F:299:ASN:C	1.84	1.45
2:I:15:GLN:CA	2:I:15:GLN:C	1.84	1.45
5:M:379:HIS:CA	5:M:379:HIS:N	1.76	1.45
4:F:493:HIS:CA	4:F:493:HIS:N	1.76	1.45
2:I:15:GLN:CA	2:I:15:GLN:C	1.84	1.45
5:M:379:HIS:N	5:M:379:HIS:CA	1.76	1.45
5:S:379:HIS:N	5:S:379:HIS:CA	1.76	1.45
4:F:493:HIS:N	4:F:493:HIS:CA	1.76	1.45
2:I:15:GLN:CA	2:I:15:GLN:C	1.84	1.45
5:M:379:HIS:CA	5:M:379:HIS:N	1.76	1.45
5:S:379:HIS:CA	5:S:379:HIS:N	1.76	1.45
2:I:15:GLN:CA	2:I:15:GLN:C	1.84	1.45
4:R:454:TYR:CA	4:R:454:TYR:C	1.83	1.45
4:F:367:THR:CA	4:F:367:THR:C	1.85	1.45
5:G:276:SER:C	5:G:276:SER:CA	1.82	1.45
2:O:15:GLN:CA	2:O:15:GLN:C	1.84	1.45
2:I:15:GLN:CA	2:I:15:GLN:C	1.84	1.45
4:R:454:TYR:CA	4:R:454:TYR:C	1.83	1.45
4:F:367:THR:CA	4:F:367:THR:C	1.85	1.45
5:G:276:SER:CA	5:G:276:SER:C	1.82	1.45
2:O:15:GLN:C	2:O:15:GLN:CA	1.84	1.45
4:R:454:TYR:CA	4:R:454:TYR:C	1.83	1.45
4:F:367:THR:C	4:F:367:THR:CA	1.85	1.45
5:G:276:SER:C	5:G:276:SER:CA	1.82	1.45
2:O:15:GLN:CA	2:O:15:GLN:C	1.84	1.45
4:R:367:THR:C	4:R:367:THR:CA	1.85	1.45
4:R:299:ASN:CA	4:R:299:ASN:C	1.84	1.45
4:R:454:TYR:CA	4:R:454:TYR:C	1.83	1.45
4:F:367:THR:CA	4:F:367:THR:C	1.85	1.45
5:G:276:SER:CA	5:G:276:SER:C	1.82	1.45
2:O:15:GLN:CA	2:O:15:GLN:C	1.84	1.45
4:R:454:TYR:CA	4:R:454:TYR:C	1.83	1.45
4:F:367:THR:C	4:F:367:THR:CA	1.85	1.45

Continued on next page...

Continued from previous page...

Atom-1	Atom-2	Interatomic distance (Å)	Clash overlap (Å)
5:G:276:SER:C	5:G:276:SER:CA	1.82	1.45
2:O:15:GLN:CA	2:O:15:GLN:C	1.84	1.45
6:T:411:GLU:C	6:T:412:GLU:N	1.69	1.45
5:Y:326:LEU:N	5:Y:326:LEU:CA	1.80	1.45
4:L:299:ASN:C	4:L:299:ASN:CA	1.84	1.45
6:N:462:GLY:CA	6:N:462:GLY:C	1.85	1.45
5:S:326:LEU:CA	5:S:326:LEU:N	1.80	1.45
5:Y:326:LEU:N	5:Y:326:LEU:CA	1.80	1.45
4:L:299:ASN:C	4:L:299:ASN:CA	1.84	1.45
4:R:367:THR:CA	4:R:367:THR:C	1.85	1.45
4:F:472:GLU:N	4:F:472:GLU:CA	1.76	1.45
6:N:462:GLY:CA	6:N:462:GLY:C	1.85	1.45
5:S:326:LEU:N	5:S:326:LEU:CA	1.80	1.45
4:R:367:THR:CA	4:R:367:THR:C	1.85	1.45
4:F:472:GLU:CA	4:F:472:GLU:N	1.76	1.45
5:S:326:LEU:CA	5:S:326:LEU:N	1.80	1.45
4:R:367:THR:CA	4:R:367:THR:C	1.85	1.45
4:F:472:GLU:N	4:F:472:GLU:CA	1.76	1.45
4:R:492:GLU:C	4:R:493:HIS:N	1.69	1.45
4:L:472:GLU:CA	4:L:472:GLU:N	1.76	1.45
6:T:411:GLU:C	6:T:412:GLU:N	1.69	1.45
5:S:326:LEU:N	5:S:326:LEU:CA	1.80	1.45
4:R:367:THR:CA	4:R:367:THR:C	1.85	1.45
4:F:472:GLU:N	4:F:472:GLU:CA	1.76	1.45
5:S:326:LEU:CA	5:S:326:LEU:N	1.80	1.45
4:R:367:THR:CA	4:R:367:THR:C	1.85	1.45
4:F:472:GLU:CA	4:F:472:GLU:N	1.76	1.45
4:X:454:TYR:C	4:X:454:TYR:CA	1.83	1.45
4:F:492:GLU:C	4:F:493:HIS:N	1.69	1.45
6:T:462:GLY:CA	6:T:462:GLY:C	1.85	1.45
4:X:454:TYR:CA	4:X:454:TYR:C	1.83	1.45
4:F:492:GLU:C	4:F:493:HIS:N	1.69	1.45
4:F:299:ASN:C	4:F:299:ASN:CA	1.84	1.45
4:F:492:GLU:C	4:F:493:HIS:N	1.69	1.45
4:F:299:ASN:CA	4:F:299:ASN:C	1.84	1.45
4:F:492:GLU:C	4:F:493:HIS:N	1.69	1.45
4:F:299:ASN:CA	4:F:299:ASN:C	1.84	1.45
5:M:326:LEU:CA	5:M:326:LEU:N	1.80	1.45
4:L:299:ASN:CA	4:L:299:ASN:C	1.84	1.45
4:F:299:ASN:CA	4:F:299:ASN:C	1.84	1.45
6:H:462:GLY:C	6:H:462:GLY:CA	1.85	1.45

Continued on next page...

Continued from previous page...

Atom-1	Atom-2	Interatomic distance (Å)	Clash overlap (Å)
4:L:367:THR:CA	4:L:367:THR:C	1.85	1.45
4:F:492:GLU:C	4:F:493:HIS:N	1.69	1.45
6:T:462:GLY:CA	6:T:462:GLY:C	1.85	1.45
4:F:492:GLU:C	4:F:493:HIS:N	1.69	1.45
4:F:299:ASN:CA	4:F:299:ASN:C	1.84	1.45
4:F:492:GLU:C	4:F:493:HIS:N	1.69	1.45
4:F:299:ASN:C	4:F:299:ASN:CA	1.84	1.45
4:X:299:ASN:C	4:X:299:ASN:CA	1.84	1.45
5:Y:379:HIS:N	5:Y:379:HIS:CA	1.76	1.45
2:C:15:GLN:CA	2:C:15:GLN:C	1.84	1.45
6:Z:462:GLY:CA	6:Z:462:GLY:C	1.85	1.45
1:E:845:TYR:CB	2:O:299:ILE:CB	1.89	1.45
2:U:15:GLN:C	2:U:15:GLN:CA	1.84	1.45
4:X:299:ASN:C	4:X:299:ASN:CA	1.84	1.45
5:Y:379:HIS:N	5:Y:379:HIS:CA	1.76	1.45
6:Z:462:GLY:C	6:Z:462:GLY:CA	1.85	1.45
2:U:15:GLN:C	2:U:15:GLN:CA	1.84	1.45
2:C:15:GLN:CA	2:C:15:GLN:C	1.84	1.45
1:E:845:TYR:CB	2:O:299:ILE:CB	1.89	1.45
2:C:15:GLN:CA	2:C:15:GLN:C	1.84	1.45
2:C:15:GLN:CA	2:C:15:GLN:C	1.84	1.45
4:X:454:TYR:C	4:X:454:TYR:CA	1.83	1.45
2:C:15:GLN:CA	2:C:15:GLN:C	1.84	1.45
1:E:845:TYR:CB	2:O:299:ILE:CB	1.89	1.45
2:C:15:GLN:C	2:C:15:GLN:CA	1.84	1.45
1:E:845:TYR:CB	2:O:299:ILE:CB	1.89	1.45
2:C:15:GLN:CA	2:C:15:GLN:C	1.84	1.45
4:L:454:TYR:CA	4:L:454:TYR:C	1.83	1.44
5:G:327:ARG:N	5:G:327:ARG:CA	1.77	1.44
5:S:276:SER:C	5:S:276:SER:CA	1.82	1.44
4:L:454:TYR:C	4:L:454:TYR:CA	1.83	1.44
6:T:411:GLU:C	6:T:412:GLU:N	1.69	1.44
6:T:411:GLU:C	6:T:412:GLU:N	1.69	1.44
6:T:411:GLU:C	6:T:412:GLU:N	1.69	1.44
4:F:454:TYR:CA	4:F:454:TYR:C	1.83	1.44
5:G:327:ARG:CA	5:G:327:ARG:N	1.77	1.44
5:S:276:SER:CA	5:S:276:SER:C	1.82	1.44
6:T:411:GLU:C	6:T:412:GLU:N	1.69	1.44
6:T:411:GLU:C	6:T:412:GLU:N	1.69	1.44
4:X:492:GLU:C	4:X:493:HIS:N	1.69	1.44
4:X:492:GLU:C	4:X:493:HIS:N	1.69	1.44

Continued on next page...

Continued from previous page...

Atom-1	Atom-2	Interatomic distance (Å)	Clash overlap (Å)
4:R:299:ASN:CA	4:R:299:ASN:C	1.84	1.44
4:X:492:GLU:C	4:X:493:HIS:N	1.69	1.44
4:R:299:ASN:C	4:R:299:ASN:CA	1.84	1.44
5:Y:379:HIS:N	5:Y:379:HIS:CA	1.76	1.44
6:N:462:GLY:CA	6:N:462:GLY:C	1.85	1.44
4:X:492:GLU:C	4:X:493:HIS:N	1.69	1.44
4:R:299:ASN:C	4:R:299:ASN:CA	1.84	1.44
5:Y:379:HIS:CA	5:Y:379:HIS:N	1.76	1.44
6:N:462:GLY:C	6:N:462:GLY:CA	1.85	1.44
4:F:454:TYR:C	4:F:454:TYR:HA	1.38	1.44
5:S:326:LEU:N	5:S:326:LEU:CA	1.80	1.44
2:I:15:GLN:C	2:I:15:GLN:CA	1.84	1.44
2:C:524:ARG:CB	3:D:1609:ILE:C	1.86	1.44
4:F:367:THR:CA	4:F:367:THR:C	1.85	1.44
4:X:299:ASN:C	4:X:299:ASN:CA	1.84	1.44
4:X:492:GLU:C	4:X:493:HIS:N	1.69	1.44
5:Y:379:HIS:N	5:Y:379:HIS:CA	1.76	1.44
6:N:462:GLY:CA	6:N:462:GLY:C	1.85	1.44
4:X:492:GLU:C	4:X:493:HIS:N	1.69	1.44
4:R:299:ASN:C	4:R:299:ASN:CA	1.84	1.44
5:Y:379:HIS:CA	5:Y:379:HIS:N	1.76	1.44
6:N:462:GLY:CA	6:N:462:GLY:C	1.85	1.44
4:X:492:GLU:C	4:X:493:HIS:N	1.69	1.44
4:R:299:ASN:C	4:R:299:ASN:CA	1.84	1.44
5:Y:379:HIS:N	5:Y:379:HIS:CA	1.76	1.44
6:N:462:GLY:C	6:N:462:GLY:CA	1.85	1.44
5:S:326:LEU:CA	5:S:326:LEU:N	1.80	1.44
6:N:411:GLU:C	6:N:412:GLU:N	1.69	1.44
2:O:173:PRO:HA	3:P:1686:PRO:CA	1.04	1.44
4:L:367:THR:CA	4:L:367:THR:C	1.85	1.44
5:G:326:LEU:CA	5:G:326:LEU:N	1.80	1.44
6:N:411:GLU:C	6:N:412:GLU:N	1.69	1.44
2:O:173:PRO:HA	3:P:1686:PRO:CA	1.04	1.44
4:L:367:THR:C	4:L:367:THR:CA	1.85	1.44
5:G:326:LEU:N	5:G:326:LEU:CA	1.80	1.44
2:O:173:PRO:HA	3:P:1686:PRO:CA	1.04	1.44
5:G:326:LEU:CA	5:G:326:LEU:N	1.80	1.44
4:L:454:TYR:CA	4:L:454:TYR:C	1.83	1.44
2:U:15:GLN:C	2:U:15:GLN:CA	1.84	1.44
5:S:326:LEU:N	5:S:326:LEU:CA	1.80	1.44
2:O:173:PRO:HA	3:P:1686:PRO:CA	1.04	1.44

Continued on next page...

Continued from previous page...

Atom-1	Atom-2	Interatomic distance (Å)	Clash overlap (Å)
5:G:326:LEU:N	5:G:326:LEU:CA	1.80	1.44
2:O:173:PRO:HA	3:P:1686:PRO:CA	1.04	1.44
5:G:326:LEU:CA	5:G:326:LEU:N	1.80	1.44
4:X:459:LEU:C	4:X:459:LEU:CA	1.86	1.44
5:M:326:LEU:CA	5:M:326:LEU:N	1.80	1.44
2:O:15:GLN:C	2:O:15:GLN:CA	1.84	1.44
6:T:374:SER:CA	6:T:374:SER:CB	1.96	1.44
4:X:459:LEU:CA	4:X:459:LEU:C	1.86	1.44
5:M:326:LEU:N	5:M:326:LEU:CA	1.80	1.44
2:U:15:GLN:C	2:U:15:GLN:CA	1.84	1.44
2:U:15:GLN:CA	2:U:15:GLN:C	1.84	1.44
2:C:15:GLN:CA	2:C:15:GLN:C	1.84	1.44
2:O:15:GLN:CA	2:O:15:GLN:C	1.84	1.44
6:T:374:SER:CA	6:T:374:SER:CB	1.96	1.44
2:U:15:GLN:CA	2:U:15:GLN:C	1.84	1.44
2:U:15:GLN:CA	2:U:15:GLN:C	1.84	1.44
2:U:15:GLN:C	2:U:15:GLN:CA	1.84	1.44
4:R:459:LEU:C	4:R:459:LEU:CA	1.86	1.44
4:R:492:GLU:C	4:R:493:HIS:N	1.69	1.44
3:D:1446:LYS:CB	3:P:1450:GLU:CB	1.91	1.44
6:H:462:GLY:C	6:H:462:GLY:CA	1.85	1.44
6:H:374:SER:CA	6:H:374:SER:CB	1.96	1.44
4:R:299:ASN:C	4:R:299:ASN:CA	1.84	1.44
3:D:1446:LYS:CB	3:P:1450:GLU:CB	1.91	1.44
4:X:454:TYR:C	4:X:454:TYR:CA	1.83	1.44
5:Y:326:LEU:N	5:Y:326:LEU:CA	1.80	1.44
3:D:1446:LYS:CB	3:P:1450:GLU:CB	1.91	1.44
4:X:454:TYR:C	4:X:454:TYR:CA	1.83	1.44
5:Y:326:LEU:N	5:Y:326:LEU:CA	1.80	1.44
4:F:400:GLY:N	4:F:401:TYR:N	1.63	1.44
6:T:374:SER:CA	6:T:374:SER:CB	1.96	1.44
4:X:454:TYR:C	4:X:454:TYR:CA	1.83	1.44
4:R:459:LEU:CA	4:R:459:LEU:C	1.86	1.44
4:R:492:GLU:C	4:R:493:HIS:N	1.69	1.44
5:Y:326:LEU:N	5:Y:326:LEU:CA	1.80	1.44
3:D:1446:LYS:CB	3:P:1450:GLU:CB	1.91	1.44
6:H:462:GLY:C	6:H:462:GLY:CA	1.85	1.44
6:H:374:SER:CA	6:H:374:SER:CB	1.96	1.44
4:R:299:ASN:C	4:R:299:ASN:CA	1.84	1.44
4:X:454:TYR:CA	4:X:454:TYR:C	1.83	1.44
5:Y:326:LEU:CA	5:Y:326:LEU:N	1.80	1.44

Continued on next page...

Continued from previous page...

Atom-1	Atom-2	Interatomic distance (Å)	Clash overlap (Å)
3:D:1446:LYS:CB	3:P:1450:GLU:CB	1.91	1.44
4:X:454:TYR:CA	4:X:454:TYR:C	1.83	1.44
5:Y:326:LEU:N	5:Y:326:LEU:CA	1.80	1.44
5:G:326:LEU:N	5:G:326:LEU:CA	1.80	1.43
6:Z:411:GLU:C	6:Z:412:GLU:N	1.69	1.43
6:Z:411:GLU:C	6:Z:412:GLU:N	1.69	1.43
4:L:492:GLU:C	4:L:493:HIS:N	1.69	1.43
6:Z:462:GLY:CA	6:Z:462:GLY:C	1.85	1.43
5:G:326:LEU:CA	5:G:326:LEU:N	1.80	1.43
4:L:459:LEU:CA	4:L:459:LEU:C	1.86	1.43
4:L:492:GLU:C	4:L:493:HIS:N	1.69	1.43
4:X:367:THR:CA	4:X:367:THR:C	1.85	1.43
2:C:304:PRO:O	1:Q:847:ARG:CB	1.65	1.43
4:L:459:LEU:CA	4:L:459:LEU:C	1.86	1.43
4:L:492:GLU:C	4:L:493:HIS:N	1.69	1.43
4:X:367:THR:C	4:X:367:THR:CA	1.85	1.43
4:L:454:TYR:C	4:L:454:TYR:CA	1.83	1.43
2:C:304:PRO:O	1:Q:847:ARG:CB	1.65	1.43
4:X:299:ASN:C	4:X:299:ASN:CA	1.84	1.43
4:L:454:TYR:C	4:L:454:TYR:CA	1.83	1.43
4:X:299:ASN:C	4:X:299:ASN:CA	1.84	1.43
5:Y:327:ARG:N	5:Y:327:ARG:CA	1.77	1.43
4:R:222:THR:C	4:R:222:THR:CA	1.87	1.43
6:T:462:GLY:CA	6:T:462:GLY:C	1.85	1.43
4:L:454:TYR:CA	4:L:454:TYR:C	1.83	1.43
2:C:304:PRO:O	1:Q:847:ARG:CB	1.65	1.43
4:X:299:ASN:CA	4:X:299:ASN:C	1.84	1.43
4:L:454:TYR:CA	4:L:454:TYR:C	1.83	1.43
4:X:299:ASN:CA	4:X:299:ASN:C	1.84	1.43
4:L:454:TYR:CA	4:L:454:TYR:C	1.83	1.43
2:C:304:PRO:O	1:Q:847:ARG:CB	1.65	1.43
4:X:299:ASN:CA	4:X:299:ASN:C	1.84	1.43
4:F:454:TYR:C	4:F:454:TYR:CA	1.83	1.43
5:M:339:TYR:C	5:M:340:ALA:N	1.72	1.43
2:O:786:ARG:CB	1:W:92:GLU:CB	1.89	1.43
4:X:400:GLY:N	4:X:401:TYR:N	1.63	1.43
4:R:492:GLU:C	4:R:493:HIS:N	1.69	1.43
5:M:339:TYR:C	5:M:340:ALA:N	1.72	1.43
2:O:786:ARG:CB	1:W:92:GLU:CB	1.89	1.43
4:X:400:GLY:N	4:X:401:TYR:N	1.63	1.43
4:R:400:GLY:CA	4:R:400:GLY:N	1.82	1.43

Continued on next page...

Continued from previous page...

Atom-1	Atom-2	Interatomic distance (Å)	Clash overlap (Å)
4:R:492:GLU:C	4:R:493:HIS:N	1.69	1.43
2:O:786:ARG:CB	1:W:92:GLU:CB	1.89	1.43
4:R:400:GLY:CA	4:R:400:GLY:N	1.82	1.43
4:R:492:GLU:C	4:R:493:HIS:N	1.69	1.43
2:O:173:PRO:C	3:P:1682:LYS:HA	1.39	1.43
2:O:786:ARG:CB	1:W:92:GLU:CB	1.89	1.43
4:R:400:GLY:N	4:R:400:GLY:CA	1.82	1.43
4:L:400:GLY:CA	4:L:400:GLY:N	1.82	1.43
6:H:411:GLU:C	6:H:412:GLU:N	1.69	1.43
4:R:400:GLY:CA	4:R:400:GLY:N	1.82	1.43
4:F:454:TYR:CA	4:F:454:TYR:C	1.83	1.43
2:O:786:ARG:CB	1:W:92:GLU:CB	1.89	1.43
4:R:492:GLU:C	4:R:493:HIS:N	1.69	1.43
2:O:786:ARG:CB	1:W:92:GLU:CB	1.89	1.43
4:R:400:GLY:N	4:R:400:GLY:CA	1.82	1.43
4:R:492:GLU:C	4:R:493:HIS:N	1.69	1.43
2:O:173:PRO:C	3:P:1682:LYS:HA	1.39	1.43
2:O:786:ARG:CB	1:W:92:GLU:CB	1.89	1.43
4:R:400:GLY:CA	4:R:400:GLY:N	1.82	1.43
4:F:400:GLY:CA	4:F:400:GLY:N	1.82	1.43
4:F:400:GLY:N	4:F:400:GLY:CA	1.82	1.43
4:L:367:THR:CA	4:L:367:THR:C	1.85	1.43
4:F:400:GLY:N	4:F:400:GLY:CA	1.82	1.43
4:L:367:THR:C	4:L:367:THR:CA	1.85	1.43
5:Y:326:LEU:N	5:Y:326:LEU:CA	1.80	1.43
5:G:326:LEU:CA	5:G:326:LEU:N	1.80	1.43
4:R:400:GLY:N	4:R:401:TYR:N	1.63	1.43
4:X:367:THR:CA	4:X:367:THR:C	1.85	1.43
4:L:367:THR:CA	4:L:367:THR:C	1.85	1.43
4:F:400:GLY:N	4:F:400:GLY:CA	1.82	1.43
4:L:367:THR:C	4:L:367:THR:CA	1.85	1.43
4:F:400:GLY:N	4:F:400:GLY:CA	1.82	1.43
4:L:367:THR:CA	4:L:367:THR:C	1.85	1.43
1:Q:1305:GLN:CA	3:V:174:THR:CB	1.97	1.43
5:M:326:LEU:CA	5:M:326:LEU:N	1.80	1.43
4:L:299:ASN:CA	4:L:299:ASN:C	1.84	1.43
5:M:326:LEU:N	5:M:326:LEU:CA	1.80	1.43
1:Q:1305:GLN:CA	3:V:174:THR:CB	1.97	1.43
4:L:299:ASN:C	4:L:299:ASN:CA	1.84	1.43
4:L:400:GLY:N	4:L:401:TYR:N	1.63	1.43
6:N:462:GLY:C	6:N:462:GLY:CA	1.85	1.43

Continued on next page...

Continued from previous page...

Atom-1	Atom-2	Interatomic distance (Å)	Clash overlap (Å)
6:Z:374:SER:CA	6:Z:374:SER:CB	1.96	1.43
5:M:326:LEU:N	5:M:326:LEU:CA	1.80	1.43
4:L:299:ASN:CA	4:L:299:ASN:C	1.84	1.43
5:M:326:LEU:N	5:M:326:LEU:CA	1.80	1.43
1:Q:1305:GLN:CA	3:V:174:THR:CB	1.97	1.43
4:L:299:ASN:C	4:L:299:ASN:CA	1.84	1.43
5:M:326:LEU:CA	5:M:326:LEU:N	1.80	1.43
4:L:299:ASN:C	4:L:299:ASN:CA	1.84	1.43
4:R:367:THR:C	4:R:367:THR:CA	1.85	1.42
6:Z:409:PRO:CA	6:Z:409:PRO:C	1.88	1.42
4:R:453:TYR:CB	4:R:453:TYR:CA	1.97	1.42
6:T:374:SER:CB	6:T:374:SER:CA	1.96	1.42
6:Z:409:PRO:CA	6:Z:409:PRO:C	1.88	1.42
4:R:453:TYR:CA	4:R:453:TYR:CB	1.97	1.42
6:Z:462:GLY:C	6:Z:462:GLY:CA	1.85	1.42
6:T:374:SER:CB	6:T:374:SER:CA	1.96	1.42
4:R:453:TYR:CA	4:R:453:TYR:CB	1.97	1.42
2:C:173:PRO:C	3:D:1682:LYS:HA	1.39	1.42
6:Z:462:GLY:CA	6:Z:462:GLY:C	1.85	1.42
6:T:374:SER:CB	6:T:374:SER:CA	1.96	1.42
2:C:303:ALA:CB	1:Q:849:ASN:N	1.75	1.42
4:F:492:GLU:C	4:F:493:HIS:N	1.69	1.42
6:H:409:PRO:CA	6:H:409:PRO:C	1.88	1.42
5:M:339:TYR:C	5:M:340:ALA:N	1.72	1.42
6:N:374:SER:CA	6:N:374:SER:CB	1.96	1.42
4:R:367:THR:C	4:R:367:THR:CA	1.85	1.42
6:Z:462:GLY:C	6:Z:462:GLY:CA	1.85	1.42
4:R:453:TYR:CA	4:R:453:TYR:CB	1.97	1.42
6:Z:462:GLY:C	6:Z:462:GLY:CA	1.85	1.42
6:T:374:SER:CA	6:T:374:SER:CB	1.96	1.42
4:R:453:TYR:CA	4:R:453:TYR:CB	1.97	1.42
2:C:173:PRO:C	3:D:1682:LYS:HA	1.39	1.42
6:Z:462:GLY:C	6:Z:462:GLY:CA	1.85	1.42
6:T:374:SER:CB	6:T:374:SER:CA	1.96	1.42
6:H:462:GLY:CA	6:H:462:GLY:C	1.85	1.42
6:H:374:SER:CA	6:H:374:SER:CB	1.96	1.42
4:L:492:GLU:C	4:L:493:HIS:N	1.69	1.42
6:H:462:GLY:C	6:H:462:GLY:CA	1.85	1.42
6:H:374:SER:CB	6:H:374:SER:CA	1.96	1.42
4:L:492:GLU:C	4:L:493:HIS:N	1.69	1.42
6:H:462:GLY:C	6:H:462:GLY:CA	1.85	1.42

Continued on next page...

Continued from previous page...

Atom-1	Atom-2	Interatomic distance (Å)	Clash overlap (Å)
6:H:374:SER:CB	6:H:374:SER:CA	1.96	1.42
4:F:453:TYR:CA	4:F:453:TYR:CB	1.97	1.42
2:C:487:CYS:CB	3:D:1661:ARG:CB	1.95	1.42
2:O:15:GLN:C	2:O:15:GLN:CA	1.84	1.42
4:L:492:GLU:C	4:L:493:HIS:N	1.69	1.42
4:L:492:GLU:C	4:L:493:HIS:N	1.69	1.42
6:H:462:GLY:CA	6:H:462:GLY:C	1.85	1.42
6:H:374:SER:CB	6:H:374:SER:CA	1.96	1.42
4:L:492:GLU:C	4:L:493:HIS:N	1.69	1.42
6:H:462:GLY:C	6:H:462:GLY:CA	1.85	1.42
6:H:374:SER:CB	6:H:374:SER:CA	1.96	1.42
6:N:409:PRO:C	6:N:409:PRO:CA	1.88	1.42
6:N:409:PRO:C	6:N:409:PRO:CA	1.88	1.42
5:G:339:TYR:C	5:G:340:ALA:N	1.72	1.42
4:L:459:LEU:C	4:L:459:LEU:CA	1.86	1.42
5:G:339:TYR:C	5:G:340:ALA:N	1.72	1.42
6:Z:411:GLU:C	6:Z:412:GLU:N	1.69	1.42
4:L:459:LEU:C	4:L:459:LEU:CA	1.86	1.42
5:G:339:TYR:C	5:G:340:ALA:N	1.72	1.42
6:Z:411:GLU:C	6:Z:412:GLU:N	1.69	1.42
5:S:339:TYR:C	5:S:340:ALA:N	1.72	1.42
4:L:459:LEU:CA	4:L:459:LEU:C	1.86	1.42
6:Z:411:GLU:C	6:Z:412:GLU:N	1.69	1.42
4:L:459:LEU:C	4:L:459:LEU:CA	1.86	1.42
5:G:339:TYR:C	5:G:340:ALA:N	1.72	1.42
6:Z:411:GLU:C	6:Z:412:GLU:N	1.69	1.42
4:L:459:LEU:CA	4:L:459:LEU:C	1.86	1.42
5:G:339:TYR:C	5:G:340:ALA:N	1.72	1.42
6:Z:411:GLU:C	6:Z:412:GLU:N	1.69	1.42
6:T:462:GLY:CA	6:T:462:GLY:C	1.85	1.42
6:T:462:GLY:CA	6:T:462:GLY:C	1.85	1.42
6:T:462:GLY:CA	6:T:462:GLY:C	1.85	1.42
6:T:462:GLY:C	6:T:462:GLY:CA	1.85	1.42
6:T:462:GLY:CA	6:T:462:GLY:C	1.85	1.42
4:F:459:LEU:CA	4:F:459:LEU:C	1.87	1.42
4:L:400:GLY:CA	4:L:400:GLY:N	1.82	1.42
5:Y:378:SER:C	5:Y:378:SER:CA	1.88	1.42
4:F:453:TYR:CA	4:F:453:TYR:CB	1.97	1.42
1:E:1305:GLN:HA	3:J:174:THR:CB	1.50	1.42
1:E:1305:GLN:CA	3:J:174:THR:CB	1.97	1.42
4:F:400:GLY:N	4:F:401:TYR:N	1.63	1.42

Continued on next page...

Continued from previous page...

Atom-1	Atom-2	Interatomic distance (Å)	Clash overlap (Å)
4:L:400:GLY:N	4:L:400:GLY:CA	1.82	1.42
5:S:339:TYR:C	5:S:340:ALA:N	1.72	1.42
5:Y:378:SER:CA	5:Y:378:SER:C	1.88	1.42
4:F:453:TYR:CA	4:F:453:TYR:CB	1.97	1.42
4:F:400:GLY:N	4:F:401:TYR:N	1.63	1.42
5:M:339:TYR:C	5:M:340:ALA:N	1.72	1.42
4:L:400:GLY:N	4:L:401:TYR:N	1.63	1.42
6:N:374:SER:CA	6:N:374:SER:CB	1.96	1.42
6:N:409:PRO:CA	6:N:409:PRO:C	1.88	1.42
5:S:339:TYR:C	5:S:340:ALA:N	1.72	1.42
4:F:453:TYR:CB	4:F:453:TYR:CA	1.97	1.42
1:E:1305:GLN:HA	3:J:174:THR:CB	1.50	1.42
1:E:1305:GLN:CA	3:J:174:THR:CB	1.97	1.42
4:F:400:GLY:N	4:F:401:TYR:N	1.63	1.42
5:M:339:TYR:C	5:M:340:ALA:N	1.72	1.42
4:L:400:GLY:N	4:L:401:TYR:N	1.63	1.42
6:N:374:SER:CB	6:N:374:SER:CA	1.96	1.42
6:N:409:PRO:C	6:N:409:PRO:CA	1.88	1.42
5:S:339:TYR:C	5:S:340:ALA:N	1.72	1.42
4:F:459:LEU:C	4:F:459:LEU:CA	1.86	1.42
5:M:378:SER:CA	5:M:378:SER:C	1.88	1.42
4:F:459:LEU:CA	4:F:459:LEU:C	1.87	1.42
5:M:339:TYR:C	5:M:340:ALA:N	1.72	1.42
4:L:400:GLY:N	4:L:401:TYR:N	1.63	1.42
6:N:374:SER:CA	6:N:374:SER:CB	1.96	1.42
6:N:409:PRO:CA	6:N:409:PRO:C	1.88	1.42
4:F:453:TYR:CA	4:F:453:TYR:CB	1.97	1.42
1:E:1305:GLN:HA	3:J:174:THR:CB	1.50	1.42
1:E:1305:GLN:CA	3:J:174:THR:CB	1.97	1.42
4:F:400:GLY:N	4:F:401:TYR:N	1.63	1.42
5:M:339:TYR:C	5:M:340:ALA:N	1.72	1.42
4:L:400:GLY:N	4:L:401:TYR:N	1.63	1.42
6:N:374:SER:CA	6:N:374:SER:CB	1.96	1.42
6:N:409:PRO:CA	6:N:409:PRO:C	1.88	1.42
5:S:339:TYR:C	5:S:340:ALA:N	1.72	1.42
4:F:453:TYR:CB	4:F:453:TYR:CA	1.97	1.42
4:F:400:GLY:N	4:F:401:TYR:N	1.63	1.42
5:M:339:TYR:C	5:M:340:ALA:N	1.72	1.42
4:L:400:GLY:N	4:L:401:TYR:N	1.63	1.42
6:N:374:SER:CB	6:N:374:SER:CA	1.96	1.42
6:N:409:PRO:C	6:N:409:PRO:CA	1.88	1.42

Continued on next page...

Continued from previous page...

Atom-1	Atom-2	Interatomic distance (Å)	Clash overlap (Å)
5:S:339:TYR:C	5:S:340:ALA:N	1.72	1.42
5:M:378:SER:CA	5:M:378:SER:C	1.88	1.41
6:Z:374:SER:CB	6:Z:374:SER:CA	1.96	1.41
5:M:378:SER:C	5:M:378:SER:CA	1.88	1.41
6:Z:374:SER:CA	6:Z:374:SER:CB	1.96	1.41
4:X:459:LEU:CA	4:X:459:LEU:C	1.86	1.41
4:X:459:LEU:CA	4:X:459:LEU:C	1.86	1.41
4:X:459:LEU:C	4:X:459:LEU:CA	1.86	1.41
4:L:459:LEU:CA	4:L:459:LEU:C	1.86	1.41
4:X:400:GLY:N	4:X:400:GLY:CA	1.82	1.41
4:F:222:THR:C	4:F:222:THR:CA	1.87	1.41
5:Y:378:SER:CA	5:Y:378:SER:C	1.88	1.41
4:X:459:LEU:CA	4:X:459:LEU:C	1.86	1.41
4:X:459:LEU:CA	4:X:459:LEU:C	1.86	1.41
4:X:459:LEU:C	4:X:459:LEU:CA	1.86	1.41
6:T:409:PRO:C	6:T:409:PRO:CA	1.88	1.41
2:O:522:CYS:N	3:P:1662:CYS:HA	1.24	1.41
5:S:378:SER:C	5:S:378:SER:CA	1.88	1.41
6:N:374:SER:CB	6:N:374:SER:CA	1.96	1.41
2:O:522:CYS:N	3:P:1662:CYS:HA	1.24	1.41
6:N:374:SER:CA	6:N:374:SER:CB	1.96	1.41
2:O:522:CYS:N	3:P:1662:CYS:HA	1.24	1.41
4:X:367:THR:CA	4:X:367:THR:C	1.85	1.41
4:X:367:THR:C	4:X:367:THR:CA	1.85	1.41
6:T:409:PRO:C	6:T:409:PRO:CA	1.88	1.41
5:S:378:SER:CA	5:S:378:SER:C	1.89	1.41
4:X:222:THR:C	4:X:222:THR:CA	1.87	1.41
4:L:222:THR:CA	4:L:222:THR:C	1.87	1.41
6:T:409:PRO:C	6:T:409:PRO:CA	1.88	1.41
2:O:522:CYS:N	3:P:1662:CYS:HA	1.24	1.41
4:X:367:THR:CA	4:X:367:THR:C	1.85	1.41
5:S:378:SER:C	5:S:378:SER:CA	1.88	1.41
2:O:522:CYS:N	3:P:1662:CYS:HA	1.24	1.41
4:X:367:THR:CA	4:X:367:THR:C	1.85	1.41
4:X:367:THR:CA	4:X:367:THR:C	1.85	1.41
4:F:453:TYR:CA	4:F:453:TYR:CB	1.97	1.41
4:X:400:GLY:N	4:X:400:GLY:CA	1.82	1.41
5:S:339:TYR:C	5:S:340:ALA:N	1.72	1.41
1:Q:1305:GLN:HA	3:V:174:THR:CB	1.50	1.41
4:X:400:GLY:CA	4:X:400:GLY:N	1.82	1.41
5:G:378:SER:CA	5:G:378:SER:C	1.88	1.41

Continued on next page...

Continued from previous page...

Atom-1	Atom-2	Interatomic distance (Å)	Clash overlap (Å)
4:X:454:TYR:C	4:X:454:TYR:HA	1.38	1.41
5:M:378:SER:C	5:M:378:SER:CA	1.88	1.41
5:G:378:SER:CA	5:G:378:SER:C	1.88	1.41
6:Z:409:PRO:C	6:Z:409:PRO:CA	1.88	1.41
4:X:454:TYR:C	4:X:454:TYR:HA	1.38	1.41
1:Q:1305:GLN:HA	3:V:174:THR:CB	1.50	1.41
5:M:378:SER:CA	5:M:378:SER:C	1.88	1.41
5:G:378:SER:CA	5:G:378:SER:C	1.88	1.41
6:Z:409:PRO:CA	6:Z:409:PRO:C	1.88	1.41
5:Y:339:TYR:C	5:Y:340:ALA:N	1.72	1.41
5:G:339:TYR:C	5:G:340:ALA:N	1.72	1.41
6:H:374:SER:CA	6:H:374:SER:CB	1.96	1.41
4:F:453:TYR:CB	4:F:453:TYR:CA	1.97	1.41
4:X:454:TYR:C	4:X:454:TYR:HA	1.38	1.41
5:M:378:SER:C	5:M:378:SER:CA	1.88	1.41
5:S:339:TYR:C	5:S:340:ALA:N	1.72	1.41
6:Z:409:PRO:CA	6:Z:409:PRO:C	1.88	1.41
4:X:454:TYR:C	4:X:454:TYR:HA	1.38	1.41
1:Q:1305:GLN:HA	3:V:174:THR:CB	1.50	1.41
5:M:378:SER:CA	5:M:378:SER:C	1.88	1.41
5:G:378:SER:CA	5:G:378:SER:C	1.88	1.41
6:Z:409:PRO:CA	6:Z:409:PRO:C	1.88	1.41
4:X:454:TYR:C	4:X:454:TYR:HA	1.38	1.41
5:M:378:SER:C	5:M:378:SER:CA	1.88	1.41
5:G:378:SER:CA	5:G:378:SER:C	1.88	1.41
6:Z:409:PRO:C	6:Z:409:PRO:CA	1.88	1.41
4:R:453:TYR:CA	4:R:453:TYR:CB	1.97	1.41
5:Y:339:TYR:C	5:Y:340:ALA:N	1.72	1.41
1:K:860:GLN:CB	1:K:871:ASP:CB	1.98	1.41
4:R:459:LEU:CA	4:R:459:LEU:C	1.86	1.41
5:Y:339:TYR:C	5:Y:340:ALA:N	1.72	1.41
1:K:860:GLN:CB	1:K:871:ASP:CB	1.98	1.41
4:R:459:LEU:CA	4:R:459:LEU:C	1.86	1.41
4:X:400:GLY:CA	4:X:400:GLY:N	1.82	1.41
1:K:860:GLN:CB	1:K:871:ASP:CB	1.98	1.41
4:R:459:LEU:CA	4:R:459:LEU:C	1.86	1.41
4:X:400:GLY:CA	4:X:400:GLY:N	1.82	1.41
1:K:860:GLN:CB	1:K:871:ASP:CB	1.98	1.41
4:F:400:GLY:N	4:F:400:GLY:CA	1.82	1.41
6:N:409:PRO:C	6:N:409:PRO:CA	1.88	1.41
4:R:453:TYR:CA	4:R:453:TYR:CB	1.97	1.41

Continued on next page...

Continued from previous page...

Atom-1	Atom-2	Interatomic distance (Å)	Clash overlap (Å)
4:X:400:GLY:CA	4:X:400:GLY:N	1.82	1.41
1:K:860:GLN:CB	1:K:871:ASP:CB	1.98	1.41
4:R:459:LEU:CA	4:R:459:LEU:C	1.86	1.41
4:X:400:GLY:N	4:X:400:GLY:CA	1.82	1.41
1:K:860:GLN:CB	1:K:871:ASP:CB	1.98	1.41
4:R:459:LEU:CA	4:R:459:LEU:C	1.86	1.41
4:X:400:GLY:CA	4:X:400:GLY:N	1.82	1.41
1:K:860:GLN:CB	1:K:871:ASP:CB	1.98	1.41
4:L:400:GLY:N	4:L:401:TYR:N	1.63	1.41
4:R:400:GLY:N	4:R:401:TYR:N	1.63	1.41
4:F:367:THR:C	4:F:367:THR:CA	1.85	1.41
4:R:454:TYR:C	4:R:454:TYR:HA	1.37	1.41
4:L:400:GLY:N	4:L:401:TYR:N	1.63	1.41
4:R:454:TYR:HA	4:R:454:TYR:C	1.37	1.41
5:Y:378:SER:CA	5:Y:378:SER:C	1.88	1.41
6:N:411:GLU:C	6:N:412:GLU:N	1.69	1.41
4:R:454:TYR:C	4:R:454:TYR:HA	1.37	1.41
5:Y:378:SER:CA	5:Y:378:SER:C	1.88	1.41
6:N:411:GLU:C	6:N:412:GLU:N	1.69	1.41
6:Z:409:PRO:CA	6:Z:409:PRO:C	1.88	1.41
5:Y:378:SER:CA	5:Y:378:SER:C	1.88	1.41
6:N:411:GLU:C	6:N:412:GLU:N	1.69	1.41
4:R:400:GLY:N	4:R:401:TYR:N	1.63	1.41
4:F:367:THR:C	4:F:367:THR:CA	1.85	1.41
4:R:454:TYR:C	4:R:454:TYR:HA	1.37	1.41
5:Y:378:SER:CA	5:Y:378:SER:C	1.88	1.41
6:N:411:GLU:C	6:N:412:GLU:N	1.69	1.41
4:R:454:TYR:C	4:R:454:TYR:HA	1.37	1.41
5:Y:378:SER:C	5:Y:378:SER:CA	1.88	1.41
6:N:411:GLU:C	6:N:412:GLU:N	1.69	1.41
5:G:378:SER:CA	5:G:378:SER:C	1.89	1.40
1:W:860:GLN:CB	1:W:871:ASP:CB	1.98	1.40
1:W:860:GLN:CB	1:W:871:ASP:CB	1.98	1.40
4:L:400:GLY:CA	4:L:400:GLY:N	1.82	1.40
1:W:860:GLN:CB	1:W:871:ASP:CB	1.98	1.40
4:L:400:GLY:CA	4:L:400:GLY:N	1.82	1.40
1:W:860:GLN:CB	1:W:871:ASP:CB	1.98	1.40
4:L:400:GLY:N	4:L:400:GLY:CA	1.82	1.40
5:G:378:SER:C	5:G:378:SER:CA	1.89	1.40
1:W:860:GLN:CB	1:W:871:ASP:CB	1.98	1.40
4:L:400:GLY:CA	4:L:400:GLY:N	1.82	1.40

Continued on next page...

Continued from previous page...

Atom-1	Atom-2	Interatomic distance (Å)	Clash overlap (Å)
1:W:860:GLN:CB	1:W:871:ASP:CB	1.98	1.40
4:L:400:GLY:N	4:L:400:GLY:CA	1.82	1.40
1:W:860:GLN:CB	1:W:871:ASP:CB	1.98	1.40
4:X:453:TYR:CB	4:X:453:TYR:CA	1.97	1.40
6:H:409:PRO:CA	6:H:409:PRO:C	1.88	1.40
4:F:400:GLY:N	4:F:401:TYR:N	1.63	1.40
4:X:453:TYR:CB	4:X:453:TYR:CA	1.97	1.40
5:Y:339:TYR:C	5:Y:340:ALA:N	1.72	1.40
6:Z:374:SER:CB	6:Z:374:SER:CA	1.96	1.40
5:Y:339:TYR:C	5:Y:340:ALA:N	1.72	1.40
6:Z:374:SER:CA	6:Z:374:SER:CB	1.96	1.40
4:L:453:TYR:CB	4:L:453:TYR:CA	1.97	1.40
6:H:409:PRO:C	6:H:409:PRO:CA	1.88	1.40
5:Y:339:TYR:C	5:Y:340:ALA:N	1.72	1.40
6:Z:374:SER:CA	6:Z:374:SER:CB	1.96	1.40
4:F:400:GLY:N	4:F:401:TYR:N	1.63	1.40
5:Y:339:TYR:C	5:Y:340:ALA:N	1.72	1.40
6:Z:374:SER:CA	6:Z:374:SER:CB	1.96	1.40
5:Y:339:TYR:C	5:Y:340:ALA:N	1.72	1.40
6:Z:374:SER:CB	6:Z:374:SER:CA	1.96	1.40
4:R:400:GLY:N	4:R:401:TYR:N	1.63	1.40
4:X:453:TYR:CA	4:X:453:TYR:CB	1.97	1.40
4:L:454:TYR:C	4:L:454:TYR:HA	1.37	1.40
4:L:453:TYR:CB	4:L:453:TYR:CA	1.97	1.40
4:R:400:GLY:N	4:R:401:TYR:N	1.63	1.40
4:X:453:TYR:CA	4:X:453:TYR:CB	1.97	1.40
4:L:454:TYR:C	4:L:454:TYR:HA	1.37	1.40
4:L:453:TYR:CB	4:L:453:TYR:CA	1.97	1.40
4:R:400:GLY:N	4:R:401:TYR:N	1.63	1.40
4:R:459:LEU:CA	4:R:459:LEU:C	1.87	1.40
4:X:453:TYR:CA	4:X:453:TYR:CB	1.97	1.40
4:L:454:TYR:C	4:L:454:TYR:HA	1.37	1.40
4:L:453:TYR:CA	4:L:453:TYR:CB	1.97	1.40
4:X:453:TYR:CA	4:X:453:TYR:CB	1.97	1.40
4:L:454:TYR:HA	4:L:454:TYR:C	1.37	1.40
4:L:453:TYR:CB	4:L:453:TYR:CA	1.97	1.40
4:R:400:GLY:N	4:R:401:TYR:N	1.63	1.40
4:X:453:TYR:CB	4:X:453:TYR:CA	1.97	1.40
4:L:454:TYR:HA	4:L:454:TYR:C	1.37	1.40
4:L:453:TYR:CB	4:L:453:TYR:CA	1.97	1.40
4:R:400:GLY:N	4:R:401:TYR:N	1.63	1.40

Continued on next page...

Continued from previous page...

Atom-1	Atom-2	Interatomic distance (Å)	Clash overlap (Å)
4:F:459:LEU:CA	4:F:459:LEU:C	1.87	1.40
6:H:409:PRO:CA	6:H:409:PRO:C	1.88	1.40
4:F:459:LEU:CA	4:F:459:LEU:C	1.87	1.40
6:H:409:PRO:CA	6:H:409:PRO:C	1.88	1.40
4:F:459:LEU:C	4:F:459:LEU:CA	1.87	1.40
6:H:409:PRO:C	6:H:409:PRO:CA	1.88	1.40
4:X:453:TYR:CB	4:X:453:TYR:CA	1.97	1.40
4:F:459:LEU:C	4:F:459:LEU:CA	1.87	1.40
6:H:409:PRO:C	6:H:409:PRO:CA	1.88	1.40
4:F:459:LEU:CA	4:F:459:LEU:C	1.87	1.40
6:H:409:PRO:CA	6:H:409:PRO:C	1.88	1.40
5:S:378:SER:C	5:S:378:SER:CA	1.88	1.39
5:S:378:SER:CA	5:S:378:SER:C	1.88	1.39
5:S:378:SER:C	5:S:378:SER:CA	1.88	1.39
4:R:453:TYR:CA	4:R:453:TYR:CB	1.97	1.39
5:G:378:SER:CA	5:G:378:SER:C	1.89	1.39
1:Q:1354:LEU:O	3:V:872:LEU:CB	1.69	1.39
5:S:378:SER:CA	5:S:378:SER:C	1.88	1.39
5:S:378:SER:C	5:S:378:SER:CA	1.88	1.39
5:G:339:TYR:C	5:G:340:ALA:N	1.72	1.39
5:G:339:TYR:C	5:G:340:ALA:N	1.72	1.39
4:X:400:GLY:N	4:X:401:TYR:N	1.63	1.39
4:X:400:GLY:N	4:X:401:TYR:N	1.63	1.39
4:X:400:GLY:N	4:X:401:TYR:N	1.63	1.39
4:X:400:GLY:N	4:X:401:TYR:N	1.63	1.39
4:X:400:GLY:N	4:X:401:TYR:N	1.63	1.39
6:T:409:PRO:CA	6:T:409:PRO:C	1.88	1.39
6:T:409:PRO:C	6:T:409:PRO:CA	1.88	1.39
6:T:409:PRO:CA	6:T:409:PRO:C	1.88	1.39
2:O:783:SER:CB	1:W:91:PRO:N	1.84	1.39
6:T:409:PRO:CA	6:T:409:PRO:C	1.88	1.39
6:T:409:PRO:C	6:T:409:PRO:CA	1.88	1.39
4:F:400:GLY:CA	4:F:400:GLY:N	1.82	1.38
3:D:888:PRO:CB	6:H:404:GLU:CB	1.99	1.38
4:F:400:GLY:CA	4:F:400:GLY:N	1.82	1.38
3:D:888:PRO:CB	6:H:404:GLU:CB	1.99	1.38
4:X:454:TYR:HA	4:X:454:TYR:C	1.37	1.38
4:X:454:TYR:HA	4:X:454:TYR:C	1.37	1.38
2:C:303:ALA:HB1	1:Q:849:ASN:N	1.09	1.38
2:U:622:PHE:CB	3:V:1450:GLU:CB	2.00	1.38
4:L:453:TYR:CA	4:L:453:TYR:CB	1.97	1.38

Continued on next page...

Continued from previous page...

Atom-1	Atom-2	Interatomic distance (Å)	Clash overlap (Å)
4:L:453:TYR:CA	4:L:453:TYR:CB	1.97	1.38
2:C:306:PRO:CA	1:Q:849:ASN:CB	2.00	1.38
2:C:522:CYS:N	3:D:1662:CYS:HA	1.24	1.38
4:F:454:TYR:C	4:F:454:TYR:HA	1.37	1.38
2:C:522:CYS:N	3:D:1662:CYS:HA	1.24	1.38
4:F:454:TYR:C	4:F:454:TYR:HA	1.37	1.38
2:C:522:CYS:N	3:D:1662:CYS:HA	1.24	1.38
4:F:454:TYR:HA	4:F:454:TYR:C	1.37	1.38
2:C:522:CYS:N	3:D:1662:CYS:HA	1.24	1.38
4:F:454:TYR:HA	4:F:454:TYR:C	1.37	1.38
2:C:522:CYS:N	3:D:1662:CYS:HA	1.24	1.38
4:F:454:TYR:C	4:F:454:TYR:HA	1.37	1.38
4:L:454:TYR:C	4:L:454:TYR:HA	1.37	1.38
4:R:400:GLY:CA	4:R:400:GLY:N	1.82	1.38
4:L:454:TYR:HA	4:L:454:TYR:C	1.37	1.38
4:R:400:GLY:N	4:R:400:GLY:CA	1.82	1.38
2:C:173:PRO:HA	3:D:1686:PRO:CA	1.04	1.37
2:C:173:PRO:HA	3:D:1686:PRO:CA	1.04	1.37
2:C:173:PRO:HA	3:D:1686:PRO:CA	1.04	1.37
1:Q:1266:PHE:CB	3:V:693:GLU:CB	1.99	1.37
2:C:173:PRO:HA	3:D:1686:PRO:CA	1.04	1.37
2:C:173:PRO:HA	3:D:1686:PRO:CA	1.04	1.37
1:Q:1286:ILE:HA	3:V:680:SER:CB	1.52	1.37
4:F:454:TYR:C	4:F:454:TYR:HA	1.37	1.37
4:F:454:TYR:C	4:F:454:TYR:HA	1.37	1.37
4:F:450:GLU:O	4:F:450:GLU:C	1.64	1.36
3:P:880:GLU:O	6:T:412:GLU:CA	1.70	1.36
4:L:454:TYR:HA	4:L:454:TYR:C	1.37	1.36
2:C:674:TYR:CB	1:K:849:ASN:HA	1.47	1.36
4:F:450:GLU:O	4:F:450:GLU:C	1.64	1.36
3:P:880:GLU:O	6:T:412:GLU:CA	1.70	1.36
4:R:458:ASP:C	4:R:458:ASP:CA	1.94	1.36
4:F:450:GLU:C	4:F:450:GLU:O	1.64	1.36
1:E:1301:GLU:HA	3:J:877:CYS:CB	1.54	1.36
4:R:458:ASP:C	4:R:458:ASP:CA	1.94	1.36
4:F:458:ASP:CA	4:F:458:ASP:C	1.94	1.36
4:R:450:GLU:O	4:R:450:GLU:C	1.64	1.35
4:R:454:TYR:HA	4:R:454:TYR:C	1.37	1.35
4:F:458:ASP:C	4:F:458:ASP:CA	1.94	1.35
4:F:458:ASP:CA	4:F:458:ASP:C	1.94	1.35
4:F:458:ASP:C	4:F:458:ASP:CA	1.94	1.35

Continued on next page...

Continued from previous page...

Atom-1	Atom-2	Interatomic distance (Å)	Clash overlap (Å)
4:F:401:TYR:N	4:F:401:TYR:CA	1.90	1.35
4:R:454:TYR:HA	4:R:454:TYR:C	1.37	1.35
4:F:458:ASP:C	4:F:458:ASP:CA	1.94	1.35
4:F:458:ASP:CA	4:F:458:ASP:C	1.94	1.35
4:R:458:ASP:CA	4:R:458:ASP:C	1.94	1.35
4:R:458:ASP:C	4:R:458:ASP:CA	1.94	1.35
4:R:458:ASP:C	4:R:458:ASP:CA	1.94	1.35
4:R:458:ASP:C	4:R:458:ASP:CA	1.94	1.35
4:R:458:ASP:C	4:R:458:ASP:CA	1.94	1.35
2:O:173:PRO:CA	3:P:1686:PRO:HA	1.02	1.35
4:R:401:TYR:N	4:R:401:TYR:CA	1.90	1.35
2:C:173:PRO:CA	3:D:1686:PRO:HA	1.02	1.35
2:O:173:PRO:CA	3:P:1686:PRO:HA	1.02	1.35
2:C:173:PRO:CA	3:D:1686:PRO:HA	1.02	1.35
2:O:173:PRO:CA	3:P:1686:PRO:HA	1.02	1.35
2:C:173:PRO:CA	3:D:1686:PRO:HA	1.02	1.35
4:X:401:TYR:CA	4:X:401:TYR:N	1.90	1.35
2:O:173:PRO:CA	3:P:1686:PRO:HA	1.02	1.35
4:R:401:TYR:CA	4:R:401:TYR:N	1.90	1.35
2:C:173:PRO:CA	3:D:1686:PRO:HA	1.02	1.35
2:O:173:PRO:CA	3:P:1686:PRO:HA	1.02	1.35
2:C:173:PRO:CA	3:D:1686:PRO:HA	1.02	1.35
4:X:450:GLU:C	4:X:450:GLU:O	1.64	1.35
4:X:450:GLU:C	4:X:450:GLU:O	1.64	1.35
4:X:450:GLU:C	4:X:450:GLU:O	1.64	1.35
2:C:676:ALA:HB1	1:K:846:ILE:O	1.23	1.35
2:C:483:GLU:CB	3:D:1658:ALA:HA	1.57	1.35
4:X:450:GLU:C	4:X:450:GLU:O	1.64	1.35
4:X:450:GLU:C	4:X:450:GLU:O	1.64	1.35
4:X:450:GLU:C	4:X:450:GLU:O	1.64	1.35
4:F:458:ASP:CA	4:F:458:ASP:C	1.94	1.34
4:R:450:GLU:O	4:R:450:GLU:C	1.64	1.34
4:X:401:TYR:CA	4:X:401:TYR:N	1.90	1.34
4:X:401:TYR:CA	4:X:401:TYR:N	1.90	1.34
4:F:458:ASP:C	4:F:458:ASP:CA	1.94	1.34
4:R:450:GLU:C	4:R:450:GLU:O	1.64	1.34
4:R:454:TYR:C	4:R:454:TYR:HA	1.37	1.34
4:R:458:ASP:C	4:R:458:ASP:CA	1.94	1.34
4:L:401:TYR:N	4:L:401:TYR:CA	1.90	1.34
4:L:401:TYR:CA	4:L:401:TYR:N	1.90	1.34
4:L:401:TYR:N	4:L:401:TYR:CA	1.90	1.34

Continued on next page...

Continued from previous page...

Atom-1	Atom-2	Interatomic distance (Å)	Clash overlap (Å)
4:L:458:ASP:CA	4:L:458:ASP:C	1.94	1.34
4:X:458:ASP:C	4:X:458:ASP:CA	1.94	1.34
4:L:450:GLU:C	4:L:450:GLU:O	1.64	1.34
4:X:458:ASP:CA	4:X:458:ASP:C	1.94	1.34
4:L:450:GLU:O	4:L:450:GLU:C	1.64	1.34
4:L:450:GLU:O	4:L:450:GLU:C	1.64	1.34
4:X:458:ASP:CA	4:X:458:ASP:C	1.94	1.34
4:L:450:GLU:O	4:L:450:GLU:C	1.64	1.34
4:X:458:ASP:CA	4:X:458:ASP:C	1.94	1.34
4:L:450:GLU:O	4:L:450:GLU:C	1.64	1.34
4:X:458:ASP:C	4:X:458:ASP:CA	1.94	1.34
4:L:450:GLU:C	4:L:450:GLU:O	1.64	1.34
2:C:786:ARG:CB	1:K:92:GLU:C	1.93	1.34
2:C:786:ARG:CB	1:K:92:GLU:C	1.93	1.34
2:C:786:ARG:CB	1:K:92:GLU:C	1.93	1.34
2:C:786:ARG:CB	1:K:92:GLU:C	1.93	1.34
4:R:401:TYR:N	4:R:401:TYR:CA	1.90	1.34
2:C:786:ARG:CB	1:K:92:GLU:C	1.93	1.34
2:C:786:ARG:CB	1:K:92:GLU:C	1.93	1.34
2:C:786:ARG:CB	1:K:92:GLU:C	1.93	1.34
4:R:401:TYR:CA	4:R:401:TYR:N	1.90	1.33
4:R:401:TYR:CA	4:R:401:TYR:N	1.90	1.33
4:L:401:TYR:N	4:L:401:TYR:CA	1.90	1.33
4:R:401:TYR:N	4:R:401:TYR:CA	1.90	1.33
4:L:401:TYR:CA	4:L:401:TYR:N	1.90	1.33
4:L:401:TYR:CA	4:L:401:TYR:N	1.90	1.33
4:R:401:TYR:CA	4:R:401:TYR:N	1.90	1.33
4:L:401:TYR:N	4:L:401:TYR:CA	1.90	1.33
4:R:401:TYR:CA	4:R:401:TYR:N	1.90	1.33
4:L:401:TYR:N	4:L:401:TYR:CA	1.90	1.33
4:F:401:TYR:N	4:F:401:TYR:CA	1.90	1.33
4:L:458:ASP:C	4:L:458:ASP:CA	1.94	1.33
4:F:401:TYR:N	4:F:401:TYR:CA	1.90	1.33
4:L:458:ASP:CA	4:L:458:ASP:C	1.94	1.33
4:F:401:TYR:N	4:F:401:TYR:CA	1.90	1.33
2:C:303:ALA:CA	1:Q:849:ASN:CA	2.00	1.33
4:L:458:ASP:C	4:L:458:ASP:CA	1.94	1.33
4:L:458:ASP:CA	4:L:458:ASP:C	1.94	1.33
4:F:401:TYR:CA	4:F:401:TYR:N	1.90	1.33
4:L:458:ASP:C	4:L:458:ASP:CA	1.94	1.33
4:F:401:TYR:N	4:F:401:TYR:CA	1.90	1.33

Continued on next page...

Continued from previous page...

Atom-1	Atom-2	Interatomic distance (Å)	Clash overlap (Å)
2:C:785:LEU:HA	1:K:132:GLY:C	1.47	1.33
4:F:450:GLU:C	4:F:450:GLU:O	1.64	1.33
2:C:785:LEU:HA	1:K:132:GLY:C	1.47	1.33
4:F:450:GLU:O	4:F:450:GLU:C	1.64	1.33
2:C:785:LEU:HA	1:K:132:GLY:C	1.47	1.33
4:F:450:GLU:O	4:F:450:GLU:C	1.64	1.33
2:C:785:LEU:HA	1:K:132:GLY:C	1.47	1.33
4:X:458:ASP:C	4:X:458:ASP:CA	1.94	1.33
2:C:785:LEU:HA	1:K:132:GLY:C	1.47	1.33
4:F:450:GLU:O	4:F:450:GLU:C	1.64	1.33
2:C:785:LEU:HA	1:K:132:GLY:C	1.47	1.33
4:F:450:GLU:C	4:F:450:GLU:O	1.64	1.33
2:C:785:LEU:HA	1:K:132:GLY:C	1.47	1.33
4:R:458:ASP:C	4:R:459:LEU:N	1.82	1.33
4:F:458:ASP:C	4:F:459:LEU:N	1.82	1.33
4:F:401:TYR:N	4:F:401:TYR:CA	1.90	1.33
4:F:458:ASP:C	4:F:459:LEU:N	1.82	1.33
4:F:401:TYR:CA	4:F:401:TYR:N	1.90	1.33
4:L:458:ASP:C	4:L:458:ASP:CA	1.94	1.32
4:X:458:ASP:CA	4:X:458:ASP:C	1.94	1.32
4:L:458:ASP:C	4:L:458:ASP:CA	1.94	1.32
4:X:458:ASP:CA	4:X:458:ASP:C	1.94	1.32
4:F:458:ASP:C	4:F:459:LEU:N	1.82	1.32
4:X:458:ASP:C	4:X:459:LEU:N	1.82	1.32
4:L:458:ASP:C	4:L:459:LEU:N	1.82	1.32
4:F:458:ASP:C	4:F:459:LEU:N	1.82	1.32
4:X:458:ASP:C	4:X:459:LEU:N	1.82	1.32
4:L:458:ASP:C	4:L:459:LEU:N	1.82	1.32
4:F:458:ASP:C	4:F:459:LEU:N	1.82	1.32
2:C:173:PRO:CB	3:D:1687:GLY:H	1.39	1.32
4:X:454:TYR:HA	4:X:454:TYR:C	1.37	1.32
4:X:458:ASP:C	4:X:459:LEU:N	1.82	1.32
4:L:458:ASP:C	4:L:459:LEU:N	1.82	1.32
4:X:458:ASP:C	4:X:459:LEU:N	1.82	1.32
4:L:458:ASP:C	4:L:459:LEU:N	1.82	1.32
4:F:458:ASP:C	4:F:459:LEU:N	1.82	1.32
4:X:458:ASP:C	4:X:459:LEU:N	1.82	1.32
4:L:458:ASP:C	4:L:459:LEU:N	1.82	1.32
4:F:458:ASP:C	4:F:459:LEU:N	1.82	1.32
2:C:173:PRO:CB	3:D:1687:GLY:H	1.39	1.32
4:X:450:GLU:O	4:X:450:GLU:C	1.64	1.32

Continued on next page...

Continued from previous page...

Atom-1	Atom-2	Interatomic distance (Å)	Clash overlap (Å)
4:X:450:GLU:O	4:X:450:GLU:C	1.64	1.32
1:E:1348:ARG:CB	1:K:957:GLU:CB	2.07	1.32
4:X:401:TYR:N	4:X:401:TYR:CA	1.90	1.32
1:E:1348:ARG:CB	1:K:957:GLU:CB	2.07	1.32
4:X:401:TYR:N	4:X:401:TYR:CA	1.90	1.32
4:F:458:ASP:C	4:F:459:LEU:N	1.82	1.32
4:X:401:TYR:N	4:X:401:TYR:CA	1.90	1.32
1:E:1348:ARG:CB	1:K:957:GLU:CB	2.07	1.32
4:X:401:TYR:N	4:X:401:TYR:CA	1.90	1.32
4:X:401:TYR:CA	4:X:401:TYR:N	1.90	1.32
1:E:1348:ARG:CB	1:K:957:GLU:CB	2.07	1.32
4:L:450:GLU:C	4:L:450:GLU:O	1.64	1.32
4:L:450:GLU:C	4:L:450:GLU:O	1.64	1.32
4:X:458:ASP:C	4:X:459:LEU:N	1.82	1.32
2:O:654:SER:C	3:P:1454:ALA:O	1.67	1.32
2:O:722:LEU:HA	1:W:130:ASP:O	1.30	1.32
2:O:722:LEU:HA	1:W:130:ASP:O	1.30	1.32
2:O:722:LEU:HA	1:W:130:ASP:O	1.30	1.32
2:O:722:LEU:HA	1:W:130:ASP:O	1.30	1.32
2:O:722:LEU:HA	1:W:130:ASP:O	1.30	1.32
2:O:722:LEU:HA	1:W:130:ASP:O	1.30	1.32
2:O:722:LEU:HA	1:W:130:ASP:O	1.30	1.32
4:X:458:ASP:C	4:X:459:LEU:N	1.82	1.31
4:X:458:ASP:C	4:X:459:LEU:N	1.82	1.31
1:Q:1355:ASP:CA	3:V:872:LEU:HA	1.59	1.31
4:R:458:ASP:C	4:R:459:LEU:N	1.82	1.31
4:R:458:ASP:C	4:R:459:LEU:N	1.82	1.31
4:R:458:ASP:C	4:R:459:LEU:N	1.82	1.31
4:L:458:ASP:C	4:L:459:LEU:N	1.82	1.31
2:I:644:LYS:H	3:J:1453:THR:CA	1.41	1.31
4:R:458:ASP:C	4:R:459:LEU:N	1.82	1.31
4:R:458:ASP:C	4:R:459:LEU:N	1.82	1.31
5:S:341:ALA:N	5:S:341:ALA:CA	1.94	1.31
5:S:341:ALA:CA	5:S:341:ALA:N	1.94	1.31
5:S:341:ALA:CA	5:S:341:ALA:N	1.94	1.31
2:O:589:ASN:O	1:W:850:ALA:N	1.63	1.31
5:S:341:ALA:N	5:S:341:ALA:CA	1.94	1.31
5:S:341:ALA:N	5:S:341:ALA:CA	1.94	1.31
3:D:1472:SER:CA	3:P:1474:GLY:HA3	1.54	1.31
3:D:1472:SER:CA	3:P:1474:GLY:HA3	1.54	1.31
3:D:1472:SER:CA	3:P:1474:GLY:HA3	1.54	1.31

Continued on next page...

Continued from previous page...

Atom-1	Atom-2	Interatomic distance (Å)	Clash overlap (Å)
3:D:1472:SER:CA	3:P:1474:GLY:HA3	1.54	1.31
3:D:1472:SER:CA	3:P:1474:GLY:HA3	1.54	1.31
2:C:302:PRO:O	1:Q:849:ASN:CB	1.79	1.30
2:C:785:LEU:CB	1:K:132:GLY:O	1.79	1.30
4:R:450:GLU:O	4:R:450:GLU:C	1.64	1.30
2:C:785:LEU:CB	1:K:132:GLY:O	1.79	1.30
4:R:450:GLU:O	4:R:450:GLU:C	1.64	1.30
2:C:302:PRO:O	1:Q:849:ASN:CB	1.79	1.30
2:C:785:LEU:CB	1:K:132:GLY:O	1.79	1.30
4:R:450:GLU:C	4:R:450:GLU:O	1.64	1.30
2:C:785:LEU:CB	1:K:132:GLY:O	1.79	1.30
2:C:534:LEU:CB	3:D:1667:ALA:N	1.92	1.30
2:C:302:PRO:O	1:Q:849:ASN:CB	1.79	1.30
2:C:785:LEU:CB	1:K:132:GLY:O	1.79	1.30
4:R:450:GLU:C	4:R:450:GLU:O	1.64	1.30
2:C:785:LEU:CB	1:K:132:GLY:O	1.79	1.30
4:R:450:GLU:C	4:R:450:GLU:O	1.64	1.30
2:C:302:PRO:O	1:Q:849:ASN:CB	1.79	1.30
2:C:785:LEU:CB	1:K:132:GLY:O	1.79	1.30
1:Q:1348:ARG:CB	1:W:957:GLU:CB	2.06	1.30
5:G:341:ALA:N	5:G:341:ALA:CA	1.94	1.30
2:C:303:ALA:CB	1:Q:848:ASP:CB	2.08	1.30
5:G:341:ALA:CA	5:G:341:ALA:N	1.94	1.30
1:Q:1348:ARG:CB	1:W:957:GLU:CB	2.06	1.30
5:G:341:ALA:CA	5:G:341:ALA:N	1.94	1.30
2:C:303:ALA:CB	1:Q:848:ASP:CB	2.08	1.30
2:C:303:ALA:HB1	1:Q:849:ASN:CB	1.50	1.30
1:Q:1348:ARG:CB	1:W:957:GLU:CB	2.06	1.30
5:G:341:ALA:CA	5:G:341:ALA:N	1.94	1.30
2:C:303:ALA:CB	1:Q:848:ASP:CB	2.08	1.30
5:G:341:ALA:CA	5:G:341:ALA:N	1.94	1.30
1:Q:1348:ARG:CB	1:W:957:GLU:CB	2.06	1.30
2:U:622:PHE:CB	3:V:1450:GLU:N	1.94	1.30
4:L:458:ASP:C	4:L:459:LEU:N	1.82	1.30
5:Y:341:ALA:N	5:Y:341:ALA:CA	1.93	1.30
4:L:458:ASP:C	4:L:459:LEU:N	1.82	1.30
1:E:1304:ASP:C	3:J:174:THR:CB	2.00	1.30
5:Y:341:ALA:N	5:Y:341:ALA:CA	1.93	1.30
1:E:1304:ASP:C	3:J:174:THR:CB	2.00	1.30
5:S:341:ALA:CA	5:S:341:ALA:N	1.94	1.30
1:E:1304:ASP:C	3:J:174:THR:CB	2.00	1.30

Continued on next page...

Continued from previous page...

Atom-1	Atom-2	Interatomic distance (Å)	Clash overlap (Å)
4:R:458:ASP:C	4:R:459:LEU:N	1.82	1.30
5:M:341:ALA:CA	5:M:341:ALA:N	1.94	1.30
5:Y:341:ALA:N	5:Y:341:ALA:CA	1.94	1.30
5:M:341:ALA:N	5:M:341:ALA:CA	1.94	1.30
5:Y:341:ALA:N	5:Y:341:ALA:CA	1.94	1.30
5:G:341:ALA:N	5:G:341:ALA:CA	1.94	1.30
4:R:458:ASP:C	4:R:459:LEU:N	1.82	1.30
5:M:341:ALA:N	5:M:341:ALA:CA	1.94	1.30
5:Y:341:ALA:N	5:Y:341:ALA:CA	1.94	1.30
5:M:341:ALA:CA	5:M:341:ALA:N	1.94	1.30
5:Y:341:ALA:CA	5:Y:341:ALA:N	1.94	1.30
5:M:341:ALA:N	5:M:341:ALA:CA	1.94	1.30
5:Y:341:ALA:N	5:Y:341:ALA:CA	1.94	1.30
5:M:341:ALA:N	5:M:341:ALA:CA	1.93	1.29
5:M:341:ALA:CA	5:M:341:ALA:N	1.93	1.29
1:E:848:ASP:CB	2:O:303:ALA:CB	2.08	1.29
1:E:848:ASP:CB	2:O:303:ALA:CB	2.08	1.29
5:M:341:ALA:CA	5:M:341:ALA:N	1.93	1.29
1:Q:1263:PRO:CB	3:V:692:ASN:CB	2.08	1.29
1:E:848:ASP:CB	2:O:303:ALA:CB	2.08	1.29
2:C:530:ARG:O	3:D:1664:ASP:CA	1.77	1.29
1:Q:1304:ASP:C	3:V:174:THR:CB	2.00	1.29
1:Q:1304:ASP:C	3:V:174:THR:CB	2.00	1.29
1:Q:1304:ASP:C	3:V:174:THR:CB	2.00	1.29
5:Y:327:ARG:C	5:Y:327:ARG:CA	2.02	1.29
5:Y:327:ARG:C	5:Y:327:ARG:CA	2.02	1.29
5:Y:341:ALA:CA	5:Y:341:ALA:N	1.94	1.29
1:Q:1354:LEU:O	3:V:872:LEU:CA	1.80	1.29
5:Y:327:ARG:C	5:Y:327:ARG:CA	2.02	1.29
5:Y:327:ARG:CA	5:Y:327:ARG:C	2.02	1.29
5:Y:327:ARG:CA	5:Y:327:ARG:C	2.02	1.29
3:D:1450:GLU:CB	3:P:1446:LYS:CA	2.11	1.28
3:D:1474:GLY:HA3	3:P:1472:SER:CA	1.56	1.28
4:F:451:GLU:CA	4:F:451:GLU:C	2.02	1.28
3:D:1450:GLU:CB	3:P:1446:LYS:CA	2.11	1.28
3:D:1474:GLY:HA3	3:P:1472:SER:CA	1.56	1.28
4:F:451:GLU:C	4:F:451:GLU:CA	2.02	1.28
3:D:1450:GLU:CB	3:P:1446:LYS:CA	2.11	1.28
3:D:1474:GLY:HA3	3:P:1472:SER:CA	1.56	1.28
4:F:451:GLU:CA	4:F:451:GLU:C	2.02	1.28
2:U:617:GLU:O	3:V:1446:LYS:CB	1.79	1.28

Continued on next page...

Continued from previous page...

Atom-1	Atom-2	Interatomic distance (Å)	Clash overlap (Å)
3:D:1450:GLU:CB	3:P:1446:LYS:CA	2.11	1.28
3:D:1474:GLY:HA3	3:P:1472:SER:CA	1.56	1.28
4:F:451:GLU:CA	4:F:451:GLU:C	2.02	1.28
3:D:1450:GLU:CB	3:P:1446:LYS:CA	2.11	1.28
3:D:1474:GLY:HA3	3:P:1472:SER:CA	1.56	1.28
4:F:451:GLU:C	4:F:451:GLU:CA	2.02	1.28
5:G:341:ALA:N	5:G:341:ALA:CA	1.94	1.28
4:R:451:GLU:C	4:R:451:GLU:CA	2.02	1.28
4:R:451:GLU:C	4:R:451:GLU:CA	2.02	1.28
5:M:327:ARG:CA	5:M:327:ARG:C	2.02	1.28
4:R:451:GLU:CA	4:R:451:GLU:C	2.02	1.28
5:M:327:ARG:CA	5:M:327:ARG:C	2.02	1.28
4:X:451:GLU:C	4:X:451:GLU:CA	2.02	1.28
4:L:451:GLU:CA	4:L:451:GLU:C	2.02	1.28
4:R:451:GLU:CA	4:R:451:GLU:C	2.02	1.28
5:G:327:ARG:CA	5:G:327:ARG:C	2.02	1.28
2:U:644:LYS:O	3:V:1451:ARG:CB	1.71	1.28
5:M:327:ARG:CA	5:M:327:ARG:C	2.02	1.28
5:G:341:ALA:CA	5:G:341:ALA:N	1.94	1.28
4:R:451:GLU:CA	4:R:451:GLU:C	2.02	1.28
5:M:327:ARG:CA	5:M:327:ARG:C	2.02	1.28
4:R:451:GLU:CA	4:R:451:GLU:C	2.02	1.28
5:M:327:ARG:C	5:M:327:ARG:CA	2.02	1.28
4:R:451:GLU:C	4:R:451:GLU:CA	2.02	1.28
4:L:451:GLU:C	4:L:451:GLU:CA	2.02	1.28
5:G:327:ARG:C	5:G:327:ARG:CA	2.02	1.28
5:S:341:ALA:N	5:S:341:ALA:CA	1.94	1.28
2:O:785:LEU:HA	1:W:132:GLY:C	1.52	1.28
4:L:451:GLU:C	4:L:451:GLU:CA	2.02	1.28
2:O:785:LEU:HA	1:W:132:GLY:C	1.52	1.28
2:O:785:LEU:HA	1:W:132:GLY:C	1.52	1.28
2:O:785:LEU:HA	1:W:132:GLY:C	1.52	1.28
4:R:451:GLU:CA	4:R:451:GLU:C	2.02	1.28
5:G:327:ARG:CA	5:G:327:ARG:C	2.02	1.28
5:S:341:ALA:CA	5:S:341:ALA:N	1.94	1.28
2:O:785:LEU:HA	1:W:132:GLY:C	1.52	1.28
2:O:785:LEU:HA	1:W:132:GLY:C	1.52	1.28
2:O:785:LEU:HA	1:W:132:GLY:C	1.52	1.28
4:X:451:GLU:CA	4:X:451:GLU:C	2.02	1.28
4:X:451:GLU:CA	4:X:451:GLU:C	2.02	1.28
4:F:451:GLU:CA	4:F:451:GLU:C	2.02	1.28

Continued on next page...

Continued from previous page...

Atom-1	Atom-2	Interatomic distance (Å)	Clash overlap (Å)
2:C:524:ARG:CB	3:D:1609:ILE:CB	2.11	1.28
5:Y:327:ARG:C	5:Y:327:ARG:CA	2.02	1.28
5:Y:327:ARG:CA	5:Y:327:ARG:C	2.02	1.28
2:C:780:ASP:HA	1:K:136:TYR:CB	1.63	1.27
5:S:327:ARG:CA	5:S:327:ARG:C	2.02	1.27
2:C:780:ASP:HA	1:K:136:TYR:CB	1.63	1.27
5:S:327:ARG:C	5:S:327:ARG:CA	2.02	1.27
2:C:780:ASP:HA	1:K:136:TYR:CB	1.63	1.27
5:S:327:ARG:CA	5:S:327:ARG:C	2.02	1.27
2:C:173:PRO:O	3:D:1682:LYS:HA	1.33	1.27
2:C:780:ASP:HA	1:K:136:TYR:CB	1.63	1.27
2:C:780:ASP:HA	1:K:136:TYR:CB	1.63	1.27
5:S:327:ARG:CA	5:S:327:ARG:C	2.02	1.27
2:C:780:ASP:HA	1:K:136:TYR:CB	1.63	1.27
5:S:327:ARG:C	5:S:327:ARG:CA	2.02	1.27
2:C:173:PRO:O	3:D:1682:LYS:HA	1.33	1.27
2:C:780:ASP:HA	1:K:136:TYR:CB	1.63	1.27
2:C:785:LEU:CA	1:K:132:GLY:O	1.82	1.27
2:C:785:LEU:CA	1:K:132:GLY:O	1.82	1.27
2:C:785:LEU:CA	1:K:132:GLY:O	1.82	1.27
2:C:785:LEU:CA	1:K:132:GLY:O	1.82	1.27
2:C:785:LEU:CA	1:K:132:GLY:O	1.82	1.27
2:C:785:LEU:CA	1:K:132:GLY:O	1.82	1.27
2:C:785:LEU:CA	1:K:132:GLY:O	1.82	1.27
2:C:531:LEU:O	3:D:1663:GLN:CB	1.81	1.27
5:S:327:ARG:CA	5:S:327:ARG:C	2.02	1.27
5:M:327:ARG:C	5:M:327:ARG:CA	2.01	1.27
5:M:327:ARG:C	5:M:327:ARG:CA	2.01	1.27
2:O:173:PRO:CB	3:P:1687:GLY:H	1.46	1.27
2:C:674:TYR:CB	1:K:849:ASN:CA	2.08	1.27
5:S:327:ARG:CA	5:S:327:ARG:C	2.02	1.27
2:O:173:PRO:CB	3:P:1687:GLY:H	1.46	1.27
2:C:677:GLN:HA	1:K:796:LYS:O	1.12	1.26
5:G:327:ARG:CA	5:G:327:ARG:C	2.02	1.26
2:C:677:GLN:HA	1:K:796:LYS:O	1.12	1.26
5:G:327:ARG:CA	5:G:327:ARG:C	2.02	1.26
2:C:677:GLN:HA	1:K:796:LYS:O	1.12	1.26
5:G:327:ARG:C	5:G:327:ARG:CA	2.02	1.26
2:C:677:GLN:HA	1:K:796:LYS:O	1.12	1.26
5:S:327:ARG:C	5:S:327:ARG:CA	2.02	1.26
2:C:677:GLN:HA	1:K:796:LYS:O	1.12	1.26

Continued on next page...

Continued from previous page...

Atom-1	Atom-2	Interatomic distance (Å)	Clash overlap (Å)
5:G:327:ARG:CA	5:G:327:ARG:C	2.02	1.26
2:C:677:GLN:HA	1:K:796:LYS:O	1.12	1.26
5:G:327:ARG:CA	5:G:327:ARG:C	2.02	1.26
2:C:677:GLN:HA	1:K:796:LYS:O	1.12	1.26
4:X:451:GLU:C	4:X:451:GLU:CA	2.02	1.26
4:X:451:GLU:C	4:X:451:GLU:CA	2.02	1.26
5:Y:327:ARG:C	5:Y:327:ARG:CA	2.01	1.26
4:X:451:GLU:CA	4:X:451:GLU:C	2.02	1.26
4:X:451:GLU:C	4:X:451:GLU:CA	2.02	1.26
4:X:451:GLU:CA	4:X:451:GLU:C	2.02	1.26
4:F:451:GLU:C	4:F:451:GLU:CA	2.02	1.26
4:F:399:SER:C	4:F:400:GLY:CA	2.04	1.26
4:F:399:SER:C	4:F:400:GLY:CA	2.04	1.26
4:L:451:GLU:CA	4:L:451:GLU:C	2.02	1.26
4:F:399:SER:C	4:F:400:GLY:CA	2.04	1.26
4:L:451:GLU:CA	4:L:451:GLU:C	2.02	1.26
4:F:399:SER:C	4:F:400:GLY:CA	2.04	1.26
4:F:451:GLU:CA	4:F:451:GLU:C	2.02	1.26
4:L:451:GLU:C	4:L:451:GLU:CA	2.02	1.26
4:F:399:SER:C	4:F:400:GLY:CA	2.04	1.26
4:L:451:GLU:C	4:L:451:GLU:CA	2.02	1.26
4:F:399:SER:C	4:F:400:GLY:CA	2.04	1.26
4:L:451:GLU:CA	4:L:451:GLU:C	2.02	1.26
4:F:399:SER:C	4:F:400:GLY:CA	2.04	1.26
3:D:1446:LYS:CA	3:P:1450:GLU:CB	2.13	1.26
4:R:399:SER:C	4:R:400:GLY:CA	2.04	1.26
3:D:1446:LYS:CA	3:P:1450:GLU:CB	2.13	1.26
4:R:399:SER:C	4:R:400:GLY:CA	2.04	1.26
3:D:1446:LYS:CA	3:P:1450:GLU:CB	2.13	1.26
4:R:399:SER:C	4:R:400:GLY:CA	2.04	1.26
4:R:399:SER:C	4:R:400:GLY:CA	2.04	1.26
3:D:1446:LYS:CA	3:P:1450:GLU:CB	2.13	1.26
4:R:399:SER:C	4:R:400:GLY:CA	2.04	1.26
3:D:1446:LYS:CA	3:P:1450:GLU:CB	2.13	1.26
4:R:399:SER:C	4:R:400:GLY:CA	2.04	1.26
4:R:399:SER:C	4:R:400:GLY:CA	2.04	1.26
3:D:1450:GLU:CB	3:P:1446:LYS:HA	1.64	1.26
2:O:677:GLN:HA	1:W:796:LYS:O	1.08	1.26
2:C:722:LEU:HA	1:K:130:ASP:O	1.32	1.26
3:D:1450:GLU:CB	3:P:1446:LYS:HA	1.64	1.26
2:O:677:GLN:HA	1:W:796:LYS:O	1.08	1.26

Continued on next page...

Continued from previous page...

Atom-1	Atom-2	Interatomic distance (Å)	Clash overlap (Å)
2:C:722:LEU:HA	1:K:130:ASP:O	1.32	1.26
3:D:1450:GLU:CB	3:P:1446:LYS:HA	1.64	1.26
2:O:677:GLN:HA	1:W:796:LYS:O	1.08	1.26
2:C:722:LEU:HA	1:K:130:ASP:O	1.32	1.26
2:O:677:GLN:HA	1:W:796:LYS:O	1.08	1.26
2:C:722:LEU:HA	1:K:130:ASP:O	1.32	1.26
5:M:327:ARG:CA	5:M:327:ARG:C	2.02	1.26
3:D:1450:GLU:CB	3:P:1446:LYS:HA	1.64	1.26
2:O:677:GLN:HA	1:W:796:LYS:O	1.08	1.26
2:C:722:LEU:HA	1:K:130:ASP:O	1.32	1.26
3:D:1450:GLU:CB	3:P:1446:LYS:HA	1.64	1.26
2:O:677:GLN:HA	1:W:796:LYS:O	1.08	1.26
2:C:722:LEU:HA	1:K:130:ASP:O	1.32	1.26
2:O:677:GLN:HA	1:W:796:LYS:O	1.08	1.26
2:C:722:LEU:HA	1:K:130:ASP:O	1.32	1.26
4:X:399:SER:C	4:X:400:GLY:CA	2.04	1.25
4:X:399:SER:C	4:X:400:GLY:CA	2.04	1.25
4:X:399:SER:C	4:X:400:GLY:CA	2.04	1.25
4:R:399:SER:C	4:R:400:GLY:CA	2.04	1.25
4:X:399:SER:C	4:X:400:GLY:CA	2.04	1.25
4:X:399:SER:C	4:X:400:GLY:CA	2.04	1.25
4:X:399:SER:C	4:X:400:GLY:CA	2.04	1.25
4:L:399:SER:C	4:L:400:GLY:CA	2.04	1.25
4:L:399:SER:C	4:L:400:GLY:CA	2.04	1.25
4:R:222:THR:CA	4:R:222:THR:N	1.99	1.25
4:L:399:SER:C	4:L:400:GLY:CA	2.04	1.25
4:L:399:SER:C	4:L:400:GLY:CA	2.04	1.25
4:L:399:SER:C	4:L:400:GLY:CA	2.04	1.25
1:E:852:VAL:CB	2:O:304:PRO:CB	2.13	1.25
4:L:399:SER:C	4:L:400:GLY:CA	2.04	1.25
2:C:305:LEU:N	1:Q:852:VAL:N	1.82	1.25
4:X:399:SER:C	4:X:400:GLY:CA	2.04	1.25
4:X:399:SER:C	4:X:400:GLY:CA	2.04	1.25
2:C:305:LEU:N	1:Q:852:VAL:N	1.82	1.25
4:L:222:THR:CA	4:L:222:THR:N	1.99	1.25
2:C:305:LEU:N	1:Q:852:VAL:N	1.82	1.25
2:C:305:LEU:N	1:Q:852:VAL:N	1.82	1.25
4:L:450:GLU:CB	4:L:451:GLU:N	2.00	1.25
4:X:450:GLU:CB	4:X:451:GLU:N	2.00	1.25
3:D:1446:LYS:HA	3:P:1450:GLU:CB	1.66	1.25
3:D:1465:GLU:HA	3:P:1510:GLN:CB	1.67	1.25

Continued on next page...

Continued from previous page...

Atom-1	Atom-2	Interatomic distance (Å)	Clash overlap (Å)
4:L:450:GLU:CB	4:L:451:GLU:N	2.00	1.25
4:X:450:GLU:CB	4:X:451:GLU:N	2.00	1.25
3:D:1446:LYS:HA	3:P:1450:GLU:CB	1.66	1.25
3:D:1465:GLU:HA	3:P:1510:GLN:CB	1.67	1.25
4:X:450:GLU:CB	4:X:451:GLU:N	2.00	1.25
3:D:1446:LYS:HA	3:P:1450:GLU:CB	1.66	1.25
3:D:1465:GLU:HA	3:P:1510:GLN:CB	1.67	1.25
4:X:450:GLU:CB	4:X:451:GLU:N	2.00	1.25
2:O:173:PRO:O	3:P:1682:LYS:HA	1.34	1.25
4:F:399:SER:C	4:F:400:GLY:CA	2.04	1.25
4:X:450:GLU:CB	4:X:451:GLU:N	2.00	1.25
3:D:1446:LYS:HA	3:P:1450:GLU:CB	1.66	1.25
3:D:1465:GLU:HA	3:P:1510:GLN:CB	1.67	1.25
4:X:450:GLU:CB	4:X:451:GLU:N	2.00	1.25
3:D:1446:LYS:HA	3:P:1450:GLU:CB	1.66	1.25
3:D:1465:GLU:HA	3:P:1510:GLN:CB	1.67	1.25
4:X:450:GLU:CB	4:X:451:GLU:N	2.00	1.25
2:O:173:PRO:O	3:P:1682:LYS:HA	1.34	1.25
4:X:222:THR:N	4:X:222:THR:CA	1.99	1.24
1:W:860:GLN:CA	1:W:871:ASP:CB	2.15	1.24
1:W:860:GLN:CA	1:W:871:ASP:CB	2.15	1.24
4:L:450:GLU:CB	4:L:451:GLU:N	2.00	1.24
1:W:860:GLN:CA	1:W:871:ASP:CB	2.15	1.24
4:L:450:GLU:CB	4:L:451:GLU:N	2.00	1.24
1:W:860:GLN:CA	1:W:871:ASP:CB	2.15	1.24
4:F:222:THR:N	4:F:222:THR:CA	1.99	1.24
1:Q:1354:LEU:O	3:V:872:LEU:N	1.70	1.24
4:L:450:GLU:CB	4:L:451:GLU:N	2.00	1.24
1:W:860:GLN:CA	1:W:871:ASP:CB	2.15	1.24
4:L:450:GLU:CB	4:L:451:GLU:N	2.00	1.24
1:W:860:GLN:CA	1:W:871:ASP:CB	2.15	1.24
4:L:450:GLU:CB	4:L:451:GLU:N	2.00	1.24
1:W:860:GLN:CA	1:W:871:ASP:CB	2.15	1.24
4:R:450:GLU:CB	4:R:451:GLU:N	2.00	1.24
4:F:450:GLU:CB	4:F:451:GLU:N	2.00	1.24
4:R:450:GLU:CB	4:R:451:GLU:N	2.00	1.24
4:F:450:GLU:CB	4:F:451:GLU:N	2.00	1.24
4:R:450:GLU:CB	4:R:451:GLU:N	2.00	1.24
4:F:450:GLU:CB	4:F:451:GLU:N	2.00	1.24
4:L:450:GLU:CB	4:L:451:GLU:N	2.00	1.24
4:L:402:ALA:HB3	4:L:403:ILE:N	1.11	1.24

Continued on next page...

Continued from previous page...

Atom-1	Atom-2	Interatomic distance (Å)	Clash overlap (Å)
4:R:450:GLU:CB	4:R:451:GLU:N	2.00	1.24
4:F:450:GLU:CB	4:F:451:GLU:N	2.00	1.24
4:R:450:GLU:CB	4:R:451:GLU:N	2.00	1.24
4:F:450:GLU:CB	4:F:451:GLU:N	2.00	1.24
4:F:450:GLU:CB	4:F:451:GLU:N	2.00	1.24
4:X:450:GLU:CB	4:X:451:GLU:N	2.00	1.24
4:F:402:ALA:HB3	4:F:403:ILE:N	1.11	1.24
4:R:450:GLU:CB	4:R:451:GLU:N	2.00	1.24
4:L:399:SER:C	4:L:400:GLY:CA	2.04	1.24
1:K:860:GLN:CA	1:K:871:ASP:CB	2.15	1.24
4:L:399:SER:C	4:L:400:GLY:CA	2.04	1.24
1:K:860:GLN:CA	1:K:871:ASP:CB	2.15	1.24
1:K:860:GLN:CA	1:K:871:ASP:CB	2.15	1.24
1:K:860:GLN:CA	1:K:871:ASP:CB	2.15	1.24
4:R:450:GLU:CB	4:R:451:GLU:N	2.00	1.24
1:K:860:GLN:CA	1:K:871:ASP:CB	2.15	1.24
1:K:860:GLN:CA	1:K:871:ASP:CB	2.15	1.24
1:K:860:GLN:CA	1:K:871:ASP:CB	2.15	1.24
2:C:522:CYS:N	3:D:1662:CYS:CB	2.00	1.23
2:O:785:LEU:CB	1:W:132:GLY:O	1.86	1.23
2:C:522:CYS:N	3:D:1662:CYS:CB	2.00	1.23
2:O:785:LEU:CB	1:W:132:GLY:O	1.86	1.23
2:C:522:CYS:N	3:D:1662:CYS:CB	2.00	1.23
2:O:785:LEU:CB	1:W:132:GLY:O	1.86	1.23
2:O:785:LEU:CB	1:W:132:GLY:O	1.86	1.23
2:I:621:LEU:C	3:J:1449:TRP:CB	2.07	1.23
2:C:522:CYS:N	3:D:1662:CYS:CB	2.00	1.23
2:O:785:LEU:CB	1:W:132:GLY:O	1.86	1.23
2:C:522:CYS:N	3:D:1662:CYS:CB	2.00	1.23
2:O:785:LEU:CB	1:W:132:GLY:O	1.86	1.23
2:O:785:LEU:CB	1:W:132:GLY:O	1.86	1.23
3:P:888:PRO:CB	6:T:406:LEU:HA	1.53	1.23
2:C:173:PRO:CB	3:D:1687:GLY:N	1.94	1.23
3:P:888:PRO:CB	6:T:406:LEU:HA	1.53	1.23
2:C:173:PRO:CB	3:D:1687:GLY:N	1.94	1.23
3:D:1510:GLN:CB	3:P:1465:GLU:HA	1.69	1.23
3:D:1510:GLN:CB	3:P:1465:GLU:HA	1.69	1.23
3:D:1510:GLN:CB	3:P:1465:GLU:HA	1.69	1.23
1:Q:1264:LEU:CB	3:V:686:GLY:O	1.87	1.23
3:D:1510:GLN:CB	3:P:1465:GLU:HA	1.69	1.23
3:D:1510:GLN:CB	3:P:1465:GLU:HA	1.69	1.23

Continued on next page...

Continued from previous page...

Atom-1	Atom-2	Interatomic distance (Å)	Clash overlap (Å)
2:O:522:CYS:N	3:P:1662:CYS:CB	2.00	1.23
2:O:522:CYS:N	3:P:1662:CYS:CB	2.00	1.23
2:O:522:CYS:N	3:P:1662:CYS:CB	2.00	1.23
4:R:450:GLU:CB	4:R:451:GLU:N	2.00	1.23
2:O:654:SER:O	3:P:1455:PRO:HA	1.06	1.23
2:O:522:CYS:N	3:P:1662:CYS:CB	2.00	1.23
2:O:522:CYS:N	3:P:1662:CYS:CB	2.00	1.23
4:F:450:GLU:CB	4:F:451:GLU:N	2.00	1.22
4:F:450:GLU:CB	4:F:451:GLU:N	2.00	1.22
2:O:785:LEU:CA	1:W:132:GLY:O	1.85	1.22
2:O:785:LEU:CA	1:W:132:GLY:O	1.85	1.22
2:O:785:LEU:CA	1:W:132:GLY:O	1.85	1.22
2:O:785:LEU:CA	1:W:132:GLY:O	1.85	1.22
2:O:785:LEU:CA	1:W:132:GLY:O	1.85	1.22
2:O:785:LEU:CA	1:W:132:GLY:O	1.85	1.22
2:O:785:LEU:CA	1:W:132:GLY:O	1.85	1.22
3:D:1449:TRP:CB	3:P:1449:TRP:CA	2.16	1.21
3:D:1449:TRP:CA	3:P:1449:TRP:CB	2.17	1.21
3:D:1449:TRP:CB	3:P:1449:TRP:CA	2.16	1.21
3:D:1449:TRP:CA	3:P:1449:TRP:CB	2.17	1.21
3:D:1449:TRP:CB	3:P:1449:TRP:CA	2.16	1.21
3:D:1449:TRP:CA	3:P:1449:TRP:CB	2.17	1.21
3:D:1449:TRP:CB	3:P:1449:TRP:CA	2.16	1.21
3:D:1449:TRP:CA	3:P:1449:TRP:CB	2.17	1.21
3:D:1449:TRP:CB	3:P:1449:TRP:CA	2.16	1.21
3:D:1449:TRP:CA	3:P:1449:TRP:CB	2.17	1.21
4:F:402:ALA:HB3	4:F:403:ILE:N	1.11	1.21
4:F:402:ALA:HB3	4:F:403:ILE:N	1.11	1.21
4:F:402:ALA:HB3	4:F:403:ILE:N	1.11	1.21
2:O:783:SER:N	1:W:92:GLU:CB	1.87	1.21
4:F:402:ALA:HB3	4:F:403:ILE:N	1.11	1.21
4:F:402:ALA:HB3	4:F:403:ILE:N	1.11	1.21
1:E:849:ASN:CB	2:O:302:PRO:O	1.89	1.21
1:E:849:ASN:CB	2:O:302:PRO:O	1.89	1.21
1:E:849:ASN:CB	2:O:302:PRO:O	1.89	1.21
1:E:849:ASN:CB	2:O:302:PRO:O	1.89	1.21
2:O:173:PRO:CB	3:P:1687:GLY:N	2.01	1.20
4:F:457:ALA:CB	4:F:457:ALA:N	2.05	1.20
2:O:654:SER:O	3:P:1455:PRO:CA	1.89	1.20
4:R:402:ALA:HB3	4:R:403:ILE:N	1.12	1.20
2:O:173:PRO:CB	3:P:1687:GLY:N	2.01	1.20

Continued on next page...

Continued from previous page...

Atom-1	Atom-2	Interatomic distance (Å)	Clash overlap (Å)
2:O:780:ASP:HA	1:W:136:TYR:CB	1.70	1.20
2:O:780:ASP:HA	1:W:136:TYR:CB	1.70	1.20
2:O:780:ASP:HA	1:W:136:TYR:CB	1.70	1.20
2:O:780:ASP:HA	1:W:136:TYR:CB	1.70	1.20
2:I:645:LEU:CB	3:J:1451:ARG:O	1.87	1.20
2:O:780:ASP:HA	1:W:136:TYR:CB	1.70	1.20
2:O:780:ASP:HA	1:W:136:TYR:CB	1.70	1.20
2:O:780:ASP:HA	1:W:136:TYR:CB	1.70	1.20
4:X:457:ALA:N	4:X:457:ALA:CB	2.05	1.20
4:X:457:ALA:CB	4:X:457:ALA:N	2.05	1.20
4:R:457:ALA:N	4:R:457:ALA:CB	2.05	1.20
4:X:457:ALA:CB	4:X:457:ALA:N	2.05	1.20
4:X:457:ALA:N	4:X:457:ALA:CB	2.05	1.20
4:X:457:ALA:N	4:X:457:ALA:CB	2.05	1.20
4:R:455:ILE:O	4:R:457:ALA:N	1.76	1.19
2:O:677:GLN:HA	1:W:796:LYS:C	1.61	1.19
2:O:677:GLN:HA	1:W:796:LYS:C	1.61	1.19
2:O:677:GLN:HA	1:W:796:LYS:C	1.61	1.19
2:O:677:GLN:HA	1:W:796:LYS:C	1.61	1.19
4:R:455:ILE:O	4:R:457:ALA:N	1.76	1.19
2:O:677:GLN:HA	1:W:796:LYS:C	1.61	1.19
2:O:677:GLN:HA	1:W:796:LYS:C	1.61	1.19
2:O:677:GLN:HA	1:W:796:LYS:C	1.61	1.19
4:F:457:ALA:N	4:F:457:ALA:CB	2.05	1.19
4:R:457:ALA:N	4:R:457:ALA:CB	2.05	1.19
4:R:457:ALA:CB	4:R:457:ALA:N	2.05	1.19
4:R:457:ALA:N	4:R:457:ALA:CB	2.05	1.19
4:X:455:ILE:O	4:X:457:ALA:N	1.76	1.19
2:U:622:PHE:CB	3:V:1449:TRP:HA	1.70	1.19
1:E:1303:TYR:C	3:J:876:VAL:HA	1.62	1.19
4:F:457:ALA:CB	4:F:457:ALA:N	2.05	1.19
4:R:457:ALA:CB	4:R:457:ALA:N	2.05	1.19
4:R:457:ALA:N	4:R:457:ALA:CB	2.05	1.19
4:F:455:ILE:O	4:F:457:ALA:N	1.76	1.19
4:L:457:ALA:N	4:L:457:ALA:CB	2.05	1.19
4:L:457:ALA:N	4:L:457:ALA:CB	2.05	1.19
4:X:450:GLU:O	4:X:451:GLU:HA	1.38	1.19
4:F:455:ILE:O	4:F:457:ALA:N	1.76	1.19
4:L:457:ALA:CB	4:L:457:ALA:N	2.05	1.19
4:L:457:ALA:CB	4:L:457:ALA:N	2.05	1.19
4:L:457:ALA:CB	4:L:457:ALA:N	2.05	1.19

Continued on next page...

Continued from previous page...

Atom-1	Atom-2	Interatomic distance (Å)	Clash overlap (Å)
3:P:880:GLU:C	6:T:412:GLU:HA	1.43	1.19
4:X:457:ALA:N	4:X:457:ALA:CB	2.05	1.19
4:R:450:GLU:O	4:R:451:GLU:HA	1.37	1.19
3:P:880:GLU:C	6:T:412:GLU:HA	1.43	1.19
4:L:450:GLU:O	4:L:451:GLU:HA	1.37	1.18
4:R:457:ALA:CB	4:R:457:ALA:N	2.05	1.18
4:X:456:ASP:C	4:X:456:ASP:CB	2.12	1.18
4:X:402:ALA:HB3	4:X:403:ILE:N	1.11	1.18
4:X:456:ASP:C	4:X:456:ASP:CB	2.12	1.18
4:X:402:ALA:HB3	4:X:403:ILE:N	1.11	1.18
4:X:456:ASP:CB	4:X:456:ASP:C	2.12	1.18
4:R:457:ALA:N	4:R:457:ALA:CB	2.05	1.18
4:X:402:ALA:HB3	4:X:403:ILE:N	1.11	1.18
4:X:456:ASP:CB	4:X:456:ASP:C	2.12	1.18
4:X:402:ALA:HB3	4:X:403:ILE:N	1.11	1.18
4:X:456:ASP:C	4:X:456:ASP:CB	2.12	1.18
4:X:402:ALA:HB3	4:X:403:ILE:N	1.11	1.18
3:P:880:GLU:O	6:T:412:GLU:HA	1.01	1.18
4:R:456:ASP:C	4:R:456:ASP:CB	2.12	1.18
4:R:456:ASP:CB	4:R:456:ASP:C	2.12	1.18
5:Y:341:ALA:N	5:Y:342:PRO:N	1.92	1.18
4:R:456:ASP:C	4:R:456:ASP:CB	2.12	1.18
5:Y:341:ALA:N	5:Y:342:PRO:N	1.92	1.18
4:L:455:ILE:O	4:L:457:ALA:N	1.76	1.18
3:P:880:GLU:O	6:T:412:GLU:HA	1.01	1.18
5:Y:341:ALA:N	5:Y:342:PRO:N	1.92	1.18
4:R:456:ASP:C	4:R:456:ASP:CB	2.12	1.18
5:Y:341:ALA:N	5:Y:342:PRO:N	1.92	1.18
4:R:456:ASP:C	4:R:456:ASP:CB	2.12	1.18
5:Y:341:ALA:N	5:Y:342:PRO:N	1.92	1.18
4:F:450:GLU:O	4:F:451:GLU:HA	1.37	1.18
4:L:455:ILE:O	4:L:457:ALA:N	1.76	1.18
2:C:778:ILE:HA	1:K:138:ASP:C	1.63	1.18
4:R:455:ILE:O	4:R:457:ALA:N	1.76	1.18
4:L:455:ILE:O	4:L:457:ALA:N	1.76	1.18
2:C:778:ILE:HA	1:K:138:ASP:C	1.63	1.18
4:F:457:ALA:CB	4:F:457:ALA:N	2.05	1.18
4:F:487:ASP:CA	4:F:487:ASP:C	2.13	1.18
4:R:455:ILE:O	4:R:457:ALA:N	1.76	1.18
2:C:778:ILE:HA	1:K:138:ASP:C	1.63	1.18
4:F:457:ALA:N	4:F:457:ALA:CB	2.05	1.18

Continued on next page...

Continued from previous page...

Atom-1	Atom-2	Interatomic distance (Å)	Clash overlap (Å)
4:F:487:ASP:CA	4:F:487:ASP:C	2.13	1.18
4:X:487:ASP:C	4:X:487:ASP:CA	2.13	1.18
5:M:341:ALA:N	5:M:342:PRO:N	1.92	1.18
4:R:455:ILE:O	4:R:457:ALA:N	1.76	1.18
2:C:778:ILE:HA	1:K:138:ASP:C	1.63	1.18
4:F:457:ALA:N	4:F:457:ALA:CB	2.05	1.18
4:F:487:ASP:CA	4:F:487:ASP:C	2.13	1.18
4:X:487:ASP:CA	4:X:487:ASP:C	2.13	1.18
5:M:341:ALA:N	5:M:342:PRO:N	1.92	1.18
4:R:487:ASP:CA	4:R:487:ASP:C	2.13	1.18
5:M:341:ALA:N	5:M:342:PRO:N	1.92	1.18
4:F:450:GLU:O	4:F:451:GLU:HA	1.37	1.18
2:C:778:ILE:HA	1:K:138:ASP:C	1.63	1.18
4:X:487:ASP:C	4:X:487:ASP:CA	2.13	1.18
5:M:341:ALA:N	5:M:342:PRO:N	1.92	1.18
4:R:455:ILE:O	4:R:457:ALA:N	1.76	1.18
2:C:778:ILE:HA	1:K:138:ASP:C	1.63	1.18
4:F:457:ALA:CB	4:F:457:ALA:N	2.05	1.18
4:F:487:ASP:C	4:F:487:ASP:CA	2.13	1.18
4:X:487:ASP:CA	4:X:487:ASP:C	2.13	1.18
5:M:341:ALA:N	5:M:342:PRO:N	1.92	1.18
4:R:455:ILE:O	4:R:457:ALA:N	1.76	1.18
2:C:778:ILE:HA	1:K:138:ASP:C	1.63	1.18
4:F:457:ALA:CB	4:F:457:ALA:N	2.05	1.18
4:F:487:ASP:CA	4:F:487:ASP:C	2.13	1.18
4:X:487:ASP:C	4:X:487:ASP:CA	2.13	1.18
5:M:341:ALA:N	5:M:342:PRO:N	1.92	1.18
4:R:450:GLU:O	4:R:451:GLU:HA	1.37	1.17
4:R:456:ASP:C	4:R:456:ASP:CB	2.12	1.17
4:X:455:ILE:O	4:X:457:ALA:N	1.76	1.17
4:X:456:ASP:C	4:X:456:ASP:CB	2.12	1.17
4:X:455:ILE:O	4:X:457:ALA:N	1.76	1.17
4:X:456:ASP:C	4:X:456:ASP:CB	2.12	1.17
4:L:456:ASP:C	4:L:456:ASP:CB	2.12	1.17
4:L:487:ASP:C	4:L:487:ASP:CA	2.13	1.17
4:L:456:ASP:C	4:L:456:ASP:CB	2.12	1.17
4:L:487:ASP:CA	4:L:487:ASP:C	2.13	1.17
4:R:450:GLU:O	4:R:451:GLU:HA	1.37	1.17
4:R:456:ASP:C	4:R:456:ASP:CB	2.12	1.17
4:L:456:ASP:CB	4:L:456:ASP:C	2.12	1.17
4:L:487:ASP:CA	4:L:487:ASP:C	2.13	1.17

Continued on next page...

Continued from previous page...

Atom-1	Atom-2	Interatomic distance (Å)	Clash overlap (Å)
4:L:456:ASP:C	4:L:456:ASP:CB	2.12	1.17
4:L:487:ASP:CA	4:L:487:ASP:C	2.13	1.17
4:L:456:ASP:C	4:L:456:ASP:CB	2.12	1.17
4:L:487:ASP:CA	4:L:487:ASP:C	2.13	1.17
4:X:457:ALA:CB	4:X:457:ALA:N	2.05	1.17
2:O:778:ILE:HA	1:W:138:ASP:C	1.64	1.17
2:C:677:GLN:HA	1:K:796:LYS:C	1.65	1.17
1:E:852:VAL:N	2:O:305:LEU:N	1.91	1.17
4:X:457:ALA:N	4:X:457:ALA:CB	2.05	1.17
4:F:455:ILE:O	4:F:457:ALA:N	1.76	1.17
2:O:778:ILE:HA	1:W:138:ASP:C	1.64	1.17
5:G:341:ALA:N	5:G:342:PRO:N	1.92	1.17
5:S:341:ALA:N	5:S:342:PRO:N	1.92	1.17
2:C:677:GLN:HA	1:K:796:LYS:C	1.65	1.17
4:F:455:ILE:O	4:F:457:ALA:N	1.76	1.17
2:O:778:ILE:HA	1:W:138:ASP:C	1.64	1.17
5:G:341:ALA:N	5:G:342:PRO:N	1.92	1.17
5:S:341:ALA:N	5:S:342:PRO:N	1.92	1.17
2:C:677:GLN:HA	1:K:796:LYS:C	1.65	1.17
1:E:852:VAL:N	2:O:305:LEU:N	1.91	1.17
4:F:455:ILE:O	4:F:457:ALA:N	1.76	1.17
2:O:778:ILE:HA	1:W:138:ASP:C	1.64	1.17
5:G:341:ALA:N	5:G:342:PRO:N	1.92	1.17
5:S:341:ALA:N	5:S:342:PRO:N	1.92	1.17
2:C:677:GLN:HA	1:K:796:LYS:C	1.65	1.17
4:F:456:ASP:CB	4:F:456:ASP:C	2.12	1.17
2:O:778:ILE:HA	1:W:138:ASP:C	1.64	1.17
2:C:677:GLN:HA	1:K:796:LYS:C	1.65	1.17
1:E:852:VAL:N	2:O:305:LEU:N	1.91	1.17
4:F:455:ILE:O	4:F:457:ALA:N	1.76	1.17
2:O:778:ILE:HA	1:W:138:ASP:C	1.64	1.17
5:G:341:ALA:N	5:G:342:PRO:N	1.92	1.17
5:S:341:ALA:N	5:S:342:PRO:N	1.92	1.17
2:C:677:GLN:HA	1:K:796:LYS:C	1.65	1.17
4:F:455:ILE:O	4:F:457:ALA:N	1.76	1.17
2:O:778:ILE:HA	1:W:138:ASP:C	1.64	1.17
5:G:341:ALA:N	5:G:342:PRO:N	1.92	1.17
5:S:341:ALA:N	5:S:342:PRO:N	1.92	1.17
2:C:677:GLN:HA	1:K:796:LYS:C	1.65	1.17
1:E:852:VAL:N	2:O:305:LEU:N	1.91	1.17
5:M:341:ALA:N	5:M:342:PRO:N	1.92	1.17

Continued on next page...

Continued from previous page...

Atom-1	Atom-2	Interatomic distance (Å)	Clash overlap (Å)
4:F:456:ASP:C	4:F:456:ASP:CB	2.12	1.17
4:R:487:ASP:C	4:R:487:ASP:CA	2.13	1.17
5:M:341:ALA:N	5:M:342:PRO:N	1.92	1.17
4:F:456:ASP:C	4:F:456:ASP:CB	2.12	1.17
4:R:487:ASP:CA	4:R:487:ASP:C	2.13	1.17
4:F:456:ASP:CB	4:F:456:ASP:C	2.12	1.17
4:R:487:ASP:C	4:R:487:ASP:CA	2.13	1.17
4:X:487:ASP:C	4:X:487:ASP:CA	2.13	1.17
5:S:341:ALA:N	5:S:342:PRO:N	1.92	1.17
5:G:341:ALA:N	5:G:342:PRO:N	1.92	1.17
4:F:456:ASP:CB	4:F:456:ASP:C	2.12	1.17
4:R:487:ASP:C	4:R:487:ASP:CA	2.13	1.17
4:F:456:ASP:CB	4:F:456:ASP:C	2.12	1.17
4:R:487:ASP:C	4:R:487:ASP:CA	2.13	1.17
4:F:456:ASP:C	4:F:456:ASP:CB	2.12	1.17
4:L:456:ASP:C	4:L:456:ASP:CB	2.12	1.17
4:L:457:ALA:N	4:L:457:ALA:CB	2.05	1.17
4:X:487:ASP:CA	4:X:487:ASP:C	2.13	1.17
2:C:726:SER:HA	1:K:86:ARG:H	1.04	1.17
4:R:487:ASP:CA	4:R:487:ASP:C	2.13	1.17
4:L:456:ASP:C	4:L:456:ASP:CB	2.12	1.17
4:L:457:ALA:CB	4:L:457:ALA:N	2.05	1.17
4:X:487:ASP:CA	4:X:487:ASP:C	2.13	1.17
2:C:726:SER:HA	1:K:86:ARG:H	1.04	1.17
2:C:726:SER:HA	1:K:86:ARG:H	1.04	1.17
2:C:726:SER:HA	1:K:86:ARG:H	1.04	1.17
4:L:457:ALA:CB	4:L:457:ALA:N	2.05	1.17
4:L:487:ASP:CA	4:L:487:ASP:C	2.13	1.17
4:F:487:ASP:CA	4:F:487:ASP:C	2.13	1.17
5:G:339:TYR:C	5:G:340:ALA:CA	2.13	1.17
4:F:456:ASP:C	4:F:456:ASP:CB	2.12	1.17
2:C:726:SER:HA	1:K:86:ARG:H	1.04	1.17
4:R:487:ASP:CA	4:R:487:ASP:C	2.13	1.17
2:C:726:SER:HA	1:K:86:ARG:H	1.04	1.17
2:C:726:SER:HA	1:K:86:ARG:H	1.04	1.17
4:F:450:GLU:O	4:F:451:GLU:HA	1.37	1.17
4:F:450:GLU:O	4:F:451:GLU:HA	1.37	1.17
4:L:402:ALA:HB3	4:L:403:ILE:N	1.11	1.17
4:F:450:GLU:O	4:F:451:GLU:HA	1.37	1.17
4:L:402:ALA:HB3	4:L:403:ILE:N	1.11	1.17
4:R:456:ASP:CB	4:R:456:ASP:C	2.12	1.17

Continued on next page...

Continued from previous page...

Atom-1	Atom-2	Interatomic distance (Å)	Clash overlap (Å)
2:C:524:ARG:O	3:D:1610:PRO:N	1.77	1.17
4:L:402:ALA:HB3	4:L:403:ILE:N	1.11	1.17
4:F:450:GLU:O	4:F:451:GLU:HA	1.37	1.17
4:L:402:ALA:HB3	4:L:403:ILE:N	1.11	1.17
4:F:450:GLU:O	4:F:451:GLU:HA	1.37	1.17
4:L:402:ALA:HB3	4:L:403:ILE:N	1.11	1.17
4:L:487:ASP:C	4:L:487:ASP:CA	2.13	1.16
1:E:1348:ARG:HA	1:K:957:GLU:CB	1.75	1.16
4:L:487:ASP:C	4:L:487:ASP:CA	2.13	1.16
5:S:379:HIS:C	5:S:380:ILE:N	1.99	1.16
5:S:379:HIS:C	5:S:380:ILE:N	1.99	1.16
5:Y:339:TYR:C	5:Y:340:ALA:CA	2.13	1.16
1:E:1348:ARG:HA	1:K:957:GLU:CB	1.75	1.16
5:S:379:HIS:C	5:S:380:ILE:N	1.99	1.16
5:Y:339:TYR:C	5:Y:340:ALA:CA	2.13	1.16
4:R:455:ILE:O	4:R:457:ALA:N	1.76	1.16
5:M:379:HIS:C	5:M:380:ILE:N	1.99	1.16
5:Y:339:TYR:C	5:Y:340:ALA:CA	2.13	1.16
1:E:1304:ASP:N	3:J:876:VAL:CA	1.75	1.16
5:Y:339:TYR:C	5:Y:340:ALA:CA	2.13	1.16
1:E:1348:ARG:HA	1:K:957:GLU:CB	1.75	1.16
5:S:379:HIS:C	5:S:380:ILE:N	1.99	1.16
5:Y:339:TYR:C	5:Y:340:ALA:CA	2.13	1.16
5:S:379:HIS:C	5:S:380:ILE:N	1.99	1.16
5:Y:339:TYR:C	5:Y:340:ALA:CA	2.13	1.16
1:E:1348:ARG:HA	1:K:957:GLU:CB	1.75	1.16
5:G:379:HIS:C	5:G:380:ILE:N	1.99	1.16
5:Y:341:ALA:N	5:Y:342:PRO:N	1.92	1.16
5:S:339:TYR:C	5:S:340:ALA:CA	2.13	1.16
5:Y:341:ALA:N	5:Y:342:PRO:N	1.92	1.16
5:S:339:TYR:C	5:S:340:ALA:CA	2.13	1.16
5:S:339:TYR:C	5:S:340:ALA:CA	2.13	1.16
2:C:304:PRO:N	1:Q:849:ASN:HA	1.60	1.16
5:G:379:HIS:C	5:G:380:ILE:N	1.99	1.16
5:S:339:TYR:C	5:S:340:ALA:CA	2.13	1.16
5:S:339:TYR:C	5:S:340:ALA:CA	2.13	1.16
4:L:455:ILE:O	4:L:457:ALA:N	1.76	1.16
4:L:455:ILE:O	4:L:457:ALA:N	1.76	1.16
4:F:455:ILE:O	4:F:457:ALA:N	1.76	1.16
4:L:456:ASP:CB	4:L:456:ASP:C	2.12	1.16
5:G:379:HIS:C	5:G:380:ILE:N	1.98	1.16

Continued on next page...

Continued from previous page...

Atom-1	Atom-2	Interatomic distance (Å)	Clash overlap (Å)
4:L:455:ILE:O	4:L:457:ALA:N	1.76	1.16
4:L:455:ILE:O	4:L:457:ALA:N	1.76	1.16
4:L:455:ILE:O	4:L:457:ALA:N	1.76	1.16
4:F:487:ASP:CA	4:F:487:ASP:C	2.13	1.16
5:M:379:HIS:C	5:M:380:ILE:N	1.99	1.16
5:S:379:HIS:C	5:S:380:ILE:N	1.99	1.16
5:M:379:HIS:C	5:M:380:ILE:N	1.99	1.16
4:X:455:ILE:O	4:X:457:ALA:N	1.76	1.16
5:M:379:HIS:C	5:M:380:ILE:N	1.98	1.16
4:X:455:ILE:O	4:X:457:ALA:N	1.76	1.16
5:M:379:HIS:C	5:M:380:ILE:N	1.98	1.16
2:C:531:LEU:O	3:D:1664:ASP:N	1.79	1.16
4:X:455:ILE:O	4:X:457:ALA:N	1.76	1.16
4:F:487:ASP:C	4:F:487:ASP:CA	2.13	1.16
5:S:379:HIS:C	5:S:380:ILE:N	1.99	1.16
5:M:379:HIS:C	5:M:380:ILE:N	1.98	1.16
4:X:455:ILE:O	4:X:457:ALA:N	1.76	1.16
5:M:379:HIS:C	5:M:380:ILE:N	1.98	1.16
4:X:455:ILE:O	4:X:457:ALA:N	1.76	1.16
5:M:379:HIS:C	5:M:380:ILE:N	1.98	1.16
5:S:341:ALA:N	5:S:342:PRO:N	1.92	1.16
3:P:879:LEU:CB	6:T:415:LYS:O	1.94	1.16
5:G:379:HIS:C	5:G:380:ILE:N	1.99	1.16
5:G:379:HIS:C	5:G:380:ILE:N	1.99	1.16
5:G:379:HIS:C	5:G:380:ILE:N	1.99	1.16
1:E:1165:TYR:CA	1:K:727:PHE:CA	2.04	1.16
5:Y:327:ARG:N	5:Y:327:ARG:HA	1.56	1.16
5:M:327:ARG:N	5:M:327:ARG:HA	1.56	1.16
5:M:339:TYR:C	5:M:340:ALA:CA	2.13	1.16
5:S:339:TYR:C	5:S:340:ALA:CA	2.13	1.16
5:S:341:ALA:N	5:S:342:PRO:N	1.92	1.16
3:P:879:LEU:CB	6:T:415:LYS:O	1.94	1.16
5:G:379:HIS:C	5:G:380:ILE:N	1.99	1.16
5:G:379:HIS:C	5:G:380:ILE:N	1.99	1.16
5:G:341:ALA:N	5:G:342:PRO:N	1.92	1.15
2:O:724:GLN:CB	1:W:508:SER:O	1.94	1.15
2:O:724:GLN:CB	1:W:508:SER:O	1.94	1.15
5:M:339:TYR:C	5:M:340:ALA:CA	2.13	1.15
2:O:724:GLN:CB	1:W:508:SER:O	1.94	1.15
5:M:339:TYR:C	5:M:340:ALA:CA	2.13	1.15
2:O:724:GLN:CB	1:W:508:SER:O	1.94	1.15

Continued on next page...

Continued from previous page...

Atom-1	Atom-2	Interatomic distance (Å)	Clash overlap (Å)
5:Y:341:ALA:N	5:Y:342:PRO:N	1.92	1.15
1:E:1169:SER:CB	1:K:575:ARG:CB	2.24	1.15
5:M:339:TYR:C	5:M:340:ALA:CA	2.13	1.15
5:G:341:ALA:N	5:G:342:PRO:N	1.92	1.15
2:O:724:GLN:CB	1:W:508:SER:O	1.94	1.15
5:M:339:TYR:C	5:M:340:ALA:CA	2.13	1.15
2:O:724:GLN:CB	1:W:508:SER:O	1.94	1.15
5:M:339:TYR:C	5:M:340:ALA:CA	2.13	1.15
2:O:724:GLN:CB	1:W:508:SER:O	1.94	1.15
4:F:452:ARG:HA	4:F:453:TYR:CA	1.77	1.15
5:S:339:TYR:C	5:S:340:ALA:CA	2.13	1.15
3:D:1468:ALA:CB	3:P:1511:GLN:N	2.08	1.15
4:X:402:ALA:HB3	4:X:403:ILE:N	1.11	1.15
3:D:1468:ALA:CB	3:P:1511:GLN:N	2.08	1.15
4:X:402:ALA:HB3	4:X:403:ILE:N	1.11	1.15
3:D:1468:ALA:CB	3:P:1511:GLN:N	2.08	1.15
4:X:456:ASP:C	4:X:456:ASP:CB	2.12	1.15
4:F:452:ARG:HA	4:F:453:TYR:CA	1.77	1.15
5:S:339:TYR:C	5:S:340:ALA:CA	2.13	1.15
3:D:1468:ALA:CB	3:P:1511:GLN:N	2.08	1.15
3:D:1468:ALA:CB	3:P:1511:GLN:N	2.08	1.15
4:F:402:ALA:CB	4:F:403:ILE:N	1.92	1.15
4:L:450:GLU:O	4:L:451:GLU:HA	1.38	1.15
4:F:402:ALA:CB	4:F:403:ILE:N	1.92	1.15
4:L:450:GLU:O	4:L:451:GLU:HA	1.38	1.15
4:F:402:ALA:CB	4:F:403:ILE:N	1.92	1.15
2:C:522:CYS:N	3:D:1662:CYS:O	1.79	1.15
1:Q:1302:VAL:CB	3:V:687:ILE:CA	2.23	1.15
5:S:379:HIS:C	5:S:380:ILE:N	1.98	1.15
2:O:654:SER:CA	3:P:1454:ALA:O	1.95	1.15
4:L:450:GLU:O	4:L:451:GLU:HA	1.38	1.15
4:L:450:GLU:O	4:L:451:GLU:HA	1.38	1.15
4:F:402:ALA:CB	4:F:403:ILE:N	1.92	1.15
4:L:450:GLU:O	4:L:451:GLU:HA	1.38	1.15
4:F:402:ALA:CB	4:F:403:ILE:N	1.92	1.15
2:C:522:CYS:N	3:D:1662:CYS:O	1.79	1.15
5:G:339:TYR:C	5:G:340:ALA:CA	2.13	1.15
4:F:493:HIS:CA	4:F:493:HIS:CB	2.25	1.15
5:G:339:TYR:C	5:G:340:ALA:CA	2.13	1.15
4:F:493:HIS:CB	4:F:493:HIS:CA	2.25	1.15
5:G:339:TYR:C	5:G:340:ALA:CA	2.13	1.15

Continued on next page...

Continued from previous page...

Atom-1	Atom-2	Interatomic distance (Å)	Clash overlap (Å)
4:F:493:HIS:CB	4:F:493:HIS:CA	2.25	1.15
5:G:339:TYR:C	5:G:340:ALA:CA	2.13	1.15
5:Y:379:HIS:C	5:Y:380:ILE:N	1.99	1.15
5:G:339:TYR:C	5:G:340:ALA:CA	2.13	1.15
4:F:493:HIS:CB	4:F:493:HIS:CA	2.25	1.15
5:G:339:TYR:C	5:G:340:ALA:CA	2.13	1.15
4:F:493:HIS:CA	4:F:493:HIS:CB	2.25	1.15
5:G:339:TYR:C	5:G:340:ALA:CA	2.13	1.15
4:L:450:GLU:O	4:L:451:GLU:HA	1.38	1.15
4:X:493:HIS:CA	4:X:493:HIS:CB	2.25	1.15
4:L:493:HIS:CA	4:L:493:HIS:CB	2.25	1.15
4:R:493:HIS:CA	4:R:493:HIS:CB	2.25	1.15
5:M:339:TYR:C	5:M:340:ALA:CA	2.13	1.15
3:D:1511:GLN:N	3:P:1468:ALA:CB	2.09	1.15
4:L:450:GLU:O	4:L:451:GLU:HA	1.38	1.15
4:X:493:HIS:CB	4:X:493:HIS:CA	2.25	1.15
4:L:493:HIS:CB	4:L:493:HIS:CA	2.25	1.15
5:M:339:TYR:C	5:M:340:ALA:CA	2.13	1.15
3:D:1511:GLN:N	3:P:1468:ALA:CB	2.09	1.15
4:X:493:HIS:CA	4:X:493:HIS:CB	2.25	1.15
5:Y:379:HIS:C	5:Y:380:ILE:N	1.99	1.15
3:D:1511:GLN:N	3:P:1468:ALA:CB	2.09	1.15
4:X:493:HIS:CB	4:X:493:HIS:CA	2.25	1.15
5:Y:379:HIS:C	5:Y:380:ILE:N	1.99	1.15
4:X:493:HIS:CA	4:X:493:HIS:CB	2.25	1.15
4:F:493:HIS:CA	4:F:493:HIS:CB	2.25	1.15
4:R:493:HIS:CA	4:R:493:HIS:CB	2.25	1.15
4:X:493:HIS:CA	4:X:493:HIS:CB	2.25	1.15
5:Y:379:HIS:C	5:Y:380:ILE:N	1.99	1.15
3:D:1511:GLN:N	3:P:1468:ALA:CB	2.09	1.15
4:X:493:HIS:CB	4:X:493:HIS:CA	2.25	1.15
5:Y:379:HIS:C	5:Y:380:ILE:N	1.99	1.15
3:D:1511:GLN:N	3:P:1468:ALA:CB	2.09	1.15
4:X:493:HIS:CB	4:X:493:HIS:CA	2.25	1.15
5:Y:379:HIS:C	5:Y:380:ILE:N	1.99	1.15
5:Y:379:HIS:C	5:Y:380:ILE:N	1.99	1.14
5:Y:339:TYR:C	5:Y:340:ALA:CA	2.13	1.14
2:U:642:MET:HA	3:V:1450:GLU:CB	1.76	1.14
4:R:493:HIS:CB	4:R:493:HIS:CA	2.25	1.14
5:Y:379:HIS:C	5:Y:380:ILE:N	1.99	1.14
5:Y:339:TYR:C	5:Y:340:ALA:CA	2.13	1.14

Continued on next page...

Continued from previous page...

Atom-1	Atom-2	Interatomic distance (Å)	Clash overlap (Å)
2:U:642:MET:HA	3:V:1450:GLU:CB	1.76	1.14
4:R:493:HIS:CA	4:R:493:HIS:CB	2.25	1.14
4:L:493:HIS:CB	4:L:493:HIS:CA	2.25	1.14
2:U:642:MET:HA	3:V:1450:GLU:CB	1.76	1.14
4:R:493:HIS:CA	4:R:493:HIS:CB	2.25	1.14
4:L:493:HIS:CA	4:L:493:HIS:CB	2.25	1.14
2:U:642:MET:HA	3:V:1450:GLU:CB	1.76	1.14
4:R:493:HIS:CA	4:R:493:HIS:CB	2.25	1.14
4:L:493:HIS:CA	4:L:493:HIS:CB	2.25	1.14
2:U:642:MET:HA	3:V:1450:GLU:CB	1.76	1.14
4:R:493:HIS:CA	4:R:493:HIS:CB	2.25	1.14
4:L:493:HIS:CA	4:L:493:HIS:CB	2.25	1.14
2:U:642:MET:HA	3:V:1450:GLU:CB	1.76	1.14
4:R:493:HIS:CA	4:R:493:HIS:CB	2.25	1.14
4:L:493:HIS:CA	4:L:493:HIS:CB	2.25	1.14
2:U:642:MET:HA	3:V:1450:GLU:CB	1.76	1.14
4:F:493:HIS:CB	4:F:493:HIS:CA	2.25	1.14
1:E:852:VAL:CB	2:O:304:PRO:HA	1.56	1.14
1:E:852:VAL:CB	2:O:304:PRO:HA	1.56	1.14
1:E:1165:TYR:CB	1:K:727:PHE:CA	2.21	1.14
4:L:493:HIS:CA	4:L:493:HIS:CB	2.25	1.14
1:Q:1354:LEU:C	3:V:872:LEU:N	1.99	1.14
4:F:493:HIS:CA	4:F:493:HIS:CB	2.25	1.14
1:E:852:VAL:CB	2:O:304:PRO:HA	1.56	1.14
4:X:450:GLU:O	4:X:451:GLU:HA	1.38	1.14
2:I:642:MET:HA	3:J:1450:GLU:CB	1.76	1.14
4:R:450:GLU:O	4:R:451:GLU:HA	1.37	1.14
4:X:450:GLU:O	4:X:451:GLU:HA	1.38	1.14
2:I:642:MET:HA	3:J:1450:GLU:CB	1.76	1.14
4:R:450:GLU:O	4:R:451:GLU:HA	1.37	1.14
2:I:642:MET:HA	3:J:1450:GLU:CB	1.76	1.14
4:R:450:GLU:O	4:R:451:GLU:HA	1.37	1.14
2:I:642:MET:HA	3:J:1450:GLU:CB	1.76	1.14
2:I:642:MET:HA	3:J:1450:GLU:CB	1.76	1.14
4:R:450:GLU:O	4:R:451:GLU:HA	1.37	1.14
2:I:642:MET:HA	3:J:1450:GLU:CB	1.76	1.14
4:R:450:GLU:O	4:R:451:GLU:HA	1.37	1.14
2:I:642:MET:HA	3:J:1450:GLU:CB	1.76	1.14
5:Y:327:ARG:N	5:Y:327:ARG:HA	1.56	1.14
3:D:1476:ALA:HB2	3:P:1476:ALA:CB	1.78	1.14
5:Y:327:ARG:N	5:Y:327:ARG:HA	1.56	1.14

Continued on next page...

Continued from previous page...

Atom-1	Atom-2	Interatomic distance (Å)	Clash overlap (Å)
3:D:1476:ALA:HB2	3:P:1476:ALA:CB	1.78	1.14
4:X:450:GLU:C	4:X:450:GLU:CA	2.16	1.14
4:L:450:GLU:C	4:L:450:GLU:CA	2.16	1.14
3:D:1476:ALA:HB2	3:P:1476:ALA:CB	1.78	1.14
4:X:450:GLU:C	4:X:450:GLU:CA	2.16	1.14
4:L:450:GLU:CA	4:L:450:GLU:C	2.16	1.14
4:X:450:GLU:C	4:X:450:GLU:CA	2.16	1.14
4:L:450:GLU:CA	4:L:450:GLU:C	2.16	1.14
3:D:1476:ALA:HB2	3:P:1476:ALA:CB	1.78	1.14
4:X:450:GLU:C	4:X:450:GLU:CA	2.16	1.14
4:L:450:GLU:C	4:L:450:GLU:CA	2.16	1.14
3:D:1476:ALA:HB2	3:P:1476:ALA:CB	1.78	1.14
4:X:450:GLU:CA	4:X:450:GLU:C	2.16	1.14
4:L:450:GLU:C	4:L:450:GLU:CA	2.16	1.14
1:E:1348:ARG:CA	1:K:957:GLU:CB	2.26	1.14
1:E:849:ASN:O	2:O:304:PRO:CB	1.96	1.14
2:C:724:GLN:CB	1:K:508:SER:O	1.95	1.14
4:L:402:ALA:HB3	4:L:403:ILE:N	1.11	1.14
2:C:724:GLN:CB	1:K:508:SER:O	1.95	1.14
4:L:402:ALA:HB3	4:L:403:ILE:N	1.11	1.14
1:E:1348:ARG:CA	1:K:957:GLU:CB	2.26	1.14
1:E:849:ASN:O	2:O:304:PRO:CB	1.96	1.14
2:C:724:GLN:CB	1:K:508:SER:O	1.95	1.14
2:C:724:GLN:CB	1:K:508:SER:O	1.95	1.14
1:Q:1355:ASP:HA	3:V:872:LEU:CA	1.78	1.14
1:Q:1263:PRO:CA	3:V:692:ASN:CB	2.26	1.14
1:E:1348:ARG:CA	1:K:957:GLU:CB	2.26	1.14
1:E:849:ASN:O	2:O:304:PRO:CB	1.96	1.14
2:C:724:GLN:CB	1:K:508:SER:O	1.95	1.14
2:C:724:GLN:CB	1:K:508:SER:O	1.95	1.14
1:E:1348:ARG:CA	1:K:957:GLU:CB	2.26	1.14
1:E:849:ASN:O	2:O:304:PRO:CB	1.96	1.14
2:C:724:GLN:CB	1:K:508:SER:O	1.95	1.14
4:R:452:ARG:HA	4:R:453:TYR:CA	1.76	1.13
1:Q:1239:ASP:HA	1:W:572:ALA:HA	1.30	1.13
2:C:304:PRO:HA	1:Q:852:VAL:CB	1.56	1.13
1:Q:1239:ASP:HA	1:W:572:ALA:HA	1.30	1.13
2:C:304:PRO:HA	1:Q:852:VAL:CB	1.56	1.13
4:X:402:ALA:HB3	4:X:403:ILE:N	1.11	1.13
4:R:452:ARG:HA	4:R:453:TYR:CA	1.76	1.13
1:Q:1239:ASP:HA	1:W:572:ALA:HA	1.30	1.13

Continued on next page...

Continued from previous page...

Atom-1	Atom-2	Interatomic distance (Å)	Clash overlap (Å)
2:C:304:PRO:HA	1:Q:852:VAL:CB	1.56	1.13
1:Q:1239:ASP:HA	1:W:572:ALA:HA	1.30	1.13
4:L:450:GLU:CA	4:L:450:GLU:C	2.16	1.13
2:O:786:ARG:CA	1:W:92:GLU:CB	2.27	1.13
2:C:785:LEU:HA	1:K:132:GLY:O	1.42	1.13
4:R:450:GLU:CA	4:R:450:GLU:C	2.16	1.13
4:L:450:GLU:C	4:L:450:GLU:CA	2.16	1.13
2:O:786:ARG:CA	1:W:92:GLU:CB	2.27	1.13
2:C:785:LEU:HA	1:K:132:GLY:O	1.42	1.13
4:R:450:GLU:CA	4:R:450:GLU:C	2.16	1.13
2:O:786:ARG:CA	1:W:92:GLU:CB	2.27	1.13
2:C:785:LEU:HA	1:K:132:GLY:O	1.42	1.13
4:R:450:GLU:C	4:R:450:GLU:CA	2.16	1.13
2:O:786:ARG:CA	1:W:92:GLU:CB	2.27	1.13
2:C:785:LEU:HA	1:K:132:GLY:O	1.42	1.13
4:R:450:GLU:C	4:R:450:GLU:CA	2.16	1.13
1:E:1304:ASP:N	3:J:876:VAL:HA	1.03	1.13
2:O:786:ARG:CA	1:W:92:GLU:CB	2.27	1.13
2:C:785:LEU:HA	1:K:132:GLY:O	1.42	1.13
4:R:450:GLU:C	4:R:450:GLU:CA	2.16	1.13
2:O:786:ARG:CA	1:W:92:GLU:CB	2.27	1.13
2:C:785:LEU:HA	1:K:132:GLY:O	1.42	1.13
4:R:450:GLU:C	4:R:450:GLU:CA	2.16	1.13
2:O:786:ARG:CA	1:W:92:GLU:CB	2.27	1.13
2:C:785:LEU:HA	1:K:132:GLY:O	1.42	1.13
5:M:327:ARG:HA	5:M:327:ARG:N	1.56	1.13
3:D:1476:ALA:CB	3:P:1476:ALA:HB2	1.78	1.13
5:M:327:ARG:N	5:M:327:ARG:HA	1.56	1.13
3:D:1476:ALA:CB	3:P:1476:ALA:HB2	1.78	1.13
3:D:1476:ALA:CB	3:P:1476:ALA:HB2	1.78	1.13
4:F:450:GLU:CA	4:F:450:GLU:C	2.16	1.13
3:D:1476:ALA:CB	3:P:1476:ALA:HB2	1.78	1.13
3:D:1476:ALA:CB	3:P:1476:ALA:HB2	1.78	1.13
4:X:450:GLU:CA	4:X:450:GLU:C	2.16	1.13
4:X:450:GLU:CA	4:X:450:GLU:C	2.16	1.13
4:R:402:ALA:CB	4:R:403:ILE:N	1.92	1.13
4:X:450:GLU:O	4:X:451:GLU:HA	1.38	1.13
4:R:402:ALA:CB	4:R:403:ILE:N	1.92	1.13
4:X:450:GLU:O	4:X:451:GLU:HA	1.38	1.13
4:R:402:ALA:CB	4:R:403:ILE:N	1.92	1.13
4:X:450:GLU:O	4:X:451:GLU:HA	1.38	1.13

Continued on next page...

Continued from previous page...

Atom-1	Atom-2	Interatomic distance (Å)	Clash overlap (Å)
4:X:450:GLU:O	4:X:451:GLU:HA	1.38	1.13
4:R:402:ALA:CB	4:R:403:ILE:N	1.92	1.13
4:X:450:GLU:O	4:X:451:GLU:HA	1.38	1.13
4:R:402:ALA:CB	4:R:403:ILE:N	1.92	1.13
2:O:726:SER:HA	1:W:86:ARG:H	0.97	1.12
2:O:726:SER:HA	1:W:86:ARG:H	0.97	1.12
2:O:726:SER:HA	1:W:86:ARG:H	0.97	1.12
2:O:726:SER:HA	1:W:86:ARG:H	0.97	1.12
4:L:402:ALA:CB	4:L:403:ILE:N	1.92	1.13
2:O:726:SER:HA	1:W:86:ARG:H	0.97	1.12
2:O:726:SER:HA	1:W:86:ARG:H	0.97	1.12
2:O:726:SER:HA	1:W:86:ARG:H	0.97	1.12
4:R:450:GLU:CA	4:R:450:GLU:C	2.16	1.12
2:O:784:GLN:O	1:W:134:LEU:CB	1.97	1.12
2:I:739:ASP:H	3:J:1454:ALA:CB	1.61	1.12
5:G:327:ARG:HA	5:G:327:ARG:N	1.56	1.12
2:O:784:GLN:O	1:W:134:LEU:CB	1.97	1.12
2:I:739:ASP:H	3:J:1454:ALA:CB	1.61	1.12
5:G:327:ARG:HA	5:G:327:ARG:N	1.56	1.12
2:O:784:GLN:O	1:W:134:LEU:CB	1.97	1.12
2:I:739:ASP:H	3:J:1454:ALA:CB	1.61	1.12
5:G:327:ARG:N	5:G:327:ARG:HA	1.56	1.12
2:O:784:GLN:O	1:W:134:LEU:CB	1.97	1.12
2:I:739:ASP:H	3:J:1454:ALA:CB	1.61	1.12
4:R:452:ARG:HA	4:R:453:TYR:CA	1.76	1.12
5:S:327:ARG:HA	5:S:327:ARG:N	1.56	1.12
4:R:450:GLU:CA	4:R:450:GLU:C	2.16	1.12
2:O:784:GLN:O	1:W:134:LEU:CB	1.97	1.12
2:I:739:ASP:H	3:J:1454:ALA:CB	1.61	1.12
5:G:327:ARG:HA	5:G:327:ARG:N	1.56	1.12
2:O:784:GLN:O	1:W:134:LEU:CB	1.97	1.12
2:I:739:ASP:H	3:J:1454:ALA:CB	1.61	1.12
5:G:327:ARG:N	5:G:327:ARG:HA	1.56	1.12
2:O:784:GLN:O	1:W:134:LEU:CB	1.97	1.12
2:I:739:ASP:H	3:J:1454:ALA:CB	1.61	1.12
4:F:450:GLU:CA	4:F:450:GLU:C	2.16	1.12
4:F:450:GLU:CA	4:F:450:GLU:C	2.16	1.12
4:F:450:GLU:CA	4:F:450:GLU:C	2.16	1.12
4:F:450:GLU:C	4:F:450:GLU:CA	2.16	1.12
4:F:450:GLU:CA	4:F:450:GLU:C	2.16	1.12
2:O:779:GLU:CB	1:W:136:TYR:CB	2.27	1.12

Continued on next page...

Continued from previous page...

Atom-1	Atom-2	Interatomic distance (Å)	Clash overlap (Å)
4:F:450:GLU:CA	4:F:450:GLU:C	2.16	1.11
1:Q:1233:VAL:CB	1:W:580:ALA:H	1.63	1.11
1:E:1344:CYS:CB	1:K:958:ASP:O	1.98	1.11
1:Q:1233:VAL:CB	1:W:580:ALA:H	1.63	1.11
1:E:1344:CYS:CB	1:K:958:ASP:O	1.98	1.11
4:L:450:GLU:CA	4:L:450:GLU:C	2.16	1.11
2:C:530:ARG:O	3:D:1664:ASP:HA	0.95	1.11
1:Q:1354:LEU:O	3:V:869:GLU:O	1.56	1.11
4:F:450:GLU:CA	4:F:450:GLU:C	2.16	1.11
1:Q:1233:VAL:CB	1:W:580:ALA:H	1.63	1.11
1:E:1344:CYS:CB	1:K:958:ASP:O	1.98	1.11
1:Q:1233:VAL:CB	1:W:580:ALA:H	1.63	1.11
2:U:739:ASP:H	3:V:1454:ALA:CB	1.61	1.11
2:U:739:ASP:H	3:V:1454:ALA:CB	1.61	1.11
2:U:739:ASP:H	3:V:1454:ALA:CB	1.61	1.11
2:U:739:ASP:H	3:V:1454:ALA:CB	1.61	1.11
2:U:739:ASP:H	3:V:1454:ALA:CB	1.61	1.11
2:U:739:ASP:H	3:V:1454:ALA:CB	1.61	1.11
2:U:739:ASP:H	3:V:1454:ALA:CB	1.61	1.11
3:D:1474:GLY:CA	3:P:1472:SER:HA	1.79	1.11
3:D:1474:GLY:CA	3:P:1472:SER:HA	1.79	1.11
5:Y:327:ARG:HA	5:Y:327:ARG:N	1.56	1.11
3:D:1474:GLY:CA	3:P:1472:SER:HA	1.79	1.11
5:Y:327:ARG:HA	5:Y:327:ARG:N	1.56	1.11
4:F:402:ALA:CB	4:F:403:ILE:H	1.56	1.11
5:Y:327:ARG:N	5:Y:327:ARG:HA	1.56	1.11
3:D:1474:GLY:CA	3:P:1472:SER:HA	1.79	1.11
5:Y:327:ARG:N	5:Y:327:ARG:HA	1.56	1.11
3:D:1474:GLY:CA	3:P:1472:SER:HA	1.79	1.11
5:Y:327:ARG:N	5:Y:327:ARG:HA	1.56	1.11
4:F:450:GLU:O	4:F:451:GLU:HA	1.38	1.11
5:G:327:ARG:HA	5:G:327:ARG:N	1.56	1.11
5:M:326:LEU:C	5:M:326:LEU:CB	2.19	1.11
5:G:326:LEU:CB	5:G:326:LEU:C	2.19	1.11
1:Q:1344:CYS:CB	1:W:958:ASP:O	1.98	1.11
5:G:326:LEU:CB	5:G:326:LEU:C	2.19	1.11
5:G:326:LEU:C	5:G:326:LEU:CB	2.19	1.11
1:Q:1344:CYS:CB	1:W:958:ASP:O	1.98	1.11
4:X:450:GLU:CA	4:X:450:GLU:C	2.16	1.11
2:C:677:GLN:O	1:K:852:VAL:CB	1.97	1.11
5:S:326:LEU:C	5:S:326:LEU:CB	2.19	1.11

Continued on next page...

Continued from previous page...

Atom-1	Atom-2	Interatomic distance (Å)	Clash overlap (Å)
5:G:326:LEU:C	5:G:326:LEU:CB	2.19	1.11
5:G:326:LEU:C	5:G:326:LEU:CB	2.19	1.11
1:Q:1344:CYS:CB	1:W:958:ASP:O	1.98	1.11
5:G:326:LEU:CB	5:G:326:LEU:C	2.19	1.11
5:G:326:LEU:C	5:G:326:LEU:CB	2.19	1.10
5:Y:326:LEU:CB	5:Y:326:LEU:C	2.19	1.10
5:G:326:LEU:CB	5:G:326:LEU:C	2.19	1.10
3:D:1468:ALA:HB3	3:P:1511:GLN:N	1.66	1.10
5:S:327:ARG:HA	5:S:327:ARG:N	1.56	1.10
3:D:1468:ALA:HB3	3:P:1511:GLN:N	1.66	1.10
1:Q:1273:GLN:CB	3:V:286:GLN:CB	2.29	1.10
5:S:327:ARG:N	5:S:327:ARG:HA	1.56	1.10
5:Y:326:LEU:CB	5:Y:326:LEU:C	2.19	1.10
3:D:1468:ALA:HB3	3:P:1511:GLN:N	1.66	1.10
5:S:327:ARG:HA	5:S:327:ARG:N	1.56	1.10
5:Y:326:LEU:C	5:Y:326:LEU:CB	2.19	1.10
1:Q:1273:GLN:CB	3:V:286:GLN:CB	2.29	1.10
2:O:522:CYS:N	3:P:1662:CYS:O	1.84	1.10
2:C:303:ALA:C	1:Q:849:ASN:CA	2.12	1.10
5:Y:326:LEU:CB	5:Y:326:LEU:C	2.19	1.10
3:D:1468:ALA:HB3	3:P:1511:GLN:N	1.66	1.10
5:S:327:ARG:HA	5:S:327:ARG:N	1.56	1.10
5:Y:326:LEU:C	5:Y:326:LEU:CB	2.19	1.10
3:D:1468:ALA:HB3	3:P:1511:GLN:N	1.66	1.10
1:Q:1273:GLN:CB	3:V:286:GLN:CB	2.29	1.10
5:S:327:ARG:N	5:S:327:ARG:HA	1.56	1.10
5:Y:326:LEU:CB	5:Y:326:LEU:C	2.19	1.10
2:O:522:CYS:N	3:P:1662:CYS:O	1.84	1.10
4:L:452:ARG:HA	4:L:453:TYR:CA	1.77	1.10
2:C:786:ARG:CA	1:K:92:GLU:CB	2.30	1.10
4:L:452:ARG:HA	4:L:453:TYR:CA	1.77	1.10
2:C:786:ARG:CA	1:K:92:GLU:CB	2.30	1.10
2:C:304:PRO:CB	1:Q:853:ASP:N	2.13	1.10
1:Q:1310:ARG:HA	3:V:245:ASP:CB	1.80	1.10
1:E:1310:ARG:HA	3:J:245:ASP:CB	1.80	1.10
2:C:786:ARG:CA	1:K:92:GLU:CB	2.30	1.10
2:C:786:ARG:CA	1:K:92:GLU:CB	2.30	1.10
2:C:304:PRO:CB	1:Q:853:ASP:N	2.13	1.10
1:Q:1310:ARG:HA	3:V:245:ASP:CB	1.80	1.10
1:E:1310:ARG:HA	3:J:245:ASP:CB	1.80	1.10
2:C:674:TYR:CB	1:K:849:ASN:CB	2.29	1.10

Continued on next page...

Continued from previous page...

Atom-1	Atom-2	Interatomic distance (Å)	Clash overlap (Å)
1:Q:1357:VAL:CB	3:V:876:VAL:O	1.98	1.10
2:C:786:ARG:CA	1:K:92:GLU:CB	2.30	1.10
2:C:786:ARG:CA	1:K:92:GLU:CB	2.30	1.10
2:C:304:PRO:CB	1:Q:853:ASP:N	2.13	1.10
1:Q:1310:ARG:HA	3:V:245:ASP:CB	1.80	1.10
1:E:1310:ARG:HA	3:J:245:ASP:CB	1.80	1.10
2:C:786:ARG:CA	1:K:92:GLU:CB	2.30	1.10
5:S:326:LEU:C	5:S:326:LEU:CB	2.19	1.10
5:M:326:LEU:CB	5:M:326:LEU:C	2.19	1.10
5:Y:326:LEU:CB	5:Y:326:LEU:C	2.19	1.10
5:M:326:LEU:C	5:M:326:LEU:CB	2.19	1.10
5:Y:326:LEU:C	5:Y:326:LEU:CB	2.19	1.10
1:E:1273:GLN:CB	3:J:286:GLN:CB	2.29	1.10
1:E:1273:GLN:CB	3:J:286:GLN:CB	2.29	1.10
5:S:326:LEU:CB	5:S:326:LEU:C	2.19	1.10
1:E:1273:GLN:CB	3:J:286:GLN:CB	2.29	1.10
4:R:402:ALA:HB3	4:R:403:ILE:N	1.11	1.10
5:S:326:LEU:CB	5:S:326:LEU:C	2.19	1.10
5:S:326:LEU:CB	5:S:326:LEU:C	2.19	1.10
5:S:326:LEU:C	5:S:326:LEU:CB	2.19	1.10
1:E:848:ASP:HA	2:O:303:ALA:HB1	1.34	1.10
2:I:618:ASN:O	3:J:1445:LYS:CB	1.98	1.10
4:R:402:ALA:HB3	4:R:403:ILE:N	1.11	1.10
5:S:326:LEU:C	5:S:326:LEU:CB	2.19	1.10
5:S:326:LEU:CB	5:S:326:LEU:C	2.19	1.10
2:C:780:ASP:CA	1:K:136:TYR:CB	2.28	1.09
2:C:780:ASP:CA	1:K:136:TYR:CB	2.28	1.09
2:C:780:ASP:CA	1:K:136:TYR:CB	2.28	1.09
2:C:780:ASP:CA	1:K:136:TYR:CB	2.28	1.09
2:U:622:PHE:CB	3:V:1449:TRP:CA	2.30	1.09
2:I:644:LYS:N	3:J:1453:THR:HA	1.50	1.09
2:C:780:ASP:CA	1:K:136:TYR:CB	2.28	1.09
2:C:780:ASP:CA	1:K:136:TYR:CB	2.28	1.09
2:C:780:ASP:CA	1:K:136:TYR:CB	2.28	1.09
3:D:1511:GLN:N	3:P:1468:ALA:HB3	1.68	1.09
1:E:853:ASP:N	2:O:304:PRO:CB	2.13	1.09
3:D:1511:GLN:N	3:P:1468:ALA:HB3	1.68	1.09
4:R:402:ALA:HB3	4:R:403:ILE:N	1.11	1.09
4:X:454:TYR:HA	4:X:455:ILE:N	1.67	1.09
4:L:454:TYR:HA	4:L:455:ILE:N	1.67	1.09
5:M:326:LEU:CB	5:M:326:LEU:C	2.19	1.09

Continued on next page...

Continued from previous page...

Atom-1	Atom-2	Interatomic distance (Å)	Clash overlap (Å)
3:D:1511:GLN:N	3:P:1468:ALA:HB3	1.68	1.09
4:R:402:ALA:HB3	4:R:403:ILE:N	1.11	1.09
4:X:454:TYR:HA	4:X:455:ILE:N	1.67	1.09
4:L:454:TYR:HA	4:L:455:ILE:N	1.67	1.09
5:M:326:LEU:CB	5:M:326:LEU:C	2.19	1.09
1:E:853:ASP:N	2:O:304:PRO:CB	2.13	1.09
4:R:402:ALA:HB3	4:R:403:ILE:N	1.11	1.09
1:Q:1304:ASP:O	3:V:733:ASP:CB	2.00	1.09
4:X:454:TYR:HA	4:X:455:ILE:N	1.67	1.09
4:L:454:TYR:HA	4:L:455:ILE:N	1.67	1.09
5:M:326:LEU:C	5:M:326:LEU:CB	2.19	1.09
3:D:1511:GLN:N	3:P:1468:ALA:HB3	1.68	1.09
4:X:454:TYR:HA	4:X:455:ILE:N	1.67	1.09
4:L:454:TYR:HA	4:L:455:ILE:N	1.67	1.09
5:M:326:LEU:CB	5:M:326:LEU:C	2.19	1.09
1:E:853:ASP:N	2:O:304:PRO:CB	2.13	1.09
3:D:1511:GLN:N	3:P:1468:ALA:HB3	1.68	1.09
4:R:402:ALA:HB3	4:R:403:ILE:N	1.11	1.09
4:X:454:TYR:HA	4:X:455:ILE:N	1.67	1.09
4:L:454:TYR:HA	4:L:455:ILE:N	1.67	1.09
5:M:326:LEU:C	5:M:326:LEU:CB	2.19	1.09
4:R:402:ALA:HB3	4:R:403:ILE:N	1.11	1.09
2:C:784:GLN:O	1:K:134:LEU:CB	2.00	1.09
2:O:677:GLN:CA	1:W:796:LYS:O	2.00	1.09
2:C:784:GLN:O	1:K:134:LEU:CB	2.00	1.09
2:O:677:GLN:CA	1:W:796:LYS:O	2.00	1.09
2:C:784:GLN:O	1:K:134:LEU:CB	2.00	1.09
2:O:677:GLN:CA	1:W:796:LYS:O	2.00	1.09
2:C:784:GLN:O	1:K:134:LEU:CB	2.00	1.09
2:O:677:GLN:CA	1:W:796:LYS:O	2.00	1.09
4:L:452:ARG:HA	4:L:453:TYR:CA	1.77	1.09
2:C:483:GLU:CB	3:D:1658:ALA:CA	2.30	1.09
2:C:784:GLN:O	1:K:134:LEU:CB	2.00	1.09
2:O:677:GLN:CA	1:W:796:LYS:O	2.00	1.09
2:C:784:GLN:O	1:K:134:LEU:CB	2.00	1.09
2:O:677:GLN:CA	1:W:796:LYS:O	2.00	1.09
2:C:784:GLN:O	1:K:134:LEU:CB	2.00	1.09
2:O:677:GLN:CA	1:W:796:LYS:O	2.00	1.09
2:C:304:PRO:CB	1:Q:853:ASP:H	1.63	1.09
2:C:304:PRO:CB	1:Q:853:ASP:H	1.63	1.09
6:Z:490:GLN:C	6:Z:490:GLN:CB	2.21	1.09

Continued on next page...

Continued from previous page...

Atom-1	Atom-2	Interatomic distance (Å)	Clash overlap (Å)
2:C:304:PRO:CB	1:Q:853:ASP:H	1.63	1.09
4:X:454:TYR:HA	4:X:455:ILE:N	1.67	1.09
4:X:454:TYR:HA	4:X:455:ILE:N	1.67	1.09
4:F:452:ARG:HA	4:F:453:TYR:CA	1.77	1.09
1:E:853:ASP:H	2:O:304:PRO:CB	1.64	1.09
4:F:452:ARG:HA	4:F:453:TYR:CA	1.77	1.09
5:M:327:ARG:N	5:M:327:ARG:HA	1.56	1.09
4:F:452:ARG:HA	4:F:453:TYR:CA	1.77	1.09
5:M:327:ARG:HA	5:M:327:ARG:N	1.56	1.09
1:E:853:ASP:H	2:O:304:PRO:CB	1.64	1.09
4:F:454:TYR:HA	4:F:455:ILE:N	1.67	1.09
5:M:327:ARG:HA	5:M:327:ARG:N	1.56	1.09
4:F:452:ARG:HA	4:F:453:TYR:CA	1.77	1.09
5:M:327:ARG:HA	5:M:327:ARG:N	1.56	1.09
1:E:853:ASP:H	2:O:304:PRO:CB	1.64	1.09
4:F:452:ARG:HA	4:F:453:TYR:CA	1.77	1.09
5:M:327:ARG:N	5:M:327:ARG:HA	1.56	1.09
1:W:860:GLN:HA	1:W:871:ASP:CB	1.80	1.08
4:F:402:ALA:CB	4:F:403:ILE:N	1.92	1.08
1:W:860:GLN:HA	1:W:871:ASP:CB	1.80	1.08
4:L:452:ARG:HA	4:L:453:TYR:CA	1.77	1.08
1:W:860:GLN:HA	1:W:871:ASP:CB	1.80	1.08
4:L:452:ARG:HA	4:L:453:TYR:CA	1.77	1.08
1:W:860:GLN:HA	1:W:871:ASP:CB	1.80	1.08
6:T:490:GLN:C	6:T:490:GLN:CB	2.21	1.08
4:L:454:TYR:HA	4:L:455:ILE:N	1.67	1.08
6:H:408:SER:HA	6:H:410:LEU:H	1.18	1.08
2:C:676:ALA:CB	1:K:846:ILE:O	1.99	1.08
4:L:402:ALA:CB	4:L:403:ILE:H	1.56	1.08
4:X:402:ALA:CB	4:X:403:ILE:H	1.56	1.08
4:L:452:ARG:HA	4:L:453:TYR:CA	1.77	1.08
1:W:860:GLN:HA	1:W:871:ASP:CB	1.80	1.08
4:F:402:ALA:CB	4:F:403:ILE:N	1.92	1.08
4:L:452:ARG:HA	4:L:453:TYR:CA	1.77	1.08
1:W:860:GLN:HA	1:W:871:ASP:CB	1.80	1.08
4:L:452:ARG:HA	4:L:453:TYR:CA	1.77	1.08
1:W:860:GLN:HA	1:W:871:ASP:CB	1.80	1.08
6:N:490:GLN:CB	6:N:490:GLN:C	2.21	1.08
4:L:454:TYR:HA	4:L:455:ILE:N	1.67	1.08
6:Z:490:GLN:CB	6:Z:490:GLN:C	2.21	1.08
6:N:490:GLN:CB	6:N:490:GLN:C	2.21	1.08

Continued on next page...

Continued from previous page...

Atom-1	Atom-2	Interatomic distance (Å)	Clash overlap (Å)
4:L:454:TYR:HA	4:L:455:ILE:N	1.67	1.08
6:Z:490:GLN:CB	6:Z:490:GLN:C	2.21	1.08
2:C:303:ALA:O	1:Q:848:ASP:N	1.65	1.08
2:C:303:ALA:O	1:Q:848:ASP:N	1.65	1.08
6:N:490:GLN:CB	6:N:490:GLN:C	2.21	1.08
2:O:783:SER:CB	1:W:91:PRO:CA	2.31	1.08
2:C:538:LYS:CB	3:D:1671:GLN:HA	1.78	1.08
2:C:303:ALA:O	1:Q:848:ASP:N	1.65	1.08
4:F:454:TYR:HA	4:F:455:ILE:N	1.67	1.08
6:H:408:SER:HA	6:H:410:LEU:H	1.18	1.08
3:D:1472:SER:HA	3:P:1474:GLY:CA	1.74	1.08
3:D:1468:ALA:HB3	3:P:1511:GLN:CA	1.79	1.08
3:D:1472:SER:HA	3:P:1474:GLY:CA	1.74	1.08
3:D:1468:ALA:HB3	3:P:1511:GLN:CA	1.79	1.08
3:D:1472:SER:HA	3:P:1474:GLY:CA	1.74	1.08
3:D:1468:ALA:HB3	3:P:1511:GLN:CA	1.79	1.08
1:Q:1263:PRO:HA	3:V:692:ASN:CB	1.82	1.08
4:F:454:TYR:HA	4:F:455:ILE:N	1.67	1.08
6:H:408:SER:HA	6:H:410:LEU:H	1.18	1.08
3:D:1472:SER:HA	3:P:1474:GLY:CA	1.74	1.08
3:D:1468:ALA:HB3	3:P:1511:GLN:CA	1.79	1.08
3:D:1472:SER:HA	3:P:1474:GLY:CA	1.74	1.08
3:D:1468:ALA:HB3	3:P:1511:GLN:CA	1.79	1.08
5:G:327:ARG:N	5:G:327:ARG:HA	1.56	1.08
5:S:327:ARG:HA	5:S:327:ARG:N	1.56	1.08
3:D:1476:ALA:CA	3:P:1476:ALA:HB2	1.82	1.08
1:E:848:ASP:CB	2:O:303:ALA:HB3	1.54	1.08
3:D:1476:ALA:CA	3:P:1476:ALA:HB2	1.82	1.08
3:D:1476:ALA:CA	3:P:1476:ALA:HB2	1.82	1.08
1:E:848:ASP:CB	2:O:303:ALA:HB3	1.54	1.08
4:X:452:ARG:HA	4:X:453:TYR:CA	1.76	1.08
4:X:454:TYR:N	4:X:454:TYR:CB	2.17	1.08
2:I:622:PHE:N	3:J:1449:TRP:CB	2.16	1.08
1:Q:1364:LEU:O	3:V:880:GLU:CB	2.01	1.08
5:G:327:ARG:N	5:G:327:ARG:HA	1.56	1.08
5:S:327:ARG:HA	5:S:327:ARG:N	1.56	1.08
3:D:1476:ALA:CA	3:P:1476:ALA:HB2	1.82	1.08
1:E:848:ASP:CB	2:O:303:ALA:HB3	1.54	1.08
3:D:1476:ALA:CA	3:P:1476:ALA:HB2	1.82	1.08
2:O:726:SER:HA	1:W:86:ARG:N	1.66	1.08
1:Q:1348:ARG:CA	1:W:957:GLU:CB	2.32	1.08

Continued on next page...

Continued from previous page...

Atom-1	Atom-2	Interatomic distance (Å)	Clash overlap (Å)
2:I:645:LEU:H	3:J:1450:GLU:CA	1.66	1.08
3:D:1476:ALA:HB2	3:P:1476:ALA:CA	1.83	1.08
2:O:726:SER:HA	1:W:86:ARG:N	1.66	1.08
1:E:850:ALA:C	2:O:304:PRO:CB	2.22	1.08
2:I:645:LEU:H	3:J:1450:GLU:CA	1.66	1.08
3:D:1476:ALA:HB2	3:P:1476:ALA:CA	1.83	1.08
2:O:726:SER:HA	1:W:86:ARG:N	1.66	1.08
1:Q:1348:ARG:CA	1:W:957:GLU:CB	2.32	1.08
2:I:645:LEU:H	3:J:1450:GLU:CA	1.66	1.08
3:D:1476:ALA:HB2	3:P:1476:ALA:CA	1.83	1.08
2:O:726:SER:HA	1:W:86:ARG:N	1.66	1.08
1:E:850:ALA:C	2:O:304:PRO:CB	2.22	1.08
2:I:645:LEU:H	3:J:1450:GLU:CA	1.66	1.08
2:O:726:SER:HA	1:W:86:ARG:N	1.66	1.08
1:Q:1348:ARG:CA	1:W:957:GLU:CB	2.32	1.08
2:I:645:LEU:H	3:J:1450:GLU:CA	1.66	1.08
3:D:1476:ALA:HB2	3:P:1476:ALA:CA	1.83	1.08
2:O:726:SER:HA	1:W:86:ARG:N	1.66	1.08
1:E:850:ALA:C	2:O:304:PRO:CB	2.22	1.08
2:I:645:LEU:H	3:J:1450:GLU:CA	1.66	1.08
3:D:1476:ALA:HB2	3:P:1476:ALA:CA	1.83	1.08
2:O:726:SER:HA	1:W:86:ARG:N	1.66	1.08
1:Q:1348:ARG:CA	1:W:957:GLU:CB	2.32	1.08
2:I:645:LEU:H	3:J:1450:GLU:CA	1.66	1.08
6:H:490:GLN:C	6:H:490:GLN:CB	2.21	1.07
2:U:645:LEU:H	3:V:1450:GLU:CA	1.66	1.07
1:E:1308:LYS:CB	3:J:173:PHE:O	2.01	1.07
6:T:490:GLN:C	6:T:490:GLN:CB	2.21	1.07
2:U:645:LEU:H	3:V:1450:GLU:CA	1.66	1.07
6:T:490:GLN:C	6:T:490:GLN:CB	2.21	1.07
2:U:645:LEU:H	3:V:1450:GLU:CA	1.66	1.07
1:E:1308:LYS:CB	3:J:173:PHE:O	2.01	1.07
6:T:490:GLN:CB	6:T:490:GLN:C	2.21	1.07
2:U:645:LEU:H	3:V:1450:GLU:CA	1.66	1.07
4:F:452:ARG:HA	4:F:453:TYR:CA	1.77	1.07
6:H:490:GLN:CB	6:H:490:GLN:C	2.21	1.07
2:U:645:LEU:H	3:V:1450:GLU:CA	1.66	1.07
1:E:1308:LYS:CB	3:J:173:PHE:O	2.01	1.07
6:T:490:GLN:CB	6:T:490:GLN:C	2.21	1.07
2:U:645:LEU:H	3:V:1450:GLU:CA	1.66	1.07
6:T:490:GLN:C	6:T:490:GLN:CB	2.21	1.07

Continued on next page...

Continued from previous page...

Atom-1	Atom-2	Interatomic distance (Å)	Clash overlap (Å)
2:U:645:LEU:H	3:V:1450:GLU:CA	1.66	1.07
1:E:1308:LYS:CB	3:J:173:PHE:O	2.01	1.07
4:R:454:TYR:HA	4:R:455:ILE:N	1.67	1.07
6:N:490:GLN:CB	6:N:490:GLN:C	2.21	1.07
6:N:490:GLN:CB	6:N:490:GLN:C	2.21	1.07
6:N:490:GLN:C	6:N:490:GLN:CB	2.21	1.07
4:R:454:TYR:HA	4:R:455:ILE:N	1.67	1.07
6:N:490:GLN:C	6:N:490:GLN:CB	2.21	1.07
6:N:490:GLN:CB	6:N:490:GLN:C	2.21	1.07
6:T:490:GLN:CB	6:T:490:GLN:C	2.21	1.07
4:X:452:ARG:HA	4:X:453:TYR:CA	1.76	1.07
5:M:326:LEU:CA	5:M:326:LEU:O	2.03	1.07
4:X:452:ARG:HA	4:X:453:TYR:CA	1.76	1.07
5:G:326:LEU:CA	5:G:326:LEU:O	2.03	1.07
5:M:326:LEU:O	5:M:326:LEU:CA	2.03	1.07
2:C:304:PRO:CB	1:Q:850:ALA:C	2.22	1.07
4:L:454:TYR:CB	4:L:454:TYR:N	2.17	1.07
5:G:326:LEU:O	5:G:326:LEU:CA	2.03	1.07
4:L:454:TYR:CB	4:L:454:TYR:N	2.17	1.07
5:G:326:LEU:CA	5:G:326:LEU:O	2.03	1.07
2:C:304:PRO:CB	1:Q:850:ALA:C	2.22	1.07
6:T:408:SER:HA	6:T:410:LEU:H	1.18	1.07
2:O:654:SER:O	3:P:1454:ALA:O	1.64	1.07
6:T:490:GLN:CB	6:T:490:GLN:C	2.21	1.07
4:L:454:TYR:CB	4:L:454:TYR:N	2.17	1.07
4:L:454:TYR:CB	4:L:454:TYR:N	2.17	1.07
5:G:326:LEU:O	5:G:326:LEU:CA	2.03	1.07
2:C:304:PRO:CB	1:Q:850:ALA:C	2.22	1.07
4:L:454:TYR:CB	4:L:454:TYR:N	2.17	1.07
5:G:326:LEU:O	5:G:326:LEU:CA	2.03	1.07
5:Y:326:LEU:CA	5:Y:326:LEU:O	2.03	1.07
5:S:326:LEU:CA	5:S:326:LEU:O	2.03	1.07
5:Y:326:LEU:O	5:Y:326:LEU:CA	2.03	1.07
6:H:408:SER:HA	6:H:410:LEU:H	1.18	1.07
5:S:326:LEU:O	5:S:326:LEU:CA	2.03	1.07
5:M:326:LEU:CA	5:M:326:LEU:O	2.03	1.07
6:H:408:SER:HA	6:H:410:LEU:H	1.18	1.07
5:S:326:LEU:CA	5:S:326:LEU:O	2.03	1.07
5:M:326:LEU:O	5:M:326:LEU:CA	2.03	1.07
2:O:173:PRO:O	3:P:1682:LYS:CA	2.03	1.07
6:H:408:SER:HA	6:H:410:LEU:H	1.18	1.07

Continued on next page...

Continued from previous page...

Atom-1	Atom-2	Interatomic distance (Å)	Clash overlap (Å)
4:F:454:TYR:CB	4:F:454:TYR:N	2.17	1.07
6:H:490:GLN:C	6:H:490:GLN:CB	2.21	1.07
2:I:645:LEU:HA	3:J:1451:ARG:CB	1.83	1.07
1:E:1300:LEU:O	3:J:876:VAL:O	1.69	1.07
5:M:326:LEU:CA	5:M:326:LEU:O	2.03	1.07
5:S:326:LEU:CA	5:S:326:LEU:O	2.03	1.07
5:M:326:LEU:O	5:M:326:LEU:CA	2.03	1.07
6:H:408:SER:HA	6:H:410:LEU:H	1.18	1.07
5:S:326:LEU:CA	5:S:326:LEU:O	2.03	1.07
5:M:326:LEU:CA	5:M:326:LEU:O	2.03	1.07
2:O:173:PRO:O	3:P:1682:LYS:CA	2.03	1.07
6:H:408:SER:HA	6:H:410:LEU:H	1.18	1.07
1:K:860:GLN:HA	1:K:871:ASP:CB	1.80	1.07
1:Q:1348:ARG:HA	1:W:957:GLU:CB	1.84	1.07
4:F:402:ALA:HB3	4:F:403:ILE:N	1.11	1.07
6:H:490:GLN:C	6:H:490:GLN:CB	2.21	1.07
1:K:860:GLN:HA	1:K:871:ASP:CB	1.80	1.07
2:C:303:ALA:HB3	1:Q:848:ASP:CB	1.54	1.07
6:H:490:GLN:C	6:H:490:GLN:CB	2.21	1.07
1:K:860:GLN:HA	1:K:871:ASP:CB	1.80	1.07
1:Q:1348:ARG:HA	1:W:957:GLU:CB	1.84	1.07
6:H:490:GLN:C	6:H:490:GLN:CB	2.21	1.07
2:C:173:PRO:O	3:D:1682:LYS:CA	2.02	1.07
1:K:860:GLN:HA	1:K:871:ASP:CB	1.80	1.07
2:C:303:ALA:HB3	1:Q:848:ASP:CB	1.54	1.07
4:X:454:TYR:HA	4:X:455:ILE:N	1.66	1.07
4:L:454:TYR:CB	4:L:454:TYR:N	2.17	1.07
4:R:454:TYR:HA	4:R:455:ILE:N	1.67	1.07
2:C:303:ALA:HB2	1:Q:849:ASN:CB	1.85	1.07
5:S:326:LEU:O	5:S:326:LEU:CA	2.03	1.07
1:K:860:GLN:HA	1:K:871:ASP:CB	1.80	1.07
1:Q:1348:ARG:HA	1:W:957:GLU:CB	1.84	1.07
4:F:402:ALA:HB3	4:F:403:ILE:N	1.11	1.07
6:H:490:GLN:CB	6:H:490:GLN:C	2.21	1.07
1:K:860:GLN:HA	1:K:871:ASP:CB	1.80	1.07
2:C:303:ALA:HB3	1:Q:848:ASP:CB	1.54	1.07
6:H:490:GLN:CB	6:H:490:GLN:C	2.21	1.07
2:C:173:PRO:O	3:D:1682:LYS:CA	2.02	1.07
1:K:860:GLN:HA	1:K:871:ASP:CB	1.80	1.07
1:Q:1348:ARG:HA	1:W:957:GLU:CB	1.84	1.07
2:O:786:ARG:HA	1:W:92:GLU:CB	1.84	1.06

Continued on next page...

Continued from previous page...

Atom-1	Atom-2	Interatomic distance (Å)	Clash overlap (Å)
4:R:454:TYR:HA	4:R:455:ILE:N	1.67	1.06
2:O:786:ARG:HA	1:W:92:GLU:CB	1.84	1.06
4:F:402:ALA:CB	4:F:403:ILE:H	1.56	1.06
4:R:454:TYR:HA	4:R:455:ILE:N	1.67	1.06
2:O:786:ARG:HA	1:W:92:GLU:CB	1.84	1.06
4:F:402:ALA:CB	4:F:403:ILE:H	1.56	1.06
4:R:454:TYR:HA	4:R:455:ILE:N	1.67	1.06
2:O:786:ARG:HA	1:W:92:GLU:CB	1.84	1.06
4:F:402:ALA:CB	4:F:403:ILE:H	1.56	1.06
1:Q:1285:VAL:O	3:V:680:SER:CB	2.02	1.06
1:Q:1286:ILE:CA	3:V:680:SER:CB	2.32	1.06
2:O:786:ARG:HA	1:W:92:GLU:CB	1.84	1.06
4:R:454:TYR:HA	4:R:455:ILE:N	1.67	1.06
2:O:786:ARG:HA	1:W:92:GLU:CB	1.84	1.06
4:F:402:ALA:CB	4:F:403:ILE:H	1.56	1.06
4:R:454:TYR:HA	4:R:455:ILE:N	1.67	1.06
2:O:786:ARG:HA	1:W:92:GLU:CB	1.84	1.06
4:F:402:ALA:CB	4:F:403:ILE:H	1.56	1.06
4:R:454:TYR:CB	4:R:454:TYR:N	2.17	1.06
4:X:454:TYR:N	4:X:454:TYR:CB	2.17	1.06
2:C:304:PRO:C	1:Q:847:ARG:CB	2.22	1.06
4:L:402:ALA:CB	4:L:403:ILE:N	1.92	1.06
4:R:454:TYR:N	4:R:454:TYR:CB	2.17	1.06
4:R:452:ARG:HA	4:R:453:TYR:CA	1.77	1.06
4:X:454:TYR:CB	4:X:454:TYR:N	2.17	1.06
4:F:454:TYR:HA	4:F:455:ILE:N	1.67	1.06
4:L:402:ALA:CB	4:L:403:ILE:N	1.92	1.06
4:R:454:TYR:CB	4:R:454:TYR:N	2.17	1.06
4:R:452:ARG:HA	4:R:453:TYR:CA	1.77	1.06
4:F:454:TYR:HA	4:F:455:ILE:N	1.67	1.06
2:C:304:PRO:C	1:Q:847:ARG:CB	2.22	1.06
4:R:454:TYR:CB	4:R:454:TYR:N	2.17	1.06
4:R:452:ARG:HA	4:R:453:TYR:CA	1.77	1.06
4:F:454:TYR:HA	4:F:455:ILE:N	1.67	1.06
5:Y:326:LEU:CA	5:Y:326:LEU:O	2.03	1.06
4:R:402:ALA:CB	4:R:403:ILE:H	1.56	1.06
4:R:454:TYR:CB	4:R:454:TYR:N	2.17	1.06
2:C:304:PRO:C	1:Q:847:ARG:CB	2.22	1.06
4:R:454:TYR:CB	4:R:454:TYR:N	2.17	1.06
4:R:452:ARG:HA	4:R:453:TYR:CA	1.77	1.06
4:F:454:TYR:HA	4:F:455:ILE:N	1.67	1.06

Continued on next page...

Continued from previous page...

Atom-1	Atom-2	Interatomic distance (Å)	Clash overlap (Å)
4:R:454:TYR:N	4:R:454:TYR:CB	2.17	1.06
4:R:452:ARG:HA	4:R:453:TYR:CA	1.77	1.06
4:F:454:TYR:HA	4:F:455:ILE:N	1.67	1.06
2:C:304:PRO:C	1:Q:847:ARG:CB	2.22	1.06
4:L:454:TYR:N	4:L:454:TYR:CB	2.17	1.06
6:T:408:SER:HA	6:T:410:LEU:H	1.18	1.06
4:L:454:TYR:CB	4:L:454:TYR:N	2.17	1.06
6:T:408:SER:HA	6:T:410:LEU:H	1.18	1.06
5:Y:326:LEU:O	5:Y:326:LEU:CA	2.03	1.06
6:T:408:SER:HA	6:T:410:LEU:H	1.18	1.06
5:Y:326:LEU:O	5:Y:326:LEU:CA	2.03	1.06
6:T:408:SER:HA	6:T:410:LEU:H	1.18	1.06
2:C:524:ARG:CB	3:D:1609:ILE:O	2.03	1.06
2:U:622:PHE:CB	3:V:1450:GLU:CA	2.33	1.06
5:Y:326:LEU:CA	5:Y:326:LEU:O	2.03	1.06
6:T:408:SER:HA	6:T:410:LEU:H	1.18	1.06
5:Y:326:LEU:CA	5:Y:326:LEU:O	2.03	1.06
6:T:408:SER:HA	6:T:410:LEU:H	1.18	1.06
5:Y:326:LEU:O	5:Y:326:LEU:CA	2.03	1.06
6:T:408:SER:HA	6:T:410:LEU:H	1.18	1.06
3:P:883:LEU:CB	6:T:411:GLU:CB	2.34	1.06
1:Q:1239:ASP:CB	1:W:572:ALA:O	2.04	1.06
4:X:452:ARG:HA	4:X:453:TYR:CA	1.76	1.06
4:X:454:TYR:N	4:X:454:TYR:CB	2.17	1.06
6:Z:490:GLN:C	6:Z:490:GLN:CB	2.21	1.06
1:Q:1239:ASP:CB	1:W:572:ALA:O	2.04	1.06
4:X:452:ARG:HA	4:X:453:TYR:CA	1.76	1.06
4:X:454:TYR:N	4:X:454:TYR:CB	2.17	1.06
6:Z:490:GLN:CB	6:Z:490:GLN:C	2.21	1.06
4:X:402:ALA:CB	4:X:403:ILE:N	1.92	1.06
4:X:452:ARG:HA	4:X:453:TYR:CA	1.76	1.06
4:X:454:TYR:CB	4:X:454:TYR:N	2.17	1.06
6:Z:490:GLN:CB	6:Z:490:GLN:C	2.21	1.06
3:P:883:LEU:CB	6:T:411:GLU:CB	2.34	1.06
1:Q:1239:ASP:CB	1:W:572:ALA:O	2.04	1.06
4:X:452:ARG:HA	4:X:453:TYR:CA	1.76	1.06
4:X:454:TYR:N	4:X:454:TYR:CB	2.17	1.06
6:Z:490:GLN:CB	6:Z:490:GLN:C	2.21	1.06
4:X:452:ARG:HA	4:X:453:TYR:CA	1.76	1.06
4:X:454:TYR:CB	4:X:454:TYR:N	2.17	1.06
6:Z:490:GLN:C	6:Z:490:GLN:CB	2.21	1.06

Continued on next page...

Continued from previous page...

Atom-1	Atom-2	Interatomic distance (Å)	Clash overlap (Å)
1:Q:1239:ASP:CB	1:W:572:ALA:O	2.04	1.06
4:F:454:TYR:N	4:F:454:TYR:CB	2.17	1.06
3:P:884:GLN:HA	6:T:409:PRO:C	1.70	1.06
4:R:402:ALA:CB	4:R:403:ILE:H	1.56	1.06
4:L:402:ALA:CB	4:L:403:ILE:H	1.56	1.06
4:L:402:ALA:CB	4:L:403:ILE:N	1.92	1.06
4:R:402:ALA:CB	4:R:403:ILE:H	1.56	1.06
4:L:402:ALA:CB	4:L:403:ILE:H	1.56	1.06
4:L:402:ALA:CB	4:L:403:ILE:N	1.92	1.06
4:R:402:ALA:CB	4:R:403:ILE:H	1.56	1.06
1:Q:1352:LEU:CB	3:V:871:GLN:H	1.67	1.06
4:F:454:TYR:N	4:F:454:TYR:CB	2.17	1.06
3:P:884:GLN:HA	6:T:409:PRO:C	1.70	1.06
4:L:402:ALA:CB	4:L:403:ILE:H	1.56	1.06
4:L:402:ALA:CB	4:L:403:ILE:N	1.92	1.06
4:L:402:ALA:CB	4:L:403:ILE:H	1.56	1.06
4:L:402:ALA:CB	4:L:403:ILE:N	1.92	1.06
4:R:402:ALA:CB	4:R:403:ILE:H	1.56	1.06
4:L:402:ALA:CB	4:L:403:ILE:H	1.56	1.06
4:L:402:ALA:CB	4:L:403:ILE:N	1.92	1.06
4:R:402:ALA:CB	4:R:403:ILE:H	1.56	1.06
2:O:784:GLN:C	1:W:134:LEU:CB	2.23	1.05
2:O:780:ASP:CA	1:W:136:TYR:CB	2.33	1.05
2:O:784:GLN:C	1:W:134:LEU:CB	2.23	1.05
2:O:780:ASP:CA	1:W:136:TYR:CB	2.33	1.05
2:O:784:GLN:C	1:W:134:LEU:CB	2.23	1.05
2:O:780:ASP:CA	1:W:136:TYR:CB	2.33	1.05
2:O:784:GLN:C	1:W:134:LEU:CB	2.23	1.05
2:O:780:ASP:CA	1:W:136:TYR:CB	2.33	1.05
2:O:784:GLN:C	1:W:134:LEU:CB	2.23	1.05
2:O:780:ASP:CA	1:W:136:TYR:CB	2.33	1.05
2:O:784:GLN:C	1:W:134:LEU:CB	2.23	1.05
2:O:780:ASP:CA	1:W:136:TYR:CB	2.33	1.05
2:O:784:GLN:C	1:W:134:LEU:CB	2.23	1.05
2:O:780:ASP:CA	1:W:136:TYR:CB	2.33	1.05
4:L:402:ALA:CB	4:L:403:ILE:H	1.56	1.05
4:L:402:ALA:CB	4:L:403:ILE:H	1.56	1.05
5:M:326:LEU:CA	5:M:326:LEU:O	2.03	1.05
4:F:454:TYR:N	4:F:454:TYR:CB	2.17	1.05
4:F:454:TYR:N	4:F:454:TYR:CB	2.17	1.05
4:F:454:TYR:CB	4:F:454:TYR:N	2.17	1.05

Continued on next page...

Continued from previous page...

Atom-1	Atom-2	Interatomic distance (Å)	Clash overlap (Å)
4:R:454:TYR:N	4:R:454:TYR:CB	2.17	1.05
6:Z:408:SER:HA	6:Z:410:LEU:H	1.18	1.05
4:F:454:TYR:CB	4:F:454:TYR:N	2.17	1.05
4:F:454:TYR:N	4:F:454:TYR:CB	2.17	1.05
2:O:781:ARG:H	1:W:136:TYR:HA	1.21	1.05
4:X:402:ALA:CB	4:X:403:ILE:H	1.56	1.05
2:O:781:ARG:H	1:W:136:TYR:HA	1.21	1.05
4:X:402:ALA:CB	4:X:403:ILE:H	1.56	1.05
2:O:781:ARG:H	1:W:136:TYR:HA	1.21	1.05
2:O:781:ARG:H	1:W:136:TYR:HA	1.21	1.05
4:F:402:ALA:CB	4:F:403:ILE:N	1.92	1.05
3:V:1663:GLN:HA	3:V:1667:ALA:HB2	1.39	1.05
2:O:781:ARG:H	1:W:136:TYR:HA	1.21	1.05
2:O:781:ARG:H	1:W:136:TYR:HA	1.21	1.05
2:O:781:ARG:H	1:W:136:TYR:HA	1.21	1.05
5:S:326:LEU:CA	5:S:326:LEU:O	2.03	1.05
4:X:402:ALA:CB	4:X:403:ILE:H	1.56	1.05
4:X:402:ALA:CB	4:X:403:ILE:H	1.56	1.05
3:P:1663:GLN:HA	3:P:1667:ALA:HB2	1.39	1.05
5:S:326:LEU:O	5:S:326:LEU:CA	2.03	1.05
4:X:402:ALA:CB	4:X:403:ILE:H	1.56	1.05
4:X:402:ALA:CB	4:X:403:ILE:H	1.56	1.05
4:X:402:ALA:CB	4:X:403:ILE:H	1.56	1.05
3:P:1663:GLN:HA	3:P:1667:ALA:HB2	1.39	1.05
5:G:326:LEU:O	5:G:326:LEU:CA	2.03	1.04
6:N:411:GLU:CA	6:N:411:GLU:C	2.26	1.04
6:Z:411:GLU:CA	6:Z:411:GLU:C	2.26	1.04
4:X:400:GLY:C	4:X:401:TYR:CA	2.26	1.04
4:L:400:GLY:C	4:L:401:TYR:CA	2.26	1.04
4:F:400:GLY:C	4:F:401:TYR:CA	2.26	1.04
6:N:411:GLU:C	6:N:411:GLU:CA	2.26	1.04
6:Z:411:GLU:CA	6:Z:411:GLU:C	2.26	1.04
4:X:400:GLY:C	4:X:401:TYR:CA	2.26	1.04
4:L:400:GLY:C	4:L:401:TYR:CA	2.26	1.04
4:L:451:GLU:C	4:L:451:GLU:HA	1.77	1.04
4:L:451:GLU:HA	4:L:451:GLU:C	1.77	1.04
1:Q:1306:LEU:O	3:V:731:GLY:C	1.95	1.04
4:L:451:GLU:C	4:L:451:GLU:HA	1.77	1.04
5:G:326:LEU:CA	5:G:326:LEU:O	2.03	1.04
4:F:400:GLY:C	4:F:401:TYR:CA	2.26	1.04
4:L:451:GLU:C	4:L:451:GLU:HA	1.77	1.04

Continued on next page...

Continued from previous page...

Atom-1	Atom-2	Interatomic distance (Å)	Clash overlap (Å)
4:L:451:GLU:C	4:L:451:GLU:HA	1.77	1.04
2:C:677:GLN:CA	1:K:796:LYS:O	2.05	1.04
1:E:852:VAL:N	2:O:304:PRO:C	1.93	1.04
2:I:642:MET:CA	3:J:1450:GLU:CB	2.26	1.04
2:C:677:GLN:CA	1:K:796:LYS:O	2.05	1.04
2:I:642:MET:CA	3:J:1450:GLU:CB	2.26	1.04
2:C:677:GLN:CA	1:K:796:LYS:O	2.05	1.04
1:E:852:VAL:N	2:O:304:PRO:C	1.93	1.04
2:I:642:MET:CA	3:J:1450:GLU:CB	2.26	1.04
2:C:677:GLN:CA	1:K:796:LYS:O	2.05	1.04
2:I:642:MET:CA	3:J:1450:GLU:CB	2.26	1.04
5:G:326:LEU:CA	5:G:326:LEU:O	2.03	1.04
2:C:677:GLN:CA	1:K:796:LYS:O	2.05	1.04
1:E:852:VAL:N	2:O:304:PRO:C	1.93	1.04
2:I:642:MET:CA	3:J:1450:GLU:CB	2.26	1.04
2:C:677:GLN:CA	1:K:796:LYS:O	2.05	1.04
2:I:642:MET:CA	3:J:1450:GLU:CB	2.26	1.04
2:C:677:GLN:CA	1:K:796:LYS:O	2.05	1.04
1:E:852:VAL:N	2:O:304:PRO:C	1.93	1.04
2:I:642:MET:CA	3:J:1450:GLU:CB	2.26	1.04
6:T:411:GLU:CA	6:T:411:GLU:C	2.26	1.04
1:Q:1233:VAL:N	1:W:579:GLU:CB	2.21	1.04
6:N:411:GLU:C	6:N:411:GLU:CA	2.26	1.04
1:Q:1233:VAL:N	1:W:579:GLU:CB	2.21	1.04
6:N:411:GLU:CA	6:N:411:GLU:C	2.26	1.04
3:D:1663:GLN:HA	3:D:1667:ALA:HB2	1.39	1.04
3:D:1663:GLN:HA	3:D:1667:ALA:HB2	1.39	1.04
6:T:411:GLU:CA	6:T:411:GLU:C	2.26	1.04
4:R:400:GLY:C	4:R:401:TYR:CA	2.26	1.04
6:H:411:GLU:CA	6:H:411:GLU:C	2.26	1.04
2:U:740:GLU:HA	3:V:1454:ALA:HB2	1.36	1.04
6:T:411:GLU:C	6:T:411:GLU:CA	2.26	1.04
6:N:411:GLU:C	6:N:411:GLU:CA	2.26	1.04
1:Q:1233:VAL:N	1:W:579:GLU:CB	2.21	1.04
6:N:411:GLU:C	6:N:411:GLU:CA	2.26	1.04
6:N:411:GLU:CA	6:N:411:GLU:C	2.26	1.04
1:Q:1233:VAL:N	1:W:579:GLU:CB	2.21	1.04
3:D:1663:GLN:HA	3:D:1667:ALA:HB2	1.39	1.04
2:C:304:PRO:CB	1:Q:849:ASN:O	2.06	1.04
2:C:304:PRO:CB	1:Q:849:ASN:O	2.06	1.04
6:Z:411:GLU:C	6:Z:411:GLU:CA	2.26	1.04

Continued on next page...

Continued from previous page...

Atom-1	Atom-2	Interatomic distance (Å)	Clash overlap (Å)
6:Z:411:GLU:C	6:Z:411:GLU:CA	2.26	1.04
6:Z:411:GLU:CA	6:Z:411:GLU:C	2.26	1.04
2:C:304:PRO:CB	1:Q:849:ASN:O	2.06	1.04
6:Z:411:GLU:C	6:Z:411:GLU:CA	2.26	1.04
6:Z:411:GLU:CA	6:Z:411:GLU:C	2.26	1.04
2:C:304:PRO:CB	1:Q:849:ASN:O	2.06	1.04
6:Z:411:GLU:C	6:Z:411:GLU:CA	2.26	1.04
6:T:411:GLU:C	6:T:411:GLU:CA	2.26	1.04
4:F:400:GLY:C	4:F:401:TYR:CA	2.26	1.04
6:T:411:GLU:CA	6:T:411:GLU:C	2.26	1.04
4:F:400:GLY:C	4:F:401:TYR:CA	2.26	1.04
6:T:411:GLU:CA	6:T:411:GLU:C	2.26	1.04
4:F:400:GLY:C	4:F:401:TYR:CA	2.26	1.04
6:T:411:GLU:CA	6:T:411:GLU:C	2.26	1.04
4:F:400:GLY:C	4:F:401:TYR:CA	2.26	1.04
6:T:411:GLU:CA	6:T:411:GLU:C	2.26	1.04
4:F:400:GLY:C	4:F:401:TYR:CA	2.26	1.04
6:H:411:GLU:C	6:H:411:GLU:CA	2.26	1.03
6:H:411:GLU:CA	6:H:411:GLU:C	2.26	1.03
6:H:411:GLU:C	6:H:411:GLU:CA	2.26	1.03
4:X:400:GLY:C	4:X:401:TYR:CA	2.26	1.03
6:H:411:GLU:C	6:H:411:GLU:CA	2.26	1.03
4:X:400:GLY:C	4:X:401:TYR:CA	2.26	1.03
3:P:1663:GLN:HA	3:P:1667:ALA:HB2	1.39	1.03
6:H:411:GLU:C	6:H:411:GLU:CA	2.26	1.03
4:X:400:GLY:C	4:X:401:TYR:CA	2.26	1.03
6:H:411:GLU:C	6:H:411:GLU:CA	2.26	1.03
4:X:400:GLY:C	4:X:401:TYR:CA	2.26	1.03
6:H:411:GLU:CA	6:H:411:GLU:C	2.26	1.03
4:X:400:GLY:C	4:X:401:TYR:CA	2.26	1.03
4:F:451:GLU:HA	4:F:451:GLU:C	1.77	1.03
2:C:726:SER:CA	1:K:86:ARG:H	1.71	1.03
4:X:402:ALA:CB	4:X:403:ILE:N	1.92	1.03
2:U:640:GLU:O	3:V:1452:LEU:N	1.91	1.03
2:C:726:SER:CA	1:K:86:ARG:H	1.71	1.03
4:X:402:ALA:CB	4:X:403:ILE:N	1.92	1.03
2:U:640:GLU:O	3:V:1452:LEU:N	1.91	1.03
2:C:726:SER:CA	1:K:86:ARG:H	1.71	1.03
4:L:400:GLY:C	4:L:401:TYR:CA	2.26	1.03
2:U:640:GLU:O	3:V:1452:LEU:N	1.91	1.03
2:C:726:SER:CA	1:K:86:ARG:H	1.71	1.03

Continued on next page...

Continued from previous page...

Atom-1	Atom-2	Interatomic distance (Å)	Clash overlap (Å)
4:L:400:GLY:C	4:L:401:TYR:CA	2.26	1.03
2:U:640:GLU:O	3:V:1452:LEU:N	1.91	1.03
6:N:411:GLU:C	6:N:411:GLU:CA	2.26	1.03
4:L:400:GLY:C	4:L:401:TYR:CA	2.26	1.03
2:U:622:PHE:CB	3:V:1449:TRP:CB	2.36	1.03
4:F:451:GLU:HA	4:F:451:GLU:C	1.77	1.03
2:C:726:SER:CA	1:K:86:ARG:H	1.71	1.03
4:L:400:GLY:C	4:L:401:TYR:CA	2.26	1.03
2:U:640:GLU:O	3:V:1452:LEU:N	1.91	1.03
2:C:726:SER:CA	1:K:86:ARG:H	1.71	1.03
4:L:400:GLY:C	4:L:401:TYR:CA	2.26	1.03
2:U:640:GLU:O	3:V:1452:LEU:N	1.91	1.03
2:C:726:SER:CA	1:K:86:ARG:H	1.71	1.03
4:L:400:GLY:C	4:L:401:TYR:CA	2.26	1.03
2:U:640:GLU:O	3:V:1452:LEU:N	1.91	1.03
2:C:726:SER:HA	1:K:86:ARG:N	1.73	1.03
4:R:400:GLY:C	4:R:401:TYR:CA	2.26	1.03
4:R:402:ALA:CB	4:R:403:ILE:N	1.92	1.03
2:C:726:SER:HA	1:K:86:ARG:N	1.73	1.03
4:X:451:GLU:C	4:X:451:GLU:HA	1.77	1.03
2:C:726:SER:HA	1:K:86:ARG:N	1.73	1.03
4:X:451:GLU:C	4:X:451:GLU:HA	1.77	1.03
2:C:726:SER:HA	1:K:86:ARG:N	1.73	1.03
4:R:458:ASP:CB	4:R:459:LEU:N	2.22	1.03
4:F:400:GLY:C	4:F:401:TYR:CA	2.26	1.03
4:X:451:GLU:C	4:X:451:GLU:HA	1.77	1.03
2:C:726:SER:HA	1:K:86:ARG:N	1.73	1.03
4:R:400:GLY:C	4:R:401:TYR:CA	2.26	1.03
4:R:402:ALA:CB	4:R:403:ILE:N	1.92	1.03
4:X:451:GLU:C	4:X:451:GLU:HA	1.77	1.03
2:C:726:SER:HA	1:K:86:ARG:N	1.73	1.03
4:X:451:GLU:HA	4:X:451:GLU:C	1.77	1.03
2:C:726:SER:HA	1:K:86:ARG:N	1.73	1.03
4:F:458:ASP:CB	4:F:459:LEU:N	2.22	1.03
4:R:458:ASP:CB	4:R:459:LEU:N	2.22	1.03
2:C:786:ARG:HA	1:K:92:GLU:CB	1.89	1.03
2:O:785:LEU:HA	1:W:132:GLY:O	1.42	1.03
4:R:458:ASP:CB	4:R:459:LEU:N	2.22	1.03
4:F:458:ASP:CB	4:F:459:LEU:N	2.22	1.03
2:C:786:ARG:HA	1:K:92:GLU:CB	1.89	1.03
4:R:400:GLY:C	4:R:401:TYR:CA	2.26	1.03

Continued on next page...

Continued from previous page...

Atom-1	Atom-2	Interatomic distance (Å)	Clash overlap (Å)
2:O:785:LEU:HA	1:W:132:GLY:O	1.42	1.03
4:R:458:ASP:CB	4:R:459:LEU:N	2.22	1.03
4:F:458:ASP:CB	4:F:459:LEU:N	2.22	1.03
2:C:786:ARG:HA	1:K:92:GLU:CB	1.89	1.03
4:R:400:GLY:C	4:R:401:TYR:CA	2.26	1.03
2:O:785:LEU:HA	1:W:132:GLY:O	1.42	1.03
4:R:458:ASP:CB	4:R:459:LEU:N	2.22	1.03
4:F:458:ASP:CB	4:F:459:LEU:N	2.22	1.03
2:C:786:ARG:HA	1:K:92:GLU:CB	1.89	1.03
4:R:400:GLY:C	4:R:401:TYR:CA	2.26	1.03
2:O:785:LEU:HA	1:W:132:GLY:O	1.42	1.03
4:L:458:ASP:CB	4:L:459:LEU:N	2.22	1.03
4:X:400:GLY:C	4:X:401:TYR:CA	2.26	1.03
4:F:458:ASP:CB	4:F:459:LEU:N	2.22	1.03
4:R:458:ASP:CB	4:R:459:LEU:N	2.22	1.03
2:C:786:ARG:HA	1:K:92:GLU:CB	1.89	1.03
2:O:785:LEU:HA	1:W:132:GLY:O	1.42	1.03
4:R:458:ASP:CB	4:R:459:LEU:N	2.22	1.03
4:F:458:ASP:CB	4:F:459:LEU:N	2.22	1.03
2:C:786:ARG:HA	1:K:92:GLU:CB	1.89	1.03
4:R:400:GLY:C	4:R:401:TYR:CA	2.26	1.03
2:O:785:LEU:HA	1:W:132:GLY:O	1.42	1.03
4:R:458:ASP:CB	4:R:459:LEU:N	2.22	1.03
4:F:458:ASP:CB	4:F:459:LEU:N	2.22	1.03
2:C:786:ARG:HA	1:K:92:GLU:CB	1.89	1.03
4:R:400:GLY:C	4:R:401:TYR:CA	2.26	1.03
2:O:785:LEU:HA	1:W:132:GLY:O	1.42	1.03
4:X:402:ALA:CB	4:X:403:ILE:N	1.92	1.03
4:X:402:ALA:CB	4:X:403:ILE:N	1.92	1.03
4:L:458:ASP:O	4:L:460:LEU:N	1.92	1.03
4:X:402:ALA:CB	4:X:403:ILE:N	1.92	1.03
4:X:402:ALA:CB	4:X:403:ILE:N	1.92	1.03
4:X:402:ALA:CB	4:X:403:ILE:N	1.92	1.03
4:L:458:ASP:CB	4:L:459:LEU:N	2.22	1.02
4:X:458:ASP:CB	4:X:459:LEU:N	2.22	1.02
4:X:458:ASP:O	4:X:460:LEU:N	1.92	1.02
6:N:408:SER:HA	6:N:410:LEU:H	1.18	1.02
3:D:1511:GLN:CA	3:P:1468:ALA:HB3	1.84	1.02
4:L:458:ASP:CB	4:L:459:LEU:N	2.22	1.02
4:X:458:ASP:CB	4:X:459:LEU:N	2.22	1.02
4:X:458:ASP:O	4:X:460:LEU:N	1.92	1.02

Continued on next page...

Continued from previous page...

Atom-1	Atom-2	Interatomic distance (Å)	Clash overlap (Å)
6:N:408:SER:HA	6:N:410:LEU:H	1.18	1.02
3:D:1511:GLN:CA	3:P:1468:ALA:HB3	1.84	1.02
1:Q:1310:ARG:CA	3:V:245:ASP:CB	2.36	1.02
6:Z:408:SER:HA	6:Z:410:LEU:H	1.18	1.02
3:D:1511:GLN:CA	3:P:1468:ALA:HB3	1.84	1.02
6:Z:408:SER:HA	6:Z:410:LEU:H	1.18	1.02
1:Q:1310:ARG:CA	3:V:245:ASP:CB	2.36	1.02
4:R:458:ASP:O	4:R:460:LEU:N	1.92	1.02
1:Q:1305:GLN:CB	3:V:733:ASP:O	1.96	1.02
3:J:1663:GLN:HA	3:J:1667:ALA:HB2	1.39	1.02
6:Z:408:SER:HA	6:Z:410:LEU:H	1.18	1.02
3:D:1511:GLN:CA	3:P:1468:ALA:HB3	1.84	1.02
6:Z:408:SER:HA	6:Z:410:LEU:H	1.18	1.02
3:D:1511:GLN:CA	3:P:1468:ALA:HB3	1.84	1.02
1:Q:1310:ARG:CA	3:V:245:ASP:CB	2.36	1.02
6:Z:408:SER:HA	6:Z:410:LEU:H	1.18	1.02
4:R:458:ASP:O	4:R:460:LEU:N	1.92	1.02
4:L:458:ASP:O	4:L:460:LEU:N	1.92	1.02
1:E:1239:ASP:HA	1:K:572:ALA:HA	1.39	1.02
2:I:643:ASN:CB	3:J:1452:LEU:C	2.10	1.02
4:L:458:ASP:O	4:L:460:LEU:N	1.92	1.02
1:E:1310:ARG:CA	3:J:245:ASP:CB	2.37	1.02
2:I:643:ASN:CB	3:J:1452:LEU:C	2.10	1.02
1:E:1239:ASP:HA	1:K:572:ALA:HA	1.39	1.02
2:I:643:ASN:CB	3:J:1452:LEU:C	2.10	1.02
1:E:1310:ARG:CA	3:J:245:ASP:CB	2.37	1.02
2:I:643:ASN:CB	3:J:1452:LEU:C	2.10	1.02
4:X:458:ASP:O	4:X:460:LEU:N	1.92	1.02
4:R:458:ASP:O	4:R:460:LEU:N	1.92	1.02
1:E:1239:ASP:HA	1:K:572:ALA:HA	1.39	1.02
2:I:643:ASN:CB	3:J:1452:LEU:C	2.10	1.02
1:E:1310:ARG:CA	3:J:245:ASP:CB	2.37	1.02
2:I:643:ASN:CB	3:J:1452:LEU:C	2.10	1.02
1:E:1239:ASP:HA	1:K:572:ALA:HA	1.39	1.02
2:I:643:ASN:CB	3:J:1452:LEU:C	2.10	1.02
2:C:786:ARG:CB	1:K:92:GLU:N	2.21	1.02
2:O:726:SER:CA	1:W:86:ARG:N	2.22	1.02
5:M:380:ILE:CA	5:M:380:ILE:N	2.23	1.02
2:I:640:GLU:O	3:J:1452:LEU:N	1.91	1.02
2:C:786:ARG:CB	1:K:92:GLU:N	2.21	1.02
2:O:726:SER:CA	1:W:86:ARG:N	2.22	1.02

Continued on next page...

Continued from previous page...

Atom-1	Atom-2	Interatomic distance (Å)	Clash overlap (Å)
5:M:380:ILE:CA	5:M:380:ILE:N	2.23	1.02
2:I:640:GLU:O	3:J:1452:LEU:N	1.91	1.02
2:C:786:ARG:CB	1:K:92:GLU:N	2.21	1.02
2:O:726:SER:CA	1:W:86:ARG:N	2.22	1.02
6:N:408:SER:HA	6:N:410:LEU:H	1.18	1.02
2:I:640:GLU:O	3:J:1452:LEU:N	1.91	1.02
2:C:786:ARG:CB	1:K:92:GLU:N	2.21	1.02
2:O:726:SER:CA	1:W:86:ARG:N	2.22	1.02
6:N:408:SER:HA	6:N:410:LEU:H	1.18	1.02
2:I:640:GLU:O	3:J:1452:LEU:N	1.91	1.02
4:X:451:GLU:HA	4:X:451:GLU:C	1.78	1.02
4:L:451:GLU:HA	4:L:451:GLU:C	1.77	1.02
1:Q:1320:PRO:CB	3:V:730:PRO:CB	2.37	1.02
2:C:786:ARG:CB	1:K:92:GLU:N	2.21	1.02
2:O:726:SER:CA	1:W:86:ARG:N	2.22	1.02
6:N:408:SER:HA	6:N:410:LEU:H	1.18	1.02
2:I:640:GLU:O	3:J:1452:LEU:N	1.91	1.02
2:C:786:ARG:CB	1:K:92:GLU:N	2.21	1.02
2:O:726:SER:CA	1:W:86:ARG:N	2.22	1.02
6:N:408:SER:HA	6:N:410:LEU:H	1.18	1.02
2:I:640:GLU:O	3:J:1452:LEU:N	1.91	1.02
2:C:786:ARG:CB	1:K:92:GLU:N	2.21	1.02
2:O:726:SER:CA	1:W:86:ARG:N	2.22	1.02
6:N:408:SER:HA	6:N:410:LEU:H	1.18	1.02
2:I:640:GLU:O	3:J:1452:LEU:N	1.91	1.02
5:S:380:ILE:CA	5:S:380:ILE:N	2.23	1.02
5:Y:380:ILE:CA	5:Y:380:ILE:N	2.23	1.02
2:C:784:GLN:C	1:K:134:LEU:CB	2.28	1.02
3:P:1663:GLN:HA	3:P:1667:ALA:HB2	1.39	1.02
5:Y:380:ILE:N	5:Y:380:ILE:CA	2.23	1.02
2:C:784:GLN:C	1:K:134:LEU:CB	2.28	1.02
3:P:1663:GLN:HA	3:P:1667:ALA:HB2	1.39	1.02
5:M:380:ILE:CA	5:M:380:ILE:N	2.23	1.02
5:Y:380:ILE:N	5:Y:380:ILE:CA	2.23	1.02
2:C:784:GLN:C	1:K:134:LEU:CB	2.28	1.02
3:P:1663:GLN:HA	3:P:1667:ALA:HB2	1.39	1.02
5:M:380:ILE:CA	5:M:380:ILE:N	2.23	1.02
5:Y:380:ILE:N	5:Y:380:ILE:CA	2.23	1.02
2:C:784:GLN:C	1:K:134:LEU:CB	2.28	1.02
5:Y:380:ILE:CA	5:Y:380:ILE:N	2.23	1.02
5:M:380:ILE:N	5:M:380:ILE:CA	2.23	1.02

Continued on next page...

Continued from previous page...

Atom-1	Atom-2	Interatomic distance (Å)	Clash overlap (Å)
5:S:380:ILE:N	5:S:380:ILE:CA	2.23	1.02
5:M:380:ILE:CA	5:M:380:ILE:N	2.23	1.02
5:Y:380:ILE:CA	5:Y:380:ILE:N	2.23	1.02
2:C:784:GLN:C	1:K:134:LEU:CB	2.28	1.02
3:P:1663:GLN:HA	3:P:1667:ALA:HB2	1.39	1.02
5:M:380:ILE:CA	5:M:380:ILE:N	2.23	1.02
5:Y:380:ILE:N	5:Y:380:ILE:CA	2.23	1.02
2:C:784:GLN:C	1:K:134:LEU:CB	2.28	1.02
3:P:1663:GLN:HA	3:P:1667:ALA:HB2	1.39	1.02
5:M:380:ILE:N	5:M:380:ILE:CA	2.23	1.02
5:Y:380:ILE:N	5:Y:380:ILE:CA	2.23	1.02
2:C:784:GLN:C	1:K:134:LEU:CB	2.28	1.02
4:F:458:ASP:O	4:F:460:LEU:N	1.92	1.02
4:L:451:GLU:HA	4:L:451:GLU:C	1.78	1.02
4:L:451:GLU:C	4:L:451:GLU:HA	1.78	1.02
4:F:458:ASP:O	4:F:460:LEU:N	1.92	1.02
4:F:458:ASP:O	4:F:460:LEU:N	1.92	1.02
4:F:458:ASP:O	4:F:460:LEU:N	1.92	1.02
4:F:458:ASP:CB	4:F:459:LEU:N	2.22	1.02
4:X:458:ASP:CB	4:X:459:LEU:N	2.22	1.02
6:N:408:SER:HA	6:N:410:LEU:H	1.18	1.02
4:F:458:ASP:O	4:F:460:LEU:N	1.92	1.02
4:F:458:ASP:O	4:F:460:LEU:N	1.92	1.02
4:F:458:ASP:O	4:F:460:LEU:N	1.92	1.02
2:U:645:LEU:CB	3:V:1450:GLU:CB	2.36	1.01
2:I:739:ASP:N	3:J:1454:ALA:HB1	1.75	1.01
5:S:380:ILE:CA	5:S:380:ILE:N	2.23	1.01
2:U:645:LEU:CB	3:V:1450:GLU:CB	2.36	1.01
2:I:739:ASP:N	3:J:1454:ALA:HB1	1.75	1.01
4:L:458:ASP:CB	4:L:459:LEU:N	2.22	1.01
5:S:380:ILE:N	5:S:380:ILE:CA	2.23	1.01
2:U:645:LEU:CB	3:V:1450:GLU:CB	2.36	1.01
2:I:739:ASP:N	3:J:1454:ALA:HB1	1.75	1.01
4:L:458:ASP:CB	4:L:459:LEU:N	2.22	1.01
5:S:380:ILE:N	5:S:380:ILE:CA	2.23	1.01
2:U:645:LEU:CB	3:V:1450:GLU:CB	2.36	1.01
2:I:739:ASP:N	3:J:1454:ALA:HB1	1.75	1.01
4:F:458:ASP:O	4:F:460:LEU:N	1.92	1.01
4:L:458:ASP:CB	4:L:459:LEU:N	2.22	1.01
2:U:645:LEU:CB	3:V:1450:GLU:CB	2.36	1.01
2:I:739:ASP:N	3:J:1454:ALA:HB1	1.75	1.01

Continued on next page...

Continued from previous page...

Atom-1	Atom-2	Interatomic distance (Å)	Clash overlap (Å)
4:L:458:ASP:CB	4:L:459:LEU:N	2.22	1.01
5:S:380:ILE:CA	5:S:380:ILE:N	2.23	1.01
2:U:645:LEU:CB	3:V:1450:GLU:CB	2.36	1.01
2:I:739:ASP:N	3:J:1454:ALA:HB1	1.75	1.01
4:L:458:ASP:CB	4:L:459:LEU:N	2.22	1.01
5:S:380:ILE:N	5:S:380:ILE:CA	2.23	1.01
2:U:645:LEU:CB	3:V:1450:GLU:CB	2.36	1.01
2:I:739:ASP:N	3:J:1454:ALA:HB1	1.75	1.01
6:Z:408:SER:HA	6:Z:410:LEU:H	1.18	1.01
2:I:645:LEU:CB	3:J:1450:GLU:CB	2.36	1.01
2:U:643:ASN:CB	3:V:1452:LEU:C	2.10	1.01
5:G:380:ILE:N	5:G:380:ILE:CA	2.23	1.01
6:Z:408:SER:HA	6:Z:410:LEU:H	1.18	1.01
2:I:645:LEU:CB	3:J:1450:GLU:CB	2.36	1.01
2:U:643:ASN:CB	3:V:1452:LEU:C	2.10	1.01
4:X:458:ASP:CB	4:X:459:LEU:N	2.22	1.01
4:X:458:ASP:O	4:X:460:LEU:N	1.92	1.01
5:G:380:ILE:N	5:G:380:ILE:CA	2.23	1.01
2:I:645:LEU:CB	3:J:1450:GLU:CB	2.36	1.01
2:U:643:ASN:CB	3:V:1452:LEU:C	2.10	1.01
4:X:458:ASP:CB	4:X:459:LEU:N	2.22	1.01
4:X:458:ASP:O	4:X:460:LEU:N	1.92	1.01
5:G:380:ILE:CA	5:G:380:ILE:N	2.23	1.01
2:I:645:LEU:CB	3:J:1450:GLU:CB	2.36	1.01
2:U:643:ASN:CB	3:V:1452:LEU:C	2.10	1.01
4:X:458:ASP:CB	4:X:459:LEU:N	2.22	1.01
4:X:458:ASP:O	4:X:460:LEU:N	1.92	1.01
2:I:645:LEU:CB	3:J:1450:GLU:CB	2.36	1.01
2:U:643:ASN:CB	3:V:1452:LEU:C	2.10	1.01
4:X:458:ASP:CB	4:X:459:LEU:N	2.22	1.01
4:X:458:ASP:O	4:X:460:LEU:N	1.92	1.01
5:G:380:ILE:N	5:G:380:ILE:CA	2.23	1.01
2:I:645:LEU:CB	3:J:1450:GLU:CB	2.36	1.01
2:U:643:ASN:CB	3:V:1452:LEU:C	2.10	1.01
4:X:458:ASP:CB	4:X:459:LEU:N	2.22	1.01
4:X:458:ASP:O	4:X:460:LEU:N	1.92	1.01
5:G:380:ILE:N	5:G:380:ILE:CA	2.23	1.01
2:I:645:LEU:CB	3:J:1450:GLU:CB	2.36	1.01
2:U:643:ASN:CB	3:V:1452:LEU:C	2.10	1.01
5:G:380:ILE:CA	5:G:380:ILE:N	2.23	1.01
4:L:458:ASP:O	4:L:460:LEU:N	1.92	1.01

Continued on next page...

Continued from previous page...

Atom-1	Atom-2	Interatomic distance (Å)	Clash overlap (Å)
4:L:458:ASP:O	4:L:460:LEU:N	1.92	1.01
3:D:1475:ALA:HB3	3:P:1475:ALA:HB3	1.01	1.01
2:I:620:GLY:H	3:J:1446:LYS:HA	1.23	1.01
4:L:458:ASP:O	4:L:460:LEU:N	1.92	1.01
5:G:380:ILE:CA	5:G:380:ILE:N	2.23	1.01
4:L:458:ASP:O	4:L:460:LEU:N	1.92	1.01
4:L:458:ASP:O	4:L:460:LEU:N	1.92	1.01
3:D:1475:ALA:HB3	3:P:1475:ALA:HB3	1.01	1.01
4:R:451:GLU:C	4:R:451:GLU:HA	1.77	1.01
2:O:723:ASN:N	1:W:128:TYR:O	1.94	1.01
2:C:781:ARG:H	1:K:136:TYR:HA	1.24	1.01
2:U:645:LEU:H	3:V:1450:GLU:HA	1.26	1.01
2:O:723:ASN:N	1:W:128:TYR:O	1.94	1.01
2:C:781:ARG:H	1:K:136:TYR:HA	1.24	1.01
2:U:645:LEU:H	3:V:1450:GLU:HA	1.26	1.01
2:O:723:ASN:N	1:W:128:TYR:O	1.94	1.01
2:C:781:ARG:H	1:K:136:TYR:HA	1.24	1.01
2:U:645:LEU:H	3:V:1450:GLU:HA	1.26	1.01
2:O:723:ASN:N	1:W:128:TYR:O	1.94	1.01
2:C:781:ARG:H	1:K:136:TYR:HA	1.24	1.01
2:U:645:LEU:H	3:V:1450:GLU:HA	1.26	1.01
1:Q:1312:PRO:CB	3:V:723:LEU:N	2.24	1.01
4:R:451:GLU:HA	4:R:451:GLU:C	1.77	1.01
2:O:723:ASN:N	1:W:128:TYR:O	1.94	1.01
2:C:781:ARG:H	1:K:136:TYR:HA	1.24	1.01
2:U:645:LEU:H	3:V:1450:GLU:HA	1.26	1.01
2:O:723:ASN:N	1:W:128:TYR:O	1.94	1.01
2:C:781:ARG:H	1:K:136:TYR:HA	1.24	1.01
2:U:645:LEU:H	3:V:1450:GLU:HA	1.26	1.01
2:O:723:ASN:N	1:W:128:TYR:O	1.94	1.01
2:C:781:ARG:H	1:K:136:TYR:HA	1.24	1.01
2:U:645:LEU:H	3:V:1450:GLU:HA	1.26	1.01
3:D:1476:ALA:HB2	3:P:1476:ALA:HB2	1.30	1.00
3:D:1476:ALA:HB2	3:P:1476:ALA:HB2	1.30	1.00
3:D:1476:ALA:HB2	3:P:1476:ALA:HB2	1.30	1.00
5:G:380:ILE:CA	5:G:380:ILE:N	2.23	1.00
3:D:1476:ALA:HB2	3:P:1476:ALA:HB2	1.30	1.00
3:D:1476:ALA:HB2	3:P:1476:ALA:HB2	1.30	1.00
2:U:739:ASP:N	3:V:1454:ALA:HB1	1.75	1.00
4:F:402:ALA:CB	4:F:403:ILE:H	1.56	1.00
3:J:1663:GLN:HA	3:J:1667:ALA:HB2	1.39	1.00

Continued on next page...

Continued from previous page...

Atom-1	Atom-2	Interatomic distance (Å)	Clash overlap (Å)
4:R:458:ASP:O	4:R:460:LEU:N	1.92	1.00
2:U:739:ASP:N	3:V:1454:ALA:HB1	1.75	1.00
3:J:1663:GLN:HA	3:J:1667:ALA:HB2	1.39	1.00
4:R:458:ASP:O	4:R:460:LEU:N	1.92	1.00
2:U:739:ASP:N	3:V:1454:ALA:HB1	1.75	1.00
3:J:1663:GLN:HA	3:J:1667:ALA:HB2	1.39	1.00
4:R:458:ASP:O	4:R:460:LEU:N	1.92	1.00
2:U:739:ASP:N	3:V:1454:ALA:HB1	1.75	1.00
3:J:1663:GLN:HA	3:J:1667:ALA:HB2	1.39	1.00
1:E:1165:TYR:CB	1:K:727:PHE:HA	1.89	1.00
2:U:739:ASP:N	3:V:1454:ALA:HB1	1.75	1.00
4:F:402:ALA:CB	4:F:403:ILE:H	1.56	1.00
3:J:1663:GLN:HA	3:J:1667:ALA:HB2	1.39	1.00
4:R:458:ASP:O	4:R:460:LEU:N	1.92	1.00
2:U:739:ASP:N	3:V:1454:ALA:HB1	1.75	1.00
3:J:1663:GLN:HA	3:J:1667:ALA:HB2	1.39	1.00
4:R:458:ASP:O	4:R:460:LEU:N	1.92	1.00
2:U:739:ASP:N	3:V:1454:ALA:HB1	1.75	1.00
3:J:1663:GLN:HA	3:J:1667:ALA:HB2	1.39	1.00
4:X:451:GLU:C	4:X:451:GLU:HA	1.78	1.00
2:I:645:LEU:H	3:J:1450:GLU:HA	1.26	1.00
3:V:1663:GLN:HA	3:V:1667:ALA:HB2	1.39	1.00
3:D:1663:GLN:HA	3:D:1667:ALA:HB2	1.39	1.00
4:R:451:GLU:C	4:R:451:GLU:HA	1.78	1.00
4:X:451:GLU:HA	4:X:451:GLU:C	1.78	1.00
2:I:645:LEU:H	3:J:1450:GLU:HA	1.26	1.00
3:V:1663:GLN:HA	3:V:1667:ALA:HB2	1.39	1.00
3:D:1663:GLN:HA	3:D:1667:ALA:HB2	1.39	1.00
4:R:451:GLU:HA	4:R:451:GLU:C	1.78	1.00
2:I:645:LEU:H	3:J:1450:GLU:HA	1.26	1.00
3:V:1663:GLN:HA	3:V:1667:ALA:HB2	1.39	1.00
3:D:1663:GLN:HA	3:D:1667:ALA:HB2	1.39	1.00
4:R:451:GLU:C	4:R:451:GLU:HA	1.78	1.00
2:I:645:LEU:H	3:J:1450:GLU:HA	1.26	1.00
3:V:1663:GLN:HA	3:V:1667:ALA:HB2	1.39	1.00
2:I:645:LEU:H	3:J:1450:GLU:HA	1.26	1.00
3:V:1663:GLN:HA	3:V:1667:ALA:HB2	1.39	1.00
3:D:1663:GLN:HA	3:D:1667:ALA:HB2	1.39	1.00
4:R:451:GLU:C	4:R:451:GLU:HA	1.78	1.00
2:I:645:LEU:H	3:J:1450:GLU:HA	1.26	1.00
3:V:1663:GLN:HA	3:V:1667:ALA:HB2	1.39	1.00

Continued on next page...

Continued from previous page...

Atom-1	Atom-2	Interatomic distance (Å)	Clash overlap (Å)
3:D:1663:GLN:HA	3:D:1667:ALA:HB2	1.39	1.00
4:R:451:GLU:HA	4:R:451:GLU:C	1.78	1.00
2:I:645:LEU:H	3:J:1450:GLU:HA	1.26	1.00
3:V:1663:GLN:HA	3:V:1667:ALA:HB2	1.39	1.00
2:U:642:MET:CA	3:V:1450:GLU:CB	2.26	1.00
2:U:739:ASP:N	3:V:1454:ALA:CB	2.24	1.00
2:U:642:MET:CA	3:V:1450:GLU:CB	2.26	1.00
2:U:739:ASP:N	3:V:1454:ALA:CB	2.24	1.00
2:U:642:MET:CA	3:V:1450:GLU:CB	2.26	1.00
2:U:739:ASP:N	3:V:1454:ALA:CB	2.24	1.00
2:U:642:MET:CA	3:V:1450:GLU:CB	2.26	1.00
2:U:739:ASP:N	3:V:1454:ALA:CB	2.24	1.00
2:U:642:MET:CA	3:V:1450:GLU:CB	2.26	1.00
2:U:739:ASP:N	3:V:1454:ALA:CB	2.24	1.00
2:U:642:MET:CA	3:V:1450:GLU:CB	2.26	1.00
2:U:739:ASP:N	3:V:1454:ALA:CB	2.24	1.00
2:U:642:MET:CA	3:V:1450:GLU:CB	2.26	1.00
2:U:739:ASP:N	3:V:1454:ALA:CB	2.24	1.00
2:C:524:ARG:CB	3:D:1609:ILE:CA	2.39	1.00
1:Q:1308:LYS:CB	3:V:173:PHE:O	2.10	1.00
1:Q:1308:LYS:CB	3:V:173:PHE:O	2.10	1.00
1:Q:1308:LYS:CB	3:V:173:PHE:O	2.10	1.00
1:Q:1308:LYS:CB	3:V:173:PHE:O	2.10	1.00
2:I:739:ASP:N	3:J:1454:ALA:CB	2.24	0.99
2:I:739:ASP:N	3:J:1454:ALA:CB	2.24	0.99
2:I:739:ASP:N	3:J:1454:ALA:CB	2.24	0.99
2:I:739:ASP:N	3:J:1454:ALA:CB	2.24	0.99
5:S:380:ILE:CA	5:S:380:ILE:N	2.23	0.99
2:I:739:ASP:N	3:J:1454:ALA:CB	2.24	0.99
2:I:739:ASP:N	3:J:1454:ALA:CB	2.24	0.99
2:I:739:ASP:N	3:J:1454:ALA:CB	2.24	0.99
2:C:174:GLY:HA2	3:D:1682:LYS:CB	1.91	0.99
1:Q:1320:PRO:N	3:V:722:ASN:HA	1.77	0.99
2:C:174:GLY:HA2	3:D:1682:LYS:CB	1.91	0.99
1:E:847:ARG:O	2:O:303:ALA:HB1	1.61	0.99
4:R:402:ALA:CB	4:R:403:ILE:N	1.92	0.99
1:Q:1307:PHE:N	3:V:733:ASP:CB	2.25	0.99
5:G:366:GLU:C	5:G:366:GLU:CB	2.31	0.99
5:G:366:GLU:C	5:G:366:GLU:CB	2.31	0.99
5:M:366:GLU:C	5:M:366:GLU:CB	2.31	0.99
5:G:366:GLU:C	5:G:366:GLU:CB	2.31	0.99

Continued on next page...

Continued from previous page...

Atom-1	Atom-2	Interatomic distance (Å)	Clash overlap (Å)
5:M:366:GLU:CB	5:M:366:GLU:C	2.31	0.99
4:F:451:GLU:HA	4:F:451:GLU:C	1.77	0.99
5:M:366:GLU:CB	5:M:366:GLU:C	2.31	0.99
5:G:366:GLU:C	5:G:366:GLU:CB	2.31	0.99
5:M:366:GLU:CB	5:M:366:GLU:C	2.31	0.99
5:G:366:GLU:CB	5:G:366:GLU:C	2.31	0.99
5:M:366:GLU:CB	5:M:366:GLU:C	2.31	0.99
5:S:366:GLU:CB	5:S:366:GLU:C	2.31	0.99
5:S:366:GLU:CB	5:S:366:GLU:C	2.31	0.99
5:S:366:GLU:CB	5:S:366:GLU:C	2.31	0.99
1:Q:1266:PHE:CB	3:V:676:VAL:CB	2.40	0.99
5:S:366:GLU:C	5:S:366:GLU:CB	2.31	0.99
5:S:366:GLU:C	5:S:366:GLU:CB	2.31	0.99
5:Y:366:GLU:CB	5:Y:366:GLU:C	2.31	0.99
2:O:783:SER:H	1:W:92:GLU:CA	1.75	0.99
3:P:883:LEU:CB	6:T:411:GLU:CA	2.40	0.99
5:Y:366:GLU:CB	5:Y:366:GLU:C	2.31	0.99
5:Y:366:GLU:CB	5:Y:366:GLU:C	2.31	0.99
5:S:366:GLU:CB	5:S:366:GLU:C	2.31	0.99
2:C:538:LYS:CB	3:D:1671:GLN:CA	2.27	0.99
5:Y:366:GLU:CB	5:Y:366:GLU:C	2.31	0.99
3:P:883:LEU:CB	6:T:411:GLU:CA	2.40	0.99
5:Y:366:GLU:CB	5:Y:366:GLU:C	2.31	0.99
5:Y:366:GLU:C	5:Y:366:GLU:CB	2.31	0.99
2:C:726:SER:CA	1:K:86:ARG:N	2.26	0.99
4:F:451:GLU:C	4:F:451:GLU:HA	1.77	0.99
2:C:726:SER:CA	1:K:86:ARG:N	2.26	0.99
4:F:451:GLU:C	4:F:451:GLU:HA	1.77	0.99
2:C:726:SER:CA	1:K:86:ARG:N	2.26	0.99
4:F:451:GLU:HA	4:F:451:GLU:C	1.77	0.99
2:C:726:SER:CA	1:K:86:ARG:N	2.26	0.99
2:C:726:SER:CA	1:K:86:ARG:N	2.26	0.99
4:F:451:GLU:HA	4:F:451:GLU:C	1.77	0.99
2:C:726:SER:CA	1:K:86:ARG:N	2.26	0.99
4:F:451:GLU:C	4:F:451:GLU:HA	1.77	0.99
2:C:726:SER:CA	1:K:86:ARG:N	2.26	0.99
1:E:1233:VAL:CB	1:K:580:ALA:H	1.75	0.99
1:E:1233:VAL:CB	1:K:580:ALA:H	1.75	0.99
2:I:619:LYS:C	3:J:1445:LYS:CB	2.30	0.99
1:E:1233:VAL:CB	1:K:580:ALA:H	1.75	0.99
1:E:1233:VAL:CB	1:K:580:ALA:H	1.75	0.99

Continued on next page...

Continued from previous page...

Atom-1	Atom-2	Interatomic distance (Å)	Clash overlap (Å)
4:R:451:GLU:C	4:R:451:GLU:HA	1.77	0.98
5:M:366:GLU:C	5:M:366:GLU:CB	2.31	0.98
5:M:366:GLU:C	5:M:366:GLU:CB	2.31	0.98
2:C:304:PRO:N	1:Q:851:ALA:N	2.11	0.98
1:E:851:ALA:N	2:O:304:PRO:N	2.11	0.98
2:C:304:PRO:N	1:Q:851:ALA:N	2.11	0.98
1:E:851:ALA:N	2:O:304:PRO:N	2.11	0.98
2:C:304:PRO:N	1:Q:851:ALA:N	2.11	0.98
1:E:851:ALA:N	2:O:304:PRO:N	2.11	0.98
2:C:303:ALA:O	1:Q:847:ARG:C	2.02	0.98
2:C:303:ALA:O	1:Q:847:ARG:C	2.02	0.98
2:C:303:ALA:O	1:Q:847:ARG:C	2.02	0.98
1:Q:1233:VAL:CB	1:W:580:ALA:N	2.27	0.98
1:Q:1233:VAL:CB	1:W:580:ALA:N	2.27	0.98
1:Q:1302:VAL:CB	3:V:687:ILE:HA	1.93	0.98
1:Q:1306:LEU:HA	3:V:734:PRO:N	1.77	0.98
1:Q:1233:VAL:CB	1:W:580:ALA:N	2.27	0.98
1:Q:1233:VAL:CB	1:W:580:ALA:N	2.27	0.98
1:E:1165:TYR:CB	1:K:727:PHE:C	2.32	0.98
5:S:366:GLU:C	5:S:366:GLU:CB	2.31	0.98
1:E:847:ARG:C	2:O:303:ALA:O	2.02	0.98
1:E:847:ARG:C	2:O:303:ALA:O	2.02	0.98
5:S:366:GLU:CB	5:S:366:GLU:C	2.31	0.98
1:E:847:ARG:C	2:O:303:ALA:O	2.02	0.98
5:Y:366:GLU:C	5:Y:366:GLU:CB	2.31	0.98
5:Y:366:GLU:C	5:Y:366:GLU:CB	2.31	0.98
5:M:366:GLU:C	5:M:366:GLU:CB	2.31	0.98
2:O:486:ARG:CB	3:P:1661:ARG:CB	2.41	0.98
2:O:486:ARG:CB	3:P:1661:ARG:CB	2.41	0.98
2:O:486:ARG:CB	3:P:1661:ARG:CB	2.41	0.98
2:O:486:ARG:CB	3:P:1661:ARG:CB	2.41	0.98
2:O:486:ARG:CB	3:P:1661:ARG:CB	2.41	0.98
2:I:645:LEU:H	3:J:1450:GLU:CB	1.76	0.97
2:I:645:LEU:H	3:J:1450:GLU:CB	1.76	0.97
2:I:645:LEU:H	3:J:1450:GLU:CB	1.76	0.97
2:I:645:LEU:H	3:J:1450:GLU:CB	1.76	0.97
2:I:645:LEU:H	3:J:1450:GLU:CB	1.76	0.97
2:I:645:LEU:H	3:J:1450:GLU:CB	1.76	0.97
2:I:645:LEU:H	3:J:1450:GLU:CB	1.76	0.97
1:E:1239:ASP:CB	1:K:572:ALA:O	2.12	0.97
1:E:1239:ASP:CB	1:K:572:ALA:O	2.12	0.97

Continued on next page...

Continued from previous page...

Atom-1	Atom-2	Interatomic distance (Å)	Clash overlap (Å)
1:E:1239:ASP:CB	1:K:572:ALA:O	2.12	0.97
1:E:1239:ASP:CB	1:K:572:ALA:O	2.12	0.97
1:Q:1264:LEU:CB	3:V:686:GLY:C	2.31	0.97
1:E:1301:GLU:CA	3:J:877:CYS:CB	2.42	0.97
2:U:645:LEU:H	3:V:1450:GLU:CB	1.76	0.97
2:U:645:LEU:H	3:V:1450:GLU:CB	1.76	0.97
4:L:455:ILE:O	4:L:456:ASP:C	2.02	0.97
2:U:645:LEU:H	3:V:1450:GLU:CB	1.76	0.97
4:L:455:ILE:O	4:L:456:ASP:C	2.02	0.97
2:O:173:PRO:N	3:P:1681:SER:O	1.98	0.97
2:U:645:LEU:H	3:V:1450:GLU:CB	1.76	0.97
4:L:455:ILE:O	4:L:456:ASP:C	2.02	0.97
2:U:645:LEU:H	3:V:1450:GLU:CB	1.76	0.97
4:L:455:ILE:O	4:L:456:ASP:C	2.02	0.97
2:U:645:LEU:H	3:V:1450:GLU:CB	1.76	0.97
4:L:455:ILE:O	4:L:456:ASP:C	2.02	0.97
2:O:173:PRO:N	3:P:1681:SER:O	1.98	0.97
2:U:645:LEU:H	3:V:1450:GLU:CB	1.76	0.97
3:P:880:GLU:C	6:T:412:GLU:CA	2.08	0.97
2:O:726:SER:CA	1:W:86:ARG:H	1.69	0.97
2:C:486:ARG:CB	3:D:1661:ARG:CB	2.41	0.97
2:O:726:SER:CA	1:W:86:ARG:H	1.69	0.97
2:C:486:ARG:CB	3:D:1661:ARG:CB	2.41	0.97
2:O:726:SER:CA	1:W:86:ARG:H	1.69	0.97
2:C:486:ARG:CB	3:D:1661:ARG:CB	2.41	0.97
2:O:726:SER:CA	1:W:86:ARG:H	1.69	0.97
1:Q:1352:LEU:CB	3:V:871:GLN:N	2.23	0.97
3:P:880:GLU:C	6:T:412:GLU:CA	2.08	0.97
2:O:726:SER:CA	1:W:86:ARG:H	1.69	0.97
2:C:486:ARG:CB	3:D:1661:ARG:CB	2.41	0.97
2:O:726:SER:CA	1:W:86:ARG:H	1.69	0.97
2:C:486:ARG:CB	3:D:1661:ARG:CB	2.41	0.97
2:O:726:SER:CA	1:W:86:ARG:H	1.69	0.97
4:R:402:ALA:CB	4:R:403:ILE:H	1.56	0.97
1:E:848:ASP:N	2:O:303:ALA:O	1.65	0.97
1:E:848:ASP:N	2:O:303:ALA:O	1.65	0.97
2:O:589:ASN:CB	1:W:849:ASN:CB	2.43	0.97
1:E:1302:VAL:C	3:J:876:VAL:CB	2.33	0.97
4:R:402:ALA:CB	4:R:403:ILE:H	1.56	0.97
1:E:848:ASP:N	2:O:303:ALA:O	1.65	0.97
1:Q:1263:PRO:CB	3:V:689:VAL:O	1.91	0.97

Continued on next page...

Continued from previous page...

Atom-1	Atom-2	Interatomic distance (Å)	Clash overlap (Å)
2:C:778:ILE:N	1:K:140:LEU:N	2.09	0.97
2:C:299:ILE:CA	1:Q:845:TYR:CB	2.42	0.97
2:C:778:ILE:N	1:K:140:LEU:N	2.09	0.97
4:X:455:ILE:O	4:X:456:ASP:C	2.02	0.97
2:C:778:ILE:N	1:K:140:LEU:N	2.09	0.97
2:C:299:ILE:CA	1:Q:845:TYR:CB	2.42	0.97
4:X:455:ILE:O	4:X:456:ASP:C	2.02	0.97
2:C:778:ILE:N	1:K:140:LEU:N	2.09	0.97
2:O:174:GLY:HA2	3:P:1682:LYS:CB	1.94	0.97
2:U:740:GLU:CA	3:V:1454:ALA:HB2	1.95	0.97
4:X:455:ILE:O	4:X:456:ASP:C	2.02	0.97
2:C:778:ILE:N	1:K:140:LEU:N	2.09	0.97
2:C:299:ILE:CA	1:Q:845:TYR:CB	2.42	0.97
4:X:455:ILE:O	4:X:456:ASP:C	2.02	0.97
2:C:778:ILE:N	1:K:140:LEU:N	2.09	0.97
4:X:455:ILE:O	4:X:456:ASP:C	2.02	0.97
2:C:778:ILE:N	1:K:140:LEU:N	2.09	0.97
2:C:299:ILE:CA	1:Q:845:TYR:CB	2.42	0.97
2:O:174:GLY:HA2	3:P:1682:LYS:CB	1.94	0.97
4:L:453:TYR:O	4:L:455:ILE:CB	2.13	0.97
4:L:453:TYR:O	4:L:455:ILE:CB	2.13	0.97
4:X:453:TYR:O	4:X:455:ILE:CB	2.13	0.97
4:X:453:TYR:O	4:X:455:ILE:CB	2.13	0.97
4:L:453:TYR:O	4:L:455:ILE:CB	2.13	0.97
4:R:452:ARG:CA	4:R:453:TYR:CA	2.41	0.97
5:G:366:GLU:CB	5:G:366:GLU:C	2.31	0.97
4:X:453:TYR:O	4:X:455:ILE:CB	2.13	0.97
4:X:453:TYR:O	4:X:455:ILE:CB	2.13	0.97
4:X:453:TYR:O	4:X:455:ILE:CB	2.13	0.97
4:R:453:TYR:O	4:R:455:ILE:CB	2.13	0.97
4:R:453:TYR:O	4:R:455:ILE:CB	2.13	0.97
4:R:453:TYR:O	4:R:455:ILE:CB	2.13	0.97
4:R:453:TYR:O	4:R:455:ILE:CB	2.13	0.97
4:R:453:TYR:O	4:R:455:ILE:CB	2.13	0.97
4:L:452:ARG:CA	4:L:453:TYR:CA	2.41	0.96
5:G:366:GLU:CB	5:G:366:GLU:C	2.31	0.96
4:L:452:ARG:CA	4:L:453:TYR:CA	2.41	0.96
2:C:173:PRO:N	3:D:1681:SER:O	1.98	0.96
5:G:366:GLU:C	5:G:366:GLU:CB	2.31	0.96
2:C:173:PRO:N	3:D:1681:SER:O	1.98	0.96
4:X:453:TYR:O	4:X:455:ILE:CB	2.13	0.96

Continued on next page...

Continued from previous page...

Atom-1	Atom-2	Interatomic distance (Å)	Clash overlap (Å)
1:E:853:ASP:N	2:O:304:PRO:CB	2.26	0.96
4:X:453:TYR:O	4:X:455:ILE:CB	2.13	0.96
4:L:453:TYR:O	4:L:455:ILE:CB	2.13	0.96
1:E:853:ASP:N	2:O:304:PRO:CB	2.26	0.96
4:L:453:TYR:O	4:L:455:ILE:CB	2.13	0.96
4:L:453:TYR:O	4:L:455:ILE:CB	2.13	0.96
1:E:853:ASP:N	2:O:304:PRO:CB	2.26	0.96
4:L:453:TYR:O	4:L:455:ILE:CB	2.13	0.96
4:L:453:TYR:O	4:L:455:ILE:CB	2.13	0.96
1:E:853:ASP:N	2:O:304:PRO:CB	2.26	0.96
4:X:452:ARG:CA	4:X:453:TYR:CA	2.41	0.96
4:X:452:ARG:CA	4:X:453:TYR:CA	2.41	0.96
4:L:452:ARG:CA	4:L:453:TYR:CA	2.41	0.96
4:L:452:ARG:CA	4:L:453:TYR:CA	2.41	0.96
2:O:783:SER:CB	1:W:91:PRO:C	2.32	0.96
4:L:452:ARG:CA	4:L:453:TYR:CA	2.41	0.96
4:L:452:ARG:CA	4:L:453:TYR:CA	2.41	0.96
4:L:452:ARG:CA	4:L:453:TYR:CA	2.41	0.96
2:I:739:ASP:H	3:J:1454:ALA:HB1	1.25	0.96
2:I:739:ASP:H	3:J:1454:ALA:HB1	1.25	0.96
2:I:739:ASP:H	3:J:1454:ALA:HB1	1.25	0.96
2:I:739:ASP:H	3:J:1454:ALA:HB1	1.25	0.96
2:I:739:ASP:H	3:J:1454:ALA:HB1	1.25	0.96
2:I:739:ASP:H	3:J:1454:ALA:HB1	1.25	0.96
2:I:739:ASP:H	3:J:1454:ALA:HB1	1.25	0.96
4:F:453:TYR:O	4:F:455:ILE:CB	2.13	0.96
4:F:453:TYR:O	4:F:455:ILE:CB	2.13	0.96
4:F:453:TYR:O	4:F:455:ILE:CB	2.13	0.96
4:X:222:THR:C	4:X:222:THR:CB	2.34	0.96
4:F:453:TYR:O	4:F:455:ILE:CB	2.13	0.96
4:F:453:TYR:O	4:F:455:ILE:CB	2.13	0.96
3:P:884:GLN:CA	6:T:409:PRO:C	2.33	0.96
4:F:452:ARG:CA	4:F:453:TYR:CA	2.41	0.96
4:F:452:ARG:CA	4:F:453:TYR:CA	2.41	0.96
4:F:452:ARG:CA	4:F:453:TYR:CA	2.41	0.96
4:R:222:THR:CB	4:R:222:THR:C	2.34	0.96
2:U:644:LYS:CB	3:V:1452:LEU:N	2.28	0.96
3:P:884:GLN:CA	6:T:409:PRO:C	2.33	0.96
4:F:452:ARG:CA	4:F:453:TYR:CA	2.41	0.96
4:F:452:ARG:CA	4:F:453:TYR:CA	2.41	0.96
4:F:453:TYR:O	4:F:455:ILE:CB	2.13	0.96

Continued on next page...

Continued from previous page...

Atom-1	Atom-2	Interatomic distance (Å)	Clash overlap (Å)
2:C:306:PRO:HA	1:Q:848:ASP:O	1.66	0.96
2:O:722:LEU:CA	1:W:130:ASP:O	2.13	0.96
2:O:722:LEU:CA	1:W:130:ASP:O	2.13	0.96
2:C:306:PRO:HA	1:Q:848:ASP:O	1.66	0.96
2:O:722:LEU:CA	1:W:130:ASP:O	2.13	0.96
2:O:722:LEU:CA	1:W:130:ASP:O	2.13	0.96
4:F:453:TYR:O	4:F:455:ILE:CB	2.13	0.96
2:C:306:PRO:HA	1:Q:848:ASP:O	1.66	0.96
2:O:722:LEU:CA	1:W:130:ASP:O	2.13	0.96
2:O:722:LEU:CA	1:W:130:ASP:O	2.13	0.96
2:C:306:PRO:HA	1:Q:848:ASP:O	1.66	0.96
2:O:722:LEU:CA	1:W:130:ASP:O	2.13	0.96
4:F:453:TYR:O	4:F:455:ILE:CB	2.13	0.96
2:C:722:LEU:N	1:K:129:GLU:O	1.89	0.96
2:C:722:LEU:N	1:K:129:GLU:O	1.89	0.96
2:C:722:LEU:N	1:K:129:GLU:O	1.89	0.96
2:C:722:LEU:N	1:K:129:GLU:O	1.89	0.96
2:C:722:LEU:N	1:K:129:GLU:O	1.89	0.96
2:C:722:LEU:N	1:K:129:GLU:O	1.89	0.96
2:C:722:LEU:N	1:K:129:GLU:O	1.89	0.96
3:P:888:PRO:CB	6:T:406:LEU:CA	2.44	0.95
4:R:452:ARG:CA	4:R:453:TYR:CA	2.41	0.95
4:R:452:ARG:CA	4:R:453:TYR:CA	2.41	0.95
4:R:452:ARG:CA	4:R:453:TYR:CA	2.41	0.95
4:L:222:THR:CB	4:L:222:THR:C	2.34	0.95
3:P:888:PRO:CB	6:T:406:LEU:CA	2.44	0.95
4:R:452:ARG:CA	4:R:453:TYR:CA	2.41	0.95
4:R:452:ARG:CA	4:R:453:TYR:CA	2.41	0.95
4:X:452:ARG:CA	4:X:453:TYR:CA	2.41	0.95
4:X:452:ARG:CA	4:X:453:TYR:CA	2.41	0.95
2:C:303:ALA:CA	1:Q:849:ASN:CB	2.34	0.95
4:X:452:ARG:CA	4:X:453:TYR:CA	2.41	0.95
4:X:452:ARG:CA	4:X:453:TYR:CA	2.41	0.95
4:X:452:ARG:CA	4:X:453:TYR:CA	2.41	0.95
4:R:452:ARG:CA	4:R:453:TYR:CA	2.41	0.95
1:Q:1319:LYS:CB	3:V:722:ASN:CB	2.43	0.95
4:R:452:ARG:CA	4:R:453:TYR:CA	2.41	0.95
4:F:458:ASP:C	4:F:459:LEU:CA	2.35	0.95
4:R:453:TYR:O	4:R:455:ILE:CB	2.13	0.95
4:R:455:ILE:O	4:R:456:ASP:C	2.02	0.95
2:C:723:ASN:N	1:K:128:TYR:O	1.98	0.95

Continued on next page...

Continued from previous page...

Atom-1	Atom-2	Interatomic distance (Å)	Clash overlap (Å)
2:C:723:ASN:N	1:K:128:TYR:O	1.98	0.95
2:C:723:ASN:N	1:K:128:TYR:O	1.98	0.95
2:C:723:ASN:N	1:K:128:TYR:O	1.98	0.95
4:X:453:TYR:O	4:X:455:ILE:CB	2.13	0.95
1:Q:1264:LEU:CB	3:V:688:GLU:N	2.29	0.95
4:F:458:ASP:C	4:F:459:LEU:CA	2.35	0.95
4:R:453:TYR:O	4:R:455:ILE:CB	2.13	0.95
4:R:455:ILE:O	4:R:456:ASP:C	2.02	0.95
2:C:723:ASN:N	1:K:128:TYR:O	1.98	0.95
2:C:723:ASN:N	1:K:128:TYR:O	1.98	0.95
2:C:723:ASN:N	1:K:128:TYR:O	1.98	0.95
3:D:1475:ALA:CB	3:P:1475:ALA:HB3	1.96	0.95
3:D:1475:ALA:CB	3:P:1475:ALA:HB3	1.96	0.95
1:E:845:TYR:O	2:O:299:ILE:O	1.85	0.95
1:E:845:TYR:O	2:O:299:ILE:O	1.85	0.95
4:R:453:TYR:O	4:R:455:ILE:CB	2.13	0.95
1:E:845:TYR:O	2:O:299:ILE:O	1.85	0.95
4:F:455:ILE:O	4:F:456:ASP:C	2.02	0.95
2:U:739:ASP:H	3:V:1454:ALA:HB1	1.25	0.95
2:U:739:ASP:H	3:V:1454:ALA:HB1	1.25	0.95
2:C:299:ILE:O	1:Q:845:TYR:O	1.85	0.95
2:U:739:ASP:H	3:V:1454:ALA:HB1	1.25	0.95
2:U:739:ASP:H	3:V:1454:ALA:HB1	1.25	0.95
2:C:299:ILE:O	1:Q:845:TYR:O	1.85	0.95
4:R:311:GLN:CB	4:R:311:GLN:C	2.35	0.95
4:F:455:ILE:O	4:F:456:ASP:C	2.02	0.95
2:U:739:ASP:H	3:V:1454:ALA:HB1	1.25	0.95
2:U:739:ASP:H	3:V:1454:ALA:HB1	1.25	0.95
2:C:299:ILE:O	1:Q:845:TYR:O	1.85	0.95
2:U:739:ASP:H	3:V:1454:ALA:HB1	1.25	0.95
4:R:311:GLN:CB	4:R:311:GLN:C	2.35	0.95
4:X:452:ARG:CA	4:X:453:TYR:CA	2.41	0.95
4:X:458:ASP:C	4:X:459:LEU:CA	2.35	0.95
1:Q:1357:VAL:CB	3:V:876:VAL:C	2.34	0.95
4:R:311:GLN:C	4:R:311:GLN:CB	2.35	0.95
4:L:458:ASP:C	4:L:459:LEU:CA	2.35	0.95
4:F:311:GLN:CB	4:F:311:GLN:C	2.35	0.95
2:U:639:LEU:O	3:V:1452:LEU:HA	1.65	0.95
4:L:458:ASP:C	4:L:459:LEU:CA	2.35	0.95
2:U:639:LEU:O	3:V:1452:LEU:HA	1.65	0.95
2:U:639:LEU:O	3:V:1452:LEU:HA	1.65	0.95

Continued on next page...

Continued from previous page...

Atom-1	Atom-2	Interatomic distance (Å)	Clash overlap (Å)
2:U:639:LEU:O	3:V:1452:LEU:HA	1.65	0.95
4:F:222:THR:CB	4:F:222:THR:C	2.34	0.95
4:F:311:GLN:CB	4:F:311:GLN:C	2.35	0.95
2:U:639:LEU:O	3:V:1452:LEU:HA	1.65	0.95
2:U:639:LEU:O	3:V:1452:LEU:HA	1.65	0.95
2:U:639:LEU:O	3:V:1452:LEU:HA	1.65	0.95
4:F:458:ASP:C	4:F:459:LEU:CA	2.35	0.94
4:L:458:ASP:C	4:L:459:LEU:CA	2.35	0.94
2:C:304:PRO:N	1:Q:849:ASN:CA	2.29	0.94
4:F:311:GLN:CB	4:F:311:GLN:C	2.35	0.94
4:F:311:GLN:C	4:F:311:GLN:CB	2.35	0.94
4:F:311:GLN:C	4:F:311:GLN:CB	2.35	0.94
4:F:311:GLN:C	4:F:311:GLN:CB	2.35	0.94
3:D:1475:ALA:HB3	3:P:1475:ALA:CB	1.95	0.94
4:F:311:GLN:CB	4:F:311:GLN:C	2.35	0.94
4:F:311:GLN:C	4:F:311:GLN:CB	2.35	0.94
3:D:1475:ALA:HB3	3:P:1475:ALA:CB	1.95	0.94
4:F:458:ASP:C	4:F:459:LEU:CA	2.35	0.94
4:F:458:ASP:C	4:F:459:LEU:CA	2.35	0.94
4:F:458:ASP:C	4:F:459:LEU:CA	2.35	0.94
2:C:523:LEU:N	3:D:1662:CYS:HA	1.82	0.94
4:F:458:ASP:C	4:F:459:LEU:CA	2.35	0.94
4:F:458:ASP:C	4:F:459:LEU:CA	2.35	0.94
2:C:523:LEU:N	3:D:1662:CYS:HA	1.82	0.94
2:I:639:LEU:O	3:J:1452:LEU:HA	1.65	0.94
2:I:639:LEU:O	3:J:1452:LEU:HA	1.65	0.94
2:I:639:LEU:O	3:J:1452:LEU:HA	1.65	0.94
2:I:639:LEU:O	3:J:1452:LEU:HA	1.65	0.94
2:I:639:LEU:O	3:J:1452:LEU:HA	1.65	0.94
2:I:639:LEU:O	3:J:1452:LEU:HA	1.65	0.94
2:I:639:LEU:O	3:J:1452:LEU:HA	1.65	0.94
4:X:458:ASP:C	4:X:459:LEU:CA	2.35	0.94
2:C:722:LEU:CA	1:K:130:ASP:O	2.14	0.94
2:O:709:ARG:O	1:W:195:SER:O	1.86	0.94
4:X:458:ASP:C	4:X:459:LEU:CA	2.35	0.94
2:C:722:LEU:CA	1:K:130:ASP:O	2.14	0.94
2:O:709:ARG:O	1:W:195:SER:O	1.86	0.94
2:C:722:LEU:CA	1:K:130:ASP:O	2.14	0.94
2:O:709:ARG:O	1:W:195:SER:O	1.86	0.94
2:C:722:LEU:CA	1:K:130:ASP:O	2.14	0.94
2:O:709:ARG:O	1:W:195:SER:O	1.86	0.94

Continued on next page...

Continued from previous page...

Atom-1	Atom-2	Interatomic distance (Å)	Clash overlap (Å)
4:X:455:ILE:O	4:X:456:ASP:C	2.02	0.94
4:L:452:ARG:CA	4:L:453:TYR:CA	2.41	0.94
2:C:722:LEU:CA	1:K:130:ASP:O	2.14	0.94
2:O:709:ARG:O	1:W:195:SER:O	1.86	0.94
2:C:722:LEU:CA	1:K:130:ASP:O	2.14	0.94
2:O:709:ARG:O	1:W:195:SER:O	1.86	0.94
2:C:722:LEU:CA	1:K:130:ASP:O	2.14	0.94
2:O:709:ARG:O	1:W:195:SER:O	1.86	0.94
4:R:458:ASP:C	4:R:459:LEU:CA	2.35	0.94
4:R:458:ASP:C	4:R:459:LEU:CA	2.35	0.94
4:L:311:GLN:CB	4:L:311:GLN:C	2.36	0.94
4:R:458:ASP:C	4:R:459:LEU:CA	2.35	0.94
4:R:455:ILE:O	4:R:456:ASP:C	2.02	0.94
4:R:458:ASP:C	4:R:459:LEU:CA	2.35	0.94
4:X:458:ASP:C	4:X:459:LEU:CA	2.35	0.94
4:L:458:ASP:C	4:L:459:LEU:CA	2.35	0.94
4:R:455:ILE:O	4:R:456:ASP:C	2.02	0.94
4:R:458:ASP:C	4:R:459:LEU:CA	2.35	0.94
4:X:458:ASP:C	4:X:459:LEU:CA	2.35	0.94
4:L:458:ASP:C	4:L:459:LEU:CA	2.35	0.94
4:R:455:ILE:O	4:R:456:ASP:C	2.02	0.94
4:R:458:ASP:C	4:R:459:LEU:CA	2.35	0.94
4:X:458:ASP:C	4:X:459:LEU:CA	2.35	0.94
4:L:458:ASP:C	4:L:459:LEU:CA	2.35	0.94
4:X:458:ASP:C	4:X:459:LEU:CA	2.35	0.94
4:L:458:ASP:C	4:L:459:LEU:CA	2.35	0.94
4:R:455:ILE:O	4:R:456:ASP:C	2.02	0.94
4:R:458:ASP:C	4:R:459:LEU:CA	2.35	0.94
4:X:458:ASP:C	4:X:459:LEU:CA	2.35	0.94
4:L:458:ASP:C	4:L:459:LEU:CA	2.35	0.94
4:R:455:ILE:O	4:R:456:ASP:C	2.02	0.94
4:R:458:ASP:C	4:R:459:LEU:CA	2.35	0.94
4:F:455:ILE:O	4:F:456:ASP:C	2.02	0.94
4:F:455:ILE:O	4:F:456:ASP:C	2.02	0.94
4:F:455:ILE:O	4:F:456:ASP:C	2.02	0.94
2:C:523:LEU:H	3:D:1613:VAL:CB	1.81	0.94
4:F:455:ILE:O	4:F:456:ASP:C	2.02	0.94
4:F:455:ILE:O	4:F:456:ASP:C	2.02	0.94
4:X:311:GLN:CB	4:X:311:GLN:C	2.35	0.94
4:X:311:GLN:C	4:X:311:GLN:CB	2.35	0.94
2:C:303:ALA:CB	1:Q:849:ASN:H	1.81	0.94

Continued on next page...

Continued from previous page...

Atom-1	Atom-2	Interatomic distance (Å)	Clash overlap (Å)
1:E:1233:VAL:N	1:K:579:GLU:CB	2.31	0.93
1:E:1233:VAL:N	1:K:579:GLU:CB	2.31	0.93
4:X:311:GLN:C	4:X:311:GLN:CB	2.35	0.93
1:E:1233:VAL:N	1:K:579:GLU:CB	2.31	0.93
1:E:1233:VAL:N	1:K:579:GLU:CB	2.31	0.93
4:R:455:ILE:O	4:R:456:ASP:C	2.02	0.93
4:R:311:GLN:CB	4:R:311:GLN:C	2.35	0.93
4:R:311:GLN:CB	4:R:311:GLN:C	2.35	0.93
4:R:311:GLN:CB	4:R:311:GLN:C	2.35	0.93
4:R:311:GLN:C	4:R:311:GLN:CB	2.35	0.93
4:R:311:GLN:CB	4:R:311:GLN:C	2.35	0.93
4:L:311:GLN:C	4:L:311:GLN:CB	2.35	0.93
4:L:311:GLN:CB	4:L:311:GLN:C	2.35	0.93
4:L:311:GLN:C	4:L:311:GLN:CB	2.35	0.93
4:X:311:GLN:C	4:X:311:GLN:CB	2.35	0.93
4:L:311:GLN:CB	4:L:311:GLN:C	2.35	0.93
4:X:311:GLN:CB	4:X:311:GLN:C	2.35	0.93
4:F:452:ARG:CA	4:F:453:TYR:CA	2.41	0.93
4:L:311:GLN:CB	4:L:311:GLN:C	2.35	0.93
4:X:311:GLN:CB	4:X:311:GLN:C	2.35	0.93
4:L:311:GLN:C	4:L:311:GLN:CB	2.35	0.93
4:X:311:GLN:CB	4:X:311:GLN:C	2.35	0.93
4:L:311:GLN:C	4:L:311:GLN:CB	2.35	0.93
4:X:311:GLN:C	4:X:311:GLN:CB	2.35	0.93
1:Q:1311:ASP:CB	3:V:248:LEU:H	1.82	0.93
1:E:1311:ASP:CB	3:J:248:LEU:H	1.82	0.93
1:Q:1311:ASP:CB	3:V:248:LEU:H	1.82	0.93
1:E:1311:ASP:CB	3:J:248:LEU:H	1.82	0.93
1:Q:1365:GLN:HA	3:V:880:GLU:N	1.83	0.93
1:Q:1311:ASP:CB	3:V:248:LEU:H	1.82	0.93
1:E:1311:ASP:CB	3:J:248:LEU:H	1.82	0.93
4:F:452:ARG:CA	4:F:453:TYR:CA	2.41	0.93
4:F:452:ARG:CA	4:F:453:TYR:CA	2.41	0.93
1:E:848:ASP:HA	2:O:303:ALA:CB	1.99	0.93
2:U:739:ASP:CB	3:V:1454:ALA:HB1	1.98	0.93
2:U:739:ASP:CB	3:V:1454:ALA:HB1	1.98	0.93
2:U:739:ASP:CB	3:V:1454:ALA:HB1	1.98	0.93
2:U:739:ASP:CB	3:V:1454:ALA:HB1	1.98	0.93
2:U:739:ASP:CB	3:V:1454:ALA:HB1	1.98	0.93
2:U:739:ASP:CB	3:V:1454:ALA:HB1	1.98	0.93
2:U:739:ASP:CB	3:V:1454:ALA:HB1	1.98	0.93

Continued on next page...

Continued from previous page...

Atom-1	Atom-2	Interatomic distance (Å)	Clash overlap (Å)
2:I:739:ASP:CB	3:J:1454:ALA:HB1	1.98	0.92
2:I:739:ASP:CB	3:J:1454:ALA:HB1	1.98	0.92
2:I:739:ASP:CB	3:J:1454:ALA:HB1	1.98	0.92
2:I:739:ASP:CB	3:J:1454:ALA:HB1	1.98	0.92
2:I:739:ASP:CB	3:J:1454:ALA:HB1	1.98	0.92
2:I:739:ASP:CB	3:J:1454:ALA:HB1	1.98	0.92
2:I:739:ASP:CB	3:J:1454:ALA:HB1	1.98	0.92
4:L:455:ILE:O	4:L:456:ASP:C	2.02	0.92
6:Z:409:PRO:C	6:Z:409:PRO:CB	2.38	0.92
2:O:722:LEU:N	1:W:129:GLU:O	1.88	0.92
6:Z:409:PRO:CB	6:Z:409:PRO:C	2.38	0.92
2:O:722:LEU:N	1:W:129:GLU:O	1.88	0.92
2:O:722:LEU:N	1:W:129:GLU:O	1.88	0.92
2:O:722:LEU:N	1:W:129:GLU:O	1.88	0.92
2:C:675:ARG:N	1:K:849:ASN:CB	2.26	0.92
2:O:722:LEU:N	1:W:129:GLU:O	1.88	0.92
2:O:722:LEU:N	1:W:129:GLU:O	1.88	0.92
2:O:722:LEU:N	1:W:129:GLU:O	1.88	0.92
2:C:304:PRO:O	1:Q:852:VAL:HA	1.68	0.92
2:C:304:PRO:O	1:Q:852:VAL:HA	1.68	0.92
6:T:409:PRO:C	6:T:409:PRO:CB	2.38	0.92
6:Z:409:PRO:CB	6:Z:409:PRO:C	2.38	0.92
2:C:304:PRO:O	1:Q:852:VAL:HA	1.68	0.92
2:C:304:PRO:O	1:Q:852:VAL:HA	1.68	0.92
1:E:848:ASP:O	2:O:306:PRO:HA	1.68	0.92
1:E:848:ASP:O	2:O:306:PRO:HA	1.68	0.92
2:C:303:ALA:HB3	1:Q:849:ASN:N	1.81	0.92
1:E:848:ASP:O	2:O:306:PRO:HA	1.68	0.92
1:E:848:ASP:O	2:O:306:PRO:HA	1.68	0.92
6:N:409:PRO:C	6:N:409:PRO:CB	2.38	0.92
6:N:409:PRO:C	6:N:409:PRO:CB	2.38	0.92
6:H:409:PRO:CB	6:H:409:PRO:C	2.37	0.92
2:C:523:LEU:CB	3:D:1613:VAL:CB	2.47	0.92
4:X:455:ILE:O	4:X:456:ASP:C	2.02	0.92
4:X:455:ILE:O	4:X:456:ASP:C	2.02	0.92
2:I:15:GLN:C	2:I:15:GLN:CB	2.39	0.92
2:C:15:GLN:CB	2:C:15:GLN:C	2.39	0.92
6:N:409:PRO:C	6:N:409:PRO:CB	2.38	0.92
4:L:455:ILE:O	4:L:456:ASP:C	2.02	0.92
4:L:455:ILE:O	4:L:456:ASP:C	2.02	0.92
6:H:409:PRO:CB	6:H:409:PRO:C	2.38	0.92

Continued on next page...

Continued from previous page...

Atom-1	Atom-2	Interatomic distance (Å)	Clash overlap (Å)
6:H:409:PRO:C	6:H:409:PRO:CB	2.38	0.92
6:H:409:PRO:CB	6:H:409:PRO:C	2.38	0.92
6:H:409:PRO:C	6:H:409:PRO:CB	2.38	0.92
6:H:409:PRO:CB	6:H:409:PRO:C	2.38	0.92
2:C:524:ARG:C	3:D:1610:PRO:CA	2.31	0.92
2:O:778:ILE:HA	1:W:138:ASP:O	1.69	0.91
2:I:15:GLN:C	2:I:15:GLN:CB	2.38	0.91
2:O:778:ILE:HA	1:W:138:ASP:O	1.69	0.91
2:I:15:GLN:CB	2:I:15:GLN:C	2.38	0.91
2:O:778:ILE:HA	1:W:138:ASP:O	1.69	0.91
2:O:778:ILE:HA	1:W:138:ASP:O	1.69	0.91
2:O:778:ILE:HA	1:W:138:ASP:O	1.69	0.91
2:O:778:ILE:HA	1:W:138:ASP:O	1.69	0.91
2:O:778:ILE:HA	1:W:138:ASP:O	1.69	0.91
6:H:409:PRO:CB	6:H:409:PRO:C	2.38	0.91
1:Q:1239:ASP:CA	1:W:572:ALA:HA	1.99	0.91
3:V:1663:GLN:CA	3:V:1667:ALA:HB2	2.01	0.91
3:V:1663:GLN:CA	3:V:1667:ALA:HB2	2.01	0.91
1:Q:1239:ASP:CA	1:W:572:ALA:HA	1.99	0.91
3:V:1663:GLN:CA	3:V:1667:ALA:HB2	2.01	0.91
3:V:1663:GLN:CA	3:V:1667:ALA:HB2	2.01	0.91
2:U:15:GLN:CB	2:U:15:GLN:C	2.38	0.91
6:H:409:PRO:C	6:H:409:PRO:CB	2.38	0.91
1:Q:1239:ASP:CA	1:W:572:ALA:HA	1.99	0.91
3:V:1663:GLN:CA	3:V:1667:ALA:HB2	2.01	0.91
3:V:1663:GLN:CA	3:V:1667:ALA:HB2	2.01	0.91
1:Q:1239:ASP:CA	1:W:572:ALA:HA	1.99	0.91
3:V:1663:GLN:CA	3:V:1667:ALA:HB2	2.01	0.91
4:L:450:GLU:O	4:L:451:GLU:C	2.09	0.91
2:O:15:GLN:C	2:O:15:GLN:CB	2.38	0.91
2:C:709:ARG:O	1:K:195:SER:O	1.87	0.91
4:F:450:GLU:O	4:F:451:GLU:C	2.09	0.91
6:T:409:PRO:C	6:T:409:PRO:CB	2.38	0.91
2:C:709:ARG:O	1:K:195:SER:O	1.87	0.91
4:F:450:GLU:O	4:F:451:GLU:C	2.09	0.91
6:T:409:PRO:CB	6:T:409:PRO:C	2.38	0.91
2:C:709:ARG:O	1:K:195:SER:O	1.87	0.91
4:F:450:GLU:O	4:F:451:GLU:C	2.09	0.91
6:T:409:PRO:CB	6:T:409:PRO:C	2.38	0.91
2:C:709:ARG:O	1:K:195:SER:O	1.87	0.91
2:C:483:GLU:CB	3:D:1658:ALA:CB	2.49	0.91

Continued on next page...

Continued from previous page...

Atom-1	Atom-2	Interatomic distance (Å)	Clash overlap (Å)
2:I:619:LYS:O	3:J:1445:LYS:CB	2.19	0.91
2:O:15:GLN:CB	2:O:15:GLN:C	2.38	0.91
2:C:709:ARG:O	1:K:195:SER:O	1.87	0.91
4:F:450:GLU:O	4:F:451:GLU:C	2.09	0.91
6:T:409:PRO:CB	6:T:409:PRO:C	2.38	0.91
2:C:709:ARG:O	1:K:195:SER:O	1.87	0.91
4:F:450:GLU:O	4:F:451:GLU:C	2.09	0.91
6:T:409:PRO:C	6:T:409:PRO:CB	2.38	0.91
2:C:709:ARG:O	1:K:195:SER:O	1.87	0.91
4:L:450:GLU:O	4:L:451:GLU:C	2.09	0.91
6:T:409:PRO:C	6:T:409:PRO:CB	2.38	0.91
2:C:15:GLN:CB	2:C:15:GLN:C	2.38	0.91
3:D:1468:ALA:CB	3:P:1511:GLN:CA	2.23	0.91
4:L:450:GLU:O	4:L:451:GLU:C	2.09	0.91
3:D:1468:ALA:CB	3:P:1511:GLN:CA	2.23	0.91
6:Z:409:PRO:C	6:Z:409:PRO:CB	2.38	0.91
3:D:1468:ALA:CB	3:P:1511:GLN:CA	2.23	0.91
6:Z:409:PRO:CB	6:Z:409:PRO:C	2.38	0.91
6:T:409:PRO:CB	6:T:409:PRO:C	2.38	0.91
2:C:15:GLN:C	2:C:15:GLN:CB	2.38	0.91
6:Z:409:PRO:CB	6:Z:409:PRO:C	2.38	0.91
3:D:1468:ALA:CB	3:P:1511:GLN:CA	2.23	0.91
6:Z:409:PRO:CB	6:Z:409:PRO:C	2.38	0.91
3:D:1468:ALA:CB	3:P:1511:GLN:CA	2.23	0.91
6:Z:409:PRO:C	6:Z:409:PRO:CB	2.38	0.91
3:J:1663:GLN:CA	3:J:1667:ALA:HB2	2.01	0.91
4:R:450:GLU:O	4:R:451:GLU:C	2.09	0.91
3:J:1663:GLN:CA	3:J:1667:ALA:HB2	2.01	0.91
4:L:450:GLU:O	4:L:451:GLU:C	2.09	0.91
4:R:450:GLU:O	4:R:451:GLU:C	2.09	0.91
6:N:409:PRO:CB	6:N:409:PRO:C	2.38	0.91
3:J:1663:GLN:CA	3:J:1667:ALA:HB2	2.01	0.91
4:L:450:GLU:O	4:L:451:GLU:C	2.09	0.91
4:R:450:GLU:O	4:R:451:GLU:C	2.09	0.91
6:N:409:PRO:C	6:N:409:PRO:CB	2.38	0.91
3:J:1663:GLN:CA	3:J:1667:ALA:HB2	2.01	0.91
4:F:450:GLU:O	4:F:451:GLU:C	2.09	0.91
4:L:450:GLU:O	4:L:451:GLU:C	2.09	0.91
6:N:409:PRO:CB	6:N:409:PRO:C	2.38	0.91
3:J:1663:GLN:CA	3:J:1667:ALA:HB2	2.01	0.91
4:L:450:GLU:O	4:L:451:GLU:C	2.09	0.91

Continued on next page...

Continued from previous page...

Atom-1	Atom-2	Interatomic distance (Å)	Clash overlap (Å)
4:R:450:GLU:O	4:R:451:GLU:C	2.09	0.91
6:N:409:PRO:C	6:N:409:PRO:CB	2.38	0.91
3:J:1663:GLN:CA	3:J:1667:ALA:HB2	2.01	0.91
4:L:450:GLU:O	4:L:451:GLU:C	2.09	0.91
4:R:450:GLU:O	4:R:451:GLU:C	2.09	0.91
6:N:409:PRO:C	6:N:409:PRO:CB	2.38	0.91
3:J:1663:GLN:CA	3:J:1667:ALA:HB2	2.01	0.91
4:F:450:GLU:O	4:F:451:GLU:C	2.09	0.91
4:X:450:GLU:O	4:X:451:GLU:C	2.09	0.91
2:U:15:GLN:C	2:U:15:GLN:CB	2.38	0.91
4:X:450:GLU:O	4:X:451:GLU:C	2.09	0.91
2:U:15:GLN:C	2:U:15:GLN:CB	2.38	0.91
4:X:450:GLU:O	4:X:451:GLU:C	2.09	0.91
4:X:450:GLU:O	4:X:451:GLU:C	2.09	0.91
4:F:450:GLU:O	4:F:451:GLU:C	2.09	0.91
4:X:450:GLU:O	4:X:451:GLU:C	2.09	0.91
4:X:450:GLU:O	4:X:451:GLU:C	2.09	0.91
4:X:450:GLU:O	4:X:451:GLU:C	2.09	0.91
3:D:1663:GLN:CA	3:D:1667:ALA:HB2	2.01	0.91
4:R:450:GLU:O	4:R:451:GLU:C	2.09	0.90
4:R:450:GLU:O	4:R:451:GLU:C	2.09	0.90
4:R:450:GLU:O	4:R:451:GLU:C	2.09	0.90
2:C:301:LEU:O	1:Q:849:ASN:HA	1.72	0.90
2:U:15:GLN:C	2:U:15:GLN:CB	2.38	0.90
2:U:15:GLN:CB	2:U:15:GLN:C	2.38	0.90
2:C:301:LEU:O	1:Q:849:ASN:HA	1.72	0.90
2:O:15:GLN:C	2:O:15:GLN:CB	2.39	0.90
1:Q:1267:ILE:CB	3:V:677:ARG:O	1.88	0.90
2:U:15:GLN:CB	2:U:15:GLN:C	2.38	0.90
2:U:15:GLN:CB	2:U:15:GLN:C	2.38	0.90
2:C:301:LEU:O	1:Q:849:ASN:HA	1.72	0.90
2:U:15:GLN:CB	2:U:15:GLN:C	2.38	0.90
2:O:15:GLN:C	2:O:15:GLN:CB	2.39	0.90
2:C:15:GLN:C	2:C:15:GLN:CB	2.39	0.90
2:I:15:GLN:C	2:I:15:GLN:CB	2.39	0.90
2:O:15:GLN:C	2:O:15:GLN:CB	2.39	0.90
2:C:15:GLN:CB	2:C:15:GLN:C	2.39	0.90
2:I:15:GLN:C	2:I:15:GLN:CB	2.39	0.90
2:O:15:GLN:CB	2:O:15:GLN:C	2.39	0.90
2:C:15:GLN:CB	2:C:15:GLN:C	2.39	0.90
3:V:1663:GLN:CA	3:V:1667:ALA:HB2	2.01	0.90

Continued on next page...

Continued from previous page...

Atom-1	Atom-2	Interatomic distance (Å)	Clash overlap (Å)
2:I:15:GLN:CB	2:I:15:GLN:C	2.39	0.90
2:I:15:GLN:CB	2:I:15:GLN:C	2.39	0.90
2:O:15:GLN:C	2:O:15:GLN:CB	2.39	0.90
2:C:15:GLN:CB	2:C:15:GLN:C	2.39	0.90
2:I:15:GLN:CB	2:I:15:GLN:C	2.39	0.90
2:O:15:GLN:CB	2:O:15:GLN:C	2.39	0.90
2:C:15:GLN:CB	2:C:15:GLN:C	2.39	0.90
3:P:1663:GLN:CA	3:P:1667:ALA:HB2	2.01	0.90
1:E:849:ASN:HA	2:O:301:LEU:O	1.72	0.90
3:P:1663:GLN:CA	3:P:1667:ALA:HB2	2.01	0.90
3:P:1663:GLN:CA	3:P:1667:ALA:HB2	2.01	0.90
1:E:849:ASN:HA	2:O:301:LEU:O	1.72	0.90
3:P:1663:GLN:CA	3:P:1667:ALA:HB2	2.01	0.90
1:E:849:ASN:HA	2:O:301:LEU:O	1.72	0.90
3:P:1663:GLN:CA	3:P:1667:ALA:HB2	2.01	0.90
3:V:751:ALA:HB3	3:V:754:ARG:CB	2.02	0.90
4:X:450:GLU:O	4:X:451:GLU:C	2.09	0.90
2:O:654:SER:CB	3:P:1454:ALA:O	2.19	0.90
3:D:751:ALA:HB3	3:D:754:ARG:CB	2.02	0.90
2:C:778:ILE:HA	1:K:138:ASP:O	1.72	0.90
3:D:1663:GLN:CA	3:D:1667:ALA:HB2	2.01	0.90
2:C:778:ILE:HA	1:K:138:ASP:O	1.72	0.90
3:D:1663:GLN:CA	3:D:1667:ALA:HB2	2.01	0.90
2:C:778:ILE:HA	1:K:138:ASP:O	1.72	0.90
3:D:1663:GLN:CA	3:D:1667:ALA:HB2	2.01	0.90
2:C:778:ILE:HA	1:K:138:ASP:O	1.72	0.90
4:X:399:SER:C	4:X:400:GLY:HA3	1.93	0.90
2:U:620:GLY:HA2	3:V:1446:LYS:HA	1.53	0.90
2:C:778:ILE:HA	1:K:138:ASP:O	1.72	0.90
3:D:1663:GLN:CA	3:D:1667:ALA:HB2	2.01	0.90
2:C:778:ILE:HA	1:K:138:ASP:O	1.72	0.90
3:D:1663:GLN:CA	3:D:1667:ALA:HB2	2.01	0.90
2:C:778:ILE:HA	1:K:138:ASP:O	1.72	0.90
2:C:535:TYR:CA	3:D:1663:GLN:HA	2.02	0.90
3:P:1663:GLN:CA	3:P:1667:ALA:HB2	2.01	0.90
1:E:845:TYR:CB	2:O:299:ILE:CA	2.51	0.89
3:D:1511:GLN:N	3:P:1468:ALA:HB1	1.82	0.89
3:D:1511:GLN:N	3:P:1468:ALA:HB1	1.82	0.89
1:E:845:TYR:CB	2:O:299:ILE:CA	2.51	0.89
4:X:399:SER:C	4:X:400:GLY:HA3	1.93	0.89
3:D:1511:GLN:N	3:P:1468:ALA:HB1	1.82	0.89

Continued on next page...

Continued from previous page...

Atom-1	Atom-2	Interatomic distance (Å)	Clash overlap (Å)
4:X:399:SER:C	4:X:400:GLY:HA3	1.93	0.89
3:P:1663:GLN:CA	3:P:1667:ALA:HB2	2.01	0.89
3:P:751:ALA:HB3	3:P:754:ARG:CB	2.02	0.89
1:E:845:TYR:CB	2:O:299:ILE:CA	2.51	0.89
4:X:399:SER:C	4:X:400:GLY:HA3	1.93	0.89
3:D:1511:GLN:N	3:P:1468:ALA:HB1	1.82	0.89
4:X:399:SER:C	4:X:400:GLY:HA3	1.93	0.89
3:D:1511:GLN:N	3:P:1468:ALA:HB1	1.82	0.89
1:E:845:TYR:CB	2:O:299:ILE:CA	2.51	0.89
4:X:399:SER:C	4:X:400:GLY:HA3	1.93	0.89
3:P:1663:GLN:CA	3:P:1667:ALA:HB2	2.01	0.89
3:D:1468:ALA:HB1	3:P:1511:GLN:N	1.82	0.89
3:D:1468:ALA:HB1	3:P:1511:GLN:N	1.82	0.89
3:D:1468:ALA:HB1	3:P:1511:GLN:N	1.82	0.89
3:D:1468:ALA:HB1	3:P:1511:GLN:N	1.82	0.89
3:D:1468:ALA:HB1	3:P:1511:GLN:N	1.82	0.89
3:J:751:ALA:HB3	3:J:754:ARG:CB	2.02	0.89
4:X:451:GLU:CA	4:X:452:ARG:N	2.36	0.89
4:X:451:GLU:CA	4:X:452:ARG:N	2.36	0.89
3:D:1663:GLN:CA	3:D:1667:ALA:HB2	2.01	0.89
4:X:451:GLU:CA	4:X:452:ARG:N	2.36	0.89
4:X:451:GLU:CA	4:X:452:ARG:N	2.36	0.89
4:X:451:GLU:CA	4:X:452:ARG:N	2.36	0.89
3:D:1663:GLN:CA	3:D:1667:ALA:HB2	2.01	0.89
4:L:399:SER:C	4:L:400:GLY:HA3	1.93	0.89
4:L:399:SER:C	4:L:400:GLY:HA3	1.93	0.89
4:F:451:GLU:CA	4:F:452:ARG:N	2.36	0.89
4:L:451:GLU:CA	4:L:452:ARG:N	2.36	0.89
4:L:399:SER:C	4:L:400:GLY:HA3	1.93	0.89
4:L:399:SER:C	4:L:400:GLY:HA3	1.93	0.89
4:L:399:SER:C	4:L:400:GLY:HA3	1.93	0.89
4:F:399:SER:C	4:F:400:GLY:HA3	1.93	0.89
3:D:1511:GLN:CA	3:P:1468:ALA:CB	2.27	0.89
3:D:1511:GLN:CA	3:P:1468:ALA:CB	2.27	0.89
4:L:451:GLU:CA	4:L:452:ARG:N	2.36	0.89
3:D:1511:GLN:CA	3:P:1468:ALA:CB	2.27	0.89
4:L:451:GLU:CA	4:L:452:ARG:N	2.36	0.89
2:O:783:SER:CA	1:W:92:GLU:H	1.85	0.89
2:C:303:ALA:HA	1:Q:849:ASN:CB	2.02	0.89
4:L:451:GLU:CA	4:L:452:ARG:N	2.36	0.89
3:D:1511:GLN:CA	3:P:1468:ALA:CB	2.27	0.89

Continued on next page...

Continued from previous page...

Atom-1	Atom-2	Interatomic distance (Å)	Clash overlap (Å)
4:L:451:GLU:CA	4:L:452:ARG:N	2.36	0.89
3:D:1511:GLN:CA	3:P:1468:ALA:CB	2.27	0.89
4:L:451:GLU:CA	4:L:452:ARG:N	2.36	0.89
4:R:451:GLU:CA	4:R:452:ARG:N	2.36	0.89
3:J:1663:GLN:CA	3:J:1667:ALA:HB2	2.01	0.89
4:F:451:GLU:CA	4:F:452:ARG:N	2.36	0.88
4:F:451:GLU:CA	4:F:452:ARG:N	2.36	0.88
4:F:451:GLU:CA	4:F:452:ARG:N	2.36	0.88
2:O:523:LEU:N	3:P:1662:CYS:HA	1.88	0.88
4:F:451:GLU:CA	4:F:452:ARG:N	2.36	0.88
4:F:451:GLU:CA	4:F:452:ARG:N	2.36	0.88
2:O:523:LEU:N	3:P:1662:CYS:HA	1.88	0.88
4:L:451:GLU:CA	4:L:452:ARG:N	2.36	0.88
4:L:451:GLU:CA	4:L:452:ARG:N	2.36	0.88
4:X:451:GLU:CA	4:X:452:ARG:N	2.36	0.88
4:X:451:GLU:CA	4:X:452:ARG:N	2.36	0.88
4:L:399:SER:C	4:L:400:GLY:HA3	1.93	0.88
4:R:451:GLU:CA	4:R:452:ARG:N	2.36	0.88
4:R:399:SER:C	4:R:400:GLY:HA3	1.93	0.88
2:O:589:ASN:C	1:W:850:ALA:H	1.76	0.88
2:U:617:GLU:C	3:V:1446:LYS:CB	2.40	0.88
2:O:355:TYR:HA	2:O:362:ARG:CB	2.04	0.88
2:C:355:TYR:HA	2:C:362:ARG:CB	2.04	0.88
4:R:451:GLU:CA	4:R:452:ARG:N	2.36	0.88
4:R:399:SER:C	4:R:400:GLY:HA3	1.93	0.88
2:O:722:LEU:C	1:W:128:TYR:O	2.12	0.88
1:E:1305:GLN:HA	3:J:172:ARG:O	1.74	0.88
2:O:722:LEU:C	1:W:128:TYR:O	2.12	0.88
2:O:722:LEU:C	1:W:128:TYR:O	2.12	0.88
1:E:1305:GLN:HA	3:J:172:ARG:O	1.74	0.88
2:O:722:LEU:C	1:W:128:TYR:O	2.12	0.88
2:O:722:LEU:C	1:W:128:TYR:O	2.12	0.88
1:E:1305:GLN:HA	3:J:172:ARG:O	1.74	0.88
2:O:722:LEU:C	1:W:128:TYR:O	2.12	0.88
2:O:722:LEU:C	1:W:128:TYR:O	2.12	0.88
1:E:1305:GLN:HA	3:J:172:ARG:O	1.74	0.88
2:C:355:TYR:HA	2:C:362:ARG:CB	2.04	0.88
2:C:355:TYR:HA	2:C:362:ARG:CB	2.04	0.88
2:C:355:TYR:HA	2:C:362:ARG:CB	2.04	0.88
2:C:355:TYR:HA	2:C:362:ARG:CB	2.04	0.88
1:E:1311:ASP:HA	3:J:798:TYR:C	1.94	0.88

Continued on next page...

Continued from previous page...

Atom-1	Atom-2	Interatomic distance (Å)	Clash overlap (Å)
2:C:355:TYR:HA	2:C:362:ARG:CB	2.04	0.88
2:C:355:TYR:HA	2:C:362:ARG:CB	2.04	0.88
2:C:355:TYR:HA	2:C:362:ARG:CB	2.04	0.88
4:F:399:SER:C	4:F:400:GLY:HA3	1.93	0.88
4:R:451:GLU:CA	4:R:452:ARG:N	2.36	0.88
4:R:451:GLU:CA	4:R:452:ARG:N	2.36	0.88
4:R:451:GLU:CA	4:R:452:ARG:N	2.36	0.88
4:F:399:SER:C	4:F:400:GLY:HA3	1.93	0.88
4:R:451:GLU:CA	4:R:452:ARG:N	2.36	0.88
4:R:451:GLU:CA	4:R:452:ARG:N	2.36	0.88
4:L:399:SER:C	4:L:400:GLY:HA3	1.93	0.88
4:L:399:SER:C	4:L:400:GLY:HA3	1.93	0.88
4:F:472:GLU:N	4:F:472:GLU:CB	2.37	0.88
2:C:173:PRO:C	3:D:1682:LYS:CA	2.36	0.88
4:F:472:GLU:N	4:F:472:GLU:CB	2.37	0.88
2:C:173:PRO:C	3:D:1682:LYS:CA	2.36	0.88
4:F:451:GLU:CA	4:F:452:ARG:N	2.36	0.87
2:C:726:SER:CA	1:K:85:ARG:CB	2.50	0.87
2:C:726:SER:CA	1:K:85:ARG:CB	2.50	0.87
2:C:726:SER:CA	1:K:85:ARG:CB	2.50	0.87
2:C:726:SER:CA	1:K:85:ARG:CB	2.50	0.87
4:F:451:GLU:CA	4:F:452:ARG:N	2.36	0.87
2:C:726:SER:CA	1:K:85:ARG:CB	2.50	0.87
2:C:726:SER:CA	1:K:85:ARG:CB	2.50	0.87
2:C:726:SER:CA	1:K:85:ARG:CB	2.50	0.87
2:O:355:TYR:HA	2:O:362:ARG:CB	2.04	0.87
2:O:355:TYR:HA	2:O:362:ARG:CB	2.04	0.87
2:O:355:TYR:HA	2:O:362:ARG:CB	2.04	0.87
2:O:355:TYR:HA	2:O:362:ARG:CB	2.04	0.87
2:O:355:TYR:HA	2:O:362:ARG:CB	2.04	0.87
2:O:355:TYR:HA	2:O:362:ARG:CB	2.04	0.87
2:O:355:TYR:HA	2:O:362:ARG:CB	2.04	0.87
4:L:472:GLU:CB	4:L:472:GLU:N	2.38	0.87
4:L:472:GLU:CB	4:L:472:GLU:N	2.38	0.87
4:X:472:GLU:N	4:X:472:GLU:CB	2.37	0.87
2:I:616:ALA:O	3:J:1446:LYS:HA	1.74	0.87
4:L:472:GLU:N	4:L:472:GLU:CB	2.38	0.87
4:L:472:GLU:N	4:L:472:GLU:CB	2.38	0.87
4:L:472:GLU:N	4:L:472:GLU:CB	2.38	0.87
4:F:472:GLU:N	4:F:472:GLU:CB	2.37	0.87
4:F:472:GLU:CB	4:F:472:GLU:N	2.37	0.87

Continued on next page...

Continued from previous page...

Atom-1	Atom-2	Interatomic distance (Å)	Clash overlap (Å)
4:X:402:ALA:HB3	4:X:403:ILE:H	1.04	0.87
4:F:472:GLU:CB	4:F:472:GLU:N	2.37	0.87
4:X:402:ALA:HB3	4:X:403:ILE:H	1.04	0.87
2:I:355:TYR:HA	2:I:362:ARG:CB	2.04	0.87
4:X:402:ALA:HB3	4:X:403:ILE:H	1.04	0.87
4:F:472:GLU:N	4:F:472:GLU:CB	2.37	0.87
4:X:402:ALA:HB3	4:X:403:ILE:H	1.04	0.87
4:F:472:GLU:N	4:F:472:GLU:CB	2.37	0.87
4:X:402:ALA:HB3	4:X:403:ILE:H	1.04	0.87
5:S:326:LEU:C	5:S:327:ARG:CA	2.43	0.87
2:O:173:PRO:C	3:P:1686:PRO:HA	1.95	0.87
2:O:173:PRO:C	3:P:1686:PRO:HA	1.95	0.87
2:O:173:PRO:C	3:P:1686:PRO:HA	1.95	0.87
5:Y:326:LEU:C	5:Y:327:ARG:CA	2.43	0.87
1:E:1170:SER:H	1:K:576:TYR:CB	1.86	0.87
5:S:326:LEU:C	5:S:327:ARG:CA	2.43	0.87
2:O:173:PRO:C	3:P:1686:PRO:HA	1.95	0.87
2:O:173:PRO:C	3:P:1686:PRO:HA	1.95	0.87
4:X:472:GLU:N	4:X:472:GLU:CB	2.37	0.87
4:X:472:GLU:CB	4:X:472:GLU:N	2.37	0.87
5:S:326:LEU:C	5:S:327:ARG:CA	2.43	0.87
5:M:326:LEU:C	5:M:327:ARG:CA	2.43	0.87
4:X:472:GLU:CB	4:X:472:GLU:N	2.37	0.87
4:X:472:GLU:N	4:X:472:GLU:CB	2.37	0.87
4:X:472:GLU:CB	4:X:472:GLU:N	2.37	0.87
5:G:326:LEU:C	5:G:327:ARG:CA	2.43	0.87
5:G:326:LEU:C	5:G:327:ARG:CA	2.43	0.87
5:G:326:LEU:C	5:G:327:ARG:CA	2.43	0.87
2:O:173:PRO:C	3:P:1682:LYS:CA	2.35	0.87
4:R:458:ASP:CA	4:R:459:LEU:N	2.38	0.87
1:Q:1319:LYS:N	3:V:721:SER:CB	2.38	0.87
5:G:326:LEU:C	5:G:327:ARG:CA	2.43	0.87
5:G:326:LEU:C	5:G:327:ARG:CA	2.43	0.87
2:O:173:PRO:C	3:P:1682:LYS:CA	2.35	0.87
4:R:472:GLU:CB	4:R:472:GLU:N	2.37	0.87
4:X:399:SER:C	4:X:400:GLY:HA3	1.93	0.87
5:S:326:LEU:C	5:S:327:ARG:CA	2.43	0.87
4:R:472:GLU:CB	4:R:472:GLU:N	2.37	0.87
4:X:399:SER:C	4:X:400:GLY:HA3	1.93	0.87
4:X:458:ASP:CA	4:X:459:LEU:N	2.38	0.87
5:S:326:LEU:C	5:S:327:ARG:CA	2.43	0.87

Continued on next page...

Continued from previous page...

Atom-1	Atom-2	Interatomic distance (Å)	Clash overlap (Å)
4:R:472:GLU:N	4:R:472:GLU:CB	2.37	0.87
4:X:458:ASP:CA	4:X:459:LEU:N	2.38	0.87
5:S:326:LEU:C	5:S:327:ARG:CA	2.43	0.87
4:R:472:GLU:CB	4:R:472:GLU:N	2.37	0.87
2:C:303:ALA:HB1	1:Q:848:ASP:C	1.95	0.87
2:U:355:TYR:HA	2:U:362:ARG:CB	2.04	0.87
4:X:458:ASP:CA	4:X:459:LEU:N	2.38	0.87
4:R:472:GLU:N	4:R:472:GLU:CB	2.37	0.87
4:X:458:ASP:CA	4:X:459:LEU:N	2.38	0.87
5:S:326:LEU:C	5:S:327:ARG:CA	2.43	0.87
4:R:472:GLU:CB	4:R:472:GLU:N	2.37	0.87
4:X:458:ASP:CA	4:X:459:LEU:N	2.38	0.87
5:S:326:LEU:C	5:S:327:ARG:CA	2.43	0.87
4:R:472:GLU:N	4:R:472:GLU:CB	2.37	0.87
4:R:458:ASP:CA	4:R:459:LEU:N	2.38	0.87
4:X:458:ASP:CA	4:X:459:LEU:N	2.38	0.87
2:C:173:PRO:C	3:D:1686:PRO:HA	1.95	0.87
2:U:355:TYR:HA	2:U:362:ARG:CB	2.04	0.87
2:I:355:TYR:HA	2:I:362:ARG:CB	2.04	0.87
4:X:458:ASP:CA	4:X:459:LEU:N	2.38	0.87
4:R:399:SER:C	4:R:400:GLY:HA3	1.93	0.87
2:C:173:PRO:C	3:D:1686:PRO:HA	1.95	0.87
2:U:355:TYR:HA	2:U:362:ARG:CB	2.04	0.87
2:I:355:TYR:HA	2:I:362:ARG:CB	2.04	0.87
4:R:399:SER:C	4:R:400:GLY:HA3	1.93	0.87
2:C:173:PRO:C	3:D:1686:PRO:HA	1.95	0.87
2:U:355:TYR:HA	2:U:362:ARG:CB	2.04	0.87
2:I:355:TYR:HA	2:I:362:ARG:CB	2.04	0.87
4:R:399:SER:C	4:R:400:GLY:HA3	1.93	0.87
2:U:355:TYR:HA	2:U:362:ARG:CB	2.04	0.87
2:I:355:TYR:HA	2:I:362:ARG:CB	2.04	0.87
4:L:458:ASP:CA	4:L:459:LEU:N	2.38	0.87
2:C:534:LEU:CB	3:D:1666:SER:N	2.38	0.87
4:R:458:ASP:CA	4:R:459:LEU:N	2.38	0.87
2:C:173:PRO:C	3:D:1686:PRO:HA	1.95	0.87
2:U:355:TYR:HA	2:U:362:ARG:CB	2.04	0.87
2:I:355:TYR:HA	2:I:362:ARG:CB	2.04	0.87
4:R:399:SER:C	4:R:400:GLY:HA3	1.93	0.87
2:C:173:PRO:C	3:D:1686:PRO:HA	1.95	0.87
2:U:355:TYR:HA	2:U:362:ARG:CB	2.04	0.87
2:I:355:TYR:HA	2:I:362:ARG:CB	2.04	0.87

Continued on next page...

Continued from previous page...

Atom-1	Atom-2	Interatomic distance (Å)	Clash overlap (Å)
4:R:399:SER:C	4:R:400:GLY:HA3	1.93	0.87
2:U:355:TYR:HA	2:U:362:ARG:CB	2.04	0.87
2:I:355:TYR:HA	2:I:362:ARG:CB	2.04	0.87
4:F:458:ASP:CA	4:F:459:LEU:N	2.38	0.86
2:I:645:LEU:CA	3:J:1451:ARG:O	2.23	0.86
4:L:458:ASP:CA	4:L:459:LEU:N	2.38	0.86
2:C:783:SER:CB	1:K:93:LEU:O	2.09	0.86
4:X:472:GLU:CB	4:X:472:GLU:N	2.37	0.86
2:C:173:PRO:HA	3:D:1686:PRO:CB	2.06	0.86
2:O:783:SER:CB	1:W:93:LEU:O	2.07	0.86
4:L:458:ASP:CA	4:L:459:LEU:N	2.38	0.86
2:C:783:SER:CB	1:K:93:LEU:O	2.09	0.86
4:X:472:GLU:CB	4:X:472:GLU:N	2.37	0.86
2:C:173:PRO:HA	3:D:1686:PRO:CB	2.06	0.86
2:O:783:SER:CB	1:W:93:LEU:O	2.07	0.86
2:C:783:SER:CB	1:K:93:LEU:O	2.09	0.86
2:C:173:PRO:HA	3:D:1686:PRO:CB	2.06	0.86
2:O:783:SER:CB	1:W:93:LEU:O	2.07	0.86
2:C:783:SER:CB	1:K:93:LEU:O	2.09	0.86
2:O:783:SER:CB	1:W:93:LEU:O	2.07	0.86
2:C:783:SER:CB	1:K:93:LEU:O	2.09	0.86
2:C:173:PRO:HA	3:D:1686:PRO:CB	2.06	0.86
2:O:783:SER:CB	1:W:93:LEU:O	2.07	0.86
2:C:783:SER:CB	1:K:93:LEU:O	2.09	0.86
2:C:173:PRO:HA	3:D:1686:PRO:CB	2.06	0.86
2:O:783:SER:CB	1:W:93:LEU:O	2.07	0.86
2:C:783:SER:CB	1:K:93:LEU:O	2.09	0.86
2:O:783:SER:CB	1:W:93:LEU:O	2.07	0.86
4:R:458:ASP:CA	4:R:459:LEU:N	2.38	0.86
4:F:399:SER:C	4:F:400:GLY:HA3	1.93	0.86
4:L:458:ASP:CA	4:L:459:LEU:N	2.38	0.86
4:R:458:ASP:CA	4:R:459:LEU:N	2.38	0.86
4:F:399:SER:C	4:F:400:GLY:HA3	1.93	0.86
4:L:458:ASP:CA	4:L:459:LEU:N	2.38	0.86
4:R:458:ASP:CA	4:R:459:LEU:N	2.38	0.86
4:F:399:SER:C	4:F:400:GLY:HA3	1.93	0.86
4:X:451:GLU:CA	4:X:452:ARG:N	2.36	0.86
4:L:458:ASP:CA	4:L:459:LEU:N	2.38	0.86
4:L:458:ASP:CA	4:L:459:LEU:N	2.38	0.86
4:R:458:ASP:CA	4:R:459:LEU:N	2.38	0.86
4:F:399:SER:C	4:F:400:GLY:HA3	1.93	0.86

Continued on next page...

Continued from previous page...

Atom-1	Atom-2	Interatomic distance (Å)	Clash overlap (Å)
4:L:458:ASP:CA	4:L:459:LEU:N	2.38	0.86
4:R:458:ASP:CA	4:R:459:LEU:N	2.38	0.86
4:F:399:SER:C	4:F:400:GLY:HA3	1.93	0.86
3:P:888:PRO:N	6:T:408:SER:C	2.29	0.86
5:Y:326:LEU:C	5:Y:327:ARG:CA	2.43	0.86
2:O:726:SER:CA	1:W:85:ARG:CB	2.53	0.86
1:E:1233:VAL:CB	1:K:580:ALA:N	2.39	0.86
4:F:458:ASP:CA	4:F:459:LEU:N	2.38	0.86
5:Y:326:LEU:C	5:Y:327:ARG:CA	2.43	0.86
2:O:726:SER:CA	1:W:85:ARG:CB	2.53	0.86
4:F:458:ASP:CA	4:F:459:LEU:N	2.38	0.86
5:M:326:LEU:C	5:M:327:ARG:CA	2.43	0.86
2:O:726:SER:CA	1:W:85:ARG:CB	2.53	0.86
1:E:1233:VAL:CB	1:K:580:ALA:N	2.39	0.86
4:F:458:ASP:CA	4:F:459:LEU:N	2.38	0.86
5:M:326:LEU:C	5:M:327:ARG:CA	2.43	0.86
2:O:726:SER:CA	1:W:85:ARG:CB	2.53	0.86
4:X:458:ASP:CA	4:X:459:LEU:N	2.38	0.86
5:M:326:LEU:C	5:M:327:ARG:CA	2.43	0.86
3:P:888:PRO:N	6:T:408:SER:C	2.29	0.86
2:O:726:SER:CA	1:W:85:ARG:CB	2.53	0.86
1:E:1233:VAL:CB	1:K:580:ALA:N	2.39	0.86
4:F:458:ASP:CA	4:F:459:LEU:N	2.38	0.86
5:M:326:LEU:C	5:M:327:ARG:CA	2.43	0.86
2:O:726:SER:CA	1:W:85:ARG:CB	2.53	0.86
4:F:458:ASP:CA	4:F:459:LEU:N	2.38	0.86
5:M:326:LEU:C	5:M:327:ARG:CA	2.43	0.86
2:O:726:SER:CA	1:W:85:ARG:CB	2.53	0.86
1:E:1233:VAL:CB	1:K:580:ALA:N	2.39	0.86
4:F:458:ASP:CA	4:F:459:LEU:N	2.38	0.86
5:G:326:LEU:C	5:G:327:ARG:CA	2.43	0.86
3:P:884:GLN:CA	6:T:409:PRO:O	2.23	0.86
4:L:472:GLU:CB	4:L:472:GLU:N	2.37	0.86
2:O:173:PRO:HA	3:P:1686:PRO:CB	2.06	0.86
4:L:472:GLU:N	4:L:472:GLU:CB	2.37	0.86
2:O:173:PRO:HA	3:P:1686:PRO:CB	2.06	0.86
2:O:173:PRO:HA	3:P:1686:PRO:CB	2.06	0.86
4:F:458:ASP:CA	4:F:459:LEU:N	2.38	0.86
5:G:326:LEU:C	5:G:327:ARG:CA	2.43	0.86
3:P:884:GLN:CA	6:T:409:PRO:O	2.23	0.86
2:O:173:PRO:HA	3:P:1686:PRO:CB	2.06	0.86

Continued on next page...

Continued from previous page...

Atom-1	Atom-2	Interatomic distance (Å)	Clash overlap (Å)
2:O:173:PRO:HA	3:P:1686:PRO:CB	2.06	0.86
4:F:455:ILE:O	4:F:456:ASP:C	2.02	0.86
2:O:591:GLY:HA3	1:W:849:ASN:O	1.66	0.86
2:O:786:ARG:CB	1:W:92:GLU:N	2.24	0.86
2:O:786:ARG:CB	1:W:92:GLU:N	2.24	0.86
2:O:786:ARG:CB	1:W:92:GLU:N	2.24	0.86
2:O:786:ARG:CB	1:W:92:GLU:N	2.24	0.86
2:O:786:ARG:CB	1:W:92:GLU:N	2.24	0.86
2:O:786:ARG:CB	1:W:92:GLU:N	2.24	0.86
2:O:786:ARG:CB	1:W:92:GLU:N	2.24	0.86
5:M:326:LEU:C	5:M:327:ARG:CA	2.43	0.86
1:E:1239:ASP:CA	1:K:572:ALA:HA	2.06	0.86
5:M:326:LEU:C	5:M:327:ARG:CA	2.43	0.86
1:E:849:ASN:C	2:O:304:PRO:N	2.29	0.86
1:E:1239:ASP:CA	1:K:572:ALA:HA	2.06	0.86
1:E:849:ASN:C	2:O:304:PRO:N	2.29	0.86
3:P:647:LEU:CB	3:P:706:ALA:HB1	2.06	0.86
1:E:1239:ASP:CA	1:K:572:ALA:HA	2.06	0.86
1:E:849:ASN:C	2:O:304:PRO:N	2.29	0.86
1:E:1239:ASP:CA	1:K:572:ALA:HA	2.06	0.86
3:P:647:LEU:CB	3:P:706:ALA:HB1	2.06	0.86
3:P:647:LEU:CB	3:P:706:ALA:HB1	2.06	0.86
3:P:647:LEU:CB	3:P:706:ALA:HB1	2.06	0.86
5:Y:326:LEU:CB	5:Y:327:ARG:N	2.39	0.86
3:P:647:LEU:CB	3:P:706:ALA:HB1	2.06	0.86
5:Y:326:LEU:CB	5:Y:327:ARG:N	2.39	0.86
2:C:303:ALA:HA	1:Q:849:ASN:HA	1.52	0.86
5:Y:326:LEU:CB	5:Y:327:ARG:N	2.39	0.86
3:P:647:LEU:CB	3:P:706:ALA:HB1	2.06	0.86
5:Y:326:LEU:CB	5:Y:327:ARG:N	2.39	0.86
3:P:647:LEU:CB	3:P:706:ALA:HB1	2.06	0.86
5:Y:326:LEU:CB	5:Y:327:ARG:N	2.39	0.86
1:E:853:ASP:H	2:O:304:PRO:CB	1.87	0.85
1:E:853:ASP:H	2:O:304:PRO:CB	1.87	0.85
4:R:399:SER:C	4:R:400:GLY:HA3	1.93	0.85
1:E:853:ASP:H	2:O:304:PRO:CB	1.87	0.85
1:E:853:ASP:H	2:O:304:PRO:CB	1.87	0.85
3:D:647:LEU:CB	3:D:706:ALA:HB1	2.06	0.85
1:E:850:ALA:O	2:O:304:PRO:CB	2.23	0.85
3:D:647:LEU:CB	3:D:706:ALA:HB1	2.06	0.85
3:D:647:LEU:CB	3:D:706:ALA:HB1	2.06	0.85

Continued on next page...

Continued from previous page...

Atom-1	Atom-2	Interatomic distance (Å)	Clash overlap (Å)
1:E:850:ALA:O	2:O:304:PRO:CB	2.23	0.85
4:F:402:ALA:HB3	4:F:403:ILE:H	1.04	0.85
3:D:647:LEU:CB	3:D:706:ALA:HB1	2.06	0.85
1:E:850:ALA:O	2:O:304:PRO:CB	2.23	0.85
3:D:647:LEU:CB	3:D:706:ALA:HB1	2.06	0.85
5:M:326:LEU:CB	5:M:327:ARG:N	2.39	0.85
5:Y:326:LEU:C	5:Y:327:ARG:CA	2.43	0.85
5:M:326:LEU:CB	5:M:327:ARG:N	2.39	0.85
5:Y:326:LEU:C	5:Y:327:ARG:CA	2.43	0.85
5:G:326:LEU:C	5:G:327:ARG:CA	2.43	0.85
4:L:472:GLU:CB	4:L:472:GLU:N	2.37	0.85
5:M:326:LEU:CB	5:M:327:ARG:N	2.39	0.85
5:Y:326:LEU:C	5:Y:327:ARG:CA	2.43	0.85
5:M:326:LEU:CB	5:M:327:ARG:N	2.39	0.85
5:Y:326:LEU:C	5:Y:327:ARG:CA	2.43	0.85
5:M:326:LEU:CB	5:M:327:ARG:N	2.39	0.85
5:Y:326:LEU:C	5:Y:327:ARG:CA	2.43	0.85
3:P:884:GLN:CB	6:T:409:PRO:O	2.24	0.85
5:S:326:LEU:CB	5:S:327:ARG:N	2.39	0.85
5:Y:326:LEU:CB	5:Y:327:ARG:N	2.39	0.85
5:Y:326:LEU:CB	5:Y:327:ARG:N	2.39	0.85
3:P:884:GLN:CB	6:T:409:PRO:O	2.24	0.85
5:S:326:LEU:CB	5:S:327:ARG:N	2.39	0.85
2:C:304:PRO:N	1:Q:849:ASN:C	2.29	0.85
2:C:304:PRO:N	1:Q:849:ASN:C	2.29	0.85
2:C:304:PRO:N	1:Q:849:ASN:C	2.29	0.85
1:E:1304:ASP:H	3:J:876:VAL:HA	1.33	0.85
3:D:647:LEU:CB	3:D:706:ALA:HB1	2.06	0.85
2:C:522:CYS:CB	3:D:1664:ASP:CB	2.54	0.85
3:D:647:LEU:CB	3:D:706:ALA:HB1	2.06	0.85
2:U:645:LEU:N	3:V:1450:GLU:HA	1.92	0.85
5:G:326:LEU:CB	5:G:327:ARG:N	2.39	0.85
2:U:645:LEU:N	3:V:1450:GLU:HA	1.92	0.85
5:G:326:LEU:CB	5:G:327:ARG:N	2.39	0.85
2:U:645:LEU:N	3:V:1450:GLU:HA	1.92	0.85
5:G:326:LEU:CB	5:G:327:ARG:N	2.39	0.85
2:U:645:LEU:N	3:V:1450:GLU:HA	1.92	0.85
5:S:326:LEU:CB	5:S:327:ARG:N	2.39	0.85
4:F:472:GLU:N	4:F:472:GLU:CB	2.37	0.85
2:U:645:LEU:N	3:V:1450:GLU:HA	1.92	0.85
5:G:326:LEU:CB	5:G:327:ARG:N	2.39	0.85

Continued on next page...

Continued from previous page...

Atom-1	Atom-2	Interatomic distance (Å)	Clash overlap (Å)
2:U:645:LEU:N	3:V:1450:GLU:HA	1.92	0.85
5:G:326:LEU:CB	5:G:327:ARG:N	2.39	0.85
2:U:645:LEU:N	3:V:1450:GLU:HA	1.92	0.85
2:C:722:LEU:C	1:K:128:TYR:O	2.15	0.85
2:I:645:LEU:N	3:J:1450:GLU:HA	1.92	0.85
2:C:722:LEU:C	1:K:128:TYR:O	2.15	0.85
2:I:645:LEU:N	3:J:1450:GLU:HA	1.92	0.85
2:C:722:LEU:C	1:K:128:TYR:O	2.15	0.85
2:I:645:LEU:N	3:J:1450:GLU:HA	1.92	0.85
2:C:722:LEU:C	1:K:128:TYR:O	2.15	0.85
2:I:645:LEU:N	3:J:1450:GLU:HA	1.92	0.85
2:C:722:LEU:C	1:K:128:TYR:O	2.15	0.85
2:I:645:LEU:N	3:J:1450:GLU:HA	1.92	0.85
2:C:722:LEU:C	1:K:128:TYR:O	2.15	0.85
2:I:645:LEU:N	3:J:1450:GLU:HA	1.92	0.85
3:V:647:LEU:CB	3:V:706:ALA:HB1	2.06	0.85
3:V:647:LEU:CB	3:V:706:ALA:HB1	2.06	0.85
3:V:647:LEU:CB	3:V:706:ALA:HB1	2.06	0.85
3:V:647:LEU:CB	3:V:706:ALA:HB1	2.06	0.85
3:V:647:LEU:CB	3:V:706:ALA:HB1	2.06	0.85
3:V:647:LEU:CB	3:V:706:ALA:HB1	2.06	0.85
3:V:647:LEU:CB	3:V:706:ALA:HB1	2.06	0.85
5:G:326:LEU:CB	5:G:327:ARG:N	2.39	0.84
5:M:326:LEU:CB	5:M:327:ARG:N	2.39	0.84
5:M:326:LEU:CB	5:M:327:ARG:N	2.39	0.84
5:G:326:LEU:CB	5:G:327:ARG:N	2.39	0.84
5:S:326:LEU:CB	5:S:327:ARG:N	2.39	0.84
5:S:326:LEU:CB	5:S:327:ARG:N	2.39	0.84
5:S:326:LEU:CB	5:S:327:ARG:N	2.39	0.84
5:M:326:LEU:CB	5:M:327:ARG:N	2.39	0.84
5:S:326:LEU:CB	5:S:327:ARG:N	2.39	0.84
5:S:326:LEU:CB	5:S:327:ARG:N	2.39	0.84
2:C:677:GLN:C	1:K:852:VAL:CB	2.45	0.84
2:C:306:PRO:HA	1:Q:849:ASN:CA	2.05	0.84
6:T:411:GLU:O	6:T:412:GLU:N	2.11	0.84
2:O:676:ALA:HB1	1:W:799:CYS:CB	2.06	0.84
3:J:647:LEU:CB	3:J:706:ALA:HB1	2.06	0.84
2:C:304:PRO:CB	1:Q:850:ALA:O	2.23	0.84
2:O:676:ALA:HB1	1:W:799:CYS:CB	2.06	0.84

Continued on next page...

Continued from previous page...

Atom-1	Atom-2	Interatomic distance (Å)	Clash overlap (Å)
3:J:647:LEU:CB	3:J:706:ALA:HB1	2.06	0.84
2:O:676:ALA:HB1	1:W:799:CYS:CB	2.06	0.84
3:J:647:LEU:CB	3:J:706:ALA:HB1	2.06	0.84
2:C:304:PRO:CB	1:Q:850:ALA:O	2.23	0.84
2:O:676:ALA:HB1	1:W:799:CYS:CB	2.06	0.84
3:J:647:LEU:CB	3:J:706:ALA:HB1	2.06	0.84
5:G:326:LEU:CB	5:G:327:ARG:N	2.39	0.84
6:N:411:GLU:O	6:N:412:GLU:N	2.11	0.84
2:O:676:ALA:HB1	1:W:799:CYS:CB	2.06	0.84
3:J:647:LEU:CB	3:J:706:ALA:HB1	2.06	0.84
2:C:304:PRO:CB	1:Q:850:ALA:O	2.23	0.84
2:O:676:ALA:HB1	1:W:799:CYS:CB	2.06	0.84
3:J:647:LEU:CB	3:J:706:ALA:HB1	2.06	0.84
2:O:676:ALA:HB1	1:W:799:CYS:CB	2.06	0.84
3:J:647:LEU:CB	3:J:706:ALA:HB1	2.06	0.84
2:C:524:ARG:C	3:D:1610:PRO:N	2.30	0.84
1:Q:1356:ALA:N	3:V:872:LEU:CB	2.41	0.84
6:N:411:GLU:O	6:N:412:GLU:N	2.11	0.84
6:N:411:GLU:O	6:N:412:GLU:N	2.11	0.84
4:F:456:ASP:CA	4:F:457:ALA:N	2.33	0.84
4:R:472:GLU:CB	4:R:472:GLU:N	2.37	0.84
4:F:456:ASP:CA	4:F:457:ALA:N	2.33	0.84
6:H:411:GLU:O	6:H:412:GLU:N	2.11	0.84
6:H:411:GLU:O	6:H:412:GLU:N	2.11	0.84
6:H:411:GLU:O	6:H:412:GLU:N	2.11	0.84
2:C:486:ARG:CB	3:D:1661:ARG:C	2.39	0.84
6:H:411:GLU:O	6:H:412:GLU:N	2.11	0.84
6:H:411:GLU:O	6:H:412:GLU:N	2.11	0.84
5:Y:326:LEU:CB	5:Y:327:ARG:N	2.39	0.84
1:E:852:VAL:CB	2:O:305:LEU:N	2.41	0.84
4:X:402:ALA:HB3	4:X:403:ILE:H	1.04	0.84
4:X:456:ASP:CA	4:X:457:ALA:N	2.33	0.83
2:O:522:CYS:N	3:P:1662:CYS:C	2.30	0.83
2:C:522:CYS:N	3:D:1662:CYS:C	2.30	0.83
6:Z:411:GLU:O	6:Z:412:GLU:N	2.11	0.83
4:X:456:ASP:CA	4:X:457:ALA:N	2.33	0.83
2:O:522:CYS:N	3:P:1662:CYS:C	2.30	0.83
2:C:522:CYS:N	3:D:1662:CYS:C	2.30	0.83
6:Z:411:GLU:O	6:Z:412:GLU:N	2.11	0.83
2:O:522:CYS:N	3:P:1662:CYS:C	2.30	0.83
2:C:522:CYS:N	3:D:1662:CYS:C	2.30	0.83

Continued on next page...

Continued from previous page...

Atom-1	Atom-2	Interatomic distance (Å)	Clash overlap (Å)
2:C:535:TYR:CB	3:D:1663:GLN:CB	2.56	0.83
2:O:522:CYS:N	3:P:1662:CYS:C	2.30	0.83
2:C:522:CYS:N	3:D:1662:CYS:C	2.30	0.83
2:O:522:CYS:N	3:P:1662:CYS:C	2.30	0.83
2:C:522:CYS:N	3:D:1662:CYS:C	2.30	0.83
4:L:453:TYR:C	4:L:453:TYR:CA	2.47	0.83
2:U:622:PHE:CA	3:V:1449:TRP:CB	2.55	0.83
4:F:453:TYR:C	4:F:453:TYR:CA	2.47	0.83
4:R:453:TYR:CA	4:R:453:TYR:C	2.47	0.83
4:F:402:ALA:HB3	4:F:403:ILE:H	1.04	0.83
4:R:453:TYR:CA	4:R:453:TYR:C	2.47	0.83
4:F:402:ALA:HB3	4:F:403:ILE:H	1.04	0.83
4:R:453:TYR:C	4:R:453:TYR:CA	2.47	0.83
4:F:402:ALA:HB3	4:F:403:ILE:H	1.04	0.83
4:X:453:TYR:C	4:X:453:TYR:CA	2.47	0.83
1:E:1169:SER:CB	1:K:572:ALA:HA	2.07	0.83
4:F:453:TYR:C	4:F:453:TYR:CA	2.47	0.83
4:R:453:TYR:C	4:R:453:TYR:CA	2.47	0.83
4:F:402:ALA:HB3	4:F:403:ILE:H	1.04	0.83
4:R:453:TYR:CA	4:R:453:TYR:C	2.47	0.83
4:F:402:ALA:HB3	4:F:403:ILE:H	1.04	0.83
2:C:174:GLY:HA2	3:D:1682:LYS:CB	2.08	0.83
2:C:174:GLY:HA2	3:D:1682:LYS:CB	2.08	0.83
2:C:174:GLY:HA2	3:D:1682:LYS:CB	2.08	0.83
4:F:453:TYR:CA	4:F:453:TYR:C	2.47	0.83
2:C:174:GLY:HA2	3:D:1682:LYS:CB	2.08	0.83
2:C:174:GLY:HA2	3:D:1682:LYS:CB	2.08	0.83
4:F:402:ALA:HB3	4:F:403:ILE:H	1.04	0.83
2:U:645:LEU:CB	3:V:1450:GLU:O	2.25	0.83
2:C:679:ILE:O	1:K:854:GLY:N	1.98	0.83
4:R:402:ALA:HB3	4:R:403:ILE:H	1.04	0.83
4:F:402:ALA:HB3	4:F:403:ILE:H	1.04	0.83
3:D:1474:GLY:HA3	3:P:1472:SER:HA	0.83	0.83
2:O:174:GLY:HA2	3:P:1682:LYS:CB	2.07	0.83
3:D:1474:GLY:HA3	3:P:1472:SER:HA	0.83	0.83
2:O:174:GLY:HA2	3:P:1682:LYS:CB	2.07	0.83
3:D:1474:GLY:HA3	3:P:1472:SER:HA	0.83	0.83
2:O:174:GLY:HA2	3:P:1682:LYS:CB	2.07	0.83
6:Z:411:GLU:O	6:Z:412:GLU:N	2.11	0.83
3:D:1474:GLY:HA3	3:P:1472:SER:HA	0.83	0.83
2:O:174:GLY:HA2	3:P:1682:LYS:CB	2.07	0.83

Continued on next page...

Continued from previous page...

Atom-1	Atom-2	Interatomic distance (Å)	Clash overlap (Å)
3:D:1474:GLY:HA3	3:P:1472:SER:HA	0.83	0.83
2:O:174:GLY:HA2	3:P:1682:LYS:CB	2.07	0.83
1:E:852:VAL:HA	2:O:304:PRO:O	1.78	0.83
6:N:411:GLU:O	6:N:412:GLU:N	2.11	0.83
1:E:852:VAL:HA	2:O:304:PRO:O	1.78	0.83
6:N:411:GLU:O	6:N:412:GLU:N	2.11	0.83
6:N:411:GLU:O	6:N:412:GLU:N	2.11	0.83
1:E:852:VAL:HA	2:O:304:PRO:O	1.78	0.83
6:N:411:GLU:O	6:N:412:GLU:N	2.11	0.83
6:N:411:GLU:O	6:N:412:GLU:N	2.11	0.83
1:E:852:VAL:HA	2:O:304:PRO:O	1.78	0.83
4:L:453:TYR:CA	4:L:453:TYR:C	2.47	0.83
4:L:453:TYR:C	4:L:453:TYR:CA	2.47	0.83
6:T:411:GLU:O	6:T:412:GLU:N	2.11	0.83
4:X:453:TYR:CA	4:X:453:TYR:C	2.47	0.83
6:T:411:GLU:O	6:T:412:GLU:N	2.11	0.83
4:X:453:TYR:C	4:X:453:TYR:CA	2.47	0.83
6:T:411:GLU:O	6:T:412:GLU:N	2.11	0.83
4:X:453:TYR:CA	4:X:453:TYR:C	2.47	0.83
4:X:453:TYR:CA	4:X:453:TYR:C	2.47	0.83
6:T:411:GLU:O	6:T:412:GLU:N	2.11	0.83
4:X:453:TYR:CA	4:X:453:TYR:C	2.47	0.83
6:T:411:GLU:O	6:T:412:GLU:N	2.11	0.83
4:R:402:ALA:HB3	4:R:403:ILE:H	1.04	0.83
4:R:402:ALA:HB3	4:R:403:ILE:H	1.04	0.83
4:R:402:ALA:HB3	4:R:403:ILE:H	1.04	0.83
4:R:453:TYR:CA	4:R:453:TYR:C	2.47	0.83
4:R:402:ALA:HB3	4:R:403:ILE:H	1.04	0.83
4:R:402:ALA:HB3	4:R:403:ILE:H	1.04	0.83
4:F:453:TYR:C	4:F:453:TYR:CA	2.47	0.83
4:F:453:TYR:CA	4:F:453:TYR:C	2.47	0.83
6:Z:411:GLU:O	6:Z:412:GLU:N	2.11	0.83
4:F:453:TYR:C	4:F:453:TYR:CA	2.47	0.83
6:Z:411:GLU:O	6:Z:412:GLU:N	2.11	0.83
6:Z:411:GLU:O	6:Z:412:GLU:N	2.11	0.83
4:F:453:TYR:CA	4:F:453:TYR:C	2.47	0.83
6:Z:411:GLU:O	6:Z:412:GLU:N	2.11	0.83
4:F:453:TYR:C	4:F:453:TYR:CA	2.47	0.83
6:Z:411:GLU:O	6:Z:412:GLU:N	2.11	0.83
4:L:456:ASP:CA	4:L:457:ALA:N	2.33	0.82
4:L:456:ASP:CA	4:L:457:ALA:N	2.33	0.82

Continued on next page...

Continued from previous page...

Atom-1	Atom-2	Interatomic distance (Å)	Clash overlap (Å)
4:L:453:TYR:CA	4:L:453:TYR:C	2.47	0.82
4:L:453:TYR:CA	4:L:453:TYR:C	2.47	0.82
4:R:456:ASP:CA	4:R:457:ALA:N	2.33	0.82
4:L:453:TYR:CA	4:L:453:TYR:C	2.47	0.82
4:L:453:TYR:CA	4:L:453:TYR:C	2.47	0.82
4:L:453:TYR:CA	4:L:453:TYR:C	2.47	0.82
4:L:488:ILE:HA	4:L:488:ILE:N	1.94	0.82
2:O:781:ARG:H	1:W:136:TYR:CA	1.93	0.82
2:O:781:ARG:H	1:W:136:TYR:CA	1.93	0.82
2:O:781:ARG:H	1:W:136:TYR:CA	1.93	0.82
2:O:781:ARG:H	1:W:136:TYR:CA	1.93	0.82
2:O:781:ARG:H	1:W:136:TYR:CA	1.93	0.82
2:O:781:ARG:H	1:W:136:TYR:CA	1.93	0.82
2:O:781:ARG:H	1:W:136:TYR:CA	1.93	0.82
4:R:453:TYR:CA	4:R:453:TYR:C	2.47	0.82
1:Q:1270:PHE:C	3:V:727:LEU:O	2.16	0.82
4:R:453:TYR:C	4:R:453:TYR:CA	2.47	0.82
4:X:453:TYR:C	4:X:453:TYR:CA	2.47	0.82
6:H:411:GLU:O	6:H:412:GLU:N	2.11	0.82
4:X:453:TYR:CA	4:X:453:TYR:C	2.47	0.82
6:H:411:GLU:O	6:H:412:GLU:N	2.11	0.82
1:Q:1306:LEU:C	3:V:733:ASP:CB	2.46	0.82
2:I:618:ASN:C	3:J:1446:LYS:N	2.32	0.82
4:R:456:ASP:CA	4:R:457:ALA:N	2.33	0.82
1:Q:1239:ASP:CB	1:W:576:TYR:CB	2.58	0.82
1:Q:1239:ASP:CB	1:W:576:TYR:CB	2.58	0.82
1:Q:1355:ASP:CA	3:V:872:LEU:CA	2.49	0.82
4:R:456:ASP:CA	4:R:457:ALA:N	2.33	0.82
1:Q:1239:ASP:CB	1:W:576:TYR:CB	2.58	0.82
1:Q:1239:ASP:CB	1:W:576:TYR:CB	2.58	0.82
4:R:402:ALA:HB3	4:R:403:ILE:H	1.04	0.82
4:F:456:ASP:CA	4:F:457:ALA:N	2.34	0.82
4:F:456:ASP:CA	4:F:457:ALA:N	2.34	0.82
4:F:456:ASP:CA	4:F:457:ALA:N	2.34	0.82
2:C:535:TYR:CB	3:D:1663:GLN:HA	2.10	0.82
4:L:402:ALA:HB3	4:L:403:ILE:H	1.04	0.82
4:R:402:ALA:HB3	4:R:403:ILE:H	1.04	0.82
4:F:456:ASP:CA	4:F:457:ALA:N	2.34	0.82
4:F:456:ASP:CA	4:F:457:ALA:N	2.34	0.82
4:R:488:ILE:N	4:R:488:ILE:HA	1.94	0.81
6:H:374:SER:CB	6:H:374:SER:N	2.43	0.81

Continued on next page...

Continued from previous page...

Atom-1	Atom-2	Interatomic distance (Å)	Clash overlap (Å)
4:L:488:ILE:N	4:L:488:ILE:HA	1.94	0.81
4:L:488:ILE:N	4:L:488:ILE:HA	1.94	0.81
2:U:617:GLU:CA	3:V:1446:LYS:CB	2.58	0.81
4:X:488:ILE:N	4:X:488:ILE:HA	1.94	0.81
5:S:379:HIS:C	5:S:379:HIS:CA	2.49	0.81
5:Y:379:HIS:C	5:Y:379:HIS:CA	2.49	0.81
2:C:676:ALA:HB1	1:K:799:CYS:CB	2.11	0.81
4:X:488:ILE:HA	4:X:488:ILE:N	1.94	0.81
5:Y:379:HIS:C	5:Y:379:HIS:CA	2.49	0.81
2:C:303:ALA:HB3	1:Q:848:ASP:N	1.76	0.81
2:C:676:ALA:HB1	1:K:799:CYS:CB	2.11	0.81
5:Y:379:HIS:C	5:Y:379:HIS:CA	2.49	0.81
2:C:676:ALA:HB1	1:K:799:CYS:CB	2.11	0.81
5:Y:379:HIS:CA	5:Y:379:HIS:C	2.49	0.81
2:C:303:ALA:HB3	1:Q:848:ASP:N	1.76	0.81
2:C:676:ALA:HB1	1:K:799:CYS:CB	2.11	0.81
2:C:535:TYR:H	3:D:1664:ASP:H	1.28	0.81
6:Z:374:SER:CB	6:Z:374:SER:N	2.44	0.81
5:S:379:HIS:C	5:S:379:HIS:CA	2.49	0.81
5:Y:379:HIS:CA	5:Y:379:HIS:C	2.49	0.81
2:C:676:ALA:HB1	1:K:799:CYS:CB	2.11	0.81
5:Y:379:HIS:CA	5:Y:379:HIS:C	2.49	0.81
2:C:303:ALA:HB3	1:Q:848:ASP:N	1.76	0.81
2:C:676:ALA:HB1	1:K:799:CYS:CB	2.11	0.81
5:Y:379:HIS:C	5:Y:379:HIS:CA	2.49	0.81
2:C:676:ALA:HB1	1:K:799:CYS:CB	2.11	0.81
5:G:379:HIS:CA	5:G:379:HIS:C	2.49	0.81
1:E:849:ASN:O	2:O:304:PRO:N	2.14	0.81
1:E:849:ASN:O	2:O:304:PRO:N	2.14	0.81
6:N:497:ARG:CB	6:N:497:ARG:N	2.43	0.81
5:S:379:HIS:CA	5:S:379:HIS:C	2.49	0.81
5:G:379:HIS:C	5:G:379:HIS:CA	2.49	0.81
1:E:849:ASN:O	2:O:304:PRO:N	2.14	0.81
5:M:379:HIS:CA	5:M:379:HIS:C	2.49	0.81
2:O:173:PRO:CA	3:P:1686:PRO:CA	1.90	0.81
5:M:379:HIS:CA	5:M:379:HIS:C	2.49	0.81
2:O:173:PRO:CA	3:P:1686:PRO:CA	1.90	0.81
2:O:173:PRO:CA	3:P:1686:PRO:CA	1.90	0.81
2:O:173:PRO:CA	3:P:1686:PRO:CA	1.90	0.81
2:O:173:PRO:CA	3:P:1686:PRO:CA	1.90	0.81
6:H:374:SER:CB	6:H:374:SER:N	2.44	0.81

Continued on next page...

Continued from previous page...

Atom-1	Atom-2	Interatomic distance (Å)	Clash overlap (Å)
6:N:374:SER:CB	6:N:374:SER:N	2.44	0.81
6:N:374:SER:CB	6:N:374:SER:N	2.44	0.81
2:C:304:PRO:N	1:Q:849:ASN:O	2.14	0.81
5:M:379:HIS:C	5:M:379:HIS:CA	2.49	0.81
5:M:379:HIS:CA	5:M:379:HIS:C	2.49	0.81
2:C:304:PRO:N	1:Q:849:ASN:O	2.14	0.81
6:N:374:SER:N	6:N:374:SER:CB	2.44	0.81
2:I:645:LEU:N	3:J:1451:ARG:O	2.14	0.81
5:M:379:HIS:C	5:M:379:HIS:CA	2.49	0.81
6:H:374:SER:N	6:H:374:SER:CB	2.44	0.81
5:M:379:HIS:C	5:M:379:HIS:CA	2.49	0.81
2:C:304:PRO:N	1:Q:849:ASN:O	2.14	0.81
5:M:379:HIS:CA	5:M:379:HIS:C	2.49	0.81
6:Z:374:SER:CB	6:Z:374:SER:N	2.44	0.81
6:Z:374:SER:CB	6:Z:374:SER:N	2.44	0.81
5:Y:379:HIS:CA	5:Y:379:HIS:C	2.49	0.81
1:Q:1354:LEU:C	3:V:872:LEU:CA	2.47	0.81
1:Q:1320:PRO:N	3:V:722:ASN:CA	2.44	0.81
6:Z:497:ARG:CB	6:Z:497:ARG:N	2.43	0.81
3:J:286:GLN:CB	3:J:304:LYS:HA	2.11	0.81
4:L:456:ASP:CA	4:L:457:ALA:N	2.33	0.81
6:H:374:SER:CB	6:H:374:SER:C	2.50	0.81
4:R:158:ASN:HA	4:R:322:LEU:HA	1.62	0.81
4:F:158:ASN:HA	4:F:322:LEU:HA	1.62	0.81
4:R:456:ASP:CA	4:R:457:ALA:N	2.33	0.81
5:G:379:HIS:CA	5:G:379:HIS:C	2.49	0.81
5:S:379:HIS:C	5:S:379:HIS:CA	2.49	0.81
4:R:456:ASP:CA	4:R:457:ALA:N	2.33	0.81
5:G:379:HIS:C	5:G:379:HIS:CA	2.49	0.81
5:S:379:HIS:CA	5:S:379:HIS:C	2.49	0.81
6:N:374:SER:C	6:N:374:SER:CB	2.50	0.81
4:R:456:ASP:CA	4:R:457:ALA:N	2.33	0.81
5:G:379:HIS:C	5:G:379:HIS:CA	2.49	0.81
5:S:379:HIS:CA	5:S:379:HIS:C	2.49	0.81
6:N:374:SER:C	6:N:374:SER:CB	2.50	0.81
5:G:379:HIS:C	5:G:379:HIS:CA	2.49	0.81
6:N:374:SER:C	6:N:374:SER:CB	2.50	0.81
2:I:618:ASN:O	3:J:1445:LYS:CA	2.29	0.81
6:H:374:SER:C	6:H:374:SER:CB	2.50	0.81
6:N:374:SER:C	6:N:374:SER:CB	2.50	0.81
4:R:158:ASN:HA	4:R:322:LEU:HA	1.62	0.81

Continued on next page...

Continued from previous page...

Atom-1	Atom-2	Interatomic distance (Å)	Clash overlap (Å)
4:F:158:ASN:HA	4:F:322:LEU:HA	1.62	0.81
4:R:456:ASP:CA	4:R:457:ALA:N	2.33	0.81
5:G:379:HIS:CA	5:G:379:HIS:C	2.49	0.81
5:S:379:HIS:C	5:S:379:HIS:CA	2.49	0.81
6:N:374:SER:C	6:N:374:SER:CB	2.50	0.81
4:R:456:ASP:CA	4:R:457:ALA:N	2.33	0.81
5:G:379:HIS:CA	5:G:379:HIS:C	2.49	0.81
5:S:379:HIS:CA	5:S:379:HIS:C	2.49	0.81
6:N:374:SER:CB	6:N:374:SER:C	2.50	0.81
1:Q:1233:VAL:H	1:W:579:GLU:CB	1.91	0.80
4:L:158:ASN:HA	4:L:322:LEU:HA	1.62	0.80
1:Q:1305:GLN:HA	3:V:174:THR:CA	2.10	0.80
6:T:374:SER:N	6:T:374:SER:CB	2.44	0.80
4:L:158:ASN:HA	4:L:322:LEU:HA	1.62	0.80
6:T:374:SER:N	6:T:374:SER:CB	2.44	0.80
6:Z:374:SER:CB	6:Z:374:SER:C	2.50	0.80
1:Q:1233:VAL:H	1:W:579:GLU:CB	1.91	0.80
1:Q:1305:GLN:HA	3:V:174:THR:CA	2.10	0.80
6:T:374:SER:N	6:T:374:SER:CB	2.44	0.80
6:Z:374:SER:C	6:Z:374:SER:CB	2.50	0.80
6:H:411:GLU:O	6:H:412:GLU:N	2.11	0.80
1:E:1311:ASP:HA	3:J:798:TYR:O	1.80	0.80
4:R:158:ASN:HA	4:R:322:LEU:HA	1.62	0.80
6:Z:374:SER:CB	6:Z:374:SER:C	2.50	0.80
1:Q:1233:VAL:H	1:W:579:GLU:CB	1.91	0.80
1:Q:1305:GLN:HA	3:V:174:THR:CA	2.10	0.80
6:T:374:SER:CB	6:T:374:SER:N	2.44	0.80
6:Z:374:SER:C	6:Z:374:SER:CB	2.50	0.80
6:T:374:SER:CB	6:T:374:SER:N	2.44	0.80
6:Z:374:SER:C	6:Z:374:SER:CB	2.50	0.80
1:Q:1233:VAL:H	1:W:579:GLU:CB	1.91	0.80
6:N:374:SER:CB	6:N:374:SER:C	2.50	0.80
3:D:1465:GLU:CA	3:P:1510:GLN:CB	2.56	0.80
4:R:455:ILE:CB	4:R:455:ILE:C	2.50	0.80
6:N:374:SER:CB	6:N:374:SER:C	2.50	0.80
3:D:1465:GLU:CA	3:P:1510:GLN:CB	2.56	0.80
4:R:455:ILE:C	4:R:455:ILE:CB	2.50	0.80
3:D:1465:GLU:CA	3:P:1510:GLN:CB	2.56	0.80
4:R:455:ILE:C	4:R:455:ILE:CB	2.50	0.80
6:T:374:SER:N	6:T:374:SER:CB	2.44	0.80
4:X:158:ASN:HA	4:X:322:LEU:HA	1.62	0.80

Continued on next page...

Continued from previous page...

Atom-1	Atom-2	Interatomic distance (Å)	Clash overlap (Å)
3:D:1465:GLU:CA	3:P:1510:GLN:CB	2.56	0.80
4:R:455:ILE:C	4:R:455:ILE:CB	2.50	0.80
3:D:1465:GLU:CA	3:P:1510:GLN:CB	2.56	0.80
4:R:455:ILE:CB	4:R:455:ILE:C	2.50	0.80
4:R:488:ILE:N	4:R:488:ILE:HA	1.94	0.80
4:L:402:ALA:HB3	4:L:403:ILE:H	1.04	0.80
4:L:402:ALA:HB3	4:L:403:ILE:H	1.04	0.80
1:E:1302:VAL:CA	3:J:876:VAL:CB	2.59	0.80
2:C:173:PRO:N	3:D:1686:PRO:C	2.19	0.80
4:F:158:ASN:HA	4:F:322:LEU:HA	1.62	0.80
4:R:488:ILE:HA	4:R:488:ILE:N	1.94	0.80
6:T:411:GLU:O	6:T:412:GLU:N	2.11	0.80
2:C:524:ARG:CB	3:D:1610:PRO:N	2.44	0.80
6:T:411:GLU:O	6:T:412:GLU:N	2.11	0.80
6:H:374:SER:N	6:H:374:SER:CB	2.44	0.80
6:H:374:SER:CB	6:H:374:SER:C	2.50	0.80
6:H:374:SER:CB	6:H:374:SER:N	2.44	0.80
6:H:374:SER:CB	6:H:374:SER:C	2.50	0.80
6:H:374:SER:CB	6:H:374:SER:N	2.44	0.80
6:H:374:SER:CB	6:H:374:SER:C	2.50	0.80
3:D:286:GLN:CB	3:D:304:LYS:HA	2.11	0.80
6:H:374:SER:CB	6:H:374:SER:N	2.44	0.80
6:H:374:SER:CB	6:H:374:SER:C	2.50	0.80
6:H:374:SER:CB	6:H:374:SER:N	2.44	0.80
6:H:374:SER:CB	6:H:374:SER:C	2.50	0.80
6:T:374:SER:N	6:T:374:SER:CB	2.44	0.80
6:Z:374:SER:C	6:Z:374:SER:CB	2.50	0.80
1:E:1239:ASP:CB	1:K:576:TYR:CB	2.60	0.80
4:F:455:ILE:CB	4:F:455:ILE:C	2.50	0.80
6:Z:374:SER:C	6:Z:374:SER:CB	2.50	0.80
4:F:455:ILE:C	4:F:455:ILE:CB	2.50	0.80
6:Z:374:SER:N	6:Z:374:SER:CB	2.44	0.80
1:E:1239:ASP:CB	1:K:576:TYR:CB	2.60	0.80
4:F:455:ILE:CB	4:F:455:ILE:C	2.50	0.80
6:Z:374:SER:N	6:Z:374:SER:CB	2.44	0.80
4:F:455:ILE:C	4:F:455:ILE:CB	2.50	0.80
4:X:455:ILE:CB	4:X:455:ILE:C	2.50	0.80
5:G:366:GLU:CB	5:G:366:GLU:N	2.45	0.80
6:T:374:SER:N	6:T:374:SER:CB	2.44	0.80
6:Z:374:SER:CB	6:Z:374:SER:N	2.44	0.80
1:E:1239:ASP:CB	1:K:576:TYR:CB	2.60	0.80

Continued on next page...

Continued from previous page...

Atom-1	Atom-2	Interatomic distance (Å)	Clash overlap (Å)
4:F:455:ILE:CB	4:F:455:ILE:C	2.50	0.80
6:Z:374:SER:N	6:Z:374:SER:CB	2.44	0.80
4:F:455:ILE:C	4:F:455:ILE:CB	2.50	0.80
6:Z:374:SER:N	6:Z:374:SER:CB	2.44	0.80
1:E:1239:ASP:CB	1:K:576:TYR:CB	2.60	0.80
4:X:158:ASN:HA	4:X:322:LEU:HA	1.62	0.80
1:E:848:ASP:N	2:O:303:ALA:HB3	1.76	0.80
1:Q:1309:SER:O	3:V:245:ASP:CB	2.29	0.80
1:E:1309:SER:O	3:J:245:ASP:CB	2.29	0.80
4:X:158:ASN:HA	4:X:322:LEU:HA	1.62	0.80
5:M:366:GLU:N	5:M:366:GLU:CB	2.45	0.80
5:M:366:GLU:CB	5:M:366:GLU:N	2.45	0.80
1:E:848:ASP:N	2:O:303:ALA:HB3	1.76	0.80
1:Q:1309:SER:O	3:V:245:ASP:CB	2.29	0.80
1:E:1309:SER:O	3:J:245:ASP:CB	2.29	0.80
5:M:366:GLU:CB	5:M:366:GLU:N	2.45	0.80
5:M:366:GLU:N	5:M:366:GLU:CB	2.45	0.80
1:E:848:ASP:N	2:O:303:ALA:HB3	1.76	0.80
1:Q:1309:SER:O	3:V:245:ASP:CB	2.29	0.80
1:E:1309:SER:O	3:J:245:ASP:CB	2.29	0.80
5:M:366:GLU:CB	5:M:366:GLU:N	2.45	0.80
6:T:374:SER:C	6:T:374:SER:CB	2.50	0.80
2:C:781:ARG:H	1:K:136:TYR:CA	1.95	0.80
1:E:1305:GLN:HA	3:J:174:THR:CA	2.10	0.80
2:C:781:ARG:H	1:K:136:TYR:CA	1.95	0.80
2:C:781:ARG:H	1:K:136:TYR:CA	1.95	0.80
1:E:1305:GLN:HA	3:J:174:THR:CA	2.10	0.80
2:C:781:ARG:H	1:K:136:TYR:CA	1.95	0.80
5:S:366:GLU:CB	5:S:366:GLU:N	2.45	0.80
6:T:374:SER:C	6:T:374:SER:CB	2.50	0.80
6:H:374:SER:CB	6:H:374:SER:C	2.50	0.80
3:P:286:GLN:CB	3:P:304:LYS:HA	2.11	0.80
6:T:374:SER:C	6:T:374:SER:CB	2.50	0.80
2:C:781:ARG:H	1:K:136:TYR:CA	1.95	0.80
1:E:1305:GLN:HA	3:J:174:THR:CA	2.10	0.80
2:C:781:ARG:H	1:K:136:TYR:CA	1.95	0.80
2:C:781:ARG:H	1:K:136:TYR:CA	1.95	0.80
5:M:366:GLU:N	5:M:366:GLU:CB	2.45	0.80
2:U:739:ASP:CA	3:V:1454:ALA:HB1	2.10	0.80
5:M:366:GLU:N	5:M:366:GLU:CB	2.45	0.80
6:T:374:SER:C	6:T:374:SER:CB	2.50	0.80

Continued on next page...

Continued from previous page...

Atom-1	Atom-2	Interatomic distance (Å)	Clash overlap (Å)
2:U:739:ASP:CA	3:V:1454:ALA:HB1	2.10	0.80
6:T:374:SER:CB	6:T:374:SER:C	2.50	0.80
2:U:739:ASP:CA	3:V:1454:ALA:HB1	2.10	0.80
6:T:374:SER:C	6:T:374:SER:CB	2.50	0.80
2:U:739:ASP:CA	3:V:1454:ALA:HB1	2.10	0.80
5:M:379:HIS:CA	5:M:379:HIS:C	2.49	0.80
4:L:158:ASN:HA	4:L:322:LEU:HA	1.62	0.80
2:U:739:ASP:CA	3:V:1454:ALA:HB1	2.10	0.80
6:T:374:SER:CB	6:T:374:SER:C	2.50	0.80
2:U:739:ASP:CA	3:V:1454:ALA:HB1	2.10	0.80
6:T:374:SER:C	6:T:374:SER:CB	2.50	0.80
2:U:739:ASP:CA	3:V:1454:ALA:HB1	2.10	0.80
2:I:642:MET:O	3:J:1450:GLU:CB	2.30	0.80
2:I:642:MET:O	3:J:1450:GLU:CB	2.30	0.80
4:F:158:ASN:HA	4:F:322:LEU:HA	1.62	0.80
2:I:642:MET:O	3:J:1450:GLU:CB	2.30	0.80
4:F:158:ASN:HA	4:F:322:LEU:HA	1.62	0.80
2:I:642:MET:O	3:J:1450:GLU:CB	2.30	0.80
4:F:158:ASN:HA	4:F:322:LEU:HA	1.62	0.80
2:I:642:MET:O	3:J:1450:GLU:CB	2.30	0.80
2:I:642:MET:O	3:J:1450:GLU:CB	2.30	0.80
4:F:158:ASN:HA	4:F:322:LEU:HA	1.62	0.80
2:I:642:MET:O	3:J:1450:GLU:CB	2.30	0.80
4:F:158:ASN:HA	4:F:322:LEU:HA	1.62	0.80
4:R:457:ALA:CB	4:R:457:ALA:H	1.95	0.79
2:I:739:ASP:CA	3:J:1454:ALA:HB1	2.10	0.79
2:I:739:ASP:CA	3:J:1454:ALA:HB1	2.10	0.79
4:X:455:ILE:CB	4:X:455:ILE:C	2.50	0.79
2:I:739:ASP:CA	3:J:1454:ALA:HB1	2.10	0.79
4:X:455:ILE:C	4:X:455:ILE:CB	2.50	0.79
2:I:739:ASP:CA	3:J:1454:ALA:HB1	2.10	0.79
4:L:455:ILE:C	4:L:455:ILE:CB	2.50	0.79
4:R:457:ALA:H	4:R:457:ALA:CB	1.95	0.79
2:C:303:ALA:HA	1:Q:849:ASN:CA	2.08	0.79
3:V:286:GLN:CB	3:V:304:LYS:HA	2.11	0.79
4:X:455:ILE:CB	4:X:455:ILE:C	2.50	0.79
4:R:457:ALA:H	4:R:457:ALA:CB	1.95	0.79
2:I:739:ASP:CA	3:J:1454:ALA:HB1	2.10	0.79
4:X:455:ILE:CB	4:X:455:ILE:C	2.50	0.79
2:I:739:ASP:CA	3:J:1454:ALA:HB1	2.10	0.79
4:X:455:ILE:CB	4:X:455:ILE:C	2.50	0.79

Continued on next page...

Continued from previous page...

Atom-1	Atom-2	Interatomic distance (Å)	Clash overlap (Å)
2:I:739:ASP:CA	3:J:1454:ALA:HB1	2.10	0.79
2:U:642:MET:O	3:V:1450:GLU:CB	2.30	0.79
2:U:642:MET:O	3:V:1450:GLU:CB	2.30	0.79
2:U:642:MET:O	3:V:1450:GLU:CB	2.30	0.79
2:U:642:MET:O	3:V:1450:GLU:CB	2.30	0.79
6:T:497:ARG:CB	6:T:497:ARG:N	2.43	0.79
5:Y:366:GLU:CB	5:Y:366:GLU:N	2.45	0.79
2:I:15:GLN:N	2:I:15:GLN:C	2.36	0.79
2:U:642:MET:O	3:V:1450:GLU:CB	2.30	0.79
2:U:642:MET:O	3:V:1450:GLU:CB	2.30	0.79
2:U:642:MET:O	3:V:1450:GLU:CB	2.30	0.79
6:H:497:ARG:CB	6:H:497:ARG:N	2.43	0.79
1:Q:1233:VAL:CB	1:W:579:GLU:HA	2.11	0.79
5:G:366:GLU:N	5:G:366:GLU:CB	2.45	0.79
5:G:366:GLU:N	5:G:366:GLU:CB	2.45	0.79
4:L:455:ILE:C	4:L:455:ILE:CB	2.50	0.79
1:Q:1233:VAL:CB	1:W:579:GLU:HA	2.11	0.79
5:G:366:GLU:CB	5:G:366:GLU:N	2.45	0.79
4:L:455:ILE:CB	4:L:455:ILE:C	2.50	0.79
6:H:497:ARG:CB	6:H:497:ARG:N	2.43	0.79
4:L:455:ILE:C	4:L:455:ILE:CB	2.50	0.79
1:Q:1233:VAL:CB	1:W:579:GLU:HA	2.11	0.79
5:G:366:GLU:N	5:G:366:GLU:CB	2.45	0.79
4:L:455:ILE:C	4:L:455:ILE:CB	2.50	0.79
5:G:366:GLU:CB	5:G:366:GLU:N	2.45	0.79
4:L:455:ILE:C	4:L:455:ILE:CB	2.50	0.79
1:Q:1233:VAL:CB	1:W:579:GLU:HA	2.11	0.79
4:F:457:ALA:H	4:F:457:ALA:CB	1.95	0.79
3:P:884:GLN:CB	6:T:409:PRO:C	2.51	0.79
4:F:488:ILE:HA	4:F:488:ILE:N	1.95	0.79
3:J:1663:GLN:C	3:J:1667:ALA:HB2	2.03	0.79
4:F:456:ASP:O	4:F:457:ALA:C	2.18	0.79
3:J:1663:GLN:C	3:J:1667:ALA:HB2	2.03	0.79
4:F:456:ASP:O	4:F:457:ALA:C	2.18	0.79
3:J:1663:GLN:C	3:J:1667:ALA:HB2	2.03	0.79
4:F:456:ASP:O	4:F:457:ALA:C	2.18	0.79
3:J:1663:GLN:C	3:J:1667:ALA:HB2	2.03	0.79
2:U:15:GLN:C	2:U:15:GLN:N	2.36	0.79
6:Z:374:SER:C	6:Z:374:SER:CB	2.50	0.79
3:J:1663:GLN:C	3:J:1667:ALA:HB2	2.03	0.79
3:D:647:LEU:CB	3:D:706:ALA:HB1	2.12	0.79

Continued on next page...

Continued from previous page...

Atom-1	Atom-2	Interatomic distance (Å)	Clash overlap (Å)
4:F:457:ALA:CB	4:F:457:ALA:H	1.95	0.79
3:P:884:GLN:CB	6:T:409:PRO:C	2.51	0.79
4:F:488:ILE:N	4:F:488:ILE:HA	1.95	0.79
3:J:1663:GLN:C	3:J:1667:ALA:HB2	2.03	0.79
4:F:456:ASP:O	4:F:457:ALA:C	2.18	0.79
3:J:1663:GLN:C	3:J:1667:ALA:HB2	2.03	0.79
4:F:456:ASP:O	4:F:457:ALA:C	2.18	0.79
3:J:1663:GLN:C	3:J:1667:ALA:HB2	2.03	0.79
2:C:15:GLN:N	2:C:15:GLN:C	2.36	0.79
3:V:1663:GLN:C	3:V:1667:ALA:HB2	2.03	0.79
3:V:1663:GLN:C	3:V:1667:ALA:HB2	2.03	0.79
3:V:1663:GLN:C	3:V:1667:ALA:HB2	2.03	0.79
3:D:1663:GLN:C	3:D:1667:ALA:HB2	2.03	0.79
3:V:1663:GLN:C	3:V:1667:ALA:HB2	2.03	0.79
1:Q:1264:LEU:CB	3:V:687:ILE:C	2.51	0.79
1:E:1307:PHE:O	3:J:871:GLN:O	2.01	0.79
2:C:15:GLN:N	2:C:15:GLN:C	2.36	0.79
3:V:1663:GLN:C	3:V:1667:ALA:HB2	2.03	0.79
3:V:1663:GLN:C	3:V:1667:ALA:HB2	2.03	0.79
3:D:1663:GLN:C	3:D:1667:ALA:HB2	2.03	0.79
3:V:1663:GLN:C	3:V:1667:ALA:HB2	2.03	0.79
5:S:366:GLU:N	5:S:366:GLU:CB	2.45	0.79
4:R:311:GLN:N	4:R:311:GLN:C	2.36	0.79
2:O:15:GLN:C	2:O:15:GLN:N	2.36	0.79
4:X:402:ALA:HB3	4:X:403:ILE:H	1.04	0.79
4:X:402:ALA:HB3	4:X:403:ILE:H	1.04	0.79
5:Y:366:GLU:CB	5:Y:366:GLU:N	2.45	0.79
5:Y:366:GLU:CB	5:Y:366:GLU:N	2.45	0.79
3:P:1663:GLN:C	3:P:1667:ALA:HB2	2.03	0.79
4:R:455:ILE:CB	4:R:455:ILE:C	2.50	0.79
5:Y:366:GLU:CB	5:Y:366:GLU:N	2.45	0.79
5:S:366:GLU:CB	5:S:366:GLU:N	2.45	0.79
4:R:311:GLN:C	4:R:311:GLN:N	2.36	0.79
2:O:15:GLN:C	2:O:15:GLN:N	2.36	0.79
5:Y:366:GLU:N	5:Y:366:GLU:CB	2.45	0.79
5:Y:366:GLU:N	5:Y:366:GLU:CB	2.45	0.79
3:P:1663:GLN:C	3:P:1667:ALA:HB2	2.03	0.79
4:F:455:ILE:C	4:F:455:ILE:CB	2.50	0.79
6:T:497:ARG:CB	6:T:497:ARG:N	2.43	0.79
4:L:455:ILE:C	4:L:455:ILE:CB	2.50	0.79
4:L:455:ILE:C	4:L:455:ILE:CB	2.50	0.79

Continued on next page...

Continued from previous page...

Atom-1	Atom-2	Interatomic distance (Å)	Clash overlap (Å)
2:U:15:GLN:C	2:U:15:GLN:N	2.36	0.79
2:U:15:GLN:N	2:U:15:GLN:C	2.36	0.79
4:L:311:GLN:N	4:L:311:GLN:C	2.36	0.79
4:F:455:ILE:CB	4:F:455:ILE:C	2.50	0.79
6:T:497:ARG:N	6:T:497:ARG:CB	2.43	0.79
2:U:15:GLN:C	2:U:15:GLN:N	2.36	0.79
2:U:15:GLN:C	2:U:15:GLN:N	2.36	0.79
2:U:15:GLN:N	2:U:15:GLN:C	2.36	0.79
5:Y:366:GLU:N	5:Y:366:GLU:CB	2.45	0.79
4:X:455:ILE:C	4:X:455:ILE:CB	2.50	0.79
3:D:1476:ALA:HB2	3:P:1476:ALA:HA	1.62	0.79
5:Y:366:GLU:N	5:Y:366:GLU:CB	2.45	0.79
4:X:455:ILE:CB	4:X:455:ILE:C	2.50	0.79
4:F:457:ALA:H	4:F:457:ALA:CB	1.95	0.79
4:F:311:GLN:C	4:F:311:GLN:N	2.36	0.79
2:O:15:GLN:N	2:O:15:GLN:C	2.36	0.79
3:D:1476:ALA:HB2	3:P:1476:ALA:HA	1.62	0.79
4:F:457:ALA:H	4:F:457:ALA:CB	1.95	0.79
4:L:488:ILE:N	4:L:488:ILE:HA	1.94	0.79
4:F:311:GLN:C	4:F:311:GLN:N	2.36	0.79
2:O:15:GLN:C	2:O:15:GLN:N	2.36	0.79
6:N:374:SER:N	6:N:374:SER:CB	2.44	0.79
4:L:402:ALA:HB3	4:L:403:ILE:H	1.04	0.79
3:D:1476:ALA:HB2	3:P:1476:ALA:HA	1.62	0.79
4:X:158:ASN:HA	4:X:322:LEU:HA	1.62	0.79
4:L:158:ASN:HA	4:L:322:LEU:HA	1.62	0.79
4:F:457:ALA:H	4:F:457:ALA:CB	1.95	0.79
4:L:488:ILE:N	4:L:488:ILE:HA	1.94	0.79
4:F:311:GLN:C	4:F:311:GLN:N	2.36	0.79
2:O:15:GLN:N	2:O:15:GLN:C	2.36	0.79
6:N:374:SER:CB	6:N:374:SER:N	2.44	0.79
4:L:402:ALA:HB3	4:L:403:ILE:H	1.04	0.79
4:X:158:ASN:HA	4:X:322:LEU:HA	1.62	0.79
4:L:158:ASN:HA	4:L:322:LEU:HA	1.62	0.79
4:R:311:GLN:N	4:R:311:GLN:C	2.36	0.79
3:V:1663:GLN:C	3:V:1667:ALA:HB2	2.03	0.79
4:L:488:ILE:N	4:L:488:ILE:HA	1.94	0.79
6:N:374:SER:N	6:N:374:SER:CB	2.44	0.79
4:L:402:ALA:HB3	4:L:403:ILE:H	1.04	0.79
3:D:1476:ALA:HB2	3:P:1476:ALA:HA	1.62	0.79
4:X:158:ASN:HA	4:X:322:LEU:HA	1.62	0.79

Continued on next page...

Continued from previous page...

Atom-1	Atom-2	Interatomic distance (Å)	Clash overlap (Å)
4:L:158:ASN:HA	4:L:322:LEU:HA	1.62	0.79
4:F:457:ALA:CB	4:F:457:ALA:H	1.95	0.79
4:L:488:ILE:HA	4:L:488:ILE:N	1.94	0.79
4:F:311:GLN:C	4:F:311:GLN:N	2.36	0.79
2:O:15:GLN:C	2:O:15:GLN:N	2.36	0.79
6:N:374:SER:N	6:N:374:SER:CB	2.44	0.79
4:L:402:ALA:HB3	4:L:403:ILE:H	1.04	0.79
3:D:1476:ALA:HB2	3:P:1476:ALA:HA	1.62	0.79
4:X:158:ASN:HA	4:X:322:LEU:HA	1.62	0.79
4:L:158:ASN:HA	4:L:322:LEU:HA	1.62	0.79
4:F:457:ALA:CB	4:F:457:ALA:H	1.95	0.79
4:L:488:ILE:HA	4:L:488:ILE:N	1.94	0.79
4:F:311:GLN:C	4:F:311:GLN:N	2.36	0.79
2:O:15:GLN:N	2:O:15:GLN:C	2.36	0.79
6:N:374:SER:CB	6:N:374:SER:N	2.44	0.79
4:L:402:ALA:HB3	4:L:403:ILE:H	1.04	0.79
4:X:158:ASN:HA	4:X:322:LEU:HA	1.62	0.79
4:L:158:ASN:HA	4:L:322:LEU:HA	1.62	0.79
4:L:311:GLN:C	4:L:311:GLN:N	2.36	0.79
1:Q:1305:GLN:HA	3:V:172:ARG:O	1.83	0.79
4:L:311:GLN:N	4:L:311:GLN:C	2.36	0.79
2:C:15:GLN:N	2:C:15:GLN:C	2.36	0.79
2:C:15:GLN:N	2:C:15:GLN:C	2.36	0.79
1:Q:1305:GLN:HA	3:V:172:ARG:O	1.83	0.79
2:C:15:GLN:N	2:C:15:GLN:C	2.36	0.79
5:M:366:GLU:N	5:M:366:GLU:CB	2.45	0.79
1:Q:1305:GLN:HA	3:V:172:ARG:O	1.83	0.79
2:C:15:GLN:C	2:C:15:GLN:N	2.36	0.79
2:C:15:GLN:N	2:C:15:GLN:C	2.36	0.79
1:Q:1305:GLN:HA	3:V:172:ARG:O	1.83	0.79
3:D:1474:GLY:N	3:P:1472:SER:O	2.08	0.79
3:D:1474:GLY:N	3:P:1472:SER:O	2.08	0.79
3:D:1474:GLY:N	3:P:1472:SER:O	2.08	0.79
3:D:1474:GLY:N	3:P:1472:SER:O	2.08	0.79
3:D:1474:GLY:N	3:P:1472:SER:O	2.08	0.79
2:I:15:GLN:C	2:I:15:GLN:N	2.36	0.78
2:I:15:GLN:C	2:I:15:GLN:N	2.36	0.78
3:V:647:LEU:CB	3:V:706:ALA:HB1	2.12	0.78
4:R:455:ILE:CB	4:R:455:ILE:C	2.50	0.78
3:D:1511:GLN:H	3:P:1468:ALA:HB1	1.45	0.78
5:S:366:GLU:CB	5:S:366:GLU:N	2.45	0.78

Continued on next page...

Continued from previous page...

Atom-1	Atom-2	Interatomic distance (Å)	Clash overlap (Å)
3:D:1511:GLN:H	3:P:1468:ALA:HB1	1.45	0.78
4:R:158:ASN:HA	4:R:322:LEU:HA	1.62	0.78
5:S:366:GLU:CB	5:S:366:GLU:N	2.45	0.78
4:L:311:GLN:N	4:L:311:GLN:C	2.36	0.78
4:X:488:ILE:N	4:X:488:ILE:HA	1.94	0.78
3:D:1511:GLN:H	3:P:1468:ALA:HB1	1.45	0.78
4:R:158:ASN:HA	4:R:322:LEU:HA	1.62	0.78
5:S:366:GLU:CB	5:S:366:GLU:N	2.45	0.78
4:L:311:GLN:N	4:L:311:GLN:C	2.36	0.78
4:X:488:ILE:N	4:X:488:ILE:HA	1.94	0.78
4:R:158:ASN:HA	4:R:322:LEU:HA	1.62	0.78
3:P:1663:GLN:C	3:P:1667:ALA:HB2	2.03	0.78
1:E:1361:LEU:CB	3:J:880:GLU:H	1.96	0.78
3:P:647:LEU:CB	3:P:706:ALA:HB1	2.12	0.78
4:R:455:ILE:CB	4:R:455:ILE:C	2.50	0.78
4:L:311:GLN:N	4:L:311:GLN:C	2.36	0.78
4:X:488:ILE:N	4:X:488:ILE:HA	1.94	0.78
3:D:1511:GLN:H	3:P:1468:ALA:HB1	1.45	0.78
5:S:366:GLU:CB	5:S:366:GLU:N	2.45	0.78
4:L:311:GLN:C	4:L:311:GLN:N	2.36	0.78
4:X:488:ILE:HA	4:X:488:ILE:N	1.94	0.78
3:D:1511:GLN:H	3:P:1468:ALA:HB1	1.45	0.78
4:R:158:ASN:HA	4:R:322:LEU:HA	1.62	0.78
5:S:366:GLU:N	5:S:366:GLU:CB	2.45	0.78
4:L:311:GLN:C	4:L:311:GLN:N	2.36	0.78
4:X:488:ILE:HA	4:X:488:ILE:N	1.94	0.78
4:R:158:ASN:HA	4:R:322:LEU:HA	1.62	0.78
4:L:457:ALA:H	4:L:457:ALA:CB	1.95	0.78
4:L:457:ALA:H	4:L:457:ALA:CB	1.95	0.78
4:F:456:ASP:CA	4:F:457:ALA:N	2.33	0.78
2:C:535:TYR:CB	3:D:1663:GLN:CA	2.62	0.78
3:D:1663:GLN:C	3:D:1667:ALA:HB2	2.03	0.78
2:O:15:GLN:C	2:O:15:GLN:N	2.36	0.78
4:L:457:ALA:CB	4:L:457:ALA:H	1.95	0.78
4:L:457:ALA:CB	4:L:457:ALA:H	1.95	0.78
4:L:457:ALA:CB	4:L:457:ALA:H	1.95	0.78
3:D:1476:ALA:HA	3:P:1476:ALA:HB2	1.63	0.78
4:R:311:GLN:C	4:R:311:GLN:N	2.36	0.78
3:D:1476:ALA:HA	3:P:1476:ALA:HB2	1.63	0.78
4:X:456:ASP:O	4:X:457:ALA:C	2.18	0.78
4:R:311:GLN:N	4:R:311:GLN:C	2.36	0.78

Continued on next page...

Continued from previous page...

Atom-1	Atom-2	Interatomic distance (Å)	Clash overlap (Å)
3:D:1476:ALA:HA	3:P:1476:ALA:HB2	1.63	0.78
4:X:456:ASP:O	4:X:457:ALA:C	2.18	0.78
4:R:311:GLN:N	4:R:311:GLN:C	2.36	0.78
4:X:456:ASP:O	4:X:457:ALA:C	2.18	0.78
3:D:1476:ALA:HA	3:P:1476:ALA:HB2	1.63	0.78
4:X:456:ASP:O	4:X:457:ALA:C	2.18	0.78
4:R:311:GLN:C	4:R:311:GLN:N	2.36	0.78
3:D:1476:ALA:HA	3:P:1476:ALA:HB2	1.63	0.78
4:X:456:ASP:O	4:X:457:ALA:C	2.18	0.78
4:R:311:GLN:N	4:R:311:GLN:C	2.36	0.78
4:F:457:ALA:CB	4:F:457:ALA:H	1.95	0.78
4:X:457:ALA:H	4:X:457:ALA:CB	1.95	0.78
4:X:457:ALA:H	4:X:457:ALA:CB	1.95	0.78
1:Q:1304:ASP:C	3:V:733:ASP:CB	2.49	0.78
4:X:311:GLN:N	4:X:311:GLN:C	2.36	0.78
4:F:311:GLN:N	4:F:311:GLN:C	2.36	0.78
3:D:1663:GLN:C	3:D:1667:ALA:HB2	2.03	0.78
6:T:497:ARG:CB	6:T:497:ARG:N	2.43	0.78
4:X:311:GLN:C	4:X:311:GLN:N	2.36	0.78
5:S:339:TYR:C	5:S:340:ALA:CB	2.53	0.78
3:D:1663:GLN:C	3:D:1667:ALA:HB2	2.03	0.78
6:T:497:ARG:N	6:T:497:ARG:CB	2.43	0.78
5:S:339:TYR:C	5:S:340:ALA:CB	2.53	0.78
3:D:1663:GLN:C	3:D:1667:ALA:HB2	2.03	0.78
6:T:497:ARG:N	6:T:497:ARG:CB	2.43	0.78
5:S:339:TYR:C	5:S:340:ALA:CB	2.53	0.78
2:I:645:LEU:CA	3:J:1451:ARG:CB	2.60	0.78
4:F:311:GLN:C	4:F:311:GLN:N	2.36	0.78
3:D:1663:GLN:C	3:D:1667:ALA:HB2	2.03	0.78
6:T:497:ARG:CB	6:T:497:ARG:N	2.43	0.78
5:S:339:TYR:C	5:S:340:ALA:CB	2.53	0.78
3:D:1663:GLN:C	3:D:1667:ALA:HB2	2.03	0.78
6:T:497:ARG:CB	6:T:497:ARG:N	2.43	0.78
5:S:339:TYR:C	5:S:340:ALA:CB	2.53	0.78
4:X:311:GLN:C	4:X:311:GLN:N	2.36	0.78
4:X:311:GLN:N	4:X:311:GLN:C	2.36	0.78
4:X:311:GLN:C	4:X:311:GLN:N	2.36	0.78
4:F:311:GLN:N	4:F:311:GLN:C	2.36	0.78
2:O:591:GLY:CA	1:W:849:ASN:O	2.32	0.78
4:X:311:GLN:N	4:X:311:GLN:C	2.36	0.78
4:X:311:GLN:N	4:X:311:GLN:C	2.36	0.78

Continued on next page...

Continued from previous page...

Atom-1	Atom-2	Interatomic distance (Å)	Clash overlap (Å)
4:X:311:GLN:C	4:X:311:GLN:N	2.36	0.78
5:G:366:GLU:CB	5:G:366:GLU:N	2.45	0.78
3:D:1472:SER:HA	3:P:1474:GLY:HA3	0.79	0.78
2:O:174:GLY:CA	3:P:1682:LYS:CB	2.62	0.78
6:H:497:ARG:N	6:H:497:ARG:CB	2.43	0.78
5:G:339:TYR:C	5:G:340:ALA:CB	2.53	0.78
3:D:1472:SER:HA	3:P:1474:GLY:HA3	0.79	0.78
2:O:174:GLY:CA	3:P:1682:LYS:CB	2.62	0.78
6:H:497:ARG:CB	6:H:497:ARG:N	2.43	0.78
4:X:457:ALA:H	4:X:457:ALA:CB	1.95	0.78
5:G:339:TYR:C	5:G:340:ALA:CB	2.53	0.78
3:D:1472:SER:HA	3:P:1474:GLY:HA3	0.79	0.78
2:O:174:GLY:CA	3:P:1682:LYS:CB	2.62	0.78
6:H:497:ARG:N	6:H:497:ARG:CB	2.43	0.78
4:X:457:ALA:CB	4:X:457:ALA:H	1.95	0.78
5:G:339:TYR:C	5:G:340:ALA:CB	2.53	0.78
4:X:457:ALA:H	4:X:457:ALA:CB	1.95	0.78
5:G:366:GLU:N	5:G:366:GLU:CB	2.45	0.78
3:D:1472:SER:HA	3:P:1474:GLY:HA3	0.79	0.78
2:O:174:GLY:CA	3:P:1682:LYS:CB	2.62	0.78
6:H:497:ARG:N	6:H:497:ARG:CB	2.43	0.78
4:X:457:ALA:CB	4:X:457:ALA:H	1.95	0.78
5:G:339:TYR:C	5:G:340:ALA:CB	2.53	0.78
3:D:1472:SER:HA	3:P:1474:GLY:HA3	0.79	0.78
2:O:174:GLY:CA	3:P:1682:LYS:CB	2.62	0.78
6:H:497:ARG:CB	6:H:497:ARG:N	2.43	0.78
4:X:457:ALA:CB	4:X:457:ALA:H	1.95	0.78
5:G:339:TYR:C	5:G:340:ALA:CB	2.53	0.78
2:U:15:GLN:C	2:U:15:GLN:N	2.36	0.77
4:R:488:ILE:N	4:R:488:ILE:HA	1.94	0.77
2:U:15:GLN:C	2:U:15:GLN:N	2.36	0.77
4:R:488:ILE:N	4:R:488:ILE:HA	1.94	0.77
4:R:488:ILE:HA	4:R:488:ILE:N	1.94	0.77
3:D:714:LEU:O	3:D:718:SER:HA	1.84	0.77
4:X:456:ASP:CA	4:X:457:ALA:N	2.34	0.77
4:R:235:ASP:N	4:R:235:ASP:CB	2.47	0.77
1:Q:1312:PRO:CB	3:V:723:LEU:H	1.96	0.77
4:R:488:ILE:N	4:R:488:ILE:HA	1.94	0.77
4:R:488:ILE:HA	4:R:488:ILE:N	1.94	0.77
3:D:714:LEU:O	3:D:718:SER:HA	1.84	0.77
2:C:174:GLY:CA	3:D:1682:LYS:CB	2.62	0.77

Continued on next page...

Continued from previous page...

Atom-1	Atom-2	Interatomic distance (Å)	Clash overlap (Å)
2:C:174:GLY:CA	3:D:1682:LYS:CB	2.62	0.77
4:L:456:ASP:O	4:L:457:ALA:C	2.18	0.77
2:C:174:GLY:CA	3:D:1682:LYS:CB	2.62	0.77
4:L:456:ASP:O	4:L:457:ALA:C	2.18	0.77
4:R:449:SER:C	4:R:450:GLU:C	2.43	0.77
4:X:235:ASP:CB	4:X:235:ASP:N	2.47	0.77
4:L:456:ASP:O	4:L:457:ALA:C	2.18	0.77
2:C:174:GLY:CA	3:D:1682:LYS:CB	2.62	0.77
4:L:456:ASP:O	4:L:457:ALA:C	2.18	0.77
2:C:174:GLY:CA	3:D:1682:LYS:CB	2.62	0.77
4:L:456:ASP:O	4:L:457:ALA:C	2.18	0.77
5:Y:339:TYR:C	5:Y:340:ALA:CB	2.53	0.77
2:C:173:PRO:N	3:D:1686:PRO:HA	1.99	0.77
3:P:1663:GLN:C	3:P:1667:ALA:HB2	2.03	0.77
5:Y:339:TYR:C	5:Y:340:ALA:CB	2.53	0.77
2:C:173:PRO:N	3:D:1686:PRO:HA	1.99	0.77
3:P:1663:GLN:C	3:P:1667:ALA:HB2	2.03	0.77
2:I:15:GLN:C	2:I:15:GLN:N	2.36	0.77
5:Y:339:TYR:C	5:Y:340:ALA:CB	2.53	0.77
2:C:173:PRO:N	3:D:1686:PRO:HA	1.99	0.77
3:P:1663:GLN:C	3:P:1667:ALA:HB2	2.03	0.77
2:I:15:GLN:N	2:I:15:GLN:C	2.36	0.77
5:Y:339:TYR:C	5:Y:340:ALA:CB	2.53	0.77
3:P:714:LEU:O	3:P:718:SER:HA	1.84	0.77
5:M:339:TYR:C	5:M:340:ALA:CB	2.53	0.77
2:I:15:GLN:N	2:I:15:GLN:C	2.36	0.77
5:Y:339:TYR:C	5:Y:340:ALA:CB	2.53	0.77
2:C:173:PRO:N	3:D:1686:PRO:HA	1.99	0.77
3:P:1663:GLN:C	3:P:1667:ALA:HB2	2.03	0.77
2:I:15:GLN:C	2:I:15:GLN:N	2.36	0.77
5:Y:339:TYR:C	5:Y:340:ALA:CB	2.53	0.77
2:C:173:PRO:N	3:D:1686:PRO:HA	1.99	0.77
3:P:1663:GLN:C	3:P:1667:ALA:HB2	2.03	0.77
2:I:15:GLN:N	2:I:15:GLN:C	2.36	0.77
5:Y:339:TYR:C	5:Y:340:ALA:CB	2.53	0.77
3:P:714:LEU:O	3:P:718:SER:HA	1.84	0.77
2:C:173:PRO:CA	3:D:1686:PRO:CA	1.91	0.77
4:F:449:SER:C	4:F:450:GLU:C	2.43	0.77
2:C:173:PRO:CA	3:D:1686:PRO:CA	1.91	0.77
2:C:303:ALA:HB3	1:Q:848:ASP:H	1.47	0.77
4:F:449:SER:C	4:F:450:GLU:C	2.43	0.77

Continued on next page...

Continued from previous page...

Atom-1	Atom-2	Interatomic distance (Å)	Clash overlap (Å)
2:C:173:PRO:CA	3:D:1686:PRO:CA	1.91	0.77
4:F:449:SER:C	4:F:450:GLU:C	2.43	0.77
2:C:303:ALA:HB3	1:Q:848:ASP:H	1.47	0.77
2:C:15:GLN:N	2:C:15:GLN:C	2.36	0.77
6:T:408:SER:HA	6:T:410:LEU:N	1.97	0.77
2:C:173:PRO:CA	3:D:1686:PRO:CA	1.91	0.77
4:F:449:SER:C	4:F:450:GLU:C	2.43	0.77
2:C:173:PRO:CA	3:D:1686:PRO:CA	1.91	0.77
2:C:303:ALA:HB3	1:Q:848:ASP:H	1.47	0.77
4:F:449:SER:C	4:F:450:GLU:C	2.43	0.77
4:R:449:SER:C	4:R:450:GLU:C	2.43	0.77
4:R:449:SER:C	4:R:450:GLU:C	2.43	0.77
4:R:449:SER:C	4:R:450:GLU:C	2.43	0.77
4:L:235:ASP:N	4:L:235:ASP:CB	2.47	0.77
3:J:647:LEU:CB	3:J:706:ALA:HB1	2.12	0.77
4:R:449:SER:C	4:R:450:GLU:C	2.43	0.77
4:R:449:SER:C	4:R:450:GLU:C	2.43	0.77
2:O:173:PRO:N	3:P:1686:PRO:HA	1.99	0.77
2:O:173:PRO:N	3:P:1686:PRO:HA	1.99	0.77
6:N:497:ARG:CB	6:N:497:ARG:N	2.43	0.77
2:O:173:PRO:N	3:P:1686:PRO:HA	1.99	0.77
6:N:497:ARG:CB	6:N:497:ARG:N	2.43	0.77
4:X:457:ALA:CB	4:X:457:ALA:H	1.95	0.77
1:E:276:ASP:CB	1:E:295:SER:CB	2.63	0.77
1:W:276:ASP:CB	1:W:295:SER:CB	2.63	0.77
6:N:497:ARG:CB	6:N:497:ARG:N	2.43	0.77
2:O:173:PRO:N	3:P:1686:PRO:HA	1.99	0.77
6:N:497:ARG:N	6:N:497:ARG:CB	2.43	0.77
2:O:173:PRO:N	3:P:1686:PRO:HA	1.99	0.77
6:N:497:ARG:N	6:N:497:ARG:CB	2.43	0.77
3:D:1468:ALA:CB	3:P:1511:GLN:H	1.94	0.77
4:R:457:ALA:H	4:R:457:ALA:CB	1.95	0.77
6:H:408:SER:HA	6:H:410:LEU:N	1.98	0.77
3:D:1468:ALA:CB	3:P:1511:GLN:H	1.94	0.77
4:R:457:ALA:CB	4:R:457:ALA:H	1.95	0.77
6:H:408:SER:HA	6:H:410:LEU:N	1.98	0.77
3:D:1468:ALA:CB	3:P:1511:GLN:H	1.94	0.77
4:R:457:ALA:CB	4:R:457:ALA:H	1.95	0.77
6:H:408:SER:HA	6:H:410:LEU:N	1.98	0.77
4:R:456:ASP:O	4:R:457:ALA:C	2.18	0.77
2:I:644:LYS:H	3:J:1453:THR:HA	0.64	0.77

Continued on next page...

Continued from previous page...

Atom-1	Atom-2	Interatomic distance (Å)	Clash overlap (Å)
3:D:1468:ALA:CB	3:P:1511:GLN:H	1.94	0.77
4:R:457:ALA:H	4:R:457:ALA:CB	1.95	0.77
6:H:408:SER:HA	6:H:410:LEU:N	1.98	0.77
3:D:1468:ALA:CB	3:P:1511:GLN:H	1.94	0.77
4:R:457:ALA:CB	4:R:457:ALA:H	1.95	0.77
6:H:408:SER:HA	6:H:410:LEU:N	1.98	0.77
5:G:339:TYR:C	5:G:340:ALA:CB	2.53	0.77
6:T:408:SER:HA	6:T:410:LEU:N	1.98	0.77
6:T:408:SER:HA	6:T:410:LEU:N	1.98	0.77
6:T:408:SER:HA	6:T:410:LEU:N	1.98	0.77
1:Q:1355:ASP:HA	3:V:872:LEU:HA	0.84	0.77
2:I:617:GLU:HA	3:J:1446:LYS:O	1.73	0.77
2:C:523:LEU:N	3:D:1613:VAL:CB	2.48	0.77
5:G:339:TYR:C	5:G:340:ALA:CB	2.53	0.77
6:T:408:SER:HA	6:T:410:LEU:N	1.98	0.77
6:T:408:SER:HA	6:T:410:LEU:N	1.98	0.77
6:Z:408:SER:HA	6:Z:410:LEU:N	1.97	0.77
3:D:1510:GLN:CB	3:P:1465:GLU:CA	2.58	0.77
3:V:714:LEU:O	3:V:718:SER:HA	1.84	0.77
6:Z:408:SER:HA	6:Z:410:LEU:N	1.97	0.77
3:D:1510:GLN:CB	3:P:1465:GLU:CA	2.58	0.77
3:V:714:LEU:O	3:V:718:SER:HA	1.84	0.77
3:D:1510:GLN:CB	3:P:1465:GLU:CA	2.58	0.77
3:V:714:LEU:O	3:V:718:SER:HA	1.84	0.77
3:V:714:LEU:O	3:V:718:SER:HA	1.84	0.77
6:H:497:ARG:CB	6:H:497:ARG:N	2.43	0.77
5:S:339:TYR:C	5:S:340:ALA:CB	2.53	0.77
3:D:1510:GLN:CB	3:P:1465:GLU:CA	2.58	0.77
3:V:714:LEU:O	3:V:718:SER:HA	1.84	0.77
3:D:1510:GLN:CB	3:P:1465:GLU:CA	2.58	0.77
3:V:714:LEU:O	3:V:718:SER:HA	1.84	0.77
3:V:714:LEU:O	3:V:718:SER:HA	1.84	0.77
4:R:449:SER:C	4:R:450:GLU:C	2.43	0.77
4:F:487:ASP:C	4:F:487:ASP:N	2.39	0.77
6:N:408:SER:HA	6:N:410:LEU:N	1.97	0.77
6:N:408:SER:HA	6:N:410:LEU:N	1.97	0.77
6:Z:408:SER:HA	6:Z:410:LEU:N	1.98	0.77
2:O:654:SER:O	3:P:1454:ALA:C	2.22	0.77
1:K:276:ASP:CB	1:K:295:SER:CB	2.63	0.77
4:R:449:SER:C	4:R:450:GLU:C	2.43	0.77
4:F:487:ASP:C	4:F:487:ASP:N	2.39	0.77

Continued on next page...

Continued from previous page...

Atom-1	Atom-2	Interatomic distance (Å)	Clash overlap (Å)
4:F:449:SER:C	4:F:450:GLU:C	2.43	0.76
4:R:487:ASP:N	4:R:487:ASP:C	2.39	0.76
5:M:339:TYR:C	5:M:340:ALA:CB	2.53	0.76
5:M:339:TYR:C	5:M:340:ALA:CB	2.53	0.76
1:Q:1365:GLN:CB	3:V:880:GLU:O	2.33	0.76
1:A:276:ASP:CB	1:A:295:SER:CB	2.63	0.76
4:F:449:SER:C	4:F:450:GLU:C	2.43	0.76
4:R:487:ASP:N	4:R:487:ASP:C	2.39	0.76
2:O:779:GLU:HA	1:W:122:ASP:HA	1.67	0.76
3:D:714:LEU:O	3:D:718:SER:HA	1.84	0.76
2:O:779:GLU:HA	1:W:122:ASP:HA	1.67	0.76
3:D:714:LEU:O	3:D:718:SER:HA	1.84	0.76
2:O:779:GLU:HA	1:W:122:ASP:HA	1.67	0.76
4:X:487:ASP:C	4:X:487:ASP:N	2.39	0.76
3:D:714:LEU:O	3:D:718:SER:HA	1.84	0.76
2:O:779:GLU:HA	1:W:122:ASP:HA	1.67	0.76
4:X:487:ASP:N	4:X:487:ASP:C	2.39	0.76
4:X:449:SER:C	4:X:450:GLU:C	2.43	0.76
5:G:339:TYR:C	5:G:340:ALA:CB	2.53	0.76
2:O:779:GLU:HA	1:W:122:ASP:HA	1.67	0.76
4:X:487:ASP:N	4:X:487:ASP:C	2.39	0.76
3:D:714:LEU:O	3:D:718:SER:HA	1.84	0.76
2:O:779:GLU:HA	1:W:122:ASP:HA	1.67	0.76
4:X:487:ASP:N	4:X:487:ASP:C	2.39	0.76
3:D:714:LEU:O	3:D:718:SER:HA	1.84	0.76
2:O:779:GLU:HA	1:W:122:ASP:HA	1.67	0.76
4:X:487:ASP:C	4:X:487:ASP:N	2.39	0.76
5:S:339:TYR:C	5:S:340:ALA:CB	2.53	0.76
3:D:1468:ALA:HB1	3:P:1511:GLN:H	1.47	0.76
2:I:739:ASP:N	3:J:1454:ALA:HB2	1.99	0.76
1:E:1305:GLN:CB	3:J:172:ARG:CB	2.63	0.76
2:O:729:GLU:CB	1:W:84:ILE:O	2.34	0.76
3:P:714:LEU:O	3:P:718:SER:HA	1.84	0.76
1:E:848:ASP:H	2:O:303:ALA:HB3	1.47	0.76
3:D:1468:ALA:HB1	3:P:1511:GLN:H	1.47	0.76
2:I:739:ASP:N	3:J:1454:ALA:HB2	1.99	0.76
2:O:729:GLU:CB	1:W:84:ILE:O	2.34	0.76
3:P:714:LEU:O	3:P:718:SER:HA	1.84	0.76
5:M:339:TYR:C	5:M:340:ALA:CB	2.53	0.76
3:D:1468:ALA:HB1	3:P:1511:GLN:H	1.47	0.76
2:I:739:ASP:N	3:J:1454:ALA:HB2	1.99	0.76

Continued on next page...

Continued from previous page...

Atom-1	Atom-2	Interatomic distance (Å)	Clash overlap (Å)
1:E:1305:GLN:CB	3:J:172:ARG:CB	2.63	0.76
2:O:729:GLU:CB	1:W:84:ILE:O	2.34	0.76
3:P:714:LEU:O	3:P:718:SER:HA	1.84	0.76
5:M:339:TYR:C	5:M:340:ALA:CB	2.53	0.76
1:E:848:ASP:H	2:O:303:ALA:HB3	1.47	0.76
2:I:739:ASP:N	3:J:1454:ALA:HB2	1.99	0.76
2:O:729:GLU:CB	1:W:84:ILE:O	2.34	0.76
4:R:487:ASP:C	4:R:487:ASP:N	2.39	0.76
5:M:339:TYR:C	5:M:340:ALA:CB	2.53	0.76
5:S:339:TYR:C	5:S:340:ALA:CB	2.53	0.76
3:D:1468:ALA:HB1	3:P:1511:GLN:H	1.47	0.76
2:I:739:ASP:N	3:J:1454:ALA:HB2	1.99	0.76
1:E:1305:GLN:CB	3:J:172:ARG:CB	2.63	0.76
2:O:729:GLU:CB	1:W:84:ILE:O	2.34	0.76
3:P:714:LEU:O	3:P:718:SER:HA	1.84	0.76
5:M:339:TYR:C	5:M:340:ALA:CB	2.53	0.76
1:E:848:ASP:H	2:O:303:ALA:HB3	1.47	0.76
3:D:1468:ALA:HB1	3:P:1511:GLN:H	1.47	0.76
2:I:739:ASP:N	3:J:1454:ALA:HB2	1.99	0.76
2:O:729:GLU:CB	1:W:84:ILE:O	2.34	0.76
3:P:714:LEU:O	3:P:718:SER:HA	1.84	0.76
5:M:339:TYR:C	5:M:340:ALA:CB	2.53	0.76
2:I:739:ASP:N	3:J:1454:ALA:HB2	1.99	0.76
1:E:1305:GLN:CB	3:J:172:ARG:CB	2.63	0.76
2:O:729:GLU:CB	1:W:84:ILE:O	2.34	0.76
4:L:487:ASP:N	4:L:487:ASP:C	2.39	0.76
4:L:487:ASP:N	4:L:487:ASP:C	2.39	0.76
4:F:449:SER:C	4:F:450:GLU:C	2.43	0.76
2:C:531:LEU:O	3:D:1663:GLN:C	2.23	0.76
5:Y:339:TYR:C	5:Y:340:ALA:CB	2.53	0.76
2:I:620:GLY:N	3:J:1446:LYS:HA	1.99	0.76
4:L:487:ASP:N	4:L:487:ASP:C	2.39	0.76
4:L:487:ASP:N	4:L:487:ASP:C	2.39	0.76
4:L:487:ASP:N	4:L:487:ASP:C	2.39	0.76
2:O:781:ARG:N	1:W:136:TYR:CB	2.48	0.76
1:Q:1239:ASP:O	1:W:572:ALA:HB2	1.85	0.76
2:U:739:ASP:N	3:V:1454:ALA:HB2	1.99	0.76
3:J:714:LEU:O	3:J:718:SER:HA	1.84	0.76
2:O:781:ARG:N	1:W:136:TYR:CB	2.48	0.76
2:U:739:ASP:N	3:V:1454:ALA:HB2	1.99	0.76
3:J:714:LEU:O	3:J:718:SER:HA	1.84	0.76

Continued on next page...

Continued from previous page...

Atom-1	Atom-2	Interatomic distance (Å)	Clash overlap (Å)
2:O:781:ARG:N	1:W:136:TYR:CB	2.48	0.76
1:Q:1239:ASP:O	1:W:572:ALA:HB2	1.85	0.76
2:U:739:ASP:N	3:V:1454:ALA:HB2	1.99	0.76
3:J:714:LEU:O	3:J:718:SER:HA	1.84	0.76
2:O:781:ARG:N	1:W:136:TYR:CB	2.48	0.76
2:U:739:ASP:N	3:V:1454:ALA:HB2	1.99	0.76
3:J:714:LEU:O	3:J:718:SER:HA	1.84	0.76
2:O:781:ARG:N	1:W:136:TYR:CB	2.48	0.76
1:Q:1239:ASP:O	1:W:572:ALA:HB2	1.85	0.76
2:U:739:ASP:N	3:V:1454:ALA:HB2	1.99	0.76
3:J:714:LEU:O	3:J:718:SER:HA	1.84	0.76
2:O:781:ARG:N	1:W:136:TYR:CB	2.48	0.76
2:U:739:ASP:N	3:V:1454:ALA:HB2	1.99	0.76
3:J:714:LEU:O	3:J:718:SER:HA	1.84	0.76
2:O:781:ARG:N	1:W:136:TYR:CB	2.48	0.76
1:Q:1239:ASP:O	1:W:572:ALA:HB2	1.85	0.76
2:U:739:ASP:N	3:V:1454:ALA:HB2	1.99	0.76
3:J:714:LEU:O	3:J:718:SER:HA	1.84	0.76
4:L:457:ALA:H	4:L:457:ALA:CB	1.95	0.76
6:H:408:SER:HA	6:H:410:LEU:N	1.97	0.76
4:L:457:ALA:CB	4:L:457:ALA:H	1.95	0.76
6:Z:497:ARG:CB	6:Z:497:ARG:N	2.43	0.76
6:Z:497:ARG:CB	6:Z:497:ARG:N	2.43	0.76
1:Q:276:ASP:CB	1:Q:295:SER:CB	2.63	0.76
6:Z:497:ARG:N	6:Z:497:ARG:CB	2.43	0.76
6:H:408:SER:HA	6:H:410:LEU:N	1.97	0.76
6:Z:497:ARG:CB	6:Z:497:ARG:N	2.43	0.76
6:Z:497:ARG:N	6:Z:497:ARG:CB	2.43	0.76
4:L:449:SER:C	4:L:450:GLU:C	2.43	0.76
4:X:449:SER:C	4:X:450:GLU:C	2.43	0.76
3:P:884:GLN:N	6:T:409:PRO:O	2.19	0.76
3:D:1511:GLN:H	3:P:1468:ALA:CB	1.94	0.76
4:L:449:SER:C	4:L:450:GLU:C	2.43	0.76
4:X:449:SER:C	4:X:450:GLU:C	2.43	0.76
3:D:1511:GLN:H	3:P:1468:ALA:CB	1.94	0.76
4:L:449:SER:C	4:L:450:GLU:C	2.43	0.76
3:D:1511:GLN:H	3:P:1468:ALA:CB	1.94	0.76
4:L:449:SER:C	4:L:450:GLU:C	2.43	0.76
4:F:487:ASP:C	4:F:487:ASP:N	2.39	0.76
4:L:449:SER:C	4:L:450:GLU:C	2.43	0.76
3:P:884:GLN:N	6:T:409:PRO:O	2.19	0.76

Continued on next page...

Continued from previous page...

Atom-1	Atom-2	Interatomic distance (Å)	Clash overlap (Å)
3:D:1511:GLN:H	3:P:1468:ALA:CB	1.94	0.76
4:L:449:SER:C	4:L:450:GLU:C	2.43	0.76
3:D:1511:GLN:H	3:P:1468:ALA:CB	1.94	0.76
4:L:449:SER:C	4:L:450:GLU:C	2.43	0.76
6:N:497:ARG:CB	6:N:497:ARG:N	2.43	0.76
6:N:497:ARG:N	6:N:497:ARG:CB	2.43	0.76
6:N:408:SER:HA	6:N:410:LEU:N	1.97	0.76
6:N:408:SER:HA	6:N:410:LEU:N	1.97	0.76
4:L:449:SER:C	4:L:450:GLU:C	2.43	0.76
4:F:235:ASP:N	4:F:235:ASP:CB	2.47	0.76
2:I:621:LEU:N	3:J:1449:TRP:CB	2.48	0.76
6:N:408:SER:HA	6:N:410:LEU:N	1.97	0.76
6:N:408:SER:HA	6:N:410:LEU:N	1.97	0.76
6:N:408:SER:HA	6:N:410:LEU:N	1.97	0.76
6:T:408:SER:HA	6:T:410:LEU:N	1.98	0.76
2:C:785:LEU:N	1:K:131:GLY:O	2.18	0.76
2:C:785:LEU:N	1:K:131:GLY:O	2.18	0.76
1:E:845:TYR:CB	2:O:299:ILE:CB	2.63	0.76
2:C:299:ILE:CB	1:Q:845:TYR:CB	2.63	0.76
2:C:785:LEU:N	1:K:131:GLY:O	2.18	0.76
2:C:785:LEU:N	1:K:131:GLY:O	2.18	0.76
1:E:845:TYR:CB	2:O:299:ILE:CB	2.63	0.76
2:C:299:ILE:CB	1:Q:845:TYR:CB	2.63	0.76
4:F:456:ASP:O	4:F:457:ALA:C	2.18	0.76
1:Q:1309:SER:N	3:V:733:ASP:HA	2.00	0.76
1:B:276:ASP:CB	1:B:295:SER:CB	2.63	0.76
6:T:408:SER:HA	6:T:410:LEU:N	1.98	0.76
2:C:785:LEU:N	1:K:131:GLY:O	2.18	0.76
2:C:785:LEU:N	1:K:131:GLY:O	2.18	0.76
1:E:845:TYR:CB	2:O:299:ILE:CB	2.63	0.76
2:C:299:ILE:CB	1:Q:845:TYR:CB	2.63	0.76
2:C:785:LEU:N	1:K:131:GLY:O	2.18	0.76
4:F:487:ASP:C	4:F:487:ASP:N	2.39	0.76
1:E:1304:ASP:O	3:J:174:THR:CB	2.33	0.76
4:L:456:ASP:C	4:L:456:ASP:N	2.39	0.76
4:F:487:ASP:N	4:F:487:ASP:C	2.39	0.76
4:L:492:GLU:CB	4:L:492:GLU:C	2.55	0.76
6:Z:408:SER:HA	6:Z:410:LEU:N	1.97	0.76
4:L:456:ASP:C	4:L:456:ASP:N	2.39	0.76
4:F:487:ASP:C	4:F:487:ASP:N	2.39	0.76
4:L:492:GLU:C	4:L:492:GLU:CB	2.55	0.76

Continued on next page...

Continued from previous page...

Atom-1	Atom-2	Interatomic distance (Å)	Clash overlap (Å)
1:E:1304:ASP:O	3:J:174:THR:CB	2.33	0.76
6:Z:408:SER:HA	6:Z:410:LEU:N	1.97	0.76
6:H:408:SER:HA	6:H:410:LEU:N	1.98	0.76
4:L:456:ASP:N	4:L:456:ASP:C	2.39	0.76
4:L:492:GLU:C	4:L:492:GLU:CB	2.55	0.76
6:Z:408:SER:HA	6:Z:410:LEU:N	1.97	0.76
4:L:456:ASP:N	4:L:456:ASP:C	2.39	0.76
4:F:487:ASP:C	4:F:487:ASP:N	2.39	0.76
4:L:492:GLU:C	4:L:492:GLU:CB	2.55	0.76
1:E:1304:ASP:O	3:J:174:THR:CB	2.33	0.76
6:Z:408:SER:HA	6:Z:410:LEU:N	1.97	0.76
4:L:456:ASP:N	4:L:456:ASP:C	2.39	0.76
4:F:487:ASP:N	4:F:487:ASP:C	2.39	0.76
4:L:492:GLU:C	4:L:492:GLU:CB	2.55	0.76
6:Z:408:SER:HA	6:Z:410:LEU:N	1.97	0.76
3:D:1472:SER:O	3:P:1474:GLY:N	2.10	0.75
2:U:643:ASN:CB	3:V:1452:LEU:O	2.33	0.75
4:R:492:GLU:CB	4:R:492:GLU:C	2.55	0.75
1:Q:1304:ASP:O	3:V:174:THR:CB	2.33	0.75
3:D:1472:SER:O	3:P:1474:GLY:N	2.10	0.75
1:E:848:ASP:CB	2:O:303:ALA:HB2	2.15	0.75
2:U:643:ASN:CB	3:V:1452:LEU:O	2.33	0.75
1:E:1301:GLU:O	3:J:172:ARG:O	2.04	0.75
4:X:449:SER:C	4:X:450:GLU:C	2.43	0.75
4:R:492:GLU:CB	4:R:492:GLU:C	2.55	0.75
4:X:492:GLU:C	4:X:492:GLU:CB	2.55	0.75
3:D:1472:SER:O	3:P:1474:GLY:N	2.10	0.75
2:U:643:ASN:CB	3:V:1452:LEU:O	2.33	0.75
4:X:449:SER:C	4:X:450:GLU:C	2.43	0.75
4:R:492:GLU:C	4:R:492:GLU:CB	2.55	0.75
4:X:492:GLU:C	4:X:492:GLU:CB	2.55	0.75
1:Q:1304:ASP:O	3:V:174:THR:CB	2.33	0.75
1:E:848:ASP:CB	2:O:303:ALA:HB2	2.15	0.75
2:U:643:ASN:CB	3:V:1452:LEU:O	2.33	0.75
1:E:1301:GLU:O	3:J:172:ARG:O	2.04	0.75
1:E:1165:TYR:HA	1:K:727:PHE:N	2.00	0.75
4:F:471:GLN:C	4:F:472:GLU:CA	2.54	0.75
4:X:449:SER:C	4:X:450:GLU:C	2.43	0.75
4:X:492:GLU:C	4:X:492:GLU:CB	2.55	0.75
3:D:1472:SER:O	3:P:1474:GLY:N	2.10	0.75
2:U:643:ASN:CB	3:V:1452:LEU:O	2.33	0.75

Continued on next page...

Continued from previous page...

Atom-1	Atom-2	Interatomic distance (Å)	Clash overlap (Å)
4:X:449:SER:C	4:X:450:GLU:C	2.43	0.75
4:R:492:GLU:CB	4:R:492:GLU:C	2.55	0.75
4:X:492:GLU:C	4:X:492:GLU:CB	2.55	0.75
1:Q:1304:ASP:O	3:V:174:THR:CB	2.33	0.75
3:D:1472:SER:O	3:P:1474:GLY:N	2.10	0.75
1:E:848:ASP:CB	2:O:303:ALA:HB2	2.15	0.75
2:U:643:ASN:CB	3:V:1452:LEU:O	2.33	0.75
1:E:1301:GLU:O	3:J:172:ARG:O	2.04	0.75
4:X:449:SER:C	4:X:450:GLU:C	2.43	0.75
4:R:492:GLU:C	4:R:492:GLU:CB	2.55	0.75
4:X:492:GLU:CB	4:X:492:GLU:C	2.55	0.75
2:U:643:ASN:CB	3:V:1452:LEU:O	2.33	0.75
4:L:492:GLU:C	4:L:492:GLU:CB	2.55	0.75
1:Q:1233:VAL:CB	1:W:579:GLU:CA	2.63	0.75
2:I:643:ASN:CB	3:J:1452:LEU:O	2.33	0.75
4:F:488:ILE:N	4:F:488:ILE:HA	1.95	0.75
4:L:492:GLU:C	4:L:492:GLU:CB	2.55	0.75
2:I:643:ASN:CB	3:J:1452:LEU:O	2.33	0.75
4:X:456:ASP:CA	4:X:457:ALA:N	2.33	0.75
4:F:488:ILE:N	4:F:488:ILE:HA	1.95	0.75
1:Q:1233:VAL:CB	1:W:579:GLU:CA	2.63	0.75
2:I:643:ASN:CB	3:J:1452:LEU:O	2.33	0.75
4:X:456:ASP:CA	4:X:457:ALA:N	2.33	0.75
4:F:488:ILE:N	4:F:488:ILE:HA	1.95	0.75
2:I:643:ASN:CB	3:J:1452:LEU:O	2.33	0.75
4:L:492:GLU:C	4:L:492:GLU:CB	2.54	0.75
4:X:471:GLN:C	4:X:472:GLU:CA	2.55	0.75
4:X:456:ASP:CA	4:X:457:ALA:N	2.33	0.75
1:Q:1233:VAL:CB	1:W:579:GLU:CA	2.63	0.75
2:I:643:ASN:CB	3:J:1452:LEU:O	2.33	0.75
4:X:456:ASP:CA	4:X:457:ALA:N	2.33	0.75
4:F:488:ILE:N	4:F:488:ILE:HA	1.95	0.75
2:I:643:ASN:CB	3:J:1452:LEU:O	2.33	0.75
4:X:456:ASP:CA	4:X:457:ALA:N	2.33	0.75
4:F:488:ILE:N	4:F:488:ILE:HA	1.95	0.75
1:Q:1233:VAL:CB	1:W:579:GLU:CA	2.63	0.75
2:I:643:ASN:CB	3:J:1452:LEU:O	2.33	0.75
4:F:492:GLU:C	4:F:492:GLU:CB	2.55	0.75
4:X:487:ASP:C	4:X:487:ASP:N	2.39	0.75
1:Q:326:ALA:HB1	1:Q:387:LEU:CB	2.17	0.75
4:F:492:GLU:C	4:F:492:GLU:CB	2.55	0.75

Continued on next page...

Continued from previous page...

Atom-1	Atom-2	Interatomic distance (Å)	Clash overlap (Å)
4:L:487:ASP:C	4:L:487:ASP:N	2.39	0.75
6:Z:497:ARG:N	6:Z:497:ARG:C	2.40	0.75
6:N:497:ARG:N	6:N:497:ARG:C	2.40	0.75
1:W:326:ALA:HB1	1:W:387:LEU:CB	2.17	0.75
4:L:487:ASP:C	4:L:487:ASP:N	2.39	0.75
6:Z:497:ARG:C	6:Z:497:ARG:N	2.40	0.75
4:R:487:ASP:C	4:R:487:ASP:N	2.39	0.75
6:N:497:ARG:N	6:N:497:ARG:C	2.40	0.75
1:W:326:ALA:HB1	1:W:387:LEU:CB	2.17	0.75
4:R:487:ASP:N	4:R:487:ASP:C	2.39	0.75
1:W:326:ALA:HB1	1:W:387:LEU:CB	2.17	0.75
4:R:487:ASP:C	4:R:487:ASP:N	2.39	0.75
1:W:326:ALA:HB1	1:W:387:LEU:CB	2.17	0.75
4:F:488:ILE:N	4:F:488:ILE:HA	1.94	0.75
1:W:326:ALA:HB1	1:W:387:LEU:CB	2.17	0.75
4:R:487:ASP:C	4:R:487:ASP:N	2.39	0.75
1:W:326:ALA:HB1	1:W:387:LEU:CB	2.17	0.75
4:R:487:ASP:C	4:R:487:ASP:N	2.39	0.75
1:W:326:ALA:HB1	1:W:387:LEU:CB	2.17	0.75
1:E:326:ALA:HB1	1:E:387:LEU:CB	2.17	0.75
4:F:492:GLU:C	4:F:492:GLU:CB	2.55	0.75
1:Q:1301:GLU:O	3:V:172:ARG:O	2.04	0.75
1:E:326:ALA:HB1	1:E:387:LEU:CB	2.17	0.75
4:F:492:GLU:CB	4:F:492:GLU:C	2.55	0.75
1:E:326:ALA:HB1	1:E:387:LEU:CB	2.17	0.75
4:F:492:GLU:CB	4:F:492:GLU:C	2.55	0.75
1:Q:1301:GLU:O	3:V:172:ARG:O	2.04	0.75
1:E:326:ALA:HB1	1:E:387:LEU:CB	2.17	0.75
1:E:326:ALA:HB1	1:E:387:LEU:CB	2.17	0.75
4:F:492:GLU:CB	4:F:492:GLU:C	2.55	0.75
1:Q:1301:GLU:O	3:V:172:ARG:O	2.04	0.75
1:E:326:ALA:HB1	1:E:387:LEU:CB	2.17	0.75
4:F:492:GLU:C	4:F:492:GLU:CB	2.55	0.75
1:E:326:ALA:HB1	1:E:387:LEU:CB	2.17	0.75
4:X:492:GLU:CB	4:X:492:GLU:C	2.55	0.75
2:O:724:GLN:CB	1:W:508:SER:H	2.00	0.75
4:X:492:GLU:C	4:X:492:GLU:CB	2.55	0.75
2:C:303:ALA:HB2	1:Q:848:ASP:CB	2.15	0.75
2:O:724:GLN:CB	1:W:508:SER:H	2.00	0.75
2:O:724:GLN:CB	1:W:508:SER:H	2.00	0.75
2:C:303:ALA:HB2	1:Q:848:ASP:CB	2.15	0.75

Continued on next page...

Continued from previous page...

Atom-1	Atom-2	Interatomic distance (Å)	Clash overlap (Å)
2:O:724:GLN:CB	1:W:508:SER:H	2.00	0.75
2:O:724:GLN:CB	1:W:508:SER:H	2.00	0.75
2:C:303:ALA:HB2	1:Q:848:ASP:CB	2.15	0.75
2:O:724:GLN:CB	1:W:508:SER:H	2.00	0.75
2:O:724:GLN:CB	1:W:508:SER:H	2.00	0.75
4:X:487:ASP:N	4:X:487:ASP:C	2.39	0.75
2:C:781:ARG:N	1:K:136:TYR:CB	2.50	0.75
4:X:487:ASP:N	4:X:487:ASP:C	2.39	0.75
2:C:781:ARG:N	1:K:136:TYR:CB	2.50	0.75
4:X:456:ASP:C	4:X:456:ASP:N	2.39	0.75
2:C:781:ARG:N	1:K:136:TYR:CB	2.50	0.75
4:X:456:ASP:C	4:X:456:ASP:N	2.39	0.75
2:C:781:ARG:N	1:K:136:TYR:CB	2.50	0.75
4:L:487:ASP:N	4:L:487:ASP:C	2.39	0.75
4:F:492:GLU:CB	4:F:492:GLU:C	2.55	0.75
4:X:456:ASP:N	4:X:456:ASP:C	2.39	0.75
2:C:781:ARG:N	1:K:136:TYR:CB	2.50	0.75
4:X:456:ASP:N	4:X:456:ASP:C	2.39	0.75
2:C:781:ARG:N	1:K:136:TYR:CB	2.50	0.75
4:X:456:ASP:N	4:X:456:ASP:C	2.39	0.75
2:C:781:ARG:N	1:K:136:TYR:CB	2.50	0.75
4:R:471:GLN:C	4:R:472:GLU:CA	2.55	0.75
1:Q:326:ALA:HB1	1:Q:387:LEU:CB	2.17	0.75
6:N:497:ARG:C	6:N:497:ARG:N	2.40	0.75
6:N:497:ARG:C	6:N:497:ARG:N	2.40	0.75
1:Q:326:ALA:HB1	1:Q:387:LEU:CB	2.17	0.75
4:X:492:GLU:CB	4:X:492:GLU:C	2.55	0.75
2:C:530:ARG:C	3:D:1664:ASP:HA	2.02	0.75
1:K:326:ALA:HB1	1:K:387:LEU:CB	2.17	0.75
6:N:497:ARG:N	6:N:497:ARG:C	2.40	0.75
4:R:471:GLN:C	4:R:472:GLU:CA	2.55	0.75
6:N:497:ARG:C	6:N:497:ARG:N	2.40	0.75
1:Q:326:ALA:HB1	1:Q:387:LEU:CB	2.17	0.75
6:N:497:ARG:N	6:N:497:ARG:C	2.40	0.75
1:K:326:ALA:HB1	1:K:387:LEU:CB	2.17	0.75
1:K:326:ALA:HB1	1:K:387:LEU:CB	2.17	0.75
1:K:326:ALA:HB1	1:K:387:LEU:CB	2.17	0.75
1:K:326:ALA:HB1	1:K:387:LEU:CB	2.17	0.75
6:N:408:SER:HA	6:N:410:LEU:N	1.97	0.75
1:W:326:ALA:HB1	1:W:387:LEU:CB	2.17	0.75
1:A:326:ALA:HB1	1:A:387:LEU:CB	2.17	0.75

Continued on next page...

Continued from previous page...

Atom-1	Atom-2	Interatomic distance (Å)	Clash overlap (Å)
1:E:326:ALA:HB1	1:E:387:LEU:CB	2.17	0.75
1:K:326:ALA:HB1	1:K:387:LEU:CB	2.17	0.75
1:K:326:ALA:HB1	1:K:387:LEU:CB	2.17	0.75
1:K:326:ALA:HB1	1:K:387:LEU:CB	2.17	0.75
6:Z:497:ARG:N	6:Z:497:ARG:CB	2.43	0.74
1:Q:326:ALA:HB1	1:Q:387:LEU:CB	2.17	0.74
6:Z:497:ARG:CB	6:Z:497:ARG:N	2.43	0.74
2:C:304:PRO:N	1:Q:851:ALA:H	1.85	0.74
4:L:471:GLN:C	4:L:472:GLU:CA	2.55	0.74
1:Q:326:ALA:HB1	1:Q:387:LEU:CB	2.17	0.74
4:L:471:GLN:C	4:L:472:GLU:CA	2.55	0.74
2:C:304:PRO:N	1:Q:851:ALA:H	1.85	0.74
4:L:471:GLN:C	4:L:472:GLU:CA	2.55	0.74
1:Q:326:ALA:HB1	1:Q:387:LEU:CB	2.17	0.74
4:L:471:GLN:C	4:L:472:GLU:CA	2.55	0.74
2:C:304:PRO:N	1:Q:851:ALA:H	1.85	0.74
4:L:471:GLN:C	4:L:472:GLU:CA	2.55	0.74
1:Q:326:ALA:HB1	1:Q:387:LEU:CB	2.17	0.74
4:R:492:GLU:C	4:R:492:GLU:CB	2.55	0.74
4:R:456:ASP:N	4:R:456:ASP:C	2.39	0.74
4:R:456:ASP:C	4:R:456:ASP:N	2.39	0.74
4:R:456:ASP:C	4:R:456:ASP:N	2.39	0.74
6:H:497:ARG:C	6:H:497:ARG:N	2.40	0.74
4:R:492:GLU:CB	4:R:492:GLU:C	2.55	0.74
4:R:456:ASP:C	4:R:456:ASP:N	2.39	0.74
4:R:456:ASP:C	4:R:456:ASP:N	2.39	0.74
4:X:402:ALA:HB2	4:X:403:ILE:H	1.52	0.74
4:X:402:ALA:HB2	4:X:403:ILE:H	1.52	0.74
4:L:471:GLN:C	4:L:472:GLU:CA	2.55	0.74
2:C:524:ARG:C	3:D:1610:PRO:HA	2.06	0.74
2:O:589:ASN:O	1:W:849:ASN:CB	2.35	0.74
4:X:402:ALA:HB2	4:X:403:ILE:H	1.52	0.74
4:X:402:ALA:HB2	4:X:403:ILE:H	1.52	0.74
4:X:402:ALA:HB2	4:X:403:ILE:H	1.52	0.74
2:C:779:GLU:HA	1:K:122:ASP:HA	1.69	0.74
1:B:326:ALA:HB1	1:B:387:LEU:CB	2.17	0.74
2:C:779:GLU:HA	1:K:122:ASP:HA	1.69	0.74
1:E:851:ALA:H	2:O:304:PRO:N	1.85	0.74
1:B:326:ALA:HB1	1:B:387:LEU:CB	2.17	0.74
2:C:779:GLU:HA	1:K:122:ASP:HA	1.69	0.74
6:Z:497:ARG:C	6:Z:497:ARG:N	2.40	0.74

Continued on next page...

Continued from previous page...

Atom-1	Atom-2	Interatomic distance (Å)	Clash overlap (Å)
1:B:326:ALA:HB1	1:B:387:LEU:CB	2.17	0.74
2:C:779:GLU:HA	1:K:122:ASP:HA	1.69	0.74
6:Z:497:ARG:C	6:Z:497:ARG:N	2.40	0.74
1:E:851:ALA:H	2:O:304:PRO:N	1.85	0.74
1:B:326:ALA:HB1	1:B:387:LEU:CB	2.17	0.74
4:R:492:GLU:CB	4:R:492:GLU:C	2.55	0.74
4:R:471:GLN:C	4:R:472:GLU:CA	2.55	0.74
2:C:779:GLU:HA	1:K:122:ASP:HA	1.69	0.74
6:Z:497:ARG:C	6:Z:497:ARG:N	2.40	0.74
1:B:326:ALA:HB1	1:B:387:LEU:CB	2.17	0.74
2:C:779:GLU:HA	1:K:122:ASP:HA	1.69	0.74
6:Z:497:ARG:N	6:Z:497:ARG:C	2.40	0.74
1:E:851:ALA:H	2:O:304:PRO:N	1.85	0.74
1:B:326:ALA:HB1	1:B:387:LEU:CB	2.17	0.74
2:C:779:GLU:HA	1:K:122:ASP:HA	1.69	0.74
6:Z:497:ARG:C	6:Z:497:ARG:N	2.40	0.74
1:B:326:ALA:HB1	1:B:387:LEU:CB	2.17	0.74
4:F:456:ASP:C	4:F:456:ASP:N	2.39	0.74
1:A:326:ALA:HB1	1:A:387:LEU:CB	2.17	0.74
1:A:326:ALA:HB1	1:A:387:LEU:CB	2.17	0.74
1:A:326:ALA:HB1	1:A:387:LEU:CB	2.17	0.74
1:A:326:ALA:HB1	1:A:387:LEU:CB	2.17	0.74
4:L:457:ALA:H	4:L:457:ALA:CB	1.95	0.74
4:F:456:ASP:C	4:F:456:ASP:N	2.39	0.74
1:A:326:ALA:HB1	1:A:387:LEU:CB	2.17	0.74
1:A:326:ALA:HB1	1:A:387:LEU:CB	2.17	0.74
1:A:326:ALA:HB1	1:A:387:LEU:CB	2.17	0.74
4:F:456:ASP:O	4:F:457:ALA:C	2.18	0.74
6:T:497:ARG:N	6:T:497:ARG:C	2.40	0.74
4:R:471:GLN:C	4:R:472:GLU:CA	2.54	0.74
6:T:497:ARG:C	6:T:497:ARG:N	2.40	0.74
4:R:471:GLN:C	4:R:472:GLU:CA	2.54	0.74
6:T:497:ARG:C	6:T:497:ARG:N	2.40	0.74
4:R:471:GLN:C	4:R:472:GLU:CA	2.54	0.74
4:F:456:ASP:O	4:F:457:ALA:C	2.18	0.74
6:T:497:ARG:N	6:T:497:ARG:C	2.40	0.74
4:R:471:GLN:C	4:R:472:GLU:CA	2.54	0.74
6:T:497:ARG:C	6:T:497:ARG:N	2.40	0.74
4:R:471:GLN:C	4:R:472:GLU:CA	2.54	0.74
1:B:326:ALA:HB1	1:B:387:LEU:CB	2.17	0.74
4:L:471:GLN:C	4:L:472:GLU:CA	2.55	0.74

Continued on next page...

Continued from previous page...

Atom-1	Atom-2	Interatomic distance (Å)	Clash overlap (Å)
4:L:471:GLN:C	4:L:472:GLU:CA	2.55	0.74
2:O:783:SER:CB	1:W:90:PRO:C	2.56	0.74
4:L:299:ASN:N	4:L:299:ASN:C	2.42	0.73
4:L:299:ASN:C	4:L:299:ASN:N	2.42	0.73
4:L:299:ASN:N	4:L:299:ASN:C	2.42	0.73
4:L:299:ASN:N	4:L:299:ASN:C	2.42	0.73
4:L:299:ASN:N	4:L:299:ASN:C	2.42	0.73
4:X:471:GLN:C	4:X:472:GLU:CA	2.55	0.73
4:X:299:ASN:C	4:X:299:ASN:N	2.42	0.73
4:X:471:GLN:C	4:X:472:GLU:CA	2.55	0.73
4:X:299:ASN:C	4:X:299:ASN:N	2.42	0.73
4:L:456:ASP:O	4:L:457:ALA:C	2.18	0.73
4:X:471:GLN:C	4:X:472:GLU:CA	2.55	0.73
4:X:299:ASN:N	4:X:299:ASN:C	2.42	0.73
4:X:471:GLN:C	4:X:472:GLU:CA	2.55	0.73
4:X:299:ASN:N	4:X:299:ASN:C	2.42	0.73
4:X:471:GLN:C	4:X:472:GLU:CA	2.55	0.73
4:X:299:ASN:C	4:X:299:ASN:N	2.42	0.73
4:X:471:GLN:C	4:X:472:GLU:CA	2.55	0.73
5:G:341:ALA:H	5:G:342:PRO:N	1.87	0.73
4:R:402:ALA:HB2	4:R:403:ILE:H	1.52	0.73
4:F:456:ASP:C	4:F:456:ASP:N	2.39	0.73
4:X:471:GLN:C	4:X:472:GLU:CA	2.55	0.73
4:F:456:ASP:N	4:F:456:ASP:C	2.39	0.73
4:F:456:ASP:N	4:F:456:ASP:C	2.39	0.73
6:H:381:LYS:N	6:H:381:LYS:C	2.42	0.73
5:G:341:ALA:H	5:G:342:PRO:N	1.87	0.73
4:R:402:ALA:HB2	4:R:403:ILE:H	1.52	0.73
4:F:456:ASP:N	4:F:456:ASP:C	2.39	0.73
4:F:456:ASP:C	4:F:456:ASP:N	2.39	0.73
1:E:1233:VAL:CB	1:K:579:GLU:HA	2.18	0.73
4:R:299:ASN:C	4:R:299:ASN:N	2.42	0.73
4:R:299:ASN:C	4:R:299:ASN:N	2.42	0.73
1:E:1233:VAL:CB	1:K:579:GLU:HA	2.18	0.73
4:R:299:ASN:C	4:R:299:ASN:N	2.42	0.73
4:F:399:SER:O	4:F:400:GLY:CA	2.36	0.73
1:Q:1308:LYS:O	3:V:732:PHE:CB	2.36	0.73
1:E:1233:VAL:CB	1:K:579:GLU:HA	2.18	0.73
4:R:299:ASN:C	4:R:299:ASN:N	2.42	0.73
4:R:299:ASN:C	4:R:299:ASN:N	2.42	0.73
1:E:1233:VAL:CB	1:K:579:GLU:HA	2.18	0.73

Continued on next page...

Continued from previous page...

Atom-1	Atom-2	Interatomic distance (Å)	Clash overlap (Å)
6:H:497:ARG:C	6:H:497:ARG:N	2.40	0.73
2:C:302:PRO:O	1:Q:849:ASN:CA	2.36	0.73
4:F:299:ASN:C	4:F:299:ASN:N	2.42	0.73
4:R:399:SER:O	4:R:400:GLY:CA	2.36	0.73
4:F:299:ASN:N	4:F:299:ASN:C	2.42	0.73
2:C:302:PRO:O	1:Q:849:ASN:CA	2.36	0.73
4:R:399:SER:O	4:R:400:GLY:CA	2.36	0.73
4:F:299:ASN:N	4:F:299:ASN:C	2.42	0.73
4:R:399:SER:O	4:R:400:GLY:CA	2.36	0.73
4:R:299:ASN:N	4:R:299:ASN:C	2.42	0.73
6:H:497:ARG:C	6:H:497:ARG:N	2.40	0.73
2:C:302:PRO:O	1:Q:849:ASN:CA	2.36	0.73
4:F:299:ASN:N	4:F:299:ASN:C	2.42	0.73
4:R:399:SER:O	4:R:400:GLY:CA	2.36	0.73
4:F:299:ASN:C	4:F:299:ASN:N	2.42	0.73
2:C:302:PRO:O	1:Q:849:ASN:CA	2.36	0.73
4:R:399:SER:O	4:R:400:GLY:CA	2.36	0.73
4:F:471:GLN:C	4:F:472:GLU:CA	2.55	0.73
4:X:299:ASN:C	4:X:299:ASN:N	2.42	0.73
4:X:299:ASN:C	4:X:299:ASN:N	2.42	0.73
1:Q:1301:GLU:CA	3:V:172:ARG:O	2.37	0.73
1:Q:1301:GLU:CA	3:V:172:ARG:O	2.37	0.73
6:T:497:ARG:C	6:T:497:ARG:N	2.40	0.73
4:F:471:GLN:C	4:F:472:GLU:CA	2.55	0.73
1:Q:1301:GLU:CA	3:V:172:ARG:O	2.37	0.73
6:T:381:LYS:C	6:T:381:LYS:N	2.42	0.73
4:L:299:ASN:C	4:L:299:ASN:N	2.42	0.73
4:L:299:ASN:N	4:L:299:ASN:C	2.42	0.73
4:R:456:ASP:C	4:R:456:ASP:N	2.39	0.73
2:U:617:GLU:O	3:V:1446:LYS:CA	2.35	0.73
4:R:140:LYS:HA	4:R:149:GLY:H	1.54	0.73
6:T:381:LYS:C	6:T:381:LYS:N	2.42	0.73
3:P:1663:GLN:HA	3:P:1667:ALA:CB	2.18	0.73
3:P:1663:GLN:HA	3:P:1667:ALA:CB	2.18	0.73
3:P:1663:GLN:HA	3:P:1667:ALA:CB	2.18	0.73
4:L:456:ASP:N	4:L:456:ASP:C	2.39	0.73
5:M:341:ALA:H	5:M:342:PRO:N	1.87	0.73
1:E:1307:PHE:C	3:J:871:GLN:O	2.27	0.73
3:P:1663:GLN:HA	3:P:1667:ALA:CB	2.18	0.73
3:P:1663:GLN:HA	3:P:1667:ALA:CB	2.18	0.73
4:L:456:ASP:O	4:L:457:ALA:C	2.18	0.73

Continued on next page...

Continued from previous page...

Atom-1	Atom-2	Interatomic distance (Å)	Clash overlap (Å)
3:D:1663:GLN:HA	3:D:1667:ALA:CB	2.18	0.73
4:L:456:ASP:O	4:L:457:ALA:C	2.18	0.73
4:F:471:GLN:C	4:F:472:GLU:CA	2.55	0.73
3:D:1663:GLN:HA	3:D:1667:ALA:CB	2.18	0.73
1:E:1301:GLU:CA	3:J:172:ARG:O	2.37	0.73
4:F:471:GLN:C	4:F:472:GLU:CA	2.55	0.73
4:L:399:SER:O	4:L:400:GLY:CA	2.36	0.73
3:D:1663:GLN:HA	3:D:1667:ALA:CB	2.18	0.73
4:F:471:GLN:C	4:F:472:GLU:CA	2.55	0.73
4:L:399:SER:O	4:L:400:GLY:CA	2.36	0.73
1:E:1301:GLU:CA	3:J:172:ARG:O	2.37	0.73
2:C:534:LEU:CB	3:D:1665:VAL:C	2.52	0.73
4:R:399:SER:O	4:R:400:GLY:CA	2.36	0.73
4:L:399:SER:O	4:L:400:GLY:CA	2.36	0.73
3:D:1663:GLN:HA	3:D:1667:ALA:CB	2.18	0.73
4:F:471:GLN:C	4:F:472:GLU:CA	2.55	0.73
4:L:399:SER:O	4:L:400:GLY:CA	2.36	0.73
3:D:1663:GLN:HA	3:D:1667:ALA:CB	2.18	0.73
1:E:1301:GLU:CA	3:J:172:ARG:O	2.37	0.73
4:F:471:GLN:C	4:F:472:GLU:CA	2.55	0.73
4:L:399:SER:O	4:L:400:GLY:CA	2.36	0.73
4:R:456:ASP:O	4:R:457:ALA:C	2.18	0.73
2:O:778:ILE:CA	1:W:138:ASP:C	2.53	0.73
6:H:381:LYS:N	6:H:381:LYS:C	2.42	0.73
3:V:1663:GLN:HA	3:V:1667:ALA:CB	2.18	0.73
4:R:140:LYS:HA	4:R:149:GLY:H	1.54	0.73
2:O:778:ILE:CA	1:W:138:ASP:C	2.53	0.73
6:T:381:LYS:C	6:T:381:LYS:N	2.42	0.73
3:V:1663:GLN:HA	3:V:1667:ALA:CB	2.18	0.73
2:O:778:ILE:CA	1:W:138:ASP:C	2.53	0.73
6:T:381:LYS:N	6:T:381:LYS:C	2.42	0.73
3:V:1663:GLN:HA	3:V:1667:ALA:CB	2.18	0.73
2:O:778:ILE:CA	1:W:138:ASP:C	2.53	0.73
6:T:381:LYS:C	6:T:381:LYS:N	2.42	0.73
3:V:1663:GLN:HA	3:V:1667:ALA:CB	2.18	0.73
4:X:299:ASN:N	4:X:299:ASN:C	2.42	0.73
4:R:456:ASP:O	4:R:457:ALA:C	2.18	0.73
2:O:778:ILE:CA	1:W:138:ASP:C	2.53	0.73
6:H:381:LYS:C	6:H:381:LYS:N	2.42	0.73
3:V:1663:GLN:HA	3:V:1667:ALA:CB	2.18	0.73
4:R:140:LYS:HA	4:R:149:GLY:H	1.54	0.73

Continued on next page...

Continued from previous page...

Atom-1	Atom-2	Interatomic distance (Å)	Clash overlap (Å)
2:O:778:ILE:CA	1:W:138:ASP:C	2.53	0.73
6:T:381:LYS:N	6:T:381:LYS:C	2.42	0.73
3:V:1663:GLN:HA	3:V:1667:ALA:CB	2.18	0.73
2:O:778:ILE:CA	1:W:138:ASP:C	2.53	0.73
6:T:381:LYS:N	6:T:381:LYS:C	2.42	0.73
3:V:1663:GLN:HA	3:V:1667:ALA:CB	2.18	0.73
4:L:446:ALA:O	4:L:449:SER:CB	2.38	0.72
4:X:456:ASP:N	4:X:456:ASP:C	2.39	0.72
4:F:402:ALA:HB2	4:F:403:ILE:H	1.52	0.72
4:L:446:ALA:O	4:L:449:SER:CB	2.38	0.72
4:X:456:ASP:N	4:X:456:ASP:C	2.39	0.72
4:F:399:SER:O	4:F:400:GLY:CA	2.36	0.72
4:F:140:LYS:HA	4:F:149:GLY:H	1.54	0.72
4:X:446:ALA:O	4:X:449:SER:CB	2.38	0.72
4:L:456:ASP:CA	4:L:457:ALA:N	2.33	0.72
4:F:399:SER:O	4:F:400:GLY:CA	2.36	0.72
4:F:140:LYS:HA	4:F:149:GLY:H	1.54	0.72
4:X:446:ALA:O	4:X:449:SER:CB	2.38	0.72
4:L:456:ASP:CA	4:L:457:ALA:N	2.33	0.72
4:F:399:SER:O	4:F:400:GLY:CA	2.36	0.72
4:F:140:LYS:HA	4:F:149:GLY:H	1.54	0.72
3:V:1663:GLN:HA	3:V:1667:ALA:CB	2.18	0.72
4:L:140:LYS:HA	4:L:149:GLY:H	1.54	0.72
4:F:140:LYS:HA	4:F:149:GLY:H	1.54	0.72
4:X:446:ALA:O	4:X:449:SER:CB	2.38	0.72
4:L:456:ASP:CA	4:L:457:ALA:N	2.33	0.72
4:F:402:ALA:HB2	4:F:403:ILE:H	1.52	0.72
4:X:446:ALA:O	4:X:449:SER:CB	2.38	0.72
4:L:456:ASP:CA	4:L:457:ALA:N	2.33	0.72
4:F:399:SER:O	4:F:400:GLY:CA	2.36	0.72
4:F:140:LYS:HA	4:F:149:GLY:H	1.54	0.72
4:X:446:ALA:O	4:X:449:SER:CB	2.38	0.72
4:L:456:ASP:CA	4:L:457:ALA:N	2.33	0.72
4:F:399:SER:O	4:F:400:GLY:CA	2.36	0.72
4:F:140:LYS:HA	4:F:149:GLY:H	1.54	0.72
4:X:446:ALA:O	4:X:449:SER:CB	2.38	0.72
4:L:399:SER:O	4:L:400:GLY:CA	2.36	0.72
3:J:1663:GLN:HA	3:J:1667:ALA:CB	2.18	0.72
4:X:446:ALA:O	4:X:449:SER:CB	2.38	0.72
4:L:399:SER:O	4:L:400:GLY:CA	2.36	0.72
2:C:303:ALA:CB	1:Q:848:ASP:N	2.46	0.72

Continued on next page...

Continued from previous page...

Atom-1	Atom-2	Interatomic distance (Å)	Clash overlap (Å)
3:J:1663:GLN:HA	3:J:1667:ALA:CB	2.18	0.72
4:R:140:LYS:HA	4:R:149:GLY:H	1.54	0.72
3:J:1663:GLN:HA	3:J:1667:ALA:CB	2.18	0.72
4:R:140:LYS:HA	4:R:149:GLY:H	1.54	0.72
2:C:303:ALA:CB	1:Q:848:ASP:N	2.46	0.72
3:J:1663:GLN:HA	3:J:1667:ALA:CB	2.18	0.72
4:R:140:LYS:HA	4:R:149:GLY:H	1.54	0.72
4:X:399:SER:O	4:X:400:GLY:CA	2.36	0.72
4:F:299:ASN:N	4:F:299:ASN:C	2.42	0.72
3:J:1663:GLN:HA	3:J:1667:ALA:CB	2.18	0.72
2:C:303:ALA:CB	1:Q:848:ASP:N	2.46	0.72
3:J:1663:GLN:HA	3:J:1667:ALA:CB	2.18	0.72
4:R:140:LYS:HA	4:R:149:GLY:H	1.54	0.72
3:J:1663:GLN:HA	3:J:1667:ALA:CB	2.18	0.72
4:R:140:LYS:HA	4:R:149:GLY:H	1.54	0.72
2:C:305:LEU:H	1:Q:852:VAL:N	1.81	0.72
4:X:399:SER:O	4:X:400:GLY:CA	2.36	0.72
5:S:341:ALA:H	5:S:342:PRO:N	1.87	0.72
1:A:22:ALA:HB1	1:A:780:ALA:HA	1.72	0.72
1:K:22:ALA:HB1	1:K:780:ALA:HA	1.72	0.72
4:X:399:SER:O	4:X:400:GLY:CA	2.36	0.72
1:E:849:ASN:CA	2:O:301:LEU:O	2.38	0.72
1:A:22:ALA:HB1	1:A:780:ALA:HA	1.72	0.72
1:K:22:ALA:HB1	1:K:780:ALA:HA	1.72	0.72
2:C:305:LEU:H	1:Q:852:VAL:N	1.81	0.72
1:A:22:ALA:HB1	1:A:780:ALA:HA	1.72	0.72
1:K:22:ALA:HB1	1:K:780:ALA:HA	1.72	0.72
1:E:849:ASN:CA	2:O:301:LEU:O	2.38	0.72
1:A:22:ALA:HB1	1:A:780:ALA:HA	1.72	0.72
1:K:22:ALA:HB1	1:K:780:ALA:HA	1.72	0.72
4:X:446:ALA:O	4:X:449:SER:CB	2.38	0.72
4:R:446:ALA:O	4:R:449:SER:CB	2.38	0.72
3:D:1663:GLN:HA	3:D:1667:ALA:CB	2.18	0.72
2:C:305:LEU:H	1:Q:852:VAL:N	1.81	0.72
5:S:341:ALA:H	5:S:342:PRO:N	1.87	0.72
1:A:22:ALA:HB1	1:A:780:ALA:HA	1.72	0.72
1:K:22:ALA:HB1	1:K:780:ALA:HA	1.72	0.72
1:E:849:ASN:CA	2:O:301:LEU:O	2.38	0.72
1:A:22:ALA:HB1	1:A:780:ALA:HA	1.72	0.72
1:K:22:ALA:HB1	1:K:780:ALA:HA	1.72	0.72
2:C:305:LEU:H	1:Q:852:VAL:N	1.81	0.72

Continued on next page...

Continued from previous page...

Atom-1	Atom-2	Interatomic distance (Å)	Clash overlap (Å)
1:A:22:ALA:HB1	1:A:780:ALA:HA	1.72	0.72
1:K:22:ALA:HB1	1:K:780:ALA:HA	1.72	0.72
1:E:942:PRO:HA	1:E:943:GLN:CB	2.17	0.72
4:L:446:ALA:O	4:L:449:SER:CB	2.38	0.72
1:E:942:PRO:HA	1:E:943:GLN:CB	2.17	0.72
4:L:446:ALA:O	4:L:449:SER:CB	2.38	0.72
4:F:446:ALA:O	4:F:449:SER:CB	2.38	0.72
4:L:446:ALA:O	4:L:449:SER:CB	2.38	0.72
4:X:488:ILE:N	4:X:488:ILE:HA	1.94	0.72
4:F:402:ALA:HB2	4:F:403:ILE:H	1.53	0.72
4:L:446:ALA:O	4:L:449:SER:CB	2.38	0.72
1:E:942:PRO:HA	1:E:943:GLN:CB	2.17	0.72
4:L:446:ALA:O	4:L:449:SER:CB	2.38	0.72
4:L:446:ALA:O	4:L:449:SER:CB	2.38	0.72
1:E:942:PRO:HA	1:E:943:GLN:CB	2.17	0.72
6:T:408:SER:CA	6:T:410:LEU:H	2.01	0.72
4:F:299:ASN:C	4:F:299:ASN:N	2.42	0.72
6:H:408:SER:CA	6:H:410:LEU:H	2.01	0.72
4:F:399:SER:O	4:F:400:GLY:CA	2.36	0.72
1:B:22:ALA:HB1	1:B:780:ALA:HA	1.71	0.72
1:B:22:ALA:HB1	1:B:780:ALA:HA	1.71	0.72
6:Z:381:LYS:N	6:Z:381:LYS:C	2.42	0.72
1:B:22:ALA:HB1	1:B:780:ALA:HA	1.71	0.72
6:Z:381:LYS:N	6:Z:381:LYS:C	2.42	0.72
1:B:22:ALA:HB1	1:B:780:ALA:HA	1.71	0.72
4:X:456:ASP:O	4:X:457:ALA:C	2.18	0.72
6:Z:381:LYS:C	6:Z:381:LYS:N	2.42	0.72
6:T:408:SER:CA	6:T:410:LEU:H	2.01	0.72
4:F:299:ASN:N	4:F:299:ASN:C	2.42	0.72
6:H:408:SER:CA	6:H:410:LEU:H	2.01	0.72
4:F:399:SER:O	4:F:400:GLY:CA	2.36	0.72
1:B:22:ALA:HB1	1:B:780:ALA:HA	1.71	0.72
6:Z:381:LYS:C	6:Z:381:LYS:N	2.42	0.72
1:B:22:ALA:HB1	1:B:780:ALA:HA	1.71	0.72
6:Z:381:LYS:N	6:Z:381:LYS:C	2.42	0.72
1:B:22:ALA:HB1	1:B:780:ALA:HA	1.71	0.72
4:F:446:ALA:O	4:F:449:SER:CB	2.38	0.72
4:R:446:ALA:O	4:R:449:SER:CB	2.38	0.72
2:I:645:LEU:N	3:J:1450:GLU:CB	2.51	0.72
4:L:140:LYS:HA	4:L:149:GLY:H	1.54	0.72
4:X:140:LYS:HA	4:X:149:GLY:H	1.54	0.72

Continued on next page...

Continued from previous page...

Atom-1	Atom-2	Interatomic distance (Å)	Clash overlap (Å)
6:H:381:LYS:C	6:H:381:LYS:N	2.42	0.72
2:C:301:LEU:O	1:Q:849:ASN:CA	2.38	0.72
2:I:645:LEU:N	3:J:1450:GLU:CB	2.51	0.72
4:L:140:LYS:HA	4:L:149:GLY:H	1.54	0.72
4:X:140:LYS:HA	4:X:149:GLY:H	1.54	0.72
6:H:381:LYS:N	6:H:381:LYS:C	2.42	0.72
2:I:645:LEU:N	3:J:1450:GLU:CB	2.51	0.72
6:H:381:LYS:C	6:H:381:LYS:N	2.42	0.72
2:C:301:LEU:O	1:Q:849:ASN:CA	2.38	0.72
2:I:645:LEU:N	3:J:1450:GLU:CB	2.51	0.72
3:P:1663:GLN:HA	3:P:1667:ALA:CB	2.18	0.72
2:C:676:ALA:C	1:K:846:ILE:O	2.28	0.72
4:F:446:ALA:O	4:F:449:SER:CB	2.38	0.72
4:R:446:ALA:O	4:R:449:SER:CB	2.38	0.72
2:I:645:LEU:N	3:J:1450:GLU:CB	2.51	0.72
6:H:381:LYS:C	6:H:381:LYS:N	2.42	0.72
2:C:301:LEU:O	1:Q:849:ASN:CA	2.38	0.72
2:I:645:LEU:N	3:J:1450:GLU:CB	2.51	0.72
6:H:381:LYS:C	6:H:381:LYS:N	2.42	0.72
2:I:645:LEU:N	3:J:1450:GLU:CB	2.51	0.72
3:P:1663:GLN:HA	3:P:1667:ALA:CB	2.18	0.72
6:T:497:ARG:C	6:T:497:ARG:N	2.40	0.72
2:C:729:GLU:CB	1:K:84:ILE:O	2.38	0.72
4:R:402:ALA:HB2	4:R:403:ILE:H	1.52	0.72
2:C:729:GLU:CB	1:K:84:ILE:O	2.38	0.72
5:Y:341:ALA:H	5:Y:342:PRO:N	1.87	0.72
4:R:402:ALA:HB2	4:R:403:ILE:H	1.52	0.72
2:C:729:GLU:CB	1:K:84:ILE:O	2.38	0.72
5:Y:341:ALA:H	5:Y:342:PRO:N	1.87	0.72
4:R:402:ALA:HB2	4:R:403:ILE:H	1.52	0.72
2:C:729:GLU:CB	1:K:84:ILE:O	2.38	0.72
6:Z:497:ARG:N	6:Z:497:ARG:C	2.40	0.72
1:K:22:ALA:HB1	1:K:780:ALA:HA	1.71	0.72
6:T:497:ARG:N	6:T:497:ARG:C	2.40	0.72
5:Y:341:ALA:H	5:Y:342:PRO:N	1.87	0.72
2:C:729:GLU:CB	1:K:84:ILE:O	2.38	0.72
5:Y:341:ALA:H	5:Y:342:PRO:N	1.87	0.72
4:R:402:ALA:HB2	4:R:403:ILE:H	1.52	0.72
2:C:729:GLU:CB	1:K:84:ILE:O	2.38	0.72
5:Y:341:ALA:H	5:Y:342:PRO:N	1.87	0.72
4:R:402:ALA:HB2	4:R:403:ILE:H	1.52	0.72

Continued on next page...

Continued from previous page...

Atom-1	Atom-2	Interatomic distance (Å)	Clash overlap (Å)
2:C:729:GLU:CB	1:K:84:ILE:O	2.38	0.72
4:F:140:LYS:HA	4:F:149:GLY:H	1.53	0.72
4:X:399:SER:O	4:X:400:GLY:CA	2.36	0.72
4:X:399:SER:O	4:X:400:GLY:CA	2.36	0.72
4:L:299:ASN:N	4:L:299:ASN:C	2.42	0.72
1:E:1302:VAL:O	3:J:876:VAL:CB	2.38	0.72
1:B:22:ALA:HB1	1:B:780:ALA:HA	1.71	0.72
4:X:140:LYS:HA	4:X:149:GLY:H	1.54	0.72
4:X:399:SER:O	4:X:400:GLY:CA	2.36	0.72
4:F:140:LYS:HA	4:F:149:GLY:H	1.53	0.72
4:X:399:SER:O	4:X:400:GLY:CA	2.36	0.72
4:X:399:SER:O	4:X:400:GLY:CA	2.36	0.72
5:M:341:ALA:H	5:M:342:PRO:N	1.87	0.72
1:W:22:ALA:HB1	1:W:780:ALA:HA	1.72	0.72
4:R:456:ASP:O	4:R:457:ALA:C	2.18	0.72
5:M:341:ALA:H	5:M:342:PRO:N	1.87	0.72
1:W:22:ALA:HB1	1:W:780:ALA:HA	1.72	0.72
4:R:456:ASP:O	4:R:457:ALA:C	2.18	0.72
6:N:381:LYS:C	6:N:381:LYS:N	2.42	0.72
1:W:22:ALA:HB1	1:W:780:ALA:HA	1.72	0.72
4:R:456:ASP:O	4:R:457:ALA:C	2.18	0.72
6:N:381:LYS:C	6:N:381:LYS:N	2.42	0.72
1:W:22:ALA:HB1	1:W:780:ALA:HA	1.72	0.72
6:N:381:LYS:C	6:N:381:LYS:N	2.42	0.72
1:W:22:ALA:HB1	1:W:780:ALA:HA	1.72	0.72
4:R:456:ASP:O	4:R:457:ALA:C	2.18	0.72
6:N:381:LYS:C	6:N:381:LYS:N	2.42	0.72
1:W:22:ALA:HB1	1:W:780:ALA:HA	1.72	0.72
4:R:456:ASP:O	4:R:457:ALA:C	2.18	0.72
6:N:381:LYS:N	6:N:381:LYS:C	2.42	0.72
1:W:22:ALA:HB1	1:W:780:ALA:HA	1.72	0.72
2:C:304:PRO:N	1:Q:849:ASN:O	2.23	0.71
2:I:738:SER:CB	3:J:1454:ALA:HB2	2.19	0.71
4:F:446:ALA:O	4:F:449:SER:CB	2.38	0.71
2:I:738:SER:CB	3:J:1454:ALA:HB2	2.19	0.71
4:F:446:ALA:O	4:F:449:SER:CB	2.38	0.71
2:C:304:PRO:N	1:Q:849:ASN:O	2.23	0.71
2:I:738:SER:CB	3:J:1454:ALA:HB2	2.19	0.71
4:F:446:ALA:O	4:F:449:SER:CB	2.38	0.71
2:I:738:SER:CB	3:J:1454:ALA:HB2	2.19	0.71
3:D:644:ALA:HA	3:D:706:ALA:HB2	1.72	0.71

Continued on next page...

Continued from previous page...

Atom-1	Atom-2	Interatomic distance (Å)	Clash overlap (Å)
2:C:304:PRO:N	1:Q:849:ASN:O	2.23	0.71
2:I:738:SER:CB	3:J:1454:ALA:HB2	2.19	0.71
4:F:446:ALA:O	4:F:449:SER:CB	2.38	0.71
2:I:738:SER:CB	3:J:1454:ALA:HB2	2.19	0.71
4:F:446:ALA:O	4:F:449:SER:CB	2.38	0.71
2:C:304:PRO:N	1:Q:849:ASN:O	2.23	0.71
2:I:738:SER:CB	3:J:1454:ALA:HB2	2.19	0.71
3:D:644:ALA:HA	3:D:706:ALA:HB2	1.72	0.71
4:F:455:ILE:CB	4:F:456:ASP:N	2.54	0.71
4:R:299:ASN:C	4:R:299:ASN:N	2.42	0.71
2:O:785:LEU:CB	1:W:134:LEU:N	2.53	0.71
2:U:645:LEU:N	3:V:1450:GLU:CB	2.51	0.71
3:D:644:ALA:HA	3:D:706:ALA:HB2	1.72	0.71
2:O:785:LEU:CB	1:W:134:LEU:N	2.53	0.71
2:U:645:LEU:N	3:V:1450:GLU:CB	2.51	0.71
3:D:644:ALA:HA	3:D:706:ALA:HB2	1.72	0.71
6:Z:408:SER:CA	6:Z:410:LEU:H	2.01	0.71
2:O:785:LEU:CB	1:W:134:LEU:N	2.53	0.71
2:U:645:LEU:N	3:V:1450:GLU:CB	2.51	0.71
3:D:644:ALA:HA	3:D:706:ALA:HB2	1.72	0.71
6:Z:408:SER:CA	6:Z:410:LEU:H	2.01	0.71
2:O:785:LEU:CB	1:W:134:LEU:N	2.53	0.71
2:U:645:LEU:N	3:V:1450:GLU:CB	2.51	0.71
6:N:497:ARG:C	6:N:497:ARG:N	2.40	0.71
4:F:455:ILE:CB	4:F:456:ASP:N	2.54	0.71
4:R:299:ASN:C	4:R:299:ASN:N	2.42	0.71
6:Z:408:SER:CA	6:Z:410:LEU:H	2.01	0.71
2:O:785:LEU:CB	1:W:134:LEU:N	2.53	0.71
2:U:645:LEU:N	3:V:1450:GLU:CB	2.51	0.71
3:D:644:ALA:HA	3:D:706:ALA:HB2	1.72	0.71
6:Z:408:SER:CA	6:Z:410:LEU:H	2.01	0.71
2:O:785:LEU:CB	1:W:134:LEU:N	2.53	0.71
2:U:645:LEU:N	3:V:1450:GLU:CB	2.51	0.71
3:D:644:ALA:HA	3:D:706:ALA:HB2	1.72	0.71
6:Z:408:SER:CA	6:Z:410:LEU:H	2.01	0.71
2:O:785:LEU:CB	1:W:134:LEU:N	2.53	0.71
2:U:645:LEU:N	3:V:1450:GLU:CB	2.51	0.71
1:Q:1310:ARG:C	3:V:245:ASP:CB	2.30	0.71
1:Q:1310:ARG:C	3:V:245:ASP:CB	2.30	0.71
3:D:1663:GLN:HA	3:D:1667:ALA:CB	2.18	0.71
4:L:450:GLU:N	4:L:450:GLU:C	2.44	0.71

Continued on next page...

Continued from previous page...

Atom-1	Atom-2	Interatomic distance (Å)	Clash overlap (Å)
4:R:450:GLU:C	4:R:450:GLU:N	2.44	0.71
2:C:304:PRO:N	1:Q:849:ASN:C	2.39	0.71
4:L:399:SER:O	4:L:400:GLY:CA	2.36	0.71
1:E:1305:GLN:CB	3:J:876:VAL:CB	2.68	0.71
1:Q:1310:ARG:C	3:V:245:ASP:CB	2.30	0.71
3:D:1663:GLN:HA	3:D:1667:ALA:CB	2.18	0.71
4:F:450:GLU:N	4:F:450:GLU:C	2.44	0.71
4:L:454:TYR:HA	4:L:455:ILE:CA	2.20	0.71
6:N:381:LYS:N	6:N:381:LYS:C	2.42	0.71
2:U:738:SER:CB	3:V:1454:ALA:HB2	2.19	0.71
6:H:497:ARG:N	6:H:497:ARG:C	2.40	0.71
4:L:454:TYR:HA	4:L:455:ILE:CA	2.20	0.71
6:N:381:LYS:C	6:N:381:LYS:N	2.42	0.71
2:U:738:SER:CB	3:V:1454:ALA:HB2	2.19	0.71
6:H:497:ARG:C	6:H:497:ARG:N	2.40	0.71
2:U:738:SER:CB	3:V:1454:ALA:HB2	2.19	0.71
6:H:497:ARG:N	6:H:497:ARG:C	2.40	0.71
2:U:738:SER:CB	3:V:1454:ALA:HB2	2.19	0.71
3:P:644:ALA:HA	3:P:706:ALA:HB2	1.73	0.71
4:F:450:GLU:C	4:F:450:GLU:N	2.44	0.71
4:X:450:GLU:C	4:X:450:GLU:N	2.44	0.71
4:X:455:ILE:CB	4:X:456:ASP:N	2.54	0.71
4:F:450:GLU:C	4:F:450:GLU:N	2.44	0.71
2:U:738:SER:CB	3:V:1454:ALA:HB2	2.19	0.71
6:H:497:ARG:C	6:H:497:ARG:N	2.40	0.71
2:U:738:SER:CB	3:V:1454:ALA:HB2	2.19	0.71
6:H:497:ARG:C	6:H:497:ARG:N	2.40	0.71
2:U:738:SER:CB	3:V:1454:ALA:HB2	2.19	0.71
3:P:644:ALA:HA	3:P:706:ALA:HB2	1.73	0.71
4:R:456:ASP:N	4:R:456:ASP:C	2.39	0.71
4:L:450:GLU:N	4:L:450:GLU:C	2.44	0.71
3:P:644:ALA:HA	3:P:706:ALA:HB2	1.73	0.71
4:L:450:GLU:C	4:L:450:GLU:N	2.44	0.71
3:P:644:ALA:HA	3:P:706:ALA:HB2	1.73	0.71
6:N:408:SER:CA	6:N:410:LEU:H	2.01	0.71
3:P:644:ALA:HA	3:P:706:ALA:HB2	1.73	0.71
4:L:140:LYS:HA	4:L:149:GLY:H	1.54	0.71
6:N:408:SER:CA	6:N:410:LEU:H	2.01	0.71
4:L:140:LYS:HA	4:L:149:GLY:H	1.54	0.71
4:R:456:ASP:C	4:R:456:ASP:N	2.39	0.71
6:N:408:SER:CA	6:N:410:LEU:H	2.01	0.71

Continued on next page...

Continued from previous page...

Atom-1	Atom-2	Interatomic distance (Å)	Clash overlap (Å)
3:P:644:ALA:HA	3:P:706:ALA:HB2	1.73	0.71
4:L:140:LYS:HA	4:L:149:GLY:H	1.54	0.71
6:N:408:SER:CA	6:N:410:LEU:H	2.01	0.71
3:P:644:ALA:HA	3:P:706:ALA:HB2	1.73	0.71
4:L:140:LYS:HA	4:L:149:GLY:H	1.54	0.71
6:N:408:SER:CA	6:N:410:LEU:H	2.01	0.71
4:L:140:LYS:HA	4:L:149:GLY:H	1.54	0.71
4:X:454:TYR:HA	4:X:455:ILE:CA	2.20	0.71
4:R:399:SER:O	4:R:400:GLY:CA	2.36	0.71
4:R:446:ALA:O	4:R:449:SER:CB	2.38	0.71
4:X:454:TYR:HA	4:X:455:ILE:CA	2.20	0.71
1:E:22:ALA:HB1	1:E:780:ALA:HA	1.71	0.71
4:R:446:ALA:O	4:R:449:SER:CB	2.38	0.71
4:R:446:ALA:O	4:R:449:SER:CB	2.38	0.71
2:C:522:CYS:N	3:D:1662:CYS:C	2.43	0.71
1:E:22:ALA:HB1	1:E:780:ALA:HA	1.71	0.71
4:F:456:ASP:N	4:F:456:ASP:C	2.39	0.71
4:R:455:ILE:CB	4:R:456:ASP:N	2.54	0.71
1:E:22:ALA:HB1	1:E:780:ALA:HA	1.71	0.71
4:R:399:SER:O	4:R:400:GLY:CA	2.36	0.71
4:R:446:ALA:O	4:R:449:SER:CB	2.38	0.71
1:E:22:ALA:HB1	1:E:780:ALA:HA	1.71	0.71
4:R:446:ALA:O	4:R:449:SER:CB	2.38	0.71
2:C:522:CYS:N	3:D:1662:CYS:C	2.43	0.71
4:R:455:ILE:CB	4:R:456:ASP:N	2.54	0.71
4:X:455:ILE:CB	4:X:456:ASP:N	2.54	0.71
4:X:455:ILE:CB	4:X:456:ASP:N	2.54	0.71
1:E:848:ASP:N	2:O:303:ALA:CB	2.46	0.71
4:F:402:ALA:HB2	4:F:403:ILE:H	1.52	0.71
1:Q:22:ALA:HB1	1:Q:780:ALA:HA	1.71	0.71
4:F:402:ALA:HB2	4:F:403:ILE:H	1.52	0.71
1:E:848:ASP:N	2:O:303:ALA:CB	2.46	0.71
4:F:402:ALA:HB2	4:F:403:ILE:H	1.52	0.71
1:Q:22:ALA:HB1	1:Q:780:ALA:HA	1.71	0.71
6:N:381:LYS:C	6:N:381:LYS:N	2.42	0.71
4:R:455:ILE:CB	4:R:456:ASP:N	2.54	0.71
1:E:848:ASP:N	2:O:303:ALA:CB	2.46	0.71
4:F:402:ALA:HB2	4:F:403:ILE:H	1.52	0.71
1:Q:22:ALA:HB1	1:Q:780:ALA:HA	1.71	0.71
4:F:402:ALA:HB2	4:F:403:ILE:H	1.52	0.71
4:L:455:ILE:CB	4:L:456:ASP:N	2.54	0.71

Continued on next page...

Continued from previous page...

Atom-1	Atom-2	Interatomic distance (Å)	Clash overlap (Å)
1:Q:1239:ASP:O	1:W:572:ALA:CB	2.39	0.71
4:L:455:ILE:CB	4:L:456:ASP:N	2.54	0.71
1:Q:1239:ASP:O	1:W:572:ALA:CB	2.39	0.71
4:X:140:LYS:HA	4:X:149:GLY:H	1.54	0.71
4:X:140:LYS:HA	4:X:149:GLY:H	1.54	0.71
4:X:456:ASP:C	4:X:456:ASP:N	2.39	0.71
4:R:454:TYR:HA	4:R:455:ILE:CA	2.20	0.71
1:Q:22:ALA:HB1	1:Q:780:ALA:HA	1.71	0.71
1:Q:1239:ASP:O	1:W:572:ALA:CB	2.39	0.71
4:X:140:LYS:HA	4:X:149:GLY:H	1.54	0.71
4:X:140:LYS:HA	4:X:149:GLY:H	1.54	0.71
1:Q:1239:ASP:O	1:W:572:ALA:CB	2.39	0.71
4:X:140:LYS:HA	4:X:149:GLY:H	1.54	0.71
3:P:880:GLU:O	6:T:412:GLU:CB	2.39	0.71
6:Z:381:LYS:C	6:Z:381:LYS:N	2.42	0.71
4:R:450:GLU:N	4:R:450:GLU:C	2.44	0.71
4:F:450:GLU:N	4:F:450:GLU:C	2.44	0.71
6:Z:381:LYS:C	6:Z:381:LYS:N	2.42	0.71
1:Q:1347:ARG:C	1:W:957:GLU:H	1.93	0.71
4:L:455:ILE:C	4:L:457:ALA:N	2.45	0.71
4:R:450:GLU:N	4:R:450:GLU:C	2.44	0.71
4:F:450:GLU:N	4:F:450:GLU:C	2.44	0.71
5:M:342:PRO:C	5:M:343:ALA:C	2.49	0.71
4:L:455:ILE:C	4:L:457:ALA:N	2.45	0.71
4:R:450:GLU:N	4:R:450:GLU:C	2.44	0.71
4:F:450:GLU:C	4:F:450:GLU:N	2.44	0.71
5:M:342:PRO:C	5:M:343:ALA:C	2.49	0.71
1:Q:1347:ARG:C	1:W:957:GLU:H	1.93	0.71
1:Q:1285:VAL:C	3:V:680:SER:CB	2.60	0.71
1:A:22:ALA:HB1	1:A:780:ALA:HA	1.71	0.71
4:L:455:ILE:C	4:L:457:ALA:N	2.45	0.71
3:P:880:GLU:O	6:T:412:GLU:CB	2.39	0.71
5:M:342:PRO:C	5:M:343:ALA:C	2.49	0.71
4:L:455:ILE:C	4:L:457:ALA:N	2.45	0.71
4:R:450:GLU:C	4:R:450:GLU:N	2.44	0.71
4:F:450:GLU:C	4:F:450:GLU:N	2.44	0.71
5:M:342:PRO:C	5:M:343:ALA:C	2.49	0.71
1:Q:1347:ARG:C	1:W:957:GLU:H	1.93	0.71
4:L:455:ILE:C	4:L:457:ALA:N	2.45	0.71
4:R:450:GLU:C	4:R:450:GLU:N	2.44	0.71
4:F:450:GLU:C	4:F:450:GLU:N	2.44	0.71

Continued on next page...

Continued from previous page...

Atom-1	Atom-2	Interatomic distance (Å)	Clash overlap (Å)
5:M:342:PRO:C	5:M:343:ALA:C	2.49	0.71
4:R:450:GLU:N	4:R:450:GLU:C	2.44	0.70
6:Z:408:SER:CA	6:Z:410:LEU:H	2.01	0.70
2:C:780:ASP:C	1:K:136:TYR:CB	2.60	0.70
1:E:1233:VAL:H	1:K:579:GLU:CB	2.03	0.70
6:Z:408:SER:CA	6:Z:410:LEU:H	2.01	0.70
2:C:780:ASP:C	1:K:136:TYR:CB	2.60	0.70
1:Q:1311:ASP:CB	3:V:248:LEU:N	2.54	0.70
4:X:450:GLU:C	4:X:450:GLU:N	2.44	0.70
4:L:455:ILE:CB	4:L:456:ASP:N	2.54	0.70
2:C:780:ASP:C	1:K:136:TYR:CB	2.60	0.70
1:E:1233:VAL:H	1:K:579:GLU:CB	2.03	0.70
4:X:450:GLU:N	4:X:450:GLU:C	2.44	0.70
4:L:455:ILE:CB	4:L:456:ASP:N	2.54	0.70
2:C:780:ASP:C	1:K:136:TYR:CB	2.60	0.70
1:Q:1311:ASP:CB	3:V:248:LEU:N	2.54	0.70
4:X:402:ALA:HB2	4:X:403:ILE:H	1.52	0.70
4:X:450:GLU:C	4:X:450:GLU:N	2.44	0.70
4:R:450:GLU:N	4:R:450:GLU:C	2.44	0.70
4:L:455:ILE:CB	4:L:456:ASP:N	2.54	0.70
2:C:780:ASP:C	1:K:136:TYR:CB	2.60	0.70
1:E:1233:VAL:H	1:K:579:GLU:CB	2.03	0.70
4:X:450:GLU:N	4:X:450:GLU:C	2.44	0.70
4:L:455:ILE:CB	4:L:456:ASP:N	2.54	0.70
2:C:780:ASP:C	1:K:136:TYR:CB	2.60	0.70
1:Q:1311:ASP:CB	3:V:248:LEU:N	2.54	0.70
4:X:450:GLU:N	4:X:450:GLU:C	2.44	0.70
4:L:455:ILE:CB	4:L:456:ASP:N	2.54	0.70
2:C:780:ASP:C	1:K:136:TYR:CB	2.60	0.70
1:E:1233:VAL:H	1:K:579:GLU:CB	2.03	0.70
4:F:455:ILE:C	4:F:457:ALA:N	2.45	0.70
4:X:450:GLU:N	4:X:450:GLU:C	2.44	0.70
4:X:450:GLU:N	4:X:450:GLU:C	2.44	0.70
4:F:455:ILE:CB	4:F:456:ASP:N	2.54	0.70
1:E:1311:ASP:CB	3:J:248:LEU:N	2.54	0.70
4:L:450:GLU:C	4:L:450:GLU:N	2.44	0.70
4:F:455:ILE:CB	4:F:456:ASP:N	2.54	0.70
4:L:450:GLU:C	4:L:450:GLU:N	2.44	0.70
4:F:455:ILE:CB	4:F:456:ASP:N	2.54	0.70
1:E:1311:ASP:CB	3:J:248:LEU:N	2.54	0.70
4:L:454:TYR:HA	4:L:455:ILE:CA	2.20	0.70

Continued on next page...

Continued from previous page...

Atom-1	Atom-2	Interatomic distance (Å)	Clash overlap (Å)
3:J:1663:GLN:HA	3:J:1667:ALA:CB	2.18	0.70
4:F:455:ILE:C	4:F:457:ALA:N	2.45	0.70
4:L:450:GLU:C	4:L:450:GLU:N	2.44	0.70
4:L:450:GLU:N	4:L:450:GLU:C	2.44	0.70
4:F:455:ILE:CB	4:F:456:ASP:N	2.54	0.70
1:E:1311:ASP:CB	3:J:248:LEU:N	2.54	0.70
4:L:450:GLU:C	4:L:450:GLU:N	2.44	0.70
4:F:455:ILE:CB	4:F:456:ASP:N	2.54	0.70
4:X:456:ASP:O	4:X:457:ALA:C	2.18	0.70
1:K:942:PRO:HA	1:K:943:GLN:CB	2.17	0.70
4:X:456:ASP:O	4:X:457:ALA:C	2.18	0.70
6:T:408:SER:CA	6:T:410:LEU:H	2.01	0.70
1:K:942:PRO:HA	1:K:943:GLN:CB	2.17	0.70
6:T:408:SER:CA	6:T:410:LEU:H	2.01	0.70
1:K:942:PRO:HA	1:K:943:GLN:CB	2.17	0.70
6:T:408:SER:CA	6:T:410:LEU:H	2.01	0.70
1:K:942:PRO:HA	1:K:943:GLN:CB	2.17	0.70
1:K:942:PRO:HA	1:K:943:GLN:CB	2.17	0.70
6:T:408:SER:CA	6:T:410:LEU:H	2.01	0.70
1:K:942:PRO:HA	1:K:943:GLN:CB	2.17	0.70
6:T:408:SER:CA	6:T:410:LEU:H	2.01	0.70
1:K:942:PRO:HA	1:K:943:GLN:CB	2.17	0.70
4:R:455:ILE:C	4:R:457:ALA:N	2.45	0.70
4:L:455:ILE:C	4:L:457:ALA:N	2.45	0.70
5:Y:341:ALA:H	5:Y:342:PRO:N	1.87	0.70
1:Q:22:ALA:HB1	1:Q:780:ALA:HA	1.71	0.70
4:L:455:ILE:C	4:L:457:ALA:N	2.45	0.70
5:Y:341:ALA:H	5:Y:342:PRO:N	1.87	0.70
4:X:455:ILE:CB	4:X:456:ASP:N	2.54	0.70
4:X:455:ILE:C	4:X:457:ALA:N	2.45	0.70
5:M:341:ALA:H	5:M:342:PRO:N	1.87	0.70
1:Q:22:ALA:HB1	1:Q:780:ALA:HA	1.71	0.70
4:X:455:ILE:CB	4:X:456:ASP:N	2.54	0.70
4:X:455:ILE:C	4:X:457:ALA:N	2.45	0.70
5:M:341:ALA:H	5:M:342:PRO:N	1.87	0.70
1:E:1165:TYR:CB	1:K:727:PHE:O	2.37	0.70
4:R:252:THR:CB	4:R:320:GLU:CB	2.70	0.70
4:X:455:ILE:CB	4:X:456:ASP:N	2.54	0.70
4:X:455:ILE:C	4:X:457:ALA:N	2.45	0.70
4:R:455:ILE:C	4:R:457:ALA:N	2.45	0.70
5:M:341:ALA:H	5:M:342:PRO:N	1.87	0.70

Continued on next page...

Continued from previous page...

Atom-1	Atom-2	Interatomic distance (Å)	Clash overlap (Å)
1:Q:22:ALA:HB1	1:Q:780:ALA:HA	1.71	0.70
4:X:455:ILE:CB	4:X:456:ASP:N	2.54	0.70
4:X:455:ILE:C	4:X:457:ALA:N	2.45	0.70
5:M:341:ALA:H	5:M:342:PRO:N	1.87	0.70
4:X:455:ILE:CB	4:X:456:ASP:N	2.54	0.70
4:X:455:ILE:C	4:X:457:ALA:N	2.45	0.70
5:M:341:ALA:H	5:M:342:PRO:N	1.87	0.70
1:Q:22:ALA:HB1	1:Q:780:ALA:HA	1.71	0.70
2:O:779:GLU:CA	1:W:137:PHE:CB	2.67	0.70
6:N:408:SER:CA	6:N:410:LEU:H	2.01	0.70
4:F:455:ILE:C	4:F:457:ALA:N	2.45	0.70
2:O:779:GLU:CA	1:W:137:PHE:CB	2.67	0.70
6:N:408:SER:CA	6:N:410:LEU:H	2.01	0.70
1:E:847:ARG:CB	2:O:304:PRO:O	2.40	0.70
1:E:942:PRO:HA	1:E:943:GLN:CB	2.17	0.70
4:F:455:ILE:C	4:F:457:ALA:N	2.45	0.70
2:O:779:GLU:CA	1:W:137:PHE:CB	2.67	0.70
4:F:455:ILE:C	4:F:457:ALA:N	2.45	0.70
2:O:779:GLU:CA	1:W:137:PHE:CB	2.67	0.70
1:E:847:ARG:CB	2:O:304:PRO:O	2.40	0.70
1:E:942:PRO:HA	1:E:943:GLN:CB	2.17	0.70
4:X:454:TYR:HA	4:X:455:ILE:CA	2.20	0.70
4:L:455:ILE:CB	4:L:456:ASP:N	2.54	0.70
2:O:779:GLU:CA	1:W:137:PHE:CB	2.67	0.70
4:F:455:ILE:C	4:F:457:ALA:N	2.45	0.70
2:O:779:GLU:CA	1:W:137:PHE:CB	2.67	0.70
1:E:847:ARG:CB	2:O:304:PRO:O	2.40	0.70
1:E:942:PRO:HA	1:E:943:GLN:CB	2.17	0.70
4:F:455:ILE:C	4:F:457:ALA:N	2.45	0.70
2:O:779:GLU:CA	1:W:137:PHE:CB	2.67	0.70
4:R:455:ILE:C	4:R:457:ALA:N	2.45	0.70
4:F:454:TYR:HA	4:F:455:ILE:CA	2.20	0.70
6:H:408:SER:CA	6:H:410:LEU:H	2.01	0.70
2:C:304:PRO:O	1:Q:847:ARG:CB	2.40	0.70
4:R:455:ILE:C	4:R:457:ALA:N	2.45	0.70
4:F:454:TYR:HA	4:F:455:ILE:CA	2.20	0.70
6:H:408:SER:CA	6:H:410:LEU:H	2.01	0.70
4:R:455:ILE:C	4:R:457:ALA:N	2.45	0.70
4:F:454:TYR:HA	4:F:455:ILE:CA	2.20	0.70
6:H:408:SER:CA	6:H:410:LEU:H	2.01	0.70
2:C:304:PRO:O	1:Q:847:ARG:CB	2.40	0.70

Continued on next page...

Continued from previous page...

Atom-1	Atom-2	Interatomic distance (Å)	Clash overlap (Å)
4:R:455:ILE:C	4:R:457:ALA:N	2.45	0.70
6:Z:381:LYS:CB	6:Z:381:LYS:N	2.55	0.70
6:N:408:SER:CA	6:N:410:LEU:H	2.01	0.70
2:I:622:PHE:N	3:J:1449:TRP:CA	2.38	0.70
4:R:455:ILE:C	4:R:457:ALA:N	2.45	0.70
4:F:454:TYR:HA	4:F:455:ILE:CA	2.20	0.70
6:H:408:SER:CA	6:H:410:LEU:H	2.01	0.70
2:C:304:PRO:O	1:Q:847:ARG:CB	2.40	0.70
4:R:455:ILE:C	4:R:457:ALA:N	2.45	0.70
4:F:454:TYR:HA	4:F:455:ILE:CA	2.20	0.70
6:H:408:SER:CA	6:H:410:LEU:H	2.01	0.70
2:C:785:LEU:HA	1:K:132:GLY:CA	2.20	0.70
1:E:22:ALA:HB1	1:E:780:ALA:HA	1.72	0.70
5:S:342:PRO:C	5:S:343:ALA:C	2.49	0.70
2:C:785:LEU:HA	1:K:132:GLY:CA	2.20	0.70
5:S:342:PRO:C	5:S:343:ALA:C	2.49	0.70
2:C:785:LEU:HA	1:K:132:GLY:CA	2.20	0.70
1:E:22:ALA:HB1	1:E:780:ALA:HA	1.72	0.70
5:S:342:PRO:C	5:S:343:ALA:C	2.49	0.70
2:C:785:LEU:HA	1:K:132:GLY:CA	2.20	0.70
6:H:408:SER:CA	6:H:410:LEU:H	2.01	0.70
2:C:785:LEU:HA	1:K:132:GLY:CA	2.20	0.70
1:E:22:ALA:HB1	1:E:780:ALA:HA	1.72	0.70
5:S:342:PRO:C	5:S:343:ALA:C	2.49	0.70
2:C:785:LEU:HA	1:K:132:GLY:CA	2.20	0.70
5:S:342:PRO:C	5:S:343:ALA:C	2.49	0.70
2:C:785:LEU:HA	1:K:132:GLY:CA	2.20	0.70
1:E:22:ALA:HB1	1:E:780:ALA:HA	1.72	0.70
4:X:455:ILE:C	4:X:457:ALA:N	2.45	0.70
6:T:381:LYS:CB	6:T:381:LYS:N	2.55	0.70
2:O:780:ASP:C	1:W:136:TYR:CB	2.60	0.70
4:X:455:ILE:C	4:X:457:ALA:N	2.45	0.70
2:O:780:ASP:C	1:W:136:TYR:CB	2.60	0.70
2:O:780:ASP:C	1:W:136:TYR:CB	2.60	0.70
2:O:780:ASP:C	1:W:136:TYR:CB	2.60	0.70
4:F:455:ILE:CB	4:F:456:ASP:N	2.54	0.70
4:X:455:ILE:C	4:X:457:ALA:N	2.45	0.70
6:T:381:LYS:N	6:T:381:LYS:C	2.42	0.70
2:I:618:ASN:O	3:J:1446:LYS:N	2.25	0.70
6:T:381:LYS:N	6:T:381:LYS:CB	2.55	0.70
2:O:780:ASP:C	1:W:136:TYR:CB	2.60	0.70

Continued on next page...

Continued from previous page...

Atom-1	Atom-2	Interatomic distance (Å)	Clash overlap (Å)
2:O:780:ASP:C	1:W:136:TYR:CB	2.60	0.70
2:O:780:ASP:C	1:W:136:TYR:CB	2.60	0.70
3:D:1510:GLN:CB	3:P:1468:ALA:HB3	2.22	0.70
3:D:1510:GLN:CB	3:P:1468:ALA:HB3	2.22	0.70
1:E:1347:ARG:C	1:K:957:GLU:H	1.93	0.70
5:Y:342:PRO:C	5:Y:343:ALA:C	2.49	0.70
3:D:1510:GLN:CB	3:P:1468:ALA:HB3	2.22	0.70
5:Y:342:PRO:C	5:Y:343:ALA:C	2.49	0.70
1:E:1347:ARG:C	1:K:957:GLU:H	1.93	0.70
6:T:381:LYS:CB	6:T:381:LYS:N	2.55	0.70
6:T:408:SER:CA	6:T:410:LEU:H	2.01	0.70
2:C:679:ILE:O	1:K:851:ALA:O	2.08	0.70
2:I:620:GLY:H	3:J:1446:LYS:CA	2.00	0.70
1:W:22:ALA:HB1	1:W:780:ALA:HA	1.71	0.70
5:Y:342:PRO:C	5:Y:343:ALA:C	2.49	0.70
3:D:1510:GLN:CB	3:P:1468:ALA:HB3	2.22	0.70
5:Y:342:PRO:C	5:Y:343:ALA:C	2.49	0.70
3:D:1510:GLN:CB	3:P:1468:ALA:HB3	2.22	0.70
1:E:1347:ARG:C	1:K:957:GLU:H	1.93	0.70
5:Y:342:PRO:C	5:Y:343:ALA:C	2.49	0.70
4:R:455:ILE:CB	4:R:456:ASP:N	2.54	0.70
4:R:455:ILE:CB	4:R:456:ASP:N	2.54	0.70
4:R:455:ILE:CB	4:R:456:ASP:N	2.54	0.70
4:R:455:ILE:CB	4:R:456:ASP:N	2.54	0.70
4:R:455:ILE:CB	4:R:456:ASP:N	2.54	0.70
4:R:454:TYR:HA	4:R:455:ILE:CA	2.20	0.69
4:F:451:GLU:N	4:F:451:GLU:CB	2.55	0.69
4:R:454:TYR:HA	4:R:455:ILE:CA	2.20	0.69
4:F:451:GLU:CB	4:F:451:GLU:N	2.55	0.69
4:R:454:TYR:HA	4:R:455:ILE:CA	2.20	0.69
4:F:451:GLU:CB	4:F:451:GLU:N	2.55	0.69
4:L:455:ILE:C	4:L:457:ALA:N	2.45	0.69
4:R:451:GLU:CB	4:R:451:GLU:N	2.55	0.69
6:Z:381:LYS:C	6:Z:381:LYS:N	2.42	0.69
6:N:381:LYS:CB	6:N:381:LYS:N	2.55	0.69
4:R:402:ALA:HB2	4:R:403:ILE:H	1.52	0.69
3:P:1663:GLN:HA	3:P:1667:ALA:CB	2.18	0.69
4:L:158:ASN:HA	4:L:321:LYS:O	1.92	0.69
4:R:454:TYR:HA	4:R:455:ILE:CA	2.20	0.69
4:F:451:GLU:CB	4:F:451:GLU:N	2.55	0.69
4:R:454:TYR:HA	4:R:455:ILE:CA	2.20	0.69

Continued on next page...

Continued from previous page...

Atom-1	Atom-2	Interatomic distance (Å)	Clash overlap (Å)
4:F:451:GLU:N	4:F:451:GLU:CB	2.55	0.69
4:F:454:TYR:HA	4:F:455:ILE:CA	2.20	0.69
4:L:456:ASP:N	4:L:456:ASP:C	2.39	0.69
4:L:456:ASP:N	4:L:456:ASP:C	2.39	0.69
4:X:158:ASN:HA	4:X:321:LYS:O	1.93	0.69
4:F:454:TYR:HA	4:F:455:ILE:CA	2.20	0.69
2:O:677:GLN:CA	1:W:796:LYS:C	2.50	0.69
3:V:644:ALA:HA	3:V:706:ALA:HB2	1.72	0.69
2:O:677:GLN:CA	1:W:796:LYS:C	2.50	0.69
3:V:644:ALA:HA	3:V:706:ALA:HB2	1.72	0.69
2:O:677:GLN:CA	1:W:796:LYS:C	2.50	0.69
3:V:644:ALA:HA	3:V:706:ALA:HB2	1.72	0.69
2:O:677:GLN:CA	1:W:796:LYS:C	2.50	0.69
3:V:644:ALA:HA	3:V:706:ALA:HB2	1.72	0.69
5:Y:342:PRO:C	5:Y:343:ALA:C	2.49	0.69
2:O:677:GLN:CA	1:W:796:LYS:C	2.50	0.69
3:V:644:ALA:HA	3:V:706:ALA:HB2	1.72	0.69
2:O:677:GLN:CA	1:W:796:LYS:C	2.50	0.69
3:V:644:ALA:HA	3:V:706:ALA:HB2	1.72	0.69
2:O:677:GLN:CA	1:W:796:LYS:C	2.50	0.69
3:V:644:ALA:HA	3:V:706:ALA:HB2	1.72	0.69
4:F:399:SER:C	4:F:401:TYR:N	2.37	0.69
6:N:381:LYS:N	6:N:381:LYS:CB	2.55	0.69
4:F:399:SER:C	4:F:401:TYR:N	2.37	0.69
6:N:381:LYS:CB	6:N:381:LYS:N	2.55	0.69
4:F:399:SER:C	4:F:401:TYR:N	2.37	0.69
4:X:260:THR:C	4:X:260:THR:CB	2.61	0.69
6:N:381:LYS:CB	6:N:381:LYS:N	2.55	0.69
6:N:381:LYS:CB	6:N:381:LYS:N	2.55	0.69
4:F:399:SER:C	4:F:401:TYR:N	2.37	0.69
6:N:381:LYS:N	6:N:381:LYS:CB	2.55	0.69
4:F:399:SER:C	4:F:401:TYR:N	2.37	0.69
2:C:173:PRO:N	3:D:1686:PRO:CA	2.55	0.69
1:W:942:PRO:HA	1:W:943:GLN:CB	2.17	0.69
2:C:173:PRO:N	3:D:1686:PRO:CA	2.55	0.69
1:W:942:PRO:HA	1:W:943:GLN:CB	2.17	0.69
2:C:173:PRO:N	3:D:1686:PRO:CA	2.55	0.69
1:W:942:PRO:HA	1:W:943:GLN:CB	2.17	0.69
1:W:942:PRO:HA	1:W:943:GLN:CB	2.17	0.69
4:R:399:SER:C	4:R:401:TYR:N	2.37	0.69
4:L:402:ALA:HB2	4:L:403:ILE:H	1.52	0.69

Continued on next page...

Continued from previous page...

Atom-1	Atom-2	Interatomic distance (Å)	Clash overlap (Å)
2:C:173:PRO:N	3:D:1686:PRO:CA	2.55	0.69
1:W:942:PRO:HA	1:W:943:GLN:CB	2.17	0.69
2:C:173:PRO:N	3:D:1686:PRO:CA	2.55	0.69
1:W:942:PRO:HA	1:W:943:GLN:CB	2.17	0.69
1:W:942:PRO:HA	1:W:943:GLN:CB	2.17	0.69
4:L:328:VAL:O	4:L:328:VAL:CA	2.40	0.69
4:X:328:VAL:O	4:X:328:VAL:CA	2.40	0.69
4:L:328:VAL:CA	4:L:328:VAL:O	2.40	0.69
4:X:328:VAL:CA	4:X:328:VAL:O	2.40	0.69
1:E:1301:GLU:HA	3:J:172:ARG:O	1.92	0.69
1:E:1301:GLU:HA	3:J:172:ARG:O	1.92	0.69
4:L:328:VAL:O	4:L:328:VAL:CA	2.40	0.69
1:K:942:PRO:HA	1:K:943:GLN:CB	2.17	0.69
2:O:522:CYS:N	3:P:1662:CYS:C	2.32	0.69
1:E:1301:GLU:HA	3:J:172:ARG:O	1.92	0.69
6:Z:381:LYS:CB	6:Z:381:LYS:N	2.55	0.69
6:N:381:LYS:CB	6:N:381:LYS:N	2.55	0.69
6:H:381:LYS:CB	6:H:381:LYS:N	2.55	0.69
3:J:644:ALA:HA	3:J:706:ALA:HB2	1.72	0.69
6:T:381:LYS:N	6:T:381:LYS:CB	2.55	0.69
6:Z:381:LYS:CB	6:Z:381:LYS:N	2.55	0.69
6:N:381:LYS:N	6:N:381:LYS:CB	2.55	0.69
5:G:341:ALA:H	5:G:342:PRO:N	1.87	0.69
5:S:341:ALA:H	5:S:342:PRO:N	1.87	0.69
3:J:644:ALA:HA	3:J:706:ALA:HB2	1.72	0.69
6:T:381:LYS:CB	6:T:381:LYS:N	2.55	0.69
5:G:341:ALA:H	5:G:342:PRO:N	1.87	0.69
5:S:341:ALA:H	5:S:342:PRO:N	1.87	0.69
3:J:644:ALA:HA	3:J:706:ALA:HB2	1.72	0.69
6:T:381:LYS:N	6:T:381:LYS:CB	2.55	0.69
5:G:341:ALA:H	5:G:342:PRO:N	1.87	0.69
5:S:341:ALA:H	5:S:342:PRO:N	1.87	0.69
3:J:644:ALA:HA	3:J:706:ALA:HB2	1.72	0.69
4:F:454:TYR:HA	4:F:455:ILE:CA	2.21	0.69
2:C:530:ARG:O	3:D:1664:ASP:CB	2.40	0.69
6:H:381:LYS:N	6:H:381:LYS:CB	2.55	0.69
3:J:644:ALA:HA	3:J:706:ALA:HB2	1.72	0.69
6:T:381:LYS:N	6:T:381:LYS:CB	2.55	0.69
5:G:341:ALA:H	5:G:342:PRO:N	1.87	0.69
5:S:341:ALA:H	5:S:342:PRO:N	1.87	0.69
3:J:644:ALA:HA	3:J:706:ALA:HB2	1.72	0.69

Continued on next page...

Continued from previous page...

Atom-1	Atom-2	Interatomic distance (Å)	Clash overlap (Å)
6:T:381:LYS:N	6:T:381:LYS:CB	2.55	0.69
5:G:341:ALA:H	5:G:342:PRO:N	1.87	0.69
5:S:341:ALA:H	5:S:342:PRO:N	1.87	0.69
3:J:644:ALA:HA	3:J:706:ALA:HB2	1.72	0.69
3:P:880:GLU:C	6:T:412:GLU:CB	2.61	0.69
5:Y:342:PRO:C	5:Y:343:ALA:C	2.49	0.69
2:C:174:GLY:CA	3:D:1682:LYS:CA	2.69	0.69
4:F:158:ASN:HA	4:F:321:LYS:O	1.93	0.69
4:L:158:ASN:HA	4:L:321:LYS:O	1.93	0.69
5:Y:342:PRO:C	5:Y:343:ALA:C	2.49	0.69
2:C:174:GLY:CA	3:D:1682:LYS:CA	2.69	0.69
4:L:158:ASN:HA	4:L:321:LYS:O	1.93	0.69
4:R:158:ASN:HA	4:R:321:LYS:O	1.92	0.69
4:L:454:TYR:HA	4:L:455:ILE:CA	2.20	0.69
2:C:174:GLY:CA	3:D:1682:LYS:CA	2.69	0.69
4:R:158:ASN:HA	4:R:321:LYS:O	1.92	0.69
4:L:454:TYR:HA	4:L:455:ILE:CA	2.20	0.69
4:R:158:ASN:HA	4:R:321:LYS:O	1.92	0.69
4:X:451:GLU:CB	4:X:451:GLU:N	2.55	0.69
4:R:158:ASN:HA	4:R:321:LYS:O	1.93	0.69
1:K:441:PHE:HA	1:K:444:PRO:O	1.93	0.69
4:L:454:TYR:HA	4:L:455:ILE:CA	2.20	0.69
3:P:880:GLU:C	6:T:412:GLU:CB	2.61	0.69
2:C:174:GLY:CA	3:D:1682:LYS:CA	2.69	0.69
4:F:158:ASN:HA	4:F:321:LYS:O	1.93	0.69
4:L:454:TYR:HA	4:L:455:ILE:CA	2.20	0.69
2:C:174:GLY:CA	3:D:1682:LYS:CA	2.69	0.69
4:R:158:ASN:HA	4:R:321:LYS:O	1.92	0.69
4:L:454:TYR:HA	4:L:455:ILE:CA	2.20	0.69
4:R:158:ASN:HA	4:R:321:LYS:O	1.92	0.69
2:I:639:LEU:O	3:J:1452:LEU:CA	2.41	0.69
6:H:381:LYS:N	6:H:381:LYS:CB	2.55	0.69
2:I:639:LEU:O	3:J:1452:LEU:CA	2.41	0.69
6:H:381:LYS:N	6:H:381:LYS:CB	2.55	0.69
2:I:639:LEU:O	3:J:1452:LEU:CA	2.41	0.69
6:H:381:LYS:CB	6:H:381:LYS:N	2.55	0.69
2:I:639:LEU:O	3:J:1452:LEU:CA	2.41	0.69
6:Z:408:SER:CA	6:Z:410:LEU:H	2.01	0.69
4:L:140:LYS:HA	4:L:149:GLY:N	2.08	0.69
4:X:140:LYS:HA	4:X:149:GLY:N	2.08	0.69
2:I:639:LEU:O	3:J:1452:LEU:CA	2.41	0.69

Continued on next page...

Continued from previous page...

Atom-1	Atom-2	Interatomic distance (Å)	Clash overlap (Å)
6:H:381:LYS:CB	6:H:381:LYS:N	2.55	0.69
2:I:639:LEU:O	3:J:1452:LEU:CA	2.41	0.69
6:H:381:LYS:CB	6:H:381:LYS:N	2.55	0.69
2:I:639:LEU:O	3:J:1452:LEU:CA	2.41	0.69
4:X:451:GLU:N	4:X:451:GLU:CB	2.55	0.69
4:X:451:GLU:N	4:X:451:GLU:CB	2.55	0.69
4:R:399:SER:C	4:R:401:TYR:N	2.37	0.69
1:Q:441:PHE:HA	1:Q:444:PRO:O	1.93	0.69
4:X:451:GLU:N	4:X:451:GLU:CB	2.56	0.69
4:R:399:SER:C	4:R:401:TYR:N	2.37	0.69
4:X:451:GLU:CB	4:X:451:GLU:N	2.56	0.69
4:R:399:SER:C	4:R:401:TYR:N	2.37	0.69
1:Q:441:PHE:HA	1:Q:444:PRO:O	1.93	0.69
6:H:381:LYS:CB	6:H:381:LYS:N	2.55	0.69
5:S:341:ALA:H	5:S:342:PRO:N	1.87	0.69
4:X:451:GLU:N	4:X:451:GLU:CB	2.56	0.69
4:X:451:GLU:CB	4:X:451:GLU:N	2.56	0.69
4:R:399:SER:C	4:R:401:TYR:N	2.37	0.69
1:Q:441:PHE:HA	1:Q:444:PRO:O	1.93	0.69
4:X:451:GLU:CB	4:X:451:GLU:N	2.56	0.69
4:R:399:SER:C	4:R:401:TYR:N	2.37	0.69
3:P:888:PRO:CB	6:T:409:PRO:CA	2.70	0.68
2:O:785:LEU:N	1:W:131:GLY:O	2.25	0.68
4:X:158:ASN:HA	4:X:321:LYS:O	1.93	0.68
1:Q:441:PHE:HA	1:Q:444:PRO:O	1.93	0.68
1:K:441:PHE:HA	1:K:444:PRO:O	1.93	0.68
2:O:785:LEU:N	1:W:131:GLY:O	2.25	0.68
4:X:158:ASN:HA	4:X:321:LYS:O	1.93	0.68
1:Q:1301:GLU:HA	3:V:172:ARG:O	1.93	0.68
1:K:441:PHE:HA	1:K:444:PRO:O	1.93	0.68
6:Z:381:LYS:CB	6:Z:381:LYS:N	2.55	0.68
2:O:785:LEU:N	1:W:131:GLY:O	2.25	0.68
1:Q:441:PHE:HA	1:Q:444:PRO:O	1.93	0.68
1:K:441:PHE:HA	1:K:444:PRO:O	1.93	0.68
6:Z:381:LYS:CB	6:Z:381:LYS:N	2.55	0.68
2:O:785:LEU:N	1:W:131:GLY:O	2.25	0.68
1:Q:1301:GLU:HA	3:V:172:ARG:O	1.93	0.68
1:K:441:PHE:HA	1:K:444:PRO:O	1.93	0.68
4:L:260:THR:C	4:L:260:THR:CB	2.60	0.68
5:G:342:PRO:C	5:G:343:ALA:C	2.49	0.68
1:A:441:PHE:HA	1:A:444:PRO:O	1.93	0.68

Continued on next page...

Continued from previous page...

Atom-1	Atom-2	Interatomic distance (Å)	Clash overlap (Å)
1:E:845:TYR:CB	2:O:299:ILE:HA	2.21	0.68
6:Z:381:LYS:CB	6:Z:381:LYS:N	2.55	0.68
3:P:888:PRO:CB	6:T:409:PRO:CA	2.70	0.68
2:O:785:LEU:N	1:W:131:GLY:O	2.25	0.68
1:Q:441:PHE:HA	1:Q:444:PRO:O	1.93	0.68
1:K:441:PHE:HA	1:K:444:PRO:O	1.93	0.68
6:Z:381:LYS:N	6:Z:381:LYS:CB	2.55	0.68
2:O:785:LEU:N	1:W:131:GLY:O	2.25	0.68
1:Q:1301:GLU:HA	3:V:172:ARG:O	1.93	0.68
1:K:441:PHE:HA	1:K:444:PRO:O	1.93	0.68
6:Z:381:LYS:N	6:Z:381:LYS:CB	2.55	0.68
2:O:785:LEU:N	1:W:131:GLY:O	2.25	0.68
1:Q:441:PHE:HA	1:Q:444:PRO:O	1.93	0.68
1:K:441:PHE:HA	1:K:444:PRO:O	1.93	0.68
3:P:888:PRO:N	6:T:408:SER:O	2.26	0.68
2:C:785:LEU:CB	1:K:134:LEU:N	2.56	0.68
4:R:158:ASN:HA	4:R:321:LYS:O	1.92	0.68
4:L:140:LYS:HA	4:L:149:GLY:N	2.08	0.68
2:C:785:LEU:CB	1:K:134:LEU:N	2.56	0.68
4:L:140:LYS:HA	4:L:149:GLY:N	2.08	0.68
4:X:454:TYR:HA	4:X:455:ILE:CA	2.20	0.68
2:C:785:LEU:CB	1:K:134:LEU:N	2.56	0.68
4:X:454:TYR:HA	4:X:455:ILE:CA	2.20	0.68
2:C:785:LEU:CB	1:K:134:LEU:N	2.56	0.68
4:F:455:ILE:C	4:F:457:ALA:N	2.45	0.68
4:R:260:THR:CB	4:R:260:THR:C	2.60	0.68
5:M:342:PRO:C	5:M:343:ALA:C	2.49	0.68
4:F:140:LYS:HA	4:F:149:GLY:N	2.08	0.68
1:W:441:PHE:HA	1:W:444:PRO:O	1.93	0.68
4:X:454:TYR:HA	4:X:455:ILE:CA	2.20	0.68
3:P:888:PRO:N	6:T:408:SER:O	2.26	0.68
2:C:785:LEU:CB	1:K:134:LEU:N	2.56	0.68
4:R:158:ASN:HA	4:R:321:LYS:O	1.92	0.68
4:X:454:TYR:HA	4:X:455:ILE:CA	2.20	0.68
2:C:785:LEU:CB	1:K:134:LEU:N	2.56	0.68
4:X:454:TYR:HA	4:X:455:ILE:CA	2.20	0.68
2:C:785:LEU:CB	1:K:134:LEU:N	2.56	0.68
2:C:779:GLU:CA	1:K:137:PHE:CB	2.68	0.68
2:O:173:PRO:N	3:P:1686:PRO:CA	2.55	0.68
1:E:1233:VAL:CB	1:K:579:GLU:CA	2.71	0.68
1:E:441:PHE:HA	1:E:444:PRO:O	1.93	0.68

Continued on next page...

Continued from previous page...

Atom-1	Atom-2	Interatomic distance (Å)	Clash overlap (Å)
2:C:779:GLU:CA	1:K:137:PHE:CB	2.68	0.68
2:O:173:PRO:N	3:P:1686:PRO:CA	2.55	0.68
4:F:158:ASN:HA	4:F:321:LYS:O	1.92	0.68
2:C:779:GLU:CA	1:K:137:PHE:CB	2.68	0.68
2:O:173:PRO:N	3:P:1686:PRO:CA	2.55	0.68
1:E:1233:VAL:CB	1:K:579:GLU:CA	2.71	0.68
4:F:158:ASN:HA	4:F:321:LYS:O	1.92	0.68
1:E:441:PHE:HA	1:E:444:PRO:O	1.93	0.68
2:C:779:GLU:CA	1:K:137:PHE:CB	2.68	0.68
4:F:158:ASN:HA	4:F:321:LYS:O	1.92	0.68
2:I:622:PHE:N	3:J:1449:TRP:HA	1.75	0.68
1:E:441:PHE:HA	1:E:444:PRO:O	1.93	0.68
2:C:779:GLU:CA	1:K:137:PHE:CB	2.68	0.68
2:O:173:PRO:N	3:P:1686:PRO:CA	2.55	0.68
1:E:1233:VAL:CB	1:K:579:GLU:CA	2.71	0.68
1:E:441:PHE:HA	1:E:444:PRO:O	1.93	0.68
2:C:779:GLU:CA	1:K:137:PHE:CB	2.68	0.68
2:O:173:PRO:N	3:P:1686:PRO:CA	2.55	0.68
4:F:158:ASN:HA	4:F:321:LYS:O	1.92	0.68
2:C:779:GLU:CA	1:K:137:PHE:CB	2.68	0.68
1:E:1233:VAL:CB	1:K:579:GLU:CA	2.71	0.68
4:F:158:ASN:HA	4:F:321:LYS:O	1.92	0.68
1:E:441:PHE:HA	1:E:444:PRO:O	1.93	0.68
4:R:454:TYR:HA	4:R:455:ILE:CA	2.21	0.68
4:L:451:GLU:CB	4:L:451:GLU:N	2.55	0.68
2:U:639:LEU:O	3:V:1452:LEU:CA	2.41	0.68
2:O:174:GLY:CA	3:P:1682:LYS:CA	2.69	0.68
4:L:451:GLU:N	4:L:451:GLU:CB	2.55	0.68
2:U:639:LEU:O	3:V:1452:LEU:CA	2.41	0.68
2:O:174:GLY:CA	3:P:1682:LYS:CA	2.69	0.68
1:E:441:PHE:HA	1:E:444:PRO:O	1.93	0.68
2:U:639:LEU:O	3:V:1452:LEU:CA	2.41	0.68
2:O:174:GLY:CA	3:P:1682:LYS:CA	2.69	0.68
2:U:639:LEU:O	3:V:1452:LEU:CA	2.41	0.68
1:E:441:PHE:HA	1:E:444:PRO:O	1.93	0.68
4:L:451:GLU:N	4:L:451:GLU:CB	2.55	0.68
4:R:454:TYR:HA	4:R:455:ILE:CA	2.21	0.68
2:U:639:LEU:O	3:V:1452:LEU:CA	2.41	0.68
2:O:174:GLY:CA	3:P:1682:LYS:CA	2.69	0.68
2:U:639:LEU:O	3:V:1452:LEU:CA	2.41	0.68
2:O:174:GLY:CA	3:P:1682:LYS:CA	2.69	0.68

Continued on next page...

Continued from previous page...

Atom-1	Atom-2	Interatomic distance (Å)	Clash overlap (Å)
1:E:441:PHE:HA	1:E:444:PRO:O	1.93	0.68
2:U:639:LEU:O	3:V:1452:LEU:CA	2.41	0.68
5:G:342:PRO:C	5:G:343:ALA:C	2.49	0.68
1:W:441:PHE:HA	1:W:444:PRO:O	1.93	0.68
4:R:140:LYS:HA	4:R:149:GLY:N	2.08	0.68
1:W:441:PHE:HA	1:W:444:PRO:O	1.93	0.68
4:R:140:LYS:HA	4:R:149:GLY:N	2.08	0.68
1:W:441:PHE:HA	1:W:444:PRO:O	1.93	0.68
4:R:140:LYS:HA	4:R:149:GLY:N	2.08	0.68
1:W:441:PHE:HA	1:W:444:PRO:O	1.93	0.68
5:G:342:PRO:C	5:G:343:ALA:C	2.49	0.68
1:W:441:PHE:HA	1:W:444:PRO:O	1.93	0.68
4:R:140:LYS:HA	4:R:149:GLY:N	2.08	0.68
1:W:441:PHE:HA	1:W:444:PRO:O	1.93	0.68
4:R:140:LYS:HA	4:R:149:GLY:N	2.08	0.68
1:W:441:PHE:HA	1:W:444:PRO:O	1.93	0.68
4:L:451:GLU:N	4:L:451:GLU:CB	2.55	0.68
4:L:451:GLU:N	4:L:451:GLU:CB	2.55	0.68
4:F:158:ASN:HA	4:F:321:LYS:O	1.92	0.68
4:L:451:GLU:N	4:L:451:GLU:CB	2.55	0.68
4:L:451:GLU:N	4:L:451:GLU:CB	2.55	0.68
4:L:451:GLU:N	4:L:451:GLU:CB	2.55	0.68
4:F:140:LYS:HA	4:F:149:GLY:N	2.08	0.68
4:L:158:ASN:HA	4:L:321:LYS:O	1.92	0.68
4:F:140:LYS:HA	4:F:149:GLY:N	2.08	0.68
4:L:158:ASN:HA	4:L:321:LYS:O	1.92	0.68
4:F:140:LYS:HA	4:F:149:GLY:N	2.08	0.68
4:F:451:GLU:CB	4:F:451:GLU:N	2.55	0.68
4:L:158:ASN:HA	4:L:321:LYS:O	1.92	0.68
4:L:158:ASN:HA	4:L:321:LYS:O	1.92	0.68
4:F:140:LYS:HA	4:F:149:GLY:N	2.08	0.68
4:L:158:ASN:HA	4:L:321:LYS:O	1.92	0.68
4:F:140:LYS:HA	4:F:149:GLY:N	2.08	0.68
4:F:328:VAL:CA	4:F:328:VAL:O	2.40	0.68
4:X:422:ASN:CB	4:X:423:ALA:HB2	2.24	0.68
4:X:422:ASN:CB	4:X:423:ALA:HB2	2.24	0.68
4:R:140:LYS:HA	4:R:149:GLY:N	2.08	0.68
1:B:441:PHE:HA	1:B:444:PRO:O	1.93	0.68
4:F:328:VAL:CA	4:F:328:VAL:O	2.40	0.68
4:X:422:ASN:CB	4:X:423:ALA:HB2	2.24	0.68
4:X:422:ASN:CB	4:X:423:ALA:HB2	2.24	0.68

Continued on next page...

Continued from previous page...

Atom-1	Atom-2	Interatomic distance (Å)	Clash overlap (Å)
4:X:422:ASN:CB	4:X:423:ALA:HB2	2.24	0.68
5:M:342:PRO:C	5:M:343:ALA:C	2.49	0.68
1:B:441:PHE:HA	1:B:444:PRO:O	1.93	0.68
4:R:422:ASN:CB	4:R:423:ALA:HB2	2.24	0.68
5:M:342:PRO:C	5:M:343:ALA:C	2.49	0.68
1:B:441:PHE:HA	1:B:444:PRO:O	1.93	0.68
1:B:441:PHE:HA	1:B:444:PRO:O	1.93	0.68
1:B:441:PHE:HA	1:B:444:PRO:O	1.93	0.68
4:F:260:THR:C	4:F:260:THR:CB	2.61	0.68
5:G:341:ALA:H	5:G:342:PRO:N	1.87	0.68
1:B:441:PHE:HA	1:B:444:PRO:O	1.93	0.68
4:R:422:ASN:CB	4:R:423:ALA:HB2	2.24	0.68
1:B:441:PHE:HA	1:B:444:PRO:O	1.93	0.68
1:B:441:PHE:HA	1:B:444:PRO:O	1.93	0.68
4:R:140:LYS:HA	4:R:149:GLY:N	2.08	0.68
4:F:422:ASN:CB	4:F:423:ALA:HB2	2.24	0.68
4:R:140:LYS:HA	4:R:149:GLY:N	2.08	0.68
4:F:422:ASN:CB	4:F:423:ALA:HB2	2.24	0.68
4:R:451:GLU:N	4:R:451:GLU:CB	2.55	0.67
4:R:328:VAL:CA	4:R:328:VAL:O	2.40	0.67
1:E:1239:ASP:O	1:K:572:ALA:HB2	1.94	0.67
4:X:140:LYS:HA	4:X:149:GLY:N	2.08	0.67
4:X:140:LYS:HA	4:X:149:GLY:N	2.08	0.67
1:E:1239:ASP:O	1:K:572:ALA:HB2	1.94	0.67
4:L:422:ASN:CB	4:L:423:ALA:HB2	2.24	0.67
4:L:422:ASN:CB	4:L:423:ALA:HB2	2.24	0.67
2:C:676:ALA:CA	1:K:846:ILE:O	2.41	0.67
4:R:451:GLU:N	4:R:451:GLU:CB	2.55	0.67
4:R:328:VAL:CA	4:R:328:VAL:O	2.40	0.67
1:E:1239:ASP:O	1:K:572:ALA:HB2	1.94	0.67
4:L:422:ASN:CB	4:L:423:ALA:HB2	2.24	0.67
4:L:422:ASN:CB	4:L:423:ALA:HB2	2.24	0.67
1:E:1239:ASP:O	1:K:572:ALA:HB2	1.94	0.67
4:L:422:ASN:CB	4:L:423:ALA:HB2	2.24	0.67
4:F:140:LYS:HA	4:F:149:GLY:N	2.08	0.67
1:E:1310:ARG:C	3:J:245:ASP:CB	2.30	0.67
4:L:140:LYS:HA	4:L:149:GLY:N	2.08	0.67
4:X:140:LYS:HA	4:X:149:GLY:N	2.08	0.67
1:E:1310:ARG:C	3:J:245:ASP:CB	2.30	0.67
4:L:140:LYS:HA	4:L:149:GLY:N	2.08	0.67
4:X:140:LYS:HA	4:X:149:GLY:N	2.08	0.67

Continued on next page...

Continued from previous page...

Atom-1	Atom-2	Interatomic distance (Å)	Clash overlap (Å)
1:Q:441:PHE:HA	1:Q:444:PRO:O	1.93	0.67
4:F:140:LYS:HA	4:F:149:GLY:N	2.08	0.67
4:L:140:LYS:HA	4:L:149:GLY:N	2.08	0.67
4:X:140:LYS:HA	4:X:149:GLY:N	2.08	0.67
1:E:1310:ARG:C	3:J:245:ASP:CB	2.30	0.67
4:L:140:LYS:HA	4:L:149:GLY:N	2.08	0.67
4:X:140:LYS:HA	4:X:149:GLY:N	2.08	0.67
4:L:140:LYS:HA	4:L:149:GLY:N	2.08	0.67
4:X:140:LYS:HA	4:X:149:GLY:N	2.08	0.67
1:A:441:PHE:HA	1:A:444:PRO:O	1.94	0.67
1:A:441:PHE:HA	1:A:444:PRO:O	1.94	0.67
1:A:441:PHE:HA	1:A:444:PRO:O	1.94	0.67
1:A:441:PHE:HA	1:A:444:PRO:O	1.94	0.67
2:C:535:TYR:N	3:D:1664:ASP:H	1.93	0.67
1:A:441:PHE:HA	1:A:444:PRO:O	1.94	0.67
1:A:441:PHE:HA	1:A:444:PRO:O	1.94	0.67
1:A:441:PHE:HA	1:A:444:PRO:O	1.94	0.67
2:C:780:ASP:HA	1:K:136:TYR:CA	2.24	0.67
5:G:342:PRO:C	5:G:343:ALA:C	2.49	0.67
2:C:780:ASP:HA	1:K:136:TYR:CA	2.24	0.67
4:R:422:ASN:CB	4:R:423:ALA:HB2	2.24	0.67
5:G:342:PRO:C	5:G:343:ALA:C	2.49	0.67
2:C:780:ASP:HA	1:K:136:TYR:CA	2.24	0.67
4:R:422:ASN:CB	4:R:423:ALA:HB2	2.24	0.67
5:G:342:PRO:C	5:G:343:ALA:C	2.49	0.67
2:C:780:ASP:HA	1:K:136:TYR:CA	2.24	0.67
4:R:422:ASN:CB	4:R:423:ALA:HB2	2.24	0.67
1:Q:1356:ALA:H	3:V:872:LEU:CB	2.05	0.67
4:L:422:ASN:CB	4:L:423:ALA:HB2	2.24	0.67
1:E:1353:CYS:O	3:J:864:MET:O	2.13	0.67
2:C:780:ASP:HA	1:K:136:TYR:CA	2.24	0.67
5:G:342:PRO:C	5:G:343:ALA:C	2.49	0.67
2:C:780:ASP:HA	1:K:136:TYR:CA	2.24	0.67
4:R:422:ASN:CB	4:R:423:ALA:HB2	2.24	0.67
5:G:342:PRO:C	5:G:343:ALA:C	2.49	0.67
2:C:780:ASP:HA	1:K:136:TYR:CA	2.24	0.67
4:R:422:ASN:CB	4:R:423:ALA:HB2	2.24	0.67
4:F:451:GLU:CB	4:F:451:GLU:N	2.56	0.67
4:L:402:ALA:HB2	4:L:403:ILE:H	1.52	0.67
4:L:402:ALA:HB2	4:L:403:ILE:H	1.52	0.67
4:X:158:ASN:HA	4:X:321:LYS:O	1.93	0.67

Continued on next page...

Continued from previous page...

Atom-1	Atom-2	Interatomic distance (Å)	Clash overlap (Å)
4:X:158:ASN:HA	4:X:321:LYS:O	1.93	0.67
4:L:260:THR:N	4:L:260:THR:CB	2.57	0.67
4:F:451:GLU:CB	4:F:451:GLU:N	2.56	0.67
4:X:158:ASN:HA	4:X:321:LYS:O	1.93	0.67
4:X:158:ASN:HA	4:X:321:LYS:O	1.93	0.67
4:X:158:ASN:HA	4:X:321:LYS:O	1.93	0.67
1:Q:1305:GLN:CB	3:V:172:ARG:CB	2.72	0.67
1:Q:1305:GLN:CB	3:V:172:ARG:CB	2.72	0.67
2:O:781:ARG:HA	1:W:92:GLU:C	2.15	0.67
1:Q:942:PRO:HA	1:Q:943:GLN:CB	2.17	0.67
4:F:422:ASN:CB	4:F:423:ALA:HB2	2.24	0.67
1:Q:1305:GLN:CB	3:V:172:ARG:CB	2.72	0.67
1:Q:1305:GLN:CB	3:V:172:ARG:CB	2.72	0.67
2:O:778:ILE:CA	1:W:138:ASP:O	2.40	0.67
4:X:399:SER:C	4:X:401:TYR:N	2.37	0.67
2:C:724:GLN:CB	1:K:508:SER:H	2.08	0.67
4:L:422:ASN:CB	4:L:423:ALA:HB2	2.24	0.67
2:O:778:ILE:CA	1:W:138:ASP:O	2.40	0.67
4:X:399:SER:C	4:X:401:TYR:N	2.37	0.67
2:C:724:GLN:CB	1:K:508:SER:H	2.08	0.67
4:L:422:ASN:CB	4:L:423:ALA:HB2	2.24	0.67
2:O:778:ILE:CA	1:W:138:ASP:O	2.40	0.67
2:C:724:GLN:CB	1:K:508:SER:H	2.08	0.67
2:O:778:ILE:CA	1:W:138:ASP:O	2.40	0.67
2:C:724:GLN:CB	1:K:508:SER:H	2.08	0.67
2:O:778:ILE:CA	1:W:138:ASP:O	2.40	0.67
2:C:724:GLN:CB	1:K:508:SER:H	2.08	0.67
2:O:778:ILE:CA	1:W:138:ASP:O	2.40	0.67
2:C:724:GLN:CB	1:K:508:SER:H	2.08	0.67
2:O:778:ILE:CA	1:W:138:ASP:O	2.40	0.67
2:C:724:GLN:CB	1:K:508:SER:H	2.08	0.67
4:F:422:ASN:CB	4:F:423:ALA:HB2	2.24	0.67
4:F:422:ASN:CB	4:F:423:ALA:HB2	2.24	0.67
4:F:422:ASN:CB	4:F:423:ALA:HB2	2.24	0.67
4:L:448:ARG:O	4:L:449:SER:C	2.32	0.67
1:Q:1354:LEU:C	3:V:871:GLN:C	2.53	0.67
3:J:644:ALA:CA	3:J:706:ALA:HB2	2.25	0.67
4:F:422:ASN:CB	4:F:423:ALA:HB2	2.24	0.67
4:F:422:ASN:CB	4:F:423:ALA:HB2	2.24	0.67
4:X:260:THR:N	4:X:260:THR:CB	2.57	0.67
5:S:342:PRO:C	5:S:343:ALA:C	2.49	0.67

Continued on next page...

Continued from previous page...

Atom-1	Atom-2	Interatomic distance (Å)	Clash overlap (Å)
3:V:644:ALA:CA	3:V:706:ALA:HB2	2.25	0.67
1:E:849:ASN:O	2:O:304:PRO:CB	2.43	0.67
1:E:849:ASN:O	2:O:304:PRO:CB	2.43	0.67
4:X:328:VAL:O	4:X:328:VAL:CA	2.40	0.67
4:R:328:VAL:O	4:R:328:VAL:CA	2.40	0.67
1:E:1352:LEU:CB	3:J:869:GLU:CB	2.73	0.67
1:E:849:ASN:O	2:O:304:PRO:CB	2.43	0.67
4:X:422:ASN:CB	4:X:423:ALA:HB2	2.24	0.66
4:X:422:ASN:CB	4:X:423:ALA:HB2	2.24	0.66
4:X:486:GLU:C	4:X:487:ASP:C	2.54	0.66
4:X:486:GLU:C	4:X:487:ASP:C	2.54	0.66
3:D:644:ALA:CA	3:D:706:ALA:HB2	2.25	0.66
4:R:422:ASN:CB	4:R:423:ALA:HB2	2.24	0.66
4:X:486:GLU:C	4:X:487:ASP:C	2.54	0.66
4:X:486:GLU:C	4:X:487:ASP:C	2.54	0.66
4:X:486:GLU:C	4:X:487:ASP:C	2.54	0.66
2:C:779:GLU:CB	1:K:137:PHE:CA	2.70	0.66
1:E:849:ASN:O	2:O:304:PRO:N	2.28	0.66
2:C:779:GLU:CB	1:K:137:PHE:CA	2.70	0.66
4:R:486:GLU:C	4:R:487:ASP:C	2.54	0.66
2:C:304:PRO:CB	1:Q:849:ASN:O	2.43	0.66
2:C:779:GLU:CB	1:K:137:PHE:CA	2.70	0.66
4:R:486:GLU:C	4:R:487:ASP:C	2.54	0.66
1:E:849:ASN:O	2:O:304:PRO:N	2.28	0.66
2:C:779:GLU:CB	1:K:137:PHE:CA	2.70	0.66
4:R:486:GLU:C	4:R:487:ASP:C	2.54	0.66
2:C:304:PRO:CB	1:Q:849:ASN:O	2.43	0.66
2:C:779:GLU:CB	1:K:137:PHE:CA	2.70	0.66
1:E:849:ASN:O	2:O:304:PRO:N	2.28	0.66
2:C:779:GLU:CB	1:K:137:PHE:CA	2.70	0.66
4:R:486:GLU:C	4:R:487:ASP:C	2.54	0.66
2:C:304:PRO:CB	1:Q:849:ASN:O	2.43	0.66
2:C:779:GLU:CB	1:K:137:PHE:CA	2.70	0.66
4:R:486:GLU:C	4:R:487:ASP:C	2.54	0.66
1:E:849:ASN:O	2:O:304:PRO:N	2.28	0.66
4:L:486:GLU:C	4:L:487:ASP:C	2.54	0.66
4:X:402:ALA:HB2	4:X:403:ILE:H	1.52	0.66
3:D:644:ALA:HA	3:D:706:ALA:CB	2.26	0.66
4:L:486:GLU:C	4:L:487:ASP:C	2.54	0.66
4:X:402:ALA:HB2	4:X:403:ILE:H	1.52	0.66
3:D:644:ALA:HA	3:D:706:ALA:CB	2.26	0.66

Continued on next page...

Continued from previous page...

Atom-1	Atom-2	Interatomic distance (Å)	Clash overlap (Å)
3:D:644:ALA:HA	3:D:706:ALA:CB	2.26	0.66
4:R:260:THR:CB	4:R:260:THR:N	2.57	0.66
2:I:622:PHE:CA	3:J:1449:TRP:CB	2.70	0.66
3:D:644:ALA:HA	3:D:706:ALA:CB	2.26	0.66
3:D:644:ALA:HA	3:D:706:ALA:CB	2.26	0.66
4:F:486:GLU:C	4:F:487:ASP:C	2.54	0.66
4:F:486:GLU:C	4:F:487:ASP:C	2.54	0.66
4:L:399:SER:C	4:L:401:TYR:N	2.37	0.66
4:F:486:GLU:C	4:F:487:ASP:C	2.54	0.66
4:L:399:SER:C	4:L:401:TYR:N	2.37	0.66
1:Q:1306:LEU:C	3:V:733:ASP:H	1.97	0.66
1:Q:1306:LEU:CA	3:V:734:PRO:N	2.40	0.66
4:L:399:SER:C	4:L:401:TYR:N	2.37	0.66
4:F:486:GLU:C	4:F:487:ASP:C	2.54	0.66
4:L:399:SER:C	4:L:401:TYR:N	2.37	0.66
4:F:486:GLU:C	4:F:487:ASP:C	2.54	0.66
4:L:399:SER:C	4:L:401:TYR:N	2.37	0.66
2:C:778:ILE:CA	1:K:138:ASP:O	2.43	0.66
5:S:342:PRO:C	5:S:343:ALA:C	2.49	0.66
3:V:644:ALA:HA	3:V:706:ALA:CB	2.26	0.66
2:C:778:ILE:CA	1:K:138:ASP:O	2.43	0.66
3:V:644:ALA:HA	3:V:706:ALA:CB	2.26	0.66
2:C:778:ILE:CA	1:K:138:ASP:O	2.43	0.66
4:L:486:GLU:C	4:L:487:ASP:C	2.54	0.66
3:V:644:ALA:HA	3:V:706:ALA:CB	2.26	0.66
2:C:778:ILE:CA	1:K:138:ASP:O	2.43	0.66
4:L:486:GLU:C	4:L:487:ASP:C	2.54	0.66
3:V:644:ALA:HA	3:V:706:ALA:CB	2.26	0.66
4:F:448:ARG:O	4:F:449:SER:C	2.32	0.66
4:R:486:GLU:C	4:R:487:ASP:C	2.54	0.66
4:F:486:GLU:C	4:F:487:ASP:C	2.54	0.66
2:C:535:TYR:HA	3:D:1663:GLN:HA	1.74	0.66
4:X:422:ASN:CB	4:X:423:ALA:HB2	2.24	0.66
2:C:778:ILE:CA	1:K:138:ASP:O	2.43	0.66
4:L:486:GLU:C	4:L:487:ASP:C	2.54	0.66
5:S:342:PRO:C	5:S:343:ALA:C	2.49	0.66
3:V:644:ALA:HA	3:V:706:ALA:CB	2.26	0.66
2:C:778:ILE:CA	1:K:138:ASP:O	2.43	0.66
4:L:486:GLU:C	4:L:487:ASP:C	2.54	0.66
3:V:644:ALA:HA	3:V:706:ALA:CB	2.26	0.66
2:C:778:ILE:CA	1:K:138:ASP:O	2.43	0.66

Continued on next page...

Continued from previous page...

Atom-1	Atom-2	Interatomic distance (Å)	Clash overlap (Å)
4:L:486:GLU:C	4:L:487:ASP:C	2.54	0.66
3:V:644:ALA:HA	3:V:706:ALA:CB	2.26	0.66
4:L:486:GLU:C	4:L:487:ASP:C	2.54	0.66
2:C:305:LEU:HA	1:Q:848:ASP:C	2.16	0.66
5:Y:341:ALA:H	5:Y:342:PRO:N	1.87	0.66
1:E:852:VAL:N	2:O:305:LEU:O	2.27	0.66
4:X:486:GLU:C	4:X:487:ASP:C	2.54	0.66
3:J:644:ALA:HA	3:J:706:ALA:CB	2.26	0.66
4:X:486:GLU:C	4:X:487:ASP:C	2.54	0.66
3:J:644:ALA:HA	3:J:706:ALA:CB	2.26	0.66
3:J:644:ALA:HA	3:J:706:ALA:CB	2.26	0.66
3:J:644:ALA:HA	3:J:706:ALA:CB	2.26	0.66
4:F:260:THR:N	4:F:260:THR:CB	2.57	0.66
4:X:399:SER:C	4:X:401:TYR:N	2.37	0.66
3:P:644:ALA:HA	3:P:706:ALA:CB	2.26	0.66
3:J:644:ALA:HA	3:J:706:ALA:CB	2.26	0.66
3:J:644:ALA:HA	3:J:706:ALA:CB	2.26	0.66
3:J:644:ALA:HA	3:J:706:ALA:CB	2.26	0.66
4:R:451:GLU:CB	4:R:451:GLU:N	2.55	0.66
4:R:451:GLU:CB	4:R:451:GLU:N	2.55	0.66
4:R:451:GLU:N	4:R:451:GLU:CB	2.55	0.66
4:X:486:GLU:C	4:X:487:ASP:C	2.54	0.66
5:Y:379:HIS:N	5:Y:379:HIS:HA	2.05	0.66
3:V:644:ALA:HA	3:V:706:ALA:CB	2.26	0.66
4:R:451:GLU:N	4:R:451:GLU:CB	2.55	0.66
4:R:451:GLU:CB	4:R:451:GLU:N	2.55	0.66
3:D:644:ALA:HA	3:D:706:ALA:CB	2.26	0.66
2:C:675:ARG:CA	1:K:849:ASN:CB	2.73	0.66
3:D:644:ALA:HA	3:D:706:ALA:CB	2.26	0.66
3:D:1468:ALA:HB3	3:P:1510:GLN:CB	2.26	0.65
1:Q:942:PRO:HA	1:Q:943:GLN:CB	2.17	0.65
3:D:1468:ALA:HB3	3:P:1510:GLN:CB	2.26	0.65
3:D:1468:ALA:HB3	3:P:1510:GLN:CB	2.26	0.65
1:Q:942:PRO:HA	1:Q:943:GLN:CB	2.17	0.65
3:P:644:ALA:CA	3:P:706:ALA:HB2	2.25	0.65
3:J:644:ALA:HA	3:J:706:ALA:CB	2.26	0.65
3:D:1468:ALA:HB3	3:P:1510:GLN:CB	2.26	0.65
1:Q:942:PRO:HA	1:Q:943:GLN:CB	2.17	0.65
3:D:1468:ALA:HB3	3:P:1510:GLN:CB	2.26	0.65
1:Q:942:PRO:HA	1:Q:943:GLN:CB	2.17	0.65
4:F:328:VAL:O	4:F:328:VAL:CA	2.40	0.65

Continued on next page...

Continued from previous page...

Atom-1	Atom-2	Interatomic distance (Å)	Clash overlap (Å)
4:F:328:VAL:O	4:F:328:VAL:CA	2.40	0.65
4:F:328:VAL:O	4:F:328:VAL:CA	2.40	0.65
4:X:299:ASN:CB	4:X:299:ASN:C	2.64	0.65
4:F:328:VAL:CA	4:F:328:VAL:O	2.40	0.65
4:F:328:VAL:O	4:F:328:VAL:CA	2.40	0.65
3:D:644:ALA:HA	3:D:706:ALA:CB	2.26	0.65
3:P:644:ALA:HA	3:P:706:ALA:CB	2.26	0.65
2:O:655:ALA:CB	3:P:1447:THR:O	2.45	0.65
3:P:644:ALA:HA	3:P:706:ALA:CB	2.26	0.65
2:C:785:LEU:CA	1:K:132:GLY:C	2.35	0.65
3:D:1468:ALA:HB3	3:P:1511:GLN:HA	1.75	0.65
2:C:785:LEU:CA	1:K:132:GLY:C	2.35	0.65
3:D:1468:ALA:HB3	3:P:1511:GLN:HA	1.75	0.65
5:Y:379:HIS:HA	5:Y:379:HIS:N	2.05	0.65
2:C:785:LEU:CA	1:K:132:GLY:C	2.35	0.65
3:D:1468:ALA:HB3	3:P:1511:GLN:HA	1.75	0.65
5:Y:379:HIS:HA	5:Y:379:HIS:N	2.05	0.65
2:C:785:LEU:CA	1:K:132:GLY:C	2.35	0.65
2:U:740:GLU:HA	3:V:1454:ALA:CB	2.21	0.65
5:Y:379:HIS:N	5:Y:379:HIS:HA	2.05	0.65
2:C:785:LEU:CA	1:K:132:GLY:C	2.35	0.65
3:D:1468:ALA:HB3	3:P:1511:GLN:HA	1.75	0.65
5:Y:379:HIS:N	5:Y:379:HIS:HA	2.05	0.65
2:C:785:LEU:CA	1:K:132:GLY:C	2.35	0.65
3:D:1468:ALA:HB3	3:P:1511:GLN:HA	1.75	0.65
5:Y:379:HIS:HA	5:Y:379:HIS:N	2.05	0.65
2:C:785:LEU:CA	1:K:132:GLY:C	2.35	0.65
2:C:778:ILE:CA	1:K:138:ASP:C	2.53	0.65
2:C:778:ILE:CA	1:K:138:ASP:C	2.53	0.65
4:R:328:VAL:O	4:R:328:VAL:CA	2.40	0.65
2:C:778:ILE:CA	1:K:138:ASP:C	2.53	0.65
4:R:328:VAL:CA	4:R:328:VAL:O	2.40	0.65
4:L:402:ALA:HB2	4:L:403:ILE:H	1.52	0.65
2:C:778:ILE:CA	1:K:138:ASP:C	2.53	0.65
4:R:328:VAL:O	4:R:328:VAL:CA	2.40	0.65
4:L:402:ALA:HB2	4:L:403:ILE:H	1.52	0.65
2:C:778:ILE:CA	1:K:138:ASP:C	2.53	0.65
4:L:402:ALA:HB2	4:L:403:ILE:H	1.52	0.65
2:C:778:ILE:CA	1:K:138:ASP:C	2.53	0.65
4:R:328:VAL:O	4:R:328:VAL:CA	2.40	0.65
4:L:402:ALA:HB2	4:L:403:ILE:H	1.52	0.65

Continued on next page...

Continued from previous page...

Atom-1	Atom-2	Interatomic distance (Å)	Clash overlap (Å)
2:C:778:ILE:CA	1:K:138:ASP:C	2.53	0.65
4:R:328:VAL:O	4:R:328:VAL:CA	2.40	0.65
4:L:402:ALA:HB2	4:L:403:ILE:H	1.52	0.65
4:R:486:GLU:C	4:R:487:ASP:C	2.54	0.65
4:F:399:SER:C	4:F:401:TYR:N	2.37	0.65
3:P:644:ALA:CA	3:P:706:ALA:HB2	2.27	0.65
3:P:644:ALA:HA	3:P:706:ALA:CB	2.26	0.65
3:J:644:ALA:CA	3:J:706:ALA:HB2	2.27	0.65
3:P:644:ALA:CA	3:P:706:ALA:HB2	2.27	0.65
3:P:644:ALA:HA	3:P:706:ALA:CB	2.26	0.65
3:J:644:ALA:CA	3:J:706:ALA:HB2	2.27	0.65
3:P:644:ALA:CA	3:P:706:ALA:HB2	2.27	0.65
3:P:644:ALA:HA	3:P:706:ALA:CB	2.26	0.65
3:J:644:ALA:CA	3:J:706:ALA:HB2	2.27	0.65
3:J:644:ALA:CA	3:J:706:ALA:HB2	2.27	0.65
4:R:486:GLU:C	4:R:487:ASP:C	2.54	0.65
4:F:399:SER:C	4:F:401:TYR:N	2.37	0.65
3:P:644:ALA:CA	3:P:706:ALA:HB2	2.27	0.65
3:P:644:ALA:HA	3:P:706:ALA:CB	2.26	0.65
3:J:644:ALA:CA	3:J:706:ALA:HB2	2.27	0.65
3:P:644:ALA:CA	3:P:706:ALA:HB2	2.27	0.65
3:P:644:ALA:HA	3:P:706:ALA:CB	2.26	0.65
3:J:644:ALA:CA	3:J:706:ALA:HB2	2.27	0.65
3:J:644:ALA:CA	3:J:706:ALA:HB2	2.27	0.65
2:C:726:SER:N	1:K:86:ARG:N	2.42	0.65
3:D:644:ALA:CA	3:D:706:ALA:HB2	2.27	0.65
4:R:454:TYR:H	4:R:454:TYR:CB	2.10	0.65
2:C:726:SER:N	1:K:86:ARG:N	2.42	0.65
3:D:644:ALA:CA	3:D:706:ALA:HB2	2.27	0.65
4:R:454:TYR:CB	4:R:454:TYR:H	2.10	0.65
2:C:726:SER:N	1:K:86:ARG:N	2.42	0.65
3:D:644:ALA:CA	3:D:706:ALA:HB2	2.27	0.65
4:R:454:TYR:H	4:R:454:TYR:CB	2.10	0.65
2:C:726:SER:N	1:K:86:ARG:N	2.42	0.65
2:C:726:SER:N	1:K:86:ARG:N	2.42	0.65
3:D:644:ALA:CA	3:D:706:ALA:HB2	2.27	0.65
4:R:454:TYR:CB	4:R:454:TYR:H	2.10	0.65
2:C:726:SER:N	1:K:86:ARG:N	2.42	0.65
3:D:644:ALA:CA	3:D:706:ALA:HB2	2.27	0.65
4:R:454:TYR:H	4:R:454:TYR:CB	2.10	0.65
2:C:726:SER:N	1:K:86:ARG:N	2.42	0.65

Continued on next page...

Continued from previous page...

Atom-1	Atom-2	Interatomic distance (Å)	Clash overlap (Å)
1:E:1305:GLN:CB	3:J:172:ARG:HA	2.27	0.65
1:E:1305:GLN:CB	3:J:172:ARG:HA	2.27	0.65
2:C:483:GLU:CB	3:D:1658:ALA:HB2	2.27	0.65
1:E:1305:GLN:CB	3:J:172:ARG:HA	2.27	0.65
1:E:1305:GLN:CB	3:J:172:ARG:HA	2.27	0.65
4:R:472:GLU:N	4:R:472:GLU:C	2.51	0.65
4:F:472:GLU:N	4:F:472:GLU:C	2.51	0.65
3:J:1489:HIS:CB	3:J:1492:GLY:H	2.10	0.65
2:C:303:ALA:CB	1:Q:848:ASP:H	2.09	0.65
3:J:1489:HIS:CB	3:J:1492:GLY:H	2.10	0.65
4:X:448:ARG:O	4:X:449:SER:C	2.32	0.65
3:J:1489:HIS:CB	3:J:1492:GLY:H	2.10	0.65
4:X:448:ARG:O	4:X:449:SER:C	2.32	0.65
2:C:303:ALA:CB	1:Q:848:ASP:H	2.09	0.65
3:J:1489:HIS:CB	3:J:1492:GLY:H	2.10	0.65
4:X:448:ARG:O	4:X:449:SER:C	2.32	0.65
4:R:472:GLU:N	4:R:472:GLU:C	2.51	0.65
4:F:472:GLU:C	4:F:472:GLU:N	2.51	0.65
3:J:1489:HIS:CB	3:J:1492:GLY:H	2.10	0.65
4:X:448:ARG:O	4:X:449:SER:C	2.32	0.65
2:C:303:ALA:CB	1:Q:848:ASP:H	2.09	0.65
3:J:1489:HIS:CB	3:J:1492:GLY:H	2.10	0.65
4:X:448:ARG:O	4:X:449:SER:C	2.32	0.65
3:J:1489:HIS:CB	3:J:1492:GLY:H	2.10	0.65
4:F:486:GLU:C	4:F:487:ASP:C	2.54	0.64
4:X:472:GLU:C	4:X:472:GLU:N	2.51	0.64
3:D:1449:TRP:CB	3:P:1449:TRP:CB	0.67	0.64
4:L:472:GLU:C	4:L:472:GLU:N	2.51	0.64
3:V:644:ALA:CA	3:V:706:ALA:HB2	2.27	0.64
3:V:1489:HIS:CB	3:V:1492:GLY:H	2.10	0.64
4:X:472:GLU:N	4:X:472:GLU:C	2.51	0.64
3:D:1449:TRP:CB	3:P:1449:TRP:CB	0.67	0.64
4:L:472:GLU:N	4:L:472:GLU:C	2.51	0.64
3:V:644:ALA:CA	3:V:706:ALA:HB2	2.27	0.64
3:V:1489:HIS:CB	3:V:1492:GLY:H	2.10	0.64
3:D:1449:TRP:CB	3:P:1449:TRP:CB	0.67	0.64
3:V:644:ALA:CA	3:V:706:ALA:HB2	2.27	0.64
3:V:1489:HIS:CB	3:V:1492:GLY:H	2.10	0.64
3:V:644:ALA:CA	3:V:706:ALA:HB2	2.27	0.64
3:V:1489:HIS:CB	3:V:1492:GLY:H	2.10	0.64
4:X:448:ARG:O	4:X:449:SER:C	2.32	0.64

Continued on next page...

Continued from previous page...

Atom-1	Atom-2	Interatomic distance (Å)	Clash overlap (Å)
4:F:486:GLU:C	4:F:487:ASP:C	2.54	0.64
3:D:1449:TRP:CB	3:P:1449:TRP:CB	0.67	0.64
3:V:644:ALA:CA	3:V:706:ALA:HB2	2.27	0.64
3:V:1489:HIS:CB	3:V:1492:GLY:H	2.10	0.64
3:D:1449:TRP:CB	3:P:1449:TRP:CB	0.67	0.64
3:V:644:ALA:CA	3:V:706:ALA:HB2	2.27	0.64
3:V:1489:HIS:CB	3:V:1492:GLY:H	2.10	0.64
3:V:644:ALA:CA	3:V:706:ALA:HB2	2.27	0.64
3:V:1489:HIS:CB	3:V:1492:GLY:H	2.10	0.64
4:F:448:ARG:O	4:F:449:SER:C	2.32	0.64
3:P:888:PRO:CA	6:T:409:PRO:N	2.58	0.64
2:O:722:LEU:HA	1:W:130:ASP:C	2.14	0.64
2:O:722:LEU:HA	1:W:130:ASP:C	2.14	0.64
2:O:722:LEU:HA	1:W:130:ASP:C	2.14	0.64
2:O:722:LEU:HA	1:W:130:ASP:C	2.14	0.64
4:X:454:TYR:CB	4:X:454:TYR:H	2.10	0.64
4:F:299:ASN:CB	4:F:299:ASN:C	2.64	0.64
2:I:621:LEU:O	3:J:1449:TRP:CB	2.43	0.64
4:F:448:ARG:O	4:F:449:SER:C	2.32	0.64
3:P:888:PRO:CA	6:T:409:PRO:N	2.58	0.64
2:O:722:LEU:HA	1:W:130:ASP:C	2.14	0.64
2:O:722:LEU:HA	1:W:130:ASP:C	2.14	0.64
2:O:722:LEU:HA	1:W:130:ASP:C	2.14	0.64
4:X:299:ASN:C	4:X:299:ASN:CB	2.64	0.64
4:X:400:GLY:C	4:X:401:TYR:C	2.56	0.64
3:J:1485:ALA:O	3:J:1486:CYS:C	2.34	0.64
4:X:299:ASN:C	4:X:299:ASN:CB	2.64	0.64
4:X:400:GLY:C	4:X:401:TYR:C	2.56	0.64
3:J:1485:ALA:O	3:J:1486:CYS:C	2.34	0.64
4:L:328:VAL:O	4:L:328:VAL:CA	2.40	0.64
4:X:328:VAL:O	4:X:328:VAL:CA	2.40	0.64
3:J:1485:ALA:O	3:J:1486:CYS:C	2.34	0.64
4:L:328:VAL:O	4:L:328:VAL:CA	2.40	0.64
4:X:328:VAL:CA	4:X:328:VAL:O	2.40	0.64
2:O:522:CYS:N	3:P:1662:CYS:C	2.50	0.64
3:J:1485:ALA:O	3:J:1486:CYS:C	2.34	0.64
4:X:472:GLU:C	4:X:472:GLU:N	2.51	0.64
2:I:620:GLY:C	3:J:1449:TRP:CB	2.66	0.64
1:Q:1312:PRO:C	3:V:722:ASN:N	2.51	0.64
4:L:328:VAL:CA	4:L:328:VAL:O	2.40	0.64
4:X:328:VAL:O	4:X:328:VAL:CA	2.40	0.64

Continued on next page...

Continued from previous page...

Atom-1	Atom-2	Interatomic distance (Å)	Clash overlap (Å)
3:J:1485:ALA:O	3:J:1486:CYS:C	2.34	0.64
4:L:328:VAL:O	4:L:328:VAL:CA	2.40	0.64
4:X:328:VAL:O	4:X:328:VAL:CA	2.40	0.64
3:J:1485:ALA:O	3:J:1486:CYS:C	2.34	0.64
4:L:328:VAL:CA	4:L:328:VAL:O	2.40	0.64
4:X:328:VAL:CA	4:X:328:VAL:O	2.40	0.64
2:O:522:CYS:N	3:P:1662:CYS:C	2.50	0.64
3:J:1485:ALA:O	3:J:1486:CYS:C	2.34	0.64
4:R:400:GLY:C	4:R:401:TYR:C	2.56	0.64
4:R:400:GLY:C	4:R:401:TYR:C	2.56	0.64
4:R:400:GLY:C	4:R:401:TYR:C	2.56	0.64
3:P:644:ALA:CA	3:P:706:ALA:HB2	2.27	0.64
4:L:472:GLU:C	4:L:472:GLU:N	2.51	0.64
4:R:400:GLY:C	4:R:401:TYR:C	2.56	0.64
4:R:400:GLY:C	4:R:401:TYR:C	2.56	0.64
3:P:644:ALA:CA	3:P:706:ALA:HB2	2.27	0.64
3:P:1485:ALA:O	3:P:1486:CYS:C	2.34	0.64
4:F:328:VAL:O	4:F:328:VAL:CA	2.40	0.64
1:Q:1262:PHE:O	3:V:689:VAL:HA	1.98	0.64
3:P:1485:ALA:O	3:P:1486:CYS:C	2.34	0.64
2:C:523:LEU:H	3:D:1662:CYS:HA	1.62	0.64
4:R:400:GLY:C	4:R:401:TYR:C	2.56	0.64
2:C:523:LEU:H	3:D:1662:CYS:HA	1.62	0.64
2:C:305:LEU:N	1:Q:851:ALA:C	2.43	0.64
4:R:400:GLY:C	4:R:401:TYR:C	2.56	0.64
2:I:645:LEU:N	3:J:1450:GLU:CA	2.50	0.64
1:E:848:ASP:H	2:O:303:ALA:CB	2.09	0.64
2:I:645:LEU:N	3:J:1450:GLU:CA	2.50	0.64
5:M:379:HIS:HA	5:M:379:HIS:N	2.05	0.64
2:C:305:LEU:N	1:Q:851:ALA:C	2.43	0.64
2:I:645:LEU:N	3:J:1450:GLU:CA	2.50	0.64
5:M:379:HIS:N	5:M:379:HIS:HA	2.05	0.64
1:E:848:ASP:H	2:O:303:ALA:CB	2.09	0.64
2:I:645:LEU:N	3:J:1450:GLU:CA	2.50	0.64
3:D:644:ALA:CA	3:D:706:ALA:HB2	2.27	0.64
3:P:1489:HIS:CB	3:P:1492:GLY:H	2.11	0.64
4:F:400:GLY:C	4:F:401:TYR:C	2.56	0.64
1:Q:1365:GLN:CA	3:V:880:GLU:N	2.60	0.64
3:P:1489:HIS:CB	3:P:1492:GLY:H	2.11	0.64
1:E:942:PRO:HA	1:E:943:GLN:CB	2.17	0.64
5:M:379:HIS:HA	5:M:379:HIS:N	2.05	0.64

Continued on next page...

Continued from previous page...

Atom-1	Atom-2	Interatomic distance (Å)	Clash overlap (Å)
2:C:305:LEU:N	1:Q:851:ALA:C	2.43	0.64
4:R:400:GLY:C	4:R:401:TYR:C	2.56	0.64
2:I:645:LEU:N	3:J:1450:GLU:CA	2.50	0.64
5:M:379:HIS:N	5:M:379:HIS:HA	2.05	0.64
1:E:848:ASP:H	2:O:303:ALA:CB	2.09	0.64
2:I:645:LEU:N	3:J:1450:GLU:CA	2.50	0.64
5:M:379:HIS:N	5:M:379:HIS:HA	2.05	0.64
2:C:305:LEU:N	1:Q:851:ALA:C	2.43	0.64
2:I:645:LEU:N	3:J:1450:GLU:CA	2.50	0.64
3:D:644:ALA:CA	3:D:706:ALA:HB2	2.27	0.64
3:P:1489:HIS:CB	3:P:1492:GLY:H	2.11	0.64
3:P:880:GLU:O	6:T:412:GLU:N	2.31	0.64
4:R:299:ASN:CB	4:R:299:ASN:C	2.64	0.64
2:C:677:GLN:CA	1:K:796:LYS:C	2.55	0.64
2:O:780:ASP:HA	1:W:136:TYR:CA	2.28	0.64
4:R:448:ARG:O	4:R:449:SER:C	2.32	0.64
2:C:677:GLN:CA	1:K:796:LYS:C	2.55	0.64
2:O:780:ASP:HA	1:W:136:TYR:CA	2.28	0.64
4:R:448:ARG:O	4:R:449:SER:C	2.32	0.64
4:X:399:SER:C	4:X:401:TYR:N	2.37	0.64
2:C:677:GLN:CA	1:K:796:LYS:C	2.55	0.64
2:O:780:ASP:HA	1:W:136:TYR:CA	2.28	0.64
4:R:448:ARG:O	4:R:449:SER:C	2.32	0.64
4:X:399:SER:C	4:X:401:TYR:N	2.37	0.64
2:C:677:GLN:CA	1:K:796:LYS:C	2.55	0.64
2:O:780:ASP:HA	1:W:136:TYR:CA	2.28	0.64
2:C:531:LEU:HA	3:D:1664:ASP:CB	2.27	0.64
4:R:472:GLU:C	4:R:472:GLU:N	2.51	0.64
4:L:400:GLY:C	4:L:401:TYR:C	2.56	0.64
2:C:523:LEU:CA	3:D:1613:VAL:CB	2.76	0.64
3:D:1489:HIS:CB	3:D:1492:GLY:H	2.11	0.64
3:J:1489:HIS:CB	3:J:1492:GLY:H	2.11	0.64
3:P:880:GLU:O	6:T:412:GLU:N	2.31	0.64
4:R:299:ASN:CB	4:R:299:ASN:C	2.64	0.64
4:X:399:SER:C	4:X:401:TYR:N	2.37	0.64
2:C:677:GLN:CA	1:K:796:LYS:C	2.55	0.64
2:O:780:ASP:HA	1:W:136:TYR:CA	2.28	0.64
4:R:448:ARG:O	4:R:449:SER:C	2.32	0.64
4:X:399:SER:C	4:X:401:TYR:N	2.37	0.64
2:C:677:GLN:CA	1:K:796:LYS:C	2.55	0.64
2:O:780:ASP:HA	1:W:136:TYR:CA	2.28	0.64

Continued on next page...

Continued from previous page...

Atom-1	Atom-2	Interatomic distance (Å)	Clash overlap (Å)
4:R:448:ARG:O	4:R:449:SER:C	2.32	0.64
4:X:399:SER:C	4:X:401:TYR:N	2.37	0.64
2:C:677:GLN:CA	1:K:796:LYS:C	2.55	0.64
2:O:780:ASP:HA	1:W:136:TYR:CA	2.28	0.64
4:F:400:GLY:C	4:F:401:TYR:C	2.56	0.64
3:D:1489:HIS:CB	3:D:1492:GLY:H	2.10	0.64
4:F:472:GLU:C	4:F:472:GLU:N	2.51	0.64
3:D:1489:HIS:CB	3:D:1492:GLY:H	2.10	0.64
4:F:472:GLU:C	4:F:472:GLU:N	2.51	0.64
4:X:400:GLY:C	4:X:401:TYR:C	2.56	0.64
3:D:1489:HIS:CB	3:D:1492:GLY:H	2.10	0.64
4:F:472:GLU:C	4:F:472:GLU:N	2.51	0.64
4:X:400:GLY:C	4:X:401:TYR:C	2.56	0.64
3:P:1664:ASP:N	3:P:1667:ALA:HB2	2.13	0.64
2:C:524:ARG:O	3:D:1610:PRO:CB	2.45	0.64
3:V:1664:ASP:N	3:V:1667:ALA:HB2	2.13	0.64
4:X:400:GLY:C	4:X:401:TYR:C	2.56	0.64
4:F:400:GLY:C	4:F:401:TYR:C	2.56	0.64
3:D:1489:HIS:CB	3:D:1492:GLY:H	2.10	0.64
4:F:472:GLU:N	4:F:472:GLU:C	2.51	0.64
4:X:400:GLY:C	4:X:401:TYR:C	2.56	0.64
3:D:1489:HIS:CB	3:D:1492:GLY:H	2.10	0.64
4:F:472:GLU:C	4:F:472:GLU:N	2.51	0.64
4:X:400:GLY:C	4:X:401:TYR:C	2.56	0.64
3:P:1664:ASP:N	3:P:1667:ALA:HB2	2.13	0.64
4:F:400:GLY:C	4:F:401:TYR:C	2.56	0.64
4:F:400:GLY:C	4:F:401:TYR:C	2.56	0.64
4:F:400:GLY:C	4:F:401:TYR:C	2.56	0.64
1:E:851:ALA:HB3	2:O:305:LEU:O	1.96	0.64
4:F:400:GLY:C	4:F:401:TYR:C	2.56	0.64
4:F:400:GLY:C	4:F:401:TYR:C	2.56	0.64
1:Q:942:PRO:HA	1:Q:943:GLN:CB	2.17	0.63
3:D:1489:HIS:CB	3:D:1492:GLY:H	2.10	0.63
1:Q:942:PRO:HA	1:Q:943:GLN:CB	2.17	0.63
4:F:454:TYR:CB	4:F:454:TYR:H	2.10	0.63
1:E:1165:TYR:C	1:K:727:PHE:HA	2.12	0.63
3:D:1664:ASP:N	3:D:1667:ALA:HB2	2.13	0.63
2:I:644:LYS:N	3:J:1453:THR:CA	2.14	0.63
1:E:847:ARG:O	2:O:305:LEU:N	2.24	0.63
1:Q:942:PRO:HA	1:Q:943:GLN:CB	2.17	0.63
3:D:1489:HIS:CB	3:D:1492:GLY:H	2.10	0.63

Continued on next page...

Continued from previous page...

Atom-1	Atom-2	Interatomic distance (Å)	Clash overlap (Å)
4:L:400:GLY:C	4:L:401:TYR:C	2.56	0.63
4:R:472:GLU:C	4:R:472:GLU:N	2.51	0.63
4:L:400:GLY:C	4:L:401:TYR:C	2.56	0.63
4:R:472:GLU:N	4:R:472:GLU:C	2.51	0.63
4:R:472:GLU:N	4:R:472:GLU:C	2.51	0.63
4:L:299:ASN:C	4:L:299:ASN:CB	2.64	0.63
2:U:643:ASN:CB	3:V:1453:THR:CB	2.76	0.63
4:R:472:GLU:N	4:R:472:GLU:C	2.51	0.63
4:R:472:GLU:N	4:R:472:GLU:C	2.51	0.63
4:L:299:ASN:C	4:L:299:ASN:CB	2.64	0.63
5:Y:378:SER:C	5:Y:378:SER:CB	2.67	0.63
4:F:449:SER:O	4:F:451:GLU:C	2.37	0.63
4:L:299:ASN:C	4:L:299:ASN:CB	2.64	0.63
5:Y:378:SER:C	5:Y:378:SER:CB	2.67	0.63
4:L:449:SER:O	4:L:451:GLU:C	2.37	0.63
4:F:449:SER:O	4:F:451:GLU:C	2.37	0.63
4:L:449:SER:O	4:L:451:GLU:C	2.37	0.63
4:F:449:SER:O	4:F:451:GLU:C	2.37	0.63
4:F:449:SER:O	4:F:451:GLU:C	2.37	0.63
2:C:534:LEU:CA	3:D:1668:GLY:H	2.11	0.63
4:L:367:THR:N	4:L:367:THR:C	2.52	0.63
5:G:378:SER:CB	5:G:378:SER:C	2.67	0.63
3:P:1664:ASP:N	3:P:1667:ALA:HB2	2.13	0.63
4:L:449:SER:O	4:L:451:GLU:C	2.37	0.63
4:L:449:SER:O	4:L:451:GLU:C	2.37	0.63
4:F:449:SER:O	4:F:451:GLU:C	2.37	0.63
4:L:449:SER:O	4:L:451:GLU:C	2.37	0.63
4:F:449:SER:O	4:F:451:GLU:C	2.37	0.63
4:X:449:SER:O	4:X:451:GLU:C	2.37	0.63
3:P:1489:HIS:CB	3:P:1492:GLY:H	2.10	0.63
4:X:449:SER:O	4:X:451:GLU:C	2.37	0.63
4:F:299:ASN:C	4:F:299:ASN:CB	2.64	0.63
4:R:299:ASN:CB	4:R:299:ASN:C	2.64	0.63
3:P:1489:HIS:CB	3:P:1492:GLY:H	2.10	0.63
4:X:449:SER:O	4:X:451:GLU:C	2.37	0.63
4:F:299:ASN:CB	4:F:299:ASN:C	2.64	0.63
4:R:299:ASN:C	4:R:299:ASN:CB	2.64	0.63
5:Y:378:SER:CB	5:Y:378:SER:C	2.67	0.63
3:P:1489:HIS:CB	3:P:1492:GLY:H	2.10	0.63
4:X:449:SER:O	4:X:451:GLU:C	2.37	0.63
4:F:299:ASN:CB	4:F:299:ASN:C	2.64	0.63

Continued on next page...

Continued from previous page...

Atom-1	Atom-2	Interatomic distance (Å)	Clash overlap (Å)
4:R:299:ASN:C	4:R:299:ASN:CB	2.64	0.63
5:Y:378:SER:CB	5:Y:378:SER:C	2.67	0.63
4:X:400:GLY:C	4:X:401:TYR:C	2.56	0.63
2:O:784:GLN:CB	1:W:131:GLY:C	2.67	0.63
4:X:449:SER:O	4:X:451:GLU:C	2.37	0.63
5:Y:378:SER:C	5:Y:378:SER:CB	2.67	0.63
3:P:1489:HIS:CB	3:P:1492:GLY:H	2.10	0.63
4:X:449:SER:O	4:X:451:GLU:C	2.37	0.63
4:F:299:ASN:C	4:F:299:ASN:CB	2.64	0.63
4:R:299:ASN:CB	4:R:299:ASN:C	2.64	0.63
5:Y:378:SER:CB	5:Y:378:SER:C	2.67	0.63
3:P:1489:HIS:CB	3:P:1492:GLY:H	2.10	0.63
4:X:449:SER:O	4:X:451:GLU:C	2.37	0.63
4:F:299:ASN:C	4:F:299:ASN:CB	2.64	0.63
4:R:299:ASN:C	4:R:299:ASN:CB	2.64	0.63
5:Y:378:SER:C	5:Y:378:SER:CB	2.67	0.63
1:E:852:VAL:N	2:O:305:LEU:H	1.93	0.63
4:R:449:SER:O	4:R:451:GLU:C	2.37	0.63
4:R:449:SER:O	4:R:451:GLU:C	2.37	0.63
4:L:472:GLU:N	4:L:472:GLU:C	2.51	0.63
4:X:472:GLU:N	4:X:472:GLU:C	2.51	0.63
1:E:852:VAL:N	2:O:305:LEU:H	1.93	0.63
4:R:449:SER:O	4:R:451:GLU:C	2.37	0.63
4:L:472:GLU:C	4:L:472:GLU:N	2.51	0.63
4:X:472:GLU:N	4:X:472:GLU:C	2.51	0.63
1:Q:1264:LEU:CA	3:V:686:GLY:O	2.47	0.63
4:R:449:SER:O	4:R:451:GLU:C	2.37	0.63
4:F:472:GLU:N	4:F:472:GLU:C	2.51	0.63
1:W:942:PRO:HA	1:W:943:GLN:CB	2.17	0.63
4:L:472:GLU:N	4:L:472:GLU:C	2.51	0.63
4:X:472:GLU:C	4:X:472:GLU:N	2.51	0.63
1:E:852:VAL:N	2:O:305:LEU:H	1.93	0.63
4:R:449:SER:O	4:R:451:GLU:C	2.37	0.63
4:L:472:GLU:C	4:L:472:GLU:N	2.51	0.63
4:X:472:GLU:C	4:X:472:GLU:N	2.51	0.63
4:R:449:SER:O	4:R:451:GLU:C	2.37	0.63
4:L:472:GLU:N	4:L:472:GLU:C	2.51	0.63
4:X:472:GLU:N	4:X:472:GLU:C	2.51	0.63
1:E:852:VAL:N	2:O:305:LEU:H	1.93	0.63
4:L:449:SER:O	4:L:451:GLU:C	2.37	0.63
2:C:299:ILE:C	1:Q:845:TYR:CB	2.67	0.63

Continued on next page...

Continued from previous page...

Atom-1	Atom-2	Interatomic distance (Å)	Clash overlap (Å)
4:L:449:SER:O	4:L:451:GLU:C	2.37	0.63
2:C:299:ILE:C	1:Q:845:TYR:CB	2.67	0.63
5:Y:378:SER:CB	5:Y:378:SER:C	2.67	0.63
2:C:299:ILE:C	1:Q:845:TYR:CB	2.67	0.63
2:C:299:ILE:C	1:Q:845:TYR:CB	2.67	0.63
4:L:400:GLY:C	4:L:401:TYR:C	2.56	0.63
4:L:400:GLY:C	4:L:401:TYR:C	2.56	0.63
2:C:677:GLN:C	1:K:847:ARG:CB	2.51	0.63
4:R:299:ASN:CB	4:R:299:ASN:C	2.64	0.63
1:Q:1366:SER:HA	3:V:878:PRO:O	1.97	0.63
3:J:1664:ASP:N	3:J:1667:ALA:HB2	2.13	0.63
4:L:400:GLY:C	4:L:401:TYR:C	2.56	0.63
4:L:400:GLY:C	4:L:401:TYR:C	2.56	0.63
4:L:400:GLY:C	4:L:401:TYR:C	2.56	0.63
5:M:378:SER:CB	5:M:378:SER:C	2.67	0.63
5:M:378:SER:C	5:M:378:SER:CB	2.67	0.63
2:C:534:LEU:HA	3:D:1668:GLY:H	1.64	0.63
1:Q:1312:PRO:O	3:V:721:SER:HA	1.98	0.63
3:D:174:THR:HA	3:D:181:GLY:HA3	1.80	0.63
3:V:1489:HIS:CB	3:V:1492:GLY:H	2.11	0.63
3:V:174:THR:HA	3:V:181:GLY:HA3	1.80	0.63
3:P:174:THR:HA	3:P:181:GLY:HA3	1.80	0.63
3:J:174:THR:HA	3:J:181:GLY:HA3	1.79	0.63
5:S:378:SER:C	5:S:378:SER:CB	2.67	0.63
4:F:367:THR:N	4:F:367:THR:C	2.52	0.63
4:F:448:ARG:O	4:F:449:SER:C	2.32	0.63
4:F:448:ARG:O	4:F:449:SER:C	2.32	0.63
4:X:299:ASN:C	4:X:299:ASN:CB	2.64	0.63
4:F:448:ARG:O	4:F:449:SER:C	2.32	0.63
4:X:299:ASN:C	4:X:299:ASN:CB	2.64	0.63
3:D:1485:ALA:O	3:D:1486:CYS:C	2.34	0.63
2:O:783:SER:CA	1:W:92:GLU:N	2.54	0.63
1:Q:1306:LEU:C	3:V:733:ASP:N	2.52	0.63
3:V:1485:ALA:O	3:V:1486:CYS:C	2.34	0.63
4:X:299:ASN:CB	4:X:299:ASN:C	2.64	0.63
5:S:378:SER:CB	5:S:378:SER:C	2.67	0.63
4:F:367:THR:N	4:F:367:THR:C	2.52	0.63
4:F:448:ARG:O	4:F:449:SER:C	2.32	0.63
4:X:299:ASN:CB	4:X:299:ASN:C	2.64	0.63
4:F:448:ARG:O	4:F:449:SER:C	2.32	0.63
4:X:299:ASN:CB	4:X:299:ASN:C	2.64	0.63

Continued on next page...

Continued from previous page...

Atom-1	Atom-2	Interatomic distance (Å)	Clash overlap (Å)
3:D:1485:ALA:O	3:D:1486:CYS:C	2.34	0.63
2:O:785:LEU:HA	1:W:132:GLY:CA	2.27	0.62
3:P:1664:ASP:N	3:P:1667:ALA:HB2	2.13	0.62
3:V:1664:ASP:N	3:V:1667:ALA:HB2	2.13	0.62
3:D:1664:ASP:N	3:D:1667:ALA:HB2	2.13	0.62
4:R:367:THR:N	4:R:367:THR:C	2.52	0.62
2:O:785:LEU:HA	1:W:132:GLY:CA	2.27	0.62
3:P:1664:ASP:N	3:P:1667:ALA:HB2	2.13	0.62
3:V:1664:ASP:N	3:V:1667:ALA:HB2	2.13	0.62
3:D:1664:ASP:N	3:D:1667:ALA:HB2	2.13	0.62
4:R:367:THR:N	4:R:367:THR:C	2.52	0.62
5:M:378:SER:CB	5:M:378:SER:C	2.67	0.62
2:O:785:LEU:HA	1:W:132:GLY:CA	2.27	0.62
3:P:1664:ASP:N	3:P:1667:ALA:HB2	2.13	0.62
3:V:1664:ASP:N	3:V:1667:ALA:HB2	2.13	0.62
3:D:1664:ASP:N	3:D:1667:ALA:HB2	2.13	0.62
4:R:367:THR:N	4:R:367:THR:C	2.52	0.62
5:M:378:SER:CB	5:M:378:SER:C	2.67	0.62
2:O:785:LEU:HA	1:W:132:GLY:CA	2.27	0.62
3:V:1664:ASP:N	3:V:1667:ALA:HB2	2.13	0.62
5:M:378:SER:C	5:M:378:SER:CB	2.67	0.62
2:O:785:LEU:HA	1:W:132:GLY:CA	2.27	0.62
3:P:1664:ASP:N	3:P:1667:ALA:HB2	2.13	0.62
3:V:1664:ASP:N	3:V:1667:ALA:HB2	2.13	0.62
3:D:1664:ASP:N	3:D:1667:ALA:HB2	2.13	0.62
4:R:367:THR:C	4:R:367:THR:N	2.52	0.62
5:M:378:SER:C	5:M:378:SER:CB	2.67	0.62
2:O:785:LEU:HA	1:W:132:GLY:CA	2.27	0.62
3:P:1664:ASP:N	3:P:1667:ALA:HB2	2.13	0.62
3:V:1664:ASP:N	3:V:1667:ALA:HB2	2.13	0.62
3:D:1664:ASP:N	3:D:1667:ALA:HB2	2.13	0.62
4:R:367:THR:C	4:R:367:THR:N	2.52	0.62
5:M:378:SER:C	5:M:378:SER:CB	2.67	0.62
2:O:785:LEU:HA	1:W:132:GLY:CA	2.27	0.62
3:V:1664:ASP:N	3:V:1667:ALA:HB2	2.13	0.62
5:Y:379:HIS:HA	5:Y:379:HIS:N	2.05	0.62
5:Y:379:HIS:N	5:Y:379:HIS:HA	2.05	0.62
5:S:378:SER:C	5:S:378:SER:CB	2.67	0.62
2:O:19:GLU:CB	2:O:20:THR:HA	2.30	0.62
2:C:19:GLU:CB	2:C:20:THR:HA	2.30	0.62
4:L:448:ARG:O	4:L:449:SER:C	2.32	0.62

Continued on next page...

Continued from previous page...

Atom-1	Atom-2	Interatomic distance (Å)	Clash overlap (Å)
5:S:378:SER:CB	5:S:378:SER:C	2.67	0.62
2:O:19:GLU:CB	2:O:20:THR:HA	2.30	0.62
2:C:19:GLU:CB	2:C:20:THR:HA	2.30	0.62
4:L:448:ARG:O	4:L:449:SER:C	2.32	0.62
5:S:378:SER:C	5:S:378:SER:CB	2.67	0.62
2:O:19:GLU:CB	2:O:20:THR:HA	2.30	0.62
2:C:19:GLU:CB	2:C:20:THR:HA	2.30	0.62
2:U:617:GLU:HA	3:V:1446:LYS:CB	2.29	0.62
4:L:448:ARG:O	4:L:449:SER:C	2.32	0.62
4:L:448:ARG:O	4:L:449:SER:C	2.32	0.62
5:S:378:SER:C	5:S:378:SER:CB	2.67	0.62
2:O:19:GLU:CB	2:O:20:THR:HA	2.30	0.62
2:C:19:GLU:CB	2:C:20:THR:HA	2.30	0.62
4:L:448:ARG:O	4:L:449:SER:C	2.32	0.62
5:S:378:SER:C	5:S:378:SER:CB	2.67	0.62
2:O:19:GLU:CB	2:O:20:THR:HA	2.30	0.62
2:C:19:GLU:CB	2:C:20:THR:HA	2.30	0.62
4:F:449:SER:O	4:F:451:GLU:C	2.37	0.62
3:D:1472:SER:O	3:P:1472:SER:O	2.16	0.62
1:Q:1239:ASP:CB	1:W:572:ALA:CA	2.77	0.62
3:D:1472:SER:O	3:P:1472:SER:O	2.16	0.62
1:E:1306:LEU:CB	3:J:241:LEU:CB	2.78	0.62
3:D:1472:SER:O	3:P:1472:SER:O	2.16	0.62
1:Q:1239:ASP:CB	1:W:572:ALA:CA	2.77	0.62
1:E:1306:LEU:CB	3:J:241:LEU:CB	2.78	0.62
2:O:19:GLU:CB	2:O:20:THR:HA	2.30	0.62
4:F:449:SER:O	4:F:451:GLU:C	2.37	0.62
3:D:1472:SER:O	3:P:1472:SER:O	2.16	0.62
1:Q:1239:ASP:CB	1:W:572:ALA:CA	2.77	0.62
3:D:1472:SER:O	3:P:1472:SER:O	2.16	0.62
1:E:1306:LEU:CB	3:J:241:LEU:CB	2.78	0.62
1:Q:1239:ASP:CB	1:W:572:ALA:CA	2.77	0.62
4:R:367:THR:N	4:R:367:THR:C	2.52	0.62
4:F:367:THR:N	4:F:367:THR:C	2.52	0.62
4:F:367:THR:N	4:F:367:THR:C	2.52	0.62
4:F:367:THR:C	4:F:367:THR:N	2.52	0.62
3:D:1664:ASP:N	3:D:1667:ALA:HB2	2.13	0.62
4:R:367:THR:N	4:R:367:THR:C	2.52	0.62
4:F:367:THR:C	4:F:367:THR:N	2.52	0.62
4:F:367:THR:C	4:F:367:THR:N	2.52	0.62
3:D:1664:ASP:N	3:D:1667:ALA:HB2	2.13	0.62

Continued on next page...

Continued from previous page...

Atom-1	Atom-2	Interatomic distance (Å)	Clash overlap (Å)
4:R:449:SER:O	4:R:451:GLU:C	2.37	0.62
3:J:1664:ASP:N	3:J:1667:ALA:HB2	2.13	0.62
1:K:50:SER:C	1:K:58:SER:HA	2.20	0.62
2:O:19:GLU:CB	2:O:20:THR:HA	2.30	0.62
2:I:19:GLU:CB	2:I:20:THR:HA	2.30	0.62
1:B:50:SER:C	1:B:58:SER:HA	2.20	0.62
3:J:1664:ASP:N	3:J:1667:ALA:HB2	2.13	0.62
1:K:50:SER:C	1:K:58:SER:HA	2.20	0.62
1:Q:1306:LEU:CB	3:V:241:LEU:CB	2.78	0.62
2:I:19:GLU:CB	2:I:20:THR:HA	2.30	0.62
1:B:50:SER:C	1:B:58:SER:HA	2.20	0.62
3:J:1664:ASP:N	3:J:1667:ALA:HB2	2.13	0.62
1:K:50:SER:C	1:K:58:SER:HA	2.20	0.62
1:B:50:SER:C	1:B:58:SER:HA	2.20	0.62
3:J:1664:ASP:N	3:J:1667:ALA:HB2	2.13	0.62
1:K:50:SER:C	1:K:58:SER:HA	2.20	0.62
1:Q:1306:LEU:CB	3:V:241:LEU:CB	2.78	0.62
1:B:50:SER:C	1:B:58:SER:HA	2.20	0.62
4:R:483:ASP:CB	4:R:483:ASP:N	2.60	0.62
2:C:306:PRO:O	1:Q:850:ALA:HB3	1.99	0.62
2:C:305:LEU:CA	1:Q:848:ASP:C	2.67	0.62
4:F:367:THR:N	4:F:367:THR:C	2.52	0.62
2:U:19:GLU:CB	2:U:20:THR:HA	2.30	0.62
4:R:449:SER:O	4:R:451:GLU:C	2.37	0.62
3:J:1664:ASP:N	3:J:1667:ALA:HB2	2.13	0.62
1:K:50:SER:C	1:K:58:SER:HA	2.20	0.62
2:O:19:GLU:CB	2:O:20:THR:HA	2.30	0.62
1:B:50:SER:C	1:B:58:SER:HA	2.20	0.62
3:J:1664:ASP:N	3:J:1667:ALA:HB2	2.13	0.62
1:K:50:SER:C	1:K:58:SER:HA	2.20	0.62
1:Q:1306:LEU:CB	3:V:241:LEU:CB	2.78	0.62
1:B:50:SER:C	1:B:58:SER:HA	2.20	0.62
3:J:1664:ASP:N	3:J:1667:ALA:HB2	2.13	0.62
1:K:50:SER:C	1:K:58:SER:HA	2.20	0.62
1:B:50:SER:C	1:B:58:SER:HA	2.20	0.62
2:O:173:PRO:N	3:P:1685:LEU:O	2.32	0.62
1:A:50:SER:C	1:A:58:SER:HA	2.20	0.62
2:O:173:PRO:N	3:P:1685:LEU:O	2.32	0.62
1:E:50:SER:C	1:E:58:SER:HA	2.20	0.62
1:A:50:SER:C	1:A:58:SER:HA	2.20	0.62
2:O:173:PRO:N	3:P:1685:LEU:O	2.32	0.62

Continued on next page...

Continued from previous page...

Atom-1	Atom-2	Interatomic distance (Å)	Clash overlap (Å)
1:A:50:SER:C	1:A:58:SER:HA	2.20	0.62
1:E:50:SER:C	1:E:58:SER:HA	2.20	0.62
1:A:50:SER:C	1:A:58:SER:HA	2.20	0.62
2:O:173:PRO:N	3:P:1685:LEU:O	2.32	0.62
1:A:50:SER:C	1:A:58:SER:HA	2.20	0.62
2:O:173:PRO:N	3:P:1685:LEU:O	2.32	0.62
1:E:50:SER:C	1:E:58:SER:HA	2.20	0.62
1:A:50:SER:C	1:A:58:SER:HA	2.20	0.62
1:A:50:SER:C	1:A:58:SER:HA	2.20	0.62
4:X:448:ARG:O	4:X:449:SER:C	2.32	0.62
2:C:173:PRO:N	3:D:1685:LEU:O	2.32	0.62
1:Q:50:SER:C	1:Q:58:SER:HA	2.20	0.62
4:X:448:ARG:O	4:X:449:SER:C	2.32	0.62
4:F:483:ASP:CB	4:F:483:ASP:N	2.60	0.62
2:C:173:PRO:N	3:D:1685:LEU:O	2.32	0.62
4:F:483:ASP:CB	4:F:483:ASP:N	2.60	0.62
4:L:299:ASN:CB	4:L:299:ASN:C	2.64	0.62
2:C:173:PRO:N	3:D:1685:LEU:O	2.32	0.62
1:Q:50:SER:C	1:Q:58:SER:HA	2.20	0.62
4:F:483:ASP:CB	4:F:483:ASP:N	2.60	0.62
4:L:299:ASN:C	4:L:299:ASN:CB	2.64	0.62
4:X:449:SER:O	4:X:451:GLU:C	2.37	0.62
2:O:784:GLN:CB	1:W:132:GLY:HA2	2.29	0.62
1:W:50:SER:C	1:W:58:SER:HA	2.20	0.62
4:L:299:ASN:CB	4:L:299:ASN:C	2.64	0.62
2:C:173:PRO:N	3:D:1685:LEU:O	2.32	0.62
1:Q:50:SER:C	1:Q:58:SER:HA	2.20	0.62
4:F:483:ASP:N	4:F:483:ASP:CB	2.60	0.62
4:L:299:ASN:CB	4:L:299:ASN:C	2.64	0.62
2:C:173:PRO:N	3:D:1685:LEU:O	2.32	0.62
4:F:483:ASP:CB	4:F:483:ASP:N	2.60	0.62
4:L:299:ASN:CB	4:L:299:ASN:C	2.64	0.62
1:Q:50:SER:C	1:Q:58:SER:HA	2.20	0.62
2:C:778:ILE:O	1:K:122:ASP:HA	2.00	0.62
3:D:1511:GLN:HA	3:P:1468:ALA:HB3	1.79	0.62
2:U:19:GLU:CB	2:U:20:THR:HA	2.30	0.62
2:C:778:ILE:O	1:K:122:ASP:HA	2.00	0.62
3:D:1511:GLN:HA	3:P:1468:ALA:HB3	1.79	0.62
2:U:19:GLU:CB	2:U:20:THR:HA	2.30	0.62
2:C:778:ILE:O	1:K:122:ASP:HA	2.00	0.62
3:D:1511:GLN:HA	3:P:1468:ALA:HB3	1.79	0.62

Continued on next page...

Continued from previous page...

Atom-1	Atom-2	Interatomic distance (Å)	Clash overlap (Å)
2:C:778:ILE:O	1:K:122:ASP:HA	2.00	0.62
1:E:50:SER:C	1:E:58:SER:HA	2.20	0.62
2:C:778:ILE:O	1:K:122:ASP:HA	2.00	0.62
3:D:1511:GLN:HA	3:P:1468:ALA:HB3	1.79	0.62
2:C:778:ILE:O	1:K:122:ASP:HA	2.00	0.62
3:D:1511:GLN:HA	3:P:1468:ALA:HB3	1.79	0.62
2:C:778:ILE:O	1:K:122:ASP:HA	2.00	0.62
3:D:869:GLU:HA	3:D:872:LEU:C	2.21	0.62
2:C:19:GLU:CB	2:C:20:THR:HA	2.30	0.62
3:D:869:GLU:HA	3:D:872:LEU:C	2.21	0.62
3:D:869:GLU:HA	3:D:872:LEU:C	2.21	0.62
4:L:449:SER:O	4:L:451:GLU:C	2.37	0.62
5:G:379:HIS:N	5:G:379:HIS:HA	2.05	0.62
4:R:367:THR:C	4:R:367:THR:N	2.52	0.62
1:A:50:SER:C	1:A:58:SER:HA	2.20	0.62
3:D:869:GLU:HA	3:D:872:LEU:C	2.21	0.62
2:C:19:GLU:CB	2:C:20:THR:HA	2.30	0.62
3:D:869:GLU:HA	3:D:872:LEU:C	2.21	0.62
2:U:645:LEU:N	3:V:1450:GLU:CA	2.50	0.61
1:Q:1239:ASP:CB	1:W:572:ALA:C	2.68	0.61
3:J:715:VAL:HA	3:J:718:SER:CB	2.30	0.61
1:W:50:SER:C	1:W:58:SER:HA	2.20	0.61
1:E:50:SER:C	1:E:58:SER:HA	2.20	0.61
5:G:378:SER:CB	5:G:378:SER:C	2.67	0.61
2:U:645:LEU:N	3:V:1450:GLU:CA	2.50	0.61
3:J:715:VAL:HA	3:J:718:SER:CB	2.30	0.61
1:W:50:SER:C	1:W:58:SER:HA	2.20	0.61
1:Q:50:SER:C	1:Q:58:SER:HA	2.20	0.61
5:G:378:SER:C	5:G:378:SER:CB	2.67	0.61
2:U:645:LEU:N	3:V:1450:GLU:CA	2.50	0.61
1:Q:1239:ASP:CB	1:W:572:ALA:C	2.68	0.61
3:J:715:VAL:HA	3:J:718:SER:CB	2.30	0.61
1:W:50:SER:C	1:W:58:SER:HA	2.20	0.61
1:E:50:SER:C	1:E:58:SER:HA	2.20	0.61
5:G:378:SER:C	5:G:378:SER:CB	2.67	0.61
2:U:645:LEU:N	3:V:1450:GLU:CA	2.50	0.61
3:P:715:VAL:HA	3:P:718:SER:CB	2.30	0.61
3:J:715:VAL:HA	3:J:718:SER:CB	2.30	0.61
1:W:50:SER:C	1:W:58:SER:HA	2.20	0.61
1:Q:50:SER:C	1:Q:58:SER:HA	2.20	0.61
4:F:399:SER:C	4:F:401:TYR:N	2.37	0.61

Continued on next page...

Continued from previous page...

Atom-1	Atom-2	Interatomic distance (Å)	Clash overlap (Å)
1:K:50:SER:C	1:K:58:SER:HA	2.20	0.61
2:U:645:LEU:N	3:V:1450:GLU:CA	2.50	0.61
1:Q:1239:ASP:CB	1:W:572:ALA:C	2.68	0.61
3:J:715:VAL:HA	3:J:718:SER:CB	2.30	0.61
1:W:50:SER:C	1:W:58:SER:HA	2.20	0.61
1:E:50:SER:C	1:E:58:SER:HA	2.20	0.61
5:G:378:SER:C	5:G:378:SER:CB	2.67	0.61
2:U:645:LEU:N	3:V:1450:GLU:CA	2.50	0.61
3:J:715:VAL:HA	3:J:718:SER:CB	2.30	0.61
1:W:50:SER:C	1:W:58:SER:HA	2.20	0.61
1:Q:50:SER:C	1:Q:58:SER:HA	2.20	0.61
5:G:378:SER:CB	5:G:378:SER:C	2.67	0.61
2:U:645:LEU:N	3:V:1450:GLU:CA	2.50	0.61
1:Q:1239:ASP:CB	1:W:572:ALA:C	2.68	0.61
3:P:715:VAL:HA	3:P:718:SER:CB	2.30	0.61
3:J:715:VAL:HA	3:J:718:SER:CB	2.30	0.61
1:W:50:SER:C	1:W:58:SER:HA	2.20	0.61
1:E:50:SER:C	1:E:58:SER:HA	2.20	0.61
3:P:715:VAL:HA	3:P:718:SER:CB	2.30	0.61
3:P:869:GLU:HA	3:P:872:LEU:C	2.21	0.61
3:P:715:VAL:HA	3:P:718:SER:CB	2.30	0.61
3:P:869:GLU:HA	3:P:872:LEU:C	2.21	0.61
3:P:715:VAL:HA	3:P:718:SER:CB	2.30	0.61
3:P:869:GLU:HA	3:P:872:LEU:C	2.21	0.61
3:P:715:VAL:HA	3:P:718:SER:CB	2.30	0.61
3:P:869:GLU:HA	3:P:872:LEU:C	2.21	0.61
3:P:715:VAL:HA	3:P:718:SER:CB	2.30	0.61
3:P:869:GLU:HA	3:P:872:LEU:C	2.21	0.61
4:F:487:ASP:CB	4:F:487:ASP:C	2.69	0.61
2:O:781:ARG:N	1:W:136:TYR:HA	2.05	0.61
3:V:715:VAL:HA	3:V:718:SER:CB	2.30	0.61
2:O:781:ARG:N	1:W:136:TYR:HA	2.05	0.61
3:V:715:VAL:HA	3:V:718:SER:CB	2.30	0.61
4:X:487:ASP:C	4:X:487:ASP:CB	2.69	0.61
2:O:781:ARG:N	1:W:136:TYR:HA	2.05	0.61
3:V:715:VAL:HA	3:V:718:SER:CB	2.30	0.61
4:X:487:ASP:C	4:X:487:ASP:CB	2.69	0.61
2:O:781:ARG:N	1:W:136:TYR:HA	2.05	0.61
3:V:715:VAL:HA	3:V:718:SER:CB	2.30	0.61
2:I:19:GLU:CB	2:I:20:THR:HA	2.30	0.61
1:B:50:SER:C	1:B:58:SER:HA	2.20	0.61

Continued on next page...

Continued from previous page...

Atom-1	Atom-2	Interatomic distance (Å)	Clash overlap (Å)
4:X:487:ASP:C	4:X:487:ASP:CB	2.69	0.61
4:F:487:ASP:C	4:F:487:ASP:CB	2.69	0.61
2:O:781:ARG:N	1:W:136:TYR:HA	2.05	0.61
3:V:715:VAL:HA	3:V:718:SER:CB	2.30	0.61
4:X:487:ASP:C	4:X:487:ASP:CB	2.69	0.61
2:O:781:ARG:N	1:W:136:TYR:HA	2.05	0.61
3:V:715:VAL:HA	3:V:718:SER:CB	2.30	0.61
4:X:487:ASP:C	4:X:487:ASP:CB	2.69	0.61
2:O:781:ARG:N	1:W:136:TYR:HA	2.05	0.61
3:V:715:VAL:HA	3:V:718:SER:CB	2.30	0.61
4:F:487:ASP:C	4:F:487:ASP:CB	2.69	0.61
4:R:483:ASP:N	4:R:483:ASP:CB	2.60	0.61
4:F:487:ASP:CB	4:F:487:ASP:C	2.69	0.61
4:R:483:ASP:N	4:R:483:ASP:CB	2.60	0.61
4:F:487:ASP:C	4:F:487:ASP:CB	2.69	0.61
4:R:483:ASP:CB	4:R:483:ASP:N	2.60	0.61
3:D:715:VAL:HA	3:D:718:SER:CB	2.30	0.61
1:E:1165:TYR:CA	1:K:727:PHE:N	2.47	0.61
5:M:378:SER:CB	5:M:378:SER:C	2.67	0.61
1:Q:1365:GLN:HA	3:V:879:LEU:C	2.21	0.61
1:Q:1312:PRO:CB	3:V:722:ASN:C	2.62	0.61
1:Q:50:SER:C	1:Q:58:SER:HA	2.20	0.61
4:F:487:ASP:C	4:F:487:ASP:CB	2.69	0.61
4:R:483:ASP:N	4:R:483:ASP:CB	2.60	0.61
4:F:487:ASP:CB	4:F:487:ASP:C	2.69	0.61
4:R:483:ASP:N	4:R:483:ASP:CB	2.60	0.61
3:D:715:VAL:HA	3:D:718:SER:CB	2.30	0.61
4:R:448:ARG:O	4:R:449:SER:C	2.32	0.61
5:M:326:LEU:CB	5:M:327:ARG:HA	2.31	0.61
5:M:326:LEU:CB	5:M:327:ARG:HA	2.31	0.61
4:L:487:ASP:CB	4:L:487:ASP:C	2.69	0.61
4:X:367:THR:N	4:X:367:THR:C	2.52	0.61
4:R:448:ARG:O	4:R:449:SER:C	2.32	0.61
4:X:487:ASP:C	4:X:487:ASP:CB	2.69	0.61
5:Y:326:LEU:CB	5:Y:327:ARG:HA	2.31	0.61
4:R:399:SER:C	4:R:401:TYR:N	2.37	0.61
5:G:378:SER:C	5:G:378:SER:CB	2.67	0.61
4:X:487:ASP:CB	4:X:487:ASP:C	2.69	0.61
4:R:487:ASP:CB	4:R:487:ASP:C	2.69	0.61
5:Y:326:LEU:CB	5:Y:327:ARG:HA	2.31	0.61
4:R:487:ASP:CB	4:R:487:ASP:C	2.69	0.61

Continued on next page...

Continued from previous page...

Atom-1	Atom-2	Interatomic distance (Å)	Clash overlap (Å)
4:R:487:ASP:C	4:R:487:ASP:CB	2.69	0.61
3:D:869:GLU:HA	3:D:872:LEU:C	2.21	0.61
4:R:399:SER:C	4:R:401:TYR:N	2.37	0.61
5:G:378:SER:C	5:G:378:SER:CB	2.67	0.61
4:R:487:ASP:CB	4:R:487:ASP:C	2.69	0.61
4:R:487:ASP:C	4:R:487:ASP:CB	2.69	0.61
3:D:869:GLU:HA	3:D:872:LEU:C	2.21	0.61
4:X:483:ASP:CB	4:X:483:ASP:N	2.60	0.61
3:P:888:PRO:CB	6:T:408:SER:C	2.57	0.61
4:F:299:ASN:C	4:F:299:ASN:CB	2.64	0.61
4:L:367:THR:C	4:L:367:THR:N	2.52	0.61
4:X:367:THR:N	4:X:367:THR:C	2.52	0.61
3:D:715:VAL:HA	3:D:718:SER:CB	2.30	0.61
4:X:483:ASP:N	4:X:483:ASP:CB	2.60	0.61
4:L:367:THR:C	4:L:367:THR:N	2.52	0.61
4:X:367:THR:C	4:X:367:THR:N	2.52	0.61
3:D:715:VAL:HA	3:D:718:SER:CB	2.30	0.61
3:D:715:VAL:HA	3:D:718:SER:CB	2.30	0.61
4:R:487:ASP:C	4:R:487:ASP:CB	2.69	0.61
2:O:654:SER:N	3:P:1454:ALA:O	2.32	0.61
1:Q:1307:PHE:H	3:V:733:ASP:CB	2.10	0.61
3:P:888:PRO:CB	6:T:408:SER:C	2.57	0.61
4:F:299:ASN:CB	4:F:299:ASN:C	2.64	0.61
3:D:715:VAL:HA	3:D:718:SER:CB	2.30	0.61
3:D:715:VAL:HA	3:D:718:SER:CB	2.30	0.61
5:S:326:LEU:CB	5:S:327:ARG:HA	2.31	0.61
2:O:724:GLN:CB	1:W:508:SER:N	2.64	0.61
2:O:724:GLN:CB	1:W:508:SER:N	2.64	0.61
4:L:487:ASP:C	4:L:487:ASP:CB	2.69	0.61
5:M:276:SER:C	5:M:276:SER:CB	2.68	0.61
2:O:724:GLN:CB	1:W:508:SER:N	2.64	0.61
2:I:19:GLU:CB	2:I:20:THR:HA	2.30	0.61
4:L:487:ASP:C	4:L:487:ASP:CB	2.69	0.61
5:M:276:SER:CB	5:M:276:SER:C	2.68	0.61
2:O:724:GLN:CB	1:W:508:SER:N	2.64	0.61
3:P:869:GLU:HA	3:P:872:LEU:C	2.21	0.61
2:I:19:GLU:CB	2:I:20:THR:HA	2.30	0.61
5:M:326:LEU:CB	5:M:327:ARG:HA	2.31	0.61
1:Q:1309:SER:CB	3:V:733:ASP:C	2.68	0.61
2:U:215:LEU:C	2:U:217:ASP:H	2.04	0.61
4:L:487:ASP:CB	4:L:487:ASP:C	2.69	0.61

Continued on next page...

Continued from previous page...

Atom-1	Atom-2	Interatomic distance (Å)	Clash overlap (Å)
5:S:326:LEU:CB	5:S:327:ARG:HA	2.31	0.61
5:M:276:SER:C	5:M:276:SER:CB	2.68	0.61
2:O:724:GLN:CB	1:W:508:SER:N	2.64	0.61
2:I:19:GLU:CB	2:I:20:THR:HA	2.30	0.61
4:L:487:ASP:C	4:L:487:ASP:CB	2.69	0.61
5:M:276:SER:CB	5:M:276:SER:C	2.68	0.61
2:O:724:GLN:CB	1:W:508:SER:N	2.64	0.61
2:I:19:GLU:CB	2:I:20:THR:HA	2.30	0.61
4:L:487:ASP:C	4:L:487:ASP:CB	2.69	0.61
5:M:276:SER:CB	5:M:276:SER:C	2.68	0.61
2:O:724:GLN:CB	1:W:508:SER:N	2.64	0.61
3:P:869:GLU:HA	3:P:872:LEU:C	2.21	0.61
2:I:19:GLU:CB	2:I:20:THR:HA	2.30	0.61
2:C:785:LEU:CA	1:K:131:GLY:O	2.48	0.61
2:C:785:LEU:CA	1:K:131:GLY:O	2.48	0.61
5:M:326:LEU:CB	5:M:327:ARG:HA	2.31	0.61
2:C:785:LEU:CA	1:K:131:GLY:O	2.48	0.61
5:M:326:LEU:CB	5:M:327:ARG:HA	2.31	0.61
2:C:785:LEU:CA	1:K:131:GLY:O	2.48	0.61
4:X:487:ASP:CB	4:X:487:ASP:C	2.69	0.61
5:S:276:SER:C	5:S:276:SER:CB	2.68	0.61
1:Q:1364:LEU:C	3:V:880:GLU:H	2.03	0.61
2:I:215:LEU:C	2:I:217:ASP:H	2.04	0.61
5:M:326:LEU:CB	5:M:327:ARG:HA	2.31	0.61
2:C:785:LEU:CA	1:K:131:GLY:O	2.48	0.61
5:M:326:LEU:CB	5:M:327:ARG:HA	2.31	0.61
2:C:785:LEU:CA	1:K:131:GLY:O	2.48	0.61
5:M:326:LEU:CB	5:M:327:ARG:HA	2.31	0.61
2:C:785:LEU:CA	1:K:131:GLY:O	2.48	0.61
2:U:215:LEU:C	2:U:217:ASP:H	2.04	0.61
2:U:215:LEU:C	2:U:217:ASP:H	2.04	0.61
5:Y:326:LEU:CB	5:Y:327:ARG:HA	2.31	0.61
2:U:215:LEU:C	2:U:217:ASP:H	2.04	0.61
2:U:19:GLU:CB	2:U:20:THR:HA	2.30	0.61
5:Y:326:LEU:CB	5:Y:327:ARG:HA	2.31	0.61
2:U:215:LEU:C	2:U:217:ASP:H	2.04	0.61
2:U:19:GLU:CB	2:U:20:THR:HA	2.30	0.61
5:Y:326:LEU:CB	5:Y:327:ARG:HA	2.31	0.61
5:S:342:PRO:C	5:S:344:ASP:N	2.55	0.61
5:Y:326:LEU:CB	5:Y:327:ARG:HA	2.31	0.61
2:U:215:LEU:C	2:U:217:ASP:H	2.04	0.61

Continued on next page...

Continued from previous page...

Atom-1	Atom-2	Interatomic distance (Å)	Clash overlap (Å)
2:U:19:GLU:CB	2:U:20:THR:HA	2.30	0.61
5:Y:326:LEU:CB	5:Y:327:ARG:HA	2.31	0.61
2:U:215:LEU:C	2:U:217:ASP:H	2.04	0.61
2:U:19:GLU:CB	2:U:20:THR:HA	2.30	0.61
5:Y:326:LEU:CB	5:Y:327:ARG:HA	2.31	0.61
2:U:215:LEU:C	2:U:217:ASP:H	2.04	0.61
2:U:19:GLU:CB	2:U:20:THR:HA	2.30	0.61
4:F:487:ASP:C	4:F:487:ASP:CB	2.69	0.60
5:G:326:LEU:CB	5:G:327:ARG:HA	2.31	0.60
2:O:779:GLU:CB	1:W:137:PHE:CA	2.72	0.60
5:Y:342:PRO:C	5:Y:344:ASP:N	2.55	0.60
2:O:779:GLU:CB	1:W:137:PHE:CA	2.72	0.60
5:S:326:LEU:CB	5:S:327:ARG:HA	2.31	0.60
5:Y:342:PRO:C	5:Y:344:ASP:N	2.55	0.60
2:O:779:GLU:CB	1:W:137:PHE:CA	2.72	0.60
5:S:326:LEU:CB	5:S:327:ARG:HA	2.31	0.60
2:O:779:GLU:CB	1:W:137:PHE:CA	2.72	0.60
5:S:326:LEU:CB	5:S:327:ARG:HA	2.31	0.60
5:Y:342:PRO:C	5:Y:344:ASP:N	2.55	0.60
3:P:1485:ALA:O	3:P:1486:CYS:C	2.34	0.60
2:C:19:GLU:CB	2:C:20:THR:HA	2.30	0.60
2:O:779:GLU:CB	1:W:137:PHE:CA	2.72	0.60
2:O:779:GLU:CB	1:W:137:PHE:CA	2.72	0.60
5:S:326:LEU:CB	5:S:327:ARG:HA	2.31	0.60
2:O:779:GLU:CB	1:W:137:PHE:CA	2.72	0.60
5:S:326:LEU:CB	5:S:327:ARG:HA	2.31	0.60
4:L:487:ASP:CB	4:L:487:ASP:C	2.69	0.60
4:R:487:ASP:CB	4:R:487:ASP:C	2.69	0.60
1:E:849:ASN:CA	2:O:302:PRO:O	2.49	0.60
1:E:1239:ASP:O	1:K:572:ALA:CB	2.49	0.60
1:W:312:MET:CB	1:W:313:SER:HA	2.32	0.60
4:L:487:ASP:CB	4:L:487:ASP:C	2.69	0.60
1:W:312:MET:CB	1:W:313:SER:HA	2.32	0.60
1:E:849:ASN:CA	2:O:302:PRO:O	2.49	0.60
1:E:1239:ASP:O	1:K:572:ALA:CB	2.49	0.60
1:W:312:MET:CB	1:W:313:SER:HA	2.32	0.60
1:W:312:MET:CB	1:W:313:SER:HA	2.32	0.60
4:L:453:TYR:O	4:L:454:TYR:C	2.40	0.60
5:G:342:PRO:C	5:G:344:ASP:N	2.54	0.60
2:I:620:GLY:N	3:J:1446:LYS:CA	2.62	0.60
4:R:487:ASP:CB	4:R:487:ASP:C	2.69	0.60

Continued on next page...

Continued from previous page...

Atom-1	Atom-2	Interatomic distance (Å)	Clash overlap (Å)
1:E:849:ASN:CA	2:O:302:PRO:O	2.49	0.60
1:E:1239:ASP:O	1:K:572:ALA:CB	2.49	0.60
1:W:312:MET:CB	1:W:313:SER:HA	2.32	0.60
1:W:312:MET:CB	1:W:313:SER:HA	2.32	0.60
1:E:849:ASN:CA	2:O:302:PRO:O	2.49	0.60
1:E:1239:ASP:O	1:K:572:ALA:CB	2.49	0.60
1:W:312:MET:CB	1:W:313:SER:HA	2.32	0.60
4:R:399:SER:O	4:R:400:GLY:HA3	2.00	0.60
5:S:342:PRO:C	5:S:344:ASP:N	2.55	0.60
2:C:304:PRO:CA	1:Q:849:ASN:O	2.49	0.60
4:R:399:SER:O	4:R:400:GLY:HA3	2.00	0.60
4:L:367:THR:N	4:L:367:THR:C	2.52	0.60
5:S:342:PRO:C	5:S:344:ASP:N	2.55	0.60
4:R:399:SER:O	4:R:400:GLY:HA3	2.00	0.60
4:L:367:THR:C	4:L:367:THR:N	2.52	0.60
5:S:342:PRO:C	5:S:344:ASP:N	2.55	0.60
2:C:304:PRO:CA	1:Q:849:ASN:O	2.49	0.60
1:B:312:MET:CB	1:B:313:SER:HA	2.32	0.60
4:L:367:THR:C	4:L:367:THR:N	2.52	0.60
4:R:399:SER:O	4:R:400:GLY:HA3	2.00	0.60
4:L:367:THR:C	4:L:367:THR:N	2.52	0.60
5:S:342:PRO:C	5:S:344:ASP:N	2.55	0.60
2:C:304:PRO:CA	1:Q:849:ASN:O	2.49	0.60
4:R:399:SER:O	4:R:400:GLY:HA3	2.00	0.60
4:L:367:THR:N	4:L:367:THR:C	2.52	0.60
5:S:342:PRO:C	5:S:344:ASP:N	2.55	0.60
2:C:726:SER:N	1:K:86:ARG:H	2.00	0.60
4:R:453:TYR:O	4:R:454:TYR:C	2.40	0.60
2:C:726:SER:N	1:K:86:ARG:H	2.00	0.60
5:G:326:LEU:CB	5:G:327:ARG:HA	2.31	0.60
4:R:453:TYR:O	4:R:454:TYR:C	2.40	0.60
2:C:726:SER:N	1:K:86:ARG:H	2.00	0.60
5:G:326:LEU:CB	5:G:327:ARG:HA	2.31	0.60
5:M:342:PRO:C	5:M:344:ASP:N	2.54	0.60
4:R:453:TYR:O	4:R:454:TYR:C	2.40	0.60
2:C:726:SER:N	1:K:86:ARG:H	2.00	0.60
5:G:326:LEU:CB	5:G:327:ARG:HA	2.31	0.60
5:M:342:PRO:C	5:M:344:ASP:N	2.54	0.60
4:F:453:TYR:O	4:F:454:TYR:C	2.40	0.60
2:O:654:SER:O	3:P:1455:PRO:N	2.33	0.60
3:D:644:ALA:HA	3:D:706:ALA:HB2	1.83	0.60

Continued on next page...

Continued from previous page...

Atom-1	Atom-2	Interatomic distance (Å)	Clash overlap (Å)
3:J:644:ALA:HA	3:J:706:ALA:HB2	1.84	0.60
3:J:1485:ALA:O	3:J:1486:CYS:C	2.34	0.60
1:Q:312:MET:CB	1:Q:313:SER:HA	2.32	0.60
1:K:312:MET:CB	1:K:313:SER:HA	2.32	0.60
2:C:726:SER:N	1:K:86:ARG:H	2.00	0.60
5:M:342:PRO:C	5:M:344:ASP:N	2.54	0.60
4:R:453:TYR:O	4:R:454:TYR:C	2.40	0.60
2:C:726:SER:N	1:K:86:ARG:H	2.00	0.60
5:G:326:LEU:CB	5:G:327:ARG:HA	2.31	0.60
5:M:342:PRO:C	5:M:344:ASP:N	2.54	0.60
4:R:453:TYR:O	4:R:454:TYR:C	2.40	0.60
2:C:726:SER:N	1:K:86:ARG:H	2.00	0.60
5:G:326:LEU:CB	5:G:327:ARG:HA	2.31	0.60
5:M:342:PRO:C	5:M:344:ASP:N	2.54	0.60
4:R:453:TYR:O	4:R:454:TYR:C	2.40	0.60
4:R:483:ASP:CB	4:R:483:ASP:N	2.60	0.60
5:G:276:SER:C	5:G:276:SER:CB	2.68	0.60
3:P:1542:PRO:O	3:P:1545:PRO:N	2.35	0.60
3:J:869:GLU:HA	3:J:872:LEU:C	2.21	0.60
1:K:312:MET:CB	1:K:313:SER:HA	2.32	0.60
5:S:325:ALA:C	5:S:326:LEU:CA	2.70	0.60
3:P:1542:PRO:O	3:P:1545:PRO:N	2.35	0.60
3:J:869:GLU:HA	3:J:872:LEU:C	2.21	0.60
1:K:312:MET:CB	1:K:313:SER:HA	2.32	0.60
4:L:454:TYR:CB	4:L:454:TYR:H	2.10	0.60
5:S:325:ALA:C	5:S:326:LEU:CA	2.70	0.60
5:Y:276:SER:C	5:Y:276:SER:CB	2.68	0.60
4:X:367:THR:C	4:X:367:THR:N	2.52	0.60
3:P:1542:PRO:O	3:P:1545:PRO:N	2.35	0.60
3:J:869:GLU:HA	3:J:872:LEU:C	2.21	0.60
1:K:312:MET:CB	1:K:313:SER:HA	2.32	0.60
4:L:454:TYR:CB	4:L:454:TYR:H	2.10	0.60
5:S:325:ALA:C	5:S:326:LEU:CA	2.70	0.60
5:Y:276:SER:CB	5:Y:276:SER:C	2.68	0.60
4:X:367:THR:N	4:X:367:THR:C	2.52	0.60
3:J:869:GLU:HA	3:J:872:LEU:C	2.21	0.60
1:K:312:MET:CB	1:K:313:SER:HA	2.32	0.60
4:X:453:TYR:O	4:X:454:TYR:C	2.40	0.60
4:R:448:ARG:O	4:R:449:SER:C	2.32	0.60
1:Q:1306:LEU:O	3:V:731:GLY:O	2.20	0.60
3:J:1542:PRO:O	3:J:1545:PRO:N	2.35	0.60

Continued on next page...

Continued from previous page...

Atom-1	Atom-2	Interatomic distance (Å)	Clash overlap (Å)
4:R:453:TYR:O	4:R:454:TYR:C	2.40	0.60
4:L:454:TYR:CB	4:L:454:TYR:H	2.10	0.60
4:R:483:ASP:N	4:R:483:ASP:CB	2.60	0.60
5:Y:276:SER:CB	5:Y:276:SER:C	2.68	0.60
5:G:276:SER:C	5:G:276:SER:CB	2.68	0.60
4:X:367:THR:C	4:X:367:THR:N	2.52	0.60
3:P:1542:PRO:O	3:P:1545:PRO:N	2.35	0.60
3:J:869:GLU:HA	3:J:872:LEU:C	2.21	0.60
1:K:312:MET:CB	1:K:313:SER:HA	2.32	0.60
4:L:454:TYR:H	4:L:454:TYR:CB	2.10	0.60
5:S:325:ALA:C	5:S:326:LEU:CA	2.70	0.60
5:Y:276:SER:CB	5:Y:276:SER:C	2.68	0.60
4:X:367:THR:N	4:X:367:THR:C	2.52	0.60
3:P:1542:PRO:O	3:P:1545:PRO:N	2.35	0.60
3:J:869:GLU:HA	3:J:872:LEU:C	2.21	0.60
1:K:312:MET:CB	1:K:313:SER:HA	2.32	0.60
4:L:454:TYR:H	4:L:454:TYR:CB	2.10	0.60
5:S:325:ALA:C	5:S:326:LEU:CA	2.70	0.60
5:Y:276:SER:CB	5:Y:276:SER:C	2.68	0.60
4:X:367:THR:N	4:X:367:THR:C	2.52	0.60
3:J:869:GLU:HA	3:J:872:LEU:C	2.21	0.60
1:K:312:MET:CB	1:K:313:SER:HA	2.32	0.60
5:G:326:LEU:CB	5:G:327:ARG:HA	2.31	0.60
5:G:342:PRO:C	5:G:344:ASP:N	2.55	0.60
3:V:869:GLU:HA	3:V:872:LEU:C	2.21	0.60
3:J:1542:PRO:O	3:J:1545:PRO:N	2.35	0.60
3:D:1542:PRO:O	3:D:1545:PRO:N	2.35	0.60
5:G:342:PRO:C	5:G:344:ASP:N	2.55	0.60
3:V:869:GLU:HA	3:V:872:LEU:C	2.21	0.60
3:J:1542:PRO:O	3:J:1545:PRO:N	2.35	0.60
3:D:1542:PRO:O	3:D:1545:PRO:N	2.35	0.60
5:G:342:PRO:C	5:G:344:ASP:N	2.55	0.60
3:V:869:GLU:HA	3:V:872:LEU:C	2.21	0.60
3:J:1542:PRO:O	3:J:1545:PRO:N	2.35	0.60
3:D:1542:PRO:O	3:D:1545:PRO:N	2.35	0.60
5:G:342:PRO:C	5:G:344:ASP:N	2.55	0.60
3:V:869:GLU:HA	3:V:872:LEU:C	2.21	0.60
3:J:1542:PRO:O	3:J:1545:PRO:N	2.35	0.60
3:D:1542:PRO:O	3:D:1545:PRO:N	2.35	0.60
5:S:326:LEU:CB	5:S:327:ARG:HA	2.31	0.60
5:M:342:PRO:C	5:M:344:ASP:N	2.55	0.60

Continued on next page...

Continued from previous page...

Atom-1	Atom-2	Interatomic distance (Å)	Clash overlap (Å)
5:G:326:LEU:CB	5:G:327:ARG:HA	2.31	0.60
5:G:342:PRO:C	5:G:344:ASP:N	2.55	0.60
3:V:869:GLU:HA	3:V:872:LEU:C	2.21	0.60
3:J:1542:PRO:O	3:J:1545:PRO:N	2.35	0.60
3:D:1542:PRO:O	3:D:1545:PRO:N	2.35	0.60
5:G:342:PRO:C	5:G:344:ASP:N	2.55	0.60
3:V:869:GLU:HA	3:V:872:LEU:C	2.21	0.60
3:J:1542:PRO:O	3:J:1545:PRO:N	2.35	0.60
3:D:1542:PRO:O	3:D:1545:PRO:N	2.35	0.60
5:G:342:PRO:C	5:G:344:ASP:N	2.55	0.60
3:V:869:GLU:HA	3:V:872:LEU:C	2.21	0.60
3:J:1542:PRO:O	3:J:1545:PRO:N	2.35	0.60
3:D:1542:PRO:O	3:D:1545:PRO:N	2.35	0.60
5:Y:276:SER:C	5:Y:276:SER:CB	2.68	0.60
5:M:342:PRO:C	5:M:344:ASP:N	2.55	0.60
5:S:342:PRO:C	5:S:344:ASP:N	2.55	0.60
2:I:215:LEU:C	2:I:217:ASP:H	2.04	0.60
5:Y:276:SER:CB	5:Y:276:SER:C	2.68	0.60
5:M:342:PRO:C	5:M:344:ASP:N	2.55	0.60
2:I:215:LEU:C	2:I:217:ASP:H	2.04	0.60
2:I:215:LEU:C	2:I:217:ASP:H	2.04	0.60
2:O:523:LEU:CB	3:P:1662:CYS:HA	2.31	0.60
2:I:215:LEU:C	2:I:217:ASP:H	2.04	0.60
2:C:303:ALA:HB3	1:Q:849:ASN:H	1.50	0.60
2:U:740:GLU:CB	3:V:1454:ALA:HB2	2.31	0.60
1:A:312:MET:CB	1:A:313:SER:HA	2.32	0.60
5:S:342:PRO:C	5:S:344:ASP:N	2.55	0.60
2:I:215:LEU:C	2:I:217:ASP:H	2.04	0.60
2:I:215:LEU:C	2:I:217:ASP:H	2.04	0.60
2:O:523:LEU:CB	3:P:1662:CYS:HA	2.31	0.60
2:I:215:LEU:C	2:I:217:ASP:H	2.04	0.60
2:O:778:ILE:CB	1:W:138:ASP:O	2.49	0.60
2:O:778:ILE:CB	1:W:138:ASP:O	2.49	0.60
5:G:276:SER:CB	5:G:276:SER:C	2.68	0.60
2:O:778:ILE:CB	1:W:138:ASP:O	2.49	0.60
5:G:276:SER:C	5:G:276:SER:CB	2.68	0.60
2:O:778:ILE:CB	1:W:138:ASP:O	2.49	0.60
5:G:276:SER:C	5:G:276:SER:CB	2.68	0.60
2:O:778:ILE:CB	1:W:138:ASP:O	2.49	0.60
2:O:778:ILE:CB	1:W:138:ASP:O	2.49	0.60
5:G:276:SER:CB	5:G:276:SER:C	2.68	0.60

Continued on next page...

Continued from previous page...

Atom-1	Atom-2	Interatomic distance (Å)	Clash overlap (Å)
2:O:778:ILE:CB	1:W:138:ASP:O	2.49	0.60
5:G:276:SER:C	5:G:276:SER:CB	2.68	0.60
4:L:448:ARG:O	4:L:449:SER:C	2.32	0.60
4:L:483:ASP:N	4:L:483:ASP:CB	2.60	0.60
2:O:215:LEU:C	2:O:217:ASP:H	2.04	0.60
4:L:448:ARG:O	4:L:449:SER:C	2.32	0.60
4:L:483:ASP:N	4:L:483:ASP:CB	2.60	0.60
1:E:849:ASN:O	2:O:304:PRO:CA	2.49	0.60
2:O:215:LEU:C	2:O:217:ASP:H	2.04	0.60
5:Y:342:PRO:C	5:Y:344:ASP:N	2.55	0.60
2:O:215:LEU:C	2:O:217:ASP:H	2.04	0.60
5:Y:342:PRO:C	5:Y:344:ASP:N	2.55	0.60
1:E:849:ASN:O	2:O:304:PRO:CA	2.49	0.60
2:O:215:LEU:C	2:O:217:ASP:H	2.04	0.60
3:P:1542:PRO:O	3:P:1545:PRO:N	2.35	0.60
4:F:450:GLU:N	4:F:451:GLU:N	2.50	0.60
4:R:453:TYR:O	4:R:454:TYR:C	2.40	0.60
5:M:327:ARG:C	5:M:327:ARG:CB	2.71	0.60
2:C:215:LEU:C	2:C:217:ASP:H	2.04	0.60
5:Y:342:PRO:C	5:Y:344:ASP:N	2.55	0.60
2:O:215:LEU:C	2:O:217:ASP:H	2.04	0.60
5:Y:342:PRO:C	5:Y:344:ASP:N	2.55	0.60
1:E:849:ASN:O	2:O:304:PRO:CA	2.49	0.60
2:O:215:LEU:C	2:O:217:ASP:H	2.04	0.60
5:Y:342:PRO:C	5:Y:344:ASP:N	2.55	0.60
2:O:215:LEU:C	2:O:217:ASP:H	2.04	0.60
3:P:1542:PRO:O	3:P:1545:PRO:N	2.35	0.60
1:B:312:MET:CB	1:B:313:SER:HA	2.32	0.59
2:C:590:ASP:CB	1:K:848:ASP:H	2.15	0.59
3:V:1542:PRO:O	3:V:1545:PRO:N	2.35	0.59
4:F:450:GLU:N	4:F:451:GLU:N	2.50	0.59
1:B:312:MET:CB	1:B:313:SER:HA	2.32	0.59
2:C:590:ASP:CB	1:K:848:ASP:H	2.15	0.59
3:V:1542:PRO:O	3:V:1545:PRO:N	2.35	0.59
4:X:454:TYR:CB	4:X:454:TYR:H	2.10	0.59
4:F:450:GLU:N	4:F:451:GLU:N	2.50	0.59
5:M:325:ALA:C	5:M:326:LEU:CA	2.70	0.59
1:B:312:MET:CB	1:B:313:SER:HA	2.32	0.59
2:C:590:ASP:CB	1:K:848:ASP:H	2.15	0.59
3:V:1542:PRO:O	3:V:1545:PRO:N	2.35	0.59
4:X:454:TYR:CB	4:X:454:TYR:H	2.10	0.59

Continued on next page...

Continued from previous page...

Atom-1	Atom-2	Interatomic distance (Å)	Clash overlap (Å)
4:F:450:GLU:N	4:F:451:GLU:N	2.50	0.59
5:M:325:ALA:C	5:M:326:LEU:CA	2.70	0.59
1:B:312:MET:CB	1:B:313:SER:HA	2.32	0.59
2:C:590:ASP:CB	1:K:848:ASP:H	2.15	0.59
3:V:1542:PRO:O	3:V:1545:PRO:N	2.35	0.59
4:X:454:TYR:CB	4:X:454:TYR:H	2.10	0.59
5:M:325:ALA:C	5:M:326:LEU:CA	2.70	0.59
1:B:312:MET:CB	1:B:313:SER:HA	2.32	0.59
2:C:590:ASP:CB	1:K:848:ASP:H	2.15	0.59
3:V:1542:PRO:O	3:V:1545:PRO:N	2.35	0.59
4:X:454:TYR:CB	4:X:454:TYR:H	2.10	0.59
4:F:450:GLU:N	4:F:451:GLU:N	2.50	0.59
5:M:325:ALA:C	5:M:326:LEU:CA	2.70	0.59
1:B:312:MET:CB	1:B:313:SER:HA	2.32	0.59
2:C:590:ASP:CB	1:K:848:ASP:H	2.15	0.59
3:V:1542:PRO:O	3:V:1545:PRO:N	2.35	0.59
4:X:454:TYR:CB	4:X:454:TYR:H	2.10	0.59
4:F:450:GLU:N	4:F:451:GLU:N	2.50	0.59
5:M:325:ALA:C	5:M:326:LEU:CA	2.70	0.59
1:B:312:MET:CB	1:B:313:SER:HA	2.32	0.59
2:C:590:ASP:CB	1:K:848:ASP:H	2.15	0.59
3:V:1542:PRO:O	3:V:1545:PRO:N	2.35	0.59
4:L:453:TYR:O	4:L:454:TYR:C	2.40	0.59
4:X:453:TYR:O	4:X:454:TYR:C	2.40	0.59
2:O:709:ARG:C	1:W:195:SER:O	2.40	0.59
2:C:215:LEU:C	2:C:217:ASP:H	2.04	0.59
1:A:312:MET:CB	1:A:313:SER:HA	2.32	0.59
4:R:450:GLU:N	4:R:451:GLU:N	2.50	0.59
4:L:453:TYR:O	4:L:454:TYR:C	2.40	0.59
4:X:453:TYR:O	4:X:454:TYR:C	2.40	0.59
4:F:453:TYR:O	4:F:454:TYR:C	2.40	0.59
2:O:709:ARG:C	1:W:195:SER:O	2.40	0.59
2:C:215:LEU:C	2:C:217:ASP:H	2.04	0.59
1:A:312:MET:CB	1:A:313:SER:HA	2.32	0.59
4:R:450:GLU:N	4:R:451:GLU:N	2.50	0.59
4:F:453:TYR:O	4:F:454:TYR:C	2.40	0.59
2:O:709:ARG:C	1:W:195:SER:O	2.40	0.59
2:C:215:LEU:C	2:C:217:ASP:H	2.04	0.59
1:A:312:MET:CB	1:A:313:SER:HA	2.32	0.59
4:R:450:GLU:N	4:R:451:GLU:N	2.50	0.59
4:F:453:TYR:O	4:F:454:TYR:C	2.40	0.59

Continued on next page...

Continued from previous page...

Atom-1	Atom-2	Interatomic distance (Å)	Clash overlap (Å)
2:O:709:ARG:C	1:W:195:SER:O	2.40	0.59
2:C:215:LEU:C	2:C:217:ASP:H	2.04	0.59
1:A:312:MET:CB	1:A:313:SER:HA	2.32	0.59
4:R:450:GLU:N	4:R:451:GLU:N	2.50	0.59
5:S:327:ARG:C	5:S:327:ARG:CB	2.71	0.59
2:U:622:PHE:N	3:V:1449:TRP:CB	2.65	0.59
2:O:215:LEU:C	2:O:217:ASP:H	2.04	0.59
1:W:312:MET:CB	1:W:313:SER:HA	2.32	0.59
1:E:312:MET:CB	1:E:313:SER:HA	2.32	0.59
3:V:1542:PRO:O	3:V:1545:PRO:N	2.35	0.59
2:O:709:ARG:C	1:W:195:SER:O	2.40	0.59
2:C:215:LEU:C	2:C:217:ASP:H	2.04	0.59
1:A:312:MET:CB	1:A:313:SER:HA	2.32	0.59
4:R:450:GLU:N	4:R:451:GLU:N	2.50	0.59
4:F:453:TYR:O	4:F:454:TYR:C	2.40	0.59
2:O:709:ARG:C	1:W:195:SER:O	2.40	0.59
2:C:215:LEU:C	2:C:217:ASP:H	2.04	0.59
1:A:312:MET:CB	1:A:313:SER:HA	2.32	0.59
4:R:450:GLU:N	4:R:451:GLU:N	2.50	0.59
4:F:453:TYR:O	4:F:454:TYR:C	2.40	0.59
2:O:709:ARG:C	1:W:195:SER:O	2.40	0.59
2:C:215:LEU:C	2:C:217:ASP:H	2.04	0.59
1:A:312:MET:CB	1:A:313:SER:HA	2.32	0.59
5:S:325:ALA:C	5:S:326:LEU:CA	2.70	0.59
5:M:327:ARG:C	5:M:327:ARG:CB	2.71	0.59
1:E:312:MET:CB	1:E:313:SER:HA	2.32	0.59
5:G:327:ARG:CB	5:G:327:ARG:C	2.71	0.59
5:M:327:ARG:C	5:M:327:ARG:CB	2.71	0.59
5:G:327:ARG:C	5:G:327:ARG:CB	2.71	0.59
1:E:312:MET:CB	1:E:313:SER:HA	2.32	0.59
5:G:327:ARG:C	5:G:327:ARG:CB	2.71	0.59
5:S:378:SER:CB	5:S:378:SER:C	2.67	0.59
3:D:1485:ALA:O	3:D:1486:CYS:C	2.34	0.59
3:D:1542:PRO:O	3:D:1545:PRO:N	2.35	0.59
5:S:325:ALA:C	5:S:326:LEU:CA	2.70	0.59
1:E:312:MET:CB	1:E:313:SER:HA	2.32	0.59
5:G:327:ARG:C	5:G:327:ARG:CB	2.71	0.59
5:G:327:ARG:CB	5:G:327:ARG:C	2.71	0.59
1:E:312:MET:CB	1:E:313:SER:HA	2.32	0.59
5:G:327:ARG:C	5:G:327:ARG:CB	2.71	0.59
2:C:781:ARG:N	1:K:136:TYR:HA	2.07	0.59

Continued on next page...

Continued from previous page...

Atom-1	Atom-2	Interatomic distance (Å)	Clash overlap (Å)
2:O:590:ASP:CB	1:W:851:ALA:HB2	2.33	0.59
4:F:454:TYR:H	4:F:454:TYR:CB	2.10	0.59
2:C:781:ARG:N	1:K:136:TYR:HA	2.07	0.59
2:O:590:ASP:CB	1:W:851:ALA:HB2	2.33	0.59
4:X:455:ILE:C	4:X:456:ASP:C	2.56	0.59
4:F:454:TYR:H	4:F:454:TYR:CB	2.10	0.59
2:C:781:ARG:N	1:K:136:TYR:HA	2.07	0.59
2:O:590:ASP:CB	1:W:851:ALA:HB2	2.33	0.59
4:X:455:ILE:C	4:X:456:ASP:C	2.56	0.59
4:F:454:TYR:CB	4:F:454:TYR:H	2.10	0.59
2:C:781:ARG:N	1:K:136:TYR:HA	2.07	0.59
2:O:590:ASP:CB	1:W:851:ALA:HB2	2.33	0.59
5:G:327:ARG:CB	5:G:327:ARG:C	2.71	0.59
4:X:455:ILE:C	4:X:456:ASP:C	2.56	0.59
5:G:327:ARG:CB	5:G:327:ARG:C	2.71	0.59
2:C:781:ARG:N	1:K:136:TYR:HA	2.07	0.59
2:O:590:ASP:CB	1:W:851:ALA:HB2	2.33	0.59
4:X:455:ILE:C	4:X:456:ASP:C	2.56	0.59
4:F:454:TYR:CB	4:F:454:TYR:H	2.10	0.59
2:C:781:ARG:N	1:K:136:TYR:HA	2.07	0.59
2:O:590:ASP:CB	1:W:851:ALA:HB2	2.33	0.59
4:X:455:ILE:C	4:X:456:ASP:C	2.56	0.59
4:F:454:TYR:H	4:F:454:TYR:CB	2.10	0.59
2:C:781:ARG:N	1:K:136:TYR:HA	2.07	0.59
2:O:590:ASP:CB	1:W:851:ALA:HB2	2.33	0.59
1:E:312:MET:CB	1:E:313:SER:HA	2.32	0.59
2:C:173:PRO:N	3:D:1685:LEU:C	2.41	0.59
1:E:312:MET:CB	1:E:313:SER:HA	2.32	0.59
3:P:644:ALA:HA	3:P:706:ALA:HB2	1.83	0.59
1:E:312:MET:CB	1:E:313:SER:HA	2.32	0.59
2:C:173:PRO:N	3:D:1685:LEU:C	2.41	0.59
4:F:450:GLU:N	4:F:451:GLU:N	2.50	0.59
3:P:1485:ALA:O	3:P:1486:CYS:C	2.34	0.59
3:P:1485:ALA:O	3:P:1486:CYS:C	2.34	0.59
5:M:327:ARG:C	5:M:327:ARG:CB	2.71	0.59
3:P:1485:ALA:O	3:P:1486:CYS:C	2.34	0.59
5:M:327:ARG:CB	5:M:327:ARG:C	2.71	0.59
4:X:491:VAL:C	4:X:493:HIS:N	2.56	0.59
2:U:645:LEU:N	3:V:1452:LEU:C	2.36	0.59
4:F:450:GLU:N	4:F:451:GLU:N	2.50	0.59
5:M:327:ARG:C	5:M:327:ARG:CB	2.71	0.59

Continued on next page...

Continued from previous page...

Atom-1	Atom-2	Interatomic distance (Å)	Clash overlap (Å)
3:P:1485:ALA:O	3:P:1486:CYS:C	2.34	0.59
5:M:327:ARG:C	5:M:327:ARG:CB	2.71	0.59
3:P:1485:ALA:O	3:P:1486:CYS:C	2.34	0.59
5:M:327:ARG:C	5:M:327:ARG:CB	2.71	0.59
1:Q:441:PHE:C	1:Q:443:LYS:H	2.06	0.59
1:Q:312:MET:CB	1:Q:313:SER:HA	2.32	0.59
4:R:491:VAL:C	4:R:493:HIS:N	2.56	0.59
5:S:327:ARG:CB	5:S:327:ARG:C	2.71	0.59
4:F:491:VAL:C	4:F:493:HIS:N	2.56	0.59
1:E:441:PHE:C	1:E:443:LYS:H	2.06	0.59
4:X:450:GLU:N	4:X:451:GLU:N	2.50	0.59
4:R:491:VAL:C	4:R:493:HIS:N	2.56	0.59
5:S:327:ARG:C	5:S:327:ARG:CB	2.71	0.59
4:F:491:VAL:C	4:F:493:HIS:N	2.56	0.59
1:Q:441:PHE:C	1:Q:443:LYS:H	2.06	0.59
1:Q:312:MET:CB	1:Q:313:SER:HA	2.32	0.59
4:X:450:GLU:N	4:X:451:GLU:N	2.50	0.59
4:R:491:VAL:C	4:R:493:HIS:N	2.56	0.59
5:S:327:ARG:C	5:S:327:ARG:CB	2.71	0.59
4:F:491:VAL:C	4:F:493:HIS:N	2.56	0.59
1:E:441:PHE:C	1:E:443:LYS:H	2.06	0.59
5:Y:327:ARG:C	5:Y:327:ARG:CB	2.71	0.59
2:O:655:ALA:HB1	3:P:1447:THR:O	2.02	0.59
4:X:450:GLU:N	4:X:451:GLU:N	2.50	0.59
1:Q:441:PHE:C	1:Q:443:LYS:H	2.06	0.59
1:Q:312:MET:CB	1:Q:313:SER:HA	2.32	0.59
4:X:450:GLU:N	4:X:451:GLU:N	2.50	0.59
4:R:491:VAL:C	4:R:493:HIS:N	2.56	0.59
5:S:327:ARG:C	5:S:327:ARG:CB	2.71	0.59
4:F:491:VAL:C	4:F:493:HIS:N	2.56	0.59
1:E:441:PHE:C	1:E:443:LYS:H	2.06	0.59
4:X:450:GLU:N	4:X:451:GLU:N	2.50	0.59
4:R:491:VAL:C	4:R:493:HIS:N	2.56	0.59
5:S:327:ARG:C	5:S:327:ARG:CB	2.71	0.59
4:F:491:VAL:C	4:F:493:HIS:N	2.56	0.59
1:Q:441:PHE:C	1:Q:443:LYS:H	2.06	0.59
1:Q:312:MET:CB	1:Q:313:SER:HA	2.32	0.59
4:R:450:GLU:N	4:R:451:GLU:N	2.50	0.59
4:R:491:VAL:C	4:R:493:HIS:N	2.56	0.59
1:B:441:PHE:C	1:B:443:LYS:H	2.06	0.59
1:Q:441:PHE:C	1:Q:443:LYS:H	2.06	0.59

Continued on next page...

Continued from previous page...

Atom-1	Atom-2	Interatomic distance (Å)	Clash overlap (Å)
1:B:441:PHE:C	1:B:443:LYS:H	2.06	0.59
1:Q:312:MET:CB	1:Q:313:SER:HA	2.32	0.59
4:X:453:TYR:O	4:X:454:TYR:C	2.40	0.59
1:B:441:PHE:C	1:B:443:LYS:H	2.06	0.59
4:X:453:TYR:O	4:X:454:TYR:C	2.40	0.59
1:Q:441:PHE:C	1:Q:443:LYS:H	2.06	0.59
1:B:441:PHE:C	1:B:443:LYS:H	2.06	0.59
1:Q:312:MET:CB	1:Q:313:SER:HA	2.32	0.59
2:C:306:PRO:C	1:Q:850:ALA:H	2.05	0.59
3:P:1542:PRO:O	3:P:1545:PRO:N	2.35	0.59
4:X:453:TYR:O	4:X:454:TYR:C	2.40	0.59
4:R:450:GLU:N	4:R:451:GLU:N	2.50	0.59
4:R:491:VAL:C	4:R:493:HIS:N	2.56	0.59
1:B:441:PHE:C	1:B:443:LYS:H	2.06	0.59
4:X:453:TYR:O	4:X:454:TYR:C	2.40	0.59
1:Q:441:PHE:C	1:Q:443:LYS:H	2.06	0.59
1:B:441:PHE:C	1:B:443:LYS:H	2.06	0.59
1:Q:312:MET:CB	1:Q:313:SER:HA	2.32	0.59
4:X:453:TYR:O	4:X:454:TYR:C	2.40	0.59
1:B:441:PHE:C	1:B:443:LYS:H	2.06	0.59
4:F:453:TYR:O	4:F:454:TYR:C	2.40	0.59
4:X:450:GLU:N	4:X:451:GLU:N	2.50	0.59
5:M:325:ALA:C	5:M:326:LEU:CA	2.70	0.59
5:G:339:TYR:CB	5:G:341:ALA:H	2.16	0.59
4:X:450:GLU:N	4:X:451:GLU:N	2.50	0.59
5:M:325:ALA:C	5:M:326:LEU:CA	2.70	0.59
4:L:450:GLU:N	4:L:451:GLU:N	2.50	0.59
4:L:450:GLU:N	4:L:451:GLU:N	2.50	0.59
4:X:450:GLU:N	4:X:451:GLU:N	2.50	0.59
4:R:491:VAL:C	4:R:493:HIS:N	2.56	0.59
4:R:399:SER:O	4:R:400:GLY:HA3	2.00	0.59
4:F:453:TYR:O	4:F:454:TYR:C	2.40	0.59
4:L:450:GLU:N	4:L:451:GLU:N	2.50	0.59
5:G:339:TYR:CB	5:G:341:ALA:H	2.16	0.59
4:L:450:GLU:N	4:L:451:GLU:N	2.50	0.59
4:L:450:GLU:N	4:L:451:GLU:N	2.50	0.59
5:Y:327:ARG:CB	5:Y:327:ARG:C	2.71	0.59
5:Y:339:TYR:CB	5:Y:341:ALA:H	2.16	0.59
1:Q:1232:SER:C	1:W:579:GLU:CB	2.71	0.59
1:E:441:PHE:C	1:E:443:LYS:H	2.06	0.59
1:A:441:PHE:C	1:A:443:LYS:H	2.06	0.59

Continued on next page...

Continued from previous page...

Atom-1	Atom-2	Interatomic distance (Å)	Clash overlap (Å)
5:Y:327:ARG:C	5:Y:327:ARG:CB	2.71	0.59
5:S:379:HIS:N	5:S:379:HIS:HA	2.05	0.59
5:G:339:TYR:O	5:G:340:ALA:CB	2.51	0.59
5:Y:339:TYR:CB	5:Y:341:ALA:H	2.16	0.59
1:A:441:PHE:C	1:A:443:LYS:H	2.06	0.59
4:L:491:VAL:C	4:L:493:HIS:N	2.56	0.59
5:Y:327:ARG:C	5:Y:327:ARG:CB	2.71	0.59
5:S:379:HIS:N	5:S:379:HIS:HA	2.05	0.59
5:G:339:TYR:O	5:G:340:ALA:CB	2.51	0.59
1:Q:1232:SER:C	1:W:579:GLU:CB	2.71	0.59
1:E:441:PHE:C	1:E:443:LYS:H	2.06	0.59
1:A:441:PHE:C	1:A:443:LYS:H	2.06	0.59
4:L:491:VAL:C	4:L:493:HIS:N	2.56	0.59
5:Y:327:ARG:CB	5:Y:327:ARG:C	2.71	0.59
5:S:379:HIS:HA	5:S:379:HIS:N	2.05	0.59
5:G:339:TYR:O	5:G:340:ALA:CB	2.51	0.59
1:A:441:PHE:C	1:A:443:LYS:H	2.06	0.59
1:A:441:PHE:C	1:A:443:LYS:H	2.06	0.59
1:B:441:PHE:C	1:B:443:LYS:H	2.06	0.59
4:L:491:VAL:C	4:L:493:HIS:N	2.56	0.59
5:Y:327:ARG:C	5:Y:327:ARG:CB	2.71	0.59
1:Q:1232:SER:C	1:W:579:GLU:CB	2.71	0.59
1:E:441:PHE:C	1:E:443:LYS:H	2.06	0.59
1:A:441:PHE:C	1:A:443:LYS:H	2.06	0.59
4:L:491:VAL:C	4:L:493:HIS:N	2.56	0.59
5:Y:327:ARG:C	5:Y:327:ARG:CB	2.71	0.59
5:S:379:HIS:HA	5:S:379:HIS:N	2.05	0.59
5:G:339:TYR:O	5:G:340:ALA:CB	2.51	0.59
1:A:441:PHE:C	1:A:443:LYS:H	2.06	0.59
4:L:491:VAL:C	4:L:493:HIS:N	2.56	0.59
5:Y:327:ARG:CB	5:Y:327:ARG:C	2.71	0.59
5:S:379:HIS:N	5:S:379:HIS:HA	2.05	0.59
5:G:339:TYR:O	5:G:340:ALA:CB	2.51	0.59
1:Q:1232:SER:C	1:W:579:GLU:CB	2.71	0.59
1:E:441:PHE:C	1:E:443:LYS:H	2.06	0.59
1:A:441:PHE:C	1:A:443:LYS:H	2.06	0.59
2:C:709:ARG:C	1:K:195:SER:O	2.40	0.58
2:C:709:ARG:C	1:K:195:SER:O	2.40	0.58
4:X:491:VAL:C	4:X:493:HIS:N	2.56	0.58
5:Y:325:ALA:C	5:Y:326:LEU:CA	2.70	0.58
4:L:399:SER:O	4:L:400:GLY:HA3	2.00	0.58

Continued on next page...

Continued from previous page...

Atom-1	Atom-2	Interatomic distance (Å)	Clash overlap (Å)
2:C:709:ARG:C	1:K:195:SER:O	2.40	0.58
4:X:491:VAL:C	4:X:493:HIS:N	2.56	0.58
5:Y:325:ALA:C	5:Y:326:LEU:CA	2.70	0.58
2:C:174:GLY:CA	3:D:1682:LYS:CB	2.74	0.58
4:L:399:SER:O	4:L:400:GLY:HA3	2.00	0.58
2:C:709:ARG:C	1:K:195:SER:O	2.40	0.58
4:F:483:ASP:CB	4:F:483:ASP:N	2.60	0.58
5:M:325:ALA:C	5:M:326:LEU:CA	2.70	0.58
5:Y:339:TYR:O	5:Y:340:ALA:CB	2.51	0.58
1:Q:441:PHE:C	1:Q:443:LYS:H	2.06	0.58
4:X:491:VAL:C	4:X:493:HIS:N	2.56	0.58
5:Y:325:ALA:C	5:Y:326:LEU:CA	2.70	0.58
4:L:399:SER:O	4:L:400:GLY:HA3	2.00	0.58
2:C:709:ARG:C	1:K:195:SER:O	2.40	0.58
4:X:491:VAL:C	4:X:493:HIS:N	2.56	0.58
5:Y:325:ALA:C	5:Y:326:LEU:CA	2.70	0.58
4:L:399:SER:O	4:L:400:GLY:HA3	2.00	0.58
2:C:709:ARG:C	1:K:195:SER:O	2.40	0.58
4:X:491:VAL:C	4:X:493:HIS:N	2.56	0.58
5:Y:325:ALA:C	5:Y:326:LEU:CA	2.70	0.58
2:C:174:GLY:CA	3:D:1682:LYS:CB	2.74	0.58
4:L:399:SER:O	4:L:400:GLY:HA3	2.00	0.58
2:C:709:ARG:C	1:K:195:SER:O	2.40	0.58
5:S:327:ARG:CB	5:S:327:ARG:C	2.71	0.58
5:S:276:SER:C	5:S:276:SER:CB	2.68	0.58
1:E:1239:ASP:CB	1:K:572:ALA:CA	2.80	0.58
2:C:590:ASP:CB	1:K:851:ALA:HB2	2.33	0.58
2:C:590:ASP:CB	1:K:851:ALA:HB2	2.33	0.58
1:E:1239:ASP:CB	1:K:572:ALA:CA	2.80	0.58
2:C:590:ASP:CB	1:K:851:ALA:HB2	2.33	0.58
2:C:173:PRO:CB	3:D:1681:SER:O	2.51	0.58
2:C:590:ASP:CB	1:K:851:ALA:HB2	2.33	0.58
2:O:783:SER:H	1:W:92:GLU:N	2.00	0.58
5:Y:276:SER:CB	5:Y:276:SER:C	2.68	0.58
5:S:327:ARG:CB	5:S:327:ARG:C	2.71	0.58
5:S:276:SER:CB	5:S:276:SER:C	2.68	0.58
1:E:1239:ASP:CB	1:K:572:ALA:CA	2.80	0.58
2:C:590:ASP:CB	1:K:851:ALA:HB2	2.33	0.58
2:C:590:ASP:CB	1:K:851:ALA:HB2	2.33	0.58
2:C:173:PRO:CB	3:D:1681:SER:O	2.51	0.58
1:E:1239:ASP:CB	1:K:572:ALA:CA	2.80	0.58

Continued on next page...

Continued from previous page...

Atom-1	Atom-2	Interatomic distance (Å)	Clash overlap (Å)
2:C:590:ASP:CB	1:K:851:ALA:HB2	2.33	0.58
2:O:588:GLU:HA	1:W:849:ASN:CB	2.33	0.58
5:S:276:SER:C	5:S:276:SER:CB	2.68	0.58
5:S:339:TYR:O	5:S:340:ALA:CB	2.51	0.58
2:O:588:GLU:HA	1:W:849:ASN:CB	2.33	0.58
4:L:453:TYR:O	4:L:454:TYR:C	2.40	0.58
5:S:276:SER:C	5:S:276:SER:CB	2.68	0.58
5:S:339:TYR:O	5:S:340:ALA:CB	2.51	0.58
2:O:588:GLU:HA	1:W:849:ASN:CB	2.33	0.58
4:L:453:TYR:O	4:L:454:TYR:C	2.40	0.58
5:S:276:SER:CB	5:S:276:SER:C	2.68	0.58
5:S:339:TYR:O	5:S:340:ALA:CB	2.51	0.58
2:O:588:GLU:HA	1:W:849:ASN:CB	2.33	0.58
4:F:491:VAL:C	4:F:493:HIS:N	2.56	0.58
2:I:641:LEU:O	3:J:1451:ARG:C	2.39	0.58
4:L:453:TYR:O	4:L:454:TYR:C	2.40	0.58
2:O:588:GLU:HA	1:W:849:ASN:CB	2.33	0.58
4:L:453:TYR:O	4:L:454:TYR:C	2.40	0.58
5:S:276:SER:C	5:S:276:SER:CB	2.68	0.58
5:S:339:TYR:O	5:S:340:ALA:CB	2.51	0.58
2:O:588:GLU:HA	1:W:849:ASN:CB	2.33	0.58
4:L:453:TYR:O	4:L:454:TYR:C	2.40	0.58
5:S:276:SER:CB	5:S:276:SER:C	2.68	0.58
5:S:339:TYR:O	5:S:340:ALA:CB	2.51	0.58
2:O:588:GLU:HA	1:W:849:ASN:CB	2.33	0.58
2:C:778:ILE:CA	1:K:140:LEU:N	2.66	0.58
4:X:491:VAL:C	4:X:493:HIS:N	2.56	0.58
4:L:491:VAL:C	4:L:493:HIS:N	2.56	0.58
5:G:339:TYR:O	5:G:340:ALA:CB	2.51	0.58
2:C:778:ILE:CA	1:K:140:LEU:N	2.66	0.58
4:X:491:VAL:C	4:X:493:HIS:N	2.56	0.58
4:L:491:VAL:C	4:L:493:HIS:N	2.56	0.58
2:C:778:ILE:CA	1:K:140:LEU:N	2.66	0.58
2:C:778:ILE:CA	1:K:140:LEU:N	2.66	0.58
5:G:325:ALA:C	5:G:326:LEU:CA	2.70	0.58
2:C:524:ARG:O	3:D:1610:PRO:CA	2.40	0.58
5:M:339:TYR:O	5:M:340:ALA:CB	2.51	0.58
5:S:339:TYR:CB	5:S:341:ALA:H	2.16	0.58
5:Y:339:TYR:CB	5:Y:341:ALA:H	2.16	0.58
5:G:339:TYR:CB	5:G:341:ALA:H	2.16	0.58
1:W:441:PHE:C	1:W:443:LYS:H	2.06	0.58

Continued on next page...

Continued from previous page...

Atom-1	Atom-2	Interatomic distance (Å)	Clash overlap (Å)
1:E:441:PHE:C	1:E:443:LYS:H	2.06	0.58
2:C:778:ILE:CA	1:K:140:LEU:N	2.66	0.58
5:G:339:TYR:O	5:G:340:ALA:CB	2.51	0.58
2:C:778:ILE:CA	1:K:140:LEU:N	2.66	0.58
2:C:778:ILE:CA	1:K:140:LEU:N	2.66	0.58
4:L:450:GLU:N	4:L:451:GLU:N	2.50	0.58
4:F:491:VAL:C	4:F:493:HIS:N	2.56	0.58
2:C:782:ASP:O	1:K:93:LEU:HA	1.85	0.58
5:M:339:TYR:CB	5:M:341:ALA:H	2.16	0.58
5:M:339:TYR:O	5:M:340:ALA:CB	2.51	0.58
2:O:723:ASN:CA	1:W:128:TYR:O	2.52	0.58
4:L:450:GLU:N	4:L:451:GLU:N	2.50	0.58
2:C:782:ASP:O	1:K:93:LEU:HA	1.85	0.58
5:M:339:TYR:CB	5:M:341:ALA:H	2.16	0.58
5:M:339:TYR:O	5:M:340:ALA:CB	2.51	0.58
5:G:339:TYR:CB	5:G:341:ALA:H	2.16	0.58
2:O:723:ASN:CA	1:W:128:TYR:O	2.52	0.58
2:C:782:ASP:O	1:K:93:LEU:HA	1.85	0.58
5:G:339:TYR:CB	5:G:341:ALA:H	2.16	0.58
4:X:399:SER:O	4:X:400:GLY:HA3	2.00	0.58
5:Y:339:TYR:CB	5:Y:341:ALA:H	2.16	0.58
2:O:723:ASN:CA	1:W:128:TYR:O	2.52	0.58
2:C:782:ASP:O	1:K:93:LEU:HA	1.85	0.58
5:G:339:TYR:CB	5:G:341:ALA:H	2.16	0.58
4:X:399:SER:O	4:X:400:GLY:HA3	2.00	0.58
5:Y:339:TYR:CB	5:Y:341:ALA:H	2.16	0.58
2:O:723:ASN:CA	1:W:128:TYR:O	2.52	0.58
4:L:491:VAL:C	4:L:493:HIS:N	2.56	0.58
4:F:491:VAL:C	4:F:493:HIS:N	2.56	0.58
2:C:782:ASP:O	1:K:93:LEU:HA	1.85	0.58
4:X:399:SER:O	4:X:400:GLY:HA3	2.00	0.58
5:Y:339:TYR:CB	5:Y:341:ALA:H	2.16	0.58
2:O:723:ASN:CA	1:W:128:TYR:O	2.52	0.58
2:C:782:ASP:O	1:K:93:LEU:HA	1.85	0.58
5:G:339:TYR:CB	5:G:341:ALA:H	2.16	0.58
4:X:399:SER:O	4:X:400:GLY:HA3	2.00	0.58
5:Y:339:TYR:CB	5:Y:341:ALA:H	2.16	0.58
2:O:723:ASN:CA	1:W:128:TYR:O	2.52	0.58
2:C:782:ASP:O	1:K:93:LEU:HA	1.85	0.58
5:G:339:TYR:CB	5:G:341:ALA:H	2.16	0.58
4:X:399:SER:O	4:X:400:GLY:HA3	2.00	0.58

Continued on next page...

Continued from previous page...

Atom-1	Atom-2	Interatomic distance (Å)	Clash overlap (Å)
5:Y:339:TYR:CB	5:Y:341:ALA:H	2.16	0.58
2:O:723:ASN:CA	1:W:128:TYR:O	2.52	0.58
3:D:1472:SER:CA	3:P:1474:GLY:CA	2.30	0.58
3:D:1664:ASP:O	3:D:1667:ALA:HB3	2.04	0.58
3:D:1485:ALA:O	3:D:1486:CYS:C	2.34	0.58
4:F:328:VAL:C	4:F:328:VAL:CB	2.67	0.58
3:D:1472:SER:CA	3:P:1474:GLY:CA	2.30	0.58
3:D:1664:ASP:O	3:D:1667:ALA:HB3	2.04	0.58
3:D:1485:ALA:O	3:D:1486:CYS:C	2.34	0.58
4:F:328:VAL:C	4:F:328:VAL:CB	2.67	0.58
3:D:1472:SER:CA	3:P:1474:GLY:CA	2.30	0.58
3:D:1664:ASP:O	3:D:1667:ALA:HB3	2.04	0.58
3:D:1485:ALA:O	3:D:1486:CYS:C	2.34	0.58
4:F:328:VAL:CB	4:F:328:VAL:C	2.67	0.58
3:D:1472:SER:CA	3:P:1474:GLY:CA	2.30	0.58
3:D:1664:ASP:O	3:D:1667:ALA:HB3	2.04	0.58
3:D:1485:ALA:O	3:D:1486:CYS:C	2.34	0.58
4:F:328:VAL:CB	4:F:328:VAL:C	2.67	0.58
3:D:1472:SER:CA	3:P:1474:GLY:CA	2.30	0.58
3:D:1664:ASP:O	3:D:1667:ALA:HB3	2.04	0.58
3:D:1485:ALA:O	3:D:1486:CYS:C	2.34	0.58
4:F:328:VAL:C	4:F:328:VAL:CB	2.67	0.58
2:O:785:LEU:CB	1:W:134:LEU:CB	2.82	0.58
2:C:723:ASN:CA	1:K:128:TYR:O	2.52	0.58
1:E:1305:GLN:CB	3:J:172:ARG:CA	2.82	0.58
2:O:785:LEU:CB	1:W:134:LEU:CB	2.82	0.58
2:C:723:ASN:CA	1:K:128:TYR:O	2.52	0.58
2:O:785:LEU:CB	1:W:134:LEU:CB	2.82	0.58
2:C:723:ASN:CA	1:K:128:TYR:O	2.52	0.58
1:E:1305:GLN:CB	3:J:172:ARG:CA	2.82	0.58
2:O:785:LEU:CB	1:W:134:LEU:CB	2.82	0.58
2:C:723:ASN:CA	1:K:128:TYR:O	2.52	0.58
4:L:450:GLU:N	4:L:451:GLU:N	2.50	0.58
2:O:785:LEU:CB	1:W:134:LEU:CB	2.82	0.58
2:C:723:ASN:CA	1:K:128:TYR:O	2.52	0.58
1:E:1305:GLN:CB	3:J:172:ARG:CA	2.82	0.58
2:O:785:LEU:CB	1:W:134:LEU:CB	2.82	0.58
2:C:723:ASN:CA	1:K:128:TYR:O	2.52	0.58
2:O:785:LEU:CB	1:W:134:LEU:CB	2.82	0.58
2:C:723:ASN:CA	1:K:128:TYR:O	2.52	0.58
1:E:1305:GLN:CB	3:J:172:ARG:CA	2.82	0.58

Continued on next page...

Continued from previous page...

Atom-1	Atom-2	Interatomic distance (Å)	Clash overlap (Å)
5:S:379:HIS:N	5:S:379:HIS:HA	2.05	0.58
5:Y:339:TYR:O	5:Y:340:ALA:CB	2.51	0.58
1:Q:1305:GLN:CB	3:V:172:ARG:HA	2.34	0.58
5:S:339:TYR:CB	5:S:341:ALA:H	2.16	0.58
5:Y:339:TYR:O	5:Y:340:ALA:CB	2.51	0.58
1:E:845:TYR:O	2:O:299:ILE:C	2.41	0.58
5:S:339:TYR:CB	5:S:341:ALA:H	2.16	0.58
1:Q:1305:GLN:CB	3:V:172:ARG:HA	2.34	0.58
5:S:339:TYR:CB	5:S:341:ALA:H	2.16	0.58
1:E:845:TYR:O	2:O:299:ILE:C	2.41	0.58
1:E:852:VAL:CB	2:O:304:PRO:C	2.72	0.58
3:J:1664:ASP:O	3:J:1667:ALA:HB3	2.04	0.58
1:A:205:LEU:C	1:A:207:SER:HA	2.24	0.58
5:S:379:HIS:N	5:S:379:HIS:HA	2.05	0.58
1:Q:1305:GLN:CB	3:V:172:ARG:HA	2.34	0.58
5:S:339:TYR:CB	5:S:341:ALA:H	2.16	0.58
1:E:845:TYR:O	2:O:299:ILE:C	2.41	0.58
5:S:339:TYR:CB	5:S:341:ALA:H	2.16	0.58
1:Q:1305:GLN:CB	3:V:172:ARG:HA	2.34	0.58
5:Y:325:ALA:C	5:Y:326:LEU:CA	2.70	0.58
1:W:441:PHE:C	1:W:443:LYS:H	2.06	0.58
5:Y:325:ALA:C	5:Y:326:LEU:CA	2.70	0.58
5:G:379:HIS:HA	5:G:379:HIS:N	2.05	0.58
2:C:299:ILE:C	1:Q:845:TYR:O	2.41	0.58
1:W:441:PHE:C	1:W:443:LYS:H	2.06	0.58
5:G:379:HIS:N	5:G:379:HIS:HA	2.05	0.58
5:M:339:TYR:O	5:M:340:ALA:CB	2.51	0.58
1:W:441:PHE:C	1:W:443:LYS:H	2.06	0.58
5:G:379:HIS:N	5:G:379:HIS:HA	2.05	0.58
5:M:339:TYR:O	5:M:340:ALA:CB	2.51	0.58
2:C:299:ILE:C	1:Q:845:TYR:O	2.41	0.58
1:W:441:PHE:C	1:W:443:LYS:H	2.06	0.58
5:M:276:SER:C	5:M:276:SER:CB	2.68	0.58
5:G:339:TYR:O	5:G:340:ALA:CB	2.51	0.58
1:Q:1319:LYS:CA	3:V:722:ASN:CB	2.80	0.58
1:K:441:PHE:C	1:K:443:LYS:H	2.06	0.58
5:M:339:TYR:O	5:M:340:ALA:CB	2.51	0.58
1:W:441:PHE:C	1:W:443:LYS:H	2.06	0.58
5:G:379:HIS:HA	5:G:379:HIS:N	2.05	0.58
5:M:339:TYR:O	5:M:340:ALA:CB	2.51	0.58
2:C:299:ILE:C	1:Q:845:TYR:O	2.41	0.58

Continued on next page...

Continued from previous page...

Atom-1	Atom-2	Interatomic distance (Å)	Clash overlap (Å)
1:W:441:PHE:C	1:W:443:LYS:H	2.06	0.58
5:G:379:HIS:HA	5:G:379:HIS:N	2.05	0.58
5:M:339:TYR:O	5:M:340:ALA:CB	2.51	0.58
1:W:441:PHE:C	1:W:443:LYS:H	2.06	0.58
5:Y:342:PRO:O	5:Y:343:ALA:C	2.43	0.58
2:O:782:ASP:O	1:W:93:LEU:HA	1.85	0.58
3:V:1485:ALA:O	3:V:1486:CYS:C	2.34	0.58
2:C:588:GLU:HA	1:K:849:ASN:CB	2.34	0.58
5:Y:342:PRO:O	5:Y:343:ALA:C	2.43	0.58
2:O:782:ASP:O	1:W:93:LEU:HA	1.85	0.58
3:V:1485:ALA:O	3:V:1486:CYS:C	2.34	0.58
2:C:588:GLU:HA	1:K:849:ASN:CB	2.34	0.58
5:M:339:TYR:CB	5:M:341:ALA:H	2.16	0.58
2:O:782:ASP:O	1:W:93:LEU:HA	1.85	0.58
3:V:1485:ALA:O	3:V:1486:CYS:C	2.34	0.58
2:C:588:GLU:HA	1:K:849:ASN:CB	2.34	0.58
5:M:339:TYR:CB	5:M:341:ALA:H	2.16	0.58
2:O:782:ASP:O	1:W:93:LEU:HA	1.85	0.58
3:V:1485:ALA:O	3:V:1486:CYS:C	2.34	0.58
2:C:588:GLU:HA	1:K:849:ASN:CB	2.34	0.58
5:S:325:ALA:C	5:S:326:LEU:CA	2.70	0.58
5:M:339:TYR:CB	5:M:341:ALA:H	2.16	0.58
1:E:1311:ASP:CB	3:J:799:LYS:HA	2.34	0.58
1:E:205:LEU:C	1:E:207:SER:HA	2.25	0.58
5:M:339:TYR:CB	5:M:341:ALA:H	2.16	0.58
2:O:782:ASP:O	1:W:93:LEU:HA	1.85	0.58
3:V:1485:ALA:O	3:V:1486:CYS:C	2.34	0.58
2:C:588:GLU:HA	1:K:849:ASN:CB	2.34	0.58
5:M:339:TYR:CB	5:M:341:ALA:H	2.16	0.58
2:O:782:ASP:O	1:W:93:LEU:HA	1.85	0.58
3:V:1485:ALA:O	3:V:1486:CYS:C	2.34	0.58
2:C:588:GLU:HA	1:K:849:ASN:CB	2.34	0.58
5:M:339:TYR:CB	5:M:341:ALA:H	2.16	0.58
2:O:782:ASP:O	1:W:93:LEU:HA	1.85	0.58
3:V:1485:ALA:O	3:V:1486:CYS:C	2.34	0.58
2:C:588:GLU:HA	1:K:849:ASN:CB	2.34	0.58
4:R:455:ILE:C	4:R:456:ASP:C	2.56	0.57
5:M:342:PRO:O	5:M:343:ALA:C	2.43	0.57
5:G:342:PRO:O	5:G:343:ALA:C	2.43	0.57
5:M:342:PRO:O	5:M:343:ALA:C	2.43	0.57
4:F:399:SER:O	4:F:400:GLY:HA3	2.00	0.57

Continued on next page...

Continued from previous page...

Atom-1	Atom-2	Interatomic distance (Å)	Clash overlap (Å)
4:F:399:SER:O	4:F:400:GLY:HA3	2.00	0.57
4:F:399:SER:O	4:F:400:GLY:HA3	2.00	0.57
4:F:399:SER:O	4:F:400:GLY:HA3	2.00	0.57
4:R:455:ILE:C	4:R:456:ASP:C	2.56	0.57
5:G:342:PRO:O	5:G:343:ALA:C	2.43	0.57
4:F:399:SER:O	4:F:400:GLY:HA3	2.00	0.57
4:F:399:SER:O	4:F:400:GLY:HA3	2.00	0.57
5:S:339:TYR:O	5:S:340:ALA:CB	2.51	0.57
5:S:339:TYR:CB	5:S:341:ALA:H	2.16	0.57
3:P:1664:ASP:O	3:P:1667:ALA:HB3	2.04	0.57
1:B:205:LEU:C	1:B:207:SER:HA	2.25	0.57
3:P:1664:ASP:O	3:P:1667:ALA:HB3	2.04	0.57
1:B:205:LEU:C	1:B:207:SER:HA	2.25	0.57
5:Y:339:TYR:O	5:Y:340:ALA:CB	2.51	0.57
5:Y:342:PRO:O	5:Y:343:ALA:C	2.43	0.57
3:P:1664:ASP:O	3:P:1667:ALA:HB3	2.04	0.57
1:B:205:LEU:C	1:B:207:SER:HA	2.25	0.57
5:Y:339:TYR:O	5:Y:340:ALA:CB	2.51	0.57
5:Y:342:PRO:O	5:Y:343:ALA:C	2.43	0.57
3:D:1664:ASP:O	3:D:1667:ALA:HB3	2.04	0.57
1:B:205:LEU:C	1:B:207:SER:HA	2.25	0.57
5:G:342:PRO:O	5:G:343:ALA:C	2.43	0.57
1:Q:1308:LYS:C	3:V:732:PHE:CB	2.72	0.57
1:W:205:LEU:C	1:W:207:SER:HA	2.25	0.57
1:Q:205:LEU:C	1:Q:207:SER:HA	2.25	0.57
1:K:205:LEU:C	1:K:207:SER:HA	2.25	0.57
5:S:339:TYR:O	5:S:340:ALA:CB	2.51	0.57
5:S:339:TYR:CB	5:S:341:ALA:H	2.16	0.57
5:Y:339:TYR:O	5:Y:340:ALA:CB	2.51	0.57
5:Y:342:PRO:O	5:Y:343:ALA:C	2.43	0.57
3:P:1664:ASP:O	3:P:1667:ALA:HB3	2.04	0.57
1:B:205:LEU:C	1:B:207:SER:HA	2.25	0.57
5:Y:339:TYR:O	5:Y:340:ALA:CB	2.51	0.57
5:Y:342:PRO:O	5:Y:343:ALA:C	2.43	0.57
3:P:1664:ASP:O	3:P:1667:ALA:HB3	2.04	0.57
1:B:205:LEU:C	1:B:207:SER:HA	2.25	0.57
5:Y:339:TYR:O	5:Y:340:ALA:CB	2.51	0.57
5:Y:342:PRO:O	5:Y:343:ALA:C	2.43	0.57
3:D:1664:ASP:O	3:D:1667:ALA:HB3	2.04	0.57
1:B:205:LEU:C	1:B:207:SER:HA	2.25	0.57
4:L:399:SER:C	4:L:401:TYR:N	2.37	0.57

Continued on next page...

Continued from previous page...

Atom-1	Atom-2	Interatomic distance (Å)	Clash overlap (Å)
2:I:739:ASP:H	3:J:1454:ALA:HB2	1.56	0.57
3:J:1664:ASP:O	3:J:1667:ALA:HB3	2.04	0.57
1:K:441:PHE:C	1:K:443:LYS:H	2.06	0.57
4:L:399:SER:C	4:L:401:TYR:N	2.37	0.57
2:I:739:ASP:H	3:J:1454:ALA:HB2	1.56	0.57
3:J:1664:ASP:O	3:J:1667:ALA:HB3	2.04	0.57
1:K:441:PHE:C	1:K:443:LYS:H	2.06	0.57
4:L:483:ASP:N	4:L:483:ASP:CB	2.60	0.57
5:M:342:PRO:O	5:M:343:ALA:C	2.43	0.57
2:I:739:ASP:H	3:J:1454:ALA:HB2	1.56	0.57
3:J:1664:ASP:O	3:J:1667:ALA:HB3	2.04	0.57
1:K:441:PHE:C	1:K:443:LYS:H	2.06	0.57
4:L:483:ASP:CB	4:L:483:ASP:N	2.60	0.57
5:M:342:PRO:O	5:M:343:ALA:C	2.43	0.57
2:I:739:ASP:H	3:J:1454:ALA:HB2	1.56	0.57
3:J:1664:ASP:O	3:J:1667:ALA:HB3	2.04	0.57
1:K:441:PHE:C	1:K:443:LYS:H	2.06	0.57
4:F:453:TYR:O	4:F:455:ILE:CA	2.53	0.57
4:X:453:TYR:O	4:X:455:ILE:CA	2.53	0.57
4:X:483:ASP:CB	4:X:483:ASP:N	2.60	0.57
5:M:342:PRO:O	5:M:343:ALA:C	2.43	0.57
1:B:205:LEU:C	1:B:207:SER:HA	2.24	0.57
4:L:483:ASP:CB	4:L:483:ASP:N	2.60	0.57
5:M:342:PRO:O	5:M:343:ALA:C	2.43	0.57
2:I:739:ASP:H	3:J:1454:ALA:HB2	1.56	0.57
3:J:1664:ASP:O	3:J:1667:ALA:HB3	2.04	0.57
1:K:441:PHE:C	1:K:443:LYS:H	2.06	0.57
4:L:483:ASP:CB	4:L:483:ASP:N	2.60	0.57
5:M:342:PRO:O	5:M:343:ALA:C	2.43	0.57
2:I:739:ASP:H	3:J:1454:ALA:HB2	1.56	0.57
3:J:1664:ASP:O	3:J:1667:ALA:HB3	2.04	0.57
1:K:441:PHE:C	1:K:443:LYS:H	2.06	0.57
4:L:483:ASP:N	4:L:483:ASP:CB	2.60	0.57
5:M:342:PRO:O	5:M:343:ALA:C	2.43	0.57
2:I:739:ASP:H	3:J:1454:ALA:HB2	1.56	0.57
3:J:1664:ASP:O	3:J:1667:ALA:HB3	2.04	0.57
1:K:441:PHE:C	1:K:443:LYS:H	2.06	0.57
1:W:205:LEU:C	1:W:207:SER:HA	2.25	0.57
1:K:205:LEU:C	1:K:207:SER:HA	2.25	0.57
5:G:342:PRO:O	5:G:343:ALA:C	2.43	0.57
1:W:205:LEU:C	1:W:207:SER:HA	2.25	0.57

Continued on next page...

Continued from previous page...

Atom-1	Atom-2	Interatomic distance (Å)	Clash overlap (Å)
1:K:205:LEU:C	1:K:207:SER:HA	2.25	0.57
5:G:342:PRO:O	5:G:343:ALA:C	2.43	0.57
1:W:205:LEU:C	1:W:207:SER:HA	2.25	0.57
1:K:205:LEU:C	1:K:207:SER:HA	2.25	0.57
2:C:174:GLY:N	3:D:1682:LYS:HA	2.13	0.57
5:G:342:PRO:O	5:G:343:ALA:C	2.43	0.57
1:W:205:LEU:C	1:W:207:SER:HA	2.25	0.57
1:K:205:LEU:C	1:K:207:SER:HA	2.25	0.57
4:R:454:TYR:H	4:R:454:TYR:CB	2.10	0.57
2:C:534:LEU:CB	3:D:1667:ALA:CA	2.80	0.57
5:S:339:TYR:O	5:S:340:ALA:CB	2.51	0.57
5:S:342:PRO:O	5:S:343:ALA:C	2.43	0.57
3:J:1489:HIS:O	3:J:1491:ILE:N	2.38	0.57
3:V:1489:HIS:O	3:V:1491:ILE:N	2.38	0.57
1:W:205:LEU:C	1:W:207:SER:HA	2.25	0.57
1:K:205:LEU:C	1:K:207:SER:HA	2.25	0.57
5:G:342:PRO:O	5:G:343:ALA:C	2.43	0.57
1:W:205:LEU:C	1:W:207:SER:HA	2.25	0.57
1:K:205:LEU:C	1:K:207:SER:HA	2.25	0.57
2:C:174:GLY:N	3:D:1682:LYS:HA	2.13	0.57
5:G:342:PRO:O	5:G:343:ALA:C	2.43	0.57
1:W:205:LEU:C	1:W:207:SER:HA	2.25	0.57
1:K:205:LEU:C	1:K:207:SER:HA	2.25	0.57
4:R:453:TYR:O	4:R:455:ILE:CA	2.53	0.57
1:E:205:LEU:C	1:E:207:SER:HA	2.25	0.57
2:U:725:GLU:C	2:U:727:VAL:H	2.08	0.57
1:E:845:TYR:O	2:O:299:ILE:CA	2.52	0.57
1:E:205:LEU:C	1:E:207:SER:HA	2.25	0.57
2:U:725:GLU:C	2:U:727:VAL:H	2.08	0.57
4:X:453:TYR:O	4:X:455:ILE:CA	2.53	0.57
1:E:205:LEU:C	1:E:207:SER:HA	2.25	0.57
2:U:725:GLU:C	2:U:727:VAL:H	2.08	0.57
4:X:453:TYR:O	4:X:455:ILE:CA	2.53	0.57
1:E:845:TYR:O	2:O:299:ILE:CA	2.52	0.57
1:E:205:LEU:C	1:E:207:SER:HA	2.25	0.57
2:U:725:GLU:C	2:U:727:VAL:H	2.08	0.57
2:C:535:TYR:N	3:D:1664:ASP:N	2.52	0.57
5:S:379:HIS:N	5:S:379:HIS:HA	2.06	0.57
2:C:681:ALA:H	1:K:850:ALA:HA	1.69	0.57
2:I:619:LYS:CA	3:J:1445:LYS:CB	2.82	0.57
3:V:1664:ASP:O	3:V:1667:ALA:HB3	2.04	0.57

Continued on next page...

Continued from previous page...

Atom-1	Atom-2	Interatomic distance (Å)	Clash overlap (Å)
3:D:1489:HIS:O	3:D:1491:ILE:N	2.38	0.57
4:X:453:TYR:O	4:X:455:ILE:CA	2.53	0.57
4:R:453:TYR:O	4:R:455:ILE:CA	2.53	0.57
1:E:205:LEU:C	1:E:207:SER:HA	2.25	0.57
2:U:725:GLU:C	2:U:727:VAL:H	2.08	0.57
4:X:453:TYR:O	4:X:455:ILE:CA	2.53	0.57
1:E:845:TYR:O	2:O:299:ILE:CA	2.52	0.57
1:E:205:LEU:C	1:E:207:SER:HA	2.25	0.57
2:U:725:GLU:C	2:U:727:VAL:H	2.08	0.57
4:X:453:TYR:O	4:X:455:ILE:CA	2.53	0.57
1:E:205:LEU:C	1:E:207:SER:HA	2.25	0.57
2:U:725:GLU:C	2:U:727:VAL:H	2.08	0.57
4:L:454:TYR:H	4:L:454:TYR:CB	2.10	0.57
2:C:778:ILE:CB	1:K:138:ASP:O	2.52	0.57
5:S:342:PRO:O	5:S:343:ALA:C	2.43	0.57
4:L:454:TYR:CB	4:L:454:TYR:H	2.10	0.57
2:C:778:ILE:CB	1:K:138:ASP:O	2.52	0.57
4:L:453:TYR:O	4:L:455:ILE:CA	2.53	0.57
2:C:778:ILE:CB	1:K:138:ASP:O	2.52	0.57
4:X:483:ASP:CB	4:X:483:ASP:N	2.60	0.57
4:L:453:TYR:O	4:L:455:ILE:CA	2.53	0.57
2:C:778:ILE:CB	1:K:138:ASP:O	2.52	0.57
4:X:483:ASP:N	4:X:483:ASP:CB	2.60	0.57
3:P:1664:ASP:O	3:P:1667:ALA:HB3	2.04	0.57
4:R:328:VAL:C	4:R:328:VAL:CB	2.67	0.57
4:L:453:TYR:O	4:L:455:ILE:CA	2.53	0.57
2:C:778:ILE:CB	1:K:138:ASP:O	2.52	0.57
4:X:483:ASP:CB	4:X:483:ASP:N	2.60	0.57
5:S:342:PRO:O	5:S:343:ALA:C	2.43	0.57
4:L:453:TYR:O	4:L:455:ILE:CA	2.53	0.57
2:C:778:ILE:CB	1:K:138:ASP:O	2.52	0.57
4:X:483:ASP:N	4:X:483:ASP:CB	2.60	0.57
4:L:453:TYR:O	4:L:455:ILE:CA	2.53	0.57
2:C:778:ILE:CB	1:K:138:ASP:O	2.52	0.57
4:X:483:ASP:CB	4:X:483:ASP:N	2.60	0.57
3:P:1664:ASP:O	3:P:1667:ALA:HB3	2.04	0.57
4:R:454:TYR:CB	4:R:454:TYR:H	2.10	0.57
2:O:778:ILE:CA	1:W:140:LEU:N	2.62	0.57
4:F:483:ASP:CB	4:F:483:ASP:N	2.60	0.57
5:M:276:SER:CB	5:M:276:SER:C	2.68	0.57
1:Q:205:LEU:C	1:Q:207:SER:HA	2.25	0.57

Continued on next page...

Continued from previous page...

Atom-1	Atom-2	Interatomic distance (Å)	Clash overlap (Å)
1:A:205:LEU:C	1:A:207:SER:HA	2.25	0.57
2:O:778:ILE:CA	1:W:140:LEU:N	2.62	0.57
5:M:276:SER:CB	5:M:276:SER:C	2.68	0.57
5:S:342:PRO:O	5:S:343:ALA:C	2.43	0.57
1:A:205:LEU:C	1:A:207:SER:HA	2.25	0.57
2:O:778:ILE:CA	1:W:140:LEU:N	2.62	0.57
5:S:342:PRO:O	5:S:343:ALA:C	2.43	0.57
1:Q:205:LEU:C	1:Q:207:SER:HA	2.25	0.57
1:A:205:LEU:C	1:A:207:SER:HA	2.25	0.57
2:O:778:ILE:CA	1:W:140:LEU:N	2.62	0.57
5:S:342:PRO:O	5:S:343:ALA:C	2.43	0.57
3:P:1489:HIS:O	3:P:1491:ILE:N	2.38	0.57
1:A:205:LEU:C	1:A:207:SER:HA	2.25	0.57
4:R:454:TYR:H	4:R:454:TYR:CB	2.10	0.57
2:O:778:ILE:CA	1:W:140:LEU:N	2.62	0.57
4:F:483:ASP:CB	4:F:483:ASP:N	2.60	0.57
1:Q:205:LEU:C	1:Q:207:SER:HA	2.25	0.57
1:A:205:LEU:C	1:A:207:SER:HA	2.25	0.57
2:O:778:ILE:CA	1:W:140:LEU:N	2.62	0.57
5:S:342:PRO:O	5:S:343:ALA:C	2.43	0.57
1:A:205:LEU:C	1:A:207:SER:HA	2.25	0.57
2:O:778:ILE:CA	1:W:140:LEU:N	2.62	0.57
5:S:342:PRO:O	5:S:343:ALA:C	2.43	0.57
3:P:1489:HIS:O	3:P:1491:ILE:N	2.38	0.57
1:Q:205:LEU:C	1:Q:207:SER:HA	2.25	0.57
1:A:205:LEU:C	1:A:207:SER:HA	2.25	0.57
2:C:779:GLU:CA	1:K:123:ILE:H	2.18	0.57
3:D:1471:GLU:O	3:P:1472:SER:C	2.36	0.57
4:R:453:TYR:O	4:R:455:ILE:CA	2.53	0.57
2:C:779:GLU:CA	1:K:123:ILE:H	2.18	0.57
4:F:453:TYR:O	4:F:455:ILE:CA	2.53	0.57
3:D:1471:GLU:O	3:P:1472:SER:C	2.36	0.57
4:R:453:TYR:O	4:R:455:ILE:CA	2.53	0.57
2:C:779:GLU:CA	1:K:123:ILE:H	2.18	0.57
4:F:453:TYR:O	4:F:455:ILE:CA	2.53	0.57
3:D:1471:GLU:O	3:P:1472:SER:C	2.36	0.57
4:R:453:TYR:O	4:R:455:ILE:CA	2.53	0.57
2:C:779:GLU:CA	1:K:123:ILE:H	2.18	0.57
4:F:453:TYR:O	4:F:455:ILE:CA	2.53	0.57
2:O:174:GLY:CA	3:P:1682:LYS:CB	2.75	0.57
2:C:779:GLU:CA	1:K:123:ILE:H	2.18	0.57

Continued on next page...

Continued from previous page...

Atom-1	Atom-2	Interatomic distance (Å)	Clash overlap (Å)
3:D:1471:GLU:O	3:P:1472:SER:C	2.36	0.57
4:R:453:TYR:O	4:R:455:ILE:CA	2.53	0.57
2:C:779:GLU:CA	1:K:123:ILE:H	2.18	0.57
4:F:453:TYR:O	4:F:455:ILE:CA	2.53	0.57
3:D:1471:GLU:O	3:P:1472:SER:C	2.36	0.57
4:R:453:TYR:O	4:R:455:ILE:CA	2.53	0.57
2:C:779:GLU:CA	1:K:123:ILE:H	2.18	0.57
4:F:453:TYR:O	4:F:455:ILE:CA	2.53	0.57
2:O:174:GLY:CA	3:P:1682:LYS:CB	2.75	0.57
3:V:1664:ASP:O	3:V:1667:ALA:HB3	2.04	0.57
1:E:848:ASP:H	2:O:306:PRO:N	2.03	0.57
2:C:298:ASN:O	1:Q:848:ASP:CB	2.53	0.57
3:V:1664:ASP:O	3:V:1667:ALA:HB3	2.04	0.57
3:V:1664:ASP:O	3:V:1667:ALA:HB3	2.04	0.57
1:E:848:ASP:H	2:O:306:PRO:N	2.03	0.57
2:C:298:ASN:O	1:Q:848:ASP:CB	2.53	0.57
3:V:1664:ASP:O	3:V:1667:ALA:HB3	2.04	0.57
3:D:1489:HIS:O	3:D:1491:ILE:N	2.38	0.57
5:Y:342:PRO:O	5:Y:343:ALA:C	2.43	0.57
2:I:621:LEU:CA	3:J:1449:TRP:CB	2.83	0.57
3:P:1664:ASP:O	3:P:1667:ALA:HB3	2.04	0.57
3:V:1664:ASP:O	3:V:1667:ALA:HB3	2.04	0.57
1:E:848:ASP:H	2:O:306:PRO:N	2.03	0.57
2:C:298:ASN:O	1:Q:848:ASP:CB	2.53	0.57
3:V:1664:ASP:O	3:V:1667:ALA:HB3	2.04	0.57
3:V:1664:ASP:O	3:V:1667:ALA:HB3	2.04	0.57
1:E:848:ASP:H	2:O:306:PRO:N	2.03	0.57
3:D:1489:HIS:O	3:D:1491:ILE:N	2.38	0.57
4:R:447:VAL:N	4:R:447:VAL:CB	2.62	0.57
1:Q:1239:ASP:CA	1:W:572:ALA:CA	2.79	0.57
3:V:1489:HIS:O	3:V:1491:ILE:N	2.38	0.57
2:I:725:GLU:C	2:I:727:VAL:H	2.08	0.57
1:E:848:ASP:CB	2:O:298:ASN:O	2.53	0.57
3:V:1489:HIS:O	3:V:1491:ILE:N	2.38	0.57
1:Q:205:LEU:C	1:Q:207:SER:HA	2.25	0.57
2:I:725:GLU:C	2:I:727:VAL:H	2.08	0.57
1:Q:1239:ASP:CA	1:W:572:ALA:CA	2.79	0.57
3:V:1489:HIS:O	3:V:1491:ILE:N	2.38	0.57
2:I:725:GLU:C	2:I:727:VAL:H	2.08	0.57
1:E:848:ASP:CB	2:O:298:ASN:O	2.53	0.57
3:V:1489:HIS:O	3:V:1491:ILE:N	2.38	0.57

Continued on next page...

Continued from previous page...

Atom-1	Atom-2	Interatomic distance (Å)	Clash overlap (Å)
1:Q:205:LEU:C	1:Q:207:SER:HA	2.25	0.57
2:I:725:GLU:C	2:I:727:VAL:H	2.08	0.57
1:E:847:ARG:O	2:O:303:ALA:CB	2.47	0.57
1:E:1304:ASP:H	3:J:876:VAL:CA	1.83	0.57
4:R:447:VAL:N	4:R:447:VAL:CB	2.62	0.57
1:Q:1239:ASP:CA	1:W:572:ALA:CA	2.79	0.57
3:V:1489:HIS:O	3:V:1491:ILE:N	2.38	0.57
2:I:725:GLU:C	2:I:727:VAL:H	2.08	0.57
1:E:848:ASP:CB	2:O:298:ASN:O	2.53	0.57
3:V:1489:HIS:O	3:V:1491:ILE:N	2.38	0.57
1:Q:205:LEU:C	1:Q:207:SER:HA	2.25	0.57
2:I:725:GLU:C	2:I:727:VAL:H	2.08	0.57
1:Q:1239:ASP:CA	1:W:572:ALA:CA	2.79	0.57
3:V:1489:HIS:O	3:V:1491:ILE:N	2.38	0.57
2:I:725:GLU:C	2:I:727:VAL:H	2.08	0.57
5:G:325:ALA:C	5:G:326:LEU:CA	2.70	0.56
6:H:462:GLY:O	6:H:462:GLY:CA	2.51	0.56
4:F:447:VAL:CB	4:F:447:VAL:N	2.62	0.56
2:C:681:ALA:HB3	1:K:850:ALA:HA	1.87	0.56
1:Q:1306:LEU:O	3:V:731:GLY:CA	2.52	0.56
2:U:643:ASN:CB	3:V:1453:THR:HA	2.20	0.56
2:I:725:GLU:C	2:I:727:VAL:H	2.08	0.56
2:C:725:GLU:C	2:C:727:VAL:H	2.08	0.56
5:G:325:ALA:C	5:G:326:LEU:CA	2.70	0.56
6:H:462:GLY:O	6:H:462:GLY:CA	2.51	0.56
4:F:453:TYR:O	4:F:455:ILE:CA	2.53	0.56
4:L:399:SER:O	4:L:400:GLY:HA3	2.00	0.56
4:L:399:SER:O	4:L:400:GLY:HA3	2.00	0.56
2:C:299:ILE:CA	1:Q:845:TYR:O	2.52	0.56
2:C:299:ILE:CA	1:Q:845:TYR:O	2.52	0.56
4:R:453:TYR:O	4:R:455:ILE:CA	2.53	0.56
3:P:1489:HIS:O	3:P:1491:ILE:N	2.38	0.56
4:F:453:TYR:O	4:F:455:ILE:CA	2.53	0.56
2:C:299:ILE:CA	1:Q:845:TYR:O	2.52	0.56
4:F:454:TYR:H	4:F:454:TYR:CB	2.10	0.56
4:R:449:SER:O	4:R:452:ARG:N	2.38	0.56
4:L:453:TYR:O	4:L:455:ILE:CA	2.53	0.56
4:X:453:TYR:O	4:X:455:ILE:CA	2.53	0.56
2:O:173:PRO:CB	3:P:1681:SER:CA	2.83	0.56
2:O:785:LEU:CA	1:W:131:GLY:O	2.53	0.56
1:Q:1239:ASP:CB	1:W:572:ALA:HA	2.36	0.56

Continued on next page...

Continued from previous page...

Atom-1	Atom-2	Interatomic distance (Å)	Clash overlap (Å)
1:E:1239:ASP:CB	1:K:572:ALA:HA	2.35	0.56
2:U:483:GLU:HA	2:U:484:ARG:N	2.20	0.56
2:C:725:GLU:C	2:C:727:VAL:H	2.08	0.56
4:L:453:TYR:O	4:L:455:ILE:CA	2.53	0.56
4:X:453:TYR:O	4:X:455:ILE:CA	2.53	0.56
2:O:173:PRO:CB	3:P:1681:SER:CA	2.83	0.56
2:O:785:LEU:CA	1:W:131:GLY:O	2.53	0.56
2:U:483:GLU:HA	2:U:484:ARG:N	2.20	0.56
2:C:725:GLU:C	2:C:727:VAL:H	2.08	0.56
2:O:173:PRO:CB	3:P:1681:SER:CA	2.83	0.56
5:Y:378:SER:CA	5:Y:378:SER:O	2.51	0.56
2:O:785:LEU:CA	1:W:131:GLY:O	2.53	0.56
1:Q:1239:ASP:CB	1:W:572:ALA:HA	2.36	0.56
1:E:1239:ASP:CB	1:K:572:ALA:HA	2.35	0.56
2:U:483:GLU:HA	2:U:484:ARG:N	2.20	0.56
2:C:725:GLU:C	2:C:727:VAL:H	2.08	0.56
2:O:173:PRO:N	3:P:1685:LEU:C	2.48	0.56
5:Y:378:SER:CA	5:Y:378:SER:O	2.51	0.56
2:O:785:LEU:CA	1:W:131:GLY:O	2.53	0.56
2:O:523:LEU:H	3:P:1662:CYS:HA	1.68	0.56
2:U:483:GLU:HA	2:U:484:ARG:N	2.20	0.56
2:C:725:GLU:C	2:C:727:VAL:H	2.08	0.56
1:E:1165:TYR:HA	1:K:727:PHE:CB	2.29	0.56
4:L:453:TYR:O	4:L:455:ILE:CA	2.53	0.56
2:C:306:PRO:N	1:Q:849:ASN:CB	2.61	0.56
2:C:487:CYS:H	3:D:1661:ARG:CB	2.11	0.56
2:C:679:ILE:O	1:K:851:ALA:C	2.44	0.56
2:I:620:GLY:N	3:J:1446:LYS:N	2.46	0.56
1:Q:1309:SER:N	3:V:733:ASP:CA	2.31	0.56
2:U:725:GLU:C	2:U:727:VAL:H	2.08	0.56
2:O:725:GLU:C	2:O:727:VAL:H	2.08	0.56
2:U:483:GLU:HA	2:U:484:ARG:N	2.20	0.56
4:F:454:TYR:H	4:F:454:TYR:CB	2.10	0.56
4:R:449:SER:O	4:R:452:ARG:N	2.38	0.56
2:O:173:PRO:CB	3:P:1681:SER:CA	2.83	0.56
5:Y:378:SER:CA	5:Y:378:SER:O	2.51	0.56
2:O:785:LEU:CA	1:W:131:GLY:O	2.53	0.56
1:Q:1239:ASP:CB	1:W:572:ALA:HA	2.36	0.56
1:E:1239:ASP:CB	1:K:572:ALA:HA	2.35	0.56
2:U:483:GLU:HA	2:U:484:ARG:N	2.20	0.56
2:C:725:GLU:C	2:C:727:VAL:H	2.08	0.56

Continued on next page...

Continued from previous page...

Atom-1	Atom-2	Interatomic distance (Å)	Clash overlap (Å)
2:O:173:PRO:CB	3:P:1681:SER:CA	2.83	0.56
5:Y:378:SER:CA	5:Y:378:SER:O	2.51	0.56
2:O:785:LEU:CA	1:W:131:GLY:O	2.53	0.56
2:U:483:GLU:HA	2:U:484:ARG:N	2.20	0.56
2:C:725:GLU:C	2:C:727:VAL:H	2.08	0.56
2:O:173:PRO:N	3:P:1685:LEU:C	2.48	0.56
5:Y:378:SER:O	5:Y:378:SER:CA	2.51	0.56
2:O:785:LEU:CA	1:W:131:GLY:O	2.53	0.56
1:Q:1239:ASP:CB	1:W:572:ALA:HA	2.36	0.56
2:O:523:LEU:H	3:P:1662:CYS:HA	1.68	0.56
1:E:1239:ASP:CB	1:K:572:ALA:HA	2.35	0.56
2:U:483:GLU:HA	2:U:484:ARG:N	2.20	0.56
2:C:725:GLU:C	2:C:727:VAL:H	2.08	0.56
5:Y:378:SER:O	5:Y:378:SER:CA	2.51	0.56
3:J:1489:HIS:O	3:J:1491:ILE:N	2.38	0.56
5:Y:378:SER:O	5:Y:378:SER:CA	2.51	0.56
3:J:1489:HIS:O	3:J:1491:ILE:N	2.38	0.56
3:J:1489:HIS:O	3:J:1491:ILE:N	2.38	0.56
2:O:173:PRO:CB	3:P:1681:SER:O	2.53	0.56
3:J:1489:HIS:O	3:J:1491:ILE:N	2.38	0.56
1:E:1165:TYR:HA	1:K:727:PHE:HA	0.58	0.56
2:C:676:ALA:O	1:K:846:ILE:O	2.21	0.56
3:J:1489:HIS:O	3:J:1491:ILE:N	2.38	0.56
3:J:1489:HIS:O	3:J:1491:ILE:N	2.38	0.56
2:O:173:PRO:CB	3:P:1681:SER:O	2.53	0.56
3:J:1489:HIS:O	3:J:1491:ILE:N	2.38	0.56
4:F:449:SER:O	4:F:452:ARG:N	2.38	0.56
2:C:726:SER:HA	1:K:85:ARG:CB	2.34	0.56
4:X:399:SER:O	4:X:400:GLY:HA3	2.00	0.56
2:U:739:ASP:H	3:V:1454:ALA:HB2	1.56	0.56
2:C:726:SER:HA	1:K:85:ARG:CB	2.34	0.56
4:X:399:SER:O	4:X:400:GLY:HA3	2.00	0.56
2:U:739:ASP:H	3:V:1454:ALA:HB2	1.56	0.56
2:C:726:SER:HA	1:K:85:ARG:CB	2.34	0.56
2:U:739:ASP:H	3:V:1454:ALA:HB2	1.56	0.56
2:C:726:SER:HA	1:K:85:ARG:CB	2.34	0.56
2:C:523:LEU:CA	3:D:1662:CYS:HA	2.36	0.56
2:U:739:ASP:H	3:V:1454:ALA:HB2	1.56	0.56
2:C:681:ALA:HB3	1:K:850:ALA:CB	2.35	0.56
4:F:449:SER:O	4:F:452:ARG:N	2.38	0.56
2:C:726:SER:HA	1:K:85:ARG:CB	2.34	0.56

Continued on next page...

Continued from previous page...

Atom-1	Atom-2	Interatomic distance (Å)	Clash overlap (Å)
2:U:739:ASP:H	3:V:1454:ALA:HB2	1.56	0.56
2:C:726:SER:HA	1:K:85:ARG:CB	2.34	0.56
2:U:739:ASP:H	3:V:1454:ALA:HB2	1.56	0.56
2:C:726:SER:HA	1:K:85:ARG:CB	2.34	0.56
2:C:523:LEU:CA	3:D:1662:CYS:HA	2.36	0.56
2:U:739:ASP:H	3:V:1454:ALA:HB2	1.56	0.56
4:X:449:SER:O	4:X:452:ARG:N	2.38	0.56
2:O:303:ALA:HB1	2:O:306:PRO:HA	1.87	0.56
2:O:725:GLU:C	2:O:727:VAL:H	2.08	0.56
4:X:449:SER:O	4:X:452:ARG:N	2.38	0.56
2:O:303:ALA:HB1	2:O:306:PRO:HA	1.87	0.56
2:O:725:GLU:C	2:O:727:VAL:H	2.08	0.56
2:O:303:ALA:HB1	2:O:306:PRO:HA	1.87	0.56
2:O:725:GLU:C	2:O:727:VAL:H	2.08	0.56
2:O:303:ALA:HB1	2:O:306:PRO:HA	1.87	0.56
2:O:725:GLU:C	2:O:727:VAL:H	2.08	0.56
4:L:454:TYR:H	4:L:454:TYR:CB	2.10	0.56
2:C:483:GLU:HA	2:C:484:ARG:N	2.21	0.56
2:O:483:GLU:HA	2:O:484:ARG:N	2.20	0.56
2:I:483:GLU:HA	2:I:484:ARG:N	2.21	0.56
2:O:303:ALA:HB1	2:O:306:PRO:HA	1.87	0.56
2:O:725:GLU:C	2:O:727:VAL:H	2.08	0.56
2:O:303:ALA:HB1	2:O:306:PRO:HA	1.87	0.56
2:O:725:GLU:C	2:O:727:VAL:H	2.08	0.56
2:O:303:ALA:HB1	2:O:306:PRO:HA	1.87	0.56
2:O:725:GLU:C	2:O:727:VAL:H	2.08	0.56
1:E:845:TYR:CB	2:O:299:ILE:C	2.73	0.56
1:E:845:TYR:CB	2:O:299:ILE:C	2.73	0.56
4:F:449:SER:O	4:F:452:ARG:N	2.38	0.56
1:A:205:LEU:O	1:A:207:SER:HA	2.06	0.56
1:B:205:LEU:O	1:B:207:SER:HA	2.06	0.56
1:E:845:TYR:CB	2:O:299:ILE:C	2.73	0.56
1:E:845:TYR:CB	2:O:299:ILE:C	2.73	0.56
4:L:449:SER:O	4:L:452:ARG:N	2.38	0.56
6:Z:462:GLY:O	6:Z:462:GLY:CA	2.50	0.56
2:O:788:GLN:N	1:W:90:PRO:CB	2.38	0.56
2:C:483:GLU:HA	2:C:484:ARG:N	2.21	0.56
4:L:449:SER:O	4:L:452:ARG:N	2.38	0.56
6:Z:462:GLY:CA	6:Z:462:GLY:O	2.50	0.56
2:O:788:GLN:N	1:W:90:PRO:CB	2.38	0.56
2:C:483:GLU:HA	2:C:484:ARG:N	2.21	0.56

Continued on next page...

Continued from previous page...

Atom-1	Atom-2	Interatomic distance (Å)	Clash overlap (Å)
4:X:447:VAL:N	4:X:447:VAL:CB	2.62	0.56
2:O:788:GLN:N	1:W:90:PRO:CB	2.38	0.56
2:C:483:GLU:HA	2:C:484:ARG:N	2.21	0.56
4:X:447:VAL:N	4:X:447:VAL:CB	2.62	0.56
2:O:788:GLN:N	1:W:90:PRO:CB	2.38	0.56
2:C:483:GLU:HA	2:C:484:ARG:N	2.21	0.56
4:X:449:SER:O	4:X:452:ARG:N	2.39	0.56
4:R:449:SER:O	4:R:452:ARG:N	2.38	0.56
5:G:276:SER:CB	5:G:276:SER:C	2.68	0.56
4:X:447:VAL:CB	4:X:447:VAL:N	2.62	0.56
2:O:788:GLN:N	1:W:90:PRO:CB	2.38	0.56
2:C:483:GLU:HA	2:C:484:ARG:N	2.21	0.56
4:X:447:VAL:CB	4:X:447:VAL:N	2.62	0.56
2:O:788:GLN:N	1:W:90:PRO:CB	2.38	0.56
2:C:483:GLU:HA	2:C:484:ARG:N	2.21	0.56
4:X:447:VAL:CB	4:X:447:VAL:N	2.62	0.56
2:O:788:GLN:N	1:W:90:PRO:CB	2.38	0.56
2:C:483:GLU:HA	2:C:484:ARG:N	2.21	0.56
2:C:303:ALA:HB1	2:C:306:PRO:HA	1.87	0.56
1:K:205:LEU:O	1:K:207:SER:HA	2.06	0.56
2:I:483:GLU:HA	2:I:484:ARG:N	2.21	0.56
2:C:303:ALA:HB1	2:C:306:PRO:HA	1.87	0.56
1:K:205:LEU:O	1:K:207:SER:HA	2.06	0.56
2:I:483:GLU:HA	2:I:484:ARG:N	2.21	0.56
2:C:303:ALA:HB1	2:C:306:PRO:HA	1.87	0.56
1:K:205:LEU:O	1:K:207:SER:HA	2.06	0.56
2:I:483:GLU:HA	2:I:484:ARG:N	2.21	0.56
2:C:303:ALA:HB1	2:C:306:PRO:HA	1.87	0.56
1:K:205:LEU:O	1:K:207:SER:HA	2.06	0.56
2:I:483:GLU:HA	2:I:484:ARG:N	2.21	0.56
4:L:483:ASP:N	4:L:483:ASP:CB	2.60	0.56
1:E:1266:PHE:O	3:J:680:SER:C	2.44	0.56
2:C:303:ALA:HB1	2:C:306:PRO:HA	1.87	0.56
1:K:205:LEU:O	1:K:207:SER:HA	2.06	0.56
2:I:483:GLU:HA	2:I:484:ARG:N	2.21	0.56
2:C:303:ALA:HB1	2:C:306:PRO:HA	1.87	0.56
1:K:205:LEU:O	1:K:207:SER:HA	2.06	0.56
2:I:483:GLU:HA	2:I:484:ARG:N	2.21	0.56
2:C:303:ALA:HB1	2:C:306:PRO:HA	1.87	0.56
1:K:205:LEU:O	1:K:207:SER:HA	2.06	0.56
2:I:483:GLU:HA	2:I:484:ARG:N	2.21	0.56

Continued on next page...

Continued from previous page...

Atom-1	Atom-2	Interatomic distance (Å)	Clash overlap (Å)
4:L:328:VAL:C	4:L:328:VAL:CB	2.67	0.56
5:G:379:HIS:HA	5:G:379:HIS:N	2.05	0.56
3:D:1489:HIS:O	3:D:1491:ILE:N	2.38	0.56
3:P:1489:HIS:O	3:P:1491:ILE:N	2.38	0.56
1:W:205:LEU:O	1:W:207:SER:HA	2.06	0.56
4:L:328:VAL:CB	4:L:328:VAL:C	2.67	0.56
3:D:1489:HIS:O	3:D:1491:ILE:N	2.38	0.56
3:P:1489:HIS:O	3:P:1491:ILE:N	2.38	0.56
1:W:205:LEU:O	1:W:207:SER:HA	2.06	0.56
3:D:1489:HIS:O	3:D:1491:ILE:N	2.38	0.56
3:P:1489:HIS:O	3:P:1491:ILE:N	2.38	0.56
1:W:205:LEU:O	1:W:207:SER:HA	2.06	0.56
1:W:205:LEU:O	1:W:207:SER:HA	2.06	0.56
2:C:306:PRO:CA	1:Q:849:ASN:CA	2.70	0.56
2:U:617:GLU:CB	3:V:1446:LYS:CB	2.84	0.56
3:V:644:ALA:HA	3:V:706:ALA:HB2	1.84	0.56
1:Q:376:ARG:C	1:Q:380:ALA:HA	2.27	0.56
5:G:379:HIS:N	5:G:379:HIS:HA	2.05	0.56
3:D:1489:HIS:O	3:D:1491:ILE:N	2.38	0.56
3:P:1489:HIS:O	3:P:1491:ILE:N	2.38	0.56
1:W:205:LEU:O	1:W:207:SER:HA	2.06	0.56
3:D:1489:HIS:O	3:D:1491:ILE:N	2.38	0.56
3:P:1489:HIS:O	3:P:1491:ILE:N	2.38	0.56
1:W:205:LEU:O	1:W:207:SER:HA	2.06	0.56
1:W:205:LEU:O	1:W:207:SER:HA	2.06	0.56
2:C:173:PRO:CB	3:D:1681:SER:CA	2.83	0.55
2:O:174:GLY:HA2	3:P:1682:LYS:CA	2.34	0.55
2:O:590:ASP:CB	1:W:848:ASP:H	2.19	0.55
2:O:483:GLU:HA	2:O:484:ARG:N	2.21	0.55
4:F:449:SER:O	4:F:452:ARG:N	2.38	0.55
2:C:173:PRO:CB	3:D:1681:SER:CA	2.83	0.55
2:O:174:GLY:HA2	3:P:1682:LYS:CA	2.34	0.55
2:O:590:ASP:CB	1:W:848:ASP:H	2.19	0.55
2:O:483:GLU:HA	2:O:484:ARG:N	2.21	0.55
4:F:449:SER:O	4:F:452:ARG:N	2.38	0.55
2:C:173:PRO:CB	3:D:1681:SER:CA	2.83	0.55
2:O:174:GLY:HA2	3:P:1682:LYS:CA	2.34	0.55
2:O:590:ASP:CB	1:W:848:ASP:H	2.19	0.55
2:O:483:GLU:HA	2:O:484:ARG:N	2.21	0.55
4:F:449:SER:O	4:F:452:ARG:N	2.38	0.55
2:O:590:ASP:CB	1:W:848:ASP:H	2.19	0.55

Continued on next page...

Continued from previous page...

Atom-1	Atom-2	Interatomic distance (Å)	Clash overlap (Å)
2:O:483:GLU:HA	2:O:484:ARG:N	2.21	0.55
5:Y:325:ALA:C	5:Y:326:LEU:CA	2.70	0.55
1:Q:1306:LEU:O	3:V:733:ASP:N	2.37	0.55
1:E:376:ARG:C	1:E:380:ALA:HA	2.27	0.55
1:A:376:ARG:C	1:A:380:ALA:HA	2.27	0.55
2:C:173:PRO:CB	3:D:1681:SER:CA	2.83	0.55
2:O:174:GLY:HA2	3:P:1682:LYS:CA	2.34	0.55
2:O:590:ASP:CB	1:W:848:ASP:H	2.19	0.55
2:O:483:GLU:HA	2:O:484:ARG:N	2.21	0.55
4:F:449:SER:O	4:F:452:ARG:N	2.38	0.55
2:C:173:PRO:CB	3:D:1681:SER:CA	2.83	0.55
2:O:174:GLY:HA2	3:P:1682:LYS:CA	2.34	0.55
2:O:590:ASP:CB	1:W:848:ASP:H	2.19	0.55
2:O:483:GLU:HA	2:O:484:ARG:N	2.21	0.55
4:F:449:SER:O	4:F:452:ARG:N	2.38	0.55
2:O:590:ASP:CB	1:W:848:ASP:H	2.19	0.55
2:O:483:GLU:HA	2:O:484:ARG:N	2.21	0.55
4:X:454:TYR:H	4:X:454:TYR:CB	2.10	0.55
4:X:454:TYR:CB	4:X:454:TYR:H	2.10	0.55
5:G:325:ALA:C	5:G:326:LEU:CA	2.70	0.55
4:X:449:SER:O	4:X:452:ARG:N	2.39	0.55
5:G:325:ALA:C	5:G:326:LEU:CA	2.70	0.55
4:X:449:SER:O	4:X:452:ARG:N	2.39	0.55
5:G:325:ALA:C	5:G:326:LEU:CA	2.70	0.55
2:O:523:LEU:CA	3:P:1662:CYS:HA	2.36	0.55
5:Y:313:ILE:O	5:Y:316:ALA:HB3	2.07	0.55
1:B:376:ARG:C	1:B:380:ALA:HA	2.27	0.55
4:X:449:SER:O	4:X:452:ARG:N	2.39	0.55
4:X:449:SER:O	4:X:452:ARG:N	2.39	0.55
5:G:325:ALA:C	5:G:326:LEU:CA	2.70	0.55
4:X:449:SER:O	4:X:452:ARG:N	2.39	0.55
5:G:325:ALA:C	5:G:326:LEU:CA	2.70	0.55
2:O:523:LEU:CA	3:P:1662:CYS:HA	2.36	0.55
5:S:313:ILE:O	5:S:316:ALA:HB3	2.07	0.55
5:G:313:ILE:O	5:G:316:ALA:HB3	2.07	0.55
4:L:449:SER:O	4:L:452:ARG:N	2.38	0.55
5:S:313:ILE:O	5:S:316:ALA:HB3	2.07	0.55
5:G:313:ILE:O	5:G:316:ALA:HB3	2.07	0.55
4:L:449:SER:O	4:L:452:ARG:N	2.38	0.55
2:O:173:PRO:CA	3:P:1682:LYS:HA	2.30	0.55
2:C:523:LEU:CB	3:D:1662:CYS:HA	2.37	0.55

Continued on next page...

Continued from previous page...

Atom-1	Atom-2	Interatomic distance (Å)	Clash overlap (Å)
5:S:313:ILE:O	5:S:316:ALA:HB3	2.07	0.55
5:G:313:ILE:O	5:G:316:ALA:HB3	2.07	0.55
4:X:328:VAL:CB	4:X:328:VAL:C	2.67	0.55
2:I:618:ASN:O	3:J:1445:LYS:N	2.39	0.55
2:U:303:ALA:HB1	2:U:306:PRO:HA	1.87	0.55
4:L:449:SER:O	4:L:452:ARG:N	2.38	0.55
4:L:449:SER:O	4:L:452:ARG:N	2.38	0.55
5:S:313:ILE:O	5:S:316:ALA:HB3	2.07	0.55
5:G:313:ILE:O	5:G:316:ALA:HB3	2.07	0.55
4:L:449:SER:O	4:L:452:ARG:N	2.38	0.55
2:O:173:PRO:CA	3:P:1682:LYS:HA	2.30	0.55
2:C:523:LEU:CB	3:D:1662:CYS:HA	2.37	0.55
5:S:313:ILE:O	5:S:316:ALA:HB3	2.07	0.55
5:G:313:ILE:O	5:G:316:ALA:HB3	2.07	0.55
2:O:726:SER:CB	1:W:86:ARG:N	2.69	0.55
3:J:1489:HIS:O	3:J:1490:GLU:C	2.44	0.55
2:O:726:SER:CB	1:W:86:ARG:N	2.69	0.55
3:J:1489:HIS:O	3:J:1490:GLU:C	2.44	0.55
2:O:726:SER:CB	1:W:86:ARG:N	2.69	0.55
3:J:1489:HIS:O	3:J:1490:GLU:C	2.44	0.55
5:M:313:ILE:O	5:M:316:ALA:HB3	2.07	0.55
2:O:726:SER:CB	1:W:86:ARG:N	2.69	0.55
3:J:1489:HIS:O	3:J:1490:GLU:C	2.44	0.55
5:M:313:ILE:O	5:M:316:ALA:HB3	2.07	0.55
1:Q:205:LEU:O	1:Q:207:SER:HA	2.06	0.55
5:S:313:ILE:O	5:S:316:ALA:HB3	2.07	0.55
2:O:726:SER:CB	1:W:86:ARG:N	2.69	0.55
3:J:1489:HIS:O	3:J:1490:GLU:C	2.44	0.55
5:M:313:ILE:O	5:M:316:ALA:HB3	2.07	0.55
2:O:726:SER:CB	1:W:86:ARG:N	2.69	0.55
3:J:1489:HIS:O	3:J:1490:GLU:C	2.44	0.55
5:M:313:ILE:O	5:M:316:ALA:HB3	2.07	0.55
2:O:726:SER:CB	1:W:86:ARG:N	2.69	0.55
3:J:1489:HIS:O	3:J:1490:GLU:C	2.44	0.55
5:M:313:ILE:O	5:M:316:ALA:HB3	2.07	0.55
2:O:778:ILE:O	1:W:122:ASP:HA	2.07	0.55
1:A:205:LEU:O	1:A:207:SER:HA	2.06	0.55
1:E:376:ARG:C	1:E:380:ALA:HA	2.27	0.55
1:W:376:ARG:C	1:W:380:ALA:HA	2.27	0.55
1:K:376:ARG:C	1:K:380:ALA:HA	2.27	0.55
5:Y:313:ILE:O	5:Y:316:ALA:HB3	2.07	0.55

Continued on next page...

Continued from previous page...

Atom-1	Atom-2	Interatomic distance (Å)	Clash overlap (Å)
5:M:313:ILE:O	5:M:316:ALA:HB3	2.07	0.55
4:R:449:SER:O	4:R:452:ARG:N	2.39	0.55
2:O:778:ILE:O	1:W:122:ASP:HA	2.07	0.55
1:A:205:LEU:O	1:A:207:SER:HA	2.06	0.55
1:W:376:ARG:C	1:W:380:ALA:HA	2.27	0.55
1:K:376:ARG:C	1:K:380:ALA:HA	2.27	0.55
5:Y:313:ILE:O	5:Y:316:ALA:HB3	2.07	0.55
5:M:313:ILE:O	5:M:316:ALA:HB3	2.07	0.55
4:R:449:SER:O	4:R:452:ARG:N	2.39	0.55
2:O:778:ILE:O	1:W:122:ASP:HA	2.07	0.55
1:A:205:LEU:O	1:A:207:SER:HA	2.06	0.55
1:E:376:ARG:C	1:E:380:ALA:HA	2.27	0.55
1:W:376:ARG:C	1:W:380:ALA:HA	2.27	0.55
1:K:376:ARG:C	1:K:380:ALA:HA	2.27	0.55
4:R:449:SER:O	4:R:452:ARG:N	2.39	0.55
2:O:778:ILE:O	1:W:122:ASP:HA	2.07	0.55
1:A:205:LEU:O	1:A:207:SER:HA	2.06	0.55
1:W:376:ARG:C	1:W:380:ALA:HA	2.27	0.55
1:K:376:ARG:C	1:K:380:ALA:HA	2.27	0.55
3:D:70:ALA:HB1	3:D:86:LEU:O	2.07	0.55
3:P:70:ALA:HB1	3:P:86:LEU:O	2.07	0.55
5:S:378:SER:O	5:S:378:SER:CA	2.51	0.55
1:W:205:LEU:O	1:W:207:SER:HA	2.06	0.55
1:K:205:LEU:O	1:K:207:SER:HA	2.06	0.55
2:O:778:ILE:O	1:W:122:ASP:HA	2.07	0.55
1:A:205:LEU:O	1:A:207:SER:HA	2.06	0.55
1:E:376:ARG:C	1:E:380:ALA:HA	2.27	0.55
1:W:376:ARG:C	1:W:380:ALA:HA	2.27	0.55
1:K:376:ARG:C	1:K:380:ALA:HA	2.27	0.55
4:R:449:SER:O	4:R:452:ARG:N	2.39	0.55
2:O:778:ILE:O	1:W:122:ASP:HA	2.07	0.55
1:A:205:LEU:O	1:A:207:SER:HA	2.06	0.55
1:W:376:ARG:C	1:W:380:ALA:HA	2.27	0.55
1:K:376:ARG:C	1:K:380:ALA:HA	2.27	0.55
4:R:449:SER:O	4:R:452:ARG:N	2.39	0.55
2:O:778:ILE:O	1:W:122:ASP:HA	2.07	0.55
1:A:205:LEU:O	1:A:207:SER:HA	2.06	0.55
1:E:376:ARG:C	1:E:380:ALA:HA	2.27	0.55
1:W:376:ARG:C	1:W:380:ALA:HA	2.27	0.55
1:K:376:ARG:C	1:K:380:ALA:HA	2.27	0.55
3:D:70:ALA:HB1	3:D:86:LEU:O	2.07	0.55

Continued on next page...

Continued from previous page...

Atom-1	Atom-2	Interatomic distance (Å)	Clash overlap (Å)
3:P:70:ALA:HB1	3:P:86:LEU:O	2.07	0.55
2:C:779:GLU:HA	1:K:123:ILE:H	1.72	0.55
4:F:328:VAL:CB	4:F:328:VAL:C	2.67	0.55
6:H:406:LEU:HA	6:H:409:PRO:N	2.22	0.55
2:C:174:GLY:HA2	3:D:1682:LYS:CA	2.34	0.55
2:C:779:GLU:HA	1:K:123:ILE:H	1.72	0.55
2:C:174:GLY:HA2	3:D:1682:LYS:CA	2.34	0.55
2:C:779:GLU:HA	1:K:123:ILE:H	1.72	0.55
2:C:174:GLY:HA2	3:D:1682:LYS:CA	2.34	0.55
2:C:779:GLU:HA	1:K:123:ILE:H	1.72	0.55
2:O:783:SER:CB	1:W:91:PRO:CB	2.85	0.55
4:L:455:ILE:C	4:L:456:ASP:C	2.56	0.55
4:L:399:SER:C	4:L:401:TYR:N	2.37	0.55
1:K:376:ARG:C	1:K:380:ALA:HA	2.27	0.55
4:X:404:GLN:O	4:X:405:ALA:CB	2.55	0.55
2:C:779:GLU:HA	1:K:123:ILE:H	1.72	0.55
4:F:328:VAL:C	4:F:328:VAL:CB	2.67	0.55
6:H:406:LEU:HA	6:H:409:PRO:N	2.22	0.55
2:C:174:GLY:HA2	3:D:1682:LYS:CA	2.34	0.55
2:C:779:GLU:HA	1:K:123:ILE:H	1.72	0.55
2:C:174:GLY:HA2	3:D:1682:LYS:CA	2.34	0.55
2:C:779:GLU:HA	1:K:123:ILE:H	1.72	0.55
3:V:1489:HIS:O	3:V:1490:GLU:C	2.44	0.55
1:E:205:LEU:O	1:E:207:SER:HA	2.06	0.55
2:U:303:ALA:HB1	2:U:306:PRO:HA	1.87	0.55
3:P:70:ALA:HB1	3:P:86:LEU:O	2.07	0.55
1:B:376:ARG:C	1:B:380:ALA:HA	2.27	0.55
3:V:1489:HIS:O	3:V:1490:GLU:C	2.44	0.55
2:U:303:ALA:HB1	2:U:306:PRO:HA	1.87	0.55
1:E:376:ARG:C	1:E:380:ALA:HA	2.27	0.55
3:P:70:ALA:HB1	3:P:86:LEU:O	2.07	0.55
1:B:376:ARG:C	1:B:380:ALA:HA	2.27	0.55
3:V:1489:HIS:O	3:V:1490:GLU:C	2.44	0.55
1:E:205:LEU:O	1:E:207:SER:HA	2.06	0.55
2:U:303:ALA:HB1	2:U:306:PRO:HA	1.87	0.55
5:Y:313:ILE:O	5:Y:316:ALA:HB3	2.07	0.55
3:P:70:ALA:HB1	3:P:86:LEU:O	2.07	0.55
1:B:376:ARG:C	1:B:380:ALA:HA	2.27	0.55
3:V:1489:HIS:O	3:V:1490:GLU:C	2.44	0.55
3:P:1489:HIS:O	3:P:1490:GLU:C	2.44	0.55
3:D:1489:HIS:O	3:D:1490:GLU:C	2.44	0.55

Continued on next page...

Continued from previous page...

Atom-1	Atom-2	Interatomic distance (Å)	Clash overlap (Å)
2:U:303:ALA:HB1	2:U:306:PRO:HA	1.87	0.55
1:E:376:ARG:C	1:E:380:ALA:HA	2.27	0.55
5:Y:313:ILE:O	5:Y:316:ALA:HB3	2.07	0.55
1:B:376:ARG:C	1:B:380:ALA:HA	2.27	0.55
4:L:399:SER:O	4:L:400:GLY:HA3	2.00	0.55
2:I:303:ALA:HB1	2:I:306:PRO:HA	1.87	0.55
5:M:313:ILE:O	5:M:316:ALA:HB3	2.07	0.55
3:V:1489:HIS:O	3:V:1490:GLU:C	2.44	0.55
1:E:205:LEU:O	1:E:207:SER:HA	2.06	0.55
2:U:303:ALA:HB1	2:U:306:PRO:HA	1.87	0.55
5:Y:313:ILE:O	5:Y:316:ALA:HB3	2.07	0.55
3:P:70:ALA:HB1	3:P:86:LEU:O	2.07	0.55
1:B:376:ARG:C	1:B:380:ALA:HA	2.27	0.55
3:V:1489:HIS:O	3:V:1490:GLU:C	2.44	0.55
2:U:303:ALA:HB1	2:U:306:PRO:HA	1.87	0.55
1:E:376:ARG:C	1:E:380:ALA:HA	2.27	0.55
5:Y:313:ILE:O	5:Y:316:ALA:HB3	2.07	0.55
3:P:70:ALA:HB1	3:P:86:LEU:O	2.07	0.55
1:B:376:ARG:C	1:B:380:ALA:HA	2.27	0.55
3:V:1489:HIS:O	3:V:1490:GLU:C	2.44	0.55
3:P:1489:HIS:O	3:P:1490:GLU:C	2.44	0.55
3:D:1489:HIS:O	3:D:1490:GLU:C	2.44	0.55
1:E:205:LEU:O	1:E:207:SER:HA	2.06	0.55
2:U:303:ALA:HB1	2:U:306:PRO:HA	1.87	0.55
5:Y:313:ILE:O	5:Y:316:ALA:HB3	2.07	0.55
1:B:376:ARG:C	1:B:380:ALA:HA	2.27	0.55
1:B:205:LEU:O	1:B:207:SER:HA	2.06	0.55
3:D:70:ALA:HB1	3:D:86:LEU:O	2.07	0.55
1:B:205:LEU:O	1:B:207:SER:HA	2.06	0.55
1:E:205:LEU:O	1:E:207:SER:HA	2.06	0.55
3:D:70:ALA:HB1	3:D:86:LEU:O	2.07	0.55
1:B:205:LEU:O	1:B:207:SER:HA	2.06	0.55
3:D:70:ALA:HB1	3:D:86:LEU:O	2.07	0.55
1:B:205:LEU:O	1:B:207:SER:HA	2.06	0.55
1:E:205:LEU:O	1:E:207:SER:HA	2.06	0.55
6:H:406:LEU:HA	6:H:409:PRO:N	2.22	0.55
1:E:1361:LEU:CB	3:J:880:GLU:N	2.69	0.55
3:V:1489:HIS:O	3:V:1490:GLU:C	2.44	0.55
1:B:205:LEU:O	1:B:207:SER:HA	2.06	0.55
3:D:70:ALA:HB1	3:D:86:LEU:O	2.07	0.55
1:B:205:LEU:O	1:B:207:SER:HA	2.06	0.55

Continued on next page...

Continued from previous page...

Atom-1	Atom-2	Interatomic distance (Å)	Clash overlap (Å)
1:E:205:LEU:O	1:E:207:SER:HA	2.06	0.55
3:D:70:ALA:HB1	3:D:86:LEU:O	2.07	0.55
1:B:205:LEU:O	1:B:207:SER:HA	2.06	0.55
2:C:305:LEU:N	1:Q:847:ARG:CB	2.69	0.55
2:O:781:ARG:N	1:W:136:TYR:CA	2.66	0.55
4:F:404:GLN:O	4:F:405:ALA:CB	2.55	0.55
2:O:781:ARG:N	1:W:136:TYR:CA	2.66	0.55
4:F:404:GLN:O	4:F:405:ALA:CB	2.55	0.55
2:C:305:LEU:N	1:Q:847:ARG:CB	2.69	0.55
2:O:781:ARG:N	1:W:136:TYR:CA	2.66	0.55
4:F:404:GLN:O	4:F:405:ALA:CB	2.55	0.55
2:O:781:ARG:N	1:W:136:TYR:CA	2.66	0.55
4:F:404:GLN:O	4:F:405:ALA:CB	2.55	0.55
2:C:522:CYS:CB	3:D:1663:GLN:O	2.55	0.55
2:C:679:ILE:O	1:K:850:ALA:O	2.24	0.55
2:C:305:LEU:N	1:Q:847:ARG:CB	2.69	0.55
2:O:781:ARG:N	1:W:136:TYR:CA	2.66	0.55
4:F:404:GLN:O	4:F:405:ALA:CB	2.55	0.55
2:O:781:ARG:N	1:W:136:TYR:CA	2.66	0.55
4:F:404:GLN:O	4:F:405:ALA:CB	2.55	0.55
2:C:305:LEU:N	1:Q:847:ARG:CB	2.69	0.55
2:O:781:ARG:N	1:W:136:TYR:CA	2.66	0.55
4:F:404:GLN:O	4:F:405:ALA:CB	2.55	0.55
2:O:726:SER:HA	1:W:85:ARG:CB	2.37	0.55
2:O:173:PRO:N	3:P:1685:LEU:C	2.60	0.55
2:O:590:ASP:CB	1:W:851:ALA:CB	2.85	0.55
1:Q:205:LEU:O	1:Q:207:SER:HA	2.06	0.55
1:Q:376:ARG:C	1:Q:380:ALA:HA	2.27	0.55
4:X:404:GLN:O	4:X:405:ALA:CB	2.55	0.55
5:G:313:ILE:O	5:G:316:ALA:HB3	2.07	0.55
4:F:455:ILE:C	4:F:456:ASP:C	2.56	0.55
2:O:726:SER:HA	1:W:85:ARG:CB	2.37	0.55
2:O:173:PRO:N	3:P:1685:LEU:C	2.60	0.55
2:O:590:ASP:CB	1:W:851:ALA:CB	2.85	0.55
4:X:404:GLN:O	4:X:405:ALA:CB	2.55	0.55
4:F:455:ILE:C	4:F:456:ASP:C	2.56	0.55
2:O:726:SER:HA	1:W:85:ARG:CB	2.37	0.55
2:O:173:PRO:N	3:P:1685:LEU:C	2.60	0.55
2:O:590:ASP:CB	1:W:851:ALA:CB	2.85	0.55
1:Q:205:LEU:O	1:Q:207:SER:HA	2.06	0.55
1:Q:376:ARG:C	1:Q:380:ALA:HA	2.27	0.55

Continued on next page...

Continued from previous page...

Atom-1	Atom-2	Interatomic distance (Å)	Clash overlap (Å)
4:F:455:ILE:C	4:F:456:ASP:C	2.56	0.55
2:O:726:SER:HA	1:W:85:ARG:CB	2.37	0.55
2:O:590:ASP:CB	1:W:851:ALA:CB	2.85	0.55
3:D:1489:HIS:O	3:D:1490:GLU:C	2.44	0.55
2:O:726:SER:HA	1:W:85:ARG:CB	2.37	0.55
2:O:173:PRO:N	3:P:1685:LEU:C	2.60	0.55
2:O:590:ASP:CB	1:W:851:ALA:CB	2.85	0.55
1:Q:205:LEU:O	1:Q:207:SER:HA	2.06	0.55
1:Q:376:ARG:C	1:Q:380:ALA:HA	2.27	0.55
5:G:313:ILE:O	5:G:316:ALA:HB3	2.07	0.55
4:F:455:ILE:C	4:F:456:ASP:C	2.56	0.55
2:O:726:SER:HA	1:W:85:ARG:CB	2.37	0.55
2:O:173:PRO:N	3:P:1685:LEU:C	2.60	0.55
2:O:590:ASP:CB	1:W:851:ALA:CB	2.85	0.55
4:F:455:ILE:C	4:F:456:ASP:C	2.56	0.55
2:O:726:SER:HA	1:W:85:ARG:CB	2.37	0.55
2:O:590:ASP:CB	1:W:851:ALA:CB	2.85	0.55
1:Q:205:LEU:O	1:Q:207:SER:HA	2.06	0.55
1:Q:376:ARG:C	1:Q:380:ALA:HA	2.27	0.55
4:R:328:VAL:C	4:R:328:VAL:CB	2.67	0.54
2:O:174:GLY:N	3:P:1682:LYS:HA	2.16	0.54
1:E:1218:GLN:CB	3:J:679:PRO:CB	2.85	0.54
4:R:328:VAL:CB	4:R:328:VAL:C	2.67	0.54
2:O:174:GLY:N	3:P:1682:LYS:HA	2.16	0.54
5:G:378:SER:CA	5:G:378:SER:O	2.51	0.54
3:D:1489:HIS:O	3:D:1490:GLU:C	2.44	0.54
2:I:303:ALA:HB1	2:I:306:PRO:HA	1.87	0.54
1:A:376:ARG:C	1:A:380:ALA:HA	2.27	0.54
3:D:1489:HIS:O	3:D:1490:GLU:C	2.44	0.54
1:Q:376:ARG:C	1:Q:380:ALA:HA	2.27	0.54
2:I:303:ALA:HB1	2:I:306:PRO:HA	1.87	0.54
1:A:376:ARG:C	1:A:380:ALA:HA	2.27	0.54
4:R:404:GLN:O	4:R:405:ALA:CB	2.55	0.54
3:D:1489:HIS:O	3:D:1490:GLU:C	2.44	0.54
2:I:303:ALA:HB1	2:I:306:PRO:HA	1.87	0.54
1:A:376:ARG:C	1:A:380:ALA:HA	2.27	0.54
4:R:404:GLN:O	4:R:405:ALA:CB	2.55	0.54
1:Q:376:ARG:C	1:Q:380:ALA:HA	2.27	0.54
2:I:303:ALA:HB1	2:I:306:PRO:HA	1.87	0.54
1:A:376:ARG:C	1:A:380:ALA:HA	2.27	0.54
4:R:404:GLN:O	4:R:405:ALA:CB	2.55	0.54

Continued on next page...

Continued from previous page...

Atom-1	Atom-2	Interatomic distance (Å)	Clash overlap (Å)
4:R:404:GLN:O	4:R:405:ALA:CB	2.55	0.54
4:F:404:GLN:O	4:F:405:ALA:CB	2.55	0.54
5:G:378:SER:CA	5:G:378:SER:O	2.51	0.54
3:D:1489:HIS:O	3:D:1490:GLU:C	2.44	0.54
2:I:303:ALA:HB1	2:I:306:PRO:HA	1.87	0.54
1:A:376:ARG:C	1:A:380:ALA:HA	2.27	0.54
3:D:1489:HIS:O	3:D:1490:GLU:C	2.44	0.54
1:Q:376:ARG:C	1:Q:380:ALA:HA	2.27	0.54
2:I:303:ALA:HB1	2:I:306:PRO:HA	1.87	0.54
1:A:376:ARG:C	1:A:380:ALA:HA	2.27	0.54
4:R:404:GLN:O	4:R:405:ALA:CB	2.55	0.54
2:I:303:ALA:HB1	2:I:306:PRO:HA	1.87	0.54
1:A:376:ARG:C	1:A:380:ALA:HA	2.27	0.54
4:R:404:GLN:O	4:R:405:ALA:CB	2.55	0.54
4:F:399:SER:O	4:F:400:GLY:HA3	2.00	0.54
4:L:404:GLN:O	4:L:405:ALA:CB	2.55	0.54
1:Q:205:LEU:O	1:Q:207:SER:HA	2.06	0.54
4:L:404:GLN:O	4:L:405:ALA:CB	2.55	0.54
1:Q:205:LEU:O	1:Q:207:SER:HA	2.06	0.54
4:L:449:SER:O	4:L:452:ARG:N	2.38	0.54
6:T:406:LEU:HA	6:T:409:PRO:N	2.22	0.54
1:Q:1320:PRO:N	3:V:722:ASN:CB	2.69	0.54
2:U:483:GLU:N	2:U:484:ARG:N	2.55	0.54
4:F:399:SER:O	4:F:400:GLY:HA3	2.00	0.54
1:Q:205:LEU:O	1:Q:207:SER:HA	2.06	0.54
4:X:447:VAL:CB	4:X:447:VAL:N	2.62	0.54
6:Z:406:LEU:HA	6:Z:409:PRO:N	2.22	0.54
4:X:447:VAL:N	4:X:447:VAL:CB	2.62	0.54
6:Z:406:LEU:HA	6:Z:409:PRO:N	2.22	0.54
6:H:406:LEU:HA	6:H:409:PRO:N	2.22	0.54
6:H:406:LEU:HA	6:H:409:PRO:N	2.22	0.54
6:H:406:LEU:HA	6:H:409:PRO:N	2.22	0.54
3:D:1504:VAL:O	3:D:1505:SER:C	2.39	0.54
1:Q:1366:SER:N	3:V:878:PRO:O	2.40	0.54
2:O:784:GLN:CB	1:W:132:GLY:N	2.70	0.54
1:E:205:LEU:O	1:E:207:SER:HA	2.06	0.54
2:I:483:GLU:N	2:I:484:ARG:N	2.55	0.54
6:H:406:LEU:HA	6:H:409:PRO:N	2.22	0.54
6:H:406:LEU:HA	6:H:409:PRO:N	2.22	0.54
3:D:1504:VAL:O	3:D:1505:SER:C	2.39	0.54
2:C:173:PRO:N	3:D:1685:LEU:C	2.60	0.54

Continued on next page...

Continued from previous page...

Atom-1	Atom-2	Interatomic distance (Å)	Clash overlap (Å)
3:P:1489:HIS:O	3:P:1490:GLU:C	2.44	0.54
2:O:483:GLU:N	2:O:484:ARG:N	2.56	0.54
3:V:70:ALA:HB1	3:V:86:LEU:O	2.07	0.54
1:Q:1305:GLN:HA	3:V:174:THR:HA	1.90	0.54
2:C:173:PRO:N	3:D:1685:LEU:C	2.60	0.54
3:P:1489:HIS:O	3:P:1490:GLU:C	2.44	0.54
2:O:483:GLU:N	2:O:484:ARG:N	2.56	0.54
3:V:70:ALA:HB1	3:V:86:LEU:O	2.07	0.54
2:C:173:PRO:N	3:D:1685:LEU:C	2.60	0.54
3:P:1489:HIS:O	3:P:1490:GLU:C	2.44	0.54
2:O:483:GLU:N	2:O:484:ARG:N	2.56	0.54
3:V:70:ALA:HB1	3:V:86:LEU:O	2.07	0.54
1:Q:1305:GLN:HA	3:V:174:THR:HA	1.90	0.54
2:O:483:GLU:N	2:O:484:ARG:N	2.56	0.54
3:V:70:ALA:HB1	3:V:86:LEU:O	2.07	0.54
6:N:406:LEU:HA	6:N:409:PRO:N	2.22	0.54
6:Z:406:LEU:HA	6:Z:409:PRO:N	2.22	0.54
1:E:1301:GLU:CB	3:J:877:CYS:CB	2.86	0.54
2:C:483:GLU:N	2:C:484:ARG:N	2.56	0.54
2:O:483:GLU:N	2:O:484:ARG:N	2.55	0.54
2:C:173:PRO:N	3:D:1685:LEU:C	2.60	0.54
3:P:1489:HIS:O	3:P:1490:GLU:C	2.44	0.54
2:O:483:GLU:N	2:O:484:ARG:N	2.56	0.54
3:V:70:ALA:HB1	3:V:86:LEU:O	2.07	0.54
1:Q:1305:GLN:HA	3:V:174:THR:HA	1.90	0.54
2:C:173:PRO:N	3:D:1685:LEU:C	2.60	0.54
3:P:1489:HIS:O	3:P:1490:GLU:C	2.44	0.54
2:O:483:GLU:N	2:O:484:ARG:N	2.56	0.54
3:V:70:ALA:HB1	3:V:86:LEU:O	2.07	0.54
2:O:483:GLU:N	2:O:484:ARG:N	2.56	0.54
3:V:70:ALA:HB1	3:V:86:LEU:O	2.07	0.54
6:T:406:LEU:HA	6:T:409:PRO:N	2.22	0.54
3:D:1472:SER:C	3:P:1471:GLU:O	2.40	0.54
3:D:1476:ALA:N	3:P:1476:ALA:HB2	2.22	0.54
2:C:483:GLU:N	2:C:484:ARG:N	2.55	0.54
3:J:70:ALA:HB1	3:J:86:LEU:O	2.07	0.54
4:R:404:GLN:O	4:R:405:ALA:CB	2.55	0.54
1:E:1305:GLN:HA	3:J:174:THR:HA	1.90	0.54
3:D:1472:SER:C	3:P:1471:GLU:O	2.40	0.54
3:D:1476:ALA:N	3:P:1476:ALA:HB2	2.22	0.54
2:C:483:GLU:N	2:C:484:ARG:N	2.55	0.54

Continued on next page...

Continued from previous page...

Atom-1	Atom-2	Interatomic distance (Å)	Clash overlap (Å)
3:J:70:ALA:HB1	3:J:86:LEU:O	2.07	0.54
4:L:447:VAL:CB	4:L:447:VAL:N	2.62	0.54
3:D:1472:SER:C	3:P:1471:GLU:O	2.40	0.54
3:D:1476:ALA:N	3:P:1476:ALA:HB2	2.22	0.54
2:C:483:GLU:N	2:C:484:ARG:N	2.55	0.54
3:J:70:ALA:HB1	3:J:86:LEU:O	2.07	0.54
4:L:447:VAL:N	4:L:447:VAL:CB	2.62	0.54
1:E:1305:GLN:HA	3:J:174:THR:HA	1.90	0.54
2:C:483:GLU:N	2:C:484:ARG:N	2.55	0.54
3:J:70:ALA:HB1	3:J:86:LEU:O	2.07	0.54
4:L:235:ASP:CB	4:L:235:ASP:C	2.68	0.54
6:N:462:GLY:O	6:N:462:GLY:CA	2.51	0.54
1:Q:1365:GLN:N	3:V:880:GLU:H	2.06	0.54
4:L:447:VAL:N	4:L:447:VAL:CB	2.62	0.54
6:T:406:LEU:HA	6:T:409:PRO:N	2.22	0.54
3:D:1472:SER:C	3:P:1471:GLU:O	2.40	0.54
3:D:1476:ALA:N	3:P:1476:ALA:HB2	2.22	0.54
2:C:483:GLU:N	2:C:484:ARG:N	2.55	0.54
3:J:70:ALA:HB1	3:J:86:LEU:O	2.07	0.54
4:R:404:GLN:O	4:R:405:ALA:CB	2.55	0.54
4:L:447:VAL:CB	4:L:447:VAL:N	2.62	0.54
1:E:1305:GLN:HA	3:J:174:THR:HA	1.90	0.54
3:D:1472:SER:C	3:P:1471:GLU:O	2.40	0.54
3:D:1476:ALA:N	3:P:1476:ALA:HB2	2.22	0.54
2:C:483:GLU:N	2:C:484:ARG:N	2.55	0.54
3:J:70:ALA:HB1	3:J:86:LEU:O	2.07	0.54
4:L:447:VAL:N	4:L:447:VAL:CB	2.62	0.54
2:C:483:GLU:N	2:C:484:ARG:N	2.55	0.54
3:J:70:ALA:HB1	3:J:86:LEU:O	2.07	0.54
4:L:298:GLN:C	4:L:299:ASN:C	2.67	0.54
4:X:298:GLN:C	4:X:299:ASN:C	2.67	0.54
1:E:1239:ASP:CB	1:K:572:ALA:C	2.76	0.54
2:C:590:ASP:CB	1:K:851:ALA:CB	2.85	0.54
4:L:298:GLN:C	4:L:299:ASN:C	2.67	0.54
4:X:298:GLN:C	4:X:299:ASN:C	2.67	0.54
2:C:590:ASP:CB	1:K:851:ALA:CB	2.85	0.54
6:Z:406:LEU:HA	6:Z:409:PRO:N	2.22	0.54
1:E:1239:ASP:CB	1:K:572:ALA:C	2.76	0.54
2:C:590:ASP:CB	1:K:851:ALA:CB	2.85	0.54
6:Z:406:LEU:HA	6:Z:409:PRO:N	2.22	0.54
2:C:590:ASP:CB	1:K:851:ALA:CB	2.85	0.54

Continued on next page...

Continued from previous page...

Atom-1	Atom-2	Interatomic distance (Å)	Clash overlap (Å)
2:C:534:LEU:CA	3:D:1668:GLY:N	2.70	0.54
4:F:298:GLN:C	4:F:299:ASN:C	2.67	0.54
1:Q:1312:PRO:CB	3:V:720:PRO:C	2.63	0.54
4:L:404:GLN:O	4:L:405:ALA:CB	2.55	0.54
6:Z:406:LEU:HA	6:Z:409:PRO:N	2.22	0.54
1:E:1239:ASP:CB	1:K:572:ALA:C	2.76	0.54
2:C:590:ASP:CB	1:K:851:ALA:CB	2.85	0.54
6:Z:406:LEU:HA	6:Z:409:PRO:N	2.22	0.54
2:C:590:ASP:CB	1:K:851:ALA:CB	2.85	0.54
6:Z:406:LEU:HA	6:Z:409:PRO:N	2.22	0.54
1:E:1239:ASP:CB	1:K:572:ALA:C	2.76	0.54
2:C:590:ASP:CB	1:K:851:ALA:CB	2.85	0.54
4:F:459:LEU:CA	4:F:460:LEU:N	2.54	0.54
5:S:313:ILE:O	5:S:316:ALA:HB3	2.07	0.54
4:X:404:GLN:O	4:X:405:ALA:CB	2.55	0.54
4:X:404:GLN:O	4:X:405:ALA:CB	2.55	0.54
1:W:376:ARG:C	1:W:380:ALA:HA	2.27	0.54
4:F:459:LEU:CA	4:F:460:LEU:N	2.54	0.54
5:S:313:ILE:O	5:S:316:ALA:HB3	2.07	0.54
4:X:404:GLN:O	4:X:405:ALA:CB	2.55	0.54
4:X:404:GLN:O	4:X:405:ALA:CB	2.55	0.54
4:X:404:GLN:O	4:X:405:ALA:CB	2.55	0.54
4:R:399:SER:O	4:R:400:GLY:HA3	2.00	0.54
2:I:483:GLU:N	2:I:484:ARG:N	2.56	0.54
6:T:406:LEU:HA	6:T:409:PRO:N	2.22	0.54
2:I:483:GLU:N	2:I:484:ARG:N	2.56	0.54
4:L:298:GLN:C	4:L:299:ASN:C	2.67	0.54
6:T:406:LEU:HA	6:T:409:PRO:N	2.22	0.54
2:I:483:GLU:N	2:I:484:ARG:N	2.56	0.54
4:L:298:GLN:C	4:L:299:ASN:C	2.67	0.54
6:T:406:LEU:HA	6:T:409:PRO:N	2.22	0.54
2:I:483:GLU:N	2:I:484:ARG:N	2.56	0.54
4:L:447:VAL:N	4:L:447:VAL:CB	2.62	0.54
4:L:298:GLN:C	4:L:299:ASN:C	2.67	0.54
4:R:399:SER:O	4:R:400:GLY:HA3	2.00	0.54
2:I:483:GLU:N	2:I:484:ARG:N	2.56	0.54
4:L:298:GLN:C	4:L:299:ASN:C	2.67	0.54
6:T:406:LEU:HA	6:T:409:PRO:N	2.22	0.54
2:I:483:GLU:N	2:I:484:ARG:N	2.56	0.54
4:L:298:GLN:C	4:L:299:ASN:C	2.67	0.54
6:T:406:LEU:HA	6:T:409:PRO:N	2.22	0.54

Continued on next page...

Continued from previous page...

Atom-1	Atom-2	Interatomic distance (Å)	Clash overlap (Å)
2:I:483:GLU:N	2:I:484:ARG:N	2.56	0.54
4:X:485:LEU:HA	4:X:488:ILE:CB	2.38	0.54
4:L:485:LEU:HA	4:L:488:ILE:CB	2.38	0.54
2:C:786:ARG:CB	1:K:92:GLU:H	2.16	0.54
2:U:483:GLU:N	2:U:484:ARG:N	2.56	0.54
1:Q:181:ALA:O	1:Q:196:GLY:HA2	2.08	0.54
4:F:485:LEU:HA	4:F:488:ILE:CB	2.38	0.54
4:X:485:LEU:HA	4:X:488:ILE:CB	2.38	0.54
4:L:485:LEU:HA	4:L:488:ILE:CB	2.38	0.54
4:R:485:LEU:HA	4:R:488:ILE:CB	2.38	0.54
2:C:786:ARG:CB	1:K:92:GLU:H	2.16	0.54
2:U:483:GLU:N	2:U:484:ARG:N	2.56	0.54
4:F:485:LEU:HA	4:F:488:ILE:CB	2.38	0.54
4:R:485:LEU:HA	4:R:488:ILE:CB	2.38	0.54
2:C:786:ARG:CB	1:K:92:GLU:H	2.16	0.54
2:U:483:GLU:N	2:U:484:ARG:N	2.56	0.54
1:Q:181:ALA:O	1:Q:196:GLY:HA2	2.08	0.54
4:F:485:LEU:HA	4:F:488:ILE:CB	2.38	0.54
4:R:485:LEU:HA	4:R:488:ILE:CB	2.38	0.54
2:C:786:ARG:CB	1:K:92:GLU:H	2.16	0.54
2:U:483:GLU:N	2:U:484:ARG:N	2.56	0.54
1:B:22:ALA:HB1	1:B:780:ALA:CA	2.38	0.54
3:J:1489:HIS:O	3:J:1490:GLU:C	2.44	0.54
1:E:181:ALA:O	1:E:196:GLY:HA2	2.08	0.54
5:G:313:ILE:O	5:G:316:ALA:HB3	2.07	0.54
2:C:786:ARG:CB	1:K:92:GLU:H	2.16	0.54
2:U:483:GLU:N	2:U:484:ARG:N	2.56	0.54
1:Q:181:ALA:O	1:Q:196:GLY:HA2	2.08	0.54
4:F:485:LEU:HA	4:F:488:ILE:CB	2.38	0.54
4:R:485:LEU:HA	4:R:488:ILE:CB	2.38	0.54
2:C:786:ARG:CB	1:K:92:GLU:H	2.16	0.54
2:U:483:GLU:N	2:U:484:ARG:N	2.56	0.54
4:F:485:LEU:HA	4:F:488:ILE:CB	2.38	0.54
4:R:485:LEU:HA	4:R:488:ILE:CB	2.38	0.54
2:C:786:ARG:CB	1:K:92:GLU:H	2.16	0.54
2:U:483:GLU:N	2:U:484:ARG:N	2.56	0.54
1:Q:181:ALA:O	1:Q:196:GLY:HA2	2.08	0.54
6:N:406:LEU:HA	6:N:409:PRO:N	2.22	0.53
2:I:740:GLU:H	3:J:1454:ALA:HA	1.73	0.53
4:X:404:GLN:O	4:X:405:ALA:HB2	2.09	0.53
4:R:404:GLN:O	4:R:405:ALA:HB2	2.08	0.53

Continued on next page...

Continued from previous page...

Atom-1	Atom-2	Interatomic distance (Å)	Clash overlap (Å)
6:N:406:LEU:HA	6:N:409:PRO:N	2.22	0.53
2:I:740:GLU:H	3:J:1454:ALA:HA	1.73	0.53
4:X:404:GLN:O	4:X:405:ALA:HB2	2.09	0.53
2:I:740:GLU:H	3:J:1454:ALA:HA	1.73	0.53
2:I:740:GLU:H	3:J:1454:ALA:HA	1.73	0.53
4:R:485:LEU:HA	4:R:488:ILE:CB	2.39	0.53
4:L:298:GLN:C	4:L:299:ASN:C	2.67	0.53
6:H:462:GLY:CA	6:H:462:GLY:O	2.51	0.53
4:X:298:GLN:C	4:X:299:ASN:C	2.67	0.53
2:O:589:ASN:O	1:W:850:ALA:CA	2.52	0.53
3:P:1489:HIS:O	3:P:1490:GLU:C	2.44	0.53
2:I:740:GLU:H	3:J:1454:ALA:HA	1.73	0.53
4:R:404:GLN:O	4:R:405:ALA:HB2	2.08	0.53
2:I:740:GLU:H	3:J:1454:ALA:HA	1.73	0.53
2:I:740:GLU:H	3:J:1454:ALA:HA	1.73	0.53
4:R:485:LEU:HA	4:R:488:ILE:CB	2.38	0.53
6:T:462:GLY:CA	6:T:462:GLY:O	2.51	0.53
1:K:22:ALA:HB1	1:K:780:ALA:CA	2.38	0.53
1:W:22:ALA:HB1	1:W:780:ALA:CA	2.38	0.53
1:E:181:ALA:O	1:E:196:GLY:HA2	2.09	0.53
1:B:181:ALA:O	1:B:196:GLY:HA2	2.09	0.53
5:G:378:SER:CA	5:G:378:SER:O	2.51	0.53
1:K:22:ALA:HB1	1:K:780:ALA:CA	2.38	0.53
1:W:22:ALA:HB1	1:W:780:ALA:CA	2.38	0.53
1:E:1348:ARG:N	1:K:957:GLU:H	2.05	0.53
1:B:181:ALA:O	1:B:196:GLY:HA2	2.09	0.53
4:X:298:GLN:C	4:X:299:ASN:C	2.67	0.53
6:N:406:LEU:HA	6:N:409:PRO:N	2.22	0.53
5:G:378:SER:CA	5:G:378:SER:O	2.51	0.53
1:K:22:ALA:HB1	1:K:780:ALA:CA	2.38	0.53
1:W:22:ALA:HB1	1:W:780:ALA:CA	2.38	0.53
1:E:181:ALA:O	1:E:196:GLY:HA2	2.09	0.53
1:B:181:ALA:O	1:B:196:GLY:HA2	2.09	0.53
4:X:298:GLN:C	4:X:299:ASN:C	2.67	0.53
6:N:406:LEU:HA	6:N:409:PRO:N	2.22	0.53
5:G:378:SER:CA	5:G:378:SER:O	2.51	0.53
1:K:22:ALA:HB1	1:K:780:ALA:CA	2.38	0.53
1:W:22:ALA:HB1	1:W:780:ALA:CA	2.38	0.53
1:E:1348:ARG:N	1:K:957:GLU:H	2.05	0.53
3:P:1504:VAL:O	3:P:1505:SER:C	2.39	0.53
1:B:181:ALA:O	1:B:196:GLY:HA2	2.09	0.53

Continued on next page...

Continued from previous page...

Atom-1	Atom-2	Interatomic distance (Å)	Clash overlap (Å)
6:H:408:SER:CA	6:H:410:LEU:N	2.68	0.53
4:X:404:GLN:O	4:X:405:ALA:HB2	2.09	0.53
1:K:181:ALA:O	1:K:196:GLY:HA2	2.08	0.53
1:A:181:ALA:O	1:A:196:GLY:HA2	2.08	0.53
4:R:485:LEU:HA	4:R:488:ILE:CB	2.38	0.53
6:T:462:GLY:O	6:T:462:GLY:CA	2.51	0.53
4:X:298:GLN:C	4:X:299:ASN:C	2.67	0.53
6:N:406:LEU:HA	6:N:409:PRO:N	2.22	0.53
1:K:22:ALA:HB1	1:K:780:ALA:CA	2.38	0.53
1:W:22:ALA:HB1	1:W:780:ALA:CA	2.38	0.53
1:E:181:ALA:O	1:E:196:GLY:HA2	2.09	0.53
1:B:181:ALA:O	1:B:196:GLY:HA2	2.09	0.53
4:X:298:GLN:C	4:X:299:ASN:C	2.67	0.53
6:N:406:LEU:HA	6:N:409:PRO:N	2.22	0.53
5:G:378:SER:CA	5:G:378:SER:O	2.51	0.53
1:K:22:ALA:HB1	1:K:780:ALA:CA	2.38	0.53
1:W:22:ALA:HB1	1:W:780:ALA:CA	2.38	0.53
1:E:1348:ARG:N	1:K:957:GLU:H	2.05	0.53
1:B:181:ALA:O	1:B:196:GLY:HA2	2.09	0.53
4:X:298:GLN:C	4:X:299:ASN:C	2.67	0.53
6:N:406:LEU:HA	6:N:409:PRO:N	2.22	0.53
5:G:378:SER:O	5:G:378:SER:CA	2.51	0.53
1:K:22:ALA:HB1	1:K:780:ALA:CA	2.38	0.53
1:W:22:ALA:HB1	1:W:780:ALA:CA	2.38	0.53
1:E:181:ALA:O	1:E:196:GLY:HA2	2.09	0.53
3:P:1504:VAL:O	3:P:1505:SER:C	2.39	0.53
1:B:181:ALA:O	1:B:196:GLY:HA2	2.09	0.53
2:C:305:LEU:CA	1:Q:847:ARG:CB	2.86	0.53
4:L:404:GLN:O	4:L:405:ALA:HB2	2.09	0.53
1:K:181:ALA:O	1:K:196:GLY:HA2	2.08	0.53
1:A:181:ALA:O	1:A:196:GLY:HA2	2.09	0.53
4:R:298:GLN:C	4:R:299:ASN:C	2.67	0.53
1:Q:1348:ARG:N	1:W:957:GLU:H	2.05	0.53
4:L:404:GLN:O	4:L:405:ALA:HB2	2.09	0.53
1:K:181:ALA:O	1:K:196:GLY:HA2	2.08	0.53
1:E:181:ALA:O	1:E:196:GLY:HA2	2.09	0.53
1:A:181:ALA:O	1:A:196:GLY:HA2	2.09	0.53
4:R:298:GLN:C	4:R:299:ASN:C	2.67	0.53
2:C:305:LEU:CA	1:Q:847:ARG:CB	2.86	0.53
1:K:181:ALA:O	1:K:196:GLY:HA2	2.08	0.53
1:A:181:ALA:O	1:A:196:GLY:HA2	2.09	0.53

Continued on next page...

Continued from previous page...

Atom-1	Atom-2	Interatomic distance (Å)	Clash overlap (Å)
4:L:404:GLN:O	4:L:405:ALA:CB	2.55	0.53
4:R:298:GLN:C	4:R:299:ASN:C	2.67	0.53
2:O:173:PRO:O	3:P:1682:LYS:CB	2.56	0.53
1:Q:1348:ARG:N	1:W:957:GLU:H	2.05	0.53
1:K:181:ALA:O	1:K:196:GLY:HA2	2.08	0.53
1:E:181:ALA:O	1:E:196:GLY:HA2	2.09	0.53
1:A:181:ALA:O	1:A:196:GLY:HA2	2.09	0.53
4:L:404:GLN:O	4:L:405:ALA:CB	2.55	0.53
4:X:235:ASP:CB	4:X:235:ASP:C	2.68	0.53
4:L:404:GLN:O	4:L:405:ALA:HB2	2.08	0.53
1:Q:181:ALA:O	1:Q:196:GLY:HA2	2.09	0.53
2:C:305:LEU:CA	1:Q:847:ARG:CB	2.86	0.53
1:K:181:ALA:O	1:K:196:GLY:HA2	2.08	0.53
1:A:181:ALA:O	1:A:196:GLY:HA2	2.09	0.53
4:L:404:GLN:O	4:L:405:ALA:CB	2.55	0.53
4:R:298:GLN:C	4:R:299:ASN:C	2.67	0.53
1:Q:1348:ARG:N	1:W:957:GLU:H	2.05	0.53
1:K:181:ALA:O	1:K:196:GLY:HA2	2.08	0.53
1:E:181:ALA:O	1:E:196:GLY:HA2	2.09	0.53
1:A:181:ALA:O	1:A:196:GLY:HA2	2.09	0.53
4:L:404:GLN:O	4:L:405:ALA:CB	2.55	0.53
4:R:298:GLN:C	4:R:299:ASN:C	2.67	0.53
2:C:305:LEU:CA	1:Q:847:ARG:CB	2.86	0.53
2:O:173:PRO:O	3:P:1682:LYS:CB	2.56	0.53
1:K:181:ALA:O	1:K:196:GLY:HA2	2.08	0.53
1:A:181:ALA:O	1:A:196:GLY:HA2	2.09	0.53
4:L:404:GLN:O	4:L:405:ALA:CB	2.55	0.53
2:U:740:GLU:H	3:V:1454:ALA:HA	1.73	0.53
3:P:887:ASN:O	6:T:405:ASP:O	2.11	0.53
2:U:740:GLU:H	3:V:1454:ALA:HA	1.73	0.53
1:Q:181:ALA:O	1:Q:196:GLY:HA2	2.09	0.53
6:Z:462:GLY:CA	6:Z:462:GLY:O	2.50	0.53
2:U:740:GLU:H	3:V:1454:ALA:HA	1.73	0.53
6:Z:462:GLY:O	6:Z:462:GLY:CA	2.50	0.53
2:U:740:GLU:H	3:V:1454:ALA:HA	1.73	0.53
1:Q:181:ALA:O	1:Q:196:GLY:HA2	2.09	0.53
4:L:485:LEU:HA	4:L:488:ILE:CB	2.38	0.53
1:Q:1365:GLN:C	3:V:878:PRO:O	2.46	0.53
1:Q:22:ALA:HB1	1:Q:780:ALA:CA	2.38	0.53
2:U:640:GLU:O	3:V:1453:THR:CB	2.56	0.53
6:Z:462:GLY:O	6:Z:462:GLY:CA	2.50	0.53

Continued on next page...

Continued from previous page...

Atom-1	Atom-2	Interatomic distance (Å)	Clash overlap (Å)
2:U:740:GLU:H	3:V:1454:ALA:HA	1.73	0.53
3:P:887:ASN:O	6:T:405:ASP:O	2.11	0.53
6:Z:462:GLY:CA	6:Z:462:GLY:O	2.50	0.53
2:U:740:GLU:H	3:V:1454:ALA:HA	1.73	0.53
1:Q:181:ALA:O	1:Q:196:GLY:HA2	2.09	0.53
6:Z:462:GLY:O	6:Z:462:GLY:CA	2.50	0.53
2:U:740:GLU:H	3:V:1454:ALA:HA	1.73	0.53
2:C:304:PRO:N	1:Q:848:ASP:C	2.32	0.53
1:A:22:ALA:HB1	1:A:780:ALA:CA	2.38	0.53
1:A:22:ALA:HB1	1:A:780:ALA:CA	2.38	0.53
2:C:304:PRO:N	1:Q:848:ASP:C	2.32	0.53
6:Z:408:SER:C	6:Z:409:PRO:C	2.64	0.53
1:A:22:ALA:HB1	1:A:780:ALA:CA	2.38	0.53
6:Z:408:SER:C	6:Z:409:PRO:C	2.64	0.53
1:A:22:ALA:HB1	1:A:780:ALA:CA	2.38	0.53
1:E:22:ALA:HB1	1:E:780:ALA:CA	2.38	0.53
2:C:304:PRO:N	1:Q:848:ASP:C	2.32	0.53
6:Z:408:SER:C	6:Z:409:PRO:C	2.64	0.53
1:A:22:ALA:HB1	1:A:780:ALA:CA	2.38	0.53
6:Z:408:SER:C	6:Z:409:PRO:C	2.64	0.53
1:A:22:ALA:HB1	1:A:780:ALA:CA	2.38	0.53
2:C:304:PRO:N	1:Q:848:ASP:C	2.32	0.53
6:Z:408:SER:C	6:Z:409:PRO:C	2.64	0.53
1:A:22:ALA:HB1	1:A:780:ALA:CA	2.38	0.53
4:F:447:VAL:N	4:F:447:VAL:CB	2.62	0.53
4:F:485:LEU:HA	4:F:488:ILE:CB	2.39	0.53
3:D:1664:ASP:C	3:D:1667:ALA:H	2.12	0.53
4:F:404:GLN:O	4:F:405:ALA:HB2	2.08	0.53
4:F:298:GLN:C	4:F:299:ASN:C	2.67	0.53
3:D:1664:ASP:C	3:D:1667:ALA:H	2.12	0.53
4:F:298:GLN:C	4:F:299:ASN:C	2.67	0.53
3:D:1664:ASP:C	3:D:1667:ALA:H	2.12	0.53
4:F:298:GLN:C	4:F:299:ASN:C	2.67	0.53
5:Y:325:ALA:CA	5:Y:326:LEU:N	2.69	0.53
4:F:447:VAL:N	4:F:447:VAL:CB	2.62	0.53
4:F:485:LEU:HA	4:F:488:ILE:CB	2.39	0.53
3:D:1664:ASP:C	3:D:1667:ALA:H	2.12	0.53
4:F:404:GLN:O	4:F:405:ALA:HB2	2.08	0.53
4:F:298:GLN:C	4:F:299:ASN:C	2.67	0.53
3:D:1664:ASP:C	3:D:1667:ALA:H	2.12	0.53
4:F:298:GLN:C	4:F:299:ASN:C	2.67	0.53

Continued on next page...

Continued from previous page...

Atom-1	Atom-2	Interatomic distance (Å)	Clash overlap (Å)
4:X:459:LEU:CA	4:X:460:LEU:N	2.54	0.53
5:G:325:ALA:CA	5:G:326:LEU:N	2.69	0.53
4:X:459:LEU:CA	4:X:460:LEU:N	2.54	0.53
4:R:404:GLN:O	4:R:405:ALA:HB2	2.09	0.53
4:R:404:GLN:O	4:R:405:ALA:HB2	2.09	0.53
4:X:404:GLN:O	4:X:405:ALA:HB2	2.09	0.53
4:R:404:GLN:O	4:R:405:ALA:HB2	2.09	0.53
4:X:404:GLN:O	4:X:405:ALA:HB2	2.09	0.53
2:C:306:PRO:CB	1:Q:848:ASP:CB	2.87	0.53
1:B:181:ALA:O	1:B:196:GLY:HA2	2.09	0.53
5:G:325:ALA:CA	5:G:326:LEU:N	2.69	0.53
4:X:404:GLN:O	4:X:405:ALA:HB2	2.09	0.53
4:R:404:GLN:O	4:R:405:ALA:HB2	2.09	0.53
4:X:404:GLN:O	4:X:405:ALA:HB2	2.09	0.53
4:R:404:GLN:O	4:R:405:ALA:HB2	2.09	0.53
4:X:404:GLN:O	4:X:405:ALA:HB2	2.09	0.53
2:C:778:ILE:HA	1:K:139:GLY:N	2.21	0.53
4:X:328:VAL:CB	4:X:328:VAL:C	2.67	0.53
3:P:1664:ASP:C	3:P:1667:ALA:H	2.12	0.53
4:R:447:VAL:N	4:R:447:VAL:CB	2.62	0.53
2:C:778:ILE:HA	1:K:139:GLY:N	2.21	0.53
4:X:328:VAL:CB	4:X:328:VAL:C	2.67	0.53
3:P:1664:ASP:C	3:P:1667:ALA:H	2.12	0.53
4:R:447:VAL:N	4:R:447:VAL:CB	2.62	0.53
2:C:778:ILE:HA	1:K:139:GLY:N	2.21	0.53
3:P:1664:ASP:C	3:P:1667:ALA:H	2.12	0.53
4:R:447:VAL:CB	4:R:447:VAL:N	2.62	0.53
2:C:778:ILE:HA	1:K:139:GLY:N	2.21	0.53
4:F:485:LEU:HA	4:F:488:ILE:CB	2.38	0.53
6:T:409:PRO:CA	6:T:410:LEU:N	2.72	0.53
2:C:778:ILE:HA	1:K:139:GLY:N	2.21	0.53
3:P:1664:ASP:C	3:P:1667:ALA:H	2.12	0.53
4:R:447:VAL:CB	4:R:447:VAL:N	2.62	0.53
2:C:778:ILE:HA	1:K:139:GLY:N	2.21	0.53
3:P:1664:ASP:C	3:P:1667:ALA:H	2.12	0.53
4:R:447:VAL:CB	4:R:447:VAL:N	2.62	0.53
2:C:778:ILE:HA	1:K:139:GLY:N	2.21	0.53
6:H:380:GLU:C	6:H:381:LYS:CA	2.72	0.53
2:C:174:GLY:HA3	3:D:1682:LYS:CB	2.38	0.53
1:B:22:ALA:HB1	1:B:780:ALA:CA	2.38	0.53
2:C:590:ASP:O	1:K:849:ASN:CB	2.56	0.53

Continued on next page...

Continued from previous page...

Atom-1	Atom-2	Interatomic distance (Å)	Clash overlap (Å)
4:R:455:ILE:C	4:R:456:ASP:C	2.56	0.53
5:S:325:ALA:CA	5:S:326:LEU:N	2.69	0.53
2:C:174:GLY:HA3	3:D:1682:LYS:CB	2.38	0.53
1:E:1301:GLU:C	3:J:172:ARG:O	2.47	0.53
1:B:22:ALA:HB1	1:B:780:ALA:CA	2.38	0.53
2:C:590:ASP:O	1:K:849:ASN:CB	2.56	0.53
4:R:455:ILE:C	4:R:456:ASP:C	2.56	0.53
4:L:485:LEU:HA	4:L:488:ILE:CB	2.39	0.53
5:S:325:ALA:CA	5:S:326:LEU:N	2.69	0.53
2:C:174:GLY:HA3	3:D:1682:LYS:CB	2.38	0.53
1:B:22:ALA:HB1	1:B:780:ALA:CA	2.38	0.53
2:C:590:ASP:O	1:K:849:ASN:CB	2.56	0.53
4:R:455:ILE:C	4:R:456:ASP:C	2.56	0.53
4:L:485:LEU:HA	4:L:488:ILE:CB	2.39	0.53
5:S:325:ALA:CA	5:S:326:LEU:N	2.69	0.53
2:C:173:PRO:O	3:D:1682:LYS:O	2.27	0.53
1:E:1301:GLU:C	3:J:172:ARG:O	2.47	0.53
1:B:22:ALA:HB1	1:B:780:ALA:CA	2.38	0.53
2:C:590:ASP:O	1:K:849:ASN:CB	2.56	0.53
3:P:1448:MET:C	3:P:1450:GLU:HA	2.29	0.53
2:C:303:ALA:C	1:Q:849:ASN:N	2.56	0.53
4:X:399:SER:O	4:X:400:GLY:HA3	2.00	0.53
5:G:339:TYR:CA	5:G:340:ALA:N	2.68	0.53
1:W:22:ALA:HB1	1:W:780:ALA:CB	2.39	0.53
4:L:485:LEU:HA	4:L:488:ILE:CB	2.39	0.53
6:H:380:GLU:C	6:H:381:LYS:CA	2.72	0.53
2:C:174:GLY:HA3	3:D:1682:LYS:CB	2.38	0.53
1:B:22:ALA:HB1	1:B:780:ALA:CA	2.38	0.53
2:C:590:ASP:O	1:K:849:ASN:CB	2.56	0.53
4:R:455:ILE:C	4:R:456:ASP:C	2.56	0.53
4:L:485:LEU:HA	4:L:488:ILE:CB	2.39	0.53
5:S:325:ALA:CA	5:S:326:LEU:N	2.69	0.53
2:C:174:GLY:HA3	3:D:1682:LYS:CB	2.38	0.53
1:E:1301:GLU:C	3:J:172:ARG:O	2.47	0.53
1:B:22:ALA:HB1	1:B:780:ALA:CA	2.38	0.53
2:C:590:ASP:O	1:K:849:ASN:CB	2.56	0.53
4:R:455:ILE:C	4:R:456:ASP:C	2.56	0.53
4:L:485:LEU:HA	4:L:488:ILE:CB	2.39	0.53
5:S:325:ALA:CA	5:S:326:LEU:N	2.69	0.53
2:C:173:PRO:O	3:D:1682:LYS:O	2.27	0.53
1:B:22:ALA:HB1	1:B:780:ALA:CA	2.38	0.53

Continued on next page...

Continued from previous page...

Atom-1	Atom-2	Interatomic distance (Å)	Clash overlap (Å)
2:C:590:ASP:O	1:K:849:ASN:CB	2.56	0.53
3:P:1448:MET:C	3:P:1450:GLU:HA	2.29	0.53
4:R:298:GLN:C	4:R:299:ASN:C	2.67	0.53
5:G:339:TYR:CA	5:G:340:ALA:N	2.68	0.53
2:C:724:GLN:CB	1:K:508:SER:N	2.72	0.53
1:B:22:ALA:HB1	1:B:780:ALA:CB	2.39	0.53
1:E:22:ALA:HB1	1:E:780:ALA:CA	2.38	0.53
1:W:181:ALA:O	1:W:196:GLY:HA2	2.09	0.53
2:C:724:GLN:CB	1:K:508:SER:N	2.72	0.53
1:B:22:ALA:HB1	1:B:780:ALA:CB	2.39	0.53
1:W:181:ALA:O	1:W:196:GLY:HA2	2.09	0.53
4:L:455:ILE:C	4:L:456:ASP:C	2.56	0.53
2:C:724:GLN:CB	1:K:508:SER:N	2.72	0.53
1:B:22:ALA:HB1	1:B:780:ALA:CB	2.39	0.53
1:E:22:ALA:HB1	1:E:780:ALA:CA	2.38	0.53
1:W:181:ALA:O	1:W:196:GLY:HA2	2.09	0.53
4:L:455:ILE:C	4:L:456:ASP:C	2.56	0.53
2:C:724:GLN:CB	1:K:508:SER:N	2.72	0.53
1:B:22:ALA:HB1	1:B:780:ALA:CB	2.39	0.53
1:W:181:ALA:O	1:W:196:GLY:HA2	2.09	0.53
4:X:459:LEU:CA	4:X:460:LEU:N	2.54	0.53
4:X:485:LEU:HA	4:X:488:ILE:CB	2.38	0.53
5:M:378:SER:O	5:M:378:SER:CA	2.51	0.53
4:R:404:GLN:O	4:R:405:ALA:HB2	2.09	0.53
4:L:455:ILE:C	4:L:456:ASP:C	2.56	0.53
4:R:298:GLN:C	4:R:299:ASN:C	2.67	0.53
5:G:339:TYR:CA	5:G:340:ALA:N	2.68	0.53
2:C:724:GLN:CB	1:K:508:SER:N	2.72	0.53
1:B:22:ALA:HB1	1:B:780:ALA:CB	2.39	0.53
1:E:22:ALA:HB1	1:E:780:ALA:CA	2.38	0.53
1:W:181:ALA:O	1:W:196:GLY:HA2	2.09	0.53
4:L:455:ILE:C	4:L:456:ASP:C	2.56	0.53
2:C:724:GLN:CB	1:K:508:SER:N	2.72	0.53
1:B:22:ALA:HB1	1:B:780:ALA:CB	2.39	0.53
1:W:181:ALA:O	1:W:196:GLY:HA2	2.09	0.53
4:L:455:ILE:C	4:L:456:ASP:C	2.56	0.53
2:C:724:GLN:CB	1:K:508:SER:N	2.72	0.53
1:B:22:ALA:HB1	1:B:780:ALA:CB	2.39	0.53
1:E:22:ALA:HB1	1:E:780:ALA:CA	2.38	0.53
1:W:181:ALA:O	1:W:196:GLY:HA2	2.09	0.53
3:J:1664:ASP:C	3:J:1667:ALA:H	2.12	0.52

Continued on next page...

Continued from previous page...

Atom-1	Atom-2	Interatomic distance (Å)	Clash overlap (Å)
1:A:22:ALA:HB1	1:A:780:ALA:CB	2.39	0.52
1:W:22:ALA:HB1	1:W:780:ALA:CB	2.39	0.52
1:Q:22:ALA:HB1	1:Q:780:ALA:CA	2.38	0.52
6:T:408:SER:CA	6:T:410:LEU:N	2.68	0.52
3:J:1664:ASP:C	3:J:1667:ALA:H	2.12	0.52
1:A:22:ALA:HB1	1:A:780:ALA:CB	2.39	0.52
1:W:22:ALA:HB1	1:W:780:ALA:CB	2.39	0.52
4:X:485:LEU:HA	4:X:488:ILE:CB	2.38	0.52
6:T:408:SER:CA	6:T:410:LEU:N	2.68	0.52
3:J:1664:ASP:C	3:J:1667:ALA:H	2.12	0.52
1:A:22:ALA:HB1	1:A:780:ALA:CB	2.39	0.52
1:W:22:ALA:HB1	1:W:780:ALA:CB	2.39	0.52
1:Q:22:ALA:HB1	1:Q:780:ALA:CA	2.38	0.52
4:L:404:GLN:O	4:L:405:ALA:HB2	2.09	0.52
4:X:485:LEU:HA	4:X:488:ILE:CB	2.38	0.52
6:T:408:SER:CA	6:T:410:LEU:N	2.68	0.52
3:J:1664:ASP:C	3:J:1667:ALA:H	2.12	0.52
1:A:22:ALA:HB1	1:A:780:ALA:CB	2.39	0.52
1:W:22:ALA:HB1	1:W:780:ALA:CB	2.39	0.52
4:L:404:GLN:O	4:L:405:ALA:HB2	2.09	0.52
4:X:485:LEU:HA	4:X:488:ILE:CB	2.38	0.52
3:J:1664:ASP:C	3:J:1667:ALA:H	2.12	0.52
1:A:22:ALA:HB1	1:A:780:ALA:CB	2.39	0.52
1:W:22:ALA:HB1	1:W:780:ALA:CB	2.39	0.52
1:Q:22:ALA:HB1	1:Q:780:ALA:CA	2.38	0.52
4:L:404:GLN:O	4:L:405:ALA:HB2	2.09	0.52
4:X:485:LEU:HA	4:X:488:ILE:CB	2.38	0.52
6:T:408:SER:CA	6:T:410:LEU:N	2.68	0.52
3:J:1664:ASP:C	3:J:1667:ALA:H	2.12	0.52
1:A:22:ALA:HB1	1:A:780:ALA:CB	2.39	0.52
1:W:22:ALA:HB1	1:W:780:ALA:CB	2.39	0.52
4:L:404:GLN:O	4:L:405:ALA:HB2	2.09	0.52
4:X:485:LEU:HA	4:X:488:ILE:CB	2.38	0.52
6:T:408:SER:CA	6:T:410:LEU:N	2.68	0.52
3:J:1664:ASP:C	3:J:1667:ALA:H	2.12	0.52
1:A:22:ALA:HB1	1:A:780:ALA:CB	2.39	0.52
1:W:22:ALA:HB1	1:W:780:ALA:CB	2.39	0.52
1:Q:22:ALA:HB1	1:Q:780:ALA:CA	2.38	0.52
4:L:404:GLN:O	4:L:405:ALA:HB2	2.09	0.52
4:L:447:VAL:CB	4:L:447:VAL:N	2.62	0.52
4:F:298:GLN:C	4:F:299:ASN:C	2.67	0.52

Continued on next page...

Continued from previous page...

Atom-1	Atom-2	Interatomic distance (Å)	Clash overlap (Å)
2:C:785:LEU:CB	1:K:134:LEU:CB	2.87	0.52
2:O:709:ARG:HA	1:W:197:GLY:N	2.24	0.52
4:L:447:VAL:N	4:L:447:VAL:CB	2.62	0.52
6:H:408:SER:CA	6:H:410:LEU:N	2.68	0.52
2:C:785:LEU:CB	1:K:134:LEU:CB	2.87	0.52
2:O:709:ARG:HA	1:W:197:GLY:N	2.24	0.52
1:E:22:ALA:HB1	1:E:780:ALA:CB	2.39	0.52
1:Q:22:ALA:HB1	1:Q:780:ALA:CB	2.39	0.52
6:H:408:SER:CA	6:H:410:LEU:N	2.68	0.52
2:C:785:LEU:CB	1:K:134:LEU:CB	2.87	0.52
2:O:709:ARG:HA	1:W:197:GLY:N	2.24	0.52
6:H:408:SER:CA	6:H:410:LEU:N	2.68	0.52
2:C:785:LEU:CB	1:K:134:LEU:CB	2.87	0.52
2:O:709:ARG:HA	1:W:197:GLY:N	2.24	0.52
1:E:22:ALA:HB1	1:E:780:ALA:CB	2.39	0.52
1:Q:22:ALA:HB1	1:Q:780:ALA:CB	2.39	0.52
4:R:298:GLN:C	4:R:299:ASN:C	2.67	0.52
1:Q:1366:SER:CA	3:V:878:PRO:O	2.57	0.52
1:Q:1267:ILE:O	3:V:678:ILE:O	2.19	0.52
1:Q:22:ALA:HB1	1:Q:780:ALA:CB	2.39	0.52
3:P:1448:MET:C	3:P:1450:GLU:HA	2.29	0.52
4:F:298:GLN:C	4:F:299:ASN:C	2.67	0.52
2:C:785:LEU:CB	1:K:134:LEU:CB	2.87	0.52
2:O:709:ARG:HA	1:W:197:GLY:N	2.24	0.52
6:H:408:SER:CA	6:H:410:LEU:N	2.68	0.52
2:C:785:LEU:CB	1:K:134:LEU:CB	2.87	0.52
2:O:709:ARG:HA	1:W:197:GLY:N	2.24	0.52
1:E:22:ALA:HB1	1:E:780:ALA:CB	2.39	0.52
1:Q:22:ALA:HB1	1:Q:780:ALA:CB	2.39	0.52
6:H:408:SER:CA	6:H:410:LEU:N	2.68	0.52
2:C:785:LEU:CB	1:K:134:LEU:CB	2.87	0.52
2:O:709:ARG:HA	1:W:197:GLY:N	2.24	0.52
4:L:459:LEU:CA	4:L:460:LEU:N	2.53	0.52
5:M:325:ALA:CA	5:M:326:LEU:N	2.69	0.52
2:O:676:ALA:O	1:W:796:LYS:HA	2.09	0.52
4:L:459:LEU:CA	4:L:460:LEU:N	2.53	0.52
5:M:325:ALA:CA	5:M:326:LEU:N	2.69	0.52
2:O:676:ALA:O	1:W:796:LYS:HA	2.09	0.52
1:Q:1301:GLU:C	3:V:172:ARG:O	2.47	0.52
2:O:676:ALA:O	1:W:796:LYS:HA	2.09	0.52
2:O:676:ALA:O	1:W:796:LYS:HA	2.09	0.52

Continued on next page...

Continued from previous page...

Atom-1	Atom-2	Interatomic distance (Å)	Clash overlap (Å)
3:P:1664:ASP:C	3:P:1667:ALA:H	2.12	0.52
1:Q:1301:GLU:C	3:V:172:ARG:O	2.47	0.52
4:R:447:VAL:CB	4:R:447:VAL:N	2.62	0.52
3:P:1664:ASP:C	3:P:1667:ALA:H	2.12	0.52
2:O:676:ALA:O	1:W:796:LYS:HA	2.09	0.52
2:O:676:ALA:O	1:W:796:LYS:HA	2.09	0.52
1:Q:1301:GLU:C	3:V:172:ARG:O	2.47	0.52
2:O:676:ALA:O	1:W:796:LYS:HA	2.09	0.52
3:P:1664:ASP:C	3:P:1667:ALA:H	2.12	0.52
2:C:726:SER:CB	1:K:86:ARG:N	2.72	0.52
6:N:408:SER:C	6:N:409:PRO:C	2.64	0.52
2:C:726:SER:CB	1:K:86:ARG:N	2.72	0.52
6:N:408:SER:C	6:N:409:PRO:C	2.64	0.52
4:F:404:GLN:O	4:F:405:ALA:HB2	2.08	0.52
2:C:726:SER:CB	1:K:86:ARG:N	2.72	0.52
4:F:404:GLN:O	4:F:405:ALA:HB2	2.08	0.52
2:C:726:SER:CB	1:K:86:ARG:N	2.72	0.52
4:F:404:GLN:O	4:F:405:ALA:HB2	2.08	0.52
3:D:1448:MET:C	3:D:1450:GLU:HA	2.29	0.52
3:J:1448:MET:C	3:J:1450:GLU:HA	2.29	0.52
4:R:159:ILE:CB	4:R:254:ARG:HA	2.40	0.52
2:C:726:SER:CB	1:K:86:ARG:N	2.72	0.52
2:C:726:SER:CB	1:K:86:ARG:N	2.72	0.52
4:F:404:GLN:O	4:F:405:ALA:HB2	2.08	0.52
2:C:726:SER:CB	1:K:86:ARG:N	2.72	0.52
4:F:404:GLN:O	4:F:405:ALA:HB2	2.08	0.52
3:D:1448:MET:C	3:D:1450:GLU:HA	2.29	0.52
1:E:22:ALA:HB1	1:E:780:ALA:CB	2.39	0.52
1:E:22:ALA:HB1	1:E:780:ALA:CB	2.39	0.52
6:H:408:SER:C	6:H:409:PRO:C	2.64	0.52
4:F:404:GLN:O	4:F:405:ALA:HB2	2.08	0.52
1:E:22:ALA:HB1	1:E:780:ALA:CB	2.39	0.52
1:E:22:ALA:HB1	1:E:780:ALA:CB	2.39	0.52
6:Z:409:PRO:CA	6:Z:410:LEU:N	2.72	0.52
3:V:1664:ASP:C	3:V:1667:ALA:H	2.12	0.52
1:K:22:ALA:HB1	1:K:780:ALA:CB	2.39	0.52
1:Q:22:ALA:HB1	1:Q:780:ALA:CB	2.39	0.52
6:Z:409:PRO:CA	6:Z:410:LEU:N	2.72	0.52
3:V:1664:ASP:C	3:V:1667:ALA:H	2.12	0.52
1:K:22:ALA:HB1	1:K:780:ALA:CB	2.39	0.52
3:V:1664:ASP:C	3:V:1667:ALA:H	2.12	0.52

Continued on next page...

Continued from previous page...

Atom-1	Atom-2	Interatomic distance (Å)	Clash overlap (Å)
1:K:22:ALA:HB1	1:K:780:ALA:CB	2.39	0.52
1:Q:22:ALA:HB1	1:Q:780:ALA:CB	2.39	0.52
3:D:1664:ASP:C	3:D:1667:ALA:H	2.12	0.52
3:V:1664:ASP:C	3:V:1667:ALA:H	2.12	0.52
1:K:22:ALA:HB1	1:K:780:ALA:CB	2.39	0.52
5:M:379:HIS:N	5:M:379:HIS:HA	2.05	0.52
6:T:408:SER:CA	6:T:410:LEU:N	2.68	0.52
3:V:1664:ASP:C	3:V:1667:ALA:H	2.12	0.52
1:W:370:PHE:HA	1:W:386:THR:O	2.10	0.52
1:K:370:PHE:HA	1:K:386:THR:O	2.10	0.52
2:O:653:ILE:CB	3:P:1456:GLU:HA	2.40	0.52
3:V:1664:ASP:C	3:V:1667:ALA:H	2.12	0.52
1:K:22:ALA:HB1	1:K:780:ALA:CB	2.39	0.52
1:Q:22:ALA:HB1	1:Q:780:ALA:CB	2.39	0.52
3:V:1664:ASP:C	3:V:1667:ALA:H	2.12	0.52
1:K:22:ALA:HB1	1:K:780:ALA:CB	2.39	0.52
3:D:1664:ASP:C	3:D:1667:ALA:H	2.12	0.52
3:V:1664:ASP:C	3:V:1667:ALA:H	2.12	0.52
1:K:22:ALA:HB1	1:K:780:ALA:CB	2.39	0.52
1:Q:22:ALA:HB1	1:Q:780:ALA:CB	2.39	0.52
2:C:173:PRO:O	3:D:1682:LYS:C	2.48	0.52
4:X:450:GLU:O	4:X:451:GLU:CA	2.33	0.52
4:F:222:THR:O	4:F:246:GLU:HA	2.10	0.52
1:A:22:ALA:HB1	1:A:780:ALA:CA	2.38	0.52
3:V:1489:HIS:C	3:V:1491:ILE:N	2.61	0.52
1:E:370:PHE:HA	1:E:386:THR:O	2.10	0.52
2:C:173:PRO:O	3:D:1682:LYS:C	2.48	0.52
4:X:458:ASP:O	4:X:460:LEU:CA	2.58	0.52
4:X:458:ASP:O	4:X:460:LEU:CA	2.58	0.52
2:O:783:SER:N	1:W:92:GLU:N	2.55	0.52
4:R:235:ASP:C	4:R:235:ASP:CB	2.68	0.52
1:B:22:ALA:HB1	1:B:780:ALA:CB	2.39	0.52
4:L:455:ILE:C	4:L:456:ASP:C	2.56	0.52
3:P:1448:MET:C	3:P:1450:GLU:HA	2.29	0.52
1:Q:370:PHE:HA	1:Q:386:THR:O	2.10	0.52
4:L:455:ILE:C	4:L:456:ASP:C	2.56	0.52
3:P:1448:MET:C	3:P:1450:GLU:HA	2.29	0.52
5:S:378:SER:O	5:S:378:SER:CA	2.51	0.52
1:E:22:ALA:HB1	1:E:780:ALA:CA	2.38	0.52
1:Q:22:ALA:HB1	1:Q:780:ALA:CA	2.38	0.52
1:E:370:PHE:HA	1:E:386:THR:O	2.10	0.52

Continued on next page...

Continued from previous page...

Atom-1	Atom-2	Interatomic distance (Å)	Clash overlap (Å)
3:P:1448:MET:C	3:P:1450:GLU:HA	2.29	0.52
5:S:378:SER:CA	5:S:378:SER:O	2.51	0.52
1:Q:370:PHE:HA	1:Q:386:THR:O	2.10	0.52
5:S:378:SER:O	5:S:378:SER:CA	2.51	0.52
1:E:22:ALA:HB1	1:E:780:ALA:CA	2.38	0.52
1:Q:22:ALA:HB1	1:Q:780:ALA:CA	2.38	0.52
3:D:1489:HIS:C	3:D:1491:ILE:N	2.61	0.52
1:E:370:PHE:HA	1:E:386:THR:O	2.10	0.52
5:S:339:TYR:CA	5:S:340:ALA:N	2.68	0.52
1:K:22:ALA:HB1	1:K:780:ALA:CB	2.39	0.52
1:W:181:ALA:O	1:W:196:GLY:HA2	2.08	0.52
3:P:1448:MET:C	3:P:1450:GLU:HA	2.29	0.52
1:Q:370:PHE:HA	1:Q:386:THR:O	2.10	0.52
3:P:1448:MET:C	3:P:1450:GLU:HA	2.29	0.52
5:S:378:SER:CA	5:S:378:SER:O	2.51	0.52
1:E:22:ALA:HB1	1:E:780:ALA:CA	2.38	0.52
1:Q:22:ALA:HB1	1:Q:780:ALA:CA	2.38	0.52
1:E:370:PHE:HA	1:E:386:THR:O	2.10	0.52
5:S:378:SER:O	5:S:378:SER:CA	2.51	0.52
3:D:1489:HIS:C	3:D:1491:ILE:N	2.61	0.52
1:Q:370:PHE:HA	1:Q:386:THR:O	2.10	0.52
2:O:778:ILE:HA	1:W:139:GLY:N	2.20	0.52
2:O:779:GLU:CA	1:W:123:ILE:H	2.23	0.52
3:D:1448:MET:C	3:D:1450:GLU:HA	2.29	0.52
2:O:174:GLY:HA3	3:P:1682:LYS:CB	2.38	0.52
3:D:1489:HIS:C	3:D:1491:ILE:N	2.61	0.52
1:B:370:PHE:HA	1:B:386:THR:O	2.10	0.52
4:F:447:VAL:CB	4:F:447:VAL:N	2.62	0.52
2:O:778:ILE:HA	1:W:139:GLY:N	2.20	0.52
2:O:779:GLU:CA	1:W:123:ILE:H	2.23	0.52
3:D:1448:MET:C	3:D:1450:GLU:HA	2.29	0.52
2:O:174:GLY:HA3	3:P:1682:LYS:CB	2.38	0.52
3:D:1489:HIS:C	3:D:1491:ILE:N	2.61	0.52
1:Q:370:PHE:HA	1:Q:386:THR:O	2.10	0.52
1:B:370:PHE:HA	1:B:386:THR:O	2.10	0.52
4:F:447:VAL:N	4:F:447:VAL:CB	2.62	0.52
2:O:778:ILE:HA	1:W:139:GLY:N	2.20	0.52
2:O:779:GLU:CA	1:W:123:ILE:H	2.23	0.52
4:L:328:VAL:CB	4:L:328:VAL:C	2.67	0.52
3:D:1448:MET:C	3:D:1450:GLU:HA	2.29	0.52
6:N:409:PRO:CA	6:N:410:LEU:N	2.72	0.52

Continued on next page...

Continued from previous page...

Atom-1	Atom-2	Interatomic distance (Å)	Clash overlap (Å)
2:O:174:GLY:HA3	3:P:1682:LYS:CB	2.38	0.52
3:D:1489:HIS:C	3:D:1491:ILE:N	2.61	0.52
1:B:370:PHE:HA	1:B:386:THR:O	2.10	0.52
4:F:447:VAL:N	4:F:447:VAL:CB	2.62	0.52
2:O:778:ILE:HA	1:W:139:GLY:N	2.20	0.52
2:O:779:GLU:CA	1:W:123:ILE:H	2.23	0.52
4:L:328:VAL:C	4:L:328:VAL:CB	2.67	0.52
6:N:409:PRO:CA	6:N:410:LEU:N	2.72	0.52
1:Q:370:PHE:HA	1:Q:386:THR:O	2.10	0.52
1:B:370:PHE:HA	1:B:386:THR:O	2.10	0.52
2:C:531:LEU:O	3:D:1663:GLN:CA	2.53	0.52
3:J:1664:ASP:C	3:J:1667:ALA:H	2.12	0.52
3:P:1504:VAL:O	3:P:1505:SER:C	2.39	0.52
2:O:778:ILE:HA	1:W:139:GLY:N	2.20	0.52
2:O:779:GLU:CA	1:W:123:ILE:H	2.23	0.52
4:L:328:VAL:C	4:L:328:VAL:CB	2.67	0.52
3:D:1448:MET:C	3:D:1450:GLU:HA	2.29	0.52
6:N:409:PRO:CA	6:N:410:LEU:N	2.72	0.52
2:O:174:GLY:HA3	3:P:1682:LYS:CB	2.38	0.52
3:D:1489:HIS:C	3:D:1491:ILE:N	2.61	0.52
1:B:370:PHE:HA	1:B:386:THR:O	2.10	0.52
4:F:447:VAL:N	4:F:447:VAL:CB	2.62	0.52
2:O:778:ILE:HA	1:W:139:GLY:N	2.20	0.52
2:O:779:GLU:CA	1:W:123:ILE:H	2.23	0.52
4:L:328:VAL:CB	4:L:328:VAL:C	2.67	0.52
3:D:1448:MET:C	3:D:1450:GLU:HA	2.29	0.52
6:N:409:PRO:CA	6:N:410:LEU:N	2.72	0.52
2:O:174:GLY:HA3	3:P:1682:LYS:CB	2.38	0.52
3:D:1489:HIS:C	3:D:1491:ILE:N	2.61	0.52
1:Q:370:PHE:HA	1:Q:386:THR:O	2.10	0.52
1:B:370:PHE:HA	1:B:386:THR:O	2.10	0.52
4:F:447:VAL:CB	4:F:447:VAL:N	2.62	0.52
2:O:778:ILE:HA	1:W:139:GLY:N	2.20	0.52
2:O:779:GLU:CA	1:W:123:ILE:H	2.23	0.52
4:L:328:VAL:CB	4:L:328:VAL:C	2.67	0.52
6:N:409:PRO:CA	6:N:410:LEU:N	2.72	0.52
1:B:370:PHE:HA	1:B:386:THR:O	2.10	0.52
1:E:370:PHE:HA	1:E:386:THR:O	2.10	0.51
1:E:370:PHE:HA	1:E:386:THR:O	2.10	0.51
1:Q:1265:ASP:N	3:V:687:ILE:O	2.44	0.51
1:E:22:ALA:HB1	1:E:780:ALA:CB	2.39	0.51

Continued on next page...

Continued from previous page...

Atom-1	Atom-2	Interatomic distance (Å)	Clash overlap (Å)
1:A:370:PHE:HA	1:A:386:THR:O	2.10	0.51
1:E:370:PHE:HA	1:E:386:THR:O	2.10	0.51
1:E:370:PHE:HA	1:E:386:THR:O	2.10	0.51
2:C:676:ALA:O	1:K:796:LYS:HA	2.10	0.51
3:J:1448:MET:C	3:J:1450:GLU:HA	2.29	0.51
1:A:370:PHE:HA	1:A:386:THR:O	2.10	0.51
3:P:744:PHE:C	3:P:746:ARG:HA	2.31	0.51
2:C:676:ALA:O	1:K:796:LYS:HA	2.10	0.51
3:J:1448:MET:C	3:J:1450:GLU:HA	2.29	0.51
3:P:744:PHE:C	3:P:746:ARG:HA	2.31	0.51
1:A:370:PHE:HA	1:A:386:THR:O	2.10	0.51
2:C:676:ALA:O	1:K:796:LYS:HA	2.10	0.51
3:J:1448:MET:C	3:J:1450:GLU:HA	2.29	0.51
1:A:370:PHE:HA	1:A:386:THR:O	2.10	0.51
3:P:744:PHE:C	3:P:746:ARG:HA	2.31	0.51
2:C:676:ALA:O	1:K:796:LYS:HA	2.10	0.51
3:J:1448:MET:C	3:J:1450:GLU:HA	2.29	0.51
1:A:370:PHE:HA	1:A:386:THR:O	2.10	0.51
4:R:458:ASP:O	4:R:460:LEU:CA	2.58	0.51
2:C:306:PRO:C	1:Q:849:ASN:CB	2.76	0.51
5:Y:378:SER:CA	5:Y:378:SER:O	2.51	0.51
3:J:1489:HIS:C	3:J:1491:ILE:N	2.61	0.51
1:Q:370:PHE:HA	1:Q:386:THR:O	2.10	0.51
2:C:676:ALA:O	1:K:796:LYS:HA	2.10	0.51
3:J:1448:MET:C	3:J:1450:GLU:HA	2.29	0.51
1:A:370:PHE:HA	1:A:386:THR:O	2.10	0.51
3:P:744:PHE:C	3:P:746:ARG:HA	2.31	0.51
2:C:676:ALA:O	1:K:796:LYS:HA	2.10	0.51
3:J:1448:MET:C	3:J:1450:GLU:HA	2.29	0.51
3:P:744:PHE:C	3:P:746:ARG:HA	2.31	0.51
1:A:370:PHE:HA	1:A:386:THR:O	2.10	0.51
2:C:676:ALA:O	1:K:796:LYS:HA	2.10	0.51
3:J:1448:MET:C	3:J:1450:GLU:HA	2.29	0.51
1:A:370:PHE:HA	1:A:386:THR:O	2.10	0.51
6:Z:408:SER:C	6:Z:409:PRO:C	2.64	0.51
3:J:744:PHE:C	3:J:746:ARG:HA	2.31	0.51
1:K:370:PHE:HA	1:K:386:THR:O	2.10	0.51
3:V:744:PHE:C	3:V:746:ARG:HA	2.31	0.51
6:Z:408:SER:C	6:Z:409:PRO:C	2.64	0.51
3:J:744:PHE:C	3:J:746:ARG:HA	2.31	0.51
1:K:370:PHE:HA	1:K:386:THR:O	2.10	0.51

Continued on next page...

Continued from previous page...

Atom-1	Atom-2	Interatomic distance (Å)	Clash overlap (Å)
3:V:744:PHE:C	3:V:746:ARG:HA	2.31	0.51
3:J:744:PHE:C	3:J:746:ARG:HA	2.31	0.51
1:K:370:PHE:HA	1:K:386:THR:O	2.10	0.51
3:V:744:PHE:C	3:V:746:ARG:HA	2.31	0.51
3:P:1489:HIS:C	3:P:1491:ILE:N	2.61	0.51
3:J:744:PHE:C	3:J:746:ARG:HA	2.31	0.51
3:D:744:PHE:C	3:D:746:ARG:HA	2.30	0.51
1:K:370:PHE:HA	1:K:386:THR:O	2.10	0.51
3:V:744:PHE:C	3:V:746:ARG:HA	2.31	0.51
5:S:325:ALA:CA	5:S:326:LEU:N	2.69	0.51
6:T:462:GLY:CA	6:T:462:GLY:O	2.50	0.51
4:R:399:SER:CA	4:R:401:TYR:N	2.73	0.51
4:X:222:THR:O	4:X:246:GLU:HA	2.10	0.51
3:V:1448:MET:C	3:V:1450:GLU:HA	2.29	0.51
1:B:370:PHE:HA	1:B:386:THR:O	2.10	0.51
3:J:744:PHE:C	3:J:746:ARG:HA	2.31	0.51
1:K:370:PHE:HA	1:K:386:THR:O	2.10	0.51
3:V:744:PHE:C	3:V:746:ARG:HA	2.31	0.51
3:J:744:PHE:C	3:J:746:ARG:HA	2.31	0.51
1:K:370:PHE:HA	1:K:386:THR:O	2.10	0.51
3:V:744:PHE:C	3:V:746:ARG:HA	2.31	0.51
3:P:1489:HIS:C	3:P:1491:ILE:N	2.61	0.51
3:J:744:PHE:C	3:J:746:ARG:HA	2.31	0.51
3:D:744:PHE:C	3:D:746:ARG:HA	2.30	0.51
1:K:370:PHE:HA	1:K:386:THR:O	2.10	0.51
3:V:744:PHE:C	3:V:746:ARG:HA	2.31	0.51
4:L:490:LEU:O	4:L:493:HIS:N	2.43	0.51
6:T:409:PRO:CA	6:T:410:LEU:N	2.72	0.51
1:W:370:PHE:HA	1:W:386:THR:O	2.10	0.51
4:L:490:LEU:O	4:L:493:HIS:N	2.43	0.51
4:R:490:LEU:O	4:R:493:HIS:N	2.44	0.51
4:F:490:LEU:O	4:F:493:HIS:N	2.44	0.51
4:F:399:SER:CA	4:F:401:TYR:N	2.74	0.51
1:W:370:PHE:HA	1:W:386:THR:O	2.10	0.51
4:R:490:LEU:O	4:R:493:HIS:N	2.44	0.51
4:F:490:LEU:O	4:F:493:HIS:N	2.44	0.51
4:F:399:SER:CA	4:F:401:TYR:N	2.74	0.51
6:Z:408:SER:CA	6:Z:410:LEU:N	2.68	0.51
1:W:370:PHE:HA	1:W:386:THR:O	2.10	0.51
4:R:490:LEU:O	4:R:493:HIS:N	2.44	0.51
4:F:490:LEU:O	4:F:493:HIS:N	2.44	0.51

Continued on next page...

Continued from previous page...

Atom-1	Atom-2	Interatomic distance (Å)	Clash overlap (Å)
4:F:399:SER:CA	4:F:401:TYR:N	2.74	0.51
6:Z:408:SER:CA	6:Z:410:LEU:N	2.68	0.51
1:W:370:PHE:HA	1:W:386:THR:O	2.10	0.51
6:Z:462:GLY:CA	6:Z:462:GLY:O	2.50	0.51
6:H:409:PRO:CA	6:H:410:LEU:N	2.72	0.51
6:T:409:PRO:CA	6:T:410:LEU:N	2.72	0.51
6:Z:408:SER:CA	6:Z:410:LEU:N	2.68	0.51
1:W:370:PHE:HA	1:W:386:THR:O	2.10	0.51
4:R:490:LEU:O	4:R:493:HIS:N	2.44	0.51
4:F:490:LEU:O	4:F:493:HIS:N	2.44	0.51
4:F:399:SER:CA	4:F:401:TYR:N	2.74	0.51
6:Z:408:SER:CA	6:Z:410:LEU:N	2.68	0.51
1:W:370:PHE:HA	1:W:386:THR:O	2.10	0.51
4:R:490:LEU:O	4:R:493:HIS:N	2.44	0.51
4:F:490:LEU:O	4:F:493:HIS:N	2.44	0.51
4:F:399:SER:CA	4:F:401:TYR:N	2.74	0.51
6:Z:408:SER:CA	6:Z:410:LEU:N	2.68	0.51
1:W:370:PHE:HA	1:W:386:THR:O	2.10	0.51
4:X:490:LEU:O	4:X:493:HIS:N	2.43	0.51
1:E:1231:ASP:O	1:K:579:GLU:CB	2.59	0.51
4:X:490:LEU:O	4:X:493:HIS:N	2.43	0.51
4:R:399:SER:CA	4:R:401:TYR:N	2.73	0.51
5:S:345:TYR:C	5:S:348:ILE:H	2.14	0.51
4:R:399:SER:CA	4:R:401:TYR:N	2.73	0.51
5:S:345:TYR:C	5:S:348:ILE:H	2.14	0.51
1:E:1231:ASP:O	1:K:579:GLU:CB	2.59	0.51
4:R:399:SER:CA	4:R:401:TYR:N	2.73	0.51
5:S:345:TYR:C	5:S:348:ILE:H	2.14	0.51
4:X:222:THR:C	4:X:247:ARG:H	2.14	0.51
4:L:222:THR:O	4:L:246:GLU:HA	2.10	0.51
1:A:22:ALA:HB1	1:A:780:ALA:CB	2.39	0.51
1:E:1231:ASP:O	1:K:579:GLU:CB	2.59	0.51
4:R:399:SER:CA	4:R:401:TYR:N	2.73	0.51
5:S:345:TYR:C	5:S:348:ILE:H	2.14	0.51
4:R:399:SER:CA	4:R:401:TYR:N	2.73	0.51
5:S:345:TYR:C	5:S:348:ILE:H	2.14	0.51
1:E:1231:ASP:O	1:K:579:GLU:CB	2.59	0.51
6:H:408:SER:C	6:H:409:PRO:C	2.64	0.51
6:H:425:HIS:O	6:H:426:ALA:HB2	2.11	0.51
2:I:647:SER:CB	3:J:1451:ARG:CB	2.88	0.51
2:O:711:PHE:CB	1:W:133:ASP:CB	2.89	0.51

Continued on next page...

Continued from previous page...

Atom-1	Atom-2	Interatomic distance (Å)	Clash overlap (Å)
4:R:458:ASP:O	4:R:460:LEU:CA	2.58	0.51
2:O:711:PHE:CB	1:W:133:ASP:CB	2.89	0.51
2:I:647:SER:CB	3:J:1451:ARG:CB	2.88	0.51
4:R:458:ASP:O	4:R:460:LEU:CA	2.58	0.51
2:I:647:SER:CB	3:J:1451:ARG:CB	2.88	0.51
2:O:711:PHE:CB	1:W:133:ASP:CB	2.89	0.51
4:R:458:ASP:O	4:R:460:LEU:CA	2.58	0.51
2:O:711:PHE:CB	1:W:133:ASP:CB	2.89	0.51
2:I:647:SER:CB	3:J:1451:ARG:CB	2.88	0.51
4:L:399:SER:CA	4:L:401:TYR:N	2.74	0.51
1:K:22:ALA:HB1	1:K:780:ALA:CA	2.38	0.51
6:N:425:HIS:O	6:N:426:ALA:HB2	2.11	0.51
6:H:408:SER:C	6:H:409:PRO:C	2.64	0.51
6:H:425:HIS:O	6:H:426:ALA:HB2	2.11	0.51
2:I:647:SER:CB	3:J:1451:ARG:CB	2.88	0.51
2:O:711:PHE:CB	1:W:133:ASP:CB	2.89	0.51
4:R:458:ASP:O	4:R:460:LEU:CA	2.58	0.51
2:O:711:PHE:CB	1:W:133:ASP:CB	2.89	0.51
2:I:647:SER:CB	3:J:1451:ARG:CB	2.88	0.51
4:R:458:ASP:O	4:R:460:LEU:CA	2.58	0.51
2:I:647:SER:CB	3:J:1451:ARG:CB	2.88	0.51
2:O:711:PHE:CB	1:W:133:ASP:CB	2.89	0.51
4:X:493:HIS:C	4:X:493:HIS:CB	2.61	0.51
6:N:409:PRO:CA	6:N:410:LEU:N	2.72	0.51
3:D:744:PHE:C	3:D:746:ARG:HA	2.31	0.51
2:U:647:SER:CB	3:V:1451:ARG:CB	2.88	0.51
4:X:493:HIS:C	4:X:493:HIS:CB	2.61	0.51
6:N:409:PRO:CA	6:N:410:LEU:N	2.72	0.51
3:D:744:PHE:C	3:D:746:ARG:HA	2.31	0.51
2:U:647:SER:CB	3:V:1451:ARG:CB	2.88	0.51
4:X:458:ASP:O	4:X:460:LEU:CA	2.58	0.51
4:L:458:ASP:O	4:L:460:LEU:CA	2.58	0.51
5:Y:326:LEU:CB	5:Y:326:LEU:N	2.72	0.51
3:D:744:PHE:C	3:D:746:ARG:HA	2.31	0.51
2:U:647:SER:CB	3:V:1451:ARG:CB	2.88	0.51
4:X:458:ASP:O	4:X:460:LEU:CA	2.58	0.51
4:L:458:ASP:O	4:L:460:LEU:CA	2.58	0.51
5:Y:326:LEU:N	5:Y:326:LEU:CB	2.72	0.51
2:U:647:SER:CB	3:V:1451:ARG:CB	2.88	0.51
4:X:399:SER:CA	4:X:401:TYR:N	2.74	0.51
3:V:1448:MET:O	3:V:1451:ARG:N	2.44	0.51

Continued on next page...

Continued from previous page...

Atom-1	Atom-2	Interatomic distance (Å)	Clash overlap (Å)
1:E:1266:PHE:CB	3:J:680:SER:O	2.59	0.51
4:X:458:ASP:O	4:X:460:LEU:CA	2.58	0.51
4:L:458:ASP:O	4:L:460:LEU:CA	2.58	0.51
5:Y:326:LEU:CB	5:Y:326:LEU:N	2.72	0.51
3:D:744:PHE:C	3:D:746:ARG:HA	2.31	0.51
2:U:647:SER:CB	3:V:1451:ARG:CB	2.88	0.51
4:X:458:ASP:O	4:X:460:LEU:CA	2.58	0.51
4:L:458:ASP:O	4:L:460:LEU:CA	2.58	0.51
5:Y:326:LEU:N	5:Y:326:LEU:CB	2.72	0.51
3:D:744:PHE:C	3:D:746:ARG:HA	2.31	0.51
2:U:647:SER:CB	3:V:1451:ARG:CB	2.88	0.51
4:X:458:ASP:O	4:X:460:LEU:CA	2.58	0.51
4:L:458:ASP:O	4:L:460:LEU:CA	2.58	0.51
5:Y:326:LEU:CB	5:Y:326:LEU:N	2.72	0.51
2:U:647:SER:CB	3:V:1451:ARG:CB	2.88	0.51
6:T:408:SER:CA	6:T:410:LEU:N	2.68	0.51
6:H:408:SER:CA	6:H:410:LEU:N	2.68	0.51
4:F:399:SER:CA	4:F:401:TYR:N	2.74	0.51
3:P:1489:HIS:C	3:P:1491:ILE:N	2.61	0.51
1:K:376:ARG:O	1:K:380:ALA:HA	2.11	0.51
3:P:1489:HIS:C	3:P:1491:ILE:N	2.61	0.51
1:K:376:ARG:O	1:K:380:ALA:HA	2.11	0.51
3:P:1489:HIS:C	3:P:1491:ILE:N	2.61	0.51
1:K:376:ARG:O	1:K:380:ALA:HA	2.11	0.51
1:K:376:ARG:O	1:K:380:ALA:HA	2.11	0.51
3:J:1448:MET:O	3:J:1451:ARG:N	2.44	0.51
1:E:1302:VAL:HA	3:J:876:VAL:CB	2.40	0.51
6:H:425:HIS:O	6:H:426:ALA:HB2	2.11	0.51
3:D:1448:MET:C	3:D:1450:GLU:HA	2.29	0.51
6:T:408:SER:CA	6:T:410:LEU:N	2.68	0.51
6:H:408:SER:CA	6:H:410:LEU:N	2.68	0.51
4:F:399:SER:CA	4:F:401:TYR:N	2.74	0.51
3:P:1489:HIS:C	3:P:1491:ILE:N	2.61	0.51
1:K:376:ARG:O	1:K:380:ALA:HA	2.11	0.51
3:P:1489:HIS:C	3:P:1491:ILE:N	2.61	0.51
1:K:376:ARG:O	1:K:380:ALA:HA	2.11	0.51
1:K:376:ARG:O	1:K:380:ALA:HA	2.11	0.51
5:S:345:TYR:C	5:S:348:ILE:H	2.14	0.51
3:P:879:LEU:CB	6:T:415:LYS:C	2.75	0.51
3:J:1489:HIS:C	3:J:1491:ILE:N	2.61	0.51
1:B:376:ARG:O	1:B:380:ALA:HA	2.11	0.51

Continued on next page...

Continued from previous page...

Atom-1	Atom-2	Interatomic distance (Å)	Clash overlap (Å)
3:J:1489:HIS:C	3:J:1491:ILE:N	2.61	0.51
1:B:376:ARG:O	1:B:380:ALA:HA	2.11	0.51
4:X:459:LEU:CA	4:X:460:LEU:N	2.54	0.51
3:J:1489:HIS:C	3:J:1491:ILE:N	2.61	0.51
1:B:376:ARG:O	1:B:380:ALA:HA	2.11	0.51
4:X:459:LEU:CA	4:X:460:LEU:N	2.54	0.51
3:J:1489:HIS:C	3:J:1491:ILE:N	2.61	0.51
1:B:376:ARG:O	1:B:380:ALA:HA	2.11	0.51
6:H:490:GLN:N	6:H:490:GLN:CB	2.58	0.51
5:Y:345:TYR:C	5:Y:348:ILE:H	2.14	0.51
2:I:622:PHE:HA	3:J:1449:TRP:CB	2.39	0.51
2:U:643:ASN:CB	3:V:1453:THR:CA	2.87	0.51
1:E:376:ARG:O	1:E:380:ALA:HA	2.11	0.51
4:X:459:LEU:CA	4:X:460:LEU:N	2.54	0.51
5:S:345:TYR:C	5:S:348:ILE:H	2.14	0.51
3:P:879:LEU:CB	6:T:415:LYS:C	2.75	0.51
3:J:1489:HIS:C	3:J:1491:ILE:N	2.61	0.51
1:B:376:ARG:O	1:B:380:ALA:HA	2.11	0.51
4:X:459:LEU:CA	4:X:460:LEU:N	2.54	0.51
3:J:1489:HIS:C	3:J:1491:ILE:N	2.61	0.51
1:B:376:ARG:O	1:B:380:ALA:HA	2.11	0.51
4:X:459:LEU:CA	4:X:460:LEU:N	2.54	0.51
3:J:1489:HIS:C	3:J:1491:ILE:N	2.61	0.51
1:B:376:ARG:O	1:B:380:ALA:HA	2.11	0.51
3:D:1448:MET:O	3:D:1451:ARG:N	2.44	0.51
3:P:1448:MET:O	3:P:1451:ARG:N	2.44	0.51
6:N:462:GLY:O	6:N:462:GLY:CA	2.51	0.51
4:R:458:ASP:O	4:R:459:LEU:C	2.45	0.51
6:H:380:GLU:C	6:H:381:LYS:CA	2.72	0.51
3:D:1448:MET:O	3:D:1451:ARG:N	2.44	0.51
3:P:1448:MET:O	3:P:1451:ARG:N	2.44	0.51
6:N:462:GLY:CA	6:N:462:GLY:O	2.51	0.51
5:G:345:TYR:C	5:G:348:ILE:H	2.14	0.51
4:R:458:ASP:O	4:R:459:LEU:C	2.45	0.51
6:H:380:GLU:C	6:H:381:LYS:CA	2.72	0.51
3:D:1448:MET:O	3:D:1451:ARG:N	2.44	0.51
3:P:1448:MET:O	3:P:1451:ARG:N	2.44	0.51
5:G:345:TYR:C	5:G:348:ILE:H	2.14	0.51
4:R:458:ASP:O	4:R:459:LEU:C	2.45	0.51
6:H:380:GLU:C	6:H:381:LYS:CA	2.72	0.51
5:G:345:TYR:C	5:G:348:ILE:H	2.14	0.51

Continued on next page...

Continued from previous page...

Atom-1	Atom-2	Interatomic distance (Å)	Clash overlap (Å)
3:P:1448:MET:O	3:P:1451:ARG:N	2.44	0.51
3:D:1515:TYR:CB	3:P:1472:SER:CB	2.89	0.51
4:R:222:THR:O	4:R:246:GLU:HA	2.10	0.51
5:M:339:TYR:CA	5:M:340:ALA:N	2.68	0.51
1:Q:1306:LEU:O	3:V:732:PHE:N	2.44	0.51
6:T:425:HIS:O	6:T:426:ALA:HB2	2.11	0.51
3:D:1448:MET:O	3:D:1451:ARG:N	2.44	0.51
3:P:1448:MET:O	3:P:1451:ARG:N	2.44	0.51
4:R:458:ASP:O	4:R:459:LEU:C	2.45	0.51
6:H:380:GLU:C	6:H:381:LYS:CA	2.72	0.51
3:D:1448:MET:O	3:D:1451:ARG:N	2.44	0.51
3:P:1448:MET:O	3:P:1451:ARG:N	2.44	0.51
5:G:345:TYR:C	5:G:348:ILE:H	2.14	0.51
4:R:458:ASP:O	4:R:459:LEU:C	2.45	0.51
6:H:380:GLU:C	6:H:381:LYS:CA	2.72	0.51
5:G:345:TYR:C	5:G:348:ILE:H	2.14	0.51
3:P:1448:MET:O	3:P:1451:ARG:N	2.44	0.51
3:D:1515:TYR:CB	3:P:1472:SER:CB	2.89	0.51
4:F:458:ASP:O	4:F:460:LEU:CA	2.58	0.50
5:Y:325:ALA:CA	5:Y:326:LEU:N	2.69	0.50
5:S:378:SER:O	5:S:378:SER:CA	2.51	0.50
1:A:376:ARG:O	1:A:380:ALA:HA	2.11	0.50
5:Y:325:ALA:CA	5:Y:326:LEU:N	2.69	0.50
1:A:376:ARG:O	1:A:380:ALA:HA	2.11	0.50
4:X:488:ILE:N	4:X:488:ILE:CB	2.66	0.50
1:A:376:ARG:O	1:A:380:ALA:HA	2.11	0.50
6:Z:425:HIS:O	6:Z:426:ALA:HB2	2.11	0.50
4:X:488:ILE:N	4:X:488:ILE:CB	2.66	0.50
1:A:376:ARG:O	1:A:380:ALA:HA	2.11	0.50
3:P:744:PHE:C	3:P:746:ARG:HA	2.31	0.50
6:Z:425:HIS:O	6:Z:426:ALA:HB2	2.11	0.50
5:G:345:TYR:C	5:G:348:ILE:H	2.14	0.50
6:N:409:PRO:CA	6:N:410:LEU:N	2.72	0.50
1:W:22:ALA:HB1	1:W:780:ALA:CA	2.38	0.50
3:P:1448:MET:O	3:P:1451:ARG:N	2.44	0.50
6:Z:425:HIS:O	6:Z:426:ALA:HB2	2.11	0.50
4:F:458:ASP:O	4:F:460:LEU:CA	2.58	0.50
4:X:488:ILE:N	4:X:488:ILE:CB	2.66	0.50
5:S:378:SER:O	5:S:378:SER:CA	2.51	0.50
1:A:376:ARG:O	1:A:380:ALA:HA	2.11	0.50
6:Z:425:HIS:O	6:Z:426:ALA:HB2	2.11	0.50

Continued on next page...

Continued from previous page...

Atom-1	Atom-2	Interatomic distance (Å)	Clash overlap (Å)
4:X:488:ILE:CB	4:X:488:ILE:N	2.66	0.50
1:A:376:ARG:O	1:A:380:ALA:HA	2.11	0.50
6:Z:425:HIS:O	6:Z:426:ALA:HB2	2.11	0.50
4:X:488:ILE:CB	4:X:488:ILE:N	2.66	0.50
1:A:376:ARG:O	1:A:380:ALA:HA	2.11	0.50
6:Z:425:HIS:O	6:Z:426:ALA:HB2	2.11	0.50
3:P:744:PHE:C	3:P:746:ARG:HA	2.31	0.50
4:F:490:LEU:O	4:F:493:HIS:N	2.43	0.50
5:G:345:TYR:C	5:G:348:ILE:H	2.14	0.50
1:E:1239:ASP:CA	1:K:572:ALA:CA	2.87	0.50
1:W:376:ARG:O	1:W:380:ALA:HA	2.11	0.50
6:T:425:HIS:O	6:T:426:ALA:HB2	2.11	0.50
1:W:376:ARG:O	1:W:380:ALA:HA	2.11	0.50
4:L:399:SER:CA	4:L:401:TYR:N	2.74	0.50
1:E:1239:ASP:CA	1:K:572:ALA:CA	2.87	0.50
1:W:376:ARG:O	1:W:380:ALA:HA	2.11	0.50
2:C:173:PRO:CA	3:D:1682:LYS:HA	2.34	0.50
4:L:399:SER:CA	4:L:401:TYR:N	2.74	0.50
1:W:376:ARG:O	1:W:380:ALA:HA	2.11	0.50
1:K:376:ARG:O	1:K:380:ALA:HA	2.11	0.50
3:D:1448:MET:O	3:D:1451:ARG:N	2.44	0.50
4:F:490:LEU:O	4:F:493:HIS:N	2.43	0.50
4:L:399:SER:CA	4:L:401:TYR:N	2.74	0.50
5:G:345:TYR:C	5:G:348:ILE:H	2.14	0.50
1:E:1239:ASP:CA	1:K:572:ALA:CA	2.87	0.50
1:W:376:ARG:O	1:W:380:ALA:HA	2.11	0.50
6:T:425:HIS:O	6:T:426:ALA:HB2	2.11	0.50
4:L:399:SER:CA	4:L:401:TYR:N	2.74	0.50
1:W:376:ARG:O	1:W:380:ALA:HA	2.11	0.50
2:C:173:PRO:CA	3:D:1682:LYS:HA	2.34	0.50
4:L:399:SER:CA	4:L:401:TYR:N	2.74	0.50
1:E:1239:ASP:CA	1:K:572:ALA:CA	2.87	0.50
1:W:376:ARG:O	1:W:380:ALA:HA	2.11	0.50
4:X:455:ILE:C	4:X:456:ASP:C	2.56	0.50
3:D:1449:TRP:HA	3:P:1446:LYS:HA	1.93	0.50
4:L:399:SER:CA	4:L:401:TYR:N	2.74	0.50
5:Y:345:TYR:C	5:Y:348:ILE:H	2.14	0.50
4:R:399:SER:CA	4:R:401:TYR:N	2.74	0.50
4:X:455:ILE:C	4:X:456:ASP:C	2.56	0.50
3:D:1449:TRP:HA	3:P:1446:LYS:HA	1.93	0.50
5:G:339:TYR:CB	5:G:341:ALA:N	2.75	0.50

Continued on next page...

Continued from previous page...

Atom-1	Atom-2	Interatomic distance (Å)	Clash overlap (Å)
4:L:399:SER:CA	4:L:401:TYR:N	2.74	0.50
5:Y:345:TYR:C	5:Y:348:ILE:H	2.14	0.50
3:D:1449:TRP:HA	3:P:1446:LYS:HA	1.93	0.50
5:G:339:TYR:CB	5:G:341:ALA:N	2.75	0.50
5:G:339:TYR:CB	5:G:341:ALA:N	2.75	0.50
3:D:1448:MET:O	3:D:1451:ARG:N	2.44	0.50
4:F:399:SER:CA	4:F:401:TYR:N	2.74	0.50
5:M:339:TYR:CB	5:M:341:ALA:N	2.75	0.50
6:Z:409:PRO:CA	6:Z:410:LEU:N	2.72	0.50
2:O:784:GLN:CB	1:W:132:GLY:CA	2.88	0.50
1:K:215:LEU:HA	1:K:230:GLY:HA2	1.94	0.50
3:D:1449:TRP:HA	3:P:1446:LYS:HA	1.93	0.50
4:R:399:SER:CA	4:R:401:TYR:N	2.74	0.50
3:D:1449:TRP:HA	3:P:1446:LYS:HA	1.93	0.50
5:G:339:TYR:CB	5:G:341:ALA:N	2.75	0.50
5:G:339:TYR:CB	5:G:341:ALA:N	2.75	0.50
3:D:1448:MET:O	3:D:1451:ARG:N	2.44	0.50
5:M:345:TYR:C	5:M:348:ILE:H	2.14	0.50
2:C:788:GLN:N	1:K:90:PRO:CB	2.42	0.50
6:Z:425:HIS:O	6:Z:426:ALA:HB2	2.11	0.50
6:N:425:HIS:O	6:N:426:ALA:HB2	2.11	0.50
5:M:345:TYR:C	5:M:348:ILE:H	2.14	0.50
5:S:339:TYR:CB	5:S:341:ALA:N	2.75	0.50
2:C:788:GLN:N	1:K:90:PRO:CB	2.42	0.50
1:E:376:ARG:O	1:E:380:ALA:HA	2.11	0.50
6:Z:425:HIS:O	6:Z:426:ALA:HB2	2.11	0.50
6:N:425:HIS:O	6:N:426:ALA:HB2	2.11	0.50
6:N:408:SER:C	6:N:409:PRO:C	2.64	0.50
5:S:339:TYR:CB	5:S:341:ALA:N	2.75	0.50
2:C:788:GLN:N	1:K:90:PRO:CB	2.42	0.50
6:N:408:SER:C	6:N:409:PRO:C	2.64	0.50
5:S:339:TYR:CB	5:S:341:ALA:N	2.75	0.50
2:C:788:GLN:N	1:K:90:PRO:CB	2.42	0.50
1:E:376:ARG:O	1:E:380:ALA:HA	2.11	0.50
4:X:447:VAL:N	4:X:447:VAL:CB	2.62	0.50
4:L:328:VAL:CB	4:L:328:VAL:C	2.67	0.50
5:M:345:TYR:C	5:M:348:ILE:H	2.14	0.50
6:N:408:SER:C	6:N:409:PRO:C	2.65	0.50
2:C:675:ARG:HA	1:K:849:ASN:CB	2.40	0.50
1:E:215:LEU:HA	1:E:230:GLY:HA2	1.94	0.50
6:N:408:SER:C	6:N:409:PRO:C	2.64	0.50

Continued on next page...

Continued from previous page...

Atom-1	Atom-2	Interatomic distance (Å)	Clash overlap (Å)
2:C:788:GLN:N	1:K:90:PRO:CB	2.42	0.50
6:N:408:SER:C	6:N:409:PRO:C	2.64	0.50
5:S:339:TYR:CB	5:S:341:ALA:N	2.75	0.50
2:C:788:GLN:N	1:K:90:PRO:CB	2.42	0.50
1:E:376:ARG:O	1:E:380:ALA:HA	2.11	0.50
6:N:408:SER:C	6:N:409:PRO:C	2.64	0.50
5:S:339:TYR:CB	5:S:341:ALA:N	2.75	0.50
2:C:788:GLN:N	1:K:90:PRO:CB	2.42	0.50
4:R:458:ASP:O	4:R:460:LEU:CA	2.58	0.50
5:S:339:TYR:CB	5:S:341:ALA:N	2.75	0.50
1:E:849:ASN:C	2:O:304:PRO:N	2.65	0.50
3:V:1489:HIS:C	3:V:1491:ILE:N	2.61	0.50
1:E:376:ARG:O	1:E:380:ALA:HA	2.11	0.50
1:K:215:LEU:HA	1:K:230:GLY:HA2	1.94	0.50
4:R:329:GLY:N	4:R:329:GLY:C	2.62	0.50
3:V:1489:HIS:C	3:V:1491:ILE:N	2.61	0.50
1:Q:215:LEU:HA	1:Q:230:GLY:HA2	1.94	0.50
1:K:215:LEU:HA	1:K:230:GLY:HA2	1.94	0.50
4:R:329:GLY:C	4:R:329:GLY:N	2.62	0.50
6:N:408:SER:CA	6:N:410:LEU:N	2.68	0.50
1:E:849:ASN:C	2:O:304:PRO:N	2.65	0.50
3:V:1489:HIS:C	3:V:1491:ILE:N	2.61	0.50
1:E:376:ARG:O	1:E:380:ALA:HA	2.11	0.50
5:M:345:TYR:C	5:M:348:ILE:H	2.14	0.50
1:K:215:LEU:HA	1:K:230:GLY:HA2	1.94	0.50
4:R:329:GLY:C	4:R:329:GLY:N	2.62	0.50
6:N:408:SER:CA	6:N:410:LEU:N	2.68	0.50
3:V:1489:HIS:C	3:V:1491:ILE:N	2.61	0.50
5:M:345:TYR:C	5:M:348:ILE:H	2.14	0.50
1:Q:215:LEU:HA	1:Q:230:GLY:HA2	1.94	0.50
1:K:215:LEU:HA	1:K:230:GLY:HA2	1.94	0.50
4:F:458:ASP:O	4:F:460:LEU:CA	2.58	0.50
1:B:376:ARG:O	1:B:380:ALA:HA	2.11	0.50
1:W:376:ARG:O	1:W:380:ALA:HA	2.11	0.50
4:R:458:ASP:O	4:R:460:LEU:CA	2.58	0.50
6:N:408:SER:CA	6:N:410:LEU:N	2.68	0.50
5:S:339:TYR:CB	5:S:341:ALA:N	2.75	0.50
1:E:849:ASN:C	2:O:304:PRO:N	2.65	0.50
3:V:1489:HIS:C	3:V:1491:ILE:N	2.61	0.50
1:E:376:ARG:O	1:E:380:ALA:HA	2.11	0.50
5:M:345:TYR:C	5:M:348:ILE:H	2.14	0.50

Continued on next page...

Continued from previous page...

Atom-1	Atom-2	Interatomic distance (Å)	Clash overlap (Å)
1:K:215:LEU:HA	1:K:230:GLY:HA2	1.94	0.50
4:R:329:GLY:C	4:R:329:GLY:N	2.62	0.50
6:N:408:SER:CA	6:N:410:LEU:N	2.68	0.50
3:V:1489:HIS:C	3:V:1491:ILE:N	2.61	0.50
5:M:345:TYR:C	5:M:348:ILE:H	2.14	0.50
1:Q:215:LEU:HA	1:Q:230:GLY:HA2	1.94	0.50
1:K:215:LEU:HA	1:K:230:GLY:HA2	1.94	0.50
4:R:329:GLY:C	4:R:329:GLY:N	2.62	0.50
6:N:408:SER:CA	6:N:410:LEU:N	2.68	0.50
1:E:849:ASN:C	2:O:304:PRO:N	2.65	0.50
3:V:1489:HIS:C	3:V:1491:ILE:N	2.61	0.50
1:E:376:ARG:O	1:E:380:ALA:HA	2.11	0.50
5:M:345:TYR:C	5:M:348:ILE:H	2.14	0.50
1:K:215:LEU:HA	1:K:230:GLY:HA2	1.94	0.50
5:M:339:TYR:CB	5:M:341:ALA:N	2.75	0.50
4:X:399:SER:CA	4:X:401:TYR:N	2.74	0.50
1:K:860:GLN:C	1:K:871:ASP:CB	2.80	0.50
2:O:592:SER:N	1:W:849:ASN:CB	2.40	0.50
1:Q:215:LEU:HA	1:Q:230:GLY:HA2	1.94	0.50
1:E:215:LEU:HA	1:E:230:GLY:HA2	1.94	0.50
3:P:1539:LEU:O	3:P:1540:LEU:C	2.40	0.50
5:G:325:ALA:CA	5:G:326:LEU:N	2.69	0.50
5:M:339:TYR:CB	5:M:341:ALA:N	2.75	0.50
4:X:399:SER:CA	4:X:401:TYR:N	2.74	0.50
1:K:860:GLN:C	1:K:871:ASP:CB	2.80	0.50
2:O:592:SER:N	1:W:849:ASN:CB	2.40	0.50
1:Q:376:ARG:O	1:Q:380:ALA:HA	2.11	0.50
3:P:1539:LEU:O	3:P:1540:LEU:C	2.40	0.50
4:L:490:LEU:O	4:L:493:HIS:N	2.44	0.50
5:G:325:ALA:CA	5:G:326:LEU:N	2.69	0.50
5:M:339:TYR:CB	5:M:341:ALA:N	2.75	0.50
1:K:860:GLN:C	1:K:871:ASP:CB	2.80	0.50
5:Y:339:TYR:CB	5:Y:341:ALA:N	2.75	0.50
2:O:592:SER:N	1:W:849:ASN:CB	2.40	0.50
1:Q:215:LEU:HA	1:Q:230:GLY:HA2	1.94	0.50
1:E:215:LEU:HA	1:E:230:GLY:HA2	1.94	0.50
3:P:1539:LEU:O	3:P:1540:LEU:C	2.40	0.50
4:L:490:LEU:O	4:L:493:HIS:N	2.44	0.50
5:G:325:ALA:CA	5:G:326:LEU:N	2.69	0.50
5:M:339:TYR:CB	5:M:341:ALA:N	2.75	0.50
1:K:860:GLN:C	1:K:871:ASP:CB	2.80	0.50

Continued on next page...

Continued from previous page...

Atom-1	Atom-2	Interatomic distance (Å)	Clash overlap (Å)
5:Y:339:TYR:CB	5:Y:341:ALA:N	2.75	0.50
2:O:592:SER:N	1:W:849:ASN:CB	2.40	0.50
1:Q:376:ARG:O	1:Q:380:ALA:HA	2.11	0.50
5:G:326:LEU:CB	5:G:326:LEU:N	2.72	0.50
2:C:447:ASP:C	2:C:448:TYR:HA	2.32	0.50
3:J:1539:LEU:O	3:J:1540:LEU:C	2.40	0.50
4:L:490:LEU:O	4:L:493:HIS:N	2.44	0.50
5:M:339:TYR:CB	5:M:341:ALA:N	2.75	0.50
1:K:860:GLN:C	1:K:871:ASP:CB	2.80	0.50
5:Y:339:TYR:CB	5:Y:341:ALA:N	2.75	0.50
2:O:592:SER:N	1:W:849:ASN:CB	2.40	0.50
1:Q:215:LEU:HA	1:Q:230:GLY:HA2	1.94	0.50
1:E:215:LEU:HA	1:E:230:GLY:HA2	1.94	0.50
3:P:1539:LEU:O	3:P:1540:LEU:C	2.40	0.50
4:L:490:LEU:O	4:L:493:HIS:N	2.44	0.50
5:G:325:ALA:CA	5:G:326:LEU:N	2.69	0.50
5:M:339:TYR:CB	5:M:341:ALA:N	2.75	0.50
1:K:860:GLN:C	1:K:871:ASP:CB	2.80	0.50
5:Y:339:TYR:CB	5:Y:341:ALA:N	2.75	0.50
2:O:592:SER:N	1:W:849:ASN:CB	2.40	0.50
1:Q:376:ARG:O	1:Q:380:ALA:HA	2.11	0.50
3:P:1539:LEU:O	3:P:1540:LEU:C	2.40	0.50
4:L:490:LEU:O	4:L:493:HIS:N	2.44	0.50
5:G:325:ALA:CA	5:G:326:LEU:N	2.69	0.50
5:M:339:TYR:CB	5:M:341:ALA:N	2.75	0.50
1:K:860:GLN:C	1:K:871:ASP:CB	2.80	0.50
5:Y:339:TYR:CB	5:Y:341:ALA:N	2.75	0.50
2:O:592:SER:N	1:W:849:ASN:CB	2.40	0.50
1:Q:215:LEU:HA	1:Q:230:GLY:HA2	1.94	0.50
1:E:215:LEU:HA	1:E:230:GLY:HA2	1.94	0.50
3:D:1472:SER:CB	3:P:1474:GLY:C	2.78	0.50
1:E:1232:SER:C	1:K:579:GLU:CB	2.80	0.50
1:B:215:LEU:HA	1:B:230:GLY:HA2	1.94	0.50
4:F:458:ASP:O	4:F:459:LEU:C	2.45	0.50
3:D:1472:SER:CB	3:P:1474:GLY:C	2.78	0.50
1:B:215:LEU:HA	1:B:230:GLY:HA2	1.94	0.50
6:H:425:HIS:O	6:H:426:ALA:HB2	2.11	0.50
4:F:458:ASP:O	4:F:459:LEU:C	2.45	0.50
4:L:488:ILE:N	4:L:488:ILE:CB	2.66	0.50
4:X:328:VAL:C	4:X:328:VAL:CB	2.67	0.50
4:X:399:SER:CA	4:X:401:TYR:N	2.74	0.50

Continued on next page...

Continued from previous page...

Atom-1	Atom-2	Interatomic distance (Å)	Clash overlap (Å)
3:D:1472:SER:CB	3:P:1474:GLY:C	2.78	0.50
1:E:1232:SER:C	1:K:579:GLU:CB	2.80	0.50
6:H:425:HIS:O	6:H:426:ALA:HB2	2.11	0.50
1:B:215:LEU:HA	1:B:230:GLY:HA2	1.94	0.50
4:F:458:ASP:O	4:F:459:LEU:C	2.45	0.50
4:L:488:ILE:N	4:L:488:ILE:CB	2.66	0.50
4:X:328:VAL:C	4:X:328:VAL:CB	2.67	0.50
4:X:399:SER:CA	4:X:401:TYR:N	2.74	0.50
1:B:215:LEU:HA	1:B:230:GLY:HA2	1.94	0.50
6:H:425:HIS:O	6:H:426:ALA:HB2	2.11	0.50
5:S:326:LEU:N	5:S:326:LEU:CB	2.72	0.50
4:X:329:GLY:C	4:X:329:GLY:N	2.62	0.50
5:M:326:LEU:CB	5:M:326:LEU:N	2.72	0.50
2:U:15:GLN:CA	2:U:16:LEU:N	2.71	0.50
6:Z:408:SER:CA	6:Z:410:LEU:N	2.68	0.50
1:Q:376:ARG:O	1:Q:380:ALA:HA	2.11	0.50
4:L:488:ILE:CB	4:L:488:ILE:N	2.66	0.50
4:X:328:VAL:C	4:X:328:VAL:CB	2.67	0.50
4:X:399:SER:CA	4:X:401:TYR:N	2.74	0.50
3:D:1472:SER:CB	3:P:1474:GLY:C	2.78	0.50
1:E:1232:SER:C	1:K:579:GLU:CB	2.80	0.50
1:B:215:LEU:HA	1:B:230:GLY:HA2	1.94	0.50
4:F:458:ASP:O	4:F:459:LEU:C	2.45	0.50
4:L:488:ILE:CB	4:L:488:ILE:N	2.66	0.50
4:X:328:VAL:C	4:X:328:VAL:CB	2.67	0.50
4:X:399:SER:CA	4:X:401:TYR:N	2.74	0.50
3:D:1472:SER:CB	3:P:1474:GLY:C	2.78	0.50
1:B:215:LEU:HA	1:B:230:GLY:HA2	1.94	0.50
6:H:425:HIS:O	6:H:426:ALA:HB2	2.11	0.50
4:F:458:ASP:O	4:F:459:LEU:C	2.45	0.50
4:L:488:ILE:CB	4:L:488:ILE:N	2.66	0.50
4:X:328:VAL:CB	4:X:328:VAL:C	2.67	0.50
4:X:399:SER:CA	4:X:401:TYR:N	2.74	0.50
1:E:1232:SER:C	1:K:579:GLU:CB	2.80	0.50
6:H:425:HIS:O	6:H:426:ALA:HB2	2.11	0.50
1:B:215:LEU:HA	1:B:230:GLY:HA2	1.94	0.50
1:W:860:GLN:C	1:W:871:ASP:CB	2.80	0.50
3:D:1476:ALA:HB2	3:P:1476:ALA:N	2.26	0.50
1:Q:376:ARG:O	1:Q:380:ALA:HA	2.11	0.50
1:W:860:GLN:C	1:W:871:ASP:CB	2.80	0.50
3:D:1476:ALA:HB2	3:P:1476:ALA:N	2.26	0.50

Continued on next page...

Continued from previous page...

Atom-1	Atom-2	Interatomic distance (Å)	Clash overlap (Å)
5:M:325:ALA:CA	5:M:326:LEU:N	2.69	0.50
1:W:860:GLN:C	1:W:871:ASP:CB	2.80	0.50
3:D:1476:ALA:HB2	3:P:1476:ALA:N	2.26	0.50
1:Q:376:ARG:O	1:Q:380:ALA:HA	2.11	0.50
6:N:425:HIS:O	6:N:426:ALA:HB2	2.11	0.50
5:M:325:ALA:CA	5:M:326:LEU:N	2.69	0.50
1:W:860:GLN:C	1:W:871:ASP:CB	2.80	0.50
6:N:425:HIS:O	6:N:426:ALA:HB2	2.11	0.50
3:D:1472:SER:CB	3:P:1515:TYR:CB	2.89	0.50
2:O:783:SER:N	1:W:92:GLU:H	2.10	0.50
5:M:325:ALA:CA	5:M:326:LEU:N	2.68	0.50
5:S:345:TYR:C	5:S:348:ILE:H	2.14	0.50
4:F:222:THR:C	4:F:247:ARG:H	2.14	0.50
1:Q:215:LEU:HA	1:Q:230:GLY:HA2	1.94	0.50
5:M:325:ALA:CA	5:M:326:LEU:N	2.69	0.50
1:W:860:GLN:C	1:W:871:ASP:CB	2.80	0.50
3:D:1476:ALA:HB2	3:P:1476:ALA:N	2.26	0.50
1:Q:376:ARG:O	1:Q:380:ALA:HA	2.11	0.50
6:N:425:HIS:O	6:N:426:ALA:HB2	2.11	0.50
5:M:325:ALA:CA	5:M:326:LEU:N	2.69	0.50
1:W:860:GLN:C	1:W:871:ASP:CB	2.80	0.50
3:D:1476:ALA:HB2	3:P:1476:ALA:N	2.26	0.50
6:N:425:HIS:O	6:N:426:ALA:HB2	2.11	0.50
5:M:325:ALA:CA	5:M:326:LEU:N	2.69	0.50
1:W:860:GLN:C	1:W:871:ASP:CB	2.80	0.50
1:Q:376:ARG:O	1:Q:380:ALA:HA	2.11	0.50
6:N:425:HIS:O	6:N:426:ALA:HB2	2.11	0.50
3:D:1472:SER:CB	3:P:1515:TYR:CB	2.89	0.50
2:O:591:GLY:H	1:W:851:ALA:HB3	1.76	0.50
2:O:447:ASP:C	2:O:448:TYR:HA	2.32	0.50
6:H:462:GLY:O	6:H:462:GLY:CA	2.51	0.50
2:O:591:GLY:H	1:W:851:ALA:HB3	1.76	0.50
2:O:447:ASP:C	2:O:448:TYR:HA	2.32	0.50
4:L:459:LEU:CA	4:L:460:LEU:N	2.54	0.50
4:X:490:LEU:O	4:X:493:HIS:N	2.44	0.50
6:H:462:GLY:O	6:H:462:GLY:CA	2.51	0.50
5:M:378:SER:O	5:M:378:SER:CA	2.51	0.50
2:O:591:GLY:H	1:W:851:ALA:HB3	1.76	0.50
2:O:447:ASP:C	2:O:448:TYR:HA	2.32	0.50
4:L:459:LEU:CA	4:L:460:LEU:N	2.54	0.50
4:X:490:LEU:O	4:X:493:HIS:N	2.44	0.50

Continued on next page...

Continued from previous page...

Atom-1	Atom-2	Interatomic distance (Å)	Clash overlap (Å)
6:H:462:GLY:O	6:H:462:GLY:CA	2.51	0.50
5:M:378:SER:O	5:M:378:SER:CA	2.51	0.50
2:O:591:GLY:H	1:W:851:ALA:HB3	1.76	0.50
2:O:447:ASP:C	2:O:448:TYR:HA	2.32	0.50
6:N:490:GLN:CB	6:N:490:GLN:N	2.58	0.50
6:Z:490:GLN:CB	6:Z:490:GLN:N	2.59	0.50
3:P:324:GLY:O	3:P:327:ALA:HB3	2.12	0.50
2:O:447:ASP:C	2:O:448:TYR:HA	2.33	0.50
4:L:459:LEU:CA	4:L:460:LEU:N	2.54	0.50
4:X:490:LEU:O	4:X:493:HIS:N	2.44	0.50
5:M:378:SER:O	5:M:378:SER:CA	2.51	0.50
2:O:591:GLY:H	1:W:851:ALA:HB3	1.76	0.50
2:O:447:ASP:C	2:O:448:TYR:HA	2.32	0.50
4:L:459:LEU:CA	4:L:460:LEU:N	2.54	0.50
4:X:490:LEU:O	4:X:493:HIS:N	2.44	0.50
6:H:462:GLY:O	6:H:462:GLY:CA	2.51	0.50
5:M:378:SER:CA	5:M:378:SER:O	2.51	0.50
2:O:591:GLY:H	1:W:851:ALA:HB3	1.76	0.50
2:O:447:ASP:C	2:O:448:TYR:HA	2.32	0.50
4:L:459:LEU:CA	4:L:460:LEU:N	2.54	0.50
4:X:490:LEU:O	4:X:493:HIS:N	2.44	0.50
6:H:462:GLY:O	6:H:462:GLY:CA	2.51	0.50
5:M:378:SER:O	5:M:378:SER:CA	2.51	0.50
2:O:591:GLY:H	1:W:851:ALA:HB3	1.76	0.50
2:O:447:ASP:C	2:O:448:TYR:HA	2.32	0.50
6:H:409:PRO:CA	6:H:410:LEU:N	2.72	0.49
3:V:1448:MET:C	3:V:1450:GLU:HA	2.29	0.49
1:W:215:LEU:HA	1:W:230:GLY:HA2	1.94	0.49
2:C:447:ASP:C	2:C:448:TYR:HA	2.32	0.49
2:O:15:GLN:CA	2:O:16:LEU:N	2.71	0.49
3:V:1448:MET:C	3:V:1450:GLU:HA	2.29	0.49
1:W:215:LEU:HA	1:W:230:GLY:HA2	1.94	0.49
1:E:215:LEU:HA	1:E:230:GLY:HA2	1.94	0.49
2:C:447:ASP:C	2:C:448:TYR:HA	2.32	0.49
4:L:493:HIS:CB	4:L:493:HIS:C	2.61	0.49
2:O:15:GLN:CA	2:O:16:LEU:N	2.71	0.49
3:V:1448:MET:C	3:V:1450:GLU:HA	2.29	0.49
1:W:215:LEU:HA	1:W:230:GLY:HA2	1.94	0.49
2:C:447:ASP:C	2:C:448:TYR:HA	2.32	0.49
4:L:493:HIS:C	4:L:493:HIS:CB	2.61	0.49
2:O:15:GLN:CA	2:O:16:LEU:N	2.71	0.49

Continued on next page...

Continued from previous page...

Atom-1	Atom-2	Interatomic distance (Å)	Clash overlap (Å)
3:V:1448:MET:C	3:V:1450:GLU:HA	2.29	0.49
1:W:215:LEU:HA	1:W:230:GLY:HA2	1.94	0.49
1:E:215:LEU:HA	1:E:230:GLY:HA2	1.94	0.49
2:C:447:ASP:C	2:C:448:TYR:HA	2.32	0.49
4:L:459:LEU:CA	4:L:460:LEU:N	2.54	0.49
5:S:339:TYR:CB	5:S:341:ALA:N	2.75	0.49
6:Z:408:SER:C	6:Z:409:PRO:C	2.64	0.49
4:L:493:HIS:C	4:L:493:HIS:CB	2.61	0.49
6:H:409:PRO:CA	6:H:410:LEU:N	2.72	0.49
3:V:1448:MET:C	3:V:1450:GLU:HA	2.29	0.49
1:W:215:LEU:HA	1:W:230:GLY:HA2	1.94	0.49
2:C:447:ASP:C	2:C:448:TYR:HA	2.32	0.49
4:L:493:HIS:CB	4:L:493:HIS:C	2.61	0.49
2:O:15:GLN:CA	2:O:16:LEU:N	2.71	0.49
3:V:1448:MET:C	3:V:1450:GLU:HA	2.29	0.49
1:W:215:LEU:HA	1:W:230:GLY:HA2	1.94	0.49
1:E:215:LEU:HA	1:E:230:GLY:HA2	1.94	0.49
2:C:447:ASP:C	2:C:448:TYR:HA	2.32	0.49
4:L:493:HIS:CB	4:L:493:HIS:C	2.61	0.49
2:O:15:GLN:CA	2:O:16:LEU:N	2.71	0.49
3:V:1448:MET:C	3:V:1450:GLU:HA	2.29	0.49
1:W:215:LEU:HA	1:W:230:GLY:HA2	1.94	0.49
2:C:447:ASP:C	2:C:448:TYR:HA	2.32	0.49
2:C:306:PRO:N	1:Q:848:ASP:H	2.10	0.49
5:Y:339:TYR:CB	5:Y:341:ALA:N	2.75	0.49
3:P:1509:GLN:O	3:P:1510:GLN:C	2.45	0.49
1:A:215:LEU:HA	1:A:230:GLY:HA2	1.94	0.49
2:C:234:LEU:C	2:C:252:MET:HA	2.33	0.49
2:O:234:LEU:C	2:O:252:MET:HA	2.33	0.49
4:F:493:HIS:C	4:F:493:HIS:CB	2.61	0.49
5:Y:339:TYR:CB	5:Y:341:ALA:N	2.75	0.49
3:P:1509:GLN:O	3:P:1510:GLN:C	2.45	0.49
6:T:425:HIS:O	6:T:426:ALA:HB2	2.11	0.49
2:C:234:LEU:C	2:C:252:MET:HA	2.33	0.49
1:A:215:LEU:HA	1:A:230:GLY:HA2	1.94	0.49
2:O:234:LEU:C	2:O:252:MET:HA	2.33	0.49
4:F:493:HIS:CB	4:F:493:HIS:C	2.61	0.49
2:C:306:PRO:N	1:Q:848:ASP:H	2.10	0.49
3:P:1509:GLN:O	3:P:1510:GLN:C	2.45	0.49
5:Y:345:TYR:C	5:Y:348:ILE:H	2.14	0.49
6:T:425:HIS:O	6:T:426:ALA:HB2	2.11	0.49

Continued on next page...

Continued from previous page...

Atom-1	Atom-2	Interatomic distance (Å)	Clash overlap (Å)
1:A:215:LEU:HA	1:A:230:GLY:HA2	1.94	0.49
2:C:234:LEU:C	2:C:252:MET:HA	2.33	0.49
2:O:234:LEU:C	2:O:252:MET:HA	2.33	0.49
4:F:493:HIS:CB	4:F:493:HIS:C	2.61	0.49
5:Y:345:TYR:C	5:Y:348:ILE:H	2.14	0.49
6:T:425:HIS:O	6:T:426:ALA:HB2	2.11	0.49
2:C:234:LEU:C	2:C:252:MET:HA	2.33	0.49
1:A:215:LEU:HA	1:A:230:GLY:HA2	1.94	0.49
2:O:234:LEU:C	2:O:252:MET:HA	2.33	0.49
4:X:457:ALA:C	4:X:459:LEU:N	2.66	0.49
5:Y:339:TYR:CB	5:Y:341:ALA:N	2.75	0.49
1:Q:1357:VAL:O	3:V:877:CYS:C	2.50	0.49
2:C:306:PRO:N	1:Q:848:ASP:H	2.10	0.49
3:P:1509:GLN:O	3:P:1510:GLN:C	2.45	0.49
5:Y:345:TYR:C	5:Y:348:ILE:H	2.14	0.49
1:A:215:LEU:HA	1:A:230:GLY:HA2	1.94	0.49
2:C:234:LEU:C	2:C:252:MET:HA	2.33	0.49
2:O:234:LEU:C	2:O:252:MET:HA	2.33	0.49
4:F:493:HIS:CB	4:F:493:HIS:C	2.61	0.49
3:P:1509:GLN:O	3:P:1510:GLN:C	2.45	0.49
5:Y:345:TYR:C	5:Y:348:ILE:H	2.14	0.49
6:T:425:HIS:O	6:T:426:ALA:HB2	2.11	0.49
2:C:234:LEU:C	2:C:252:MET:HA	2.33	0.49
1:A:215:LEU:HA	1:A:230:GLY:HA2	1.94	0.49
2:O:234:LEU:C	2:O:252:MET:HA	2.33	0.49
4:F:493:HIS:C	4:F:493:HIS:CB	2.61	0.49
2:C:306:PRO:N	1:Q:848:ASP:H	2.10	0.49
5:Y:345:TYR:C	5:Y:348:ILE:H	2.14	0.49
6:T:425:HIS:O	6:T:426:ALA:HB2	2.11	0.49
1:A:215:LEU:HA	1:A:230:GLY:HA2	1.94	0.49
2:C:234:LEU:C	2:C:252:MET:HA	2.33	0.49
2:O:234:LEU:C	2:O:252:MET:HA	2.33	0.49
2:O:786:ARG:CB	1:W:92:GLU:H	2.21	0.49
5:S:339:TYR:CA	5:S:340:ALA:N	2.68	0.49
2:O:722:LEU:CB	1:W:128:TYR:O	2.60	0.49
2:C:469:THR:O	2:C:470:ALA:HB3	2.12	0.49
2:O:786:ARG:CB	1:W:92:GLU:H	2.21	0.49
2:O:722:LEU:CB	1:W:128:TYR:O	2.60	0.49
2:C:469:THR:O	2:C:470:ALA:HB3	2.12	0.49
4:X:457:ALA:C	4:X:459:LEU:N	2.66	0.49
4:L:329:GLY:C	4:L:329:GLY:N	2.62	0.49

Continued on next page...

Continued from previous page...

Atom-1	Atom-2	Interatomic distance (Å)	Clash overlap (Å)
2:O:786:ARG:CB	1:W:92:GLU:H	2.21	0.49
2:O:722:LEU:CB	1:W:128:TYR:O	2.60	0.49
2:C:469:THR:O	2:C:470:ALA:HB3	2.12	0.49
4:X:457:ALA:C	4:X:459:LEU:N	2.66	0.49
4:L:329:GLY:N	4:L:329:GLY:C	2.62	0.49
2:O:786:ARG:CB	1:W:92:GLU:H	2.21	0.49
2:O:722:LEU:CB	1:W:128:TYR:O	2.60	0.49
2:C:469:THR:O	2:C:470:ALA:HB3	2.12	0.49
6:T:380:GLU:C	6:T:381:LYS:CA	2.72	0.49
2:C:469:THR:O	2:C:470:ALA:HB3	2.13	0.49
3:V:324:GLY:O	3:V:327:ALA:HB3	2.12	0.49
2:O:469:THR:O	2:O:470:ALA:HB3	2.12	0.49
4:X:457:ALA:C	4:X:459:LEU:N	2.66	0.49
4:L:329:GLY:C	4:L:329:GLY:N	2.62	0.49
2:O:786:ARG:CB	1:W:92:GLU:H	2.21	0.49
5:S:339:TYR:CA	5:S:340:ALA:N	2.68	0.49
2:O:722:LEU:CB	1:W:128:TYR:O	2.60	0.49
2:C:469:THR:O	2:C:470:ALA:HB3	2.12	0.49
4:X:457:ALA:C	4:X:459:LEU:N	2.66	0.49
4:L:329:GLY:N	4:L:329:GLY:C	2.62	0.49
2:O:786:ARG:CB	1:W:92:GLU:H	2.21	0.49
2:O:722:LEU:CB	1:W:128:TYR:O	2.60	0.49
2:C:469:THR:O	2:C:470:ALA:HB3	2.12	0.49
4:X:457:ALA:C	4:X:459:LEU:N	2.66	0.49
4:L:329:GLY:N	4:L:329:GLY:C	2.62	0.49
2:O:786:ARG:CB	1:W:92:GLU:H	2.21	0.49
2:O:722:LEU:CB	1:W:128:TYR:O	2.60	0.49
2:C:469:THR:O	2:C:470:ALA:HB3	2.12	0.49
5:M:339:TYR:CA	5:M:340:ALA:N	2.68	0.49
5:G:339:TYR:CB	5:G:341:ALA:N	2.75	0.49
5:M:339:TYR:CA	5:M:340:ALA:N	2.68	0.49
2:C:675:ARG:O	1:K:851:ALA:HB3	2.12	0.49
3:P:1489:HIS:C	3:P:1491:ILE:N	2.61	0.49
1:A:376:ARG:O	1:A:380:ALA:HA	2.11	0.49
3:J:324:GLY:O	3:J:327:ALA:HB3	2.12	0.49
5:G:339:TYR:CB	5:G:341:ALA:N	2.75	0.49
4:L:457:ALA:C	4:L:459:LEU:N	2.66	0.49
4:X:457:ALA:C	4:X:459:LEU:N	2.66	0.49
5:S:325:ALA:CA	5:S:326:LEU:N	2.69	0.49
1:Q:1305:GLN:CB	3:V:172:ARG:CA	2.91	0.49
3:P:1517:SER:O	3:P:1518:ASN:C	2.51	0.49

Continued on next page...

Continued from previous page...

Atom-1	Atom-2	Interatomic distance (Å)	Clash overlap (Å)
2:O:469:THR:O	2:O:470:ALA:HB3	2.12	0.49
4:L:457:ALA:C	4:L:459:LEU:N	2.66	0.49
4:X:457:ALA:C	4:X:459:LEU:N	2.66	0.49
5:G:339:TYR:CA	5:G:340:ALA:N	2.68	0.49
3:P:1517:SER:O	3:P:1518:ASN:C	2.51	0.49
2:O:469:THR:O	2:O:470:ALA:HB3	2.12	0.49
4:L:457:ALA:C	4:L:459:LEU:N	2.66	0.49
5:G:339:TYR:CA	5:G:340:ALA:N	2.68	0.49
1:Q:1305:GLN:CB	3:V:172:ARG:CA	2.91	0.49
3:P:1517:SER:O	3:P:1518:ASN:C	2.51	0.49
2:O:469:THR:O	2:O:470:ALA:HB3	2.12	0.49
4:L:457:ALA:C	4:L:459:LEU:N	2.66	0.49
5:G:339:TYR:CA	5:G:340:ALA:N	2.68	0.49
2:O:469:THR:O	2:O:470:ALA:HB3	2.12	0.49
4:X:488:ILE:N	4:X:488:ILE:CB	2.66	0.49
4:R:222:THR:C	4:R:247:ARG:H	2.14	0.49
4:L:222:THR:C	4:L:247:ARG:H	2.14	0.49
5:G:339:TYR:CB	5:G:341:ALA:N	2.75	0.49
2:U:622:PHE:HA	3:V:1449:TRP:CB	2.40	0.49
4:L:457:ALA:C	4:L:459:LEU:N	2.66	0.49
5:S:325:ALA:CA	5:S:326:LEU:N	2.69	0.49
1:Q:1305:GLN:CB	3:V:172:ARG:CA	2.91	0.49
3:P:1517:SER:O	3:P:1518:ASN:C	2.51	0.49
2:O:469:THR:O	2:O:470:ALA:HB3	2.12	0.49
4:L:457:ALA:C	4:L:459:LEU:N	2.66	0.49
5:G:339:TYR:CA	5:G:340:ALA:N	2.68	0.49
3:P:1517:SER:O	3:P:1518:ASN:C	2.51	0.49
2:O:469:THR:O	2:O:470:ALA:HB3	2.12	0.49
4:L:457:ALA:C	4:L:459:LEU:N	2.66	0.49
5:G:339:TYR:CA	5:G:340:ALA:N	2.68	0.49
1:Q:1305:GLN:CB	3:V:172:ARG:CA	2.91	0.49
2:O:469:THR:O	2:O:470:ALA:HB3	2.12	0.49
4:F:457:ALA:C	4:F:459:LEU:N	2.66	0.49
6:N:374:SER:CB	6:N:374:SER:H	2.25	0.49
2:C:15:GLN:N	2:C:16:LEU:N	2.61	0.49
6:N:374:SER:H	6:N:374:SER:CB	2.25	0.49
2:C:15:GLN:N	2:C:16:LEU:N	2.61	0.49
5:M:339:TYR:CA	5:M:340:ALA:N	2.68	0.49
2:C:15:GLN:N	2:C:16:LEU:N	2.61	0.49
5:M:339:TYR:CA	5:M:340:ALA:N	2.68	0.49
3:D:69:LYS:O	3:D:70:ALA:HB3	2.13	0.49

Continued on next page...

Continued from previous page...

Atom-1	Atom-2	Interatomic distance (Å)	Clash overlap (Å)
3:P:69:LYS:O	3:P:70:ALA:HB3	2.13	0.49
4:F:458:ASP:O	4:F:459:LEU:C	2.45	0.49
4:L:457:ALA:C	4:L:459:LEU:N	2.66	0.49
4:R:457:ALA:C	4:R:459:LEU:N	2.66	0.49
2:C:306:PRO:CB	1:Q:848:ASP:C	2.74	0.49
1:K:312:MET:CB	1:K:313:SER:CA	2.91	0.49
4:F:457:ALA:C	4:F:459:LEU:N	2.66	0.49
5:M:339:TYR:CA	5:M:340:ALA:N	2.68	0.49
2:C:15:GLN:N	2:C:16:LEU:N	2.61	0.49
5:M:339:TYR:CA	5:M:340:ALA:N	2.68	0.49
2:C:15:GLN:N	2:C:16:LEU:N	2.61	0.49
5:M:339:TYR:CA	5:M:340:ALA:N	2.68	0.49
3:D:69:LYS:O	3:D:70:ALA:HB3	2.13	0.49
3:P:69:LYS:O	3:P:70:ALA:HB3	2.13	0.49
4:L:458:ASP:C	4:L:460:LEU:N	2.66	0.49
4:R:490:LEU:O	4:R:493:HIS:N	2.44	0.49
5:M:378:SER:O	5:M:378:SER:CA	2.51	0.49
3:J:69:LYS:O	3:J:70:ALA:HB3	2.13	0.49
4:L:458:ASP:C	4:L:460:LEU:N	2.66	0.49
4:F:457:ALA:C	4:F:459:LEU:N	2.66	0.49
5:M:378:SER:CA	5:M:378:SER:O	2.51	0.49
3:J:69:LYS:O	3:J:70:ALA:HB3	2.13	0.49
4:F:457:ALA:C	4:F:459:LEU:N	2.66	0.49
6:N:374:SER:H	6:N:374:SER:CB	2.25	0.49
3:J:69:LYS:O	3:J:70:ALA:HB3	2.13	0.49
4:F:457:ALA:C	4:F:459:LEU:N	2.66	0.49
6:N:374:SER:CB	6:N:374:SER:H	2.25	0.49
3:J:69:LYS:O	3:J:70:ALA:HB3	2.13	0.49
4:F:457:ALA:C	4:F:459:LEU:N	2.66	0.49
1:E:1304:ASP:N	3:J:876:VAL:O	2.10	0.49
4:R:490:LEU:O	4:R:493:HIS:N	2.44	0.49
6:N:374:SER:CB	6:N:374:SER:H	2.25	0.49
3:J:69:LYS:O	3:J:70:ALA:HB3	2.13	0.49
4:F:457:ALA:C	4:F:459:LEU:N	2.66	0.49
6:N:374:SER:H	6:N:374:SER:CB	2.25	0.49
3:J:69:LYS:O	3:J:70:ALA:HB3	2.13	0.49
4:F:457:ALA:C	4:F:459:LEU:N	2.66	0.49
6:N:374:SER:CB	6:N:374:SER:H	2.25	0.49
3:J:69:LYS:O	3:J:70:ALA:HB3	2.13	0.49
4:F:458:ASP:C	4:F:460:LEU:N	2.66	0.49
2:O:779:GLU:HA	1:W:123:ILE:H	1.78	0.49

Continued on next page...

Continued from previous page...

Atom-1	Atom-2	Interatomic distance (Å)	Clash overlap (Å)
3:P:887:ASN:O	6:T:405:ASP:CA	2.60	0.49
3:V:1504:VAL:O	3:V:1505:SER:C	2.39	0.49
2:O:779:GLU:HA	1:W:123:ILE:H	1.78	0.49
2:O:15:GLN:N	2:O:16:LEU:N	2.61	0.49
3:V:1504:VAL:O	3:V:1505:SER:C	2.39	0.49
2:O:779:GLU:HA	1:W:123:ILE:H	1.78	0.49
5:M:326:LEU:CB	5:M:326:LEU:N	2.72	0.49
2:O:15:GLN:N	2:O:16:LEU:N	2.61	0.49
3:V:1504:VAL:O	3:V:1505:SER:C	2.39	0.49
2:O:779:GLU:HA	1:W:123:ILE:H	1.78	0.49
5:M:326:LEU:N	5:M:326:LEU:CB	2.72	0.49
2:O:15:GLN:N	2:O:16:LEU:N	2.61	0.49
2:C:173:PRO:O	3:D:1682:LYS:CB	2.60	0.49
3:V:1504:VAL:O	3:V:1505:SER:C	2.39	0.49
4:X:458:ASP:O	4:X:460:LEU:CA	2.58	0.49
5:G:325:ALA:CA	5:G:326:LEU:N	2.69	0.49
2:O:15:GLN:N	2:O:16:LEU:N	2.61	0.49
1:Q:1308:LYS:H	3:V:733:ASP:CB	2.25	0.49
3:D:1489:HIS:C	3:D:1491:ILE:N	2.61	0.49
1:W:215:LEU:HA	1:W:230:GLY:HA2	1.94	0.49
2:O:234:LEU:C	2:O:252:MET:HA	2.33	0.49
4:F:458:ASP:C	4:F:460:LEU:N	2.66	0.49
2:O:779:GLU:HA	1:W:123:ILE:H	1.78	0.49
5:M:326:LEU:N	5:M:326:LEU:CB	2.72	0.49
3:P:887:ASN:O	6:T:405:ASP:CA	2.60	0.49
3:V:1504:VAL:O	3:V:1505:SER:C	2.39	0.49
2:O:779:GLU:HA	1:W:123:ILE:H	1.78	0.49
5:M:326:LEU:CB	5:M:326:LEU:N	2.72	0.49
2:O:15:GLN:N	2:O:16:LEU:N	2.61	0.49
3:V:1504:VAL:O	3:V:1505:SER:C	2.39	0.49
2:O:779:GLU:HA	1:W:123:ILE:H	1.78	0.49
5:M:326:LEU:CB	5:M:326:LEU:N	2.72	0.49
2:O:15:GLN:N	2:O:16:LEU:N	2.61	0.49
2:C:173:PRO:O	3:D:1682:LYS:CB	2.60	0.49
3:V:1504:VAL:O	3:V:1505:SER:C	2.39	0.49
2:O:15:GLN:N	2:O:16:LEU:N	2.61	0.49
3:D:1517:SER:O	3:D:1518:ASN:C	2.51	0.49
4:R:457:ALA:C	4:R:459:LEU:N	2.66	0.49
3:D:1517:SER:O	3:D:1518:ASN:C	2.51	0.49
4:R:457:ALA:C	4:R:459:LEU:N	2.66	0.49
3:D:1517:SER:O	3:D:1518:ASN:C	2.51	0.49

Continued on next page...

Continued from previous page...

Atom-1	Atom-2	Interatomic distance (Å)	Clash overlap (Å)
4:R:457:ALA:C	4:R:459:LEU:N	2.66	0.49
2:O:173:PRO:O	3:P:1682:LYS:O	2.31	0.49
6:T:408:SER:C	6:T:409:PRO:C	2.64	0.49
1:A:312:MET:CB	1:A:313:SER:CA	2.91	0.49
1:B:215:LEU:HA	1:B:230:GLY:HA2	1.94	0.49
3:J:69:LYS:O	3:J:70:ALA:HB3	2.13	0.49
3:D:324:GLY:O	3:D:327:ALA:HB3	2.12	0.49
2:I:447:ASP:C	2:I:448:TYR:HA	2.32	0.49
2:U:469:THR:O	2:U:470:ALA:HB3	2.12	0.49
2:O:15:GLN:N	2:O:16:LEU:N	2.61	0.49
3:D:1517:SER:O	3:D:1518:ASN:C	2.51	0.49
4:R:457:ALA:C	4:R:459:LEU:N	2.66	0.49
3:D:1517:SER:O	3:D:1518:ASN:C	2.51	0.49
4:R:457:ALA:C	4:R:459:LEU:N	2.66	0.49
2:O:173:PRO:O	3:P:1682:LYS:O	2.31	0.49
4:R:457:ALA:C	4:R:459:LEU:N	2.66	0.49
4:X:458:ASP:C	4:X:460:LEU:N	2.66	0.49
4:L:329:GLY:C	4:L:329:GLY:N	2.62	0.49
2:C:15:GLN:N	2:C:16:LEU:N	2.61	0.49
1:K:312:MET:CB	1:K:313:SER:CA	2.91	0.49
2:U:447:ASP:C	2:U:448:TYR:HA	2.33	0.49
4:X:458:ASP:C	4:X:460:LEU:N	2.66	0.49
4:L:329:GLY:N	4:L:329:GLY:C	2.62	0.49
1:K:312:MET:CB	1:K:313:SER:CA	2.91	0.49
1:Q:312:MET:CB	1:Q:313:SER:CA	2.91	0.49
2:U:447:ASP:C	2:U:448:TYR:HA	2.33	0.49
1:K:312:MET:CB	1:K:313:SER:CA	2.91	0.49
2:U:447:ASP:C	2:U:448:TYR:HA	2.33	0.49
1:K:312:MET:CB	1:K:313:SER:CA	2.91	0.49
1:Q:312:MET:CB	1:Q:313:SER:CA	2.91	0.49
2:U:447:ASP:C	2:U:448:TYR:HA	2.33	0.49
4:L:458:ASP:C	4:L:460:LEU:N	2.66	0.49
2:U:447:ASP:C	2:U:448:TYR:HA	2.33	0.49
4:R:457:ALA:C	4:R:459:LEU:N	2.66	0.49
2:C:15:GLN:N	2:C:16:LEU:N	2.61	0.49
1:K:312:MET:CB	1:K:313:SER:CA	2.91	0.49
2:U:447:ASP:C	2:U:448:TYR:HA	2.33	0.49
1:K:312:MET:CB	1:K:313:SER:CA	2.91	0.49
1:Q:312:MET:CB	1:Q:313:SER:CA	2.91	0.49
2:U:447:ASP:C	2:U:448:TYR:HA	2.33	0.49
1:K:312:MET:CB	1:K:313:SER:CA	2.91	0.49

Continued on next page...

Continued from previous page...

Atom-1	Atom-2	Interatomic distance (Å)	Clash overlap (Å)
2:U:447:ASP:C	2:U:448:TYR:HA	2.33	0.49
4:R:458:ASP:C	4:R:460:LEU:N	2.66	0.48
5:G:378:SER:O	5:G:378:SER:CB	2.61	0.48
2:U:469:THR:O	2:U:470:ALA:HB3	2.13	0.48
4:F:458:ASP:O	4:F:460:LEU:CA	2.58	0.48
2:U:469:THR:O	2:U:470:ALA:HB3	2.13	0.48
4:F:458:ASP:O	4:F:460:LEU:CA	2.58	0.48
6:N:462:GLY:CA	6:N:462:GLY:O	2.51	0.48
2:U:469:THR:O	2:U:470:ALA:HB3	2.13	0.48
4:F:458:ASP:O	4:F:460:LEU:CA	2.58	0.48
6:N:462:GLY:O	6:N:462:GLY:CA	2.51	0.48
2:U:469:THR:O	2:U:470:ALA:HB3	2.13	0.48
2:O:653:ILE:CB	3:P:1456:GLU:CA	2.91	0.48
3:V:69:LYS:O	3:V:70:ALA:HB3	2.13	0.48
3:P:69:LYS:O	3:P:70:ALA:HB3	2.13	0.48
2:C:234:LEU:C	2:C:252:MET:HA	2.33	0.48
3:D:1509:GLN:O	3:D:1510:GLN:C	2.45	0.48
4:R:458:ASP:C	4:R:460:LEU:N	2.66	0.48
6:N:462:GLY:CA	6:N:462:GLY:O	2.51	0.48
5:G:378:SER:CB	5:G:378:SER:O	2.61	0.48
2:U:469:THR:O	2:U:470:ALA:HB3	2.13	0.48
4:F:458:ASP:O	4:F:460:LEU:CA	2.58	0.48
6:N:462:GLY:CA	6:N:462:GLY:O	2.51	0.48
2:U:469:THR:O	2:U:470:ALA:HB3	2.13	0.48
4:F:458:ASP:O	4:F:460:LEU:CA	2.58	0.48
6:N:462:GLY:O	6:N:462:GLY:CA	2.51	0.48
2:U:469:THR:O	2:U:470:ALA:HB3	2.13	0.48
2:C:304:PRO:N	1:Q:849:ASN:C	2.66	0.48
5:M:378:SER:O	5:M:378:SER:CB	2.61	0.48
3:P:69:LYS:O	3:P:70:ALA:HB3	2.13	0.48
1:E:1309:SER:HA	3:J:174:THR:HA	1.86	0.48
5:M:378:SER:CB	5:M:378:SER:O	2.61	0.48
3:P:69:LYS:O	3:P:70:ALA:HB3	2.13	0.48
2:C:304:PRO:N	1:Q:849:ASN:C	2.66	0.48
3:P:69:LYS:O	3:P:70:ALA:HB3	2.13	0.48
1:E:1309:SER:HA	3:J:174:THR:HA	1.86	0.48
2:C:487:CYS:CB	3:D:1661:ARG:CA	2.85	0.48
5:M:378:SER:O	5:M:378:SER:CB	2.61	0.48
2:C:304:PRO:N	1:Q:849:ASN:C	2.66	0.48
3:P:69:LYS:O	3:P:70:ALA:HB3	2.13	0.48
1:E:1309:SER:HA	3:J:174:THR:HA	1.86	0.48

Continued on next page...

Continued from previous page...

Atom-1	Atom-2	Interatomic distance (Å)	Clash overlap (Å)
3:P:69:LYS:O	3:P:70:ALA:HB3	2.13	0.48
2:C:304:PRO:N	1:Q:849:ASN:C	2.66	0.48
1:E:1309:SER:HA	3:J:174:THR:HA	1.86	0.48
6:T:408:SER:C	6:T:409:PRO:C	2.64	0.48
2:U:643:ASN:N	3:V:1452:LEU:HA	2.28	0.48
3:V:1486:CYS:O	3:V:1487:ASP:C	2.50	0.48
1:Q:312:MET:CB	1:Q:313:SER:CA	2.91	0.48
3:V:69:LYS:O	3:V:70:ALA:HB3	2.13	0.48
2:U:234:LEU:C	2:U:252:MET:HA	2.33	0.48
2:I:234:LEU:C	2:I:252:MET:HA	2.33	0.48
2:I:447:ASP:C	2:I:448:TYR:HA	2.33	0.48
6:T:462:GLY:CA	6:T:462:GLY:O	2.51	0.48
2:U:643:ASN:N	3:V:1452:LEU:HA	2.28	0.48
3:V:1486:CYS:O	3:V:1487:ASP:C	2.50	0.48
3:V:69:LYS:O	3:V:70:ALA:HB3	2.13	0.48
2:U:234:LEU:C	2:U:252:MET:HA	2.33	0.48
2:I:234:LEU:C	2:I:252:MET:HA	2.33	0.48
2:I:447:ASP:C	2:I:448:TYR:HA	2.33	0.48
2:I:15:GLN:N	2:I:16:LEU:N	2.61	0.48
6:T:462:GLY:CA	6:T:462:GLY:O	2.51	0.48
5:M:378:SER:CB	5:M:378:SER:O	2.61	0.48
2:U:643:ASN:N	3:V:1452:LEU:HA	2.28	0.48
3:V:1486:CYS:O	3:V:1487:ASP:C	2.50	0.48
1:Q:312:MET:CB	1:Q:313:SER:CA	2.91	0.48
3:V:69:LYS:O	3:V:70:ALA:HB3	2.13	0.48
2:U:234:LEU:C	2:U:252:MET:HA	2.33	0.48
2:I:234:LEU:C	2:I:252:MET:HA	2.33	0.48
2:I:447:ASP:C	2:I:448:TYR:HA	2.33	0.48
2:I:15:GLN:N	2:I:16:LEU:N	2.61	0.48
6:T:462:GLY:CA	6:T:462:GLY:O	2.51	0.48
5:M:378:SER:O	5:M:378:SER:CB	2.61	0.48
2:U:643:ASN:N	3:V:1452:LEU:HA	2.28	0.48
3:V:1486:CYS:O	3:V:1487:ASP:C	2.50	0.48
3:V:69:LYS:O	3:V:70:ALA:HB3	2.13	0.48
2:U:234:LEU:C	2:U:252:MET:HA	2.33	0.48
2:I:234:LEU:C	2:I:252:MET:HA	2.33	0.48
2:I:447:ASP:C	2:I:448:TYR:HA	2.33	0.48
4:F:458:ASP:C	4:F:460:LEU:N	2.66	0.48
4:R:458:ASP:O	4:R:459:LEU:C	2.45	0.48
5:Y:326:LEU:CB	5:Y:326:LEU:N	2.72	0.48
2:C:15:GLN:N	2:C:16:LEU:N	2.61	0.48

Continued on next page...

Continued from previous page...

Atom-1	Atom-2	Interatomic distance (Å)	Clash overlap (Å)
5:Y:378:SER:CB	5:Y:378:SER:O	2.61	0.48
1:Q:1286:ILE:N	3:V:680:SER:CB	2.76	0.48
2:I:234:LEU:C	2:I:252:MET:HA	2.33	0.48
6:T:408:SER:C	6:T:409:PRO:C	2.64	0.48
2:I:15:GLN:N	2:I:16:LEU:N	2.61	0.48
5:M:378:SER:O	5:M:378:SER:CB	2.61	0.48
2:U:643:ASN:N	3:V:1452:LEU:HA	2.28	0.48
3:V:1486:CYS:O	3:V:1487:ASP:C	2.50	0.48
1:Q:312:MET:CB	1:Q:313:SER:CA	2.91	0.48
3:V:69:LYS:O	3:V:70:ALA:HB3	2.13	0.48
2:U:234:LEU:C	2:U:252:MET:HA	2.33	0.48
2:I:234:LEU:C	2:I:252:MET:HA	2.33	0.48
2:I:447:ASP:C	2:I:448:TYR:HA	2.33	0.48
2:I:15:GLN:N	2:I:16:LEU:N	2.61	0.48
6:T:462:GLY:CA	6:T:462:GLY:O	2.51	0.48
5:M:378:SER:CB	5:M:378:SER:O	2.61	0.48
2:U:643:ASN:N	3:V:1452:LEU:HA	2.28	0.48
3:V:1486:CYS:O	3:V:1487:ASP:C	2.50	0.48
3:V:69:LYS:O	3:V:70:ALA:HB3	2.13	0.48
2:U:234:LEU:C	2:U:252:MET:HA	2.33	0.48
2:I:234:LEU:C	2:I:252:MET:HA	2.33	0.48
2:I:447:ASP:C	2:I:448:TYR:HA	2.33	0.48
2:I:15:GLN:N	2:I:16:LEU:N	2.61	0.48
6:T:462:GLY:CA	6:T:462:GLY:O	2.51	0.48
5:M:378:SER:O	5:M:378:SER:CB	2.61	0.48
2:U:643:ASN:N	3:V:1452:LEU:HA	2.28	0.48
3:V:1486:CYS:O	3:V:1487:ASP:C	2.50	0.48
1:Q:312:MET:CB	1:Q:313:SER:CA	2.91	0.48
3:V:69:LYS:O	3:V:70:ALA:HB3	2.13	0.48
2:U:234:LEU:C	2:U:252:MET:HA	2.33	0.48
2:I:234:LEU:C	2:I:252:MET:HA	2.33	0.48
2:I:447:ASP:C	2:I:448:TYR:HA	2.33	0.48
5:G:326:LEU:CB	5:G:326:LEU:N	2.72	0.48
6:T:380:GLU:C	6:T:381:LYS:CA	2.72	0.48
6:Z:408:SER:CA	6:Z:410:LEU:N	2.68	0.48
1:Q:1231:ASP:O	1:W:579:GLU:CB	2.61	0.48
3:D:69:LYS:O	3:D:70:ALA:HB3	2.13	0.48
6:Z:408:SER:CA	6:Z:410:LEU:N	2.68	0.48
5:S:378:SER:O	5:S:378:SER:CB	2.61	0.48
3:D:69:LYS:O	3:D:70:ALA:HB3	2.13	0.48
4:X:329:GLY:N	4:X:329:GLY:C	2.62	0.48

Continued on next page...

Continued from previous page...

Atom-1	Atom-2	Interatomic distance (Å)	Clash overlap (Å)
5:S:378:SER:CB	5:S:378:SER:O	2.61	0.48
1:Q:1231:ASP:O	1:W:579:GLU:CB	2.61	0.48
3:D:69:LYS:O	3:D:70:ALA:HB3	2.13	0.48
4:X:329:GLY:C	4:X:329:GLY:N	2.62	0.48
5:S:378:SER:O	5:S:378:SER:CB	2.61	0.48
3:V:644:ALA:HB2	3:V:702:PRO:O	2.14	0.48
1:E:312:MET:CB	1:E:313:SER:CA	2.91	0.48
2:I:469:THR:O	2:I:470:ALA:HB3	2.12	0.48
4:X:329:GLY:C	4:X:329:GLY:N	2.62	0.48
5:G:326:LEU:CB	5:G:326:LEU:N	2.72	0.48
6:T:380:GLU:C	6:T:381:LYS:CA	2.72	0.48
1:Q:1231:ASP:O	1:W:579:GLU:CB	2.61	0.48
3:D:69:LYS:O	3:D:70:ALA:HB3	2.13	0.48
4:X:329:GLY:C	4:X:329:GLY:N	2.62	0.48
5:S:378:SER:CB	5:S:378:SER:O	2.61	0.48
3:D:69:LYS:O	3:D:70:ALA:HB3	2.13	0.48
4:X:329:GLY:C	4:X:329:GLY:N	2.62	0.48
5:S:378:SER:O	5:S:378:SER:CB	2.61	0.48
1:Q:1231:ASP:O	1:W:579:GLU:CB	2.61	0.48
4:R:458:ASP:O	4:R:459:LEU:C	2.45	0.48
4:L:493:HIS:C	4:L:493:HIS:CB	2.61	0.48
3:D:1446:LYS:HA	3:P:1449:TRP:HA	1.95	0.48
2:C:709:ARG:HA	1:K:197:GLY:N	2.28	0.48
3:J:1486:CYS:O	3:J:1487:ASP:C	2.50	0.48
1:B:312:MET:CB	1:B:313:SER:CA	2.91	0.48
1:W:1352:LEU:C	1:W:1354:LEU:H	2.17	0.48
1:E:1352:LEU:C	1:E:1354:LEU:H	2.17	0.48
4:L:493:HIS:CB	4:L:493:HIS:C	2.61	0.48
3:D:1446:LYS:HA	3:P:1449:TRP:HA	1.95	0.48
2:C:15:GLN:CA	2:C:16:LEU:N	2.71	0.48
6:T:374:SER:H	6:T:374:SER:CB	2.25	0.48
6:T:409:PRO:CA	6:T:410:LEU:N	2.72	0.48
2:C:709:ARG:HA	1:K:197:GLY:N	2.28	0.48
3:J:1486:CYS:O	3:J:1487:ASP:C	2.50	0.48
1:B:312:MET:CB	1:B:313:SER:CA	2.91	0.48
1:W:1352:LEU:C	1:W:1354:LEU:H	2.17	0.48
1:E:1352:LEU:C	1:E:1354:LEU:H	2.17	0.48
3:D:1446:LYS:HA	3:P:1449:TRP:HA	1.95	0.48
2:C:15:GLN:CA	2:C:16:LEU:N	2.71	0.48
6:T:374:SER:H	6:T:374:SER:CB	2.25	0.48
6:T:409:PRO:CA	6:T:410:LEU:N	2.72	0.48

Continued on next page...

Continued from previous page...

Atom-1	Atom-2	Interatomic distance (Å)	Clash overlap (Å)
2:C:709:ARG:HA	1:K:197:GLY:N	2.28	0.48
3:J:1486:CYS:O	3:J:1487:ASP:C	2.50	0.48
1:B:312:MET:CB	1:B:313:SER:CA	2.91	0.48
1:W:1352:LEU:C	1:W:1354:LEU:H	2.17	0.48
1:E:1352:LEU:C	1:E:1354:LEU:H	2.17	0.48
2:C:15:GLN:CA	2:C:16:LEU:N	2.71	0.48
6:T:374:SER:H	6:T:374:SER:CB	2.25	0.48
6:T:409:PRO:CA	6:T:410:LEU:N	2.72	0.48
2:C:709:ARG:HA	1:K:197:GLY:N	2.28	0.48
3:J:1486:CYS:O	3:J:1487:ASP:C	2.50	0.48
1:B:312:MET:CB	1:B:313:SER:CA	2.91	0.48
1:W:1352:LEU:C	1:W:1354:LEU:H	2.17	0.48
1:E:1352:LEU:C	1:E:1354:LEU:H	2.17	0.48
4:L:450:GLU:O	4:L:451:GLU:CA	2.33	0.48
4:X:493:HIS:C	4:X:493:HIS:CB	2.60	0.48
6:H:374:SER:CB	6:H:374:SER:H	2.25	0.48
1:Q:1286:ILE:C	3:V:680:SER:CB	2.81	0.48
3:P:644:ALA:HB2	3:P:702:PRO:O	2.14	0.48
1:Q:312:MET:CB	1:Q:313:SER:CA	2.91	0.48
1:A:215:LEU:HA	1:A:230:GLY:HA2	1.94	0.48
4:R:458:ASP:O	4:R:459:LEU:C	2.45	0.48
3:D:1446:LYS:HA	3:P:1449:TRP:HA	1.95	0.48
2:C:709:ARG:HA	1:K:197:GLY:N	2.28	0.48
3:J:1486:CYS:O	3:J:1487:ASP:C	2.50	0.48
1:B:312:MET:CB	1:B:313:SER:CA	2.91	0.48
1:W:1352:LEU:C	1:W:1354:LEU:H	2.17	0.48
1:E:1352:LEU:C	1:E:1354:LEU:H	2.17	0.48
3:D:1446:LYS:HA	3:P:1449:TRP:HA	1.95	0.48
2:C:15:GLN:CA	2:C:16:LEU:N	2.71	0.48
6:T:374:SER:H	6:T:374:SER:CB	2.25	0.48
6:T:409:PRO:CA	6:T:410:LEU:N	2.72	0.48
2:C:709:ARG:HA	1:K:197:GLY:N	2.28	0.48
3:J:1486:CYS:O	3:J:1487:ASP:C	2.50	0.48
1:B:312:MET:CB	1:B:313:SER:CA	2.91	0.48
1:W:1352:LEU:C	1:W:1354:LEU:H	2.17	0.48
1:E:1352:LEU:C	1:E:1354:LEU:H	2.17	0.48
2:C:15:GLN:CA	2:C:16:LEU:N	2.71	0.48
6:T:374:SER:CB	6:T:374:SER:H	2.25	0.48
6:T:409:PRO:CA	6:T:410:LEU:N	2.72	0.48
2:C:709:ARG:HA	1:K:197:GLY:N	2.28	0.48
3:J:1486:CYS:O	3:J:1487:ASP:C	2.50	0.48

Continued on next page...

Continued from previous page...

Atom-1	Atom-2	Interatomic distance (Å)	Clash overlap (Å)
1:B:312:MET:CB	1:B:313:SER:CA	2.91	0.48
1:W:1352:LEU:C	1:W:1354:LEU:H	2.17	0.48
1:E:1352:LEU:C	1:E:1354:LEU:H	2.17	0.48
2:C:726:SER:HA	1:K:85:ARG:CA	2.44	0.48
5:Y:326:LEU:N	5:Y:326:LEU:CB	2.72	0.48
2:U:15:GLN:N	2:U:16:LEU:N	2.61	0.48
6:Z:374:SER:H	6:Z:374:SER:CB	2.25	0.48
3:D:1511:GLN:O	3:P:1469:ILE:HA	2.12	0.48
3:D:1510:GLN:C	3:P:1468:ALA:HB3	2.30	0.48
2:I:643:ASN:N	3:J:1452:LEU:HA	2.28	0.48
1:W:312:MET:CB	1:W:313:SER:CA	2.91	0.48
1:A:312:MET:CB	1:A:313:SER:CA	2.91	0.48
1:Q:1352:LEU:C	1:Q:1354:LEU:H	2.17	0.48
2:C:726:SER:HA	1:K:85:ARG:CA	2.44	0.48
5:Y:326:LEU:CB	5:Y:326:LEU:N	2.72	0.48
2:U:15:GLN:N	2:U:16:LEU:N	2.61	0.48
6:Z:374:SER:CB	6:Z:374:SER:H	2.25	0.48
3:D:1511:GLN:O	3:P:1469:ILE:HA	2.12	0.48
3:D:1510:GLN:C	3:P:1468:ALA:HB3	2.30	0.48
2:I:643:ASN:N	3:J:1452:LEU:HA	2.28	0.48
1:W:312:MET:CB	1:W:313:SER:CA	2.91	0.48
1:A:312:MET:CB	1:A:313:SER:CA	2.91	0.48
1:E:312:MET:CB	1:E:313:SER:CA	2.91	0.48
2:C:726:SER:HA	1:K:85:ARG:CA	2.44	0.48
2:U:15:GLN:N	2:U:16:LEU:N	2.61	0.48
5:Y:339:TYR:CA	5:Y:340:ALA:N	2.68	0.48
3:D:1511:GLN:O	3:P:1469:ILE:HA	2.12	0.48
3:D:1510:GLN:C	3:P:1468:ALA:HB3	2.30	0.48
2:I:643:ASN:N	3:J:1452:LEU:HA	2.28	0.48
1:W:312:MET:CB	1:W:313:SER:CA	2.91	0.48
1:A:312:MET:CB	1:A:313:SER:CA	2.91	0.48
1:Q:1352:LEU:C	1:Q:1354:LEU:H	2.17	0.48
2:C:726:SER:HA	1:K:85:ARG:CA	2.44	0.48
2:U:15:GLN:N	2:U:16:LEU:N	2.61	0.48
5:Y:339:TYR:CA	5:Y:340:ALA:N	2.68	0.48
2:I:643:ASN:N	3:J:1452:LEU:HA	2.28	0.48
1:W:312:MET:CB	1:W:313:SER:CA	2.91	0.48
1:A:312:MET:CB	1:A:313:SER:CA	2.91	0.48
1:E:312:MET:CB	1:E:313:SER:CA	2.91	0.48
4:F:492:GLU:CA	4:F:492:GLU:O	2.53	0.48
2:I:15:GLN:N	2:I:16:LEU:N	2.61	0.48

Continued on next page...

Continued from previous page...

Atom-1	Atom-2	Interatomic distance (Å)	Clash overlap (Å)
5:G:378:SER:CA	5:G:378:SER:O	2.51	0.48
2:U:644:LYS:CB	3:V:1451:ARG:CA	2.92	0.48
1:W:312:MET:CB	1:W:313:SER:CA	2.91	0.48
2:U:234:LEU:C	2:U:252:MET:HA	2.33	0.48
2:C:726:SER:HA	1:K:85:ARG:CA	2.44	0.48
2:U:15:GLN:N	2:U:16:LEU:N	2.61	0.48
5:Y:339:TYR:CA	5:Y:340:ALA:N	2.68	0.48
3:D:1511:GLN:O	3:P:1469:ILE:HA	2.12	0.48
3:D:1510:GLN:C	3:P:1468:ALA:HB3	2.30	0.48
2:I:643:ASN:N	3:J:1452:LEU:HA	2.28	0.48
1:W:312:MET:CB	1:W:313:SER:CA	2.91	0.48
1:A:312:MET:CB	1:A:313:SER:CA	2.91	0.48
1:Q:1352:LEU:C	1:Q:1354:LEU:H	2.17	0.48
2:C:726:SER:HA	1:K:85:ARG:CA	2.44	0.48
2:U:15:GLN:N	2:U:16:LEU:N	2.61	0.48
5:Y:339:TYR:CA	5:Y:340:ALA:N	2.68	0.48
3:D:1511:GLN:O	3:P:1469:ILE:HA	2.12	0.48
3:D:1510:GLN:C	3:P:1468:ALA:HB3	2.30	0.48
2:I:643:ASN:N	3:J:1452:LEU:HA	2.28	0.48
1:W:312:MET:CB	1:W:313:SER:CA	2.91	0.48
1:A:312:MET:CB	1:A:313:SER:CA	2.91	0.48
1:E:312:MET:CB	1:E:313:SER:CA	2.91	0.48
2:C:726:SER:HA	1:K:85:ARG:CA	2.44	0.48
2:U:15:GLN:N	2:U:16:LEU:N	2.61	0.48
5:Y:339:TYR:CA	5:Y:340:ALA:N	2.68	0.48
2:I:643:ASN:N	3:J:1452:LEU:HA	2.28	0.48
1:W:312:MET:CB	1:W:313:SER:CA	2.91	0.48
1:A:312:MET:CB	1:A:313:SER:CA	2.91	0.48
1:Q:1352:LEU:C	1:Q:1354:LEU:H	2.17	0.48
4:X:329:GLY:N	4:X:329:GLY:C	2.62	0.48
4:X:329:GLY:C	4:X:329:GLY:N	2.62	0.48
5:Y:325:ALA:CA	5:Y:326:LEU:N	2.69	0.48
5:Y:325:ALA:CA	5:Y:326:LEU:N	2.69	0.48
4:X:455:ILE:C	4:X:457:ALA:H	2.15	0.48
5:G:378:SER:CB	5:G:378:SER:O	2.61	0.48
2:O:591:GLY:HA2	1:W:853:ASP:CB	2.44	0.48
2:C:19:GLU:CB	2:C:20:THR:CA	2.92	0.48
5:Y:325:ALA:CA	5:Y:326:LEU:N	2.69	0.48
5:Y:325:ALA:CA	5:Y:326:LEU:N	2.69	0.48
5:Y:325:ALA:CA	5:Y:326:LEU:N	2.69	0.48
2:C:779:GLU:CB	1:K:123:ILE:H	2.26	0.48

Continued on next page...

Continued from previous page...

Atom-1	Atom-2	Interatomic distance (Å)	Clash overlap (Å)
3:D:1450:GLU:CA	3:P:1446:LYS:HA	2.37	0.48
5:Y:378:SER:O	5:Y:378:SER:CB	2.61	0.48
3:D:1468:ALA:HB3	3:P:1510:GLN:C	2.30	0.48
2:U:644:LYS:CB	3:V:1450:GLU:HA	2.44	0.48
2:C:231:THR:C	2:C:233:VAL:H	2.17	0.48
2:U:807:THR:C	2:U:809:ALA:H	2.16	0.48
2:I:469:THR:O	2:I:470:ALA:HB3	2.12	0.48
2:C:779:GLU:CB	1:K:123:ILE:H	2.26	0.48
3:D:1450:GLU:CA	3:P:1446:LYS:HA	2.37	0.48
5:Y:378:SER:O	5:Y:378:SER:CB	2.61	0.48
6:H:408:SER:C	6:H:409:PRO:C	2.64	0.48
3:D:1468:ALA:HB3	3:P:1510:GLN:C	2.30	0.48
2:U:644:LYS:CB	3:V:1450:GLU:HA	2.44	0.48
2:C:231:THR:C	2:C:233:VAL:H	2.17	0.48
2:U:807:THR:C	2:U:809:ALA:H	2.16	0.48
2:I:469:THR:O	2:I:470:ALA:HB3	2.12	0.48
2:C:779:GLU:CB	1:K:123:ILE:H	2.26	0.48
3:D:1450:GLU:CA	3:P:1446:LYS:HA	2.37	0.48
6:H:408:SER:C	6:H:409:PRO:C	2.64	0.48
3:D:1468:ALA:HB3	3:P:1510:GLN:C	2.30	0.48
2:U:644:LYS:CB	3:V:1450:GLU:HA	2.44	0.48
2:C:231:THR:C	2:C:233:VAL:H	2.17	0.48
2:U:807:THR:C	2:U:809:ALA:H	2.16	0.48
2:I:469:THR:O	2:I:470:ALA:HB3	2.12	0.48
2:C:779:GLU:CB	1:K:123:ILE:H	2.26	0.48
6:H:408:SER:C	6:H:409:PRO:C	2.64	0.48
2:U:644:LYS:CB	3:V:1450:GLU:HA	2.44	0.48
2:C:231:THR:C	2:C:233:VAL:H	2.17	0.48
2:U:807:THR:C	2:U:809:ALA:H	2.16	0.48
2:I:469:THR:O	2:I:470:ALA:HB3	2.12	0.48
4:L:493:HIS:C	4:L:493:HIS:CB	2.60	0.48
4:F:490:LEU:O	4:F:493:HIS:N	2.43	0.48
5:G:325:ALA:CB	5:G:325:ALA:C	2.77	0.48
5:S:378:SER:O	5:S:378:SER:CB	2.61	0.48
1:Q:1309:SER:CB	3:V:735:TYR:H	2.27	0.48
2:O:231:THR:C	2:O:233:VAL:H	2.17	0.48
2:C:779:GLU:CB	1:K:123:ILE:H	2.26	0.48
3:D:1450:GLU:CA	3:P:1446:LYS:HA	2.37	0.48
3:D:1468:ALA:HB3	3:P:1510:GLN:C	2.30	0.48
2:U:644:LYS:CB	3:V:1450:GLU:HA	2.44	0.48
2:C:231:THR:C	2:C:233:VAL:H	2.17	0.48

Continued on next page...

Continued from previous page...

Atom-1	Atom-2	Interatomic distance (Å)	Clash overlap (Å)
2:U:807:THR:C	2:U:809:ALA:H	2.16	0.48
2:I:469:THR:O	2:I:470:ALA:HB3	2.12	0.48
2:C:779:GLU:CB	1:K:123:ILE:H	2.26	0.48
3:D:1450:GLU:CA	3:P:1446:LYS:HA	2.37	0.48
6:H:408:SER:C	6:H:409:PRO:C	2.64	0.48
3:D:1468:ALA:HB3	3:P:1510:GLN:C	2.30	0.48
2:U:644:LYS:CB	3:V:1450:GLU:HA	2.44	0.48
2:C:231:THR:C	2:C:233:VAL:H	2.17	0.48
2:U:807:THR:C	2:U:809:ALA:H	2.16	0.48
2:I:469:THR:O	2:I:470:ALA:HB3	2.12	0.48
2:C:779:GLU:CB	1:K:123:ILE:H	2.26	0.48
6:H:408:SER:C	6:H:409:PRO:C	2.64	0.48
2:U:644:LYS:CB	3:V:1450:GLU:HA	2.44	0.48
2:C:231:THR:C	2:C:233:VAL:H	2.17	0.48
2:U:807:THR:C	2:U:809:ALA:H	2.16	0.48
2:I:469:THR:O	2:I:470:ALA:HB3	2.12	0.48
5:S:378:SER:O	5:S:378:SER:CB	2.61	0.48
3:D:1509:GLN:O	3:D:1510:GLN:C	2.45	0.48
3:J:1539:LEU:O	3:J:1540:LEU:C	2.40	0.48
5:G:378:SER:CB	5:G:378:SER:O	2.61	0.48
3:D:1509:GLN:O	3:D:1510:GLN:C	2.45	0.48
3:J:1539:LEU:O	3:J:1540:LEU:C	2.40	0.48
5:G:378:SER:O	5:G:378:SER:CB	2.61	0.48
6:Z:374:SER:H	6:Z:374:SER:CB	2.25	0.48
3:D:1509:GLN:O	3:D:1510:GLN:C	2.45	0.48
2:I:19:GLU:CB	2:I:20:THR:CA	2.92	0.48
3:J:1539:LEU:O	3:J:1540:LEU:C	2.40	0.48
5:G:378:SER:CB	5:G:378:SER:O	2.61	0.48
6:Z:374:SER:H	6:Z:374:SER:CB	2.25	0.48
2:I:19:GLU:CB	2:I:20:THR:CA	2.92	0.48
3:J:1539:LEU:O	3:J:1540:LEU:C	2.40	0.48
4:F:235:ASP:CB	4:F:235:ASP:C	2.68	0.48
4:L:488:ILE:CB	4:L:488:ILE:N	2.66	0.48
1:E:852:VAL:CB	2:O:304:PRO:CA	2.89	0.48
1:K:1352:LEU:C	1:K:1354:LEU:H	2.17	0.48
5:S:378:SER:CB	5:S:378:SER:O	2.61	0.48
6:Z:374:SER:H	6:Z:374:SER:CB	2.25	0.48
3:D:1509:GLN:O	3:D:1510:GLN:C	2.45	0.48
2:I:19:GLU:CB	2:I:20:THR:CA	2.92	0.48
3:J:1539:LEU:O	3:J:1540:LEU:C	2.40	0.48
5:G:378:SER:CB	5:G:378:SER:O	2.61	0.48

Continued on next page...

Continued from previous page...

Atom-1	Atom-2	Interatomic distance (Å)	Clash overlap (Å)
6:Z:374:SER:H	6:Z:374:SER:CB	2.25	0.48
3:D:1509:GLN:O	3:D:1510:GLN:C	2.45	0.48
2:I:19:GLU:CB	2:I:20:THR:CA	2.92	0.48
3:J:1539:LEU:O	3:J:1540:LEU:C	2.40	0.48
5:G:378:SER:O	5:G:378:SER:CB	2.61	0.48
6:Z:374:SER:H	6:Z:374:SER:CB	2.25	0.48
2:I:19:GLU:CB	2:I:20:THR:CA	2.92	0.48
3:J:1539:LEU:O	3:J:1540:LEU:C	2.40	0.48
4:L:458:ASP:O	4:L:460:LEU:CA	2.58	0.48
5:G:322:ALA:O	5:G:325:ALA:HB3	2.14	0.48
5:M:326:LEU:CB	5:M:326:LEU:N	2.72	0.48
2:I:15:GLN:N	2:I:16:LEU:N	2.61	0.48
1:E:851:ALA:C	2:O:305:LEU:N	2.54	0.48
2:I:644:LYS:CB	3:J:1450:GLU:HA	2.44	0.48
1:E:312:MET:CB	1:E:313:SER:CA	2.91	0.48
2:O:231:THR:C	2:O:233:VAL:H	2.17	0.48
6:T:490:GLN:CB	6:T:490:GLN:N	2.58	0.48
4:L:458:ASP:O	4:L:460:LEU:CA	2.58	0.48
5:M:326:LEU:N	5:M:326:LEU:CB	2.72	0.48
2:I:15:GLN:N	2:I:16:LEU:N	2.61	0.48
2:I:644:LYS:CB	3:J:1450:GLU:HA	2.44	0.48
2:O:19:GLU:CB	2:O:20:THR:CA	2.92	0.48
2:O:231:THR:C	2:O:233:VAL:H	2.17	0.48
6:T:490:GLN:N	6:T:490:GLN:CB	2.58	0.48
4:L:458:ASP:C	4:L:460:LEU:N	2.66	0.48
6:Z:380:GLU:C	6:Z:381:LYS:CA	2.72	0.48
5:Y:378:SER:CB	5:Y:378:SER:O	2.61	0.48
1:E:851:ALA:C	2:O:305:LEU:N	2.54	0.48
2:I:644:LYS:CB	3:J:1450:GLU:HA	2.44	0.48
2:O:19:GLU:CB	2:O:20:THR:CA	2.92	0.48
1:E:312:MET:CB	1:E:313:SER:CA	2.91	0.48
2:O:231:THR:C	2:O:233:VAL:H	2.17	0.48
6:T:490:GLN:N	6:T:490:GLN:CB	2.58	0.48
4:L:458:ASP:C	4:L:460:LEU:N	2.66	0.48
6:Z:380:GLU:C	6:Z:381:LYS:CA	2.72	0.48
5:Y:378:SER:CB	5:Y:378:SER:O	2.61	0.48
2:I:644:LYS:CB	3:J:1450:GLU:HA	2.44	0.48
2:O:19:GLU:CB	2:O:20:THR:CA	2.92	0.48
2:O:231:THR:C	2:O:233:VAL:H	2.17	0.48
4:R:367:THR:O	4:R:367:THR:CA	2.53	0.48
2:U:15:GLN:N	2:U:16:LEU:N	2.61	0.48

Continued on next page...

Continued from previous page...

Atom-1	Atom-2	Interatomic distance (Å)	Clash overlap (Å)
3:D:69:LYS:O	3:D:70:ALA:HB3	2.13	0.48
2:C:231:THR:C	2:C:233:VAL:H	2.18	0.48
3:V:1539:LEU:O	3:V:1540:LEU:C	2.40	0.48
4:L:458:ASP:C	4:L:460:LEU:N	2.66	0.48
6:Z:380:GLU:C	6:Z:381:LYS:CA	2.72	0.48
5:G:322:ALA:O	5:G:325:ALA:HB3	2.14	0.48
5:Y:378:SER:CB	5:Y:378:SER:O	2.61	0.48
1:E:851:ALA:C	2:O:305:LEU:N	2.54	0.48
2:I:644:LYS:CB	3:J:1450:GLU:HA	2.44	0.48
1:E:312:MET:CB	1:E:313:SER:CA	2.91	0.48
2:O:231:THR:C	2:O:233:VAL:H	2.17	0.48
6:T:490:GLN:CB	6:T:490:GLN:N	2.58	0.48
4:L:458:ASP:C	4:L:460:LEU:N	2.66	0.48
6:Z:380:GLU:C	6:Z:381:LYS:CA	2.72	0.48
5:Y:378:SER:CB	5:Y:378:SER:O	2.61	0.48
2:I:644:LYS:CB	3:J:1450:GLU:HA	2.44	0.48
2:O:19:GLU:CB	2:O:20:THR:CA	2.92	0.48
2:O:231:THR:C	2:O:233:VAL:H	2.17	0.48
6:T:490:GLN:N	6:T:490:GLN:CB	2.58	0.48
4:L:458:ASP:C	4:L:460:LEU:N	2.66	0.48
6:Z:380:GLU:C	6:Z:381:LYS:CA	2.72	0.48
5:Y:378:SER:O	5:Y:378:SER:CB	2.61	0.48
1:E:851:ALA:C	2:O:305:LEU:N	2.54	0.48
2:I:644:LYS:CB	3:J:1450:GLU:HA	2.44	0.48
2:O:19:GLU:CB	2:O:20:THR:CA	2.92	0.48
1:E:312:MET:CB	1:E:313:SER:CA	2.91	0.48
2:O:231:THR:C	2:O:233:VAL:H	2.17	0.48
4:R:488:ILE:N	4:R:488:ILE:CB	2.66	0.47
2:C:15:GLN:CA	2:C:16:LEU:N	2.71	0.47
5:G:340:ALA:O	5:G:341:ALA:CB	2.62	0.47
5:G:326:LEU:CB	5:G:326:LEU:N	2.72	0.47
1:E:847:ARG:O	2:O:303:ALA:O	2.32	0.47
2:C:19:GLU:CB	2:C:20:THR:CA	2.92	0.47
5:G:326:LEU:CB	5:G:326:LEU:N	2.72	0.47
2:C:19:GLU:CB	2:C:20:THR:CA	2.92	0.47
5:G:326:LEU:CB	5:G:326:LEU:N	2.72	0.47
1:E:847:ARG:O	2:O:303:ALA:O	2.32	0.47
2:C:19:GLU:CB	2:C:20:THR:CA	2.92	0.47
1:Q:1358:CYS:CB	3:V:868:ARG:CB	2.92	0.47
1:Q:1273:GLN:H	3:V:727:LEU:C	2.17	0.47
4:F:158:ASN:CA	4:F:321:LYS:O	2.62	0.47

Continued on next page...

Continued from previous page...

Atom-1	Atom-2	Interatomic distance (Å)	Clash overlap (Å)
3:D:644:ALA:HB2	3:D:702:PRO:O	2.14	0.47
3:J:644:ALA:HB2	3:J:702:PRO:O	2.14	0.47
2:U:807:THR:C	2:U:809:ALA:H	2.16	0.47
4:R:488:ILE:CB	4:R:488:ILE:N	2.66	0.47
2:C:15:GLN:CA	2:C:16:LEU:N	2.71	0.47
5:G:340:ALA:O	5:G:341:ALA:CB	2.62	0.47
5:G:326:LEU:N	5:G:326:LEU:CB	2.72	0.47
1:E:847:ARG:O	2:O:303:ALA:O	2.32	0.47
2:C:19:GLU:CB	2:C:20:THR:CA	2.92	0.47
5:G:326:LEU:CB	5:G:326:LEU:N	2.72	0.47
2:C:19:GLU:CB	2:C:20:THR:CA	2.92	0.47
6:Z:490:GLN:N	6:Z:490:GLN:CB	2.59	0.47
1:Q:1233:VAL:CB	1:W:579:GLU:C	2.82	0.47
2:I:807:THR:C	2:I:809:ALA:H	2.16	0.47
1:K:1352:LEU:C	1:K:1354:LEU:H	2.17	0.47
6:Z:490:GLN:CB	6:Z:490:GLN:N	2.59	0.47
2:I:807:THR:C	2:I:809:ALA:H	2.16	0.47
6:T:477:ILE:O	6:T:480:ALA:HB3	2.15	0.47
1:K:1352:LEU:C	1:K:1354:LEU:H	2.17	0.47
5:M:322:ALA:O	5:M:325:ALA:HB3	2.14	0.47
1:Q:1233:VAL:CB	1:W:579:GLU:C	2.82	0.47
2:I:807:THR:C	2:I:809:ALA:H	2.16	0.47
6:T:477:ILE:O	6:T:480:ALA:HB3	2.15	0.47
1:K:1352:LEU:C	1:K:1354:LEU:H	2.17	0.47
5:M:322:ALA:O	5:M:325:ALA:HB3	2.14	0.47
2:I:807:THR:C	2:I:809:ALA:H	2.16	0.47
6:T:477:ILE:O	6:T:480:ALA:HB3	2.15	0.47
1:K:1352:LEU:C	1:K:1354:LEU:H	2.17	0.47
5:Y:339:TYR:CA	5:Y:340:ALA:N	2.68	0.47
4:F:140:LYS:CA	4:F:149:GLY:HA2	2.45	0.47
2:O:19:GLU:CB	2:O:20:THR:CA	2.92	0.47
1:B:312:MET:CB	1:B:313:SER:CA	2.91	0.47
3:J:49:ASP:C	3:J:51:ILE:H	2.18	0.47
3:J:1504:VAL:O	3:J:1505:SER:C	2.39	0.47
2:I:807:THR:C	2:I:809:ALA:H	2.16	0.47
5:M:322:ALA:O	5:M:325:ALA:HB3	2.14	0.47
1:Q:1233:VAL:CB	1:W:579:GLU:C	2.82	0.47
2:I:807:THR:C	2:I:809:ALA:H	2.16	0.47
1:K:1352:LEU:C	1:K:1354:LEU:H	2.17	0.47
5:M:322:ALA:O	5:M:325:ALA:HB3	2.14	0.47
2:I:807:THR:C	2:I:809:ALA:H	2.16	0.47

Continued on next page...

Continued from previous page...

Atom-1	Atom-2	Interatomic distance (Å)	Clash overlap (Å)
6:T:477:ILE:O	6:T:480:ALA:HB3	2.15	0.47
1:K:1352:LEU:C	1:K:1354:LEU:H	2.17	0.47
5:M:322:ALA:O	5:M:325:ALA:HB3	2.14	0.47
1:Q:1233:VAL:CB	1:W:579:GLU:C	2.82	0.47
2:I:807:THR:C	2:I:809:ALA:H	2.16	0.47
6:T:477:ILE:O	6:T:480:ALA:HB3	2.15	0.47
1:K:1352:LEU:C	1:K:1354:LEU:H	2.17	0.47
4:L:140:LYS:CA	4:L:149:GLY:HA2	2.45	0.47
2:U:19:GLU:CB	2:U:20:THR:CA	2.92	0.47
2:O:807:THR:C	2:O:809:ALA:H	2.16	0.47
5:S:340:ALA:O	5:S:341:ALA:CB	2.62	0.47
4:R:140:LYS:HA	4:R:149:GLY:CA	2.44	0.47
4:L:140:LYS:CA	4:L:149:GLY:HA2	2.45	0.47
2:U:19:GLU:CB	2:U:20:THR:CA	2.92	0.47
2:O:807:THR:C	2:O:809:ALA:H	2.16	0.47
5:S:340:ALA:O	5:S:341:ALA:CB	2.62	0.47
4:R:140:LYS:HA	4:R:149:GLY:CA	2.44	0.47
4:L:140:LYS:CA	4:L:149:GLY:HA2	2.45	0.47
2:U:19:GLU:CB	2:U:20:THR:CA	2.92	0.47
2:O:807:THR:C	2:O:809:ALA:H	2.16	0.47
5:S:340:ALA:O	5:S:341:ALA:CB	2.62	0.47
4:R:140:LYS:HA	4:R:149:GLY:CA	2.44	0.47
4:L:140:LYS:CA	4:L:149:GLY:HA2	2.45	0.47
2:U:19:GLU:CB	2:U:20:THR:CA	2.92	0.47
2:O:807:THR:C	2:O:809:ALA:H	2.16	0.47
1:Q:1298:ARG:O	3:V:687:ILE:CB	2.62	0.47
4:F:328:VAL:CB	4:F:328:VAL:C	2.67	0.47
2:U:645:LEU:CB	3:V:1450:GLU:C	2.82	0.47
2:C:681:ALA:HB3	1:K:850:ALA:HB2	1.96	0.47
4:R:140:LYS:CA	4:R:149:GLY:HA2	2.45	0.47
4:L:197:LYS:CB	4:L:201:GLU:CB	2.92	0.47
6:T:477:ILE:O	6:T:480:ALA:HB3	2.14	0.47
4:L:140:LYS:CA	4:L:149:GLY:HA2	2.45	0.47
2:U:19:GLU:CB	2:U:20:THR:CA	2.92	0.47
2:O:807:THR:C	2:O:809:ALA:H	2.16	0.47
5:S:340:ALA:O	5:S:341:ALA:CB	2.62	0.47
4:R:140:LYS:HA	4:R:149:GLY:CA	2.44	0.47
4:L:140:LYS:CA	4:L:149:GLY:HA2	2.45	0.47
2:U:19:GLU:CB	2:U:20:THR:CA	2.92	0.47
2:O:807:THR:C	2:O:809:ALA:H	2.16	0.47
5:S:340:ALA:O	5:S:341:ALA:CB	2.62	0.47

Continued on next page...

Continued from previous page...

Atom-1	Atom-2	Interatomic distance (Å)	Clash overlap (Å)
4:R:140:LYS:HA	4:R:149:GLY:CA	2.44	0.47
4:L:140:LYS:CA	4:L:149:GLY:HA2	2.45	0.47
2:U:19:GLU:CB	2:U:20:THR:CA	2.92	0.47
2:O:807:THR:C	2:O:809:ALA:H	2.16	0.47
2:I:19:GLU:CB	2:I:20:THR:CA	2.92	0.47
2:C:19:GLU:CB	2:C:20:THR:CA	2.92	0.47
1:E:404:LYS:HA	1:E:405:PRO:HA	1.70	0.47
6:T:408:SER:C	6:T:409:PRO:C	2.64	0.47
2:C:301:LEU:O	1:Q:849:ASN:CB	2.62	0.47
2:I:19:GLU:CB	2:I:20:THR:CA	2.92	0.47
6:H:477:ILE:O	6:H:480:ALA:HB3	2.14	0.47
4:X:458:ASP:C	4:X:460:LEU:N	2.66	0.47
6:T:408:SER:C	6:T:409:PRO:C	2.64	0.47
4:X:140:LYS:CA	4:X:149:GLY:HA2	2.45	0.47
1:E:404:LYS:HA	1:E:405:PRO:HA	1.70	0.47
6:H:477:ILE:O	6:H:480:ALA:HB3	2.14	0.47
4:X:458:ASP:C	4:X:460:LEU:N	2.66	0.47
6:T:408:SER:C	6:T:409:PRO:C	2.64	0.47
2:C:301:LEU:O	1:Q:849:ASN:CB	2.62	0.47
4:X:140:LYS:CA	4:X:149:GLY:HA2	2.45	0.47
6:H:477:ILE:O	6:H:480:ALA:HB3	2.14	0.47
4:X:490:LEU:O	4:X:493:HIS:N	2.43	0.47
6:N:408:SER:CA	6:N:410:LEU:N	2.68	0.47
3:D:644:ALA:HB2	3:D:702:PRO:C	2.35	0.47
3:P:644:ALA:HB2	3:P:702:PRO:C	2.35	0.47
3:J:644:ALA:HB2	3:J:702:PRO:C	2.35	0.47
3:J:1506:VAL:O	3:J:1508:LYS:N	2.47	0.47
2:O:807:THR:C	2:O:809:ALA:H	2.17	0.47
4:X:458:ASP:C	4:X:460:LEU:N	2.66	0.47
4:X:140:LYS:CA	4:X:149:GLY:HA2	2.45	0.47
2:C:19:GLU:CB	2:C:20:THR:CA	2.92	0.47
1:E:404:LYS:HA	1:E:405:PRO:HA	1.70	0.47
4:X:458:ASP:C	4:X:460:LEU:N	2.66	0.47
6:T:408:SER:C	6:T:409:PRO:C	2.64	0.47
2:C:301:LEU:O	1:Q:849:ASN:CB	2.62	0.47
4:X:140:LYS:CA	4:X:149:GLY:HA2	2.45	0.47
6:H:477:ILE:O	6:H:480:ALA:HB3	2.14	0.47
4:X:458:ASP:C	4:X:460:LEU:N	2.66	0.47
6:T:408:SER:C	6:T:409:PRO:C	2.64	0.47
4:X:140:LYS:CA	4:X:149:GLY:HA2	2.45	0.47
1:E:404:LYS:HA	1:E:405:PRO:HA	1.70	0.47

Continued on next page...

Continued from previous page...

Atom-1	Atom-2	Interatomic distance (Å)	Clash overlap (Å)
6:H:477:ILE:O	6:H:480:ALA:HB3	2.14	0.47
4:F:458:ASP:O	4:F:459:LEU:C	2.45	0.47
5:S:340:ALA:O	5:S:341:ALA:CB	2.62	0.47
4:F:140:LYS:HA	4:F:149:GLY:CA	2.44	0.47
3:D:1489:HIS:O	3:D:1492:GLY:N	2.48	0.47
3:P:1489:HIS:O	3:P:1492:GLY:N	2.48	0.47
3:V:1509:GLN:O	3:V:1510:GLN:C	2.45	0.47
4:R:458:ASP:C	4:R:460:LEU:N	2.66	0.47
4:F:458:ASP:C	4:F:460:LEU:N	2.66	0.47
5:G:340:ALA:O	5:G:341:ALA:CB	2.63	0.47
4:F:140:LYS:CA	4:F:149:GLY:HA2	2.45	0.47
3:D:1489:HIS:O	3:D:1492:GLY:N	2.48	0.47
3:P:1489:HIS:O	3:P:1492:GLY:N	2.48	0.47
3:V:1509:GLN:O	3:V:1510:GLN:C	2.45	0.47
4:R:458:ASP:C	4:R:460:LEU:N	2.66	0.47
4:F:458:ASP:C	4:F:460:LEU:N	2.66	0.47
4:L:489:LYS:O	4:L:492:GLU:N	2.48	0.47
5:G:340:ALA:O	5:G:341:ALA:CB	2.63	0.47
5:Y:340:ALA:O	5:Y:341:ALA:CB	2.62	0.47
4:F:140:LYS:CA	4:F:149:GLY:HA2	2.45	0.47
3:D:1489:HIS:O	3:D:1492:GLY:N	2.48	0.47
3:P:1489:HIS:O	3:P:1492:GLY:N	2.48	0.47
3:V:1509:GLN:O	3:V:1510:GLN:C	2.45	0.47
4:R:458:ASP:C	4:R:460:LEU:N	2.66	0.47
4:F:458:ASP:C	4:F:460:LEU:N	2.66	0.47
4:L:489:LYS:O	4:L:492:GLU:N	2.48	0.47
5:G:340:ALA:O	5:G:341:ALA:CB	2.63	0.47
5:Y:340:ALA:O	5:Y:341:ALA:CB	2.62	0.47
4:F:140:LYS:CA	4:F:149:GLY:HA2	2.45	0.47
3:V:1509:GLN:O	3:V:1510:GLN:C	2.45	0.47
5:Y:322:ALA:O	5:Y:325:ALA:HB3	2.14	0.47
5:S:322:ALA:O	5:S:325:ALA:HB3	2.14	0.47
2:I:620:GLY:HA2	3:J:1449:TRP:H	1.79	0.47
2:I:19:GLU:CB	2:I:20:THR:CA	2.92	0.47
4:R:197:LYS:CB	4:R:201:GLU:CB	2.92	0.47
2:C:807:THR:C	2:C:809:ALA:H	2.16	0.47
4:F:458:ASP:O	4:F:459:LEU:C	2.45	0.47
4:L:489:LYS:O	4:L:492:GLU:N	2.48	0.47
5:S:340:ALA:O	5:S:341:ALA:CB	2.62	0.47
5:Y:340:ALA:O	5:Y:341:ALA:CB	2.62	0.47
4:F:140:LYS:HA	4:F:149:GLY:CA	2.44	0.47

Continued on next page...

Continued from previous page...

Atom-1	Atom-2	Interatomic distance (Å)	Clash overlap (Å)
3:D:1489:HIS:O	3:D:1492:GLY:N	2.48	0.47
3:P:1489:HIS:O	3:P:1492:GLY:N	2.48	0.47
3:V:1509:GLN:O	3:V:1510:GLN:C	2.45	0.47
4:R:458:ASP:C	4:R:460:LEU:N	2.66	0.47
4:F:458:ASP:C	4:F:460:LEU:N	2.66	0.47
4:L:489:LYS:O	4:L:492:GLU:N	2.48	0.47
5:G:340:ALA:O	5:G:341:ALA:CB	2.63	0.47
5:Y:340:ALA:O	5:Y:341:ALA:CB	2.62	0.47
4:F:140:LYS:CA	4:F:149:GLY:HA2	2.45	0.47
3:D:1489:HIS:O	3:D:1492:GLY:N	2.48	0.47
3:P:1489:HIS:O	3:P:1492:GLY:N	2.48	0.47
3:V:1509:GLN:O	3:V:1510:GLN:C	2.45	0.47
4:R:458:ASP:C	4:R:460:LEU:N	2.66	0.47
4:F:458:ASP:C	4:F:460:LEU:N	2.66	0.47
4:L:489:LYS:O	4:L:492:GLU:N	2.48	0.47
5:G:340:ALA:O	5:G:341:ALA:CB	2.63	0.47
5:Y:340:ALA:O	5:Y:341:ALA:CB	2.62	0.47
4:F:140:LYS:CA	4:F:149:GLY:HA2	2.45	0.47
3:V:1509:GLN:O	3:V:1510:GLN:C	2.45	0.47
4:X:488:ILE:CB	4:X:488:ILE:N	2.66	0.47
2:C:302:PRO:C	1:Q:849:ASN:CA	2.78	0.47
3:J:1489:HIS:O	3:J:1492:GLY:N	2.48	0.47
4:X:488:ILE:N	4:X:488:ILE:CB	2.66	0.47
5:S:325:ALA:C	5:S:325:ALA:CB	2.77	0.47
5:S:322:ALA:O	5:S:325:ALA:HB3	2.14	0.47
4:F:492:GLU:CB	4:F:492:GLU:O	2.63	0.47
4:F:158:ASN:CA	4:F:321:LYS:O	2.62	0.47
3:J:1489:HIS:O	3:J:1492:GLY:N	2.48	0.47
5:S:325:ALA:CB	5:S:325:ALA:C	2.77	0.47
5:S:322:ALA:O	5:S:325:ALA:HB3	2.14	0.47
4:F:492:GLU:CB	4:F:492:GLU:O	2.63	0.47
2:C:302:PRO:C	1:Q:849:ASN:CA	2.78	0.47
4:F:158:ASN:CA	4:F:321:LYS:O	2.62	0.47
3:J:1489:HIS:O	3:J:1492:GLY:N	2.48	0.47
5:S:325:ALA:C	5:S:325:ALA:CB	2.77	0.47
5:S:322:ALA:O	5:S:325:ALA:HB3	2.14	0.47
4:F:492:GLU:CB	4:F:492:GLU:O	2.63	0.47
4:F:158:ASN:CA	4:F:321:LYS:O	2.62	0.47
3:J:1489:HIS:O	3:J:1492:GLY:N	2.48	0.47
3:P:1489:HIS:O	3:P:1492:GLY:N	2.48	0.47
5:M:340:ALA:O	5:M:341:ALA:CB	2.62	0.47

Continued on next page...

Continued from previous page...

Atom-1	Atom-2	Interatomic distance (Å)	Clash overlap (Å)
2:I:618:ASN:CB	3:J:1442:GLU:CB	2.93	0.47
3:V:1486:CYS:O	3:V:1487:ASP:C	2.50	0.47
4:R:211:GLU:HA	4:R:214:HIS:CB	2.45	0.47
2:C:302:PRO:C	1:Q:849:ASN:CA	2.78	0.47
3:J:1489:HIS:O	3:J:1492:GLY:N	2.48	0.47
5:S:325:ALA:CB	5:S:325:ALA:C	2.77	0.47
5:S:322:ALA:O	5:S:325:ALA:HB3	2.14	0.47
4:F:492:GLU:CB	4:F:492:GLU:O	2.63	0.47
4:F:158:ASN:CA	4:F:321:LYS:O	2.62	0.47
3:J:1489:HIS:O	3:J:1492:GLY:N	2.48	0.47
5:S:325:ALA:C	5:S:325:ALA:CB	2.77	0.47
5:S:322:ALA:O	5:S:325:ALA:HB3	2.14	0.47
4:F:492:GLU:O	4:F:492:GLU:CB	2.63	0.47
2:C:302:PRO:C	1:Q:849:ASN:CA	2.78	0.47
4:F:158:ASN:CA	4:F:321:LYS:O	2.62	0.47
3:J:1489:HIS:O	3:J:1492:GLY:N	2.48	0.47
3:P:1489:HIS:O	3:P:1492:GLY:N	2.48	0.47
4:R:459:LEU:CA	4:R:460:LEU:N	2.54	0.47
3:P:883:LEU:O	6:T:408:SER:O	2.33	0.47
5:Y:322:ALA:O	5:Y:325:ALA:HB3	2.14	0.47
6:H:374:SER:CB	6:H:374:SER:H	2.25	0.47
6:N:408:SER:CA	6:N:410:LEU:N	2.68	0.47
5:Y:339:TYR:CA	5:Y:340:ALA:N	2.68	0.47
3:D:1469:ILE:HA	3:P:1511:GLN:O	2.13	0.47
4:F:158:ASN:CA	4:F:321:LYS:O	2.62	0.47
4:X:140:LYS:CA	4:X:149:GLY:HA2	2.45	0.47
2:C:807:THR:C	2:C:809:ALA:H	2.16	0.47
1:W:340:LYS:C	1:W:342:ILE:HA	2.35	0.47
3:J:1509:GLN:O	3:J:1510:GLN:C	2.45	0.47
6:Z:477:ILE:O	6:Z:480:ALA:HB3	2.15	0.47
5:G:322:ALA:O	5:G:325:ALA:HB3	2.14	0.47
5:Y:322:ALA:O	5:Y:325:ALA:HB3	2.14	0.47
6:N:408:SER:CA	6:N:410:LEU:N	2.68	0.47
5:S:339:TYR:CA	5:S:340:ALA:N	2.68	0.47
5:Y:339:TYR:CA	5:Y:340:ALA:N	2.68	0.47
3:D:1469:ILE:HA	3:P:1511:GLN:O	2.13	0.47
4:F:140:LYS:HA	4:F:149:GLY:CA	2.44	0.47
4:X:140:LYS:CA	4:X:149:GLY:HA2	2.45	0.47
2:C:807:THR:C	2:C:809:ALA:H	2.16	0.47
1:W:340:LYS:C	1:W:342:ILE:HA	2.35	0.47
3:J:1509:GLN:O	3:J:1510:GLN:C	2.45	0.47

Continued on next page...

Continued from previous page...

Atom-1	Atom-2	Interatomic distance (Å)	Clash overlap (Å)
6:Z:477:ILE:O	6:Z:480:ALA:HB3	2.15	0.47
1:Q:1352:LEU:C	1:Q:1354:LEU:H	2.17	0.47
5:G:322:ALA:O	5:G:325:ALA:HB3	2.14	0.47
5:Y:322:ALA:O	5:Y:325:ALA:HB3	2.14	0.47
5:S:339:TYR:CA	5:S:340:ALA:N	2.68	0.47
3:D:1469:ILE:HA	3:P:1511:GLN:O	2.13	0.47
4:F:140:LYS:HA	4:F:149:GLY:CA	2.44	0.47
2:C:807:THR:C	2:C:809:ALA:H	2.16	0.47
1:W:340:LYS:C	1:W:342:ILE:HA	2.35	0.47
3:J:1509:GLN:O	3:J:1510:GLN:C	2.45	0.47
5:G:322:ALA:O	5:G:325:ALA:HB3	2.14	0.47
5:Y:322:ALA:O	5:Y:325:ALA:HB3	2.14	0.47
5:S:339:TYR:CA	5:S:340:ALA:N	2.68	0.47
4:F:140:LYS:HA	4:F:149:GLY:CA	2.44	0.47
2:C:807:THR:C	2:C:809:ALA:H	2.16	0.47
1:W:340:LYS:C	1:W:342:ILE:HA	2.35	0.47
3:J:1509:GLN:O	3:J:1510:GLN:C	2.45	0.47
1:Q:1352:LEU:C	1:Q:1354:LEU:H	2.17	0.47
4:L:458:ASP:O	4:L:460:LEU:CA	2.58	0.47
4:F:488:ILE:N	4:F:488:ILE:CB	2.66	0.47
4:R:492:GLU:O	4:R:492:GLU:CB	2.63	0.47
2:C:487:CYS:CA	3:D:1661:ARG:CB	2.87	0.47
5:Y:340:ALA:O	5:Y:341:ALA:CB	2.63	0.47
1:E:852:VAL:CB	2:O:305:LEU:H	2.25	0.47
2:I:618:ASN:HA	3:J:1443:ALA:HA	1.97	0.47
4:L:140:LYS:CA	4:L:149:GLY:HA2	2.45	0.47
4:L:140:LYS:HA	4:L:149:GLY:CA	2.45	0.47
3:P:1489:HIS:O	3:P:1492:GLY:N	2.48	0.47
3:D:1486:CYS:O	3:D:1487:ASP:C	2.50	0.47
3:D:49:ASP:C	3:D:51:ILE:H	2.18	0.47
4:F:197:LYS:CB	4:F:201:GLU:CB	2.92	0.47
1:W:1352:LEU:C	1:W:1354:LEU:H	2.17	0.47
3:D:1517:SER:O	3:D:1518:ASN:C	2.51	0.47
4:R:459:LEU:CA	4:R:460:LEU:N	2.54	0.47
5:Y:322:ALA:O	5:Y:325:ALA:HB3	2.14	0.47
3:P:883:LEU:O	6:T:408:SER:O	2.33	0.47
6:H:374:SER:H	6:H:374:SER:CB	2.25	0.47
3:D:1469:ILE:HA	3:P:1511:GLN:O	2.13	0.47
4:F:158:ASN:CA	4:F:321:LYS:O	2.62	0.47
2:C:807:THR:C	2:C:809:ALA:H	2.16	0.47
1:W:340:LYS:C	1:W:342:ILE:HA	2.35	0.47

Continued on next page...

Continued from previous page...

Atom-1	Atom-2	Interatomic distance (Å)	Clash overlap (Å)
3:J:1509:GLN:O	3:J:1510:GLN:C	2.45	0.47
5:G:322:ALA:O	5:G:325:ALA:HB3	2.14	0.47
5:Y:322:ALA:O	5:Y:325:ALA:HB3	2.14	0.47
5:S:339:TYR:CA	5:S:340:ALA:N	2.68	0.47
3:D:1469:ILE:HA	3:P:1511:GLN:O	2.13	0.47
4:F:140:LYS:HA	4:F:149:GLY:CA	2.44	0.47
2:C:807:THR:C	2:C:809:ALA:H	2.16	0.47
1:W:340:LYS:C	1:W:342:ILE:HA	2.35	0.47
3:J:1509:GLN:O	3:J:1510:GLN:C	2.45	0.47
1:Q:1352:LEU:C	1:Q:1354:LEU:H	2.17	0.47
5:G:322:ALA:O	5:G:325:ALA:HB3	2.14	0.47
5:Y:322:ALA:O	5:Y:325:ALA:HB3	2.14	0.47
5:S:339:TYR:CA	5:S:340:ALA:N	2.68	0.47
4:F:140:LYS:HA	4:F:149:GLY:CA	2.44	0.47
2:C:807:THR:C	2:C:809:ALA:H	2.16	0.47
1:W:340:LYS:C	1:W:342:ILE:HA	2.35	0.47
3:J:1509:GLN:O	3:J:1510:GLN:C	2.45	0.47
4:L:488:ILE:N	4:L:488:ILE:CB	2.66	0.47
4:R:140:LYS:CA	4:R:149:GLY:HA2	2.45	0.47
4:X:140:LYS:HA	4:X:149:GLY:CA	2.45	0.47
4:F:140:LYS:CA	4:F:149:GLY:HA2	2.45	0.47
2:O:19:GLU:CB	2:O:20:THR:CA	2.92	0.47
6:N:477:ILE:O	6:N:480:ALA:HB3	2.14	0.47
6:H:490:GLN:N	6:H:490:GLN:CB	2.58	0.47
4:L:488:ILE:CB	4:L:488:ILE:N	2.66	0.47
4:R:492:GLU:CB	4:R:492:GLU:O	2.63	0.47
4:X:140:LYS:HA	4:X:149:GLY:CA	2.45	0.47
6:N:477:ILE:O	6:N:480:ALA:HB3	2.14	0.47
6:H:490:GLN:CB	6:H:490:GLN:N	2.58	0.47
4:R:492:GLU:CB	4:R:492:GLU:O	2.63	0.47
4:X:489:LYS:O	4:X:492:GLU:N	2.48	0.47
5:M:340:ALA:O	5:M:341:ALA:CB	2.62	0.47
6:Z:406:LEU:C	6:Z:408:SER:N	2.61	0.47
6:H:490:GLN:N	6:H:490:GLN:CB	2.58	0.47
4:R:492:GLU:CB	4:R:492:GLU:O	2.63	0.47
4:X:489:LYS:O	4:X:492:GLU:N	2.48	0.47
5:M:340:ALA:O	5:M:341:ALA:CB	2.62	0.47
6:Z:406:LEU:C	6:Z:408:SER:N	2.61	0.47
5:G:322:ALA:O	5:G:325:ALA:HB3	2.14	0.47
4:X:367:THR:CB	4:X:367:THR:C	2.78	0.47
5:S:340:ALA:O	5:S:341:ALA:CB	2.63	0.47

Continued on next page...

Continued from previous page...

Atom-1	Atom-2	Interatomic distance (Å)	Clash overlap (Å)
1:Q:1355:ASP:O	3:V:868:ARG:O	2.32	0.47
2:C:538:LYS:HA	3:D:1671:GLN:C	1.95	0.47
3:P:49:ASP:C	3:P:51:ILE:H	2.18	0.47
6:H:477:ILE:O	6:H:480:ALA:HB3	2.15	0.47
1:W:340:LYS:C	1:W:342:ILE:HA	2.35	0.47
4:X:489:LYS:O	4:X:492:GLU:N	2.48	0.47
5:M:340:ALA:O	5:M:341:ALA:CB	2.62	0.47
6:Z:406:LEU:C	6:Z:408:SER:N	2.61	0.47
4:R:140:LYS:CA	4:R:149:GLY:HA2	2.45	0.47
4:F:140:LYS:CA	4:F:149:GLY:HA2	2.45	0.47
2:O:19:GLU:CB	2:O:20:THR:CA	2.92	0.47
6:H:490:GLN:N	6:H:490:GLN:CB	2.58	0.47
4:R:492:GLU:CB	4:R:492:GLU:O	2.63	0.47
4:X:489:LYS:O	4:X:492:GLU:N	2.48	0.47
5:M:340:ALA:O	5:M:341:ALA:CB	2.62	0.47
6:Z:406:LEU:C	6:Z:408:SER:N	2.61	0.47
6:H:490:GLN:CB	6:H:490:GLN:N	2.58	0.47
4:R:492:GLU:CB	4:R:492:GLU:O	2.63	0.47
4:X:489:LYS:O	4:X:492:GLU:N	2.48	0.47
5:M:340:ALA:O	5:M:341:ALA:CB	2.62	0.47
6:Z:406:LEU:C	6:Z:408:SER:N	2.61	0.47
5:S:322:ALA:O	5:S:325:ALA:HB3	2.14	0.47
5:M:379:HIS:HA	5:M:379:HIS:N	2.05	0.47
3:P:1447:THR:O	3:P:1448:MET:C	2.53	0.47
1:Q:1233:VAL:CB	1:W:579:GLU:CB	2.92	0.47
1:Q:340:LYS:C	1:Q:342:ILE:HA	2.35	0.47
1:B:38:ARG:HA	1:B:484:THR:CB	2.45	0.47
5:M:379:HIS:N	5:M:379:HIS:HA	2.05	0.47
3:P:1447:THR:O	3:P:1448:MET:C	2.53	0.47
5:S:379:HIS:N	5:S:379:HIS:CB	2.72	0.47
6:H:409:PRO:CA	6:H:410:LEU:N	2.72	0.47
1:E:849:ASN:CB	2:O:301:LEU:O	2.62	0.47
4:R:140:LYS:CA	4:R:149:GLY:HA2	2.44	0.47
1:B:38:ARG:HA	1:B:484:THR:CB	2.45	0.47
3:P:1447:THR:O	3:P:1448:MET:C	2.53	0.47
5:S:379:HIS:N	5:S:379:HIS:CB	2.72	0.47
6:H:409:PRO:CA	6:H:410:LEU:N	2.72	0.47
1:Q:1233:VAL:CB	1:W:579:GLU:CB	2.92	0.47
4:R:140:LYS:CA	4:R:149:GLY:HA2	2.44	0.47
1:Q:340:LYS:C	1:Q:342:ILE:HA	2.35	0.47
1:B:38:ARG:HA	1:B:484:THR:CB	2.45	0.47

Continued on next page...

Continued from previous page...

Atom-1	Atom-2	Interatomic distance (Å)	Clash overlap (Å)
5:S:379:HIS:CB	5:S:379:HIS:N	2.72	0.47
6:H:409:PRO:CA	6:H:410:LEU:N	2.72	0.47
1:E:849:ASN:CB	2:O:301:LEU:O	2.62	0.47
4:R:140:LYS:CA	4:R:149:GLY:HA2	2.44	0.47
1:B:38:ARG:HA	1:B:484:THR:CB	2.45	0.47
6:H:380:GLU:C	6:H:381:LYS:CA	2.72	0.47
4:X:492:GLU:O	4:X:492:GLU:CB	2.63	0.47
1:Q:1355:ASP:C	3:V:872:LEU:HA	2.30	0.47
3:V:1447:THR:O	3:V:1448:MET:C	2.53	0.47
1:E:1352:LEU:C	1:E:1354:LEU:H	2.17	0.47
3:V:1489:HIS:O	3:V:1492:GLY:N	2.48	0.47
2:U:19:GLU:CB	2:U:20:THR:CA	2.92	0.47
6:Z:477:ILE:O	6:Z:480:ALA:HB3	2.14	0.47
5:S:322:ALA:O	5:S:325:ALA:HB3	2.14	0.47
3:P:1447:THR:O	3:P:1448:MET:C	2.53	0.47
1:Q:1233:VAL:CB	1:W:579:GLU:CB	2.92	0.47
1:Q:340:LYS:C	1:Q:342:ILE:HA	2.35	0.47
1:B:38:ARG:HA	1:B:484:THR:CB	2.45	0.47
3:P:1447:THR:O	3:P:1448:MET:C	2.53	0.47
5:S:379:HIS:N	5:S:379:HIS:CB	2.72	0.47
6:H:409:PRO:CA	6:H:410:LEU:N	2.72	0.47
1:E:849:ASN:CB	2:O:301:LEU:O	2.62	0.47
4:R:140:LYS:CA	4:R:149:GLY:HA2	2.44	0.47
1:B:38:ARG:HA	1:B:484:THR:CB	2.45	0.47
5:S:379:HIS:CB	5:S:379:HIS:N	2.72	0.47
6:H:409:PRO:CA	6:H:410:LEU:N	2.72	0.47
1:Q:1233:VAL:CB	1:W:579:GLU:CB	2.92	0.47
4:R:140:LYS:CA	4:R:149:GLY:HA2	2.44	0.47
1:Q:340:LYS:C	1:Q:342:ILE:HA	2.35	0.47
1:B:38:ARG:HA	1:B:484:THR:CB	2.45	0.47
4:F:452:ARG:C	4:F:453:TYR:C	2.74	0.47
5:M:322:ALA:O	5:M:325:ALA:HB3	2.14	0.47
2:O:726:SER:CB	1:W:85:ARG:C	2.83	0.47
3:V:1489:HIS:O	3:V:1492:GLY:N	2.48	0.47
1:K:340:LYS:C	1:K:342:ILE:HA	2.35	0.47
3:P:1504:VAL:O	3:P:1505:SER:C	2.38	0.47
6:T:477:ILE:O	6:T:480:ALA:HB3	2.15	0.47
4:R:489:LYS:O	4:R:492:GLU:N	2.48	0.47
5:G:325:ALA:C	5:G:325:ALA:CB	2.77	0.47
5:M:322:ALA:O	5:M:325:ALA:HB3	2.14	0.47
2:O:726:SER:CB	1:W:85:ARG:C	2.83	0.47

Continued on next page...

Continued from previous page...

Atom-1	Atom-2	Interatomic distance (Å)	Clash overlap (Å)
3:V:1489:HIS:O	3:V:1492:GLY:N	2.48	0.47
1:Q:340:LYS:C	1:Q:342:ILE:HA	2.35	0.47
1:K:340:LYS:C	1:K:342:ILE:HA	2.35	0.47
3:P:1504:VAL:O	3:P:1505:SER:C	2.38	0.47
4:R:489:LYS:O	4:R:492:GLU:N	2.48	0.47
5:G:325:ALA:CB	5:G:325:ALA:C	2.77	0.47
2:O:726:SER:CB	1:W:85:ARG:C	2.83	0.47
3:V:1489:HIS:O	3:V:1492:GLY:N	2.48	0.47
1:K:340:LYS:C	1:K:342:ILE:HA	2.35	0.47
3:P:1504:VAL:O	3:P:1505:SER:C	2.38	0.47
4:R:489:LYS:O	4:R:492:GLU:N	2.48	0.47
5:G:325:ALA:CB	5:G:325:ALA:C	2.77	0.47
2:O:726:SER:CB	1:W:85:ARG:C	2.83	0.47
3:V:1489:HIS:O	3:V:1492:GLY:N	2.48	0.47
3:D:1489:HIS:O	3:D:1492:GLY:N	2.48	0.47
3:D:1447:THR:O	3:D:1448:MET:C	2.53	0.47
1:Q:340:LYS:C	1:Q:342:ILE:HA	2.35	0.47
1:K:340:LYS:C	1:K:342:ILE:HA	2.35	0.47
4:L:490:LEU:O	4:L:493:HIS:N	2.43	0.47
4:F:492:GLU:CB	4:F:492:GLU:O	2.63	0.47
5:G:340:ALA:O	5:G:341:ALA:CB	2.63	0.47
1:Q:1354:LEU:N	3:V:871:GLN:C	2.51	0.47
2:C:681:ALA:HB3	1:K:850:ALA:CA	2.45	0.47
4:X:140:LYS:CA	4:X:149:GLY:HA2	2.44	0.47
1:Q:38:ARG:HA	1:Q:484:THR:CB	2.45	0.47
1:A:38:ARG:HA	1:A:484:THR:CB	2.45	0.47
3:V:49:ASP:C	3:V:51:ILE:H	2.18	0.47
4:F:452:ARG:C	4:F:453:TYR:C	2.74	0.47
2:O:726:SER:CB	1:W:85:ARG:C	2.83	0.47
3:V:1489:HIS:O	3:V:1492:GLY:N	2.48	0.47
1:K:340:LYS:C	1:K:342:ILE:HA	2.35	0.47
3:P:1504:VAL:O	3:P:1505:SER:C	2.38	0.47
6:T:477:ILE:O	6:T:480:ALA:HB3	2.15	0.47
4:R:489:LYS:O	4:R:492:GLU:N	2.48	0.47
5:G:325:ALA:CB	5:G:325:ALA:C	2.77	0.47
2:O:726:SER:CB	1:W:85:ARG:C	2.83	0.47
3:V:1489:HIS:O	3:V:1492:GLY:N	2.48	0.47
1:Q:340:LYS:C	1:Q:342:ILE:HA	2.35	0.47
1:K:340:LYS:C	1:K:342:ILE:HA	2.35	0.47
3:P:1504:VAL:O	3:P:1505:SER:C	2.38	0.47
4:R:489:LYS:O	4:R:492:GLU:N	2.48	0.47

Continued on next page...

Continued from previous page...

Atom-1	Atom-2	Interatomic distance (Å)	Clash overlap (Å)
5:G:325:ALA:CB	5:G:325:ALA:C	2.77	0.47
2:O:726:SER:CB	1:W:85:ARG:C	2.83	0.47
3:V:1489:HIS:O	3:V:1492:GLY:N	2.48	0.47
3:D:1489:HIS:O	3:D:1492:GLY:N	2.48	0.47
3:D:1447:THR:O	3:D:1448:MET:C	2.53	0.47
1:K:340:LYS:C	1:K:342:ILE:HA	2.35	0.47
6:N:490:GLN:CB	6:N:490:GLN:N	2.59	0.46
4:R:492:GLU:CA	4:R:492:GLU:O	2.53	0.46
4:R:489:LYS:O	4:R:492:GLU:N	2.48	0.46
2:O:726:SER:HA	1:W:85:ARG:CA	2.45	0.46
4:R:140:LYS:HA	4:R:149:GLY:CA	2.44	0.46
1:E:38:ARG:HA	1:E:484:THR:CB	2.45	0.46
1:Q:1309:SER:HA	3:V:174:THR:HA	1.96	0.46
6:N:490:GLN:CB	6:N:490:GLN:N	2.59	0.46
2:O:726:SER:HA	1:W:85:ARG:CA	2.45	0.46
4:L:492:GLU:O	4:L:492:GLU:CB	2.63	0.46
4:X:492:GLU:O	4:X:492:GLU:CB	2.63	0.46
2:O:726:SER:HA	1:W:85:ARG:CA	2.45	0.46
4:X:140:LYS:HA	4:X:149:GLY:CA	2.45	0.46
1:E:38:ARG:HA	1:E:484:THR:CB	2.45	0.46
1:Q:1309:SER:HA	3:V:174:THR:HA	1.96	0.46
6:Z:477:ILE:O	6:Z:480:ALA:HB3	2.14	0.46
4:L:492:GLU:CB	4:L:492:GLU:O	2.63	0.46
4:X:492:GLU:O	4:X:492:GLU:CB	2.63	0.46
2:O:726:SER:HA	1:W:85:ARG:CA	2.45	0.46
2:O:173:PRO:O	3:P:1682:LYS:C	2.50	0.46
4:X:140:LYS:HA	4:X:149:GLY:CA	2.45	0.46
6:Z:477:ILE:O	6:Z:480:ALA:HB3	2.14	0.46
1:A:340:LYS:C	1:A:342:ILE:HA	2.35	0.46
3:P:1509:GLN:O	3:P:1510:GLN:C	2.45	0.46
4:R:492:GLU:O	4:R:492:GLU:CA	2.53	0.46
4:R:489:LYS:O	4:R:492:GLU:N	2.48	0.46
4:L:492:GLU:O	4:L:492:GLU:CB	2.63	0.46
4:X:492:GLU:CB	4:X:492:GLU:O	2.63	0.46
2:O:726:SER:HA	1:W:85:ARG:CA	2.45	0.46
4:R:140:LYS:HA	4:R:149:GLY:CA	2.44	0.46
4:X:140:LYS:HA	4:X:149:GLY:CA	2.45	0.46
1:E:38:ARG:HA	1:E:484:THR:CB	2.45	0.46
1:Q:1309:SER:HA	3:V:174:THR:HA	1.96	0.46
6:Z:477:ILE:O	6:Z:480:ALA:HB3	2.14	0.46
4:L:492:GLU:O	4:L:492:GLU:CB	2.63	0.46

Continued on next page...

Continued from previous page...

Atom-1	Atom-2	Interatomic distance (Å)	Clash overlap (Å)
4:X:492:GLU:O	4:X:492:GLU:CB	2.63	0.46
2:O:726:SER:HA	1:W:85:ARG:CA	2.45	0.46
4:X:140:LYS:HA	4:X:149:GLY:CA	2.45	0.46
6:Z:477:ILE:O	6:Z:480:ALA:HB3	2.14	0.46
4:L:492:GLU:O	4:L:492:GLU:CB	2.63	0.46
4:X:492:GLU:O	4:X:492:GLU:CB	2.63	0.46
2:O:726:SER:HA	1:W:85:ARG:CA	2.45	0.46
2:O:173:PRO:O	3:P:1682:LYS:C	2.50	0.46
4:X:140:LYS:HA	4:X:149:GLY:CA	2.45	0.46
1:E:38:ARG:HA	1:E:484:THR:CB	2.45	0.46
1:Q:1309:SER:HA	3:V:174:THR:HA	1.96	0.46
6:Z:477:ILE:O	6:Z:480:ALA:HB3	2.14	0.46
4:R:452:ARG:C	4:R:453:TYR:C	2.74	0.46
1:A:38:ARG:HA	1:A:484:THR:CB	2.45	0.46
4:F:367:THR:O	4:F:367:THR:CA	2.53	0.46
1:A:38:ARG:HA	1:A:484:THR:CB	2.45	0.46
4:F:367:THR:CA	4:F:367:THR:O	2.53	0.46
4:X:158:ASN:CA	4:X:321:LYS:O	2.62	0.46
1:A:38:ARG:HA	1:A:484:THR:CB	2.45	0.46
4:F:367:THR:O	4:F:367:THR:CA	2.53	0.46
4:X:158:ASN:CA	4:X:321:LYS:O	2.62	0.46
1:A:38:ARG:HA	1:A:484:THR:CB	2.45	0.46
4:R:458:ASP:C	4:R:460:LEU:N	2.66	0.46
4:X:489:LYS:O	4:X:492:GLU:N	2.48	0.46
6:N:406:LEU:C	6:N:408:SER:N	2.62	0.46
4:R:158:ASN:CA	4:R:321:LYS:O	2.62	0.46
4:R:140:LYS:HA	4:R:149:GLY:CA	2.44	0.46
3:D:1542:PRO:C	3:D:1544:PRO:N	2.68	0.46
1:W:38:ARG:HA	1:W:484:THR:CB	2.45	0.46
4:X:197:LYS:CB	4:X:201:GLU:CB	2.92	0.46
1:B:38:ARG:HA	1:B:484:THR:CB	2.45	0.46
1:E:340:LYS:C	1:E:342:ILE:HA	2.35	0.46
4:X:211:GLU:HA	4:X:214:HIS:CB	2.45	0.46
4:R:452:ARG:C	4:R:453:TYR:C	2.74	0.46
4:X:158:ASN:CA	4:X:321:LYS:O	2.62	0.46
1:A:38:ARG:HA	1:A:484:THR:CB	2.45	0.46
4:F:367:THR:O	4:F:367:THR:CA	2.53	0.46
4:X:158:ASN:CA	4:X:321:LYS:O	2.62	0.46
1:A:38:ARG:HA	1:A:484:THR:CB	2.45	0.46
4:F:367:THR:O	4:F:367:THR:CA	2.53	0.46
4:X:158:ASN:CA	4:X:321:LYS:O	2.62	0.46

Continued on next page...

Continued from previous page...

Atom-1	Atom-2	Interatomic distance (Å)	Clash overlap (Å)
1:A:38:ARG:HA	1:A:484:THR:CB	2.45	0.46
4:L:452:ARG:C	4:L:453:TYR:C	2.74	0.46
4:F:489:LYS:O	4:F:492:GLU:N	2.48	0.46
4:L:367:THR:O	4:L:367:THR:CA	2.53	0.46
5:M:340:ALA:O	5:M:341:ALA:CB	2.62	0.46
5:Y:340:ALA:O	5:Y:341:ALA:CB	2.63	0.46
3:D:1537:GLN:C	3:D:1539:LEU:N	2.69	0.46
4:L:452:ARG:C	4:L:453:TYR:C	2.74	0.46
4:L:367:THR:O	4:L:367:THR:CA	2.53	0.46
5:M:340:ALA:O	5:M:341:ALA:CB	2.62	0.46
5:Y:340:ALA:O	5:Y:341:ALA:CB	2.63	0.46
3:D:1537:GLN:C	3:D:1539:LEU:N	2.69	0.46
1:E:38:ARG:HA	1:E:484:THR:CB	2.45	0.46
1:E:340:LYS:C	1:E:342:ILE:HA	2.35	0.46
4:L:452:ARG:C	4:L:453:TYR:C	2.74	0.46
3:D:1537:GLN:C	3:D:1539:LEU:N	2.69	0.46
6:N:477:ILE:O	6:N:480:ALA:HB3	2.15	0.46
4:L:452:ARG:C	4:L:453:TYR:C	2.74	0.46
1:E:38:ARG:HA	1:E:484:THR:CB	2.45	0.46
3:D:1506:VAL:O	3:D:1508:LYS:N	2.47	0.46
6:N:477:ILE:O	6:N:480:ALA:HB3	2.15	0.46
1:E:340:LYS:C	1:E:342:ILE:HA	2.35	0.46
5:S:325:ALA:CB	5:S:325:ALA:C	2.77	0.46
4:R:490:LEU:O	4:R:493:HIS:N	2.43	0.46
3:J:1447:THR:O	3:J:1448:MET:C	2.53	0.46
3:V:644:ALA:HB2	3:V:702:PRO:C	2.35	0.46
4:X:140:LYS:HA	4:X:149:GLY:CA	2.44	0.46
3:D:1489:HIS:O	3:D:1492:GLY:N	2.48	0.46
4:L:211:GLU:HA	4:L:214:HIS:CB	2.46	0.46
4:L:452:ARG:C	4:L:453:TYR:C	2.74	0.46
4:F:489:LYS:O	4:F:492:GLU:N	2.48	0.46
3:D:1537:GLN:C	3:D:1539:LEU:N	2.69	0.46
6:N:477:ILE:O	6:N:480:ALA:HB3	2.15	0.46
4:L:452:ARG:C	4:L:453:TYR:C	2.74	0.46
3:D:1537:GLN:C	3:D:1539:LEU:N	2.69	0.46
1:E:38:ARG:HA	1:E:484:THR:CB	2.45	0.46
1:E:340:LYS:C	1:E:342:ILE:HA	2.35	0.46
6:N:477:ILE:O	6:N:480:ALA:HB3	2.15	0.46
4:L:452:ARG:C	4:L:453:TYR:C	2.74	0.46
3:D:1506:VAL:O	3:D:1508:LYS:N	2.47	0.46
6:N:477:ILE:O	6:N:480:ALA:HB3	2.15	0.46

Continued on next page...

Continued from previous page...

Atom-1	Atom-2	Interatomic distance (Å)	Clash overlap (Å)
4:F:450:GLU:O	4:F:451:GLU:CA	2.33	0.46
4:F:455:ILE:C	4:F:456:ASP:C	2.56	0.46
4:X:489:LYS:O	4:X:492:GLU:N	2.48	0.46
4:R:367:THR:CB	4:R:367:THR:C	2.78	0.46
2:O:303:ALA:HB1	2:O:306:PRO:CA	2.46	0.46
4:L:140:LYS:HA	4:L:149:GLY:CA	2.44	0.46
1:A:340:LYS:C	1:A:342:ILE:HA	2.35	0.46
1:E:340:LYS:C	1:E:342:ILE:HA	2.35	0.46
4:X:489:LYS:O	4:X:492:GLU:N	2.48	0.46
1:E:852:VAL:CB	2:O:304:PRO:CA	2.47	0.46
2:O:303:ALA:HB1	2:O:306:PRO:CA	2.46	0.46
4:L:140:LYS:HA	4:L:149:GLY:CA	2.44	0.46
1:Q:38:ARG:HA	1:Q:484:THR:CB	2.45	0.46
1:A:340:LYS:C	1:A:342:ILE:HA	2.35	0.46
4:L:367:THR:CB	4:L:367:THR:C	2.78	0.46
2:O:303:ALA:HB1	2:O:306:PRO:CA	2.46	0.46
1:A:340:LYS:C	1:A:342:ILE:HA	2.35	0.46
1:E:340:LYS:C	1:E:342:ILE:HA	2.35	0.46
4:L:367:THR:C	4:L:367:THR:CB	2.78	0.46
1:E:852:VAL:CB	2:O:304:PRO:CA	2.47	0.46
2:O:303:ALA:HB1	2:O:306:PRO:CA	2.46	0.46
3:D:644:ALA:HB2	3:D:702:PRO:C	2.36	0.46
3:D:49:ASP:C	3:D:51:ILE:H	2.19	0.46
1:Q:38:ARG:HA	1:Q:484:THR:CB	2.45	0.46
3:P:49:ASP:C	3:P:51:ILE:H	2.19	0.46
1:A:340:LYS:C	1:A:342:ILE:HA	2.35	0.46
2:C:535:TYR:CB	3:D:1662:CYS:O	2.63	0.46
5:M:322:ALA:O	5:M:325:ALA:HB3	2.14	0.46
6:Z:374:SER:H	6:Z:374:SER:CB	2.25	0.46
4:X:158:ASN:CA	4:X:321:LYS:O	2.62	0.46
4:F:140:LYS:HA	4:F:149:GLY:CA	2.44	0.46
3:P:1447:THR:O	3:P:1448:MET:C	2.53	0.46
3:J:1489:HIS:O	3:J:1492:GLY:N	2.48	0.46
2:U:231:THR:C	2:U:233:VAL:H	2.17	0.46
5:M:374:GLN:HA	5:M:377:ASN:CB	2.46	0.46
4:F:450:GLU:O	4:F:451:GLU:CA	2.33	0.46
4:F:455:ILE:C	4:F:456:ASP:C	2.56	0.46
4:L:367:THR:C	4:L:367:THR:CB	2.78	0.46
4:R:367:THR:CB	4:R:367:THR:C	2.78	0.46
2:O:303:ALA:HB1	2:O:306:PRO:CA	2.46	0.46
1:A:340:LYS:C	1:A:342:ILE:HA	2.35	0.46

Continued on next page...

Continued from previous page...

Atom-1	Atom-2	Interatomic distance (Å)	Clash overlap (Å)
1:E:340:LYS:C	1:E:342:ILE:HA	2.35	0.46
4:L:367:THR:C	4:L:367:THR:CB	2.78	0.46
1:E:852:VAL:CB	2:O:304:PRO:CA	2.47	0.46
2:O:303:ALA:HB1	2:O:306:PRO:CA	2.46	0.46
1:Q:38:ARG:HA	1:Q:484:THR:CB	2.45	0.46
1:A:340:LYS:C	1:A:342:ILE:HA	2.35	0.46
4:L:367:THR:C	4:L:367:THR:CB	2.78	0.46
2:O:303:ALA:HB1	2:O:306:PRO:CA	2.46	0.46
3:D:644:ALA:HB2	3:D:702:PRO:C	2.36	0.46
3:P:49:ASP:C	3:P:51:ILE:H	2.19	0.46
1:A:340:LYS:C	1:A:342:ILE:HA	2.35	0.46
1:E:340:LYS:C	1:E:342:ILE:HA	2.35	0.46
3:D:49:ASP:C	3:D:51:ILE:H	2.19	0.46
4:X:452:ARG:C	4:X:453:TYR:C	2.74	0.46
4:X:367:THR:CA	4:X:367:THR:O	2.53	0.46
2:C:785:LEU:HA	1:K:131:GLY:O	2.14	0.46
1:Q:38:ARG:HA	1:Q:484:THR:CB	2.45	0.46
3:J:49:ASP:C	3:J:51:ILE:H	2.19	0.46
1:K:38:ARG:HA	1:K:484:THR:CB	2.45	0.46
5:G:374:GLN:HA	5:G:377:ASN:CB	2.46	0.46
1:W:38:ARG:HA	1:W:484:THR:CB	2.45	0.46
4:R:452:ARG:C	4:R:453:TYR:C	2.74	0.46
4:X:452:ARG:C	4:X:453:TYR:C	2.74	0.46
4:R:488:ILE:CB	4:R:488:ILE:N	2.66	0.46
4:X:367:THR:O	4:X:367:THR:CA	2.53	0.46
2:C:785:LEU:HA	1:K:131:GLY:O	2.14	0.46
1:W:38:ARG:HA	1:W:484:THR:CB	2.45	0.46
3:J:49:ASP:C	3:J:51:ILE:H	2.19	0.46
1:K:38:ARG:HA	1:K:484:THR:CB	2.45	0.46
4:R:452:ARG:C	4:R:453:TYR:C	2.74	0.46
4:R:488:ILE:N	4:R:488:ILE:CB	2.66	0.46
2:C:785:LEU:HA	1:K:131:GLY:O	2.14	0.46
1:Q:38:ARG:HA	1:Q:484:THR:CB	2.45	0.46
3:J:49:ASP:C	3:J:51:ILE:H	2.19	0.46
1:K:38:ARG:HA	1:K:484:THR:CB	2.45	0.46
1:W:38:ARG:HA	1:W:484:THR:CB	2.45	0.46
4:R:452:ARG:C	4:R:453:TYR:C	2.74	0.46
4:R:488:ILE:N	4:R:488:ILE:CB	2.66	0.46
2:C:785:LEU:HA	1:K:131:GLY:O	2.14	0.46
3:D:1486:CYS:O	3:D:1487:ASP:C	2.50	0.46
1:W:38:ARG:HA	1:W:484:THR:CB	2.45	0.46

Continued on next page...

Continued from previous page...

Atom-1	Atom-2	Interatomic distance (Å)	Clash overlap (Å)
3:J:49:ASP:C	3:J:51:ILE:H	2.19	0.46
1:K:38:ARG:HA	1:K:484:THR:CB	2.45	0.46
3:P:1509:GLN:O	3:P:1510:GLN:C	2.45	0.46
4:F:452:ARG:C	4:F:453:TYR:C	2.74	0.46
4:L:492:GLU:O	4:L:492:GLU:CB	2.63	0.46
4:F:489:LYS:O	4:F:492:GLU:N	2.48	0.46
3:J:1491:ILE:O	3:J:1492:GLY:C	2.53	0.46
1:K:340:LYS:C	1:K:342:ILE:HA	2.35	0.46
2:C:785:LEU:HA	1:K:131:GLY:O	2.14	0.46
1:Q:38:ARG:HA	1:Q:484:THR:CB	2.45	0.46
3:J:49:ASP:C	3:J:51:ILE:H	2.19	0.46
1:K:38:ARG:HA	1:K:484:THR:CB	2.45	0.46
5:G:374:GLN:HA	5:G:377:ASN:CB	2.46	0.46
1:W:38:ARG:HA	1:W:484:THR:CB	2.45	0.46
4:R:452:ARG:C	4:R:453:TYR:C	2.74	0.46
4:R:488:ILE:N	4:R:488:ILE:CB	2.66	0.46
2:C:785:LEU:HA	1:K:131:GLY:O	2.14	0.46
1:W:38:ARG:HA	1:W:484:THR:CB	2.45	0.46
3:J:49:ASP:C	3:J:51:ILE:H	2.19	0.46
1:K:38:ARG:HA	1:K:484:THR:CB	2.45	0.46
4:R:452:ARG:C	4:R:453:TYR:C	2.74	0.46
4:R:488:ILE:CB	4:R:488:ILE:N	2.66	0.46
2:C:785:LEU:HA	1:K:131:GLY:O	2.14	0.46
3:D:1486:CYS:O	3:D:1487:ASP:C	2.50	0.46
1:Q:38:ARG:HA	1:Q:484:THR:CB	2.45	0.46
3:J:49:ASP:C	3:J:51:ILE:H	2.19	0.46
1:K:38:ARG:HA	1:K:484:THR:CB	2.45	0.46
3:P:1509:GLN:O	3:P:1510:GLN:C	2.45	0.46
1:W:38:ARG:HA	1:W:484:THR:CB	2.45	0.46
4:F:492:GLU:CB	4:F:492:GLU:O	2.63	0.46
4:R:492:GLU:O	4:R:492:GLU:CB	2.63	0.46
2:O:788:GLN:HA	1:W:131:GLY:HA3	1.66	0.46
1:Q:1232:SER:HA	1:W:579:GLU:CB	2.44	0.46
2:O:590:ASP:O	1:W:849:ASN:CB	2.64	0.46
3:D:49:ASP:C	3:D:51:ILE:H	2.19	0.46
3:P:49:ASP:C	3:P:51:ILE:H	2.19	0.46
2:U:231:THR:C	2:U:233:VAL:H	2.17	0.46
1:B:340:LYS:C	1:B:342:ILE:HA	2.35	0.46
6:H:477:ILE:O	6:H:480:ALA:HB3	2.15	0.46
3:V:1539:LEU:O	3:V:1540:LEU:C	2.40	0.46
3:V:49:ASP:C	3:V:51:ILE:H	2.19	0.46

Continued on next page...

Continued from previous page...

Atom-1	Atom-2	Interatomic distance (Å)	Clash overlap (Å)
2:O:788:GLN:HA	1:W:131:GLY:HA3	1.66	0.46
2:O:590:ASP:O	1:W:849:ASN:CB	2.64	0.46
3:D:49:ASP:C	3:D:51:ILE:H	2.19	0.46
3:P:49:ASP:C	3:P:51:ILE:H	2.19	0.46
2:U:231:THR:C	2:U:233:VAL:H	2.17	0.46
1:B:340:LYS:C	1:B:342:ILE:HA	2.35	0.46
3:V:1539:LEU:O	3:V:1540:LEU:C	2.40	0.46
3:V:49:ASP:C	3:V:51:ILE:H	2.19	0.46
2:O:788:GLN:HA	1:W:131:GLY:HA3	1.66	0.46
1:Q:1232:SER:HA	1:W:579:GLU:CB	2.44	0.46
2:O:590:ASP:O	1:W:849:ASN:CB	2.64	0.46
3:P:49:ASP:C	3:P:51:ILE:H	2.19	0.46
2:U:231:THR:C	2:U:233:VAL:H	2.17	0.46
1:B:340:LYS:C	1:B:342:ILE:HA	2.35	0.46
3:V:1539:LEU:O	3:V:1540:LEU:C	2.40	0.46
3:V:49:ASP:C	3:V:51:ILE:H	2.19	0.46
3:D:49:ASP:C	3:D:51:ILE:H	2.19	0.46
2:O:788:GLN:HA	1:W:131:GLY:HA3	1.66	0.46
2:O:590:ASP:O	1:W:849:ASN:CB	2.64	0.46
2:U:231:THR:C	2:U:233:VAL:H	2.17	0.46
1:B:340:LYS:C	1:B:342:ILE:HA	2.35	0.46
3:V:1539:LEU:O	3:V:1540:LEU:C	2.40	0.46
3:V:49:ASP:C	3:V:51:ILE:H	2.19	0.46
1:Q:340:LYS:C	1:Q:342:ILE:HA	2.35	0.46
4:F:492:GLU:O	4:F:492:GLU:CB	2.63	0.46
4:R:492:GLU:CB	4:R:492:GLU:O	2.63	0.46
2:O:788:GLN:HA	1:W:131:GLY:HA3	1.66	0.46
1:Q:1232:SER:HA	1:W:579:GLU:CB	2.44	0.46
2:O:590:ASP:O	1:W:849:ASN:CB	2.64	0.46
3:D:49:ASP:C	3:D:51:ILE:H	2.19	0.46
3:P:49:ASP:C	3:P:51:ILE:H	2.19	0.46
2:U:231:THR:C	2:U:233:VAL:H	2.17	0.46
1:B:340:LYS:C	1:B:342:ILE:HA	2.35	0.46
6:H:477:ILE:O	6:H:480:ALA:HB3	2.15	0.46
3:V:1539:LEU:O	3:V:1540:LEU:C	2.40	0.46
3:V:49:ASP:C	3:V:51:ILE:H	2.19	0.46
2:O:788:GLN:HA	1:W:131:GLY:HA3	1.66	0.46
2:O:590:ASP:O	1:W:849:ASN:CB	2.64	0.46
3:D:49:ASP:C	3:D:51:ILE:H	2.19	0.46
3:P:49:ASP:C	3:P:51:ILE:H	2.19	0.46
2:U:231:THR:C	2:U:233:VAL:H	2.17	0.46

Continued on next page...

Continued from previous page...

Atom-1	Atom-2	Interatomic distance (Å)	Clash overlap (Å)
1:B:340:LYS:C	1:B:342:ILE:HA	2.35	0.46
3:V:1539:LEU:O	3:V:1540:LEU:C	2.40	0.46
3:V:49:ASP:C	3:V:51:ILE:H	2.19	0.46
2:O:788:GLN:HA	1:W:131:GLY:HA3	1.66	0.46
1:Q:1232:SER:HA	1:W:579:GLU:CB	2.44	0.46
2:O:590:ASP:O	1:W:849:ASN:CB	2.64	0.46
2:U:231:THR:C	2:U:233:VAL:H	2.17	0.46
1:B:340:LYS:C	1:B:342:ILE:HA	2.35	0.46
3:V:1539:LEU:O	3:V:1540:LEU:C	2.40	0.46
3:V:49:ASP:C	3:V:51:ILE:H	2.19	0.46
4:L:492:GLU:O	4:L:492:GLU:CB	2.63	0.46
2:C:303:ALA:HB1	2:C:306:PRO:CA	2.46	0.46
2:C:711:PHE:CB	1:K:133:ASP:CB	2.94	0.46
4:L:492:GLU:O	4:L:492:GLU:CB	2.63	0.46
4:F:489:LYS:O	4:F:492:GLU:N	2.48	0.46
2:C:303:ALA:HB1	2:C:306:PRO:CA	2.46	0.46
2:C:711:PHE:CB	1:K:133:ASP:CB	2.94	0.46
4:F:489:LYS:O	4:F:492:GLU:N	2.48	0.46
2:C:303:ALA:HB1	2:C:306:PRO:CA	2.46	0.46
2:C:711:PHE:CB	1:K:133:ASP:CB	2.94	0.46
4:F:489:LYS:O	4:F:492:GLU:N	2.48	0.46
2:C:303:ALA:HB1	2:C:306:PRO:CA	2.46	0.46
2:C:711:PHE:CB	1:K:133:ASP:CB	2.94	0.46
2:C:15:GLN:CA	2:C:16:LEU:N	2.71	0.46
5:S:374:GLN:HA	5:S:377:ASN:CB	2.46	0.46
3:J:1513:LEU:O	3:J:1514:LEU:C	2.50	0.46
2:C:303:ALA:HB1	2:C:306:PRO:CA	2.46	0.46
2:C:711:PHE:CB	1:K:133:ASP:CB	2.94	0.46
4:F:489:LYS:O	4:F:492:GLU:N	2.48	0.46
2:C:303:ALA:HB1	2:C:306:PRO:CA	2.46	0.46
2:C:711:PHE:CB	1:K:133:ASP:CB	2.94	0.46
4:F:489:LYS:O	4:F:492:GLU:N	2.48	0.46
2:C:303:ALA:HB1	2:C:306:PRO:CA	2.46	0.46
2:C:711:PHE:CB	1:K:133:ASP:CB	2.94	0.46
4:F:329:GLY:N	4:F:329:GLY:C	2.62	0.46
6:N:406:LEU:C	6:N:408:SER:N	2.62	0.46
2:C:722:LEU:CB	1:K:128:TYR:O	2.63	0.46
1:E:851:ALA:C	2:O:305:LEU:CB	2.84	0.46
4:L:140:LYS:CA	4:L:149:GLY:CA	2.94	0.46
3:V:1537:GLN:C	3:V:1539:LEU:N	2.69	0.46
4:F:452:ARG:C	4:F:453:TYR:C	2.74	0.46

Continued on next page...

Continued from previous page...

Atom-1	Atom-2	Interatomic distance (Å)	Clash overlap (Å)
6:N:406:LEU:C	6:N:408:SER:N	2.62	0.46
2:C:722:LEU:CB	1:K:128:TYR:O	2.63	0.46
4:R:140:LYS:CA	4:R:149:GLY:CA	2.94	0.46
4:L:140:LYS:CA	4:L:149:GLY:CA	2.94	0.46
3:V:1537:GLN:C	3:V:1539:LEU:N	2.69	0.46
4:F:452:ARG:C	4:F:453:TYR:C	2.74	0.46
4:L:367:THR:CA	4:L:367:THR:O	2.53	0.46
2:C:722:LEU:CB	1:K:128:TYR:O	2.63	0.46
1:E:851:ALA:C	2:O:305:LEU:CB	2.84	0.46
4:R:140:LYS:CA	4:R:149:GLY:CA	2.94	0.46
3:V:1537:GLN:C	3:V:1539:LEU:N	2.69	0.46
4:F:452:ARG:C	4:F:453:TYR:C	2.74	0.46
4:L:367:THR:O	4:L:367:THR:CA	2.53	0.46
2:C:722:LEU:CB	1:K:128:TYR:O	2.63	0.46
3:P:644:ALA:HB2	3:P:702:PRO:C	2.36	0.46
4:R:140:LYS:CA	4:R:149:GLY:CA	2.94	0.46
3:V:1537:GLN:C	3:V:1539:LEU:N	2.69	0.46
3:D:1493:ARG:O	3:D:1494:MET:C	2.47	0.46
1:E:38:ARG:HA	1:E:484:THR:CB	2.45	0.46
5:Y:374:GLN:HA	5:Y:377:ASN:CB	2.46	0.46
3:V:1513:LEU:O	3:V:1514:LEU:C	2.50	0.46
4:F:329:GLY:N	4:F:329:GLY:C	2.62	0.46
4:L:367:THR:CA	4:L:367:THR:O	2.53	0.46
2:C:722:LEU:CB	1:K:128:TYR:O	2.63	0.46
1:E:851:ALA:C	2:O:305:LEU:CB	2.84	0.46
3:V:1537:GLN:C	3:V:1539:LEU:N	2.69	0.46
4:F:452:ARG:C	4:F:453:TYR:C	2.74	0.46
4:L:367:THR:O	4:L:367:THR:CA	2.53	0.46
2:C:722:LEU:CB	1:K:128:TYR:O	2.63	0.46
4:R:140:LYS:CA	4:R:149:GLY:CA	2.94	0.46
3:V:1537:GLN:C	3:V:1539:LEU:N	2.69	0.46
4:F:452:ARG:C	4:F:453:TYR:C	2.74	0.46
4:L:367:THR:CA	4:L:367:THR:O	2.53	0.46
2:C:722:LEU:CB	1:K:128:TYR:O	2.63	0.46
1:E:851:ALA:C	2:O:305:LEU:CB	2.84	0.46
3:P:644:ALA:HB2	3:P:702:PRO:C	2.36	0.46
4:R:140:LYS:CA	4:R:149:GLY:CA	2.94	0.46
3:V:1537:GLN:C	3:V:1539:LEU:N	2.69	0.46
3:D:1446:LYS:HA	3:P:1450:GLU:CA	2.39	0.46
4:R:367:THR:O	4:R:367:THR:CA	2.53	0.46
2:C:788:GLN:HA	1:K:131:GLY:HA3	1.71	0.46

Continued on next page...

Continued from previous page...

Atom-1	Atom-2	Interatomic distance (Å)	Clash overlap (Å)
2:C:709:ARG:CA	1:K:195:SER:O	2.62	0.46
3:D:1486:CYS:O	3:D:1487:ASP:C	2.50	0.46
3:P:1513:LEU:O	3:P:1514:LEU:C	2.50	0.46
3:J:1517:SER:O	3:J:1518:ASN:C	2.51	0.46
3:D:1513:LEU:O	3:D:1514:LEU:C	2.50	0.46
3:D:1446:LYS:HA	3:P:1450:GLU:CA	2.39	0.46
2:C:788:GLN:HA	1:K:131:GLY:HA3	1.71	0.46
2:C:709:ARG:CA	1:K:195:SER:O	2.62	0.46
3:D:1486:CYS:O	3:D:1487:ASP:C	2.50	0.46
5:S:374:GLN:HA	5:S:377:ASN:CB	2.46	0.46
3:P:1513:LEU:O	3:P:1514:LEU:C	2.50	0.46
3:J:1517:SER:O	3:J:1518:ASN:C	2.51	0.46
3:D:1513:LEU:O	3:D:1514:LEU:C	2.50	0.46
4:X:452:ARG:C	4:X:453:TYR:C	2.74	0.46
3:D:1446:LYS:HA	3:P:1450:GLU:CA	2.39	0.46
2:C:788:GLN:HA	1:K:131:GLY:HA3	1.71	0.46
2:C:709:ARG:CA	1:K:195:SER:O	2.62	0.46
4:L:140:LYS:CA	4:L:149:GLY:CA	2.94	0.46
4:L:140:LYS:HA	4:L:149:GLY:CA	2.45	0.46
4:X:140:LYS:CA	4:X:149:GLY:CA	2.94	0.46
3:D:1486:CYS:O	3:D:1487:ASP:C	2.50	0.46
5:S:374:GLN:HA	5:S:377:ASN:CB	2.46	0.46
3:P:1513:LEU:O	3:P:1514:LEU:C	2.50	0.46
3:J:1517:SER:O	3:J:1518:ASN:C	2.51	0.46
3:D:1513:LEU:O	3:D:1514:LEU:C	2.50	0.46
4:X:452:ARG:C	4:X:453:TYR:C	2.74	0.46
2:C:788:GLN:HA	1:K:131:GLY:HA3	1.71	0.46
2:C:709:ARG:CA	1:K:195:SER:O	2.62	0.46
4:L:140:LYS:CA	4:L:149:GLY:CA	2.94	0.46
4:L:140:LYS:HA	4:L:149:GLY:CA	2.45	0.46
4:X:140:LYS:CA	4:X:149:GLY:CA	2.94	0.46
3:P:1447:THR:O	3:P:1448:MET:C	2.53	0.46
5:S:374:GLN:HA	5:S:377:ASN:CB	2.46	0.46
3:J:1517:SER:O	3:J:1518:ASN:C	2.51	0.46
5:Y:325:ALA:CB	5:Y:325:ALA:C	2.77	0.46
4:R:493:HIS:CB	4:R:493:HIS:C	2.61	0.46
4:F:140:LYS:CA	4:F:149:GLY:CA	2.94	0.46
4:X:452:ARG:C	4:X:453:TYR:C	2.74	0.46
3:D:1446:LYS:HA	3:P:1450:GLU:CA	2.39	0.46
4:R:367:THR:O	4:R:367:THR:CA	2.53	0.46
2:C:788:GLN:HA	1:K:131:GLY:HA3	1.71	0.46

Continued on next page...

Continued from previous page...

Atom-1	Atom-2	Interatomic distance (Å)	Clash overlap (Å)
2:C:709:ARG:CA	1:K:195:SER:O	2.62	0.46
4:L:140:LYS:CA	4:L:149:GLY:CA	2.94	0.46
4:L:140:LYS:HA	4:L:149:GLY:CA	2.45	0.46
4:X:140:LYS:CA	4:X:149:GLY:CA	2.94	0.46
3:D:1486:CYS:O	3:D:1487:ASP:C	2.50	0.46
3:P:1513:LEU:O	3:P:1514:LEU:C	2.50	0.46
3:J:1517:SER:O	3:J:1518:ASN:C	2.51	0.46
3:D:1513:LEU:O	3:D:1514:LEU:C	2.50	0.46
4:X:452:ARG:C	4:X:453:TYR:C	2.74	0.46
3:D:1446:LYS:HA	3:P:1450:GLU:CA	2.39	0.46
2:C:788:GLN:HA	1:K:131:GLY:HA3	1.71	0.46
2:C:709:ARG:CA	1:K:195:SER:O	2.62	0.46
4:L:140:LYS:CA	4:L:149:GLY:CA	2.94	0.46
4:L:140:LYS:HA	4:L:149:GLY:CA	2.45	0.46
4:X:140:LYS:CA	4:X:149:GLY:CA	2.94	0.46
3:D:1486:CYS:O	3:D:1487:ASP:C	2.50	0.46
5:S:374:GLN:HA	5:S:377:ASN:CB	2.46	0.46
3:P:1513:LEU:O	3:P:1514:LEU:C	2.50	0.46
3:J:1517:SER:O	3:J:1518:ASN:C	2.51	0.46
3:D:1513:LEU:O	3:D:1514:LEU:C	2.50	0.46
4:X:452:ARG:C	4:X:453:TYR:C	2.74	0.46
2:C:788:GLN:HA	1:K:131:GLY:HA3	1.71	0.46
2:C:709:ARG:CA	1:K:195:SER:O	2.62	0.46
4:L:140:LYS:CA	4:L:149:GLY:CA	2.94	0.46
4:L:140:LYS:HA	4:L:149:GLY:CA	2.45	0.46
4:X:140:LYS:CA	4:X:149:GLY:CA	2.94	0.46
3:P:1447:THR:O	3:P:1448:MET:C	2.53	0.46
5:S:374:GLN:HA	5:S:377:ASN:CB	2.46	0.46
3:J:1517:SER:O	3:J:1518:ASN:C	2.51	0.46
2:C:778:ILE:HA	1:K:138:ASP:CA	2.44	0.46
2:C:722:LEU:CA	1:K:130:ASP:C	2.64	0.46
3:J:1447:THR:O	3:J:1448:MET:C	2.53	0.46
4:R:140:LYS:CA	4:R:149:GLY:CA	2.94	0.46
3:J:1487:ASP:O	3:J:1490:GLU:N	2.49	0.46
3:J:1537:GLN:C	3:J:1539:LEU:N	2.69	0.46
5:M:374:GLN:HA	5:M:377:ASN:CB	2.46	0.46
2:C:778:ILE:HA	1:K:138:ASP:CA	2.44	0.46
2:C:301:LEU:C	1:Q:849:ASN:N	2.69	0.46
2:C:722:LEU:CA	1:K:130:ASP:C	2.64	0.46
3:J:1447:THR:O	3:J:1448:MET:C	2.53	0.46
4:F:140:LYS:CA	4:F:149:GLY:CA	2.94	0.46

Continued on next page...

Continued from previous page...

Atom-1	Atom-2	Interatomic distance (Å)	Clash overlap (Å)
1:E:1348:ARG:N	1:K:957:GLU:N	2.64	0.46
3:J:1487:ASP:O	3:J:1490:GLU:N	2.49	0.46
3:J:1537:GLN:C	3:J:1539:LEU:N	2.69	0.46
5:M:374:GLN:HA	5:M:377:ASN:CB	2.46	0.46
5:G:374:GLN:HA	5:G:377:ASN:CB	2.46	0.46
2:C:778:ILE:HA	1:K:138:ASP:CA	2.44	0.46
6:N:380:GLU:C	6:N:381:LYS:CA	2.72	0.46
5:M:342:PRO:O	5:M:344:ASP:N	2.49	0.46
5:Y:342:PRO:O	5:Y:344:ASP:N	2.50	0.46
2:C:722:LEU:CA	1:K:130:ASP:C	2.64	0.46
3:J:1447:THR:O	3:J:1448:MET:C	2.53	0.46
4:L:158:ASN:CA	4:L:321:LYS:O	2.62	0.46
4:F:140:LYS:CA	4:F:149:GLY:CA	2.94	0.46
3:J:1487:ASP:O	3:J:1490:GLU:N	2.49	0.46
3:J:1537:GLN:C	3:J:1539:LEU:N	2.69	0.46
5:G:374:GLN:HA	5:G:377:ASN:CB	2.46	0.46
2:C:778:ILE:HA	1:K:138:ASP:CA	2.44	0.46
6:N:380:GLU:C	6:N:381:LYS:CA	2.72	0.46
5:M:342:PRO:O	5:M:344:ASP:N	2.49	0.46
5:Y:342:PRO:O	5:Y:344:ASP:N	2.50	0.46
2:C:301:LEU:C	1:Q:849:ASN:N	2.69	0.46
2:C:722:LEU:CA	1:K:130:ASP:C	2.64	0.46
3:J:1447:THR:O	3:J:1448:MET:C	2.53	0.46
4:L:158:ASN:CA	4:L:321:LYS:O	2.62	0.46
4:F:140:LYS:CA	4:F:149:GLY:CA	2.94	0.46
1:E:1348:ARG:N	1:K:957:GLU:N	2.64	0.46
3:J:1487:ASP:O	3:J:1490:GLU:N	2.49	0.46
3:J:1537:GLN:C	3:J:1539:LEU:N	2.69	0.46
5:G:374:GLN:HA	5:G:377:ASN:CB	2.46	0.46
4:X:458:ASP:C	4:X:460:LEU:N	2.66	0.46
2:O:15:GLN:CA	2:O:16:LEU:N	2.71	0.46
3:V:1491:ILE:O	3:V:1492:GLY:C	2.53	0.46
2:I:231:THR:C	2:I:233:VAL:H	2.17	0.46
5:G:374:GLN:HA	5:G:377:ASN:CB	2.46	0.46
4:F:211:GLU:HA	4:F:214:HIS:CB	2.45	0.46
2:C:778:ILE:HA	1:K:138:ASP:CA	2.44	0.46
6:N:380:GLU:C	6:N:381:LYS:CA	2.72	0.46
5:M:342:PRO:O	5:M:344:ASP:N	2.49	0.46
5:Y:342:PRO:O	5:Y:344:ASP:N	2.50	0.46
2:C:722:LEU:CA	1:K:130:ASP:C	2.64	0.46
3:J:1447:THR:O	3:J:1448:MET:C	2.53	0.46

Continued on next page...

Continued from previous page...

Atom-1	Atom-2	Interatomic distance (Å)	Clash overlap (Å)
4:L:158:ASN:CA	4:L:321:LYS:O	2.62	0.46
4:R:140:LYS:CA	4:R:149:GLY:CA	2.94	0.46
3:J:1487:ASP:O	3:J:1490:GLU:N	2.49	0.46
3:J:1537:GLN:C	3:J:1539:LEU:N	2.69	0.46
2:C:778:ILE:HA	1:K:138:ASP:CA	2.44	0.46
6:N:380:GLU:C	6:N:381:LYS:CA	2.72	0.46
5:M:342:PRO:O	5:M:344:ASP:N	2.49	0.46
5:Y:342:PRO:O	5:Y:344:ASP:N	2.50	0.46
2:C:301:LEU:C	1:Q:849:ASN:N	2.69	0.46
2:C:722:LEU:CA	1:K:130:ASP:C	2.64	0.46
3:J:1447:THR:O	3:J:1448:MET:C	2.53	0.46
4:L:158:ASN:CA	4:L:321:LYS:O	2.62	0.46
4:F:140:LYS:CA	4:F:149:GLY:CA	2.94	0.46
1:E:1348:ARG:N	1:K:957:GLU:N	2.64	0.46
3:J:1487:ASP:O	3:J:1490:GLU:N	2.49	0.46
3:J:1537:GLN:C	3:J:1539:LEU:N	2.69	0.46
5:G:374:GLN:HA	5:G:377:ASN:CB	2.46	0.46
2:C:778:ILE:HA	1:K:138:ASP:CA	2.44	0.46
6:N:380:GLU:C	6:N:381:LYS:CA	2.72	0.46
5:M:342:PRO:O	5:M:344:ASP:N	2.49	0.46
5:Y:342:PRO:O	5:Y:344:ASP:N	2.50	0.46
2:C:722:LEU:CA	1:K:130:ASP:C	2.64	0.46
3:J:1447:THR:O	3:J:1448:MET:C	2.53	0.46
4:L:158:ASN:CA	4:L:321:LYS:O	2.62	0.46
4:F:140:LYS:CA	4:F:149:GLY:CA	2.94	0.46
3:J:1487:ASP:O	3:J:1490:GLU:N	2.49	0.46
3:J:1537:GLN:C	3:J:1539:LEU:N	2.69	0.46
5:G:374:GLN:HA	5:G:377:ASN:CB	2.46	0.46
4:R:450:GLU:O	4:R:451:GLU:CA	2.33	0.45
4:X:492:GLU:O	4:X:492:GLU:CB	2.63	0.45
4:R:493:HIS:C	4:R:493:HIS:CB	2.61	0.45
3:D:1474:GLY:C	3:P:1472:SER:CB	2.82	0.45
3:V:644:ALA:HB2	3:V:702:PRO:C	2.36	0.45
4:F:140:LYS:CA	4:F:149:GLY:CA	2.94	0.45
3:V:1487:ASP:O	3:V:1490:GLU:N	2.49	0.45
5:S:374:GLN:HA	5:S:377:ASN:CB	2.46	0.45
4:X:492:GLU:CB	4:X:492:GLU:O	2.63	0.45
5:S:326:LEU:CB	5:S:326:LEU:N	2.72	0.45
3:D:1474:GLY:C	3:P:1472:SER:CB	2.82	0.45
3:V:644:ALA:HB2	3:V:702:PRO:C	2.36	0.45
3:V:1487:ASP:O	3:V:1490:GLU:N	2.49	0.45

Continued on next page...

Continued from previous page...

Atom-1	Atom-2	Interatomic distance (Å)	Clash overlap (Å)
5:S:326:LEU:CB	5:S:326:LEU:N	2.72	0.45
3:D:1474:GLY:C	3:P:1472:SER:CB	2.82	0.45
3:V:644:ALA:HB2	3:V:702:PRO:C	2.36	0.45
3:V:1487:ASP:O	3:V:1490:GLU:N	2.49	0.45
5:S:326:LEU:N	5:S:326:LEU:CB	2.72	0.45
3:V:644:ALA:HB2	3:V:702:PRO:C	2.36	0.45
3:V:1487:ASP:O	3:V:1490:GLU:N	2.49	0.45
3:P:1482:CYS:O	3:P:1485:ALA:HB3	2.17	0.45
4:L:452:ARG:C	4:L:453:TYR:C	2.74	0.45
4:R:447:VAL:CB	4:R:447:VAL:C	2.77	0.45
4:X:367:THR:O	4:X:367:THR:CA	2.53	0.45
4:R:140:LYS:CA	4:R:149:GLY:CA	2.94	0.45
3:P:1482:CYS:O	3:P:1485:ALA:HB3	2.16	0.45
3:P:1542:PRO:C	3:P:1544:PRO:N	2.68	0.45
3:V:1504:VAL:O	3:V:1505:SER:C	2.39	0.45
6:N:477:ILE:O	6:N:480:ALA:HB3	2.15	0.45
4:R:450:GLU:O	4:R:451:GLU:CA	2.33	0.45
4:R:493:HIS:C	4:R:493:HIS:CB	2.61	0.45
3:D:1474:GLY:C	3:P:1472:SER:CB	2.82	0.45
3:V:644:ALA:HB2	3:V:702:PRO:C	2.36	0.45
4:F:140:LYS:CA	4:F:149:GLY:CA	2.94	0.45
3:V:1487:ASP:O	3:V:1490:GLU:N	2.49	0.45
5:S:374:GLN:HA	5:S:377:ASN:CB	2.46	0.45
5:S:326:LEU:N	5:S:326:LEU:CB	2.72	0.45
3:D:1474:GLY:C	3:P:1472:SER:CB	2.82	0.45
3:V:644:ALA:HB2	3:V:702:PRO:C	2.36	0.45
3:V:1487:ASP:O	3:V:1490:GLU:N	2.49	0.45
5:S:326:LEU:CB	5:S:326:LEU:N	2.72	0.45
3:V:644:ALA:HB2	3:V:702:PRO:C	2.36	0.45
3:V:1487:ASP:O	3:V:1490:GLU:N	2.49	0.45
3:P:1482:CYS:O	3:P:1485:ALA:HB3	2.17	0.45
4:R:450:GLU:C	4:R:451:GLU:C	2.73	0.45
3:P:888:PRO:N	6:T:409:PRO:N	2.57	0.45
3:D:644:ALA:HB2	3:D:702:PRO:C	2.36	0.45
4:X:140:LYS:CA	4:X:149:GLY:CA	2.94	0.45
2:U:303:ALA:HB1	2:U:306:PRO:CA	2.46	0.45
2:O:234:LEU:CB	2:O:250:VAL:O	2.65	0.45
2:I:231:THR:C	2:I:233:VAL:H	2.17	0.45
5:Y:374:GLN:HA	5:Y:377:ASN:CB	2.46	0.45
3:V:1518:ASN:O	3:V:1519:SER:C	2.55	0.45
4:R:328:VAL:CB	4:R:328:VAL:C	2.67	0.45

Continued on next page...

Continued from previous page...

Atom-1	Atom-2	Interatomic distance (Å)	Clash overlap (Å)
3:D:644:ALA:HB2	3:D:702:PRO:C	2.36	0.45
4:X:140:LYS:CA	4:X:149:GLY:CA	2.94	0.45
2:U:303:ALA:HB1	2:U:306:PRO:CA	2.46	0.45
2:O:234:LEU:CB	2:O:250:VAL:O	2.65	0.45
2:I:231:THR:C	2:I:233:VAL:H	2.17	0.45
5:Y:374:GLN:HA	5:Y:377:ASN:CB	2.46	0.45
3:V:1518:ASN:O	3:V:1519:SER:C	2.55	0.45
6:Z:490:GLN:N	6:Z:490:GLN:CB	2.59	0.45
4:R:328:VAL:CB	4:R:328:VAL:C	2.67	0.45
3:D:644:ALA:HB2	3:D:702:PRO:C	2.36	0.45
2:U:303:ALA:HB1	2:U:306:PRO:CA	2.46	0.45
2:O:234:LEU:CB	2:O:250:VAL:O	2.65	0.45
2:I:231:THR:C	2:I:233:VAL:H	2.17	0.45
3:V:1518:ASN:O	3:V:1519:SER:C	2.55	0.45
6:Z:490:GLN:CB	6:Z:490:GLN:N	2.59	0.45
4:R:328:VAL:CB	4:R:328:VAL:C	2.67	0.45
3:D:1482:CYS:O	3:D:1485:ALA:HB3	2.17	0.45
2:U:303:ALA:HB1	2:U:306:PRO:CA	2.46	0.45
2:O:234:LEU:CB	2:O:250:VAL:O	2.65	0.45
3:D:1494:MET:CB	3:D:1551:TYR:CB	2.95	0.45
2:I:231:THR:C	2:I:233:VAL:H	2.17	0.45
3:V:1518:ASN:O	3:V:1519:SER:C	2.55	0.45
4:X:452:ARG:C	4:X:453:TYR:C	2.74	0.45
4:R:489:LYS:O	4:R:492:GLU:N	2.48	0.45
3:P:1486:CYS:O	3:P:1487:ASP:C	2.50	0.45
3:V:1494:MET:CB	3:V:1551:TYR:CB	2.95	0.45
1:K:38:ARG:HA	1:K:484:THR:CB	2.45	0.45
4:R:450:GLU:C	4:R:451:GLU:C	2.73	0.45
6:Z:490:GLN:N	6:Z:490:GLN:CB	2.59	0.45
3:P:888:PRO:N	6:T:409:PRO:N	2.57	0.45
3:D:644:ALA:HB2	3:D:702:PRO:C	2.36	0.45
2:U:303:ALA:HB1	2:U:306:PRO:CA	2.46	0.45
2:O:234:LEU:CB	2:O:250:VAL:O	2.65	0.45
2:I:231:THR:C	2:I:233:VAL:H	2.17	0.45
3:V:1518:ASN:O	3:V:1519:SER:C	2.55	0.45
6:Z:490:GLN:CB	6:Z:490:GLN:N	2.59	0.45
4:R:328:VAL:C	4:R:328:VAL:CB	2.67	0.45
3:D:644:ALA:HB2	3:D:702:PRO:C	2.36	0.45
2:U:303:ALA:HB1	2:U:306:PRO:CA	2.46	0.45
2:O:234:LEU:CB	2:O:250:VAL:O	2.65	0.45
2:I:231:THR:C	2:I:233:VAL:H	2.17	0.45

Continued on next page...

Continued from previous page...

Atom-1	Atom-2	Interatomic distance (Å)	Clash overlap (Å)
3:V:1518:ASN:O	3:V:1519:SER:C	2.55	0.45
6:Z:490:GLN:N	6:Z:490:GLN:CB	2.59	0.45
4:R:328:VAL:C	4:R:328:VAL:CB	2.67	0.45
3:D:1482:CYS:O	3:D:1485:ALA:HB3	2.17	0.45
2:U:303:ALA:HB1	2:U:306:PRO:CA	2.46	0.45
2:O:234:LEU:CB	2:O:250:VAL:O	2.65	0.45
3:D:1494:MET:CB	3:D:1551:TYR:CB	2.95	0.45
2:I:231:THR:C	2:I:233:VAL:H	2.17	0.45
3:V:1518:ASN:O	3:V:1519:SER:C	2.55	0.45
4:L:453:TYR:N	4:L:453:TYR:C	2.70	0.45
2:C:779:GLU:HA	1:K:122:ASP:CA	2.42	0.45
4:F:492:GLU:C	4:F:493:HIS:CA	2.84	0.45
4:R:492:GLU:C	4:R:493:HIS:CA	2.84	0.45
5:Y:342:PRO:O	5:Y:344:ASP:N	2.50	0.45
3:J:1542:PRO:C	3:J:1544:PRO:N	2.68	0.45
2:C:234:LEU:CB	2:C:250:VAL:O	2.65	0.45
3:D:1504:VAL:O	3:D:1505:SER:C	2.39	0.45
4:L:453:TYR:C	4:L:453:TYR:N	2.70	0.45
2:C:779:GLU:HA	1:K:122:ASP:CA	2.42	0.45
5:Y:342:PRO:O	5:Y:344:ASP:N	2.50	0.45
1:E:849:ASN:N	2:O:301:LEU:C	2.69	0.45
3:J:1542:PRO:C	3:J:1544:PRO:N	2.68	0.45
2:C:234:LEU:CB	2:C:250:VAL:O	2.65	0.45
3:D:1504:VAL:O	3:D:1505:SER:C	2.39	0.45
2:C:779:GLU:HA	1:K:122:ASP:CA	2.42	0.45
5:Y:325:ALA:HA	5:Y:325:ALA:C	2.15	0.45
4:X:367:THR:CA	4:X:367:THR:O	2.53	0.45
3:J:1542:PRO:C	3:J:1544:PRO:N	2.68	0.45
2:C:234:LEU:CB	2:C:250:VAL:O	2.65	0.45
5:Y:374:GLN:HA	5:Y:377:ASN:CB	2.46	0.45
3:D:1504:VAL:O	3:D:1505:SER:C	2.39	0.45
2:C:779:GLU:HA	1:K:122:ASP:CA	2.42	0.45
5:Y:325:ALA:HA	5:Y:325:ALA:C	2.15	0.45
4:X:367:THR:CA	4:X:367:THR:O	2.53	0.45
1:E:849:ASN:N	2:O:301:LEU:C	2.69	0.45
3:P:1494:MET:CB	3:P:1551:TYR:CB	2.95	0.45
3:J:1542:PRO:C	3:J:1544:PRO:N	2.68	0.45
2:C:234:LEU:CB	2:C:250:VAL:O	2.65	0.45
5:Y:374:GLN:HA	5:Y:377:ASN:CB	2.46	0.45
4:L:450:GLU:C	4:L:451:GLU:C	2.73	0.45
3:J:1487:ASP:O	3:J:1490:GLU:N	2.49	0.45

Continued on next page...

Continued from previous page...

Atom-1	Atom-2	Interatomic distance (Å)	Clash overlap (Å)
3:J:1537:GLN:C	3:J:1539:LEU:N	2.69	0.45
2:C:779:GLU:HA	1:K:122:ASP:CA	2.42	0.45
4:F:492:GLU:C	4:F:493:HIS:CA	2.84	0.45
4:R:492:GLU:C	4:R:493:HIS:CA	2.84	0.45
5:Y:325:ALA:HA	5:Y:325:ALA:C	2.15	0.45
4:X:367:THR:CA	4:X:367:THR:O	2.53	0.45
3:J:1542:PRO:C	3:J:1544:PRO:N	2.68	0.45
2:C:234:LEU:CB	2:C:250:VAL:O	2.65	0.45
5:Y:374:GLN:HA	5:Y:377:ASN:CB	2.46	0.45
3:D:1504:VAL:O	3:D:1505:SER:C	2.39	0.45
2:C:779:GLU:HA	1:K:122:ASP:CA	2.42	0.45
5:Y:325:ALA:HA	5:Y:325:ALA:C	2.15	0.45
4:X:367:THR:CA	4:X:367:THR:O	2.53	0.45
1:E:849:ASN:N	2:O:301:LEU:C	2.69	0.45
3:J:1542:PRO:C	3:J:1544:PRO:N	2.68	0.45
2:C:234:LEU:CB	2:C:250:VAL:O	2.65	0.45
5:Y:374:GLN:HA	5:Y:377:ASN:CB	2.46	0.45
3:D:1504:VAL:O	3:D:1505:SER:C	2.39	0.45
2:C:779:GLU:HA	1:K:122:ASP:CA	2.42	0.45
5:Y:325:ALA:C	5:Y:325:ALA:HA	2.15	0.45
4:X:367:THR:O	4:X:367:THR:CA	2.53	0.45
3:P:1494:MET:CB	3:P:1551:TYR:CB	2.95	0.45
3:J:1542:PRO:C	3:J:1544:PRO:N	2.68	0.45
2:C:234:LEU:CB	2:C:250:VAL:O	2.65	0.45
5:Y:374:GLN:HA	5:Y:377:ASN:CB	2.46	0.45
4:X:453:TYR:C	4:X:453:TYR:N	2.70	0.45
5:M:342:PRO:O	5:M:344:ASP:N	2.50	0.45
2:C:676:ALA:O	1:K:796:LYS:O	2.35	0.45
2:I:303:ALA:HB1	2:I:306:PRO:CA	2.46	0.45
3:V:1517:SER:O	3:V:1518:ASN:C	2.51	0.45
4:X:453:TYR:N	4:X:453:TYR:C	2.70	0.45
4:F:488:ILE:CB	4:F:488:ILE:N	2.66	0.45
5:M:342:PRO:O	5:M:344:ASP:N	2.50	0.45
2:C:676:ALA:O	1:K:796:LYS:O	2.35	0.45
2:I:303:ALA:HB1	2:I:306:PRO:CA	2.46	0.45
3:V:1517:SER:O	3:V:1518:ASN:C	2.51	0.45
1:Q:404:LYS:HA	1:Q:405:PRO:HA	1.71	0.45
4:F:488:ILE:N	4:F:488:ILE:CB	2.66	0.45
2:C:676:ALA:O	1:K:796:LYS:O	2.35	0.45
2:I:303:ALA:HB1	2:I:306:PRO:CA	2.46	0.45
3:V:1517:SER:O	3:V:1518:ASN:C	2.51	0.45

Continued on next page...

Continued from previous page...

Atom-1	Atom-2	Interatomic distance (Å)	Clash overlap (Å)
4:F:488:ILE:N	4:F:488:ILE:CB	2.66	0.45
2:C:676:ALA:O	1:K:796:LYS:O	2.35	0.45
3:P:1487:ASP:O	3:P:1490:GLU:N	2.50	0.45
2:I:303:ALA:HB1	2:I:306:PRO:CA	2.46	0.45
3:V:1517:SER:O	3:V:1518:ASN:C	2.51	0.45
1:Q:404:LYS:HA	1:Q:405:PRO:HA	1.71	0.45
4:X:453:TYR:C	4:X:453:TYR:N	2.70	0.45
4:R:452:ARG:C	4:R:453:TYR:C	2.74	0.45
4:R:459:LEU:CA	4:R:460:LEU:N	2.54	0.45
2:C:307:GLY:N	1:Q:849:ASN:CB	2.79	0.45
4:L:367:THR:CA	4:L:367:THR:O	2.53	0.45
5:M:342:PRO:O	5:M:344:ASP:N	2.50	0.45
4:L:140:LYS:CA	4:L:149:GLY:CA	2.94	0.45
3:P:1487:ASP:O	3:P:1490:GLU:N	2.49	0.45
3:P:1491:ILE:O	3:P:1492:GLY:C	2.53	0.45
3:J:1482:CYS:O	3:J:1485:ALA:HB3	2.16	0.45
2:O:234:LEU:CB	2:O:250:VAL:O	2.65	0.45
1:W:395:GLY:N	1:W:400:SER:CB	2.80	0.45
2:C:676:ALA:O	1:K:796:LYS:O	2.35	0.45
2:I:303:ALA:HB1	2:I:306:PRO:CA	2.46	0.45
3:V:1517:SER:O	3:V:1518:ASN:C	2.51	0.45
4:F:488:ILE:N	4:F:488:ILE:CB	2.66	0.45
2:C:676:ALA:O	1:K:796:LYS:O	2.35	0.45
2:I:303:ALA:HB1	2:I:306:PRO:CA	2.46	0.45
3:V:1517:SER:O	3:V:1518:ASN:C	2.51	0.45
1:Q:404:LYS:HA	1:Q:405:PRO:HA	1.71	0.45
4:F:488:ILE:N	4:F:488:ILE:CB	2.66	0.45
2:C:676:ALA:O	1:K:796:LYS:O	2.35	0.45
3:P:1487:ASP:O	3:P:1490:GLU:N	2.50	0.45
2:I:303:ALA:HB1	2:I:306:PRO:CA	2.46	0.45
3:V:1517:SER:O	3:V:1518:ASN:C	2.51	0.45
4:F:453:TYR:C	4:F:453:TYR:N	2.70	0.45
3:J:644:ALA:HB2	3:J:702:PRO:C	2.36	0.45
3:V:1491:ILE:O	3:V:1492:GLY:C	2.53	0.45
6:T:380:GLU:C	6:T:381:LYS:CA	2.72	0.45
3:J:644:ALA:HB2	3:J:702:PRO:C	2.36	0.45
3:V:1491:ILE:O	3:V:1492:GLY:C	2.53	0.45
6:T:380:GLU:C	6:T:381:LYS:CA	2.72	0.45
3:J:644:ALA:HB2	3:J:702:PRO:C	2.36	0.45
3:V:1491:ILE:O	3:V:1492:GLY:C	2.53	0.45
6:T:380:GLU:C	6:T:381:LYS:CA	2.72	0.45

Continued on next page...

Continued from previous page...

Atom-1	Atom-2	Interatomic distance (Å)	Clash overlap (Å)
3:J:644:ALA:HB2	3:J:702:PRO:C	2.36	0.45
3:V:1491:ILE:O	3:V:1492:GLY:C	2.53	0.45
4:F:453:TYR:N	4:F:453:TYR:C	2.70	0.45
1:Q:1259:PRO:O	3:V:692:ASN:CB	2.65	0.45
4:X:140:LYS:CA	4:X:149:GLY:CA	2.94	0.45
2:O:655:ALA:O	3:P:1447:THR:CB	2.64	0.45
3:P:1494:MET:CB	3:P:1551:TYR:CB	2.95	0.45
3:V:1482:CYS:O	3:V:1485:ALA:HB3	2.17	0.45
2:U:303:ALA:HB1	2:U:306:PRO:CA	2.46	0.45
4:R:405:ALA:HB3	4:R:406:ASP:H	1.17	0.45
3:D:1537:GLN:C	3:D:1539:LEU:N	2.69	0.45
3:D:1472:SER:O	3:D:1473:TYR:C	2.55	0.45
1:B:340:LYS:C	1:B:342:ILE:HA	2.35	0.45
4:F:453:TYR:C	4:F:453:TYR:N	2.70	0.45
3:J:644:ALA:HB2	3:J:702:PRO:C	2.36	0.45
3:V:1491:ILE:O	3:V:1492:GLY:C	2.53	0.45
6:T:380:GLU:C	6:T:381:LYS:CA	2.72	0.45
3:J:644:ALA:HB2	3:J:702:PRO:C	2.36	0.45
3:V:1491:ILE:O	3:V:1492:GLY:C	2.53	0.45
6:T:380:GLU:C	6:T:381:LYS:CA	2.72	0.45
3:J:644:ALA:HB2	3:J:702:PRO:C	2.36	0.45
3:V:1491:ILE:O	3:V:1492:GLY:C	2.53	0.45
2:C:726:SER:CB	1:K:85:ARG:C	2.85	0.45
4:F:486:GLU:C	4:F:488:ILE:N	2.70	0.45
3:D:1449:TRP:CB	3:P:1446:LYS:O	2.64	0.45
3:V:1482:CYS:O	3:V:1485:ALA:HB3	2.17	0.45
3:V:1542:PRO:C	3:V:1544:PRO:N	2.68	0.45
3:P:1494:MET:CB	3:P:1551:TYR:CB	2.95	0.45
2:I:503:LEU:O	2:I:504:LYS:CB	2.64	0.45
3:J:1494:MET:CB	3:J:1551:TYR:CB	2.95	0.45
4:R:453:TYR:N	4:R:453:TYR:C	2.70	0.45
2:C:726:SER:CB	1:K:85:ARG:C	2.85	0.45
4:R:486:GLU:C	4:R:488:ILE:N	2.70	0.45
3:D:1449:TRP:CB	3:P:1446:LYS:O	2.64	0.45
4:R:367:THR:CA	4:R:367:THR:O	2.53	0.45
6:T:406:LEU:C	6:T:408:SER:N	2.62	0.45
1:Q:1348:ARG:N	1:W:957:GLU:N	2.64	0.45
3:V:1482:CYS:O	3:V:1485:ALA:HB3	2.17	0.45
3:V:1542:PRO:C	3:V:1544:PRO:N	2.68	0.45
3:P:1494:MET:CB	3:P:1551:TYR:CB	2.95	0.45
2:I:503:LEU:O	2:I:504:LYS:CB	2.64	0.45

Continued on next page...

Continued from previous page...

Atom-1	Atom-2	Interatomic distance (Å)	Clash overlap (Å)
3:J:1494:MET:CB	3:J:1551:TYR:CB	2.95	0.45
4:L:453:TYR:N	4:L:453:TYR:C	2.70	0.45
4:R:453:TYR:N	4:R:453:TYR:C	2.70	0.45
2:C:726:SER:CB	1:K:85:ARG:C	2.85	0.45
4:R:486:GLU:C	4:R:488:ILE:N	2.70	0.45
3:D:1449:TRP:CB	3:P:1446:LYS:O	2.64	0.45
4:R:367:THR:O	4:R:367:THR:CA	2.53	0.45
6:T:406:LEU:C	6:T:408:SER:N	2.62	0.45
3:V:1482:CYS:O	3:V:1485:ALA:HB3	2.17	0.45
3:V:1542:PRO:C	3:V:1544:PRO:N	2.68	0.45
3:P:1494:MET:CB	3:P:1551:TYR:CB	2.95	0.45
2:I:503:LEU:O	2:I:504:LYS:CB	2.64	0.45
5:M:374:GLN:HA	5:M:377:ASN:CB	2.46	0.45
3:J:1494:MET:CB	3:J:1551:TYR:CB	2.95	0.45
4:L:453:TYR:N	4:L:453:TYR:C	2.70	0.45
4:R:453:TYR:C	4:R:453:TYR:N	2.70	0.45
2:C:726:SER:CB	1:K:85:ARG:C	2.85	0.45
4:R:486:GLU:C	4:R:488:ILE:N	2.70	0.45
4:R:367:THR:O	4:R:367:THR:CA	2.53	0.45
6:T:406:LEU:C	6:T:408:SER:N	2.62	0.45
1:Q:1348:ARG:N	1:W:957:GLU:N	2.64	0.45
3:V:1482:CYS:O	3:V:1485:ALA:HB3	2.17	0.45
3:V:1542:PRO:C	3:V:1544:PRO:N	2.68	0.45
2:I:503:LEU:O	2:I:504:LYS:CB	2.64	0.45
5:M:374:GLN:HA	5:M:377:ASN:CB	2.46	0.45
3:J:1494:MET:CB	3:J:1551:TYR:CB	2.95	0.45
4:L:486:GLU:C	4:L:488:ILE:N	2.70	0.45
4:F:486:GLU:C	4:F:488:ILE:N	2.70	0.45
6:N:374:SER:H	6:N:374:SER:CB	2.25	0.45
2:C:234:LEU:CB	2:C:250:VAL:O	2.65	0.45
2:U:503:LEU:O	2:U:504:LYS:CB	2.64	0.45
2:I:503:LEU:O	2:I:504:LYS:CB	2.64	0.45
1:A:395:GLY:N	1:A:400:SER:CB	2.80	0.45
4:L:453:TYR:N	4:L:453:TYR:C	2.70	0.45
2:C:726:SER:CB	1:K:85:ARG:C	2.85	0.45
4:F:486:GLU:C	4:F:488:ILE:N	2.70	0.45
3:D:1449:TRP:CB	3:P:1446:LYS:O	2.64	0.45
3:V:1482:CYS:O	3:V:1485:ALA:HB3	2.17	0.45
3:V:1542:PRO:C	3:V:1544:PRO:N	2.68	0.45
3:P:1494:MET:CB	3:P:1551:TYR:CB	2.95	0.45
2:I:503:LEU:O	2:I:504:LYS:CB	2.64	0.45

Continued on next page...

Continued from previous page...

Atom-1	Atom-2	Interatomic distance (Å)	Clash overlap (Å)
5:M:374:GLN:HA	5:M:377:ASN:CB	2.46	0.45
3:J:1494:MET:CB	3:J:1551:TYR:CB	2.95	0.45
4:L:453:TYR:N	4:L:453:TYR:C	2.70	0.45
4:R:453:TYR:C	4:R:453:TYR:N	2.70	0.45
2:C:726:SER:CB	1:K:85:ARG:C	2.85	0.45
4:R:486:GLU:C	4:R:488:ILE:N	2.70	0.45
3:D:1449:TRP:CB	3:P:1446:LYS:O	2.64	0.45
4:R:367:THR:CA	4:R:367:THR:O	2.53	0.45
6:T:406:LEU:C	6:T:408:SER:N	2.62	0.45
1:Q:1348:ARG:N	1:W:957:GLU:N	2.64	0.45
3:V:1482:CYS:O	3:V:1485:ALA:HB3	2.17	0.45
3:V:1542:PRO:C	3:V:1544:PRO:N	2.68	0.45
3:P:1494:MET:CB	3:P:1551:TYR:CB	2.95	0.45
2:I:503:LEU:O	2:I:504:LYS:CB	2.64	0.45
5:M:374:GLN:HA	5:M:377:ASN:CB	2.46	0.45
3:J:1494:MET:CB	3:J:1551:TYR:CB	2.95	0.45
4:L:453:TYR:N	4:L:453:TYR:C	2.70	0.45
4:R:453:TYR:N	4:R:453:TYR:C	2.70	0.45
2:C:726:SER:CB	1:K:85:ARG:C	2.85	0.45
4:R:486:GLU:C	4:R:488:ILE:N	2.70	0.45
4:R:367:THR:CA	4:R:367:THR:O	2.53	0.45
6:T:406:LEU:C	6:T:408:SER:N	2.62	0.45
3:V:1482:CYS:O	3:V:1485:ALA:HB3	2.17	0.45
3:V:1542:PRO:C	3:V:1544:PRO:N	2.68	0.45
2:I:503:LEU:O	2:I:504:LYS:CB	2.64	0.45
5:M:374:GLN:HA	5:M:377:ASN:CB	2.46	0.45
3:J:1494:MET:CB	3:J:1551:TYR:CB	2.95	0.45
4:L:447:VAL:O	4:L:450:GLU:CA	2.65	0.45
4:L:450:GLU:O	4:L:451:GLU:CA	2.33	0.45
4:X:447:VAL:O	4:X:450:GLU:CA	2.65	0.45
6:Z:380:GLU:C	6:Z:381:LYS:CA	2.72	0.45
3:V:1447:THR:O	3:V:1448:MET:C	2.53	0.45
2:I:645:LEU:CA	3:J:1450:GLU:CB	2.92	0.45
4:X:158:ASN:CA	4:X:321:LYS:O	2.62	0.45
3:J:1482:CYS:O	3:J:1485:ALA:HB3	2.17	0.45
2:I:234:LEU:CB	2:I:250:VAL:O	2.65	0.45
5:Y:332:PRO:O	5:Y:335:LEU:HA	2.17	0.45
2:U:503:LEU:O	2:U:504:LYS:CB	2.64	0.45
3:V:1472:SER:O	3:V:1473:TYR:C	2.55	0.45
4:L:447:VAL:O	4:L:450:GLU:CA	2.65	0.45
4:L:450:GLU:O	4:L:451:GLU:CA	2.33	0.45

Continued on next page...

Continued from previous page...

Atom-1	Atom-2	Interatomic distance (Å)	Clash overlap (Å)
4:X:447:VAL:O	4:X:450:GLU:CA	2.65	0.45
4:F:459:LEU:CA	4:F:460:LEU:N	2.54	0.45
6:Z:380:GLU:C	6:Z:381:LYS:CA	2.72	0.45
3:V:1447:THR:O	3:V:1448:MET:C	2.53	0.45
2:I:645:LEU:CA	3:J:1450:GLU:CB	2.92	0.45
4:X:158:ASN:CA	4:X:321:LYS:O	2.62	0.45
3:J:1482:CYS:O	3:J:1485:ALA:HB3	2.17	0.45
2:I:234:LEU:CB	2:I:250:VAL:O	2.65	0.45
5:Y:332:PRO:O	5:Y:335:LEU:HA	2.17	0.45
2:U:503:LEU:O	2:U:504:LYS:CB	2.64	0.45
3:V:1472:SER:O	3:V:1473:TYR:C	2.55	0.45
6:N:490:GLN:CB	6:N:490:GLN:N	2.58	0.45
4:X:453:TYR:N	4:X:453:TYR:C	2.70	0.45
4:F:459:LEU:CA	4:F:460:LEU:N	2.54	0.45
3:V:1447:THR:O	3:V:1448:MET:C	2.53	0.45
2:I:645:LEU:CA	3:J:1450:GLU:CB	2.92	0.45
3:J:1482:CYS:O	3:J:1485:ALA:HB3	2.17	0.45
2:I:234:LEU:CB	2:I:250:VAL:O	2.65	0.45
2:U:503:LEU:O	2:U:504:LYS:CB	2.64	0.45
3:V:1472:SER:O	3:V:1473:TYR:C	2.55	0.45
6:N:490:GLN:N	6:N:490:GLN:CB	2.58	0.45
4:X:453:TYR:C	4:X:453:TYR:N	2.70	0.45
4:F:459:LEU:CA	4:F:460:LEU:N	2.54	0.45
3:V:1447:THR:O	3:V:1448:MET:C	2.53	0.45
2:I:645:LEU:CA	3:J:1450:GLU:CB	2.92	0.45
3:J:1482:CYS:O	3:J:1485:ALA:HB3	2.17	0.45
2:I:234:LEU:CB	2:I:250:VAL:O	2.65	0.45
2:U:503:LEU:O	2:U:504:LYS:CB	2.64	0.45
3:P:1517:SER:O	3:P:1518:ASN:C	2.51	0.45
3:V:1472:SER:O	3:V:1473:TYR:C	2.55	0.45
4:L:489:LYS:O	4:L:492:GLU:N	2.48	0.45
1:Q:1355:ASP:N	3:V:872:LEU:CA	2.79	0.45
1:Q:1308:LYS:CB	3:V:804:SER:CB	2.95	0.45
3:D:1494:MET:CB	3:D:1551:TYR:CB	2.95	0.45
3:V:1487:ASP:O	3:V:1490:GLU:N	2.49	0.45
2:I:303:ALA:HB1	2:I:306:PRO:CA	2.46	0.45
3:D:1447:THR:O	3:D:1448:MET:C	2.53	0.45
6:N:490:GLN:N	6:N:490:GLN:CB	2.58	0.45
4:X:453:TYR:N	4:X:453:TYR:C	2.70	0.45
3:V:1447:THR:O	3:V:1448:MET:C	2.53	0.45
2:I:645:LEU:CA	3:J:1450:GLU:CB	2.92	0.45

Continued on next page...

Continued from previous page...

Atom-1	Atom-2	Interatomic distance (Å)	Clash overlap (Å)
3:J:1482:CYS:O	3:J:1485:ALA:HB3	2.17	0.45
2:I:234:LEU:CB	2:I:250:VAL:O	2.65	0.45
2:U:503:LEU:O	2:U:504:LYS:CB	2.64	0.45
3:V:1472:SER:O	3:V:1473:TYR:C	2.55	0.45
6:N:490:GLN:N	6:N:490:GLN:CB	2.58	0.45
4:X:453:TYR:N	4:X:453:TYR:C	2.70	0.45
4:F:459:LEU:CA	4:F:460:LEU:N	2.54	0.45
3:V:1447:THR:O	3:V:1448:MET:C	2.53	0.45
2:I:645:LEU:CA	3:J:1450:GLU:CB	2.92	0.45
3:J:1482:CYS:O	3:J:1485:ALA:HB3	2.17	0.45
2:I:234:LEU:CB	2:I:250:VAL:O	2.65	0.45
2:U:503:LEU:O	2:U:504:LYS:CB	2.64	0.45
3:V:1472:SER:O	3:V:1473:TYR:C	2.55	0.45
6:N:490:GLN:CB	6:N:490:GLN:N	2.58	0.45
4:X:453:TYR:C	4:X:453:TYR:N	2.70	0.45
4:F:459:LEU:CA	4:F:460:LEU:N	2.54	0.45
3:V:1447:THR:O	3:V:1448:MET:C	2.53	0.45
2:I:645:LEU:CA	3:J:1450:GLU:CB	2.92	0.45
3:J:1482:CYS:O	3:J:1485:ALA:HB3	2.17	0.45
2:I:234:LEU:CB	2:I:250:VAL:O	2.65	0.45
2:U:503:LEU:O	2:U:504:LYS:CB	2.64	0.45
3:P:1517:SER:O	3:P:1518:ASN:C	2.51	0.45
3:V:1472:SER:O	3:V:1473:TYR:C	2.55	0.45
4:R:447:VAL:O	4:R:450:GLU:CA	2.65	0.45
4:R:453:TYR:N	4:R:453:TYR:C	2.70	0.45
4:L:489:LYS:O	4:L:492:GLU:N	2.48	0.45
4:L:486:GLU:C	4:L:488:ILE:N	2.70	0.45
5:S:326:LEU:N	5:S:326:LEU:CB	2.72	0.45
5:S:342:PRO:O	5:S:344:ASP:N	2.50	0.45
3:D:1482:CYS:O	3:D:1485:ALA:HB3	2.17	0.45
2:U:234:LEU:CB	2:U:250:VAL:O	2.65	0.45
5:M:332:PRO:O	5:M:335:LEU:HA	2.17	0.45
3:V:1494:MET:CB	3:V:1551:TYR:CB	2.95	0.45
4:R:447:VAL:O	4:R:450:GLU:CA	2.65	0.45
4:L:489:LYS:O	4:L:492:GLU:N	2.48	0.45
4:L:486:GLU:C	4:L:488:ILE:N	2.70	0.45
4:R:367:THR:CB	4:R:367:THR:C	2.78	0.45
3:D:1482:CYS:O	3:D:1485:ALA:HB3	2.17	0.45
2:U:234:LEU:CB	2:U:250:VAL:O	2.65	0.45
5:M:332:PRO:O	5:M:335:LEU:HA	2.17	0.45
3:V:1494:MET:CB	3:V:1551:TYR:CB	2.95	0.45

Continued on next page...

Continued from previous page...

Atom-1	Atom-2	Interatomic distance (Å)	Clash overlap (Å)
4:L:450:GLU:C	4:L:451:GLU:C	2.73	0.45
4:R:447:VAL:O	4:R:450:GLU:CA	2.65	0.45
4:R:367:THR:C	4:R:367:THR:CB	2.78	0.45
3:D:1482:CYS:O	3:D:1485:ALA:HB3	2.17	0.45
2:U:234:LEU:CB	2:U:250:VAL:O	2.65	0.45
3:V:1494:MET:CB	3:V:1551:TYR:CB	2.95	0.45
4:L:450:GLU:C	4:L:451:GLU:C	2.73	0.45
4:R:447:VAL:O	4:R:450:GLU:CA	2.65	0.45
4:R:367:THR:CB	4:R:367:THR:C	2.78	0.45
3:D:1487:ASP:O	3:D:1490:GLU:N	2.49	0.45
2:U:234:LEU:CB	2:U:250:VAL:O	2.65	0.45
3:V:1494:MET:CB	3:V:1551:TYR:CB	2.95	0.45
4:L:453:TYR:N	4:L:453:TYR:C	2.70	0.45
4:X:486:GLU:C	4:X:488:ILE:N	2.70	0.45
4:F:493:HIS:C	4:F:493:HIS:CB	2.61	0.45
2:C:524:ARG:CA	3:D:1610:PRO:HA	2.47	0.45
2:I:618:ASN:HA	3:J:1443:ALA:CA	2.47	0.45
3:J:1486:CYS:O	3:J:1487:ASP:C	2.50	0.45
2:O:653:ILE:CB	3:P:1456:GLU:CB	2.95	0.45
1:B:404:LYS:HA	1:B:405:PRO:HA	1.70	0.45
1:B:395:GLY:N	1:B:400:SER:CB	2.80	0.45
3:J:1494:MET:CB	3:J:1551:TYR:CB	2.95	0.45
4:R:447:VAL:O	4:R:450:GLU:CA	2.65	0.45
4:R:453:TYR:C	4:R:453:TYR:N	2.70	0.45
4:L:450:GLU:C	4:L:451:GLU:C	2.73	0.45
5:S:326:LEU:CB	5:S:326:LEU:N	2.72	0.45
5:S:342:PRO:O	5:S:344:ASP:N	2.50	0.45
3:D:1482:CYS:O	3:D:1485:ALA:HB3	2.17	0.45
2:U:234:LEU:CB	2:U:250:VAL:O	2.65	0.45
3:V:1494:MET:CB	3:V:1551:TYR:CB	2.95	0.45
4:L:450:GLU:C	4:L:451:GLU:C	2.73	0.45
4:R:447:VAL:O	4:R:450:GLU:CA	2.65	0.45
4:R:367:THR:CB	4:R:367:THR:C	2.78	0.45
3:D:1482:CYS:O	3:D:1485:ALA:HB3	2.17	0.45
2:U:234:LEU:CB	2:U:250:VAL:O	2.65	0.45
3:V:1494:MET:CB	3:V:1551:TYR:CB	2.95	0.45
4:L:450:GLU:C	4:L:451:GLU:C	2.73	0.45
4:R:447:VAL:O	4:R:450:GLU:CA	2.65	0.45
4:R:367:THR:C	4:R:367:THR:CB	2.78	0.45
3:D:1487:ASP:O	3:D:1490:GLU:N	2.49	0.45
2:U:234:LEU:CB	2:U:250:VAL:O	2.65	0.45

Continued on next page...

Continued from previous page...

Atom-1	Atom-2	Interatomic distance (Å)	Clash overlap (Å)
3:V:1494:MET:CB	3:V:1551:TYR:CB	2.95	0.45
4:F:447:VAL:O	4:F:450:GLU:CA	2.65	0.45
4:X:486:GLU:C	4:X:488:ILE:N	2.70	0.45
4:F:488:ILE:N	4:F:488:ILE:CB	2.66	0.45
3:D:1510:GLN:CB	3:P:1468:ALA:CB	2.92	0.45
2:U:645:LEU:CA	3:V:1450:GLU:CB	2.93	0.45
3:P:1482:CYS:O	3:P:1485:ALA:HB3	2.17	0.45
3:P:1537:GLN:C	3:P:1539:LEU:N	2.69	0.45
4:F:453:TYR:C	4:F:453:TYR:N	2.70	0.45
4:F:486:GLU:C	4:F:488:ILE:N	2.70	0.45
4:X:486:GLU:C	4:X:488:ILE:N	2.70	0.45
3:D:1510:GLN:CB	3:P:1468:ALA:CB	2.92	0.45
2:U:645:LEU:CA	3:V:1450:GLU:CB	2.93	0.45
3:P:1482:CYS:O	3:P:1485:ALA:HB3	2.17	0.45
3:P:1537:GLN:C	3:P:1539:LEU:N	2.69	0.45
4:F:453:TYR:C	4:F:453:TYR:N	2.70	0.45
4:F:486:GLU:C	4:F:488:ILE:N	2.70	0.45
2:U:15:GLN:CA	2:U:16:LEU:N	2.71	0.45
3:D:1510:GLN:CB	3:P:1468:ALA:CB	2.92	0.45
2:U:645:LEU:CA	3:V:1450:GLU:CB	2.93	0.45
3:P:1482:CYS:O	3:P:1485:ALA:HB3	2.17	0.45
3:P:1537:GLN:C	3:P:1539:LEU:N	2.69	0.45
4:F:453:TYR:C	4:F:453:TYR:N	2.70	0.45
4:F:486:GLU:C	4:F:488:ILE:N	2.70	0.45
2:U:15:GLN:CA	2:U:16:LEU:N	2.71	0.45
2:U:645:LEU:CA	3:V:1450:GLU:CB	2.93	0.45
3:D:1509:GLN:O	3:D:1510:GLN:C	2.45	0.45
3:D:1517:SER:O	3:D:1518:ASN:C	2.51	0.45
5:S:342:PRO:O	5:S:344:ASP:N	2.50	0.45
4:L:158:ASN:CA	4:L:321:LYS:O	2.62	0.45
1:E:1164:GLN:CA	1:K:726:GLN:CB	2.94	0.45
3:J:1472:SER:O	3:J:1473:TYR:C	2.55	0.45
5:M:332:PRO:O	5:M:335:LEU:HA	2.17	0.45
2:C:503:LEU:O	2:C:504:LYS:CB	2.64	0.45
4:F:447:VAL:O	4:F:450:GLU:CA	2.65	0.45
4:F:488:ILE:CB	4:F:488:ILE:N	2.66	0.45
2:U:15:GLN:CA	2:U:16:LEU:N	2.71	0.45
3:D:1510:GLN:CB	3:P:1468:ALA:CB	2.92	0.45
2:U:645:LEU:CA	3:V:1450:GLU:CB	2.93	0.45
3:P:1482:CYS:O	3:P:1485:ALA:HB3	2.17	0.45
3:P:1537:GLN:C	3:P:1539:LEU:N	2.69	0.45

Continued on next page...

Continued from previous page...

Atom-1	Atom-2	Interatomic distance (Å)	Clash overlap (Å)
4:F:453:TYR:C	4:F:453:TYR:N	2.70	0.45
4:F:486:GLU:C	4:F:488:ILE:N	2.70	0.45
2:U:15:GLN:CA	2:U:16:LEU:N	2.71	0.45
3:D:1510:GLN:CB	3:P:1468:ALA:CB	2.92	0.45
2:U:645:LEU:CA	3:V:1450:GLU:CB	2.93	0.45
3:P:1482:CYS:O	3:P:1485:ALA:HB3	2.17	0.45
3:P:1537:GLN:C	3:P:1539:LEU:N	2.69	0.45
4:F:453:TYR:C	4:F:453:TYR:N	2.70	0.45
4:F:486:GLU:C	4:F:488:ILE:N	2.70	0.45
2:U:15:GLN:CA	2:U:16:LEU:N	2.71	0.45
2:U:645:LEU:CA	3:V:1450:GLU:CB	2.93	0.45
3:D:1509:GLN:O	3:D:1510:GLN:C	2.45	0.45
3:D:1517:SER:O	3:D:1518:ASN:C	2.51	0.45
2:O:722:LEU:CA	1:W:130:ASP:C	2.61	0.45
3:P:644:ALA:HB2	3:P:702:PRO:C	2.36	0.45
4:R:158:ASN:CA	4:R:321:LYS:O	2.62	0.45
3:D:1487:ASP:O	3:D:1490:GLU:N	2.49	0.45
3:P:1487:ASP:O	3:P:1490:GLU:N	2.49	0.45
3:D:1494:MET:CB	3:D:1551:TYR:CB	2.95	0.45
1:K:395:GLY:N	1:K:400:SER:CB	2.80	0.45
1:B:395:GLY:N	1:B:400:SER:CB	2.80	0.45
4:F:447:VAL:O	4:F:450:GLU:CA	2.65	0.45
4:F:367:THR:C	4:F:367:THR:CB	2.78	0.45
2:O:722:LEU:CA	1:W:130:ASP:C	2.61	0.45
3:P:644:ALA:HB2	3:P:702:PRO:C	2.36	0.45
3:D:1487:ASP:O	3:D:1490:GLU:N	2.49	0.45
3:P:1487:ASP:O	3:P:1490:GLU:N	2.49	0.45
3:D:1494:MET:CB	3:D:1551:TYR:CB	2.95	0.45
1:K:395:GLY:N	1:K:400:SER:CB	2.80	0.45
1:B:395:GLY:N	1:B:400:SER:CB	2.80	0.45
4:F:447:VAL:O	4:F:450:GLU:CA	2.65	0.45
4:F:367:THR:C	4:F:367:THR:CB	2.78	0.45
2:O:722:LEU:CA	1:W:130:ASP:C	2.61	0.45
3:P:644:ALA:HB2	3:P:702:PRO:C	2.36	0.45
3:D:1487:ASP:O	3:D:1490:GLU:N	2.49	0.45
3:P:1487:ASP:O	3:P:1490:GLU:N	2.49	0.45
3:D:1494:MET:CB	3:D:1551:TYR:CB	2.95	0.45
1:K:395:GLY:N	1:K:400:SER:CB	2.80	0.45
1:B:395:GLY:N	1:B:400:SER:CB	2.80	0.45
4:F:447:VAL:O	4:F:450:GLU:CA	2.65	0.45
4:F:367:THR:CB	4:F:367:THR:C	2.78	0.45

Continued on next page...

Continued from previous page...

Atom-1	Atom-2	Interatomic distance (Å)	Clash overlap (Å)
2:O:722:LEU:CA	1:W:130:ASP:C	2.61	0.45
1:K:395:GLY:N	1:K:400:SER:CB	2.80	0.45
1:B:395:GLY:N	1:B:400:SER:CB	2.80	0.45
2:C:531:LEU:C	3:D:1664:ASP:N	2.62	0.45
5:G:342:PRO:O	5:G:344:ASP:N	2.49	0.45
2:C:675:ARG:CB	1:K:848:ASP:CB	2.83	0.45
4:L:140:LYS:CB	4:L:149:GLY:HA2	2.47	0.45
4:X:140:LYS:CB	4:X:149:GLY:HA2	2.47	0.45
2:O:722:LEU:CA	1:W:130:ASP:C	2.61	0.45
3:P:644:ALA:HB2	3:P:702:PRO:C	2.36	0.45
4:R:158:ASN:CA	4:R:321:LYS:O	2.62	0.45
3:D:1487:ASP:O	3:D:1490:GLU:N	2.49	0.45
3:P:1487:ASP:O	3:P:1490:GLU:N	2.49	0.45
3:D:1494:MET:CB	3:D:1551:TYR:CB	2.95	0.45
1:K:395:GLY:N	1:K:400:SER:CB	2.80	0.45
1:B:395:GLY:N	1:B:400:SER:CB	2.80	0.45
4:F:447:VAL:O	4:F:450:GLU:CA	2.65	0.45
4:F:367:THR:C	4:F:367:THR:CB	2.78	0.45
2:O:722:LEU:CA	1:W:130:ASP:C	2.61	0.45
3:P:644:ALA:HB2	3:P:702:PRO:C	2.36	0.45
3:D:1487:ASP:O	3:D:1490:GLU:N	2.49	0.45
3:P:1487:ASP:O	3:P:1490:GLU:N	2.49	0.45
3:D:1494:MET:CB	3:D:1551:TYR:CB	2.95	0.45
1:K:395:GLY:N	1:K:400:SER:CB	2.80	0.45
1:B:395:GLY:N	1:B:400:SER:CB	2.80	0.45
4:F:447:VAL:O	4:F:450:GLU:CA	2.65	0.45
4:F:367:THR:C	4:F:367:THR:CB	2.78	0.45
2:O:722:LEU:CA	1:W:130:ASP:C	2.61	0.45
1:K:395:GLY:N	1:K:400:SER:CB	2.80	0.45
1:B:395:GLY:N	1:B:400:SER:CB	2.80	0.45
4:F:447:VAL:CB	4:F:447:VAL:C	2.77	0.44
4:R:486:GLU:C	4:R:488:ILE:N	2.70	0.44
3:D:1446:LYS:O	3:P:1449:TRP:CB	2.65	0.44
5:G:342:PRO:O	5:G:344:ASP:N	2.50	0.44
2:C:780:ASP:CB	1:K:136:TYR:CB	2.95	0.44
2:O:174:GLY:CA	3:P:1682:LYS:HA	2.30	0.44
4:L:422:ASN:CB	4:L:423:ALA:CB	2.94	0.44
4:X:422:ASN:CB	4:X:423:ALA:CB	2.94	0.44
3:D:1446:LYS:O	3:P:1449:TRP:CB	2.65	0.44
2:C:780:ASP:CB	1:K:136:TYR:CB	2.95	0.44
2:O:174:GLY:CA	3:P:1682:LYS:HA	2.30	0.44

Continued on next page...

Continued from previous page...

Atom-1	Atom-2	Interatomic distance (Å)	Clash overlap (Å)
4:L:422:ASN:CB	4:L:423:ALA:CB	2.94	0.44
4:X:422:ASN:CB	4:X:423:ALA:CB	2.94	0.44
4:X:447:VAL:O	4:X:450:GLU:CA	2.65	0.44
4:X:450:GLU:C	4:X:451:GLU:C	2.73	0.44
4:L:447:VAL:O	4:L:450:GLU:CA	2.65	0.44
3:D:1446:LYS:O	3:P:1449:TRP:CB	2.65	0.44
2:C:780:ASP:CB	1:K:136:TYR:CB	2.95	0.44
2:O:174:GLY:CA	3:P:1682:LYS:HA	2.30	0.44
4:X:140:LYS:CB	4:X:149:GLY:HA2	2.47	0.44
4:X:447:VAL:O	4:X:450:GLU:CA	2.65	0.44
4:X:450:GLU:C	4:X:451:GLU:C	2.73	0.44
4:L:447:VAL:O	4:L:450:GLU:CA	2.65	0.44
2:C:780:ASP:CB	1:K:136:TYR:CB	2.95	0.44
4:X:140:LYS:CB	4:X:149:GLY:HA2	2.47	0.44
6:T:490:GLN:N	6:T:490:GLN:CB	2.58	0.44
2:U:234:LEU:CB	2:U:250:VAL:O	2.65	0.44
1:Q:1218:GLN:C	3:V:675:THR:O	2.42	0.44
4:F:447:VAL:C	4:F:447:VAL:CB	2.77	0.44
4:X:447:VAL:O	4:X:450:GLU:CA	2.65	0.44
4:X:450:GLU:C	4:X:451:GLU:C	2.73	0.44
4:L:447:VAL:O	4:L:450:GLU:CA	2.65	0.44
4:R:486:GLU:C	4:R:488:ILE:N	2.70	0.44
3:D:1446:LYS:O	3:P:1449:TRP:CB	2.65	0.44
5:G:342:PRO:O	5:G:344:ASP:N	2.50	0.44
2:C:780:ASP:CB	1:K:136:TYR:CB	2.95	0.44
2:O:174:GLY:CA	3:P:1682:LYS:HA	2.30	0.44
4:X:140:LYS:CB	4:X:149:GLY:HA2	2.47	0.44
4:X:447:VAL:O	4:X:450:GLU:CA	2.65	0.44
4:X:450:GLU:C	4:X:451:GLU:C	2.73	0.44
4:L:447:VAL:O	4:L:450:GLU:CA	2.65	0.44
3:D:1446:LYS:O	3:P:1449:TRP:CB	2.65	0.44
2:C:780:ASP:CB	1:K:136:TYR:CB	2.95	0.44
2:O:174:GLY:CA	3:P:1682:LYS:HA	2.30	0.44
4:X:140:LYS:CB	4:X:149:GLY:HA2	2.47	0.44
4:X:447:VAL:O	4:X:450:GLU:CA	2.65	0.44
4:X:450:GLU:C	4:X:451:GLU:C	2.73	0.44
4:L:447:VAL:O	4:L:450:GLU:CA	2.65	0.44
2:C:780:ASP:CB	1:K:136:TYR:CB	2.95	0.44
4:X:140:LYS:CB	4:X:149:GLY:HA2	2.47	0.44
4:F:450:GLU:C	4:F:451:GLU:C	2.73	0.44
4:X:450:GLU:C	4:X:451:GLU:C	2.73	0.44

Continued on next page...

Continued from previous page...

Atom-1	Atom-2	Interatomic distance (Å)	Clash overlap (Å)
2:O:779:GLU:HA	1:W:122:ASP:CA	2.42	0.44
4:F:493:HIS:CB	4:F:493:HIS:C	2.61	0.44
4:L:140:LYS:CB	4:L:149:GLY:HA2	2.47	0.44
1:W:395:GLY:N	1:W:400:SER:CB	2.80	0.44
2:O:503:LEU:O	2:O:504:LYS:CB	2.64	0.44
3:V:1506:VAL:O	3:V:1508:LYS:N	2.47	0.44
4:X:450:GLU:C	4:X:451:GLU:C	2.73	0.44
2:O:779:GLU:HA	1:W:122:ASP:CA	2.42	0.44
5:S:342:PRO:O	5:S:344:ASP:N	2.50	0.44
4:L:140:LYS:CB	4:L:149:GLY:HA2	2.47	0.44
1:Q:942:PRO:HA	1:Q:943:GLN:HA	1.48	0.44
1:W:395:GLY:N	1:W:400:SER:CB	2.80	0.44
2:O:503:LEU:O	2:O:504:LYS:CB	2.64	0.44
1:Q:395:GLY:N	1:Q:400:SER:CB	2.80	0.44
3:V:1506:VAL:O	3:V:1508:LYS:N	2.47	0.44
2:O:779:GLU:HA	1:W:122:ASP:CA	2.42	0.44
4:L:486:GLU:C	4:L:488:ILE:N	2.70	0.44
5:S:342:PRO:O	5:S:344:ASP:N	2.50	0.44
5:M:332:PRO:O	5:M:335:LEU:HA	2.17	0.44
1:W:395:GLY:N	1:W:400:SER:CB	2.80	0.44
2:O:503:LEU:O	2:O:504:LYS:CB	2.64	0.44
3:V:1506:VAL:O	3:V:1508:LYS:N	2.47	0.44
2:O:779:GLU:HA	1:W:122:ASP:CA	2.42	0.44
4:L:486:GLU:C	4:L:488:ILE:N	2.70	0.44
5:S:342:PRO:O	5:S:344:ASP:N	2.50	0.44
3:P:1486:CYS:O	3:P:1487:ASP:C	2.50	0.44
3:P:1493:ARG:O	3:P:1494:MET:C	2.47	0.44
1:Q:942:PRO:HA	1:Q:943:GLN:HA	1.48	0.44
5:M:332:PRO:O	5:M:335:LEU:HA	2.17	0.44
1:W:395:GLY:N	1:W:400:SER:CB	2.80	0.44
2:O:503:LEU:O	2:O:504:LYS:CB	2.64	0.44
1:Q:395:GLY:N	1:Q:400:SER:CB	2.80	0.44
3:V:1506:VAL:O	3:V:1508:LYS:N	2.47	0.44
4:X:450:GLU:C	4:X:451:GLU:C	2.73	0.44
4:L:447:VAL:O	4:L:450:GLU:CA	2.65	0.44
4:F:329:GLY:C	4:F:329:GLY:N	2.62	0.44
4:X:222:THR:CB	4:X:222:THR:O	2.62	0.44
2:I:234:LEU:CB	2:I:250:VAL:O	2.65	0.44
3:D:1518:ASN:O	3:D:1519:SER:C	2.55	0.44
5:Y:332:PRO:O	5:Y:335:LEU:HA	2.17	0.44
3:P:1513:LEU:O	3:P:1514:LEU:C	2.50	0.44

Continued on next page...

Continued from previous page...

Atom-1	Atom-2	Interatomic distance (Å)	Clash overlap (Å)
3:P:1517:SER:O	3:P:1518:ASN:C	2.51	0.44
3:P:1518:ASN:O	3:P:1519:SER:C	2.55	0.44
3:J:1518:ASN:O	3:J:1519:SER:C	2.55	0.44
4:F:450:GLU:C	4:F:451:GLU:C	2.73	0.44
2:O:779:GLU:HA	1:W:122:ASP:CA	2.42	0.44
4:F:493:HIS:CB	4:F:493:HIS:C	2.61	0.44
4:L:486:GLU:C	4:L:488:ILE:N	2.70	0.44
5:M:332:PRO:O	5:M:335:LEU:HA	2.17	0.44
1:W:395:GLY:N	1:W:400:SER:CB	2.80	0.44
2:O:503:LEU:O	2:O:504:LYS:CB	2.64	0.44
3:V:1506:VAL:O	3:V:1508:LYS:N	2.47	0.44
2:O:779:GLU:HA	1:W:122:ASP:CA	2.42	0.44
4:L:486:GLU:C	4:L:488:ILE:N	2.70	0.44
5:S:342:PRO:O	5:S:344:ASP:N	2.50	0.44
1:Q:942:PRO:HA	1:Q:943:GLN:HA	1.48	0.44
5:M:332:PRO:O	5:M:335:LEU:HA	2.17	0.44
1:W:395:GLY:N	1:W:400:SER:CB	2.80	0.44
2:O:503:LEU:O	2:O:504:LYS:CB	2.64	0.44
1:Q:395:GLY:N	1:Q:400:SER:CB	2.80	0.44
3:V:1506:VAL:O	3:V:1508:LYS:N	2.47	0.44
2:O:779:GLU:HA	1:W:122:ASP:CA	2.42	0.44
4:L:486:GLU:C	4:L:488:ILE:N	2.70	0.44
5:S:342:PRO:O	5:S:344:ASP:N	2.50	0.44
3:P:1486:CYS:O	3:P:1487:ASP:C	2.50	0.44
3:P:1493:ARG:O	3:P:1494:MET:C	2.47	0.44
5:M:332:PRO:O	5:M:335:LEU:HA	2.17	0.44
1:W:395:GLY:N	1:W:400:SER:CB	2.80	0.44
2:O:503:LEU:O	2:O:504:LYS:CB	2.64	0.44
3:V:1506:VAL:O	3:V:1508:LYS:N	2.47	0.44
4:F:140:LYS:CB	4:F:149:GLY:HA2	2.47	0.44
3:P:1486:CYS:O	3:P:1487:ASP:C	2.50	0.44
4:L:405:ALA:HB3	4:L:406:ASP:H	1.16	0.44
3:V:1513:LEU:O	3:V:1514:LEU:C	2.50	0.44
3:P:1486:CYS:O	3:P:1487:ASP:C	2.50	0.44
4:L:405:ALA:HB3	4:L:406:ASP:H	1.16	0.44
3:V:1513:LEU:O	3:V:1514:LEU:C	2.50	0.44
4:L:140:LYS:CB	4:L:149:GLY:HA2	2.47	0.44
3:P:1486:CYS:O	3:P:1487:ASP:C	2.50	0.44
5:Y:332:PRO:O	5:Y:335:LEU:HA	2.17	0.44
3:V:1513:LEU:O	3:V:1514:LEU:C	2.50	0.44
4:L:140:LYS:CB	4:L:149:GLY:HA2	2.47	0.44

Continued on next page...

Continued from previous page...

Atom-1	Atom-2	Interatomic distance (Å)	Clash overlap (Å)
3:P:1491:ILE:O	3:P:1492:GLY:C	2.53	0.44
5:Y:332:PRO:O	5:Y:335:LEU:HA	2.17	0.44
3:V:1513:LEU:O	3:V:1514:LEU:C	2.50	0.44
4:X:447:VAL:O	4:X:450:GLU:CA	2.65	0.44
2:C:678:GLY:CA	1:K:847:ARG:CB	2.83	0.44
4:R:492:GLU:C	4:R:493:HIS:CA	2.84	0.44
6:T:374:SER:H	6:T:374:SER:CB	2.26	0.44
3:D:1491:ILE:O	3:D:1492:GLY:C	2.53	0.44
2:O:230:MET:HA	2:O:233:VAL:CB	2.48	0.44
3:J:1517:SER:O	3:J:1518:ASN:C	2.51	0.44
2:C:588:GLU:HA	2:C:592:SER:O	2.18	0.44
1:K:395:GLY:N	1:K:400:SER:CB	2.80	0.44
3:V:1509:GLN:O	3:V:1510:GLN:C	2.45	0.44
4:F:140:LYS:CB	4:F:149:GLY:HA2	2.47	0.44
4:L:140:LYS:CB	4:L:149:GLY:HA2	2.47	0.44
3:P:1486:CYS:O	3:P:1487:ASP:C	2.50	0.44
5:Y:332:PRO:O	5:Y:335:LEU:HA	2.17	0.44
3:V:1513:LEU:O	3:V:1514:LEU:C	2.50	0.44
4:L:140:LYS:CB	4:L:149:GLY:HA2	2.47	0.44
3:P:1486:CYS:O	3:P:1487:ASP:C	2.50	0.44
5:Y:332:PRO:O	5:Y:335:LEU:HA	2.17	0.44
3:V:1513:LEU:O	3:V:1514:LEU:C	2.50	0.44
4:L:140:LYS:CB	4:L:149:GLY:HA2	2.47	0.44
3:P:1491:ILE:O	3:P:1492:GLY:C	2.53	0.44
5:Y:332:PRO:O	5:Y:335:LEU:HA	2.17	0.44
3:V:1513:LEU:O	3:V:1514:LEU:C	2.50	0.44
4:F:367:THR:C	4:F:367:THR:CB	2.78	0.44
2:C:591:GLY:H	1:K:851:ALA:HB3	1.82	0.44
1:E:1355:ASP:CB	1:E:1358:CYS:CB	2.96	0.44
2:C:591:GLY:H	1:K:851:ALA:HB3	1.82	0.44
1:E:404:LYS:HA	1:E:405:PRO:HA	1.71	0.44
2:C:591:GLY:H	1:K:851:ALA:HB3	1.82	0.44
1:E:1355:ASP:CB	1:E:1358:CYS:CB	2.96	0.44
2:C:173:PRO:CA	3:D:1681:SER:O	2.64	0.44
2:C:591:GLY:H	1:K:851:ALA:HB3	1.82	0.44
1:E:404:LYS:HA	1:E:405:PRO:HA	1.71	0.44
4:R:488:ILE:CB	4:R:488:ILE:N	2.66	0.44
2:C:230:MET:HA	2:C:233:VAL:CB	2.48	0.44
5:S:332:PRO:O	5:S:335:LEU:HA	2.17	0.44
2:O:588:GLU:HA	2:O:592:SER:O	2.18	0.44
1:E:395:GLY:N	1:E:400:SER:CB	2.80	0.44

Continued on next page...

Continued from previous page...

Atom-1	Atom-2	Interatomic distance (Å)	Clash overlap (Å)
4:F:367:THR:CB	4:F:367:THR:C	2.78	0.44
2:C:591:GLY:H	1:K:851:ALA:HB3	1.82	0.44
1:E:1355:ASP:CB	1:E:1358:CYS:CB	2.96	0.44
2:C:591:GLY:H	1:K:851:ALA:HB3	1.82	0.44
1:E:404:LYS:HA	1:E:405:PRO:HA	1.71	0.44
2:C:173:PRO:CA	3:D:1681:SER:O	2.64	0.44
2:C:591:GLY:H	1:K:851:ALA:HB3	1.82	0.44
1:E:1355:ASP:CB	1:E:1358:CYS:CB	2.96	0.44
4:F:492:GLU:CA	4:F:492:GLU:O	2.53	0.44
2:C:305:LEU:HA	1:Q:847:ARG:CB	2.47	0.44
3:P:1472:SER:O	3:P:1473:TYR:C	2.55	0.44
1:E:1233:VAL:CB	1:K:579:GLU:CB	2.95	0.44
4:L:158:ASN:CA	4:L:321:LYS:O	2.62	0.44
3:J:1491:ILE:O	3:J:1492:GLY:C	2.53	0.44
4:R:405:ALA:HB3	4:R:406:ASP:H	1.16	0.44
3:P:1537:GLN:O	3:P:1538:SER:C	2.56	0.44
3:P:1472:SER:O	3:P:1473:TYR:C	2.55	0.44
4:L:158:ASN:CA	4:L:321:LYS:O	2.62	0.44
3:J:1491:ILE:O	3:J:1492:GLY:C	2.53	0.44
3:P:1537:GLN:O	3:P:1538:SER:C	2.56	0.44
1:E:395:GLY:N	1:E:400:SER:CB	2.80	0.44
2:C:305:LEU:HA	1:Q:847:ARG:CB	2.47	0.44
3:P:1472:SER:O	3:P:1473:TYR:C	2.55	0.44
1:E:1233:VAL:CB	1:K:579:GLU:CB	2.95	0.44
3:J:1491:ILE:O	3:J:1492:GLY:C	2.53	0.44
3:P:1537:GLN:O	3:P:1538:SER:C	2.56	0.44
3:J:1491:ILE:O	3:J:1492:GLY:C	2.53	0.44
1:E:395:GLY:N	1:E:400:SER:CB	2.80	0.44
4:F:447:VAL:O	4:F:450:GLU:CA	2.65	0.44
4:R:453:TYR:N	4:R:453:TYR:C	2.70	0.44
2:C:303:ALA:HB1	2:C:306:PRO:CA	2.46	0.44
5:M:325:ALA:CB	5:M:325:ALA:C	2.77	0.44
4:F:405:ALA:HB3	4:F:406:ASP:H	1.17	0.44
1:A:404:LYS:HA	1:A:405:PRO:HA	1.70	0.44
4:F:492:GLU:O	4:F:492:GLU:CA	2.53	0.44
2:C:305:LEU:HA	1:Q:847:ARG:CB	2.47	0.44
3:P:1472:SER:O	3:P:1473:TYR:C	2.55	0.44
1:E:1233:VAL:CB	1:K:579:GLU:CB	2.95	0.44
3:J:1491:ILE:O	3:J:1492:GLY:C	2.53	0.44
4:R:405:ALA:HB3	4:R:406:ASP:H	1.16	0.44
3:P:1537:GLN:O	3:P:1538:SER:C	2.56	0.44

Continued on next page...

Continued from previous page...

Atom-1	Atom-2	Interatomic distance (Å)	Clash overlap (Å)
3:P:1472:SER:O	3:P:1473:TYR:C	2.55	0.44
3:J:1491:ILE:O	3:J:1492:GLY:C	2.53	0.44
3:P:1537:GLN:O	3:P:1538:SER:C	2.56	0.44
1:E:395:GLY:N	1:E:400:SER:CB	2.80	0.44
2:C:305:LEU:HA	1:Q:847:ARG:CB	2.47	0.44
1:E:1233:VAL:CB	1:K:579:GLU:CB	2.95	0.44
3:J:1491:ILE:O	3:J:1492:GLY:C	2.53	0.44
6:Z:463:ALA:N	6:Z:463:ALA:C	2.65	0.44
6:Z:406:LEU:C	6:Z:408:SER:N	2.62	0.44
4:R:140:LYS:CB	4:R:149:GLY:HA2	2.47	0.44
4:X:140:LYS:CB	4:X:149:GLY:HA2	2.47	0.44
3:P:1536:LEU:O	3:P:1539:LEU:CB	2.66	0.44
3:P:1518:ASN:O	3:P:1519:SER:C	2.55	0.44
2:C:230:MET:HA	2:C:233:VAL:CB	2.48	0.44
3:P:1512:TRP:O	3:P:1515:TYR:N	2.51	0.44
1:A:395:GLY:N	1:A:400:SER:CB	2.80	0.44
1:Q:1355:ASP:CB	1:Q:1358:CYS:CB	2.96	0.44
4:R:459:LEU:CA	4:R:460:LEU:N	2.54	0.44
6:Z:463:ALA:C	6:Z:463:ALA:N	2.65	0.44
6:Z:406:LEU:C	6:Z:408:SER:N	2.62	0.44
4:X:140:LYS:CB	4:X:149:GLY:HA2	2.47	0.44
3:P:1536:LEU:O	3:P:1539:LEU:CB	2.66	0.44
3:P:1518:ASN:O	3:P:1519:SER:C	2.55	0.44
2:C:230:MET:HA	2:C:233:VAL:CB	2.48	0.44
3:P:1512:TRP:O	3:P:1515:TYR:N	2.51	0.44
1:A:395:GLY:N	1:A:400:SER:CB	2.80	0.44
4:R:459:LEU:CA	4:R:460:LEU:N	2.54	0.44
6:Z:409:PRO:CA	6:Z:410:LEU:N	2.72	0.44
3:P:1536:LEU:O	3:P:1539:LEU:CB	2.66	0.44
3:P:1518:ASN:O	3:P:1519:SER:C	2.55	0.44
2:C:230:MET:HA	2:C:233:VAL:CB	2.48	0.44
3:P:1512:TRP:O	3:P:1515:TYR:N	2.51	0.44
1:A:395:GLY:N	1:A:400:SER:CB	2.80	0.44
1:Q:1355:ASP:CB	1:Q:1358:CYS:CB	2.96	0.44
4:R:459:LEU:CA	4:R:460:LEU:N	2.54	0.44
6:Z:409:PRO:CA	6:Z:410:LEU:N	2.72	0.44
2:C:230:MET:HA	2:C:233:VAL:CB	2.48	0.44
1:A:395:GLY:N	1:A:400:SER:CB	2.80	0.44
4:F:450:GLU:C	4:F:451:GLU:C	2.73	0.44
4:R:486:GLU:C	4:R:488:ILE:N	2.70	0.44
4:F:367:THR:O	4:F:367:THR:CA	2.53	0.44

Continued on next page...

Continued from previous page...

Atom-1	Atom-2	Interatomic distance (Å)	Clash overlap (Å)
2:C:487:CYS:N	3:D:1661:ARG:CB	2.77	0.44
5:Y:342:PRO:O	5:Y:344:ASP:N	2.49	0.44
1:Q:1308:LYS:N	3:V:733:ASP:CB	2.81	0.44
1:E:1311:ASP:CA	3:J:798:TYR:C	2.76	0.44
3:D:1482:CYS:O	3:D:1485:ALA:HB3	2.17	0.44
3:V:1537:GLN:O	3:V:1538:SER:C	2.56	0.44
3:D:1536:LEU:O	3:D:1539:LEU:CB	2.66	0.44
2:O:503:LEU:O	2:O:504:LYS:CB	2.64	0.44
1:Q:395:GLY:N	1:Q:400:SER:CB	2.80	0.44
3:J:1509:GLN:O	3:J:1510:GLN:C	2.45	0.44
3:P:1512:TRP:O	3:P:1515:TYR:N	2.51	0.44
6:Z:409:PRO:CA	6:Z:410:LEU:N	2.72	0.44
4:R:140:LYS:CB	4:R:149:GLY:HA2	2.47	0.44
3:P:1536:LEU:O	3:P:1539:LEU:CB	2.66	0.44
3:P:1518:ASN:O	3:P:1519:SER:C	2.55	0.44
2:C:230:MET:HA	2:C:233:VAL:CB	2.48	0.44
3:P:1512:TRP:O	3:P:1515:TYR:N	2.51	0.44
1:A:395:GLY:N	1:A:400:SER:CB	2.80	0.44
1:Q:1355:ASP:CB	1:Q:1358:CYS:CB	2.96	0.44
4:R:459:LEU:CA	4:R:460:LEU:N	2.54	0.44
6:Z:409:PRO:CA	6:Z:410:LEU:N	2.72	0.44
3:P:1536:LEU:O	3:P:1539:LEU:CB	2.66	0.44
3:P:1518:ASN:O	3:P:1519:SER:C	2.55	0.44
2:C:230:MET:HA	2:C:233:VAL:CB	2.48	0.44
3:P:1512:TRP:O	3:P:1515:TYR:N	2.51	0.44
1:A:395:GLY:N	1:A:400:SER:CB	2.80	0.44
4:R:459:LEU:CA	4:R:460:LEU:N	2.54	0.44
6:Z:409:PRO:CA	6:Z:410:LEU:N	2.72	0.44
2:C:230:MET:HA	2:C:233:VAL:CB	2.48	0.44
1:A:395:GLY:N	1:A:400:SER:CB	2.80	0.44
1:Q:1355:ASP:CB	1:Q:1358:CYS:CB	2.96	0.44
4:L:450:GLU:C	4:L:451:GLU:C	2.73	0.44
3:D:1447:THR:O	3:D:1448:MET:C	2.53	0.44
5:G:374:GLN:O	5:G:377:ASN:CB	2.66	0.44
1:Q:395:GLY:N	1:Q:400:SER:CB	2.80	0.44
3:J:1506:VAL:O	3:J:1508:LYS:N	2.47	0.44
3:D:1512:TRP:O	3:D:1515:TYR:N	2.51	0.44
4:L:450:GLU:C	4:L:451:GLU:C	2.73	0.44
3:D:1447:THR:O	3:D:1448:MET:C	2.53	0.44
5:G:342:PRO:O	5:G:344:ASP:N	2.49	0.44
2:C:304:PRO:CA	1:Q:852:VAL:CB	2.47	0.44

Continued on next page...

Continued from previous page...

Atom-1	Atom-2	Interatomic distance (Å)	Clash overlap (Å)
5:G:374:GLN:O	5:G:377:ASN:CB	2.66	0.44
3:J:1506:VAL:O	3:J:1508:LYS:N	2.47	0.44
3:D:1512:TRP:O	3:D:1515:TYR:N	2.51	0.44
4:X:486:GLU:C	4:X:488:ILE:N	2.70	0.44
3:D:1447:THR:O	3:D:1448:MET:C	2.53	0.44
5:G:342:PRO:O	5:G:344:ASP:N	2.49	0.44
5:G:374:GLN:O	5:G:377:ASN:CB	2.66	0.44
1:Q:395:GLY:N	1:Q:400:SER:CB	2.80	0.44
3:J:1506:VAL:O	3:J:1508:LYS:N	2.47	0.44
3:D:1512:TRP:O	3:D:1515:TYR:N	2.51	0.44
4:X:486:GLU:C	4:X:488:ILE:N	2.70	0.44
5:G:342:PRO:O	5:G:344:ASP:N	2.49	0.44
2:C:304:PRO:CA	1:Q:852:VAL:CB	2.47	0.44
3:D:1491:ILE:O	3:D:1492:GLY:C	2.53	0.44
5:G:374:GLN:O	5:G:377:ASN:CB	2.66	0.44
3:J:1506:VAL:O	3:J:1508:LYS:N	2.47	0.44
4:F:459:LEU:CA	4:F:460:LEU:N	2.54	0.44
4:R:447:VAL:O	4:R:450:GLU:CA	2.65	0.44
1:Q:1354:LEU:HA	3:V:867:LEU:O	2.18	0.44
1:Q:1355:ASP:CB	1:Q:1358:CYS:CB	2.96	0.44
1:W:1355:ASP:CB	1:W:1358:CYS:CB	2.96	0.44
4:X:486:GLU:C	4:X:488:ILE:N	2.70	0.44
3:D:1447:THR:O	3:D:1448:MET:C	2.53	0.44
5:G:374:GLN:O	5:G:377:ASN:CB	2.66	0.44
1:Q:395:GLY:N	1:Q:400:SER:CB	2.80	0.44
3:J:1506:VAL:O	3:J:1508:LYS:N	2.47	0.44
3:D:1512:TRP:O	3:D:1515:TYR:N	2.51	0.44
4:X:486:GLU:C	4:X:488:ILE:N	2.70	0.44
3:D:1447:THR:O	3:D:1448:MET:C	2.53	0.44
5:G:342:PRO:O	5:G:344:ASP:N	2.49	0.44
2:C:304:PRO:CA	1:Q:852:VAL:CB	2.47	0.44
5:G:374:GLN:O	5:G:377:ASN:CB	2.66	0.44
3:J:1506:VAL:O	3:J:1508:LYS:N	2.47	0.44
3:D:1512:TRP:O	3:D:1515:TYR:N	2.51	0.44
4:X:486:GLU:C	4:X:488:ILE:N	2.70	0.44
5:G:342:PRO:O	5:G:344:ASP:N	2.49	0.44
3:D:1491:ILE:O	3:D:1492:GLY:C	2.53	0.44
5:G:374:GLN:O	5:G:377:ASN:CB	2.66	0.44
1:Q:395:GLY:N	1:Q:400:SER:CB	2.80	0.44
3:J:1506:VAL:O	3:J:1508:LYS:N	2.47	0.44
3:D:1472:SER:O	3:D:1473:TYR:C	2.55	0.44

Continued on next page...

Continued from previous page...

Atom-1	Atom-2	Interatomic distance (Å)	Clash overlap (Å)
2:O:230:MET:HA	2:O:233:VAL:CB	2.48	0.44
1:E:395:GLY:N	1:E:400:SER:CB	2.80	0.44
3:J:1504:VAL:O	3:J:1505:SER:C	2.38	0.44
1:K:1355:ASP:CB	1:K:1358:CYS:CB	2.96	0.44
3:D:1472:SER:O	3:D:1473:TYR:C	2.55	0.44
4:R:158:ASN:CA	4:R:321:LYS:O	2.62	0.44
4:R:140:LYS:CB	4:R:149:GLY:HA2	2.47	0.44
2:O:230:MET:HA	2:O:233:VAL:CB	2.48	0.44
3:J:1504:VAL:O	3:J:1505:SER:C	2.38	0.44
1:K:1355:ASP:CB	1:K:1358:CYS:CB	2.96	0.44
1:E:1355:ASP:CB	1:E:1358:CYS:CB	2.96	0.44
4:X:492:GLU:C	4:X:493:HIS:CA	2.84	0.44
3:D:1472:SER:O	3:D:1473:TYR:C	2.55	0.44
4:R:158:ASN:CA	4:R:321:LYS:O	2.62	0.44
4:R:140:LYS:CB	4:R:149:GLY:HA2	2.47	0.44
2:O:230:MET:HA	2:O:233:VAL:CB	2.48	0.44
1:E:395:GLY:N	1:E:400:SER:CB	2.80	0.44
3:J:1504:VAL:O	3:J:1505:SER:C	2.38	0.44
1:K:1355:ASP:CB	1:K:1358:CYS:CB	2.96	0.44
4:X:492:GLU:C	4:X:493:HIS:CA	2.84	0.44
4:R:158:ASN:CA	4:R:321:LYS:O	2.62	0.44
4:R:140:LYS:CB	4:R:149:GLY:HA2	2.47	0.44
2:O:230:MET:HA	2:O:233:VAL:CB	2.48	0.44
3:J:1504:VAL:O	3:J:1505:SER:C	2.38	0.44
1:K:1355:ASP:CB	1:K:1358:CYS:CB	2.96	0.44
1:E:1355:ASP:CB	1:E:1358:CYS:CB	2.96	0.44
4:L:222:THR:CB	4:L:222:THR:O	2.62	0.44
2:U:644:LYS:CB	3:V:1451:ARG:HA	2.48	0.44
4:R:140:LYS:CB	4:R:149:GLY:HA2	2.47	0.44
4:F:140:LYS:CB	4:F:149:GLY:HA2	2.47	0.44
5:G:332:PRO:O	5:G:335:LEU:HA	2.17	0.44
4:X:492:GLU:C	4:X:493:HIS:CA	2.84	0.44
3:D:1472:SER:O	3:D:1473:TYR:C	2.55	0.44
2:O:230:MET:HA	2:O:233:VAL:CB	2.48	0.44
1:E:395:GLY:N	1:E:400:SER:CB	2.80	0.44
3:J:1504:VAL:O	3:J:1505:SER:C	2.38	0.44
1:K:1355:ASP:CB	1:K:1358:CYS:CB	2.96	0.44
4:X:492:GLU:C	4:X:493:HIS:CA	2.84	0.44
3:D:1472:SER:O	3:D:1473:TYR:C	2.55	0.44
4:R:158:ASN:CA	4:R:321:LYS:O	2.62	0.44
4:R:140:LYS:CB	4:R:149:GLY:HA2	2.47	0.44

Continued on next page...

Continued from previous page...

Atom-1	Atom-2	Interatomic distance (Å)	Clash overlap (Å)
2:O:230:MET:HA	2:O:233:VAL:CB	2.48	0.44
3:J:1504:VAL:O	3:J:1505:SER:C	2.38	0.44
1:K:1355:ASP:CB	1:K:1358:CYS:CB	2.96	0.44
1:E:1355:ASP:CB	1:E:1358:CYS:CB	2.96	0.44
4:X:492:GLU:C	4:X:493:HIS:CA	2.84	0.44
4:R:158:ASN:CA	4:R:321:LYS:O	2.62	0.44
4:R:140:LYS:CB	4:R:149:GLY:HA2	2.47	0.44
2:O:230:MET:HA	2:O:233:VAL:CB	2.48	0.44
1:E:395:GLY:N	1:E:400:SER:CB	2.80	0.44
3:J:1504:VAL:O	3:J:1505:SER:C	2.38	0.44
1:K:1355:ASP:CB	1:K:1358:CYS:CB	2.96	0.44
2:O:780:ASP:HA	1:W:136:TYR:C	2.38	0.44
2:C:174:GLY:CA	3:D:1682:LYS:HA	2.30	0.44
3:J:1536:LEU:O	3:J:1539:LEU:CB	2.66	0.44
3:D:1537:GLN:O	3:D:1538:SER:C	2.56	0.44
3:D:1536:LEU:O	3:D:1539:LEU:CB	2.66	0.44
2:I:588:GLU:HA	2:I:592:SER:O	2.18	0.44
2:C:503:LEU:O	2:C:504:LYS:CB	2.64	0.44
5:S:366:GLU:CB	5:S:367:LEU:N	2.81	0.44
2:O:780:ASP:HA	1:W:136:TYR:C	2.38	0.44
2:C:174:GLY:CA	3:D:1682:LYS:HA	2.30	0.44
3:J:1536:LEU:O	3:J:1539:LEU:CB	2.66	0.44
3:D:1537:GLN:O	3:D:1538:SER:C	2.56	0.44
3:D:1536:LEU:O	3:D:1539:LEU:CB	2.66	0.44
5:S:374:GLN:O	5:S:377:ASN:CB	2.66	0.44
2:I:588:GLU:HA	2:I:592:SER:O	2.18	0.44
5:G:332:PRO:O	5:G:335:LEU:HA	2.17	0.44
2:C:503:LEU:O	2:C:504:LYS:CB	2.64	0.44
5:S:366:GLU:CB	5:S:367:LEU:N	2.81	0.44
2:O:780:ASP:HA	1:W:136:TYR:C	2.38	0.44
2:C:174:GLY:CA	3:D:1682:LYS:HA	2.30	0.44
3:J:1536:LEU:O	3:J:1539:LEU:CB	2.66	0.44
3:D:1537:GLN:O	3:D:1538:SER:C	2.56	0.44
3:D:1536:LEU:O	3:D:1539:LEU:CB	2.66	0.44
5:S:374:GLN:O	5:S:377:ASN:CB	2.66	0.44
2:I:588:GLU:HA	2:I:592:SER:O	2.18	0.44
5:G:332:PRO:O	5:G:335:LEU:HA	2.17	0.44
2:C:503:LEU:O	2:C:504:LYS:CB	2.64	0.44
5:S:366:GLU:CB	5:S:367:LEU:N	2.81	0.44
2:O:780:ASP:HA	1:W:136:TYR:C	2.38	0.44
3:J:1536:LEU:O	3:J:1539:LEU:CB	2.66	0.44

Continued on next page...

Continued from previous page...

Atom-1	Atom-2	Interatomic distance (Å)	Clash overlap (Å)
5:S:374:GLN:O	5:S:377:ASN:CB	2.66	0.44
2:I:588:GLU:HA	2:I:592:SER:O	2.18	0.44
5:G:332:PRO:O	5:G:335:LEU:HA	2.17	0.44
2:C:503:LEU:O	2:C:504:LYS:CB	2.64	0.44
3:P:1537:GLN:C	3:P:1539:LEU:N	2.69	0.44
4:R:367:THR:C	4:R:367:THR:CB	2.78	0.44
3:D:1512:TRP:O	3:D:1515:TYR:N	2.51	0.44
1:K:1355:ASP:CB	1:K:1358:CYS:CB	2.96	0.44
2:O:780:ASP:HA	1:W:136:TYR:C	2.38	0.44
2:C:174:GLY:CA	3:D:1682:LYS:HA	2.30	0.44
3:J:1536:LEU:O	3:J:1539:LEU:CB	2.66	0.44
3:D:1537:GLN:O	3:D:1538:SER:C	2.56	0.44
3:D:1536:LEU:O	3:D:1539:LEU:CB	2.66	0.44
2:I:588:GLU:HA	2:I:592:SER:O	2.18	0.44
2:C:503:LEU:O	2:C:504:LYS:CB	2.64	0.44
5:S:366:GLU:CB	5:S:367:LEU:N	2.81	0.44
2:O:780:ASP:HA	1:W:136:TYR:C	2.38	0.44
2:C:174:GLY:CA	3:D:1682:LYS:HA	2.30	0.44
3:J:1536:LEU:O	3:J:1539:LEU:CB	2.66	0.44
3:D:1537:GLN:O	3:D:1538:SER:C	2.56	0.44
3:D:1536:LEU:O	3:D:1539:LEU:CB	2.66	0.44
5:S:374:GLN:O	5:S:377:ASN:CB	2.66	0.44
2:I:588:GLU:HA	2:I:592:SER:O	2.18	0.44
5:G:332:PRO:O	5:G:335:LEU:HA	2.17	0.44
2:C:503:LEU:O	2:C:504:LYS:CB	2.64	0.44
5:S:366:GLU:CB	5:S:367:LEU:N	2.81	0.44
2:O:780:ASP:HA	1:W:136:TYR:C	2.38	0.44
3:J:1536:LEU:O	3:J:1539:LEU:CB	2.66	0.44
5:S:374:GLN:O	5:S:377:ASN:CB	2.66	0.44
2:I:588:GLU:HA	2:I:592:SER:O	2.18	0.44
5:G:332:PRO:O	5:G:335:LEU:HA	2.17	0.44
2:C:503:LEU:O	2:C:504:LYS:CB	2.64	0.44
3:P:1537:GLN:C	3:P:1539:LEU:N	2.69	0.44
4:X:450:GLU:O	4:X:451:GLU:CA	2.33	0.43
4:X:367:THR:C	4:X:367:THR:CB	2.78	0.43
2:O:782:ASP:CB	1:W:96:GLN:CB	2.95	0.43
1:W:1355:ASP:CB	1:W:1358:CYS:CB	2.96	0.43
4:X:450:GLU:O	4:X:451:GLU:CA	2.33	0.43
4:X:367:THR:C	4:X:367:THR:CB	2.78	0.43
2:O:782:ASP:CB	1:W:96:GLN:CB	2.95	0.43
4:F:140:LYS:CB	4:F:149:GLY:HA2	2.47	0.43

Continued on next page...

Continued from previous page...

Atom-1	Atom-2	Interatomic distance (Å)	Clash overlap (Å)
1:W:1355:ASP:CB	1:W:1358:CYS:CB	2.96	0.43
4:X:458:ASP:O	4:X:459:LEU:C	2.45	0.43
2:O:782:ASP:CB	1:W:96:GLN:CB	2.95	0.43
4:F:140:LYS:CB	4:F:149:GLY:HA2	2.47	0.43
1:W:1355:ASP:CB	1:W:1358:CYS:CB	2.96	0.43
4:X:458:ASP:O	4:X:459:LEU:C	2.45	0.43
2:O:782:ASP:CB	1:W:96:GLN:CB	2.95	0.43
4:F:140:LYS:CB	4:F:149:GLY:HA2	2.47	0.43
3:P:1512:TRP:O	3:P:1515:TYR:N	2.51	0.43
1:W:1355:ASP:CB	1:W:1358:CYS:CB	2.96	0.43
1:K:942:PRO:HA	1:K:943:GLN:HA	1.48	0.43
3:V:1536:LEU:O	3:V:1539:LEU:CB	2.66	0.43
5:M:374:GLN:O	5:M:377:ASN:CB	2.66	0.43
5:S:374:GLN:O	5:S:377:ASN:CB	2.66	0.43
5:Y:374:GLN:O	5:Y:377:ASN:CB	2.66	0.43
5:G:374:GLN:O	5:G:377:ASN:CB	2.66	0.43
2:U:588:GLU:HA	2:U:592:SER:O	2.18	0.43
3:P:1536:LEU:O	3:P:1539:LEU:CB	2.66	0.43
4:X:458:ASP:O	4:X:459:LEU:C	2.45	0.43
2:O:782:ASP:CB	1:W:96:GLN:CB	2.95	0.43
1:W:1355:ASP:CB	1:W:1358:CYS:CB	2.96	0.43
4:X:458:ASP:O	4:X:459:LEU:C	2.45	0.43
2:O:782:ASP:CB	1:W:96:GLN:CB	2.95	0.43
4:F:140:LYS:CB	4:F:149:GLY:HA2	2.47	0.43
1:W:1355:ASP:CB	1:W:1358:CYS:CB	2.96	0.43
4:X:458:ASP:O	4:X:459:LEU:C	2.45	0.43
2:O:782:ASP:CB	1:W:96:GLN:CB	2.95	0.43
4:F:140:LYS:CB	4:F:149:GLY:HA2	2.47	0.43
3:P:1512:TRP:O	3:P:1515:TYR:N	2.51	0.43
1:W:1355:ASP:CB	1:W:1358:CYS:CB	2.96	0.43
4:F:450:GLU:O	4:F:451:GLU:O	2.36	0.43
5:M:325:ALA:CB	5:M:325:ALA:C	2.77	0.43
6:H:463:ALA:N	6:H:463:ALA:C	2.65	0.43
5:S:379:HIS:N	5:S:379:HIS:CB	2.72	0.43
5:M:374:GLN:O	5:M:377:ASN:CB	2.66	0.43
3:J:1512:TRP:O	3:J:1515:TYR:N	2.51	0.43
5:M:325:ALA:C	5:M:325:ALA:CB	2.77	0.43
5:M:374:GLN:O	5:M:377:ASN:CB	2.66	0.43
3:J:1512:TRP:O	3:J:1515:TYR:N	2.51	0.43
3:J:1512:TRP:O	3:J:1515:TYR:N	2.51	0.43
3:J:1512:TRP:O	3:J:1515:TYR:N	2.51	0.43

Continued on next page...

Continued from previous page...

Atom-1	Atom-2	Interatomic distance (Å)	Clash overlap (Å)
5:Y:366:GLU:CB	5:Y:367:LEU:N	2.81	0.43
3:J:1664:ASP:N	3:J:1667:ALA:CB	2.82	0.43
2:I:588:GLU:HA	2:I:592:SER:O	2.18	0.43
4:F:450:GLU:O	4:F:451:GLU:O	2.36	0.43
6:H:463:ALA:C	6:H:463:ALA:N	2.65	0.43
5:S:379:HIS:N	5:S:379:HIS:CB	2.72	0.43
3:J:1512:TRP:O	3:J:1515:TYR:N	2.51	0.43
3:J:1512:TRP:O	3:J:1515:TYR:N	2.51	0.43
3:J:1512:TRP:O	3:J:1515:TYR:N	2.51	0.43
5:M:341:ALA:C	5:M:341:ALA:N	2.68	0.43
2:O:785:LEU:HA	1:W:131:GLY:O	2.17	0.43
3:J:869:GLU:HA	3:J:872:LEU:O	2.19	0.43
5:S:374:GLN:O	5:S:377:ASN:CB	2.66	0.43
5:G:332:PRO:O	5:G:335:LEU:HA	2.17	0.43
2:U:588:GLU:HA	2:U:592:SER:O	2.18	0.43
1:Q:404:LYS:HA	1:Q:405:PRO:HA	1.71	0.43
4:R:450:GLU:C	4:R:451:GLU:C	2.73	0.43
4:R:492:GLU:C	4:R:493:HIS:CA	2.84	0.43
5:M:341:ALA:N	5:M:341:ALA:C	2.68	0.43
1:E:849:ASN:C	2:O:303:ALA:C	2.77	0.43
2:O:785:LEU:HA	1:W:131:GLY:O	2.17	0.43
3:J:869:GLU:HA	3:J:872:LEU:O	2.19	0.43
5:S:332:PRO:O	5:S:335:LEU:HA	2.17	0.43
2:U:588:GLU:HA	2:U:592:SER:O	2.18	0.43
4:L:450:GLU:O	4:L:451:GLU:O	2.36	0.43
4:R:450:GLU:C	4:R:451:GLU:C	2.73	0.43
4:R:492:GLU:C	4:R:493:HIS:CA	2.84	0.43
2:O:785:LEU:HA	1:W:131:GLY:O	2.17	0.43
3:J:869:GLU:HA	3:J:872:LEU:O	2.19	0.43
5:S:332:PRO:O	5:S:335:LEU:HA	2.17	0.43
2:U:588:GLU:HA	2:U:592:SER:O	2.18	0.43
1:Q:404:LYS:HA	1:Q:405:PRO:HA	1.71	0.43
4:L:450:GLU:O	4:L:451:GLU:O	2.36	0.43
4:R:450:GLU:C	4:R:451:GLU:C	2.73	0.43
4:R:492:GLU:C	4:R:493:HIS:CA	2.84	0.43
1:E:849:ASN:C	2:O:303:ALA:C	2.77	0.43
2:O:785:LEU:HA	1:W:131:GLY:O	2.17	0.43
3:J:869:GLU:HA	3:J:872:LEU:O	2.19	0.43
3:P:1518:ASN:O	3:P:1519:SER:C	2.55	0.43
3:D:1536:LEU:O	3:D:1539:LEU:CB	2.66	0.43
5:S:332:PRO:O	5:S:335:LEU:HA	2.17	0.43

Continued on next page...

Continued from previous page...

Atom-1	Atom-2	Interatomic distance (Å)	Clash overlap (Å)
2:U:588:GLU:HA	2:U:592:SER:O	2.18	0.43
4:X:492:GLU:O	4:X:492:GLU:CA	2.53	0.43
3:V:1512:TRP:O	3:V:1515:TYR:N	2.51	0.43
3:V:1517:SER:O	3:V:1518:ASN:C	2.51	0.43
3:J:1512:TRP:O	3:J:1515:TYR:N	2.51	0.43
1:E:1355:ASP:CB	1:E:1358:CYS:CB	2.96	0.43
4:L:450:GLU:O	4:L:451:GLU:O	2.36	0.43
2:O:785:LEU:HA	1:W:131:GLY:O	2.17	0.43
3:J:869:GLU:HA	3:J:872:LEU:O	2.19	0.43
5:S:374:GLN:O	5:S:377:ASN:CB	2.66	0.43
5:G:332:PRO:O	5:G:335:LEU:HA	2.17	0.43
2:U:588:GLU:HA	2:U:592:SER:O	2.18	0.43
1:Q:404:LYS:HA	1:Q:405:PRO:HA	1.71	0.43
4:L:450:GLU:O	4:L:451:GLU:O	2.36	0.43
4:R:450:GLU:C	4:R:451:GLU:C	2.73	0.43
4:R:492:GLU:C	4:R:493:HIS:CA	2.84	0.43
1:E:849:ASN:C	2:O:303:ALA:C	2.77	0.43
2:O:785:LEU:HA	1:W:131:GLY:O	2.17	0.43
3:J:869:GLU:HA	3:J:872:LEU:O	2.19	0.43
5:S:332:PRO:O	5:S:335:LEU:HA	2.17	0.43
2:U:588:GLU:HA	2:U:592:SER:O	2.18	0.43
4:L:450:GLU:O	4:L:451:GLU:O	2.36	0.43
4:R:450:GLU:C	4:R:451:GLU:C	2.73	0.43
4:R:492:GLU:C	4:R:493:HIS:CA	2.84	0.43
2:O:785:LEU:HA	1:W:131:GLY:O	2.17	0.43
3:J:869:GLU:HA	3:J:872:LEU:O	2.19	0.43
3:P:1518:ASN:O	3:P:1519:SER:C	2.55	0.43
5:S:332:PRO:O	5:S:335:LEU:HA	2.17	0.43
3:D:1536:LEU:O	3:D:1539:LEU:CB	2.66	0.43
2:U:588:GLU:HA	2:U:592:SER:O	2.18	0.43
1:Q:404:LYS:HA	1:Q:405:PRO:HA	1.71	0.43
4:R:450:GLU:O	4:R:451:GLU:O	2.36	0.43
2:O:779:GLU:CB	1:W:123:ILE:H	2.31	0.43
5:S:332:PRO:O	5:S:335:LEU:HA	2.17	0.43
2:O:779:GLU:CB	1:W:123:ILE:H	2.31	0.43
2:C:301:LEU:C	1:Q:849:ASN:CA	2.86	0.43
2:O:779:GLU:CB	1:W:123:ILE:H	2.31	0.43
2:O:779:GLU:CB	1:W:123:ILE:H	2.31	0.43
2:C:301:LEU:C	1:Q:849:ASN:CA	2.86	0.43
2:O:589:ASN:C	1:W:850:ALA:N	2.49	0.43
4:R:450:GLU:O	4:R:451:GLU:O	2.36	0.43

Continued on next page...

Continued from previous page...

Atom-1	Atom-2	Interatomic distance (Å)	Clash overlap (Å)
2:O:779:GLU:CB	1:W:123:ILE:H	2.31	0.43
5:S:332:PRO:O	5:S:335:LEU:HA	2.17	0.43
2:O:779:GLU:CB	1:W:123:ILE:H	2.31	0.43
2:C:301:LEU:C	1:Q:849:ASN:CA	2.86	0.43
2:O:779:GLU:CB	1:W:123:ILE:H	2.31	0.43
4:R:329:GLY:C	4:R:329:GLY:N	2.62	0.43
5:Y:325:ALA:C	5:Y:325:ALA:CB	2.77	0.43
6:T:374:SER:H	6:T:374:SER:CB	2.25	0.43
4:F:367:THR:CA	4:F:367:THR:O	2.53	0.43
2:C:780:ASP:HA	1:K:136:TYR:C	2.39	0.43
3:J:1664:ASP:N	3:J:1667:ALA:CB	2.82	0.43
3:P:1491:ILE:O	3:P:1492:GLY:C	2.53	0.43
3:V:869:GLU:HA	3:V:872:LEU:O	2.19	0.43
3:D:1542:PRO:O	3:D:1544:PRO:N	2.52	0.43
5:Y:374:GLN:O	5:Y:377:ASN:CB	2.66	0.43
4:R:483:ASP:C	4:R:486:GLU:H	2.22	0.43
5:Y:325:ALA:C	5:Y:325:ALA:CB	2.77	0.43
2:C:780:ASP:HA	1:K:136:TYR:C	2.39	0.43
3:J:1664:ASP:N	3:J:1667:ALA:CB	2.82	0.43
3:P:1491:ILE:O	3:P:1492:GLY:C	2.53	0.43
3:V:869:GLU:HA	3:V:872:LEU:O	2.19	0.43
3:D:1542:PRO:O	3:D:1544:PRO:N	2.52	0.43
5:Y:374:GLN:O	5:Y:377:ASN:CB	2.66	0.43
4:R:483:ASP:C	4:R:486:GLU:H	2.22	0.43
2:C:780:ASP:HA	1:K:136:TYR:C	2.39	0.43
3:J:1664:ASP:N	3:J:1667:ALA:CB	2.82	0.43
3:P:1491:ILE:O	3:P:1492:GLY:C	2.53	0.43
3:V:869:GLU:HA	3:V:872:LEU:O	2.19	0.43
3:D:1542:PRO:O	3:D:1544:PRO:N	2.52	0.43
5:Y:374:GLN:O	5:Y:377:ASN:CB	2.66	0.43
4:R:483:ASP:C	4:R:486:GLU:H	2.22	0.43
2:C:780:ASP:HA	1:K:136:TYR:C	2.39	0.43
3:J:1664:ASP:N	3:J:1667:ALA:CB	2.82	0.43
3:V:869:GLU:HA	3:V:872:LEU:O	2.19	0.43
3:D:1512:TRP:O	3:D:1515:TYR:N	2.51	0.43
3:P:1472:SER:O	3:P:1473:TYR:C	2.55	0.43
5:Y:374:GLN:O	5:Y:377:ASN:CB	2.66	0.43
4:X:450:GLU:O	4:X:451:GLU:O	2.36	0.43
3:V:1542:PRO:O	3:V:1544:PRO:N	2.52	0.43
3:P:1542:PRO:O	3:P:1544:PRO:N	2.52	0.43
2:U:230:MET:HA	2:U:233:VAL:CB	2.48	0.43

Continued on next page...

Continued from previous page...

Atom-1	Atom-2	Interatomic distance (Å)	Clash overlap (Å)
3:V:1518:ASN:O	3:V:1519:SER:C	2.55	0.43
3:V:1472:SER:O	3:V:1473:TYR:C	2.55	0.43
4:R:329:GLY:N	4:R:329:GLY:C	2.62	0.43
6:T:374:SER:H	6:T:374:SER:CB	2.25	0.43
4:F:367:THR:O	4:F:367:THR:CA	2.53	0.43
2:C:780:ASP:HA	1:K:136:TYR:C	2.39	0.43
3:J:1664:ASP:N	3:J:1667:ALA:CB	2.82	0.43
3:P:1491:ILE:O	3:P:1492:GLY:C	2.53	0.43
3:V:869:GLU:HA	3:V:872:LEU:O	2.19	0.43
3:D:1542:PRO:O	3:D:1544:PRO:N	2.52	0.43
5:Y:374:GLN:O	5:Y:377:ASN:CB	2.66	0.43
4:R:483:ASP:C	4:R:486:GLU:H	2.22	0.43
2:C:780:ASP:HA	1:K:136:TYR:C	2.39	0.43
3:J:1664:ASP:N	3:J:1667:ALA:CB	2.82	0.43
3:P:1491:ILE:O	3:P:1492:GLY:C	2.53	0.43
3:V:869:GLU:HA	3:V:872:LEU:O	2.19	0.43
3:D:1542:PRO:O	3:D:1544:PRO:N	2.52	0.43
5:Y:374:GLN:O	5:Y:377:ASN:CB	2.66	0.43
4:R:483:ASP:C	4:R:486:GLU:H	2.22	0.43
2:C:780:ASP:HA	1:K:136:TYR:C	2.39	0.43
3:J:1664:ASP:N	3:J:1667:ALA:CB	2.82	0.43
3:V:869:GLU:HA	3:V:872:LEU:O	2.19	0.43
3:D:1512:TRP:O	3:D:1515:TYR:N	2.51	0.43
3:P:1472:SER:O	3:P:1473:TYR:C	2.55	0.43
5:Y:374:GLN:O	5:Y:377:ASN:CB	2.66	0.43
3:D:1491:ILE:O	3:D:1492:GLY:C	2.53	0.43
3:D:1542:PRO:C	3:D:1544:PRO:N	2.68	0.43
3:D:1518:ASN:O	3:D:1519:SER:C	2.55	0.43
3:V:1512:TRP:O	3:V:1515:TYR:N	2.51	0.43
3:J:1513:LEU:O	3:J:1514:LEU:C	2.50	0.43
4:F:447:VAL:CB	4:F:447:VAL:C	2.77	0.43
4:F:492:GLU:C	4:F:493:HIS:CA	2.84	0.43
3:D:1491:ILE:O	3:D:1492:GLY:C	2.53	0.43
3:D:1542:PRO:C	3:D:1544:PRO:N	2.68	0.43
3:D:1518:ASN:O	3:D:1519:SER:C	2.55	0.43
3:V:1512:TRP:O	3:V:1515:TYR:N	2.51	0.43
3:J:1513:LEU:O	3:J:1514:LEU:C	2.50	0.43
1:Q:1355:ASP:CB	1:Q:1358:CYS:CB	2.96	0.43
4:F:447:VAL:C	4:F:447:VAL:CB	2.77	0.43
4:X:483:ASP:C	4:X:486:GLU:H	2.22	0.43
4:F:492:GLU:C	4:F:493:HIS:CA	2.84	0.43

Continued on next page...

Continued from previous page...

Atom-1	Atom-2	Interatomic distance (Å)	Clash overlap (Å)
3:D:1491:ILE:O	3:D:1492:GLY:C	2.53	0.43
3:D:1542:PRO:C	3:D:1544:PRO:N	2.68	0.43
3:D:1518:ASN:O	3:D:1519:SER:C	2.55	0.43
3:V:1512:TRP:O	3:V:1515:TYR:N	2.51	0.43
3:J:1513:LEU:O	3:J:1514:LEU:C	2.50	0.43
4:F:447:VAL:C	4:F:447:VAL:CB	2.77	0.43
4:X:483:ASP:C	4:X:486:GLU:H	2.22	0.43
4:F:492:GLU:C	4:F:493:HIS:CA	2.84	0.43
3:D:1542:PRO:C	3:D:1544:PRO:N	2.68	0.43
3:P:1544:PRO:C	3:P:1546:LEU:N	2.72	0.43
3:V:1512:TRP:O	3:V:1515:TYR:N	2.51	0.43
3:J:1513:LEU:O	3:J:1514:LEU:C	2.50	0.43
1:Q:1355:ASP:CB	1:Q:1358:CYS:CB	2.96	0.43
4:R:483:ASP:C	4:R:486:GLU:H	2.22	0.43
4:L:492:GLU:C	4:L:493:HIS:CA	2.84	0.43
4:F:492:GLU:C	4:F:493:HIS:CA	2.84	0.43
4:R:222:THR:CB	4:R:222:THR:O	2.62	0.43
3:V:1489:HIS:CB	3:V:1492:GLY:N	2.81	0.43
3:J:1542:PRO:O	3:J:1544:PRO:N	2.52	0.43
3:J:1536:LEU:O	3:J:1539:LEU:CB	2.66	0.43
3:V:1537:GLN:C	3:V:1539:LEU:N	2.69	0.43
4:X:483:ASP:C	4:X:486:GLU:H	2.22	0.43
3:D:1491:ILE:O	3:D:1492:GLY:C	2.53	0.43
3:D:1542:PRO:C	3:D:1544:PRO:N	2.68	0.43
3:D:1518:ASN:O	3:D:1519:SER:C	2.55	0.43
3:V:1512:TRP:O	3:V:1515:TYR:N	2.51	0.43
3:J:1513:LEU:O	3:J:1514:LEU:C	2.50	0.43
4:F:447:VAL:C	4:F:447:VAL:CB	2.77	0.43
4:X:483:ASP:C	4:X:486:GLU:H	2.22	0.43
4:F:492:GLU:C	4:F:493:HIS:CA	2.84	0.43
3:D:1491:ILE:O	3:D:1492:GLY:C	2.53	0.43
3:D:1542:PRO:C	3:D:1544:PRO:N	2.68	0.43
3:D:1518:ASN:O	3:D:1519:SER:C	2.55	0.43
3:V:1512:TRP:O	3:V:1515:TYR:N	2.51	0.43
3:J:1513:LEU:O	3:J:1514:LEU:C	2.50	0.43
1:Q:1355:ASP:CB	1:Q:1358:CYS:CB	2.96	0.43
4:F:447:VAL:CB	4:F:447:VAL:C	2.77	0.43
4:X:483:ASP:C	4:X:486:GLU:H	2.22	0.43
4:F:492:GLU:C	4:F:493:HIS:CA	2.84	0.43
3:D:1542:PRO:C	3:D:1544:PRO:N	2.68	0.43
3:P:1544:PRO:C	3:P:1546:LEU:N	2.72	0.43

Continued on next page...

Continued from previous page...

Atom-1	Atom-2	Interatomic distance (Å)	Clash overlap (Å)
3:V:1512:TRP:O	3:V:1515:TYR:N	2.51	0.43
3:J:1513:LEU:O	3:J:1514:LEU:C	2.50	0.43
3:P:1485:ALA:O	3:P:1487:ASP:N	2.52	0.43
3:J:1542:PRO:O	3:J:1544:PRO:N	2.52	0.43
3:J:1544:PRO:O	3:J:1546:LEU:N	2.52	0.43
2:C:480:PHE:C	2:C:484:ARG:CB	2.87	0.43
3:V:1536:LEU:O	3:V:1539:LEU:CB	2.66	0.43
2:I:230:MET:HA	2:I:233:VAL:CB	2.48	0.43
4:R:450:GLU:O	4:R:451:GLU:O	2.36	0.43
4:F:483:ASP:C	4:F:486:GLU:H	2.22	0.43
4:R:492:GLU:O	4:R:492:GLU:CA	2.53	0.43
6:H:374:SER:CB	6:H:374:SER:H	2.25	0.43
1:E:942:PRO:HA	1:E:943:GLN:HA	1.48	0.43
3:P:1485:ALA:O	3:P:1487:ASP:N	2.52	0.43
3:J:1542:PRO:O	3:J:1544:PRO:N	2.52	0.43
3:J:1544:PRO:O	3:J:1546:LEU:N	2.52	0.43
2:C:480:PHE:C	2:C:484:ARG:CB	2.87	0.43
3:V:1536:LEU:O	3:V:1539:LEU:CB	2.66	0.43
2:I:230:MET:HA	2:I:233:VAL:CB	2.48	0.43
4:R:450:GLU:O	4:R:451:GLU:O	2.36	0.43
4:F:483:ASP:C	4:F:486:GLU:H	2.22	0.43
4:R:492:GLU:O	4:R:492:GLU:CA	2.53	0.43
6:H:374:SER:CB	6:H:374:SER:H	2.25	0.43
3:P:1485:ALA:O	3:P:1487:ASP:N	2.52	0.43
3:J:1542:PRO:O	3:J:1544:PRO:N	2.52	0.43
3:J:1544:PRO:O	3:J:1546:LEU:N	2.52	0.43
2:C:480:PHE:C	2:C:484:ARG:CB	2.87	0.43
3:V:1536:LEU:O	3:V:1539:LEU:CB	2.66	0.43
2:I:230:MET:HA	2:I:233:VAL:CB	2.48	0.43
5:M:374:GLN:O	5:M:377:ASN:CB	2.66	0.43
4:R:450:GLU:O	4:R:451:GLU:O	2.36	0.43
4:F:483:ASP:C	4:F:486:GLU:H	2.22	0.43
4:R:492:GLU:CA	4:R:492:GLU:O	2.53	0.43
6:H:374:SER:CB	6:H:374:SER:H	2.25	0.43
1:E:942:PRO:HA	1:E:943:GLN:HA	1.48	0.43
3:J:1542:PRO:O	3:J:1544:PRO:N	2.52	0.43
3:J:1544:PRO:O	3:J:1546:LEU:N	2.52	0.43
3:D:1542:PRO:O	3:D:1544:PRO:N	2.51	0.43
2:C:480:PHE:C	2:C:484:ARG:CB	2.87	0.43
3:V:1536:LEU:O	3:V:1539:LEU:CB	2.66	0.43
2:I:230:MET:HA	2:I:233:VAL:CB	2.48	0.43

Continued on next page...

Continued from previous page...

Atom-1	Atom-2	Interatomic distance (Å)	Clash overlap (Å)
5:M:374:GLN:O	5:M:377:ASN:CB	2.66	0.43
3:P:1536:LEU:O	3:P:1539:LEU:CB	2.66	0.43
6:Z:380:GLU:C	6:Z:381:LYS:CA	2.72	0.43
2:I:645:LEU:N	3:J:1451:ARG:CB	2.81	0.43
1:E:1170:SER:N	1:K:576:TYR:CB	2.68	0.43
3:J:1544:PRO:C	3:J:1546:LEU:N	2.72	0.43
3:D:1542:PRO:O	3:D:1544:PRO:N	2.51	0.43
3:P:1544:PRO:C	3:P:1546:LEU:N	2.72	0.43
2:O:480:PHE:C	2:O:484:ARG:CB	2.87	0.43
4:L:200:THR:C	4:L:202:ILE:N	2.70	0.43
1:K:404:LYS:HA	1:K:405:PRO:HA	1.70	0.43
3:P:1485:ALA:O	3:P:1487:ASP:N	2.52	0.43
3:J:1542:PRO:O	3:J:1544:PRO:N	2.52	0.43
3:J:1544:PRO:O	3:J:1546:LEU:N	2.52	0.43
2:C:480:PHE:C	2:C:484:ARG:CB	2.87	0.43
3:V:1536:LEU:O	3:V:1539:LEU:CB	2.66	0.43
2:I:230:MET:HA	2:I:233:VAL:CB	2.48	0.43
5:M:374:GLN:O	5:M:377:ASN:CB	2.66	0.43
4:R:450:GLU:O	4:R:451:GLU:O	2.36	0.43
4:F:483:ASP:C	4:F:486:GLU:H	2.22	0.43
4:R:492:GLU:O	4:R:492:GLU:CA	2.53	0.43
6:H:374:SER:CB	6:H:374:SER:H	2.25	0.43
1:E:942:PRO:HA	1:E:943:GLN:HA	1.48	0.43
3:P:1485:ALA:O	3:P:1487:ASP:N	2.52	0.43
3:J:1542:PRO:O	3:J:1544:PRO:N	2.52	0.43
3:J:1544:PRO:O	3:J:1546:LEU:N	2.52	0.43
2:C:480:PHE:C	2:C:484:ARG:CB	2.87	0.43
3:V:1536:LEU:O	3:V:1539:LEU:CB	2.66	0.43
2:I:230:MET:HA	2:I:233:VAL:CB	2.48	0.43
5:M:374:GLN:O	5:M:377:ASN:CB	2.66	0.43
4:R:450:GLU:O	4:R:451:GLU:O	2.36	0.43
4:F:483:ASP:C	4:F:486:GLU:H	2.22	0.43
4:R:492:GLU:CA	4:R:492:GLU:O	2.53	0.43
6:H:374:SER:CB	6:H:374:SER:H	2.25	0.43
3:J:1542:PRO:O	3:J:1544:PRO:N	2.52	0.43
3:J:1544:PRO:O	3:J:1546:LEU:N	2.52	0.43
3:D:1542:PRO:O	3:D:1544:PRO:N	2.51	0.43
2:C:480:PHE:C	2:C:484:ARG:CB	2.87	0.43
3:V:1536:LEU:O	3:V:1539:LEU:CB	2.66	0.43
2:I:230:MET:HA	2:I:233:VAL:CB	2.48	0.43
5:M:374:GLN:O	5:M:377:ASN:CB	2.66	0.43

Continued on next page...

Continued from previous page...

Atom-1	Atom-2	Interatomic distance (Å)	Clash overlap (Å)
3:P:1536:LEU:O	3:P:1539:LEU:CB	2.66	0.43
6:T:490:GLN:N	6:T:490:GLN:CB	2.58	0.43
2:C:299:ILE:HA	1:Q:845:TYR:O	2.18	0.43
4:L:483:ASP:C	4:L:486:GLU:H	2.22	0.43
3:J:644:ALA:O	3:J:706:ALA:HB2	2.19	0.43
4:X:140:LYS:O	4:X:149:GLY:HA3	2.19	0.43
3:V:1542:PRO:O	3:V:1544:PRO:N	2.51	0.43
3:J:1472:SER:O	3:J:1473:TYR:C	2.55	0.43
3:J:1502:ARG:O	3:J:1503:ILE:C	2.57	0.43
4:L:483:ASP:C	4:L:486:GLU:H	2.22	0.43
3:J:644:ALA:O	3:J:706:ALA:HB2	2.19	0.43
4:X:140:LYS:O	4:X:149:GLY:HA3	2.19	0.43
3:V:1542:PRO:O	3:V:1544:PRO:N	2.51	0.43
3:J:1472:SER:O	3:J:1473:TYR:C	2.55	0.43
3:J:1502:ARG:O	3:J:1503:ILE:C	2.57	0.43
5:M:366:GLU:CB	5:M:367:LEU:N	2.81	0.43
2:C:299:ILE:HA	1:Q:845:TYR:O	2.18	0.43
3:J:644:ALA:O	3:J:706:ALA:HB2	2.19	0.43
3:V:1542:PRO:O	3:V:1544:PRO:N	2.51	0.43
3:J:1472:SER:O	3:J:1473:TYR:C	2.55	0.43
3:J:1502:ARG:O	3:J:1503:ILE:C	2.57	0.43
5:M:366:GLU:CB	5:M:367:LEU:N	2.81	0.43
3:J:644:ALA:O	3:J:706:ALA:HB2	2.19	0.43
3:D:1544:PRO:O	3:D:1546:LEU:N	2.52	0.43
3:P:1544:PRO:O	3:P:1546:LEU:N	2.52	0.43
3:V:1542:PRO:O	3:V:1544:PRO:N	2.51	0.43
3:J:1472:SER:O	3:J:1473:TYR:C	2.55	0.43
3:J:1502:ARG:O	3:J:1503:ILE:C	2.57	0.43
4:L:450:GLU:O	4:L:451:GLU:O	2.36	0.43
4:F:222:THR:O	4:F:222:THR:CB	2.62	0.43
4:L:140:LYS:O	4:L:149:GLY:HA3	2.19	0.43
4:F:140:LYS:O	4:F:149:GLY:HA3	2.19	0.43
4:X:140:LYS:O	4:X:149:GLY:HA3	2.19	0.43
3:P:1493:ARG:O	3:P:1494:MET:C	2.47	0.43
2:I:230:MET:HA	2:I:233:VAL:CB	2.48	0.43
3:J:1493:ARG:O	3:J:1494:MET:C	2.47	0.43
3:P:1506:VAL:O	3:P:1508:LYS:N	2.47	0.43
5:G:318:GLU:C	5:G:320:LYS:N	2.71	0.43
6:T:490:GLN:CB	6:T:490:GLN:N	2.58	0.43
5:M:366:GLU:CB	5:M:367:LEU:N	2.81	0.43
2:C:299:ILE:HA	1:Q:845:TYR:O	2.18	0.43

Continued on next page...

Continued from previous page...

Atom-1	Atom-2	Interatomic distance (Å)	Clash overlap (Å)
3:J:644:ALA:O	3:J:706:ALA:HB2	2.19	0.43
3:V:1542:PRO:O	3:V:1544:PRO:N	2.51	0.43
3:J:1472:SER:O	3:J:1473:TYR:C	2.55	0.43
3:J:1502:ARG:O	3:J:1503:ILE:C	2.57	0.43
5:M:366:GLU:CB	5:M:367:LEU:N	2.81	0.43
3:J:644:ALA:O	3:J:706:ALA:HB2	2.19	0.43
3:V:1542:PRO:O	3:V:1544:PRO:N	2.51	0.43
3:J:1472:SER:O	3:J:1473:TYR:C	2.55	0.43
3:J:1502:ARG:O	3:J:1503:ILE:C	2.57	0.43
5:M:366:GLU:CB	5:M:367:LEU:N	2.81	0.43
2:C:299:ILE:HA	1:Q:845:TYR:O	2.18	0.43
3:J:644:ALA:O	3:J:706:ALA:HB2	2.19	0.43
3:D:1544:PRO:O	3:D:1546:LEU:N	2.52	0.43
3:P:1544:PRO:O	3:P:1546:LEU:N	2.52	0.43
3:V:1542:PRO:O	3:V:1544:PRO:N	2.51	0.43
3:J:1472:SER:O	3:J:1473:TYR:C	2.55	0.43
3:J:1502:ARG:O	3:J:1503:ILE:C	2.57	0.43
4:L:140:LYS:O	4:L:149:GLY:HA3	2.19	0.43
3:D:869:GLU:HA	3:D:872:LEU:O	2.19	0.43
2:O:588:GLU:HA	2:O:592:SER:O	2.18	0.43
2:U:230:MET:HA	2:U:233:VAL:CB	2.48	0.43
3:V:1502:ARG:O	3:V:1503:ILE:C	2.58	0.43
3:V:341:SER:C	3:V:343:LEU:H	2.22	0.43
4:L:140:LYS:O	4:L:149:GLY:HA3	2.19	0.43
3:D:869:GLU:HA	3:D:872:LEU:O	2.19	0.43
2:O:588:GLU:HA	2:O:592:SER:O	2.18	0.43
2:U:230:MET:HA	2:U:233:VAL:CB	2.48	0.43
3:V:1502:ARG:O	3:V:1503:ILE:C	2.58	0.43
3:V:341:SER:C	3:V:343:LEU:H	2.22	0.43
4:X:447:VAL:O	4:X:450:GLU:N	2.52	0.43
4:L:455:ILE:C	4:L:457:ALA:H	2.15	0.43
4:L:483:ASP:C	4:L:486:GLU:H	2.22	0.43
3:D:869:GLU:HA	3:D:872:LEU:O	2.19	0.43
2:O:588:GLU:HA	2:O:592:SER:O	2.18	0.43
2:U:230:MET:HA	2:U:233:VAL:CB	2.48	0.43
3:V:1502:ARG:O	3:V:1503:ILE:C	2.58	0.43
3:V:341:SER:C	3:V:343:LEU:H	2.22	0.43
4:X:447:VAL:O	4:X:450:GLU:N	2.52	0.43
4:L:455:ILE:C	4:L:457:ALA:H	2.15	0.43
4:L:483:ASP:C	4:L:486:GLU:H	2.22	0.43
3:P:1664:ASP:N	3:P:1667:ALA:CB	2.82	0.43

Continued on next page...

Continued from previous page...

Atom-1	Atom-2	Interatomic distance (Å)	Clash overlap (Å)
2:O:588:GLU:HA	2:O:592:SER:O	2.18	0.43
2:U:230:MET:HA	2:U:233:VAL:CB	2.48	0.43
3:V:1502:ARG:O	3:V:1503:ILE:C	2.58	0.43
3:V:341:SER:C	3:V:343:LEU:H	2.22	0.43
4:X:447:VAL:O	4:X:450:GLU:N	2.52	0.43
6:N:380:GLU:C	6:N:381:LYS:CA	2.72	0.43
2:C:480:PHE:C	2:C:484:ARG:CB	2.87	0.43
1:E:1170:SER:CB	1:K:576:TYR:CB	2.96	0.43
3:D:644:ALA:HB1	3:D:706:ALA:HB2	2.01	0.43
3:P:1537:GLN:C	3:P:1539:LEU:N	2.69	0.43
4:L:198:LYS:C	4:L:200:THR:N	2.58	0.43
2:U:724:GLN:C	2:U:726:SER:H	2.22	0.43
4:X:447:VAL:O	4:X:450:GLU:N	2.52	0.43
4:L:455:ILE:C	4:L:457:ALA:H	2.15	0.43
4:L:483:ASP:C	4:L:486:GLU:H	2.22	0.43
3:D:869:GLU:HA	3:D:872:LEU:O	2.19	0.43
2:O:588:GLU:HA	2:O:592:SER:O	2.18	0.43
2:U:230:MET:HA	2:U:233:VAL:CB	2.48	0.43
3:V:1502:ARG:O	3:V:1503:ILE:C	2.58	0.43
3:V:341:SER:C	3:V:343:LEU:H	2.22	0.43
4:X:447:VAL:O	4:X:450:GLU:N	2.52	0.43
4:L:455:ILE:C	4:L:457:ALA:H	2.15	0.43
4:L:483:ASP:C	4:L:486:GLU:H	2.22	0.43
3:D:869:GLU:HA	3:D:872:LEU:O	2.19	0.43
2:O:588:GLU:HA	2:O:592:SER:O	2.18	0.43
2:U:230:MET:HA	2:U:233:VAL:CB	2.48	0.43
3:V:1502:ARG:O	3:V:1503:ILE:C	2.58	0.43
3:V:341:SER:C	3:V:343:LEU:H	2.22	0.43
4:X:447:VAL:O	4:X:450:GLU:N	2.52	0.43
4:L:455:ILE:C	4:L:457:ALA:H	2.15	0.43
4:L:483:ASP:C	4:L:486:GLU:H	2.22	0.43
3:P:1664:ASP:N	3:P:1667:ALA:CB	2.82	0.43
2:O:588:GLU:HA	2:O:592:SER:O	2.18	0.43
2:U:230:MET:HA	2:U:233:VAL:CB	2.48	0.43
3:V:1502:ARG:O	3:V:1503:ILE:C	2.58	0.43
3:V:341:SER:C	3:V:343:LEU:H	2.22	0.43
4:R:447:VAL:O	4:R:450:GLU:N	2.52	0.43
4:X:450:GLU:O	4:X:451:GLU:O	2.36	0.43
2:O:778:ILE:HA	1:W:140:LEU:N	2.31	0.43
2:O:522:CYS:CA	3:P:1662:CYS:HA	2.32	0.43
2:O:709:ARG:CA	1:W:195:SER:O	2.65	0.43

Continued on next page...

Continued from previous page...

Atom-1	Atom-2	Interatomic distance (Å)	Clash overlap (Å)
3:V:644:ALA:O	3:V:706:ALA:HB2	2.19	0.43
4:R:140:LYS:O	4:R:149:GLY:HA3	2.19	0.43
3:V:1489:HIS:CB	3:V:1492:GLY:N	2.81	0.43
3:D:1485:ALA:O	3:D:1487:ASP:N	2.52	0.43
3:P:1542:PRO:O	3:P:1544:PRO:N	2.51	0.43
3:P:1544:PRO:O	3:P:1546:LEU:N	2.52	0.43
2:C:588:GLU:HA	2:C:592:SER:O	2.18	0.43
3:V:1544:PRO:O	3:V:1546:LEU:N	2.52	0.43
2:O:480:PHE:C	2:O:484:ARG:CB	2.87	0.43
3:J:1518:ASN:O	3:J:1519:SER:C	2.55	0.43
2:U:724:GLN:C	2:U:726:SER:H	2.23	0.43
4:X:450:GLU:O	4:X:451:GLU:O	2.36	0.43
2:O:778:ILE:HA	1:W:140:LEU:N	2.31	0.43
4:F:329:GLY:C	4:F:329:GLY:N	2.62	0.43
2:O:522:CYS:CA	3:P:1662:CYS:HA	2.32	0.43
6:T:463:ALA:N	6:T:463:ALA:C	2.65	0.43
2:C:301:LEU:HA	1:Q:849:ASN:H	1.83	0.43
2:O:709:ARG:CA	1:W:195:SER:O	2.65	0.43
3:V:644:ALA:O	3:V:706:ALA:HB2	2.19	0.43
3:V:1489:HIS:CB	3:V:1492:GLY:N	2.81	0.43
3:D:1485:ALA:O	3:D:1487:ASP:N	2.52	0.43
3:P:1542:PRO:O	3:P:1544:PRO:N	2.51	0.43
3:P:1544:PRO:O	3:P:1546:LEU:N	2.52	0.43
2:C:588:GLU:HA	2:C:592:SER:O	2.18	0.43
3:V:1544:PRO:O	3:V:1546:LEU:N	2.52	0.43
2:O:480:PHE:C	2:O:484:ARG:CB	2.87	0.43
3:J:1518:ASN:O	3:J:1519:SER:C	2.55	0.43
2:U:724:GLN:C	2:U:726:SER:H	2.23	0.43
4:X:450:GLU:O	4:X:451:GLU:O	2.36	0.43
2:O:778:ILE:HA	1:W:140:LEU:N	2.31	0.43
4:F:329:GLY:N	4:F:329:GLY:C	2.62	0.43
2:O:522:CYS:CA	3:P:1662:CYS:HA	2.32	0.43
6:T:463:ALA:N	6:T:463:ALA:C	2.65	0.43
2:O:709:ARG:CA	1:W:195:SER:O	2.65	0.43
3:V:644:ALA:O	3:V:706:ALA:HB2	2.19	0.43
3:V:1489:HIS:CB	3:V:1492:GLY:N	2.81	0.43
3:D:1485:ALA:O	3:D:1487:ASP:N	2.52	0.43
3:P:1542:PRO:O	3:P:1544:PRO:N	2.51	0.43
3:P:1544:PRO:O	3:P:1546:LEU:N	2.52	0.43
2:C:588:GLU:HA	2:C:592:SER:O	2.18	0.43
3:V:1544:PRO:O	3:V:1546:LEU:N	2.52	0.43

Continued on next page...

Continued from previous page...

Atom-1	Atom-2	Interatomic distance (Å)	Clash overlap (Å)
2:O:480:PHE:C	2:O:484:ARG:CB	2.87	0.43
3:J:1518:ASN:O	3:J:1519:SER:C	2.55	0.43
2:U:724:GLN:C	2:U:726:SER:H	2.23	0.43
4:X:450:GLU:O	4:X:451:GLU:O	2.36	0.43
2:O:778:ILE:HA	1:W:140:LEU:N	2.31	0.43
4:F:329:GLY:N	4:F:329:GLY:C	2.62	0.43
6:T:463:ALA:N	6:T:463:ALA:C	2.65	0.43
2:C:301:LEU:HA	1:Q:849:ASN:H	1.83	0.43
2:O:709:ARG:CA	1:W:195:SER:O	2.65	0.43
3:V:644:ALA:O	3:V:706:ALA:HB2	2.19	0.43
3:V:1489:HIS:CB	3:V:1492:GLY:N	2.81	0.43
2:C:588:GLU:HA	2:C:592:SER:O	2.18	0.43
3:V:1544:PRO:O	3:V:1546:LEU:N	2.52	0.43
2:O:480:PHE:C	2:O:484:ARG:CB	2.87	0.43
3:J:1518:ASN:O	3:J:1519:SER:C	2.55	0.43
2:U:724:GLN:C	2:U:726:SER:H	2.23	0.43
4:X:483:ASP:C	4:X:486:GLU:H	2.22	0.43
4:R:447:VAL:O	4:R:450:GLU:N	2.52	0.43
3:D:1664:ASP:N	3:D:1667:ALA:CB	2.82	0.43
3:J:1537:GLN:O	3:J:1538:SER:C	2.56	0.43
2:I:724:GLN:C	2:I:726:SER:H	2.23	0.43
4:X:450:GLU:O	4:X:451:GLU:O	2.36	0.43
4:R:447:VAL:O	4:R:450:GLU:N	2.52	0.43
2:O:778:ILE:HA	1:W:140:LEU:N	2.31	0.43
2:O:522:CYS:CA	3:P:1662:CYS:HA	2.32	0.43
2:O:709:ARG:CA	1:W:195:SER:O	2.65	0.43
3:V:644:ALA:O	3:V:706:ALA:HB2	2.19	0.43
4:R:140:LYS:O	4:R:149:GLY:HA3	2.19	0.43
3:V:1489:HIS:CB	3:V:1492:GLY:N	2.81	0.43
3:D:1485:ALA:O	3:D:1487:ASP:N	2.52	0.43
3:P:1542:PRO:O	3:P:1544:PRO:N	2.51	0.43
3:P:1544:PRO:O	3:P:1546:LEU:N	2.52	0.43
2:C:588:GLU:HA	2:C:592:SER:O	2.18	0.43
3:V:1544:PRO:O	3:V:1546:LEU:N	2.52	0.43
2:O:480:PHE:C	2:O:484:ARG:CB	2.87	0.43
3:J:1518:ASN:O	3:J:1519:SER:C	2.55	0.43
2:U:724:GLN:C	2:U:726:SER:H	2.23	0.43
4:X:450:GLU:O	4:X:451:GLU:O	2.36	0.43
2:O:778:ILE:HA	1:W:140:LEU:N	2.31	0.43
4:F:329:GLY:C	4:F:329:GLY:N	2.62	0.43
2:O:522:CYS:CA	3:P:1662:CYS:HA	2.32	0.43

Continued on next page...

Continued from previous page...

Atom-1	Atom-2	Interatomic distance (Å)	Clash overlap (Å)
6:T:463:ALA:N	6:T:463:ALA:C	2.65	0.43
2:C:301:LEU:HA	1:Q:849:ASN:H	1.83	0.43
2:O:709:ARG:CA	1:W:195:SER:O	2.65	0.43
3:V:644:ALA:O	3:V:706:ALA:HB2	2.19	0.43
3:V:1489:HIS:CB	3:V:1492:GLY:N	2.81	0.43
3:D:1485:ALA:O	3:D:1487:ASP:N	2.52	0.43
3:P:1542:PRO:O	3:P:1544:PRO:N	2.51	0.43
3:P:1544:PRO:O	3:P:1546:LEU:N	2.52	0.43
2:C:588:GLU:HA	2:C:592:SER:O	2.18	0.43
3:V:1544:PRO:O	3:V:1546:LEU:N	2.52	0.43
2:O:480:PHE:C	2:O:484:ARG:CB	2.87	0.43
3:J:1518:ASN:O	3:J:1519:SER:C	2.55	0.43
2:U:724:GLN:C	2:U:726:SER:H	2.23	0.43
4:X:450:GLU:O	4:X:451:GLU:O	2.36	0.43
2:O:778:ILE:HA	1:W:140:LEU:N	2.31	0.43
4:F:329:GLY:C	4:F:329:GLY:N	2.62	0.43
6:T:463:ALA:C	6:T:463:ALA:N	2.65	0.43
2:O:709:ARG:CA	1:W:195:SER:O	2.65	0.43
3:V:644:ALA:O	3:V:706:ALA:HB2	2.19	0.43
3:V:1489:HIS:CB	3:V:1492:GLY:N	2.81	0.43
2:C:588:GLU:HA	2:C:592:SER:O	2.18	0.43
3:V:1544:PRO:O	3:V:1546:LEU:N	2.52	0.43
2:O:480:PHE:C	2:O:484:ARG:CB	2.87	0.43
3:J:1518:ASN:O	3:J:1519:SER:C	2.55	0.43
2:U:724:GLN:C	2:U:726:SER:H	2.23	0.43
4:X:483:ASP:C	4:X:486:GLU:H	2.22	0.42
6:N:463:ALA:N	6:N:463:ALA:C	2.65	0.42
2:U:480:PHE:C	2:U:484:ARG:CB	2.87	0.42
3:J:341:SER:C	3:J:343:LEU:H	2.22	0.42
2:I:724:GLN:C	2:I:726:SER:H	2.23	0.42
5:M:318:GLU:C	5:M:320:LYS:N	2.71	0.42
4:F:450:GLU:O	4:F:451:GLU:O	2.36	0.42
4:F:450:GLU:C	4:F:451:GLU:C	2.73	0.42
4:X:483:ASP:C	4:X:486:GLU:H	2.22	0.42
6:N:463:ALA:N	6:N:463:ALA:C	2.65	0.42
1:E:849:ASN:CA	2:O:301:LEU:C	2.86	0.42
2:U:480:PHE:C	2:U:484:ARG:CB	2.87	0.42
4:F:405:ALA:HB3	4:F:406:ASP:H	1.17	0.42
3:J:341:SER:C	3:J:343:LEU:H	2.22	0.42
2:I:724:GLN:C	2:I:726:SER:H	2.23	0.42
5:M:318:GLU:C	5:M:320:LYS:N	2.71	0.42

Continued on next page...

Continued from previous page...

Atom-1	Atom-2	Interatomic distance (Å)	Clash overlap (Å)
4:F:450:GLU:O	4:F:451:GLU:O	2.36	0.42
4:F:450:GLU:C	4:F:451:GLU:C	2.73	0.42
4:L:492:GLU:C	4:L:493:HIS:CA	2.84	0.42
2:U:480:PHE:C	2:U:484:ARG:CB	2.87	0.42
4:F:405:ALA:HB3	4:F:406:ASP:H	1.17	0.42
3:J:341:SER:C	3:J:343:LEU:H	2.22	0.42
2:I:724:GLN:C	2:I:726:SER:H	2.23	0.42
4:F:450:GLU:O	4:F:451:GLU:O	2.36	0.42
4:F:450:GLU:C	4:F:451:GLU:C	2.73	0.42
4:L:492:GLU:C	4:L:493:HIS:CA	2.84	0.42
1:E:849:ASN:CA	2:O:301:LEU:C	2.86	0.42
3:D:1664:ASP:N	3:D:1667:ALA:CB	2.82	0.42
3:D:644:ALA:O	3:D:706:ALA:HB2	2.19	0.42
3:P:1542:PRO:O	3:P:1544:PRO:N	2.52	0.42
2:U:480:PHE:C	2:U:484:ARG:CB	2.87	0.42
4:F:405:ALA:HB3	4:F:406:ASP:H	1.17	0.42
3:D:1518:ASN:O	3:D:1519:SER:C	2.55	0.42
3:D:1537:GLN:C	3:D:1539:LEU:N	2.69	0.42
3:D:1502:ARG:O	3:D:1503:ILE:C	2.58	0.42
3:J:341:SER:C	3:J:343:LEU:H	2.22	0.42
2:I:724:GLN:C	2:I:726:SER:H	2.23	0.42
6:Z:463:ALA:N	6:Z:463:ALA:C	2.65	0.42
3:V:1664:ASP:N	3:V:1667:ALA:CB	2.82	0.42
3:J:644:ALA:HB1	3:J:706:ALA:HB2	2.01	0.42
3:J:1485:ALA:O	3:J:1487:ASP:N	2.52	0.42
3:D:1504:VAL:O	3:D:1505:SER:C	2.39	0.42
4:L:492:GLU:C	4:L:493:HIS:CA	2.84	0.42
2:U:480:PHE:C	2:U:484:ARG:CB	2.87	0.42
3:J:341:SER:C	3:J:343:LEU:H	2.22	0.42
2:I:724:GLN:C	2:I:726:SER:H	2.23	0.42
4:F:450:GLU:O	4:F:451:GLU:O	2.36	0.42
4:F:450:GLU:C	4:F:451:GLU:C	2.73	0.42
4:L:492:GLU:C	4:L:493:HIS:CA	2.84	0.42
1:E:849:ASN:CA	2:O:301:LEU:C	2.86	0.42
2:U:480:PHE:C	2:U:484:ARG:CB	2.87	0.42
4:F:405:ALA:HB3	4:F:406:ASP:H	1.17	0.42
3:J:341:SER:C	3:J:343:LEU:H	2.22	0.42
2:I:724:GLN:C	2:I:726:SER:H	2.23	0.42
4:F:450:GLU:O	4:F:451:GLU:O	2.36	0.42
4:F:450:GLU:C	4:F:451:GLU:C	2.73	0.42
4:L:492:GLU:C	4:L:493:HIS:CA	2.84	0.42

Continued on next page...

Continued from previous page...

Atom-1	Atom-2	Interatomic distance (Å)	Clash overlap (Å)
3:D:1664:ASP:N	3:D:1667:ALA:CB	2.82	0.42
3:D:644:ALA:O	3:D:706:ALA:HB2	2.19	0.42
3:P:1542:PRO:O	3:P:1544:PRO:N	2.52	0.42
2:U:480:PHE:C	2:U:484:ARG:CB	2.87	0.42
4:F:405:ALA:HB3	4:F:406:ASP:H	1.17	0.42
3:D:1518:ASN:O	3:D:1519:SER:C	2.55	0.42
3:D:1537:GLN:C	3:D:1539:LEU:N	2.69	0.42
3:D:1502:ARG:O	3:D:1503:ILE:C	2.58	0.42
3:J:341:SER:C	3:J:343:LEU:H	2.22	0.42
2:I:724:GLN:C	2:I:726:SER:H	2.23	0.42
4:L:450:GLU:O	4:L:451:GLU:O	2.36	0.42
4:L:489:LYS:O	4:L:492:GLU:CB	2.67	0.42
4:R:489:LYS:O	4:R:492:GLU:CB	2.68	0.42
4:R:483:ASP:C	4:R:486:GLU:H	2.22	0.42
6:N:380:GLU:C	6:N:381:LYS:CA	2.72	0.42
3:D:1544:PRO:O	3:D:1546:LEU:N	2.52	0.42
4:L:450:GLU:O	4:L:451:GLU:O	2.36	0.42
4:L:489:LYS:O	4:L:492:GLU:CB	2.67	0.42
6:N:380:GLU:C	6:N:381:LYS:CA	2.72	0.42
3:D:1544:PRO:O	3:D:1546:LEU:N	2.52	0.42
4:X:367:THR:C	4:X:367:THR:CB	2.78	0.42
3:D:1544:PRO:O	3:D:1546:LEU:N	2.52	0.42
4:X:367:THR:CB	4:X:367:THR:C	2.78	0.42
3:D:1472:SER:O	3:D:1473:TYR:C	2.55	0.42
4:F:455:ILE:C	4:F:457:ALA:H	2.15	0.42
4:F:483:ASP:C	4:F:486:GLU:H	2.22	0.42
2:I:618:ASN:O	3:J:1445:LYS:C	2.56	0.42
3:D:644:ALA:CB	3:D:706:ALA:HB2	2.49	0.42
3:D:1485:ALA:O	3:D:1487:ASP:N	2.52	0.42
4:X:198:LYS:C	4:X:200:THR:N	2.58	0.42
3:P:1502:ARG:O	3:P:1503:ILE:C	2.58	0.42
4:R:489:LYS:O	4:R:492:GLU:CB	2.68	0.42
4:R:483:ASP:C	4:R:486:GLU:H	2.22	0.42
4:X:367:THR:CB	4:X:367:THR:C	2.78	0.42
3:D:1544:PRO:O	3:D:1546:LEU:N	2.52	0.42
4:X:367:THR:C	4:X:367:THR:CB	2.78	0.42
3:D:1544:PRO:O	3:D:1546:LEU:N	2.52	0.42
4:X:367:THR:CB	4:X:367:THR:C	2.78	0.42
3:D:1472:SER:O	3:D:1473:TYR:C	2.55	0.42
4:F:483:ASP:C	4:F:486:GLU:H	2.22	0.42
1:E:847:ARG:CB	2:O:305:LEU:HA	2.48	0.42

Continued on next page...

Continued from previous page...

Atom-1	Atom-2	Interatomic distance (Å)	Clash overlap (Å)
3:V:1664:ASP:N	3:V:1667:ALA:CB	2.82	0.42
3:V:1664:ASP:N	3:V:1667:ALA:CB	2.82	0.42
4:L:447:VAL:O	4:L:450:GLU:N	2.52	0.42
1:E:847:ARG:CB	2:O:305:LEU:HA	2.48	0.42
3:V:1664:ASP:N	3:V:1667:ALA:CB	2.82	0.42
4:L:447:VAL:O	4:L:450:GLU:N	2.52	0.42
3:V:1664:ASP:N	3:V:1667:ALA:CB	2.82	0.42
3:D:1544:PRO:C	3:D:1546:LEU:N	2.72	0.42
3:P:341:SER:C	3:P:343:LEU:H	2.22	0.42
4:L:447:VAL:O	4:L:450:GLU:N	2.52	0.42
4:L:483:ASP:C	4:L:486:GLU:H	2.22	0.42
4:L:489:LYS:O	4:L:492:GLU:CB	2.67	0.42
4:X:489:LYS:O	4:X:492:GLU:CB	2.68	0.42
4:R:492:GLU:O	4:R:492:GLU:CA	2.53	0.42
6:T:406:LEU:C	6:T:408:SER:N	2.61	0.42
2:I:618:ASN:CA	3:J:1446:LYS:N	2.82	0.42
4:F:422:ASN:CB	4:F:423:ALA:CB	2.94	0.42
3:V:1544:PRO:C	3:V:1546:LEU:N	2.72	0.42
3:V:1544:PRO:O	3:V:1546:LEU:N	2.52	0.42
3:D:1544:PRO:C	3:D:1546:LEU:N	2.72	0.42
3:P:1537:GLN:O	3:P:1538:SER:C	2.56	0.42
3:J:1515:TYR:O	3:J:1516:LEU:C	2.57	0.42
6:Z:494:LEU:O	6:Z:498:LYS:CB	2.68	0.42
4:L:447:VAL:O	4:L:450:GLU:N	2.52	0.42
4:F:483:ASP:C	4:F:486:GLU:H	2.22	0.42
1:E:847:ARG:CB	2:O:305:LEU:HA	2.48	0.42
3:V:1664:ASP:N	3:V:1667:ALA:CB	2.82	0.42
4:L:447:VAL:O	4:L:450:GLU:N	2.52	0.42
3:V:1664:ASP:N	3:V:1667:ALA:CB	2.82	0.42
4:L:447:VAL:O	4:L:450:GLU:N	2.52	0.42
1:E:847:ARG:CB	2:O:305:LEU:HA	2.48	0.42
3:V:1664:ASP:N	3:V:1667:ALA:CB	2.82	0.42
3:D:1544:PRO:C	3:D:1546:LEU:N	2.72	0.42
3:P:341:SER:C	3:P:343:LEU:H	2.22	0.42
4:X:447:VAL:O	4:X:450:GLU:N	2.52	0.42
4:L:367:THR:CB	4:L:367:THR:C	2.78	0.42
2:O:785:LEU:N	1:W:134:LEU:CB	2.82	0.42
3:J:1544:PRO:C	3:J:1546:LEU:N	2.72	0.42
1:B:404:LYS:HA	1:B:405:PRO:HA	1.71	0.42
6:N:494:LEU:O	6:N:498:LYS:CB	2.68	0.42
6:H:494:LEU:O	6:H:498:LYS:CB	2.68	0.42

Continued on next page...

Continued from previous page...

Atom-1	Atom-2	Interatomic distance (Å)	Clash overlap (Å)
4:X:447:VAL:O	4:X:450:GLU:N	2.52	0.42
4:F:492:GLU:O	4:F:492:GLU:CA	2.53	0.42
4:L:367:THR:CB	4:L:367:THR:C	2.78	0.42
1:E:849:ASN:H	2:O:301:LEU:HA	1.83	0.42
2:O:785:LEU:N	1:W:134:LEU:CB	2.82	0.42
4:F:140:LYS:O	4:F:149:GLY:HA3	2.19	0.42
4:R:140:LYS:O	4:R:149:GLY:HA3	2.19	0.42
3:J:1544:PRO:C	3:J:1546:LEU:N	2.72	0.42
1:B:404:LYS:HA	1:B:405:PRO:HA	1.71	0.42
6:N:494:LEU:O	6:N:498:LYS:CB	2.68	0.42
4:L:447:VAL:CB	4:L:447:VAL:C	2.77	0.42
4:F:492:GLU:CA	4:F:492:GLU:O	2.53	0.42
2:O:785:LEU:N	1:W:134:LEU:CB	2.82	0.42
4:F:140:LYS:O	4:F:149:GLY:HA3	2.19	0.42
4:R:140:LYS:O	4:R:149:GLY:HA3	2.19	0.42
3:J:1544:PRO:C	3:J:1546:LEU:N	2.72	0.42
1:B:404:LYS:HA	1:B:405:PRO:HA	1.71	0.42
4:L:447:VAL:C	4:L:447:VAL:CB	2.77	0.42
4:F:492:GLU:CA	4:F:492:GLU:O	2.53	0.42
1:E:849:ASN:H	2:O:301:LEU:HA	1.83	0.42
2:O:785:LEU:N	1:W:134:LEU:CB	2.82	0.42
4:F:140:LYS:O	4:F:149:GLY:HA3	2.19	0.42
4:R:140:LYS:O	4:R:149:GLY:HA3	2.19	0.42
3:D:869:GLU:HA	3:D:872:LEU:O	2.19	0.42
3:J:1544:PRO:C	3:J:1546:LEU:N	2.72	0.42
1:B:404:LYS:HA	1:B:405:PRO:HA	1.71	0.42
4:R:450:GLU:O	4:R:451:GLU:O	2.36	0.42
3:P:644:ALA:HB1	3:P:706:ALA:HB2	2.01	0.42
3:J:644:ALA:CB	3:J:706:ALA:HB2	2.49	0.42
4:R:140:LYS:O	4:R:149:GLY:HA3	2.19	0.42
4:X:422:ASN:CB	4:X:423:ALA:CB	2.94	0.42
4:R:200:THR:C	4:R:202:ILE:N	2.70	0.42
4:L:447:VAL:C	4:L:447:VAL:CB	2.77	0.42
2:O:785:LEU:N	1:W:134:LEU:CB	2.82	0.42
3:J:1544:PRO:C	3:J:1546:LEU:N	2.72	0.42
1:B:404:LYS:HA	1:B:405:PRO:HA	1.71	0.42
6:H:494:LEU:O	6:H:498:LYS:CB	2.68	0.42
4:L:447:VAL:CB	4:L:447:VAL:C	2.77	0.42
4:F:492:GLU:O	4:F:492:GLU:CA	2.53	0.42
1:E:849:ASN:H	2:O:301:LEU:HA	1.83	0.42
2:O:785:LEU:N	1:W:134:LEU:CB	2.82	0.42

Continued on next page...

Continued from previous page...

Atom-1	Atom-2	Interatomic distance (Å)	Clash overlap (Å)
4:F:140:LYS:O	4:F:149:GLY:HA3	2.19	0.42
4:R:140:LYS:O	4:R:149:GLY:HA3	2.19	0.42
3:J:1544:PRO:C	3:J:1546:LEU:N	2.72	0.42
1:B:404:LYS:HA	1:B:405:PRO:HA	1.71	0.42
4:L:447:VAL:C	4:L:447:VAL:CB	2.77	0.42
4:F:492:GLU:O	4:F:492:GLU:CA	2.53	0.42
2:O:785:LEU:N	1:W:134:LEU:CB	2.82	0.42
4:F:140:LYS:O	4:F:149:GLY:HA3	2.19	0.42
4:R:140:LYS:O	4:R:149:GLY:HA3	2.19	0.42
3:D:869:GLU:HA	3:D:872:LEU:O	2.19	0.42
3:J:1544:PRO:C	3:J:1546:LEU:N	2.72	0.42
1:B:404:LYS:HA	1:B:405:PRO:HA	1.71	0.42
4:F:489:LYS:O	4:F:492:GLU:CB	2.68	0.42
3:P:869:GLU:HA	3:P:872:LEU:O	2.19	0.42
2:U:480:PHE:O	2:U:484:ARG:CB	2.68	0.42
3:P:341:SER:C	3:P:343:LEU:H	2.22	0.42
3:P:869:GLU:HA	3:P:872:LEU:O	2.19	0.42
2:U:480:PHE:O	2:U:484:ARG:CB	2.68	0.42
3:P:341:SER:C	3:P:343:LEU:H	2.22	0.42
5:Y:366:GLU:CB	5:Y:367:LEU:N	2.81	0.42
3:P:869:GLU:HA	3:P:872:LEU:O	2.19	0.42
2:U:480:PHE:O	2:U:484:ARG:CB	2.68	0.42
3:P:341:SER:C	3:P:343:LEU:H	2.22	0.42
5:Y:366:GLU:CB	5:Y:367:LEU:N	2.81	0.42
3:P:644:ALA:O	3:P:706:ALA:HB2	2.19	0.42
2:U:480:PHE:O	2:U:484:ARG:CB	2.68	0.42
4:R:489:LYS:O	4:R:492:GLU:CB	2.68	0.42
3:P:644:ALA:CB	3:P:706:ALA:HB2	2.49	0.42
3:V:1485:ALA:O	3:V:1487:ASP:N	2.52	0.42
3:D:1544:PRO:O	3:D:1546:LEU:N	2.52	0.42
3:P:1544:PRO:O	3:P:1546:LEU:N	2.52	0.42
2:U:480:PHE:C	2:U:484:ARG:CB	2.87	0.42
2:I:480:PHE:C	2:I:484:ARG:CB	2.87	0.42
5:Y:366:GLU:CB	5:Y:367:LEU:N	2.81	0.42
4:F:489:LYS:O	4:F:492:GLU:CB	2.68	0.42
3:P:869:GLU:HA	3:P:872:LEU:O	2.19	0.42
2:U:480:PHE:O	2:U:484:ARG:CB	2.68	0.42
3:P:341:SER:C	3:P:343:LEU:H	2.22	0.42
5:Y:366:GLU:CB	5:Y:367:LEU:N	2.81	0.42
3:P:869:GLU:HA	3:P:872:LEU:O	2.19	0.42
2:U:480:PHE:O	2:U:484:ARG:CB	2.68	0.42

Continued on next page...

Continued from previous page...

Atom-1	Atom-2	Interatomic distance (Å)	Clash overlap (Å)
3:P:341:SER:C	3:P:343:LEU:H	2.22	0.42
5:Y:366:GLU:CB	5:Y:367:LEU:N	2.81	0.42
3:P:644:ALA:O	3:P:706:ALA:HB2	2.19	0.42
2:U:480:PHE:O	2:U:484:ARG:CB	2.68	0.42
6:H:490:GLN:N	6:H:490:GLN:CB	2.59	0.42
5:S:366:GLU:CB	5:S:367:LEU:N	2.81	0.42
4:X:489:LYS:O	4:X:492:GLU:CB	2.68	0.42
6:T:406:LEU:C	6:T:408:SER:N	2.62	0.42
2:O:722:LEU:CB	1:W:128:TYR:C	2.87	0.42
3:D:1468:ALA:CB	3:P:1510:GLN:CB	2.95	0.42
3:V:1492:GLY:O	3:V:1495:LEU:N	2.53	0.42
6:Z:494:LEU:O	6:Z:498:LYS:CB	2.68	0.42
6:T:494:LEU:O	6:T:498:LYS:CB	2.68	0.42
4:R:332:GLU:O	4:R:335:ARG:CB	2.68	0.42
4:L:332:GLU:O	4:L:335:ARG:CB	2.68	0.42
4:R:447:VAL:O	4:R:450:GLU:N	2.52	0.42
4:F:447:VAL:O	4:F:450:GLU:N	2.52	0.42
4:F:458:ASP:C	4:F:459:LEU:C	2.79	0.42
4:X:489:LYS:O	4:X:492:GLU:CB	2.68	0.42
2:O:722:LEU:CB	1:W:128:TYR:C	2.87	0.42
3:D:1468:ALA:CB	3:P:1510:GLN:CB	2.95	0.42
3:V:1492:GLY:O	3:V:1495:LEU:N	2.53	0.42
6:Z:494:LEU:O	6:Z:498:LYS:CB	2.68	0.42
6:T:494:LEU:O	6:T:498:LYS:CB	2.68	0.42
4:L:332:GLU:O	4:L:335:ARG:CB	2.68	0.42
6:H:494:LEU:O	6:H:498:LYS:CB	2.68	0.42
4:R:447:VAL:O	4:R:450:GLU:N	2.52	0.42
4:F:447:VAL:O	4:F:450:GLU:N	2.52	0.42
4:F:458:ASP:C	4:F:459:LEU:C	2.79	0.42
4:L:489:LYS:O	4:L:492:GLU:CB	2.67	0.42
4:X:489:LYS:O	4:X:492:GLU:CB	2.68	0.42
2:O:722:LEU:CB	1:W:128:TYR:C	2.87	0.42
3:D:1468:ALA:CB	3:P:1510:GLN:CB	2.95	0.42
3:V:1492:GLY:O	3:V:1495:LEU:N	2.53	0.42
6:T:494:LEU:O	6:T:498:LYS:CB	2.68	0.42
6:H:494:LEU:O	6:H:498:LYS:CB	2.68	0.42
4:R:447:VAL:O	4:R:450:GLU:N	2.52	0.42
4:F:447:VAL:O	4:F:450:GLU:N	2.52	0.42
4:F:458:ASP:C	4:F:459:LEU:C	2.79	0.42
4:L:489:LYS:O	4:L:492:GLU:CB	2.67	0.42
4:X:489:LYS:O	4:X:492:GLU:CB	2.68	0.42

Continued on next page...

Continued from previous page...

Atom-1	Atom-2	Interatomic distance (Å)	Clash overlap (Å)
2:O:722:LEU:CB	1:W:128:TYR:C	2.87	0.42
3:V:1492:GLY:O	3:V:1495:LEU:N	2.53	0.42
3:P:1502:ARG:O	3:P:1503:ILE:C	2.58	0.42
6:T:494:LEU:O	6:T:498:LYS:CB	2.68	0.42
6:H:494:LEU:O	6:H:498:LYS:CB	2.68	0.42
4:R:458:ASP:C	4:R:459:LEU:C	2.79	0.42
3:V:644:ALA:HB1	3:V:706:ALA:HB2	2.01	0.42
1:B:326:ALA:CB	1:B:387:LEU:CB	2.95	0.42
3:P:1472:SER:O	3:P:1473:TYR:C	2.55	0.42
4:F:465:GLN:O	4:F:466:HIS:C	2.57	0.42
6:H:490:GLN:CB	6:H:490:GLN:N	2.59	0.42
5:S:366:GLU:CB	5:S:367:LEU:N	2.81	0.42
4:L:489:LYS:O	4:L:492:GLU:CB	2.67	0.42
4:X:489:LYS:O	4:X:492:GLU:CB	2.68	0.42
6:T:406:LEU:C	6:T:408:SER:N	2.62	0.42
2:O:722:LEU:CB	1:W:128:TYR:C	2.87	0.42
3:D:1468:ALA:CB	3:P:1510:GLN:CB	2.95	0.42
3:V:1492:GLY:O	3:V:1495:LEU:N	2.53	0.42
6:T:494:LEU:O	6:T:498:LYS:CB	2.68	0.42
4:R:332:GLU:O	4:R:335:ARG:CB	2.68	0.42
4:R:447:VAL:O	4:R:450:GLU:N	2.52	0.42
4:F:447:VAL:O	4:F:450:GLU:N	2.52	0.42
4:F:458:ASP:C	4:F:459:LEU:C	2.79	0.42
4:L:489:LYS:O	4:L:492:GLU:CB	2.67	0.42
4:X:489:LYS:O	4:X:492:GLU:CB	2.68	0.42
2:O:722:LEU:CB	1:W:128:TYR:C	2.87	0.42
3:D:1468:ALA:CB	3:P:1510:GLN:CB	2.95	0.42
3:V:1492:GLY:O	3:V:1495:LEU:N	2.53	0.42
6:T:494:LEU:O	6:T:498:LYS:CB	2.68	0.42
6:H:494:LEU:O	6:H:498:LYS:CB	2.68	0.42
4:R:447:VAL:O	4:R:450:GLU:N	2.52	0.42
4:F:447:VAL:O	4:F:450:GLU:N	2.52	0.42
4:F:458:ASP:C	4:F:459:LEU:C	2.79	0.42
4:L:489:LYS:O	4:L:492:GLU:CB	2.67	0.42
4:X:489:LYS:O	4:X:492:GLU:CB	2.68	0.42
2:O:722:LEU:CB	1:W:128:TYR:C	2.87	0.42
3:V:1492:GLY:O	3:V:1495:LEU:N	2.53	0.42
3:P:1502:ARG:O	3:P:1503:ILE:C	2.58	0.42
6:T:494:LEU:O	6:T:498:LYS:CB	2.68	0.42
6:H:494:LEU:O	6:H:498:LYS:CB	2.68	0.42
4:L:447:VAL:O	4:L:450:GLU:N	2.52	0.42

Continued on next page...

Continued from previous page...

Atom-1	Atom-2	Interatomic distance (Å)	Clash overlap (Å)
4:X:458:ASP:O	4:X:459:LEU:C	2.45	0.42
3:J:1489:HIS:CB	3:J:1492:GLY:N	2.81	0.42
3:J:1492:GLY:O	3:J:1495:LEU:N	2.53	0.42
2:I:480:PHE:C	2:I:484:ARG:CB	2.87	0.42
2:I:480:PHE:O	2:I:484:ARG:CB	2.68	0.42
1:Q:1310:ARG:CB	3:V:241:LEU:CB	2.98	0.42
4:L:447:VAL:O	4:L:450:GLU:N	2.52	0.42
4:X:458:ASP:O	4:X:459:LEU:C	2.45	0.42
3:J:1489:HIS:CB	3:J:1492:GLY:N	2.81	0.42
3:J:1492:GLY:O	3:J:1495:LEU:N	2.53	0.42
2:I:480:PHE:C	2:I:484:ARG:CB	2.87	0.42
2:I:480:PHE:O	2:I:484:ARG:CB	2.68	0.42
3:J:1489:HIS:CB	3:J:1492:GLY:N	2.81	0.42
3:J:1492:GLY:O	3:J:1495:LEU:N	2.53	0.42
2:I:480:PHE:C	2:I:484:ARG:CB	2.87	0.42
2:I:480:PHE:O	2:I:484:ARG:CB	2.68	0.42
4:L:405:ALA:HB3	4:L:406:ASP:H	1.17	0.42
1:Q:1310:ARG:CB	3:V:241:LEU:CB	2.98	0.42
4:L:332:GLU:O	4:L:335:ARG:CB	2.68	0.42
3:J:1489:HIS:CB	3:J:1492:GLY:N	2.81	0.42
3:J:1492:GLY:O	3:J:1495:LEU:N	2.53	0.42
2:I:480:PHE:C	2:I:484:ARG:CB	2.87	0.42
2:I:480:PHE:O	2:I:484:ARG:CB	2.68	0.42
4:L:405:ALA:HB3	4:L:406:ASP:H	1.17	0.42
3:D:341:SER:C	3:D:343:LEU:H	2.22	0.42
4:L:332:GLU:O	4:L:335:ARG:CB	2.68	0.42
3:V:644:ALA:CB	3:V:706:ALA:HB2	2.49	0.42
3:P:1485:ALA:O	3:P:1487:ASP:N	2.52	0.42
3:D:1487:ASP:O	3:D:1490:GLU:N	2.49	0.42
2:U:480:PHE:O	2:U:484:ARG:CB	2.68	0.42
2:I:480:PHE:O	2:I:484:ARG:CB	2.68	0.42
2:C:481:ARG:HA	3:D:1593:GLU:CB	2.50	0.42
4:F:200:THR:C	4:F:202:ILE:N	2.70	0.42
1:E:404:LYS:HA	1:E:405:PRO:HA	1.70	0.42
6:T:494:LEU:O	6:T:498:LYS:CB	2.68	0.42
6:N:494:LEU:O	6:N:498:LYS:CB	2.68	0.42
6:H:494:LEU:O	6:H:498:LYS:CB	2.68	0.42
3:J:1489:HIS:CB	3:J:1492:GLY:N	2.81	0.42
3:J:1492:GLY:O	3:J:1495:LEU:N	2.53	0.42
2:I:480:PHE:C	2:I:484:ARG:CB	2.87	0.42
2:I:480:PHE:O	2:I:484:ARG:CB	2.68	0.42

Continued on next page...

Continued from previous page...

Atom-1	Atom-2	Interatomic distance (Å)	Clash overlap (Å)
4:L:405:ALA:HB3	4:L:406:ASP:H	1.17	0.42
1:Q:1310:ARG:CB	3:V:241:LEU:CB	2.98	0.42
4:L:332:GLU:O	4:L:335:ARG:CB	2.68	0.42
3:J:1489:HIS:CB	3:J:1492:GLY:N	2.81	0.42
3:J:1492:GLY:O	3:J:1495:LEU:N	2.53	0.42
2:I:480:PHE:C	2:I:484:ARG:CB	2.87	0.42
2:I:480:PHE:O	2:I:484:ARG:CB	2.68	0.42
4:L:405:ALA:HB3	4:L:406:ASP:H	1.17	0.42
4:L:332:GLU:O	4:L:335:ARG:CB	2.68	0.42
3:J:1489:HIS:CB	3:J:1492:GLY:N	2.81	0.42
3:J:1492:GLY:O	3:J:1495:LEU:N	2.53	0.42
2:I:480:PHE:C	2:I:484:ARG:CB	2.87	0.42
2:I:480:PHE:O	2:I:484:ARG:CB	2.68	0.42
4:L:405:ALA:HB3	4:L:406:ASP:H	1.17	0.42
1:Q:1310:ARG:CB	3:V:241:LEU:CB	2.98	0.42
3:D:341:SER:C	3:D:343:LEU:H	2.22	0.42
4:L:332:GLU:O	4:L:335:ARG:CB	2.68	0.42
3:D:644:ALA:O	3:D:706:ALA:HB2	2.19	0.42
3:J:1537:GLN:O	3:J:1538:SER:C	2.56	0.42
3:P:1502:ARG:O	3:P:1503:ILE:C	2.58	0.42
3:D:1502:ARG:O	3:D:1503:ILE:C	2.58	0.42
4:X:332:GLU:O	4:X:335:ARG:CB	2.68	0.42
3:D:341:SER:C	3:D:343:LEU:H	2.22	0.42
3:D:644:ALA:O	3:D:706:ALA:HB2	2.19	0.42
3:J:1537:GLN:O	3:J:1538:SER:C	2.56	0.42
3:P:1502:ARG:O	3:P:1503:ILE:C	2.58	0.42
3:D:1502:ARG:O	3:D:1503:ILE:C	2.58	0.42
4:X:332:GLU:O	4:X:335:ARG:CB	2.68	0.42
3:D:341:SER:C	3:D:343:LEU:H	2.22	0.42
4:X:455:ILE:C	4:X:457:ALA:H	2.15	0.42
4:L:458:ASP:O	4:L:459:LEU:C	2.45	0.42
3:D:644:ALA:O	3:D:706:ALA:HB2	2.19	0.42
4:X:140:LYS:O	4:X:149:GLY:HA3	2.19	0.42
3:J:1537:GLN:O	3:J:1538:SER:C	2.56	0.42
3:P:1502:ARG:O	3:P:1503:ILE:C	2.58	0.42
3:D:1502:ARG:O	3:D:1503:ILE:C	2.58	0.42
4:X:332:GLU:O	4:X:335:ARG:CB	2.68	0.42
3:D:341:SER:C	3:D:343:LEU:H	2.22	0.42
4:X:455:ILE:C	4:X:457:ALA:H	2.15	0.42
4:L:458:ASP:O	4:L:459:LEU:C	2.45	0.42
4:X:140:LYS:O	4:X:149:GLY:HA3	2.19	0.42

Continued on next page...

Continued from previous page...

Atom-1	Atom-2	Interatomic distance (Å)	Clash overlap (Å)
3:P:1542:PRO:C	3:P:1544:PRO:N	2.68	0.42
3:J:1537:GLN:O	3:J:1538:SER:C	2.56	0.42
4:X:332:GLU:O	4:X:335:ARG:CB	2.68	0.42
6:N:490:GLN:CB	6:N:490:GLN:O	2.66	0.42
4:X:492:GLU:C	4:X:493:HIS:CA	2.84	0.42
3:P:1664:ASP:N	3:P:1667:ALA:CB	2.82	0.42
3:J:1489:HIS:CB	3:J:1492:GLY:N	2.81	0.42
2:O:784:GLN:CB	1:W:131:GLY:O	2.68	0.42
3:V:1542:PRO:C	3:V:1544:PRO:N	2.68	0.42
4:X:332:GLU:O	4:X:335:ARG:CB	2.68	0.42
3:D:1513:LEU:O	3:D:1514:LEU:C	2.50	0.42
4:X:455:ILE:C	4:X:457:ALA:H	2.15	0.42
4:L:458:ASP:O	4:L:459:LEU:C	2.45	0.42
3:D:644:ALA:O	3:D:706:ALA:HB2	2.19	0.42
4:X:140:LYS:O	4:X:149:GLY:HA3	2.19	0.42
3:J:1537:GLN:O	3:J:1538:SER:C	2.56	0.42
3:P:1502:ARG:O	3:P:1503:ILE:C	2.58	0.42
3:D:1502:ARG:O	3:D:1503:ILE:C	2.58	0.42
4:X:332:GLU:O	4:X:335:ARG:CB	2.68	0.42
3:D:341:SER:C	3:D:343:LEU:H	2.22	0.42
4:X:455:ILE:C	4:X:457:ALA:H	2.15	0.42
4:L:458:ASP:O	4:L:459:LEU:C	2.45	0.42
3:D:644:ALA:O	3:D:706:ALA:HB2	2.19	0.42
4:X:140:LYS:O	4:X:149:GLY:HA3	2.19	0.42
3:J:1537:GLN:O	3:J:1538:SER:C	2.56	0.42
3:P:1502:ARG:O	3:P:1503:ILE:C	2.58	0.42
3:D:1502:ARG:O	3:D:1503:ILE:C	2.58	0.42
4:X:332:GLU:O	4:X:335:ARG:CB	2.68	0.42
3:D:341:SER:C	3:D:343:LEU:H	2.22	0.42
4:X:455:ILE:C	4:X:457:ALA:H	2.15	0.42
4:L:458:ASP:O	4:L:459:LEU:C	2.45	0.42
4:X:140:LYS:O	4:X:149:GLY:HA3	2.19	0.42
3:P:1542:PRO:C	3:P:1544:PRO:N	2.68	0.42
3:J:1537:GLN:O	3:J:1538:SER:C	2.56	0.42
4:X:332:GLU:O	4:X:335:ARG:CB	2.68	0.42
6:T:490:GLN:CB	6:T:490:GLN:O	2.66	0.42
4:X:492:GLU:O	4:X:492:GLU:CA	2.53	0.42
5:S:326:LEU:C	5:S:327:ARG:HA	2.28	0.42
6:H:406:LEU:C	6:H:408:SER:N	2.62	0.42
1:W:326:ALA:CB	1:W:387:LEU:CB	2.95	0.42
1:K:326:ALA:CB	1:K:387:LEU:CB	2.95	0.42

Continued on next page...

Continued from previous page...

Atom-1	Atom-2	Interatomic distance (Å)	Clash overlap (Å)
2:O:214:GLU:O	2:O:215:LEU:CB	2.68	0.42
4:L:465:GLN:O	4:L:466:HIS:C	2.57	0.42
3:D:1506:VAL:O	3:D:1508:LYS:N	2.47	0.42
4:X:492:GLU:CA	4:X:492:GLU:O	2.53	0.42
4:F:489:LYS:O	4:F:492:GLU:CB	2.68	0.42
2:C:303:ALA:O	1:Q:847:ARG:O	2.32	0.42
1:W:326:ALA:CB	1:W:387:LEU:CB	2.95	0.42
1:K:326:ALA:CB	1:K:387:LEU:CB	2.95	0.42
2:O:214:GLU:O	2:O:215:LEU:CB	2.68	0.42
4:L:465:GLN:O	4:L:466:HIS:C	2.57	0.42
3:D:1506:VAL:O	3:D:1508:LYS:N	2.47	0.42
4:R:332:GLU:O	4:R:335:ARG:CB	2.68	0.42
4:F:489:LYS:O	4:F:492:GLU:CB	2.68	0.42
1:W:326:ALA:CB	1:W:387:LEU:CB	2.95	0.42
1:K:326:ALA:CB	1:K:387:LEU:CB	2.95	0.42
2:O:214:GLU:O	2:O:215:LEU:CB	2.68	0.42
6:Z:494:LEU:O	6:Z:498:LYS:CB	2.68	0.42
3:D:1506:VAL:O	3:D:1508:LYS:N	2.47	0.42
4:R:332:GLU:O	4:R:335:ARG:CB	2.68	0.42
4:F:489:LYS:O	4:F:492:GLU:CB	2.68	0.42
2:C:303:ALA:O	1:Q:847:ARG:O	2.32	0.42
1:W:326:ALA:CB	1:W:387:LEU:CB	2.95	0.42
1:K:326:ALA:CB	1:K:387:LEU:CB	2.95	0.42
2:O:214:GLU:O	2:O:215:LEU:CB	2.68	0.42
6:Z:494:LEU:O	6:Z:498:LYS:CB	2.68	0.42
4:R:332:GLU:O	4:R:335:ARG:CB	2.68	0.42
4:F:458:ASP:C	4:F:459:LEU:C	2.79	0.42
6:Z:406:LEU:C	6:Z:408:SER:N	2.62	0.42
3:D:1491:ILE:C	3:D:1493:ARG:N	2.72	0.42
3:V:1492:GLY:O	3:V:1495:LEU:N	2.53	0.42
4:X:200:THR:C	4:X:202:ILE:N	2.70	0.42
2:C:724:GLN:C	2:C:726:SER:H	2.23	0.42
4:L:332:GLU:O	4:L:335:ARG:CB	2.68	0.42
6:T:490:GLN:O	6:T:490:GLN:CB	2.66	0.42
5:S:326:LEU:C	5:S:327:ARG:HA	2.28	0.42
6:H:406:LEU:C	6:H:408:SER:N	2.62	0.42
1:W:326:ALA:CB	1:W:387:LEU:CB	2.95	0.42
1:K:326:ALA:CB	1:K:387:LEU:CB	2.95	0.42
2:O:214:GLU:O	2:O:215:LEU:CB	2.68	0.42
6:Z:494:LEU:O	6:Z:498:LYS:CB	2.68	0.42
3:D:1506:VAL:O	3:D:1508:LYS:N	2.47	0.42

Continued on next page...

Continued from previous page...

Atom-1	Atom-2	Interatomic distance (Å)	Clash overlap (Å)
4:F:489:LYS:O	4:F:492:GLU:CB	2.68	0.42
2:C:303:ALA:O	1:Q:847:ARG:O	2.32	0.42
1:W:326:ALA:CB	1:W:387:LEU:CB	2.95	0.42
1:K:326:ALA:CB	1:K:387:LEU:CB	2.95	0.42
2:O:214:GLU:O	2:O:215:LEU:CB	2.68	0.42
6:Z:494:LEU:O	6:Z:498:LYS:CB	2.68	0.42
3:D:1506:VAL:O	3:D:1508:LYS:N	2.47	0.42
4:R:332:GLU:O	4:R:335:ARG:CB	2.68	0.42
4:F:489:LYS:O	4:F:492:GLU:CB	2.68	0.42
1:W:326:ALA:CB	1:W:387:LEU:CB	2.95	0.42
1:K:326:ALA:CB	1:K:387:LEU:CB	2.95	0.42
2:O:214:GLU:O	2:O:215:LEU:CB	2.68	0.42
6:Z:494:LEU:O	6:Z:498:LYS:CB	2.68	0.42
4:R:332:GLU:O	4:R:335:ARG:CB	2.68	0.42
4:F:447:VAL:O	4:F:450:GLU:N	2.52	0.42
2:O:779:GLU:N	1:W:138:ASP:CA	2.83	0.42
4:F:140:LYS:O	4:F:149:GLY:HA3	2.19	0.42
2:U:303:ALA:CB	2:U:306:PRO:HA	2.50	0.42
3:P:1515:TYR:O	3:P:1516:LEU:C	2.57	0.42
5:S:318:GLU:C	5:S:320:LYS:N	2.71	0.42
4:R:458:ASP:C	4:R:459:LEU:C	2.79	0.42
2:O:779:GLU:N	1:W:138:ASP:CA	2.83	0.42
2:U:303:ALA:CB	2:U:306:PRO:HA	2.50	0.42
3:P:1515:TYR:O	3:P:1516:LEU:C	2.57	0.42
4:X:460:LEU:CB	6:Z:470:PRO:C	2.89	0.42
4:R:458:ASP:C	4:R:459:LEU:C	2.79	0.42
2:O:779:GLU:N	1:W:138:ASP:CA	2.83	0.42
4:X:422:ASN:CB	4:X:423:ALA:CB	2.94	0.42
4:L:422:ASN:CB	4:L:423:ALA:CB	2.94	0.42
2:U:303:ALA:CB	2:U:306:PRO:HA	2.50	0.42
3:P:1515:TYR:O	3:P:1516:LEU:C	2.57	0.42
4:X:460:LEU:CB	6:Z:470:PRO:C	2.89	0.42
4:R:458:ASP:C	4:R:459:LEU:C	2.79	0.42
2:O:779:GLU:N	1:W:138:ASP:CA	2.83	0.42
4:X:422:ASN:CB	4:X:423:ALA:CB	2.94	0.42
4:L:422:ASN:CB	4:L:423:ALA:CB	2.94	0.42
3:P:1485:ALA:O	3:P:1487:ASP:N	2.52	0.42
3:P:869:GLU:HA	3:P:872:LEU:O	2.19	0.42
2:U:303:ALA:CB	2:U:306:PRO:HA	2.50	0.42
4:F:447:VAL:O	4:F:450:GLU:N	2.52	0.42
6:T:493:ALA:O	6:T:497:ARG:CB	2.68	0.42

Continued on next page...

Continued from previous page...

Atom-1	Atom-2	Interatomic distance (Å)	Clash overlap (Å)
4:R:450:GLU:C	4:R:451:GLU:C	2.73	0.42
4:R:329:GLY:C	4:R:329:GLY:N	2.62	0.42
2:U:279:HIS:HA	2:U:283:LEU:HA	2.02	0.42
4:F:447:VAL:O	4:F:450:GLU:N	2.52	0.42
4:X:460:LEU:CB	6:Z:470:PRO:C	2.89	0.42
2:O:779:GLU:N	1:W:138:ASP:CA	2.83	0.42
4:F:140:LYS:O	4:F:149:GLY:HA3	2.19	0.42
4:X:422:ASN:CB	4:X:423:ALA:CB	2.94	0.42
4:L:422:ASN:CB	4:L:423:ALA:CB	2.94	0.42
2:U:303:ALA:CB	2:U:306:PRO:HA	2.50	0.42
3:P:1515:TYR:O	3:P:1516:LEU:C	2.57	0.42
5:S:318:GLU:C	5:S:320:LYS:N	2.71	0.42
4:X:460:LEU:CB	6:Z:470:PRO:C	2.89	0.42
4:R:458:ASP:C	4:R:459:LEU:C	2.79	0.42
2:O:779:GLU:N	1:W:138:ASP:CA	2.83	0.42
4:X:422:ASN:CB	4:X:423:ALA:CB	2.94	0.42
4:L:422:ASN:CB	4:L:423:ALA:CB	2.94	0.42
2:U:303:ALA:CB	2:U:306:PRO:HA	2.50	0.42
3:P:1515:TYR:O	3:P:1516:LEU:C	2.57	0.42
4:X:460:LEU:CB	6:Z:470:PRO:C	2.89	0.42
4:R:458:ASP:C	4:R:459:LEU:C	2.79	0.42
2:O:779:GLU:N	1:W:138:ASP:CA	2.83	0.42
4:X:422:ASN:CB	4:X:423:ALA:CB	2.94	0.42
4:L:422:ASN:CB	4:L:423:ALA:CB	2.94	0.42
3:P:1485:ALA:O	3:P:1487:ASP:N	2.52	0.42
3:P:869:GLU:HA	3:P:872:LEU:O	2.19	0.42
2:U:303:ALA:CB	2:U:306:PRO:HA	2.50	0.42
4:X:452:ARG:HA	4:X:453:TYR:HA	1.90	0.41
4:X:460:LEU:CB	6:Z:470:PRO:C	2.89	0.41
2:C:299:ILE:O	1:Q:845:TYR:CB	2.68	0.41
6:Z:493:ALA:O	6:Z:497:ARG:CB	2.68	0.41
1:Q:942:PRO:HA	1:Q:943:GLN:HA	1.48	0.41
3:P:1542:PRO:C	3:P:1544:PRO:N	2.68	0.41
6:H:493:ALA:O	6:H:497:ARG:CB	2.68	0.41
4:X:452:ARG:HA	4:X:453:TYR:HA	1.90	0.41
4:X:460:LEU:CB	6:Z:470:PRO:C	2.89	0.41
6:Z:493:ALA:O	6:Z:497:ARG:CB	2.68	0.41
3:P:1542:PRO:C	3:P:1544:PRO:N	2.68	0.41
6:H:493:ALA:O	6:H:497:ARG:CB	2.68	0.41
2:C:299:ILE:O	1:Q:845:TYR:CB	2.68	0.41
6:N:493:ALA:O	6:N:497:ARG:CB	2.68	0.41

Continued on next page...

Continued from previous page...

Atom-1	Atom-2	Interatomic distance (Å)	Clash overlap (Å)
5:Y:325:ALA:CB	5:Y:325:ALA:C	2.77	0.41
1:Q:942:PRO:HA	1:Q:943:GLN:HA	1.48	0.41
3:P:1542:PRO:C	3:P:1544:PRO:N	2.68	0.41
6:N:494:LEU:O	6:N:498:LYS:CB	2.68	0.41
6:H:493:ALA:O	6:H:497:ARG:CB	2.68	0.41
6:N:493:ALA:O	6:N:497:ARG:CB	2.68	0.41
5:Y:325:ALA:CB	5:Y:325:ALA:C	2.77	0.41
3:P:1537:GLN:O	3:P:1538:SER:C	2.56	0.41
6:N:494:LEU:O	6:N:498:LYS:CB	2.68	0.41
4:F:450:GLU:O	4:F:451:GLU:O	2.36	0.41
5:G:379:HIS:N	5:G:379:HIS:CB	2.72	0.41
6:N:493:ALA:O	6:N:497:ARG:CB	2.68	0.41
2:C:480:PHE:O	2:C:484:ARG:CB	2.68	0.41
2:C:234:LEU:C	2:C:252:MET:N	2.74	0.41
2:O:724:GLN:C	2:O:726:SER:H	2.22	0.41
2:C:299:ILE:O	1:Q:845:TYR:CB	2.68	0.41
6:N:493:ALA:O	6:N:497:ARG:CB	2.68	0.41
5:Y:325:ALA:CB	5:Y:325:ALA:C	2.77	0.41
1:Q:942:PRO:HA	1:Q:943:GLN:HA	1.48	0.41
3:P:1542:PRO:C	3:P:1544:PRO:N	2.68	0.41
6:N:494:LEU:O	6:N:498:LYS:CB	2.68	0.41
6:H:493:ALA:O	6:H:497:ARG:CB	2.68	0.41
6:N:493:ALA:O	6:N:497:ARG:CB	2.68	0.41
5:Y:325:ALA:CB	5:Y:325:ALA:C	2.77	0.41
3:P:1542:PRO:C	3:P:1544:PRO:N	2.68	0.41
6:N:494:LEU:O	6:N:498:LYS:CB	2.68	0.41
6:H:493:ALA:O	6:H:497:ARG:CB	2.68	0.41
2:C:299:ILE:O	1:Q:845:TYR:CB	2.68	0.41
6:N:493:ALA:O	6:N:497:ARG:CB	2.68	0.41
5:Y:325:ALA:C	5:Y:325:ALA:CB	2.77	0.41
1:Q:942:PRO:HA	1:Q:943:GLN:HA	1.48	0.41
3:P:1537:GLN:O	3:P:1538:SER:C	2.56	0.41
6:N:494:LEU:O	6:N:498:LYS:CB	2.68	0.41
4:F:458:ASP:C	4:F:459:LEU:C	2.79	0.41
6:N:493:ALA:O	6:N:497:ARG:CB	2.68	0.41
1:E:845:TYR:CB	2:O:299:ILE:O	2.68	0.41
3:J:1485:ALA:O	3:J:1487:ASP:N	2.52	0.41
3:J:1491:ILE:C	3:J:1493:ARG:N	2.73	0.41
2:U:214:GLU:O	2:U:215:LEU:CB	2.68	0.41
3:V:1544:PRO:C	3:V:1546:LEU:N	2.72	0.41
2:U:234:LEU:C	2:U:252:MET:N	2.74	0.41

Continued on next page...

Continued from previous page...

Atom-1	Atom-2	Interatomic distance (Å)	Clash overlap (Å)
3:V:1537:GLN:O	3:V:1538:SER:C	2.56	0.41
4:F:332:GLU:O	4:F:335:ARG:CB	2.68	0.41
6:T:493:ALA:O	6:T:497:ARG:CB	2.68	0.41
4:R:489:LYS:O	4:R:492:GLU:CB	2.67	0.41
6:N:493:ALA:O	6:N:497:ARG:CB	2.68	0.41
3:J:1485:ALA:O	3:J:1487:ASP:N	2.52	0.41
3:J:1491:ILE:C	3:J:1493:ARG:N	2.73	0.41
2:U:214:GLU:O	2:U:215:LEU:CB	2.68	0.41
3:V:1544:PRO:C	3:V:1546:LEU:N	2.72	0.41
2:U:234:LEU:C	2:U:252:MET:N	2.74	0.41
3:V:1537:GLN:O	3:V:1538:SER:C	2.56	0.41
4:F:332:GLU:O	4:F:335:ARG:CB	2.68	0.41
6:T:493:ALA:O	6:T:497:ARG:CB	2.68	0.41
4:R:489:LYS:O	4:R:492:GLU:CB	2.67	0.41
1:E:845:TYR:CB	2:O:299:ILE:O	2.68	0.41
4:L:140:LYS:O	4:L:149:GLY:HA3	2.19	0.41
3:J:1485:ALA:O	3:J:1487:ASP:N	2.52	0.41
3:J:1491:ILE:C	3:J:1493:ARG:N	2.73	0.41
2:U:214:GLU:O	2:U:215:LEU:CB	2.68	0.41
3:V:1544:PRO:C	3:V:1546:LEU:N	2.72	0.41
2:U:234:LEU:C	2:U:252:MET:N	2.74	0.41
3:V:1537:GLN:O	3:V:1538:SER:C	2.56	0.41
4:F:332:GLU:O	4:F:335:ARG:CB	2.68	0.41
6:T:493:ALA:O	6:T:497:ARG:CB	2.68	0.41
4:R:489:LYS:O	4:R:492:GLU:CB	2.67	0.41
4:L:140:LYS:O	4:L:149:GLY:HA3	2.19	0.41
3:J:1485:ALA:O	3:J:1487:ASP:N	2.52	0.41
3:J:1491:ILE:C	3:J:1493:ARG:N	2.73	0.41
2:U:214:GLU:O	2:U:215:LEU:CB	2.68	0.41
3:V:1544:PRO:C	3:V:1546:LEU:N	2.72	0.41
2:U:234:LEU:C	2:U:252:MET:N	2.74	0.41
3:V:1537:GLN:O	3:V:1538:SER:C	2.56	0.41
4:F:332:GLU:O	4:F:335:ARG:CB	2.68	0.41
4:L:447:VAL:C	4:L:447:VAL:CB	2.77	0.41
2:C:679:ILE:C	1:K:850:ALA:O	2.59	0.41
2:O:480:PHE:O	2:O:484:ARG:CB	2.68	0.41
4:R:255:ARG:O	4:R:292:GLN:CB	2.69	0.41
2:I:279:HIS:HA	2:I:283:LEU:HA	2.02	0.41
4:F:458:ASP:C	4:F:459:LEU:C	2.79	0.41
1:E:845:TYR:CB	2:O:299:ILE:O	2.68	0.41
4:L:140:LYS:O	4:L:149:GLY:HA3	2.19	0.41

Continued on next page...

Continued from previous page...

Atom-1	Atom-2	Interatomic distance (Å)	Clash overlap (Å)
3:J:1485:ALA:O	3:J:1487:ASP:N	2.52	0.41
3:J:1491:ILE:C	3:J:1493:ARG:N	2.73	0.41
2:U:214:GLU:O	2:U:215:LEU:CB	2.68	0.41
3:V:1544:PRO:C	3:V:1546:LEU:N	2.72	0.41
2:U:234:LEU:C	2:U:252:MET:N	2.74	0.41
3:V:1537:GLN:O	3:V:1538:SER:C	2.56	0.41
4:F:332:GLU:O	4:F:335:ARG:CB	2.68	0.41
6:T:493:ALA:O	6:T:497:ARG:CB	2.68	0.41
4:R:489:LYS:O	4:R:492:GLU:CB	2.67	0.41
4:L:140:LYS:O	4:L:149:GLY:HA3	2.19	0.41
3:J:1485:ALA:O	3:J:1487:ASP:N	2.52	0.41
3:J:1491:ILE:C	3:J:1493:ARG:N	2.73	0.41
2:U:214:GLU:O	2:U:215:LEU:CB	2.68	0.41
3:V:1544:PRO:C	3:V:1546:LEU:N	2.72	0.41
2:U:234:LEU:C	2:U:252:MET:N	2.74	0.41
3:V:1537:GLN:O	3:V:1538:SER:C	2.56	0.41
4:F:332:GLU:O	4:F:335:ARG:CB	2.68	0.41
6:T:493:ALA:O	6:T:497:ARG:CB	2.68	0.41
4:R:489:LYS:O	4:R:492:GLU:CB	2.67	0.41
1:E:845:TYR:CB	2:O:299:ILE:O	2.68	0.41
4:L:140:LYS:O	4:L:149:GLY:HA3	2.19	0.41
3:J:1485:ALA:O	3:J:1487:ASP:N	2.52	0.41
3:J:1491:ILE:C	3:J:1493:ARG:N	2.73	0.41
2:U:214:GLU:O	2:U:215:LEU:CB	2.68	0.41
3:V:1544:PRO:C	3:V:1546:LEU:N	2.72	0.41
2:U:234:LEU:C	2:U:252:MET:N	2.74	0.41
3:V:1537:GLN:O	3:V:1538:SER:C	2.56	0.41
4:F:332:GLU:O	4:F:335:ARG:CB	2.68	0.41
5:M:366:GLU:CB	5:M:367:LEU:N	2.81	0.41
4:X:460:LEU:O	4:X:461:ARG:O	2.39	0.41
4:L:492:GLU:C	4:L:493:HIS:CA	2.84	0.41
3:V:1491:ILE:C	3:V:1493:ARG:N	2.72	0.41
2:C:214:GLU:O	2:C:215:LEU:CB	2.68	0.41
3:P:1493:ARG:O	3:P:1494:MET:C	2.47	0.41
5:M:366:GLU:CB	5:M:367:LEU:N	2.81	0.41
4:X:460:LEU:O	4:X:461:ARG:O	2.39	0.41
4:L:492:GLU:C	4:L:493:HIS:CA	2.84	0.41
3:V:1491:ILE:C	3:V:1493:ARG:N	2.72	0.41
2:C:214:GLU:O	2:C:215:LEU:CB	2.68	0.41
3:P:1493:ARG:O	3:P:1494:MET:C	2.47	0.41
3:V:1491:ILE:C	3:V:1493:ARG:N	2.72	0.41

Continued on next page...

Continued from previous page...

Atom-1	Atom-2	Interatomic distance (Å)	Clash overlap (Å)
2:C:214:GLU:O	2:C:215:LEU:CB	2.68	0.41
3:P:1493:ARG:O	3:P:1494:MET:C	2.47	0.41
5:Y:318:GLU:C	5:Y:320:LYS:N	2.71	0.41
3:V:1491:ILE:C	3:V:1493:ARG:N	2.72	0.41
3:D:1485:ALA:O	3:D:1487:ASP:N	2.52	0.41
2:C:214:GLU:O	2:C:215:LEU:CB	2.68	0.41
3:P:812:GLU:C	3:P:814:PRO:N	2.74	0.41
5:Y:318:GLU:C	5:Y:320:LYS:N	2.71	0.41
4:F:460:LEU:CB	6:H:470:PRO:C	2.89	0.41
4:L:459:LEU:N	4:L:459:LEU:C	2.63	0.41
5:M:366:GLU:CB	5:M:367:LEU:N	2.81	0.41
5:G:366:GLU:CB	5:G:367:LEU:N	2.81	0.41
1:Q:1306:LEU:C	3:V:733:ASP:CA	2.88	0.41
3:P:1489:HIS:CB	3:P:1492:GLY:N	2.81	0.41
3:J:1544:PRO:O	3:J:1546:LEU:N	2.52	0.41
2:U:234:LEU:C	2:U:252:MET:N	2.74	0.41
1:Q:1218:GLN:O	3:V:675:THR:O	2.39	0.41
3:V:1491:ILE:C	3:V:1493:ARG:N	2.72	0.41
2:C:214:GLU:O	2:C:215:LEU:CB	2.68	0.41
3:P:1493:ARG:O	3:P:1494:MET:C	2.47	0.41
5:Y:318:GLU:C	5:Y:320:LYS:N	2.71	0.41
3:V:1491:ILE:C	3:V:1493:ARG:N	2.72	0.41
2:C:214:GLU:O	2:C:215:LEU:CB	2.68	0.41
3:P:1493:ARG:O	3:P:1494:MET:C	2.47	0.41
5:Y:318:GLU:C	5:Y:320:LYS:N	2.71	0.41
3:V:1491:ILE:C	3:V:1493:ARG:N	2.72	0.41
3:D:1485:ALA:O	3:D:1487:ASP:N	2.52	0.41
2:C:214:GLU:O	2:C:215:LEU:CB	2.68	0.41
3:P:812:GLU:C	3:P:814:PRO:N	2.74	0.41
5:Y:318:GLU:C	5:Y:320:LYS:N	2.71	0.41
4:F:460:LEU:CB	6:H:470:PRO:C	2.89	0.41
6:H:493:ALA:O	6:H:497:ARG:CB	2.68	0.41
4:R:460:LEU:O	4:R:461:ARG:O	2.39	0.41
4:L:452:ARG:HA	4:L:453:TYR:HA	1.90	0.41
4:L:492:GLU:CA	4:L:492:GLU:O	2.53	0.41
5:G:366:GLU:CB	5:G:367:LEU:N	2.81	0.41
3:D:1664:ASP:N	3:D:1667:ALA:CB	2.82	0.41
2:O:303:ALA:CB	2:O:306:PRO:HA	2.50	0.41
3:V:1485:ALA:O	3:V:1487:ASP:N	2.52	0.41
3:P:1492:GLY:O	3:P:1495:LEU:N	2.53	0.41
2:I:303:ALA:CB	2:I:306:PRO:HA	2.50	0.41

Continued on next page...

Continued from previous page...

Atom-1	Atom-2	Interatomic distance (Å)	Clash overlap (Å)
3:D:1515:TYR:O	3:D:1516:LEU:C	2.57	0.41
3:P:812:GLU:C	3:P:814:PRO:N	2.74	0.41
2:U:279:HIS:HA	2:U:283:LEU:HA	2.03	0.41
4:R:460:LEU:CB	6:T:470:PRO:C	2.89	0.41
4:L:452:ARG:HA	4:L:453:TYR:HA	1.90	0.41
4:L:492:GLU:O	4:L:492:GLU:CA	2.53	0.41
6:H:463:ALA:N	6:H:463:ALA:C	2.65	0.41
2:O:303:ALA:CB	2:O:306:PRO:HA	2.50	0.41
3:D:1664:ASP:N	3:D:1667:ALA:CB	2.82	0.41
3:V:1485:ALA:O	3:V:1487:ASP:N	2.52	0.41
3:P:1492:GLY:O	3:P:1495:LEU:N	2.53	0.41
2:I:303:ALA:CB	2:I:306:PRO:HA	2.50	0.41
3:D:1515:TYR:O	3:D:1516:LEU:C	2.57	0.41
3:P:812:GLU:C	3:P:814:PRO:N	2.74	0.41
2:U:279:HIS:HA	2:U:283:LEU:HA	2.03	0.41
4:R:460:LEU:CB	6:T:470:PRO:C	2.89	0.41
6:Z:493:ALA:O	6:Z:497:ARG:CB	2.68	0.41
6:H:463:ALA:C	6:H:463:ALA:N	2.65	0.41
3:D:1664:ASP:N	3:D:1667:ALA:CB	2.82	0.41
2:O:303:ALA:CB	2:O:306:PRO:HA	2.50	0.41
3:V:1485:ALA:O	3:V:1487:ASP:N	2.52	0.41
3:P:1492:GLY:O	3:P:1495:LEU:N	2.53	0.41
2:I:303:ALA:CB	2:I:306:PRO:HA	2.50	0.41
3:D:1515:TYR:O	3:D:1516:LEU:C	2.57	0.41
3:P:812:GLU:C	3:P:814:PRO:N	2.74	0.41
2:U:279:HIS:HA	2:U:283:LEU:HA	2.03	0.41
4:R:460:LEU:CB	6:T:470:PRO:C	2.89	0.41
6:Z:493:ALA:O	6:Z:497:ARG:CB	2.68	0.41
6:H:463:ALA:N	6:H:463:ALA:C	2.65	0.41
2:O:303:ALA:CB	2:O:306:PRO:HA	2.50	0.41
3:V:1485:ALA:O	3:V:1487:ASP:N	2.52	0.41
2:I:303:ALA:CB	2:I:306:PRO:HA	2.50	0.41
2:U:279:HIS:HA	2:U:283:LEU:HA	2.03	0.41
5:S:366:GLU:CB	5:S:367:LEU:N	2.81	0.41
4:L:458:ASP:O	4:L:459:LEU:C	2.45	0.41
4:L:460:LEU:O	4:L:461:ARG:O	2.39	0.41
4:F:489:LYS:O	4:F:492:GLU:CB	2.68	0.41
4:F:367:THR:CB	4:F:367:THR:C	2.78	0.41
4:R:422:ASN:CB	4:R:423:ALA:CB	2.94	0.41
3:P:1492:GLY:O	3:P:1495:LEU:N	2.53	0.41
2:I:234:LEU:C	2:I:252:MET:N	2.73	0.41

Continued on next page...

Continued from previous page...

Atom-1	Atom-2	Interatomic distance (Å)	Clash overlap (Å)
4:F:460:LEU:CB	6:H:470:PRO:C	2.89	0.41
6:H:493:ALA:O	6:H:497:ARG:CB	2.68	0.41
4:R:460:LEU:O	4:R:461:ARG:O	2.39	0.41
6:Z:493:ALA:O	6:Z:497:ARG:CB	2.68	0.41
5:G:366:GLU:CB	5:G:367:LEU:N	2.81	0.41
3:D:1664:ASP:N	3:D:1667:ALA:CB	2.82	0.41
2:O:303:ALA:CB	2:O:306:PRO:HA	2.50	0.41
3:V:1485:ALA:O	3:V:1487:ASP:N	2.52	0.41
3:P:1492:GLY:O	3:P:1495:LEU:N	2.53	0.41
2:I:303:ALA:CB	2:I:306:PRO:HA	2.50	0.41
3:D:1515:TYR:O	3:D:1516:LEU:C	2.57	0.41
3:P:812:GLU:C	3:P:814:PRO:N	2.74	0.41
2:U:279:HIS:HA	2:U:283:LEU:HA	2.03	0.41
4:R:460:LEU:CB	6:T:470:PRO:C	2.89	0.41
6:Z:493:ALA:O	6:Z:497:ARG:CB	2.68	0.41
6:H:463:ALA:N	6:H:463:ALA:C	2.65	0.41
2:O:303:ALA:CB	2:O:306:PRO:HA	2.50	0.41
3:D:1664:ASP:N	3:D:1667:ALA:CB	2.82	0.41
3:V:1485:ALA:O	3:V:1487:ASP:N	2.52	0.41
3:P:1492:GLY:O	3:P:1495:LEU:N	2.53	0.41
2:I:303:ALA:CB	2:I:306:PRO:HA	2.50	0.41
3:D:1515:TYR:O	3:D:1516:LEU:C	2.57	0.41
3:P:812:GLU:C	3:P:814:PRO:N	2.74	0.41
2:U:279:HIS:HA	2:U:283:LEU:HA	2.03	0.41
4:R:460:LEU:CB	6:T:470:PRO:C	2.89	0.41
6:Z:493:ALA:O	6:Z:497:ARG:CB	2.68	0.41
6:H:463:ALA:C	6:H:463:ALA:N	2.65	0.41
2:O:303:ALA:CB	2:O:306:PRO:HA	2.50	0.41
3:V:1485:ALA:O	3:V:1487:ASP:N	2.52	0.41
2:I:303:ALA:CB	2:I:306:PRO:HA	2.50	0.41
2:U:279:HIS:HA	2:U:283:LEU:HA	2.03	0.41
4:R:458:ASP:C	4:R:459:LEU:C	2.79	0.41
4:L:460:LEU:O	4:L:461:ARG:O	2.39	0.41
3:P:644:ALA:O	3:P:706:ALA:HB2	2.19	0.41
3:D:1544:PRO:C	3:D:1546:LEU:N	2.72	0.41
4:X:405:ALA:HB3	4:X:406:ASP:H	1.17	0.41
2:O:279:HIS:HA	2:O:283:LEU:HA	2.02	0.41
2:I:279:HIS:HA	2:I:283:LEU:HA	2.03	0.41
4:R:460:LEU:O	4:R:461:ARG:O	2.39	0.41
4:L:460:LEU:O	4:L:461:ARG:O	2.39	0.41
5:S:326:LEU:C	5:S:327:ARG:HA	2.28	0.41

Continued on next page...

Continued from previous page...

Atom-1	Atom-2	Interatomic distance (Å)	Clash overlap (Å)
6:T:408:SER:C	6:T:410:LEU:N	2.74	0.41
3:P:644:ALA:O	3:P:706:ALA:HB2	2.19	0.41
3:D:1544:PRO:C	3:D:1546:LEU:N	2.72	0.41
4:X:405:ALA:HB3	4:X:406:ASP:H	1.17	0.41
2:O:279:HIS:HA	2:O:283:LEU:HA	2.02	0.41
2:I:279:HIS:HA	2:I:283:LEU:HA	2.03	0.41
4:L:460:LEU:CB	6:N:470:PRO:C	2.89	0.41
4:R:460:LEU:O	4:R:461:ARG:O	2.39	0.41
5:S:326:LEU:C	5:S:327:ARG:HA	2.28	0.41
5:M:325:ALA:CB	5:M:325:ALA:C	2.77	0.41
6:T:408:SER:C	6:T:410:LEU:N	2.74	0.41
3:P:644:ALA:O	3:P:706:ALA:HB2	2.19	0.41
3:D:1544:PRO:C	3:D:1546:LEU:N	2.72	0.41
2:O:279:HIS:HA	2:O:283:LEU:HA	2.02	0.41
2:I:279:HIS:HA	2:I:283:LEU:HA	2.03	0.41
4:L:460:LEU:CB	6:N:470:PRO:C	2.89	0.41
4:R:460:LEU:O	4:R:461:ARG:O	2.39	0.41
5:S:326:LEU:C	5:S:327:ARG:HA	2.28	0.41
5:M:325:ALA:CB	5:M:325:ALA:C	2.77	0.41
6:T:408:SER:C	6:T:410:LEU:N	2.74	0.41
2:O:279:HIS:HA	2:O:283:LEU:HA	2.02	0.41
2:I:279:HIS:HA	2:I:283:LEU:HA	2.03	0.41
4:X:460:LEU:CB	6:Z:470:PRO:C	2.89	0.41
6:H:463:ALA:N	6:H:463:ALA:C	2.65	0.41
6:Z:493:ALA:O	6:Z:497:ARG:CB	2.68	0.41
4:R:332:GLU:O	4:R:335:ARG:CB	2.68	0.41
4:F:332:GLU:O	4:F:335:ARG:CB	2.68	0.41
4:R:458:ASP:C	4:R:459:LEU:C	2.79	0.41
4:L:460:LEU:CB	6:N:470:PRO:C	2.89	0.41
5:M:325:ALA:C	5:M:325:ALA:CB	2.77	0.41
3:P:644:ALA:O	3:P:706:ALA:HB2	2.19	0.41
3:D:1544:PRO:C	3:D:1546:LEU:N	2.72	0.41
2:O:279:HIS:HA	2:O:283:LEU:HA	2.02	0.41
2:I:279:HIS:HA	2:I:283:LEU:HA	2.03	0.41
4:L:460:LEU:CB	6:N:470:PRO:C	2.89	0.41
4:R:460:LEU:O	4:R:461:ARG:O	2.39	0.41
5:S:326:LEU:C	5:S:327:ARG:HA	2.28	0.41
5:M:325:ALA:C	5:M:325:ALA:CB	2.77	0.41
6:T:408:SER:C	6:T:410:LEU:N	2.74	0.41
3:P:644:ALA:O	3:P:706:ALA:HB2	2.19	0.41
3:D:1544:PRO:C	3:D:1546:LEU:N	2.72	0.41

Continued on next page...

Continued from previous page...

Atom-1	Atom-2	Interatomic distance (Å)	Clash overlap (Å)
2:O:279:HIS:HA	2:O:283:LEU:HA	2.02	0.41
2:I:279:HIS:HA	2:I:283:LEU:HA	2.03	0.41
4:L:460:LEU:CB	6:N:470:PRO:C	2.89	0.41
4:R:460:LEU:O	4:R:461:ARG:O	2.39	0.41
5:S:326:LEU:C	5:S:327:ARG:HA	2.28	0.41
5:M:325:ALA:CB	5:M:325:ALA:C	2.77	0.41
6:T:408:SER:C	6:T:410:LEU:N	2.74	0.41
2:O:279:HIS:HA	2:O:283:LEU:HA	2.02	0.41
2:I:279:HIS:HA	2:I:283:LEU:HA	2.03	0.41
4:R:460:LEU:CB	6:T:470:PRO:C	2.89	0.41
4:L:458:ASP:C	4:L:459:LEU:C	2.79	0.41
4:L:460:LEU:CB	6:N:470:PRO:C	2.89	0.41
6:T:408:SER:C	6:T:410:LEU:N	2.74	0.41
2:C:303:ALA:CB	2:C:306:PRO:HA	2.50	0.41
6:H:408:SER:C	6:H:410:LEU:N	2.74	0.41
2:C:173:PRO:CB	3:D:1681:SER:CB	2.98	0.41
2:O:676:ALA:O	1:W:796:LYS:O	2.39	0.41
1:E:849:ASN:O	2:O:304:PRO:CA	2.66	0.41
3:D:1492:GLY:O	3:D:1495:LEU:N	2.53	0.41
4:L:458:ASP:C	4:L:459:LEU:C	2.79	0.41
4:L:460:LEU:CB	6:N:470:PRO:C	2.89	0.41
6:H:408:SER:C	6:H:410:LEU:N	2.74	0.41
2:C:173:PRO:CB	3:D:1681:SER:CB	2.98	0.41
2:C:303:ALA:CB	2:C:306:PRO:HA	2.50	0.41
2:O:676:ALA:O	1:W:796:LYS:O	2.39	0.41
3:D:1492:GLY:O	3:D:1495:LEU:N	2.53	0.41
4:X:458:ASP:C	4:X:459:LEU:C	2.79	0.41
4:L:458:ASP:C	4:L:459:LEU:C	2.78	0.41
2:C:303:ALA:CB	2:C:306:PRO:HA	2.50	0.41
6:H:408:SER:C	6:H:410:LEU:N	2.74	0.41
2:C:173:PRO:CB	3:D:1681:SER:CB	2.98	0.41
2:O:676:ALA:O	1:W:796:LYS:O	2.39	0.41
1:E:849:ASN:O	2:O:304:PRO:CA	2.66	0.41
3:D:1492:GLY:O	3:D:1495:LEU:N	2.53	0.41
4:X:458:ASP:C	4:X:459:LEU:C	2.79	0.41
4:L:458:ASP:C	4:L:459:LEU:C	2.78	0.41
6:H:408:SER:C	6:H:410:LEU:N	2.74	0.41
2:C:303:ALA:CB	2:C:306:PRO:HA	2.50	0.41
2:O:676:ALA:O	1:W:796:LYS:O	2.39	0.41
3:D:1491:ILE:C	3:D:1493:ARG:N	2.72	0.41
4:F:460:LEU:O	4:F:461:ARG:O	2.39	0.41

Continued on next page...

Continued from previous page...

Atom-1	Atom-2	Interatomic distance (Å)	Clash overlap (Å)
4:X:458:ASP:C	4:X:459:LEU:C	2.78	0.41
4:X:460:LEU:O	4:X:461:ARG:O	2.39	0.41
4:L:458:ASP:C	4:L:459:LEU:C	2.79	0.41
4:R:460:LEU:CB	6:T:470:PRO:C	2.89	0.41
6:H:406:LEU:C	6:H:408:SER:N	2.61	0.41
1:A:326:ALA:CB	1:A:387:LEU:CB	2.95	0.41
3:V:1491:ILE:C	3:V:1493:ARG:N	2.72	0.41
3:D:1544:PRO:C	3:D:1546:LEU:H	2.24	0.41
2:O:234:LEU:C	2:O:252:MET:N	2.74	0.41
4:X:458:ASP:C	4:X:459:LEU:C	2.79	0.41
4:R:460:LEU:CB	6:T:470:PRO:C	2.89	0.41
4:L:458:ASP:C	4:L:459:LEU:C	2.78	0.41
6:T:408:SER:C	6:T:410:LEU:N	2.74	0.41
2:C:303:ALA:CB	2:C:306:PRO:HA	2.50	0.41
6:H:408:SER:C	6:H:410:LEU:N	2.74	0.41
2:C:173:PRO:CB	3:D:1681:SER:CB	2.98	0.41
2:O:676:ALA:O	1:W:796:LYS:O	2.39	0.41
1:E:849:ASN:O	2:O:304:PRO:CA	2.66	0.41
3:D:1492:GLY:O	3:D:1495:LEU:N	2.53	0.41
4:X:458:ASP:C	4:X:459:LEU:C	2.79	0.41
4:L:458:ASP:C	4:L:459:LEU:C	2.78	0.41
6:H:408:SER:C	6:H:410:LEU:N	2.74	0.41
2:C:173:PRO:CB	3:D:1681:SER:CB	2.98	0.41
2:C:303:ALA:CB	2:C:306:PRO:HA	2.50	0.41
2:O:676:ALA:O	1:W:796:LYS:O	2.39	0.41
3:D:1492:GLY:O	3:D:1495:LEU:N	2.53	0.41
4:X:458:ASP:C	4:X:459:LEU:C	2.79	0.41
4:L:458:ASP:C	4:L:459:LEU:C	2.78	0.41
2:C:303:ALA:CB	2:C:306:PRO:HA	2.50	0.41
6:H:408:SER:C	6:H:410:LEU:N	2.74	0.41
2:O:676:ALA:O	1:W:796:LYS:O	2.39	0.41
1:E:849:ASN:O	2:O:304:PRO:CA	2.66	0.41
3:D:1491:ILE:C	3:D:1493:ARG:N	2.72	0.41
6:T:493:ALA:O	6:T:497:ARG:CB	2.68	0.41
5:G:344:ASP:O	5:G:348:ILE:N	2.54	0.41
4:F:422:ASN:CB	4:F:423:ALA:CB	2.94	0.41
2:I:214:GLU:O	2:I:215:LEU:CB	2.68	0.41
2:C:480:PHE:O	2:C:484:ARG:CB	2.68	0.41
2:C:234:LEU:C	2:C:252:MET:N	2.74	0.41
2:I:234:LEU:C	2:I:252:MET:N	2.74	0.41
4:R:465:GLN:O	4:R:466:HIS:C	2.57	0.41

Continued on next page...

Continued from previous page...

Atom-1	Atom-2	Interatomic distance (Å)	Clash overlap (Å)
5:S:344:ASP:O	5:S:348:ILE:N	2.54	0.41
2:I:214:GLU:O	2:I:215:LEU:CB	2.68	0.41
2:C:480:PHE:O	2:C:484:ARG:CB	2.68	0.41
2:C:234:LEU:C	2:C:252:MET:N	2.74	0.41
2:I:234:LEU:C	2:I:252:MET:N	2.74	0.41
4:R:148:TRP:C	4:R:150:THR:N	2.74	0.41
5:S:344:ASP:O	5:S:348:ILE:N	2.54	0.41
2:I:214:GLU:O	2:I:215:LEU:CB	2.68	0.41
2:C:480:PHE:O	2:C:484:ARG:CB	2.68	0.41
2:C:234:LEU:C	2:C:252:MET:N	2.74	0.41
2:I:234:LEU:C	2:I:252:MET:N	2.74	0.41
5:M:318:GLU:C	5:M:320:LYS:N	2.71	0.41
4:R:148:TRP:C	4:R:150:THR:N	2.74	0.41
5:S:344:ASP:O	5:S:348:ILE:N	2.54	0.41
3:P:1491:ILE:C	3:P:1493:ARG:N	2.72	0.41
2:I:214:GLU:O	2:I:215:LEU:CB	2.68	0.41
2:C:480:PHE:O	2:C:484:ARG:CB	2.68	0.41
2:C:234:LEU:C	2:C:252:MET:N	2.74	0.41
2:I:234:LEU:C	2:I:252:MET:N	2.74	0.41
5:M:318:GLU:C	5:M:320:LYS:N	2.71	0.41
4:R:148:TRP:C	4:R:150:THR:N	2.74	0.41
4:X:453:TYR:O	4:X:455:ILE:N	2.54	0.41
6:N:463:ALA:N	6:N:463:ALA:C	2.65	0.41
6:T:408:SER:C	6:T:410:LEU:N	2.74	0.41
6:Z:408:SER:C	6:Z:410:LEU:N	2.74	0.41
2:U:303:ALA:CB	2:U:306:PRO:HA	2.50	0.41
2:I:303:ALA:CB	2:I:306:PRO:HA	2.50	0.41
3:V:1502:ARG:O	3:V:1503:ILE:C	2.58	0.41
3:D:1502:ARG:O	3:D:1503:ILE:C	2.58	0.41
6:T:493:ALA:O	6:T:497:ARG:CB	2.68	0.41
5:G:344:ASP:O	5:G:348:ILE:N	2.54	0.41
4:F:422:ASN:CB	4:F:423:ALA:CB	2.94	0.41
2:I:214:GLU:O	2:I:215:LEU:CB	2.68	0.41
2:C:480:PHE:O	2:C:484:ARG:CB	2.68	0.41
2:C:234:LEU:C	2:C:252:MET:N	2.74	0.41
2:I:234:LEU:C	2:I:252:MET:N	2.74	0.41
4:R:465:GLN:O	4:R:466:HIS:C	2.57	0.41
5:M:318:GLU:C	5:M:320:LYS:N	2.71	0.41
5:S:344:ASP:O	5:S:348:ILE:N	2.54	0.41
2:I:214:GLU:O	2:I:215:LEU:CB	2.68	0.41
2:C:480:PHE:O	2:C:484:ARG:CB	2.68	0.41

Continued on next page...

Continued from previous page...

Atom-1	Atom-2	Interatomic distance (Å)	Clash overlap (Å)
2:C:234:LEU:C	2:C:252:MET:N	2.74	0.41
2:I:234:LEU:C	2:I:252:MET:N	2.74	0.41
5:M:318:GLU:C	5:M:320:LYS:N	2.71	0.41
4:R:148:TRP:C	4:R:150:THR:N	2.74	0.41
5:S:344:ASP:O	5:S:348:ILE:N	2.54	0.41
3:P:1491:ILE:C	3:P:1493:ARG:N	2.72	0.41
2:I:214:GLU:O	2:I:215:LEU:CB	2.68	0.41
2:C:480:PHE:O	2:C:484:ARG:CB	2.68	0.41
2:C:234:LEU:C	2:C:252:MET:N	2.74	0.41
2:I:234:LEU:C	2:I:252:MET:N	2.74	0.41
5:M:318:GLU:C	5:M:320:LYS:N	2.71	0.41
4:R:148:TRP:C	4:R:150:THR:N	2.74	0.41
4:X:492:GLU:C	4:X:493:HIS:CA	2.84	0.41
1:E:847:ARG:HA	2:O:305:LEU:HA	2.03	0.41
1:Q:1239:ASP:C	1:W:572:ALA:CB	2.89	0.41
3:P:1544:PRO:C	3:P:1546:LEU:N	2.72	0.41
2:O:480:PHE:O	2:O:484:ARG:CB	2.68	0.41
4:L:148:TRP:C	4:L:150:THR:N	2.74	0.41
3:J:812:GLU:C	3:J:814:PRO:N	2.74	0.41
1:W:404:LYS:HA	1:W:405:PRO:HA	1.70	0.41
4:X:492:GLU:C	4:X:493:HIS:CA	2.84	0.41
3:P:1544:PRO:C	3:P:1546:LEU:N	2.72	0.41
2:O:480:PHE:O	2:O:484:ARG:CB	2.68	0.41
4:L:148:TRP:C	4:L:150:THR:N	2.74	0.41
3:J:812:GLU:C	3:J:814:PRO:N	2.74	0.41
1:W:404:LYS:HA	1:W:405:PRO:HA	1.70	0.41
1:E:847:ARG:HA	2:O:305:LEU:HA	2.03	0.41
1:Q:1239:ASP:C	1:W:572:ALA:CB	2.89	0.41
3:P:1544:PRO:C	3:P:1546:LEU:N	2.72	0.41
2:O:480:PHE:O	2:O:484:ARG:CB	2.68	0.41
3:J:812:GLU:C	3:J:814:PRO:N	2.74	0.41
1:W:404:LYS:HA	1:W:405:PRO:HA	1.70	0.41
2:O:480:PHE:O	2:O:484:ARG:CB	2.68	0.41
3:D:1537:GLN:O	3:D:1538:SER:C	2.56	0.41
3:D:1563:VAL:O	3:D:1569:GLY:HA3	2.21	0.41
3:J:812:GLU:C	3:J:814:PRO:N	2.74	0.41
1:W:404:LYS:HA	1:W:405:PRO:HA	1.70	0.41
3:D:812:GLU:C	3:D:814:PRO:N	2.74	0.41
4:L:460:LEU:CB	6:N:470:PRO:C	2.89	0.41
3:D:1515:TYR:O	3:D:1516:LEU:C	2.57	0.41
3:P:1563:VAL:O	3:P:1569:GLY:HA3	2.21	0.41

Continued on next page...

Continued from previous page...

Atom-1	Atom-2	Interatomic distance (Å)	Clash overlap (Å)
4:L:148:TRP:C	4:L:150:THR:N	2.74	0.41
3:P:254:GLU:C	3:P:256:VAL:H	2.24	0.41
1:E:847:ARG:HA	2:O:305:LEU:HA	2.03	0.41
1:Q:1239:ASP:C	1:W:572:ALA:CB	2.89	0.41
3:P:1544:PRO:C	3:P:1546:LEU:N	2.72	0.41
2:O:480:PHE:O	2:O:484:ARG:CB	2.68	0.41
3:J:812:GLU:C	3:J:814:PRO:N	2.74	0.41
1:W:404:LYS:HA	1:W:405:PRO:HA	1.70	0.41
3:P:1544:PRO:C	3:P:1546:LEU:N	2.72	0.41
2:O:480:PHE:O	2:O:484:ARG:CB	2.68	0.41
3:J:812:GLU:C	3:J:814:PRO:N	2.74	0.41
1:W:404:LYS:HA	1:W:405:PRO:HA	1.70	0.41
1:E:847:ARG:HA	2:O:305:LEU:HA	2.03	0.41
1:Q:1239:ASP:C	1:W:572:ALA:CB	2.89	0.41
2:O:480:PHE:O	2:O:484:ARG:CB	2.68	0.41
3:D:1537:GLN:O	3:D:1538:SER:C	2.56	0.41
3:D:1563:VAL:O	3:D:1569:GLY:HA3	2.21	0.41
3:J:812:GLU:C	3:J:814:PRO:N	2.74	0.41
1:W:404:LYS:HA	1:W:405:PRO:HA	1.70	0.41
3:D:812:GLU:C	3:D:814:PRO:N	2.74	0.41
4:L:453:TYR:O	4:L:455:ILE:N	2.54	0.41
4:X:458:ASP:C	4:X:459:LEU:C	2.79	0.41
2:C:782:ASP:CB	1:K:96:GLN:CB	2.99	0.41
5:M:344:ASP:O	5:M:348:ILE:N	2.54	0.41
6:N:408:SER:C	6:N:410:LEU:N	2.74	0.41
5:S:344:ASP:O	5:S:348:ILE:N	2.54	0.41
5:Y:344:ASP:O	5:Y:348:ILE:N	2.54	0.41
2:O:234:LEU:C	2:O:252:MET:N	2.74	0.41
3:V:812:GLU:C	3:V:814:PRO:N	2.74	0.41
2:C:279:HIS:HA	2:C:283:LEU:HA	2.02	0.41
3:D:812:GLU:C	3:D:814:PRO:N	2.74	0.41
4:X:148:TRP:C	4:X:150:THR:N	2.74	0.41
3:V:1563:VAL:O	3:V:1569:GLY:HA3	2.21	0.41
6:H:490:GLN:O	6:H:490:GLN:CB	2.66	0.41
6:T:490:GLN:O	6:T:490:GLN:CB	2.66	0.41
4:L:453:TYR:O	4:L:455:ILE:N	2.54	0.41
4:R:447:VAL:C	4:R:447:VAL:CB	2.77	0.41
4:X:458:ASP:C	4:X:459:LEU:C	2.79	0.41
4:F:460:LEU:O	4:F:461:ARG:O	2.39	0.41
4:F:460:LEU:CB	6:H:470:PRO:C	2.89	0.41
2:C:782:ASP:CB	1:K:96:GLN:CB	2.99	0.41

Continued on next page...

Continued from previous page...

Atom-1	Atom-2	Interatomic distance (Å)	Clash overlap (Å)
5:M:344:ASP:O	5:M:348:ILE:N	2.54	0.41
6:N:408:SER:C	6:N:410:LEU:N	2.74	0.41
5:G:344:ASP:O	5:G:348:ILE:N	2.54	0.41
5:Y:344:ASP:O	5:Y:348:ILE:N	2.54	0.41
2:C:301:LEU:C	1:Q:849:ASN:H	2.23	0.41
1:E:849:ASN:H	2:O:301:LEU:C	2.23	0.41
4:R:422:ASN:CB	4:R:423:ALA:CB	2.94	0.41
2:O:234:LEU:C	2:O:252:MET:N	2.74	0.41
3:V:812:GLU:C	3:V:814:PRO:N	2.74	0.41
3:V:1563:VAL:O	3:V:1569:GLY:HA3	2.21	0.41
2:C:279:HIS:HA	2:C:283:LEU:HA	2.02	0.41
3:D:812:GLU:C	3:D:814:PRO:N	2.74	0.41
4:X:148:TRP:C	4:X:150:THR:N	2.74	0.41
6:H:490:GLN:O	6:H:490:GLN:CB	2.66	0.41
6:T:490:GLN:O	6:T:490:GLN:CB	2.66	0.41
4:R:447:VAL:C	4:R:447:VAL:CB	2.77	0.41
4:F:460:LEU:O	4:F:461:ARG:O	2.39	0.41
4:F:460:LEU:CB	6:H:470:PRO:C	2.89	0.41
2:C:782:ASP:CB	1:K:96:GLN:CB	2.99	0.41
5:G:344:ASP:O	5:G:348:ILE:N	2.54	0.41
5:M:341:ALA:N	5:M:341:ALA:C	2.68	0.41
4:R:422:ASN:CB	4:R:423:ALA:CB	2.94	0.41
4:X:405:ALA:HB3	4:X:406:ASP:H	1.17	0.41
2:O:234:LEU:C	2:O:252:MET:N	2.74	0.41
3:V:812:GLU:C	3:V:814:PRO:N	2.74	0.41
2:C:279:HIS:HA	2:C:283:LEU:HA	2.02	0.41
3:D:812:GLU:C	3:D:814:PRO:N	2.74	0.41
3:V:1563:VAL:O	3:V:1569:GLY:HA3	2.21	0.41
6:H:490:GLN:CB	6:H:490:GLN:O	2.66	0.41
6:T:490:GLN:O	6:T:490:GLN:CB	2.66	0.41
4:R:447:VAL:CB	4:R:447:VAL:C	2.77	0.41
4:F:460:LEU:O	4:F:461:ARG:O	2.39	0.41
4:F:460:LEU:CB	6:H:470:PRO:C	2.89	0.41
2:C:782:ASP:CB	1:K:96:GLN:CB	2.99	0.41
5:G:344:ASP:O	5:G:348:ILE:N	2.54	0.41
5:M:341:ALA:C	5:M:341:ALA:N	2.68	0.41
2:C:301:LEU:C	1:Q:849:ASN:H	2.23	0.41
1:E:849:ASN:H	2:O:301:LEU:C	2.23	0.41
2:C:523:LEU:CB	3:D:1662:CYS:CB	2.99	0.41
4:R:422:ASN:CB	4:R:423:ALA:CB	2.94	0.41
4:X:405:ALA:HB3	4:X:406:ASP:H	1.17	0.41

Continued on next page...

Continued from previous page...

Atom-1	Atom-2	Interatomic distance (Å)	Clash overlap (Å)
2:O:234:LEU:C	2:O:252:MET:N	2.74	0.41
3:P:1563:VAL:O	3:P:1569:GLY:HA3	2.21	0.41
3:V:812:GLU:C	3:V:814:PRO:N	2.74	0.41
2:C:279:HIS:HA	2:C:283:LEU:HA	2.02	0.41
3:V:1563:VAL:O	3:V:1569:GLY:HA3	2.21	0.41
6:T:490:GLN:CB	6:T:490:GLN:O	2.66	0.41
4:L:453:TYR:O	4:L:455:ILE:N	2.54	0.41
6:H:493:ALA:O	6:H:497:ARG:CB	2.68	0.41
2:C:535:TYR:N	3:D:1663:GLN:HA	2.31	0.41
5:M:344:ASP:O	5:M:348:ILE:N	2.54	0.41
6:N:408:SER:C	6:N:410:LEU:N	2.74	0.41
2:C:173:PRO:CB	3:D:1687:GLY:CA	2.90	0.41
2:U:214:GLU:O	2:U:215:LEU:CB	2.68	0.41
2:I:214:GLU:O	2:I:215:LEU:CB	2.68	0.41
3:J:1544:PRO:C	3:J:1546:LEU:H	2.24	0.41
2:C:214:GLU:O	2:C:215:LEU:CB	2.68	0.41
2:O:214:GLU:O	2:O:215:LEU:CB	2.68	0.41
3:D:1537:GLN:O	3:D:1538:SER:C	2.56	0.41
3:V:1515:TYR:O	3:V:1516:LEU:C	2.57	0.41
4:F:198:LYS:C	4:F:200:THR:N	2.58	0.41
4:L:465:GLN:O	4:L:466:HIS:C	2.57	0.41
1:Q:404:LYS:HA	1:Q:405:PRO:HA	1.70	0.41
3:D:254:GLU:C	3:D:256:VAL:H	2.24	0.41
1:W:1170:SER:C	1:W:1172:GLN:H	2.24	0.41
3:D:1506:VAL:O	3:D:1508:LYS:N	2.47	0.41
6:N:360:ALA:O	6:N:363:ARG:CB	2.69	0.41
5:S:318:GLU:C	5:S:320:LYS:N	2.71	0.41
2:C:782:ASP:CB	1:K:96:GLN:CB	2.99	0.41
5:M:341:ALA:C	5:M:341:ALA:N	2.68	0.41
5:S:344:ASP:O	5:S:348:ILE:N	2.54	0.41
4:X:405:ALA:HB3	4:X:406:ASP:H	1.17	0.41
2:O:234:LEU:C	2:O:252:MET:N	2.74	0.41
3:V:812:GLU:C	3:V:814:PRO:N	2.74	0.41
2:C:279:HIS:HA	2:C:283:LEU:HA	2.02	0.41
3:D:812:GLU:C	3:D:814:PRO:N	2.74	0.41
3:V:1563:VAL:O	3:V:1569:GLY:HA3	2.21	0.41
6:H:490:GLN:O	6:H:490:GLN:CB	2.66	0.41
6:T:490:GLN:CB	6:T:490:GLN:O	2.66	0.41
4:R:447:VAL:CB	4:R:447:VAL:C	2.77	0.41
4:F:460:LEU:O	4:F:461:ARG:O	2.39	0.41
4:F:460:LEU:CB	6:H:470:PRO:C	2.89	0.41

Continued on next page...

Continued from previous page...

Atom-1	Atom-2	Interatomic distance (Å)	Clash overlap (Å)
2:C:782:ASP:CB	1:K:96:GLN:CB	2.99	0.41
5:G:344:ASP:O	5:G:348:ILE:N	2.54	0.41
5:M:341:ALA:N	5:M:341:ALA:C	2.68	0.41
2:C:301:LEU:C	1:Q:849:ASN:H	2.23	0.41
1:E:849:ASN:H	2:O:301:LEU:C	2.23	0.41
4:R:422:ASN:CB	4:R:423:ALA:CB	2.94	0.41
4:X:405:ALA:HB3	4:X:406:ASP:H	1.17	0.41
2:O:234:LEU:C	2:O:252:MET:N	2.74	0.41
3:V:812:GLU:C	3:V:814:PRO:N	2.74	0.41
3:V:1563:VAL:O	3:V:1569:GLY:HA3	2.21	0.41
2:C:279:HIS:HA	2:C:283:LEU:HA	2.02	0.41
3:D:812:GLU:C	3:D:814:PRO:N	2.74	0.41
6:H:490:GLN:CB	6:H:490:GLN:O	2.66	0.41
6:T:490:GLN:O	6:T:490:GLN:CB	2.66	0.41
4:R:447:VAL:CB	4:R:447:VAL:C	2.77	0.41
4:F:460:LEU:O	4:F:461:ARG:O	2.39	0.41
4:F:460:LEU:CB	6:H:470:PRO:C	2.89	0.41
2:C:782:ASP:CB	1:K:96:GLN:CB	2.99	0.41
5:G:344:ASP:O	5:G:348:ILE:N	2.54	0.41
5:M:341:ALA:N	5:M:341:ALA:C	2.68	0.41
2:C:523:LEU:CB	3:D:1662:CYS:CB	2.99	0.41
4:R:422:ASN:CB	4:R:423:ALA:CB	2.94	0.41
4:X:405:ALA:HB3	4:X:406:ASP:H	1.17	0.41
2:O:234:LEU:C	2:O:252:MET:N	2.74	0.41
3:P:1563:VAL:O	3:P:1569:GLY:HA3	2.21	0.41
3:V:812:GLU:C	3:V:814:PRO:N	2.74	0.41
2:C:279:HIS:HA	2:C:283:LEU:HA	2.02	0.41
3:V:1563:VAL:O	3:V:1569:GLY:HA3	2.21	0.41
4:F:453:TYR:O	4:F:455:ILE:N	2.54	0.41
3:P:1664:ASP:N	3:P:1667:ALA:CB	2.82	0.41
3:J:1563:VAL:O	3:J:1569:GLY:HA3	2.21	0.41
1:A:542:HIS:O	1:A:543:GLN:CB	2.69	0.41
1:K:350:ASN:HA	1:K:353:SER:O	2.21	0.41
3:P:1664:ASP:N	3:P:1667:ALA:CB	2.82	0.41
3:J:1563:VAL:O	3:J:1569:GLY:HA3	2.21	0.41
1:A:542:HIS:O	1:A:543:GLN:CB	2.69	0.41
1:K:350:ASN:HA	1:K:353:SER:O	2.21	0.41
3:P:1664:ASP:N	3:P:1667:ALA:CB	2.82	0.41
3:J:1563:VAL:O	3:J:1569:GLY:HA3	2.21	0.41
1:A:542:HIS:O	1:A:543:GLN:CB	2.69	0.41
1:K:350:ASN:HA	1:K:353:SER:O	2.21	0.41

Continued on next page...

Continued from previous page...

Atom-1	Atom-2	Interatomic distance (Å)	Clash overlap (Å)
3:J:1563:VAL:O	3:J:1569:GLY:HA3	2.21	0.41
1:A:542:HIS:O	1:A:543:GLN:CB	2.69	0.41
1:K:350:ASN:HA	1:K:353:SER:O	2.21	0.41
4:R:460:LEU:O	4:R:461:ARG:O	2.38	0.41
4:L:329:GLY:N	4:L:329:GLY:C	2.62	0.41
5:S:344:ASP:O	5:S:348:ILE:N	2.54	0.41
5:Y:344:ASP:O	5:Y:348:ILE:N	2.54	0.41
1:Q:1289:MET:CB	3:V:680:SER:N	2.84	0.41
3:V:1544:PRO:C	3:V:1546:LEU:H	2.24	0.41
3:P:1544:PRO:C	3:P:1546:LEU:H	2.24	0.41
1:K:542:HIS:O	1:K:543:GLN:CB	2.69	0.41
1:Q:350:ASN:HA	1:Q:353:SER:O	2.21	0.41
4:F:453:TYR:O	4:F:455:ILE:N	2.54	0.41
3:P:1664:ASP:N	3:P:1667:ALA:CB	2.82	0.41
3:J:1563:VAL:O	3:J:1569:GLY:HA3	2.21	0.41
1:A:542:HIS:O	1:A:543:GLN:CB	2.69	0.41
1:K:350:ASN:HA	1:K:353:SER:O	2.21	0.41
3:P:1664:ASP:N	3:P:1667:ALA:CB	2.82	0.41
3:J:1563:VAL:O	3:J:1569:GLY:HA3	2.21	0.41
1:A:542:HIS:O	1:A:543:GLN:CB	2.69	0.41
1:K:350:ASN:HA	1:K:353:SER:O	2.21	0.41
3:J:1563:VAL:O	3:J:1569:GLY:HA3	2.21	0.41
1:A:542:HIS:O	1:A:543:GLN:CB	2.69	0.41
1:K:350:ASN:HA	1:K:353:SER:O	2.21	0.41
4:F:459:LEU:N	4:F:459:LEU:C	2.63	0.40
4:X:453:TYR:O	4:X:455:ILE:N	2.54	0.40
6:Z:490:GLN:O	6:Z:490:GLN:CB	2.66	0.40
6:Z:408:SER:C	6:Z:410:LEU:N	2.74	0.40
3:P:1544:PRO:C	3:P:1546:LEU:H	2.24	0.40
2:O:588:GLU:O	1:W:848:ASP:CB	2.69	0.40
1:B:350:ASN:HA	1:B:353:SER:O	2.21	0.40
1:B:542:HIS:O	1:B:543:GLN:CB	2.69	0.40
1:W:1170:SER:C	1:W:1172:GLN:H	2.24	0.40
5:G:318:GLU:C	5:G:320:LYS:N	2.71	0.40
1:K:1170:SER:C	1:K:1172:GLN:H	2.24	0.40
4:R:148:TRP:C	4:R:150:THR:N	2.74	0.40
6:T:490:GLN:HA	6:T:493:ALA:H	1.86	0.40
4:X:453:TYR:O	4:X:455:ILE:N	2.54	0.40
6:Z:490:GLN:CB	6:Z:490:GLN:O	2.66	0.40
6:Z:408:SER:C	6:Z:410:LEU:N	2.74	0.40
3:P:1544:PRO:C	3:P:1546:LEU:H	2.24	0.40

Continued on next page...

Continued from previous page...

Atom-1	Atom-2	Interatomic distance (Å)	Clash overlap (Å)
2:O:588:GLU:O	1:W:848:ASP:CB	2.69	0.40
4:R:405:ALA:HB3	4:R:406:ASP:H	1.17	0.40
1:B:350:ASN:HA	1:B:353:SER:O	2.21	0.40
6:T:360:ALA:O	6:T:363:ARG:CB	2.69	0.40
1:B:542:HIS:O	1:B:543:GLN:CB	2.69	0.40
1:W:1170:SER:C	1:W:1172:GLN:H	2.24	0.40
5:G:318:GLU:C	5:G:320:LYS:N	2.71	0.40
1:Q:1170:SER:C	1:Q:1172:GLN:H	2.24	0.40
1:K:1170:SER:C	1:K:1172:GLN:H	2.24	0.40
6:T:490:GLN:HA	6:T:493:ALA:H	1.86	0.40
4:X:452:ARG:HA	4:X:453:TYR:HA	1.90	0.40
3:P:1544:PRO:C	3:P:1546:LEU:H	2.24	0.40
2:O:588:GLU:O	1:W:848:ASP:CB	2.69	0.40
4:R:405:ALA:HB3	4:R:406:ASP:H	1.17	0.40
1:B:350:ASN:HA	1:B:353:SER:O	2.21	0.40
6:T:360:ALA:O	6:T:363:ARG:CB	2.69	0.40
1:B:542:HIS:O	1:B:543:GLN:CB	2.69	0.40
1:W:1170:SER:C	1:W:1172:GLN:H	2.24	0.40
5:G:318:GLU:C	5:G:320:LYS:N	2.71	0.40
1:K:1170:SER:C	1:K:1172:GLN:H	2.24	0.40
6:T:490:GLN:HA	6:T:493:ALA:H	1.86	0.40
4:X:452:ARG:HA	4:X:453:TYR:HA	1.90	0.40
3:D:1544:PRO:C	3:D:1546:LEU:H	2.24	0.40
2:O:588:GLU:O	1:W:848:ASP:CB	2.69	0.40
4:R:405:ALA:HB3	4:R:406:ASP:H	1.17	0.40
1:B:350:ASN:HA	1:B:353:SER:O	2.21	0.40
6:T:360:ALA:O	6:T:363:ARG:CB	2.69	0.40
1:B:542:HIS:O	1:B:543:GLN:CB	2.69	0.40
1:W:1170:SER:C	1:W:1172:GLN:H	2.24	0.40
5:G:318:GLU:C	5:G:320:LYS:N	2.71	0.40
1:Q:1170:SER:C	1:Q:1172:GLN:H	2.24	0.40
1:K:1170:SER:C	1:K:1172:GLN:H	2.24	0.40
5:Y:379:HIS:CB	5:Y:379:HIS:N	2.72	0.40
5:G:344:ASP:O	5:G:348:ILE:N	2.54	0.40
1:E:852:VAL:HA	2:O:305:LEU:CB	2.51	0.40
3:D:1492:GLY:O	3:D:1495:LEU:N	2.53	0.40
3:V:1506:VAL:O	3:V:1508:LYS:N	2.47	0.40
6:Z:360:ALA:O	6:Z:363:ARG:CB	2.69	0.40
4:F:459:LEU:C	4:F:459:LEU:N	2.63	0.40
4:X:452:ARG:HA	4:X:453:TYR:HA	1.90	0.40
3:P:1544:PRO:C	3:P:1546:LEU:H	2.24	0.40

Continued on next page...

Continued from previous page...

Atom-1	Atom-2	Interatomic distance (Å)	Clash overlap (Å)
2:O:588:GLU:O	1:W:848:ASP:CB	2.69	0.40
1:B:350:ASN:HA	1:B:353:SER:O	2.21	0.40
1:B:542:HIS:O	1:B:543:GLN:CB	2.69	0.40
1:W:1170:SER:C	1:W:1172:GLN:H	2.24	0.40
5:G:318:GLU:C	5:G:320:LYS:N	2.71	0.40
1:K:1170:SER:C	1:K:1172:GLN:H	2.24	0.40
4:R:148:TRP:C	4:R:150:THR:N	2.74	0.40
6:T:490:GLN:HA	6:T:493:ALA:H	1.86	0.40
4:X:452:ARG:HA	4:X:453:TYR:HA	1.90	0.40
3:P:1544:PRO:C	3:P:1546:LEU:H	2.24	0.40
2:O:588:GLU:O	1:W:848:ASP:CB	2.69	0.40
4:R:405:ALA:HB3	4:R:406:ASP:H	1.17	0.40
1:B:350:ASN:HA	1:B:353:SER:O	2.21	0.40
6:T:360:ALA:O	6:T:363:ARG:CB	2.69	0.40
1:B:542:HIS:O	1:B:543:GLN:CB	2.69	0.40
1:W:1170:SER:C	1:W:1172:GLN:H	2.24	0.40
5:G:318:GLU:C	5:G:320:LYS:N	2.71	0.40
1:Q:1170:SER:C	1:Q:1172:GLN:H	2.24	0.40
1:K:1170:SER:C	1:K:1172:GLN:H	2.24	0.40
6:T:490:GLN:HA	6:T:493:ALA:H	1.86	0.40
4:X:452:ARG:HA	4:X:453:TYR:HA	1.90	0.40
3:D:1544:PRO:C	3:D:1546:LEU:H	2.24	0.40
2:O:588:GLU:O	1:W:848:ASP:CB	2.69	0.40
4:R:405:ALA:HB3	4:R:406:ASP:H	1.17	0.40
1:B:350:ASN:HA	1:B:353:SER:O	2.21	0.40
6:T:360:ALA:O	6:T:363:ARG:CB	2.69	0.40
1:B:542:HIS:O	1:B:543:GLN:CB	2.69	0.40
1:W:1170:SER:C	1:W:1172:GLN:H	2.24	0.40
5:G:318:GLU:C	5:G:320:LYS:N	2.71	0.40
1:K:1170:SER:C	1:K:1172:GLN:H	2.24	0.40
5:Y:366:GLU:CB	5:Y:367:LEU:N	2.81	0.40
4:F:460:LEU:O	4:F:461:ARG:O	2.39	0.40
4:L:458:ASP:O	4:L:459:LEU:C	2.45	0.40
2:O:173:PRO:CB	3:P:1681:SER:CB	2.98	0.40
1:A:350:ASN:HA	1:A:353:SER:O	2.21	0.40
6:Z:360:ALA:O	6:Z:363:ARG:CB	2.69	0.40
5:Y:366:GLU:CB	5:Y:367:LEU:N	2.81	0.40
4:L:458:ASP:O	4:L:459:LEU:C	2.45	0.40
2:O:173:PRO:CB	3:P:1681:SER:CB	2.98	0.40
1:A:350:ASN:HA	1:A:353:SER:O	2.21	0.40
6:Z:360:ALA:O	6:Z:363:ARG:CB	2.69	0.40

Continued on next page...

Continued from previous page...

Atom-1	Atom-2	Interatomic distance (Å)	Clash overlap (Å)
5:S:318:GLU:C	5:S:320:LYS:N	2.71	0.40
1:Q:350:ASN:HA	1:Q:353:SER:O	2.21	0.40
1:E:350:ASN:HA	1:E:353:SER:O	2.21	0.40
4:X:460:LEU:O	4:X:461:ARG:O	2.39	0.40
2:O:173:PRO:CB	3:P:1681:SER:CB	2.98	0.40
1:A:350:ASN:HA	1:A:353:SER:O	2.21	0.40
5:S:318:GLU:C	5:S:320:LYS:N	2.71	0.40
4:X:460:LEU:O	4:X:461:ARG:O	2.39	0.40
2:O:523:LEU:CB	3:P:1662:CYS:CA	2.99	0.40
2:O:523:LEU:CB	3:P:1662:CYS:CB	2.99	0.40
3:P:1489:HIS:CB	3:P:1492:GLY:N	2.81	0.40
1:A:350:ASN:HA	1:A:353:SER:O	2.21	0.40
5:S:318:GLU:C	5:S:320:LYS:N	2.71	0.40
1:Q:350:ASN:HA	1:Q:353:SER:O	2.21	0.40
1:E:350:ASN:HA	1:E:353:SER:O	2.21	0.40
4:F:450:GLU:O	4:F:451:GLU:CA	2.33	0.40
4:R:455:ILE:C	4:R:457:ALA:H	2.15	0.40
3:D:1539:LEU:O	3:D:1540:LEU:C	2.40	0.40
4:X:465:GLN:O	4:X:466:HIS:C	2.57	0.40
1:W:350:ASN:HA	1:W:353:SER:O	2.21	0.40
5:M:318:GLU:C	5:M:320:LYS:N	2.71	0.40
4:F:460:LEU:O	4:F:461:ARG:O	2.39	0.40
4:X:460:LEU:O	4:X:461:ARG:O	2.39	0.40
2:O:173:PRO:CB	3:P:1681:SER:CB	2.98	0.40
1:A:350:ASN:HA	1:A:353:SER:O	2.21	0.40
4:X:460:LEU:O	4:X:461:ARG:O	2.39	0.40
2:O:173:PRO:CB	3:P:1681:SER:CB	2.98	0.40
1:A:350:ASN:HA	1:A:353:SER:O	2.21	0.40
5:S:318:GLU:C	5:S:320:LYS:N	2.71	0.40
1:Q:350:ASN:HA	1:Q:353:SER:O	2.21	0.40
1:E:350:ASN:HA	1:E:353:SER:O	2.21	0.40
4:X:460:LEU:O	4:X:461:ARG:O	2.39	0.40
2:O:523:LEU:CB	3:P:1662:CYS:CA	2.99	0.40
2:O:523:LEU:CB	3:P:1662:CYS:CB	2.99	0.40
3:P:1489:HIS:CB	3:P:1492:GLY:N	2.81	0.40
1:A:350:ASN:HA	1:A:353:SER:O	2.21	0.40
5:S:318:GLU:C	5:S:320:LYS:N	2.71	0.40
6:H:490:GLN:HA	6:H:493:ALA:H	1.87	0.40
5:G:341:ALA:C	5:G:341:ALA:N	2.68	0.40
2:O:780:ASP:CB	1:W:136:TYR:CB	2.99	0.40
3:J:1544:PRO:C	3:J:1546:LEU:H	2.24	0.40

Continued on next page...

Continued from previous page...

Atom-1	Atom-2	Interatomic distance (Å)	Clash overlap (Å)
2:C:234:LEU:C	2:C:252:MET:CA	2.90	0.40
1:K:542:HIS:O	1:K:543:GLN:CB	2.69	0.40
6:N:360:ALA:O	6:N:363:ARG:CB	2.69	0.40
4:F:148:TRP:C	4:F:150:THR:N	2.74	0.40
1:W:350:ASN:HA	1:W:353:SER:O	2.21	0.40
4:R:493:HIS:C	4:R:493:HIS:CB	2.60	0.40
2:O:780:ASP:CB	1:W:136:TYR:CB	2.99	0.40
3:J:1544:PRO:C	3:J:1546:LEU:H	2.24	0.40
2:C:234:LEU:C	2:C:252:MET:CA	2.90	0.40
1:K:542:HIS:O	1:K:543:GLN:CB	2.69	0.40
6:N:360:ALA:O	6:N:363:ARG:CB	2.69	0.40
1:W:350:ASN:HA	1:W:353:SER:O	2.21	0.40
4:R:493:HIS:CB	4:R:493:HIS:C	2.60	0.40
4:X:298:GLN:O	4:X:299:ASN:CB	2.70	0.40
2:O:780:ASP:CB	1:W:136:TYR:CB	2.99	0.40
3:J:1544:PRO:C	3:J:1546:LEU:H	2.24	0.40
2:C:234:LEU:C	2:C:252:MET:CA	2.90	0.40
1:W:350:ASN:HA	1:W:353:SER:O	2.21	0.40
1:K:542:HIS:O	1:K:543:GLN:CB	2.69	0.40
4:R:493:HIS:C	4:R:493:HIS:CB	2.60	0.40
4:X:298:GLN:O	4:X:299:ASN:CB	2.70	0.40
2:O:780:ASP:CB	1:W:136:TYR:CB	2.99	0.40
3:J:1544:PRO:C	3:J:1546:LEU:H	2.24	0.40
2:C:234:LEU:C	2:C:252:MET:CA	2.90	0.40
1:K:542:HIS:O	1:K:543:GLN:CB	2.69	0.40
1:W:350:ASN:HA	1:W:353:SER:O	2.21	0.40
6:T:490:GLN:HA	6:T:493:ALA:H	1.87	0.40
5:G:325:ALA:C	5:G:325:ALA:HA	2.15	0.40
3:V:1493:ARG:O	3:V:1494:MET:C	2.47	0.40
1:E:542:HIS:O	1:E:543:GLN:CB	2.69	0.40
5:Y:318:GLU:C	5:Y:320:LYS:N	2.71	0.40
1:B:350:ASN:HA	1:B:353:SER:O	2.21	0.40
1:Q:1170:SER:C	1:Q:1172:GLN:H	2.24	0.40
6:H:490:GLN:HA	6:H:493:ALA:H	1.87	0.40
4:X:298:GLN:O	4:X:299:ASN:CB	2.70	0.40
5:G:341:ALA:N	5:G:341:ALA:C	2.68	0.40
2:O:780:ASP:CB	1:W:136:TYR:CB	2.99	0.40
3:J:1544:PRO:C	3:J:1546:LEU:H	2.24	0.40
2:C:234:LEU:C	2:C:252:MET:CA	2.90	0.40
1:K:542:HIS:O	1:K:543:GLN:CB	2.69	0.40
4:F:148:TRP:C	4:F:150:THR:N	2.74	0.40

Continued on next page...

Continued from previous page...

Atom-1	Atom-2	Interatomic distance (Å)	Clash overlap (Å)
1:W:350:ASN:HA	1:W:353:SER:O	2.21	0.40
4:R:493:HIS:C	4:R:493:HIS:CB	2.60	0.40
4:X:298:GLN:O	4:X:299:ASN:CB	2.70	0.40
2:O:780:ASP:CB	1:W:136:TYR:CB	2.99	0.40
3:J:1544:PRO:C	3:J:1546:LEU:H	2.24	0.40
2:C:234:LEU:C	2:C:252:MET:CA	2.90	0.40
1:K:542:HIS:O	1:K:543:GLN:CB	2.69	0.40
1:W:350:ASN:HA	1:W:353:SER:O	2.21	0.40
4:R:493:HIS:C	4:R:493:HIS:CB	2.60	0.40
4:X:298:GLN:O	4:X:299:ASN:CB	2.70	0.40
2:O:780:ASP:CB	1:W:136:TYR:CB	2.99	0.40
3:J:1544:PRO:C	3:J:1546:LEU:H	2.24	0.40
2:C:234:LEU:C	2:C:252:MET:CA	2.90	0.40
1:W:350:ASN:HA	1:W:353:SER:O	2.21	0.40
1:K:542:HIS:O	1:K:543:GLN:CB	2.69	0.40
6:T:490:GLN:HA	6:T:493:ALA:H	1.87	0.40
4:L:447:VAL:C	4:L:447:VAL:CB	2.77	0.40
5:G:342:PRO:C	5:G:344:ASP:H	2.25	0.40
2:I:644:LYS:N	3:J:1448:MET:O	2.21	0.40
2:U:640:GLU:O	3:V:1452:LEU:CA	2.59	0.40
1:W:942:PRO:HA	1:W:943:GLN:HA	1.48	0.40
2:O:234:LEU:C	2:O:252:MET:CA	2.90	0.40
1:W:542:HIS:O	1:W:543:GLN:CB	2.69	0.40
4:L:447:VAL:C	4:L:447:VAL:CB	2.77	0.40
2:I:644:LYS:N	3:J:1448:MET:O	2.21	0.40
2:U:640:GLU:O	3:V:1452:LEU:CA	2.59	0.40
1:W:942:PRO:HA	1:W:943:GLN:HA	1.48	0.40
2:O:234:LEU:C	2:O:252:MET:CA	2.90	0.40
6:H:360:ALA:O	6:H:363:ARG:CB	2.69	0.40
1:W:542:HIS:O	1:W:543:GLN:CB	2.69	0.40
4:L:452:ARG:HA	4:L:453:TYR:HA	1.90	0.40
6:N:408:SER:C	6:N:410:LEU:N	2.74	0.40
2:I:644:LYS:N	3:J:1448:MET:O	2.21	0.40
2:U:640:GLU:O	3:V:1452:LEU:CA	2.59	0.40
1:W:942:PRO:HA	1:W:943:GLN:HA	1.48	0.40
2:O:234:LEU:C	2:O:252:MET:CA	2.90	0.40
6:H:360:ALA:O	6:H:363:ARG:CB	2.69	0.40
1:W:542:HIS:O	1:W:543:GLN:CB	2.69	0.40
4:L:452:ARG:HA	4:L:453:TYR:HA	1.90	0.40
6:N:408:SER:C	6:N:410:LEU:N	2.74	0.40
2:I:644:LYS:N	3:J:1448:MET:O	2.21	0.40

Continued on next page...

Continued from previous page...

Atom-1	Atom-2	Interatomic distance (Å)	Clash overlap (Å)
2:U:640:GLU:O	3:V:1452:LEU:CA	2.59	0.40
1:W:942:PRO:HA	1:W:943:GLN:HA	1.48	0.40
2:O:234:LEU:C	2:O:252:MET:CA	2.90	0.40
6:H:360:ALA:O	6:H:363:ARG:CB	2.69	0.40
1:W:542:HIS:O	1:W:543:GLN:CB	2.69	0.40
4:X:459:LEU:C	4:X:459:LEU:N	2.63	0.40
2:C:307:GLY:H	1:Q:849:ASN:CB	2.35	0.40
5:Y:342:PRO:C	5:Y:344:ASP:H	2.25	0.40
1:E:849:ASN:H	2:O:303:ALA:HA	1.87	0.40
3:P:1491:ILE:C	3:P:1493:ARG:N	2.72	0.40
3:J:1563:VAL:O	3:J:1569:GLY:HA3	2.21	0.40
3:J:254:GLU:C	3:J:256:VAL:H	2.25	0.40
6:T:490:GLN:HA	6:T:493:ALA:H	1.87	0.40
4:L:452:ARG:HA	4:L:453:TYR:HA	1.90	0.40
6:N:408:SER:C	6:N:410:LEU:N	2.74	0.40
5:G:342:PRO:C	5:G:344:ASP:H	2.25	0.40
2:I:644:LYS:N	3:J:1448:MET:O	2.21	0.40
2:U:640:GLU:O	3:V:1452:LEU:CA	2.59	0.40
1:W:942:PRO:HA	1:W:943:GLN:HA	1.48	0.40
2:O:234:LEU:C	2:O:252:MET:CA	2.90	0.40
1:W:542:HIS:O	1:W:543:GLN:CB	2.69	0.40
4:L:452:ARG:HA	4:L:453:TYR:HA	1.90	0.40
6:N:408:SER:C	6:N:410:LEU:N	2.74	0.40
2:I:644:LYS:N	3:J:1448:MET:O	2.21	0.40
2:U:640:GLU:O	3:V:1452:LEU:CA	2.59	0.40
1:W:942:PRO:HA	1:W:943:GLN:HA	1.48	0.40
2:O:234:LEU:C	2:O:252:MET:CA	2.90	0.40
6:H:360:ALA:O	6:H:363:ARG:CB	2.69	0.40
1:W:542:HIS:O	1:W:543:GLN:CB	2.69	0.40
4:L:452:ARG:HA	4:L:453:TYR:HA	1.90	0.40
6:N:408:SER:C	6:N:410:LEU:N	2.74	0.40
2:I:644:LYS:N	3:J:1448:MET:O	2.21	0.40
2:U:640:GLU:O	3:V:1452:LEU:CA	2.59	0.40
1:W:942:PRO:HA	1:W:943:GLN:HA	1.48	0.40
2:O:234:LEU:C	2:O:252:MET:CA	2.90	0.40
6:H:360:ALA:O	6:H:363:ARG:CB	2.69	0.40
1:W:542:HIS:O	1:W:543:GLN:CB	2.69	0.40
2:I:231:THR:C	2:I:233:VAL:N	2.75	0.40
1:E:350:ASN:HA	1:E:353:SER:O	2.21	0.40
6:H:490:GLN:HA	6:H:493:ALA:H	1.87	0.40
2:C:303:ALA:C	1:Q:849:ASN:C	2.77	0.40

Continued on next page...

Continued from previous page...

Atom-1	Atom-2	Interatomic distance (Å)	Clash overlap (Å)
2:I:231:THR:C	2:I:233:VAL:N	2.75	0.40
1:E:1170:SER:C	1:E:1172:GLN:H	2.24	0.40
6:H:490:GLN:HA	6:H:493:ALA:H	1.87	0.40
4:L:460:LEU:O	4:L:461:ARG:O	2.39	0.40
4:L:298:GLN:O	4:L:299:ASN:CB	2.70	0.40
2:I:231:THR:C	2:I:233:VAL:N	2.75	0.40
1:E:350:ASN:HA	1:E:353:SER:O	2.21	0.40
6:H:490:GLN:HA	6:H:493:ALA:H	1.87	0.40
4:L:460:LEU:O	4:L:461:ARG:O	2.39	0.40
4:L:298:GLN:O	4:L:299:ASN:CB	2.70	0.40
2:C:303:ALA:C	1:Q:849:ASN:C	2.77	0.40
3:P:1492:GLY:O	3:P:1495:LEU:N	2.53	0.40
3:D:1489:HIS:CB	3:D:1492:GLY:N	2.81	0.40
3:P:1515:TYR:O	3:P:1516:LEU:C	2.57	0.40
2:I:231:THR:C	2:I:233:VAL:N	2.75	0.40
1:E:1170:SER:C	1:E:1172:GLN:H	2.24	0.40
1:Q:1355:ASP:N	3:V:871:GLN:C	2.75	0.40
4:L:140:LYS:O	4:L:149:GLY:CA	2.70	0.40
2:I:231:THR:C	2:I:233:VAL:N	2.75	0.40
1:A:542:HIS:O	1:A:543:GLN:CB	2.69	0.40
4:L:460:LEU:O	4:L:461:ARG:O	2.39	0.40
4:L:298:GLN:O	4:L:299:ASN:CB	2.70	0.40
2:I:231:THR:C	2:I:233:VAL:N	2.75	0.40
1:E:350:ASN:HA	1:E:353:SER:O	2.21	0.40
6:H:490:GLN:HA	6:H:493:ALA:H	1.87	0.40
4:L:460:LEU:O	4:L:461:ARG:O	2.39	0.40
4:L:298:GLN:O	4:L:299:ASN:CB	2.70	0.40
2:C:303:ALA:C	1:Q:849:ASN:C	2.77	0.40
2:I:231:THR:C	2:I:233:VAL:N	2.75	0.40
1:E:1170:SER:C	1:E:1172:GLN:H	2.24	0.40
6:H:490:GLN:HA	6:H:493:ALA:H	1.87	0.40
4:L:460:LEU:O	4:L:461:ARG:O	2.39	0.40
4:L:298:GLN:O	4:L:299:ASN:CB	2.70	0.40
3:P:1492:GLY:O	3:P:1495:LEU:N	2.53	0.40
3:D:1489:HIS:CB	3:D:1492:GLY:N	2.81	0.40
3:P:1515:TYR:O	3:P:1516:LEU:C	2.57	0.40
2:I:231:THR:C	2:I:233:VAL:N	2.75	0.40
1:E:350:ASN:HA	1:E:353:SER:O	2.21	0.40

There are no symmetry-related clashes.

5.3 Torsion angles (i)

5.3.1 Protein backbone (i)

In the following table, the Percentiles column shows the percent Ramachandran outliers of the chain as a percentile score with respect to all PDB entries followed by that with respect to all EM entries.

The Analysed column shows the number of residues for which the backbone conformation was analysed, and the total number of residues.

Mol	Chain	Analysed	Favoured	Allowed	Outliers	Percentiles
1	1-A	612/1391 (44%)	562 (92%)	38 (6%)	12 (2%)	9 51
1	1-B	612/1391 (44%)	562 (92%)	38 (6%)	12 (2%)	9 51
1	1-E	1027/1391 (74%)	947 (92%)	58 (6%)	22 (2%)	9 50
1	1-K	1027/1391 (74%)	947 (92%)	58 (6%)	22 (2%)	9 50
1	1-Q	1027/1391 (74%)	947 (92%)	58 (6%)	22 (2%)	9 50
1	1-W	1027/1391 (74%)	947 (92%)	58 (6%)	22 (2%)	9 50
1	2-A	612/1391 (44%)	564 (92%)	37 (6%)	11 (2%)	11 53
1	2-B	612/1391 (44%)	564 (92%)	37 (6%)	11 (2%)	11 53
1	2-E	1027/1391 (74%)	949 (92%)	57 (6%)	21 (2%)	9 51
1	2-K	1027/1391 (74%)	949 (92%)	57 (6%)	21 (2%)	9 51
1	2-Q	1027/1391 (74%)	950 (92%)	56 (6%)	21 (2%)	9 51
1	2-W	1027/1391 (74%)	949 (92%)	57 (6%)	21 (2%)	9 51
1	3-A	612/1391 (44%)	564 (92%)	37 (6%)	11 (2%)	11 53
1	3-B	612/1391 (44%)	564 (92%)	37 (6%)	11 (2%)	11 53
1	3-E	1027/1391 (74%)	949 (92%)	57 (6%)	21 (2%)	9 51
1	3-K	1027/1391 (74%)	949 (92%)	57 (6%)	21 (2%)	9 51
1	3-Q	1027/1391 (74%)	950 (92%)	56 (6%)	21 (2%)	9 51
1	3-W	1027/1391 (74%)	949 (92%)	57 (6%)	21 (2%)	9 51
1	4-A	612/1391 (44%)	564 (92%)	37 (6%)	11 (2%)	11 53
1	4-B	612/1391 (44%)	564 (92%)	37 (6%)	11 (2%)	11 53
1	4-E	1027/1391 (74%)	949 (92%)	57 (6%)	21 (2%)	9 51
1	4-K	1027/1391 (74%)	949 (92%)	57 (6%)	21 (2%)	9 51
1	4-Q	1027/1391 (74%)	950 (92%)	56 (6%)	21 (2%)	9 51
1	4-W	1027/1391 (74%)	949 (92%)	57 (6%)	21 (2%)	9 51
1	5-A	612/1391 (44%)	564 (92%)	37 (6%)	11 (2%)	11 53

Continued on next page...

Continued from previous page...

Mol	Chain	Analysed	Favoured	Allowed	Outliers	Percentiles	
1	5-B	612/1391 (44%)	564 (92%)	37 (6%)	11 (2%)	11	53
1	5-E	1027/1391 (74%)	949 (92%)	57 (6%)	21 (2%)	9	51
1	5-K	1027/1391 (74%)	949 (92%)	57 (6%)	21 (2%)	9	51
1	5-Q	1027/1391 (74%)	950 (92%)	56 (6%)	21 (2%)	9	51
1	5-W	1027/1391 (74%)	949 (92%)	57 (6%)	21 (2%)	9	51
1	6-A	612/1391 (44%)	564 (92%)	37 (6%)	11 (2%)	11	53
1	6-B	612/1391 (44%)	564 (92%)	37 (6%)	11 (2%)	11	53
1	6-E	1027/1391 (74%)	949 (92%)	57 (6%)	21 (2%)	9	51
1	6-K	1027/1391 (74%)	949 (92%)	57 (6%)	21 (2%)	9	51
1	6-Q	1027/1391 (74%)	949 (92%)	57 (6%)	21 (2%)	9	51
1	6-W	1027/1391 (74%)	949 (92%)	57 (6%)	21 (2%)	9	51
1	7-A	612/1391 (44%)	564 (92%)	37 (6%)	11 (2%)	11	53
1	7-B	612/1391 (44%)	564 (92%)	37 (6%)	11 (2%)	11	53
1	7-E	1027/1391 (74%)	949 (92%)	57 (6%)	21 (2%)	9	51
1	7-K	1027/1391 (74%)	949 (92%)	57 (6%)	21 (2%)	9	51
1	7-Q	1027/1391 (74%)	949 (92%)	57 (6%)	21 (2%)	9	51
1	7-W	1027/1391 (74%)	949 (92%)	57 (6%)	21 (2%)	9	51
1	8-A	612/1391 (44%)	564 (92%)	37 (6%)	11 (2%)	11	53
1	8-B	612/1391 (44%)	564 (92%)	37 (6%)	11 (2%)	11	53
1	8-E	1027/1391 (74%)	949 (92%)	57 (6%)	21 (2%)	9	51
1	8-K	1027/1391 (74%)	949 (92%)	57 (6%)	21 (2%)	9	51
1	8-Q	1027/1391 (74%)	949 (92%)	57 (6%)	21 (2%)	9	51
1	8-W	1027/1391 (74%)	949 (92%)	57 (6%)	21 (2%)	9	51
2	1-C	618/819 (76%)	516 (84%)	59 (10%)	43 (7%)	1	22
2	1-I	618/819 (76%)	516 (84%)	58 (9%)	44 (7%)	1	22
2	1-O	618/819 (76%)	516 (84%)	59 (10%)	43 (7%)	1	22
2	1-U	618/819 (76%)	516 (84%)	59 (10%)	43 (7%)	1	22
2	2-C	618/819 (76%)	516 (84%)	58 (9%)	44 (7%)	1	22
2	2-I	618/819 (76%)	515 (83%)	59 (10%)	44 (7%)	1	22
2	2-O	618/819 (76%)	516 (84%)	59 (10%)	43 (7%)	1	22
2	2-U	618/819 (76%)	516 (84%)	58 (9%)	44 (7%)	1	22

Continued on next page...

Continued from previous page...

Mol	Chain	Analysed	Favoured	Allowed	Outliers	Percentiles	
2	3-C	618/819 (76%)	516 (84%)	58 (9%)	44 (7%)	1	22
2	3-I	618/819 (76%)	515 (83%)	59 (10%)	44 (7%)	1	22
2	3-O	618/819 (76%)	516 (84%)	59 (10%)	43 (7%)	1	22
2	3-U	618/819 (76%)	516 (84%)	58 (9%)	44 (7%)	1	22
2	4-C	618/819 (76%)	516 (84%)	58 (9%)	44 (7%)	1	22
2	4-I	618/819 (76%)	515 (83%)	59 (10%)	44 (7%)	1	22
2	4-O	618/819 (76%)	516 (84%)	59 (10%)	43 (7%)	1	22
2	4-U	618/819 (76%)	516 (84%)	58 (9%)	44 (7%)	1	22
2	5-C	618/819 (76%)	516 (84%)	58 (9%)	44 (7%)	1	22
2	5-I	618/819 (76%)	515 (83%)	59 (10%)	44 (7%)	1	22
2	5-O	618/819 (76%)	516 (84%)	59 (10%)	43 (7%)	1	22
2	5-U	618/819 (76%)	516 (84%)	58 (9%)	44 (7%)	1	22
2	6-C	618/819 (76%)	516 (84%)	58 (9%)	44 (7%)	1	22
2	6-I	618/819 (76%)	515 (83%)	59 (10%)	44 (7%)	1	22
2	6-O	618/819 (76%)	516 (84%)	59 (10%)	43 (7%)	1	22
2	6-U	618/819 (76%)	516 (84%)	58 (9%)	44 (7%)	1	22
2	7-C	618/819 (76%)	516 (84%)	58 (9%)	44 (7%)	1	22
2	7-I	618/819 (76%)	515 (83%)	59 (10%)	44 (7%)	1	22
2	7-O	618/819 (76%)	516 (84%)	59 (10%)	43 (7%)	1	22
2	7-U	618/819 (76%)	516 (84%)	58 (9%)	44 (7%)	1	22
2	8-C	618/819 (76%)	516 (84%)	58 (9%)	44 (7%)	1	22
2	8-I	618/819 (76%)	515 (83%)	59 (10%)	44 (7%)	1	22
2	8-O	618/819 (76%)	516 (84%)	59 (10%)	43 (7%)	1	22
2	8-U	618/819 (76%)	516 (84%)	58 (9%)	44 (7%)	1	22
3	1-D	972/2012 (48%)	899 (92%)	59 (6%)	14 (1%)	14	58
3	1-J	972/2012 (48%)	899 (92%)	59 (6%)	14 (1%)	14	58
3	1-P	972/2012 (48%)	899 (92%)	59 (6%)	14 (1%)	14	58
3	1-V	972/2012 (48%)	899 (92%)	59 (6%)	14 (1%)	14	58
3	2-D	972/2012 (48%)	911 (94%)	46 (5%)	15 (2%)	13	57
3	2-J	972/2012 (48%)	911 (94%)	46 (5%)	15 (2%)	13	57
3	2-P	972/2012 (48%)	911 (94%)	46 (5%)	15 (2%)	13	57

Continued on next page...

Continued from previous page...

Mol	Chain	Analysed	Favoured	Allowed	Outliers	Percentiles	
3	2-V	972/2012 (48%)	911 (94%)	46 (5%)	15 (2%)	13	57
3	3-D	972/2012 (48%)	911 (94%)	46 (5%)	15 (2%)	13	57
3	3-J	972/2012 (48%)	911 (94%)	46 (5%)	15 (2%)	13	57
3	3-P	972/2012 (48%)	911 (94%)	46 (5%)	15 (2%)	13	57
3	3-V	972/2012 (48%)	911 (94%)	46 (5%)	15 (2%)	13	57
3	4-D	972/2012 (48%)	911 (94%)	46 (5%)	15 (2%)	13	57
3	4-J	972/2012 (48%)	911 (94%)	46 (5%)	15 (2%)	13	57
3	4-P	972/2012 (48%)	911 (94%)	46 (5%)	15 (2%)	13	57
3	4-V	972/2012 (48%)	911 (94%)	46 (5%)	15 (2%)	13	57
3	5-D	972/2012 (48%)	911 (94%)	46 (5%)	15 (2%)	13	57
3	5-J	972/2012 (48%)	911 (94%)	46 (5%)	15 (2%)	13	57
3	5-P	972/2012 (48%)	911 (94%)	46 (5%)	15 (2%)	13	57
3	5-V	972/2012 (48%)	911 (94%)	46 (5%)	15 (2%)	13	57
3	6-D	972/2012 (48%)	911 (94%)	46 (5%)	15 (2%)	13	57
3	6-J	972/2012 (48%)	911 (94%)	46 (5%)	15 (2%)	13	57
3	6-P	972/2012 (48%)	911 (94%)	46 (5%)	15 (2%)	13	57
3	6-V	972/2012 (48%)	911 (94%)	46 (5%)	15 (2%)	13	57
3	7-D	972/2012 (48%)	911 (94%)	46 (5%)	15 (2%)	13	57
3	7-J	972/2012 (48%)	911 (94%)	46 (5%)	15 (2%)	13	57
3	7-P	972/2012 (48%)	911 (94%)	46 (5%)	15 (2%)	13	57
3	7-V	972/2012 (48%)	911 (94%)	46 (5%)	15 (2%)	13	57
3	8-D	972/2012 (48%)	911 (94%)	46 (5%)	15 (2%)	13	57
3	8-J	972/2012 (48%)	911 (94%)	46 (5%)	15 (2%)	13	57
3	8-P	972/2012 (48%)	911 (94%)	46 (5%)	15 (2%)	13	57
3	8-V	972/2012 (48%)	911 (94%)	46 (5%)	15 (2%)	13	57
4	1-F	329/507 (65%)	286 (87%)	21 (6%)	22 (7%)	1	24
4	1-L	329/507 (65%)	286 (87%)	21 (6%)	22 (7%)	1	24
4	1-R	329/507 (65%)	286 (87%)	21 (6%)	22 (7%)	1	24
4	1-X	329/507 (65%)	286 (87%)	21 (6%)	22 (7%)	1	24
4	2-F	329/507 (65%)	295 (90%)	16 (5%)	18 (6%)	2	29
4	2-L	329/507 (65%)	295 (90%)	16 (5%)	18 (6%)	2	29

Continued on next page...

Continued from previous page...

Mol	Chain	Analysed	Favoured	Allowed	Outliers	Percentiles	
4	2-R	329/507 (65%)	295 (90%)	16 (5%)	18 (6%)	2	29
4	2-X	329/507 (65%)	295 (90%)	16 (5%)	18 (6%)	2	29
4	3-F	329/507 (65%)	295 (90%)	16 (5%)	18 (6%)	2	29
4	3-L	329/507 (65%)	295 (90%)	16 (5%)	18 (6%)	2	29
4	3-R	329/507 (65%)	295 (90%)	16 (5%)	18 (6%)	2	29
4	3-X	329/507 (65%)	295 (90%)	16 (5%)	18 (6%)	2	29
4	4-F	329/507 (65%)	295 (90%)	16 (5%)	18 (6%)	2	29
4	4-L	329/507 (65%)	295 (90%)	16 (5%)	18 (6%)	2	29
4	4-R	329/507 (65%)	295 (90%)	16 (5%)	18 (6%)	2	29
4	4-X	329/507 (65%)	295 (90%)	16 (5%)	18 (6%)	2	29
4	5-F	329/507 (65%)	295 (90%)	16 (5%)	18 (6%)	2	29
4	5-L	329/507 (65%)	295 (90%)	16 (5%)	18 (6%)	2	29
4	5-R	329/507 (65%)	295 (90%)	16 (5%)	18 (6%)	2	29
4	5-X	329/507 (65%)	295 (90%)	16 (5%)	18 (6%)	2	29
4	6-F	329/507 (65%)	295 (90%)	16 (5%)	18 (6%)	2	29
4	6-L	329/507 (65%)	295 (90%)	16 (5%)	18 (6%)	2	29
4	6-R	329/507 (65%)	295 (90%)	16 (5%)	18 (6%)	2	29
4	6-X	329/507 (65%)	295 (90%)	16 (5%)	18 (6%)	2	29
4	7-F	329/507 (65%)	295 (90%)	16 (5%)	18 (6%)	2	29
4	7-L	329/507 (65%)	295 (90%)	16 (5%)	18 (6%)	2	29
4	7-R	329/507 (65%)	295 (90%)	16 (5%)	18 (6%)	2	29
4	7-X	329/507 (65%)	295 (90%)	16 (5%)	18 (6%)	2	29
4	8-F	329/507 (65%)	295 (90%)	16 (5%)	18 (6%)	2	29
4	8-L	329/507 (65%)	295 (90%)	16 (5%)	18 (6%)	2	29
4	8-R	329/507 (65%)	295 (90%)	16 (5%)	18 (6%)	2	29
4	8-X	329/507 (65%)	295 (90%)	16 (5%)	18 (6%)	2	29
5	1-G	169/599 (28%)	153 (90%)	10 (6%)	6 (4%)	4	38
5	1-M	169/599 (28%)	153 (90%)	11 (6%)	5 (3%)	5	42
5	1-S	169/599 (28%)	153 (90%)	11 (6%)	5 (3%)	5	42
5	1-Y	169/599 (28%)	153 (90%)	11 (6%)	5 (3%)	5	42
5	2-G	169/599 (28%)	153 (90%)	11 (6%)	5 (3%)	5	42

Continued on next page...

Continued from previous page...

Mol	Chain	Analysed	Favoured	Allowed	Outliers	Percentiles	
5	2-M	169/599 (28%)	153 (90%)	11 (6%)	5 (3%)	5	42
5	2-S	169/599 (28%)	153 (90%)	10 (6%)	6 (4%)	4	38
5	2-Y	169/599 (28%)	153 (90%)	11 (6%)	5 (3%)	5	42
5	3-G	169/599 (28%)	153 (90%)	11 (6%)	5 (3%)	5	42
5	3-M	169/599 (28%)	153 (90%)	10 (6%)	6 (4%)	4	38
5	3-S	169/599 (28%)	153 (90%)	10 (6%)	6 (4%)	4	38
5	3-Y	169/599 (28%)	153 (90%)	10 (6%)	6 (4%)	4	38
5	4-G	169/599 (28%)	153 (90%)	11 (6%)	5 (3%)	5	42
5	4-M	169/599 (28%)	153 (90%)	11 (6%)	5 (3%)	5	42
5	4-S	169/599 (28%)	153 (90%)	10 (6%)	6 (4%)	4	38
5	4-Y	169/599 (28%)	153 (90%)	11 (6%)	5 (3%)	5	42
5	5-G	169/599 (28%)	153 (90%)	11 (6%)	5 (3%)	5	42
5	5-M	169/599 (28%)	153 (90%)	11 (6%)	5 (3%)	5	42
5	5-S	169/599 (28%)	153 (90%)	10 (6%)	6 (4%)	4	38
5	5-Y	169/599 (28%)	153 (90%)	11 (6%)	5 (3%)	5	42
5	6-G	169/599 (28%)	153 (90%)	11 (6%)	5 (3%)	5	42
5	6-M	169/599 (28%)	153 (90%)	11 (6%)	5 (3%)	5	42
5	6-S	169/599 (28%)	153 (90%)	10 (6%)	6 (4%)	4	38
5	6-Y	169/599 (28%)	153 (90%)	11 (6%)	5 (3%)	5	42
5	7-G	169/599 (28%)	153 (90%)	11 (6%)	5 (3%)	5	42
5	7-M	169/599 (28%)	153 (90%)	11 (6%)	5 (3%)	5	42
5	7-S	169/599 (28%)	153 (90%)	10 (6%)	6 (4%)	4	38
5	7-Y	169/599 (28%)	153 (90%)	11 (6%)	5 (3%)	5	42
5	8-G	169/599 (28%)	153 (90%)	11 (6%)	5 (3%)	5	42
5	8-M	169/599 (28%)	153 (90%)	10 (6%)	6 (4%)	4	38
5	8-S	169/599 (28%)	153 (90%)	10 (6%)	6 (4%)	4	38
5	8-Y	169/599 (28%)	153 (90%)	10 (6%)	6 (4%)	4	38
6	1-H	167/522 (32%)	152 (91%)	8 (5%)	7 (4%)	3	34
6	1-N	167/522 (32%)	152 (91%)	8 (5%)	7 (4%)	3	34
6	1-T	167/522 (32%)	152 (91%)	8 (5%)	7 (4%)	3	34
6	1-Z	167/522 (32%)	152 (91%)	8 (5%)	7 (4%)	3	34

Continued on next page...

Continued from previous page...

Mol	Chain	Analysed	Favoured	Allowed	Outliers	Percentiles	
6	2-H	167/522 (32%)	152 (91%)	8 (5%)	7 (4%)	3	34
6	2-N	167/522 (32%)	152 (91%)	8 (5%)	7 (4%)	3	34
6	2-T	167/522 (32%)	152 (91%)	8 (5%)	7 (4%)	3	34
6	2-Z	167/522 (32%)	152 (91%)	8 (5%)	7 (4%)	3	34
6	3-H	167/522 (32%)	152 (91%)	8 (5%)	7 (4%)	3	34
6	3-N	167/522 (32%)	152 (91%)	8 (5%)	7 (4%)	3	34
6	3-T	167/522 (32%)	152 (91%)	8 (5%)	7 (4%)	3	34
6	3-Z	167/522 (32%)	152 (91%)	8 (5%)	7 (4%)	3	34
6	4-H	167/522 (32%)	152 (91%)	8 (5%)	7 (4%)	3	34
6	4-N	167/522 (32%)	152 (91%)	8 (5%)	7 (4%)	3	34
6	4-T	167/522 (32%)	152 (91%)	8 (5%)	7 (4%)	3	34
6	4-Z	167/522 (32%)	152 (91%)	8 (5%)	7 (4%)	3	34
6	5-H	167/522 (32%)	152 (91%)	8 (5%)	7 (4%)	3	34
6	5-N	167/522 (32%)	152 (91%)	8 (5%)	7 (4%)	3	34
6	5-T	167/522 (32%)	152 (91%)	8 (5%)	7 (4%)	3	34
6	5-Z	167/522 (32%)	152 (91%)	8 (5%)	7 (4%)	3	34
6	6-H	167/522 (32%)	152 (91%)	8 (5%)	7 (4%)	3	34
6	6-N	167/522 (32%)	152 (91%)	8 (5%)	7 (4%)	3	34
6	6-T	167/522 (32%)	152 (91%)	8 (5%)	7 (4%)	3	34
6	6-Z	167/522 (32%)	152 (91%)	8 (5%)	7 (4%)	3	34
6	7-H	167/522 (32%)	152 (91%)	8 (5%)	7 (4%)	3	34
6	7-N	167/522 (32%)	152 (91%)	8 (5%)	7 (4%)	3	34
6	7-T	167/522 (32%)	152 (91%)	8 (5%)	7 (4%)	3	34
6	7-Z	167/522 (32%)	152 (91%)	8 (5%)	7 (4%)	3	34
6	8-H	167/522 (32%)	152 (91%)	8 (5%)	7 (4%)	3	34
6	8-N	167/522 (32%)	152 (91%)	8 (5%)	7 (4%)	3	34
6	8-T	167/522 (32%)	152 (91%)	8 (5%)	7 (4%)	3	34
6	8-Z	167/522 (32%)	152 (91%)	8 (5%)	7 (4%)	3	34
All	All	114816/209456 (55%)	104157 (91%)	6943 (6%)	3716 (3%)	8	41

All (3716) Ramachandran outliers are listed below:

Mol	Chain	Res	Type
1	1-A	332	ARG
1	1-A	443	LYS
1	1-A	543	GLN
1	1-A	802	GLN
1	1-B	332	ARG
1	1-B	443	LYS
1	1-B	543	GLN
1	1-B	802	GLN
2	1-C	24	SER
2	1-C	252	MET
2	1-C	278	LEU
2	1-C	301	LEU
2	1-C	382	ASN
2	1-C	383	THR
2	1-C	587	LEU
2	1-C	592	SER
2	1-C	603	SER
2	1-C	623	GLU
2	1-C	652	GLN
2	1-C	655	ALA
2	1-C	656	PRO
2	1-C	661	GLU
2	1-C	662	ARG
2	1-C	723	ASN
2	1-C	764	LYS
3	1-D	453	ASN
3	1-D	1451	ARG
3	1-D	1637	GLN
3	1-D	1662	CYS
3	1-D	1664	ASP
1	1-E	332	ARG
1	1-E	443	LYS
1	1-E	543	GLN
1	1-E	802	GLN
1	1-E	1320	PRO
1	1-E	1343	ASN
1	1-E	1351	ASN
1	1-E	1369	SER
4	1-F	148	TRP
4	1-F	222	THR
4	1-F	318	ASP
4	1-F	403	ILE
4	1-F	405	ALA

Continued on next page...

Continued from previous page...

Mol	Chain	Res	Type
4	1-F	451	GLU
4	1-F	453	TYR
4	1-F	454	TYR
4	1-F	458	ASP
4	1-F	464	LYS
5	1-G	276	SER
5	1-G	327	ARG
5	1-G	335	LEU
6	1-H	426	ALA
6	1-H	466	ASP
2	1-I	24	SER
2	1-I	252	MET
2	1-I	278	LEU
2	1-I	301	LEU
2	1-I	382	ASN
2	1-I	383	THR
2	1-I	587	LEU
2	1-I	592	SER
2	1-I	603	SER
2	1-I	623	GLU
2	1-I	652	GLN
2	1-I	655	ALA
2	1-I	656	PRO
2	1-I	661	GLU
2	1-I	662	ARG
2	1-I	723	ASN
2	1-I	764	LYS
3	1-J	453	ASN
3	1-J	1451	ARG
3	1-J	1637	GLN
3	1-J	1662	CYS
3	1-J	1664	ASP
1	1-K	332	ARG
1	1-K	443	LYS
1	1-K	543	GLN
1	1-K	802	GLN
1	1-K	1320	PRO
1	1-K	1343	ASN
1	1-K	1351	ASN
1	1-K	1369	SER
4	1-L	148	TRP
4	1-L	222	THR

Continued on next page...

Continued from previous page...

Mol	Chain	Res	Type
4	1-L	318	ASP
4	1-L	403	ILE
4	1-L	405	ALA
4	1-L	451	GLU
4	1-L	453	TYR
4	1-L	454	TYR
4	1-L	458	ASP
4	1-L	464	LYS
5	1-M	276	SER
5	1-M	327	ARG
5	1-M	335	LEU
6	1-N	426	ALA
6	1-N	466	ASP
2	1-O	24	SER
2	1-O	252	MET
2	1-O	278	LEU
2	1-O	301	LEU
2	1-O	382	ASN
2	1-O	383	THR
2	1-O	587	LEU
2	1-O	592	SER
2	1-O	603	SER
2	1-O	623	GLU
2	1-O	652	GLN
2	1-O	655	ALA
2	1-O	656	PRO
2	1-O	661	GLU
2	1-O	662	ARG
2	1-O	723	ASN
2	1-O	764	LYS
3	1-P	453	ASN
3	1-P	1451	ARG
3	1-P	1637	GLN
3	1-P	1662	CYS
3	1-P	1664	ASP
1	1-Q	332	ARG
1	1-Q	443	LYS
1	1-Q	543	GLN
1	1-Q	802	GLN
1	1-Q	1320	PRO
1	1-Q	1343	ASN
1	1-Q	1351	ASN

Continued on next page...

Continued from previous page...

Mol	Chain	Res	Type
1	1-Q	1369	SER
4	1-R	148	TRP
4	1-R	222	THR
4	1-R	318	ASP
4	1-R	403	ILE
4	1-R	405	ALA
4	1-R	451	GLU
4	1-R	453	TYR
4	1-R	454	TYR
4	1-R	458	ASP
4	1-R	464	LYS
5	1-S	276	SER
5	1-S	327	ARG
5	1-S	335	LEU
6	1-T	426	ALA
6	1-T	466	ASP
2	1-U	24	SER
2	1-U	252	MET
2	1-U	278	LEU
2	1-U	301	LEU
2	1-U	382	ASN
2	1-U	383	THR
2	1-U	587	LEU
2	1-U	592	SER
2	1-U	603	SER
2	1-U	623	GLU
2	1-U	652	GLN
2	1-U	655	ALA
2	1-U	656	PRO
2	1-U	661	GLU
2	1-U	662	ARG
2	1-U	723	ASN
2	1-U	764	LYS
3	1-V	453	ASN
3	1-V	1451	ARG
3	1-V	1637	GLN
3	1-V	1662	CYS
3	1-V	1664	ASP
1	1-W	332	ARG
1	1-W	443	LYS
1	1-W	543	GLN
1	1-W	802	GLN

Continued on next page...

Continued from previous page...

Mol	Chain	Res	Type
1	1-W	1320	PRO
1	1-W	1343	ASN
1	1-W	1351	ASN
1	1-W	1369	SER
4	1-X	148	TRP
4	1-X	222	THR
4	1-X	318	ASP
4	1-X	403	ILE
4	1-X	405	ALA
4	1-X	451	GLU
4	1-X	453	TYR
4	1-X	454	TYR
4	1-X	458	ASP
4	1-X	464	LYS
5	1-Y	276	SER
5	1-Y	327	ARG
5	1-Y	335	LEU
6	1-Z	426	ALA
6	1-Z	466	ASP
1	2-A	332	ARG
1	2-A	443	LYS
1	2-A	543	GLN
1	2-A	802	GLN
1	2-B	332	ARG
1	2-B	443	LYS
1	2-B	543	GLN
1	2-B	802	GLN
2	2-C	24	SER
2	2-C	252	MET
2	2-C	278	LEU
2	2-C	301	LEU
2	2-C	382	ASN
2	2-C	383	THR
2	2-C	587	LEU
2	2-C	592	SER
2	2-C	603	SER
2	2-C	623	GLU
2	2-C	652	GLN
2	2-C	655	ALA
2	2-C	656	PRO
2	2-C	661	GLU
2	2-C	662	ARG

Continued on next page...

Continued from previous page...

Mol	Chain	Res	Type
2	2-C	723	ASN
2	2-C	764	LYS
3	2-D	47	LYS
3	2-D	52	SER
3	2-D	1451	ARG
3	2-D	1637	GLN
3	2-D	1662	CYS
3	2-D	1664	ASP
1	2-E	332	ARG
1	2-E	443	LYS
1	2-E	543	GLN
1	2-E	802	GLN
1	2-E	1320	PRO
1	2-E	1343	ASN
1	2-E	1351	ASN
1	2-E	1369	SER
4	2-F	148	TRP
4	2-F	318	ASP
4	2-F	403	ILE
4	2-F	405	ALA
4	2-F	451	GLU
4	2-F	453	TYR
4	2-F	454	TYR
4	2-F	458	ASP
4	2-F	464	LYS
5	2-G	276	SER
5	2-G	327	ARG
5	2-G	335	LEU
6	2-H	426	ALA
6	2-H	466	ASP
2	2-I	24	SER
2	2-I	252	MET
2	2-I	278	LEU
2	2-I	301	LEU
2	2-I	382	ASN
2	2-I	383	THR
2	2-I	587	LEU
2	2-I	592	SER
2	2-I	603	SER
2	2-I	623	GLU
2	2-I	652	GLN
2	2-I	655	ALA

Continued on next page...

Continued from previous page...

Mol	Chain	Res	Type
2	2-I	656	PRO
2	2-I	661	GLU
2	2-I	662	ARG
2	2-I	723	ASN
2	2-I	764	LYS
3	2-J	47	LYS
3	2-J	52	SER
3	2-J	1451	ARG
3	2-J	1637	GLN
3	2-J	1662	CYS
3	2-J	1664	ASP
1	2-K	332	ARG
1	2-K	443	LYS
1	2-K	543	GLN
1	2-K	802	GLN
1	2-K	1320	PRO
1	2-K	1343	ASN
1	2-K	1351	ASN
1	2-K	1369	SER
4	2-L	148	TRP
4	2-L	318	ASP
4	2-L	403	ILE
4	2-L	405	ALA
4	2-L	451	GLU
4	2-L	453	TYR
4	2-L	454	TYR
4	2-L	458	ASP
4	2-L	464	LYS
5	2-M	276	SER
5	2-M	327	ARG
5	2-M	335	LEU
6	2-N	426	ALA
6	2-N	466	ASP
2	2-O	24	SER
2	2-O	252	MET
2	2-O	278	LEU
2	2-O	301	LEU
2	2-O	382	ASN
2	2-O	383	THR
2	2-O	587	LEU
2	2-O	592	SER
2	2-O	603	SER

Continued on next page...

Continued from previous page...

Mol	Chain	Res	Type
2	2-O	623	GLU
2	2-O	652	GLN
2	2-O	655	ALA
2	2-O	656	PRO
2	2-O	661	GLU
2	2-O	662	ARG
2	2-O	723	ASN
2	2-O	764	LYS
3	2-P	47	LYS
3	2-P	52	SER
3	2-P	1451	ARG
3	2-P	1637	GLN
3	2-P	1662	CYS
3	2-P	1664	ASP
1	2-Q	332	ARG
1	2-Q	443	LYS
1	2-Q	543	GLN
1	2-Q	802	GLN
1	2-Q	1320	PRO
1	2-Q	1343	ASN
1	2-Q	1351	ASN
1	2-Q	1369	SER
4	2-R	148	TRP
4	2-R	318	ASP
4	2-R	403	ILE
4	2-R	405	ALA
4	2-R	451	GLU
4	2-R	453	TYR
4	2-R	454	TYR
4	2-R	458	ASP
4	2-R	464	LYS
5	2-S	276	SER
5	2-S	327	ARG
5	2-S	335	LEU
6	2-T	426	ALA
6	2-T	466	ASP
2	2-U	24	SER
2	2-U	252	MET
2	2-U	278	LEU
2	2-U	301	LEU
2	2-U	382	ASN
2	2-U	383	THR

Continued on next page...

Continued from previous page...

Mol	Chain	Res	Type
2	2-U	587	LEU
2	2-U	592	SER
2	2-U	603	SER
2	2-U	623	GLU
2	2-U	652	GLN
2	2-U	655	ALA
2	2-U	656	PRO
2	2-U	661	GLU
2	2-U	662	ARG
2	2-U	723	ASN
2	2-U	764	LYS
3	2-V	47	LYS
3	2-V	52	SER
3	2-V	1451	ARG
3	2-V	1637	GLN
3	2-V	1662	CYS
3	2-V	1664	ASP
1	2-W	332	ARG
1	2-W	443	LYS
1	2-W	543	GLN
1	2-W	802	GLN
1	2-W	1320	PRO
1	2-W	1343	ASN
1	2-W	1351	ASN
1	2-W	1369	SER
4	2-X	148	TRP
4	2-X	318	ASP
4	2-X	403	ILE
4	2-X	405	ALA
4	2-X	451	GLU
4	2-X	453	TYR
4	2-X	454	TYR
4	2-X	458	ASP
4	2-X	464	LYS
5	2-Y	276	SER
5	2-Y	327	ARG
5	2-Y	335	LEU
6	2-Z	426	ALA
6	2-Z	466	ASP
1	3-A	332	ARG
1	3-A	443	LYS
1	3-A	543	GLN

Continued on next page...

Continued from previous page...

Mol	Chain	Res	Type
1	3-A	802	GLN
1	3-B	332	ARG
1	3-B	443	LYS
1	3-B	543	GLN
1	3-B	802	GLN
2	3-C	24	SER
2	3-C	252	MET
2	3-C	278	LEU
2	3-C	301	LEU
2	3-C	382	ASN
2	3-C	383	THR
2	3-C	587	LEU
2	3-C	592	SER
2	3-C	603	SER
2	3-C	623	GLU
2	3-C	652	GLN
2	3-C	655	ALA
2	3-C	656	PRO
2	3-C	661	GLU
2	3-C	662	ARG
2	3-C	723	ASN
2	3-C	764	LYS
3	3-D	47	LYS
3	3-D	52	SER
3	3-D	1451	ARG
3	3-D	1637	GLN
3	3-D	1662	CYS
3	3-D	1664	ASP
1	3-E	332	ARG
1	3-E	443	LYS
1	3-E	543	GLN
1	3-E	802	GLN
1	3-E	1320	PRO
1	3-E	1343	ASN
1	3-E	1351	ASN
1	3-E	1369	SER
4	3-F	148	TRP
4	3-F	318	ASP
4	3-F	403	ILE
4	3-F	405	ALA
4	3-F	451	GLU
4	3-F	453	TYR

Continued on next page...

Continued from previous page...

Mol	Chain	Res	Type
4	3-F	454	TYR
4	3-F	458	ASP
4	3-F	464	LYS
5	3-G	276	SER
5	3-G	327	ARG
5	3-G	335	LEU
6	3-H	426	ALA
6	3-H	466	ASP
2	3-I	24	SER
2	3-I	252	MET
2	3-I	278	LEU
2	3-I	301	LEU
2	3-I	382	ASN
2	3-I	383	THR
2	3-I	587	LEU
2	3-I	592	SER
2	3-I	603	SER
2	3-I	623	GLU
2	3-I	652	GLN
2	3-I	655	ALA
2	3-I	656	PRO
2	3-I	661	GLU
2	3-I	662	ARG
2	3-I	723	ASN
2	3-I	764	LYS
3	3-J	47	LYS
3	3-J	52	SER
3	3-J	1451	ARG
3	3-J	1637	GLN
3	3-J	1662	CYS
3	3-J	1664	ASP
1	3-K	332	ARG
1	3-K	443	LYS
1	3-K	543	GLN
1	3-K	802	GLN
1	3-K	1320	PRO
1	3-K	1343	ASN
1	3-K	1351	ASN
1	3-K	1369	SER
4	3-L	148	TRP
4	3-L	318	ASP
4	3-L	403	ILE

Continued on next page...

Continued from previous page...

Mol	Chain	Res	Type
4	3-L	405	ALA
4	3-L	451	GLU
4	3-L	453	TYR
4	3-L	454	TYR
4	3-L	458	ASP
4	3-L	464	LYS
5	3-M	276	SER
5	3-M	327	ARG
5	3-M	335	LEU
6	3-N	426	ALA
6	3-N	466	ASP
2	3-O	24	SER
2	3-O	252	MET
2	3-O	278	LEU
2	3-O	301	LEU
2	3-O	382	ASN
2	3-O	383	THR
2	3-O	587	LEU
2	3-O	592	SER
2	3-O	603	SER
2	3-O	623	GLU
2	3-O	652	GLN
2	3-O	655	ALA
2	3-O	656	PRO
2	3-O	661	GLU
2	3-O	662	ARG
2	3-O	723	ASN
2	3-O	764	LYS
3	3-P	47	LYS
3	3-P	52	SER
3	3-P	1451	ARG
3	3-P	1637	GLN
3	3-P	1662	CYS
3	3-P	1664	ASP
1	3-Q	332	ARG
1	3-Q	443	LYS
1	3-Q	543	GLN
1	3-Q	802	GLN
1	3-Q	1320	PRO
1	3-Q	1343	ASN
1	3-Q	1351	ASN
1	3-Q	1369	SER

Continued on next page...

Continued from previous page...

Mol	Chain	Res	Type
4	3-R	148	TRP
4	3-R	318	ASP
4	3-R	403	ILE
4	3-R	405	ALA
4	3-R	451	GLU
4	3-R	453	TYR
4	3-R	454	TYR
4	3-R	458	ASP
4	3-R	464	LYS
5	3-S	276	SER
5	3-S	327	ARG
5	3-S	335	LEU
6	3-T	426	ALA
6	3-T	466	ASP
2	3-U	24	SER
2	3-U	252	MET
2	3-U	278	LEU
2	3-U	301	LEU
2	3-U	382	ASN
2	3-U	383	THR
2	3-U	587	LEU
2	3-U	592	SER
2	3-U	603	SER
2	3-U	623	GLU
2	3-U	652	GLN
2	3-U	655	ALA
2	3-U	656	PRO
2	3-U	661	GLU
2	3-U	662	ARG
2	3-U	723	ASN
2	3-U	764	LYS
3	3-V	47	LYS
3	3-V	52	SER
3	3-V	1451	ARG
3	3-V	1637	GLN
3	3-V	1662	CYS
3	3-V	1664	ASP
1	3-W	332	ARG
1	3-W	443	LYS
1	3-W	543	GLN
1	3-W	802	GLN
1	3-W	1320	PRO

Continued on next page...

Continued from previous page...

Mol	Chain	Res	Type
1	3-W	1343	ASN
1	3-W	1351	ASN
1	3-W	1369	SER
4	3-X	148	TRP
4	3-X	318	ASP
4	3-X	403	ILE
4	3-X	405	ALA
4	3-X	451	GLU
4	3-X	453	TYR
4	3-X	454	TYR
4	3-X	458	ASP
4	3-X	464	LYS
5	3-Y	276	SER
5	3-Y	327	ARG
5	3-Y	335	LEU
6	3-Z	426	ALA
6	3-Z	466	ASP
1	4-A	332	ARG
1	4-A	443	LYS
1	4-A	543	GLN
1	4-A	802	GLN
1	4-B	332	ARG
1	4-B	443	LYS
1	4-B	543	GLN
1	4-B	802	GLN
2	4-C	24	SER
2	4-C	252	MET
2	4-C	278	LEU
2	4-C	301	LEU
2	4-C	382	ASN
2	4-C	383	THR
2	4-C	587	LEU
2	4-C	592	SER
2	4-C	603	SER
2	4-C	623	GLU
2	4-C	652	GLN
2	4-C	655	ALA
2	4-C	656	PRO
2	4-C	661	GLU
2	4-C	662	ARG
2	4-C	723	ASN
2	4-C	764	LYS

Continued on next page...

Continued from previous page...

Mol	Chain	Res	Type
3	4-D	47	LYS
3	4-D	52	SER
3	4-D	1451	ARG
3	4-D	1637	GLN
3	4-D	1662	CYS
3	4-D	1664	ASP
1	4-E	332	ARG
1	4-E	443	LYS
1	4-E	543	GLN
1	4-E	802	GLN
1	4-E	1320	PRO
1	4-E	1343	ASN
1	4-E	1351	ASN
1	4-E	1369	SER
4	4-F	148	TRP
4	4-F	318	ASP
4	4-F	403	ILE
4	4-F	405	ALA
4	4-F	451	GLU
4	4-F	453	TYR
4	4-F	454	TYR
4	4-F	458	ASP
4	4-F	464	LYS
5	4-G	276	SER
5	4-G	327	ARG
5	4-G	335	LEU
6	4-H	426	ALA
6	4-H	466	ASP
2	4-I	24	SER
2	4-I	252	MET
2	4-I	278	LEU
2	4-I	301	LEU
2	4-I	382	ASN
2	4-I	383	THR
2	4-I	587	LEU
2	4-I	592	SER
2	4-I	603	SER
2	4-I	623	GLU
2	4-I	652	GLN
2	4-I	655	ALA
2	4-I	656	PRO
2	4-I	661	GLU

Continued on next page...

Continued from previous page...

Mol	Chain	Res	Type
2	4-I	662	ARG
2	4-I	723	ASN
2	4-I	764	LYS
3	4-J	47	LYS
3	4-J	52	SER
3	4-J	1451	ARG
3	4-J	1637	GLN
3	4-J	1662	CYS
3	4-J	1664	ASP
1	4-K	332	ARG
1	4-K	443	LYS
1	4-K	543	GLN
1	4-K	802	GLN
1	4-K	1320	PRO
1	4-K	1343	ASN
1	4-K	1351	ASN
1	4-K	1369	SER
4	4-L	148	TRP
4	4-L	318	ASP
4	4-L	403	ILE
4	4-L	405	ALA
4	4-L	451	GLU
4	4-L	453	TYR
4	4-L	454	TYR
4	4-L	458	ASP
4	4-L	464	LYS
5	4-M	276	SER
5	4-M	327	ARG
5	4-M	335	LEU
6	4-N	426	ALA
6	4-N	466	ASP
2	4-O	24	SER
2	4-O	252	MET
2	4-O	278	LEU
2	4-O	301	LEU
2	4-O	382	ASN
2	4-O	383	THR
2	4-O	587	LEU
2	4-O	592	SER
2	4-O	603	SER
2	4-O	623	GLU
2	4-O	652	GLN

Continued on next page...

Continued from previous page...

Mol	Chain	Res	Type
2	4-O	655	ALA
2	4-O	656	PRO
2	4-O	661	GLU
2	4-O	662	ARG
2	4-O	723	ASN
2	4-O	764	LYS
3	4-P	47	LYS
3	4-P	52	SER
3	4-P	1451	ARG
3	4-P	1637	GLN
3	4-P	1662	CYS
3	4-P	1664	ASP
1	4-Q	332	ARG
1	4-Q	443	LYS
1	4-Q	543	GLN
1	4-Q	802	GLN
1	4-Q	1320	PRO
1	4-Q	1343	ASN
1	4-Q	1351	ASN
1	4-Q	1369	SER
4	4-R	148	TRP
4	4-R	318	ASP
4	4-R	403	ILE
4	4-R	405	ALA
4	4-R	451	GLU
4	4-R	453	TYR
4	4-R	454	TYR
4	4-R	458	ASP
4	4-R	464	LYS
5	4-S	276	SER
5	4-S	327	ARG
5	4-S	335	LEU
6	4-T	426	ALA
6	4-T	466	ASP
2	4-U	24	SER
2	4-U	252	MET
2	4-U	278	LEU
2	4-U	301	LEU
2	4-U	382	ASN
2	4-U	383	THR
2	4-U	587	LEU
2	4-U	592	SER

Continued on next page...

Continued from previous page...

Mol	Chain	Res	Type
2	4-U	603	SER
2	4-U	623	GLU
2	4-U	652	GLN
2	4-U	655	ALA
2	4-U	656	PRO
2	4-U	661	GLU
2	4-U	662	ARG
2	4-U	723	ASN
2	4-U	764	LYS
3	4-V	47	LYS
3	4-V	52	SER
3	4-V	1451	ARG
3	4-V	1637	GLN
3	4-V	1662	CYS
3	4-V	1664	ASP
1	4-W	332	ARG
1	4-W	443	LYS
1	4-W	543	GLN
1	4-W	802	GLN
1	4-W	1320	PRO
1	4-W	1343	ASN
1	4-W	1351	ASN
1	4-W	1369	SER
4	4-X	148	TRP
4	4-X	318	ASP
4	4-X	403	ILE
4	4-X	405	ALA
4	4-X	451	GLU
4	4-X	453	TYR
4	4-X	454	TYR
4	4-X	458	ASP
4	4-X	464	LYS
5	4-Y	276	SER
5	4-Y	327	ARG
5	4-Y	335	LEU
6	4-Z	426	ALA
6	4-Z	466	ASP
1	5-A	332	ARG
1	5-A	443	LYS
1	5-A	543	GLN
1	5-A	802	GLN
1	5-B	332	ARG

Continued on next page...

Continued from previous page...

Mol	Chain	Res	Type
1	5-B	443	LYS
1	5-B	543	GLN
1	5-B	802	GLN
2	5-C	24	SER
2	5-C	252	MET
2	5-C	278	LEU
2	5-C	301	LEU
2	5-C	382	ASN
2	5-C	383	THR
2	5-C	587	LEU
2	5-C	592	SER
2	5-C	603	SER
2	5-C	623	GLU
2	5-C	652	GLN
2	5-C	655	ALA
2	5-C	656	PRO
2	5-C	661	GLU
2	5-C	662	ARG
2	5-C	723	ASN
2	5-C	764	LYS
3	5-D	47	LYS
3	5-D	52	SER
3	5-D	1451	ARG
3	5-D	1637	GLN
3	5-D	1662	CYS
3	5-D	1664	ASP
1	5-E	332	ARG
1	5-E	443	LYS
1	5-E	543	GLN
1	5-E	802	GLN
1	5-E	1320	PRO
1	5-E	1343	ASN
1	5-E	1351	ASN
1	5-E	1369	SER
4	5-F	148	TRP
4	5-F	318	ASP
4	5-F	403	ILE
4	5-F	405	ALA
4	5-F	451	GLU
4	5-F	453	TYR
4	5-F	454	TYR
4	5-F	458	ASP

Continued on next page...

Continued from previous page...

Mol	Chain	Res	Type
4	5-F	464	LYS
5	5-G	276	SER
5	5-G	327	ARG
5	5-G	335	LEU
6	5-H	426	ALA
6	5-H	466	ASP
2	5-I	24	SER
2	5-I	252	MET
2	5-I	278	LEU
2	5-I	301	LEU
2	5-I	382	ASN
2	5-I	383	THR
2	5-I	587	LEU
2	5-I	592	SER
2	5-I	603	SER
2	5-I	623	GLU
2	5-I	652	GLN
2	5-I	655	ALA
2	5-I	656	PRO
2	5-I	661	GLU
2	5-I	662	ARG
2	5-I	723	ASN
2	5-I	764	LYS
3	5-J	47	LYS
3	5-J	52	SER
3	5-J	1451	ARG
3	5-J	1637	GLN
3	5-J	1662	CYS
3	5-J	1664	ASP
1	5-K	332	ARG
1	5-K	443	LYS
1	5-K	543	GLN
1	5-K	802	GLN
1	5-K	1320	PRO
1	5-K	1343	ASN
1	5-K	1351	ASN
1	5-K	1369	SER
4	5-L	148	TRP
4	5-L	318	ASP
4	5-L	403	ILE
4	5-L	405	ALA
4	5-L	451	GLU

Continued on next page...

Continued from previous page...

Mol	Chain	Res	Type
4	5-L	453	TYR
4	5-L	454	TYR
4	5-L	458	ASP
4	5-L	464	LYS
5	5-M	276	SER
5	5-M	327	ARG
5	5-M	335	LEU
6	5-N	426	ALA
6	5-N	466	ASP
2	5-O	24	SER
2	5-O	252	MET
2	5-O	278	LEU
2	5-O	301	LEU
2	5-O	382	ASN
2	5-O	383	THR
2	5-O	587	LEU
2	5-O	592	SER
2	5-O	603	SER
2	5-O	623	GLU
2	5-O	652	GLN
2	5-O	655	ALA
2	5-O	656	PRO
2	5-O	661	GLU
2	5-O	662	ARG
2	5-O	723	ASN
2	5-O	764	LYS
3	5-P	47	LYS
3	5-P	52	SER
3	5-P	1451	ARG
3	5-P	1637	GLN
3	5-P	1662	CYS
3	5-P	1664	ASP
1	5-Q	332	ARG
1	5-Q	443	LYS
1	5-Q	543	GLN
1	5-Q	802	GLN
1	5-Q	1320	PRO
1	5-Q	1343	ASN
1	5-Q	1351	ASN
1	5-Q	1369	SER
4	5-R	148	TRP
4	5-R	318	ASP

Continued on next page...

Continued from previous page...

Mol	Chain	Res	Type
4	5-R	403	ILE
4	5-R	405	ALA
4	5-R	451	GLU
4	5-R	453	TYR
4	5-R	454	TYR
4	5-R	458	ASP
4	5-R	464	LYS
5	5-S	276	SER
5	5-S	327	ARG
5	5-S	335	LEU
6	5-T	426	ALA
6	5-T	466	ASP
2	5-U	24	SER
2	5-U	252	MET
2	5-U	278	LEU
2	5-U	301	LEU
2	5-U	382	ASN
2	5-U	383	THR
2	5-U	587	LEU
2	5-U	592	SER
2	5-U	603	SER
2	5-U	623	GLU
2	5-U	652	GLN
2	5-U	655	ALA
2	5-U	656	PRO
2	5-U	661	GLU
2	5-U	662	ARG
2	5-U	723	ASN
2	5-U	764	LYS
3	5-V	47	LYS
3	5-V	52	SER
3	5-V	1451	ARG
3	5-V	1637	GLN
3	5-V	1662	CYS
3	5-V	1664	ASP
1	5-W	332	ARG
1	5-W	443	LYS
1	5-W	543	GLN
1	5-W	802	GLN
1	5-W	1320	PRO
1	5-W	1343	ASN
1	5-W	1351	ASN

Continued on next page...

Continued from previous page...

Mol	Chain	Res	Type
1	5-W	1369	SER
4	5-X	148	TRP
4	5-X	318	ASP
4	5-X	403	ILE
4	5-X	405	ALA
4	5-X	451	GLU
4	5-X	453	TYR
4	5-X	454	TYR
4	5-X	458	ASP
4	5-X	464	LYS
5	5-Y	276	SER
5	5-Y	327	ARG
5	5-Y	335	LEU
6	5-Z	426	ALA
6	5-Z	466	ASP
1	6-A	332	ARG
1	6-A	443	LYS
1	6-A	543	GLN
1	6-A	802	GLN
1	6-B	332	ARG
1	6-B	443	LYS
1	6-B	543	GLN
1	6-B	802	GLN
2	6-C	24	SER
2	6-C	252	MET
2	6-C	278	LEU
2	6-C	301	LEU
2	6-C	382	ASN
2	6-C	383	THR
2	6-C	587	LEU
2	6-C	592	SER
2	6-C	603	SER
2	6-C	623	GLU
2	6-C	652	GLN
2	6-C	655	ALA
2	6-C	656	PRO
2	6-C	661	GLU
2	6-C	662	ARG
2	6-C	723	ASN
2	6-C	764	LYS
3	6-D	47	LYS
3	6-D	52	SER

Continued on next page...

Continued from previous page...

Mol	Chain	Res	Type
3	6-D	1451	ARG
3	6-D	1637	GLN
3	6-D	1662	CYS
3	6-D	1664	ASP
1	6-E	332	ARG
1	6-E	443	LYS
1	6-E	543	GLN
1	6-E	802	GLN
1	6-E	1320	PRO
1	6-E	1343	ASN
1	6-E	1351	ASN
1	6-E	1369	SER
4	6-F	148	TRP
4	6-F	318	ASP
4	6-F	403	ILE
4	6-F	405	ALA
4	6-F	451	GLU
4	6-F	453	TYR
4	6-F	454	TYR
4	6-F	458	ASP
4	6-F	464	LYS
5	6-G	276	SER
5	6-G	327	ARG
5	6-G	335	LEU
6	6-H	426	ALA
6	6-H	466	ASP
2	6-I	24	SER
2	6-I	252	MET
2	6-I	278	LEU
2	6-I	301	LEU
2	6-I	382	ASN
2	6-I	383	THR
2	6-I	587	LEU
2	6-I	592	SER
2	6-I	603	SER
2	6-I	623	GLU
2	6-I	652	GLN
2	6-I	655	ALA
2	6-I	656	PRO
2	6-I	661	GLU
2	6-I	662	ARG
2	6-I	723	ASN

Continued on next page...

Continued from previous page...

Mol	Chain	Res	Type
2	6-I	764	LYS
3	6-J	47	LYS
3	6-J	52	SER
3	6-J	1451	ARG
3	6-J	1637	GLN
3	6-J	1662	CYS
3	6-J	1664	ASP
1	6-K	332	ARG
1	6-K	443	LYS
1	6-K	543	GLN
1	6-K	802	GLN
1	6-K	1320	PRO
1	6-K	1343	ASN
1	6-K	1351	ASN
1	6-K	1369	SER
4	6-L	148	TRP
4	6-L	318	ASP
4	6-L	403	ILE
4	6-L	405	ALA
4	6-L	451	GLU
4	6-L	453	TYR
4	6-L	454	TYR
4	6-L	458	ASP
4	6-L	464	LYS
5	6-M	276	SER
5	6-M	327	ARG
5	6-M	335	LEU
6	6-N	426	ALA
6	6-N	466	ASP
2	6-O	24	SER
2	6-O	252	MET
2	6-O	278	LEU
2	6-O	301	LEU
2	6-O	382	ASN
2	6-O	383	THR
2	6-O	587	LEU
2	6-O	592	SER
2	6-O	603	SER
2	6-O	623	GLU
2	6-O	652	GLN
2	6-O	655	ALA
2	6-O	656	PRO

Continued on next page...

Continued from previous page...

Mol	Chain	Res	Type
2	6-O	661	GLU
2	6-O	662	ARG
2	6-O	723	ASN
2	6-O	764	LYS
3	6-P	47	LYS
3	6-P	52	SER
3	6-P	1451	ARG
3	6-P	1637	GLN
3	6-P	1662	CYS
3	6-P	1664	ASP
1	6-Q	332	ARG
1	6-Q	443	LYS
1	6-Q	543	GLN
1	6-Q	802	GLN
1	6-Q	1320	PRO
1	6-Q	1343	ASN
1	6-Q	1351	ASN
1	6-Q	1369	SER
4	6-R	148	TRP
4	6-R	318	ASP
4	6-R	403	ILE
4	6-R	405	ALA
4	6-R	451	GLU
4	6-R	453	TYR
4	6-R	454	TYR
4	6-R	458	ASP
4	6-R	464	LYS
5	6-S	276	SER
5	6-S	327	ARG
5	6-S	335	LEU
6	6-T	426	ALA
6	6-T	466	ASP
2	6-U	24	SER
2	6-U	252	MET
2	6-U	278	LEU
2	6-U	301	LEU
2	6-U	382	ASN
2	6-U	383	THR
2	6-U	587	LEU
2	6-U	592	SER
2	6-U	603	SER
2	6-U	623	GLU

Continued on next page...

Continued from previous page...

Mol	Chain	Res	Type
2	6-U	652	GLN
2	6-U	655	ALA
2	6-U	656	PRO
2	6-U	661	GLU
2	6-U	662	ARG
2	6-U	723	ASN
2	6-U	764	LYS
3	6-V	47	LYS
3	6-V	52	SER
3	6-V	1451	ARG
3	6-V	1637	GLN
3	6-V	1662	CYS
3	6-V	1664	ASP
1	6-W	332	ARG
1	6-W	443	LYS
1	6-W	543	GLN
1	6-W	802	GLN
1	6-W	1320	PRO
1	6-W	1343	ASN
1	6-W	1351	ASN
1	6-W	1369	SER
4	6-X	148	TRP
4	6-X	318	ASP
4	6-X	403	ILE
4	6-X	405	ALA
4	6-X	451	GLU
4	6-X	453	TYR
4	6-X	454	TYR
4	6-X	458	ASP
4	6-X	464	LYS
5	6-Y	276	SER
5	6-Y	327	ARG
5	6-Y	335	LEU
6	6-Z	426	ALA
6	6-Z	466	ASP
1	7-A	332	ARG
1	7-A	443	LYS
1	7-A	543	GLN
1	7-A	802	GLN
1	7-B	332	ARG
1	7-B	443	LYS
1	7-B	543	GLN

Continued on next page...

Continued from previous page...

Mol	Chain	Res	Type
1	7-B	802	GLN
2	7-C	24	SER
2	7-C	252	MET
2	7-C	278	LEU
2	7-C	301	LEU
2	7-C	382	ASN
2	7-C	383	THR
2	7-C	587	LEU
2	7-C	592	SER
2	7-C	603	SER
2	7-C	623	GLU
2	7-C	652	GLN
2	7-C	655	ALA
2	7-C	656	PRO
2	7-C	661	GLU
2	7-C	662	ARG
2	7-C	723	ASN
2	7-C	764	LYS
3	7-D	47	LYS
3	7-D	52	SER
3	7-D	1451	ARG
3	7-D	1637	GLN
3	7-D	1662	CYS
3	7-D	1664	ASP
1	7-E	332	ARG
1	7-E	443	LYS
1	7-E	543	GLN
1	7-E	802	GLN
1	7-E	1320	PRO
1	7-E	1343	ASN
1	7-E	1351	ASN
1	7-E	1369	SER
4	7-F	148	TRP
4	7-F	318	ASP
4	7-F	403	ILE
4	7-F	405	ALA
4	7-F	451	GLU
4	7-F	453	TYR
4	7-F	454	TYR
4	7-F	458	ASP
4	7-F	464	LYS
5	7-G	276	SER

Continued on next page...

Continued from previous page...

Mol	Chain	Res	Type
5	7-G	327	ARG
5	7-G	335	LEU
6	7-H	426	ALA
6	7-H	466	ASP
2	7-I	24	SER
2	7-I	252	MET
2	7-I	278	LEU
2	7-I	301	LEU
2	7-I	382	ASN
2	7-I	383	THR
2	7-I	587	LEU
2	7-I	592	SER
2	7-I	603	SER
2	7-I	623	GLU
2	7-I	652	GLN
2	7-I	655	ALA
2	7-I	656	PRO
2	7-I	661	GLU
2	7-I	662	ARG
2	7-I	723	ASN
2	7-I	764	LYS
3	7-J	47	LYS
3	7-J	52	SER
3	7-J	1451	ARG
3	7-J	1637	GLN
3	7-J	1662	CYS
3	7-J	1664	ASP
1	7-K	332	ARG
1	7-K	443	LYS
1	7-K	543	GLN
1	7-K	802	GLN
1	7-K	1320	PRO
1	7-K	1343	ASN
1	7-K	1351	ASN
1	7-K	1369	SER
4	7-L	148	TRP
4	7-L	318	ASP
4	7-L	403	ILE
4	7-L	405	ALA
4	7-L	451	GLU
4	7-L	453	TYR
4	7-L	454	TYR

Continued on next page...

Continued from previous page...

Mol	Chain	Res	Type
4	7-L	458	ASP
4	7-L	464	LYS
5	7-M	276	SER
5	7-M	327	ARG
5	7-M	335	LEU
6	7-N	426	ALA
6	7-N	466	ASP
2	7-O	24	SER
2	7-O	252	MET
2	7-O	278	LEU
2	7-O	301	LEU
2	7-O	382	ASN
2	7-O	383	THR
2	7-O	587	LEU
2	7-O	592	SER
2	7-O	603	SER
2	7-O	623	GLU
2	7-O	652	GLN
2	7-O	655	ALA
2	7-O	656	PRO
2	7-O	661	GLU
2	7-O	662	ARG
2	7-O	723	ASN
2	7-O	764	LYS
3	7-P	47	LYS
3	7-P	52	SER
3	7-P	1451	ARG
3	7-P	1637	GLN
3	7-P	1662	CYS
3	7-P	1664	ASP
1	7-Q	332	ARG
1	7-Q	443	LYS
1	7-Q	543	GLN
1	7-Q	802	GLN
1	7-Q	1320	PRO
1	7-Q	1343	ASN
1	7-Q	1351	ASN
1	7-Q	1369	SER
4	7-R	148	TRP
4	7-R	318	ASP
4	7-R	403	ILE
4	7-R	405	ALA

Continued on next page...

Continued from previous page...

Mol	Chain	Res	Type
4	7-R	451	GLU
4	7-R	453	TYR
4	7-R	454	TYR
4	7-R	458	ASP
4	7-R	464	LYS
5	7-S	276	SER
5	7-S	327	ARG
5	7-S	335	LEU
6	7-T	426	ALA
6	7-T	466	ASP
2	7-U	24	SER
2	7-U	252	MET
2	7-U	278	LEU
2	7-U	301	LEU
2	7-U	382	ASN
2	7-U	383	THR
2	7-U	587	LEU
2	7-U	592	SER
2	7-U	603	SER
2	7-U	623	GLU
2	7-U	652	GLN
2	7-U	655	ALA
2	7-U	656	PRO
2	7-U	661	GLU
2	7-U	662	ARG
2	7-U	723	ASN
2	7-U	764	LYS
3	7-V	47	LYS
3	7-V	52	SER
3	7-V	1451	ARG
3	7-V	1637	GLN
3	7-V	1662	CYS
3	7-V	1664	ASP
1	7-W	332	ARG
1	7-W	443	LYS
1	7-W	543	GLN
1	7-W	802	GLN
1	7-W	1320	PRO
1	7-W	1343	ASN
1	7-W	1351	ASN
1	7-W	1369	SER
4	7-X	148	TRP

Continued on next page...

Continued from previous page...

Mol	Chain	Res	Type
4	7-X	318	ASP
4	7-X	403	ILE
4	7-X	405	ALA
4	7-X	451	GLU
4	7-X	453	TYR
4	7-X	454	TYR
4	7-X	458	ASP
4	7-X	464	LYS
5	7-Y	276	SER
5	7-Y	327	ARG
5	7-Y	335	LEU
6	7-Z	426	ALA
6	7-Z	466	ASP
1	8-A	332	ARG
1	8-A	443	LYS
1	8-A	543	GLN
1	8-A	802	GLN
1	8-B	332	ARG
1	8-B	443	LYS
1	8-B	543	GLN
1	8-B	802	GLN
2	8-C	24	SER
2	8-C	252	MET
2	8-C	278	LEU
2	8-C	301	LEU
2	8-C	382	ASN
2	8-C	383	THR
2	8-C	587	LEU
2	8-C	592	SER
2	8-C	603	SER
2	8-C	623	GLU
2	8-C	652	GLN
2	8-C	655	ALA
2	8-C	656	PRO
2	8-C	661	GLU
2	8-C	662	ARG
2	8-C	723	ASN
2	8-C	764	LYS
3	8-D	47	LYS
3	8-D	52	SER
3	8-D	1451	ARG
3	8-D	1637	GLN

Continued on next page...

Continued from previous page...

Mol	Chain	Res	Type
3	8-D	1662	CYS
3	8-D	1664	ASP
1	8-E	332	ARG
1	8-E	443	LYS
1	8-E	543	GLN
1	8-E	802	GLN
1	8-E	1320	PRO
1	8-E	1343	ASN
1	8-E	1351	ASN
1	8-E	1369	SER
4	8-F	148	TRP
4	8-F	318	ASP
4	8-F	403	ILE
4	8-F	405	ALA
4	8-F	451	GLU
4	8-F	453	TYR
4	8-F	454	TYR
4	8-F	458	ASP
4	8-F	464	LYS
5	8-G	276	SER
5	8-G	327	ARG
5	8-G	335	LEU
6	8-H	426	ALA
6	8-H	466	ASP
2	8-I	24	SER
2	8-I	252	MET
2	8-I	278	LEU
2	8-I	301	LEU
2	8-I	382	ASN
2	8-I	383	THR
2	8-I	587	LEU
2	8-I	592	SER
2	8-I	603	SER
2	8-I	623	GLU
2	8-I	652	GLN
2	8-I	655	ALA
2	8-I	656	PRO
2	8-I	661	GLU
2	8-I	662	ARG
2	8-I	723	ASN
2	8-I	764	LYS
3	8-J	47	LYS

Continued on next page...

Continued from previous page...

Mol	Chain	Res	Type
3	8-J	52	SER
3	8-J	1451	ARG
3	8-J	1637	GLN
3	8-J	1662	CYS
3	8-J	1664	ASP
1	8-K	332	ARG
1	8-K	443	LYS
1	8-K	543	GLN
1	8-K	802	GLN
1	8-K	1320	PRO
1	8-K	1343	ASN
1	8-K	1351	ASN
1	8-K	1369	SER
4	8-L	148	TRP
4	8-L	318	ASP
4	8-L	403	ILE
4	8-L	405	ALA
4	8-L	451	GLU
4	8-L	453	TYR
4	8-L	454	TYR
4	8-L	458	ASP
4	8-L	464	LYS
5	8-M	276	SER
5	8-M	327	ARG
5	8-M	335	LEU
6	8-N	426	ALA
6	8-N	466	ASP
2	8-O	24	SER
2	8-O	252	MET
2	8-O	278	LEU
2	8-O	301	LEU
2	8-O	382	ASN
2	8-O	383	THR
2	8-O	587	LEU
2	8-O	592	SER
2	8-O	603	SER
2	8-O	623	GLU
2	8-O	652	GLN
2	8-O	655	ALA
2	8-O	656	PRO
2	8-O	661	GLU
2	8-O	662	ARG

Continued on next page...

Continued from previous page...

Mol	Chain	Res	Type
2	8-O	723	ASN
2	8-O	764	LYS
3	8-P	47	LYS
3	8-P	52	SER
3	8-P	1451	ARG
3	8-P	1637	GLN
3	8-P	1662	CYS
3	8-P	1664	ASP
1	8-Q	332	ARG
1	8-Q	443	LYS
1	8-Q	543	GLN
1	8-Q	802	GLN
1	8-Q	1320	PRO
1	8-Q	1343	ASN
1	8-Q	1351	ASN
1	8-Q	1369	SER
4	8-R	148	TRP
4	8-R	318	ASP
4	8-R	403	ILE
4	8-R	405	ALA
4	8-R	451	GLU
4	8-R	453	TYR
4	8-R	454	TYR
4	8-R	458	ASP
4	8-R	464	LYS
5	8-S	276	SER
5	8-S	327	ARG
5	8-S	335	LEU
6	8-T	426	ALA
6	8-T	466	ASP
2	8-U	24	SER
2	8-U	252	MET
2	8-U	278	LEU
2	8-U	301	LEU
2	8-U	382	ASN
2	8-U	383	THR
2	8-U	587	LEU
2	8-U	592	SER
2	8-U	603	SER
2	8-U	623	GLU
2	8-U	652	GLN
2	8-U	655	ALA

Continued on next page...

Continued from previous page...

Mol	Chain	Res	Type
2	8-U	656	PRO
2	8-U	661	GLU
2	8-U	662	ARG
2	8-U	723	ASN
2	8-U	764	LYS
3	8-V	47	LYS
3	8-V	52	SER
3	8-V	1451	ARG
3	8-V	1637	GLN
3	8-V	1662	CYS
3	8-V	1664	ASP
1	8-W	332	ARG
1	8-W	443	LYS
1	8-W	543	GLN
1	8-W	802	GLN
1	8-W	1320	PRO
1	8-W	1343	ASN
1	8-W	1351	ASN
1	8-W	1369	SER
4	8-X	148	TRP
4	8-X	318	ASP
4	8-X	403	ILE
4	8-X	405	ALA
4	8-X	451	GLU
4	8-X	453	TYR
4	8-X	454	TYR
4	8-X	458	ASP
4	8-X	464	LYS
5	8-Y	276	SER
5	8-Y	327	ARG
5	8-Y	335	LEU
6	8-Z	426	ALA
6	8-Z	466	ASP
1	1-A	260	SER
1	1-A	312	MET
1	1-A	415	LYS
1	1-B	260	SER
1	1-B	312	MET
1	1-B	415	LYS
2	1-C	23	ILE
2	1-C	179	ASP
2	1-C	215	LEU

Continued on next page...

Continued from previous page...

Mol	Chain	Res	Type
2	1-C	219	SER
2	1-C	354	GLU
2	1-C	368	GLU
2	1-C	402	ASN
2	1-C	404	SER
2	1-C	559	ASP
2	1-C	602	THR
2	1-C	649	VAL
2	1-C	679	ILE
2	1-C	726	SER
2	1-C	754	ASN
3	1-D	39	LEU
3	1-D	881	GLN
1	1-E	260	SER
1	1-E	312	MET
1	1-E	415	LYS
1	1-E	961	GLY
1	1-E	1235	LEU
1	1-E	1346	ARG
4	1-F	204	SER
4	1-F	221	GLN
4	1-F	301	PRO
4	1-F	461	ARG
4	1-F	492	GLU
5	1-G	326	LEU
5	1-G	378	SER
6	1-H	411	GLU
6	1-H	494	LEU
2	1-I	23	ILE
2	1-I	179	ASP
2	1-I	215	LEU
2	1-I	219	SER
2	1-I	354	GLU
2	1-I	368	GLU
2	1-I	402	ASN
2	1-I	404	SER
2	1-I	559	ASP
2	1-I	602	THR
2	1-I	649	VAL
2	1-I	679	ILE
2	1-I	726	SER
2	1-I	754	ASN

Continued on next page...

Continued from previous page...

Mol	Chain	Res	Type
3	1-J	39	LEU
3	1-J	881	GLN
1	1-K	260	SER
1	1-K	312	MET
1	1-K	415	LYS
1	1-K	961	GLY
1	1-K	1235	LEU
1	1-K	1346	ARG
4	1-L	204	SER
4	1-L	221	GLN
4	1-L	301	PRO
4	1-L	461	ARG
4	1-L	492	GLU
5	1-M	326	LEU
5	1-M	378	SER
6	1-N	411	GLU
6	1-N	494	LEU
2	1-O	23	ILE
2	1-O	179	ASP
2	1-O	215	LEU
2	1-O	219	SER
2	1-O	354	GLU
2	1-O	368	GLU
2	1-O	402	ASN
2	1-O	404	SER
2	1-O	559	ASP
2	1-O	602	THR
2	1-O	649	VAL
2	1-O	679	ILE
2	1-O	726	SER
2	1-O	754	ASN
3	1-P	39	LEU
3	1-P	881	GLN
1	1-Q	260	SER
1	1-Q	312	MET
1	1-Q	415	LYS
1	1-Q	961	GLY
1	1-Q	1235	LEU
1	1-Q	1346	ARG
4	1-R	204	SER
4	1-R	221	GLN
4	1-R	301	PRO

Continued on next page...

Continued from previous page...

Mol	Chain	Res	Type
4	1-R	461	ARG
4	1-R	492	GLU
5	1-S	326	LEU
5	1-S	378	SER
6	1-T	411	GLU
6	1-T	494	LEU
2	1-U	23	ILE
2	1-U	179	ASP
2	1-U	215	LEU
2	1-U	219	SER
2	1-U	354	GLU
2	1-U	368	GLU
2	1-U	402	ASN
2	1-U	404	SER
2	1-U	559	ASP
2	1-U	602	THR
2	1-U	649	VAL
2	1-U	679	ILE
2	1-U	726	SER
2	1-U	754	ASN
3	1-V	39	LEU
3	1-V	881	GLN
1	1-W	260	SER
1	1-W	312	MET
1	1-W	415	LYS
1	1-W	961	GLY
1	1-W	1235	LEU
1	1-W	1346	ARG
4	1-X	204	SER
4	1-X	221	GLN
4	1-X	301	PRO
4	1-X	461	ARG
4	1-X	492	GLU
5	1-Y	326	LEU
5	1-Y	378	SER
6	1-Z	411	GLU
6	1-Z	494	LEU
1	2-A	312	MET
1	2-A	415	LYS
1	2-B	312	MET
1	2-B	415	LYS
2	2-C	23	ILE

Continued on next page...

Continued from previous page...

Mol	Chain	Res	Type
2	2-C	179	ASP
2	2-C	215	LEU
2	2-C	219	SER
2	2-C	354	GLU
2	2-C	368	GLU
2	2-C	402	ASN
2	2-C	404	SER
2	2-C	559	ASP
2	2-C	602	THR
2	2-C	649	VAL
2	2-C	679	ILE
2	2-C	726	SER
2	2-C	754	ASN
3	2-D	39	LEU
3	2-D	718	SER
1	2-E	312	MET
1	2-E	415	LYS
1	2-E	961	GLY
1	2-E	1235	LEU
1	2-E	1346	ARG
4	2-F	301	PRO
4	2-F	461	ARG
4	2-F	492	GLU
5	2-G	326	LEU
5	2-G	378	SER
6	2-H	411	GLU
6	2-H	494	LEU
2	2-I	23	ILE
2	2-I	179	ASP
2	2-I	215	LEU
2	2-I	219	SER
2	2-I	354	GLU
2	2-I	368	GLU
2	2-I	402	ASN
2	2-I	404	SER
2	2-I	559	ASP
2	2-I	602	THR
2	2-I	649	VAL
2	2-I	679	ILE
2	2-I	726	SER
2	2-I	754	ASN
3	2-J	39	LEU

Continued on next page...

Continued from previous page...

Mol	Chain	Res	Type
3	2-J	718	SER
1	2-K	312	MET
1	2-K	415	LYS
1	2-K	961	GLY
1	2-K	1235	LEU
1	2-K	1346	ARG
4	2-L	301	PRO
4	2-L	461	ARG
4	2-L	492	GLU
5	2-M	326	LEU
5	2-M	378	SER
6	2-N	411	GLU
6	2-N	494	LEU
2	2-O	23	ILE
2	2-O	179	ASP
2	2-O	215	LEU
2	2-O	219	SER
2	2-O	354	GLU
2	2-O	368	GLU
2	2-O	402	ASN
2	2-O	404	SER
2	2-O	559	ASP
2	2-O	602	THR
2	2-O	649	VAL
2	2-O	679	ILE
2	2-O	726	SER
2	2-O	754	ASN
3	2-P	39	LEU
3	2-P	718	SER
1	2-Q	312	MET
1	2-Q	415	LYS
1	2-Q	961	GLY
1	2-Q	1235	LEU
1	2-Q	1346	ARG
4	2-R	301	PRO
4	2-R	461	ARG
4	2-R	492	GLU
5	2-S	326	LEU
5	2-S	378	SER
6	2-T	411	GLU
6	2-T	494	LEU
2	2-U	23	ILE

Continued on next page...

Continued from previous page...

Mol	Chain	Res	Type
2	2-U	179	ASP
2	2-U	215	LEU
2	2-U	219	SER
2	2-U	354	GLU
2	2-U	368	GLU
2	2-U	402	ASN
2	2-U	404	SER
2	2-U	559	ASP
2	2-U	602	THR
2	2-U	649	VAL
2	2-U	679	ILE
2	2-U	726	SER
2	2-U	754	ASN
3	2-V	39	LEU
3	2-V	718	SER
1	2-W	312	MET
1	2-W	415	LYS
1	2-W	961	GLY
1	2-W	1235	LEU
1	2-W	1346	ARG
4	2-X	301	PRO
4	2-X	461	ARG
4	2-X	492	GLU
5	2-Y	326	LEU
5	2-Y	378	SER
6	2-Z	411	GLU
6	2-Z	494	LEU
1	3-A	312	MET
1	3-A	415	LYS
1	3-B	312	MET
1	3-B	415	LYS
2	3-C	23	ILE
2	3-C	179	ASP
2	3-C	215	LEU
2	3-C	219	SER
2	3-C	354	GLU
2	3-C	368	GLU
2	3-C	402	ASN
2	3-C	404	SER
2	3-C	559	ASP
2	3-C	602	THR
2	3-C	649	VAL

Continued on next page...

Continued from previous page...

Mol	Chain	Res	Type
2	3-C	679	ILE
2	3-C	726	SER
2	3-C	754	ASN
3	3-D	39	LEU
3	3-D	718	SER
1	3-E	312	MET
1	3-E	415	LYS
1	3-E	961	GLY
1	3-E	1235	LEU
1	3-E	1346	ARG
4	3-F	301	PRO
4	3-F	461	ARG
4	3-F	492	GLU
5	3-G	326	LEU
5	3-G	378	SER
6	3-H	411	GLU
6	3-H	494	LEU
2	3-I	23	ILE
2	3-I	179	ASP
2	3-I	215	LEU
2	3-I	219	SER
2	3-I	354	GLU
2	3-I	368	GLU
2	3-I	402	ASN
2	3-I	404	SER
2	3-I	559	ASP
2	3-I	602	THR
2	3-I	649	VAL
2	3-I	679	ILE
2	3-I	726	SER
2	3-I	754	ASN
3	3-J	39	LEU
3	3-J	718	SER
1	3-K	312	MET
1	3-K	415	LYS
1	3-K	961	GLY
1	3-K	1235	LEU
1	3-K	1346	ARG
4	3-L	301	PRO
4	3-L	461	ARG
4	3-L	492	GLU
5	3-M	326	LEU

Continued on next page...

Continued from previous page...

Mol	Chain	Res	Type
5	3-M	378	SER
6	3-N	411	GLU
6	3-N	494	LEU
2	3-O	23	ILE
2	3-O	179	ASP
2	3-O	215	LEU
2	3-O	219	SER
2	3-O	354	GLU
2	3-O	368	GLU
2	3-O	402	ASN
2	3-O	404	SER
2	3-O	559	ASP
2	3-O	602	THR
2	3-O	649	VAL
2	3-O	679	ILE
2	3-O	726	SER
2	3-O	754	ASN
3	3-P	39	LEU
3	3-P	718	SER
1	3-Q	312	MET
1	3-Q	415	LYS
1	3-Q	961	GLY
1	3-Q	1235	LEU
1	3-Q	1346	ARG
4	3-R	301	PRO
4	3-R	461	ARG
4	3-R	492	GLU
5	3-S	326	LEU
5	3-S	378	SER
6	3-T	411	GLU
6	3-T	494	LEU
2	3-U	23	ILE
2	3-U	179	ASP
2	3-U	215	LEU
2	3-U	219	SER
2	3-U	354	GLU
2	3-U	368	GLU
2	3-U	402	ASN
2	3-U	404	SER
2	3-U	559	ASP
2	3-U	602	THR
2	3-U	649	VAL

Continued on next page...

Continued from previous page...

Mol	Chain	Res	Type
2	3-U	679	ILE
2	3-U	726	SER
2	3-U	754	ASN
3	3-V	39	LEU
3	3-V	718	SER
1	3-W	312	MET
1	3-W	415	LYS
1	3-W	961	GLY
1	3-W	1235	LEU
1	3-W	1346	ARG
4	3-X	301	PRO
4	3-X	461	ARG
4	3-X	492	GLU
5	3-Y	326	LEU
5	3-Y	378	SER
6	3-Z	411	GLU
6	3-Z	494	LEU
1	4-A	312	MET
1	4-A	415	LYS
1	4-B	312	MET
1	4-B	415	LYS
2	4-C	23	ILE
2	4-C	179	ASP
2	4-C	215	LEU
2	4-C	219	SER
2	4-C	354	GLU
2	4-C	368	GLU
2	4-C	402	ASN
2	4-C	404	SER
2	4-C	559	ASP
2	4-C	602	THR
2	4-C	649	VAL
2	4-C	679	ILE
2	4-C	726	SER
2	4-C	754	ASN
3	4-D	39	LEU
3	4-D	718	SER
1	4-E	312	MET
1	4-E	415	LYS
1	4-E	961	GLY
1	4-E	1235	LEU
1	4-E	1346	ARG

Continued on next page...

Continued from previous page...

Mol	Chain	Res	Type
4	4-F	301	PRO
4	4-F	461	ARG
4	4-F	492	GLU
5	4-G	326	LEU
5	4-G	378	SER
6	4-H	411	GLU
6	4-H	494	LEU
2	4-I	23	ILE
2	4-I	179	ASP
2	4-I	215	LEU
2	4-I	219	SER
2	4-I	354	GLU
2	4-I	368	GLU
2	4-I	402	ASN
2	4-I	404	SER
2	4-I	559	ASP
2	4-I	602	THR
2	4-I	649	VAL
2	4-I	679	ILE
2	4-I	726	SER
2	4-I	754	ASN
3	4-J	39	LEU
3	4-J	718	SER
1	4-K	312	MET
1	4-K	415	LYS
1	4-K	961	GLY
1	4-K	1235	LEU
1	4-K	1346	ARG
4	4-L	301	PRO
4	4-L	461	ARG
4	4-L	492	GLU
5	4-M	326	LEU
5	4-M	378	SER
6	4-N	411	GLU
6	4-N	494	LEU
2	4-O	23	ILE
2	4-O	179	ASP
2	4-O	215	LEU
2	4-O	219	SER
2	4-O	354	GLU
2	4-O	368	GLU
2	4-O	402	ASN

Continued on next page...

Continued from previous page...

Mol	Chain	Res	Type
2	4-O	404	SER
2	4-O	559	ASP
2	4-O	602	THR
2	4-O	649	VAL
2	4-O	679	ILE
2	4-O	726	SER
2	4-O	754	ASN
3	4-P	39	LEU
3	4-P	718	SER
1	4-Q	312	MET
1	4-Q	415	LYS
1	4-Q	961	GLY
1	4-Q	1235	LEU
1	4-Q	1346	ARG
4	4-R	301	PRO
4	4-R	461	ARG
4	4-R	492	GLU
5	4-S	326	LEU
5	4-S	378	SER
6	4-T	411	GLU
6	4-T	494	LEU
2	4-U	23	ILE
2	4-U	179	ASP
2	4-U	215	LEU
2	4-U	219	SER
2	4-U	354	GLU
2	4-U	368	GLU
2	4-U	402	ASN
2	4-U	404	SER
2	4-U	559	ASP
2	4-U	602	THR
2	4-U	649	VAL
2	4-U	679	ILE
2	4-U	726	SER
2	4-U	754	ASN
3	4-V	39	LEU
3	4-V	718	SER
1	4-W	312	MET
1	4-W	415	LYS
1	4-W	961	GLY
1	4-W	1235	LEU
1	4-W	1346	ARG

Continued on next page...

Continued from previous page...

Mol	Chain	Res	Type
4	4-X	301	PRO
4	4-X	461	ARG
4	4-X	492	GLU
5	4-Y	326	LEU
5	4-Y	378	SER
6	4-Z	411	GLU
6	4-Z	494	LEU
1	5-A	312	MET
1	5-A	415	LYS
1	5-B	312	MET
1	5-B	415	LYS
2	5-C	23	ILE
2	5-C	179	ASP
2	5-C	215	LEU
2	5-C	219	SER
2	5-C	354	GLU
2	5-C	368	GLU
2	5-C	402	ASN
2	5-C	404	SER
2	5-C	559	ASP
2	5-C	602	THR
2	5-C	649	VAL
2	5-C	679	ILE
2	5-C	726	SER
2	5-C	754	ASN
3	5-D	39	LEU
3	5-D	718	SER
1	5-E	312	MET
1	5-E	415	LYS
1	5-E	961	GLY
1	5-E	1235	LEU
1	5-E	1346	ARG
4	5-F	301	PRO
4	5-F	461	ARG
4	5-F	492	GLU
5	5-G	326	LEU
5	5-G	378	SER
6	5-H	411	GLU
6	5-H	494	LEU
2	5-I	23	ILE
2	5-I	179	ASP
2	5-I	215	LEU

Continued on next page...

Continued from previous page...

Mol	Chain	Res	Type
2	5-I	219	SER
2	5-I	354	GLU
2	5-I	368	GLU
2	5-I	402	ASN
2	5-I	404	SER
2	5-I	559	ASP
2	5-I	602	THR
2	5-I	649	VAL
2	5-I	679	ILE
2	5-I	726	SER
2	5-I	754	ASN
3	5-J	39	LEU
3	5-J	718	SER
1	5-K	312	MET
1	5-K	415	LYS
1	5-K	961	GLY
1	5-K	1235	LEU
1	5-K	1346	ARG
4	5-L	301	PRO
4	5-L	461	ARG
4	5-L	492	GLU
5	5-M	326	LEU
5	5-M	378	SER
6	5-N	411	GLU
6	5-N	494	LEU
2	5-O	23	ILE
2	5-O	179	ASP
2	5-O	215	LEU
2	5-O	219	SER
2	5-O	354	GLU
2	5-O	368	GLU
2	5-O	402	ASN
2	5-O	404	SER
2	5-O	559	ASP
2	5-O	602	THR
2	5-O	649	VAL
2	5-O	679	ILE
2	5-O	726	SER
2	5-O	754	ASN
3	5-P	39	LEU
3	5-P	718	SER
1	5-Q	312	MET

Continued on next page...

Continued from previous page...

Mol	Chain	Res	Type
1	5-Q	415	LYS
1	5-Q	961	GLY
1	5-Q	1235	LEU
1	5-Q	1346	ARG
4	5-R	301	PRO
4	5-R	461	ARG
4	5-R	492	GLU
5	5-S	326	LEU
5	5-S	378	SER
6	5-T	411	GLU
6	5-T	494	LEU
2	5-U	23	ILE
2	5-U	179	ASP
2	5-U	215	LEU
2	5-U	219	SER
2	5-U	354	GLU
2	5-U	368	GLU
2	5-U	402	ASN
2	5-U	404	SER
2	5-U	559	ASP
2	5-U	602	THR
2	5-U	649	VAL
2	5-U	679	ILE
2	5-U	726	SER
2	5-U	754	ASN
3	5-V	39	LEU
3	5-V	718	SER
1	5-W	312	MET
1	5-W	415	LYS
1	5-W	961	GLY
1	5-W	1235	LEU
1	5-W	1346	ARG
4	5-X	301	PRO
4	5-X	461	ARG
4	5-X	492	GLU
5	5-Y	326	LEU
5	5-Y	378	SER
6	5-Z	411	GLU
6	5-Z	494	LEU
1	6-A	312	MET
1	6-A	415	LYS
1	6-B	312	MET

Continued on next page...

Continued from previous page...

Mol	Chain	Res	Type
1	6-B	415	LYS
2	6-C	23	ILE
2	6-C	179	ASP
2	6-C	215	LEU
2	6-C	219	SER
2	6-C	354	GLU
2	6-C	368	GLU
2	6-C	402	ASN
2	6-C	404	SER
2	6-C	559	ASP
2	6-C	602	THR
2	6-C	649	VAL
2	6-C	679	ILE
2	6-C	726	SER
2	6-C	754	ASN
3	6-D	39	LEU
3	6-D	718	SER
1	6-E	312	MET
1	6-E	415	LYS
1	6-E	961	GLY
1	6-E	1235	LEU
1	6-E	1346	ARG
4	6-F	301	PRO
4	6-F	461	ARG
4	6-F	492	GLU
5	6-G	326	LEU
5	6-G	378	SER
6	6-H	411	GLU
6	6-H	494	LEU
2	6-I	23	ILE
2	6-I	179	ASP
2	6-I	215	LEU
2	6-I	219	SER
2	6-I	354	GLU
2	6-I	368	GLU
2	6-I	402	ASN
2	6-I	404	SER
2	6-I	559	ASP
2	6-I	602	THR
2	6-I	649	VAL
2	6-I	679	ILE
2	6-I	726	SER

Continued on next page...

Continued from previous page...

Mol	Chain	Res	Type
2	6-I	754	ASN
3	6-J	39	LEU
3	6-J	718	SER
1	6-K	312	MET
1	6-K	415	LYS
1	6-K	961	GLY
1	6-K	1235	LEU
1	6-K	1346	ARG
4	6-L	301	PRO
4	6-L	461	ARG
4	6-L	492	GLU
5	6-M	326	LEU
5	6-M	378	SER
6	6-N	411	GLU
6	6-N	494	LEU
2	6-O	23	ILE
2	6-O	179	ASP
2	6-O	215	LEU
2	6-O	219	SER
2	6-O	354	GLU
2	6-O	368	GLU
2	6-O	402	ASN
2	6-O	404	SER
2	6-O	559	ASP
2	6-O	602	THR
2	6-O	649	VAL
2	6-O	679	ILE
2	6-O	726	SER
2	6-O	754	ASN
3	6-P	39	LEU
3	6-P	718	SER
1	6-Q	312	MET
1	6-Q	415	LYS
1	6-Q	961	GLY
1	6-Q	1235	LEU
1	6-Q	1346	ARG
4	6-R	301	PRO
4	6-R	461	ARG
4	6-R	492	GLU
5	6-S	326	LEU
5	6-S	378	SER
6	6-T	411	GLU

Continued on next page...

Continued from previous page...

Mol	Chain	Res	Type
6	6-T	494	LEU
2	6-U	23	ILE
2	6-U	179	ASP
2	6-U	215	LEU
2	6-U	219	SER
2	6-U	354	GLU
2	6-U	368	GLU
2	6-U	402	ASN
2	6-U	404	SER
2	6-U	559	ASP
2	6-U	602	THR
2	6-U	649	VAL
2	6-U	679	ILE
2	6-U	726	SER
2	6-U	754	ASN
3	6-V	39	LEU
3	6-V	718	SER
1	6-W	312	MET
1	6-W	415	LYS
1	6-W	961	GLY
1	6-W	1235	LEU
1	6-W	1346	ARG
4	6-X	301	PRO
4	6-X	461	ARG
4	6-X	492	GLU
5	6-Y	326	LEU
5	6-Y	378	SER
6	6-Z	411	GLU
6	6-Z	494	LEU
1	7-A	312	MET
1	7-A	415	LYS
1	7-B	312	MET
1	7-B	415	LYS
2	7-C	23	ILE
2	7-C	179	ASP
2	7-C	215	LEU
2	7-C	219	SER
2	7-C	354	GLU
2	7-C	368	GLU
2	7-C	402	ASN
2	7-C	404	SER
2	7-C	559	ASP

Continued on next page...

Continued from previous page...

Mol	Chain	Res	Type
2	7-C	602	THR
2	7-C	649	VAL
2	7-C	679	ILE
2	7-C	726	SER
2	7-C	754	ASN
3	7-D	39	LEU
3	7-D	718	SER
1	7-E	312	MET
1	7-E	415	LYS
1	7-E	961	GLY
1	7-E	1235	LEU
1	7-E	1346	ARG
4	7-F	301	PRO
4	7-F	461	ARG
4	7-F	492	GLU
5	7-G	326	LEU
5	7-G	378	SER
6	7-H	411	GLU
6	7-H	494	LEU
2	7-I	23	ILE
2	7-I	179	ASP
2	7-I	215	LEU
2	7-I	219	SER
2	7-I	354	GLU
2	7-I	368	GLU
2	7-I	402	ASN
2	7-I	404	SER
2	7-I	559	ASP
2	7-I	602	THR
2	7-I	649	VAL
2	7-I	679	ILE
2	7-I	726	SER
2	7-I	754	ASN
3	7-J	39	LEU
3	7-J	718	SER
1	7-K	312	MET
1	7-K	415	LYS
1	7-K	961	GLY
1	7-K	1235	LEU
1	7-K	1346	ARG
4	7-L	301	PRO
4	7-L	461	ARG

Continued on next page...

Continued from previous page...

Mol	Chain	Res	Type
4	7-L	492	GLU
5	7-M	326	LEU
5	7-M	378	SER
6	7-N	411	GLU
6	7-N	494	LEU
2	7-O	23	ILE
2	7-O	179	ASP
2	7-O	215	LEU
2	7-O	219	SER
2	7-O	354	GLU
2	7-O	368	GLU
2	7-O	402	ASN
2	7-O	404	SER
2	7-O	559	ASP
2	7-O	602	THR
2	7-O	649	VAL
2	7-O	679	ILE
2	7-O	726	SER
2	7-O	754	ASN
3	7-P	39	LEU
3	7-P	718	SER
1	7-Q	312	MET
1	7-Q	415	LYS
1	7-Q	961	GLY
1	7-Q	1235	LEU
1	7-Q	1346	ARG
4	7-R	301	PRO
4	7-R	461	ARG
4	7-R	492	GLU
5	7-S	326	LEU
5	7-S	378	SER
6	7-T	411	GLU
6	7-T	494	LEU
2	7-U	23	ILE
2	7-U	179	ASP
2	7-U	215	LEU
2	7-U	219	SER
2	7-U	354	GLU
2	7-U	368	GLU
2	7-U	402	ASN
2	7-U	404	SER
2	7-U	559	ASP

Continued on next page...

Continued from previous page...

Mol	Chain	Res	Type
2	7-U	602	THR
2	7-U	649	VAL
2	7-U	679	ILE
2	7-U	726	SER
2	7-U	754	ASN
3	7-V	39	LEU
3	7-V	718	SER
1	7-W	312	MET
1	7-W	415	LYS
1	7-W	961	GLY
1	7-W	1235	LEU
1	7-W	1346	ARG
4	7-X	301	PRO
4	7-X	461	ARG
4	7-X	492	GLU
5	7-Y	326	LEU
5	7-Y	378	SER
6	7-Z	411	GLU
6	7-Z	494	LEU
1	8-A	312	MET
1	8-A	415	LYS
1	8-B	312	MET
1	8-B	415	LYS
2	8-C	23	ILE
2	8-C	179	ASP
2	8-C	215	LEU
2	8-C	219	SER
2	8-C	354	GLU
2	8-C	368	GLU
2	8-C	402	ASN
2	8-C	404	SER
2	8-C	559	ASP
2	8-C	602	THR
2	8-C	649	VAL
2	8-C	679	ILE
2	8-C	726	SER
2	8-C	754	ASN
3	8-D	39	LEU
3	8-D	718	SER
1	8-E	312	MET
1	8-E	415	LYS
1	8-E	961	GLY

Continued on next page...

Continued from previous page...

Mol	Chain	Res	Type
1	8-E	1235	LEU
1	8-E	1346	ARG
4	8-F	301	PRO
4	8-F	461	ARG
4	8-F	492	GLU
5	8-G	326	LEU
5	8-G	378	SER
6	8-H	411	GLU
6	8-H	494	LEU
2	8-I	23	ILE
2	8-I	179	ASP
2	8-I	215	LEU
2	8-I	219	SER
2	8-I	354	GLU
2	8-I	368	GLU
2	8-I	402	ASN
2	8-I	404	SER
2	8-I	559	ASP
2	8-I	602	THR
2	8-I	649	VAL
2	8-I	679	ILE
2	8-I	726	SER
2	8-I	754	ASN
3	8-J	39	LEU
3	8-J	718	SER
1	8-K	312	MET
1	8-K	415	LYS
1	8-K	961	GLY
1	8-K	1235	LEU
1	8-K	1346	ARG
4	8-L	301	PRO
4	8-L	461	ARG
4	8-L	492	GLU
5	8-M	326	LEU
5	8-M	378	SER
6	8-N	411	GLU
6	8-N	494	LEU
2	8-O	23	ILE
2	8-O	179	ASP
2	8-O	215	LEU
2	8-O	219	SER
2	8-O	354	GLU

Continued on next page...

Continued from previous page...

Mol	Chain	Res	Type
2	8-O	368	GLU
2	8-O	402	ASN
2	8-O	404	SER
2	8-O	559	ASP
2	8-O	602	THR
2	8-O	649	VAL
2	8-O	679	ILE
2	8-O	726	SER
2	8-O	754	ASN
3	8-P	39	LEU
3	8-P	718	SER
1	8-Q	312	MET
1	8-Q	415	LYS
1	8-Q	961	GLY
1	8-Q	1235	LEU
1	8-Q	1346	ARG
4	8-R	301	PRO
4	8-R	461	ARG
4	8-R	492	GLU
5	8-S	326	LEU
5	8-S	378	SER
6	8-T	411	GLU
6	8-T	494	LEU
2	8-U	23	ILE
2	8-U	179	ASP
2	8-U	215	LEU
2	8-U	219	SER
2	8-U	354	GLU
2	8-U	368	GLU
2	8-U	402	ASN
2	8-U	404	SER
2	8-U	559	ASP
2	8-U	602	THR
2	8-U	649	VAL
2	8-U	679	ILE
2	8-U	726	SER
2	8-U	754	ASN
3	8-V	39	LEU
3	8-V	718	SER
1	8-W	312	MET
1	8-W	415	LYS
1	8-W	961	GLY

Continued on next page...

Continued from previous page...

Mol	Chain	Res	Type
1	8-W	1235	LEU
1	8-W	1346	ARG
4	8-X	301	PRO
4	8-X	461	ARG
4	8-X	492	GLU
5	8-Y	326	LEU
5	8-Y	378	SER
6	8-Z	411	GLU
6	8-Z	494	LEU
1	1-A	204	PRO
1	1-B	204	PRO
2	1-C	308	LEU
2	1-C	482	MET
2	1-C	734	PHE
3	1-D	437	ARG
1	1-E	204	PRO
1	1-E	1365	GLN
4	1-F	299	ASN
6	1-H	465	ALA
2	1-I	308	LEU
2	1-I	482	MET
2	1-I	734	PHE
3	1-J	437	ARG
1	1-K	204	PRO
1	1-K	1365	GLN
4	1-L	299	ASN
6	1-N	465	ALA
2	1-O	308	LEU
2	1-O	482	MET
2	1-O	734	PHE
3	1-P	437	ARG
1	1-Q	204	PRO
1	1-Q	1365	GLN
4	1-R	299	ASN
6	1-T	465	ALA
2	1-U	308	LEU
2	1-U	482	MET
2	1-U	734	PHE
3	1-V	437	ARG
1	1-W	204	PRO
1	1-W	1365	GLN
4	1-X	299	ASN

Continued on next page...

Continued from previous page...

Mol	Chain	Res	Type
6	1-Z	465	ALA
1	2-A	204	PRO
1	2-B	204	PRO
2	2-C	308	LEU
2	2-C	482	MET
2	2-C	734	PHE
3	2-D	775	ASP
1	2-E	204	PRO
1	2-E	1365	GLN
4	2-F	299	ASN
6	2-H	465	ALA
2	2-I	308	LEU
2	2-I	482	MET
2	2-I	734	PHE
3	2-J	775	ASP
1	2-K	204	PRO
1	2-K	1365	GLN
4	2-L	299	ASN
6	2-N	465	ALA
2	2-O	308	LEU
2	2-O	482	MET
2	2-O	734	PHE
3	2-P	775	ASP
1	2-Q	204	PRO
1	2-Q	1365	GLN
4	2-R	299	ASN
6	2-T	465	ALA
2	2-U	308	LEU
2	2-U	482	MET
2	2-U	734	PHE
3	2-V	775	ASP
1	2-W	204	PRO
1	2-W	1365	GLN
4	2-X	299	ASN
6	2-Z	465	ALA
1	3-A	204	PRO
1	3-B	204	PRO
2	3-C	308	LEU
2	3-C	482	MET
2	3-C	734	PHE
3	3-D	775	ASP
1	3-E	204	PRO

Continued on next page...

Continued from previous page...

Mol	Chain	Res	Type
1	3-E	1365	GLN
4	3-F	299	ASN
6	3-H	465	ALA
2	3-I	308	LEU
2	3-I	482	MET
2	3-I	734	PHE
3	3-J	775	ASP
1	3-K	204	PRO
1	3-K	1365	GLN
4	3-L	299	ASN
6	3-N	465	ALA
2	3-O	308	LEU
2	3-O	482	MET
2	3-O	734	PHE
3	3-P	775	ASP
1	3-Q	204	PRO
1	3-Q	1365	GLN
4	3-R	299	ASN
6	3-T	465	ALA
2	3-U	308	LEU
2	3-U	482	MET
2	3-U	734	PHE
3	3-V	775	ASP
1	3-W	204	PRO
1	3-W	1365	GLN
4	3-X	299	ASN
6	3-Z	465	ALA
1	4-A	204	PRO
1	4-B	204	PRO
2	4-C	308	LEU
2	4-C	482	MET
2	4-C	734	PHE
3	4-D	775	ASP
1	4-E	204	PRO
1	4-E	1365	GLN
4	4-F	299	ASN
4	4-F	459	LEU
6	4-H	465	ALA
2	4-I	308	LEU
2	4-I	482	MET
2	4-I	734	PHE
3	4-J	775	ASP

Continued on next page...

Continued from previous page...

Mol	Chain	Res	Type
1	4-K	204	PRO
1	4-K	1365	GLN
4	4-L	299	ASN
6	4-N	465	ALA
2	4-O	308	LEU
2	4-O	482	MET
2	4-O	734	PHE
3	4-P	775	ASP
1	4-Q	204	PRO
1	4-Q	1365	GLN
4	4-R	299	ASN
6	4-T	465	ALA
2	4-U	308	LEU
2	4-U	482	MET
2	4-U	734	PHE
3	4-V	775	ASP
1	4-W	204	PRO
1	4-W	1365	GLN
4	4-X	299	ASN
6	4-Z	465	ALA
1	5-A	204	PRO
1	5-B	204	PRO
2	5-C	308	LEU
2	5-C	482	MET
2	5-C	734	PHE
3	5-D	775	ASP
1	5-E	204	PRO
1	5-E	1365	GLN
4	5-F	299	ASN
4	5-F	459	LEU
6	5-H	465	ALA
2	5-I	308	LEU
2	5-I	482	MET
2	5-I	734	PHE
3	5-J	775	ASP
1	5-K	204	PRO
1	5-K	1365	GLN
4	5-L	299	ASN
6	5-N	465	ALA
2	5-O	308	LEU
2	5-O	482	MET
2	5-O	734	PHE

Continued on next page...

Continued from previous page...

Mol	Chain	Res	Type
3	5-P	775	ASP
1	5-Q	204	PRO
1	5-Q	1365	GLN
4	5-R	299	ASN
6	5-T	465	ALA
2	5-U	308	LEU
2	5-U	482	MET
2	5-U	734	PHE
3	5-V	775	ASP
1	5-W	204	PRO
1	5-W	1365	GLN
4	5-X	299	ASN
6	5-Z	465	ALA
1	6-A	204	PRO
1	6-B	204	PRO
2	6-C	308	LEU
2	6-C	482	MET
2	6-C	734	PHE
3	6-D	775	ASP
1	6-E	204	PRO
1	6-E	1365	GLN
4	6-F	299	ASN
4	6-F	459	LEU
6	6-H	465	ALA
2	6-I	308	LEU
2	6-I	482	MET
2	6-I	734	PHE
3	6-J	775	ASP
1	6-K	204	PRO
1	6-K	1365	GLN
4	6-L	299	ASN
6	6-N	465	ALA
2	6-O	308	LEU
2	6-O	482	MET
2	6-O	734	PHE
3	6-P	775	ASP
1	6-Q	204	PRO
1	6-Q	1365	GLN
4	6-R	299	ASN
6	6-T	465	ALA
2	6-U	308	LEU
2	6-U	482	MET

Continued on next page...

Continued from previous page...

Mol	Chain	Res	Type
2	6-U	734	PHE
3	6-V	775	ASP
1	6-W	204	PRO
1	6-W	1365	GLN
4	6-X	299	ASN
6	6-Z	465	ALA
1	7-A	204	PRO
1	7-B	204	PRO
2	7-C	308	LEU
2	7-C	482	MET
2	7-C	734	PHE
3	7-D	775	ASP
1	7-E	204	PRO
1	7-E	1365	GLN
4	7-F	299	ASN
4	7-F	459	LEU
6	7-H	465	ALA
2	7-I	308	LEU
2	7-I	482	MET
2	7-I	734	PHE
3	7-J	775	ASP
1	7-K	204	PRO
1	7-K	1365	GLN
4	7-L	299	ASN
6	7-N	465	ALA
2	7-O	308	LEU
2	7-O	482	MET
2	7-O	734	PHE
3	7-P	775	ASP
1	7-Q	204	PRO
1	7-Q	1365	GLN
4	7-R	299	ASN
6	7-T	465	ALA
2	7-U	308	LEU
2	7-U	482	MET
2	7-U	734	PHE
3	7-V	775	ASP
1	7-W	204	PRO
1	7-W	1365	GLN
4	7-X	299	ASN
6	7-Z	465	ALA
1	8-A	204	PRO

Continued on next page...

Continued from previous page...

Mol	Chain	Res	Type
1	8-B	204	PRO
2	8-C	308	LEU
2	8-C	482	MET
2	8-C	734	PHE
3	8-D	775	ASP
1	8-E	204	PRO
1	8-E	1365	GLN
4	8-F	299	ASN
4	8-F	459	LEU
6	8-H	465	ALA
2	8-I	308	LEU
2	8-I	482	MET
2	8-I	734	PHE
3	8-J	775	ASP
1	8-K	204	PRO
1	8-K	1365	GLN
4	8-L	299	ASN
6	8-N	465	ALA
2	8-O	308	LEU
2	8-O	482	MET
2	8-O	734	PHE
3	8-P	775	ASP
1	8-Q	204	PRO
1	8-Q	1365	GLN
4	8-R	299	ASN
6	8-T	465	ALA
2	8-U	308	LEU
2	8-U	482	MET
2	8-U	734	PHE
3	8-V	775	ASP
1	8-W	204	PRO
1	8-W	1365	GLN
4	8-X	299	ASN
6	8-Z	465	ALA
1	1-A	40	TYR
1	1-B	40	TYR
2	1-C	446	GLU
2	1-C	561	GLN
3	1-D	637	SER
3	1-D	1450	GLU
1	1-E	40	TYR
4	1-F	206	GLN

Continued on next page...

Continued from previous page...

Mol	Chain	Res	Type
4	1-F	234	PRO
4	1-F	450	GLU
4	1-F	459	LEU
2	1-I	446	GLU
2	1-I	561	GLN
3	1-J	637	SER
3	1-J	1450	GLU
1	1-K	40	TYR
4	1-L	206	GLN
4	1-L	234	PRO
4	1-L	450	GLU
4	1-L	459	LEU
2	1-O	446	GLU
2	1-O	561	GLN
3	1-P	637	SER
3	1-P	1450	GLU
1	1-Q	40	TYR
4	1-R	206	GLN
4	1-R	234	PRO
4	1-R	450	GLU
4	1-R	459	LEU
2	1-U	446	GLU
2	1-U	561	GLN
3	1-V	637	SER
3	1-V	1450	GLU
1	1-W	40	TYR
4	1-X	234	PRO
4	1-X	450	GLU
4	1-X	459	LEU
6	1-Z	497	ARG
1	2-A	40	TYR
1	2-B	40	TYR
2	2-C	446	GLU
2	2-C	561	GLN
3	2-D	58	PRO
3	2-D	536	VAL
3	2-D	1450	GLU
1	2-E	40	TYR
4	2-F	234	PRO
4	2-F	450	GLU
4	2-F	459	LEU
6	2-H	497	ARG

Continued on next page...

Continued from previous page...

Mol	Chain	Res	Type
2	2-I	446	GLU
2	2-I	561	GLN
3	2-J	58	PRO
3	2-J	536	VAL
3	2-J	1450	GLU
1	2-K	40	TYR
4	2-L	234	PRO
4	2-L	450	GLU
4	2-L	459	LEU
2	2-O	446	GLU
2	2-O	561	GLN
3	2-P	58	PRO
3	2-P	536	VAL
3	2-P	1450	GLU
1	2-Q	40	TYR
4	2-R	234	PRO
4	2-R	450	GLU
4	2-R	459	LEU
2	2-U	446	GLU
2	2-U	561	GLN
3	2-V	58	PRO
3	2-V	536	VAL
3	2-V	1450	GLU
1	2-W	40	TYR
4	2-X	234	PRO
4	2-X	450	GLU
4	2-X	459	LEU
1	3-A	40	TYR
1	3-B	40	TYR
2	3-C	446	GLU
2	3-C	561	GLN
3	3-D	58	PRO
3	3-D	536	VAL
3	3-D	1450	GLU
1	3-E	40	TYR
4	3-F	234	PRO
4	3-F	450	GLU
4	3-F	459	LEU
6	3-H	497	ARG
2	3-I	446	GLU
2	3-I	561	GLN
3	3-J	58	PRO

Continued on next page...

Continued from previous page...

Mol	Chain	Res	Type
3	3-J	536	VAL
3	3-J	1450	GLU
1	3-K	40	TYR
4	3-L	234	PRO
4	3-L	450	GLU
4	3-L	459	LEU
2	3-O	446	GLU
2	3-O	561	GLN
3	3-P	58	PRO
3	3-P	536	VAL
3	3-P	1450	GLU
1	3-Q	40	TYR
4	3-R	234	PRO
4	3-R	450	GLU
4	3-R	459	LEU
2	3-U	446	GLU
2	3-U	561	GLN
3	3-V	58	PRO
3	3-V	536	VAL
3	3-V	1450	GLU
1	3-W	40	TYR
4	3-X	234	PRO
4	3-X	450	GLU
4	3-X	459	LEU
6	3-Z	497	ARG
1	4-A	40	TYR
1	4-B	40	TYR
2	4-C	446	GLU
2	4-C	561	GLN
3	4-D	58	PRO
3	4-D	536	VAL
3	4-D	1450	GLU
1	4-E	40	TYR
4	4-F	234	PRO
4	4-F	450	GLU
2	4-I	446	GLU
2	4-I	561	GLN
3	4-J	58	PRO
3	4-J	536	VAL
3	4-J	1450	GLU
1	4-K	40	TYR
4	4-L	234	PRO

Continued on next page...

Continued from previous page...

Mol	Chain	Res	Type
4	4-L	450	GLU
4	4-L	459	LEU
2	4-O	446	GLU
2	4-O	561	GLN
3	4-P	58	PRO
3	4-P	536	VAL
3	4-P	1450	GLU
1	4-Q	40	TYR
4	4-R	234	PRO
4	4-R	450	GLU
4	4-R	459	LEU
2	4-U	446	GLU
2	4-U	561	GLN
3	4-V	58	PRO
3	4-V	536	VAL
3	4-V	1450	GLU
1	4-W	40	TYR
4	4-X	234	PRO
4	4-X	450	GLU
4	4-X	459	LEU
1	5-A	40	TYR
1	5-B	40	TYR
2	5-C	446	GLU
2	5-C	561	GLN
3	5-D	58	PRO
3	5-D	536	VAL
3	5-D	1450	GLU
1	5-E	40	TYR
4	5-F	234	PRO
4	5-F	450	GLU
2	5-I	446	GLU
2	5-I	561	GLN
3	5-J	58	PRO
3	5-J	536	VAL
3	5-J	1450	GLU
1	5-K	40	TYR
4	5-L	234	PRO
4	5-L	450	GLU
4	5-L	459	LEU
2	5-O	446	GLU
2	5-O	561	GLN
3	5-P	58	PRO

Continued on next page...

Continued from previous page...

Mol	Chain	Res	Type
3	5-P	536	VAL
3	5-P	1450	GLU
1	5-Q	40	TYR
4	5-R	234	PRO
4	5-R	450	GLU
4	5-R	459	LEU
2	5-U	446	GLU
2	5-U	561	GLN
3	5-V	58	PRO
3	5-V	536	VAL
3	5-V	1450	GLU
1	5-W	40	TYR
4	5-X	234	PRO
4	5-X	450	GLU
4	5-X	459	LEU
1	6-A	40	TYR
1	6-B	40	TYR
2	6-C	446	GLU
2	6-C	561	GLN
3	6-D	58	PRO
3	6-D	536	VAL
3	6-D	1450	GLU
1	6-E	40	TYR
4	6-F	234	PRO
4	6-F	450	GLU
2	6-I	446	GLU
2	6-I	561	GLN
3	6-J	58	PRO
3	6-J	536	VAL
3	6-J	1450	GLU
1	6-K	40	TYR
4	6-L	234	PRO
4	6-L	450	GLU
4	6-L	459	LEU
2	6-O	446	GLU
2	6-O	561	GLN
3	6-P	58	PRO
3	6-P	536	VAL
3	6-P	1450	GLU
1	6-Q	40	TYR
4	6-R	234	PRO
4	6-R	450	GLU

Continued on next page...

Continued from previous page...

Mol	Chain	Res	Type
4	6-R	459	LEU
2	6-U	446	GLU
2	6-U	561	GLN
3	6-V	58	PRO
3	6-V	536	VAL
3	6-V	1450	GLU
1	6-W	40	TYR
4	6-X	234	PRO
4	6-X	450	GLU
4	6-X	459	LEU
1	7-A	40	TYR
1	7-B	40	TYR
2	7-C	446	GLU
2	7-C	561	GLN
3	7-D	58	PRO
3	7-D	536	VAL
3	7-D	1450	GLU
1	7-E	40	TYR
4	7-F	234	PRO
4	7-F	450	GLU
2	7-I	446	GLU
2	7-I	561	GLN
3	7-J	58	PRO
3	7-J	536	VAL
3	7-J	1450	GLU
1	7-K	40	TYR
4	7-L	234	PRO
4	7-L	450	GLU
4	7-L	459	LEU
2	7-O	446	GLU
2	7-O	561	GLN
3	7-P	58	PRO
3	7-P	536	VAL
3	7-P	1450	GLU
1	7-Q	40	TYR
4	7-R	234	PRO
4	7-R	450	GLU
4	7-R	459	LEU
2	7-U	446	GLU
2	7-U	561	GLN
3	7-V	58	PRO
3	7-V	536	VAL

Continued on next page...

Continued from previous page...

Mol	Chain	Res	Type
3	7-V	1450	GLU
1	7-W	40	TYR
4	7-X	234	PRO
4	7-X	450	GLU
4	7-X	459	LEU
1	8-A	40	TYR
1	8-B	40	TYR
2	8-C	446	GLU
2	8-C	561	GLN
3	8-D	58	PRO
3	8-D	536	VAL
3	8-D	1450	GLU
1	8-E	40	TYR
4	8-F	234	PRO
4	8-F	450	GLU
2	8-I	446	GLU
2	8-I	561	GLN
3	8-J	58	PRO
3	8-J	536	VAL
3	8-J	1450	GLU
1	8-K	40	TYR
4	8-L	234	PRO
4	8-L	450	GLU
4	8-L	459	LEU
2	8-O	446	GLU
2	8-O	561	GLN
3	8-P	58	PRO
3	8-P	536	VAL
3	8-P	1450	GLU
1	8-Q	40	TYR
4	8-R	234	PRO
4	8-R	450	GLU
4	8-R	459	LEU
2	8-U	446	GLU
2	8-U	561	GLN
3	8-V	58	PRO
3	8-V	536	VAL
3	8-V	1450	GLU
1	8-W	40	TYR
4	8-X	234	PRO
4	8-X	450	GLU
4	8-X	459	LEU

Continued on next page...

Continued from previous page...

Mol	Chain	Res	Type
6	8-Z	497	ARG
1	1-A	278	PRO
1	1-B	278	PRO
2	1-C	460	PHE
2	1-C	800	PRO
3	1-D	58	PRO
3	1-D	536	VAL
3	1-D	659	ILE
3	1-D	1519	SER
1	1-E	278	PRO
1	1-E	910	GLN
4	1-F	145	GLN
6	1-H	464	PRO
6	1-H	497	ARG
2	1-I	460	PHE
2	1-I	800	PRO
3	1-J	58	PRO
3	1-J	536	VAL
3	1-J	659	ILE
3	1-J	1519	SER
1	1-K	278	PRO
1	1-K	910	GLN
6	1-N	464	PRO
6	1-N	497	ARG
2	1-O	460	PHE
2	1-O	800	PRO
3	1-P	58	PRO
3	1-P	536	VAL
3	1-P	659	ILE
3	1-P	1519	SER
1	1-Q	278	PRO
1	1-Q	910	GLN
6	1-T	464	PRO
6	1-T	497	ARG
2	1-U	460	PHE
2	1-U	800	PRO
3	1-V	58	PRO
3	1-V	536	VAL
3	1-V	659	ILE
3	1-V	1519	SER
1	1-W	278	PRO
1	1-W	910	GLN

Continued on next page...

Continued from previous page...

Mol	Chain	Res	Type
4	1-X	206	GLN
6	1-Z	464	PRO
1	2-A	278	PRO
1	2-B	278	PRO
2	2-C	460	PHE
2	2-C	800	PRO
3	2-D	319	LEU
3	2-D	1519	SER
1	2-E	278	PRO
1	2-E	910	GLN
6	2-H	464	PRO
2	2-I	460	PHE
2	2-I	800	PRO
3	2-J	319	LEU
3	2-J	1519	SER
1	2-K	278	PRO
1	2-K	910	GLN
6	2-N	464	PRO
6	2-N	497	ARG
2	2-O	460	PHE
2	2-O	800	PRO
3	2-P	319	LEU
3	2-P	1519	SER
1	2-Q	278	PRO
1	2-Q	910	GLN
6	2-T	464	PRO
6	2-T	497	ARG
2	2-U	460	PHE
2	2-U	800	PRO
3	2-V	319	LEU
3	2-V	1519	SER
1	2-W	278	PRO
1	2-W	910	GLN
4	2-X	145	GLN
6	2-Z	464	PRO
6	2-Z	497	ARG
1	3-A	278	PRO
1	3-B	278	PRO
2	3-C	460	PHE
2	3-C	800	PRO
3	3-D	319	LEU
3	3-D	1519	SER

Continued on next page...

Continued from previous page...

Mol	Chain	Res	Type
1	3-E	278	PRO
1	3-E	910	GLN
6	3-H	464	PRO
2	3-I	460	PHE
2	3-I	800	PRO
3	3-J	319	LEU
3	3-J	1519	SER
1	3-K	278	PRO
1	3-K	910	GLN
6	3-N	464	PRO
6	3-N	497	ARG
2	3-O	460	PHE
2	3-O	800	PRO
3	3-P	319	LEU
3	3-P	1519	SER
1	3-Q	278	PRO
1	3-Q	910	GLN
6	3-T	464	PRO
6	3-T	497	ARG
2	3-U	460	PHE
2	3-U	800	PRO
3	3-V	319	LEU
3	3-V	1519	SER
1	3-W	278	PRO
1	3-W	910	GLN
6	3-Z	464	PRO
1	4-A	278	PRO
1	4-B	278	PRO
2	4-C	460	PHE
2	4-C	800	PRO
3	4-D	319	LEU
3	4-D	1519	SER
1	4-E	278	PRO
1	4-E	910	GLN
6	4-H	464	PRO
6	4-H	497	ARG
2	4-I	460	PHE
2	4-I	800	PRO
3	4-J	319	LEU
3	4-J	1519	SER
1	4-K	278	PRO
1	4-K	910	GLN

Continued on next page...

Continued from previous page...

Mol	Chain	Res	Type
6	4-N	464	PRO
6	4-N	497	ARG
2	4-O	460	PHE
2	4-O	800	PRO
3	4-P	319	LEU
3	4-P	1519	SER
1	4-Q	278	PRO
1	4-Q	910	GLN
6	4-T	464	PRO
6	4-T	497	ARG
2	4-U	460	PHE
2	4-U	800	PRO
3	4-V	319	LEU
3	4-V	1519	SER
1	4-W	278	PRO
1	4-W	910	GLN
4	4-X	145	GLN
6	4-Z	464	PRO
6	4-Z	497	ARG
1	5-A	278	PRO
1	5-B	278	PRO
2	5-C	460	PHE
2	5-C	800	PRO
3	5-D	319	LEU
3	5-D	1519	SER
1	5-E	278	PRO
1	5-E	910	GLN
6	5-H	464	PRO
6	5-H	497	ARG
2	5-I	460	PHE
2	5-I	800	PRO
3	5-J	319	LEU
3	5-J	1519	SER
1	5-K	278	PRO
1	5-K	910	GLN
6	5-N	464	PRO
6	5-N	497	ARG
2	5-O	460	PHE
2	5-O	800	PRO
3	5-P	319	LEU
3	5-P	1519	SER
1	5-Q	278	PRO

Continued on next page...

Continued from previous page...

Mol	Chain	Res	Type
1	5-Q	910	GLN
6	5-T	464	PRO
6	5-T	497	ARG
2	5-U	460	PHE
2	5-U	800	PRO
3	5-V	319	LEU
3	5-V	1519	SER
1	5-W	278	PRO
1	5-W	910	GLN
4	5-X	145	GLN
6	5-Z	464	PRO
6	5-Z	497	ARG
1	6-A	278	PRO
1	6-B	278	PRO
2	6-C	460	PHE
2	6-C	800	PRO
3	6-D	319	LEU
3	6-D	1519	SER
1	6-E	278	PRO
1	6-E	910	GLN
6	6-H	464	PRO
6	6-H	497	ARG
2	6-I	460	PHE
2	6-I	800	PRO
3	6-J	319	LEU
3	6-J	1519	SER
1	6-K	278	PRO
1	6-K	910	GLN
6	6-N	464	PRO
6	6-N	497	ARG
2	6-O	460	PHE
2	6-O	800	PRO
3	6-P	319	LEU
3	6-P	1519	SER
1	6-Q	278	PRO
1	6-Q	910	GLN
6	6-T	464	PRO
6	6-T	497	ARG
2	6-U	460	PHE
2	6-U	800	PRO
3	6-V	319	LEU
3	6-V	1519	SER

Continued on next page...

Continued from previous page...

Mol	Chain	Res	Type
1	6-W	278	PRO
1	6-W	910	GLN
4	6-X	145	GLN
6	6-Z	464	PRO
6	6-Z	497	ARG
1	7-A	278	PRO
1	7-B	278	PRO
2	7-C	460	PHE
2	7-C	800	PRO
3	7-D	319	LEU
3	7-D	1519	SER
1	7-E	278	PRO
1	7-E	910	GLN
6	7-H	464	PRO
6	7-H	497	ARG
2	7-I	460	PHE
2	7-I	800	PRO
3	7-J	319	LEU
3	7-J	1519	SER
1	7-K	278	PRO
1	7-K	910	GLN
6	7-N	464	PRO
6	7-N	497	ARG
2	7-O	460	PHE
2	7-O	800	PRO
3	7-P	319	LEU
3	7-P	1519	SER
1	7-Q	278	PRO
1	7-Q	910	GLN
6	7-T	464	PRO
6	7-T	497	ARG
2	7-U	460	PHE
2	7-U	800	PRO
3	7-V	319	LEU
3	7-V	1519	SER
1	7-W	278	PRO
1	7-W	910	GLN
4	7-X	145	GLN
6	7-Z	464	PRO
6	7-Z	497	ARG
1	8-A	278	PRO
1	8-B	278	PRO

Continued on next page...

Continued from previous page...

Mol	Chain	Res	Type
2	8-C	460	PHE
2	8-C	800	PRO
3	8-D	319	LEU
3	8-D	1519	SER
1	8-E	278	PRO
1	8-E	910	GLN
6	8-H	464	PRO
6	8-H	497	ARG
2	8-I	460	PHE
2	8-I	800	PRO
3	8-J	319	LEU
3	8-J	1519	SER
1	8-K	278	PRO
1	8-K	910	GLN
6	8-N	464	PRO
6	8-N	497	ARG
2	8-O	460	PHE
2	8-O	800	PRO
3	8-P	319	LEU
3	8-P	1519	SER
1	8-Q	278	PRO
1	8-Q	910	GLN
6	8-T	464	PRO
6	8-T	497	ARG
2	8-U	460	PHE
2	8-U	800	PRO
3	8-V	319	LEU
3	8-V	1519	SER
1	8-W	278	PRO
1	8-W	910	GLN
6	8-Z	464	PRO
1	1-A	158	GLN
1	1-B	158	GLN
2	1-C	22	GLY
2	1-C	31	ARG
2	1-C	429	SER
1	1-E	158	GLN
5	1-G	377	ASN
2	1-I	22	GLY
2	1-I	31	ARG
2	1-I	429	SER
1	1-K	158	GLN

Continued on next page...

Continued from previous page...

Mol	Chain	Res	Type
4	1-L	145	GLN
2	1-O	22	GLY
2	1-O	31	ARG
2	1-O	429	SER
1	1-Q	158	GLN
4	1-R	145	GLN
2	1-U	22	GLY
2	1-U	31	ARG
2	1-U	429	SER
1	1-W	158	GLN
4	1-X	145	GLN
1	2-A	158	GLN
1	2-B	158	GLN
2	2-C	22	GLY
2	2-C	31	ARG
2	2-C	429	SER
1	2-E	158	GLN
4	2-F	145	GLN
2	2-I	22	GLY
2	2-I	31	ARG
2	2-I	429	SER
1	2-K	158	GLN
4	2-L	145	GLN
2	2-O	22	GLY
2	2-O	31	ARG
2	2-O	429	SER
1	2-Q	158	GLN
4	2-R	145	GLN
5	2-S	377	ASN
2	2-U	22	GLY
2	2-U	31	ARG
2	2-U	429	SER
1	2-W	158	GLN
1	3-A	158	GLN
1	3-B	158	GLN
2	3-C	22	GLY
2	3-C	31	ARG
2	3-C	429	SER
1	3-E	158	GLN
4	3-F	145	GLN
2	3-I	22	GLY
2	3-I	31	ARG

Continued on next page...

Continued from previous page...

Mol	Chain	Res	Type
2	3-I	429	SER
1	3-K	158	GLN
4	3-L	145	GLN
5	3-M	377	ASN
2	3-O	22	GLY
2	3-O	31	ARG
2	3-O	429	SER
1	3-Q	158	GLN
4	3-R	145	GLN
5	3-S	377	ASN
2	3-U	22	GLY
2	3-U	31	ARG
2	3-U	429	SER
1	3-W	158	GLN
4	3-X	145	GLN
5	3-Y	377	ASN
1	4-A	158	GLN
1	4-B	158	GLN
2	4-C	22	GLY
2	4-C	31	ARG
2	4-C	429	SER
1	4-E	158	GLN
4	4-F	145	GLN
2	4-I	22	GLY
2	4-I	31	ARG
2	4-I	429	SER
1	4-K	158	GLN
4	4-L	145	GLN
2	4-O	22	GLY
2	4-O	31	ARG
2	4-O	429	SER
1	4-Q	158	GLN
4	4-R	145	GLN
5	4-S	377	ASN
2	4-U	22	GLY
2	4-U	31	ARG
2	4-U	429	SER
1	4-W	158	GLN
1	5-A	158	GLN
1	5-B	158	GLN
2	5-C	22	GLY
2	5-C	31	ARG

Continued on next page...

Continued from previous page...

Mol	Chain	Res	Type
2	5-C	429	SER
1	5-E	158	GLN
4	5-F	145	GLN
2	5-I	22	GLY
2	5-I	31	ARG
2	5-I	429	SER
1	5-K	158	GLN
4	5-L	145	GLN
2	5-O	22	GLY
2	5-O	31	ARG
2	5-O	429	SER
1	5-Q	158	GLN
4	5-R	145	GLN
5	5-S	377	ASN
2	5-U	22	GLY
2	5-U	31	ARG
2	5-U	429	SER
1	5-W	158	GLN
1	6-A	158	GLN
1	6-B	158	GLN
2	6-C	22	GLY
2	6-C	31	ARG
2	6-C	429	SER
1	6-E	158	GLN
4	6-F	145	GLN
2	6-I	22	GLY
2	6-I	31	ARG
2	6-I	429	SER
1	6-K	158	GLN
4	6-L	145	GLN
2	6-O	22	GLY
2	6-O	31	ARG
2	6-O	429	SER
1	6-Q	158	GLN
4	6-R	145	GLN
5	6-S	377	ASN
2	6-U	22	GLY
2	6-U	31	ARG
2	6-U	429	SER
1	6-W	158	GLN
1	7-A	158	GLN
1	7-B	158	GLN

Continued on next page...

Continued from previous page...

Mol	Chain	Res	Type
2	7-C	22	GLY
2	7-C	31	ARG
2	7-C	429	SER
1	7-E	158	GLN
4	7-F	145	GLN
2	7-I	22	GLY
2	7-I	31	ARG
2	7-I	429	SER
1	7-K	158	GLN
4	7-L	145	GLN
2	7-O	22	GLY
2	7-O	31	ARG
2	7-O	429	SER
1	7-Q	158	GLN
4	7-R	145	GLN
5	7-S	377	ASN
2	7-U	22	GLY
2	7-U	31	ARG
2	7-U	429	SER
1	7-W	158	GLN
1	8-A	158	GLN
1	8-B	158	GLN
2	8-C	22	GLY
2	8-C	31	ARG
2	8-C	429	SER
1	8-E	158	GLN
4	8-F	145	GLN
2	8-I	22	GLY
2	8-I	31	ARG
2	8-I	429	SER
1	8-K	158	GLN
4	8-L	145	GLN
5	8-M	377	ASN
2	8-O	22	GLY
2	8-O	31	ARG
2	8-O	429	SER
1	8-Q	158	GLN
4	8-R	145	GLN
5	8-S	377	ASN
2	8-U	22	GLY
2	8-U	31	ARG
2	8-U	429	SER

Continued on next page...

Continued from previous page...

Mol	Chain	Res	Type
1	8-W	158	GLN
4	8-X	145	GLN
5	8-Y	377	ASN
2	1-C	430	SER
2	1-I	430	SER
2	1-O	430	SER
2	1-U	430	SER
2	2-C	430	SER
3	2-D	195	VAL
2	2-I	430	SER
3	2-J	195	VAL
2	2-O	430	SER
3	2-P	195	VAL
2	2-U	430	SER
3	2-V	195	VAL
2	3-C	430	SER
3	3-D	195	VAL
2	3-I	430	SER
3	3-J	195	VAL
2	3-O	430	SER
3	3-P	195	VAL
2	3-U	430	SER
3	3-V	195	VAL
2	4-C	430	SER
3	4-D	195	VAL
2	4-I	430	SER
3	4-J	195	VAL
2	4-O	430	SER
3	4-P	195	VAL
2	4-U	430	SER
3	4-V	195	VAL
2	5-C	430	SER
3	5-D	195	VAL
2	5-I	430	SER
3	5-J	195	VAL
2	5-O	430	SER
3	5-P	195	VAL
2	5-U	430	SER
3	5-V	195	VAL
2	6-C	430	SER
3	6-D	195	VAL
2	6-I	430	SER

Continued on next page...

Continued from previous page...

Mol	Chain	Res	Type
3	6-J	195	VAL
2	6-O	430	SER
3	6-P	195	VAL
2	6-U	430	SER
3	6-V	195	VAL
2	7-C	430	SER
3	7-D	195	VAL
2	7-I	430	SER
3	7-J	195	VAL
2	7-O	430	SER
3	7-P	195	VAL
2	7-U	430	SER
3	7-V	195	VAL
2	8-C	430	SER
3	8-D	195	VAL
2	8-I	430	SER
3	8-J	195	VAL
2	8-O	430	SER
3	8-P	195	VAL
2	8-U	430	SER
3	8-V	195	VAL
1	1-E	942	PRO
1	1-K	942	PRO
1	1-Q	942	PRO
1	1-W	942	PRO
1	2-E	942	PRO
1	2-K	942	PRO
1	2-Q	942	PRO
1	2-W	942	PRO
1	3-E	942	PRO
1	3-K	942	PRO
1	3-Q	942	PRO
1	3-W	942	PRO
1	4-E	942	PRO
1	4-K	942	PRO
1	4-Q	942	PRO
1	4-W	942	PRO
1	5-E	942	PRO
1	5-K	942	PRO
1	5-Q	942	PRO
1	5-W	942	PRO
1	6-E	942	PRO

Continued on next page...

Continued from previous page...

Mol	Chain	Res	Type
1	6-K	942	PRO
1	6-Q	942	PRO
1	6-W	942	PRO
1	7-E	942	PRO
1	7-K	942	PRO
1	7-Q	942	PRO
1	7-W	942	PRO
1	8-E	942	PRO
1	8-K	942	PRO
1	8-Q	942	PRO
1	8-W	942	PRO
1	1-A	76	PRO
1	1-B	76	PRO
2	1-C	276	GLY
1	1-E	76	PRO
2	1-I	276	GLY
1	1-K	76	PRO
2	1-O	276	GLY
1	1-Q	76	PRO
2	1-U	276	GLY
1	1-W	76	PRO
1	2-A	76	PRO
1	2-B	76	PRO
2	2-C	276	GLY
1	2-E	76	PRO
2	2-I	276	GLY
1	2-K	76	PRO
2	2-O	276	GLY
1	2-Q	76	PRO
2	2-U	276	GLY
1	2-W	76	PRO
1	3-A	76	PRO
1	3-B	76	PRO
2	3-C	276	GLY
1	3-E	76	PRO
2	3-I	276	GLY
1	3-K	76	PRO
2	3-O	276	GLY
1	3-Q	76	PRO
2	3-U	276	GLY
1	3-W	76	PRO
1	4-A	76	PRO

Continued on next page...

Continued from previous page...

Mol	Chain	Res	Type
1	4-B	76	PRO
2	4-C	276	GLY
1	4-E	76	PRO
2	4-I	276	GLY
1	4-K	76	PRO
2	4-O	276	GLY
1	4-Q	76	PRO
2	4-U	276	GLY
1	4-W	76	PRO
1	5-A	76	PRO
1	5-B	76	PRO
2	5-C	276	GLY
1	5-E	76	PRO
2	5-I	276	GLY
1	5-K	76	PRO
2	5-O	276	GLY
1	5-Q	76	PRO
2	5-U	276	GLY
1	5-W	76	PRO
1	6-A	76	PRO
1	6-B	76	PRO
2	6-C	276	GLY
1	6-E	76	PRO
2	6-I	276	GLY
1	6-K	76	PRO
2	6-O	276	GLY
1	6-Q	76	PRO
2	6-U	276	GLY
1	6-W	76	PRO
1	7-A	76	PRO
1	7-B	76	PRO
2	7-C	276	GLY
1	7-E	76	PRO
2	7-I	276	GLY
1	7-K	76	PRO
2	7-O	276	GLY
1	7-Q	76	PRO
2	7-U	276	GLY
1	7-W	76	PRO
1	8-A	76	PRO
1	8-B	76	PRO
2	8-C	276	GLY

Continued on next page...

Continued from previous page...

Mol	Chain	Res	Type
1	8-E	76	PRO
2	8-I	276	GLY
1	8-K	76	PRO
2	8-O	276	GLY
1	8-Q	76	PRO
2	8-U	276	GLY
1	8-W	76	PRO
4	1-F	424	PRO
2	1-I	346	GLY
4	1-L	424	PRO
4	1-R	424	PRO
4	1-X	424	PRO
2	2-C	346	GLY
4	2-F	424	PRO
2	2-I	346	GLY
4	2-L	424	PRO
4	2-R	424	PRO
2	2-U	346	GLY
4	2-X	424	PRO
2	3-C	346	GLY
4	3-F	424	PRO
2	3-I	346	GLY
4	3-L	424	PRO
4	3-R	424	PRO
2	3-U	346	GLY
4	3-X	424	PRO
2	4-C	346	GLY
4	4-F	424	PRO
2	4-I	346	GLY
4	4-L	424	PRO
4	4-R	424	PRO
2	4-U	346	GLY
4	4-X	424	PRO
2	5-C	346	GLY
4	5-F	424	PRO
2	5-I	346	GLY
4	5-L	424	PRO
4	5-R	424	PRO
2	5-U	346	GLY
4	5-X	424	PRO
2	6-C	346	GLY
4	6-F	424	PRO

Continued on next page...

Continued from previous page...

Mol	Chain	Res	Type
2	6-I	346	GLY
4	6-L	424	PRO
4	6-R	424	PRO
2	6-U	346	GLY
4	6-X	424	PRO
2	7-C	346	GLY
4	7-F	424	PRO
2	7-I	346	GLY
4	7-L	424	PRO
4	7-R	424	PRO
2	7-U	346	GLY
4	7-X	424	PRO
2	8-C	346	GLY
4	8-F	424	PRO
2	8-I	346	GLY
4	8-L	424	PRO
4	8-R	424	PRO
2	8-U	346	GLY
4	8-X	424	PRO

5.3.2 Protein sidechains (i)

There are no protein residues with a non-rotameric sidechain to report in this entry.

5.3.3 RNA (i)

There are no RNA molecules in this entry.

5.4 Non-standard residues in protein, DNA, RNA chains (i)

There are no non-standard protein/DNA/RNA residues in this entry.

5.5 Carbohydrates (i)

There are no carbohydrates in this entry.

5.6 Ligand geometry (i)

There are no ligands in this entry.

5.7 Other polymers (i)

There are no such residues in this entry.

5.8 Polymer linkage issues (i)

The following chains have linkage breaks:

Mol	Chain	Number of breaks
4	1-X	6
4	1-L	6
4	1-R	6
4	1-F	6
4	8-R	5
4	5-L	5
4	4-X	5
4	5-X	5
4	2-R	5
4	7-L	5
4	7-R	5
4	3-R	5
4	6-F	5
4	8-F	5
4	6-R	5
4	4-F	5
4	2-F	5
4	2-X	5
4	7-F	5
4	4-R	5
4	3-L	5
4	8-X	5
4	6-L	5
4	5-F	5
4	6-X	5
4	5-R	5
4	2-L	5
4	7-X	5
4	3-X	5
4	3-F	5
4	8-L	5
4	4-L	5
6	4-Z	3
2	6-C	3
2	7-O	3

Continued on next page...

Continued from previous page...

Mol	Chain	Number of breaks
6	6-T	3
5	4-M	3
2	3-U	3
5	2-G	3
2	3-C	3
5	8-S	3
6	7-N	3
5	2-Y	3
6	3-T	3
5	7-M	3
5	7-S	3
5	5-G	3
5	3-S	3
2	8-C	3
6	5-N	3
5	4-Y	3
2	2-I	3
6	1-H	3
2	1-C	3
6	4-H	3
5	6-M	3
2	7-C	3
2	4-I	3
6	5-H	3
5	5-S	3
5	1-S	3
6	5-Z	3
6	2-T	3
2	6-O	3
6	8-T	3
5	6-Y	3
2	5-C	3
2	3-O	3
5	8-G	3
6	1-Z	3
5	2-M	3
2	8-U	3
2	1-U	3
5	1-G	3
6	4-T	3
6	3-N	3
2	6-I	3

Continued on next page...

Continued from previous page...

Mol	Chain	Number of breaks
6	8-Z	3
5	7-G	3
5	4-G	3
2	7-U	3
2	4-U	3
5	5-M	3
5	3-M	3
6	5-T	3
2	2-O	3
6	1-N	3
6	7-T	3
2	6-U	3
5	4-S	3
2	5-O	3
6	2-H	3
5	5-Y	3
5	8-Y	3
2	1-I	3
6	2-Z	3
6	8-H	3
2	4-C	3
2	5-I	3
2	3-I	3
2	8-I	3
5	1-Y	3
5	2-S	3
6	7-Z	3
6	3-Z	3
6	6-N	3
6	3-H	3
6	8-N	3
5	6-G	3
5	7-Y	3
5	3-Y	3
2	2-C	3
5	3-G	3
2	8-O	3
2	2-U	3
5	1-M	3
6	4-N	3
6	6-H	3
2	7-I	3

Continued on next page...

Continued from previous page...

Mol	Chain	Number of breaks
6	6-Z	3
5	6-S	3
2	4-O	3
2	5-U	3
5	8-M	3
6	2-N	3
6	7-H	3
6	1-T	3
2	1-O	3

All chain breaks are listed below:

Model	Chain	Residue-1	Atom-1	Residue-2	Atom-2	Distance (Å)
1	C	483:GLU	C	484:ARG	N	4.02
1	I	483:GLU	C	484:ARG	N	4.02
1	O	483:GLU	C	484:ARG	N	4.02
1	U	483:GLU	C	484:ARG	N	4.02
2	C	483:GLU	C	484:ARG	N	4.02
2	I	483:GLU	C	484:ARG	N	4.02
2	O	483:GLU	C	484:ARG	N	4.02
2	U	483:GLU	C	484:ARG	N	4.02
3	C	483:GLU	C	484:ARG	N	4.02
3	I	483:GLU	C	484:ARG	N	4.02
3	O	483:GLU	C	484:ARG	N	4.02
3	U	483:GLU	C	484:ARG	N	4.02
4	C	483:GLU	C	484:ARG	N	4.02
4	I	483:GLU	C	484:ARG	N	4.02
4	O	483:GLU	C	484:ARG	N	4.02
4	U	483:GLU	C	484:ARG	N	4.02
5	C	483:GLU	C	484:ARG	N	4.02
5	I	483:GLU	C	484:ARG	N	4.02
5	O	483:GLU	C	484:ARG	N	4.02
5	U	483:GLU	C	484:ARG	N	4.02
6	C	483:GLU	C	484:ARG	N	4.02
6	I	483:GLU	C	484:ARG	N	4.02
6	O	483:GLU	C	484:ARG	N	4.02
6	U	483:GLU	C	484:ARG	N	4.02
7	C	483:GLU	C	484:ARG	N	4.02
7	I	483:GLU	C	484:ARG	N	4.02
7	O	483:GLU	C	484:ARG	N	4.02
7	U	483:GLU	C	484:ARG	N	4.02
8	C	483:GLU	C	484:ARG	N	4.02
8	I	483:GLU	C	484:ARG	N	4.02

Continued on next page...

Continued from previous page...

Model	Chain	Residue-1	Atom-1	Residue-2	Atom-2	Distance (Å)
8	O	483:GLU	C	484:ARG	N	4.02
8	U	483:GLU	C	484:ARG	N	4.02
1	C	447:ASP	C	448:TYR	N	3.63
1	I	447:ASP	C	448:TYR	N	3.63
1	O	447:ASP	C	448:TYR	N	3.63
1	U	447:ASP	C	448:TYR	N	3.63
2	C	447:ASP	C	448:TYR	N	3.63
2	I	447:ASP	C	448:TYR	N	3.63
2	O	447:ASP	C	448:TYR	N	3.63
2	U	447:ASP	C	448:TYR	N	3.63
3	C	447:ASP	C	448:TYR	N	3.63
3	I	447:ASP	C	448:TYR	N	3.63
3	O	447:ASP	C	448:TYR	N	3.63
3	U	447:ASP	C	448:TYR	N	3.63
4	C	447:ASP	C	448:TYR	N	3.63
4	I	447:ASP	C	448:TYR	N	3.63
4	O	447:ASP	C	448:TYR	N	3.63
4	U	447:ASP	C	448:TYR	N	3.63
5	C	447:ASP	C	448:TYR	N	3.63
5	I	447:ASP	C	448:TYR	N	3.63
5	O	447:ASP	C	448:TYR	N	3.63
5	U	447:ASP	C	448:TYR	N	3.63
6	C	447:ASP	C	448:TYR	N	3.63
6	I	447:ASP	C	448:TYR	N	3.63
6	O	447:ASP	C	448:TYR	N	3.63
6	U	447:ASP	C	448:TYR	N	3.63
7	C	447:ASP	C	448:TYR	N	3.63
7	I	447:ASP	C	448:TYR	N	3.63
7	O	447:ASP	C	448:TYR	N	3.63
7	U	447:ASP	C	448:TYR	N	3.63
8	C	447:ASP	C	448:TYR	N	3.63
8	I	447:ASP	C	448:TYR	N	3.63
8	O	447:ASP	C	448:TYR	N	3.63
8	U	447:ASP	C	448:TYR	N	3.63
1	M	379:HIS	C	380:ILE	N	1.99
1	Y	379:HIS	C	380:ILE	N	1.99
2	G	379:HIS	C	380:ILE	N	1.99
2	S	379:HIS	C	380:ILE	N	1.99
2	Y	379:HIS	C	380:ILE	N	1.99
3	G	379:HIS	C	380:ILE	N	1.99
3	M	379:HIS	C	380:ILE	N	1.99
3	S	379:HIS	C	380:ILE	N	1.99

Continued on next page...

Continued from previous page...

Model	Chain	Residue-1	Atom-1	Residue-2	Atom-2	Distance (Å)
3	Y	379:HIS	C	380:ILE	N	1.99
4	G	379:HIS	C	380:ILE	N	1.99
4	S	379:HIS	C	380:ILE	N	1.99
4	Y	379:HIS	C	380:ILE	N	1.99
5	G	379:HIS	C	380:ILE	N	1.99
5	S	379:HIS	C	380:ILE	N	1.99
5	Y	379:HIS	C	380:ILE	N	1.99
6	G	379:HIS	C	380:ILE	N	1.99
6	S	379:HIS	C	380:ILE	N	1.99
6	Y	379:HIS	C	380:ILE	N	1.99
7	G	379:HIS	C	380:ILE	N	1.99
7	S	379:HIS	C	380:ILE	N	1.99
7	Y	379:HIS	C	380:ILE	N	1.99
8	G	379:HIS	C	380:ILE	N	1.99
8	M	379:HIS	C	380:ILE	N	1.99
8	S	379:HIS	C	380:ILE	N	1.99
8	Y	379:HIS	C	380:ILE	N	1.99
1	G	379:HIS	C	380:ILE	N	1.98
1	S	379:HIS	C	380:ILE	N	1.98
2	M	379:HIS	C	380:ILE	N	1.98
4	M	379:HIS	C	380:ILE	N	1.98
5	M	379:HIS	C	380:ILE	N	1.98
6	M	379:HIS	C	380:ILE	N	1.98
7	M	379:HIS	C	380:ILE	N	1.98
1	F	458:ASP	C	459:LEU	N	1.82
1	L	458:ASP	C	459:LEU	N	1.82
1	R	458:ASP	C	459:LEU	N	1.82
1	X	458:ASP	C	459:LEU	N	1.82
2	F	458:ASP	C	459:LEU	N	1.82
2	L	458:ASP	C	459:LEU	N	1.82
2	R	458:ASP	C	459:LEU	N	1.82
2	X	458:ASP	C	459:LEU	N	1.82
3	F	458:ASP	C	459:LEU	N	1.82
3	L	458:ASP	C	459:LEU	N	1.82
3	R	458:ASP	C	459:LEU	N	1.82
3	X	458:ASP	C	459:LEU	N	1.82
4	F	458:ASP	C	459:LEU	N	1.82
4	L	458:ASP	C	459:LEU	N	1.82
4	R	458:ASP	C	459:LEU	N	1.82
4	X	458:ASP	C	459:LEU	N	1.82
5	F	458:ASP	C	459:LEU	N	1.82
5	L	458:ASP	C	459:LEU	N	1.82

Continued on next page...

Continued from previous page...

Model	Chain	Residue-1	Atom-1	Residue-2	Atom-2	Distance (Å)
5	R	458:ASP	C	459:LEU	N	1.82
5	X	458:ASP	C	459:LEU	N	1.82
6	F	458:ASP	C	459:LEU	N	1.82
6	L	458:ASP	C	459:LEU	N	1.82
6	R	458:ASP	C	459:LEU	N	1.82
6	X	458:ASP	C	459:LEU	N	1.82
7	F	458:ASP	C	459:LEU	N	1.82
7	L	458:ASP	C	459:LEU	N	1.82
7	R	458:ASP	C	459:LEU	N	1.82
7	X	458:ASP	C	459:LEU	N	1.82
8	F	458:ASP	C	459:LEU	N	1.82
8	L	458:ASP	C	459:LEU	N	1.82
8	R	458:ASP	C	459:LEU	N	1.82
8	X	458:ASP	C	459:LEU	N	1.82
1	G	339:TYR	C	340:ALA	N	1.72
1	M	339:TYR	C	340:ALA	N	1.72
1	S	339:TYR	C	340:ALA	N	1.72
1	Y	339:TYR	C	340:ALA	N	1.72
2	G	339:TYR	C	340:ALA	N	1.72
2	M	339:TYR	C	340:ALA	N	1.72
2	S	339:TYR	C	340:ALA	N	1.72
2	Y	339:TYR	C	340:ALA	N	1.72
3	G	339:TYR	C	340:ALA	N	1.72
3	M	339:TYR	C	340:ALA	N	1.72
3	S	339:TYR	C	340:ALA	N	1.72
3	Y	339:TYR	C	340:ALA	N	1.72
4	G	339:TYR	C	340:ALA	N	1.72
4	M	339:TYR	C	340:ALA	N	1.72
4	S	339:TYR	C	340:ALA	N	1.72
4	Y	339:TYR	C	340:ALA	N	1.72
5	G	339:TYR	C	340:ALA	N	1.72
5	M	339:TYR	C	340:ALA	N	1.72
5	S	339:TYR	C	340:ALA	N	1.72
5	Y	339:TYR	C	340:ALA	N	1.72
6	G	339:TYR	C	340:ALA	N	1.72
6	M	339:TYR	C	340:ALA	N	1.72
6	S	339:TYR	C	340:ALA	N	1.72
6	Y	339:TYR	C	340:ALA	N	1.72
7	G	339:TYR	C	340:ALA	N	1.72
7	M	339:TYR	C	340:ALA	N	1.72
7	S	339:TYR	C	340:ALA	N	1.72
7	Y	339:TYR	C	340:ALA	N	1.72

Continued on next page...

Continued from previous page...

Model	Chain	Residue-1	Atom-1	Residue-2	Atom-2	Distance (Å)
8	G	339:TYR	C	340:ALA	N	1.72
8	M	339:TYR	C	340:ALA	N	1.72
8	S	339:TYR	C	340:ALA	N	1.72
8	Y	339:TYR	C	340:ALA	N	1.72
1	F	492:GLU	C	493:HIS	N	1.69
1	H	411:GLU	C	412:GLU	N	1.69
1	L	492:GLU	C	493:HIS	N	1.69
1	N	411:GLU	C	412:GLU	N	1.69
1	R	492:GLU	C	493:HIS	N	1.69
1	T	411:GLU	C	412:GLU	N	1.69
1	X	492:GLU	C	493:HIS	N	1.69
1	Z	411:GLU	C	412:GLU	N	1.69
2	F	492:GLU	C	493:HIS	N	1.69
2	H	411:GLU	C	412:GLU	N	1.69
2	L	492:GLU	C	493:HIS	N	1.69
2	N	411:GLU	C	412:GLU	N	1.69
2	R	492:GLU	C	493:HIS	N	1.69
2	T	411:GLU	C	412:GLU	N	1.69
2	X	492:GLU	C	493:HIS	N	1.69
2	Z	411:GLU	C	412:GLU	N	1.69
3	F	492:GLU	C	493:HIS	N	1.69
3	H	411:GLU	C	412:GLU	N	1.69
3	L	492:GLU	C	493:HIS	N	1.69
3	N	411:GLU	C	412:GLU	N	1.69
3	R	492:GLU	C	493:HIS	N	1.69
3	T	411:GLU	C	412:GLU	N	1.69
3	X	492:GLU	C	493:HIS	N	1.69
3	Z	411:GLU	C	412:GLU	N	1.69
4	F	492:GLU	C	493:HIS	N	1.69
4	H	411:GLU	C	412:GLU	N	1.69
4	L	492:GLU	C	493:HIS	N	1.69
4	N	411:GLU	C	412:GLU	N	1.69
4	R	492:GLU	C	493:HIS	N	1.69
4	T	411:GLU	C	412:GLU	N	1.69
4	X	492:GLU	C	493:HIS	N	1.69
4	Z	411:GLU	C	412:GLU	N	1.69
5	F	492:GLU	C	493:HIS	N	1.69
5	H	411:GLU	C	412:GLU	N	1.69
5	L	492:GLU	C	493:HIS	N	1.69
5	N	411:GLU	C	412:GLU	N	1.69
5	R	492:GLU	C	493:HIS	N	1.69
5	T	411:GLU	C	412:GLU	N	1.69

Continued on next page...

Continued from previous page...

Model	Chain	Residue-1	Atom-1	Residue-2	Atom-2	Distance (Å)
5	X	492:GLU	C	493:HIS	N	1.69
5	Z	411:GLU	C	412:GLU	N	1.69
6	F	492:GLU	C	493:HIS	N	1.69
6	H	411:GLU	C	412:GLU	N	1.69
6	L	492:GLU	C	493:HIS	N	1.69
6	N	411:GLU	C	412:GLU	N	1.69
6	R	492:GLU	C	493:HIS	N	1.69
6	T	411:GLU	C	412:GLU	N	1.69
6	X	492:GLU	C	493:HIS	N	1.69
6	Z	411:GLU	C	412:GLU	N	1.69
7	F	492:GLU	C	493:HIS	N	1.69
7	H	411:GLU	C	412:GLU	N	1.69
7	L	492:GLU	C	493:HIS	N	1.69
7	N	411:GLU	C	412:GLU	N	1.69
7	R	492:GLU	C	493:HIS	N	1.69
7	T	411:GLU	C	412:GLU	N	1.69
7	X	492:GLU	C	493:HIS	N	1.69
7	Z	411:GLU	C	412:GLU	N	1.69
8	F	492:GLU	C	493:HIS	N	1.69
8	H	411:GLU	C	412:GLU	N	1.69
8	L	492:GLU	C	493:HIS	N	1.69
8	N	411:GLU	C	412:GLU	N	1.69
8	R	492:GLU	C	493:HIS	N	1.69
8	T	411:GLU	C	412:GLU	N	1.69
8	X	492:GLU	C	493:HIS	N	1.69
8	Z	411:GLU	C	412:GLU	N	1.69
1	F	454:TYR	C	455:ILE	N	1.64
1	L	454:TYR	C	455:ILE	N	1.64
1	R	454:TYR	C	455:ILE	N	1.64
2	R	454:TYR	C	455:ILE	N	1.64
2	X	454:TYR	C	455:ILE	N	1.64
3	R	454:TYR	C	455:ILE	N	1.64
4	F	454:TYR	C	455:ILE	N	1.64
4	X	454:TYR	C	455:ILE	N	1.64
5	F	454:TYR	C	455:ILE	N	1.64
5	X	454:TYR	C	455:ILE	N	1.64
6	F	454:TYR	C	455:ILE	N	1.64
6	X	454:TYR	C	455:ILE	N	1.64
7	F	454:TYR	C	455:ILE	N	1.64
7	X	454:TYR	C	455:ILE	N	1.64
8	F	454:TYR	C	455:ILE	N	1.64
1	X	454:TYR	C	455:ILE	N	1.63

Continued on next page...

Continued from previous page...

Model	Chain	Residue-1	Atom-1	Residue-2	Atom-2	Distance (Å)
2	F	454:TYR	C	455:ILE	N	1.63
2	L	454:TYR	C	455:ILE	N	1.63
3	F	454:TYR	C	455:ILE	N	1.63
3	L	454:TYR	C	455:ILE	N	1.63
3	X	454:TYR	C	455:ILE	N	1.63
4	L	454:TYR	C	455:ILE	N	1.63
4	R	454:TYR	C	455:ILE	N	1.63
5	L	454:TYR	C	455:ILE	N	1.63
5	R	454:TYR	C	455:ILE	N	1.63
6	L	454:TYR	C	455:ILE	N	1.63
6	R	454:TYR	C	455:ILE	N	1.63
7	L	454:TYR	C	455:ILE	N	1.63
7	R	454:TYR	C	455:ILE	N	1.63
8	L	454:TYR	C	455:ILE	N	1.63
8	R	454:TYR	C	455:ILE	N	1.63
8	X	454:TYR	C	455:ILE	N	1.63
1	F	221:GLN	C	222:THR	N	1.61
1	L	221:GLN	C	222:THR	N	1.61
1	R	221:GLN	C	222:THR	N	1.61
1	X	221:GLN	C	222:THR	N	1.61
1	G	378:SER	C	379:HIS	N	1.60
1	M	378:SER	C	379:HIS	N	1.60
1	S	378:SER	C	379:HIS	N	1.60
1	Y	378:SER	C	379:HIS	N	1.60
2	G	378:SER	C	379:HIS	N	1.60
2	M	378:SER	C	379:HIS	N	1.60
2	S	378:SER	C	379:HIS	N	1.60
2	Y	378:SER	C	379:HIS	N	1.60
3	G	378:SER	C	379:HIS	N	1.60
3	M	378:SER	C	379:HIS	N	1.60
3	S	378:SER	C	379:HIS	N	1.60
3	Y	378:SER	C	379:HIS	N	1.60
4	G	378:SER	C	379:HIS	N	1.60
4	M	378:SER	C	379:HIS	N	1.60
4	S	378:SER	C	379:HIS	N	1.60
4	Y	378:SER	C	379:HIS	N	1.60
5	G	378:SER	C	379:HIS	N	1.60
5	M	378:SER	C	379:HIS	N	1.60
5	S	378:SER	C	379:HIS	N	1.60
5	Y	378:SER	C	379:HIS	N	1.60
6	G	378:SER	C	379:HIS	N	1.60
6	M	378:SER	C	379:HIS	N	1.60

Continued on next page...

Continued from previous page...

Model	Chain	Residue-1	Atom-1	Residue-2	Atom-2	Distance (Å)
6	S	378:SER	C	379:HIS	N	1.60
6	Y	378:SER	C	379:HIS	N	1.60
7	G	378:SER	C	379:HIS	N	1.60
7	M	378:SER	C	379:HIS	N	1.60
7	S	378:SER	C	379:HIS	N	1.60
7	Y	378:SER	C	379:HIS	N	1.60
8	G	378:SER	C	379:HIS	N	1.60
8	M	378:SER	C	379:HIS	N	1.60
8	S	378:SER	C	379:HIS	N	1.60
8	Y	378:SER	C	379:HIS	N	1.60
1	H	412:GLU	C	413:LEU	N	1.16
1	N	412:GLU	C	413:LEU	N	1.16
1	T	412:GLU	C	413:LEU	N	1.16
1	Z	412:GLU	C	413:LEU	N	1.16
2	H	412:GLU	C	413:LEU	N	1.16
2	N	412:GLU	C	413:LEU	N	1.16
2	T	412:GLU	C	413:LEU	N	1.16
2	Z	412:GLU	C	413:LEU	N	1.16
3	H	412:GLU	C	413:LEU	N	1.16
3	N	412:GLU	C	413:LEU	N	1.16
3	T	412:GLU	C	413:LEU	N	1.16
3	Z	412:GLU	C	413:LEU	N	1.16
4	H	412:GLU	C	413:LEU	N	1.16
4	N	412:GLU	C	413:LEU	N	1.16
4	T	412:GLU	C	413:LEU	N	1.16
4	Z	412:GLU	C	413:LEU	N	1.16
5	H	412:GLU	C	413:LEU	N	1.16
5	N	412:GLU	C	413:LEU	N	1.16
5	T	412:GLU	C	413:LEU	N	1.16
5	Z	412:GLU	C	413:LEU	N	1.16
6	H	412:GLU	C	413:LEU	N	1.16
6	N	412:GLU	C	413:LEU	N	1.16
6	T	412:GLU	C	413:LEU	N	1.16
6	Z	412:GLU	C	413:LEU	N	1.16
7	H	412:GLU	C	413:LEU	N	1.16
7	N	412:GLU	C	413:LEU	N	1.16
7	T	412:GLU	C	413:LEU	N	1.16
7	Z	412:GLU	C	413:LEU	N	1.16
8	H	412:GLU	C	413:LEU	N	1.16
8	N	412:GLU	C	413:LEU	N	1.16
8	T	412:GLU	C	413:LEU	N	1.16
8	Z	412:GLU	C	413:LEU	N	1.16

Continued on next page...

Continued from previous page...

Model	Chain	Residue-1	Atom-1	Residue-2	Atom-2	Distance (Å)
1	C	7:GLY	C	8:GLU	N	1.14
1	I	7:GLY	C	8:GLU	N	1.14
1	O	7:GLY	C	8:GLU	N	1.14
1	U	7:GLY	C	8:GLU	N	1.14
2	C	7:GLY	C	8:GLU	N	1.14
2	I	7:GLY	C	8:GLU	N	1.14
2	O	7:GLY	C	8:GLU	N	1.14
2	U	7:GLY	C	8:GLU	N	1.14
3	C	7:GLY	C	8:GLU	N	1.14
3	I	7:GLY	C	8:GLU	N	1.14
3	O	7:GLY	C	8:GLU	N	1.14
3	U	7:GLY	C	8:GLU	N	1.14
4	C	7:GLY	C	8:GLU	N	1.14
4	I	7:GLY	C	8:GLU	N	1.14
4	O	7:GLY	C	8:GLU	N	1.14
4	U	7:GLY	C	8:GLU	N	1.14
5	C	7:GLY	C	8:GLU	N	1.14
5	I	7:GLY	C	8:GLU	N	1.14
5	O	7:GLY	C	8:GLU	N	1.14
5	U	7:GLY	C	8:GLU	N	1.14
6	C	7:GLY	C	8:GLU	N	1.14
6	I	7:GLY	C	8:GLU	N	1.14
6	O	7:GLY	C	8:GLU	N	1.14
6	U	7:GLY	C	8:GLU	N	1.14
7	C	7:GLY	C	8:GLU	N	1.14
7	I	7:GLY	C	8:GLU	N	1.14
7	O	7:GLY	C	8:GLU	N	1.14
7	U	7:GLY	C	8:GLU	N	1.14
8	C	7:GLY	C	8:GLU	N	1.14
8	I	7:GLY	C	8:GLU	N	1.14
8	O	7:GLY	C	8:GLU	N	1.14
8	U	7:GLY	C	8:GLU	N	1.14
1	H	408:SER	C	409:PRO	N	1.13
1	N	408:SER	C	409:PRO	N	1.13
1	T	408:SER	C	409:PRO	N	1.13
1	Z	408:SER	C	409:PRO	N	1.13
2	H	408:SER	C	409:PRO	N	1.13
2	N	408:SER	C	409:PRO	N	1.13
2	T	408:SER	C	409:PRO	N	1.13
2	Z	408:SER	C	409:PRO	N	1.13
3	H	408:SER	C	409:PRO	N	1.13
3	N	408:SER	C	409:PRO	N	1.13

Continued on next page...

Continued from previous page...

Model	Chain	Residue-1	Atom-1	Residue-2	Atom-2	Distance (Å)
3	T	408:SER	C	409:PRO	N	1.13
3	Z	408:SER	C	409:PRO	N	1.13
4	H	408:SER	C	409:PRO	N	1.13
4	N	408:SER	C	409:PRO	N	1.13
4	T	408:SER	C	409:PRO	N	1.13
4	Z	408:SER	C	409:PRO	N	1.13
5	H	408:SER	C	409:PRO	N	1.13
5	N	408:SER	C	409:PRO	N	1.13
5	T	408:SER	C	409:PRO	N	1.13
5	Z	408:SER	C	409:PRO	N	1.13
6	H	408:SER	C	409:PRO	N	1.13
6	N	408:SER	C	409:PRO	N	1.13
6	T	408:SER	C	409:PRO	N	1.13
6	Z	408:SER	C	409:PRO	N	1.13
7	H	408:SER	C	409:PRO	N	1.13
7	N	408:SER	C	409:PRO	N	1.13
7	T	408:SER	C	409:PRO	N	1.13
7	Z	408:SER	C	409:PRO	N	1.13
8	H	408:SER	C	409:PRO	N	1.13
8	N	408:SER	C	409:PRO	N	1.13
8	T	408:SER	C	409:PRO	N	1.13
8	Z	408:SER	C	409:PRO	N	1.13
1	F	455:ILE	C	456:ASP	N	0.99
1	L	455:ILE	C	456:ASP	N	0.99
1	R	455:ILE	C	456:ASP	N	0.99
1	X	455:ILE	C	456:ASP	N	0.99
2	F	455:ILE	C	456:ASP	N	0.99
2	L	455:ILE	C	456:ASP	N	0.99
2	R	455:ILE	C	456:ASP	N	0.99
2	X	455:ILE	C	456:ASP	N	0.99
3	F	455:ILE	C	456:ASP	N	0.99
3	L	455:ILE	C	456:ASP	N	0.99
3	R	455:ILE	C	456:ASP	N	0.99
3	X	455:ILE	C	456:ASP	N	0.99
4	F	455:ILE	C	456:ASP	N	0.99
4	L	455:ILE	C	456:ASP	N	0.99
4	R	455:ILE	C	456:ASP	N	0.99
4	X	455:ILE	C	456:ASP	N	0.99
5	F	455:ILE	C	456:ASP	N	0.99
5	L	455:ILE	C	456:ASP	N	0.99
5	R	455:ILE	C	456:ASP	N	0.99
5	X	455:ILE	C	456:ASP	N	0.99

Continued on next page...

Continued from previous page...

Model	Chain	Residue-1	Atom-1	Residue-2	Atom-2	Distance (Å)
6	F	455:ILE	C	456:ASP	N	0.99
6	L	455:ILE	C	456:ASP	N	0.99
6	R	455:ILE	C	456:ASP	N	0.99
6	X	455:ILE	C	456:ASP	N	0.99
7	F	455:ILE	C	456:ASP	N	0.99
7	L	455:ILE	C	456:ASP	N	0.99
7	R	455:ILE	C	456:ASP	N	0.99
7	X	455:ILE	C	456:ASP	N	0.99
8	F	455:ILE	C	456:ASP	N	0.99
8	L	455:ILE	C	456:ASP	N	0.99
8	R	455:ILE	C	456:ASP	N	0.99
8	X	455:ILE	C	456:ASP	N	0.99
1	F	459:LEU	C	460:LEU	N	0.98
1	L	459:LEU	C	460:LEU	N	0.98
1	R	459:LEU	C	460:LEU	N	0.98
1	X	459:LEU	C	460:LEU	N	0.98
2	F	459:LEU	C	460:LEU	N	0.98
2	L	459:LEU	C	460:LEU	N	0.98
2	R	459:LEU	C	460:LEU	N	0.98
2	X	459:LEU	C	460:LEU	N	0.98
3	F	459:LEU	C	460:LEU	N	0.98
3	L	459:LEU	C	460:LEU	N	0.98
3	R	459:LEU	C	460:LEU	N	0.98
3	X	459:LEU	C	460:LEU	N	0.98
4	F	459:LEU	C	460:LEU	N	0.98
4	L	459:LEU	C	460:LEU	N	0.98
4	R	459:LEU	C	460:LEU	N	0.98
4	X	459:LEU	C	460:LEU	N	0.98
5	F	459:LEU	C	460:LEU	N	0.98
5	L	459:LEU	C	460:LEU	N	0.98
5	R	459:LEU	C	460:LEU	N	0.98
5	X	459:LEU	C	460:LEU	N	0.98
6	F	459:LEU	C	460:LEU	N	0.98
6	L	459:LEU	C	460:LEU	N	0.98
6	R	459:LEU	C	460:LEU	N	0.98
6	X	459:LEU	C	460:LEU	N	0.98
7	F	459:LEU	C	460:LEU	N	0.98
7	L	459:LEU	C	460:LEU	N	0.98
7	R	459:LEU	C	460:LEU	N	0.98
7	X	459:LEU	C	460:LEU	N	0.98
8	F	459:LEU	C	460:LEU	N	0.98
8	L	459:LEU	C	460:LEU	N	0.98

Continued on next page...

Continued from previous page...

Model	Chain	Residue-1	Atom-1	Residue-2	Atom-2	Distance (Å)
8	R	459:LEU	C	460:LEU	N	0.98
8	X	459:LEU	C	460:LEU	N	0.98