



Full wwPDB X-ray Structure Validation Report ⓘ

Feb 1, 2016 – 02:49 AM GMT

PDB ID : 2IUU
Title : P. AERUGINOSA FTSK MOTOR DOMAIN, HEXAMER
Authors : Massey, T.H.; Mercoglian, C.P.; Yates, J.; Sherratt, D.J.; Lowe, J.
Deposited on : 2006-06-07
Resolution : 2.90 Å(reported)

This is a Full wwPDB X-ray Structure Validation Report for a publicly released PDB entry.
We welcome your comments at validation@mail.wwpdb.org
A user guide is available at
<http://wwpdb.org/validation/2016/XrayValidationReportHelp>
with specific help available everywhere you see the ⓘ symbol.

The following versions of software and data (see [references ⓘ](#)) were used in the production of this report:

MolProbity : 4.02b-467
Mogul : 1.7 (RC4), CSD as536be (2015)
Xtriage (Phenix) : 1.9-1692
EDS : rb-20026688
Percentile statistics : 20151230.v01 (using entries in the PDB archive December 30th 2015)
Refmac : 5.8.0135
CCP4 : 6.5.0
Ideal geometry (proteins) : Engh & Huber (2001)
Ideal geometry (DNA, RNA) : Parkinson et al. (1996)
Validation Pipeline (wwPDB-VP) : trunk26865

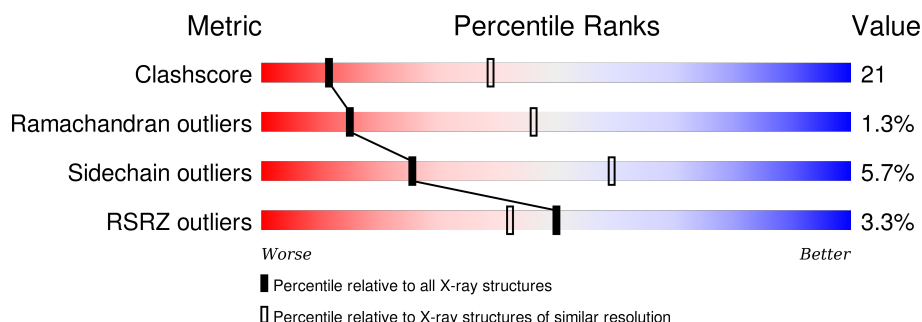
1 Overall quality at a glance

The following experimental techniques were used to determine the structure:

X-RAY DIFFRACTION

The reported resolution of this entry is 2.90 Å.

Percentile scores (ranging between 0-100) for global validation metrics of the entry are shown in the following graphic. The table shows the number of entries on which the scores are based.



Metric	Whole archive (#Entries)	Similar resolution (#Entries, resolution range(Å))
Clashscore	102246	1668 (2.90-2.90)
Ramachandran outliers	100387	1630 (2.90-2.90)
Sidechain outliers	100360	1632 (2.90-2.90)
RSRZ outliers	91569	1456 (2.90-2.90)

The table below summarises the geometric issues observed across the polymeric chains and their fit to the electron density. The red, orange, yellow and green segments on the lower bar indicate the fraction of residues that contain outliers for ≥ 3 , 2, 1 and 0 types of geometric quality criteria. A grey segment represents the fraction of residues that are not modelled. The numeric value for each fraction is indicated below the corresponding segment, with a dot representing fractions $\leq 5\%$. The upper red bar (where present) indicates the fraction of residues that have poor fit to the electron density. The numeric value is given above the bar.

Mol	Chain	Length	Quality of chain
1	A	491	<div> <div>5%</div> <div>52%29%17%</div> </div>
1	B	491	<div> <div>2%</div> <div>51%29%17%</div> </div>
1	C	491	<div> <div>2%</div> <div>51%29%17%</div> </div>
1	D	491	<div> <div>%</div> <div>55%26%17%</div> </div>
1	E	491	<div> <div>3%</div> <div>48%32%17%</div> </div>
1	F	491	<div> <div>4%</div> <div>52%28%17%</div> </div>

2 Entry composition [i](#)

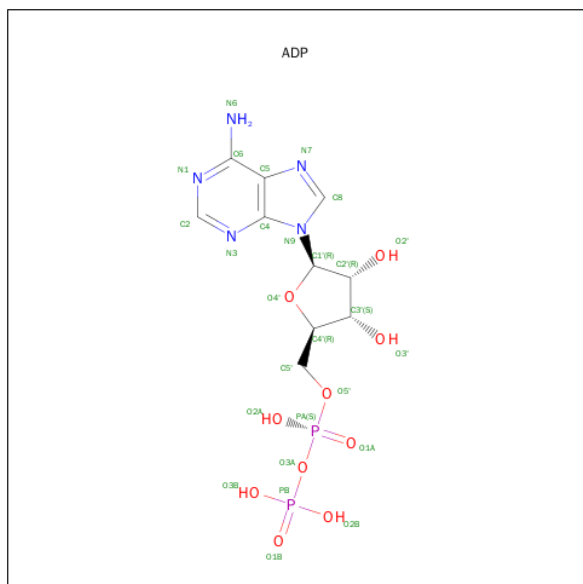
There are 2 unique types of molecules in this entry. The entry contains 18888 atoms, of which 0 are hydrogens and 0 are deuteriums.

In the tables below, the ZeroOcc column contains the number of atoms modelled with zero occupancy, the AltConf column contains the number of residues with at least one atom in alternate conformation and the Trace column contains the number of residues modelled with at most 2 atoms.

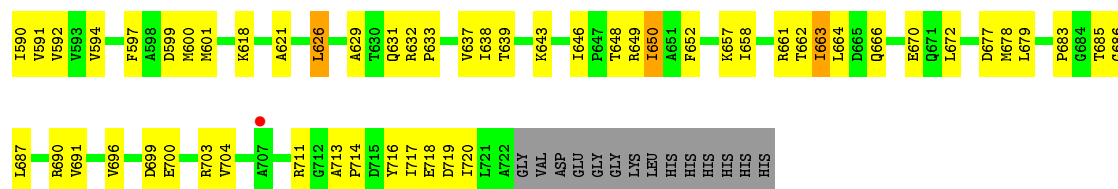
- Molecule 1 is a protein called DNA TRANSLOCASE FTSK.

Mol	Chain	Residues	Atoms					ZeroOcc	AltConf	Trace
1	A	408	Total	C	N	O	S	0	0	0
			3121	1983	540	583	15			
1	B	408	Total	C	N	O	S	0	0	0
			3121	1983	540	583	15			
1	C	408	Total	C	N	O	S	0	0	0
			3121	1983	540	583	15			
1	D	408	Total	C	N	O	S	0	0	0
			3121	1983	540	583	15			
1	E	408	Total	C	N	O	S	0	0	0
			3121	1983	540	583	15			
1	F	408	Total	C	N	O	S	0	0	0
			3121	1983	540	583	15			

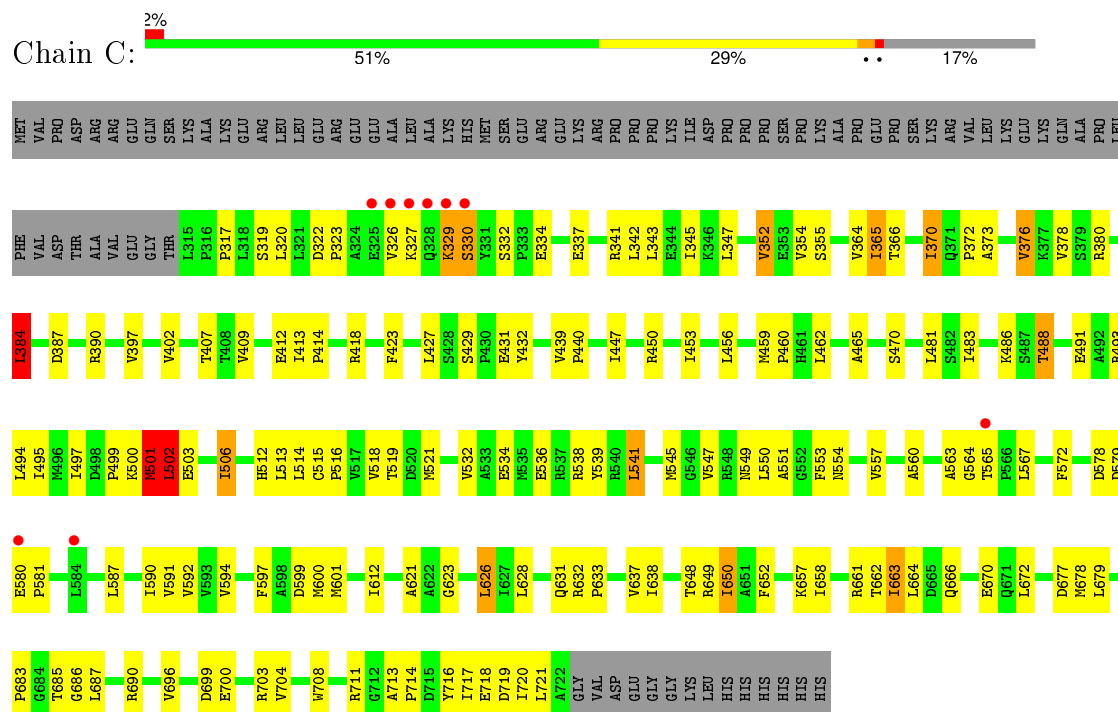
- Molecule 2 is ADENOSINE-5'-DIPHOSPHATE (three-letter code: ADP) (formula: $C_{10}H_{15}N_5O_{10}P_2$).




Mol	Chain	Residues	Atoms					ZeroOcc	AltConf
2	A	1	Total	C	N	O	P	0	0
			27	10	5	10	2		
2	B	1	Total	C	N	O	P	0	0
			27	10	5	10	2		
2	C	1	Total	C	N	O	P	0	0
			27	10	5	10	2		
2	D	1	Total	C	N	O	P	0	0
			27	10	5	10	2		
2	E	1	Total	C	N	O	P	0	0
			27	10	5	10	2		
2	F	1	Total	C	N	O	P	0	0
			27	10	5	10	2		



• Molecule 1: DNA TRANSLOCASE FTSK

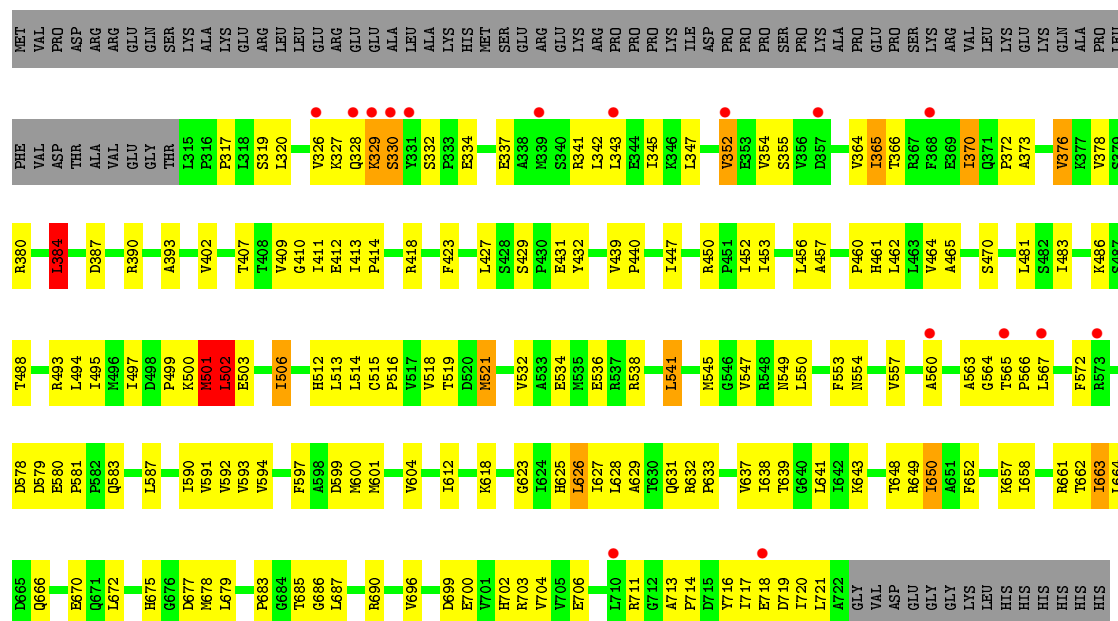


• Molecule 1: DNA TRANSLOCASE FTSK




- Molecule 1: DNA TRANSLOCASE FTSK

Chain E:  3% 48% 32% .. 17%



- Molecule 1: DNA TRANSLOCASE FTSK

Chain F: 



4 Data and refinement statistics

Property	Value	Source
Space group	P 21 21 2	Depositor
Cell constants a, b, c, α , β , γ	140.01Å 221.76Å 134.07Å 90.00° 90.00° 90.00°	Depositor
Resolution (Å)	100.00 – 2.90 48.11 – 2.90	Depositor EDS
% Data completeness (in resolution range)	99.6 (100.00-2.90) 99.7 (48.11-2.90)	Depositor EDS
R_{merge}	0.08	Depositor
R_{sym}	(Not available)	Depositor
$\langle I/\sigma(I) \rangle$ ¹	2.83 (at 2.91Å)	Xtriage
Refinement program	CNS 1.1	Depositor
R, R_{free}	0.233 , 0.259 0.227 , (Not available)	Depositor DCC
R_{free} test set	No test flags present.	DCC
Wilson B-factor (Å ²)	68.6	Xtriage
Anisotropy	0.292	Xtriage
Bulk solvent k_{sol} (e/Å ³), B_{sol} (Å ²)	0.33 , 54.8	EDS
Estimated twinning fraction	0.009 for l,-k,h	Xtriage
L-test for twinning ²	$\langle L \rangle = 0.50$, $\langle L^2 \rangle = 0.33$	Xtriage
Outliers	2 of 92747 reflections (0.002%)	Xtriage
F_o, F_c correlation	0.93	EDS
Total number of atoms	18888	wwPDB-VP
Average B, all atoms (Å ²)	66.0	wwPDB-VP

Xtriage's analysis on translational NCS is as follows: *The largest off-origin peak in the Patterson function is 3.37% of the height of the origin peak. No significant pseudotranslation is detected.*

¹Intensities estimated from amplitudes.

²Theoretical values of $\langle |L| \rangle$, $\langle L^2 \rangle$ for acentric reflections are 0.5, 0.375 respectively for untwinned datasets, and 0.333, 0.2 for perfectly twinned datasets.

5 Model quality

5.1 Standard geometry

Bond lengths and bond angles in the following residue types are not validated in this section: ADP

The Z score for a bond length (or angle) is the number of standard deviations the observed value is removed from the expected value. A bond length (or angle) with $|Z| > 5$ is considered an outlier worth inspection. RMSZ is the root-mean-square of all Z scores of the bond lengths (or angles).

Mol	Chain	Bond lengths		Bond angles	
		RMSZ	$\# Z > 5$	RMSZ	$\# Z > 5$
1	A	0.43	0/3177	0.70	3/4312 (0.1%)
1	B	0.42	0/3177	0.70	3/4312 (0.1%)
1	C	0.43	0/3177	0.70	3/4312 (0.1%)
1	D	0.44	0/3177	0.71	3/4312 (0.1%)
1	E	0.41	0/3177	0.70	3/4312 (0.1%)
1	F	0.44	0/3177	0.70	1/4312 (0.0%)
All	All	0.43	0/19062	0.70	16/25872 (0.1%)

There are no bond length outliers.

All (16) bond angle outliers are listed below:

Mol	Chain	Res	Type	Atoms	Z	Observed(°)	Ideal(°)
1	A	384	LEU	CA-CB-CG	6.05	129.21	115.30
1	B	384	LEU	CA-CB-CG	5.85	128.76	115.30
1	D	502	LEU	CA-CB-CG	5.82	128.69	115.30
1	E	502	LEU	CA-CB-CG	5.81	128.67	115.30
1	C	384	LEU	CA-CB-CG	5.75	128.53	115.30
1	E	384	LEU	CA-CB-CG	5.57	128.11	115.30
1	B	502	LEU	CA-CB-CG	5.54	128.05	115.30
1	A	502	LEU	CA-CB-CG	5.48	127.90	115.30
1	C	502	LEU	CA-CB-CG	5.40	127.72	115.30
1	E	352	VAL	N-CA-C	5.32	125.37	111.00
1	D	384	LEU	CA-CB-CG	5.31	127.52	115.30
1	F	502	LEU	CA-CB-CG	5.30	127.50	115.30
1	B	352	VAL	N-CA-C	5.30	125.31	111.00
1	D	352	VAL	N-CA-C	5.23	125.11	111.00
1	C	352	VAL	N-CA-C	5.16	124.93	111.00
1	A	352	VAL	N-CA-C	5.05	124.64	111.00

There are no chirality outliers.

There are no planarity outliers.

5.2 Too-close contacts

In the following table, the Non-H and H(model) columns list the number of non-hydrogen atoms and hydrogen atoms in the chain respectively. The H(added) column lists the number of hydrogen atoms added and optimized by MolProbity. The Clashes column lists the number of clashes within the asymmetric unit, whereas Symm-Clashes lists symmetry related clashes.

Mol	Chain	Non-H	H(model)	H(added)	Clashes	Symm-Clashes
1	A	3121	0	3238	132	0
1	B	3121	0	3238	140	1
1	C	3121	0	3238	134	0
1	D	3121	0	3238	124	1
1	E	3121	0	3238	148	0
1	F	3121	0	3238	133	0
2	A	27	0	12	0	0
2	B	27	0	12	0	0
2	C	27	0	12	0	0
2	D	27	0	12	0	0
2	E	27	0	12	0	0
2	F	27	0	12	0	0
All	All	18888	0	19500	788	1

The all-atom clashscore is defined as the number of clashes found per 1000 atoms (including hydrogen atoms). The all-atom clashscore for this structure is 21.

All (788) close contacts within the same asymmetric unit are listed below, sorted by their clash magnitude.

Atom-1	Atom-2	Interatomic distance (Å)	Clash overlap (Å)
1:D:502:LEU:HD13	1:D:503:GLU:HG2	1.53	0.91
1:E:502:LEU:HD13	1:E:503:GLU:HG2	1.49	0.91
1:F:502:LEU:HD13	1:F:503:GLU:HG2	1.51	0.90
1:B:502:LEU:HD13	1:B:503:GLU:HG2	1.54	0.88
1:A:502:LEU:HD13	1:A:503:GLU:HG2	1.55	0.87
1:B:521:MET:HE3	1:B:600:MET:HG3	1.55	0.86
1:D:506:ILE:HD13	1:D:506:ILE:O	1.75	0.86
1:C:506:ILE:HD13	1:C:506:ILE:O	1.76	0.85
1:C:502:LEU:HD13	1:C:503:GLU:HG2	1.56	0.85
1:F:506:ILE:O	1:F:506:ILE:HD13	1.77	0.85
1:D:521:MET:HE3	1:D:600:MET:HG3	1.56	0.85
1:C:521:MET:HE3	1:C:600:MET:HG3	1.58	0.84

Continued on next page...

Continued from previous page...

Atom-1	Atom-2	Interatomic distance (Å)	Clash overlap (Å)
1:E:506:ILE:O	1:E:506:ILE:HD13	1.79	0.83
1:B:506:ILE:HD13	1:B:506:ILE:O	1.78	0.83
1:D:497:ILE:HG21	1:D:600:MET:HE2	1.60	0.82
1:A:497:ILE:HG21	1:A:600:MET:HE2	1.60	0.82
1:B:497:ILE:HG21	1:B:600:MET:HE2	1.59	0.81
1:D:329:LYS:HG2	1:D:330:SER:H	1.46	0.81
1:A:329:LYS:HG2	1:A:330:SER:H	1.46	0.81
1:E:497:ILE:HG21	1:E:600:MET:HE1	1.64	0.80
1:D:500:LYS:O	1:D:502:LEU:N	2.12	0.80
1:A:500:LYS:O	1:A:502:LEU:N	2.15	0.80
1:E:329:LYS:HG2	1:E:330:SER:H	1.46	0.80
1:C:500:LYS:O	1:C:502:LEU:N	2.15	0.79
1:B:500:LYS:O	1:B:502:LEU:N	2.15	0.79
1:D:554:ASN:HD21	1:D:587:LEU:H	1.28	0.79
1:C:329:LYS:HG2	1:C:330:SER:H	1.47	0.79
1:C:497:ILE:HG21	1:C:600:MET:HE2	1.64	0.78
1:C:554:ASN:HD21	1:C:587:LEU:H	1.30	0.78
1:A:663:ILE:HD13	1:A:663:ILE:O	1.84	0.78
1:B:554:ASN:HD21	1:B:587:LEU:H	1.32	0.77
1:E:658:ILE:HD12	1:E:658:ILE:H	1.50	0.77
1:D:638:ILE:HD12	1:D:662:THR:HG22	1.67	0.77
1:B:658:ILE:HD12	1:B:658:ILE:H	1.47	0.77
1:B:329:LYS:HG2	1:B:330:SER:H	1.48	0.76
1:E:521:MET:HE3	1:E:600:MET:HG3	1.67	0.76
1:F:329:LYS:HG2	1:F:330:SER:H	1.49	0.76
1:F:554:ASN:HD21	1:F:587:LEU:H	1.33	0.76
1:A:547:VAL:HG11	1:A:553:PHE:N	2.01	0.76
1:A:554:ASN:HD21	1:A:587:LEU:H	1.34	0.76
1:F:658:ILE:HD12	1:F:658:ILE:H	1.51	0.76
1:F:521:MET:HE3	1:F:600:MET:HG3	1.67	0.75
1:E:380:ARG:O	1:E:384:LEU:HD22	1.87	0.75
1:A:658:ILE:HD12	1:A:658:ILE:H	1.51	0.75
1:E:554:ASN:HD21	1:E:587:LEU:H	1.34	0.75
1:A:506:ILE:O	1:A:506:ILE:HD13	1.86	0.74
1:E:500:LYS:O	1:E:502:LEU:N	2.19	0.74
1:B:547:VAL:HG11	1:B:553:PHE:N	2.01	0.74
1:F:499:PRO:HB3	1:F:521:MET:CE	2.19	0.73
1:C:658:ILE:H	1:C:658:ILE:HD12	1.53	0.73
1:C:440:PRO:HG3	1:C:486:LYS:HD2	1.70	0.73
1:E:499:PRO:HB3	1:E:521:MET:CE	2.18	0.73
1:A:521:MET:HE3	1:A:600:MET:HG3	1.69	0.73

Continued on next page...

Continued from previous page...

Atom-1	Atom-2	Interatomic distance (Å)	Clash overlap (Å)
1:E:440:PRO:HG3	1:E:486:LYS:HD2	1.71	0.73
1:D:380:ARG:O	1:D:384:LEU:HD22	1.88	0.73
1:A:685:THR:HG22	1:A:686:GLY:N	2.04	0.73
1:F:500:LYS:O	1:F:502:LEU:N	2.20	0.73
1:C:365:ILE:HG13	1:C:412:GLU:HB3	1.71	0.73
1:E:547:VAL:HG11	1:E:553:PHE:N	2.03	0.72
1:F:365:ILE:HG13	1:F:412:GLU:HB3	1.70	0.72
1:B:685:THR:HG22	1:B:686:GLY:N	2.05	0.72
1:F:497:ILE:HG21	1:F:600:MET:HE2	1.71	0.72
1:F:638:ILE:HD12	1:F:662:THR:HG22	1.72	0.72
1:A:365:ILE:HG13	1:A:412:GLU:HB3	1.71	0.72
1:E:685:THR:HG22	1:E:686:GLY:N	2.03	0.72
1:B:380:ARG:O	1:B:384:LEU:HD22	1.89	0.71
1:A:638:ILE:HD12	1:A:662:THR:HG22	1.72	0.71
1:B:500:LYS:C	1:B:502:LEU:H	1.94	0.71
1:D:658:ILE:H	1:D:658:ILE:HD12	1.56	0.71
1:F:685:THR:HG22	1:F:686:GLY:N	2.06	0.71
1:F:500:LYS:C	1:F:502:LEU:H	1.94	0.70
1:F:547:VAL:HG11	1:F:553:PHE:N	2.07	0.70
1:C:717:ILE:O	1:C:720:ILE:HG22	1.91	0.70
1:B:663:ILE:O	1:B:663:ILE:HD13	1.91	0.70
1:A:380:ARG:O	1:A:384:LEU:HD22	1.90	0.70
1:F:717:ILE:HG22	1:F:719:ASP:HB3	1.74	0.70
1:D:500:LYS:C	1:D:502:LEU:H	1.94	0.70
1:C:500:LYS:C	1:C:502:LEU:H	1.94	0.70
1:F:711:ARG:HH21	1:F:711:ARG:HG3	1.55	0.69
1:E:500:LYS:C	1:E:502:LEU:H	1.95	0.69
1:A:500:LYS:C	1:A:502:LEU:H	1.95	0.69
1:B:500:LYS:HE3	1:B:599:ASP:OD2	1.93	0.69
1:D:663:ILE:HD13	1:D:663:ILE:O	1.93	0.69
1:A:440:PRO:HG3	1:A:486:LYS:HD2	1.73	0.69
1:F:717:ILE:O	1:F:720:ILE:HG22	1.92	0.69
1:E:493:ARG:HD2	1:E:512:HIS:O	1.93	0.69
1:B:717:ILE:HG22	1:B:719:ASP:HB3	1.75	0.69
1:D:685:THR:HG22	1:D:686:GLY:N	2.07	0.69
1:C:685:THR:HG22	1:C:686:GLY:N	2.06	0.68
1:F:380:ARG:O	1:F:384:LEU:HD22	1.93	0.68
1:D:547:VAL:HG11	1:D:553:PHE:N	2.08	0.68
1:B:711:ARG:HH21	1:B:711:ARG:HG3	1.59	0.68
1:F:601:MET:CE	1:F:637:VAL:HG13	2.23	0.68
1:F:500:LYS:HE3	1:F:599:ASP:OD2	1.94	0.68

Continued on next page...

Continued from previous page...

Atom-1	Atom-2	Interatomic distance (Å)	Clash overlap (Å)
1:A:717:ILE:HG22	1:A:719:ASP:HB3	1.73	0.68
1:D:717:ILE:HG22	1:D:719:ASP:HB3	1.74	0.68
1:C:387:ASP:OD2	1:D:378:VAL:HG23	1.93	0.68
1:C:380:ARG:O	1:C:384:LEU:HD22	1.92	0.68
1:B:497:ILE:HG21	1:B:600:MET:CE	2.24	0.68
1:C:711:ARG:HH21	1:C:711:ARG:HG3	1.58	0.68
1:A:499:PRO:HB3	1:A:521:MET:CE	2.24	0.68
1:B:601:MET:CE	1:B:637:VAL:HG13	2.24	0.68
1:C:717:ILE:HG22	1:C:719:ASP:HB3	1.75	0.67
1:C:663:ILE:O	1:C:663:ILE:HD13	1.95	0.67
1:E:717:ILE:O	1:E:720:ILE:HG22	1.94	0.67
1:E:365:ILE:HG13	1:E:412:GLU:HB3	1.75	0.67
1:E:497:ILE:HD13	1:E:600:MET:HE1	1.77	0.67
1:F:554:ASN:HA	1:F:557:VAL:HG12	1.77	0.67
1:C:547:VAL:HG11	1:C:553:PHE:N	2.11	0.66
1:E:429:SER:HB2	1:E:431:GLU:OE2	1.94	0.66
1:D:601:MET:CE	1:D:637:VAL:HG13	2.26	0.66
1:E:601:MET:CE	1:E:637:VAL:HG13	2.25	0.66
1:E:717:ILE:HG22	1:E:719:ASP:HB3	1.77	0.66
1:F:440:PRO:HG3	1:F:486:LYS:HD2	1.78	0.66
1:A:497:ILE:HG21	1:A:600:MET:CE	2.25	0.66
1:E:341:ARG:O	1:E:345:ILE:HG12	1.96	0.65
1:B:572:PHE:HZ	1:B:579:ASP:HB3	1.61	0.65
1:A:717:ILE:O	1:A:720:ILE:HG22	1.95	0.65
1:F:499:PRO:HB3	1:F:521:MET:HE1	1.78	0.65
1:A:700:GLU:O	1:A:704:VAL:HG23	1.95	0.65
1:B:440:PRO:HG3	1:B:486:LYS:HD2	1.78	0.65
1:F:423:PHE:HE1	1:F:481:LEU:HB3	1.62	0.65
1:D:462:LEU:HD11	1:D:650:ILE:HD13	1.79	0.65
1:A:402:VAL:HG13	1:A:687:LEU:HD11	1.78	0.65
1:E:663:ILE:HD13	1:E:663:ILE:O	1.97	0.65
1:C:497:ILE:HD13	1:C:600:MET:HE2	1.78	0.65
1:E:439:VAL:HG12	1:E:483:ILE:HD12	1.78	0.65
1:D:554:ASN:HA	1:D:557:VAL:HG12	1.79	0.65
1:D:365:ILE:HG13	1:D:412:GLU:HB3	1.78	0.65
1:D:493:ARG:HD2	1:D:512:HIS:O	1.97	0.65
1:C:499:PRO:HB3	1:C:521:MET:CE	2.27	0.64
1:E:554:ASN:HA	1:E:557:VAL:HG12	1.80	0.64
1:D:717:ILE:O	1:D:720:ILE:HG22	1.97	0.64
1:F:663:ILE:HD13	1:F:663:ILE:O	1.98	0.64
1:C:638:ILE:HD12	1:C:662:THR:HG22	1.79	0.64

Continued on next page...

Continued from previous page...

Atom-1	Atom-2	Interatomic distance (Å)	Clash overlap (Å)
1:C:497:ILE:HG21	1:C:600:MET:CE	2.28	0.64
1:B:717:ILE:O	1:B:720:ILE:HG22	1.97	0.64
1:E:462:LEU:HD11	1:E:650:ILE:CD1	2.27	0.64
1:A:499:PRO:HB3	1:A:521:MET:HE1	1.78	0.64
1:B:439:VAL:HG12	1:B:483:ILE:HD12	1.79	0.64
1:E:327:LYS:HG3	1:E:327:LYS:O	1.98	0.64
1:B:499:PRO:HB3	1:B:521:MET:CE	2.28	0.64
1:B:499:PRO:HB3	1:B:521:MET:HE1	1.79	0.64
1:E:638:ILE:HD12	1:E:662:THR:HG22	1.79	0.64
1:E:572:PHE:HZ	1:E:579:ASP:HB3	1.62	0.64
1:F:402:VAL:HG13	1:F:687:LEU:HD11	1.79	0.64
1:B:365:ILE:HG13	1:B:412:GLU:HB3	1.78	0.64
1:A:387:ASP:OD2	1:B:378:VAL:HG23	1.98	0.64
1:D:329:LYS:HG2	1:D:330:SER:N	2.13	0.64
1:D:700:GLU:O	1:D:704:VAL:HG23	1.98	0.64
1:A:493:ARG:HD2	1:A:512:HIS:O	1.97	0.63
1:D:327:LYS:HG3	1:D:327:LYS:O	1.98	0.63
1:E:329:LYS:CG	1:E:330:SER:H	2.11	0.63
1:C:329:LYS:HG2	1:C:330:SER:N	2.13	0.63
1:B:327:LYS:HG3	1:B:327:LYS:O	1.99	0.63
1:E:500:LYS:HE3	1:E:599:ASP:OD2	1.98	0.63
1:A:572:PHE:HZ	1:A:579:ASP:HB3	1.63	0.63
1:F:327:LYS:HG3	1:F:327:LYS:O	1.98	0.63
1:F:493:ARG:HD2	1:F:512:HIS:O	1.99	0.63
1:A:711:ARG:HH21	1:A:711:ARG:HG3	1.63	0.63
1:C:327:LYS:HG3	1:C:327:LYS:O	1.97	0.63
1:D:440:PRO:HG3	1:D:486:LYS:HD2	1.80	0.63
1:A:329:LYS:HG2	1:A:330:SER:N	2.13	0.63
1:E:499:PRO:HB3	1:E:521:MET:HE1	1.81	0.63
1:F:462:LEU:HD11	1:F:650:ILE:HD13	1.80	0.63
1:B:638:ILE:HD12	1:B:662:THR:HG22	1.80	0.63
1:B:514:LEU:HD11	1:B:590:ILE:HD12	1.80	0.63
1:F:572:PHE:HZ	1:F:579:ASP:HB3	1.64	0.63
1:A:354:VAL:HG23	1:A:372:PRO:HA	1.81	0.62
1:E:711:ARG:HH21	1:E:711:ARG:HG3	1.64	0.62
1:B:329:LYS:HG2	1:B:330:SER:N	2.14	0.62
1:C:370:ILE:HD13	1:C:409:VAL:O	1.99	0.62
1:E:387:ASP:OD2	1:F:378:VAL:HG23	2.00	0.62
1:C:601:MET:CE	1:C:637:VAL:HG13	2.30	0.62
1:F:370:ILE:HD13	1:F:409:VAL:O	1.99	0.62
1:D:370:ILE:HD13	1:D:409:VAL:O	1.99	0.62

Continued on next page...

Continued from previous page...

Atom-1	Atom-2	Interatomic distance (Å)	Clash overlap (Å)
1:B:658:ILE:HD12	1:B:658:ILE:N	2.14	0.62
1:B:685:THR:HG22	1:B:686:GLY:H	1.65	0.62
1:A:429:SER:HB2	1:A:431:GLU:OE2	1.99	0.62
1:C:514:LEU:HD11	1:C:590:ILE:HD12	1.80	0.62
1:D:572:PHE:HZ	1:D:579:ASP:HB3	1.65	0.62
1:A:494:LEU:HD23	1:A:591:VAL:HB	1.81	0.62
1:C:554:ASN:HA	1:C:557:VAL:HG12	1.82	0.62
1:F:370:ILE:H	1:F:370:ILE:HD13	1.65	0.62
1:E:354:VAL:HG23	1:E:372:PRO:HA	1.80	0.62
1:D:439:VAL:HG12	1:D:483:ILE:HD12	1.82	0.61
1:D:711:ARG:HH21	1:D:711:ARG:HG3	1.65	0.61
1:B:341:ARG:O	1:B:345:ILE:HG12	2.01	0.61
1:B:497:ILE:HD12	1:B:594:VAL:HG22	1.82	0.61
1:D:499:PRO:HB3	1:D:521:MET:HE1	1.83	0.61
1:C:370:ILE:HD13	1:C:370:ILE:H	1.66	0.61
1:F:329:LYS:HG2	1:F:330:SER:N	2.15	0.61
1:F:462:LEU:HD11	1:F:650:ILE:CD1	2.30	0.61
1:C:541:LEU:O	1:C:545:MET:HG2	2.01	0.61
1:A:423:PHE:HE1	1:A:481:LEU:HB3	1.63	0.61
1:E:497:ILE:HG21	1:E:600:MET:CE	2.31	0.61
1:A:631:GLN:O	1:A:633:PRO:HD3	2.01	0.61
1:B:429:SER:HB2	1:B:431:GLU:OE2	2.00	0.61
1:C:439:VAL:HG12	1:C:483:ILE:HD12	1.82	0.61
1:E:497:ILE:HD12	1:E:594:VAL:HG22	1.83	0.61
1:F:429:SER:HB2	1:F:431:GLU:OE2	2.00	0.61
1:D:500:LYS:HE3	1:D:599:ASP:OD2	2.01	0.60
1:A:327:LYS:HG3	1:A:327:LYS:O	2.01	0.60
1:A:370:ILE:HD13	1:A:409:VAL:O	2.02	0.60
1:A:341:ARG:O	1:A:345:ILE:HG12	2.01	0.60
1:C:465:ALA:HB3	1:C:663:ILE:HG13	1.83	0.60
1:F:341:ARG:O	1:F:345:ILE:HG12	2.00	0.60
1:D:497:ILE:HD12	1:D:594:VAL:HG22	1.83	0.60
1:A:554:ASN:HA	1:A:557:VAL:HG12	1.82	0.60
1:D:354:VAL:HG23	1:D:372:PRO:HA	1.83	0.60
1:C:700:GLU:O	1:C:704:VAL:HG23	2.01	0.60
1:C:429:SER:HB2	1:C:431:GLU:OE2	2.01	0.60
1:E:329:LYS:HG2	1:E:330:SER:N	2.14	0.60
1:A:658:ILE:HD12	1:A:658:ILE:N	2.17	0.60
1:F:601:MET:HE1	1:F:637:VAL:HG13	1.82	0.60
1:D:429:SER:HB2	1:D:431:GLU:OE2	2.02	0.60
1:E:423:PHE:HE1	1:E:481:LEU:HB3	1.65	0.60

Continued on next page...

Continued from previous page...

Atom-1	Atom-2	Interatomic distance (Å)	Clash overlap (Å)
1:D:499:PRO:HB3	1:D:521:MET:CE	2.32	0.59
1:C:497:ILE:HD12	1:C:594:VAL:HG22	1.84	0.59
1:E:465:ALA:HB3	1:E:663:ILE:HG13	1.84	0.59
1:C:713:ALA:HB1	1:C:714:PRO:HD2	1.84	0.59
1:F:532:VAL:O	1:F:536:GLU:HG2	2.02	0.59
1:A:378:VAL:HG23	1:F:387:ASP:OD2	2.03	0.59
1:E:658:ILE:HD12	1:E:658:ILE:N	2.15	0.59
1:B:554:ASN:HA	1:B:557:VAL:HG12	1.83	0.59
1:A:685:THR:HG22	1:A:686:GLY:H	1.65	0.59
1:E:462:LEU:HD11	1:E:650:ILE:HD13	1.83	0.59
1:E:370:ILE:HD13	1:E:370:ILE:H	1.66	0.59
1:E:370:ILE:HD13	1:E:409:VAL:O	2.03	0.59
1:B:423:PHE:HE1	1:B:481:LEU:HB3	1.68	0.59
1:D:341:ARG:O	1:D:345:ILE:HG12	2.02	0.59
1:D:497:ILE:HG21	1:D:600:MET:CE	2.32	0.59
1:A:601:MET:CE	1:A:637:VAL:HG13	2.33	0.59
1:C:572:PHE:HZ	1:C:579:ASP:HB3	1.66	0.59
1:B:465:ALA:HB1	1:B:633:PRO:HG3	1.83	0.59
1:C:500:LYS:HE3	1:C:599:ASP:OD2	2.02	0.59
1:C:499:PRO:HB3	1:C:521:MET:HE1	1.83	0.58
1:A:497:ILE:HD12	1:A:594:VAL:HG22	1.85	0.58
1:D:465:ALA:HB3	1:D:663:ILE:HG13	1.84	0.58
1:F:700:GLU:O	1:F:704:VAL:HG23	2.03	0.58
1:F:658:ILE:HD12	1:F:658:ILE:N	2.15	0.58
1:B:402:VAL:HG13	1:B:687:LEU:HD11	1.85	0.58
1:D:329:LYS:CG	1:D:330:SER:N	2.66	0.58
1:C:329:LYS:CG	1:C:330:SER:N	2.66	0.58
1:B:497:ILE:HD13	1:B:600:MET:HE2	1.85	0.58
1:D:329:LYS:HD3	1:D:329:LYS:H	1.69	0.58
1:E:601:MET:HE1	1:E:637:VAL:HG13	1.84	0.58
1:F:354:VAL:HG23	1:F:372:PRO:HA	1.85	0.58
1:C:341:ARG:O	1:C:345:ILE:HG12	2.04	0.58
1:F:439:VAL:HG12	1:F:483:ILE:HD12	1.85	0.58
1:C:465:ALA:HB1	1:C:633:PRO:HG3	1.86	0.58
1:A:500:LYS:HE3	1:A:599:ASP:OD2	2.03	0.58
1:C:597:PHE:CE1	1:C:601:MET:HE1	2.39	0.58
1:D:599:ASP:OD1	1:D:632:ARG:NH1	2.37	0.58
1:D:462:LEU:HD11	1:D:650:ILE:CD1	2.32	0.57
1:F:514:LEU:HD11	1:F:590:ILE:HD12	1.84	0.57
1:C:550:LEU:HD11	1:C:587:LEU:HB2	1.86	0.57
1:C:685:THR:HG22	1:C:686:GLY:H	1.67	0.57

Continued on next page...

Continued from previous page...

Atom-1	Atom-2	Interatomic distance (Å)	Clash overlap (Å)
1:C:402:VAL:HG13	1:C:687:LEU:HD11	1.86	0.57
1:F:494:LEU:HD23	1:F:591:VAL:HB	1.86	0.57
1:E:329:LYS:CG	1:E:330:SER:N	2.67	0.57
1:A:661:ARG:HA	1:A:666:GLN:H	1.68	0.57
1:E:685:THR:CG2	1:E:686:GLY:N	2.67	0.57
1:B:550:LEU:HD11	1:B:587:LEU:HB2	1.85	0.57
1:B:329:LYS:CG	1:B:330:SER:N	2.68	0.57
1:B:370:ILE:HD13	1:B:370:ILE:H	1.70	0.57
1:B:493:ARG:HD2	1:B:512:HIS:O	2.05	0.57
1:A:329:LYS:CG	1:A:330:SER:N	2.67	0.57
1:B:601:MET:HE1	1:B:637:VAL:HG13	1.87	0.57
1:D:423:PHE:HE1	1:D:481:LEU:HB3	1.68	0.57
1:F:365:ILE:HG12	1:F:366:THR:N	2.19	0.57
1:A:462:LEU:HD11	1:A:650:ILE:HD13	1.87	0.57
1:D:514:LEU:HD11	1:D:590:ILE:HD12	1.87	0.57
1:A:465:ALA:HB3	1:A:663:ILE:HG13	1.87	0.57
1:A:685:THR:CG2	1:A:686:GLY:N	2.68	0.57
1:B:365:ILE:HD11	1:B:447:ILE:HB	1.86	0.57
1:F:497:ILE:HG21	1:F:600:MET:CE	2.35	0.56
1:C:658:ILE:N	1:C:658:ILE:HD12	2.18	0.56
1:C:354:VAL:HG23	1:C:372:PRO:HA	1.87	0.56
1:B:521:MET:HE3	1:B:600:MET:CG	2.30	0.56
1:B:685:THR:CG2	1:B:686:GLY:N	2.69	0.56
1:B:465:ALA:HB3	1:B:663:ILE:HG13	1.87	0.56
1:E:365:ILE:HD11	1:E:447:ILE:HB	1.86	0.56
1:E:470:SER:HB2	1:E:652:PHE:HB3	1.87	0.56
1:B:700:GLU:O	1:B:704:VAL:HG23	2.04	0.56
1:A:439:VAL:HG12	1:A:483:ILE:HD12	1.87	0.56
1:E:685:THR:HG22	1:E:686:GLY:H	1.69	0.56
1:D:658:ILE:N	1:D:658:ILE:HD12	2.20	0.56
1:A:560:ALA:CB	1:A:567:LEU:HG	2.34	0.56
1:E:658:ILE:CD1	1:E:658:ILE:H	2.18	0.56
1:F:329:LYS:H	1:F:329:LYS:HD3	1.70	0.56
1:E:550:LEU:HD11	1:E:587:LEU:HB2	1.86	0.56
1:D:370:ILE:H	1:D:370:ILE:HD13	1.71	0.56
1:F:560:ALA:CB	1:F:567:LEU:HG	2.35	0.56
1:E:329:LYS:HD3	1:E:329:LYS:H	1.71	0.56
1:D:365:ILE:HD11	1:D:447:ILE:HB	1.87	0.56
1:D:387:ASP:OD2	1:E:378:VAL:HG23	2.05	0.56
1:E:532:VAL:O	1:E:536:GLU:HG2	2.05	0.56
1:C:599:ASP:OD1	1:C:632:ARG:NH1	2.39	0.56

Continued on next page...

Continued from previous page...

Atom-1	Atom-2	Interatomic distance (Å)	Clash overlap (Å)
1:A:514:LEU:HD11	1:A:590:ILE:HD12	1.87	0.56
1:F:470:SER:HB2	1:F:652:PHE:HB3	1.88	0.56
1:F:550:LEU:HD11	1:F:587:LEU:HB2	1.87	0.56
1:E:402:VAL:HG13	1:E:687:LEU:HD11	1.88	0.56
1:B:462:LEU:HD11	1:B:650:ILE:CD1	2.36	0.56
1:F:685:THR:CG2	1:F:686:GLY:N	2.69	0.56
1:A:470:SER:HB2	1:A:652:PHE:HB3	1.88	0.56
1:C:493:ARG:HD2	1:C:512:HIS:O	2.06	0.55
1:C:423:PHE:HE1	1:C:481:LEU:HB3	1.69	0.55
1:E:499:PRO:HB3	1:E:521:MET:HE2	1.86	0.55
1:C:685:THR:CG2	1:C:686:GLY:N	2.69	0.55
1:A:370:ILE:H	1:A:370:ILE:HD13	1.71	0.55
1:B:354:VAL:HG23	1:B:372:PRO:HA	1.88	0.55
1:B:488:THR:HG23	1:B:491:GLU:OE2	2.06	0.55
1:E:465:ALA:HB1	1:E:633:PRO:HG3	1.88	0.55
1:C:560:ALA:CB	1:C:567:LEU:HG	2.35	0.55
1:A:462:LEU:HD11	1:A:650:ILE:CD1	2.35	0.55
1:A:347:LEU:HB3	1:A:352:VAL:HG23	1.89	0.55
1:F:658:ILE:CD1	1:F:658:ILE:H	2.19	0.55
1:D:532:VAL:O	1:D:536:GLU:HG2	2.06	0.55
1:E:560:ALA:CB	1:E:567:LEU:HG	2.36	0.55
1:E:494:LEU:HD23	1:E:591:VAL:HB	1.87	0.55
1:F:661:ARG:HA	1:F:666:GLN:H	1.71	0.55
1:F:713:ALA:HB1	1:F:714:PRO:HD2	1.89	0.55
1:C:494:LEU:HD23	1:C:591:VAL:HB	1.89	0.55
1:A:713:ALA:HB1	1:A:714:PRO:HD2	1.89	0.55
1:E:700:GLU:O	1:E:704:VAL:HG23	2.07	0.54
1:E:661:ARG:HA	1:E:666:GLN:H	1.71	0.54
1:A:677:ASP:OD1	1:A:690:ARG:NH1	2.36	0.54
1:A:658:ILE:CD1	1:A:658:ILE:H	2.19	0.54
1:D:465:ALA:HB1	1:D:633:PRO:HG3	1.89	0.54
1:F:347:LEU:HB3	1:F:352:VAL:HG23	1.89	0.54
1:D:550:LEU:HD11	1:D:587:LEU:HB2	1.90	0.54
1:C:329:LYS:HD3	1:C:329:LYS:H	1.71	0.54
1:F:329:LYS:CG	1:F:330:SER:N	2.68	0.54
1:D:685:THR:CG2	1:D:686:GLY:N	2.70	0.54
1:A:329:LYS:HD3	1:A:329:LYS:H	1.72	0.54
1:F:649:ARG:HB3	1:F:663:ILE:CD1	2.37	0.54
1:D:554:ASN:HA	1:D:557:VAL:CG1	2.37	0.54
1:A:365:ILE:HD11	1:A:447:ILE:HB	1.88	0.54
1:C:462:LEU:HD11	1:C:650:ILE:CD1	2.38	0.54

Continued on next page...

Continued from previous page...

Atom-1	Atom-2	Interatomic distance (Å)	Clash overlap (Å)
1:E:599:ASP:OD1	1:E:632:ARG:NH1	2.40	0.54
1:B:592:VAL:HB	1:B:626:LEU:HD12	1.89	0.54
1:A:550:LEU:HD11	1:A:587:LEU:HB2	1.89	0.54
1:B:370:ILE:HD13	1:B:409:VAL:O	2.08	0.53
1:E:713:ALA:HB1	1:E:714:PRO:HD2	1.90	0.53
1:C:521:MET:HE3	1:C:600:MET:CG	2.33	0.53
1:A:465:ALA:HB1	1:A:633:PRO:HG3	1.88	0.53
1:B:685:THR:CG2	1:B:686:GLY:H	2.21	0.53
1:C:717:ILE:HD12	1:C:717:ILE:N	2.23	0.53
1:D:560:ALA:CB	1:D:567:LEU:HG	2.38	0.53
1:E:516:PRO:HG3	1:E:716:TYR:CE1	2.44	0.53
1:F:717:ILE:N	1:F:717:ILE:HD12	2.23	0.53
1:D:677:ASP:OD1	1:D:690:ARG:NH1	2.39	0.53
1:F:554:ASN:HA	1:F:557:VAL:CG1	2.39	0.53
1:C:661:ARG:HA	1:C:666:GLN:H	1.73	0.53
1:A:365:ILE:HG12	1:A:366:THR:N	2.24	0.53
1:D:494:LEU:HD23	1:D:591:VAL:HB	1.90	0.53
1:B:329:LYS:H	1:B:329:LYS:HD3	1.74	0.53
1:F:685:THR:HG22	1:F:686:GLY:H	1.73	0.53
1:B:663:ILE:C	1:B:663:ILE:HD13	2.29	0.53
1:B:717:ILE:N	1:B:717:ILE:HD12	2.24	0.53
1:E:514:LEU:HD11	1:E:590:ILE:HD12	1.90	0.53
1:A:663:ILE:HD13	1:A:663:ILE:C	2.29	0.53
1:B:658:ILE:CD1	1:B:658:ILE:H	2.17	0.53
1:B:534:GLU:O	1:B:538:ARG:HG3	2.09	0.53
1:C:532:VAL:O	1:C:536:GLU:HG2	2.09	0.53
1:F:497:ILE:HD12	1:F:594:VAL:HG22	1.91	0.53
1:A:717:ILE:N	1:A:717:ILE:HD12	2.24	0.53
1:C:534:GLU:O	1:C:538:ARG:HG3	2.09	0.53
1:F:541:LEU:O	1:F:545:MET:HG2	2.08	0.52
1:F:497:ILE:HD13	1:F:600:MET:HE2	1.92	0.52
1:D:657:LYS:HG2	1:D:670:GLU:OE1	2.09	0.52
1:B:560:ALA:CB	1:B:567:LEU:HG	2.38	0.52
1:D:601:MET:HE1	1:D:637:VAL:HG13	1.91	0.52
1:A:685:THR:CG2	1:A:686:GLY:H	2.21	0.52
1:F:465:ALA:HB1	1:F:633:PRO:HG3	1.92	0.52
1:D:661:ARG:HA	1:D:666:GLN:H	1.74	0.52
1:D:672:LEU:HD13	1:D:678:MET:HA	1.91	0.52
1:D:470:SER:HB2	1:D:652:PHE:HB3	1.92	0.52
1:D:685:THR:HG22	1:D:686:GLY:H	1.74	0.52
1:F:464:VAL:O	1:F:629:ALA:HA	2.10	0.52

Continued on next page...

Continued from previous page...

Atom-1	Atom-2	Interatomic distance (Å)	Clash overlap (Å)
1:C:329:LYS:CG	1:C:330:SER:H	2.12	0.52
1:D:402:VAL:HG13	1:D:687:LEU:HD11	1.92	0.52
1:B:657:LYS:HG2	1:B:670:GLU:OE1	2.10	0.52
1:B:500:LYS:C	1:B:502:LEU:N	2.62	0.51
1:E:685:THR:CG2	1:E:686:GLY:H	2.24	0.51
1:C:354:VAL:HG22	1:C:355:SER:N	2.25	0.51
1:C:462:LEU:HD11	1:C:650:ILE:HD13	1.92	0.51
1:D:460:PRO:HG2	1:D:461:HIS:CD2	2.45	0.51
1:A:329:LYS:CG	1:A:330:SER:H	2.11	0.51
1:F:465:ALA:HB3	1:F:663:ILE:HG13	1.92	0.51
1:A:699:ASP:HB3	1:A:703:ARG:HH11	1.75	0.51
1:B:387:ASP:OD2	1:C:378:VAL:HG23	2.10	0.51
1:E:677:ASP:OD1	1:E:690:ARG:NH1	2.36	0.51
1:D:390:ARG:HE	1:E:378:VAL:CG2	2.22	0.51
1:D:347:LEU:HB3	1:D:352:VAL:HG23	1.92	0.51
1:C:516:PRO:HG3	1:C:716:TYR:CE1	2.44	0.51
1:C:354:VAL:HG22	1:C:355:SER:H	1.76	0.51
1:F:677:ASP:OD1	1:F:690:ARG:NH1	2.39	0.51
1:C:685:THR:CG2	1:C:686:GLY:H	2.23	0.51
1:A:547:VAL:HG12	1:A:549:ASN:H	1.76	0.51
1:F:488:THR:HG23	1:F:491:GLU:OE2	2.12	0.51
1:A:354:VAL:HG21	1:A:370:ILE:CG1	2.41	0.50
1:C:495:ILE:HG13	1:C:514:LEU:HD12	1.93	0.50
1:F:499:PRO:HB3	1:F:521:MET:HE2	1.93	0.50
1:B:462:LEU:HD11	1:B:650:ILE:HD13	1.92	0.50
1:B:470:SER:HB2	1:B:652:PHE:HB3	1.93	0.50
1:B:494:LEU:HD23	1:B:591:VAL:HB	1.93	0.50
1:B:713:ALA:HB1	1:B:714:PRO:HD2	1.92	0.50
1:B:599:ASP:OD1	1:B:632:ARG:NH1	2.44	0.50
1:A:554:ASN:HA	1:A:557:VAL:CG1	2.41	0.50
1:E:717:ILE:O	1:E:719:ASP:N	2.45	0.50
1:D:354:VAL:HG21	1:D:370:ILE:CG1	2.41	0.50
1:E:592:VAL:HB	1:E:626:LEU:HD12	1.94	0.50
1:E:373:ALA:O	1:E:376:VAL:HG13	2.11	0.50
1:D:501:MET:HE1	1:E:618:LYS:HE2	1.93	0.50
1:F:592:VAL:HB	1:F:626:LEU:HD12	1.94	0.50
1:E:663:ILE:HG23	1:E:664:LEU:HG	1.93	0.50
1:B:672:LEU:HD13	1:B:678:MET:HA	1.94	0.50
1:D:717:ILE:HD12	1:D:717:ILE:N	2.26	0.50
1:F:599:ASP:OD1	1:F:632:ARG:NH1	2.45	0.49
1:C:501:MET:CE	1:D:618:LYS:HE2	2.41	0.49

Continued on next page...

Continued from previous page...

Atom-1	Atom-2	Interatomic distance (Å)	Clash overlap (Å)
1:C:592:VAL:HB	1:C:626:LEU:HD12	1.94	0.49
1:E:380:ARG:O	1:E:384:LEU:CD2	2.59	0.49
1:E:699:ASP:HB3	1:E:703:ARG:HH11	1.76	0.49
1:D:497:ILE:HD13	1:D:600:MET:HE2	1.94	0.49
1:A:717:ILE:O	1:A:719:ASP:N	2.46	0.49
1:E:717:ILE:N	1:E:717:ILE:HD12	2.27	0.49
1:E:462:LEU:HD11	1:E:650:ILE:HD12	1.94	0.49
1:D:373:ALA:O	1:D:376:VAL:HG13	2.12	0.49
1:C:365:ILE:HG12	1:C:366:THR:N	2.28	0.49
1:B:717:ILE:O	1:B:719:ASP:N	2.46	0.49
1:A:592:VAL:HB	1:A:626:LEU:HD12	1.94	0.49
1:B:563:ALA:O	1:B:565:THR:N	2.46	0.49
1:E:460:PRO:HG2	1:E:461:HIS:CD2	2.48	0.49
1:D:717:ILE:O	1:D:719:ASP:N	2.46	0.49
1:F:364:VAL:HG22	1:F:418:ARG:HG3	1.95	0.49
1:B:373:ALA:O	1:B:376:VAL:HG13	2.12	0.49
1:D:597:PHE:CD1	1:D:601:MET:HE2	2.48	0.49
1:E:390:ARG:HE	1:F:378:VAL:CG2	2.26	0.49
1:A:549:ASN:OD1	1:A:551:ALA:HB3	2.13	0.49
1:C:672:LEU:HD13	1:C:678:MET:HA	1.93	0.49
1:B:393:ALA:HB2	1:C:407:THR:CG2	2.43	0.49
1:D:713:ALA:HB1	1:D:714:PRO:HD2	1.94	0.49
1:C:364:VAL:HG22	1:C:418:ARG:HG3	1.95	0.49
1:B:452:ILE:C	1:B:453:ILE:HD12	2.33	0.49
1:D:500:LYS:C	1:D:502:LEU:N	2.62	0.48
1:F:711:ARG:HG3	1:F:711:ARG:NH2	2.24	0.48
1:B:639:THR:O	1:B:643:LYS:HG3	2.13	0.48
1:F:672:LEU:HD13	1:F:678:MET:HA	1.95	0.48
1:A:500:LYS:C	1:A:502:LEU:N	2.63	0.48
1:F:663:ILE:HD13	1:F:663:ILE:C	2.33	0.48
1:B:332:SER:OG	1:B:334:GLU:HG3	2.13	0.48
1:D:663:ILE:HD13	1:D:663:ILE:C	2.32	0.48
1:E:493:ARG:NH2	1:E:513:LEU:O	2.46	0.48
1:B:516:PRO:HG3	1:B:716:TYR:CE1	2.49	0.48
1:E:534:GLU:O	1:E:538:ARG:HG3	2.13	0.48
1:C:493:ARG:NH2	1:C:513:LEU:O	2.46	0.48
1:C:500:LYS:C	1:C:502:LEU:N	2.62	0.48
1:B:549:ASN:OD1	1:B:551:ALA:HB3	2.14	0.48
1:F:515:CYS:HB3	1:F:720:ILE:HG21	1.95	0.48
1:D:631:GLN:O	1:D:633:PRO:HD3	2.13	0.48
1:E:521:MET:HE3	1:E:600:MET:CG	2.38	0.48

Continued on next page...

Continued from previous page...

Atom-1	Atom-2	Interatomic distance (Å)	Clash overlap (Å)
1:B:554:ASN:HA	1:B:557:VAL:CG1	2.43	0.48
1:B:380:ARG:O	1:B:384:LEU:CD2	2.61	0.48
1:F:380:ARG:O	1:F:384:LEU:CD2	2.61	0.48
1:B:365:ILE:HG12	1:B:366:THR:N	2.28	0.48
1:F:717:ILE:O	1:F:719:ASP:N	2.47	0.48
1:F:597:PHE:CE1	1:F:601:MET:HE1	2.49	0.48
1:C:677:ASP:OD1	1:C:690:ARG:NH1	2.40	0.48
1:B:631:GLN:C	1:B:633:PRO:HD3	2.33	0.48
1:C:470:SER:HB2	1:C:652:PHE:HB3	1.95	0.48
1:E:457:ALA:HA	1:E:625:HIS:CD2	2.48	0.48
1:D:463:LEU:HG	1:D:646:ILE:HG21	1.96	0.48
1:C:717:ILE:O	1:C:719:ASP:N	2.46	0.48
1:A:532:VAL:O	1:A:536:GLU:HG2	2.14	0.48
1:E:347:LEU:HB3	1:E:352:VAL:HG23	1.96	0.48
1:E:554:ASN:HA	1:E:557:VAL:CG1	2.43	0.48
1:C:601:MET:HE3	1:C:637:VAL:HG13	1.96	0.48
1:B:354:VAL:HG21	1:B:370:ILE:CG1	2.44	0.48
1:B:661:ARG:HA	1:B:666:GLN:H	1.79	0.48
1:B:532:VAL:O	1:B:536:GLU:HG2	2.13	0.48
1:F:521:MET:HE3	1:F:600:MET:CG	2.43	0.47
1:B:711:ARG:NH2	1:B:711:ARG:HG3	2.27	0.47
1:C:649:ARG:HB3	1:C:663:ILE:CD1	2.44	0.47
1:E:663:ILE:HD13	1:E:663:ILE:C	2.34	0.47
1:C:354:VAL:HG21	1:C:370:ILE:CG1	2.43	0.47
1:A:648:THR:OG1	1:A:683:PRO:HD3	2.13	0.47
1:E:500:LYS:C	1:E:502:LEU:N	2.63	0.47
1:C:649:ARG:HB3	1:C:663:ILE:HD13	1.96	0.47
1:E:639:THR:O	1:E:643:LYS:HG3	2.14	0.47
1:F:354:VAL:HG21	1:F:370:ILE:CG1	2.45	0.47
1:D:521:MET:CE	1:D:600:MET:HG3	2.37	0.47
1:C:365:ILE:HD11	1:C:447:ILE:HB	1.96	0.47
1:D:658:ILE:H	1:D:658:ILE:CD1	2.23	0.47
1:F:631:GLN:O	1:F:633:PRO:HD3	2.13	0.47
1:E:354:VAL:HG23	1:E:372:PRO:CA	2.45	0.47
1:F:460:PRO:HG2	1:F:461:HIS:CD2	2.49	0.47
1:A:317:PRO:C	1:A:319:SER:H	2.18	0.47
1:A:631:GLN:C	1:A:633:PRO:HD3	2.33	0.47
1:C:658:ILE:CD1	1:C:658:ILE:H	2.23	0.47
1:B:460:PRO:HG2	1:B:461:HIS:CD2	2.49	0.47
1:C:631:GLN:C	1:C:633:PRO:HD3	2.35	0.47
1:D:354:VAL:HG22	1:D:355:SER:N	2.30	0.47

Continued on next page...

Continued from previous page...

Atom-1	Atom-2	Interatomic distance (Å)	Clash overlap (Å)
1:B:354:VAL:HG22	1:B:355:SER:N	2.30	0.47
1:F:365:ILE:HD11	1:F:447:ILE:HB	1.96	0.47
1:A:515:CYS:HB3	1:A:720:ILE:HG21	1.96	0.47
1:C:663:ILE:HD13	1:C:663:ILE:C	2.35	0.47
1:A:601:MET:HE1	1:A:637:VAL:HG13	1.97	0.47
1:D:516:PRO:HG3	1:D:716:TYR:CE1	2.50	0.47
1:A:663:ILE:HG23	1:A:664:LEU:HG	1.97	0.47
1:F:685:THR:CG2	1:F:686:GLY:H	2.26	0.47
1:D:354:VAL:HG22	1:D:355:SER:H	1.80	0.47
1:F:373:ALA:O	1:F:376:VAL:HG13	2.14	0.47
1:F:597:PHE:CD1	1:F:601:MET:HE2	2.50	0.46
1:A:534:GLU:O	1:A:538:ARG:HG3	2.14	0.46
1:A:460:PRO:HG2	1:A:461:HIS:CD2	2.50	0.46
1:D:550:LEU:HD22	1:D:623:GLY:HA3	1.96	0.46
1:D:601:MET:HE3	1:D:637:VAL:HG13	1.96	0.46
1:B:699:ASP:HB3	1:B:703:ARG:HH11	1.80	0.46
1:F:354:VAL:HG22	1:F:355:SER:H	1.80	0.46
1:D:501:MET:CE	1:E:618:LYS:HE2	2.45	0.46
1:C:320:LEU:O	1:C:703:ARG:NH2	2.45	0.46
1:B:663:ILE:HG23	1:B:664:LEU:HG	1.97	0.46
1:D:663:ILE:HG23	1:D:664:LEU:HG	1.96	0.46
1:A:516:PRO:HG3	1:A:716:TYR:CE1	2.51	0.46
1:F:495:ILE:HG13	1:F:514:LEU:HD12	1.97	0.46
1:E:464:VAL:O	1:E:629:ALA:HA	2.15	0.46
1:C:317:PRO:C	1:C:319:SER:H	2.17	0.46
1:F:516:PRO:HG3	1:F:716:TYR:CE1	2.51	0.46
1:C:465:ALA:CB	1:C:663:ILE:HG13	2.45	0.46
1:D:685:THR:CG2	1:D:686:GLY:H	2.27	0.46
1:B:601:MET:HE3	1:B:637:VAL:HG13	1.97	0.46
1:C:554:ASN:HA	1:C:557:VAL:CG1	2.45	0.46
1:C:601:MET:HE1	1:C:637:VAL:HG13	1.97	0.46
1:E:541:LEU:O	1:E:545:MET:HG2	2.15	0.46
1:D:521:MET:HE3	1:D:600:MET:CG	2.35	0.46
1:D:329:LYS:CD	1:D:329:LYS:H	2.28	0.46
1:F:547:VAL:HG12	1:F:549:ASN:H	1.79	0.46
1:D:592:VAL:HB	1:D:626:LEU:HD12	1.98	0.46
1:B:648:THR:OG1	1:B:683:PRO:HD3	2.16	0.46
1:F:500:LYS:C	1:F:502:LEU:N	2.63	0.46
1:B:329:LYS:CG	1:B:330:SER:H	2.13	0.46
1:A:597:PHE:CD1	1:A:601:MET:HE2	2.52	0.46
1:B:354:VAL:HG23	1:B:371:GLN:C	2.36	0.46

Continued on next page...

Continued from previous page...

Atom-1	Atom-2	Interatomic distance (Å)	Clash overlap (Å)
1:F:663:ILE:HG23	1:F:664:LEU:HG	1.97	0.45
1:F:657:LYS:HG2	1:F:670:GLU:OE1	2.15	0.45
1:B:631:GLN:O	1:B:633:PRO:HD3	2.16	0.45
1:B:390:ARG:HE	1:C:378:VAL:CG2	2.29	0.45
1:F:329:LYS:N	1:F:329:LYS:HD3	2.31	0.45
1:D:597:PHE:CE1	1:D:601:MET:HE1	2.51	0.45
1:A:494:LEU:CD2	1:A:591:VAL:HB	2.44	0.45
1:C:699:ASP:HB3	1:C:703:ARG:HH11	1.81	0.45
1:A:672:LEU:HD13	1:A:678:MET:HA	1.98	0.45
1:B:541:LEU:O	1:B:545:MET:HG2	2.16	0.45
1:F:649:ARG:HB3	1:F:663:ILE:HD13	1.98	0.45
1:C:560:ALA:HB2	1:C:567:LEU:HG	1.98	0.45
1:E:317:PRO:C	1:E:319:SER:H	2.20	0.45
1:C:711:ARG:NH2	1:C:711:ARG:HG3	2.28	0.45
1:F:560:ALA:HB2	1:F:567:LEU:HG	1.98	0.45
1:A:364:VAL:HG22	1:A:418:ARG:HG3	1.98	0.45
1:E:329:LYS:CD	1:E:329:LYS:H	2.30	0.45
1:C:515:CYS:SG	1:C:720:ILE:HD13	2.57	0.45
1:F:354:VAL:HG22	1:F:355:SER:N	2.32	0.45
1:B:320:LEU:O	1:B:703:ARG:NH2	2.42	0.45
1:B:317:PRO:C	1:B:319:SER:H	2.19	0.45
1:C:329:LYS:H	1:C:329:LYS:CD	2.30	0.45
1:D:649:ARG:HB3	1:D:663:ILE:CD1	2.46	0.45
1:F:354:VAL:HG23	1:F:372:PRO:CA	2.46	0.45
1:F:672:LEU:HD21	1:F:679:LEU:HG	1.98	0.45
1:C:432:TYR:HB2	1:C:453:ILE:HG12	1.99	0.45
1:E:332:SER:OG	1:E:334:GLU:HG3	2.16	0.45
1:D:521:MET:HE2	1:D:600:MET:HA	1.99	0.45
1:B:545:MET:HE1	1:B:553:PHE:CE1	2.52	0.45
1:C:663:ILE:HG23	1:C:664:LEU:HG	1.98	0.45
1:B:347:LEU:HB3	1:B:352:VAL:HG23	1.98	0.45
1:D:639:THR:O	1:D:643:LYS:HG3	2.17	0.45
1:D:465:ALA:CB	1:D:663:ILE:HG13	2.47	0.45
1:E:354:VAL:HG21	1:E:370:ILE:CG1	2.46	0.45
1:A:378:VAL:CG1	1:A:401:GLU:HG2	2.46	0.45
1:B:409:VAL:HG12	1:B:410:GLY:N	2.32	0.45
1:F:459:MET:N	1:F:460:PRO:HA	2.32	0.45
1:F:472:LYS:O	1:F:476:VAL:HG23	2.17	0.45
1:E:672:LEU:HD21	1:E:679:LEU:HG	1.99	0.45
1:C:332:SER:OG	1:C:334:GLU:HG3	2.16	0.45
1:A:657:LYS:HG2	1:A:670:GLU:OE1	2.17	0.45

Continued on next page...

Continued from previous page...

Atom-1	Atom-2	Interatomic distance (Å)	Clash overlap (Å)
1:E:450:ARG:HG2	1:E:450:ARG:HH21	1.82	0.45
1:B:563:ALA:C	1:B:565:THR:H	2.19	0.45
1:E:672:LEU:HD13	1:E:678:MET:HA	1.99	0.45
1:A:464:VAL:O	1:A:629:ALA:HA	2.16	0.45
1:D:329:LYS:N	1:D:329:LYS:HD3	2.29	0.44
1:B:465:ALA:CB	1:B:663:ILE:HG13	2.47	0.44
1:E:649:ARG:HB3	1:E:663:ILE:CD1	2.47	0.44
1:A:354:VAL:HG23	1:A:372:PRO:CA	2.46	0.44
1:F:329:LYS:H	1:F:329:LYS:CD	2.29	0.44
1:B:649:ARG:HB3	1:B:663:ILE:CD1	2.48	0.44
1:B:495:ILE:HG13	1:B:514:LEU:HD12	1.98	0.44
1:E:393:ALA:HB2	1:F:407:THR:CG2	2.48	0.44
1:A:599:ASP:OD1	1:A:632:ARG:NH1	2.51	0.44
1:E:365:ILE:HG12	1:E:366:THR:N	2.32	0.44
1:C:459:MET:N	1:C:460:PRO:HA	2.33	0.44
1:C:373:ALA:O	1:C:376:VAL:HG13	2.17	0.44
1:A:329:LYS:CD	1:A:329:LYS:H	2.31	0.44
1:D:354:VAL:HG23	1:D:372:PRO:CA	2.46	0.44
1:A:378:VAL:CG2	1:F:390:ARG:HE	2.31	0.44
1:D:393:ALA:HB2	1:E:407:THR:CG2	2.48	0.44
1:C:427:LEU:HD22	1:C:432:TYR:CZ	2.52	0.44
1:E:593:VAL:HG12	1:E:627:ILE:HB	1.99	0.44
1:B:450:ARG:HG2	1:B:450:ARG:HH21	1.82	0.44
1:D:332:SER:OG	1:D:334:GLU:HG3	2.18	0.44
1:F:450:ARG:HH21	1:F:450:ARG:HG2	1.83	0.44
1:C:550:LEU:HD22	1:C:623:GLY:HA3	1.99	0.44
1:C:380:ARG:O	1:C:384:LEU:CD2	2.62	0.44
1:C:631:GLN:O	1:C:633:PRO:HD3	2.18	0.44
1:F:534:GLU:O	1:F:538:ARG:HG3	2.18	0.44
1:D:320:LEU:O	1:D:703:ARG:NH2	2.43	0.44
1:C:563:ALA:C	1:C:565:THR:H	2.21	0.44
1:A:612:ILE:HD12	1:A:628:LEU:HD11	1.99	0.44
1:C:612:ILE:HD12	1:C:628:LEU:HD11	1.99	0.44
1:F:317:PRO:C	1:F:319:SER:H	2.21	0.44
1:F:432:TYR:HB2	1:F:453:ILE:HG12	1.99	0.44
1:A:322:ASP:HA	1:A:323:PRO:HD3	1.83	0.44
1:B:597:PHE:CD1	1:B:601:MET:HE2	2.53	0.44
1:B:354:VAL:HG23	1:B:372:PRO:CA	2.48	0.44
1:C:518:VAL:HG22	1:C:721:LEU:HD21	2.00	0.44
1:A:563:ALA:O	1:A:565:THR:N	2.51	0.44
1:A:329:LYS:HD3	1:A:329:LYS:N	2.32	0.43

Continued on next page...

Continued from previous page...

Atom-1	Atom-2	Interatomic distance (Å)	Clash overlap (Å)
1:C:716:TYR:C	1:C:717:ILE:HD12	2.39	0.43
1:F:494:LEU:CD2	1:F:591:VAL:HB	2.48	0.43
1:E:521:MET:HB3	1:E:604:VAL:HG23	2.00	0.43
1:E:631:GLN:O	1:E:633:PRO:HD3	2.18	0.43
1:E:578:ASP:O	1:E:579:ASP:C	2.56	0.43
1:E:329:LYS:N	1:E:329:LYS:HD3	2.32	0.43
1:E:409:VAL:HG12	1:E:410:GLY:N	2.33	0.43
1:C:563:ALA:O	1:C:565:THR:N	2.51	0.43
1:A:332:SER:OG	1:A:334:GLU:HG3	2.18	0.43
1:C:547:VAL:HG12	1:C:549:ASN:H	1.82	0.43
1:B:446:ASP:OD2	1:B:450:ARG:HB2	2.19	0.43
1:D:364:VAL:HB	1:D:692:HIS:CE1	2.54	0.43
1:E:432:TYR:HB2	1:E:453:ILE:HG12	2.01	0.43
1:E:547:VAL:HG12	1:E:549:ASN:H	1.81	0.43
1:E:597:PHE:CE1	1:E:601:MET:HE1	2.53	0.43
1:E:494:LEU:CD2	1:E:591:VAL:HB	2.49	0.43
1:C:450:ARG:HH21	1:C:450:ARG:HG2	1.82	0.43
1:D:515:CYS:HB3	1:D:720:ILE:HG21	2.01	0.43
1:D:341:ARG:HD2	1:D:341:ARG:N	2.34	0.43
1:B:678:MET:HG2	1:B:691:VAL:O	2.19	0.43
1:A:427:LEU:HD22	1:A:432:TYR:CE2	2.54	0.43
1:C:347:LEU:HB3	1:C:352:VAL:HG23	2.01	0.43
1:F:320:LEU:O	1:F:703:ARG:NH2	2.44	0.43
1:E:515:CYS:HB3	1:E:720:ILE:HG21	2.00	0.43
1:B:497:ILE:HD13	1:B:600:MET:CE	2.49	0.43
1:B:515:CYS:HB3	1:B:720:ILE:HG21	2.00	0.43
1:A:597:PHE:CE1	1:A:601:MET:HE1	2.54	0.43
1:E:560:ALA:HB2	1:E:567:LEU:HG	2.00	0.43
1:A:452:ILE:C	1:A:453:ILE:HD12	2.38	0.43
1:E:648:THR:OG1	1:E:683:PRO:HD3	2.19	0.43
1:B:541:LEU:HD22	1:B:553:PHE:CE1	2.54	0.43
1:D:578:ASP:O	1:D:579:ASP:C	2.57	0.43
1:D:711:ARG:NH2	1:D:711:ARG:HG3	2.31	0.43
1:A:678:MET:HG2	1:A:691:VAL:O	2.19	0.43
1:A:563:ALA:C	1:A:565:THR:H	2.22	0.43
1:C:322:ASP:HA	1:C:323:PRO:HD3	1.84	0.43
1:A:566:PRO:HB2	1:A:583:GLN:OE1	2.19	0.43
1:F:518:VAL:HG22	1:F:721:LEU:HD21	2.01	0.43
1:D:563:ALA:O	1:D:565:THR:N	2.52	0.43
1:B:329:LYS:H	1:B:329:LYS:CD	2.32	0.42
1:F:373:ALA:O	1:F:376:VAL:CG1	2.66	0.42

Continued on next page...

Continued from previous page...

Atom-1	Atom-2	Interatomic distance (Å)	Clash overlap (Å)
1:F:563:ALA:O	1:F:565:THR:N	2.52	0.42
1:B:521:MET:HE2	1:B:600:MET:HA	2.01	0.42
1:C:329:LYS:HD3	1:C:329:LYS:N	2.32	0.42
1:B:547:VAL:HG12	1:B:549:ASN:H	1.84	0.42
1:F:361:PRO:HA	1:F:366:THR:HG23	2.00	0.42
1:A:711:ARG:HG3	1:A:711:ARG:NH2	2.31	0.42
1:A:446:ASP:OD2	1:A:450:ARG:HB2	2.20	0.42
1:B:566:PRO:CB	1:B:583:GLN:OE1	2.67	0.42
1:D:380:ARG:O	1:D:384:LEU:CD2	2.61	0.42
1:D:518:VAL:HG22	1:D:721:LEU:HD21	2.01	0.42
1:E:465:ALA:CB	1:E:663:ILE:HG13	2.49	0.42
1:B:493:ARG:NH2	1:B:513:LEU:O	2.53	0.42
1:C:539:TYR:OH	1:C:621:ALA:HB3	2.19	0.42
1:E:364:VAL:HG22	1:E:418:ARG:HG3	2.00	0.42
1:C:657:LYS:HG2	1:C:670:GLU:OE1	2.20	0.42
1:A:618:LYS:HE2	1:F:501:MET:CE	2.49	0.42
1:A:465:ALA:CB	1:A:663:ILE:HG13	2.49	0.42
1:C:597:PHE:CD1	1:C:601:MET:HE2	2.54	0.42
1:A:450:ARG:HH21	1:A:450:ARG:HG2	1.84	0.42
1:E:702:HIS:O	1:E:706:GLU:HG2	2.20	0.42
1:A:495:ILE:HG13	1:A:514:LEU:HD12	2.02	0.42
1:A:649:ARG:HB3	1:A:663:ILE:CD1	2.49	0.42
1:D:720:ILE:HG23	1:D:721:LEU:N	2.35	0.42
1:E:711:ARG:HG3	1:E:711:ARG:NH2	2.30	0.42
1:C:578:ASP:O	1:C:579:ASP:C	2.57	0.42
1:E:495:ILE:HG13	1:E:514:LEU:HD12	2.02	0.42
1:C:317:PRO:C	1:C:319:SER:N	2.73	0.42
1:F:563:ALA:C	1:F:565:THR:H	2.23	0.42
1:B:566:PRO:HB2	1:B:583:GLN:OE1	2.18	0.42
1:B:464:VAL:O	1:B:629:ALA:HA	2.20	0.42
1:D:365:ILE:HG12	1:D:366:THR:N	2.34	0.42
1:E:390:ARG:HH11	1:F:378:VAL:CG2	2.33	0.42
1:A:427:LEU:HD22	1:A:432:TYR:CZ	2.54	0.42
1:E:563:ALA:C	1:E:565:THR:H	2.23	0.42
1:A:501:MET:CE	1:B:618:LYS:HE2	2.50	0.42
1:D:427:LEU:HD22	1:D:432:TYR:CE2	2.55	0.42
1:E:550:LEU:HD22	1:E:623:GLY:HA3	2.02	0.42
1:F:578:ASP:O	1:F:579:ASP:C	2.58	0.42
1:D:354:VAL:HG23	1:D:371:GLN:C	2.40	0.42
1:E:370:ILE:HD12	1:E:411:ILE:HG13	2.01	0.42
1:E:413:ILE:HA	1:E:414:PRO:HD3	1.94	0.42

Continued on next page...

Continued from previous page...

Atom-1	Atom-2	Interatomic distance (Å)	Clash overlap (Å)
1:B:329:LYS:HD3	1:B:329:LYS:N	2.34	0.41
1:E:638:ILE:HG22	1:E:643:LYS:CG	2.50	0.41
1:B:370:ILE:HD12	1:B:411:ILE:HG13	2.02	0.41
1:E:612:ILE:HD12	1:E:628:LEU:HD11	2.01	0.41
1:E:328:GLN:HE21	1:E:328:GLN:HB2	1.66	0.41
1:C:390:ARG:HH11	1:D:378:VAL:CG2	2.33	0.41
1:B:638:ILE:HG22	1:B:643:LYS:CG	2.51	0.41
1:A:560:ALA:HB2	1:A:567:LEU:HG	2.00	0.41
1:B:462:LEU:HD11	1:B:650:ILE:HD12	2.02	0.41
1:A:459:MET:N	1:A:460:PRO:HA	2.36	0.41
1:A:515:CYS:SG	1:A:720:ILE:HD13	2.60	0.41
1:D:390:ARG:NE	1:E:378:VAL:HG22	2.36	0.41
1:D:560:ALA:HB2	1:D:567:LEU:HG	2.01	0.41
1:B:672:LEU:HD21	1:B:679:LEU:HG	2.02	0.41
1:A:566:PRO:CB	1:A:583:GLN:OE1	2.69	0.41
1:A:317:PRO:C	1:A:319:SER:N	2.74	0.41
1:C:373:ALA:O	1:C:376:VAL:CG1	2.68	0.41
1:E:580:GLU:HA	1:E:581:PRO:HD3	1.93	0.41
1:A:407:THR:CG2	1:F:393:ALA:HB2	2.51	0.41
1:C:497:ILE:HD13	1:C:600:MET:CE	2.47	0.41
1:E:354:VAL:HG22	1:E:355:SER:N	2.35	0.41
1:B:716:TYR:C	1:B:717:ILE:HD12	2.41	0.41
1:E:631:GLN:C	1:E:633:PRO:HD3	2.40	0.41
1:A:578:ASP:O	1:A:579:ASP:C	2.58	0.41
1:A:315:LEU:N	1:A:711:ARG:HE	2.19	0.41
1:B:354:VAL:HG21	1:B:370:ILE:HG13	2.03	0.41
1:B:459:MET:N	1:B:460:PRO:HA	2.35	0.41
1:B:317:PRO:C	1:B:319:SER:N	2.74	0.41
1:E:563:ALA:O	1:E:565:THR:N	2.53	0.41
1:A:354:VAL:HG21	1:A:370:ILE:HG13	2.03	0.41
1:F:341:ARG:HD2	1:F:341:ARG:N	2.35	0.41
1:E:320:LEU:O	1:E:703:ARG:NH2	2.47	0.41
1:B:463:LEU:HG	1:B:646:ILE:HG21	2.02	0.41
1:C:580:GLU:HA	1:C:581:PRO:HD3	1.95	0.41
1:C:549:ASN:OD1	1:C:551:ALA:HB3	2.21	0.41
1:E:341:ARG:HD2	1:E:341:ARG:N	2.35	0.41
1:B:578:ASP:O	1:B:579:ASP:C	2.58	0.41
1:C:512:HIS:HE1	1:C:708:TRP:CD2	2.39	0.41
1:F:665:ASP:O	1:F:666:GLN:HB2	2.20	0.41
1:B:373:ALA:O	1:B:376:VAL:CG1	2.68	0.41
1:E:347:LEU:HA	1:E:347:LEU:HD23	1.92	0.41

Continued on next page...

Continued from previous page...

Atom-1	Atom-2	Interatomic distance (Å)	Clash overlap (Å)
1:A:354:VAL:HG22	1:A:355:SER:H	1.86	0.41
1:D:347:LEU:HA	1:D:347:LEU:HD23	1.95	0.41
1:C:672:LEU:HD21	1:C:679:LEU:HG	2.02	0.41
1:A:457:ALA:HA	1:A:625:HIS:CD2	2.56	0.41
1:E:501:MET:CE	1:F:618:LYS:HE2	2.51	0.41
1:E:641:LEU:HA	1:E:641:LEU:HD23	1.86	0.41
1:B:677:ASP:OD1	1:B:690:ARG:NH1	2.43	0.41
1:A:521:MET:HE3	1:A:600:MET:CG	2.46	0.40
1:A:716:TYR:C	1:A:717:ILE:HD12	2.41	0.40
1:D:354:VAL:HG21	1:D:370:ILE:HG13	2.02	0.40
1:E:427:LEU:HD22	1:E:432:TYR:CE2	2.56	0.40
1:C:413:ILE:HA	1:C:414:PRO:HD3	1.91	0.40
1:F:593:VAL:HG12	1:F:627:ILE:HB	2.03	0.40
1:A:453:ILE:N	1:A:453:ILE:HD12	2.36	0.40
1:D:563:ALA:C	1:D:565:THR:H	2.25	0.40
1:C:648:THR:OG1	1:C:683:PRO:HD3	2.21	0.40
1:B:539:TYR:OH	1:B:621:ALA:HB3	2.21	0.40
1:D:450:ARG:HH21	1:D:450:ARG:HG2	1.86	0.40
1:B:472:LYS:HE2	1:B:472:LYS:HB3	1.99	0.40
1:E:518:VAL:HG22	1:E:721:LEU:HD21	2.03	0.40
1:F:322:ASP:HA	1:F:323:PRO:HD3	1.79	0.40
1:A:440:PRO:O	1:A:482:SER:HB3	2.22	0.40
1:B:560:ALA:HB2	1:B:567:LEU:HG	2.03	0.40
1:E:457:ALA:HA	1:E:625:HIS:NE2	2.36	0.40
1:E:452:ILE:C	1:E:453:ILE:HD12	2.41	0.40
1:E:657:LYS:HG2	1:E:670:GLU:OE1	2.21	0.40
1:F:639:THR:O	1:F:643:LYS:HG3	2.22	0.40
1:E:566:PRO:CB	1:E:583:GLN:OE1	2.70	0.40
1:E:566:PRO:HB2	1:E:583:GLN:OE1	2.22	0.40
1:D:612:ILE:HD12	1:D:628:LEU:HD11	2.04	0.40
1:C:488:THR:HG23	1:C:491:GLU:OE2	2.20	0.40
1:D:427:LEU:HD22	1:D:432:TYR:CZ	2.57	0.40
1:F:383:ASN:HA	1:F:383:ASN:HD22	1.63	0.40
1:F:711:ARG:HH21	1:F:711:ARG:CG	2.29	0.40
1:F:354:VAL:HG23	1:F:371:GLN:C	2.41	0.40
1:A:320:LEU:O	1:A:703:ARG:NH2	2.44	0.40
1:E:418:ARG:NH2	1:E:675:HIS:HB2	2.36	0.40
1:F:593:VAL:O	1:F:593:VAL:HG23	2.20	0.40

All (1) symmetry-related close contacts are listed below. The label for Atom-2 includes the symmetry operator and encoded unit-cell translations to be applied.

Atom-1	Atom-2	Interatomic distance (Å)	Clash overlap (Å)
1:B:338:ALA:O	1:D:434:GLU:OE2[4_554]	2.00	0.20

5.3 Torsion angles [i](#)

5.3.1 Protein backbone [i](#)

In the following table, the Percentiles column shows the percent Ramachandran outliers of the chain as a percentile score with respect to all X-ray entries followed by that with respect to entries of similar resolution.

The Analysed column shows the number of residues for which the backbone conformation was analysed, and the total number of residues.

Mol	Chain	Analysed	Favoured	Allowed	Outliers	Percentiles	
1	A	406/491 (83%)	373 (92%)	27 (7%)	6 (2%)	13	42
1	B	406/491 (83%)	376 (93%)	25 (6%)	5 (1%)	16	48
1	C	406/491 (83%)	377 (93%)	24 (6%)	5 (1%)	16	48
1	D	406/491 (83%)	380 (94%)	21 (5%)	5 (1%)	16	48
1	E	406/491 (83%)	375 (92%)	26 (6%)	5 (1%)	16	48
1	F	406/491 (83%)	375 (92%)	26 (6%)	5 (1%)	16	48
All	All	2436/2946 (83%)	2256 (93%)	149 (6%)	31 (1%)	15	46

All (31) Ramachandran outliers are listed below:

Mol	Chain	Res	Type
1	A	501	MET
1	B	501	MET
1	C	501	MET
1	D	501	MET
1	E	501	MET
1	F	501	MET
1	A	330	SER
1	A	564	GLY
1	A	718	GLU
1	B	330	SER
1	B	564	GLY
1	B	718	GLU
1	C	330	SER
1	C	564	GLY
1	C	718	GLU

Continued on next page...

Continued from previous page...

Mol	Chain	Res	Type
1	D	330	SER
1	D	564	GLY
1	D	718	GLU
1	E	330	SER
1	E	718	GLU
1	F	330	SER
1	F	564	GLY
1	F	718	GLU
1	E	564	GLY
1	A	620	ARG
1	E	326	VAL
1	F	326	VAL
1	C	326	VAL
1	A	326	VAL
1	B	326	VAL
1	D	326	VAL

5.3.2 Protein sidechains ⓘ

In the following table, the Percentiles column shows the percent sidechain outliers of the chain as a percentile score with respect to all X-ray entries followed by that with respect to entries of similar resolution.

The Analysed column shows the number of residues for which the sidechain conformation was analysed, and the total number of residues.

Mol	Chain	Analysed	Rotameric	Outliers	Percentiles	
1	A	346/419 (83%)	328 (95%)	18 (5%)	29	64
1	B	346/419 (83%)	325 (94%)	21 (6%)	23	56
1	C	346/419 (83%)	326 (94%)	20 (6%)	25	58
1	D	346/419 (83%)	326 (94%)	20 (6%)	25	58
1	E	346/419 (83%)	326 (94%)	20 (6%)	25	58
1	F	346/419 (83%)	326 (94%)	20 (6%)	25	58
All	All	2076/2514 (83%)	1957 (94%)	119 (6%)	25	59

All (119) residues with a non-rotameric sidechain are listed below:

Mol	Chain	Res	Type
1	A	329	LYS
1	A	337	GLU

Continued on next page...

Continued from previous page...

Mol	Chain	Res	Type
1	A	342	LEU
1	A	343	LEU
1	A	365	ILE
1	A	370	ILE
1	A	376	VAL
1	A	384	LEU
1	A	456	LEU
1	A	501	MET
1	A	502	LEU
1	A	506	ILE
1	A	519	THR
1	A	541	LEU
1	A	626	LEU
1	A	650	ILE
1	A	663	ILE
1	A	696	VAL
1	B	329	LYS
1	B	337	GLU
1	B	342	LEU
1	B	343	LEU
1	B	365	ILE
1	B	370	ILE
1	B	376	VAL
1	B	384	LEU
1	B	397	VAL
1	B	456	LEU
1	B	488	THR
1	B	501	MET
1	B	502	LEU
1	B	506	ILE
1	B	519	THR
1	B	521	MET
1	B	541	LEU
1	B	626	LEU
1	B	650	ILE
1	B	663	ILE
1	B	696	VAL
1	C	329	LYS
1	C	337	GLU
1	C	342	LEU
1	C	343	LEU
1	C	365	ILE

Continued on next page...

Continued from previous page...

Mol	Chain	Res	Type
1	C	370	ILE
1	C	376	VAL
1	C	384	LEU
1	C	397	VAL
1	C	456	LEU
1	C	488	THR
1	C	501	MET
1	C	502	LEU
1	C	506	ILE
1	C	519	THR
1	C	541	LEU
1	C	626	LEU
1	C	650	ILE
1	C	663	ILE
1	C	696	VAL
1	D	329	LYS
1	D	337	GLU
1	D	342	LEU
1	D	343	LEU
1	D	365	ILE
1	D	370	ILE
1	D	376	VAL
1	D	384	LEU
1	D	456	LEU
1	D	488	THR
1	D	501	MET
1	D	502	LEU
1	D	506	ILE
1	D	519	THR
1	D	521	MET
1	D	541	LEU
1	D	626	LEU
1	D	650	ILE
1	D	663	ILE
1	D	696	VAL
1	E	329	LYS
1	E	337	GLU
1	E	342	LEU
1	E	343	LEU
1	E	365	ILE
1	E	370	ILE
1	E	376	VAL

Continued on next page...

Continued from previous page...

Mol	Chain	Res	Type
1	E	384	LEU
1	E	456	LEU
1	E	488	THR
1	E	501	MET
1	E	502	LEU
1	E	506	ILE
1	E	519	THR
1	E	521	MET
1	E	541	LEU
1	E	626	LEU
1	E	650	ILE
1	E	663	ILE
1	E	696	VAL
1	F	329	LYS
1	F	337	GLU
1	F	342	LEU
1	F	343	LEU
1	F	365	ILE
1	F	370	ILE
1	F	376	VAL
1	F	384	LEU
1	F	456	LEU
1	F	488	THR
1	F	501	MET
1	F	502	LEU
1	F	506	ILE
1	F	519	THR
1	F	521	MET
1	F	541	LEU
1	F	626	LEU
1	F	650	ILE
1	F	663	ILE
1	F	696	VAL

Some sidechains can be flipped to improve hydrogen bonding and reduce clashes. All (34) such sidechains are listed below:

Mol	Chain	Res	Type
1	A	328	GLN
1	A	383	ASN
1	A	415	ASN
1	A	554	ASN
1	A	631	GLN

Continued on next page...

Continued from previous page...

Mol	Chain	Res	Type
1	A	666	GLN
1	B	328	GLN
1	B	383	ASN
1	B	415	ASN
1	B	554	ASN
1	B	631	GLN
1	C	328	GLN
1	C	383	ASN
1	C	415	ASN
1	C	554	ASN
1	C	625	HIS
1	C	631	GLN
1	D	328	GLN
1	D	383	ASN
1	D	415	ASN
1	D	554	ASN
1	D	631	GLN
1	D	666	GLN
1	E	328	GLN
1	E	383	ASN
1	E	415	ASN
1	E	554	ASN
1	E	631	GLN
1	E	666	GLN
1	F	328	GLN
1	F	383	ASN
1	F	415	ASN
1	F	554	ASN
1	F	631	GLN

5.3.3 RNA ⓘ

There are no RNA molecules in this entry.

5.4 Non-standard residues in protein, DNA, RNA chains ⓘ

There are no non-standard protein/DNA/RNA residues in this entry.

5.5 Carbohydrates ⓘ

There are no carbohydrates in this entry.

5.6 Ligand geometry

6 ligands are modelled in this entry.

In the following table, the Counts columns list the number of bonds (or angles) for which Mogul statistics could be retrieved, the number of bonds (or angles) that are observed in the model and the number of bonds (or angles) that are defined in the chemical component dictionary. The Link column lists molecule types, if any, to which the group is linked. The Z score for a bond length (or angle) is the number of standard deviations the observed value is removed from the expected value. A bond length (or angle) with $|Z| > 2$ is considered an outlier worth inspection. RMSZ is the root-mean-square of all Z scores of the bond lengths (or angles).

Mol	Type	Chain	Res	Link	Bond lengths			Bond angles		
					Counts	RMSZ	$\# Z > 2$	Counts	RMSZ	$\# Z > 2$
2	ADP	A	1723	-	22,29,29	1.06	1 (4%)	27,45,45	1.88	3 (11%)
2	ADP	B	1723	-	22,29,29	1.03	1 (4%)	27,45,45	1.86	3 (11%)
2	ADP	C	1723	-	22,29,29	1.07	2 (9%)	27,45,45	1.84	3 (11%)
2	ADP	D	1723	-	22,29,29	1.05	1 (4%)	27,45,45	1.92	3 (11%)
2	ADP	E	1723	-	22,29,29	1.06	1 (4%)	27,45,45	1.90	3 (11%)
2	ADP	F	1723	-	22,29,29	1.11	1 (4%)	27,45,45	1.85	3 (11%)

In the following table, the Chirals column lists the number of chiral outliers, the number of chiral centers analysed, the number of these observed in the model and the number defined in the chemical component dictionary. Similar counts are reported in the Torsion and Rings columns. '-' means no outliers of that kind were identified.

Mol	Type	Chain	Res	Link	Chirals	Torsions	Rings
2	ADP	A	1723	-	-	0/12/32/32	0/3/3/3
2	ADP	B	1723	-	-	0/12/32/32	0/3/3/3
2	ADP	C	1723	-	-	0/12/32/32	0/3/3/3
2	ADP	D	1723	-	-	0/12/32/32	0/3/3/3
2	ADP	E	1723	-	-	0/12/32/32	0/3/3/3
2	ADP	F	1723	-	-	0/12/32/32	0/3/3/3

All (7) bond length outliers are listed below:

Mol	Chain	Res	Type	Atoms	Z	Observed(Å)	Ideal(Å)
2	C	1723	ADP	C6-N6	-2.06	1.28	1.34
2	B	1723	ADP	C2-N1	3.18	1.39	1.33
2	D	1723	ADP	C2-N1	3.25	1.40	1.33
2	C	1723	ADP	C2-N1	3.30	1.40	1.33
2	E	1723	ADP	C2-N1	3.40	1.40	1.33
2	A	1723	ADP	C2-N1	3.41	1.40	1.33
2	F	1723	ADP	C2-N1	3.51	1.40	1.33

All (18) bond angle outliers are listed below:

Mol	Chain	Res	Type	Atoms	Z	Observed(°)	Ideal(°)
2	D	1723	ADP	N3-C2-N1	-7.46	123.19	128.89
2	A	1723	ADP	N3-C2-N1	-7.35	123.26	128.89
2	E	1723	ADP	N3-C2-N1	-7.29	123.31	128.89
2	C	1723	ADP	N3-C2-N1	-7.17	123.41	128.89
2	B	1723	ADP	N3-C2-N1	-7.03	123.51	128.89
2	F	1723	ADP	N3-C2-N1	-6.96	123.56	128.89
2	A	1723	ADP	C2-N1-C6	2.54	123.30	118.77
2	C	1723	ADP	C2-N1-C6	2.62	123.45	118.77
2	E	1723	ADP	C2-N1-C6	2.63	123.47	118.77
2	B	1723	ADP	C2-N1-C6	2.65	123.51	118.77
2	F	1723	ADP	C2-N1-C6	2.67	123.54	118.77
2	D	1723	ADP	C2-N1-C6	2.75	123.68	118.77
2	C	1723	ADP	C4'-O4'-C1'	3.23	113.27	109.72
2	F	1723	ADP	C4'-O4'-C1'	3.44	113.50	109.72
2	A	1723	ADP	C4'-O4'-C1'	3.46	113.52	109.72
2	D	1723	ADP	C4'-O4'-C1'	3.51	113.57	109.72
2	E	1723	ADP	C4'-O4'-C1'	3.60	113.67	109.72
2	B	1723	ADP	C4'-O4'-C1'	3.74	113.83	109.72

There are no chirality outliers.

There are no torsion outliers.

There are no ring outliers.

No monomer is involved in short contacts.

5.7 Other polymers [i](#)

There are no such residues in this entry.

5.8 Polymer linkage issues [i](#)

There are no chain breaks in this entry.

6 Fit of model and data

6.1 Protein, DNA and RNA chains

In the following table, the column labelled ‘#RSRZ> 2’ contains the number (and percentage) of RSRZ outliers, followed by percent RSRZ outliers for the chain as percentile scores relative to all X-ray entries and entries of similar resolution. The OWAB column contains the minimum, median, 95th percentile and maximum values of the occupancy-weighted average B-factor per residue. The column labelled ‘Q< 0.9’ lists the number of (and percentage) of residues with an average occupancy less than 0.9.

Mol	Chain	Analysed	<RSRZ>	#RSRZ>2			OWAB(Å²)	Q<0.9
1	A	408/491 (83%)	0.42	23 (5%)	28	21	48, 72, 110, 136	0
1	B	408/491 (83%)	0.17	8 (1%)	68	64	37, 57, 97, 127	0
1	C	408/491 (83%)	0.13	9 (2%)	65	60	31, 51, 93, 140	0
1	D	408/491 (83%)	0.10	5 (1%)	81	78	32, 49, 85, 131	0
1	E	408/491 (83%)	0.28	16 (3%)	43	36	42, 65, 102, 142	0
1	F	408/491 (83%)	0.35	21 (5%)	32	25	47, 73, 108, 140	0
All	All	2448/2946 (83%)	0.24	82 (3%)	50	42	31, 62, 103, 142	0

All (82) RSRZ outliers are listed below:

Mol	Chain	Res	Type	RSRZ
1	E	328	GLN	8.6
1	E	329	LYS	6.3
1	C	328	GLN	4.5
1	F	326	VAL	4.2
1	C	329	LYS	4.1
1	A	326	VAL	3.9
1	C	326	VAL	3.8
1	A	336	LEU	3.7
1	A	328	GLN	3.6
1	E	567	LEU	3.6
1	B	328	GLN	3.5
1	F	328	GLN	3.5
1	F	565	THR	3.5
1	F	316	PRO	3.4
1	E	331	TYR	3.4
1	A	581	PRO	3.3
1	B	326	VAL	3.3
1	E	326	VAL	3.3
1	C	327	LYS	3.3

Continued on next page...

Continued from previous page...

Mol	Chain	Res	Type	RSRZ
1	B	331	TYR	3.3
1	F	329	LYS	3.3
1	F	584	LEU	3.3
1	A	318	LEU	3.2
1	A	584	LEU	3.2
1	F	427	LEU	3.1
1	A	562	GLU	3.1
1	A	325	GLU	3.0
1	F	419	GLN	3.0
1	C	330	SER	3.0
1	B	565	THR	2.9
1	A	580	GLU	2.8
1	A	567	LEU	2.8
1	A	566	PRO	2.8
1	A	565	THR	2.8
1	D	328	GLN	2.8
1	E	352	VAL	2.8
1	F	330	SER	2.8
1	A	572	PHE	2.8
1	A	719	ASP	2.7
1	A	327	LYS	2.7
1	F	566	PRO	2.7
1	A	381	ILE	2.7
1	E	357	ASP	2.6
1	B	562	GLU	2.6
1	E	560	ALA	2.6
1	C	584	LEU	2.6
1	D	584	LEU	2.6
1	E	710	LEU	2.6
1	F	580	GLU	2.5
1	C	565	THR	2.5
1	E	343	LEU	2.4
1	C	325	GLU	2.4
1	F	583	GLN	2.4
1	F	702	HIS	2.4
1	A	563	ALA	2.4
1	E	368	PHE	2.4
1	F	557	VAL	2.4
1	B	707	ALA	2.4
1	D	352	VAL	2.4
1	A	560	ALA	2.3
1	A	329	LYS	2.3

Continued on next page...

Continued from previous page...

Mol	Chain	Res	Type	RSRZ
1	F	323	PRO	2.3
1	E	718	GLU	2.3
1	F	710	LEU	2.3
1	E	330	SER	2.3
1	F	317	PRO	2.3
1	A	330	SER	2.2
1	B	567	LEU	2.2
1	E	573	ARG	2.2
1	F	325	GLU	2.2
1	A	331	TYR	2.2
1	E	339	MET	2.2
1	A	370	ILE	2.2
1	E	565	THR	2.2
1	F	336	LEU	2.1
1	B	578	ASP	2.1
1	F	582	PRO	2.1
1	A	582	PRO	2.1
1	C	580	GLU	2.1
1	F	562	GLU	2.1
1	D	560	ALA	2.1
1	D	606	LYS	2.0

6.2 Non-standard residues in protein, DNA, RNA chains ⓘ

There are no non-standard protein/DNA/RNA residues in this entry.

6.3 Carbohydrates ⓘ

There are no carbohydrates in this entry.

6.4 Ligands ⓘ

In the following table, the Atoms column lists the number of modelled atoms in the group and the number defined in the chemical component dictionary. LLDF column lists the quality of electron density of the group with respect to its neighbouring residues in protein, DNA or RNA chains. The B-factors column lists the minimum, median, 95th percentile and maximum values of B factors of atoms in the group. The column labelled 'Q< 0.9' lists the number of atoms with occupancy less than 0.9.

Mol	Type	Chain	Res	Atoms	RSCC	RSR	LLDF	B-factors(Å ²)	Q<0.9
2	ADP	D	1723	27/27	0.92	0.22	1.15	62,72,76,81	0

Continued on next page...

Continued from previous page...

Mol	Type	Chain	Res	Atoms	RSCC	RSR	LLDF	B-factors(\AA^2)	Q<0.9
2	ADP	C	1723	27/27	0.92	0.22	0.70	67,82,87,88	0
2	ADP	A	1723	27/27	0.86	0.23	0.67	93,96,103,104	0
2	ADP	E	1723	27/27	0.90	0.22	0.32	87,90,91,91	0
2	ADP	B	1723	27/27	0.92	0.21	0.25	75,82,85,88	0
2	ADP	F	1723	27/27	0.86	0.22	0.11	87,100,105,105	0

6.5 Other polymers [i](#)

There are no such residues in this entry.