



wwPDB EM Map/Model Validation Report ⓘ

Apr 10, 2016 – 01:58 PM BST

PDB ID : 3IXV
EMDB ID: : EMD-5100
Title : Scorpion Hemocyanin resting state pseudo atomic model built based on cryo-EM density map
Authors : Cong, Y.; Zhang, Q.; Woolford, D.; Schweikardt, T.; Khant, H.; Ludtke, S.; Chiu, W.; Decker, H.
Deposited on : 2009-02-13
Resolution : 6.80 Å(reported)

This is a wwPDB EM Map/Model Validation Report for a publicly released PDB/EMDB entry.
For rigid body fitted models, validation errors reported here could stem from errors in the original structure(s) used in the fitting.

We welcome your comments at validation@mail.wwpdb.org

A user guide is available at

<http://wwpdb.org/validation/2016/EMValidationReportHelp>

MolProbity : 4.02b-467
Mogul : unknown
Percentile statistics : 20151230.v01 (using entries in the PDB archive December 30th 2015)
Ideal geometry (proteins) : Engh & Huber (2001)
Ideal geometry (DNA, RNA) : Parkinson et. al. (1996)
Validation Pipeline (wwPDB-VP) : trunk27241

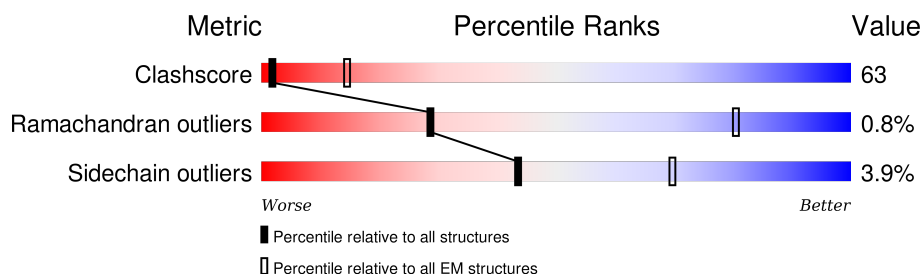
1 Overall quality at a glance

The following experimental techniques were used to determine the structure:

ELECTRON MICROSCOPY

The reported resolution of this entry is 6.80 Å.

Percentile scores (ranging between 0-100) for global validation metrics of the entry are shown in the following graphic. The table shows the number of entries on which the scores are based.



Metric	Whole archive (#Entries)	EM structures (#Entries)
Clashscore	114402	924
Ramachandran outliers	111179	726
Sidechain outliers	111093	686

The table below summarises the geometric issues observed across the polymeric chains. The red, orange, yellow and green segments on the bar indicate the fraction of residues that contain outliers for ≥ 3 , 2, 1 and 0 types of geometric quality criteria. A grey segment represents the fraction of residues that are not modelled. The numeric value for each fraction is indicated below the corresponding segment, with a dot representing fractions $\leq 5\%$.

Mol	Chain	Length	Quality of chain
1	A	626	37% 58% .
1	C	626	38% 55% 6% .
1	D	626	38% 57% 5%
1	E	626	37% 57% 5% .
1	F	626	38% 58% .
1	G	626	40% 55% 5%
1	H	626	40% 54% 5% .
1	I	626	38% 57% 5%
1	J	626	42% 52% 6%

Continued on next page...

Continued from previous page...

Mol	Chain	Length	Quality of chain
1	K	626	<div><div></div><div>37%56%6%</div></div>
1	L	626	<div><div></div><div>38%57%5%</div></div>
1	M	626	<div><div></div><div>40%54%. .</div></div>

2 Entry composition

There is only 1 type of molecule in this entry. The entry contains 74208 atoms, of which 13476 are hydrogens and 0 are deuteriums.

In the tables below, the AltConf column contains the number of residues with at least one atom in alternate conformation and the Trace column contains the number of residues modelled with at most 2 atoms.

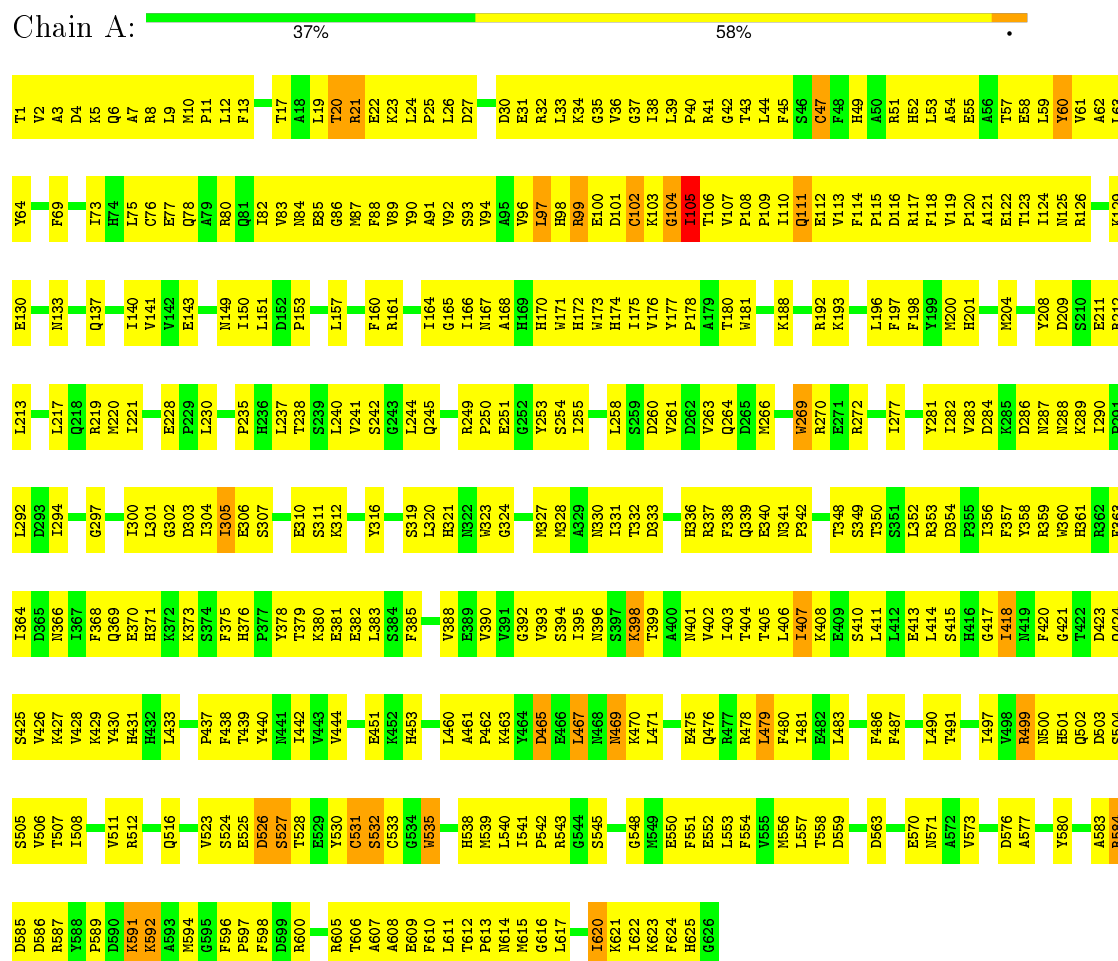
- Molecule 1 is a protein called Hemocyanin AA6 chain.

Mol	Chain	Residues	Atoms						AltConf	Trace
1	A	626	Total	C	H	N	O	S	0	0
			6184	3199	1123	877	961	24		
1	C	626	Total	C	H	N	O	S	0	0
			6184	3199	1123	877	961	24		
1	D	626	Total	C	H	N	O	S	0	0
			6184	3199	1123	877	961	24		
1	E	626	Total	C	H	N	O	S	0	0
			6184	3199	1123	877	961	24		
1	F	626	Total	C	H	N	O	S	0	0
			6184	3199	1123	877	961	24		
1	G	626	Total	C	H	N	O	S	0	0
			6184	3199	1123	877	961	24		
1	H	626	Total	C	H	N	O	S	0	0
			6184	3199	1123	877	961	24		
1	I	626	Total	C	H	N	O	S	0	0
			6184	3199	1123	877	961	24		
1	J	626	Total	C	H	N	O	S	0	0
			6184	3199	1123	877	961	24		
1	K	626	Total	C	H	N	O	S	0	0
			6184	3199	1123	877	961	24		
1	L	626	Total	C	H	N	O	S	0	0
			6184	3199	1123	877	961	24		
1	M	626	Total	C	H	N	O	S	0	0
			6184	3199	1123	877	961	24		

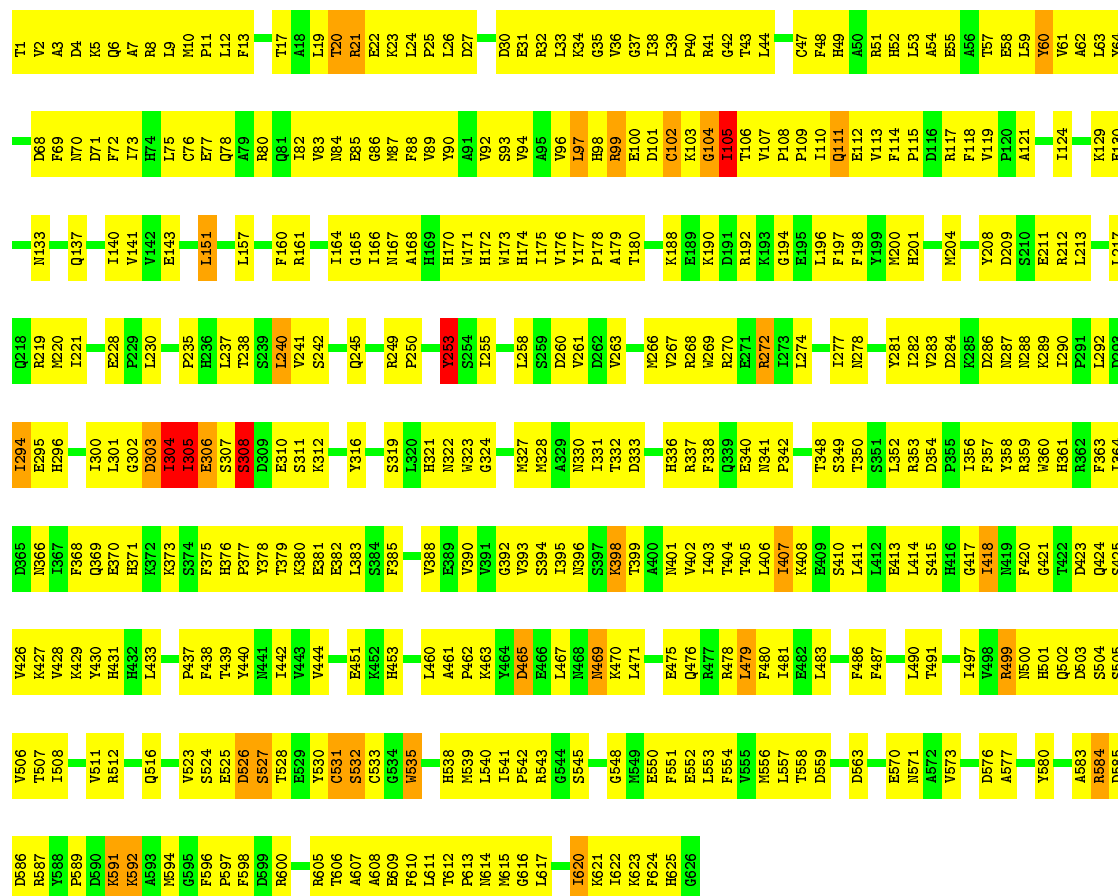
3 Residue-property plots

These plots are drawn for all protein, RNA and DNA chains in the entry. The first graphic for a chain summarises the proportions of errors displayed in the second graphic. The second graphic shows the sequence view annotated by issues in geometry. Residues are color-coded according to the number of geometric quality criteria for which they contain at least one outlier: green = 0, yellow = 1, orange = 2 and red = 3 or more. Stretches of 2 or more consecutive residues without any outlier are shown as a green connector. Residues present in the sample, but not in the model, are shown in grey.

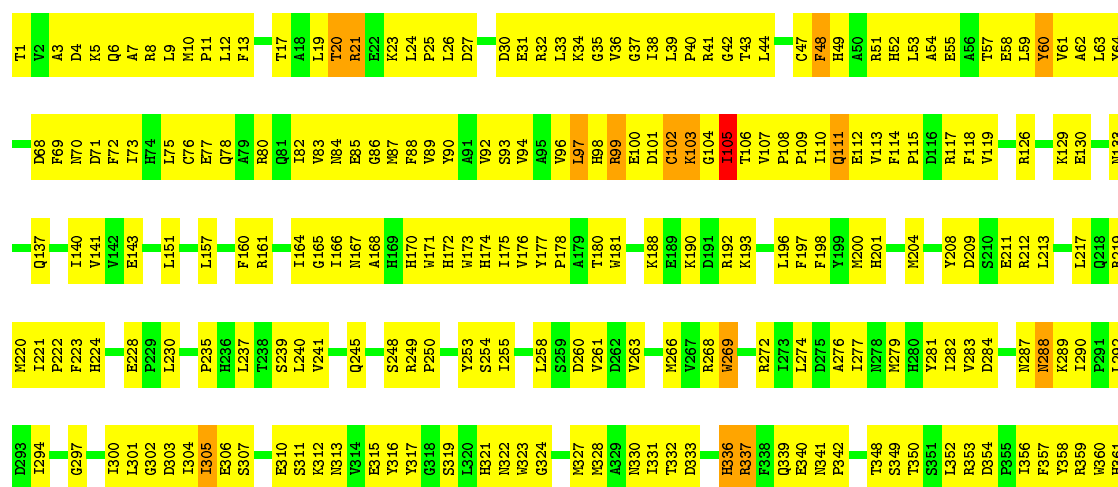
- Molecule 1: Hemocyanin AA6 chain

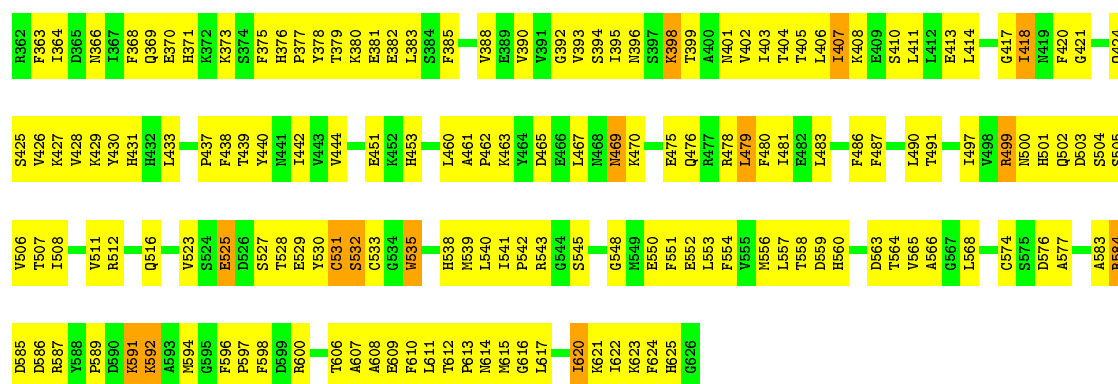


Chain E: 37% 57% 5%



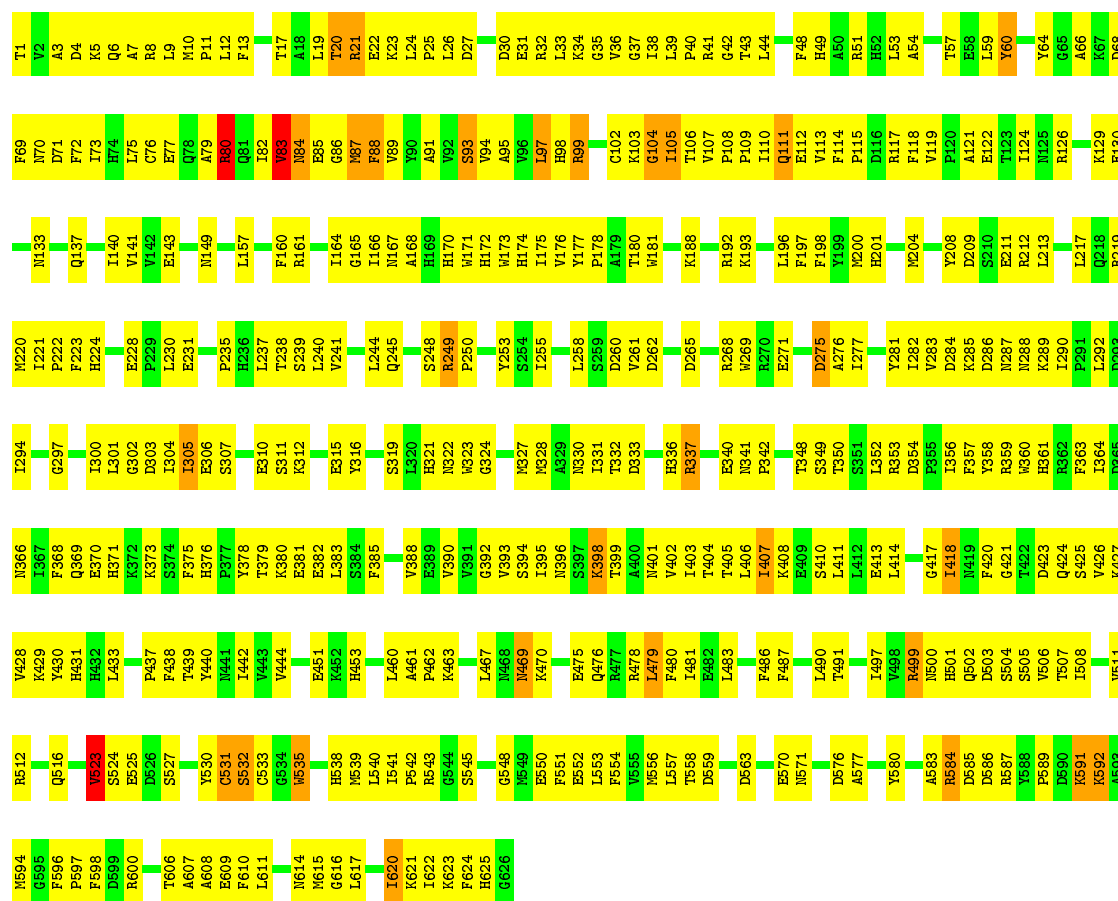
Chain F: 38% 58% .





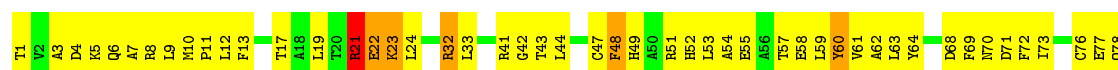
• Molecule 1: Hemocyanin AA6 chain

Chain G: 40% 55% 5%



• Molecule 1: Hemocyanin AA6 chain

Chain H: 40% 54% 5%




V506	V507	I508	V511	R512	T513	F514	Q516	A519	V523	S524	E525	D526	S527	V528	E529	T530	S531	C532	S533	G534	M535	H538	M539	L540	I541	E542	S543	G544	S545	P597	F598	D599	K600	K601	L602	F603	A604	R605	T606	A607	E608	F609	F610	L611	N614	M615	G616	L617	E626	E627	E628	E629	E630	E631	E632	E633	E634	E635	E636	E637	E638	E639	E640	E641	E642	E643	E644	E645	E646	E647	E648	E649	E650	E651	E652	E653	E654	E655	E656	E657	E658	E659	E660	E661	E662	E663	E664	E665	E666	E667	E668	E669	E670	E671	E672	E673	E674	E675	E676	E677	E678	E679	E680	E681	E682	E683	E684	E685	E686	E687	E688	E689	E690	E691	E692	E693	E694	E695	E696	E697	E698	E699	E700	E701	E702	E703	E704	E705	E706	E707	E708	E709	E710	E711	E712	E713	E714	E715	E716	E717	E718	E719	E720	E721	E722	E723	E724	E725	E726	E727	E728	E729	E730	E731	E732	E733	E734	E735	E736	E737	E738	E739	E740	E741	E742	E743	E744	E745	E746	E747	E748	E749	E750	E751	E752	E753	E754	E755	E756	E757	E758	E759	E760	E761	E762	E763	E764	E765	E766	E767	E768	E769	E770	E771	E772	E773	E774	E775	E776	E777	E778	E779	E780	E781	E782	E783	E784	E785	E786	E787	E788	E789	E790	E791	E792	E793	E794	E795	E796	E797	E798	E799	E800	E801	E802	E803	E804	E805	E806	E807	E808	E809	E810	E811	E812	E813	E814	E815	E816	E817	E818	E819	E820	E821	E822	E823	E824	E825	E826	E827	E828	E829	E830	E831	E832	E833	E834	E835	E836	E837	E838	E839	E840	E841	E842	E843	E844	E845	E846	E847	E848	E849	E850	E851	E852	E853	E854	E855	E856	E857	E858	E859	E860	E861	E862	E863	E864	E865	E866	E867	E868	E869	E870	E871	E872	E873	E874	E875	E876	E877	E878	E879	E880	E881	E882	E883	E884	E885	E886	E887	E888	E889	E890	E891	E892	E893	E894	E895	E896	E897	E898	E899	E900	E901	E902	E903	E904	E905	E906	E907	E908	E909	E910	E911	E912	E913	E914	E915	E916	E917	E918	E919	E920	E921	E922	E923	E924	E925	E926	E927	E928	E929	E930	E931	E932	E933	E934	E935	E936	E937	E938	E939	E940	E941	E942	E943	E944	E945	E946	E947	E948	E949	E950	E951	E952	E953	E954	E955	E956	E957	E958	E959	E960	E961	E962	E963	E964	E965	E966	E967	E968	E969	E970	E971	E972	E973	E974	E975	E976	E977	E978	E979	E980	E981	E982	E983	E984	E985	E986	E987	E988	E989	E990	E991	E992	E993	E994	E995	E996	E997	E998	E999	F000	F001	F002	F003	F004	F005	F006	F007	F008	F009	F010	F011	F012	F013	F014	F015	F016	F017	F018	F019	F020	F021	F022	F023	F024	F025	F026	F027	F028	F029	F030	F031	F032	F033	F034	F035	F036	F037	F038	F039	F040	F041	F042	F043	F044	F045	F046	F047	F048	F049	F050	F051	F052	F053	F054	F055	F056	F057	F058	F059	F060	F061	F062	F063	F064	F065	F066	F067	F068	F069	F070	F071	F072	F073	F074	F075	F076	F077	F078	F079	F080	F081	F082	F083	F084	F085	F086	F087	F088	F089	F090	F091	F092	F093	F094	F095	F096	F097	F098	F099	F100	F101	F102	F103	F104	F105	F106	F107	F108	F109	F110	F111	F112	F113	F114	F115	F116	F117	F118	F119	F120	F121	F122	F123	F124	F125	F126	F127	F128	F129	F130	F131	F132	F133	F134	F135	F136	F137	F138	F139	F140	F141	F142	F143	F144	F145	F146	F147	F148	F149	F150	F151	F152	F153	F154	F155	F156	F157	F158	F159	F160	F161	F162	F163	F164	F165	F166	F167	F168	F169	F170	F171	F172	F173	F174	F175	F176	F177	F178	F179	F180	F181	F182	F183	F184	F185	F186	F187	F188	F189	F190	F191	F192	F193	F194	F195	F196	F197	F198	F199	F200	F201	F202	F203	F204	F205	F206	F207	F208	F209	F210	F211	F212	F213	F214	F215	F216	F217	F218	F219	F220	F221	F222	F223	F224	F225	F226	F227	F228	F229	F230	F231	F232	F233	F234	F235	F236	F237	F238	F239	F240	F241	F242	F243	F244	F245	F246	F247	F248	F249	F250	F251	F252	F253	F254	F255	F256	F257	F258	F259	F260	F261	F262	F263	F264	F265	F266	F267	F268	F269	F270	F271	F272	F273	F274	F275	F276	F277	F278	F279	F280	F281	F282	F283	F284	F285	F286	F287	F288	F289	F290	F291	F292	F293	F294	F295	F296	F297	F298	F299	F300	F301	F302	F303	F304	F305	F306	F307	F308	F309	F310	F311	F312	F313	F314	F315	F316	F317	F318	F319	F320	F321	F322	F323	F324	F325	F326	F327	F328	F329	F330	F331	F332	F333	F334	F335	F336	F337	F338	F339	F340	F341	F342	F343	F344	F345	F346	F347	F348	F349	F350	F351	F352	F353	F354	F355	F356	F357	F358	F359	F360	F361	F362	F363	F364	F365	F366	F367	F368	F369	F370	F371	F372	F373	F374	F375	F376	F377	F378	F379	F380	F381	F382	F383	F384	F385	F386	F387	F388	F389	F390	F391	F392	F393	F394	F395	F396	F397	F398	F399	F400	F401	F402	F403	F404	F405	F406	F407	F408	F409	F410	F411	F412	F413	F414	F415	F416	F417	F418	F419	F420	F421	F422	F423	F424	F425	F426	F427	F428	F429	F430	F431	F432	F433	F434	F435	F436	F437	F438	F439	F440	F441	F442	F443	F444	F445	F446	F447	F448	F449	F450	F451	F452	F453	F454	F455	F456	F457	F458	F459	F460	F461	F462	F463	F464	F465	F466	F467	F468	F469	F470	F471	F472	F473	F474	F475	F476	F477	F478	F479	F480	F481	F482	F483	F484	F485	F486	F487	F488	F489	F490	F491	F492	F493	F494	F495	F496	F497	F498	F499	F500	F501	F502	F503	F504	F505	F506	F507	F508	F509	F510	F511	F512	F513	F514	F515	F516	F517	F518	F519	F520	F521	F522	F523	F524	F525	F526	F527	F528	F529	F530	F531	F532	F533	F534	F535	F536	F537	F538	F539	F540	F541	F542	F543	F544	F545	F546	F547	F548	F549	F550	F551	F552	F553	F554	F555	F556	F557	F558	F559	F560	F561	F562	F563	F564	F565	F566	F567	F568	F569	F570	F571	F572	F573	F574	F575	F576	F577	F578	F579	F580	F581	F582	F583	F584	F585	F586	F587	F588	F589	F590	F591	F592	F593	F594	F595	F596	F597	F598	F599	F600	F601	F602	F603	F604	F605	F606	F607	F608	F609	F610	F611	F612	F613	F614	F615	F616	F617	F618	F619	F620	F621	F622	F623	F624	F625	F626	F627	F628	F629	F630	F631	F632	F633	F634	F635	F636	F637	F638	F639	F640	F641	F642	F643	F644	F645	F646	F647	F648	F649	F650	F651	F652	F653	F654	F655	F656	F657	F658	F659	F660	F661	F662	F663	F664	F665	F666	F667	F668	F669	F670	F671	F672	F673	F674	F675	F676	F677	F678	F679	F680	F681	F682	F683	F684	F685	F686	F687	F688	F689	F690	F691	F692	F693	F694	F695	F696	F697	F698	F699	F700	F701	F702	F703	F704	F705	F706	F707	F708	F709	F710	F711	F712	F713	F714	F715	F716	F717	F718	F719	F720	F721	F722	F723	F724	F725	F726	F727	F728	F729	F730	F731	F732	F733	F734	F735	F736	F737	F738	F739	F740	F741	F742	F743	F744	F745	F746	F747	F748	F749	F750	F751	F752	F753	F754	F755	F756	F757	F758	F759	F760	F761	F762	F763	F764	F765	F766	F767	F768	F769	F770	F771	F772	F773	F774	F775	F776	F777	F778	F779	F780	F781	F782	F783	F784	F785	F786	F787	F788	F789	F790	F791	F792	F793	F794	F795	F796	F797	F798	F799	F800	F801	F802	F803	F804	F805	F806	F807	F808	F809	F810	F811	F812	F813	F814	F815	F816	F817	F818	F819	F820	F821	F822	F823	F824	F825	F826	F827	F828	F829	F830	F831	F832	F833	F834	F835	F836	F837	F838	F839	F840	F841	F842	F843	F844	F845	F846	F847	F848	F849	F850	F851	F852	F853	F854	F855	F856	F857	F858	F859	F860	F861	F862	F863	F864	F865	F866	F867	F868	F869	F870	F871	F872	F873	F874	F875	F876	F877	F878	F879	F880	F881	F882	F883	F884	F885	F886	F887	F888	F889	F890	F891	F892	F893	F894	F895	F896	F897	F898	F899	F900	F901	F902	F903	F904	F905	F906	F907	F908	F909	F910	F911	F912	F913	F914	F915	F916	F917	F918	F919	F920	F921	F922	F923	F924	F925	F926	F927	F928	F929	F930	F931	F932	F933	F934	F935	F936	F937	F938	F939	F940	F941	F942	F943	F944	F945	F946	F947	F948	F949	F950	F951	F952	F953	F954	F955	F956	F957	F958	F959	F960	F961	F962	F963	F964	F965	F966	F967	F968	F969	F970	F971	F972	F973	F974	F975	F976	F977	F978	F979	F980	F981	F982	F983	F984	F985	F986	F987	F988	F989	F990	F991	F992	F993	F994	F995	F996	F997	F998	F999	F1000	F1001	F1002	F1003	F1004	F1005	F1006	F1007	F1008	F1009	F1010	F1011	F1012	F1013	F1014	F1015	F1016	F1017	F1018	F1019	F1020	F1021	F1022	F1023	F1024	F1025	F1026	F1027	F1028	F1029	F1030	F1031	F1032	F1033	F1034	F1035	F1036	F1037	F1038	F1039	F1040	F1041	F1042	F1043	F1044	F1045	F1046	F1047	F1048	F1049	F1050	F1051	F1052	F1053	F1054	F1055	F1056	F1057	F1058	F1059	F1060	F1061	F1062	F1063	F1064	F1065	F1066	F1067	F1068	F1069	F1070	F1071	F1072	F1073	F1074	F1075	F1076	F1077	F1078	F1079	F1080	F1081	F1082	F1083	F1084	F1085	F1086	F1087	F1088	F1089	F1090	F1091	F1092	F1093	F1094	F1095
------	------	------	------	------	------	------	------	------	------	------	------	------	------	------	------	------	------	------	------	------	------	------	------	------	------	------	------	------	------	------	------	------	------	------	------	------	------	------	------	------	------	------	------	------	------	------	------	------	------	------	------	------	------	------	------	------	------	------	------	------	------	------	------	------	------	------	------	------	------	------	------	------	------	------	------	------	------	------	------	------	------	------	------	------	------	------	------	------	------	------	------	------	------	------	------	------	------	------	------	------	------	------	------	------	------	------	------	------	------	------	------	------	------	------	------	------	------	------	------	------	------	------	------	------	------	------	------	------	------	------	------	------	------	------	------	------	------	------	------	------	------	------	------	------	------	------	------	------	------	------	------	------	------	------	------	------	------	------	------	------	------	------	------	------	------	------	------	------	------	------	------	------	------	------	------	------	------	------	------	------	------	------	------	------	------	------	------	------	------	------	------	------	------	------	------	------	------	------	------	------	------	------	------	------	------	------	------	------	------	------	------	------	------	------	------	------	------	------	------	------	------	------	------	------	------	------	------	------	------	------	------	------	------	------	------	------	------	------	------	------	------	------	------	------	------	------	------	------	------	------	------	------	------	------	------	------	------	------	------	------	------	------	------	------	------	------	------	------	------	------	------	------	------	------	------	------	------	------	------	------	------	------	------	------	------	------	------	------	------	------	------	------	------	------	------	------	------	------	------	------	------	------	------	------	------	------	------	------	------	------	------	------	------	------	------	------	------	------	------	------	------	------	------	------	------	------	------	------	------	------	------	------	------	------	------	------	------	------	------	------	------	------	------	------	------	------	------	------	------	------	------	------	------	------	------	------	------	------	------	------	------	------	------	------	------	------	------	------	------	------	------	------	------	------	------	------	------	------	------	------	------	------	------	------	------	------	------	------	------	------	------	------	------	------	------	------	------	------	------	------	------	------	------	------	------	------	------	------	------	------	------	------	------	------	------	------	------	------	------	------	------	------	------	------	------	------	------	------	------	------	------	------	------	------	------	------	------	------	------	------	------	------	------	------	------	------	------	------	------	------	------	------	------	------	------	------	------	------	------	------	------	------	------	------	------	------	------	------	------	------	------	------	------	------	------	------	------	------	------	------	------	------	------	------	------	------	------	------	------	------	------	------	------	------	------	------	------	------	------	------	------	------	------	------	------	------	------	------	------	------	------	------	------	------	------	------	------	------	------	------	------	------	------	------	------	------	------	------	------	------	------	------	------	------	------	------	------	------	------	------	------	------	------	------	------	------	------	------	------	------	------	------	------	------	------	------	------	------	------	------	------	------	------	------	------	------	------	------	------	------	------	------	------	------	------	------	------	------	------	------	------	------	------	------	------	------	------	------	------	------	------	------	------	------	------	------	------	------	------	------	------	------	------	------	------	------	------	------	------	------	------	------	------	------	------	------	------	------	------	------	------	------	------	------	------	------	------	------	------	------	------	------	------	------	------	------	------	------	------	------	------	------	------	------	------	------	------	------	------	------	------	------	------	------	------	------	------	------	------	------	------	------	------	------	------	------	------	------	------	------	------	------	------	------	------	------	------	------	------	------	------	------	------	------	------	------	------	------	------	------	------	------	------	------	------	------	------	------	------	------	------	------	------	------	------	------	------	------	------	------	------	------	------	------	------	------	------	------	------	------	------	------	------	------	------	------	------	------	------	------	------	------	------	------	------	------	------	------	------	------	------	------	------	------	------	------	------	------	------	------	------	------	------	------	------	------	------	------	------	------	------	------	------	------	------	------	------	------	------	------	------	------	------	------	------	------	------	------	------	------	------	------	------	------	------	------	------	------	------	------	------	------	------	------	------	------	------	------	------	------	------	------	------	------	------	------	------	------	------	------	------	------	------	------	------	------	------	------	------	------	------	------	------	------	------	------	------	------	------	------	------	------	------	------	------	------	------	------	------	------	------	------	------	------	------	------	------	------	------	------	------	------	------	------	------	------	------	------	------	------	------	------	------	------	------	------	------	------	------	------	------	------	------	------	------	------	------	------	------	------	------	------	------	------	------	------	------	------	------	------	------	------	------	------	------	------	------	------	------	------	------	------	------	------	------	------	------	------	------	------	------	------	------	------	------	------	------	------	------	------	------	------	------	------	------	------	------	------	------	------	------	------	------	------	------	------	------	------	------	------	------	------	------	------	------	------	------	------	------	------	------	------	------	------	------	------	------	------	------	------	------	------	------	------	------	------	------	------	------	------	------	------	------	------	------	------	------	------	------	------	------	------	------	------	------	------	------	------	------	------	------	------	------	------	------	------	------	------	------	------	------	------	------	------	------	------	------	------	------	------	------	------	------	------	------	------	------	------	------	------	------	------	------	------	------	------	------	------	------	------	------	------	------	------	------	------	------	------	------	------	------	------	------	------	------	------	------	------	------	------	------	------	------	------	------	------	------	------	------	------	------	------	------	------	------	------	------	------	------	------	------	------	------	------	------	------	------	------	------	------	------	------	------	------	------	------	------	------	------	------	------	------	------	------	------	------	------	------	------	------	------	------	------	------	------	------	------	------	------	------	------	------	------	------	------	------	------	------	------	------	------	------	------	------	------	------	------	------	------	------	------	------	------	------	------	------	------	------	------	------	------	------	------	------	------	------	------	------	------	------	------	------	------	------	------	------	------	------	------	------	------	------	------	------	------	------	------	------	------	------	------	------	------	------	------	------	------	------	------	------	------	------	------	------	------	------	------	------	------	------	------	------	------	------	------	------	------	------	------	------	------	------	------	------	------	------	------	------	------	------	------	------	------	------	------	------	------	------	------	------	------	------	------	------	------	------	------	------	------	------	------	------	------	------	------	------	------	------	------	------	------	------	------	------	------	------	------	------	------	------	------	------	------	------	------	------	------	------	------	------	------	------	------	------	------	------	------	------	------	------	------	------	------	------	------	------	------	------	------	------	------	------	------	------	------	------	------	------	------	------	------	------	------	------	------	------	------	------	------	------	------	------	------	------	------	------	------	------	------	------	------	------	------	------	------	------	------	------	------	------	------	------	------	------	------	------	------	------	------	------	------	------	------	------	------	------	------	------	------	------	------	------	------	------	------	------	------	------	------	------	------	------	------	------	------	------	------	------	------	------	------	------	------	------	------	------	------	------	------	------	------	------	------	------	------	------	------	------	------	------	------	------	------	------	------	------	------	------	------	------	------	------	------	------	------	------	------	------	------	------	------	------	------	------	------	------	------	------	------	------	------	------	------	------	------	------	------	------	------	------	------	------	-------	-------	-------	-------	-------	-------	-------	-------	-------	-------	-------	-------	-------	-------	-------	-------	-------	-------	-------	-------	-------	-------	-------	-------	-------	-------	-------	-------	-------	-------	-------	-------	-------	-------	-------	-------	-------	-------	-------	-------	-------	-------	-------	-------	-------	-------	-------	-------	-------	-------	-------	-------	-------	-------	-------	-------	-------	-------	-------	-------	-------	-------	-------	-------	-------	-------	-------	-------	-------	-------	-------	-------	-------	-------	-------	-------	-------	-------	-------	-------	-------	-------	-------	-------	-------	-------	-------	-------	-------	-------	-------	-------	-------	-------	-------	-------



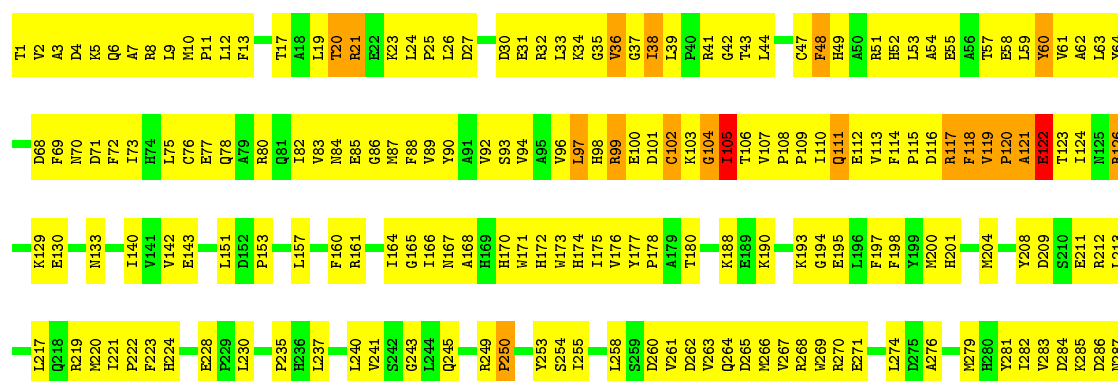
• Molecule 1: Hemocyanin AA6 chain

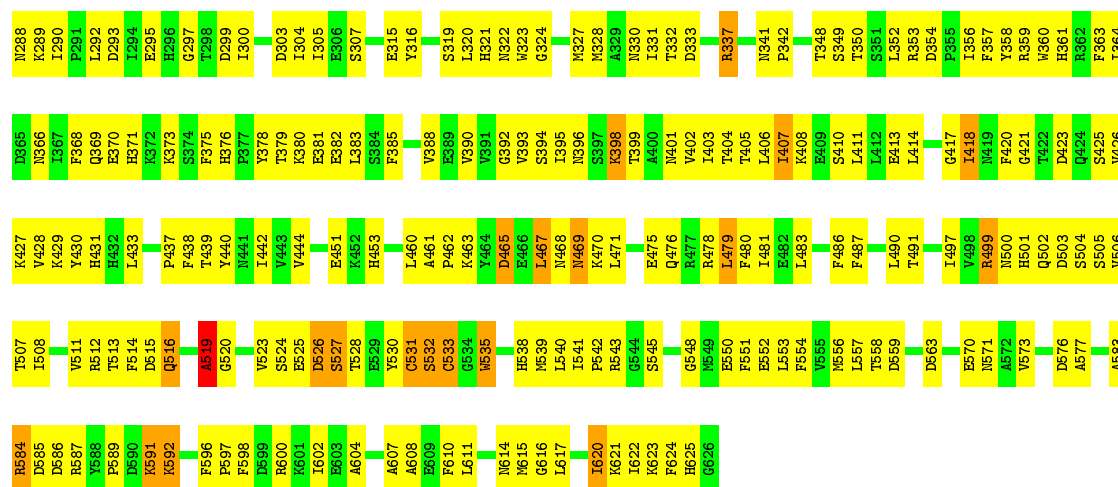
Chain J: 42% 52% 6%




• Molecule 1: Hemocyanin AA6 chain

Chain K: 37% 56% 6%





• Molecule 1: Hemocyanin AA6 chain



• Molecule 1: Hemocyanin AA6 chain






4 Experimental information

Property	Value	Source
Reconstruction method	SINGLE PARTICLE	Depositor
Imposed symmetry	POINT, C	Depositor
Number of images	17500	Depositor
Resolution determination method	FSC at 0.5 cut-off	Depositor
CTF correction method	each micrograph	Depositor
Microscope	JEM3200FSC	Depositor
Voltage (kV)	300	Depositor
Electron dose ($e^-/\text{\AA}^2$)	18	Depositor
Minimum defocus (nm)	1000	Depositor
Maximum defocus (nm)	3500	Depositor
Magnification	50000	Depositor
Image detector	Kodak SO163 film	Depositor

5 Model quality ⓘ

5.1 Standard geometry ⓘ

The Z score for a bond length (or angle) is the number of standard deviations the observed value is removed from the expected value. A bond length (or angle) with $|Z| > 5$ is considered an outlier worth inspection. RMSZ is the root-mean-square of all Z scores of the bond lengths (or angles).

Mol	Chain	Bond lengths		Bond angles	
		RMSZ	$\# Z > 2$	RMSZ	$\# Z > 2$
1	A	0.94	1/5191 (0.0%)	1.19	21/7033 (0.3%)
1	C	0.90	0/5191	1.21	30/7033 (0.4%)
1	D	1.75	6/5191 (0.1%)	1.18	22/7033 (0.3%)
1	E	1.32	3/5191 (0.1%)	1.24	27/7033 (0.4%)
1	F	0.90	0/5191	1.18	23/7033 (0.3%)
1	G	0.89	0/5191	1.18	19/7033 (0.3%)
1	H	1.73	7/5191 (0.1%)	1.24	28/7033 (0.4%)
1	I	1.32	3/5191 (0.1%)	1.21	25/7033 (0.4%)
1	J	0.90	0/5191	1.19	20/7033 (0.3%)
1	K	0.91	1/5191 (0.0%)	1.26	32/7033 (0.5%)
1	L	0.90	0/5191	1.20	23/7033 (0.3%)
1	M	0.91	1/5191 (0.0%)	1.24	27/7033 (0.4%)
All	All	1.16	22/62292 (0.0%)	1.21	297/84396 (0.4%)

Chiral center outliers are detected by calculating the chiral volume of a chiral center and verifying if the center is modelled as a planar moiety or with the opposite hand. A planarity outlier is detected by checking planarity of atoms in a peptide group, atoms in a mainchain group or atoms of a sidechain that are expected to be planar.

Mol	Chain	#Chirality outliers	#Planarity outliers
1	A	0	3
1	C	0	5
1	D	0	2
1	E	0	6
1	F	0	6
1	G	0	10
1	H	0	7
1	I	0	4
1	J	0	11
1	K	0	6
1	L	0	8
1	M	0	13
All	All	0	81

All (22) bond length outliers are listed below:

Mol	Chain	Res	Type	Atoms	Z	Observed(Å)	Ideal(Å)
1	I	253	TYR	CZ-OH	69.59	2.56	1.37
1	E	253	TYR	CZ-OH	68.02	2.53	1.37
1	D	253	TYR	CG-CD2	46.95	2.00	1.39
1	D	253	TYR	CE1-CZ	46.45	1.99	1.38
1	D	253	TYR	CE2-CZ	46.30	1.98	1.38
1	H	253	TYR	CE2-CZ	45.88	1.98	1.38
1	H	253	TYR	CG-CD2	45.26	1.98	1.39
1	D	253	TYR	CG-CD1	44.78	1.97	1.39
1	H	253	TYR	CE1-CZ	44.70	1.96	1.38
1	H	253	TYR	CG-CD1	43.87	1.96	1.39
1	D	253	TYR	CD2-CE2	40.19	1.99	1.39
1	H	253	TYR	CD2-CE2	40.14	1.99	1.39
1	H	253	TYR	CD1-CE1	38.94	1.97	1.39
1	D	253	TYR	CD1-CE1	38.68	1.97	1.39
1	M	519	ALA	C-N	-15.35	1.05	1.33
1	A	47	CYS	C-N	-15.05	0.99	1.34
1	H	519	ALA	C-N	-12.49	1.10	1.33
1	K	519	ALA	C-N	-10.52	1.14	1.33
1	E	253	TYR	CE2-CZ	7.75	1.48	1.38
1	I	253	TYR	CE2-CZ	7.70	1.48	1.38
1	E	253	TYR	CE1-CZ	7.55	1.48	1.38
1	I	253	TYR	CE1-CZ	7.39	1.48	1.38

All (297) bond angle outliers are listed below:

Mol	Chain	Res	Type	Atoms	Z	Observed(°)	Ideal(°)
1	K	519	ALA	O-C-N	-20.49	88.36	123.20
1	H	519	ALA	O-C-N	-20.01	89.19	123.20
1	M	519	ALA	O-C-N	-19.78	89.58	123.20
1	A	47	CYS	O-C-N	14.24	145.49	122.70
1	I	253	TYR	CE1-CZ-CE2	-12.27	100.17	119.80
1	I	253	TYR	CZ-CE2-CD2	12.22	130.79	119.80
1	E	253	TYR	CZ-CE2-CD2	12.18	130.76	119.80
1	E	253	TYR	CE1-CZ-CE2	-11.87	100.81	119.80
1	E	253	TYR	CD1-CE1-CZ	11.78	130.40	119.80
1	I	253	TYR	CD1-CE1-CZ	11.72	130.35	119.80
1	A	47	CYS	CA-C-N	-10.63	93.82	117.20
1	J	249	ARG	NE-CZ-NH2	-10.41	115.09	120.30
1	A	47	CYS	C-N-CA	-10.12	96.39	121.70
1	M	268	ARG	NE-CZ-NH1	10.02	125.31	120.30
1	H	337	ARG	NE-CZ-NH2	-9.95	115.33	120.30
1	M	519	ALA	CA-C-N	9.94	136.09	116.20

Continued on next page...

Continued from previous page...

Mol	Chain	Res	Type	Atoms	Z	Observed(°)	Ideal(°)
1	E	272	ARG	NE-CZ-NH2	-9.78	115.41	120.30
1	M	519	ALA	C-N-CA	9.28	141.79	122.30
1	K	519	ALA	CA-C-N	9.16	134.52	116.20
1	H	519	ALA	CA-C-N	9.12	134.44	116.20
1	E	535	TRP	CD1-CG-CD2	8.77	113.31	106.30
1	L	535	TRP	CD1-CG-CD2	8.74	113.30	106.30
1	J	535	TRP	CD1-CG-CD2	8.74	113.29	106.30
1	D	535	TRP	CD1-CG-CD2	8.71	113.27	106.30
1	G	535	TRP	CD1-CG-CD2	8.71	113.26	106.30
1	H	535	TRP	CD1-CG-CD2	8.70	113.26	106.30
1	M	535	TRP	CD1-CG-CD2	8.70	113.26	106.30
1	A	535	TRP	CD1-CG-CD2	8.69	113.25	106.30
1	F	535	TRP	CD1-CG-CD2	8.69	113.25	106.30
1	C	535	TRP	CD1-CG-CD2	8.68	113.24	106.30
1	K	535	TRP	CD1-CG-CD2	8.68	113.24	106.30
1	H	272	ARG	NE-CZ-NH2	-8.67	115.97	120.30
1	I	535	TRP	CD1-CG-CD2	8.54	113.14	106.30
1	K	519	ALA	C-N-CA	8.48	140.10	122.30
1	H	519	ALA	C-N-CA	8.44	140.02	122.30
1	L	249	ARG	NE-CZ-NH2	-8.37	116.11	120.30
1	K	122	GLU	CA-C-N	8.12	135.07	117.20
1	M	268	ARG	NE-CZ-NH2	-8.08	116.26	120.30
1	K	337	ARG	NE-CZ-NH1	7.95	124.27	120.30
1	H	535	TRP	CE2-CD2-CG	-7.87	101.00	107.30
1	M	535	TRP	CE2-CD2-CG	-7.86	101.02	107.30
1	C	535	TRP	CE2-CD2-CG	-7.84	101.03	107.30
1	F	535	TRP	CE2-CD2-CG	-7.83	101.04	107.30
1	D	535	TRP	CE2-CD2-CG	-7.82	101.04	107.30
1	E	535	TRP	CE2-CD2-CG	-7.82	101.04	107.30
1	L	535	TRP	CE2-CD2-CG	-7.82	101.05	107.30
1	J	535	TRP	CE2-CD2-CG	-7.82	101.05	107.30
1	A	535	TRP	CE2-CD2-CG	-7.80	101.06	107.30
1	G	535	TRP	CE2-CD2-CG	-7.76	101.09	107.30
1	K	535	TRP	CE2-CD2-CG	-7.74	101.11	107.30
1	I	535	TRP	CE2-CD2-CG	-7.74	101.11	107.30
1	C	269	TRP	CD1-CG-CD2	7.73	112.48	106.30
1	D	526	ASP	CA-C-N	7.63	133.99	117.20
1	E	526	ASP	CA-C-N	7.60	133.92	117.20
1	C	526	ASP	CA-C-N	7.59	133.90	117.20
1	L	526	ASP	CA-C-N	7.58	133.88	117.20
1	M	269	TRP	CD1-CG-CD2	7.58	112.36	106.30
1	K	526	ASP	CA-C-N	7.58	133.87	117.20

Continued on next page...

Continued from previous page...

Mol	Chain	Res	Type	Atoms	Z	Observed(°)	Ideal(°)
1	G	269	TRP	CD1-CG-CD2	7.58	112.36	106.30
1	A	526	ASP	CA-C-N	7.57	133.84	117.20
1	D	269	TRP	CD1-CG-CD2	7.56	112.35	106.30
1	E	269	TRP	CD1-CG-CD2	7.48	112.28	106.30
1	F	269	TRP	CD1-CG-CD2	7.46	112.27	106.30
1	H	269	TRP	CD1-CG-CD2	7.46	112.27	106.30
1	I	269	TRP	CD1-CG-CD2	7.42	112.24	106.30
1	G	269	TRP	CE2-CD2-CG	-7.41	101.38	107.30
1	J	269	TRP	CD1-CG-CD2	7.40	112.22	106.30
1	C	269	TRP	CE2-CD2-CG	-7.38	101.40	107.30
1	M	269	TRP	CE2-CD2-CG	-7.36	101.41	107.30
1	L	269	TRP	CD1-CG-CD2	7.35	112.18	106.30
1	D	269	TRP	CE2-CD2-CG	-7.33	101.44	107.30
1	H	269	TRP	CE2-CD2-CG	-7.32	101.44	107.30
1	F	269	TRP	CE2-CD2-CG	-7.30	101.46	107.30
1	E	269	TRP	CE2-CD2-CG	-7.30	101.46	107.30
1	L	337	ARG	NE-CZ-NH2	-7.27	116.67	120.30
1	I	269	TRP	CE2-CD2-CG	-7.26	101.49	107.30
1	A	269	TRP	CD1-CG-CD2	7.26	112.11	106.30
1	A	269	TRP	CE2-CD2-CG	-7.19	101.55	107.30
1	K	269	TRP	CD1-CG-CD2	7.18	112.05	106.30
1	J	269	TRP	CE2-CD2-CG	-7.18	101.56	107.30
1	K	269	TRP	CE2-CD2-CG	-7.14	101.59	107.30
1	M	272	ARG	NE-CZ-NH2	-7.06	116.77	120.30
1	I	528	THR	CB-CA-C	-7.03	92.63	111.60
1	H	253	TYR	CB-CG-CD1	-6.97	116.82	121.00
1	E	305	ILE	CA-C-N	6.95	132.48	117.20
1	C	587	ARG	NE-CZ-NH2	-6.84	116.88	120.30
1	D	532	SER	N-CA-CB	-6.80	100.31	110.50
1	E	532	SER	N-CA-CB	-6.79	100.31	110.50
1	F	532	SER	N-CA-CB	-6.79	100.31	110.50
1	M	532	SER	N-CA-CB	-6.79	100.32	110.50
1	A	532	SER	N-CA-CB	-6.78	100.33	110.50
1	J	532	SER	N-CA-CB	-6.78	100.33	110.50
1	G	523	VAL	O-C-N	-6.78	111.86	122.70
1	H	532	SER	N-CA-CB	-6.78	100.34	110.50
1	I	272	ARG	NE-CZ-NH2	-6.74	116.93	120.30
1	K	532	SER	N-CA-CB	-6.73	100.40	110.50
1	C	532	SER	N-CA-CB	-6.73	100.41	110.50
1	G	532	SER	N-CA-CB	-6.73	100.40	110.50
1	L	269	TRP	CE2-CD2-CG	-6.71	101.93	107.30
1	L	532	SER	N-CA-CB	-6.70	100.45	110.50

Continued on next page...

Continued from previous page...

Mol	Chain	Res	Type	Atoms	Z	Observed(°)	Ideal(°)
1	G	239	SER	O-C-N	6.56	133.20	122.70
1	M	239	SER	O-C-N	6.55	133.18	122.70
1	A	60	TYR	CB-CG-CD2	-6.55	117.07	121.00
1	C	281	TYR	CB-CG-CD2	-6.51	117.09	121.00
1	F	60	TYR	CB-CG-CD2	-6.51	117.09	121.00
1	M	523	VAL	O-C-N	-6.51	112.28	122.70
1	L	60	TYR	CB-CG-CD2	-6.48	117.11	121.00
1	E	60	TYR	CB-CG-CD2	-6.48	117.11	121.00
1	C	585	ASP	CB-CG-OD2	6.48	124.13	118.30
1	E	60	TYR	CB-CA-C	-6.47	97.45	110.40
1	K	60	TYR	CB-CA-C	-6.47	97.45	110.40
1	A	60	TYR	CB-CA-C	-6.47	97.46	110.40
1	C	60	TYR	CB-CA-C	-6.47	97.47	110.40
1	D	60	TYR	CB-CA-C	-6.47	97.47	110.40
1	F	60	TYR	CB-CA-C	-6.47	97.47	110.40
1	I	60	TYR	CB-CA-C	-6.46	97.47	110.40
1	L	60	TYR	CB-CA-C	-6.46	97.47	110.40
1	F	239	SER	O-C-N	6.46	133.03	122.70
1	C	239	SER	O-C-N	6.46	133.03	122.70
1	H	60	TYR	CB-CA-C	-6.45	97.51	110.40
1	D	60	TYR	CB-CG-CD2	-6.43	117.14	121.00
1	H	60	TYR	CB-CG-CD2	-6.42	117.15	121.00
1	I	60	TYR	CB-CG-CD2	-6.41	117.15	121.00
1	K	60	TYR	CB-CG-CD2	-6.40	117.16	121.00
1	C	60	TYR	CB-CG-CD2	-6.36	117.18	121.00
1	M	36	VAL	CG1-CB-CG2	6.28	120.94	110.90
1	D	239	SER	O-C-N	6.24	132.69	122.70
1	E	295	GLU	CA-CB-CG	6.17	126.97	113.40
1	J	526	ASP	CA-C-N	6.17	130.76	117.20
1	F	337	ARG	NE-CZ-NH2	-6.15	117.23	120.30
1	C	272	ARG	NE-CZ-NH2	-6.14	117.23	120.30
1	K	36	VAL	CG1-CB-CG2	6.13	120.72	110.90
1	I	528	THR	N-CA-CB	6.13	121.94	110.30
1	J	249	ARG	NE-CZ-NH1	6.06	123.33	120.30
1	E	303	ASP	CA-C-N	5.99	130.37	117.20
1	H	239	SER	O-C-N	5.94	132.21	122.70
1	F	126	ARG	NE-CZ-NH1	5.92	123.26	120.30
1	H	270	ARG	NE-CZ-NH2	-5.88	117.36	120.30
1	J	523	VAL	O-C-N	-5.87	113.30	122.70
1	I	268	ARG	CB-CG-CD	-5.87	96.34	111.60
1	G	337	ARG	NE-CZ-NH2	-5.79	117.41	120.30
1	I	105	ILE	CB-CA-C	5.68	122.97	111.60

Continued on next page...

Continued from previous page...

Mol	Chain	Res	Type	Atoms	Z	Observed(°)	Ideal(°)
1	I	126	ARG	NE-CZ-NH1	5.68	123.14	120.30
1	K	531	CYS	C-N-CA	5.66	135.85	121.70
1	L	531	CYS	C-N-CA	5.64	135.81	121.70
1	A	531	CYS	C-N-CA	5.64	135.79	121.70
1	C	531	CYS	C-N-CA	5.63	135.79	121.70
1	M	531	CYS	C-N-CA	5.63	135.77	121.70
1	F	531	CYS	C-N-CA	5.62	135.75	121.70
1	G	531	CYS	C-N-CA	5.62	135.74	121.70
1	K	117	ARG	O-C-N	-5.62	113.72	122.70
1	H	531	CYS	C-N-CA	5.61	135.73	121.70
1	J	531	CYS	C-N-CA	5.61	135.72	121.70
1	E	531	CYS	C-N-CA	5.61	135.72	121.70
1	D	531	CYS	C-N-CA	5.61	135.71	121.70
1	J	242	SER	CA-C-N	5.58	127.37	116.20
1	E	303	ASP	CB-CA-C	5.57	121.53	110.40
1	H	105	ILE	N-CA-C	5.57	126.02	111.00
1	C	574	CYS	C-N-CA	-5.56	107.79	121.70
1	C	105	ILE	N-CA-C	5.56	126.02	111.00
1	C	587	ARG	NE-CZ-NH1	5.56	123.08	120.30
1	E	105	ILE	N-CA-C	5.56	126.00	111.00
1	J	84	ASN	N-CA-CB	-5.56	100.59	110.60
1	A	105	ILE	N-CA-C	5.55	126.00	111.00
1	F	105	ILE	N-CA-C	5.55	126.00	111.00
1	L	105	ILE	N-CA-C	5.55	125.99	111.00
1	K	105	ILE	N-CA-C	5.54	125.96	111.00
1	M	84	ASN	N-CA-CB	-5.54	100.62	110.60
1	C	34	LYS	N-CA-C	5.54	125.95	111.00
1	C	281	TYR	CA-CB-CG	5.54	123.92	113.40
1	D	105	ILE	N-CA-C	5.54	125.95	111.00
1	D	239	SER	CA-C-N	-5.53	105.03	117.20
1	G	84	ASN	N-CA-CB	-5.53	100.64	110.60
1	D	151	LEU	CA-CB-CG	5.51	127.97	115.30
1	H	239	SER	CA-C-N	-5.51	105.08	117.20
1	K	122	GLU	O-C-N	-5.50	113.90	122.70
1	M	83	VAL	N-CA-C	-5.44	96.31	111.00
1	F	126	ARG	NE-CZ-NH2	-5.44	117.58	120.30
1	K	126	ARG	NE-CZ-NH1	5.44	123.02	120.30
1	D	253	TYR	CB-CG-CD1	-5.44	117.74	121.00
1	E	151	LEU	CA-CB-CG	5.44	127.81	115.30
1	G	83	VAL	N-CA-C	-5.44	96.32	111.00
1	I	126	ARG	NE-CZ-NH2	-5.44	117.58	120.30
1	E	105	ILE	N-CA-CB	-5.43	98.30	110.80

Continued on next page...

Continued from previous page...

Mol	Chain	Res	Type	Atoms	Z	Observed(°)	Ideal(°)
1	A	105	ILE	N-CA-CB	-5.42	98.33	110.80
1	H	105	ILE	N-CA-CB	-5.42	98.33	110.80
1	L	105	ILE	N-CA-CB	-5.41	98.35	110.80
1	F	105	ILE	N-CA-CB	-5.41	98.37	110.80
1	J	83	VAL	N-CA-C	-5.41	96.40	111.00
1	M	249	ARG	NE-CZ-NH2	-5.40	117.60	120.30
1	C	105	ILE	N-CA-CB	-5.40	98.38	110.80
1	K	105	ILE	N-CA-CB	-5.39	98.41	110.80
1	D	105	ILE	N-CA-CB	-5.38	98.42	110.80
1	M	126	ARG	NE-CZ-NH1	5.38	122.99	120.30
1	D	479	LEU	CB-CA-C	-5.38	99.98	110.20
1	C	239	SER	CA-C-N	-5.38	105.37	117.20
1	L	535	TRP	CG-CD1-NE1	-5.37	104.73	110.10
1	A	479	LEU	CB-CA-C	-5.36	100.01	110.20
1	K	535	TRP	CG-CD1-NE1	-5.36	104.74	110.10
1	H	479	LEU	CB-CA-C	-5.36	100.02	110.20
1	L	479	LEU	CB-CA-C	-5.36	100.02	110.20
1	F	479	LEU	CB-CA-C	-5.36	100.03	110.20
1	C	479	LEU	CB-CA-C	-5.35	100.04	110.20
1	F	535	TRP	CG-CD1-NE1	-5.34	104.76	110.10
1	M	535	TRP	CG-CD1-NE1	-5.34	104.75	110.10
1	K	479	LEU	CB-CA-C	-5.34	100.05	110.20
1	E	535	TRP	CG-CD1-NE1	-5.34	104.76	110.10
1	G	535	TRP	CG-CD1-NE1	-5.33	104.77	110.10
1	E	479	LEU	CB-CA-C	-5.33	100.08	110.20
1	G	479	LEU	CB-CA-C	-5.33	100.08	110.20
1	J	479	LEU	CB-CA-C	-5.33	100.08	110.20
1	J	535	TRP	CG-CD1-NE1	-5.32	104.78	110.10
1	J	535	TRP	CG-CD2-CE3	5.32	138.69	133.90
1	E	535	TRP	CG-CD2-CE3	5.32	138.69	133.90
1	H	535	TRP	CG-CD1-NE1	-5.32	104.78	110.10
1	M	479	LEU	CB-CA-C	-5.32	100.10	110.20
1	I	479	LEU	CB-CA-C	-5.32	100.10	110.20
1	D	535	TRP	CG-CD1-NE1	-5.31	104.79	110.10
1	K	250	PRO	O-C-N	-5.30	114.22	122.70
1	A	535	TRP	CG-CD1-NE1	-5.30	104.80	110.10
1	C	535	TRP	CG-CD1-NE1	-5.30	104.80	110.10
1	F	239	SER	CA-C-N	-5.30	105.54	117.20
1	G	80	ARG	NE-CZ-NH2	-5.29	117.66	120.30
1	G	535	TRP	CG-CD2-CE3	5.29	138.66	133.90
1	C	262	ASP	CA-C-N	5.28	128.80	117.20
1	L	535	TRP	CG-CD2-CE3	5.27	138.65	133.90

Continued on next page...

Continued from previous page...

Mol	Chain	Res	Type	Atoms	Z	Observed(°)	Ideal(°)
1	A	527	SER	N-CA-C	5.27	125.24	111.00
1	D	535	TRP	CG-CD2-CE3	5.27	138.64	133.90
1	H	535	TRP	CG-CD2-CE3	5.27	138.64	133.90
1	I	99	ARG	CB-CA-C	-5.27	99.87	110.40
1	E	527	SER	N-CA-C	5.26	125.21	111.00
1	I	535	TRP	CG-CD1-NE1	-5.26	104.84	110.10
1	K	126	ARG	CA-CB-CG	5.26	124.97	113.40
1	D	527	SER	N-CA-C	5.25	125.18	111.00
1	G	523	VAL	CA-C-N	5.25	128.76	117.20
1	K	118	PHE	N-CA-C	5.25	125.19	111.00
1	L	527	SER	N-CA-C	5.25	125.18	111.00
1	C	535	TRP	CG-CD2-CE3	5.25	138.62	133.90
1	K	527	SER	N-CA-C	5.25	125.17	111.00
1	C	527	SER	N-CA-C	5.24	125.15	111.00
1	K	120	PRO	N-CA-C	5.24	125.72	112.10
1	A	99	ARG	CB-CA-C	-5.23	99.94	110.40
1	G	239	SER	CA-C-N	-5.23	105.69	117.20
1	F	535	TRP	CG-CD2-CE3	5.23	138.61	133.90
1	F	99	ARG	CB-CA-C	-5.23	99.94	110.40
1	K	99	ARG	CB-CA-C	-5.23	99.95	110.40
1	M	239	SER	CA-C-N	-5.22	105.71	117.20
1	H	99	ARG	CB-CA-C	-5.22	99.96	110.40
1	A	535	TRP	CG-CD2-CE3	5.21	138.59	133.90
1	M	535	TRP	CG-CD2-CE3	5.21	138.59	133.90
1	C	99	ARG	CB-CA-C	-5.21	99.98	110.40
1	E	242	SER	N-CA-CB	-5.21	102.69	110.50
1	K	535	TRP	CG-CD2-CE3	5.21	138.59	133.90
1	G	358	TYR	CA-CB-CG	-5.20	103.51	113.40
1	C	358	TYR	CA-CB-CG	-5.20	103.52	113.40
1	E	99	ARG	CB-CA-C	-5.20	100.00	110.40
1	K	358	TYR	CA-CB-CG	-5.20	103.52	113.40
1	M	80	ARG	NE-CZ-NH2	-5.20	117.70	120.30
1	H	358	TYR	CA-CB-CG	-5.19	103.53	113.40
1	F	358	TYR	CA-CB-CG	-5.19	103.54	113.40
1	I	527	SER	O-C-N	-5.19	114.40	122.70
1	K	122	GLU	CA-C-O	-5.19	109.21	120.10
1	I	102	CYS	N-CA-C	5.19	125.00	111.00
1	L	99	ARG	CB-CA-C	-5.18	100.04	110.40
1	A	358	TYR	CA-CB-CG	-5.18	103.56	113.40
1	D	99	ARG	CB-CA-C	-5.18	100.04	110.40
1	E	358	TYR	CA-CB-CG	-5.18	103.56	113.40
1	J	358	TYR	CA-CB-CG	-5.17	103.58	113.40

Continued on next page...

Continued from previous page...

Mol	Chain	Res	Type	Atoms	Z	Observed(°)	Ideal(°)
1	I	358	TYR	CA-CB-CG	-5.17	103.58	113.40
1	J	80	ARG	NE-CZ-NH2	-5.17	117.72	120.30
1	M	523	VAL	CA-C-N	5.16	128.56	117.20
1	L	358	TYR	CA-CB-CG	-5.16	103.60	113.40
1	D	358	TYR	CA-CB-CG	-5.15	103.61	113.40
1	I	535	TRP	CG-CD2-CE3	5.14	138.53	133.90
1	M	358	TYR	CA-CB-CG	-5.14	103.63	113.40
1	H	32	ARG	NE-CZ-NH1	5.12	122.86	120.30
1	J	151	LEU	CA-CB-CG	5.11	127.06	115.30
1	A	60	TYR	CB-CG-CD1	5.08	124.05	121.00
1	C	270	ARG	NE-CZ-NH1	5.07	122.84	120.30
1	F	60	TYR	CB-CG-CD1	5.06	124.04	121.00
1	G	60	TYR	CB-CG-CD2	-5.06	117.96	121.00
1	J	60	TYR	CB-CG-CD2	-5.06	117.96	121.00
1	I	268	ARG	NE-CZ-NH2	-5.03	117.78	120.30
1	L	244	LEU	CA-C-N	-5.03	106.13	117.20
1	D	60	TYR	CB-CG-CD1	5.03	124.02	121.00
1	L	60	TYR	CB-CG-CD1	5.03	124.02	121.00
1	C	48	PHE	CA-CB-CG	-5.03	101.83	113.90
1	H	21	ARG	NE-CZ-NH2	-5.02	117.79	120.30
1	F	269	TRP	CG-CD2-CE3	5.01	138.41	133.90
1	H	48	PHE	CA-CB-CG	-5.01	101.87	113.90
1	K	48	PHE	CA-CB-CG	-5.01	101.88	113.90
1	L	48	PHE	CA-CB-CG	-5.01	101.88	113.90
1	H	269	TRP	CG-CD2-CE3	5.01	138.41	133.90
1	I	48	PHE	CA-CB-CG	-5.01	101.88	113.90
1	L	253	TYR	N-CA-CB	5.01	119.61	110.60
1	F	48	PHE	CA-CB-CG	-5.00	101.89	113.90
1	M	48	PHE	CA-CB-CG	-5.00	101.89	113.90

There are no chirality outliers.

All (81) planarity outliers are listed below:

Mol	Chain	Res	Type	Group
1	A	104	GLY	Peptide
1	A	270	ARG	Sidechain
1	A	523	VAL	Peptide
1	C	104	GLY	Peptide
1	C	253	TYR	Sidechain
1	C	281	TYR	Sidechain
1	C	523	VAL	Peptide
1	C	587	ARG	Sidechain

Continued on next page...

Continued from previous page...

Mol	Chain	Res	Type	Group
1	D	104	GLY	Peptide
1	D	523	VAL	Peptide
1	E	104	GLY	Peptide
1	E	253	TYR	Sidechain
1	E	306	GLU	Peptide
1	E	308	SER	Peptide
1	E	316	TYR	Sidechain
1	E	523	VAL	Peptide
1	F	104	GLY	Peptide
1	F	253	TYR	Sidechain
1	F	316	TYR	Sidechain
1	F	337	ARG	Sidechain
1	F	523	VAL	Peptide
1	F	529	GLU	Peptide
1	G	104	GLY	Peptide
1	G	249	ARG	Sidechain
1	G	253	TYR	Sidechain
1	G	316	TYR	Sidechain
1	G	337	ARG	Sidechain
1	G	523	VAL	Peptide
1	G	66	ALA	Peptide
1	G	80	ARG	Sidechain
1	G	83	VAL	Peptide
1	G	97	LEU	Peptide
1	H	104	GLY	Peptide
1	H	316	TYR	Sidechain
1	H	337	ARG	Sidechain
1	H	519	ALA	Mainchain
1	H	523	VAL	Peptide
1	H	524	SER	Peptide
1	H	80	ARG	Sidechain
1	I	20	THR	Peptide
1	I	253	TYR	Sidechain
1	I	268	ARG	Sidechain
1	I	270	ARG	Sidechain
1	J	104	GLY	Peptide
1	J	249	ARG	Sidechain
1	J	253	TYR	Sidechain
1	J	261	VAL	Mainchain
1	J	316	TYR	Sidechain
1	J	512	ARG	Sidechain
1	J	523	VAL	Peptide

Continued on next page...

Continued from previous page...

Mol	Chain	Res	Type	Group
1	J	66	ALA	Peptide
1	J	80	ARG	Sidechain
1	J	83	VAL	Peptide
1	J	97	LEU	Peptide
1	K	104	GLY	Peptide
1	K	122	GLU	Mainchain
1	K	253	TYR	Sidechain
1	K	316	TYR	Sidechain
1	K	519	ALA	Mainchain
1	K	523	VAL	Peptide
1	L	104	GLY	Peptide
1	L	249	ARG	Sidechain
1	L	251	GLU	Peptide
1	L	253	TYR	Sidechain
1	L	270	ARG	Sidechain
1	L	317	TYR	Sidechain
1	L	337	ARG	Sidechain
1	L	523	VAL	Peptide
1	M	104	GLY	Peptide
1	M	249	ARG	Sidechain
1	M	251	GLU	Peptide
1	M	268	ARG	Sidechain
1	M	272	ARG	Sidechain
1	M	337	ARG	Sidechain
1	M	35	GLY	Mainchain
1	M	519	ALA	Mainchain
1	M	523	VAL	Peptide
1	M	66	ALA	Peptide
1	M	80	ARG	Sidechain
1	M	83	VAL	Peptide
1	M	97	LEU	Peptide

5.2 Too-close contacts ⓘ

In the following table, the Non-H and H(model) columns list the number of non-hydrogen atoms and hydrogen atoms in the chain respectively. The H(added) column lists the number of hydrogen atoms added and optimized by MolProbity. The Clashes column lists the number of clashes within the asymmetric unit, whereas Symm-Clashes lists symmetry related clashes.

Mol	Chain	Non-H	H(model)	H(added)	Clashes	Symm-Clashes
1	A	5061	1123	4864	715	0
1	C	5061	1123	4865	656	0

Continued on next page...

Continued from previous page...

Mol	Chain	Non-H	H(model)	H(added)	Clashes	Symm-Clashes
1	D	5061	1123	4865	687	0
1	E	5061	1123	4865	685	0
1	F	5061	1123	4865	627	0
1	G	5061	1123	4865	611	0
1	H	5061	1123	4864	626	0
1	I	5061	1123	4865	645	0
1	J	5061	1123	4865	599	0
1	K	5061	1123	4864	604	0
1	L	5061	1123	4865	639	0
1	M	5061	1123	4864	603	0
All	All	60732	13476	58376	7547	0

The all-atom clashscore is defined as the number of clashes found per 1000 atoms (including hydrogen atoms). The all-atom clashscore for this structure is 63.

All (7547) close contacts within the same asymmetric unit are listed below, sorted by their clash magnitude.

Atom-1	Atom-2	Interatomic distance (Å)	Clash overlap (Å)
1:H:253:TYR:CE1	1:H:253:TYR:CZ	1.96	1.54
1:H:253:TYR:CD1	1:H:253:TYR:CG	1.96	1.53
1:D:253:TYR:CG	1:D:253:TYR:CD1	1.97	1.53
1:D:253:TYR:CE1	1:D:253:TYR:CD1	1.97	1.52
1:H:253:TYR:CD2	1:H:253:TYR:CG	1.98	1.52
1:H:253:TYR:CZ	1:H:253:TYR:CE2	1.98	1.52
1:D:253:TYR:CZ	1:D:253:TYR:CE1	1.98	1.51
1:D:253:TYR:CD2	1:D:253:TYR:CG	2.00	1.50
1:H:253:TYR:CE1	1:H:253:TYR:CD1	1.97	1.49
1:D:253:TYR:CZ	1:D:253:TYR:CE2	1.98	1.49
1:D:253:TYR:CD2	1:D:253:TYR:CE2	1.99	1.49
1:H:253:TYR:CD2	1:H:253:TYR:CE2	1.99	1.48
1:A:60:TYR:CE1	1:A:91:ALA:HA	1.57	1.39
1:A:36:VAL:HG11	1:A:59:LEU:CD2	1.65	1.26
1:A:611:LEU:HD21	1:A:617:LEU:HD13	1.20	1.19
1:K:611:LEU:HD21	1:K:617:LEU:HD13	1.20	1.19
1:E:605:ARG:HH22	1:G:38:ILE:CG2	1.54	1.18
1:J:59:LEU:CB	1:J:91:ALA:HB1	1.75	1.17
1:M:59:LEU:CB	1:M:91:ALA:HB1	1.75	1.16
1:E:30:ASP:HB3	1:E:33:LEU:HD13	1.28	1.16
1:G:59:LEU:CB	1:G:91:ALA:HB1	1.75	1.16
1:I:97:LEU:HD11	1:I:176:VAL:HG12	1.26	1.15
1:M:407:ILE:HD11	1:M:431:HIS:HB3	1.25	1.15

Continued on next page...

Continued from previous page...

Atom-1	Atom-2	Interatomic distance (Å)	Clash overlap (Å)
1:I:462:PRO:HG2	1:I:479:LEU:HD23	1.16	1.15
1:H:611:LEU:HD21	1:H:617:LEU:HD13	1.20	1.15
1:G:41:ARG:HA	1:G:84:ASN:HB2	1.27	1.15
1:C:38:ILE:HB	1:D:605:ARG:HH22	1.12	1.15
1:L:462:PRO:HG2	1:L:479:LEU:HD23	1.16	1.15
1:E:97:LEU:HD11	1:E:176:VAL:HG12	1.25	1.15
1:G:407:ILE:HD11	1:G:431:HIS:HB3	1.25	1.15
1:F:462:PRO:HG2	1:F:479:LEU:HD23	1.16	1.15
1:I:611:LEU:HD21	1:I:617:LEU:HD13	1.20	1.15
1:L:390:VAL:HG13	1:L:442:ILE:HD11	1.29	1.15
1:M:611:LEU:HD21	1:M:617:LEU:HD13	1.20	1.14
1:D:407:ILE:HD11	1:D:431:HIS:HB3	1.25	1.14
1:F:97:LEU:HD11	1:F:176:VAL:HG12	1.25	1.14
1:D:390:VAL:HG13	1:D:442:ILE:HD11	1.29	1.14
1:C:390:VAL:HG13	1:C:442:ILE:HD11	1.29	1.14
1:M:235:PRO:HB2	1:M:237:LEU:HD23	1.30	1.14
1:A:407:ILE:HD11	1:A:431:HIS:HB3	1.25	1.13
1:J:611:LEU:HD21	1:J:617:LEU:HD13	1.20	1.13
1:G:462:PRO:HG2	1:G:479:LEU:HD23	1.16	1.13
1:E:235:PRO:HB2	1:E:237:LEU:HD23	1.30	1.13
1:F:30:ASP:HB3	1:F:33:LEU:HD13	1.28	1.13
1:M:30:ASP:HB3	1:M:33:LEU:HD13	1.28	1.13
1:M:41:ARG:HA	1:M:84:ASN:HB2	1.27	1.13
1:G:390:VAL:HG13	1:G:442:ILE:HD11	1.28	1.13
1:J:110:ILE:HD11	1:J:168:ALA:HA	1.31	1.13
1:C:110:ILE:HD11	1:C:168:ALA:HA	1.30	1.12
1:A:30:ASP:HB3	1:A:33:LEU:HD13	1.28	1.12
1:H:462:PRO:HG2	1:H:479:LEU:HD23	1.16	1.12
1:H:390:VAL:HG13	1:H:442:ILE:HD11	1.29	1.12
1:L:97:LEU:HD11	1:L:176:VAL:HG12	1.24	1.12
1:J:407:ILE:HD11	1:J:431:HIS:HB3	1.25	1.12
1:C:611:LEU:HD21	1:C:617:LEU:HD13	1.20	1.12
1:J:41:ARG:HA	1:J:84:ASN:HB2	1.27	1.12
1:E:611:LEU:HD21	1:E:617:LEU:HD13	1.20	1.12
1:I:235:PRO:HB2	1:I:237:LEU:HD23	1.30	1.12
1:E:390:VAL:HG13	1:E:442:ILE:HD11	1.29	1.12
1:K:407:ILE:HD11	1:K:431:HIS:HB3	1.25	1.12
1:C:235:PRO:HB2	1:C:237:LEU:HD23	1.30	1.12
1:K:97:LEU:HD11	1:K:176:VAL:HG12	1.25	1.12
1:G:30:ASP:HB3	1:G:33:LEU:HD13	1.28	1.12
1:A:235:PRO:HB2	1:A:237:LEU:HD23	1.30	1.12

Continued on next page...

Continued from previous page...

Atom-1	Atom-2	Interatomic distance (Å)	Clash overlap (Å)
1:K:390:VAL:HG13	1:K:442:ILE:HD11	1.29	1.12
1:K:235:PRO:HB2	1:K:237:LEU:HD23	1.30	1.12
1:C:20:THR:HG21	1:C:41:ARG:HD3	1.30	1.11
1:F:235:PRO:HB2	1:F:237:LEU:HD23	1.30	1.11
1:C:97:LEU:HD11	1:C:176:VAL:HG12	1.26	1.11
1:H:97:LEU:HD11	1:H:176:VAL:HG12	1.25	1.11
1:C:462:PRO:HG2	1:C:479:LEU:HD23	1.16	1.11
1:H:407:ILE:HD11	1:H:431:HIS:HB3	1.25	1.11
1:D:235:PRO:HB2	1:D:237:LEU:HD23	1.30	1.11
1:A:36:VAL:CG1	1:A:59:LEU:HD21	1.81	1.11
1:I:100:GLU:HA	1:I:527:SER:HB3	1.22	1.11
1:L:407:ILE:HD11	1:L:431:HIS:HB3	1.25	1.11
1:L:20:THR:HG21	1:L:41:ARG:HD3	1.30	1.11
1:K:30:ASP:HB3	1:K:33:LEU:HD13	1.28	1.11
1:D:462:PRO:HG2	1:D:479:LEU:HD23	1.16	1.11
1:E:407:ILE:HD11	1:E:431:HIS:HB3	1.25	1.11
1:J:390:VAL:HG13	1:J:442:ILE:HD11	1.29	1.11
1:L:110:ILE:HD11	1:L:168:ALA:HA	1.31	1.11
1:D:30:ASP:HB3	1:D:33:LEU:HD13	1.28	1.11
1:G:611:LEU:HD21	1:G:617:LEU:HD13	1.20	1.11
1:A:390:VAL:HG13	1:A:442:ILE:HD11	1.29	1.10
1:H:235:PRO:HB2	1:H:237:LEU:HD23	1.30	1.10
1:G:110:ILE:HD11	1:G:168:ALA:HA	1.31	1.10
1:A:337:ARG:HA	1:C:151:LEU:HG	1.13	1.10
1:M:110:ILE:HD11	1:M:168:ALA:HA	1.31	1.10
1:A:462:PRO:HG2	1:A:479:LEU:HD23	1.16	1.10
1:G:235:PRO:HB2	1:G:237:LEU:HD23	1.30	1.10
1:F:20:THR:HG21	1:F:41:ARG:HD3	1.30	1.10
1:J:30:ASP:HB3	1:J:33:LEU:HD13	1.28	1.10
1:I:407:ILE:HD11	1:I:431:HIS:HB3	1.25	1.10
1:L:235:PRO:HB2	1:L:237:LEU:HD23	1.30	1.10
1:M:20:THR:HG21	1:M:41:ARG:HD3	1.30	1.09
1:K:20:THR:HG21	1:K:41:ARG:HD3	1.30	1.09
1:D:97:LEU:HD11	1:D:176:VAL:HG12	1.25	1.09
1:A:110:ILE:HD11	1:A:168:ALA:HA	1.31	1.09
1:K:462:PRO:HG2	1:K:479:LEU:HD23	1.16	1.09
1:L:30:ASP:HB3	1:L:33:LEU:HD13	1.28	1.09
1:L:611:LEU:HD21	1:L:617:LEU:HD13	1.20	1.09
1:D:20:THR:HG21	1:D:41:ARG:HD3	1.30	1.09
1:E:110:ILE:HD11	1:E:168:ALA:HA	1.30	1.09
1:M:390:VAL:HG13	1:M:442:ILE:HD11	1.29	1.09

Continued on next page...

Continued from previous page...

Atom-1	Atom-2	Interatomic distance (Å)	Clash overlap (Å)
1:C:407:ILE:HD11	1:C:431:HIS:HB3	1.25	1.09
1:F:390:VAL:HG13	1:F:442:ILE:HD11	1.29	1.08
1:F:611:LEU:HD21	1:F:617:LEU:HD13	1.20	1.08
1:A:20:THR:HG21	1:A:41:ARG:HD3	1.30	1.08
1:J:462:PRO:HG2	1:J:479:LEU:HD23	1.16	1.08
1:E:462:PRO:HG2	1:E:479:LEU:HD23	1.16	1.08
1:F:407:ILE:HD11	1:F:431:HIS:HB3	1.25	1.08
1:D:611:LEU:HD21	1:D:617:LEU:HD13	1.20	1.08
1:I:110:ILE:HD11	1:I:168:ALA:HA	1.31	1.08
1:D:110:ILE:HD11	1:D:168:ALA:HA	1.31	1.08
1:I:390:VAL:HG13	1:I:442:ILE:HD11	1.29	1.07
1:F:110:ILE:HD11	1:F:168:ALA:HA	1.30	1.07
1:H:110:ILE:HD11	1:H:168:ALA:HA	1.30	1.07
1:G:20:THR:HG21	1:G:41:ARG:HD3	1.30	1.07
1:E:20:THR:HG21	1:E:41:ARG:HD3	1.30	1.07
1:A:36:VAL:HG11	1:A:59:LEU:HD21	1.30	1.07
1:K:110:ILE:HD11	1:K:168:ALA:HA	1.30	1.07
1:J:235:PRO:HB2	1:J:237:LEU:HD23	1.30	1.06
1:A:60:TYR:CD1	1:A:91:ALA:HA	1.90	1.06
1:E:605:ARG:HH22	1:G:38:ILE:HG21	1.13	1.06
1:A:97:LEU:HD11	1:A:176:VAL:HG12	1.26	1.05
1:D:414:LEU:HB2	1:D:426:VAL:HG23	1.39	1.05
1:J:511:VAL:HA	1:J:531:CYS:HB2	1.05	1.05
1:L:453:HIS:HB3	1:L:487:PHE:HE1	1.22	1.05
1:M:511:VAL:HA	1:M:531:CYS:HB2	1.08	1.04
1:G:59:LEU:HD12	1:G:91:ALA:HB2	1.39	1.04
1:G:511:VAL:HA	1:G:531:CYS:HB2	1.05	1.04
1:C:511:VAL:HA	1:C:531:CYS:HB2	1.06	1.04
1:M:59:LEU:HD12	1:M:91:ALA:HB2	1.39	1.04
1:C:38:ILE:HB	1:D:605:ARG:NH2	1.72	1.04
1:K:511:VAL:HA	1:K:531:CYS:HB2	1.05	1.04
1:D:453:HIS:HB3	1:D:487:PHE:HE1	1.22	1.04
1:E:414:LEU:HB2	1:E:426:VAL:HG23	1.39	1.04
1:D:36:VAL:HG21	1:D:59:LEU:HD21	1.40	1.03
1:K:414:LEU:HB2	1:K:426:VAL:HG23	1.39	1.03
1:E:194:GLY:HA3	1:E:302:GLY:HA3	1.33	1.03
1:D:511:VAL:HA	1:D:531:CYS:HB2	1.05	1.03
1:E:511:VAL:HA	1:E:531:CYS:HB2	1.05	1.03
1:I:453:HIS:HB3	1:I:487:PHE:HE1	1.22	1.03
1:L:36:VAL:HG21	1:L:59:LEU:HD21	1.40	1.03
1:A:414:LEU:HB2	1:A:426:VAL:HG23	1.39	1.03

Continued on next page...

Continued from previous page...

Atom-1	Atom-2	Interatomic distance (Å)	Clash overlap (Å)
1:F:511:VAL:HA	1:F:531:CYS:HB2	1.05	1.03
1:A:36:VAL:CG2	1:A:59:LEU:HD21	1.88	1.03
1:K:453:HIS:HB3	1:K:487:PHE:HE1	1.22	1.03
1:G:414:LEU:HB2	1:G:426:VAL:HG23	1.39	1.03
1:J:453:HIS:HB3	1:J:487:PHE:HE1	1.22	1.03
1:J:59:LEU:HB2	1:J:91:ALA:HB1	1.39	1.02
1:M:414:LEU:HB2	1:M:426:VAL:HG23	1.39	1.02
1:L:511:VAL:HA	1:L:531:CYS:HB2	1.05	1.02
1:C:453:HIS:HB3	1:C:487:PHE:HE1	1.22	1.02
1:A:36:VAL:HG21	1:A:59:LEU:HD21	1.41	1.02
1:C:264:GLN:NE2	1:D:224:HIS:HE1	1.58	1.02
1:A:511:VAL:HA	1:A:531:CYS:HB2	1.05	1.02
1:G:59:LEU:HB2	1:G:91:ALA:HB1	1.39	1.01
1:F:36:VAL:HG21	1:F:59:LEU:HD21	1.40	1.01
1:M:453:HIS:HB3	1:M:487:PHE:HE1	1.22	1.01
1:A:453:HIS:HB3	1:A:487:PHE:HE1	1.22	1.01
1:F:453:HIS:HB3	1:F:487:PHE:HE1	1.22	1.01
1:F:414:LEU:HB2	1:F:426:VAL:HG23	1.39	1.01
1:E:453:HIS:HB3	1:E:487:PHE:HE1	1.22	1.01
1:A:9:LEU:HD22	1:A:105:ILE:HD12	1.43	1.01
1:J:59:LEU:HD12	1:J:91:ALA:HB2	1.39	1.01
1:G:36:VAL:HG21	1:G:59:LEU:HD21	1.40	1.01
1:I:264:GLN:NE2	1:J:224:HIS:HE1	1.57	1.01
1:I:38:ILE:HB	1:J:605:ARG:HH22	1.18	1.01
1:J:414:LEU:HB2	1:J:426:VAL:HG23	1.39	1.01
1:C:414:LEU:HB2	1:C:426:VAL:HG23	1.39	1.01
1:E:36:VAL:HG21	1:E:59:LEU:HD21	1.40	1.01
1:L:414:LEU:HB2	1:L:426:VAL:HG23	1.39	1.01
1:H:453:HIS:HB3	1:H:487:PHE:HE1	1.22	1.00
1:F:9:LEU:HD22	1:F:105:ILE:HD12	1.41	1.00
1:G:453:HIS:HB3	1:G:487:PHE:HE1	1.22	1.00
1:A:36:VAL:HG21	1:A:59:LEU:CG	1.91	1.00
1:K:9:LEU:HD22	1:K:105:ILE:HD12	1.41	1.00
1:H:511:VAL:HA	1:H:531:CYS:HB2	1.05	0.99
1:G:59:LEU:CB	1:G:91:ALA:CB	2.40	0.99
1:D:9:LEU:HD22	1:D:105:ILE:HD12	1.41	0.99
1:H:9:LEU:HD22	1:H:105:ILE:HD12	1.40	0.99
1:H:414:LEU:HB2	1:H:426:VAL:HG23	1.39	0.99
1:A:36:VAL:HG21	1:A:59:LEU:CD2	1.93	0.99
1:M:59:LEU:CB	1:M:91:ALA:CB	2.40	0.99
1:G:393:VAL:HG22	1:G:442:ILE:HD13	1.45	0.99

Continued on next page...

Continued from previous page...

Atom-1	Atom-2	Interatomic distance (Å)	Clash overlap (Å)
1:K:224:HIS:CE1	1:M:264:GLN:NE2	2.30	0.99
1:E:9:LEU:HD22	1:E:105:ILE:HD12	1.41	0.99
1:J:36:VAL:HG21	1:J:59:LEU:HD21	1.40	0.99
1:M:59:LEU:HB2	1:M:91:ALA:HB1	1.39	0.98
1:H:393:VAL:HG22	1:H:442:ILE:HD13	1.45	0.98
1:I:393:VAL:HG22	1:I:442:ILE:HD13	1.45	0.98
1:I:414:LEU:HB2	1:I:426:VAL:HG23	1.39	0.98
1:J:59:LEU:CB	1:J:91:ALA:CB	2.40	0.98
1:C:9:LEU:HD22	1:C:105:ILE:HD12	1.40	0.98
1:F:393:VAL:HG22	1:F:442:ILE:HD13	1.45	0.98
1:G:59:LEU:HB3	1:G:91:ALA:HB1	1.44	0.98
1:L:9:LEU:HD22	1:L:105:ILE:HD12	1.41	0.97
1:H:253:TYR:CZ	1:I:253:TYR:CZ	2.53	0.97
1:J:393:VAL:HG22	1:J:442:ILE:HD13	1.45	0.97
1:A:36:VAL:CB	1:A:59:LEU:HD21	1.94	0.97
1:C:264:GLN:NE2	1:D:224:HIS:CE1	2.31	0.97
1:L:453:HIS:HB3	1:L:487:PHE:CE1	2.00	0.97
1:A:453:HIS:HB3	1:A:487:PHE:CE1	2.00	0.97
1:M:59:LEU:HB3	1:M:91:ALA:HB1	1.44	0.96
1:D:253:TYR:CZ	1:E:253:TYR:OH	2.18	0.96
1:A:393:VAL:HG22	1:A:442:ILE:HD13	1.45	0.96
1:K:453:HIS:HB3	1:K:487:PHE:CE1	2.00	0.96
1:H:453:HIS:HB3	1:H:487:PHE:CE1	2.00	0.96
1:D:253:TYR:CE2	1:E:253:TYR:CZ	2.53	0.96
1:A:337:ARG:HA	1:C:151:LEU:CG	1.93	0.96
1:F:453:HIS:HB3	1:F:487:PHE:CE1	2.00	0.96
1:G:111:GLN:HA	1:G:118:PHE:CE1	2.01	0.96
1:I:453:HIS:HB3	1:I:487:PHE:CE1	2.00	0.96
1:G:453:HIS:HB3	1:G:487:PHE:CE1	2.00	0.96
1:C:393:VAL:HG22	1:C:442:ILE:HD13	1.45	0.96
1:A:111:GLN:HA	1:A:118:PHE:CE1	2.01	0.96
1:H:253:TYR:CD2	1:I:253:TYR:OH	2.18	0.96
1:G:59:LEU:CD1	1:G:91:ALA:HB2	1.96	0.96
1:K:393:VAL:HG22	1:K:442:ILE:HD13	1.45	0.96
1:D:253:TYR:CD2	1:E:253:TYR:OH	2.19	0.96
1:D:253:TYR:CE1	1:E:253:TYR:OH	2.19	0.96
1:C:453:HIS:HB3	1:C:487:PHE:CE1	2.00	0.96
1:E:453:HIS:HB3	1:E:487:PHE:CE1	2.00	0.96
1:A:36:VAL:CG1	1:A:59:LEU:CD2	2.38	0.96
1:L:111:GLN:HA	1:L:118:PHE:CE1	2.01	0.96
1:D:453:HIS:HB3	1:D:487:PHE:CE1	2.00	0.96

Continued on next page...

Continued from previous page...

Atom-1	Atom-2	Interatomic distance (Å)	Clash overlap (Å)
1:J:59:LEU:CD1	1:J:91:ALA:HB2	1.96	0.95
1:J:453:HIS:HB3	1:J:487:PHE:CE1	2.00	0.95
1:L:57:THR:HA	1:L:60:TYR:CD2	2.01	0.95
1:H:253:TYR:CG	1:I:253:TYR:OH	2.19	0.95
1:A:57:THR:HA	1:A:60:TYR:CD2	2.01	0.95
1:E:393:VAL:HG22	1:E:442:ILE:HD13	1.45	0.95
1:D:57:THR:HA	1:D:60:TYR:CD2	2.01	0.95
1:H:253:TYR:CD1	1:I:253:TYR:CZ	2.55	0.95
1:J:59:LEU:HB3	1:J:91:ALA:HB1	1.45	0.95
1:M:453:HIS:HB3	1:M:487:PHE:CE1	2.00	0.95
1:C:57:THR:HA	1:C:60:TYR:CD2	2.01	0.95
1:D:253:TYR:CG	1:E:253:TYR:OH	2.19	0.95
1:C:111:GLN:HA	1:C:118:PHE:CE1	2.01	0.95
1:H:253:TYR:CZ	1:I:253:TYR:OH	2.19	0.95
1:D:111:GLN:HA	1:D:118:PHE:CE1	2.01	0.95
1:J:511:VAL:CA	1:J:531:CYS:HB2	1.97	0.95
1:I:57:THR:HA	1:I:60:TYR:CD2	2.01	0.95
1:F:57:THR:HA	1:F:60:TYR:CD2	2.01	0.95
1:D:253:TYR:CD1	1:E:253:TYR:CZ	2.54	0.95
1:G:118:PHE:CD2	1:G:164:ILE:HG13	2.02	0.95
1:M:111:GLN:HA	1:M:118:PHE:CE1	2.01	0.95
1:I:118:PHE:CD2	1:I:164:ILE:HG13	2.01	0.95
1:E:57:THR:HA	1:E:60:TYR:CD2	2.01	0.95
1:H:111:GLN:HA	1:H:118:PHE:CE1	2.01	0.95
1:E:111:GLN:HA	1:E:118:PHE:CE1	2.01	0.95
1:A:118:PHE:CD2	1:A:164:ILE:HG13	2.02	0.95
1:F:511:VAL:CA	1:F:531:CYS:HB2	1.97	0.95
1:I:264:GLN:NE2	1:J:224:HIS:CE1	2.33	0.95
1:H:253:TYR:CE1	1:I:253:TYR:CZ	2.55	0.95
1:H:253:TYR:CG	1:I:253:TYR:CZ	2.53	0.95
1:D:253:TYR:CD1	1:E:253:TYR:OH	2.19	0.95
1:E:118:PHE:CD2	1:E:164:ILE:HG13	2.01	0.95
1:F:69:PHE:HE1	1:F:102:CYS:HG	1.12	0.95
1:K:57:THR:HA	1:K:60:TYR:CD2	2.01	0.95
1:J:59:LEU:CD1	1:J:91:ALA:CB	2.45	0.95
1:J:118:PHE:CD2	1:J:164:ILE:HG13	2.01	0.95
1:F:118:PHE:CD2	1:F:164:ILE:HG13	2.02	0.95
1:D:253:TYR:CD2	1:E:253:TYR:CZ	2.55	0.94
1:D:253:TYR:CE2	1:E:253:TYR:OH	2.20	0.94
1:I:111:GLN:HA	1:I:118:PHE:CE1	2.01	0.94
1:F:111:GLN:HA	1:F:118:PHE:CE1	2.01	0.94

Continued on next page...

Continued from previous page...

Atom-1	Atom-2	Interatomic distance (Å)	Clash overlap (Å)
1:D:511:VAL:CA	1:D:531:CYS:HB2	1.97	0.94
1:H:253:TYR:CE1	1:I:253:TYR:OH	2.19	0.94
1:G:59:LEU:CD1	1:G:91:ALA:CB	2.45	0.94
1:L:393:VAL:HG22	1:L:442:ILE:HD13	1.45	0.94
1:C:118:PHE:CD2	1:C:164:ILE:HG13	2.02	0.94
1:M:393:VAL:HG22	1:M:442:ILE:HD13	1.45	0.94
1:K:511:VAL:CA	1:K:531:CYS:HB2	1.97	0.94
1:F:406:LEU:HG	1:F:625:HIS:HB3	1.49	0.94
1:J:111:GLN:HA	1:J:118:PHE:CE1	2.01	0.94
1:K:406:LEU:HG	1:K:625:HIS:HB3	1.50	0.94
1:H:57:THR:HA	1:H:60:TYR:CD2	2.01	0.94
1:I:38:ILE:HB	1:J:605:ARG:NH2	1.83	0.94
1:A:406:LEU:HG	1:A:625:HIS:HB3	1.49	0.94
1:M:59:LEU:CD1	1:M:91:ALA:HB2	1.96	0.94
1:H:118:PHE:CD2	1:H:164:ILE:HG13	2.02	0.94
1:D:393:VAL:HG22	1:D:442:ILE:HD13	1.45	0.94
1:L:20:THR:HG21	1:L:41:ARG:CD	1.98	0.94
1:M:118:PHE:CD2	1:M:164:ILE:HG13	2.01	0.94
1:H:513:THR:H	1:H:516:GLN:HG3	1.33	0.94
1:H:253:TYR:CD2	1:I:253:TYR:CZ	2.56	0.94
1:D:118:PHE:CD2	1:D:164:ILE:HG13	2.01	0.94
1:H:253:TYR:CE2	1:I:253:TYR:CZ	2.55	0.94
1:D:253:TYR:CG	1:E:253:TYR:CZ	2.56	0.94
1:M:59:LEU:CD1	1:M:91:ALA:CB	2.45	0.94
1:I:506:VAL:HG23	1:I:507:THR:HG23	1.50	0.94
1:E:20:THR:HG21	1:E:41:ARG:CD	1.98	0.94
1:M:511:VAL:CA	1:M:531:CYS:HB2	1.98	0.94
1:D:406:LEU:HG	1:D:625:HIS:HB3	1.49	0.94
1:H:253:TYR:CD1	1:I:253:TYR:OH	2.20	0.93
1:G:20:THR:HG21	1:G:41:ARG:CD	1.98	0.93
1:K:20:THR:HG21	1:K:41:ARG:CD	1.98	0.93
1:J:406:LEU:HG	1:J:625:HIS:HB3	1.49	0.93
1:C:414:LEU:HB2	1:C:426:VAL:CG2	1.99	0.93
1:H:511:VAL:CA	1:H:531:CYS:HB2	1.96	0.93
1:A:20:THR:HG21	1:A:41:ARG:CD	1.98	0.93
1:M:513:THR:H	1:M:516:GLN:HG3	1.33	0.93
1:K:506:VAL:HG23	1:K:507:THR:HG23	1.50	0.93
1:C:20:THR:HG21	1:C:41:ARG:CD	1.98	0.93
1:K:414:LEU:HB2	1:K:426:VAL:CG2	1.99	0.93
1:K:224:HIS:HE1	1:M:264:GLN:HE21	1.12	0.93
1:E:406:LEU:HG	1:E:625:HIS:HB3	1.49	0.93

Continued on next page...

Continued from previous page...

Atom-1	Atom-2	Interatomic distance (Å)	Clash overlap (Å)
1:H:253:TYR:CE2	1:I:253:TYR:OH	2.18	0.93
1:D:253:TYR:CE1	1:E:253:TYR:CZ	2.56	0.93
1:L:118:PHE:CD2	1:L:164:ILE:HG13	2.02	0.93
1:K:282:ILE:HG23	1:K:292:LEU:HD11	1.51	0.93
1:D:506:VAL:HG23	1:D:507:THR:HG23	1.50	0.93
1:D:20:THR:HG21	1:D:41:ARG:CD	1.98	0.93
1:A:511:VAL:CA	1:A:531:CYS:HB2	1.97	0.93
1:M:506:VAL:HG23	1:M:507:THR:HG23	1.50	0.93
1:L:511:VAL:CA	1:L:531:CYS:HB2	1.97	0.93
1:H:406:LEU:HG	1:H:625:HIS:HB3	1.49	0.93
1:D:253:TYR:CZ	1:E:253:TYR:CZ	2.56	0.93
1:F:20:THR:HG21	1:F:41:ARG:CD	1.98	0.93
1:M:414:LEU:HB2	1:M:426:VAL:CG2	1.99	0.93
1:J:414:LEU:HB2	1:J:426:VAL:CG2	1.99	0.93
1:I:406:LEU:HG	1:I:625:HIS:HB3	1.50	0.93
1:C:69:PHE:HE1	1:C:102:CYS:HG	1.07	0.92
1:G:414:LEU:HB2	1:G:426:VAL:CG2	1.99	0.92
1:I:513:THR:H	1:I:516:GLN:HG3	1.33	0.92
1:M:20:THR:HG21	1:M:41:ARG:CD	1.98	0.92
1:C:264:GLN:HE22	1:D:224:HIS:CE1	1.87	0.92
1:L:406:LEU:HG	1:L:625:HIS:HB3	1.49	0.92
1:E:414:LEU:HB2	1:E:426:VAL:CG2	1.99	0.92
1:M:9:LEU:HD11	1:M:69:PHE:HZ	1.35	0.92
1:A:506:VAL:HG23	1:A:507:THR:HG23	1.50	0.92
1:H:506:VAL:HG23	1:H:507:THR:HG23	1.50	0.92
1:I:100:GLU:CA	1:I:527:SER:HB3	1.98	0.92
1:C:38:ILE:CB	1:D:605:ARG:HH22	1.81	0.92
1:D:9:LEU:HD11	1:D:69:PHE:HZ	1.35	0.92
1:C:511:VAL:CA	1:C:531:CYS:HB2	1.97	0.92
1:E:511:VAL:CA	1:E:531:CYS:HB2	1.97	0.92
1:F:506:VAL:HG23	1:F:507:THR:HG23	1.50	0.92
1:L:506:VAL:HG23	1:L:507:THR:HG23	1.50	0.92
1:E:605:ARG:NH2	1:G:38:ILE:HG21	1.83	0.91
1:I:414:LEU:HB2	1:I:426:VAL:CG2	1.99	0.91
1:G:506:VAL:HG23	1:G:507:THR:HG23	1.50	0.91
1:C:506:VAL:HG23	1:C:507:THR:HG23	1.50	0.91
1:C:406:LEU:HG	1:C:625:HIS:HB3	1.50	0.91
1:G:511:VAL:CA	1:G:531:CYS:HB2	1.97	0.91
1:H:414:LEU:HB2	1:H:426:VAL:CG2	1.99	0.91
1:M:406:LEU:HG	1:M:625:HIS:HB3	1.49	0.91
1:K:513:THR:H	1:K:516:GLN:HG3	1.33	0.91

Continued on next page...

Continued from previous page...

Atom-1	Atom-2	Interatomic distance (Å)	Clash overlap (Å)
1:A:414:LEU:HB2	1:A:426:VAL:CG2	1.99	0.91
1:L:414:LEU:HB2	1:L:426:VAL:CG2	1.99	0.91
1:F:176:VAL:HG23	1:F:177:TYR:CD1	2.06	0.91
1:C:176:VAL:HG23	1:C:177:TYR:CD1	2.06	0.91
1:F:414:LEU:HB2	1:F:426:VAL:CG2	1.99	0.91
1:A:20:THR:HG22	1:A:21:ARG:H	1.36	0.91
1:L:20:THR:HG22	1:L:21:ARG:H	1.36	0.91
1:D:414:LEU:HB2	1:D:426:VAL:CG2	1.99	0.91
1:H:399:THR:HB	1:H:402:VAL:CG2	2.01	0.91
1:M:176:VAL:HG23	1:M:177:TYR:CD1	2.06	0.91
1:K:176:VAL:HG23	1:K:177:TYR:CD1	2.06	0.91
1:J:176:VAL:HG23	1:J:177:TYR:CD1	2.06	0.91
1:I:399:THR:HB	1:I:402:VAL:CG2	2.01	0.91
1:D:399:THR:HB	1:D:402:VAL:CG2	2.01	0.91
1:J:506:VAL:HG23	1:J:507:THR:HG23	1.50	0.91
1:L:399:THR:HB	1:L:402:VAL:CG2	2.01	0.91
1:K:9:LEU:HD11	1:K:69:PHE:HZ	1.35	0.90
1:G:406:LEU:HG	1:G:625:HIS:HB3	1.49	0.90
1:F:399:THR:HB	1:F:402:VAL:CG2	2.01	0.90
1:A:176:VAL:HG23	1:A:177:TYR:CD1	2.06	0.90
1:G:59:LEU:HB2	1:G:91:ALA:CB	2.00	0.90
1:E:176:VAL:HG23	1:E:177:TYR:CD1	2.06	0.90
1:L:407:ILE:HD11	1:L:431:HIS:CB	2.02	0.90
1:E:399:THR:HB	1:E:402:VAL:CG2	2.01	0.90
1:E:506:VAL:HG23	1:E:507:THR:HG23	1.50	0.90
1:L:176:VAL:HG23	1:L:177:TYR:CD1	2.06	0.90
1:K:407:ILE:HD11	1:K:431:HIS:CB	2.01	0.90
1:C:399:THR:HB	1:C:402:VAL:CG2	2.01	0.90
1:H:9:LEU:HD11	1:H:69:PHE:HZ	1.35	0.90
1:G:399:THR:HB	1:G:402:VAL:CG2	2.01	0.90
1:I:176:VAL:HG23	1:I:177:TYR:CD1	2.06	0.90
1:G:407:ILE:HD11	1:G:431:HIS:CB	2.02	0.90
1:D:176:VAL:HG23	1:D:177:TYR:CD1	2.06	0.90
1:M:399:THR:HB	1:M:402:VAL:CG2	2.01	0.90
1:L:9:LEU:HD11	1:L:69:PHE:HZ	1.35	0.90
1:I:407:ILE:HD11	1:I:431:HIS:CB	2.02	0.90
1:F:9:LEU:HD11	1:F:69:PHE:HZ	1.35	0.90
1:C:407:ILE:HD11	1:C:431:HIS:CB	2.02	0.89
1:G:20:THR:HG22	1:G:21:ARG:H	1.36	0.89
1:C:9:LEU:HD11	1:C:69:PHE:HZ	1.35	0.89
1:H:176:VAL:HG23	1:H:177:TYR:CD1	2.06	0.89

Continued on next page...

Continued from previous page...

Atom-1	Atom-2	Interatomic distance (Å)	Clash overlap (Å)
1:E:407:ILE:HD11	1:E:431:HIS:CB	2.01	0.89
1:F:407:ILE:HD11	1:F:431:HIS:CB	2.02	0.89
1:J:9:LEU:HD11	1:J:69:PHE:HZ	1.35	0.89
1:M:59:LEU:HB2	1:M:91:ALA:CB	2.01	0.89
1:G:176:VAL:HG23	1:G:177:TYR:CD1	2.06	0.89
1:M:407:ILE:HD11	1:M:431:HIS:CB	2.02	0.89
1:H:407:ILE:HD11	1:H:431:HIS:CB	2.02	0.89
1:A:591:LYS:HE3	1:A:591:LYS:HA	1.55	0.89
1:A:407:ILE:HD11	1:A:431:HIS:CB	2.02	0.89
1:J:399:THR:HB	1:J:402:VAL:CG2	2.01	0.89
1:K:399:THR:HB	1:K:402:VAL:CG2	2.01	0.89
1:E:9:LEU:HD11	1:E:69:PHE:HZ	1.35	0.89
1:J:407:ILE:HD11	1:J:431:HIS:CB	2.02	0.89
1:E:591:LYS:HE3	1:E:591:LYS:HA	1.55	0.89
1:I:59:LEU:HD12	1:I:87:MET:HG2	1.55	0.89
1:G:9:LEU:HD11	1:G:69:PHE:HZ	1.35	0.89
1:K:20:THR:HG22	1:K:21:ARG:H	1.36	0.89
1:C:591:LYS:HA	1:C:591:LYS:HE3	1.55	0.89
1:D:407:ILE:HD11	1:D:431:HIS:CB	2.02	0.89
1:L:399:THR:HB	1:L:402:VAL:HG21	1.55	0.89
1:L:591:LYS:HA	1:L:591:LYS:HE3	1.55	0.89
1:F:611:LEU:CD2	1:F:617:LEU:HD13	2.04	0.88
1:D:591:LYS:HA	1:D:591:LYS:HE3	1.55	0.88
1:J:611:LEU:CD2	1:J:617:LEU:HD13	2.04	0.88
1:D:20:THR:HG22	1:D:21:ARG:H	1.36	0.88
1:E:20:THR:HG22	1:E:21:ARG:H	1.36	0.88
1:G:399:THR:HB	1:G:402:VAL:HG21	1.56	0.88
1:H:59:LEU:HD12	1:H:87:MET:HG2	1.54	0.88
1:J:59:LEU:HB2	1:J:91:ALA:CB	2.00	0.88
1:F:20:THR:HG22	1:F:21:ARG:H	1.36	0.88
1:D:119:VAL:HG11	1:D:428:VAL:HG11	1.56	0.88
1:M:591:LYS:HE3	1:M:591:LYS:HA	1.55	0.88
1:G:591:LYS:HA	1:G:591:LYS:HE3	1.55	0.88
1:M:611:LEU:CD2	1:M:617:LEU:HD13	2.04	0.88
1:K:59:LEU:HD12	1:K:87:MET:HG2	1.55	0.88
1:C:453:HIS:HD1	1:C:487:PHE:HZ	1.21	0.88
1:I:119:VAL:HG11	1:I:428:VAL:HG11	1.56	0.88
1:I:399:THR:HB	1:I:402:VAL:HG21	1.56	0.88
1:A:399:THR:HB	1:A:402:VAL:CG2	2.01	0.88
1:E:611:LEU:CD2	1:E:617:LEU:HD13	2.04	0.88
1:K:390:VAL:CG1	1:K:442:ILE:HD11	2.04	0.88

Continued on next page...

Continued from previous page...

Atom-1	Atom-2	Interatomic distance (Å)	Clash overlap (Å)
1:D:33:LEU:HD11	1:D:75:LEU:HD13	1.56	0.88
1:L:33:LEU:HD11	1:L:75:LEU:HD13	1.56	0.88
1:H:591:LYS:HE3	1:H:591:LYS:HA	1.55	0.88
1:C:390:VAL:CG1	1:C:442:ILE:HD11	2.04	0.88
1:J:390:VAL:CG1	1:J:442:ILE:HD11	2.04	0.88
1:A:390:VAL:CG1	1:A:442:ILE:HD11	2.04	0.88
1:C:119:VAL:HG11	1:C:428:VAL:HG11	1.56	0.88
1:K:224:HIS:HE1	1:M:264:GLN:NE2	1.68	0.88
1:D:399:THR:HB	1:D:402:VAL:HG21	1.56	0.88
1:H:17:THR:HA	1:H:41:ARG:HH22	1.38	0.88
1:C:461:ALA:HB2	1:C:480:PHE:CD1	2.09	0.88
1:H:69:PHE:HE1	1:H:102:CYS:HG	1.15	0.88
1:F:59:LEU:HD12	1:F:87:MET:HG2	1.55	0.88
1:F:591:LYS:HA	1:F:591:LYS:HE3	1.55	0.88
1:K:33:LEU:HD11	1:K:75:LEU:HD13	1.55	0.88
1:L:119:VAL:HG11	1:L:428:VAL:HG11	1.56	0.88
1:A:461:ALA:HB2	1:A:480:PHE:CD1	2.09	0.87
1:G:33:LEU:HD11	1:G:75:LEU:HD13	1.56	0.87
1:I:461:ALA:HB2	1:I:480:PHE:CD1	2.10	0.87
1:C:110:ILE:CD1	1:C:168:ALA:HA	2.04	0.87
1:M:390:VAL:CG1	1:M:442:ILE:HD11	2.04	0.87
1:F:390:VAL:CG1	1:F:442:ILE:HD11	2.04	0.87
1:F:461:ALA:HB2	1:F:480:PHE:CD1	2.10	0.87
1:D:611:LEU:CD2	1:D:617:LEU:HD13	2.04	0.87
1:F:9:LEU:HD11	1:F:69:PHE:CZ	2.10	0.87
1:K:97:LEU:HA	1:K:527:SER:HB2	1.56	0.87
1:G:461:ALA:HB2	1:G:480:PHE:CD1	2.10	0.87
1:L:611:LEU:CD2	1:L:617:LEU:HD13	2.04	0.87
1:M:399:THR:HB	1:M:402:VAL:HG21	1.56	0.87
1:A:97:LEU:HA	1:A:527:SER:HB2	1.56	0.87
1:K:110:ILE:CD1	1:K:168:ALA:HA	2.04	0.87
1:H:9:LEU:HD11	1:H:69:PHE:CZ	2.09	0.87
1:H:399:THR:HB	1:H:402:VAL:HG21	1.56	0.87
1:A:399:THR:HB	1:A:402:VAL:HG21	1.55	0.87
1:G:30:ASP:CB	1:G:33:LEU:HD13	2.05	0.87
1:K:111:GLN:HG2	1:K:164:ILE:HD11	1.57	0.87
1:A:110:ILE:CD1	1:A:168:ALA:HA	2.04	0.87
1:A:119:VAL:HG11	1:A:428:VAL:HG11	1.56	0.87
1:F:119:VAL:HG11	1:F:428:VAL:HG11	1.56	0.87
1:I:591:LYS:HA	1:I:591:LYS:HE3	1.55	0.87
1:G:9:LEU:HD11	1:G:69:PHE:CZ	2.10	0.87

Continued on next page...

Continued from previous page...

Atom-1	Atom-2	Interatomic distance (Å)	Clash overlap (Å)
1:E:9:LEU:HD11	1:E:69:PHE:CZ	2.09	0.87
1:M:461:ALA:HB2	1:M:480:PHE:CD1	2.10	0.87
1:C:611:LEU:CD2	1:C:617:LEU:HD13	2.04	0.87
1:K:30:ASP:CB	1:K:33:LEU:HD13	2.05	0.87
1:F:30:ASP:CB	1:F:33:LEU:HD13	2.04	0.87
1:J:110:ILE:CD1	1:J:168:ALA:HA	2.04	0.87
1:C:111:GLN:HG2	1:C:164:ILE:HD11	1.57	0.87
1:E:390:VAL:CG1	1:E:442:ILE:HD11	2.04	0.87
1:D:59:LEU:HD12	1:D:87:MET:HG2	1.55	0.87
1:H:119:VAL:HG11	1:H:428:VAL:HG11	1.56	0.87
1:J:399:THR:HB	1:J:402:VAL:HG21	1.56	0.87
1:J:30:ASP:CB	1:J:33:LEU:HD13	2.05	0.87
1:J:59:LEU:HD13	1:J:91:ALA:HB3	1.57	0.87
1:D:390:VAL:CG1	1:D:442:ILE:HD11	2.04	0.87
1:L:9:LEU:HD11	1:L:69:PHE:CZ	2.09	0.87
1:K:9:LEU:HD11	1:K:69:PHE:CZ	2.10	0.87
1:H:110:ILE:CD1	1:H:168:ALA:HA	2.04	0.87
1:G:110:ILE:CD1	1:G:168:ALA:HA	2.05	0.87
1:F:511:VAL:HA	1:F:531:CYS:CB	2.01	0.87
1:J:591:LYS:HA	1:J:591:LYS:HE3	1.55	0.87
1:G:59:LEU:HD13	1:G:91:ALA:HB3	1.57	0.87
1:C:59:LEU:HD12	1:C:87:MET:HG2	1.55	0.87
1:L:59:LEU:HD12	1:L:87:MET:HG2	1.55	0.87
1:J:9:LEU:HD11	1:J:69:PHE:CZ	2.09	0.87
1:M:20:THR:HG22	1:M:21:ARG:H	1.36	0.87
1:H:390:VAL:CG1	1:H:442:ILE:HD11	2.04	0.87
1:L:110:ILE:CD1	1:L:168:ALA:HA	2.05	0.87
1:E:59:LEU:HD12	1:E:87:MET:HG2	1.55	0.87
1:E:301:LEU:HA	1:E:304:ILE:HG13	1.57	0.87
1:C:97:LEU:HA	1:C:527:SER:HB2	1.56	0.86
1:L:8:ARG:HH21	1:L:69:PHE:HD2	1.23	0.86
1:D:461:ALA:HB2	1:D:480:PHE:CD1	2.09	0.86
1:M:119:VAL:HG11	1:M:428:VAL:HG11	1.56	0.86
1:K:461:ALA:HB2	1:K:480:PHE:CD1	2.10	0.86
1:A:611:LEU:CD2	1:A:617:LEU:HD13	2.04	0.86
1:L:390:VAL:CG1	1:L:442:ILE:HD11	2.04	0.86
1:G:390:VAL:CG1	1:G:442:ILE:HD11	2.04	0.86
1:L:30:ASP:CB	1:L:33:LEU:HD13	2.05	0.86
1:L:461:ALA:HB2	1:L:480:PHE:CD1	2.10	0.86
1:F:110:ILE:CD1	1:F:168:ALA:HA	2.04	0.86
1:A:33:LEU:HD11	1:A:75:LEU:HD13	1.55	0.86

Continued on next page...

Continued from previous page...

Atom-1	Atom-2	Interatomic distance (Å)	Clash overlap (Å)
1:A:36:VAL:CB	1:A:59:LEU:CD2	2.53	0.86
1:K:611:LEU:CD2	1:K:617:LEU:HD13	2.04	0.86
1:A:337:ARG:CA	1:C:151:LEU:HG	2.03	0.86
1:D:9:LEU:HD11	1:D:69:PHE:CZ	2.10	0.86
1:A:111:GLN:HG2	1:A:164:ILE:HD11	1.57	0.86
1:D:110:ILE:CD1	1:D:168:ALA:HA	2.05	0.86
1:M:9:LEU:HD11	1:M:69:PHE:CZ	2.09	0.86
1:I:390:VAL:CG1	1:I:442:ILE:HD11	2.04	0.86
1:G:119:VAL:HG11	1:G:428:VAL:HG11	1.56	0.86
1:C:121:ALA:HB2	1:C:238:THR:HG23	1.57	0.86
1:M:59:LEU:HD13	1:M:91:ALA:HB3	1.57	0.86
1:M:33:LEU:HD11	1:M:75:LEU:HD13	1.56	0.86
1:E:97:LEU:HA	1:E:527:SER:HB2	1.56	0.86
1:J:111:GLN:HG2	1:J:164:ILE:HD11	1.57	0.86
1:C:8:ARG:HH21	1:C:69:PHE:HD2	1.23	0.86
1:H:8:ARG:HH21	1:H:69:PHE:HD2	1.23	0.86
1:H:461:ALA:HB2	1:H:480:PHE:CD1	2.10	0.86
1:J:33:LEU:HD11	1:J:75:LEU:HD13	1.56	0.86
1:L:111:GLN:HG2	1:L:164:ILE:CG1	2.06	0.86
1:D:30:ASP:CB	1:D:33:LEU:HD13	2.04	0.86
1:E:110:ILE:CD1	1:E:168:ALA:HA	2.04	0.86
1:I:110:ILE:CD1	1:I:168:ALA:HA	2.04	0.86
1:E:69:PHE:HE1	1:E:102:CYS:HG	1.21	0.86
1:C:9:LEU:HD11	1:C:69:PHE:CZ	2.09	0.86
1:G:611:LEU:CD2	1:G:617:LEU:HD13	2.04	0.86
1:G:111:GLN:HG2	1:G:164:ILE:HD11	1.57	0.86
1:M:110:ILE:CD1	1:M:168:ALA:HA	2.04	0.86
1:E:399:THR:HB	1:E:402:VAL:HG21	1.56	0.86
1:E:8:ARG:HH21	1:E:69:PHE:HD2	1.23	0.86
1:D:111:GLN:HG2	1:D:164:ILE:CG1	2.06	0.86
1:M:30:ASP:CB	1:M:33:LEU:HD13	2.05	0.86
1:G:111:GLN:HG2	1:G:164:ILE:CG1	2.06	0.86
1:M:111:GLN:HG2	1:M:164:ILE:CG1	2.06	0.86
1:K:399:THR:HB	1:K:402:VAL:HG21	1.56	0.86
1:K:591:LYS:HA	1:K:591:LYS:HE3	1.55	0.86
1:J:461:ALA:HB2	1:J:480:PHE:CD1	2.10	0.86
1:K:111:GLN:HG2	1:K:164:ILE:CG1	2.06	0.86
1:H:121:ALA:HB2	1:H:238:THR:HG23	1.57	0.86
1:A:30:ASP:CB	1:A:33:LEU:HD13	2.05	0.85
1:E:33:LEU:HD11	1:E:75:LEU:HD13	1.56	0.85
1:E:30:ASP:CB	1:E:33:LEU:HD13	2.05	0.85

Continued on next page...

Continued from previous page...

Atom-1	Atom-2	Interatomic distance (Å)	Clash overlap (Å)
1:E:461:ALA:HB2	1:E:480:PHE:CD1	2.09	0.85
1:E:111:GLN:HG2	1:E:164:ILE:CG1	2.06	0.85
1:E:119:VAL:HG11	1:E:428:VAL:HG11	1.56	0.85
1:H:111:GLN:HG2	1:H:164:ILE:CG1	2.06	0.85
1:H:111:GLN:HG2	1:H:164:ILE:HD11	1.57	0.85
1:H:108:PRO:HB3	1:H:514:PHE:CE1	2.11	0.85
1:M:8:ARG:HH21	1:M:69:PHE:HD2	1.23	0.85
1:H:611:LEU:CD2	1:H:617:LEU:HD13	2.04	0.85
1:D:97:LEU:HA	1:D:527:SER:HB2	1.56	0.85
1:F:19:LEU:HD22	1:F:80:ARG:HD2	1.58	0.85
1:F:115:PRO:HB2	1:F:414:LEU:HD22	1.59	0.85
1:F:33:LEU:HD11	1:F:75:LEU:HD13	1.56	0.85
1:K:97:LEU:CD1	1:K:176:VAL:HG12	2.06	0.85
1:A:605:ARG:HH22	1:E:38:ILE:CG2	1.89	0.85
1:E:115:PRO:HB2	1:E:414:LEU:HD22	1.59	0.85
1:C:399:THR:HB	1:C:402:VAL:HG21	1.55	0.85
1:J:111:GLN:HG2	1:J:164:ILE:CG1	2.06	0.85
1:C:111:GLN:HG2	1:C:164:ILE:CG1	2.06	0.85
1:F:111:GLN:HG2	1:F:164:ILE:CG1	2.06	0.85
1:I:115:PRO:HB2	1:I:414:LEU:HD22	1.59	0.85
1:I:611:LEU:CD2	1:I:617:LEU:HD13	2.04	0.85
1:L:97:LEU:HA	1:L:527:SER:HB2	1.56	0.85
1:F:407:ILE:CD1	1:F:431:HIS:HB3	2.07	0.85
1:D:111:GLN:HG2	1:D:164:ILE:HD11	1.57	0.85
1:I:121:ALA:HB2	1:I:238:THR:HG23	1.57	0.85
1:H:407:ILE:CD1	1:H:431:HIS:HB3	2.07	0.85
1:E:407:ILE:CD1	1:E:431:HIS:HB3	2.07	0.85
1:D:19:LEU:HD22	1:D:80:ARG:HD2	1.58	0.85
1:F:111:GLN:HG2	1:F:164:ILE:HD11	1.57	0.85
1:F:399:THR:HB	1:F:402:VAL:HG21	1.55	0.85
1:A:19:LEU:HD22	1:A:80:ARG:HD2	1.58	0.85
1:L:111:GLN:HG2	1:L:164:ILE:HD11	1.57	0.85
1:M:111:GLN:HG2	1:M:164:ILE:HD11	1.57	0.85
1:A:111:GLN:HG2	1:A:164:ILE:CG1	2.06	0.85
1:J:119:VAL:HG11	1:J:428:VAL:HG11	1.56	0.85
1:D:407:ILE:CD1	1:D:431:HIS:HB3	2.07	0.85
1:K:115:PRO:HB2	1:K:414:LEU:HD22	1.59	0.85
1:I:240:LEU:CD1	1:I:418:ILE:HG22	2.07	0.85
1:E:111:GLN:HG2	1:E:164:ILE:HD11	1.57	0.85
1:K:108:PRO:HB3	1:K:514:PHE:CE1	2.12	0.84
1:H:115:PRO:HB2	1:H:414:LEU:HD22	1.59	0.84

Continued on next page...

Continued from previous page...

Atom-1	Atom-2	Interatomic distance (Å)	Clash overlap (Å)
1:E:19:LEU:HD22	1:E:80:ARG:HD2	1.58	0.84
1:L:407:ILE:CD1	1:L:431:HIS:HB3	2.07	0.84
1:I:111:GLN:HG2	1:I:164:ILE:HD11	1.57	0.84
1:I:111:GLN:HG2	1:I:164:ILE:CG1	2.06	0.84
1:C:587:ARG:HH22	1:I:568:LEU:HB2	1.42	0.84
1:M:115:PRO:HB2	1:M:414:LEU:HD22	1.59	0.84
1:L:115:PRO:HB2	1:L:414:LEU:HD22	1.59	0.84
1:E:121:ALA:HB2	1:E:238:THR:HG23	1.57	0.84
1:I:462:PRO:CG	1:I:479:LEU:HD23	2.06	0.84
1:H:97:LEU:CD1	1:H:176:VAL:HG12	2.07	0.84
1:D:511:VAL:HA	1:D:531:CYS:CB	2.01	0.84
1:G:121:ALA:HB2	1:G:238:THR:HG23	1.57	0.84
1:E:605:ARG:NH2	1:G:38:ILE:CG2	2.39	0.84
1:G:111:GLN:HG2	1:G:164:ILE:CD1	2.08	0.84
1:G:115:PRO:HB2	1:G:414:LEU:HD22	1.59	0.84
1:D:49:HIS:ND1	1:D:51:ARG:HG2	1.93	0.84
1:H:49:HIS:ND1	1:H:51:ARG:HG2	1.93	0.84
1:M:108:PRO:HB3	1:M:514:PHE:CE1	2.12	0.84
1:E:462:PRO:CG	1:E:479:LEU:HD23	2.06	0.84
1:F:111:GLN:HG2	1:F:164:ILE:CD1	2.08	0.84
1:A:240:LEU:CD1	1:A:418:ILE:HG22	2.07	0.84
1:C:276:ALA:HB1	1:C:282:ILE:HG22	1.60	0.84
1:F:49:HIS:ND1	1:F:51:ARG:HG2	1.93	0.84
1:M:49:HIS:ND1	1:M:51:ARG:HG2	1.93	0.84
1:J:172:HIS:CE1	1:J:532:SER:HB3	2.13	0.84
1:L:97:LEU:CD1	1:L:176:VAL:HG12	2.06	0.84
1:E:194:GLY:CA	1:E:302:GLY:HA3	2.07	0.84
1:K:49:HIS:ND1	1:K:51:ARG:HG2	1.93	0.84
1:G:49:HIS:ND1	1:G:51:ARG:HG2	1.93	0.84
1:C:111:GLN:HG2	1:C:164:ILE:CD1	2.08	0.84
1:K:19:LEU:HD22	1:K:80:ARG:HD2	1.58	0.84
1:L:111:GLN:HG2	1:L:164:ILE:CD1	2.08	0.84
1:I:407:ILE:CD1	1:I:431:HIS:HB3	2.07	0.84
1:E:49:HIS:ND1	1:E:51:ARG:HG2	1.93	0.84
1:K:111:GLN:HG2	1:K:164:ILE:CD1	2.08	0.83
1:L:511:VAL:HA	1:L:531:CYS:CB	2.01	0.83
1:J:49:HIS:ND1	1:J:51:ARG:HG2	1.93	0.83
1:L:462:PRO:CG	1:L:479:LEU:HD23	2.06	0.83
1:D:97:LEU:CD1	1:D:176:VAL:HG12	2.06	0.83
1:D:111:GLN:HG2	1:D:164:ILE:CD1	2.08	0.83
1:A:97:LEU:CD1	1:A:176:VAL:HG12	2.08	0.83

Continued on next page...

Continued from previous page...

Atom-1	Atom-2	Interatomic distance (Å)	Clash overlap (Å)
1:E:97:LEU:CD1	1:E:176:VAL:HG12	2.06	0.83
1:D:115:PRO:HB2	1:D:414:LEU:HD22	1.59	0.83
1:I:49:HIS:ND1	1:I:51:ARG:HG2	1.93	0.83
1:C:19:LEU:HD22	1:C:80:ARG:HD2	1.58	0.83
1:D:47:CYS:O	1:D:53:LEU:HD21	1.79	0.83
1:C:407:ILE:CD1	1:C:431:HIS:HB3	2.07	0.83
1:I:111:GLN:HG2	1:I:164:ILE:CD1	2.08	0.83
1:J:115:PRO:HB2	1:J:414:LEU:HD22	1.59	0.83
1:C:115:PRO:HB2	1:C:414:LEU:HD22	1.59	0.83
1:A:6:GLN:HE22	1:A:106:THR:H	1.23	0.83
1:C:6:GLN:HE22	1:C:106:THR:H	1.26	0.83
1:D:8:ARG:HH21	1:D:69:PHE:HD2	1.23	0.83
1:A:49:HIS:ND1	1:A:51:ARG:HG2	1.93	0.83
1:G:8:ARG:HH21	1:G:69:PHE:HD2	1.23	0.83
1:G:407:ILE:CD1	1:G:431:HIS:HB3	2.07	0.83
1:L:19:LEU:HD22	1:L:80:ARG:HD2	1.58	0.83
1:A:462:PRO:CG	1:A:479:LEU:HD23	2.06	0.83
1:M:511:VAL:HA	1:M:531:CYS:CB	2.03	0.83
1:A:511:VAL:HA	1:A:531:CYS:CB	2.01	0.83
1:H:47:CYS:O	1:H:53:LEU:HD21	1.79	0.83
1:K:44:LEU:HD11	1:K:341:ASN:ND2	1.94	0.83
1:M:462:PRO:HG2	1:M:479:LEU:HD23	1.57	0.83
1:J:111:GLN:HG2	1:J:164:ILE:CD1	2.08	0.83
1:K:407:ILE:CD1	1:K:431:HIS:HB3	2.07	0.83
1:K:33:LEU:HD11	1:K:75:LEU:CD1	2.09	0.83
1:M:111:GLN:HG2	1:M:164:ILE:CD1	2.08	0.83
1:A:115:PRO:HB2	1:A:414:LEU:HD22	1.59	0.83
1:I:47:CYS:O	1:I:53:LEU:HD21	1.79	0.83
1:I:523:VAL:HG12	1:I:524:SER:H	1.42	0.83
1:A:121:ALA:HB2	1:A:238:THR:HG23	1.57	0.83
1:M:44:LEU:HD11	1:M:341:ASN:ND2	1.94	0.83
1:E:6:GLN:HE22	1:E:106:THR:H	1.26	0.83
1:J:407:ILE:CD1	1:J:431:HIS:HB3	2.07	0.83
1:K:30:ASP:HB3	1:K:33:LEU:CD1	2.09	0.83
1:D:33:LEU:HD11	1:D:75:LEU:CD1	2.09	0.83
1:D:6:GLN:HE22	1:D:106:THR:H	1.27	0.83
1:A:111:GLN:HG2	1:A:164:ILE:CD1	2.08	0.83
1:K:462:PRO:CG	1:K:479:LEU:HD23	2.06	0.83
1:F:47:CYS:O	1:F:53:LEU:HD21	1.79	0.83
1:C:47:CYS:O	1:C:53:LEU:HD21	1.78	0.83
1:A:30:ASP:HB3	1:A:33:LEU:CD1	2.09	0.82

Continued on next page...

Continued from previous page...

Atom-1	Atom-2	Interatomic distance (Å)	Clash overlap (Å)
1:H:111:GLN:HG2	1:H:164:ILE:CD1	2.08	0.82
1:L:33:LEU:HD11	1:L:75:LEU:CD1	2.09	0.82
1:H:511:VAL:HA	1:H:531:CYS:CB	2.01	0.82
1:C:49:HIS:ND1	1:C:51:ARG:HG2	1.93	0.82
1:F:44:LEU:HD11	1:F:341:ASN:ND2	1.94	0.82
1:M:414:LEU:HB3	1:M:418:ILE:HD12	1.62	0.82
1:I:240:LEU:HD13	1:I:418:ILE:HG22	1.61	0.82
1:D:44:LEU:HD11	1:D:341:ASN:ND2	1.94	0.82
1:G:33:LEU:HD11	1:G:75:LEU:CD1	2.09	0.82
1:K:6:GLN:HE22	1:K:106:THR:H	1.27	0.82
1:E:111:GLN:HG2	1:E:164:ILE:CD1	2.08	0.82
1:G:44:LEU:HD11	1:G:341:ASN:ND2	1.94	0.82
1:L:49:HIS:ND1	1:L:51:ARG:HG2	1.93	0.82
1:A:407:ILE:CD1	1:A:431:HIS:HB3	2.07	0.82
1:C:414:LEU:HB3	1:C:418:ILE:HD12	1.62	0.82
1:K:47:CYS:O	1:K:53:LEU:HD21	1.79	0.82
1:L:44:LEU:HD11	1:L:341:ASN:ND2	1.94	0.82
1:G:172:HIS:CE1	1:G:532:SER:HB3	2.14	0.82
1:A:57:THR:HA	1:A:60:TYR:CE2	2.15	0.82
1:M:33:LEU:HD11	1:M:75:LEU:CD1	2.09	0.82
1:L:6:GLN:HE22	1:L:106:THR:H	1.26	0.82
1:K:414:LEU:HB3	1:K:418:ILE:HD12	1.62	0.82
1:L:414:LEU:HB3	1:L:418:ILE:HD12	1.62	0.82
1:I:44:LEU:HD11	1:I:341:ASN:ND2	1.94	0.82
1:E:44:LEU:HD11	1:E:341:ASN:ND2	1.94	0.82
1:D:462:PRO:CG	1:D:479:LEU:HD23	2.06	0.82
1:C:511:VAL:HA	1:C:531:CYS:CB	2.01	0.82
1:A:44:LEU:HD11	1:A:341:ASN:ND2	1.94	0.82
1:G:414:LEU:HB3	1:G:418:ILE:HD12	1.62	0.82
1:L:69:PHE:HE1	1:L:102:CYS:HG	1.23	0.82
1:F:6:GLN:HE22	1:F:106:THR:H	1.26	0.82
1:K:57:THR:HA	1:K:60:TYR:CE2	2.15	0.82
1:C:44:LEU:HD11	1:C:341:ASN:ND2	1.94	0.82
1:C:462:PRO:CG	1:C:479:LEU:HD23	2.06	0.82
1:F:8:ARG:HH21	1:F:69:PHE:HD2	1.23	0.82
1:E:304:ILE:HA	1:E:311:SER:HA	1.61	0.82
1:A:53:LEU:HB3	1:A:180:THR:CG2	2.10	0.82
1:A:33:LEU:HD11	1:A:75:LEU:CD1	2.09	0.82
1:A:60:TYR:CD1	1:A:91:ALA:CA	2.63	0.82
1:H:9:LEU:HD22	1:H:105:ILE:CD1	2.09	0.82
1:H:6:GLN:HE22	1:H:106:THR:H	1.27	0.82

Continued on next page...

Continued from previous page...

Atom-1	Atom-2	Interatomic distance (Å)	Clash overlap (Å)
1:D:414:LEU:HB3	1:D:418:ILE:HD12	1.62	0.82
1:F:414:LEU:HB3	1:F:418:ILE:HD12	1.62	0.82
1:I:58:GLU:O	1:I:61:VAL:HG22	1.80	0.82
1:M:407:ILE:CD1	1:M:431:HIS:HB3	2.07	0.82
1:L:9:LEU:HD22	1:L:105:ILE:CD1	2.10	0.82
1:L:47:CYS:O	1:L:53:LEU:HD21	1.79	0.82
1:H:7:ALA:HA	1:H:10:MET:HE2	1.62	0.82
1:A:6:GLN:HA	1:A:105:ILE:HD11	1.62	0.81
1:F:33:LEU:HD11	1:F:75:LEU:CD1	2.09	0.81
1:H:12:LEU:HD13	1:H:76:CYS:SG	2.18	0.81
1:M:113:VAL:HG23	1:M:114:PHE:CD2	2.15	0.81
1:A:414:LEU:HB3	1:A:418:ILE:HD12	1.62	0.81
1:L:57:THR:HA	1:L:60:TYR:CE2	2.15	0.81
1:K:54:ALA:O	1:K:57:THR:HG22	1.80	0.81
1:K:58:GLU:O	1:K:61:VAL:HG22	1.80	0.81
1:E:7:ALA:O	1:E:11:PRO:HD2	1.80	0.81
1:A:54:ALA:O	1:A:57:THR:HG22	1.80	0.81
1:J:33:LEU:HD11	1:J:75:LEU:CD1	2.09	0.81
1:J:8:ARG:HH21	1:J:69:PHE:HD2	1.23	0.81
1:E:33:LEU:HD11	1:E:75:LEU:CD1	2.09	0.81
1:E:113:VAL:HG23	1:E:114:PHE:CD2	2.16	0.81
1:D:113:VAL:HG23	1:D:114:PHE:CD2	2.15	0.81
1:J:414:LEU:HB3	1:J:418:ILE:HD12	1.61	0.81
1:D:58:GLU:O	1:D:61:VAL:HG22	1.80	0.81
1:F:57:THR:HA	1:F:60:TYR:CE2	2.15	0.81
1:D:7:ALA:O	1:D:11:PRO:HD2	1.81	0.81
1:I:527:SER:H	1:I:584:ARG:HH22	1.26	0.81
1:K:9:LEU:HD22	1:K:105:ILE:CD1	2.10	0.81
1:L:54:ALA:O	1:L:57:THR:HG22	1.80	0.81
1:C:58:GLU:O	1:C:61:VAL:HG22	1.80	0.81
1:E:47:CYS:O	1:E:53:LEU:HD21	1.79	0.81
1:M:7:ALA:O	1:M:11:PRO:HD2	1.80	0.81
1:J:44:LEU:HD11	1:J:341:ASN:ND2	1.94	0.81
1:L:7:ALA:O	1:L:11:PRO:HD2	1.81	0.81
1:M:172:HIS:CE1	1:M:532:SER:HB3	2.15	0.81
1:E:30:ASP:HB3	1:E:33:LEU:CD1	2.09	0.81
1:I:97:LEU:CD1	1:I:176:VAL:HG12	2.08	0.81
1:J:7:ALA:O	1:J:11:PRO:HD2	1.81	0.81
1:H:113:VAL:HG23	1:H:114:PHE:CD2	2.16	0.81
1:G:620:ILE:H	1:G:620:ILE:HD13	1.46	0.81
1:C:54:ALA:O	1:C:57:THR:HG22	1.81	0.81

Continued on next page...

Continued from previous page...

Atom-1	Atom-2	Interatomic distance (Å)	Clash overlap (Å)
1:A:7:ALA:HA	1:A:10:MET:HE2	1.62	0.81
1:J:30:ASP:HB3	1:J:33:LEU:CD1	2.09	0.81
1:K:8:ARG:HH21	1:K:69:PHE:HD2	1.23	0.81
1:D:9:LEU:HD22	1:D:105:ILE:CD1	2.10	0.81
1:L:30:ASP:HB3	1:L:33:LEU:CD1	2.09	0.81
1:G:511:VAL:HA	1:G:531:CYS:CB	2.01	0.81
1:I:57:THR:HA	1:I:60:TYR:CE2	2.15	0.81
1:H:7:ALA:O	1:H:11:PRO:HD2	1.80	0.81
1:G:462:PRO:CG	1:G:479:LEU:HD23	2.06	0.81
1:G:118:PHE:HD2	1:G:164:ILE:HG13	1.46	0.81
1:F:620:ILE:H	1:F:620:ILE:HD13	1.46	0.81
1:E:57:THR:HA	1:E:60:TYR:CE2	2.15	0.81
1:H:58:GLU:O	1:H:61:VAL:HG22	1.80	0.81
1:K:513:THR:HG22	1:K:516:GLN:CG	2.11	0.81
1:L:118:PHE:HD2	1:L:164:ILE:HG13	1.46	0.81
1:D:69:PHE:HE1	1:D:102:CYS:HG	1.27	0.81
1:I:113:VAL:HG23	1:I:114:PHE:CD2	2.16	0.81
1:F:113:VAL:HG23	1:F:114:PHE:CD2	2.15	0.81
1:I:54:ALA:O	1:I:57:THR:HG22	1.80	0.81
1:E:54:ALA:O	1:E:57:THR:HG22	1.80	0.81
1:J:303:ASP:OD1	1:J:311:SER:HA	1.81	0.81
1:H:620:ILE:H	1:H:620:ILE:HD13	1.46	0.81
1:G:113:VAL:HG23	1:G:114:PHE:CD2	2.16	0.81
1:D:118:PHE:HD2	1:D:164:ILE:HG13	1.46	0.81
1:E:511:VAL:HA	1:E:531:CYS:CB	2.01	0.81
1:L:58:GLU:O	1:L:61:VAL:HG22	1.80	0.81
1:D:54:ALA:O	1:D:57:THR:HG22	1.80	0.81
1:C:57:THR:HA	1:C:60:TYR:CE2	2.15	0.81
1:C:303:ASP:OD1	1:C:311:SER:HA	1.81	0.81
1:G:7:ALA:O	1:G:11:PRO:HD2	1.80	0.81
1:I:620:ILE:HD13	1:I:620:ILE:H	1.46	0.81
1:H:57:THR:HA	1:H:60:TYR:CE2	2.15	0.81
1:H:294:ILE:HA	1:H:375:PHE:HE2	1.46	0.81
1:C:606:THR:CG2	1:C:609:GLU:HG3	2.11	0.81
1:E:606:THR:CG2	1:E:609:GLU:HG3	2.11	0.81
1:G:303:ASP:OD1	1:G:311:SER:HA	1.81	0.81
1:I:294:ILE:HA	1:I:375:PHE:HE2	1.46	0.81
1:A:620:ILE:H	1:A:620:ILE:HD13	1.46	0.81
1:F:30:ASP:HB3	1:F:33:LEU:CD1	2.09	0.81
1:C:9:LEU:HD22	1:C:105:ILE:CD1	2.09	0.81
1:C:620:ILE:H	1:C:620:ILE:HD13	1.46	0.81

Continued on next page...

Continued from previous page...

Atom-1	Atom-2	Interatomic distance (Å)	Clash overlap (Å)
1:L:113:VAL:HG23	1:L:114:PHE:CD2	2.16	0.81
1:D:57:THR:HA	1:D:60:TYR:CE2	2.15	0.81
1:M:294:ILE:HA	1:M:375:PHE:HE2	1.46	0.81
1:I:606:THR:CG2	1:I:609:GLU:HG3	2.11	0.81
1:F:303:ASP:OD1	1:F:311:SER:HA	1.81	0.81
1:C:113:VAL:HG23	1:C:114:PHE:CD2	2.15	0.80
1:H:118:PHE:HD2	1:H:164:ILE:HG13	1.46	0.80
1:F:9:LEU:HD22	1:F:105:ILE:CD1	2.10	0.80
1:E:58:GLU:O	1:E:61:VAL:HG22	1.80	0.80
1:D:303:ASP:OD1	1:D:311:SER:HA	1.81	0.80
1:I:303:ASP:OD1	1:I:311:SER:HA	1.81	0.80
1:J:113:VAL:HG23	1:J:114:PHE:CD2	2.15	0.80
1:K:113:VAL:HG23	1:K:114:PHE:CD2	2.16	0.80
1:A:113:VAL:HG23	1:A:114:PHE:CD2	2.16	0.80
1:H:54:ALA:O	1:H:57:THR:HG22	1.80	0.80
1:L:303:ASP:OD1	1:L:311:SER:HA	1.81	0.80
1:J:606:THR:CG2	1:J:609:GLU:HG3	2.11	0.80
1:M:118:PHE:HD2	1:M:164:ILE:HG13	1.46	0.80
1:A:7:ALA:O	1:A:11:PRO:HD2	1.81	0.80
1:L:294:ILE:HA	1:L:375:PHE:HE2	1.46	0.80
1:K:7:ALA:O	1:K:11:PRO:HD2	1.81	0.80
1:H:513:THR:HG22	1:H:516:GLN:CG	2.11	0.80
1:H:513:THR:HG22	1:H:516:GLN:HG2	1.64	0.80
1:H:462:PRO:CG	1:H:479:LEU:HD23	2.06	0.80
1:E:620:ILE:HD13	1:E:620:ILE:H	1.46	0.80
1:I:118:PHE:HD2	1:I:164:ILE:HG13	1.46	0.80
1:G:104:GLY:HA2	1:G:525:GLU:HB3	1.62	0.80
1:L:606:THR:CG2	1:L:609:GLU:HG3	2.11	0.80
1:E:9:LEU:HD22	1:E:105:ILE:CD1	2.10	0.80
1:M:620:ILE:H	1:M:620:ILE:HD13	1.46	0.80
1:J:511:VAL:HA	1:J:531:CYS:CB	2.01	0.80
1:A:240:LEU:HD13	1:A:418:ILE:HG22	1.61	0.80
1:J:294:ILE:HA	1:J:375:PHE:HE2	1.46	0.80
1:H:303:ASP:OD1	1:H:311:SER:HA	1.81	0.80
1:I:513:THR:HG22	1:I:516:GLN:CG	2.11	0.80
1:K:513:THR:HG22	1:K:516:GLN:HG2	1.64	0.80
1:M:303:ASP:OD1	1:M:311:SER:HA	1.81	0.80
1:G:606:THR:CG2	1:G:609:GLU:HG3	2.11	0.80
1:M:104:GLY:HA2	1:M:525:GLU:HB3	1.64	0.80
1:A:60:TYR:CE1	1:A:91:ALA:CA	2.53	0.80
1:F:97:LEU:CD1	1:F:176:VAL:HG12	2.07	0.80

Continued on next page...

Continued from previous page...

Atom-1	Atom-2	Interatomic distance (Å)	Clash overlap (Å)
1:E:39:LEU:HD23	1:E:84:ASN:ND2	1.97	0.80
1:E:414:LEU:HB3	1:E:418:ILE:HD12	1.62	0.80
1:C:7:ALA:O	1:C:11:PRO:HD2	1.80	0.80
1:D:606:THR:CG2	1:D:609:GLU:HG3	2.11	0.80
1:M:41:ARG:CA	1:M:84:ASN:HB2	2.11	0.80
1:F:39:LEU:HD23	1:F:84:ASN:ND2	1.97	0.80
1:A:62:ALA:HB1	1:A:75:LEU:CD2	2.12	0.80
1:D:30:ASP:HB3	1:D:33:LEU:CD1	2.09	0.80
1:K:508:ILE:HG12	1:K:531:CYS:O	1.82	0.80
1:H:414:LEU:HB3	1:H:418:ILE:HD12	1.62	0.80
1:F:58:GLU:O	1:F:61:VAL:HG22	1.80	0.80
1:M:606:THR:CG2	1:M:609:GLU:HG3	2.11	0.80
1:A:9:LEU:HD22	1:A:105:ILE:CD1	2.12	0.79
1:K:620:ILE:H	1:K:620:ILE:HD13	1.46	0.79
1:A:294:ILE:HA	1:A:375:PHE:HE2	1.46	0.79
1:F:7:ALA:O	1:F:11:PRO:HD2	1.80	0.79
1:G:405:THR:C	1:G:406:LEU:HD12	2.03	0.79
1:M:59:LEU:HD13	1:M:91:ALA:CB	2.11	0.79
1:G:59:LEU:HD13	1:G:91:ALA:CB	2.11	0.79
1:D:59:LEU:CD1	1:D:87:MET:HG2	2.13	0.79
1:D:39:LEU:HD23	1:D:84:ASN:ND2	1.97	0.79
1:F:54:ALA:O	1:F:57:THR:HG22	1.80	0.79
1:A:405:THR:C	1:A:406:LEU:HD12	2.03	0.79
1:J:405:THR:C	1:J:406:LEU:HD12	2.03	0.79
1:J:290:ILE:HD13	1:J:312:LYS:CD	2.13	0.79
1:H:321:HIS:HD2	1:H:364:ILE:HD13	1.48	0.79
1:F:294:ILE:HA	1:F:375:PHE:HE2	1.46	0.79
1:D:294:ILE:HA	1:D:375:PHE:HE2	1.46	0.79
1:C:7:ALA:HA	1:C:10:MET:HE3	1.64	0.79
1:A:606:THR:CG2	1:A:609:GLU:HG3	2.11	0.79
1:A:36:VAL:HG11	1:A:59:LEU:HD23	1.64	0.79
1:L:39:LEU:HD23	1:L:84:ASN:ND2	1.97	0.79
1:D:6:GLN:HA	1:D:105:ILE:HD11	1.65	0.79
1:A:110:ILE:HD11	1:A:168:ALA:CA	2.12	0.79
1:I:392:GLY:O	1:I:442:ILE:HD12	1.83	0.79
1:K:511:VAL:HA	1:K:531:CYS:CB	2.01	0.79
1:H:292:LEU:HB3	1:H:371:HIS:HE1	1.48	0.79
1:A:58:GLU:O	1:A:61:VAL:HG22	1.80	0.79
1:H:392:GLY:O	1:H:442:ILE:HD12	1.83	0.79
1:H:59:LEU:CD1	1:H:87:MET:HG2	2.13	0.79
1:A:39:LEU:HD23	1:A:84:ASN:ND2	1.97	0.79

Continued on next page...

Continued from previous page...

Atom-1	Atom-2	Interatomic distance (Å)	Clash overlap (Å)
1:E:118:PHE:HD2	1:E:164:ILE:HG13	1.46	0.79
1:F:88:PHE:CZ	1:F:92:VAL:HG11	2.18	0.79
1:M:513:THR:HG22	1:M:516:GLN:CG	2.11	0.79
1:I:59:LEU:CD1	1:I:87:MET:HG2	2.13	0.79
1:I:294:ILE:HA	1:I:375:PHE:CE2	2.18	0.79
1:A:60:TYR:HE1	1:A:91:ALA:HA	1.43	0.79
1:C:392:GLY:O	1:C:442:ILE:HD12	1.83	0.79
1:C:88:PHE:CZ	1:C:92:VAL:HG11	2.18	0.79
1:J:392:GLY:O	1:J:442:ILE:HD12	1.83	0.79
1:J:292:LEU:HB3	1:J:371:HIS:HE1	1.48	0.79
1:H:294:ILE:HA	1:H:375:PHE:CE2	2.18	0.79
1:G:294:ILE:HA	1:G:375:PHE:CE2	2.18	0.79
1:G:294:ILE:HA	1:G:375:PHE:HE2	1.46	0.79
1:D:294:ILE:HA	1:D:375:PHE:CE2	2.18	0.79
1:F:606:THR:CG2	1:F:609:GLU:HG3	2.12	0.79
1:A:88:PHE:CZ	1:A:92:VAL:HG11	2.18	0.79
1:L:620:ILE:HD13	1:L:620:ILE:H	1.46	0.79
1:M:392:GLY:O	1:M:442:ILE:HD12	1.83	0.79
1:I:513:THR:HG22	1:I:516:GLN:HG2	1.64	0.79
1:E:290:ILE:HD13	1:E:312:LYS:CD	2.13	0.79
1:L:294:ILE:HA	1:L:375:PHE:CE2	2.18	0.79
1:A:303:ASP:OD1	1:A:311:SER:HA	1.81	0.79
1:J:59:LEU:HD13	1:J:91:ALA:CB	2.11	0.79
1:J:620:ILE:H	1:J:620:ILE:HD13	1.46	0.79
1:L:6:GLN:HA	1:L:105:ILE:HD11	1.65	0.79
1:L:111:GLN:HG3	1:L:118:PHE:CE2	2.18	0.79
1:G:111:GLN:HG3	1:G:118:PHE:CE2	2.18	0.79
1:M:114:PHE:O	1:M:117:ARG:HG2	1.83	0.79
1:F:392:GLY:O	1:F:442:ILE:HD12	1.83	0.79
1:I:264:GLN:HE21	1:J:224:HIS:HE1	1.30	0.79
1:G:290:ILE:HD13	1:G:312:LYS:CD	2.13	0.79
1:D:305:ILE:HG21	1:D:368:PHE:HZ	1.48	0.79
1:L:292:LEU:HB3	1:L:371:HIS:HE1	1.48	0.79
1:I:290:ILE:HD13	1:I:312:LYS:CD	2.13	0.79
1:M:30:ASP:HB3	1:M:33:LEU:CD1	2.10	0.79
1:E:88:PHE:CZ	1:E:92:VAL:HG11	2.18	0.79
1:D:392:GLY:O	1:D:442:ILE:HD12	1.83	0.79
1:C:6:GLN:HA	1:C:105:ILE:HD11	1.64	0.79
1:E:392:GLY:O	1:E:442:ILE:HD12	1.82	0.79
1:H:88:PHE:CZ	1:H:92:VAL:HG11	2.18	0.79
1:I:114:PHE:O	1:I:117:ARG:HG2	1.83	0.79

Continued on next page...

Continued from previous page...

Atom-1	Atom-2	Interatomic distance (Å)	Clash overlap (Å)
1:D:111:GLN:HG3	1:D:118:PHE:CE2	2.18	0.79
1:C:405:THR:C	1:C:406:LEU:HD12	2.03	0.79
1:C:290:ILE:HD13	1:C:312:LYS:CD	2.13	0.79
1:M:290:ILE:HD13	1:M:312:LYS:CD	2.13	0.79
1:F:305:ILE:HG21	1:F:368:PHE:HZ	1.48	0.79
1:D:290:ILE:HD13	1:D:312:LYS:CD	2.13	0.79
1:A:321:HIS:HD2	1:A:364:ILE:HD13	1.48	0.79
1:C:114:PHE:O	1:C:117:ARG:HG2	1.83	0.78
1:K:69:PHE:HE1	1:K:102:CYS:HG	1.29	0.78
1:L:59:LEU:CD1	1:L:87:MET:HG2	2.13	0.78
1:A:111:GLN:HG3	1:A:118:PHE:CE2	2.18	0.78
1:D:114:PHE:O	1:D:117:ARG:HG2	1.83	0.78
1:I:414:LEU:HB3	1:I:418:ILE:HD12	1.62	0.78
1:H:405:THR:C	1:H:406:LEU:HD12	2.03	0.78
1:J:294:ILE:HA	1:J:375:PHE:CE2	2.18	0.78
1:J:114:PHE:O	1:J:117:ARG:HG2	1.83	0.78
1:C:111:GLN:HG3	1:C:118:PHE:CE2	2.19	0.78
1:C:97:LEU:CD1	1:C:176:VAL:HG12	2.08	0.78
1:K:88:PHE:CZ	1:K:92:VAL:HG11	2.18	0.78
1:E:405:THR:C	1:E:406:LEU:HD12	2.03	0.78
1:H:290:ILE:HD13	1:H:312:LYS:CD	2.13	0.78
1:F:321:HIS:HD2	1:F:364:ILE:HD13	1.48	0.78
1:I:321:HIS:HD2	1:I:364:ILE:HD13	1.48	0.78
1:J:41:ARG:CA	1:J:84:ASN:HB2	2.11	0.78
1:G:110:ILE:HD11	1:G:168:ALA:CA	2.12	0.78
1:E:110:ILE:HD11	1:E:168:ALA:CA	2.12	0.78
1:E:111:GLN:HG3	1:E:118:PHE:CE2	2.18	0.78
1:K:405:THR:C	1:K:406:LEU:HD12	2.03	0.78
1:M:513:THR:HG22	1:M:516:GLN:HG2	1.64	0.78
1:J:321:HIS:HD2	1:J:364:ILE:HD13	1.48	0.78
1:F:462:PRO:CG	1:F:479:LEU:HD23	2.06	0.78
1:L:392:GLY:O	1:L:442:ILE:HD12	1.83	0.78
1:G:114:PHE:O	1:G:117:ARG:HG2	1.83	0.78
1:D:88:PHE:CZ	1:D:92:VAL:HG11	2.18	0.78
1:A:114:PHE:O	1:A:117:ARG:HG2	1.83	0.78
1:F:6:GLN:HA	1:F:105:ILE:HD11	1.64	0.78
1:D:405:THR:C	1:D:406:LEU:HD12	2.03	0.78
1:H:305:ILE:HG21	1:H:368:PHE:HZ	1.48	0.78
1:F:294:ILE:HA	1:F:375:PHE:CE2	2.18	0.78
1:H:111:GLN:HG3	1:H:118:PHE:CE2	2.18	0.78
1:D:620:ILE:H	1:D:620:ILE:HD13	1.46	0.78

Continued on next page...

Continued from previous page...

Atom-1	Atom-2	Interatomic distance (Å)	Clash overlap (Å)
1:L:405:THR:C	1:L:406:LEU:HD12	2.03	0.78
1:E:292:LEU:HB3	1:E:371:HIS:HE1	1.48	0.78
1:G:321:HIS:HD2	1:G:364:ILE:HD13	1.48	0.78
1:M:294:ILE:HA	1:M:375:PHE:CE2	2.18	0.78
1:M:321:HIS:HD2	1:M:364:ILE:HD13	1.48	0.78
1:F:290:ILE:HD13	1:F:312:LYS:CD	2.13	0.78
1:L:290:ILE:HD13	1:L:312:LYS:CD	2.13	0.78
1:A:294:ILE:HA	1:A:375:PHE:CE2	2.18	0.78
1:E:605:ARG:HH22	1:G:38:ILE:HG22	1.48	0.78
1:K:6:GLN:HA	1:K:105:ILE:HD11	1.65	0.78
1:C:59:LEU:CD1	1:C:87:MET:HG2	2.13	0.78
1:A:392:GLY:O	1:A:442:ILE:HD12	1.83	0.78
1:K:59:LEU:CD1	1:K:87:MET:HG2	2.13	0.78
1:F:405:THR:C	1:F:406:LEU:HD12	2.03	0.78
1:L:305:ILE:HG21	1:L:368:PHE:HZ	1.48	0.78
1:A:376:HIS:O	1:A:600:ARG:HD3	1.84	0.78
1:M:376:HIS:O	1:M:600:ARG:HD3	1.84	0.78
1:E:376:HIS:O	1:E:600:ARG:HD3	1.84	0.78
1:G:30:ASP:HB3	1:G:33:LEU:CD1	2.09	0.78
1:J:111:GLN:HG3	1:J:118:PHE:CE2	2.18	0.78
1:K:392:GLY:O	1:K:442:ILE:HD12	1.83	0.78
1:I:405:THR:C	1:I:406:LEU:HD12	2.03	0.78
1:A:504:SER:OG	1:A:506:VAL:HG22	1.84	0.78
1:K:513:THR:HG23	1:K:516:GLN:H	1.48	0.78
1:C:305:ILE:HG21	1:C:368:PHE:HZ	1.48	0.78
1:I:281:TYR:HD2	1:L:287:ASN:HD21	1.32	0.78
1:C:110:ILE:HD11	1:C:168:ALA:CA	2.12	0.78
1:L:88:PHE:CZ	1:L:92:VAL:HG11	2.18	0.78
1:F:59:LEU:CD1	1:F:87:MET:HG2	2.13	0.78
1:I:111:GLN:HG3	1:I:118:PHE:CE2	2.18	0.78
1:D:504:SER:OG	1:D:506:VAL:HG22	1.84	0.78
1:L:376:HIS:O	1:L:600:ARG:HD3	1.84	0.78
1:G:392:GLY:O	1:G:442:ILE:HD12	1.83	0.78
1:K:110:ILE:HD11	1:K:168:ALA:CA	2.12	0.78
1:L:114:PHE:O	1:L:117:ARG:HG2	1.83	0.78
1:F:111:GLN:HG3	1:F:118:PHE:CE2	2.18	0.78
1:E:508:ILE:HG12	1:E:531:CYS:O	1.84	0.78
1:K:504:SER:OG	1:K:506:VAL:HG22	1.84	0.78
1:C:504:SER:OG	1:C:506:VAL:HG22	1.84	0.78
1:M:405:THR:C	1:M:406:LEU:HD12	2.03	0.78
1:J:504:SER:OG	1:J:506:VAL:HG22	1.84	0.78

Continued on next page...

Continued from previous page...

Atom-1	Atom-2	Interatomic distance (Å)	Clash overlap (Å)
1:A:290:ILE:HD13	1:A:312:LYS:CD	2.13	0.78
1:C:376:HIS:O	1:C:600:ARG:HD3	1.84	0.78
1:K:114:PHE:O	1:K:117:ARG:HG2	1.83	0.78
1:M:108:PRO:HB3	1:M:514:PHE:CZ	2.19	0.78
1:F:114:PHE:O	1:F:117:ARG:HG2	1.83	0.78
1:L:321:HIS:HD2	1:L:364:ILE:HD13	1.48	0.78
1:C:577:ALA:O	1:C:581:CYS:HB2	1.84	0.78
1:I:376:HIS:O	1:I:600:ARG:HD3	1.84	0.78
1:H:110:ILE:HD11	1:H:168:ALA:CA	2.12	0.77
1:C:116:ASP:HA	1:C:124:ILE:HD11	1.67	0.77
1:M:513:THR:HG23	1:M:516:GLN:H	1.48	0.77
1:F:376:HIS:O	1:F:600:ARG:HD3	1.84	0.77
1:E:6:GLN:HA	1:E:105:ILE:HD11	1.64	0.77
1:J:110:ILE:HD11	1:J:168:ALA:CA	2.12	0.77
1:D:110:ILE:HD11	1:D:168:ALA:CA	2.12	0.77
1:H:504:SER:OG	1:H:506:VAL:HG22	1.84	0.77
1:G:292:LEU:HB3	1:G:371:HIS:HE1	1.48	0.77
1:M:292:LEU:HB3	1:M:371:HIS:HE1	1.48	0.77
1:I:534:GLY:N	1:I:581:CYS:SG	2.57	0.77
1:I:305:ILE:HG21	1:I:368:PHE:HZ	1.48	0.77
1:H:6:GLN:HA	1:H:105:ILE:HD11	1.65	0.77
1:L:508:ILE:HG12	1:L:531:CYS:O	1.84	0.77
1:M:504:SER:OG	1:M:506:VAL:HG22	1.84	0.77
1:J:172:HIS:CD2	1:J:532:SER:HB3	2.19	0.77
1:A:292:LEU:HB3	1:A:371:HIS:HE1	1.48	0.77
1:E:114:PHE:O	1:E:117:ARG:HG2	1.83	0.77
1:C:321:HIS:HD2	1:C:364:ILE:HD13	1.48	0.77
1:D:321:HIS:HD2	1:D:364:ILE:HD13	1.48	0.77
1:A:305:ILE:HG21	1:A:368:PHE:HZ	1.48	0.77
1:H:376:HIS:O	1:H:600:ARG:HD3	1.84	0.77
1:C:508:ILE:HG12	1:C:531:CYS:O	1.85	0.77
1:F:292:LEU:HB3	1:F:371:HIS:HE1	1.48	0.77
1:J:376:HIS:O	1:J:600:ARG:HD3	1.84	0.77
1:H:114:PHE:O	1:H:117:ARG:HG2	1.83	0.77
1:M:111:GLN:HG3	1:M:118:PHE:CE2	2.18	0.77
1:I:110:ILE:HD11	1:I:168:ALA:CA	2.12	0.77
1:F:504:SER:OG	1:F:506:VAL:HG22	1.84	0.77
1:G:172:HIS:CD2	1:G:532:SER:HB3	2.20	0.77
1:J:305:ILE:HG21	1:J:368:PHE:HZ	1.48	0.77
1:D:292:LEU:HB3	1:D:371:HIS:HE1	1.48	0.77
1:I:88:PHE:CZ	1:I:92:VAL:HG11	2.18	0.77

Continued on next page...

Continued from previous page...

Atom-1	Atom-2	Interatomic distance (Å)	Clash overlap (Å)
1:A:411:LEU:HD23	1:A:429:LYS:HA	1.67	0.77
1:K:376:HIS:O	1:K:600:ARG:HD3	1.84	0.77
1:K:108:PRO:HB3	1:K:514:PHE:CZ	2.19	0.77
1:E:59:LEU:CD1	1:E:87:MET:HG2	2.13	0.77
1:G:405:THR:HG23	1:G:624:PHE:HD1	1.50	0.77
1:M:411:LEU:HD23	1:M:429:LYS:HA	1.67	0.77
1:C:411:LEU:HD23	1:C:429:LYS:HA	1.67	0.77
1:C:172:HIS:CE1	1:C:532:SER:HB3	2.20	0.77
1:D:405:THR:HG21	1:D:543:ARG:O	1.85	0.77
1:F:411:LEU:HD23	1:F:429:LYS:HA	1.67	0.77
1:D:411:LEU:HD23	1:D:429:LYS:HA	1.67	0.77
1:L:411:LEU:HD23	1:L:429:LYS:HA	1.67	0.77
1:J:462:PRO:CG	1:J:479:LEU:HD23	2.06	0.77
1:C:264:GLN:HE21	1:D:224:HIS:HE1	1.30	0.77
1:H:508:ILE:HG12	1:H:531:CYS:O	1.85	0.77
1:F:405:THR:HG21	1:F:543:ARG:O	1.85	0.77
1:A:172:HIS:CE1	1:A:532:SER:HB3	2.20	0.77
1:I:411:LEU:HD23	1:I:429:LYS:HA	1.67	0.77
1:F:118:PHE:HD2	1:F:164:ILE:HG13	1.46	0.77
1:K:405:THR:HG21	1:K:543:ARG:O	1.85	0.77
1:G:305:ILE:HG21	1:G:368:PHE:HZ	1.48	0.77
1:F:192:ARG:NH2	1:F:594:MET:HG3	2.00	0.77
1:L:110:ILE:HD11	1:L:168:ALA:CA	2.12	0.76
1:F:508:ILE:HG12	1:F:531:CYS:O	1.84	0.76
1:E:405:THR:HG21	1:E:543:ARG:O	1.85	0.76
1:G:504:SER:OG	1:G:506:VAL:HG22	1.84	0.76
1:M:405:THR:HG21	1:M:543:ARG:O	1.85	0.76
1:C:292:LEU:HB3	1:C:371:HIS:HE1	1.48	0.76
1:H:411:LEU:HD23	1:H:429:LYS:HA	1.67	0.76
1:K:321:HIS:HD2	1:K:364:ILE:HD13	1.48	0.76
1:G:376:HIS:O	1:G:600:ARG:HD3	1.84	0.76
1:E:321:HIS:HD2	1:E:364:ILE:HD13	1.48	0.76
1:A:414:LEU:HB3	1:A:418:ILE:CD1	2.15	0.76
1:M:414:LEU:HB3	1:M:418:ILE:CD1	2.15	0.76
1:F:405:THR:HG23	1:F:624:PHE:HD1	1.50	0.76
1:I:504:SER:OG	1:I:506:VAL:HG22	1.84	0.76
1:H:192:ARG:NH2	1:H:594:MET:HG3	2.00	0.76
1:G:36:VAL:CG2	1:G:59:LEU:HD21	2.15	0.76
1:E:36:VAL:CG2	1:E:59:LEU:HD21	2.15	0.76
1:D:414:LEU:HB3	1:D:418:ILE:CD1	2.15	0.76
1:A:508:ILE:HG12	1:A:531:CYS:O	1.85	0.76

Continued on next page...

Continued from previous page...

Atom-1	Atom-2	Interatomic distance (Å)	Clash overlap (Å)
1:K:57:THR:HA	1:K:60:TYR:HD2	1.50	0.76
1:I:405:THR:HG21	1:I:543:ARG:O	1.85	0.76
1:E:504:SER:OG	1:E:506:VAL:HG22	1.84	0.76
1:H:172:HIS:CE1	1:H:532:SER:HB3	2.20	0.76
1:A:57:THR:HA	1:A:60:TYR:HD2	1.51	0.76
1:G:109:PRO:HB2	1:G:112:GLU:HB2	1.68	0.76
1:J:414:LEU:HB3	1:J:418:ILE:CD1	2.15	0.76
1:A:405:THR:HG21	1:A:543:ARG:O	1.85	0.76
1:C:192:ARG:NH2	1:C:594:MET:HG3	2.00	0.76
1:I:292:LEU:HB3	1:I:371:HIS:HE1	1.48	0.76
1:A:36:VAL:HG21	1:A:59:LEU:CD1	2.14	0.76
1:I:414:LEU:HB3	1:I:418:ILE:CD1	2.15	0.76
1:H:513:THR:HG23	1:H:516:GLN:H	1.48	0.76
1:D:405:THR:HG23	1:D:624:PHE:HD1	1.50	0.76
1:I:281:TYR:HD2	1:L:287:ASN:ND2	1.84	0.76
1:L:172:HIS:CE1	1:L:532:SER:HB3	2.21	0.76
1:L:192:ARG:NH2	1:L:594:MET:HG3	2.00	0.76
1:E:192:ARG:NH2	1:E:594:MET:HG3	2.00	0.76
1:D:258:LEU:HD13	1:D:330:ASN:HD21	1.51	0.76
1:K:258:LEU:HD13	1:K:330:ASN:HD21	1.51	0.76
1:J:59:LEU:HD13	1:J:88:PHE:HD1	1.50	0.76
1:F:110:ILE:HD11	1:F:168:ALA:CA	2.12	0.76
1:A:405:THR:HG23	1:A:624:PHE:HD1	1.50	0.76
1:J:405:THR:HG21	1:J:543:ARG:O	1.85	0.76
1:I:513:THR:HG23	1:I:516:GLN:H	1.48	0.76
1:M:172:HIS:CD2	1:M:532:SER:HB3	2.20	0.76
1:F:258:LEU:HD13	1:F:330:ASN:HD21	1.51	0.76
1:J:104:GLY:HA2	1:J:525:GLU:HB3	1.66	0.76
1:D:376:HIS:O	1:D:600:ARG:HD3	1.84	0.76
1:G:59:LEU:HD13	1:G:88:PHE:HD1	1.50	0.76
1:C:109:PRO:HB2	1:C:112:GLU:HB2	1.68	0.76
1:D:508:ILE:HG12	1:D:531:CYS:O	1.84	0.76
1:G:414:LEU:HB3	1:G:418:ILE:CD1	2.15	0.76
1:E:405:THR:HG23	1:E:624:PHE:HD1	1.50	0.76
1:L:504:SER:OG	1:L:506:VAL:HG22	1.84	0.76
1:E:7:ALA:HA	1:E:10:MET:CE	2.16	0.76
1:G:192:ARG:NH2	1:G:594:MET:HG3	2.00	0.76
1:J:411:LEU:HD23	1:J:429:LYS:HA	1.67	0.76
1:F:414:LEU:HB3	1:F:418:ILE:CD1	2.15	0.76
1:M:405:THR:HG23	1:M:624:PHE:HD1	1.50	0.76
1:L:7:ALA:HA	1:L:10:MET:CE	2.16	0.76

Continued on next page...

Continued from previous page...

Atom-1	Atom-2	Interatomic distance (Å)	Clash overlap (Å)
1:M:305:ILE:HG21	1:M:368:PHE:HZ	1.48	0.76
1:G:258:LEU:HD13	1:G:330:ASN:HD21	1.51	0.76
1:H:108:PRO:HB3	1:H:514:PHE:CZ	2.19	0.76
1:M:110:ILE:HD11	1:M:168:ALA:CA	2.12	0.76
1:K:414:LEU:HB3	1:K:418:ILE:CD1	2.15	0.76
1:A:116:ASP:HA	1:A:124:ILE:HD11	1.67	0.76
1:H:7:ALA:HA	1:H:10:MET:CE	2.16	0.76
1:D:192:ARG:NH2	1:D:594:MET:HG3	2.00	0.76
1:L:57:THR:HA	1:L:60:TYR:HD2	1.50	0.76
1:J:405:THR:HG23	1:J:624:PHE:CD1	2.21	0.76
1:M:192:ARG:NH2	1:M:594:MET:HG3	2.00	0.76
1:C:258:LEU:HD13	1:C:330:ASN:HD21	1.51	0.76
1:M:59:LEU:HD13	1:M:88:PHE:HD1	1.50	0.75
1:I:528:THR:HG21	1:I:573:VAL:CG2	2.16	0.75
1:C:118:PHE:HD2	1:C:164:ILE:HG13	1.46	0.75
1:E:414:LEU:HB3	1:E:418:ILE:CD1	2.15	0.75
1:H:116:ASP:HA	1:H:124:ILE:HD11	1.67	0.75
1:J:405:THR:HG23	1:J:624:PHE:HD1	1.50	0.75
1:C:405:THR:HG21	1:C:543:ARG:O	1.85	0.75
1:C:405:THR:HG23	1:C:624:PHE:HD1	1.50	0.75
1:L:258:LEU:HD13	1:L:330:ASN:HD21	1.51	0.75
1:J:7:ALA:HA	1:J:10:MET:CE	2.16	0.75
1:H:176:VAL:HG23	1:H:177:TYR:HD1	1.51	0.75
1:L:36:VAL:CG2	1:L:59:LEU:HD21	2.15	0.75
1:D:223:PHE:HB2	1:D:359:ARG:HG2	1.68	0.75
1:C:414:LEU:HB3	1:C:418:ILE:CD1	2.15	0.75
1:H:414:LEU:HB3	1:H:418:ILE:CD1	2.15	0.75
1:H:405:THR:HG23	1:H:624:PHE:CD1	2.22	0.75
1:A:7:ALA:HA	1:A:10:MET:CE	2.16	0.75
1:J:192:ARG:NH2	1:J:594:MET:HG3	2.00	0.75
1:C:176:VAL:HG23	1:C:177:TYR:HD1	1.51	0.75
1:L:109:PRO:HB2	1:L:112:GLU:HB2	1.68	0.75
1:K:223:PHE:HB2	1:K:359:ARG:HG2	1.68	0.75
1:K:405:THR:HG23	1:K:624:PHE:HD1	1.50	0.75
1:K:7:ALA:HA	1:K:10:MET:CE	2.16	0.75
1:G:411:LEU:HD23	1:G:429:LYS:HA	1.67	0.75
1:M:258:LEU:HD13	1:M:330:ASN:HD21	1.51	0.75
1:D:172:HIS:CE1	1:D:532:SER:HB3	2.21	0.75
1:C:20:THR:HG22	1:C:21:ARG:H	1.49	0.75
1:E:109:PRO:HB2	1:E:112:GLU:HB2	1.68	0.75
1:L:414:LEU:HB3	1:L:418:ILE:CD1	2.15	0.75

Continued on next page...

Continued from previous page...

Atom-1	Atom-2	Interatomic distance (Å)	Clash overlap (Å)
1:F:57:THR:HA	1:F:60:TYR:HD2	1.51	0.75
1:G:405:THR:HG21	1:G:543:ARG:O	1.85	0.75
1:I:192:ARG:NH2	1:I:594:MET:HG3	2.00	0.75
1:A:192:ARG:NH2	1:A:594:MET:HG3	2.00	0.75
1:L:176:VAL:HG23	1:L:177:TYR:HD1	1.51	0.75
1:A:118:PHE:HD2	1:A:164:ILE:HG13	1.46	0.75
1:D:36:VAL:CG2	1:D:59:LEU:HD21	2.15	0.75
1:C:57:THR:HA	1:C:60:TYR:HD2	1.50	0.75
1:H:405:THR:HG23	1:H:624:PHE:HD1	1.50	0.75
1:F:7:ALA:HA	1:F:10:MET:CE	2.16	0.75
1:C:172:HIS:CD2	1:C:532:SER:HB3	2.22	0.75
1:A:258:LEU:HD13	1:A:330:ASN:HD21	1.51	0.75
1:H:258:LEU:HD13	1:H:330:ASN:HD21	1.51	0.75
1:E:411:LEU:HD23	1:E:429:LYS:HA	1.67	0.75
1:J:41:ARG:HG3	1:J:42:GLY:N	2.02	0.75
1:C:405:THR:HG23	1:C:624:PHE:CD1	2.22	0.75
1:G:176:VAL:HG23	1:G:177:TYR:HD1	1.51	0.75
1:G:223:PHE:HB2	1:G:359:ARG:HG2	1.68	0.75
1:A:36:VAL:HG21	1:A:59:LEU:HD11	1.68	0.75
1:G:41:ARG:HG3	1:G:42:GLY:N	2.02	0.75
1:G:41:ARG:CA	1:G:84:ASN:HB2	2.11	0.75
1:K:109:PRO:O	1:K:113:VAL:HG13	1.87	0.75
1:M:109:PRO:HB2	1:M:112:GLU:HB2	1.68	0.75
1:J:223:PHE:HB2	1:J:359:ARG:HG2	1.68	0.75
1:D:405:THR:HG23	1:D:624:PHE:CD1	2.22	0.75
1:H:405:THR:HG21	1:H:543:ARG:O	1.85	0.75
1:M:7:ALA:HA	1:M:10:MET:CE	2.16	0.75
1:D:350:THR:O	1:D:353:ARG:HG2	1.87	0.75
1:C:283:VAL:HG12	1:C:289:LYS:HE3	1.67	0.75
1:I:405:THR:HG23	1:I:624:PHE:CD1	2.21	0.75
1:I:405:THR:HG23	1:I:624:PHE:HD1	1.50	0.75
1:M:405:THR:HG23	1:M:624:PHE:CD1	2.21	0.75
1:G:7:ALA:HA	1:G:10:MET:CE	2.16	0.75
1:C:7:ALA:HA	1:C:10:MET:CE	2.16	0.75
1:E:172:HIS:CE1	1:E:532:SER:HB3	2.21	0.75
1:L:350:THR:O	1:L:353:ARG:HG2	1.87	0.75
1:D:57:THR:HA	1:D:60:TYR:HD2	1.50	0.75
1:D:7:ALA:HA	1:D:10:MET:CE	2.16	0.75
1:E:258:LEU:HD13	1:E:330:ASN:HD21	1.51	0.75
1:I:350:THR:O	1:I:353:ARG:HG2	1.87	0.75
1:K:411:LEU:HD23	1:K:429:LYS:HA	1.67	0.75

Continued on next page...

Continued from previous page...

Atom-1	Atom-2	Interatomic distance (Å)	Clash overlap (Å)
1:M:59:LEU:HB3	1:M:91:ALA:CB	2.14	0.74
1:I:100:GLU:HA	1:I:527:SER:CB	2.11	0.74
1:I:608:ALA:HA	1:I:611:LEU:HD13	1.70	0.74
1:D:41:ARG:HG3	1:D:42:GLY:N	2.02	0.74
1:E:405:THR:HG23	1:E:624:PHE:CD1	2.22	0.74
1:L:405:THR:HG23	1:L:624:PHE:HA	1.69	0.74
1:C:38:ILE:CB	1:D:605:ARG:NH2	2.43	0.74
1:K:176:VAL:HG23	1:K:177:TYR:HD1	1.51	0.74
1:H:109:PRO:HB2	1:H:112:GLU:HB2	1.68	0.74
1:A:109:PRO:O	1:A:113:VAL:HG13	1.87	0.74
1:C:120:PRO:O	1:C:123:THR:HG22	1.88	0.74
1:E:405:THR:HG23	1:E:624:PHE:HA	1.69	0.74
1:L:405:THR:HG21	1:L:543:ARG:O	1.85	0.74
1:G:405:THR:HG23	1:G:624:PHE:CD1	2.21	0.74
1:E:109:PRO:O	1:E:113:VAL:HG13	1.87	0.74
1:D:109:PRO:HB2	1:D:112:GLU:HB2	1.67	0.74
1:F:109:PRO:O	1:F:113:VAL:HG13	1.87	0.74
1:E:41:ARG:HG3	1:E:42:GLY:N	2.02	0.74
1:H:405:THR:HG23	1:H:624:PHE:HA	1.70	0.74
1:L:405:THR:HG23	1:L:624:PHE:HD1	1.50	0.74
1:F:172:HIS:CE1	1:F:532:SER:HB3	2.21	0.74
1:M:396:ASN:HB2	1:M:439:THR:HG22	1.70	0.74
1:J:258:LEU:HD13	1:J:330:ASN:HD21	1.51	0.74
1:C:223:PHE:HB2	1:C:359:ARG:HG2	1.68	0.74
1:A:41:ARG:HG3	1:A:42:GLY:N	2.02	0.74
1:J:608:ALA:HA	1:J:611:LEU:HD13	1.69	0.74
1:J:118:PHE:HD2	1:J:164:ILE:HG13	1.46	0.74
1:F:405:THR:HG23	1:F:624:PHE:CD1	2.22	0.74
1:D:405:THR:HG23	1:D:624:PHE:HA	1.70	0.74
1:L:405:THR:HG23	1:L:624:PHE:CD1	2.22	0.74
1:J:176:VAL:HG23	1:J:177:TYR:HD1	1.51	0.74
1:K:172:HIS:CE1	1:K:532:SER:HB3	2.23	0.74
1:F:350:THR:O	1:F:353:ARG:HG2	1.87	0.74
1:G:396:ASN:HB2	1:G:439:THR:HG22	1.70	0.74
1:L:396:ASN:HB2	1:L:439:THR:HG22	1.70	0.74
1:I:223:PHE:HB2	1:I:359:ARG:HG2	1.68	0.74
1:J:109:PRO:HB2	1:J:112:GLU:HB2	1.68	0.74
1:G:608:ALA:HA	1:G:611:LEU:HD13	1.69	0.74
1:F:109:PRO:HB2	1:F:112:GLU:HB2	1.68	0.74
1:I:57:THR:HA	1:I:60:TYR:HD2	1.51	0.74
1:A:405:THR:HG23	1:A:624:PHE:CD1	2.22	0.74

Continued on next page...

Continued from previous page...

Atom-1	Atom-2	Interatomic distance (Å)	Clash overlap (Å)
1:A:305:ILE:O	1:A:305:ILE:HD13	1.88	0.74
1:L:172:HIS:CD2	1:L:532:SER:HB3	2.22	0.74
1:K:350:THR:O	1:K:353:ARG:HG2	1.87	0.74
1:I:396:ASN:HB2	1:I:439:THR:HG22	1.70	0.74
1:I:305:ILE:HD13	1:I:305:ILE:O	1.88	0.74
1:K:109:PRO:HB2	1:K:112:GLU:HB2	1.68	0.74
1:F:36:VAL:CG2	1:F:59:LEU:HD21	2.15	0.74
1:F:608:ALA:HA	1:F:611:LEU:HD13	1.69	0.74
1:A:120:PRO:O	1:A:123:THR:HG22	1.88	0.74
1:E:57:THR:HA	1:E:60:TYR:HD2	1.50	0.74
1:L:166:ILE:HD11	1:L:539:MET:HE2	1.69	0.74
1:E:172:HIS:CD2	1:E:532:SER:HB3	2.23	0.74
1:E:350:THR:O	1:E:353:ARG:HG2	1.87	0.74
1:A:38:ILE:CG1	1:A:55:GLU:CD	2.55	0.74
1:E:608:ALA:HA	1:E:611:LEU:HD13	1.69	0.74
1:I:281:TYR:CD2	1:L:287:ASN:ND2	2.56	0.74
1:H:172:HIS:CD2	1:H:532:SER:HB3	2.22	0.74
1:A:396:ASN:HB2	1:A:439:THR:HG22	1.70	0.74
1:G:350:THR:O	1:G:353:ARG:HG2	1.87	0.74
1:A:350:THR:O	1:A:353:ARG:HG2	1.87	0.74
1:E:396:ASN:HB2	1:E:439:THR:HG22	1.70	0.74
1:M:109:PRO:O	1:M:113:VAL:HG13	1.87	0.74
1:A:17:THR:HG23	1:A:241:VAL:HB	1.69	0.74
1:C:405:THR:HG23	1:C:624:PHE:HA	1.69	0.74
1:M:305:ILE:O	1:M:305:ILE:HD13	1.88	0.74
1:D:172:HIS:CD2	1:D:532:SER:HB3	2.22	0.74
1:I:258:LEU:HD13	1:I:330:ASN:HD21	1.51	0.74
1:H:608:ALA:HA	1:H:611:LEU:HD13	1.69	0.74
1:J:109:PRO:O	1:J:113:VAL:HG13	1.87	0.74
1:H:109:PRO:O	1:H:113:VAL:HG13	1.87	0.74
1:F:36:VAL:HG21	1:F:59:LEU:CD2	2.18	0.74
1:F:41:ARG:HG3	1:F:42:GLY:N	2.02	0.74
1:H:120:PRO:O	1:H:123:THR:HG22	1.88	0.74
1:F:172:HIS:CD2	1:F:532:SER:HB3	2.22	0.74
1:H:350:THR:O	1:H:353:ARG:HG2	1.87	0.74
1:C:350:THR:O	1:C:353:ARG:HG2	1.87	0.74
1:D:396:ASN:HB2	1:D:439:THR:HG22	1.70	0.74
1:H:253:TYR:CE1	1:I:253:TYR:CE2	2.76	0.74
1:C:41:ARG:HG3	1:C:42:GLY:N	2.02	0.74
1:K:41:ARG:HG3	1:K:42:GLY:N	2.02	0.74
1:K:405:THR:HG23	1:K:624:PHE:CD1	2.22	0.74

Continued on next page...

Continued from previous page...

Atom-1	Atom-2	Interatomic distance (Å)	Clash overlap (Å)
1:F:223:PHE:HB2	1:F:359:ARG:HG2	1.68	0.74
1:C:608:ALA:HA	1:C:611:LEU:HD13	1.69	0.73
1:K:172:HIS:CD2	1:K:532:SER:HB3	2.23	0.73
1:J:350:THR:O	1:J:353:ARG:HG2	1.87	0.73
1:G:305:ILE:HD13	1:G:305:ILE:O	1.88	0.73
1:A:172:HIS:CD2	1:A:532:SER:HB3	2.23	0.73
1:M:175:ILE:HG21	1:M:528:THR:HG21	1.70	0.73
1:H:540:LEU:HG	1:H:541:ILE:HD12	1.71	0.73
1:I:540:LEU:HG	1:I:541:ILE:HD12	1.71	0.73
1:A:109:PRO:HB2	1:A:112:GLU:HB2	1.68	0.73
1:L:540:LEU:HG	1:L:541:ILE:HD12	1.71	0.73
1:E:111:GLN:HG2	1:E:164:ILE:HG12	1.70	0.73
1:D:540:LEU:HG	1:D:541:ILE:HD12	1.71	0.73
1:L:405:THR:CG2	1:L:624:PHE:HA	2.19	0.73
1:C:305:ILE:O	1:C:305:ILE:HD13	1.88	0.73
1:I:77:GLU:HA	1:I:80:ARG:NH2	2.03	0.73
1:M:350:THR:O	1:M:353:ARG:HG2	1.87	0.73
1:A:62:ALA:HB1	1:A:75:LEU:HD21	1.69	0.73
1:G:41:ARG:HG3	1:G:42:GLY:H	1.54	0.73
1:C:109:PRO:O	1:C:113:VAL:HG13	1.87	0.73
1:L:41:ARG:HG3	1:L:42:GLY:N	2.02	0.73
1:M:111:GLN:HG2	1:M:164:ILE:HG12	1.70	0.73
1:D:109:PRO:O	1:D:113:VAL:HG13	1.87	0.73
1:A:405:THR:CG2	1:A:624:PHE:HA	2.19	0.73
1:G:7:ALA:HA	1:G:10:MET:HE3	1.70	0.73
1:L:305:ILE:HD13	1:L:305:ILE:O	1.88	0.73
1:A:608:ALA:HA	1:A:611:LEU:HD13	1.70	0.73
1:H:111:GLN:HG2	1:H:164:ILE:HG12	1.70	0.73
1:C:405:THR:CG2	1:C:624:PHE:HA	2.19	0.73
1:H:305:ILE:O	1:H:305:ILE:HD13	1.88	0.73
1:K:608:ALA:HA	1:K:611:LEU:HD13	1.70	0.73
1:M:616:GLY:C	1:M:617:LEU:HD12	2.09	0.73
1:J:616:GLY:C	1:J:617:LEU:HD12	2.09	0.73
1:L:109:PRO:O	1:L:113:VAL:HG13	1.87	0.73
1:F:41:ARG:HG3	1:F:42:GLY:H	1.54	0.73
1:A:111:GLN:HG2	1:A:164:ILE:HG12	1.70	0.73
1:E:36:VAL:HG21	1:E:59:LEU:CD2	2.18	0.73
1:I:264:GLN:HE22	1:J:224:HIS:CE1	2.05	0.73
1:H:57:THR:HA	1:H:60:TYR:HD2	1.50	0.73
1:A:405:THR:HG23	1:A:624:PHE:HA	1.70	0.73
1:G:405:THR:CG2	1:G:624:PHE:HA	2.19	0.73

Continued on next page...

Continued from previous page...

Atom-1	Atom-2	Interatomic distance (Å)	Clash overlap (Å)
1:E:7:ALA:HA	1:E:10:MET:HE3	1.71	0.73
1:K:395:ILE:HG13	1:K:401:ASN:HA	1.71	0.73
1:C:395:ILE:HG13	1:C:401:ASN:HA	1.71	0.73
1:L:41:ARG:HG3	1:L:42:GLY:H	1.54	0.73
1:D:176:VAL:HG23	1:D:177:TYR:HD1	1.51	0.73
1:D:41:ARG:HG3	1:D:42:GLY:H	1.54	0.73
1:D:405:THR:CG2	1:D:624:PHE:HA	2.19	0.73
1:H:405:THR:CG2	1:H:624:PHE:HA	2.19	0.73
1:A:121:ALA:CB	1:A:238:THR:HG23	2.19	0.73
1:F:396:ASN:HB2	1:F:439:THR:HG22	1.70	0.73
1:A:60:TYR:HD1	1:A:91:ALA:O	1.72	0.73
1:A:540:LEU:HG	1:A:541:ILE:HD12	1.71	0.73
1:M:41:ARG:HG3	1:M:42:GLY:N	2.02	0.73
1:I:395:ILE:HG13	1:I:401:ASN:HA	1.71	0.73
1:I:616:GLY:C	1:I:617:LEU:HD12	2.09	0.73
1:G:511:VAL:HG23	1:G:531:CYS:SG	2.29	0.73
1:H:511:VAL:HG23	1:H:531:CYS:SG	2.29	0.73
1:K:405:THR:CG2	1:K:624:PHE:HA	2.19	0.73
1:I:41:ARG:HG3	1:I:42:GLY:N	2.03	0.73
1:K:540:LEU:HG	1:K:541:ILE:HD12	1.71	0.73
1:I:176:VAL:HG23	1:I:177:TYR:HD1	1.51	0.73
1:J:395:ILE:HG13	1:J:401:ASN:HA	1.71	0.73
1:G:395:ILE:HG13	1:G:401:ASN:HA	1.71	0.73
1:L:616:GLY:C	1:L:617:LEU:HD12	2.09	0.73
1:F:511:VAL:HG23	1:F:531:CYS:SG	2.29	0.73
1:E:405:THR:CG2	1:E:624:PHE:HA	2.19	0.73
1:M:405:THR:HG23	1:M:624:PHE:HA	1.70	0.73
1:A:38:ILE:HG12	1:A:55:GLU:CD	2.08	0.73
1:M:41:ARG:HG3	1:M:42:GLY:H	1.54	0.73
1:E:86:GLY:O	1:E:89:VAL:HG12	1.89	0.73
1:J:111:GLN:HG2	1:J:164:ILE:HG12	1.70	0.73
1:G:109:PRO:O	1:G:113:VAL:HG13	1.87	0.73
1:K:41:ARG:HG3	1:K:42:GLY:H	1.54	0.73
1:J:405:THR:CG2	1:J:624:PHE:HA	2.19	0.73
1:M:405:THR:CG2	1:M:624:PHE:HA	2.19	0.73
1:I:121:ALA:CB	1:I:238:THR:HG23	2.19	0.73
1:A:86:GLY:O	1:A:89:VAL:HG12	1.89	0.72
1:A:395:ILE:HG13	1:A:401:ASN:HA	1.71	0.72
1:A:616:GLY:C	1:A:617:LEU:HD12	2.09	0.72
1:G:59:LEU:HB3	1:G:91:ALA:CB	2.14	0.72
1:M:608:ALA:HA	1:M:611:LEU:HD13	1.69	0.72

Continued on next page...

Continued from previous page...

Atom-1	Atom-2	Interatomic distance (Å)	Clash overlap (Å)
1:C:616:GLY:C	1:C:617:LEU:HD12	2.09	0.72
1:G:540:LEU:HG	1:G:541:ILE:HD12	1.71	0.72
1:C:511:VAL:HG23	1:C:531:CYS:SG	2.29	0.72
1:L:511:VAL:HG23	1:L:531:CYS:SG	2.29	0.72
1:G:405:THR:HG23	1:G:624:PHE:HA	1.70	0.72
1:J:36:VAL:CG2	1:J:59:LEU:HD21	2.15	0.72
1:H:86:GLY:O	1:H:89:VAL:HG12	1.89	0.72
1:L:395:ILE:HG13	1:L:401:ASN:HA	1.71	0.72
1:J:511:VAL:HG23	1:J:531:CYS:SG	2.29	0.72
1:D:511:VAL:HG23	1:D:531:CYS:SG	2.29	0.72
1:E:511:VAL:HG23	1:E:531:CYS:SG	2.29	0.72
1:A:511:VAL:HG23	1:A:531:CYS:SG	2.29	0.72
1:E:176:VAL:HG23	1:E:177:TYR:HD1	1.51	0.72
1:C:86:GLY:O	1:C:89:VAL:HG12	1.89	0.72
1:L:86:GLY:O	1:L:89:VAL:HG12	1.89	0.72
1:D:395:ILE:HG13	1:D:401:ASN:HA	1.71	0.72
1:K:405:THR:HG23	1:K:624:PHE:HA	1.70	0.72
1:H:121:ALA:CB	1:H:238:THR:HG23	2.19	0.72
1:J:540:LEU:HG	1:J:541:ILE:HD12	1.71	0.72
1:J:41:ARG:HG3	1:J:42:GLY:H	1.54	0.72
1:A:17:THR:OG1	1:A:241:VAL:HG12	1.89	0.72
1:A:240:LEU:HD23	1:A:241:VAL:H	1.55	0.72
1:F:405:THR:CG2	1:F:624:PHE:HA	2.19	0.72
1:J:305:ILE:O	1:J:305:ILE:HD13	1.88	0.72
1:K:616:GLY:C	1:K:617:LEU:HD12	2.09	0.72
1:L:111:GLN:HG2	1:L:164:ILE:HG12	1.70	0.72
1:D:608:ALA:HA	1:D:611:LEU:HD13	1.70	0.72
1:F:305:ILE:O	1:F:305:ILE:HD13	1.88	0.72
1:C:396:ASN:HB2	1:C:439:THR:HG22	1.70	0.72
1:I:111:GLN:HG2	1:I:164:ILE:HG12	1.70	0.72
1:M:511:VAL:HG23	1:M:531:CYS:SG	2.30	0.72
1:K:511:VAL:HG23	1:K:531:CYS:SG	2.30	0.72
1:F:405:THR:HG23	1:F:624:PHE:HA	1.69	0.72
1:H:616:GLY:C	1:H:617:LEU:HD12	2.09	0.72
1:D:86:GLY:O	1:D:89:VAL:HG12	1.89	0.72
1:H:166:ILE:HG22	1:H:352:LEU:CD1	2.20	0.72
1:M:166:ILE:HD11	1:M:539:MET:HE2	1.72	0.72
1:D:305:ILE:HD13	1:D:305:ILE:O	1.88	0.72
1:I:86:GLY:O	1:I:89:VAL:HG12	1.89	0.72
1:G:563:ASP:OD1	1:G:592:LYS:HD3	1.90	0.72
1:K:396:ASN:HB2	1:K:439:THR:HG22	1.70	0.72

Continued on next page...

Continued from previous page...

Atom-1	Atom-2	Interatomic distance (Å)	Clash overlap (Å)
1:E:540:LEU:HG	1:E:541:ILE:HD12	1.71	0.72
1:K:86:GLY:O	1:K:89:VAL:HG12	1.89	0.72
1:G:616:GLY:C	1:G:617:LEU:HD12	2.09	0.72
1:I:240:LEU:HD23	1:I:241:VAL:H	1.55	0.72
1:J:405:THR:HG23	1:J:624:PHE:HA	1.70	0.72
1:I:405:THR:CG2	1:I:624:PHE:HA	2.19	0.72
1:C:121:ALA:CB	1:C:238:THR:HG23	2.19	0.72
1:G:121:ALA:CB	1:G:238:THR:HG23	2.19	0.72
1:H:396:ASN:HB2	1:H:439:THR:HG22	1.70	0.72
1:J:396:ASN:HB2	1:J:439:THR:HG22	1.70	0.72
1:A:6:GLN:NE2	1:A:106:THR:H	1.88	0.72
1:M:7:ALA:HA	1:M:10:MET:HE3	1.70	0.72
1:D:563:ASP:OD1	1:D:592:LYS:HD3	1.90	0.72
1:E:563:ASP:OD1	1:E:592:LYS:HD3	1.90	0.72
1:M:563:ASP:OD1	1:M:592:LYS:HD3	1.90	0.72
1:E:616:GLY:C	1:E:617:LEU:HD12	2.09	0.72
1:L:608:ALA:HA	1:L:611:LEU:HD13	1.69	0.72
1:F:616:GLY:C	1:F:617:LEU:HD12	2.09	0.72
1:J:166:ILE:HG22	1:J:352:LEU:CD1	2.20	0.72
1:F:395:ILE:HG13	1:F:401:ASN:HA	1.71	0.71
1:F:540:LEU:HG	1:F:541:ILE:HD12	1.71	0.71
1:A:166:ILE:HG22	1:A:352:LEU:CD1	2.20	0.71
1:E:166:ILE:HG22	1:E:352:LEU:CD1	2.20	0.71
1:I:166:ILE:HG22	1:I:352:LEU:CD1	2.20	0.71
1:C:166:ILE:HG22	1:C:352:LEU:CD1	2.20	0.71
1:E:121:ALA:CB	1:E:238:THR:HG23	2.19	0.71
1:A:563:ASP:OD1	1:A:592:LYS:HD3	1.90	0.71
1:D:253:TYR:CD2	1:E:253:TYR:CE1	2.77	0.71
1:M:540:LEU:HG	1:M:541:ILE:HD12	1.71	0.71
1:L:36:VAL:HG21	1:L:59:LEU:CD2	2.18	0.71
1:G:111:GLN:HG2	1:G:164:ILE:HG12	1.70	0.71
1:I:405:THR:HG23	1:I:624:PHE:HA	1.70	0.71
1:J:563:ASP:OD1	1:J:592:LYS:HD3	1.90	0.71
1:H:563:ASP:OD1	1:H:592:LYS:HD3	1.90	0.71
1:C:38:ILE:CG1	1:D:605:ARG:NH2	2.54	0.71
1:J:117:ARG:HG3	1:J:118:PHE:CE1	2.25	0.71
1:G:117:ARG:HG3	1:G:118:PHE:CE1	2.26	0.71
1:G:508:ILE:HG12	1:G:531:CYS:O	1.90	0.71
1:L:166:ILE:HG22	1:L:352:LEU:CD1	2.20	0.71
1:A:59:LEU:HD12	1:A:87:MET:HG2	1.71	0.71
1:H:395:ILE:HG13	1:H:401:ASN:HA	1.71	0.71

Continued on next page...

Continued from previous page...

Atom-1	Atom-2	Interatomic distance (Å)	Clash overlap (Å)
1:C:111:GLN:HG2	1:C:164:ILE:HG12	1.70	0.71
1:E:395:ILE:HG13	1:E:401:ASN:HA	1.71	0.71
1:K:111:GLN:HG2	1:K:164:ILE:HG12	1.70	0.71
1:A:117:ARG:HG3	1:A:118:PHE:CE1	2.25	0.71
1:J:244:LEU:HB3	1:J:341:ASN:ND2	2.05	0.71
1:K:563:ASP:OD1	1:K:592:LYS:HD3	1.90	0.71
1:A:41:ARG:HG3	1:A:42:GLY:H	1.54	0.71
1:M:59:LEU:HD13	1:M:88:PHE:CD1	2.25	0.71
1:G:59:LEU:HD13	1:G:88:PHE:CD1	2.25	0.71
1:M:395:ILE:HG13	1:M:401:ASN:HA	1.71	0.71
1:K:19:LEU:CD2	1:K:80:ARG:HB3	2.21	0.71
1:D:36:VAL:HG21	1:D:59:LEU:CD2	2.18	0.71
1:D:616:GLY:C	1:D:617:LEU:HD12	2.09	0.71
1:D:166:ILE:HG22	1:D:352:LEU:CD1	2.20	0.71
1:M:166:ILE:HG22	1:M:352:LEU:CD1	2.20	0.71
1:I:305:ILE:HG21	1:I:368:PHE:CZ	2.26	0.71
1:D:111:GLN:HG2	1:D:164:ILE:HG12	1.70	0.71
1:F:111:GLN:HG2	1:F:164:ILE:HG12	1.70	0.71
1:F:86:GLY:O	1:F:89:VAL:HG12	1.89	0.71
1:E:41:ARG:HG3	1:E:42:GLY:H	1.54	0.71
1:K:166:ILE:HG22	1:K:352:LEU:CD1	2.20	0.71
1:I:399:THR:O	1:I:402:VAL:HG22	1.91	0.71
1:M:157:LEU:HD21	1:M:212:ARG:HG2	1.73	0.71
1:C:540:LEU:HG	1:C:541:ILE:HD12	1.71	0.71
1:M:176:VAL:HG23	1:M:177:TYR:HD1	1.51	0.71
1:L:563:ASP:OD1	1:L:592:LYS:HD3	1.90	0.71
1:H:117:ARG:HG3	1:H:118:PHE:CE1	2.25	0.71
1:A:399:THR:O	1:A:402:VAL:HG22	1.91	0.71
1:G:19:LEU:HD23	1:G:80:ARG:HB3	1.72	0.71
1:K:118:PHE:HE2	1:K:167:ASN:HB2	1.54	0.71
1:C:116:ASP:HA	1:C:124:ILE:CD1	2.21	0.71
1:F:166:ILE:HG22	1:F:352:LEU:CD1	2.20	0.71
1:E:399:THR:O	1:E:402:VAL:HG22	1.91	0.71
1:M:399:THR:O	1:M:402:VAL:HG22	1.91	0.71
1:L:606:THR:HG22	1:L:609:GLU:HG3	1.73	0.71
1:J:157:LEU:HD21	1:J:212:ARG:HG2	1.73	0.71
1:A:19:LEU:CD2	1:A:80:ARG:HB3	2.21	0.71
1:C:117:ARG:HG3	1:C:118:PHE:CE1	2.25	0.71
1:G:166:ILE:HG22	1:G:352:LEU:CD1	2.20	0.71
1:I:606:THR:HG22	1:I:609:GLU:HG3	1.73	0.71
1:L:175:ILE:HG21	1:L:528:THR:HG21	1.73	0.71

Continued on next page...

Continued from previous page...

Atom-1	Atom-2	Interatomic distance (Å)	Clash overlap (Å)
1:I:563:ASP:OD1	1:I:592:LYS:HD3	1.90	0.71
1:A:176:VAL:HG23	1:A:177:TYR:HD1	1.51	0.70
1:E:19:LEU:CD2	1:E:80:ARG:HB3	2.21	0.70
1:F:176:VAL:HG23	1:F:177:TYR:HD1	1.51	0.70
1:J:395:ILE:CD1	1:J:620:ILE:HG21	2.21	0.70
1:E:442:ILE:CG2	1:E:497:ILE:HB	2.21	0.70
1:F:117:ARG:HG3	1:F:118:PHE:CE1	2.25	0.70
1:C:453:HIS:NE2	1:I:184:THR:HB	2.05	0.70
1:C:399:THR:O	1:C:402:VAL:HG22	1.91	0.70
1:E:175:ILE:HG21	1:E:528:THR:HG21	1.73	0.70
1:L:442:ILE:CG2	1:L:497:ILE:HB	2.22	0.70
1:M:395:ILE:CD1	1:M:620:ILE:HG21	2.21	0.70
1:C:395:ILE:CD1	1:C:620:ILE:HG21	2.22	0.70
1:D:117:ARG:HG3	1:D:118:PHE:CE1	2.25	0.70
1:G:399:THR:O	1:G:402:VAL:HG22	1.91	0.70
1:J:305:ILE:HG21	1:J:368:PHE:CZ	2.26	0.70
1:E:606:THR:HG22	1:E:609:GLU:HG3	1.73	0.70
1:L:305:ILE:HG21	1:L:368:PHE:CZ	2.26	0.70
1:C:129:LYS:HG2	1:C:133:ASN:OD1	1.91	0.70
1:J:59:LEU:HD13	1:J:88:PHE:CD1	2.25	0.70
1:M:117:ARG:HG3	1:M:118:PHE:CE1	2.25	0.70
1:L:395:ILE:CD1	1:L:620:ILE:HG21	2.21	0.70
1:F:395:ILE:CD1	1:F:620:ILE:HG21	2.21	0.70
1:I:117:ARG:HG3	1:I:118:PHE:CE1	2.25	0.70
1:I:442:ILE:CG2	1:I:497:ILE:HB	2.22	0.70
1:A:17:THR:HG21	1:A:241:VAL:HA	1.73	0.70
1:G:606:THR:HG22	1:G:609:GLU:HG3	1.73	0.70
1:K:175:ILE:HG21	1:K:528:THR:HG21	1.73	0.70
1:D:606:THR:HG22	1:D:609:GLU:HG3	1.73	0.70
1:I:129:LYS:HG2	1:I:133:ASN:OD1	1.92	0.70
1:F:129:LYS:HG2	1:F:133:ASN:OD1	1.91	0.70
1:A:36:VAL:HG22	1:A:37:GLY:H	1.57	0.70
1:C:19:LEU:CD2	1:C:80:ARG:HB3	2.21	0.70
1:C:41:ARG:HG3	1:C:42:GLY:H	1.54	0.70
1:A:442:ILE:CG2	1:A:497:ILE:HB	2.22	0.70
1:D:36:VAL:HG22	1:D:37:GLY:H	1.57	0.70
1:F:19:LEU:CD2	1:F:80:ARG:HB3	2.21	0.70
1:M:508:ILE:HG12	1:M:531:CYS:O	1.90	0.70
1:A:116:ASP:HA	1:A:124:ILE:CD1	2.21	0.70
1:F:399:THR:O	1:F:402:VAL:HG22	1.91	0.70
1:K:526:ASP:OD2	1:K:573:VAL:HG23	1.90	0.70

Continued on next page...

Continued from previous page...

Atom-1	Atom-2	Interatomic distance (Å)	Clash overlap (Å)
1:C:442:ILE:CG2	1:C:497:ILE:HB	2.22	0.70
1:L:19:LEU:CD2	1:L:80:ARG:HB3	2.21	0.70
1:J:508:ILE:HG12	1:J:531:CYS:O	1.91	0.70
1:H:399:THR:O	1:H:402:VAL:HG22	1.91	0.70
1:L:399:THR:O	1:L:402:VAL:HG22	1.91	0.70
1:M:305:ILE:HG21	1:M:368:PHE:CZ	2.26	0.70
1:D:129:LYS:HG2	1:D:133:ASN:OD1	1.92	0.70
1:C:157:LEU:HD21	1:C:212:ARG:HG2	1.73	0.70
1:I:395:ILE:CD1	1:I:620:ILE:HG21	2.22	0.70
1:E:395:ILE:CD1	1:E:620:ILE:HG21	2.22	0.70
1:G:395:ILE:CD1	1:G:620:ILE:HG21	2.21	0.70
1:E:129:LYS:HG2	1:E:133:ASN:OD1	1.92	0.70
1:L:157:LEU:HD21	1:L:212:ARG:HG2	1.73	0.70
1:H:253:TYR:CD2	1:I:253:TYR:CE1	2.79	0.70
1:K:395:ILE:CD1	1:K:620:ILE:HG21	2.21	0.70
1:H:395:ILE:CD1	1:H:620:ILE:HG21	2.21	0.70
1:H:442:ILE:CG2	1:H:497:ILE:HB	2.22	0.70
1:D:19:LEU:CD2	1:D:80:ARG:HB3	2.21	0.70
1:F:305:ILE:HG21	1:F:368:PHE:CZ	2.26	0.70
1:A:284:ASP:HB2	1:A:286:ASP:OD1	1.92	0.70
1:D:337:ARG:HA	1:E:151:LEU:HD23	1.73	0.70
1:F:563:ASP:OD1	1:F:592:LYS:HD3	1.90	0.70
1:D:253:TYR:CE1	1:E:253:TYR:CE2	2.80	0.70
1:M:19:LEU:HD23	1:M:80:ARG:HB3	1.72	0.70
1:C:175:ILE:HG21	1:C:528:THR:HG21	1.72	0.70
1:H:237:LEU:O	1:H:245:GLN:HB2	1.92	0.70
1:E:117:ARG:HG3	1:E:118:PHE:CE1	2.25	0.70
1:D:395:ILE:CD1	1:D:620:ILE:HG21	2.21	0.70
1:E:284:ASP:HB2	1:E:286:ASP:OD1	1.92	0.70
1:E:292:LEU:HD22	1:E:300:ILE:HD11	1.73	0.70
1:G:172:HIS:CG	1:G:532:SER:HB3	2.27	0.70
1:E:526:ASP:OD2	1:E:573:VAL:HG23	1.92	0.70
1:J:606:THR:HG22	1:J:609:GLU:HG3	1.73	0.70
1:H:157:LEU:HD21	1:H:212:ARG:HG2	1.73	0.70
1:K:157:LEU:HD21	1:K:212:ARG:HG2	1.73	0.70
1:L:129:LYS:HG2	1:L:133:ASN:OD1	1.91	0.70
1:A:395:ILE:CD1	1:A:620:ILE:HG21	2.21	0.69
1:D:442:ILE:CG2	1:D:497:ILE:HB	2.22	0.69
1:L:117:ARG:HG3	1:L:118:PHE:CE1	2.25	0.69
1:H:116:ASP:HA	1:H:124:ILE:CD1	2.21	0.69
1:K:399:THR:O	1:K:402:VAL:HG22	1.91	0.69

Continued on next page...

Continued from previous page...

Atom-1	Atom-2	Interatomic distance (Å)	Clash overlap (Å)
1:J:172:HIS:CG	1:J:532:SER:HB3	2.26	0.69
1:A:129:LYS:HG2	1:A:133:ASN:OD1	1.92	0.69
1:E:157:LEU:HD21	1:E:212:ARG:HG2	1.73	0.69
1:A:584:ARG:HG2	1:A:585:ASP:N	2.06	0.69
1:G:36:VAL:HG21	1:G:59:LEU:CD2	2.18	0.69
1:A:237:LEU:O	1:A:245:GLN:HB2	1.92	0.69
1:H:60:TYR:CE1	1:H:94:VAL:HG21	2.28	0.69
1:C:284:ASP:HB2	1:C:286:ASP:OD1	1.92	0.69
1:C:305:ILE:HG21	1:C:368:PHE:CZ	2.26	0.69
1:M:284:ASP:HB2	1:M:286:ASP:OD1	1.92	0.69
1:D:253:TYR:CZ	1:E:253:TYR:CE2	2.80	0.69
1:K:237:LEU:O	1:K:245:GLN:HB2	1.92	0.69
1:E:111:GLN:HA	1:E:118:PHE:CD1	2.28	0.69
1:I:60:TYR:CE1	1:I:94:VAL:HG21	2.27	0.69
1:D:399:THR:O	1:D:402:VAL:HG22	1.91	0.69
1:J:399:THR:O	1:J:402:VAL:HG22	1.91	0.69
1:H:305:ILE:HG21	1:H:368:PHE:CZ	2.26	0.69
1:G:290:ILE:HG13	1:G:290:ILE:O	1.93	0.69
1:F:290:ILE:HG13	1:F:290:ILE:O	1.93	0.69
1:D:284:ASP:HB2	1:D:286:ASP:OD1	1.92	0.69
1:J:36:VAL:HG22	1:J:37:GLY:H	1.57	0.69
1:G:442:ILE:CG2	1:G:497:ILE:HB	2.22	0.69
1:D:237:LEU:O	1:D:245:GLN:HB2	1.92	0.69
1:L:111:GLN:HA	1:L:118:PHE:CD1	2.28	0.69
1:M:442:ILE:CG2	1:M:497:ILE:HB	2.22	0.69
1:K:224:HIS:CE1	1:M:264:GLN:HE21	1.96	0.69
1:A:157:LEU:HD21	1:A:212:ARG:HG2	1.73	0.69
1:F:237:LEU:O	1:F:245:GLN:HB2	1.92	0.69
1:A:111:GLN:HA	1:A:118:PHE:CD1	2.28	0.69
1:I:111:GLN:HA	1:I:118:PHE:CD1	2.28	0.69
1:H:115:PRO:CB	1:H:414:LEU:HD22	2.23	0.69
1:E:60:TYR:CE1	1:E:94:VAL:HG21	2.28	0.69
1:E:303:ASP:C	1:E:311:SER:HA	2.11	0.69
1:J:284:ASP:HB2	1:J:286:ASP:OD1	1.92	0.69
1:A:305:ILE:HG21	1:A:368:PHE:CZ	2.26	0.69
1:M:129:LYS:HG2	1:M:133:ASN:OD1	1.91	0.69
1:I:237:LEU:O	1:I:245:GLN:HB2	1.92	0.69
1:L:36:VAL:HG22	1:L:37:GLY:H	1.57	0.69
1:F:442:ILE:CG2	1:F:497:ILE:HB	2.22	0.69
1:D:476:GLN:HB3	1:D:480:PHE:CE2	2.28	0.69
1:I:130:GLU:OE1	1:I:140:ILE:HG23	1.93	0.69

Continued on next page...

Continued from previous page...

Atom-1	Atom-2	Interatomic distance (Å)	Clash overlap (Å)
1:E:166:ILE:HD11	1:E:539:MET:HE2	1.73	0.69
1:C:166:ILE:HD11	1:C:539:MET:HE2	1.74	0.69
1:G:129:LYS:HG2	1:G:133:ASN:OD1	1.92	0.69
1:H:129:LYS:HG2	1:H:133:ASN:OD1	1.92	0.69
1:I:157:LEU:HD21	1:I:212:ARG:HG2	1.73	0.69
1:M:476:GLN:HB3	1:M:480:PHE:CE2	2.28	0.69
1:C:111:GLN:HA	1:C:118:PHE:CD1	2.28	0.69
1:L:6:GLN:NE2	1:L:106:THR:H	1.91	0.69
1:C:476:GLN:HB3	1:C:480:PHE:CE2	2.28	0.69
1:K:6:GLN:NE2	1:K:106:THR:H	1.91	0.69
1:G:237:LEU:O	1:G:245:GLN:HB2	1.92	0.69
1:K:140:ILE:HB	1:K:426:VAL:HG12	1.73	0.69
1:H:130:GLU:OE1	1:H:140:ILE:HG23	1.93	0.69
1:I:115:PRO:CB	1:I:414:LEU:HD22	2.23	0.69
1:F:60:TYR:CE1	1:F:94:VAL:HG21	2.27	0.69
1:K:476:GLN:HB3	1:K:480:PHE:CE2	2.28	0.69
1:M:606:THR:HG22	1:M:609:GLU:HG3	1.73	0.69
1:A:249:ARG:NH2	1:A:356:ILE:HD13	2.07	0.69
1:F:157:LEU:HD21	1:F:212:ARG:HG2	1.73	0.69
1:I:290:ILE:HG13	1:I:290:ILE:O	1.93	0.69
1:M:20:THR:HG22	1:M:21:ARG:N	2.08	0.69
1:I:476:GLN:HB3	1:I:480:PHE:CE2	2.28	0.69
1:J:111:GLN:HA	1:J:118:PHE:CD1	2.28	0.69
1:J:442:ILE:CG2	1:J:497:ILE:HB	2.22	0.69
1:D:20:THR:HG22	1:D:21:ARG:N	2.08	0.69
1:E:130:GLU:OE1	1:E:140:ILE:HG23	1.93	0.69
1:G:130:GLU:OE1	1:G:140:ILE:HG23	1.93	0.69
1:C:130:GLU:OE1	1:C:140:ILE:HG23	1.93	0.69
1:L:60:TYR:CE1	1:L:94:VAL:HG21	2.28	0.69
1:E:301:LEU:HD12	1:E:304:ILE:HD12	1.74	0.69
1:C:249:ARG:NH2	1:C:356:ILE:HD13	2.07	0.69
1:H:249:ARG:NH2	1:H:356:ILE:HD13	2.07	0.69
1:H:284:ASP:HB2	1:H:286:ASP:OD1	1.92	0.69
1:C:606:THR:HG22	1:C:609:GLU:HG3	1.73	0.69
1:L:284:ASP:HB2	1:L:286:ASP:OD1	1.92	0.69
1:D:175:ILE:HG21	1:D:528:THR:HG21	1.73	0.69
1:L:283:VAL:HG12	1:L:289:LYS:HE3	1.75	0.69
1:G:157:LEU:HD21	1:G:212:ARG:HG2	1.73	0.69
1:K:284:ASP:HB2	1:K:286:ASP:OD1	1.92	0.69
1:K:121:ALA:HA	1:K:124:ILE:HD12	1.74	0.69
1:G:283:VAL:HG12	1:G:289:LYS:HE3	1.75	0.69

Continued on next page...

Continued from previous page...

Atom-1	Atom-2	Interatomic distance (Å)	Clash overlap (Å)
1:I:284:ASP:HB2	1:I:286:ASP:OD1	1.92	0.69
1:G:59:LEU:HD22	1:G:88:PHE:CE1	2.28	0.69
1:E:476:GLN:HB3	1:E:480:PHE:CE2	2.28	0.69
1:F:20:THR:HG22	1:F:21:ARG:N	2.08	0.69
1:M:115:PRO:CB	1:M:414:LEU:HD22	2.23	0.69
1:M:172:HIS:CG	1:M:532:SER:HB3	2.27	0.69
1:D:305:ILE:HG21	1:D:368:PHE:CZ	2.26	0.69
1:E:249:ARG:NH2	1:E:356:ILE:HD13	2.08	0.69
1:D:283:VAL:HG12	1:D:289:LYS:HE3	1.75	0.69
1:J:129:LYS:HG2	1:J:133:ASN:OD1	1.92	0.69
1:J:36:VAL:HG21	1:J:59:LEU:CD2	2.18	0.69
1:E:6:GLN:NE2	1:E:106:THR:H	1.90	0.69
1:G:111:GLN:HA	1:G:118:PHE:CD1	2.28	0.69
1:D:111:GLN:HA	1:D:118:PHE:CD1	2.28	0.69
1:D:115:PRO:CB	1:D:414:LEU:HD22	2.23	0.69
1:G:115:PRO:CB	1:G:414:LEU:HD22	2.23	0.69
1:E:308:SER:HB2	1:E:311:SER:H	1.57	0.69
1:H:290:ILE:HG13	1:H:290:ILE:O	1.93	0.69
1:G:305:ILE:HG21	1:G:368:PHE:CZ	2.26	0.69
1:H:43:THR:HG22	1:H:44:LEU:H	1.57	0.69
1:C:561:ASP:HB3	1:I:189:GLU:OE1	1.92	0.69
1:K:20:THR:HG22	1:K:21:ARG:N	2.08	0.68
1:F:408:LYS:HZ2	1:F:408:LYS:HB2	1.58	0.68
1:M:130:GLU:OE1	1:M:140:ILE:HG23	1.93	0.68
1:F:130:GLU:OE1	1:F:140:ILE:HG23	1.93	0.68
1:K:7:ALA:HA	1:K:10:MET:HE3	1.76	0.68
1:C:237:LEU:O	1:C:245:GLN:HB2	1.92	0.68
1:K:442:ILE:CG2	1:K:497:ILE:HB	2.22	0.68
1:M:111:GLN:HA	1:M:118:PHE:CD1	2.28	0.68
1:E:36:VAL:HG22	1:E:37:GLY:H	1.57	0.68
1:A:115:PRO:CB	1:A:414:LEU:HD22	2.23	0.68
1:D:60:TYR:CE1	1:D:94:VAL:HG21	2.28	0.68
1:D:157:LEU:HD21	1:D:212:ARG:HG2	1.73	0.68
1:H:111:GLN:HA	1:H:118:PHE:CD1	2.28	0.68
1:G:476:GLN:HB3	1:G:480:PHE:CE2	2.28	0.68
1:F:476:GLN:HB3	1:F:480:PHE:CE2	2.28	0.68
1:F:115:PRO:CB	1:F:414:LEU:HD22	2.23	0.68
1:J:130:GLU:OE1	1:J:140:ILE:HG23	1.93	0.68
1:J:115:PRO:CB	1:J:414:LEU:HD22	2.23	0.68
1:L:130:GLU:OE1	1:L:140:ILE:HG23	1.93	0.68
1:L:526:ASP:OD2	1:L:573:VAL:HG23	1.92	0.68

Continued on next page...

Continued from previous page...

Atom-1	Atom-2	Interatomic distance (Å)	Clash overlap (Å)
1:H:283:VAL:HG12	1:H:289:LYS:HE3	1.75	0.68
1:I:173:TRP:HE1	1:I:196:LEU:HD21	1.59	0.68
1:F:36:VAL:HG22	1:F:37:GLY:H	1.57	0.68
1:L:476:GLN:HB3	1:L:480:PHE:CE2	2.28	0.68
1:D:461:ALA:HB2	1:D:480:PHE:CE1	2.29	0.68
1:A:130:GLU:OE1	1:A:140:ILE:HG23	1.93	0.68
1:K:60:TYR:CE1	1:K:94:VAL:HG21	2.27	0.68
1:G:173:TRP:HE1	1:G:196:LEU:HD21	1.59	0.68
1:C:149:ASN:OD1	1:G:467:LEU:CD1	2.40	0.68
1:D:526:ASP:OD2	1:D:573:VAL:HG23	1.92	0.68
1:G:36:VAL:HG22	1:G:37:GLY:H	1.57	0.68
1:F:39:LEU:HD23	1:F:84:ASN:CG	2.14	0.68
1:F:111:GLN:HA	1:F:118:PHE:CD1	2.28	0.68
1:C:60:TYR:CE1	1:C:94:VAL:HG21	2.27	0.68
1:K:290:ILE:O	1:K:290:ILE:HG13	1.93	0.68
1:E:290:ILE:HG13	1:E:290:ILE:O	1.93	0.68
1:J:290:ILE:O	1:J:290:ILE:HG13	1.93	0.68
1:A:292:LEU:CD2	1:A:300:ILE:HD11	2.24	0.68
1:A:20:THR:HG22	1:A:21:ARG:N	2.08	0.68
1:M:461:ALA:HB2	1:M:480:PHE:CE1	2.29	0.68
1:M:237:LEU:O	1:M:245:GLN:HB2	1.92	0.68
1:E:237:LEU:O	1:E:245:GLN:HB2	1.92	0.68
1:H:6:GLN:NE2	1:H:106:THR:H	1.91	0.68
1:E:39:LEU:HD23	1:E:84:ASN:CG	2.14	0.68
1:D:130:GLU:OE1	1:D:140:ILE:HG23	1.93	0.68
1:M:292:LEU:CD2	1:M:300:ILE:HD11	2.24	0.68
1:D:249:ARG:NH2	1:D:356:ILE:HD13	2.07	0.68
1:A:395:ILE:HG22	1:A:440:TYR:CD1	2.29	0.68
1:L:237:LEU:O	1:L:245:GLN:HB2	1.92	0.68
1:E:115:PRO:CB	1:E:414:LEU:HD22	2.23	0.68
1:K:115:PRO:CB	1:K:414:LEU:HD22	2.23	0.68
1:C:115:PRO:CB	1:C:414:LEU:HD22	2.23	0.68
1:G:284:ASP:HB2	1:G:286:ASP:OD1	1.92	0.68
1:G:292:LEU:CD2	1:G:300:ILE:HD11	2.24	0.68
1:F:606:THR:HG22	1:F:609:GLU:HG3	1.73	0.68
1:K:249:ARG:NH2	1:K:356:ILE:HD13	2.08	0.68
1:J:59:LEU:HD22	1:J:88:PHE:CE1	2.28	0.68
1:J:476:GLN:HB3	1:J:480:PHE:CE2	2.28	0.68
1:F:395:ILE:HG22	1:F:440:TYR:CD1	2.29	0.68
1:I:283:VAL:HG12	1:I:289:LYS:HE3	1.75	0.68
1:L:290:ILE:O	1:L:290:ILE:HG13	1.93	0.68

Continued on next page...

Continued from previous page...

Atom-1	Atom-2	Interatomic distance (Å)	Clash overlap (Å)
1:L:292:LEU:CD2	1:L:300:ILE:HD11	2.24	0.68
1:A:396:ASN:HB2	1:A:439:THR:CG2	2.24	0.68
1:A:476:GLN:HB3	1:A:480:PHE:CE2	2.28	0.68
1:E:173:TRP:HE1	1:E:196:LEU:HD21	1.59	0.68
1:E:395:ILE:HG22	1:E:440:TYR:CD1	2.29	0.68
1:L:395:ILE:HG22	1:L:440:TYR:CD1	2.29	0.68
1:L:115:PRO:CB	1:L:414:LEU:HD22	2.23	0.68
1:C:396:ASN:HB2	1:C:439:THR:CG2	2.24	0.68
1:J:396:ASN:HB2	1:J:439:THR:CG2	2.24	0.68
1:M:59:LEU:HD22	1:M:88:PHE:CE1	2.28	0.68
1:D:395:ILE:HG22	1:D:440:TYR:CD1	2.29	0.68
1:H:476:GLN:HB3	1:H:480:PHE:CE2	2.28	0.68
1:F:292:LEU:CD2	1:F:300:ILE:HD11	2.24	0.68
1:H:395:ILE:HG22	1:H:440:TYR:CD1	2.29	0.67
1:H:551:PHE:O	1:H:620:ILE:HD13	1.94	0.67
1:J:461:ALA:HB2	1:J:480:PHE:CE1	2.29	0.67
1:I:270:ARG:HD3	1:I:363:PHE:HZ	1.59	0.67
1:G:20:THR:HG22	1:G:21:ARG:N	2.08	0.67
1:L:461:ALA:HB2	1:L:480:PHE:CE1	2.29	0.67
1:F:6:GLN:NE2	1:F:106:THR:H	1.91	0.67
1:J:166:ILE:HD11	1:J:539:MET:HE2	1.75	0.67
1:D:290:ILE:O	1:D:290:ILE:HG13	1.93	0.67
1:I:396:ASN:HB2	1:I:439:THR:CG2	2.24	0.67
1:F:173:TRP:HE1	1:F:196:LEU:HD21	1.59	0.67
1:F:461:ALA:HB2	1:F:480:PHE:CE1	2.29	0.67
1:C:172:HIS:CG	1:C:532:SER:HB3	2.30	0.67
1:D:396:ASN:HB2	1:D:439:THR:CG2	2.24	0.67
1:E:283:VAL:HG12	1:E:289:LYS:HE3	1.75	0.67
1:M:283:VAL:HG12	1:M:289:LYS:HE3	1.75	0.67
1:I:292:LEU:CD2	1:I:300:ILE:HD11	2.24	0.67
1:M:551:PHE:O	1:M:620:ILE:HD13	1.95	0.67
1:C:6:GLN:NE2	1:C:106:THR:H	1.91	0.67
1:E:551:PHE:O	1:E:620:ILE:HD13	1.95	0.67
1:E:393:VAL:CG2	1:E:442:ILE:HD13	2.24	0.67
1:D:6:GLN:NE2	1:D:106:THR:H	1.91	0.67
1:F:551:PHE:O	1:F:620:ILE:HD13	1.95	0.67
1:C:290:ILE:O	1:C:290:ILE:HG13	1.93	0.67
1:J:292:LEU:CD2	1:J:300:ILE:HD11	2.24	0.67
1:J:283:VAL:HG12	1:J:289:LYS:HE3	1.75	0.67
1:C:370:GLU:HA	1:C:373:LYS:HD3	1.77	0.67
1:A:39:LEU:HD23	1:A:84:ASN:CG	2.14	0.67

Continued on next page...

Continued from previous page...

Atom-1	Atom-2	Interatomic distance (Å)	Clash overlap (Å)
1:J:59:LEU:HB3	1:J:91:ALA:CB	2.14	0.67
1:I:461:ALA:HB2	1:I:480:PHE:CE1	2.29	0.67
1:J:395:ILE:HG22	1:J:440:TYR:CD1	2.29	0.67
1:C:461:ALA:HB2	1:C:480:PHE:CE1	2.29	0.67
1:H:173:TRP:HE1	1:H:196:LEU:HD21	1.59	0.67
1:L:39:LEU:HD23	1:L:84:ASN:CG	2.14	0.67
1:D:173:TRP:HE1	1:D:196:LEU:HD21	1.59	0.67
1:D:69:PHE:CE2	1:D:73:ILE:HD11	2.30	0.67
1:D:551:PHE:O	1:D:620:ILE:HD13	1.94	0.67
1:K:461:ALA:HB2	1:K:480:PHE:CE1	2.29	0.67
1:H:461:ALA:HB2	1:H:480:PHE:CE1	2.29	0.67
1:A:606:THR:HG22	1:A:609:GLU:HG3	1.73	0.67
1:M:396:ASN:HB2	1:M:439:THR:CG2	2.24	0.67
1:K:396:ASN:HB2	1:K:439:THR:CG2	2.24	0.67
1:E:398:LYS:HA	1:E:398:LYS:HE2	1.77	0.67
1:L:398:LYS:HE2	1:L:398:LYS:HA	1.77	0.67
1:H:253:TYR:CE2	1:I:253:TYR:CE1	2.82	0.67
1:A:175:ILE:HG21	1:A:528:THR:HG21	1.75	0.67
1:E:96:VAL:HG12	1:E:527:SER:HB3	1.77	0.67
1:C:395:ILE:HG22	1:C:440:TYR:CD1	2.29	0.67
1:D:96:VAL:HG12	1:D:527:SER:HB3	1.77	0.67
1:M:173:TRP:HE1	1:M:196:LEU:HD21	1.58	0.67
1:F:398:LYS:HE2	1:F:398:LYS:HA	1.77	0.67
1:K:370:GLU:HA	1:K:373:LYS:HD3	1.77	0.67
1:M:370:GLU:HA	1:M:373:LYS:HD3	1.77	0.67
1:J:253:TYR:OH	1:K:250:PRO:HG2	1.95	0.67
1:A:461:ALA:HB2	1:A:480:PHE:CE1	2.29	0.67
1:K:395:ILE:HG22	1:K:440:TYR:CD1	2.29	0.67
1:G:69:PHE:CE2	1:G:73:ILE:HD11	2.30	0.67
1:E:69:PHE:CE2	1:E:73:ILE:HD11	2.30	0.67
1:C:173:TRP:HE1	1:C:196:LEU:HD21	1.59	0.67
1:L:173:TRP:HE1	1:L:196:LEU:HD21	1.59	0.67
1:E:461:ALA:HB2	1:E:480:PHE:CE1	2.29	0.67
1:G:395:ILE:HG22	1:G:440:TYR:CD1	2.29	0.67
1:M:290:ILE:O	1:M:290:ILE:HG13	1.93	0.67
1:D:292:LEU:CD2	1:D:300:ILE:HD11	2.24	0.67
1:G:461:ALA:HB2	1:G:480:PHE:CE1	2.29	0.67
1:D:39:LEU:HD23	1:D:84:ASN:CG	2.14	0.67
1:L:396:ASN:HB2	1:L:439:THR:CG2	2.24	0.67
1:H:19:LEU:O	1:H:81:GLN:HA	1.95	0.67
1:I:395:ILE:CG1	1:I:401:ASN:HA	2.25	0.67

Continued on next page...

Continued from previous page...

Atom-1	Atom-2	Interatomic distance (Å)	Clash overlap (Å)
1:I:551:PHE:O	1:I:620:ILE:HD13	1.95	0.67
1:L:235:PRO:CB	1:L:237:LEU:HD23	2.19	0.67
1:D:395:ILE:CG1	1:D:401:ASN:HA	2.25	0.67
1:C:292:LEU:CD2	1:C:300:ILE:HD11	2.24	0.67
1:A:290:ILE:HG13	1:A:290:ILE:O	1.93	0.67
1:F:584:ARG:HG2	1:F:585:ASP:N	2.06	0.67
1:A:59:LEU:HD11	1:A:87:MET:HE3	1.75	0.67
1:M:9:LEU:HD22	1:M:105:ILE:HD12	1.77	0.67
1:M:395:ILE:HG22	1:M:440:TYR:CD1	2.29	0.67
1:A:244:LEU:HD23	1:A:341:ASN:OD1	1.95	0.67
1:H:292:LEU:CD2	1:H:300:ILE:HD11	2.24	0.67
1:H:396:ASN:HB2	1:H:439:THR:CG2	2.24	0.67
1:K:283:VAL:HG12	1:K:289:LYS:HE3	1.75	0.67
1:A:283:VAL:HG12	1:A:289:LYS:HE3	1.75	0.67
1:A:395:ILE:CG1	1:A:401:ASN:HA	2.25	0.66
1:J:69:PHE:CE2	1:J:73:ILE:HD11	2.30	0.66
1:M:69:PHE:CE2	1:M:73:ILE:HD11	2.30	0.66
1:L:96:VAL:HG12	1:L:527:SER:HB3	1.77	0.66
1:K:69:PHE:CE2	1:K:73:ILE:HD11	2.30	0.66
1:L:20:THR:HG22	1:L:21:ARG:N	2.08	0.66
1:M:49:HIS:CE1	1:M:51:ARG:HG2	2.30	0.66
1:K:49:HIS:CE1	1:K:51:ARG:HG2	2.30	0.66
1:I:49:HIS:CE1	1:I:51:ARG:HG2	2.30	0.66
1:F:396:ASN:HB2	1:F:439:THR:CG2	2.24	0.66
1:J:338:PHE:HB3	1:J:340:GLU:HG3	1.77	0.66
1:I:370:GLU:HA	1:I:373:LYS:HD3	1.77	0.66
1:K:551:PHE:O	1:K:620:ILE:HD13	1.95	0.66
1:I:395:ILE:HG22	1:I:440:TYR:CD1	2.29	0.66
1:C:96:VAL:HG12	1:C:527:SER:HB3	1.77	0.66
1:H:69:PHE:CE2	1:H:73:ILE:HD11	2.30	0.66
1:J:173:TRP:HE1	1:J:196:LEU:HD21	1.59	0.66
1:I:41:ARG:HG3	1:I:42:GLY:H	1.58	0.66
1:G:396:ASN:HB2	1:G:439:THR:CG2	2.24	0.66
1:A:499:ARG:HD2	1:A:503:ASP:HB2	1.77	0.66
1:D:370:GLU:HA	1:D:373:LYS:HD3	1.77	0.66
1:H:250:PRO:HB2	1:H:253:TYR:HE1	1.60	0.66
1:I:584:ARG:HG2	1:I:585:ASP:N	2.06	0.66
1:M:541:ILE:HG23	1:M:542:PRO:HD2	1.78	0.66
1:J:551:PHE:O	1:J:620:ILE:HD13	1.95	0.66
1:C:69:PHE:CE2	1:C:73:ILE:HD11	2.30	0.66
1:M:109:PRO:HG2	1:M:112:GLU:OE1	1.96	0.66

Continued on next page...

Continued from previous page...

Atom-1	Atom-2	Interatomic distance (Å)	Clash overlap (Å)
1:L:551:PHE:O	1:L:620:ILE:HD13	1.95	0.66
1:A:166:ILE:HD11	1:A:539:MET:HE2	1.75	0.66
1:F:584:ARG:HD3	1:F:585:ASP:HB3	1.78	0.66
1:A:398:LYS:HA	1:A:398:LYS:HE2	1.76	0.66
1:J:370:GLU:HA	1:J:373:LYS:HD3	1.77	0.66
1:E:584:ARG:HD3	1:E:585:ASP:HB3	1.78	0.66
1:M:499:ARG:HD2	1:M:503:ASP:HB2	1.77	0.66
1:H:541:ILE:HG23	1:H:542:PRO:HD2	1.78	0.66
1:C:551:PHE:O	1:C:620:ILE:HD13	1.95	0.66
1:K:109:PRO:HG2	1:K:112:GLU:OE1	1.96	0.66
1:I:605:ARG:HH22	1:L:38:ILE:HG22	1.60	0.66
1:G:395:ILE:CG1	1:G:401:ASN:HA	2.25	0.66
1:J:49:HIS:CE1	1:J:51:ARG:HG2	2.30	0.66
1:H:172:HIS:CG	1:H:532:SER:HB3	2.30	0.66
1:L:172:HIS:CG	1:L:532:SER:HB3	2.30	0.66
1:H:77:GLU:HA	1:H:80:ARG:HH21	1.61	0.66
1:I:398:LYS:HE2	1:I:398:LYS:HA	1.77	0.66
1:A:36:VAL:CG1	1:A:59:LEU:HD23	2.23	0.66
1:M:395:ILE:CG1	1:M:401:ASN:HA	2.25	0.66
1:J:395:ILE:CG1	1:J:401:ASN:HA	2.25	0.66
1:G:393:VAL:CG2	1:G:442:ILE:HD13	2.24	0.66
1:J:109:PRO:HG2	1:J:112:GLU:OE1	1.96	0.66
1:H:97:LEU:HA	1:H:527:SER:HB3	1.77	0.66
1:C:338:PHE:HB3	1:C:340:GLU:HG3	1.78	0.66
1:A:338:PHE:HB3	1:A:340:GLU:HG3	1.77	0.66
1:G:398:LYS:HA	1:G:398:LYS:HE2	1.77	0.66
1:C:499:ARG:HD2	1:C:503:ASP:HB2	1.77	0.66
1:D:137:GLN:HG3	1:D:424:GLN:HG3	1.78	0.66
1:J:499:ARG:HD2	1:J:503:ASP:HB2	1.77	0.66
1:L:584:ARG:HD3	1:L:585:ASP:HB3	1.78	0.66
1:H:398:LYS:HE2	1:H:398:LYS:HA	1.77	0.66
1:C:398:LYS:HE2	1:C:398:LYS:HA	1.77	0.66
1:I:584:ARG:HD3	1:I:585:ASP:HB3	1.78	0.66
1:L:69:PHE:CE2	1:L:73:ILE:HD11	2.30	0.66
1:G:551:PHE:O	1:G:620:ILE:HD13	1.95	0.66
1:L:541:ILE:HG23	1:L:542:PRO:HD2	1.78	0.66
1:F:69:PHE:CE2	1:F:73:ILE:HD11	2.30	0.66
1:G:530:TYR:HD2	1:G:531:CYS:SG	2.19	0.66
1:D:49:HIS:CE1	1:D:51:ARG:HG2	2.30	0.66
1:F:49:HIS:CE1	1:F:51:ARG:HG2	2.30	0.66
1:E:172:HIS:CG	1:E:532:SER:HB3	2.31	0.66

Continued on next page...

Continued from previous page...

Atom-1	Atom-2	Interatomic distance (Å)	Clash overlap (Å)
1:F:172:HIS:CG	1:F:532:SER:HB3	2.31	0.66
1:K:172:HIS:CG	1:K:532:SER:HB3	2.31	0.66
1:D:398:LYS:HE2	1:D:398:LYS:HA	1.77	0.66
1:K:499:ARG:HD2	1:K:503:ASP:HB2	1.77	0.66
1:D:499:ARG:HD2	1:D:503:ASP:HB2	1.77	0.66
1:H:584:ARG:HD3	1:H:585:ASP:HB3	1.78	0.66
1:I:393:VAL:CG2	1:I:442:ILE:HD13	2.24	0.66
1:E:396:ASN:HB2	1:E:439:THR:CG2	2.24	0.66
1:H:137:GLN:HG3	1:H:424:GLN:HG3	1.78	0.66
1:L:499:ARG:HD2	1:L:503:ASP:HB2	1.77	0.66
1:G:584:ARG:HG2	1:G:585:ASP:N	2.06	0.66
1:A:173:TRP:HE1	1:A:196:LEU:HD21	1.58	0.66
1:A:551:PHE:O	1:A:620:ILE:HD13	1.95	0.66
1:I:541:ILE:HG23	1:I:542:PRO:HD2	1.78	0.66
1:L:393:VAL:CG2	1:L:442:ILE:HD13	2.24	0.66
1:J:110:ILE:HG13	1:J:111:GLN:N	2.11	0.66
1:C:541:ILE:HG23	1:C:542:PRO:HD2	1.78	0.66
1:K:96:VAL:HG12	1:K:527:SER:HB3	1.77	0.66
1:E:110:ILE:HG13	1:E:111:GLN:N	2.11	0.66
1:F:395:ILE:CG1	1:F:401:ASN:HA	2.25	0.66
1:M:530:TYR:HD2	1:M:531:CYS:SG	2.19	0.66
1:F:530:TYR:HD2	1:F:531:CYS:SG	2.19	0.66
1:H:49:HIS:CE1	1:H:51:ARG:HG2	2.30	0.66
1:A:53:LEU:HB3	1:A:180:THR:HG21	1.77	0.66
1:A:49:HIS:CE1	1:A:51:ARG:HG2	2.30	0.66
1:A:526:ASP:OD2	1:A:573:VAL:HG23	1.95	0.66
1:J:137:GLN:HG3	1:J:424:GLN:HG3	1.78	0.66
1:M:584:ARG:HD3	1:M:585:ASP:HB3	1.78	0.66
1:A:36:VAL:CG2	1:A:59:LEU:CD2	2.58	0.66
1:K:395:ILE:CG1	1:K:401:ASN:HA	2.25	0.66
1:L:395:ILE:CG1	1:L:401:ASN:HA	2.25	0.66
1:D:541:ILE:HG23	1:D:542:PRO:HD2	1.78	0.66
1:I:244:LEU:HD23	1:I:341:ASN:OD1	1.95	0.66
1:E:49:HIS:CE1	1:E:51:ARG:HG2	2.30	0.66
1:I:69:PHE:CE2	1:I:73:ILE:HD11	2.30	0.66
1:K:398:LYS:HE2	1:K:398:LYS:HA	1.77	0.66
1:M:137:GLN:HG3	1:M:424:GLN:HG3	1.78	0.66
1:L:370:GLU:HA	1:L:373:LYS:HD3	1.77	0.66
1:D:253:TYR:CG	1:E:253:TYR:CE1	2.84	0.66
1:H:235:PRO:CB	1:H:237:LEU:HD23	2.19	0.66
1:E:109:PRO:HG2	1:E:112:GLU:OE1	1.96	0.66

Continued on next page...

Continued from previous page...

Atom-1	Atom-2	Interatomic distance (Å)	Clash overlap (Å)
1:C:530:TYR:HD2	1:C:531:CYS:SG	2.19	0.66
1:C:49:HIS:CE1	1:C:51:ARG:HG2	2.30	0.66
1:J:398:LYS:HA	1:J:398:LYS:HE2	1.77	0.66
1:A:137:GLN:HG3	1:A:424:GLN:HG3	1.78	0.66
1:G:370:GLU:HA	1:G:373:LYS:HD3	1.77	0.66
1:C:137:GLN:HG3	1:C:424:GLN:HG3	1.78	0.66
1:L:99:ARG:NH1	1:L:102:CYS:SG	2.69	0.65
1:G:403:ILE:CG2	1:G:622:ILE:HG12	2.27	0.65
1:D:109:PRO:HG2	1:D:112:GLU:OE1	1.96	0.65
1:E:20:THR:HG22	1:E:21:ARG:N	2.08	0.65
1:E:530:TYR:HD2	1:E:531:CYS:SG	2.19	0.65
1:L:530:TYR:HD2	1:L:531:CYS:SG	2.19	0.65
1:E:292:LEU:HA	1:E:300:ILE:CD1	2.26	0.65
1:I:121:ALA:HA	1:I:124:ILE:HD12	1.78	0.65
1:L:49:HIS:CE1	1:L:51:ARG:HG2	2.30	0.65
1:D:172:HIS:CG	1:D:532:SER:HB3	2.30	0.65
1:J:584:ARG:HG2	1:J:585:ASP:N	2.06	0.65
1:K:584:ARG:HD3	1:K:585:ASP:HB3	1.78	0.65
1:F:370:GLU:HA	1:F:373:LYS:HD3	1.77	0.65
1:A:99:ARG:NH1	1:A:102:CYS:SG	2.69	0.65
1:C:395:ILE:CG1	1:C:401:ASN:HA	2.25	0.65
1:L:38:ILE:HG13	1:L:39:LEU:N	2.12	0.65
1:F:60:TYR:CD1	1:F:94:VAL:HB	2.31	0.65
1:I:6:GLN:NE2	1:I:105:ILE:HA	2.12	0.65
1:E:370:GLU:HA	1:E:373:LYS:HD3	1.77	0.65
1:D:584:ARG:HD3	1:D:585:ASP:HB3	1.78	0.65
1:H:370:GLU:HA	1:H:373:LYS:HD3	1.77	0.65
1:A:403:ILE:CG2	1:A:622:ILE:HG12	2.27	0.65
1:H:395:ILE:CG1	1:H:401:ASN:HA	2.25	0.65
1:C:393:VAL:CG2	1:C:442:ILE:HD13	2.24	0.65
1:E:235:PRO:CB	1:E:237:LEU:HD23	2.19	0.65
1:C:99:ARG:NH1	1:C:102:CYS:SG	2.69	0.65
1:E:403:ILE:CG2	1:E:622:ILE:HG12	2.27	0.65
1:G:110:ILE:HG13	1:G:111:GLN:N	2.11	0.65
1:M:110:ILE:HG13	1:M:111:GLN:N	2.11	0.65
1:L:403:ILE:CG2	1:L:622:ILE:HG12	2.27	0.65
1:F:403:ILE:CG2	1:F:622:ILE:HG12	2.27	0.65
1:F:405:THR:OG1	1:F:433:LEU:HD11	1.97	0.65
1:H:60:TYR:CD1	1:H:94:VAL:HB	2.31	0.65
1:G:258:LEU:CD1	1:G:330:ASN:HD21	2.10	0.65
1:E:584:ARG:HG2	1:E:585:ASP:N	2.06	0.65

Continued on next page...

Continued from previous page...

Atom-1	Atom-2	Interatomic distance (Å)	Clash overlap (Å)
1:I:499:ARG:HD2	1:I:503:ASP:HB2	1.77	0.65
1:G:9:LEU:HD22	1:G:105:ILE:HD12	1.78	0.65
1:E:99:ARG:NH1	1:E:102:CYS:SG	2.69	0.65
1:J:403:ILE:CG2	1:J:622:ILE:HG12	2.27	0.65
1:H:393:VAL:CG2	1:H:442:ILE:HD13	2.24	0.65
1:H:99:ARG:NH1	1:H:102:CYS:SG	2.69	0.65
1:A:109:PRO:HG2	1:A:112:GLU:OE1	1.96	0.65
1:A:530:TYR:HD2	1:A:531:CYS:SG	2.19	0.65
1:K:60:TYR:CD1	1:K:94:VAL:HB	2.31	0.65
1:J:405:THR:OG1	1:J:433:LEU:HD11	1.96	0.65
1:I:166:ILE:HG22	1:I:352:LEU:HD12	1.78	0.65
1:A:541:ILE:HG23	1:A:542:PRO:HD2	1.78	0.65
1:K:403:ILE:CG2	1:K:622:ILE:HG12	2.27	0.65
1:M:407:ILE:HD13	1:M:408:LYS:N	2.12	0.65
1:A:337:ARG:HB2	1:C:151:LEU:HB2	1.78	0.65
1:D:99:ARG:NH1	1:D:102:CYS:SG	2.69	0.65
1:D:403:ILE:CG2	1:D:622:ILE:HG12	2.27	0.65
1:F:109:PRO:HG2	1:F:112:GLU:OE1	1.96	0.65
1:J:530:TYR:HD2	1:J:531:CYS:SG	2.19	0.65
1:D:60:TYR:CD1	1:D:94:VAL:HB	2.31	0.65
1:H:405:THR:OG1	1:H:433:LEU:HD11	1.97	0.65
1:G:405:THR:OG1	1:G:433:LEU:HD11	1.96	0.65
1:E:338:PHE:HB3	1:E:340:GLU:HG3	1.77	0.65
1:H:584:ARG:HG2	1:H:585:ASP:N	2.06	0.65
1:G:584:ARG:HD3	1:G:585:ASP:HB3	1.78	0.65
1:A:96:VAL:HG12	1:A:527:SER:HB3	1.77	0.65
1:C:403:ILE:CG2	1:C:622:ILE:HG12	2.26	0.65
1:E:395:ILE:CG1	1:E:401:ASN:HA	2.25	0.65
1:L:36:VAL:HG22	1:L:37:GLY:N	2.12	0.65
1:F:99:ARG:NH1	1:F:102:CYS:SG	2.69	0.65
1:E:60:TYR:CD1	1:E:94:VAL:HB	2.31	0.65
1:E:405:THR:OG1	1:E:433:LEU:HD11	1.97	0.65
1:C:405:THR:OG1	1:C:433:LEU:HD11	1.97	0.65
1:G:49:HIS:CE1	1:G:51:ARG:HG2	2.30	0.65
1:D:338:PHE:HB3	1:D:340:GLU:HG3	1.77	0.65
1:C:258:LEU:CD1	1:C:330:ASN:HD21	2.10	0.65
1:J:584:ARG:HD3	1:J:585:ASP:HB3	1.78	0.65
1:F:499:ARG:HD2	1:F:503:ASP:HB2	1.77	0.65
1:E:19:LEU:HD22	1:E:80:ARG:CD	2.27	0.65
1:K:99:ARG:NH1	1:K:102:CYS:SG	2.69	0.65
1:G:541:ILE:HG23	1:G:542:PRO:HD2	1.78	0.65

Continued on next page...

Continued from previous page...

Atom-1	Atom-2	Interatomic distance (Å)	Clash overlap (Å)
1:A:110:ILE:HG13	1:A:111:GLN:N	2.11	0.65
1:F:166:ILE:HG22	1:F:352:LEU:HD12	1.78	0.65
1:I:405:THR:OG1	1:I:433:LEU:HD11	1.97	0.65
1:E:258:LEU:CD1	1:E:330:ASN:HD21	2.10	0.65
1:M:398:LYS:HE2	1:M:398:LYS:HA	1.77	0.65
1:I:338:PHE:HB3	1:I:340:GLU:HG3	1.77	0.65
1:C:109:PRO:HG2	1:C:112:GLU:OE1	1.96	0.65
1:L:109:PRO:HG2	1:L:112:GLU:OE1	1.96	0.65
1:L:110:ILE:HG13	1:L:111:GLN:N	2.11	0.65
1:F:36:VAL:HG22	1:F:37:GLY:N	2.12	0.65
1:D:38:ILE:HG13	1:D:39:LEU:N	2.12	0.65
1:D:110:ILE:HG13	1:D:111:GLN:N	2.11	0.65
1:L:60:TYR:CD1	1:L:94:VAL:HB	2.31	0.65
1:C:60:TYR:CD1	1:C:94:VAL:HB	2.31	0.65
1:I:60:TYR:CD1	1:I:94:VAL:HB	2.31	0.65
1:C:584:ARG:HD3	1:C:585:ASP:HB2	1.78	0.65
1:H:403:ILE:CG2	1:H:622:ILE:HG12	2.27	0.65
1:G:407:ILE:HD13	1:G:408:LYS:N	2.12	0.65
1:I:407:ILE:HD13	1:I:408:LYS:N	2.12	0.65
1:D:530:TYR:HD2	1:D:531:CYS:SG	2.19	0.65
1:L:166:ILE:HG22	1:L:352:LEU:HD12	1.79	0.65
1:M:405:THR:OG1	1:M:433:LEU:HD11	1.97	0.65
1:G:166:ILE:HG22	1:G:352:LEU:HD12	1.78	0.65
1:E:282:ILE:HG12	1:E:290:ILE:CG1	2.27	0.65
1:D:282:ILE:HG12	1:D:290:ILE:CG1	2.27	0.65
1:M:584:ARG:HG2	1:M:585:ASP:N	2.06	0.65
1:A:370:GLU:HA	1:A:373:LYS:HD3	1.77	0.65
1:L:137:GLN:HG3	1:L:424:GLN:HG3	1.78	0.65
1:I:103:LYS:HD3	1:I:526:ASP:HB2	1.79	0.65
1:I:103:LYS:HD2	1:I:528:THR:HG23	1.79	0.65
1:K:467:LEU:HD12	1:L:151:LEU:HA	1.79	0.65
1:A:605:ARG:NH2	1:E:38:ILE:CG2	2.60	0.65
1:K:166:ILE:HG22	1:K:352:LEU:HD12	1.79	0.65
1:M:321:HIS:HD2	1:M:364:ILE:CD1	2.10	0.65
1:K:321:HIS:HD2	1:K:364:ILE:CD1	2.10	0.65
1:J:38:ILE:HG13	1:J:39:LEU:N	2.12	0.65
1:I:321:HIS:HD2	1:I:364:ILE:CD1	2.10	0.64
1:G:38:ILE:HG13	1:G:39:LEU:N	2.12	0.64
1:E:541:ILE:HG23	1:E:542:PRO:HD2	1.77	0.64
1:H:109:PRO:HG2	1:H:112:GLU:OE1	1.96	0.64
1:G:235:PRO:CB	1:G:237:LEU:HD23	2.19	0.64

Continued on next page...

Continued from previous page...

Atom-1	Atom-2	Interatomic distance (Å)	Clash overlap (Å)
1:A:111:GLN:CG	1:A:164:ILE:HD11	2.28	0.64
1:F:110:ILE:HG13	1:F:111:GLN:N	2.11	0.64
1:K:530:TYR:HD2	1:K:531:CYS:SG	2.19	0.64
1:J:166:ILE:HG22	1:J:352:LEU:HD12	1.78	0.64
1:H:321:HIS:HD2	1:H:364:ILE:CD1	2.10	0.64
1:G:282:ILE:HG12	1:G:290:ILE:CG1	2.28	0.64
1:A:361:HIS:HA	1:A:364:ILE:HG12	1.80	0.64
1:G:137:GLN:HG3	1:G:424:GLN:HG3	1.78	0.64
1:K:130:GLU:HA	1:K:133:ASN:HB2	1.79	0.64
1:H:105:ILE:O	1:H:527:SER:HA	1.96	0.64
1:D:36:VAL:HG22	1:D:37:GLY:N	2.12	0.64
1:D:166:ILE:HG22	1:D:352:LEU:HD12	1.79	0.64
1:D:321:HIS:HD2	1:D:364:ILE:CD1	2.10	0.64
1:A:321:HIS:HD2	1:A:364:ILE:CD1	2.10	0.64
1:A:584:ARG:HD3	1:A:585:ASP:HB3	1.78	0.64
1:E:499:ARG:HD2	1:E:503:ASP:HB2	1.77	0.64
1:E:137:GLN:HG3	1:E:424:GLN:HG3	1.78	0.64
1:F:137:GLN:HG3	1:F:424:GLN:HG3	1.78	0.64
1:J:541:ILE:HG23	1:J:542:PRO:HD2	1.78	0.64
1:K:407:ILE:HD13	1:K:408:LYS:N	2.12	0.64
1:K:110:ILE:HG13	1:K:111:GLN:N	2.11	0.64
1:G:109:PRO:HG2	1:G:112:GLU:OE1	1.96	0.64
1:C:605:ARG:HH22	1:F:38:ILE:HG22	1.62	0.64
1:I:110:ILE:HG13	1:I:111:GLN:N	2.11	0.64
1:D:405:THR:OG1	1:D:433:LEU:HD11	1.97	0.64
1:J:282:ILE:HG12	1:J:290:ILE:CG1	2.28	0.64
1:K:258:LEU:CD1	1:K:330:ASN:HD21	2.10	0.64
1:I:361:HIS:HA	1:I:364:ILE:HG12	1.79	0.64
1:G:36:VAL:HG22	1:G:37:GLY:N	2.12	0.64
1:M:393:VAL:CG2	1:M:442:ILE:HD13	2.24	0.64
1:K:405:THR:OG1	1:K:433:LEU:HD11	1.97	0.64
1:L:405:THR:OG1	1:L:433:LEU:HD11	1.97	0.64
1:C:321:HIS:HD2	1:C:364:ILE:CD1	2.10	0.64
1:E:321:HIS:HD2	1:E:364:ILE:CD1	2.10	0.64
1:H:499:ARG:HD2	1:H:503:ASP:HB2	1.77	0.64
1:I:137:GLN:HG3	1:I:424:GLN:HG3	1.78	0.64
1:G:499:ARG:HD2	1:G:503:ASP:HB2	1.77	0.64
1:I:282:ILE:HG12	1:I:290:ILE:CG1	2.27	0.64
1:M:403:ILE:CG2	1:M:622:ILE:HG12	2.27	0.64
1:H:111:GLN:CG	1:H:164:ILE:HD11	2.28	0.64
1:L:111:GLN:CG	1:L:164:ILE:HD11	2.28	0.64

Continued on next page...

Continued from previous page...

Atom-1	Atom-2	Interatomic distance (Å)	Clash overlap (Å)
1:E:166:ILE:HG22	1:E:352:LEU:HD12	1.78	0.64
1:C:166:ILE:HG22	1:C:352:LEU:HD12	1.79	0.64
1:H:282:ILE:HG12	1:H:290:ILE:CG1	2.28	0.64
1:G:361:HIS:HA	1:G:364:ILE:HG12	1.79	0.64
1:M:292:LEU:HD22	1:M:300:ILE:HD11	1.80	0.64
1:K:541:ILE:HG23	1:K:542:PRO:HD2	1.78	0.64
1:C:110:ILE:HG13	1:C:111:GLN:N	2.11	0.64
1:C:407:ILE:HD13	1:C:408:LYS:N	2.12	0.64
1:F:407:ILE:HD13	1:F:408:LYS:N	2.12	0.64
1:K:282:ILE:HG12	1:K:290:ILE:CG1	2.27	0.64
1:L:7:ALA:HA	1:L:10:MET:HE2	1.78	0.64
1:H:361:HIS:HA	1:H:364:ILE:HG12	1.80	0.64
1:E:369:GLN:HG3	1:E:478:ARG:HH21	1.63	0.64
1:I:403:ILE:CG2	1:I:622:ILE:HG12	2.27	0.64
1:H:110:ILE:HG13	1:H:111:GLN:N	2.11	0.64
1:M:282:ILE:HG12	1:M:290:ILE:CG1	2.28	0.64
1:F:258:LEU:CD1	1:F:330:ASN:HD21	2.10	0.64
1:A:407:ILE:HD13	1:A:408:LYS:N	2.12	0.64
1:G:111:GLN:CG	1:G:164:ILE:HD11	2.28	0.64
1:M:111:GLN:CG	1:M:164:ILE:HD11	2.28	0.64
1:E:36:VAL:HG22	1:E:37:GLY:N	2.12	0.64
1:C:122:GLU:O	1:C:126:ARG:HG3	1.98	0.64
1:H:166:ILE:HG22	1:H:352:LEU:HD12	1.78	0.64
1:J:292:LEU:HD22	1:J:300:ILE:HD11	1.80	0.64
1:J:361:HIS:HA	1:J:364:ILE:HG12	1.80	0.64
1:J:258:LEU:CD1	1:J:330:ASN:HD21	2.10	0.64
1:L:167:ASN:HB3	1:L:349:SER:O	1.98	0.64
1:A:250:PRO:HB2	1:C:253:TYR:OH	1.97	0.64
1:A:38:ILE:HG13	1:A:39:LEU:N	2.12	0.64
1:F:541:ILE:HG23	1:F:542:PRO:HD2	1.78	0.64
1:H:292:LEU:HD22	1:H:300:ILE:HD11	1.80	0.64
1:L:282:ILE:HG12	1:L:290:ILE:CG1	2.28	0.64
1:L:292:LEU:HD22	1:L:300:ILE:HD11	1.80	0.64
1:L:258:LEU:CD1	1:L:330:ASN:HD21	2.10	0.64
1:H:258:LEU:CD1	1:H:330:ASN:HD21	2.10	0.64
1:J:369:GLN:HG3	1:J:478:ARG:HH21	1.63	0.64
1:H:167:ASN:HB3	1:H:349:SER:O	1.98	0.64
1:H:407:ILE:HD13	1:H:408:LYS:N	2.12	0.64
1:L:407:ILE:HD13	1:L:408:LYS:N	2.12	0.64
1:E:407:ILE:HD13	1:E:408:LYS:N	2.12	0.64
1:D:19:LEU:HD22	1:D:80:ARG:CD	2.27	0.64

Continued on next page...

Continued from previous page...

Atom-1	Atom-2	Interatomic distance (Å)	Clash overlap (Å)
1:D:111:GLN:CG	1:D:164:ILE:HD11	2.28	0.64
1:M:166:ILE:HG22	1:M:352:LEU:HD12	1.78	0.64
1:C:292:LEU:HD22	1:C:300:ILE:HD11	1.80	0.64
1:D:292:LEU:HD22	1:D:300:ILE:HD11	1.80	0.64
1:A:258:LEU:CD1	1:A:330:ASN:HD21	2.10	0.64
1:I:258:LEU:CD1	1:I:330:ASN:HD21	2.10	0.64
1:A:122:GLU:O	1:A:126:ARG:HG3	1.98	0.64
1:I:167:ASN:HB3	1:I:349:SER:O	1.98	0.64
1:J:36:VAL:HG22	1:J:37:GLY:N	2.12	0.63
1:E:77:GLU:HA	1:E:80:ARG:HH21	1.64	0.63
1:A:166:ILE:HG22	1:A:352:LEU:HD12	1.79	0.63
1:F:282:ILE:HG12	1:F:290:ILE:CG1	2.27	0.63
1:M:258:LEU:CD1	1:M:330:ASN:HD21	2.10	0.63
1:G:369:GLN:HG3	1:G:478:ARG:HH21	1.63	0.63
1:K:584:ARG:HG2	1:K:585:ASP:N	2.06	0.63
1:H:122:GLU:O	1:H:126:ARG:HG3	1.98	0.63
1:F:167:ASN:HB3	1:F:349:SER:O	1.98	0.63
1:F:31:GLU:O	1:F:34:LYS:HG2	1.99	0.63
1:K:505:SER:O	1:K:577:ALA:HA	1.98	0.63
1:E:173:TRP:CZ2	1:E:196:LEU:HD23	2.34	0.63
1:D:407:ILE:HD13	1:D:408:LYS:N	2.12	0.63
1:A:467:LEU:HD23	1:A:470:LYS:HE3	1.80	0.63
1:E:38:ILE:HG13	1:E:39:LEU:N	2.12	0.63
1:C:240:LEU:HD22	1:C:418:ILE:HG22	1.80	0.63
1:G:321:HIS:HD2	1:G:364:ILE:CD1	2.10	0.63
1:A:31:GLU:O	1:A:34:LYS:HG2	1.98	0.63
1:C:167:ASN:HB3	1:C:349:SER:O	1.98	0.63
1:K:167:ASN:HB3	1:K:349:SER:O	1.98	0.63
1:K:433:LEU:O	1:K:538:HIS:HB2	1.99	0.63
1:A:433:LEU:O	1:A:538:HIS:HB2	1.99	0.63
1:G:173:TRP:CZ2	1:G:196:LEU:HD23	2.34	0.63
1:G:121:ALA:HA	1:G:124:ILE:HD12	1.80	0.63
1:F:292:LEU:HD22	1:F:300:ILE:HD11	1.80	0.63
1:K:369:GLN:HG3	1:K:478:ARG:HH21	1.63	0.63
1:H:369:GLN:HG3	1:H:478:ARG:HH21	1.63	0.63
1:I:292:LEU:HD22	1:I:300:ILE:HD11	1.80	0.63
1:A:173:TRP:CZ2	1:A:196:LEU:HD23	2.34	0.63
1:A:36:VAL:HG22	1:A:37:GLY:N	2.12	0.63
1:D:393:VAL:CG2	1:D:442:ILE:HD13	2.24	0.63
1:C:173:TRP:CZ2	1:C:196:LEU:HD23	2.34	0.63
1:C:77:GLU:HA	1:C:80:ARG:HH21	1.64	0.63

Continued on next page...

Continued from previous page...

Atom-1	Atom-2	Interatomic distance (Å)	Clash overlap (Å)
1:J:407:ILE:HD13	1:J:408:LYS:N	2.12	0.63
1:D:235:PRO:CB	1:D:237:LEU:HD23	2.19	0.63
1:D:77:GLU:HA	1:D:80:ARG:HH21	1.64	0.63
1:C:361:HIS:HA	1:C:364:ILE:HG12	1.80	0.63
1:J:321:HIS:HD2	1:J:364:ILE:CD1	2.10	0.63
1:A:172:HIS:CG	1:A:532:SER:HB3	2.32	0.63
1:K:361:HIS:HA	1:K:364:ILE:HG12	1.80	0.63
1:M:369:GLN:HG3	1:M:478:ARG:HH21	1.63	0.63
1:A:369:GLN:HG3	1:A:478:ARG:HH21	1.63	0.63
1:G:505:SER:O	1:G:577:ALA:HA	1.98	0.63
1:J:505:SER:O	1:J:577:ALA:HA	1.98	0.63
1:C:267:VAL:HG22	1:C:270:ARG:HH21	1.64	0.63
1:E:505:SER:O	1:E:577:ALA:HA	1.98	0.63
1:J:9:LEU:HD22	1:J:105:ILE:HD12	1.80	0.63
1:D:408:LYS:HB2	1:D:408:LYS:HZ2	1.63	0.63
1:F:77:GLU:HA	1:F:80:ARG:HH21	1.64	0.63
1:A:405:THR:OG1	1:A:433:LEU:HD11	1.97	0.63
1:I:433:LEU:O	1:I:538:HIS:HB2	1.99	0.63
1:M:433:LEU:O	1:M:538:HIS:HB2	1.99	0.63
1:M:361:HIS:HA	1:M:364:ILE:HG12	1.80	0.63
1:I:505:SER:O	1:I:577:ALA:HA	1.98	0.63
1:F:38:ILE:HG13	1:F:39:LEU:N	2.12	0.63
1:F:433:LEU:O	1:F:538:HIS:HB2	1.99	0.63
1:J:173:TRP:CZ2	1:J:196:LEU:HD23	2.34	0.63
1:F:321:HIS:HD2	1:F:364:ILE:CD1	2.10	0.63
1:A:282:ILE:HG12	1:A:290:ILE:CG1	2.27	0.63
1:D:584:ARG:HG2	1:D:585:ASP:N	2.06	0.63
1:D:505:SER:O	1:D:577:ALA:HA	1.98	0.63
1:J:167:ASN:HB3	1:J:349:SER:O	1.98	0.63
1:A:69:PHE:HE1	1:A:102:CYS:SG	2.22	0.63
1:G:540:LEU:C	1:G:541:ILE:HD12	2.19	0.63
1:K:36:VAL:HG21	1:K:59:LEU:HD21	1.80	0.63
1:F:19:LEU:HD22	1:F:80:ARG:CD	2.27	0.63
1:F:361:HIS:HA	1:F:364:ILE:HG12	1.80	0.63
1:D:361:HIS:HA	1:D:364:ILE:HG12	1.80	0.63
1:K:31:GLU:O	1:K:34:LYS:HG2	1.99	0.63
1:H:505:SER:O	1:H:577:ALA:HA	1.98	0.63
1:E:31:GLU:O	1:E:34:LYS:HG2	1.98	0.63
1:G:122:GLU:O	1:G:126:ARG:HG3	1.98	0.63
1:L:463:LYS:HE2	1:L:469:ASN:OD1	1.99	0.63
1:A:97:LEU:HA	1:A:527:SER:CB	2.29	0.63

Continued on next page...

Continued from previous page...

Atom-1	Atom-2	Interatomic distance (Å)	Clash overlap (Å)
1:J:540:LEU:C	1:J:541:ILE:HD12	2.19	0.63
1:E:540:LEU:C	1:E:541:ILE:HD12	2.19	0.63
1:D:97:LEU:HA	1:D:527:SER:CB	2.29	0.63
1:F:111:GLN:CG	1:F:164:ILE:HD11	2.28	0.63
1:J:433:LEU:O	1:J:538:HIS:HB2	1.99	0.63
1:L:321:HIS:HD2	1:L:364:ILE:CD1	2.10	0.63
1:A:292:LEU:HD22	1:A:300:ILE:HD11	1.80	0.63
1:E:361:HIS:HA	1:E:364:ILE:HG12	1.80	0.63
1:D:258:LEU:CD1	1:D:330:ASN:HD21	2.10	0.63
1:G:167:ASN:HB3	1:G:349:SER:O	1.98	0.63
1:M:31:GLU:O	1:M:34:LYS:HG2	1.98	0.63
1:A:19:LEU:HD22	1:A:80:ARG:CD	2.27	0.63
1:C:19:LEU:HD22	1:C:80:ARG:CD	2.27	0.63
1:L:77:GLU:HA	1:L:80:ARG:HH21	1.64	0.63
1:L:540:LEU:C	1:L:541:ILE:HD12	2.19	0.63
1:I:111:GLN:CG	1:I:164:ILE:HD11	2.28	0.63
1:D:453:HIS:ND1	1:D:487:PHE:HZ	1.97	0.63
1:E:453:HIS:ND1	1:E:487:PHE:HZ	1.97	0.63
1:G:292:LEU:HD22	1:G:300:ILE:HD11	1.80	0.63
1:I:369:GLN:HG3	1:I:478:ARG:HH21	1.63	0.63
1:J:103:LYS:HD2	1:J:584:ARG:NH2	2.14	0.63
1:L:413:GLU:HA	1:L:427:LYS:HD3	1.81	0.63
1:D:31:GLU:O	1:D:34:LYS:HG2	1.98	0.63
1:A:505:SER:O	1:A:577:ALA:HA	1.98	0.63
1:H:540:LEU:C	1:H:541:ILE:HD12	2.20	0.62
1:F:540:LEU:C	1:F:541:ILE:HD12	2.19	0.62
1:J:453:HIS:ND1	1:J:487:PHE:HZ	1.97	0.62
1:L:433:LEU:O	1:L:538:HIS:HB2	1.99	0.62
1:C:433:LEU:O	1:C:538:HIS:HB2	1.99	0.62
1:L:361:HIS:HA	1:L:364:ILE:HG12	1.80	0.62
1:L:369:GLN:HG3	1:L:478:ARG:HH21	1.63	0.62
1:I:24:LEU:HD11	1:I:78:GLN:HE21	1.64	0.62
1:H:410:SER:HB3	1:H:430:TYR:CE1	2.34	0.62
1:G:410:SER:HB3	1:G:430:TYR:CE1	2.34	0.62
1:D:167:ASN:HB3	1:D:349:SER:O	1.98	0.62
1:E:106:THR:HG22	1:E:107:VAL:N	2.14	0.62
1:L:173:TRP:CZ2	1:L:196:LEU:HD23	2.34	0.62
1:K:111:GLN:CG	1:K:164:ILE:HD11	2.28	0.62
1:K:19:LEU:HD22	1:K:80:ARG:CD	2.27	0.62
1:H:173:TRP:CZ2	1:H:196:LEU:HD23	2.34	0.62
1:D:106:THR:HG22	1:D:107:VAL:N	2.14	0.62

Continued on next page...

Continued from previous page...

Atom-1	Atom-2	Interatomic distance (Å)	Clash overlap (Å)
1:L:453:HIS:ND1	1:L:487:PHE:HZ	1.97	0.62
1:H:513:THR:CG2	1:H:516:GLN:H	2.12	0.62
1:D:433:LEU:O	1:D:538:HIS:HB2	1.99	0.62
1:K:513:THR:CG2	1:K:516:GLN:H	2.12	0.62
1:E:192:ARG:HH21	1:E:594:MET:CE	2.13	0.62
1:D:369:GLN:HG3	1:D:478:ARG:HH21	1.63	0.62
1:G:413:GLU:HA	1:G:427:LYS:HD3	1.81	0.62
1:L:31:GLU:O	1:L:34:LYS:HG2	1.98	0.62
1:D:268:ARG:HH12	1:F:274:LEU:HD12	1.64	0.62
1:E:410:SER:HB3	1:E:430:TYR:CE1	2.34	0.62
1:I:413:GLU:HA	1:I:427:LYS:HD3	1.82	0.62
1:M:77:GLU:HA	1:M:80:ARG:NH2	2.14	0.62
1:I:540:LEU:C	1:I:541:ILE:HD12	2.19	0.62
1:F:173:TRP:CZ2	1:F:196:LEU:HD23	2.34	0.62
1:L:19:LEU:HD22	1:L:80:ARG:CD	2.27	0.62
1:K:77:GLU:HA	1:K:80:ARG:HH21	1.64	0.62
1:K:418:ILE:H	1:K:418:ILE:HD13	1.65	0.62
1:I:453:HIS:ND1	1:I:487:PHE:HZ	1.97	0.62
1:K:453:HIS:ND1	1:K:487:PHE:HZ	1.97	0.62
1:C:418:ILE:H	1:C:418:ILE:HD13	1.65	0.62
1:J:290:ILE:HD13	1:J:312:LYS:HD3	1.81	0.62
1:C:369:GLN:HG3	1:C:478:ARG:HH21	1.63	0.62
1:G:31:GLU:O	1:G:34:LYS:HG2	1.99	0.62
1:L:505:SER:O	1:L:577:ALA:HA	1.98	0.62
1:D:413:GLU:HA	1:D:427:LYS:HD3	1.81	0.62
1:H:383:LEU:HD11	1:H:610:PHE:CZ	2.35	0.62
1:A:36:VAL:HG21	1:A:59:LEU:HG	1.77	0.62
1:A:540:LEU:C	1:A:541:ILE:HD12	2.19	0.62
1:K:540:LEU:C	1:K:541:ILE:HD12	2.19	0.62
1:M:408:LYS:HB2	1:M:408:LYS:HZ2	1.63	0.62
1:M:235:PRO:CB	1:M:237:LEU:HD23	2.19	0.62
1:H:106:THR:HG22	1:H:107:VAL:N	2.15	0.62
1:H:408:LYS:HZ2	1:H:408:LYS:HB2	1.63	0.62
1:F:453:HIS:ND1	1:F:487:PHE:HZ	1.97	0.62
1:H:53:LEU:HB3	1:H:180:THR:CG2	2.30	0.62
1:A:192:ARG:HH21	1:A:594:MET:CE	2.13	0.62
1:G:383:LEU:HD11	1:G:610:PHE:CZ	2.35	0.62
1:M:167:ASN:HB3	1:M:349:SER:O	1.98	0.62
1:K:410:SER:HB3	1:K:430:TYR:CE1	2.34	0.62
1:F:505:SER:O	1:F:577:ALA:HA	1.98	0.62
1:J:31:GLU:O	1:J:34:LYS:HG2	1.98	0.62

Continued on next page...

Continued from previous page...

Atom-1	Atom-2	Interatomic distance (Å)	Clash overlap (Å)
1:C:110:ILE:HA	1:C:113:VAL:HG22	1.82	0.62
1:L:106:THR:HG22	1:L:107:VAL:N	2.14	0.62
1:C:540:LEU:C	1:C:541:ILE:HD12	2.19	0.62
1:I:407:ILE:HD11	1:I:431:HIS:CG	2.35	0.62
1:D:418:ILE:HD13	1:D:418:ILE:H	1.64	0.62
1:F:418:ILE:HD13	1:F:418:ILE:H	1.65	0.62
1:D:53:LEU:HB3	1:D:180:THR:CG2	2.30	0.62
1:K:53:LEU:HB3	1:K:180:THR:CG2	2.30	0.62
1:F:290:ILE:HD13	1:F:312:LYS:HD3	1.82	0.62
1:F:192:ARG:HH21	1:F:594:MET:CE	2.13	0.62
1:G:192:ARG:HH21	1:G:594:MET:CE	2.12	0.62
1:K:411:LEU:CD2	1:K:429:LYS:HB2	2.30	0.62
1:M:505:SER:O	1:M:577:ALA:HA	1.98	0.62
1:F:410:SER:HB3	1:F:430:TYR:CE1	2.34	0.62
1:M:410:SER:HB3	1:M:430:TYR:CE1	2.34	0.62
1:A:167:ASN:HB3	1:A:349:SER:O	1.98	0.62
1:E:167:ASN:HB3	1:E:349:SER:O	1.98	0.62
1:G:77:GLU:HA	1:G:80:ARG:NH2	2.14	0.62
1:A:393:VAL:CG2	1:A:442:ILE:HD13	2.24	0.62
1:F:393:VAL:CG2	1:F:442:ILE:HD13	2.24	0.62
1:D:540:LEU:C	1:D:541:ILE:HD12	2.19	0.62
1:I:393:VAL:HG22	1:I:442:ILE:CD1	2.27	0.62
1:J:418:ILE:HD13	1:J:418:ILE:H	1.65	0.62
1:G:453:HIS:ND1	1:G:487:PHE:HZ	1.97	0.62
1:E:290:ILE:HD13	1:E:312:LYS:HD3	1.81	0.62
1:E:53:LEU:HB3	1:E:180:THR:CG2	2.30	0.62
1:L:53:LEU:HB3	1:L:180:THR:CG2	2.30	0.62
1:H:192:ARG:HH21	1:H:594:MET:CE	2.12	0.62
1:G:411:LEU:CD2	1:G:429:LYS:HB2	2.30	0.62
1:L:584:ARG:HG2	1:L:585:ASP:N	2.06	0.62
1:F:383:LEU:HD11	1:F:610:PHE:CZ	2.35	0.62
1:M:413:GLU:HA	1:M:427:LYS:HD3	1.81	0.62
1:A:413:GLU:HA	1:A:427:LYS:HD3	1.81	0.62
1:E:463:LYS:HE2	1:E:469:ASN:OD1	2.00	0.62
1:C:413:GLU:HA	1:C:427:LYS:HD3	1.81	0.62
1:I:383:LEU:HD11	1:I:610:PHE:CZ	2.35	0.62
1:J:410:SER:HB3	1:J:430:TYR:CE1	2.34	0.62
1:G:407:ILE:HD11	1:G:431:HIS:CG	2.35	0.62
1:D:173:TRP:CZ2	1:D:196:LEU:HD23	2.34	0.62
1:D:20:THR:CG2	1:D:41:ARG:HD3	2.20	0.62
1:M:453:HIS:ND1	1:M:487:PHE:HZ	1.97	0.62

Continued on next page...

Continued from previous page...

Atom-1	Atom-2	Interatomic distance (Å)	Clash overlap (Å)
1:J:240:LEU:HD13	1:J:418:ILE:HG22	1.82	0.62
1:H:453:HIS:ND1	1:H:487:PHE:HZ	1.97	0.62
1:E:433:LEU:O	1:E:538:HIS:HB2	1.99	0.62
1:H:17:THR:HA	1:H:41:ARG:NH2	2.13	0.62
1:A:411:LEU:CD2	1:A:429:LYS:HB2	2.30	0.62
1:M:411:LEU:CD2	1:M:429:LYS:HB2	2.30	0.62
1:L:192:ARG:HH21	1:L:594:MET:CE	2.12	0.62
1:J:192:ARG:HH21	1:J:594:MET:CE	2.12	0.62
1:F:413:GLU:HA	1:F:427:LYS:HD3	1.81	0.62
1:E:383:LEU:HD11	1:E:610:PHE:CZ	2.35	0.62
1:I:410:SER:HB3	1:I:430:TYR:CE1	2.34	0.62
1:C:410:SER:HB3	1:C:430:TYR:CE1	2.34	0.62
1:I:173:TRP:CZ2	1:I:196:LEU:HD23	2.34	0.62
1:M:407:ILE:HD11	1:M:431:HIS:CG	2.35	0.62
1:G:41:ARG:HB2	1:G:85:GLU:OE1	2.00	0.62
1:D:407:ILE:HD11	1:D:431:HIS:CG	2.35	0.62
1:J:7:ALA:HA	1:J:10:MET:HE3	1.82	0.62
1:I:235:PRO:CB	1:I:237:LEU:HD23	2.19	0.62
1:K:106:THR:HG22	1:K:107:VAL:N	2.14	0.62
1:G:418:ILE:H	1:G:418:ILE:HD13	1.64	0.62
1:J:411:LEU:CD2	1:J:429:LYS:HB2	2.30	0.62
1:D:410:SER:HB3	1:D:430:TYR:CE1	2.34	0.62
1:A:383:LEU:HD11	1:A:610:PHE:CZ	2.35	0.62
1:K:77:GLU:HA	1:K:80:ARG:NH2	2.15	0.62
1:G:110:ILE:HA	1:G:113:VAL:HG22	1.82	0.62
1:M:173:TRP:CZ2	1:M:196:LEU:HD23	2.34	0.62
1:F:463:LYS:HE2	1:F:469:ASN:OD1	2.00	0.62
1:A:62:ALA:CB	1:A:75:LEU:HD21	2.30	0.62
1:J:77:GLU:HA	1:J:80:ARG:NH2	2.14	0.62
1:M:540:LEU:C	1:M:541:ILE:HD12	2.20	0.62
1:J:111:GLN:CG	1:J:164:ILE:HD11	2.28	0.62
1:L:77:GLU:HA	1:L:80:ARG:NH2	2.15	0.62
1:L:97:LEU:HA	1:L:527:SER:CB	2.29	0.62
1:J:407:ILE:HD11	1:J:431:HIS:CG	2.35	0.62
1:J:235:PRO:CB	1:J:237:LEU:HD23	2.19	0.62
1:H:433:LEU:O	1:H:538:HIS:HB2	1.99	0.62
1:C:411:LEU:CD2	1:C:429:LYS:HB2	2.30	0.62
1:C:192:ARG:HH21	1:C:594:MET:CE	2.13	0.62
1:F:369:GLN:HG3	1:F:478:ARG:HH21	1.63	0.62
1:E:261:VAL:HG21	1:E:323:TRP:CE2	2.35	0.62
1:H:253:TYR:CD1	1:I:253:TYR:CE2	2.87	0.61

Continued on next page...

Continued from previous page...

Atom-1	Atom-2	Interatomic distance (Å)	Clash overlap (Å)
1:A:77:GLU:HA	1:A:80:ARG:HH21	1.64	0.61
1:K:97:LEU:HA	1:K:527:SER:CB	2.29	0.61
1:K:393:VAL:CG2	1:K:442:ILE:HD13	2.24	0.61
1:M:110:ILE:HA	1:M:113:VAL:HG22	1.82	0.61
1:G:433:LEU:O	1:G:538:HIS:HB2	1.99	0.61
1:E:371:HIS:CD2	1:E:375:PHE:HE1	2.18	0.61
1:M:192:ARG:HH21	1:M:594:MET:CE	2.12	0.61
1:K:266:MET:SD	1:K:323:TRP:HB2	2.39	0.61
1:L:383:LEU:HD11	1:L:610:PHE:CZ	2.35	0.61
1:H:413:GLU:HA	1:H:427:LYS:HD3	1.81	0.61
1:K:383:LEU:HD11	1:K:610:PHE:CZ	2.35	0.61
1:H:261:VAL:HG21	1:H:323:TRP:CE2	2.35	0.61
1:A:106:THR:HG22	1:A:107:VAL:N	2.14	0.61
1:A:36:VAL:CG2	1:A:59:LEU:CG	2.76	0.61
1:E:77:GLU:HA	1:E:80:ARG:NH2	2.15	0.61
1:H:59:LEU:HD12	1:H:87:MET:CG	2.30	0.61
1:A:290:ILE:HD13	1:A:312:LYS:HD3	1.81	0.61
1:E:411:LEU:CD2	1:E:429:LYS:HB2	2.30	0.61
1:K:261:VAL:HG21	1:K:323:TRP:CE2	2.35	0.61
1:F:332:THR:O	1:G:250:PRO:HB3	2.00	0.61
1:L:410:SER:HB3	1:L:430:TYR:CE1	2.34	0.61
1:I:261:VAL:HG21	1:I:323:TRP:CE2	2.35	0.61
1:E:253:TYR:OH	1:E:253:TYR:CZ	2.53	0.61
1:A:407:ILE:HD11	1:A:431:HIS:CG	2.35	0.61
1:J:110:ILE:HA	1:J:113:VAL:HG22	1.82	0.61
1:D:77:GLU:HA	1:D:80:ARG:NH2	2.15	0.61
1:L:418:ILE:H	1:L:418:ILE:HD13	1.64	0.61
1:F:53:LEU:HB3	1:F:180:THR:CG2	2.29	0.61
1:I:192:ARG:HH21	1:I:594:MET:CE	2.13	0.61
1:K:371:HIS:CD2	1:K:375:PHE:HE1	2.18	0.61
1:A:410:SER:HB3	1:A:430:TYR:CE1	2.34	0.61
1:D:261:VAL:HG21	1:D:323:TRP:CE2	2.35	0.61
1:I:371:HIS:CD2	1:I:375:PHE:HE1	2.18	0.61
1:J:540:LEU:CG	1:J:541:ILE:HD12	2.31	0.61
1:J:41:ARG:HB2	1:J:85:GLU:OE1	2.00	0.61
1:H:407:ILE:HD11	1:H:431:HIS:CG	2.35	0.61
1:E:407:ILE:HD11	1:E:431:HIS:CG	2.35	0.61
1:F:393:VAL:HG22	1:F:442:ILE:CD1	2.27	0.61
1:D:110:ILE:HA	1:D:113:VAL:HG22	1.82	0.61
1:F:106:THR:HG22	1:F:107:VAL:N	2.14	0.61
1:G:240:LEU:HD22	1:G:418:ILE:HG22	1.82	0.61

Continued on next page...

Continued from previous page...

Atom-1	Atom-2	Interatomic distance (Å)	Clash overlap (Å)
1:H:418:ILE:HD13	1:H:418:ILE:H	1.65	0.61
1:M:513:THR:CG2	1:M:516:GLN:H	2.12	0.61
1:C:53:LEU:HB3	1:C:180:THR:CG2	2.30	0.61
1:F:371:HIS:CD2	1:F:375:PHE:HE1	2.19	0.61
1:M:99:ARG:HD3	1:M:102:CYS:SG	2.41	0.61
1:L:261:VAL:HG21	1:L:323:TRP:CE2	2.35	0.61
1:C:383:LEU:HD11	1:C:610:PHE:CZ	2.35	0.61
1:H:379:THR:HG22	1:H:380:LYS:N	2.16	0.61
1:K:403:ILE:HG21	1:K:622:ILE:HG12	1.83	0.61
1:F:540:LEU:CG	1:F:541:ILE:HD12	2.31	0.61
1:F:407:ILE:HD11	1:F:431:HIS:CG	2.35	0.61
1:E:20:THR:CG2	1:E:41:ARG:HD3	2.21	0.61
1:F:240:LEU:HD22	1:F:418:ILE:HG22	1.81	0.61
1:A:399:THR:HB	1:A:402:VAL:HG22	1.82	0.61
1:M:371:HIS:CD2	1:M:375:PHE:HE1	2.18	0.61
1:F:411:LEU:CD2	1:F:429:LYS:HB2	2.30	0.61
1:J:379:THR:HG22	1:J:380:LYS:N	2.16	0.61
1:M:41:ARG:HB2	1:M:85:GLU:OE1	2.00	0.61
1:H:540:LEU:CG	1:H:541:ILE:HD12	2.31	0.61
1:C:106:THR:HG22	1:C:107:VAL:N	2.14	0.61
1:J:407:ILE:HD11	1:J:431:HIS:CD2	2.36	0.61
1:K:407:ILE:HD11	1:K:431:HIS:CD2	2.36	0.61
1:H:407:ILE:HD11	1:H:431:HIS:CD2	2.36	0.61
1:I:605:ARG:HH22	1:L:38:ILE:CG2	2.13	0.61
1:D:19:LEU:O	1:D:19:LEU:HG	2.01	0.61
1:E:110:ILE:HA	1:E:113:VAL:HG22	1.82	0.61
1:C:407:ILE:HD11	1:C:431:HIS:CD2	2.36	0.61
1:F:110:ILE:HA	1:F:113:VAL:HG22	1.82	0.61
1:E:418:ILE:H	1:E:418:ILE:HD13	1.65	0.61
1:A:418:ILE:HD13	1:A:418:ILE:H	1.65	0.61
1:E:292:LEU:CD2	1:E:300:ILE:HD11	2.31	0.61
1:G:371:HIS:CD2	1:G:375:PHE:HE1	2.18	0.61
1:D:282:ILE:HD11	1:D:312:LYS:HD2	1.83	0.61
1:A:371:HIS:CD2	1:A:375:PHE:HE1	2.18	0.61
1:H:411:LEU:CD2	1:H:429:LYS:HB2	2.30	0.61
1:F:250:PRO:HB3	1:G:332:THR:O	2.00	0.61
1:L:379:THR:HG22	1:L:380:LYS:N	2.16	0.61
1:F:82:ILE:HG23	1:F:83:VAL:N	2.16	0.61
1:A:407:ILE:HD11	1:A:431:HIS:CD2	2.36	0.61
1:J:11:PRO:HA	1:J:14:LYS:HZ3	1.64	0.61
1:C:97:LEU:HA	1:C:527:SER:CB	2.29	0.61

Continued on next page...

Continued from previous page...

Atom-1	Atom-2	Interatomic distance (Å)	Clash overlap (Å)
1:L:19:LEU:HG	1:L:19:LEU:O	2.01	0.61
1:K:407:ILE:HD11	1:K:431:HIS:CG	2.35	0.61
1:I:513:THR:CG2	1:I:516:GLN:H	2.12	0.61
1:K:399:THR:HB	1:K:402:VAL:HG22	1.82	0.61
1:D:290:ILE:HD13	1:D:312:LYS:HD3	1.81	0.61
1:F:385:PHE:CD1	1:F:559:ASP:HB2	2.36	0.61
1:C:379:THR:HG22	1:C:380:LYS:N	2.16	0.61
1:E:379:THR:HG22	1:E:380:LYS:N	2.16	0.61
1:D:82:ILE:HG23	1:D:83:VAL:N	2.16	0.61
1:J:383:LEU:HD11	1:J:610:PHE:CZ	2.35	0.61
1:I:282:ILE:HD11	1:I:312:LYS:HD2	1.83	0.61
1:I:540:LEU:CG	1:I:541:ILE:HD12	2.31	0.61
1:D:407:ILE:HD11	1:D:431:HIS:CD2	2.36	0.61
1:L:407:ILE:HD11	1:L:431:HIS:CD2	2.36	0.61
1:A:110:ILE:HA	1:A:113:VAL:HG22	1.82	0.61
1:I:110:ILE:HA	1:I:113:VAL:HG22	1.82	0.61
1:C:530:TYR:HD1	1:C:574:CYS:SG	2.23	0.61
1:A:453:HIS:ND1	1:A:487:PHE:HZ	1.97	0.61
1:M:282:ILE:HD11	1:M:312:LYS:HD2	1.83	0.61
1:L:385:PHE:CD1	1:L:559:ASP:HB2	2.36	0.61
1:D:379:THR:HG22	1:D:380:LYS:N	2.16	0.61
1:M:383:LEU:HD11	1:M:610:PHE:CZ	2.35	0.61
1:F:261:VAL:HG21	1:F:323:TRP:CE2	2.35	0.61
1:F:379:THR:HG22	1:F:380:LYS:N	2.16	0.61
1:G:463:LYS:HE2	1:G:469:ASN:OD1	2.00	0.61
1:K:235:PRO:CB	1:K:237:LEU:HD23	2.19	0.61
1:F:235:PRO:CB	1:F:237:LEU:HD23	2.19	0.61
1:F:77:GLU:HA	1:F:80:ARG:NH2	2.15	0.61
1:G:399:THR:HB	1:G:402:VAL:HG22	1.82	0.61
1:F:282:ILE:HD11	1:F:312:LYS:HD2	1.83	0.61
1:F:7:ALA:HA	1:F:10:MET:HE2	1.83	0.61
1:D:385:PHE:CD1	1:D:559:ASP:HB2	2.36	0.61
1:D:383:LEU:HD11	1:D:610:PHE:CZ	2.35	0.61
1:K:379:THR:HG22	1:K:380:LYS:N	2.16	0.61
1:M:229:PRO:HA	1:M:253:TYR:O	2.01	0.61
1:A:261:VAL:HG21	1:A:323:TRP:CE2	2.35	0.61
1:J:413:GLU:HA	1:J:427:LYS:HD3	1.81	0.61
1:J:403:ILE:HG21	1:J:622:ILE:HG12	1.83	0.61
1:L:110:ILE:HA	1:L:113:VAL:HG22	1.82	0.61
1:G:403:ILE:HG21	1:G:622:ILE:HG12	1.83	0.61
1:F:407:ILE:HD11	1:F:431:HIS:CD2	2.36	0.61

Continued on next page...

Continued from previous page...

Atom-1	Atom-2	Interatomic distance (Å)	Clash overlap (Å)
1:D:591:LYS:CE	1:D:591:LYS:HA	2.30	0.61
1:J:172:HIS:NE2	1:J:532:SER:HB3	2.15	0.61
1:I:53:LEU:HB3	1:I:180:THR:CG2	2.30	0.61
1:D:7:ALA:HA	1:D:10:MET:HE3	1.83	0.61
1:H:282:ILE:HD11	1:H:312:LYS:HD2	1.83	0.61
1:G:385:PHE:CD1	1:G:559:ASP:HB2	2.36	0.61
1:G:261:VAL:HG21	1:G:323:TRP:CE2	2.35	0.61
1:A:463:LYS:HE2	1:A:469:ASN:OD1	2.00	0.61
1:M:379:THR:HG22	1:M:380:LYS:N	2.15	0.61
1:E:413:GLU:HA	1:E:427:LYS:HD3	1.82	0.61
1:A:82:ILE:HG23	1:A:83:VAL:N	2.16	0.60
1:A:403:ILE:HG21	1:A:622:ILE:HG12	1.83	0.60
1:M:19:LEU:HG	1:M:19:LEU:O	2.01	0.60
1:M:20:THR:CG2	1:M:41:ARG:HD3	2.21	0.60
1:E:177:TYR:CE1	1:E:196:LEU:HD22	2.36	0.60
1:K:19:LEU:HG	1:K:19:LEU:O	2.01	0.60
1:E:59:LEU:HD12	1:E:87:MET:CG	2.30	0.60
1:J:177:TYR:CE1	1:J:196:LEU:HD22	2.36	0.60
1:G:166:ILE:HD11	1:G:539:MET:HE2	1.83	0.60
1:F:399:THR:HB	1:F:402:VAL:HG22	1.82	0.60
1:G:177:TYR:CE1	1:G:196:LEU:HD22	2.36	0.60
1:J:282:ILE:HD11	1:J:312:LYS:HD2	1.83	0.60
1:G:290:ILE:HD13	1:G:312:LYS:HD3	1.81	0.60
1:A:282:ILE:HD11	1:A:312:LYS:HD2	1.83	0.60
1:D:411:LEU:CD2	1:D:429:LYS:HB2	2.30	0.60
1:L:411:LEU:CD2	1:L:429:LYS:HB2	2.30	0.60
1:I:411:LEU:CD2	1:I:429:LYS:HB2	2.30	0.60
1:D:192:ARG:HH21	1:D:594:MET:CE	2.13	0.60
1:E:385:PHE:CD1	1:E:559:ASP:HB2	2.36	0.60
1:J:261:VAL:HG21	1:J:323:TRP:CE2	2.35	0.60
1:A:379:THR:HG22	1:A:380:LYS:N	2.16	0.60
1:A:540:LEU:CG	1:A:541:ILE:HD12	2.31	0.60
1:M:94:VAL:HG22	1:M:175:ILE:HG13	1.82	0.60
1:G:407:ILE:HD11	1:G:431:HIS:CD2	2.36	0.60
1:C:77:GLU:HA	1:C:80:ARG:NH2	2.15	0.60
1:C:235:PRO:CB	1:C:237:LEU:HD23	2.19	0.60
1:L:407:ILE:HD11	1:L:431:HIS:CG	2.35	0.60
1:L:403:ILE:HG21	1:L:622:ILE:HG12	1.83	0.60
1:C:407:ILE:HD11	1:C:431:HIS:CG	2.35	0.60
1:I:418:ILE:HD13	1:I:418:ILE:H	1.65	0.60
1:I:399:THR:HB	1:I:402:VAL:HG22	1.83	0.60

Continued on next page...

Continued from previous page...

Atom-1	Atom-2	Interatomic distance (Å)	Clash overlap (Å)
1:E:399:THR:HB	1:E:402:VAL:HG22	1.82	0.60
1:C:399:THR:HB	1:C:402:VAL:HG22	1.82	0.60
1:L:282:ILE:HD11	1:L:312:LYS:HD2	1.83	0.60
1:C:150:ILE:O	1:G:467:LEU:CD1	2.49	0.60
1:C:463:LYS:HE2	1:C:469:ASN:OD1	2.01	0.60
1:M:261:VAL:HG21	1:M:323:TRP:CE2	2.35	0.60
1:G:379:THR:HG22	1:G:380:LYS:N	2.16	0.60
1:K:413:GLU:HA	1:K:427:LYS:HD3	1.81	0.60
1:C:111:GLN:CG	1:C:164:ILE:HD11	2.28	0.60
1:C:403:ILE:HG21	1:C:622:ILE:HG12	1.83	0.60
1:D:69:PHE:HE1	1:D:102:CYS:SG	2.25	0.60
1:D:403:ILE:HG21	1:D:622:ILE:HG12	1.83	0.60
1:J:371:HIS:CD2	1:J:375:PHE:HE1	2.19	0.60
1:H:290:ILE:HD13	1:H:312:LYS:HD3	1.81	0.60
1:M:290:ILE:HD13	1:M:312:LYS:HD3	1.81	0.60
1:D:371:HIS:CD2	1:D:375:PHE:HE1	2.19	0.60
1:K:385:PHE:CD1	1:K:559:ASP:HB2	2.36	0.60
1:C:82:ILE:HG23	1:C:83:VAL:N	2.16	0.60
1:K:540:LEU:CG	1:K:541:ILE:HD12	2.31	0.60
1:C:540:LEU:CG	1:C:541:ILE:HD12	2.31	0.60
1:E:403:ILE:HG21	1:E:622:ILE:HG12	1.83	0.60
1:A:591:LYS:CE	1:A:591:LYS:HA	2.30	0.60
1:J:591:LYS:CE	1:J:591:LYS:HA	2.30	0.60
1:C:290:ILE:HD13	1:C:312:LYS:HD3	1.81	0.60
1:L:371:HIS:CD2	1:L:375:PHE:HE1	2.18	0.60
1:D:463:LYS:HE2	1:D:469:ASN:OD1	2.00	0.60
1:C:385:PHE:CD1	1:C:559:ASP:HB2	2.36	0.60
1:E:82:ILE:HG23	1:E:83:VAL:N	2.16	0.60
1:K:110:ILE:HA	1:K:113:VAL:HG22	1.82	0.60
1:H:110:ILE:HA	1:H:113:VAL:HG22	1.82	0.60
1:H:177:TYR:CE1	1:H:196:LEU:HD22	2.36	0.60
1:L:540:LEU:CG	1:L:541:ILE:HD12	2.31	0.60
1:M:418:ILE:HD13	1:M:418:ILE:H	1.65	0.60
1:F:591:LYS:HA	1:F:591:LYS:CE	2.30	0.60
1:L:290:ILE:HD13	1:L:312:LYS:HD3	1.81	0.60
1:M:385:PHE:CD1	1:M:559:ASP:HB2	2.36	0.60
1:J:385:PHE:CD1	1:J:559:ASP:HB2	2.36	0.60
1:C:413:GLU:HB2	1:C:427:LYS:HE2	1.84	0.60
1:F:17:THR:HG21	1:F:241:VAL:HA	1.83	0.60
1:I:201:HIS:HA	1:I:204:MET:HE2	1.84	0.60
1:M:407:ILE:HD11	1:M:431:HIS:CD2	2.36	0.60

Continued on next page...

Continued from previous page...

Atom-1	Atom-2	Interatomic distance (Å)	Clash overlap (Å)
1:G:393:VAL:HG22	1:G:442:ILE:CD1	2.27	0.60
1:D:177:TYR:CE1	1:D:196:LEU:HD22	2.36	0.60
1:C:408:LYS:NZ	1:C:408:LYS:HB2	2.17	0.60
1:M:240:LEU:HD22	1:M:418:ILE:HG22	1.84	0.60
1:H:385:PHE:CD1	1:H:559:ASP:HB2	2.36	0.60
1:F:413:GLU:HB2	1:F:427:LYS:HE2	1.84	0.60
1:J:94:VAL:HG22	1:J:175:ILE:HG13	1.82	0.60
1:A:19:LEU:HD23	1:A:80:ARG:HB3	1.84	0.60
1:G:19:LEU:O	1:G:19:LEU:HG	2.01	0.60
1:H:403:ILE:HG21	1:H:622:ILE:HG12	1.83	0.60
1:M:540:LEU:CG	1:M:541:ILE:HD12	2.31	0.60
1:K:19:LEU:HD23	1:K:80:ARG:HB3	1.84	0.60
1:E:407:ILE:HD11	1:E:431:HIS:CD2	2.36	0.60
1:I:407:ILE:HD11	1:I:431:HIS:CD2	2.36	0.60
1:F:19:LEU:O	1:F:19:LEU:HG	2.01	0.60
1:A:413:GLU:HB2	1:A:427:LYS:HE2	1.84	0.60
1:I:379:THR:HG22	1:I:380:LYS:N	2.15	0.60
1:A:77:GLU:HA	1:A:80:ARG:NH2	2.15	0.60
1:I:177:TYR:CE1	1:I:196:LEU:HD22	2.37	0.60
1:E:97:LEU:HA	1:E:527:SER:CB	2.29	0.60
1:I:552:GLU:CD	1:I:617:LEU:HD23	2.22	0.60
1:L:177:TYR:CE1	1:L:196:LEU:HD22	2.36	0.60
1:K:173:TRP:O	1:K:176:VAL:HG22	2.02	0.60
1:J:393:VAL:HG22	1:J:442:ILE:CD1	2.27	0.60
1:D:552:GLU:CD	1:D:617:LEU:HD23	2.22	0.60
1:C:453:HIS:ND1	1:C:487:PHE:HZ	1.97	0.60
1:C:587:ARG:NH2	1:I:568:LEU:HB2	2.12	0.60
1:C:371:HIS:CD2	1:C:375:PHE:HE1	2.18	0.60
1:H:371:HIS:CD2	1:H:375:PHE:HE1	2.18	0.60
1:A:385:PHE:CD1	1:A:559:ASP:HB2	2.36	0.60
1:I:413:GLU:HB2	1:I:427:LYS:HE2	1.84	0.60
1:K:194:GLY:HA3	1:K:299:ASP:O	2.01	0.60
1:D:201:HIS:HA	1:D:204:MET:HE2	1.84	0.60
1:A:177:TYR:CE1	1:A:196:LEU:HD22	2.36	0.60
1:M:403:ILE:HG21	1:M:622:ILE:HG12	1.83	0.60
1:A:408:LYS:NZ	1:A:408:LYS:HB2	2.17	0.60
1:J:552:GLU:CD	1:J:617:LEU:HD23	2.22	0.60
1:C:19:LEU:O	1:C:19:LEU:HG	2.01	0.60
1:K:408:LYS:HB2	1:K:408:LYS:NZ	2.17	0.60
1:L:20:THR:CG2	1:L:41:ARG:HD3	2.20	0.60
1:G:540:LEU:CG	1:G:541:ILE:HD12	2.31	0.60

Continued on next page...

Continued from previous page...

Atom-1	Atom-2	Interatomic distance (Å)	Clash overlap (Å)
1:G:552:GLU:CD	1:G:617:LEU:HD23	2.22	0.60
1:D:540:LEU:CG	1:D:541:ILE:HD12	2.31	0.60
1:C:119:VAL:HB	1:C:123:THR:HG21	1.84	0.60
1:G:173:TRP:O	1:G:176:VAL:HG22	2.02	0.60
1:A:277:ILE:HA	1:A:292:LEU:HD11	1.84	0.60
1:A:385:PHE:CE1	1:A:559:ASP:HB2	2.37	0.60
1:I:385:PHE:CD1	1:I:559:ASP:HB2	2.36	0.60
1:G:369:GLN:HG3	1:G:478:ARG:NH2	2.17	0.60
1:G:413:GLU:HB2	1:G:427:LYS:HE2	1.84	0.60
1:H:82:ILE:HG23	1:H:83:VAL:N	2.16	0.60
1:E:173:TRP:O	1:E:176:VAL:HG22	2.02	0.60
1:M:552:GLU:CD	1:M:617:LEU:HD23	2.22	0.60
1:C:173:TRP:O	1:C:176:VAL:HG22	2.02	0.60
1:D:111:GLN:H	1:D:111:GLN:NE2	2.00	0.60
1:J:606:THR:HG23	1:J:609:GLU:H	1.67	0.60
1:I:369:GLN:HG3	1:I:478:ARG:NH2	2.17	0.60
1:C:385:PHE:CE1	1:C:559:ASP:HB2	2.37	0.60
1:M:255:ILE:HG23	1:M:263:VAL:HG21	1.84	0.60
1:H:229:PRO:HA	1:H:253:TYR:O	2.02	0.59
1:A:19:LEU:O	1:A:19:LEU:HG	2.01	0.59
1:F:177:TYR:CE1	1:F:196:LEU:HD22	2.36	0.59
1:C:177:TYR:CE1	1:C:196:LEU:HD22	2.37	0.59
1:C:552:GLU:CD	1:C:617:LEU:HD23	2.22	0.59
1:E:541:ILE:N	1:E:541:ILE:HD12	2.17	0.59
1:E:408:LYS:HB2	1:E:408:LYS:NZ	2.17	0.59
1:J:393:VAL:CG2	1:J:442:ILE:HD13	2.24	0.59
1:G:111:GLN:H	1:G:111:GLN:NE2	2.00	0.59
1:I:408:LYS:NZ	1:I:408:LYS:HB2	2.17	0.59
1:D:173:TRP:O	1:D:176:VAL:HG22	2.02	0.59
1:K:224:HIS:CE1	1:M:264:GLN:HE22	2.16	0.59
1:I:59:LEU:O	1:I:63:LEU:HD13	2.02	0.59
1:K:385:PHE:CE1	1:K:559:ASP:HB2	2.37	0.59
1:J:212:ARG:HD2	1:J:220:MET:HG2	1.84	0.59
1:F:369:GLN:HG3	1:F:478:ARG:NH2	2.17	0.59
1:L:413:GLU:HB2	1:L:427:LYS:HE2	1.84	0.59
1:G:94:VAL:HG22	1:G:175:ILE:HG13	1.82	0.59
1:J:408:LYS:HB2	1:J:408:LYS:NZ	2.17	0.59
1:E:540:LEU:CG	1:E:541:ILE:HD12	2.31	0.59
1:K:69:PHE:HE1	1:K:102:CYS:SG	2.25	0.59
1:H:113:VAL:HG23	1:H:114:PHE:HD2	1.67	0.59
1:G:541:ILE:N	1:G:541:ILE:HD12	2.17	0.59

Continued on next page...

Continued from previous page...

Atom-1	Atom-2	Interatomic distance (Å)	Clash overlap (Å)
1:E:111:GLN:H	1:E:111:GLN:NE2	2.00	0.59
1:H:399:THR:HB	1:H:402:VAL:HG22	1.82	0.59
1:H:591:LYS:CE	1:H:591:LYS:HA	2.31	0.59
1:C:606:THR:HG23	1:C:609:GLU:H	1.67	0.59
1:G:282:ILE:HD11	1:G:312:LYS:HD2	1.83	0.59
1:L:606:THR:HG23	1:L:609:GLU:H	1.67	0.59
1:G:606:THR:HG23	1:G:609:GLU:H	1.67	0.59
1:H:369:GLN:HG3	1:H:478:ARG:NH2	2.17	0.59
1:M:413:GLU:HB2	1:M:427:LYS:HE2	1.84	0.59
1:F:170:HIS:CE1	1:F:174:HIS:HE2	2.20	0.59
1:K:82:ILE:HG23	1:K:83:VAL:N	2.16	0.59
1:A:59:LEU:O	1:A:63:LEU:HD13	2.02	0.59
1:K:541:ILE:HD12	1:K:541:ILE:N	2.17	0.59
1:H:552:GLU:CD	1:H:617:LEU:HD23	2.22	0.59
1:F:173:TRP:O	1:F:176:VAL:HG22	2.02	0.59
1:H:393:VAL:HG22	1:H:442:ILE:CD1	2.27	0.59
1:L:59:LEU:O	1:L:63:LEU:HD13	2.02	0.59
1:L:541:ILE:HD12	1:L:541:ILE:N	2.18	0.59
1:F:403:ILE:HG21	1:F:622:ILE:HG12	1.83	0.59
1:F:408:LYS:NZ	1:F:408:LYS:HB2	2.17	0.59
1:D:541:ILE:N	1:D:541:ILE:HD12	2.17	0.59
1:E:591:LYS:CE	1:E:591:LYS:HA	2.31	0.59
1:I:267:VAL:HG13	1:I:270:ARG:HH22	1.66	0.59
1:M:385:PHE:CE1	1:M:559:ASP:HB2	2.37	0.59
1:K:170:HIS:CE1	1:K:174:HIS:HE2	2.21	0.59
1:A:170:HIS:CE1	1:A:174:HIS:HE2	2.20	0.59
1:J:170:HIS:CE1	1:J:174:HIS:HE2	2.20	0.59
1:C:175:ILE:O	1:C:178:PRO:HD3	2.03	0.59
1:E:552:GLU:CD	1:E:617:LEU:HD23	2.22	0.59
1:K:111:GLN:H	1:K:111:GLN:NE2	2.00	0.59
1:D:19:LEU:HD23	1:D:80:ARG:HB3	1.84	0.59
1:E:111:GLN:CG	1:E:164:ILE:HD11	2.28	0.59
1:F:552:GLU:CD	1:F:617:LEU:HD23	2.23	0.59
1:I:111:GLN:H	1:I:111:GLN:NE2	2.00	0.59
1:A:119:VAL:HG23	1:A:124:ILE:HG13	1.85	0.59
1:K:166:ILE:HD11	1:K:539:MET:HE2	1.83	0.59
1:L:591:LYS:HA	1:L:591:LYS:CE	2.31	0.59
1:E:282:ILE:HD11	1:E:312:LYS:HD2	1.83	0.59
1:E:121:ALA:HA	1:E:124:ILE:HD12	1.83	0.59
1:G:172:HIS:NE2	1:G:532:SER:HB3	2.16	0.59
1:J:306:GLU:O	1:J:321:HIS:HB3	2.03	0.59

Continued on next page...

Continued from previous page...

Atom-1	Atom-2	Interatomic distance (Å)	Clash overlap (Å)
1:D:385:PHE:CE1	1:D:559:ASP:HB2	2.37	0.59
1:J:385:PHE:CE1	1:J:559:ASP:HB2	2.37	0.59
1:L:385:PHE:CE1	1:L:559:ASP:HB2	2.37	0.59
1:K:212:ARG:HD2	1:K:220:MET:HG2	1.84	0.59
1:C:369:GLN:HG3	1:C:478:ARG:NH2	2.17	0.59
1:E:369:GLN:HG3	1:E:478:ARG:NH2	2.17	0.59
1:G:99:ARG:HD3	1:G:102:CYS:SG	2.41	0.59
1:C:170:HIS:CE1	1:C:174:HIS:HE2	2.20	0.59
1:A:173:TRP:O	1:A:176:VAL:HG22	2.02	0.59
1:A:59:LEU:HD21	1:A:83:VAL:HG11	1.84	0.59
1:A:84:ASN:HD21	1:A:87:MET:HB2	1.68	0.59
1:M:175:ILE:O	1:M:178:PRO:HD3	2.03	0.59
1:M:408:LYS:NZ	1:M:408:LYS:HB2	2.17	0.59
1:H:541:ILE:N	1:H:541:ILE:HD12	2.18	0.59
1:E:69:PHE:HE1	1:E:102:CYS:SG	2.25	0.59
1:E:19:LEU:HD23	1:E:80:ARG:HB3	1.84	0.59
1:C:541:ILE:N	1:C:541:ILE:HD12	2.18	0.59
1:A:111:GLN:H	1:A:111:GLN:NE2	2.00	0.59
1:D:59:LEU:O	1:D:63:LEU:HD13	2.02	0.59
1:F:166:ILE:HD11	1:F:539:MET:HE2	1.85	0.59
1:M:177:TYR:CE1	1:M:196:LEU:HD22	2.37	0.59
1:I:385:PHE:CE1	1:I:559:ASP:HB2	2.37	0.59
1:E:212:ARG:HD2	1:E:220:MET:HG2	1.84	0.59
1:M:369:GLN:HG3	1:M:478:ARG:NH2	2.17	0.59
1:L:369:GLN:HG3	1:L:478:ARG:NH2	2.17	0.59
1:K:413:GLU:HB2	1:K:427:LYS:HE2	1.84	0.59
1:I:170:HIS:CE1	1:I:174:HIS:HE2	2.21	0.59
1:H:463:LYS:HE2	1:H:469:ASN:OD1	2.01	0.59
1:I:306:GLU:O	1:I:321:HIS:HB3	2.03	0.59
1:A:552:GLU:CD	1:A:617:LEU:HD23	2.22	0.59
1:L:19:LEU:HD23	1:L:80:ARG:HB3	1.84	0.59
1:I:605:ARG:NH2	1:L:38:ILE:HG22	2.17	0.59
1:H:119:VAL:HG23	1:H:124:ILE:HG13	1.85	0.59
1:M:173:TRP:O	1:M:176:VAL:HG22	2.02	0.59
1:J:173:TRP:O	1:J:176:VAL:HG22	2.02	0.59
1:M:306:GLU:O	1:M:321:HIS:HB3	2.03	0.59
1:K:175:ILE:O	1:K:178:PRO:HD3	2.03	0.59
1:C:157:LEU:N	1:C:157:LEU:HD12	2.18	0.59
1:L:157:LEU:N	1:L:157:LEU:HD12	2.18	0.59
1:E:157:LEU:HD12	1:E:157:LEU:N	2.18	0.59
1:E:212:ARG:CZ	1:E:220:MET:HE3	2.33	0.59

Continued on next page...

Continued from previous page...

Atom-1	Atom-2	Interatomic distance (Å)	Clash overlap (Å)
1:G:212:ARG:HD2	1:G:220:MET:HG2	1.84	0.59
1:D:413:GLU:HB2	1:D:427:LYS:HE2	1.84	0.59
1:J:175:ILE:O	1:J:178:PRO:HD3	2.03	0.59
1:M:79:ALA:HB3	1:M:88:PHE:CE2	2.37	0.59
1:E:19:LEU:O	1:E:19:LEU:HG	2.01	0.59
1:L:69:PHE:HE1	1:L:102:CYS:SG	2.25	0.59
1:L:59:LEU:HD12	1:L:87:MET:CG	2.30	0.59
1:A:244:LEU:N	1:A:244:LEU:HD12	2.18	0.59
1:C:119:VAL:HG23	1:C:124:ILE:HG13	1.85	0.59
1:G:591:LYS:HA	1:G:591:LYS:CE	2.31	0.59
1:K:10:MET:HB2	1:K:11:PRO:HD3	1.85	0.59
1:A:306:GLU:O	1:A:321:HIS:HB3	2.03	0.59
1:J:369:GLN:HG3	1:J:478:ARG:NH2	2.17	0.59
1:G:255:ILE:HD12	1:G:331:ILE:HD13	1.83	0.59
1:G:175:ILE:O	1:G:178:PRO:HD3	2.03	0.59
1:G:170:HIS:CE1	1:G:174:HIS:HE2	2.20	0.59
1:H:253:TYR:OH	1:I:250:PRO:HD2	2.03	0.59
1:A:175:ILE:O	1:A:178:PRO:HD3	2.03	0.59
1:M:97:LEU:HG	1:M:527:SER:HB3	1.84	0.59
1:M:541:ILE:HD12	1:M:541:ILE:N	2.17	0.59
1:F:59:LEU:O	1:F:63:LEU:HD13	2.03	0.59
1:I:59:LEU:HD12	1:I:87:MET:CG	2.30	0.59
1:D:306:GLU:O	1:D:321:HIS:HB3	2.03	0.59
1:H:385:PHE:CE1	1:H:559:ASP:HB2	2.37	0.59
1:J:208:TYR:HE2	1:J:220:MET:CG	2.16	0.59
1:K:208:TYR:HE2	1:K:220:MET:CG	2.16	0.59
1:D:208:TYR:HE2	1:D:220:MET:CG	2.16	0.59
1:D:369:GLN:HG3	1:D:478:ARG:NH2	2.17	0.59
1:L:82:ILE:HG23	1:L:83:VAL:N	2.16	0.59
1:I:173:TRP:O	1:I:176:VAL:HG22	2.02	0.59
1:I:403:ILE:HG21	1:I:622:ILE:HG12	1.83	0.59
1:L:173:TRP:O	1:L:176:VAL:HG22	2.02	0.59
1:L:552:GLU:CD	1:L:617:LEU:HD23	2.22	0.59
1:F:113:VAL:HG23	1:F:114:PHE:HD2	1.67	0.59
1:H:240:LEU:HD22	1:H:418:ILE:HG22	1.84	0.59
1:D:399:THR:HB	1:D:402:VAL:HG22	1.82	0.59
1:H:84:ASN:HD21	1:H:87:MET:HB2	1.68	0.59
1:H:10:MET:HB2	1:H:11:PRO:HD3	1.85	0.59
1:A:10:MET:HB2	1:A:11:PRO:HD3	1.85	0.59
1:G:306:GLU:O	1:G:321:HIS:HB3	2.03	0.59
1:I:606:THR:HG23	1:I:609:GLU:H	1.67	0.59

Continued on next page...

Continued from previous page...

Atom-1	Atom-2	Interatomic distance (Å)	Clash overlap (Å)
1:F:306:GLU:O	1:F:321:HIS:HB3	2.03	0.59
1:H:157:LEU:N	1:H:157:LEU:HD12	2.18	0.59
1:A:369:GLN:HG3	1:A:478:ARG:NH2	2.17	0.59
1:E:413:GLU:HB2	1:E:427:LYS:HE2	1.84	0.59
1:M:170:HIS:CE1	1:M:174:HIS:HE2	2.21	0.59
1:I:253:TYR:CZ	1:I:253:TYR:OH	2.56	0.59
1:I:290:ILE:HD13	1:I:312:LYS:HD3	1.81	0.59
1:I:173:TRP:NE1	1:I:196:LEU:HD21	2.18	0.59
1:G:408:LYS:HB2	1:G:408:LYS:NZ	2.17	0.59
1:H:76:CYS:SG	1:H:88:PHE:HZ	2.26	0.59
1:J:282:ILE:HG23	1:J:292:LEU:HD21	1.85	0.59
1:M:606:THR:HG23	1:M:609:GLU:H	1.67	0.59
1:A:606:THR:HG23	1:A:609:GLU:H	1.67	0.59
1:E:175:ILE:O	1:E:178:PRO:HD3	2.03	0.59
1:G:157:LEU:N	1:G:157:LEU:HD12	2.18	0.59
1:K:463:LYS:HE2	1:K:469:ASN:OD1	2.02	0.59
1:K:552:GLU:CD	1:K:617:LEU:HD23	2.22	0.58
1:G:79:ALA:HB3	1:G:88:PHE:CE2	2.37	0.58
1:D:408:LYS:HB2	1:D:408:LYS:NZ	2.17	0.58
1:L:408:LYS:HB2	1:L:408:LYS:NZ	2.17	0.58
1:C:151:LEU:N	1:C:151:LEU:HD22	2.18	0.58
1:E:59:LEU:O	1:E:63:LEU:HD13	2.02	0.58
1:D:404:THR:HG22	1:D:406:LEU:CD1	2.33	0.58
1:E:404:THR:HG22	1:E:406:LEU:CD1	2.33	0.58
1:E:304:ILE:HA	1:E:311:SER:CA	2.30	0.58
1:L:49:HIS:HB3	1:L:52:HIS:HD2	1.68	0.58
1:M:172:HIS:NE2	1:M:532:SER:HB3	2.17	0.58
1:F:282:ILE:HG23	1:F:292:LEU:HD21	1.85	0.58
1:C:10:MET:HB2	1:C:11:PRO:HD3	1.85	0.58
1:A:282:ILE:HG23	1:A:292:LEU:HD21	1.85	0.58
1:L:208:TYR:HE2	1:L:220:MET:CG	2.16	0.58
1:F:385:PHE:CE1	1:F:559:ASP:HB2	2.37	0.58
1:E:208:TYR:HE2	1:E:220:MET:CG	2.16	0.58
1:A:208:TYR:HE2	1:A:220:MET:CG	2.16	0.58
1:I:208:TYR:HE2	1:I:220:MET:CG	2.16	0.58
1:J:541:ILE:N	1:J:541:ILE:HD12	2.17	0.58
1:C:12:LEU:HD13	1:C:76:CYS:SG	2.44	0.58
1:K:118:PHE:CD2	1:K:164:ILE:HG13	2.38	0.58
1:C:59:LEU:O	1:C:63:LEU:HD13	2.02	0.58
1:E:113:VAL:HG23	1:E:114:PHE:HD2	1.67	0.58
1:F:111:GLN:H	1:F:111:GLN:NE2	2.00	0.58

Continued on next page...

Continued from previous page...

Atom-1	Atom-2	Interatomic distance (Å)	Clash overlap (Å)
1:H:119:VAL:HB	1:H:123:THR:HG21	1.84	0.58
1:F:404:THR:HG22	1:F:406:LEU:CD1	2.33	0.58
1:H:404:THR:HG22	1:H:406:LEU:CD1	2.33	0.58
1:L:404:THR:HG22	1:L:406:LEU:CD1	2.33	0.58
1:M:404:THR:HG22	1:M:406:LEU:CD1	2.34	0.58
1:L:399:THR:HB	1:L:402:VAL:HG22	1.82	0.58
1:A:49:HIS:HB3	1:A:52:HIS:HD2	1.68	0.58
1:L:282:ILE:HG23	1:L:292:LEU:HD21	1.85	0.58
1:G:385:PHE:CE1	1:G:559:ASP:HB2	2.37	0.58
1:H:558:THR:HG22	1:H:559:ASP:N	2.19	0.58
1:L:175:ILE:O	1:L:178:PRO:HD3	2.03	0.58
1:D:175:ILE:O	1:D:178:PRO:HD3	2.03	0.58
1:I:175:ILE:O	1:I:178:PRO:HD3	2.03	0.58
1:J:79:ALA:HB3	1:J:88:PHE:CE2	2.37	0.58
1:C:111:GLN:NE2	1:C:111:GLN:H	2.00	0.58
1:E:395:ILE:HD13	1:E:620:ILE:HG21	1.85	0.58
1:E:393:VAL:HG22	1:E:442:ILE:CD1	2.27	0.58
1:H:173:TRP:NE1	1:H:196:LEU:HD21	2.18	0.58
1:D:84:ASN:HD21	1:D:87:MET:HB2	1.68	0.58
1:L:404:THR:HG22	1:L:406:LEU:HD11	1.86	0.58
1:J:399:THR:HB	1:J:402:VAL:HG22	1.82	0.58
1:C:282:ILE:HG13	1:C:290:ILE:HG12	1.84	0.58
1:E:49:HIS:HB3	1:E:52:HIS:HD2	1.68	0.58
1:L:306:GLU:O	1:L:321:HIS:HB3	2.03	0.58
1:D:558:THR:HG22	1:D:559:ASP:N	2.19	0.58
1:M:212:ARG:HD2	1:M:220:MET:HG2	1.84	0.58
1:H:208:TYR:HE2	1:H:220:MET:CG	2.16	0.58
1:I:212:ARG:HD2	1:I:220:MET:HG2	1.84	0.58
1:F:212:ARG:HD2	1:F:220:MET:HG2	1.84	0.58
1:C:563:ASP:OD1	1:C:592:LYS:HD3	2.03	0.58
1:J:463:LYS:HE2	1:J:469:ASN:OD1	2.03	0.58
1:L:332:THR:OG1	1:M:250:PRO:HG3	2.03	0.58
1:A:541:ILE:HD12	1:A:541:ILE:N	2.17	0.58
1:M:395:ILE:HD13	1:M:620:ILE:HG21	1.86	0.58
1:G:113:VAL:HG23	1:G:114:PHE:HD2	1.67	0.58
1:K:84:ASN:HD21	1:K:87:MET:HB2	1.68	0.58
1:A:117:ARG:HG3	1:A:118:PHE:CD1	2.39	0.58
1:I:113:VAL:HG23	1:I:114:PHE:HD2	1.67	0.58
1:I:244:LEU:N	1:I:244:LEU:HD12	2.18	0.58
1:D:404:THR:HG22	1:D:406:LEU:HD11	1.86	0.58
1:I:404:THR:HG22	1:I:406:LEU:CD1	2.34	0.58

Continued on next page...

Continued from previous page...

Atom-1	Atom-2	Interatomic distance (Å)	Clash overlap (Å)
1:G:404:THR:HG22	1:G:406:LEU:CD1	2.33	0.58
1:G:173:TRP:NE1	1:G:196:LEU:HD21	2.18	0.58
1:H:59:LEU:O	1:H:63:LEU:HD13	2.03	0.58
1:H:282:ILE:HG23	1:H:292:LEU:HD21	1.85	0.58
1:M:282:ILE:HG23	1:M:292:LEU:HD21	1.85	0.58
1:E:385:PHE:CE1	1:E:559:ASP:HB2	2.37	0.58
1:M:558:THR:HG22	1:M:559:ASP:N	2.18	0.58
1:A:558:THR:HG22	1:A:559:ASP:N	2.19	0.58
1:D:212:ARG:HD2	1:D:220:MET:HG2	1.84	0.58
1:K:369:GLN:HG3	1:K:478:ARG:NH2	2.17	0.58
1:H:170:HIS:CE1	1:H:174:HIS:HE2	2.20	0.58
1:A:395:ILE:HD13	1:A:620:ILE:HG21	1.85	0.58
1:I:541:ILE:N	1:I:541:ILE:HD12	2.17	0.58
1:H:111:GLN:NE2	1:H:111:GLN:H	2.00	0.58
1:H:69:PHE:HE1	1:H:102:CYS:SG	2.24	0.58
1:F:84:ASN:HD21	1:F:87:MET:HB2	1.68	0.58
1:E:36:VAL:HG11	1:E:59:LEU:HD21	1.86	0.58
1:C:530:TYR:CD1	1:C:574:CYS:SG	2.97	0.58
1:A:404:THR:HG22	1:A:406:LEU:CD1	2.34	0.58
1:M:399:THR:HB	1:M:402:VAL:HG22	1.82	0.58
1:I:591:LYS:HA	1:I:591:LYS:CE	2.30	0.58
1:L:10:MET:HB2	1:L:11:PRO:HD3	1.85	0.58
1:M:157:LEU:N	1:M:157:LEU:HD12	2.18	0.58
1:H:212:ARG:HD2	1:H:220:MET:HG2	1.84	0.58
1:A:212:ARG:HD2	1:A:220:MET:HG2	1.84	0.58
1:H:413:GLU:HB2	1:H:427:LYS:HE2	1.84	0.58
1:G:19:LEU:CD2	1:G:80:ARG:HB3	2.34	0.58
1:J:10:MET:HB2	1:J:11:PRO:HD3	1.85	0.58
1:C:117:ARG:HG3	1:C:118:PHE:CD1	2.39	0.58
1:K:113:VAL:HG23	1:K:114:PHE:HD2	1.67	0.58
1:H:408:LYS:NZ	1:H:408:LYS:HB2	2.17	0.58
1:A:164:ILE:HG23	1:A:165:GLY:N	2.19	0.58
1:E:114:PHE:HB2	1:E:117:ARG:HD2	1.86	0.58
1:D:240:LEU:HD22	1:D:418:ILE:HG22	1.86	0.58
1:E:404:THR:HG22	1:E:406:LEU:HD11	1.86	0.58
1:H:404:THR:HG22	1:H:406:LEU:HD11	1.86	0.58
1:C:306:GLU:O	1:C:321:HIS:HB3	2.03	0.58
1:J:413:GLU:HB2	1:J:427:LYS:HE2	1.84	0.58
1:L:228:GLU:OE1	1:L:228:GLU:HA	2.04	0.58
1:H:32:ARG:HG3	1:H:33:LEU:HD12	1.85	0.58
1:E:170:HIS:CE1	1:E:174:HIS:HE2	2.21	0.58

Continued on next page...

Continued from previous page...

Atom-1	Atom-2	Interatomic distance (Å)	Clash overlap (Å)
1:A:69:PHE:CE1	1:A:102:CYS:SG	2.96	0.58
1:E:19:LEU:HD23	1:E:80:ARG:CG	2.34	0.58
1:L:84:ASN:HD21	1:L:87:MET:HB2	1.68	0.58
1:L:117:ARG:HG3	1:L:118:PHE:CD1	2.39	0.58
1:K:59:LEU:O	1:K:63:LEU:HD13	2.02	0.58
1:D:12:LEU:HD13	1:D:76:CYS:SG	2.44	0.58
1:F:541:ILE:N	1:F:541:ILE:HD12	2.17	0.58
1:I:114:PHE:HB2	1:I:117:ARG:HD2	1.86	0.58
1:A:119:VAL:HB	1:A:123:THR:HG21	1.84	0.58
1:C:404:THR:HG22	1:C:406:LEU:HD11	1.86	0.58
1:G:404:THR:HG22	1:G:406:LEU:HD11	1.86	0.58
1:G:10:MET:HB2	1:G:11:PRO:HD3	1.85	0.58
1:C:192:ARG:HH21	1:C:594:MET:HG3	1.69	0.58
1:E:558:THR:HG22	1:E:559:ASP:N	2.19	0.58
1:I:558:THR:HG22	1:I:559:ASP:N	2.19	0.58
1:C:208:TYR:HE2	1:C:220:MET:CG	2.16	0.58
1:L:212:ARG:HD2	1:L:220:MET:HG2	1.84	0.58
1:K:157:LEU:N	1:K:157:LEU:HD12	2.18	0.58
1:A:339:GLN:NE2	1:C:149:ASN:O	2.37	0.58
1:I:228:GLU:HA	1:I:228:GLU:OE1	2.04	0.58
1:D:170:HIS:CE1	1:D:174:HIS:HE2	2.20	0.58
1:C:17:THR:HG21	1:C:241:VAL:HA	1.86	0.58
1:I:31:GLU:O	1:I:34:LYS:HG2	2.04	0.58
1:G:228:GLU:OE1	1:G:228:GLU:HA	2.04	0.58
1:A:228:GLU:HA	1:A:228:GLU:OE1	2.04	0.58
1:L:173:TRP:NE1	1:L:196:LEU:HD21	2.19	0.58
1:K:111:GLN:HA	1:K:118:PHE:CE1	2.39	0.58
1:L:111:GLN:NE2	1:L:111:GLN:H	2.00	0.58
1:M:111:GLN:NE2	1:M:111:GLN:H	2.00	0.58
1:A:114:PHE:HB2	1:A:117:ARG:HD2	1.86	0.58
1:M:506:VAL:HG23	1:M:507:THR:CG2	2.31	0.58
1:C:404:THR:HG22	1:C:406:LEU:CD1	2.34	0.58
1:M:173:TRP:NE1	1:M:196:LEU:HD21	2.18	0.58
1:K:49:HIS:HB3	1:K:52:HIS:HD2	1.68	0.58
1:I:49:HIS:HB3	1:I:52:HIS:HD2	1.68	0.58
1:G:244:LEU:HB3	1:G:341:ASN:ND2	2.19	0.58
1:D:10:MET:HB2	1:D:11:PRO:HD3	1.85	0.58
1:F:606:THR:HG23	1:F:609:GLU:H	1.67	0.58
1:F:157:LEU:HD12	1:F:157:LEU:N	2.18	0.58
1:G:208:TYR:HE2	1:G:220:MET:CG	2.16	0.58
1:L:170:HIS:CE1	1:L:174:HIS:HE2	2.21	0.58

Continued on next page...

Continued from previous page...

Atom-1	Atom-2	Interatomic distance (Å)	Clash overlap (Å)
1:K:293:ASP:OD2	1:K:295:GLU:HB2	2.04	0.58
1:H:228:GLU:HA	1:H:228:GLU:OE1	2.04	0.58
1:G:408:LYS:HB2	1:G:408:LYS:HZ3	1.69	0.58
1:C:395:ILE:HD13	1:C:620:ILE:HG21	1.86	0.58
1:H:175:ILE:O	1:H:178:PRO:HD3	2.03	0.58
1:G:117:ARG:HG3	1:G:118:PHE:CD1	2.39	0.58
1:F:20:THR:CG2	1:F:41:ARG:HD3	2.20	0.58
1:I:117:ARG:HG3	1:I:118:PHE:CD1	2.39	0.58
1:F:114:PHE:HB2	1:F:117:ARG:HD2	1.86	0.58
1:C:264:GLN:OE1	1:D:270:ARG:NH1	2.37	0.58
1:L:240:LEU:HD22	1:L:418:ILE:HG22	1.86	0.58
1:A:404:THR:HG22	1:A:406:LEU:HD11	1.86	0.58
1:F:49:HIS:HB3	1:F:52:HIS:HD2	1.68	0.58
1:J:157:LEU:HD12	1:J:157:LEU:N	2.18	0.58
1:A:157:LEU:N	1:A:157:LEU:HD12	2.18	0.58
1:F:175:ILE:O	1:F:178:PRO:HD3	2.03	0.58
1:M:200:MET:HE2	1:M:200:MET:O	2.04	0.58
1:A:200:MET:O	1:A:200:MET:HE2	2.04	0.58
1:F:313:ASN:OD1	1:F:315:GLU:HG2	2.04	0.58
1:D:393:VAL:HG22	1:D:442:ILE:CD1	2.27	0.58
1:J:114:PHE:HB2	1:J:117:ARG:HD2	1.86	0.58
1:J:14:LYS:NZ	1:J:14:LYS:HB2	2.19	0.58
1:K:164:ILE:HG23	1:K:165:GLY:N	2.19	0.58
1:H:164:ILE:HG23	1:H:165:GLY:N	2.19	0.58
1:H:173:TRP:O	1:H:176:VAL:HG22	2.02	0.58
1:L:164:ILE:HG23	1:L:165:GLY:N	2.19	0.58
1:D:36:VAL:HG11	1:D:59:LEU:HD21	1.86	0.58
1:E:164:ILE:HG23	1:E:165:GLY:N	2.19	0.58
1:I:164:ILE:HG23	1:I:165:GLY:N	2.19	0.58
1:D:164:ILE:HG23	1:D:165:GLY:N	2.19	0.58
1:K:404:THR:HG22	1:K:406:LEU:CD1	2.34	0.58
1:D:166:ILE:HD11	1:D:539:MET:CE	2.34	0.58
1:J:404:THR:HG22	1:J:406:LEU:HD11	1.86	0.58
1:H:166:ILE:HD11	1:H:539:MET:CE	2.34	0.58
1:I:84:ASN:HD21	1:I:87:MET:HB2	1.68	0.58
1:H:49:HIS:HB3	1:H:52:HIS:HD2	1.68	0.58
1:E:606:THR:HG23	1:E:609:GLU:H	1.67	0.58
1:I:9:LEU:HD11	1:I:69:PHE:HZ	1.69	0.58
1:H:192:ARG:HH21	1:H:594:MET:HG3	1.68	0.58
1:C:281:TYR:HB2	1:C:289:LYS:HB3	1.85	0.58
1:I:19:LEU:HD22	1:I:80:ARG:HD2	1.85	0.58

Continued on next page...

Continued from previous page...

Atom-1	Atom-2	Interatomic distance (Å)	Clash overlap (Å)
1:M:208:TYR:HE2	1:M:220:MET:CG	2.16	0.58
1:I:157:LEU:HD12	1:I:157:LEU:N	2.18	0.58
1:F:208:TYR:HE2	1:F:220:MET:CG	2.16	0.58
1:A:263:VAL:O	1:A:266:MET:HB2	2.03	0.58
1:C:558:THR:HG22	1:C:559:ASP:N	2.19	0.58
1:L:193:LYS:HD3	1:L:310:GLU:OE2	2.04	0.58
1:L:393:VAL:HG22	1:L:442:ILE:CD1	2.27	0.57
1:J:111:GLN:H	1:J:111:GLN:NE2	2.01	0.57
1:J:117:ARG:HG3	1:J:118:PHE:CD1	2.39	0.57
1:J:164:ILE:HG23	1:J:165:GLY:N	2.19	0.57
1:C:113:VAL:HG23	1:C:114:PHE:HD2	1.67	0.57
1:L:19:LEU:HD23	1:L:80:ARG:CG	2.34	0.57
1:L:12:LEU:HD13	1:L:76:CYS:SG	2.44	0.57
1:K:19:LEU:HD23	1:K:80:ARG:CG	2.34	0.57
1:H:117:ARG:HG3	1:H:118:PHE:CD1	2.39	0.57
1:K:59:LEU:HD12	1:K:87:MET:CG	2.30	0.57
1:D:114:PHE:HB2	1:D:117:ARG:HD2	1.86	0.57
1:F:12:LEU:HD13	1:F:76:CYS:SG	2.44	0.57
1:E:84:ASN:HD21	1:E:87:MET:HB2	1.68	0.57
1:F:166:ILE:HD11	1:F:539:MET:CE	2.34	0.57
1:J:404:THR:HG22	1:J:406:LEU:CD1	2.33	0.57
1:C:49:HIS:HB3	1:C:52:HIS:HD2	1.68	0.57
1:G:282:ILE:HG23	1:G:292:LEU:HD21	1.85	0.57
1:D:282:ILE:HG23	1:D:292:LEU:HD21	1.85	0.57
1:D:606:THR:HG23	1:D:609:GLU:H	1.67	0.57
1:D:228:GLU:HA	1:D:228:GLU:OE1	2.04	0.57
1:E:228:GLU:HA	1:E:228:GLU:OE1	2.04	0.57
1:F:24:LEU:HD21	1:F:27:ASP:HA	1.86	0.57
1:A:12:LEU:HD13	1:A:76:CYS:SG	2.44	0.57
1:G:36:VAL:HG11	1:G:59:LEU:HD21	1.86	0.57
1:E:235:PRO:HB2	1:E:237:LEU:CD2	2.21	0.57
1:F:33:LEU:HD12	1:F:33:LEU:N	2.19	0.57
1:C:164:ILE:HG23	1:C:165:GLY:N	2.19	0.57
1:C:19:LEU:HD23	1:C:80:ARG:CG	2.34	0.57
1:C:20:THR:HG22	1:C:21:ARG:N	2.18	0.57
1:D:33:LEU:HD12	1:D:33:LEU:N	2.19	0.57
1:F:395:ILE:HD13	1:F:620:ILE:HG21	1.85	0.57
1:J:467:LEU:HD23	1:J:470:LYS:HE3	1.85	0.57
1:F:19:LEU:HD23	1:F:80:ARG:HB3	1.84	0.57
1:K:404:THR:HG22	1:K:406:LEU:HD11	1.86	0.57
1:E:166:ILE:HD11	1:E:539:MET:CE	2.34	0.57

Continued on next page...

Continued from previous page...

Atom-1	Atom-2	Interatomic distance (Å)	Clash overlap (Å)
1:E:304:ILE:N	1:E:311:SER:HA	2.20	0.57
1:M:10:MET:HB2	1:M:11:PRO:HD3	1.85	0.57
1:D:157:LEU:HD12	1:D:157:LEU:N	2.18	0.57
1:J:228:GLU:HA	1:J:228:GLU:OE1	2.04	0.57
1:L:24:LEU:HD21	1:L:27:ASP:HA	1.86	0.57
1:G:33:LEU:HD12	1:G:33:LEU:N	2.19	0.57
1:J:395:ILE:HD13	1:J:620:ILE:HG21	1.86	0.57
1:K:12:LEU:HD13	1:K:76:CYS:SG	2.44	0.57
1:C:59:LEU:HD12	1:C:87:MET:CG	2.30	0.57
1:H:76:CYS:SG	1:H:88:PHE:CZ	2.97	0.57
1:M:114:PHE:HB2	1:M:117:ARG:HD2	1.86	0.57
1:I:166:ILE:HD11	1:I:539:MET:CE	2.35	0.57
1:M:166:ILE:HD11	1:M:539:MET:CE	2.34	0.57
1:J:173:TRP:NE1	1:J:196:LEU:HD21	2.18	0.57
1:E:306:GLU:HG2	1:E:307:SER:H	1.70	0.57
1:C:193:LYS:HD3	1:C:310:GLU:OE2	2.04	0.57
1:G:24:LEU:HD21	1:G:27:ASP:HA	1.86	0.57
1:D:193:LYS:HD3	1:D:310:GLU:OE2	2.04	0.57
1:E:583:ALA:HB3	1:E:586:ASP:HB3	1.86	0.57
1:J:337:ARG:HA	1:K:151:LEU:HD23	1.85	0.57
1:M:228:GLU:OE1	1:M:228:GLU:HA	2.04	0.57
1:I:282:ILE:HG23	1:I:292:LEU:HD21	1.85	0.57
1:M:19:LEU:HD22	1:M:80:ARG:NH1	2.20	0.57
1:G:12:LEU:HD13	1:G:76:CYS:SG	2.44	0.57
1:H:113:VAL:HG23	1:H:114:PHE:N	2.20	0.57
1:G:164:ILE:HG23	1:G:165:GLY:N	2.19	0.57
1:F:117:ARG:HG3	1:F:118:PHE:CD1	2.39	0.57
1:J:166:ILE:HD11	1:J:539:MET:CE	2.34	0.57
1:G:558:THR:HG22	1:G:559:ASP:N	2.19	0.57
1:J:558:THR:HG22	1:J:559:ASP:N	2.18	0.57
1:F:558:THR:HG22	1:F:559:ASP:N	2.19	0.57
1:D:583:ALA:HB3	1:D:586:ASP:HB3	1.86	0.57
1:A:173:TRP:NE1	1:A:196:LEU:HD21	2.18	0.57
1:C:173:TRP:NE1	1:C:196:LEU:HD21	2.18	0.57
1:C:19:LEU:HD23	1:C:80:ARG:HB3	1.84	0.57
1:C:84:ASN:HD21	1:C:87:MET:HB2	1.68	0.57
1:E:117:ARG:HG3	1:E:118:PHE:CD1	2.39	0.57
1:M:404:THR:HG22	1:M:406:LEU:HD11	1.86	0.57
1:G:166:ILE:HD11	1:G:539:MET:CE	2.34	0.57
1:H:306:GLU:O	1:H:321:HIS:HB3	2.03	0.57
1:D:286:ASP:O	1:D:287:ASN:HB2	2.05	0.57

Continued on next page...

Continued from previous page...

Atom-1	Atom-2	Interatomic distance (Å)	Clash overlap (Å)
1:A:286:ASP:O	1:A:287:ASN:HB2	2.05	0.57
1:E:192:ARG:HH21	1:E:594:MET:HG3	1.69	0.57
1:C:212:ARG:HD2	1:C:220:MET:HG2	1.85	0.57
1:L:208:TYR:CE2	1:L:212:ARG:HD2	2.40	0.57
1:I:208:TYR:CE2	1:I:212:ARG:HD2	2.40	0.57
1:F:228:GLU:OE1	1:F:228:GLU:HA	2.04	0.57
1:H:193:LYS:HD3	1:H:310:GLU:OE2	2.04	0.57
1:F:193:LYS:HD3	1:F:310:GLU:OE2	2.04	0.57
1:J:113:VAL:HG23	1:J:114:PHE:N	2.20	0.57
1:G:113:VAL:HG23	1:G:114:PHE:N	2.20	0.57
1:G:114:PHE:HB2	1:G:117:ARG:HD2	1.86	0.57
1:M:113:VAL:HG23	1:M:114:PHE:HD2	1.67	0.57
1:E:113:VAL:HG23	1:E:114:PHE:N	2.20	0.57
1:I:64:TYR:CE1	1:I:98:HIS:HB2	2.40	0.57
1:E:282:ILE:HG23	1:E:292:LEU:HD21	1.85	0.57
1:L:286:ASP:O	1:L:287:ASN:HB2	2.05	0.57
1:K:228:GLU:HA	1:K:228:GLU:OE1	2.04	0.57
1:J:583:ALA:HB3	1:J:586:ASP:HB3	1.86	0.57
1:I:249:ARG:NH2	1:I:356:ILE:HD13	2.19	0.57
1:A:33:LEU:N	1:A:33:LEU:HD12	2.19	0.57
1:A:92:VAL:HG23	1:A:93:SER:N	2.19	0.57
1:L:92:VAL:HG23	1:L:93:SER:N	2.19	0.57
1:L:36:VAL:HG11	1:L:59:LEU:HD21	1.86	0.57
1:M:117:ARG:HG3	1:M:118:PHE:CD1	2.39	0.57
1:D:151:LEU:HB2	1:E:337:ARG:HA	1.87	0.57
1:D:19:LEU:HD23	1:D:80:ARG:CG	2.34	0.57
1:C:526:ASP:N	1:C:574:CYS:SG	2.78	0.57
1:H:172:HIS:NE2	1:H:532:SER:HB3	2.20	0.57
1:K:558:THR:HG22	1:K:559:ASP:N	2.19	0.57
1:E:208:TYR:CE2	1:E:212:ARG:HD2	2.40	0.57
1:C:228:GLU:OE1	1:C:228:GLU:HA	2.04	0.57
1:A:193:LYS:HD3	1:A:310:GLU:OE2	2.04	0.57
1:J:33:LEU:HD12	1:J:33:LEU:N	2.19	0.57
1:J:99:ARG:HD3	1:J:102:CYS:SG	2.45	0.57
1:M:33:LEU:HD12	1:M:33:LEU:N	2.19	0.57
1:C:92:VAL:HG23	1:C:93:SER:N	2.19	0.57
1:A:235:PRO:CB	1:A:237:LEU:HD23	2.19	0.57
1:F:36:VAL:HG11	1:F:59:LEU:HD21	1.86	0.57
1:A:113:VAL:HG23	1:A:114:PHE:N	2.20	0.57
1:F:113:VAL:HG23	1:F:114:PHE:N	2.20	0.57
1:F:19:LEU:HD23	1:F:80:ARG:CG	2.34	0.57

Continued on next page...

Continued from previous page...

Atom-1	Atom-2	Interatomic distance (Å)	Clash overlap (Å)
1:A:242:SER:OG	1:A:244:LEU:HD13	2.05	0.57
1:C:166:ILE:HD11	1:C:539:MET:CE	2.34	0.57
1:E:10:MET:HB2	1:E:11:PRO:HD3	1.85	0.57
1:C:208:TYR:CE2	1:C:212:ARG:HD2	2.40	0.57
1:G:208:TYR:CE2	1:G:212:ARG:HD2	2.40	0.57
1:K:286:ASP:O	1:K:287:ASN:HB2	2.05	0.57
1:L:313:ASN:OD1	1:L:315:GLU:HG2	2.04	0.57
1:A:19:LEU:HD23	1:A:80:ARG:CG	2.34	0.57
1:K:540:LEU:HG	1:K:541:ILE:CD1	2.35	0.57
1:E:173:TRP:NE1	1:E:196:LEU:HD21	2.18	0.57
1:F:173:TRP:NE1	1:F:196:LEU:HD21	2.18	0.57
1:C:393:VAL:HG22	1:C:442:ILE:CD1	2.27	0.57
1:J:540:LEU:HG	1:J:541:ILE:CD1	2.35	0.57
1:M:113:VAL:HG23	1:M:114:PHE:N	2.20	0.57
1:M:164:ILE:HG23	1:M:165:GLY:N	2.19	0.57
1:D:173:TRP:NE1	1:D:196:LEU:HD21	2.18	0.57
1:D:395:ILE:HD13	1:D:620:ILE:HG21	1.85	0.57
1:F:10:MET:HB2	1:F:11:PRO:HD3	1.85	0.57
1:M:208:TYR:CE2	1:M:212:ARG:HD2	2.40	0.57
1:J:208:TYR:CE2	1:J:212:ARG:HD2	2.40	0.57
1:I:583:ALA:HB3	1:I:586:ASP:HB3	1.86	0.57
1:M:583:ALA:HB3	1:M:586:ASP:HB3	1.86	0.57
1:E:92:VAL:HG23	1:E:93:SER:N	2.19	0.57
1:H:92:VAL:HG23	1:H:93:SER:N	2.19	0.57
1:K:33:LEU:HD12	1:K:33:LEU:N	2.19	0.57
1:L:114:PHE:HB2	1:L:117:ARG:HD2	1.86	0.57
1:L:33:LEU:HD12	1:L:33:LEU:N	2.19	0.57
1:L:395:ILE:HD13	1:L:620:ILE:HG21	1.85	0.57
1:D:117:ARG:HG3	1:D:118:PHE:CD1	2.39	0.57
1:H:64:TYR:CE1	1:H:98:HIS:HB2	2.40	0.57
1:J:282:ILE:CG1	1:J:290:ILE:HG12	2.35	0.57
1:G:282:ILE:CG1	1:G:290:ILE:HG12	2.35	0.57
1:M:286:ASP:O	1:M:287:ASN:HB2	2.05	0.57
1:L:282:ILE:CG1	1:L:290:ILE:HG12	2.35	0.57
1:L:297:GLY:O	1:L:300:ILE:HG12	2.05	0.57
1:D:208:TYR:CE2	1:D:212:ARG:HD2	2.40	0.57
1:K:486:PHE:HB3	1:K:499:ARG:NH2	2.20	0.57
1:M:64:TYR:CE1	1:M:98:HIS:HB2	2.40	0.57
1:G:89:VAL:O	1:G:93:SER:HB2	2.05	0.57
1:K:395:ILE:HD13	1:K:620:ILE:HG21	1.85	0.56
1:G:19:LEU:HD22	1:G:80:ARG:NH1	2.20	0.56

Continued on next page...

Continued from previous page...

Atom-1	Atom-2	Interatomic distance (Å)	Clash overlap (Å)
1:H:395:ILE:HD13	1:H:620:ILE:HG21	1.85	0.56
1:E:12:LEU:HD13	1:E:76:CYS:SG	2.44	0.56
1:I:395:ILE:HD13	1:I:620:ILE:HG21	1.86	0.56
1:G:110:ILE:O	1:G:113:VAL:HG22	2.05	0.56
1:F:164:ILE:HG23	1:F:165:GLY:N	2.19	0.56
1:K:60:TYR:HE1	1:K:94:VAL:HG21	1.70	0.56
1:K:506:VAL:HG23	1:K:507:THR:CG2	2.31	0.56
1:J:297:GLY:O	1:J:300:ILE:HG12	2.05	0.56
1:M:282:ILE:CG1	1:M:290:ILE:HG12	2.35	0.56
1:J:212:ARG:CZ	1:J:220:MET:HE3	2.34	0.56
1:C:486:PHE:HB3	1:C:499:ARG:NH2	2.20	0.56
1:I:193:LYS:HD3	1:I:310:GLU:OE2	2.04	0.56
1:L:340:GLU:OE1	1:M:248:SER:OG	2.20	0.56
1:J:64:TYR:CE2	1:J:98:HIS:HB2	2.40	0.56
1:M:193:LYS:HD3	1:M:310:GLU:OE2	2.04	0.56
1:G:64:TYR:CE1	1:G:98:HIS:HB2	2.40	0.56
1:G:193:LYS:HD3	1:G:310:GLU:OE2	2.04	0.56
1:M:12:LEU:HD13	1:M:76:CYS:SG	2.44	0.56
1:E:33:LEU:N	1:E:33:LEU:HD12	2.19	0.56
1:C:110:ILE:O	1:C:113:VAL:HG22	2.05	0.56
1:K:114:PHE:HB2	1:K:117:ARG:HD2	1.86	0.56
1:K:92:VAL:HG23	1:K:93:SER:N	2.19	0.56
1:G:395:ILE:HD13	1:G:620:ILE:HG21	1.85	0.56
1:F:59:LEU:HD12	1:F:87:MET:CG	2.30	0.56
1:C:525:GLU:N	1:C:574:CYS:SG	2.78	0.56
1:C:257:ASP:OD1	1:C:262:ASP:HB2	2.06	0.56
1:A:166:ILE:HD11	1:A:539:MET:CE	2.34	0.56
1:E:301:LEU:CD1	1:E:304:ILE:HD12	2.35	0.56
1:H:282:ILE:CG1	1:H:290:ILE:HG12	2.35	0.56
1:D:282:ILE:CG1	1:D:290:ILE:HG12	2.35	0.56
1:G:192:ARG:HH21	1:G:594:MET:HG3	1.68	0.56
1:L:558:THR:HG22	1:L:559:ASP:N	2.18	0.56
1:H:208:TYR:CE2	1:H:212:ARG:HD2	2.40	0.56
1:M:89:VAL:O	1:M:93:SER:HB2	2.05	0.56
1:G:583:ALA:HB3	1:G:586:ASP:HB3	1.86	0.56
1:A:540:LEU:HG	1:A:541:ILE:CD1	2.35	0.56
1:G:39:LEU:HD12	1:G:40:PRO:HD2	1.87	0.56
1:M:33:LEU:CD2	1:M:79:ALA:HB2	2.36	0.56
1:E:19:LEU:HD23	1:E:80:ARG:CB	2.36	0.56
1:D:407:ILE:C	1:D:407:ILE:HD13	2.26	0.56
1:C:113:VAL:HG23	1:C:114:PHE:N	2.20	0.56

Continued on next page...

Continued from previous page...

Atom-1	Atom-2	Interatomic distance (Å)	Clash overlap (Å)
1:C:114:PHE:HB2	1:C:117:ARG:HD2	1.86	0.56
1:K:110:ILE:O	1:K:113:VAL:HG22	2.05	0.56
1:H:114:PHE:HB2	1:H:117:ARG:HD2	1.86	0.56
1:L:113:VAL:HG23	1:L:114:PHE:N	2.20	0.56
1:F:39:LEU:HD12	1:F:40:PRO:HD2	1.87	0.56
1:I:407:ILE:C	1:I:407:ILE:HD13	2.26	0.56
1:D:92:VAL:HG23	1:D:93:SER:N	2.19	0.56
1:D:110:ILE:O	1:D:113:VAL:HG22	2.05	0.56
1:F:110:ILE:O	1:F:113:VAL:HG22	2.05	0.56
1:I:242:SER:OG	1:I:244:LEU:HD13	2.05	0.56
1:I:240:LEU:HD23	1:I:241:VAL:N	2.20	0.56
1:K:282:ILE:HG23	1:K:292:LEU:CD1	2.32	0.56
1:E:286:ASP:O	1:E:287:ASN:HB2	2.05	0.56
1:E:282:ILE:CG1	1:E:290:ILE:HG12	2.35	0.56
1:K:591:LYS:CE	1:K:591:LYS:HA	2.31	0.56
1:A:282:ILE:CG1	1:A:290:ILE:HG12	2.35	0.56
1:F:192:ARG:HH21	1:F:594:MET:HG3	1.68	0.56
1:A:486:PHE:HB3	1:A:499:ARG:NH2	2.20	0.56
1:L:486:PHE:HB3	1:L:499:ARG:NH2	2.20	0.56
1:E:486:PHE:HB3	1:E:499:ARG:NH2	2.20	0.56
1:K:583:ALA:HB3	1:K:586:ASP:HB3	1.86	0.56
1:F:583:ALA:HB3	1:F:586:ASP:HB3	1.86	0.56
1:A:583:ALA:HB3	1:A:586:ASP:HB3	1.86	0.56
1:E:24:LEU:HD21	1:E:27:ASP:HA	1.87	0.56
1:L:583:ALA:HB3	1:L:586:ASP:HB3	1.86	0.56
1:J:33:LEU:CD2	1:J:79:ALA:HB2	2.36	0.56
1:M:407:ILE:C	1:M:407:ILE:HD13	2.26	0.56
1:D:39:LEU:HD12	1:D:40:PRO:HD2	1.88	0.56
1:D:363:PHE:HA	1:D:366:ASN:HD22	1.71	0.56
1:F:404:THR:HG22	1:F:406:LEU:HD11	1.86	0.56
1:D:160:PHE:CD2	1:D:539:MET:HE3	2.41	0.56
1:C:591:LYS:HA	1:C:591:LYS:CE	2.31	0.56
1:K:208:TYR:CE2	1:K:212:ARG:HD2	2.40	0.56
1:A:208:TYR:CE2	1:A:212:ARG:HD2	2.40	0.56
1:F:208:TYR:CE2	1:F:212:ARG:HD2	2.40	0.56
1:D:486:PHE:HB3	1:D:499:ARG:NH2	2.20	0.56
1:D:24:LEU:HD21	1:D:27:ASP:HA	1.87	0.56
1:A:587:ARG:O	1:A:589:PRO:HD3	2.06	0.56
1:J:110:ILE:O	1:J:113:VAL:HG22	2.05	0.56
1:C:19:LEU:HD23	1:C:80:ARG:CB	2.36	0.56
1:L:39:LEU:HD12	1:L:40:PRO:HD2	1.87	0.56

Continued on next page...

Continued from previous page...

Atom-1	Atom-2	Interatomic distance (Å)	Clash overlap (Å)
1:I:110:ILE:O	1:I:113:VAL:HG22	2.05	0.56
1:A:605:ARG:HH22	1:E:38:ILE:HG22	1.71	0.56
1:C:64:TYR:CE1	1:C:98:HIS:HB2	2.40	0.56
1:L:166:ILE:HD11	1:L:539:MET:CE	2.34	0.56
1:C:286:ASP:O	1:C:287:ASN:HB2	2.05	0.56
1:A:297:GLY:O	1:A:300:ILE:HG12	2.05	0.56
1:M:192:ARG:HH21	1:M:594:MET:HG3	1.69	0.56
1:F:363:PHE:HA	1:F:366:ASN:HD22	1.71	0.56
1:J:486:PHE:HB3	1:J:499:ARG:NH2	2.20	0.56
1:J:193:LYS:HD3	1:J:310:GLU:OE2	2.04	0.56
1:G:437:PRO:HB3	1:G:501:HIS:NE2	2.21	0.56
1:G:407:ILE:C	1:G:407:ILE:HD13	2.26	0.56
1:C:540:LEU:HG	1:C:541:ILE:CD1	2.35	0.56
1:I:605:ARG:NH2	1:L:38:ILE:CG2	2.69	0.56
1:K:282:ILE:CG1	1:K:290:ILE:HG12	2.35	0.56
1:C:282:ILE:HD11	1:C:312:LYS:HB2	1.88	0.56
1:M:44:LEU:HD12	1:M:44:LEU:N	2.21	0.56
1:F:282:ILE:CG1	1:F:290:ILE:HG12	2.35	0.56
1:A:192:ARG:HH21	1:A:594:MET:HG3	1.68	0.56
1:J:201:HIS:HA	1:J:204:MET:HE2	1.88	0.56
1:I:48:PHE:HD1	1:I:322:ASN:OD1	1.89	0.56
1:D:48:PHE:HD1	1:D:322:ASN:OD1	1.89	0.56
1:A:620:ILE:N	1:A:620:ILE:HD13	2.19	0.56
1:A:407:ILE:C	1:A:407:ILE:HD13	2.26	0.56
1:K:113:VAL:HG23	1:K:114:PHE:N	2.20	0.56
1:H:110:ILE:O	1:H:113:VAL:HG22	2.05	0.56
1:D:540:LEU:HG	1:D:541:ILE:CD1	2.35	0.56
1:F:19:LEU:HD23	1:F:80:ARG:CB	2.36	0.56
1:E:39:LEU:HD12	1:E:40:PRO:HD2	1.88	0.56
1:K:166:ILE:HD11	1:K:539:MET:CE	2.34	0.56
1:I:404:THR:HG22	1:I:406:LEU:HD11	1.86	0.56
1:C:300:ILE:HG13	1:C:301:LEU:N	2.21	0.56
1:G:303:ASP:OD1	1:G:304:ILE:HG13	2.06	0.56
1:L:300:ILE:HG13	1:L:301:LEU:N	2.21	0.56
1:A:303:ASP:OD1	1:A:304:ILE:HG13	2.06	0.56
1:G:383:LEU:HD13	1:G:615:MET:HE1	1.87	0.56
1:F:200:MET:O	1:F:200:MET:HE2	2.05	0.56
1:G:48:PHE:HD1	1:G:322:ASN:OD1	1.89	0.56
1:J:587:ARG:O	1:J:589:PRO:HD3	2.06	0.56
1:M:24:LEU:HD21	1:M:27:ASP:HA	1.86	0.56
1:C:437:PRO:HB3	1:C:501:HIS:NE2	2.21	0.56

Continued on next page...

Continued from previous page...

Atom-1	Atom-2	Interatomic distance (Å)	Clash overlap (Å)
1:C:48:PHE:HD1	1:C:322:ASN:OD1	1.89	0.56
1:E:587:ARG:O	1:E:589:PRO:HD3	2.06	0.56
1:J:437:PRO:HB3	1:J:501:HIS:NE2	2.21	0.56
1:M:1:THR:HG23	1:M:4:ASP:H	1.71	0.56
1:H:1:THR:HG23	1:H:4:ASP:H	1.71	0.56
1:A:20:THR:CG2	1:A:41:ARG:HD3	2.20	0.56
1:M:41:ARG:HA	1:M:84:ASN:CB	2.19	0.56
1:M:19:LEU:CD2	1:M:80:ARG:HB3	2.34	0.56
1:G:33:LEU:CD2	1:G:79:ALA:HB2	2.36	0.56
1:C:476:GLN:OE1	1:C:607:ALA:HB2	2.06	0.56
1:K:393:VAL:HG22	1:K:442:ILE:CD1	2.27	0.56
1:C:20:THR:CG2	1:C:41:ARG:HD3	2.20	0.56
1:M:110:ILE:O	1:M:113:VAL:HG22	2.05	0.56
1:A:110:ILE:O	1:A:113:VAL:HG22	2.05	0.56
1:F:92:VAL:HG23	1:F:93:SER:N	2.19	0.56
1:A:240:LEU:HD23	1:A:241:VAL:N	2.21	0.56
1:J:363:PHE:HA	1:J:366:ASN:HD22	1.71	0.56
1:C:60:TYR:HD1	1:C:94:VAL:HB	1.71	0.56
1:D:49:HIS:HB3	1:D:52:HIS:HD2	1.69	0.56
1:D:44:LEU:N	1:D:44:LEU:HD12	2.21	0.56
1:J:303:ASP:OD1	1:J:304:ILE:HG13	2.06	0.56
1:M:297:GLY:O	1:M:300:ILE:HG12	2.05	0.56
1:I:92:VAL:HG23	1:I:93:SER:N	2.19	0.56
1:A:172:HIS:NE2	1:A:532:SER:HB3	2.20	0.56
1:L:172:HIS:NE2	1:L:532:SER:HB3	2.20	0.56
1:I:192:ARG:HH21	1:I:594:MET:HG3	1.69	0.56
1:M:437:PRO:HB3	1:M:501:HIS:NE2	2.21	0.56
1:E:623:LYS:O	1:E:623:LYS:HG3	2.06	0.56
1:C:467:LEU:HG	1:G:149:ASN:OD1	2.06	0.56
1:K:437:PRO:HB3	1:K:501:HIS:NE2	2.21	0.56
1:F:201:HIS:HA	1:F:204:MET:HE2	1.88	0.56
1:I:10:MET:HB2	1:I:11:PRO:HD3	1.87	0.56
1:E:48:PHE:HD1	1:E:322:ASN:OD1	1.89	0.56
1:J:36:VAL:HG11	1:J:59:LEU:HD21	1.86	0.56
1:J:480:PHE:CE2	1:J:598:PHE:CE1	2.94	0.56
1:J:620:ILE:N	1:J:620:ILE:HD13	2.20	0.56
1:E:407:ILE:HD13	1:E:407:ILE:C	2.26	0.56
1:M:393:VAL:HG22	1:M:442:ILE:CD1	2.27	0.56
1:D:60:TYR:HD1	1:D:94:VAL:HB	1.71	0.56
1:I:166:ILE:HD11	1:I:539:MET:HE2	1.87	0.56
1:E:300:ILE:HG13	1:E:301:LEU:N	2.21	0.56

Continued on next page...

Continued from previous page...

Atom-1	Atom-2	Interatomic distance (Å)	Clash overlap (Å)
1:K:44:LEU:HD12	1:K:44:LEU:N	2.21	0.56
1:C:44:LEU:N	1:C:44:LEU:HD12	2.21	0.56
1:G:304:ILE:O	1:G:307:SER:HB3	2.06	0.56
1:A:300:ILE:HG13	1:A:301:LEU:N	2.21	0.56
1:H:77:GLU:HA	1:H:80:ARG:NH2	2.20	0.56
1:H:583:ALA:HB3	1:H:586:ASP:HB3	1.86	0.56
1:K:24:LEU:HD21	1:K:27:ASP:HA	1.87	0.56
1:H:437:PRO:HB3	1:H:501:HIS:NE2	2.21	0.56
1:D:313:ASN:OD1	1:D:315:GLU:HG2	2.06	0.56
1:I:286:ASP:O	1:I:287:ASN:HB2	2.05	0.56
1:I:300:ILE:HG13	1:I:301:LEU:N	2.21	0.56
1:A:19:LEU:HD23	1:A:80:ARG:CB	2.36	0.56
1:C:620:ILE:HD13	1:C:620:ILE:N	2.20	0.56
1:L:407:ILE:HD13	1:L:407:ILE:C	2.26	0.56
1:E:110:ILE:O	1:E:113:VAL:HG22	2.05	0.56
1:F:508:ILE:O	1:F:508:ILE:HG23	2.07	0.56
1:H:508:ILE:HG23	1:H:508:ILE:O	2.06	0.56
1:H:125:ASN:ND2	1:I:242:SER:O	2.38	0.56
1:D:166:ILE:CG2	1:D:352:LEU:HD13	2.36	0.56
1:K:512:ARG:HB3	1:K:516:GLN:HB2	1.88	0.56
1:C:303:ASP:OD1	1:C:304:ILE:HG13	2.06	0.56
1:H:303:ASP:OD1	1:H:304:ILE:HG13	2.06	0.56
1:G:286:ASP:O	1:G:287:ASN:HB2	2.05	0.56
1:F:297:GLY:O	1:F:300:ILE:HG12	2.05	0.56
1:D:303:ASP:OD1	1:D:304:ILE:HG13	2.06	0.56
1:A:304:ILE:O	1:A:307:SER:HB3	2.06	0.56
1:A:24:LEU:HD21	1:A:27:ASP:HA	1.86	0.56
1:A:363:PHE:HA	1:A:366:ASN:HD22	1.71	0.56
1:K:142:VAL:HB	1:K:428:VAL:HG23	1.88	0.56
1:L:587:ARG:O	1:L:589:PRO:HD3	2.06	0.56
1:I:282:ILE:CG1	1:I:290:ILE:HG12	2.35	0.55
1:A:480:PHE:CE2	1:A:598:PHE:CE1	2.94	0.55
1:J:476:GLN:OE1	1:J:607:ALA:HB2	2.06	0.55
1:A:235:PRO:O	1:A:237:LEU:HD22	2.06	0.55
1:F:480:PHE:CE2	1:F:598:PHE:CE1	2.94	0.55
1:D:113:VAL:HG23	1:D:114:PHE:N	2.20	0.55
1:E:292:LEU:HA	1:E:300:ILE:HD13	1.88	0.55
1:K:49:HIS:O	1:K:53:LEU:HG	2.06	0.55
1:E:49:HIS:O	1:E:53:LEU:HG	2.06	0.55
1:G:44:LEU:N	1:G:44:LEU:HD12	2.21	0.55
1:J:300:ILE:HG13	1:J:301:LEU:N	2.21	0.55

Continued on next page...

Continued from previous page...

Atom-1	Atom-2	Interatomic distance (Å)	Clash overlap (Å)
1:H:304:ILE:O	1:H:307:SER:HB3	2.06	0.55
1:G:297:GLY:O	1:G:300:ILE:HG12	2.05	0.55
1:M:300:ILE:HG13	1:M:301:LEU:N	2.21	0.55
1:D:304:ILE:O	1:D:307:SER:HB3	2.06	0.55
1:G:363:PHE:HA	1:G:366:ASN:HD22	1.71	0.55
1:I:363:PHE:HA	1:I:366:ASN:HD22	1.71	0.55
1:J:1:THR:HG23	1:J:4:ASP:H	1.71	0.55
1:D:587:ARG:O	1:D:589:PRO:HD3	2.06	0.55
1:J:89:VAL:O	1:J:93:SER:HB2	2.05	0.55
1:I:297:GLY:O	1:I:300:ILE:HG12	2.05	0.55
1:J:59:LEU:HD11	1:J:87:MET:SD	2.46	0.55
1:G:8:ARG:HH22	1:G:70:ASN:HA	1.71	0.55
1:I:480:PHE:CE2	1:I:598:PHE:CE1	2.94	0.55
1:J:113:VAL:HG23	1:J:114:PHE:HD2	1.67	0.55
1:K:407:ILE:C	1:K:407:ILE:HD13	2.26	0.55
1:K:19:LEU:HD23	1:K:80:ARG:CB	2.36	0.55
1:K:235:PRO:O	1:K:237:LEU:HD22	2.06	0.55
1:D:235:PRO:O	1:D:237:LEU:HD22	2.06	0.55
1:L:110:ILE:O	1:L:113:VAL:HG22	2.05	0.55
1:C:407:ILE:HD13	1:C:407:ILE:C	2.26	0.55
1:I:60:TYR:HD1	1:I:94:VAL:HB	1.71	0.55
1:E:166:ILE:HD11	1:E:539:MET:HG3	1.89	0.55
1:L:506:VAL:HG23	1:L:507:THR:CG2	2.31	0.55
1:H:286:ASP:O	1:H:287:ASN:HB2	2.05	0.55
1:H:297:GLY:O	1:H:300:ILE:HG12	2.05	0.55
1:G:300:ILE:HG13	1:G:301:LEU:N	2.21	0.55
1:F:303:ASP:OD1	1:F:304:ILE:HG13	2.06	0.55
1:L:304:ILE:O	1:L:307:SER:HB3	2.06	0.55
1:K:558:THR:HG21	1:K:592:LYS:NZ	2.22	0.55
1:I:486:PHE:HB3	1:I:499:ARG:NH2	2.20	0.55
1:I:463:LYS:HE2	1:I:469:ASN:OD1	2.05	0.55
1:H:48:PHE:HD1	1:H:322:ASN:OD1	1.89	0.55
1:A:545:SER:O	1:A:623:LYS:HA	2.07	0.55
1:A:476:GLN:OE1	1:A:607:ALA:HB2	2.06	0.55
1:G:59:LEU:HD11	1:G:87:MET:SD	2.46	0.55
1:E:235:PRO:O	1:E:237:LEU:HD22	2.06	0.55
1:J:41:ARG:HA	1:J:84:ASN:CB	2.19	0.55
1:I:235:PRO:O	1:I:237:LEU:HD22	2.06	0.55
1:G:476:GLN:OE1	1:G:607:ALA:HB2	2.06	0.55
1:D:19:LEU:HD23	1:D:80:ARG:CB	2.36	0.55
1:H:60:TYR:HD1	1:H:94:VAL:HB	1.71	0.55

Continued on next page...

Continued from previous page...

Atom-1	Atom-2	Interatomic distance (Å)	Clash overlap (Å)
1:A:166:ILE:CG2	1:A:352:LEU:HD13	2.36	0.55
1:H:166:ILE:HD11	1:H:539:MET:HG3	1.88	0.55
1:C:49:HIS:O	1:C:53:LEU:HG	2.06	0.55
1:F:44:LEU:HD22	1:F:342:PRO:HD2	1.88	0.55
1:J:286:ASP:O	1:J:287:ASN:HB2	2.05	0.55
1:C:172:HIS:NE2	1:C:532:SER:HB3	2.20	0.55
1:E:558:THR:HG21	1:E:592:LYS:NZ	2.22	0.55
1:M:558:THR:HG21	1:M:592:LYS:NZ	2.22	0.55
1:K:526:ASP:OD2	1:K:573:VAL:CG2	2.54	0.55
1:M:486:PHE:HB3	1:M:499:ARG:NH2	2.20	0.55
1:J:39:LEU:HD12	1:J:40:PRO:HD2	1.88	0.55
1:H:486:PHE:HB3	1:H:499:ARG:NH2	2.20	0.55
1:E:363:PHE:HA	1:E:366:ASN:HD22	1.71	0.55
1:F:1:THR:HG23	1:F:4:ASP:H	1.71	0.55
1:I:304:ILE:O	1:I:307:SER:HB3	2.06	0.55
1:G:30:ASP:HB3	1:G:33:LEU:HB2	1.89	0.55
1:E:476:GLN:OE1	1:E:607:ALA:HB2	2.06	0.55
1:C:235:PRO:O	1:C:237:LEU:HD22	2.06	0.55
1:H:8:ARG:HH22	1:H:70:ASN:HA	1.71	0.55
1:G:235:PRO:O	1:G:237:LEU:HD22	2.06	0.55
1:F:407:ILE:C	1:F:407:ILE:HD13	2.26	0.55
1:F:93:SER:OG	1:F:528:THR:HG21	2.06	0.55
1:E:60:TYR:HE1	1:E:94:VAL:HG21	1.71	0.55
1:M:512:ARG:HB3	1:M:516:GLN:HB2	1.88	0.55
1:I:166:ILE:CG2	1:I:352:LEU:HD13	2.36	0.55
1:C:166:ILE:CG2	1:C:352:LEU:HD13	2.37	0.55
1:G:166:ILE:HD11	1:G:539:MET:HG3	1.89	0.55
1:D:49:HIS:O	1:D:53:LEU:HG	2.07	0.55
1:H:49:HIS:O	1:H:53:LEU:HG	2.06	0.55
1:M:44:LEU:HD22	1:M:342:PRO:HD2	1.89	0.55
1:E:44:LEU:HD22	1:E:342:PRO:HD2	1.89	0.55
1:J:44:LEU:HD12	1:J:44:LEU:N	2.21	0.55
1:D:297:GLY:O	1:D:300:ILE:HG12	2.05	0.55
1:G:486:PHE:HB3	1:G:499:ARG:NH2	2.20	0.55
1:K:383:LEU:HD13	1:K:615:MET:HE1	1.88	0.55
1:L:545:SER:O	1:L:623:LYS:HA	2.07	0.55
1:I:437:PRO:HB3	1:I:501:HIS:NE2	2.21	0.55
1:L:1:THR:HG23	1:L:4:ASP:H	1.71	0.55
1:M:48:PHE:HD1	1:M:322:ASN:OD1	1.89	0.55
1:G:1:THR:HG23	1:G:4:ASP:H	1.71	0.55
1:I:303:ASP:OD1	1:I:304:ILE:HG13	2.06	0.55

Continued on next page...

Continued from previous page...

Atom-1	Atom-2	Interatomic distance (Å)	Clash overlap (Å)
1:E:480:PHE:CE2	1:E:598:PHE:CE1	2.94	0.55
1:D:30:ASP:HB3	1:D:33:LEU:HB2	1.89	0.55
1:G:480:PHE:CE2	1:G:598:PHE:CE1	2.94	0.55
1:D:59:LEU:HD12	1:D:87:MET:CG	2.30	0.55
1:C:508:ILE:HG23	1:C:508:ILE:O	2.07	0.55
1:F:60:TYR:HD1	1:F:94:VAL:HB	1.71	0.55
1:E:60:TYR:HD1	1:E:94:VAL:HB	1.71	0.55
1:G:166:ILE:CG2	1:G:352:LEU:HD13	2.37	0.55
1:K:480:PHE:CE2	1:K:598:PHE:CE1	2.94	0.55
1:C:304:ILE:O	1:C:307:SER:HB3	2.06	0.55
1:K:44:LEU:HD22	1:K:342:PRO:HD2	1.88	0.55
1:J:44:LEU:HD22	1:J:342:PRO:HD2	1.88	0.55
1:H:300:ILE:HG13	1:H:301:LEU:N	2.21	0.55
1:M:304:ILE:O	1:M:307:SER:HB3	2.06	0.55
1:C:363:PHE:HA	1:C:366:ASN:HD22	1.71	0.55
1:J:331:ILE:HG23	1:J:332:THR:N	2.22	0.55
1:F:486:PHE:HB3	1:F:499:ARG:NH2	2.20	0.55
1:L:383:LEU:HD13	1:L:615:MET:HE1	1.89	0.55
1:K:545:SER:O	1:K:623:LYS:HA	2.07	0.55
1:D:437:PRO:HB3	1:D:501:HIS:NE2	2.21	0.55
1:C:623:LYS:O	1:C:623:LYS:HG3	2.06	0.55
1:D:545:SER:O	1:D:623:LYS:HA	2.07	0.55
1:C:8:ARG:HH22	1:C:70:ASN:HA	1.72	0.55
1:H:407:ILE:HD13	1:H:407:ILE:C	2.26	0.55
1:A:393:VAL:HG22	1:A:442:ILE:CD1	2.27	0.55
1:A:113:VAL:HG23	1:A:114:PHE:HD2	1.67	0.55
1:L:480:PHE:CE2	1:L:598:PHE:CE1	2.94	0.55
1:D:476:GLN:OE1	1:D:607:ALA:HB2	2.06	0.55
1:I:113:VAL:HG23	1:I:114:PHE:N	2.20	0.55
1:K:508:ILE:HG23	1:K:508:ILE:O	2.07	0.55
1:I:44:LEU:HD12	1:I:44:LEU:N	2.21	0.55
1:D:64:TYR:CE1	1:D:98:HIS:HB2	2.41	0.55
1:D:60:TYR:HE1	1:D:94:VAL:HG21	1.71	0.55
1:F:64:TYR:CE1	1:F:98:HIS:HB2	2.41	0.55
1:F:166:ILE:HD11	1:F:539:MET:HG3	1.89	0.55
1:H:512:ARG:HB3	1:H:516:GLN:HB2	1.88	0.55
1:H:166:ILE:CG2	1:H:352:LEU:HD13	2.36	0.55
1:H:160:PHE:CD2	1:H:539:MET:HE3	2.42	0.55
1:L:166:ILE:HD11	1:L:539:MET:HG3	1.89	0.55
1:M:166:ILE:CG2	1:M:352:LEU:HD13	2.37	0.55
1:F:44:LEU:HD12	1:F:44:LEU:N	2.21	0.55

Continued on next page...

Continued from previous page...

Atom-1	Atom-2	Interatomic distance (Å)	Clash overlap (Å)
1:E:331:ILE:HG23	1:E:332:THR:N	2.22	0.55
1:G:97:LEU:HG	1:G:527:SER:HB3	1.87	0.55
1:J:545:SER:O	1:J:623:LYS:HA	2.07	0.55
1:E:437:PRO:HB3	1:E:501:HIS:NE2	2.21	0.55
1:K:48:PHE:HD1	1:K:322:ASN:OD1	1.89	0.55
1:M:587:ARG:O	1:M:589:PRO:HD3	2.06	0.55
1:I:198:PHE:CD1	1:I:368:PHE:CG	2.95	0.55
1:M:59:LEU:HD11	1:M:87:MET:SD	2.46	0.55
1:E:8:ARG:HH22	1:E:70:ASN:HA	1.72	0.55
1:C:480:PHE:CE2	1:C:598:PHE:CE1	2.95	0.55
1:L:476:GLN:OE1	1:L:607:ALA:HB2	2.06	0.55
1:D:480:PHE:CE2	1:D:598:PHE:CE1	2.94	0.55
1:E:64:TYR:CE1	1:E:98:HIS:HB2	2.42	0.55
1:K:166:ILE:HD11	1:K:539:MET:HG3	1.88	0.55
1:H:480:PHE:CE2	1:H:598:PHE:CE1	2.94	0.55
1:L:303:ASP:OD1	1:L:304:ILE:HG13	2.06	0.55
1:H:558:THR:HG21	1:H:592:LYS:NZ	2.22	0.55
1:E:151:LEU:HD13	1:F:467:LEU:HD11	1.89	0.55
1:F:558:THR:HG21	1:F:592:LYS:NZ	2.22	0.55
1:L:331:ILE:HG23	1:L:332:THR:N	2.22	0.55
1:L:200:MET:HE2	1:L:200:MET:O	2.06	0.55
1:H:587:ARG:O	1:H:589:PRO:HD3	2.06	0.55
1:D:1:THR:HG23	1:D:4:ASP:H	1.71	0.55
1:F:623:LYS:HG3	1:F:623:LYS:O	2.06	0.55
1:K:587:ARG:O	1:K:589:PRO:HD3	2.06	0.55
1:K:17:THR:HG21	1:K:241:VAL:HA	1.88	0.55
1:M:540:LEU:HG	1:M:541:ILE:CD1	2.35	0.55
1:G:540:LEU:HG	1:G:541:ILE:CD1	2.35	0.55
1:D:8:ARG:HH22	1:D:70:ASN:HA	1.71	0.55
1:F:540:LEU:HG	1:F:541:ILE:CD1	2.35	0.55
1:J:508:ILE:O	1:J:508:ILE:HG23	2.07	0.55
1:C:2:VAL:HG11	1:C:525:GLU:HG2	1.88	0.55
1:A:44:LEU:HD22	1:A:342:PRO:HD2	1.88	0.55
1:H:119:VAL:HG23	1:H:124:ILE:CG1	2.37	0.55
1:I:60:TYR:HE1	1:I:94:VAL:HG21	1.70	0.55
1:E:166:ILE:CG2	1:E:352:LEU:HD13	2.36	0.55
1:K:303:ASP:OD1	1:K:304:ILE:HG13	2.06	0.55
1:C:198:PHE:CD1	1:C:368:PHE:CG	2.95	0.55
1:E:44:LEU:HD12	1:E:44:LEU:N	2.21	0.55
1:J:304:ILE:O	1:J:307:SER:HB3	2.06	0.55
1:C:558:THR:HG21	1:C:592:LYS:NZ	2.21	0.55

Continued on next page...

Continued from previous page...

Atom-1	Atom-2	Interatomic distance (Å)	Clash overlap (Å)
1:A:623:LYS:HG3	1:A:623:LYS:O	2.06	0.55
1:F:545:SER:O	1:F:623:LYS:HA	2.07	0.55
1:C:1:THR:HG23	1:C:4:ASP:H	1.71	0.55
1:L:437:PRO:HB3	1:L:501:HIS:NE2	2.21	0.55
1:F:437:PRO:HB3	1:F:501:HIS:NE2	2.21	0.55
1:H:623:LYS:O	1:H:623:LYS:HG3	2.06	0.55
1:H:201:HIS:HA	1:H:204:MET:HE2	1.88	0.55
1:F:587:ARG:O	1:F:589:PRO:HD3	2.06	0.55
1:I:75:LEU:O	1:I:75:LEU:HD12	2.07	0.55
1:F:30:ASP:HB3	1:F:33:LEU:HB2	1.89	0.55
1:D:75:LEU:O	1:D:75:LEU:HD12	2.07	0.55
1:F:476:GLN:OE1	1:F:607:ALA:HB2	2.06	0.55
1:J:237:LEU:O	1:J:245:GLN:HB2	2.06	0.55
1:K:98:HIS:HD2	1:K:188:LYS:NZ	2.05	0.55
1:J:166:ILE:CG2	1:J:352:LEU:HD13	2.37	0.55
1:L:49:HIS:O	1:L:53:LEU:HG	2.06	0.55
1:M:303:ASP:OD1	1:M:304:ILE:HG13	2.06	0.55
1:L:558:THR:HG21	1:L:592:LYS:NZ	2.22	0.55
1:A:266:MET:SD	1:A:323:TRP:HB2	2.47	0.55
1:M:545:SER:O	1:M:623:LYS:HA	2.07	0.55
1:F:48:PHE:HD1	1:F:322:ASN:OD1	1.89	0.55
1:L:48:PHE:HD1	1:L:322:ASN:OD1	1.89	0.55
1:J:48:PHE:HD1	1:J:322:ASN:OD1	1.89	0.55
1:A:1:THR:HG23	1:A:4:ASP:H	1.71	0.55
1:K:620:ILE:N	1:K:620:ILE:HD13	2.20	0.55
1:M:75:LEU:O	1:M:75:LEU:HD12	2.07	0.55
1:M:480:PHE:CE2	1:M:598:PHE:CE1	2.94	0.55
1:J:608:ALA:HA	1:J:611:LEU:CD1	2.37	0.55
1:E:540:LEU:HG	1:E:541:ILE:CD1	2.35	0.55
1:F:235:PRO:O	1:F:237:LEU:HD22	2.06	0.55
1:D:479:LEU:N	1:D:479:LEU:HD12	2.22	0.55
1:L:540:LEU:HG	1:L:541:ILE:CD1	2.35	0.55
1:J:235:PRO:O	1:J:237:LEU:HD22	2.07	0.55
1:C:119:VAL:HG23	1:C:124:ILE:CG1	2.37	0.55
1:I:506:VAL:HG23	1:I:507:THR:CG2	2.31	0.55
1:F:300:ILE:HG13	1:F:301:LEU:N	2.21	0.55
1:F:304:ILE:O	1:F:307:SER:HB3	2.06	0.55
1:E:172:HIS:NE2	1:E:532:SER:HB3	2.21	0.55
1:F:172:HIS:NE2	1:F:532:SER:HB3	2.21	0.55
1:G:558:THR:HG21	1:G:592:LYS:NZ	2.22	0.55
1:A:558:THR:HG21	1:A:592:LYS:NZ	2.22	0.55

Continued on next page...

Continued from previous page...

Atom-1	Atom-2	Interatomic distance (Å)	Clash overlap (Å)
1:J:558:THR:HG21	1:J:592:LYS:NZ	2.22	0.55
1:K:198:PHE:CD1	1:K:368:PHE:CG	2.95	0.55
1:A:2:VAL:HG11	1:A:525:GLU:HG2	1.88	0.55
1:G:587:ARG:O	1:G:589:PRO:HD3	2.06	0.55
1:A:39:LEU:HD12	1:A:40:PRO:HD2	1.88	0.54
1:M:80:ARG:HG3	1:M:88:PHE:HB3	1.89	0.54
1:E:75:LEU:O	1:E:75:LEU:HD12	2.07	0.54
1:L:479:LEU:N	1:L:479:LEU:HD12	2.23	0.54
1:G:479:LEU:N	1:G:479:LEU:HD12	2.23	0.54
1:J:407:ILE:C	1:J:407:ILE:HD13	2.26	0.54
1:K:8:ARG:HH22	1:K:70:ASN:HA	1.72	0.54
1:C:479:LEU:HD12	1:C:479:LEU:N	2.23	0.54
1:K:30:ASP:HB3	1:K:33:LEU:HB2	1.89	0.54
1:L:235:PRO:HB2	1:L:237:LEU:CD2	2.21	0.54
1:L:608:ALA:HA	1:L:611:LEU:CD1	2.37	0.54
1:F:608:ALA:CA	1:F:611:LEU:HD13	2.38	0.54
1:J:479:LEU:N	1:J:479:LEU:HD12	2.23	0.54
1:M:508:ILE:O	1:M:508:ILE:HG23	2.07	0.54
1:A:508:ILE:HG23	1:A:508:ILE:O	2.07	0.54
1:K:60:TYR:HD1	1:K:94:VAL:HB	1.71	0.54
1:D:166:ILE:HG22	1:D:352:LEU:HD13	1.90	0.54
1:L:44:LEU:N	1:L:44:LEU:HD12	2.21	0.54
1:G:198:PHE:CD1	1:G:368:PHE:CG	2.95	0.54
1:A:437:PRO:HB3	1:A:501:HIS:NE2	2.21	0.54
1:I:545:SER:O	1:I:623:LYS:HA	2.07	0.54
1:A:60:TYR:OH	1:A:90:TYR:CD1	2.58	0.54
1:A:36:VAL:HB	1:A:59:LEU:CD2	2.36	0.54
1:A:460:LEU:HD11	1:A:551:PHE:HB3	1.90	0.54
1:J:30:ASP:HB3	1:J:33:LEU:HB2	1.88	0.54
1:J:8:ARG:HH22	1:J:70:ASN:HA	1.71	0.54
1:I:608:ALA:CA	1:I:611:LEU:HD13	2.38	0.54
1:M:476:GLN:OE1	1:M:607:ALA:HB2	2.06	0.54
1:H:479:LEU:N	1:H:479:LEU:HD12	2.23	0.54
1:G:540:LEU:HD23	1:G:541:ILE:HD11	1.90	0.54
1:F:460:LEU:HD11	1:F:551:PHE:HB3	1.90	0.54
1:A:119:VAL:HG23	1:A:124:ILE:CG1	2.37	0.54
1:L:60:TYR:HD1	1:L:94:VAL:HB	1.71	0.54
1:I:512:ARG:HB3	1:I:516:GLN:HB2	1.88	0.54
1:C:331:ILE:HG23	1:C:332:THR:N	2.22	0.54
1:I:533:CYS:HB3	1:I:581:CYS:SG	2.47	0.54
1:M:17:THR:HG21	1:M:241:VAL:HA	1.89	0.54

Continued on next page...

Continued from previous page...

Atom-1	Atom-2	Interatomic distance (Å)	Clash overlap (Å)
1:I:587:ARG:O	1:I:589:PRO:HD3	2.06	0.54
1:M:363:PHE:HA	1:M:366:ASN:HD22	1.71	0.54
1:I:354:ASP:CG	1:I:356:ILE:HG12	2.28	0.54
1:M:30:ASP:HB3	1:M:33:LEU:HB2	1.89	0.54
1:A:408:LYS:HZ2	1:A:408:LYS:HB2	1.72	0.54
1:L:19:LEU:HD23	1:L:80:ARG:CB	2.36	0.54
1:E:608:ALA:CA	1:E:611:LEU:HD13	2.38	0.54
1:C:235:PRO:HB2	1:C:237:LEU:CD2	2.21	0.54
1:L:235:PRO:O	1:L:237:LEU:HD22	2.06	0.54
1:D:508:ILE:HG23	1:D:508:ILE:O	2.06	0.54
1:A:44:LEU:HD12	1:A:44:LEU:N	2.21	0.54
1:C:98:HIS:HD2	1:C:188:LYS:NZ	2.06	0.54
1:F:98:HIS:HD2	1:F:188:LYS:NZ	2.05	0.54
1:J:166:ILE:HD11	1:J:539:MET:HG3	1.88	0.54
1:H:166:ILE:HG22	1:H:352:LEU:HD13	1.90	0.54
1:L:166:ILE:CG2	1:L:352:LEU:HD13	2.37	0.54
1:D:44:LEU:HD22	1:D:342:PRO:HD2	1.88	0.54
1:F:354:ASP:CG	1:F:356:ILE:HG12	2.28	0.54
1:D:198:PHE:CD1	1:D:368:PHE:CG	2.95	0.54
1:I:69:PHE:HE1	1:I:102:CYS:SG	2.31	0.54
1:D:172:HIS:NE2	1:D:532:SER:HB3	2.21	0.54
1:D:558:THR:HG21	1:D:592:LYS:NZ	2.22	0.54
1:G:331:ILE:HG23	1:G:332:THR:N	2.22	0.54
1:J:383:LEU:HD13	1:J:615:MET:HE1	1.89	0.54
1:L:623:LYS:O	1:L:623:LYS:HG3	2.06	0.54
1:J:623:LYS:HG3	1:J:623:LYS:O	2.06	0.54
1:J:200:MET:HE2	1:J:200:MET:O	2.08	0.54
1:C:523:VAL:HG12	1:C:573:VAL:O	2.07	0.54
1:A:30:ASP:HB3	1:A:33:LEU:HB2	1.89	0.54
1:M:36:VAL:HG11	1:M:59:LEU:HD21	1.88	0.54
1:G:75:LEU:HD12	1:G:75:LEU:O	2.07	0.54
1:M:235:PRO:O	1:M:237:LEU:HD22	2.07	0.54
1:J:540:LEU:HD23	1:J:541:ILE:HD11	1.90	0.54
1:C:540:LEU:HD23	1:C:541:ILE:HD11	1.90	0.54
1:L:113:VAL:HG23	1:L:114:PHE:HD2	1.67	0.54
1:G:608:ALA:CA	1:G:611:LEU:HD13	2.38	0.54
1:J:235:PRO:HB2	1:J:237:LEU:CD2	2.21	0.54
1:I:98:HIS:HD2	1:I:188:LYS:NZ	2.05	0.54
1:F:49:HIS:O	1:F:53:LEU:HG	2.06	0.54
1:M:479:LEU:N	1:M:479:LEU:HD12	2.23	0.54
1:D:354:ASP:CG	1:D:356:ILE:HG12	2.28	0.54

Continued on next page...

Continued from previous page...

Atom-1	Atom-2	Interatomic distance (Å)	Clash overlap (Å)
1:A:354:ASP:CG	1:A:356:ILE:HG12	2.28	0.54
1:K:623:LYS:O	1:K:623:LYS:HG3	2.06	0.54
1:M:623:LYS:HG3	1:M:623:LYS:O	2.06	0.54
1:J:211:GLU:HA	1:J:211:GLU:OE1	2.08	0.54
1:K:200:MET:HE2	1:K:200:MET:O	2.08	0.54
1:E:1:THR:HG23	1:E:4:ASP:H	1.71	0.54
1:I:479:LEU:N	1:I:479:LEU:HD12	2.23	0.54
1:H:620:ILE:N	1:H:620:ILE:HD13	2.20	0.54
1:I:476:GLN:OE1	1:I:607:ALA:HB2	2.06	0.54
1:L:8:ARG:HH22	1:L:70:ASN:HA	1.71	0.54
1:G:608:ALA:HA	1:G:611:LEU:CD1	2.37	0.54
1:G:235:PRO:HB2	1:G:237:LEU:CD2	2.21	0.54
1:L:620:ILE:N	1:L:620:ILE:HD13	2.20	0.54
1:E:479:LEU:N	1:E:479:LEU:HD12	2.23	0.54
1:K:363:PHE:HA	1:K:366:ASN:HD22	1.71	0.54
1:L:64:TYR:CE1	1:L:98:HIS:HB2	2.41	0.54
1:F:166:ILE:CG2	1:F:352:LEU:HD13	2.36	0.54
1:K:166:ILE:CG2	1:K:352:LEU:HD13	2.36	0.54
1:C:255:ILE:HD12	1:C:331:ILE:HD13	1.87	0.54
1:H:198:PHE:CD1	1:H:368:PHE:CG	2.95	0.54
1:M:198:PHE:CD1	1:M:368:PHE:CG	2.95	0.54
1:F:249:ARG:NH2	1:F:356:ILE:HD13	2.21	0.54
1:L:354:ASP:CG	1:L:356:ILE:HG12	2.28	0.54
1:M:383:LEU:HD13	1:M:615:MET:HE1	1.90	0.54
1:I:508:ILE:HG23	1:I:508:ILE:O	2.06	0.54
1:L:363:PHE:HA	1:L:366:ASN:HD22	1.71	0.54
1:E:221:ILE:O	1:E:359:ARG:HG3	2.08	0.54
1:A:608:ALA:HA	1:A:611:LEU:CD1	2.38	0.54
1:J:5:LYS:O	1:J:9:LEU:HD13	2.08	0.54
1:H:540:LEU:HD23	1:H:541:ILE:HD11	1.90	0.54
1:H:540:LEU:HG	1:H:541:ILE:CD1	2.35	0.54
1:H:608:ALA:CA	1:H:611:LEU:HD13	2.38	0.54
1:C:5:LYS:O	1:C:9:LEU:HD13	2.08	0.54
1:H:235:PRO:O	1:H:237:LEU:HD22	2.06	0.54
1:D:460:LEU:HD11	1:D:551:PHE:HB3	1.90	0.54
1:F:69:PHE:HE1	1:F:102:CYS:SG	2.24	0.54
1:A:166:ILE:HG22	1:A:352:LEU:HD13	1.89	0.54
1:I:49:HIS:O	1:I:53:LEU:HG	2.06	0.54
1:H:290:ILE:HD13	1:H:312:LYS:HE2	1.90	0.54
1:J:192:ARG:HH21	1:J:594:MET:HG3	1.69	0.54
1:F:331:ILE:HG23	1:F:332:THR:N	2.22	0.54

Continued on next page...

Continued from previous page...

Atom-1	Atom-2	Interatomic distance (Å)	Clash overlap (Å)
1:D:623:LYS:O	1:D:623:LYS:HG3	2.06	0.54
1:F:437:PRO:HA	1:F:501:HIS:CD2	2.43	0.54
1:K:1:THR:HG23	1:K:4:ASP:H	1.71	0.54
1:L:500:ASN:ND2	1:L:502:GLN:HB2	2.23	0.54
1:H:221:ILE:O	1:H:359:ARG:HG3	2.08	0.54
1:H:363:PHE:HA	1:H:366:ASN:HD22	1.71	0.54
1:I:331:ILE:HG23	1:I:332:THR:N	2.22	0.54
1:K:460:LEU:HD11	1:K:551:PHE:HB3	1.90	0.54
1:I:103:LYS:HE2	1:I:524:SER:O	2.07	0.54
1:K:39:LEU:HG	1:K:43:THR:OG1	2.07	0.54
1:J:221:ILE:HG13	1:J:222:PRO:HD2	1.90	0.54
1:E:98:HIS:HD2	1:E:188:LYS:NZ	2.05	0.54
1:F:166:ILE:HG22	1:F:352:LEU:HD13	1.90	0.54
1:M:591:LYS:CE	1:M:591:LYS:HA	2.30	0.54
1:A:49:HIS:O	1:A:53:LEU:HG	2.07	0.54
1:J:244:LEU:HB3	1:J:341:ASN:HD21	1.71	0.54
1:J:198:PHE:CD1	1:J:368:PHE:CG	2.95	0.54
1:K:354:ASP:CG	1:K:356:ILE:HG12	2.28	0.54
1:E:354:ASP:CG	1:E:356:ILE:HG12	2.28	0.54
1:K:116:ASP:HA	1:K:124:ILE:HG12	1.89	0.54
1:D:526:ASP:OD2	1:D:573:VAL:CG2	2.56	0.54
1:E:545:SER:O	1:E:623:LYS:HA	2.07	0.54
1:I:623:LYS:O	1:I:623:LYS:HG3	2.06	0.54
1:J:54:ALA:O	1:J:57:THR:HG22	2.08	0.54
1:M:8:ARG:HH22	1:M:70:ASN:HA	1.72	0.54
1:I:540:LEU:HG	1:I:541:ILE:CD1	2.35	0.54
1:C:608:ALA:CA	1:C:611:LEU:HD13	2.38	0.54
1:F:96:VAL:HG13	1:F:105:ILE:HG23	1.90	0.54
1:F:5:LYS:O	1:F:9:LEU:HD13	2.08	0.54
1:K:64:TYR:CE1	1:K:98:HIS:HB2	2.42	0.54
1:E:166:ILE:HG22	1:E:352:LEU:HD13	1.90	0.54
1:G:506:VAL:CG2	1:G:507:THR:HG23	2.33	0.54
1:C:44:LEU:HD22	1:C:342:PRO:HD2	1.89	0.54
1:J:354:ASP:CG	1:J:356:ILE:HG12	2.28	0.54
1:D:290:ILE:HD13	1:D:312:LYS:HE2	1.90	0.54
1:L:198:PHE:CD1	1:L:368:PHE:CG	2.95	0.54
1:I:558:THR:HG21	1:I:592:LYS:NZ	2.22	0.54
1:K:505:SER:HA	1:K:576:ASP:O	2.08	0.54
1:E:505:SER:HA	1:E:576:ASP:O	2.08	0.54
1:K:195:GLU:N	1:K:299:ASP:HA	2.23	0.54
1:D:437:PRO:HA	1:D:501:HIS:CD2	2.43	0.54

Continued on next page...

Continued from previous page...

Atom-1	Atom-2	Interatomic distance (Å)	Clash overlap (Å)
1:E:437:PRO:HA	1:E:501:HIS:CD2	2.43	0.54
1:D:211:GLU:OE1	1:D:211:GLU:HA	2.08	0.54
1:L:211:GLU:HA	1:L:211:GLU:OE1	2.08	0.54
1:G:623:LYS:HG3	1:G:623:LYS:O	2.06	0.54
1:A:211:GLU:HA	1:A:211:GLU:OE1	2.08	0.54
1:I:211:GLU:HA	1:I:211:GLU:OE1	2.08	0.54
1:A:75:LEU:HD12	1:A:75:LEU:O	2.07	0.54
1:M:5:LYS:O	1:M:9:LEU:HD13	2.08	0.54
1:E:96:VAL:HG13	1:E:105:ILE:HG23	1.90	0.54
1:J:460:LEU:HD11	1:J:551:PHE:HB3	1.90	0.54
1:K:36:VAL:HG11	1:K:59:LEU:HD21	1.89	0.54
1:D:608:ALA:CA	1:D:611:LEU:HD13	2.38	0.54
1:A:605:ARG:HH22	1:E:38:ILE:CB	2.20	0.54
1:G:508:ILE:O	1:G:508:ILE:HG23	2.07	0.54
1:A:166:ILE:HD11	1:A:539:MET:HG3	1.88	0.54
1:D:166:ILE:HD11	1:D:539:MET:HG3	1.88	0.54
1:A:506:VAL:HG23	1:A:507:THR:CG2	2.31	0.54
1:J:172:HIS:ND1	1:J:532:SER:HB3	2.22	0.54
1:L:44:LEU:HD22	1:L:342:PRO:HD2	1.89	0.54
1:L:290:ILE:HD13	1:L:312:LYS:HE2	1.90	0.54
1:A:198:PHE:CD1	1:A:368:PHE:CG	2.95	0.54
1:D:192:ARG:HH21	1:D:594:MET:HG3	1.69	0.54
1:L:505:SER:HA	1:L:576:ASP:O	2.08	0.54
1:M:505:SER:HA	1:M:576:ASP:O	2.08	0.54
1:E:200:MET:O	1:E:200:MET:HE2	2.08	0.54
1:M:211:GLU:HA	1:M:211:GLU:OE1	2.08	0.54
1:F:500:ASN:ND2	1:F:502:GLN:HB2	2.23	0.54
1:F:279:MET:HB3	1:F:281:TYR:CE2	2.42	0.54
1:L:2:VAL:HG11	1:L:525:GLU:HG2	1.90	0.54
1:J:500:ASN:ND2	1:J:502:GLN:HB2	2.23	0.54
1:G:54:ALA:O	1:G:57:THR:HG22	2.08	0.54
1:K:97:LEU:CD1	1:K:176:VAL:HA	2.38	0.54
1:K:235:PRO:HB2	1:K:237:LEU:CD2	2.21	0.54
1:L:30:ASP:HB3	1:L:33:LEU:HB2	1.89	0.54
1:F:608:ALA:HA	1:F:611:LEU:CD1	2.38	0.54
1:D:506:VAL:HG23	1:D:507:THR:CG2	2.31	0.54
1:I:166:ILE:HD11	1:I:539:MET:HG3	1.89	0.54
1:G:506:VAL:HG23	1:G:507:THR:CG2	2.31	0.54
1:C:166:ILE:HD11	1:C:539:MET:HG3	1.89	0.54
1:E:506:VAL:HG23	1:E:507:THR:CG2	2.31	0.54
1:G:44:LEU:HD22	1:G:342:PRO:HD2	1.89	0.54

Continued on next page...

Continued from previous page...

Atom-1	Atom-2	Interatomic distance (Å)	Clash overlap (Å)
1:F:198:PHE:CD1	1:F:368:PHE:CG	2.95	0.54
1:D:300:ILE:HG13	1:D:301:LEU:N	2.21	0.54
1:F:7:ALA:HA	1:F:10:MET:HE3	1.90	0.54
1:C:545:SER:O	1:C:623:LYS:HA	2.07	0.54
1:H:545:SER:O	1:H:623:LYS:HA	2.07	0.54
1:M:331:ILE:HG23	1:M:332:THR:N	2.22	0.54
1:I:290:ILE:HD13	1:I:312:LYS:HE2	1.90	0.53
1:K:96:VAL:HG13	1:K:105:ILE:HG23	1.90	0.53
1:L:608:ALA:CA	1:L:611:LEU:HD13	2.38	0.53
1:D:540:LEU:HD23	1:D:541:ILE:HD11	1.90	0.53
1:E:508:ILE:HG23	1:E:508:ILE:O	2.07	0.53
1:L:166:ILE:HG22	1:L:352:LEU:HD13	1.90	0.53
1:E:198:PHE:CD1	1:E:368:PHE:CG	2.95	0.53
1:H:476:GLN:OE1	1:H:607:ALA:HB2	2.08	0.53
1:H:354:ASP:CG	1:H:356:ILE:HG12	2.28	0.53
1:A:331:ILE:HG23	1:A:332:THR:N	2.22	0.53
1:A:143:GLU:HA	1:A:429:LYS:HB3	1.91	0.53
1:I:505:SER:HA	1:I:576:ASP:O	2.08	0.53
1:J:437:PRO:HA	1:J:501:HIS:CD2	2.43	0.53
1:H:437:PRO:HA	1:H:501:HIS:CD2	2.43	0.53
1:F:211:GLU:HA	1:F:211:GLU:OE1	2.08	0.53
1:G:500:ASN:ND2	1:G:502:GLN:HB2	2.23	0.53
1:I:500:ASN:ND2	1:I:502:GLN:HB2	2.23	0.53
1:C:500:ASN:ND2	1:C:502:GLN:HB2	2.23	0.53
1:M:201:HIS:HA	1:M:204:MET:CE	2.39	0.53
1:C:75:LEU:HD12	1:C:75:LEU:O	2.07	0.53
1:A:5:LYS:O	1:A:9:LEU:HD13	2.08	0.53
1:J:80:ARG:HG3	1:J:88:PHE:HB3	1.89	0.53
1:E:30:ASP:HB3	1:E:33:LEU:HB2	1.89	0.53
1:G:80:ARG:HG3	1:G:88:PHE:HB3	1.89	0.53
1:H:460:LEU:HD11	1:H:551:PHE:HB3	1.90	0.53
1:M:540:LEU:HD23	1:M:541:ILE:HD11	1.90	0.53
1:H:5:LYS:O	1:H:9:LEU:HD13	2.08	0.53
1:G:460:LEU:HD11	1:G:551:PHE:HB3	1.90	0.53
1:J:221:ILE:O	1:J:359:ARG:HG3	2.08	0.53
1:M:513:THR:HG22	1:M:516:GLN:HG3	1.90	0.53
1:E:303:ASP:HB2	1:E:310:GLU:O	2.08	0.53
1:E:192:ARG:HH21	1:E:594:MET:HE3	1.72	0.53
1:I:383:LEU:HD13	1:I:615:MET:HE1	1.90	0.53
1:D:383:LEU:HD13	1:D:615:MET:HE1	1.89	0.53
1:L:25:PRO:O	1:L:26:LEU:HD23	2.09	0.53

Continued on next page...

Continued from previous page...

Atom-1	Atom-2	Interatomic distance (Å)	Clash overlap (Å)
1:E:25:PRO:O	1:E:26:LEU:HD23	2.09	0.53
1:L:437:PRO:HA	1:L:501:HIS:CD2	2.43	0.53
1:G:545:SER:O	1:G:623:LYS:HA	2.07	0.53
1:A:500:ASN:ND2	1:A:502:GLN:HB2	2.23	0.53
1:D:500:ASN:ND2	1:D:502:GLN:HB2	2.23	0.53
1:A:201:HIS:HA	1:A:204:MET:CE	2.39	0.53
1:I:540:LEU:HD23	1:I:541:ILE:HD11	1.90	0.53
1:M:608:ALA:HA	1:M:611:LEU:CD1	2.37	0.53
1:F:75:LEU:HD12	1:F:75:LEU:O	2.07	0.53
1:D:608:ALA:HA	1:D:611:LEU:CD1	2.38	0.53
1:L:508:ILE:O	1:L:508:ILE:HG23	2.06	0.53
1:I:44:LEU:HD22	1:I:342:PRO:HD2	1.88	0.53
1:H:60:TYR:HE1	1:H:94:VAL:HG21	1.71	0.53
1:M:166:ILE:HD11	1:M:539:MET:HG3	1.88	0.53
1:G:172:HIS:ND1	1:G:532:SER:HB3	2.23	0.53
1:J:143:GLU:HA	1:J:429:LYS:HB3	1.91	0.53
1:K:172:HIS:NE2	1:K:532:SER:HB3	2.22	0.53
1:I:221:ILE:O	1:I:359:ARG:HG3	2.08	0.53
1:D:505:SER:HA	1:D:576:ASP:O	2.08	0.53
1:H:505:SER:HA	1:H:576:ASP:O	2.08	0.53
1:J:201:HIS:HA	1:J:204:MET:CE	2.39	0.53
1:M:25:PRO:O	1:M:26:LEU:HD23	2.09	0.53
1:M:437:PRO:HA	1:M:501:HIS:CD2	2.43	0.53
1:K:437:PRO:HA	1:K:501:HIS:CD2	2.43	0.53
1:A:25:PRO:O	1:A:26:LEU:HD23	2.09	0.53
1:C:211:GLU:OE1	1:C:211:GLU:HA	2.08	0.53
1:H:500:ASN:ND2	1:H:502:GLN:HB2	2.23	0.53
1:K:201:HIS:HA	1:K:204:MET:CE	2.39	0.53
1:A:6:GLN:CD	1:A:105:ILE:HD13	2.29	0.53
1:A:540:LEU:HD23	1:A:541:ILE:HD11	1.90	0.53
1:J:75:LEU:O	1:J:75:LEU:HD12	2.07	0.53
1:M:460:LEU:HD11	1:M:551:PHE:HB3	1.90	0.53
1:J:403:ILE:HG22	1:J:622:ILE:HA	1.91	0.53
1:E:403:ILE:HG22	1:E:622:ILE:HA	1.91	0.53
1:A:235:PRO:HB2	1:A:237:LEU:CD2	2.21	0.53
1:A:479:LEU:HD12	1:A:479:LEU:N	2.23	0.53
1:D:5:LYS:O	1:D:9:LEU:HD13	2.08	0.53
1:D:98:HIS:HD2	1:D:188:LYS:NZ	2.06	0.53
1:I:166:ILE:HG22	1:I:352:LEU:HD13	1.89	0.53
1:M:166:ILE:HG22	1:M:352:LEU:HD13	1.90	0.53
1:C:290:ILE:HD13	1:C:312:LYS:HE2	1.90	0.53

Continued on next page...

Continued from previous page...

Atom-1	Atom-2	Interatomic distance (Å)	Clash overlap (Å)
1:D:331:ILE:HG23	1:D:332:THR:N	2.22	0.53
1:I:76:CYS:HG	1:I:88:PHE:HE1	1.54	0.53
1:K:331:ILE:HG23	1:K:332:THR:N	2.22	0.53
1:C:281:TYR:CD1	1:C:289:LYS:HG2	2.43	0.53
1:C:221:ILE:O	1:C:359:ARG:HG3	2.08	0.53
1:A:388:VAL:HG13	1:A:444:VAL:CG1	2.39	0.53
1:E:526:ASP:OD2	1:E:573:VAL:CG2	2.57	0.53
1:G:64:TYR:HE1	1:G:98:HIS:HB2	1.74	0.53
1:L:201:HIS:HA	1:L:204:MET:CE	2.38	0.53
1:A:96:VAL:HG13	1:A:105:ILE:HG23	1.90	0.53
1:J:69:PHE:O	1:J:72:PHE:HB3	2.09	0.53
1:C:38:ILE:HG13	1:D:605:ARG:NH2	2.24	0.53
1:L:97:LEU:CD1	1:L:176:VAL:HA	2.38	0.53
1:E:608:ALA:HA	1:E:611:LEU:CD1	2.37	0.53
1:A:475:GLU:O	1:A:479:LEU:HD13	2.09	0.53
1:F:540:LEU:HD23	1:F:541:ILE:HD11	1.89	0.53
1:F:8:ARG:HH22	1:F:70:ASN:HA	1.72	0.53
1:D:221:ILE:O	1:D:359:ARG:HG3	2.08	0.53
1:E:179:ALA:HA	1:E:306:GLU:HG3	1.90	0.53
1:E:290:ILE:HD13	1:E:312:LYS:CE	2.39	0.53
1:E:290:ILE:HD13	1:E:312:LYS:HE2	1.90	0.53
1:M:475:GLU:O	1:M:479:LEU:HD13	2.09	0.53
1:G:290:ILE:HD13	1:G:312:LYS:HE2	1.90	0.53
1:D:282:ILE:HD13	1:D:304:ILE:HD11	1.91	0.53
1:C:143:GLU:HA	1:C:429:LYS:HB3	1.91	0.53
1:I:221:ILE:HG13	1:I:222:PRO:HD2	1.90	0.53
1:F:201:HIS:HA	1:F:204:MET:CE	2.39	0.53
1:K:25:PRO:O	1:K:26:LEU:HD23	2.09	0.53
1:I:437:PRO:HA	1:I:501:HIS:CD2	2.43	0.53
1:H:201:HIS:HA	1:H:204:MET:CE	2.39	0.53
1:K:211:GLU:OE1	1:K:211:GLU:HA	2.08	0.53
1:D:556:MET:HE3	1:D:614:ASN:HD21	1.74	0.53
1:E:5:LYS:O	1:E:9:LEU:HD13	2.08	0.53
1:J:7:ALA:HA	1:J:10:MET:HE2	1.91	0.53
1:H:442:ILE:HG23	1:H:442:ILE:O	2.09	0.53
1:H:69:PHE:O	1:H:72:PHE:HB3	2.09	0.53
1:H:96:VAL:HG13	1:H:105:ILE:HG23	1.90	0.53
1:G:460:LEU:HB2	1:G:483:LEU:HD21	1.91	0.53
1:G:541:ILE:HG22	1:G:542:PRO:N	2.24	0.53
1:D:96:VAL:HG13	1:D:105:ILE:HG23	1.90	0.53
1:K:475:GLU:O	1:K:479:LEU:HD13	2.09	0.53

Continued on next page...

Continued from previous page...

Atom-1	Atom-2	Interatomic distance (Å)	Clash overlap (Å)
1:L:75:LEU:HD12	1:L:75:LEU:O	2.07	0.53
1:E:475:GLU:O	1:E:479:LEU:HD13	2.09	0.53
1:D:541:ILE:HG22	1:D:542:PRO:N	2.24	0.53
1:K:221:ILE:HG13	1:K:222:PRO:HD2	1.90	0.53
1:L:57:THR:O	1:L:61:VAL:HG13	2.09	0.53
1:D:506:VAL:CG2	1:D:507:THR:HG23	2.33	0.53
1:H:331:ILE:HG23	1:H:332:THR:N	2.22	0.53
1:I:106:THR:HG23	1:I:531:CYS:HB3	1.90	0.53
1:L:192:ARG:HH21	1:L:594:MET:HG3	1.69	0.53
1:G:221:ILE:O	1:G:359:ARG:HG3	2.08	0.53
1:E:211:GLU:OE1	1:E:211:GLU:HA	2.08	0.53
1:D:230:LEU:HD12	1:D:230:LEU:N	2.24	0.53
1:C:201:HIS:HA	1:C:204:MET:CE	2.39	0.53
1:M:54:ALA:O	1:M:57:THR:HG22	2.08	0.53
1:G:201:HIS:HA	1:G:204:MET:CE	2.39	0.53
1:K:541:ILE:HG22	1:K:542:PRO:N	2.24	0.53
1:G:5:LYS:O	1:G:9:LEU:HD13	2.08	0.53
1:E:97:LEU:CD1	1:E:176:VAL:HA	2.39	0.53
1:C:541:ILE:HG22	1:C:542:PRO:N	2.24	0.53
1:C:460:LEU:HD11	1:C:551:PHE:HB3	1.90	0.53
1:E:460:LEU:HD11	1:E:551:PHE:HB3	1.89	0.53
1:K:117:ARG:HG3	1:K:118:PHE:CE1	2.43	0.53
1:K:118:PHE:CE2	1:K:167:ASN:HB2	2.41	0.53
1:K:75:LEU:HD12	1:K:75:LEU:O	2.07	0.53
1:D:69:PHE:O	1:D:72:PHE:HB3	2.09	0.53
1:K:479:LEU:N	1:K:479:LEU:HD12	2.23	0.53
1:C:104:GLY:C	1:C:525:GLU:HB3	2.29	0.53
1:L:60:TYR:HE1	1:L:94:VAL:HG21	1.71	0.53
1:C:57:THR:O	1:C:61:VAL:HG13	2.09	0.53
1:J:166:ILE:HG22	1:J:352:LEU:HD13	1.90	0.53
1:C:300:ILE:HA	1:C:303:ASP:OD2	2.09	0.53
1:C:354:ASP:CG	1:C:356:ILE:HG12	2.28	0.53
1:J:282:ILE:HD13	1:J:304:ILE:HD11	1.91	0.53
1:H:300:ILE:HA	1:H:303:ASP:OD2	2.09	0.53
1:G:300:ILE:HA	1:G:303:ASP:OD2	2.09	0.53
1:G:282:ILE:HD13	1:G:304:ILE:HD11	1.91	0.53
1:M:290:ILE:HD13	1:M:312:LYS:HE2	1.90	0.53
1:F:221:ILE:O	1:F:359:ARG:HG3	2.08	0.53
1:D:388:VAL:HG13	1:D:444:VAL:CG1	2.39	0.53
1:I:388:VAL:HG13	1:I:444:VAL:CG1	2.39	0.53
1:C:437:PRO:HA	1:C:501:HIS:CD2	2.43	0.53

Continued on next page...

Continued from previous page...

Atom-1	Atom-2	Interatomic distance (Å)	Clash overlap (Å)
1:A:437:PRO:HA	1:A:501:HIS:CD2	2.43	0.53
1:L:104:GLY:C	1:L:525:GLU:HB3	2.29	0.53
1:A:221:ILE:O	1:A:359:ARG:HG3	2.08	0.53
1:L:221:ILE:O	1:L:359:ARG:HG3	2.08	0.53
1:A:98:HIS:HD2	1:A:188:LYS:NZ	2.07	0.53
1:M:221:ILE:O	1:M:359:ARG:HG3	2.08	0.53
1:I:300:ILE:HA	1:I:303:ASP:OD2	2.09	0.53
1:M:36:VAL:HG21	1:M:59:LEU:HD21	1.90	0.53
1:H:403:ILE:HG22	1:H:622:ILE:HA	1.91	0.53
1:E:69:PHE:O	1:E:72:PHE:HB3	2.09	0.53
1:L:442:ILE:HG23	1:L:442:ILE:O	2.09	0.53
1:C:460:LEU:HD11	1:C:551:PHE:CB	2.39	0.53
1:L:540:LEU:HD23	1:L:541:ILE:HD11	1.90	0.53
1:L:551:PHE:CE1	1:L:622:ILE:HD12	2.44	0.53
1:F:290:ILE:HD13	1:F:312:LYS:CE	2.39	0.53
1:L:290:ILE:HD13	1:L:312:LYS:CE	2.38	0.53
1:A:282:ILE:HD13	1:A:304:ILE:HD11	1.91	0.53
1:L:388:VAL:HG13	1:L:444:VAL:CG1	2.39	0.53
1:M:261:VAL:HG12	1:M:262:ASP:N	2.24	0.53
1:D:201:HIS:HA	1:D:204:MET:CE	2.39	0.53
1:K:2:VAL:HG11	1:K:525:GLU:HG2	1.91	0.53
1:I:290:ILE:HD13	1:I:312:LYS:CE	2.39	0.53
1:A:541:ILE:HG22	1:A:542:PRO:N	2.24	0.53
1:K:540:LEU:HD23	1:K:541:ILE:HD11	1.90	0.53
1:G:69:PHE:O	1:G:72:PHE:HB3	2.09	0.53
1:F:479:LEU:HD12	1:F:479:LEU:N	2.23	0.53
1:I:460:LEU:HD11	1:I:551:PHE:HB3	1.90	0.53
1:M:460:LEU:HD11	1:M:551:PHE:CB	2.39	0.53
1:J:551:PHE:CE1	1:J:622:ILE:HD12	2.44	0.53
1:J:608:ALA:CA	1:J:611:LEU:HD13	2.38	0.53
1:E:460:LEU:HD11	1:E:551:PHE:CB	2.39	0.53
1:E:540:LEU:HD23	1:E:541:ILE:HD11	1.90	0.53
1:E:551:PHE:CE1	1:E:622:ILE:HD12	2.44	0.53
1:K:5:LYS:O	1:K:9:LEU:HD13	2.08	0.53
1:G:551:PHE:CE1	1:G:622:ILE:HD12	2.44	0.53
1:D:97:LEU:CD1	1:D:176:VAL:HA	2.38	0.53
1:L:460:LEU:HD11	1:L:551:PHE:HB3	1.90	0.53
1:L:541:ILE:HG22	1:L:542:PRO:N	2.24	0.53
1:L:541:ILE:CG2	1:L:622:ILE:HD13	2.39	0.53
1:F:460:LEU:HB2	1:F:483:LEU:HD21	1.91	0.53
1:K:221:ILE:O	1:K:359:ARG:HG3	2.08	0.53

Continued on next page...

Continued from previous page...

Atom-1	Atom-2	Interatomic distance (Å)	Clash overlap (Å)
1:C:60:TYR:HE1	1:C:94:VAL:HG21	1.70	0.53
1:F:60:TYR:HE1	1:F:94:VAL:HG21	1.71	0.53
1:K:476:GLN:OE1	1:K:607:ALA:HB2	2.08	0.53
1:M:172:HIS:ND1	1:M:532:SER:HB3	2.23	0.53
1:J:290:ILE:HD13	1:J:312:LYS:CE	2.39	0.53
1:G:354:ASP:CG	1:G:356:ILE:HG12	2.28	0.53
1:M:290:ILE:HD13	1:M:312:LYS:CE	2.39	0.53
1:M:388:VAL:HG13	1:M:444:VAL:CG1	2.39	0.53
1:H:388:VAL:HG13	1:H:444:VAL:CG1	2.39	0.53
1:I:212:ARG:CZ	1:I:220:MET:HE2	2.38	0.53
1:L:526:ASP:OD2	1:L:573:VAL:CG2	2.56	0.53
1:A:505:SER:HA	1:A:576:ASP:O	2.08	0.53
1:I:201:HIS:HA	1:I:204:MET:CE	2.39	0.53
1:D:25:PRO:O	1:D:26:LEU:HD23	2.08	0.53
1:D:200:MET:O	1:D:200:MET:HE2	2.09	0.53
1:C:230:LEU:HD12	1:C:230:LEU:N	2.24	0.53
1:E:500:ASN:ND2	1:E:502:GLN:HB2	2.23	0.53
1:H:211:GLU:HA	1:H:211:GLU:OE1	2.08	0.53
1:A:230:LEU:HD12	1:A:230:LEU:N	2.24	0.53
1:H:253:TYR:CE2	1:I:250:PRO:HB2	2.44	0.53
1:A:460:LEU:HB2	1:A:483:LEU:HD21	1.91	0.53
1:I:475:GLU:O	1:I:479:LEU:HD13	2.09	0.53
1:I:460:LEU:HB2	1:I:483:LEU:HD21	1.91	0.53
1:M:460:LEU:HB2	1:M:483:LEU:HD21	1.91	0.53
1:C:97:LEU:CD1	1:C:176:VAL:HA	2.39	0.53
1:L:69:PHE:O	1:L:72:PHE:HB3	2.09	0.53
1:C:460:LEU:HB2	1:C:483:LEU:HD21	1.91	0.53
1:E:541:ILE:CG2	1:E:622:ILE:HD13	2.39	0.53
1:K:442:ILE:O	1:K:442:ILE:HG23	2.09	0.53
1:H:13:PHE:CZ	1:H:107:VAL:HG13	2.44	0.53
1:H:97:LEU:CD1	1:H:176:VAL:HA	2.38	0.53
1:G:460:LEU:HD11	1:G:551:PHE:CB	2.39	0.53
1:J:475:GLU:O	1:J:479:LEU:HD13	2.09	0.53
1:D:426:VAL:HG23	1:D:426:VAL:O	2.09	0.53
1:D:57:THR:O	1:D:61:VAL:HG13	2.09	0.53
1:J:300:ILE:HA	1:J:303:ASP:OD2	2.09	0.53
1:H:290:ILE:HD13	1:H:312:LYS:CE	2.39	0.53
1:D:300:ILE:HA	1:D:303:ASP:OD2	2.09	0.53
1:K:388:VAL:HG13	1:K:444:VAL:CG1	2.39	0.53
1:G:505:SER:HA	1:G:576:ASP:O	2.08	0.53
1:G:25:PRO:O	1:G:26:LEU:HD23	2.09	0.53

Continued on next page...

Continued from previous page...

Atom-1	Atom-2	Interatomic distance (Å)	Clash overlap (Å)
1:D:2:VAL:HG11	1:D:525:GLU:HG2	1.90	0.53
1:E:104:GLY:C	1:E:525:GLU:HB3	2.29	0.53
1:F:230:LEU:N	1:F:230:LEU:HD12	2.24	0.53
1:G:230:LEU:HD12	1:G:230:LEU:N	2.24	0.53
1:A:62:ALA:CB	1:A:75:LEU:CD2	2.86	0.52
1:A:551:PHE:CE1	1:A:622:ILE:HD12	2.44	0.52
1:K:460:LEU:HB2	1:K:483:LEU:HD21	1.91	0.52
1:H:608:ALA:HA	1:H:611:LEU:CD1	2.38	0.52
1:I:403:ILE:HG22	1:I:622:ILE:HA	1.91	0.52
1:I:460:LEU:HD11	1:I:551:PHE:CB	2.39	0.52
1:I:541:ILE:CG2	1:I:622:ILE:HD13	2.39	0.52
1:M:541:ILE:CG2	1:M:622:ILE:HD13	2.39	0.52
1:J:541:ILE:CG2	1:J:622:ILE:HD13	2.40	0.52
1:C:475:GLU:O	1:C:479:LEU:HD13	2.09	0.52
1:M:6:GLN:HE22	1:M:106:THR:H	1.57	0.52
1:F:460:LEU:HD11	1:F:551:PHE:CB	2.39	0.52
1:I:442:ILE:O	1:I:442:ILE:HG23	2.09	0.52
1:A:244:LEU:HB3	1:A:341:ASN:ND2	2.24	0.52
1:D:221:ILE:HG13	1:D:222:PRO:HD2	1.90	0.52
1:L:98:HIS:HD2	1:L:188:LYS:NZ	2.06	0.52
1:H:513:THR:HG23	1:H:515:ASP:N	2.24	0.52
1:I:513:THR:HG23	1:I:515:ASP:N	2.24	0.52
1:K:513:THR:HG23	1:K:515:ASP:N	2.24	0.52
1:H:282:ILE:HD13	1:H:304:ILE:HD11	1.91	0.52
1:G:290:ILE:HD13	1:G:312:LYS:CE	2.39	0.52
1:M:300:ILE:HA	1:M:303:ASP:OD2	2.09	0.52
1:M:354:ASP:CG	1:M:356:ILE:HG12	2.28	0.52
1:M:143:GLU:HA	1:M:429:LYS:HB3	1.91	0.52
1:F:143:GLU:HA	1:F:429:LYS:HB3	1.91	0.52
1:E:2:VAL:HG11	1:E:525:GLU:HG2	1.90	0.52
1:M:500:ASN:ND2	1:M:502:GLN:HB2	2.23	0.52
1:G:6:GLN:HE22	1:G:106:THR:H	1.56	0.52
1:K:500:ASN:ND2	1:K:502:GLN:HB2	2.23	0.52
1:J:97:LEU:HG	1:J:527:SER:HB3	1.91	0.52
1:A:57:THR:O	1:A:61:VAL:HG13	2.09	0.52
1:I:97:LEU:CD1	1:I:176:VAL:HA	2.39	0.52
1:H:460:LEU:HD11	1:H:551:PHE:CB	2.40	0.52
1:E:89:VAL:O	1:E:92:VAL:HG22	2.10	0.52
1:F:475:GLU:O	1:F:479:LEU:HD13	2.09	0.52
1:J:460:LEU:HB2	1:J:483:LEU:HD21	1.91	0.52
1:J:460:LEU:HD11	1:J:551:PHE:CB	2.39	0.52

Continued on next page...

Continued from previous page...

Atom-1	Atom-2	Interatomic distance (Å)	Clash overlap (Å)
1:C:541:ILE:CG2	1:C:622:ILE:HD13	2.39	0.52
1:E:620:ILE:HD13	1:E:620:ILE:N	2.20	0.52
1:J:442:ILE:O	1:J:442:ILE:HG23	2.09	0.52
1:D:89:VAL:O	1:D:92:VAL:HG22	2.10	0.52
1:L:460:LEU:HD11	1:L:551:PHE:CB	2.39	0.52
1:D:460:LEU:HB2	1:D:483:LEU:HD21	1.91	0.52
1:D:551:PHE:CE1	1:D:622:ILE:HD12	2.44	0.52
1:L:426:VAL:O	1:L:426:VAL:HG23	2.09	0.52
1:H:506:VAL:HG23	1:H:507:THR:CG2	2.31	0.52
1:J:505:SER:HA	1:J:576:ASP:O	2.08	0.52
1:F:505:SER:HA	1:F:576:ASP:O	2.08	0.52
1:A:5:LYS:NZ	1:A:101:ASP:O	2.39	0.52
1:J:36:VAL:HG11	1:J:59:LEU:CD2	2.40	0.52
1:M:36:VAL:HG11	1:M:59:LEU:CD2	2.39	0.52
1:I:608:ALA:HA	1:I:611:LEU:CD1	2.38	0.52
1:L:403:ILE:HG22	1:L:622:ILE:HA	1.91	0.52
1:D:36:VAL:HG11	1:D:59:LEU:CD2	2.40	0.52
1:D:620:ILE:N	1:D:620:ILE:HD13	2.20	0.52
1:J:414:LEU:O	1:J:418:ILE:HD13	2.10	0.52
1:C:426:VAL:HG23	1:C:426:VAL:O	2.09	0.52
1:I:414:LEU:O	1:I:418:ILE:HD13	2.10	0.52
1:M:513:THR:HG23	1:M:515:ASP:N	2.24	0.52
1:C:290:ILE:HD13	1:C:312:LYS:CE	2.39	0.52
1:D:292:LEU:HD23	1:D:300:ILE:HD11	1.92	0.52
1:L:292:LEU:HD23	1:L:300:ILE:HD11	1.92	0.52
1:L:300:ILE:HG22	1:L:312:LYS:NZ	2.25	0.52
1:C:221:ILE:HG13	1:C:222:PRO:HD2	1.90	0.52
1:F:25:PRO:O	1:F:26:LEU:HD23	2.09	0.52
1:G:211:GLU:HA	1:G:211:GLU:OE1	2.08	0.52
1:A:59:LEU:CD2	1:A:83:VAL:HG11	2.39	0.52
1:G:36:VAL:HG11	1:G:59:LEU:CD2	2.40	0.52
1:H:541:ILE:CG2	1:H:622:ILE:HD13	2.39	0.52
1:G:41:ARG:HA	1:G:84:ASN:CB	2.19	0.52
1:F:97:LEU:CD1	1:F:176:VAL:HA	2.39	0.52
1:G:475:GLU:O	1:G:479:LEU:HD13	2.09	0.52
1:C:551:PHE:CE1	1:C:622:ILE:HD12	2.44	0.52
1:L:36:VAL:HG11	1:L:59:LEU:CD2	2.40	0.52
1:M:13:PHE:CZ	1:M:107:VAL:HG13	2.44	0.52
1:F:541:ILE:HG22	1:F:542:PRO:N	2.24	0.52
1:D:460:LEU:HD11	1:D:551:PHE:CB	2.39	0.52
1:M:426:VAL:HG23	1:M:426:VAL:O	2.09	0.52

Continued on next page...

Continued from previous page...

Atom-1	Atom-2	Interatomic distance (Å)	Clash overlap (Å)
1:J:270:ARG:HD3	1:J:363:PHE:HZ	1.74	0.52
1:H:426:VAL:O	1:H:426:VAL:HG23	2.09	0.52
1:E:57:THR:O	1:E:61:VAL:HG13	2.09	0.52
1:K:57:THR:O	1:K:61:VAL:HG13	2.09	0.52
1:J:290:ILE:HD13	1:J:312:LYS:HE2	1.90	0.52
1:H:306:GLU:N	1:H:307:SER:HA	2.25	0.52
1:F:300:ILE:HA	1:F:303:ASP:OD2	2.09	0.52
1:F:290:ILE:HD13	1:F:312:LYS:HE2	1.90	0.52
1:D:279:MET:HB3	1:D:281:TYR:CE2	2.44	0.52
1:C:584:ARG:HG2	1:C:585:ASP:N	2.20	0.52
1:H:551:PHE:CE1	1:H:622:ILE:HD12	2.44	0.52
1:H:475:GLU:O	1:H:479:LEU:HD13	2.09	0.52
1:F:89:VAL:O	1:F:92:VAL:HG22	2.10	0.52
1:H:57:THR:O	1:H:61:VAL:HG13	2.09	0.52
1:I:160:PHE:CD2	1:I:539:MET:HE3	2.45	0.52
1:A:292:LEU:HD23	1:A:300:ILE:HD11	1.92	0.52
1:I:69:PHE:O	1:I:72:PHE:HB3	2.09	0.52
1:I:143:GLU:HA	1:I:429:LYS:HB3	1.90	0.52
1:I:267:VAL:HG13	1:I:270:ARG:NH2	2.24	0.52
1:J:369:GLN:O	1:J:373:LYS:HG3	2.10	0.52
1:F:369:GLN:O	1:F:373:LYS:HG3	2.10	0.52
1:G:60:TYR:O	1:G:64:TYR:HD2	1.93	0.52
1:H:230:LEU:HD12	1:H:230:LEU:N	2.24	0.52
1:G:17:THR:HG21	1:G:241:VAL:HA	1.92	0.52
1:F:103:LYS:NZ	1:F:525:GLU:O	2.42	0.52
1:A:541:ILE:CG2	1:A:622:ILE:HD13	2.39	0.52
1:K:403:ILE:HG22	1:K:622:ILE:HA	1.91	0.52
1:E:73:ILE:O	1:E:77:GLU:HG3	2.10	0.52
1:I:551:PHE:CE1	1:I:622:ILE:HD12	2.44	0.52
1:E:442:ILE:O	1:E:442:ILE:HG23	2.09	0.52
1:K:89:VAL:O	1:K:92:VAL:HG22	2.10	0.52
1:E:414:LEU:O	1:E:418:ILE:HD13	2.10	0.52
1:K:414:LEU:O	1:K:418:ILE:HD13	2.10	0.52
1:M:414:LEU:O	1:M:418:ILE:HD13	2.10	0.52
1:H:414:LEU:O	1:H:418:ILE:HD13	2.10	0.52
1:I:244:LEU:HB3	1:I:341:ASN:ND2	2.24	0.52
1:D:7:ALA:HA	1:D:10:MET:HE2	1.90	0.52
1:M:300:ILE:HG22	1:M:312:LYS:NZ	2.25	0.52
1:A:300:ILE:HA	1:A:303:ASP:OD2	2.09	0.52
1:I:192:ARG:HH21	1:I:594:MET:HE3	1.75	0.52
1:F:221:ILE:HG13	1:F:222:PRO:HD2	1.90	0.52

Continued on next page...

Continued from previous page...

Atom-1	Atom-2	Interatomic distance (Å)	Clash overlap (Å)
1:J:388:VAL:HG13	1:J:444:VAL:CG1	2.39	0.52
1:L:283:VAL:HG23	1:L:283:VAL:O	2.10	0.52
1:J:333:ASP:OD2	1:J:336:HIS:HA	2.10	0.52
1:C:388:VAL:HG13	1:C:444:VAL:CG1	2.39	0.52
1:G:437:PRO:HA	1:G:501:HIS:CD2	2.43	0.52
1:A:104:GLY:C	1:A:525:GLU:HB3	2.29	0.52
1:K:104:GLY:C	1:K:525:GLU:HB3	2.29	0.52
1:J:230:LEU:HD12	1:J:230:LEU:N	2.24	0.52
1:E:201:HIS:HA	1:E:204:MET:CE	2.39	0.52
1:I:306:GLU:N	1:I:307:SER:HA	2.25	0.52
1:J:73:ILE:O	1:J:77:GLU:HG3	2.10	0.52
1:M:541:ILE:HG22	1:M:542:PRO:N	2.24	0.52
1:D:442:ILE:HG23	1:D:442:ILE:O	2.09	0.52
1:C:96:VAL:HG13	1:C:105:ILE:HG23	1.90	0.52
1:L:96:VAL:HG13	1:L:105:ILE:HG23	1.90	0.52
1:K:69:PHE:O	1:K:72:PHE:HB3	2.09	0.52
1:G:13:PHE:CZ	1:G:107:VAL:HG13	2.44	0.52
1:D:541:ILE:CG2	1:D:622:ILE:HD13	2.39	0.52
1:F:69:PHE:O	1:F:72:PHE:HB3	2.09	0.52
1:L:414:LEU:O	1:L:418:ILE:HD13	2.10	0.52
1:E:292:LEU:CD2	1:E:300:ILE:CD1	2.87	0.52
1:E:282:ILE:HD13	1:E:304:ILE:CD1	2.40	0.52
1:C:300:ILE:HG22	1:C:312:LYS:NZ	2.25	0.52
1:H:292:LEU:HD23	1:H:300:ILE:HD11	1.92	0.52
1:G:300:ILE:HG22	1:G:312:LYS:NZ	2.25	0.52
1:F:300:ILE:HG22	1:F:312:LYS:NZ	2.25	0.52
1:D:300:ILE:HG22	1:D:312:LYS:NZ	2.25	0.52
1:L:306:GLU:N	1:L:307:SER:HA	2.25	0.52
1:D:143:GLU:HA	1:D:429:LYS:HB3	1.91	0.52
1:G:221:ILE:HG13	1:G:222:PRO:HD2	1.90	0.52
1:M:369:GLN:O	1:M:373:LYS:HG3	2.10	0.52
1:E:379:THR:HG22	1:E:381:GLU:H	1.75	0.52
1:A:460:LEU:HD11	1:A:551:PHE:CB	2.39	0.52
1:M:12:LEU:O	1:M:80:ARG:NH1	2.43	0.52
1:M:69:PHE:O	1:M:72:PHE:HB3	2.09	0.52
1:L:475:GLU:O	1:L:479:LEU:HD13	2.09	0.52
1:I:541:ILE:HG22	1:I:542:PRO:N	2.24	0.52
1:M:551:PHE:CE1	1:M:622:ILE:HD12	2.44	0.52
1:L:89:VAL:O	1:L:92:VAL:HG22	2.10	0.52
1:F:235:PRO:HB2	1:F:237:LEU:CD2	2.21	0.52
1:G:541:ILE:CG2	1:G:622:ILE:HD13	2.39	0.52

Continued on next page...

Continued from previous page...

Atom-1	Atom-2	Interatomic distance (Å)	Clash overlap (Å)
1:F:442:ILE:HG23	1:F:442:ILE:O	2.09	0.52
1:A:414:LEU:O	1:A:418:ILE:HD13	2.10	0.52
1:C:292:LEU:HD23	1:C:300:ILE:HD11	1.92	0.52
1:J:282:ILE:CD1	1:J:304:ILE:HD11	2.40	0.52
1:M:282:ILE:CD1	1:M:304:ILE:HD11	2.40	0.52
1:A:290:ILE:HD13	1:A:312:LYS:HE2	1.90	0.52
1:L:143:GLU:HA	1:L:429:LYS:HB3	1.91	0.52
1:H:143:GLU:HA	1:H:429:LYS:HB3	1.91	0.52
1:G:388:VAL:HG13	1:G:444:VAL:CG1	2.39	0.52
1:L:558:THR:HG21	1:L:592:LYS:HZ2	1.75	0.52
1:M:283:VAL:HG23	1:M:283:VAL:O	2.10	0.52
1:H:369:GLN:O	1:H:373:LYS:HG3	2.10	0.52
1:K:230:LEU:N	1:K:230:LEU:HD12	2.24	0.52
1:H:253:TYR:HE2	1:I:250:PRO:HB2	1.75	0.52
1:I:282:ILE:CD1	1:I:304:ILE:HD11	2.40	0.52
1:I:300:ILE:HG22	1:I:312:LYS:NZ	2.25	0.52
1:L:5:LYS:O	1:L:9:LEU:HD13	2.08	0.52
1:H:89:VAL:O	1:H:92:VAL:HG22	2.10	0.52
1:A:442:ILE:O	1:A:442:ILE:HG23	2.09	0.52
1:A:337:ARG:HB2	1:C:151:LEU:CB	2.40	0.52
1:D:73:ILE:O	1:D:77:GLU:HG3	2.10	0.52
1:F:541:ILE:CG2	1:F:622:ILE:HD13	2.40	0.52
1:F:109:PRO:HB2	1:F:112:GLU:CB	2.40	0.52
1:E:426:VAL:HG23	1:E:426:VAL:O	2.09	0.52
1:A:426:VAL:HG23	1:A:426:VAL:O	2.09	0.52
1:G:426:VAL:O	1:G:426:VAL:HG23	2.09	0.52
1:H:123:THR:HG23	1:H:124:ILE:N	2.25	0.52
1:I:57:THR:O	1:I:61:VAL:HG13	2.09	0.52
1:F:57:THR:O	1:F:61:VAL:HG13	2.09	0.52
1:G:249:ARG:HH22	1:G:356:ILE:HD13	1.74	0.52
1:D:333:ASP:OD2	1:D:336:HIS:HA	2.10	0.52
1:A:290:ILE:HD13	1:A:312:LYS:CE	2.39	0.52
1:A:300:ILE:HG22	1:A:312:LYS:NZ	2.25	0.52
1:A:333:ASP:OD2	1:A:336:HIS:HA	2.10	0.52
1:E:333:ASP:OD2	1:E:336:HIS:HA	2.10	0.52
1:D:283:VAL:O	1:D:283:VAL:HG23	2.10	0.52
1:C:369:GLN:O	1:C:373:LYS:HG3	2.10	0.52
1:A:283:VAL:HG23	1:A:283:VAL:O	2.10	0.52
1:G:369:GLN:O	1:G:373:LYS:HG3	2.10	0.52
1:I:499:ARG:NH1	1:I:503:ASP:HB3	2.25	0.52
1:F:263:VAL:O	1:F:266:MET:HB2	2.10	0.52

Continued on next page...

Continued from previous page...

Atom-1	Atom-2	Interatomic distance (Å)	Clash overlap (Å)
1:G:556:MET:HE3	1:G:614:ASN:HD21	1.75	0.52
1:I:333:ASP:OD2	1:I:336:HIS:HA	2.10	0.52
1:A:403:ILE:HG22	1:A:622:ILE:HA	1.91	0.52
1:K:541:ILE:CG2	1:K:622:ILE:HD13	2.40	0.52
1:K:551:PHE:CE1	1:K:622:ILE:HD12	2.44	0.52
1:I:528:THR:HG21	1:I:573:VAL:HG22	1.89	0.52
1:C:13:PHE:CZ	1:C:107:VAL:HG13	2.44	0.52
1:D:475:GLU:O	1:D:479:LEU:HD13	2.09	0.52
1:E:36:VAL:HG11	1:E:59:LEU:CD2	2.40	0.52
1:F:414:LEU:O	1:F:418:ILE:HD13	2.10	0.52
1:H:98:HIS:HD2	1:H:188:LYS:NZ	2.07	0.52
1:I:506:VAL:CG2	1:I:507:THR:HG23	2.33	0.52
1:H:166:ILE:HD11	1:H:539:MET:HE2	1.91	0.52
1:C:333:ASP:OD2	1:C:336:HIS:HA	2.10	0.52
1:L:282:ILE:CD1	1:L:304:ILE:HD11	2.40	0.52
1:A:277:ILE:HA	1:A:292:LEU:CD1	2.39	0.52
1:K:369:GLN:O	1:K:373:LYS:HG3	2.10	0.52
1:J:229:PRO:HA	1:J:253:TYR:O	2.10	0.52
1:L:499:ARG:NH1	1:L:503:ASP:HB3	2.25	0.52
1:A:369:GLN:O	1:A:373:LYS:HG3	2.10	0.52
1:H:379:THR:HG22	1:H:381:GLU:H	1.75	0.52
1:M:379:THR:HG22	1:M:381:GLU:H	1.75	0.52
1:J:64:TYR:HE2	1:J:98:HIS:HB2	1.74	0.52
1:I:230:LEU:HD12	1:I:230:LEU:N	2.24	0.52
1:I:108:PRO:HB3	1:I:514:PHE:CZ	2.45	0.52
1:M:230:LEU:HD12	1:M:230:LEU:N	2.24	0.52
1:A:76:CYS:HG	1:A:88:PHE:HE1	1.57	0.51
1:C:19:LEU:HD23	1:C:80:ARG:HG2	1.92	0.51
1:C:69:PHE:O	1:C:72:PHE:HB3	2.09	0.51
1:C:403:ILE:HG22	1:C:622:ILE:HA	1.91	0.51
1:G:403:ILE:HG22	1:G:622:ILE:HA	1.91	0.51
1:F:36:VAL:HG11	1:F:59:LEU:CD2	2.40	0.51
1:D:403:ILE:HG22	1:D:622:ILE:HA	1.91	0.51
1:I:64:TYR:HE1	1:I:98:HIS:HB2	1.75	0.51
1:J:173:TRP:HE1	1:J:196:LEU:CD2	2.23	0.51
1:J:506:VAL:HG23	1:J:507:THR:CG2	2.31	0.51
1:E:506:VAL:CG2	1:E:507:THR:HG23	2.33	0.51
1:M:282:ILE:HD13	1:M:304:ILE:HD11	1.91	0.51
1:D:282:ILE:CD1	1:D:304:ILE:HD11	2.40	0.51
1:D:290:ILE:HD13	1:D:312:LYS:CE	2.39	0.51
1:H:43:THR:HG22	1:H:44:LEU:N	2.24	0.51

Continued on next page...

Continued from previous page...

Atom-1	Atom-2	Interatomic distance (Å)	Clash overlap (Å)
1:L:369:GLN:O	1:L:373:LYS:HG3	2.10	0.51
1:E:369:GLN:O	1:E:373:LYS:HG3	2.10	0.51
1:F:379:THR:HG22	1:F:381:GLU:H	1.75	0.51
1:I:379:THR:HG22	1:I:381:GLU:H	1.75	0.51
1:E:230:LEU:HD12	1:E:230:LEU:N	2.24	0.51
1:A:19:LEU:HD23	1:A:80:ARG:HG2	1.92	0.51
1:A:38:ILE:HG12	1:A:55:GLU:CG	2.41	0.51
1:K:554:PHE:CD1	1:K:617:LEU:HD11	2.46	0.51
1:H:460:LEU:HB2	1:H:483:LEU:HD21	1.91	0.51
1:F:173:TRP:HE1	1:F:196:LEU:CD2	2.23	0.51
1:J:554:PHE:CD1	1:J:617:LEU:HD11	2.46	0.51
1:G:442:ILE:HG23	1:G:442:ILE:O	2.09	0.51
1:C:89:VAL:HG13	1:C:90:TYR:N	2.25	0.51
1:C:89:VAL:O	1:C:92:VAL:HG22	2.10	0.51
1:E:460:LEU:HB2	1:E:483:LEU:HD21	1.91	0.51
1:G:554:PHE:CD1	1:G:617:LEU:HD11	2.46	0.51
1:A:467:LEU:HD12	1:D:151:LEU:HA	1.93	0.51
1:L:554:PHE:CD1	1:L:617:LEU:HD11	2.45	0.51
1:F:73:ILE:O	1:F:77:GLU:HG3	2.10	0.51
1:F:89:VAL:HG13	1:F:90:TYR:N	2.25	0.51
1:C:414:LEU:O	1:C:418:ILE:HD13	2.10	0.51
1:J:300:ILE:HG22	1:J:312:LYS:NZ	2.25	0.51
1:F:371:HIS:CD2	1:F:375:PHE:CE1	2.99	0.51
1:A:282:ILE:CD1	1:A:304:ILE:HD11	2.40	0.51
1:A:306:GLU:N	1:A:307:SER:HA	2.25	0.51
1:D:369:GLN:O	1:D:373:LYS:HG3	2.10	0.51
1:C:499:ARG:NH1	1:C:503:ASP:HB3	2.25	0.51
1:G:499:ARG:NH1	1:G:503:ASP:HB3	2.25	0.51
1:K:371:HIS:CD2	1:K:375:PHE:CE1	2.99	0.51
1:C:379:THR:HG22	1:C:381:GLU:H	1.75	0.51
1:D:104:GLY:C	1:D:525:GLU:HB3	2.29	0.51
1:F:340:GLU:OE1	1:G:248:SER:OG	2.28	0.51
1:A:173:TRP:HE1	1:A:196:LEU:CD2	2.23	0.51
1:A:89:VAL:HG13	1:A:90:TYR:N	2.25	0.51
1:A:608:ALA:CA	1:A:611:LEU:HD13	2.38	0.51
1:E:9:LEU:CD1	1:E:69:PHE:HZ	2.17	0.51
1:M:403:ILE:HG22	1:M:622:ILE:HA	1.91	0.51
1:L:19:LEU:HD23	1:L:80:ARG:HG2	1.92	0.51
1:L:89:VAL:HG13	1:L:90:TYR:N	2.25	0.51
1:K:19:LEU:HD23	1:K:80:ARG:HG2	1.92	0.51
1:F:476:GLN:HB3	1:F:480:PHE:CZ	2.46	0.51

Continued on next page...

Continued from previous page...

Atom-1	Atom-2	Interatomic distance (Å)	Clash overlap (Å)
1:F:554:PHE:CD1	1:F:617:LEU:HD11	2.46	0.51
1:F:620:ILE:HD13	1:F:620:ILE:N	2.20	0.51
1:F:551:PHE:CE1	1:F:622:ILE:HD12	2.44	0.51
1:G:414:LEU:O	1:G:418:ILE:HD13	2.10	0.51
1:J:426:VAL:O	1:J:426:VAL:HG23	2.09	0.51
1:M:506:VAL:CG2	1:M:507:THR:HG23	2.33	0.51
1:C:306:GLU:N	1:C:307:SER:HA	2.25	0.51
1:H:371:HIS:CD2	1:H:375:PHE:CE1	2.99	0.51
1:F:292:LEU:HD23	1:F:300:ILE:HD11	1.92	0.51
1:L:300:ILE:HA	1:L:303:ASP:OD2	2.09	0.51
1:G:143:GLU:HA	1:G:429:LYS:HB3	1.91	0.51
1:E:388:VAL:HG13	1:E:444:VAL:CG1	2.39	0.51
1:C:208:TYR:CE2	1:C:220:MET:HG3	2.46	0.51
1:F:388:VAL:HG13	1:F:444:VAL:CG1	2.39	0.51
1:D:171:TRP:CE3	1:D:348:THR:CG2	2.94	0.51
1:G:212:ARG:CZ	1:G:220:MET:HE3	2.41	0.51
1:G:379:THR:HG22	1:G:381:GLU:H	1.75	0.51
1:I:171:TRP:CE3	1:I:348:THR:HG23	2.46	0.51
1:K:219:ARG:HH22	1:K:465:ASP:CG	2.14	0.51
1:L:230:LEU:HD12	1:L:230:LEU:N	2.24	0.51
1:A:89:VAL:O	1:A:92:VAL:HG22	2.10	0.51
1:A:59:LEU:HD11	1:A:87:MET:CE	2.39	0.51
1:A:476:GLN:HB3	1:A:480:PHE:CZ	2.46	0.51
1:K:460:LEU:HD11	1:K:551:PHE:CB	2.39	0.51
1:G:12:LEU:O	1:G:80:ARG:NH1	2.43	0.51
1:G:36:VAL:CB	1:G:59:LEU:HD21	2.41	0.51
1:G:73:ILE:O	1:G:77:GLU:HG3	2.10	0.51
1:I:526:ASP:HB3	1:I:584:ARG:NH2	2.26	0.51
1:H:541:ILE:HG22	1:H:542:PRO:N	2.24	0.51
1:J:111:GLN:HG3	1:J:118:PHE:CZ	2.46	0.51
1:C:73:ILE:O	1:C:77:GLU:HG3	2.10	0.51
1:C:608:ALA:HA	1:C:611:LEU:CD1	2.38	0.51
1:H:171:TRP:CE3	1:H:348:THR:HG23	2.46	0.51
1:D:13:PHE:CZ	1:D:107:VAL:HG13	2.46	0.51
1:D:19:LEU:HD23	1:D:80:ARG:HG2	1.92	0.51
1:L:476:GLN:HB3	1:L:480:PHE:CZ	2.46	0.51
1:M:442:ILE:HG23	1:M:442:ILE:O	2.09	0.51
1:C:408:LYS:HB2	1:C:408:LYS:HZ2	1.74	0.51
1:D:113:VAL:HG23	1:D:114:PHE:HD2	1.67	0.51
1:M:371:HIS:CD2	1:M:375:PHE:CE1	2.98	0.51
1:I:89:VAL:O	1:I:92:VAL:HG22	2.10	0.51

Continued on next page...

Continued from previous page...

Atom-1	Atom-2	Interatomic distance (Å)	Clash overlap (Å)
1:K:171:TRP:CE3	1:K:348:THR:CG2	2.94	0.51
1:D:171:TRP:CE3	1:D:348:THR:HG23	2.46	0.51
1:D:212:ARG:CZ	1:D:220:MET:HE2	2.40	0.51
1:C:149:ASN:OD1	1:G:467:LEU:HD12	2.09	0.51
1:J:283:VAL:HG23	1:J:283:VAL:O	2.10	0.51
1:I:369:GLN:O	1:I:373:LYS:HG3	2.10	0.51
1:D:499:ARG:NH1	1:D:503:ASP:HB3	2.25	0.51
1:E:499:ARG:NH1	1:E:503:ASP:HB3	2.25	0.51
1:H:499:ARG:NH1	1:H:503:ASP:HB3	2.25	0.51
1:K:263:VAL:O	1:K:266:MET:HB2	2.10	0.51
1:F:255:ILE:HD12	1:F:331:ILE:HD13	1.93	0.51
1:F:283:VAL:HG23	1:F:283:VAL:O	2.10	0.51
1:C:200:MET:HE2	1:C:200:MET:O	2.10	0.51
1:I:282:ILE:HD13	1:I:304:ILE:HD11	1.91	0.51
1:A:36:VAL:CG2	1:A:59:LEU:HG	2.38	0.51
1:K:608:ALA:HA	1:K:611:LEU:CD1	2.38	0.51
1:I:173:TRP:HE1	1:I:196:LEU:CD2	2.23	0.51
1:M:554:PHE:CD1	1:M:617:LEU:HD11	2.46	0.51
1:L:12:LEU:HD22	1:L:80:ARG:NH2	2.26	0.51
1:K:12:LEU:HD22	1:K:80:ARG:NH2	2.26	0.51
1:H:171:TRP:CE3	1:H:348:THR:CG2	2.94	0.51
1:G:111:GLN:HG3	1:G:118:PHE:CZ	2.46	0.51
1:L:460:LEU:HB2	1:L:483:LEU:HD21	1.91	0.51
1:D:554:PHE:CD1	1:D:617:LEU:HD11	2.45	0.51
1:F:19:LEU:HD23	1:F:80:ARG:HG2	1.92	0.51
1:A:240:LEU:N	1:A:240:LEU:HD23	2.25	0.51
1:F:506:VAL:HG23	1:F:507:THR:CG2	2.31	0.51
1:C:371:HIS:CD2	1:C:375:PHE:CE1	2.98	0.51
1:M:249:ARG:NH2	1:M:356:ILE:HD13	2.25	0.51
1:L:282:ILE:HD13	1:L:304:ILE:HD11	1.91	0.51
1:E:143:GLU:HA	1:E:429:LYS:HB3	1.91	0.51
1:E:171:TRP:CE3	1:E:348:THR:CG2	2.94	0.51
1:K:171:TRP:CE3	1:K:348:THR:HG23	2.46	0.51
1:F:208:TYR:CE2	1:F:220:MET:HG3	2.46	0.51
1:K:499:ARG:NH1	1:K:503:ASP:HB3	2.25	0.51
1:I:261:VAL:HG12	1:I:262:ASP:N	2.24	0.51
1:M:60:TYR:O	1:M:64:TYR:HD2	1.93	0.51
1:M:64:TYR:HE1	1:M:98:HIS:HB2	1.74	0.51
1:C:272:ARG:NH1	1:C:316:TYR:O	2.43	0.51
1:M:171:TRP:CE3	1:M:348:THR:HG23	2.46	0.51
1:M:36:VAL:HG22	1:M:37:GLY:H	1.74	0.51

Continued on next page...

Continued from previous page...

Atom-1	Atom-2	Interatomic distance (Å)	Clash overlap (Å)
1:C:442:ILE:O	1:C:442:ILE:HG23	2.09	0.51
1:K:73:ILE:O	1:K:77:GLU:HG3	2.10	0.51
1:A:111:GLN:HG3	1:A:118:PHE:CZ	2.46	0.51
1:I:240:LEU:N	1:I:240:LEU:HD23	2.25	0.51
1:G:173:TRP:HE1	1:G:196:LEU:CD2	2.23	0.51
1:L:371:HIS:CD2	1:L:375:PHE:CE1	2.99	0.51
1:H:208:TYR:CE2	1:H:220:MET:HG3	2.46	0.51
1:I:208:TYR:CE2	1:I:220:MET:HG3	2.46	0.51
1:J:499:ARG:NH1	1:J:503:ASP:HB3	2.25	0.51
1:F:499:ARG:NH1	1:F:503:ASP:HB3	2.25	0.51
1:G:171:TRP:CE3	1:G:348:THR:CG2	2.94	0.51
1:J:60:TYR:O	1:J:64:TYR:HD1	1.93	0.51
1:I:2:VAL:O	1:I:5:LYS:HB3	2.11	0.51
1:J:6:GLN:HE22	1:J:106:THR:H	1.57	0.51
1:M:556:MET:HE3	1:M:614:ASN:HD21	1.75	0.51
1:A:151:LEU:HD23	1:C:337:ARG:HA	1.93	0.51
1:I:371:HIS:CD2	1:I:375:PHE:CE1	2.98	0.51
1:A:73:ILE:O	1:A:77:GLU:HG3	2.10	0.51
1:A:9:LEU:HD11	1:A:69:PHE:CE2	2.46	0.51
1:E:13:PHE:CZ	1:E:107:VAL:HG13	2.46	0.51
1:I:476:GLN:HB3	1:I:480:PHE:CZ	2.46	0.51
1:D:12:LEU:HD22	1:D:80:ARG:NH2	2.26	0.51
1:D:89:VAL:HG13	1:D:90:TYR:N	2.25	0.51
1:F:403:ILE:HG22	1:F:622:ILE:HA	1.91	0.51
1:F:13:PHE:CZ	1:F:107:VAL:HG13	2.46	0.51
1:K:508:ILE:HB	1:K:533:CYS:O	2.11	0.51
1:I:426:VAL:O	1:I:426:VAL:HG23	2.09	0.51
1:D:166:ILE:HD11	1:D:539:MET:HE2	1.92	0.51
1:H:300:ILE:HG22	1:H:312:LYS:NZ	2.25	0.51
1:F:282:ILE:CD1	1:F:304:ILE:HD11	2.40	0.51
1:I:283:VAL:HG23	1:I:283:VAL:O	2.10	0.51
1:L:208:TYR:CE2	1:L:220:MET:HG3	2.46	0.51
1:H:383:LEU:HD13	1:H:615:MET:HE1	1.93	0.51
1:J:379:THR:HG22	1:J:381:GLU:H	1.75	0.51
1:D:379:THR:HG22	1:D:381:GLU:H	1.75	0.51
1:J:171:TRP:CE3	1:J:348:THR:CG2	2.94	0.51
1:H:82:ILE:HG23	1:H:83:VAL:HG13	1.93	0.51
1:I:171:TRP:CE3	1:I:348:THR:CG2	2.94	0.51
1:G:201:HIS:HA	1:G:204:MET:HE2	1.91	0.51
1:L:248:SER:OG	1:M:340:GLU:OE1	2.28	0.51
1:J:272:ARG:NH2	1:L:278:ASN:ND2	2.59	0.51

Continued on next page...

Continued from previous page...

Atom-1	Atom-2	Interatomic distance (Å)	Clash overlap (Å)
1:A:97:LEU:CD1	1:A:176:VAL:HA	2.41	0.51
1:K:608:ALA:CA	1:K:611:LEU:HD13	2.38	0.51
1:M:73:ILE:O	1:M:77:GLU:HG3	2.10	0.51
1:I:177:TYR:CE1	1:I:196:LEU:CD2	2.94	0.51
1:E:89:VAL:HG13	1:E:90:TYR:N	2.26	0.51
1:C:554:PHE:CD1	1:C:617:LEU:HD11	2.45	0.51
1:K:89:VAL:HG13	1:K:90:TYR:N	2.25	0.51
1:H:173:TRP:HE1	1:H:196:LEU:CD2	2.23	0.51
1:G:620:ILE:N	1:G:620:ILE:HD13	2.19	0.51
1:K:20:THR:CG2	1:K:41:ARG:HD3	2.20	0.51
1:L:438:PHE:HE1	1:L:440:TYR:CZ	2.29	0.51
1:D:414:LEU:O	1:D:418:ILE:HD13	2.10	0.51
1:K:426:VAL:O	1:K:426:VAL:HG23	2.09	0.51
1:H:64:TYR:OH	1:H:98:HIS:HB2	2.11	0.51
1:E:282:ILE:HG21	1:E:304:ILE:HD13	1.92	0.51
1:M:306:GLU:N	1:M:307:SER:HA	2.25	0.51
1:F:306:GLU:N	1:F:307:SER:HA	2.25	0.51
1:G:208:TYR:CE2	1:G:220:MET:HG3	2.46	0.51
1:I:292:LEU:HD23	1:I:300:ILE:HD11	1.92	0.51
1:A:36:VAL:CB	1:A:59:LEU:HD23	2.39	0.51
1:M:97:LEU:HD12	1:M:528:THR:HB	1.93	0.51
1:H:554:PHE:CD1	1:H:617:LEU:HD11	2.45	0.51
1:E:12:LEU:HD22	1:E:80:ARG:NH2	2.26	0.51
1:E:177:TYR:CE1	1:E:196:LEU:CD2	2.94	0.51
1:J:541:ILE:HG22	1:J:542:PRO:N	2.24	0.51
1:L:13:PHE:CZ	1:L:107:VAL:HG13	2.46	0.51
1:D:177:TYR:CE1	1:D:196:LEU:CD2	2.94	0.51
1:D:36:VAL:CB	1:D:59:LEU:HD21	2.41	0.51
1:D:438:PHE:HE1	1:D:440:TYR:CZ	2.29	0.51
1:C:64:TYR:HE1	1:C:98:HIS:HB2	1.75	0.51
1:F:160:PHE:CD2	1:F:539:MET:HE3	2.46	0.51
1:L:506:VAL:CG2	1:L:507:THR:HG23	2.33	0.51
1:E:301:LEU:HD23	1:E:368:PHE:CE1	2.45	0.51
1:H:476:GLN:HB3	1:H:480:PHE:CZ	2.46	0.51
1:H:282:ILE:CD1	1:H:304:ILE:HD11	2.40	0.51
1:G:282:ILE:CD1	1:G:304:ILE:HD11	2.40	0.51
1:D:306:GLU:N	1:D:307:SER:HA	2.25	0.51
1:L:171:TRP:CE3	1:L:348:THR:CG2	2.94	0.51
1:A:499:ARG:NH1	1:A:503:ASP:HB3	2.25	0.51
1:L:379:THR:HG22	1:L:381:GLU:H	1.75	0.51
1:J:171:TRP:CE3	1:J:348:THR:HG23	2.46	0.51

Continued on next page...

Continued from previous page...

Atom-1	Atom-2	Interatomic distance (Å)	Clash overlap (Å)
1:E:556:MET:HE3	1:E:614:ASN:HD21	1.76	0.51
1:H:263:VAL:O	1:H:266:MET:HB2	2.11	0.51
1:A:13:PHE:CZ	1:A:107:VAL:HG13	2.45	0.51
1:M:438:PHE:HE1	1:M:440:TYR:CZ	2.29	0.51
1:M:476:GLN:CB	1:M:480:PHE:CE2	2.94	0.51
1:C:173:TRP:HE1	1:C:196:LEU:CD2	2.23	0.51
1:H:111:GLN:HG3	1:H:118:PHE:CZ	2.46	0.51
1:F:39:LEU:HB2	1:F:55:GLU:OE2	2.11	0.51
1:F:476:GLN:CB	1:F:480:PHE:CE2	2.94	0.51
1:F:111:GLN:HG3	1:F:118:PHE:CZ	2.46	0.51
1:F:6:GLN:CD	1:F:105:ILE:HD13	2.32	0.51
1:E:36:VAL:CB	1:E:59:LEU:HD21	2.41	0.51
1:A:123:THR:HG23	1:A:124:ILE:N	2.25	0.51
1:C:60:TYR:CE1	1:C:94:VAL:CG2	2.94	0.51
1:M:177:TYR:CE1	1:M:196:LEU:CD2	2.94	0.51
1:F:282:ILE:HD13	1:F:304:ILE:HD11	1.91	0.51
1:M:208:TYR:CE2	1:M:220:MET:HG3	2.46	0.51
1:E:208:TYR:CE2	1:E:220:MET:HG3	2.46	0.51
1:F:171:TRP:CE3	1:F:348:THR:CG2	2.94	0.51
1:J:261:VAL:HG21	1:J:323:TRP:CD2	2.46	0.51
1:E:82:ILE:HG23	1:E:83:VAL:HG13	1.93	0.51
1:G:171:TRP:CE3	1:G:348:THR:HG23	2.46	0.51
1:H:438:PHE:HE1	1:H:440:TYR:CZ	2.29	0.50
1:E:6:GLN:CD	1:E:105:ILE:HD13	2.31	0.50
1:I:438:PHE:HE1	1:I:440:TYR:CZ	2.29	0.50
1:C:12:LEU:HD22	1:C:80:ARG:NH2	2.26	0.50
1:E:541:ILE:HG22	1:E:542:PRO:N	2.24	0.50
1:E:554:PHE:CD1	1:E:617:LEU:HD11	2.46	0.50
1:E:109:PRO:HB2	1:E:112:GLU:CB	2.40	0.50
1:D:109:PRO:HB2	1:D:112:GLU:CB	2.39	0.50
1:F:426:VAL:HG23	1:F:426:VAL:O	2.09	0.50
1:I:244:LEU:H	1:I:244:LEU:HD12	1.76	0.50
1:D:60:TYR:CE1	1:D:94:VAL:CG2	2.94	0.50
1:K:60:TYR:CE1	1:K:94:VAL:CG2	2.94	0.50
1:E:371:HIS:CD2	1:E:375:PHE:CE1	2.99	0.50
1:J:292:LEU:HD23	1:J:300:ILE:HD11	1.91	0.50
1:G:249:ARG:NH2	1:G:356:ILE:HD13	2.26	0.50
1:C:281:TYR:CE1	1:C:289:LYS:HG2	2.47	0.50
1:L:171:TRP:CE3	1:L:348:THR:HG23	2.46	0.50
1:E:171:TRP:CE3	1:E:348:THR:HG23	2.46	0.50
1:F:171:TRP:CE3	1:F:348:THR:HG23	2.46	0.50

Continued on next page...

Continued from previous page...

Atom-1	Atom-2	Interatomic distance (Å)	Clash overlap (Å)
1:F:171:TRP:O	1:F:175:ILE:HD13	2.12	0.50
1:K:261:VAL:HG21	1:K:323:TRP:CD2	2.47	0.50
1:D:383:LEU:CD1	1:D:610:PHE:CZ	2.94	0.50
1:A:261:VAL:HG21	1:A:323:TRP:CD2	2.46	0.50
1:G:261:VAL:HG21	1:G:323:TRP:CD2	2.47	0.50
1:I:288:ASN:HD22	1:I:288:ASN:N	2.10	0.50
1:I:328:MET:SD	1:I:356:ILE:HD12	2.52	0.50
1:J:9:LEU:CD1	1:J:69:PHE:HZ	2.17	0.50
1:C:476:GLN:HB3	1:C:480:PHE:CZ	2.46	0.50
1:E:438:PHE:HE1	1:E:440:TYR:CZ	2.29	0.50
1:H:89:VAL:HG13	1:H:90:TYR:N	2.25	0.50
1:D:39:LEU:HB2	1:D:55:GLU:OE2	2.11	0.50
1:F:12:LEU:HD22	1:F:80:ARG:NH2	2.26	0.50
1:F:511:VAL:O	1:F:511:VAL:HG13	2.11	0.50
1:L:511:VAL:O	1:L:511:VAL:HG13	2.11	0.50
1:C:160:PHE:CD2	1:C:539:MET:CE	2.95	0.50
1:J:172:HIS:CE1	1:J:532:SER:CB	2.91	0.50
1:A:45:PHE:CE1	1:A:52:HIS:HB3	2.45	0.50
1:J:306:GLU:N	1:J:307:SER:HA	2.25	0.50
1:J:371:HIS:CD2	1:J:375:PHE:CE1	2.99	0.50
1:G:306:GLU:N	1:G:307:SER:HA	2.25	0.50
1:F:302:GLY:O	1:F:305:ILE:HG22	2.12	0.50
1:E:328:MET:SD	1:E:356:ILE:HD12	2.52	0.50
1:A:558:THR:HG21	1:A:592:LYS:HZ2	1.74	0.50
1:K:212:ARG:CZ	1:K:220:MET:HE2	2.41	0.50
1:D:171:TRP:O	1:D:175:ILE:HD13	2.12	0.50
1:E:283:VAL:HG23	1:E:283:VAL:O	2.10	0.50
1:F:383:LEU:CD1	1:F:610:PHE:CZ	2.95	0.50
1:L:82:ILE:HG23	1:L:83:VAL:HG13	1.93	0.50
1:G:6:GLN:NE2	1:G:106:THR:H	2.08	0.50
1:D:23:LYS:HG2	1:D:23:LYS:O	2.11	0.50
1:K:23:LYS:O	1:K:23:LYS:HG2	2.11	0.50
1:A:177:TYR:CE1	1:A:196:LEU:CD2	2.94	0.50
1:A:177:TYR:CZ	1:A:196:LEU:HD22	2.47	0.50
1:M:171:TRP:O	1:M:175:ILE:HD13	2.11	0.50
1:M:171:TRP:CE3	1:M:348:THR:CG2	2.94	0.50
1:E:173:TRP:HE1	1:E:196:LEU:CD2	2.23	0.50
1:M:461:ALA:CB	1:M:480:PHE:CE1	2.95	0.50
1:M:476:GLN:HB3	1:M:480:PHE:CZ	2.46	0.50
1:F:177:TYR:CE1	1:F:196:LEU:CD2	2.94	0.50
1:J:438:PHE:HE1	1:J:440:TYR:CZ	2.29	0.50

Continued on next page...

Continued from previous page...

Atom-1	Atom-2	Interatomic distance (Å)	Clash overlap (Å)
1:L:173:TRP:HE1	1:L:196:LEU:CD2	2.23	0.50
1:M:511:VAL:O	1:M:511:VAL:HG13	2.11	0.50
1:E:60:TYR:CE1	1:E:94:VAL:CG2	2.94	0.50
1:H:60:TYR:CE1	1:H:94:VAL:CG2	2.94	0.50
1:C:333:ASP:OD2	1:C:338:PHE:HB2	2.12	0.50
1:F:328:MET:SD	1:F:356:ILE:HD12	2.52	0.50
1:D:255:ILE:HD12	1:D:331:ILE:HD13	1.93	0.50
1:K:255:ILE:HD12	1:K:331:ILE:HD13	1.92	0.50
1:K:328:MET:SD	1:K:356:ILE:HD12	2.52	0.50
1:D:385:PHE:CD2	1:D:388:VAL:CG2	2.95	0.50
1:H:385:PHE:CD2	1:H:388:VAL:CG2	2.95	0.50
1:A:208:TYR:CE2	1:A:220:MET:HG3	2.46	0.50
1:G:283:VAL:O	1:G:283:VAL:HG23	2.10	0.50
1:J:281:TYR:CD1	1:J:289:LYS:CG	2.95	0.50
1:H:383:LEU:CD1	1:H:610:PHE:CZ	2.94	0.50
1:E:383:LEU:CD1	1:E:610:PHE:CZ	2.94	0.50
1:E:261:VAL:HG21	1:E:323:TRP:CD2	2.47	0.50
1:K:383:LEU:CD1	1:K:610:PHE:CZ	2.95	0.50
1:M:383:LEU:CD1	1:M:610:PHE:CZ	2.94	0.50
1:G:200:MET:O	1:G:200:MET:HE2	2.12	0.50
1:A:171:TRP:O	1:A:175:ILE:HD13	2.12	0.50
1:A:171:TRP:CE3	1:A:348:THR:HG23	2.46	0.50
1:A:461:ALA:CB	1:A:480:PHE:CE1	2.95	0.50
1:A:476:GLN:CB	1:A:480:PHE:CE2	2.94	0.50
1:F:177:TYR:CZ	1:F:196:LEU:HD22	2.47	0.50
1:L:73:ILE:O	1:L:77:GLU:HG3	2.10	0.50
1:C:438:PHE:HE1	1:C:440:TYR:CZ	2.29	0.50
1:K:6:GLN:CD	1:K:105:ILE:HD13	2.32	0.50
1:G:438:PHE:HE1	1:G:440:TYR:CZ	2.29	0.50
1:F:105:ILE:O	1:F:527:SER:HA	2.12	0.50
1:C:123:THR:HG23	1:C:124:ILE:N	2.25	0.50
1:I:240:LEU:HD13	1:I:418:ILE:CG2	2.39	0.50
1:E:160:PHE:CD2	1:E:539:MET:CE	2.95	0.50
1:H:160:PHE:CD2	1:H:539:MET:CE	2.95	0.50
1:C:328:MET:SD	1:C:356:ILE:HD12	2.52	0.50
1:M:328:MET:SD	1:M:356:ILE:HD12	2.52	0.50
1:L:328:MET:SD	1:L:356:ILE:HD12	2.52	0.50
1:A:328:MET:SD	1:A:356:ILE:HD12	2.52	0.50
1:I:69:PHE:HE1	1:I:102:CYS:HG	1.57	0.50
1:J:385:PHE:CD2	1:J:388:VAL:CG2	2.95	0.50
1:M:499:ARG:NH1	1:M:503:ASP:HB3	2.25	0.50

Continued on next page...

Continued from previous page...

Atom-1	Atom-2	Interatomic distance (Å)	Clash overlap (Å)
1:G:383:LEU:CD1	1:G:610:PHE:CZ	2.95	0.50
1:F:383:LEU:HD13	1:F:615:MET:HE1	1.94	0.50
1:F:261:VAL:HG21	1:F:323:TRP:CD2	2.47	0.50
1:K:379:THR:HG22	1:K:381:GLU:H	1.75	0.50
1:A:379:THR:HG22	1:A:381:GLU:H	1.75	0.50
1:C:82:ILE:HG23	1:C:83:VAL:HG13	1.93	0.50
1:A:12:LEU:HD22	1:A:80:ARG:NH2	2.26	0.50
1:A:171:TRP:CE3	1:A:348:THR:CG2	2.94	0.50
1:A:82:ILE:HG23	1:A:83:VAL:HG13	1.93	0.50
1:A:438:PHE:HE1	1:A:440:TYR:CZ	2.29	0.50
1:A:554:PHE:CD1	1:A:617:LEU:HD11	2.45	0.50
1:K:395:ILE:HD11	1:K:620:ILE:CG2	2.42	0.50
1:K:438:PHE:HE1	1:K:440:TYR:CZ	2.29	0.50
1:I:554:PHE:CD1	1:I:617:LEU:HD11	2.45	0.50
1:M:395:ILE:HD11	1:M:620:ILE:CG2	2.42	0.50
1:J:476:GLN:CB	1:J:480:PHE:CE2	2.94	0.50
1:C:109:PRO:HB2	1:C:112:GLU:CB	2.40	0.50
1:C:177:TYR:CZ	1:C:196:LEU:HD22	2.47	0.50
1:H:92:VAL:O	1:H:96:VAL:HG23	2.11	0.50
1:G:476:GLN:CB	1:G:480:PHE:CE2	2.94	0.50
1:D:9:LEU:CD1	1:D:69:PHE:HZ	2.17	0.50
1:D:76:CYS:HG	1:D:88:PHE:HE1	1.57	0.50
1:D:476:GLN:HB3	1:D:480:PHE:CZ	2.46	0.50
1:A:508:ILE:HB	1:A:533:CYS:O	2.11	0.50
1:A:511:VAL:O	1:A:511:VAL:HG13	2.11	0.50
1:H:511:VAL:O	1:H:511:VAL:HG13	2.11	0.50
1:K:160:PHE:CD2	1:K:539:MET:CE	2.95	0.50
1:M:160:PHE:CD2	1:M:539:MET:CE	2.95	0.50
1:K:476:GLN:HB3	1:K:480:PHE:CZ	2.46	0.50
1:H:476:GLN:CB	1:H:480:PHE:CE2	2.94	0.50
1:D:328:MET:SD	1:D:356:ILE:HD12	2.52	0.50
1:G:385:PHE:CE2	1:G:388:VAL:CG2	2.95	0.50
1:G:385:PHE:CD2	1:G:388:VAL:CG2	2.95	0.50
1:H:281:TYR:CD1	1:H:289:LYS:CG	2.95	0.50
1:K:281:TYR:CD1	1:K:289:LYS:CG	2.95	0.50
1:K:283:VAL:HG23	1:K:283:VAL:O	2.10	0.50
1:A:288:ASN:N	1:A:288:ASN:HD22	2.10	0.50
1:E:23:LYS:HG2	1:E:23:LYS:O	2.11	0.50
1:L:23:LYS:O	1:L:23:LYS:HG2	2.11	0.50
1:I:333:ASP:OD2	1:I:338:PHE:HB2	2.12	0.50
1:A:33:LEU:HD11	1:A:75:LEU:HD11	1.92	0.50

Continued on next page...

Continued from previous page...

Atom-1	Atom-2	Interatomic distance (Å)	Clash overlap (Å)
1:I:523:VAL:HG12	1:I:524:SER:N	2.20	0.50
1:M:608:ALA:CA	1:M:611:LEU:HD13	2.38	0.50
1:C:111:GLN:HB3	1:C:164:ILE:HD11	1.94	0.50
1:C:177:TYR:CE1	1:C:196:LEU:CD2	2.94	0.50
1:L:6:GLN:CD	1:L:105:ILE:HD13	2.32	0.50
1:L:177:TYR:CE1	1:L:196:LEU:CD2	2.94	0.50
1:G:476:GLN:HB3	1:G:480:PHE:CZ	2.46	0.50
1:D:177:TYR:CZ	1:D:196:LEU:HD22	2.47	0.50
1:A:111:GLN:HB3	1:A:164:ILE:HD11	1.94	0.50
1:D:55:GLU:HB3	1:D:87:MET:SD	2.52	0.50
1:A:605:ARG:HH22	1:E:38:ILE:HB	1.76	0.50
1:E:55:GLU:HB3	1:E:87:MET:SD	2.52	0.50
1:D:64:TYR:OH	1:D:98:HIS:HB2	2.12	0.50
1:G:177:TYR:CZ	1:G:196:LEU:HD22	2.47	0.50
1:K:461:ALA:CB	1:K:480:PHE:CE1	2.95	0.50
1:C:305:ILE:HG23	1:C:306:GLU:N	2.27	0.50
1:D:371:HIS:CD2	1:D:375:PHE:CE1	2.99	0.50
1:A:333:ASP:OD2	1:A:338:PHE:HB2	2.12	0.50
1:D:192:ARG:HH21	1:D:594:MET:HE3	1.75	0.50
1:D:385:PHE:CE2	1:D:388:VAL:CG2	2.95	0.50
1:E:385:PHE:CD2	1:E:388:VAL:CG2	2.95	0.50
1:K:385:PHE:CE2	1:K:388:VAL:CG2	2.95	0.50
1:L:385:PHE:CD2	1:L:388:VAL:CG2	2.95	0.50
1:J:208:TYR:CE2	1:J:220:MET:HG3	2.46	0.50
1:A:526:ASP:OD2	1:A:573:VAL:CG2	2.60	0.50
1:A:383:LEU:CD1	1:A:610:PHE:CZ	2.95	0.50
1:D:82:ILE:HG23	1:D:83:VAL:HG13	1.93	0.50
1:K:82:ILE:HG23	1:K:83:VAL:HG13	1.93	0.50
1:K:201:HIS:HA	1:K:204:MET:HE2	1.92	0.50
1:L:288:ASN:HD22	1:L:288:ASN:N	2.09	0.50
1:J:288:ASN:N	1:J:288:ASN:HD22	2.09	0.50
1:I:177:TYR:CZ	1:I:196:LEU:HD22	2.47	0.50
1:C:6:GLN:CD	1:C:105:ILE:HD13	2.32	0.50
1:C:171:TRP:CE3	1:C:348:THR:HG23	2.46	0.50
1:L:177:TYR:CZ	1:L:196:LEU:HD22	2.47	0.50
1:C:461:ALA:CB	1:C:480:PHE:CE1	2.95	0.50
1:E:476:GLN:CB	1:E:480:PHE:CE2	2.94	0.50
1:K:111:GLN:HB3	1:K:164:ILE:HD11	1.94	0.50
1:H:111:GLN:HB3	1:H:164:ILE:HD11	1.94	0.50
1:H:177:TYR:CE1	1:H:196:LEU:CD2	2.94	0.50
1:L:36:VAL:CB	1:L:59:LEU:HD21	2.41	0.50

Continued on next page...

Continued from previous page...

Atom-1	Atom-2	Interatomic distance (Å)	Clash overlap (Å)
1:L:39:LEU:HB2	1:L:55:GLU:OE2	2.11	0.50
1:G:111:GLN:HB3	1:G:164:ILE:HD11	1.94	0.50
1:M:6:GLN:NE2	1:M:106:THR:H	2.10	0.50
1:F:55:GLU:HB3	1:F:87:MET:SD	2.52	0.50
1:F:395:ILE:CG2	1:F:440:TYR:CD1	2.95	0.50
1:J:479:LEU:CD1	1:J:479:LEU:H	2.25	0.50
1:F:76:CYS:HG	1:F:88:PHE:HE1	1.56	0.50
1:D:511:VAL:O	1:D:511:VAL:HG13	2.11	0.50
1:E:511:VAL:HG13	1:E:511:VAL:O	2.11	0.50
1:C:506:VAL:HG23	1:C:507:THR:CG2	2.31	0.50
1:M:177:TYR:CZ	1:M:196:LEU:HD22	2.47	0.50
1:G:160:PHE:CD2	1:G:539:MET:CE	2.95	0.50
1:G:177:TYR:CE1	1:G:196:LEU:CD2	2.94	0.50
1:E:282:ILE:HG21	1:E:304:ILE:CD1	2.41	0.50
1:J:328:MET:SD	1:J:356:ILE:HD12	2.52	0.50
1:G:305:ILE:HG23	1:G:306:GLU:N	2.27	0.50
1:A:302:GLY:O	1:A:305:ILE:HG22	2.12	0.50
1:I:6:GLN:HE22	1:I:106:THR:N	2.10	0.50
1:I:270:ARG:HD3	1:I:363:PHE:CZ	2.45	0.50
1:F:385:PHE:CD2	1:F:388:VAL:CG2	2.95	0.50
1:H:212:ARG:CZ	1:H:220:MET:HE2	2.42	0.50
1:G:281:TYR:CD1	1:G:289:LYS:CG	2.95	0.50
1:D:208:TYR:CE2	1:D:220:MET:HG3	2.46	0.50
1:A:281:TYR:CD1	1:A:289:LYS:CG	2.95	0.50
1:A:383:LEU:HD13	1:A:615:MET:HE1	1.92	0.50
1:L:383:LEU:CD1	1:L:610:PHE:CZ	2.95	0.50
1:C:383:LEU:HD13	1:C:615:MET:HE1	1.92	0.50
1:C:385:PHE:CD2	1:C:388:VAL:CG2	2.95	0.50
1:A:23:LYS:HG2	1:A:23:LYS:O	2.11	0.50
1:M:288:ASN:HD22	1:M:288:ASN:N	2.10	0.50
1:E:268:ARG:HD2	1:E:272:ARG:NH2	2.27	0.50
1:F:560:HIS:NE2	1:F:568:LEU:HD21	2.27	0.50
1:K:288:ASN:N	1:K:288:ASN:HD22	2.10	0.50
1:I:302:GLY:O	1:I:305:ILE:HG22	2.12	0.50
1:H:395:ILE:CG2	1:H:440:TYR:CD1	2.95	0.50
1:E:19:LEU:HD23	1:E:80:ARG:HG2	1.92	0.50
1:M:395:ILE:CG2	1:M:440:TYR:CD1	2.95	0.50
1:J:476:GLN:HB3	1:J:480:PHE:CZ	2.46	0.50
1:C:55:GLU:HB3	1:C:87:MET:SD	2.52	0.50
1:H:9:LEU:CD1	1:H:69:PHE:HZ	2.17	0.50
1:L:476:GLN:CB	1:L:480:PHE:CE2	2.94	0.50

Continued on next page...

Continued from previous page...

Atom-1	Atom-2	Interatomic distance (Å)	Clash overlap (Å)
1:L:461:ALA:CB	1:L:480:PHE:CE1	2.95	0.50
1:D:395:ILE:HD11	1:D:620:ILE:CG2	2.42	0.50
1:K:511:VAL:O	1:K:511:VAL:HG13	2.11	0.50
1:E:140:ILE:HD12	1:E:426:VAL:HG12	1.94	0.50
1:G:140:ILE:HD12	1:G:426:VAL:HG12	1.94	0.50
1:L:64:TYR:OH	1:L:98:HIS:HB2	2.12	0.50
1:L:160:PHE:CD2	1:L:539:MET:CE	2.95	0.50
1:J:177:TYR:CZ	1:J:196:LEU:HD22	2.47	0.50
1:H:302:GLY:O	1:H:305:ILE:HG22	2.12	0.50
1:M:292:LEU:HD23	1:M:300:ILE:HD11	1.92	0.50
1:E:281:TYR:CD1	1:E:289:LYS:CG	2.95	0.50
1:J:333:ASP:OD2	1:J:338:PHE:HB2	2.12	0.50
1:G:171:TRP:O	1:G:175:ILE:HD13	2.11	0.50
1:G:288:ASN:HD22	1:G:288:ASN:N	2.09	0.50
1:I:213:LEU:HD11	1:I:219:ARG:HG2	1.94	0.50
1:L:213:LEU:HD11	1:L:219:ARG:HG2	1.94	0.50
1:M:213:LEU:HD11	1:M:219:ARG:HG2	1.94	0.50
1:C:288:ASN:HD22	1:C:288:ASN:N	2.10	0.50
1:M:620:ILE:HD13	1:M:620:ILE:N	2.20	0.50
1:J:395:ILE:CG2	1:J:440:TYR:CD1	2.95	0.50
1:J:461:ALA:CB	1:J:480:PHE:CE1	2.95	0.50
1:C:171:TRP:CE3	1:C:348:THR:CG2	2.94	0.50
1:J:408:LYS:HB2	1:J:408:LYS:HZ2	1.76	0.50
1:C:395:ILE:HD11	1:C:620:ILE:CG2	2.42	0.50
1:E:395:ILE:HD11	1:E:620:ILE:CG2	2.42	0.50
1:F:438:PHE:HE1	1:F:440:TYR:CZ	2.29	0.50
1:E:508:ILE:HB	1:E:533:CYS:O	2.11	0.50
1:A:140:ILE:HD12	1:A:426:VAL:HG12	1.94	0.50
1:I:264:GLN:OE1	1:J:270:ARG:NH1	2.44	0.50
1:J:140:ILE:HD12	1:J:426:VAL:HG12	1.94	0.50
1:F:160:PHE:CD2	1:F:539:MET:CE	2.95	0.50
1:I:160:PHE:CD2	1:I:539:MET:CE	2.95	0.50
1:J:177:TYR:CE1	1:J:196:LEU:CD2	2.94	0.50
1:D:10:MET:HB2	1:D:11:PRO:CD	2.42	0.50
1:G:292:LEU:HD23	1:G:300:ILE:HD11	1.92	0.50
1:A:324:GLY:HA2	1:A:327:MET:CE	2.42	0.50
1:I:102:CYS:HB3	1:I:105:ILE:HG22	1.94	0.50
1:I:89:VAL:HG13	1:I:90:TYR:N	2.25	0.50
1:K:143:GLU:HA	1:K:429:LYS:HB3	1.94	0.50
1:E:385:PHE:CE2	1:E:388:VAL:CG2	2.95	0.50
1:M:385:PHE:CD2	1:M:388:VAL:CG2	2.95	0.50

Continued on next page...

Continued from previous page...

Atom-1	Atom-2	Interatomic distance (Å)	Clash overlap (Å)
1:A:385:PHE:CD2	1:A:388:VAL:CG2	2.95	0.50
1:E:171:TRP:O	1:E:175:ILE:HD13	2.12	0.50
1:K:208:TYR:CE2	1:K:220:MET:HG3	2.46	0.50
1:M:281:TYR:CD1	1:M:289:LYS:CG	2.95	0.50
1:J:103:LYS:HD2	1:J:584:ARG:HH21	1.77	0.50
1:I:261:VAL:HG21	1:I:323:TRP:CD2	2.47	0.50
1:K:213:LEU:HD11	1:K:219:ARG:HG2	1.94	0.50
1:E:288:ASN:HD22	1:E:288:ASN:N	2.09	0.50
1:G:23:LYS:HG2	1:G:23:LYS:O	2.11	0.50
1:I:511:VAL:HG13	1:I:511:VAL:O	2.11	0.50
1:K:451:GLU:HG2	1:K:491:THR:HA	1.94	0.50
1:C:564:THR:HG22	1:C:589:PRO:O	2.12	0.50
1:D:213:LEU:HD11	1:D:219:ARG:HG2	1.94	0.50
1:A:171:TRP:HE3	1:A:348:THR:HG23	1.77	0.49
1:J:36:VAL:CB	1:J:59:LEU:HD21	2.41	0.49
1:I:476:GLN:CB	1:I:480:PHE:CE2	2.94	0.49
1:J:111:GLN:HB3	1:J:164:ILE:HD11	1.94	0.49
1:L:92:VAL:O	1:L:96:VAL:HG23	2.12	0.49
1:E:438:PHE:HE1	1:E:440:TYR:HH	1.57	0.49
1:A:337:ARG:HH21	1:C:251:GLU:CD	2.15	0.49
1:M:111:GLN:HG3	1:M:118:PHE:CZ	2.46	0.49
1:L:395:ILE:HD11	1:L:620:ILE:CG2	2.42	0.49
1:E:111:GLN:HG3	1:E:118:PHE:CZ	2.46	0.49
1:D:395:ILE:CG2	1:D:440:TYR:CD1	2.95	0.49
1:D:508:ILE:HB	1:D:533:CYS:O	2.11	0.49
1:D:223:PHE:CB	1:D:359:ARG:HG2	2.41	0.49
1:C:140:ILE:HD12	1:C:426:VAL:HG12	1.94	0.49
1:H:140:ILE:HD12	1:H:426:VAL:HG12	1.94	0.49
1:I:60:TYR:CE1	1:I:94:VAL:CG2	2.94	0.49
1:M:479:LEU:H	1:M:479:LEU:CD1	2.25	0.49
1:M:10:MET:HB2	1:M:11:PRO:CD	2.42	0.49
1:H:328:MET:SD	1:H:356:ILE:HD12	2.52	0.49
1:G:328:MET:SD	1:G:356:ILE:HD12	2.52	0.49
1:E:324:GLY:HA2	1:E:327:MET:CE	2.42	0.49
1:M:385:PHE:CE2	1:M:388:VAL:CG2	2.95	0.49
1:J:385:PHE:CE2	1:J:388:VAL:CG2	2.95	0.49
1:H:385:PHE:CE2	1:H:388:VAL:CG2	2.95	0.49
1:I:383:LEU:CD1	1:I:610:PHE:CZ	2.95	0.49
1:J:383:LEU:CD1	1:J:610:PHE:CZ	2.95	0.49
1:J:171:TRP:O	1:J:175:ILE:HD13	2.11	0.49
1:M:23:LYS:HG2	1:M:23:LYS:O	2.11	0.49

Continued on next page...

Continued from previous page...

Atom-1	Atom-2	Interatomic distance (Å)	Clash overlap (Å)
1:F:451:GLU:HG2	1:F:491:THR:HA	1.94	0.49
1:M:451:GLU:HG2	1:M:491:THR:HA	1.94	0.49
1:G:451:GLU:HG2	1:G:491:THR:HA	1.94	0.49
1:H:451:GLU:HG2	1:H:491:THR:HA	1.94	0.49
1:J:556:MET:HE3	1:J:614:ASN:HD21	1.76	0.49
1:A:395:ILE:HD11	1:A:620:ILE:CG2	2.42	0.49
1:H:395:ILE:HD11	1:H:620:ILE:CG2	2.42	0.49
1:C:171:TRP:O	1:C:175:ILE:HD13	2.12	0.49
1:K:36:VAL:HG11	1:K:59:LEU:CD2	2.41	0.49
1:F:461:ALA:CB	1:F:480:PHE:CE1	2.95	0.49
1:F:395:ILE:HD11	1:F:620:ILE:CG2	2.42	0.49
1:E:479:LEU:CD1	1:E:479:LEU:H	2.25	0.49
1:A:605:ARG:NH2	1:E:38:ILE:HG21	2.26	0.49
1:F:508:ILE:HB	1:F:533:CYS:O	2.11	0.49
1:L:64:TYR:HE1	1:L:98:HIS:HB2	1.77	0.49
1:G:302:GLY:O	1:G:305:ILE:HG22	2.12	0.49
1:I:385:PHE:CE2	1:I:388:VAL:CG2	2.95	0.49
1:E:171:TRP:HE3	1:E:348:THR:HG23	1.77	0.49
1:K:171:TRP:O	1:K:175:ILE:HD13	2.12	0.49
1:D:171:TRP:HE3	1:D:348:THR:HG23	1.77	0.49
1:J:38:ILE:O	1:J:40:PRO:HD3	2.13	0.49
1:E:383:LEU:HD13	1:E:615:MET:HE1	1.92	0.49
1:D:261:VAL:HG21	1:D:323:TRP:CD2	2.47	0.49
1:C:383:LEU:CD1	1:C:610:PHE:CZ	2.95	0.49
1:M:261:VAL:HG21	1:M:323:TRP:CD2	2.47	0.49
1:I:171:TRP:O	1:I:175:ILE:HD13	2.12	0.49
1:H:288:ASN:HD22	1:H:288:ASN:N	2.10	0.49
1:D:288:ASN:HD22	1:D:288:ASN:N	2.09	0.49
1:J:69:PHE:HE1	1:J:102:CYS:HG	1.58	0.49
1:I:527:SER:H	1:I:584:ARG:NH2	2.05	0.49
1:I:395:ILE:HD11	1:I:620:ILE:CG2	2.42	0.49
1:H:171:TRP:O	1:H:175:ILE:HD13	2.12	0.49
1:C:479:LEU:H	1:C:479:LEU:CD1	2.25	0.49
1:G:395:ILE:CG2	1:G:440:TYR:CD1	2.95	0.49
1:F:36:VAL:CB	1:F:59:LEU:HD21	2.41	0.49
1:J:223:PHE:CB	1:J:359:ARG:HG2	2.41	0.49
1:J:222:PRO:CB	1:J:366:ASN:HD21	2.26	0.49
1:I:55:GLU:HB3	1:I:87:MET:SD	2.52	0.49
1:K:476:GLN:CB	1:K:480:PHE:CE2	2.94	0.49
1:J:305:ILE:HG23	1:J:306:GLU:N	2.27	0.49
1:D:305:ILE:HG23	1:D:306:GLU:N	2.27	0.49

Continued on next page...

Continued from previous page...

Atom-1	Atom-2	Interatomic distance (Å)	Clash overlap (Å)
1:L:606:THR:HG22	1:L:609:GLU:CG	2.42	0.49
1:G:385:PHE:CE2	1:G:388:VAL:HG21	2.48	0.49
1:A:385:PHE:CE2	1:A:388:VAL:CG2	2.95	0.49
1:L:212:ARG:CZ	1:L:220:MET:HE2	2.42	0.49
1:L:261:VAL:HG21	1:L:323:TRP:CD2	2.47	0.49
1:E:201:HIS:HA	1:E:204:MET:HE2	1.94	0.49
1:E:451:GLU:HG2	1:E:491:THR:HA	1.94	0.49
1:F:213:LEU:HD11	1:F:219:ARG:HG2	1.94	0.49
1:J:151:LEU:O	1:J:153:PRO:HD3	2.12	0.49
1:F:23:LYS:O	1:F:23:LYS:HG2	2.11	0.49
1:I:324:GLY:HA2	1:I:327:MET:CE	2.42	0.49
1:G:33:LEU:HD11	1:G:75:LEU:HD11	1.92	0.49
1:K:109:PRO:HB2	1:K:112:GLU:CB	2.40	0.49
1:L:111:GLN:CB	1:L:164:ILE:HD11	2.43	0.49
1:F:38:ILE:O	1:F:40:PRO:HD3	2.13	0.49
1:D:461:ALA:CB	1:D:480:PHE:CE1	2.95	0.49
1:D:476:GLN:CB	1:D:480:PHE:CE2	2.94	0.49
1:D:553:LEU:HB2	1:D:620:ILE:HD12	1.95	0.49
1:D:111:GLN:CB	1:D:164:ILE:HD11	2.43	0.49
1:E:39:LEU:HB2	1:E:55:GLU:OE2	2.11	0.49
1:F:140:ILE:HD12	1:F:426:VAL:HG12	1.94	0.49
1:I:64:TYR:OH	1:I:98:HIS:HB2	2.12	0.49
1:K:64:TYR:HE1	1:K:98:HIS:HB2	1.77	0.49
1:K:160:PHE:CD2	1:K:539:MET:HE3	2.47	0.49
1:A:160:PHE:CD2	1:A:539:MET:CE	2.95	0.49
1:J:160:PHE:CD2	1:J:539:MET:CE	2.95	0.49
1:I:513:THR:HG22	1:I:516:GLN:HG3	1.90	0.49
1:G:160:PHE:CD2	1:G:539:MET:HE3	2.47	0.49
1:I:41:ARG:HA	1:I:84:ASN:HA	1.94	0.49
1:C:302:GLY:O	1:C:305:ILE:HG22	2.12	0.49
1:E:10:MET:HB2	1:E:11:PRO:CD	2.42	0.49
1:A:305:ILE:HG23	1:A:306:GLU:N	2.27	0.49
1:I:222:PRO:CB	1:I:366:ASN:HD21	2.26	0.49
1:J:385:PHE:CE2	1:J:388:VAL:HG21	2.48	0.49
1:F:385:PHE:CE2	1:F:388:VAL:CG2	2.95	0.49
1:L:281:TYR:CD1	1:L:289:LYS:CG	2.95	0.49
1:D:281:TYR:CD1	1:D:289:LYS:CG	2.95	0.49
1:E:281:TYR:CD1	1:E:289:LYS:HG2	2.48	0.49
1:C:213:LEU:HD11	1:C:219:ARG:HG2	1.94	0.49
1:J:451:GLU:HG2	1:J:491:THR:HA	1.94	0.49
1:G:38:ILE:O	1:G:40:PRO:HD3	2.13	0.49

Continued on next page...

Continued from previous page...

Atom-1	Atom-2	Interatomic distance (Å)	Clash overlap (Å)
1:M:171:TRP:HE3	1:M:348:THR:HG23	1.77	0.49
1:I:100:GLU:N	1:I:527:SER:HB3	2.27	0.49
1:E:476:GLN:HB3	1:E:480:PHE:CZ	2.46	0.49
1:H:111:GLN:CB	1:H:164:ILE:HD11	2.43	0.49
1:L:55:GLU:HB3	1:L:87:MET:SD	2.52	0.49
1:D:479:LEU:CD1	1:D:479:LEU:H	2.25	0.49
1:D:33:LEU:HD11	1:D:75:LEU:HD11	1.92	0.49
1:D:6:GLN:CD	1:D:105:ILE:HD13	2.32	0.49
1:D:111:GLN:HG3	1:D:118:PHE:CZ	2.46	0.49
1:F:111:GLN:CB	1:F:164:ILE:HD11	2.43	0.49
1:F:60:TYR:CE1	1:F:94:VAL:CG2	2.94	0.49
1:K:513:THR:HG22	1:K:516:GLN:HG3	1.90	0.49
1:E:303:ASP:O	1:E:311:SER:HA	2.12	0.49
1:G:10:MET:HB2	1:G:11:PRO:CD	2.43	0.49
1:G:371:HIS:CD2	1:G:375:PHE:CE1	2.98	0.49
1:M:302:GLY:O	1:M:305:ILE:HG22	2.12	0.49
1:F:324:GLY:HA2	1:F:327:MET:CE	2.42	0.49
1:L:302:GLY:O	1:L:305:ILE:HG22	2.12	0.49
1:M:411:LEU:CD2	1:M:429:LYS:HA	2.41	0.49
1:E:333:ASP:OD2	1:E:338:PHE:HB2	2.12	0.49
1:F:258:LEU:HD22	1:F:330:ASN:ND2	2.28	0.49
1:M:385:PHE:CE2	1:M:388:VAL:HG21	2.48	0.49
1:J:558:THR:HG21	1:J:592:LYS:HZ2	1.77	0.49
1:H:283:VAL:HG23	1:H:283:VAL:O	2.10	0.49
1:H:281:TYR:CD1	1:H:289:LYS:HG2	2.48	0.49
1:C:385:PHE:CE2	1:C:388:VAL:CG2	2.95	0.49
1:I:204:MET:HG2	1:I:535:TRP:CH2	2.48	0.49
1:L:556:MET:HE3	1:L:614:ASN:HD21	1.76	0.49
1:D:122:GLU:O	1:D:126:ARG:HG3	2.11	0.49
1:A:451:GLU:HG2	1:A:491:THR:HA	1.94	0.49
1:H:556:MET:HE3	1:H:614:ASN:HD21	1.78	0.49
1:C:451:GLU:HG2	1:C:491:THR:HA	1.94	0.49
1:A:38:ILE:O	1:A:40:PRO:HD3	2.13	0.49
1:K:460:LEU:HD12	1:K:552:GLU:O	2.13	0.49
1:K:553:LEU:HB2	1:K:620:ILE:HD12	1.95	0.49
1:M:33:LEU:HD11	1:M:75:LEU:HD11	1.92	0.49
1:E:92:VAL:O	1:E:96:VAL:HG23	2.13	0.49
1:G:479:LEU:H	1:G:479:LEU:CD1	2.25	0.49
1:C:111:GLN:HG3	1:C:118:PHE:CZ	2.46	0.49
1:C:76:CYS:HG	1:C:88:PHE:HE1	1.60	0.49
1:C:92:VAL:O	1:C:96:VAL:HG23	2.12	0.49

Continued on next page...

Continued from previous page...

Atom-1	Atom-2	Interatomic distance (Å)	Clash overlap (Å)
1:C:460:LEU:HD12	1:C:552:GLU:O	2.13	0.49
1:K:13:PHE:CZ	1:K:107:VAL:HG13	2.47	0.49
1:K:55:GLU:HB3	1:K:87:MET:SD	2.52	0.49
1:D:92:VAL:O	1:D:96:VAL:HG23	2.12	0.49
1:L:395:ILE:CG2	1:L:440:TYR:CD1	2.95	0.49
1:L:553:LEU:HB2	1:L:620:ILE:HD12	1.95	0.49
1:E:38:ILE:O	1:E:40:PRO:HD3	2.13	0.49
1:G:511:VAL:O	1:G:511:VAL:HG13	2.12	0.49
1:E:64:TYR:HE1	1:E:98:HIS:HB2	1.78	0.49
1:K:60:TYR:HE1	1:K:94:VAL:CG2	2.26	0.49
1:M:173:TRP:HE1	1:M:196:LEU:CD2	2.23	0.49
1:M:324:GLY:HA2	1:M:327:MET:CE	2.42	0.49
1:D:324:GLY:HA2	1:D:327:MET:CE	2.42	0.49
1:M:606:THR:HG22	1:M:609:GLU:CG	2.42	0.49
1:F:606:THR:HG22	1:F:609:GLU:CG	2.42	0.49
1:C:172:HIS:ND1	1:C:532:SER:HB3	2.28	0.49
1:A:258:LEU:HD22	1:A:330:ASN:ND2	2.27	0.49
1:E:258:LEU:HD22	1:E:330:ASN:ND2	2.28	0.49
1:C:222:PRO:CB	1:C:366:ASN:HD21	2.26	0.49
1:A:385:PHE:CE2	1:A:388:VAL:HG21	2.48	0.49
1:K:385:PHE:CD2	1:K:388:VAL:CG2	2.95	0.49
1:H:261:VAL:HG21	1:H:323:TRP:CD2	2.47	0.49
1:C:385:PHE:CE2	1:C:388:VAL:HG21	2.48	0.49
1:I:171:TRP:HE3	1:I:348:THR:HG23	1.77	0.49
1:H:266:MET:HA	1:H:269:TRP:CE3	2.48	0.49
1:H:467:LEU:HD11	1:J:151:LEU:HD13	1.93	0.49
1:F:336:HIS:O	1:F:339:GLN:HG3	2.13	0.49
1:I:255:ILE:HG23	1:I:263:VAL:HG21	1.93	0.49
1:A:41:ARG:HA	1:A:84:ASN:HA	1.95	0.49
1:A:553:LEU:HB2	1:A:620:ILE:HD12	1.95	0.49
1:E:177:TYR:CZ	1:E:196:LEU:HD22	2.47	0.49
1:I:395:ILE:CG2	1:I:440:TYR:CD1	2.95	0.49
1:J:395:ILE:HD11	1:J:620:ILE:CG2	2.42	0.49
1:E:461:ALA:CB	1:E:480:PHE:CE1	2.95	0.49
1:K:9:LEU:CD1	1:K:69:PHE:HZ	2.17	0.49
1:K:92:VAL:O	1:K:96:VAL:HG23	2.13	0.49
1:H:6:GLN:CD	1:H:105:ILE:HD13	2.33	0.49
1:L:41:ARG:HA	1:L:84:ASN:HA	1.95	0.49
1:D:173:TRP:HE1	1:D:196:LEU:CD2	2.23	0.49
1:A:111:GLN:CB	1:A:164:ILE:HD11	2.43	0.49
1:H:151:LEU:HD23	1:I:337:ARG:HA	1.93	0.49

Continued on next page...

Continued from previous page...

Atom-1	Atom-2	Interatomic distance (Å)	Clash overlap (Å)
1:I:111:GLN:HB3	1:I:164:ILE:HD11	1.94	0.49
1:D:222:PRO:CB	1:D:366:ASN:HD21	2.26	0.49
1:L:60:TYR:HE1	1:L:94:VAL:CG2	2.26	0.49
1:C:98:HIS:HD2	1:C:188:LYS:CE	2.26	0.49
1:I:60:TYR:HE1	1:I:94:VAL:CG2	2.26	0.49
1:C:166:ILE:HG22	1:C:352:LEU:HD13	1.90	0.49
1:J:302:GLY:O	1:J:305:ILE:HG22	2.12	0.49
1:J:324:GLY:HA2	1:J:327:MET:CE	2.42	0.49
1:G:324:GLY:HA2	1:G:327:MET:CE	2.42	0.49
1:D:333:ASP:OD2	1:D:338:PHE:HB2	2.12	0.49
1:I:281:TYR:CD1	1:I:289:LYS:CG	2.95	0.49
1:I:105:ILE:HD13	1:I:106:THR:O	2.13	0.49
1:K:385:PHE:CE2	1:K:388:VAL:HG21	2.48	0.49
1:K:558:THR:HG21	1:K:592:LYS:HZ2	1.77	0.49
1:L:385:PHE:CE2	1:L:388:VAL:CG2	2.95	0.49
1:J:157:LEU:HD11	1:J:217:LEU:HD12	1.95	0.49
1:C:212:ARG:CZ	1:C:220:MET:HE3	2.42	0.49
1:F:385:PHE:CE2	1:F:388:VAL:HG21	2.48	0.49
1:A:281:TYR:CD1	1:A:289:LYS:HG2	2.48	0.49
1:D:451:GLU:HG2	1:D:491:THR:HA	1.94	0.49
1:E:17:THR:HG21	1:E:241:VAL:HA	1.94	0.49
1:I:305:ILE:HG23	1:I:306:GLU:N	2.27	0.49
1:K:395:ILE:CG2	1:K:440:TYR:CD1	2.95	0.49
1:C:9:LEU:CD1	1:C:69:PHE:HZ	2.17	0.49
1:C:540:LEU:CB	1:C:541:ILE:HD12	2.43	0.49
1:C:41:ARG:HA	1:C:84:ASN:HA	1.95	0.49
1:G:395:ILE:HD11	1:G:620:ILE:CG2	2.42	0.49
1:A:479:LEU:CD1	1:A:479:LEU:H	2.26	0.49
1:I:111:GLN:HG3	1:I:118:PHE:CZ	2.46	0.49
1:C:530:TYR:HD1	1:C:574:CYS:CB	2.25	0.49
1:L:60:TYR:CE1	1:L:94:VAL:CG2	2.94	0.49
1:E:60:TYR:HE1	1:E:94:VAL:CG2	2.26	0.49
1:H:64:TYR:HE1	1:H:98:HIS:HB2	1.77	0.49
1:C:506:VAL:CG2	1:C:507:THR:HG23	2.33	0.49
1:E:301:LEU:HA	1:E:304:ILE:CG1	2.35	0.49
1:L:10:MET:HB2	1:L:11:PRO:CD	2.42	0.49
1:H:305:ILE:HG23	1:H:306:GLU:N	2.27	0.49
1:D:277:ILE:HA	1:D:292:LEU:HD11	1.95	0.49
1:K:324:GLY:HA2	1:K:327:MET:CE	2.42	0.49
1:L:192:ARG:HH21	1:L:594:MET:HE3	1.76	0.49
1:C:258:LEU:HD22	1:C:330:ASN:ND2	2.28	0.49

Continued on next page...

Continued from previous page...

Atom-1	Atom-2	Interatomic distance (Å)	Clash overlap (Å)
1:M:258:LEU:HD22	1:M:330:ASN:ND2	2.28	0.49
1:D:157:LEU:HD11	1:D:217:LEU:HD12	1.95	0.49
1:K:281:TYR:CD1	1:K:289:LYS:HG2	2.48	0.49
1:K:266:MET:SD	1:K:320:LEU:HD12	2.53	0.49
1:L:451:GLU:HG2	1:L:491:THR:HA	1.94	0.49
1:A:9:LEU:HD11	1:A:69:PHE:CZ	2.48	0.49
1:I:467:LEU:HD23	1:I:470:LYS:HE3	1.95	0.49
1:M:553:LEU:HB2	1:M:620:ILE:HD12	1.95	0.49
1:J:395:ILE:HD11	1:J:620:ILE:HG21	1.95	0.49
1:J:10:MET:HB2	1:J:11:PRO:CD	2.42	0.49
1:C:13:PHE:CD2	1:C:108:PRO:HD2	2.48	0.49
1:E:540:LEU:CB	1:E:541:ILE:HD12	2.43	0.49
1:L:111:GLN:HB3	1:L:164:ILE:HD11	1.94	0.49
1:H:235:PRO:HB2	1:H:237:LEU:CD2	2.21	0.49
1:E:111:GLN:CB	1:E:164:ILE:HD11	2.43	0.49
1:F:540:LEU:CB	1:F:541:ILE:HD12	2.43	0.49
1:J:511:VAL:O	1:J:511:VAL:HG13	2.11	0.49
1:L:508:ILE:HB	1:L:533:CYS:O	2.12	0.49
1:H:508:ILE:HB	1:H:533:CYS:O	2.12	0.49
1:D:160:PHE:CD2	1:D:539:MET:CE	2.95	0.49
1:I:3:ALA:O	1:I:6:GLN:HB2	2.12	0.49
1:I:6:GLN:HE21	1:I:105:ILE:HA	1.75	0.49
1:G:258:LEU:HD22	1:G:330:ASN:ND2	2.28	0.49
1:L:385:PHE:CE2	1:L:388:VAL:HG21	2.48	0.49
1:L:171:TRP:O	1:L:175:ILE:HD13	2.12	0.49
1:I:410:SER:HB3	1:I:430:TYR:CZ	2.48	0.49
1:A:410:SER:HB3	1:A:430:TYR:CZ	2.48	0.49
1:J:213:LEU:HD11	1:J:219:ARG:HG2	1.94	0.49
1:H:213:LEU:HD11	1:H:219:ARG:HG2	1.94	0.49
1:A:219:ARG:HH22	1:A:465:ASP:CG	2.16	0.49
1:I:451:GLU:HG2	1:I:491:THR:HA	1.94	0.49
1:I:479:LEU:H	1:I:479:LEU:CD1	2.25	0.49
1:C:476:GLN:CB	1:C:480:PHE:CE2	2.94	0.49
1:G:460:LEU:HD12	1:G:552:GLU:O	2.13	0.49
1:M:111:GLN:HB3	1:M:164:ILE:HD11	1.94	0.49
1:L:460:LEU:HD12	1:L:552:GLU:O	2.13	0.49
1:H:55:GLU:HB3	1:H:87:MET:SD	2.52	0.49
1:H:324:GLY:HA2	1:H:327:MET:CE	2.42	0.49
1:D:302:GLY:O	1:D:305:ILE:HG22	2.12	0.49
1:L:324:GLY:HA2	1:L:327:MET:CE	2.42	0.49
1:A:371:HIS:CD2	1:A:375:PHE:CE1	2.99	0.49

Continued on next page...

Continued from previous page...

Atom-1	Atom-2	Interatomic distance (Å)	Clash overlap (Å)
1:J:258:LEU:HD22	1:J:330:ASN:ND2	2.28	0.49
1:E:385:PHE:CE2	1:E:388:VAL:HG21	2.48	0.49
1:H:385:PHE:CE2	1:H:388:VAL:HG21	2.48	0.49
1:C:157:LEU:HD11	1:C:217:LEU:HD12	1.95	0.49
1:K:208:TYR:CE2	1:K:220:MET:CG	2.96	0.49
1:K:279:MET:HB3	1:K:281:TYR:CE2	2.48	0.49
1:F:171:TRP:HE3	1:F:348:THR:HG23	1.77	0.49
1:H:410:SER:HB3	1:H:430:TYR:CZ	2.48	0.49
1:K:123:THR:HB	1:K:428:VAL:HG21	1.94	0.49
1:C:204:MET:HG2	1:C:535:TRP:CH2	2.48	0.49
1:H:22:GLU:O	1:H:24:LEU:HB2	2.12	0.49
1:J:121:ALA:HB1	1:K:243:GLY:HA3	1.95	0.49
1:A:540:LEU:CB	1:A:541:ILE:HD12	2.43	0.48
1:K:608:ALA:O	1:K:611:LEU:HD13	2.14	0.48
1:H:540:LEU:CB	1:H:541:ILE:HD12	2.43	0.48
1:F:479:LEU:H	1:F:479:LEU:CD1	2.25	0.48
1:M:540:LEU:CB	1:M:541:ILE:HD12	2.43	0.48
1:H:479:LEU:CD1	1:H:479:LEU:H	2.25	0.48
1:H:171:TRP:HE3	1:H:348:THR:HG23	1.77	0.48
1:G:540:LEU:CB	1:G:541:ILE:HD12	2.43	0.48
1:G:109:PRO:HB2	1:G:112:GLU:CB	2.40	0.48
1:K:479:LEU:H	1:K:479:LEU:CD1	2.25	0.48
1:D:540:LEU:CB	1:D:541:ILE:HD12	2.43	0.48
1:F:92:VAL:O	1:F:96:VAL:HG23	2.13	0.48
1:C:511:VAL:HG13	1:C:511:VAL:O	2.11	0.48
1:K:508:ILE:HD11	1:K:531:CYS:HA	1.95	0.48
1:L:140:ILE:HD12	1:L:426:VAL:HG12	1.94	0.48
1:C:64:TYR:OH	1:C:98:HIS:HB2	2.12	0.48
1:K:64:TYR:OH	1:K:98:HIS:HB2	2.13	0.48
1:I:516:GLN:O	1:I:519:ALA:HB3	2.13	0.48
1:H:461:ALA:CB	1:H:480:PHE:CE1	2.95	0.48
1:A:253:TYR:OH	1:C:250:PRO:HB2	2.13	0.48
1:C:324:GLY:HA2	1:C:327:MET:CE	2.42	0.48
1:H:10:MET:HB2	1:H:11:PRO:CD	2.42	0.48
1:A:10:MET:HB2	1:A:11:PRO:CD	2.42	0.48
1:I:281:TYR:CD1	1:I:289:LYS:HG2	2.48	0.48
1:L:258:LEU:HD22	1:L:330:ASN:ND2	2.28	0.48
1:G:223:PHE:CB	1:G:359:ARG:HG2	2.41	0.48
1:I:223:PHE:CB	1:I:359:ARG:HG2	2.41	0.48
1:F:222:PRO:CB	1:F:366:ASN:HD21	2.26	0.48
1:A:157:LEU:HD11	1:A:217:LEU:HD12	1.95	0.48

Continued on next page...

Continued from previous page...

Atom-1	Atom-2	Interatomic distance (Å)	Clash overlap (Å)
1:I:208:TYR:CE2	1:I:220:MET:CG	2.96	0.48
1:D:410:SER:HB3	1:D:430:TYR:CZ	2.48	0.48
1:J:122:GLU:O	1:J:126:ARG:HG3	2.13	0.48
1:J:19:LEU:CD1	1:J:80:ARG:HD2	2.44	0.48
1:I:527:SER:N	1:I:584:ARG:HH22	2.04	0.48
1:I:97:LEU:HD21	1:I:529:GLU:CD	2.33	0.48
1:J:460:LEU:HD12	1:J:552:GLU:O	2.13	0.48
1:L:111:GLN:HG3	1:L:118:PHE:CZ	2.46	0.48
1:G:461:ALA:CB	1:G:480:PHE:CE1	2.95	0.48
1:D:41:ARG:HA	1:D:84:ASN:HA	1.95	0.48
1:D:608:ALA:O	1:D:611:LEU:HD13	2.14	0.48
1:F:13:PHE:CD2	1:F:108:PRO:HD2	2.48	0.48
1:D:140:ILE:HD12	1:D:426:VAL:HG12	1.94	0.48
1:K:414:LEU:CB	1:K:426:VAL:HG23	2.28	0.48
1:A:244:LEU:H	1:A:244:LEU:HD12	1.77	0.48
1:D:98:HIS:HD2	1:D:188:LYS:CE	2.27	0.48
1:F:64:TYR:OH	1:F:98:HIS:HB2	2.12	0.48
1:M:516:GLN:O	1:M:519:ALA:HB3	2.13	0.48
1:M:305:ILE:HG23	1:M:306:GLU:N	2.27	0.48
1:H:172:HIS:ND1	1:H:532:SER:HB3	2.28	0.48
1:D:258:LEU:HD22	1:D:330:ASN:ND2	2.28	0.48
1:K:258:LEU:HD22	1:K:330:ASN:ND2	2.28	0.48
1:G:222:PRO:CB	1:G:366:ASN:HD21	2.26	0.48
1:D:385:PHE:CE2	1:D:388:VAL:HG21	2.48	0.48
1:A:208:TYR:CE2	1:A:220:MET:CG	2.96	0.48
1:I:157:LEU:HD11	1:I:217:LEU:HD12	1.95	0.48
1:F:157:LEU:HD11	1:F:217:LEU:HD12	1.95	0.48
1:C:410:SER:HB3	1:C:430:TYR:CZ	2.48	0.48
1:F:82:ILE:HG23	1:F:83:VAL:HG13	1.93	0.48
1:A:213:LEU:HD11	1:A:219:ARG:HG2	1.94	0.48
1:H:141:VAL:O	1:H:141:VAL:HG13	2.13	0.48
1:A:460:LEU:HD12	1:A:552:GLU:O	2.13	0.48
1:I:608:ALA:O	1:I:611:LEU:HD13	2.14	0.48
1:J:111:GLN:CB	1:J:164:ILE:HD11	2.43	0.48
1:C:395:ILE:HD11	1:C:620:ILE:HG21	1.95	0.48
1:E:395:ILE:CG2	1:E:440:TYR:CD1	2.95	0.48
1:E:541:ILE:CG2	1:E:542:PRO:N	2.77	0.48
1:K:13:PHE:CD2	1:K:108:PRO:HD2	2.48	0.48
1:H:177:TYR:CZ	1:H:196:LEU:HD22	2.47	0.48
1:D:111:GLN:HB3	1:D:164:ILE:HD11	1.94	0.48
1:K:223:PHE:CB	1:K:359:ARG:HG2	2.41	0.48

Continued on next page...

Continued from previous page...

Atom-1	Atom-2	Interatomic distance (Å)	Clash overlap (Å)
1:H:516:GLN:O	1:H:519:ALA:HB3	2.13	0.48
1:I:92:VAL:O	1:I:96:VAL:HG23	2.12	0.48
1:I:385:PHE:CD2	1:I:388:VAL:CG2	2.95	0.48
1:G:281:TYR:CD1	1:G:289:LYS:HG2	2.48	0.48
1:J:171:TRP:HE3	1:J:348:THR:HG23	1.77	0.48
1:J:141:VAL:O	1:J:141:VAL:HG13	2.13	0.48
1:J:53:LEU:HB3	1:J:180:THR:CG2	2.43	0.48
1:M:53:LEU:HB3	1:M:180:THR:CG2	2.43	0.48
1:G:22:GLU:HG3	1:G:82:ILE:HA	1.95	0.48
1:G:53:LEU:HB3	1:G:180:THR:CG2	2.43	0.48
1:J:557:LEU:N	1:J:557:LEU:HD12	2.29	0.48
1:K:395:ILE:HD11	1:K:620:ILE:HG21	1.95	0.48
1:J:608:ALA:O	1:J:611:LEU:HD13	2.14	0.48
1:J:109:PRO:HB2	1:J:112:GLU:CB	2.40	0.48
1:C:171:TRP:HE3	1:C:348:THR:HG23	1.78	0.48
1:C:541:ILE:CG2	1:C:542:PRO:N	2.76	0.48
1:E:608:ALA:O	1:E:611:LEU:HD13	2.14	0.48
1:H:13:PHE:CD2	1:H:108:PRO:HD2	2.48	0.48
1:A:110:ILE:CA	1:A:113:VAL:HG22	2.44	0.48
1:C:508:ILE:HD12	1:C:576:ASP:OD1	2.12	0.48
1:E:98:HIS:HD2	1:E:188:LYS:CE	2.26	0.48
1:H:60:TYR:HE1	1:H:94:VAL:CG2	2.26	0.48
1:E:292:LEU:HD23	1:E:300:ILE:CD1	2.44	0.48
1:G:606:THR:HG22	1:G:609:GLU:CG	2.42	0.48
1:D:411:LEU:HD23	1:D:429:LYS:CA	2.42	0.48
1:G:224:HIS:HA	1:G:363:PHE:CD1	2.48	0.48
1:C:224:HIS:HA	1:C:363:PHE:CD1	2.48	0.48
1:I:385:PHE:CE2	1:I:388:VAL:HG21	2.48	0.48
1:J:281:TYR:CD1	1:J:289:LYS:HG2	2.48	0.48
1:K:24:LEU:HD13	1:K:78:GLN:HE21	1.78	0.48
1:K:119:VAL:O	1:K:123:THR:HG22	2.12	0.48
1:E:263:VAL:O	1:E:266:MET:HB2	2.13	0.48
1:G:213:LEU:HD11	1:G:219:ARG:HG2	1.94	0.48
1:E:213:LEU:HD11	1:E:219:ARG:HG2	1.94	0.48
1:M:22:GLU:HG3	1:M:82:ILE:HA	1.95	0.48
1:D:557:LEU:HD12	1:D:557:LEU:N	2.29	0.48
1:A:60:TYR:CD1	1:A:91:ALA:O	2.59	0.48
1:A:395:ILE:CG2	1:A:440:TYR:CD1	2.95	0.48
1:H:608:ALA:O	1:H:611:LEU:HD13	2.14	0.48
1:I:460:LEU:HD12	1:I:552:GLU:O	2.13	0.48
1:I:540:LEU:CB	1:I:541:ILE:HD12	2.43	0.48

Continued on next page...

Continued from previous page...

Atom-1	Atom-2	Interatomic distance (Å)	Clash overlap (Å)
1:L:408:LYS:HB2	1:L:408:LYS:HZ3	1.79	0.48
1:M:109:PRO:HB2	1:M:112:GLU:CB	2.40	0.48
1:F:553:LEU:HB2	1:F:620:ILE:HD12	1.95	0.48
1:D:541:ILE:CG2	1:D:542:PRO:N	2.77	0.48
1:D:224:HIS:HA	1:D:363:PHE:CD1	2.48	0.48
1:F:305:ILE:HG23	1:F:306:GLU:N	2.27	0.48
1:C:10:MET:HB2	1:C:11:PRO:CD	2.42	0.48
1:F:10:MET:HB2	1:F:11:PRO:CD	2.42	0.48
1:L:171:TRP:HE3	1:L:348:THR:HG23	1.77	0.48
1:K:526:ASP:CG	1:K:573:VAL:CG2	2.82	0.48
1:L:281:TYR:CD1	1:L:289:LYS:HG2	2.48	0.48
1:C:425:SER:OG	1:C:427:LYS:HE3	2.14	0.48
1:L:410:SER:HB3	1:L:430:TYR:CZ	2.48	0.48
1:A:24:LEU:HD13	1:A:78:GLN:HE21	1.79	0.48
1:F:564:THR:HG22	1:F:589:PRO:O	2.13	0.48
1:M:557:LEU:HD12	1:M:557:LEU:N	2.29	0.48
1:A:608:ALA:O	1:A:611:LEU:HD13	2.14	0.48
1:H:541:ILE:CG2	1:H:542:PRO:N	2.77	0.48
1:E:13:PHE:CD2	1:E:108:PRO:HD2	2.48	0.48
1:M:608:ALA:O	1:M:611:LEU:HD13	2.14	0.48
1:C:111:GLN:CB	1:C:164:ILE:HD11	2.43	0.48
1:C:76:CYS:SG	1:C:88:PHE:CZ	3.07	0.48
1:G:110:ILE:CD1	1:G:118:PHE:HZ	2.27	0.48
1:M:110:ILE:CD1	1:M:118:PHE:HZ	2.27	0.48
1:E:110:ILE:CA	1:E:113:VAL:HG22	2.44	0.48
1:E:111:GLN:HB3	1:E:164:ILE:HD11	1.94	0.48
1:D:110:ILE:CD1	1:D:118:PHE:HZ	2.27	0.48
1:J:224:HIS:HA	1:J:363:PHE:CD1	2.48	0.48
1:K:224:HIS:HA	1:K:363:PHE:CD1	2.48	0.48
1:C:402:VAL:HG23	1:C:402:VAL:O	2.14	0.48
1:G:172:HIS:CE1	1:G:532:SER:CB	2.92	0.48
1:I:606:THR:HG22	1:I:609:GLU:CG	2.42	0.48
1:H:258:LEU:HD22	1:H:330:ASN:ND2	2.28	0.48
1:F:224:HIS:HA	1:F:363:PHE:CD1	2.48	0.48
1:M:157:LEU:HD11	1:M:217:LEU:HD12	1.95	0.48
1:K:157:LEU:HD11	1:K:217:LEU:HD12	1.95	0.48
1:L:425:SER:OG	1:L:427:LYS:HE3	2.14	0.48
1:G:410:SER:HB3	1:G:430:TYR:CZ	2.48	0.48
1:G:204:MET:HG2	1:G:535:TRP:CH2	2.49	0.48
1:F:556:MET:HE3	1:F:614:ASN:HD21	1.79	0.48
1:K:557:LEU:N	1:K:557:LEU:HD12	2.29	0.48

Continued on next page...

Continued from previous page...

Atom-1	Atom-2	Interatomic distance (Å)	Clash overlap (Å)
1:M:85:GLU:HG2	1:M:86:GLY:N	2.29	0.48
1:L:13:PHE:CD2	1:L:108:PRO:HD2	2.48	0.48
1:C:395:ILE:CG2	1:C:440:TYR:CD1	2.95	0.48
1:C:553:LEU:HB2	1:C:620:ILE:HD12	1.95	0.48
1:L:38:ILE:O	1:L:40:PRO:HD3	2.13	0.48
1:G:111:GLN:CB	1:G:164:ILE:HD11	2.43	0.48
1:F:41:ARG:HA	1:F:84:ASN:HA	1.95	0.48
1:L:608:ALA:O	1:L:611:LEU:HD13	2.14	0.48
1:D:38:ILE:O	1:D:40:PRO:HD3	2.13	0.48
1:F:460:LEU:HD12	1:F:552:GLU:O	2.13	0.48
1:I:111:GLN:CB	1:I:164:ILE:HD11	2.43	0.48
1:F:76:CYS:SG	1:F:88:PHE:CZ	3.07	0.48
1:A:244:LEU:HD11	1:C:122:GLU:OE2	2.14	0.48
1:D:64:TYR:HE1	1:D:98:HIS:HB2	1.77	0.48
1:E:64:TYR:OH	1:E:98:HIS:HB2	2.13	0.48
1:F:506:VAL:CG2	1:F:507:THR:HG23	2.33	0.48
1:G:157:LEU:HD11	1:G:217:LEU:HD12	1.95	0.48
1:M:281:TYR:CD1	1:M:289:LYS:HG2	2.48	0.48
1:E:410:SER:HB3	1:E:430:TYR:CZ	2.48	0.48
1:G:171:TRP:HE3	1:G:348:THR:HG23	1.77	0.48
1:L:24:LEU:HD13	1:L:78:GLN:HE21	1.78	0.48
1:E:24:LEU:HD13	1:E:78:GLN:HE21	1.79	0.48
1:J:204:MET:HG2	1:J:535:TRP:CH2	2.49	0.48
1:L:557:LEU:HD12	1:L:557:LEU:N	2.29	0.48
1:K:556:MET:HE3	1:K:614:ASN:HD21	1.79	0.48
1:I:276:ALA:HB1	1:I:282:ILE:HG22	1.96	0.48
1:A:13:PHE:CD2	1:A:108:PRO:HD2	2.48	0.48
1:L:479:LEU:CD1	1:L:479:LEU:H	2.25	0.48
1:E:106:THR:HG22	1:E:107:VAL:H	1.78	0.48
1:I:541:ILE:CG2	1:I:542:PRO:N	2.77	0.48
1:L:110:ILE:CD1	1:L:118:PHE:HZ	2.27	0.48
1:F:541:ILE:CG2	1:F:542:PRO:N	2.77	0.48
1:E:467:LEU:HD23	1:E:470:LYS:HE3	1.95	0.48
1:D:460:LEU:HD12	1:D:552:GLU:O	2.13	0.48
1:I:110:ILE:CD1	1:I:118:PHE:HZ	2.27	0.48
1:F:111:GLN:HB3	1:F:164:ILE:HD11	1.94	0.48
1:M:140:ILE:HD12	1:M:426:VAL:HG12	1.94	0.48
1:A:530:TYR:CD2	1:A:531:CYS:SG	3.06	0.48
1:I:98:HIS:HD2	1:I:188:LYS:CE	2.26	0.48
1:F:98:HIS:HD2	1:F:188:LYS:CE	2.26	0.48
1:F:60:TYR:HE1	1:F:94:VAL:CG2	2.26	0.48

Continued on next page...

Continued from previous page...

Atom-1	Atom-2	Interatomic distance (Å)	Clash overlap (Å)
1:K:98:HIS:HD2	1:K:188:LYS:CE	2.26	0.48
1:L:305:ILE:HG23	1:L:306:GLU:N	2.27	0.48
1:K:10:MET:HB2	1:K:11:PRO:CD	2.42	0.48
1:I:76:CYS:SG	1:I:88:PHE:CZ	3.07	0.48
1:D:411:LEU:CD2	1:D:429:LYS:HA	2.41	0.48
1:I:224:HIS:HA	1:I:363:PHE:CD1	2.48	0.48
1:I:258:LEU:HD22	1:I:330:ASN:ND2	2.28	0.48
1:K:526:ASP:CG	1:K:573:VAL:HG23	2.34	0.48
1:H:157:LEU:HD11	1:H:217:LEU:HD12	1.95	0.48
1:E:157:LEU:HD11	1:E:217:LEU:HD12	1.95	0.48
1:D:281:TYR:CD1	1:D:289:LYS:HG2	2.48	0.48
1:K:410:SER:HB3	1:K:430:TYR:CZ	2.48	0.48
1:F:410:SER:HB3	1:F:430:TYR:CZ	2.48	0.48
1:H:425:SER:OG	1:H:427:LYS:HE3	2.14	0.48
1:F:266:MET:HA	1:F:269:TRP:CE3	2.49	0.48
1:E:425:SER:OG	1:E:427:LYS:HE3	2.14	0.48
1:K:425:SER:OG	1:K:427:LYS:HE3	2.14	0.48
1:L:76:CYS:SG	1:L:88:PHE:CZ	3.07	0.48
1:G:541:ILE:CG2	1:G:542:PRO:N	2.77	0.48
1:I:414:LEU:CB	1:I:426:VAL:HG23	2.28	0.48
1:C:60:TYR:HE1	1:C:94:VAL:CG2	2.26	0.48
1:H:98:HIS:HD2	1:H:188:LYS:CE	2.27	0.48
1:K:171:TRP:HE3	1:K:348:THR:HG23	1.77	0.48
1:M:410:SER:HB3	1:M:430:TYR:CZ	2.48	0.48
1:A:201:HIS:HA	1:A:204:MET:HE2	1.96	0.48
1:J:6:GLN:NE2	1:J:106:THR:H	2.11	0.48
1:E:141:VAL:O	1:E:141:VAL:HG13	2.13	0.48
1:I:557:LEU:HD12	1:I:557:LEU:N	2.29	0.48
1:A:106:THR:HG22	1:A:107:VAL:H	1.78	0.48
1:A:76:CYS:SG	1:A:88:PHE:CZ	3.07	0.48
1:K:541:ILE:CG2	1:K:542:PRO:N	2.77	0.48
1:I:461:ALA:CB	1:I:480:PHE:CE1	2.95	0.48
1:I:553:LEU:HB2	1:I:620:ILE:HD12	1.95	0.48
1:M:460:LEU:HD12	1:M:552:GLU:O	2.13	0.48
1:M:395:ILE:HD11	1:M:620:ILE:HG21	1.95	0.48
1:J:540:LEU:CB	1:J:541:ILE:HD12	2.43	0.48
1:C:106:THR:HG22	1:C:107:VAL:H	1.78	0.48
1:E:553:LEU:HB2	1:E:620:ILE:HD12	1.95	0.48
1:G:608:ALA:O	1:G:611:LEU:HD13	2.13	0.48
1:G:13:PHE:CD2	1:G:108:PRO:HD2	2.49	0.48
1:K:41:ARG:HA	1:K:84:ASN:HA	1.95	0.48

Continued on next page...

Continued from previous page...

Atom-1	Atom-2	Interatomic distance (Å)	Clash overlap (Å)
1:K:193:LYS:NZ	1:K:303:ASP:HA	2.29	0.48
1:M:405:THR:HG22	1:M:624:PHE:HA	1.96	0.48
1:A:47:CYS:O	1:A:53:LEU:HD21	2.14	0.48
1:F:411:LEU:CD2	1:F:429:LYS:HA	2.41	0.48
1:F:172:HIS:ND1	1:F:532:SER:HB3	2.29	0.48
1:I:425:SER:OG	1:I:427:LYS:HE3	2.14	0.48
1:J:410:SER:HB3	1:J:430:TYR:CZ	2.48	0.48
1:J:425:SER:OG	1:J:427:LYS:HE3	2.14	0.48
1:L:268:ARG:HD2	1:L:272:ARG:NH2	2.28	0.48
1:K:126:ARG:HA	1:K:129:LYS:HE2	1.95	0.48
1:A:141:VAL:O	1:A:141:VAL:HG13	2.13	0.48
1:I:467:LEU:HD12	1:M:151:LEU:HA	1.96	0.47
1:G:20:THR:CG2	1:G:41:ARG:HD3	2.21	0.47
1:G:442:ILE:HG22	1:G:497:ILE:HB	1.96	0.47
1:J:85:GLU:HG2	1:J:86:GLY:N	2.29	0.47
1:K:5:LYS:NZ	1:K:101:ASP:O	2.44	0.47
1:K:112:GLU:OE1	1:K:514:PHE:HD2	1.98	0.47
1:H:106:THR:HG22	1:H:107:VAL:H	1.78	0.47
1:H:110:ILE:CA	1:H:113:VAL:HG22	2.44	0.47
1:K:33:LEU:HD11	1:K:75:LEU:HD11	1.92	0.47
1:M:111:GLN:CB	1:M:164:ILE:HD11	2.43	0.47
1:L:541:ILE:CG2	1:L:542:PRO:N	2.77	0.47
1:D:87:MET:HE2	1:D:87:MET:HB3	1.83	0.47
1:F:608:ALA:O	1:F:611:LEU:HD13	2.14	0.47
1:I:110:ILE:CA	1:I:113:VAL:HG22	2.44	0.47
1:E:41:ARG:HA	1:E:84:ASN:HA	1.95	0.47
1:C:508:ILE:HB	1:C:533:CYS:O	2.13	0.47
1:C:405:THR:HG22	1:C:624:PHE:HA	1.96	0.47
1:D:402:VAL:HG23	1:D:402:VAL:O	2.14	0.47
1:H:277:ILE:HA	1:H:292:LEU:CD1	2.43	0.47
1:J:606:THR:HG22	1:J:609:GLU:CG	2.42	0.47
1:A:606:THR:HG22	1:A:609:GLU:CG	2.42	0.47
1:H:208:TYR:CE2	1:H:220:MET:CG	2.96	0.47
1:K:34:LYS:HG3	1:K:35:GLY:N	2.29	0.47
1:E:34:LYS:HG3	1:E:35:GLY:N	2.30	0.47
1:A:425:SER:OG	1:A:427:LYS:HE3	2.14	0.47
1:I:141:VAL:O	1:I:141:VAL:HG13	2.13	0.47
1:E:557:LEU:HD12	1:E:557:LEU:N	2.29	0.47
1:A:38:ILE:HG13	1:A:55:GLU:CD	2.33	0.47
1:E:33:LEU:HD11	1:E:75:LEU:HD11	1.92	0.47
1:G:19:LEU:HD23	1:G:80:ARG:CB	2.43	0.47

Continued on next page...

Continued from previous page...

Atom-1	Atom-2	Interatomic distance (Å)	Clash overlap (Å)
1:H:460:LEU:HD12	1:H:552:GLU:O	2.13	0.47
1:H:553:LEU:HB2	1:H:620:ILE:HD12	1.95	0.47
1:J:553:LEU:HB2	1:J:620:ILE:HD12	1.95	0.47
1:E:460:LEU:HD12	1:E:552:GLU:O	2.13	0.47
1:G:110:ILE:CA	1:G:113:VAL:HG22	2.44	0.47
1:D:251:GLU:HG3	1:E:337:ARG:NH2	2.29	0.47
1:K:222:PRO:CB	1:K:366:ASN:HD21	2.26	0.47
1:F:61:VAL:HG23	1:F:62:ALA:N	2.29	0.47
1:E:61:VAL:HG23	1:E:62:ALA:N	2.29	0.47
1:E:405:THR:HG22	1:E:624:PHE:HA	1.96	0.47
1:K:516:GLN:O	1:K:519:ALA:HB3	2.13	0.47
1:E:301:LEU:CA	1:E:304:ILE:HG13	2.38	0.47
1:M:172:HIS:CE1	1:M:532:SER:CB	2.93	0.47
1:J:411:LEU:CD2	1:J:429:LYS:HA	2.41	0.47
1:E:411:LEU:CD2	1:E:429:LYS:HA	2.41	0.47
1:M:208:TYR:CE2	1:M:220:MET:CG	2.96	0.47
1:D:24:LEU:HD13	1:D:78:GLN:HE21	1.78	0.47
1:G:557:LEU:HD12	1:G:557:LEU:N	2.29	0.47
1:K:540:LEU:CB	1:K:541:ILE:HD12	2.43	0.47
1:J:110:ILE:CD1	1:J:118:PHE:HZ	2.27	0.47
1:L:106:THR:HG22	1:L:107:VAL:H	1.78	0.47
1:K:111:GLN:CB	1:K:164:ILE:HD11	2.43	0.47
1:H:110:ILE:CD1	1:H:118:PHE:HZ	2.27	0.47
1:L:33:LEU:HD11	1:L:75:LEU:HD11	1.92	0.47
1:I:140:ILE:HD12	1:I:426:VAL:HG12	1.94	0.47
1:G:405:THR:CG2	1:G:624:PHE:HD1	2.25	0.47
1:E:303:ASP:HB2	1:E:310:GLU:HB3	1.96	0.47
1:J:357:PHE:CE2	1:J:361:HIS:CE1	3.03	0.47
1:E:606:THR:HG22	1:E:609:GLU:CG	2.42	0.47
1:C:208:TYR:CE2	1:C:220:MET:CG	2.96	0.47
1:A:34:LYS:HG3	1:A:35:GLY:N	2.30	0.47
1:D:141:VAL:HG13	1:D:141:VAL:O	2.13	0.47
1:I:556:MET:HE3	1:I:614:ASN:HD21	1.79	0.47
1:F:141:VAL:HG13	1:F:141:VAL:O	2.13	0.47
1:A:36:VAL:HB	1:A:59:LEU:HD23	1.96	0.47
1:J:88:PHE:CD1	1:J:91:ALA:HB3	2.50	0.47
1:G:85:GLU:HG2	1:G:86:GLY:N	2.29	0.47
1:E:76:CYS:SG	1:E:88:PHE:CZ	3.07	0.47
1:M:541:ILE:CG2	1:M:542:PRO:N	2.77	0.47
1:J:541:ILE:CG2	1:J:542:PRO:N	2.77	0.47
1:C:5:LYS:NZ	1:C:101:ASP:O	2.41	0.47

Continued on next page...

Continued from previous page...

Atom-1	Atom-2	Interatomic distance (Å)	Clash overlap (Å)
1:C:110:ILE:CD1	1:C:118:PHE:HZ	2.27	0.47
1:C:8:ARG:NH2	1:C:69:PHE:HD2	2.03	0.47
1:H:442:ILE:HG22	1:H:497:ILE:HB	1.96	0.47
1:A:337:ARG:CB	1:C:151:LEU:CB	2.92	0.47
1:L:61:VAL:HG23	1:L:62:ALA:N	2.29	0.47
1:L:98:HIS:HD2	1:L:188:LYS:CE	2.27	0.47
1:C:64:TYR:OH	1:C:94:VAL:HG12	2.15	0.47
1:H:513:THR:HG22	1:H:516:GLN:HG3	1.90	0.47
1:A:172:HIS:ND1	1:A:532:SER:HB3	2.29	0.47
1:G:208:TYR:CE2	1:G:220:MET:CG	2.96	0.47
1:C:150:ILE:O	1:G:467:LEU:HD13	2.14	0.47
1:F:557:LEU:HD12	1:F:557:LEU:N	2.29	0.47
1:C:141:VAL:O	1:C:141:VAL:HG13	2.13	0.47
1:A:272:ARG:NH1	1:A:316:TYR:O	2.47	0.47
1:G:141:VAL:O	1:G:141:VAL:HG13	2.13	0.47
1:D:442:ILE:HG22	1:D:497:ILE:HB	1.96	0.47
1:K:76:CYS:SG	1:K:88:PHE:CZ	3.07	0.47
1:D:110:ILE:CA	1:D:113:VAL:HG22	2.44	0.47
1:C:282:ILE:HB	1:C:317:TYR:OH	2.14	0.47
1:C:282:ILE:HG23	1:C:292:LEU:HD21	1.96	0.47
1:C:357:PHE:CE2	1:C:361:HIS:CE1	3.03	0.47
1:G:282:ILE:HG12	1:G:290:ILE:HG12	1.97	0.47
1:M:357:PHE:CE2	1:M:361:HIS:CE1	3.03	0.47
1:D:292:LEU:HB3	1:D:371:HIS:CE1	2.39	0.47
1:E:172:HIS:ND1	1:E:532:SER:HB3	2.30	0.47
1:L:157:LEU:HD11	1:L:217:LEU:HD12	1.95	0.47
1:L:208:TYR:CE2	1:L:220:MET:CG	2.96	0.47
1:G:425:SER:OG	1:G:427:LYS:HE3	2.14	0.47
1:I:112:GLU:OE1	1:I:514:PHE:HD2	1.97	0.47
1:L:267:VAL:HG13	1:L:270:ARG:NH2	2.29	0.47
1:H:253:TYR:CD2	1:I:253:TYR:HE1	2.30	0.47
1:I:282:ILE:HG12	1:I:290:ILE:HG12	1.97	0.47
1:A:541:ILE:CG2	1:A:542:PRO:N	2.77	0.47
1:E:605:ARG:NH2	1:G:38:ILE:HG22	2.22	0.47
1:I:395:ILE:HD11	1:I:620:ILE:HG21	1.95	0.47
1:C:442:ILE:HG22	1:C:497:ILE:HB	1.96	0.47
1:L:9:LEU:CD1	1:L:69:PHE:HZ	2.17	0.47
1:C:608:ALA:O	1:C:611:LEU:HD13	2.14	0.47
1:M:13:PHE:CD2	1:M:108:PRO:HD2	2.48	0.47
1:D:106:THR:HG22	1:D:107:VAL:H	1.78	0.47
1:L:540:LEU:CB	1:L:541:ILE:HD12	2.43	0.47

Continued on next page...

Continued from previous page...

Atom-1	Atom-2	Interatomic distance (Å)	Clash overlap (Å)
1:D:64:TYR:OH	1:D:94:VAL:HG12	2.15	0.47
1:J:173:TRP:NE1	1:J:196:LEU:CD2	2.78	0.47
1:M:402:VAL:HG23	1:M:402:VAL:O	2.14	0.47
1:L:53:LEU:HB3	1:L:180:THR:HG22	1.97	0.47
1:J:276:ALA:HB1	1:J:282:ILE:HG22	1.95	0.47
1:J:282:ILE:HG12	1:J:290:ILE:HG12	1.97	0.47
1:D:277:ILE:HA	1:D:292:LEU:CD1	2.44	0.47
1:L:357:PHE:CE2	1:L:361:HIS:CE1	3.03	0.47
1:H:558:THR:HG21	1:H:592:LYS:HZ2	1.79	0.47
1:D:208:TYR:CE2	1:D:220:MET:CG	2.96	0.47
1:F:34:LYS:HG3	1:F:35:GLY:N	2.29	0.47
1:A:266:MET:HA	1:A:269:TRP:CE3	2.49	0.47
1:A:557:LEU:N	1:A:557:LEU:HD12	2.29	0.47
1:C:557:LEU:HD12	1:C:557:LEU:N	2.29	0.47
1:M:88:PHE:CD1	1:M:91:ALA:HB3	2.50	0.47
1:I:173:TRP:NE1	1:I:196:LEU:CD2	2.78	0.47
1:I:103:LYS:NZ	1:I:524:SER:HB2	2.30	0.47
1:J:108:PRO:HA	1:J:109:PRO:HD3	1.81	0.47
1:C:9:LEU:HD22	1:C:105:ILE:CG1	2.45	0.47
1:E:395:ILE:HD11	1:E:620:ILE:HG21	1.95	0.47
1:D:235:PRO:HB2	1:D:237:LEU:CD2	2.21	0.47
1:G:553:LEU:HB2	1:G:620:ILE:HD12	1.95	0.47
1:G:395:ILE:HD11	1:G:620:ILE:HG21	1.95	0.47
1:M:112:GLU:OE1	1:M:514:PHE:HD2	1.97	0.47
1:L:238:THR:HG22	1:L:245:GLN:HB3	1.97	0.47
1:D:13:PHE:CD2	1:D:108:PRO:HD2	2.48	0.47
1:A:110:ILE:CD1	1:A:118:PHE:HZ	2.27	0.47
1:E:110:ILE:CD1	1:E:118:PHE:HZ	2.27	0.47
1:J:479:LEU:H	1:J:479:LEU:HD12	1.80	0.47
1:F:110:ILE:CD1	1:F:118:PHE:HZ	2.27	0.47
1:F:106:THR:HG22	1:F:107:VAL:H	1.78	0.47
1:F:8:ARG:NH2	1:F:69:PHE:HD2	2.03	0.47
1:L:508:ILE:HD11	1:L:531:CYS:HA	1.97	0.47
1:D:61:VAL:HG23	1:D:62:ALA:N	2.29	0.47
1:K:506:VAL:CG2	1:K:507:THR:HG23	2.33	0.47
1:A:506:VAL:CG2	1:A:507:THR:HG23	2.33	0.47
1:M:173:TRP:NE1	1:M:196:LEU:CD2	2.78	0.47
1:G:166:ILE:HG22	1:G:352:LEU:HD13	1.90	0.47
1:G:402:VAL:O	1:G:402:VAL:HG23	2.14	0.47
1:G:173:TRP:NE1	1:G:196:LEU:CD2	2.78	0.47
1:C:249:ARG:HG2	1:C:250:PRO:O	2.15	0.47

Continued on next page...

Continued from previous page...

Atom-1	Atom-2	Interatomic distance (Å)	Clash overlap (Å)
1:I:53:LEU:HB3	1:I:180:THR:HG22	1.97	0.47
1:C:606:THR:HG22	1:C:609:GLU:CG	2.42	0.47
1:F:357:PHE:CE2	1:F:361:HIS:CE1	3.03	0.47
1:A:357:PHE:CE2	1:A:361:HIS:CE1	3.03	0.47
1:H:411:LEU:CD2	1:H:429:LYS:HA	2.41	0.47
1:E:208:TYR:CE2	1:E:220:MET:CG	2.96	0.47
1:L:526:ASP:CG	1:L:573:VAL:CG2	2.83	0.47
1:L:34:LYS:HG3	1:L:35:GLY:N	2.30	0.47
1:M:425:SER:OG	1:M:427:LYS:HE3	2.14	0.47
1:L:261:VAL:HG12	1:L:262:ASP:O	2.15	0.47
1:D:204:MET:HG2	1:D:535:TRP:CH2	2.50	0.47
1:F:24:LEU:HD13	1:F:78:GLN:HE21	1.79	0.47
1:E:219:ARG:HH22	1:E:465:ASP:CG	2.18	0.47
1:H:557:LEU:N	1:H:557:LEU:HD12	2.29	0.47
1:L:141:VAL:HG13	1:L:141:VAL:O	2.13	0.47
1:M:141:VAL:O	1:M:141:VAL:HG13	2.13	0.47
1:I:200:MET:HE3	1:I:200:MET:HA	1.96	0.47
1:D:100:GLU:HA	1:D:100:GLU:OE1	2.15	0.47
1:K:479:LEU:HD12	1:K:479:LEU:H	1.80	0.47
1:M:442:ILE:HG22	1:M:497:ILE:HB	1.96	0.47
1:C:526:ASP:HB2	1:C:574:CYS:HB2	1.97	0.47
1:D:60:TYR:HE1	1:D:94:VAL:CG2	2.26	0.47
1:J:405:THR:CG2	1:J:624:PHE:HD1	2.25	0.47
1:H:506:VAL:CG2	1:H:507:THR:HG23	2.33	0.47
1:K:402:VAL:HG23	1:K:402:VAL:O	2.14	0.47
1:M:282:ILE:HG12	1:M:290:ILE:HG12	1.97	0.47
1:F:558:THR:HG21	1:F:592:LYS:HZ2	1.79	0.47
1:M:204:MET:HG2	1:M:535:TRP:CH2	2.49	0.47
1:L:219:ARG:HH22	1:L:465:ASP:CG	2.19	0.47
1:K:264:GLN:HA	1:K:267:VAL:HB	1.97	0.47
1:A:150:ILE:O	1:D:467:LEU:HD12	2.15	0.47
1:A:61:VAL:HG23	1:A:62:ALA:N	2.29	0.47
1:J:19:LEU:HD13	1:J:80:ARG:HD2	1.97	0.47
1:C:173:TRP:NE1	1:C:196:LEU:CD2	2.78	0.47
1:D:173:TRP:NE1	1:D:196:LEU:CD2	2.78	0.47
1:D:76:CYS:SG	1:D:88:PHE:CZ	3.07	0.47
1:A:109:PRO:HB2	1:A:112:GLU:CB	2.40	0.47
1:F:530:TYR:CD2	1:F:531:CYS:SG	3.06	0.47
1:H:64:TYR:OH	1:H:94:VAL:HG12	2.15	0.47
1:H:53:LEU:HB3	1:H:180:THR:HG22	1.97	0.47
1:H:277:ILE:HA	1:H:292:LEU:HD11	1.97	0.47

Continued on next page...

Continued from previous page...

Atom-1	Atom-2	Interatomic distance (Å)	Clash overlap (Å)
1:D:606:THR:HG22	1:D:609:GLU:CG	2.42	0.47
1:M:411:LEU:HD21	1:M:429:LYS:HB2	1.97	0.47
1:M:411:LEU:HD23	1:M:429:LYS:CA	2.42	0.47
1:F:425:SER:OG	1:F:427:LYS:HE3	2.14	0.47
1:C:559:ASP:O	1:C:562:GLU:HB3	2.15	0.47
1:K:100:GLU:HA	1:K:100:GLU:OE1	2.15	0.47
1:K:197:PHE:HE2	1:K:305:ILE:HD11	1.80	0.47
1:G:88:PHE:CD1	1:G:91:ALA:HB3	2.50	0.47
1:C:110:ILE:CA	1:C:113:VAL:HG22	2.44	0.47
1:C:395:ILE:HD11	1:C:620:ILE:HB	1.97	0.47
1:L:530:TYR:CD2	1:L:531:CYS:SG	3.06	0.47
1:H:414:LEU:CB	1:H:426:VAL:HG23	2.28	0.47
1:I:64:TYR:OH	1:I:94:VAL:HG12	2.15	0.47
1:K:61:VAL:HG23	1:K:62:ALA:N	2.29	0.47
1:A:405:THR:CG2	1:A:624:PHE:HD1	2.26	0.47
1:L:405:THR:CG2	1:L:624:PHE:HD1	2.26	0.47
1:J:506:VAL:CG2	1:J:507:THR:HG23	2.33	0.47
1:C:292:LEU:HB3	1:C:371:HIS:CE1	2.39	0.47
1:A:411:LEU:HD23	1:A:429:LYS:CA	2.42	0.47
1:C:411:LEU:HD21	1:C:429:LYS:HB2	1.97	0.47
1:F:411:LEU:HD23	1:F:429:LYS:CA	2.42	0.47
1:L:172:HIS:ND1	1:L:532:SER:HB3	2.29	0.47
1:K:172:HIS:ND1	1:K:532:SER:HB3	2.30	0.47
1:G:34:LYS:HG3	1:G:35:GLY:N	2.30	0.47
1:M:223:PHE:N	1:M:359:ARG:HG2	2.30	0.47
1:I:382:GLU:HA	1:I:382:GLU:OE1	2.15	0.47
1:J:12:LEU:HD22	1:J:76:CYS:SG	2.55	0.47
1:A:382:GLU:HA	1:A:382:GLU:OE1	2.15	0.47
1:J:110:ILE:CA	1:J:113:VAL:HG22	2.44	0.46
1:H:109:PRO:HB2	1:H:112:GLU:CB	2.40	0.46
1:H:9:LEU:HD22	1:H:105:ILE:CG1	2.44	0.46
1:J:442:ILE:HG22	1:J:497:ILE:HB	1.97	0.46
1:D:5:LYS:NZ	1:D:101:ASP:O	2.43	0.46
1:H:251:GLU:HB3	1:I:337:ARG:HH21	1.79	0.46
1:D:360:TRP:O	1:D:363:PHE:HB3	2.15	0.46
1:I:61:VAL:HG23	1:I:62:ALA:N	2.29	0.46
1:F:64:TYR:OH	1:F:94:VAL:HG12	2.15	0.46
1:H:61:VAL:HG23	1:H:62:ALA:N	2.29	0.46
1:L:402:VAL:O	1:L:402:VAL:HG23	2.14	0.46
1:J:402:VAL:O	1:J:402:VAL:HG23	2.14	0.46
1:H:357:PHE:CE2	1:H:361:HIS:CE1	3.03	0.46

Continued on next page...

Continued from previous page...

Atom-1	Atom-2	Interatomic distance (Å)	Clash overlap (Å)
1:G:357:PHE:CE2	1:G:361:HIS:CE1	3.03	0.46
1:A:292:LEU:HB3	1:A:371:HIS:CE1	2.39	0.46
1:E:357:PHE:CE2	1:E:361:HIS:CE1	3.03	0.46
1:F:360:TRP:O	1:F:363:PHE:HB3	2.15	0.46
1:D:526:ASP:CG	1:D:573:VAL:CG2	2.83	0.46
1:D:34:LYS:HG3	1:D:35:GLY:N	2.29	0.46
1:D:268:ARG:O	1:D:272:ARG:HG3	2.14	0.46
1:J:34:LYS:HG3	1:J:35:GLY:N	2.30	0.46
1:M:360:TRP:O	1:M:363:PHE:HB3	2.15	0.46
1:L:382:GLU:HA	1:L:382:GLU:OE1	2.15	0.46
1:H:382:GLU:HA	1:H:382:GLU:OE1	2.15	0.46
1:M:8:ARG:NH2	1:M:69:PHE:HD2	2.03	0.46
1:G:9:LEU:CD1	1:G:69:PHE:HZ	2.17	0.46
1:K:113:VAL:CG2	1:K:114:PHE:CD2	2.96	0.46
1:M:110:ILE:CA	1:M:113:VAL:HG22	2.44	0.46
1:E:467:LEU:HD12	1:F:151:LEU:HA	1.96	0.46
1:F:404:THR:CG2	1:F:406:LEU:HD11	2.45	0.46
1:D:404:THR:CG2	1:D:406:LEU:HD11	2.45	0.46
1:I:405:THR:CG2	1:I:624:PHE:HD1	2.25	0.46
1:G:405:THR:HG22	1:G:624:PHE:HA	1.96	0.46
1:E:307:SER:HB3	1:E:308:SER:HA	1.97	0.46
1:D:357:PHE:CE2	1:D:361:HIS:CE1	3.03	0.46
1:K:357:PHE:CE2	1:K:361:HIS:CE1	3.03	0.46
1:E:526:ASP:CG	1:E:573:VAL:CG2	2.83	0.46
1:L:360:TRP:O	1:L:363:PHE:HB3	2.15	0.46
1:A:98:HIS:HD2	1:A:188:LYS:CE	2.28	0.46
1:A:100:GLU:HA	1:A:100:GLU:OE1	2.15	0.46
1:J:382:GLU:HA	1:J:382:GLU:OE1	2.15	0.46
1:K:382:GLU:HA	1:K:382:GLU:OE1	2.15	0.46
1:A:556:MET:HE3	1:A:614:ASN:HD21	1.79	0.46
1:I:357:PHE:CE2	1:I:361:HIS:CE1	3.03	0.46
1:G:87:MET:HE3	1:G:87:MET:HB3	1.70	0.46
1:I:395:ILE:HD11	1:I:620:ILE:HB	1.97	0.46
1:C:479:LEU:HD12	1:C:479:LEU:H	1.80	0.46
1:F:110:ILE:CA	1:F:113:VAL:HG22	2.44	0.46
1:J:360:TRP:O	1:J:363:PHE:HB3	2.16	0.46
1:C:292:LEU:HD23	1:C:300:ILE:CD1	2.46	0.46
1:K:53:LEU:HB3	1:K:180:THR:HG22	1.96	0.46
1:J:292:LEU:HD23	1:J:300:ILE:CD1	2.46	0.46
1:L:292:LEU:HD23	1:L:300:ILE:CD1	2.46	0.46
1:G:360:TRP:O	1:G:363:PHE:HB3	2.16	0.46

Continued on next page...

Continued from previous page...

Atom-1	Atom-2	Interatomic distance (Å)	Clash overlap (Å)
1:J:208:TYR:CE2	1:J:220:MET:CG	2.96	0.46
1:D:425:SER:OG	1:D:427:LYS:HE3	2.14	0.46
1:F:204:MET:HG2	1:F:535:TRP:CH2	2.50	0.46
1:K:204:MET:HG2	1:K:535:TRP:CH2	2.50	0.46
1:L:204:MET:HG2	1:L:535:TRP:CH2	2.50	0.46
1:J:151:LEU:HB2	1:K:337:ARG:HA	1.97	0.46
1:F:248:SER:OG	1:G:340:GLU:OE1	2.30	0.46
1:H:200:MET:HE3	1:H:200:MET:HA	1.97	0.46
1:A:92:VAL:O	1:A:96:VAL:HG23	2.15	0.46
1:L:442:ILE:HG22	1:L:497:ILE:HB	1.96	0.46
1:G:479:LEU:H	1:G:479:LEU:HD12	1.80	0.46
1:L:173:TRP:NE1	1:L:196:LEU:CD2	2.78	0.46
1:E:442:ILE:HG22	1:E:497:ILE:HB	1.96	0.46
1:K:110:ILE:CA	1:K:113:VAL:HG22	2.44	0.46
1:D:395:ILE:HD11	1:D:620:ILE:HB	1.98	0.46
1:I:113:VAL:CG2	1:I:114:PHE:CD2	2.96	0.46
1:D:414:LEU:CB	1:D:426:VAL:HG23	2.28	0.46
1:A:17:THR:CG2	1:A:241:VAL:HB	2.41	0.46
1:L:64:TYR:OH	1:L:94:VAL:HG12	2.15	0.46
1:E:64:TYR:OH	1:E:94:VAL:HG12	2.15	0.46
1:I:405:THR:HG22	1:I:624:PHE:HA	1.96	0.46
1:G:292:LEU:HD23	1:G:300:ILE:CD1	2.46	0.46
1:E:411:LEU:HD21	1:E:429:LYS:HB2	1.97	0.46
1:I:267:VAL:HG13	1:I:270:ARG:HH12	1.80	0.46
1:G:255:ILE:HA	1:G:331:ILE:CD1	2.46	0.46
1:J:219:ARG:HH22	1:J:465:ASP:CG	2.18	0.46
1:L:268:ARG:O	1:L:272:ARG:HG3	2.16	0.46
1:F:288:ASN:N	1:F:288:ASN:HD22	2.14	0.46
1:F:100:GLU:HA	1:F:100:GLU:OE1	2.15	0.46
1:H:395:ILE:HD11	1:H:620:ILE:HB	1.98	0.46
1:E:8:ARG:NH2	1:E:69:PHE:HD2	2.03	0.46
1:F:479:LEU:H	1:F:479:LEU:HD12	1.80	0.46
1:M:395:ILE:HD11	1:M:620:ILE:HB	1.98	0.46
1:F:173:TRP:NE1	1:F:196:LEU:CD2	2.78	0.46
1:L:617:LEU:N	1:L:617:LEU:HD12	2.31	0.46
1:D:617:LEU:HD12	1:D:617:LEU:N	2.30	0.46
1:E:508:ILE:HD11	1:E:531:CYS:HA	1.97	0.46
1:K:360:TRP:O	1:K:363:PHE:HB3	2.16	0.46
1:E:402:VAL:HG23	1:E:402:VAL:O	2.14	0.46
1:A:402:VAL:HG23	1:A:402:VAL:O	2.14	0.46
1:D:53:LEU:HB3	1:D:180:THR:HG22	1.97	0.46

Continued on next page...

Continued from previous page...

Atom-1	Atom-2	Interatomic distance (Å)	Clash overlap (Å)
1:G:300:ILE:HG22	1:G:312:LYS:HZ1	1.79	0.46
1:E:255:ILE:HD12	1:E:331:ILE:HD13	1.96	0.46
1:D:172:HIS:ND1	1:D:532:SER:HB3	2.29	0.46
1:I:360:TRP:O	1:I:363:PHE:HB3	2.15	0.46
1:A:212:ARG:CZ	1:A:220:MET:HE3	2.45	0.46
1:E:204:MET:HG2	1:E:535:TRP:CH2	2.50	0.46
1:C:382:GLU:OE1	1:C:382:GLU:HA	2.15	0.46
1:M:463:LYS:HA	1:M:471:LEU:HD21	1.96	0.46
1:H:100:GLU:OE1	1:H:100:GLU:HA	2.15	0.46
1:K:617:LEU:N	1:K:617:LEU:HD12	2.30	0.46
1:J:80:ARG:HB2	1:J:88:PHE:HD2	1.80	0.46
1:H:617:LEU:HD12	1:H:617:LEU:N	2.30	0.46
1:C:38:ILE:HG13	1:D:605:ARG:CZ	2.45	0.46
1:E:173:TRP:NE1	1:E:196:LEU:CD2	2.78	0.46
1:H:112:GLU:OE1	1:H:514:PHE:HD2	1.97	0.46
1:L:110:ILE:CA	1:L:113:VAL:HG22	2.44	0.46
1:A:462:PRO:HD2	1:A:479:LEU:HB3	1.98	0.46
1:K:467:LEU:HD23	1:K:470:LYS:HE3	1.97	0.46
1:K:470:LYS:NZ	1:K:475:GLU:OE2	2.49	0.46
1:F:406:LEU:N	1:F:406:LEU:HD12	2.31	0.46
1:A:406:LEU:N	1:A:406:LEU:HD12	2.31	0.46
1:E:406:LEU:HD12	1:E:406:LEU:N	2.31	0.46
1:I:402:VAL:O	1:I:402:VAL:HG23	2.14	0.46
1:M:479:LEU:H	1:M:479:LEU:HD12	1.80	0.46
1:D:276:ALA:HB1	1:D:282:ILE:HG22	1.98	0.46
1:A:411:LEU:HD21	1:A:429:LYS:HB2	1.97	0.46
1:D:411:LEU:HD21	1:D:429:LYS:HB2	1.98	0.46
1:K:411:LEU:HD21	1:K:429:LYS:HB2	1.97	0.46
1:C:360:TRP:O	1:C:363:PHE:HB3	2.15	0.46
1:L:526:ASP:CG	1:L:573:VAL:HG23	2.35	0.46
1:L:137:GLN:OE1	1:L:137:GLN:HA	2.16	0.46
1:H:360:TRP:O	1:H:363:PHE:HB3	2.15	0.46
1:A:204:MET:HG2	1:A:535:TRP:CH2	2.51	0.46
1:L:100:GLU:HA	1:L:100:GLU:OE1	2.15	0.46
1:D:382:GLU:HA	1:D:382:GLU:OE1	2.16	0.46
1:E:382:GLU:HA	1:E:382:GLU:OE1	2.15	0.46
1:A:616:GLY:O	1:A:617:LEU:HD12	2.16	0.46
1:G:59:LEU:HB2	1:G:91:ALA:HB2	1.92	0.46
1:J:540:LEU:CG	1:J:541:ILE:CD1	2.94	0.46
1:E:395:ILE:HD11	1:E:620:ILE:HB	1.98	0.46
1:L:395:ILE:HD11	1:L:620:ILE:HB	1.98	0.46

Continued on next page...

Continued from previous page...

Atom-1	Atom-2	Interatomic distance (Å)	Clash overlap (Å)
1:F:395:ILE:HD11	1:F:620:ILE:HB	1.98	0.46
1:F:108:PRO:HA	1:F:109:PRO:HD3	1.82	0.46
1:A:240:LEU:HD13	1:A:418:ILE:CG2	2.39	0.46
1:K:405:THR:HG22	1:K:624:PHE:HA	1.96	0.46
1:J:406:LEU:HD12	1:J:406:LEU:N	2.31	0.46
1:K:276:ALA:HB1	1:K:282:ILE:HG22	1.98	0.46
1:I:404:THR:CG2	1:I:406:LEU:HD11	2.45	0.46
1:M:406:LEU:N	1:M:406:LEU:HD12	2.31	0.46
1:H:402:VAL:HG23	1:H:402:VAL:O	2.14	0.46
1:E:292:LEU:HD23	1:E:300:ILE:HD12	1.98	0.46
1:E:304:ILE:HG23	1:E:312:LYS:H	1.80	0.46
1:F:411:LEU:HD21	1:F:429:LYS:HB2	1.98	0.46
1:I:411:LEU:HD23	1:I:429:LYS:CA	2.42	0.46
1:E:526:ASP:CG	1:E:573:VAL:HG23	2.35	0.46
1:C:137:GLN:OE1	1:C:137:GLN:HA	2.16	0.46
1:G:137:GLN:OE1	1:G:137:GLN:HA	2.16	0.46
1:A:379:THR:HG22	1:A:380:LYS:H	1.81	0.46
1:A:151:LEU:O	1:A:153:PRO:HD3	2.15	0.46
1:I:219:ARG:HH22	1:I:465:ASP:CG	2.19	0.46
1:F:382:GLU:OE1	1:F:382:GLU:HA	2.16	0.46
1:A:395:ILE:HD11	1:A:620:ILE:HB	1.98	0.46
1:I:100:GLU:HA	1:I:100:GLU:OE1	2.15	0.46
1:I:470:LYS:NZ	1:I:475:GLU:OE2	2.49	0.46
1:H:395:ILE:HD11	1:H:620:ILE:HG21	1.95	0.46
1:F:462:PRO:HD2	1:F:479:LEU:HB3	1.98	0.46
1:I:617:LEU:N	1:I:617:LEU:HD12	2.30	0.46
1:K:111:GLN:HA	1:K:118:PHE:CD1	2.51	0.46
1:G:395:ILE:HD11	1:G:620:ILE:HB	1.98	0.46
1:A:470:LYS:NZ	1:A:475:GLU:OE2	2.49	0.46
1:J:462:PRO:HD2	1:J:479:LEU:HB3	1.98	0.46
1:C:508:ILE:HD11	1:C:531:CYS:HA	1.98	0.46
1:I:244:LEU:H	1:I:244:LEU:CD1	2.29	0.46
1:C:61:VAL:HG23	1:C:62:ALA:N	2.29	0.46
1:K:64:TYR:OH	1:K:94:VAL:HG12	2.15	0.46
1:F:405:THR:HG22	1:F:624:PHE:HA	1.96	0.46
1:J:404:THR:CG2	1:J:406:LEU:HD11	2.45	0.46
1:L:160:PHE:CD2	1:L:539:MET:HE1	2.50	0.46
1:F:53:LEU:HB3	1:F:180:THR:HG22	1.96	0.46
1:F:282:ILE:CG1	1:F:290:ILE:CG1	2.94	0.46
1:F:292:LEU:HB3	1:F:371:HIS:CE1	2.39	0.46
1:A:282:ILE:CG1	1:A:290:ILE:CG1	2.94	0.46

Continued on next page...

Continued from previous page...

Atom-1	Atom-2	Interatomic distance (Å)	Clash overlap (Å)
1:C:411:LEU:HD23	1:C:429:LYS:CA	2.42	0.46
1:I:411:LEU:HD21	1:I:429:LYS:HB2	1.98	0.46
1:G:558:THR:HG21	1:G:592:LYS:HZ2	1.79	0.46
1:M:34:LYS:HG3	1:M:35:GLY:N	2.30	0.46
1:G:379:THR:HG22	1:G:380:LYS:H	1.81	0.46
1:I:379:THR:HG22	1:I:380:LYS:H	1.81	0.46
1:H:204:MET:HG2	1:H:535:TRP:CH2	2.50	0.46
1:H:200:MET:HE2	1:H:200:MET:O	2.16	0.46
1:M:382:GLU:HA	1:M:382:GLU:OE1	2.15	0.46
1:I:277:ILE:HA	1:I:292:LEU:HD11	1.98	0.46
1:K:540:LEU:CG	1:K:541:ILE:CD1	2.94	0.46
1:K:616:GLY:O	1:K:617:LEU:HD12	2.16	0.46
1:E:19:LEU:CD2	1:E:80:ARG:CD	2.94	0.46
1:J:616:GLY:O	1:J:617:LEU:HD12	2.16	0.46
1:L:395:ILE:HD11	1:L:620:ILE:HG21	1.95	0.46
1:J:470:LYS:NZ	1:J:475:GLU:OE2	2.49	0.46
1:G:523:VAL:N	1:G:524:SER:HA	2.30	0.46
1:C:530:TYR:HD1	1:C:574:CYS:HB3	1.81	0.46
1:K:404:THR:CG2	1:K:406:LEU:HD11	2.46	0.46
1:G:277:ILE:HA	1:G:292:LEU:CD1	2.46	0.46
1:A:282:ILE:HG12	1:A:290:ILE:HG12	1.97	0.46
1:H:411:LEU:HD21	1:H:429:LYS:HB2	1.98	0.46
1:F:223:PHE:CB	1:F:359:ARG:HG2	2.41	0.46
1:D:209:ASP:O	1:D:213:LEU:HD13	2.16	0.46
1:E:100:GLU:OE1	1:E:100:GLU:HA	2.15	0.46
1:F:268:ARG:HD2	1:F:272:ARG:NH2	2.31	0.46
1:G:271:GLU:O	1:G:275:ASP:HB2	2.16	0.46
1:H:250:PRO:HG3	1:I:332:THR:OG1	2.15	0.46
1:A:69:PHE:O	1:A:73:ILE:HG12	2.16	0.46
1:K:540:LEU:HD23	1:K:541:ILE:CD1	2.47	0.46
1:K:395:ILE:HD11	1:K:620:ILE:HB	1.98	0.46
1:J:8:ARG:NH2	1:J:69:PHE:HD2	2.03	0.46
1:M:59:LEU:CG	1:M:91:ALA:CB	2.94	0.46
1:F:470:LYS:NZ	1:F:475:GLU:OE2	2.49	0.46
1:I:620:ILE:HD13	1:I:620:ILE:N	2.19	0.46
1:C:616:GLY:O	1:C:617:LEU:HD12	2.16	0.46
1:I:235:PRO:HB2	1:I:237:LEU:CD2	2.21	0.46
1:K:106:THR:HG22	1:K:107:VAL:H	1.78	0.46
1:C:470:LYS:NZ	1:C:475:GLU:OE2	2.49	0.46
1:L:109:PRO:HB2	1:L:112:GLU:CB	2.40	0.46
1:L:113:VAL:CG2	1:L:114:PHE:CD2	2.96	0.46

Continued on next page...

Continued from previous page...

Atom-1	Atom-2	Interatomic distance (Å)	Clash overlap (Å)
1:F:540:LEU:CG	1:F:541:ILE:CD1	2.94	0.46
1:A:404:THR:CG2	1:A:406:LEU:HD11	2.45	0.46
1:G:406:LEU:HD12	1:G:406:LEU:N	2.31	0.46
1:F:402:VAL:HG23	1:F:402:VAL:O	2.14	0.46
1:E:53:LEU:HB3	1:E:180:THR:HG22	1.96	0.46
1:H:282:ILE:HG12	1:H:290:ILE:HG12	1.97	0.46
1:K:151:LEU:HD13	1:L:467:LEU:HD11	1.97	0.46
1:I:7:ALA:O	1:I:11:PRO:HD2	2.15	0.46
1:K:123:THR:CB	1:K:428:VAL:HG21	2.46	0.46
1:E:360:TRP:O	1:E:363:PHE:HB3	2.16	0.46
1:E:490:LEU:N	1:E:490:LEU:HD12	2.31	0.46
1:G:382:GLU:HA	1:G:382:GLU:OE1	2.15	0.46
1:A:173:TRP:NE1	1:A:196:LEU:CD2	2.78	0.45
1:A:540:LEU:HD23	1:A:541:ILE:CD1	2.47	0.45
1:I:462:PRO:HD2	1:I:479:LEU:HB3	1.98	0.45
1:J:617:LEU:HD12	1:J:617:LEU:N	2.30	0.45
1:C:99:ARG:HH11	1:C:99:ARG:HB2	1.82	0.45
1:L:9:LEU:HD22	1:L:105:ILE:CG1	2.46	0.45
1:C:611:LEU:HD12	1:C:611:LEU:H	1.82	0.45
1:H:173:TRP:NE1	1:H:196:LEU:CD2	2.78	0.45
1:G:540:LEU:HD23	1:G:541:ILE:CD1	2.46	0.45
1:F:540:LEU:HD23	1:F:541:ILE:CD1	2.46	0.45
1:D:395:ILE:HD11	1:D:620:ILE:HG21	1.95	0.45
1:K:406:LEU:HD12	1:K:406:LEU:N	2.31	0.45
1:H:404:THR:CG2	1:H:406:LEU:HD11	2.45	0.45
1:L:406:LEU:N	1:L:406:LEU:HD12	2.31	0.45
1:C:406:LEU:N	1:C:406:LEU:HD12	2.31	0.45
1:G:404:THR:CG2	1:G:406:LEU:HD11	2.45	0.45
1:I:55:GLU:CB	1:I:87:MET:SD	3.05	0.45
1:D:526:ASP:CG	1:D:573:VAL:HG23	2.36	0.45
1:D:137:GLN:OE1	1:D:137:GLN:HA	2.16	0.45
1:H:137:GLN:HA	1:H:137:GLN:OE1	2.16	0.45
1:F:254:SER:O	1:F:331:ILE:HD11	2.15	0.45
1:L:490:LEU:N	1:L:490:LEU:HD12	2.32	0.45
1:A:490:LEU:HD12	1:A:490:LEU:N	2.32	0.45
1:I:277:ILE:HA	1:I:292:LEU:CD1	2.46	0.45
1:A:554:PHE:HD1	1:A:617:LEU:HD11	1.82	0.45
1:E:99:ARG:HB2	1:E:99:ARG:HH11	1.82	0.45
1:I:554:PHE:HD1	1:I:617:LEU:HD11	1.82	0.45
1:L:5:LYS:NZ	1:L:101:ASP:O	2.43	0.45
1:E:540:LEU:CG	1:E:541:ILE:CD1	2.94	0.45

Continued on next page...

Continued from previous page...

Atom-1	Atom-2	Interatomic distance (Å)	Clash overlap (Å)
1:D:470:LYS:NZ	1:D:475:GLU:OE2	2.49	0.45
1:A:442:ILE:HG22	1:A:497:ILE:HB	1.96	0.45
1:D:9:LEU:HD22	1:D:105:ILE:CG1	2.45	0.45
1:K:462:PRO:HD2	1:K:479:LEU:HB3	1.98	0.45
1:F:64:TYR:HE1	1:F:98:HIS:HB2	1.78	0.45
1:E:404:THR:CG2	1:E:406:LEU:HD11	2.45	0.45
1:M:404:THR:CG2	1:M:406:LEU:HD11	2.45	0.45
1:M:292:LEU:CD2	1:M:300:ILE:CD1	2.94	0.45
1:D:292:LEU:HD23	1:D:300:ILE:CD1	2.46	0.45
1:G:411:LEU:CD2	1:G:429:LYS:CB	2.95	0.45
1:G:209:ASP:O	1:G:213:LEU:HD13	2.16	0.45
1:H:605:ARG:HH22	1:K:38:ILE:HD12	1.82	0.45
1:A:19:LEU:CD2	1:A:80:ARG:CG	2.95	0.45
1:G:8:ARG:NH2	1:G:69:PHE:HD2	2.03	0.45
1:G:80:ARG:HB2	1:G:88:PHE:HD2	1.81	0.45
1:C:617:LEU:N	1:C:617:LEU:HD12	2.30	0.45
1:E:611:LEU:HD12	1:E:611:LEU:H	1.82	0.45
1:G:611:LEU:HD12	1:G:611:LEU:H	1.81	0.45
1:G:616:GLY:O	1:G:617:LEU:HD12	2.16	0.45
1:D:99:ARG:HH11	1:D:99:ARG:HB2	1.82	0.45
1:A:113:VAL:CG2	1:A:114:PHE:CD2	2.96	0.45
1:E:479:LEU:H	1:E:479:LEU:HD12	1.81	0.45
1:F:9:LEU:HD22	1:F:105:ILE:CG1	2.46	0.45
1:E:530:TYR:CD2	1:E:531:CYS:SG	3.05	0.45
1:K:270:ARG:NH1	1:M:264:GLN:OE1	2.50	0.45
1:K:98:HIS:NE2	1:K:190:LYS:CE	2.80	0.45
1:H:55:GLU:CB	1:H:87:MET:SD	3.05	0.45
1:M:470:LYS:NZ	1:M:475:GLU:OE2	2.49	0.45
1:L:7:ALA:HA	1:L:10:MET:HE3	1.96	0.45
1:F:300:ILE:HG22	1:F:312:LYS:HZ1	1.82	0.45
1:A:292:LEU:HD23	1:A:300:ILE:CD1	2.46	0.45
1:J:411:LEU:HD23	1:J:429:LYS:CA	2.42	0.45
1:E:558:THR:HG21	1:E:592:LYS:HZ2	1.80	0.45
1:E:137:GLN:HA	1:E:137:GLN:OE1	2.16	0.45
1:I:137:GLN:HA	1:I:137:GLN:OE1	2.16	0.45
1:C:209:ASP:O	1:C:213:LEU:HD13	2.16	0.45
1:J:209:ASP:O	1:J:213:LEU:HD13	2.17	0.45
1:K:271:GLU:OE2	1:M:268:ARG:HD3	2.17	0.45
1:M:268:ARG:O	1:M:272:ARG:HG3	2.16	0.45
1:I:490:LEU:HD12	1:I:490:LEU:N	2.32	0.45
1:A:6:GLN:NE2	1:A:105:ILE:HA	2.32	0.45

Continued on next page...

Continued from previous page...

Atom-1	Atom-2	Interatomic distance (Å)	Clash overlap (Å)
1:A:611:LEU:HD12	1:A:611:LEU:H	1.82	0.45
1:A:617:LEU:N	1:A:617:LEU:HD12	2.30	0.45
1:C:554:PHE:HD1	1:C:617:LEU:HD11	1.81	0.45
1:E:540:LEU:HD23	1:E:541:ILE:CD1	2.47	0.45
1:E:616:GLY:O	1:E:617:LEU:HD12	2.16	0.45
1:C:55:GLU:CB	1:C:87:MET:SD	3.05	0.45
1:C:462:PRO:HD2	1:C:479:LEU:HB3	1.98	0.45
1:E:407:ILE:CG1	1:E:431:HIS:HB3	2.47	0.45
1:E:470:LYS:NZ	1:E:475:GLU:OE2	2.49	0.45
1:E:462:PRO:HD2	1:E:479:LEU:HB3	1.98	0.45
1:F:19:LEU:CD2	1:F:80:ARG:HD2	2.40	0.45
1:G:508:ILE:HB	1:G:533:CYS:O	2.17	0.45
1:F:508:ILE:HD11	1:F:531:CYS:HA	1.97	0.45
1:C:313:ASN:O	1:C:317:TYR:HB2	2.16	0.45
1:M:292:LEU:HD23	1:M:300:ILE:CD1	2.46	0.45
1:F:276:ALA:HB1	1:F:282:ILE:HG22	1.99	0.45
1:F:212:ARG:CZ	1:F:220:MET:CE	2.95	0.45
1:J:137:GLN:HA	1:J:137:GLN:OE1	2.16	0.45
1:L:379:THR:HG22	1:L:380:LYS:H	1.81	0.45
1:A:360:TRP:O	1:A:363:PHE:HB3	2.16	0.45
1:C:201:HIS:HA	1:C:204:MET:HE2	1.98	0.45
1:K:209:ASP:O	1:K:213:LEU:HD13	2.17	0.45
1:D:490:LEU:HD12	1:D:490:LEU:N	2.32	0.45
1:G:490:LEU:HD12	1:G:490:LEU:N	2.31	0.45
1:M:38:ILE:HD11	1:M:55:GLU:HB3	1.98	0.45
1:C:100:GLU:OE1	1:C:100:GLU:HA	2.15	0.45
1:A:19:LEU:CD2	1:A:80:ARG:CD	2.94	0.45
1:H:554:PHE:HD1	1:H:617:LEU:HD11	1.81	0.45
1:I:611:LEU:HD12	1:I:611:LEU:H	1.82	0.45
1:I:616:GLY:O	1:I:617:LEU:HD12	2.16	0.45
1:J:611:LEU:HD12	1:J:611:LEU:H	1.82	0.45
1:L:19:LEU:CD2	1:L:80:ARG:HD2	2.40	0.45
1:K:55:GLU:CB	1:K:87:MET:SD	3.05	0.45
1:D:508:ILE:HD11	1:D:531:CYS:HA	1.97	0.45
1:A:240:LEU:H	1:A:240:LEU:CD2	2.29	0.45
1:A:244:LEU:H	1:A:244:LEU:CD1	2.29	0.45
1:A:405:THR:HG22	1:A:624:PHE:HA	1.96	0.45
1:E:282:ILE:CG1	1:E:290:ILE:CG1	2.94	0.45
1:H:411:LEU:CD2	1:H:429:LYS:CB	2.95	0.45
1:C:223:PHE:CB	1:C:359:ARG:HG2	2.41	0.45
1:C:379:THR:HG22	1:C:380:LYS:H	1.81	0.45

Continued on next page...

Continued from previous page...

Atom-1	Atom-2	Interatomic distance (Å)	Clash overlap (Å)
1:F:197:PHE:CE1	1:F:201:HIS:CE1	3.05	0.45
1:L:201:HIS:HA	1:L:204:MET:HE3	1.99	0.45
1:E:209:ASP:O	1:E:213:LEU:HD13	2.16	0.45
1:F:490:LEU:HD12	1:F:490:LEU:N	2.31	0.45
1:C:68:ASP:OD1	1:C:71:ASP:HB2	2.17	0.45
1:A:395:ILE:HD11	1:A:620:ILE:HG21	1.95	0.45
1:M:540:LEU:CG	1:M:541:ILE:CD1	2.94	0.45
1:D:407:ILE:CG1	1:D:431:HIS:HB3	2.47	0.45
1:J:395:ILE:HD11	1:J:620:ILE:HB	1.98	0.45
1:G:462:PRO:HD2	1:G:479:LEU:HB3	1.98	0.45
1:K:99:ARG:HB2	1:K:99:ARG:HH11	1.82	0.45
1:F:407:ILE:CG1	1:F:431:HIS:HB3	2.47	0.45
1:H:508:ILE:HD11	1:H:531:CYS:HA	1.98	0.45
1:C:404:THR:CG2	1:C:406:LEU:HD11	2.46	0.45
1:C:53:LEU:HB3	1:C:180:THR:HG22	1.97	0.45
1:L:212:ARG:CZ	1:L:220:MET:CE	2.95	0.45
1:H:212:ARG:CZ	1:H:220:MET:CE	2.95	0.45
1:F:212:ARG:CZ	1:F:220:MET:HE3	2.46	0.45
1:D:212:ARG:CZ	1:D:220:MET:CE	2.95	0.45
1:H:379:THR:HG22	1:H:380:LYS:H	1.81	0.45
1:D:379:THR:HG22	1:D:380:LYS:H	1.81	0.45
1:J:197:PHE:CE1	1:J:201:HIS:CE1	3.05	0.45
1:H:197:PHE:CE1	1:H:201:HIS:CE1	3.05	0.45
1:E:197:PHE:CE1	1:E:201:HIS:CE1	3.05	0.45
1:G:285:LYS:HE2	1:G:315:GLU:HG2	1.99	0.45
1:I:292:LEU:HD23	1:I:300:ILE:CD1	2.46	0.45
1:A:69:PHE:CE2	1:A:73:ILE:HD11	2.51	0.45
1:J:59:LEU:CG	1:J:91:ALA:CB	2.94	0.45
1:M:30:ASP:OD2	1:M:33:LEU:HD13	2.17	0.45
1:M:33:LEU:HD23	1:M:79:ALA:HB2	1.98	0.45
1:G:59:LEU:CG	1:G:91:ALA:CB	2.94	0.45
1:M:407:ILE:CG1	1:M:431:HIS:HB3	2.47	0.45
1:H:611:LEU:H	1:H:611:LEU:HD12	1.82	0.45
1:L:470:LYS:NZ	1:L:475:GLU:OE2	2.49	0.45
1:M:540:LEU:HD23	1:M:541:ILE:CD1	2.47	0.45
1:M:617:LEU:N	1:M:617:LEU:HD12	2.30	0.45
1:C:19:LEU:CD2	1:C:80:ARG:HD2	2.40	0.45
1:H:479:LEU:H	1:H:479:LEU:HD12	1.80	0.45
1:K:442:ILE:HG22	1:K:497:ILE:HB	1.96	0.45
1:H:99:ARG:HB2	1:H:99:ARG:HH11	1.82	0.45
1:I:408:LYS:HZ2	1:I:408:LYS:HB2	1.81	0.45

Continued on next page...

Continued from previous page...

Atom-1	Atom-2	Interatomic distance (Å)	Clash overlap (Å)
1:D:19:LEU:CD2	1:D:80:ARG:CD	2.94	0.45
1:L:611:LEU:H	1:L:611:LEU:HD12	1.81	0.45
1:L:616:GLY:O	1:L:617:LEU:HD12	2.16	0.45
1:E:20:THR:CG2	1:E:21:ARG:N	2.79	0.45
1:M:508:ILE:HB	1:M:533:CYS:O	2.17	0.45
1:K:300:ILE:O	1:K:304:ILE:HD12	2.17	0.45
1:H:371:HIS:NE2	1:H:375:PHE:CE1	2.85	0.45
1:F:411:LEU:CD2	1:F:429:LYS:CB	2.95	0.45
1:H:411:LEU:HD23	1:H:429:LYS:CA	2.42	0.45
1:J:411:LEU:HD21	1:J:429:LYS:HB2	1.97	0.45
1:J:212:ARG:CD	1:J:220:MET:HG2	2.47	0.45
1:A:212:ARG:CD	1:A:220:MET:HG2	2.47	0.45
1:J:68:ASP:OD1	1:J:71:ASP:HB2	2.17	0.45
1:J:36:VAL:CG1	1:J:59:LEU:HD21	2.47	0.45
1:M:9:LEU:CD1	1:M:69:PHE:HZ	2.17	0.45
1:I:540:LEU:HD23	1:I:541:ILE:CD1	2.47	0.45
1:H:8:ARG:NH2	1:H:69:PHE:HD2	2.03	0.45
1:D:55:GLU:CB	1:D:87:MET:SD	3.05	0.45
1:H:292:LEU:HD23	1:H:300:ILE:CD1	2.46	0.45
1:G:371:HIS:NE2	1:G:375:PHE:CE1	2.85	0.45
1:F:292:LEU:HD23	1:F:300:ILE:CD1	2.46	0.45
1:F:371:HIS:NE2	1:F:375:PHE:CE1	2.85	0.45
1:E:192:ARG:HH22	1:E:594:MET:HG3	1.80	0.45
1:J:411:LEU:CD2	1:J:429:LYS:CB	2.95	0.45
1:A:264:GLN:NE2	1:G:224:HIS:HE1	2.15	0.45
1:K:411:LEU:HD23	1:K:429:LYS:CA	2.42	0.45
1:J:212:ARG:CZ	1:J:220:MET:CE	2.95	0.45
1:F:212:ARG:CD	1:F:220:MET:HG2	2.47	0.45
1:A:137:GLN:OE1	1:A:137:GLN:HA	2.16	0.45
1:M:379:THR:HG22	1:M:380:LYS:H	1.81	0.45
1:L:209:ASP:O	1:L:213:LEU:HD13	2.16	0.45
1:J:490:LEU:N	1:J:490:LEU:HD12	2.31	0.45
1:I:1:THR:HG23	1:I:4:ASP:H	1.81	0.45
1:D:68:ASP:OD1	1:D:71:ASP:HB2	2.17	0.45
1:A:9:LEU:HD22	1:A:105:ILE:CG1	2.46	0.45
1:K:611:LEU:H	1:K:611:LEU:HD12	1.82	0.45
1:I:97:LEU:CD2	1:I:529:GLU:HA	2.47	0.45
1:I:479:LEU:H	1:I:479:LEU:HD12	1.80	0.45
1:H:470:LYS:NZ	1:H:475:GLU:OE2	2.49	0.45
1:L:85:GLU:HG2	1:L:86:GLY:N	2.32	0.45
1:C:540:LEU:HD23	1:C:541:ILE:CD1	2.46	0.45

Continued on next page...

Continued from previous page...

Atom-1	Atom-2	Interatomic distance (Å)	Clash overlap (Å)
1:H:5:LYS:NZ	1:H:101:ASP:O	2.42	0.45
1:L:55:GLU:CB	1:L:87:MET:SD	3.05	0.45
1:G:540:LEU:CG	1:G:541:ILE:CD1	2.94	0.45
1:K:55:GLU:OE1	1:K:87:MET:HE1	2.17	0.45
1:D:8:ARG:NH2	1:D:69:PHE:HD2	2.03	0.45
1:L:540:LEU:HD23	1:L:541:ILE:CD1	2.46	0.45
1:H:151:LEU:O	1:H:153:PRO:HD3	2.17	0.45
1:D:540:LEU:HD23	1:D:541:ILE:CD1	2.47	0.45
1:D:616:GLY:O	1:D:617:LEU:HD12	2.16	0.45
1:J:428:VAL:HG13	1:J:428:VAL:O	2.17	0.45
1:D:406:LEU:N	1:D:406:LEU:HD12	2.31	0.45
1:E:304:ILE:CA	1:E:311:SER:HA	2.42	0.45
1:E:371:HIS:NE2	1:E:375:PHE:CE1	2.85	0.45
1:A:49:HIS:HB3	1:A:52:HIS:CD2	2.51	0.45
1:H:292:LEU:HB3	1:H:371:HIS:CE1	2.39	0.45
1:D:282:ILE:HG12	1:D:290:ILE:HG12	1.97	0.45
1:M:212:ARG:CZ	1:M:220:MET:CE	2.95	0.45
1:L:212:ARG:CD	1:L:220:MET:HG2	2.47	0.45
1:E:212:ARG:CZ	1:E:220:MET:CE	2.95	0.45
1:I:266:MET:SD	1:I:323:TRP:HB2	2.57	0.45
1:L:197:PHE:CE1	1:L:201:HIS:CE1	3.05	0.45
1:M:556:MET:CE	1:M:614:ASN:HD21	2.30	0.45
1:A:209:ASP:O	1:A:213:LEU:HD13	2.17	0.45
1:K:556:MET:CE	1:K:614:ASN:HD21	2.30	0.45
1:G:68:ASP:OD1	1:G:71:ASP:HB2	2.17	0.45
1:I:371:HIS:NE2	1:I:375:PHE:CE1	2.85	0.45
1:E:85:GLU:HG2	1:E:86:GLY:N	2.32	0.45
1:M:616:GLY:O	1:M:617:LEU:HD12	2.16	0.45
1:G:470:LYS:NZ	1:G:475:GLU:OE2	2.49	0.45
1:C:19:LEU:CD2	1:C:80:ARG:CG	2.95	0.45
1:C:85:GLU:HG2	1:C:86:GLY:N	2.32	0.45
1:H:407:ILE:CG1	1:H:431:HIS:HB3	2.47	0.45
1:A:479:LEU:HD12	1:A:479:LEU:H	1.81	0.45
1:F:55:GLU:CB	1:F:87:MET:SD	3.05	0.45
1:D:36:VAL:CG1	1:D:59:LEU:HD21	2.47	0.45
1:F:611:LEU:HD12	1:F:611:LEU:H	1.82	0.45
1:D:611:LEU:HD12	1:D:611:LEU:H	1.82	0.45
1:F:5:LYS:NZ	1:F:101:ASP:O	2.43	0.45
1:J:508:ILE:HB	1:J:533:CYS:O	2.17	0.45
1:L:414:LEU:HB3	1:L:418:ILE:HD11	1.99	0.45
1:H:405:THR:CG2	1:H:624:PHE:HD1	2.25	0.45

Continued on next page...

Continued from previous page...

Atom-1	Atom-2	Interatomic distance (Å)	Clash overlap (Å)
1:I:87:MET:HE2	1:I:87:MET:HB3	1.84	0.45
1:E:277:ILE:HA	1:E:292:LEU:CD1	2.47	0.45
1:K:49:HIS:HB3	1:K:52:HIS:CD2	2.51	0.45
1:J:371:HIS:NE2	1:J:375:PHE:CE1	2.85	0.45
1:H:292:LEU:CD2	1:H:300:ILE:CD1	2.95	0.45
1:L:371:HIS:NE2	1:L:375:PHE:CE1	2.85	0.45
1:I:85:GLU:HG2	1:I:86:GLY:N	2.32	0.45
1:C:212:ARG:CD	1:C:220:MET:HG2	2.47	0.45
1:F:208:TYR:CE2	1:F:220:MET:CG	2.96	0.45
1:H:209:ASP:O	1:H:213:LEU:HD13	2.16	0.45
1:A:149:ASN:OD1	1:D:467:LEU:HG	2.17	0.45
1:K:490:LEU:HD12	1:K:490:LEU:N	2.32	0.45
1:H:68:ASP:OD1	1:H:71:ASP:HB2	2.17	0.45
1:H:338:PHE:O	1:I:236:HIS:HE1	2.01	0.45
1:A:38:ILE:HG12	1:A:55:GLU:HG2	1.99	0.44
1:A:607:ALA:O	1:A:611:LEU:HD12	2.18	0.44
1:J:30:ASP:OD2	1:J:33:LEU:HD13	2.17	0.44
1:J:33:LEU:HD23	1:J:79:ALA:HB2	1.98	0.44
1:G:88:PHE:HD1	1:G:91:ALA:HB3	1.81	0.44
1:L:462:PRO:HD2	1:L:479:LEU:HB3	1.98	0.44
1:E:19:LEU:CD2	1:E:80:ARG:CB	2.93	0.44
1:K:407:ILE:CG1	1:K:431:HIS:HB3	2.47	0.44
1:K:96:VAL:CG1	1:K:105:ILE:HG23	2.47	0.44
1:G:617:LEU:HD12	1:G:617:LEU:N	2.30	0.44
1:M:113:VAL:CG2	1:M:114:PHE:CD2	2.96	0.44
1:L:30:ASP:OD2	1:L:33:LEU:HD13	2.17	0.44
1:F:607:ALA:O	1:F:611:LEU:HD12	2.18	0.44
1:F:616:GLY:O	1:F:617:LEU:HD12	2.16	0.44
1:M:428:VAL:O	1:M:428:VAL:HG13	2.17	0.44
1:F:428:VAL:HG13	1:F:428:VAL:O	2.17	0.44
1:F:98:HIS:NE2	1:F:190:LYS:CE	2.81	0.44
1:I:512:ARG:HB3	1:I:516:GLN:CB	2.47	0.44
1:M:160:PHE:CD2	1:M:539:MET:HE1	2.52	0.44
1:C:371:HIS:NE2	1:C:375:PHE:CE1	2.85	0.44
1:C:49:HIS:HB3	1:C:52:HIS:CD2	2.51	0.44
1:M:300:ILE:HG22	1:M:312:LYS:HZ1	1.82	0.44
1:L:411:LEU:HD21	1:L:429:LYS:HB2	1.97	0.44
1:I:411:LEU:CD2	1:I:429:LYS:HA	2.41	0.44
1:A:192:ARG:HH22	1:A:594:MET:HG3	1.80	0.44
1:K:411:LEU:CD2	1:K:429:LYS:CB	2.95	0.44
1:G:212:ARG:CZ	1:G:220:MET:CE	2.95	0.44

Continued on next page...

Continued from previous page...

Atom-1	Atom-2	Interatomic distance (Å)	Clash overlap (Å)
1:M:137:GLN:OE1	1:M:137:GLN:HA	2.16	0.44
1:M:201:HIS:HA	1:M:204:MET:HE2	2.00	0.44
1:L:556:MET:CE	1:L:614:ASN:HD21	2.30	0.44
1:C:596:PHE:CD1	1:C:597:PRO:HA	2.52	0.44
1:D:253:TYR:CE1	1:E:253:TYR:HE2	2.31	0.44
1:A:99:ARG:HB2	1:A:99:ARG:HH11	1.82	0.44
1:E:30:ASP:OD2	1:E:33:LEU:HD13	2.17	0.44
1:G:30:ASP:OD2	1:G:33:LEU:HD13	2.17	0.44
1:E:9:LEU:HD22	1:E:105:ILE:CG1	2.46	0.44
1:M:235:PRO:HB2	1:M:237:LEU:CD2	2.21	0.44
1:K:19:LEU:CD2	1:K:80:ARG:CD	2.94	0.44
1:K:19:LEU:CD2	1:K:80:ARG:CG	2.95	0.44
1:G:607:ALA:O	1:G:611:LEU:HD12	2.18	0.44
1:D:19:LEU:CD2	1:D:80:ARG:CG	2.95	0.44
1:F:530:TYR:CD2	1:F:531:CYS:HB3	2.53	0.44
1:I:240:LEU:H	1:I:240:LEU:CD2	2.29	0.44
1:K:405:THR:CG2	1:K:624:PHE:HD1	2.26	0.44
1:D:405:THR:HG22	1:D:624:PHE:HA	1.96	0.44
1:M:512:ARG:HB3	1:M:516:GLN:CB	2.47	0.44
1:L:282:ILE:HG12	1:L:290:ILE:HG12	1.97	0.44
1:L:292:LEU:HB3	1:L:371:HIS:CE1	2.39	0.44
1:I:9:LEU:HD11	1:I:69:PHE:CZ	2.49	0.44
1:I:411:LEU:CD2	1:I:429:LYS:CB	2.95	0.44
1:K:212:ARG:CZ	1:K:220:MET:CE	2.95	0.44
1:C:558:THR:HG21	1:C:592:LYS:HZ2	1.81	0.44
1:C:197:PHE:CE1	1:C:201:HIS:CE1	3.05	0.44
1:G:197:PHE:CE1	1:G:201:HIS:CE1	3.05	0.44
1:J:556:MET:CE	1:J:614:ASN:HD21	2.30	0.44
1:I:556:MET:CE	1:I:614:ASN:HD21	2.30	0.44
1:A:556:MET:CE	1:A:614:ASN:HD21	2.30	0.44
1:M:490:LEU:N	1:M:490:LEU:HD12	2.32	0.44
1:K:68:ASP:OD1	1:K:71:ASP:HB2	2.17	0.44
1:A:596:PHE:CD1	1:A:597:PRO:HA	2.53	0.44
1:D:17:THR:HG21	1:D:241:VAL:HA	1.99	0.44
1:K:554:PHE:HD1	1:K:617:LEU:HD11	1.82	0.44
1:M:80:ARG:HB2	1:M:88:PHE:HD2	1.81	0.44
1:G:36:VAL:CG1	1:G:59:LEU:HD21	2.47	0.44
1:H:540:LEU:CG	1:H:541:ILE:CD1	2.94	0.44
1:H:616:GLY:O	1:H:617:LEU:HD12	2.16	0.44
1:M:611:LEU:H	1:M:611:LEU:HD12	1.82	0.44
1:L:19:LEU:CD2	1:L:80:ARG:CG	2.95	0.44

Continued on next page...

Continued from previous page...

Atom-1	Atom-2	Interatomic distance (Å)	Clash overlap (Å)
1:L:96:VAL:CG1	1:L:105:ILE:HG23	2.47	0.44
1:L:99:ARG:HH11	1:L:99:ARG:HB2	1.82	0.44
1:E:617:LEU:N	1:E:617:LEU:HD12	2.30	0.44
1:K:408:LYS:HB2	1:K:408:LYS:HZ2	1.80	0.44
1:K:30:ASP:OD2	1:K:33:LEU:HD13	2.17	0.44
1:E:408:LYS:HB2	1:E:408:LYS:HZ2	1.81	0.44
1:D:30:ASP:OD2	1:D:33:LEU:HD13	2.17	0.44
1:G:554:PHE:HD1	1:G:617:LEU:HD11	1.82	0.44
1:F:554:PHE:HD1	1:F:617:LEU:HD11	1.82	0.44
1:F:113:VAL:CG2	1:F:114:PHE:CD2	2.95	0.44
1:J:530:TYR:CD2	1:J:531:CYS:HB3	2.53	0.44
1:K:270:ARG:O	1:K:274:LEU:HG	2.18	0.44
1:J:160:PHE:CD2	1:J:539:MET:HE3	2.53	0.44
1:I:406:LEU:N	1:I:406:LEU:HD12	2.31	0.44
1:K:513:THR:HG23	1:K:516:GLN:N	2.25	0.44
1:M:277:ILE:HA	1:M:292:LEU:CD1	2.47	0.44
1:A:371:HIS:NE2	1:A:375:PHE:CE1	2.85	0.44
1:M:411:LEU:CD2	1:M:429:LYS:CB	2.95	0.44
1:E:411:LEU:HD23	1:E:429:LYS:CA	2.42	0.44
1:E:258:LEU:HD13	1:E:330:ASN:ND2	2.28	0.44
1:K:212:ARG:CD	1:K:220:MET:HG2	2.47	0.44
1:E:24:LEU:HD21	1:E:26:LEU:O	2.18	0.44
1:K:428:VAL:HG13	1:K:428:VAL:O	2.17	0.44
1:H:596:PHE:CD1	1:H:597:PRO:HA	2.53	0.44
1:G:596:PHE:CD1	1:G:597:PRO:HA	2.53	0.44
1:L:68:ASP:OD1	1:L:71:ASP:HB2	2.17	0.44
1:H:490:LEU:HD12	1:H:490:LEU:N	2.31	0.44
1:J:77:GLU:HA	1:J:80:ARG:HH21	1.83	0.44
1:I:103:LYS:HB2	1:I:526:ASP:O	2.17	0.44
1:E:96:VAL:CG1	1:E:105:ILE:HG23	2.47	0.44
1:E:19:LEU:CD2	1:E:80:ARG:CG	2.95	0.44
1:E:76:CYS:HG	1:E:88:PHE:HE1	1.62	0.44
1:F:33:LEU:HD11	1:F:75:LEU:HD11	1.92	0.44
1:C:607:ALA:O	1:C:611:LEU:HD12	2.18	0.44
1:L:554:PHE:HD1	1:L:617:LEU:CD1	2.31	0.44
1:L:554:PHE:HD1	1:L:617:LEU:HD11	1.82	0.44
1:F:442:ILE:HG22	1:F:497:ILE:HB	1.96	0.44
1:F:9:LEU:CD1	1:F:69:PHE:HZ	2.17	0.44
1:F:99:ARG:HH11	1:F:99:ARG:HB2	1.82	0.44
1:E:55:GLU:CB	1:E:87:MET:SD	3.05	0.44
1:K:530:TYR:CD2	1:K:531:CYS:HB3	2.53	0.44

Continued on next page...

Continued from previous page...

Atom-1	Atom-2	Interatomic distance (Å)	Clash overlap (Å)
1:A:508:ILE:HD11	1:A:531:CYS:HA	1.99	0.44
1:A:530:TYR:CD2	1:A:531:CYS:HB3	2.53	0.44
1:H:428:VAL:O	1:H:428:VAL:HG13	2.17	0.44
1:D:98:HIS:NE2	1:D:190:LYS:CE	2.81	0.44
1:K:282:ILE:CG1	1:K:290:ILE:CG1	2.94	0.44
1:D:10:MET:CB	1:D:11:PRO:HD3	2.48	0.44
1:G:231:GLU:O	1:G:249:ARG:NH1	2.49	0.44
1:G:276:ALA:HB1	1:G:282:ILE:HG22	1.99	0.44
1:A:282:ILE:HD11	1:A:290:ILE:HD11	2.00	0.44
1:C:281:TYR:OH	1:F:289:LYS:NZ	2.50	0.44
1:I:212:ARG:CZ	1:I:220:MET:CE	2.95	0.44
1:A:398:LYS:HE2	1:A:398:LYS:CA	2.47	0.44
1:F:137:GLN:OE1	1:F:137:GLN:HA	2.16	0.44
1:I:197:PHE:CE1	1:I:201:HIS:CE1	3.05	0.44
1:F:24:LEU:HD21	1:F:26:LEU:O	2.18	0.44
1:M:197:PHE:CE1	1:M:201:HIS:CE1	3.05	0.44
1:J:596:PHE:CD1	1:J:597:PRO:HA	2.53	0.44
1:D:596:PHE:CD1	1:D:597:PRO:HA	2.53	0.44
1:L:596:PHE:CD1	1:L:597:PRO:HA	2.53	0.44
1:F:596:PHE:CD1	1:F:597:PRO:HA	2.53	0.44
1:I:284:ASP:OD1	1:I:312:LYS:HB3	2.18	0.44
1:A:8:ARG:HH21	1:A:69:PHE:HD2	1.65	0.44
1:J:33:LEU:HD11	1:J:75:LEU:HD11	1.92	0.44
1:M:88:PHE:HD1	1:M:91:ALA:HB3	1.82	0.44
1:G:407:ILE:CG1	1:G:431:HIS:HB3	2.47	0.44
1:J:554:PHE:HD1	1:J:617:LEU:HD11	1.82	0.44
1:C:106:THR:HG22	1:C:107:VAL:O	2.18	0.44
1:C:108:PRO:HA	1:C:109:PRO:HD3	1.82	0.44
1:C:554:PHE:HD1	1:C:617:LEU:CD1	2.31	0.44
1:E:607:ALA:O	1:E:611:LEU:HD12	2.18	0.44
1:E:554:PHE:HD1	1:E:617:LEU:HD11	1.82	0.44
1:K:108:PRO:HA	1:K:109:PRO:HD3	1.82	0.44
1:K:76:CYS:HG	1:K:88:PHE:HE1	1.63	0.44
1:H:85:GLU:HG2	1:H:86:GLY:N	2.32	0.44
1:L:407:ILE:CG1	1:L:431:HIS:HB3	2.47	0.44
1:D:19:LEU:CD2	1:D:80:ARG:CB	2.94	0.44
1:D:85:GLU:HG2	1:D:86:GLY:N	2.32	0.44
1:D:96:VAL:CG1	1:D:105:ILE:HG23	2.47	0.44
1:D:607:ALA:O	1:D:611:LEU:HD12	2.18	0.44
1:D:554:PHE:HD1	1:D:617:LEU:HD11	1.81	0.44
1:I:442:ILE:HG22	1:I:497:ILE:HB	1.96	0.44

Continued on next page...

Continued from previous page...

Atom-1	Atom-2	Interatomic distance (Å)	Clash overlap (Å)
1:F:19:LEU:CD2	1:F:80:ARG:CD	2.95	0.44
1:J:530:TYR:CD2	1:J:531:CYS:SG	3.06	0.44
1:M:511:VAL:HG23	1:M:531:CYS:CB	2.47	0.44
1:G:530:TYR:CD2	1:G:531:CYS:HB3	2.53	0.44
1:E:530:TYR:CD2	1:E:531:CYS:HB3	2.53	0.44
1:A:428:VAL:O	1:A:428:VAL:HG13	2.17	0.44
1:K:282:ILE:HD11	1:K:290:ILE:HD11	2.00	0.44
1:L:404:THR:CG2	1:L:406:LEU:HD11	2.45	0.44
1:L:10:MET:CB	1:L:11:PRO:HD3	2.48	0.44
1:F:277:ILE:HA	1:F:292:LEU:CD1	2.48	0.44
1:D:371:HIS:NE2	1:D:375:PHE:CE1	2.85	0.44
1:F:192:ARG:HH21	1:F:594:MET:HE3	1.81	0.44
1:E:249:ARG:HG3	1:E:331:ILE:HG21	2.00	0.44
1:G:411:LEU:CD2	1:G:429:LYS:HA	2.41	0.44
1:D:558:THR:HG21	1:D:592:LYS:HZ2	1.80	0.44
1:A:212:ARG:CZ	1:A:220:MET:CE	2.95	0.44
1:D:379:THR:CG2	1:D:380:LYS:N	2.81	0.44
1:F:379:THR:HG22	1:F:380:LYS:H	1.81	0.44
1:K:379:THR:HG22	1:K:380:LYS:H	1.81	0.44
1:G:379:THR:CG2	1:G:380:LYS:N	2.81	0.44
1:D:197:PHE:CE1	1:D:201:HIS:CE1	3.05	0.44
1:L:250:PRO:HG3	1:M:332:THR:OG1	2.18	0.44
1:E:556:MET:CE	1:E:614:ASN:HD21	2.30	0.44
1:I:209:ASP:O	1:I:213:LEU:HD13	2.16	0.44
1:F:209:ASP:O	1:F:213:LEU:HD13	2.17	0.44
1:K:550:GLU:HG2	1:K:621:LYS:HD3	2.00	0.44
1:E:550:GLU:HG2	1:E:621:LYS:HD3	2.00	0.44
1:H:550:GLU:HG2	1:H:621:LYS:HD3	2.00	0.44
1:C:490:LEU:N	1:C:490:LEU:HD12	2.32	0.44
1:A:96:VAL:CG1	1:A:105:ILE:HG23	2.47	0.44
1:A:85:GLU:HG2	1:A:86:GLY:N	2.32	0.44
1:M:33:LEU:HD21	1:M:79:ALA:HB2	2.00	0.44
1:M:80:ARG:CB	1:M:88:PHE:HD2	2.30	0.44
1:G:33:LEU:HD23	1:G:79:ALA:HB2	1.98	0.44
1:M:554:PHE:HD1	1:M:617:LEU:CD1	2.31	0.44
1:L:117:ARG:HB3	1:L:117:ARG:HE	1.67	0.44
1:F:19:LEU:CD2	1:F:80:ARG:CG	2.95	0.44
1:M:530:TYR:CD2	1:M:531:CYS:HB3	2.53	0.44
1:K:530:TYR:CD2	1:K:531:CYS:SG	3.06	0.44
1:E:414:LEU:CB	1:E:426:VAL:HG23	2.28	0.44
1:L:530:TYR:CD2	1:L:531:CYS:HB3	2.53	0.44

Continued on next page...

Continued from previous page...

Atom-1	Atom-2	Interatomic distance (Å)	Clash overlap (Å)
1:D:270:ARG:O	1:D:274:LEU:HG	2.17	0.44
1:H:513:THR:N	1:H:516:GLN:HG3	2.16	0.44
1:K:300:ILE:HA	1:K:303:ASP:OD2	2.18	0.44
1:I:513:THR:N	1:I:516:GLN:HG3	2.16	0.44
1:E:303:ASP:OD2	1:E:312:LYS:NZ	2.51	0.44
1:L:284:ASP:OD1	1:L:312:LYS:HB3	2.18	0.44
1:G:411:LEU:HD21	1:G:429:LYS:HB2	1.97	0.44
1:E:212:ARG:CD	1:E:220:MET:HG2	2.47	0.44
1:I:212:ARG:CD	1:I:220:MET:HG2	2.47	0.44
1:C:149:ASN:OD1	1:G:467:LEU:HD11	2.17	0.44
1:A:197:PHE:CE1	1:A:201:HIS:CE1	3.05	0.44
1:G:556:MET:CE	1:G:614:ASN:HD21	2.30	0.44
1:J:268:ARG:O	1:J:272:ARG:HG3	2.17	0.44
1:G:200:MET:HE3	1:G:200:MET:HA	2.00	0.44
1:H:556:MET:CE	1:H:614:ASN:HD21	2.30	0.44
1:C:293:ASP:HB3	1:C:296:HIS:HB2	2.00	0.44
1:A:30:ASP:OD2	1:A:33:LEU:HD13	2.17	0.44
1:M:19:LEU:HD23	1:M:80:ARG:CB	2.43	0.44
1:H:554:PHE:HD1	1:H:617:LEU:CD1	2.31	0.44
1:G:20:THR:O	1:G:21:ARG:HB3	2.18	0.44
1:E:106:THR:HG22	1:E:107:VAL:O	2.18	0.44
1:L:106:THR:HG22	1:L:107:VAL:O	2.18	0.44
1:H:108:PRO:HA	1:H:109:PRO:HD3	1.81	0.44
1:L:36:VAL:CG1	1:L:59:LEU:HD21	2.47	0.44
1:I:407:ILE:CG1	1:I:431:HIS:HB3	2.47	0.44
1:K:20:THR:O	1:K:21:ARG:HB3	2.18	0.44
1:D:106:THR:HG22	1:D:107:VAL:O	2.18	0.44
1:F:617:LEU:N	1:F:617:LEU:HD12	2.30	0.44
1:D:540:LEU:CG	1:D:541:ILE:CD1	2.94	0.44
1:C:530:TYR:CD2	1:C:531:CYS:HB3	2.53	0.44
1:E:98:HIS:NE2	1:E:190:LYS:CE	2.80	0.44
1:H:406:LEU:HD12	1:H:406:LEU:N	2.31	0.44
1:E:306:GLU:HG2	1:E:307:SER:N	2.32	0.44
1:J:292:LEU:CD2	1:J:300:ILE:CD1	2.94	0.44
1:M:371:HIS:NE2	1:M:375:PHE:CE1	2.85	0.44
1:F:284:ASP:OD1	1:F:312:LYS:HB3	2.18	0.44
1:I:99:ARG:HH11	1:I:99:ARG:HB2	1.82	0.44
1:A:411:LEU:CD2	1:A:429:LYS:CB	2.95	0.44
1:C:411:LEU:CD2	1:C:429:LYS:CB	2.95	0.44
1:E:327:MET:HG3	1:E:328:MET:N	2.33	0.44
1:M:212:ARG:CD	1:M:220:MET:HG2	2.47	0.44

Continued on next page...

Continued from previous page...

Atom-1	Atom-2	Interatomic distance (Å)	Clash overlap (Å)
1:K:371:HIS:NE2	1:K:375:PHE:CE1	2.85	0.44
1:H:379:THR:CG2	1:H:380:LYS:N	2.81	0.44
1:F:266:MET:SD	1:F:323:TRP:HB2	2.57	0.44
1:K:379:THR:CG2	1:K:380:LYS:N	2.81	0.44
1:F:556:MET:CE	1:F:614:ASN:HD21	2.30	0.44
1:I:200:MET:O	1:I:200:MET:HE2	2.17	0.44
1:I:68:ASP:OD1	1:I:71:ASP:HB2	2.17	0.44
1:I:275:ASP:O	1:I:278:ASN:HB2	2.17	0.44
1:M:68:ASP:OD1	1:M:71:ASP:HB2	2.17	0.44
1:J:80:ARG:CB	1:J:88:PHE:HD2	2.30	0.44
1:H:540:LEU:HD23	1:H:541:ILE:CD1	2.46	0.44
1:J:540:LEU:HD23	1:J:541:ILE:CD1	2.46	0.44
1:J:607:ALA:O	1:J:611:LEU:HD12	2.17	0.44
1:J:108:PRO:HB3	1:J:514:PHE:CE2	2.53	0.44
1:L:106:THR:CG2	1:L:107:VAL:N	2.81	0.44
1:K:106:THR:CG2	1:K:107:VAL:N	2.81	0.44
1:H:113:VAL:CG2	1:H:114:PHE:CD2	2.96	0.44
1:D:554:PHE:HD1	1:D:617:LEU:CD1	2.31	0.44
1:F:85:GLU:HG2	1:F:86:GLY:N	2.32	0.44
1:L:98:HIS:NE2	1:L:190:LYS:CE	2.81	0.44
1:A:160:PHE:CD2	1:A:539:MET:HE3	2.53	0.44
1:M:282:ILE:HD11	1:M:290:ILE:HD11	2.00	0.44
1:A:284:ASP:OD1	1:A:312:LYS:HB3	2.18	0.44
1:D:411:LEU:CD2	1:D:429:LYS:CB	2.95	0.44
1:D:212:ARG:CD	1:D:220:MET:HG2	2.47	0.44
1:M:279:MET:HB3	1:M:281:TYR:CE2	2.53	0.44
1:G:261:VAL:HG12	1:G:262:ASP:N	2.33	0.44
1:L:24:LEU:HD21	1:L:26:LEU:O	2.18	0.44
1:D:219:ARG:HH22	1:D:465:ASP:CG	2.21	0.44
1:D:481:ILE:HG13	1:D:481:ILE:O	2.18	0.44
1:M:550:GLU:HG2	1:M:621:LYS:HD3	2.00	0.44
1:A:125:ASN:ND2	1:C:242:SER:O	2.51	0.44
1:K:596:PHE:CD1	1:K:597:PRO:HA	2.53	0.44
1:A:407:ILE:CG1	1:A:431:HIS:HB3	2.47	0.44
1:F:30:ASP:OD2	1:F:33:LEU:HD13	2.17	0.44
1:H:462:PRO:HD2	1:H:479:LEU:HB3	1.98	0.44
1:L:20:THR:O	1:L:21:ARG:HB3	2.18	0.44
1:F:36:VAL:CG1	1:F:59:LEU:HD21	2.47	0.44
1:K:512:ARG:HB3	1:K:516:GLN:CB	2.47	0.44
1:C:327:MET:HG3	1:C:328:MET:N	2.33	0.44
1:C:249:ARG:HG3	1:C:331:ILE:HG21	2.00	0.44

Continued on next page...

Continued from previous page...

Atom-1	Atom-2	Interatomic distance (Å)	Clash overlap (Å)
1:H:249:ARG:HG3	1:H:331:ILE:HG21	2.00	0.44
1:A:327:MET:HG3	1:A:328:MET:N	2.33	0.44
1:C:258:LEU:HD13	1:C:330:ASN:ND2	2.28	0.44
1:G:411:LEU:HD23	1:G:429:LYS:CA	2.42	0.44
1:A:161:ARG:HB2	1:A:161:ARG:NH1	2.33	0.44
1:C:212:ARG:CZ	1:C:220:MET:CE	2.95	0.44
1:J:398:LYS:HE2	1:J:398:LYS:CA	2.47	0.44
1:E:379:THR:HG22	1:E:380:LYS:H	1.81	0.44
1:K:151:LEU:O	1:K:153:PRO:HD3	2.18	0.44
1:M:209:ASP:O	1:M:213:LEU:HD13	2.17	0.44
1:H:219:ARG:HH22	1:H:465:ASP:CG	2.21	0.44
1:G:481:ILE:O	1:G:481:ILE:HG13	2.18	0.44
1:I:596:PHE:CD1	1:I:597:PRO:HA	2.53	0.44
1:G:550:GLU:HG2	1:G:621:LYS:HD3	2.00	0.44
1:C:556:MET:CE	1:C:614:ASN:HD21	2.30	0.44
1:E:596:PHE:CD1	1:E:597:PRO:HA	2.53	0.44
1:F:68:ASP:OD1	1:F:71:ASP:HB2	2.17	0.44
1:A:19:LEU:CD2	1:A:80:ARG:CB	2.93	0.43
1:A:20:THR:O	1:A:21:ARG:HB3	2.18	0.43
1:K:554:PHE:HD1	1:K:617:LEU:CD1	2.31	0.43
1:M:20:THR:O	1:M:21:ARG:HB3	2.18	0.43
1:J:554:PHE:HD1	1:J:617:LEU:CD1	2.31	0.43
1:C:19:LEU:CD2	1:C:80:ARG:CD	2.94	0.43
1:E:554:PHE:HD1	1:E:617:LEU:CD1	2.31	0.43
1:K:9:LEU:HD22	1:K:105:ILE:CG1	2.47	0.43
1:D:479:LEU:H	1:D:479:LEU:HD12	1.80	0.43
1:L:540:LEU:CG	1:L:541:ILE:CD1	2.94	0.43
1:C:530:TYR:CD2	1:C:531:CYS:SG	3.06	0.43
1:D:530:TYR:CD2	1:D:531:CYS:HB3	2.53	0.43
1:A:414:LEU:HB3	1:A:418:ILE:HD11	1.99	0.43
1:M:414:LEU:CB	1:M:426:VAL:HG23	2.28	0.43
1:I:428:VAL:HG13	1:I:428:VAL:O	2.17	0.43
1:F:405:THR:CG2	1:F:624:PHE:HD1	2.26	0.43
1:H:512:ARG:HB3	1:H:516:GLN:CB	2.47	0.43
1:E:160:PHE:CD2	1:E:539:MET:HE1	2.53	0.43
1:E:284:ASP:OD1	1:E:312:LYS:HB3	2.18	0.43
1:G:282:ILE:HD11	1:G:290:ILE:HD11	2.00	0.43
1:D:284:ASP:OD1	1:D:312:LYS:HB3	2.18	0.43
1:L:282:ILE:HD11	1:L:290:ILE:HD11	2.00	0.43
1:L:292:LEU:CD2	1:L:300:ILE:CD1	2.94	0.43
1:J:161:ARG:NH1	1:J:161:ARG:HB2	2.33	0.43

Continued on next page...

Continued from previous page...

Atom-1	Atom-2	Interatomic distance (Å)	Clash overlap (Å)
1:F:332:THR:HG23	1:F:333:ASP:N	2.33	0.43
1:D:556:MET:CE	1:D:614:ASN:HD21	2.30	0.43
1:L:550:GLU:HG2	1:L:621:LYS:HD3	2.00	0.43
1:H:337:ARG:HA	1:I:151:LEU:HB2	1.98	0.43
1:A:57:THR:HG23	1:A:58:GLU:N	2.34	0.43
1:A:60:TYR:CD1	1:A:94:VAL:HB	2.53	0.43
1:G:33:LEU:HD21	1:G:79:ALA:HB2	2.00	0.43
1:H:548:GLY:HA2	1:H:622:ILE:O	2.19	0.43
1:H:553:LEU:O	1:H:617:LEU:HA	2.19	0.43
1:I:554:PHE:HD1	1:I:617:LEU:CD1	2.31	0.43
1:D:393:VAL:HG12	1:D:394:SER:N	2.33	0.43
1:G:393:VAL:HG12	1:G:394:SER:N	2.33	0.43
1:E:393:VAL:HG12	1:E:394:SER:N	2.33	0.43
1:H:106:THR:HG22	1:H:107:VAL:O	2.18	0.43
1:D:462:PRO:HD2	1:D:479:LEU:HB3	1.98	0.43
1:L:428:VAL:HG13	1:L:428:VAL:O	2.17	0.43
1:E:57:THR:HG23	1:E:58:GLU:N	2.34	0.43
1:K:282:ILE:HG13	1:K:290:ILE:HG12	2.01	0.43
1:J:327:MET:HG3	1:J:328:MET:N	2.33	0.43
1:F:282:ILE:HD11	1:F:290:ILE:HD11	2.00	0.43
1:A:249:ARG:HG3	1:A:331:ILE:HG21	2.00	0.43
1:L:411:LEU:CD2	1:L:429:LYS:CB	2.95	0.43
1:K:254:SER:O	1:K:331:ILE:HD11	2.18	0.43
1:L:279:MET:HB3	1:L:281:TYR:CE2	2.53	0.43
1:C:556:MET:HE3	1:C:614:ASN:HD21	1.83	0.43
1:D:161:ARG:HB2	1:D:161:ARG:NH1	2.33	0.43
1:J:550:GLU:HG2	1:J:621:LYS:HD3	2.00	0.43
1:G:265:ASP:OD1	1:G:268:ARG:NH2	2.51	0.43
1:I:292:LEU:CD2	1:I:300:ILE:CD1	2.95	0.43
1:J:36:VAL:HG13	1:J:83:VAL:HG11	2.00	0.43
1:M:59:LEU:HB2	1:M:91:ALA:HB2	1.92	0.43
1:K:106:THR:HG22	1:K:107:VAL:O	2.18	0.43
1:K:85:GLU:HG2	1:K:86:GLY:N	2.32	0.43
1:G:108:PRO:HA	1:G:109:PRO:HD3	1.81	0.43
1:D:106:THR:CG2	1:D:107:VAL:N	2.81	0.43
1:D:20:THR:O	1:D:21:ARG:HB3	2.18	0.43
1:D:55:GLU:OE1	1:D:87:MET:HE1	2.18	0.43
1:D:620:ILE:H	1:D:620:ILE:CD1	2.25	0.43
1:A:17:THR:HG1	1:A:241:VAL:HG12	1.82	0.43
1:G:428:VAL:HG13	1:G:428:VAL:O	2.17	0.43
1:D:222:PRO:HB3	1:D:366:ASN:HD21	1.84	0.43

Continued on next page...

Continued from previous page...

Atom-1	Atom-2	Interatomic distance (Å)	Clash overlap (Å)
1:J:222:PRO:HB3	1:J:366:ASN:HD21	1.84	0.43
1:H:414:LEU:HB3	1:H:418:ILE:HD11	1.99	0.43
1:I:240:LEU:N	1:I:240:LEU:CD2	2.82	0.43
1:E:405:THR:CG2	1:E:624:PHE:HD1	2.26	0.43
1:K:292:LEU:HG	1:K:300:ILE:HD11	1.99	0.43
1:E:282:ILE:HG12	1:E:290:ILE:HG12	1.97	0.43
1:J:282:ILE:HG13	1:J:290:ILE:HG12	2.00	0.43
1:G:284:ASP:OD1	1:G:312:LYS:HB3	2.18	0.43
1:G:327:MET:HG3	1:G:328:MET:N	2.33	0.43
1:A:172:HIS:CE1	1:A:532:SER:CB	2.98	0.43
1:C:192:ARG:HH21	1:C:594:MET:HE3	1.83	0.43
1:C:192:ARG:HH22	1:C:594:MET:HG3	1.80	0.43
1:K:411:LEU:CD2	1:K:429:LYS:HA	2.41	0.43
1:G:212:ARG:CD	1:G:220:MET:HG2	2.47	0.43
1:M:266:MET:SD	1:M:323:TRP:HB2	2.57	0.43
1:A:24:LEU:HD21	1:A:26:LEU:O	2.18	0.43
1:H:529:GLU:HB3	1:H:574:CYS:SG	2.58	0.43
1:F:550:GLU:HG2	1:F:621:LYS:HD3	2.00	0.43
1:I:332:THR:HG23	1:I:333:ASP:N	2.34	0.43
1:J:69:PHE:HE1	1:J:102:CYS:SG	2.41	0.43
1:J:88:PHE:HD1	1:J:91:ALA:HB3	1.81	0.43
1:M:84:ASN:ND2	1:M:87:MET:HE2	2.34	0.43
1:L:393:VAL:HG12	1:L:394:SER:N	2.33	0.43
1:M:607:ALA:O	1:M:611:LEU:HD12	2.18	0.43
1:J:10:MET:CB	1:J:11:PRO:HD3	2.48	0.43
1:C:96:VAL:CG1	1:C:105:ILE:HG23	2.47	0.43
1:H:106:THR:CG2	1:H:107:VAL:N	2.81	0.43
1:J:393:VAL:HG12	1:J:394:SER:N	2.33	0.43
1:F:554:PHE:HD1	1:F:617:LEU:CD1	2.31	0.43
1:I:393:VAL:HG12	1:I:394:SER:N	2.34	0.43
1:F:106:THR:HG22	1:F:107:VAL:O	2.18	0.43
1:K:270:ARG:HB3	1:K:270:ARG:HE	1.71	0.43
1:I:57:THR:HG23	1:I:58:GLU:N	2.33	0.43
1:C:160:PHE:CD2	1:C:539:MET:HE3	2.53	0.43
1:H:274:LEU:HD23	1:H:277:ILE:HD12	2.00	0.43
1:H:332:THR:HG23	1:H:333:ASP:N	2.33	0.43
1:M:284:ASP:OD1	1:M:312:LYS:HB3	2.18	0.43
1:D:198:PHE:CE1	1:D:368:PHE:CB	3.02	0.43
1:D:332:THR:HG23	1:D:333:ASP:N	2.33	0.43
1:C:161:ARG:NH1	1:C:161:ARG:HB2	2.33	0.43
1:M:212:ARG:CZ	1:M:220:MET:HE3	2.47	0.43

Continued on next page...

Continued from previous page...

Atom-1	Atom-2	Interatomic distance (Å)	Clash overlap (Å)
1:D:24:LEU:HD21	1:D:26:LEU:O	2.18	0.43
1:I:292:LEU:HB3	1:I:371:HIS:CE1	2.39	0.43
1:I:331:ILE:CG2	1:I:332:THR:N	2.82	0.43
1:A:554:PHE:HD1	1:A:617:LEU:CD1	2.31	0.43
1:A:553:LEU:O	1:A:617:LEU:HA	2.19	0.43
1:K:553:LEU:O	1:K:617:LEU:HA	2.19	0.43
1:L:479:LEU:H	1:L:479:LEU:HD12	1.80	0.43
1:L:19:LEU:CD2	1:L:80:ARG:CD	2.94	0.43
1:A:467:LEU:HD12	1:D:150:ILE:O	2.18	0.43
1:L:548:GLY:HA2	1:L:622:ILE:O	2.19	0.43
1:L:607:ALA:O	1:L:611:LEU:HD12	2.18	0.43
1:L:553:LEU:O	1:L:617:LEU:HA	2.19	0.43
1:E:36:VAL:CG1	1:E:59:LEU:HD21	2.47	0.43
1:E:292:LEU:HB3	1:E:371:HIS:CE1	2.39	0.43
1:E:303:ASP:O	1:E:305:ILE:N	2.52	0.43
1:G:292:LEU:CD2	1:G:300:ILE:CD1	2.94	0.43
1:M:198:PHE:CE1	1:M:368:PHE:CB	3.02	0.43
1:M:258:LEU:HD13	1:M:330:ASN:ND2	2.28	0.43
1:A:192:ARG:HH21	1:A:594:MET:HE3	1.81	0.43
1:H:212:ARG:CD	1:H:220:MET:HG2	2.47	0.43
1:G:332:THR:HG23	1:G:333:ASP:N	2.34	0.43
1:I:379:THR:CG2	1:I:380:LYS:N	2.81	0.43
1:M:161:ARG:HB2	1:M:161:ARG:NH1	2.33	0.43
1:I:550:GLU:HG2	1:I:621:LYS:HD3	2.00	0.43
1:C:481:ILE:O	1:C:481:ILE:HG13	2.18	0.43
1:I:282:ILE:HD11	1:I:290:ILE:HD11	2.00	0.43
1:A:106:THR:HG22	1:A:107:VAL:O	2.18	0.43
1:I:607:ALA:O	1:I:611:LEU:HD12	2.18	0.43
1:J:395:ILE:CD1	1:J:620:ILE:CG2	2.95	0.43
1:K:117:ARG:HE	1:K:117:ARG:HB3	1.67	0.43
1:G:554:PHE:HD1	1:G:617:LEU:CD1	2.31	0.43
1:G:553:LEU:O	1:G:617:LEU:HA	2.19	0.43
1:C:407:ILE:CG1	1:C:431:HIS:HB3	2.47	0.43
1:F:548:GLY:HA2	1:F:622:ILE:O	2.19	0.43
1:E:20:THR:O	1:E:21:ARG:HB3	2.18	0.43
1:G:530:TYR:CD2	1:G:531:CYS:SG	3.06	0.43
1:E:428:VAL:O	1:E:428:VAL:HG13	2.17	0.43
1:D:530:TYR:CD2	1:D:531:CYS:SG	3.06	0.43
1:A:240:LEU:CD2	1:A:240:LEU:N	2.82	0.43
1:H:116:ASP:HA	1:H:124:ILE:HD13	2.00	0.43
1:E:282:ILE:HD11	1:E:290:ILE:HD11	2.00	0.43

Continued on next page...

Continued from previous page...

Atom-1	Atom-2	Interatomic distance (Å)	Clash overlap (Å)
1:E:282:ILE:HG13	1:E:290:ILE:HG12	2.01	0.43
1:H:327:MET:HG3	1:H:328:MET:N	2.33	0.43
1:H:331:ILE:CG2	1:H:332:THR:N	2.82	0.43
1:M:327:MET:HG3	1:M:328:MET:N	2.33	0.43
1:F:198:PHE:CE1	1:F:368:PHE:CB	3.02	0.43
1:E:331:ILE:CG2	1:E:332:THR:N	2.82	0.43
1:M:192:ARG:HH22	1:M:594:MET:HG3	1.80	0.43
1:C:222:PRO:HB3	1:C:366:ASN:HD21	1.84	0.43
1:I:12:LEU:HD22	1:I:80:ARG:HH22	1.83	0.43
1:A:526:ASP:CG	1:A:573:VAL:HG23	2.38	0.43
1:K:198:PHE:CE1	1:K:368:PHE:CB	3.02	0.43
1:M:201:HIS:HA	1:M:204:MET:HE3	2.00	0.43
1:C:550:GLU:HG2	1:C:621:LYS:HD3	2.00	0.43
1:I:481:ILE:HG13	1:I:481:ILE:O	2.18	0.43
1:I:327:MET:HG3	1:I:328:MET:N	2.33	0.43
1:I:356:ILE:HG13	1:I:357:PHE:N	2.34	0.43
1:G:80:ARG:CB	1:G:88:PHE:HD2	2.30	0.43
1:E:548:GLY:HA2	1:E:622:ILE:O	2.19	0.43
1:C:87:MET:HB3	1:C:87:MET:HE2	1.85	0.43
1:M:117:ARG:HB3	1:M:117:ARG:HE	1.67	0.43
1:H:98:HIS:NE2	1:H:190:LYS:CE	2.81	0.43
1:E:160:PHE:CD2	1:E:539:MET:HE3	2.54	0.43
1:H:356:ILE:HG13	1:H:357:PHE:N	2.34	0.43
1:D:292:LEU:CD2	1:D:300:ILE:CD1	2.94	0.43
1:L:327:MET:HG3	1:L:328:MET:N	2.33	0.43
1:A:332:THR:HG23	1:A:333:ASP:N	2.34	0.43
1:C:411:LEU:CD2	1:C:429:LYS:HA	2.41	0.43
1:E:332:THR:HG23	1:E:333:ASP:N	2.33	0.43
1:M:192:ARG:HH21	1:M:594:MET:HE3	1.81	0.43
1:J:332:THR:HG23	1:J:333:ASP:N	2.34	0.43
1:J:331:ILE:CG2	1:J:332:THR:N	2.82	0.43
1:A:526:ASP:CG	1:A:573:VAL:CG2	2.86	0.43
1:I:261:VAL:CG1	1:I:262:ASP:N	2.82	0.43
1:M:332:THR:HG23	1:M:333:ASP:N	2.34	0.43
1:L:161:ARG:HB2	1:L:161:ARG:NH1	2.33	0.43
1:A:540:LEU:CG	1:A:541:ILE:CD1	2.94	0.43
1:K:438:PHE:HE1	1:K:440:TYR:HH	1.64	0.43
1:J:36:VAL:CG1	1:J:83:VAL:HG11	2.49	0.43
1:M:175:ILE:CG2	1:M:528:THR:HG21	2.46	0.43
1:I:620:ILE:H	1:I:620:ILE:CD1	2.25	0.43
1:M:553:LEU:O	1:M:617:LEU:HA	2.19	0.43

Continued on next page...

Continued from previous page...

Atom-1	Atom-2	Interatomic distance (Å)	Clash overlap (Å)
1:H:393:VAL:HG12	1:H:394:SER:N	2.33	0.43
1:H:96:VAL:CG1	1:H:105:ILE:HG23	2.47	0.43
1:K:32:ARG:HB2	1:K:33:LEU:HD12	2.01	0.43
1:G:620:ILE:N	1:G:620:ILE:CD1	2.82	0.43
1:M:108:PRO:HA	1:M:109:PRO:HD3	1.81	0.43
1:L:620:ILE:CD1	1:L:620:ILE:H	2.25	0.43
1:D:428:VAL:O	1:D:428:VAL:HG13	2.17	0.43
1:A:433:LEU:HD21	1:A:543:ARG:HA	2.01	0.43
1:J:405:THR:HG22	1:J:624:PHE:HA	1.96	0.43
1:M:513:THR:HG23	1:M:516:GLN:N	2.25	0.43
1:E:433:LEU:HD21	1:E:543:ARG:HA	2.01	0.43
1:L:405:THR:HG22	1:L:624:PHE:HA	1.96	0.43
1:C:433:LEU:HD21	1:C:543:ARG:HA	2.01	0.43
1:C:198:PHE:CE1	1:C:368:PHE:CB	3.02	0.43
1:J:282:ILE:HD11	1:J:290:ILE:HD11	2.00	0.43
1:G:10:MET:CB	1:G:11:PRO:HD3	2.48	0.43
1:G:282:ILE:HG12	1:G:290:ILE:HG13	2.01	0.43
1:F:292:LEU:CD2	1:F:300:ILE:CD1	2.94	0.43
1:F:161:ARG:HB2	1:F:161:ARG:NH1	2.33	0.43
1:K:161:ARG:NH1	1:K:161:ARG:HB2	2.33	0.43
1:E:385:PHE:CD2	1:E:388:VAL:HG21	2.54	0.43
1:J:558:THR:CG2	1:J:559:ASP:N	2.82	0.43
1:C:268:ARG:O	1:C:272:ARG:HG3	2.19	0.43
1:I:300:ILE:HG22	1:I:312:LYS:HZ1	1.83	0.43
1:A:32:ARG:HB2	1:A:33:LEU:HD12	2.01	0.43
1:G:77:GLU:HA	1:G:80:ARG:HH21	1.83	0.43
1:L:76:CYS:HG	1:L:88:PHE:HE1	1.62	0.43
1:A:337:ARG:HA	1:C:151:LEU:CD2	2.46	0.43
1:F:20:THR:O	1:F:21:ARG:HB3	2.18	0.43
1:A:164:ILE:CG2	1:A:165:GLY:N	2.82	0.43
1:D:548:GLY:HA2	1:D:622:ILE:O	2.19	0.43
1:A:240:LEU:HD23	1:A:241:VAL:HG13	2.00	0.43
1:I:240:LEU:HD23	1:I:241:VAL:HG13	2.00	0.43
1:L:57:THR:HG23	1:L:58:GLU:N	2.34	0.43
1:C:98:HIS:NE2	1:C:190:LYS:CE	2.82	0.43
1:A:160:PHE:CD2	1:A:539:MET:HE1	2.54	0.43
1:J:433:LEU:HD21	1:J:543:ARG:HA	2.01	0.43
1:I:39:LEU:HD23	1:I:84:ASN:ND2	2.34	0.43
1:H:198:PHE:CE1	1:H:368:PHE:CB	3.02	0.43
1:G:324:GLY:O	1:G:327:MET:HG2	2.19	0.43
1:D:282:ILE:HD11	1:D:290:ILE:HD11	2.00	0.43

Continued on next page...

Continued from previous page...

Atom-1	Atom-2	Interatomic distance (Å)	Clash overlap (Å)
1:D:249:ARG:HG3	1:D:331:ILE:HG21	2.00	0.43
1:L:324:GLY:O	1:L:327:MET:HG2	2.19	0.43
1:A:282:ILE:HG13	1:A:290:ILE:HG12	2.01	0.43
1:L:411:LEU:HD23	1:L:429:LYS:CA	2.42	0.43
1:G:222:PRO:HB3	1:G:366:ASN:HD21	1.84	0.43
1:E:558:THR:CG2	1:E:559:ASP:N	2.82	0.43
1:F:379:THR:CG2	1:F:380:LYS:N	2.81	0.43
1:M:379:THR:CG2	1:M:380:LYS:N	2.81	0.43
1:L:332:THR:HG23	1:L:333:ASP:N	2.34	0.43
1:G:161:ARG:HB2	1:G:161:ARG:NH1	2.33	0.43
1:M:596:PHE:CD1	1:M:597:PRO:HA	2.53	0.43
1:E:68:ASP:OD1	1:E:71:ASP:HB2	2.17	0.43
1:H:272:ARG:NH1	1:H:316:TYR:O	2.51	0.43
1:J:19:LEU:HD11	1:J:80:ARG:HH11	1.84	0.43
1:H:164:ILE:CG2	1:H:165:GLY:N	2.82	0.43
1:F:36:VAL:CG2	1:F:37:GLY:N	2.82	0.43
1:E:113:VAL:CG2	1:E:114:PHE:CD2	2.96	0.43
1:F:403:ILE:HG23	1:F:403:ILE:O	2.19	0.43
1:F:96:VAL:CG1	1:F:105:ILE:HG23	2.47	0.43
1:A:241:VAL:HG23	1:A:242:SER:N	2.34	0.43
1:J:363:PHE:HA	1:J:366:ASN:ND2	2.34	0.43
1:C:428:VAL:O	1:C:428:VAL:HG13	2.17	0.43
1:K:363:PHE:HA	1:K:366:ASN:ND2	2.34	0.43
1:I:115:PRO:HD3	1:I:417:GLY:HA3	2.01	0.43
1:J:160:PHE:CD2	1:J:539:MET:HE1	2.54	0.43
1:C:284:ASP:OD1	1:C:312:LYS:HB3	2.18	0.43
1:C:324:GLY:O	1:C:327:MET:HG2	2.19	0.43
1:A:10:MET:CB	1:A:11:PRO:HD3	2.48	0.43
1:F:327:MET:HG3	1:F:328:MET:N	2.33	0.43
1:D:254:SER:O	1:D:331:ILE:HD11	2.18	0.43
1:D:356:ILE:HG13	1:D:357:PHE:N	2.34	0.43
1:C:10:MET:CB	1:C:11:PRO:HD3	2.48	0.43
1:K:327:MET:HG3	1:K:328:MET:N	2.33	0.43
1:K:249:ARG:HG3	1:K:331:ILE:HG21	2.00	0.43
1:C:363:PHE:HA	1:C:366:ASN:ND2	2.34	0.43
1:I:222:PRO:HB3	1:I:366:ASN:HD21	1.84	0.43
1:D:385:PHE:CD2	1:D:388:VAL:HG21	2.54	0.43
1:H:33:LEU:HD22	1:H:79:ALA:HB1	2.01	0.43
1:M:24:LEU:HD21	1:M:26:LEU:O	2.18	0.43
1:K:481:ILE:O	1:K:481:ILE:HG13	2.18	0.43
1:E:481:ILE:HG13	1:E:481:ILE:O	2.18	0.43

Continued on next page...

Continued from previous page...

Atom-1	Atom-2	Interatomic distance (Å)	Clash overlap (Å)
1:A:481:ILE:O	1:A:481:ILE:HG13	2.18	0.43
1:M:523:VAL:N	1:M:524:SER:HA	2.34	0.43
1:J:481:ILE:O	1:J:481:ILE:HG13	2.18	0.43
1:I:282:ILE:CG1	1:I:290:ILE:CG1	2.94	0.42
1:K:403:ILE:O	1:K:403:ILE:HG23	2.19	0.42
1:J:36:VAL:CG2	1:J:37:GLY:N	2.82	0.42
1:G:36:VAL:CG1	1:G:83:VAL:HG11	2.49	0.42
1:G:36:VAL:HG13	1:G:83:VAL:HG11	2.00	0.42
1:I:479:LEU:N	1:I:479:LEU:CD1	2.82	0.42
1:L:479:LEU:CD1	1:L:479:LEU:N	2.82	0.42
1:F:30:ASP:CG	1:F:33:LEU:HD13	2.40	0.42
1:C:114:PHE:HB2	1:C:117:ARG:CD	2.49	0.42
1:F:115:PRO:HD3	1:F:417:GLY:HA3	2.01	0.42
1:F:414:LEU:CB	1:F:426:VAL:HG23	2.28	0.42
1:K:222:PRO:HB3	1:K:366:ASN:HD21	1.84	0.42
1:I:241:VAL:HG23	1:I:242:SER:N	2.33	0.42
1:C:282:ILE:HG13	1:C:290:ILE:CG1	2.49	0.42
1:C:292:LEU:CD2	1:C:300:ILE:CD1	2.94	0.42
1:H:284:ASP:OD1	1:H:312:LYS:HB3	2.18	0.42
1:D:327:MET:HG3	1:D:328:MET:N	2.33	0.42
1:L:198:PHE:CE1	1:L:368:PHE:CB	3.02	0.42
1:K:10:MET:CB	1:K:11:PRO:HD3	2.48	0.42
1:A:198:PHE:CE1	1:A:368:PHE:CB	3.02	0.42
1:I:99:ARG:NH1	1:I:102:CYS:SG	2.91	0.42
1:K:356:ILE:HG13	1:K:357:PHE:N	2.34	0.42
1:E:411:LEU:CD2	1:E:429:LYS:CB	2.95	0.42
1:I:257:ASP:OD1	1:I:262:ASP:HB2	2.19	0.42
1:H:363:PHE:HA	1:H:366:ASN:ND2	2.34	0.42
1:H:268:ARG:O	1:H:272:ARG:HG3	2.19	0.42
1:I:161:ARG:NH1	1:I:161:ARG:HB2	2.34	0.42
1:A:550:GLU:HG2	1:A:621:LYS:HD3	2.00	0.42
1:H:250:PRO:CB	1:H:253:TYR:HE1	2.31	0.42
1:I:198:PHE:CE1	1:I:368:PHE:CB	3.02	0.42
1:D:253:TYR:CE2	1:E:250:PRO:HG2	2.53	0.42
1:A:620:ILE:N	1:A:620:ILE:CD1	2.82	0.42
1:J:32:ARG:HB2	1:J:33:LEU:HD12	2.01	0.42
1:M:87:MET:HB3	1:M:87:MET:HE3	1.84	0.42
1:C:393:VAL:HG12	1:C:394:SER:N	2.33	0.42
1:J:407:ILE:CG1	1:J:431:HIS:HB3	2.47	0.42
1:C:540:LEU:CG	1:C:541:ILE:CD1	2.94	0.42
1:C:553:LEU:O	1:C:617:LEU:HA	2.19	0.42

Continued on next page...

Continued from previous page...

Atom-1	Atom-2	Interatomic distance (Å)	Clash overlap (Å)
1:E:117:ARG:HB3	1:E:117:ARG:HE	1.67	0.42
1:I:114:PHE:HB2	1:I:117:ARG:CD	2.49	0.42
1:F:106:THR:CG2	1:F:107:VAL:N	2.81	0.42
1:F:118:PHE:CD1	1:F:118:PHE:N	2.87	0.42
1:G:512:ARG:HH21	1:G:523:VAL:HG11	1.84	0.42
1:C:160:PHE:CD2	1:C:539:MET:HE1	2.54	0.42
1:E:277:ILE:HA	1:E:292:LEU:HD11	2.00	0.42
1:E:121:ALA:CB	1:E:238:THR:CG2	2.95	0.42
1:E:49:HIS:HB3	1:E:52:HIS:CD2	2.51	0.42
1:J:198:PHE:CE1	1:J:368:PHE:CB	3.02	0.42
1:G:356:ILE:HG13	1:G:357:PHE:N	2.34	0.42
1:F:284:ASP:O	1:F:287:ASN:HA	2.19	0.42
1:D:305:ILE:CG2	1:D:306:GLU:N	2.82	0.42
1:A:254:SER:O	1:A:331:ILE:HD11	2.18	0.42
1:A:324:GLY:O	1:A:327:MET:HG2	2.19	0.42
1:G:192:ARG:HH21	1:G:594:MET:HE3	1.84	0.42
1:A:385:PHE:CD2	1:A:388:VAL:HG21	2.54	0.42
1:J:385:PHE:CD2	1:J:388:VAL:HG21	2.54	0.42
1:E:398:LYS:CA	1:E:398:LYS:HE2	2.47	0.42
1:F:398:LYS:HE2	1:F:398:LYS:CA	2.47	0.42
1:C:558:THR:CG2	1:C:559:ASP:N	2.82	0.42
1:A:363:PHE:HA	1:A:366:ASN:ND2	2.34	0.42
1:F:481:ILE:O	1:F:481:ILE:HG13	2.18	0.42
1:H:481:ILE:HG13	1:H:481:ILE:O	2.18	0.42
1:E:161:ARG:NH1	1:E:161:ARG:HB2	2.33	0.42
1:I:282:ILE:HG13	1:I:290:ILE:HG12	2.01	0.42
1:A:61:VAL:CG2	1:A:62:ALA:N	2.83	0.42
1:A:541:ILE:CD1	1:A:541:ILE:N	2.83	0.42
1:J:30:ASP:CG	1:J:33:LEU:HD13	2.39	0.42
1:I:403:ILE:O	1:I:403:ILE:HG23	2.19	0.42
1:C:6:GLN:NE2	1:C:105:ILE:HA	2.35	0.42
1:L:39:LEU:HD11	1:L:43:THR:OG1	2.20	0.42
1:D:30:ASP:CG	1:D:33:LEU:HD13	2.40	0.42
1:G:548:GLY:HA2	1:G:622:ILE:O	2.19	0.42
1:K:87:MET:HE2	1:K:87:MET:HB3	1.83	0.42
1:E:118:PHE:N	1:E:118:PHE:CD1	2.87	0.42
1:F:553:LEU:O	1:F:617:LEU:HA	2.19	0.42
1:D:115:PRO:HD3	1:D:417:GLY:HA3	2.01	0.42
1:C:262:ASP:OD1	1:C:264:GLN:HB3	2.19	0.42
1:L:57:THR:CG2	1:L:58:GLU:N	2.82	0.42
1:C:57:THR:CG2	1:C:58:GLU:N	2.83	0.42

Continued on next page...

Continued from previous page...

Atom-1	Atom-2	Interatomic distance (Å)	Clash overlap (Å)
1:I:98:HIS:NE2	1:I:190:LYS:CE	2.82	0.42
1:H:405:THR:HG22	1:H:624:PHE:HA	1.96	0.42
1:G:433:LEU:HD21	1:G:543:ARG:HA	2.01	0.42
1:L:49:HIS:HB3	1:L:52:HIS:CD2	2.51	0.42
1:J:284:ASP:OD1	1:J:312:LYS:HB3	2.18	0.42
1:M:356:ILE:HG13	1:M:357:PHE:N	2.34	0.42
1:F:282:ILE:HG13	1:F:290:ILE:HG12	2.01	0.42
1:F:356:ILE:HG13	1:F:357:PHE:N	2.34	0.42
1:L:356:ILE:HG13	1:L:357:PHE:N	2.34	0.42
1:A:300:ILE:HG22	1:A:312:LYS:HZ1	1.83	0.42
1:I:267:VAL:HG13	1:I:270:ARG:NH1	2.35	0.42
1:M:385:PHE:CD2	1:M:388:VAL:HG21	2.54	0.42
1:M:558:THR:HG21	1:M:592:LYS:HZ1	1.84	0.42
1:F:157:LEU:N	1:F:157:LEU:CD1	2.83	0.42
1:H:82:ILE:CG2	1:H:83:VAL:N	2.82	0.42
1:L:363:PHE:HA	1:L:366:ASN:ND2	2.34	0.42
1:H:161:ARG:NH1	1:H:161:ARG:HB2	2.33	0.42
1:I:285:LYS:HE2	1:I:315:GLU:HG2	2.00	0.42
1:A:30:ASP:CG	1:A:33:LEU:HD13	2.40	0.42
1:A:57:THR:CG2	1:A:58:GLU:N	2.83	0.42
1:A:403:ILE:HG23	1:A:403:ILE:O	2.19	0.42
1:K:541:ILE:CD1	1:K:541:ILE:N	2.83	0.42
1:E:32:ARG:HB2	1:E:33:LEU:HD12	2.01	0.42
1:I:528:THR:HG22	1:I:584:ARG:NE	2.35	0.42
1:E:92:VAL:CG2	1:E:93:SER:N	2.83	0.42
1:I:553:LEU:O	1:I:617:LEU:HA	2.19	0.42
1:J:113:VAL:CG2	1:J:114:PHE:CD2	2.96	0.42
1:L:13:PHE:HB2	1:L:108:PRO:HG2	2.02	0.42
1:C:548:GLY:HA2	1:C:622:ILE:O	2.19	0.42
1:D:32:ARG:HB2	1:D:33:LEU:HD12	2.01	0.42
1:D:13:PHE:HB2	1:D:108:PRO:HG2	2.02	0.42
1:A:114:PHE:HB2	1:A:117:ARG:CD	2.49	0.42
1:K:479:LEU:N	1:K:479:LEU:CD1	2.82	0.42
1:F:403:ILE:HG23	1:F:622:ILE:HG23	2.02	0.42
1:E:479:LEU:CD1	1:E:479:LEU:N	2.82	0.42
1:E:115:PRO:O	1:E:119:VAL:HG22	2.20	0.42
1:F:414:LEU:HB3	1:F:418:ILE:HD11	1.99	0.42
1:J:115:PRO:HD3	1:J:417:GLY:HA3	2.01	0.42
1:L:61:VAL:CG2	1:L:62:ALA:N	2.83	0.42
1:D:57:THR:CG2	1:D:58:GLU:N	2.83	0.42
1:C:538:HIS:CD2	1:C:539:MET:HG2	2.55	0.42

Continued on next page...

Continued from previous page...

Atom-1	Atom-2	Interatomic distance (Å)	Clash overlap (Å)
1:M:292:LEU:HB3	1:M:371:HIS:CE1	2.39	0.42
1:D:300:ILE:HG22	1:D:312:LYS:HZ3	1.84	0.42
1:D:324:GLY:O	1:D:327:MET:HG2	2.19	0.42
1:D:331:ILE:CG2	1:D:332:THR:N	2.82	0.42
1:K:331:ILE:CG2	1:K:332:THR:N	2.82	0.42
1:L:385:PHE:CD2	1:L:388:VAL:HG21	2.54	0.42
1:M:281:TYR:CD1	1:M:289:LYS:HG3	2.55	0.42
1:L:379:THR:CG2	1:L:380:LYS:N	2.81	0.42
1:C:82:ILE:CG2	1:C:83:VAL:N	2.83	0.42
1:G:24:LEU:HD21	1:G:26:LEU:O	2.18	0.42
1:K:24:LEU:HD21	1:K:26:LEU:O	2.18	0.42
1:H:437:PRO:HB3	1:H:501:HIS:CD2	2.55	0.42
1:C:201:HIS:HA	1:C:204:MET:HE3	2.01	0.42
1:C:200:MET:HA	1:C:200:MET:HE3	2.01	0.42
1:K:620:ILE:N	1:K:620:ILE:CD1	2.82	0.42
1:I:528:THR:HG21	1:I:573:VAL:HG21	1.98	0.42
1:I:528:THR:HB	1:I:529:GLU:H	1.34	0.42
1:I:540:LEU:CG	1:I:541:ILE:CD1	2.94	0.42
1:I:403:ILE:HG23	1:I:622:ILE:HG23	2.02	0.42
1:C:611:LEU:N	1:C:611:LEU:HD12	2.35	0.42
1:H:89:VAL:CG1	1:H:90:TYR:N	2.83	0.42
1:L:164:ILE:CG2	1:L:165:GLY:N	2.82	0.42
1:G:117:ARG:HE	1:G:117:ARG:HB3	1.67	0.42
1:M:13:PHE:HB2	1:M:108:PRO:HG2	2.02	0.42
1:M:393:VAL:HG12	1:M:394:SER:N	2.33	0.42
1:F:393:VAL:HG12	1:F:394:SER:N	2.34	0.42
1:A:115:PRO:O	1:A:119:VAL:HG22	2.20	0.42
1:K:166:ILE:HG22	1:K:352:LEU:HD13	1.89	0.42
1:L:433:LEU:HD21	1:L:543:ARG:HA	2.01	0.42
1:L:538:HIS:CD2	1:L:539:MET:HG2	2.55	0.42
1:C:255:ILE:HG12	1:C:327:MET:SD	2.59	0.42
1:K:44:LEU:CD2	1:K:341:ASN:HB3	2.50	0.42
1:J:305:ILE:CG2	1:J:306:GLU:N	2.82	0.42
1:H:305:ILE:CG2	1:H:306:GLU:N	2.82	0.42
1:G:198:PHE:CE1	1:G:368:PHE:CB	3.02	0.42
1:F:305:ILE:CG2	1:F:306:GLU:N	2.82	0.42
1:K:7:ALA:HA	1:K:10:MET:HE2	1.99	0.42
1:K:332:THR:HG23	1:K:333:ASP:N	2.33	0.42
1:G:385:PHE:CD2	1:G:388:VAL:HG21	2.54	0.42
1:D:208:TYR:HE2	1:D:212:ARG:HD2	1.85	0.42
1:J:379:THR:CG2	1:J:380:LYS:N	2.81	0.42

Continued on next page...

Continued from previous page...

Atom-1	Atom-2	Interatomic distance (Å)	Clash overlap (Å)
1:G:437:PRO:HB3	1:G:501:HIS:CD2	2.55	0.42
1:F:437:PRO:HB3	1:F:501:HIS:CD2	2.55	0.42
1:D:550:GLU:HG2	1:D:621:LYS:HD3	2.00	0.42
1:I:305:ILE:CG2	1:I:306:GLU:N	2.82	0.42
1:K:548:GLY:HA2	1:K:622:ILE:O	2.19	0.42
1:G:39:LEU:HD11	1:G:43:THR:OG1	2.20	0.42
1:E:106:THR:CG2	1:E:107:VAL:N	2.81	0.42
1:J:541:ILE:N	1:J:541:ILE:CD1	2.83	0.42
1:C:164:ILE:CG2	1:C:165:GLY:N	2.82	0.42
1:H:479:LEU:N	1:H:479:LEU:CD1	2.82	0.42
1:E:611:LEU:HD12	1:E:611:LEU:N	2.35	0.42
1:K:89:VAL:CG1	1:K:90:TYR:N	2.83	0.42
1:L:32:ARG:HB2	1:L:33:LEU:HD12	2.01	0.42
1:L:611:LEU:N	1:L:611:LEU:HD12	2.35	0.42
1:D:39:LEU:HD11	1:D:43:THR:OG1	2.20	0.42
1:J:479:LEU:N	1:J:479:LEU:CD1	2.82	0.42
1:D:113:VAL:CG2	1:D:114:PHE:CD2	2.96	0.42
1:E:36:VAL:CG2	1:E:37:GLY:N	2.82	0.42
1:E:55:GLU:OE1	1:E:87:MET:HE1	2.19	0.42
1:K:115:PRO:HD3	1:K:417:GLY:HA3	2.01	0.42
1:A:241:VAL:CG2	1:A:242:SER:N	2.82	0.42
1:J:414:LEU:CB	1:J:418:ILE:CD1	2.94	0.42
1:H:115:PRO:HD3	1:H:417:GLY:HA3	2.01	0.42
1:E:57:THR:CG2	1:E:58:GLU:N	2.83	0.42
1:E:198:PHE:CE1	1:E:368:PHE:CB	3.02	0.42
1:G:44:LEU:CD2	1:G:341:ASN:HB3	2.50	0.42
1:J:290:ILE:CD1	1:J:312:LYS:CD	2.93	0.42
1:G:290:ILE:CD1	1:G:312:LYS:CD	2.93	0.42
1:M:282:ILE:HG13	1:M:290:ILE:HG12	2.01	0.42
1:F:324:GLY:O	1:F:327:MET:HG2	2.19	0.42
1:A:321:HIS:CD2	1:A:364:ILE:CD1	2.99	0.42
1:F:222:PRO:HB3	1:F:366:ASN:HD21	1.84	0.42
1:I:385:PHE:CD2	1:I:388:VAL:HG21	2.54	0.42
1:K:157:LEU:N	1:K:157:LEU:CD1	2.83	0.42
1:G:281:TYR:CD1	1:G:289:LYS:HG3	2.55	0.42
1:G:331:ILE:CG2	1:G:332:THR:N	2.82	0.42
1:I:437:PRO:HB3	1:I:501:HIS:CD2	2.55	0.42
1:M:53:LEU:HB3	1:M:180:THR:HG22	2.02	0.42
1:H:605:ARG:HD3	1:H:605:ARG:HA	1.83	0.42
1:M:481:ILE:HG13	1:M:481:ILE:O	2.18	0.42
1:I:249:ARG:HG2	1:I:250:PRO:O	2.20	0.42

Continued on next page...

Continued from previous page...

Atom-1	Atom-2	Interatomic distance (Å)	Clash overlap (Å)
1:A:106:THR:CG2	1:A:107:VAL:N	2.81	0.42
1:A:38:ILE:HG13	1:A:55:GLU:OE2	2.20	0.42
1:E:6:GLN:NE2	1:E:105:ILE:HA	2.35	0.42
1:I:548:GLY:HA2	1:I:622:ILE:O	2.19	0.42
1:I:620:ILE:N	1:I:620:ILE:CD1	2.82	0.42
1:M:403:ILE:HG23	1:M:622:ILE:HG23	2.02	0.42
1:C:76:CYS:SG	1:C:88:PHE:HZ	2.43	0.42
1:H:118:PHE:N	1:H:118:PHE:CD1	2.88	0.42
1:C:479:LEU:N	1:C:479:LEU:CD1	2.82	0.42
1:G:403:ILE:HG23	1:G:403:ILE:O	2.19	0.42
1:A:393:VAL:HG12	1:A:394:SER:N	2.33	0.42
1:M:113:VAL:CG2	1:M:114:PHE:N	2.83	0.42
1:L:403:ILE:O	1:L:403:ILE:HG23	2.19	0.42
1:H:151:LEU:HD13	1:J:467:LEU:HD11	2.01	0.42
1:D:403:ILE:HG23	1:D:622:ILE:HG23	2.02	0.42
1:D:164:ILE:CG2	1:D:165:GLY:N	2.82	0.42
1:F:89:VAL:CG1	1:F:90:TYR:N	2.83	0.42
1:F:92:VAL:CG2	1:F:93:SER:N	2.83	0.42
1:D:414:LEU:HB3	1:D:418:ILE:HD11	1.99	0.42
1:M:530:TYR:CD2	1:M:531:CYS:SG	3.06	0.42
1:J:115:PRO:O	1:J:119:VAL:HG22	2.20	0.42
1:I:115:PRO:O	1:I:119:VAL:HG22	2.20	0.42
1:K:57:THR:HG23	1:K:58:GLU:N	2.34	0.42
1:H:433:LEU:HD21	1:H:543:ARG:HA	2.01	0.42
1:M:538:HIS:CD2	1:M:539:MET:HG2	2.55	0.42
1:G:538:HIS:CD2	1:G:539:MET:HG2	2.55	0.42
1:E:282:ILE:HG12	1:E:290:ILE:HG13	2.01	0.42
1:C:356:ILE:HG13	1:C:357:PHE:N	2.34	0.42
1:F:49:HIS:HB3	1:F:52:HIS:CD2	2.51	0.42
1:M:479:LEU:CD1	1:M:479:LEU:N	2.82	0.42
1:E:44:LEU:CD2	1:E:341:ASN:HB3	2.50	0.42
1:G:305:ILE:CG2	1:G:306:GLU:N	2.82	0.42
1:M:305:ILE:CG2	1:M:306:GLU:N	2.82	0.42
1:I:76:CYS:SG	1:I:88:PHE:HZ	2.43	0.42
1:I:96:VAL:HG13	1:I:105:ILE:HG23	2.02	0.42
1:L:411:LEU:CD2	1:L:429:LYS:HA	2.41	0.42
1:E:324:GLY:O	1:E:327:MET:HG2	2.19	0.42
1:F:385:PHE:CD2	1:F:388:VAL:HG21	2.54	0.42
1:K:281:TYR:CD1	1:K:289:LYS:HG3	2.55	0.42
1:G:398:LYS:HE2	1:G:398:LYS:CA	2.47	0.42
1:M:257:ASP:OD1	1:M:262:ASP:HB2	2.19	0.42

Continued on next page...

Continued from previous page...

Atom-1	Atom-2	Interatomic distance (Å)	Clash overlap (Å)
1:J:437:PRO:HB3	1:J:501:HIS:CD2	2.55	0.42
1:E:437:PRO:HB3	1:E:501:HIS:CD2	2.55	0.42
1:A:437:PRO:HB3	1:A:501:HIS:CD2	2.55	0.42
1:L:481:ILE:O	1:L:481:ILE:HG13	2.18	0.42
1:I:324:GLY:O	1:I:327:MET:HG2	2.19	0.42
1:A:548:GLY:HA2	1:A:622:ILE:O	2.19	0.42
1:M:30:ASP:CG	1:M:33:LEU:HD13	2.40	0.42
1:E:13:PHE:HB2	1:E:108:PRO:HG2	2.02	0.42
1:F:479:LEU:N	1:F:479:LEU:CD1	2.82	0.42
1:M:234:ALA:HA	1:M:235:PRO:HD2	1.89	0.42
1:J:548:GLY:HA2	1:J:622:ILE:O	2.19	0.42
1:J:611:LEU:HD12	1:J:611:LEU:N	2.35	0.42
1:J:620:ILE:CD1	1:J:620:ILE:N	2.82	0.42
1:E:541:ILE:N	1:E:541:ILE:CD1	2.83	0.42
1:K:114:PHE:HB2	1:K:117:ARG:CD	2.49	0.42
1:K:164:ILE:CG2	1:K:165:GLY:N	2.82	0.42
1:H:13:PHE:HB2	1:H:108:PRO:HG2	2.02	0.42
1:H:92:VAL:CG2	1:H:93:SER:N	2.83	0.42
1:G:611:LEU:HD12	1:G:611:LEU:N	2.35	0.42
1:F:540:LEU:CD2	1:F:541:ILE:HD11	2.50	0.42
1:I:164:ILE:CG2	1:I:165:GLY:N	2.82	0.42
1:E:414:LEU:HB3	1:E:418:ILE:HD11	1.99	0.42
1:E:115:PRO:HD3	1:E:417:GLY:HA3	2.01	0.42
1:F:511:VAL:HG23	1:F:531:CYS:CB	2.50	0.42
1:G:115:PRO:HD3	1:G:417:GLY:HA3	2.01	0.42
1:G:115:PRO:O	1:G:119:VAL:HG22	2.20	0.42
1:H:115:PRO:O	1:H:119:VAL:HG22	2.20	0.42
1:D:57:THR:HG23	1:D:58:GLU:N	2.34	0.42
1:F:57:THR:HG23	1:F:58:GLU:N	2.33	0.42
1:D:49:HIS:HB3	1:D:52:HIS:CD2	2.51	0.42
1:C:305:ILE:CG2	1:C:306:GLU:N	2.82	0.42
1:I:49:HIS:HB3	1:I:52:HIS:CD2	2.51	0.42
1:G:282:ILE:HG13	1:G:290:ILE:HG12	2.01	0.42
1:L:290:ILE:CD1	1:L:312:LYS:CD	2.93	0.42
1:C:157:LEU:CD1	1:C:157:LEU:N	2.83	0.42
1:F:558:THR:CG2	1:F:559:ASP:N	2.82	0.42
1:D:157:LEU:N	1:D:157:LEU:CD1	2.83	0.42
1:J:281:TYR:CD1	1:J:289:LYS:HG3	2.55	0.42
1:F:331:ILE:CG2	1:F:332:THR:N	2.82	0.42
1:A:266:MET:SD	1:A:320:LEU:HD12	2.60	0.42
1:M:261:VAL:CG1	1:M:262:ASP:N	2.82	0.42

Continued on next page...

Continued from previous page...

Atom-1	Atom-2	Interatomic distance (Å)	Clash overlap (Å)
1:D:437:PRO:HB3	1:D:501:HIS:CD2	2.55	0.42
1:D:200:MET:HE3	1:D:200:MET:HA	2.02	0.42
1:A:611:LEU:HD12	1:A:611:LEU:N	2.35	0.42
1:M:105:ILE:HD13	1:M:105:ILE:HA	1.85	0.42
1:H:611:LEU:N	1:H:611:LEU:HD12	2.35	0.42
1:H:403:ILE:HG23	1:H:622:ILE:HG23	2.02	0.42
1:I:611:LEU:HD12	1:I:611:LEU:N	2.35	0.42
1:M:611:LEU:HD12	1:M:611:LEU:N	2.35	0.42
1:J:553:LEU:O	1:J:617:LEU:HA	2.19	0.42
1:C:97:LEU:O	1:C:97:LEU:HD23	2.20	0.42
1:H:113:VAL:CG2	1:H:114:PHE:N	2.83	0.42
1:D:479:LEU:CD1	1:D:479:LEU:N	2.82	0.42
1:C:151:LEU:H	1:C:151:LEU:HD22	1.82	0.42
1:D:84:ASN:ND2	1:D:87:MET:HB2	2.35	0.42
1:F:6:GLN:NE2	1:F:105:ILE:HA	2.35	0.42
1:F:99:ARG:O	1:F:102:CYS:HB2	2.20	0.42
1:G:511:VAL:HG23	1:G:531:CYS:CB	2.50	0.42
1:E:511:VAL:HG23	1:E:531:CYS:CB	2.50	0.42
1:A:244:LEU:N	1:A:244:LEU:CD1	2.82	0.42
1:M:115:PRO:HD3	1:M:417:GLY:HA3	2.01	0.42
1:F:115:PRO:O	1:F:119:VAL:HG22	2.20	0.42
1:C:115:PRO:HD3	1:C:417:GLY:HA3	2.01	0.42
1:C:115:PRO:O	1:C:119:VAL:HG22	2.20	0.42
1:C:116:ASP:HA	1:C:124:ILE:HD13	2.01	0.42
1:I:241:VAL:CG2	1:I:242:SER:N	2.82	0.42
1:I:44:LEU:CD2	1:I:341:ASN:HB3	2.50	0.42
1:I:57:THR:CG2	1:I:58:GLU:N	2.82	0.42
1:E:61:VAL:CG2	1:E:62:ALA:N	2.83	0.42
1:K:538:HIS:CD2	1:K:539:MET:HG2	2.55	0.42
1:M:44:LEU:CD2	1:M:341:ASN:HB3	2.50	0.42
1:L:44:LEU:CD2	1:L:341:ASN:HB3	2.50	0.42
1:H:10:MET:CB	1:H:11:PRO:HD3	2.48	0.42
1:J:324:GLY:O	1:J:327:MET:HG2	2.19	0.42
1:H:282:ILE:HD11	1:H:290:ILE:HD11	2.00	0.42
1:H:324:GLY:O	1:H:327:MET:HG2	2.19	0.42
1:H:321:HIS:CD2	1:H:364:ILE:CD1	2.99	0.42
1:M:321:HIS:CD2	1:M:364:ILE:CD1	2.99	0.42
1:D:282:ILE:HG12	1:D:290:ILE:HG13	2.01	0.42
1:L:282:ILE:HG13	1:L:290:ILE:HG12	2.01	0.42
1:A:292:LEU:CD2	1:A:300:ILE:CD1	2.94	0.42
1:L:192:ARG:HH22	1:L:594:MET:HG3	1.80	0.42

Continued on next page...

Continued from previous page...

Atom-1	Atom-2	Interatomic distance (Å)	Clash overlap (Å)
1:G:363:PHE:HA	1:G:366:ASN:ND2	2.34	0.42
1:H:385:PHE:CD2	1:H:388:VAL:HG21	2.54	0.42
1:K:385:PHE:CD2	1:K:388:VAL:HG21	2.54	0.42
1:G:208:TYR:HE2	1:G:212:ARG:HD2	1.85	0.42
1:A:281:TYR:CD1	1:A:289:LYS:HG3	2.55	0.42
1:C:398:LYS:HE2	1:C:398:LYS:CA	2.47	0.42
1:C:379:THR:CG2	1:C:380:LYS:N	2.81	0.42
1:H:1:THR:HG23	1:H:3:ALA:N	2.35	0.42
1:L:201:HIS:HA	1:L:204:MET:HE2	2.00	0.42
1:K:264:GLN:O	1:K:268:ARG:HG3	2.20	0.42
1:J:570:GLU:HG2	1:J:571:ASN:H	1.85	0.42
1:I:290:ILE:CD1	1:I:312:LYS:CD	2.93	0.42
1:A:36:VAL:CG2	1:A:37:GLY:N	2.82	0.42
1:A:540:LEU:CD2	1:A:541:ILE:HD11	2.50	0.42
1:A:403:ILE:HG23	1:A:622:ILE:HG23	2.02	0.42
1:C:38:ILE:HD12	1:D:605:ARG:NH2	2.34	0.42
1:C:118:PHE:N	1:C:118:PHE:CD1	2.88	0.42
1:C:620:ILE:CD1	1:C:620:ILE:N	2.82	0.42
1:E:395:ILE:CD1	1:E:620:ILE:CG2	2.95	0.42
1:H:112:GLU:OE1	1:H:514:PHE:CD2	2.73	0.42
1:K:30:ASP:CG	1:K:33:LEU:HD13	2.40	0.42
1:G:541:ILE:CD1	1:G:541:ILE:N	2.83	0.42
1:G:164:ILE:CG2	1:G:165:GLY:N	2.82	0.42
1:A:118:PHE:N	1:A:118:PHE:CD1	2.87	0.42
1:F:13:PHE:HB2	1:F:108:PRO:HG2	2.02	0.42
1:A:116:ASP:HA	1:A:124:ILE:HD13	2.00	0.42
1:A:123:THR:CG2	1:A:124:ILE:N	2.82	0.42
1:M:115:PRO:O	1:M:119:VAL:HG22	2.20	0.42
1:C:123:THR:CG2	1:C:124:ILE:N	2.82	0.42
1:L:115:PRO:HD3	1:L:417:GLY:HA3	2.01	0.42
1:H:123:THR:CG2	1:H:124:ILE:N	2.82	0.42
1:F:61:VAL:CG2	1:F:62:ALA:N	2.83	0.42
1:H:57:THR:HG23	1:H:58:GLU:N	2.34	0.42
1:H:84:ASN:ND2	1:H:87:MET:HB2	2.35	0.42
1:G:121:ALA:CB	1:G:238:THR:CG2	2.95	0.42
1:H:49:HIS:HB3	1:H:52:HIS:CD2	2.51	0.42
1:C:44:LEU:CD2	1:C:341:ASN:HB3	2.50	0.42
1:I:279:MET:HE3	1:I:281:TYR:CZ	2.55	0.42
1:L:305:ILE:CG2	1:L:306:GLU:N	2.82	0.42
1:A:411:LEU:CD2	1:A:429:LYS:HA	2.41	0.42
1:K:324:GLY:O	1:K:327:MET:HG2	2.19	0.42

Continued on next page...

Continued from previous page...

Atom-1	Atom-2	Interatomic distance (Å)	Clash overlap (Å)
1:E:356:ILE:HG13	1:E:357:PHE:N	2.34	0.42
1:C:385:PHE:CD2	1:C:388:VAL:HG21	2.54	0.42
1:M:437:PRO:HB3	1:M:501:HIS:CD2	2.55	0.42
1:J:53:LEU:HB3	1:J:180:THR:HG22	2.02	0.42
1:D:378:TYR:CD1	1:D:382:GLU:HG2	2.55	0.42
1:K:285:LYS:HE2	1:K:315:GLU:HG2	2.02	0.42
1:J:33:LEU:HD21	1:J:79:ALA:HB2	1.99	0.41
1:E:30:ASP:CB	1:E:33:LEU:HB2	2.50	0.41
1:E:76:CYS:SG	1:E:88:PHE:HZ	2.43	0.41
1:E:97:LEU:HD23	1:E:97:LEU:O	2.20	0.41
1:C:620:ILE:H	1:C:620:ILE:CD1	2.25	0.41
1:E:553:LEU:O	1:E:617:LEU:HA	2.19	0.41
1:K:113:VAL:CG2	1:K:114:PHE:N	2.83	0.41
1:K:393:VAL:HG12	1:K:394:SER:N	2.33	0.41
1:G:13:PHE:HB2	1:G:108:PRO:HG2	2.02	0.41
1:K:39:LEU:HB2	1:K:55:GLU:OE2	2.20	0.41
1:E:84:ASN:ND2	1:E:87:MET:HB2	2.35	0.41
1:L:115:PRO:O	1:L:119:VAL:HG22	2.20	0.41
1:E:538:HIS:CD2	1:E:539:MET:HG2	2.55	0.41
1:M:433:LEU:HD21	1:M:543:ARG:HA	2.01	0.41
1:C:331:ILE:CG2	1:C:332:THR:N	2.82	0.41
1:G:282:ILE:CG1	1:G:290:ILE:CG1	2.94	0.41
1:A:305:ILE:CG2	1:A:306:GLU:N	2.82	0.41
1:F:376:HIS:HA	1:F:377:PRO:HD3	1.83	0.41
1:D:281:TYR:CD1	1:D:289:LYS:HG3	2.55	0.41
1:H:281:TYR:CD1	1:H:289:LYS:HG3	2.55	0.41
1:C:267:VAL:HG13	1:C:270:ARG:NH2	2.35	0.41
1:L:331:ILE:CG2	1:L:332:THR:N	2.82	0.41
1:C:437:PRO:HB3	1:C:501:HIS:CD2	2.55	0.41
1:L:1:THR:HG23	1:L:3:ALA:N	2.35	0.41
1:K:1:THR:HG23	1:K:3:ALA:N	2.35	0.41
1:K:570:GLU:HG2	1:K:571:ASN:H	1.85	0.41
1:A:92:VAL:CG2	1:A:93:SER:N	2.83	0.41
1:K:611:LEU:N	1:K:611:LEU:HD12	2.35	0.41
1:M:105:ILE:O	1:M:527:SER:HA	2.19	0.41
1:G:32:ARG:HB2	1:G:33:LEU:HD12	2.01	0.41
1:E:5:LYS:NZ	1:E:101:ASP:O	2.42	0.41
1:I:541:ILE:CG2	1:I:622:ILE:CD1	2.99	0.41
1:L:89:VAL:CG1	1:L:90:TYR:N	2.83	0.41
1:E:403:ILE:HG23	1:E:622:ILE:HG23	2.02	0.41
1:F:39:LEU:HD11	1:F:43:THR:OG1	2.20	0.41

Continued on next page...

Continued from previous page...

Atom-1	Atom-2	Interatomic distance (Å)	Clash overlap (Å)
1:K:36:VAL:HG22	1:K:37:GLY:H	1.85	0.41
1:D:99:ARG:O	1:D:102:CYS:HB2	2.21	0.41
1:D:89:VAL:CG1	1:D:90:TYR:N	2.83	0.41
1:F:620:ILE:N	1:F:620:ILE:CD1	2.82	0.41
1:H:149:ASN:OD1	1:H:151:LEU:HD22	2.20	0.41
1:D:541:ILE:CD1	1:D:541:ILE:N	2.83	0.41
1:D:620:ILE:N	1:D:620:ILE:CD1	2.82	0.41
1:I:113:VAL:CG2	1:I:114:PHE:N	2.83	0.41
1:F:164:ILE:CG2	1:F:165:GLY:N	2.82	0.41
1:D:115:PRO:O	1:D:119:VAL:HG22	2.20	0.41
1:D:274:LEU:O	1:D:278:ASN:ND2	2.53	0.41
1:D:363:PHE:HA	1:D:366:ASN:ND2	2.34	0.41
1:C:414:LEU:CB	1:C:418:ILE:CD1	2.95	0.41
1:F:433:LEU:HD21	1:F:543:ARG:HA	2.01	0.41
1:H:57:THR:CG2	1:H:58:GLU:N	2.82	0.41
1:I:538:HIS:CD2	1:I:539:MET:HG2	2.55	0.41
1:G:292:LEU:HB3	1:G:371:HIS:CE1	2.39	0.41
1:A:255:ILE:HD12	1:A:331:ILE:HD13	2.01	0.41
1:A:290:ILE:CD1	1:A:312:LYS:CD	2.93	0.41
1:G:258:LEU:HD13	1:G:330:ASN:ND2	2.28	0.41
1:J:258:LEU:HD13	1:J:330:ASN:ND2	2.28	0.41
1:M:157:LEU:N	1:M:157:LEU:CD1	2.83	0.41
1:A:379:THR:CG2	1:A:380:LYS:N	2.81	0.41
1:J:64:TYR:CE1	1:J:95:ALA:HA	2.55	0.41
1:G:64:TYR:CE2	1:G:95:ALA:HA	2.55	0.41
1:D:1:THR:HG23	1:D:3:ALA:N	2.35	0.41
1:L:437:PRO:HB3	1:L:501:HIS:CD2	2.55	0.41
1:E:1:THR:HG23	1:E:3:ALA:N	2.35	0.41
1:C:588:TYR:HA	1:C:589:PRO:HD3	1.83	0.41
1:A:378:TYR:CD1	1:A:382:GLU:HG2	2.56	0.41
1:E:378:TYR:CD1	1:E:382:GLU:HG2	2.56	0.41
1:F:378:TYR:CD1	1:F:382:GLU:HG2	2.55	0.41
1:M:378:TYR:CD1	1:M:382:GLU:HG2	2.56	0.41
1:J:313:ASN:HB3	1:J:317:TYR:CD2	2.55	0.41
1:F:565:VAL:HG12	1:F:566:ALA:N	2.35	0.41
1:D:271:GLU:HA	1:D:271:GLU:OE1	2.20	0.41
1:I:97:LEU:HD23	1:I:97:LEU:O	2.20	0.41
1:L:8:ARG:NH2	1:L:69:PHE:HD2	2.03	0.41
1:L:6:GLN:NE2	1:L:105:ILE:HA	2.35	0.41
1:K:92:VAL:CG2	1:K:93:SER:N	2.83	0.41
1:L:114:PHE:HB2	1:L:117:ARG:CD	2.49	0.41

Continued on next page...

Continued from previous page...

Atom-1	Atom-2	Interatomic distance (Å)	Clash overlap (Å)
1:G:114:PHE:HB2	1:G:117:ARG:CD	2.49	0.41
1:M:112:GLU:OE1	1:M:514:PHE:CD2	2.73	0.41
1:A:479:LEU:CD1	1:A:479:LEU:N	2.82	0.41
1:C:605:ARG:HH22	1:F:38:ILE:CG2	2.32	0.41
1:D:611:LEU:HD12	1:D:611:LEU:N	2.35	0.41
1:F:512:ARG:HG2	1:F:530:TYR:CE2	2.56	0.41
1:A:511:VAL:HG23	1:A:531:CYS:CB	2.50	0.41
1:L:181:TRP:HZ2	1:L:188:LYS:HG3	1.86	0.41
1:K:433:LEU:HD21	1:K:543:ARG:HA	2.01	0.41
1:M:160:PHE:CD2	1:M:539:MET:HE3	2.55	0.41
1:E:290:ILE:CD1	1:E:312:LYS:CD	2.93	0.41
1:J:282:ILE:HG12	1:J:290:ILE:HG13	2.01	0.41
1:H:282:ILE:CG1	1:H:290:ILE:CG1	2.94	0.41
1:M:305:ILE:C	1:M:305:ILE:HD13	2.41	0.41
1:M:324:GLY:O	1:M:327:MET:HG2	2.19	0.41
1:F:305:ILE:HD13	1:F:305:ILE:C	2.41	0.41
1:L:277:ILE:HA	1:L:292:LEU:CD1	2.51	0.41
1:A:331:ILE:CG2	1:A:332:THR:N	2.82	0.41
1:A:356:ILE:HG13	1:A:357:PHE:N	2.34	0.41
1:H:558:THR:CG2	1:H:559:ASP:N	2.82	0.41
1:L:398:LYS:HE2	1:L:398:LYS:CA	2.47	0.41
1:J:379:THR:HG22	1:J:380:LYS:H	1.81	0.41
1:D:82:ILE:CG2	1:D:83:VAL:N	2.83	0.41
1:E:270:ARG:O	1:E:274:LEU:HG	2.19	0.41
1:A:420:PHE:CD2	1:A:421:GLY:O	2.74	0.41
1:H:602:ILE:HG22	1:H:604:ALA:H	1.85	0.41
1:L:570:GLU:HG2	1:L:571:ASN:H	1.85	0.41
1:G:570:GLU:HG2	1:G:571:ASN:H	1.85	0.41
1:K:420:PHE:CD2	1:K:421:GLY:O	2.74	0.41
1:A:89:VAL:CG1	1:A:90:TYR:N	2.83	0.41
1:A:82:ILE:CG2	1:A:83:VAL:N	2.83	0.41
1:A:541:ILE:CG2	1:A:622:ILE:CD1	2.99	0.41
1:J:403:ILE:O	1:J:403:ILE:HG23	2.19	0.41
1:J:117:ARG:HB3	1:J:117:ARG:HE	1.68	0.41
1:C:541:ILE:N	1:C:541:ILE:CD1	2.83	0.41
1:C:541:ILE:CG2	1:C:622:ILE:CD1	2.98	0.41
1:G:541:ILE:CG2	1:G:622:ILE:CD1	2.99	0.41
1:D:6:GLN:NE2	1:D:105:ILE:HA	2.35	0.41
1:F:611:LEU:HD12	1:F:611:LEU:N	2.35	0.41
1:D:403:ILE:O	1:D:403:ILE:HG23	2.19	0.41
1:D:553:LEU:O	1:D:617:LEU:HA	2.19	0.41

Continued on next page...

Continued from previous page...

Atom-1	Atom-2	Interatomic distance (Å)	Clash overlap (Å)
1:D:118:PHE:CD1	1:D:118:PHE:N	2.88	0.41
1:F:113:VAL:CG2	1:F:114:PHE:N	2.83	0.41
1:J:511:VAL:HG23	1:J:531:CYS:CB	2.50	0.41
1:M:508:ILE:HD11	1:M:531:CYS:HA	2.02	0.41
1:C:511:VAL:HG23	1:C:531:CYS:CB	2.50	0.41
1:E:512:ARG:HG2	1:E:530:TYR:CE2	2.56	0.41
1:A:512:ARG:HG2	1:A:530:TYR:CE2	2.56	0.41
1:L:414:LEU:CB	1:L:418:ILE:CD1	2.95	0.41
1:I:61:VAL:CG2	1:I:62:ALA:N	2.83	0.41
1:F:181:TRP:HZ2	1:F:188:LYS:HG3	1.86	0.41
1:D:433:LEU:HD21	1:D:543:ARG:HA	2.01	0.41
1:J:538:HIS:CD2	1:J:539:MET:HG2	2.55	0.41
1:I:433:LEU:HD21	1:I:543:ARG:HA	2.01	0.41
1:F:44:LEU:CD2	1:F:341:ASN:HB3	2.50	0.41
1:G:44:LEU:HD11	1:G:341:ASN:CG	2.41	0.41
1:E:44:LEU:HD11	1:E:341:ASN:CG	2.41	0.41
1:M:10:MET:CB	1:M:11:PRO:HD3	2.48	0.41
1:J:356:ILE:HG13	1:J:357:PHE:N	2.34	0.41
1:G:305:ILE:HD13	1:G:305:ILE:C	2.41	0.41
1:I:281:TYR:CD1	1:I:289:LYS:HG3	2.55	0.41
1:E:157:LEU:CD1	1:E:157:LEU:N	2.83	0.41
1:D:398:LYS:HE2	1:D:398:LYS:CA	2.47	0.41
1:E:82:ILE:CG2	1:E:83:VAL:N	2.82	0.41
1:K:437:PRO:HB3	1:K:501:HIS:CD2	2.55	0.41
1:L:378:TYR:CD1	1:L:382:GLU:HG2	2.55	0.41
1:H:378:TYR:CD1	1:H:382:GLU:HG2	2.55	0.41
1:K:378:TYR:CD1	1:K:382:GLU:HG2	2.55	0.41
1:G:378:TYR:CD1	1:G:382:GLU:HG2	2.55	0.41
1:J:420:PHE:CD2	1:J:421:GLY:O	2.74	0.41
1:L:420:PHE:CD2	1:L:421:GLY:O	2.74	0.41
1:A:30:ASP:CB	1:A:33:LEU:HB2	2.50	0.41
1:M:32:ARG:HB2	1:M:33:LEU:HD12	2.01	0.41
1:I:528:THR:HG22	1:I:584:ARG:HG3	2.03	0.41
1:E:105:ILE:O	1:E:527:SER:HA	2.21	0.41
1:M:548:GLY:HA2	1:M:622:ILE:O	2.19	0.41
1:J:540:LEU:CD2	1:J:541:ILE:HD11	2.50	0.41
1:J:541:ILE:CG2	1:J:542:PRO:HD2	2.50	0.41
1:J:113:VAL:CG2	1:J:114:PHE:N	2.83	0.41
1:C:403:ILE:HG23	1:C:403:ILE:O	2.19	0.41
1:G:403:ILE:HG23	1:G:622:ILE:HG23	2.02	0.41
1:F:541:ILE:CD1	1:F:541:ILE:N	2.83	0.41

Continued on next page...

Continued from previous page...

Atom-1	Atom-2	Interatomic distance (Å)	Clash overlap (Å)
1:F:76:CYS:SG	1:F:88:PHE:HZ	2.43	0.41
1:D:414:LEU:CB	1:D:418:ILE:CD1	2.95	0.41
1:A:538:HIS:CD2	1:A:539:MET:HG2	2.55	0.41
1:C:332:THR:HG23	1:C:333:ASP:N	2.34	0.41
1:H:282:ILE:HG13	1:H:290:ILE:HG12	2.01	0.41
1:E:376:HIS:HA	1:E:377:PRO:HD3	1.84	0.41
1:A:264:GLN:HE21	1:G:224:HIS:HE1	1.69	0.41
1:G:558:THR:CG2	1:G:559:ASP:N	2.82	0.41
1:L:281:TYR:CD1	1:L:289:LYS:HG3	2.55	0.41
1:I:397:SER:HB3	1:I:398:LYS:H	1.74	0.41
1:F:171:TRP:HE3	1:F:349:SER:HG	1.66	0.41
1:E:319:SER:O	1:E:323:TRP:CD1	2.74	0.41
1:G:1:THR:HG23	1:G:3:ALA:N	2.35	0.41
1:H:223:PHE:N	1:H:359:ARG:HG2	2.35	0.41
1:E:267:VAL:HG13	1:E:270:ARG:HH22	1.86	0.41
1:H:420:PHE:CD2	1:H:421:GLY:O	2.74	0.41
1:E:420:PHE:CD2	1:E:421:GLY:O	2.74	0.41
1:I:249:ARG:HG3	1:I:331:ILE:HG21	2.03	0.41
1:A:97:LEU:O	1:A:97:LEU:HD23	2.20	0.41
1:A:64:TYR:HA	1:A:99:ARG:HD2	2.02	0.41
1:K:403:ILE:HG23	1:K:622:ILE:HG23	2.02	0.41
1:H:403:ILE:O	1:H:403:ILE:HG23	2.19	0.41
1:H:541:ILE:N	1:H:541:ILE:CD1	2.83	0.41
1:H:541:ILE:CG2	1:H:622:ILE:CD1	2.99	0.41
1:F:97:LEU:HD23	1:F:97:LEU:O	2.20	0.41
1:F:32:ARG:HB2	1:F:33:LEU:HD12	2.01	0.41
1:C:113:VAL:CG2	1:C:114:PHE:N	2.83	0.41
1:L:92:VAL:CG2	1:L:93:SER:N	2.83	0.41
1:E:403:ILE:O	1:E:403:ILE:HG23	2.19	0.41
1:H:114:PHE:HB2	1:H:117:ARG:CD	2.49	0.41
1:L:84:ASN:ND2	1:L:87:MET:HB2	2.35	0.41
1:E:407:ILE:CD1	1:E:431:HIS:CD2	3.04	0.41
1:G:118:PHE:CD1	1:G:118:PHE:N	2.87	0.41
1:M:118:PHE:CD1	1:M:118:PHE:N	2.87	0.41
1:M:164:ILE:CG2	1:M:165:GLY:N	2.82	0.41
1:F:541:ILE:CG2	1:F:622:ILE:CD1	2.99	0.41
1:G:512:ARG:HG2	1:G:530:TYR:CE2	2.56	0.41
1:A:44:LEU:CD2	1:A:341:ASN:HB3	2.50	0.41
1:C:414:LEU:CB	1:C:426:VAL:HG23	2.28	0.41
1:C:57:THR:HG23	1:C:58:GLU:N	2.34	0.41
1:C:61:VAL:CG2	1:C:62:ALA:N	2.83	0.41

Continued on next page...

Continued from previous page...

Atom-1	Atom-2	Interatomic distance (Å)	Clash overlap (Å)
1:K:61:VAL:CG2	1:K:62:ALA:N	2.83	0.41
1:D:538:HIS:CD2	1:D:539:MET:HG2	2.55	0.41
1:D:44:LEU:CD2	1:D:341:ASN:HB3	2.50	0.41
1:J:44:LEU:CD2	1:J:341:ASN:HB3	2.50	0.41
1:J:282:ILE:CG1	1:J:290:ILE:CG1	2.94	0.41
1:J:292:LEU:HB3	1:J:371:HIS:CE1	2.39	0.41
1:J:305:ILE:C	1:J:305:ILE:HD13	2.41	0.41
1:F:277:ILE:HA	1:F:292:LEU:HD11	2.03	0.41
1:F:304:ILE:HG23	1:F:317:TYR:HB3	2.02	0.41
1:I:89:VAL:CG1	1:I:90:TYR:N	2.83	0.41
1:I:363:PHE:HA	1:I:366:ASN:ND2	2.34	0.41
1:M:558:THR:CG2	1:M:559:ASP:N	2.82	0.41
1:K:175:ILE:CG2	1:K:528:THR:HG21	2.48	0.41
1:F:1:THR:HG23	1:F:3:ALA:N	2.35	0.41
1:M:331:ILE:CG2	1:M:332:THR:N	2.82	0.41
1:L:420:PHE:HB2	1:L:423:ASP:OD1	2.21	0.41
1:D:420:PHE:CD2	1:D:421:GLY:O	2.74	0.41
1:A:99:ARG:O	1:A:102:CYS:HB2	2.20	0.41
1:A:97:LEU:HD12	1:A:175:ILE:HG22	2.03	0.41
1:K:541:ILE:CG2	1:K:622:ILE:CD1	2.99	0.41
1:M:37:GLY:HA2	1:M:83:VAL:HA	2.03	0.41
1:I:476:GLN:O	1:I:480:PHE:CD2	2.74	0.41
1:M:403:ILE:O	1:M:403:ILE:HG23	2.19	0.41
1:G:479:LEU:CD1	1:G:479:LEU:N	2.82	0.41
1:J:118:PHE:CD1	1:J:118:PHE:N	2.87	0.41
1:C:92:VAL:CG2	1:C:93:SER:N	2.82	0.41
1:L:99:ARG:O	1:L:102:CYS:HB2	2.20	0.41
1:L:76:CYS:SG	1:L:88:PHE:HZ	2.43	0.41
1:E:541:ILE:CG2	1:E:622:ILE:CD1	2.99	0.41
1:E:554:PHE:CD1	1:E:617:LEU:CD1	3.04	0.41
1:K:76:CYS:SG	1:K:88:PHE:HZ	2.43	0.41
1:H:6:GLN:NE2	1:H:105:ILE:HA	2.35	0.41
1:D:554:PHE:CD1	1:D:617:LEU:CD1	3.04	0.41
1:J:271:GLU:HA	1:J:271:GLU:OE1	2.20	0.41
1:F:57:THR:CG2	1:F:58:GLU:N	2.82	0.41
1:G:277:ILE:HA	1:G:292:LEU:HD11	2.02	0.41
1:L:282:ILE:HG12	1:L:290:ILE:HG13	2.01	0.41
1:F:363:PHE:HA	1:F:366:ASN:ND2	2.34	0.41
1:D:558:THR:CG2	1:D:559:ASP:N	2.82	0.41
1:M:208:TYR:HE2	1:M:212:ARG:HD2	1.85	0.41
1:K:398:LYS:HE2	1:K:398:LYS:CA	2.47	0.41

Continued on next page...

Continued from previous page...

Atom-1	Atom-2	Interatomic distance (Å)	Clash overlap (Å)
1:L:319:SER:O	1:L:323:TRP:CD1	2.74	0.41
1:G:319:SER:O	1:G:323:TRP:CD1	2.74	0.41
1:K:82:ILE:CG2	1:K:83:VAL:N	2.82	0.41
1:C:571:ASN:O	1:C:573:VAL:HG22	2.21	0.41
1:I:378:TYR:CD1	1:I:382:GLU:HG2	2.55	0.41
1:L:116:ASP:OD2	1:L:239:SER:HA	2.20	0.41
1:D:570:GLU:HG2	1:D:571:ASN:H	1.86	0.41
1:A:612:THR:HB	1:A:613:PRO:HD2	2.03	0.41
1:C:420:PHE:CD2	1:C:421:GLY:O	2.74	0.41
1:A:570:GLU:HG2	1:A:571:ASN:H	1.85	0.41
1:A:13:PHE:HB2	1:A:108:PRO:HG2	2.01	0.41
1:A:76:CYS:SG	1:A:88:PHE:HZ	2.43	0.41
1:J:99:ARG:CD	1:J:102:CYS:SG	3.09	0.41
1:M:438:PHE:HE1	1:M:440:TYR:HH	1.64	0.41
1:M:554:PHE:HD1	1:M:617:LEU:HD11	1.82	0.41
1:J:541:ILE:CG2	1:J:622:ILE:CD1	2.99	0.41
1:C:89:VAL:CG1	1:C:90:TYR:N	2.83	0.41
1:C:99:ARG:O	1:C:102:CYS:HB2	2.20	0.41
1:L:97:LEU:O	1:L:97:LEU:HD23	2.20	0.41
1:C:460:LEU:CD1	1:C:551:PHE:HB3	2.51	0.41
1:C:554:PHE:CD1	1:C:617:LEU:CD1	3.04	0.41
1:E:460:LEU:CD1	1:E:551:PHE:HB3	2.51	0.41
1:K:6:GLN:NE2	1:K:105:ILE:HA	2.36	0.41
1:G:460:LEU:CD1	1:G:551:PHE:HB3	2.51	0.41
1:G:554:PHE:CD1	1:G:617:LEU:CD1	3.04	0.41
1:G:113:VAL:CG2	1:G:114:PHE:CD2	2.96	0.41
1:L:554:PHE:CD1	1:L:617:LEU:CD1	3.04	0.41
1:F:476:GLN:O	1:F:480:PHE:CD2	2.74	0.41
1:D:114:PHE:HB2	1:D:117:ARG:CD	2.50	0.41
1:F:19:LEU:CD2	1:F:80:ARG:CB	2.93	0.41
1:C:512:ARG:HG2	1:C:530:TYR:CE2	2.56	0.41
1:D:61:VAL:CG2	1:D:62:ALA:N	2.83	0.41
1:C:181:TRP:HZ2	1:C:188:LYS:HG3	1.86	0.41
1:F:538:HIS:CD2	1:F:539:MET:HG2	2.55	0.41
1:F:624:PHE:CE2	1:F:625:HIS:O	2.74	0.41
1:E:282:ILE:HD13	1:E:304:ILE:HG12	2.03	0.41
1:H:476:GLN:O	1:H:480:PHE:CD2	2.74	0.41
1:C:306:GLU:HB3	1:C:307:SER:CA	2.51	0.41
1:E:281:TYR:CD1	1:E:289:LYS:HG3	2.55	0.41
1:H:398:LYS:CA	1:H:398:LYS:HE2	2.47	0.41
1:K:319:SER:O	1:K:323:TRP:CD1	2.74	0.41

Continued on next page...

Continued from previous page...

Atom-1	Atom-2	Interatomic distance (Å)	Clash overlap (Å)
1:J:319:SER:O	1:J:323:TRP:CD1	2.74	0.41
1:M:64:TYR:CE2	1:M:95:ALA:HA	2.55	0.41
1:A:1:THR:HG23	1:A:3:ALA:N	2.35	0.41
1:J:378:TYR:CD1	1:J:382:GLU:HG2	2.56	0.41
1:C:378:TYR:CD1	1:C:382:GLU:HG2	2.55	0.41
1:M:272:ARG:NH1	1:M:316:TYR:O	2.54	0.41
1:F:420:PHE:CD2	1:F:421:GLY:O	2.74	0.41
1:M:420:PHE:HB2	1:M:423:ASP:OD1	2.21	0.41
1:M:181:TRP:HZ2	1:M:188:LYS:HG3	1.86	0.41
1:I:305:ILE:HD13	1:I:305:ILE:C	2.41	0.41
1:H:250:PRO:HD2	1:H:253:TYR:CE1	2.56	0.41
1:K:540:LEU:CD2	1:K:541:ILE:HD11	2.50	0.41
1:M:77:GLU:HA	1:M:80:ARG:HH21	1.83	0.41
1:G:30:ASP:CB	1:G:33:LEU:HB2	2.50	0.41
1:G:30:ASP:CG	1:G:33:LEU:HD13	2.40	0.41
1:H:460:LEU:CD1	1:H:551:PHE:HB3	2.51	0.41
1:H:540:LEU:CD2	1:H:541:ILE:HD11	2.50	0.41
1:E:89:VAL:CG1	1:E:90:TYR:N	2.83	0.41
1:I:540:LEU:CD2	1:I:541:ILE:HD11	2.50	0.41
1:I:460:LEU:CB	1:I:483:LEU:HD21	2.51	0.41
1:M:476:GLN:O	1:M:480:PHE:CD2	2.74	0.41
1:M:541:ILE:N	1:M:541:ILE:CD1	2.83	0.41
1:M:554:PHE:CD1	1:M:617:LEU:CD1	3.04	0.41
1:J:403:ILE:HG23	1:J:622:ILE:HG23	2.02	0.41
1:C:105:ILE:O	1:C:527:SER:HA	2.21	0.41
1:C:97:LEU:HD12	1:C:175:ILE:HG22	2.03	0.41
1:C:403:ILE:HG23	1:C:622:ILE:HG23	2.02	0.41
1:K:99:ARG:O	1:K:102:CYS:HB2	2.20	0.41
1:K:30:ASP:CB	1:K:33:LEU:HB2	2.50	0.41
1:D:30:ASP:CB	1:D:33:LEU:HB2	2.50	0.41
1:F:87:MET:HE2	1:F:87:MET:HB3	1.85	0.41
1:D:97:LEU:HD23	1:D:97:LEU:O	2.20	0.41
1:L:30:ASP:CB	1:L:33:LEU:HB2	2.50	0.41
1:L:476:GLN:O	1:L:480:PHE:CD2	2.74	0.41
1:L:541:ILE:CG2	1:L:622:ILE:CD1	2.99	0.41
1:L:541:ILE:N	1:L:541:ILE:CD1	2.83	0.41
1:D:460:LEU:CD1	1:D:551:PHE:HB3	2.51	0.41
1:D:476:GLN:O	1:D:480:PHE:CD2	2.74	0.41
1:E:240:LEU:HD13	1:E:418:ILE:HG22	2.02	0.41
1:D:511:VAL:HG23	1:D:531:CYS:CB	2.50	0.41
1:D:512:ARG:HG2	1:D:530:TYR:CE2	2.56	0.41

Continued on next page...

Continued from previous page...

Atom-1	Atom-2	Interatomic distance (Å)	Clash overlap (Å)
1:H:511:VAL:HG23	1:H:531:CYS:CB	2.50	0.41
1:H:119:VAL:HA	1:H:120:PRO:HD3	1.87	0.41
1:I:414:LEU:HB3	1:I:418:ILE:HD11	1.99	0.41
1:K:57:THR:CG2	1:K:58:GLU:N	2.83	0.41
1:H:181:TRP:HZ2	1:H:188:LYS:HG3	1.86	0.41
1:D:539:MET:HB3	1:D:539:MET:HE2	1.96	0.41
1:J:624:PHE:CE2	1:J:625:HIS:O	2.74	0.41
1:H:538:HIS:CD2	1:H:539:MET:HG2	2.55	0.41
1:H:624:PHE:CE2	1:H:625:HIS:O	2.74	0.41
1:I:513:THR:HG23	1:I:516:GLN:N	2.25	0.41
1:M:405:THR:CG2	1:M:624:PHE:HD1	2.25	0.41
1:E:303:ASP:CG	1:E:312:LYS:HZ2	2.24	0.41
1:I:121:ALA:CB	1:I:238:THR:CG2	2.95	0.41
1:M:44:LEU:HD11	1:M:341:ASN:CG	2.40	0.41
1:D:44:LEU:HD21	1:D:341:ASN:HB3	2.03	0.41
1:J:306:GLU:HB3	1:J:307:SER:CA	2.51	0.41
1:H:282:ILE:HG12	1:H:290:ILE:HG13	2.01	0.41
1:M:306:GLU:HB3	1:M:307:SER:CA	2.51	0.41
1:D:305:ILE:C	1:D:305:ILE:HD13	2.41	0.41
1:L:305:ILE:HD13	1:L:305:ILE:C	2.41	0.41
1:L:306:GLU:HB3	1:L:307:SER:CA	2.51	0.41
1:A:306:GLU:HB3	1:A:307:SER:CA	2.51	0.41
1:F:10:MET:CB	1:F:11:PRO:HD3	2.48	0.41
1:A:161:ARG:HB3	1:A:353:ARG:HA	2.03	0.41
1:J:161:ARG:HB3	1:J:353:ARG:HA	2.03	0.41
1:D:385:PHE:CE2	1:D:388:VAL:HG23	2.56	0.41
1:A:385:PHE:CE1	1:A:559:ASP:CB	3.04	0.41
1:J:385:PHE:CE1	1:J:559:ASP:CB	3.04	0.41
1:I:385:PHE:CE1	1:I:559:ASP:CB	3.04	0.41
1:I:558:THR:CG2	1:I:559:ASP:N	2.82	0.41
1:L:208:TYR:HE2	1:L:212:ARG:HD2	1.85	0.41
1:J:279:MET:HB3	1:J:281:TYR:CE2	2.55	0.41
1:I:398:LYS:HE2	1:I:398:LYS:CA	2.47	0.41
1:J:39:LEU:HD11	1:J:43:THR:OG1	2.20	0.41
1:J:1:THR:HG23	1:J:3:ALA:N	2.36	0.41
1:E:363:PHE:HA	1:E:366:ASN:ND2	2.34	0.41
1:C:1:THR:HG23	1:C:3:ALA:N	2.35	0.41
1:E:200:MET:HA	1:E:200:MET:HE3	2.03	0.41
1:A:181:TRP:HZ2	1:A:188:LYS:HG3	1.86	0.41
1:I:112:GLU:OE1	1:I:514:PHE:CD2	2.73	0.41
1:E:420:PHE:HB2	1:E:423:ASP:OD1	2.21	0.41

Continued on next page...

Continued from previous page...

Atom-1	Atom-2	Interatomic distance (Å)	Clash overlap (Å)
1:M:420:PHE:CD2	1:M:421:GLY:O	2.74	0.41
1:I:420:PHE:CD2	1:I:421:GLY:O	2.74	0.41
1:M:570:GLU:HG2	1:M:571:ASN:H	1.85	0.41
1:I:420:PHE:HB2	1:I:423:ASP:OD1	2.21	0.41
1:L:612:THR:HB	1:L:613:PRO:HD2	2.03	0.41
1:F:612:THR:HB	1:F:613:PRO:HD2	2.03	0.41
1:G:420:PHE:HB2	1:G:423:ASP:OD1	2.21	0.41
1:G:181:TRP:HZ2	1:G:188:LYS:HG3	1.85	0.41
1:A:39:LEU:HD11	1:A:43:THR:OG1	2.20	0.41
1:E:99:ARG:O	1:E:102:CYS:HB2	2.21	0.41
1:I:460:LEU:CD1	1:I:551:PHE:HB3	2.51	0.41
1:M:541:ILE:CG2	1:M:622:ILE:CD1	2.99	0.41
1:J:554:PHE:CD1	1:J:617:LEU:CD1	3.04	0.41
1:C:13:PHE:HB2	1:C:108:PRO:HG2	2.02	0.41
1:C:69:PHE:HE1	1:C:102:CYS:SG	2.23	0.41
1:J:407:ILE:CD1	1:J:431:HIS:CD2	3.04	0.41
1:H:97:LEU:HA	1:H:527:SER:CB	2.49	0.41
1:H:97:LEU:HD23	1:H:97:LEU:O	2.20	0.41
1:D:105:ILE:O	1:D:527:SER:HA	2.21	0.41
1:L:30:ASP:CG	1:L:33:LEU:HD13	2.40	0.41
1:L:540:LEU:CD2	1:L:541:ILE:HD11	2.50	0.41
1:D:540:LEU:CD2	1:D:541:ILE:HD11	2.50	0.41
1:E:39:LEU:HD11	1:E:43:THR:OG1	2.20	0.41
1:I:264:GLN:HE21	1:J:224:HIS:CE1	2.18	0.41
1:G:624:PHE:CE2	1:G:625:HIS:O	2.74	0.41
1:C:254:SER:O	1:C:331:ILE:HD11	2.21	0.41
1:K:44:LEU:HD21	1:K:341:ASN:HB3	2.03	0.41
1:M:44:LEU:HD21	1:M:341:ASN:HB3	2.03	0.41
1:E:44:LEU:HD21	1:E:341:ASN:HB3	2.03	0.41
1:J:300:ILE:HG22	1:J:312:LYS:HZ1	1.86	0.41
1:F:192:ARG:HH22	1:F:594:MET:HG3	1.80	0.41
1:E:321:HIS:CD2	1:E:364:ILE:CD1	2.99	0.41
1:H:258:LEU:HD13	1:H:330:ASN:ND2	2.27	0.41
1:K:558:THR:CG2	1:K:559:ASP:N	2.82	0.41
1:J:157:LEU:N	1:J:157:LEU:CD1	2.83	0.41
1:I:208:TYR:HE2	1:I:212:ARG:HD2	1.85	0.41
1:H:319:SER:O	1:H:323:TRP:CD1	2.74	0.41
1:A:319:SER:O	1:A:323:TRP:CD1	2.74	0.41
1:M:1:THR:HG23	1:M:3:ALA:N	2.35	0.41
1:M:363:PHE:HA	1:M:366:ASN:ND2	2.34	0.41
1:I:612:THR:HB	1:I:613:PRO:HD2	2.03	0.41

Continued on next page...

Continued from previous page...

Atom-1	Atom-2	Interatomic distance (Å)	Clash overlap (Å)
1:A:196:LEU:HD11	1:A:580:TYR:O	2.21	0.40
1:A:87:MET:HE2	1:A:87:MET:HB3	1.84	0.40
1:A:476:GLN:O	1:A:480:PHE:CD2	2.74	0.40
1:J:30:ASP:CB	1:J:33:LEU:HB2	2.50	0.40
1:E:196:LEU:HD11	1:E:580:TYR:O	2.21	0.40
1:I:541:ILE:N	1:I:541:ILE:CD1	2.82	0.40
1:C:106:THR:CG2	1:C:107:VAL:N	2.81	0.40
1:C:196:LEU:HD11	1:C:580:TYR:O	2.21	0.40
1:L:196:LEU:HD11	1:L:580:TYR:O	2.21	0.40
1:K:13:PHE:HB2	1:K:108:PRO:HG2	2.02	0.40
1:H:407:ILE:CD1	1:H:431:HIS:CD2	3.04	0.40
1:D:541:ILE:CG2	1:D:622:ILE:CD1	2.98	0.40
1:J:508:ILE:HD11	1:J:531:CYS:HA	2.03	0.40
1:C:525:GLU:CA	1:C:574:CYS:SG	3.10	0.40
1:L:511:VAL:HG23	1:L:531:CYS:CB	2.50	0.40
1:L:512:ARG:HG2	1:L:530:TYR:CE2	2.56	0.40
1:F:160:PHE:CD1	1:F:160:PHE:C	2.95	0.40
1:H:61:VAL:CG2	1:H:62:ALA:N	2.83	0.40
1:J:543:ARG:HD3	1:J:543:ARG:HH11	1.74	0.40
1:G:196:LEU:HD11	1:G:580:TYR:O	2.21	0.40
1:H:84:ASN:ND2	1:H:87:MET:HE1	2.37	0.40
1:K:476:GLN:O	1:K:480:PHE:CD2	2.74	0.40
1:D:306:GLU:HB3	1:D:307:SER:CA	2.51	0.40
1:K:161:ARG:HB3	1:K:353:ARG:HA	2.03	0.40
1:E:385:PHE:CE1	1:E:559:ASP:CB	3.04	0.40
1:A:385:PHE:CE2	1:A:388:VAL:HG23	2.56	0.40
1:K:385:PHE:CE2	1:K:388:VAL:HG23	2.56	0.40
1:L:157:LEU:CD1	1:L:157:LEU:N	2.83	0.40
1:I:499:ARG:HD2	1:I:503:ASP:CB	2.49	0.40
1:F:82:ILE:CG2	1:F:83:VAL:N	2.83	0.40
1:L:82:ILE:CG2	1:L:83:VAL:N	2.83	0.40
1:G:420:PHE:CD2	1:G:421:GLY:O	2.74	0.40
1:H:570:GLU:HG2	1:H:571:ASN:H	1.85	0.40
1:E:570:GLU:HG2	1:E:571:ASN:H	1.85	0.40
1:C:612:THR:HB	1:C:613:PRO:HD2	2.03	0.40
1:A:102:CYS:HB3	1:A:105:ILE:CG2	2.52	0.40
1:K:554:PHE:CD1	1:K:617:LEU:CD1	3.04	0.40
1:J:476:GLN:O	1:J:480:PHE:CD2	2.74	0.40
1:J:164:ILE:CG2	1:J:165:GLY:N	2.82	0.40
1:L:105:ILE:O	1:L:527:SER:HA	2.21	0.40
1:C:476:GLN:O	1:C:480:PHE:CD2	2.74	0.40

Continued on next page...

Continued from previous page...

Atom-1	Atom-2	Interatomic distance (Å)	Clash overlap (Å)
1:C:540:LEU:CD2	1:C:541:ILE:HD11	2.50	0.40
1:K:105:ILE:O	1:K:527:SER:HA	2.21	0.40
1:H:99:ARG:O	1:H:102:CYS:HB2	2.20	0.40
1:H:90:TYR:C	1:H:90:TYR:CD1	2.95	0.40
1:H:97:LEU:HD12	1:H:175:ILE:HG22	2.02	0.40
1:L:36:VAL:CG2	1:L:37:GLY:N	2.82	0.40
1:G:403:ILE:HG22	1:G:622:ILE:HG12	2.04	0.40
1:M:106:THR:HG22	1:M:107:VAL:N	2.36	0.40
1:I:407:ILE:CD1	1:I:431:HIS:CD2	3.04	0.40
1:D:102:CYS:HB3	1:D:105:ILE:CG2	2.51	0.40
1:D:110:ILE:HD11	1:D:168:ALA:CB	2.51	0.40
1:D:113:VAL:CG2	1:D:114:PHE:N	2.83	0.40
1:F:102:CYS:HB3	1:F:105:ILE:CG2	2.52	0.40
1:G:508:ILE:HD11	1:G:531:CYS:HA	2.02	0.40
1:A:115:PRO:HD3	1:A:417:GLY:HA3	2.01	0.40
1:D:181:TRP:HZ2	1:D:188:LYS:HG3	1.86	0.40
1:K:624:PHE:CE2	1:K:625:HIS:O	2.74	0.40
1:A:624:PHE:CE2	1:A:625:HIS:O	2.74	0.40
1:K:303:ASP:O	1:K:307:SER:HB2	2.22	0.40
1:M:624:PHE:CE2	1:M:625:HIS:O	2.74	0.40
1:M:196:LEU:HD11	1:M:580:TYR:O	2.21	0.40
1:E:294:ILE:HA	1:E:375:PHE:HE2	1.86	0.40
1:E:10:MET:CB	1:E:11:PRO:HD3	2.48	0.40
1:H:157:LEU:N	1:H:157:LEU:CD1	2.83	0.40
1:G:499:ARG:HD2	1:G:503:ASP:CB	2.49	0.40
1:D:319:SER:O	1:D:323:TRP:CD1	2.74	0.40
1:L:261:VAL:HG12	1:L:262:ASP:N	2.35	0.40
1:F:319:SER:O	1:F:323:TRP:CD1	2.74	0.40
1:M:319:SER:O	1:M:323:TRP:CD1	2.74	0.40
1:C:524:SER:OG	1:C:573:VAL:HB	2.20	0.40
1:K:420:PHE:HB2	1:K:423:ASP:OD1	2.21	0.40
1:I:570:GLU:HG2	1:I:571:ASN:H	1.86	0.40
1:C:319:SER:O	1:C:323:TRP:CD1	2.74	0.40
1:I:306:GLU:HB3	1:I:307:SER:CA	2.51	0.40
1:A:105:ILE:O	1:A:527:SER:HA	2.21	0.40
1:A:59:LEU:HD12	1:A:87:MET:CG	2.47	0.40
1:I:103:LYS:HB2	1:I:526:ASP:C	2.42	0.40
1:G:407:ILE:CD1	1:G:431:HIS:CD2	3.04	0.40
1:M:460:LEU:CB	1:M:483:LEU:HD21	2.51	0.40
1:M:460:LEU:CD1	1:M:551:PHE:HB3	2.51	0.40
1:M:620:ILE:CD1	1:M:620:ILE:N	2.82	0.40

Continued on next page...

Continued from previous page...

Atom-1	Atom-2	Interatomic distance (Å)	Clash overlap (Å)
1:D:407:ILE:CD1	1:D:431:HIS:CD2	3.04	0.40
1:J:110:ILE:HD11	1:J:168:ALA:CB	2.51	0.40
1:C:102:CYS:HB3	1:C:105:ILE:CG2	2.52	0.40
1:H:102:CYS:HB3	1:H:105:ILE:CG2	2.51	0.40
1:L:118:PHE:N	1:L:118:PHE:CD1	2.88	0.40
1:F:460:LEU:CB	1:F:483:LEU:HD21	2.52	0.40
1:A:44:LEU:HD11	1:A:341:ASN:CG	2.40	0.40
1:A:160:PHE:C	1:A:160:PHE:CD1	2.95	0.40
1:K:282:ILE:HG12	1:K:290:ILE:HG13	2.01	0.40
1:E:282:ILE:CD1	1:E:290:ILE:HD11	2.52	0.40
1:H:305:ILE:C	1:H:305:ILE:HD13	2.41	0.40
1:D:290:ILE:CD1	1:D:312:LYS:CD	2.93	0.40
1:L:282:ILE:CD1	1:L:290:ILE:HD11	2.52	0.40
1:G:103:LYS:NZ	1:G:525:GLU:O	2.53	0.40
1:G:385:PHE:CE2	1:G:388:VAL:HG23	2.56	0.40
1:M:558:THR:HG21	1:M:592:LYS:HZ2	1.86	0.40
1:A:558:THR:CG2	1:A:559:ASP:N	2.82	0.40
1:A:157:LEU:CD1	1:A:157:LEU:N	2.83	0.40
1:G:157:LEU:N	1:G:157:LEU:CD1	2.83	0.40
1:D:281:TYR:CD1	1:D:281:TYR:C	2.95	0.40
1:M:281:TYR:CD1	1:M:281:TYR:C	2.95	0.40
1:A:420:PHE:HB2	1:A:423:ASP:OD1	2.21	0.40
1:A:22:GLU:CD	1:A:22:GLU:H	2.25	0.40
1:L:17:THR:HG21	1:L:241:VAL:HA	2.03	0.40
1:L:271:GLU:O	1:L:275:ASP:HB2	2.21	0.40
1:E:612:THR:HB	1:E:613:PRO:HD2	2.03	0.40
1:J:181:TRP:HZ2	1:J:188:LYS:HG3	1.86	0.40
1:A:460:LEU:CB	1:A:483:LEU:HD21	2.52	0.40
1:K:460:LEU:CB	1:K:483:LEU:HD21	2.52	0.40
1:H:395:ILE:CD1	1:H:620:ILE:CG2	2.95	0.40
1:J:14:LYS:NZ	1:J:514:PHE:HZ	2.19	0.40
1:C:90:TYR:C	1:C:90:TYR:CD1	2.95	0.40
1:E:620:ILE:CD1	1:E:620:ILE:N	2.82	0.40
1:K:110:ILE:HD11	1:K:168:ALA:CB	2.52	0.40
1:L:36:VAL:HG21	1:L:59:LEU:CG	2.52	0.40
1:G:540:LEU:CD2	1:G:541:ILE:HD11	2.50	0.40
1:G:551:PHE:CD1	1:G:622:ILE:HD12	2.57	0.40
1:M:110:ILE:HD11	1:M:168:ALA:CB	2.51	0.40
1:A:110:ILE:HD11	1:A:168:ALA:CB	2.51	0.40
1:L:620:ILE:N	1:L:620:ILE:CD1	2.82	0.40
1:A:119:VAL:HA	1:A:120:PRO:HD3	1.87	0.40

Continued on next page...

Continued from previous page...

Atom-1	Atom-2	Interatomic distance (Å)	Clash overlap (Å)
1:J:270:ARG:CD	1:J:363:PHE:HZ	2.35	0.40
1:I:414:LEU:CB	1:I:418:ILE:CD1	2.94	0.40
1:L:160:PHE:CD1	1:L:160:PHE:C	2.95	0.40
1:H:357:PHE:CD1	1:H:357:PHE:C	2.95	0.40
1:D:282:ILE:CD1	1:D:290:ILE:HD11	2.52	0.40
1:F:161:ARG:HB3	1:F:353:ARG:HA	2.03	0.40
1:H:353:ARG:HH11	1:H:353:ARG:HD2	1.74	0.40
1:M:385:PHE:CE1	1:M:559:ASP:CB	3.04	0.40
1:H:385:PHE:CE2	1:H:388:VAL:HG23	2.57	0.40
1:I:385:PHE:CE2	1:I:388:VAL:HG23	2.56	0.40
1:A:413:GLU:OE2	1:A:415:SER:HB2	2.22	0.40
1:D:261:VAL:HG23	1:D:323:TRP:CH2	2.57	0.40
1:J:413:GLU:OE2	1:J:415:SER:HB2	2.22	0.40
1:A:463:LYS:HA	1:A:471:LEU:HD21	2.04	0.40
1:C:463:LYS:HA	1:C:471:LEU:HD21	2.04	0.40
1:C:385:PHE:CE2	1:C:388:VAL:HG23	2.56	0.40
1:H:605:ARG:HH22	1:K:38:ILE:HB	1.85	0.40
1:K:602:ILE:HG22	1:K:604:ALA:H	1.86	0.40
1:J:79:ALA:HB1	1:J:83:VAL:HG13	2.04	0.40
1:H:554:PHE:CD1	1:H:617:LEU:CD1	3.04	0.40
1:I:554:PHE:CD1	1:I:617:LEU:CD1	3.04	0.40
1:L:102:CYS:HB3	1:L:105:ILE:CG2	2.51	0.40
1:E:476:GLN:O	1:E:480:PHE:CD2	2.74	0.40
1:K:102:CYS:HB3	1:K:105:ILE:CG2	2.52	0.40
1:H:196:LEU:HD11	1:H:580:TYR:O	2.21	0.40
1:L:403:ILE:HG23	1:L:622:ILE:HG23	2.02	0.40
1:D:36:VAL:CG2	1:D:37:GLY:H	2.32	0.40
1:F:114:PHE:HB2	1:F:117:ARG:CD	2.49	0.40
1:J:270:ARG:NH1	1:J:271:GLU:OE1	2.54	0.40
1:I:181:TRP:HZ2	1:I:188:LYS:HG3	1.86	0.40
1:I:539:MET:HE2	1:I:539:MET:HB3	1.98	0.40
1:I:624:PHE:CE2	1:I:625:HIS:O	2.74	0.40
1:C:160:PHE:CD1	1:C:160:PHE:C	2.95	0.40
1:G:405:THR:O	1:G:406:LEU:HD12	2.22	0.40
1:I:55:GLU:OE1	1:I:87:MET:HE1	2.21	0.40
1:C:121:ALA:CB	1:C:238:THR:CG2	2.95	0.40
1:C:249:ARG:NH1	1:C:249:ARG:HB3	2.37	0.40
1:A:121:ALA:CB	1:A:238:THR:CG2	2.95	0.40
1:D:44:LEU:HD11	1:D:341:ASN:CG	2.41	0.40
1:C:44:LEU:HD21	1:C:341:ASN:HB3	2.04	0.40
1:J:357:PHE:CD1	1:J:357:PHE:C	2.95	0.40

Continued on next page...

Continued from previous page...

Atom-1	Atom-2	Interatomic distance (Å)	Clash overlap (Å)
1:J:321:HIS:CD2	1:J:364:ILE:CD1	2.99	0.40
1:H:282:ILE:CD1	1:H:290:ILE:HD11	2.52	0.40
1:G:282:ILE:CD1	1:G:290:ILE:HD11	2.52	0.40
1:D:282:ILE:HG13	1:D:290:ILE:HG12	2.01	0.40
1:C:161:ARG:HB3	1:C:353:ARG:HA	2.03	0.40
1:J:385:PHE:CE2	1:J:388:VAL:HG23	2.56	0.40
1:L:385:PHE:CE2	1:L:388:VAL:HG23	2.56	0.40
1:E:208:TYR:HE2	1:E:212:ARG:HD2	1.85	0.40
1:E:281:TYR:C	1:E:281:TYR:CD1	2.95	0.40
1:M:103:LYS:HD2	1:M:584:ARG:NH2	2.36	0.40
1:C:584:ARG:HG2	1:C:585:ASP:HB2	2.03	0.40
1:I:413:GLU:OE2	1:I:415:SER:HB2	2.22	0.40
1:D:413:GLU:OE2	1:D:415:SER:HB2	2.22	0.40
1:E:463:LYS:HA	1:E:471:LEU:HD21	2.04	0.40
1:G:261:VAL:HG23	1:G:323:TRP:CH2	2.57	0.40
1:E:413:GLU:OE2	1:E:415:SER:HB2	2.22	0.40
1:J:261:VAL:HG23	1:J:323:TRP:CH2	2.57	0.40
1:K:463:LYS:HA	1:K:471:LEU:HD21	2.04	0.40
1:J:200:MET:HE3	1:J:200:MET:HA	2.03	0.40
1:H:21:ARG:O	1:H:23:LYS:N	2.55	0.40
1:E:22:GLU:H	1:E:22:GLU:CD	2.25	0.40

There are no symmetry-related clashes.

5.3 Torsion angles ⓘ

5.3.1 Protein backbone ⓘ

In the following table, the Percentiles column shows the percent Ramachandran outliers of the chain as a percentile score with respect to all PDB entries followed by that with respect to all EM entries.

The Analysed column shows the number of residues for which the backbone conformation was analysed, and the total number of residues.

Mol	Chain	Analysed	Favoured	Allowed	Outliers	Percentiles	
1	A	624/626 (100%)	590 (95%)	30 (5%)	4 (1%)	30	74
1	C	624/626 (100%)	583 (93%)	32 (5%)	9 (1%)	14	58
1	D	624/626 (100%)	590 (95%)	30 (5%)	4 (1%)	30	74
1	E	624/626 (100%)	583 (93%)	34 (5%)	7 (1%)	17	63

Continued on next page...

Continued from previous page...

Mol	Chain	Analysed	Favoured	Allowed	Outliers	Percentiles	
1	F	624/626 (100%)	589 (94%)	31 (5%)	4 (1%)	30	74
1	G	624/626 (100%)	581 (93%)	41 (7%)	2 (0%)	46	83
1	H	624/626 (100%)	577 (92%)	41 (7%)	6 (1%)	19	65
1	I	624/626 (100%)	591 (95%)	29 (5%)	4 (1%)	30	74
1	J	624/626 (100%)	587 (94%)	34 (5%)	3 (0%)	34	77
1	K	624/626 (100%)	576 (92%)	38 (6%)	10 (2%)	12	56
1	L	624/626 (100%)	586 (94%)	33 (5%)	5 (1%)	24	69
1	M	624/626 (100%)	584 (94%)	37 (6%)	3 (0%)	34	77
All	All	7488/7512 (100%)	7017 (94%)	410 (6%)	61 (1%)	29	69

All (61) Ramachandran outliers are listed below:

Mol	Chain	Res	Type
1	A	20	THR
1	A	524	SER
1	C	20	THR
1	C	34	LYS
1	C	524	SER
1	D	20	THR
1	D	524	SER
1	E	20	THR
1	E	304	ILE
1	E	524	SER
1	F	20	THR
1	G	20	THR
1	H	22	GLU
1	H	519	ALA
1	I	16	LEU
1	K	20	THR
1	K	121	ALA
1	K	519	ALA
1	K	524	SER
1	L	20	THR
1	L	524	SER
1	M	20	THR
1	M	519	ALA
1	E	294	ILE
1	I	20	THR
1	F	574	CYS

Continued on next page...

Continued from previous page...

Mol	Chain	Res	Type
1	H	42	GLY
1	J	279	MET
1	K	21	ARG
1	L	240	LEU
1	A	21	ARG
1	A	102	CYS
1	C	102	CYS
1	D	21	ARG
1	D	102	CYS
1	E	21	ARG
1	E	102	CYS
1	F	21	ARG
1	F	102	CYS
1	G	21	ARG
1	H	102	CYS
1	K	102	CYS
1	L	21	ARG
1	L	102	CYS
1	M	21	ARG
1	C	25	PRO
1	C	294	ILE
1	H	23	LYS
1	J	103	LYS
1	J	241	VAL
1	C	533	CYS
1	I	278	ASN
1	K	297	GLY
1	K	533	CYS
1	K	120	PRO
1	C	573	VAL
1	I	36	VAL
1	C	589	PRO
1	E	305	ILE
1	H	520	GLY
1	K	520	GLY

5.3.2 Protein sidechains ⓘ

In the following table, the Percentiles column shows the percent sidechain outliers of the chain as a percentile score with respect to all PDB entries followed by that with respect to all EM entries.

The Analysed column shows the number of residues for which the sidechain conformation was

analysed, and the total number of residues.

Mol	Chain	Analysed	Rotameric	Outliers	Percentiles	
1	A	556/556 (100%)	537 (97%)	19 (3%)	44	75
1	C	556/556 (100%)	534 (96%)	22 (4%)	38	71
1	D	556/556 (100%)	534 (96%)	22 (4%)	38	71
1	E	556/556 (100%)	534 (96%)	22 (4%)	38	71
1	F	556/556 (100%)	536 (96%)	20 (4%)	42	74
1	G	556/556 (100%)	535 (96%)	21 (4%)	40	73
1	H	556/556 (100%)	534 (96%)	22 (4%)	38	71
1	I	556/556 (100%)	532 (96%)	24 (4%)	35	70
1	J	556/556 (100%)	533 (96%)	23 (4%)	37	71
1	K	556/556 (100%)	532 (96%)	24 (4%)	35	70
1	L	556/556 (100%)	537 (97%)	19 (3%)	44	75
1	M	556/556 (100%)	537 (97%)	19 (3%)	44	75
All	All	6672/6672 (100%)	6415 (96%)	257 (4%)	43	72

All (257) residues with a non-rotameric sidechain are listed below:

Mol	Chain	Res	Type
1	A	97	LEU
1	A	103	LYS
1	A	105	ILE
1	A	111	GLN
1	A	251	GLU
1	A	260	ASP
1	A	305	ILE
1	A	398	LYS
1	A	407	ILE
1	A	418	ILE
1	A	465	ASP
1	A	467	LEU
1	A	469	ASN
1	A	499	ARG
1	A	516	GLN
1	A	584	ARG
1	A	591	LYS
1	A	592	LYS
1	A	620	ILE
1	C	22	GLU

Continued on next page...

Continued from previous page...

Mol	Chain	Res	Type
1	C	23	LYS
1	C	97	LEU
1	C	103	LYS
1	C	105	ILE
1	C	111	GLN
1	C	253	TYR
1	C	261	VAL
1	C	281	TYR
1	C	282	ILE
1	C	305	ILE
1	C	398	LYS
1	C	407	ILE
1	C	418	ILE
1	C	467	LEU
1	C	469	ASN
1	C	499	ARG
1	C	516	GLN
1	C	584	ARG
1	C	591	LYS
1	C	592	LYS
1	C	620	ILE
1	D	97	LEU
1	D	103	LYS
1	D	105	ILE
1	D	111	GLN
1	D	151	LEU
1	D	251	GLU
1	D	260	ASP
1	D	262	ASP
1	D	278	ASN
1	D	305	ILE
1	D	398	LYS
1	D	407	ILE
1	D	418	ILE
1	D	465	ASP
1	D	467	LEU
1	D	469	ASN
1	D	499	ARG
1	D	516	GLN
1	D	584	ARG
1	D	591	LYS
1	D	592	LYS

Continued on next page...

Continued from previous page...

Mol	Chain	Res	Type
1	D	620	ILE
1	E	97	LEU
1	E	103	LYS
1	E	105	ILE
1	E	111	GLN
1	E	240	LEU
1	E	260	ASP
1	E	278	ASN
1	E	296	HIS
1	E	304	ILE
1	E	305	ILE
1	E	308	SER
1	E	398	LYS
1	E	407	ILE
1	E	418	ILE
1	E	465	ASP
1	E	469	ASN
1	E	499	ARG
1	E	516	GLN
1	E	584	ARG
1	E	591	LYS
1	E	592	LYS
1	E	620	ILE
1	F	97	LEU
1	F	103	LYS
1	F	105	ILE
1	F	111	GLN
1	F	260	ASP
1	F	288	ASN
1	F	305	ILE
1	F	336	HIS
1	F	398	LYS
1	F	407	ILE
1	F	418	ILE
1	F	465	ASP
1	F	469	ASN
1	F	499	ARG
1	F	516	GLN
1	F	525	GLU
1	F	584	ARG
1	F	591	LYS
1	F	592	LYS

Continued on next page...

Continued from previous page...

Mol	Chain	Res	Type
1	F	620	ILE
1	G	83	VAL
1	G	87	MET
1	G	88	PHE
1	G	93	SER
1	G	99	ARG
1	G	105	ILE
1	G	111	GLN
1	G	260	ASP
1	G	275	ASP
1	G	305	ILE
1	G	336	HIS
1	G	398	LYS
1	G	407	ILE
1	G	418	ILE
1	G	469	ASN
1	G	499	ARG
1	G	516	GLN
1	G	584	ARG
1	G	591	LYS
1	G	592	LYS
1	G	620	ILE
1	H	21	ARG
1	H	78	GLN
1	H	97	LEU
1	H	103	LYS
1	H	105	ILE
1	H	111	GLN
1	H	260	ASP
1	H	305	ILE
1	H	398	LYS
1	H	407	ILE
1	H	418	ILE
1	H	465	ASP
1	H	467	LEU
1	H	469	ASN
1	H	499	ARG
1	H	516	GLN
1	H	524	SER
1	H	525	GLU
1	H	584	ARG
1	H	591	LYS

Continued on next page...

Continued from previous page...

Mol	Chain	Res	Type
1	H	592	LYS
1	H	620	ILE
1	I	15	HIS
1	I	19	LEU
1	I	22	GLU
1	I	97	LEU
1	I	105	ILE
1	I	108	PRO
1	I	111	GLN
1	I	253	TYR
1	I	260	ASP
1	I	305	ILE
1	I	398	LYS
1	I	407	ILE
1	I	418	ILE
1	I	465	ASP
1	I	467	LEU
1	I	469	ASN
1	I	499	ARG
1	I	516	GLN
1	I	532	SER
1	I	533	CYS
1	I	584	ARG
1	I	591	LYS
1	I	592	LYS
1	I	620	ILE
1	J	14	LYS
1	J	83	VAL
1	J	87	MET
1	J	88	PHE
1	J	93	SER
1	J	99	ARG
1	J	105	ILE
1	J	111	GLN
1	J	245	GLN
1	J	251	GLU
1	J	260	ASP
1	J	305	ILE
1	J	398	LYS
1	J	407	ILE
1	J	418	ILE
1	J	465	ASP

Continued on next page...

Continued from previous page...

Mol	Chain	Res	Type
1	J	469	ASN
1	J	499	ARG
1	J	514	PHE
1	J	584	ARG
1	J	591	LYS
1	J	592	LYS
1	J	620	ILE
1	K	38	ILE
1	K	97	LEU
1	K	103	LYS
1	K	105	ILE
1	K	111	GLN
1	K	119	VAL
1	K	122	GLU
1	K	240	LEU
1	K	260	ASP
1	K	262	ASP
1	K	265	ASP
1	K	398	LYS
1	K	407	ILE
1	K	418	ILE
1	K	465	ASP
1	K	467	LEU
1	K	468	ASN
1	K	469	ASN
1	K	499	ARG
1	K	516	GLN
1	K	584	ARG
1	K	591	LYS
1	K	592	LYS
1	K	620	ILE
1	L	97	LEU
1	L	103	LYS
1	L	105	ILE
1	L	111	GLN
1	L	240	LEU
1	L	253	TYR
1	L	260	ASP
1	L	305	ILE
1	L	398	LYS
1	L	407	ILE
1	L	418	ILE

Continued on next page...

Continued from previous page...

Mol	Chain	Res	Type
1	L	465	ASP
1	L	469	ASN
1	L	499	ARG
1	L	516	GLN
1	L	584	ARG
1	L	591	LYS
1	L	592	LYS
1	L	620	ILE
1	M	83	VAL
1	M	87	MET
1	M	88	PHE
1	M	93	SER
1	M	99	ARG
1	M	105	ILE
1	M	111	GLN
1	M	260	ASP
1	M	305	ILE
1	M	398	LYS
1	M	407	ILE
1	M	418	ILE
1	M	469	ASN
1	M	499	ARG
1	M	516	GLN
1	M	584	ARG
1	M	591	LYS
1	M	592	LYS
1	M	620	ILE

Some sidechains can be flipped to improve hydrogen bonding and reduce clashes. All (146) such sidechains are listed below:

Mol	Chain	Res	Type
1	A	6	GLN
1	A	81	GLN
1	A	84	ASN
1	A	111	GLN
1	A	125	ASN
1	A	138	GLN
1	A	172	HIS
1	A	278	ASN
1	A	288	ASN
1	A	336	HIS
1	A	339	GLN

Continued on next page...

Continued from previous page...

Mol	Chain	Res	Type
1	A	371	HIS
1	A	502	GLN
1	A	625	HIS
1	C	6	GLN
1	C	52	HIS
1	C	84	ASN
1	C	111	GLN
1	C	138	GLN
1	C	172	HIS
1	C	224	HIS
1	C	264	GLN
1	C	278	ASN
1	C	288	ASN
1	C	336	HIS
1	C	339	GLN
1	C	371	HIS
1	C	502	GLN
1	C	625	HIS
1	D	6	GLN
1	D	52	HIS
1	D	81	GLN
1	D	84	ASN
1	D	111	GLN
1	D	138	GLN
1	D	172	HIS
1	D	224	HIS
1	D	278	ASN
1	D	288	ASN
1	D	336	HIS
1	D	371	HIS
1	D	502	GLN
1	D	625	HIS
1	E	6	GLN
1	E	52	HIS
1	E	81	GLN
1	E	84	ASN
1	E	111	GLN
1	E	138	GLN
1	E	172	HIS
1	E	224	HIS
1	E	278	ASN
1	E	288	ASN

Continued on next page...

Continued from previous page...

Mol	Chain	Res	Type
1	E	339	GLN
1	E	502	GLN
1	E	625	HIS
1	F	6	GLN
1	F	52	HIS
1	F	81	GLN
1	F	84	ASN
1	F	111	GLN
1	F	138	GLN
1	F	172	HIS
1	F	278	ASN
1	F	371	HIS
1	F	502	GLN
1	F	625	HIS
1	G	6	GLN
1	G	78	GLN
1	G	111	GLN
1	G	138	GLN
1	G	172	HIS
1	G	224	HIS
1	G	264	GLN
1	G	278	ASN
1	G	288	ASN
1	G	371	HIS
1	G	502	GLN
1	G	625	HIS
1	H	6	GLN
1	H	52	HIS
1	H	84	ASN
1	H	111	GLN
1	H	125	ASN
1	H	138	GLN
1	H	172	HIS
1	H	278	ASN
1	H	288	ASN
1	H	371	HIS
1	H	502	GLN
1	H	625	HIS
1	I	6	GLN
1	I	52	HIS
1	I	84	ASN
1	I	111	GLN

Continued on next page...

Continued from previous page...

Mol	Chain	Res	Type
1	I	138	GLN
1	I	278	ASN
1	I	288	ASN
1	I	336	HIS
1	I	371	HIS
1	I	502	GLN
1	I	625	HIS
1	J	6	GLN
1	J	78	GLN
1	J	111	GLN
1	J	138	GLN
1	J	172	HIS
1	J	224	HIS
1	J	288	ASN
1	J	336	HIS
1	J	371	HIS
1	J	502	GLN
1	J	625	HIS
1	K	6	GLN
1	K	52	HIS
1	K	81	GLN
1	K	84	ASN
1	K	111	GLN
1	K	172	HIS
1	K	224	HIS
1	K	278	ASN
1	K	288	ASN
1	K	502	GLN
1	K	625	HIS
1	L	6	GLN
1	L	52	HIS
1	L	81	GLN
1	L	84	ASN
1	L	111	GLN
1	L	138	GLN
1	L	172	HIS
1	L	278	ASN
1	L	288	ASN
1	L	502	GLN
1	L	625	HIS
1	M	6	GLN
1	M	78	GLN

Continued on next page...

Continued from previous page...

Mol	Chain	Res	Type
1	M	111	GLN
1	M	125	ASN
1	M	138	GLN
1	M	172	HIS
1	M	224	HIS
1	M	288	ASN
1	M	371	HIS
1	M	502	GLN
1	M	625	HIS

5.3.3 RNA [i](#)

There are no RNA molecules in this entry.

5.4 Non-standard residues in protein, DNA, RNA chains [i](#)

There are no non-standard protein/DNA/RNA residues in this entry.

5.5 Carbohydrates [i](#)

There are no carbohydrates in this entry.

5.6 Ligand geometry [i](#)

There are no ligands in this entry.

5.7 Other polymers [i](#)

There are no such residues in this entry.

5.8 Polymer linkage issues [i](#)

There are no chain breaks in this entry.