



wwPDB EM Map/Model Validation Report ⓘ

Apr 10, 2016 – 01:42 PM BST

PDB ID : 3J09
EMDB ID: : EMD-5004
Title : High resolution helical reconstruction of the bacterial p-type ATPase copper transporter CopA
Authors : Wu, C.; Allen, G.S.; Cardozo, T.; Stokes, D.L.
Deposited on : 2011-05-09
Resolution : 10.00 Å(reported)

This is a wwPDB EM Map/Model Validation Report for a publicly released PDB/EMDB entry.
For rigid body fitted models, validation errors reported here could stem from errors in the original structure(s) used in the fitting.
We welcome your comments at validation@mail.wwpdb.org
A user guide is available at
<http://wwpdb.org/validation/2016/EMValidationReportHelp>

MolProbity : 4.02b-467
Mogul : unknown
Percentile statistics : 20151230.v01 (using entries in the PDB archive December 30th 2015)
Ideal geometry (proteins) : Engh & Huber (2001)
Ideal geometry (DNA, RNA) : Parkinson et. al. (1996)
Validation Pipeline (wwPDB-VP) : trunk27241

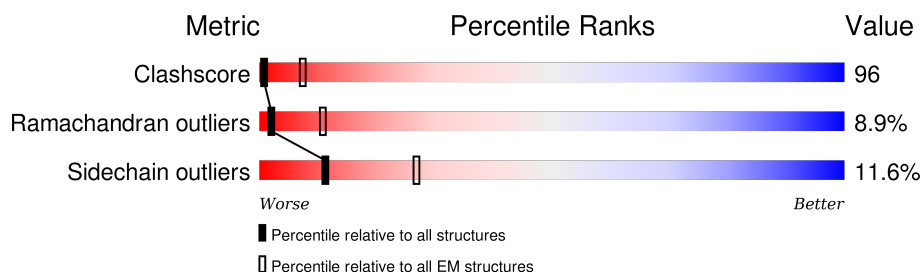
1 Overall quality at a glance

The following experimental techniques were used to determine the structure:

ELECTRON MICROSCOPY

The reported resolution of this entry is 10.00 Å.

Percentile scores (ranging between 0-100) for global validation metrics of the entry are shown in the following graphic. The table shows the number of entries on which the scores are based.



Metric	Whole archive (#Entries)	EM structures (#Entries)
Clashscore	114402	924
Ramachandran outliers	111179	726
Sidechain outliers	111093	686

The table below summarises the geometric issues observed across the polymeric chains. The red, orange, yellow and green segments on the bar indicate the fraction of residues that contain outliers for ≥ 3 , 2, 1 and 0 types of geometric quality criteria. A grey segment represents the fraction of residues that are not modelled. The numeric value for each fraction is indicated below the corresponding segment, with a dot representing fractions $\leq 5\%$.

Mol	Chain	Length	Quality of chain
1	A	723	<div> <div>50%</div> <div>33%</div> <div>11%</div> <div>5%</div> </div>
1	B	723	<div> <div>49%</div> <div>34%</div> <div>11%</div> <div>5%</div> </div>

2 Entry composition

There is only 1 type of molecule in this entry. The entry contains 10932 atoms, of which 0 are hydrogens and 0 are deuteriums.

In the tables below, the AltConf column contains the number of residues with at least one atom in alternate conformation and the Trace column contains the number of residues modelled with at most 2 atoms.

- Molecule 1 is a protein called copper-exporting P-type ATPase A.

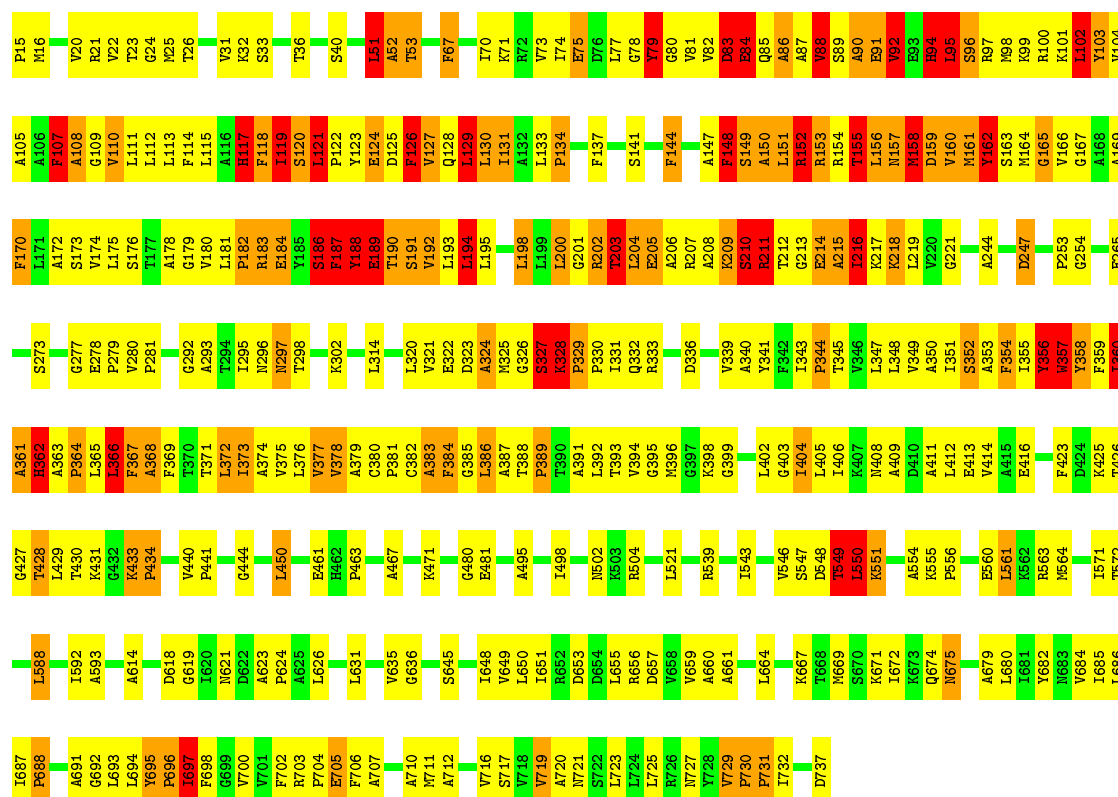
Mol	Chain	Residues	Atoms					AltConf	Trace
1	A	723	Total	C	N	O	S	0	0
			5466	3511	920	1015	20		
1	B	723	Total	C	N	O	S	0	0
			5466	3511	920	1015	20		

3 Residue-property plots

These plots are drawn for all protein, RNA and DNA chains in the entry. The first graphic for a chain summarises the proportions of errors displayed in the second graphic. The second graphic shows the sequence view annotated by issues in geometry. Residues are color-coded according to the number of geometric quality criteria for which they contain at least one outlier: green = 0, yellow = 1, orange = 2 and red = 3 or more. Stretches of 2 or more consecutive residues without any outlier are shown as a green connector. Residues present in the sample, but not in the model, are shown in grey.

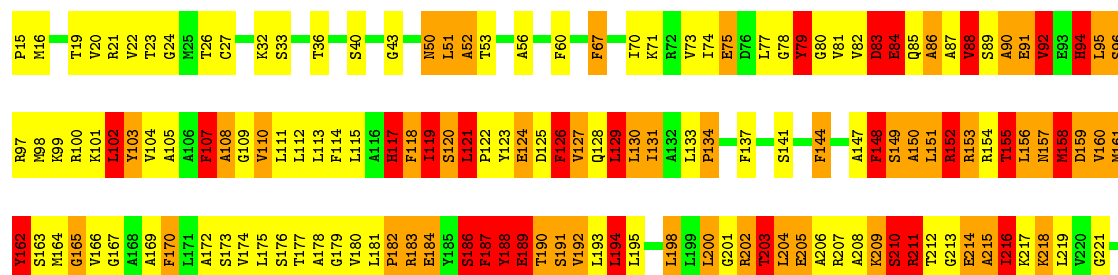
- Molecule 1: copper-exporting P-type ATPase A

Chain A: 



- Molecule 1: copper-exporting P-type ATPase A

Chain B: 



A244	A353	V414	E560	A679
F384	F384	A415	L561	L680
D247	I355	E416	R562	I681
	Y356	K417	R563	Y682
P253	Y357		M564	R683
G254	Y358	F423		V684
	F359	D424	I571	I685
E265	I360	K425	T572	L686
	A361	T426		I687
S273	R362	G427	L588	P688
	A363	T428		
G277	P364	L429	I592	A691
E278	L365	T430	A593	G692
F279	L366	K431		L693
V280	F367	G432	A614	L694
V281	A368	P434		V695
	F369		D618	P696
G292	T370	V440	G619	I697
A293	T371	P441	I620	F698
T294	L372		M621	G699
I295	I373	G444	D622	V700
I296	A374		A623	F701
I297	V375	L450	P624	F702
T298	L376	E461	A625	R703
	V377	R462	L626	P704
K302	V378	P463		E705
	A379		L631	F706
L314	C380	A467		A707
	P381		V635	
L320	C382	K471	S639	A710
V321	A383			N711
E322	F384	G480	S645	A712
D323	G385	E481	I648	
A324	L386	A495	V649	V716
I325	T388	I499	L650	S717
G326	T389		I651	V718
S327	T390	N502	L655	V719
I328	A391	R503	R656	A720
P329	L392	R504	V657	N721
P330	T393	L521	V658	S722
I331	V394	R539	V659	L723
Q332	G395	I543	A660	L724
R333	M396		A661	I725
	G397	V546	L664	R726
D336	K398	S547	K667	N727
	G399	D548	T668	Y728
V339			M669	V729
A340	L402		S670	P730
Y341	I403		K671	P731
P342	I404		I672	I732
I343	L405	V646	K673	
P344	T345		Q674	D737
T346	K407			
V346	N408			
I347	A409			
I348	D410			
V349	A411			
A350	L412			
I351	E413			
S352				

4 Experimental information

Property	Value	Source
Reconstruction method	HELICAL	Depositor
Imposed symmetry	POINT, Not provided	Depositor
Number of images	Not provided	Depositor
Resolution determination method	two-fold phase residual	Depositor
CTF correction method	each tube-crystal	Depositor
Microscope	FEI/PHILIPS CM200FEG	Depositor
Voltage (kV)	200	Depositor
Electron dose ($e^-/\text{\AA}^2$)	Not provided	Depositor
Minimum defocus (nm)	1500	Depositor
Maximum defocus (nm)	2500	Depositor
Magnification	50000	Depositor
Image detector	Kodak SO-163	Depositor

5 Model quality ⓘ

5.1 Standard geometry ⓘ

The Z score for a bond length (or angle) is the number of standard deviations the observed value is removed from the expected value. A bond length (or angle) with $|Z| > 5$ is considered an outlier worth inspection. RMSZ is the root-mean-square of all Z scores of the bond lengths (or angles).

Mol	Chain	Bond lengths		Bond angles	
		RMSZ	$\# Z > 2$	RMSZ	$\# Z > 2$
1	A	1.33	28/5545 (0.5%)	1.28	64/7515 (0.9%)
1	B	1.27	30/5545 (0.5%)	1.29	65/7515 (0.9%)
All	All	1.30	58/11090 (0.5%)	1.28	129/15030 (0.9%)

Chiral center outliers are detected by calculating the chiral volume of a chiral center and verifying if the center is modelled as a planar moiety or with the opposite hand. A planarity outlier is detected by checking planarity of atoms in a peptide group, atoms in a mainchain group or atoms of a sidechain that are expected to be planar.

Mol	Chain	#Chirality outliers	#Planarity outliers
1	A	0	9
1	B	0	9
All	All	0	18

All (58) bond length outliers are listed below:

Mol	Chain	Res	Type	Atoms	Z	Observed(Å)	Ideal(Å)
1	B	356	TYR	CG-CD1	40.18	1.91	1.39
1	A	356	TYR	CG-CD1	38.30	1.89	1.39
1	B	356	TYR	CE1-CZ	33.83	1.82	1.38
1	A	356	TYR	CE1-CZ	33.04	1.81	1.38
1	A	52	ALA	CA-CB	31.50	2.18	1.52
1	A	356	TYR	CG-CD2	31.25	1.79	1.39
1	B	356	TYR	CD1-CE1	22.75	1.73	1.39
1	A	356	TYR	CD1-CE1	21.80	1.72	1.39
1	B	356	TYR	CG-CD2	21.24	1.66	1.39
1	B	356	TYR	CE2-CZ	19.32	1.63	1.38
1	A	356	TYR	CE2-CZ	19.08	1.63	1.38
1	A	356	TYR	CA-CB	-15.81	1.19	1.53
1	B	356	TYR	CA-CB	-15.46	1.20	1.53
1	B	51	LEU	CB-CG	14.60	1.94	1.52
1	A	120	SER	CA-CB	-13.40	1.32	1.52
1	B	51	LEU	CG-CD1	13.34	2.01	1.51

Continued on next page...

Continued from previous page...

Mol	Chain	Res	Type	Atoms	Z	Observed(Å)	Ideal(Å)
1	B	120	SER	CA-CB	-13.23	1.33	1.52
1	B	52	ALA	CA-CB	11.77	1.77	1.52
1	B	356	TYR	CD2-CE2	11.58	1.56	1.39
1	A	356	TYR	CD2-CE2	11.41	1.56	1.39
1	B	51	LEU	CA-CB	10.33	1.77	1.53
1	A	51	LEU	CA-CB	10.09	1.76	1.53
1	B	389	PRO	N-CD	-9.30	1.34	1.47
1	A	389	PRO	N-CD	-9.28	1.34	1.47
1	A	84	GLU	CG-CD	8.36	1.64	1.51
1	B	688	PRO	N-CD	-7.84	1.36	1.47
1	A	688	PRO	N-CD	-7.74	1.37	1.47
1	B	362	HIS	CA-CB	7.39	1.70	1.53
1	A	362	HIS	CA-CB	7.36	1.70	1.53
1	A	189	GLU	CA-CB	-7.36	1.37	1.53
1	B	189	GLU	CA-CB	-7.32	1.37	1.53
1	B	84	GLU	CG-CD	7.24	1.62	1.51
1	B	155	THR	CA-CB	-6.96	1.35	1.53
1	B	327	SER	CA-CB	-6.91	1.42	1.52
1	A	155	THR	CA-CB	-6.91	1.35	1.53
1	A	327	SER	CA-CB	-6.80	1.42	1.52
1	B	404	ILE	CA-CB	-6.79	1.39	1.54
1	A	119	ILE	C-O	-6.76	1.10	1.23
1	B	119	ILE	C-O	-6.72	1.10	1.23
1	A	404	ILE	CA-CB	-6.68	1.39	1.54
1	B	50	ASN	CB-CG	6.56	1.66	1.51
1	A	352	SER	CA-CB	6.43	1.62	1.52
1	A	117	HIS	CB-CG	-6.35	1.38	1.50
1	B	352	SER	CA-CB	6.27	1.62	1.52
1	B	117	HIS	CB-CG	-6.26	1.38	1.50
1	A	356	TYR	CB-CG	-5.93	1.42	1.51
1	A	697	ILE	CA-CB	-5.89	1.41	1.54
1	B	697	ILE	CA-CB	-5.88	1.41	1.54
1	A	75	GLU	CB-CG	-5.58	1.41	1.52
1	A	434	PRO	N-CD	-5.51	1.40	1.47
1	B	356	TYR	CB-CG	-5.50	1.43	1.51
1	B	75	GLU	CB-CG	-5.49	1.41	1.52
1	B	134	PRO	N-CD	-5.33	1.40	1.47
1	A	134	PRO	N-CD	-5.27	1.40	1.47
1	A	344	PRO	N-CD	-5.22	1.40	1.47
1	B	344	PRO	N-CD	-5.16	1.40	1.47
1	B	91	GLU	CA-CB	5.12	1.65	1.53
1	A	91	GLU	CA-CB	5.08	1.65	1.53

All (129) bond angle outliers are listed below:

Mol	Chain	Res	Type	Atoms	Z	Observed(°)	Ideal(°)
1	B	352	SER	O-C-N	16.68	149.39	122.70
1	A	352	SER	O-C-N	16.59	149.24	122.70
1	B	356	TYR	CB-CG-CD2	-16.56	111.06	121.00
1	A	356	TYR	CB-CG-CD2	-14.28	112.43	121.00
1	A	356	TYR	CB-CG-CD1	14.22	129.53	121.00
1	B	356	TYR	CB-CG-CD1	13.72	129.23	121.00
1	B	52	ALA	N-CA-CB	13.60	129.14	110.10
1	A	731	PRO	CA-N-CD	-13.29	92.89	111.50
1	B	731	PRO	CA-N-CD	-13.22	93.00	111.50
1	A	51	LEU	N-CA-CB	-12.36	85.68	110.40
1	B	50	ASN	CB-CA-C	11.65	133.70	110.40
1	B	352	SER	CA-C-O	-11.61	95.71	120.10
1	A	352	SER	CA-C-O	-11.59	95.77	120.10
1	B	51	LEU	CB-CA-C	11.13	131.35	110.20
1	A	731	PRO	N-CD-CG	10.95	119.62	103.20
1	B	731	PRO	N-CD-CG	10.90	119.56	103.20
1	B	364	PRO	CA-N-CD	-10.18	97.26	111.50
1	B	170	PHE	CB-CG-CD2	-10.13	113.70	120.80
1	A	364	PRO	CA-N-CD	-10.12	97.33	111.50
1	B	134	PRO	CA-N-CD	-10.04	97.44	111.50
1	A	134	PRO	CA-N-CD	-10.02	97.48	111.50
1	A	170	PHE	CB-CG-CD2	-10.01	113.79	120.80
1	B	84	GLU	N-CA-CB	9.69	128.05	110.60
1	B	79	TYR	CB-CG-CD2	-9.41	115.36	121.00
1	A	79	TYR	CB-CG-CD2	-9.39	115.37	121.00
1	B	695	TYR	CB-CG-CD1	9.09	126.45	121.00
1	A	52	ALA	N-CA-CB	9.05	122.77	110.10
1	A	84	GLU	N-CA-CB	9.02	126.83	110.60
1	A	695	TYR	CB-CG-CD1	8.90	126.34	121.00
1	B	51	LEU	N-CA-CB	-8.88	92.64	110.40
1	A	731	PRO	N-CA-CB	8.44	113.43	103.30
1	B	731	PRO	N-CA-CB	8.36	113.33	103.30
1	A	730	PRO	C-N-CD	8.35	145.93	128.40
1	B	730	PRO	C-N-CD	8.31	145.86	128.40
1	A	155	THR	N-CA-CB	8.26	125.99	110.30
1	B	155	THR	N-CA-CB	8.26	125.99	110.30
1	B	327	SER	CB-CA-C	8.22	125.71	110.10
1	A	51	LEU	CB-CA-C	8.19	125.76	110.20
1	A	327	SER	CB-CA-C	8.18	125.65	110.10
1	B	327	SER	N-CA-CB	-8.04	98.44	110.50
1	A	352	SER	CB-CA-C	8.02	125.33	110.10
1	B	352	SER	CB-CA-C	8.02	125.33	110.10

Continued on next page...

Continued from previous page...

Mol	Chain	Res	Type	Atoms	Z	Observed(°)	Ideal(°)
1	A	327	SER	N-CA-CB	-8.00	98.50	110.50
1	B	51	LEU	CB-CG-CD1	7.95	124.52	111.00
1	B	356	TYR	CG-CD1-CE1	-7.88	114.99	121.30
1	B	364	PRO	N-CA-CB	7.82	112.69	103.30
1	A	364	PRO	N-CA-CB	7.72	112.57	103.30
1	A	366	LEU	N-CA-CB	7.71	125.82	110.40
1	A	688	PRO	CA-N-CD	-7.69	100.73	111.50
1	A	83	ASP	N-CA-CB	7.67	124.41	110.60
1	B	688	PRO	CA-N-CD	-7.61	100.85	111.50
1	B	83	ASP	N-CA-CB	7.55	124.20	110.60
1	B	366	LEU	N-CA-CB	7.52	125.44	110.40
1	A	194	LEU	CB-CA-C	7.46	124.38	110.20
1	A	126	PHE	CB-CG-CD2	7.44	126.01	120.80
1	B	84	GLU	CB-CA-C	-7.43	95.54	110.40
1	B	126	PHE	CB-CG-CD2	7.38	125.97	120.80
1	A	389	PRO	CA-N-CD	-7.36	101.19	111.50
1	B	389	PRO	CA-N-CD	-7.32	101.25	111.50
1	A	84	GLU	CB-CA-C	-7.27	95.87	110.40
1	B	194	LEU	CB-CA-C	7.25	123.97	110.20
1	B	696	PRO	CA-N-CD	-7.25	101.35	111.50
1	A	389	PRO	N-CD-CG	7.23	114.05	103.20
1	B	389	PRO	N-CD-CG	7.19	113.99	103.20
1	A	696	PRO	CA-N-CD	-7.18	101.44	111.50
1	A	356	TYR	CG-CD1-CE1	-7.12	115.61	121.30
1	A	51	LEU	CB-CG-CD2	7.10	123.07	111.00
1	A	67	PHE	CB-CG-CD1	-7.02	115.89	120.80
1	B	357	TRP	CD1-CG-CD2	-6.85	100.82	106.30
1	A	357	TRP	CD1-CG-CD2	-6.85	100.82	106.30
1	B	50	ASN	N-CA-CB	-6.83	98.31	110.60
1	B	134	PRO	N-CD-CG	6.83	113.44	103.20
1	A	134	PRO	N-CD-CG	6.83	113.44	103.20
1	B	696	PRO	N-CD-CG	6.78	113.37	103.20
1	A	696	PRO	N-CD-CG	6.59	113.09	103.20
1	A	328	LYS	CB-CA-C	-6.33	97.73	110.40
1	B	129	LEU	O-C-N	6.32	132.81	122.70
1	A	52	ALA	CB-CA-C	6.31	119.56	110.10
1	B	328	LYS	CB-CA-C	-6.31	97.79	110.40
1	A	129	LEU	O-C-N	6.24	132.68	122.70
1	B	92	VAL	CB-CA-C	-6.21	99.61	111.40
1	A	92	VAL	CB-CA-C	-6.19	99.64	111.40
1	A	51	LEU	CB-CG-CD1	6.14	121.44	111.00
1	B	67	PHE	CB-CG-CD1	-6.11	116.52	120.80

Continued on next page...

Continued from previous page...

Mol	Chain	Res	Type	Atoms	Z	Observed(°)	Ideal(°)
1	A	329	PRO	CA-N-CD	-6.00	103.10	111.50
1	B	329	PRO	CA-N-CD	-5.96	103.15	111.50
1	A	134	PRO	N-CA-CB	5.92	110.41	103.30
1	B	697	ILE	CG1-CB-CG2	5.92	124.42	111.40
1	B	134	PRO	N-CA-CB	5.88	110.35	103.30
1	B	102	LEU	CB-CA-C	5.86	121.33	110.20
1	A	102	LEU	CB-CA-C	5.83	121.29	110.20
1	B	203	THR	O-C-N	5.76	131.92	122.70
1	A	203	THR	O-C-N	5.73	131.87	122.70
1	A	67	PHE	CG-CD2-CE2	-5.70	114.53	120.80
1	A	697	ILE	CG1-CB-CG2	5.67	123.88	111.40
1	B	67	PHE	CG-CD2-CE2	-5.60	114.64	120.80
1	B	210	SER	N-CA-CB	5.60	118.90	110.50
1	A	96	SER	N-CA-CB	5.59	118.89	110.50
1	A	688	PRO	N-CD-CG	5.59	111.59	103.20
1	B	688	PRO	N-CD-CG	5.59	111.59	103.20
1	A	210	SER	N-CA-CB	5.56	118.84	110.50
1	B	96	SER	N-CA-CB	5.54	118.82	110.50
1	A	695	TYR	CB-CG-CD2	-5.54	117.67	121.00
1	B	50	ASN	CB-CG-OD1	5.45	132.50	121.60
1	B	120	SER	N-CA-CB	-5.44	102.34	110.50
1	A	120	SER	N-CA-CB	-5.41	102.39	110.50
1	B	695	TYR	CB-CG-CD2	-5.40	117.76	121.00
1	A	357	TRP	CB-CA-C	5.37	121.13	110.40
1	B	51	LEU	CA-CB-CG	5.35	127.61	115.30
1	B	357	TRP	CB-CA-C	5.35	121.10	110.40
1	B	384	PHE	N-CA-CB	-5.34	100.98	110.60
1	B	361	ALA	CB-CA-C	-5.32	102.11	110.10
1	A	188	TYR	O-C-N	5.32	131.22	122.70
1	B	188	TYR	O-C-N	5.32	131.21	122.70
1	A	92	VAL	N-CA-CB	5.29	123.13	111.50
1	B	92	VAL	N-CA-CB	5.28	123.11	111.50
1	A	344	PRO	CA-N-CD	-5.28	104.11	111.50
1	A	384	PHE	N-CA-CB	-5.28	101.10	110.60
1	A	361	ALA	CB-CA-C	-5.25	102.22	110.10
1	B	697	ILE	CB-CA-C	-5.25	101.11	111.60
1	B	344	PRO	CA-N-CD	-5.24	104.16	111.50
1	A	95	LEU	CB-CA-C	5.20	120.08	110.20
1	B	92	VAL	CG1-CB-CG2	5.18	119.19	110.90
1	A	92	VAL	CG1-CB-CG2	5.15	119.14	110.90
1	B	389	PRO	N-CA-CB	5.15	109.47	103.30
1	A	53	THR	CB-CA-C	-5.14	97.72	111.60

Continued on next page...

Continued from previous page...

Mol	Chain	Res	Type	Atoms	Z	Observed(°)	Ideal(°)
1	A	389	PRO	N-CA-CB	5.13	109.46	103.30
1	A	697	ILE	CB-CA-C	-5.08	101.44	111.60
1	B	189	GLU	CB-CA-C	-5.04	100.32	110.40

There are no chirality outliers.

All (18) planarity outliers are listed below:

Mol	Chain	Res	Type	Group
1	A	107	PHE	Peptide
1	A	121	LEU	Peptide
1	A	186	SER	Peptide
1	A	209	LYS	Peptide
1	A	210	SER	Peptide
1	A	211	ARG	Peptide
1	A	213	GLY	Peptide
1	A	297	ASN	Peptide
1	A	327	SER	Peptide
1	B	107	PHE	Peptide
1	B	121	LEU	Peptide
1	B	186	SER	Peptide
1	B	209	LYS	Peptide
1	B	210	SER	Peptide
1	B	211	ARG	Peptide
1	B	213	GLY	Peptide
1	B	297	ASN	Peptide
1	B	327	SER	Peptide

5.2 Too-close contacts [i](#)

In the following table, the Non-H and H(model) columns list the number of non-hydrogen atoms and hydrogen atoms in the chain respectively. The H(added) column lists the number of hydrogen atoms added and optimized by MolProbity. The Clashes column lists the number of clashes within the asymmetric unit, whereas Symm-Clashes lists symmetry related clashes.

Mol	Chain	Non-H	H(model)	H(added)	Clashes	Symm-Clashes
1	A	5466	0	5715	1101	0
1	B	5466	0	5715	1090	0
All	All	10932	0	11430	2148	0

The all-atom clashscore is defined as the number of clashes found per 1000 atoms (including hydrogen atoms). The all-atom clashscore for this structure is 96.

All (2148) close contacts within the same asymmetric unit are listed below, sorted by their clash magnitude.

Atom-1	Atom-2	Interatomic distance (Å)	Clash overlap (Å)
1:A:356:TYR:CG	1:A:356:TYR:CD2	1.79	1.64
1:B:356:TYR:CE1	1:B:356:TYR:CZ	1.82	1.62
1:A:354:PHE:N	1:A:356:TYR:CD1	1.68	1.59
1:A:51:LEU:CB	1:A:51:LEU:CA	1.77	1.59
1:B:52:ALA:CB	1:B:52:ALA:CA	1.77	1.59
1:A:353:ALA:C	1:A:356:TYR:CG	1.76	1.58
1:B:352:SER:N	1:B:356:TYR:CE1	1.70	1.58
1:B:51:LEU:CA	1:B:51:LEU:CB	1.77	1.56
1:B:354:PHE:N	1:B:356:TYR:CD1	1.73	1.54
1:B:351:ILE:C	1:B:356:TYR:CE1	1.84	1.51
1:B:353:ALA:C	1:B:356:TYR:CG	1.79	1.49
1:A:352:SER:N	1:A:356:TYR:CE1	1.81	1.48
1:B:363:ALA:C	1:B:365:LEU:HA	1.29	1.44
1:B:51:LEU:CB	1:B:51:LEU:CG	1.94	1.44
1:A:363:ALA:C	1:A:365:LEU:HA	1.29	1.43
1:B:51:LEU:CG	1:B:51:LEU:CD1	2.01	1.39
1:A:360:ILE:H	1:A:361:ALA:CA	1.37	1.38
1:B:71:LYS:HE3	1:B:75:GLU:CG	1.54	1.38
1:B:360:ILE:H	1:B:361:ALA:CA	1.36	1.35
1:A:71:LYS:HE3	1:A:75:GLU:CG	1.53	1.34
1:A:360:ILE:HG21	1:A:697:ILE:CG2	1.57	1.33
1:B:360:ILE:HG21	1:B:697:ILE:CG2	1.58	1.32
1:B:160:VAL:HA	1:B:162:TYR:N	1.41	1.32
1:A:160:VAL:HA	1:A:162:TYR:N	1.41	1.32
1:A:351:ILE:C	1:A:356:TYR:CE1	2.04	1.31
1:B:160:VAL:HA	1:B:161:MET:C	1.49	1.28
1:A:51:LEU:O	1:B:52:ALA:HA	1.36	1.24
1:A:119:ILE:O	1:A:187:PHE:N	1.71	1.22
1:B:119:ILE:O	1:B:187:PHE:N	1.72	1.22
1:A:160:VAL:HA	1:A:161:MET:C	1.50	1.22
1:B:353:ALA:HA	1:B:356:TYR:CD2	1.63	1.21
1:A:52:ALA:CA	1:A:52:ALA:CB	2.18	1.20
1:B:363:ALA:C	1:B:365:LEU:CA	2.09	1.19
1:A:352:SER:C	1:A:356:TYR:CD2	2.01	1.19
1:A:363:ALA:C	1:A:365:LEU:CA	2.09	1.19
1:B:120:SER:HB3	1:B:123:TYR:CA	1.73	1.17
1:A:130:LEU:HD13	1:A:354:PHE:CB	1.76	1.16
1:B:215:ALA:HB2	1:B:645:SER:HA	1.25	1.16
1:A:153:ARG:HB2	1:A:155:THR:CB	1.76	1.15
1:A:120:SER:HB3	1:A:123:TYR:CA	1.73	1.15

Continued on next page...

Continued from previous page...

Atom-1	Atom-2	Interatomic distance (Å)	Clash overlap (Å)
1:B:353:ALA:C	1:B:356:TYR:CB	2.14	1.15
1:B:130:LEU:HD13	1:B:354:PHE:CB	1.76	1.15
1:B:153:ARG:HB2	1:B:155:THR:CB	1.77	1.15
1:A:353:ALA:C	1:A:356:TYR:CB	2.15	1.15
1:A:91:GLU:HA	1:A:92:VAL:HG13	1.28	1.15
1:A:404:ILE:HD11	1:A:657:ASP:O	1.47	1.15
1:A:71:LYS:HE3	1:A:75:GLU:HG3	1.28	1.14
1:A:51:LEU:C	1:B:52:ALA:HB2	1.69	1.13
1:B:364:PRO:N	1:B:365:LEU:C	2.02	1.13
1:A:364:PRO:N	1:A:365:LEU:C	2.02	1.13
1:A:353:ALA:CA	1:A:356:TYR:CD2	2.18	1.13
1:A:360:ILE:H	1:A:361:ALA:HA	1.09	1.13
1:B:95:LEU:HB3	1:B:96:SER:C	1.68	1.13
1:A:95:LEU:HB3	1:A:96:SER:C	1.68	1.12
1:B:86:ALA:HB1	1:B:87:ALA:HB2	1.21	1.12
1:A:153:ARG:HB2	1:A:155:THR:HB	1.29	1.12
1:A:353:ALA:HA	1:A:356:TYR:CD2	1.67	1.12
1:A:349:VAL:O	1:A:356:TYR:CZ	2.02	1.11
1:B:91:GLU:HA	1:B:92:VAL:HG13	1.28	1.11
1:B:130:LEU:O	1:B:134:PRO:HD2	1.50	1.11
1:A:203:THR:O	1:A:205:GLU:N	1.83	1.11
1:B:188:TYR:O	1:B:189:GLU:HB3	1.51	1.11
1:A:130:LEU:O	1:A:134:PRO:HD2	1.50	1.10
1:B:404:ILE:HD11	1:B:657:ASP:O	1.51	1.10
1:A:215:ALA:HB2	1:A:645:SER:HA	1.24	1.10
1:A:86:ALA:HB1	1:A:87:ALA:HB2	1.20	1.10
1:B:203:THR:O	1:B:205:GLU:N	1.83	1.10
1:B:189:GLU:CG	1:B:193:LEU:H	1.64	1.09
1:B:71:LYS:HE3	1:B:75:GLU:HG3	1.29	1.09
1:A:120:SER:HB3	1:A:123:TYR:HA	1.33	1.09
1:A:189:GLU:CG	1:A:193:LEU:H	1.64	1.09
1:B:352:SER:N	1:B:356:TYR:CZ	2.02	1.09
1:A:353:ALA:O	1:A:356:TYR:CB	2.01	1.09
1:A:150:ALA:O	1:A:153:ARG:HB3	1.51	1.09
1:B:360:ILE:N	1:B:361:ALA:HA	1.60	1.08
1:B:154:ARG:HA	1:B:155:THR:O	1.53	1.08
1:A:684:VAL:O	1:A:688:PRO:HD2	1.54	1.08
1:B:363:ALA:HA	1:B:365:LEU:O	1.52	1.07
1:A:150:ALA:C	1:A:153:ARG:HB3	1.74	1.07
1:A:363:ALA:HA	1:A:365:LEU:O	1.52	1.07
1:A:656:ARG:HH12	1:B:82:VAL:CG1	1.65	1.07

Continued on next page...

Continued from previous page...

Atom-1	Atom-2	Interatomic distance (Å)	Clash overlap (Å)
1:A:181:LEU:N	1:A:182:PRO:HA	1.69	1.07
1:B:353:ALA:O	1:B:356:TYR:CB	2.01	1.07
1:A:360:ILE:N	1:A:361:ALA:HA	1.60	1.06
1:B:118:PHE:O	1:B:187:PHE:N	1.88	1.06
1:B:150:ALA:O	1:B:153:ARG:HB3	1.51	1.06
1:B:353:ALA:CA	1:B:356:TYR:CD2	2.10	1.06
1:B:115:LEU:HD22	1:B:174:VAL:HG13	1.35	1.06
1:A:83:ASP:N	1:A:84:GLU:HB3	1.70	1.06
1:B:120:SER:HB3	1:B:123:TYR:HA	1.33	1.06
1:B:684:VAL:O	1:B:688:PRO:HD2	1.54	1.06
1:A:360:ILE:HG21	1:A:697:ILE:HG23	1.09	1.05
1:B:153:ARG:HB2	1:B:155:THR:HB	1.29	1.05
1:B:360:ILE:H	1:B:361:ALA:HA	1.09	1.05
1:B:150:ALA:C	1:B:153:ARG:HB3	1.74	1.05
1:B:129:LEU:O	1:B:130:LEU:HG	1.55	1.05
1:B:151:LEU:O	1:B:153:ARG:CA	2.05	1.05
1:B:181:LEU:N	1:B:182:PRO:HA	1.69	1.05
1:A:51:LEU:N	1:A:51:LEU:CB	2.20	1.05
1:A:151:LEU:O	1:A:153:ARG:CA	2.05	1.05
1:A:360:ILE:H	1:A:361:ALA:CB	1.70	1.04
1:A:188:TYR:O	1:A:189:GLU:HB3	1.51	1.04
1:A:129:LEU:HD22	1:A:368:ALA:HB3	1.38	1.04
1:B:129:LEU:HD22	1:B:368:ALA:HB3	1.38	1.04
1:B:360:ILE:HG21	1:B:697:ILE:HG23	1.06	1.04
1:B:354:PHE:CA	1:B:356:TYR:CD1	2.39	1.04
1:A:154:ARG:HA	1:A:155:THR:O	1.53	1.04
1:A:115:LEU:HD22	1:A:174:VAL:HG13	1.35	1.04
1:A:118:PHE:O	1:A:187:PHE:N	1.89	1.04
1:A:360:ILE:HG22	1:A:362:HIS:O	1.56	1.04
1:B:349:VAL:O	1:B:356:TYR:CZ	2.11	1.04
1:A:384:PHE:CE2	1:A:679:ALA:HB1	1.91	1.04
1:A:129:LEU:O	1:A:130:LEU:HG	1.56	1.03
1:B:360:ILE:H	1:B:361:ALA:CB	1.70	1.03
1:B:83:ASP:HB2	1:B:84:GLU:HA	1.38	1.03
1:B:384:PHE:CE2	1:B:679:ALA:HB1	1.91	1.03
1:A:354:PHE:CA	1:A:356:TYR:HD1	1.71	1.03
1:A:353:ALA:C	1:A:356:TYR:CD1	2.08	1.02
1:B:360:ILE:N	1:B:361:ALA:CA	2.13	1.02
1:A:692:GLY:O	1:A:696:PRO:HD2	1.60	1.02
1:B:354:PHE:CA	1:B:356:TYR:HD1	1.72	1.02
1:A:360:ILE:N	1:A:361:ALA:CA	2.13	1.02

Continued on next page...

Continued from previous page...

Atom-1	Atom-2	Interatomic distance (Å)	Clash overlap (Å)
1:B:83:ASP:N	1:B:84:GLU:HB3	1.73	1.02
1:A:360:ILE:HG23	1:A:363:ALA:H	1.22	1.02
1:A:364:PRO:N	1:A:365:LEU:CA	2.21	1.02
1:B:360:ILE:HG22	1:B:362:HIS:O	1.59	1.02
1:A:354:PHE:CA	1:A:356:TYR:CD1	2.43	1.01
1:B:120:SER:CB	1:B:123:TYR:HA	1.90	1.01
1:B:95:LEU:HD11	1:B:158:MET:CA	1.90	1.01
1:A:83:ASP:HB2	1:A:84:GLU:HA	1.41	1.01
1:A:352:SER:N	1:A:356:TYR:CZ	2.18	1.01
1:B:360:ILE:HG23	1:B:363:ALA:H	1.23	1.01
1:B:364:PRO:N	1:B:365:LEU:CA	2.21	1.01
1:A:215:ALA:CB	1:A:645:SER:HA	1.90	1.01
1:B:352:SER:CB	1:B:356:TYR:CE2	2.44	1.01
1:A:363:ALA:O	1:A:365:LEU:HA	1.58	1.01
1:A:94:HIS:O	1:A:95:LEU:HD23	1.59	1.01
1:B:363:ALA:O	1:B:365:LEU:HA	1.58	1.00
1:B:94:HIS:O	1:B:95:LEU:HD23	1.60	1.00
1:A:433:LYS:O	1:A:433:LYS:HD2	1.59	1.00
1:B:215:ALA:CB	1:B:645:SER:HA	1.91	1.00
1:B:120:SER:CB	1:B:123:TYR:CA	2.39	1.00
1:A:52:ALA:HB3	1:B:51:LEU:CG	1.90	1.00
1:A:120:SER:CB	1:A:123:TYR:HA	1.90	1.00
1:B:95:LEU:CD1	1:B:158:MET:HA	1.92	1.00
1:A:120:SER:CB	1:A:123:TYR:CA	2.39	1.00
1:B:129:LEU:O	1:B:130:LEU:CG	2.10	1.00
1:A:51:LEU:CA	1:B:52:ALA:HB2	1.92	0.99
1:B:91:GLU:HA	1:B:92:VAL:CG1	1.92	0.99
1:A:83:ASP:HB2	1:A:84:GLU:CA	1.92	0.99
1:B:692:GLY:O	1:B:696:PRO:HD2	1.60	0.99
1:B:350:ALA:O	1:B:356:TYR:CE1	2.16	0.99
1:B:729:VAL:O	1:B:731:PRO:CD	2.11	0.99
1:A:91:GLU:HA	1:A:92:VAL:CG1	1.92	0.99
1:A:95:LEU:HD11	1:A:158:MET:CA	1.92	0.99
1:B:151:LEU:O	1:B:153:ARG:CB	2.11	0.98
1:B:83:ASP:HB2	1:B:84:GLU:CA	1.90	0.98
1:B:95:LEU:HD11	1:B:158:MET:CB	1.92	0.98
1:A:95:LEU:CD1	1:A:158:MET:HA	1.92	0.98
1:A:150:ALA:O	1:A:153:ARG:CB	2.11	0.98
1:A:189:GLU:CG	1:A:192:VAL:N	2.26	0.98
1:A:189:GLU:HB2	1:A:191:SER:N	1.78	0.98
1:B:189:GLU:CG	1:B:192:VAL:N	2.25	0.98

Continued on next page...

Continued from previous page...

Atom-1	Atom-2	Interatomic distance (Å)	Clash overlap (Å)
1:A:51:LEU:C	1:B:52:ALA:CB	2.32	0.98
1:A:428:THR:HG23	1:A:655:LEU:CD2	1.94	0.98
1:A:129:LEU:O	1:A:130:LEU:CG	2.10	0.98
1:B:354:PHE:CB	1:B:356:TYR:HD1	1.77	0.98
1:A:51:LEU:O	1:B:52:ALA:CA	2.12	0.98
1:A:160:VAL:CA	1:A:161:MET:C	2.32	0.98
1:A:189:GLU:CD	1:A:189:GLU:C	2.23	0.98
1:A:215:ALA:O	1:A:217:LYS:N	1.97	0.97
1:A:94:HIS:C	1:A:95:LEU:HD23	1.84	0.97
1:A:350:ALA:O	1:A:356:TYR:CE1	2.17	0.97
1:A:357:TRP:CB	1:A:695:TYR:HA	1.94	0.97
1:B:189:GLU:HB2	1:B:191:SER:N	1.78	0.97
1:B:355:ILE:N	1:B:356:TYR:CD1	2.32	0.97
1:B:94:HIS:C	1:B:95:LEU:HD23	1.84	0.97
1:B:364:PRO:HG2	1:B:366:LEU:C	1.85	0.97
1:A:151:LEU:O	1:A:153:ARG:CB	2.12	0.97
1:A:729:VAL:O	1:A:731:PRO:CD	2.11	0.97
1:B:357:TRP:CB	1:B:695:TYR:HA	1.94	0.97
1:B:160:VAL:CA	1:B:161:MET:C	2.32	0.97
1:B:95:LEU:HB3	1:B:96:SER:CA	1.95	0.97
1:A:95:LEU:HB3	1:A:96:SER:CA	1.95	0.97
1:A:364:PRO:HG2	1:A:366:LEU:C	1.85	0.96
1:B:215:ALA:O	1:B:217:LYS:N	1.97	0.96
1:A:83:ASP:CA	1:A:84:GLU:HB3	1.95	0.96
1:A:349:VAL:O	1:A:356:TYR:OH	1.82	0.96
1:A:349:VAL:C	1:A:356:TYR:OH	2.04	0.96
1:B:189:GLU:CD	1:B:189:GLU:C	2.23	0.96
1:B:23:THR:N	1:B:80:GLY:O	1.99	0.96
1:A:95:LEU:HD11	1:A:158:MET:CB	1.95	0.96
1:A:130:LEU:HD13	1:A:354:PHE:HB2	1.47	0.96
1:A:352:SER:CB	1:A:356:TYR:CE2	2.49	0.96
1:B:150:ALA:O	1:B:153:ARG:CB	2.11	0.96
1:B:428:THR:HG23	1:B:655:LEU:CD2	1.95	0.96
1:B:189:GLU:CB	1:B:192:VAL:N	2.29	0.95
1:A:52:ALA:CB	1:B:51:LEU:CG	2.44	0.95
1:A:189:GLU:CB	1:A:192:VAL:N	2.29	0.95
1:A:350:ALA:C	1:A:356:TYR:HE1	1.69	0.94
1:B:130:LEU:HD13	1:B:354:PHE:HB2	1.47	0.94
1:B:150:ALA:O	1:B:153:ARG:CG	2.15	0.94
1:A:327:SER:HB2	1:A:328:LYS:CG	1.97	0.94
1:B:90:ALA:HA	1:B:91:GLU:HB2	1.50	0.94

Continued on next page...

Continued from previous page...

Atom-1	Atom-2	Interatomic distance (Å)	Clash overlap (Å)
1:A:23:THR:N	1:A:80:GLY:O	2.00	0.94
1:A:360:ILE:HG21	1:A:697:ILE:HG21	1.48	0.94
1:B:353:ALA:C	1:B:356:TYR:CD1	2.20	0.94
1:B:83:ASP:CA	1:B:84:GLU:HB3	1.98	0.94
1:B:327:SER:HB2	1:B:328:LYS:CG	1.97	0.94
1:A:52:ALA:HB2	1:B:51:LEU:CB	1.42	0.94
1:B:71:LYS:HE3	1:B:75:GLU:HG2	1.49	0.94
1:A:90:ALA:HA	1:A:91:GLU:HB2	1.50	0.94
1:A:150:ALA:O	1:A:153:ARG:CG	2.15	0.93
1:B:550:LEU:O	1:B:551:LYS:O	1.87	0.93
1:A:391:ALA:HB2	1:A:723:LEU:HD13	1.51	0.92
1:A:189:GLU:CB	1:A:192:VAL:H	1.82	0.92
1:B:121:LEU:O	1:B:183:ARG:O	1.88	0.92
1:A:78:GLY:O	1:A:79:TYR:CG	2.23	0.92
1:B:189:GLU:CB	1:B:192:VAL:H	1.82	0.92
1:B:391:ALA:HB2	1:B:723:LEU:HD13	1.52	0.92
1:A:121:LEU:O	1:A:183:ARG:O	1.88	0.91
1:A:209:LYS:O	1:A:211:ARG:N	2.04	0.91
1:A:95:LEU:HA	1:A:96:SER:HB2	1.52	0.91
1:A:189:GLU:HB2	1:A:191:SER:CA	2.01	0.91
1:A:117:HIS:HB3	1:A:191:SER:HB2	1.52	0.91
1:B:351:ILE:C	1:B:356:TYR:HE1	1.53	0.91
1:B:120:SER:HB3	1:B:123:TYR:N	1.85	0.91
1:B:117:HIS:HB3	1:B:191:SER:HB2	1.51	0.91
1:B:360:ILE:CG2	1:B:697:ILE:CG2	2.49	0.91
1:A:404:ILE:HD13	1:A:661:ALA:N	1.86	0.91
1:A:71:LYS:CE	1:A:75:GLU:HG3	2.01	0.91
1:B:189:GLU:HG3	1:B:192:VAL:CA	2.01	0.91
1:B:209:LYS:O	1:B:211:ARG:N	2.03	0.91
1:B:404:ILE:HD13	1:B:661:ALA:N	1.85	0.91
1:B:95:LEU:HD11	1:B:158:MET:HA	1.51	0.91
1:A:90:ALA:CA	1:A:91:GLU:HB2	2.01	0.91
1:B:189:GLU:CB	1:B:191:SER:N	2.34	0.90
1:A:189:GLU:CB	1:A:191:SER:N	2.34	0.90
1:B:78:GLY:O	1:B:79:TYR:CG	2.24	0.90
1:B:354:PHE:HB3	1:B:356:TYR:HD1	1.34	0.90
1:B:350:ALA:C	1:B:356:TYR:HE1	1.75	0.90
1:B:696:PRO:O	1:B:698:PHE:N	2.05	0.90
1:A:189:GLU:HG3	1:A:192:VAL:CA	2.01	0.90
1:A:360:ILE:HB	1:A:697:ILE:HG12	1.53	0.90
1:A:550:LEU:O	1:A:551:LYS:O	1.87	0.90

Continued on next page...

Continued from previous page...

Atom-1	Atom-2	Interatomic distance (Å)	Clash overlap (Å)
1:A:360:ILE:CG2	1:A:697:ILE:CG2	2.48	0.90
1:B:360:ILE:HB	1:B:697:ILE:HG12	1.53	0.90
1:B:83:ASP:CB	1:B:84:GLU:CB	2.49	0.90
1:A:351:ILE:C	1:A:356:TYR:HE1	1.74	0.90
1:B:353:ALA:O	1:B:356:TYR:HB3	1.70	0.90
1:B:90:ALA:CA	1:B:91:GLU:HB2	2.01	0.90
1:A:423:PHE:CD1	1:A:428:THR:HG21	2.07	0.90
1:A:120:SER:HB3	1:A:123:TYR:N	1.85	0.90
1:A:52:ALA:CB	1:B:51:LEU:HB2	1.39	0.90
1:A:352:SER:CB	1:A:356:TYR:CZ	2.45	0.89
1:B:360:ILE:HG21	1:B:697:ILE:HG21	1.52	0.89
1:A:71:LYS:HE3	1:A:75:GLU:HG2	1.49	0.89
1:A:696:PRO:O	1:A:698:PHE:N	2.05	0.89
1:B:95:LEU:HA	1:B:96:SER:HB2	1.52	0.89
1:B:51:LEU:N	1:B:51:LEU:CB	2.34	0.89
1:A:21:ARG:O	1:A:81:VAL:HA	1.72	0.89
1:B:326:GLY:O	1:B:327:SER:O	1.90	0.89
1:A:95:LEU:HD11	1:A:158:MET:HA	1.51	0.89
1:B:189:GLU:HB2	1:B:191:SER:CA	2.01	0.89
1:B:354:PHE:C	1:B:356:TYR:HB2	1.93	0.89
1:A:326:GLY:O	1:A:327:SER:O	1.90	0.89
1:B:160:VAL:HG22	1:B:162:TYR:HA	1.53	0.89
1:A:83:ASP:CB	1:A:84:GLU:CB	2.51	0.89
1:B:71:LYS:CE	1:B:75:GLU:HG3	2.02	0.88
1:A:354:PHE:CB	1:A:356:TYR:HD1	1.85	0.88
1:B:360:ILE:CG2	1:B:697:ILE:HG23	2.00	0.88
1:B:349:VAL:C	1:B:356:TYR:OH	2.11	0.88
1:A:111:LEU:HD22	1:A:198:LEU:HD11	1.55	0.88
1:B:149:SER:O	1:B:153:ARG:HB3	1.74	0.88
1:B:352:SER:CB	1:B:356:TYR:CZ	2.40	0.88
1:B:428:THR:HG23	1:B:655:LEU:HD22	1.56	0.88
1:A:350:ALA:O	1:A:356:TYR:HE1	1.53	0.88
1:A:91:GLU:HB3	1:A:92:VAL:HG22	1.55	0.88
1:B:111:LEU:HD22	1:B:198:LEU:HD11	1.55	0.88
1:B:360:ILE:CG1	1:B:697:ILE:HG12	2.04	0.88
1:A:357:TRP:HB3	1:A:695:TYR:HA	1.54	0.87
1:A:51:LEU:O	1:B:52:ALA:CB	2.22	0.87
1:A:160:VAL:HG22	1:A:162:TYR:HA	1.53	0.87
1:B:349:VAL:O	1:B:356:TYR:OH	1.91	0.87
1:A:355:ILE:N	1:A:356:TYR:CD1	2.41	0.87
1:B:429:LEU:O	1:B:550:LEU:C	2.11	0.87

Continued on next page...

Continued from previous page...

Atom-1	Atom-2	Interatomic distance (Å)	Clash overlap (Å)
1:A:149:SER:O	1:A:153:ARG:HB3	1.74	0.87
1:B:429:LEU:O	1:B:551:LYS:N	2.06	0.87
1:B:352:SER:HB3	1:B:356:TYR:CE2	2.09	0.87
1:B:21:ARG:O	1:B:81:VAL:HA	1.74	0.87
1:B:423:PHE:CD1	1:B:428:THR:HG21	2.09	0.87
1:B:385:GLY:O	1:B:389:PRO:CD	2.23	0.87
1:B:430:THR:O	1:B:551:LYS:CG	2.22	0.87
1:A:429:LEU:O	1:A:551:LYS:N	2.08	0.86
1:B:111:LEU:HB3	1:B:170:PHE:CE1	2.10	0.86
1:B:122:PRO:HB2	1:B:125:ASP:HB2	1.57	0.86
1:B:350:ALA:C	1:B:356:TYR:CE1	2.49	0.86
1:B:81:VAL:O	1:B:84:GLU:CD	2.14	0.86
1:A:429:LEU:O	1:A:550:LEU:C	2.12	0.86
1:B:91:GLU:HB3	1:B:92:VAL:HG22	1.55	0.86
1:A:428:THR:HG23	1:A:655:LEU:HD22	1.55	0.86
1:A:385:GLY:O	1:A:389:PRO:CD	2.23	0.86
1:A:111:LEU:HB3	1:A:170:PHE:CE1	2.10	0.86
1:A:113:LEU:HD11	1:A:376:LEU:HB3	1.58	0.86
1:A:126:PHE:CD1	1:A:129:LEU:HB2	2.10	0.86
1:A:353:ALA:O	1:A:356:TYR:HB2	1.75	0.86
1:A:352:SER:HB3	1:A:356:TYR:CE2	2.11	0.86
1:A:353:ALA:O	1:A:356:TYR:HB3	1.74	0.86
1:B:160:VAL:CA	1:B:162:TYR:N	2.35	0.86
1:A:656:ARG:HH12	1:B:82:VAL:HG11	1.37	0.86
1:A:360:ILE:CG2	1:A:697:ILE:HG23	2.01	0.86
1:B:126:PHE:CD1	1:B:129:LEU:HB2	2.10	0.86
1:B:189:GLU:HG3	1:B:193:LEU:H	1.41	0.86
1:B:130:LEU:HD13	1:B:354:PHE:CG	2.10	0.85
1:B:357:TRP:HB3	1:B:695:TYR:HA	1.55	0.85
1:A:81:VAL:O	1:A:84:GLU:CD	2.15	0.85
1:B:430:THR:O	1:B:551:LYS:HG3	1.75	0.85
1:A:360:ILE:CG1	1:A:697:ILE:HG12	2.06	0.85
1:A:362:HIS:HB3	1:A:363:ALA:HB2	1.57	0.85
1:A:189:GLU:HB2	1:A:192:VAL:N	1.92	0.85
1:B:129:LEU:O	1:B:130:LEU:CD2	2.24	0.85
1:B:94:HIS:O	1:B:95:LEU:CD2	2.24	0.85
1:A:129:LEU:O	1:A:130:LEU:CD2	2.24	0.85
1:A:189:GLU:HG3	1:A:192:VAL:HB	1.58	0.85
1:A:53:THR:HG22	1:B:51:LEU:HD11	1.58	0.85
1:A:404:ILE:HG21	1:A:661:ALA:CB	2.06	0.85
1:B:328:LYS:H	1:B:329:PRO:CD	1.89	0.85

Continued on next page...

Continued from previous page...

Atom-1	Atom-2	Interatomic distance (Å)	Clash overlap (Å)
1:A:52:ALA:HB3	1:B:51:LEU:HB2	0.96	0.85
1:A:151:LEU:O	1:A:153:ARG:N	2.10	0.85
1:A:354:PHE:C	1:A:356:TYR:HB2	1.95	0.85
1:A:189:GLU:HG2	1:A:190:THR:C	1.97	0.85
1:B:121:LEU:N	1:B:122:PRO:O	2.10	0.85
1:A:360:ILE:HG23	1:A:363:ALA:N	1.91	0.85
1:B:100:ARG:O	1:B:104:VAL:HB	1.77	0.85
1:B:189:GLU:HB2	1:B:192:VAL:N	1.91	0.85
1:A:100:ARG:O	1:A:104:VAL:HB	1.77	0.85
1:A:328:LYS:H	1:A:329:PRO:CD	1.89	0.85
1:A:111:LEU:O	1:A:115:LEU:HG	1.77	0.84
1:B:151:LEU:O	1:B:153:ARG:N	2.10	0.84
1:B:113:LEU:HD11	1:B:376:LEU:HB3	1.59	0.84
1:B:189:GLU:HG2	1:B:190:THR:C	1.97	0.84
1:A:130:LEU:HD13	1:A:354:PHE:CG	2.12	0.84
1:B:181:LEU:N	1:B:182:PRO:CA	2.40	0.84
1:A:52:ALA:CA	1:B:51:LEU:CB	2.55	0.84
1:A:181:LEU:N	1:A:182:PRO:CA	2.40	0.84
1:A:430:THR:O	1:A:551:LYS:HG3	1.77	0.84
1:A:121:LEU:N	1:A:122:PRO:O	2.10	0.84
1:A:357:TRP:N	1:A:358:TYR:HA	1.92	0.84
1:B:111:LEU:O	1:B:115:LEU:HG	1.77	0.84
1:B:327:SER:HB2	1:B:328:LYS:CB	2.07	0.84
1:A:350:ALA:C	1:A:356:TYR:CE1	2.50	0.84
1:A:127:VAL:O	1:A:366:LEU:HB2	1.78	0.84
1:A:94:HIS:O	1:A:95:LEU:CD2	2.24	0.84
1:A:189:GLU:HG3	1:A:193:LEU:H	1.41	0.84
1:B:362:HIS:HB3	1:B:363:ALA:HB2	1.57	0.84
1:B:684:VAL:O	1:B:688:PRO:CD	2.26	0.83
1:B:357:TRP:HB3	1:B:694:LEU:O	1.77	0.83
1:A:101:LYS:HA	1:A:104:VAL:HG12	1.60	0.83
1:A:357:TRP:HB3	1:A:694:LEU:O	1.77	0.83
1:B:360:ILE:HG23	1:B:363:ALA:N	1.93	0.83
1:A:160:VAL:CA	1:A:162:TYR:N	2.35	0.83
1:A:129:LEU:C	1:A:129:LEU:HD23	1.98	0.83
1:A:684:VAL:O	1:A:688:PRO:CD	2.26	0.83
1:B:101:LYS:HA	1:B:104:VAL:HG12	1.60	0.83
1:B:189:GLU:HG2	1:B:191:SER:C	1.99	0.83
1:A:189:GLU:CG	1:A:193:LEU:N	2.42	0.83
1:B:355:ILE:N	1:B:356:TYR:CG	2.47	0.83
1:A:122:PRO:HB2	1:A:125:ASP:HB2	1.58	0.83

Continued on next page...

Continued from previous page...

Atom-1	Atom-2	Interatomic distance (Å)	Clash overlap (Å)
1:A:51:LEU:C	1:B:52:ALA:CA	2.42	0.83
1:A:71:LYS:CE	1:A:75:GLU:CG	2.48	0.83
1:A:327:SER:HB2	1:A:328:LYS:CB	2.07	0.83
1:B:127:VAL:O	1:B:366:LEU:HB2	1.78	0.83
1:B:129:LEU:HD23	1:B:129:LEU:C	1.99	0.83
1:A:119:ILE:O	1:A:186:SER:C	2.17	0.83
1:B:119:ILE:O	1:B:186:SER:C	2.17	0.83
1:B:189:GLU:CG	1:B:193:LEU:N	2.42	0.83
1:A:86:ALA:CB	1:A:87:ALA:HB2	2.07	0.83
1:B:156:LEU:HB3	1:B:163:SER:HA	1.61	0.83
1:B:353:ALA:O	1:B:356:TYR:HB2	1.78	0.83
1:B:357:TRP:N	1:B:358:TYR:HA	1.92	0.83
1:B:95:LEU:CD1	1:B:158:MET:CA	2.54	0.83
1:B:189:GLU:HG3	1:B:192:VAL:HB	1.58	0.82
1:B:327:SER:HB2	1:B:328:LYS:HG2	1.61	0.82
1:B:181:LEU:H	1:B:182:PRO:HA	1.42	0.82
1:A:656:ARG:NH1	1:B:82:VAL:HG11	1.94	0.82
1:A:83:ASP:H	1:A:84:GLU:HB3	1.43	0.82
1:A:181:LEU:H	1:A:182:PRO:HA	1.43	0.82
1:A:368:ALA:O	1:A:371:THR:N	2.12	0.82
1:B:86:ALA:CB	1:B:87:ALA:HB2	2.07	0.82
1:B:729:VAL:O	1:B:731:PRO:HD2	1.79	0.82
1:A:428:THR:O	1:A:655:LEU:HD11	1.78	0.82
1:B:385:GLY:O	1:B:389:PRO:HD3	1.78	0.82
1:A:189:GLU:HG2	1:A:191:SER:C	1.99	0.82
1:B:357:TRP:N	1:B:358:TYR:CA	2.43	0.82
1:B:83:ASP:HB2	1:B:84:GLU:CB	2.10	0.82
1:B:729:VAL:O	1:B:731:PRO:HD3	1.77	0.82
1:A:385:GLY:O	1:A:389:PRO:HD3	1.79	0.82
1:A:729:VAL:O	1:A:731:PRO:HD2	1.79	0.82
1:B:117:HIS:NE2	1:B:373:ILE:HG21	1.94	0.82
1:B:368:ALA:O	1:B:371:THR:N	2.12	0.82
1:A:51:LEU:HA	1:B:52:ALA:HB2	1.60	0.81
1:B:428:THR:O	1:B:655:LEU:HD11	1.80	0.81
1:A:357:TRP:N	1:A:358:TYR:CA	2.43	0.81
1:B:81:VAL:HG12	1:B:83:ASP:OD1	1.79	0.81
1:A:150:ALA:O	1:A:151:LEU:O	1.97	0.81
1:B:154:ARG:HA	1:B:155:THR:C	2.01	0.81
1:B:190:THR:O	1:B:194:LEU:HD12	1.79	0.81
1:B:95:LEU:HB3	1:B:96:SER:CB	2.11	0.81
1:B:404:ILE:HG21	1:B:661:ALA:CB	2.10	0.81

Continued on next page...

Continued from previous page...

Atom-1	Atom-2	Interatomic distance (Å)	Clash overlap (Å)
1:B:429:LEU:HA	1:B:655:LEU:HD11	1.63	0.81
1:A:156:LEU:HB3	1:A:163:SER:HA	1.61	0.81
1:A:117:HIS:NE2	1:A:373:ILE:HG21	1.94	0.81
1:A:729:VAL:O	1:A:731:PRO:HD3	1.77	0.81
1:A:130:LEU:CD1	1:A:354:PHE:CG	2.64	0.81
1:B:360:ILE:CB	1:B:697:ILE:HG12	2.08	0.81
1:A:52:ALA:HB1	1:B:51:LEU:CB	1.30	0.81
1:A:95:LEU:HB3	1:A:96:SER:CB	2.10	0.81
1:A:428:THR:HG23	1:A:655:LEU:HD21	1.63	0.81
1:B:352:SER:HB2	1:B:356:TYR:OH	1.81	0.81
1:B:130:LEU:CD1	1:B:354:PHE:CG	2.63	0.81
1:A:83:ASP:HB2	1:A:84:GLU:CB	2.09	0.81
1:B:354:PHE:HB3	1:B:356:TYR:CD1	2.15	0.80
1:B:351:ILE:O	1:B:356:TYR:CE1	2.34	0.80
1:B:95:LEU:CA	1:B:96:SER:HB2	2.12	0.80
1:A:51:LEU:O	1:B:52:ALA:HB2	1.79	0.80
1:B:83:ASP:H	1:B:84:GLU:HB3	1.45	0.80
1:A:362:HIS:HA	1:A:365:LEU:O	1.81	0.80
1:B:120:SER:OG	1:B:123:TYR:CB	2.29	0.80
1:B:340:ALA:O	1:B:344:PRO:CD	2.30	0.80
1:B:52:ALA:CB	1:B:52:ALA:HA	2.09	0.80
1:A:340:ALA:O	1:A:344:PRO:CD	2.29	0.80
1:A:95:LEU:CB	1:A:96:SER:HB2	2.11	0.80
1:B:150:ALA:O	1:B:151:LEU:O	1.97	0.80
1:B:102:LEU:HB2	1:B:156:LEU:HD12	1.63	0.80
1:A:208:ALA:O	1:A:210:SER:HB3	1.82	0.80
1:A:360:ILE:CB	1:A:697:ILE:HG12	2.10	0.80
1:A:101:LYS:C	1:A:103:TYR:H	1.85	0.80
1:A:327:SER:HB2	1:A:328:LYS:HG2	1.62	0.80
1:B:95:LEU:CD1	1:B:158:MET:CB	2.60	0.80
1:A:190:THR:O	1:A:194:LEU:HD12	1.82	0.80
1:B:350:ALA:O	1:B:356:TYR:HE1	1.62	0.80
1:A:154:ARG:HA	1:A:155:THR:C	2.01	0.80
1:A:95:LEU:CD1	1:A:158:MET:CA	2.55	0.80
1:A:696:PRO:C	1:A:698:PHE:H	1.85	0.80
1:A:189:GLU:HG3	1:A:192:VAL:CB	2.12	0.80
1:A:189:GLU:OE1	1:A:189:GLU:O	2.00	0.80
1:B:189:GLU:OE2	1:B:193:LEU:HB2	1.82	0.80
1:B:371:THR:O	1:B:374:ALA:N	2.15	0.79
1:A:95:LEU:CA	1:A:96:SER:HB2	2.12	0.79
1:A:189:GLU:HG2	1:A:190:THR:O	1.82	0.79

Continued on next page...

Continued from previous page...

Atom-1	Atom-2	Interatomic distance (Å)	Clash overlap (Å)
1:A:129:LEU:HD12	1:A:369:PHE:CD1	2.17	0.79
1:B:95:LEU:CB	1:B:96:SER:HB2	2.12	0.79
1:A:404:ILE:HG21	1:A:661:ALA:HB2	1.64	0.79
1:B:114:PHE:HA	1:B:117:HIS:HB2	1.64	0.79
1:B:186:SER:CB	1:B:187:PHE:HA	2.12	0.79
1:B:189:GLU:O	1:B:189:GLU:OE1	2.00	0.79
1:B:71:LYS:CE	1:B:75:GLU:CG	2.49	0.79
1:A:81:VAL:O	1:A:84:GLU:CG	2.31	0.79
1:B:189:GLU:HB2	1:B:192:VAL:H	1.46	0.79
1:A:153:ARG:HG3	1:A:157:ASN:HB2	1.65	0.79
1:B:392:LEU:HG	1:B:412:LEU:HD12	1.64	0.79
1:A:120:SER:OG	1:A:123:TYR:CB	2.30	0.79
1:B:392:LEU:O	1:B:396:MET:N	2.15	0.79
1:B:95:LEU:CB	1:B:96:SER:C	2.50	0.79
1:A:51:LEU:HD12	1:B:52:ALA:HB3	1.65	0.79
1:A:102:LEU:HB2	1:A:156:LEU:HD12	1.63	0.79
1:A:368:ALA:O	1:A:372:LEU:N	2.15	0.79
1:B:362:HIS:HA	1:B:365:LEU:O	1.81	0.79
1:A:340:ALA:O	1:A:344:PRO:HD2	1.82	0.79
1:A:392:LEU:O	1:A:396:MET:N	2.15	0.79
1:A:327:SER:CB	1:A:328:LYS:CG	2.61	0.79
1:B:277:GLY:HA2	1:B:621:ASN:OD1	1.83	0.79
1:B:696:PRO:C	1:B:698:PHE:H	1.85	0.79
1:A:277:GLY:HA2	1:A:621:ASN:OD1	1.83	0.79
1:A:186:SER:CB	1:A:187:PHE:HA	2.12	0.78
1:A:189:GLU:OE2	1:A:193:LEU:HB2	1.82	0.78
1:B:129:LEU:HD12	1:B:369:PHE:CD1	2.18	0.78
1:B:189:GLU:HG3	1:B:192:VAL:CB	2.12	0.78
1:A:115:LEU:HD13	1:A:174:VAL:HA	1.63	0.78
1:B:189:GLU:HG2	1:B:190:THR:O	1.82	0.78
1:B:340:ALA:O	1:B:344:PRO:HD2	1.82	0.78
1:A:395:GLY:O	1:A:398:LYS:N	2.16	0.78
1:B:101:LYS:C	1:B:103:TYR:H	1.85	0.78
1:B:327:SER:CB	1:B:328:LYS:CG	2.61	0.78
1:A:153:ARG:CB	1:A:155:THR:HB	2.13	0.78
1:A:352:SER:O	1:A:355:ILE:HB	1.82	0.78
1:A:371:THR:O	1:A:374:ALA:N	2.15	0.78
1:A:113:LEU:HD11	1:A:376:LEU:CB	2.14	0.78
1:B:84:GLU:CD	1:B:84:GLU:O	2.21	0.78
1:A:404:ILE:HD13	1:A:661:ALA:CA	2.14	0.78
1:B:149:SER:O	1:B:153:ARG:CB	2.32	0.78

Continued on next page...

Continued from previous page...

Atom-1	Atom-2	Interatomic distance (Å)	Clash overlap (Å)
1:A:564:MET:CG	1:A:732:ILE:HG23	2.14	0.78
1:A:392:LEU:HG	1:A:412:LEU:HD12	1.65	0.78
1:B:280:VAL:HG13	1:B:461:GLU:HB3	1.65	0.78
1:A:114:PHE:HA	1:A:117:HIS:HB2	1.65	0.78
1:A:363:ALA:CA	1:A:365:LEU:O	2.31	0.78
1:A:430:THR:O	1:A:551:LYS:CG	2.31	0.78
1:B:208:ALA:O	1:B:210:SER:HB3	1.82	0.78
1:A:95:LEU:CD1	1:A:158:MET:CB	2.61	0.78
1:A:189:GLU:HG3	1:A:192:VAL:N	1.97	0.78
1:B:156:LEU:HD13	1:B:163:SER:O	1.83	0.77
1:B:363:ALA:CA	1:B:365:LEU:O	2.31	0.77
1:B:395:GLY:O	1:B:398:LYS:N	2.16	0.77
1:A:280:VAL:HG13	1:A:461:GLU:HB3	1.65	0.77
1:A:189:GLU:CD	1:A:190:THR:N	2.37	0.77
1:B:115:LEU:HD13	1:B:174:VAL:HA	1.65	0.77
1:B:368:ALA:O	1:B:372:LEU:N	2.15	0.77
1:A:91:GLU:CA	1:A:92:VAL:HG13	2.12	0.77
1:A:95:LEU:CB	1:A:96:SER:C	2.51	0.77
1:A:429:LEU:HA	1:A:655:LEU:HD11	1.64	0.77
1:B:153:ARG:HG3	1:B:157:ASN:HB2	1.65	0.77
1:B:121:LEU:O	1:B:183:ARG:C	2.23	0.77
1:B:327:SER:CB	1:B:328:LYS:CB	2.63	0.77
1:B:352:SER:O	1:B:355:ILE:HB	1.82	0.77
1:B:355:ILE:N	1:B:356:TYR:HB2	1.98	0.77
1:A:149:SER:O	1:A:153:ARG:CB	2.32	0.77
1:A:159:ASP:O	1:A:160:VAL:O	2.01	0.77
1:B:189:GLU:HG3	1:B:192:VAL:N	1.97	0.77
1:B:83:ASP:CB	1:B:84:GLU:HB3	2.14	0.77
1:B:564:MET:CG	1:B:732:ILE:HG23	2.14	0.77
1:B:355:ILE:N	1:B:356:TYR:CB	2.48	0.77
1:A:130:LEU:HD11	1:A:354:PHE:HA	1.65	0.77
1:B:159:ASP:O	1:B:160:VAL:O	2.01	0.77
1:A:656:ARG:NH1	1:B:82:VAL:CG1	2.46	0.77
1:A:156:LEU:HD13	1:A:163:SER:O	1.83	0.77
1:A:121:LEU:O	1:A:183:ARG:C	2.23	0.77
1:A:189:GLU:HB2	1:A:192:VAL:H	1.46	0.77
1:A:189:GLU:CG	1:A:190:THR:C	2.53	0.77
1:A:354:PHE:HB3	1:A:356:TYR:HD1	1.46	0.77
1:B:189:GLU:CD	1:B:190:THR:N	2.38	0.77
1:A:83:ASP:CB	1:A:84:GLU:HB3	2.14	0.77
1:A:329:PRO:O	1:A:333:ARG:N	2.17	0.77

Continued on next page...

Continued from previous page...

Atom-1	Atom-2	Interatomic distance (Å)	Clash overlap (Å)
1:B:563:ARG:O	1:B:732:ILE:O	2.02	0.76
1:B:428:THR:HG23	1:B:655:LEU:HD21	1.65	0.76
1:A:355:ILE:N	1:A:356:TYR:HB2	2.00	0.76
1:B:352:SER:H	1:B:356:TYR:HH	1.29	0.76
1:B:355:ILE:HB	1:B:356:TYR:HA	1.67	0.76
1:B:151:LEU:C	1:B:153:ARG:HA	2.06	0.76
1:B:130:LEU:HD11	1:B:354:PHE:HA	1.67	0.76
1:A:355:ILE:N	1:A:356:TYR:CG	2.53	0.76
1:B:150:ALA:O	1:B:153:ARG:CD	2.34	0.76
1:B:113:LEU:HD11	1:B:376:LEU:CB	2.15	0.76
1:A:81:VAL:HG12	1:A:83:ASP:OD1	1.85	0.76
1:A:327:SER:CB	1:A:328:LYS:CB	2.63	0.76
1:A:384:PHE:CE2	1:A:679:ALA:CB	2.68	0.76
1:A:363:ALA:C	1:A:365:LEU:C	2.40	0.76
1:B:564:MET:HA	1:B:732:ILE:O	1.86	0.76
1:B:108:ALA:O	1:B:111:LEU:N	2.19	0.76
1:B:51:LEU:HG	1:B:51:LEU:CB	2.13	0.76
1:B:189:GLU:CG	1:B:190:THR:C	2.53	0.76
1:A:151:LEU:C	1:A:153:ARG:HA	2.06	0.76
1:A:563:ARG:O	1:A:732:ILE:O	2.02	0.76
1:A:207:ARG:O	1:A:210:SER:CB	2.34	0.75
1:B:688:PRO:HA	1:B:691:ALA:HB3	1.69	0.75
1:B:84:GLU:O	1:B:84:GLU:CG	2.32	0.75
1:A:564:MET:HA	1:A:732:ILE:O	1.85	0.75
1:A:189:GLU:HG3	1:A:193:LEU:N	1.99	0.75
1:B:360:ILE:N	1:B:361:ALA:CB	2.47	0.75
1:B:363:ALA:C	1:B:365:LEU:C	2.40	0.75
1:B:384:PHE:CE2	1:B:679:ALA:CB	2.68	0.75
1:B:22:VAL:HA	1:B:80:GLY:O	1.86	0.75
1:B:329:PRO:O	1:B:333:ARG:N	2.17	0.75
1:A:130:LEU:CD1	1:A:354:PHE:HA	2.16	0.75
1:A:360:ILE:N	1:A:361:ALA:CB	2.47	0.75
1:B:215:ALA:CB	1:B:645:SER:CA	2.65	0.75
1:A:215:ALA:CB	1:A:645:SER:CA	2.65	0.75
1:A:150:ALA:O	1:A:153:ARG:CD	2.34	0.75
1:B:81:VAL:O	1:B:84:GLU:OE1	2.03	0.75
1:A:51:LEU:C	1:B:52:ALA:HA	2.04	0.75
1:B:404:ILE:HG21	1:B:661:ALA:HB2	1.69	0.75
1:A:120:SER:CB	1:A:123:TYR:HB3	2.17	0.74
1:A:688:PRO:HA	1:A:691:ALA:HB3	1.69	0.74
1:B:119:ILE:C	1:B:186:SER:O	2.26	0.74

Continued on next page...

Continued from previous page...

Atom-1	Atom-2	Interatomic distance (Å)	Clash overlap (Å)
1:B:129:LEU:O	1:B:130:LEU:HD23	1.87	0.74
1:B:81:VAL:O	1:B:84:GLU:CG	2.35	0.74
1:A:356:TYR:C	1:A:358:TYR:HB2	2.08	0.74
1:B:186:SER:HB2	1:B:187:PHE:HA	1.68	0.74
1:A:84:GLU:CG	1:A:84:GLU:O	2.31	0.74
1:A:81:VAL:O	1:A:84:GLU:OE1	2.05	0.74
1:A:91:GLU:HA	1:A:92:VAL:CB	2.12	0.74
1:A:355:ILE:HB	1:A:356:TYR:HA	1.66	0.74
1:A:360:ILE:CG2	1:A:362:HIS:O	2.34	0.74
1:B:130:LEU:CD1	1:B:354:PHE:HA	2.17	0.74
1:B:351:ILE:O	1:B:356:TYR:CD1	2.40	0.74
1:B:356:TYR:N	1:B:358:TYR:HB2	2.02	0.74
1:B:154:ARG:N	1:B:155:THR:HB	2.03	0.74
1:B:696:PRO:C	1:B:698:PHE:N	2.40	0.74
1:A:404:ILE:CD1	1:A:661:ALA:N	2.49	0.74
1:A:404:ILE:CD1	1:A:657:ASP:O	2.33	0.74
1:B:189:GLU:HG3	1:B:193:LEU:N	1.99	0.74
1:B:356:TYR:C	1:B:358:TYR:HB2	2.08	0.74
1:B:90:ALA:CA	1:B:91:GLU:CB	2.66	0.74
1:B:91:GLU:HA	1:B:92:VAL:CB	2.11	0.74
1:A:84:GLU:CD	1:A:84:GLU:O	2.26	0.74
1:B:120:SER:CB	1:B:123:TYR:HB3	2.17	0.74
1:A:90:ALA:CA	1:A:91:GLU:CB	2.66	0.74
1:A:186:SER:HB2	1:A:187:PHE:HA	1.68	0.74
1:A:696:PRO:C	1:A:698:PHE:N	2.40	0.74
1:B:280:VAL:CG1	1:B:461:GLU:HB3	2.18	0.74
1:A:51:LEU:H	1:A:51:LEU:HB3	1.52	0.74
1:A:405:LEU:HB2	1:A:649:VAL:O	1.88	0.74
1:A:110:VAL:HA	1:A:113:LEU:HD12	1.70	0.73
1:B:207:ARG:O	1:B:210:SER:CB	2.35	0.73
1:B:360:ILE:CG2	1:B:362:HIS:O	2.36	0.73
1:A:52:ALA:HB3	1:B:51:LEU:HB3	0.80	0.73
1:B:404:ILE:HD13	1:B:661:ALA:CA	2.16	0.73
1:B:405:LEU:HB2	1:B:649:VAL:O	1.87	0.73
1:A:352:SER:H	1:A:356:TYR:HH	1.35	0.73
1:B:354:PHE:CB	1:B:356:TYR:CD1	2.66	0.73
1:B:22:VAL:HG22	1:B:81:VAL:HG13	1.70	0.73
1:A:119:ILE:C	1:A:186:SER:O	2.26	0.73
1:A:358:TYR:O	1:A:358:TYR:CG	2.42	0.73
1:B:122:PRO:HB2	1:B:125:ASP:CB	2.18	0.73
1:A:95:LEU:HD11	1:A:158:MET:CG	2.19	0.73

Continued on next page...

Continued from previous page...

Atom-1	Atom-2	Interatomic distance (Å)	Clash overlap (Å)
1:B:110:VAL:HA	1:B:113:LEU:HD12	1.71	0.73
1:A:280:VAL:CG1	1:A:461:GLU:HB3	2.17	0.73
1:A:154:ARG:N	1:A:155:THR:HB	2.02	0.73
1:A:356:TYR:N	1:A:358:TYR:HB2	2.03	0.73
1:B:153:ARG:HG3	1:B:157:ASN:CB	2.18	0.73
1:B:91:GLU:CA	1:B:92:VAL:HG13	2.12	0.73
1:A:71:LYS:HD3	1:A:85:GLN:N	2.04	0.73
1:A:355:ILE:N	1:A:356:TYR:CB	2.52	0.73
1:B:153:ARG:C	1:B:155:THR:HB	2.09	0.73
1:B:358:TYR:O	1:B:358:TYR:CG	2.41	0.73
1:A:153:ARG:HG3	1:A:157:ASN:CB	2.18	0.73
1:A:423:PHE:HD1	1:A:428:THR:HG21	1.52	0.73
1:B:95:LEU:HD11	1:B:158:MET:CG	2.18	0.73
1:A:157:ASN:O	1:A:158:MET:CB	2.37	0.73
1:B:352:SER:HB2	1:B:356:TYR:CZ	2.23	0.73
1:B:215:ALA:HB1	1:B:645:SER:OG	1.89	0.73
1:A:399:GLY:CA	1:A:664:LEU:HD22	2.19	0.73
1:A:189:GLU:HB2	1:A:191:SER:CB	2.19	0.72
1:B:157:ASN:O	1:B:158:MET:CB	2.37	0.72
1:B:102:LEU:O	1:B:166:VAL:HG21	1.89	0.72
1:A:327:SER:OG	1:A:328:LYS:HG3	1.89	0.72
1:A:129:LEU:HD22	1:A:368:ALA:CB	2.18	0.72
1:A:129:LEU:O	1:A:130:LEU:HD23	1.87	0.72
1:B:402:LEU:HB3	1:B:660:ALA:HB1	1.71	0.72
1:A:125:ASP:O	1:A:126:PHE:HB2	1.88	0.72
1:B:551:LYS:HD2	1:B:655:LEU:HG	1.71	0.72
1:B:406:ILE:HD13	1:B:412:LEU:HD23	1.71	0.72
1:A:360:ILE:O	1:A:363:ALA:N	2.22	0.72
1:A:362:HIS:HB3	1:A:363:ALA:CB	2.20	0.72
1:B:404:ILE:HA	1:B:650:LEU:HD23	1.72	0.72
1:A:90:ALA:HA	1:A:91:GLU:CB	2.14	0.72
1:A:277:GLY:CA	1:A:621:ASN:OD1	2.38	0.72
1:A:130:LEU:CD1	1:A:354:PHE:CB	2.63	0.72
1:A:356:TYR:CB	1:A:356:TYR:CD2	2.68	0.72
1:B:327:SER:OG	1:B:328:LYS:HG3	1.89	0.72
1:A:153:ARG:C	1:A:155:THR:HB	2.09	0.72
1:A:328:LYS:O	1:A:328:LYS:HE3	1.90	0.72
1:A:122:PRO:HB2	1:A:125:ASP:CB	2.19	0.72
1:A:189:GLU:CA	1:A:191:SER:N	2.52	0.72
1:A:130:LEU:HD13	1:A:354:PHE:CA	2.20	0.72
1:B:125:ASP:O	1:B:126:PHE:HB2	1.88	0.72

Continued on next page...

Continued from previous page...

Atom-1	Atom-2	Interatomic distance (Å)	Clash overlap (Å)
1:B:113:LEU:HD21	1:B:376:LEU:HD12	1.72	0.72
1:A:51:LEU:H	1:A:51:LEU:CB	2.00	0.72
1:A:551:LYS:HD2	1:A:655:LEU:HG	1.71	0.72
1:B:189:GLU:HA	1:B:190:THR:CB	2.19	0.72
1:A:102:LEU:O	1:A:166:VAL:HG21	1.90	0.72
1:A:189:GLU:HA	1:A:190:THR:CB	2.20	0.72
1:A:352:SER:HB2	1:A:356:TYR:OH	1.89	0.72
1:A:360:ILE:CG2	1:A:697:ILE:HG21	2.15	0.72
1:B:153:ARG:CB	1:B:155:THR:HB	2.13	0.72
1:B:189:GLU:HB2	1:B:191:SER:CB	2.19	0.72
1:B:277:GLY:CA	1:B:621:ASN:OD1	2.38	0.72
1:A:120:SER:CB	1:A:123:TYR:CB	2.68	0.71
1:B:189:GLU:CA	1:B:191:SER:N	2.53	0.71
1:B:399:GLY:CA	1:B:664:LEU:HD22	2.19	0.71
1:B:51:LEU:CD2	1:B:51:LEU:CD1	2.68	0.71
1:B:71:LYS:HD3	1:B:85:GLN:N	2.04	0.71
1:B:430:THR:HA	1:B:550:LEU:HA	1.72	0.71
1:B:189:GLU:CD	1:B:193:LEU:H	1.92	0.71
1:B:360:ILE:O	1:B:363:ALA:N	2.22	0.71
1:B:406:ILE:CD1	1:B:412:LEU:HD23	2.21	0.71
1:A:108:ALA:O	1:A:111:LEU:N	2.23	0.71
1:A:126:PHE:CD1	1:A:128:GLN:O	2.43	0.71
1:B:103:TYR:CD2	1:B:166:VAL:HG21	2.26	0.71
1:B:362:HIS:HB3	1:B:363:ALA:CB	2.19	0.71
1:B:129:LEU:HD22	1:B:368:ALA:CB	2.19	0.71
1:B:351:ILE:CA	1:B:356:TYR:HE1	2.03	0.71
1:A:404:ILE:HD13	1:A:661:ALA:HB2	1.72	0.71
1:B:404:ILE:CD1	1:B:657:ASP:O	2.36	0.71
1:B:118:PHE:O	1:B:186:SER:C	2.29	0.71
1:B:84:GLU:O	1:B:84:GLU:OE2	2.09	0.71
1:A:215:ALA:HB1	1:A:645:SER:OG	1.89	0.71
1:A:90:ALA:N	1:A:91:GLU:HB2	2.04	0.71
1:A:149:SER:C	1:A:155:THR:OG1	2.29	0.71
1:B:120:SER:CB	1:B:123:TYR:CB	2.68	0.71
1:B:90:ALA:N	1:B:91:GLU:HB2	2.04	0.71
1:A:404:ILE:HG12	1:A:650:LEU:HD22	1.71	0.71
1:B:130:LEU:HD13	1:B:354:PHE:CA	2.20	0.71
1:A:430:THR:HA	1:A:550:LEU:HA	1.72	0.71
1:A:189:GLU:CD	1:A:193:LEU:H	1.92	0.70
1:B:122:PRO:CB	1:B:125:ASP:HB2	2.21	0.70
1:B:126:PHE:CD1	1:B:128:GLN:O	2.43	0.70

Continued on next page...

Continued from previous page...

Atom-1	Atom-2	Interatomic distance (Å)	Clash overlap (Å)
1:A:402:LEU:HB3	1:A:660:ALA:HB1	1.72	0.70
1:A:113:LEU:HD21	1:A:376:LEU:HD12	1.73	0.70
1:B:357:TRP:H	1:B:358:TYR:HA	1.56	0.70
1:A:103:TYR:CD2	1:A:166:VAL:HG21	2.26	0.70
1:B:391:ALA:O	1:B:395:GLY:N	2.22	0.70
1:B:189:GLU:HA	1:B:191:SER:H	1.57	0.70
1:B:117:HIS:HB3	1:B:191:SER:CB	2.22	0.70
1:B:328:LYS:O	1:B:328:LYS:HE3	1.90	0.70
1:B:277:GLY:HA3	1:B:621:ASN:CG	2.11	0.70
1:A:277:GLY:HA3	1:A:621:ASN:CG	2.11	0.70
1:B:149:SER:C	1:B:155:THR:OG1	2.30	0.70
1:A:406:ILE:HD13	1:A:412:LEU:HD23	1.72	0.70
1:A:352:SER:HB2	1:A:356:TYR:CZ	2.25	0.70
1:B:133:LEU:HD13	1:B:372:LEU:HG	1.74	0.70
1:B:191:SER:OG	1:B:192:VAL:N	2.25	0.70
1:A:51:LEU:O	1:A:52:ALA:C	2.26	0.70
1:A:349:VAL:CA	1:A:356:TYR:OH	2.40	0.69
1:B:23:THR:H	1:B:80:GLY:C	1.95	0.69
1:B:430:THR:O	1:B:551:LYS:HG2	1.90	0.69
1:A:406:ILE:CD1	1:A:412:LEU:HD23	2.22	0.69
1:A:107:PHE:C	1:A:109:GLY:H	1.93	0.69
1:B:329:PRO:HB2	1:B:330:PRO:HD2	1.74	0.69
1:B:433:LYS:O	1:B:433:LYS:HD2	1.92	0.69
1:B:160:VAL:HG13	1:B:161:MET:O	1.93	0.69
1:B:564:MET:HG2	1:B:732:ILE:HG12	1.74	0.69
1:A:133:LEU:HD13	1:A:372:LEU:HG	1.73	0.69
1:A:31:VAL:CG2	1:A:51:LEU:HD13	2.23	0.69
1:A:52:ALA:CB	1:B:51:LEU:HB3	1.31	0.69
1:A:404:ILE:HA	1:A:650:LEU:HD23	1.73	0.69
1:A:26:THR:O	1:B:53:THR:CG2	2.41	0.69
1:A:71:LYS:HE3	1:A:75:GLU:CD	2.12	0.69
1:A:160:VAL:HG13	1:A:161:MET:O	1.93	0.69
1:A:189:GLU:HA	1:A:191:SER:H	1.56	0.69
1:A:357:TRP:H	1:A:358:TYR:HA	1.56	0.69
1:B:155:THR:C	1:B:157:ASN:H	1.96	0.69
1:B:95:LEU:CD1	1:B:158:MET:HB2	2.22	0.69
1:B:71:LYS:HE3	1:B:75:GLU:CD	2.13	0.69
1:B:404:ILE:CD1	1:B:661:ALA:N	2.53	0.69
1:B:404:ILE:HG12	1:B:650:LEU:HD22	1.74	0.69
1:B:95:LEU:HB3	1:B:96:SER:O	1.93	0.69
1:A:353:ALA:C	1:A:356:TYR:HB2	2.12	0.69

Continued on next page...

Continued from previous page...

Atom-1	Atom-2	Interatomic distance (Å)	Clash overlap (Å)
1:B:67:PHE:CZ	1:B:83:ASP:OD2	2.46	0.69
1:A:118:PHE:O	1:A:186:SER:C	2.30	0.68
1:A:114:PHE:CD2	1:A:198:LEU:HD12	2.28	0.68
1:A:194:LEU:HD23	1:A:377:VAL:HG11	1.75	0.68
1:B:21:ARG:O	1:B:82:VAL:N	2.27	0.68
1:A:83:ASP:CA	1:A:84:GLU:CB	2.65	0.68
1:A:329:PRO:HB2	1:A:330:PRO:HD2	1.75	0.68
1:A:81:VAL:O	1:A:84:GLU:HG3	1.92	0.68
1:B:130:LEU:CD1	1:B:354:PHE:CB	2.63	0.68
1:B:362:HIS:CB	1:B:363:ALA:HB2	2.23	0.68
1:A:191:SER:OG	1:A:192:VAL:N	2.25	0.68
1:A:95:LEU:HA	1:A:96:SER:CB	2.24	0.68
1:A:122:PRO:CB	1:A:125:ASP:HB2	2.22	0.68
1:A:101:LYS:HA	1:A:104:VAL:CG1	2.23	0.68
1:A:155:THR:C	1:A:157:ASN:H	1.96	0.68
1:A:95:LEU:CD1	1:A:158:MET:HB2	2.24	0.68
1:B:78:GLY:O	1:B:79:TYR:CD2	2.47	0.68
1:B:108:ALA:HA	1:B:111:LEU:HG	1.76	0.68
1:A:203:THR:C	1:A:205:GLU:N	2.47	0.68
1:A:108:ALA:HA	1:A:111:LEU:HG	1.74	0.68
1:A:117:HIS:HB3	1:A:191:SER:CB	2.22	0.68
1:A:692:GLY:O	1:A:694:LEU:N	2.27	0.68
1:B:107:PHE:C	1:B:109:GLY:H	1.95	0.68
1:B:151:LEU:C	1:B:153:ARG:CA	2.61	0.68
1:A:95:LEU:HB3	1:A:96:SER:O	1.93	0.68
1:B:152:ARG:CB	1:B:153:ARG:HA	2.23	0.68
1:B:203:THR:C	1:B:205:GLU:N	2.47	0.68
1:A:67:PHE:CZ	1:A:83:ASP:OD2	2.47	0.68
1:A:434:PRO:CG	1:A:463:PRO:O	2.41	0.68
1:B:101:LYS:HA	1:B:104:VAL:CG1	2.23	0.67
1:B:328:LYS:HE3	1:B:333:ARG:HG3	1.75	0.67
1:A:22:VAL:HG22	1:A:81:VAL:HG13	1.76	0.67
1:A:102:LEU:O	1:A:166:VAL:HG11	1.94	0.67
1:B:423:PHE:HD1	1:B:428:THR:HG21	1.54	0.67
1:A:104:VAL:HG13	1:A:104:VAL:O	1.94	0.67
1:A:328:LYS:HE3	1:A:333:ARG:HG3	1.75	0.67
1:A:404:ILE:HD13	1:A:661:ALA:CB	2.24	0.67
1:B:194:LEU:HD23	1:B:377:VAL:HG11	1.76	0.67
1:B:101:LYS:HE2	1:B:104:VAL:HG11	1.76	0.67
1:B:635:VAL:HG22	1:B:650:LEU:HD12	1.76	0.67
1:A:354:PHE:HB3	1:A:356:TYR:CD1	2.28	0.67

Continued on next page...

Continued from previous page...

Atom-1	Atom-2	Interatomic distance (Å)	Clash overlap (Å)
1:B:87:ALA:O	1:B:88:VAL:HG23	1.94	0.67
1:A:327:SER:HB2	1:A:328:LYS:CA	2.24	0.67
1:A:189:GLU:HA	1:A:191:SER:N	2.10	0.67
1:B:189:GLU:HA	1:B:191:SER:N	2.10	0.67
1:B:696:PRO:C	1:B:697:ILE:HD12	2.15	0.67
1:A:71:LYS:NZ	1:A:75:GLU:OE1	2.27	0.67
1:A:382:CYS:O	1:A:383:ALA:HB3	1.95	0.67
1:B:618:ASP:OD2	1:B:621:ASN:ND2	2.27	0.67
1:B:151:LEU:O	1:B:153:ARG:HB3	1.94	0.67
1:B:327:SER:HB2	1:B:328:LYS:CA	2.24	0.67
1:B:215:ALA:C	1:B:217:LYS:N	2.48	0.67
1:A:23:THR:H	1:A:80:GLY:C	1.98	0.67
1:A:429:LEU:O	1:A:550:LEU:CA	2.43	0.67
1:A:78:GLY:O	1:A:79:TYR:CD2	2.47	0.67
1:A:128:GLN:HA	1:A:366:LEU:HD13	1.77	0.66
1:A:564:MET:HG2	1:A:732:ILE:HG12	1.75	0.66
1:A:618:ASP:OD2	1:A:621:ASN:ND2	2.27	0.66
1:B:102:LEU:O	1:B:166:VAL:HG11	1.94	0.66
1:B:114:PHE:CD2	1:B:198:LEU:HD12	2.30	0.66
1:B:360:ILE:HB	1:B:697:ILE:CG1	2.24	0.66
1:B:429:LEU:O	1:B:550:LEU:CA	2.43	0.66
1:B:406:ILE:HG12	1:B:648:ILE:HG12	1.77	0.66
1:A:696:PRO:C	1:A:697:ILE:HD12	2.16	0.66
1:B:692:GLY:O	1:B:694:LEU:N	2.28	0.66
1:A:130:LEU:CD1	1:A:354:PHE:CA	2.74	0.66
1:A:360:ILE:HB	1:A:697:ILE:CG1	2.25	0.66
1:B:102:LEU:HB3	1:B:166:VAL:HB	1.77	0.66
1:A:656:ARG:HH12	1:B:82:VAL:HG13	1.57	0.66
1:A:280:VAL:HG13	1:A:461:GLU:CB	2.25	0.66
1:A:688:PRO:O	1:A:692:GLY:N	2.29	0.66
1:A:394:VAL:O	1:A:398:LYS:N	2.29	0.66
1:B:386:LEU:O	1:B:389:PRO:HG2	1.96	0.66
1:A:352:SER:O	1:A:356:TYR:CD2	2.49	0.66
1:B:104:VAL:O	1:B:104:VAL:HG13	1.94	0.66
1:A:87:ALA:O	1:A:88:VAL:HG23	1.94	0.66
1:B:280:VAL:HG22	1:B:461:GLU:HB3	1.77	0.66
1:A:362:HIS:CB	1:A:363:ALA:HB2	2.24	0.66
1:B:156:LEU:O	1:B:158:MET:N	2.28	0.66
1:A:156:LEU:O	1:A:158:MET:N	2.28	0.66
1:A:635:VAL:HG22	1:A:650:LEU:HD12	1.75	0.66
1:A:386:LEU:O	1:A:389:PRO:HG2	1.96	0.66

Continued on next page...

Continued from previous page...

Atom-1	Atom-2	Interatomic distance (Å)	Clash overlap (Å)
1:A:323:ASP:O	1:A:324:ALA:CB	2.44	0.66
1:B:90:ALA:HA	1:B:91:GLU:O	1.96	0.66
1:A:404:ILE:CG2	1:A:661:ALA:HB2	2.24	0.66
1:B:128:GLN:HA	1:B:366:LEU:HD13	1.78	0.66
1:B:156:LEU:HD11	1:B:166:VAL:H	1.60	0.66
1:A:101:LYS:HE2	1:A:104:VAL:HG11	1.78	0.66
1:B:148:PHE:O	1:B:149:SER:CB	2.44	0.65
1:A:156:LEU:HD11	1:A:166:VAL:H	1.60	0.65
1:A:280:VAL:HG22	1:A:461:GLU:HB3	1.77	0.65
1:A:108:ALA:CA	1:A:111:LEU:HG	2.26	0.65
1:B:108:ALA:CA	1:B:111:LEU:HG	2.26	0.65
1:B:404:ILE:CG2	1:B:661:ALA:HB2	2.27	0.65
1:A:129:LEU:HD23	1:A:130:LEU:N	2.11	0.65
1:B:129:LEU:HD23	1:B:130:LEU:N	2.11	0.65
1:B:111:LEU:CB	1:B:170:PHE:CE1	2.79	0.65
1:A:102:LEU:HB3	1:A:166:VAL:HB	1.78	0.65
1:A:406:ILE:HG12	1:A:648:ILE:HG12	1.78	0.65
1:A:111:LEU:CB	1:A:170:PHE:CE1	2.79	0.65
1:A:187:PHE:CG	1:A:187:PHE:O	2.49	0.65
1:B:95:LEU:HA	1:B:96:SER:CB	2.24	0.65
1:A:86:ALA:HB1	1:A:87:ALA:CB	2.12	0.65
1:A:148:PHE:O	1:A:149:SER:CB	2.44	0.65
1:A:151:LEU:O	1:A:153:ARG:HB3	1.95	0.65
1:B:394:VAL:O	1:B:398:LYS:N	2.29	0.65
1:A:152:ARG:CB	1:A:153:ARG:HA	2.24	0.65
1:B:382:CYS:O	1:B:383:ALA:HB3	1.95	0.65
1:A:129:LEU:HD13	1:A:369:PHE:CA	2.27	0.65
1:B:85:GLN:O	1:B:86:ALA:CB	2.44	0.65
1:B:280:VAL:HG13	1:B:461:GLU:CB	2.25	0.65
1:B:189:GLU:CG	1:B:191:SER:C	2.62	0.65
1:B:129:LEU:HD13	1:B:369:PHE:CA	2.27	0.65
1:A:85:GLN:O	1:A:86:ALA:CB	2.44	0.65
1:A:685:ILE:O	1:A:688:PRO:HG2	1.96	0.65
1:B:187:PHE:CG	1:B:187:PHE:O	2.49	0.65
1:B:189:GLU:HA	1:B:190:THR:HB	1.79	0.65
1:B:130:LEU:CD1	1:B:354:PHE:CA	2.75	0.65
1:A:153:ARG:HB2	1:A:155:THR:OG1	1.97	0.65
1:B:152:ARG:CB	1:B:153:ARG:CA	2.75	0.64
1:B:153:ARG:HB2	1:B:155:THR:OG1	1.97	0.64
1:B:685:ILE:O	1:B:688:PRO:HG2	1.96	0.64
1:A:90:ALA:HA	1:A:91:GLU:O	1.96	0.64

Continued on next page...

Continued from previous page...

Atom-1	Atom-2	Interatomic distance (Å)	Clash overlap (Å)
1:A:280:VAL:CG2	1:A:461:GLU:HB3	2.27	0.64
1:A:189:GLU:HA	1:A:190:THR:HB	1.79	0.64
1:A:431:LYS:HB2	1:A:548:ASP:O	1.97	0.64
1:A:129:LEU:HD13	1:A:369:PHE:N	2.12	0.64
1:A:354:PHE:CB	1:A:356:TYR:CD1	2.76	0.64
1:B:71:LYS:NZ	1:B:75:GLU:OE1	2.27	0.64
1:A:210:SER:OG	1:A:211:ARG:HB2	1.97	0.64
1:B:280:VAL:CG2	1:B:461:GLU:HB3	2.27	0.64
1:A:434:PRO:HB2	1:A:546:VAL:CG1	2.27	0.64
1:A:125:ASP:O	1:A:126:PHE:CB	2.46	0.64
1:B:86:ALA:HB1	1:B:87:ALA:CB	2.13	0.64
1:A:21:ARG:O	1:A:82:VAL:N	2.28	0.64
1:B:210:SER:OG	1:B:211:ARG:HB2	1.97	0.64
1:B:153:ARG:HG2	1:B:327:SER:HB3	1.80	0.64
1:B:323:ASP:O	1:B:324:ALA:CB	2.44	0.64
1:A:189:GLU:HG2	1:A:193:LEU:H	1.59	0.64
1:B:22:VAL:HG13	1:B:81:VAL:HG22	1.79	0.64
1:A:434:PRO:HG2	1:A:463:PRO:O	1.97	0.64
1:A:129:LEU:HD21	1:A:133:LEU:CD1	2.28	0.64
1:B:130:LEU:CD1	1:B:354:PHE:CD1	2.81	0.64
1:B:71:LYS:HZ3	1:B:84:GLU:HG2	1.61	0.64
1:B:129:LEU:HD13	1:B:369:PHE:N	2.12	0.64
1:B:207:ARG:O	1:B:210:SER:HB3	1.97	0.64
1:A:328:LYS:N	1:A:329:PRO:CD	2.59	0.64
1:A:129:LEU:HD11	1:A:133:LEU:HD21	1.79	0.64
1:A:51:LEU:CD1	1:B:52:ALA:HB3	2.28	0.64
1:A:207:ARG:O	1:A:210:SER:HB3	1.97	0.64
1:A:351:ILE:O	1:A:354:PHE:HB3	1.98	0.63
1:B:120:SER:OG	1:B:123:TYR:CA	2.46	0.63
1:B:20:VAL:CG1	1:B:83:ASP:OD1	2.45	0.63
1:B:81:VAL:O	1:B:84:GLU:HG3	1.98	0.63
1:B:120:SER:OG	1:B:123:TYR:HA	1.99	0.63
1:B:352:SER:O	1:B:355:ILE:N	2.30	0.63
1:A:153:ARG:HG2	1:A:327:SER:HB3	1.79	0.63
1:A:391:ALA:O	1:A:395:GLY:N	2.22	0.63
1:A:53:THR:CG2	1:B:51:LEU:HD11	2.27	0.63
1:B:83:ASP:CA	1:B:84:GLU:CB	2.67	0.63
1:A:215:ALA:C	1:A:217:LYS:N	2.48	0.63
1:B:404:ILE:HA	1:B:650:LEU:CD2	2.27	0.63
1:A:107:PHE:C	1:A:109:GLY:N	2.52	0.63
1:B:328:LYS:H	1:B:329:PRO:HD2	1.63	0.63

Continued on next page...

Continued from previous page...

Atom-1	Atom-2	Interatomic distance (Å)	Clash overlap (Å)
1:B:83:ASP:CB	1:B:84:GLU:CA	2.62	0.63
1:A:341:TYR:O	1:A:344:PRO:HG2	1.98	0.63
1:B:399:GLY:HA3	1:B:664:LEU:HD22	1.81	0.63
1:A:360:ILE:N	1:A:361:ALA:HB2	2.13	0.63
1:B:108:ALA:HB1	1:B:111:LEU:HD12	1.81	0.63
1:B:125:ASP:O	1:B:126:PHE:CB	2.46	0.63
1:B:83:ASP:CG	1:B:84:GLU:CB	2.67	0.63
1:A:404:ILE:HA	1:A:650:LEU:CD2	2.28	0.63
1:A:352:SER:O	1:A:355:ILE:N	2.30	0.63
1:B:131:ILE:O	1:B:134:PRO:HG2	1.99	0.63
1:A:153:ARG:CD	1:A:155:THR:HG21	2.29	0.63
1:B:126:PHE:CE1	1:B:129:LEU:HB2	2.33	0.63
1:B:153:ARG:CD	1:B:155:THR:HG21	2.29	0.63
1:B:328:LYS:N	1:B:329:PRO:CD	2.59	0.63
1:B:360:ILE:H	1:B:361:ALA:HB2	1.62	0.63
1:A:91:GLU:CB	1:A:92:VAL:HG22	2.29	0.63
1:A:155:THR:O	1:A:157:ASN:N	2.32	0.63
1:A:115:LEU:HD22	1:A:174:VAL:CG1	2.22	0.63
1:A:117:HIS:CG	1:A:191:SER:HA	2.33	0.63
1:B:129:LEU:HD21	1:B:133:LEU:CD1	2.29	0.63
1:B:360:ILE:N	1:B:361:ALA:HB2	2.13	0.63
1:B:20:VAL:HB	1:B:83:ASP:OD1	1.98	0.63
1:A:152:ARG:CB	1:A:153:ARG:CA	2.76	0.63
1:A:363:ALA:CA	1:A:365:LEU:HA	2.27	0.63
1:B:129:LEU:HD11	1:B:133:LEU:HD21	1.80	0.63
1:A:84:GLU:O	1:A:84:GLU:OE2	2.16	0.63
1:A:126:PHE:CE1	1:A:129:LEU:HB2	2.33	0.62
1:A:355:ILE:CB	1:A:356:TYR:HA	2.28	0.62
1:A:373:ILE:O	1:A:377:VAL:HG22	1.99	0.62
1:B:129:LEU:HD13	1:B:369:PHE:H	1.64	0.62
1:B:402:LEU:HB3	1:B:660:ALA:CB	2.29	0.62
1:B:363:ALA:CA	1:B:365:LEU:HA	2.27	0.62
1:B:376:LEU:O	1:B:379:ALA:N	2.32	0.62
1:B:360:ILE:HG13	1:B:697:ILE:HG21	1.82	0.62
1:A:101:LYS:C	1:A:103:TYR:N	2.53	0.62
1:A:671:LYS:CD	1:A:723:LEU:O	2.47	0.62
1:B:115:LEU:HD22	1:B:174:VAL:CG1	2.21	0.62
1:A:153:ARG:HG3	1:A:157:ASN:CG	2.20	0.62
1:B:671:LYS:CD	1:B:723:LEU:O	2.48	0.62
1:B:120:SER:OG	1:B:123:TYR:HB3	1.99	0.62
1:B:89:SER:OG	1:B:91:GLU:HG3	1.99	0.62

Continued on next page...

Continued from previous page...

Atom-1	Atom-2	Interatomic distance (Å)	Clash overlap (Å)
1:A:154:ARG:N	1:A:155:THR:CB	2.61	0.62
1:A:95:LEU:CB	1:A:96:SER:CB	2.73	0.62
1:A:129:LEU:HD13	1:A:369:PHE:H	1.65	0.62
1:A:351:ILE:O	1:A:356:TYR:CD1	2.52	0.62
1:A:376:LEU:O	1:A:379:ALA:N	2.33	0.62
1:B:154:ARG:N	1:B:155:THR:CB	2.61	0.62
1:B:355:ILE:CB	1:B:356:TYR:HA	2.30	0.62
1:A:22:VAL:HG13	1:A:81:VAL:HG22	1.81	0.62
1:A:383:ALA:HB3	1:A:711:MET:O	2.00	0.62
1:B:32:LYS:HG3	1:B:461:GLU:CD	2.20	0.62
1:A:405:LEU:O	1:A:649:VAL:N	2.29	0.62
1:A:363:ALA:HA	1:A:365:LEU:C	2.19	0.62
1:A:113:LEU:HD21	1:A:376:LEU:HB2	1.81	0.62
1:B:102:LEU:HD23	1:B:102:LEU:N	2.15	0.62
1:B:113:LEU:HD21	1:B:376:LEU:HB2	1.82	0.62
1:B:357:TRP:HB2	1:B:695:TYR:HA	1.80	0.62
1:A:402:LEU:HB3	1:A:660:ALA:CB	2.30	0.62
1:A:130:LEU:CD1	1:A:354:PHE:CD1	2.82	0.62
1:B:351:ILE:O	1:B:354:PHE:HB3	1.99	0.62
1:B:363:ALA:HA	1:B:365:LEU:C	2.19	0.62
1:B:373:ILE:O	1:B:377:VAL:HG22	1.99	0.62
1:A:395:GLY:O	1:A:398:LYS:HB2	2.00	0.62
1:A:131:ILE:O	1:A:134:PRO:HG2	1.99	0.62
1:B:153:ARG:HG3	1:B:157:ASN:CG	2.20	0.62
1:A:53:THR:HG22	1:B:51:LEU:CD1	2.28	0.62
1:A:328:LYS:H	1:A:329:PRO:HD2	1.63	0.62
1:A:549:THR:O	1:A:551:LYS:N	2.33	0.62
1:B:155:THR:O	1:B:157:ASN:N	2.31	0.62
1:B:91:GLU:CB	1:B:92:VAL:HG22	2.29	0.62
1:B:395:GLY:O	1:B:398:LYS:HB2	2.00	0.62
1:A:115:LEU:HD13	1:A:174:VAL:CA	2.30	0.62
1:B:360:ILE:CG2	1:B:697:ILE:HG21	2.19	0.62
1:B:404:ILE:HD13	1:B:661:ALA:H	1.63	0.62
1:B:383:ALA:HB3	1:B:711:MET:O	1.99	0.62
1:A:120:SER:OG	1:A:123:TYR:CA	2.47	0.61
1:A:357:TRP:HB2	1:A:695:TYR:HA	1.82	0.61
1:B:121:LEU:O	1:B:184:GLU:HB2	2.00	0.61
1:B:117:HIS:CG	1:B:191:SER:HA	2.34	0.61
1:A:148:PHE:O	1:A:149:SER:HB3	2.00	0.61
1:A:151:LEU:C	1:A:153:ARG:CA	2.61	0.61
1:B:688:PRO:O	1:B:692:GLY:N	2.29	0.61

Continued on next page...

Continued from previous page...

Atom-1	Atom-2	Interatomic distance (Å)	Clash overlap (Å)
1:A:89:SER:OG	1:A:91:GLU:HG3	1.99	0.61
1:A:144:PHE:CZ	1:A:340:ALA:HB1	2.36	0.61
1:B:386:LEU:C	1:B:389:PRO:HD2	2.21	0.61
1:A:32:LYS:HG3	1:A:461:GLU:CD	2.20	0.61
1:A:360:ILE:HG13	1:A:697:ILE:HG21	1.81	0.61
1:A:121:LEU:O	1:A:184:GLU:HB2	1.99	0.61
1:A:120:SER:OG	1:A:123:TYR:HA	1.99	0.61
1:A:186:SER:CB	1:A:187:PHE:CA	2.78	0.61
1:A:349:VAL:HA	1:A:356:TYR:OH	2.00	0.61
1:B:20:VAL:HG11	1:B:83:ASP:OD1	2.00	0.61
1:A:399:GLY:HA3	1:A:664:LEU:HD22	1.81	0.61
1:B:147:ALA:O	1:B:148:PHE:C	2.39	0.61
1:B:120:SER:HB3	1:B:122:PRO:C	2.20	0.61
1:B:101:LYS:C	1:B:103:TYR:N	2.53	0.61
1:B:154:ARG:CA	1:B:155:THR:C	2.69	0.61
1:B:341:TYR:O	1:B:344:PRO:HG2	1.98	0.61
1:B:352:SER:O	1:B:355:ILE:CB	2.49	0.61
1:B:353:ALA:C	1:B:356:TYR:HB2	2.14	0.61
1:A:33:SER:OG	1:A:279:PRO:HB3	2.01	0.61
1:B:129:LEU:HD23	1:B:130:LEU:HD23	1.82	0.61
1:B:144:PHE:CZ	1:B:340:ALA:HB1	2.35	0.61
1:A:108:ALA:HB1	1:A:111:LEU:HD12	1.80	0.61
1:A:102:LEU:HD23	1:A:102:LEU:N	2.15	0.61
1:B:33:SER:OG	1:B:279:PRO:HB3	2.00	0.61
1:A:113:LEU:CD2	1:A:376:LEU:HB2	2.31	0.61
1:B:351:ILE:N	1:B:356:TYR:HE1	1.99	0.61
1:A:129:LEU:HD23	1:A:130:LEU:HD23	1.82	0.60
1:B:363:ALA:CA	1:B:365:LEU:C	2.69	0.60
1:A:83:ASP:CB	1:A:84:GLU:CA	2.64	0.60
1:A:154:ARG:CA	1:A:155:THR:C	2.69	0.60
1:B:549:THR:O	1:B:551:LYS:N	2.33	0.60
1:A:129:LEU:HD21	1:A:133:LEU:HG	1.82	0.60
1:B:189:GLU:HB2	1:B:191:SER:C	2.21	0.60
1:A:31:VAL:HG23	1:A:51:LEU:HD13	1.82	0.60
1:A:178:ALA:O	1:A:182:PRO:C	2.40	0.60
1:A:384:PHE:CE2	1:A:680:LEU:HD23	2.37	0.60
1:A:564:MET:HG2	1:A:732:ILE:HG23	1.83	0.60
1:A:352:SER:O	1:A:355:ILE:CB	2.49	0.60
1:B:178:ALA:O	1:B:182:PRO:C	2.40	0.60
1:B:404:ILE:HD13	1:B:661:ALA:HB2	1.84	0.60
1:B:431:LYS:HB2	1:B:548:ASP:O	2.00	0.60

Continued on next page...

Continued from previous page...

Atom-1	Atom-2	Interatomic distance (Å)	Clash overlap (Å)
1:A:327:SER:CB	1:A:328:LYS:HB2	2.32	0.60
1:A:26:THR:O	1:B:53:THR:HG22	2.00	0.60
1:A:120:SER:HB3	1:A:122:PRO:C	2.20	0.60
1:A:186:SER:HB2	1:A:187:PHE:CA	2.32	0.60
1:B:129:LEU:HD21	1:B:133:LEU:HG	1.82	0.60
1:B:154:ARG:CA	1:B:155:THR:O	2.41	0.60
1:B:23:THR:HB	1:B:80:GLY:HA3	1.83	0.60
1:B:148:PHE:O	1:B:149:SER:HB3	2.00	0.60
1:B:156:LEU:HD22	1:B:163:SER:HA	1.84	0.60
1:B:352:SER:CA	1:B:356:TYR:CE2	2.40	0.60
1:A:23:THR:HB	1:A:80:GLY:HA3	1.84	0.60
1:A:352:SER:CA	1:A:356:TYR:CE2	2.52	0.60
1:A:357:TRP:HA	1:A:695:TYR:HD1	1.67	0.60
1:B:107:PHE:C	1:B:109:GLY:N	2.53	0.60
1:A:95:LEU:CA	1:A:96:SER:CB	2.76	0.60
1:A:189:GLU:HB2	1:A:191:SER:C	2.21	0.60
1:A:194:LEU:HD21	1:A:704:PRO:HB2	1.84	0.60
1:A:386:LEU:C	1:A:389:PRO:HD2	2.21	0.60
1:A:154:ARG:CA	1:A:155:THR:O	2.41	0.59
1:A:277:GLY:HA3	1:A:621:ASN:CB	2.32	0.59
1:A:277:GLY:HA3	1:A:621:ASN:HB3	1.83	0.59
1:A:147:ALA:O	1:A:148:PHE:C	2.39	0.59
1:A:156:LEU:HD22	1:A:163:SER:HA	1.84	0.59
1:B:32:LYS:CG	1:B:461:GLU:HG3	2.32	0.59
1:B:113:LEU:CD2	1:B:376:LEU:HB2	2.32	0.59
1:B:126:PHE:HA	1:B:127:VAL:HB	1.83	0.59
1:B:349:VAL:CA	1:B:356:TYR:OH	2.50	0.59
1:B:384:PHE:CE2	1:B:680:LEU:HD23	2.36	0.59
1:A:363:ALA:CA	1:A:365:LEU:C	2.70	0.59
1:B:189:GLU:CB	1:B:190:THR:C	2.71	0.59
1:A:404:ILE:HD13	1:A:661:ALA:H	1.62	0.59
1:B:429:LEU:O	1:B:550:LEU:HA	2.02	0.59
1:B:405:LEU:O	1:B:649:VAL:N	2.27	0.59
1:A:351:ILE:O	1:A:356:TYR:CE1	2.53	0.59
1:B:151:LEU:O	1:B:153:ARG:CG	2.50	0.59
1:B:178:ALA:O	1:B:183:ARG:N	2.36	0.59
1:B:357:TRP:HA	1:B:695:TYR:HD1	1.67	0.59
1:B:364:PRO:N	1:B:366:LEU:N	2.50	0.59
1:A:450:LEU:HD11	1:A:471:LYS:HG3	1.84	0.59
1:B:292:GLY:O	1:B:293:ALA:HB3	2.03	0.59
1:A:178:ALA:O	1:A:183:ARG:N	2.36	0.59

Continued on next page...

Continued from previous page...

Atom-1	Atom-2	Interatomic distance (Å)	Clash overlap (Å)
1:B:354:PHE:C	1:B:356:TYR:CD1	2.76	0.59
1:B:95:LEU:CB	1:B:96:SER:CB	2.74	0.59
1:A:433:LYS:O	1:A:433:LYS:CD	2.45	0.59
1:A:126:PHE:HA	1:A:127:VAL:HB	1.84	0.59
1:A:189:GLU:OE2	1:A:190:THR:N	2.35	0.59
1:B:21:ARG:HB3	1:B:82:VAL:CG2	2.33	0.59
1:A:720:ALA:HA	1:A:723:LEU:HD12	1.84	0.59
1:A:181:LEU:HB3	1:A:182:PRO:O	2.03	0.59
1:A:692:GLY:HA2	1:A:695:TYR:CD2	2.38	0.59
1:B:152:ARG:N	1:B:153:ARG:HA	2.18	0.59
1:B:356:TYR:H	1:B:358:TYR:HB2	1.68	0.59
1:A:20:VAL:HG12	1:A:82:VAL:O	2.03	0.59
1:B:277:GLY:HA3	1:B:621:ASN:CB	2.33	0.59
1:B:32:LYS:HG2	1:B:461:GLU:HG3	1.85	0.59
1:A:364:PRO:N	1:A:366:LEU:N	2.50	0.58
1:B:327:SER:CB	1:B:328:LYS:HB2	2.32	0.58
1:A:32:LYS:CG	1:A:461:GLU:HG3	2.33	0.58
1:A:292:GLY:O	1:A:293:ALA:HB3	2.03	0.58
1:B:115:LEU:HD13	1:B:174:VAL:CA	2.32	0.58
1:A:71:LYS:HZ3	1:A:84:GLU:HG2	1.67	0.58
1:A:151:LEU:O	1:A:153:ARG:CG	2.50	0.58
1:B:564:MET:HG2	1:B:732:ILE:HG23	1.83	0.58
1:B:277:GLY:HA3	1:B:621:ASN:HB3	1.84	0.58
1:A:357:TRP:HA	1:A:695:TYR:CD1	2.39	0.58
1:B:151:LEU:O	1:B:152:ARG:C	2.42	0.58
1:B:189:GLU:OE2	1:B:190:THR:N	2.35	0.58
1:B:692:GLY:HA2	1:B:695:TYR:CD2	2.38	0.58
1:B:194:LEU:HD21	1:B:704:PRO:HB2	1.83	0.58
1:B:71:LYS:HD2	1:B:84:GLU:CG	2.34	0.58
1:A:113:LEU:HB3	1:A:373:ILE:HG13	1.86	0.58
1:B:88:VAL:O	1:B:89:SER:HB2	2.04	0.58
1:A:729:VAL:HB	1:A:730:PRO:CD	2.34	0.58
1:B:52:ALA:CB	1:B:52:ALA:C	2.67	0.58
1:B:357:TRP:CD1	1:B:358:TYR:HA	2.39	0.58
1:B:357:TRP:HA	1:B:695:TYR:CD1	2.39	0.58
1:A:102:LEU:CB	1:A:166:VAL:HB	2.34	0.58
1:A:141:SER:HB3	1:A:343:ILE:CG2	2.34	0.58
1:B:731:PRO:HG2	1:B:732:ILE:HG13	1.86	0.58
1:A:32:LYS:HG2	1:A:461:GLU:HG3	1.85	0.58
1:A:120:SER:OG	1:A:123:TYR:HB3	1.99	0.58
1:A:189:GLU:CB	1:A:190:THR:C	2.71	0.58

Continued on next page...

Continued from previous page...

Atom-1	Atom-2	Interatomic distance (Å)	Clash overlap (Å)
1:A:194:LEU:CD2	1:A:377:VAL:HG11	2.32	0.58
1:B:328:LYS:CE	1:B:333:ARG:HG3	2.33	0.58
1:B:696:PRO:HB2	1:B:698:PHE:CD1	2.38	0.58
1:A:280:VAL:HG22	1:A:461:GLU:HG2	1.86	0.58
1:A:619:GLY:HA2	1:A:626:LEU:CD1	2.33	0.58
1:A:696:PRO:HB2	1:A:698:PHE:CD1	2.38	0.58
1:B:170:PHE:O	1:B:173:SER:N	2.37	0.58
1:B:113:LEU:HB3	1:B:373:ILE:HG13	1.85	0.58
1:B:215:ALA:O	1:B:216:ILE:C	2.42	0.58
1:A:368:ALA:O	1:A:369:PHE:C	2.42	0.58
1:B:126:PHE:HA	1:B:127:VAL:C	2.24	0.58
1:B:141:SER:HB3	1:B:343:ILE:CG2	2.33	0.58
1:B:194:LEU:CD2	1:B:377:VAL:HG11	2.34	0.58
1:B:15:PRO:O	1:B:16:MET:HG2	2.04	0.58
1:A:126:PHE:CA	1:A:127:VAL:HB	2.34	0.57
1:B:144:PHE:O	1:B:148:PHE:O	2.22	0.57
1:B:181:LEU:HB3	1:B:182:PRO:O	2.03	0.57
1:B:189:GLU:HG2	1:B:193:LEU:H	1.59	0.57
1:A:151:LEU:O	1:A:152:ARG:C	2.42	0.57
1:A:429:LEU:O	1:A:550:LEU:HA	2.02	0.57
1:A:170:PHE:O	1:A:173:SER:N	2.37	0.57
1:B:102:LEU:CB	1:B:166:VAL:HB	2.33	0.57
1:B:186:SER:CB	1:B:187:PHE:CA	2.78	0.57
1:A:215:ALA:O	1:A:216:ILE:C	2.42	0.57
1:B:404:ILE:HD13	1:B:661:ALA:CB	2.34	0.57
1:B:619:GLY:HA2	1:B:626:LEU:CD1	2.33	0.57
1:A:692:GLY:C	1:A:694:LEU:N	2.57	0.57
1:B:126:PHE:H	1:B:127:VAL:HB	1.69	0.57
1:B:189:GLU:O	1:B:189:GLU:CD	2.41	0.57
1:B:94:HIS:C	1:B:95:LEU:CD2	2.66	0.57
1:B:729:VAL:HB	1:B:730:PRO:HD3	1.87	0.57
1:B:280:VAL:HG22	1:B:461:GLU:HG2	1.86	0.57
1:A:126:PHE:HA	1:A:127:VAL:C	2.24	0.57
1:A:360:ILE:CG2	1:A:363:ALA:N	2.66	0.57
1:A:84:GLU:O	1:A:84:GLU:HG2	1.92	0.57
1:A:731:PRO:HG2	1:A:732:ILE:HG13	1.86	0.57
1:A:189:GLU:CG	1:A:191:SER:C	2.62	0.57
1:A:357:TRP:CD1	1:A:358:TYR:HA	2.38	0.57
1:A:191:SER:O	1:A:192:VAL:C	2.43	0.57
1:A:364:PRO:HG2	1:A:367:PHE:N	2.20	0.57
1:B:141:SER:CB	1:B:343:ILE:CG2	2.82	0.57

Continued on next page...

Continued from previous page...

Atom-1	Atom-2	Interatomic distance (Å)	Clash overlap (Å)
1:B:368:ALA:O	1:B:369:PHE:C	2.42	0.57
1:B:692:GLY:C	1:B:694:LEU:N	2.57	0.57
1:A:67:PHE:CE2	1:A:83:ASP:OD2	2.58	0.57
1:A:104:VAL:CG1	1:A:104:VAL:O	2.53	0.57
1:A:144:PHE:O	1:A:148:PHE:O	2.22	0.57
1:A:385:GLY:O	1:A:389:PRO:HD2	2.05	0.57
1:A:121:LEU:HG	1:A:369:PHE:CZ	2.39	0.57
1:B:191:SER:O	1:B:192:VAL:C	2.43	0.57
1:A:88:VAL:O	1:A:89:SER:HB2	2.04	0.57
1:A:636:GLY:HA3	1:A:653:ASP:OD1	2.05	0.57
1:B:450:LEU:HD11	1:B:471:LYS:HG3	1.86	0.57
1:B:126:PHE:CA	1:B:127:VAL:HB	2.34	0.57
1:B:130:LEU:HD12	1:B:354:PHE:CD1	2.40	0.57
1:B:149:SER:O	1:B:150:ALA:C	2.42	0.57
1:B:364:PRO:HG2	1:B:367:PHE:N	2.20	0.57
1:B:729:VAL:HB	1:B:730:PRO:CD	2.34	0.57
1:B:360:ILE:CG2	1:B:363:ALA:N	2.67	0.57
1:B:83:ASP:CG	1:B:84:GLU:HB2	2.25	0.57
1:A:20:VAL:HB	1:A:83:ASP:OD1	2.04	0.57
1:A:36:THR:HG21	1:A:281:PRO:HD2	1.86	0.57
1:B:121:LEU:HG	1:B:369:PHE:CZ	2.40	0.57
1:A:103:TYR:CE2	1:A:166:VAL:CG2	2.88	0.57
1:A:416:GLU:OE1	1:A:737:ASP:HB2	2.04	0.57
1:B:36:THR:HG21	1:B:281:PRO:HD2	1.86	0.57
1:B:20:VAL:CB	1:B:83:ASP:OD1	2.53	0.56
1:A:328:LYS:CE	1:A:333:ARG:HG3	2.33	0.56
1:A:323:ASP:O	1:A:324:ALA:HB3	2.04	0.56
1:B:104:VAL:CG1	1:B:104:VAL:O	2.53	0.56
1:B:83:ASP:CG	1:B:84:GLU:HB3	2.26	0.56
1:A:194:LEU:CD2	1:A:704:PRO:HB2	2.35	0.56
1:A:112:LEU:HD23	1:A:173:SER:HB3	1.86	0.56
1:A:126:PHE:H	1:A:127:VAL:HB	1.69	0.56
1:B:112:LEU:HD23	1:B:173:SER:HB3	1.86	0.56
1:B:327:SER:OG	1:B:328:LYS:CG	2.53	0.56
1:B:88:VAL:CG1	1:B:89:SER:N	2.69	0.56
1:A:710:ALA:C	1:A:712:ALA:H	2.08	0.56
1:B:321:VAL:O	1:B:323:ASP:N	2.37	0.56
1:A:121:LEU:HD13	1:A:178:ALA:HB2	1.87	0.56
1:A:356:TYR:H	1:A:358:TYR:HB2	1.68	0.56
1:A:149:SER:O	1:A:150:ALA:C	2.42	0.56
1:B:385:GLY:O	1:B:389:PRO:HD2	2.05	0.56

Continued on next page...

Continued from previous page...

Atom-1	Atom-2	Interatomic distance (Å)	Clash overlap (Å)
1:B:349:VAL:C	1:B:356:TYR:HH	2.08	0.56
1:B:71:LYS:CD	1:B:84:GLU:HG2	2.35	0.56
1:B:710:ALA:C	1:B:712:ALA:H	2.08	0.56
1:B:323:ASP:O	1:B:324:ALA:HB3	2.04	0.56
1:A:130:LEU:HD12	1:A:354:PHE:CD1	2.40	0.56
1:B:214:GLU:HG2	1:B:215:ALA:N	2.21	0.56
1:A:141:SER:CB	1:A:343:ILE:CG2	2.83	0.56
1:A:153:ARG:NE	1:A:155:THR:HG21	2.20	0.56
1:B:153:ARG:NE	1:B:155:THR:HG21	2.20	0.56
1:B:119:ILE:O	1:B:186:SER:O	2.22	0.56
1:B:186:SER:HB2	1:B:187:PHE:CA	2.32	0.56
1:A:327:SER:OG	1:A:328:LYS:CG	2.53	0.56
1:A:564:MET:HG3	1:A:732:ILE:HG23	1.87	0.56
1:B:130:LEU:O	1:B:133:LEU:N	2.39	0.56
1:B:156:LEU:HD13	1:B:163:SER:C	2.26	0.56
1:A:214:GLU:HG2	1:A:215:ALA:N	2.21	0.56
1:A:155:THR:C	1:A:157:ASN:N	2.59	0.56
1:A:151:LEU:O	1:A:153:ARG:HG2	2.05	0.56
1:A:94:HIS:C	1:A:95:LEU:CD2	2.67	0.56
1:B:103:TYR:CE2	1:B:166:VAL:CG2	2.88	0.56
1:B:357:TRP:HE1	1:B:361:ALA:C	2.10	0.56
1:B:560:GLU:O	1:B:564:MET:HG3	2.06	0.56
1:A:696:PRO:O	1:A:697:ILE:HD12	2.06	0.55
1:B:151:LEU:O	1:B:153:ARG:HG2	2.05	0.55
1:A:130:LEU:O	1:A:133:LEU:N	2.39	0.55
1:B:360:ILE:HG13	1:B:697:ILE:HG12	1.85	0.55
1:B:67:PHE:CE2	1:B:83:ASP:OD2	2.59	0.55
1:B:720:ALA:HA	1:B:723:LEU:HD12	1.87	0.55
1:B:327:SER:OG	1:B:328:LYS:HB2	2.06	0.55
1:B:194:LEU:CD2	1:B:704:PRO:HB2	2.36	0.55
1:A:88:VAL:CG1	1:A:89:SER:N	2.69	0.55
1:A:211:ARG:HD3	1:A:211:ARG:O	2.06	0.55
1:A:729:VAL:HB	1:A:730:PRO:HD3	1.87	0.55
1:B:396:MET:CE	1:B:406:ILE:O	2.55	0.55
1:A:692:GLY:C	1:A:694:LEU:H	2.10	0.55
1:A:85:GLN:O	1:A:86:ALA:HB2	2.06	0.55
1:A:156:LEU:HD13	1:A:163:SER:C	2.26	0.55
1:A:396:MET:CE	1:A:406:ILE:O	2.54	0.55
1:B:157:ASN:O	1:B:158:MET:HB2	2.05	0.55
1:B:22:VAL:CA	1:B:80:GLY:O	2.53	0.55
1:A:22:VAL:HA	1:A:80:GLY:O	2.05	0.55

Continued on next page...

Continued from previous page...

Atom-1	Atom-2	Interatomic distance (Å)	Clash overlap (Å)
1:A:430:THR:O	1:A:551:LYS:HG2	2.03	0.55
1:A:156:LEU:C	1:A:158:MET:N	2.56	0.55
1:A:357:TRP:HE1	1:A:361:ALA:C	2.10	0.55
1:B:160:VAL:CG1	1:B:161:MET:O	2.55	0.55
1:B:692:GLY:C	1:B:694:LEU:H	2.10	0.55
1:B:51:LEU:H	1:B:51:LEU:CB	2.18	0.55
1:A:157:ASN:O	1:A:158:MET:HB2	2.05	0.55
1:B:416:GLU:OE1	1:B:737:ASP:HB2	2.07	0.55
1:B:84:GLU:O	1:B:84:GLU:HG2	1.96	0.55
1:A:15:PRO:O	1:A:16:MET:HG2	2.07	0.55
1:B:156:LEU:C	1:B:158:MET:N	2.56	0.55
1:A:161:MET:C	1:A:162:TYR:CG	2.80	0.55
1:B:161:MET:C	1:B:162:TYR:CG	2.81	0.54
1:B:85:GLN:O	1:B:86:ALA:HB2	2.06	0.54
1:B:111:LEU:CD2	1:B:198:LEU:HD11	2.34	0.54
1:B:211:ARG:O	1:B:211:ARG:HD3	2.06	0.54
1:B:360:ILE:O	1:B:363:ALA:CB	2.54	0.54
1:B:696:PRO:O	1:B:697:ILE:HD12	2.06	0.54
1:A:327:SER:OG	1:A:328:LYS:HB2	2.06	0.54
1:A:560:GLU:O	1:A:564:MET:HG3	2.06	0.54
1:A:280:VAL:HG22	1:A:461:GLU:CG	2.37	0.54
1:A:265:GLU:HB3	1:A:302:LYS:HB2	1.89	0.54
1:A:129:LEU:C	1:A:130:LEU:CG	2.76	0.54
1:A:360:ILE:O	1:A:363:ALA:CB	2.55	0.54
1:A:160:VAL:CG1	1:A:161:MET:O	2.55	0.54
1:A:166:VAL:O	1:A:169:ALA:N	2.41	0.54
1:B:564:MET:HG3	1:B:732:ILE:HG23	1.87	0.54
1:B:429:LEU:HA	1:B:655:LEU:CD1	2.35	0.54
1:B:280:VAL:HG22	1:B:461:GLU:CG	2.37	0.54
1:A:129:LEU:CD2	1:A:368:ALA:HB3	2.26	0.54
1:B:121:LEU:HD13	1:B:178:ALA:HB2	1.87	0.54
1:B:214:GLU:O	1:B:217:LYS:HB2	2.08	0.54
1:B:671:LYS:HD3	1:B:723:LEU:O	2.08	0.54
1:B:382:CYS:O	1:B:383:ALA:CB	2.55	0.54
1:A:130:LEU:HD12	1:A:354:PHE:CG	2.43	0.54
1:A:364:PRO:HG3	1:A:367:PHE:CD1	2.43	0.54
1:B:364:PRO:HG3	1:B:367:PHE:CD1	2.42	0.54
1:B:81:VAL:HG12	1:B:83:ASP:CG	2.28	0.54
1:A:382:CYS:O	1:A:383:ALA:CB	2.54	0.54
1:A:321:VAL:O	1:A:323:ASP:N	2.37	0.54
1:A:111:LEU:CD2	1:A:198:LEU:HD11	2.34	0.54

Continued on next page...

Continued from previous page...

Atom-1	Atom-2	Interatomic distance (Å)	Clash overlap (Å)
1:B:201:GLY:O	1:B:202:ARG:C	2.46	0.54
1:A:53:THR:HG23	1:B:51:LEU:CG	2.38	0.54
1:A:131:ILE:O	1:A:134:PRO:CD	2.56	0.54
1:B:156:LEU:C	1:B:158:MET:H	2.11	0.54
1:B:83:ASP:OD2	1:B:84:GLU:HB2	2.07	0.54
1:B:88:VAL:HG13	1:B:89:SER:H	1.73	0.54
1:A:215:ALA:CB	1:A:645:SER:CB	2.86	0.54
1:A:113:LEU:O	1:A:373:ILE:HD11	2.08	0.54
1:B:131:ILE:O	1:B:134:PRO:CD	2.56	0.54
1:B:363:ALA:CA	1:B:365:LEU:CA	2.85	0.54
1:B:357:TRP:O	1:B:695:TYR:CD1	2.61	0.54
1:B:357:TRP:O	1:B:695:TYR:HB3	2.07	0.54
1:A:214:GLU:O	1:A:217:LYS:HB2	2.08	0.54
1:A:83:ASP:CG	1:A:84:GLU:CB	2.76	0.54
1:A:105:ALA:O	1:A:339:VAL:HG11	2.08	0.54
1:A:254:GLY:N	1:A:296:ASN:O	2.33	0.54
1:A:119:ILE:O	1:A:186:SER:O	2.23	0.53
1:A:357:TRP:O	1:A:695:TYR:CD1	2.61	0.53
1:B:215:ALA:CB	1:B:645:SER:CB	2.86	0.53
1:A:201:GLY:O	1:A:202:ARG:C	2.47	0.53
1:A:560:GLU:OE1	1:A:732:ILE:HG21	2.08	0.53
1:A:671:LYS:HD3	1:A:723:LEU:O	2.07	0.53
1:B:440:VAL:HB	1:B:543:ILE:HG12	1.90	0.53
1:A:360:ILE:HG13	1:A:697:ILE:HG12	1.86	0.53
1:A:367:PHE:O	1:A:368:ALA:HB3	2.07	0.53
1:B:166:VAL:O	1:B:169:ALA:N	2.40	0.53
1:B:118:PHE:C	1:B:186:SER:C	2.67	0.53
1:A:151:LEU:HA	1:A:328:LYS:CG	2.39	0.53
1:B:384:PHE:CD2	1:B:679:ALA:HB1	2.41	0.53
1:B:550:LEU:O	1:B:554:ALA:HB3	2.07	0.53
1:B:279:PRO:HB2	1:B:461:GLU:OE2	2.08	0.53
1:A:357:TRP:O	1:A:695:TYR:HB3	2.08	0.53
1:B:113:LEU:O	1:B:373:ILE:HD11	2.08	0.53
1:B:373:ILE:HG22	1:B:704:PRO:HB3	1.90	0.53
1:A:52:ALA:O	1:B:52:ALA:HA	2.04	0.53
1:A:88:VAL:HG13	1:A:89:SER:H	1.73	0.53
1:A:152:ARG:N	1:A:153:ARG:HA	2.19	0.53
1:B:560:GLU:OE1	1:B:732:ILE:HG21	2.08	0.53
1:A:125:ASP:OD2	1:A:126:PHE:N	2.42	0.53
1:B:164:MET:O	1:B:167:GLY:N	2.41	0.53
1:B:130:LEU:HD12	1:B:354:PHE:CG	2.43	0.53

Continued on next page...

Continued from previous page...

Atom-1	Atom-2	Interatomic distance (Å)	Clash overlap (Å)
1:A:279:PRO:HB2	1:A:461:GLU:OE2	2.09	0.53
1:A:434:PRO:HG3	1:A:463:PRO:O	2.07	0.53
1:A:117:HIS:C	1:A:191:SER:HB2	2.29	0.53
1:B:125:ASP:OD2	1:B:126:PHE:N	2.42	0.53
1:B:129:LEU:C	1:B:130:LEU:CG	2.75	0.53
1:B:151:LEU:HA	1:B:328:LYS:CG	2.39	0.53
1:A:181:LEU:CB	1:A:182:PRO:O	2.57	0.53
1:B:108:ALA:HB1	1:B:111:LEU:CD1	2.39	0.53
1:A:71:LYS:HG3	1:A:75:GLU:HG2	1.91	0.53
1:A:550:LEU:O	1:A:554:ALA:HB3	2.08	0.53
1:B:396:MET:HG2	1:B:412:LEU:HD11	1.91	0.53
1:B:406:ILE:HG12	1:B:648:ILE:CG1	2.39	0.53
1:A:571:ILE:HA	1:A:592:ILE:O	2.09	0.53
1:A:117:HIS:O	1:A:119:ILE:N	2.42	0.53
1:A:354:PHE:C	1:A:356:TYR:CD1	2.82	0.53
1:A:357:TRP:HB3	1:A:694:LEU:C	2.29	0.53
1:A:371:THR:O	1:A:372:LEU:C	2.47	0.53
1:A:373:ILE:HG22	1:A:704:PRO:HB3	1.90	0.53
1:B:108:ALA:HB1	1:B:111:LEU:CG	2.39	0.53
1:A:201:GLY:O	1:A:203:THR:N	2.42	0.53
1:A:396:MET:HG2	1:A:412:LEU:HD11	1.91	0.53
1:A:164:MET:O	1:A:167:GLY:N	2.41	0.53
1:A:360:ILE:CG2	1:A:362:HIS:C	2.77	0.53
1:A:363:ALA:CA	1:A:365:LEU:CA	2.85	0.53
1:B:357:TRP:HB3	1:B:694:LEU:C	2.29	0.53
1:B:129:LEU:CD2	1:B:368:ALA:HB3	2.26	0.53
1:B:273:SER:O	1:B:277:GLY:HA2	2.09	0.53
1:B:147:ALA:O	1:B:149:SER:N	2.42	0.53
1:B:373:ILE:CD1	1:B:373:ILE:N	2.72	0.53
1:A:564:MET:CA	1:A:732:ILE:HG23	2.39	0.53
1:B:164:MET:O	1:B:165:GLY:C	2.47	0.53
1:A:164:MET:O	1:A:165:GLY:C	2.46	0.53
1:B:265:GLU:HB3	1:B:302:LYS:HB2	1.90	0.53
1:A:351:ILE:N	1:A:356:TYR:HE1	2.06	0.52
1:B:117:HIS:CE1	1:B:373:ILE:HG21	2.44	0.52
1:B:328:LYS:H	1:B:329:PRO:HD3	1.74	0.52
1:B:371:THR:O	1:B:372:LEU:C	2.47	0.52
1:A:81:VAL:HG12	1:A:83:ASP:CG	2.28	0.52
1:B:36:THR:HG21	1:B:281:PRO:CD	2.39	0.52
1:B:434:PRO:HB2	1:B:546:VAL:CG1	2.38	0.52
1:B:367:PHE:O	1:B:368:ALA:HB3	2.07	0.52

Continued on next page...

Continued from previous page...

Atom-1	Atom-2	Interatomic distance (Å)	Clash overlap (Å)
1:A:102:LEU:HD12	1:A:163:SER:O	2.09	0.52
1:A:156:LEU:C	1:A:158:MET:H	2.11	0.52
1:A:406:ILE:HG12	1:A:648:ILE:CG1	2.39	0.52
1:B:172:ALA:O	1:B:176:SER:HB2	2.10	0.52
1:A:364:PRO:HG2	1:A:366:LEU:CA	2.40	0.52
1:B:191:SER:O	1:B:194:LEU:N	2.42	0.52
1:A:328:LYS:CE	1:A:333:ARG:CG	2.88	0.52
1:A:273:SER:O	1:A:277:GLY:HA2	2.08	0.52
1:A:36:THR:HG21	1:A:281:PRO:CD	2.39	0.52
1:A:172:ALA:O	1:A:176:SER:HB2	2.10	0.52
1:A:373:ILE:N	1:A:373:ILE:CD1	2.72	0.52
1:B:571:ILE:HA	1:B:592:ILE:O	2.10	0.52
1:A:440:VAL:HB	1:A:543:ILE:HG12	1.90	0.52
1:A:695:TYR:C	1:A:697:ILE:H	2.13	0.52
1:B:117:HIS:C	1:B:191:SER:HB2	2.29	0.52
1:B:326:GLY:O	1:B:327:SER:C	2.48	0.52
1:A:667:LYS:HD2	1:A:727:ASN:OD1	2.10	0.52
1:B:664:LEU:HD12	1:B:667:LYS:HE2	1.92	0.52
1:B:117:HIS:O	1:B:119:ILE:N	2.42	0.52
1:B:201:GLY:O	1:B:203:THR:N	2.42	0.52
1:A:67:PHE:CD2	1:A:67:PHE:C	2.82	0.52
1:A:156:LEU:CB	1:A:163:SER:HA	2.38	0.52
1:B:388:THR:N	1:B:389:PRO:HD2	2.25	0.52
1:A:351:ILE:CA	1:A:356:TYR:HE1	2.23	0.52
1:B:126:PHE:N	1:B:127:VAL:HB	2.25	0.52
1:A:429:LEU:HA	1:A:655:LEU:CD1	2.36	0.52
1:A:671:LYS:HD2	1:A:723:LEU:O	2.10	0.52
1:A:388:THR:N	1:A:389:PRO:HD2	2.25	0.52
1:B:434:PRO:HB2	1:B:467:ALA:HB2	1.92	0.52
1:A:117:HIS:CD2	1:A:191:SER:HA	2.45	0.52
1:A:126:PHE:N	1:A:127:VAL:HB	2.25	0.52
1:A:117:HIS:CG	1:A:373:ILE:HG12	2.45	0.52
1:B:101:LYS:HG3	1:B:205:GLU:HB2	1.92	0.52
1:B:181:LEU:CB	1:B:182:PRO:O	2.57	0.52
1:B:214:GLU:CG	1:B:215:ALA:N	2.73	0.52
1:B:215:ALA:C	1:B:217:LYS:H	2.12	0.52
1:A:97:ARG:O	1:A:100:ARG:HG3	2.10	0.52
1:B:564:MET:CA	1:B:732:ILE:HG23	2.39	0.52
1:B:721:ASN:C	1:B:723:LEU:H	2.13	0.52
1:B:19:THR:HG23	1:B:56:ALA:O	2.09	0.52
1:A:129:LEU:HD12	1:A:369:PHE:HD1	1.73	0.52

Continued on next page...

Continued from previous page...

Atom-1	Atom-2	Interatomic distance (Å)	Clash overlap (Å)
1:A:189:GLU:HG2	1:A:193:LEU:N	2.21	0.52
1:B:378:VAL:HG13	1:B:686:LEU:HB3	1.92	0.52
1:A:147:ALA:O	1:A:149:SER:N	2.42	0.52
1:A:434:PRO:HB2	1:A:467:ALA:HB2	1.92	0.52
1:A:117:HIS:O	1:A:191:SER:HB3	2.10	0.52
1:A:358:TYR:C	1:A:358:TYR:CD2	2.84	0.52
1:B:125:ASP:O	1:B:126:PHE:CD2	2.62	0.52
1:A:712:ALA:O	1:A:716:VAL:HB	2.10	0.52
1:A:26:THR:C	1:B:53:THR:HG22	2.30	0.52
1:A:378:VAL:HG13	1:A:686:LEU:HB3	1.93	0.51
1:B:117:HIS:CG	1:B:373:ILE:HG12	2.44	0.51
1:B:130:LEU:O	1:B:134:PRO:CD	2.41	0.51
1:B:190:THR:O	1:B:194:LEU:CD1	2.56	0.51
1:B:349:VAL:HA	1:B:356:TYR:OH	2.10	0.51
1:B:695:TYR:C	1:B:697:ILE:H	2.13	0.51
1:B:71:LYS:HG3	1:B:75:GLU:HG2	1.91	0.51
1:A:721:ASN:C	1:A:723:LEU:H	2.13	0.51
1:A:191:SER:O	1:A:194:LEU:N	2.43	0.51
1:A:117:HIS:CE1	1:A:373:ILE:HG21	2.45	0.51
1:A:664:LEU:HD12	1:A:667:LYS:HE2	1.92	0.51
1:A:280:VAL:HG22	1:A:461:GLU:CB	2.40	0.51
1:A:108:ALA:HB1	1:A:111:LEU:CD1	2.40	0.51
1:A:112:LEU:CD2	1:A:173:SER:HB3	2.41	0.51
1:B:152:ARG:HB3	1:B:153:ARG:C	2.30	0.51
1:B:358:TYR:C	1:B:358:TYR:CD2	2.83	0.51
1:A:216:ILE:C	1:A:218:LYS:H	2.13	0.51
1:A:150:ALA:O	1:A:153:ARG:HG2	2.08	0.51
1:A:384:PHE:CD2	1:A:679:ALA:HB1	2.43	0.51
1:A:720:ALA:O	1:A:723:LEU:HB2	2.11	0.51
1:B:388:THR:O	1:B:392:LEU:HD13	2.10	0.51
1:A:125:ASP:O	1:A:126:PHE:CD2	2.62	0.51
1:A:118:PHE:C	1:A:186:SER:C	2.68	0.51
1:B:102:LEU:HD12	1:B:163:SER:O	2.10	0.51
1:B:364:PRO:HG2	1:B:366:LEU:CA	2.40	0.51
1:A:215:ALA:C	1:A:217:LYS:H	2.12	0.51
1:B:381:PRO:HB2	1:B:384:PHE:CD2	2.46	0.51
1:A:561:LEU:HD13	1:A:659:VAL:HG22	1.91	0.51
1:A:356:TYR:H	1:A:358:TYR:CB	2.24	0.51
1:A:152:ARG:HB3	1:A:153:ARG:C	2.30	0.51
1:A:156:LEU:HD22	1:A:162:TYR:O	2.10	0.51
1:A:434:PRO:HB2	1:A:546:VAL:HG13	1.92	0.51

Continued on next page...

Continued from previous page...

Atom-1	Atom-2	Interatomic distance (Å)	Clash overlap (Å)
1:A:126:PHE:CA	1:A:127:VAL:CB	2.89	0.51
1:B:117:HIS:CD2	1:B:191:SER:HA	2.46	0.51
1:B:328:LYS:CE	1:B:333:ARG:CG	2.87	0.51
1:A:428:THR:CG2	1:A:655:LEU:HD21	2.39	0.51
1:B:667:LYS:HD2	1:B:727:ASN:OD1	2.10	0.51
1:B:671:LYS:HD2	1:B:723:LEU:O	2.10	0.51
1:B:356:TYR:H	1:B:358:TYR:CB	2.24	0.51
1:B:97:ARG:O	1:B:100:ARG:HG3	2.10	0.51
1:A:53:THR:CG2	1:B:51:LEU:CD1	2.88	0.51
1:A:103:TYR:CE2	1:A:166:VAL:HG21	2.46	0.51
1:A:428:THR:O	1:A:655:LEU:CD1	2.55	0.51
1:A:716:VAL:O	1:A:719:VAL:HB	2.11	0.51
1:B:112:LEU:HA	1:B:115:LEU:HD12	1.93	0.51
1:B:203:THR:O	1:B:204:LEU:C	2.48	0.51
1:A:326:GLY:O	1:A:327:SER:C	2.48	0.51
1:B:215:ALA:O	1:B:218:LYS:N	2.43	0.51
1:A:214:GLU:CG	1:A:215:ALA:N	2.73	0.51
1:B:403:GLY:C	1:B:404:ILE:HG13	2.27	0.51
1:A:215:ALA:CB	1:A:645:SER:OG	2.58	0.51
1:A:172:ALA:O	1:A:176:SER:CB	2.59	0.51
1:B:137:PHE:HB2	1:B:347:LEU:HD13	1.93	0.51
1:A:253:PRO:HB3	1:A:297:ASN:O	2.11	0.51
1:B:561:LEU:HD13	1:B:659:VAL:HG22	1.93	0.51
1:B:151:LEU:HA	1:B:328:LYS:HG2	1.93	0.50
1:B:216:ILE:C	1:B:218:LYS:H	2.13	0.50
1:A:388:THR:O	1:A:392:LEU:HD13	2.11	0.50
1:A:411:ALA:C	1:A:413:GLU:N	2.65	0.50
1:B:345:THR:O	1:B:348:LEU:N	2.43	0.50
1:B:360:ILE:CG2	1:B:362:HIS:C	2.79	0.50
1:B:67:PHE:CD2	1:B:67:PHE:C	2.82	0.50
1:A:327:SER:HB2	1:A:328:LYS:HA	1.93	0.50
1:A:277:GLY:CA	1:A:621:ASN:CG	2.78	0.50
1:B:105:ALA:O	1:B:339:VAL:HG11	2.10	0.50
1:A:189:GLU:CA	1:A:190:THR:C	2.79	0.50
1:A:349:VAL:C	1:A:356:TYR:HH	2.13	0.50
1:B:117:HIS:O	1:B:191:SER:HB3	2.10	0.50
1:B:404:ILE:CD1	1:B:660:ALA:HB3	2.41	0.50
1:A:216:ILE:C	1:A:218:LYS:N	2.64	0.50
1:A:21:ARG:HB3	1:A:82:VAL:CG2	2.41	0.50
1:A:151:LEU:O	1:A:327:SER:HB3	2.11	0.50
1:A:101:LYS:HG3	1:A:205:GLU:HB2	1.91	0.50

Continued on next page...

Continued from previous page...

Atom-1	Atom-2	Interatomic distance (Å)	Clash overlap (Å)
1:B:434:PRO:CG	1:B:463:PRO:O	2.59	0.50
1:B:254:GLY:N	1:B:296:ASN:O	2.34	0.50
1:A:157:ASN:O	1:A:158:MET:HB3	2.10	0.50
1:A:381:PRO:HB2	1:A:384:PHE:CD2	2.47	0.50
1:B:172:ALA:O	1:B:176:SER:CB	2.60	0.50
1:A:110:VAL:HA	1:A:113:LEU:CD1	2.40	0.50
1:B:110:VAL:HA	1:B:113:LEU:CD1	2.40	0.50
1:B:112:LEU:CD2	1:B:173:SER:HB3	2.41	0.50
1:B:216:ILE:C	1:B:218:LYS:N	2.64	0.50
1:B:215:ALA:CB	1:B:645:SER:OG	2.58	0.50
1:B:277:GLY:CA	1:B:621:ASN:CG	2.78	0.50
1:B:425:LYS:C	1:B:427:GLY:H	2.15	0.50
1:B:103:TYR:CE2	1:B:166:VAL:HG21	2.46	0.50
1:B:372:LEU:O	1:B:372:LEU:HD23	2.12	0.50
1:A:52:ALA:CB	1:B:51:LEU:CB	0.71	0.50
1:B:396:MET:HE3	1:B:406:ILE:O	2.11	0.50
1:A:411:ALA:C	1:A:413:GLU:H	2.15	0.50
1:A:73:VAL:HG22	1:A:295:ILE:HG21	1.93	0.50
1:A:189:GLU:HB2	1:A:191:SER:OG	2.12	0.50
1:A:31:VAL:HG21	1:A:51:LEU:HD13	1.93	0.50
1:B:67:PHE:O	1:B:70:ILE:N	2.42	0.50
1:A:149:SER:CA	1:A:155:THR:OG1	2.60	0.50
1:A:118:PHE:HB3	1:A:186:SER:HA	1.94	0.50
1:B:121:LEU:HD13	1:B:178:ALA:CB	2.42	0.50
1:B:156:LEU:HD22	1:B:162:TYR:O	2.11	0.50
1:B:357:TRP:HB3	1:B:695:TYR:CA	2.35	0.50
1:B:564:MET:HA	1:B:732:ILE:HG23	1.93	0.50
1:B:411:ALA:C	1:B:413:GLU:H	2.15	0.50
1:A:170:PHE:O	1:A:173:SER:HB2	2.12	0.49
1:B:130:LEU:O	1:B:131:ILE:C	2.51	0.49
1:B:170:PHE:O	1:B:173:SER:HB2	2.12	0.49
1:B:114:PHE:CE1	1:B:194:LEU:O	2.65	0.49
1:B:151:LEU:O	1:B:327:SER:HB3	2.11	0.49
1:B:348:LEU:O	1:B:356:TYR:OH	2.29	0.49
1:A:51:LEU:CG	1:B:52:ALA:HB3	2.42	0.49
1:A:89:SER:OG	1:A:221:GLY:CA	2.60	0.49
1:A:101:LYS:HD2	1:A:205:GLU:HB3	1.94	0.49
1:A:108:ALA:HB1	1:A:111:LEU:CG	2.42	0.49
1:A:130:LEU:O	1:A:131:ILE:C	2.51	0.49
1:B:131:ILE:O	1:B:134:PRO:CG	2.61	0.49
1:B:149:SER:CA	1:B:155:THR:OG1	2.60	0.49

Continued on next page...

Continued from previous page...

Atom-1	Atom-2	Interatomic distance (Å)	Clash overlap (Å)
1:B:326:GLY:C	1:B:327:SER:O	2.51	0.49
1:B:357:TRP:CB	1:B:358:TYR:HA	2.41	0.49
1:A:326:GLY:C	1:A:327:SER:O	2.51	0.49
1:A:95:LEU:HD12	1:A:158:MET:HB2	1.93	0.49
1:B:73:VAL:HG22	1:B:295:ILE:HG21	1.94	0.49
1:A:425:LYS:C	1:A:427:GLY:H	2.15	0.49
1:B:189:GLU:HB2	1:B:191:SER:OG	2.12	0.49
1:B:411:ALA:C	1:B:413:GLU:N	2.65	0.49
1:A:170:PHE:CZ	1:A:174:VAL:HG22	2.47	0.49
1:B:170:PHE:CZ	1:B:174:VAL:HG22	2.47	0.49
1:B:253:PRO:HB3	1:B:297:ASN:O	2.11	0.49
1:A:129:LEU:HD21	1:A:133:LEU:CG	2.42	0.49
1:B:189:GLU:OE2	1:B:705:GLU:HG2	2.12	0.49
1:A:67:PHE:O	1:A:70:ILE:N	2.43	0.49
1:A:149:SER:OG	1:A:155:THR:OG1	2.26	0.49
1:B:280:VAL:HG22	1:B:461:GLU:CB	2.40	0.49
1:A:137:PHE:HB2	1:A:347:LEU:HD13	1.93	0.49
1:A:357:TRP:N	1:A:358:TYR:HB2	2.28	0.49
1:A:356:TYR:CA	1:A:358:TYR:HB2	2.42	0.49
1:B:118:PHE:HB3	1:B:186:SER:HA	1.93	0.49
1:B:89:SER:OG	1:B:221:GLY:CA	2.60	0.49
1:A:215:ALA:O	1:A:218:LYS:N	2.43	0.49
1:A:83:ASP:H	1:A:84:GLU:CB	2.18	0.49
1:A:716:VAL:HG12	1:A:717:SER:N	2.28	0.49
1:B:101:LYS:CA	1:B:104:VAL:HG12	2.38	0.49
1:B:108:ALA:HB1	1:B:111:LEU:HG	1.94	0.49
1:B:129:LEU:HD21	1:B:133:LEU:CG	2.43	0.49
1:B:189:GLU:CA	1:B:190:THR:C	2.80	0.49
1:B:189:GLU:HG2	1:B:193:LEU:N	2.21	0.49
1:A:52:ALA:HB3	1:B:51:LEU:CB	0.29	0.49
1:B:712:ALA:O	1:B:716:VAL:CG2	2.61	0.49
1:B:126:PHE:CA	1:B:127:VAL:CB	2.89	0.49
1:B:356:TYR:CA	1:B:358:TYR:HB2	2.42	0.49
1:B:404:ILE:HD11	1:B:660:ALA:HB3	1.92	0.49
1:A:564:MET:HA	1:A:732:ILE:HG23	1.93	0.49
1:B:692:GLY:O	1:B:696:PRO:CD	2.49	0.49
1:A:21:ARG:HB3	1:A:82:VAL:HG23	1.94	0.49
1:A:395:GLY:O	1:A:398:LYS:CA	2.61	0.49
1:B:101:LYS:HD2	1:B:205:GLU:HB3	1.94	0.49
1:B:381:PRO:C	1:B:384:PHE:CD1	2.86	0.49
1:B:395:GLY:C	1:B:398:LYS:H	2.15	0.49

Continued on next page...

Continued from previous page...

Atom-1	Atom-2	Interatomic distance (Å)	Clash overlap (Å)
1:A:105:ALA:O	1:A:339:VAL:HG21	2.13	0.49
1:A:131:ILE:O	1:A:134:PRO:CG	2.60	0.48
1:A:357:TRP:NE1	1:A:361:ALA:O	2.43	0.48
1:A:357:TRP:CB	1:A:358:TYR:HA	2.41	0.48
1:A:360:ILE:CG1	1:A:697:ILE:HG21	2.42	0.48
1:A:395:GLY:C	1:A:398:LYS:H	2.15	0.48
1:B:426:THR:O	1:B:426:THR:HG22	2.13	0.48
1:A:110:VAL:HG12	1:A:114:PHE:CZ	2.47	0.48
1:A:183:ARG:O	1:A:184:GLU:HB2	2.13	0.48
1:B:186:SER:OG	1:B:187:PHE:HA	2.12	0.48
1:B:194:LEU:HD11	1:B:704:PRO:HB2	1.95	0.48
1:A:151:LEU:HA	1:A:328:LYS:HG2	1.93	0.48
1:B:712:ALA:O	1:B:716:VAL:HG21	2.13	0.48
1:A:112:LEU:HA	1:A:115:LEU:HD12	1.94	0.48
1:A:121:LEU:HD13	1:A:178:ALA:CB	2.43	0.48
1:A:356:TYR:CA	1:A:356:TYR:CD2	2.97	0.48
1:A:372:LEU:HD23	1:A:372:LEU:O	2.11	0.48
1:A:695:TYR:HB2	1:A:696:PRO:HD3	1.95	0.48
1:B:695:TYR:HB2	1:B:696:PRO:HD3	1.96	0.48
1:A:71:LYS:HD2	1:A:84:GLU:CG	2.42	0.48
1:A:205:GLU:O	1:A:208:ALA:HB3	2.13	0.48
1:A:426:THR:HG22	1:A:426:THR:O	2.14	0.48
1:A:117:HIS:O	1:A:118:PHE:C	2.51	0.48
1:A:126:PHE:HA	1:A:128:GLN:N	2.28	0.48
1:B:114:PHE:CA	1:B:117:HIS:HB2	2.39	0.48
1:B:357:TRP:N	1:B:358:TYR:HB2	2.28	0.48
1:B:720:ALA:O	1:B:723:LEU:HB2	2.13	0.48
1:B:126:PHE:CD1	1:B:129:LEU:CB	2.92	0.48
1:B:327:SER:CB	1:B:328:LYS:HG3	2.40	0.48
1:B:376:LEU:C	1:B:378:VAL:N	2.66	0.48
1:A:434:PRO:HB2	1:A:546:VAL:HG11	1.95	0.48
1:A:114:PHE:CA	1:A:117:HIS:HB2	2.40	0.48
1:A:129:LEU:C	1:A:130:LEU:HG	2.30	0.48
1:A:115:LEU:HD11	1:A:170:PHE:CE1	2.49	0.48
1:A:186:SER:OG	1:A:187:PHE:HA	2.12	0.48
1:B:117:HIS:O	1:B:118:PHE:C	2.51	0.48
1:B:129:LEU:CD2	1:B:368:ALA:CB	2.90	0.48
1:B:685:ILE:O	1:B:688:PRO:CG	2.62	0.48
1:B:687:ILE:O	1:B:691:ALA:N	2.47	0.48
1:B:428:THR:O	1:B:655:LEU:CD1	2.56	0.48
1:B:712:ALA:O	1:B:716:VAL:HB	2.13	0.48

Continued on next page...

Continued from previous page...

Atom-1	Atom-2	Interatomic distance (Å)	Clash overlap (Å)
1:A:434:PRO:HG3	1:A:463:PRO:C	2.33	0.48
1:B:110:VAL:HG12	1:B:114:PHE:CZ	2.48	0.48
1:A:403:GLY:C	1:A:404:ILE:HG13	2.30	0.48
1:A:404:ILE:CD1	1:A:661:ALA:H	2.19	0.48
1:B:137:PHE:HB3	1:B:347:LEU:HB2	1.96	0.48
1:B:105:ALA:O	1:B:339:VAL:HG21	2.13	0.48
1:A:114:PHE:CE1	1:A:194:LEU:O	2.67	0.48
1:A:376:LEU:C	1:A:378:VAL:N	2.66	0.48
1:B:126:PHE:HA	1:B:128:GLN:N	2.28	0.48
1:B:183:ARG:O	1:B:184:GLU:HB2	2.14	0.48
1:A:83:ASP:CG	1:A:84:GLU:HB2	2.34	0.48
1:A:381:PRO:C	1:A:384:PHE:CD1	2.87	0.48
1:B:108:ALA:CB	1:B:111:LEU:HG	2.43	0.48
1:B:92:VAL:HG11	1:B:217:LYS:HG2	1.96	0.48
1:B:360:ILE:CG1	1:B:697:ILE:HG21	2.43	0.48
1:B:194:LEU:CD1	1:B:704:PRO:HB2	2.44	0.48
1:B:635:VAL:CG2	1:B:650:LEU:HD12	2.44	0.48
1:A:664:LEU:HD12	1:A:667:LYS:CE	2.44	0.48
1:B:671:LYS:CE	1:B:725:LEU:O	2.62	0.48
1:A:123:TYR:CE2	1:A:124:GLU:HB3	2.49	0.47
1:B:189:GLU:HB3	1:B:192:VAL:H	1.73	0.47
1:B:98:MET:O	1:B:100:ARG:N	2.41	0.47
1:A:431:LYS:CE	1:A:549:THR:HB	2.44	0.47
1:A:129:LEU:CD2	1:A:368:ALA:CB	2.90	0.47
1:B:113:LEU:HD11	1:B:376:LEU:HB2	1.96	0.47
1:B:152:ARG:HB3	1:B:153:ARG:CA	2.43	0.47
1:B:133:LEU:HD22	1:B:372:LEU:HD12	1.96	0.47
1:A:152:ARG:HB3	1:A:153:ARG:CA	2.44	0.47
1:A:729:VAL:CB	1:A:730:PRO:CD	2.92	0.47
1:A:219:LEU:HB3	1:A:314:LEU:HD11	1.96	0.47
1:A:113:LEU:CD1	1:A:376:LEU:HB2	2.44	0.47
1:A:189:GLU:HB3	1:A:192:VAL:H	1.72	0.47
1:A:687:ILE:O	1:A:691:ALA:N	2.46	0.47
1:A:189:GLU:OE2	1:A:705:GLU:HG2	2.12	0.47
1:B:157:ASN:O	1:B:158:MET:HB3	2.11	0.47
1:B:71:LYS:CD	1:B:84:GLU:CG	2.92	0.47
1:A:74:ILE:HG21	1:A:81:VAL:HG21	1.94	0.47
1:A:83:ASP:CG	1:A:84:GLU:HB3	2.35	0.47
1:A:98:MET:O	1:A:100:ARG:N	2.41	0.47
1:B:729:VAL:CB	1:B:730:PRO:CD	2.92	0.47
1:A:423:PHE:CD1	1:A:428:THR:CG2	2.92	0.47

Continued on next page...

Continued from previous page...

Atom-1	Atom-2	Interatomic distance (Å)	Clash overlap (Å)
1:B:36:THR:CG2	1:B:281:PRO:CD	2.92	0.47
1:B:114:PHE:O	1:B:117:HIS:HB2	2.14	0.47
1:B:141:SER:O	1:B:144:PHE:CD1	2.68	0.47
1:A:20:VAL:CB	1:A:83:ASP:OD1	2.62	0.47
1:A:101:LYS:CA	1:A:104:VAL:HG12	2.38	0.47
1:B:664:LEU:HD12	1:B:667:LYS:CE	2.44	0.47
1:A:623:ALA:N	1:A:624:PRO:CD	2.78	0.47
1:B:129:LEU:HD12	1:B:369:PHE:HD1	1.73	0.47
1:A:328:LYS:H	1:A:329:PRO:HD3	1.74	0.47
1:A:16:MET:HA	1:A:16:MET:HE2	1.97	0.47
1:A:137:PHE:HB3	1:A:347:LEU:HB2	1.96	0.47
1:A:166:VAL:O	1:A:169:ALA:HB3	2.15	0.47
1:A:671:LYS:CE	1:A:725:LEU:O	2.62	0.47
1:B:327:SER:HB2	1:B:328:LYS:HA	1.93	0.47
1:B:166:VAL:O	1:B:169:ALA:HB3	2.15	0.47
1:B:353:ALA:C	1:B:356:TYR:HB3	2.12	0.47
1:A:92:VAL:HG11	1:A:217:LYS:HG2	1.96	0.47
1:A:203:THR:O	1:A:204:LEU:C	2.48	0.47
1:B:395:GLY:O	1:B:398:LYS:CA	2.61	0.47
1:A:619:GLY:HA2	1:A:626:LEU:HD11	1.97	0.47
1:A:36:THR:CG2	1:A:281:PRO:CD	2.92	0.47
1:B:219:LEU:HB3	1:B:314:LEU:HD11	1.96	0.47
1:B:43:GLY:O	1:B:60:PHE:HA	2.15	0.47
1:A:129:LEU:CD2	1:A:133:LEU:HG	2.44	0.47
1:A:703:ARG:HB3	1:A:704:PRO:HD2	1.97	0.47
1:B:141:SER:CB	1:B:343:ILE:HG22	2.44	0.47
1:B:205:GLU:O	1:B:208:ALA:HB3	2.15	0.47
1:B:404:ILE:CD1	1:B:661:ALA:H	2.25	0.47
1:B:667:LYS:HG3	1:B:727:ASN:OD1	2.14	0.47
1:A:392:LEU:O	1:A:396:MET:HG2	2.15	0.47
1:A:108:ALA:CB	1:A:111:LEU:HG	2.45	0.47
1:A:695:TYR:HB2	1:A:696:PRO:CD	2.45	0.47
1:B:129:LEU:CD2	1:B:133:LEU:HG	2.44	0.47
1:B:113:LEU:CD1	1:B:376:LEU:CB	2.91	0.47
1:B:703:ARG:HB3	1:B:704:PRO:HD2	1.97	0.47
1:A:712:ALA:O	1:A:716:VAL:HG21	2.15	0.47
1:A:126:PHE:HD1	1:A:128:GLN:O	1.97	0.47
1:A:357:TRP:HB3	1:A:695:TYR:CA	2.35	0.47
1:A:194:LEU:CD1	1:A:704:PRO:HB2	2.45	0.47
1:B:113:LEU:CD1	1:B:376:LEU:HB2	2.45	0.47
1:B:83:ASP:H	1:B:84:GLU:CB	2.21	0.47

Continued on next page...

Continued from previous page...

Atom-1	Atom-2	Interatomic distance (Å)	Clash overlap (Å)
1:A:161:MET:O	1:A:162:TYR:CB	2.63	0.47
1:A:156:LEU:HD22	1:A:163:SER:CA	2.45	0.47
1:B:392:LEU:O	1:B:396:MET:HG2	2.15	0.47
1:A:406:ILE:HD12	1:A:412:LEU:HD23	1.96	0.47
1:B:77:LEU:HD12	1:B:273:SER:OG	2.15	0.47
1:B:156:LEU:HD22	1:B:163:SER:CA	2.44	0.46
1:A:141:SER:CB	1:A:343:ILE:HG22	2.46	0.46
1:A:431:LYS:HG3	1:A:549:THR:O	2.15	0.46
1:A:180:VAL:C	1:A:182:PRO:HA	2.34	0.46
1:B:141:SER:HB2	1:B:343:ILE:HG22	1.98	0.46
1:B:74:ILE:HG21	1:B:81:VAL:HG21	1.96	0.46
1:A:117:HIS:O	1:A:119:ILE:HB	2.15	0.46
1:A:133:LEU:HD22	1:A:372:LEU:HD12	1.96	0.46
1:B:152:ARG:O	1:B:327:SER:OG	2.27	0.46
1:B:92:VAL:HG11	1:B:217:LYS:CG	2.45	0.46
1:A:71:LYS:CD	1:A:84:GLU:HG2	2.46	0.46
1:A:89:SER:OG	1:A:221:GLY:HA2	2.16	0.46
1:A:404:ILE:HG12	1:A:650:LEU:CD2	2.44	0.46
1:B:406:ILE:HD12	1:B:412:LEU:HD23	1.96	0.46
1:A:672:ILE:C	1:A:674:GLN:N	2.68	0.46
1:B:495:ALA:HB3	1:B:498:ILE:HB	1.98	0.46
1:A:357:TRP:O	1:A:695:TYR:HD1	1.99	0.46
1:A:357:TRP:CA	1:A:695:TYR:HA	2.46	0.46
1:A:205:GLU:CG	1:A:206:ALA:N	2.79	0.46
1:A:381:PRO:O	1:A:384:PHE:CD1	2.69	0.46
1:B:675:ASN:O	1:B:679:ALA:HB2	2.16	0.46
1:A:667:LYS:HG3	1:A:727:ASN:OD1	2.15	0.46
1:A:495:ALA:HB3	1:A:498:ILE:HB	1.98	0.46
1:B:623:ALA:N	1:B:624:PRO:CD	2.78	0.46
1:A:685:ILE:O	1:A:688:PRO:CG	2.62	0.46
1:B:117:HIS:CE1	1:B:373:ILE:HG12	2.51	0.46
1:B:95:LEU:HD12	1:B:158:MET:HB2	1.94	0.46
1:A:20:VAL:HG11	1:A:83:ASP:OD1	2.16	0.46
1:B:381:PRO:O	1:B:384:PHE:CD1	2.68	0.46
1:A:114:PHE:O	1:A:117:HIS:HB2	2.15	0.46
1:A:51:LEU:HG	1:B:52:ALA:HB3	1.96	0.46
1:A:203:THR:C	1:A:205:GLU:H	2.13	0.46
1:A:141:SER:O	1:A:144:PHE:CD1	2.68	0.46
1:A:345:THR:O	1:A:348:LEU:N	2.43	0.46
1:A:712:ALA:O	1:A:716:VAL:CG2	2.64	0.46
1:B:244:ALA:O	1:B:247:ASP:HB2	2.16	0.46

Continued on next page...

Continued from previous page...

Atom-1	Atom-2	Interatomic distance (Å)	Clash overlap (Å)
1:B:161:MET:O	1:B:162:TYR:CB	2.63	0.46
1:B:156:LEU:CB	1:B:163:SER:HA	2.38	0.46
1:B:214:GLU:CG	1:B:215:ALA:H	2.29	0.46
1:A:108:ALA:HB1	1:A:111:LEU:HG	1.98	0.46
1:A:130:LEU:O	1:A:134:PRO:CD	2.42	0.46
1:B:113:LEU:HD22	1:B:373:ILE:HA	1.97	0.46
1:B:121:LEU:N	1:B:122:PRO:C	2.70	0.46
1:B:685:ILE:O	1:B:688:PRO:CD	2.64	0.46
1:B:716:VAL:HG12	1:B:717:SER:N	2.31	0.46
1:A:396:MET:HE1	1:A:406:ILE:O	2.15	0.46
1:A:710:ALA:C	1:A:712:ALA:N	2.69	0.46
1:A:502:ASN:OD1	1:A:504:ARG:HB2	2.16	0.46
1:A:113:LEU:CD2	1:A:376:LEU:HD12	2.45	0.45
1:B:88:VAL:HG13	1:B:89:SER:N	2.31	0.45
1:B:91:GLU:HB3	1:B:92:VAL:CG2	2.39	0.45
1:A:92:VAL:HG11	1:A:217:LYS:CG	2.46	0.45
1:A:675:ASN:O	1:A:679:ALA:HB2	2.16	0.45
1:A:77:LEU:HD12	1:A:273:SER:OG	2.16	0.45
1:B:619:GLY:HA2	1:B:626:LEU:HD11	1.97	0.45
1:B:572:THR:O	1:B:593:ALA:HA	2.16	0.45
1:A:364:PRO:CD	1:A:365:LEU:C	2.83	0.45
1:B:101:LYS:HA	1:B:104:VAL:CB	2.46	0.45
1:B:180:VAL:C	1:B:182:PRO:HA	2.34	0.45
1:B:330:PRO:CG	1:B:417:LYS:HD2	2.46	0.45
1:B:364:PRO:CD	1:B:365:LEU:C	2.83	0.45
1:A:214:GLU:CG	1:A:215:ALA:H	2.29	0.45
1:A:71:LYS:CE	1:A:75:GLU:OE1	2.65	0.45
1:A:94:HIS:O	1:A:95:LEU:HD22	2.13	0.45
1:B:117:HIS:O	1:B:119:ILE:HB	2.15	0.45
1:B:150:ALA:O	1:B:153:ARG:HG2	2.09	0.45
1:B:357:TRP:NE1	1:B:361:ALA:O	2.44	0.45
1:B:51:LEU:O	1:B:52:ALA:C	2.51	0.45
1:B:83:ASP:CB	1:B:84:GLU:HB2	2.42	0.45
1:A:20:VAL:CG1	1:A:83:ASP:OD1	2.64	0.45
1:A:327:SER:CB	1:A:328:LYS:HG3	2.40	0.45
1:A:341:TYR:O	1:A:344:PRO:CG	2.65	0.45
1:B:710:ALA:C	1:B:712:ALA:N	2.69	0.45
1:A:396:MET:HE3	1:A:406:ILE:O	2.15	0.45
1:A:244:ALA:O	1:A:247:ASP:HB2	2.16	0.45
1:A:113:LEU:HD21	1:A:376:LEU:CD1	2.45	0.45
1:A:115:LEU:HD21	1:A:170:PHE:CZ	2.52	0.45

Continued on next page...

Continued from previous page...

Atom-1	Atom-2	Interatomic distance (Å)	Clash overlap (Å)
1:B:129:LEU:C	1:B:130:LEU:HG	2.29	0.45
1:B:71:LYS:CE	1:B:75:GLU:OE1	2.65	0.45
1:A:141:SER:HB2	1:A:343:ILE:HG22	1.99	0.45
1:B:672:ILE:C	1:B:674:GLN:N	2.68	0.45
1:B:203:THR:O	1:B:205:GLU:CA	2.61	0.45
1:B:205:GLU:CG	1:B:206:ALA:N	2.79	0.45
1:B:357:TRP:CA	1:B:695:TYR:HA	2.46	0.45
1:A:216:ILE:O	1:A:218:LYS:N	2.50	0.45
1:B:550:LEU:O	1:B:554:ALA:CB	2.65	0.45
1:B:428:THR:CG2	1:B:655:LEU:HD21	2.41	0.45
1:B:502:ASN:OD1	1:B:504:ARG:HB2	2.16	0.45
1:A:572:THR:O	1:A:593:ALA:HA	2.16	0.45
1:A:189:GLU:HG3	1:A:192:VAL:C	2.36	0.45
1:A:113:LEU:HD22	1:A:373:ILE:HA	1.99	0.45
1:B:208:ALA:C	1:B:210:SER:N	2.70	0.45
1:B:209:LYS:C	1:B:211:ARG:N	2.67	0.45
1:A:685:ILE:O	1:A:688:PRO:CD	2.64	0.45
1:B:123:TYR:CE2	1:B:124:GLU:HB3	2.50	0.45
1:B:125:ASP:C	1:B:126:PHE:CD2	2.90	0.45
1:A:88:VAL:HG13	1:A:89:SER:N	2.31	0.45
1:A:101:LYS:HA	1:A:104:VAL:CB	2.47	0.45
1:A:161:MET:O	1:A:162:TYR:CG	2.70	0.45
1:A:118:PHE:O	1:A:119:ILE:O	2.34	0.45
1:B:364:PRO:HG3	1:B:367:PHE:HD1	1.80	0.45
1:B:695:TYR:HB2	1:B:696:PRO:CD	2.47	0.45
1:B:22:VAL:HA	1:B:81:VAL:HA	1.98	0.45
1:B:32:LYS:HG3	1:B:461:GLU:HG3	1.99	0.45
1:A:119:ILE:HA	1:A:120:SER:HA	1.62	0.45
1:A:121:LEU:N	1:A:122:PRO:C	2.70	0.45
1:A:125:ASP:C	1:A:126:PHE:CD2	2.90	0.45
1:B:111:LEU:CD2	1:B:198:LEU:HD21	2.47	0.45
1:B:129:LEU:HD11	1:B:133:LEU:HD11	1.98	0.45
1:B:198:LEU:O	1:B:198:LEU:HD23	2.17	0.45
1:A:83:ASP:CB	1:A:84:GLU:HB2	2.44	0.45
1:A:209:LYS:C	1:A:211:ARG:N	2.67	0.45
1:A:635:VAL:CG2	1:A:650:LEU:HD12	2.44	0.45
1:A:354:PHE:O	1:A:355:ILE:C	2.54	0.45
1:A:51:LEU:HD12	1:B:52:ALA:CB	2.43	0.45
1:B:87:ALA:O	1:B:88:VAL:CG2	2.65	0.45
1:A:200:LEU:O	1:A:203:THR:HB	2.16	0.45
1:A:404:ILE:CD1	1:A:660:ALA:HB3	2.47	0.45

Continued on next page...

Continued from previous page...

Atom-1	Atom-2	Interatomic distance (Å)	Clash overlap (Å)
1:A:700:VAL:HG12	1:A:702:PHE:O	2.18	0.45
1:B:700:VAL:HG12	1:B:702:PHE:O	2.17	0.45
1:A:130:LEU:C	1:A:134:PRO:HD2	2.31	0.44
1:A:189:GLU:CB	1:A:191:SER:C	2.82	0.44
1:A:357:TRP:CG	1:A:358:TYR:HA	2.52	0.44
1:A:360:ILE:HG22	1:A:362:HIS:C	2.31	0.44
1:A:696:PRO:O	1:A:697:ILE:C	2.55	0.44
1:A:721:ASN:C	1:A:723:LEU:N	2.71	0.44
1:A:131:ILE:O	1:A:134:PRO:HD2	2.18	0.44
1:B:110:VAL:HB	1:B:114:PHE:HE2	1.82	0.44
1:B:194:LEU:HD21	1:B:377:VAL:HG21	1.99	0.44
1:B:376:LEU:HD22	1:B:380:CYS:SG	2.57	0.44
1:B:216:ILE:O	1:B:218:LYS:N	2.50	0.44
1:A:22:VAL:HA	1:A:81:VAL:HA	1.99	0.44
1:A:152:ARG:HB2	1:A:153:ARG:HA	1.99	0.44
1:A:550:LEU:O	1:A:554:ALA:CB	2.65	0.44
1:B:395:GLY:O	1:B:398:LYS:CB	2.65	0.44
1:A:710:ALA:O	1:A:712:ALA:N	2.51	0.44
1:A:411:ALA:O	1:A:413:GLU:N	2.50	0.44
1:A:376:LEU:HD22	1:A:380:CYS:SG	2.57	0.44
1:A:194:LEU:HD21	1:A:377:VAL:HG21	1.99	0.44
1:B:129:LEU:CD2	1:B:130:LEU:N	2.80	0.44
1:B:152:ARG:HB2	1:B:153:ARG:HA	1.98	0.44
1:B:360:ILE:O	1:B:360:ILE:HD13	2.17	0.44
1:B:417:LYS:HG2	1:B:737:ASP:O	2.17	0.44
1:B:697:ILE:HG22	1:B:697:ILE:O	2.17	0.44
1:B:89:SER:OG	1:B:221:GLY:HA2	2.16	0.44
1:A:129:LEU:C	1:A:129:LEU:CD2	2.71	0.44
1:A:190:THR:O	1:A:194:LEU:CD1	2.58	0.44
1:A:194:LEU:HD11	1:A:704:PRO:HB2	1.98	0.44
1:B:161:MET:O	1:B:162:TYR:CG	2.70	0.44
1:A:404:ILE:HD11	1:A:660:ALA:HB3	1.98	0.44
1:A:126:PHE:CD1	1:A:129:LEU:CB	2.92	0.44
1:A:355:ILE:HA	1:A:355:ILE:HD13	1.88	0.44
1:A:357:TRP:N	1:A:358:TYR:CB	2.80	0.44
1:B:115:LEU:HD11	1:B:170:PHE:CE1	2.52	0.44
1:B:150:ALA:HA	1:B:153:ARG:HD2	2.00	0.44
1:B:357:TRP:O	1:B:695:TYR:HD1	1.99	0.44
1:B:357:TRP:CG	1:B:358:TYR:HA	2.52	0.44
1:B:360:ILE:HG13	1:B:697:ILE:CG1	2.48	0.44
1:A:208:ALA:C	1:A:210:SER:N	2.70	0.44

Continued on next page...

Continued from previous page...

Atom-1	Atom-2	Interatomic distance (Å)	Clash overlap (Å)
1:A:706:PHE:O	1:A:707:ALA:C	2.55	0.44
1:A:32:LYS:HG3	1:A:461:GLU:HG3	1.99	0.44
1:A:129:LEU:HD11	1:A:133:LEU:HD11	1.98	0.44
1:A:198:LEU:O	1:A:198:LEU:HD23	2.18	0.44
1:B:102:LEU:O	1:B:166:VAL:CG2	2.64	0.44
1:B:357:TRP:N	1:B:358:TYR:CB	2.80	0.44
1:B:129:LEU:CD1	1:B:369:PHE:CA	2.96	0.44
1:B:372:LEU:C	1:B:372:LEU:CD2	2.86	0.44
1:A:358:TYR:O	1:A:358:TYR:CD2	2.70	0.44
1:A:360:ILE:HD13	1:A:360:ILE:O	2.18	0.44
1:A:372:LEU:C	1:A:372:LEU:CD2	2.86	0.44
1:B:203:THR:C	1:B:205:GLU:H	2.13	0.44
1:B:354:PHE:C	1:B:356:TYR:HD1	2.19	0.44
1:B:376:LEU:HD23	1:B:376:LEU:HA	1.84	0.44
1:B:90:ALA:HA	1:B:91:GLU:CB	2.14	0.44
1:A:150:ALA:HA	1:A:153:ARG:HD2	2.00	0.44
1:A:383:ALA:HB1	1:A:716:VAL:CG2	2.47	0.44
1:A:712:ALA:O	1:A:716:VAL:CB	2.66	0.44
1:A:117:HIS:NE2	1:A:373:ILE:CG2	2.75	0.44
1:B:692:GLY:O	1:B:695:TYR:N	2.35	0.44
1:B:27:CYS:CA	1:B:51:LEU:HD11	2.48	0.44
1:A:91:GLU:CA	1:A:92:VAL:HG22	2.48	0.44
1:A:399:GLY:N	1:A:664:LEU:HD22	2.33	0.44
1:B:716:VAL:O	1:B:719:VAL:HB	2.17	0.44
1:A:441:PRO:HG2	1:A:444:GLY:HA2	2.00	0.44
1:B:480:GLY:O	1:B:481:GLU:C	2.57	0.44
1:A:352:SER:N	1:A:356:TYR:OH	2.49	0.43
1:A:364:PRO:HG3	1:A:367:PHE:HD1	1.80	0.43
1:A:129:LEU:HD13	1:A:369:PHE:CB	2.48	0.43
1:B:208:ALA:O	1:B:210:SER:CB	2.60	0.43
1:B:354:PHE:O	1:B:355:ILE:C	2.55	0.43
1:B:358:TYR:O	1:B:358:TYR:CD2	2.70	0.43
1:A:327:SER:OG	1:A:328:LYS:CB	2.66	0.43
1:A:330:PRO:HD2	1:A:414:VAL:HG22	2.00	0.43
1:B:564:MET:HG2	1:B:732:ILE:CG2	2.47	0.43
1:B:521:LEU:HA	1:B:521:LEU:HD12	1.87	0.43
1:A:588:LEU:HD12	1:A:588:LEU:HA	1.90	0.43
1:B:441:PRO:HG2	1:B:444:GLY:HA2	2.00	0.43
1:A:126:PHE:H	1:A:127:VAL:CB	2.30	0.43
1:B:129:LEU:CD1	1:B:369:PHE:HA	2.49	0.43
1:B:330:PRO:HG3	1:B:417:LYS:HD2	2.00	0.43

Continued on next page...

Continued from previous page...

Atom-1	Atom-2	Interatomic distance (Å)	Clash overlap (Å)
1:A:151:LEU:HA	1:A:328:LYS:HZ3	1.83	0.43
1:A:161:MET:O	1:A:162:TYR:CD1	2.72	0.43
1:A:203:THR:O	1:A:205:GLU:CA	2.62	0.43
1:A:395:GLY:O	1:A:398:LYS:CB	2.65	0.43
1:B:406:ILE:HD12	1:B:412:LEU:CD2	2.48	0.43
1:A:561:LEU:HD12	1:A:561:LEU:HA	1.92	0.43
1:B:555:LYS:N	1:B:556:PRO:HD2	2.33	0.43
1:A:189:GLU:CD	1:A:189:GLU:O	2.41	0.43
1:A:129:LEU:CD1	1:A:369:PHE:HA	2.48	0.43
1:B:115:LEU:HD21	1:B:170:PHE:CZ	2.53	0.43
1:B:209:LYS:C	1:B:211:ARG:H	2.13	0.43
1:B:360:ILE:HG22	1:B:362:HIS:C	2.33	0.43
1:A:215:ALA:HB1	1:A:645:SER:CA	2.48	0.43
1:A:406:ILE:HD12	1:A:412:LEU:CD2	2.49	0.43
1:A:434:PRO:CB	1:A:467:ALA:HB2	2.49	0.43
1:A:353:ALA:HB1	1:A:357:TRP:CZ3	2.54	0.43
1:B:131:ILE:O	1:B:134:PRO:HD2	2.18	0.43
1:B:194:LEU:CD1	1:B:704:PRO:HG2	2.48	0.43
1:A:83:ASP:OD2	1:A:84:GLU:HB2	2.19	0.43
1:A:102:LEU:O	1:A:166:VAL:CG2	2.64	0.43
1:A:144:PHE:C	1:A:144:PHE:CD2	2.92	0.43
1:A:160:VAL:CG2	1:A:162:TYR:HA	2.38	0.43
1:A:328:LYS:HE2	1:A:333:ARG:CG	2.48	0.43
1:A:564:MET:HG2	1:A:732:ILE:CG1	2.47	0.43
1:A:667:LYS:O	1:A:671:LYS:HE3	2.19	0.43
1:A:32:LYS:HG3	1:A:461:GLU:CG	2.48	0.43
1:A:434:PRO:O	1:A:467:ALA:CB	2.66	0.43
1:A:441:PRO:HB2	1:A:444:GLY:H	1.83	0.43
1:A:372:LEU:O	1:A:375:VAL:HB	2.19	0.43
1:A:376:LEU:O	1:A:378:VAL:N	2.52	0.43
1:B:144:PHE:C	1:B:144:PHE:CD2	2.92	0.43
1:B:161:MET:O	1:B:162:TYR:CD1	2.72	0.43
1:A:86:ALA:HA	1:A:87:ALA:HA	1.73	0.43
1:A:101:LYS:CG	1:A:205:GLU:HB2	2.49	0.43
1:A:341:TYR:O	1:A:344:PRO:CD	2.66	0.43
1:A:402:LEU:HD13	1:A:660:ALA:HB1	2.01	0.43
1:A:440:VAL:HB	1:A:543:ILE:CG1	2.49	0.43
1:B:411:ALA:O	1:B:413:GLU:N	2.51	0.43
1:A:360:ILE:HG13	1:A:697:ILE:CG1	2.48	0.43
1:B:125:ASP:C	1:B:126:PHE:CG	2.92	0.43
1:B:101:LYS:CG	1:B:205:GLU:HB2	2.49	0.43

Continued on next page...

Continued from previous page...

Atom-1	Atom-2	Interatomic distance (Å)	Clash overlap (Å)
1:B:327:SER:CB	1:B:328:LYS:CA	2.92	0.43
1:A:71:LYS:HE3	1:A:75:GLU:OE1	2.18	0.43
1:A:103:TYR:CD2	1:A:155:THR:HA	2.54	0.43
1:A:429:LEU:CA	1:A:655:LEU:HD11	2.43	0.43
1:B:550:LEU:C	1:B:551:LYS:O	2.55	0.43
1:B:707:ALA:O	1:B:710:ALA:HB3	2.19	0.43
1:A:707:ALA:O	1:A:710:ALA:HB3	2.19	0.43
1:B:280:VAL:CB	1:B:461:GLU:HB3	2.48	0.43
1:A:121:LEU:CD1	1:A:178:ALA:HB2	2.49	0.43
1:B:118:PHE:O	1:B:119:ILE:O	2.35	0.43
1:B:200:LEU:O	1:B:203:THR:HB	2.19	0.43
1:B:201:GLY:C	1:B:203:THR:N	2.71	0.43
1:B:706:PHE:O	1:B:707:ALA:C	2.55	0.43
1:B:710:ALA:O	1:B:712:ALA:N	2.51	0.43
1:B:721:ASN:C	1:B:723:LEU:N	2.71	0.43
1:B:441:PRO:HB2	1:B:444:GLY:H	1.83	0.43
1:A:376:LEU:O	1:A:380:CYS:N	2.38	0.43
1:A:194:LEU:CD1	1:A:704:PRO:HG2	2.49	0.43
1:B:376:LEU:O	1:B:378:VAL:N	2.52	0.43
1:B:330:PRO:HD2	1:B:414:VAL:HG22	2.00	0.43
1:A:423:PHE:HB3	1:A:428:THR:HG21	2.01	0.43
1:A:729:VAL:CB	1:A:730:PRO:HD3	2.49	0.43
1:B:423:PHE:CD1	1:B:428:THR:CG2	2.93	0.43
1:B:292:GLY:O	1:B:293:ALA:CB	2.66	0.43
1:A:133:LEU:HD13	1:A:372:LEU:CG	2.45	0.43
1:B:130:LEU:C	1:B:134:PRO:HD2	2.31	0.43
1:B:121:LEU:CD1	1:B:178:ALA:HB2	2.48	0.43
1:B:328:LYS:N	1:B:329:PRO:HD3	2.33	0.43
1:B:329:PRO:HB2	1:B:330:PRO:CD	2.45	0.43
1:B:685:ILE:C	1:B:688:PRO:HD2	2.39	0.43
1:B:440:VAL:HB	1:B:543:ILE:CG1	2.48	0.43
1:B:150:ALA:C	1:B:151:LEU:O	2.57	0.43
1:B:189:GLU:CA	1:B:190:THR:CB	2.95	0.43
1:B:51:LEU:HB3	1:B:51:LEU:H	1.83	0.43
1:B:71:LYS:HE3	1:B:75:GLU:OE1	2.18	0.43
1:A:91:GLU:CA	1:A:92:VAL:CB	2.92	0.43
1:A:202:ARG:O	1:A:205:GLU:HB3	2.19	0.43
1:A:329:PRO:HD2	1:A:332:GLN:CB	2.49	0.43
1:B:550:LEU:O	1:B:551:LYS:C	2.56	0.43
1:A:386:LEU:O	1:A:389:PRO:CG	2.66	0.43
1:B:32:LYS:HG3	1:B:461:GLU:CG	2.48	0.43

Continued on next page...

Continued from previous page...

Atom-1	Atom-2	Interatomic distance (Å)	Clash overlap (Å)
1:A:280:VAL:CB	1:A:461:GLU:HB3	2.48	0.43
1:A:555:LYS:N	1:A:556:PRO:HD2	2.33	0.43
1:A:125:ASP:C	1:A:126:PHE:CG	2.92	0.42
1:B:173:SER:O	1:B:177:THR:OG1	2.29	0.42
1:B:327:SER:OG	1:B:328:LYS:CB	2.66	0.42
1:B:362:HIS:HA	1:B:363:ALA:HA	1.71	0.42
1:A:327:SER:CB	1:A:328:LYS:CA	2.92	0.42
1:B:402:LEU:HD13	1:B:660:ALA:HB1	2.00	0.42
1:A:550:LEU:C	1:A:551:LYS:O	2.55	0.42
1:A:655:LEU:HD23	1:A:655:LEU:HA	1.79	0.42
1:B:24:GLY:O	1:B:26:THR:HG23	2.18	0.42
1:A:362:HIS:HB3	1:A:363:ALA:CA	2.50	0.42
1:A:129:LEU:CD1	1:A:369:PHE:CA	2.96	0.42
1:B:126:PHE:H	1:B:127:VAL:CB	2.30	0.42
1:B:372:LEU:O	1:B:375:VAL:HB	2.18	0.42
1:B:214:GLU:O	1:B:217:LYS:CB	2.67	0.42
1:B:564:MET:HG2	1:B:732:ILE:CG1	2.46	0.42
1:B:383:ALA:CB	1:B:711:MET:O	2.66	0.42
1:A:175:LEU:O	1:A:179:GLY:HA3	2.19	0.42
1:B:101:LYS:O	1:B:103:TYR:N	2.52	0.42
1:B:362:HIS:HB3	1:B:363:ALA:CA	2.49	0.42
1:B:90:ALA:N	1:B:91:GLU:CB	2.79	0.42
1:A:95:LEU:HD13	1:A:96:SER:CB	2.49	0.42
1:B:655:LEU:HA	1:B:655:LEU:HD23	1.79	0.42
1:A:25:MET:HG2	1:A:79:TYR:CE1	2.54	0.42
1:B:387:ALA:C	1:B:389:PRO:HD2	2.40	0.42
1:A:480:GLY:O	1:A:481:GLU:C	2.57	0.42
1:B:328:LYS:HE2	1:B:333:ARG:CG	2.48	0.42
1:B:355:ILE:CA	1:B:356:TYR:CB	2.96	0.42
1:B:91:GLU:CA	1:B:92:VAL:HG22	2.48	0.42
1:A:91:GLU:HB3	1:A:92:VAL:CG2	2.38	0.42
1:A:207:ARG:O	1:A:210:SER:HB2	2.17	0.42
1:A:564:MET:HG2	1:A:732:ILE:CG2	2.47	0.42
1:B:399:GLY:N	1:B:664:LEU:HD22	2.33	0.42
1:A:636:GLY:CA	1:A:653:ASP:OD1	2.67	0.42
1:B:40:SER:HB3	1:B:298:THR:HG22	2.02	0.42
1:B:175:LEU:O	1:B:179:GLY:HA3	2.18	0.42
1:A:114:PHE:O	1:A:117:HIS:N	2.49	0.42
1:B:119:ILE:HA	1:B:120:SER:HA	1.61	0.42
1:B:189:GLU:CG	1:B:192:VAL:HB	2.41	0.42
1:B:202:ARG:O	1:B:205:GLU:HB3	2.19	0.42

Continued on next page...

Continued from previous page...

Atom-1	Atom-2	Interatomic distance (Å)	Clash overlap (Å)
1:B:341:TYR:O	1:B:344:PRO:CD	2.66	0.42
1:B:696:PRO:O	1:B:697:ILE:C	2.55	0.42
1:A:117:HIS:CE1	1:A:373:ILE:HG12	2.55	0.42
1:A:126:PHE:H	1:A:127:VAL:CG2	2.32	0.42
1:B:117:HIS:NE2	1:B:373:ILE:CG2	2.74	0.42
1:B:149:SER:OG	1:B:155:THR:OG1	2.26	0.42
1:B:215:ALA:HB1	1:B:645:SER:CA	2.48	0.42
1:A:101:LYS:O	1:A:103:TYR:N	2.52	0.42
1:A:209:LYS:C	1:A:211:ARG:H	2.14	0.42
1:B:126:PHE:H	1:B:127:VAL:CG2	2.32	0.42
1:B:170:PHE:CE1	1:B:174:VAL:HG22	2.55	0.42
1:B:129:LEU:HD13	1:B:369:PHE:CB	2.48	0.42
1:B:113:LEU:CD2	1:B:376:LEU:HD12	2.44	0.42
1:A:51:LEU:CA	1:B:52:ALA:CB	2.79	0.42
1:A:95:LEU:HD12	1:A:158:MET:CA	2.48	0.42
1:A:387:ALA:C	1:A:389:PRO:HD2	2.40	0.42
1:A:129:LEU:CD1	1:A:133:LEU:HD21	2.50	0.42
1:A:115:LEU:HD13	1:A:174:VAL:N	2.35	0.42
1:A:194:LEU:HD11	1:A:705:GLU:N	2.35	0.42
1:B:156:LEU:O	1:B:157:ASN:C	2.58	0.42
1:B:329:PRO:HD2	1:B:332:GLN:CB	2.49	0.42
1:A:215:ALA:HB1	1:A:645:SER:CB	2.50	0.42
1:B:386:LEU:O	1:B:389:PRO:CG	2.66	0.42
1:A:24:GLY:O	1:A:26:THR:HG23	2.19	0.42
1:B:434:PRO:HG2	1:B:463:PRO:O	2.20	0.42
1:A:126:PHE:CE1	1:A:128:GLN:O	2.73	0.42
1:A:129:LEU:CD2	1:A:130:LEU:N	2.80	0.42
1:A:685:ILE:C	1:A:688:PRO:HD2	2.39	0.42
1:B:364:PRO:HG2	1:B:366:LEU:N	2.34	0.42
1:A:214:GLU:O	1:A:217:LYS:CB	2.67	0.42
1:A:100:ARG:O	1:A:101:LYS:HG2	2.20	0.42
1:A:201:GLY:C	1:A:203:THR:N	2.72	0.42
1:B:381:PRO:HA	1:B:384:PHE:CE1	2.54	0.42
1:A:550:LEU:O	1:A:551:LYS:C	2.56	0.42
1:A:364:PRO:HG2	1:A:366:LEU:N	2.35	0.42
1:A:367:PHE:CD2	1:A:694:LEU:HD23	2.55	0.42
1:B:353:ALA:HB1	1:B:357:TRP:CZ3	2.54	0.42
1:A:405:LEU:HD12	1:A:651:ILE:HD11	2.02	0.42
1:B:117:HIS:HB3	1:B:191:SER:CA	2.50	0.41
1:B:357:TRP:CB	1:B:694:LEU:O	2.59	0.41
1:B:393:THR:O	1:B:396:MET:HB2	2.19	0.41

Continued on next page...

Continued from previous page...

Atom-1	Atom-2	Interatomic distance (Å)	Clash overlap (Å)
1:B:667:LYS:O	1:B:671:LYS:HE3	2.19	0.41
1:B:103:TYR:CD2	1:B:155:THR:HA	2.54	0.41
1:B:194:LEU:HD11	1:B:704:PRO:CB	2.49	0.41
1:B:95:LEU:HD13	1:B:96:SER:CB	2.50	0.41
1:B:408:ASN:O	1:B:409:ALA:C	2.58	0.41
1:A:110:VAL:HB	1:A:114:PHE:HE2	1.84	0.41
1:B:100:ARG:O	1:B:101:LYS:HG2	2.20	0.41
1:B:151:LEU:HA	1:B:328:LYS:HZ3	1.85	0.41
1:B:341:TYR:O	1:B:344:PRO:CG	2.65	0.41
1:A:156:LEU:HB3	1:A:163:SER:CA	2.40	0.41
1:A:208:ALA:O	1:A:210:SER:CB	2.61	0.41
1:B:396:MET:HE1	1:B:406:ILE:O	2.20	0.41
1:A:393:THR:O	1:A:396:MET:HB2	2.19	0.41
1:A:408:ASN:O	1:A:409:ALA:C	2.58	0.41
1:A:111:LEU:HB2	1:A:170:PHE:CD1	2.56	0.41
1:B:344:PRO:O	1:B:345:THR:C	2.58	0.41
1:A:67:PHE:HZ	1:A:83:ASP:OD2	2.01	0.41
1:A:329:PRO:HB2	1:A:330:PRO:CD	2.45	0.41
1:A:340:ALA:O	1:A:344:PRO:HD3	2.19	0.41
1:B:712:ALA:O	1:B:716:VAL:CB	2.68	0.41
1:A:292:GLY:O	1:A:293:ALA:CB	2.66	0.41
1:A:672:ILE:O	1:A:674:GLN:N	2.54	0.41
1:A:40:SER:HB3	1:A:298:THR:HG22	2.02	0.41
1:A:189:GLU:CA	1:A:190:THR:CB	2.95	0.41
1:A:697:ILE:O	1:A:697:ILE:HG22	2.21	0.41
1:B:183:ARG:CG	1:B:184:GLU:N	2.84	0.41
1:B:202:ARG:O	1:B:203:THR:O	2.38	0.41
1:A:71:LYS:O	1:A:74:ILE:N	2.54	0.41
1:A:328:LYS:N	1:A:329:PRO:HD3	2.33	0.41
1:A:381:PRO:HA	1:A:384:PHE:CE1	2.56	0.41
1:B:428:THR:C	1:B:655:LEU:HD11	2.38	0.41
1:B:405:LEU:HD12	1:B:651:ILE:HD11	2.02	0.41
1:A:434:PRO:CB	1:A:546:VAL:CG1	2.95	0.41
1:A:373:ILE:C	1:A:375:VAL:H	2.23	0.41
1:B:108:ALA:O	1:B:109:GLY:C	2.58	0.41
1:B:367:PHE:CD2	1:B:694:LEU:HD23	2.56	0.41
1:B:27:CYS:N	1:B:51:LEU:CD1	2.84	0.41
1:B:21:ARG:HB3	1:B:82:VAL:HG23	2.01	0.41
1:B:91:GLU:CA	1:B:92:VAL:CB	2.92	0.41
1:A:151:LEU:HA	1:A:328:LYS:CD	2.51	0.41
1:A:202:ARG:O	1:A:203:THR:O	2.38	0.41

Continued on next page...

Continued from previous page...

Atom-1	Atom-2	Interatomic distance (Å)	Clash overlap (Å)
1:A:388:THR:N	1:A:389:PRO:CD	2.84	0.41
1:A:26:THR:O	1:B:53:THR:HG21	2.18	0.41
1:B:114:PHE:O	1:B:117:HIS:N	2.49	0.41
1:B:20:VAL:HG12	1:B:82:VAL:O	2.19	0.41
1:B:404:ILE:HG12	1:B:650:LEU:CD2	2.46	0.41
1:B:384:PHE:N	1:B:384:PHE:CD1	2.89	0.41
1:B:729:VAL:CB	1:B:730:PRO:HD3	2.49	0.41
1:A:614:ALA:HA	1:A:631:LEU:O	2.20	0.41
1:A:170:PHE:CE1	1:A:174:VAL:HG22	2.55	0.41
1:B:376:LEU:O	1:B:380:CYS:N	2.38	0.41
1:B:23:THR:HG22	1:B:639:SER:HB2	2.03	0.41
1:A:150:ALA:C	1:A:151:LEU:O	2.57	0.41
1:A:159:ASP:O	1:A:160:VAL:C	2.59	0.41
1:A:344:PRO:O	1:A:345:THR:C	2.59	0.41
1:B:434:PRO:HB2	1:B:546:VAL:HG13	2.02	0.41
1:A:117:HIS:HB3	1:A:191:SER:CA	2.50	0.41
1:A:189:GLU:CA	1:A:191:SER:H	2.22	0.41
1:B:159:ASP:O	1:B:160:VAL:C	2.59	0.41
1:B:111:LEU:HB2	1:B:170:PHE:CD1	2.56	0.41
1:B:372:LEU:C	1:B:372:LEU:HD23	2.42	0.41
1:B:189:GLU:CG	1:B:192:VAL:CA	2.78	0.41
1:B:94:HIS:O	1:B:95:LEU:HD22	2.13	0.41
1:A:71:LYS:HD3	1:A:85:GLN:H	1.82	0.41
1:B:672:ILE:O	1:B:674:GLN:N	2.54	0.41
1:B:126:PHE:HD1	1:B:128:GLN:O	1.98	0.40
1:B:215:ALA:HB1	1:B:645:SER:CB	2.50	0.40
1:B:71:LYS:O	1:B:74:ILE:N	2.54	0.40
1:A:87:ALA:O	1:A:88:VAL:CB	2.69	0.40
1:A:153:ARG:HD2	1:A:155:THR:HG21	2.03	0.40
1:A:428:THR:O	1:A:655:LEU:HD21	2.21	0.40
1:B:614:ALA:HA	1:B:631:LEU:O	2.20	0.40
1:A:183:ARG:CG	1:A:184:GLU:N	2.84	0.40
1:A:190:THR:HB	1:A:191:SER:H	1.78	0.40
1:B:189:GLU:OE2	1:B:193:LEU:CB	2.62	0.40
1:B:27:CYS:HA	1:B:51:LEU:HD11	2.03	0.40
1:B:381:PRO:O	1:B:384:PHE:HB2	2.21	0.40
1:B:395:GLY:O	1:B:396:MET:C	2.60	0.40
1:A:279:PRO:CB	1:A:461:GLU:OE2	2.69	0.40
1:A:26:THR:C	1:B:53:THR:CG2	2.89	0.40
1:A:408:ASN:O	1:A:411:ALA:N	2.44	0.40
1:A:121:LEU:O	1:A:184:GLU:CB	2.69	0.40

Continued on next page...

Continued from previous page...

Atom-1	Atom-2	Interatomic distance (Å)	Clash overlap (Å)
1:A:685:ILE:O	1:A:688:PRO:HD2	2.22	0.40
1:B:373:ILE:C	1:B:375:VAL:H	2.23	0.40
1:B:692:GLY:O	1:B:693:LEU:C	2.60	0.40
1:A:102:LEU:CD2	1:A:102:LEU:N	2.80	0.40
1:A:102:LEU:O	1:A:166:VAL:CG1	2.67	0.40
1:A:428:THR:C	1:A:655:LEU:HD11	2.39	0.40
1:A:387:ALA:HB1	1:A:719:VAL:CG1	2.52	0.40
1:A:692:GLY:O	1:A:695:TYR:N	2.35	0.40
1:B:103:TYR:CD2	1:B:166:VAL:CG2	3.02	0.40
1:B:115:LEU:HD13	1:B:174:VAL:N	2.36	0.40
1:B:95:LEU:HD12	1:B:96:SER:O	2.20	0.40
1:B:86:ALA:HA	1:B:87:ALA:HA	1.73	0.40
1:B:387:ALA:HB1	1:B:719:VAL:CG1	2.52	0.40
1:A:356:TYR:N	1:A:358:TYR:CB	2.78	0.40
1:A:113:LEU:CD1	1:A:376:LEU:CB	2.90	0.40
1:B:373:ILE:O	1:B:377:VAL:CG2	2.68	0.40
1:A:384:PHE:CD1	1:A:384:PHE:N	2.89	0.40

There are no symmetry-related clashes.

5.3 Torsion angles ⓘ

5.3.1 Protein backbone ⓘ

In the following table, the Percentiles column shows the percent Ramachandran outliers of the chain as a percentile score with respect to all PDB entries followed by that with respect to all EM entries.

The Analysed column shows the number of residues for which the backbone conformation was analysed, and the total number of residues.

Mol	Chain	Analysed	Favoured	Allowed	Outliers	Percentiles	
1	A	721/723 (100%)	576 (80%)	81 (11%)	64 (9%)	1	17
1	B	721/723 (100%)	576 (80%)	80 (11%)	65 (9%)	1	17
All	All	1442/1446 (100%)	1152 (80%)	161 (11%)	129 (9%)	2	17

All (129) Ramachandran outliers are listed below:

Mol	Chain	Res	Type
1	A	84	GLU

Continued on next page...

Continued from previous page...

Mol	Chain	Res	Type
1	A	86	ALA
1	A	88	VAL
1	A	102	LEU
1	A	119	ILE
1	A	130	LEU
1	A	148	PHE
1	A	149	SER
1	A	150	ALA
1	A	151	LEU
1	A	152	ARG
1	A	158	MET
1	A	160	VAL
1	A	162	TYR
1	A	184	GLU
1	A	187	PHE
1	A	203	THR
1	A	204	LEU
1	A	210	SER
1	A	216	ILE
1	A	324	ALA
1	A	327	SER
1	A	328	LYS
1	A	550	LEU
1	A	551	LYS
1	A	729	VAL
1	B	84	GLU
1	B	86	ALA
1	B	88	VAL
1	B	102	LEU
1	B	119	ILE
1	B	130	LEU
1	B	148	PHE
1	B	149	SER
1	B	150	ALA
1	B	151	LEU
1	B	152	ARG
1	B	158	MET
1	B	160	VAL
1	B	162	TYR
1	B	184	GLU
1	B	187	PHE
1	B	203	THR

Continued on next page...

Continued from previous page...

Mol	Chain	Res	Type
1	B	204	LEU
1	B	210	SER
1	B	216	ILE
1	B	324	ALA
1	B	327	SER
1	B	328	LYS
1	B	550	LEU
1	B	551	LYS
1	B	729	VAL
1	A	79	TYR
1	A	92	VAL
1	A	99	LYS
1	A	103	TYR
1	A	108	ALA
1	A	126	PHE
1	A	131	ILE
1	A	157	ASN
1	A	189	GLU
1	A	192	VAL
1	A	202	ARG
1	A	214	GLU
1	A	215	ALA
1	A	359	PHE
1	A	360	ILE
1	A	362	HIS
1	A	549	THR
1	A	693	LEU
1	A	697	ILE
1	B	79	TYR
1	B	92	VAL
1	B	99	LYS
1	B	103	TYR
1	B	108	ALA
1	B	126	PHE
1	B	131	ILE
1	B	157	ASN
1	B	189	GLU
1	B	192	VAL
1	B	202	ARG
1	B	214	GLU
1	B	215	ALA
1	B	359	PHE

Continued on next page...

Continued from previous page...

Mol	Chain	Res	Type
1	B	360	ILE
1	B	362	HIS
1	B	549	THR
1	B	693	LEU
1	B	697	ILE
1	A	107	PHE
1	A	121	LEU
1	A	127	VAL
1	A	155	THR
1	A	156	LEU
1	A	159	ASP
1	A	188	TYR
1	A	191	SER
1	A	212	THR
1	A	322	GLU
1	A	325	MET
1	A	368	ALA
1	B	121	LEU
1	B	127	VAL
1	B	155	THR
1	B	156	LEU
1	B	159	ASP
1	B	188	TYR
1	B	191	SER
1	B	212	THR
1	B	322	GLU
1	B	325	MET
1	B	368	ALA
1	A	90	ALA
1	A	118	PHE
1	A	161	MET
1	A	383	ALA
1	B	90	ALA
1	B	107	PHE
1	B	118	PHE
1	B	161	MET
1	B	383	ALA
1	A	94	HIS
1	B	94	HIS
1	A	165	GLY
1	B	165	GLY
1	B	344	PRO

Continued on next page...

Continued from previous page...

Mol	Chain	Res	Type
1	A	182	PRO
1	B	182	PRO

5.3.2 Protein sidechains ⓘ

In the following table, the Percentiles column shows the percent sidechain outliers of the chain as a percentile score with respect to all PDB entries followed by that with respect to all EM entries.

The Analysed column shows the number of residues for which the sidechain conformation was analysed, and the total number of residues.

Mol	Chain	Analysed	Rotameric	Outliers	Percentiles	
1	A	581/581 (100%)	513 (88%)	68 (12%)	7	32
1	B	581/581 (100%)	514 (88%)	67 (12%)	7	32
All	All	1162/1162 (100%)	1027 (88%)	135 (12%)	11	32

All (135) residues with a non-rotameric sidechain are listed below:

Mol	Chain	Res	Type
1	A	51	LEU
1	A	83	ASP
1	A	84	GLU
1	A	88	VAL
1	A	92	VAL
1	A	94	HIS
1	A	95	LEU
1	A	102	LEU
1	A	110	VAL
1	A	117	HIS
1	A	119	ILE
1	A	121	LEU
1	A	124	GLU
1	A	129	LEU
1	A	144	PHE
1	A	148	PHE
1	A	152	ARG
1	A	153	ARG
1	A	158	MET
1	A	162	TYR
1	A	183	ARG

Continued on next page...

Continued from previous page...

Mol	Chain	Res	Type
1	A	186	SER
1	A	187	PHE
1	A	189	GLU
1	A	190	THR
1	A	194	LEU
1	A	195	LEU
1	A	198	LEU
1	A	200	LEU
1	A	205	GLU
1	A	210	SER
1	A	211	ARG
1	A	216	ILE
1	A	218	LYS
1	A	247	ASP
1	A	278	GLU
1	A	320	LEU
1	A	328	LYS
1	A	331	ILE
1	A	336	ASP
1	A	354	PHE
1	A	356	TYR
1	A	357	TRP
1	A	358	TYR
1	A	360	ILE
1	A	366	LEU
1	A	367	PHE
1	A	372	LEU
1	A	373	ILE
1	A	377	VAL
1	A	378	VAL
1	A	386	LEU
1	A	428	THR
1	A	433	LYS
1	A	450	LEU
1	A	521	LEU
1	A	539	ARG
1	A	547	SER
1	A	549	THR
1	A	550	LEU
1	A	561	LEU
1	A	588	LEU
1	A	669	MET

Continued on next page...

Continued from previous page...

Mol	Chain	Res	Type
1	A	675	ASN
1	A	682	TYR
1	A	697	ILE
1	A	705	GLU
1	A	719	VAL
1	B	50	ASN
1	B	83	ASP
1	B	84	GLU
1	B	88	VAL
1	B	92	VAL
1	B	94	HIS
1	B	95	LEU
1	B	102	LEU
1	B	110	VAL
1	B	117	HIS
1	B	119	ILE
1	B	121	LEU
1	B	124	GLU
1	B	129	LEU
1	B	144	PHE
1	B	148	PHE
1	B	152	ARG
1	B	153	ARG
1	B	158	MET
1	B	162	TYR
1	B	183	ARG
1	B	186	SER
1	B	187	PHE
1	B	189	GLU
1	B	190	THR
1	B	194	LEU
1	B	195	LEU
1	B	198	LEU
1	B	200	LEU
1	B	205	GLU
1	B	210	SER
1	B	211	ARG
1	B	216	ILE
1	B	218	LYS
1	B	247	ASP
1	B	278	GLU
1	B	320	LEU

Continued on next page...

Continued from previous page...

Mol	Chain	Res	Type
1	B	328	LYS
1	B	331	ILE
1	B	336	ASP
1	B	354	PHE
1	B	356	TYR
1	B	357	TRP
1	B	358	TYR
1	B	360	ILE
1	B	366	LEU
1	B	367	PHE
1	B	372	LEU
1	B	373	ILE
1	B	377	VAL
1	B	378	VAL
1	B	386	LEU
1	B	428	THR
1	B	450	LEU
1	B	521	LEU
1	B	539	ARG
1	B	547	SER
1	B	549	THR
1	B	550	LEU
1	B	561	LEU
1	B	588	LEU
1	B	669	MET
1	B	675	ASN
1	B	682	TYR
1	B	697	ILE
1	B	705	GLU
1	B	719	VAL

Some sidechains can be flipped to improve hydrogen bonding and reduce clashes. All (1) such sidechains are listed below:

Mol	Chain	Res	Type
1	A	721	ASN

5.3.3 RNA

There are no RNA molecules in this entry.

5.4 Non-standard residues in protein, DNA, RNA chains [i](#)

There are no non-standard protein/DNA/RNA residues in this entry.

5.5 Carbohydrates [i](#)

There are no carbohydrates in this entry.

5.6 Ligand geometry [i](#)

There are no ligands in this entry.

5.7 Other polymers [i](#)

There are no such residues in this entry.

5.8 Polymer linkage issues [i](#)

There are no chain breaks in this entry.