



## wwPDB EM Map/Model Validation Report ⓘ

Apr 10, 2016 – 01:50 PM BST

PDB ID : 3J31  
EMDB ID: : EMD-5584  
Title : Life in the extremes: atomic structure of Sulfolobus Turreted Icosahedral Virus  
Authors : Veesler, D.; Ng, T.S.; Sendamarai, A.K.; Eilers, B.J.; Lawrence, C.M.; Lok, S.M.; Young, M.J.; Johnson, J.E.; Fu, C.-Y.  
Deposited on : 2013-02-18  
Resolution : 4.50 Å(reported)  
Based on PDB ID : 2BBD, 4IL7

This is a wwPDB EM Map/Model Validation Report for a publicly released PDB/EMDB entry.  
For rigid body fitted models, validation errors reported here could stem from errors in the original structure(s) used in the fitting.

We welcome your comments at [validation@mail.wwpdb.org](mailto:validation@mail.wwpdb.org)

A user guide is available at

<http://wwpdb.org/validation/2016/EMValidationReportHelp>

---

MolProbity : 4.02b-467  
Mogul : unknown  
Percentile statistics : 20151230.v01 (using entries in the PDB archive December 30th 2015)  
Ideal geometry (proteins) : Engh & Huber (2001)  
Ideal geometry (DNA, RNA) : Parkinson et. al. (1996)  
Validation Pipeline (wwPDB-VP) : trunk27241

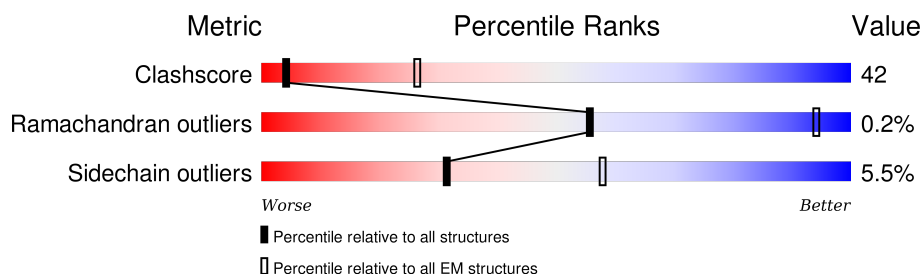
# 1 Overall quality at a glance

The following experimental techniques were used to determine the structure:

*ELECTRON MICROSCOPY*

The reported resolution of this entry is 4.50 Å.

Percentile scores (ranging between 0-100) for global validation metrics of the entry are shown in the following graphic. The table shows the number of entries on which the scores are based.






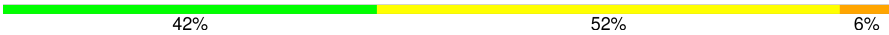
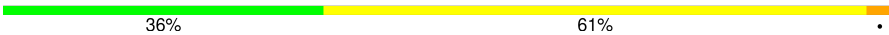
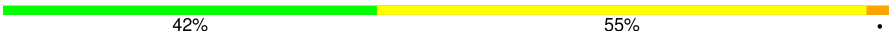
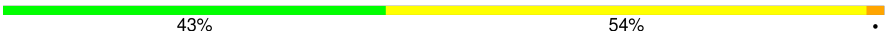
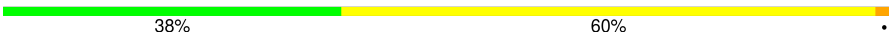

Metric	Whole archive (#Entries)	EM structures (#Entries)
Clashscore	114402	924
Ramachandran outliers	111179	726
Sidechain outliers	111093	686

The table below summarises the geometric issues observed across the polymeric chains. The red, orange, yellow and green segments on the bar indicate the fraction of residues that contain outliers for  $\geq 3$ , 2, 1 and 0 types of geometric quality criteria. A grey segment represents the fraction of residues that are not modelled. The numeric value for each fraction is indicated below the corresponding segment, with a dot representing fractions  $\leq 5\%$ .

Mol	Chain	Length	Quality of chain
1	Q	223	54% 36% 9% .
2	R	15	80% 20%
3	A	345	39% 56% .
3	B	345	38% 59% .
3	C	345	39% 58% .
3	D	345	45% 53% .
3	E	345	41% 55% .
3	F	345	39% 59% .
3	G	345	41% 57% .

*Continued on next page...*

*Continued from previous page...*

Mol	Chain	Length	Quality of chain
3	H	345	 41%55%.
3	I	345	 39%58%.
3	J	345	 42%54%.
3	K	345	 42%52%6%.
3	L	345	 36%61%.
3	M	345	 42%55%.
3	N	345	 43%54%.
3	O	345	 38%60%.
4	P	381	 69%24%5%..

## 2 Entry composition

There are 4 unique types of molecules in this entry. The entry contains 44549 atoms, of which 0 are hydrogens and 0 are deuteriums.

In the tables below, the AltConf column contains the number of residues with at least one atom in alternate conformation and the Trace column contains the number of residues modelled with at most 2 atoms.

- Molecule 1 is a protein called A223 penton base.

Mol	Chain	Residues	Atoms					AltConf	Trace
1	Q	220	Total	C	N	O	S	0	0
			1594	1031	261	301	1		

- Molecule 2 is a protein called A55 membrane protein.

Mol	Chain	Residues	Atoms				AltConf	Trace
2	R	15	Total	C	N	O	0	0
			75	45	15	15		

- Molecule 3 is a protein called Coat protein.

Mol	Chain	Residues	Atoms					AltConf	Trace
3	A	344	Total	C	N	O	S	0	0
			2666	1712	439	511	4		
3	B	344	Total	C	N	O	S	0	0
			2666	1712	439	511	4		
3	C	344	Total	C	N	O	S	0	0
			2666	1712	439	511	4		
3	D	344	Total	C	N	O	S	0	0
			2666	1712	439	511	4		
3	E	344	Total	C	N	O	S	0	0
			2666	1712	439	511	4		
3	F	344	Total	C	N	O	S	0	0
			2666	1712	439	511	4		
3	G	344	Total	C	N	O	S	0	0
			2666	1712	439	511	4		
3	H	344	Total	C	N	O	S	0	0
			2666	1712	439	511	4		
3	I	344	Total	C	N	O	S	0	0
			2666	1712	439	511	4		
3	J	344	Total	C	N	O	S	0	0
			2666	1712	439	511	4		
3	K	344	Total	C	N	O	S	0	0
			2666	1712	439	511	4		

*Continued on next page...*

*Continued from previous page...*

Mol	Chain	Residues	Atoms					AltConf	Trace
3	L	344	Total	C	N	O	S	0	0
			2666	1712	439	511	4		
3	M	344	Total	C	N	O	S	0	0
			2666	1712	439	511	4		
3	N	344	Total	C	N	O	S	0	0
			2666	1712	439	511	4		
3	O	344	Total	C	N	O	S	0	0
			2666	1712	439	511	4		


- Molecule 4 is a protein called C381 turret protein.

Mol	Chain	Residues	Atoms					AltConf	Trace
4	P	373	Total	C	N	O	S	0	0
			2890	1855	462	570	3		

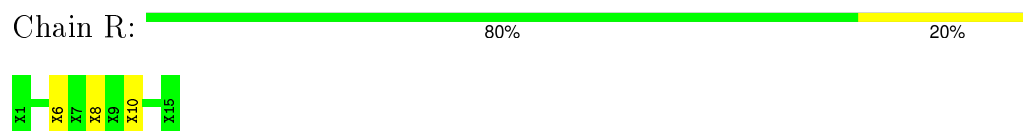
### 3 Residue-property plots

These plots are drawn for all protein, RNA and DNA chains in the entry. The first graphic for a chain summarises the proportions of errors displayed in the second graphic. The second graphic shows the sequence view annotated by issues in geometry. Residues are color-coded according to the number of geometric quality criteria for which they contain at least one outlier: green = 0, yellow = 1, orange = 2 and red = 3 or more. Stretches of 2 or more consecutive residues without any outlier are shown as a green connector. Residues present in the sample, but not in the model, are shown in grey.

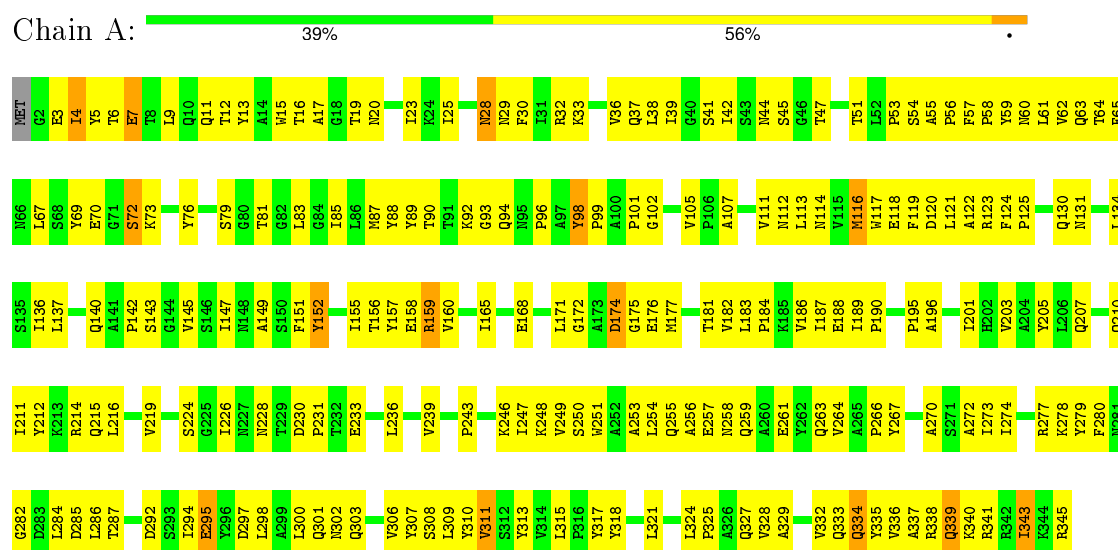
- Molecule 1: A223 penton base




- Molecule 2: A55 membrane protein



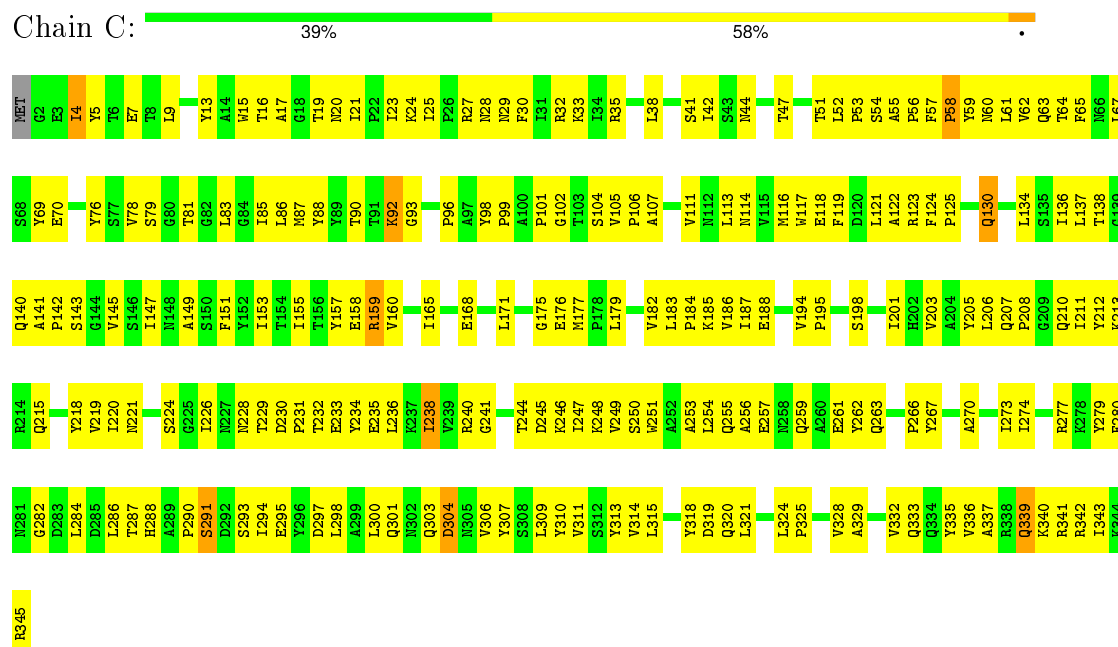
- Molecule 3: Coat protein



- Molecule 3: Coat protein

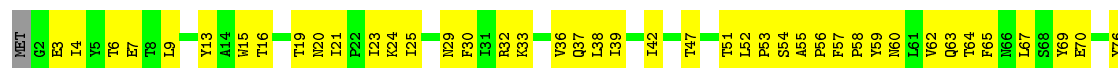


• Molecule 3: Coat protein

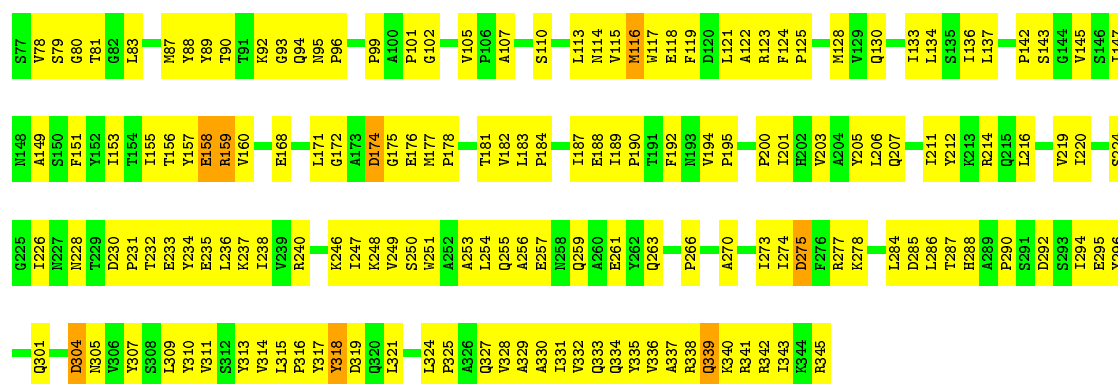


• Molecule 3: Coat protein

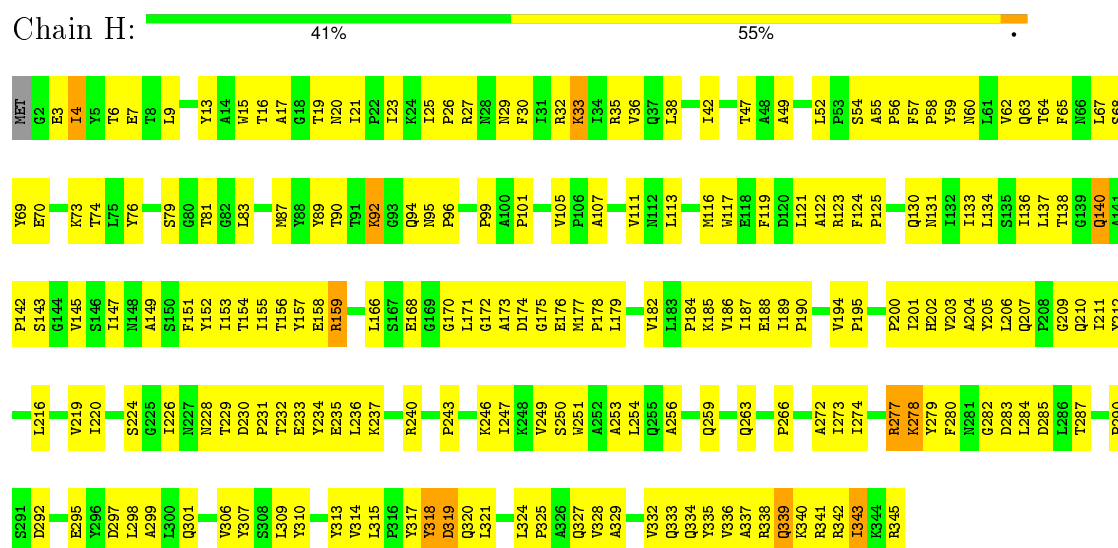




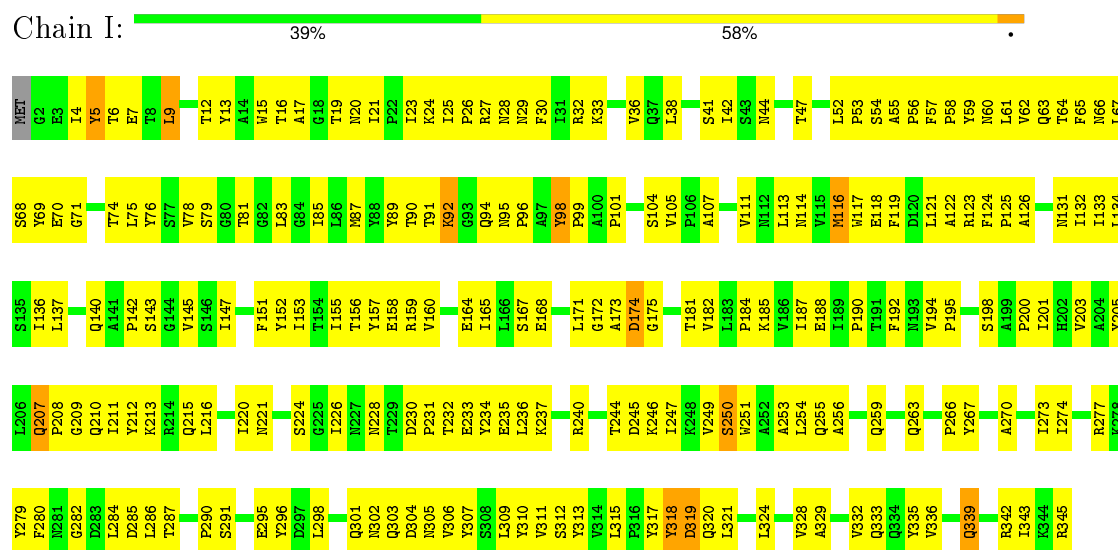




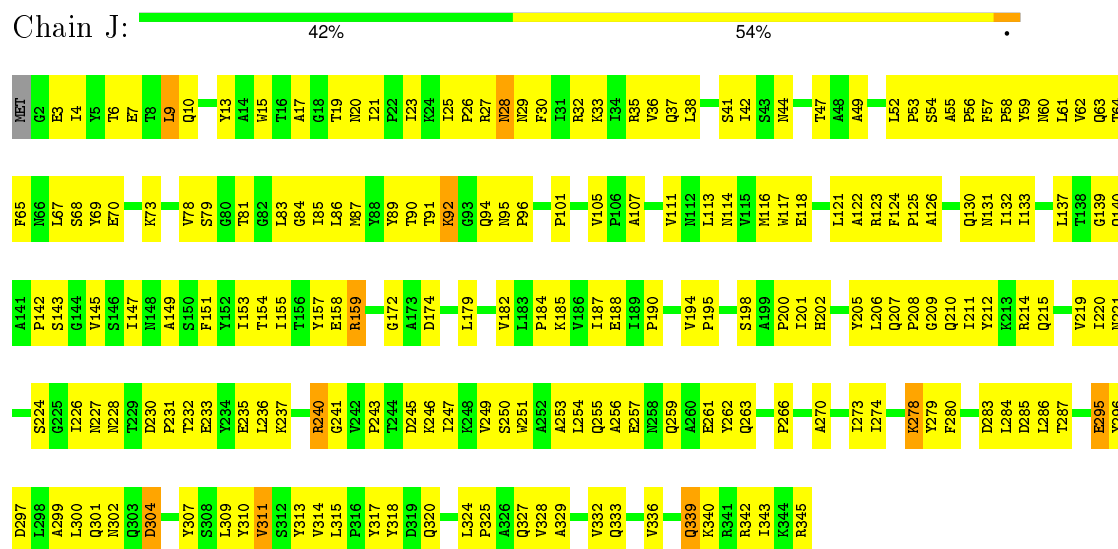
### • Molecule 3: Coat protein




### • Molecule 3: Coat protein




### • Molecule 3: Coat protein



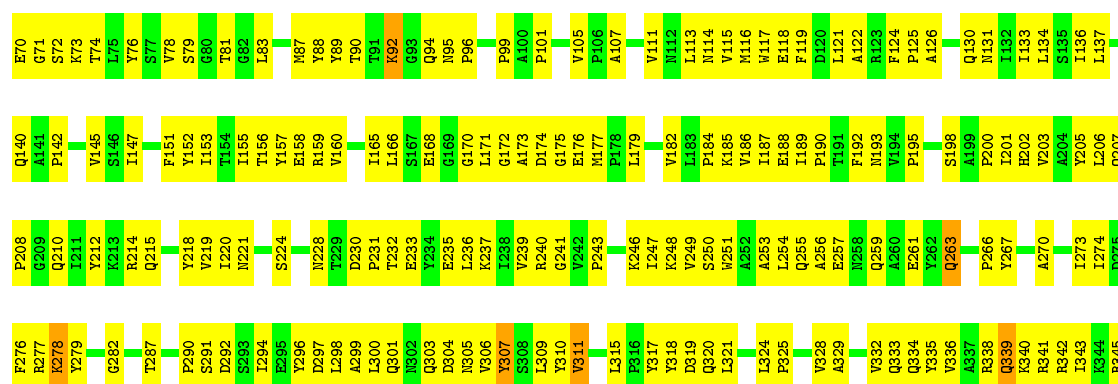
• Molecule 3: Coat protein



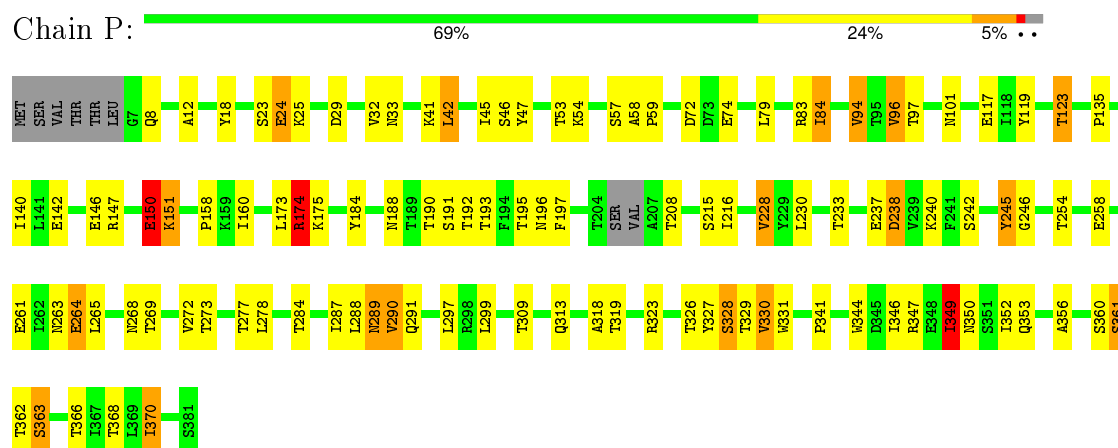
• Molecule 3: Coat protein







• Molecule 4: C381 turret protein



## 4 Experimental information

Property	Value	Source
Reconstruction method	SINGLE PARTICLE	Depositor
Imposed symmetry	POINT, 1	Depositor
Number of images	8903	Depositor
Resolution determination method	FSC at 0.143 cut-off. The reported resolution is for the entire reconstruction. The resolution of the coat subunit region (B345) is estimated to 3.9 Å using the same criterion.	Depositor
CTF correction method	Each particle	Depositor
Microscope	FEI TITAN KRIOS	Depositor
Voltage (kV)	300	Depositor
Electron dose ( $e^-/\text{\AA}^2$ )	18	Depositor
Minimum defocus (nm)	800	Depositor
Maximum defocus (nm)	2500	Depositor
Magnification	Not provided	Depositor
Image detector	FEI Falcon	Depositor

## 5 Model quality ⓘ

### 5.1 Standard geometry ⓘ

The Z score for a bond length (or angle) is the number of standard deviations the observed value is removed from the expected value. A bond length (or angle) with  $|Z| > 5$  is considered an outlier worth inspection. RMSZ is the root-mean-square of all Z scores of the bond lengths (or angles).

Mol	Chain	Bond lengths		Bond angles	
		RMSZ	# $ Z  > 2$	RMSZ	# $ Z  > 2$
1	Q	1.43	20/1626 (1.2%)	1.27	14/2223 (0.6%)
3	A	0.60	0/2729	0.78	2/3732 (0.1%)
3	B	0.59	0/2729	0.76	1/3732 (0.0%)
3	C	0.61	0/2729	0.78	1/3732 (0.0%)
3	D	0.57	0/2729	0.77	0/3732
3	E	0.59	0/2729	0.79	3/3732 (0.1%)
3	F	0.58	0/2729	0.76	0/3732
3	G	0.60	0/2729	0.77	2/3732 (0.1%)
3	H	0.57	0/2729	0.78	0/3732
3	I	0.59	0/2729	0.78	0/3732
3	J	0.58	0/2729	0.77	1/3732 (0.0%)
3	K	0.62	2/2729 (0.1%)	0.82	6/3732 (0.2%)
3	L	0.65	0/2729	0.80	1/3732 (0.0%)
3	M	0.58	0/2729	0.75	0/3732
3	N	0.59	0/2729	0.76	0/3732
3	O	0.59	0/2729	0.77	1/3732 (0.0%)
4	P	1.49	23/2950 (0.8%)	1.40	28/4014 (0.7%)
All	All	0.73	45/45511 (0.1%)	0.85	60/62217 (0.1%)

Chiral center outliers are detected by calculating the chiral volume of a chiral center and verifying if the center is modelled as a planar moiety or with the opposite hand. A planarity outlier is detected by checking planarity of atoms in a peptide group, atoms in a mainchain group or atoms of a sidechain that are expected to be planar.

Mol	Chain	#Chirality outliers	#Planarity outliers
1	Q	0	1
3	A	0	1
3	C	0	1
3	I	0	1
3	K	0	1
3	M	0	1
3	N	0	1
3	O	0	1

*Continued on next page...*

*Continued from previous page...*

Mol	Chain	#Chirality outliers	#Planarity outliers
All	All	0	8

All (45) bond length outliers are listed below:

Mol	Chain	Res	Type	Atoms	Z	Observed(Å)	Ideal(Å)
1	Q	212	SER	CB-OG	-21.55	1.14	1.42
1	Q	198	PRO	N-CD	16.47	1.71	1.47
4	P	146	GLU	CG-CD	10.68	1.68	1.51
1	Q	152	GLN	CB-CG	-10.39	1.24	1.52
1	Q	204	GLN	CG-CD	-9.04	1.30	1.51
4	P	146	GLU	CD-OE2	8.46	1.34	1.25
4	P	350	ASN	CB-CG	-8.28	1.31	1.51
4	P	24	GLU	CD-OE2	8.25	1.34	1.25
4	P	41	LYS	CB-CG	7.87	1.73	1.52
4	P	261	GLU	CD-OE1	7.47	1.33	1.25
1	Q	161	TYR	CD1-CE1	7.23	1.50	1.39
1	Q	188	PHE	CE1-CZ	-7.17	1.23	1.37
4	P	238	ASP	N-CA	6.68	1.59	1.46
1	Q	186	MET	SD-CE	6.68	2.15	1.77
1	Q	161	TYR	CB-CG	-6.59	1.41	1.51
1	Q	186	MET	CG-SD	6.50	1.98	1.81
1	Q	221	GLU	CB-CG	-6.34	1.40	1.52
1	Q	154	TYR	CE2-CZ	-6.29	1.30	1.38
3	K	185	LYS	C-N	5.94	1.47	1.34
4	P	264	GLU	CB-CG	5.92	1.63	1.52
4	P	24	GLU	CD-OE1	5.84	1.32	1.25
4	P	258	GLU	CG-CD	5.80	1.60	1.51
4	P	96	VAL	CB-CG1	-5.77	1.40	1.52
4	P	18	TYR	CE1-CZ	5.72	1.46	1.38
1	Q	219	TYR	CE2-CZ	-5.69	1.31	1.38
1	Q	219	TYR	CE1-CZ	-5.63	1.31	1.38
4	P	84	ILE	N-CA	5.62	1.57	1.46
4	P	184	TYR	CB-CG	-5.52	1.43	1.51
1	Q	200	ILE	CB-CG1	-5.46	1.38	1.54
4	P	41	LYS	CD-CE	5.40	1.64	1.51
1	Q	221	GLU	CG-CD	5.37	1.59	1.51
4	P	240	LYS	CE-NZ	5.34	1.62	1.49
1	Q	155	THR	C-O	5.32	1.33	1.23
1	Q	188	PHE	CB-CG	-5.32	1.42	1.51
1	Q	196	LYS	CE-NZ	5.29	1.62	1.49
1	Q	154	TYR	CD2-CE2	-5.28	1.31	1.39
4	P	41	LYS	CE-NZ	5.28	1.62	1.49

*Continued on next page...*

*Continued from previous page...*

Mol	Chain	Res	Type	Atoms	Z	Observed(Å)	Ideal(Å)
4	P	59	PRO	N-CD	5.21	1.55	1.47
4	P	47	TYR	CD1-CE1	5.17	1.47	1.39
4	P	151	LYS	CD-CE	5.14	1.64	1.51
4	P	74	GLU	CB-CG	-5.14	1.42	1.52
4	P	228	VAL	CB-CG1	-5.10	1.42	1.52
4	P	264	GLU	CG-CD	5.10	1.59	1.51
1	Q	221	GLU	CD-OE1	5.08	1.31	1.25
3	K	257	GLU	CG-CD	5.04	1.59	1.51

All (60) bond angle outliers are listed below:

Mol	Chain	Res	Type	Atoms	Z	Observed(°)	Ideal(°)
4	P	328	SER	N-CA-CB	-24.24	74.13	110.50
4	P	264	GLU	N-CA-CB	-17.25	79.56	110.60
4	P	8	GLN	N-CA-CB	-16.41	81.07	110.60
4	P	327	TYR	N-CA-CB	-15.55	82.61	110.60
4	P	238	ASP	N-CA-CB	-13.43	86.42	110.60
1	Q	137	THR	N-CA-C	-12.42	77.47	111.00
4	P	361	SER	CB-CA-C	-10.88	89.42	110.10
4	P	264	GLU	N-CA-C	10.82	140.22	111.00
1	Q	136	PRO	N-CA-C	-9.46	87.51	112.10
4	P	84	ILE	N-CA-C	-8.84	87.14	111.00
4	P	196	ASN	N-CA-CB	8.16	125.28	110.60
1	Q	186	MET	CG-SD-CE	7.89	112.83	100.20
4	P	288	LEU	N-CA-C	-7.85	89.79	111.00
4	P	350	ASN	CB-CA-C	-7.62	95.16	110.40
3	K	184	PRO	O-C-N	-7.54	110.63	122.70
1	Q	27	PRO	CB-CA-C	7.24	130.11	112.00
4	P	245	TYR	CB-CA-C	-6.68	97.05	110.40
4	P	83	ARG	O-C-N	-6.66	112.05	122.70
4	P	174	ARG	NE-CZ-NH2	-6.63	116.98	120.30
1	Q	137	THR	C-N-CA	-6.30	105.95	121.70
4	P	72	ASP	CB-CG-OD2	6.28	123.95	118.30
1	Q	35	VAL	N-CA-C	-6.26	94.10	111.00
4	P	362	THR	N-CA-C	-6.11	94.52	111.00
4	P	147	ARG	NE-CZ-NH1	-6.05	117.27	120.30
1	Q	143	TYR	CB-CG-CD2	5.96	124.58	121.00
1	Q	27	PRO	N-CA-C	-5.89	96.78	112.10
1	Q	159	ASN	CB-CG-OD1	5.88	133.36	121.60
4	P	263	ASN	N-CA-C	-5.84	95.23	111.00
3	K	311	VAL	N-CA-C	-5.78	95.40	111.00
3	K	184	PRO	C-N-CA	5.75	136.08	121.70

*Continued on next page...*



*Continued from previous page...*

Mol	Chain	Res	Type	Atoms	Z	Observed(°)	Ideal(°)
4	P	238	ASP	CB-CG-OD1	5.66	123.39	118.30
4	P	261	GLU	OE1-CD-OE2	5.64	130.07	123.30
3	K	184	PRO	CA-C-N	5.54	129.39	117.20
4	P	58	ALA	C-N-CD	5.53	140.00	128.40
4	P	195	THR	C-N-CA	-5.46	108.04	121.70
3	A	311	VAL	N-CA-C	-5.46	96.26	111.00
3	B	56	PRO	N-CA-C	5.46	126.29	112.10
3	G	311	VAL	N-CA-C	-5.43	96.33	111.00
1	Q	28	VAL	N-CA-CB	5.36	123.29	111.50
3	K	324	LEU	CA-CB-CG	5.31	127.52	115.30
4	P	151	LYS	CD-CE-NZ	5.31	123.91	111.70
4	P	83	ARG	CA-C-N	5.28	128.82	117.20
1	Q	49	LEU	N-CA-C	-5.26	96.80	111.00
1	Q	137	THR	CB-CA-C	5.24	125.76	111.60
3	K	206	LEU	N-CA-C	-5.23	96.87	111.00
3	O	311	VAL	N-CA-C	-5.22	96.92	111.00
1	Q	198	PRO	N-CD-CG	-5.19	95.42	103.20
3	L	56	PRO	N-CA-C	5.18	125.56	112.10
3	J	311	VAL	N-CA-C	-5.12	97.17	111.00
3	G	158	GLU	N-CA-C	-5.12	97.17	111.00
4	P	150	GLU	C-N-CA	-5.12	108.90	121.70
4	P	288	LEU	N-CA-CB	5.12	120.63	110.40
4	P	349	ILE	CA-CB-CG2	5.11	121.12	110.90
3	E	56	PRO	N-CA-C	5.11	125.38	112.10
3	E	52	LEU	CA-CB-CG	-5.10	103.56	115.30
3	A	72	SER	N-CA-C	5.10	124.76	111.00
3	E	280	PHE	N-CA-C	-5.08	97.28	111.00
4	P	84	ILE	CB-CA-C	-5.07	101.46	111.60
3	C	238	ILE	N-CA-C	-5.05	97.36	111.00
1	Q	221	GLU	CA-CB-CG	5.03	124.47	113.40

There are no chirality outliers.

All (8) planarity outliers are listed below:

Mol	Chain	Res	Type	Group
3	A	152	TYR	Sidechain
3	C	307	TYR	Sidechain
3	I	98	TYR	Sidechain
3	K	152	TYR	Sidechain
3	M	307	TYR	Sidechain
3	N	267	TYR	Sidechain
3	O	307	TYR	Sidechain

*Continued on next page...*

*Continued from previous page...*

Mol	Chain	Res	Type	Group
1	Q	154	TYR	Sidechain

## 5.2 Too-close contacts ⓘ

In the following table, the Non-H and H(model) columns list the number of non-hydrogen atoms and hydrogen atoms in the chain respectively. The H(added) column lists the number of hydrogen atoms added and optimized by MolProbity. The Clashes column lists the number of clashes within the asymmetric unit, whereas Symm-Clashes lists symmetry related clashes.

Mol	Chain	Non-H	H(model)	H(added)	Clashes	Symm-Clashes
1	Q	1594	0	1530	147	0
2	R	75	0	18	6	0
3	A	2666	0	2661	236	0
3	B	2666	0	2661	255	0
3	C	2666	0	2661	266	0
3	D	2666	0	2661	204	0
3	E	2666	0	2661	258	0
3	F	2666	0	2661	258	0
3	G	2666	0	2661	237	0
3	H	2666	0	2661	240	0
3	I	2666	0	2661	246	0
3	J	2666	0	2661	226	0
3	K	2666	0	2661	229	0
3	L	2666	0	2661	246	0
3	M	2666	0	2661	252	0
3	N	2666	0	2661	236	0
3	O	2666	0	2661	255	0
4	P	2890	0	2865	82	0
All	All	44549	0	44328	3688	0

The all-atom clashscore is defined as the number of clashes found per 1000 atoms (including hydrogen atoms). The all-atom clashscore for this structure is 42.

All (3688) close contacts within the same asymmetric unit are listed below, sorted by their clash magnitude.

Atom-1	Atom-2	Interatomic distance (Å)	Clash overlap (Å)
1:Q:140:TYR:CE1	1:Q:157:PRO:HG3	1.42	1.53
1:Q:198:PRO:N	1:Q:198:PRO:CD	1.70	1.35
1:Q:186:MET:CE	1:Q:186:MET:SD	2.15	1.33
1:Q:140:TYR:CD1	1:Q:157:PRO:HG3	1.65	1.30

*Continued on next page...*

*Continued from previous page...*

Atom-1	Atom-2	Interatomic distance (Å)	Clash overlap (Å)
1:Q:146:PHE:HD1	1:Q:147:GLY:N	1.34	1.24
3:K:4:ILE:H	3:K:4:ILE:HD12	1.07	1.15
1:Q:140:TYR:CE1	1:Q:157:PRO:CG	2.32	1.12
3:B:259:GLN:HG3	3:C:96:PRO:HG3	1.29	1.12
3:E:4:ILE:HD12	3:E:4:ILE:H	1.16	1.10
1:Q:133:ASN:ND2	1:Q:136:PRO:HG3	1.65	1.10
3:J:56:PRO:HG2	3:J:60:ASN:HD22	1.14	1.09
3:H:4:ILE:HD12	3:H:4:ILE:H	1.06	1.08
1:Q:175:GLY:CA	4:P:42:LEU:HD12	1.81	1.08
1:Q:50:ILE:HG23	1:Q:86:ILE:HD11	1.29	1.08
3:M:4:ILE:HD12	3:M:4:ILE:H	1.07	1.08
1:Q:133:ASN:HD21	1:Q:136:PRO:HG3	1.17	1.04
3:K:56:PRO:HG2	3:K:60:ASN:HD22	1.23	1.03
1:Q:175:GLY:HA2	4:P:42:LEU:CD1	1.88	1.03
4:P:346:ILE:HG22	4:P:349:ILE:HD12	1.41	1.03
3:N:4:ILE:H	3:N:4:ILE:HD12	1.22	1.03
1:Q:146:PHE:CD1	1:Q:147:GLY:N	2.26	1.02
4:P:299:LEU:HD21	4:P:352:ILE:HD11	1.40	1.02
1:Q:146:PHE:CD1	1:Q:146:PHE:C	2.30	1.01
3:C:219:VAL:HG22	3:C:306:VAL:HG22	1.41	1.01
3:H:56:PRO:HG2	3:H:60:ASN:HD22	1.24	1.01
3:G:195:PRO:HG2	3:G:201:ILE:HD12	1.38	1.01
3:O:90:THR:OG1	3:O:345:ARG:HG2	1.61	1.00
3:A:246:LYS:HE2	3:A:246:LYS:HA	1.41	1.00
1:Q:48:LEU:HD22	1:Q:86:ILE:HG21	1.43	0.99
3:A:254:LEU:HD21	3:A:274:ILE:HD11	1.43	0.99
1:Q:211:THR:HG21	4:P:57:SER:HB2	1.44	0.99
3:N:56:PRO:HG2	3:N:60:ASN:HD22	1.22	0.99
3:F:56:PRO:HG2	3:F:60:ASN:HD22	1.28	0.99
1:Q:175:GLY:HA2	4:P:42:LEU:HD12	1.39	0.98
3:I:259:GLN:OE1	3:I:266:PRO:HD3	1.62	0.97
3:K:56:PRO:HG2	3:K:60:ASN:ND2	1.78	0.96
3:L:195:PRO:HG2	3:L:201:ILE:HD12	1.45	0.96
3:L:90:THR:OG1	3:L:345:ARG:HG2	1.66	0.96
3:O:315:LEU:HD12	3:O:318:TYR:HD1	1.28	0.96
3:C:90:THR:OG1	3:C:345:ARG:HG2	1.66	0.95
3:H:246:LYS:HA	3:H:246:LYS:HE2	1.46	0.95
3:D:246:LYS:HA	3:D:246:LYS:HE2	1.49	0.95
3:G:96:PRO:HG3	3:I:259:GLN:HG3	1.47	0.94
3:G:56:PRO:HG2	3:G:60:ASN:HD22	1.31	0.94
3:J:3:GLU:HB2	3:J:159:ARG:HB3	1.47	0.94

*Continued on next page...*

*Continued from previous page...*

Atom-1	Atom-2	Interatomic distance (Å)	Clash overlap (Å)
3:O:4:ILE:HD12	3:O:4:ILE:H	1.26	0.94
3:A:3:GLU:HB2	3:A:159:ARG:HB3	1.49	0.94
3:I:28:ASN:ND2	3:M:70:GLU:HA	1.83	0.94
3:L:345:ARG:HH11	3:L:345:ARG:HG3	1.32	0.94
1:Q:140:TYR:HE2	1:Q:142:ILE:CG1	1.81	0.93
3:H:90:THR:OG1	3:H:345:ARG:HG2	1.68	0.93
3:C:130:GLN:HE21	3:C:130:GLN:HA	1.34	0.93
3:I:87:MET:CE	3:I:345:ARG:HB3	1.98	0.93
3:G:121:LEU:HA	3:G:184:PRO:HG3	1.51	0.93
1:Q:175:GLY:CA	4:P:42:LEU:CD1	2.45	0.92
3:N:90:THR:OG1	3:N:345:ARG:HG2	1.69	0.92
1:Q:175:GLY:C	4:P:42:LEU:HD12	1.89	0.92
3:A:56:PRO:HG2	3:A:60:ASN:HD22	1.34	0.92
3:C:286:LEU:HD21	3:C:294:ILE:HD12	1.51	0.92
1:Q:140:TYR:CE2	1:Q:142:ILE:CG1	2.52	0.92
1:Q:146:PHE:HD1	1:Q:146:PHE:C	1.70	0.92
3:C:92:LYS:HD2	3:C:92:LYS:N	1.83	0.91
3:I:87:MET:HE2	3:I:345:ARG:HB3	1.49	0.91
3:B:246:LYS:HE2	3:B:246:LYS:HA	1.53	0.91
3:N:56:PRO:HG2	3:N:60:ASN:ND2	1.86	0.91
1:Q:140:TYR:CE2	1:Q:142:ILE:HG12	2.06	0.90
3:G:3:GLU:HB2	3:G:159:ARG:HB3	1.53	0.90
3:I:28:ASN:HD21	3:M:70:GLU:HA	1.34	0.90
3:A:315:LEU:HD12	3:A:318:TYR:HD1	1.34	0.90
3:O:131:ASN:HD22	3:O:133:ILE:HD11	1.34	0.90
3:E:240:ARG:HH21	3:J:208:PRO:HG2	1.36	0.90
3:M:4:ILE:H	3:M:4:ILE:CD1	1.82	0.90
3:D:56:PRO:HG2	3:D:60:ASN:HD22	1.34	0.90
1:Q:39:ILE:HG22	1:Q:119:ILE:HD12	1.52	0.90
3:E:56:PRO:HG2	3:E:60:ASN:ND2	1.87	0.90
3:K:4:ILE:H	3:K:4:ILE:CD1	1.83	0.90
1:Q:186:MET:HG3	1:Q:188:PHE:HE1	1.37	0.90
3:A:121:LEU:HA	3:A:184:PRO:HG3	1.53	0.89
3:D:87:MET:CE	3:D:345:ARG:HB3	2.02	0.89
3:K:87:MET:CE	3:K:345:ARG:HB3	2.01	0.89
3:K:90:THR:OG1	3:K:345:ARG:HG2	1.71	0.89
3:A:87:MET:CE	3:A:345:ARG:HB3	2.02	0.89
4:P:190:THR:HG22	4:P:192:THR:H	1.37	0.89
3:K:190:PRO:HB3	3:K:307:TYR:CD1	2.07	0.89
3:H:195:PRO:HG2	3:H:201:ILE:CD1	2.03	0.89
1:Q:181:ILE:CD1	1:Q:200:ILE:HD11	2.03	0.89

*Continued on next page...*

*Continued from previous page...*

Atom-1	Atom-2	Interatomic distance (Å)	Clash overlap (Å)
3:J:131:ASN:HD22	3:J:133:ILE:HD11	1.37	0.88
1:Q:133:ASN:HD21	1:Q:136:PRO:CG	1.84	0.88
3:H:87:MET:CE	3:H:345:ARG:HB3	2.02	0.88
3:E:247:ILE:CG2	3:E:249:VAL:HG23	2.03	0.88
3:O:56:PRO:HG2	3:O:60:ASN:ND2	1.88	0.88
3:B:90:THR:OG1	3:B:345:ARG:HG2	1.71	0.88
3:J:56:PRO:HG2	3:J:60:ASN:ND2	1.87	0.88
3:A:329:ALA:O	3:A:333:GLN:HG2	1.73	0.88
1:Q:173:ASN:HB3	4:P:23:SER:O	1.73	0.88
3:B:56:PRO:HG2	3:B:60:ASN:HD22	1.37	0.88
3:G:235:GLU:OE1	3:G:248:LYS:HD3	1.74	0.88
3:O:92:LYS:HD2	3:O:92:LYS:N	1.86	0.88
3:O:315:LEU:HD12	3:O:318:TYR:CD1	2.09	0.87
3:B:54:SER:HA	3:B:101:PRO:HB3	1.56	0.87
3:L:338:ARG:HA	3:L:341:ARG:HH21	1.39	0.87
3:B:42:ILE:HG23	3:B:147:ILE:HD13	1.55	0.87
3:H:324:LEU:HG	3:H:328:VAL:HB	1.56	0.87
3:G:56:PRO:HG2	3:G:60:ASN:ND2	1.89	0.87
3:B:240:ARG:NH1	3:B:290:PRO:HG2	1.90	0.87
3:B:259:GLN:OE1	3:B:266:PRO:HD3	1.74	0.87
3:G:87:MET:CE	3:G:345:ARG:HB3	2.05	0.87
3:H:254:LEU:HD21	3:H:274:ILE:HD11	1.56	0.86
1:Q:186:MET:HG3	1:Q:188:PHE:CE1	2.10	0.86
3:H:56:PRO:HG2	3:H:60:ASN:ND2	1.90	0.86
3:I:90:THR:OG1	3:I:345:ARG:HG2	1.74	0.86
3:I:184:PRO:HB3	3:I:343:ILE:HD12	1.57	0.86
1:Q:140:TYR:CD1	1:Q:157:PRO:CG	2.56	0.86
3:G:90:THR:OG1	3:G:345:ARG:HG2	1.74	0.86
3:M:56:PRO:HG2	3:M:60:ASN:HD22	1.40	0.86
3:E:230:ASP:HA	3:E:301:GLN:HG2	1.59	0.85
3:J:247:ILE:HG12	3:J:279:TYR:CD2	2.10	0.85
3:H:4:ILE:HD12	3:H:4:ILE:N	1.90	0.85
1:Q:173:ASN:CB	4:P:23:SER:O	2.25	0.85
3:A:56:PRO:HG2	3:A:60:ASN:ND2	1.91	0.85
3:F:28:ASN:HD22	3:J:70:GLU:C	1.80	0.85
3:D:259:GLN:OE1	3:D:266:PRO:HD3	1.77	0.85
3:E:343:ILE:HG12	3:E:343:ILE:O	1.73	0.85
3:K:42:ILE:HG23	3:K:147:ILE:HD13	1.59	0.85
3:M:42:ILE:HD11	3:M:113:LEU:HD13	1.59	0.85
3:D:189:ILE:HD12	3:D:310:TYR:HE2	1.41	0.85
3:H:4:ILE:CD1	3:H:4:ILE:H	1.84	0.84

*Continued on next page...*

*Continued from previous page...*

Atom-1	Atom-2	Interatomic distance (Å)	Clash overlap (Å)
3:C:345:ARG:HH11	3:C:345:ARG:HG3	1.41	0.84
3:N:259:GLN:OE1	3:N:266:PRO:HD3	1.77	0.84
1:Q:208:LEU:HD21	1:Q:210:LEU:HD21	1.57	0.84
3:H:182:VAL:HG21	3:H:339:GLN:HB3	1.59	0.84
3:J:87:MET:CE	3:J:345:ARG:HB3	2.07	0.84
3:L:230:ASP:HA	3:L:301:GLN:HG2	1.59	0.84
3:N:92:LYS:HD2	3:N:92:LYS:N	1.92	0.84
3:M:190:PRO:HB3	3:M:307:TYR:CD1	2.12	0.84
3:F:230:ASP:HA	3:F:301:GLN:HG2	1.59	0.84
3:A:4:ILE:HD12	3:A:4:ILE:H	1.42	0.84
3:M:246:LYS:HA	3:M:246:LYS:HE2	1.59	0.83
1:Q:208:LEU:HD21	1:Q:210:LEU:CD2	2.09	0.83
3:M:90:THR:OG1	3:M:345:ARG:HG2	1.79	0.83
3:M:19:THR:O	3:M:137:LEU:HD12	1.78	0.83
3:M:159:ARG:HH11	3:M:159:ARG:HG2	1.43	0.83
3:F:87:MET:HE2	3:F:345:ARG:HB3	1.61	0.83
1:Q:140:TYR:CE2	1:Q:142:ILE:HG13	2.13	0.83
3:J:257:GLU:O	3:J:261:GLU:HB3	1.79	0.83
3:E:56:PRO:HG2	3:E:60:ASN:HD22	1.43	0.83
3:G:87:MET:HE2	3:G:345:ARG:HB3	1.58	0.83
3:J:90:THR:CB	3:J:345:ARG:HG2	2.09	0.82
3:K:338:ARG:HH11	3:K:338:ARG:HG2	1.43	0.82
3:J:190:PRO:HB3	3:J:307:TYR:CD1	2.14	0.82
3:M:329:ALA:O	3:M:333:GLN:HG2	1.78	0.82
3:N:87:MET:CE	3:N:345:ARG:HB3	2.10	0.82
3:K:4:ILE:HD12	3:K:4:ILE:N	1.92	0.82
3:E:240:ARG:HH21	3:J:208:PRO:CG	1.91	0.82
3:B:87:MET:CE	3:B:345:ARG:HB3	2.09	0.82
3:M:87:MET:CE	3:M:345:ARG:HB3	2.10	0.82
3:N:247:ILE:HG12	3:N:279:TYR:CD2	2.14	0.82
3:C:87:MET:CE	3:C:345:ARG:HB3	2.10	0.82
3:J:240:ARG:NH2	3:O:208:PRO:HG2	1.94	0.82
3:L:90:THR:CB	3:L:345:ARG:HG2	2.10	0.81
3:B:247:ILE:HG12	3:B:279:TYR:CD2	2.15	0.81
3:B:195:PRO:HA	3:B:303:GLN:HB2	1.60	0.81
3:F:90:THR:OG1	3:F:345:ARG:HG2	1.80	0.81
1:Q:189:ASN:ND2	4:P:29:ASP:HB2	1.95	0.81
3:E:246:LYS:HA	3:E:246:LYS:HE2	1.62	0.81
3:O:56:PRO:HG2	3:O:60:ASN:HD22	1.45	0.81
3:C:56:PRO:HG2	3:C:60:ASN:HD22	1.43	0.81
3:I:32:ARG:HD2	3:I:158:GLU:OE1	1.80	0.81

*Continued on next page...*

*Continued from previous page...*

Atom-1	Atom-2	Interatomic distance (Å)	Clash overlap (Å)
3:O:345:ARG:HH11	3:O:345:ARG:HG3	1.45	0.81
1:Q:211:THR:HG21	4:P:57:SER:CB	2.11	0.81
3:M:247:ILE:HG12	3:M:279:TYR:CD2	2.15	0.81
3:A:254:LEU:HD11	3:A:274:ILE:HG13	1.63	0.81
3:E:142:PRO:HD2	3:E:147:ILE:HD11	1.62	0.81
1:Q:22:VAL:HG22	1:Q:117:GLY:O	1.80	0.81
3:N:190:PRO:HB3	3:N:307:TYR:CD1	2.16	0.81
3:C:249:VAL:HG12	3:C:253:ALA:HB3	1.63	0.80
1:Q:140:TYR:HE2	1:Q:142:ILE:HG12	1.41	0.80
3:H:195:PRO:HG2	3:H:201:ILE:HD12	1.61	0.80
3:K:329:ALA:O	3:K:333:GLN:HG2	1.81	0.80
3:H:92:LYS:N	3:H:92:LYS:HD2	1.96	0.80
3:F:345:ARG:HH11	3:F:345:ARG:HG3	1.45	0.80
3:G:42:ILE:HD11	3:G:113:LEU:HD13	1.61	0.80
3:G:42:ILE:HG22	3:G:145:VAL:HB	1.62	0.80
3:H:343:ILE:HG12	3:H:343:ILE:O	1.81	0.80
3:B:87:MET:HE2	3:B:345:ARG:HB3	1.62	0.80
3:E:324:LEU:HG	3:E:328:VAL:HB	1.63	0.80
3:M:68:SER:HB2	3:M:73:LYS:O	1.82	0.80
3:G:184:PRO:HB3	3:G:343:ILE:HD12	1.64	0.80
4:P:346:ILE:CG2	4:P:349:ILE:HD12	2.12	0.80
3:F:92:LYS:HD2	3:F:92:LYS:N	1.97	0.80
3:G:315:LEU:HD12	3:G:318:TYR:HD1	1.47	0.80
3:B:259:GLN:HG3	3:C:96:PRO:CG	2.10	0.79
3:L:190:PRO:HB3	3:L:307:TYR:CD1	2.17	0.79
3:O:90:THR:CB	3:O:345:ARG:HG2	2.12	0.79
3:H:247:ILE:HG12	3:H:279:TYR:CD2	2.16	0.79
3:K:246:LYS:HA	3:K:246:LYS:HE2	1.63	0.79
3:B:92:LYS:N	3:B:92:LYS:HD2	1.97	0.79
3:N:9:LEU:HD21	3:N:26:PRO:HD2	1.63	0.79
3:I:190:PRO:HB3	3:I:307:TYR:CD1	2.17	0.79
3:A:113:LEU:HD23	3:A:149:ALA:HB2	1.64	0.79
3:C:246:LYS:HA	3:C:246:LYS:HE2	1.63	0.79
3:J:254:LEU:HD21	3:J:274:ILE:HD11	1.62	0.79
3:F:4:ILE:H	3:F:4:ILE:HD12	1.46	0.79
3:I:246:LYS:HA	3:I:246:LYS:HE2	1.64	0.79
3:D:32:ARG:HH21	3:D:342:ARG:HD3	1.48	0.79
3:K:122:ALA:HB1	3:K:339:GLN:HG3	1.65	0.79
3:G:338:ARG:HA	3:G:341:ARG:HH21	1.48	0.79
3:C:42:ILE:HG23	3:C:147:ILE:HD13	1.65	0.79
4:P:289:ASN:HD22	4:P:290:VAL:N	1.81	0.78

*Continued on next page...*

*Continued from previous page...*

Atom-1	Atom-2	Interatomic distance (Å)	Clash overlap (Å)
3:I:19:THR:O	3:I:137:LEU:HD12	1.83	0.78
3:L:113:LEU:HD23	3:L:149:ALA:HB2	1.65	0.78
3:N:122:ALA:HB1	3:N:339:GLN:HG2	1.66	0.78
3:F:56:PRO:HG2	3:F:60:ASN:ND2	1.99	0.78
3:L:87:MET:HE2	3:L:345:ARG:HB3	1.65	0.78
3:M:4:ILE:N	3:M:4:ILE:HD12	1.93	0.78
3:A:87:MET:HE1	3:A:345:ARG:HB3	1.64	0.78
1:Q:106:VAL:HG11	1:Q:202:GLY:N	1.97	0.78
3:F:54:SER:HA	3:F:101:PRO:HB3	1.65	0.78
3:D:235:GLU:OE1	3:D:248:LYS:HD3	1.84	0.78
3:M:343:ILE:O	3:M:343:ILE:HG12	1.84	0.78
1:Q:211:THR:OG1	4:P:57:SER:HB3	1.83	0.78
3:L:184:PRO:HB3	3:L:343:ILE:HD12	1.64	0.78
3:K:236:LEU:HB2	3:K:247:ILE:HD12	1.66	0.78
3:A:247:ILE:HG12	3:A:279:TYR:CD2	2.19	0.78
3:B:17:ALA:HB1	3:B:140:GLN:NE2	1.99	0.78
3:F:182:VAL:HG21	3:F:339:GLN:HB3	1.66	0.78
3:L:255:GLN:NE2	3:L:266:PRO:HB3	1.98	0.78
3:O:203:VAL:HG23	3:O:297:ASP:HA	1.66	0.77
1:Q:133:ASN:ND2	1:Q:136:PRO:CG	2.43	0.77
3:E:4:ILE:H	3:E:4:ILE:CD1	1.93	0.77
3:J:259:GLN:OE1	3:J:266:PRO:HD3	1.85	0.77
3:D:87:MET:HE1	3:D:345:ARG:HB3	1.65	0.77
3:D:216:LEU:HD23	3:D:309:LEU:HD13	1.65	0.77
3:C:87:MET:HE2	3:C:345:ARG:HB3	1.65	0.77
3:I:184:PRO:CB	3:I:343:ILE:HD12	2.15	0.77
3:C:230:ASP:HA	3:C:301:GLN:HG2	1.66	0.77
1:Q:140:TYR:C	1:Q:140:TYR:CD2	2.58	0.77
3:F:246:LYS:HA	3:F:246:LYS:HE2	1.66	0.77
3:I:17:ALA:HB1	3:I:140:GLN:HE22	1.50	0.77
3:K:33:LYS:HD2	3:K:118:GLU:OE2	1.85	0.77
3:L:121:LEU:HA	3:L:184:PRO:HG3	1.67	0.77
3:G:124:PHE:CD1	3:G:125:PRO:HD2	2.19	0.77
3:K:333:GLN:OE1	3:K:333:GLN:HA	1.82	0.76
3:I:253:ALA:O	3:I:256:ALA:HB3	1.83	0.76
3:I:28:ASN:ND2	3:M:70:GLU:CA	2.49	0.76
3:J:94:GLN:HG3	3:L:263:GLN:HA	1.67	0.76
3:H:19:THR:O	3:H:137:LEU:HD12	1.85	0.76
3:O:195:PRO:HA	3:O:303:GLN:HG3	1.66	0.76
3:M:315:LEU:HD12	3:M:318:TYR:HD1	1.51	0.76
3:H:90:THR:CB	3:H:345:ARG:HG2	2.15	0.76

*Continued on next page...*



*Continued from previous page...*

Atom-1	Atom-2	Interatomic distance (Å)	Clash overlap (Å)
3:E:247:ILE:HG22	3:E:249:VAL:HG23	1.66	0.76
3:J:87:MET:HE2	3:J:345:ARG:HB3	1.68	0.76
3:N:13:TYR:OH	3:N:23:ILE:HG23	1.85	0.76
3:L:47:THR:O	3:L:107:ALA:HB1	1.85	0.76
3:O:61:LEU:HD21	3:O:142:PRO:HD3	1.65	0.76
3:I:324:LEU:HD21	3:I:332:VAL:HG21	1.66	0.76
3:L:42:ILE:HG23	3:L:147:ILE:HD13	1.64	0.76
3:K:211:ILE:HD12	3:K:313:TYR:CE2	2.21	0.76
3:M:38:LEU:HD13	3:M:151:PHE:CE2	2.21	0.76
3:A:190:PRO:HB3	3:A:307:TYR:CD1	2.20	0.76
3:K:32:ARG:HD2	3:K:158:GLU:OE1	1.86	0.76
3:A:38:LEU:HD13	3:A:151:PHE:CE2	2.21	0.76
3:H:42:ILE:HD11	3:H:113:LEU:HD13	1.68	0.76
3:D:195:PRO:HG2	3:D:201:ILE:CD1	2.15	0.76
3:K:253:ALA:O	3:K:256:ALA:HB3	1.86	0.76
3:I:54:SER:HA	3:I:101:PRO:HB3	1.66	0.76
3:E:211:ILE:HG12	3:E:285:ASP:OD2	1.84	0.76
3:H:277:ARG:CZ	3:H:277:ARG:HB2	2.15	0.76
3:E:4:ILE:HD12	3:E:4:ILE:N	1.99	0.75
3:H:247:ILE:HG22	3:H:249:VAL:HG23	1.67	0.75
3:D:90:THR:OG1	3:D:345:ARG:HG2	1.86	0.75
3:F:131:ASN:HD22	3:F:133:ILE:HD11	1.52	0.75
3:G:96:PRO:CG	3:I:259:GLN:HG3	2.17	0.75
3:E:236:LEU:HB2	3:E:247:ILE:HD12	1.68	0.75
3:A:17:ALA:HB1	3:A:140:GLN:NE2	2.01	0.75
3:D:64:THR:HA	3:D:79:SER:HA	1.66	0.75
3:D:233:GLU:OE1	3:D:250:SER:HA	1.87	0.75
3:N:56:PRO:HB3	3:N:81:THR:HG23	1.66	0.75
3:B:15:TRP:CE3	3:B:147:ILE:HB	2.22	0.75
3:N:246:LYS:HA	3:N:246:LYS:HE2	1.67	0.75
3:K:96:PRO:HG2	3:K:116:MET:HE3	1.67	0.75
3:N:37:GLN:NE2	3:N:39:ILE:HD11	2.01	0.75
3:G:47:THR:O	3:G:107:ALA:HB1	1.85	0.75
3:A:337:ALA:O	3:A:340:LYS:HG2	1.86	0.75
3:C:287:THR:HG21	3:C:318:TYR:CD2	2.22	0.75
3:H:38:LEU:HD13	3:H:151:PHE:CE2	2.22	0.75
3:D:287:THR:HG21	3:D:318:TYR:CD2	2.20	0.75
3:D:15:TRP:CZ3	3:D:147:ILE:HB	2.22	0.75
1:Q:175:GLY:HA2	4:P:42:LEU:HD13	1.68	0.75
3:J:247:ILE:HG22	3:J:249:VAL:HG23	1.67	0.75
3:J:90:THR:HB	3:J:345:ARG:HG2	1.67	0.75

*Continued on next page...*

*Continued from previous page...*

Atom-1	Atom-2	Interatomic distance (Å)	Clash overlap (Å)
3:M:184:PRO:HB3	3:M:343:ILE:HD12	1.68	0.75
3:B:334:GLN:O	3:B:338:ARG:HG3	1.86	0.75
3:I:230:ASP:HA	3:I:301:GLN:HG2	1.68	0.75
3:E:78:VAL:HG21	3:E:83:LEU:HB2	1.67	0.75
3:A:343:ILE:O	3:A:343:ILE:HG12	1.87	0.75
3:K:87:MET:HE1	3:K:345:ARG:HB3	1.68	0.75
3:J:246:LYS:HA	3:J:246:LYS:HE2	1.66	0.75
3:J:90:THR:OG1	3:J:345:ARG:HG2	1.87	0.75
3:O:64:THR:HA	3:O:79:SER:HA	1.67	0.75
3:J:25:ILE:HG23	3:J:155:ILE:CD1	2.16	0.75
3:L:194:VAL:HG11	3:L:203:VAL:HG22	1.69	0.75
3:O:87:MET:HE2	3:O:345:ARG:HB3	1.67	0.75
3:N:315:LEU:HB2	3:N:318:TYR:HB2	1.67	0.75
3:O:343:ILE:O	3:O:343:ILE:HG12	1.87	0.75
4:P:101:ASN:HD21	4:P:123:THR:HG22	1.52	0.75
3:K:259:GLN:HG3	3:L:96:PRO:HG3	1.69	0.75
3:G:32:ARG:HB2	3:G:156:THR:HG22	1.69	0.75
3:C:233:GLU:OE1	3:C:250:SER:HA	1.87	0.75
3:N:9:LEU:HD21	3:N:26:PRO:CD	2.17	0.74
3:L:15:TRP:CE3	3:L:147:ILE:HB	2.21	0.74
3:C:9:LEU:HD11	3:C:155:ILE:HD12	1.69	0.74
3:J:17:ALA:HB1	3:J:140:GLN:NE2	2.01	0.74
3:E:259:GLN:HG3	3:F:96:PRO:CG	2.17	0.74
3:D:125:PRO:HG3	3:D:177:MET:HG2	1.68	0.74
3:C:56:PRO:HG2	3:C:60:ASN:ND2	2.02	0.74
3:O:200:PRO:HG2	3:O:233:GLU:HG3	1.69	0.74
3:D:49:ALA:N	3:D:107:ALA:HB2	2.01	0.74
3:G:287:THR:HG21	3:G:318:TYR:CD2	2.22	0.74
3:K:9:LEU:HD21	3:K:26:PRO:HD2	1.68	0.74
3:C:13:TYR:OH	3:C:23:ILE:HG23	1.87	0.74
3:G:195:PRO:HG2	3:G:201:ILE:CD1	2.16	0.74
3:E:284:LEU:HD11	3:E:286:LEU:HD21	1.69	0.74
3:L:246:LYS:HA	3:L:246:LYS:HE2	1.69	0.74
3:A:19:THR:O	3:A:137:LEU:HD12	1.88	0.74
3:H:247:ILE:HG12	3:H:279:TYR:CE2	2.23	0.74
3:N:345:ARG:HG3	3:N:345:ARG:HH11	1.53	0.74
4:P:289:ASN:HD22	4:P:289:ASN:C	1.91	0.74
3:B:287:THR:HG21	3:B:318:TYR:CD2	2.23	0.74
3:H:329:ALA:O	3:H:333:GLN:HG2	1.86	0.74
3:B:171:LEU:HB3	3:B:175:GLY:HA2	1.68	0.74
3:I:131:ASN:HD22	3:I:133:ILE:HD11	1.52	0.74

*Continued on next page...*

*Continued from previous page...*

Atom-1	Atom-2	Interatomic distance (Å)	Clash overlap (Å)
3:A:246:LYS:HE2	3:A:246:LYS:CA	2.16	0.74
3:M:211:ILE:HD12	3:M:313:TYR:CE2	2.23	0.74
3:E:90:THR:CB	3:E:345:ARG:HG2	2.17	0.74
3:E:90:THR:OG1	3:E:345:ARG:HG2	1.88	0.74
3:O:87:MET:CE	3:O:345:ARG:HB3	2.18	0.74
3:A:259:GLN:HG3	3:B:96:PRO:HG3	1.70	0.74
3:L:13:TYR:HB3	3:L:21:ILE:HG21	1.69	0.73
1:Q:48:LEU:HD22	1:Q:86:ILE:CG2	2.17	0.73
3:O:78:VAL:HG21	3:O:83:LEU:HB2	1.71	0.73
3:E:70:GLU:C	3:M:28:ASN:HD22	1.92	0.73
3:O:89:TYR:CD2	3:O:273:ILE:HD11	2.23	0.73
3:A:116:MET:HG3	3:A:117:TRP:N	2.02	0.73
3:C:236:LEU:HD11	3:C:294:ILE:HG22	1.70	0.73
3:A:90:THR:OG1	3:A:345:ARG:HG2	1.89	0.73
3:E:247:ILE:HG23	3:E:249:VAL:HG23	1.69	0.73
1:Q:140:TYR:HD2	1:Q:140:TYR:C	1.91	0.73
3:D:246:LYS:CA	3:D:246:LYS:HE2	2.18	0.73
3:M:87:MET:HE1	3:M:345:ARG:HB3	1.68	0.73
3:F:324:LEU:HG	3:F:328:VAL:HB	1.70	0.73
3:G:54:SER:HA	3:G:101:PRO:HB3	1.71	0.73
3:G:233:GLU:OE1	3:G:250:SER:HA	1.87	0.73
3:D:195:PRO:HG2	3:D:201:ILE:HD12	1.69	0.73
3:D:44:ASN:HD22	3:D:107:ALA:HA	1.51	0.73
3:L:56:PRO:HG2	3:L:60:ASN:HD22	1.53	0.73
3:D:37:GLN:NE2	3:D:39:ILE:HD11	2.03	0.73
3:C:64:THR:HA	3:C:79:SER:HA	1.71	0.73
3:L:54:SER:HA	3:L:101:PRO:HB3	1.71	0.73
3:A:184:PRO:HB3	3:A:343:ILE:HD12	1.70	0.73
3:I:17:ALA:HB1	3:I:140:GLN:NE2	2.04	0.73
3:K:87:MET:HE2	3:K:345:ARG:HB3	1.67	0.72
3:B:91:THR:O	3:B:94:GLN:HB2	1.89	0.72
3:L:238:ILE:HD11	3:L:246:LYS:HD2	1.70	0.72
3:N:4:ILE:CD1	3:N:4:ILE:H	1.96	0.72
3:I:56:PRO:HG2	3:I:60:ASN:HD22	1.55	0.72
3:D:54:SER:HA	3:D:101:PRO:HB3	1.70	0.72
3:K:345:ARG:HH11	3:K:345:ARG:HG3	1.53	0.72
3:M:90:THR:CB	3:M:345:ARG:HG2	2.18	0.72
3:K:63:GLN:HG2	3:K:64:THR:HG23	1.72	0.72
3:I:174:ASP:OD2	3:I:317:TYR:HE2	1.71	0.72
3:C:236:LEU:HD11	3:C:294:ILE:CG2	2.19	0.72
3:D:87:MET:HE2	3:D:345:ARG:HB3	1.70	0.72

*Continued on next page...*

*Continued from previous page...*

Atom-1	Atom-2	Interatomic distance (Å)	Clash overlap (Å)
3:L:89:TYR:CD2	3:L:273:ILE:HD11	2.24	0.72
3:D:285:ASP:O	3:D:286:LEU:HD23	1.90	0.72
3:A:315:LEU:HD12	3:A:318:TYR:CD1	2.22	0.72
3:C:67:LEU:HB3	3:C:76:TYR:HB2	1.71	0.72
3:H:230:ASP:HA	3:H:301:GLN:HG2	1.72	0.72
3:H:277:ARG:CB	3:H:277:ARG:NH1	2.53	0.72
3:D:121:LEU:HA	3:D:184:PRO:HG3	1.69	0.72
3:K:5:TYR:HE2	3:K:7:GLU:OE2	1.72	0.72
3:M:195:PRO:HA	3:M:303:GLN:HG3	1.71	0.72
3:H:240:ARG:NH2	3:M:208:PRO:HG2	2.05	0.72
3:A:87:MET:HE2	3:A:345:ARG:HB3	1.70	0.72
3:J:211:ILE:HD12	3:J:313:TYR:CE2	2.25	0.72
3:E:13:TYR:OH	3:E:23:ILE:HG23	1.90	0.72
3:O:124:PHE:CD1	3:O:125:PRO:HD2	2.26	0.71
3:L:32:ARG:HD2	3:L:158:GLU:OE1	1.90	0.71
3:N:194:VAL:HG12	3:N:201:ILE:HD11	1.72	0.71
1:Q:61:LEU:HD21	1:Q:89:PHE:HE1	1.53	0.71
3:K:256:ALA:CB	3:L:116:MET:HE1	2.19	0.71
3:N:230:ASP:HA	3:N:301:GLN:CG	2.20	0.71
3:O:190:PRO:HB3	3:O:307:TYR:CD1	2.25	0.71
3:J:224:SER:OG	3:J:228:ASN:HB3	1.89	0.71
3:A:324:LEU:HB3	3:A:329:ALA:HB2	1.72	0.71
3:K:3:GLU:H	3:K:159:ARG:HB3	1.56	0.71
3:A:57:PHE:O	3:A:101:PRO:HG3	1.90	0.71
3:M:190:PRO:HB3	3:M:307:TYR:HD1	1.55	0.71
3:M:345:ARG:HH11	3:M:345:ARG:HG3	1.54	0.71
3:F:238:ILE:HD11	3:F:246:LYS:HD2	1.72	0.71
3:O:42:ILE:HD11	3:O:113:LEU:HD13	1.71	0.71
3:L:56:PRO:HB3	3:L:81:THR:HG23	1.73	0.71
1:Q:50:ILE:HA	1:Q:86:ILE:CD1	2.21	0.71
3:K:338:ARG:NH1	3:K:338:ARG:HG2	2.05	0.71
3:G:236:LEU:HD11	3:G:294:ILE:CG2	2.19	0.71
3:B:186:VAL:HG22	3:B:311:VAL:HA	1.73	0.71
1:Q:33:LEU:HD13	1:Q:101:TYR:HB3	1.72	0.71
3:H:87:MET:HE1	3:H:345:ARG:HB3	1.70	0.71
3:L:343:ILE:HG12	3:L:343:ILE:O	1.89	0.71
3:K:67:LEU:HB2	3:K:134:LEU:HD13	1.71	0.71
3:O:200:PRO:CG	3:O:233:GLU:HG3	2.21	0.71
3:N:343:ILE:HG12	3:N:343:ILE:O	1.89	0.71
3:L:345:ARG:NH1	3:L:345:ARG:HG3	1.98	0.71
3:B:27:ARG:HG2	3:B:132:ILE:HD12	1.73	0.71

*Continued on next page...*

*Continued from previous page...*

Atom-1	Atom-2	Interatomic distance (Å)	Clash overlap (Å)
3:G:182:VAL:HG21	3:G:339:GLN:HB3	1.71	0.71
3:H:33:LYS:HG2	3:H:156:THR:HB	1.71	0.71
3:G:29:ASN:OD1	3:G:159:ARG:HA	1.91	0.70
3:I:42:ILE:HG22	3:I:145:VAL:HB	1.73	0.70
3:I:211:ILE:HD12	3:I:313:TYR:CE2	2.25	0.70
3:C:345:ARG:NH1	3:C:345:ARG:HG3	2.06	0.70
3:C:44:ASN:HB2	3:C:105:VAL:CG1	2.21	0.70
3:L:19:THR:O	3:L:137:LEU:HD12	1.90	0.70
3:M:15:TRP:CE3	3:M:147:ILE:HB	2.26	0.70
3:C:42:ILE:HG22	3:C:145:VAL:HB	1.73	0.70
3:H:277:ARG:NH1	3:H:277:ARG:HB2	2.06	0.70
3:L:247:ILE:HG23	3:L:249:VAL:HG23	1.74	0.70
3:N:190:PRO:HB3	3:N:307:TYR:HD1	1.53	0.70
3:L:219:VAL:HG22	3:L:306:VAL:HG22	1.73	0.70
3:I:233:GLU:OE1	3:I:250:SER:HA	1.91	0.70
3:C:4:ILE:H	3:C:4:ILE:HD12	1.57	0.70
3:L:184:PRO:CB	3:L:343:ILE:HD12	2.21	0.70
3:D:42:ILE:HD11	3:D:113:LEU:HD13	1.73	0.70
3:E:190:PRO:HB3	3:E:307:TYR:HD1	1.56	0.70
3:K:13:TYR:OH	3:K:23:ILE:HG23	1.92	0.70
3:L:195:PRO:O	3:L:201:ILE:HD11	1.92	0.70
3:D:105:VAL:HG21	3:D:145:VAL:HG11	1.74	0.70
3:I:195:PRO:HG2	3:I:201:ILE:CD1	2.21	0.70
3:K:28:ASN:ND2	3:O:70:GLU:HA	2.06	0.70
3:J:194:VAL:HG12	3:J:201:ILE:HD11	1.73	0.70
3:I:25:ILE:HG23	3:I:155:ILE:HD13	1.73	0.70
3:C:123:ARG:HD3	3:C:342:ARG:HH12	1.57	0.70
3:F:124:PHE:CD1	3:F:125:PRO:HD2	2.27	0.70
3:C:284:LEU:HD11	3:C:294:ILE:CD1	2.22	0.70
3:C:15:TRP:CE3	3:C:147:ILE:HB	2.26	0.70
3:I:57:PHE:CD2	3:I:58:PRO:HA	2.27	0.70
3:E:87:MET:HE2	3:E:345:ARG:HB3	1.74	0.70
3:E:190:PRO:HB3	3:E:307:TYR:CD1	2.26	0.70
3:G:332:VAL:O	3:G:336:VAL:HG23	1.92	0.70
3:G:187:ILE:HG22	3:G:188:GLU:N	2.07	0.70
3:I:321:LEU:HD22	3:I:332:VAL:HG11	1.72	0.70
3:F:287:THR:HG21	3:F:318:TYR:CD2	2.27	0.70
3:L:87:MET:CE	3:L:345:ARG:HB3	2.22	0.69
1:Q:181:ILE:HD11	1:Q:200:ILE:HD11	1.74	0.69
3:E:61:LEU:HD21	3:E:142:PRO:HD3	1.72	0.69
1:Q:106:VAL:HG21	1:Q:201:ALA:HB1	1.74	0.69

*Continued on next page...*

*Continued from previous page...*

Atom-1	Atom-2	Interatomic distance (Å)	Clash overlap (Å)
3:L:254:LEU:HD21	3:L:274:ILE:HD11	1.73	0.69
3:J:287:THR:HG21	3:J:318:TYR:CD2	2.26	0.69
3:I:333:GLN:OE1	3:I:333:GLN:HA	1.90	0.69
3:L:344:LYS:HD2	3:L:345:ARG:HH12	1.56	0.69
3:K:61:LEU:HD21	3:K:142:PRO:HD3	1.75	0.69
3:G:37:GLN:NE2	3:G:39:ILE:HD11	2.07	0.69
3:C:25:ILE:HG23	3:C:155:ILE:HD13	1.74	0.69
3:M:47:THR:O	3:M:107:ALA:HB1	1.91	0.69
3:J:4:ILE:HD12	3:J:4:ILE:H	1.56	0.69
3:F:41:SER:HB2	3:F:111:VAL:O	1.92	0.69
3:I:52:LEU:CD1	3:I:99:PRO:HG3	2.23	0.69
3:N:287:THR:HG21	3:N:318:TYR:CD2	2.27	0.69
3:M:15:TRP:CZ3	3:M:147:ILE:HB	2.27	0.69
3:G:315:LEU:HB2	3:G:318:TYR:HB2	1.74	0.69
3:K:19:THR:O	3:K:137:LEU:HD12	1.92	0.69
3:N:62:VAL:HG13	3:N:136:ILE:HG23	1.72	0.69
3:N:105:VAL:HG21	3:N:145:VAL:HG11	1.74	0.69
3:G:89:TYR:CD2	3:G:273:ILE:HD11	2.28	0.69
3:D:13:TYR:OH	3:D:23:ILE:HG23	1.91	0.69
3:K:42:ILE:HG23	3:K:147:ILE:CD1	2.22	0.69
3:O:184:PRO:HB3	3:O:343:ILE:HD12	1.74	0.69
3:A:286:LEU:HD21	3:A:294:ILE:HD12	1.74	0.69
3:E:315:LEU:HD12	3:E:318:TYR:HD1	1.57	0.69
3:N:47:THR:O	3:N:107:ALA:HB1	1.93	0.69
3:N:87:MET:HE2	3:N:345:ARG:HB3	1.75	0.69
3:B:315:LEU:HD12	3:B:318:TYR:HD1	1.58	0.69
3:N:87:MET:HE1	3:N:345:ARG:HB3	1.74	0.69
3:A:56:PRO:O	3:A:59:TYR:HB2	1.93	0.69
3:H:124:PHE:CD1	3:H:125:PRO:HD2	2.27	0.69
3:L:176:GLU:O	3:L:177:MET:HG3	1.93	0.69
3:B:17:ALA:HB1	3:B:140:GLN:HE22	1.58	0.69
3:I:142:PRO:HD2	3:I:147:ILE:HD11	1.75	0.69
3:L:235:GLU:OE2	3:L:237:LYS:HE3	1.93	0.69
3:E:200:PRO:HG3	3:E:233:GLU:HG3	1.75	0.69
3:H:87:MET:HE2	3:H:345:ARG:HB3	1.72	0.69
3:I:87:MET:HB3	3:I:95:ASN:ND2	2.08	0.69
3:A:54:SER:HA	3:A:101:PRO:HB3	1.75	0.69
3:C:52:LEU:CD1	3:C:99:PRO:HG3	2.23	0.69
3:M:238:ILE:HD11	3:M:246:LYS:HD2	1.75	0.68
3:C:105:VAL:HG21	3:C:145:VAL:HG11	1.74	0.68
3:C:121:LEU:HA	3:C:184:PRO:HG3	1.75	0.68

*Continued on next page...*

*Continued from previous page...*

Atom-1	Atom-2	Interatomic distance (Å)	Clash overlap (Å)
3:G:90:THR:CB	3:G:345:ARG:HG2	2.23	0.68
3:G:42:ILE:HG12	3:G:147:ILE:HD12	1.75	0.68
3:I:63:GLN:HG2	3:I:64:THR:HG23	1.74	0.68
3:G:246:LYS:HE2	3:G:246:LYS:HA	1.73	0.68
3:B:343:ILE:HG12	3:B:343:ILE:O	1.92	0.68
3:L:195:PRO:HG2	3:L:201:ILE:CD1	2.23	0.68
3:I:56:PRO:HG2	3:I:60:ASN:ND2	2.07	0.68
3:I:122:ALA:HB1	3:I:339:GLN:HG3	1.74	0.68
3:E:208:PRO:HG2	3:O:240:ARG:HH21	1.59	0.68
3:J:329:ALA:O	3:J:333:GLN:HG2	1.94	0.68
3:C:90:THR:CB	3:C:345:ARG:HG2	2.22	0.68
3:E:200:PRO:CG	3:E:233:GLU:HG3	2.24	0.68
3:N:195:PRO:HA	3:N:303:GLN:HG3	1.74	0.68
3:B:13:TYR:OH	3:B:23:ILE:HG23	1.93	0.68
3:B:87:MET:CE	3:B:118:GLU:HB3	2.24	0.68
3:A:332:VAL:O	3:A:336:VAL:HG23	1.93	0.68
3:G:235:GLU:OE2	3:G:237:LYS:HE3	1.93	0.68
4:P:101:ASN:ND2	4:P:123:THR:HG22	2.09	0.68
3:L:236:LEU:HD11	3:L:294:ILE:HG22	1.75	0.68
3:J:47:THR:O	3:J:107:ALA:HB1	1.92	0.68
3:A:25:ILE:HG23	3:A:155:ILE:HD13	1.75	0.68
3:K:230:ASP:O	3:K:232:THR:HG23	1.93	0.68
3:O:47:THR:O	3:O:107:ALA:HB1	1.94	0.68
3:D:230:ASP:HA	3:D:301:GLN:HG2	1.75	0.68
3:M:254:LEU:HD21	3:M:274:ILE:HD11	1.76	0.68
3:L:42:ILE:HD11	3:L:113:LEU:HD13	1.74	0.68
3:D:15:TRP:CE3	3:D:147:ILE:HB	2.29	0.68
3:N:230:ASP:HA	3:N:301:GLN:HG2	1.74	0.68
3:N:65:PHE:CE1	3:N:136:ILE:HG12	2.29	0.68
3:E:210:GLN:HG3	3:E:212:TYR:CE2	2.29	0.68
3:G:63:GLN:HG2	3:G:64:THR:HG23	1.76	0.68
3:E:92:LYS:HD2	3:E:92:LYS:N	2.07	0.68
3:K:233:GLU:OE1	3:K:250:SER:HA	1.94	0.68
3:I:28:ASN:HD21	3:M:70:GLU:CA	2.06	0.68
3:A:57:PHE:CD2	3:A:58:PRO:HA	2.29	0.68
3:M:56:PRO:HG2	3:M:60:ASN:ND2	2.07	0.68
3:F:87:MET:CE	3:F:345:ARG:HB3	2.23	0.68
3:F:32:ARG:HD2	3:F:158:GLU:OE1	1.93	0.68
3:M:184:PRO:CB	3:M:343:ILE:HD12	2.24	0.68
3:O:52:LEU:CD1	3:O:99:PRO:HG3	2.24	0.68
3:E:195:PRO:HG2	3:E:201:ILE:HD12	1.76	0.68

*Continued on next page...*

*Continued from previous page...*

Atom-1	Atom-2	Interatomic distance (Å)	Clash overlap (Å)
3:C:195:PRO:HA	3:C:303:GLN:HG3	1.75	0.68
3:A:184:PRO:CB	3:A:343:ILE:HD12	2.23	0.67
3:F:345:ARG:NH1	3:F:345:ARG:HG3	2.04	0.67
3:L:68:SER:HB2	3:L:73:LYS:O	1.94	0.67
3:F:90:THR:CB	3:F:345:ARG:HG2	2.24	0.67
3:O:67:LEU:HD13	3:O:134:LEU:HB2	1.75	0.67
3:F:224:SER:OG	3:F:228:ASN:HB3	1.93	0.67
3:I:13:TYR:OH	3:I:23:ILE:HG23	1.94	0.67
3:E:224:SER:OG	3:E:228:ASN:HB3	1.94	0.67
3:I:47:THR:O	3:I:107:ALA:HB1	1.95	0.67
3:B:190:PRO:HB3	3:B:307:TYR:CD1	2.29	0.67
3:M:116:MET:HE1	3:O:256:ALA:HB2	1.76	0.67
3:C:273:ILE:C	3:C:274:ILE:HD12	2.15	0.67
1:Q:106:VAL:HG11	1:Q:202:GLY:CA	2.24	0.67
3:F:142:PRO:HD2	3:F:147:ILE:HD11	1.76	0.67
3:C:184:PRO:HB3	3:C:343:ILE:HD12	1.77	0.67
3:B:189:ILE:HD12	3:B:310:TYR:HE2	1.60	0.67
3:B:160:VAL:HG12	3:B:165:ILE:HG13	1.76	0.67
3:N:56:PRO:CB	3:N:81:THR:HG23	2.25	0.67
3:O:54:SER:HA	3:O:101:PRO:HB3	1.77	0.67
3:F:184:PRO:HB3	3:F:343:ILE:HD12	1.76	0.67
3:N:52:LEU:HD21	3:N:145:VAL:HG21	1.75	0.67
3:K:230:ASP:HA	3:K:301:GLN:HG2	1.75	0.67
3:C:238:ILE:HD11	3:C:246:LYS:HD2	1.76	0.67
3:O:56:PRO:O	3:O:59:TYR:HB2	1.94	0.67
3:H:179:LEU:HG	3:H:321:LEU:HD21	1.77	0.67
3:N:315:LEU:HD12	3:N:318:TYR:HD1	1.60	0.67
3:D:3:GLU:HB2	3:D:159:ARG:HB3	1.77	0.67
3:G:67:LEU:HB3	3:G:76:TYR:HB2	1.76	0.67
3:D:238:ILE:HD11	3:D:246:LYS:HD2	1.77	0.67
3:B:345:ARG:HG3	3:B:345:ARG:HH11	1.60	0.67
3:L:15:TRP:HB2	3:L:38:LEU:HD11	1.76	0.67
3:G:64:THR:HA	3:G:79:SER:HA	1.75	0.67
3:B:230:ASP:O	3:B:232:THR:HG23	1.94	0.67
3:N:68:SER:HB2	3:N:73:LYS:O	1.95	0.67
3:M:9:LEU:HD11	3:M:155:ILE:HD12	1.76	0.67
3:A:67:LEU:HD13	3:A:134:LEU:HB2	1.76	0.67
3:N:247:ILE:HG22	3:N:249:VAL:HG23	1.75	0.67
3:K:62:VAL:HG11	3:K:65:PHE:CZ	2.29	0.67
3:I:92:LYS:HD2	3:I:92:LYS:N	2.09	0.67
3:B:200:PRO:CG	3:B:233:GLU:HG3	2.24	0.67

*Continued on next page...*



*Continued from previous page...*

Atom-1	Atom-2	Interatomic distance (Å)	Clash overlap (Å)
3:D:315:LEU:HD12	3:D:318:TYR:HD1	1.60	0.67
4:P:245:TYR:O	4:P:245:TYR:CD1	2.48	0.67
1:Q:191:GLN:HB3	4:P:25:LYS:CB	2.25	0.67
3:M:4:ILE:HB	3:O:278:LYS:O	1.94	0.66
3:A:42:ILE:HG22	3:A:145:VAL:HB	1.77	0.66
1:Q:189:ASN:HD22	4:P:29:ASP:HB2	1.60	0.66
3:G:247:ILE:CG2	3:G:249:VAL:HG23	2.25	0.66
3:K:184:PRO:HB3	3:K:343:ILE:HD12	1.77	0.66
3:D:90:THR:CB	3:D:345:ARG:HG2	2.25	0.66
4:P:190:THR:HG22	4:P:191:SER:N	2.10	0.66
3:B:92:LYS:N	3:B:92:LYS:CD	2.57	0.66
3:D:37:GLN:HE22	3:F:252:ALA:HB1	1.59	0.66
3:H:64:THR:HA	3:H:79:SER:HA	1.77	0.66
3:H:47:THR:O	3:H:107:ALA:HB1	1.94	0.66
1:Q:50:ILE:HG23	1:Q:86:ILE:CD1	2.16	0.66
3:A:287:THR:HG21	3:A:318:TYR:CD2	2.31	0.66
3:B:15:TRP:CZ3	3:B:147:ILE:HB	2.31	0.66
3:H:121:LEU:HA	3:H:184:PRO:HG3	1.76	0.66
3:H:176:GLU:O	3:H:177:MET:HG3	1.96	0.66
3:E:182:VAL:HG21	3:E:339:GLN:HB3	1.78	0.66
3:I:32:ARG:HB2	3:I:156:THR:HG22	1.76	0.66
3:N:230:ASP:O	3:N:232:THR:HG23	1.95	0.66
3:M:17:ALA:HB1	3:M:140:GLN:NE2	2.11	0.66
3:N:254:LEU:HD21	3:N:274:ILE:HD11	1.78	0.66
3:F:56:PRO:HB3	3:F:81:THR:HG23	1.77	0.66
3:N:259:GLN:HG3	3:O:96:PRO:HG3	1.76	0.66
3:L:15:TRP:CZ3	3:L:147:ILE:HB	2.31	0.66
3:J:44:ASN:HD22	3:J:107:ALA:HA	1.61	0.66
3:O:68:SER:HB2	3:O:73:LYS:O	1.95	0.66
3:B:47:THR:O	3:B:107:ALA:HB1	1.96	0.66
4:P:318:ALA:HB1	4:P:349:ILE:CD1	2.25	0.66
3:M:247:ILE:HG22	3:M:249:VAL:HG23	1.76	0.66
3:N:236:LEU:HB2	3:N:247:ILE:HD12	1.77	0.66
3:D:32:ARG:HH21	3:D:342:ARG:CD	2.08	0.66
3:E:253:ALA:O	3:E:256:ALA:HB3	1.96	0.66
3:B:249:VAL:HG12	3:B:253:ALA:HB3	1.76	0.66
3:I:249:VAL:HG12	3:I:253:ALA:HB3	1.77	0.66
3:C:47:THR:O	3:C:107:ALA:HB1	1.95	0.66
3:C:15:TRP:HB2	3:C:38:LEU:HD11	1.77	0.66
3:D:137:LEU:HG	3:D:137:LEU:O	1.95	0.66
3:O:345:ARG:NH1	3:O:345:ARG:HG3	2.07	0.66

*Continued on next page...*

*Continued from previous page...*

Atom-1	Atom-2	Interatomic distance (Å)	Clash overlap (Å)
3:C:274:ILE:HD12	3:C:274:ILE:N	2.11	0.66
3:B:337:ALA:O	3:B:340:LYS:HG2	1.95	0.66
3:K:9:LEU:HD21	3:K:26:PRO:CD	2.25	0.66
3:I:224:SER:OG	3:I:228:ASN:HB3	1.95	0.66
3:O:25:ILE:HG23	3:O:155:ILE:CD1	2.26	0.66
3:E:32:ARG:HH21	3:E:342:ARG:HD3	1.60	0.66
3:C:92:LYS:H	3:C:92:LYS:HD2	1.61	0.66
3:M:87:MET:HE2	3:M:345:ARG:HB3	1.77	0.66
3:F:42:ILE:HG22	3:F:145:VAL:HB	1.78	0.66
3:F:3:GLU:HB2	3:F:159:ARG:HB3	1.78	0.66
3:M:52:LEU:CD2	3:M:145:VAL:HG21	2.26	0.66
3:J:190:PRO:HB3	3:J:307:TYR:HD1	1.60	0.66
3:H:253:ALA:O	3:H:256:ALA:HB3	1.95	0.66
3:D:247:ILE:CG2	3:D:249:VAL:HG23	2.26	0.66
3:H:236:LEU:HB2	3:H:247:ILE:HD12	1.78	0.65
3:H:240:ARG:HH12	3:H:290:PRO:HB2	1.60	0.65
1:Q:61:LEU:HD21	1:Q:89:PHE:CE1	2.30	0.65
3:B:142:PRO:HD2	3:B:147:ILE:HD11	1.78	0.65
3:C:30:PHE:HZ	3:C:165:ILE:HD11	1.60	0.65
3:A:15:TRP:CE3	3:A:147:ILE:HB	2.31	0.65
3:B:56:PRO:HB3	3:B:81:THR:HG23	1.78	0.65
3:O:89:TYR:HD2	3:O:273:ILE:HD11	1.61	0.65
3:L:286:LEU:HD21	3:L:294:ILE:HD12	1.78	0.65
3:J:94:GLN:HG3	3:L:263:GLN:CA	2.27	0.65
3:K:230:ASP:HA	3:K:301:GLN:CG	2.25	0.65
3:N:62:VAL:CG1	3:N:136:ILE:HG23	2.26	0.65
3:K:319:ASP:N	3:K:319:ASP:OD2	2.28	0.65
3:H:247:ILE:CG2	3:H:249:VAL:HG23	2.26	0.65
3:L:52:LEU:HD21	3:L:145:VAL:HG21	1.79	0.65
3:E:90:THR:HB	3:E:345:ARG:HG2	1.78	0.65
3:G:230:ASP:HA	3:G:301:GLN:HG2	1.78	0.65
3:B:87:MET:HE1	3:B:118:GLU:HB3	1.78	0.65
3:H:15:TRP:CZ3	3:H:147:ILE:HB	2.32	0.65
3:O:42:ILE:HG23	3:O:147:ILE:HD13	1.79	0.65
3:G:247:ILE:HG22	3:G:249:VAL:HG23	1.76	0.65
4:P:158:PRO:HG2	4:P:160:ILE:HD12	1.77	0.65
3:J:182:VAL:HG21	3:J:339:GLN:HB3	1.79	0.65
3:I:87:MET:HE1	3:I:345:ARG:HB3	1.78	0.65
3:G:116:MET:HG3	3:G:117:TRP:N	2.11	0.65
4:P:289:ASN:ND2	4:P:291:GLN:H	1.95	0.65
3:F:315:LEU:HD12	3:F:318:TYR:HD1	1.62	0.65

*Continued on next page...*

*Continued from previous page...*

Atom-1	Atom-2	Interatomic distance (Å)	Clash overlap (Å)
3:O:247:ILE:HG12	3:O:279:TYR:CD2	2.31	0.65
3:I:44:ASN:HD22	3:I:107:ALA:HA	1.61	0.65
3:O:247:ILE:HG22	3:O:249:VAL:HG23	1.78	0.65
3:K:343:ILE:HG12	3:K:343:ILE:O	1.95	0.65
3:K:195:PRO:HG2	3:K:201:ILE:CD1	2.27	0.65
3:J:17:ALA:HB1	3:J:140:GLN:HE22	1.62	0.65
3:M:200:PRO:HG3	3:M:233:GLU:HG3	1.78	0.65
1:Q:9:LYS:HB3	2:R:10:UNK:CB	2.27	0.65
3:M:221:ASN:HB2	3:M:228:ASN:HD22	1.61	0.65
3:B:131:ASN:HD22	3:B:133:ILE:HD11	1.62	0.65
3:H:25:ILE:HG23	3:H:155:ILE:CD1	2.26	0.65
3:J:56:PRO:HB3	3:J:81:THR:HG23	1.79	0.64
3:K:56:PRO:O	3:K:59:TYR:HB2	1.98	0.64
3:G:184:PRO:CB	3:G:343:ILE:HD12	2.26	0.64
3:M:259:GLN:OE1	3:M:266:PRO:HD3	1.97	0.64
3:H:67:LEU:HD21	3:H:121:LEU:HD21	1.79	0.64
3:M:83:LEU:HD23	3:M:117:TRP:HB3	1.77	0.64
3:D:159:ARG:NH1	3:D:161:THR:HG22	2.11	0.64
3:L:54:SER:CA	3:L:101:PRO:HB3	2.27	0.64
3:H:68:SER:HB2	3:H:73:LYS:O	1.96	0.64
3:F:38:LEU:HD13	3:F:151:PHE:CE2	2.32	0.64
3:B:30:PHE:CD1	3:B:160:VAL:HG21	2.32	0.64
3:M:52:LEU:HD21	3:M:145:VAL:HG21	1.80	0.64
3:K:121:LEU:HA	3:K:184:PRO:HG3	1.78	0.64
3:D:171:LEU:HB3	3:D:175:GLY:HA2	1.80	0.64
3:O:230:ASP:HA	3:O:301:GLN:HG2	1.80	0.64
3:B:182:VAL:HG21	3:B:339:GLN:HB3	1.78	0.64
3:J:69:TYR:O	3:J:70:GLU:HB2	1.98	0.64
3:G:113:LEU:HD22	3:G:147:ILE:HG23	1.79	0.64
3:N:200:PRO:HG3	3:N:233:GLU:HG3	1.78	0.64
3:I:240:ARG:NH2	3:I:290:PRO:HB2	2.13	0.64
3:L:324:LEU:HD21	3:L:332:VAL:HG21	1.79	0.64
3:L:329:ALA:O	3:L:333:GLN:HG2	1.98	0.64
3:B:42:ILE:HG23	3:B:147:ILE:CD1	2.25	0.64
3:H:105:VAL:HG21	3:H:145:VAL:HG11	1.80	0.64
3:E:208:PRO:HD3	3:E:291:SER:HB3	1.80	0.64
3:M:200:PRO:CG	3:M:233:GLU:HG3	2.27	0.64
3:J:121:LEU:HA	3:J:184:PRO:HG3	1.80	0.64
3:N:185:LYS:HG2	3:N:187:ILE:HG12	1.80	0.64
3:C:255:GLN:NE2	3:C:266:PRO:HB3	2.13	0.64
3:N:56:PRO:O	3:N:59:TYR:HB2	1.98	0.64

*Continued on next page...*

*Continued from previous page...*

Atom-1	Atom-2	Interatomic distance (Å)	Clash overlap (Å)
3:F:259:GLN:OE1	3:F:266:PRO:HD3	1.98	0.64
3:A:230:ASP:HA	3:A:301:GLN:HG2	1.79	0.64
3:M:187:ILE:HG22	3:M:188:GLU:N	2.13	0.64
3:L:83:LEU:HD23	3:L:117:TRP:HB3	1.79	0.64
4:P:318:ALA:HB1	4:P:349:ILE:HD13	1.78	0.64
3:N:236:LEU:HB3	3:N:247:ILE:HG13	1.79	0.64
3:C:230:ASP:HA	3:C:301:GLN:CG	2.28	0.64
3:I:61:LEU:HD21	3:I:142:PRO:HD3	1.79	0.64
3:N:125:PRO:HG3	3:N:177:MET:HG2	1.79	0.64
3:I:9:LEU:HD11	3:I:155:ILE:HD12	1.79	0.64
3:F:25:ILE:HG23	3:F:155:ILE:CD1	2.28	0.64
3:K:286:LEU:HD21	3:K:294:ILE:HD12	1.79	0.64
3:F:65:PHE:CE1	3:F:136:ILE:HG12	2.32	0.64
3:M:122:ALA:HB1	3:M:339:GLN:HG3	1.80	0.64
3:A:4:ILE:HG23	3:A:32:ARG:HD3	1.79	0.64
3:I:195:PRO:HG2	3:I:201:ILE:HD12	1.80	0.64
3:G:274:ILE:N	3:G:274:ILE:HD12	2.13	0.64
3:M:230:ASP:HA	3:M:301:GLN:HG2	1.80	0.64
3:N:83:LEU:HD12	3:N:86:LEU:HD23	1.80	0.64
3:F:56:PRO:CB	3:F:81:THR:HG23	2.28	0.63
3:B:96:PRO:HB3	3:B:114:ASN:HD21	1.63	0.63
3:K:259:GLN:OE1	3:K:266:PRO:HD3	1.97	0.63
3:G:224:SER:OG	3:G:228:ASN:HB3	1.98	0.63
1:Q:21:TYR:CD1	1:Q:118:THR:HG22	2.32	0.63
3:L:159:ARG:HG2	3:L:159:ARG:HH11	1.62	0.63
3:H:121:LEU:HD12	3:H:121:LEU:N	2.13	0.63
3:A:190:PRO:HB3	3:A:307:TYR:HD1	1.60	0.63
3:J:61:LEU:HD21	3:J:142:PRO:HD3	1.79	0.63
3:C:324:LEU:HG	3:C:328:VAL:HB	1.79	0.63
3:H:332:VAL:O	3:H:336:VAL:HG23	1.98	0.63
3:N:176:GLU:O	3:N:177:MET:HG3	1.98	0.63
3:L:236:LEU:HD11	3:L:294:ILE:CG2	2.28	0.63
4:P:245:TYR:CG	4:P:245:TYR:O	2.50	0.63
3:M:172:GLY:HA3	3:M:317:TYR:CE2	2.34	0.63
3:A:239:VAL:CG2	3:A:295:GLU:HG2	2.29	0.63
3:O:37:GLN:NE2	3:O:39:ILE:HD11	2.12	0.63
3:F:255:GLN:O	3:F:259:GLN:HG2	1.99	0.63
3:C:61:LEU:HD21	3:C:142:PRO:HD3	1.78	0.63
3:I:216:LEU:HD23	3:I:309:LEU:HD13	1.80	0.63
3:G:38:LEU:HD13	3:G:151:PHE:CZ	2.33	0.63
3:A:30:PHE:CD1	3:A:160:VAL:HG21	2.33	0.63

*Continued on next page...*

*Continued from previous page...*

Atom-1	Atom-2	Interatomic distance (Å)	Clash overlap (Å)
3:E:247:ILE:HG12	3:E:279:TYR:CD2	2.32	0.63
3:K:247:ILE:HG12	3:K:279:TYR:CD2	2.33	0.63
3:F:159:ARG:HH11	3:F:159:ARG:HG2	1.63	0.63
1:Q:146:PHE:HD1	1:Q:147:GLY:CA	2.10	0.63
3:K:38:LEU:HD13	3:K:151:PHE:CE2	2.32	0.63
3:K:255:GLN:NE2	3:K:266:PRO:HB3	2.14	0.63
3:O:184:PRO:CB	3:O:343:ILE:HD12	2.28	0.63
3:I:182:VAL:HG21	3:I:339:GLN:HB3	1.79	0.63
3:M:221:ASN:HB2	3:M:228:ASN:ND2	2.13	0.63
3:L:182:VAL:HG22	3:L:336:VAL:HG13	1.81	0.63
3:J:78:VAL:HG21	3:J:83:LEU:HB2	1.81	0.63
3:F:190:PRO:HB3	3:F:307:TYR:CD1	2.34	0.63
3:D:321:LEU:HD22	3:D:332:VAL:HG11	1.80	0.63
1:Q:50:ILE:HA	1:Q:86:ILE:HD12	1.80	0.63
3:K:256:ALA:HB1	3:L:116:MET:HE1	1.79	0.63
3:K:28:ASN:ND2	3:O:70:GLU:C	2.52	0.63
3:C:159:ARG:O	3:C:159:ARG:CG	2.46	0.63
3:J:230:ASP:HA	3:J:301:GLN:CG	2.29	0.63
3:H:142:PRO:HB2	3:H:145:VAL:CG2	2.29	0.63
3:D:184:PRO:HB3	3:D:343:ILE:HD12	1.81	0.63
3:M:313:TYR:CZ	3:M:340:LYS:HB2	2.34	0.63
3:E:205:TYR:CD1	3:E:292:ASP:HA	2.34	0.63
3:A:122:ALA:HB1	3:A:339:GLN:HG3	1.80	0.62
3:L:203:VAL:HG21	3:L:298:LEU:HB2	1.80	0.62
3:K:168:GLU:HG2	3:K:335:TYR:CE1	2.34	0.62
1:Q:186:MET:CG	1:Q:188:PHE:HE1	2.09	0.62
3:L:113:LEU:HD23	3:L:149:ALA:CB	2.28	0.62
3:O:57:PHE:CE2	3:O:142:PRO:HG2	2.34	0.62
3:E:159:ARG:HH11	3:E:159:ARG:HG3	1.63	0.62
3:B:122:ALA:HB1	3:B:339:GLN:HG3	1.81	0.62
3:E:230:ASP:HA	3:E:301:GLN:CG	2.28	0.62
3:J:247:ILE:CG2	3:J:249:VAL:HG23	2.28	0.62
3:F:52:LEU:CD1	3:F:99:PRO:HG3	2.28	0.62
3:H:142:PRO:HD2	3:H:147:ILE:HD11	1.81	0.62
3:L:254:LEU:HD21	3:L:274:ILE:CD1	2.29	0.62
3:E:208:PRO:CG	3:O:240:ARG:HH21	2.12	0.62
3:E:195:PRO:HG2	3:E:201:ILE:CD1	2.29	0.62
3:K:285:ASP:O	3:K:286:LEU:HD23	1.99	0.62
3:M:94:GLN:HG3	3:O:263:GLN:C	2.19	0.62
3:M:228:ASN:OD1	3:M:270:ALA:HB2	1.99	0.62
3:O:255:GLN:O	3:O:259:GLN:HG2	1.99	0.62

*Continued on next page...*

*Continued from previous page...*

Atom-1	Atom-2	Interatomic distance (Å)	Clash overlap (Å)
3:M:258:ASN:HA	3:M:261:GLU:HB3	1.80	0.62
3:C:176:GLU:O	3:C:177:MET:HG3	1.99	0.62
3:K:56:PRO:HB3	3:K:81:THR:HG23	1.81	0.62
3:A:83:LEU:HD23	3:A:117:TRP:HB3	1.81	0.62
3:J:68:SER:HB2	3:J:73:LYS:O	2.00	0.62
3:A:195:PRO:HA	3:A:303:GLN:HG3	1.81	0.62
3:N:340:LYS:HG3	3:N:341:ARG:N	2.14	0.62
3:O:324:LEU:HD21	3:O:332:VAL:HG21	1.82	0.62
3:C:236:LEU:CB	3:C:247:ILE:HD12	2.30	0.62
3:H:287:THR:HG21	3:H:318:TYR:CD2	2.35	0.62
3:L:190:PRO:HB3	3:L:307:TYR:HD1	1.62	0.62
3:C:54:SER:HA	3:C:101:PRO:HB3	1.80	0.62
3:N:38:LEU:HD13	3:N:151:PHE:CE2	2.35	0.62
3:C:343:ILE:HG12	3:C:343:ILE:O	1.99	0.62
3:B:190:PRO:HB3	3:B:307:TYR:HD1	1.64	0.62
3:J:236:LEU:HB2	3:J:247:ILE:HD12	1.82	0.62
3:N:42:ILE:HD11	3:N:113:LEU:HD13	1.81	0.62
3:G:329:ALA:O	3:G:333:GLN:HG2	1.98	0.62
3:I:41:SER:HB2	3:I:111:VAL:O	2.00	0.62
3:J:62:VAL:HG11	3:J:65:PHE:CZ	2.34	0.62
3:F:274:ILE:HD12	3:F:274:ILE:N	2.15	0.62
3:J:25:ILE:HG23	3:J:155:ILE:HD11	1.80	0.62
3:J:42:ILE:HD11	3:J:113:LEU:HD13	1.81	0.62
3:G:67:LEU:HD13	3:G:134:LEU:HB2	1.81	0.62
3:N:329:ALA:O	3:N:333:GLN:HG2	1.99	0.62
3:A:216:LEU:HD23	3:A:309:LEU:HD13	1.82	0.62
3:H:13:TYR:HB3	3:H:21:ILE:HG21	1.82	0.62
3:J:87:MET:HE1	3:J:345:ARG:HB3	1.80	0.62
3:F:4:ILE:HG23	3:F:32:ARG:HD3	1.81	0.62
3:L:42:ILE:HG22	3:L:145:VAL:HB	1.82	0.62
3:O:235:GLU:OE1	3:O:248:LYS:HD3	2.00	0.62
3:J:38:LEU:HD13	3:J:151:PHE:CZ	2.35	0.62
3:G:13:TYR:HB3	3:G:21:ILE:HG21	1.82	0.62
3:O:13:TYR:OH	3:O:23:ILE:HG23	1.99	0.62
3:L:131:ASN:HB3	3:L:133:ILE:HD11	1.82	0.62
4:P:150:GLU:OE1	4:P:150:GLU:HA	1.99	0.62
3:G:219:VAL:O	3:G:220:ILE:HD13	2.00	0.62
3:B:205:TYR:CD1	3:B:295:GLU:HB3	2.35	0.62
3:H:54:SER:HA	3:H:101:PRO:HB3	1.82	0.61
3:A:69:TYR:O	3:A:70:GLU:HB2	1.99	0.61
1:Q:189:ASN:ND2	4:P:29:ASP:CB	2.63	0.61

*Continued on next page...*

*Continued from previous page...*

Atom-1	Atom-2	Interatomic distance (Å)	Clash overlap (Å)
3:N:124:PHE:CD1	3:N:125:PRO:HD2	2.35	0.61
3:F:184:PRO:CB	3:F:343:ILE:HD12	2.30	0.61
3:J:253:ALA:O	3:J:256:ALA:HB3	2.01	0.61
3:M:253:ALA:O	3:M:256:ALA:HB3	2.00	0.61
3:B:194:VAL:HG12	3:B:201:ILE:HD11	1.81	0.61
3:E:41:SER:HB2	3:E:111:VAL:O	2.00	0.61
3:D:47:THR:O	3:D:107:ALA:HB1	1.99	0.61
3:J:105:VAL:HA	3:J:111:VAL:HG13	1.83	0.61
3:F:257:GLU:O	3:F:261:GLU:HB2	2.00	0.61
3:F:187:ILE:HG22	3:F:188:GLU:N	2.15	0.61
3:E:47:THR:O	3:E:107:ALA:HB1	2.00	0.61
1:Q:44:SER:HB2	1:Q:122:LEU:HB2	1.82	0.61
3:C:17:ALA:HB1	3:C:140:GLN:NE2	2.14	0.61
3:D:254:LEU:HD21	3:D:274:ILE:HD11	1.83	0.61
3:G:195:PRO:O	3:G:201:ILE:HD11	1.99	0.61
3:D:44:ASN:ND2	3:D:107:ALA:HA	2.15	0.61
3:F:3:GLU:H	3:F:159:ARG:HB3	1.65	0.61
3:A:94:GLN:HB3	3:C:259:GLN:HE21	1.66	0.61
3:O:32:ARG:HA	3:O:122:ALA:O	2.01	0.61
3:K:244:THR:HG22	3:K:245:ASP:N	2.15	0.61
3:J:33:LYS:HD2	3:J:118:GLU:OE2	1.99	0.61
3:B:52:LEU:CD1	3:B:99:PRO:HG3	2.29	0.61
3:D:247:ILE:HG22	3:D:249:VAL:HG23	1.81	0.61
3:E:64:THR:HA	3:E:79:SER:HA	1.81	0.61
3:E:62:VAL:HG13	3:E:136:ILE:HG23	1.83	0.61
3:K:345:ARG:HG3	3:K:345:ARG:NH1	2.16	0.61
3:K:259:GLN:HG3	3:L:96:PRO:CG	2.31	0.61
3:D:4:ILE:H	3:D:4:ILE:HD12	1.65	0.61
1:Q:106:VAL:O	1:Q:109:VAL:HG22	1.99	0.61
3:F:61:LEU:HD21	3:F:142:PRO:HD3	1.82	0.61
3:A:236:LEU:HB2	3:A:247:ILE:HD12	1.81	0.61
3:J:64:THR:HA	3:J:79:SER:HA	1.82	0.61
3:N:257:GLU:O	3:N:261:GLU:CB	2.48	0.61
3:N:280:PHE:CE1	3:N:284:LEU:HD22	2.36	0.61
3:B:211:ILE:HG22	3:B:283:ASP:HB3	1.83	0.61
3:C:254:LEU:HD21	3:C:274:ILE:HD11	1.83	0.61
3:A:324:LEU:HD21	3:A:332:VAL:HG21	1.83	0.61
3:E:321:LEU:HD22	3:E:332:VAL:HG11	1.80	0.61
3:G:236:LEU:HD11	3:G:294:ILE:HG22	1.81	0.61
3:N:257:GLU:O	3:N:261:GLU:HB2	1.99	0.61
3:J:343:ILE:HG12	3:J:343:ILE:O	1.99	0.61

*Continued on next page...*

*Continued from previous page...*

Atom-1	Atom-2	Interatomic distance (Å)	Clash overlap (Å)
3:D:321:LEU:HD22	3:D:332:VAL:CG1	2.31	0.61
3:N:54:SER:HA	3:N:101:PRO:HB3	1.83	0.61
1:Q:211:THR:CG2	4:P:57:SER:HB2	2.27	0.61
3:N:259:GLN:HG3	3:O:96:PRO:CG	2.31	0.61
3:M:19:THR:HG22	3:M:20:ASN:N	2.16	0.61
3:B:13:TYR:HB3	3:B:21:ILE:HG21	1.82	0.61
3:M:83:LEU:CD2	3:M:117:TRP:HB3	2.30	0.61
3:B:230:ASP:HA	3:B:301:GLN:HG2	1.81	0.61
3:I:215:GLN:HG3	3:I:310:TYR:CE1	2.36	0.61
3:E:159:ARG:HG3	3:E:159:ARG:NH1	2.15	0.61
3:L:205:TYR:CD1	3:L:292:ASP:HA	2.36	0.61
3:E:334:GLN:HA	3:E:334:GLN:OE1	2.00	0.61
3:E:321:LEU:HD22	3:E:332:VAL:CG1	2.31	0.61
3:H:277:ARG:HA	3:H:282:GLY:O	2.00	0.61
1:Q:191:GLN:HB3	4:P:25:LYS:HB2	1.83	0.61
3:D:179:LEU:HG	3:D:321:LEU:HD21	1.83	0.61
3:K:287:THR:HG21	3:K:318:TYR:CD2	2.36	0.61
3:N:61:LEU:HD21	3:N:142:PRO:HD3	1.82	0.61
3:M:39:ILE:HD12	3:M:152:TYR:CD1	2.36	0.61
3:I:36:VAL:HG21	3:I:134:LEU:HD21	1.82	0.61
3:B:56:PRO:HG2	3:B:60:ASN:ND2	2.12	0.60
3:L:4:ILE:HA	3:L:157:TYR:O	2.01	0.60
3:F:64:THR:OG1	3:F:137:LEU:HB3	2.01	0.60
3:I:116:MET:HG3	3:I:117:TRP:N	2.15	0.60
3:C:215:GLN:HG3	3:C:310:TYR:CE1	2.35	0.60
3:A:64:THR:HA	3:A:79:SER:HA	1.81	0.60
3:M:42:ILE:HG23	3:M:147:ILE:HD13	1.84	0.60
3:I:190:PRO:HB3	3:I:307:TYR:HD1	1.62	0.60
3:L:52:LEU:CD2	3:L:145:VAL:HG21	2.32	0.60
3:O:63:GLN:O	3:O:79:SER:HB2	2.00	0.60
3:C:182:VAL:HG21	3:C:339:GLN:HB3	1.83	0.60
3:A:253:ALA:O	3:A:256:ALA:HB3	2.01	0.60
3:K:172:GLY:HA3	3:K:317:TYR:CZ	2.37	0.60
3:M:213:LYS:HB2	3:M:311:VAL:O	2.02	0.60
3:J:25:ILE:HG23	3:J:155:ILE:HD13	1.82	0.60
3:B:200:PRO:HG2	3:B:233:GLU:HG3	1.83	0.60
3:L:69:TYR:O	3:L:70:GLU:HB2	2.01	0.60
3:I:67:LEU:HD13	3:I:134:LEU:HB2	1.83	0.60
3:B:168:GLU:HG2	3:B:335:TYR:CE1	2.35	0.60
3:L:315:LEU:HD12	3:L:318:TYR:HD1	1.66	0.60
3:B:26:PRO:HB2	3:B:157:TYR:OH	2.02	0.60

*Continued on next page...*



*Continued from previous page...*

Atom-1	Atom-2	Interatomic distance (Å)	Clash overlap (Å)
3:J:315:LEU:HD12	3:J:318:TYR:HD1	1.66	0.60
3:A:205:TYR:CD1	3:A:295:GLU:HB3	2.36	0.60
3:N:174:ASP:OD2	3:N:317:TYR:HE2	1.84	0.60
3:K:202:HIS:HA	3:K:297:ASP:OD2	2.01	0.60
3:B:67:LEU:HD13	3:B:134:LEU:HB2	1.83	0.60
3:G:87:MET:HE1	3:G:345:ARG:HB3	1.84	0.60
3:M:236:LEU:HD11	3:M:294:ILE:CG2	2.31	0.60
3:I:121:LEU:HA	3:I:184:PRO:HG3	1.82	0.60
3:M:116:MET:HG3	3:M:117:TRP:N	2.15	0.60
3:L:325:PRO:HB2	3:L:328:VAL:HG23	1.82	0.60
3:F:9:LEU:HD11	3:F:155:ILE:HD12	1.83	0.60
3:M:324:LEU:HG	3:M:328:VAL:HB	1.83	0.60
3:E:74:THR:O	3:O:243:PRO:HG2	2.01	0.60
3:A:47:THR:O	3:A:107:ALA:HB1	2.00	0.60
3:F:219:VAL:HG21	3:F:300:LEU:HD21	1.84	0.60
3:J:187:ILE:HG22	3:J:188:GLU:N	2.17	0.60
1:Q:186:MET:CG	1:Q:188:PHE:CE1	2.83	0.60
3:I:285:ASP:O	3:I:286:LEU:HD23	2.01	0.60
3:H:200:PRO:HG3	3:H:233:GLU:HG3	1.83	0.60
3:C:337:ALA:O	3:C:340:LYS:HG2	2.02	0.60
1:Q:56:VAL:O	1:Q:102:ASP:HB2	2.02	0.60
3:I:259:GLN:OE1	3:I:266:PRO:CD	2.44	0.60
3:A:53:PRO:CD	3:A:142:PRO:HB3	2.32	0.60
3:G:29:ASN:CG	3:G:159:ARG:HA	2.21	0.60
3:J:142:PRO:HD2	3:J:147:ILE:HD11	1.83	0.60
3:O:173:ALA:HB2	3:O:320:GLN:NE2	2.17	0.60
3:I:274:ILE:N	3:I:274:ILE:HD12	2.17	0.60
3:G:92:LYS:HB3	3:I:263:GLN:HB3	1.82	0.60
3:L:87:MET:CE	3:L:118:GLU:HB3	2.32	0.60
3:L:230:ASP:HA	3:L:301:GLN:CG	2.31	0.60
3:C:38:LEU:HD13	3:C:151:PHE:CZ	2.37	0.60
3:M:121:LEU:HA	3:M:184:PRO:HG3	1.84	0.60
3:G:286:LEU:HD21	3:G:294:ILE:HD12	1.83	0.60
3:G:256:ALA:HB2	3:H:116:MET:HE1	1.84	0.60
3:O:25:ILE:HG23	3:O:155:ILE:HD13	1.84	0.60
1:Q:94:ILE:HG22	1:Q:96:GLU:H	1.66	0.60
3:E:247:ILE:HG23	3:E:249:VAL:CG2	2.31	0.60
3:J:195:PRO:HG2	3:J:201:ILE:CD1	2.32	0.60
3:G:324:LEU:HD21	3:G:332:VAL:HG21	1.83	0.60
3:J:124:PHE:CD1	3:J:125:PRO:HD2	2.37	0.60
3:L:212:TYR:HA	3:L:312:SER:OG	2.01	0.60

*Continued on next page...*

*Continued from previous page...*

Atom-1	Atom-2	Interatomic distance (Å)	Clash overlap (Å)
3:M:64:THR:HA	3:M:79:SER:HA	1.82	0.60
3:J:92:LYS:HD2	3:J:92:LYS:N	2.16	0.60
3:G:211:ILE:HD12	3:G:313:TYR:CE2	2.37	0.60
3:C:236:LEU:HB2	3:C:247:ILE:HD12	1.84	0.60
3:M:159:ARG:CG	3:M:159:ARG:HH11	2.15	0.60
3:E:38:LEU:HD13	3:E:151:PHE:CZ	2.37	0.60
3:L:324:LEU:HG	3:L:328:VAL:HB	1.84	0.60
3:J:184:PRO:HB3	3:J:343:ILE:HD12	1.83	0.60
3:J:230:ASP:HA	3:J:301:GLN:HG2	1.83	0.60
3:H:13:TYR:CE2	3:H:23:ILE:HG12	2.37	0.60
3:O:173:ALA:HB2	3:O:320:GLN:CD	2.22	0.60
3:I:33:LYS:HD2	3:I:118:GLU:OE2	2.02	0.60
3:B:211:ILE:HG12	3:B:285:ASP:OD2	2.01	0.59
3:C:247:ILE:CD1	3:C:274:ILE:HG21	2.32	0.59
3:M:159:ARG:HG2	3:M:159:ARG:NH1	2.16	0.59
3:I:247:ILE:HG12	3:I:279:TYR:CD2	2.36	0.59
3:G:125:PRO:HG3	3:G:177:MET:HG2	1.84	0.59
3:I:38:LEU:HD13	3:I:151:PHE:CZ	2.37	0.59
3:H:277:ARG:HH11	3:H:277:ARG:HB3	1.67	0.59
3:K:168:GLU:HG2	3:K:335:TYR:CZ	2.37	0.59
3:M:261:GLU:OE1	3:M:261:GLU:HA	2.02	0.59
3:B:83:LEU:HD23	3:B:117:TRP:HB3	1.84	0.59
3:L:183:LEU:HD12	3:L:316:PRO:HD3	1.84	0.59
3:D:187:ILE:HG22	3:D:188:GLU:N	2.17	0.59
3:A:113:LEU:HD23	3:A:149:ALA:CB	2.32	0.59
3:O:13:TYR:HB3	3:O:21:ILE:HG21	1.84	0.59
3:N:57:PHE:CD2	3:N:58:PRO:HA	2.37	0.59
3:I:67:LEU:HB3	3:I:76:TYR:HB2	1.84	0.59
3:B:19:THR:O	3:B:137:LEU:HD12	2.02	0.59
3:N:212:TYR:CE2	3:N:286:LEU:HD12	2.37	0.59
3:N:205:TYR:CD1	3:N:292:ASP:HA	2.37	0.59
3:D:57:PHE:CD2	3:D:58:PRO:HA	2.37	0.59
3:G:259:GLN:OE1	3:G:266:PRO:HD3	2.01	0.59
3:H:259:GLN:O	3:H:263:GLN:HA	2.01	0.59
3:O:159:ARG:HG2	3:O:159:ARG:NH1	2.17	0.59
3:B:182:VAL:HG22	3:B:336:VAL:HG13	1.82	0.59
4:P:188:ASN:OD1	4:P:190:THR:HB	2.03	0.59
3:I:124:PHE:CD1	3:I:125:PRO:HD2	2.37	0.59
3:K:42:ILE:HG22	3:K:145:VAL:HB	1.84	0.59
3:M:124:PHE:CD1	3:M:125:PRO:HD2	2.38	0.59
3:O:195:PRO:HG2	3:O:201:ILE:HD12	1.85	0.59

*Continued on next page...*

*Continued from previous page...*

Atom-1	Atom-2	Interatomic distance (Å)	Clash overlap (Å)
3:M:287:THR:HG21	3:M:318:TYR:CD2	2.37	0.59
3:K:64:THR:HA	3:K:79:SER:HA	1.84	0.59
3:H:230:ASP:HA	3:H:301:GLN:CG	2.33	0.59
3:B:57:PHE:O	3:B:101:PRO:HG3	2.02	0.59
3:H:67:LEU:HB3	3:H:76:TYR:HB2	1.83	0.59
3:I:113:LEU:HD22	3:I:147:ILE:HG23	1.83	0.59
3:E:263:GLN:O	3:F:94:GLN:HG3	2.03	0.59
3:O:274:ILE:N	3:O:274:ILE:HD12	2.18	0.59
3:C:184:PRO:CB	3:C:343:ILE:HD12	2.33	0.59
3:F:195:PRO:HA	3:F:303:GLN:HG3	1.83	0.59
3:N:32:ARG:HD2	3:N:158:GLU:OE1	2.03	0.59
3:A:56:PRO:HB3	3:A:81:THR:HG23	1.85	0.59
3:C:293:SER:C	3:C:294:ILE:HG13	2.23	0.59
3:B:247:ILE:HG22	3:B:249:VAL:HG23	1.84	0.59
3:B:253:ALA:O	3:B:256:ALA:HB3	2.01	0.59
3:F:343:ILE:O	3:F:343:ILE:HG12	2.02	0.59
3:C:324:LEU:HD21	3:C:332:VAL:HG21	1.84	0.59
3:N:173:ALA:HB2	3:N:320:GLN:NE2	2.17	0.59
3:M:215:GLN:HG3	3:M:310:TYR:CE1	2.37	0.59
3:N:92:LYS:HD2	3:N:92:LYS:H	1.65	0.59
3:O:88:TYR:CD2	3:O:267:TYR:HB2	2.38	0.59
3:H:278:LYS:O	3:I:4:ILE:HB	2.03	0.59
3:H:57:PHE:O	3:H:101:PRO:HG3	2.01	0.59
3:D:124:PHE:CD1	3:D:125:PRO:HD2	2.38	0.59
3:I:315:LEU:HD12	3:I:318:TYR:HD1	1.67	0.59
3:H:17:ALA:HB1	3:H:140:GLN:NE2	2.18	0.59
3:A:277:ARG:HA	3:A:282:GLY:O	2.03	0.59
3:O:210:GLN:HG3	3:O:212:TYR:CE2	2.37	0.59
3:M:119:PHE:N	3:M:119:PHE:CD1	2.70	0.59
3:N:345:ARG:HG3	3:N:345:ARG:NH1	2.14	0.59
3:B:54:SER:CA	3:B:101:PRO:HB3	2.29	0.59
3:B:56:PRO:CB	3:B:81:THR:HG23	2.33	0.59
3:I:343:ILE:HG12	3:I:343:ILE:O	2.02	0.59
3:E:124:PHE:CD1	3:E:125:PRO:HD2	2.37	0.59
3:F:92:LYS:CD	3:F:92:LYS:N	2.65	0.59
3:D:235:GLU:OE2	3:D:237:LYS:HE3	2.02	0.59
3:L:287:THR:HG21	3:L:318:TYR:CD2	2.38	0.59
3:L:25:ILE:HG23	3:L:155:ILE:HD13	1.83	0.59
3:A:51:THR:HG23	3:A:102:GLY:O	2.03	0.59
4:P:33:ASN:O	4:P:33:ASN:OD1	2.21	0.59
3:H:240:ARG:HH12	3:H:290:PRO:CB	2.15	0.59

*Continued on next page...*

*Continued from previous page...*

Atom-1	Atom-2	Interatomic distance (Å)	Clash overlap (Å)
3:K:247:ILE:CD1	3:K:274:ILE:HG21	2.32	0.59
3:H:15:TRP:CE3	3:H:147:ILE:HB	2.38	0.59
3:O:9:LEU:HD11	3:O:155:ILE:HD12	1.85	0.59
3:N:321:LEU:HD22	3:N:332:VAL:HG11	1.84	0.59
3:H:174:ASP:OD2	3:H:317:TYR:HE2	1.85	0.59
3:M:247:ILE:CG2	3:M:249:VAL:HG23	2.32	0.59
3:A:15:TRP:CZ3	3:A:147:ILE:HB	2.38	0.59
3:J:259:GLN:HG3	3:K:96:PRO:HG3	1.84	0.59
3:E:116:MET:HG2	3:E:117:TRP:N	2.18	0.59
3:E:78:VAL:CG2	3:E:83:LEU:HB2	2.33	0.59
3:M:23:ILE:HD13	3:M:153:ILE:HD11	1.85	0.59
3:B:319:ASP:OD2	3:B:319:ASP:N	2.36	0.59
3:G:56:PRO:O	3:G:59:TYR:HB2	2.02	0.58
3:E:247:ILE:CD1	3:E:274:ILE:HG21	2.33	0.58
3:E:236:LEU:CB	3:E:247:ILE:HD12	2.33	0.58
3:A:259:GLN:O	3:A:263:GLN:HA	2.03	0.58
3:E:184:PRO:HB3	3:E:343:ILE:HD12	1.83	0.58
3:A:32:ARG:HD2	3:A:158:GLU:OE1	2.03	0.58
3:J:257:GLU:O	3:J:261:GLU:CB	2.50	0.58
3:G:315:LEU:HD12	3:G:318:TYR:CD1	2.34	0.58
3:G:38:LEU:HD13	3:G:151:PHE:CE2	2.38	0.58
3:O:19:THR:HG22	3:O:20:ASN:N	2.17	0.58
3:L:249:VAL:HG12	3:L:253:ALA:HB3	1.85	0.58
3:G:328:VAL:HA	3:G:331:ILE:HD12	1.84	0.58
3:G:230:ASP:HA	3:G:301:GLN:CG	2.32	0.58
3:I:121:LEU:HB3	3:I:124:PHE:HB2	1.85	0.58
3:H:182:VAL:HG21	3:H:339:GLN:CB	2.33	0.58
3:B:195:PRO:HG2	3:B:201:ILE:CD1	2.32	0.58
3:G:57:PHE:O	3:G:101:PRO:HG3	2.03	0.58
3:D:116:MET:HE1	3:F:256:ALA:HB2	1.85	0.58
3:B:315:LEU:HB2	3:B:318:TYR:HB2	1.84	0.58
3:J:42:ILE:HG22	3:J:145:VAL:HB	1.84	0.58
3:I:273:ILE:C	3:I:274:ILE:HD12	2.23	0.58
3:L:215:GLN:HE21	3:L:310:TYR:HE1	1.50	0.58
3:B:119:PHE:N	3:B:119:PHE:CD1	2.71	0.58
3:B:247:ILE:CD1	3:B:274:ILE:HG21	2.33	0.58
3:K:334:GLN:O	3:K:338:ARG:HG3	2.04	0.58
3:N:246:LYS:HD3	3:N:279:TYR:O	2.04	0.58
3:M:194:VAL:HG11	3:M:203:VAL:HG22	1.85	0.58
3:B:220:ILE:HG13	3:B:307:TYR:HE2	1.69	0.58
3:M:67:LEU:HD13	3:M:134:LEU:HB2	1.84	0.58

*Continued on next page...*

*Continued from previous page...*

Atom-1	Atom-2	Interatomic distance (Å)	Clash overlap (Å)
3:A:113:LEU:HD22	3:A:147:ILE:HG23	1.84	0.58
3:A:32:ARG:HB2	3:A:156:THR:HG22	1.85	0.58
3:F:123:ARG:HB3	3:F:339:GLN:OE1	2.03	0.58
3:E:13:TYR:CE2	3:E:23:ILE:HG12	2.38	0.58
3:K:200:PRO:CG	3:K:233:GLU:HG3	2.33	0.58
3:E:29:ASN:OD1	3:E:159:ARG:HA	2.02	0.58
3:E:32:ARG:HD2	3:E:158:GLU:HB2	1.85	0.58
3:C:203:VAL:HG23	3:C:297:ASP:HA	1.86	0.58
3:B:32:ARG:HD2	3:B:158:GLU:OE1	2.03	0.58
3:C:315:LEU:HD12	3:C:318:TYR:HD1	1.69	0.58
3:A:25:ILE:HG23	3:A:155:ILE:CD1	2.33	0.58
3:D:3:GLU:HB2	3:D:159:ARG:CB	2.33	0.58
3:G:240:ARG:HH12	3:G:290:PRO:HB2	1.67	0.58
3:A:29:ASN:HB2	3:A:157:TYR:HB3	1.85	0.58
3:K:113:LEU:HD23	3:K:149:ALA:HB2	1.84	0.58
3:E:87:MET:CE	3:E:345:ARG:HB3	2.34	0.58
3:F:285:ASP:O	3:F:286:LEU:HD23	2.04	0.58
3:G:134:LEU:O	3:G:134:LEU:HG	2.04	0.58
3:J:200:PRO:CG	3:J:233:GLU:HG3	2.34	0.58
3:O:257:GLU:O	3:O:261:GLU:HB3	2.03	0.58
3:H:249:VAL:HG22	3:I:7:GLU:HA	1.86	0.58
3:G:56:PRO:CB	3:G:81:THR:HG23	2.33	0.58
3:A:29:ASN:OD1	3:A:159:ARG:HA	2.03	0.58
3:I:30:PHE:O	3:I:157:TYR:HA	2.04	0.58
3:B:345:ARG:NH1	3:B:345:ARG:HG3	2.17	0.58
3:B:340:LYS:HG3	3:B:341:ARG:N	2.17	0.58
3:N:113:LEU:HD23	3:N:149:ALA:HB2	1.85	0.58
3:E:9:LEU:HD21	3:E:26:PRO:CD	2.33	0.58
3:M:54:SER:HA	3:M:101:PRO:HB3	1.84	0.58
3:G:56:PRO:HB3	3:G:81:THR:HG23	1.86	0.58
3:K:52:LEU:CD1	3:K:99:PRO:HG3	2.34	0.58
3:M:142:PRO:HB2	3:M:145:VAL:CG2	2.33	0.58
3:A:4:ILE:HG13	3:A:158:GLU:HG3	1.85	0.58
3:N:9:LEU:HD11	3:N:155:ILE:HD12	1.86	0.58
3:G:249:VAL:HG12	3:G:253:ALA:HB3	1.86	0.58
3:B:184:PRO:HB3	3:B:343:ILE:HD12	1.85	0.58
3:L:159:ARG:HG2	3:L:159:ARG:NH1	2.18	0.58
3:F:189:ILE:HD12	3:F:310:TYR:HE2	1.68	0.58
3:O:187:ILE:HG22	3:O:188:GLU:N	2.17	0.58
3:N:90:THR:CB	3:N:345:ARG:HG2	2.33	0.58
3:O:41:SER:HB2	3:O:111:VAL:O	2.04	0.58

*Continued on next page...*

*Continued from previous page...*

Atom-1	Atom-2	Interatomic distance (Å)	Clash overlap (Å)
3:J:52:LEU:HD21	3:J:145:VAL:HG21	1.85	0.58
3:G:343:ILE:HG12	3:G:343:ILE:O	2.02	0.58
1:Q:181:ILE:HD12	1:Q:200:ILE:HD11	1.83	0.58
3:M:90:THR:HB	3:M:345:ARG:HG2	1.85	0.58
3:M:29:ASN:HB2	3:M:157:TYR:HB3	1.86	0.58
3:F:121:LEU:N	3:F:121:LEU:HD12	2.18	0.58
3:C:195:PRO:O	3:C:201:ILE:HD11	2.03	0.58
3:E:9:LEU:HD11	3:E:155:ILE:HD12	1.86	0.58
3:F:277:ARG:HA	3:F:282:GLY:O	2.04	0.58
1:Q:17:PHE:O	1:Q:17:PHE:CD1	2.57	0.58
3:G:189:ILE:HD12	3:G:310:TYR:HE2	1.68	0.58
3:M:190:PRO:HB3	3:M:307:TYR:CE1	2.37	0.57
3:C:56:PRO:HA	3:C:267:TYR:OH	2.03	0.57
3:I:64:THR:HA	3:I:79:SER:HA	1.85	0.57
3:J:96:PRO:HG3	3:L:259:GLN:HG3	1.86	0.57
3:K:28:ASN:ND2	3:O:70:GLU:CA	2.66	0.57
3:M:33:LYS:HD2	3:M:118:GLU:OE2	2.04	0.57
3:K:274:ILE:N	3:K:274:ILE:HD12	2.19	0.57
3:I:81:THR:O	3:I:85:ILE:HG13	2.04	0.57
3:J:122:ALA:HB1	3:J:339:GLN:HG3	1.86	0.57
3:M:230:ASP:O	3:M:232:THR:HG23	2.04	0.57
3:O:230:ASP:N	3:O:231:PRO:HD2	2.19	0.57
3:O:324:LEU:HG	3:O:328:VAL:HB	1.85	0.57
3:L:200:PRO:HG2	3:L:233:GLU:HG3	1.84	0.57
3:I:173:ALA:HB2	3:I:320:GLN:NE2	2.19	0.57
1:Q:169:THR:O	1:Q:169:THR:HG22	2.04	0.57
3:E:274:ILE:HD12	3:E:274:ILE:N	2.19	0.57
3:A:182:VAL:HG22	3:A:336:VAL:HG13	1.87	0.57
3:J:190:PRO:HB3	3:J:307:TYR:CE1	2.39	0.57
3:C:15:TRP:CZ3	3:C:147:ILE:HB	2.39	0.57
3:N:13:TYR:CE2	3:N:23:ILE:HG12	2.38	0.57
3:D:125:PRO:CG	3:D:177:MET:HG2	2.35	0.57
3:K:121:LEU:N	3:K:121:LEU:HD12	2.19	0.57
3:L:332:VAL:O	3:L:336:VAL:HG23	2.04	0.57
3:H:259:GLN:HG3	3:I:96:PRO:CG	2.34	0.57
3:H:246:LYS:CA	3:H:246:LYS:HE2	2.26	0.57
3:E:259:GLN:HG3	3:F:96:PRO:HG3	1.86	0.57
3:O:233:GLU:OE1	3:O:250:SER:HA	2.05	0.57
3:J:49:ALA:N	3:J:107:ALA:HB2	2.19	0.57
3:M:182:VAL:HG22	3:M:336:VAL:HG13	1.84	0.57
3:A:263:GLN:NE2	3:B:92:LYS:HG2	2.19	0.57

*Continued on next page...*

*Continued from previous page...*

Atom-1	Atom-2	Interatomic distance (Å)	Clash overlap (Å)
3:H:324:LEU:HD21	3:H:332:VAL:HG21	1.87	0.57
3:F:19:THR:O	3:F:137:LEU:HD12	2.04	0.57
3:K:174:ASP:OD2	3:K:317:TYR:HE2	1.87	0.57
1:Q:99:VAL:HG11	1:Q:113:VAL:HG21	1.86	0.57
3:C:187:ILE:HG22	3:C:188:GLU:N	2.20	0.57
4:P:299:LEU:CD2	4:P:352:ILE:HD11	2.23	0.57
3:A:121:LEU:N	3:A:121:LEU:HD12	2.19	0.57
3:E:278:LYS:O	3:F:4:ILE:HB	2.04	0.57
3:F:105:VAL:HA	3:F:111:VAL:HG13	1.84	0.57
3:F:42:ILE:HG23	3:F:147:ILE:HD13	1.87	0.57
3:I:200:PRO:HG3	3:I:233:GLU:HB3	1.86	0.57
3:K:230:ASP:N	3:K:231:PRO:HD2	2.20	0.57
3:O:236:LEU:HD11	3:O:294:ILE:CG2	2.34	0.57
3:M:32:ARG:HD2	3:M:158:GLU:OE1	2.05	0.57
3:G:259:GLN:HB3	3:H:94:GLN:O	2.03	0.57
3:O:29:ASN:OD1	3:O:159:ARG:HA	2.04	0.57
3:G:53:PRO:CD	3:G:142:PRO:HB3	2.34	0.57
3:I:171:LEU:HB3	3:I:175:GLY:HA2	1.86	0.57
3:M:205:TYR:CD1	3:M:292:ASP:HA	2.40	0.57
3:E:15:TRP:CZ3	3:E:147:ILE:HB	2.39	0.57
3:C:105:VAL:HA	3:C:111:VAL:HG13	1.86	0.57
3:C:57:PHE:O	3:C:101:PRO:HG3	2.05	0.57
3:N:23:ILE:HG21	3:N:153:ILE:HG13	1.86	0.57
4:P:360:SER:HB2	4:P:363:SER:H	1.68	0.57
3:A:171:LEU:HB3	3:A:175:GLY:HA2	1.87	0.57
3:A:81:THR:O	3:A:85:ILE:HG13	2.04	0.57
3:K:254:LEU:HD21	3:K:274:ILE:HD11	1.87	0.57
3:O:176:GLU:O	3:O:177:MET:HG3	2.05	0.57
3:A:116:MET:HE1	3:C:256:ALA:HB2	1.86	0.57
3:D:231:PRO:HB2	3:D:251:TRP:CD2	2.40	0.57
3:G:230:ASP:N	3:G:231:PRO:HD2	2.19	0.57
3:D:274:ILE:N	3:D:274:ILE:HD12	2.20	0.57
3:K:54:SER:HA	3:K:101:PRO:HB3	1.86	0.57
3:O:92:LYS:CD	3:O:92:LYS:N	2.65	0.57
3:G:15:TRP:CE3	3:G:147:ILE:HB	2.39	0.57
3:C:142:PRO:HB2	3:C:145:VAL:CG2	2.35	0.57
3:C:52:LEU:HD13	3:C:99:PRO:HG3	1.87	0.57
3:C:57:PHE:CE2	3:C:142:PRO:HG2	2.39	0.57
3:L:259:GLN:OE1	3:L:266:PRO:HD3	2.04	0.57
3:O:195:PRO:HG2	3:O:201:ILE:CD1	2.35	0.57
3:G:324:LEU:CD2	3:G:332:VAL:HG21	2.35	0.57

*Continued on next page...*

*Continued from previous page...*

Atom-1	Atom-2	Interatomic distance (Å)	Clash overlap (Å)
3:F:286:LEU:HD21	3:F:294:ILE:HD12	1.85	0.57
3:H:25:ILE:HG23	3:H:155:ILE:HD11	1.87	0.57
3:K:212:TYR:HA	3:K:312:SER:OG	2.04	0.57
3:N:63:GLN:HG2	3:N:64:THR:HG23	1.87	0.57
3:F:126:ALA:HB1	3:F:132:ILE:CD1	2.34	0.57
3:N:3:GLU:HB2	3:N:159:ARG:HB3	1.87	0.57
3:M:206:LEU:HB3	3:M:212:TYR:CZ	2.39	0.57
3:B:42:ILE:HG22	3:B:145:VAL:HB	1.87	0.57
3:N:121:LEU:N	3:N:121:LEU:HD12	2.19	0.57
3:B:62:VAL:HG11	3:B:65:PHE:CZ	2.40	0.57
3:A:160:VAL:HG12	3:A:165:ILE:HG13	1.87	0.57
3:B:67:LEU:HB2	3:B:134:LEU:HD13	1.87	0.57
3:E:257:GLU:O	3:E:261:GLU:CB	2.53	0.57
3:N:131:ASN:HD22	3:N:133:ILE:HD11	1.70	0.57
3:N:19:THR:O	3:N:137:LEU:HD12	2.04	0.57
3:L:64:THR:HA	3:L:79:SER:HA	1.87	0.57
3:A:92:LYS:HD2	3:C:263:GLN:HE21	1.70	0.57
3:B:9:LEU:HD21	3:B:26:PRO:HD2	1.86	0.56
3:L:90:THR:HB	3:L:345:ARG:HG2	1.86	0.56
3:J:3:GLU:HB2	3:J:159:ARG:CB	2.27	0.56
3:M:259:GLN:HG3	3:N:96:PRO:HG3	1.87	0.56
1:Q:189:ASN:HD21	4:P:29:ASP:CB	2.18	0.56
3:L:274:ILE:N	3:L:274:ILE:HD12	2.19	0.56
3:O:105:VAL:HA	3:O:111:VAL:HG13	1.87	0.56
3:C:4:ILE:HA	3:C:157:TYR:O	2.05	0.56
3:I:221:ASN:HD21	3:I:302:ASN:HD22	1.52	0.56
3:H:9:LEU:HD21	3:H:26:PRO:HD3	1.86	0.56
3:O:62:VAL:HG13	3:O:136:ILE:HG23	1.86	0.56
3:K:47:THR:O	3:K:107:ALA:HB1	2.04	0.56
3:E:247:ILE:HG12	3:E:279:TYR:CE2	2.40	0.56
3:A:259:GLN:OE1	3:A:266:PRO:HD3	2.05	0.56
3:J:246:LYS:HD3	3:J:279:TYR:O	2.05	0.56
3:J:345:ARG:HH11	3:J:345:ARG:HG3	1.70	0.56
3:H:67:LEU:HD13	3:H:134:LEU:HB2	1.87	0.56
3:L:262:TYR:CE2	3:L:273:ILE:HD12	2.39	0.56
3:O:113:LEU:HD22	3:O:147:ILE:HG23	1.87	0.56
3:N:105:VAL:HA	3:N:111:VAL:HG13	1.87	0.56
3:B:124:PHE:CD1	3:B:125:PRO:HD2	2.41	0.56
3:I:213:LYS:HB2	3:I:311:VAL:O	2.05	0.56
3:G:190:PRO:HB3	3:G:307:TYR:CD1	2.40	0.56
4:P:346:ILE:CG2	4:P:349:ILE:CD1	2.82	0.56

*Continued on next page...*



*Continued from previous page...*

Atom-1	Atom-2	Interatomic distance (Å)	Clash overlap (Å)
3:N:278:LYS:O	3:O:4:ILE:HB	2.06	0.56
3:J:236:LEU:HB3	3:J:247:ILE:HG13	1.87	0.56
3:E:53:PRO:CD	3:E:142:PRO:HB3	2.35	0.56
3:M:315:LEU:HD12	3:M:318:TYR:CD1	2.36	0.56
3:I:60:ASN:HB3	3:I:81:THR:OG1	2.05	0.56
3:O:190:PRO:HB3	3:O:307:TYR:HD1	1.70	0.56
3:O:240:ARG:HH12	3:O:290:PRO:HB2	1.70	0.56
3:I:221:ASN:H	3:I:228:ASN:ND2	2.02	0.56
3:C:333:GLN:OE1	3:C:333:GLN:HA	2.04	0.56
3:E:67:LEU:HB3	3:E:76:TYR:HB2	1.86	0.56
3:H:235:GLU:OE2	3:H:237:LYS:HE3	2.05	0.56
1:Q:25:GLU:C	1:Q:26:TYR:HD2	2.09	0.56
3:C:130:GLN:HE21	3:C:130:GLN:CA	2.08	0.56
3:M:121:LEU:HB3	3:M:124:PHE:HB2	1.87	0.56
3:C:5:TYR:CE1	3:C:157:TYR:HB2	2.41	0.56
3:N:52:LEU:CD2	3:N:145:VAL:HG21	2.35	0.56
3:M:17:ALA:HB1	3:M:140:GLN:HE22	1.69	0.56
3:C:332:VAL:O	3:C:336:VAL:HG23	2.05	0.56
3:E:171:LEU:HB3	3:E:175:GLY:HA2	1.86	0.56
3:B:247:ILE:CG2	3:B:249:VAL:HG23	2.36	0.56
3:M:345:ARG:HG3	3:M:345:ARG:NH1	2.16	0.56
3:K:255:GLN:O	3:K:259:GLN:HG2	2.05	0.56
1:Q:106:VAL:HG11	1:Q:201:ALA:C	2.25	0.56
3:D:38:LEU:HD13	3:D:151:PHE:CE2	2.40	0.56
3:N:62:VAL:HG13	3:N:136:ILE:CG2	2.35	0.56
3:H:200:PRO:CG	3:H:233:GLU:HG3	2.35	0.56
3:G:36:VAL:HG11	3:G:136:ILE:HD11	1.87	0.56
3:G:62:VAL:HG11	3:G:65:PHE:CZ	2.41	0.56
3:M:171:LEU:HB3	3:M:175:GLY:HA2	1.87	0.56
3:B:105:VAL:HA	3:B:111:VAL:HG13	1.87	0.56
3:J:44:ASN:ND2	3:J:107:ALA:HA	2.20	0.56
3:O:159:ARG:HG2	3:O:159:ARG:HH11	1.69	0.56
3:C:62:VAL:HG13	3:C:136:ILE:CG2	2.35	0.56
3:N:17:ALA:HB1	3:N:140:GLN:NE2	2.21	0.56
3:N:89:TYR:CD2	3:N:273:ILE:HD11	2.41	0.56
3:A:243:PRO:HD3	3:F:185:LYS:HE3	1.88	0.56
3:A:4:ILE:CG2	3:A:32:ARG:HD3	2.35	0.56
3:I:56:PRO:O	3:I:59:TYR:HB2	2.05	0.56
3:N:321:LEU:HD22	3:N:332:VAL:CG1	2.35	0.56
3:J:28:ASN:N	3:J:28:ASN:OD1	2.37	0.56
3:K:190:PRO:HB3	3:K:307:TYR:HD1	1.67	0.56

*Continued on next page...*

*Continued from previous page...*

Atom-1	Atom-2	Interatomic distance (Å)	Clash overlap (Å)
3:B:87:MET:HE1	3:B:345:ARG:HB3	1.85	0.56
3:E:52:LEU:CD1	3:E:99:PRO:HG3	2.36	0.56
3:F:321:LEU:CD2	3:F:332:VAL:HG11	2.36	0.56
3:G:122:ALA:HB1	3:G:339:GLN:HG3	1.85	0.56
3:A:69:TYR:CE1	3:A:73:LYS:HB2	2.41	0.56
3:N:182:VAL:HG13	3:N:313:TYR:CD2	2.40	0.56
3:G:240:ARG:HG2	3:G:240:ARG:HH11	1.71	0.56
3:A:214:ARG:HG2	3:A:311:VAL:HB	1.87	0.56
3:H:340:LYS:HG3	3:H:341:ARG:N	2.20	0.56
3:O:340:LYS:HG3	3:O:341:ARG:N	2.18	0.56
3:F:233:GLU:OE1	3:F:250:SER:HA	2.05	0.56
3:F:69:TYR:O	3:F:70:GLU:HB2	2.06	0.56
3:O:215:GLN:HG3	3:O:310:TYR:CE1	2.41	0.56
3:B:30:PHE:O	3:B:157:TYR:HA	2.05	0.56
1:Q:189:ASN:N	1:Q:189:ASN:OD1	2.39	0.56
3:D:190:PRO:HB3	3:D:307:TYR:HD1	1.71	0.56
3:N:168:GLU:HG2	3:N:335:TYR:CE1	2.41	0.56
3:A:98:TYR:N	3:A:98:TYR:CD1	2.73	0.56
1:Q:39:ILE:HD11	1:Q:97:ILE:HG13	1.88	0.56
3:H:273:ILE:C	3:H:274:ILE:HD12	2.27	0.56
3:D:92:LYS:O	3:D:92:LYS:HG2	2.05	0.56
3:I:32:ARG:HB2	3:I:156:THR:CG2	2.36	0.56
3:I:4:ILE:HD12	3:I:4:ILE:H	1.70	0.56
3:L:246:LYS:O	3:L:279:TYR:HD2	1.88	0.56
3:L:235:GLU:HB3	3:L:297:ASP:HB2	1.88	0.56
3:A:94:GLN:HB3	3:C:259:GLN:NE2	2.20	0.56
3:A:63:GLN:O	3:A:79:SER:HB2	2.05	0.56
3:H:65:PHE:CE1	3:H:136:ILE:HG12	2.41	0.56
3:J:13:TYR:HB3	3:J:21:ILE:HG21	1.88	0.56
3:H:190:PRO:HB3	3:H:307:TYR:CD1	2.41	0.56
3:D:33:LYS:HD2	3:D:118:GLU:OE2	2.05	0.56
3:I:26:PRO:HB3	3:M:131:ASN:ND2	2.21	0.55
3:A:32:ARG:HB2	3:A:156:THR:CG2	2.36	0.55
3:L:121:LEU:HB3	3:L:124:PHE:HB2	1.88	0.55
3:L:176:GLU:C	3:L:177:MET:HG3	2.26	0.55
3:D:116:MET:HG3	3:D:117:TRP:N	2.20	0.55
3:I:15:TRP:CE3	3:I:147:ILE:HB	2.41	0.55
3:J:142:PRO:CD	3:J:147:ILE:HD11	2.36	0.55
3:J:231:PRO:HA	3:J:300:LEU:HD23	1.87	0.55
3:L:9:LEU:HD11	3:L:155:ILE:HD12	1.88	0.55
3:G:65:PHE:CE1	3:G:136:ILE:HG12	2.41	0.55

*Continued on next page...*

*Continued from previous page...*

Atom-1	Atom-2	Interatomic distance (Å)	Clash overlap (Å)
3:L:234:TYR:HB2	3:L:251:TRP:HZ3	1.70	0.55
4:P:140:ILE:HD13	4:P:140:ILE:N	2.20	0.55
3:B:256:ALA:HB1	3:C:116:MET:CE	2.36	0.55
3:F:28:ASN:ND2	3:J:70:GLU:C	2.57	0.55
3:F:44:ASN:HB2	3:F:105:VAL:CG1	2.35	0.55
3:F:89:TYR:CD2	3:F:273:ILE:HD11	2.40	0.55
3:F:27:ARG:HG2	3:F:132:ILE:HD12	1.88	0.55
3:A:99:PRO:HD3	3:A:112:ASN:O	2.06	0.55
3:B:174:ASP:OD2	3:B:317:TYR:HE2	1.89	0.55
3:M:297:ASP:O	3:M:298:LEU:HD23	2.05	0.55
3:E:96:PRO:HB3	3:E:114:ASN:HD21	1.71	0.55
3:B:255:GLN:O	3:B:259:GLN:HG2	2.07	0.55
3:H:234:TYR:HE2	3:H:247:ILE:HD12	1.70	0.55
3:J:29:ASN:HB2	3:J:157:TYR:HB3	1.89	0.55
3:H:274:ILE:HD12	3:H:274:ILE:N	2.22	0.55
3:H:277:ARG:CB	3:H:277:ARG:CZ	2.84	0.55
3:H:277:ARG:HH11	3:H:277:ARG:CB	2.18	0.55
3:H:230:ASP:N	3:H:231:PRO:HD2	2.21	0.55
3:N:125:PRO:CG	3:N:177:MET:HG2	2.37	0.55
3:K:184:PRO:CB	3:K:343:ILE:HD12	2.36	0.55
3:M:256:ALA:CB	3:N:116:MET:HE1	2.37	0.55
3:E:15:TRP:HB2	3:E:38:LEU:HD11	1.87	0.55
3:I:235:GLU:HG3	3:I:247:ILE:O	2.06	0.55
3:F:249:VAL:HG12	3:F:253:ALA:HB3	1.88	0.55
3:I:52:LEU:HD12	3:I:99:PRO:HG3	1.87	0.55
3:A:340:LYS:HG3	3:A:341:ARG:N	2.21	0.55
3:C:13:TYR:HB3	3:C:21:ILE:HG21	1.88	0.55
3:F:121:LEU:HB3	3:F:124:PHE:HB2	1.88	0.55
3:J:121:LEU:HB3	3:J:124:PHE:HB2	1.89	0.55
3:H:259:GLN:HG3	3:I:96:PRO:HG3	1.87	0.55
3:E:25:ILE:HG23	3:E:155:ILE:HD13	1.88	0.55
3:H:202:HIS:HA	3:H:297:ASP:OD2	2.05	0.55
3:N:224:SER:OG	3:N:228:ASN:HB3	2.07	0.55
3:G:19:THR:O	3:G:137:LEU:HD12	2.06	0.55
3:E:243:PRO:HD3	3:J:185:LYS:HE3	1.88	0.55
3:H:319:ASP:N	3:H:319:ASP:OD2	2.38	0.55
3:H:240:ARG:HH21	3:M:208:PRO:HG2	1.72	0.55
3:B:15:TRP:HB2	3:B:38:LEU:HD11	1.89	0.55
3:H:38:LEU:HD13	3:H:151:PHE:CZ	2.40	0.55
3:D:315:LEU:HB2	3:D:318:TYR:HB2	1.89	0.55
3:M:185:LYS:HG2	3:M:187:ILE:HG12	1.89	0.55

*Continued on next page...*

*Continued from previous page...*

Atom-1	Atom-2	Interatomic distance (Å)	Clash overlap (Å)
3:M:32:ARG:HB2	3:M:156:THR:HG22	1.88	0.55
3:L:29:ASN:CG	3:L:159:ARG:HA	2.27	0.55
3:O:174:ASP:OD2	3:O:317:TYR:HE2	1.89	0.55
3:K:321:LEU:CD2	3:K:332:VAL:HG11	2.36	0.55
3:C:298:LEU:CD1	3:C:306:VAL:HG11	2.36	0.55
3:B:194:VAL:HG11	3:B:203:VAL:HG22	1.89	0.55
3:E:15:TRP:CE3	3:E:147:ILE:HB	2.40	0.55
3:E:42:ILE:HG22	3:E:145:VAL:HB	1.89	0.55
3:K:249:VAL:HG12	3:K:253:ALA:HB3	1.88	0.55
3:I:54:SER:CA	3:I:101:PRO:HB3	2.36	0.55
3:O:173:ALA:HA	3:O:320:GLN:HE22	1.70	0.55
3:D:190:PRO:HB3	3:D:307:TYR:CD1	2.41	0.55
3:B:333:GLN:OE1	3:B:333:GLN:HA	2.07	0.55
3:J:332:VAL:O	3:J:336:VAL:HG23	2.06	0.55
3:H:56:PRO:HB3	3:H:81:THR:HG23	1.88	0.55
3:A:90:THR:CB	3:A:345:ARG:HG2	2.37	0.55
3:B:91:THR:CG2	3:B:345:ARG:HD3	2.36	0.55
3:E:324:LEU:CD2	3:E:332:VAL:HG21	2.36	0.55
3:F:332:VAL:O	3:F:336:VAL:HG23	2.07	0.55
3:F:57:PHE:CD2	3:F:58:PRO:HA	2.41	0.55
3:I:321:LEU:HD22	3:I:332:VAL:CG1	2.37	0.55
3:B:23:ILE:O	3:B:133:ILE:HG23	2.07	0.55
3:J:42:ILE:HG23	3:J:147:ILE:HD13	1.89	0.55
3:J:32:ARG:HD2	3:J:158:GLU:OE1	2.06	0.55
3:J:324:LEU:HD21	3:J:332:VAL:HG21	1.89	0.55
3:K:29:ASN:HB2	3:K:157:TYR:HB3	1.87	0.55
4:P:299:LEU:HD21	4:P:352:ILE:CD1	2.26	0.55
3:C:298:LEU:HD11	3:C:306:VAL:HG11	1.88	0.55
4:P:190:THR:HG22	4:P:192:THR:N	2.17	0.55
3:K:246:LYS:O	3:K:279:TYR:HD2	1.89	0.55
3:I:19:THR:CG2	3:I:20:ASN:N	2.70	0.55
3:K:19:THR:CG2	3:K:20:ASN:N	2.69	0.55
3:F:340:LYS:HG3	3:F:341:ARG:N	2.20	0.55
3:D:230:ASP:HA	3:D:301:GLN:CG	2.36	0.55
3:F:25:ILE:HG23	3:F:155:ILE:HD13	1.88	0.55
3:M:63:GLN:HG2	3:M:64:THR:HG23	1.88	0.55
3:G:330:ALA:O	3:G:334:GLN:HG2	2.05	0.55
3:L:67:LEU:HB3	3:L:76:TYR:HB2	1.88	0.55
3:O:87:MET:HB3	3:O:95:ASN:ND2	2.22	0.55
1:Q:42:ARG:HH11	1:Q:42:ARG:HG3	1.70	0.55
3:A:321:LEU:HD22	3:A:332:VAL:CG1	2.36	0.55

*Continued on next page...*

*Continued from previous page...*

Atom-1	Atom-2	Interatomic distance (Å)	Clash overlap (Å)
3:A:324:LEU:HG	3:A:328:VAL:HB	1.88	0.55
3:F:255:GLN:NE2	3:F:266:PRO:HB3	2.22	0.55
3:L:57:PHE:O	3:L:101:PRO:HG3	2.07	0.55
3:I:25:ILE:HG23	3:I:155:ILE:CD1	2.35	0.55
3:H:96:PRO:HG2	3:H:116:MET:HE3	1.88	0.55
3:D:13:TYR:HB3	3:D:21:ILE:HG21	1.89	0.55
3:F:62:VAL:HG13	3:F:136:ILE:HG23	1.88	0.55
3:G:263:GLN:CA	3:H:94:GLN:HG3	2.37	0.55
3:H:17:ALA:HB1	3:H:140:GLN:HE22	1.72	0.55
3:A:92:LYS:O	3:A:92:LYS:HG2	2.07	0.55
3:L:277:ARG:HA	3:L:282:GLY:O	2.07	0.55
3:L:88:TYR:O	3:L:93:GLY:HA2	2.07	0.55
3:E:27:ARG:NH1	3:E:27:ARG:HB2	2.21	0.55
3:N:29:ASN:HB2	3:N:157:TYR:HB3	1.88	0.55
3:J:29:ASN:OD1	3:J:159:ARG:HA	2.07	0.55
3:F:57:PHE:CG	3:F:58:PRO:HA	2.41	0.55
3:J:94:GLN:O	3:L:259:GLN:HB3	2.06	0.55
3:I:105:VAL:HG21	3:I:145:VAL:HG11	1.89	0.55
3:L:56:PRO:HG2	3:L:60:ASN:ND2	2.22	0.55
3:O:230:ASP:O	3:O:232:THR:HG23	2.07	0.55
3:O:332:VAL:O	3:O:336:VAL:HG23	2.06	0.55
3:D:89:TYR:CD2	3:D:273:ILE:HD11	2.42	0.55
3:A:243:PRO:HD3	3:F:185:LYS:CE	2.38	0.55
3:E:277:ARG:HA	3:E:282:GLY:O	2.07	0.55
3:L:17:ALA:HB1	3:L:140:GLN:HE22	1.72	0.55
3:G:194:VAL:HG11	3:G:203:VAL:HG22	1.89	0.55
3:I:187:ILE:HG22	3:I:188:GLU:N	2.22	0.55
3:C:69:TYR:O	3:C:70:GLU:HB2	2.05	0.54
3:B:38:LEU:HD13	3:B:151:PHE:CE2	2.42	0.54
3:D:189:ILE:HD12	3:D:310:TYR:CE2	2.32	0.54
3:M:30:PHE:O	3:M:157:TYR:HA	2.08	0.54
3:E:38:LEU:HD13	3:E:151:PHE:CE2	2.42	0.54
3:B:338:ARG:HA	3:B:341:ARG:HH21	1.71	0.54
3:E:69:TYR:O	3:E:70:GLU:HB2	2.07	0.54
3:A:211:ILE:HD12	3:A:313:TYR:CE2	2.43	0.54
3:I:221:ASN:ND2	3:I:302:ASN:HD22	2.05	0.54
3:F:65:PHE:HE1	3:F:136:ILE:HG12	1.71	0.54
3:A:92:LYS:HD2	3:C:263:GLN:NE2	2.22	0.54
3:I:208:PRO:HD3	3:I:291:SER:HA	1.89	0.54
3:D:69:TYR:O	3:D:70:GLU:HB2	2.07	0.54
3:B:277:ARG:HA	3:B:282:GLY:O	2.07	0.54

*Continued on next page...*

*Continued from previous page...*

Atom-1	Atom-2	Interatomic distance (Å)	Clash overlap (Å)
3:M:256:ALA:HB1	3:N:116:MET:HE1	1.89	0.54
3:C:81:THR:O	3:C:85:ILE:HG13	2.07	0.54
3:M:68:SER:CB	3:M:74:THR:HA	2.38	0.54
3:E:287:THR:HG21	3:E:318:TYR:CD2	2.43	0.54
3:A:96:PRO:HG3	3:C:259:GLN:HG3	1.88	0.54
3:A:195:PRO:HG2	3:A:201:ILE:CD1	2.37	0.54
1:Q:37:PHE:CD2	1:Q:115:LEU:HD22	2.42	0.54
3:G:52:LEU:CD2	3:G:145:VAL:HG21	2.37	0.54
3:L:41:SER:HB2	3:L:111:VAL:O	2.07	0.54
3:D:195:PRO:HG2	3:D:201:ILE:HD11	1.89	0.54
3:B:121:LEU:HA	3:B:184:PRO:HG3	1.88	0.54
3:N:179:LEU:HD11	3:N:320:GLN:HB2	1.90	0.54
3:J:200:PRO:HG3	3:J:233:GLU:HG3	1.88	0.54
3:F:171:LEU:HB3	3:F:175:GLY:HA2	1.88	0.54
3:F:78:VAL:HG21	3:F:83:LEU:HB2	1.89	0.54
3:B:259:GLN:O	3:B:263:GLN:HA	2.07	0.54
3:I:255:GLN:O	3:I:259:GLN:HG2	2.07	0.54
3:E:62:VAL:HG11	3:E:65:PHE:CZ	2.41	0.54
3:D:38:LEU:HD13	3:D:151:PHE:CZ	2.43	0.54
3:E:116:MET:CG	3:E:117:TRP:N	2.70	0.54
3:G:321:LEU:HD22	3:G:332:VAL:CG1	2.37	0.54
3:G:76:TYR:CE2	3:G:119:PHE:HB3	2.42	0.54
3:E:68:SER:CB	3:E:74:THR:HA	2.38	0.54
3:L:17:ALA:HB1	3:L:140:GLN:NE2	2.21	0.54
3:I:78:VAL:HG21	3:I:83:LEU:HB2	1.88	0.54
3:O:171:LEU:HB3	3:O:175:GLY:HA2	1.89	0.54
3:C:261:GLU:HG3	3:C:262:TYR:CE2	2.42	0.54
3:G:92:LYS:HG2	3:G:92:LYS:O	2.08	0.54
1:Q:61:LEU:N	1:Q:61:LEU:HD12	2.22	0.54
3:K:52:LEU:CD2	3:K:145:VAL:HG21	2.38	0.54
3:E:142:PRO:CD	3:E:147:ILE:HD11	2.36	0.54
4:P:101:ASN:ND2	4:P:123:THR:CG2	2.71	0.54
3:G:32:ARG:HB2	3:G:156:THR:CG2	2.35	0.54
3:N:42:ILE:HG22	3:N:145:VAL:HB	1.89	0.54
3:N:200:PRO:CG	3:N:233:GLU:HG3	2.38	0.54
3:A:231:PRO:HA	3:A:300:LEU:HD23	1.89	0.54
3:F:64:THR:HA	3:F:79:SER:HA	1.89	0.54
3:N:309:LEU:C	3:N:309:LEU:HD23	2.28	0.54
3:J:220:ILE:HD13	3:J:226:ILE:HA	1.89	0.54
3:D:257:GLU:O	3:D:261:GLU:HB2	2.08	0.54
3:B:29:ASN:OD1	3:B:159:ARG:HA	2.07	0.54

*Continued on next page...*

*Continued from previous page...*

Atom-1	Atom-2	Interatomic distance (Å)	Clash overlap (Å)
3:A:67:LEU:HB2	3:A:134:LEU:HD13	1.89	0.54
3:B:92:LYS:H	3:B:92:LYS:HD2	1.73	0.54
3:E:179:LEU:HG	3:E:321:LEU:CD2	2.37	0.54
3:E:324:LEU:HD21	3:E:332:VAL:HG21	1.88	0.54
3:L:44:ASN:HB2	3:L:105:VAL:CG1	2.38	0.54
3:L:4:ILE:HG23	3:L:32:ARG:HD3	1.88	0.54
3:G:253:ALA:O	3:G:256:ALA:HB3	2.07	0.54
3:E:185:LYS:CE	3:O:243:PRO:HD3	2.38	0.54
3:N:182:VAL:HG13	3:N:313:TYR:HD2	1.72	0.54
3:F:176:GLU:O	3:F:177:MET:HG3	2.08	0.54
3:L:187:ILE:HG22	3:L:188:GLU:N	2.22	0.54
3:K:92:LYS:N	3:K:92:LYS:CD	2.70	0.54
3:C:56:PRO:O	3:C:59:TYR:HB2	2.07	0.54
3:K:247:ILE:HG12	3:K:279:TYR:CE2	2.43	0.54
3:A:37:GLN:NE2	3:A:39:ILE:HD11	2.23	0.54
3:B:233:GLU:OE1	3:B:250:SER:HA	2.08	0.54
3:C:159:ARG:O	3:C:159:ARG:HG2	2.08	0.54
3:O:122:ALA:HB1	3:O:339:GLN:HG3	1.90	0.54
3:B:71:GLY:O	3:J:10:GLN:HG2	2.08	0.54
3:H:205:TYR:CD1	3:H:292:ASP:HA	2.42	0.54
3:B:90:THR:CB	3:B:345:ARG:HG2	2.37	0.54
3:D:92:LYS:HB3	3:F:263:GLN:HB3	1.90	0.54
3:K:42:ILE:HD11	3:K:113:LEU:HD13	1.89	0.54
3:H:122:ALA:HB1	3:H:339:GLN:HG3	1.89	0.54
3:D:176:GLU:O	3:D:177:MET:HG3	2.08	0.54
3:E:13:TYR:O	3:E:150:SER:HA	2.07	0.54
3:J:200:PRO:HG3	3:J:233:GLU:CG	2.38	0.54
3:D:202:HIS:HA	3:D:297:ASP:OD2	2.08	0.54
3:L:123:ARG:HH22	3:L:168:GLU:CD	2.10	0.54
3:H:189:ILE:HD12	3:H:310:TYR:HE2	1.71	0.54
3:G:51:THR:HG23	3:G:102:GLY:O	2.08	0.54
3:I:19:THR:HG22	3:I:20:ASN:N	2.22	0.54
3:O:205:TYR:CD1	3:O:292:ASP:HA	2.43	0.54
3:E:83:LEU:HD23	3:E:117:TRP:HB3	1.89	0.54
3:O:78:VAL:CG2	3:O:83:LEU:HB2	2.38	0.54
3:N:172:GLY:HA3	3:N:317:TYR:CE2	2.43	0.54
1:Q:99:VAL:HG21	1:Q:113:VAL:HG11	1.89	0.54
3:J:54:SER:HA	3:J:101:PRO:HB3	1.89	0.54
3:A:168:GLU:HG2	3:A:335:TYR:CE1	2.43	0.54
1:Q:49:LEU:HD13	1:Q:59:VAL:HG11	1.90	0.54
3:I:244:THR:HG22	3:I:245:ASP:N	2.23	0.54

*Continued on next page...*

*Continued from previous page...*

Atom-1	Atom-2	Interatomic distance (Å)	Clash overlap (Å)
3:L:192:PHE:HD1	3:L:305:ASN:OD1	1.90	0.54
3:F:56:PRO:O	3:F:59:TYR:HB2	2.08	0.54
3:N:25:ILE:HG23	3:N:155:ILE:HD13	1.89	0.54
3:I:57:PHE:O	3:I:101:PRO:HG3	2.08	0.54
3:B:41:SER:HB2	3:B:111:VAL:O	2.08	0.54
3:J:206:LEU:HB3	3:J:212:TYR:CE1	2.42	0.54
3:M:263:GLN:OE1	3:N:92:LYS:HG2	2.08	0.53
3:C:247:ILE:HD13	3:C:274:ILE:HG21	1.89	0.53
3:E:130:GLN:OE1	3:E:130:GLN:HA	2.08	0.53
3:M:332:VAL:O	3:M:336:VAL:HG23	2.08	0.53
1:Q:36:PHE:CZ	3:C:24:LYS:HG3	2.43	0.53
3:O:298:LEU:HD12	3:O:306:VAL:HG21	1.89	0.53
3:N:98:TYR:N	3:N:98:TYR:CD1	2.75	0.53
3:A:259:GLN:HG3	3:B:96:PRO:CG	2.36	0.53
3:D:259:GLN:O	3:D:263:GLN:HA	2.08	0.53
3:M:42:ILE:HG22	3:M:145:VAL:HB	1.91	0.53
3:G:52:LEU:O	3:G:102:GLY:HA2	2.08	0.53
3:H:55:ALA:N	3:H:101:PRO:HB3	2.23	0.53
3:I:53:PRO:HG2	3:I:57:PHE:CG	2.43	0.53
3:D:287:THR:HG21	3:D:318:TYR:CE2	2.41	0.53
3:K:11:GLN:NE2	3:K:13:TYR:CE1	2.76	0.53
3:I:92:LYS:N	3:I:92:LYS:CD	2.71	0.53
3:I:215:GLN:HG3	3:I:310:TYR:CD1	2.43	0.53
3:H:13:TYR:CZ	3:H:23:ILE:HG12	2.43	0.53
3:N:280:PHE:CD1	3:N:284:LEU:HB2	2.43	0.53
3:N:324:LEU:HG	3:N:325:PRO:HD2	1.90	0.53
3:J:219:VAL:CG1	3:J:304:ASP:HB2	2.39	0.53
3:G:4:ILE:HA	3:G:157:TYR:O	2.08	0.53
3:E:203:VAL:O	3:E:204:ALA:HB2	2.09	0.53
3:L:62:VAL:HG11	3:L:65:PHE:CZ	2.43	0.53
3:M:62:VAL:HG11	3:M:65:PHE:CZ	2.43	0.53
3:N:277:ARG:HA	3:N:282:GLY:O	2.08	0.53
3:C:284:LEU:HD11	3:C:294:ILE:HD13	1.91	0.53
3:C:52:LEU:HD13	3:C:99:PRO:CG	2.38	0.53
3:E:70:GLU:HG3	3:E:130:GLN:HB2	1.89	0.53
3:M:194:VAL:HG21	3:M:203:VAL:HG13	1.89	0.53
3:H:9:LEU:HD11	3:H:155:ILE:HD12	1.90	0.53
1:Q:211:THR:CB	4:P:57:SER:HB3	2.38	0.53
3:H:173:ALA:HB2	3:H:320:GLN:NE2	2.23	0.53
3:K:259:GLN:O	3:K:263:GLN:HA	2.08	0.53
3:K:28:ASN:HD22	3:O:70:GLU:C	2.12	0.53

*Continued on next page...*



*Continued from previous page...*

Atom-1	Atom-2	Interatomic distance (Å)	Clash overlap (Å)
3:N:324:LEU:HG	3:N:328:VAL:HB	1.90	0.53
3:E:126:ALA:HB1	3:E:132:ILE:HD11	1.90	0.53
3:E:85:ILE:HD11	3:E:226:ILE:CD1	2.38	0.53
3:C:116:MET:CG	3:C:117:TRP:N	2.71	0.53
3:L:13:TYR:CE2	3:L:23:ILE:HG12	2.44	0.53
3:E:13:TYR:CZ	3:E:23:ILE:HG12	2.44	0.53
3:G:324:LEU:HG	3:G:328:VAL:HB	1.90	0.53
3:A:285:ASP:O	3:A:286:LEU:HD23	2.08	0.53
3:D:34:ILE:O	3:D:119:PHE:HD1	1.90	0.53
3:D:333:GLN:OE1	3:D:333:GLN:HA	2.07	0.53
3:G:174:ASP:OD2	3:G:317:TYR:HE2	1.91	0.53
1:Q:175:GLY:N	4:P:42:LEU:CD1	2.71	0.53
3:M:236:LEU:HB3	3:M:247:ILE:HG13	1.91	0.53
3:L:340:LYS:HG3	3:L:341:ARG:N	2.22	0.53
1:Q:106:VAL:CG1	1:Q:202:GLY:CA	2.86	0.53
3:N:121:LEU:HB3	3:N:124:PHE:HB2	1.91	0.53
3:M:230:ASP:N	3:M:231:PRO:HD2	2.24	0.53
3:H:9:LEU:HD21	3:H:26:PRO:CD	2.38	0.53
3:E:85:ILE:HD11	3:E:226:ILE:HD11	1.91	0.53
1:Q:29:SER:HB2	1:Q:110:SER:CB	2.39	0.53
3:C:221:ASN:H	3:C:228:ASN:ND2	2.06	0.53
3:N:277:ARG:HG3	3:N:278:LYS:HG2	1.91	0.53
3:C:113:LEU:HD23	3:C:149:ALA:HB2	1.90	0.53
3:F:113:LEU:HD22	3:F:147:ILE:HG23	1.89	0.53
3:K:95:ASN:OD1	3:K:96:PRO:HD2	2.09	0.53
3:F:247:ILE:HG12	3:F:279:TYR:CD2	2.43	0.53
3:E:285:ASP:O	3:E:286:LEU:HD23	2.09	0.53
3:A:230:ASP:HA	3:A:301:GLN:CG	2.38	0.53
3:J:13:TYR:OH	3:J:23:ILE:HG23	2.09	0.53
3:I:205:TYR:CD1	3:I:295:GLU:HB3	2.44	0.53
3:E:259:GLN:HG3	3:F:96:PRO:HG2	1.91	0.53
3:E:11:GLN:H	3:I:133:ILE:HD13	1.74	0.53
3:F:3:GLU:HB2	3:F:159:ARG:CB	2.39	0.53
3:A:239:VAL:HG23	3:A:295:GLU:HG2	1.90	0.53
3:F:257:GLU:O	3:F:261:GLU:CB	2.57	0.53
3:B:172:GLY:HA3	3:B:317:TYR:CE2	2.44	0.53
3:K:171:LEU:HB3	3:K:175:GLY:HA2	1.90	0.53
4:P:117:GLU:HG3	4:P:119:TYR:CE2	2.44	0.53
3:M:176:GLU:C	3:M:177:MET:HG3	2.27	0.53
3:M:333:GLN:HA	3:M:333:GLN:OE1	2.09	0.53
3:K:254:LEU:HD21	3:K:274:ILE:HG13	1.90	0.53

*Continued on next page...*

*Continued from previous page...*

Atom-1	Atom-2	Interatomic distance (Å)	Clash overlap (Å)
3:N:121:LEU:HA	3:N:184:PRO:HG3	1.90	0.53
3:C:121:LEU:HB3	3:C:124:PHE:HB2	1.91	0.53
3:B:121:LEU:HB3	3:B:124:PHE:HB2	1.90	0.53
3:M:200:PRO:HG3	3:M:233:GLU:CG	2.38	0.53
3:A:216:LEU:HD12	3:A:272:ALA:O	2.08	0.53
3:F:219:VAL:HG21	3:F:300:LEU:CD2	2.38	0.53
3:A:172:GLY:HA3	3:A:317:TYR:CE2	2.44	0.53
3:F:17:ALA:HB1	3:F:140:GLN:NE2	2.23	0.53
3:C:205:TYR:CD1	3:C:295:GLU:HB3	2.44	0.53
3:F:13:TYR:HB3	3:F:21:ILE:HG21	1.90	0.53
3:A:248:LYS:HB3	3:B:7:GLU:CB	2.39	0.53
3:A:334:GLN:OE1	3:A:334:GLN:HA	2.07	0.53
3:K:30:PHE:CD1	3:K:160:VAL:HG21	2.44	0.53
3:L:87:MET:HE1	3:L:118:GLU:HB3	1.91	0.53
3:A:41:SER:HB2	3:A:111:VAL:O	2.09	0.53
3:A:57:PHE:CE2	3:A:142:PRO:HG2	2.44	0.53
3:A:321:LEU:HD22	3:A:332:VAL:HG11	1.91	0.53
3:I:44:ASN:ND2	3:I:107:ALA:HA	2.22	0.53
3:L:55:ALA:N	3:L:101:PRO:HB3	2.24	0.53
3:K:218:TYR:HA	3:K:270:ALA:O	2.09	0.53
3:F:309:LEU:HD23	3:F:309:LEU:C	2.29	0.53
3:N:64:THR:HA	3:N:79:SER:HA	1.90	0.53
3:B:212:TYR:HA	3:B:312:SER:OG	2.08	0.53
3:G:87:MET:HB3	3:G:95:ASN:ND2	2.24	0.52
3:L:195:PRO:HA	3:L:303:GLN:HG3	1.90	0.52
1:Q:45:PHE:HE1	1:Q:89:PHE:CD2	2.27	0.52
3:B:52:LEU:CD2	3:B:145:VAL:HG21	2.39	0.52
3:J:69:TYR:OH	3:J:73:LYS:HD2	2.09	0.52
3:K:247:ILE:HD13	3:K:274:ILE:HG21	1.91	0.52
3:G:37:GLN:HG2	3:G:116:MET:HE2	1.90	0.52
3:D:343:ILE:HG12	3:D:343:ILE:O	2.09	0.52
3:J:57:PHE:CD2	3:J:58:PRO:HA	2.44	0.52
3:C:329:ALA:O	3:C:333:GLN:HG2	2.09	0.52
3:C:309:LEU:HD23	3:C:310:TYR:N	2.23	0.52
3:I:212:TYR:HA	3:I:312:SER:OG	2.08	0.52
3:M:13:TYR:OH	3:M:23:ILE:HG23	2.09	0.52
3:J:23:ILE:HD13	3:J:153:ILE:HD11	1.91	0.52
3:K:320:GLN:O	3:K:324:LEU:HB2	2.09	0.52
3:G:257:GLU:O	3:G:261:GLU:CB	2.57	0.52
3:I:259:GLN:O	3:I:263:GLN:HA	2.10	0.52
3:L:38:LEU:HD13	3:L:151:PHE:CZ	2.44	0.52

*Continued on next page...*

*Continued from previous page...*

Atom-1	Atom-2	Interatomic distance (Å)	Clash overlap (Å)
3:O:202:HIS:HA	3:O:297:ASP:OD2	2.08	0.52
3:D:54:SER:CA	3:D:101:PRO:HB3	2.37	0.52
3:O:69:TYR:O	3:O:70:GLU:HB2	2.09	0.52
3:C:30:PHE:CZ	3:C:165:ILE:HD11	2.43	0.52
3:G:230:ASP:O	3:G:232:THR:HG23	2.10	0.52
3:D:219:VAL:HG12	3:D:220:ILE:N	2.24	0.52
4:P:264:GLU:O	4:P:264:GLU:CG	2.57	0.52
3:M:220:ILE:O	3:M:304:ASP:HB3	2.09	0.52
3:J:278:LYS:O	3:K:4:ILE:HB	2.09	0.52
3:B:195:PRO:HG2	3:B:201:ILE:HD12	1.91	0.52
3:K:19:THR:HG22	3:K:20:ASN:N	2.24	0.52
3:D:206:LEU:HD12	3:D:294:ILE:HB	1.91	0.52
3:D:42:ILE:HG22	3:D:145:VAL:HB	1.91	0.52
3:N:42:ILE:HG23	3:N:147:ILE:HD13	1.90	0.52
3:N:233:GLU:HB3	3:N:299:ALA:CB	2.39	0.52
3:D:321:LEU:CD2	3:D:332:VAL:HG11	2.38	0.52
3:D:298:LEU:HD12	3:D:306:VAL:HG21	1.91	0.52
3:K:68:SER:HB2	3:K:73:LYS:O	2.09	0.52
3:G:95:ASN:OD1	3:G:96:PRO:HD2	2.10	0.52
3:A:5:TYR:CE1	3:A:157:TYR:HB2	2.44	0.52
3:A:113:LEU:CD2	3:A:147:ILE:HG23	2.38	0.52
3:B:56:PRO:O	3:B:59:TYR:HB2	2.09	0.52
3:L:337:ALA:O	3:L:340:LYS:HG2	2.09	0.52
3:H:32:ARG:HD2	3:H:158:GLU:HB2	1.91	0.52
3:E:36:VAL:O	3:E:116:MET:HG3	2.08	0.52
3:C:4:ILE:HG23	3:C:32:ARG:HD3	1.92	0.52
3:F:38:LEU:O	3:F:114:ASN:HA	2.10	0.52
3:O:13:TYR:CZ	3:O:23:ILE:HG12	2.44	0.52
3:L:211:ILE:HD12	3:L:313:TYR:CE2	2.45	0.52
3:E:25:ILE:HG23	3:E:155:ILE:CD1	2.40	0.52
3:H:187:ILE:HG22	3:H:188:GLU:N	2.25	0.52
3:E:32:ARG:HH21	3:E:342:ARG:CD	2.22	0.52
3:B:96:PRO:HB3	3:B:114:ASN:ND2	2.24	0.52
3:B:57:PHE:CE2	3:B:142:PRO:HG2	2.44	0.52
3:E:121:LEU:N	3:E:121:LEU:HD12	2.25	0.52
3:L:105:VAL:HA	3:L:111:VAL:HG13	1.90	0.52
3:F:52:LEU:HD12	3:F:99:PRO:HG3	1.91	0.52
3:H:19:THR:CG2	3:H:20:ASN:N	2.73	0.52
3:L:13:TYR:CZ	3:L:23:ILE:HG12	2.44	0.52
3:O:190:PRO:HB3	3:O:307:TYR:CE1	2.45	0.52
3:K:67:LEU:HB3	3:K:76:TYR:HB2	1.91	0.52

*Continued on next page...*

*Continued from previous page...*

Atom-1	Atom-2	Interatomic distance (Å)	Clash overlap (Å)
3:D:13:TYR:CZ	3:D:23:ILE:HG12	2.44	0.52
3:D:29:ASN:OD1	3:D:159:ARG:HA	2.09	0.52
3:B:187:ILE:HG22	3:B:188:GLU:N	2.25	0.52
3:M:247:ILE:CD1	3:M:274:ILE:HG21	2.40	0.52
3:B:38:LEU:O	3:B:114:ASN:HA	2.10	0.52
3:E:244:THR:OG1	3:J:73:LYS:HE2	2.10	0.52
3:E:142:PRO:HB2	3:E:145:VAL:CG2	2.40	0.52
3:G:42:ILE:HG23	3:G:147:ILE:HD13	1.92	0.52
3:H:125:PRO:HG3	3:H:177:MET:HG2	1.91	0.52
3:F:54:SER:CA	3:F:101:PRO:HB3	2.38	0.52
3:N:13:TYR:CZ	3:N:23:ILE:HG12	2.44	0.52
3:O:105:VAL:HG21	3:O:145:VAL:HG11	1.91	0.52
3:A:239:VAL:HG21	3:A:295:GLU:HG2	1.92	0.52
3:H:337:ALA:O	3:H:341:ARG:HG2	2.10	0.52
3:I:194:VAL:HG11	3:I:203:VAL:HG22	1.91	0.52
1:Q:19:VAL:HG23	1:Q:120:HIS:HB3	1.92	0.52
3:J:89:TYR:CD2	3:J:273:ILE:HD11	2.44	0.52
3:I:345:ARG:HH11	3:I:345:ARG:HG3	1.74	0.52
3:C:293:SER:O	3:C:294:ILE:HG13	2.09	0.52
3:K:91:THR:HG23	3:K:345:ARG:HD3	1.92	0.52
3:H:173:ALA:HB2	3:H:320:GLN:CD	2.29	0.52
3:A:236:LEU:CB	3:A:247:ILE:HD12	2.40	0.52
3:I:38:LEU:O	3:I:114:ASN:HA	2.09	0.52
3:B:309:LEU:HD23	3:B:310:TYR:N	2.25	0.52
3:J:123:ARG:HD2	3:J:158:GLU:OE2	2.09	0.52
3:F:38:LEU:HD13	3:F:151:PHE:CZ	2.45	0.52
3:E:32:ARG:HA	3:E:122:ALA:O	2.09	0.52
3:A:246:LYS:HG3	3:A:280:PHE:CZ	2.44	0.52
3:O:287:THR:HG21	3:O:318:TYR:CD2	2.44	0.52
3:B:57:PHE:CD2	3:B:58:PRO:HA	2.45	0.52
3:F:321:LEU:CD2	3:F:332:VAL:CG1	2.88	0.52
3:F:246:LYS:C	3:F:247:ILE:HG13	2.30	0.52
3:M:341:ARG:O	3:M:344:LYS:HE3	2.09	0.52
3:G:187:ILE:CG2	3:G:188:GLU:N	2.72	0.52
3:E:92:LYS:CD	3:E:92:LYS:N	2.73	0.52
3:A:257:GLU:O	3:A:261:GLU:CB	2.57	0.52
3:E:122:ALA:HB1	3:E:339:GLN:HG3	1.92	0.52
3:M:69:TYR:O	3:M:70:GLU:HB2	2.10	0.52
3:L:190:PRO:CB	3:L:307:TYR:CD1	2.91	0.52
3:G:176:GLU:O	3:G:177:MET:HG3	2.10	0.52
3:E:192:PHE:HE2	3:O:201:ILE:HG21	1.75	0.52

*Continued on next page...*

*Continued from previous page...*

Atom-1	Atom-2	Interatomic distance (Å)	Clash overlap (Å)
3:M:25:ILE:HG23	3:M:155:ILE:HD13	1.91	0.52
3:C:30:PHE:CD1	3:C:160:VAL:HG21	2.45	0.52
3:F:68:SER:HB2	3:F:73:LYS:O	2.09	0.52
3:L:213:LYS:HB2	3:L:311:VAL:O	2.09	0.52
1:Q:140:TYR:CD2	1:Q:142:ILE:HG13	2.45	0.52
3:B:332:VAL:O	3:B:336:VAL:HG23	2.10	0.52
3:I:26:PRO:HB3	3:M:131:ASN:HD21	1.75	0.52
3:E:240:ARG:HD3	3:J:209:GLY:HA3	1.92	0.52
3:J:208:PRO:HA	3:J:286:LEU:HB2	1.92	0.52
3:G:15:TRP:CZ3	3:G:147:ILE:HB	2.45	0.52
3:N:25:ILE:HG23	3:N:155:ILE:CD1	2.40	0.52
3:L:105:VAL:HG21	3:L:145:VAL:HG11	1.92	0.52
3:H:105:VAL:HA	3:H:111:VAL:HG13	1.92	0.52
3:O:240:ARG:NH1	3:O:290:PRO:HB2	2.24	0.52
3:C:215:GLN:HG3	3:C:310:TYR:CD1	2.45	0.52
3:C:224:SER:OG	3:C:228:ASN:HB3	2.09	0.52
3:I:12:THR:HG21	3:I:152:TYR:CE2	2.45	0.52
3:G:105:VAL:HG13	3:G:110:SER:HA	1.92	0.52
3:J:87:MET:HB3	3:J:95:ASN:ND2	2.24	0.51
3:I:56:PRO:CB	3:I:81:THR:HG23	2.40	0.51
3:K:13:TYR:HB3	3:K:21:ILE:HG21	1.91	0.51
3:O:9:LEU:HD21	3:O:155:ILE:HD11	1.93	0.51
3:C:122:ALA:HB1	3:C:339:GLN:HG2	1.90	0.51
3:K:244:THR:CG2	3:K:245:ASP:N	2.73	0.51
3:J:92:LYS:HG3	3:J:262:TYR:O	2.09	0.51
3:A:257:GLU:O	3:A:261:GLU:HB2	2.10	0.51
3:H:211:ILE:HG12	3:H:285:ASP:OD2	2.09	0.51
3:D:134:LEU:HG	3:D:134:LEU:O	2.08	0.51
3:J:19:THR:HG22	3:J:20:ASN:N	2.25	0.51
3:O:90:THR:HB	3:O:345:ARG:HG2	1.91	0.51
3:M:238:ILE:HD11	3:M:246:LYS:CD	2.39	0.51
3:A:55:ALA:N	3:A:101:PRO:HB3	2.26	0.51
3:I:246:LYS:O	3:I:279:TYR:HD2	1.93	0.51
3:F:238:ILE:HD11	3:F:246:LYS:CD	2.37	0.51
3:L:273:ILE:C	3:L:274:ILE:HD12	2.31	0.51
3:D:43:SER:HA	3:D:110:SER:HB2	1.91	0.51
3:G:273:ILE:C	3:G:274:ILE:HD12	2.30	0.51
3:B:62:VAL:O	3:B:80:GLY:HA3	2.10	0.51
3:M:174:ASP:OD2	3:M:317:TYR:HE2	1.93	0.51
3:O:23:ILE:HG21	3:O:153:ILE:HG13	1.92	0.51
3:G:62:VAL:HG13	3:G:136:ILE:HG23	1.92	0.51

*Continued on next page...*

*Continued from previous page...*

Atom-1	Atom-2	Interatomic distance (Å)	Clash overlap (Å)
3:B:69:TYR:O	3:B:70:GLU:HB2	2.09	0.51
3:H:62:VAL:HG13	3:H:136:ILE:HG23	1.92	0.51
3:I:165:ILE:HA	3:I:168:GLU:OE1	2.09	0.51
3:N:240:ARG:HH12	3:N:290:PRO:CB	2.24	0.51
3:B:52:LEU:HD13	3:B:99:PRO:HG3	1.91	0.51
3:E:179:LEU:HG	3:E:321:LEU:HD21	1.93	0.51
3:L:105:VAL:HG13	3:L:110:SER:HA	1.93	0.51
3:J:91:THR:O	3:J:94:GLN:HB2	2.10	0.51
3:O:203:VAL:HB	3:O:296:TYR:O	2.10	0.51
3:O:19:THR:O	3:O:137:LEU:HD12	2.10	0.51
3:M:194:VAL:HG12	3:M:201:ILE:HD11	1.91	0.51
3:N:57:PHE:O	3:N:101:PRO:HG3	2.10	0.51
3:K:321:LEU:HD22	3:K:332:VAL:HG11	1.92	0.51
3:B:64:THR:HA	3:B:79:SER:HA	1.93	0.51
3:O:192:PHE:HD1	3:O:305:ASN:OD1	1.93	0.51
3:C:277:ARG:HA	3:C:282:GLY:O	2.11	0.51
3:K:219:VAL:HG12	3:K:220:ILE:N	2.26	0.51
3:C:130:GLN:NE2	3:C:130:GLN:HA	2.15	0.51
3:C:56:PRO:CB	3:C:81:THR:HG23	2.39	0.51
3:K:254:LEU:HD21	3:K:274:ILE:CD1	2.41	0.51
3:I:56:PRO:HB3	3:I:81:THR:HG23	1.91	0.51
3:L:288:HIS:CD2	3:L:318:TYR:HE2	2.29	0.51
3:B:28:ASN:OD1	3:B:28:ASN:N	2.41	0.51
3:D:93:GLY:HA3	3:D:264:VAL:HG21	1.93	0.51
3:D:19:THR:CG2	3:D:20:ASN:N	2.73	0.51
3:D:27:ARG:HD2	3:D:126:ALA:O	2.10	0.51
3:A:298:LEU:CD1	3:A:306:VAL:HG11	2.40	0.51
3:J:37:GLN:HG2	3:J:116:MET:HE2	1.92	0.51
3:I:5:TYR:HE2	3:I:7:GLU:OE2	1.94	0.51
3:C:286:LEU:HD21	3:C:294:ILE:CD1	2.34	0.51
1:Q:61:LEU:N	1:Q:61:LEU:CD1	2.73	0.51
3:J:90:THR:HB	3:J:345:ARG:CG	2.37	0.51
3:O:55:ALA:N	3:O:101:PRO:HB3	2.25	0.51
3:D:286:LEU:HD21	3:D:294:ILE:HD12	1.92	0.51
3:L:4:ILE:HA	3:L:158:GLU:HA	1.93	0.51
3:J:42:ILE:HG21	3:J:52:LEU:HD21	1.93	0.51
3:M:176:GLU:O	3:M:177:MET:HG3	2.10	0.51
3:M:219:VAL:HG12	3:M:220:ILE:N	2.25	0.51
3:N:240:ARG:HH12	3:N:290:PRO:HB2	1.76	0.51
3:C:244:THR:HG22	3:C:245:ASP:N	2.25	0.51
3:L:345:ARG:NH1	3:L:345:ARG:CG	2.72	0.51

*Continued on next page...*

*Continued from previous page...*

Atom-1	Atom-2	Interatomic distance (Å)	Clash overlap (Å)
3:M:246:LYS:CA	3:M:246:LYS:HE2	2.33	0.51
3:E:247:ILE:HD13	3:E:274:ILE:HG21	1.91	0.51
3:K:105:VAL:HA	3:K:111:VAL:HG13	1.93	0.51
3:J:345:ARG:NH1	3:J:345:ARG:HG3	2.24	0.51
3:K:254:LEU:HD21	3:K:274:ILE:CG1	2.41	0.51
3:K:182:VAL:HG21	3:K:339:GLN:HB3	1.91	0.51
3:I:332:VAL:O	3:I:336:VAL:HG23	2.10	0.51
3:I:61:LEU:CD2	3:I:142:PRO:HD3	2.40	0.51
3:L:55:ALA:H	3:L:101:PRO:HB3	1.76	0.51
3:G:246:LYS:C	3:G:247:ILE:HG13	2.30	0.51
3:A:230:ASP:N	3:A:231:PRO:HD2	2.26	0.51
3:H:13:TYR:OH	3:H:23:ILE:HG23	2.09	0.51
3:O:338:ARG:O	3:O:341:ARG:HG2	2.09	0.51
3:D:76:TYR:CE2	3:D:119:PHE:HB3	2.46	0.51
3:C:231:PRO:HB2	3:C:251:TRP:CD2	2.46	0.51
3:I:55:ALA:N	3:I:101:PRO:HB3	2.26	0.51
3:L:58:PRO:HB2	3:L:115:VAL:HG21	1.93	0.51
3:F:126:ALA:HA	3:F:129:VAL:HG22	1.92	0.51
3:F:329:ALA:O	3:F:333:GLN:HG2	2.11	0.51
3:K:164:GLU:HA	3:K:167:SER:OG	2.11	0.51
3:A:196:ALA:HB2	3:A:302:ASN:C	2.31	0.51
3:J:35:ARG:HB2	3:J:154:THR:HB	1.93	0.51
3:B:324:LEU:HD21	3:B:332:VAL:HG21	1.93	0.51
3:B:123:ARG:HB3	3:B:339:GLN:OE1	2.11	0.51
3:H:90:THR:HB	3:H:345:ARG:HG2	1.90	0.51
3:C:238:ILE:HG13	3:C:246:LYS:HG2	1.92	0.51
1:Q:181:ILE:O	1:Q:181:ILE:HG23	2.10	0.51
3:F:230:ASP:HA	3:F:301:GLN:CG	2.36	0.51
3:I:247:ILE:HG12	3:I:279:TYR:CE2	2.45	0.51
3:C:142:PRO:HB2	3:C:145:VAL:HG22	1.92	0.51
3:A:38:LEU:HD13	3:A:151:PHE:CZ	2.46	0.51
3:I:113:LEU:CD2	3:I:147:ILE:HG23	2.41	0.51
3:I:172:GLY:HA3	3:I:317:TYR:CE2	2.46	0.51
3:J:211:ILE:HD12	3:J:313:TYR:CZ	2.45	0.51
3:F:30:PHE:CD2	3:F:125:PRO:HA	2.46	0.51
3:N:65:PHE:HE1	3:N:136:ILE:HG12	1.75	0.51
3:J:61:LEU:HD22	3:J:147:ILE:HG13	1.91	0.51
3:H:263:GLN:O	3:I:94:GLN:HG3	2.11	0.51
1:Q:23:ASP:HA	1:Q:115:LEU:O	2.10	0.51
3:H:205:TYR:HA	3:H:295:GLU:HA	1.91	0.51
3:K:68:SER:HB3	3:K:74:THR:HA	1.93	0.51

*Continued on next page...*

*Continued from previous page...*

Atom-1	Atom-2	Interatomic distance (Å)	Clash overlap (Å)
3:C:240:ARG:HG2	3:C:241:GLY:N	2.25	0.51
3:H:35:ARG:HB2	3:H:154:THR:HB	1.93	0.51
3:C:171:LEU:HB3	3:C:175:GLY:HA2	1.91	0.51
3:C:98:TYR:N	3:C:98:TYR:CD1	2.78	0.51
3:L:86:LEU:O	3:L:86:LEU:HD12	2.11	0.51
3:F:230:ASP:O	3:F:232:THR:HG23	2.10	0.51
3:C:56:PRO:HD3	3:C:226:ILE:CG2	2.41	0.51
3:K:263:GLN:HB3	3:L:92:LYS:HB3	1.93	0.51
3:D:4:ILE:HG23	3:D:32:ARG:HD3	1.93	0.51
3:O:52:LEU:CD1	3:O:99:PRO:CG	2.89	0.51
3:O:42:ILE:HG22	3:O:145:VAL:HB	1.93	0.51
3:N:65:PHE:CD1	3:N:136:ILE:HG12	2.46	0.51
3:B:189:ILE:HD12	3:B:310:TYR:CE2	2.44	0.51
3:N:309:LEU:HD23	3:N:310:TYR:N	2.26	0.51
3:N:240:ARG:NH1	3:N:290:PRO:HB2	2.26	0.51
3:F:235:GLU:HB3	3:F:297:ASP:HB2	1.93	0.51
3:H:280:PHE:CE1	3:H:284:LEU:HD22	2.46	0.51
3:G:94:GLN:O	3:I:259:GLN:NE2	2.44	0.51
3:E:57:PHE:CE2	3:E:142:PRO:HG2	2.46	0.51
3:I:56:PRO:HA	3:I:267:TYR:OH	2.11	0.51
3:E:187:ILE:HG22	3:E:188:GLU:N	2.26	0.51
3:E:208:PRO:CD	3:E:291:SER:HB3	2.41	0.51
3:K:200:PRO:HG3	3:K:233:GLU:HG3	1.92	0.51
3:E:195:PRO:HA	3:E:303:GLN:HG3	1.93	0.51
3:M:218:TYR:HA	3:M:270:ALA:O	2.11	0.51
3:L:200:PRO:CG	3:L:233:GLU:HG3	2.41	0.51
3:J:206:LEU:HB3	3:J:212:TYR:CZ	2.45	0.51
3:E:176:GLU:O	3:E:177:MET:HG3	2.11	0.51
3:O:224:SER:OG	3:O:228:ASN:HB3	2.10	0.51
3:H:334:GLN:O	3:H:338:ARG:HG3	2.11	0.51
3:N:5:TYR:HE2	3:N:7:GLU:OE2	1.94	0.51
1:Q:60:LEU:N	1:Q:60:LEU:HD23	2.25	0.51
3:I:90:THR:CB	3:I:345:ARG:HG2	2.42	0.50
3:K:190:PRO:HB3	3:K:307:TYR:CE1	2.46	0.50
3:F:53:PRO:CD	3:F:142:PRO:HB3	2.41	0.50
3:N:314:VAL:HG12	3:N:315:LEU:N	2.25	0.50
3:D:184:PRO:CB	3:D:343:ILE:HD12	2.40	0.50
3:G:168:GLU:HG2	3:G:335:TYR:CE1	2.46	0.50
3:N:15:TRP:CZ3	3:N:147:ILE:HB	2.46	0.50
3:G:256:ALA:CB	3:H:116:MET:CE	2.90	0.50
3:K:284:LEU:HD11	3:K:294:ILE:CD1	2.40	0.50

*Continued on next page...*



*Continued from previous page...*

Atom-1	Atom-2	Interatomic distance (Å)	Clash overlap (Å)
3:E:63:GLN:HG2	3:E:64:THR:HG23	1.93	0.50
3:N:321:LEU:CD2	3:N:332:VAL:HG11	2.40	0.50
3:F:23:ILE:HG21	3:F:153:ILE:HG13	1.91	0.50
3:N:213:LYS:HB2	3:N:311:VAL:O	2.11	0.50
3:C:298:LEU:HD12	3:C:306:VAL:HG21	1.92	0.50
3:N:253:ALA:O	3:N:256:ALA:HB3	2.11	0.50
3:I:235:GLU:OE2	3:I:237:LYS:HE3	2.11	0.50
3:F:309:LEU:HD23	3:F:310:TYR:N	2.27	0.50
3:F:203:VAL:HG23	3:F:297:ASP:HA	1.93	0.50
3:N:69:TYR:O	3:N:70:GLU:HB2	2.11	0.50
3:B:257:GLU:O	3:B:261:GLU:CB	2.59	0.50
3:B:35:ARG:HB2	3:B:154:THR:HB	1.93	0.50
3:B:248:LYS:O	3:B:248:LYS:HG3	2.10	0.50
3:N:27:ARG:NH1	3:N:27:ARG:HB2	2.26	0.50
1:Q:146:PHE:CD1	1:Q:147:GLY:CA	2.91	0.50
3:M:247:ILE:HD13	3:M:274:ILE:HG21	1.92	0.50
3:O:56:PRO:CB	3:O:81:THR:HG23	2.41	0.50
3:H:57:PHE:CD2	3:H:58:PRO:HA	2.46	0.50
3:N:37:GLN:HB3	3:N:39:ILE:HG13	1.94	0.50
3:D:236:LEU:HD11	3:D:294:ILE:HG22	1.92	0.50
3:L:236:LEU:HD12	3:L:295:GLU:O	2.10	0.50
3:A:130:GLN:OE1	3:A:130:GLN:HA	2.10	0.50
3:G:263:GLN:HA	3:H:94:GLN:HG3	1.93	0.50
3:F:205:TYR:CD1	3:F:295:GLU:HB3	2.45	0.50
3:A:203:VAL:HG23	3:A:297:ASP:HA	1.93	0.50
3:C:92:LYS:CD	3:C:92:LYS:N	2.64	0.50
3:D:90:THR:HB	3:D:345:ARG:HG2	1.94	0.50
3:I:9:LEU:HD21	3:I:155:ILE:HD11	1.92	0.50
3:O:230:ASP:HA	3:O:301:GLN:CG	2.41	0.50
3:C:62:VAL:HG11	3:C:65:PHE:CZ	2.47	0.50
3:O:214:ARG:HG2	3:O:311:VAL:HB	1.92	0.50
3:I:62:VAL:HG13	3:I:136:ILE:HG23	1.94	0.50
3:D:324:LEU:HG	3:D:328:VAL:HB	1.93	0.50
3:D:56:PRO:HB3	3:D:81:THR:HG23	1.92	0.50
3:D:309:LEU:HD23	3:D:310:TYR:N	2.27	0.50
3:M:68:SER:HB2	3:M:74:THR:HA	1.94	0.50
3:C:67:LEU:HD13	3:C:134:LEU:HB2	1.94	0.50
1:Q:191:GLN:HB3	4:P:25:LYS:HB3	1.92	0.50
1:Q:9:LYS:CB	2:R:10:UNK:CB	2.89	0.50
3:N:57:PHE:CG	3:N:58:PRO:HA	2.47	0.50
3:G:192:PHE:HD1	3:G:305:ASN:OD1	1.95	0.50

*Continued on next page...*

*Continued from previous page...*

Atom-1	Atom-2	Interatomic distance (Å)	Clash overlap (Å)
3:D:173:ALA:HB2	3:D:320:GLN:OE1	2.10	0.50
3:C:27:ARG:HB2	3:C:27:ARG:NH1	2.27	0.50
3:E:184:PRO:CB	3:E:343:ILE:HD12	2.41	0.50
3:E:343:ILE:CG1	3:E:343:ILE:O	2.52	0.50
3:N:249:VAL:HG12	3:N:253:ALA:HB3	1.93	0.50
3:E:321:LEU:HD13	3:E:336:VAL:HG21	1.94	0.50
3:L:42:ILE:HG23	3:L:147:ILE:CD1	2.37	0.50
3:O:57:PHE:CD2	3:O:58:PRO:HA	2.46	0.50
3:I:42:ILE:HD11	3:I:113:LEU:HD13	1.93	0.50
3:C:321:LEU:HD22	3:C:332:VAL:CG1	2.42	0.50
3:L:70:GLU:N	3:L:130:GLN:O	2.44	0.50
3:O:257:GLU:O	3:O:261:GLU:CB	2.60	0.50
3:M:57:PHE:O	3:M:101:PRO:HG3	2.12	0.50
3:H:62:VAL:HG11	3:H:65:PHE:CZ	2.46	0.50
3:N:215:GLN:HG3	3:N:310:TYR:CD1	2.47	0.50
3:K:187:ILE:HG22	3:K:188:GLU:N	2.27	0.50
3:D:65:PHE:CE1	3:D:136:ILE:HG12	2.47	0.50
3:J:27:ARG:HB3	3:J:126:ALA:O	2.12	0.50
3:K:30:PHE:O	3:K:157:TYR:HA	2.12	0.50
3:J:56:PRO:CB	3:J:81:THR:HG23	2.41	0.50
3:E:240:ARG:HD3	3:E:241:GLY:H	1.77	0.50
3:E:56:PRO:CB	3:E:81:THR:HG23	2.42	0.50
3:N:236:LEU:CB	3:N:247:ILE:HD12	2.41	0.50
3:E:105:VAL:HG21	3:E:145:VAL:HG11	1.94	0.50
3:I:236:LEU:HB2	3:I:247:ILE:HD12	1.94	0.50
3:D:121:LEU:HD12	3:D:121:LEU:N	2.26	0.50
3:B:23:ILE:HD11	3:B:136:ILE:HD12	1.93	0.50
3:H:253:ALA:HA	3:H:256:ALA:HB2	1.93	0.50
3:L:3:GLU:HB2	3:L:159:ARG:HB3	1.94	0.50
3:E:257:GLU:O	3:E:261:GLU:HB2	2.12	0.50
3:M:123:ARG:HH22	3:M:168:GLU:CD	2.15	0.50
3:L:216:LEU:HD23	3:L:309:LEU:HD13	1.94	0.50
1:Q:175:GLY:O	4:P:42:LEU:HD12	2.10	0.50
3:B:26:PRO:HG3	3:F:131:ASN:HD21	1.77	0.50
3:I:26:PRO:CG	3:M:131:ASN:HD21	2.25	0.50
3:N:96:PRO:HB3	3:N:114:ASN:ND2	2.26	0.50
3:C:246:LYS:CA	3:C:246:LYS:HE2	2.39	0.50
3:B:246:LYS:HG3	3:B:280:PHE:CE2	2.47	0.50
3:D:309:LEU:C	3:D:309:LEU:HD23	2.32	0.50
3:G:113:LEU:CD2	3:G:147:ILE:HG23	2.42	0.50
3:E:325:PRO:HB2	3:E:328:VAL:HG23	1.94	0.50

*Continued on next page...*

*Continued from previous page...*

Atom-1	Atom-2	Interatomic distance (Å)	Clash overlap (Å)
1:Q:106:VAL:CG1	1:Q:202:GLY:HA3	2.42	0.50
3:C:64:THR:OG1	3:C:137:LEU:HB3	2.12	0.50
3:M:25:ILE:HG23	3:M:155:ILE:CD1	2.41	0.50
3:K:176:GLU:O	3:K:177:MET:HG3	2.11	0.50
3:E:182:VAL:HG21	3:E:339:GLN:CB	2.42	0.50
3:A:280:PHE:CE2	3:A:284:LEU:HD13	2.47	0.50
3:I:345:ARG:NH1	3:I:345:ARG:HG3	2.27	0.50
3:A:321:LEU:CD2	3:A:332:VAL:HG11	2.41	0.50
3:L:230:ASP:N	3:L:231:PRO:HD2	2.27	0.50
3:G:42:ILE:HG12	3:G:147:ILE:CD1	2.42	0.50
3:H:19:THR:HG22	3:H:20:ASN:N	2.27	0.50
3:C:63:GLN:O	3:C:79:SER:HB2	2.12	0.50
3:C:195:PRO:HG2	3:C:201:ILE:CD1	2.41	0.50
3:B:220:ILE:HG13	3:B:307:TYR:CE2	2.47	0.50
3:D:249:VAL:HG12	3:D:253:ALA:HB3	1.93	0.50
3:A:44:ASN:ND2	3:A:107:ALA:HA	2.26	0.50
3:A:92:LYS:HD3	3:C:263:GLN:HB3	1.94	0.50
3:E:126:ALA:CB	3:E:132:ILE:HD11	2.41	0.50
1:Q:11:LYS:HA	2:R:8:UNK:HA	1.94	0.50
3:L:50:VAL:HG11	3:L:143:SER:O	2.12	0.50
3:O:12:THR:HG21	3:O:152:TYR:CE2	2.47	0.50
4:P:173:LEU:O	4:P:237:GLU:HG2	2.12	0.50
3:M:236:LEU:HB2	3:M:247:ILE:HD12	1.93	0.49
3:A:67:LEU:CD1	3:A:134:LEU:HB2	2.42	0.49
3:B:57:PHE:CG	3:B:58:PRO:HA	2.47	0.49
3:A:122:ALA:HB1	3:A:339:GLN:CG	2.42	0.49
3:M:19:THR:C	3:M:137:LEU:HD12	2.30	0.49
3:M:19:THR:CG2	3:M:20:ASN:N	2.75	0.49
3:G:116:MET:HE1	3:I:256:ALA:CB	2.42	0.49
3:I:321:LEU:CD2	3:I:332:VAL:HG11	2.41	0.49
3:H:277:ARG:NH1	3:H:277:ARG:HB3	2.24	0.49
3:O:19:THR:CG2	3:O:20:ASN:N	2.75	0.49
3:K:13:TYR:CZ	3:K:23:ILE:HG12	2.47	0.49
3:O:25:ILE:CG2	3:O:155:ILE:HD13	2.42	0.49
3:B:36:VAL:HG21	3:B:134:LEU:HD21	1.93	0.49
3:C:62:VAL:HG13	3:C:136:ILE:HG23	1.92	0.49
3:B:69:TYR:CE1	3:B:73:LYS:HB2	2.47	0.49
3:I:205:TYR:HA	3:I:295:GLU:HA	1.94	0.49
3:B:228:ASN:OD1	3:B:270:ALA:HB2	2.12	0.49
3:C:179:LEU:HD11	3:C:320:GLN:HB2	1.94	0.49
3:O:27:ARG:HB3	3:O:126:ALA:O	2.12	0.49

*Continued on next page...*

*Continued from previous page...*

Atom-1	Atom-2	Interatomic distance (Å)	Clash overlap (Å)
3:J:81:THR:O	3:J:85:ILE:HG13	2.12	0.49
3:E:279:TYR:N	3:E:279:TYR:CD1	2.80	0.49
3:A:263:GLN:HB3	3:B:94:GLN:HG3	1.93	0.49
3:F:231:PRO:HB2	3:F:251:TRP:CD2	2.47	0.49
3:I:38:LEU:HD13	3:I:151:PHE:CE2	2.47	0.49
3:L:13:TYR:OH	3:L:23:ILE:HG23	2.12	0.49
3:J:315:LEU:HB2	3:J:318:TYR:HB2	1.94	0.49
3:G:256:ALA:CB	3:H:116:MET:HE1	2.42	0.49
3:O:67:LEU:CD1	3:O:134:LEU:HB2	2.40	0.49
3:B:301:GLN:HA	3:B:301:GLN:OE1	2.12	0.49
3:D:332:VAL:O	3:D:336:VAL:HG23	2.12	0.49
3:M:189:ILE:HD12	3:M:310:TYR:HE2	1.76	0.49
3:F:83:LEU:HD23	3:F:117:TRP:HB3	1.94	0.49
3:C:33:LYS:HE3	3:C:35:ARG:NH2	2.27	0.49
3:I:319:ASP:OD2	3:I:319:ASP:N	2.45	0.49
3:K:81:THR:O	3:K:85:ILE:HG13	2.12	0.49
3:C:297:ASP:O	3:C:298:LEU:HD23	2.13	0.49
3:A:254:LEU:HD21	3:A:274:ILE:CD1	2.31	0.49
3:N:95:ASN:OD1	3:N:96:PRO:HD2	2.13	0.49
3:B:98:TYR:O	3:B:113:LEU:HD12	2.12	0.49
3:G:38:LEU:O	3:G:114:ASN:HA	2.12	0.49
3:C:230:ASP:N	3:C:231:PRO:HD2	2.27	0.49
3:D:116:MET:HG3	3:D:117:TRP:H	1.77	0.49
3:G:236:LEU:HD12	3:G:295:GLU:O	2.12	0.49
3:O:253:ALA:O	3:O:256:ALA:HB3	2.12	0.49
3:O:32:ARG:HD2	3:O:158:GLU:OE1	2.12	0.49
3:B:104:SER:O	3:B:106:PRO:HD3	2.12	0.49
3:G:128:MET:SD	3:G:178:PRO:HD3	2.52	0.49
3:F:47:THR:O	3:F:107:ALA:HB1	2.12	0.49
3:L:27:ARG:HG2	3:L:132:ILE:HD12	1.94	0.49
4:P:318:ALA:CB	4:P:349:ILE:CD1	2.90	0.49
3:H:76:TYR:CE1	3:H:186:VAL:HB	2.48	0.49
3:G:54:SER:CA	3:G:101:PRO:HB3	2.40	0.49
3:I:247:ILE:CG2	3:I:249:VAL:HG23	2.42	0.49
3:D:5:TYR:CE1	3:D:157:TYR:HB2	2.48	0.49
3:N:13:TYR:HB3	3:N:21:ILE:HG21	1.94	0.49
3:I:52:LEU:HB3	3:I:57:PHE:CE1	2.48	0.49
3:J:113:LEU:HD23	3:J:149:ALA:HB2	1.94	0.49
3:N:200:PRO:HG3	3:N:233:GLU:CG	2.42	0.49
3:G:255:GLN:NE2	3:G:266:PRO:HB3	2.27	0.49
3:B:44:ASN:HB2	3:B:105:VAL:CG1	2.43	0.49

*Continued on next page...*

*Continued from previous page...*

Atom-1	Atom-2	Interatomic distance (Å)	Clash overlap (Å)
3:B:6:THR:HG22	3:B:7:GLU:N	2.28	0.49
3:L:171:LEU:HB3	3:L:175:GLY:HA2	1.94	0.49
3:K:240:ARG:HG3	3:K:241:GLY:N	2.27	0.49
3:H:29:ASN:OD1	3:H:159:ARG:HA	2.12	0.49
3:C:219:VAL:CG1	3:C:304:ASP:HB2	2.43	0.49
3:A:56:PRO:CB	3:A:81:THR:HG23	2.42	0.49
3:B:54:SER:HA	3:B:101:PRO:CB	2.36	0.49
3:H:254:LEU:HD11	3:H:274:ILE:HG13	1.93	0.49
3:G:340:LYS:HG3	3:G:341:ARG:N	2.26	0.49
3:J:259:GLN:NE2	3:K:94:GLN:O	2.46	0.49
3:N:231:PRO:HB2	3:N:251:TRP:CE2	2.47	0.49
3:F:211:ILE:HD12	3:F:313:TYR:CE2	2.47	0.49
3:G:256:ALA:HB1	3:H:116:MET:CE	2.42	0.49
3:E:92:LYS:H	3:E:92:LYS:HD2	1.75	0.49
3:M:116:MET:HG3	3:M:117:TRP:H	1.77	0.49
3:F:19:THR:HG22	3:F:20:ASN:N	2.28	0.49
3:L:183:LEU:HD11	3:L:316:PRO:HG3	1.93	0.49
3:D:202:HIS:HD2	3:I:207:GLN:HB3	1.78	0.49
3:C:78:VAL:HG21	3:C:83:LEU:HB2	1.94	0.49
3:O:87:MET:HE1	3:O:345:ARG:HB3	1.94	0.49
3:A:3:GLU:HB2	3:A:159:ARG:CB	2.32	0.49
3:G:159:ARG:CG	3:G:159:ARG:HH11	2.25	0.49
3:O:56:PRO:HB3	3:O:81:THR:HG23	1.95	0.49
3:K:247:ILE:CG2	3:K:249:VAL:HG23	2.43	0.49
3:F:32:ARG:HH21	3:F:342:ARG:HD3	1.76	0.49
3:F:247:ILE:CD1	3:F:274:ILE:HG21	2.42	0.49
3:A:17:ALA:HB1	3:A:140:GLN:HE22	1.76	0.49
3:O:121:LEU:HD12	3:O:121:LEU:N	2.28	0.49
3:L:56:PRO:CB	3:L:81:THR:HG23	2.41	0.49
3:F:63:GLN:HG2	3:F:64:THR:HG23	1.94	0.49
3:C:340:LYS:HG3	3:C:341:ARG:N	2.26	0.49
3:D:19:THR:HG22	3:D:20:ASN:N	2.28	0.49
4:P:331:TRP:CH2	4:P:341:PRO:HD3	2.47	0.49
3:B:32:ARG:HA	3:B:122:ALA:O	2.12	0.49
3:A:345:ARG:NH1	3:A:345:ARG:HG3	2.27	0.49
3:M:159:ARG:CG	3:M:159:ARG:NH1	2.71	0.49
3:E:53:PRO:HD2	3:E:142:PRO:HB3	1.93	0.49
3:C:44:ASN:HB2	3:C:105:VAL:HG12	1.94	0.49
3:L:247:ILE:CG2	3:L:249:VAL:HG23	2.40	0.49
3:M:195:PRO:HG2	3:M:201:ILE:CD1	2.42	0.49
3:C:121:LEU:HD12	3:C:121:LEU:N	2.28	0.49

*Continued on next page...*

*Continued from previous page...*

Atom-1	Atom-2	Interatomic distance (Å)	Clash overlap (Å)
3:D:182:VAL:HG22	3:D:336:VAL:HG13	1.94	0.49
3:J:230:ASP:O	3:J:232:THR:HG23	2.13	0.49
3:O:255:GLN:NE2	3:O:266:PRO:HB3	2.27	0.49
3:O:182:VAL:HG22	3:O:336:VAL:HG13	1.95	0.49
3:K:55:ALA:N	3:K:101:PRO:HB3	2.28	0.49
3:E:76:TYR:CD1	3:E:186:VAL:HB	2.48	0.49
3:D:119:PHE:N	3:D:119:PHE:CD1	2.81	0.49
3:N:6:THR:HG22	3:N:7:GLU:N	2.27	0.49
1:Q:173:ASN:CB	4:P:23:SER:C	2.81	0.49
3:A:105:VAL:HG21	3:A:145:VAL:HG11	1.94	0.49
3:G:248:LYS:HG3	3:G:248:LYS:O	2.12	0.49
3:G:116:MET:CG	3:G:117:TRP:N	2.76	0.49
3:O:218:TYR:HA	3:O:270:ALA:O	2.11	0.49
1:Q:25:GLU:CB	1:Q:114:LYS:HG2	2.43	0.49
3:O:76:TYR:CE1	3:O:186:VAL:HB	2.47	0.49
3:C:257:GLU:O	3:C:261:GLU:CB	2.60	0.49
3:C:78:VAL:CG2	3:C:83:LEU:HB2	2.43	0.49
3:J:235:GLU:O	3:J:296:TYR:HA	2.13	0.49
3:K:17:ALA:HB1	3:K:140:GLN:NE2	2.27	0.49
3:B:240:ARG:HD3	3:B:241:GLY:H	1.77	0.49
3:M:56:PRO:CB	3:M:81:THR:HG23	2.43	0.49
3:F:87:MET:CE	3:F:118:GLU:HB3	2.43	0.49
3:C:226:ILE:O	3:C:226:ILE:HG12	2.12	0.49
3:O:54:SER:CA	3:O:101:PRO:HB3	2.42	0.49
3:L:19:THR:CG2	3:L:20:ASN:N	2.76	0.49
3:F:211:ILE:HG12	3:F:285:ASP:OD2	2.12	0.49
3:M:172:GLY:HA3	3:M:317:TYR:CZ	2.48	0.49
3:H:174:ASP:OD2	3:H:317:TYR:CE2	2.66	0.49
3:J:233:GLU:HB3	3:J:299:ALA:CB	2.43	0.49
3:O:298:LEU:CD1	3:O:306:VAL:HG11	2.43	0.49
3:J:19:THR:O	3:J:137:LEU:HD12	2.12	0.49
3:I:168:GLU:HB3	3:I:335:TYR:CD1	2.48	0.49
3:O:219:VAL:HG12	3:O:220:ILE:N	2.27	0.49
3:A:187:ILE:HG22	3:A:188:GLU:N	2.28	0.49
3:O:185:LYS:O	3:O:185:LYS:HG2	2.13	0.49
3:C:319:ASP:OD2	3:C:319:ASP:N	2.44	0.49
3:O:87:MET:CE	3:O:118:GLU:HB3	2.42	0.49
3:C:236:LEU:HB3	3:C:247:ILE:HD12	1.94	0.49
3:B:240:ARG:HH12	3:B:290:PRO:HG2	1.70	0.49
3:H:339:GLN:O	3:H:342:ARG:HB2	2.13	0.49
3:L:231:PRO:HA	3:L:300:LEU:HD23	1.95	0.49

*Continued on next page...*

*Continued from previous page...*

Atom-1	Atom-2	Interatomic distance (Å)	Clash overlap (Å)
3:C:56:PRO:HB3	3:C:81:THR:HG23	1.95	0.49
3:L:51:THR:HG23	3:L:102:GLY:O	2.12	0.49
3:L:219:VAL:CG1	3:L:304:ASP:HB2	2.42	0.49
3:O:124:PHE:HD1	3:O:125:PRO:HD2	1.75	0.49
3:C:13:TYR:CZ	3:C:23:ILE:HG23	2.48	0.49
3:M:32:ARG:HH21	3:M:342:ARG:CD	2.26	0.49
3:M:57:PHE:CG	3:M:58:PRO:HA	2.47	0.49
3:O:62:VAL:HG11	3:O:65:PHE:CZ	2.47	0.49
3:K:324:LEU:HD21	3:K:332:VAL:HG21	1.94	0.49
3:K:219:VAL:CG1	3:K:304:ASP:HB2	2.43	0.49
3:I:27:ARG:HB3	3:I:126:ALA:O	2.12	0.49
3:A:125:PRO:CG	3:A:177:MET:HG2	2.43	0.49
3:L:228:ASN:OD1	3:L:270:ALA:HB2	2.12	0.49
3:H:76:TYR:CD1	3:H:186:VAL:HB	2.48	0.48
3:F:321:LEU:HD22	3:F:332:VAL:HG12	1.94	0.48
3:I:230:ASP:N	3:I:231:PRO:HD2	2.28	0.48
3:G:65:PHE:HE1	3:G:136:ILE:HG12	1.77	0.48
3:D:67:LEU:HD13	3:D:134:LEU:HB2	1.95	0.48
3:E:207:GLN:OE1	3:O:239:VAL:HG13	2.13	0.48
3:H:171:LEU:HB3	3:H:175:GLY:HA2	1.94	0.48
3:C:248:LYS:HG3	3:C:248:LYS:O	2.12	0.48
3:C:246:LYS:O	3:C:279:TYR:HD2	1.96	0.48
3:B:236:LEU:HB3	3:B:247:ILE:HG13	1.93	0.48
3:A:345:ARG:HH11	3:A:345:ARG:HG3	1.79	0.48
3:K:172:GLY:HA3	3:K:317:TYR:CE2	2.48	0.48
3:N:321:LEU:HD13	3:N:336:VAL:HG21	1.95	0.48
3:L:93:GLY:HA3	3:L:264:VAL:HG21	1.94	0.48
3:K:194:VAL:HG11	3:K:203:VAL:HG22	1.93	0.48
3:D:83:LEU:HD12	3:D:86:LEU:HD23	1.95	0.48
3:M:105:VAL:HA	3:M:111:VAL:HG13	1.95	0.48
3:C:238:ILE:HD11	3:C:246:LYS:CD	2.42	0.48
4:P:190:THR:CG2	4:P:191:SER:N	2.77	0.48
3:B:81:THR:O	3:B:85:ILE:HG13	2.13	0.48
3:L:92:LYS:O	3:L:92:LYS:HG2	2.13	0.48
3:G:37:GLN:O	3:G:151:PHE:HA	2.13	0.48
3:O:52:LEU:HB3	3:O:57:PHE:CE1	2.48	0.48
3:O:42:ILE:HG23	3:O:147:ILE:CD1	2.42	0.48
3:C:124:PHE:CD1	3:C:125:PRO:HD2	2.48	0.48
3:B:31:ILE:CG2	3:B:121:LEU:HD22	2.44	0.48
3:F:25:ILE:HG23	3:F:155:ILE:HD11	1.96	0.48
3:J:230:ASP:N	3:J:231:PRO:HD2	2.28	0.48

*Continued on next page...*

*Continued from previous page...*

Atom-1	Atom-2	Interatomic distance (Å)	Clash overlap (Å)
3:L:315:LEU:HB2	3:L:318:TYR:HB2	1.95	0.48
3:J:206:LEU:HD22	3:J:310:TYR:CE1	2.48	0.48
3:J:215:GLN:HG3	3:J:310:TYR:CE1	2.48	0.48
3:K:69:TYR:O	3:K:70:GLU:HB2	2.13	0.48
3:N:76:TYR:CE2	3:N:119:PHE:HB3	2.47	0.48
3:M:89:TYR:CD2	3:M:273:ILE:HD11	2.48	0.48
3:B:259:GLN:OE1	3:B:266:PRO:CD	2.56	0.48
3:B:160:VAL:CG1	3:B:165:ILE:HG13	2.43	0.48
3:B:324:LEU:HG	3:B:328:VAL:HB	1.95	0.48
3:C:87:MET:CE	3:C:118:GLU:HB3	2.43	0.48
3:A:120:ASP:OD2	3:A:345:ARG:HB2	2.14	0.48
3:H:32:ARG:HH21	3:H:342:ARG:CD	2.26	0.48
3:C:44:ASN:HB2	3:C:105:VAL:HG11	1.93	0.48
3:H:142:PRO:CD	3:H:147:ILE:HD11	2.41	0.48
3:L:246:LYS:C	3:L:247:ILE:HG13	2.34	0.48
3:L:89:TYR:CG	3:L:273:ILE:HD11	2.48	0.48
3:M:49:ALA:N	3:M:107:ALA:HB2	2.27	0.48
3:N:113:LEU:HD23	3:N:149:ALA:CB	2.42	0.48
3:H:68:SER:HB3	3:H:74:THR:HA	1.95	0.48
3:F:190:PRO:HB3	3:F:307:TYR:HD1	1.76	0.48
3:O:212:TYR:HB3	3:O:276:PHE:CD2	2.49	0.48
3:K:55:ALA:H	3:K:101:PRO:HB3	1.78	0.48
3:E:126:ALA:HB1	3:E:132:ILE:CD1	2.43	0.48
1:Q:29:SER:HB2	1:Q:110:SER:HB3	1.94	0.48
3:C:228:ASN:OD1	3:C:270:ALA:HB2	2.13	0.48
3:K:191:THR:HG21	3:K:194:VAL:HG22	1.94	0.48
3:E:196:ALA:HB2	3:E:302:ASN:C	2.34	0.48
3:G:9:LEU:HD11	3:G:155:ILE:HD12	1.96	0.48
3:H:56:PRO:CB	3:H:81:THR:HG23	2.43	0.48
3:B:240:ARG:NH1	3:B:290:PRO:CG	2.70	0.48
3:F:123:ARG:HB2	3:F:342:ARG:NH1	2.28	0.48
4:P:289:ASN:HD22	4:P:291:GLN:H	1.61	0.48
3:K:96:PRO:HG2	3:K:116:MET:CE	2.41	0.48
3:O:57:PHE:O	3:O:101:PRO:HG3	2.13	0.48
3:H:142:PRO:HB2	3:H:145:VAL:HG22	1.96	0.48
3:O:121:LEU:HA	3:O:184:PRO:HG3	1.95	0.48
3:J:52:LEU:CD2	3:J:145:VAL:HG21	2.43	0.48
3:F:195:PRO:HG2	3:F:201:ILE:CD1	2.43	0.48
3:N:215:GLN:HG3	3:N:310:TYR:CE1	2.48	0.48
3:D:96:PRO:HB3	3:D:114:ASN:ND2	2.29	0.48
3:D:224:SER:OG	3:D:228:ASN:HB3	2.13	0.48

*Continued on next page...*



*Continued from previous page...*

Atom-1	Atom-2	Interatomic distance (Å)	Clash overlap (Å)
3:O:4:ILE:CD1	3:O:4:ILE:H	2.03	0.48
3:H:123:ARG:HD3	3:H:342:ARG:HH12	1.78	0.48
3:K:247:ILE:HG23	3:K:249:VAL:HG23	1.96	0.48
3:C:53:PRO:CD	3:C:142:PRO:HB3	2.44	0.48
3:I:63:GLN:HB3	3:I:137:LEU:O	2.14	0.48
3:N:184:PRO:CB	3:N:343:ILE:HD12	2.42	0.48
3:D:105:VAL:HA	3:D:111:VAL:HG13	1.96	0.48
3:G:238:ILE:HD11	3:G:246:LYS:HD2	1.94	0.48
4:P:245:TYR:O	4:P:246:GLY:C	2.52	0.48
3:K:212:TYR:CE2	3:K:286:LEU:HD12	2.49	0.48
3:C:324:LEU:HB3	3:C:329:ALA:HB2	1.95	0.48
3:B:63:GLN:HB3	3:B:137:LEU:O	2.14	0.48
3:I:244:THR:CG2	3:I:245:ASP:N	2.76	0.48
1:Q:19:VAL:HG13	1:Q:19:VAL:O	2.14	0.48
3:C:51:THR:HG23	3:C:102:GLY:O	2.14	0.48
3:I:68:SER:HB3	3:I:74:THR:HA	1.95	0.48
3:B:25:ILE:HG23	3:B:155:ILE:CD1	2.44	0.48
3:E:340:LYS:HG3	3:E:341:ARG:N	2.29	0.48
3:C:87:MET:HE1	3:C:345:ARG:HB3	1.94	0.48
3:A:93:GLY:HA3	3:A:264:VAL:HG21	1.96	0.48
3:E:56:PRO:HB3	3:E:81:THR:HG23	1.96	0.48
3:G:116:MET:HG3	3:G:117:TRP:H	1.78	0.48
3:G:200:PRO:HG2	3:G:233:GLU:HG3	1.95	0.48
1:Q:33:LEU:CD1	1:Q:101:TYR:HD2	2.26	0.48
3:M:182:VAL:HG21	3:M:339:GLN:HB3	1.95	0.48
3:H:200:PRO:HG3	3:H:233:GLU:CG	2.44	0.48
3:N:179:LEU:HG	3:N:321:LEU:HD21	1.96	0.48
3:M:85:ILE:HD11	3:M:226:ILE:CD1	2.43	0.48
3:G:171:LEU:HB3	3:G:175:GLY:HA2	1.96	0.48
3:E:32:ARG:HD2	3:E:158:GLU:OE1	2.13	0.48
3:F:234:TYR:HB2	3:F:251:TRP:CZ3	2.49	0.48
3:M:30:PHE:HZ	3:M:165:ILE:HD11	1.79	0.48
3:D:37:GLN:HG2	3:D:116:MET:HE2	1.95	0.48
3:F:273:ILE:C	3:F:274:ILE:HD12	2.34	0.48
3:H:42:ILE:HB	3:H:111:VAL:HG22	1.96	0.48
3:D:63:GLN:O	3:D:79:SER:HB2	2.14	0.48
3:D:13:TYR:CE2	3:D:23:ILE:HG12	2.48	0.48
3:C:195:PRO:HG2	3:C:201:ILE:HD12	1.95	0.48
3:O:259:GLN:O	3:O:263:GLN:HA	2.14	0.48
3:K:235:GLU:HB3	3:K:297:ASP:HB2	1.95	0.48
3:E:185:LYS:NZ	3:O:241:GLY:O	2.37	0.48

*Continued on next page...*

*Continued from previous page...*

Atom-1	Atom-2	Interatomic distance (Å)	Clash overlap (Å)
3:E:9:LEU:HD21	3:E:26:PRO:HD3	1.95	0.48
3:B:28:ASN:ND2	3:F:70:GLU:C	2.67	0.48
3:E:235:GLU:HB3	3:E:297:ASP:HB2	1.94	0.48
3:J:63:GLN:HB3	3:J:137:LEU:O	2.14	0.48
3:E:54:SER:HA	3:E:101:PRO:HB3	1.96	0.48
1:Q:140:TYR:CE1	1:Q:157:PRO:CB	2.94	0.48
3:B:85:ILE:HG12	3:B:267:TYR:CE2	2.49	0.48
3:K:113:LEU:HD22	3:K:147:ILE:HG23	1.95	0.48
3:H:113:LEU:HD22	3:H:147:ILE:HG23	1.95	0.48
3:O:89:TYR:CD2	3:O:273:ILE:CD1	2.94	0.48
3:I:9:LEU:N	3:I:9:LEU:CD1	2.77	0.48
3:F:211:ILE:HG22	3:F:283:ASP:HB3	1.96	0.48
3:N:280:PHE:CZ	3:N:284:LEU:HD13	2.48	0.48
3:E:185:LYS:HE3	3:O:243:PRO:HD3	1.94	0.48
3:J:116:MET:HE2	3:J:116:MET:HB2	1.68	0.48
3:I:65:PHE:CE1	3:I:136:ILE:HG12	2.49	0.48
3:H:168:GLU:HG2	3:H:335:TYR:CE1	2.49	0.48
3:B:166:LEU:HA	3:B:170:GLY:HA2	1.96	0.48
3:F:172:GLY:HA3	3:F:317:TYR:CE2	2.49	0.48
3:E:4:ILE:HG23	3:E:32:ARG:HD3	1.95	0.48
3:O:277:ARG:HG3	3:O:278:LYS:HG2	1.95	0.48
3:N:4:ILE:HG23	3:N:32:ARG:HD3	1.95	0.48
1:Q:173:ASN:HB2	4:P:23:SER:O	2.10	0.48
3:D:56:PRO:HG2	3:D:60:ASN:ND2	2.16	0.48
3:G:57:PHE:CD2	3:G:58:PRO:HA	2.49	0.48
3:J:255:GLN:O	3:J:259:GLN:HG2	2.13	0.48
3:G:123:ARG:HB3	3:G:339:GLN:OE1	2.13	0.48
3:I:195:PRO:O	3:I:201:ILE:HD11	2.14	0.48
3:E:233:GLU:OE1	3:E:250:SER:HA	2.13	0.48
3:M:321:LEU:CD2	3:M:332:VAL:HG11	2.44	0.48
3:O:32:ARG:HH21	3:O:342:ARG:CD	2.27	0.48
3:J:233:GLU:HB3	3:J:299:ALA:HB3	1.96	0.48
3:C:62:VAL:CG1	3:C:136:ILE:HG23	2.44	0.48
3:H:3:GLU:HB2	3:H:159:ARG:HB3	1.95	0.48
3:E:207:GLN:HG3	3:E:207:GLN:H	1.46	0.48
3:C:208:PRO:HD3	3:C:291:SER:HA	1.95	0.48
3:F:37:GLN:HA	3:F:115:VAL:O	2.14	0.48
3:A:181:THR:HG22	3:A:183:LEU:HG	1.96	0.48
3:N:171:LEU:HB3	3:N:175:GLY:HA2	1.95	0.48
3:H:194:VAL:HG11	3:H:203:VAL:HG22	1.96	0.48
3:H:321:LEU:HD22	3:H:332:VAL:CG1	2.44	0.47

*Continued on next page...*

*Continued from previous page...*

Atom-1	Atom-2	Interatomic distance (Å)	Clash overlap (Å)
3:C:249:VAL:CG1	3:C:253:ALA:HB3	2.39	0.47
3:F:321:LEU:HD23	3:F:332:VAL:HG11	1.96	0.47
3:K:96:PRO:HB3	3:K:114:ASN:ND2	2.29	0.47
3:C:230:ASP:O	3:C:232:THR:HG23	2.14	0.47
3:O:63:GLN:HG2	3:O:64:THR:HG23	1.96	0.47
3:F:67:LEU:HB3	3:F:76:TYR:HB2	1.96	0.47
3:E:315:LEU:HD12	3:E:318:TYR:CD1	2.43	0.47
3:J:329:ALA:O	3:J:333:GLN:CG	2.62	0.47
3:D:230:ASP:O	3:D:232:THR:HG23	2.13	0.47
3:M:116:MET:HE1	3:O:256:ALA:CB	2.41	0.47
3:B:230:ASP:HA	3:B:301:GLN:CG	2.44	0.47
3:E:293:SER:O	3:E:294:ILE:HG13	2.15	0.47
3:O:329:ALA:O	3:O:333:GLN:HG2	2.13	0.47
3:C:119:PHE:N	3:C:119:PHE:CD1	2.81	0.47
3:M:163:GLN:HA	3:M:163:GLN:OE1	2.13	0.47
1:Q:211:THR:CG2	4:P:57:SER:CB	2.87	0.47
3:H:87:MET:HB3	3:H:95:ASN:ND2	2.29	0.47
1:Q:42:ARG:HH11	1:Q:42:ARG:CG	2.26	0.47
3:K:90:THR:CB	3:K:345:ARG:HG2	2.43	0.47
3:N:255:GLN:O	3:N:259:GLN:HG2	2.15	0.47
3:E:105:VAL:HA	3:E:111:VAL:HG13	1.96	0.47
3:E:98:TYR:CD1	3:E:98:TYR:N	2.82	0.47
3:L:95:ASN:OD1	3:L:96:PRO:HD2	2.14	0.47
3:A:116:MET:HE2	3:A:116:MET:HB2	1.67	0.47
3:L:32:ARG:HA	3:L:122:ALA:O	2.14	0.47
3:K:121:LEU:HB3	3:K:124:PHE:HB2	1.95	0.47
3:J:32:ARG:HD2	3:J:158:GLU:HB2	1.97	0.47
3:J:184:PRO:CB	3:J:343:ILE:HD12	2.44	0.47
3:O:32:ARG:HD2	3:O:158:GLU:HB2	1.96	0.47
3:J:92:LYS:CD	3:J:92:LYS:N	2.77	0.47
4:P:360:SER:O	4:P:361:SER:CB	2.62	0.47
3:D:205:TYR:CG	3:D:292:ASP:OD2	2.68	0.47
3:K:92:LYS:N	3:K:92:LYS:HD2	2.29	0.47
3:A:215:GLN:HG3	3:A:310:TYR:CE1	2.50	0.47
3:A:13:TYR:OH	3:A:23:ILE:HG23	2.13	0.47
3:J:56:PRO:O	3:J:59:TYR:HB2	2.14	0.47
3:G:345:ARG:HH11	3:G:345:ARG:HG3	1.79	0.47
3:B:244:THR:HG22	3:B:245:ASP:N	2.29	0.47
1:Q:39:ILE:HG21	1:Q:45:PHE:HB2	1.96	0.47
3:M:29:ASN:OD1	3:M:159:ARG:HA	2.13	0.47
3:G:287:THR:HG21	3:G:318:TYR:CE2	2.49	0.47

*Continued on next page...*

*Continued from previous page...*

Atom-1	Atom-2	Interatomic distance (Å)	Clash overlap (Å)
3:C:42:ILE:HG23	3:C:147:ILE:CD1	2.41	0.47
4:P:289:ASN:ND2	4:P:289:ASN:C	2.60	0.47
3:F:57:PHE:O	3:F:101:PRO:HG3	2.14	0.47
3:A:247:ILE:HG12	3:A:279:TYR:HD2	1.78	0.47
3:E:345:ARG:NH1	3:E:345:ARG:HG3	2.29	0.47
3:D:212:TYR:HA	3:D:312:SER:OG	2.14	0.47
3:E:233:GLU:HB3	3:E:299:ALA:CB	2.44	0.47
3:E:233:GLU:HB3	3:E:299:ALA:HB3	1.96	0.47
3:B:62:VAL:HG13	3:B:136:ILE:HG23	1.96	0.47
3:J:15:TRP:CE3	3:J:147:ILE:HB	2.49	0.47
3:G:234:TYR:HB2	3:G:251:TRP:HZ3	1.80	0.47
3:K:280:PHE:CZ	3:K:284:LEU:HD13	2.50	0.47
3:E:55:ALA:N	3:E:101:PRO:HB3	2.29	0.47
3:J:243:PRO:HG2	3:O:74:THR:O	2.14	0.47
3:F:321:LEU:HD22	3:F:332:VAL:CG1	2.44	0.47
3:C:57:PHE:CD2	3:C:58:PRO:HA	2.50	0.47
3:D:179:LEU:HG	3:D:321:LEU:CD2	2.44	0.47
3:E:68:SER:HB2	3:E:74:THR:HA	1.95	0.47
3:A:92:LYS:HB3	3:C:263:GLN:HB3	1.96	0.47
3:E:76:TYR:CE1	3:E:186:VAL:HB	2.49	0.47
3:I:185:LYS:O	3:I:185:LYS:HG2	2.14	0.47
3:D:329:ALA:O	3:D:333:GLN:HG2	2.13	0.47
4:P:117:GLU:HG3	4:P:119:TYR:HE2	1.79	0.47
3:F:13:TYR:CE2	3:F:23:ILE:HG12	2.49	0.47
3:O:168:GLU:HG2	3:O:335:TYR:CZ	2.48	0.47
4:P:330:VAL:HG13	4:P:344:TRP:HZ2	1.79	0.47
3:G:226:ILE:HG12	3:G:226:ILE:O	2.14	0.47
3:J:30:PHE:O	3:J:157:TYR:HA	2.13	0.47
3:B:53:PRO:CD	3:B:142:PRO:HB3	2.44	0.47
3:C:15:TRP:CH2	3:C:141:ALA:HB2	2.49	0.47
3:O:235:GLU:OE2	3:O:237:LYS:HE3	2.14	0.47
3:L:235:GLU:OE1	3:L:248:LYS:HD3	2.14	0.47
3:N:67:LEU:HD21	3:N:121:LEU:HD21	1.95	0.47
3:J:15:TRP:HB2	3:J:38:LEU:HD11	1.97	0.47
3:K:200:PRO:HG2	3:K:233:GLU:HG3	1.97	0.47
3:O:259:GLN:OE1	3:O:266:PRO:HG3	2.14	0.47
3:L:69:TYR:HA	3:L:131:ASN:O	2.14	0.47
3:C:309:LEU:HD23	3:C:309:LEU:C	2.35	0.47
3:F:200:PRO:CG	3:F:233:GLU:HG3	2.45	0.47
3:O:309:LEU:HD23	3:O:310:TYR:N	2.29	0.47
3:G:30:PHE:O	3:G:157:TYR:HA	2.15	0.47

*Continued on next page...*

*Continued from previous page...*

Atom-1	Atom-2	Interatomic distance (Å)	Clash overlap (Å)
3:K:12:THR:HG21	3:K:152:TYR:CE2	2.49	0.47
3:C:203:VAL:HG21	3:C:298:LEU:HG	1.96	0.47
3:N:96:PRO:HG2	3:N:116:MET:HE3	1.96	0.47
3:K:142:PRO:HB2	3:K:145:VAL:CG2	2.44	0.47
3:K:57:PHE:CG	3:K:58:PRO:HA	2.49	0.47
3:C:113:LEU:HD22	3:C:147:ILE:HG23	1.97	0.47
3:F:54:SER:O	3:F:55:ALA:C	2.52	0.47
3:D:121:LEU:HB3	3:D:124:PHE:HB2	1.95	0.47
3:L:32:ARG:HD2	3:L:158:GLU:HB2	1.95	0.47
3:G:122:ALA:HB1	3:G:339:GLN:CG	2.45	0.47
3:B:19:THR:CG2	3:B:20:ASN:N	2.78	0.47
3:L:200:PRO:HG3	3:L:233:GLU:HB3	1.96	0.47
3:B:329:ALA:O	3:B:333:GLN:HG2	2.15	0.47
3:I:203:VAL:HB	3:I:296:TYR:O	2.14	0.47
3:C:83:LEU:HD12	3:C:86:LEU:HD23	1.97	0.47
3:E:55:ALA:H	3:E:101:PRO:HB3	1.78	0.47
3:C:168:GLU:HG2	3:C:335:TYR:CE1	2.50	0.47
3:I:119:PHE:N	3:I:119:PHE:CD1	2.83	0.47
1:Q:86:ILE:O	1:Q:131:ILE:HA	2.13	0.47
3:N:29:ASN:OD1	3:N:159:ARG:HA	2.15	0.47
3:F:81:THR:O	3:F:85:ILE:HG13	2.14	0.47
3:G:345:ARG:NH1	3:G:345:ARG:HG3	2.30	0.47
3:M:254:LEU:HD11	3:M:274:ILE:HG13	1.96	0.47
3:B:274:ILE:N	3:B:274:ILE:HD12	2.30	0.47
3:B:247:ILE:HD13	3:B:274:ILE:HG21	1.96	0.47
3:E:62:VAL:CG1	3:E:136:ILE:HG23	2.45	0.47
3:H:315:LEU:HD13	3:H:321:LEU:HD12	1.97	0.47
3:F:92:LYS:HD2	3:F:92:LYS:H	1.76	0.47
3:G:287:THR:HG22	3:G:288:HIS:CD2	2.49	0.47
3:E:211:ILE:HG22	3:E:283:ASP:HB3	1.95	0.47
3:I:230:ASP:O	3:I:232:THR:HG23	2.15	0.47
3:E:345:ARG:HG3	3:E:345:ARG:HH11	1.80	0.47
3:L:5:TYR:CE1	3:L:157:TYR:HB2	2.50	0.47
3:N:15:TRP:CE3	3:N:147:ILE:HB	2.49	0.47
3:B:200:PRO:HG3	3:B:233:GLU:HG3	1.94	0.47
3:M:32:ARG:HB2	3:M:156:THR:CG2	2.44	0.47
3:A:70:GLU:HG3	3:A:130:GLN:HB2	1.97	0.47
3:N:54:SER:CA	3:N:101:PRO:HB3	2.45	0.47
3:H:233:GLU:HB3	3:H:299:ALA:CB	2.45	0.47
3:I:89:TYR:CD2	3:I:273:ILE:HD11	2.50	0.47
3:A:123:ARG:HH22	3:A:168:GLU:CD	2.17	0.47

*Continued on next page...*

*Continued from previous page...*

Atom-1	Atom-2	Interatomic distance (Å)	Clash overlap (Å)
3:A:233:GLU:OE1	3:A:250:SER:HA	2.14	0.47
3:A:28:ASN:OD1	3:A:28:ASN:N	2.48	0.47
3:M:208:PRO:HA	3:M:286:LEU:HB2	1.97	0.47
3:K:238:ILE:HD11	3:K:246:LYS:HD2	1.97	0.47
3:I:247:ILE:HG23	3:I:249:VAL:HG23	1.96	0.47
3:F:52:LEU:CD2	3:F:145:VAL:HG21	2.45	0.47
3:F:247:ILE:HG12	3:F:279:TYR:CE2	2.50	0.47
3:D:15:TRP:HB2	3:D:38:LEU:HD11	1.97	0.47
3:O:121:LEU:HB3	3:O:124:PHE:HB2	1.97	0.47
3:F:121:LEU:HA	3:F:184:PRO:HG3	1.97	0.47
3:J:142:PRO:HB2	3:J:145:VAL:CG2	2.45	0.47
3:I:13:TYR:CZ	3:I:23:ILE:HG12	2.50	0.47
3:C:182:VAL:HG13	3:C:313:TYR:CD2	2.50	0.47
3:F:190:PRO:HB3	3:F:307:TYR:CE1	2.50	0.47
3:D:187:ILE:CG2	3:D:188:GLU:N	2.78	0.47
3:D:205:TYR:OH	3:I:208:PRO:HG2	2.15	0.47
3:K:69:TYR:CE1	3:K:73:LYS:HB2	2.49	0.47
3:L:218:TYR:HA	3:L:270:ALA:O	2.15	0.47
3:L:224:SER:OG	3:L:228:ASN:HB3	2.14	0.47
3:B:219:VAL:CG1	3:B:304:ASP:HB2	2.44	0.47
3:M:277:ARG:HA	3:M:282:GLY:O	2.15	0.47
3:I:6:THR:HG22	3:I:7:GLU:N	2.30	0.47
3:I:28:ASN:HB2	3:I:157:TYR:CE2	2.50	0.47
3:M:56:PRO:HB3	3:M:81:THR:HG23	1.97	0.47
3:C:52:LEU:CD1	3:C:99:PRO:CG	2.93	0.47
3:N:123:ARG:HB3	3:N:339:GLN:OE1	2.15	0.47
3:C:234:TYR:HB2	3:C:251:TRP:HZ3	1.79	0.47
3:D:247:ILE:HG12	3:D:279:TYR:CD2	2.50	0.47
3:M:230:ASP:HA	3:M:301:GLN:CG	2.44	0.47
3:A:174:ASP:OD2	3:A:317:TYR:HE2	1.97	0.47
3:J:202:HIS:HA	3:J:297:ASP:OD2	2.15	0.47
3:H:216:LEU:HD12	3:H:272:ALA:O	2.15	0.47
3:G:70:GLU:HG3	3:G:130:GLN:HB2	1.97	0.47
3:I:29:ASN:HB2	3:I:157:TYR:HB3	1.96	0.47
3:C:70:GLU:HG3	3:C:130:GLN:HB2	1.97	0.47
3:J:247:ILE:HG12	3:J:279:TYR:HD2	1.71	0.47
3:M:53:PRO:CD	3:M:142:PRO:HB3	2.45	0.47
3:E:52:LEU:CD2	3:E:145:VAL:HG21	2.44	0.47
3:G:55:ALA:N	3:G:101:PRO:HB3	2.29	0.47
3:K:96:PRO:HB3	3:K:114:ASN:HD21	1.80	0.47
3:F:247:ILE:CG2	3:F:249:VAL:HG23	2.44	0.47

*Continued on next page...*

*Continued from previous page...*

Atom-1	Atom-2	Interatomic distance (Å)	Clash overlap (Å)
3:O:53:PRO:HG2	3:O:57:PHE:CG	2.50	0.47
3:L:247:ILE:CD1	3:L:274:ILE:HG21	2.45	0.47
3:B:233:GLU:HB3	3:B:299:ALA:HB3	1.97	0.47
3:A:205:TYR:HA	3:A:295:GLU:HA	1.97	0.47
3:I:287:THR:HG21	3:I:318:TYR:CD2	2.50	0.47
3:G:19:THR:CG2	3:G:20:ASN:N	2.78	0.47
3:J:324:LEU:HG	3:J:328:VAL:HB	1.97	0.47
3:K:205:TYR:HA	3:K:295:GLU:HA	1.97	0.47
3:G:205:TYR:CD1	3:G:292:ASP:HA	2.50	0.47
3:O:30:PHE:O	3:O:157:TYR:HA	2.15	0.46
3:A:62:VAL:HG13	3:A:136:ILE:HG23	1.97	0.46
3:A:76:TYR:CE1	3:A:186:VAL:HB	2.50	0.46
3:J:247:ILE:HG12	3:J:279:TYR:CE2	2.50	0.46
3:K:105:VAL:HG21	3:K:145:VAL:HG11	1.96	0.46
3:K:57:PHE:CE2	3:K:142:PRO:HG2	2.50	0.46
3:G:42:ILE:CG2	3:G:145:VAL:HB	2.39	0.46
3:L:190:PRO:CB	3:L:307:TYR:CE1	2.98	0.46
3:L:190:PRO:HB3	3:L:307:TYR:CE1	2.50	0.46
3:L:38:LEU:HD13	3:L:151:PHE:CE2	2.50	0.46
3:G:176:GLU:C	3:G:177:MET:HG3	2.35	0.46
3:L:203:VAL:CG2	3:L:298:LEU:HB2	2.45	0.46
3:C:9:LEU:HD22	3:C:153:ILE:HB	1.96	0.46
3:A:137:LEU:O	3:A:137:LEU:HG	2.15	0.46
3:O:273:ILE:C	3:O:274:ILE:HD12	2.35	0.46
3:A:9:LEU:HD11	3:A:155:ILE:HD12	1.97	0.46
3:O:134:LEU:O	3:O:134:LEU:HG	2.15	0.46
3:C:182:VAL:HG22	3:C:336:VAL:HG13	1.97	0.46
3:J:230:ASP:OD1	3:J:302:ASN:ND2	2.48	0.46
3:G:220:ILE:O	3:G:304:ASP:HB3	2.15	0.46
3:O:38:LEU:HD12	3:O:38:LEU:HA	1.69	0.46
3:A:210:GLN:HG3	3:A:212:TYR:CE2	2.49	0.46
1:Q:161:TYR:CE1	1:Q:198:PRO:HG3	2.50	0.46
3:N:4:ILE:HA	3:N:157:TYR:O	2.15	0.46
3:B:4:ILE:HG23	3:B:32:ARG:HD3	1.98	0.46
3:G:159:ARG:CG	3:G:159:ARG:NH1	2.78	0.46
3:D:345:ARG:NH1	3:D:345:ARG:HG3	2.30	0.46
3:A:182:VAL:HG21	3:A:339:GLN:HB3	1.96	0.46
3:N:247:ILE:HG23	3:N:279:TYR:HE2	1.80	0.46
3:E:42:ILE:HD11	3:E:113:LEU:HD13	1.97	0.46
3:H:67:LEU:CD1	3:H:134:LEU:HB2	2.45	0.46
3:F:324:LEU:HD12	3:F:325:PRO:HD3	1.96	0.46

*Continued on next page...*

*Continued from previous page...*

Atom-1	Atom-2	Interatomic distance (Å)	Clash overlap (Å)
3:C:142:PRO:HD2	3:C:147:ILE:HD11	1.96	0.46
3:J:259:GLN:O	3:J:263:GLN:HA	2.15	0.46
3:C:210:GLN:HA	3:C:314:VAL:HG22	1.98	0.46
3:G:284:LEU:HD11	3:G:286:LEU:HD21	1.97	0.46
3:B:120:ASP:HB3	3:B:343:ILE:HA	1.96	0.46
3:O:240:ARG:HH12	3:O:290:PRO:CB	2.27	0.46
3:J:41:SER:HB2	3:J:111:VAL:O	2.15	0.46
3:M:116:MET:HE2	3:M:116:MET:HB2	1.65	0.46
3:F:159:ARG:CG	3:F:159:ARG:HH11	2.28	0.46
3:I:240:ARG:NH2	3:I:290:PRO:CB	2.78	0.46
3:E:9:LEU:HD21	3:E:26:PRO:HD2	1.97	0.46
3:G:190:PRO:HB3	3:G:307:TYR:CE1	2.50	0.46
3:I:62:VAL:HG11	3:I:65:PHE:CZ	2.50	0.46
3:K:205:TYR:CD1	3:K:292:ASP:HA	2.50	0.46
3:E:19:THR:CG2	3:E:20:ASN:N	2.78	0.46
3:D:9:LEU:HD21	3:D:155:ILE:HD11	1.97	0.46
3:G:206:LEU:HB3	3:G:212:TYR:CZ	2.50	0.46
3:N:159:ARG:HH11	3:N:159:ARG:CG	2.28	0.46
3:H:56:PRO:O	3:H:59:TYR:HB2	2.15	0.46
3:O:4:ILE:HA	3:O:157:TYR:O	2.15	0.46
3:B:247:ILE:HG12	3:B:279:TYR:CE2	2.50	0.46
3:E:121:LEU:HA	3:E:184:PRO:HG3	1.97	0.46
3:K:53:PRO:CD	3:K:142:PRO:HB3	2.45	0.46
3:N:246:LYS:CA	3:N:246:LYS:HE2	2.40	0.46
3:E:113:LEU:CD2	3:E:147:ILE:HG23	2.46	0.46
3:L:278:LYS:HB2	3:L:279:TYR:CD1	2.50	0.46
3:K:13:TYR:CE2	3:K:23:ILE:HG12	2.51	0.46
3:F:31:ILE:HG23	3:F:155:ILE:HG23	1.96	0.46
3:M:12:THR:HG21	3:M:152:TYR:CE2	2.51	0.46
3:H:259:GLN:OE1	3:H:266:PRO:HD3	2.16	0.46
3:M:205:TYR:HA	3:M:295:GLU:HA	1.96	0.46
3:K:54:SER:O	3:K:55:ALA:C	2.54	0.46
3:F:126:ALA:HB1	3:F:132:ILE:HD11	1.97	0.46
3:C:240:ARG:HD3	3:C:290:PRO:HD2	1.98	0.46
3:B:218:TYR:HA	3:B:270:ALA:O	2.16	0.46
3:C:235:GLU:OE1	3:C:248:LYS:HD3	2.14	0.46
1:Q:81:LEU:HD21	1:Q:87:LEU:HB2	1.97	0.46
3:O:277:ARG:HA	3:O:282:GLY:O	2.16	0.46
3:F:60:ASN:HB3	3:F:81:THR:OG1	2.15	0.46
3:A:42:ILE:HD11	3:A:113:LEU:HD13	1.97	0.46
3:B:246:LYS:O	3:B:279:TYR:HD2	1.99	0.46

*Continued on next page...*



*Continued from previous page...*

Atom-1	Atom-2	Interatomic distance (Å)	Clash overlap (Å)
3:B:142:PRO:CD	3:B:147:ILE:HD11	2.46	0.46
3:K:15:TRP:CZ3	3:K:147:ILE:HB	2.50	0.46
3:F:324:LEU:HD21	3:F:332:VAL:HG21	1.97	0.46
3:D:116:MET:CG	3:D:117:TRP:N	2.79	0.46
3:M:315:LEU:HB2	3:M:318:TYR:HB2	1.96	0.46
3:A:19:THR:CG2	3:A:20:ASN:N	2.79	0.46
3:D:284:LEU:HD11	3:D:294:ILE:CD1	2.45	0.46
3:E:315:LEU:HB2	3:E:318:TYR:HB2	1.97	0.46
3:F:19:THR:CG2	3:F:20:ASN:N	2.79	0.46
3:F:185:LYS:O	3:F:185:LYS:HG2	2.16	0.46
3:E:216:LEU:HB3	3:E:309:LEU:HB3	1.97	0.46
3:H:36:VAL:HG13	3:H:153:ILE:CD1	2.45	0.46
3:K:163:GLN:HA	3:K:163:GLN:OE1	2.15	0.46
3:B:182:VAL:HG13	3:B:313:TYR:CD2	2.50	0.46
3:K:15:TRP:O	3:K:15:TRP:HE3	1.99	0.46
3:F:231:PRO:HB2	3:F:251:TRP:CE2	2.51	0.46
3:L:38:LEU:HG	3:L:113:LEU:HD21	1.96	0.46
3:H:52:LEU:CD1	3:H:99:PRO:HG3	2.45	0.46
3:C:210:GLN:HG3	3:C:212:TYR:CE2	2.51	0.46
3:A:19:THR:HG22	3:A:20:ASN:N	2.30	0.46
3:C:123:ARG:HB2	3:C:342:ARG:NH1	2.30	0.46
3:G:321:LEU:CD2	3:G:332:VAL:HG11	2.46	0.46
3:I:240:ARG:HH22	3:I:290:PRO:CB	2.29	0.46
3:H:243:PRO:HD3	3:M:185:LYS:HD2	1.96	0.46
3:N:182:VAL:CG1	3:N:313:TYR:CD2	2.99	0.46
3:O:298:LEU:HD11	3:O:306:VAL:HG11	1.98	0.46
3:I:298:LEU:CD1	3:I:306:VAL:HG11	2.45	0.46
3:J:172:GLY:HA3	3:J:317:TYR:CE2	2.50	0.46
3:L:6:THR:HG22	3:L:7:GLU:N	2.30	0.46
3:A:105:VAL:HA	3:A:111:VAL:HG13	1.97	0.46
3:K:91:THR:CG2	3:K:345:ARG:HD3	2.46	0.46
3:M:38:LEU:HD13	3:M:151:PHE:CZ	2.50	0.46
3:H:123:ARG:HB3	3:H:339:GLN:OE1	2.15	0.46
3:N:236:LEU:HB3	3:N:247:ILE:CG1	2.45	0.46
3:K:273:ILE:C	3:K:274:ILE:HD12	2.36	0.46
3:F:247:ILE:HG23	3:F:249:VAL:HG23	1.97	0.46
3:L:247:ILE:HG12	3:L:279:TYR:CE2	2.50	0.46
3:L:279:TYR:N	3:L:279:TYR:CD1	2.83	0.46
3:K:76:TYR:CD1	3:K:119:PHE:HD2	2.33	0.46
3:N:184:PRO:HB3	3:N:343:ILE:HD12	1.97	0.46
3:N:67:LEU:HB2	3:N:134:LEU:HD13	1.98	0.46

*Continued on next page...*

*Continued from previous page...*

Atom-1	Atom-2	Interatomic distance (Å)	Clash overlap (Å)
3:G:321:LEU:HD22	3:G:332:VAL:HG11	1.96	0.46
3:I:123:ARG:HD2	3:I:160:VAL:CG2	2.46	0.46
3:J:241:GLY:O	3:O:185:LYS:NZ	2.45	0.46
3:A:11:GLN:NE2	3:A:13:TYR:CE1	2.83	0.46
3:L:240:ARG:NH1	3:L:290:PRO:HB2	2.30	0.46
3:G:275:ASP:HB3	3:G:278:LYS:HG2	1.96	0.46
3:N:263:GLN:O	3:O:94:GLN:HG3	2.16	0.46
3:K:27:ARG:HB3	3:K:126:ALA:O	2.16	0.46
3:N:30:PHE:O	3:N:157:TYR:HA	2.15	0.46
1:Q:173:ASN:HB3	4:P:23:SER:C	2.35	0.46
3:A:142:PRO:HD2	3:A:147:ILE:HD11	1.98	0.46
3:N:236:LEU:HD11	3:N:294:ILE:CG2	2.46	0.46
3:E:38:LEU:HA	3:E:38:LEU:HD12	1.82	0.46
1:Q:22:VAL:O	1:Q:116:LYS:HA	2.16	0.46
3:D:273:ILE:C	3:D:274:ILE:HD12	2.35	0.46
3:J:187:ILE:CG2	3:J:188:GLU:N	2.79	0.46
3:B:63:GLN:HB2	3:B:139:GLY:HA2	1.97	0.46
3:F:244:THR:HG22	3:F:245:ASP:N	2.30	0.46
3:H:206:LEU:HB3	3:H:212:TYR:CZ	2.50	0.46
3:F:119:PHE:N	3:F:119:PHE:CD1	2.84	0.46
3:B:211:ILE:HD12	3:B:313:TYR:CE2	2.50	0.46
3:M:70:GLU:C	3:M:72:SER:H	2.17	0.46
3:M:254:LEU:HD21	3:M:274:ILE:CD1	2.44	0.46
3:C:116:MET:HG2	3:C:117:TRP:N	2.31	0.46
3:A:67:LEU:HD21	3:A:121:LEU:HD21	1.97	0.46
3:K:15:TRP:HB2	3:K:38:LEU:HD11	1.97	0.46
3:M:51:THR:HG23	3:M:102:GLY:O	2.15	0.46
3:F:231:PRO:O	3:F:251:TRP:CG	2.69	0.46
3:F:4:ILE:CD1	3:F:4:ILE:H	2.16	0.46
3:N:23:ILE:HD13	3:N:153:ILE:HD11	1.98	0.46
3:C:124:PHE:CE1	3:C:183:LEU:CD2	2.99	0.46
3:G:231:PRO:HB2	3:G:251:TRP:CD2	2.51	0.46
3:D:122:ALA:HB1	3:D:339:GLN:HG3	1.98	0.46
3:L:128:MET:CE	3:L:171:LEU:HD21	2.45	0.46
3:A:55:ALA:HB1	3:A:267:TYR:OH	2.15	0.46
3:E:240:ARG:HD3	3:E:241:GLY:N	2.31	0.46
3:H:314:VAL:HG12	3:H:315:LEU:N	2.30	0.46
3:F:29:ASN:H	3:F:157:TYR:HD2	1.64	0.46
3:E:42:ILE:HG23	3:E:147:ILE:HD13	1.96	0.46
3:E:57:PHE:CD2	3:E:58:PRO:HA	2.51	0.46
3:L:113:LEU:HD22	3:L:147:ILE:HG23	1.98	0.46

*Continued on next page...*

*Continued from previous page...*

Atom-1	Atom-2	Interatomic distance (Å)	Clash overlap (Å)
3:L:248:LYS:HG3	3:L:248:LYS:O	2.16	0.46
3:F:17:ALA:HB1	3:F:140:GLN:HE22	1.80	0.46
3:F:235:GLU:OE2	3:F:237:LYS:HE3	2.15	0.46
3:H:36:VAL:HG22	3:H:153:ILE:HD12	1.97	0.46
3:D:6:THR:HG22	3:D:7:GLU:N	2.31	0.46
3:O:92:LYS:H	3:O:92:LYS:HD2	1.72	0.46
3:F:259:GLN:OE1	3:F:266:PRO:CD	2.63	0.46
3:N:236:LEU:HD22	3:N:276:PHE:HE1	1.81	0.46
3:N:247:ILE:HG23	3:N:279:TYR:CE2	2.51	0.46
3:K:256:ALA:HB1	3:L:116:MET:CE	2.46	0.46
3:D:63:GLN:HB2	3:D:139:GLY:HA2	1.96	0.46
3:M:340:LYS:HG3	3:M:341:ARG:N	2.30	0.46
3:B:121:LEU:N	3:B:121:LEU:HD12	2.31	0.46
1:Q:21:TYR:CD1	1:Q:118:THR:CG2	2.98	0.46
3:N:324:LEU:CD2	3:N:332:VAL:HG21	2.45	0.46
3:E:261:GLU:HG3	3:E:262:TYR:CD2	2.51	0.46
3:M:65:PHE:CE1	3:M:136:ILE:HG12	2.51	0.46
3:B:25:ILE:HG23	3:B:155:ILE:HD13	1.96	0.46
3:D:59:TYR:HB3	3:D:80:GLY:O	2.15	0.46
3:B:182:VAL:CG1	3:B:313:TYR:CD2	2.99	0.45
3:G:159:ARG:HG2	3:G:159:ARG:HH11	1.81	0.45
3:E:62:VAL:O	3:E:80:GLY:HA3	2.15	0.45
3:B:142:PRO:HB2	3:B:145:VAL:CG2	2.46	0.45
3:F:339:GLN:HB2	3:F:339:GLN:HE21	1.49	0.45
3:L:15:TRP:HH2	3:L:141:ALA:HB2	1.81	0.45
3:H:113:LEU:HD23	3:H:149:ALA:HB2	1.98	0.45
3:M:195:PRO:HA	3:M:303:GLN:CG	2.44	0.45
3:O:15:TRP:CE3	3:O:147:ILE:HB	2.51	0.45
3:F:228:ASN:OD1	3:F:270:ALA:HB2	2.16	0.45
3:C:30:PHE:N	3:C:30:PHE:CD2	2.83	0.45
3:N:187:ILE:HG22	3:N:188:GLU:N	2.31	0.45
3:F:62:VAL:CG1	3:F:136:ILE:HG23	2.46	0.45
3:M:122:ALA:HB1	3:M:339:GLN:CG	2.46	0.45
3:D:321:LEU:HD13	3:D:336:VAL:HG21	1.98	0.45
3:O:13:TYR:CE2	3:O:23:ILE:HG12	2.50	0.45
3:F:187:ILE:CG2	3:F:188:GLU:N	2.79	0.45
3:K:191:THR:CG2	3:K:194:VAL:HG22	2.46	0.45
3:N:160:VAL:HG13	3:N:164:GLU:OE2	2.16	0.45
3:C:274:ILE:CD1	3:C:274:ILE:N	2.78	0.45
3:C:116:MET:HE3	3:C:116:MET:HB2	1.67	0.45
3:M:42:ILE:HG23	3:M:147:ILE:CD1	2.45	0.45

*Continued on next page...*

*Continued from previous page...*

Atom-1	Atom-2	Interatomic distance (Å)	Clash overlap (Å)
3:N:256:ALA:CB	3:O:116:MET:HE1	2.47	0.45
3:B:194:VAL:HG21	3:B:203:VAL:HG13	1.98	0.45
3:G:200:PRO:HG3	3:G:233:GLU:HB3	1.97	0.45
3:N:113:LEU:HD22	3:N:147:ILE:HG23	1.98	0.45
3:B:131:ASN:ND2	3:B:133:ILE:HD11	2.28	0.45
3:J:42:ILE:CD1	3:J:57:PHE:HZ	2.29	0.45
3:D:230:ASP:N	3:D:231:PRO:HD2	2.30	0.45
3:B:230:ASP:N	3:B:231:PRO:HD2	2.31	0.45
3:A:256:ALA:HB1	3:B:116:MET:CE	2.46	0.45
3:E:6:THR:HG23	3:E:155:ILE:O	2.15	0.45
3:B:70:GLU:HB3	3:J:28:ASN:HD21	1.81	0.45
3:J:324:LEU:CD2	3:J:332:VAL:HG21	2.46	0.45
3:A:325:PRO:C	3:A:327:GLN:N	2.69	0.45
3:E:213:LYS:HB2	3:E:311:VAL:O	2.17	0.45
3:M:319:ASP:N	3:M:319:ASP:OD2	2.49	0.45
3:M:208:PRO:HD3	3:M:291:SER:HA	1.98	0.45
3:D:56:PRO:CB	3:D:81:THR:HG23	2.46	0.45
3:M:329:ALA:O	3:M:333:GLN:CG	2.57	0.45
3:C:15:TRP:NE1	3:C:138:THR:HB	2.31	0.45
3:J:25:ILE:CG2	3:J:155:ILE:HD13	2.47	0.45
3:L:235:GLU:OE1	3:L:248:LYS:CD	2.64	0.45
3:B:27:ARG:HB3	3:B:126:ALA:O	2.16	0.45
3:G:325:PRO:C	3:G:327:GLN:H	2.19	0.45
3:O:62:VAL:CG1	3:O:136:ILE:HG23	2.46	0.45
3:H:190:PRO:HB3	3:H:307:TYR:CE1	2.51	0.45
3:L:53:PRO:HD2	3:L:142:PRO:HB3	1.98	0.45
1:Q:63:LYS:HB2	1:Q:75:GLU:O	2.15	0.45
3:O:319:ASP:N	3:O:319:ASP:OD2	2.49	0.45
3:N:4:ILE:N	3:N:4:ILE:HD12	2.07	0.45
3:K:15:TRP:CE3	3:K:15:TRP:O	2.70	0.45
3:F:234:TYR:HB2	3:F:251:TRP:HZ3	1.80	0.45
3:E:15:TRP:CE3	3:E:15:TRP:O	2.69	0.45
3:H:92:LYS:CD	3:H:92:LYS:N	2.72	0.45
3:H:184:PRO:HB3	3:H:343:ILE:HD12	1.98	0.45
3:I:15:TRP:CZ3	3:I:147:ILE:HB	2.52	0.45
3:C:314:VAL:HG12	3:C:315:LEU:N	2.30	0.45
3:E:200:PRO:HG3	3:E:233:GLU:CG	2.44	0.45
3:O:247:ILE:CG2	3:O:249:VAL:HG23	2.45	0.45
3:A:70:GLU:N	3:A:130:GLN:O	2.49	0.45
3:N:173:ALA:HB2	3:N:320:GLN:CD	2.37	0.45
3:G:36:VAL:HG11	3:G:136:ILE:CD1	2.47	0.45

*Continued on next page...*

*Continued from previous page...*

Atom-1	Atom-2	Interatomic distance (Å)	Clash overlap (Å)
3:C:218:TYR:HA	3:C:270:ALA:O	2.16	0.45
3:H:168:GLU:HG2	3:H:335:TYR:CZ	2.51	0.45
3:I:280:PHE:CE1	3:I:284:LEU:HD22	2.52	0.45
3:M:173:ALA:HA	3:M:320:GLN:HE22	1.81	0.45
3:H:179:LEU:HG	3:H:321:LEU:CD2	2.46	0.45
3:H:315:LEU:HD12	3:H:318:TYR:HD1	1.81	0.45
3:M:90:THR:HB	3:M:345:ARG:CG	2.47	0.45
3:N:246:LYS:O	3:N:279:TYR:HD2	2.00	0.45
3:E:37:GLN:O	3:E:151:PHE:HA	2.16	0.45
3:B:171:LEU:HA	3:B:178:PRO:HA	1.98	0.45
3:O:70:GLU:C	3:O:72:SER:H	2.19	0.45
3:A:211:ILE:HG12	3:A:285:ASP:OD2	2.16	0.45
3:K:231:PRO:HG3	3:K:270:ALA:HA	1.98	0.45
3:M:32:ARG:HA	3:M:122:ALA:O	2.17	0.45
3:I:209:GLY:O	3:I:210:GLN:HB3	2.17	0.45
3:J:210:GLN:HG3	3:J:212:TYR:CE2	2.51	0.45
1:Q:36:PHE:HZ	3:C:24:LYS:HG3	1.81	0.45
3:G:4:ILE:HG13	3:G:158:GLU:HG3	1.99	0.45
3:G:317:TYR:O	3:G:319:ASP:N	2.49	0.45
3:I:27:ARG:HB2	3:I:27:ARG:NH1	2.32	0.45
3:A:176:GLU:O	3:A:177:MET:HG3	2.16	0.45
3:N:219:VAL:HG12	3:N:220:ILE:N	2.31	0.45
3:I:192:PHE:HD1	3:I:305:ASN:OD1	2.00	0.45
3:F:192:PHE:HD1	3:F:305:ASN:OD1	1.99	0.45
3:N:202:HIS:CE1	3:N:204:ALA:CA	3.00	0.45
3:O:119:PHE:N	3:O:119:PHE:CD1	2.84	0.45
3:N:32:ARG:HD2	3:N:158:GLU:HB2	1.97	0.45
3:J:157:TYR:N	3:J:157:TYR:CD1	2.84	0.45
3:E:273:ILE:C	3:E:274:ILE:HD12	2.37	0.45
3:M:52:LEU:O	3:M:102:GLY:HA2	2.16	0.45
3:N:37:GLN:O	3:N:151:PHE:HA	2.17	0.45
3:C:186:VAL:HG22	3:C:311:VAL:HA	1.99	0.45
3:H:231:PRO:HB2	3:H:251:TRP:CD2	2.52	0.45
3:B:190:PRO:HB3	3:B:307:TYR:CE1	2.52	0.45
3:C:160:VAL:CG1	3:C:165:ILE:HG13	2.46	0.45
3:N:233:GLU:HB3	3:N:299:ALA:HB3	1.99	0.45
3:L:182:VAL:HG21	3:L:339:GLN:HB3	1.97	0.45
3:I:185:LYS:HG2	3:I:187:ILE:HG12	1.99	0.45
3:D:298:LEU:CD1	3:D:306:VAL:HG11	2.47	0.45
3:D:324:LEU:HD12	3:D:324:LEU:HA	1.77	0.45
3:E:276:PHE:O	3:E:280:PHE:HD1	1.99	0.45

*Continued on next page...*

*Continued from previous page...*

Atom-1	Atom-2	Interatomic distance (Å)	Clash overlap (Å)
3:I:277:ARG:HA	3:I:282:GLY:O	2.17	0.45
3:L:197:SER:HB2	3:L:201:ILE:HD13	1.98	0.45
3:A:226:ILE:HG12	3:A:226:ILE:O	2.16	0.45
3:K:238:ILE:HD11	3:K:246:LYS:CG	2.47	0.45
3:F:182:VAL:HG22	3:F:336:VAL:HG13	1.98	0.45
3:A:247:ILE:CG2	3:A:249:VAL:HG23	2.47	0.45
3:O:125:PRO:HG3	3:O:177:MET:HG2	1.99	0.45
3:A:116:MET:CE	3:C:256:ALA:HB2	2.46	0.45
3:I:329:ALA:O	3:I:333:GLN:HG2	2.16	0.45
3:M:187:ILE:CG2	3:M:188:GLU:N	2.78	0.45
3:I:309:LEU:HD23	3:I:310:TYR:N	2.32	0.45
3:O:32:ARG:HH21	3:O:342:ARG:HD3	1.81	0.45
3:D:203:VAL:HG23	3:D:297:ASP:HA	1.99	0.45
3:H:30:PHE:O	3:H:157:TYR:HA	2.17	0.45
3:D:96:PRO:HB3	3:D:114:ASN:HD21	1.82	0.45
3:D:25:ILE:HG23	3:D:155:ILE:HD13	1.97	0.45
3:J:9:LEU:HD21	3:J:26:PRO:HD2	1.99	0.45
3:A:12:THR:HG21	3:A:152:TYR:CE2	2.52	0.45
3:F:220:ILE:O	3:F:304:ASP:HB3	2.17	0.45
3:K:4:ILE:HA	3:K:157:TYR:O	2.16	0.45
3:A:42:ILE:HG23	3:A:147:ILE:HD13	1.98	0.45
3:A:324:LEU:CD2	3:A:332:VAL:HG21	2.47	0.45
3:N:339:GLN:HB2	3:N:339:GLN:HE21	1.64	0.45
3:O:64:THR:OG1	3:O:137:LEU:HB3	2.17	0.45
3:L:30:PHE:O	3:L:157:TYR:HA	2.17	0.45
3:N:67:LEU:HD13	3:N:134:LEU:HB2	1.99	0.45
3:I:240:ARG:HH12	3:I:290:PRO:HG2	1.82	0.45
3:I:116:MET:CG	3:I:117:TRP:N	2.80	0.45
3:G:259:GLN:O	3:G:263:GLN:HA	2.17	0.45
3:B:105:VAL:HG13	3:B:110:SER:HA	1.98	0.45
3:B:70:GLU:N	3:B:130:GLN:O	2.50	0.45
3:D:205:TYR:CD1	3:D:292:ASP:HA	2.52	0.45
3:D:205:TYR:CD1	3:D:295:GLU:HB3	2.52	0.45
3:E:203:VAL:HB	3:E:296:TYR:O	2.17	0.45
3:F:235:GLU:O	3:F:296:TYR:HA	2.17	0.45
3:B:257:GLU:O	3:B:261:GLU:HB2	2.17	0.45
3:B:219:VAL:HG22	3:B:306:VAL:HG22	1.99	0.45
3:O:246:LYS:HE2	3:O:246:LYS:HA	1.99	0.45
3:A:36:VAL:HG21	3:A:134:LEU:HD21	1.98	0.45
3:K:84:GLY:O	3:K:87:MET:HB2	2.16	0.45
3:I:343:ILE:HG23	3:I:343:ILE:O	2.17	0.45

*Continued on next page...*

*Continued from previous page...*

Atom-1	Atom-2	Interatomic distance (Å)	Clash overlap (Å)
3:J:236:LEU:CB	3:J:247:ILE:HD12	2.46	0.45
3:M:121:LEU:N	3:M:121:LEU:HD12	2.32	0.45
3:G:32:ARG:HH21	3:G:342:ARG:HD3	1.81	0.45
3:E:259:GLN:O	3:E:263:GLN:HA	2.17	0.45
3:J:221:ASN:HB2	3:J:228:ASN:ND2	2.32	0.45
3:F:121:LEU:N	3:F:121:LEU:CD1	2.80	0.45
3:H:49:ALA:N	3:H:107:ALA:HB2	2.32	0.45
3:O:37:GLN:O	3:O:151:PHE:HA	2.17	0.45
3:M:324:LEU:HD12	3:M:325:PRO:HD3	1.99	0.45
3:A:44:ASN:HD22	3:A:107:ALA:HA	1.82	0.45
3:L:234:TYR:HB2	3:L:251:TRP:CZ3	2.49	0.45
3:L:53:PRO:CD	3:L:142:PRO:HB3	2.47	0.45
3:G:181:THR:HG22	3:G:183:LEU:HG	1.99	0.45
3:E:214:ARG:HB3	3:E:214:ARG:HE	1.57	0.45
3:E:123:ARG:HD2	3:E:158:GLU:OE2	2.17	0.45
3:H:56:PRO:HD3	3:H:226:ILE:CG2	2.47	0.45
3:M:259:GLN:O	3:M:263:GLN:HA	2.17	0.45
3:B:87:MET:SD	3:B:118:GLU:HB3	2.57	0.45
3:K:113:LEU:HD23	3:K:149:ALA:CB	2.46	0.45
3:G:116:MET:HE2	3:G:116:MET:HB2	1.65	0.45
1:Q:106:VAL:CG2	1:Q:201:ALA:HB1	2.45	0.45
3:F:67:LEU:HD21	3:F:121:LEU:HD21	1.99	0.45
3:H:68:SER:CB	3:H:74:THR:HA	2.47	0.45
3:D:254:LEU:HA	3:D:254:LEU:HD12	1.87	0.45
3:B:63:GLN:HB2	3:B:139:GLY:CA	2.47	0.45
3:J:200:PRO:HG2	3:J:233:GLU:HG3	1.98	0.45
3:G:19:THR:HG22	3:G:20:ASN:N	2.32	0.45
3:F:237:LYS:HG2	3:F:245:ASP:OD2	2.17	0.45
3:E:216:LEU:HD23	3:E:309:LEU:HD13	1.98	0.45
3:N:96:PRO:HB3	3:N:114:ASN:HD21	1.81	0.44
3:B:256:ALA:HB1	3:C:116:MET:HE1	1.98	0.44
3:B:344:LYS:HD2	3:B:345:ARG:HH12	1.82	0.44
3:F:122:ALA:HB1	3:F:339:GLN:HG3	1.99	0.44
3:I:236:LEU:H	3:I:247:ILE:HB	1.82	0.44
3:L:247:ILE:HG12	3:L:279:TYR:CD2	2.52	0.44
3:L:30:PHE:CD1	3:L:160:VAL:HG21	2.52	0.44
3:F:76:TYR:CE1	3:F:186:VAL:HB	2.52	0.44
3:I:13:TYR:HB3	3:I:21:ILE:HG21	1.98	0.44
3:O:231:PRO:HA	3:O:300:LEU:HD23	1.99	0.44
3:O:231:PRO:HB2	3:O:251:TRP:CD2	2.52	0.44
3:L:321:LEU:HD22	3:L:332:VAL:CG1	2.47	0.44

*Continued on next page...*

*Continued from previous page...*

Atom-1	Atom-2	Interatomic distance (Å)	Clash overlap (Å)
3:F:68:SER:CB	3:F:74:THR:HA	2.47	0.44
3:G:4:ILE:HD12	3:G:4:ILE:H	1.82	0.44
3:G:257:GLU:O	3:G:261:GLU:HB3	2.17	0.44
3:J:63:GLN:HB2	3:J:139:GLY:HA2	1.99	0.44
3:L:258:ASN:HA	3:L:261:GLU:HB3	1.98	0.44
3:O:166:LEU:HA	3:O:170:GLY:HA2	1.98	0.44
3:E:168:GLU:HG2	3:E:335:TYR:CZ	2.52	0.44
3:K:341:ARG:HB2	3:K:341:ARG:HE	1.52	0.44
3:C:56:PRO:HD3	3:C:226:ILE:HG22	1.99	0.44
3:E:113:LEU:HD22	3:E:147:ILE:HG23	1.99	0.44
3:G:38:LEU:HA	3:G:38:LEU:HD12	1.77	0.44
3:C:44:ASN:HD22	3:C:107:ALA:HA	1.82	0.44
3:N:182:VAL:HG22	3:N:336:VAL:HG13	2.00	0.44
3:E:257:GLU:O	3:E:261:GLU:HB3	2.17	0.44
3:K:44:ASN:ND2	3:K:107:ALA:HA	2.32	0.44
3:H:62:VAL:HG13	3:H:136:ILE:CG2	2.47	0.44
3:J:205:TYR:CD1	3:J:295:GLU:HB3	2.52	0.44
3:H:224:SER:OG	3:H:228:ASN:HB3	2.16	0.44
3:G:214:ARG:HE	3:G:214:ARG:HB3	1.62	0.44
3:B:42:ILE:HD11	3:B:113:LEU:HD13	2.00	0.44
3:N:259:GLN:OE1	3:N:266:PRO:CD	2.56	0.44
3:G:314:VAL:HG12	3:G:315:LEU:N	2.32	0.44
3:J:255:GLN:NE2	3:J:266:PRO:HB3	2.33	0.44
3:C:25:ILE:CG2	3:C:155:ILE:HD13	2.44	0.44
3:E:200:PRO:HG2	3:E:233:GLU:HG3	1.97	0.44
3:B:233:GLU:HB3	3:B:299:ALA:CB	2.47	0.44
3:C:30:PHE:N	3:C:30:PHE:HD2	2.16	0.44
3:C:259:GLN:OE1	3:C:266:PRO:HD3	2.16	0.44
3:C:324:LEU:HD12	3:C:325:PRO:CD	2.47	0.44
3:B:19:THR:HG22	3:B:20:ASN:N	2.33	0.44
3:C:187:ILE:CG2	3:C:188:GLU:N	2.79	0.44
3:K:324:LEU:HG	3:K:328:VAL:HB	1.98	0.44
3:J:280:PHE:CE1	3:J:284:LEU:HB2	2.53	0.44
3:H:219:VAL:HG12	3:H:220:ILE:N	2.31	0.44
3:E:327:GLN:H	3:E:327:GLN:HG3	1.58	0.44
3:A:54:SER:CA	3:A:101:PRO:HB3	2.45	0.44
3:O:56:PRO:HA	3:O:267:TYR:OH	2.18	0.44
3:E:57:PHE:CG	3:E:58:PRO:HA	2.52	0.44
3:L:15:TRP:CH2	3:L:141:ALA:HB2	2.52	0.44
3:F:142:PRO:CD	3:F:147:ILE:HD11	2.47	0.44
3:O:57:PHE:CG	3:O:58:PRO:HA	2.53	0.44

*Continued on next page...*



*Continued from previous page...*

Atom-1	Atom-2	Interatomic distance (Å)	Clash overlap (Å)
3:H:232:THR:C	3:H:251:TRP:HB2	2.38	0.44
3:J:224:SER:HB2	3:J:227:ASN:O	2.17	0.44
3:D:105:VAL:O	3:D:106:PRO:C	2.56	0.44
3:O:25:ILE:HG23	3:O:155:ILE:HD11	1.97	0.44
3:L:179:LEU:HD11	3:L:320:GLN:HB2	1.99	0.44
3:J:83:LEU:HD12	3:J:86:LEU:HD23	1.99	0.44
4:P:12:ALA:HA	4:P:33:ASN:O	2.18	0.44
3:F:116:MET:HG2	3:F:117:TRP:N	2.32	0.44
3:M:65:PHE:CD1	3:M:136:ILE:HG12	2.52	0.44
3:E:176:GLU:C	3:E:177:MET:HG3	2.37	0.44
3:A:33:LYS:HB2	3:A:118:GLU:OE2	2.17	0.44
1:Q:140:TYR:CD2	1:Q:141:LEU:N	2.85	0.44
3:M:249:VAL:HG12	3:M:253:ALA:HB3	1.99	0.44
3:A:57:PHE:CG	3:A:58:PRO:HA	2.51	0.44
3:E:65:PHE:CE1	3:E:136:ILE:HG12	2.53	0.44
3:D:87:MET:HE1	3:D:345:ARG:CB	2.43	0.44
3:J:131:ASN:ND2	3:J:133:ILE:HD11	2.19	0.44
3:E:246:LYS:CA	3:E:246:LYS:HE2	2.38	0.44
3:M:68:SER:HB2	3:M:73:LYS:C	2.37	0.44
3:F:4:ILE:HA	3:F:158:GLU:HA	2.00	0.44
3:G:57:PHE:CG	3:G:58:PRO:HA	2.53	0.44
3:C:15:TRP:HH2	3:C:141:ALA:HB2	1.83	0.44
3:L:52:LEU:O	3:L:102:GLY:HA2	2.18	0.44
3:B:287:THR:HG21	3:B:318:TYR:CE2	2.52	0.44
3:H:231:PRO:HB2	3:H:251:TRP:CE2	2.53	0.44
3:G:62:VAL:O	3:G:80:GLY:HA3	2.18	0.44
3:G:192:PHE:HA	3:G:305:ASN:OD1	2.18	0.44
3:D:94:GLN:HG3	3:F:263:GLN:C	2.38	0.44
3:F:87:MET:HB3	3:F:95:ASN:ND2	2.33	0.44
3:J:240:ARG:NH2	3:O:208:PRO:CG	2.73	0.44
3:H:52:LEU:CD2	3:H:145:VAL:HG21	2.48	0.44
3:C:25:ILE:HG23	3:C:155:ILE:CD1	2.43	0.44
3:O:200:PRO:HG3	3:O:233:GLU:HB3	1.99	0.44
3:K:293:SER:C	3:K:294:ILE:HG13	2.38	0.44
3:O:32:ARG:HB2	3:O:156:THR:HG22	2.00	0.44
1:Q:56:VAL:HG22	1:Q:82:SER:HA	2.00	0.44
3:J:233:GLU:OE1	3:J:250:SER:HA	2.17	0.44
3:F:206:LEU:HB3	3:F:212:TYR:CE1	2.53	0.44
3:H:185:LYS:O	3:H:185:LYS:HG2	2.18	0.44
3:K:226:ILE:O	3:K:226:ILE:HG12	2.18	0.44
3:G:3:GLU:CB	3:G:159:ARG:HB3	2.37	0.44

*Continued on next page...*

*Continued from previous page...*

Atom-1	Atom-2	Interatomic distance (Å)	Clash overlap (Å)
3:I:124:PHE:HD1	3:I:125:PRO:HD2	1.83	0.44
3:E:116:MET:HB2	3:E:116:MET:HE2	1.72	0.44
3:F:30:PHE:CD1	3:F:160:VAL:HG21	2.53	0.44
3:G:246:LYS:HE2	3:G:246:LYS:CA	2.45	0.44
3:M:83:LEU:HD23	3:M:117:TRP:CD1	2.52	0.44
3:K:240:ARG:NH2	3:K:290:PRO:HB2	2.32	0.44
3:N:202:HIS:HE1	3:N:204:ALA:CA	2.31	0.44
3:G:121:LEU:HD12	3:G:121:LEU:N	2.32	0.44
3:M:208:PRO:HB2	3:M:286:LEU:O	2.18	0.44
3:A:226:ILE:HD13	3:A:267:TYR:HE2	1.83	0.44
3:C:254:LEU:HD11	3:C:274:ILE:HG13	1.99	0.44
3:J:285:ASP:O	3:J:286:LEU:HD23	2.17	0.44
3:H:321:LEU:HD22	3:H:332:VAL:HG11	2.00	0.44
3:G:52:LEU:CD1	3:G:99:PRO:HG3	2.48	0.44
3:K:259:GLN:OE1	3:K:266:PRO:CD	2.66	0.44
3:C:41:SER:HB2	3:C:111:VAL:O	2.17	0.44
3:L:124:PHE:CD1	3:L:125:PRO:HD2	2.53	0.44
3:F:253:ALA:O	3:F:256:ALA:HB3	2.17	0.44
3:I:57:PHE:CE2	3:I:142:PRO:HG2	2.53	0.44
3:L:235:GLU:HG3	3:L:247:ILE:O	2.18	0.44
3:D:57:PHE:O	3:D:101:PRO:HG3	2.18	0.44
3:I:200:PRO:HG2	3:I:233:GLU:HG3	2.00	0.44
3:O:236:LEU:HB2	3:O:247:ILE:HD12	1.99	0.44
3:I:221:ASN:HD21	3:I:302:ASN:ND2	2.15	0.44
3:L:78:VAL:HG21	3:L:83:LEU:HB2	1.98	0.44
3:C:122:ALA:HB1	3:C:339:GLN:CG	2.47	0.44
3:J:83:LEU:HD23	3:J:117:TRP:HB3	1.99	0.44
3:L:181:THR:HG22	3:L:183:LEU:HG	1.99	0.44
3:N:328:VAL:HA	3:N:331:ILE:HD12	1.99	0.44
3:F:116:MET:CG	3:F:117:TRP:N	2.81	0.44
1:Q:29:SER:OG	1:Q:30:SER:N	2.51	0.44
3:H:211:ILE:HG22	3:H:283:ASP:HB3	2.00	0.44
3:I:62:VAL:CG1	3:I:136:ILE:HG23	2.47	0.44
3:K:176:GLU:C	3:K:177:MET:HG3	2.38	0.44
3:I:298:LEU:HD12	3:I:306:VAL:HG11	1.99	0.44
3:N:219:VAL:CG1	3:N:304:ASP:HB2	2.48	0.44
3:G:254:LEU:HA	3:G:254:LEU:HD12	1.85	0.44
3:A:61:LEU:HD21	3:A:142:PRO:HD3	2.00	0.44
3:G:3:GLU:HB2	3:G:159:ARG:CB	2.36	0.44
3:N:247:ILE:HG12	3:N:279:TYR:CE2	2.51	0.44
3:N:247:ILE:CG2	3:N:249:VAL:HG23	2.45	0.44

*Continued on next page...*

*Continued from previous page...*

Atom-1	Atom-2	Interatomic distance (Å)	Clash overlap (Å)
3:K:256:ALA:HB2	3:L:116:MET:HE1	1.99	0.44
3:I:220:ILE:HG13	3:I:307:TYR:CE2	2.53	0.44
3:I:42:ILE:HG22	3:I:145:VAL:CB	2.44	0.44
3:L:238:ILE:HD11	3:L:246:LYS:CD	2.43	0.44
3:N:231:PRO:HB2	3:N:251:TRP:CD2	2.53	0.44
3:M:233:GLU:HB3	3:M:299:ALA:HB3	2.00	0.44
3:L:179:LEU:HG	3:L:321:LEU:HD21	2.00	0.44
3:L:211:ILE:O	3:L:312:SER:HB3	2.18	0.44
3:E:261:GLU:HG3	3:E:262:TYR:CE2	2.52	0.44
3:A:125:PRO:HG3	3:A:177:MET:HB3	1.99	0.44
3:G:275:ASP:HB3	3:G:277:ARG:HG2	1.99	0.44
3:I:69:TYR:O	3:I:70:GLU:HB2	2.17	0.44
4:P:313:GLN:O	4:P:356:ALA:HA	2.17	0.44
3:F:254:LEU:HD12	3:F:254:LEU:HA	1.74	0.44
3:G:90:THR:HB	3:G:345:ARG:HG2	1.98	0.43
3:B:236:LEU:HB2	3:B:247:ILE:HD12	2.00	0.43
3:B:254:LEU:HD21	3:B:274:ILE:HD11	1.99	0.43
3:E:254:LEU:HD21	3:E:274:ILE:HD11	1.99	0.43
3:G:52:LEU:HD21	3:G:145:VAL:HG21	1.99	0.43
3:H:134:LEU:O	3:H:134:LEU:HG	2.17	0.43
3:F:113:LEU:CD2	3:F:147:ILE:HG23	2.48	0.43
3:F:105:VAL:HG21	3:F:145:VAL:HG11	2.00	0.43
3:F:246:LYS:O	3:F:279:TYR:HD2	2.00	0.43
3:H:15:TRP:O	3:H:15:TRP:CE3	2.71	0.43
3:H:42:ILE:HD13	3:H:57:PHE:HZ	1.82	0.43
3:A:116:MET:CE	3:C:256:ALA:CB	2.96	0.43
1:Q:33:LEU:CD1	1:Q:101:TYR:HB3	2.44	0.43
3:E:188:GLU:OE1	3:E:307:TYR:HB3	2.18	0.43
3:B:13:TYR:CZ	3:B:23:ILE:HG12	2.52	0.43
3:E:210:GLN:HG3	3:E:212:TYR:HE2	1.80	0.43
3:N:179:LEU:HG	3:N:321:LEU:CD2	2.48	0.43
3:O:206:LEU:HB3	3:O:212:TYR:CZ	2.53	0.43
3:G:189:ILE:CD1	3:G:310:TYR:HE2	2.30	0.43
3:L:168:GLU:HG2	3:L:335:TYR:CZ	2.53	0.43
3:H:29:ASN:HB2	3:H:157:TYR:HB3	1.99	0.43
3:D:9:LEU:CD2	3:D:155:ILE:HD11	2.48	0.43
3:J:6:THR:HG22	3:J:7:GLU:N	2.32	0.43
1:Q:13:GLU:CD	2:R:6:UNK:CB	2.86	0.43
3:C:19:THR:CG2	3:C:20:ASN:N	2.80	0.43
3:C:219:VAL:HG11	3:C:304:ASP:OD2	2.18	0.43
3:O:90:THR:HB	3:O:345:ARG:CG	2.49	0.43

*Continued on next page...*

*Continued from previous page...*

Atom-1	Atom-2	Interatomic distance (Å)	Clash overlap (Å)
3:M:190:PRO:CB	3:M:307:TYR:CE1	3.01	0.43
3:H:176:GLU:C	3:H:177:MET:HG3	2.38	0.43
3:H:186:VAL:CG1	3:H:309:LEU:HD21	2.48	0.43
3:C:234:TYR:HB2	3:C:251:TRP:CZ3	2.53	0.43
3:A:190:PRO:HB3	3:A:307:TYR:CE1	2.53	0.43
3:I:42:ILE:HG23	3:I:147:ILE:HD13	2.00	0.43
3:M:340:LYS:CG	3:M:341:ARG:N	2.81	0.43
3:D:52:LEU:HD13	3:D:57:PHE:CE1	2.53	0.43
3:D:206:LEU:HB3	3:D:212:TYR:CZ	2.53	0.43
3:G:123:ARG:HH22	3:G:168:GLU:CD	2.20	0.43
3:B:278:LYS:O	3:C:4:ILE:HB	2.18	0.43
3:G:325:PRO:C	3:G:327:GLN:N	2.72	0.43
3:H:116:MET:HE2	3:H:116:MET:HB2	1.57	0.43
3:J:123:ARG:HD3	3:J:342:ARG:HH12	1.82	0.43
3:A:69:TYR:HA	3:A:131:ASN:O	2.18	0.43
3:O:173:ALA:N	3:O:320:GLN:OE1	2.51	0.43
3:M:309:LEU:HD23	3:M:310:TYR:N	2.34	0.43
3:B:69:TYR:CZ	3:B:73:LYS:HB2	2.53	0.43
3:E:95:ASN:OD1	3:E:96:PRO:HD2	2.17	0.43
3:J:185:LYS:O	3:J:185:LYS:HG2	2.17	0.43
1:Q:11:LYS:CB	2:R:8:UNK:CB	2.96	0.43
1:Q:13:GLU:OE2	2:R:6:UNK:CB	2.66	0.43
3:C:104:SER:O	3:C:106:PRO:HD3	2.18	0.43
3:L:209:GLY:O	3:L:210:GLN:HB3	2.18	0.43
4:P:318:ALA:CB	4:P:349:ILE:HD11	2.48	0.43
3:C:219:VAL:HG12	3:C:220:ILE:N	2.32	0.43
3:K:52:LEU:CD1	3:K:99:PRO:CG	2.96	0.43
3:L:298:LEU:CD1	3:L:306:VAL:HG11	2.49	0.43
3:D:57:PHE:CG	3:D:58:PRO:HA	2.52	0.43
3:G:285:ASP:O	3:G:286:LEU:HD23	2.18	0.43
3:K:23:ILE:HD13	3:K:153:ILE:HG13	1.99	0.43
3:N:52:LEU:HD12	3:N:99:PRO:HG3	1.99	0.43
3:J:123:ARG:HB3	3:J:339:GLN:OE1	2.18	0.43
3:M:185:LYS:HG2	3:M:185:LYS:O	2.17	0.43
3:B:67:LEU:HB3	3:B:76:TYR:HB2	2.00	0.43
3:O:187:ILE:HG22	3:O:188:GLU:H	1.82	0.43
3:H:194:VAL:HG21	3:H:306:VAL:CG2	2.48	0.43
3:K:214:ARG:HG2	3:K:311:VAL:HB	1.99	0.43
3:B:37:GLN:NE2	3:B:39:ILE:HD11	2.33	0.43
3:L:344:LYS:HB2	3:L:345:ARG:NH1	2.33	0.43
3:B:254:LEU:HD12	3:B:254:LEU:HA	1.88	0.43

*Continued on next page...*

*Continued from previous page...*

Atom-1	Atom-2	Interatomic distance (Å)	Clash overlap (Å)
3:B:113:LEU:HD22	3:B:147:ILE:HG23	2.01	0.43
3:F:28:ASN:HD22	3:J:70:GLU:CA	2.30	0.43
3:D:92:LYS:HG3	3:D:263:GLN:O	2.17	0.43
3:F:32:ARG:HD2	3:F:158:GLU:HB2	2.01	0.43
3:F:335:TYR:O	3:F:339:GLN:HB2	2.18	0.43
3:D:4:ILE:HA	3:D:157:TYR:O	2.19	0.43
3:A:38:LEU:O	3:A:114:ASN:HA	2.19	0.43
3:D:193:ASN:O	3:D:195:PRO:HD3	2.18	0.43
3:I:231:PRO:O	3:I:251:TRP:CG	2.71	0.43
3:O:233:GLU:HB3	3:O:299:ALA:CB	2.48	0.43
3:B:314:VAL:HG12	3:B:315:LEU:N	2.33	0.43
3:E:87:MET:CE	3:E:118:GLU:HB3	2.48	0.43
3:F:160:VAL:HG12	3:F:165:ILE:HG13	2.00	0.43
3:A:94:GLN:O	3:C:259:GLN:NE2	2.51	0.43
3:O:324:LEU:CD2	3:O:332:VAL:HG21	2.46	0.43
3:L:131:ASN:HD22	3:L:133:ILE:HD11	1.84	0.43
3:O:189:ILE:HD12	3:O:310:TYR:HE2	1.83	0.43
3:L:67:LEU:HD13	3:L:134:LEU:HB2	2.01	0.43
3:K:257:GLU:O	3:K:261:GLU:CB	2.67	0.43
3:G:33:LYS:HD2	3:G:118:GLU:OE2	2.19	0.43
3:C:130:GLN:NE2	3:C:130:GLN:CA	2.80	0.43
3:M:246:LYS:O	3:M:279:TYR:HD2	2.01	0.43
3:C:254:LEU:HA	3:C:254:LEU:HD12	1.85	0.43
3:A:315:LEU:HB2	3:A:318:TYR:HB2	2.00	0.43
3:E:59:TYR:HB3	3:E:80:GLY:O	2.17	0.43
3:E:15:TRP:NE1	3:E:138:THR:HB	2.34	0.43
3:H:125:PRO:CG	3:H:177:MET:HG2	2.49	0.43
3:A:279:TYR:N	3:A:279:TYR:CD1	2.86	0.43
3:I:53:PRO:CD	3:I:142:PRO:HB3	2.48	0.43
3:I:231:PRO:HB2	3:I:251:TRP:CD2	2.54	0.43
3:K:64:THR:OG1	3:K:137:LEU:HB3	2.18	0.43
3:L:160:VAL:CG1	3:L:165:ILE:HG13	2.49	0.43
3:K:36:VAL:HG13	3:K:153:ILE:CD1	2.47	0.43
3:L:73:LYS:HA	3:L:73:LYS:HD3	1.88	0.43
3:M:116:MET:CG	3:M:117:TRP:N	2.80	0.43
3:I:228:ASN:OD1	3:I:270:ALA:HB2	2.18	0.43
3:G:263:GLN:C	3:H:94:GLN:HG3	2.39	0.43
3:D:191:THR:CG2	3:D:194:VAL:HG22	2.49	0.43
3:C:19:THR:HG22	3:C:20:ASN:N	2.32	0.43
4:P:23:SER:HA	4:P:57:SER:O	2.18	0.43
3:N:92:LYS:CD	3:N:92:LYS:N	2.71	0.43

*Continued on next page...*

*Continued from previous page...*

Atom-1	Atom-2	Interatomic distance (Å)	Clash overlap (Å)
3:E:89:TYR:CD2	3:E:273:ILE:HD11	2.54	0.43
3:E:230:ASP:N	3:E:231:PRO:HD2	2.34	0.43
3:A:4:ILE:HG21	3:A:32:ARG:HH11	1.84	0.43
3:G:113:LEU:HD23	3:G:149:ALA:HB2	2.00	0.43
3:G:115:VAL:HG12	3:G:116:MET:N	2.34	0.43
3:L:174:ASP:CG	3:L:176:GLU:HG2	2.38	0.43
3:C:67:LEU:HB2	3:C:134:LEU:HD13	2.01	0.43
3:E:13:TYR:HB3	3:E:21:ILE:HG21	1.99	0.43
3:G:238:ILE:HD11	3:G:246:LYS:CD	2.49	0.43
3:E:212:TYR:CD2	3:E:212:TYR:N	2.87	0.43
3:G:76:TYR:CD1	3:G:119:PHE:HD2	2.37	0.43
4:P:160:ILE:O	4:P:160:ILE:HG22	2.17	0.43
3:M:221:ASN:H	3:M:228:ASN:ND2	2.16	0.43
3:M:231:PRO:HG3	3:M:270:ALA:HA	2.01	0.43
3:H:243:PRO:HD3	3:M:185:LYS:CE	2.49	0.43
3:I:212:TYR:CE2	3:I:286:LEU:HD12	2.53	0.43
3:F:200:PRO:HG2	3:F:233:GLU:HG3	2.01	0.43
3:L:128:MET:HE3	3:L:171:LEU:HD21	2.01	0.43
3:H:171:LEU:HA	3:H:178:PRO:HA	2.01	0.43
3:N:128:MET:HE1	3:N:165:ILE:HD13	2.00	0.43
3:N:207:GLN:H	3:N:207:GLN:HG3	1.55	0.43
3:M:212:TYR:CE2	3:M:286:LEU:HD12	2.54	0.43
3:A:88:TYR:CD2	3:A:267:TYR:HB2	2.53	0.43
3:D:263:GLN:C	3:E:94:GLN:HG3	2.39	0.43
3:M:142:PRO:HB2	3:M:145:VAL:HG22	1.99	0.43
3:F:90:THR:HB	3:F:345:ARG:HG2	2.01	0.43
3:K:116:MET:HG3	3:K:117:TRP:N	2.33	0.43
3:F:120:ASP:C	3:F:121:LEU:HD12	2.39	0.43
3:F:340:LYS:O	3:F:343:ILE:CG2	2.67	0.43
3:C:160:VAL:HG12	3:C:165:ILE:HG13	2.00	0.43
3:L:182:VAL:CG2	3:L:336:VAL:HG13	2.47	0.43
3:G:23:ILE:HD13	3:G:153:ILE:HD11	2.01	0.43
3:M:23:ILE:HG21	3:M:153:ILE:HG13	2.00	0.43
3:F:200:PRO:HG3	3:F:233:GLU:HB3	2.01	0.43
3:D:219:VAL:HG21	3:D:300:LEU:CD2	2.49	0.43
3:D:88:TYR:O	3:D:93:GLY:HA2	2.19	0.43
3:G:69:TYR:O	3:G:70:GLU:HB2	2.17	0.43
3:K:248:LYS:HB3	3:L:7:GLU:HB2	1.98	0.43
3:L:119:PHE:CD1	3:L:119:PHE:N	2.86	0.43
3:E:240:ARG:NH2	3:J:208:PRO:CG	2.72	0.43
3:D:345:ARG:HG3	3:D:345:ARG:HH11	1.82	0.43

*Continued on next page...*

*Continued from previous page...*

Atom-1	Atom-2	Interatomic distance (Å)	Clash overlap (Å)
3:C:85:ILE:HD11	3:C:226:ILE:CD1	2.49	0.43
3:G:58:PRO:HB2	3:G:115:VAL:HG21	2.01	0.43
3:D:236:LEU:HD11	3:D:294:ILE:CG2	2.48	0.43
3:G:335:TYR:O	3:G:339:GLN:HB2	2.19	0.43
3:I:123:ARG:HD3	3:I:342:ARG:HH12	1.84	0.43
3:F:221:ASN:HB2	3:F:228:ASN:ND2	2.34	0.43
3:M:200:PRO:HG2	3:M:233:GLU:HG3	1.99	0.43
3:H:243:PRO:HD3	3:M:185:LYS:CD	2.49	0.43
3:N:257:GLU:O	3:N:261:GLU:HB3	2.18	0.43
3:F:185:LYS:N	3:F:312:SER:O	2.41	0.43
3:D:70:GLU:C	3:D:72:SER:H	2.22	0.43
3:J:219:VAL:HG12	3:J:220:ILE:N	2.34	0.43
3:I:69:TYR:CD1	3:I:69:TYR:N	2.86	0.43
3:E:173:ALA:HB2	3:E:320:GLN:CD	2.39	0.43
3:B:179:LEU:HD11	3:B:320:GLN:HB2	2.01	0.43
1:Q:53:GLY:HA3	1:Q:111:SER:OG	2.19	0.43
3:D:218:TYR:HA	3:D:270:ALA:O	2.18	0.43
1:Q:42:ARG:CZ	1:Q:42:ARG:HB2	2.49	0.43
3:G:248:LYS:O	3:H:7:GLU:HA	2.19	0.43
3:A:37:GLN:O	3:A:151:PHE:HA	2.19	0.43
3:D:107:ALA:O	3:D:108:SER:HB2	2.19	0.43
3:J:105:VAL:HG21	3:J:145:VAL:HG11	2.01	0.43
1:Q:26:TYR:N	1:Q:26:TYR:CD2	2.87	0.43
3:O:76:TYR:CD1	3:O:186:VAL:HB	2.54	0.43
3:I:62:VAL:HG13	3:I:136:ILE:CG2	2.49	0.43
3:I:192:PHE:CD1	3:I:305:ASN:OD1	2.72	0.43
3:K:257:GLU:O	3:K:261:GLU:HB2	2.19	0.43
3:K:216:LEU:HD23	3:K:309:LEU:HD13	2.01	0.43
1:Q:173:ASN:HB2	4:P:23:SER:C	2.39	0.43
3:G:87:MET:HE1	3:G:118:GLU:HB3	2.01	0.43
3:B:244:THR:CG2	3:B:245:ASP:N	2.82	0.43
3:H:89:TYR:CD2	3:H:273:ILE:HD11	2.54	0.43
3:A:38:LEU:HD12	3:A:38:LEU:HA	1.76	0.43
3:N:314:VAL:CG1	3:N:315:LEU:N	2.82	0.43
3:D:343:ILE:HG23	3:D:343:ILE:O	2.19	0.43
3:O:254:LEU:HD21	3:O:274:ILE:HD11	2.00	0.43
3:N:230:ASP:O	3:N:231:PRO:C	2.54	0.43
3:F:284:LEU:HD11	3:F:294:ILE:CD1	2.49	0.43
3:J:53:PRO:CD	3:J:142:PRO:HB3	2.49	0.43
3:L:2:GLY:HA3	3:L:159:ARG:O	2.19	0.43
3:C:29:ASN:OD1	3:C:159:ARG:HA	2.19	0.43

*Continued on next page...*

*Continued from previous page...*

Atom-1	Atom-2	Interatomic distance (Å)	Clash overlap (Å)
3:C:176:GLU:C	3:C:177:MET:HG3	2.37	0.43
3:A:63:GLN:HG2	3:A:64:THR:HG23	2.01	0.43
3:B:168:GLU:HG2	3:B:335:TYR:CD1	2.54	0.43
3:O:212:TYR:HB3	3:O:276:PHE:CE2	2.53	0.43
3:K:171:LEU:HA	3:K:178:PRO:HA	2.01	0.43
3:C:33:LYS:HE3	3:C:35:ARG:HH21	1.84	0.43
3:A:124:PHE:HD1	3:A:183:LEU:CD2	2.32	0.43
3:D:172:GLY:HA3	3:D:317:TYR:CE2	2.54	0.43
4:P:46:SER:HA	4:P:54:LYS:O	2.19	0.43
3:J:214:ARG:HG2	3:J:311:VAL:HB	2.01	0.43
3:N:159:ARG:HG2	3:N:159:ARG:HH11	1.84	0.42
3:A:119:PHE:O	3:A:121:LEU:HD12	2.18	0.42
3:I:234:TYR:HE2	3:I:247:ILE:HD12	1.84	0.42
4:P:289:ASN:HD21	4:P:291:GLN:HB3	1.83	0.42
3:H:42:ILE:HB	3:H:111:VAL:CG2	2.49	0.42
3:J:38:LEU:O	3:J:114:ASN:HA	2.19	0.42
3:J:57:PHE:CG	3:J:58:PRO:HA	2.54	0.42
3:H:63:GLN:HG2	3:H:64:THR:HG23	2.00	0.42
3:F:15:TRP:HB2	3:F:38:LEU:HD11	2.00	0.42
3:H:233:GLU:HB3	3:H:299:ALA:HB3	2.00	0.42
3:E:168:GLU:HG2	3:E:335:TYR:CE1	2.54	0.42
3:A:228:ASN:OD1	3:A:270:ALA:HB2	2.18	0.42
3:H:209:GLY:O	3:H:210:GLN:HB3	2.19	0.42
4:P:370:ILE:HG21	4:P:370:ILE:HD12	1.81	0.42
3:E:248:LYS:O	3:E:248:LYS:HG3	2.19	0.42
3:I:26:PRO:CB	3:M:131:ASN:HD21	2.32	0.42
3:E:98:TYR:HB3	3:E:99:PRO:HA	2.01	0.42
3:K:325:PRO:O	3:K:329:ALA:N	2.37	0.42
3:E:332:VAL:O	3:E:336:VAL:HG23	2.19	0.42
3:K:236:LEU:H	3:K:247:ILE:HB	1.84	0.42
3:F:57:PHE:CE2	3:F:142:PRO:HG2	2.54	0.42
3:O:193:ASN:O	3:O:195:PRO:HD3	2.19	0.42
3:D:285:ASP:C	3:D:286:LEU:HD23	2.39	0.42
3:N:254:LEU:HD11	3:N:274:ILE:HG13	2.00	0.42
3:O:325:PRO:HB2	3:O:328:VAL:HG23	2.00	0.42
3:A:70:GLU:C	3:A:72:SER:H	2.23	0.42
3:F:68:SER:HB3	3:F:74:THR:HA	2.00	0.42
3:J:19:THR:CG2	3:J:20:ASN:N	2.82	0.42
1:Q:53:GLY:HA3	1:Q:111:SER:HA	2.00	0.42
3:O:30:PHE:CD1	3:O:160:VAL:HG21	2.54	0.42
3:A:157:TYR:CD1	3:A:157:TYR:N	2.87	0.42

*Continued on next page...*



*Continued from previous page...*

Atom-1	Atom-2	Interatomic distance (Å)	Clash overlap (Å)
3:A:65:PHE:CD1	3:A:136:ILE:HG12	2.54	0.42
3:J:274:ILE:HD12	3:J:274:ILE:N	2.34	0.42
3:C:55:ALA:N	3:C:101:PRO:HB3	2.33	0.42
3:D:116:MET:HE2	3:D:116:MET:HB2	1.73	0.42
3:H:42:ILE:HG22	3:H:145:VAL:HB	2.02	0.42
3:C:315:LEU:HD12	3:C:318:TYR:CD1	2.52	0.42
3:H:25:ILE:CG2	3:H:155:ILE:HD13	2.48	0.42
3:L:179:LEU:HG	3:L:321:LEU:CD2	2.50	0.42
3:D:254:LEU:HD21	3:D:274:ILE:CD1	2.48	0.42
3:N:257:GLU:HB2	3:O:35:ARG:HH12	1.83	0.42
1:Q:94:ILE:HG22	1:Q:95:ALA:N	2.34	0.42
1:Q:29:SER:HB2	1:Q:110:SER:HB2	2.01	0.42
3:F:166:LEU:HA	3:F:170:GLY:HA2	2.00	0.42
3:L:61:LEU:HD23	3:L:61:LEU:HA	1.88	0.42
3:B:9:LEU:HD21	3:B:26:PRO:CD	2.50	0.42
3:E:44:ASN:HB2	3:E:105:VAL:CG1	2.49	0.42
3:H:121:LEU:CD1	3:H:121:LEU:N	2.81	0.42
3:K:116:MET:HB2	3:K:116:MET:HE2	1.83	0.42
3:O:200:PRO:CG	3:O:233:GLU:CG	2.96	0.42
3:O:254:LEU:HD12	3:O:254:LEU:HA	1.85	0.42
3:D:52:LEU:CD1	3:D:99:PRO:HG3	2.48	0.42
3:L:19:THR:HG22	3:L:20:ASN:N	2.35	0.42
3:F:313:TYR:CE2	3:F:315:LEU:HD21	2.55	0.42
3:O:182:VAL:CG2	3:O:336:VAL:HG13	2.49	0.42
3:G:30:PHE:CD1	3:G:160:VAL:HG21	2.53	0.42
4:P:94:VAL:HG13	4:P:135:PRO:HG3	2.01	0.42
3:E:172:GLY:HA3	3:E:317:TYR:CZ	2.54	0.42
3:E:232:THR:HA	3:E:251:TRP:HB2	2.00	0.42
1:Q:140:TYR:CZ	1:Q:157:PRO:HD3	2.54	0.42
1:Q:208:LEU:HD21	1:Q:210:LEU:CG	2.49	0.42
3:O:115:VAL:HG12	3:O:116:MET:N	2.34	0.42
3:K:231:PRO:HB2	3:K:251:TRP:CD2	2.55	0.42
3:K:121:LEU:CD1	3:K:121:LEU:N	2.82	0.42
3:M:94:GLN:HG3	3:O:263:GLN:O	2.18	0.42
3:M:309:LEU:HD23	3:M:309:LEU:C	2.40	0.42
3:H:62:VAL:HA	3:H:138:THR:HA	2.02	0.42
3:J:54:SER:O	3:J:55:ALA:C	2.57	0.42
3:E:202:HIS:CE1	3:E:204:ALA:CA	3.03	0.42
3:G:257:GLU:O	3:G:261:GLU:HB2	2.19	0.42
3:M:219:VAL:HG22	3:M:306:VAL:HG22	2.00	0.42
3:A:258:ASN:HA	3:A:261:GLU:HB3	2.01	0.42

*Continued on next page...*

*Continued from previous page...*

Atom-1	Atom-2	Interatomic distance (Å)	Clash overlap (Å)
3:M:168:GLU:HG2	3:M:335:TYR:CZ	2.53	0.42
3:L:257:GLU:O	3:L:261:GLU:CB	2.68	0.42
3:J:67:LEU:HD11	3:J:132:ILE:CG2	2.49	0.42
3:D:325:PRO:C	3:D:327:GLN:N	2.73	0.42
3:M:263:GLN:CA	3:N:94:GLN:HG3	2.50	0.42
3:A:56:PRO:HA	3:A:267:TYR:OH	2.19	0.42
3:B:246:LYS:HE2	3:B:246:LYS:CA	2.34	0.42
3:E:236:LEU:H	3:E:247:ILE:HB	1.84	0.42
3:E:121:LEU:HB3	3:E:124:PHE:HB2	2.01	0.42
3:A:338:ARG:HA	3:A:341:ARG:HH21	1.85	0.42
3:I:230:ASP:HA	3:I:301:GLN:CG	2.46	0.42
3:C:32:ARG:HD2	3:C:158:GLU:OE1	2.19	0.42
3:J:44:ASN:HB2	3:J:105:VAL:CG1	2.49	0.42
3:N:233:GLU:HB3	3:N:299:ALA:HB2	2.01	0.42
3:B:205:TYR:HA	3:B:295:GLU:HA	2.01	0.42
1:Q:37:PHE:HD2	1:Q:115:LEU:HD22	1.85	0.42
3:O:221:ASN:HB2	3:O:228:ASN:ND2	2.34	0.42
3:C:83:LEU:HD12	3:C:83:LEU:HA	1.83	0.42
3:A:124:PHE:CD1	3:A:183:LEU:HD22	2.54	0.42
3:E:19:THR:HG22	3:E:20:ASN:N	2.34	0.42
3:K:25:ILE:HG23	3:K:155:ILE:HD13	2.01	0.42
4:P:84:ILE:HA	4:P:142:GLU:O	2.20	0.42
3:J:237:LYS:HG2	3:J:245:ASP:OD2	2.19	0.42
3:J:130:GLN:OE1	3:J:130:GLN:HA	2.20	0.42
3:E:56:PRO:O	3:E:59:TYR:HB2	2.20	0.42
3:C:52:LEU:HD21	3:C:145:VAL:HG21	2.00	0.42
3:F:52:LEU:HD21	3:F:145:VAL:HG21	2.02	0.42
3:N:38:LEU:HA	3:N:38:LEU:HD12	1.77	0.42
3:E:70:GLU:CG	3:E:130:GLN:HB2	2.50	0.42
3:E:70:GLU:C	3:M:28:ASN:ND2	2.67	0.42
3:M:203:VAL:O	3:M:204:ALA:HB2	2.19	0.42
3:E:314:VAL:HG12	3:E:315:LEU:N	2.34	0.42
3:E:195:PRO:O	3:E:201:ILE:HD11	2.18	0.42
3:M:187:ILE:HG22	3:M:188:GLU:H	1.82	0.42
3:F:62:VAL:HG11	3:F:65:PHE:CZ	2.55	0.42
3:J:232:THR:C	3:J:251:TRP:HB2	2.40	0.42
3:G:13:TYR:CE2	3:G:23:ILE:HG12	2.55	0.42
3:H:172:GLY:HA3	3:H:317:TYR:CE2	2.55	0.42
3:O:186:VAL:HG13	3:O:309:LEU:HD21	2.02	0.42
3:E:96:PRO:HB3	3:E:114:ASN:ND2	2.34	0.42
3:I:192:PHE:HA	3:I:305:ASN:OD1	2.20	0.42

*Continued on next page...*

*Continued from previous page...*

Atom-1	Atom-2	Interatomic distance (Å)	Clash overlap (Å)
3:D:68:SER:HB2	3:D:73:LYS:O	2.20	0.42
3:E:219:VAL:HG12	3:E:220:ILE:N	2.34	0.42
3:F:85:ILE:HD11	3:F:226:ILE:CD1	2.50	0.42
3:M:285:ASP:O	3:M:286:LEU:HD23	2.19	0.42
3:M:15:TRP:HB2	3:M:38:LEU:HD11	2.01	0.42
3:N:9:LEU:CD1	3:N:155:ILE:HD12	2.49	0.42
3:C:57:PHE:CE2	3:C:142:PRO:CG	3.03	0.42
3:D:37:GLN:CD	3:D:39:ILE:HD11	2.40	0.42
3:I:15:TRP:HB2	3:I:38:LEU:HD11	2.00	0.42
3:L:4:ILE:HG13	3:L:158:GLU:HG3	2.01	0.42
3:I:200:PRO:CG	3:I:233:GLU:HG3	2.49	0.42
3:F:128:MET:HE1	3:F:165:ILE:HD13	2.01	0.42
3:J:314:VAL:HG12	3:J:315:LEU:N	2.35	0.42
3:F:258:ASN:HA	3:F:261:GLU:HB3	2.01	0.42
3:C:213:LYS:NZ	3:C:340:LYS:O	2.47	0.42
3:J:200:PRO:CG	3:J:233:GLU:CG	2.95	0.42
3:O:172:GLY:HA3	3:O:317:TYR:CE2	2.54	0.42
3:B:224:SER:OG	3:B:228:ASN:HB3	2.19	0.42
3:J:280:PHE:CD1	3:J:284:LEU:HB2	2.54	0.42
3:G:6:THR:HG22	3:G:7:GLU:N	2.34	0.42
3:F:24:LYS:HB3	3:F:24:LYS:HE2	1.91	0.42
3:B:29:ASN:HB2	3:B:157:TYR:HB3	2.01	0.42
3:G:94:GLN:HG3	3:I:263:GLN:C	2.40	0.42
3:M:6:THR:HG22	3:M:7:GLU:N	2.35	0.42
3:J:259:GLN:HG3	3:K:96:PRO:CG	2.48	0.42
3:C:287:THR:HG22	3:C:288:HIS:CD2	2.55	0.42
3:L:4:ILE:CG2	3:L:32:ARG:HD3	2.49	0.42
3:K:62:VAL:HG11	3:K:65:PHE:CE2	2.54	0.42
3:J:230:ASP:O	3:J:231:PRO:C	2.55	0.42
3:G:13:TYR:CZ	3:G:23:ILE:HG12	2.55	0.42
3:E:67:LEU:HD13	3:E:134:LEU:HB2	2.00	0.42
3:L:62:VAL:HG13	3:L:136:ILE:HG23	2.02	0.42
3:D:76:TYR:CD1	3:D:119:PHE:HD2	2.38	0.42
3:I:126:ALA:HB1	3:I:132:ILE:HD11	2.02	0.42
3:O:17:ALA:HB1	3:O:140:GLN:NE2	2.35	0.42
3:K:78:VAL:HG21	3:K:83:LEU:HB2	2.01	0.42
3:K:4:ILE:CD1	3:K:4:ILE:N	2.63	0.42
1:Q:131:ILE:HB	1:Q:134:PHE:CZ	2.55	0.42
3:A:280:PHE:O	3:B:4:ILE:CD1	2.68	0.42
1:Q:42:ARG:HH12	3:C:130:GLN:CG	2.32	0.42
3:C:246:LYS:C	3:C:247:ILE:HG13	2.40	0.42

*Continued on next page...*

*Continued from previous page...*

Atom-1	Atom-2	Interatomic distance (Å)	Clash overlap (Å)
3:H:6:THR:HG22	3:H:7:GLU:N	2.35	0.42
3:M:42:ILE:HG12	3:M:147:ILE:HD12	2.01	0.42
3:F:232:THR:HG21	3:F:301:GLN:OE1	2.20	0.42
3:I:324:LEU:CD2	3:I:332:VAL:HG21	2.45	0.42
3:N:230:ASP:N	3:N:231:PRO:HD2	2.35	0.42
3:G:247:ILE:CD1	3:G:274:ILE:HG21	2.50	0.42
3:B:184:PRO:CB	3:B:343:ILE:HD12	2.48	0.42
3:B:23:ILE:HD13	3:B:153:ILE:HD11	2.02	0.42
3:J:47:THR:C	3:J:107:ALA:HB1	2.40	0.42
3:K:228:ASN:OD1	3:K:270:ALA:HB2	2.20	0.42
3:D:159:ARG:HD3	3:D:159:ARG:C	2.39	0.42
3:M:257:GLU:O	3:M:261:GLU:HB2	2.19	0.42
3:L:123:ARG:HD3	3:L:342:ARG:HH12	1.85	0.42
3:F:205:TYR:HA	3:F:295:GLU:HA	2.02	0.42
1:Q:5:PHE:CD1	1:Q:5:PHE:O	2.72	0.42
3:E:119:PHE:CD1	3:E:119:PHE:N	2.88	0.42
3:N:28:ASN:OD1	3:N:28:ASN:N	2.52	0.42
1:Q:45:PHE:HE1	1:Q:89:PHE:HD2	1.66	0.41
3:I:121:LEU:HD23	3:I:124:PHE:CD2	2.55	0.41
3:F:157:TYR:N	3:F:157:TYR:CD1	2.88	0.41
3:K:15:TRP:CE3	3:K:147:ILE:HB	2.55	0.41
3:K:57:PHE:CD2	3:K:58:PRO:HA	2.55	0.41
3:G:116:MET:HE1	3:I:256:ALA:HB2	2.02	0.41
3:G:337:ALA:O	3:G:340:LYS:HG2	2.19	0.41
3:J:211:ILE:HG22	3:J:283:ASP:HB3	2.02	0.41
3:G:324:LEU:HD12	3:G:325:PRO:CD	2.49	0.41
3:M:107:ALA:O	3:M:108:SER:HB2	2.20	0.41
3:H:116:MET:HG2	3:H:117:TRP:N	2.35	0.41
3:O:249:VAL:HG12	3:O:253:ALA:HB3	2.02	0.41
3:J:121:LEU:HD12	3:J:121:LEU:N	2.35	0.41
3:A:205:TYR:CE1	3:A:292:ASP:HB3	2.55	0.41
3:M:13:TYR:HB3	3:M:21:ILE:HG21	2.01	0.41
3:M:55:ALA:N	3:M:101:PRO:HB3	2.34	0.41
3:J:13:TYR:CZ	3:J:23:ILE:HG12	2.55	0.41
3:O:27:ARG:HD2	3:O:126:ALA:O	2.20	0.41
3:A:125:PRO:HG2	3:A:177:MET:HG2	2.02	0.41
3:A:189:ILE:HD12	3:A:310:TYR:HE2	1.85	0.41
3:J:243:PRO:CG	3:O:74:THR:O	2.68	0.41
3:M:173:ALA:HB2	3:M:320:GLN:CD	2.40	0.41
3:L:172:GLY:HA3	3:L:317:TYR:CE2	2.54	0.41
3:N:159:ARG:NH1	3:N:159:ARG:CG	2.83	0.41

*Continued on next page...*

*Continued from previous page...*

Atom-1	Atom-2	Interatomic distance (Å)	Clash overlap (Å)
3:B:321:LEU:CD2	3:B:332:VAL:HG11	2.50	0.41
3:O:315:LEU:HB2	3:O:318:TYR:HB2	2.01	0.41
3:H:90:THR:HB	3:H:345:ARG:CG	2.50	0.41
3:B:52:LEU:HD21	3:B:145:VAL:HG11	2.02	0.41
3:A:4:ILE:CD1	3:A:4:ILE:H	2.10	0.41
3:F:4:ILE:CG2	3:F:32:ARG:HD3	2.48	0.41
3:G:54:SER:O	3:G:55:ALA:C	2.59	0.41
3:M:7:GLU:HB2	3:O:248:LYS:HB3	2.02	0.41
3:K:63:GLN:O	3:K:79:SER:HB2	2.21	0.41
3:J:182:VAL:CG2	3:J:339:GLN:HB3	2.49	0.41
3:I:274:ILE:N	3:I:274:ILE:CD1	2.83	0.41
3:A:92:LYS:CD	3:C:263:GLN:HE21	2.31	0.41
3:M:219:VAL:CG1	3:M:220:ILE:N	2.83	0.41
3:M:128:MET:SD	3:M:178:PRO:HD3	2.61	0.41
3:K:85:ILE:HD11	3:K:226:ILE:CD1	2.50	0.41
3:H:240:ARG:HH12	3:H:290:PRO:CG	2.33	0.41
3:E:62:VAL:HG13	3:E:136:ILE:CG2	2.47	0.41
3:A:251:TRP:O	3:A:255:GLN:HG3	2.20	0.41
3:D:259:GLN:HB3	3:E:94:GLN:O	2.20	0.41
3:F:259:GLN:O	3:F:263:GLN:HA	2.20	0.41
3:C:226:ILE:HD13	3:C:267:TYR:HE2	1.84	0.41
3:E:61:LEU:HA	3:E:61:LEU:HD23	1.83	0.41
3:K:28:ASN:HD22	3:O:70:GLU:CA	2.33	0.41
3:I:9:LEU:HD22	3:I:153:ILE:HB	2.02	0.41
3:C:324:LEU:HD12	3:C:325:PRO:HD3	2.03	0.41
3:D:182:VAL:HG21	3:D:339:GLN:HB3	2.03	0.41
3:M:325:PRO:C	3:M:327:GLN:N	2.72	0.41
3:O:214:ARG:HE	3:O:214:ARG:HB3	1.70	0.41
3:J:309:LEU:HD23	3:J:310:TYR:N	2.35	0.41
3:D:329:ALA:O	3:D:333:GLN:HB2	2.20	0.41
3:J:89:TYR:CB	3:J:273:ILE:HD11	2.50	0.41
3:K:17:ALA:HB1	3:K:140:GLN:HE22	1.85	0.41
3:G:25:ILE:HG23	3:G:155:ILE:HD13	2.01	0.41
3:G:24:LYS:HD3	3:G:133:ILE:HG12	2.01	0.41
4:P:197:PHE:CG	4:P:216:ILE:HD12	2.56	0.41
3:A:89:TYR:CD2	3:A:273:ILE:HD11	2.55	0.41
3:E:182:VAL:HG13	3:E:313:TYR:CD2	2.55	0.41
3:H:246:LYS:HD3	3:H:279:TYR:O	2.20	0.41
3:I:29:ASN:OD1	3:I:159:ARG:HA	2.19	0.41
3:H:240:ARG:HH12	3:H:290:PRO:HG2	1.85	0.41
3:M:236:LEU:CB	3:M:247:ILE:HD12	2.51	0.41

*Continued on next page...*

*Continued from previous page...*

Atom-1	Atom-2	Interatomic distance (Å)	Clash overlap (Å)
3:A:88:TYR:O	3:A:93:GLY:HA2	2.20	0.41
3:A:76:TYR:CG	3:A:119:PHE:HD2	2.39	0.41
3:E:91:THR:O	3:E:94:GLN:HB2	2.20	0.41
3:H:32:ARG:HD2	3:H:158:GLU:OE1	2.21	0.41
3:H:121:LEU:HB3	3:H:124:PHE:HB2	2.02	0.41
3:O:233:GLU:HB3	3:O:299:ALA:HB2	2.02	0.41
3:L:254:LEU:HD21	3:L:274:ILE:CG1	2.50	0.41
3:C:4:ILE:H	3:C:4:ILE:CD1	2.25	0.41
3:D:105:VAL:CG1	3:D:110:SER:HA	2.51	0.41
3:B:65:PHE:HB2	3:B:78:VAL:HG23	2.03	0.41
3:A:256:ALA:CB	3:B:116:MET:HE1	2.50	0.41
3:A:243:PRO:O	3:F:73:LYS:HA	2.21	0.41
3:J:324:LEU:HD12	3:J:324:LEU:HA	1.95	0.41
3:L:134:LEU:HG	3:L:134:LEU:O	2.20	0.41
3:L:62:VAL:HA	3:L:138:THR:HA	2.01	0.41
3:M:88:TYR:O	3:M:93:GLY:HA2	2.20	0.41
3:J:325:PRO:C	3:J:327:GLN:N	2.74	0.41
3:H:27:ARG:NH1	3:H:27:ARG:HB2	2.36	0.41
3:B:321:LEU:HD22	3:B:332:VAL:CG1	2.50	0.41
3:I:26:PRO:HG3	3:M:131:ASN:HD21	1.84	0.41
3:A:36:VAL:HG11	3:A:136:ILE:HD11	2.02	0.41
3:F:28:ASN:OD1	3:F:28:ASN:N	2.53	0.41
3:E:52:LEU:HD13	3:E:99:PRO:HG3	2.02	0.41
3:G:52:LEU:HD13	3:G:99:PRO:HG3	2.02	0.41
3:L:190:PRO:HB2	3:L:307:TYR:CE1	2.56	0.41
3:G:116:MET:HE1	3:I:256:ALA:HB1	2.02	0.41
3:G:341:ARG:HE	3:G:341:ARG:HB2	1.68	0.41
3:J:17:ALA:CB	3:J:140:GLN:HE22	2.32	0.41
3:L:54:SER:HA	3:L:101:PRO:CB	2.46	0.41
3:L:19:THR:C	3:L:137:LEU:HD12	2.41	0.41
3:M:200:PRO:CG	3:M:233:GLU:CG	2.96	0.41
3:L:2:GLY:N	3:L:164:GLU:OE2	2.54	0.41
3:D:191:THR:HG22	3:D:194:VAL:HG22	2.03	0.41
3:B:235:GLU:HB3	3:B:297:ASP:HB2	2.03	0.41
3:E:163:GLN:H	3:E:163:GLN:HG3	1.65	0.41
3:B:32:ARG:HB2	3:B:156:THR:CG2	2.50	0.41
3:F:29:ASN:HB2	3:F:157:TYR:HB3	2.01	0.41
3:K:61:LEU:CD2	3:K:142:PRO:HD3	2.48	0.41
3:J:84:GLY:O	3:J:87:MET:HB2	2.21	0.41
3:L:96:PRO:HG2	3:L:116:MET:HE3	2.02	0.41
3:F:42:ILE:HG23	3:F:147:ILE:CD1	2.50	0.41

*Continued on next page...*

*Continued from previous page...*

Atom-1	Atom-2	Interatomic distance (Å)	Clash overlap (Å)
3:O:202:HIS:NE2	3:O:205:TYR:CE2	2.88	0.41
3:F:274:ILE:CD1	3:F:274:ILE:N	2.83	0.41
3:H:54:SER:CA	3:H:101:PRO:HB3	2.48	0.41
3:I:44:ASN:HB2	3:I:105:VAL:CG1	2.50	0.41
3:H:232:THR:CA	3:H:251:TRP:HB2	2.50	0.41
3:O:113:LEU:CD2	3:O:147:ILE:HG23	2.49	0.41
3:G:321:LEU:HD22	3:G:332:VAL:HG12	2.03	0.41
3:C:124:PHE:HE1	3:C:183:LEU:CD2	2.32	0.41
3:J:15:TRP:O	3:J:15:TRP:CE3	2.74	0.41
3:F:159:ARG:NH1	3:F:159:ARG:HG2	2.33	0.41
3:F:38:LEU:HD12	3:F:38:LEU:HA	1.87	0.41
3:N:83:LEU:CD1	3:N:86:LEU:HD23	2.50	0.41
3:A:160:VAL:CG1	3:A:165:ILE:HG13	2.50	0.41
3:F:189:ILE:HA	3:F:190:PRO:HD2	1.96	0.41
3:I:210:GLN:HG3	3:I:212:TYR:CE2	2.55	0.41
3:N:19:THR:CG2	3:N:20:ASN:N	2.82	0.41
3:H:297:ASP:O	3:H:298:LEU:HD23	2.20	0.41
3:C:261:GLU:CG	3:C:262:TYR:CE2	3.03	0.41
3:L:187:ILE:CG2	3:L:188:GLU:N	2.83	0.41
3:C:244:THR:CG2	3:C:245:ASP:N	2.84	0.41
3:D:78:VAL:HG21	3:D:83:LEU:HB2	2.03	0.41
3:J:205:TYR:HA	3:J:295:GLU:HA	2.02	0.41
3:M:234:TYR:CD2	3:M:235:GLU:N	2.88	0.41
3:H:131:ASN:OD1	3:H:133:ILE:HD11	2.20	0.41
1:Q:140:TYR:HD2	1:Q:140:TYR:O	2.04	0.41
3:C:246:LYS:HG3	3:C:280:PHE:CZ	2.56	0.41
3:B:33:LYS:HB2	3:B:118:GLU:OE2	2.20	0.41
3:B:91:THR:HG23	3:B:345:ARG:HD3	2.03	0.41
3:A:263:GLN:CA	3:B:94:GLN:HG3	2.51	0.41
3:H:182:VAL:HG13	3:H:313:TYR:CD2	2.55	0.41
3:C:113:LEU:CD2	3:C:147:ILE:HG23	2.50	0.41
3:I:137:LEU:HG	3:I:137:LEU:O	2.19	0.41
3:L:38:LEU:O	3:L:114:ASN:HA	2.20	0.41
3:O:235:GLU:O	3:O:296:TYR:HA	2.21	0.41
3:D:13:TYR:CB	3:D:21:ILE:HG21	2.50	0.41
3:B:62:VAL:HG11	3:B:65:PHE:CE2	2.55	0.41
3:M:233:GLU:HB3	3:M:299:ALA:CB	2.50	0.41
3:M:220:ILE:HD13	3:M:226:ILE:HA	2.02	0.41
3:O:38:LEU:O	3:O:114:ASN:HA	2.21	0.41
3:D:51:THR:HG23	3:D:102:GLY:O	2.20	0.41
3:E:10:GLN:HG2	3:I:71:GLY:HA2	2.02	0.41

*Continued on next page...*

*Continued from previous page...*

Atom-1	Atom-2	Interatomic distance (Å)	Clash overlap (Å)
3:H:166:LEU:HA	3:H:170:GLY:HA2	2.02	0.41
1:Q:168:ASN:HA	1:Q:168:ASN:HD22	1.73	0.41
1:Q:42:ARG:HH12	3:C:130:GLN:HG2	1.84	0.41
3:C:38:LEU:O	3:C:114:ASN:HA	2.20	0.41
3:O:235:GLU:HB3	3:O:297:ASP:HB2	2.03	0.41
3:J:313:TYR:CZ	3:J:340:LYS:HB2	2.56	0.41
3:H:116:MET:CG	3:H:117:TRP:N	2.83	0.41
3:G:231:PRO:HG3	3:G:270:ALA:HA	2.03	0.41
3:J:32:ARG:HH21	3:J:342:ARG:CD	2.34	0.41
3:H:233:GLU:OE1	3:H:250:SER:HA	2.21	0.41
3:I:91:THR:O	3:I:94:GLN:HB2	2.20	0.41
3:N:325:PRO:C	3:N:327:GLN:N	2.74	0.41
3:F:126:ALA:CB	3:F:132:ILE:CD1	2.99	0.41
3:I:126:ALA:CB	3:I:132:ILE:HD11	2.51	0.41
3:H:69:TYR:CD2	3:H:70:GLU:OE2	2.74	0.41
4:P:287:ILE:HD12	4:P:353:GLN:HA	2.02	0.41
3:G:216:LEU:HD23	3:G:309:LEU:HD13	2.02	0.41
3:F:5:TYR:HE2	3:F:7:GLU:OE2	2.04	0.41
3:H:130:GLN:OE1	3:H:130:GLN:HA	2.20	0.41
1:Q:161:TYR:HE1	1:Q:198:PRO:HG3	1.86	0.41
3:N:157:TYR:CD1	3:N:157:TYR:N	2.88	0.41
1:Q:42:ARG:HB2	1:Q:42:ARG:NH1	2.36	0.41
3:N:91:THR:CG2	3:N:345:ARG:HD3	2.50	0.41
3:M:286:LEU:HD21	3:M:294:ILE:HD12	2.03	0.41
3:B:246:LYS:HD3	3:B:279:TYR:O	2.21	0.41
1:Q:89:PHE:HB3	1:Q:92:VAL:HG23	2.03	0.41
3:A:255:GLN:O	3:A:259:GLN:HG2	2.20	0.41
3:H:179:LEU:HD11	3:H:320:GLN:HB2	2.03	0.41
3:H:182:VAL:CG1	3:H:313:TYR:CD2	3.04	0.41
3:B:203:VAL:O	3:B:204:ALA:HB2	2.21	0.41
3:K:116:MET:CG	3:K:117:TRP:N	2.83	0.41
3:D:37:GLN:HG2	3:D:116:MET:CE	2.51	0.41
3:I:57:PHE:CG	3:I:58:PRO:HA	2.55	0.41
3:O:20:ASN:HB2	3:O:137:LEU:HD13	2.02	0.41
3:L:57:PHE:CG	3:L:58:PRO:HA	2.56	0.41
3:C:76:TYR:CE1	3:C:186:VAL:HB	2.55	0.41
3:O:42:ILE:HB	3:O:111:VAL:CG2	2.51	0.41
3:G:168:GLU:HG2	3:G:335:TYR:CZ	2.56	0.41
3:L:19:THR:O	3:L:137:LEU:HA	2.20	0.41
3:D:42:ILE:HB	3:D:111:VAL:HG22	2.03	0.41
3:K:36:VAL:HG13	3:K:153:ILE:HD13	2.02	0.41

*Continued on next page...*



*Continued from previous page...*

Atom-1	Atom-2	Interatomic distance (Å)	Clash overlap (Å)
3:J:195:PRO:HG2	3:J:201:ILE:HD13	2.03	0.41
3:I:160:VAL:HA	3:I:164:GLU:OE2	2.21	0.41
3:K:234:TYR:HB2	3:K:251:TRP:CZ3	2.54	0.41
3:L:202:HIS:ND1	3:L:295:GLU:OE1	2.54	0.41
3:K:195:PRO:HG2	3:K:201:ILE:HD12	2.00	0.41
3:I:173:ALA:HA	3:I:320:GLN:HE22	1.86	0.41
3:H:202:HIS:CE1	3:H:204:ALA:HA	2.56	0.41
3:E:203:VAL:HG23	3:E:297:ASP:HA	2.03	0.41
3:C:205:TYR:CE1	3:C:295:GLU:HB3	2.56	0.41
3:O:31:ILE:HG13	3:O:126:ALA:HB2	2.02	0.41
3:N:76:TYR:CD1	3:N:119:PHE:HD2	2.39	0.41
3:K:205:TYR:CD1	3:K:295:GLU:HB3	2.56	0.41
3:H:69:TYR:O	3:H:70:GLU:HB2	2.20	0.41
3:A:6:THR:HG22	3:A:7:GLU:N	2.36	0.41
3:F:214:ARG:HG2	3:F:311:VAL:HB	2.03	0.41
3:L:59:TYR:HB3	3:L:80:GLY:O	2.20	0.41
4:P:174:ARG:H	4:P:174:ARG:HG3	1.58	0.41
4:P:174:ARG:O	4:P:175:LYS:C	2.58	0.41
3:C:206:LEU:HG	3:C:294:ILE:O	2.21	0.41
3:O:116:MET:HG2	3:O:117:TRP:N	2.36	0.41
3:F:44:ASN:HD22	3:F:108:SER:H	1.69	0.41
3:L:125:PRO:HG3	3:L:177:MET:HG2	2.03	0.41
3:J:228:ASN:OD1	3:J:270:ALA:HB2	2.21	0.41
3:F:313:TYR:HE2	3:F:315:LEU:HD21	1.86	0.41
3:G:274:ILE:CD1	3:G:274:ILE:N	2.81	0.41
3:G:67:LEU:CD1	3:G:134:LEU:HB2	2.50	0.41
3:B:231:PRO:HB2	3:B:251:TRP:CD2	2.56	0.41
3:A:219:VAL:HG21	3:A:300:LEU:HD21	2.03	0.41
3:F:31:ILE:HG23	3:F:155:ILE:CG2	2.51	0.41
3:H:62:VAL:CG1	3:H:136:ILE:HG23	2.51	0.41
3:H:16:THR:O	3:H:138:THR:OG1	2.25	0.41
3:D:194:VAL:HG11	3:D:203:VAL:HG22	2.03	0.41
3:A:248:LYS:HB3	3:B:7:GLU:HB3	2.03	0.41
3:D:83:LEU:HA	3:D:83:LEU:HD12	1.96	0.41
3:A:215:GLN:HG3	3:A:310:TYR:CD1	2.56	0.41
3:G:70:GLU:N	3:G:130:GLN:O	2.53	0.41
3:F:6:THR:HG22	3:F:7:GLU:N	2.36	0.41
3:C:88:TYR:CD1	3:C:93:GLY:HA2	2.56	0.41
3:O:179:LEU:HG	3:O:321:LEU:CD2	2.51	0.41
3:G:88:TYR:O	3:G:93:GLY:HA2	2.21	0.41
3:O:160:VAL:HG12	3:O:165:ILE:HG13	2.01	0.40

*Continued on next page...*

*Continued from previous page...*

Atom-1	Atom-2	Interatomic distance (Å)	Clash overlap (Å)
3:M:236:LEU:HB3	3:M:247:ILE:CG1	2.51	0.40
3:N:91:THR:O	3:N:94:GLN:HB2	2.21	0.40
3:I:4:ILE:HA	3:I:158:GLU:HA	2.03	0.40
3:H:57:PHE:CG	3:H:58:PRO:HA	2.56	0.40
3:B:341:ARG:HE	3:B:341:ARG:HB2	1.24	0.40
3:L:247:ILE:HD13	3:L:274:ILE:CG2	2.51	0.40
3:O:70:GLU:N	3:O:130:GLN:O	2.53	0.40
3:F:30:PHE:HZ	3:F:165:ILE:HD11	1.86	0.40
3:J:36:VAL:HG12	3:J:151:PHE:HD2	1.86	0.40
3:C:211:ILE:HD12	3:C:313:TYR:CE2	2.56	0.40
3:A:69:TYR:CZ	3:A:73:LYS:HB2	2.56	0.40
3:N:58:PRO:HB2	3:N:115:VAL:HG21	2.02	0.40
3:K:44:ASN:HD22	3:K:107:ALA:HA	1.85	0.40
3:B:257:GLU:O	3:B:261:GLU:HB3	2.21	0.40
3:C:194:VAL:HB	3:C:300:LEU:CD1	2.51	0.40
3:I:254:LEU:HA	3:I:254:LEU:HD12	1.76	0.40
3:B:32:ARG:HB2	3:B:156:THR:HG22	2.01	0.40
3:H:240:ARG:HD3	3:M:209:GLY:HA3	2.03	0.40
3:N:116:MET:HB2	3:N:116:MET:HE2	1.77	0.40
3:B:236:LEU:H	3:B:247:ILE:HB	1.86	0.40
3:F:28:ASN:H	3:F:157:TYR:HE2	1.69	0.40
3:F:325:PRO:C	3:F:327:GLN:N	2.74	0.40
3:N:122:ALA:HB1	3:N:339:GLN:CG	2.43	0.40
3:D:248:LYS:O	3:D:248:LYS:HG3	2.21	0.40
3:D:314:VAL:HG12	3:D:315:LEU:N	2.36	0.40
3:N:113:LEU:CD2	3:N:147:ILE:HG23	2.51	0.40
3:I:123:ARG:HB3	3:I:339:GLN:OE1	2.21	0.40
3:I:181:THR:HG22	3:I:182:VAL:N	2.36	0.40
3:A:9:LEU:CD1	3:A:9:LEU:N	2.84	0.40
3:I:221:ASN:HB2	3:I:228:ASN:ND2	2.35	0.40
3:F:15:TRP:HE3	3:F:15:TRP:O	2.03	0.40
3:K:206:LEU:HB3	3:K:212:TYR:CZ	2.56	0.40
3:C:321:LEU:HD22	3:C:332:VAL:HG11	2.04	0.40
3:N:341:ARG:HE	3:N:341:ARG:HB3	1.67	0.40
3:C:17:ALA:HB1	3:C:140:GLN:HE22	1.86	0.40
3:N:55:ALA:N	3:N:101:PRO:HB3	2.36	0.40
3:B:115:VAL:HG12	3:B:116:MET:H	1.87	0.40
3:M:324:LEU:HD12	3:M:325:PRO:CD	2.51	0.40
3:O:159:ARG:HH11	3:O:159:ARG:CG	2.34	0.40
3:F:126:ALA:CB	3:F:132:ILE:HD11	2.51	0.40
3:H:235:GLU:HB3	3:H:297:ASP:HB2	2.03	0.40

*Continued on next page...*

*Continued from previous page...*

Atom-1	Atom-2	Interatomic distance (Å)	Clash overlap (Å)
3:G:203:VAL:HB	3:G:296:TYR:O	2.21	0.40
3:D:88:TYR:CD2	3:D:267:TYR:HB2	2.56	0.40
3:H:325:PRO:C	3:H:327:GLN:N	2.75	0.40
3:J:179:LEU:HD11	3:J:320:GLN:HB2	2.04	0.40
3:M:248:LYS:HG3	3:M:248:LYS:O	2.21	0.40
4:P:297:LEU:HB2	4:P:349:ILE:HG22	2.01	0.40
3:N:29:ASN:H	3:N:157:TYR:HD2	1.68	0.40
3:I:28:ASN:ND2	3:M:70:GLU:C	2.74	0.40
3:M:69:TYR:HA	3:M:131:ASN:O	2.22	0.40
3:B:244:THR:HG21	3:B:246:LYS:HE3	2.04	0.40
3:J:236:LEU:HB3	3:J:247:ILE:CG1	2.51	0.40
3:K:38:LEU:HA	3:K:38:LEU:HD12	1.77	0.40
3:M:113:LEU:HD22	3:M:147:ILE:HG23	2.03	0.40
3:N:256:ALA:HB1	3:O:116:MET:HE1	2.04	0.40
1:Q:189:ASN:ND2	4:P:29:ASP:CA	2.84	0.40
3:K:123:ARG:HB3	3:K:339:GLN:OE1	2.21	0.40
3:C:15:TRP:CB	3:C:38:LEU:HD11	2.49	0.40
3:F:61:LEU:HA	3:F:61:LEU:HD23	1.90	0.40
3:F:249:VAL:CG1	3:F:253:ALA:HB3	2.50	0.40
3:N:287:THR:HG21	3:N:318:TYR:CE2	2.57	0.40
3:N:52:LEU:HA	3:N:52:LEU:HD23	1.81	0.40
3:E:253:ALA:HA	3:E:256:ALA:HB2	2.04	0.40
3:F:159:ARG:NH1	3:F:159:ARG:CG	2.82	0.40
3:L:324:LEU:CD2	3:L:332:VAL:HG21	2.48	0.40
3:O:173:ALA:CA	3:O:320:GLN:HE22	2.34	0.40
3:M:63:GLN:O	3:M:79:SER:HB2	2.21	0.40
3:N:20:ASN:HA	3:N:137:LEU:HA	2.03	0.40
3:N:89:TYR:HD2	3:N:273:ILE:HD11	1.83	0.40
3:B:69:TYR:CE2	3:B:73:LYS:HD2	2.56	0.40
3:G:157:TYR:CD1	3:G:157:TYR:N	2.90	0.40
3:F:239:VAL:HG23	3:F:295:GLU:HG2	2.03	0.40
3:O:27:ARG:HB2	3:O:27:ARG:NH1	2.37	0.40
3:D:68:SER:CB	3:D:74:THR:HA	2.51	0.40
3:G:78:VAL:HG21	3:G:83:LEU:HB2	2.03	0.40
3:H:83:LEU:HD22	3:H:119:PHE:CE2	2.57	0.40
4:P:349:ILE:HD13	4:P:349:ILE:HG21	1.65	0.40
3:B:29:ASN:H	3:B:157:TYR:HD2	1.68	0.40
3:B:4:ILE:HA	3:B:157:TYR:O	2.21	0.40
3:M:113:LEU:HD23	3:M:149:ALA:HB2	2.03	0.40
3:F:230:ASP:N	3:F:231:PRO:HD2	2.36	0.40
3:E:15:TRP:HE3	3:E:15:TRP:O	2.04	0.40

*Continued on next page...*

*Continued from previous page...*

Atom-1	Atom-2	Interatomic distance (Å)	Clash overlap (Å)
3:I:98:TYR:HD1	3:I:114:ASN:HD22	1.68	0.40
3:O:200:PRO:HG3	3:O:233:GLU:HG3	2.00	0.40
3:I:56:PRO:HD3	3:I:226:ILE:CG2	2.51	0.40
3:D:54:SER:O	3:D:55:ALA:C	2.59	0.40
3:I:195:PRO:HA	3:I:303:GLN:HG3	2.02	0.40
3:N:44:ASN:HD22	3:N:107:ALA:HA	1.86	0.40
3:K:200:PRO:HG3	3:K:233:GLU:HB3	2.02	0.40
3:B:215:GLN:HG3	3:B:310:TYR:CE1	2.56	0.40
1:Q:191:GLN:HG2	4:P:25:LYS:HD3	2.03	0.40
3:F:25:ILE:CG2	3:F:155:ILE:HD13	2.51	0.40
3:M:105:VAL:HG13	3:M:110:SER:HA	2.02	0.40
3:L:257:GLU:O	3:L:261:GLU:HB2	2.21	0.40
3:I:69:TYR:CE1	3:I:75:LEU:HD21	2.56	0.40
3:D:168:GLU:HG2	3:D:335:TYR:CE1	2.57	0.40
3:H:152:TYR:CD1	3:H:152:TYR:N	2.90	0.40
3:N:234:TYR:HE2	3:N:247:ILE:HD12	1.86	0.40
3:L:52:LEU:CD1	3:L:99:PRO:HG3	2.51	0.40
3:H:38:LEU:HD12	3:H:38:LEU:HA	1.90	0.40
3:B:72:SER:O	3:L:248:LYS:NZ	2.55	0.40
3:E:71:GLY:N	3:M:28:ASN:ND2	2.69	0.40
3:F:315:LEU:HD12	3:F:318:TYR:CD1	2.51	0.40
3:O:231:PRO:HG3	3:O:270:ALA:HA	2.03	0.40
3:L:324:LEU:HD12	3:L:325:PRO:HD3	2.04	0.40
3:K:284:LEU:HD11	3:K:294:ILE:HD13	2.03	0.40
3:C:324:LEU:CD2	3:C:332:VAL:HG21	2.50	0.40
3:E:25:ILE:CG2	3:E:155:ILE:HD13	2.52	0.40
3:O:186:VAL:HG22	3:O:311:VAL:HA	2.03	0.40
3:F:176:GLU:C	3:F:177:MET:HG3	2.42	0.40
3:G:172:GLY:HA3	3:G:317:TYR:CE2	2.57	0.40
3:J:235:GLU:HB3	3:J:297:ASP:HB2	2.03	0.40
3:E:340:LYS:CG	3:E:341:ARG:N	2.84	0.40
3:N:171:LEU:HA	3:N:178:PRO:HA	2.03	0.40
3:A:215:GLN:NE2	3:A:308:SER:OG	2.55	0.40
3:I:280:PHE:CE2	3:I:284:LEU:HD13	2.56	0.40
3:D:174:ASP:OD2	3:D:317:TYR:HE2	2.03	0.40

There are no symmetry-related clashes.

## 5.3 Torsion angles

### 5.3.1 Protein backbone

In the following table, the Percentiles column shows the percent Ramachandran outliers of the chain as a percentile score with respect to all PDB entries followed by that with respect to all EM entries.

The Analysed column shows the number of residues for which the backbone conformation was analysed, and the total number of residues.

Mol	Chain	Analysed	Favoured	Allowed	Outliers	Percentiles	
1	Q	218/223 (98%)	209 (96%)	9 (4%)	0	100	100
3	A	342/345 (99%)	302 (88%)	40 (12%)	0	100	100
3	B	342/345 (99%)	305 (89%)	37 (11%)	0	100	100
3	C	342/345 (99%)	303 (89%)	39 (11%)	0	100	100
3	D	342/345 (99%)	304 (89%)	36 (10%)	2 (1%)	30	74
3	E	342/345 (99%)	304 (89%)	36 (10%)	2 (1%)	30	74
3	F	342/345 (99%)	297 (87%)	44 (13%)	1 (0%)	46	83
3	G	342/345 (99%)	300 (88%)	40 (12%)	2 (1%)	30	74
3	H	342/345 (99%)	302 (88%)	39 (11%)	1 (0%)	46	83
3	I	342/345 (99%)	305 (89%)	36 (10%)	1 (0%)	46	83
3	J	342/345 (99%)	299 (87%)	43 (13%)	0	100	100
3	K	342/345 (99%)	305 (89%)	36 (10%)	1 (0%)	46	83
3	L	342/345 (99%)	307 (90%)	34 (10%)	1 (0%)	46	83
3	M	342/345 (99%)	298 (87%)	43 (13%)	1 (0%)	46	83
3	N	342/345 (99%)	304 (89%)	37 (11%)	1 (0%)	46	83
3	O	342/345 (99%)	301 (88%)	40 (12%)	1 (0%)	46	83
4	P	369/381 (97%)	349 (95%)	20 (5%)	0	100	100
All	All	5717/5779 (99%)	5094 (89%)	609 (11%)	14 (0%)	56	86

All (14) Ramachandran outliers are listed below:

Mol	Chain	Res	Type
3	F	71	GLY
3	G	318	TYR
3	H	318	TYR
3	E	318	TYR
3	I	318	TYR

*Continued on next page...*

*Continued from previous page...*

Mol	Chain	Res	Type
3	D	318	TYR
3	N	316	PRO
3	G	316	PRO
3	L	316	PRO
3	E	316	PRO
3	D	71	GLY
3	K	208	PRO
3	M	71	GLY
3	O	71	GLY

### 5.3.2 Protein sidechains ⓘ

In the following table, the Percentiles column shows the percent sidechain outliers of the chain as a percentile score with respect to all PDB entries followed by that with respect to all EM entries.

The Analysed column shows the number of residues for which the sidechain conformation was analysed, and the total number of residues.

Mol	Chain	Analysed	Rotameric	Outliers	Percentiles	
1	Q	163/198 (82%)	150 (92%)	13 (8%)	15	53
3	A	289/290 (100%)	272 (94%)	17 (6%)	24	63
3	B	289/290 (100%)	275 (95%)	14 (5%)	31	69
3	C	289/290 (100%)	273 (94%)	16 (6%)	27	66
3	D	289/290 (100%)	281 (97%)	8 (3%)	51	79
3	E	289/290 (100%)	278 (96%)	11 (4%)	40	74
3	F	289/290 (100%)	276 (96%)	13 (4%)	34	70
3	G	289/290 (100%)	280 (97%)	9 (3%)	47	78
3	H	289/290 (100%)	276 (96%)	13 (4%)	34	70
3	I	289/290 (100%)	271 (94%)	18 (6%)	23	62
3	J	289/290 (100%)	276 (96%)	13 (4%)	34	70
3	K	289/290 (100%)	270 (93%)	19 (7%)	21	60
3	L	289/290 (100%)	276 (96%)	13 (4%)	34	70
3	M	289/290 (100%)	275 (95%)	14 (5%)	31	69
3	N	289/290 (100%)	275 (95%)	14 (5%)	31	69
3	O	289/290 (100%)	276 (96%)	13 (4%)	34	70
4	P	326/334 (98%)	281 (86%)	45 (14%)	4	29

*Continued on next page...*

*Continued from previous page...*

Mol	Chain	Analysed	Rotameric	Outliers	Percentiles
All	All	4824/4882 (99%)	4561 (94%)	263 (6%)	31 66

All (263) residues with a non-rotameric sidechain are listed below:

Mol	Chain	Res	Type
1	Q	39	ILE
1	Q	42	ARG
1	Q	60	LEU
1	Q	61	LEU
1	Q	65	SER
1	Q	92	VAL
1	Q	102	ASP
1	Q	125	VAL
1	Q	134	PHE
1	Q	140	TYR
1	Q	141	LEU
1	Q	146	PHE
1	Q	189	ASN
3	A	4	ILE
3	A	7	GLU
3	A	16	THR
3	A	28	ASN
3	A	45	SER
3	A	98	TYR
3	A	116	MET
3	A	143	SER
3	A	159	ARG
3	A	174	ASP
3	A	207	GLN
3	A	224	SER
3	A	278	LYS
3	A	295	GLU
3	A	334	GLN
3	A	339	GLN
3	A	343	ILE
3	B	4	ILE
3	B	9	LEU
3	B	16	THR
3	B	28	ASN
3	B	92	LYS
3	B	112	ASN
3	B	118	GLU

*Continued on next page...*

*Continued from previous page...*

Mol	Chain	Res	Type
3	B	143	SER
3	B	174	ASP
3	B	207	GLN
3	B	303	GLN
3	B	319	ASP
3	B	339	GLN
3	B	341	ARG
3	C	4	ILE
3	C	7	GLU
3	C	16	THR
3	C	28	ASN
3	C	58	PRO
3	C	92	LYS
3	C	130	GLN
3	C	143	SER
3	C	159	ARG
3	C	185	LYS
3	C	198	SER
3	C	207	GLN
3	C	229	THR
3	C	291	SER
3	C	304	ASP
3	C	339	GLN
3	D	10	GLN
3	D	16	THR
3	D	104	SER
3	D	116	MET
3	D	159	ARG
3	D	250	SER
3	D	304	ASP
3	D	339	GLN
3	E	4	ILE
3	E	16	THR
3	E	56	PRO
3	E	92	LYS
3	E	98	TYR
3	E	143	SER
3	E	207	GLN
3	E	278	LYS
3	E	291	SER
3	E	339	GLN
3	E	343	ILE

*Continued on next page...*



*Continued from previous page...*

Mol	Chain	Res	Type
3	F	4	ILE
3	F	9	LEU
3	F	11	GLN
3	F	16	THR
3	F	66	ASN
3	F	92	LYS
3	F	143	SER
3	F	159	ARG
3	F	222	SER
3	F	250	SER
3	F	291	SER
3	F	304	ASP
3	F	339	GLN
3	G	16	THR
3	G	116	MET
3	G	143	SER
3	G	159	ARG
3	G	174	ASP
3	G	207	GLN
3	G	275	ASP
3	G	304	ASP
3	G	339	GLN
3	H	4	ILE
3	H	33	LYS
3	H	92	LYS
3	H	140	GLN
3	H	143	SER
3	H	159	ARG
3	H	207	GLN
3	H	229	THR
3	H	277	ARG
3	H	278	LYS
3	H	319	ASP
3	H	339	GLN
3	H	343	ILE
3	I	5	TYR
3	I	9	LEU
3	I	16	THR
3	I	24	LYS
3	I	66	ASN
3	I	92	LYS
3	I	104	SER

*Continued on next page...*

*Continued from previous page...*

Mol	Chain	Res	Type
3	I	116	MET
3	I	143	SER
3	I	167	SER
3	I	174	ASP
3	I	198	SER
3	I	207	GLN
3	I	250	SER
3	I	304	ASP
3	I	319	ASP
3	I	328	VAL
3	I	339	GLN
3	J	9	LEU
3	J	28	ASN
3	J	92	LYS
3	J	143	SER
3	J	159	ARG
3	J	174	ASP
3	J	198	SER
3	J	207	GLN
3	J	240	ARG
3	J	278	LYS
3	J	295	GLU
3	J	304	ASP
3	J	339	GLN
3	K	4	ILE
3	K	5	TYR
3	K	9	LEU
3	K	10	GLN
3	K	16	THR
3	K	51	THR
3	K	58	PRO
3	K	77	SER
3	K	92	LYS
3	K	116	MET
3	K	167	SER
3	K	174	ASP
3	K	207	GLN
3	K	250	SER
3	K	263	GLN
3	K	304	ASP
3	K	319	ASP
3	K	333	GLN

*Continued on next page...*

*Continued from previous page...*

Mol	Chain	Res	Type
3	K	339	GLN
3	L	4	ILE
3	L	10	GLN
3	L	16	THR
3	L	45	SER
3	L	143	SER
3	L	174	ASP
3	L	189	ILE
3	L	207	GLN
3	L	304	ASP
3	L	328	VAL
3	L	334	GLN
3	L	339	GLN
3	L	343	ILE
3	M	4	ILE
3	M	16	THR
3	M	45	SER
3	M	66	ASN
3	M	116	MET
3	M	119	PHE
3	M	159	ARG
3	M	174	ASP
3	M	207	GLN
3	M	278	LYS
3	M	291	SER
3	M	295	GLU
3	M	304	ASP
3	M	339	GLN
3	N	4	ILE
3	N	16	THR
3	N	58	PRO
3	N	92	LYS
3	N	143	SER
3	N	159	ARG
3	N	207	GLN
3	N	239	VAL
3	N	263	GLN
3	N	275	ASP
3	N	278	LYS
3	N	291	SER
3	N	295	GLU
3	N	339	GLN

*Continued on next page...*

*Continued from previous page...*

Mol	Chain	Res	Type
3	O	4	ILE
3	O	9	LEU
3	O	16	THR
3	O	45	SER
3	O	92	LYS
3	O	198	SER
3	O	207	GLN
3	O	263	GLN
3	O	278	LYS
3	O	291	SER
3	O	304	ASP
3	O	334	GLN
3	O	339	GLN
4	P	24	GLU
4	P	32	VAL
4	P	42	LEU
4	P	45	ILE
4	P	53	THR
4	P	79	LEU
4	P	94	VAL
4	P	96	VAL
4	P	97	THR
4	P	123	THR
4	P	150	GLU
4	P	151	LYS
4	P	174	ARG
4	P	193	THR
4	P	208	THR
4	P	215	SER
4	P	228	VAL
4	P	230	LEU
4	P	233	THR
4	P	238	ASP
4	P	242	SER
4	P	254	THR
4	P	265	LEU
4	P	268	ASN
4	P	269	THR
4	P	272	VAL
4	P	273	THR
4	P	277	THR
4	P	278	LEU

*Continued on next page...*

*Continued from previous page...*

Mol	Chain	Res	Type
4	P	284	THR
4	P	289	ASN
4	P	290	VAL
4	P	309	THR
4	P	319	THR
4	P	323	ARG
4	P	326	THR
4	P	328	SER
4	P	329	THR
4	P	330	VAL
4	P	347	ARG
4	P	349	ILE
4	P	363	SER
4	P	366	THR
4	P	368	THR
4	P	370	ILE

Some sidechains can be flipped to improve hydrogen bonding and reduce clashes. All (112) such sidechains are listed below:

Mol	Chain	Res	Type
1	Q	128	GLN
1	Q	133	ASN
1	Q	168	ASN
1	Q	173	ASN
1	Q	189	ASN
3	A	11	GLN
3	A	37	GLN
3	A	44	ASN
3	A	60	ASN
3	A	63	GLN
3	A	140	GLN
3	A	215	GLN
3	A	263	GLN
3	B	10	GLN
3	B	60	ASN
3	B	63	GLN
3	B	131	ASN
3	B	140	GLN
3	B	263	GLN
3	B	288	HIS
3	B	303	GLN
3	C	60	ASN

*Continued on next page...*

*Continued from previous page...*

Mol	Chain	Res	Type
3	C	130	GLN
3	C	140	GLN
3	C	228	ASN
3	C	255	GLN
3	C	263	GLN
3	C	288	HIS
3	C	303	GLN
3	D	10	GLN
3	D	11	GLN
3	D	37	GLN
3	D	44	ASN
3	D	60	ASN
3	D	114	ASN
3	D	131	ASN
3	D	202	HIS
3	D	255	GLN
3	D	263	GLN
3	D	288	HIS
3	E	37	GLN
3	E	60	ASN
3	E	114	ASN
3	E	131	ASN
3	E	202	HIS
3	F	28	ASN
3	F	44	ASN
3	F	60	ASN
3	F	131	ASN
3	F	140	GLN
3	F	255	GLN
3	G	60	ASN
3	G	114	ASN
3	G	255	GLN
3	G	288	HIS
3	H	60	ASN
3	H	140	GLN
3	H	202	HIS
3	I	28	ASN
3	I	44	ASN
3	I	60	ASN
3	I	66	ASN
3	I	131	ASN
3	I	140	GLN

*Continued on next page...*

*Continued from previous page...*

Mol	Chain	Res	Type
3	I	228	ASN
3	I	302	ASN
3	J	20	ASN
3	J	44	ASN
3	J	60	ASN
3	J	131	ASN
3	J	140	GLN
3	J	210	GLN
3	J	255	GLN
3	J	303	GLN
3	K	10	GLN
3	K	11	GLN
3	K	28	ASN
3	K	37	GLN
3	K	44	ASN
3	K	60	ASN
3	K	131	ASN
3	K	140	GLN
3	K	255	GLN
3	K	263	GLN
3	L	10	GLN
3	L	60	ASN
3	L	131	ASN
3	L	140	GLN
3	L	255	GLN
3	M	28	ASN
3	M	60	ASN
3	M	131	ASN
3	M	140	GLN
3	M	228	ASN
3	M	255	GLN
3	M	288	HIS
3	N	44	ASN
3	N	60	ASN
3	N	131	ASN
3	N	140	GLN
3	N	202	HIS
3	N	255	GLN
3	N	263	GLN
3	O	37	GLN
3	O	44	ASN
3	O	60	ASN

*Continued on next page...*

*Continued from previous page...*

Mol	Chain	Res	Type
3	O	131	ASN
3	O	140	GLN
3	O	255	GLN
3	O	303	GLN
4	P	102	ASN
4	P	289	ASN

### 5.3.3 RNA ⓘ

There are no RNA molecules in this entry.

### 5.4 Non-standard residues in protein, DNA, RNA chains ⓘ

There are no non-standard protein/DNA/RNA residues in this entry.

### 5.5 Carbohydrates ⓘ

There are no carbohydrates in this entry.

### 5.6 Ligand geometry ⓘ

There are no ligands in this entry.

### 5.7 Other polymers ⓘ

There are no such residues in this entry.

### 5.8 Polymer linkage issues ⓘ

There are no chain breaks in this entry.