



## wwPDB EM Map/Model Validation Report ⓘ

Sep 27, 2016 – 05:18 PM EDT

PDB ID : 5J4Z  
EMDB ID: : EMD-8130  
Title : Architecture of tight respirasome  
Authors : Letts, J.A.; Fiedorczuk, K.; Sazanov, L.A.  
Deposited on : 2016-04-01  
Resolution : 5.80 Å(reported)

This is a wwPDB EM Map/Model Validation Report for a publicly released PDB/EMDB entry.  
For rigid body fitted models, validation errors reported here could stem from errors in the original structure(s) used in the fitting.  
We welcome your comments at [validation@mail.wwpdb.org](mailto:validation@mail.wwpdb.org)  
A user guide is available at  
<http://wwpdb.org/validation/2016/EMValidationReportHelp>

---

MolProbity : 4.02b-467  
Mogul : 1.7.1 (RC1), CSD as537be (2016)  
Percentile statistics : 20151230.v01 (using entries in the PDB archive December 30th 2015)  
Ideal geometry (proteins) : Engh & Huber (2001)  
Ideal geometry (DNA, RNA) : Parkinson et. al. (1996)  
Validation Pipeline (wwPDB-VP) : rb-20027939

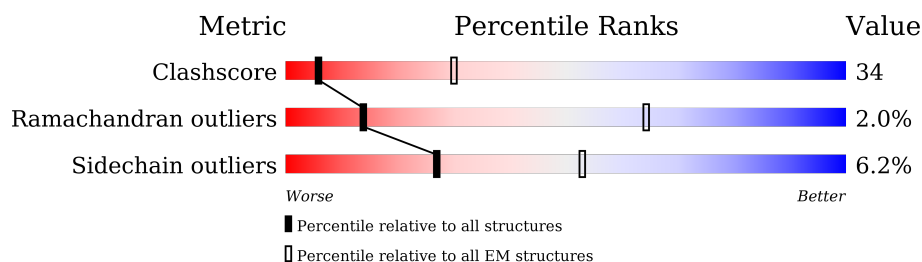
# 1 Overall quality at a glance

The following experimental techniques were used to determine the structure:

*ELECTRON MICROSCOPY*

The reported resolution of this entry is 5.80 Å.

Percentile scores (ranging between 0-100) for global validation metrics of the entry are shown in the following graphic. The table shows the number of entries on which the scores are based.













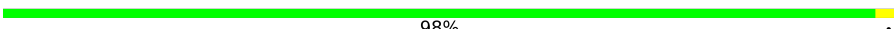







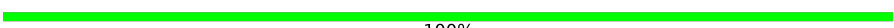
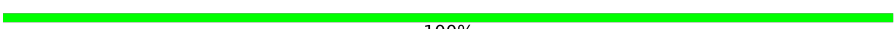

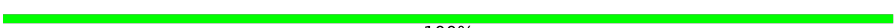
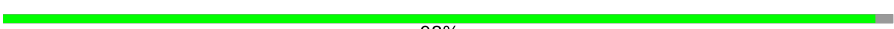


Metric	Whole archive (#Entries)	EM structures (#Entries)
Clashscore	114402	924
Ramachandran outliers	111179	726
Sidechain outliers	111093	686

The table below summarises the geometric issues observed across the polymeric chains. The red, orange, yellow and green segments on the bar indicate the fraction of residues that contain outliers for  $\geq 3$ , 2, 1 and 0 types of geometric quality criteria. A grey segment represents the fraction of residues that are not modelled. The numeric value for each fraction is indicated below the corresponding segment, with a dot representing fractions  $\leq 5\%$ .

Mol	Chain	Length	Quality of chain
1	A	102	
2	B	154	
3	C	194	
4	D	384	
5	E	189	
6	F	429	
7	G	652	
8	H	297	
9	I	171	

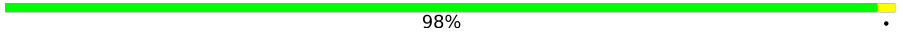

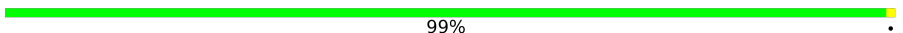
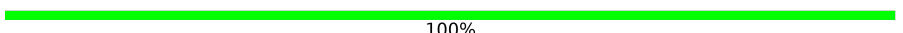
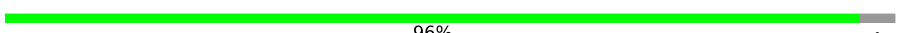










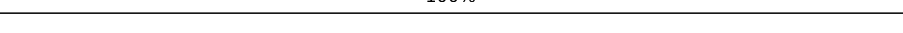
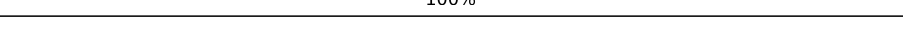
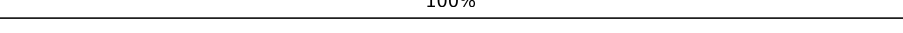
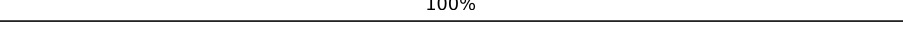
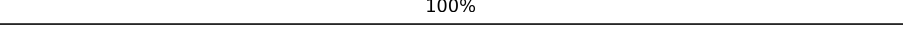
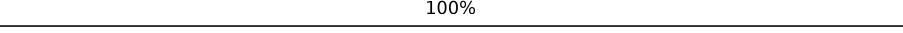




*Continued on next page...*

*Continued from previous page...*

Mol	Chain	Length	Quality of chain
10	J	171	
11	K	93	
12	L	575	
13	M	455	
14	N	345	
15	O	104	
16	P	85	
17	Q	66	
18	R	29	
19	S	80	
19	d	80	
20	T	53	
21	U	96	
22	V	112	
23	W	103	
24	X	309	
25	Y	322	
26	Z	119	
27	a	111	
28	b	92	
29	c	79	
30	e	55	
31	f	59	
32	g	130	
33	9	63	

*Continued on next page...*












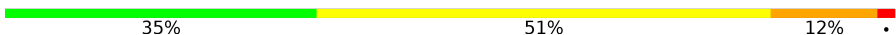
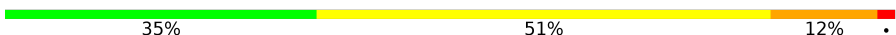







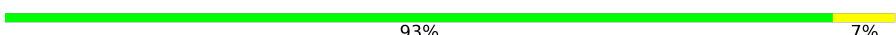

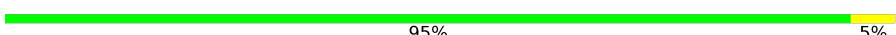


*Continued from previous page...*

Mol	Chain	Length	Quality of chain
33	h	63	 98% .
33	z	63	 40% . 59%
34	i	70	 99% .
35	j	44	 100%
36	k	83	 96% .
37	0	36	 83% 17%
38	1	30	 83% 17%
39	2	38	 74% 26%
40	3	28	 86% 14%
40	4	28	 79% 21%
41	5	34	 82% 18%
42	6	21	 33% 67%
43	7	39	 82% 18%
44	8	27	 59% 41%
45	y	46	 100%
46	x	13	 100%
47	w	24	 100%
48	v	18	 100%
49	u	16	 100%
50	t	12	 100%
51	AA	449	 48% 48% . .
51	AL	449	 49% 47% . .
52	AB	423	 51% 47% .
52	AM	423	 52% 46% .
53	AC	378	 58% 40% .

*Continued on next page...*








Continued from previous page...

Mol	Chain	Length	Quality of chain
53	AN	378	
54	AD	241	
54	AO	241	
55	AE	196	
55	AP	196	
56	AF	105	
56	AQ	105	
57	AG	75	
57	AR	75	
58	AH	67	
58	AS	67	
59	AI	57	
59	AT	57	
60	AJ	60	
60	AU	60	
61	AK	51	
61	AV	51	
62	BN	514	
63	BO	227	
64	BC	259	
65	BD	144	
66	BE	105	
67	BP	98	
68	BG	84	
69	BH	79	

Continued on next page...

*Continued from previous page...*

Mol	Chain	Length	Quality of chain
70	BI	73	 85%15%
71	BJ	58	 81%19%
72	BK	49	 88%12%
73	BL	46	 91%9%
74	BM	43	 91%9%

The following table lists non-polymeric compounds, carbohydrate monomers and non-standard residues in protein, DNA, RNA chains that are outliers for geometric or electron-density-fit criteria:

Mol	Type	Chain	Res	Chirality	Geometry	Clashes	Electron density
75	SF4	F	500	-	-	X	-
75	SF4	G	802	-	-	X	-
75	SF4	I	201	-	-	X	-
75	SF4	I	202	-	-	X	-
76	FES	E	201	-	-	X	-
79	HEA	BN	602	X	-	-	-
79	HEA	BN	603	X	-	-	-

## 2 Entry composition [i](#)

There are 80 unique types of molecules in this entry. The entry contains 64743 atoms, of which 0 are hydrogens and 0 are deuteriums.

In the tables below, the AltConf column contains the number of residues with at least one atom in alternate conformation and the Trace column contains the number of residues modelled with at most 2 atoms.

- Molecule 1 is a protein called COMPLEX I ND3.

Mol	Chain	Residues	Atoms				AltConf	Trace
1	A	102	Total	C	N	O	0	0
			510	306	102	102		

- Molecule 2 is a protein called COMPLEX I PSST/NDUFS7.

Mol	Chain	Residues	Atoms					AltConf	Trace
2	B	154	Total	C	N	O	S	0	0
			774	462	154	154	4		

- Molecule 3 is a protein called COMPLEX I 30KDA/NDUFS3.

Mol	Chain	Residues	Atoms				AltConf	Trace
3	C	194	Total	C	N	O	0	0
			970	582	194	194		

- Molecule 4 is a protein called COMPLEX I 49KDA/NDUFS2.

Mol	Chain	Residues	Atoms				AltConf	Trace
4	D	384	Total	C	N	O	0	0
			1920	1152	384	384		

- Molecule 5 is a protein called COMPLEX I 24KDA/NDUFV2.

Mol	Chain	Residues	Atoms					AltConf	Trace
5	E	189	Total	C	N	O	S	0	0
			949	567	189	189	4		

- Molecule 6 is a protein called COMPLEX I 51KDA/NDUFV1.

Mol	Chain	Residues	Atoms					AltConf	Trace
6	F	429	Total	C	N	O	S	0	0
			2149	1287	429	429	4		

- Molecule 7 is a protein called COMPLEX I 75KDA/NDUFS1.

Mol	Chain	Residues	Atoms					AltConf	Trace
7	G	652	Total	C	N	O	S	0	0
			3276	1959	654	652	11		

- Molecule 8 is a protein called COMPLEX I ND1.

Mol	Chain	Residues	Atoms					AltConf	Trace
8	H	297	Total	C	N	O		0	0
			1485	891	297	297			

- Molecule 9 is a protein called COMPLEX I TYKY/NDUFS8.

Mol	Chain	Residues	Atoms					AltConf	Trace
9	I	171	Total	C	N	O	S	0	0
			863	513	171	171	8		

- Molecule 10 is a protein called COMPLEX I ND6.

Mol	Chain	Residues	Atoms					AltConf	Trace
10	J	139	Total	C	N	O		0	0
			695	417	139	139			

- Molecule 11 is a protein called COMPLEX I ND4L.

Mol	Chain	Residues	Atoms					AltConf	Trace
11	K	93	Total	C	N	O		0	0
			465	279	93	93			

- Molecule 12 is a protein called COMPLEX I ND5.

Mol	Chain	Residues	Atoms					AltConf	Trace
12	L	575	Total	C	N	O		0	0
			2875	1725	575	575			

- Molecule 13 is a protein called COMPLEX I ND4.

Mol	Chain	Residues	Atoms					AltConf	Trace
13	M	455	Total	C	N	O		0	0
			2275	1365	455	455			

- Molecule 14 is a protein called COMPLEX I ND2.

Mol	Chain	Residues	Atoms				AltConf	Trace
14	N	345	Total	C	N	O	0	0
			1725	1035	345	345		

- Molecule 15 is a protein called COMPLEX I 18KDA/NDUFS6.

Mol	Chain	Residues	Atoms				AltConf	Trace
15	O	104	Total	C	N	O	0	0
			520	312	104	104		

- Molecule 16 is a protein called COMPLEX I 13KDA/NDUFS6.

Mol	Chain	Residues	Atoms				AltConf	Trace
16	P	85	Total	C	N	O	0	0
			425	255	85	85		

- Molecule 17 is a protein called COMPLEX I 15KDA/NDUFS5.

Mol	Chain	Residues	Atoms				AltConf	Trace
17	Q	66	Total	C	N	O	0	0
			330	198	66	66		

- Molecule 18 is a protein called COMPLEX I MWFE/NDUFA1.

Mol	Chain	Residues	Atoms				AltConf	Trace
18	R	29	Total	C	N	O	0	0
			145	87	29	29		

- Molecule 19 is a protein called COMPLEX I B8/NDUFA2.

Mol	Chain	Residues	Atoms				AltConf	Trace
19	S	80	Total	C	N	O	0	0
			400	240	80	80		
19	d	80	Total	C	N	O	0	0
			400	240	80	80		

- Molecule 20 is a protein called COMPLEX I B9/NDUFA3.

Mol	Chain	Residues	Atoms				AltConf	Trace
20	T	53	Total	C	N	O	0	0
			265	159	53	53		

- Molecule 21 is a protein called COMPLEX I B13/NDUFA5.

Mol	Chain	Residues	Atoms				AltConf	Trace
21	U	96	Total	C	N	O	0	0
			480	288	96	96		

- Molecule 22 is a protein called COMPLEX I B14/NDUFA6.

Mol	Chain	Residues	Atoms				AltConf	Trace
22	V	112	Total	C	N	O	0	0
			560	336	112	112		

- Molecule 23 is a protein called COMPLEX I PGIV/NDUFA8.

Mol	Chain	Residues	Atoms				AltConf	Trace
23	W	103	Total	C	N	O	0	0
			515	309	103	103		

- Molecule 24 is a protein called COMPLEX I 39KDA/NDUFA9.

Mol	Chain	Residues	Atoms				AltConf	Trace
24	X	258	Total	C	N	O	0	0
			1290	774	258	258		

- Molecule 25 is a protein called COMPLEX I 42KDA/NDUFA10.

Mol	Chain	Residues	Atoms				AltConf	Trace
25	Y	322	Total	C	N	O	0	0
			1595	951	322	322		

- Molecule 26 is a protein called COMPLEX I B14.7/NDUFA11.

Mol	Chain	Residues	Atoms				AltConf	Trace
26	Z	119	Total	C	N	O	0	0
			595	357	119	119		

- Molecule 27 is a protein called COMPLEX I B17.2/NDUFA12.

Mol	Chain	Residues	Atoms				AltConf	Trace
27	a	111	Total	C	N	O	0	0
			555	333	111	111		

- Molecule 28 is a protein called COMPLEX I B16.6/NDUFA13.

Mol	Chain	Residues	Atoms				AltConf	Trace
28	b	92	Total	C	N	O	0	0
			460	276	92	92		

- Molecule 29 is a protein called COMPLEX I SDAP/NDUFAB1.

Mol	Chain	Residues	Atoms				AltConf	Trace
29	c	71	Total	C	N	O	0	0
			355	213	71	71		

- Molecule 30 is a protein called COMPLEX I SDAP/NDUFAB1.

Mol	Chain	Residues	Atoms				AltConf	Trace
30	e	55	Total	C	N	O	0	0
			275	165	55	55		

- Molecule 31 is a protein called COMPLEX I SDAP/NDUFAB1.

Mol	Chain	Residues	Atoms				AltConf	Trace
31	f	58	Total	C	N	O	0	0
			290	174	58	58		

- Molecule 32 is a protein called COMPLEX I B15/NDUFB4.

Mol	Chain	Residues	Atoms				AltConf	Trace
32	g	130	Total	C	N	O	0	0
			650	390	130	130		

- Molecule 33 is a protein called COMPLEX I B18/NDUFB7.

Mol	Chain	Residues	Atoms				AltConf	Trace
33	h	63	Total	C	N	O	0	0
			315	189	63	63		
33	9	63	Total	C	N	O	0	0
			315	189	63	63		
33	z	26	Total	C	N	O	0	0
			130	78	26	26		

- Molecule 34 is a protein called COMPLEX I B22/NDUFB9.

Mol	Chain	Residues	Atoms				AltConf	Trace
34	i	70	Total	C	N	O	0	0
			350	210	70	70		

- Molecule 35 is a protein called COMPLEX I PDSW/NDUFB10.

Mol	Chain	Residues	Atoms				AltConf	Trace
35	j	44	Total	C	N	O	0	0
			220	132	44	44		

- Molecule 36 is a protein called COMPLEX I ESSS/NDUFB11.

Mol	Chain	Residues	Atoms				AltConf	Trace
36	k	80	Total	C	N	O	0	0
			400	240	80	80		

- Molecule 37 is a protein called COMPLEX I KFYI/NDUFC1.

Mol	Chain	Residues	Atoms				AltConf	Trace
37	0	36	Total	C	N	O	0	0
			180	108	36	36		

- Molecule 38 is a protein called COMPLEX I B14.5B/NDUFC2.

Mol	Chain	Residues	Atoms				AltConf	Trace
38	1	30	Total	C	N	O	0	0
			150	90	30	30		

- Molecule 39 is a protein called COMPLEX I UNKNOWN SUBUNIT FRAGMENT 1.

Mol	Chain	Residues	Atoms				AltConf	Trace
39	2	38	Total	C	N	O	0	0
			190	114	38	38		

- Molecule 40 is a protein called COMPLEX I UNKNOWN SUBUNIT FRAGMENT 2.

Mol	Chain	Residues	Atoms				AltConf	Trace
40	3	28	Total	C	N	O	0	0
			140	84	28	28		
40	4	28	Total	C	N	O	0	0
			140	84	28	28		

- Molecule 41 is a protein called COMPLEX I UNKNOWN SUBUNIT FRAGMENT 3.

Mol	Chain	Residues	Atoms				AltConf	Trace
41	5	34	Total	C	N	O	0	0
			170	102	34	34		



- Molecule 42 is a protein called COMPLEX I UNKNOWN SUBUNIT FRAGMENT 4.

Mol	Chain	Residues	Atoms				AltConf	Trace
42	6	21	Total	C	N	O	0	0
			105	63	21	21		

- Molecule 43 is a protein called COMPLEX I UNKNOWN SUBUNIT FRAGMENT 5.

Mol	Chain	Residues	Atoms				AltConf	Trace
43	7	39	Total	C	N	O	0	0
			195	117	39	39		

- Molecule 44 is a protein called COMPLEX I UNKNOWN SUBUNIT FRAGMENT 6.

Mol	Chain	Residues	Atoms				AltConf	Trace
44	8	27	Total	C	N	O	0	0
			135	81	27	27		

- Molecule 45 is a protein called COMPLEX I UNKNOWN SUBUNIT FRAGMENT 11.

Mol	Chain	Residues	Atoms				AltConf	Trace
45	y	46	Total	C	N	O	0	0
			230	138	46	46		

- Molecule 46 is a protein called COMPLEX I UNKNOWN SUBUNIT FRAGMENT 12.

Mol	Chain	Residues	Atoms				AltConf	Trace
46	x	13	Total	C	N	O	0	0
			65	39	13	13		

- Molecule 47 is a protein called COMPLEX I UNKNOWN SUBUNIT FRAGMENT 13.

Mol	Chain	Residues	Atoms				AltConf	Trace
47	w	24	Total	C	N	O	0	0
			120	72	24	24		

- Molecule 48 is a protein called COMPLEX I UNKNOWN SUBUNIT FRAGMENT 14.

Mol	Chain	Residues	Atoms				AltConf	Trace
48	v	18	Total	C	N	O	0	0
			90	54	18	18		

- Molecule 49 is a protein called COMPLEX I UNKNOWN SUBUNIT FRAGMENT 15.

Mol	Chain	Residues	Atoms				AltConf	Trace
49	u	16	Total	C	N	O	0	0
			80	48	16	16		

- Molecule 50 is a protein called COMPLEX I UNKNOWN SUBUNIT FRAGMENT 16.

Mol	Chain	Residues	Atoms				AltConf	Trace
50	t	12	Total	C	N	O	0	0
			60	36	12	12		

- Molecule 51 is a protein called COMPLEX III SUBUNIT 1 / CORE 1.

Mol	Chain	Residues	Atoms				AltConf	Trace
51	AA	446	Total	C	N	O	0	0
			2198	1306	446	446		
51	AL	446	Total	C	N	O	0	0
			2198	1306	446	446		

There are 26 discrepancies between the modelled and reference sequences:

Chain	Residue	Modelled	Actual	Comment	Reference
AA	241	ILE	LEU	conflict	UNP W5Q5G6
AA	242	ARG	CYS	conflict	UNP W5Q5G6
AA	244	ARG	PRO	conflict	UNP W5Q5G6
AA	245	GLU	TRP	conflict	UNP W5Q5G6
AA	246	ASP	GLY	conflict	UNP W5Q5G6
AA	249	PRO	GLN	conflict	UNP W5Q5G6
AA	251	ALA	TRP	conflict	UNP W5Q5G6
AA	254	ALA	PRO	conflict	UNP W5Q5G6
AA	255	ILE	PHE	conflict	UNP W5Q5G6
AA	256	ALA	GLN	conflict	UNP W5Q5G6
AA	257	VAL	ILE	conflict	UNP W5Q5G6
AA	258	GLU	ARG	conflict	UNP W5Q5G6
AA	259	GLY	HIS	conflict	UNP W5Q5G6
AL	241	ILE	LEU	conflict	UNP W5Q5G6
AL	242	ARG	CYS	conflict	UNP W5Q5G6
AL	244	ARG	PRO	conflict	UNP W5Q5G6
AL	245	GLU	TRP	conflict	UNP W5Q5G6
AL	246	ASP	GLY	conflict	UNP W5Q5G6
AL	249	PRO	GLN	conflict	UNP W5Q5G6
AL	251	ALA	TRP	conflict	UNP W5Q5G6
AL	254	ALA	PRO	conflict	UNP W5Q5G6
AL	255	ILE	PHE	conflict	UNP W5Q5G6
AL	256	ALA	GLN	conflict	UNP W5Q5G6

*Continued on next page...*

*Continued from previous page...*

Chain	Residue	Modelled	Actual	Comment	Reference
AL	257	VAL	ILE	conflict	UNP W5Q5G6
AL	258	GLU	ARG	conflict	UNP W5Q5G6
AL	259	GLY	HIS	conflict	UNP W5Q5G6

- Molecule 52 is a protein called COMPLEX III SUBUNIT 2 / CORE 2.

Mol	Chain	Residues	Atoms				AltConf	Trace
52	AB	423	Total	C	N	O	0	0
			2081	1235	423	423		
52	AM	423	Total	C	N	O	0	0
			2081	1235	423	423		

- Molecule 53 is a protein called Cytochrome b.

Mol	Chain	Residues	Atoms				AltConf	Trace
53	AC	378	Total	C	N	O	0	0
			1866	1110	378	378		
53	AN	378	Total	C	N	O	0	0
			1866	1110	378	378		

There are 12 discrepancies between the modelled and reference sequences:

Chain	Residue	Modelled	Actual	Comment	Reference
AC	185	SER	PHE	conflict	UNP P24959
AC	295	ILE	VAL	conflict	UNP P24959
AC	303	LEU	ILE	conflict	UNP P24959
AC	359	ILE	PHE	conflict	UNP P24959
AC	361	LEU	ILE	conflict	UNP P24959
AC	363	MET	LEU	conflict	UNP P24959
AN	185	SER	PHE	conflict	UNP P24959
AN	295	ILE	VAL	conflict	UNP P24959
AN	303	LEU	ILE	conflict	UNP P24959
AN	359	ILE	PHE	conflict	UNP P24959
AN	361	LEU	ILE	conflict	UNP P24959
AN	363	MET	LEU	conflict	UNP P24959

- Molecule 54 is a protein called COMPLEX III SUBUNIT 4 / CYTOCHROME C1.

Mol	Chain	Residues	Atoms				AltConf	Trace
54	AD	241	Total	C	N	O	0	0
			1188	706	241	241		

*Continued on next page...*

*Continued from previous page...*

Mol	Chain	Residues	Atoms				AltConf	Trace
54	AO	241	Total	C	N	O	0	0
			1188	706	241	241		

There are 4 discrepancies between the modelled and reference sequences:

Chain	Residue	Modelled	Actual	Comment	Reference
AD	139	THR	-	insertion	UNP W5Q0A9
AD	140	GLY	ARG	conflict	UNP W5Q0A9
AO	139	THR	-	insertion	UNP W5Q0A9
AO	140	GLY	ARG	conflict	UNP W5Q0A9

- Molecule 55 is a protein called Cytochrome b-c1 complex subunit Rieske, mitochondrial.

Mol	Chain	Residues	Atoms				AltConf	Trace
55	AE	196	Total	C	N	O	0	0
			967	575	196	196		
55	AP	196	Total	C	N	O	0	0
			967	575	196	196		

- Molecule 56 is a protein called COMPLEX III SUBUNIT 7 / 14KDA.

Mol	Chain	Residues	Atoms				AltConf	Trace
56	AF	105	Total	C	N	O	0	0
			522	312	105	105		
56	AQ	105	Total	C	N	O	0	0
			522	312	105	105		

There are 4 discrepancies between the modelled and reference sequences:

Chain	Residue	Modelled	Actual	Comment	Reference
AF	56	ASP	ASN	conflict	UNP W5P642
AF	108	ALA	THR	conflict	UNP W5P642
AQ	56	ASP	ASN	conflict	UNP W5P642
AQ	108	ALA	THR	conflict	UNP W5P642

- Molecule 57 is a protein called COMPLEX III SUBUNIT 8 / QP-C.

Mol	Chain	Residues	Atoms				AltConf	Trace
57	AG	75	Total	C	N	O	0	0
			371	221	75	75		

*Continued on next page...*

*Continued from previous page...*

Mol	Chain	Residues	Atoms				AltConf	Trace
57	AR	75	Total	C	N	O	0	0
			371	221	75	75		

- Molecule 58 is a protein called Cytochrome b-c1 complex subunit 6.

Mol	Chain	Residues	Atoms				AltConf	Trace
58	AH	67	Total	C	N	O	0	0
			335	201	67	67		
58	AS	67	Total	C	N	O	0	0
			335	201	67	67		

- Molecule 59 is a protein called Cytochrome b-c1 complex subunit Rieske, mitochondrial.

Mol	Chain	Residues	Atoms				AltConf	Trace
59	AI	57	Total	C	N	O	0	0
			281	167	57	57		
59	AT	57	Total	C	N	O	0	0
			281	167	57	57		

- Molecule 60 is a protein called COMPLEX III SUBUNIT 9 / 7.2KDA.

Mol	Chain	Residues	Atoms				AltConf	Trace
60	AJ	60	Total	C	N	O	0	0
			297	177	60	60		
60	AU	60	Total	C	N	O	0	0
			297	177	60	60		

- Molecule 61 is a protein called COMPLEX III SUBUNIT 10 / 6.4KDA.

Mol	Chain	Residues	Atoms				AltConf	Trace
61	AK	51	Total	C	N	O	0	0
			250	148	51	51		
61	AV	51	Total	C	N	O	0	0
			250	148	51	51		

There are 2 discrepancies between the modelled and reference sequences:

Chain	Residue	Modelled	Actual	Comment	Reference
AK	22	GLN	SER	conflict	UNP W5PSD1
AV	22	GLN	SER	conflict	UNP W5PSD1

- Molecule 62 is a protein called Cytochrome c oxidase subunit 1.

Mol	Chain	Residues	Atoms				AltConf	Trace
62	BN	514	Total	C	N	O	0	0
			2523	1495	514	514		

- Molecule 63 is a protein called Cytochrome c oxidase subunit 2.

Mol	Chain	Residues	Atoms				AltConf	Trace
63	BO	227	Total	C	N	O	0	0
			1127	673	227	227		

- Molecule 64 is a protein called Cytochrome c oxidase subunit 3.

Mol	Chain	Residues	Atoms				AltConf	Trace
64	BC	259	Total	C	N	O	0	0
			1275	757	259	259		

- Molecule 65 is a protein called COMPLEX IV COX4.

Mol	Chain	Residues	Atoms				AltConf	Trace
65	BD	144	Total	C	N	O	0	0
			716	428	144	144		

There are 5 discrepancies between the modelled and reference sequences:

Chain	Residue	Modelled	Actual	Comment	Reference
BD	97	ILE	LEU	conflict	UNP W5PPE8
BD	99	GLU	GLY	conflict	UNP W5PPE8
BD	100	LYS	TRP	conflict	UNP W5PPE8
BD	101	HIS	THR	conflict	UNP W5PPE8
BD	102	TYR	ALA	conflict	UNP W5PPE8

- Molecule 66 is a protein called COMPLEX IV COX5A.

Mol	Chain	Residues	Atoms				AltConf	Trace
66	BE	105	Total	C	N	O	0	0
			520	310	105	105		

- Molecule 67 is a protein called COMPLEX IV COX5B.

Mol	Chain	Residues	Atoms				AltConf	Trace
67	BP	98	Total	C	N	O	0	0
			481	285	98	98		

- Molecule 68 is a protein called Cytochrome c oxidase subunit 6A, mitochondrial.

Mol	Chain	Residues	Atoms				AltConf	Trace
68	BG	84	Total	C	N	O	0	0
			412	244	84	84		

- Molecule 69 is a protein called COMPLEX IV COX6B1.

Mol	Chain	Residues	Atoms				AltConf	Trace
69	BH	79	Total	C	N	O	0	0
			391	233	79	79		

- Molecule 70 is a protein called COMPLEX IV COX6C.

Mol	Chain	Residues	Atoms				AltConf	Trace
70	BI	73	Total	C	N	O	0	0
			361	215	73	73		

There are 3 discrepancies between the modelled and reference sequences:

Chain	Residue	Modelled	Actual	Comment	Reference
BI	26	MET	VAL	conflict	UNP W5PXC3
BI	31	PHE	SER	conflict	UNP W5PXC3
BI	36	LYS	ASN	conflict	UNP W5PXC3

- Molecule 71 is a protein called Cytochrome c oxidase subunit 7A1, mitochondrial.

Mol	Chain	Residues	Atoms				AltConf	Trace
71	BJ	58	Total	C	N	O	0	0
			284	168	58	58		

There are 2 discrepancies between the modelled and reference sequences:

Chain	Residue	Modelled	Actual	Comment	Reference
BJ	1	PHE	LEU	conflict	UNP W5P5H0
BJ	36	LEU	MET	conflict	UNP W5P5H0

- Molecule 72 is a protein called COMPLEX IV COX7B.

Mol	Chain	Residues	Atoms				AltConf	Trace
72	BK	49	Total	C	N	O	0	0
			241	143	49	49		

There are 3 discrepancies between the modelled and reference sequences:

Chain	Residue	Modelled	Actual	Comment	Reference
BK	9	PHE	CYS	conflict	UNP W5QE72
BK	30	ILE	VAL	conflict	UNP W5QE72
BK	47	ARG	THR	conflict	UNP W5QE72

- Molecule 73 is a protein called COMPLEX IV COX7C.

Mol	Chain	Residues	Atoms				AltConf	Trace
73	BL	46	Total	C	N	O	0	0
			226	134	46	46		

- Molecule 74 is a protein called COMPLEX IV COX8B.

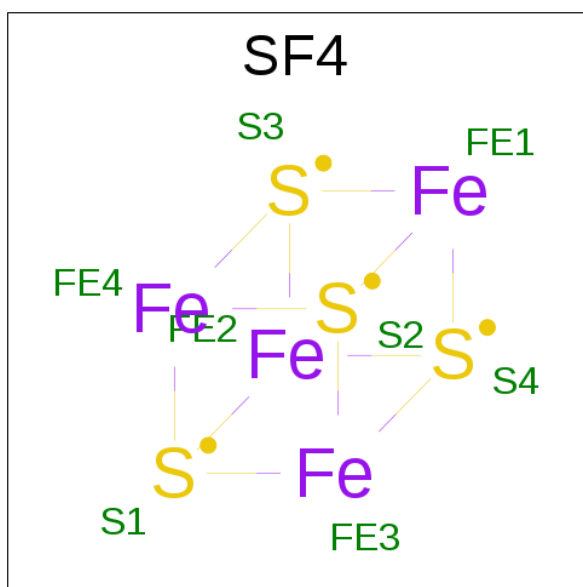
Mol	Chain	Residues	Atoms				AltConf	Trace
74	BM	43	Total	C	N	O	0	0
			213	127	43	43		

There are 5 discrepancies between the modelled and reference sequences:

Chain	Residue	Modelled	Actual	Comment	Reference
BM	?	-	THR	deletion	UNP W5PFK9
BM	?	-	GLN	deletion	UNP W5PFK9
BM	18	GLY	ALA	conflict	UNP W5PFK9
BM	21	VAL	ALA	conflict	UNP W5PFK9
BM	39	ASN	HIS	conflict	UNP W5PFK9

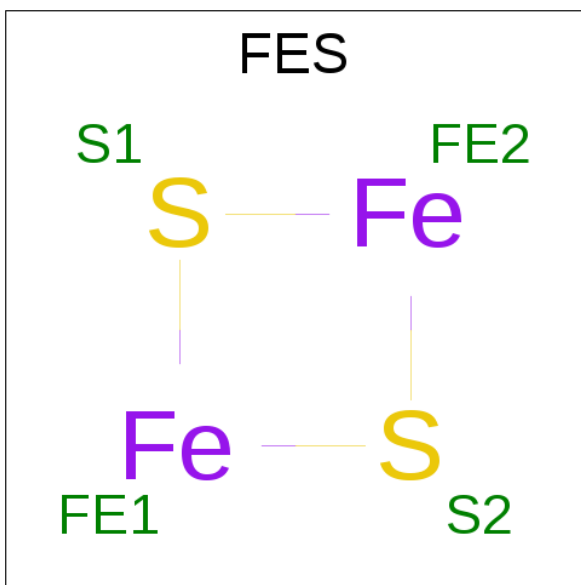
- Molecule 75 is IRON/SULFUR CLUSTER (three-letter code: SF4) (formula: Fe<sub>4</sub>S<sub>4</sub>).





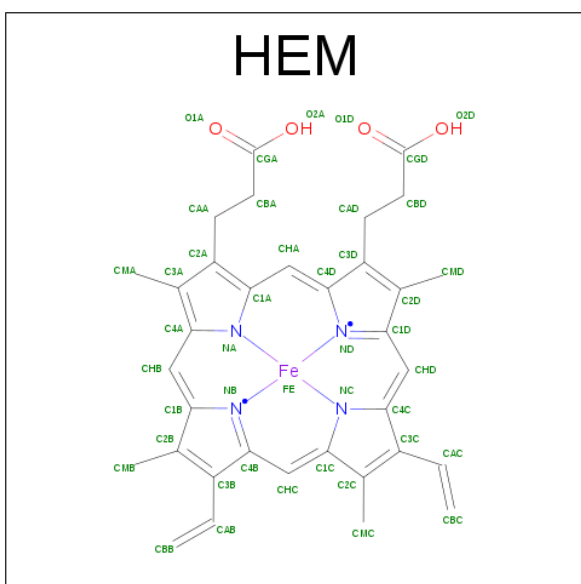
Mol	Chain	Residues	Atoms			AltConf
75	B	1	Total	Fe	S	0
			8	4	4	
75	F	1	Total	Fe	S	0
			8	4	4	
75	G	1	Total	Fe	S	0
			16	8	8	
75	G	1	Total	Fe	S	0
			16	8	8	
75	I	1	Total	Fe	S	0
			16	8	8	
75	I	1	Total	Fe	S	0
			16	8	8	

- Molecule 76 is FE2/S2 (INORGANIC) CLUSTER (three-letter code: FES) (formula: Fe<sub>2</sub>S<sub>2</sub>).



Mol	Chain	Residues	Atoms			AltConf
76	E	1	Total 4	Fe 2	S 2	0
76	G	1	Total 4	Fe 2	S 2	0
76	AE	1	Total 4	Fe 2	S 2	0
76	AP	1	Total 4	Fe 2	S 2	0

- Molecule 77 is PROTOPORPHYRIN IX CONTAINING FE (three-letter code: HEM) (formula:  $C_{34}H_{32}FeN_4O_4$ ).

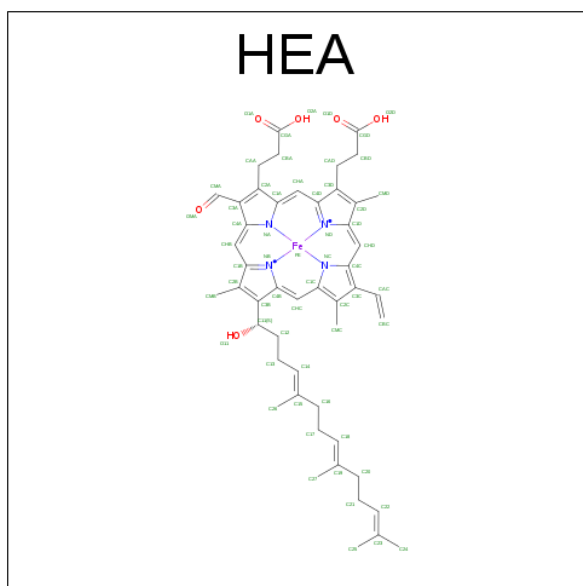


Mol	Chain	Residues	Atoms					AltConf
77	AC	1	Total	C	Fe	N	O	0
			86	68	2	8	8	
77	AC	1	Total	C	Fe	N	O	0
			86	68	2	8	8	
77	AD	1	Total	C	Fe	N	O	0
			43	34	1	4	4	
77	AN	1	Total	C	Fe	N	O	0
			86	68	2	8	8	
77	AN	1	Total	C	Fe	N	O	0
			86	68	2	8	8	
77	AO	1	Total	C	Fe	N	O	0
			43	34	1	4	4	

- Molecule 78 is COPPER (II) ION (three-letter code: CU) (formula: Cu).

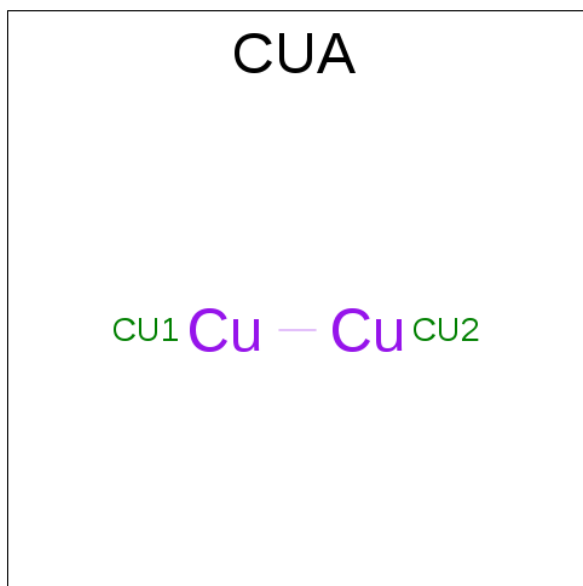
Mol	Chain	Residues	Atoms		AltConf
78	BN	1	Total	Cu	0
			1	1	

- Molecule 79 is HEME-A (three-letter code: HEA) (formula: C<sub>49</sub>H<sub>56</sub>FeN<sub>4</sub>O<sub>6</sub>).



Mol	Chain	Residues	Atoms					AltConf
79	BN	1	Total	C	Fe	N	O	0
			120	98	2	8	12	
79	BN	1	Total	C	Fe	N	O	0
			120	98	2	8	12	

- Molecule 80 is DINUCLEAR COPPER ION (three-letter code: CUA) (formula:  $\text{Cu}_2$ ).



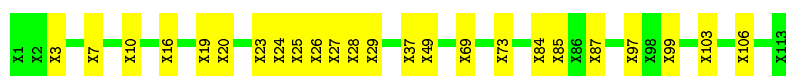
Mol	Chain	Residues	Atoms		AltConf
80	BO	1	Total 2	Cu 2	0

### 3 Residue-property plots

These plots are drawn for all protein, RNA and DNA chains in the entry. The first graphic for a chain summarises the proportions of errors displayed in the second graphic. The second graphic shows the sequence view annotated by issues in geometry. Residues are color-coded according to the number of geometric quality criteria for which they contain at least one outlier: green = 0, yellow = 1, orange = 2 and red = 3 or more. Stretches of 2 or more consecutive residues without any outlier are shown as a green connector. Residues present in the sample, but not in the model, are shown in grey.

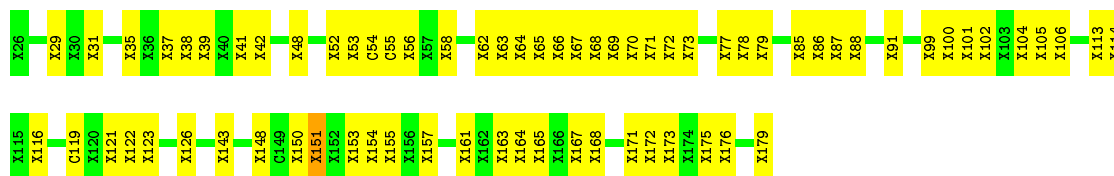
- Molecule 1: COMPLEX I ND3

Chain A: 



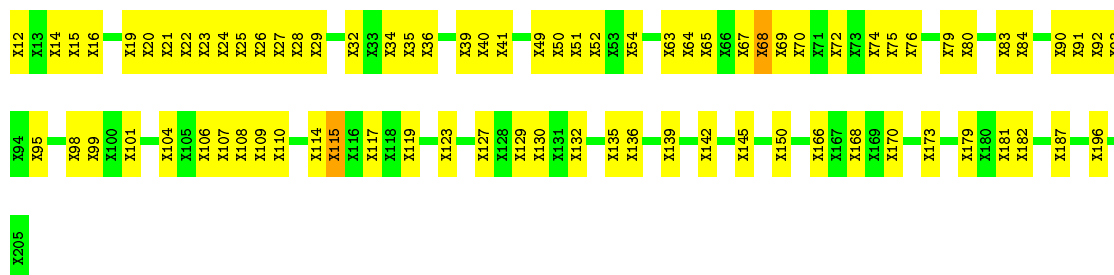
- Molecule 2: COMPLEX I PSST/NDUFS7

Chain B: 



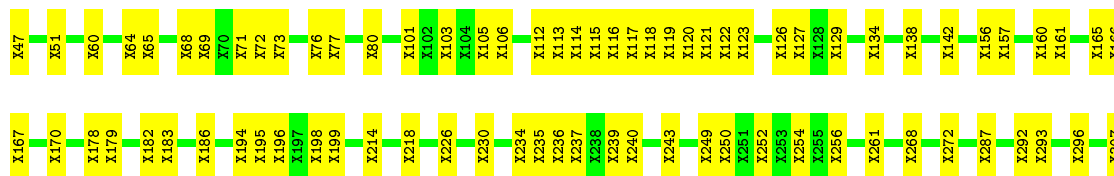
- Molecule 3: COMPLEX I 30KDA/NDUFS3

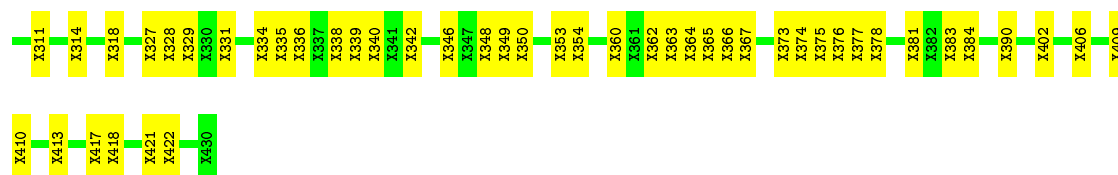
Chain C: 



- Molecule 4: COMPLEX I 49KDA/NDUFS2

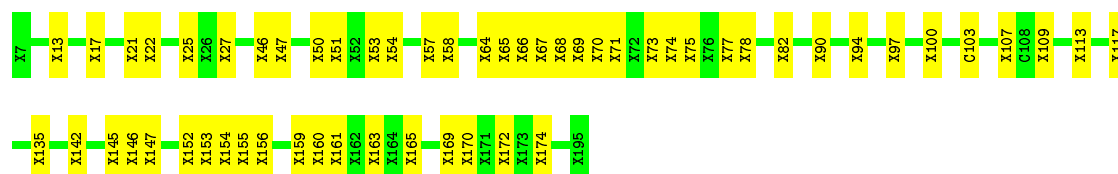
Chain D: 





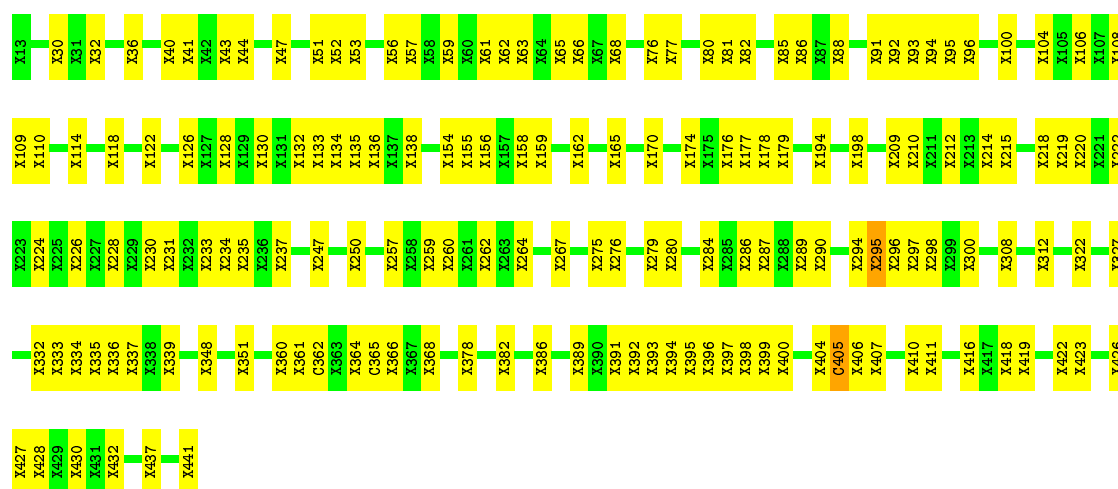
• Molecule 5: COMPLEX I 24KDA/NDUFV2

Chain E: 70% 30%



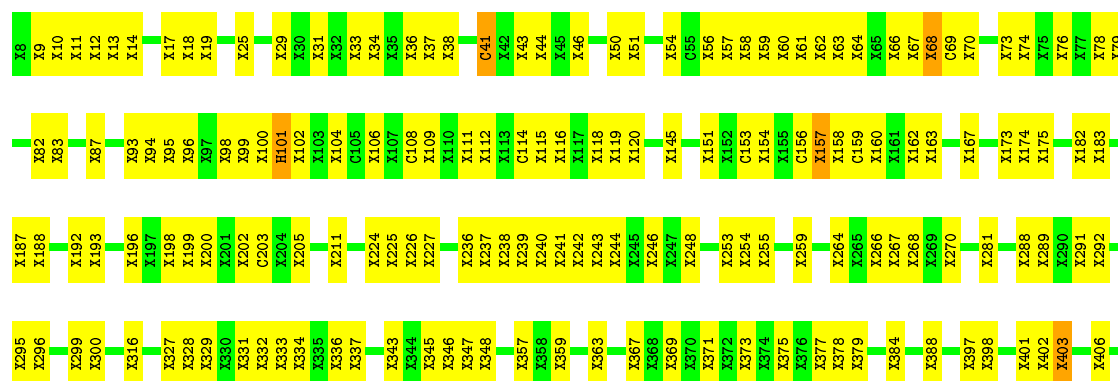
• Molecule 6: COMPLEX I 51KDA/NDUFV1

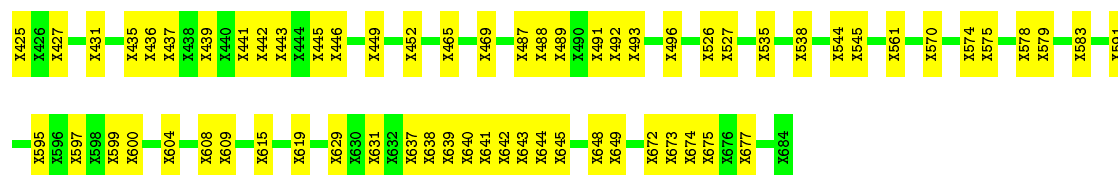
Chain F: 63% 37%



• Molecule 7: COMPLEX I 75KDA/NDUF51


Chain G: 65% 34%





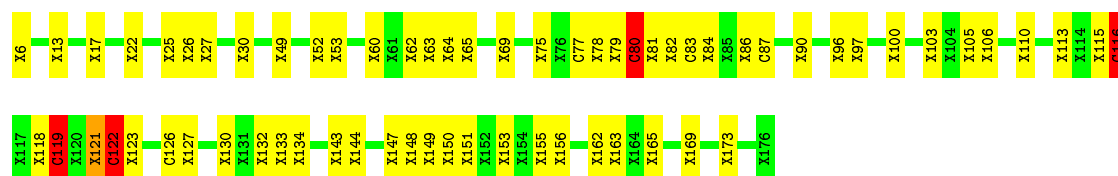
- Molecule 8: COMPLEX I ND1

Chain H: 69% 31%



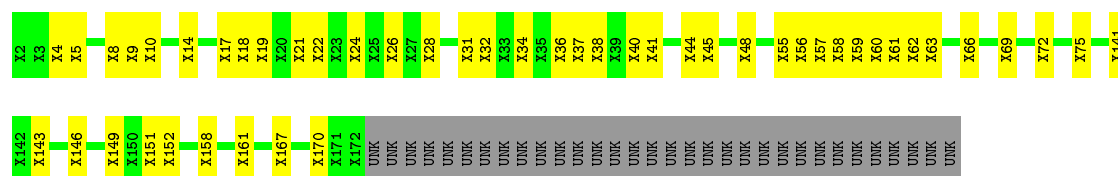
- Molecule 9: COMPLEX I TYKY/NDUFS8

Chain I: 62% 35% ..



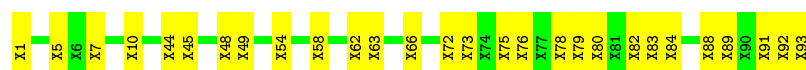
- Molecule 10: COMPLEX I ND6

Chain J: 53% 28% 19%



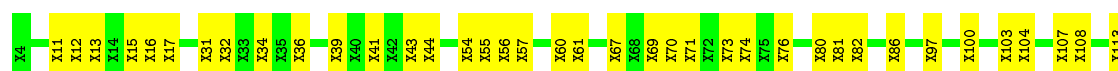
- Molecule 11: COMPLEX I ND4L


Chain K: 70% 30%



- Molecule 12: COMPLEX I ND5

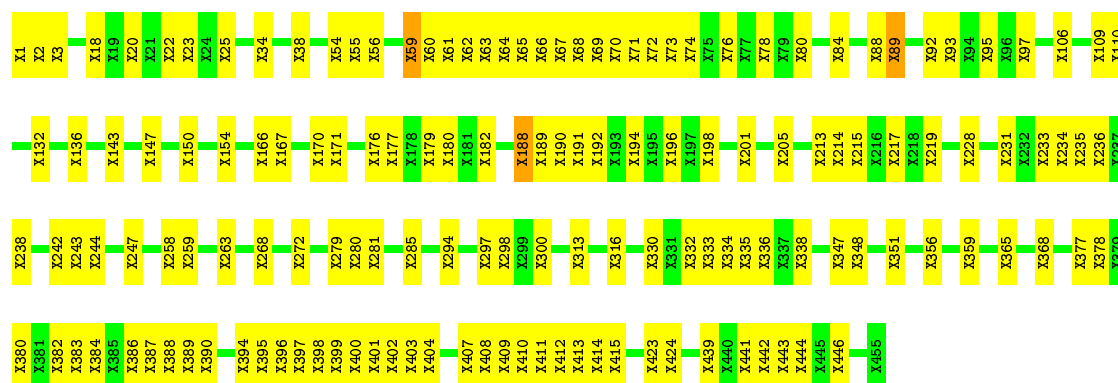
Chain L: 72% 27%





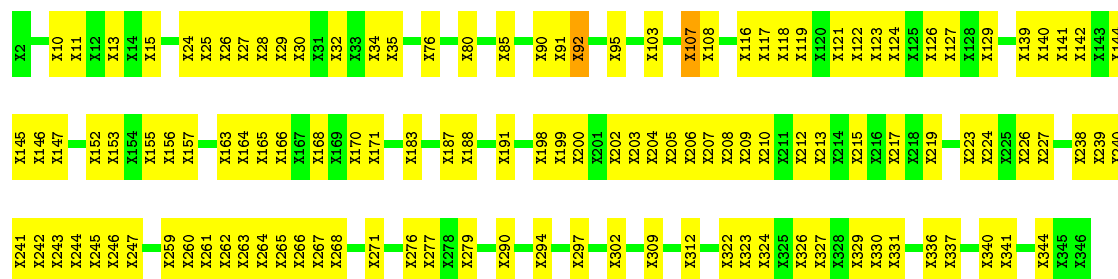
• Molecule 13: COMPLEX I ND4

Chain M: 67% 33%



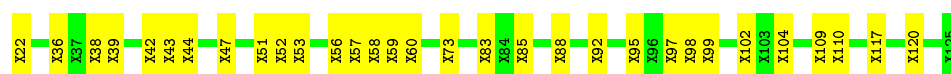
• Molecule 14: COMPLEX I ND2

Chain N: 64% 35%



• Molecule 15: COMPLEX I 18KDA/NDUFS6

Chain O: 70% 30%



• Molecule 16: COMPLEX I 13KDA/NDUFS6

Chain P: 72% 28%





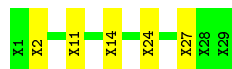
- Molecule 17: COMPLEX I 15KDA/NDUFS5

Chain Q: 64% 36%



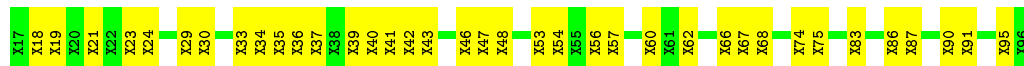
- Molecule 18: COMPLEX I MWFE/NDUFA1

Chain R: 83% 17%



- Molecule 19: COMPLEX I B8/NDUFA2

Chain S: 54% 46%



- Molecule 19: COMPLEX I B8/NDUFA2

Chain d: 98% 2%



- Molecule 20: COMPLEX I B9/NDUFA3

Chain T: 75% 25%



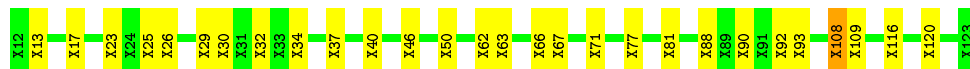
- Molecule 21: COMPLEX I B13/NDUFA5

Chain U: 92% 8%




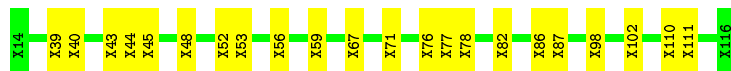
- Molecule 22: COMPLEX I B14/NDUFA6

Chain V: 75% 24%



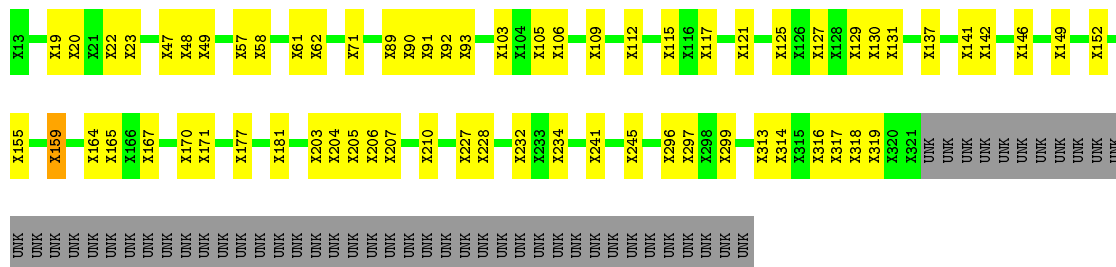
- Molecule 23: COMPLEX I PGIV/NDUFA8

Chain W:  79% 21%



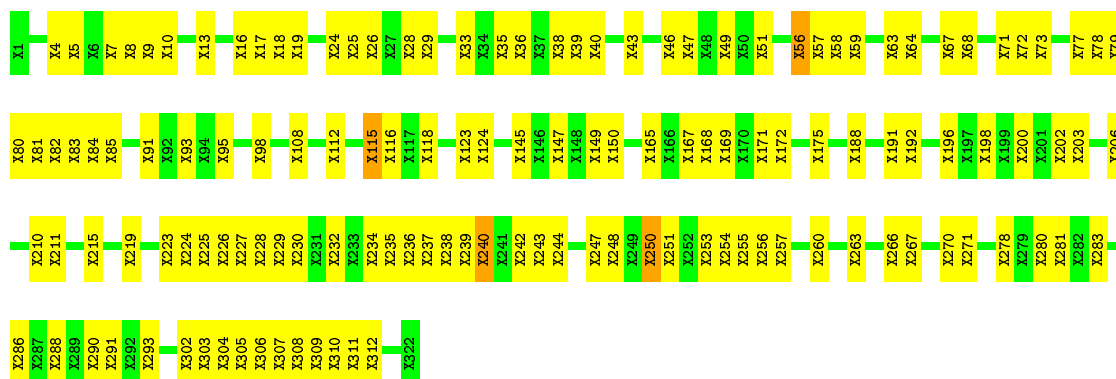
- Molecule 24: COMPLEX I 39KDA/NDUFA9

Chain X:  62% 21% 17%




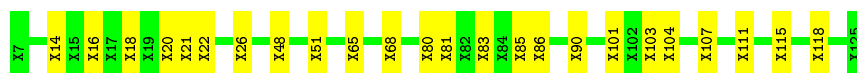
- Molecule 25: COMPLEX I 42KDA/NDUFA10

Chain Y:  58% 41% .



- Molecule 26: COMPLEX I B14.7/NDUFA11

Chain Z:  80% 20%



- Molecule 27: COMPLEX I B17.2/NDUFA12

Chain a:  100%

There are no outlier residues recorded for this chain.

- Molecule 28: COMPLEX I B16.6/NDUFA13

Chain b:  100%

There are no outlier residues recorded for this chain.

- Molecule 29: COMPLEX I SDAP/NDUFAB1

Chain c:  90% 10%



- Molecule 30: COMPLEX I SDAP/NDUFAB1

Chain e:  100%

There are no outlier residues recorded for this chain.

- Molecule 31: COMPLEX I SDAP/NDUFAB1

Chain f: 



- Molecule 32: COMPLEX I B15/NDUFB4

Chain g:  99%




- Molecule 33: COMPLEX I B18/NDUFB7

Chain h:  98%



- Molecule 33: COMPLEX I B18/NDUFB7

Chain 9:  86% 14%



- Molecule 33: COMPLEX I B18/NDUFB7

Chain z:  40% . 59%



- Molecule 34: COMPLEX I B22/NDUFB9

Chain i:  99%



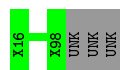
- Molecule 35: COMPLEX I PDSW/NDUFB10

Chain j:  100%


There are no outlier residues recorded for this chain.

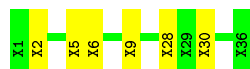
- Molecule 36: COMPLEX I ESSS/NDUFB11

Chain k:  96%




- Molecule 37: COMPLEX I KFYI/NDUFC1

Chain 0:  83% 17%



- Molecule 38: COMPLEX I B14.5B/NDUFC2

Chain 1:  83% 17%




- Molecule 39: COMPLEX I UNKNOWN SUBUNIT FRAGMENT 1

Chain 2:  74% 26%




- Molecule 40: COMPLEX I UNKNOWN SUBUNIT FRAGMENT 2

Chain 3:  86% 14%



- Molecule 40: COMPLEX I UNKNOWN SUBUNIT FRAGMENT 2

Chain 4:  79% 21%



- Molecule 41: COMPLEX I UNKNOWN SUBUNIT FRAGMENT 3

Chain 5: 82% 18%



- Molecule 42: COMPLEX I UNKNOWN SUBUNIT FRAGMENT 4

Chain 6: 33% 67%



- Molecule 43: COMPLEX I UNKNOWN SUBUNIT FRAGMENT 5

Chain 7: 82% 18%



- Molecule 44: COMPLEX I UNKNOWN SUBUNIT FRAGMENT 6

Chain 8: 59% 41%



- Molecule 45: COMPLEX I UNKNOWN SUBUNIT FRAGMENT 11

Chain y: 100%

There are no outlier residues recorded for this chain.

- Molecule 46: COMPLEX I UNKNOWN SUBUNIT FRAGMENT 12

Chain x: 100%

There are no outlier residues recorded for this chain.

- Molecule 47: COMPLEX I UNKNOWN SUBUNIT FRAGMENT 13

Chain w: 100%

There are no outlier residues recorded for this chain.

- Molecule 48: COMPLEX I UNKNOWN SUBUNIT FRAGMENT 14

Chain v: 100%

There are no outlier residues recorded for this chain.

- Molecule 49: COMPLEX I UNKNOWN SUBUNIT FRAGMENT 15

Chain u:  100%

There are no outlier residues recorded for this chain.

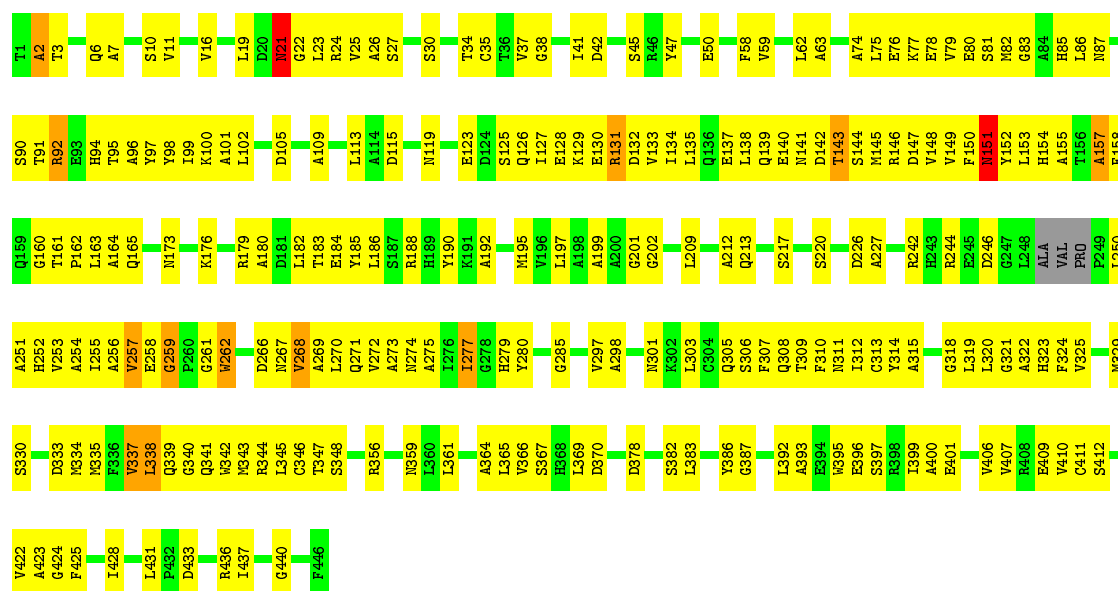
- Molecule 50: COMPLEX I UNKNOWN SUBUNIT FRAGMENT 16

Chain t:  100%

There are no outlier residues recorded for this chain.

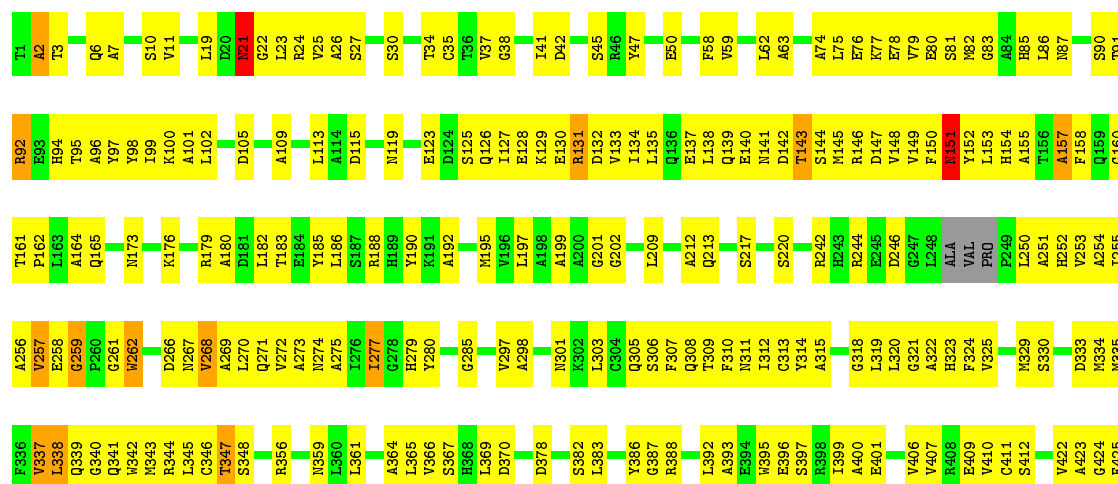
- Molecule 51: COMPLEX III SUBUNIT 1 / CORE 1

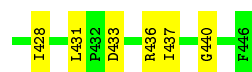
Chain AA:  48% 48% . .



- Molecule 51: COMPLEX III SUBUNIT 1 / CORE 1

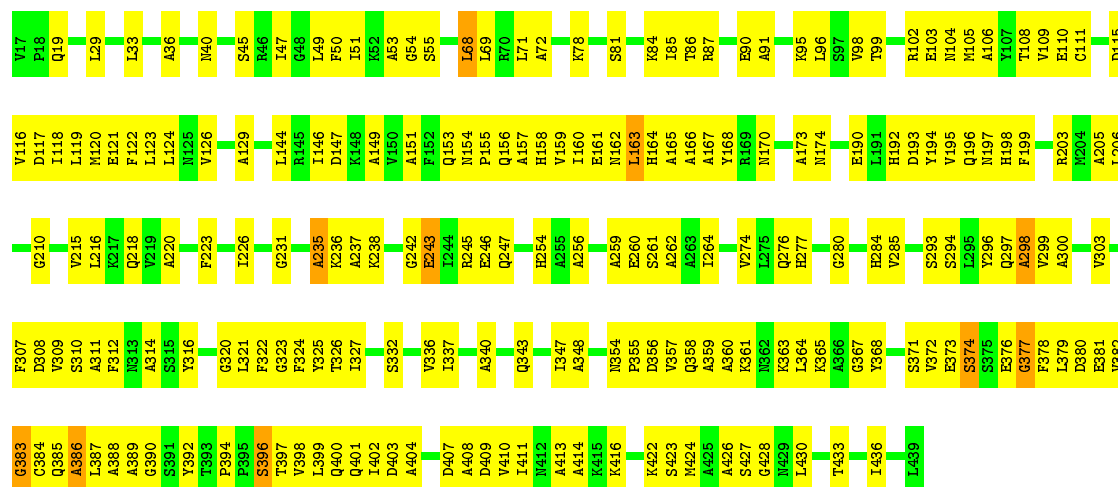
Chain AL:  49% 47% . .





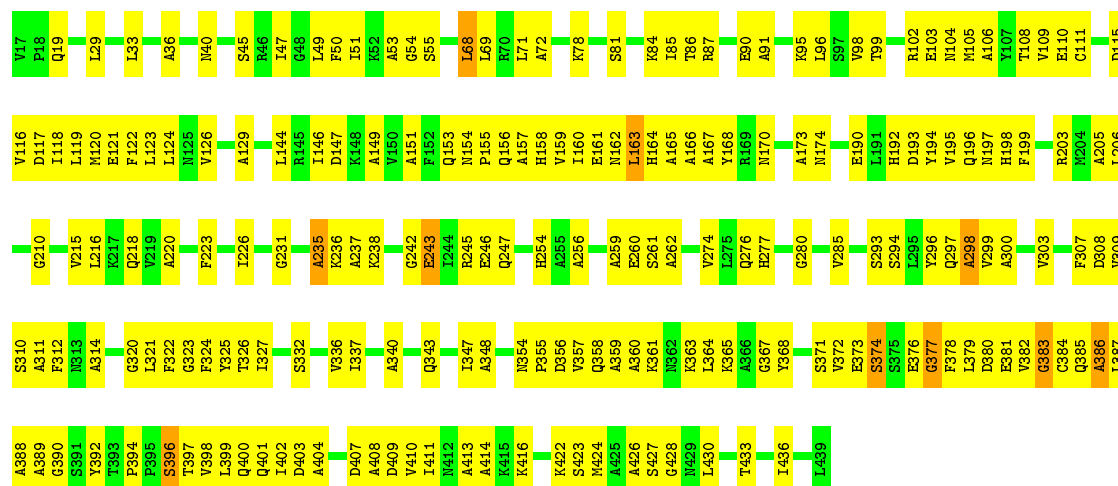
• Molecule 52: COMPLEX III SUBUNIT 2 / CORE 2

Chain AB: 51% 47%



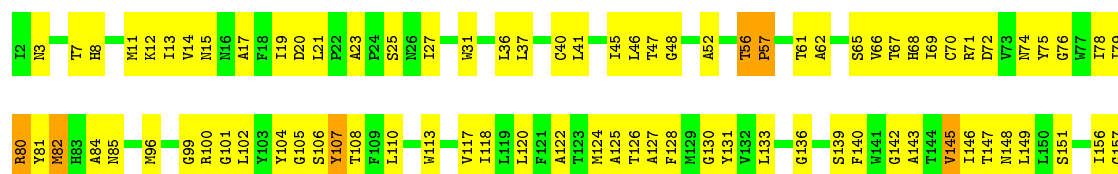
• Molecule 52: COMPLEX III SUBUNIT 2 / CORE 2

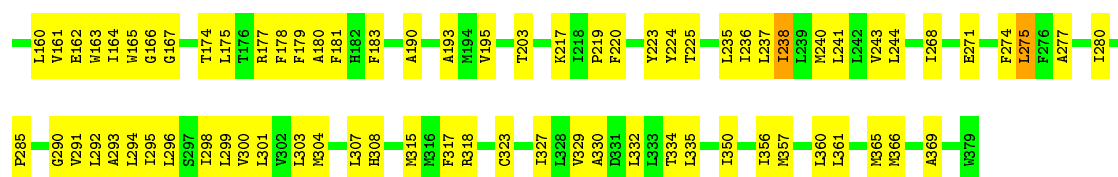
Chain AM: 52% 46%



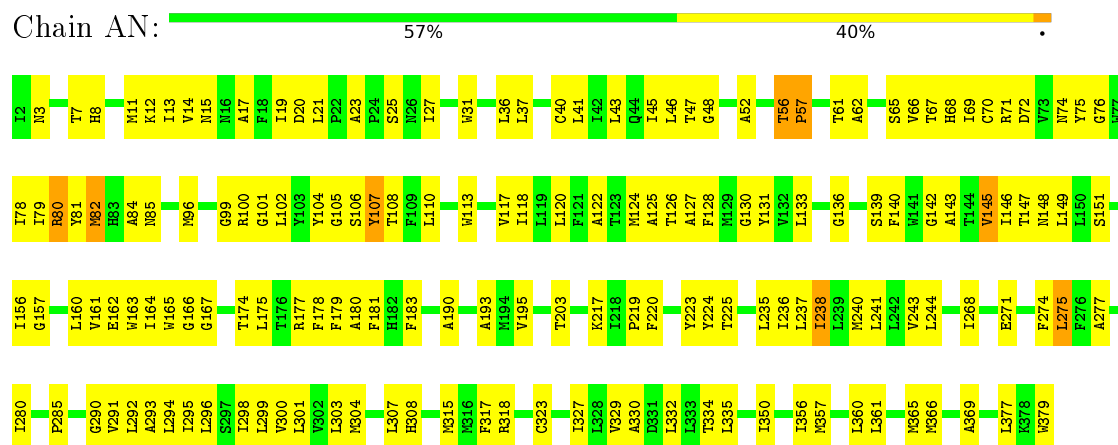
• Molecule 53: Cytochrome b

Chain AC: 58% 40%

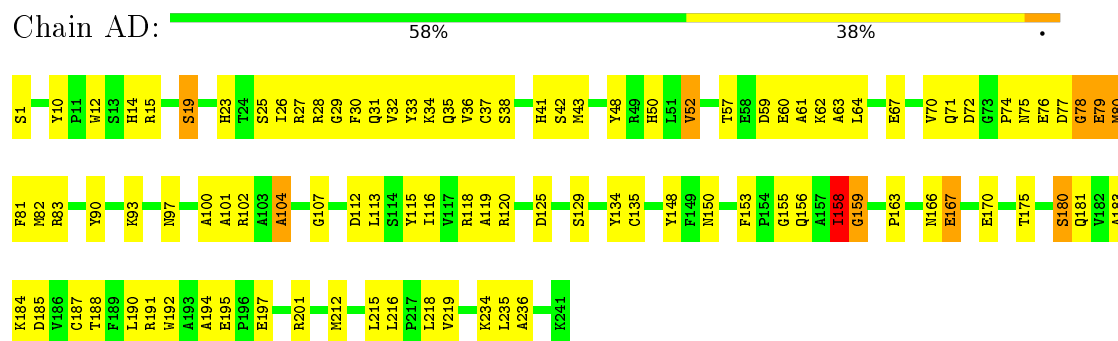




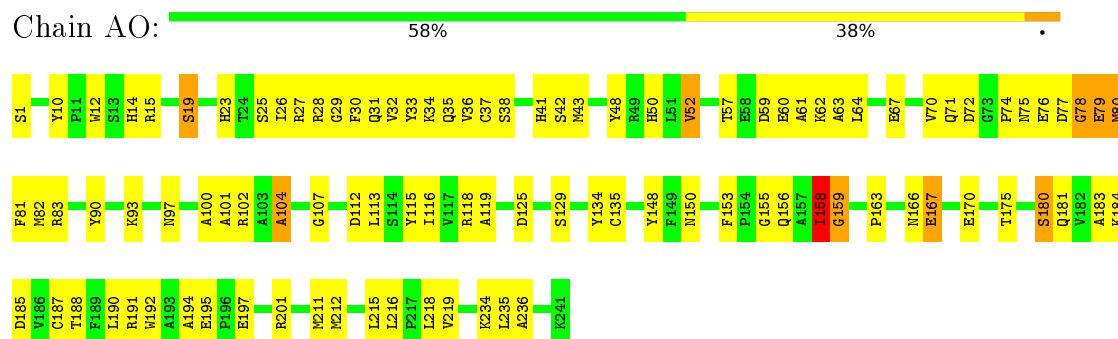
• Molecule 53: Cytochrome b



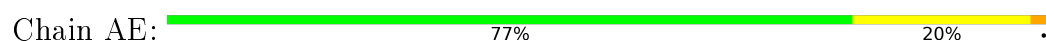
• Molecule 54: COMPLEX III SUBUNIT 4 / CYTOCHROME C1



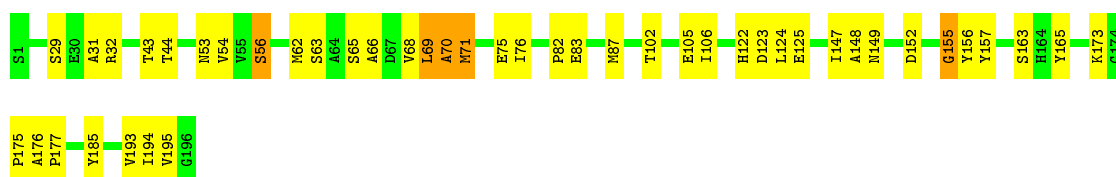
• Molecule 54: COMPLEX III SUBUNIT 4 / CYTOCHROME C1




• Molecule 55: Cytochrome b-c1 complex subunit Rieske, mitochondrial

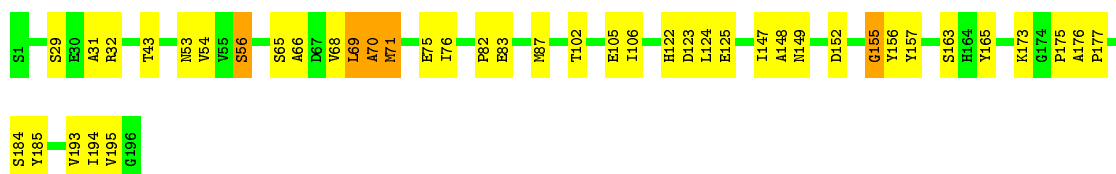






- Molecule 55: Cytochrome b-c1 complex subunit Rieske, mitochondrial

Chain AP:  78% 19% .



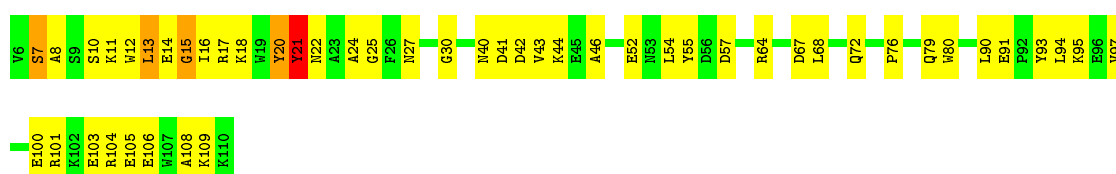
- Molecule 56: COMPLEX III SUBUNIT 7 / 14KDA

Chain AF:  53% 42% . .



- Molecule 56: COMPLEX III SUBUNIT 7 / 14KDA

Chain AQ:  53% 42% . .



- Molecule 57: COMPLEX III SUBUNIT 8 / QP-C

Chain AG:  59% 37% .



- Molecule 57: COMPLEX III SUBUNIT 8 / QP-C

Chain AR:  59% 37% .



- Molecule 58: Cytochrome b-c1 complex subunit 6

Chain AH:  67% 31% .



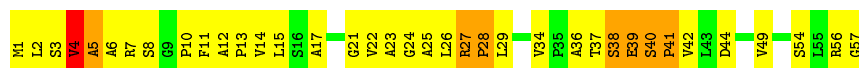
- Molecule 58: Cytochrome b-c1 complex subunit 6

Chain AS:  69% 31% .



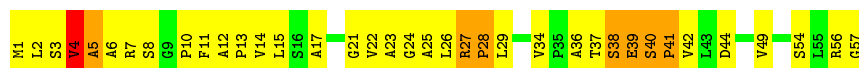
- Molecule 59: Cytochrome b-c1 complex subunit Rieske, mitochondrial

Chain AI:  35% 51% 12% .



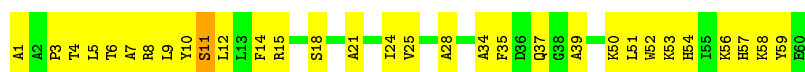
- Molecule 59: Cytochrome b-c1 complex subunit Rieske, mitochondrial

Chain AT:  35% 51% 12% .




- Molecule 60: COMPLEX III SUBUNIT 9 / 7.2KDA

Chain AJ:  48% 50% .




- Molecule 60: COMPLEX III SUBUNIT 9 / 7.2KDA

Chain AU:  48% 50% .




- Molecule 61: COMPLEX III SUBUNIT 10 / 6.4KDA

Chain AK:  84% 16% .



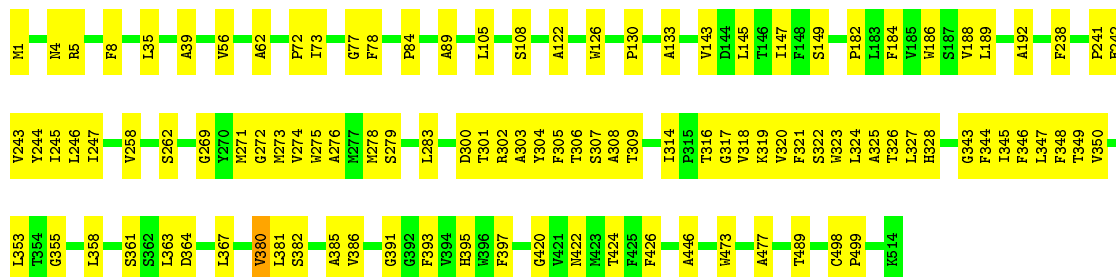
- Molecule 61: COMPLEX III SUBUNIT 10 / 6.4KDA

Chain AV:  84% 16% .



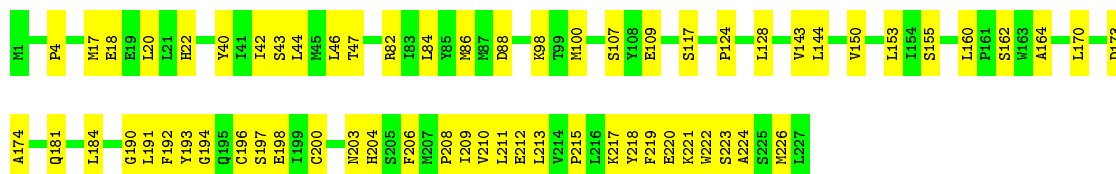
• Molecule 62: Cytochrome c oxidase subunit 1

Chain BN: 79% 21%




• Molecule 63: Cytochrome c oxidase subunit 2

Chain BO: 72% 28%



• Molecule 64: Cytochrome c oxidase subunit 3

Chain BC: 90% 10%



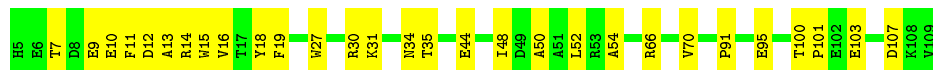
• Molecule 65: COMPLEX IV COX4

Chain BD: 93% 7%



• Molecule 66: COMPLEX IV COX5A

Chain BE: 72% 28%



• Molecule 67: COMPLEX IV COX5B

Chain BP: 95% 5%



- Molecule 68: Cytochrome c oxidase subunit 6A, mitochondrial

Chain BG: 76% 21%



- Molecule 69: COMPLEX IV COX6B1

Chain BH: 70% 30%



- Molecule 70: COMPLEX IV COX6C

Chain BI: 85% 15%



- Molecule 71: Cytochrome c oxidase subunit 7A1, mitochondrial

Chain BJ: 81% 19%



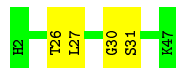
- Molecule 72: COMPLEX IV COX7B

Chain BK: 88% 12%



- Molecule 73: COMPLEX IV COX7C

Chain BL: 91% 9%



- Molecule 74: COMPLEX IV COX8B

Chain BM: 91% 9%



## 4 Experimental information

Property	Value	Source
Reconstruction method	Not provided	Depositor
Imposed symmetry	POINT, Not provided	Depositor
Number of images used	18379	Depositor
Resolution determination method	FSC 0.143 CUT-OFF	Depositor
CTF correction method	Not provided	Depositor
Microscope	FEI TITAN KRIOS	Depositor
Voltage (kV)	300	Depositor
Electron dose ( $e^-/\text{\AA}^2$ )	Not provided	Depositor
Minimum defocus (nm)	1000	Depositor
Maximum defocus (nm)	5000	Depositor
Magnification	47000	Depositor
Image detector	Not provided	Depositor

## 5 Model quality ⓘ

### 5.1 Standard geometry ⓘ

Bond lengths and bond angles in the following residue types are not validated in this section: SF4, FES, CUA, HEM, CU, HEA

The Z score for a bond length (or angle) is the number of standard deviations the observed value is removed from the expected value. A bond length (or angle) with  $|Z| > 5$  is considered an outlier worth inspection. RMSZ is the root-mean-square of all Z scores of the bond lengths (or angles).

Mol	Chain	Bond lengths		Bond angles	
		RMSZ	# Z  >2	RMSZ	# Z  >2
2	B	1.51	1/21 (4.8%)	0.85	0/23
5	E	0.76	0/20	0.79	0/20
51	AA	0.41	0/2197	0.68	3/3055 (0.1%)
51	AL	0.41	0/2197	0.67	3/3055 (0.1%)
52	AB	0.42	0/2080	0.66	1/2890 (0.0%)
52	AM	0.42	0/2080	0.65	1/2890 (0.0%)
53	AC	0.75	1/1865 (0.1%)	0.55	0/2595
53	AN	0.75	1/1865 (0.1%)	0.55	0/2595
54	AD	0.42	0/1187	0.69	1/1650 (0.1%)
54	AO	0.42	0/1187	0.69	1/1650 (0.1%)
55	AE	0.55	1/965 (0.1%)	1.17	2/1340 (0.1%)
55	AP	0.76	2/966 (0.2%)	1.21	4/1343 (0.3%)
56	AF	0.43	0/521	0.62	1/726 (0.1%)
56	AQ	0.43	0/521	0.62	1/726 (0.1%)
57	AG	0.38	0/370	0.52	0/514
57	AR	0.37	0/370	0.52	0/514
58	AH	0.37	0/334	0.47	0/466
58	AS	0.37	0/334	0.47	0/466
59	AI	0.50	0/280	1.17	4/388 (1.0%)
59	AT	0.49	0/280	1.17	4/388 (1.0%)
6	F	1.42	0/20	1.20	0/20
60	AJ	0.37	0/296	0.53	0/411
60	AU	0.37	0/296	0.53	0/411
61	AK	0.37	0/249	0.45	0/344
61	AV	0.38	0/249	0.45	0/344
62	BN	0.27	0/2522	0.46	0/3501
63	BO	0.28	0/1126	0.53	0/1570
64	BC	0.25	0/1274	0.39	0/1770
65	BD	0.25	0/715	0.41	0/997
66	BE	0.27	0/519	0.46	0/722
67	BP	0.30	0/480	0.51	0/665
68	BG	0.31	0/411	0.55	0/569

Mol	Chain	Bond lengths		Bond angles	
		RMSZ	# Z  >2	RMSZ	# Z  >2
69	BH	0.26	0/390	0.43	0/542
7	G	0.82	0/65	1.24	2/67 (3.0%)
70	BI	0.29	0/360	0.41	0/500
71	BJ	0.26	0/283	0.41	0/391
72	BK	0.29	0/240	0.47	0/332
73	BL	0.26	0/225	0.38	0/311
74	BM	0.27	0/212	0.45	0/294
9	I	1.64	2/40 (5.0%)	2.15	2/40 (5.0%)
All	All	0.47	8/29612 (0.0%)	0.65	30/41095 (0.1%)

Chiral center outliers are detected by calculating the chiral volume of a chiral center and verifying if the center is modelled as a planar moiety or with the opposite hand. A planarity outlier is detected by checking planarity of atoms in a peptide group, atoms in a mainchain group or atoms of a sidechain that are expected to be planar.

Mol	Chain	#Chirality outliers	#Planarity outliers
12	L	0	5
13	M	0	5
14	N	0	5
17	Q	0	1
18	R	0	1
19	d	0	2
2	B	0	2
22	V	0	1
23	W	0	1
24	X	0	3
25	Y	0	8
3	C	0	5
32	g	0	1
33	h	0	1
33	z	0	1
34	i	0	1
38	l	0	1
4	D	0	1
51	AA	0	13
51	AL	0	13
52	AB	0	17
52	AM	0	17
53	AC	0	2
53	AN	0	2
54	AD	0	8
54	AO	0	8

*Continued on next page...*

*Continued from previous page...*

Mol	Chain	#Chirality outliers	#Planarity outliers
55	AE	0	3
55	AP	0	4
56	AF	0	5
56	AQ	0	5
57	AG	0	2
57	AR	0	2
59	AI	0	6
59	AT	0	6
6	F	0	3
60	AJ	0	1
60	AU	0	1
61	AK	0	1
61	AV	0	1
62	BN	0	1
64	BC	0	1
68	BG	0	1
7	G	0	10
9	I	0	5
All	All	0	183

All (8) bond length outliers are listed below:

Mol	Chain	Res	Type	Atoms	Z	Observed(Å)	Ideal(Å)
53	AC	56	THR	C-N	-26.52	0.83	1.34
53	AN	56	THR	C-N	-26.50	0.83	1.34
55	AP	43	THR	C-N	-16.36	0.96	1.34
9	I	122	CYS	CB-SG	-6.14	1.71	1.82
55	AP	56	SER	C-O	5.40	1.33	1.23
2	B	55	CYS	CB-SG	-5.36	1.73	1.81
55	AE	56	SER	C-O	5.32	1.33	1.23
9	I	80	CYS	CB-SG	-5.20	1.73	1.81

All (30) bond angle outliers are listed below:

Mol	Chain	Res	Type	Atoms	Z	Observed(°)	Ideal(°)
9	I	122	CYS	CA-CB-SG	-10.08	95.85	114.00
54	AO	159	GLY	N-CA-C	9.60	137.09	113.10
54	AD	159	GLY	N-CA-C	9.57	137.01	113.10
52	AB	231	GLY	N-CA-C	8.66	134.75	113.10
52	AM	231	GLY	N-CA-C	8.64	134.70	113.10
55	AP	43	THR	O-C-N	-8.45	109.19	122.70
51	AL	21	ASN	N-CA-C	-7.77	90.02	111.00

*Continued on next page...*



*Continued from previous page...*

Mol	Chain	Res	Type	Atoms	Z	Observed(°)	Ideal(°)
51	AA	21	ASN	N-CA-C	-7.74	90.09	111.00
59	AT	5	ALA	N-CA-C	6.59	128.78	111.00
59	AI	5	ALA	N-CA-C	6.55	128.68	111.00
59	AT	4	VAL	N-CA-C	6.07	127.38	111.00
59	AI	4	VAL	N-CA-C	6.02	127.25	111.00
59	AT	6	ALA	N-CA-C	5.95	127.06	111.00
59	AI	6	ALA	N-CA-C	5.89	126.89	111.00
56	AQ	21	TYR	C-N-CA	-5.84	107.11	121.70
56	AF	21	TYR	C-N-CA	-5.75	107.32	121.70
51	AL	22	GLY	N-CA-C	-5.65	98.96	113.10
51	AA	22	GLY	N-CA-C	-5.65	98.98	113.10
55	AP	43	THR	CA-C-N	5.63	129.60	117.20
7	G	69	CYS	N-CA-C	-5.53	96.07	111.00
51	AA	151	ASN	C-N-CA	-5.50	107.96	121.70
51	AL	151	ASN	C-N-CA	-5.49	107.97	121.70
55	AE	56	SER	O-C-N	-5.30	114.22	122.70
55	AP	56	SER	O-C-N	-5.29	114.24	122.70
9	I	116	CYS	CA-CB-SG	-5.24	104.57	114.00
7	G	108	CYS	CA-CB-SG	-5.16	104.72	114.00
59	AT	39	GLU	C-N-CA	5.14	134.55	121.70
59	AI	39	GLU	C-N-CA	5.08	134.41	121.70
55	AP	56	SER	CB-CA-C	5.04	119.69	110.10
55	AE	56	SER	CB-CA-C	5.04	119.67	110.10

There are no chirality outliers.

All (183) planarity outliers are listed below:

Mol	Chain	Res	Type	Group
38	1	3	UNK	Peptide
51	AA	131	ARG	Peptide
51	AA	142	ASP	Peptide
51	AA	151	ASN	Peptide
51	AA	157	ALA	Peptide
51	AA	2	ALA	Peptide
51	AA	21	ASN	Peptide
51	AA	257	VAL	Peptide
51	AA	259	GLY	Peptide
51	AA	262	TRP	Peptide
51	AA	329	MET	Peptide
51	AA	330	SER	Peptide
51	AA	347	THR	Peptide
51	AA	38	GLY	Peptide

*Continued on next page...*

*Continued from previous page...*

<b>Mol</b>	<b>Chain</b>	<b>Res</b>	<b>Type</b>	<b>Group</b>
52	AB	163	LEU	Peptide
52	AB	174	ASN	Peptide
52	AB	19	GLN	Peptide
52	AB	223	PHE	Peptide
52	AB	235	ALA	Peptide
52	AB	236	LYS	Peptide
52	AB	237	ALA	Peptide
52	AB	243	GLU	Peptide
52	AB	298	ALA	Peptide
52	AB	312	PHE	Peptide
52	AB	372	VAL	Peptide
52	AB	373	GLU	Peptide
52	AB	374	SER	Peptide
52	AB	377	GLY	Peptide
52	AB	383	GLY	Peptide
52	AB	386	ALA	Peptide
52	AB	392	TYR	Peptide
53	AC	203	THR	Peptide
53	AC	31	TRP	Peptide
54	AD	104	ALA	Peptide
54	AD	158	ILE	Peptide
54	AD	167	GLU	Peptide
54	AD	170	GLU	Peptide
54	AD	19	SER	Peptide
54	AD	43	MET	Peptide
54	AD	76	GLU	Peptide
54	AD	78	GLY	Peptide
55	AE	155	GLY	Mainchain
55	AE	56	SER	Mainchain
55	AE	71	MET	Mainchain
56	AF	13	LEU	Peptide
56	AF	15	GLY	Peptide
56	AF	20	TYR	Peptide
56	AF	21	TYR	Peptide
56	AF	7	SER	Peptide
57	AG	33	GLY	Peptide
57	AG	48	VAL	Peptide
59	AI	1	MET	Peptide
59	AI	24	GLY	Peptide
59	AI	34	VAL	Peptide
59	AI	38	SER	Peptide
59	AI	4	VAL	Peptide

*Continued on next page...*

*Continued from previous page...*

Mol	Chain	Res	Type	Group
59	AI	5	ALA	Peptide
60	AJ	51	LEU	Peptide
61	AK	47	TYR	Peptide
51	AL	131	ARG	Peptide
51	AL	142	ASP	Peptide
51	AL	151	ASN	Peptide
51	AL	157	ALA	Peptide
51	AL	2	ALA	Peptide
51	AL	21	ASN	Peptide
51	AL	257	VAL	Peptide
51	AL	259	GLY	Peptide
51	AL	262	TRP	Peptide
51	AL	329	MET	Peptide
51	AL	330	SER	Peptide
51	AL	347	THR	Peptide
51	AL	38	GLY	Peptide
52	AM	163	LEU	Peptide
52	AM	174	ASN	Peptide
52	AM	19	GLN	Peptide
52	AM	223	PHE	Peptide
52	AM	235	ALA	Peptide
52	AM	236	LYS	Peptide
52	AM	237	ALA	Peptide
52	AM	243	GLU	Peptide
52	AM	298	ALA	Peptide
52	AM	312	PHE	Peptide
52	AM	372	VAL	Peptide
52	AM	373	GLU	Peptide
52	AM	374	SER	Peptide
52	AM	377	GLY	Peptide
52	AM	383	GLY	Peptide
52	AM	386	ALA	Peptide
52	AM	392	TYR	Peptide
53	AN	203	THR	Peptide
53	AN	31	TRP	Peptide
54	AO	104	ALA	Peptide
54	AO	158	ILE	Peptide
54	AO	167	GLU	Peptide
54	AO	170	GLU	Peptide
54	AO	19	SER	Peptide
54	AO	43	MET	Peptide
54	AO	76	GLU	Peptide

*Continued on next page...*

*Continued from previous page...*

<b>Mol</b>	<b>Chain</b>	<b>Res</b>	<b>Type</b>	<b>Group</b>
54	AO	78	GLY	Peptide
55	AP	155	GLY	Mainchain
55	AP	184	SER	Mainchain
55	AP	56	SER	Mainchain
55	AP	71	MET	Mainchain
56	AQ	13	LEU	Peptide
56	AQ	15	GLY	Peptide
56	AQ	20	TYR	Peptide
56	AQ	21	TYR	Peptide
56	AQ	7	SER	Peptide
57	AR	33	GLY	Peptide
57	AR	48	VAL	Peptide
59	AT	1	MET	Peptide
59	AT	24	GLY	Peptide
59	AT	34	VAL	Peptide
59	AT	38	SER	Peptide
59	AT	4	VAL	Peptide
59	AT	5	ALA	Peptide
60	AU	51	LEU	Peptide
61	AV	47	TYR	Peptide
2	B	151	UNK	Peptide
2	B	54	CYS	Peptide
64	BC	230	HIS	Peptide
68	BG	9	GLY	Peptide
62	BN	380	VAL	Peptide
3	C	115	UNK	Peptide
3	C	150	UNK	Peptide
3	C	166	UNK	Peptide
3	C	168	UNK	Peptide
3	C	68	UNK	Peptide
4	D	60	UNK	Peptide
6	F	295	UNK	Peptide
6	F	30	UNK	Peptide
6	F	405	CYS	Peptide
7	G	157	UNK	Peptide
7	G	236	UNK	Peptide
7	G	288	UNK	Peptide
7	G	289	UNK	Peptide
7	G	347	UNK	Peptide
7	G	357	UNK	Peptide
7	G	375	UNK	Peptide
7	G	403	UNK	Peptide

*Continued on next page...*

*Continued from previous page...*

Mol	Chain	Res	Type	Group
7	G	487	UNK	Peptide
7	G	68	UNK	Peptide
9	I	115	UNK	Peptide
9	I	116	CYS	Peptide
9	I	119	CYS	Peptide
9	I	121	UNK	Peptide
9	I	122	CYS	Peptide
12	L	156	UNK	Peptide
12	L	157	UNK	Peptide
12	L	366	UNK	Peptide
12	L	518	UNK	Peptide
12	L	519	UNK	Peptide
13	M	110	UNK	Peptide
13	M	188	UNK	Peptide
13	M	228	UNK	Peptide
13	M	59	UNK	Peptide
13	M	89	UNK	Peptide
14	N	107	UNK	Peptide
14	N	198	UNK	Peptide
14	N	302	UNK	Peptide
14	N	331	UNK	Peptide
14	N	92	UNK	Peptide
17	Q	50	UNK	Peptide
18	R	2	UNK	Peptide
22	V	108	UNK	Peptide
23	W	87	UNK	Peptide
24	X	137	UNK	Peptide
24	X	141	UNK	Peptide
24	X	159	UNK	Peptide
25	Y	115	UNK	Peptide
25	Y	165	UNK	Peptide
25	Y	175	UNK	Peptide
25	Y	191	UNK	Peptide
25	Y	240	UNK	Peptide
25	Y	250	UNK	Peptide
25	Y	56	UNK	Peptide
25	Y	57	UNK	Peptide
19	d	23	UNK	Peptide
19	d	31	UNK	Peptide
32	g	96	UNK	Peptide
33	h	117	UNK	Peptide
34	i	59	UNK	Peptide

*Continued on next page...*

*Continued from previous page...*

Mol	Chain	Res	Type	Group
33	z	12	UNK	Peptide

## 5.2 Too-close contacts ⓘ

In the following table, the Non-H and H(model) columns list the number of non-hydrogen atoms and hydrogen atoms in the chain respectively. The H(added) column lists the number of hydrogen atoms added and optimized by MolProbity. The Clashes column lists the number of clashes within the asymmetric unit, whereas Symm-Clashes lists symmetry related clashes.

Mol	Chain	Non-H	H(model)	H(added)	Clashes	Symm-Clashes
1	A	510	0	109	18	0
2	B	774	0	177	40	0
3	C	970	0	232	56	0
4	D	1920	0	409	75	0
5	E	949	0	215	36	0
6	F	2149	0	466	98	0
7	G	3276	0	761	151	0
8	H	1485	0	307	69	0
9	I	863	0	207	54	0
10	J	695	0	144	32	0
11	K	465	0	100	15	0
12	L	2875	0	596	93	0
13	M	2275	0	466	96	0
14	N	1725	0	354	80	0
15	O	520	0	119	19	0
16	P	425	0	98	15	0
17	Q	330	0	69	14	0
18	R	145	0	31	2	0
19	S	400	0	82	24	0
19	d	400	0	87	0	0
20	T	265	0	55	7	0
21	U	480	0	107	5	0
22	V	560	0	119	15	0
23	W	515	0	111	11	0
24	X	1290	0	283	42	0
25	Y	1595	0	323	94	0
26	Z	595	0	124	15	0
27	a	555	0	129	0	0
28	b	460	0	102	0	0
29	c	355	0	76	0	0
30	e	275	0	58	0	0
31	f	290	0	61	0	0

*Continued on next page...*

*Continued from previous page...*

Mol	Chain	Non-H	H(model)	H(added)	Clashes	Symm-Clashes
32	g	650	0	136	0	0
33	9	315	0	70	5	0
33	h	315	0	65	0	0
33	z	130	0	29	0	0
34	i	350	0	81	0	0
35	j	220	0	47	0	0
36	k	400	0	86	0	0
37	0	180	0	39	3	0
38	1	150	0	32	2	0
39	2	190	0	41	5	0
40	3	140	0	33	2	0
40	4	140	0	30	3	0
41	5	170	0	37	4	0
42	6	105	0	23	9	0
43	7	195	0	42	26	0
44	8	135	0	29	6	0
45	y	230	0	48	0	0
46	x	65	0	15	0	0
47	w	120	0	27	0	0
48	v	90	0	20	0	0
49	u	80	0	18	0	0
50	t	60	0	15	0	0
51	AA	2198	0	1034	226	0
51	AL	2198	0	1034	199	0
52	AB	2081	0	1035	181	0
52	AM	2081	0	1035	182	0
53	AC	1866	0	827	127	0
53	AN	1866	0	827	125	0
54	AD	1188	0	533	101	0
54	AO	1188	0	533	99	0
55	AE	967	0	440	24	0
55	AP	967	0	440	21	0
56	AF	522	0	227	46	0
56	AQ	522	0	227	47	0
57	AG	371	0	162	22	0
57	AR	371	0	162	23	0
58	AH	335	0	141	13	0
58	AS	335	0	141	13	0
59	AI	281	0	142	37	0
59	AT	281	0	142	37	0
60	AJ	297	0	148	26	0
60	AU	297	0	148	25	0

*Continued on next page...*

*Continued from previous page...*

Mol	Chain	Non-H	H(model)	H(added)	Clashes	Symm-Clashes
61	AK	250	0	121	5	0
61	AV	250	0	121	5	0
62	BN	2523	0	1169	80	0
63	BO	1127	0	474	39	0
64	BC	1275	0	576	19	0
65	BD	716	0	321	7	0
66	BE	520	0	231	23	0
67	BP	481	0	224	3	0
68	BG	412	0	192	11	0
69	BH	391	0	169	15	0
70	BI	361	0	184	6	0
71	BJ	284	0	131	7	0
72	BK	241	0	115	4	0
73	BL	226	0	101	3	0
74	BM	213	0	98	2	0
75	B	8	0	0	1	0
75	F	8	0	0	3	0
75	G	16	0	0	5	0
75	I	16	0	0	14	0
76	AE	4	0	0	0	0
76	AP	4	0	0	0	0
76	E	4	0	0	3	0
76	G	4	0	0	1	0
77	AC	86	0	60	7	0
77	AD	43	0	30	8	0
77	AN	86	0	60	2	0
77	AO	43	0	30	11	0
78	BN	1	0	0	0	0
79	BN	120	0	108	13	0
80	BO	2	0	0	1	0
All	All	64743	0	21433	2937	0

The all-atom clashscore is defined as the number of clashes found per 1000 atoms (including hydrogen atoms). The all-atom clashscore for this structure is 34.

All (2937) close contacts within the same asymmetric unit are listed below, sorted by their clash magnitude.

Atom-1	Atom-2	Interatomic distance (Å)	Clash overlap (Å)
43:7:33:UNK:CB	51:AA:226:ASP:CB	1.75	1.56
54:AO:37:CYS:CA	77:AO:301:HEM:HAB	1.54	1.35
62:BN:126:TRP:N	79:BN:602:HEA:O1D	1.64	1.29

*Continued on next page...*



*Continued from previous page...*

Atom-1	Atom-2	Interatomic distance (Å)	Clash overlap (Å)
52:AM:307:PHE:HA	52:AM:327:ILE:O	1.33	1.25
53:AC:56:THR:C	53:AC:57:PRO:CA	2.05	1.24
6:F:298:UNK:O	6:F:334:UNK:HA	1.35	1.24
52:AB:307:PHE:HA	52:AB:327:ILE:O	1.33	1.23
53:AN:56:THR:C	53:AN:57:PRO:CA	2.05	1.23
52:AB:308:ASP:O	52:AB:326:THR:HA	1.31	1.23
52:AM:308:ASP:O	52:AM:326:THR:HA	1.31	1.23
52:AM:310:SER:O	52:AM:324:PHE:HA	1.40	1.20
53:AN:56:THR:CA	53:AN:57:PRO:N	2.04	1.20
53:AC:56:THR:CA	53:AC:57:PRO:N	2.04	1.18
5:E:153:UNK:HA	5:E:161:UNK:O	1.42	1.18
68:BG:18:PHE:O	68:BG:22:ALA:HB3	1.43	1.17
52:AB:310:SER:O	52:AB:324:PHE:HA	1.40	1.17
62:BN:126:TRP:CB	79:BN:602:HEA:HBD1	1.74	1.17
43:7:33:UNK:CA	51:AA:227:ALA:H	1.57	1.15
63:BO:143:VAL:HA	63:BO:212:GLU:O	1.43	1.14
52:AB:96:LEU:HA	52:AB:108:THR:O	1.47	1.14
52:AM:96:LEU:HA	52:AM:108:THR:O	1.47	1.14
52:AB:51:ILE:O	52:AB:104:ASN:HA	1.47	1.13
16:P:56:UNK:HA	16:P:73:UNK:O	1.48	1.13
52:AM:51:ILE:O	52:AM:104:ASN:HA	1.47	1.13
54:AO:159:GLY:O	77:AO:301:HEM:HBC2	1.48	1.12
53:AN:56:THR:O	53:AN:57:PRO:N	1.82	1.12
54:AO:37:CYS:HA	77:AO:301:HEM:HAB	1.11	1.10
53:AC:56:THR:O	53:AC:57:PRO:N	1.82	1.10
6:F:92:UNK:O	6:F:220:UNK:HA	1.49	1.09
3:C:51:UNK:HA	3:C:108:UNK:O	1.53	1.09
9:I:122:CYS:SG	9:I:123:UNK:N	2.25	1.09
53:AC:45:ILE:HA	77:AC:401:HEM:HAB	1.13	1.09
51:AA:307:PHE:HA	51:AA:323:HIS:O	1.53	1.08
51:AA:141:ASN:HA	59:AI:38:SER:H	1.11	1.08
43:7:33:UNK:HA	51:AA:227:ALA:H	1.17	1.08
43:7:33:UNK:CB	51:AA:227:ALA:H	1.66	1.07
51:AL:307:PHE:HA	51:AL:323:HIS:O	1.53	1.07
52:AB:95:LYS:O	52:AB:109:VAL:HA	1.55	1.07
51:AL:141:ASN:HA	59:AT:38:SER:H	1.11	1.07
16:P:59:UNK:O	16:P:70:UNK:HA	1.55	1.06
52:AM:95:LYS:O	52:AM:109:VAL:HA	1.55	1.06
54:AD:159:GLY:O	77:AD:301:HEM:HBC2	1.55	1.05
51:AL:135:LEU:O	51:AL:139:GLN:CB	2.05	1.05
54:AO:37:CYS:CB	77:AO:301:HEM:HAB	1.86	1.04

*Continued on next page...*

*Continued from previous page...*

Atom-1	Atom-2	Interatomic distance (Å)	Clash overlap (Å)
51:AA:135:LEU:O	51:AA:139:GLN:CB	2.05	1.04
62:BN:321:PHE:O	62:BN:325:ALA:HB3	1.58	1.04
55:AE:43:THR:C	55:AE:44:THR:N	2.11	1.03
6:F:94:UNK:O	6:F:222:UNK:HA	1.56	1.03
43:7:33:UNK:CA	51:AA:227:ALA:N	2.22	1.01
51:AL:306:SER:O	51:AL:324:PHE:HA	1.60	1.01
25:Y:112:UNK:O	25:Y:115:UNK:C	2.07	1.01
51:AA:153:LEU:HA	51:AA:157:ALA:HB3	1.43	1.00
54:AO:37:CYS:HA	77:AO:301:HEM:CAB	1.91	1.00
52:AM:154:ASN:O	52:AM:158:HIS:N	1.94	1.00
63:BO:191:LEU:HA	63:BO:211:LEU:O	1.61	1.00
52:AB:154:ASN:O	52:AB:158:HIS:N	1.94	1.00
52:AM:99:THR:O	52:AM:105:MET:HA	1.62	0.99
43:7:33:UNK:HA	51:AA:227:ALA:N	1.75	0.99
51:AA:306:SER:O	51:AA:324:PHE:HA	1.60	0.99
52:AB:309:VAL:HA	52:AB:325:TYR:O	1.62	0.99
52:AM:49:LEU:O	52:AM:106:ALA:HA	1.60	0.99
54:AO:188:THR:O	54:AO:192:TRP:N	1.96	0.99
54:AD:181:GLN:O	54:AD:185:ASP:CB	2.11	0.99
73:BL:26:THR:O	73:BL:30:GLY:HA3	1.60	0.99
54:AO:181:GLN:O	54:AO:185:ASP:CB	2.11	0.98
52:AB:49:LEU:O	52:AB:106:ALA:HA	1.60	0.98
51:AL:153:LEU:HA	51:AL:157:ALA:HB3	1.44	0.98
51:AA:137:GLU:O	51:AA:141:ASN:CB	2.11	0.98
54:AD:188:THR:O	54:AD:192:TRP:N	1.96	0.98
52:AM:98:VAL:HA	52:AM:106:ALA:O	1.63	0.98
54:AO:25:SER:O	54:AO:29:GLY:N	1.97	0.98
62:BN:318:VAL:O	62:BN:322:SER:CB	2.12	0.98
54:AD:25:SER:O	54:AD:29:GLY:N	1.97	0.97
43:7:32:UNK:C	51:AA:227:ALA:HB2	1.93	0.97
51:AL:137:GLU:O	51:AL:141:ASN:CB	2.11	0.97
52:AB:378:PHE:O	52:AB:383:GLY:N	1.97	0.97
52:AB:99:THR:O	52:AB:105:MET:HA	1.62	0.97
52:AM:378:PHE:O	52:AM:383:GLY:N	1.97	0.97
7:G:11:UNK:O	7:G:17:UNK:HA	1.63	0.96
52:AM:309:VAL:HA	52:AM:325:TYR:O	1.62	0.96
16:P:57:UNK:O	16:P:72:UNK:HA	1.64	0.96
9:I:122:CYS:SG	75:I:201:SF4:S2	2.63	0.96
56:AQ:15:GLY:HA2	56:AQ:18:LYS:H	1.29	0.96
52:AB:98:VAL:HA	52:AB:106:ALA:O	1.63	0.96
54:AO:37:CYS:CB	77:AO:301:HEM:CAB	2.44	0.96

*Continued on next page...*

*Continued from previous page...*

Atom-1	Atom-2	Interatomic distance (Å)	Clash overlap (Å)
51:AA:45:SER:N	51:AA:91:THR:O	1.98	0.95
7:G:10:UNK:HA	7:G:18:UNK:O	1.66	0.95
52:AB:154:ASN:H	52:AB:157:ALA:HB3	1.31	0.94
51:AL:45:SER:N	51:AL:91:THR:O	1.99	0.94
63:BO:100:MET:HA	63:BO:155:SER:O	1.67	0.94
62:BN:272:GLY:O	62:BN:276:ALA:HB2	1.67	0.94
56:AF:15:GLY:HA2	56:AF:18:LYS:H	1.29	0.94
9:I:126:CYS:SG	9:I:127:UNK:N	2.41	0.94
43:7:33:UNK:CB	51:AA:227:ALA:N	2.30	0.94
52:AM:154:ASN:H	52:AM:157:ALA:HB3	1.31	0.93
15:O:36:UNK:O	15:O:102:UNK:HA	1.67	0.93
43:7:32:UNK:CB	51:AA:227:ALA:CB	2.47	0.93
52:AB:388:ALA:HB1	59:AI:4:VAL:H	1.32	0.93
62:BN:241:PRO:O	62:BN:244:TYR:N	2.01	0.93
52:AB:116:VAL:O	52:AB:120:MET:N	2.00	0.93
67:BP:50:PRO:HA	67:BP:92:VAL:O	1.67	0.93
7:G:527:UNK:HA	7:G:544:UNK:O	1.68	0.93
43:7:33:UNK:CB	51:AA:226:ASP:CA	2.47	0.92
54:AD:37:CYS:HA	77:AD:301:HEM:HAB	1.49	0.92
52:AM:261:SER:H	52:AM:321:LEU:HA	1.34	0.92
52:AM:116:VAL:O	52:AM:120:MET:N	2.00	0.92
62:BN:322:SER:O	62:BN:326:THR:CB	2.18	0.92
52:AB:261:SER:H	52:AB:321:LEU:HA	1.34	0.92
51:AA:151:ASN:HA	51:AA:154:HIS:H	1.35	0.91
4:D:364:UNK:HA	4:D:376:UNK:O	1.71	0.91
54:AD:37:CYS:CA	77:AD:301:HEM:HAB	1.99	0.91
53:AC:75:TYR:O	53:AC:79:ILE:N	2.04	0.91
63:BO:190:GLY:O	63:BO:212:GLU:HA	1.70	0.91
4:D:363:UNK:O	4:D:377:UNK:HA	1.70	0.91
58:AS:15:ASP:O	58:AS:19:THR:N	2.04	0.91
52:AM:388:ALA:HB1	59:AT:4:VAL:H	1.32	0.90
9:I:96:UNK:HA	9:I:106:UNK:HA	1.53	0.90
58:AH:15:ASP:O	58:AH:19:THR:N	2.04	0.90
6:F:296:UNK:O	6:F:336:UNK:HA	1.70	0.90
54:AD:30:PHE:O	54:AD:34:LYS:N	2.04	0.90
51:AL:152:TYR:O	51:AL:157:ALA:N	2.05	0.90
63:BO:220:GLU:O	63:BO:224:ALA:HB2	1.72	0.90
9:I:116:CYS:HA	75:I:201:SF4:S3	2.11	0.90
52:AM:193:ASP:O	52:AM:197:ASN:N	2.04	0.90
9:I:49:UNK:O	9:I:53:UNK:N	2.05	0.90
51:AA:334:MET:O	51:AA:338:LEU:N	2.05	0.90

*Continued on next page...*

*Continued from previous page...*

Atom-1	Atom-2	Interatomic distance (Å)	Clash overlap (Å)
51:AL:151:ASN:HA	51:AL:154:HIS:H	1.35	0.89
53:AN:75:TYR:O	53:AN:79:ILE:N	2.04	0.89
62:BN:126:TRP:H	79:BN:602:HEA:CGD	1.85	0.89
54:AO:30:PHE:O	54:AO:34:LYS:N	2.04	0.89
51:AL:365:LEU:HA	59:AT:56:ARG:H	1.37	0.89
51:AA:253:VAL:HA	51:AA:424:GLY:HA2	1.55	0.89
25:Y:25:UNK:HA	25:Y:169:UNK:HA	1.54	0.89
52:AB:193:ASP:O	52:AB:197:ASN:N	2.03	0.89
63:BO:222:TRP:O	63:BO:226:MET:CB	2.20	0.89
53:AN:76:GLY:O	53:AN:80:ARG:CB	2.20	0.89
53:AC:76:GLY:O	53:AC:80:ARG:CB	2.20	0.89
63:BO:193:TYR:HA	63:BO:209:ILE:O	1.73	0.89
63:BO:219:PHE:O	63:BO:223:SER:CB	2.20	0.89
53:AC:56:THR:C	53:AC:57:PRO:N	0.83	0.89
51:AL:334:MET:O	51:AL:338:LEU:N	2.06	0.89
4:D:250:UNK:O	4:D:254:UNK:N	2.06	0.89
54:AO:37:CYS:CA	77:AO:301:HEM:CAB	2.47	0.88
66:BE:7:THR:O	66:BE:11:PHE:N	2.06	0.88
51:AA:365:LEU:HA	59:AI:56:ARG:H	1.37	0.88
62:BN:126:TRP:CB	79:BN:602:HEA:CBD	2.51	0.88
53:AN:56:THR:C	53:AN:57:PRO:N	0.83	0.88
25:Y:263:UNK:O	25:Y:267:UNK:N	2.07	0.88
51:AA:152:TYR:O	51:AA:157:ALA:N	2.05	0.88
51:AL:392:LEU:HA	59:AT:57:GLY:HA3	1.55	0.88
43:7:33:UNK:HA	51:AA:227:ALA:CA	2.04	0.88
52:AB:45:SER:O	52:AB:110:GLU:HA	1.73	0.88
52:AB:163:LEU:HA	52:AB:166:ALA:HB3	1.56	0.87
56:AQ:104:ARG:O	56:AQ:108:ALA:HB2	1.73	0.87
56:AF:104:ARG:O	56:AF:108:ALA:HB2	1.73	0.87
60:AJ:53:LYS:O	60:AJ:57:HIS:N	2.07	0.87
68:BG:15:THR:O	68:BG:19:LEU:CB	2.22	0.87
51:AA:133:VAL:O	51:AA:137:GLU:CB	2.22	0.87
60:AJ:1:ALA:O	60:AJ:5:LEU:N	2.08	0.87
3:C:20:UNK:O	3:C:24:UNK:N	2.08	0.87
6:F:136:UNK:O	6:F:177:UNK:HA	1.75	0.87
9:I:116:CYS:O	9:I:118:UNK:N	2.06	0.87
52:AB:87:ARG:O	52:AB:91:ALA:HB2	1.75	0.87
51:AA:392:LEU:HA	59:AI:57:GLY:HA3	1.55	0.87
43:7:32:UNK:CB	51:AA:227:ALA:HB2	2.04	0.86
52:AM:45:SER:O	52:AM:110:GLU:HA	1.73	0.86
6:F:300:UNK:O	6:F:333:UNK:N	2.07	0.86

*Continued on next page...*

*Continued from previous page...*

Atom-1	Atom-2	Interatomic distance (Å)	Clash overlap (Å)
52:AM:87:ARG:O	52:AM:91:ALA:HB2	1.75	0.86
60:AU:53:LYS:O	60:AU:57:HIS:N	2.07	0.86
52:AB:243:GLU:HA	52:AB:424:MET:O	1.76	0.86
53:AC:127:ALA:O	53:AC:131:TYR:N	2.09	0.86
51:AA:3:THR:O	51:AA:7:ALA:N	2.08	0.86
51:AL:133:VAL:O	51:AL:137:GLU:CB	2.23	0.86
51:AL:3:THR:O	51:AL:7:ALA:N	2.08	0.86
60:AU:8:ARG:O	60:AU:12:LEU:N	2.09	0.86
15:O:57:UNK:HA	15:O:83:UNK:O	1.74	0.86
60:AJ:8:ARG:O	60:AJ:12:LEU:N	2.08	0.86
52:AM:163:LEU:HA	52:AM:166:ALA:HB3	1.56	0.86
52:AM:374:SER:O	52:AM:378:PHE:N	2.09	0.86
53:AN:127:ALA:O	53:AN:131:TYR:N	2.09	0.86
4:D:367:UNK:O	4:D:373:UNK:HA	1.75	0.86
56:AF:101:ARG:O	56:AF:105:GLU:CB	2.23	0.86
56:AQ:101:ARG:O	56:AQ:105:GLU:CB	2.23	0.86
52:AB:69:LEU:HA	52:AB:72:ALA:HB3	1.58	0.85
60:AU:1:ALA:O	60:AU:5:LEU:N	2.08	0.85
51:AL:253:VAL:HA	51:AL:424:GLY:HA2	1.55	0.85
6:F:418:UNK:O	6:F:423:UNK:N	2.10	0.85
63:BO:194:GLY:O	63:BO:208:PRO:HA	1.76	0.85
14:N:29:UNK:O	14:N:32:UNK:N	2.09	0.85
52:AB:293:SER:O	52:AB:297:GLN:N	2.10	0.85
13:M:166:UNK:O	13:M:170:UNK:N	2.09	0.85
6:F:297:UNK:HA	6:F:335:UNK:O	1.76	0.85
7:G:33:UNK:O	7:G:37:UNK:N	10.07	0.85
52:AB:194:TYR:O	52:AB:198:HIS:N	2.10	0.85
52:AB:374:SER:O	52:AB:378:PHE:N	2.09	0.85
54:AD:26:ILE:O	54:AD:30:PHE:N	2.10	0.85
52:AM:293:SER:O	52:AM:297:GLN:N	2.10	0.85
52:AM:69:LEU:HA	52:AM:72:ALA:HB3	1.57	0.85
54:AO:29:GLY:O	54:AO:33:TYR:N	2.10	0.85
52:AM:243:GLU:HA	52:AM:424:MET:O	1.76	0.85
52:AB:332:SER:O	52:AB:336:VAL:N	2.10	0.84
51:AA:26:ALA:O	51:AA:199:ALA:HB3	1.77	0.84
60:AU:10:TYR:O	60:AU:15:ARG:N	2.09	0.84
51:AL:311:ASN:HA	51:AL:320:LEU:HA	1.59	0.84
54:AD:38:SER:HA	54:AD:41:HIS:CB	2.08	0.84
53:AN:240:MET:O	53:AN:244:LEU:CB	2.26	0.84
54:AO:28:ARG:O	54:AO:32:VAL:N	2.11	0.84
66:BE:16:VAL:O	66:BE:19:PHE:N	2.11	0.84

*Continued on next page...*

*Continued from previous page...*

Atom-1	Atom-2	Interatomic distance (Å)	Clash overlap (Å)
62:BN:244:TYR:O	62:BN:247:ILE:N	2.11	0.84
54:AD:28:ARG:O	54:AD:32:VAL:N	2.11	0.84
54:AD:37:CYS:CB	77:AD:301:HEM:HAB	2.07	0.84
51:AL:26:ALA:O	51:AL:199:ALA:HB3	1.77	0.84
52:AM:337:ILE:O	52:AM:340:ALA:HB3	1.78	0.84
51:AL:340:GLY:O	51:AL:344:ARG:N	2.10	0.83
51:AL:433:ASP:O	51:AL:437:ILE:N	2.11	0.83
53:AC:240:MET:O	53:AC:244:LEU:CB	2.26	0.83
60:AJ:10:TYR:O	60:AJ:15:ARG:N	2.09	0.83
60:AU:7:ALA:O	60:AU:11:SER:N	2.11	0.83
12:L:189:UNK:O	12:L:194:UNK:N	2.11	0.83
4:D:360:UNK:HA	4:D:381:UNK:HA	1.60	0.83
7:G:156:CYS:N	75:G:802:SF4:S4	2.51	0.83
60:AJ:3:PRO:O	60:AJ:7:ALA:HB3	1.77	0.83
58:AH:73:LEU:O	58:AH:77:LEU:N	2.10	0.83
17:Q:41:UNK:O	17:Q:45:UNK:CB	2.26	0.83
56:AF:90:LEU:O	56:AF:93:TYR:N	2.12	0.83
57:AG:39:ARG:O	57:AG:43:ALA:HB2	1.78	0.83
54:AO:26:ILE:O	54:AO:30:PHE:N	2.10	0.83
66:BE:12:ASP:O	66:BE:16:VAL:CB	2.26	0.83
8:H:90:UNK:O	8:H:94:UNK:N	6.89	0.83
54:AD:29:GLY:O	54:AD:33:TYR:N	2.10	0.83
54:AO:38:SER:HA	54:AO:41:HIS:CB	2.08	0.83
51:AA:333:ASP:O	51:AA:337:VAL:N	2.12	0.83
60:AU:3:PRO:O	60:AU:7:ALA:HB3	1.77	0.83
62:BN:319:LYS:O	62:BN:323:TRP:CB	2.27	0.83
60:AJ:7:ALA:O	60:AJ:11:SER:N	2.11	0.82
4:D:350:UNK:O	4:D:354:UNK:CB	2.27	0.82
52:AB:337:ILE:O	52:AB:340:ALA:HB3	1.78	0.82
51:AL:7:ALA:O	51:AL:11:VAL:N	2.09	0.82
51:AA:340:GLY:O	51:AA:344:ARG:N	2.10	0.82
51:AA:433:ASP:O	51:AA:437:ILE:N	2.11	0.82
56:AQ:90:LEU:O	56:AQ:93:TYR:N	2.11	0.82
66:BE:9:GLU:O	66:BE:13:ALA:HB2	1.80	0.82
52:AM:194:TYR:O	52:AM:198:HIS:N	2.09	0.82
51:AA:311:ASN:HA	51:AA:320:LEU:HA	1.59	0.82
52:AB:388:ALA:O	59:AI:3:SER:HA	1.79	0.82
51:AL:256:ALA:HA	51:AL:321:GLY:HA3	1.61	0.82
66:BE:10:GLU:HA	66:BE:13:ALA:HB3	1.61	0.82
53:AN:271:GLU:O	53:AN:275:LEU:N	2.13	0.82
57:AR:39:ARG:O	57:AR:43:ALA:HB2	1.78	0.82

*Continued on next page...*

*Continued from previous page...*

Atom-1	Atom-2	Interatomic distance (Å)	Clash overlap (Å)
51:AL:341:GLN:O	51:AL:345:LEU:N	2.12	0.82
52:AM:388:ALA:O	59:AT:3:SER:HA	1.79	0.82
51:AA:341:GLN:O	51:AA:345:LEU:N	2.12	0.82
51:AL:333:ASP:O	51:AL:337:VAL:N	2.12	0.82
43:7:33:UNK:HA	51:AA:227:ALA:HA	1.62	0.81
51:AA:7:ALA:O	51:AA:11:VAL:N	2.09	0.81
69:BH:54:GLU:O	69:BH:58:ARG:N	2.12	0.81
62:BN:346:PHE:O	62:BN:350:VAL:CB	2.29	0.81
52:AB:296:TYR:O	52:AB:300:ALA:N	2.12	0.81
52:AB:81:SER:O	52:AB:85:ILE:N	2.14	0.81
53:AC:271:GLU:O	53:AC:275:LEU:N	2.13	0.81
54:AO:180:SER:O	54:AO:183:ALA:N	2.12	0.81
56:AQ:20:TYR:O	56:AQ:24:ALA:N	2.14	0.81
58:AS:20:VAL:O	58:AS:24:CYS:N	2.13	0.81
54:AD:180:SER:O	54:AD:183:ALA:N	2.12	0.81
2:B:123:UNK:O	2:B:126:UNK:N	2.13	0.81
24:X:103:UNK:O	24:X:106:UNK:N	2.13	0.81
51:AA:256:ALA:HA	51:AA:321:GLY:HA3	1.61	0.81
52:AB:383:GLY:HA2	52:AB:386:ALA:HB3	1.62	0.81
53:AC:66:VAL:O	53:AC:70:CYS:N	2.14	0.81
53:AN:357:MET:O	53:AN:361:LEU:N	2.14	0.81
9:I:22:UNK:O	9:I:26:UNK:N	2.14	0.81
7:G:25:UNK:O	7:G:29:UNK:N	2.14	0.81
24:X:203:UNK:N	24:X:234:UNK:O	2.14	0.81
52:AM:409:ASP:O	52:AM:413:ALA:HB2	1.81	0.81
57:AR:28:HIS:O	57:AR:32:LYS:N	2.13	0.81
53:AN:65:SER:O	53:AN:69:ILE:N	2.12	0.80
3:C:36:UNK:O	3:C:40:UNK:N	2.13	0.80
8:H:91:UNK:O	8:H:95:UNK:N	3.70	0.80
51:AL:366:VAL:O	51:AL:370:ASP:N	2.13	0.80
52:AM:154:ASN:O	52:AM:157:ALA:N	2.14	0.80
2:B:48:UNK:CB	2:B:85:UNK:O	2.29	0.80
58:AS:73:LEU:O	58:AS:77:LEU:N	2.10	0.80
6:F:395:UNK:O	6:F:399:UNK:N	2.14	0.80
6:F:77:UNK:O	6:F:81:UNK:CB	2.30	0.80
25:Y:112:UNK:O	25:Y:115:UNK:O	1.99	0.80
53:AC:157:GLY:O	53:AC:161:VAL:N	2.14	0.80
58:AH:20:VAL:O	58:AH:24:CYS:N	2.13	0.80
52:AM:296:TYR:O	52:AM:300:ALA:N	2.12	0.80
6:F:423:UNK:O	6:F:427:UNK:CB	2.29	0.80
53:AN:66:VAL:O	53:AN:70:CYS:N	2.14	0.80

*Continued on next page...*

*Continued from previous page...*

Atom-1	Atom-2	Interatomic distance (Å)	Clash overlap (Å)
12:L:82:UNK:O	12:L:86:UNK:N	2.14	0.80
53:AC:357:MET:O	53:AC:361:LEU:N	2.14	0.80
52:AM:307:PHE:CA	52:AM:327:ILE:O	2.25	0.80
7:G:145:UNK:O	7:G:211:UNK:N	2.15	0.80
52:AB:154:ASN:O	52:AB:157:ALA:N	2.14	0.80
52:AB:409:ASP:O	52:AB:413:ALA:HB2	1.81	0.80
24:X:313:UNK:O	24:X:317:UNK:N	2.14	0.80
52:AB:361:LYS:O	52:AB:365:LYS:CB	2.30	0.80
56:AF:20:TYR:O	56:AF:24:ALA:N	2.14	0.80
52:AM:383:GLY:HA2	52:AM:386:ALA:HB3	1.62	0.80
62:BN:302:ARG:O	62:BN:306:THR:CB	2.30	0.80
62:BN:242:GLU:O	62:BN:246:LEU:CB	2.30	0.79
51:AA:255:ILE:HA	51:AA:422:VAL:HA	1.64	0.79
2:B:58:UNK:O	2:B:62:UNK:N	2.14	0.79
53:AC:161:VAL:O	53:AC:165:TRP:CB	2.31	0.79
53:AC:303:LEU:O	53:AC:307:LEU:N	2.16	0.79
53:AC:45:ILE:CA	77:AC:401:HEM:HAB	2.06	0.79
69:BH:69:VAL:O	69:BH:73:ASP:CB	2.29	0.79
52:AM:332:SER:O	52:AM:336:VAL:N	2.10	0.79
53:AN:161:VAL:O	53:AN:165:TRP:CB	2.30	0.79
8:H:96:UNK:O	8:H:100:UNK:N	9.71	0.79
43:7:33:UNK:N	51:AA:227:ALA:HB2	1.98	0.79
51:AA:366:VAL:O	51:AA:370:ASP:N	2.13	0.79
57:AG:59:TYR:O	57:AG:63:THR:CB	2.30	0.79
62:BN:145:LEU:O	62:BN:149:SER:CB	2.31	0.79
5:E:66:UNK:O	5:E:70:UNK:N	2.83	0.79
13:M:167:UNK:O	13:M:171:UNK:N	2.16	0.79
17:Q:51:UNK:O	17:Q:54:UNK:N	2.15	0.79
19:S:30:UNK:O	19:S:34:UNK:N	2.16	0.79
25:Y:235:UNK:O	25:Y:238:UNK:N	2.15	0.79
52:AB:367:GLY:O	52:AB:371:SER:CB	2.31	0.79
56:AF:11:LYS:C	56:AF:15:GLY:HA3	2.03	0.79
51:AL:255:ILE:HA	51:AL:422:VAL:HA	1.64	0.79
7:G:488:UNK:O	7:G:492:UNK:N	2.16	0.79
14:N:322:UNK:O	14:N:326:UNK:N	2.16	0.79
39:2:24:UNK:O	39:2:28:UNK:N	2.16	0.79
52:AB:254:HIS:O	52:AB:427:SER:CB	2.31	0.79
52:AM:361:LYS:O	52:AM:365:LYS:CB	2.30	0.79
57:AR:59:TYR:O	57:AR:63:THR:CB	2.30	0.79
62:BN:269:GLY:O	62:BN:273:MET:N	2.15	0.79
6:F:392:UNK:O	6:F:396:UNK:N	2.16	0.79

*Continued on next page...*



*Continued from previous page...*

Atom-1	Atom-2	Interatomic distance (Å)	Clash overlap (Å)
7:G:9:UNK:O	7:G:19:UNK:HA	1.82	0.79
25:Y:302:UNK:O	25:Y:306:UNK:N	2.16	0.79
52:AM:367:GLY:O	52:AM:371:SER:CB	2.31	0.79
12:L:521:UNK:O	12:L:525:UNK:N	2.16	0.79
52:AM:81:SER:O	52:AM:85:ILE:N	2.14	0.78
60:AU:5:LEU:O	60:AU:9:LEU:CB	2.31	0.78
7:G:114:CYS:O	7:G:118:UNK:N	2.15	0.78
7:G:156:CYS:SG	7:G:157:UNK:N	2.56	0.78
16:P:53:UNK:HA	16:P:93:UNK:HA	1.64	0.78
51:AA:407:VAL:O	51:AA:411:CYS:CB	2.32	0.78
52:AB:378:PHE:O	52:AB:381:GLU:N	2.16	0.78
52:AM:254:HIS:O	52:AM:427:SER:CB	2.31	0.78
4:D:366:UNK:HA	4:D:374:UNK:O	1.83	0.78
51:AA:123:GLU:O	51:AA:127:ILE:N	2.16	0.78
57:AG:28:HIS:O	57:AG:32:LYS:N	2.13	0.78
60:AJ:5:LEU:O	60:AJ:9:LEU:CB	2.31	0.78
56:AQ:11:LYS:C	56:AQ:15:GLY:HA3	2.03	0.78
67:BP:57:ILE:HA	67:BP:73:TRP:HA	1.65	0.78
53:AN:157:GLY:O	53:AN:161:VAL:N	2.14	0.78
51:AA:361:LEU:O	51:AA:365:LEU:CB	2.32	0.78
54:AO:159:GLY:O	77:AO:301:HEM:CBC	2.30	0.78
66:BE:14:ARG:O	66:BE:18:TYR:CB	2.31	0.78
6:F:362:CYS:SG	6:F:404:UNK:N	2.56	0.78
8:H:99:UNK:O	8:H:103:UNK:N	8.41	0.78
8:H:124:UNK:O	8:H:128:UNK:N	7.09	0.78
54:AD:42:SER:O	54:AD:113:LEU:N	2.17	0.78
53:AC:65:SER:O	53:AC:69:ILE:N	2.12	0.78
59:AI:14:VAL:N	59:AI:22:VAL:O	2.17	0.78
51:AL:123:GLU:O	51:AL:127:ILE:N	2.16	0.78
51:AL:407:VAL:O	51:AL:411:CYS:CB	2.32	0.78
5:E:103:CYS:HA	5:E:142:UNK:HA	1.65	0.78
9:I:122:CYS:CB	75:I:201:SF4:S2	2.71	0.78
13:M:386:UNK:HA	13:M:390:UNK:HA	1.66	0.78
14:N:126:UNK:O	14:N:129:UNK:N	2.16	0.78
52:AM:378:PHE:O	52:AM:381:GLU:N	2.16	0.78
53:AN:303:LEU:O	53:AN:307:LEU:N	2.16	0.78
54:AO:42:SER:O	54:AO:113:LEU:N	2.17	0.78
6:F:405:CYS:N	75:F:500:SF4:S4	2.57	0.78
51:AL:396:GLU:O	51:AL:400:ALA:HB2	1.84	0.77
5:E:65:UNK:O	5:E:69:UNK:N	2.90	0.77
26:Z:16:UNK:O	26:Z:20:UNK:N	2.36	0.77

*Continued on next page...*

*Continued from previous page...*

Atom-1	Atom-2	Interatomic distance (Å)	Clash overlap (Å)
63:BO:84:LEU:O	63:BO:88:ASP:CB	2.32	0.77
3:C:21:UNK:O	3:C:25:UNK:N	2.17	0.77
8:H:105:UNK:O	8:H:109:UNK:N	2.96	0.77
51:AL:77:LYS:O	51:AL:81:SER:CB	2.33	0.77
5:E:78:UNK:O	5:E:82:UNK:N	2.86	0.77
1:A:24:UNK:O	1:A:28:UNK:N	2.91	0.77
33:9:43:UNK:O	33:9:47:UNK:N	2.17	0.77
51:AA:272:VAL:O	51:AA:275:ALA:HB3	1.85	0.77
62:BN:72:PRO:O	62:BN:77:GLY:N	2.16	0.77
4:D:349:UNK:O	4:D:353:UNK:CB	2.33	0.77
7:G:615:UNK:O	7:G:619:UNK:N	2.17	0.77
51:AA:141:ASN:HA	59:AI:38:SER:N	1.96	0.77
53:AC:296:LEU:O	53:AC:300:VAL:CB	2.33	0.77
4:D:365:UNK:O	4:D:375:UNK:HA	1.85	0.77
51:AL:361:LEU:O	51:AL:365:LEU:CB	2.32	0.77
8:H:100:UNK:O	8:H:104:UNK:N	4.13	0.77
53:AC:78:ILE:O	53:AC:82:MET:CB	2.33	0.77
56:AF:76:PRO:O	56:AF:80:TRP:N	2.18	0.77
7:G:116:UNK:O	7:G:120:UNK:CB	2.41	0.77
51:AL:272:VAL:O	51:AL:275:ALA:HB3	1.85	0.77
62:BN:343:GLY:O	62:BN:347:LEU:CB	2.33	0.77
51:AA:77:LYS:O	51:AA:81:SER:CB	2.33	0.76
57:AG:39:ARG:O	57:AG:43:ALA:CB	2.33	0.76
25:Y:80:UNK:O	25:Y:84:UNK:CB	2.33	0.76
42:6:4:UNK:O	42:6:8:UNK:CB	2.33	0.76
52:AB:246:GLU:H	52:AB:426:ALA:HB3	1.49	0.76
9:I:143:UNK:O	9:I:147:UNK:N	2.18	0.76
51:AA:396:GLU:O	51:AA:400:ALA:HB2	1.85	0.76
54:AD:159:GLY:O	77:AD:301:HEM:CBC	2.31	0.76
53:AN:296:LEU:O	53:AN:300:VAL:CB	2.33	0.76
13:M:442:UNK:O	13:M:446:UNK:CB	2.34	0.76
51:AA:146:ARG:O	51:AA:150:PHE:N	2.18	0.76
51:AA:212:ALA:O	51:AA:217:SER:N	2.19	0.76
53:AN:78:ILE:O	53:AN:82:MET:CB	2.33	0.76
53:AN:8:HIS:O	53:AN:12:LYS:N	2.19	0.76
54:AO:70:VAL:N	54:AO:83:ARG:O	2.15	0.76
62:BN:393:PHE:O	62:BN:397:PHE:CB	2.32	0.76
12:L:244:UNK:O	12:L:248:UNK:CB	2.34	0.76
12:L:54:UNK:HA	12:L:57:UNK:HA	1.68	0.76
53:AN:356:ILE:O	53:AN:360:LEU:N	2.18	0.76
43:7:32:UNK:CB	51:AA:227:ALA:HB1	2.14	0.76

*Continued on next page...*

*Continued from previous page...*

Atom-1	Atom-2	Interatomic distance (Å)	Clash overlap (Å)
60:AJ:9:LEU:O	60:AJ:14:PHE:N	2.18	0.76
13:M:68:UNK:O	13:M:72:UNK:N	2.19	0.76
51:AL:146:ARG:O	51:AL:150:PHE:N	2.18	0.76
60:AU:9:LEU:O	60:AU:14:PHE:N	2.18	0.76
6:F:52:UNK:O	6:F:56:UNK:N	2.18	0.76
7:G:196:UNK:O	7:G:200:UNK:N	2.18	0.76
7:G:526:UNK:O	7:G:544:UNK:CB	2.34	0.76
53:AN:277:ALA:O	53:AN:280:ILE:N	2.19	0.76
54:AO:23:HIS:O	54:AO:26:ILE:N	2.18	0.76
5:E:70:UNK:O	5:E:74:UNK:N	2.19	0.76
25:Y:256:UNK:O	25:Y:260:UNK:N	2.19	0.76
26:Z:22:UNK:O	26:Z:26:UNK:N	2.96	0.76
51:AL:257:VAL:O	51:AL:320:LEU:N	2.16	0.75
25:Y:306:UNK:O	25:Y:310:UNK:N	2.19	0.75
56:AQ:7:SER:O	56:AQ:10:SER:N	2.20	0.75
14:N:340:UNK:O	14:N:344:UNK:CB	2.34	0.75
24:X:117:UNK:O	24:X:121:UNK:CB	2.34	0.75
24:X:155:UNK:O	24:X:159:UNK:N	2.19	0.75
54:AD:135:CYS:H	54:AD:150:ASN:HA	1.51	0.75
51:AL:308:GLN:C	51:AL:322:ALA:HA	2.07	0.75
59:AT:14:VAL:N	59:AT:22:VAL:O	2.17	0.75
57:AR:39:ARG:O	57:AR:43:ALA:CB	2.34	0.75
3:C:95:UNK:HA	3:C:110:UNK:HA	1.69	0.75
4:D:336:UNK:O	4:D:340:UNK:N	2.19	0.75
53:AC:8:HIS:O	53:AC:12:LYS:N	2.19	0.75
69:BH:59:VAL:O	69:BH:63:LEU:N	2.19	0.75
52:AB:164:HIS:O	52:AB:168:TYR:N	2.20	0.75
54:AD:191:ARG:O	54:AD:195:GLU:N	2.20	0.75
51:AL:179:ARG:O	51:AL:183:THR:N	2.20	0.75
54:AO:135:CYS:H	54:AO:150:ASN:HA	1.51	0.75
63:BO:218:TYR:O	63:BO:222:TRP:CB	2.35	0.75
12:L:166:UNK:O	12:L:170:UNK:CB	2.34	0.75
24:X:47:UNK:O	24:X:71:UNK:N	2.19	0.75
51:AA:179:ARG:O	51:AA:183:THR:N	2.20	0.75
53:AC:237:LEU:O	53:AC:241:LEU:CB	2.35	0.75
53:AC:277:ALA:O	53:AC:280:ILE:N	2.19	0.75
53:AC:356:ILE:O	53:AC:360:LEU:N	2.18	0.75
53:AC:61:THR:O	53:AC:65:SER:N	2.19	0.75
7:G:595:UNK:O	7:G:599:UNK:N	2.20	0.75
7:G:56:UNK:O	7:G:60:UNK:N	11.75	0.75
25:Y:303:UNK:O	25:Y:307:UNK:N	2.20	0.75

*Continued on next page...*

*Continued from previous page...*

Atom-1	Atom-2	Interatomic distance (Å)	Clash overlap (Å)
51:AA:308:GLN:C	51:AA:322:ALA:HA	2.07	0.75
26:Z:14:UNK:O	26:Z:16:UNK:N	3.20	0.75
54:AD:23:HIS:O	54:AD:26:ILE:N	2.18	0.74
8:H:103:UNK:O	8:H:107:UNK:N	2.89	0.74
51:AA:269:ALA:O	51:AA:273:ALA:N	2.17	0.74
64:BC:194:SER:O	64:BC:198:VAL:CB	2.35	0.74
13:M:397:UNK:O	13:M:401:UNK:N	2.19	0.74
25:Y:206:UNK:O	25:Y:210:UNK:CB	2.34	0.74
25:Y:8:UNK:N	25:Y:9:UNK:HA	2.01	0.74
52:AB:144:LEU:O	52:AB:147:ASP:N	2.20	0.74
51:AL:141:ASN:HA	59:AT:38:SER:N	1.96	0.74
56:AQ:76:PRO:O	56:AQ:80:TRP:N	2.18	0.74
4:D:122:UNK:O	4:D:126:UNK:N	2.20	0.74
10:J:59:UNK:O	10:J:63:UNK:CB	2.34	0.74
25:Y:28:UNK:O	25:Y:172:UNK:N	2.19	0.74
56:AF:100:GLU:O	56:AF:103:GLU:N	2.18	0.74
51:AL:212:ALA:O	51:AL:217:SER:N	2.18	0.74
52:AM:164:HIS:O	52:AM:168:TYR:N	2.20	0.74
53:AN:330:ALA:O	53:AN:334:THR:CB	2.35	0.74
7:G:11:UNK:HA	7:G:76:UNK:HA	1.66	0.74
12:L:328:UNK:O	12:L:332:UNK:CB	2.35	0.74
25:Y:226:UNK:O	25:Y:230:UNK:N	2.20	0.74
43:7:32:UNK:CA	51:AA:227:ALA:HB2	2.16	0.74
53:AN:48:GLY:O	53:AN:52:ALA:N	2.15	0.74
68:BG:16:TRP:O	68:BG:20:THR:CB	2.36	0.74
12:L:209:UNK:O	12:L:213:UNK:N	2.20	0.74
13:M:61:UNK:N	13:M:62:UNK:HA	2.02	0.74
25:Y:4:UNK:O	25:Y:8:UNK:CB	4.83	0.74
51:AA:186:LEU:O	51:AA:190:TYR:N	2.18	0.74
53:AC:330:ALA:O	53:AC:334:THR:CB	2.35	0.74
56:AF:7:SER:O	56:AF:10:SER:N	2.20	0.74
53:AN:45:ILE:HA	77:AN:401:HEM:HAB	1.66	0.74
53:AN:61:THR:O	53:AN:65:SER:N	2.19	0.74
52:AM:162:ASN:O	52:AM:166:ALA:N	2.21	0.74
7:G:266:UNK:O	7:G:270:UNK:CB	2.35	0.74
13:M:213:UNK:O	13:M:217:UNK:N	2.21	0.74
52:AM:246:GLU:H	52:AM:426:ALA:HB3	1.50	0.74
54:AO:191:ARG:O	54:AO:195:GLU:N	2.20	0.74
3:C:83:UNK:O	3:C:93:UNK:CB	2.36	0.74
3:C:99:UNK:HA	3:C:106:UNK:HA	1.69	0.74
8:H:86:UNK:O	8:H:90:UNK:N	3.58	0.74

*Continued on next page...*

*Continued from previous page...*

Atom-1	Atom-2	Interatomic distance (Å)	Clash overlap (Å)
24:X:58:UNK:O	24:X:62:UNK:N	2.21	0.74
52:AB:307:PHE:CA	52:AB:327:ILE:O	2.25	0.74
52:AB:376:GLU:O	52:AB:380:ASP:N	2.19	0.74
7:G:397:UNK:O	7:G:401:UNK:CB	2.36	0.74
12:L:165:UNK:O	12:L:169:UNK:N	2.20	0.74
51:AA:257:VAL:O	51:AA:320:LEU:N	2.16	0.73
53:AC:48:GLY:O	53:AC:52:ALA:N	2.15	0.73
6:F:126:UNK:O	6:F:130:UNK:N	2.20	0.73
7:G:295:UNK:O	7:G:299:UNK:N	2.20	0.73
51:AA:125:SER:O	51:AA:129:LYS:N	2.21	0.73
54:AD:10:TYR:O	54:AD:12:TRP:N	2.21	0.73
53:AN:237:LEU:O	53:AN:241:LEU:CB	2.35	0.73
7:G:227:UNK:N	7:G:238:UNK:O	2.22	0.73
40:4:22:UNK:O	40:4:26:UNK:CB	2.36	0.73
51:AA:257:VAL:C	51:AA:320:LEU:H	1.91	0.73
53:AC:45:ILE:HA	77:AC:401:HEM:CAB	2.07	0.73
57:AG:38:LEU:O	57:AG:42:ARG:CB	2.36	0.73
52:AM:144:LEU:O	52:AM:147:ASP:N	2.20	0.73
2:B:101:UNK:O	2:B:105:UNK:CB	2.37	0.73
8:H:89:UNK:O	8:H:93:UNK:N	8.05	0.73
14:N:206:UNK:O	14:N:210:UNK:CB	2.35	0.73
23:W:52:UNK:N	23:W:53:UNK:HA	2.03	0.73
53:AC:292:LEU:O	53:AC:296:LEU:CB	2.36	0.73
51:AL:186:LEU:O	51:AL:190:TYR:N	2.18	0.73
63:BO:220:GLU:O	63:BO:224:ALA:CB	2.36	0.73
3:C:75:UNK:O	3:C:79:UNK:CB	13.31	0.73
5:E:54:UNK:O	5:E:58:UNK:N	2.22	0.73
11:K:1:UNK:O	11:K:5:UNK:N	2.22	0.73
20:T:2:UNK:O	20:T:6:UNK:N	3.88	0.73
51:AA:19:LEU:N	51:AA:23:LEU:O	2.21	0.73
8:H:104:UNK:O	8:H:108:UNK:N	2.92	0.73
52:AB:348:ALA:HA	52:AB:414:ALA:HB1	1.71	0.73
51:AL:19:LEU:N	51:AL:23:LEU:O	2.21	0.73
54:AO:10:TYR:O	54:AO:12:TRP:N	2.21	0.73
52:AM:390:GLY:HA3	59:AT:2:LEU:H	1.53	0.73
53:AC:145:VAL:O	53:AC:148:ASN:N	2.21	0.73
14:N:213:UNK:O	14:N:217:UNK:CB	2.37	0.73
56:AF:15:GLY:HA2	56:AF:18:LYS:N	2.04	0.73
57:AG:58:VAL:O	57:AG:61:TRP:N	2.22	0.73
52:AM:376:GLU:O	52:AM:380:ASP:N	2.19	0.73
57:AR:58:VAL:O	57:AR:61:TRP:N	2.22	0.73

*Continued on next page...*

*Continued from previous page...*

Atom-1	Atom-2	Interatomic distance (Å)	Clash overlap (Å)
4:D:334:UNK:O	4:D:338:UNK:N	2.21	0.73
7:G:57:UNK:N	7:G:66:UNK:O	2.20	0.73
3:C:187:UNK:N	15:O:73:UNK:O	2.22	0.73
25:Y:307:UNK:O	25:Y:311:UNK:N	2.22	0.73
54:AD:184:LYS:O	54:AD:188:THR:N	2.22	0.73
51:AL:257:VAL:C	51:AL:320:LEU:H	1.91	0.73
53:AN:145:VAL:O	53:AN:148:ASN:N	2.21	0.73
54:AO:134:TYR:HA	54:AO:150:ASN:HA	1.71	0.73
68:BG:7:GLU:O	68:BG:9:GLY:N	2.20	0.73
54:AO:57:THR:O	54:AO:61:ALA:N	2.21	0.72
52:AB:162:ASN:O	52:AB:166:ALA:N	2.21	0.72
51:AA:244:ARG:N	57:AG:13:VAL:O	2.21	0.72
20:T:5:UNK:O	20:T:9:UNK:CB	2.38	0.72
25:Y:29:UNK:O	25:Y:33:UNK:CB	8.82	0.72
1:A:19:UNK:O	1:A:23:UNK:CB	2.37	0.72
53:AC:56:THR:O	53:AC:57:PRO:CA	2.31	0.72
51:AL:269:ALA:O	51:AL:273:ALA:N	2.17	0.72
57:AR:38:LEU:O	57:AR:42:ARG:CB	2.36	0.72
54:AD:134:TYR:HA	54:AD:150:ASN:HA	1.70	0.72
53:AN:292:LEU:O	53:AN:296:LEU:CB	2.36	0.72
60:AU:3:PRO:O	60:AU:7:ALA:CB	2.37	0.72
6:F:308:UNK:O	6:F:312:UNK:N	2.22	0.72
25:Y:81:UNK:O	25:Y:85:UNK:N	2.21	0.72
53:AC:101:GLY:O	53:AC:105:GLY:N	2.23	0.72
56:AF:104:ARG:O	56:AF:108:ALA:CB	2.37	0.72
52:AB:99:THR:H	52:AB:106:ALA:H	1.36	0.72
60:AJ:3:PRO:O	60:AJ:7:ALA:CB	2.37	0.72
6:F:76:UNK:O	6:F:80:UNK:CB	2.38	0.72
8:H:87:UNK:O	8:H:91:UNK:N	6.66	0.72
13:M:281:UNK:O	13:M:285:UNK:N	2.22	0.72
52:AM:99:THR:H	52:AM:106:ALA:H	1.37	0.72
52:AM:348:ALA:HA	52:AM:414:ALA:HB1	1.71	0.72
56:AQ:104:ARG:O	56:AQ:108:ALA:CB	2.37	0.72
5:E:69:UNK:O	5:E:73:UNK:N	2.91	0.72
7:G:64:UNK:O	7:G:68:UNK:N	9.28	0.72
9:I:162:UNK:O	9:I:165:UNK:N	2.23	0.72
14:N:103:UNK:O	14:N:107:UNK:N	2.22	0.72
57:AG:55:PHE:O	57:AG:58:VAL:N	2.21	0.72
51:AL:125:SER:O	51:AL:129:LYS:N	2.21	0.72
52:AM:68:LEU:O	52:AM:71:LEU:N	2.23	0.72
53:AN:37:LEU:O	53:AN:41:LEU:N	2.17	0.72

*Continued on next page...*

*Continued from previous page...*

Atom-1	Atom-2	Interatomic distance (Å)	Clash overlap (Å)
14:N:238:UNK:O	14:N:242:UNK:N	2.22	0.72
53:AN:101:GLY:O	53:AN:105:GLY:N	2.23	0.72
5:E:165:UNK:O	5:E:169:UNK:N	2.23	0.72
13:M:132:UNK:O	13:M:136:UNK:CB	2.37	0.72
54:AO:71:GLN:HA	54:AO:82:MET:HA	1.71	0.71
4:D:156:UNK:O	4:D:160:UNK:CB	2.38	0.71
4:D:335:UNK:O	4:D:339:UNK:N	2.23	0.71
10:J:17:UNK:O	10:J:21:UNK:N	2.86	0.71
42:6:3:UNK:O	42:6:7:UNK:CB	2.37	0.71
52:AB:390:GLY:HA3	59:AI:2:LEU:H	1.53	0.71
66:BE:9:GLU:O	66:BE:13:ALA:CB	2.37	0.71
3:C:22:UNK:O	3:C:26:UNK:N	2.22	0.71
54:AO:197:GLU:O	54:AO:201:ARG:N	2.23	0.71
56:AQ:100:GLU:O	56:AQ:103:GLU:N	2.18	0.71
62:BN:272:GLY:O	62:BN:276:ALA:CB	2.37	0.71
9:I:153:UNK:O	9:I:156:UNK:N	2.24	0.71
13:M:334:UNK:O	13:M:338:UNK:N	2.22	0.71
51:AA:115:ASP:O	51:AA:119:ASN:N	2.24	0.71
52:AB:68:LEU:O	52:AB:71:LEU:N	2.23	0.71
54:AD:70:VAL:N	54:AD:83:ARG:O	2.15	0.71
51:AA:253:VAL:N	51:AA:324:PHE:O	2.24	0.71
56:AF:11:LYS:O	56:AF:15:GLY:HA3	1.90	0.71
56:AF:68:LEU:O	56:AF:72:GLN:N	2.23	0.71
66:BE:66:ARG:O	66:BE:70:VAL:CB	2.38	0.71
9:I:97:UNK:N	9:I:105:UNK:O	2.24	0.71
42:6:14:UNK:O	42:6:18:UNK:CB	2.37	0.71
54:AD:71:GLN:HA	54:AD:82:MET:HA	1.71	0.71
54:AO:37:CYS:HA	77:AO:301:HEM:HHC	1.73	0.71
54:AO:27:ARG:O	54:AO:31:GLN:N	2.23	0.71
7:G:34:UNK:O	7:G:38:UNK:CB	12.81	0.71
7:G:58:UNK:O	7:G:62:UNK:N	6.44	0.71
25:Y:196:UNK:O	25:Y:200:UNK:CB	2.39	0.71
52:AM:394:PRO:O	52:AM:398:VAL:N	2.23	0.71
56:AQ:68:LEU:O	56:AQ:72:GLN:N	2.23	0.71
71:BJ:50:LEU:O	71:BJ:54:SER:N	2.24	0.71
6:F:407:UNK:O	6:F:411:UNK:CB	2.38	0.71
9:I:77:CYS:SG	9:I:130:UNK:N	2.63	0.71
9:I:83:CYS:HB3	75:I:202:SF4:S4	2.30	0.71
12:L:245:UNK:O	12:L:249:UNK:CB	2.39	0.71
15:O:22:UNK:N	15:O:97:UNK:O	2.24	0.71
24:X:20:UNK:N	24:X:90:UNK:O	2.23	0.71

*Continued on next page...*

*Continued from previous page...*

Atom-1	Atom-2	Interatomic distance (Å)	Clash overlap (Å)
25:Y:112:UNK:O	25:Y:115:UNK:N	2.24	0.71
52:AB:430:LEU:O	52:AB:433:THR:N	2.24	0.71
56:AQ:11:LYS:O	56:AQ:15:GLY:HA3	1.91	0.71
68:BG:18:PHE:O	68:BG:22:ALA:CB	2.30	0.71
4:D:118:UNK:O	4:D:122:UNK:N	2.23	0.71
6:F:422:UNK:O	6:F:426:UNK:CB	2.38	0.71
8:H:102:UNK:O	8:H:106:UNK:N	2.97	0.71
25:Y:145:UNK:O	25:Y:149:UNK:N	2.22	0.71
25:Y:305:UNK:O	25:Y:309:UNK:N	2.23	0.71
25:Y:56:UNK:O	25:Y:58:UNK:N	2.24	0.71
5:E:90:UNK:O	5:E:94:UNK:CB	10.17	0.71
25:Y:115:UNK:HA	25:Y:116:UNK:O	1.91	0.71
52:AB:242:GLY:N	52:AB:423:SER:HA	2.06	0.71
52:AM:308:ASP:O	52:AM:326:THR:CA	2.26	0.71
5:E:46:UNK:O	5:E:50:UNK:CB	2.39	0.71
52:AB:394:PRO:O	52:AB:398:VAL:N	2.23	0.70
54:AD:197:GLU:O	54:AD:201:ARG:N	2.23	0.70
53:AN:23:ALA:O	53:AN:217:LYS:HA	1.91	0.70
12:L:559:UNK:O	12:L:563:UNK:CB	2.38	0.70
24:X:49:UNK:N	24:X:71:UNK:O	2.24	0.70
51:AA:144:SER:N	59:AI:39:GLU:O	2.25	0.70
54:AD:191:ARG:HA	54:AD:194:ALA:HB3	1.73	0.70
52:AM:242:GLY:N	52:AM:423:SER:HA	2.06	0.70
51:AL:253:VAL:N	51:AL:324:PHE:O	2.24	0.70
56:AQ:15:GLY:HA2	56:AQ:18:LYS:N	2.04	0.70
7:G:527:UNK:CA	7:G:544:UNK:O	2.39	0.70
8:H:282:UNK:O	8:H:286:UNK:N	2.24	0.70
25:Y:77:UNK:O	25:Y:81:UNK:N	2.24	0.70
54:AD:57:THR:O	54:AD:61:ALA:N	2.20	0.70
53:AN:317:PHE:HA	56:AQ:24:ALA:HB1	1.74	0.70
51:AL:143:THR:CB	59:AT:39:GLU:HA	2.21	0.70
6:F:275:UNK:O	6:F:279:UNK:N	2.25	0.70
7:G:296:UNK:O	7:G:300:UNK:CB	2.39	0.70
54:AD:188:THR:O	54:AD:191:ARG:N	2.24	0.70
51:AL:144:SER:N	59:AT:39:GLU:O	2.25	0.70
53:AN:56:THR:O	53:AN:57:PRO:CA	2.31	0.70
69:BH:39:CYS:O	69:BH:43:MET:CB	2.40	0.70
13:M:409:UNK:O	13:M:413:UNK:N	2.24	0.70
54:AD:115:TYR:O	54:AD:119:ALA:N	2.25	0.70
52:AM:195:VAL:O	52:AM:199:PHE:N	2.25	0.70
52:AM:430:LEU:O	52:AM:433:THR:N	2.24	0.70

*Continued on next page...*



*Continued from previous page...*

Atom-1	Atom-2	Interatomic distance (Å)	Clash overlap (Å)
64:BC:173:THR:O	64:BC:177:ALA:HB2	1.91	0.70
8:H:108:UNK:O	8:H:112:UNK:N	2.96	0.70
16:P:57:UNK:C	16:P:72:UNK:HA	2.20	0.70
54:AD:27:ARG:O	54:AD:31:GLN:N	2.23	0.70
53:AN:136:GLY:O	53:AN:140:PHE:N	2.25	0.70
54:AO:188:THR:O	54:AO:191:ARG:N	2.24	0.70
6:F:44:UNK:O	6:F:47:UNK:N	2.24	0.70
51:AA:143:THR:CB	59:AI:39:GLU:HA	2.21	0.70
7:G:29:UNK:O	7:G:33:UNK:CB	2.39	0.70
17:Q:40:UNK:O	17:Q:44:UNK:CB	2.39	0.70
51:AA:27:SER:HA	51:AA:199:ALA:HB3	1.74	0.70
51:AA:308:GLN:O	51:AA:322:ALA:HA	1.92	0.70
54:AD:163:PRO:O	54:AD:167:GLU:HA	1.92	0.70
1:A:20:UNK:O	1:A:24:UNK:CB	2.39	0.70
51:AA:75:LEU:O	51:AA:79:VAL:CB	2.40	0.70
51:AL:428:ILE:O	51:AL:431:LEU:N	2.16	0.70
62:BN:324:LEU:O	62:BN:328:HIS:N	2.25	0.70
7:G:435:UNK:C	7:G:437:UNK:HA	2.21	0.70
15:O:39:UNK:N	15:O:57:UNK:O	2.25	0.70
51:AL:115:ASP:O	51:AL:119:ASN:N	2.24	0.69
54:AO:115:TYR:O	54:AO:119:ALA:N	2.25	0.69
62:BN:243:VAL:CB	79:BN:603:HEA:C3C	2.69	0.69
6:F:215:UNK:N	6:F:218:UNK:O	2.25	0.69
7:G:57:UNK:O	7:G:61:UNK:N	9.16	0.69
8:H:222:UNK:O	8:H:226:UNK:CB	2.39	0.69
19:S:83:UNK:O	19:S:87:UNK:N	2.24	0.69
52:AM:86:THR:O	52:AM:90:GLU:CB	2.39	0.69
43:7:32:UNK:C	51:AA:227:ALA:CB	2.68	0.69
52:AB:86:THR:O	52:AB:90:GLU:CB	2.40	0.69
53:AC:136:GLY:O	53:AC:140:PHE:N	2.25	0.69
51:AL:395:TRP:O	51:AL:399:ILE:CB	2.39	0.69
54:AO:184:LYS:O	54:AO:188:THR:N	2.22	0.69
51:AL:244:ARG:N	57:AR:13:VAL:O	2.21	0.69
5:E:113:UNK:O	5:E:117:UNK:CB	2.40	0.69
25:Y:5:UNK:O	25:Y:8:UNK:N	2.24	0.69
52:AB:216:LEU:O	52:AB:220:ALA:HB2	1.92	0.69
53:AC:360:LEU:O	53:AC:365:MET:N	2.26	0.69
54:AO:191:ARG:HA	54:AO:194:ALA:HB3	1.73	0.69
71:BJ:5:VAL:O	71:BJ:9:GLN:CB	2.39	0.69
62:BN:126:TRP:CA	79:BN:602:HEA:O1D	2.40	0.69
8:H:80:UNK:O	8:H:84:UNK:N	2.85	0.69

*Continued on next page...*

*Continued from previous page...*

Atom-1	Atom-2	Interatomic distance (Å)	Clash overlap (Å)
24:X:170:UNK:O	24:X:205:UNK:N	2.26	0.69
25:Y:239:UNK:O	25:Y:242:UNK:N	2.26	0.69
51:AA:24:ARG:O	51:AA:197:LEU:CB	2.41	0.69
51:AA:395:TRP:O	51:AA:399:ILE:CB	2.39	0.69
54:AD:48:TYR:H	54:AD:90:TYR:HA	1.58	0.69
56:AF:94:LEU:O	56:AF:97:VAL:N	2.25	0.69
52:AM:216:LEU:O	52:AM:220:ALA:HB2	1.92	0.69
52:AM:364:LEU:O	52:AM:367:GLY:N	2.26	0.69
57:AR:55:PHE:O	57:AR:58:VAL:N	2.21	0.69
4:D:123:UNK:O	4:D:127:UNK:N	2.25	0.69
7:G:333:UNK:O	7:G:337:UNK:N	2.26	0.69
7:G:346:UNK:C	7:G:348:UNK:HA	2.22	0.69
12:L:12:UNK:O	12:L:16:UNK:N	2.24	0.69
53:AC:317:PHE:HA	56:AF:24:ALA:HB1	1.74	0.69
51:AL:109:ALA:O	51:AL:113:LEU:N	2.21	0.69
69:BH:70:SER:O	69:BH:74:ASP:CB	2.40	0.69
12:L:230:UNK:O	12:L:234:UNK:CB	2.41	0.69
13:M:150:UNK:O	13:M:154:UNK:CB	2.40	0.69
13:M:63:UNK:O	13:M:67:UNK:N	2.26	0.69
52:AB:164:HIS:HA	52:AB:167:ALA:HB3	1.75	0.69
64:BC:173:THR:O	64:BC:177:ALA:CB	2.41	0.69
5:E:47:UNK:O	5:E:51:UNK:CB	2.40	0.69
7:G:604:UNK:O	7:G:609:UNK:N	2.25	0.69
11:K:80:UNK:O	11:K:84:UNK:N	2.25	0.69
12:L:389:UNK:O	12:L:393:UNK:CB	2.41	0.69
13:M:231:UNK:O	13:M:235:UNK:CB	2.41	0.69
13:M:72:UNK:O	13:M:76:UNK:N	2.25	0.69
52:AB:195:VAL:O	52:AB:199:PHE:N	2.25	0.69
53:AC:23:ALA:O	53:AC:217:LYS:HA	1.91	0.69
52:AM:45:SER:CB	52:AM:111:CYS:O	2.41	0.69
53:AN:236:ILE:O	53:AN:240:MET:CB	2.40	0.69
56:AQ:94:LEU:O	56:AQ:97:VAL:N	2.26	0.69
62:BN:274:VAL:O	62:BN:278:MET:CB	2.41	0.69
42:6:11:UNK:O	42:6:15:UNK:CB	2.41	0.69
53:AC:236:ILE:O	53:AC:240:MET:CB	2.40	0.69
51:AL:75:LEU:O	51:AL:79:VAL:CB	2.40	0.69
2:B:175:UNK:O	2:B:179:UNK:N	2.25	0.69
53:AC:11:MET:O	53:AC:14:VAL:N	2.26	0.69
55:AE:102:THR:O	55:AE:105:GLU:N	2.26	0.69
51:AL:27:SER:HA	51:AL:199:ALA:HB3	1.74	0.69
54:AO:163:PRO:O	54:AO:167:GLU:HA	1.92	0.69

*Continued on next page...*

*Continued from previous page...*

Atom-1	Atom-2	Interatomic distance (Å)	Clash overlap (Å)
62:BN:305:PHE:O	62:BN:309:THR:CB	2.40	0.69
6:F:59:UNK:O	6:F:63:UNK:N	2.26	0.69
14:N:264:UNK:O	14:N:268:UNK:CB	2.40	0.69
52:AB:45:SER:CB	52:AB:111:CYS:O	2.41	0.69
54:AD:187:CYS:O	54:AD:191:ARG:N	2.24	0.69
58:AH:16:PRO:HA	58:AH:20:VAL:H	1.58	0.69
51:AL:24:ARG:O	51:AL:197:LEU:CB	2.41	0.69
53:AN:11:MET:O	53:AN:14:VAL:N	2.26	0.69
7:G:638:UNK:O	7:G:643:UNK:N	2.25	0.69
14:N:263:UNK:O	14:N:267:UNK:CB	2.40	0.69
25:Y:266:UNK:O	25:Y:270:UNK:CB	2.41	0.69
52:AB:160:ILE:O	52:AB:164:HIS:N	2.26	0.68
52:AB:364:LEU:O	52:AB:367:GLY:N	2.26	0.68
58:AH:65:ARG:O	58:AH:69:VAL:CB	2.41	0.68
52:AM:160:ILE:O	52:AM:164:HIS:N	2.26	0.68
56:AQ:18:LYS:O	56:AQ:22:ASN:N	2.25	0.68
2:B:163:UNK:O	2:B:167:UNK:CB	2.41	0.68
14:N:92:UNK:O	14:N:95:UNK:N	2.26	0.68
58:AS:65:ARG:O	58:AS:69:VAL:CB	2.41	0.68
13:M:399:UNK:O	13:M:403:UNK:N	2.26	0.68
25:Y:5:UNK:O	25:Y:10:UNK:N	2.26	0.68
51:AA:129:LYS:O	51:AA:133:VAL:N	2.26	0.68
53:AC:323:CYS:O	53:AC:327:ILE:CB	2.42	0.68
52:AM:164:HIS:HA	52:AM:167:ALA:HB3	1.75	0.68
69:BH:56:TYR:O	69:BH:60:TYR:N	2.19	0.68
13:M:215:UNK:O	13:M:219:UNK:CB	2.42	0.68
53:AC:180:ALA:O	53:AC:183:PHE:N	2.27	0.68
53:AN:180:ALA:O	53:AN:183:PHE:N	2.26	0.68
2:B:102:UNK:O	2:B:106:UNK:N	2.26	0.68
10:J:41:UNK:O	10:J:45:UNK:N	2.27	0.68
13:M:66:UNK:O	13:M:70:UNK:N	2.26	0.68
9:I:122:CYS:SG	75:I:201:SF4:FE3	1.86	0.68
16:P:52:UNK:N	16:P:92:UNK:O	2.27	0.68
59:AI:13:PRO:HA	59:AI:23:ALA:HB2	1.75	0.68
51:AL:308:GLN:O	51:AL:322:ALA:HA	1.92	0.68
11:K:78:UNK:O	11:K:82:UNK:N	2.26	0.68
13:M:194:UNK:O	13:M:198:UNK:CB	2.41	0.68
51:AL:129:LYS:O	51:AL:133:VAL:N	2.26	0.68
53:AN:323:CYS:O	53:AN:327:ILE:CB	2.42	0.68
53:AN:360:LEU:O	53:AN:365:MET:N	2.26	0.68
54:AO:187:CYS:O	54:AO:191:ARG:N	2.24	0.68

*Continued on next page...*

*Continued from previous page...*

Atom-1	Atom-2	Interatomic distance (Å)	Clash overlap (Å)
2:B:65:UNK:O	2:B:69:UNK:CB	6.24	0.68
7:G:441:UNK:O	7:G:445:UNK:N	2.27	0.68
8:H:84:UNK:O	8:H:88:UNK:N	2.89	0.68
12:L:70:UNK:N	12:L:73:UNK:O	2.26	0.68
13:M:378:UNK:O	13:M:382:UNK:CB	2.42	0.68
53:AC:162:GLU:O	53:AC:166:GLY:N	2.27	0.68
51:AL:78:GLU:O	51:AL:82:MET:CB	2.42	0.68
59:AT:13:PRO:HA	59:AT:23:ALA:HB2	1.75	0.68
51:AA:436:ARG:O	51:AA:440:GLY:N	2.23	0.68
51:AA:78:GLU:O	51:AA:82:MET:CB	2.42	0.68
53:AN:162:GLU:O	53:AN:166:GLY:N	2.27	0.68
55:AP:102:THR:O	55:AP:105:GLU:N	2.26	0.68
69:BH:50:VAL:O	69:BH:54:GLU:N	2.27	0.68
3:C:92:UNK:N	3:C:114:UNK:O	2.26	0.68
14:N:163:UNK:O	14:N:166:UNK:N	2.27	0.68
25:Y:67:UNK:CB	25:Y:68:UNK:HA	2.23	0.68
52:AB:158:HIS:O	52:AB:163:LEU:N	2.22	0.68
53:AC:291:VAL:O	53:AC:294:LEU:N	2.27	0.68
63:BO:192:PHE:O	63:BO:210:VAL:HA	1.94	0.68
63:BO:144:LEU:H	63:BO:213:LEU:HA	1.58	0.68
8:H:95:UNK:O	8:H:99:UNK:N	12.35	0.68
14:N:11:UNK:O	14:N:15:UNK:CB	2.41	0.68
53:AC:37:LEU:O	53:AC:41:LEU:N	2.17	0.67
56:AF:18:LYS:O	56:AF:22:ASN:N	2.26	0.67
57:AR:57:LEU:O	57:AR:61:TRP:CB	2.42	0.67
63:BO:40:TYR:O	63:BO:44:LEU:CB	2.42	0.67
54:AO:191:ARG:C	54:AO:194:ALA:H	1.97	0.67
3:C:170:UNK:HA	3:C:181:UNK:HA	1.76	0.67
7:G:9:UNK:O	7:G:13:UNK:N	10.73	0.67
52:AB:47:ILE:O	52:AB:108:THR:HA	1.94	0.67
52:AM:47:ILE:O	52:AM:108:THR:HA	1.94	0.67
6:F:132:UNK:O	6:F:174:UNK:N	2.27	0.67
7:G:359:UNK:O	7:G:363:UNK:N	2.28	0.67
7:G:377:UNK:N	7:G:449:UNK:HA	2.09	0.67
8:H:94:UNK:O	8:H:98:UNK:N	7.80	0.67
16:P:55:UNK:O	16:P:75:UNK:N	2.28	0.67
55:AE:62:MET:O	53:AN:163:TRP:HA	1.95	0.67
54:AO:48:TYR:H	54:AO:90:TYR:HA	1.58	0.67
62:BN:271:MET:O	62:BN:275:TRP:CB	2.42	0.67
9:I:122:CYS:HG	75:I:201:SF4:FE3	1.10	0.67
54:AD:191:ARG:C	54:AD:194:ALA:H	1.97	0.67

*Continued on next page...*

*Continued from previous page...*

Atom-1	Atom-2	Interatomic distance (Å)	Clash overlap (Å)
51:AL:305:GLN:N	51:AL:325:VAL:O	2.24	0.67
52:AM:276:GLN:O	52:AM:280:GLY:N	2.27	0.67
53:AN:291:VAL:O	53:AN:294:LEU:N	2.27	0.67
2:B:53:UNK:O	2:B:56:UNK:N	2.27	0.67
66:BE:44:GLU:O	66:BE:48:ILE:N	2.25	0.67
62:BN:323:TRP:O	62:BN:327:LEU:CB	2.42	0.67
16:P:38:UNK:O	16:P:42:UNK:N	2.27	0.67
52:AB:246:GLU:CB	52:AB:426:ALA:O	2.43	0.67
53:AC:160:LEU:O	53:AC:163:TRP:N	2.28	0.67
53:AC:235:LEU:O	53:AC:238:ILE:N	2.27	0.67
53:AC:84:ALA:CB	77:AC:401:HEM:O2D	2.43	0.67
51:AL:397:SER:O	51:AL:401:GLU:N	2.25	0.67
11:K:45:UNK:O	11:K:49:UNK:CB	2.43	0.67
22:V:77:UNK:O	22:V:81:UNK:N	2.28	0.67
51:AA:153:LEU:O	51:AA:158:PHE:N	2.28	0.67
51:AA:337:VAL:O	51:AA:341:GLN:N	2.15	0.67
51:AA:339:GLN:O	51:AA:343:MET:N	2.20	0.67
57:AG:57:LEU:O	57:AG:61:TRP:CB	2.42	0.67
58:AS:16:PRO:HA	58:AS:20:VAL:H	1.58	0.67
6:F:294:UNK:O	6:F:339:UNK:N	2.28	0.67
7:G:187:UNK:N	7:G:188:UNK:HA	2.10	0.67
53:AC:220:PHE:O	53:AC:225:THR:N	2.19	0.67
4:D:65:UNK:O	4:D:77:UNK:CB	2.43	0.67
8:H:83:UNK:O	8:H:87:UNK:N	2.83	0.67
10:J:32:UNK:O	10:J:36:UNK:CB	2.42	0.67
20:T:8:UNK:O	20:T:12:UNK:N	5.35	0.67
25:Y:234:UNK:O	25:Y:238:UNK:CB	2.42	0.67
52:AB:276:GLN:O	52:AB:280:GLY:N	2.27	0.67
51:AL:258:GLU:HA	51:AL:319:LEU:HA	1.77	0.67
52:AM:246:GLU:CB	52:AM:426:ALA:O	2.43	0.67
2:B:161:UNK:O	2:B:165:UNK:CB	2.43	0.67
63:BO:217:LYS:O	63:BO:221:LYS:CB	2.42	0.67
51:AA:258:GLU:HA	51:AA:319:LEU:HA	1.77	0.67
52:AM:155:PRO:HA	52:AM:159:VAL:H	1.60	0.67
2:B:64:UNK:O	2:B:68:UNK:CB	5.67	0.67
62:BN:344:PHE:O	62:BN:348:PHE:CB	2.43	0.67
7:G:316:UNK:O	7:G:527:UNK:N	2.28	0.67
14:N:202:UNK:O	14:N:206:UNK:CB	2.43	0.67
39:2:8:UNK:O	39:2:12:UNK:CB	2.42	0.66
51:AL:253:VAL:O	51:AL:324:PHE:N	2.28	0.66
52:AM:294:SER:O	52:AM:298:ALA:HB3	1.95	0.66

*Continued on next page...*

*Continued from previous page...*

Atom-1	Atom-2	Interatomic distance (Å)	Clash overlap (Å)
12:L:32:UNK:O	12:L:36:UNK:CB	2.43	0.66
14:N:239:UNK:O	14:N:244:UNK:N	2.28	0.66
25:Y:243:UNK:O	25:Y:247:UNK:CB	2.43	0.66
54:AD:212:MET:O	54:AD:216:LEU:N	2.27	0.66
51:AL:337:VAL:O	51:AL:341:GLN:N	2.15	0.66
2:B:68:UNK:O	2:B:72:UNK:CB	9.44	0.66
64:BC:195:THR:O	64:BC:199:ALA:HB3	1.94	0.66
3:C:34:UNK:O	3:C:74:UNK:N	14.16	0.66
6:F:427:UNK:O	6:F:430:UNK:N	2.28	0.66
12:L:190:UNK:HA	12:L:194:UNK:HA	1.76	0.66
17:Q:83:UNK:O	17:Q:87:UNK:N	2.28	0.66
51:AA:161:THR:O	51:AA:165:GLN:N	2.28	0.66
51:AA:253:VAL:O	51:AA:324:PHE:N	2.28	0.66
51:AA:305:GLN:N	51:AA:325:VAL:O	2.24	0.66
52:AB:155:PRO:O	52:AB:160:ILE:N	2.29	0.66
52:AB:308:ASP:O	52:AB:326:THR:CA	2.26	0.66
64:BC:190:GLY:O	64:BC:194:SER:CB	2.43	0.66
69:BH:53:CYS:O	69:BH:57:ARG:N	2.22	0.66
63:BO:82:ARG:O	63:BO:86:MET:CB	2.43	0.66
22:V:46:UNK:O	22:V:50:UNK:N	2.28	0.66
25:Y:251:UNK:C	25:Y:253:UNK:H	2.06	0.66
51:AA:397:SER:O	51:AA:401:GLU:N	2.24	0.66
51:AL:179:ARG:O	51:AL:182:LEU:N	2.28	0.66
4:D:47:UNK:O	4:D:68:UNK:N	2.29	0.66
8:H:106:UNK:O	8:H:110:UNK:N	2.92	0.66
10:J:5:UNK:O	10:J:9:UNK:CB	2.43	0.66
23:W:40:UNK:O	23:W:44:UNK:CB	2.43	0.66
51:AL:161:THR:O	51:AL:165:GLN:N	2.28	0.66
51:AL:280:TYR:N	51:AL:307:PHE:O	2.29	0.66
51:AL:339:GLN:O	51:AL:343:MET:N	2.21	0.66
2:B:172:UNK:O	2:B:176:UNK:N	2.28	0.66
9:I:122:CYS:HB2	75:I:201:SF4:S2	2.36	0.66
14:N:261:UNK:O	14:N:265:UNK:CB	2.44	0.66
24:X:177:UNK:O	24:X:181:UNK:CB	2.44	0.66
52:AB:155:PRO:HA	52:AB:159:VAL:H	1.60	0.66
51:AL:153:LEU:O	51:AL:158:PHE:N	2.28	0.66
53:AN:235:LEU:O	53:AN:238:ILE:N	2.28	0.66
5:E:13:UNK:O	5:E:17:UNK:CB	2.44	0.66
1:A:23:UNK:O	1:A:27:UNK:N	2.85	0.66
54:AD:191:ARG:O	54:AD:194:ALA:N	2.29	0.66
54:AD:32:VAL:HA	54:AD:36:VAL:H	1.60	0.66

*Continued on next page...*

*Continued from previous page...*

Atom-1	Atom-2	Interatomic distance (Å)	Clash overlap (Å)
69:BH:34:LEU:O	69:BH:38:ARG:CB	2.44	0.66
7:G:329:UNK:O	7:G:333:UNK:N	2.28	0.66
25:Y:63:UNK:HA	25:Y:64:UNK:C	2.25	0.66
52:AB:294:SER:O	52:AB:298:ALA:HB3	1.95	0.66
51:AL:76:GLU:O	51:AL:80:GLU:CB	2.44	0.66
53:AN:160:LEU:O	53:AN:163:TRP:N	2.28	0.66
14:N:241:UNK:O	14:N:245:UNK:CB	2.44	0.66
8:H:270:UNK:O	8:H:274:UNK:CB	2.45	0.66
14:N:152:UNK:O	14:N:155:UNK:N	2.29	0.66
14:N:26:UNK:O	14:N:85:UNK:N	2.29	0.66
52:AB:310:SER:O	52:AB:324:PHE:CA	2.32	0.65
54:AD:37:CYS:HA	77:AD:301:HEM:HHC	1.78	0.65
51:AL:42:ASP:O	51:AL:94:HIS:HA	1.96	0.65
54:AO:32:VAL:HA	54:AO:36:VAL:H	1.60	0.65
64:BC:250:PHE:O	64:BC:254:SER:CB	2.44	0.65
3:C:24:UNK:O	3:C:28:UNK:N	2.29	0.65
4:D:417:UNK:O	4:D:421:UNK:N	2.29	0.65
6:F:155:UNK:O	6:F:159:UNK:CB	2.44	0.65
6:F:396:UNK:O	6:F:400:UNK:N	2.29	0.65
7:G:645:UNK:O	7:G:649:UNK:CB	2.44	0.65
15:O:95:UNK:O	15:O:99:UNK:N	2.29	0.65
51:AA:76:GLU:O	51:AA:80:GLU:CB	2.44	0.65
66:BE:27:TRP:O	66:BE:31:LYS:CB	2.44	0.65
7:G:100:UNK:O	7:G:101:HIS:HB3	1.96	0.65
7:G:241:UNK:O	7:G:248:UNK:N	2.29	0.65
12:L:104:UNK:O	12:L:108:UNK:CB	2.44	0.65
13:M:65:UNK:O	13:M:69:UNK:N	2.30	0.65
51:AA:179:ARG:O	51:AA:182:LEU:N	2.28	0.65
59:AT:7:ARG:CB	59:AT:27:ARG:H	2.10	0.65
3:C:129:UNK:O	3:C:132:UNK:N	2.29	0.65
19:S:29:UNK:O	19:S:33:UNK:N	2.30	0.65
51:AA:42:ASP:O	51:AA:94:HIS:HA	1.96	0.65
51:AL:436:ARG:O	51:AL:440:GLY:N	2.23	0.65
19:S:67:UNK:O	19:S:74:UNK:HA	1.96	0.65
51:AL:382:SER:O	51:AL:386:TYR:CB	2.45	0.65
66:BE:15:TRP:O	66:BE:19:PHE:CB	2.45	0.65
62:BN:317:GLY:O	62:BN:321:PHE:CB	2.45	0.65
52:AM:158:HIS:O	52:AM:163:LEU:N	2.23	0.65
7:G:83:UNK:O	7:G:87:UNK:N	2.30	0.65
19:S:86:UNK:O	19:S:90:UNK:CB	2.44	0.65
22:V:30:UNK:O	22:V:34:UNK:CB	2.45	0.65

*Continued on next page...*

*Continued from previous page...*

Atom-1	Atom-2	Interatomic distance (Å)	Clash overlap (Å)
25:Y:35:UNK:O	25:Y:39:UNK:N	2.29	0.65
52:AB:119:LEU:O	52:AB:123:LEU:N	2.17	0.65
52:AM:190:GLU:O	52:AM:194:TYR:CB	2.45	0.65
12:L:31:UNK:O	12:L:34:UNK:N	2.30	0.65
25:Y:36:UNK:O	25:Y:40:UNK:CB	2.44	0.65
53:AN:125:ALA:O	53:AN:128:PHE:N	2.30	0.65
2:B:37:UNK:O	2:B:41:UNK:CB	2.45	0.65
8:H:85:UNK:O	8:H:89:UNK:N	2.90	0.65
13:M:398:UNK:O	13:M:402:UNK:N	2.30	0.65
19:S:35:UNK:O	19:S:39:UNK:CB	2.45	0.65
63:BO:150:VAL:O	63:BO:184:LEU:CB	2.44	0.65
6:F:393:UNK:O	6:F:397:UNK:N	2.30	0.65
11:K:89:UNK:O	11:K:93:UNK:N	10.53	0.65
14:N:146:UNK:N	14:N:147:UNK:HA	2.11	0.65
51:AA:280:TYR:N	51:AA:307:PHE:O	2.29	0.65
54:AD:32:VAL:O	54:AD:37:CYS:N	2.30	0.65
51:AL:34:THR:HA	51:AL:101:ALA:O	1.97	0.65
62:BN:316:THR:O	62:BN:320:VAL:CB	2.45	0.65
3:C:72:UNK:O	3:C:76:UNK:N	9.30	0.65
4:D:293:UNK:O	4:D:296:UNK:N	2.29	0.65
5:E:154:UNK:O	5:E:160:UNK:HA	1.97	0.65
13:M:60:UNK:C	13:M:62:UNK:HA	2.27	0.65
25:Y:225:UNK:O	25:Y:229:UNK:CB	2.45	0.65
52:AB:242:GLY:N	52:AB:422:LYS:O	2.26	0.64
2:B:100:UNK:O	2:B:104:UNK:CB	2.45	0.64
69:BH:35:ASP:O	69:BH:39:CYS:CB	2.45	0.64
71:BJ:9:GLN:O	71:BJ:13:GLN:CB	2.45	0.64
3:C:36:UNK:O	3:C:41:UNK:N	4.75	0.64
7:G:12:UNK:O	7:G:78:UNK:HA	1.97	0.64
12:L:555:UNK:O	12:L:559:UNK:CB	2.45	0.64
13:M:408:UNK:O	13:M:412:UNK:N	2.30	0.64
19:S:43:UNK:O	19:S:48:UNK:N	2.30	0.64
24:X:57:UNK:O	24:X:61:UNK:N	2.31	0.64
44:8:7:UNK:O	44:8:11:UNK:CB	2.45	0.64
51:AA:34:THR:HA	51:AA:101:ALA:O	1.97	0.64
52:AB:51:ILE:O	52:AB:104:ASN:CA	2.37	0.64
54:AO:191:ARG:O	54:AO:194:ALA:N	2.29	0.64
8:H:238:UNK:O	8:H:242:UNK:N	2.30	0.64
12:L:393:UNK:O	12:L:397:UNK:CB	2.45	0.64
12:L:449:UNK:O	12:L:452:UNK:N	2.30	0.64
51:AA:382:SER:O	51:AA:386:TYR:CB	2.45	0.64

*Continued on next page...*



*Continued from previous page...*

Atom-1	Atom-2	Interatomic distance (Å)	Clash overlap (Å)
9:I:77:CYS:HB3	75:I:202:SF4:S1	2.37	0.64
12:L:560:UNK:O	12:L:564:UNK:CB	2.46	0.64
19:S:21:UNK:N	19:S:54:UNK:O	2.31	0.64
22:V:13:UNK:O	22:V:17:UNK:N	6.09	0.64
52:AB:190:GLU:O	52:AB:194:TYR:CB	2.45	0.64
52:AB:409:ASP:O	52:AB:413:ALA:CB	2.44	0.64
59:AI:7:ARG:CB	59:AI:27:ARG:H	2.10	0.64
52:AM:409:ASP:O	52:AM:413:ALA:CB	2.44	0.64
62:BN:420:GLY:O	62:BN:424:THR:CB	2.45	0.64
6:F:118:UNK:O	6:F:122:UNK:CB	2.45	0.64
6:F:82:UNK:O	6:F:86:UNK:CB	10.29	0.64
17:Q:66:UNK:O	17:Q:70:UNK:N	2.31	0.64
53:AC:125:ALA:O	53:AC:128:PHE:N	2.30	0.64
51:AL:365:LEU:CA	59:AT:56:ARG:H	2.09	0.64
56:AQ:21:TYR:HA	56:AQ:24:ALA:H	1.62	0.64
4:D:342:UNK:O	4:D:346:UNK:CB	2.46	0.64
10:J:58:UNK:O	10:J:62:UNK:CB	2.45	0.64
43:7:33:UNK:CA	51:AA:227:ALA:CA	2.74	0.64
58:AS:41:ASP:O	58:AS:45:SER:CB	2.46	0.64
2:B:113:UNK:O	2:B:143:UNK:N	2.31	0.64
62:BN:349:THR:O	62:BN:353:LEU:CB	2.46	0.64
7:G:369:UNK:O	7:G:373:UNK:N	2.31	0.64
14:N:207:UNK:O	14:N:210:UNK:N	2.30	0.64
15:O:52:UNK:N	15:O:53:UNK:HA	2.13	0.64
1:A:16:UNK:O	1:A:20:UNK:N	2.91	0.64
53:AC:298:ILE:O	53:AC:301:LEU:N	2.31	0.64
52:AM:242:GLY:N	52:AM:422:LYS:O	2.26	0.64
54:AO:32:VAL:O	54:AO:37:CYS:N	2.30	0.64
8:H:97:UNK:O	8:H:101:UNK:N	7.91	0.64
12:L:187:UNK:O	12:L:191:UNK:N	2.31	0.64
12:L:254:UNK:O	12:L:258:UNK:CB	2.46	0.64
51:AA:109:ALA:O	51:AA:113:LEU:N	2.22	0.64
51:AA:312:ILE:N	51:AA:319:LEU:O	2.27	0.64
58:AH:15:ASP:O	58:AH:18:THR:N	2.30	0.64
58:AH:41:ASP:O	58:AH:45:SER:CB	2.46	0.64
51:AL:30:SER:H	51:AL:202:GLY:HA2	1.63	0.64
53:AN:332:LEU:O	53:AN:335:LEU:N	2.31	0.64
54:AO:33:TYR:HA	54:AO:38:SER:H	1.63	0.64
70:BI:40:ALA:O	70:BI:44:LYS:CB	2.45	0.64
3:C:173:UNK:H	3:C:179:UNK:HA	1.62	0.64
3:C:76:UNK:O	3:C:80:UNK:CB	11.02	0.64

*Continued on next page...*

*Continued from previous page...*

Atom-1	Atom-2	Interatomic distance (Å)	Clash overlap (Å)
14:N:203:UNK:O	14:N:208:UNK:N	2.31	0.64
51:AL:145:MET:N	59:AT:40:SER:O	2.31	0.64
51:AL:365:LEU:HA	59:AT:56:ARG:N	2.11	0.64
6:F:295:UNK:N	6:F:337:UNK:O	2.30	0.64
25:Y:13:UNK:O	25:Y:17:UNK:N	2.31	0.64
54:AD:72:ASP:N	54:AD:81:PHE:O	2.31	0.63
51:AA:365:LEU:CA	59:AI:56:ARG:H	2.09	0.63
54:AO:212:MET:O	54:AO:216:LEU:N	2.27	0.63
71:BJ:4:ARG:O	71:BJ:8:LYS:N	2.21	0.63
62:BN:182:PRO:O	62:BN:186:TRP:N	2.29	0.63
9:I:87:CYS:HB2	9:I:90:UNK:N	2.12	0.63
14:N:337:UNK:O	14:N:341:UNK:N	2.30	0.63
54:AO:72:ASP:N	54:AO:81:PHE:O	2.32	0.63
54:AO:234:LYS:O	57:AR:16:TYR:N	2.30	0.63
7:G:639:UNK:O	7:G:644:UNK:N	2.32	0.63
8:H:127:UNK:O	8:H:130:UNK:N	3.56	0.63
13:M:268:UNK:O	13:M:272:UNK:CB	2.46	0.63
25:Y:247:UNK:O	25:Y:251:UNK:CB	2.47	0.63
51:AA:244:ARG:O	57:AG:12:HIS:N	2.31	0.63
52:AM:309:VAL:CA	52:AM:325:TYR:O	2.44	0.63
53:AN:220:PHE:O	53:AN:225:THR:N	2.19	0.63
53:AN:82:MET:O	53:AN:85:ASN:N	2.31	0.63
51:AL:244:ARG:O	57:AR:12:HIS:N	2.31	0.63
62:BN:188:VAL:O	62:BN:192:ALA:HB2	1.98	0.63
6:F:394:UNK:O	6:F:398:UNK:N	2.31	0.63
13:M:259:UNK:O	13:M:263:UNK:CB	2.46	0.63
13:M:80:UNK:O	13:M:84:UNK:N	2.31	0.63
56:AF:21:TYR:HA	56:AF:24:ALA:H	1.62	0.63
54:AD:234:LYS:O	57:AG:16:TYR:N	2.30	0.63
54:AO:125:ASP:O	54:AO:129:SER:N	2.31	0.63
56:AQ:42:ASP:O	56:AQ:46:ALA:HB2	1.99	0.63
62:BN:126:TRP:CB	79:BN:602:HEA:O1D	2.46	0.63
12:L:299:UNK:O	12:L:303:UNK:CB	2.46	0.63
14:N:205:UNK:O	14:N:209:UNK:CB	2.47	0.63
17:Q:54:UNK:O	17:Q:58:UNK:CB	2.46	0.63
51:AL:138:LEU:O	51:AL:141:ASN:N	2.32	0.63
58:AS:15:ASP:O	58:AS:18:THR:N	2.30	0.63
3:C:91:UNK:N	3:C:114:UNK:O	2.32	0.63
6:F:257:UNK:HA	6:F:267:UNK:HA	1.81	0.63
25:Y:188:UNK:O	25:Y:192:UNK:N	2.31	0.63
44:8:20:UNK:O	44:8:24:UNK:CB	2.47	0.63

*Continued on next page...*

*Continued from previous page...*

Atom-1	Atom-2	Interatomic distance (Å)	Clash overlap (Å)
51:AA:145:MET:N	59:AI:40:SER:O	2.31	0.63
54:AO:37:CYS:HA	77:AO:301:HEM:CHC	2.27	0.63
4:D:256:UNK:O	4:D:261:UNK:N	2.31	0.63
6:F:264:UNK:N	6:F:284:UNK:O	2.31	0.63
7:G:115:UNK:O	7:G:118:UNK:N	3.90	0.63
14:N:204:UNK:O	14:N:209:UNK:N	2.32	0.63
19:S:37:UNK:O	19:S:41:UNK:CB	2.46	0.63
51:AA:30:SER:H	51:AA:202:GLY:HA2	1.63	0.63
51:AA:365:LEU:HA	59:AI:56:ARG:N	2.11	0.63
2:B:38:UNK:O	2:B:42:UNK:CB	2.46	0.63
3:C:115:UNK:O	3:C:117:UNK:N	2.32	0.63
6:F:259:UNK:CB	6:F:334:UNK:O	2.47	0.63
10:J:44:UNK:O	10:J:48:UNK:N	2.31	0.63
33:9:3:UNK:O	33:9:7:UNK:N	2.32	0.63
53:AC:332:LEU:O	53:AC:335:LEU:N	2.31	0.63
54:AD:125:ASP:O	54:AD:129:SER:N	2.31	0.63
52:AM:51:ILE:O	52:AM:104:ASN:CA	2.37	0.63
66:BE:30:ARG:O	66:BE:34:ASN:CB	2.46	0.63
9:I:87:CYS:HA	75:I:201:SF4:S2	2.39	0.63
40:4:21:UNK:O	40:4:25:UNK:CB	2.46	0.63
42:6:16:UNK:O	42:6:20:UNK:N	2.31	0.63
53:AC:82:MET:O	53:AC:85:ASN:N	2.31	0.63
53:AN:298:ILE:O	53:AN:301:LEU:N	2.31	0.63
54:AO:215:LEU:O	54:AO:219:VAL:N	2.22	0.63
7:G:255:UNK:O	7:G:259:UNK:N	2.32	0.63
24:X:165:UNK:O	24:X:228:UNK:N	2.32	0.63
51:AL:312:ILE:N	51:AL:319:LEU:O	2.27	0.62
52:AM:119:LEU:O	52:AM:123:LEU:N	2.17	0.62
7:G:442:UNK:O	7:G:446:UNK:N	2.32	0.62
7:G:640:UNK:O	7:G:644:UNK:CB	2.47	0.62
52:AM:155:PRO:O	52:AM:160:ILE:N	2.29	0.62
12:L:363:UNK:HA	12:L:432:UNK:HA	1.81	0.62
25:Y:49:UNK:O	25:Y:51:UNK:N	2.32	0.62
62:BN:243:VAL:O	62:BN:247:ILE:CB	2.47	0.62
8:H:111:UNK:O	8:H:115:UNK:N	2.87	0.62
43:7:5:UNK:O	43:7:9:UNK:N	2.32	0.62
54:AD:33:TYR:HA	54:AD:38:SER:H	1.63	0.62
55:AE:147:ILE:O	55:AE:156:TYR:HA	2.00	0.62
62:BN:126:TRP:CB	79:BN:602:HEA:CGD	2.77	0.62
8:H:235:UNK:O	8:H:239:UNK:CB	2.47	0.62
9:I:151:UNK:O	9:I:155:UNK:N	2.33	0.62

*Continued on next page...*

*Continued from previous page...*

Atom-1	Atom-2	Interatomic distance (Å)	Clash overlap (Å)
13:M:93:UNK:O	13:M:97:UNK:CB	2.47	0.62
1:A:23:UNK:O	1:A:27:UNK:CB	2.48	0.62
51:AL:130:GLU:O	51:AL:134:ILE:N	2.32	0.62
7:G:489:UNK:O	7:G:493:UNK:N	2.33	0.62
51:AA:130:GLU:O	51:AA:134:ILE:N	2.32	0.62
51:AA:138:LEU:O	51:AA:141:ASN:N	2.32	0.62
56:AF:42:ASP:O	56:AF:46:ALA:HB2	1.99	0.62
52:AM:310:SER:O	52:AM:324:PHE:CA	2.32	0.62
54:AO:116:ILE:HA	54:AO:119:ALA:HB3	1.81	0.62
64:BC:252:TYR:O	64:BC:257:TRP:N	2.33	0.62
13:M:387:UNK:C	13:M:389:UNK:HA	2.29	0.62
51:AL:310:PHE:O	51:AL:320:LEU:HA	2.00	0.62
53:AN:118:ILE:O	53:AN:122:ALA:CB	2.48	0.62
62:BN:355:GLY:O	62:BN:358:LEU:N	2.32	0.62
6:F:361:UNK:N	75:F:500:SF4:S3	2.73	0.62
11:K:84:UNK:O	11:K:88:UNK:CB	8.87	0.62
8:H:289:UNK:O	8:H:293:UNK:CB	2.48	0.62
13:M:69:UNK:O	13:M:73:UNK:N	2.32	0.62
51:AL:86:LEU:H	52:AM:285:VAL:HA	1.65	0.62
52:AM:398:VAL:O	52:AM:402:ILE:N	2.33	0.62
7:G:109:UNK:O	7:G:112:UNK:N	5.05	0.62
7:G:367:UNK:O	7:G:371:UNK:N	2.33	0.62
16:P:37:UNK:O	16:P:41:UNK:N	2.33	0.62
52:AB:293:SER:H	52:AB:297:GLN:H	1.48	0.62
52:AM:260:GLU:C	52:AM:322:PHE:H	2.03	0.62
9:I:119:CYS:O	9:I:121:UNK:N	2.33	0.62
14:N:141:UNK:O	14:N:145:UNK:N	2.33	0.62
25:Y:78:UNK:O	25:Y:83:UNK:N	2.33	0.62
44:8:22:UNK:O	44:8:25:UNK:N	2.33	0.61
1:A:25:UNK:O	1:A:29:UNK:N	3.17	0.61
52:AB:260:GLU:C	52:AB:322:PHE:H	2.03	0.61
52:AM:378:PHE:HA	52:AM:382:VAL:H	1.65	0.61
55:AP:147:ILE:O	55:AP:156:TYR:HA	2.00	0.61
8:H:12:UNK:O	8:H:16:UNK:CB	2.47	0.61
25:Y:251:UNK:O	25:Y:253:UNK:N	2.33	0.61
25:Y:304:UNK:O	25:Y:308:UNK:N	2.32	0.61
52:AB:69:LEU:O	52:AB:72:ALA:N	2.33	0.61
52:AM:117:ASP:O	52:AM:121:GLU:N	2.22	0.61
25:Y:240:UNK:O	25:Y:244:UNK:CB	2.47	0.61
52:AM:256:ALA:HB1	52:AM:325:TYR:HA	1.82	0.61
6:F:62:UNK:O	6:F:66:UNK:N	8.86	0.61

*Continued on next page...*

*Continued from previous page...*

Atom-1	Atom-2	Interatomic distance (Å)	Clash overlap (Å)
23:W:56:UNK:O	23:W:59:UNK:N	2.33	0.61
52:AB:398:VAL:O	52:AB:402:ILE:N	2.33	0.61
53:AC:118:ILE:O	53:AC:122:ALA:CB	2.48	0.61
54:AD:116:ILE:HA	54:AD:119:ALA:HB3	1.81	0.61
56:AF:17:ARG:HA	56:AF:21:TYR:CB	2.30	0.61
51:AL:149:VAL:O	51:AL:153:LEU:N	2.33	0.61
4:D:113:UNK:O	4:D:117:UNK:N	2.33	0.61
7:G:111:UNK:N	7:G:114:CYS:HB2	2.15	0.61
12:L:161:UNK:HA	12:L:162:UNK:C	2.30	0.61
12:L:573:UNK:O	12:L:577:UNK:N	2.33	0.61
14:N:242:UNK:O	14:N:246:UNK:CB	2.49	0.61
25:Y:224:UNK:O	25:Y:228:UNK:N	2.34	0.61
51:AA:149:VAL:O	51:AA:153:LEU:N	2.33	0.61
52:AB:154:ASN:N	52:AB:157:ALA:HB3	2.11	0.61
52:AB:309:VAL:CA	52:AB:325:TYR:O	2.44	0.61
54:AD:37:CYS:CB	77:AD:301:HEM:CAB	2.79	0.61
4:D:235:UNK:O	4:D:239:UNK:CB	2.48	0.61
7:G:224:UNK:HA	7:G:240:UNK:O	2.00	0.61
53:AC:295:ILE:O	53:AC:299:LEU:CB	2.48	0.61
54:AD:235:LEU:HA	57:AG:15:THR:HA	1.83	0.61
56:AF:16:ILE:HA	56:AF:20:TYR:CB	2.31	0.61
53:AN:295:ILE:O	53:AN:299:LEU:CB	2.48	0.61
3:C:114:UNK:N	3:C:115:UNK:HA	2.16	0.61
5:E:73:UNK:O	5:E:77:UNK:N	9.09	0.61
6:F:233:UNK:O	6:F:237:UNK:N	2.34	0.61
6:F:364:UNK:O	6:F:368:UNK:CB	2.48	0.61
6:F:437:UNK:O	6:F:441:UNK:N	2.33	0.61
7:G:56:UNK:HA	7:G:67:UNK:HA	1.83	0.61
24:X:105:UNK:O	24:X:109:UNK:CB	2.48	0.61
33:9:45:UNK:O	33:9:49:UNK:CB	2.49	0.61
52:AM:69:LEU:O	52:AM:72:ALA:N	2.34	0.61
2:B:71:UNK:C	2:B:73:UNK:H	2.13	0.61
62:BN:345:ILE:O	62:BN:349:THR:CB	2.48	0.61
51:AA:428:ILE:O	51:AA:431:LEU:N	2.16	0.61
56:AF:40:ASN:O	56:AF:44:LYS:N	2.34	0.61
51:AL:259:GLY:H	51:AL:319:LEU:N	1.99	0.61
52:AM:259:ALA:N	52:AM:323:GLY:HA2	2.16	0.61
62:BN:321:PHE:O	62:BN:325:ALA:CB	2.42	0.61
6:F:138:UNK:N	6:F:178:UNK:O	2.33	0.61
6:F:224:UNK:O	6:F:228:UNK:N	2.33	0.61
8:H:101:UNK:O	8:H:104:UNK:N	2.34	0.61

*Continued on next page...*

*Continued from previous page...*

Atom-1	Atom-2	Interatomic distance (Å)	Clash overlap (Å)
12:L:258:UNK:O	12:L:262:UNK:CB	2.49	0.61
16:P:59:UNK:CB	16:P:71:UNK:O	2.49	0.61
53:AC:127:ALA:O	53:AC:130:GLY:N	2.33	0.61
56:AQ:17:ARG:HA	56:AQ:21:TYR:CB	2.30	0.61
3:C:64:UNK:O	3:C:68:UNK:N	2.34	0.61
5:E:53:UNK:O	5:E:57:UNK:CB	2.49	0.61
6:F:32:UNK:O	6:F:36:UNK:CB	2.49	0.61
13:M:64:UNK:O	13:M:68:UNK:N	2.33	0.61
25:Y:247:UNK:O	25:Y:250:UNK:N	2.34	0.61
62:BN:303:ALA:O	62:BN:307:SER:CB	2.49	0.61
7:G:225:UNK:O	7:G:240:UNK:CB	2.48	0.61
12:L:366:UNK:O	12:L:369:UNK:N	2.34	0.61
52:AB:256:ALA:HB1	52:AB:325:TYR:HA	1.82	0.60
52:AM:293:SER:O	52:AM:296:TYR:N	2.34	0.60
12:L:60:UNK:O	12:L:81:UNK:CB	2.48	0.60
22:V:23:UNK:O	22:V:26:UNK:N	2.34	0.60
56:AQ:16:ILE:HA	56:AQ:20:TYR:CB	2.30	0.60
63:BO:42:ILE:O	63:BO:46:LEU:N	2.34	0.60
4:D:236:UNK:O	4:D:240:UNK:N	2.33	0.60
8:H:92:UNK:O	8:H:96:UNK:N	8.03	0.60
13:M:176:UNK:N	13:M:177:UNK:HA	2.16	0.60
15:O:56:UNK:CB	15:O:85:UNK:O	2.47	0.60
19:S:43:UNK:O	19:S:47:UNK:CB	2.50	0.60
51:AL:256:ALA:HA	51:AL:321:GLY:CA	2.32	0.60
53:AN:127:ALA:O	53:AN:130:GLY:N	2.33	0.60
4:D:73:UNK:N	4:D:409:UNK:O	2.34	0.60
17:Q:64:UNK:N	17:Q:65:UNK:HA	2.16	0.60
51:AA:310:PHE:O	51:AA:320:LEU:HA	2.00	0.60
52:AB:364:LEU:O	52:AB:367:GLY:CA	2.49	0.60
54:AD:31:GLN:O	54:AD:35:GLN:N	2.32	0.60
7:G:332:UNK:O	7:G:336:UNK:N	2.35	0.60
8:H:101:UNK:O	8:H:105:UNK:N	2.92	0.60
52:AB:40:ASN:O	52:AB:210:GLY:HA2	2.01	0.60
51:AL:255:ILE:N	51:AL:322:ALA:O	2.34	0.60
52:AM:261:SER:N	52:AM:321:LEU:HA	2.12	0.60
53:AN:67:THR:O	53:AN:71:ARG:N	2.35	0.60
68:BG:12:GLY:O	68:BG:16:TRP:N	2.32	0.60
63:BO:162:SER:HA	63:BO:173:ASP:HA	1.83	0.60
7:G:328:UNK:O	7:G:332:UNK:N	2.34	0.60
9:I:113:UNK:N	9:I:149:UNK:O	2.35	0.60
21:U:47:UNK:O	21:U:51:UNK:CB	2.50	0.60

*Continued on next page...*

*Continued from previous page...*

Atom-1	Atom-2	Interatomic distance (Å)	Clash overlap (Å)
51:AA:137:GLU:HA	59:AI:36:ALA:HB2	1.84	0.60
53:AC:96:MET:O	53:AC:99:GLY:N	2.35	0.60
66:BE:11:PHE:O	66:BE:15:TRP:CB	2.50	0.60
6:F:257:UNK:N	6:F:332:UNK:O	2.34	0.60
25:Y:79:UNK:O	25:Y:83:UNK:CB	2.50	0.60
51:AA:255:ILE:N	51:AA:322:ALA:O	2.34	0.60
51:AA:378:ASP:O	51:AA:382:SER:CB	2.50	0.60
51:AL:128:GLU:O	51:AL:132:ASP:N	2.35	0.60
52:AM:364:LEU:O	52:AM:367:GLY:CA	2.49	0.60
53:AN:96:MET:O	53:AN:99:GLY:N	2.35	0.60
6:F:391:UNK:O	6:F:395:UNK:N	2.34	0.60
53:AC:67:THR:O	53:AC:71:ARG:N	2.35	0.60
55:AP:147:ILE:H	55:AP:157:TYR:H	1.48	0.60
7:G:57:UNK:O	7:G:66:UNK:N	2.34	0.60
51:AA:259:GLY:H	51:AA:319:LEU:N	1.99	0.60
52:AB:378:PHE:HA	52:AB:382:VAL:H	1.65	0.60
51:AL:267:ASN:O	51:AL:271:GLN:N	2.24	0.60
52:AM:40:ASN:O	52:AM:210:GLY:HA2	2.01	0.60
53:AN:106:SER:O	53:AN:108:THR:N	2.35	0.60
3:C:14:UNK:O	4:D:129:UNK:N	2.35	0.60
7:G:439:UNK:O	7:G:443:UNK:CB	2.50	0.60
8:H:292:UNK:O	8:H:296:UNK:CB	2.49	0.60
12:L:298:UNK:O	12:L:302:UNK:N	2.35	0.60
14:N:262:UNK:O	14:N:267:UNK:N	2.35	0.60
51:AA:267:ASN:O	51:AA:271:GLN:N	2.24	0.60
53:AC:106:SER:O	53:AC:108:THR:N	2.35	0.60
52:AM:293:SER:H	52:AM:297:GLN:H	1.48	0.60
62:BN:446:ALA:HB1	63:BO:4:PRO:HA	1.84	0.60
6:F:96:UNK:O	6:F:100:UNK:CB	12.34	0.60
55:AE:122:HIS:O	55:AE:123:ASP:C	2.40	0.59
51:AL:378:ASP:O	51:AL:382:SER:CB	2.50	0.59
52:AM:430:LEU:C	52:AM:433:THR:H	2.06	0.59
54:AO:235:LEU:HA	57:AR:15:THR:HA	1.83	0.59
66:BE:100:THR:O	66:BE:103:GLU:N	2.33	0.59
3:C:36:UNK:O	3:C:39:UNK:N	2.35	0.59
14:N:140:UNK:O	14:N:144:UNK:CB	2.49	0.59
51:AA:311:ASN:HA	51:AA:320:LEU:CA	2.30	0.59
52:AB:259:ALA:N	52:AB:323:GLY:HA2	2.16	0.59
51:AL:261:GLY:HA3	51:AL:314:TYR:O	2.03	0.59
51:AL:137:GLU:HA	59:AT:36:ALA:HB2	1.84	0.59
60:AU:1:ALA:N	60:AU:4:THR:H	2.00	0.59

*Continued on next page...*

*Continued from previous page...*

Atom-1	Atom-2	Interatomic distance (Å)	Clash overlap (Å)
4:D:116:UNK:O	4:D:120:UNK:N	2.35	0.59
4:D:234:UNK:O	4:D:237:UNK:N	2.35	0.59
7:G:41:CYS:SG	7:G:50:UNK:HA	2.42	0.59
51:AA:58:PHE:O	51:AA:62:LEU:N	2.35	0.59
53:AN:143:ALA:O	53:AN:147:THR:CB	2.50	0.59
12:L:426:UNK:O	12:L:430:UNK:CB	2.50	0.59
51:AA:86:LEU:H	52:AB:285:VAL:HA	1.65	0.59
51:AL:30:SER:N	51:AL:201:GLY:O	2.35	0.59
7:G:638:UNK:O	7:G:642:UNK:CB	2.50	0.59
13:M:192:UNK:O	13:M:196:UNK:N	2.36	0.59
13:M:348:UNK:N	13:M:415:UNK:O	2.35	0.59
52:AB:216:LEU:O	52:AB:220:ALA:CB	2.51	0.59
54:AD:57:THR:H	54:AD:60:GLU:CB	2.16	0.59
65:BD:137:LYS:O	65:BD:146:LYS:N	2.23	0.59
63:BO:196:CYS:O	80:BO:301:CUA:CU2	1.51	0.59
3:C:51:UNK:HA	3:C:108:UNK:C	2.29	0.59
53:AC:143:ALA:O	53:AC:147:THR:CB	2.50	0.59
55:AE:147:ILE:H	55:AE:157:TYR:H	1.48	0.59
2:B:122:UNK:HA	2:B:123:UNK:CB	2.33	0.59
4:D:157:UNK:O	4:D:161:UNK:N	2.35	0.59
8:H:109:UNK:O	8:H:113:UNK:N	3.57	0.59
8:H:271:UNK:O	8:H:275:UNK:N	2.35	0.59
13:M:377:UNK:O	13:M:380:UNK:N	2.35	0.59
51:AA:30:SER:N	51:AA:201:GLY:O	2.35	0.59
51:AL:149:VAL:N	51:AL:152:TYR:H	2.01	0.59
57:AR:63:THR:O	57:AR:67:GLU:CB	2.50	0.59
6:F:226:UNK:O	6:F:230:UNK:CB	2.51	0.59
13:M:34:UNK:O	13:M:38:UNK:CB	2.50	0.59
52:AM:383:GLY:HA2	52:AM:386:ALA:CB	2.32	0.59
52:AM:408:ALA:O	52:AM:411:ILE:N	2.35	0.59
58:AS:33:ALA:O	58:AS:37:LEU:CB	2.51	0.59
7:G:243:UNK:N	7:G:246:UNK:O	2.35	0.59
43:7:9:UNK:O	43:7:13:UNK:N	2.36	0.59
51:AA:59:VAL:O	51:AA:63:ALA:N	2.36	0.59
52:AB:117:ASP:O	52:AB:121:GLU:N	2.22	0.59
54:AD:72:ASP:H	54:AD:82:MET:HA	1.67	0.59
51:AL:59:VAL:O	51:AL:63:ALA:N	2.36	0.59
54:AO:72:ASP:H	54:AO:82:MET:HA	1.67	0.59
64:BC:32:MET:O	64:BC:37:ASN:N	2.36	0.59
51:AA:128:GLU:O	51:AA:132:ASP:N	2.35	0.58
51:AA:146:ARG:N	59:AI:41:PRO:O	2.36	0.58

*Continued on next page...*



*Continued from previous page...*

Atom-1	Atom-2	Interatomic distance (Å)	Clash overlap (Å)
52:AB:396:SER:O	52:AB:400:GLN:N	2.36	0.58
51:AL:311:ASN:HA	51:AL:320:LEU:CA	2.30	0.58
56:AQ:40:ASN:O	56:AQ:44:LYS:N	2.34	0.58
51:AL:146:ARG:N	59:AT:41:PRO:O	2.36	0.58
4:D:314:UNK:O	4:D:318:UNK:N	2.36	0.58
22:V:88:UNK:O	22:V:92:UNK:CB	2.51	0.58
33:9:46:UNK:O	33:9:50:UNK:N	2.37	0.58
51:AL:58:PHE:O	51:AL:62:LEU:N	2.35	0.58
4:D:307:UNK:O	4:D:311:UNK:CB	2.51	0.58
10:J:72:UNK:O	10:J:75:UNK:N	2.36	0.58
13:M:18:UNK:O	13:M:20:UNK:N	2.37	0.58
19:S:18:UNK:O	19:S:68:UNK:CB	2.51	0.58
51:AA:261:GLY:HA3	51:AA:314:TYR:O	2.03	0.58
52:AB:408:ALA:O	52:AB:411:ILE:N	2.35	0.58
58:AH:33:ALA:O	58:AH:37:LEU:CB	2.51	0.58
13:M:407:UNK:O	13:M:411:UNK:N	2.35	0.58
24:X:171:UNK:O	24:X:207:UNK:N	2.37	0.58
52:AB:293:SER:O	52:AB:296:TYR:N	2.34	0.58
57:AG:63:THR:O	57:AG:67:GLU:CB	2.50	0.58
54:AO:31:GLN:O	54:AO:35:GLN:N	2.32	0.58
4:D:178:UNK:O	4:D:182:UNK:CB	2.51	0.58
8:H:110:UNK:O	8:H:114:UNK:N	2.97	0.58
52:AB:261:SER:N	52:AB:321:LEU:HA	2.12	0.58
52:AB:399:LEU:HA	52:AB:402:ILE:CB	2.34	0.58
60:AJ:1:ALA:N	60:AJ:4:THR:H	2.00	0.58
4:D:101:UNK:O	4:D:105:UNK:N	2.35	0.58
4:D:327:UNK:O	4:D:331:UNK:N	2.36	0.58
4:D:51:UNK:CB	4:D:64:UNK:O	2.51	0.58
5:E:170:UNK:O	5:E:174:UNK:CB	2.52	0.58
13:M:180:UNK:O	13:M:182:UNK:N	2.35	0.58
24:X:131:UNK:O	24:X:165:UNK:HA	2.02	0.58
26:Z:80:UNK:O	26:Z:83:UNK:N	2.37	0.58
54:AO:57:THR:H	54:AO:60:GLU:CB	2.16	0.58
63:BO:164:ALA:HA	63:BO:170:LEU:O	2.04	0.58
4:D:194:UNK:N	4:D:199:UNK:HA	2.18	0.58
4:D:76:UNK:O	4:D:80:UNK:CB	10.03	0.58
52:AB:430:LEU:C	52:AB:433:THR:H	2.06	0.58
5:E:71:UNK:O	5:E:74:UNK:CB	3.36	0.58
23:W:67:UNK:O	23:W:71:UNK:CB	2.51	0.58
25:Y:115:UNK:HA	25:Y:116:UNK:C	2.34	0.58
52:AM:216:LEU:O	52:AM:220:ALA:CB	2.51	0.58

*Continued on next page...*

*Continued from previous page...*

Atom-1	Atom-2	Interatomic distance (Å)	Clash overlap (Å)
3:C:84:UNK:HA	3:C:92:UNK:HA	1.86	0.58
7:G:33:UNK:O	7:G:36:UNK:N	6.86	0.58
24:X:112:UNK:O	24:X:115:UNK:N	2.37	0.58
52:AB:120:MET:O	52:AB:124:LEU:N	2.23	0.58
52:AB:383:GLY:HA2	52:AB:386:ALA:CB	2.32	0.58
59:AI:10:PRO:O	59:AI:25:ALA:N	2.37	0.58
51:AL:258:GLU:HA	51:AL:318:GLY:O	2.03	0.58
62:BN:320:VAL:O	62:BN:324:LEU:CB	2.51	0.58
7:G:59:UNK:O	7:G:63:UNK:N	7.92	0.58
14:N:164:UNK:O	14:N:168:UNK:CB	2.51	0.58
51:AA:149:VAL:N	51:AA:152:TYR:H	2.01	0.58
54:AO:135:CYS:N	54:AO:150:ASN:HA	2.19	0.58
72:BK:10:HIS:O	72:BK:14:GLY:HA3	2.04	0.58
12:L:415:UNK:O	12:L:418:UNK:N	2.37	0.58
12:L:532:UNK:O	12:L:536:UNK:CB	2.51	0.58
19:S:21:UNK:O	19:S:56:UNK:N	2.37	0.58
52:AM:399:LEU:HA	52:AM:402:ILE:CB	2.33	0.57
54:AO:1:SER:CA	54:AO:155:GLY:H	2.17	0.57
4:D:119:UNK:O	4:D:123:UNK:N	2.37	0.57
7:G:192:UNK:HA	7:G:193:UNK:CB	2.34	0.57
54:AD:163:PRO:HA	54:AD:166:ASN:O	2.04	0.57
51:AL:126:GLN:HA	51:AL:130:GLU:H	1.69	0.57
52:AM:390:GLY:HA3	59:AT:2:LEU:N	2.19	0.57
69:BH:65:PRO:O	69:BH:69:VAL:N	2.34	0.57
6:F:165:UNK:HA	6:F:170:UNK:HA	1.85	0.57
15:O:38:UNK:HA	15:O:58:UNK:HA	1.86	0.57
51:AA:126:GLN:HA	51:AA:130:GLU:H	1.69	0.57
59:AT:10:PRO:O	59:AT:25:ALA:N	2.37	0.57
60:AU:21:ALA:O	60:AU:24:ILE:N	2.37	0.57
19:S:19:UNK:HA	19:S:66:UNK:O	2.05	0.57
55:AP:175:PRO:O	55:AP:176:ALA:C	2.42	0.57
5:E:147:UNK:N	76:E:201:FES:S2	2.77	0.57
24:X:296:UNK:O	24:X:299:UNK:N	2.38	0.57
54:AD:1:SER:CA	54:AD:155:GLY:H	2.17	0.57
54:AD:215:LEU:O	54:AD:219:VAL:N	2.22	0.57
60:AJ:21:ALA:O	60:AJ:24:ILE:N	2.37	0.57
52:AM:36:ALA:HB3	52:AM:206:LEU:O	2.05	0.57
52:AM:396:SER:O	52:AM:400:GLN:N	2.36	0.57
5:E:169:UNK:O	5:E:172:UNK:N	2.38	0.57
6:F:322:UNK:O	6:F:327:UNK:N	2.38	0.57
6:F:53:UNK:O	6:F:57:UNK:CB	2.53	0.57

*Continued on next page...*

*Continued from previous page...*

Atom-1	Atom-2	Interatomic distance (Å)	Clash overlap (Å)
11:K:79:UNK:O	11:K:83:UNK:N	2.37	0.57
13:M:279:UNK:CB	13:M:280:UNK:HA	2.34	0.57
14:N:117:UNK:O	14:N:121:UNK:CB	2.52	0.57
19:S:91:UNK:O	19:S:95:UNK:N	2.36	0.57
24:X:206:UNK:O	24:X:210:UNK:N	2.36	0.57
26:Z:101:UNK:O	26:Z:104:UNK:N	2.37	0.57
51:AA:85:HIS:O	51:AA:99:ILE:HA	2.05	0.57
51:AL:270:LEU:HA	51:AL:273:ALA:HB3	1.85	0.57
51:AA:270:LEU:HA	51:AA:273:ALA:HB3	1.85	0.57
54:AD:102:ARG:O	54:AD:107:GLY:N	2.37	0.57
55:AE:175:PRO:O	55:AE:176:ALA:C	2.42	0.57
51:AL:192:ALA:O	51:AL:195:MET:N	2.37	0.57
54:AO:102:ARG:O	54:AO:107:GLY:N	2.38	0.57
25:Y:267:UNK:O	25:Y:271:UNK:CB	2.53	0.57
51:AA:258:GLU:HA	51:AA:318:GLY:O	2.03	0.57
56:AF:21:TYR:HA	56:AF:24:ALA:N	2.20	0.57
51:AL:185:TYR:HA	51:AL:188:ARG:CB	2.35	0.57
8:H:92:UNK:C	8:H:94:UNK:HA	2.35	0.57
8:H:93:UNK:O	8:H:97:UNK:N	9.88	0.57
51:AA:185:TYR:HA	51:AA:188:ARG:CB	2.34	0.57
52:AB:156:GLN:O	52:AB:161:GLU:N	2.34	0.57
52:AB:36:ALA:HB3	52:AB:206:LEU:O	2.05	0.57
56:AF:103:GLU:O	56:AF:106:GLU:N	2.36	0.57
3:C:170:UNK:HA	3:C:182:UNK:H	1.70	0.57
8:H:107:UNK:O	8:H:111:UNK:N	2.91	0.57
9:I:60:UNK:O	9:I:62:UNK:N	3.18	0.57
23:W:78:UNK:O	23:W:82:UNK:N	2.38	0.57
43:7:4:UNK:O	43:7:8:UNK:CB	2.53	0.57
54:AD:148:TYR:N	54:AD:158:ILE:HA	2.20	0.57
2:B:150:UNK:N	75:B:201:SF4:S1	2.78	0.57
63:BO:162:SER:H	63:BO:197:SER:H	1.53	0.57
4:D:268:UNK:O	4:D:272:UNK:N	2.38	0.57
7:G:644:UNK:O	7:G:648:UNK:CB	2.52	0.57
7:G:66:UNK:O	7:G:70:UNK:N	7.59	0.57
8:H:88:UNK:O	8:H:92:UNK:N	8.49	0.57
10:J:10:UNK:O	10:J:14:UNK:CB	2.53	0.57
13:M:439:UNK:O	13:M:443:UNK:CB	2.53	0.57
14:N:26:UNK:N	14:N:27:UNK:C	2.68	0.57
51:AA:262:TRP:H	51:AA:315:ALA:HA	1.70	0.56
52:AM:311:ALA:HA	52:AM:323:GLY:O	2.05	0.56
6:F:106:UNK:O	6:F:109:UNK:N	2.38	0.56

*Continued on next page...*

*Continued from previous page...*

Atom-1	Atom-2	Interatomic distance (Å)	Clash overlap (Å)
7:G:535:UNK:O	7:G:538:UNK:N	2.37	0.56
10:J:41:UNK:O	10:J:45:UNK:CB	3.21	0.56
25:Y:24:UNK:N	25:Y:167:UNK:O	2.38	0.56
53:AC:139:SER:O	53:AC:143:ALA:HB2	2.05	0.56
51:AL:409:GLU:O	51:AL:412:SER:N	2.38	0.56
56:AQ:103:GLU:C	56:AQ:106:GLU:H	2.09	0.56
3:C:135:UNK:O	3:C:139:UNK:N	2.38	0.56
1:A:103:UNK:O	16:P:30:UNK:N	82.83	0.56
39:2:14:UNK:O	39:2:18:UNK:CB	2.53	0.56
52:AB:390:GLY:HA3	59:AI:2:LEU:N	2.19	0.56
52:AM:120:MET:O	52:AM:124:LEU:N	2.23	0.56
54:AO:12:TRP:O	54:AO:15:ARG:N	2.29	0.56
56:AQ:21:TYR:HA	56:AQ:24:ALA:N	2.20	0.56
60:AU:4:THR:HA	60:AU:8:ARG:H	1.70	0.56
74:BM:23:PHE:O	74:BM:27:LEU:CB	2.53	0.56
62:BN:363:LEU:O	62:BN:367:LEU:CB	2.53	0.56
51:AA:409:GLU:O	51:AA:412:SER:N	2.38	0.56
52:AM:146:ILE:O	52:AM:149:ALA:HB3	2.06	0.56
52:AM:261:SER:N	52:AM:322:PHE:H	2.03	0.56
2:B:67:UNK:N	2:B:68:UNK:HA	2.19	0.56
62:BN:422:ASN:O	62:BN:426:PHE:CB	2.53	0.56
63:BO:162:SER:H	63:BO:197:SER:N	2.02	0.56
7:G:162:UNK:O	7:G:167:UNK:N	2.38	0.56
8:H:4:UNK:O	8:H:7:UNK:N	2.38	0.56
12:L:97:UNK:O	12:L:100:UNK:N	2.38	0.56
51:AA:192:ALA:O	51:AA:195:MET:N	2.37	0.56
52:AB:262:ALA:O	52:AB:320:GLY:HA3	2.06	0.56
60:AJ:4:THR:HA	60:AJ:8:ARG:H	1.70	0.56
62:BN:301:THR:O	62:BN:305:PHE:CB	2.53	0.56
3:C:98:UNK:CB	3:C:107:UNK:O	2.53	0.56
6:F:194:UNK:O	6:F:198:UNK:N	2.38	0.56
13:M:1:UNK:HA	13:M:3:UNK:N	2.20	0.56
24:X:19:UNK:CB	24:X:20:UNK:HA	2.36	0.56
51:AA:126:GLN:O	51:AA:131:ARG:N	2.21	0.56
51:AA:192:ALA:HB3	51:AA:220:SER:HA	1.88	0.56
53:AC:122:ALA:O	53:AC:126:THR:CB	2.54	0.56
51:AL:344:ARG:O	51:AL:348:SER:N	2.34	0.56
54:AO:148:TYR:N	54:AO:158:ILE:HA	2.20	0.56
55:AP:122:HIS:O	55:AP:123:ASP:C	2.40	0.56
62:BN:184:PHE:O	62:BN:188:VAL:CB	2.53	0.56
13:M:234:UNK:O	13:M:238:UNK:CB	2.54	0.56

*Continued on next page...*

*Continued from previous page...*

Atom-1	Atom-2	Interatomic distance (Å)	Clash overlap (Å)
52:AB:146:ILE:O	52:AB:149:ALA:HB3	2.06	0.56
51:AL:396:GLU:O	51:AL:400:ALA:CB	2.54	0.56
51:AL:85:HIS:O	51:AL:99:ILE:HA	2.05	0.56
53:AN:139:SER:O	53:AN:143:ALA:HB2	2.04	0.56
2:B:86:UNK:O	2:B:114:UNK:N	2.39	0.56
51:AA:3:THR:O	51:AA:6:GLN:N	2.39	0.56
54:AO:148:TYR:H	54:AO:158:ILE:HA	1.71	0.56
58:AS:66:ASP:O	58:AS:69:VAL:N	2.39	0.56
59:AT:12:ALA:N	59:AT:23:ALA:HB1	2.21	0.56
7:G:93:UNK:N	7:G:94:UNK:HA	4.76	0.56
54:AD:135:CYS:N	54:AD:150:ASN:HA	2.19	0.56
51:AL:3:THR:O	51:AL:6:GLN:N	2.39	0.56
54:AO:163:PRO:HA	54:AO:166:ASN:O	2.04	0.56
15:O:88:UNK:O	15:O:92:UNK:CB	2.54	0.56
25:Y:116:UNK:O	25:Y:118:UNK:N	2.39	0.56
51:AL:262:TRP:H	51:AL:315:ALA:HA	1.70	0.56
51:AL:297:VAL:O	51:AL:301:ASN:N	2.32	0.56
53:AN:220:PHE:O	53:AN:224:TYR:N	2.39	0.56
8:H:273:UNK:O	8:H:276:UNK:N	2.39	0.56
51:AA:298:ALA:HA	51:AA:303:LEU:CB	2.36	0.56
51:AA:383:LEU:O	51:AA:387:GLY:N	2.37	0.56
56:AF:21:TYR:HA	56:AF:25:GLY:H	1.71	0.56
51:AL:37:VAL:N	51:AL:99:ILE:O	2.24	0.56
53:AN:118:ILE:O	53:AN:122:ALA:HB3	2.05	0.56
62:BN:143:VAL:O	62:BN:147:ILE:CB	2.54	0.56
62:BN:391:GLY:O	62:BN:395:HIS:CB	2.54	0.56
8:H:117:UNK:O	8:H:120:UNK:N	2.39	0.56
52:AB:311:ALA:HA	52:AB:323:GLY:O	2.06	0.55
52:AB:311:ALA:HB1	52:AB:322:PHE:CB	2.37	0.55
3:C:196:UNK:HA	15:O:51:UNK:O	2.06	0.55
7:G:674:UNK:O	7:G:677:UNK:N	2.39	0.55
52:AB:247:GLN:HA	52:AB:428:GLY:O	2.06	0.55
52:AB:274:VAL:O	52:AB:277:HIS:N	2.40	0.55
58:AH:66:ASP:O	58:AH:69:VAL:N	2.39	0.55
62:BN:382:SER:CB	79:BN:602:HEA:C26	2.84	0.55
3:C:90:UNK:HA	3:C:114:UNK:HA	1.88	0.55
4:D:186:UNK:O	9:I:62:UNK:N	2.38	0.55
10:J:4:UNK:O	10:J:8:UNK:CB	2.55	0.55
20:T:38:UNK:O	20:T:41:UNK:N	2.38	0.55
52:AB:314:ALA:O	52:AB:320:GLY:HA2	2.06	0.55
53:AC:146:ILE:O	53:AC:149:LEU:N	2.39	0.55

*Continued on next page...*

*Continued from previous page...*

Atom-1	Atom-2	Interatomic distance (Å)	Clash overlap (Å)
52:AM:262:ALA:O	52:AM:320:GLY:HA3	2.06	0.55
65:BD:120:THR:O	65:BD:124:LEU:CB	2.54	0.55
62:BN:300:ASP:O	62:BN:304:TYR:CB	2.54	0.55
3:C:15:UNK:O	3:C:19:UNK:CB	13.65	0.55
4:D:226:UNK:O	4:D:230:UNK:N	2.40	0.55
7:G:106:UNK:O	7:G:109:UNK:N	5.06	0.55
24:X:316:UNK:O	24:X:319:UNK:CB	2.54	0.55
52:AB:122:PHE:O	52:AB:126:VAL:N	2.23	0.55
52:AB:261:SER:N	52:AB:322:PHE:H	2.03	0.55
53:AC:118:ILE:O	53:AC:122:ALA:HB3	2.05	0.55
54:AD:12:TRP:O	54:AD:15:ARG:N	2.29	0.55
4:D:179:UNK:O	4:D:183:UNK:CB	2.54	0.55
8:H:98:UNK:O	8:H:102:UNK:N	7.78	0.55
12:L:197:UNK:O	12:L:201:UNK:N	2.39	0.55
53:AC:117:VAL:O	53:AC:120:LEU:N	2.37	0.55
53:AC:220:PHE:O	53:AC:224:TYR:N	2.39	0.55
69:BH:40:GLU:O	69:BH:44:THR:CB	2.54	0.55
73:BL:26:THR:O	73:BL:30:GLY:CA	2.46	0.55
6:F:362:CYS:HA	7:G:51:UNK:O	2.07	0.55
7:G:637:UNK:O	7:G:641:UNK:N	2.38	0.55
41:5:19:UNK:O	41:5:22:UNK:N	2.39	0.55
51:AA:151:ASN:HA	51:AA:154:HIS:N	2.15	0.55
51:AA:312:ILE:O	51:AA:318:GLY:HA3	2.07	0.55
51:AA:256:ALA:HA	51:AA:321:GLY:CA	2.32	0.55
52:AM:156:GLN:O	52:AM:161:GLU:N	2.34	0.55
52:AM:314:ALA:O	52:AM:320:GLY:HA2	2.06	0.55
52:AM:247:GLN:HA	52:AM:428:GLY:O	2.06	0.55
56:AQ:103:GLU:O	56:AQ:106:GLU:N	2.36	0.55
52:AB:360:ALA:O	52:AB:363:LYS:N	2.40	0.55
56:AF:103:GLU:C	56:AF:106:GLU:H	2.09	0.55
51:AL:298:ALA:HA	51:AL:303:LEU:CB	2.36	0.55
51:AL:406:VAL:O	51:AL:410:VAL:CB	2.55	0.55
53:AN:122:ALA:O	53:AN:126:THR:CB	2.54	0.55
53:AN:146:ILE:O	53:AN:149:LEU:N	2.39	0.55
6:F:416:UNK:O	6:F:419:UNK:N	2.40	0.55
14:N:139:UNK:O	14:N:142:UNK:N	2.40	0.55
51:AA:364:ALA:O	51:AA:367:SER:N	2.40	0.55
51:AL:306:SER:C	51:AL:324:PHE:HA	2.27	0.55
51:AL:364:ALA:O	51:AL:367:SER:N	2.40	0.55
51:AL:383:LEU:O	51:AL:387:GLY:N	2.37	0.55
52:AM:164:HIS:O	52:AM:167:ALA:N	2.40	0.55

*Continued on next page...*

*Continued from previous page...*

Atom-1	Atom-2	Interatomic distance (Å)	Clash overlap (Å)
55:AP:69:LEU:O	55:AP:70:ALA:C	2.45	0.55
56:AQ:21:TYR:HA	56:AQ:25:GLY:H	1.71	0.55
66:BE:31:LYS:O	66:BE:35:THR:CB	2.54	0.55
14:N:240:UNK:O	14:N:245:UNK:N	2.39	0.55
22:V:63:UNK:O	22:V:67:UNK:CB	2.54	0.55
59:AI:12:ALA:N	59:AI:23:ALA:HB1	2.21	0.55
51:AL:192:ALA:HB3	51:AL:220:SER:HA	1.88	0.55
52:AM:311:ALA:HB1	52:AM:322:PHE:CB	2.36	0.55
54:AO:153:PHE:O	54:AO:156:GLN:N	2.37	0.55
2:B:91:UNK:HA	2:B:119:CYS:HB3	1.88	0.55
62:BN:1:MET:O	62:BN:5:ARG:N	2.40	0.55
7:G:431:UNK:O	7:G:435:UNK:N	2.40	0.55
24:X:204:UNK:O	24:X:232:UNK:N	2.39	0.55
24:X:227:UNK:O	24:X:299:UNK:HA	2.07	0.55
53:AC:56:THR:O	53:AC:57:PRO:HA	2.07	0.55
55:AE:69:LEU:O	55:AE:70:ALA:C	2.45	0.55
2:B:52:UNK:O	2:B:56:UNK:CB	3.35	0.55
6:F:212:UNK:O	6:F:220:UNK:N	2.39	0.55
12:L:220:UNK:O	12:L:224:UNK:CB	2.55	0.55
37:O:5:UNK:O	37:O:9:UNK:CB	2.54	0.54
51:AA:344:ARG:O	51:AA:348:SER:N	2.34	0.54
56:AF:15:GLY:CA	56:AF:18:LYS:H	2.12	0.54
62:BN:56:VAL:HA	62:BN:122:ALA:O	2.07	0.54
3:C:123:UNK:O	3:C:127:UNK:HA	2.07	0.54
7:G:379:UNK:O	7:G:452:UNK:N	2.40	0.54
9:I:80:CYS:O	75:I:202:SF4:S3	2.65	0.54
60:AJ:25:VAL:O	60:AJ:28:ALA:N	2.41	0.54
52:AM:192:HIS:O	52:AM:196:GLN:CB	2.55	0.54
52:AM:274:VAL:O	52:AM:277:HIS:N	2.40	0.54
53:AN:117:VAL:O	53:AN:120:LEU:N	2.37	0.54
66:BE:48:ILE:O	66:BE:52:LEU:CB	2.54	0.54
3:C:63:UNK:O	3:C:67:UNK:N	2.85	0.54
12:L:11:UNK:O	12:L:15:UNK:N	2.40	0.54
20:T:39:UNK:O	20:T:43:UNK:CB	2.55	0.54
52:AB:192:HIS:O	52:AB:196:GLN:CB	2.55	0.54
52:AB:78:LYS:O	52:AB:129:ALA:HB1	2.08	0.54
54:AD:148:TYR:H	54:AD:158:ILE:HA	1.71	0.54
64:BC:175:LEU:O	64:BC:179:GLU:CB	2.55	0.54
66:BE:101:PRO:O	66:BE:107:ASP:N	2.30	0.54
3:C:50:UNK:O	3:C:54:UNK:CB	11.67	0.54
9:I:169:UNK:O	9:I:173:UNK:N	2.41	0.54

*Continued on next page...*

*Continued from previous page...*

Atom-1	Atom-2	Interatomic distance (Å)	Clash overlap (Å)
23:W:39:UNK:O	23:W:43:UNK:CB	2.56	0.54
1:A:37:UNK:N	1:A:49:UNK:O	24.64	0.54
51:AA:160:GLY:O	51:AA:165:GLN:HA	2.08	0.54
51:AA:306:SER:C	51:AA:324:PHE:HA	2.27	0.54
51:AL:26:ALA:O	51:AL:199:ALA:CB	2.53	0.54
52:AM:360:ALA:O	52:AM:363:LYS:N	2.40	0.54
52:AM:78:LYS:O	52:AM:129:ALA:HB1	2.08	0.54
13:M:73:UNK:O	13:M:76:UNK:CB	2.55	0.54
24:X:142:UNK:HA	24:X:146:UNK:CB	2.38	0.54
52:AB:161:GLU:O	52:AB:165:ALA:N	2.34	0.54
53:AC:84:ALA:HB2	77:AC:401:HEM:O2D	2.06	0.54
53:AN:102:LEU:O	53:AN:105:GLY:N	2.41	0.54
59:AT:7:ARG:N	59:AT:26:LEU:HA	2.23	0.54
62:BN:361:SER:O	62:BN:364:ASP:N	2.40	0.54
4:D:402:UNK:O	4:D:406:UNK:CB	2.54	0.54
5:E:155:UNK:HA	5:E:159:UNK:O	2.07	0.54
51:AA:356:ARG:O	51:AA:359:ASN:N	2.41	0.54
56:AF:8:ALA:O	56:AF:12:TRP:N	2.35	0.54
51:AL:160:GLY:O	51:AL:165:GLN:HA	2.08	0.54
53:AC:102:LEU:O	53:AC:105:GLY:N	2.41	0.54
51:AL:312:ILE:O	51:AL:318:GLY:HA3	2.07	0.54
14:N:290:UNK:O	14:N:294:UNK:CB	2.56	0.54
17:Q:56:UNK:O	17:Q:59:UNK:N	2.40	0.54
20:T:40:UNK:O	20:T:44:UNK:CB	2.56	0.54
53:AC:84:ALA:HB1	77:AC:401:HEM:O2D	2.08	0.54
51:AL:306:SER:O	51:AL:324:PHE:CA	2.46	0.54
2:B:164:UNK:O	2:B:168:UNK:CB	2.55	0.54
62:BN:130:PRO:HA	62:BN:133:ALA:H	1.72	0.54
4:D:182:UNK:O	4:D:186:UNK:N	2.41	0.54
6:F:297:UNK:HA	6:F:335:UNK:C	2.37	0.54
7:G:629:UNK:O	7:G:631:UNK:N	2.41	0.54
55:AE:155:GLY:HA3	55:AE:165:TYR:O	2.08	0.54
60:AJ:10:TYR:HA	60:AJ:14:PHE:CB	2.37	0.54
51:AL:80:GLU:O	51:AL:83:GLY:N	2.39	0.54
53:AN:100:ARG:O	53:AN:104:TYR:CB	2.56	0.54
57:AR:33:GLY:O	57:AR:37:VAL:N	2.37	0.54
62:BN:238:PHE:O	62:BN:242:GLU:N	2.34	0.54
6:F:135:UNK:HA	6:F:176:UNK:O	2.07	0.54
7:G:384:UNK:O	7:G:388:UNK:N	2.41	0.54
12:L:257:UNK:O	12:L:260:UNK:N	2.41	0.54
13:M:74:UNK:O	13:M:78:UNK:N	2.41	0.54

*Continued on next page...*



*Continued from previous page...*

Atom-1	Atom-2	Interatomic distance (Å)	Clash overlap (Å)
25:Y:171:UNK:O	25:Y:223:UNK:N	2.41	0.54
1:A:26:UNK:O	1:A:29:UNK:CB	3.62	0.54
56:AQ:15:GLY:CA	56:AQ:18:LYS:H	2.12	0.54
6:F:212:UNK:HA	6:F:220:UNK:C	2.38	0.54
6:F:81:UNK:O	6:F:85:UNK:CB	9.58	0.54
9:I:65:UNK:HA	9:I:132:UNK:O	2.08	0.54
52:AB:170:ASN:O	52:AB:173:ALA:N	2.41	0.53
52:AB:357:VAL:O	52:AB:360:ALA:HB3	2.08	0.53
53:AC:100:ARG:O	53:AC:104:TYR:CB	2.56	0.53
52:AM:170:ASN:O	52:AM:173:ALA:N	2.41	0.53
13:M:380:UNK:O	13:M:383:UNK:N	2.40	0.53
1:A:103:UNK:O	1:A:106:UNK:N	2.42	0.53
10:J:57:UNK:O	10:J:61:UNK:CB	2.56	0.53
17:Q:39:UNK:O	17:Q:43:UNK:CB	2.57	0.53
25:Y:227:UNK:O	25:Y:232:UNK:N	2.41	0.53
51:AA:161:THR:N	51:AA:164:ALA:HB3	2.23	0.53
59:AI:7:ARG:H	59:AI:26:LEU:HA	1.74	0.53
60:AU:25:VAL:O	60:AU:28:ALA:N	2.40	0.53
7:G:205:UNK:N	75:G:802:SF4:S3	2.81	0.53
11:K:58:UNK:O	11:K:62:UNK:CB	2.56	0.53
12:L:333:UNK:O	12:L:337:UNK:CB	2.56	0.53
12:L:54:UNK:HA	12:L:57:UNK:CA	2.36	0.53
26:Z:81:UNK:O	26:Z:85:UNK:CB	2.56	0.53
51:AA:406:VAL:O	51:AA:410:VAL:CB	2.55	0.53
51:AL:393:ALA:O	51:AL:397:SER:CB	2.57	0.53
52:AM:357:VAL:O	52:AM:360:ALA:HB3	2.08	0.53
8:H:234:UNK:O	8:H:237:UNK:N	2.41	0.53
13:M:180:UNK:C	13:M:182:UNK:N	2.71	0.53
25:Y:108:UNK:O	25:Y:112:UNK:CB	2.57	0.53
1:A:84:UNK:O	1:A:87:UNK:N	2.42	0.53
51:AA:342:TRP:O	51:AA:346:CYS:N	2.29	0.53
54:AD:59:ASP:O	54:AD:62:LYS:N	2.41	0.53
51:AL:161:THR:N	51:AL:164:ALA:HB3	2.23	0.53
52:AM:54:GLY:HA3	52:AM:104:ASN:N	2.24	0.53
55:AP:155:GLY:HA3	55:AP:165:TYR:O	2.08	0.53
12:L:558:UNK:O	12:L:561:UNK:N	2.41	0.53
59:AI:14:VAL:O	59:AI:22:VAL:N	2.42	0.53
60:AU:10:TYR:HA	60:AU:14:PHE:CB	2.38	0.53
9:I:64:UNK:O	9:I:134:UNK:N	2.42	0.53
13:M:332:UNK:O	13:M:336:UNK:CB	2.57	0.53
13:M:388:UNK:N	13:M:389:UNK:HA	2.24	0.53

*Continued on next page...*

*Continued from previous page...*

Atom-1	Atom-2	Interatomic distance (Å)	Clash overlap (Å)
25:Y:211:UNK:O	25:Y:215:UNK:N	2.42	0.53
53:AC:15:ASN:O	53:AC:20:ASP:N	2.42	0.53
52:AM:154:ASN:N	52:AM:157:ALA:HB3	2.11	0.53
57:AR:34:ILE:O	57:AR:37:VAL:N	2.42	0.53
60:AU:4:THR:O	60:AU:9:LEU:N	2.42	0.53
6:F:138:UNK:C	6:F:179:UNK:HA	2.39	0.53
7:G:327:UNK:O	7:G:331:UNK:N	2.42	0.53
8:H:162:UNK:O	8:H:165:UNK:N	2.42	0.53
17:Q:53:UNK:O	17:Q:56:UNK:N	2.42	0.53
19:S:67:UNK:CB	19:S:75:UNK:O	2.57	0.53
25:Y:71:UNK:C	25:Y:73:UNK:HA	2.39	0.53
52:AM:122:PHE:O	52:AM:126:VAL:N	2.23	0.53
56:AQ:14:GLU:O	56:AQ:18:LYS:N	2.42	0.53
25:Y:198:UNK:O	25:Y:202:UNK:CB	2.57	0.53
59:AI:7:ARG:N	59:AI:26:LEU:HA	2.23	0.53
51:AL:258:GLU:HA	51:AL:318:GLY:C	2.29	0.53
6:F:418:UNK:O	6:F:422:UNK:CB	2.57	0.53
12:L:39:UNK:O	12:L:43:UNK:CB	2.57	0.53
52:AB:157:ALA:HA	52:AB:161:GLU:CB	2.39	0.53
52:AB:164:HIS:O	52:AB:167:ALA:N	2.40	0.53
56:AF:14:GLU:O	56:AF:18:LYS:N	2.42	0.53
52:AM:364:LEU:O	52:AM:367:GLY:HA3	2.09	0.53
9:I:106:UNK:O	9:I:110:UNK:N	6.65	0.53
25:Y:112:UNK:O	25:Y:115:UNK:CA	2.57	0.53
51:AA:258:GLU:HA	51:AA:318:GLY:C	2.29	0.52
51:AA:74:ALA:O	51:AA:77:LYS:N	2.36	0.52
54:AO:59:ASP:O	54:AO:62:LYS:N	2.41	0.52
62:BN:188:VAL:O	62:BN:192:ALA:CB	2.57	0.52
6:F:378:UNK:O	6:F:382:UNK:N	2.42	0.52
6:F:386:UNK:O	6:F:389:UNK:CB	2.58	0.52
7:G:159:CYS:O	7:G:163:UNK:N	2.41	0.52
52:AB:364:LEU:O	52:AB:367:GLY:HA3	2.09	0.52
53:AC:174:THR:O	53:AC:177:ARG:N	2.42	0.52
54:AO:28:ARG:HA	54:AO:31:GLN:CB	2.39	0.52
62:BN:279:SER:O	62:BN:283:LEU:CB	2.58	0.52
62:BN:304:TYR:O	62:BN:308:ALA:HB3	2.09	0.52
7:G:60:UNK:N	7:G:78:UNK:O	2.43	0.52
16:P:84:UNK:O	16:P:88:UNK:HA	2.09	0.52
26:Z:83:UNK:O	26:Z:86:UNK:N	2.42	0.52
51:AA:393:ALA:O	51:AA:397:SER:CB	2.57	0.52
51:AA:41:ILE:N	51:AA:96:ALA:HA	2.25	0.52

*Continued on next page...*

*Continued from previous page...*

Atom-1	Atom-2	Interatomic distance (Å)	Clash overlap (Å)
54:AD:97:ASN:O	54:AD:100:ALA:HB3	2.10	0.52
51:AL:356:ARG:O	51:AL:359:ASN:N	2.41	0.52
51:AL:41:ILE:N	51:AL:96:ALA:HA	2.25	0.52
52:AM:51:ILE:HA	52:AM:203:ARG:O	2.10	0.52
2:B:88:UNK:O	2:B:116:UNK:N	2.43	0.52
3:C:70:UNK:C	3:C:72:UNK:N	2.71	0.52
8:H:54:UNK:O	8:H:57:UNK:N	2.42	0.52
52:AB:54:GLY:HA3	52:AB:103:GLU:C	2.30	0.52
57:AG:34:ILE:O	57:AG:37:VAL:N	2.42	0.52
53:AN:174:THR:O	53:AN:177:ARG:N	2.42	0.52
53:AN:15:ASN:O	53:AN:20:ASP:N	2.42	0.52
59:AT:14:VAL:O	59:AT:22:VAL:N	2.42	0.52
12:L:394:UNK:O	12:L:398:UNK:CB	2.57	0.52
24:X:121:UNK:O	24:X:125:UNK:N	2.43	0.52
51:AA:396:GLU:O	51:AA:400:ALA:CB	2.54	0.52
12:L:366:UNK:O	12:L:368:UNK:N	2.42	0.52
53:AC:131:TYR:O	53:AC:133:LEU:N	2.43	0.52
60:AU:4:THR:O	60:AU:8:ARG:CB	2.58	0.52
62:BN:382:SER:HA	62:BN:386:VAL:CB	2.39	0.52
8:H:164:UNK:O	8:H:168:UNK:CB	2.57	0.52
56:AF:91:GLU:O	56:AF:95:LYS:CB	2.58	0.52
54:AO:97:ASN:O	54:AO:100:ALA:HB3	2.10	0.52
54:AO:100:ALA:O	54:AO:104:ALA:HB2	2.10	0.52
59:AT:7:ARG:H	59:AT:26:LEU:HA	1.73	0.52
4:D:383:UNK:N	4:D:384:UNK:HA	2.24	0.52
7:G:574:UNK:HA	7:G:579:UNK:O	2.10	0.52
15:O:44:UNK:O	15:O:47:UNK:N	2.43	0.52
52:AB:54:GLY:HA3	52:AB:104:ASN:N	2.24	0.52
53:AC:110:LEU:O	53:AC:113:TRP:N	2.43	0.52
53:AC:357:MET:O	53:AC:360:LEU:N	2.43	0.52
56:AQ:8:ALA:O	56:AQ:12:TRP:N	2.35	0.52
70:BI:37:PHE:HA	70:BI:41:GLU:CB	2.39	0.52
6:F:51:UNK:HA	6:F:52:UNK:CB	2.40	0.52
14:N:276:UNK:O	14:N:279:UNK:N	2.43	0.52
14:N:29:UNK:O	14:N:30:UNK:C	2.57	0.52
51:AL:74:ALA:O	51:AL:77:LYS:N	2.36	0.52
52:AM:157:ALA:O	52:AM:162:ASN:N	2.43	0.52
52:AM:157:ALA:HA	52:AM:161:GLU:CB	2.39	0.52
5:E:145:UNK:N	76:E:201:FES:S2	2.83	0.52
7:G:227:UNK:O	7:G:238:UNK:N	2.42	0.52
14:N:76:UNK:O	14:N:80:UNK:N	2.43	0.52

*Continued on next page...*

*Continued from previous page...*

Atom-1	Atom-2	Interatomic distance (Å)	Clash overlap (Å)
51:AA:26:ALA:O	51:AA:199:ALA:CB	2.53	0.52
51:AA:80:GLU:O	51:AA:83:GLY:N	2.39	0.52
52:AB:51:ILE:HA	52:AB:203:ARG:O	2.10	0.52
54:AD:42:SER:O	54:AD:112:ASP:HA	2.10	0.52
60:AJ:4:THR:O	60:AJ:8:ARG:CB	2.58	0.52
53:AN:131:TYR:O	53:AN:133:LEU:N	2.43	0.52
56:AQ:91:GLU:O	56:AQ:95:LYS:CB	2.58	0.52
6:F:154:UNK:O	6:F:158:UNK:CB	2.58	0.52
10:J:37:UNK:O	10:J:40:UNK:N	2.43	0.52
13:M:23:UNK:O	13:M:25:UNK:N	2.43	0.52
44:8:21:UNK:O	44:8:25:UNK:CB	2.58	0.51
51:AA:134:ILE:O	51:AA:138:LEU:CB	2.58	0.51
52:AB:164:HIS:C	52:AB:167:ALA:H	2.13	0.51
54:AD:71:GLN:CA	54:AD:82:MET:HA	2.39	0.51
51:AA:250:LEU:H	59:AI:44:ASP:HA	1.75	0.51
60:AJ:18:SER:O	60:AJ:21:ALA:N	2.44	0.51
51:AL:134:ILE:O	51:AL:138:LEU:CB	2.58	0.51
52:AM:51:ILE:CB	52:AM:105:MET:O	2.58	0.51
64:BC:191:VAL:O	64:BC:195:THR:CB	2.57	0.51
66:BE:16:VAL:C	66:BE:19:PHE:H	2.12	0.51
62:BN:84:PRO:O	62:BN:89:ALA:N	2.42	0.51
54:AD:28:ARG:HA	54:AD:31:GLN:CB	2.39	0.51
51:AL:246:ASP:N	57:AR:10:VAL:O	2.43	0.51
51:AL:310:PHE:N	51:AL:321:GLY:O	2.44	0.51
53:AN:357:MET:O	53:AN:360:LEU:N	2.43	0.51
53:AN:56:THR:O	53:AN:57:PRO:HA	2.07	0.51
73:BL:27:LEU:O	73:BL:31:SER:CB	2.58	0.51
43:7:33:UNK:CB	51:AA:226:ASP:C	2.78	0.51
51:AA:161:THR:H	51:AA:164:ALA:HB3	1.76	0.51
54:AD:100:ALA:O	54:AD:104:ALA:HB2	2.10	0.51
54:AD:33:TYR:HA	54:AD:38:SER:CB	2.41	0.51
62:BN:244:TYR:O	62:BN:246:LEU:N	2.43	0.51
3:C:12:UNK:O	3:C:16:UNK:CB	10.27	0.51
4:D:418:UNK:O	4:D:422:UNK:N	2.43	0.51
52:AB:151:ALA:O	52:AB:157:ALA:HB1	2.10	0.51
53:AC:140:PHE:O	53:AC:143:ALA:HB3	2.11	0.51
60:AJ:4:THR:O	60:AJ:9:LEU:N	2.42	0.51
56:AQ:43:VAL:O	56:AQ:46:ALA:HB3	2.10	0.51
51:AL:250:LEU:H	59:AT:44:ASP:HA	1.75	0.51
60:AU:18:SER:O	60:AU:21:ALA:N	2.44	0.51
79:BN:602:HEA:HMC1	79:BN:602:HEA:HBC1	1.93	0.51

*Continued on next page...*

*Continued from previous page...*

Atom-1	Atom-2	Interatomic distance (Å)	Clash overlap (Å)
7:G:545:UNK:O	7:G:561:UNK:N	2.43	0.51
7:G:570:UNK:HA	7:G:583:UNK:O	2.10	0.51
25:Y:43:UNK:O	25:Y:46:UNK:N	2.43	0.51
51:AA:306:SER:O	51:AA:324:PHE:CA	2.46	0.51
54:AD:23:HIS:O	54:AD:25:SER:N	2.43	0.51
56:AF:43:VAL:O	56:AF:46:ALA:HB3	2.10	0.51
6:F:92:UNK:N	6:F:219:UNK:O	2.44	0.51
10:J:31:UNK:O	10:J:34:UNK:N	2.43	0.51
15:O:117:UNK:O	15:O:120:UNK:N	2.44	0.51
40:3:7:UNK:O	40:3:10:UNK:N	2.44	0.51
52:AB:81:SER:O	52:AB:84:LYS:N	2.44	0.51
51:AL:252:HIS:O	51:AL:425:PHE:N	2.44	0.51
52:AM:164:HIS:C	52:AM:167:ALA:H	2.13	0.51
3:C:25:UNK:O	3:C:29:UNK:N	2.43	0.51
4:D:195:UNK:N	4:D:198:UNK:O	2.43	0.51
10:J:158:UNK:O	10:J:161:UNK:N	2.44	0.51
12:L:590:UNK:O	12:L:594:UNK:CB	2.59	0.51
51:AA:252:HIS:O	51:AA:425:PHE:N	2.44	0.51
52:AB:51:ILE:CB	52:AB:105:MET:O	2.59	0.51
54:AD:153:PHE:O	54:AD:156:GLN:N	2.37	0.51
51:AA:246:ASP:N	57:AG:10:VAL:O	2.43	0.51
51:AL:161:THR:H	51:AL:164:ALA:HB3	1.76	0.51
51:AL:161:THR:O	51:AL:164:ALA:N	2.44	0.51
54:AO:37:CYS:N	77:AO:301:HEM:HAB	2.17	0.51
7:G:226:UNK:HA	7:G:239:UNK:HA	1.92	0.51
4:D:287:UNK:O	9:I:6:UNK:N	2.43	0.51
12:L:600:UNK:C	12:L:602:UNK:N	2.71	0.51
14:N:259:UNK:O	14:N:262:UNK:N	2.43	0.51
25:Y:286:UNK:O	25:Y:290:UNK:CB	2.58	0.51
54:AD:1:SER:HA	54:AD:155:GLY:H	1.76	0.51
56:AF:27:ASN:C	56:AF:30:GLY:H	2.13	0.51
52:AM:54:GLY:HA3	52:AM:103:GLU:C	2.30	0.51
52:AM:29:LEU:N	52:AM:33:LEU:O	2.42	0.51
52:AM:354:ASN:O	52:AM:357:VAL:N	2.44	0.51
52:AM:81:SER:O	52:AM:84:LYS:N	2.44	0.51
6:F:247:UNK:N	6:F:250:UNK:O	2.43	0.51
12:L:69:UNK:HA	12:L:74:UNK:HA	1.93	0.51
14:N:203:UNK:O	14:N:207:UNK:CB	2.59	0.51
22:V:90:UNK:O	22:V:93:UNK:N	2.43	0.51
39:2:7:UNK:O	39:2:11:UNK:CB	2.59	0.51
52:AB:245:ARG:HA	52:AB:426:ALA:HB3	1.93	0.51

*Continued on next page...*

*Continued from previous page...*

Atom-1	Atom-2	Interatomic distance (Å)	Clash overlap (Å)
52:AB:374:SER:O	52:AB:377:GLY:N	2.44	0.51
53:AC:81:TYR:O	53:AC:84:ALA:HB3	2.10	0.51
55:AE:123:ASP:O	55:AE:125:GLU:N	2.44	0.51
51:AL:21:ASN:H	51:AL:23:LEU:H	1.59	0.51
52:AM:168:TYR:C	52:AM:173:ALA:HB2	2.32	0.51
52:AM:374:SER:O	52:AM:376:GLU:N	2.44	0.51
53:AN:140:PHE:O	53:AN:143:ALA:HB3	2.10	0.51
53:AN:81:TYR:O	53:AN:84:ALA:HB3	2.10	0.51
54:AO:42:SER:O	54:AO:112:ASP:HA	2.10	0.51
54:AO:23:HIS:O	54:AO:25:SER:N	2.43	0.51
54:AO:33:TYR:HA	54:AO:38:SER:CB	2.41	0.51
6:F:93:UNK:N	6:F:133:UNK:O	2.44	0.51
7:G:345:UNK:N	7:G:496:UNK:O	2.44	0.51
13:M:294:UNK:O	13:M:297:UNK:N	2.44	0.51
13:M:413:UNK:O	13:M:415:UNK:HA	2.11	0.51
53:AN:110:LEU:O	53:AN:113:TRP:N	2.43	0.51
55:AP:123:ASP:O	55:AP:125:GLU:N	2.44	0.51
54:AO:236:ALA:N	57:AR:14:ILE:O	2.44	0.51
63:BO:18:GLU:O	63:BO:22:HIS:CB	2.59	0.51
14:N:116:UNK:O	14:N:119:UNK:N	2.44	0.51
14:N:24:UNK:O	14:N:28:UNK:N	2.44	0.51
25:Y:278:UNK:O	25:Y:281:UNK:N	2.44	0.51
51:AA:161:THR:O	51:AA:164:ALA:N	2.44	0.50
57:AG:33:GLY:O	57:AG:37:VAL:N	2.37	0.50
52:AM:379:LEU:O	52:AM:383:GLY:HA3	2.11	0.50
13:M:383:UNK:O	13:M:387:UNK:N	2.44	0.50
16:P:59:UNK:C	16:P:70:UNK:HA	2.38	0.50
21:U:74:UNK:O	21:U:78:UNK:CB	2.59	0.50
52:AB:379:LEU:O	52:AB:383:GLY:HA3	2.11	0.50
54:AD:1:SER:H1	54:AD:155:GLY:H	1.59	0.50
51:AL:41:ILE:H	51:AL:97:TYR:N	2.09	0.50
52:AM:69:LEU:C	52:AM:72:ALA:H	2.15	0.50
71:BJ:33:ARG:O	71:BJ:37:THR:CB	2.59	0.50
6:F:260:UNK:HA	6:F:336:UNK:N	2.27	0.50
7:G:115:UNK:O	7:G:119:UNK:CB	2.59	0.50
11:K:73:UNK:O	11:K:76:UNK:N	2.44	0.50
13:M:347:UNK:HA	13:M:415:UNK:C	2.41	0.50
51:AA:41:ILE:H	51:AA:97:TYR:N	2.10	0.50
51:AL:151:ASN:O	51:AL:155:ALA:N	2.44	0.50
19:S:23:UNK:N	19:S:56:UNK:O	2.45	0.50
52:AB:168:TYR:C	52:AB:173:ALA:HB2	2.31	0.50

*Continued on next page...*

*Continued from previous page...*

Atom-1	Atom-2	Interatomic distance (Å)	Clash overlap (Å)
52:AB:400:GLN:O	52:AB:404:ALA:N	2.45	0.50
53:AC:329:VAL:O	53:AC:332:LEU:N	2.43	0.50
64:BC:192:TYR:O	64:BC:196:PHE:CB	2.60	0.50
51:AA:310:PHE:N	51:AA:321:GLY:O	2.44	0.50
52:AB:374:SER:O	52:AB:376:GLU:N	2.44	0.50
53:AC:13:ILE:O	53:AC:17:ALA:N	2.45	0.50
52:AM:400:GLN:O	52:AM:404:ALA:N	2.45	0.50
53:AN:13:ILE:O	53:AN:17:ALA:N	2.45	0.50
54:AO:1:SER:H1	54:AO:155:GLY:H	1.59	0.50
10:J:55:UNK:O	10:J:59:UNK:CB	2.59	0.50
52:AB:354:ASN:O	52:AB:357:VAL:N	2.44	0.50
54:AD:50:HIS:O	54:AD:52:VAL:N	2.45	0.50
52:AM:151:ALA:O	52:AM:157:ALA:HB1	2.10	0.50
55:AP:147:ILE:N	55:AP:157:TYR:H	2.09	0.50
60:AU:54:HIS:O	60:AU:58:LYS:N	2.45	0.50
6:F:95:UNK:O	6:F:136:UNK:HA	2.12	0.50
14:N:260:UNK:O	14:N:265:UNK:N	2.45	0.50
41:5:7:UNK:O	41:5:11:UNK:N	2.45	0.50
54:AD:135:CYS:H	54:AD:150:ASN:CA	2.22	0.50
60:AJ:54:HIS:O	60:AJ:58:LYS:N	2.44	0.50
52:AM:245:ARG:HA	52:AM:426:ALA:HB3	1.93	0.50
2:B:63:UNK:O	2:B:66:UNK:N	5.24	0.50
3:C:170:UNK:CA	3:C:182:UNK:H	2.25	0.50
7:G:104:UNK:O	7:G:106:UNK:N	2.45	0.50
12:L:542:UNK:O	12:L:546:UNK:CB	2.59	0.50
19:S:36:UNK:O	19:S:40:UNK:C	2.59	0.50
52:AB:401:GLN:O	52:AB:404:ALA:HB3	2.12	0.50
60:AJ:10:TYR:O	60:AJ:14:PHE:N	2.45	0.50
52:AM:374:SER:O	52:AM:377:GLY:N	2.44	0.50
56:AQ:64:ARG:O	56:AQ:67:ASP:N	2.45	0.50
10:J:56:UNK:O	10:J:61:UNK:N	2.45	0.50
25:Y:147:UNK:O	25:Y:150:UNK:N	2.45	0.50
51:AA:297:VAL:O	51:AA:301:ASN:N	2.32	0.50
52:AM:49:LEU:O	52:AM:106:ALA:CA	2.48	0.50
5:E:107:UNK:C	5:E:109:UNK:N	2.75	0.50
6:F:93:UNK:O	6:F:134:UNK:HA	2.11	0.50
7:G:44:UNK:C	7:G:46:UNK:N	2.73	0.50
12:L:113:UNK:O	12:L:116:UNK:N	2.45	0.50
15:O:38:UNK:O	15:O:104:UNK:HA	2.12	0.50
25:Y:16:UNK:O	25:Y:19:UNK:N	5.22	0.50
25:Y:72:UNK:N	25:Y:73:UNK:HA	2.27	0.50

*Continued on next page...*

*Continued from previous page...*

Atom-1	Atom-2	Interatomic distance (Å)	Clash overlap (Å)
51:AA:151:ASN:O	51:AA:155:ALA:N	2.44	0.49
51:AA:258:GLU:CA	51:AA:319:LEU:HA	2.42	0.49
51:AA:310:PHE:H	51:AA:321:GLY:N	2.10	0.49
52:AB:69:LEU:C	52:AB:72:ALA:H	2.15	0.49
55:AE:147:ILE:N	55:AE:157:TYR:H	2.09	0.49
51:AL:126:GLN:O	51:AL:131:ARG:N	2.22	0.49
51:AL:392:LEU:O	51:AL:396:GLU:CB	2.60	0.49
54:AO:50:HIS:O	54:AO:52:VAL:N	2.45	0.49
17:Q:38:UNK:O	17:Q:41:UNK:N	2.45	0.49
25:Y:172:UNK:HA	25:Y:223:UNK:C	2.42	0.49
26:Z:107:UNK:O	26:Z:111:UNK:CB	2.60	0.49
54:AD:37:CYS:HA	77:AD:301:HEM:CHC	2.41	0.49
51:AL:396:GLU:N	59:AT:57:GLY:O	2.45	0.49
64:BC:112:GLY:HA2	69:BH:83:GLY:HA2	1.95	0.49
4:D:134:UNK:O	4:D:138:UNK:CB	2.59	0.49
7:G:377:UNK:H	7:G:449:UNK:HA	1.78	0.49
52:AB:49:LEU:O	52:AB:106:ALA:CA	2.48	0.49
52:AM:161:GLU:O	52:AM:165:ALA:N	2.34	0.49
52:AM:383:GLY:HA2	52:AM:386:ALA:N	2.27	0.49
4:D:69:UNK:O	4:D:72:UNK:N	2.45	0.49
7:G:102:UNK:C	7:G:104:UNK:N	2.75	0.49
8:H:83:UNK:O	8:H:87:UNK:CB	2.60	0.49
12:L:229:UNK:O	12:L:232:UNK:N	2.46	0.49
12:L:489:UNK:O	12:L:493:UNK:CB	2.59	0.49
24:X:170:UNK:CB	24:X:204:UNK:HA	2.42	0.49
43:7:33:UNK:N	51:AA:227:ALA:CB	2.72	0.49
51:AA:180:ALA:O	51:AA:185:TYR:N	2.43	0.49
52:AB:410:VAL:HA	52:AB:413:ALA:HB3	1.94	0.49
52:AM:161:GLU:C	52:AM:164:HIS:H	2.16	0.49
54:AO:184:LYS:HA	54:AO:187:CYS:CB	2.43	0.49
55:AP:76:ILE:HA	55:AP:193:VAL:O	2.12	0.49
56:AQ:52:GLU:O	56:AQ:55:TYR:N	2.45	0.49
60:AU:10:TYR:O	60:AU:14:PHE:N	2.45	0.49
4:D:346:UNK:O	4:D:350:UNK:CB	2.60	0.49
9:I:144:UNK:O	9:I:148:UNK:N	2.46	0.49
11:K:63:UNK:O	11:K:66:UNK:N	2.89	0.49
54:AD:236:ALA:N	57:AG:14:ILE:O	2.44	0.49
51:AA:396:GLU:N	59:AI:57:GLY:O	2.45	0.49
52:AM:410:VAL:HA	52:AM:413:ALA:HB3	1.94	0.49
7:G:527:UNK:HA	7:G:544:UNK:C	2.39	0.49
10:J:34:UNK:O	10:J:37:UNK:N	2.46	0.49

*Continued on next page...*



*Continued from previous page...*

Atom-1	Atom-2	Interatomic distance (Å)	Clash overlap (Å)
12:L:524:UNK:O	12:L:527:UNK:N	2.45	0.49
25:Y:172:UNK:HA	25:Y:223:UNK:O	2.12	0.49
51:AA:392:LEU:O	51:AA:396:GLU:CB	2.60	0.49
51:AA:47:TYR:N	51:AA:92:ARG:O	2.46	0.49
52:AB:384:CYS:CA	52:AB:388:ALA:HB3	2.42	0.49
53:AC:67:THR:O	53:AC:72:ASP:N	2.45	0.49
53:AC:3:ASN:O	53:AC:7:THR:N	2.45	0.49
55:AE:82:PRO:O	55:AE:83:GLU:C	2.48	0.49
52:AM:384:CYS:CA	52:AM:388:ALA:HB3	2.42	0.49
53:AN:67:THR:O	53:AN:72:ASP:N	2.45	0.49
70:BI:45:LYS:O	70:BI:49:ASP:CB	2.61	0.49
62:BN:105:LEU:O	62:BN:108:SER:N	2.45	0.49
22:V:29:UNK:O	22:V:32:UNK:N	2.45	0.49
24:X:314:UNK:O	24:X:318:UNK:N	2.46	0.49
52:AB:383:GLY:O	52:AB:387:LEU:N	2.45	0.49
55:AE:76:ILE:HA	55:AE:193:VAL:O	2.12	0.49
51:AL:310:PHE:H	51:AL:321:GLY:N	2.10	0.49
53:AN:329:VAL:O	53:AN:332:LEU:N	2.43	0.49
54:AO:1:SER:HA	54:AO:155:GLY:H	1.76	0.49
56:AQ:27:ASN:C	56:AQ:30:GLY:H	2.14	0.49
6:F:365:CYS:O	6:F:366:UNK:C	2.60	0.49
13:M:188:UNK:CB	13:M:189:UNK:HA	2.42	0.49
14:N:30:UNK:O	14:N:34:UNK:CB	2.61	0.49
21:U:73:UNK:O	21:U:76:UNK:N	2.46	0.49
52:AB:161:GLU:C	52:AB:164:HIS:H	2.16	0.49
56:AF:52:GLU:O	56:AF:55:TYR:N	2.45	0.49
51:AL:47:TYR:N	51:AL:92:ARG:O	2.46	0.49
52:AM:50:PHE:O	52:AM:205:ALA:HB3	2.13	0.49
52:AM:343:GLN:O	52:AM:347:ILE:N	2.28	0.49
2:B:154:UNK:O	2:B:157:UNK:N	2.46	0.49
7:G:154:UNK:O	75:G:802:SF4:S3	2.71	0.49
8:H:101:UNK:N	8:H:161:UNK:HA	2.27	0.49
51:AA:261:GLY:H	51:AA:313:CYS:CB	2.26	0.49
51:AL:342:TRP:O	51:AL:346:CYS:N	2.29	0.49
52:AM:401:GLN:O	52:AM:404:ALA:HB3	2.12	0.49
72:BK:31:TYR:O	72:BK:35:GLN:CB	2.61	0.49
63:BO:124:PRO:O	63:BO:128:LEU:N	2.46	0.49
51:AA:254:ALA:CB	51:AA:323:HIS:HA	2.43	0.48
52:AB:157:ALA:O	52:AB:162:ASN:N	2.43	0.48
52:AB:355:PRO:O	52:AB:359:ALA:HB3	2.13	0.48
52:AB:383:GLY:HA2	52:AB:386:ALA:N	2.28	0.48

*Continued on next page...*

*Continued from previous page...*

Atom-1	Atom-2	Interatomic distance (Å)	Clash overlap (Å)
52:AB:50:PHE:O	52:AB:205:ALA:HB3	2.12	0.48
51:AL:126:GLN:O	51:AL:129:LYS:N	2.46	0.48
51:AL:242:ARG:O	57:AR:14:ILE:HA	2.13	0.48
53:AN:124:MET:O	53:AN:127:ALA:HB3	2.13	0.48
53:AN:74:ASN:C	53:AN:76:GLY:H	2.16	0.48
7:G:267:UNK:O	7:G:270:UNK:N	2.47	0.48
14:N:90:UNK:HA	14:N:91:UNK:C	2.43	0.48
26:Z:115:UNK:O	26:Z:118:UNK:N	2.46	0.48
53:AC:190:ALA:O	53:AC:193:ALA:HB3	2.13	0.48
53:AC:74:ASN:C	53:AC:76:GLY:H	2.16	0.48
54:AD:184:LYS:HA	54:AD:187:CYS:CB	2.43	0.48
51:AL:144:SER:CA	59:AT:39:GLU:O	2.62	0.48
51:AL:87:ASN:O	51:AL:97:TYR:HA	2.13	0.48
2:B:99:UNK:O	2:B:102:UNK:N	2.46	0.48
63:BO:98:LYS:HA	63:BO:153:LEU:O	2.13	0.48
12:L:325:UNK:O	12:L:329:UNK:CB	2.62	0.48
13:M:410:UNK:O	13:M:414:UNK:N	2.46	0.48
21:U:84:UNK:O	21:U:88:UNK:CB	2.61	0.48
51:AA:87:ASN:O	51:AA:97:TYR:HA	2.13	0.48
52:AB:215:VAL:O	52:AB:218:GLN:N	2.45	0.48
51:AL:261:GLY:H	51:AL:313:CYS:CB	2.26	0.48
51:AL:254:ALA:CB	51:AL:323:HIS:HA	2.43	0.48
74:BM:24:LEU:O	74:BM:28:LEU:CB	2.61	0.48
8:H:237:UNK:O	8:H:241:UNK:CB	2.61	0.48
9:I:13:UNK:O	9:I:17:UNK:N	2.46	0.48
13:M:54:UNK:HA	13:M:55:UNK:HA	1.55	0.48
24:X:167:UNK:N	24:X:228:UNK:O	2.45	0.48
25:Y:288:UNK:O	25:Y:291:UNK:N	2.46	0.48
51:AA:179:ARG:C	51:AA:182:LEU:H	2.16	0.48
52:AB:388:ALA:HB1	59:AI:4:VAL:N	2.15	0.48
53:AC:14:VAL:O	53:AC:17:ALA:N	2.45	0.48
52:AM:379:LEU:C	52:AM:383:GLY:HA3	2.34	0.48
64:BC:195:THR:O	64:BC:199:ALA:CB	2.61	0.48
66:BE:7:THR:O	66:BE:10:GLU:N	2.47	0.48
62:BN:258:VAL:O	62:BN:262:SER:CB	2.62	0.48
3:C:51:UNK:CA	3:C:108:UNK:O	2.43	0.48
51:AA:126:GLN:O	51:AA:129:LYS:N	2.46	0.48
51:AA:25:VAL:HA	51:AA:197:LEU:O	2.14	0.48
52:AB:336:VAL:O	52:AB:340:ALA:N	2.35	0.48
53:AC:124:MET:O	53:AC:127:ALA:HB3	2.13	0.48
51:AL:209:LEU:O	51:AL:212:ALA:HB3	2.14	0.48

*Continued on next page...*

*Continued from previous page...*

Atom-1	Atom-2	Interatomic distance (Å)	Clash overlap (Å)
51:AL:25:VAL:HA	51:AL:197:LEU:O	2.14	0.48
52:AM:355:PRO:O	52:AM:359:ALA:HB3	2.14	0.48
52:AM:383:GLY:O	52:AM:387:LEU:N	2.45	0.48
54:AO:71:GLN:CA	54:AO:82:MET:HA	2.39	0.48
4:D:166:UNK:O	4:D:170:UNK:N	2.45	0.48
6:F:428:UNK:O	6:F:432:UNK:CB	2.61	0.48
7:G:597:UNK:O	7:G:600:UNK:N	2.46	0.48
8:H:100:UNK:HA	8:H:161:UNK:HA	1.96	0.48
8:H:256:UNK:O	8:H:260:UNK:CB	2.61	0.48
22:V:62:UNK:O	22:V:66:UNK:CB	2.62	0.48
25:Y:7:UNK:C	25:Y:9:UNK:HA	2.43	0.48
51:AA:209:LEU:O	51:AA:212:ALA:HB3	2.14	0.48
52:AB:98:VAL:HA	52:AB:106:ALA:C	2.32	0.48
56:AF:16:ILE:O	56:AF:21:TYR:N	2.47	0.48
56:AF:42:ASP:O	56:AF:46:ALA:CB	2.61	0.48
51:AA:242:ARG:O	57:AG:14:ILE:HA	2.13	0.48
61:AK:46:PRO:O	61:AK:48:ILE:N	2.42	0.48
55:AP:82:PRO:O	55:AP:83:GLU:C	2.48	0.48
56:AQ:42:ASP:O	56:AQ:46:ALA:CB	2.61	0.48
13:M:335:UNK:HA	13:M:338:UNK:HA	1.95	0.48
14:N:107:UNK:CB	14:N:108:UNK:HA	2.44	0.48
15:O:95:UNK:O	15:O:98:UNK:N	2.47	0.48
25:Y:116:UNK:C	25:Y:118:UNK:N	2.77	0.48
25:Y:17:UNK:HA	25:Y:18:UNK:HA	1.50	0.48
54:AD:75:ASN:C	54:AD:77:ASP:N	2.66	0.48
59:AI:8:SER:O	59:AI:28:PRO:HA	2.14	0.48
54:AO:190:LEU:O	54:AO:194:ALA:N	2.47	0.48
2:B:29:UNK:O	2:B:31:UNK:N	3.22	0.48
13:M:404:UNK:O	13:M:408:UNK:N	2.46	0.48
52:AB:399:LEU:O	52:AB:403:ASP:N	2.42	0.48
56:AQ:21:TYR:CA	56:AQ:25:GLY:H	2.27	0.48
6:F:262:UNK:HA	6:F:286:UNK:N	2.28	0.48
7:G:425:UNK:O	7:G:427:UNK:N	2.47	0.48
12:L:369:UNK:O	12:L:372:UNK:N	2.47	0.48
26:Z:103:UNK:O	26:Z:107:UNK:CB	2.62	0.48
52:AB:379:LEU:C	52:AB:383:GLY:HA3	2.34	0.48
54:AD:1:SER:N	54:AD:155:GLY:H	2.12	0.48
54:AD:63:ALA:O	54:AD:67:GLU:N	2.24	0.48
53:AN:15:ASN:HA	53:AN:19:ILE:CB	2.43	0.48
56:AQ:16:ILE:O	56:AQ:21:TYR:N	2.46	0.48
8:H:28:UNK:O	8:H:32:UNK:CB	2.62	0.48

*Continued on next page...*

*Continued from previous page...*

Atom-1	Atom-2	Interatomic distance (Å)	Clash overlap (Å)
53:AC:15:ASN:HA	53:AC:19:ILE:CB	2.43	0.48
53:AC:327:ILE:O	53:AC:330:ALA:HB3	2.13	0.48
53:AC:317:PHE:CA	56:AF:24:ALA:HB1	2.44	0.48
51:AL:35:CYS:O	51:AL:100:LYS:HA	2.13	0.48
7:G:242:UNK:HA	7:G:248:UNK:N	2.29	0.48
7:G:41:CYS:N	76:G:803:FES:S2	2.87	0.48
8:H:93:UNK:N	8:H:94:UNK:HA	2.29	0.48
12:L:169:UNK:O	12:L:173:UNK:CB	2.62	0.48
14:N:165:UNK:O	14:N:168:UNK:N	2.47	0.48
24:X:48:UNK:HA	24:X:71:UNK:C	2.44	0.48
52:AB:343:GLN:O	52:AB:347:ILE:N	2.27	0.47
56:AF:27:ASN:O	56:AF:30:GLY:N	2.42	0.47
51:AA:144:SER:CA	59:AI:39:GLU:O	2.62	0.47
52:AM:115:ASP:O	52:AM:119:LEU:N	2.29	0.47
53:AN:117:VAL:C	53:AN:120:LEU:H	2.17	0.47
53:AN:190:ALA:O	53:AN:193:ALA:HB3	2.14	0.47
63:BO:153:LEU:HA	63:BO:181:GLN:HA	1.96	0.47
63:BO:43:SER:O	63:BO:47:THR:N	2.44	0.47
3:C:52:UNK:N	3:C:109:UNK:HA	2.29	0.47
13:M:143:UNK:O	13:M:147:UNK:CB	2.62	0.47
14:N:212:UNK:O	14:N:215:UNK:N	2.47	0.47
15:O:22:UNK:H2	15:O:97:UNK:C	2.23	0.47
51:AA:285:GLY:H	59:AI:17:ALA:HA	1.79	0.47
51:AA:334:MET:O	51:AA:337:VAL:CB	2.62	0.47
51:AA:37:VAL:O	51:AA:99:ILE:N	2.47	0.47
52:AB:163:LEU:O	52:AB:167:ALA:HB2	2.14	0.47
61:AK:46:PRO:C	61:AK:48:ILE:H	2.16	0.47
54:AO:1:SER:N	54:AO:155:GLY:H	2.12	0.47
51:AL:364:ALA:O	59:AT:54:SER:HA	2.14	0.47
7:G:41:CYS:O	7:G:43:UNK:N	2.47	0.47
12:L:151:UNK:O	12:L:154:UNK:N	2.47	0.47
24:X:131:UNK:N	24:X:164:UNK:O	2.46	0.47
24:X:22:UNK:HA	24:X:92:UNK:O	2.13	0.47
51:AA:21:ASN:H	51:AA:23:LEU:H	1.59	0.47
52:AM:163:LEU:O	52:AM:167:ALA:HB2	2.14	0.47
53:AN:3:ASN:O	53:AN:7:THR:N	2.45	0.47
4:D:117:UNK:O	4:D:121:UNK:N	2.47	0.47
25:Y:254:UNK:CB	25:Y:255:UNK:HA	2.43	0.47
51:AA:35:CYS:O	51:AA:100:LYS:HA	2.13	0.47
54:AD:190:LEU:O	54:AD:194:ALA:N	2.47	0.47
58:AH:57:GLU:O	58:AH:60:ASP:N	2.47	0.47

*Continued on next page...*

*Continued from previous page...*

Atom-1	Atom-2	Interatomic distance (Å)	Clash overlap (Å)
60:AJ:54:HIS:O	60:AJ:59:TYR:N	2.48	0.47
51:AL:131:ARG:HA	51:AL:134:ILE:H	1.79	0.47
51:AL:285:GLY:H	59:AT:17:ALA:HA	1.79	0.47
59:AT:8:SER:O	59:AT:28:PRO:HA	2.14	0.47
60:AU:54:HIS:O	60:AU:59:TYR:N	2.48	0.47
9:I:49:UNK:O	9:I:52:UNK:N	2.47	0.47
13:M:67:UNK:O	13:M:71:UNK:N	2.46	0.47
25:Y:236:UNK:O	25:Y:240:UNK:CB	2.63	0.47
52:AB:29:LEU:N	52:AB:33:LEU:O	2.42	0.47
53:AC:67:THR:O	53:AC:70:CYS:N	2.46	0.47
52:AM:78:LYS:N	52:AM:129:ALA:O	2.48	0.47
6:F:104:UNK:O	6:F:108:UNK:CB	7.51	0.47
7:G:101:HIS:HB2	7:G:151:UNK:O	2.14	0.47
9:I:81:UNK:O	9:I:83:CYS:N	2.47	0.47
10:J:55:UNK:O	10:J:60:UNK:N	2.47	0.47
12:L:386:UNK:C	12:L:388:UNK:N	2.76	0.47
26:Z:14:UNK:C	26:Z:16:UNK:N	3.72	0.47
51:AA:146:ARG:C	51:AA:149:VAL:H	2.18	0.47
52:AB:235:ALA:HB3	52:AB:238:LYS:N	2.30	0.47
51:AA:364:ALA:O	59:AI:54:SER:HA	2.14	0.47
51:AL:146:ARG:C	51:AL:149:VAL:H	2.18	0.47
53:AN:327:ILE:O	53:AN:330:ALA:HB3	2.14	0.47
54:AO:75:ASN:C	54:AO:77:ASP:N	2.66	0.47
58:AS:44:VAL:O	58:AS:47:ARG:N	2.48	0.47
7:G:575:UNK:O	7:G:578:UNK:N	2.48	0.47
7:G:672:UNK:HA	7:G:673:UNK:HA	1.64	0.47
9:I:116:CYS:CA	75:I:201:SF4:S3	2.95	0.47
23:W:110:UNK:HA	23:W:111:UNK:HA	1.70	0.47
51:AA:173:ASN:O	51:AA:176:LYS:N	2.48	0.47
56:AF:21:TYR:CA	56:AF:25:GLY:H	2.27	0.47
52:AM:215:VAL:O	52:AM:218:GLN:N	2.45	0.47
52:AM:235:ALA:HB3	52:AM:238:LYS:N	2.30	0.47
2:B:87:UNK:HA	2:B:114:UNK:O	2.15	0.47
7:G:281:UNK:HA	7:G:591:UNK:CB	2.44	0.47
9:I:87:CYS:HB2	9:I:90:UNK:CA	2.43	0.47
13:M:177:UNK:C	13:M:179:UNK:N	2.77	0.47
25:Y:25:UNK:O	25:Y:123:UNK:HA	2.14	0.47
52:AB:379:LEU:HA	52:AB:383:GLY:HA3	1.96	0.47
51:AL:151:ASN:HA	51:AL:154:HIS:N	2.15	0.47
51:AL:258:GLU:CA	51:AL:319:LEU:HA	2.42	0.47
51:AL:334:MET:O	51:AL:337:VAL:CB	2.62	0.47

*Continued on next page...*

*Continued from previous page...*

Atom-1	Atom-2	Interatomic distance (Å)	Clash overlap (Å)
4:D:214:UNK:O	4:D:218:UNK:CB	2.62	0.47
6:F:427:UNK:O	6:F:428:UNK:C	2.63	0.47
39:2:1:UNK:O	39:2:5:UNK:N	2.48	0.47
51:AA:383:LEU:C	51:AA:387:GLY:H	2.18	0.47
56:AF:64:ARG:O	56:AF:67:ASP:N	2.45	0.47
53:AN:14:VAL:O	53:AN:17:ALA:N	2.45	0.47
58:AS:57:GLU:O	58:AS:60:ASP:N	2.47	0.47
69:BH:51:SER:HA	69:BH:54:GLU:CB	2.43	0.47
62:BN:243:VAL:HA	79:BN:603:HEA:CAC	2.44	0.47
63:BO:200:CYS:H	63:BO:204:HIS:CB	2.28	0.47
7:G:14:UNK:N	7:G:79:UNK:O	2.48	0.47
8:H:187:UNK:O	8:H:191:UNK:N	2.47	0.47
24:X:91:UNK:O	24:X:130:UNK:N	2.48	0.47
51:AA:131:ARG:HA	51:AA:134:ILE:H	1.79	0.47
54:AD:28:ARG:C	54:AD:32:VAL:H	2.16	0.47
58:AH:44:VAL:O	58:AH:47:ARG:N	2.48	0.47
51:AL:37:VAL:O	51:AL:99:ILE:N	2.48	0.47
58:AS:28:GLU:O	58:AS:31:VAL:N	2.48	0.47
4:D:410:UNK:O	4:D:413:UNK:N	2.48	0.47
5:E:152:UNK:O	5:E:163:UNK:N	2.48	0.47
7:G:104:UNK:C	7:G:106:UNK:N	2.78	0.47
7:G:527:UNK:C	7:G:544:UNK:O	2.63	0.47
9:I:100:UNK:N	9:I:103:UNK:O	2.48	0.47
12:L:462:UNK:O	12:L:466:UNK:N	2.48	0.47
16:P:50:UNK:O	16:P:91:UNK:HA	2.15	0.47
51:AA:102:LEU:O	51:AA:105:ASP:N	2.48	0.47
51:AL:137:GLU:HA	59:AT:36:ALA:CB	2.45	0.47
55:AP:163:SER:HA	55:AP:173:LYS:O	2.15	0.47
63:BO:194:GLY:O	63:BO:208:PRO:CA	2.56	0.47
5:E:152:UNK:N	5:E:163:UNK:HA	2.30	0.47
54:AD:183:ALA:O	54:AD:187:CYS:N	2.48	0.46
4:D:138:UNK:O	4:D:142:UNK:CB	2.63	0.46
13:M:365:UNK:O	13:M:368:UNK:N	2.48	0.46
52:AB:384:CYS:HA	52:AB:388:ALA:HB3	1.97	0.46
53:AC:75:TYR:HA	53:AC:78:ILE:H	1.80	0.46
58:AH:28:GLU:O	58:AH:31:VAL:N	2.48	0.46
7:G:199:UNK:O	7:G:203:CYS:N	2.31	0.46
8:H:42:UNK:C	8:H:44:UNK:HA	2.45	0.46
13:M:201:UNK:O	13:M:205:UNK:CB	2.63	0.46
14:N:240:UNK:O	14:N:244:UNK:CB	2.64	0.46
25:Y:290:UNK:O	25:Y:293:UNK:N	2.48	0.46

*Continued on next page...*

*Continued from previous page...*

Atom-1	Atom-2	Interatomic distance (Å)	Clash overlap (Å)
53:AC:117:VAL:C	53:AC:120:LEU:H	2.17	0.46
51:AL:308:GLN:H	51:AL:323:HIS:N	2.13	0.46
52:AM:293:SER:C	52:AM:296:TYR:H	2.17	0.46
53:AN:75:TYR:HA	53:AN:78:ILE:H	1.80	0.46
55:AP:29:SER:O	55:AP:32:ARG:N	2.48	0.46
4:D:376:UNK:HA	4:D:390:UNK:O	2.15	0.46
9:I:77:CYS:O	9:I:80:CYS:SG	2.73	0.46
11:K:44:UNK:O	11:K:48:UNK:CB	2.64	0.46
19:S:19:UNK:O	19:S:53:UNK:HA	2.16	0.46
53:AC:67:THR:HA	53:AC:71:ARG:H	1.80	0.46
52:AM:384:CYS:HA	52:AM:388:ALA:HB3	1.97	0.46
53:AN:136:GLY:O	53:AN:139:SER:N	2.48	0.46
64:BC:171:TYR:O	64:BC:175:LEU:CB	2.63	0.46
7:G:198:UNK:O	7:G:202:UNK:N	2.48	0.46
7:G:111:UNK:N	75:G:801:SF4:S3	2.88	0.46
9:I:63:UNK:O	9:I:133:UNK:HA	2.15	0.46
11:K:7:UNK:O	11:K:10:UNK:N	2.48	0.46
14:N:215:UNK:O	14:N:219:UNK:CB	2.63	0.46
24:X:129:UNK:O	24:X:164:UNK:N	2.49	0.46
56:AF:8:ALA:HA	56:AF:11:LYS:CB	2.46	0.46
51:AL:173:ASN:O	51:AL:176:LYS:N	2.48	0.46
52:AM:379:LEU:HA	52:AM:383:GLY:HA3	1.96	0.46
52:AM:388:ALA:HB1	59:AT:4:VAL:N	2.15	0.46
54:AO:188:THR:C	54:AO:192:TRP:H	2.15	0.46
54:AO:28:ARG:C	54:AO:32:VAL:H	2.16	0.46
6:F:348:UNK:O	6:F:351:UNK:N	2.48	0.46
7:G:174:UNK:HA	7:G:183:UNK:HA	1.97	0.46
14:N:323:UNK:O	14:N:324:UNK:C	2.63	0.46
52:AB:293:SER:C	52:AB:296:TYR:H	2.17	0.46
54:AD:188:THR:C	54:AD:192:TRP:H	2.15	0.46
52:AM:98:VAL:HA	52:AM:106:ALA:C	2.32	0.46
68:BG:28:VAL:O	68:BG:32:THR:CB	2.63	0.46
13:M:59:UNK:CB	13:M:60:UNK:HA	2.46	0.46
53:AC:106:SER:C	53:AC:108:THR:H	2.19	0.46
51:AA:137:GLU:HA	59:AI:36:ALA:CB	2.45	0.46
53:AN:67:THR:HA	53:AN:71:ARG:H	1.80	0.46
54:AO:135:CYS:H	54:AO:150:ASN:CA	2.22	0.46
68:BG:14:ARG:O	68:BG:17:ARG:N	2.37	0.46
3:C:15:UNK:HA	4:D:129:UNK:N	2.30	0.46
3:C:23:UNK:O	3:C:27:UNK:N	2.48	0.46
4:D:195:UNK:O	4:D:196:UNK:C	2.64	0.46

*Continued on next page...*

*Continued from previous page...*

Atom-1	Atom-2	Interatomic distance (Å)	Clash overlap (Å)
7:G:333:UNK:O	7:G:334:UNK:C	2.64	0.46
8:H:258:UNK:O	8:H:262:UNK:CB	2.64	0.46
53:AC:131:TYR:HA	77:AC:401:HEM:HAD2	1.98	0.46
53:AC:151:SER:O	53:AC:157:GLY:HA3	2.16	0.46
51:AL:131:ARG:HA	51:AL:134:ILE:CB	2.46	0.46
51:AL:383:LEU:C	51:AL:387:GLY:H	2.18	0.46
62:BN:35:LEU:O	62:BN:39:ALA:HB2	2.16	0.46
14:N:294:UNK:O	14:N:297:UNK:N	2.48	0.46
19:S:42:UNK:O	19:S:46:UNK:CB	2.64	0.46
23:W:45:UNK:O	23:W:48:UNK:N	2.48	0.46
25:Y:10:UNK:O	25:Y:13:UNK:N	4.41	0.46
51:AA:308:GLN:H	51:AA:323:HIS:N	2.13	0.46
51:AA:2:ALA:HB1	51:AA:6:GLN:CB	2.46	0.46
52:AB:78:LYS:N	52:AB:129:ALA:O	2.48	0.46
52:AB:407:ASP:O	52:AB:410:VAL:N	2.44	0.46
60:AJ:1:ALA:H3	60:AJ:4:THR:H	1.63	0.46
51:AL:433:ASP:C	51:AL:436:ARG:H	2.18	0.46
4:D:336:UNK:O	4:D:339:UNK:C	2.64	0.46
9:I:149:UNK:HA	9:I:150:UNK:HA	1.48	0.46
13:M:313:UNK:O	13:M:316:UNK:N	2.49	0.46
24:X:241:UNK:O	24:X:245:UNK:CB	2.64	0.46
51:AA:42:ASP:HA	51:AA:95:THR:H	1.80	0.46
54:AO:183:ALA:O	54:AO:187:CYS:N	2.48	0.46
56:AQ:8:ALA:HA	56:AQ:11:LYS:CB	2.46	0.46
6:F:360:UNK:HA	75:F:500:SF4:S3	2.56	0.46
12:L:157:UNK:O	12:L:158:UNK:C	2.64	0.46
12:L:521:UNK:O	12:L:522:UNK:C	2.64	0.46
13:M:384:UNK:O	13:M:388:UNK:N	2.49	0.46
17:Q:47:UNK:HA	17:Q:48:UNK:HA	1.58	0.46
52:AB:358:GLN:O	52:AB:361:LYS:N	2.49	0.45
52:AM:158:HIS:HA	52:AM:162:ASN:CB	2.46	0.45
70:BI:37:PHE:O	70:BI:42:LYS:N	2.48	0.45
62:BN:473:TRP:O	62:BN:477:ALA:N	2.46	0.45
5:E:67:UNK:O	5:E:71:UNK:N	2.93	0.45
7:G:60:UNK:O	7:G:64:UNK:N	10.10	0.45
9:I:81:UNK:C	9:I:83:CYS:N	2.78	0.45
12:L:232:UNK:O	12:L:236:UNK:CB	2.64	0.45
22:V:37:UNK:O	22:V:40:UNK:N	2.48	0.45
25:Y:235:UNK:O	25:Y:236:UNK:C	2.64	0.45
42:6:13:UNK:O	42:6:16:UNK:N	2.50	0.45
42:6:9:UNK:O	42:6:12:UNK:N	2.49	0.45

*Continued on next page...*



*Continued from previous page...*

Atom-1	Atom-2	Interatomic distance (Å)	Clash overlap (Å)
51:AA:266:ASP:O	51:AA:268:VAL:N	2.50	0.45
52:AB:158:HIS:HA	52:AB:162:ASN:CB	2.46	0.45
55:AE:163:SER:HA	55:AE:173:LYS:O	2.15	0.45
51:AL:180:ALA:O	51:AL:185:TYR:N	2.43	0.45
53:AN:151:SER:O	53:AN:157:GLY:HA3	2.16	0.45
53:AN:36:LEU:O	53:AN:40:CYS:N	2.30	0.45
54:AO:79:GLU:O	54:AO:80:MET:CB	2.65	0.45
56:AQ:27:ASN:O	56:AQ:30:GLY:N	2.42	0.45
61:AV:46:PRO:C	61:AV:48:ILE:H	2.16	0.45
2:B:70:UNK:O	2:B:73:UNK:N	2.48	0.45
7:G:264:UNK:O	7:G:268:UNK:N	2.49	0.45
14:N:261:UNK:O	14:N:266:UNK:N	2.48	0.45
25:Y:237:UNK:HA	25:Y:240:UNK:CB	2.46	0.45
25:Y:95:UNK:O	25:Y:98:UNK:N	2.50	0.45
51:AA:37:VAL:N	51:AA:99:ILE:O	2.24	0.45
52:AB:45:SER:O	52:AB:110:GLU:CA	2.55	0.45
52:AB:87:ARG:O	52:AB:91:ALA:CB	2.56	0.45
53:AC:136:GLY:O	53:AC:139:SER:N	2.49	0.45
66:BE:91:PRO:O	66:BE:95:GLU:CB	2.65	0.45
62:BN:35:LEU:O	62:BN:39:ALA:CB	2.64	0.45
63:BO:17:MET:HA	63:BO:20:LEU:CB	2.45	0.45
6:F:61:UNK:C	6:F:63:UNK:N	3.33	0.45
14:N:123:UNK:HA	14:N:124:UNK:HA	1.63	0.45
14:N:323:UNK:O	14:N:327:UNK:N	2.50	0.45
17:Q:60:UNK:O	17:Q:63:UNK:N	2.50	0.45
19:S:23:UNK:O	19:S:57:UNK:HA	2.17	0.45
53:AC:271:GLU:O	53:AC:274:PHE:N	2.50	0.45
53:AN:156:ILE:O	53:AN:160:LEU:N	2.44	0.45
53:AN:317:PHE:CA	56:AQ:24:ALA:HB1	2.44	0.45
14:N:152:UNK:O	14:N:153:UNK:C	2.64	0.45
14:N:239:UNK:O	14:N:243:UNK:CB	2.65	0.45
14:N:32:UNK:O	14:N:35:UNK:N	2.49	0.45
51:AL:433:ASP:O	51:AL:436:ARG:N	2.43	0.45
51:AL:42:ASP:HA	51:AL:95:THR:H	1.80	0.45
56:AQ:40:ASN:H	56:AQ:43:VAL:CB	2.30	0.45
71:BJ:50:LEU:O	71:BJ:53:ALA:N	2.49	0.45
62:BN:489:THR:HA	67:BP:71:TRP:O	2.17	0.45
3:C:35:UNK:O	3:C:40:UNK:N	6.11	0.45
6:F:214:UNK:HA	6:F:219:UNK:HA	1.98	0.45
7:G:175:UNK:N	7:G:182:UNK:O	2.49	0.45
8:H:126:UNK:O	8:H:129:UNK:N	2.49	0.45

*Continued on next page...*

*Continued from previous page...*

Atom-1	Atom-2	Interatomic distance (Å)	Clash overlap (Å)
12:L:13:UNK:O	12:L:17:UNK:N	2.50	0.45
13:M:330:UNK:O	13:M:333:UNK:N	2.49	0.45
43:7:33:UNK:CA	51:AA:227:ALA:HA	2.41	0.45
56:AF:13:LEU:N	56:AF:15:GLY:H	2.14	0.45
52:AM:358:GLN:O	52:AM:361:LYS:N	2.49	0.45
53:AN:271:GLU:O	53:AN:274:PHE:N	2.50	0.45
4:D:114:UNK:O	4:D:117:UNK:CB	2.64	0.45
7:G:436:UNK:N	7:G:437:UNK:HA	2.31	0.45
12:L:189:UNK:O	12:L:193:UNK:N	2.50	0.45
13:M:386:UNK:O	13:M:390:UNK:N	2.49	0.45
13:M:396:UNK:O	13:M:400:UNK:N	2.50	0.45
41:5:31:UNK:C	41:5:33:UNK:N	2.78	0.45
51:AA:131:ARG:HA	51:AA:134:ILE:CB	2.46	0.45
52:AB:385:GLN:HA	52:AB:389:ALA:CB	2.47	0.45
55:AE:63:SER:HA	53:AN:163:TRP:CB	2.47	0.45
51:AL:2:ALA:HB1	51:AL:6:GLN:CB	2.47	0.45
53:AN:106:SER:C	53:AN:108:THR:H	2.20	0.45
53:AN:118:ILE:O	53:AN:122:ALA:HB2	2.17	0.45
53:AN:175:LEU:O	53:AN:179:PHE:CB	2.65	0.45
53:AN:67:THR:O	53:AN:70:CYS:N	2.46	0.45
54:AO:14:HIS:HA	54:AO:19:SER:CB	2.47	0.45
56:AQ:13:LEU:N	56:AQ:15:GLY:H	2.14	0.45
59:AT:15:LEU:HA	59:AT:21:GLY:HA2	1.99	0.45
14:N:118:UNK:O	14:N:122:UNK:N	2.49	0.45
52:AB:299:VAL:O	52:AB:303:VAL:N	2.39	0.45
55:AE:29:SER:O	55:AE:32:ARG:N	2.48	0.45
51:AL:179:ARG:C	51:AL:182:LEU:H	2.17	0.45
51:AL:266:ASP:O	51:AL:268:VAL:N	2.50	0.45
61:AV:46:PRO:O	61:AV:48:ILE:N	2.42	0.45
64:BC:174:LEU:HA	64:BC:177:ALA:HB3	1.98	0.45
66:BE:101:PRO:C	66:BE:107:ASP:H	2.13	0.45
25:Y:35:UNK:O	25:Y:38:UNK:N	2.50	0.45
1:A:7:UNK:O	1:A:10:UNK:N	2.50	0.45
43:7:33:UNK:N	51:AA:227:ALA:CA	2.79	0.45
51:AA:433:ASP:C	51:AA:436:ARG:H	2.18	0.45
51:AL:261:GLY:HA3	51:AL:314:TYR:C	2.37	0.45
3:C:173:UNK:N	3:C:179:UNK:HA	2.31	0.45
7:G:291:UNK:HA	7:G:292:UNK:HA	1.76	0.45
8:H:101:UNK:O	8:H:102:UNK:C	2.65	0.45
12:L:260:UNK:O	12:L:263:UNK:N	2.50	0.45
41:5:31:UNK:O	41:5:33:UNK:N	2.50	0.45

*Continued on next page...*

*Continued from previous page...*

Atom-1	Atom-2	Interatomic distance (Å)	Clash overlap (Å)
52:AB:162:ASN:O	52:AB:165:ALA:HB3	2.17	0.45
54:AD:134:TYR:CA	54:AD:150:ASN:HA	2.44	0.45
54:AD:50:HIS:C	54:AD:52:VAL:H	2.20	0.45
56:AF:40:ASN:H	56:AF:43:VAL:CB	2.29	0.45
59:AI:15:LEU:HA	59:AI:21:GLY:HA2	1.99	0.45
3:C:136:UNK:O	3:C:142:UNK:N	2.50	0.45
3:C:49:UNK:O	3:C:52:UNK:N	8.61	0.45
13:M:356:UNK:O	13:M:359:UNK:N	2.50	0.45
14:N:25:UNK:HA	14:N:26:UNK:HA	1.55	0.45
1:A:3:UNK:O	1:A:7:UNK:N	2.85	0.44
51:AA:274:ASN:O	51:AA:277:ILE:CB	2.66	0.44
60:AJ:34:ALA:O	60:AJ:37:GLN:N	2.49	0.44
54:AO:63:ALA:O	54:AO:67:GLU:N	2.24	0.44
7:G:343:UNK:O	7:G:496:UNK:N	2.50	0.44
12:L:576:UNK:C	12:L:578:UNK:N	2.80	0.44
37:O:2:UNK:O	37:O:6:UNK:N	2.50	0.44
52:AM:163:LEU:HA	52:AM:166:ALA:CB	2.39	0.44
5:E:64:UNK:C	5:E:66:UNK:N	3.17	0.44
51:AA:213:GLN:HA	51:AA:217:SER:CB	2.48	0.44
52:AB:115:ASP:O	52:AB:119:LEU:N	2.29	0.44
51:AL:102:LEU:O	51:AL:105:ASP:N	2.49	0.44
52:AM:394:PRO:O	52:AM:397:THR:N	2.50	0.44
6:F:406:UNK:O	6:F:410:UNK:N	2.50	0.44
7:G:488:UNK:O	7:G:489:UNK:C	2.65	0.44
9:I:25:UNK:C	9:I:27:UNK:N	2.81	0.44
10:J:146:UNK:O	10:J:149:UNK:N	2.50	0.44
40:4:5:UNK:O	40:4:7:UNK:N	2.51	0.44
43:7:33:UNK:N	51:AA:227:ALA:N	2.66	0.44
52:AB:394:PRO:O	52:AB:397:THR:N	2.50	0.44
53:AC:175:LEU:O	53:AC:179:PHE:CB	2.65	0.44
53:AC:315:MET:O	53:AC:318:ARG:N	2.42	0.44
55:AE:53:ASN:O	55:AE:54:VAL:C	2.54	0.44
57:AG:41:THR:O	57:AG:44:CYS:N	2.50	0.44
52:AM:162:ASN:O	52:AM:165:ALA:HB3	2.17	0.44
52:AM:385:GLN:HA	52:AM:389:ALA:CB	2.47	0.44
52:AM:399:LEU:O	52:AM:403:ASP:N	2.42	0.44
52:AM:87:ARG:O	52:AM:91:ALA:CB	2.56	0.44
55:AP:31:ALA:HA	60:AU:6:THR:CB	2.48	0.44
62:BN:62:ALA:HB1	79:BN:602:HEA:HMD3	2.00	0.44
4:D:120:UNK:O	4:D:123:UNK:CB	2.66	0.44
5:E:100:UNK:HA	5:E:156:UNK:HA	1.98	0.44

*Continued on next page...*

*Continued from previous page...*

Atom-1	Atom-2	Interatomic distance (Å)	Clash overlap (Å)
6:F:88:UNK:O	6:F:91:UNK:N	6.53	0.44
9:I:162:UNK:O	9:I:163:UNK:C	2.64	0.44
13:M:23:UNK:C	13:M:25:UNK:N	2.80	0.44
13:M:92:UNK:O	13:M:95:UNK:N	2.51	0.44
14:N:10:UNK:O	14:N:13:UNK:N	2.51	0.44
14:N:183:UNK:O	14:N:187:UNK:CB	2.66	0.44
14:N:207:UNK:O	14:N:208:UNK:C	2.64	0.44
26:Z:90:UNK:HA	26:Z:107:UNK:CB	2.48	0.44
38:1:25:UNK:O	38:1:28:UNK:N	2.51	0.44
1:A:20:UNK:O	1:A:23:UNK:N	4.51	0.44
51:AA:261:GLY:HA3	51:AA:314:TYR:C	2.37	0.44
51:AL:279:HIS:HA	51:AL:309:THR:H	1.83	0.44
53:AN:140:PHE:O	53:AN:143:ALA:N	2.51	0.44
54:AO:74:PRO:HA	54:AO:80:MET:HA	1.99	0.44
62:BN:381:LEU:O	62:BN:385:ALA:N	2.51	0.44
4:D:165:UNK:C	4:D:167:UNK:N	2.79	0.44
6:F:230:UNK:O	6:F:234:UNK:CB	2.65	0.44
9:I:81:UNK:O	9:I:84:UNK:N	2.51	0.44
10:J:22:UNK:C	10:J:24:UNK:N	2.78	0.44
12:L:428:UNK:O	12:L:431:UNK:N	2.50	0.44
13:M:386:UNK:HA	13:M:390:UNK:CA	2.42	0.44
53:AC:156:ILE:O	53:AC:160:LEU:N	2.44	0.44
54:AD:74:PRO:HA	54:AD:80:MET:HA	1.99	0.44
51:AL:274:ASN:O	51:AL:277:ILE:CB	2.65	0.44
53:AN:68:HIS:HA	53:AN:72:ASP:CB	2.48	0.44
59:AT:11:PHE:HA	59:AT:23:ALA:HB1	2.00	0.44
63:BO:203:ASN:O	63:BO:206:PHE:N	2.46	0.44
63:BO:143:VAL:CA	63:BO:212:GLU:O	2.37	0.44
6:F:110:UNK:O	6:F:114:UNK:N	2.50	0.44
7:G:153:CYS:SG	7:G:154:UNK:N	2.91	0.44
12:L:376:UNK:O	12:L:379:UNK:N	2.50	0.44
13:M:441:UNK:O	13:M:444:UNK:N	2.50	0.44
25:Y:244:UNK:O	25:Y:248:UNK:CB	2.66	0.44
25:Y:26:UNK:CB	25:Y:124:UNK:H	2.31	0.44
56:AF:54:LEU:O	56:AF:57:ASP:N	2.51	0.44
54:AO:50:HIS:C	54:AO:52:VAL:H	2.20	0.44
61:AV:46:PRO:C	61:AV:48:ILE:N	2.71	0.44
7:G:465:UNK:O	7:G:469:UNK:CB	2.66	0.44
9:I:116:CYS:O	75:I:201:SF4:S4	2.75	0.44
15:O:59:UNK:HA	15:O:60:UNK:CB	2.48	0.44
18:R:24:UNK:O	18:R:27:UNK:N	2.51	0.44

*Continued on next page...*

*Continued from previous page...*

Atom-1	Atom-2	Interatomic distance (Å)	Clash overlap (Å)
22:V:67:UNK:O	22:V:71:UNK:CB	2.66	0.44
51:AA:251:ALA:HA	51:AA:425:PHE:O	2.18	0.44
51:AA:279:HIS:HA	51:AA:309:THR:H	1.82	0.44
52:AB:118:ILE:O	52:AB:122:PHE:N	2.32	0.44
56:AQ:54:LEU:O	56:AQ:57:ASP:N	2.50	0.44
57:AR:41:THR:O	57:AR:44:CYS:N	2.50	0.44
63:BO:109:GLU:HA	63:BO:117:SER:HA	1.99	0.44
6:F:209:UNK:HA	6:F:210:UNK:C	2.47	0.44
7:G:642:UNK:O	7:G:645:UNK:N	2.51	0.44
9:I:27:UNK:O	9:I:30:UNK:N	2.50	0.44
10:J:14:UNK:O	10:J:17:UNK:N	2.50	0.44
22:V:23:UNK:C	22:V:25:UNK:N	2.81	0.44
53:AC:68:HIS:HA	53:AC:72:ASP:CB	2.48	0.44
54:AD:79:GLU:O	54:AD:80:MET:CB	2.65	0.44
56:AF:8:ALA:C	56:AF:11:LYS:H	2.22	0.44
51:AL:213:GLN:HA	51:AL:217:SER:CB	2.48	0.44
51:AL:267:ASN:HA	51:AL:270:LEU:CB	2.48	0.44
52:AM:356:ASP:O	52:AM:360:ALA:HB2	2.18	0.44
57:AR:39:ARG:O	57:AR:43:ALA:HB3	2.17	0.44
9:I:86:UNK:C	9:I:122:CYS:HB2	2.48	0.44
12:L:446:UNK:O	12:L:447:UNK:C	2.66	0.44
14:N:276:UNK:O	14:N:277:UNK:C	2.65	0.44
52:AB:195:VAL:HA	52:AB:199:PHE:H	1.83	0.43
53:AC:140:PHE:O	53:AC:143:ALA:N	2.51	0.43
63:BO:160:LEU:HA	63:BO:174:ALA:O	2.19	0.43
9:I:83:CYS:N	75:I:202:SF4:S3	2.91	0.43
13:M:55:UNK:HA	13:M:56:UNK:HA	1.68	0.43
25:Y:91:UNK:O	25:Y:93:UNK:N	2.51	0.43
61:AK:46:PRO:C	61:AK:48:ILE:N	2.71	0.43
51:AL:251:ALA:HA	51:AL:425:PHE:O	2.18	0.43
52:AM:336:VAL:O	52:AM:340:ALA:N	2.35	0.43
52:AM:378:PHE:O	52:AM:382:VAL:N	2.51	0.43
56:AQ:8:ALA:C	56:AQ:11:LYS:H	2.22	0.43
2:B:78:UNK:N	2:B:79:UNK:HA	2.33	0.43
3:C:119:UNK:O	3:C:145:UNK:N	2.50	0.43
7:G:674:UNK:O	7:G:675:UNK:C	2.66	0.43
8:H:125:UNK:O	8:H:129:UNK:N	2.51	0.43
12:L:263:UNK:O	12:L:266:UNK:N	2.50	0.43
25:Y:43:UNK:O	25:Y:47:UNK:N	2.52	0.43
52:AM:407:ASP:O	52:AM:410:VAL:N	2.44	0.43
5:E:146:UNK:N	76:E:201:FES:S2	2.92	0.43

*Continued on next page...*

*Continued from previous page...*

Atom-1	Atom-2	Interatomic distance (Å)	Clash overlap (Å)
11:K:54:UNK:O	11:K:58:UNK:N	4.92	0.43
19:S:36:UNK:O	19:S:41:UNK:N	2.51	0.43
51:AA:267:ASN:HA	51:AA:270:LEU:CB	2.48	0.43
53:AC:118:ILE:O	53:AC:122:ALA:HB2	2.17	0.43
54:AD:14:HIS:HA	54:AD:19:SER:CB	2.47	0.43
54:AD:48:TYR:H	54:AD:90:TYR:CA	2.28	0.43
55:AE:31:ALA:HA	60:AJ:6:THR:CB	2.48	0.43
52:AM:45:SER:O	52:AM:110:GLU:CA	2.55	0.43
60:AU:34:ALA:O	60:AU:37:GLN:N	2.49	0.43
62:BN:189:LEU:HA	62:BN:192:ALA:HB3	2.00	0.43
62:BN:498:CYS:HA	62:BN:499:PRO:HA	1.87	0.43
6:F:40:UNK:O	6:F:43:UNK:N	2.51	0.43
7:G:604:UNK:O	7:G:608:UNK:N	2.52	0.43
15:O:109:UNK:HA	15:O:110:UNK:CB	2.49	0.43
19:S:24:UNK:HA	19:S:57:UNK:HA	1.99	0.43
24:X:106:UNK:HA	24:X:109:UNK:CB	2.48	0.43
25:Y:81:UNK:O	25:Y:82:UNK:C	2.65	0.43
51:AA:74:ALA:C	51:AA:77:LYS:H	2.19	0.43
53:AC:105:GLY:C	53:AC:107:TYR:H	2.22	0.43
54:AD:115:TYR:O	54:AD:118:ARG:N	2.51	0.43
54:AD:25:SER:O	54:AD:28:ARG:C	2.56	0.43
55:AE:148:ALA:O	55:AE:149:ASN:C	2.56	0.43
54:AO:77:ASP:O	54:AO:78:GLY:C	2.56	0.43
68:BG:31:CYS:O	68:BG:35:SER:CB	2.66	0.43
3:C:170:UNK:CA	3:C:181:UNK:HA	2.47	0.43
7:G:159:CYS:SG	7:G:160:UNK:N	2.91	0.43
7:G:425:UNK:C	7:G:427:UNK:N	2.82	0.43
8:H:81:UNK:O	8:H:84:UNK:CB	3.19	0.43
12:L:599:UNK:O	12:L:602:UNK:N	2.51	0.43
12:L:67:UNK:CB	12:L:76:UNK:HA	2.49	0.43
26:Z:65:UNK:O	26:Z:68:UNK:N	2.51	0.43
53:AN:84:ALA:CB	77:AN:401:HEM:O2D	2.67	0.43
53:AN:43:LEU:O	53:AN:47:THR:N	2.39	0.43
54:AO:188:THR:O	54:AO:190:LEU:N	2.52	0.43
65:BD:98:TRP:O	65:BD:102:TYR:CB	2.66	0.43
66:BE:50:ALA:O	66:BE:54:ALA:HB2	2.18	0.43
7:G:398:UNK:O	7:G:403:UNK:N	2.51	0.43
12:L:41:UNK:O	12:L:44:UNK:N	2.52	0.43
13:M:213:UNK:O	13:M:214:UNK:C	2.65	0.43
14:N:188:UNK:O	14:N:191:UNK:N	2.52	0.43
52:AB:378:PHE:O	52:AB:382:VAL:N	2.51	0.43

*Continued on next page...*

*Continued from previous page...*

Atom-1	Atom-2	Interatomic distance (Å)	Clash overlap (Å)
54:AD:77:ASP:O	54:AD:78:GLY:C	2.56	0.43
55:AP:147:ILE:H	55:AP:157:TYR:N	2.16	0.43
65:BD:118:LYS:HA	72:BK:51:LYS:O	2.18	0.43
5:E:25:UNK:O	5:E:27:UNK:N	2.52	0.43
42:6:6:UNK:O	42:6:9:UNK:N	2.52	0.43
52:AB:356:ASP:O	52:AB:360:ALA:HB2	2.18	0.43
54:AD:215:LEU:O	54:AD:218:LEU:N	2.51	0.43
59:AI:11:PHE:HA	59:AI:23:ALA:HB1	2.00	0.43
53:AN:290:GLY:O	53:AN:293:ALA:HB3	2.19	0.43
54:AO:101:ALA:O	54:AO:104:ALA:N	2.52	0.43
54:AO:115:TYR:O	54:AO:118:ARG:N	2.51	0.43
55:AP:148:ALA:O	55:AP:149:ASN:C	2.56	0.43
3:C:70:UNK:O	3:C:72:UNK:N	2.52	0.43
7:G:378:UNK:O	7:G:406:UNK:HA	2.19	0.43
8:H:117:UNK:O	8:H:118:UNK:C	2.67	0.43
9:I:69:UNK:HA	9:I:75:UNK:HA	2.00	0.43
12:L:170:UNK:O	12:L:173:UNK:N	2.51	0.43
38:I:12:UNK:O	38:I:15:UNK:N	2.52	0.43
52:AB:297:GLN:O	52:AB:300:ALA:HB3	2.19	0.43
54:AD:116:ILE:O	54:AD:120:ARG:N	2.28	0.43
53:AN:315:MET:O	53:AN:318:ARG:N	2.43	0.43
54:AO:215:LEU:O	54:AO:218:LEU:N	2.51	0.43
4:D:362:UNK:HA	4:D:378:UNK:O	2.18	0.43
24:X:149:UNK:O	24:X:152:UNK:N	2.52	0.43
53:AC:142:GLY:C	53:AC:145:VAL:H	2.22	0.43
53:AC:365:MET:O	53:AC:369:ALA:HB2	2.19	0.43
53:AC:74:ASN:O	53:AC:76:GLY:N	2.48	0.43
53:AN:142:GLY:C	53:AN:145:VAL:H	2.22	0.43
55:AP:53:ASN:O	55:AP:54:VAL:C	2.54	0.43
3:C:50:UNK:O	3:C:108:UNK:CB	2.67	0.43
6:F:276:UNK:O	6:F:280:UNK:CB	2.67	0.43
7:G:173:UNK:N	7:G:183:UNK:O	2.52	0.43
7:G:488:UNK:O	7:G:491:UNK:N	2.52	0.43
12:L:509:UNK:O	12:L:512:UNK:N	2.52	0.43
16:P:77:UNK:O	16:P:78:UNK:C	2.67	0.43
22:V:108:UNK:CB	22:V:109:UNK:HA	2.49	0.43
23:W:98:UNK:O	23:W:102:UNK:CB	2.67	0.43
25:Y:200:UNK:O	25:Y:203:UNK:N	2.52	0.43
25:Y:257:UNK:HA	25:Y:260:UNK:CB	2.49	0.43
51:AA:161:THR:O	51:AA:162:PRO:C	2.57	0.42
52:AB:264:ILE:N	52:AB:316:TYR:O	2.50	0.42

*Continued on next page...*

*Continued from previous page...*

Atom-1	Atom-2	Interatomic distance (Å)	Clash overlap (Å)
54:AD:188:THR:O	54:AD:190:LEU:N	2.52	0.42
54:AO:211:MET:O	54:AO:215:LEU:N	2.38	0.42
54:AO:26:ILE:C	54:AO:29:GLY:H	2.22	0.42
56:AQ:76:PRO:O	56:AQ:79:GLN:N	2.52	0.42
2:B:35:UNK:O	2:B:39:UNK:CB	2.66	0.42
62:BN:4:ASN:HA	62:BN:8:PHE:CB	2.49	0.42
4:D:243:UNK:O	4:D:292:UNK:HA	2.20	0.42
5:E:68:UNK:O	5:E:71:UNK:CB	3.07	0.42
9:I:82:UNK:C	9:I:84:UNK:N	2.82	0.42
13:M:297:UNK:O	13:M:300:UNK:N	2.52	0.42
13:M:394:UNK:O	13:M:395:UNK:C	2.67	0.42
18:R:11:UNK:O	18:R:14:UNK:N	2.52	0.42
22:V:116:UNK:O	22:V:120:UNK:N	2.52	0.42
25:Y:235:UNK:O	25:Y:237:UNK:N	2.52	0.42
53:AC:178:PHE:O	53:AC:181:PHE:N	2.53	0.42
54:AD:26:ILE:C	54:AD:29:GLY:H	2.22	0.42
55:AE:68:VAL:O	55:AE:69:LEU:C	2.57	0.42
59:AI:10:PRO:N	59:AI:27:ARG:O	2.52	0.42
51:AL:80:GLU:C	51:AL:83:GLY:H	2.22	0.42
52:AM:195:VAL:HA	52:AM:199:PHE:H	1.83	0.42
52:AM:383:GLY:HA2	52:AM:386:ALA:H	1.84	0.42
64:BC:220:ARG:O	64:BC:224:PHE:N	2.52	0.42
4:D:112:UNK:O	4:D:115:UNK:N	2.53	0.42
4:D:71:UNK:O	4:D:410:UNK:HA	2.19	0.42
7:G:73:UNK:CB	7:G:74:UNK:HA	5.43	0.42
10:J:151:UNK:O	10:J:152:UNK:C	2.67	0.42
12:L:452:UNK:O	12:L:455:UNK:N	2.52	0.42
13:M:190:UNK:N	13:M:191:UNK:C	2.82	0.42
13:M:244:UNK:O	13:M:247:UNK:N	2.52	0.42
14:N:226:UNK:O	14:N:227:UNK:C	2.67	0.42
24:X:89:UNK:O	24:X:127:UNK:N	2.52	0.42
40:3:14:UNK:C	40:3:16:UNK:N	2.81	0.42
42:6:12:UNK:O	42:6:16:UNK:CB	2.67	0.42
53:AC:366:MET:O	53:AC:369:ALA:HB3	2.19	0.42
52:AM:413:ALA:O	52:AM:416:LYS:N	2.52	0.42
65:BD:83:GLY:HA2	72:BK:21:GLY:HA3	2.01	0.42
9:I:77:CYS:O	9:I:78:UNK:C	2.66	0.42
10:J:141:UNK:C	10:J:143:UNK:N	2.82	0.42
12:L:229:UNK:O	12:L:230:UNK:C	2.67	0.42
14:N:119:UNK:O	14:N:122:UNK:N	2.52	0.42
51:AA:298:ALA:O	51:AA:303:LEU:N	2.42	0.42

*Continued on next page...*



*Continued from previous page...*

Atom-1	Atom-2	Interatomic distance (Å)	Clash overlap (Å)
51:AA:311:ASN:HA	51:AA:320:LEU:CB	2.49	0.42
52:AB:383:GLY:HA2	52:AB:386:ALA:H	1.84	0.42
53:AC:23:ALA:O	53:AC:217:LYS:CA	2.65	0.42
56:AF:41:ASP:O	56:AF:44:LYS:N	2.52	0.42
57:AG:56:TYR:O	57:AG:60:THR:CB	2.68	0.42
51:AL:366:VAL:O	51:AL:369:LEU:N	2.53	0.42
53:AN:142:GLY:O	53:AN:145:VAL:N	2.51	0.42
53:AN:47:THR:O	53:AN:48:GLY:C	2.56	0.42
59:AT:10:PRO:N	59:AT:27:ARG:O	2.53	0.42
65:BD:4:SER:CB	65:BD:31:LYS:H	2.32	0.42
5:E:97:UNK:N	5:E:135:UNK:O	2.52	0.42
5:E:97:UNK:O	5:E:100:UNK:N	8.09	0.42
20:T:35:UNK:O	20:T:38:UNK:N	2.52	0.42
24:X:23:UNK:O	24:X:93:UNK:HA	2.20	0.42
51:AA:254:ALA:HB3	51:AA:423:ALA:O	2.20	0.42
51:AA:85:HIS:CB	51:AA:100:LYS:H	2.33	0.42
53:AC:157:GLY:HA2	53:AC:160:LEU:CB	2.50	0.42
55:AE:185:TYR:CB	55:AE:195:VAL:HA	2.50	0.42
57:AG:34:ILE:C	57:AG:36:ASN:N	2.72	0.42
60:AJ:56:LYS:C	60:AJ:58:LYS:H	2.22	0.42
51:AL:161:THR:O	51:AL:162:PRO:C	2.57	0.42
51:AL:259:GLY:HA3	51:AL:312:ILE:N	2.35	0.42
53:AN:178:PHE:O	53:AN:181:PHE:N	2.52	0.42
55:AP:68:VAL:O	55:AP:69:LEU:C	2.57	0.42
4:D:165:UNK:O	4:D:167:UNK:N	2.52	0.42
7:G:237:UNK:CB	7:G:254:UNK:HA	2.49	0.42
13:M:377:UNK:O	13:M:378:UNK:C	2.67	0.42
23:W:76:UNK:HA	23:W:77:UNK:HA	1.71	0.42
51:AA:259:GLY:HA3	51:AA:312:ILE:N	2.35	0.42
53:AC:21:LEU:O	53:AC:219:PRO:HA	2.20	0.42
53:AC:36:LEU:O	53:AC:40:CYS:N	2.30	0.42
56:AF:106:GLU:O	56:AF:109:LYS:N	2.52	0.42
51:AL:311:ASN:HA	51:AL:320:LEU:CB	2.50	0.42
52:AM:297:GLN:O	52:AM:300:ALA:HB3	2.19	0.42
53:AN:157:GLY:HA2	53:AN:160:LEU:CB	2.50	0.42
53:AN:67:THR:C	53:AN:70:CYS:H	2.22	0.42
56:AQ:41:ASP:O	56:AQ:44:LYS:N	2.52	0.42
57:AR:34:ILE:C	57:AR:36:ASN:N	2.72	0.42
8:H:184:UNK:O	8:H:187:UNK:N	2.52	0.42
12:L:117:UNK:O	12:L:121:UNK:CB	2.68	0.42
14:N:24:UNK:O	14:N:27:UNK:N	2.53	0.42

*Continued on next page...*

*Continued from previous page...*

Atom-1	Atom-2	Interatomic distance (Å)	Clash overlap (Å)
14:N:268:UNK:O	14:N:271:UNK:N	2.53	0.42
15:O:42:UNK:CB	15:O:43:UNK:HA	2.50	0.42
21:U:73:UNK:O	21:U:74:UNK:C	2.68	0.42
33:9:42:UNK:HA	33:9:43:UNK:C	2.49	0.42
1:A:84:UNK:O	1:A:85:UNK:C	2.66	0.42
52:AB:413:ALA:O	52:AB:416:LYS:N	2.53	0.42
53:AC:290:GLY:O	53:AC:293:ALA:HB3	2.19	0.42
53:AC:47:THR:O	53:AC:48:GLY:C	2.56	0.42
53:AC:67:THR:C	53:AC:70:CYS:H	2.22	0.42
60:AJ:35:PHE:O	60:AJ:39:ALA:CB	2.68	0.42
51:AL:86:LEU:HA	51:AL:98:TYR:O	2.20	0.42
53:AN:366:MET:O	53:AN:369:ALA:HB3	2.19	0.42
57:AR:56:TYR:O	57:AR:60:THR:CB	2.68	0.42
60:AU:56:LYS:C	60:AU:58:LYS:H	2.22	0.42
64:BC:174:LEU:O	64:BC:178:SER:CB	2.68	0.42
62:BN:241:PRO:O	62:BN:244:TYR:CA	2.66	0.42
62:BN:241:PRO:O	62:BN:245:ILE:N	2.53	0.42
4:D:348:UNK:O	4:D:353:UNK:N	2.52	0.42
6:F:65:UNK:O	6:F:68:UNK:N	6.52	0.42
7:G:31:UNK:O	7:G:34:UNK:N	2.52	0.42
8:H:230:UNK:O	8:H:234:UNK:CB	2.68	0.42
12:L:257:UNK:O	12:L:258:UNK:C	2.67	0.42
52:AB:55:SER:CB	52:AB:102:ARG:HA	2.50	0.42
52:AB:163:LEU:HA	52:AB:166:ALA:CB	2.39	0.42
52:AB:374:SER:N	52:AB:377:GLY:O	2.53	0.42
54:AD:101:ALA:O	54:AD:104:ALA:N	2.52	0.42
54:AD:32:VAL:HA	54:AD:36:VAL:N	2.33	0.42
53:AN:74:ASN:O	53:AN:76:GLY:N	2.48	0.42
2:B:77:UNK:N	2:B:78:UNK:HA	2.34	0.42
63:BO:100:MET:O	63:BO:107:SER:O	2.38	0.42
13:M:258:UNK:O	13:M:259:UNK:C	2.67	0.42
13:M:2:UNK:O	13:M:3:UNK:C	2.68	0.42
13:M:423:UNK:O	13:M:424:UNK:C	2.65	0.42
53:AC:180:ALA:O	53:AC:181:PHE:C	2.59	0.42
51:AL:254:ALA:HB3	51:AL:423:ALA:O	2.19	0.42
53:AN:105:GLY:C	53:AN:107:TYR:H	2.22	0.42
60:AU:35:PHE:O	60:AU:39:ALA:CB	2.68	0.42
64:BC:177:ALA:O	64:BC:180:TYR:N	2.52	0.42
3:C:32:UNK:O	3:C:74:UNK:HA	16.06	0.42
5:E:21:UNK:HA	5:E:22:UNK:HA	1.68	0.42
13:M:88:UNK:HA	13:M:89:UNK:HA	1.91	0.42

*Continued on next page...*

*Continued from previous page...*

Atom-1	Atom-2	Interatomic distance (Å)	Clash overlap (Å)
51:AA:147:ASP:HA	51:AA:151:ASN:H	1.85	0.42
55:AE:75:GLU:O	55:AE:194:ILE:HA	2.20	0.42
52:AM:154:ASN:O	52:AM:156:GLN:N	2.53	0.42
52:AM:299:VAL:O	52:AM:303:VAL:N	2.39	0.42
54:AO:134:TYR:HA	54:AO:150:ASN:CA	2.43	0.42
6:F:136:UNK:O	6:F:177:UNK:CA	2.59	0.42
51:AL:140:GLU:O	59:AT:37:THR:HA	2.20	0.41
53:AN:365:MET:O	53:AN:369:ALA:HB2	2.19	0.41
55:AP:75:GLU:O	55:AP:194:ILE:HA	2.20	0.41
58:AS:16:PRO:HA	58:AS:20:VAL:N	2.32	0.41
66:BE:16:VAL:C	66:BE:18:TYR:N	2.74	0.41
70:BI:58:LYS:O	70:BI:62:GLU:CB	2.68	0.41
6:F:231:UNK:O	6:F:235:UNK:CB	2.68	0.41
7:G:111:UNK:O	7:G:114:CYS:N	2.53	0.41
9:I:79:UNK:O	75:I:202:SF4:S1	2.78	0.41
11:K:91:UNK:HA	11:K:92:UNK:HA	1.76	0.41
12:L:103:UNK:O	12:L:107:UNK:CB	2.67	0.41
12:L:286:UNK:O	12:L:289:UNK:N	2.53	0.41
14:N:309:UNK:O	14:N:312:UNK:CB	2.68	0.41
37:O:28:UNK:C	37:O:30:UNK:N	2.82	0.41
1:A:97:UNK:C	1:A:99:UNK:N	2.97	0.41
51:AA:310:PHE:H	51:AA:321:GLY:C	2.23	0.41
51:AA:262:TRP:N	51:AA:315:ALA:HA	2.35	0.41
51:AA:335:MET:O	51:AA:339:GLN:N	2.53	0.41
51:AA:366:VAL:O	51:AA:369:LEU:N	2.53	0.41
52:AB:308:ASP:H	52:AB:327:ILE:H	1.68	0.41
51:AL:145:MET:C	51:AL:148:VAL:H	2.23	0.41
53:AN:23:ALA:O	53:AN:217:LYS:CA	2.65	0.41
53:AN:74:ASN:C	53:AN:76:GLY:N	2.73	0.41
56:AQ:106:GLU:O	56:AQ:109:LYS:N	2.52	0.41
3:C:65:UNK:O	3:C:69:UNK:N	2.53	0.41
7:G:244:UNK:C	7:G:246:UNK:N	2.83	0.41
53:AC:142:GLY:O	53:AC:145:VAL:N	2.51	0.41
59:AI:12:ALA:N	59:AI:25:ALA:HB2	2.35	0.41
51:AL:310:PHE:H	51:AL:321:GLY:C	2.23	0.41
52:AM:374:SER:N	52:AM:377:GLY:O	2.52	0.41
52:AM:394:PRO:C	52:AM:396:SER:N	2.73	0.41
52:AM:55:SER:CB	52:AM:102:ARG:HA	2.50	0.41
53:AN:174:THR:O	53:AN:175:LEU:C	2.58	0.41
53:AN:180:ALA:O	53:AN:181:PHE:C	2.58	0.41
53:AN:15:ASN:CA	53:AN:20:ASP:H	2.33	0.41

*Continued on next page...*

*Continued from previous page...*

Atom-1	Atom-2	Interatomic distance (Å)	Clash overlap (Å)
53:AN:25:SER:C	53:AN:27:ILE:H	2.24	0.41
55:AP:185:TYR:CB	55:AP:195:VAL:HA	2.50	0.41
62:BN:381:LEU:O	62:BN:386:VAL:N	2.52	0.41
6:F:53:UNK:CB	6:F:128:UNK:HA	2.50	0.41
10:J:19:UNK:O	10:J:22:UNK:N	2.53	0.41
12:L:468:UNK:HA	12:L:469:UNK:CB	2.50	0.41
13:M:242:UNK:O	13:M:243:UNK:C	2.67	0.41
19:S:60:UNK:C	19:S:62:UNK:N	2.83	0.41
51:AA:145:MET:C	51:AA:148:VAL:H	2.23	0.41
51:AA:80:GLU:C	51:AA:83:GLY:H	2.22	0.41
54:AD:134:TYR:HA	54:AD:150:ASN:CA	2.43	0.41
54:AD:60:GLU:O	54:AD:64:LEU:CB	2.69	0.41
56:AF:76:PRO:O	56:AF:79:GLN:N	2.52	0.41
57:AG:45:ILE:O	57:AG:48:VAL:N	2.51	0.41
53:AN:304:MET:O	53:AN:308:HIS:N	2.54	0.41
54:AO:32:VAL:CB	54:AO:37:CYS:H	2.33	0.41
61:AV:20:THR:O	61:AV:23:LEU:N	2.54	0.41
68:BG:33:LEU:O	68:BG:37:LEU:N	2.54	0.41
4:D:249:UNK:O	4:D:252:UNK:CB	2.68	0.41
6:F:286:UNK:HA	6:F:287:UNK:HA	1.58	0.41
6:F:40:UNK:O	6:F:41:UNK:C	2.68	0.41
10:J:167:UNK:O	10:J:170:UNK:N	2.53	0.41
10:J:22:UNK:O	10:J:24:UNK:N	2.54	0.41
13:M:297:UNK:O	13:M:298:UNK:C	2.68	0.41
17:Q:64:UNK:N	17:Q:65:UNK:CA	2.83	0.41
52:AB:154:ASN:O	52:AB:156:GLN:N	2.53	0.41
53:AC:74:ASN:C	53:AC:76:GLY:N	2.73	0.41
52:AM:308:ASP:H	52:AM:327:ILE:H	1.68	0.41
53:AN:377:LEU:C	53:AN:379:TRP:H	2.24	0.41
4:D:115:UNK:O	4:D:116:UNK:C	2.69	0.41
7:G:237:UNK:O	7:G:253:UNK:N	2.53	0.41
44:8:5:UNK:O	44:8:8:UNK:N	2.53	0.41
51:AA:7:ALA:HA	51:AA:10:SER:CB	2.51	0.41
51:AL:90:SER:HA	51:AL:95:THR:CB	2.50	0.41
53:AN:45:ILE:O	53:AN:46:LEU:C	2.58	0.41
54:AO:38:SER:HA	54:AO:41:HIS:H	1.86	0.41
71:BJ:49:CYS:O	71:BJ:53:ALA:CB	2.69	0.41
62:BN:241:PRO:O	62:BN:242:GLU:C	2.59	0.41
3:C:129:UNK:O	3:C:130:UNK:C	2.67	0.41
7:G:115:UNK:O	7:G:116:UNK:C	2.90	0.41
10:J:26:UNK:C	10:J:28:UNK:N	2.84	0.41

*Continued on next page...*

*Continued from previous page...*

Atom-1	Atom-2	Interatomic distance (Å)	Clash overlap (Å)
10:J:37:UNK:O	10:J:38:UNK:C	2.68	0.41
12:L:209:UNK:O	12:L:210:UNK:C	2.69	0.41
14:N:170:UNK:O	14:N:171:UNK:C	2.69	0.41
14:N:336:UNK:O	14:N:337:UNK:C	2.69	0.41
26:Z:18:UNK:O	26:Z:21:UNK:N	2.86	0.41
26:Z:48:UNK:O	26:Z:51:UNK:N	2.53	0.41
51:AA:16:VAL:HA	51:AA:26:ALA:HA	2.03	0.41
53:AC:174:THR:O	53:AC:175:LEU:C	2.58	0.41
53:AC:15:ASN:CA	53:AC:20:ASP:H	2.33	0.41
54:AD:33:TYR:HA	54:AD:38:SER:N	2.34	0.41
54:AO:48:TYR:H	54:AO:90:TYR:CA	2.28	0.41
2:B:153:UNK:C	2:B:155:UNK:N	2.81	0.41
7:G:11:UNK:C	7:G:17:UNK:HA	2.45	0.41
14:N:126:UNK:O	14:N:127:UNK:C	2.69	0.41
24:X:296:UNK:O	24:X:297:UNK:C	2.68	0.41
25:Y:49:UNK:C	25:Y:51:UNK:N	2.82	0.41
25:Y:59:UNK:O	25:Y:63:UNK:N	2.32	0.41
53:AC:162:GLU:O	53:AC:167:GLY:N	2.54	0.41
53:AC:45:ILE:O	53:AC:46:LEU:C	2.58	0.41
61:AK:20:THR:O	61:AK:23:LEU:N	2.54	0.41
52:AM:365:LYS:O	52:AM:368:TYR:N	2.54	0.41
53:AN:146:ILE:C	53:AN:149:LEU:H	2.24	0.41
53:AN:21:LEU:O	53:AN:219:PRO:HA	2.20	0.41
56:AQ:15:GLY:O	56:AQ:20:TYR:N	2.51	0.41
59:AT:12:ALA:N	59:AT:25:ALA:HB2	2.35	0.41
4:D:101:UNK:C	4:D:103:UNK:N	2.81	0.41
6:F:156:UNK:O	6:F:162:UNK:N	2.54	0.41
7:G:54:UNK:O	7:G:57:UNK:CB	8.50	0.41
12:L:540:UNK:O	12:L:544:UNK:CB	2.69	0.41
25:Y:168:UNK:HA	25:Y:219:UNK:HA	2.03	0.41
51:AA:151:ASN:O	51:AA:155:ALA:HB3	2.21	0.41
51:AA:85:HIS:HA	52:AB:284:HIS:C	2.42	0.41
51:AA:86:LEU:HA	51:AA:98:TYR:O	2.20	0.41
51:AA:90:SER:HA	51:AA:95:THR:CB	2.50	0.41
52:AB:260:GLU:CA	52:AB:322:PHE:H	2.34	0.41
52:AB:389:ALA:O	59:AI:2:LEU:N	2.54	0.41
53:AC:102:LEU:C	53:AC:105:GLY:H	2.24	0.41
53:AC:25:SER:C	53:AC:27:ILE:H	2.24	0.41
54:AD:32:VAL:CB	54:AD:37:CYS:H	2.33	0.41
52:AM:118:ILE:O	52:AM:122:PHE:N	2.32	0.41
54:AO:60:GLU:O	54:AO:64:LEU:CB	2.69	0.41

*Continued on next page...*

*Continued from previous page...*

Atom-1	Atom-2	Interatomic distance (Å)	Clash overlap (Å)
57:AR:45:ILE:O	57:AR:48:VAL:N	2.52	0.41
2:B:148:UNK:CB	2:B:151:UNK:HA	2.49	0.41
7:G:82:UNK:O	7:G:83:UNK:C	2.69	0.41
8:H:91:UNK:O	8:H:94:UNK:HA	2.20	0.41
13:M:233:UNK:O	13:M:236:UNK:N	2.54	0.41
14:N:199:UNK:O	14:N:200:UNK:C	2.69	0.41
14:N:223:UNK:HA	14:N:224:UNK:HA	1.51	0.41
24:X:130:UNK:HA	24:X:164:UNK:CB	2.51	0.41
25:Y:308:UNK:O	25:Y:312:UNK:N	2.54	0.41
51:AA:179:ARG:O	51:AA:184:GLU:N	2.54	0.41
51:AA:192:ALA:HB3	51:AA:220:SER:CA	2.51	0.41
52:AB:365:LYS:O	52:AB:368:TYR:N	2.54	0.41
55:AE:147:ILE:H	55:AE:157:TYR:N	2.16	0.41
51:AL:147:ASP:HA	51:AL:151:ASN:H	1.86	0.41
2:B:171:UNK:O	2:B:173:UNK:N	2.54	0.41
3:C:101:UNK:O	3:C:104:UNK:N	2.54	0.41
12:L:388:UNK:O	12:L:393:UNK:N	2.54	0.41
13:M:69:UNK:O	13:M:70:UNK:C	2.69	0.41
19:S:19:UNK:CA	19:S:66:UNK:O	2.68	0.41
25:Y:280:UNK:O	25:Y:283:UNK:N	2.54	0.41
53:AC:146:ILE:C	53:AC:149:LEU:H	2.24	0.41
54:AD:188:THR:C	54:AD:190:LEU:N	2.74	0.41
60:AJ:50:LYS:C	60:AJ:52:TRP:H	2.25	0.41
51:AL:85:HIS:CB	51:AL:100:LYS:H	2.33	0.41
52:AM:379:LEU:CA	52:AM:383:GLY:HA3	2.51	0.41
69:BH:54:GLU:HA	69:BH:57:ARG:CB	2.50	0.41
70:BI:43:ARG:O	70:BI:46:ALA:HB3	2.21	0.41
79:BN:602:HEA:H122	79:BN:602:HEA:HHC	2.03	0.41
4:D:105:UNK:O	4:D:106:UNK:C	2.69	0.41
6:F:259:UNK:O	6:F:335:UNK:HA	2.21	0.41
12:L:263:UNK:O	12:L:264:UNK:C	2.69	0.41
25:Y:256:UNK:O	25:Y:257:UNK:C	2.69	0.41
53:AC:304:MET:O	53:AC:308:HIS:N	2.54	0.40
51:AL:257:VAL:C	51:AL:319:LEU:HA	2.41	0.40
51:AL:345:LEU:O	51:AL:347:THR:N	2.54	0.40
54:AO:32:VAL:HA	54:AO:36:VAL:N	2.33	0.40
55:AP:65:SER:O	55:AP:66:ALA:C	2.58	0.40
2:B:121:UNK:O	2:B:122:UNK:C	2.69	0.40
10:J:17:UNK:O	10:J:18:UNK:C	3.12	0.40
13:M:22:UNK:HA	13:M:23:UNK:HA	1.73	0.40
14:N:142:UNK:O	14:N:145:UNK:N	2.54	0.40

*Continued on next page...*

*Continued from previous page...*

Atom-1	Atom-2	Interatomic distance (Å)	Clash overlap (Å)
14:N:156:UNK:O	14:N:157:UNK:C	2.68	0.40
14:N:329:UNK:O	14:N:330:UNK:C	2.69	0.40
51:AA:140:GLU:O	59:AI:37:THR:HA	2.20	0.40
51:AA:433:ASP:O	51:AA:436:ARG:N	2.43	0.40
52:AM:260:GLU:CA	52:AM:322:PHE:H	2.34	0.40
52:AM:389:ALA:O	59:AT:2:LEU:N	2.54	0.40
52:AM:51:ILE:C	52:AM:53:ALA:N	2.75	0.40
53:AN:162:GLU:O	53:AN:167:GLY:N	2.54	0.40
64:BC:220:ARG:O	64:BC:225:HIS:N	2.37	0.40
62:BN:314:ILE:O	62:BN:317:GLY:N	2.53	0.40
7:G:639:UNK:HA	7:G:643:UNK:CB	2.51	0.40
10:J:57:UNK:O	10:J:62:UNK:N	2.54	0.40
10:J:66:UNK:O	10:J:69:UNK:N	2.55	0.40
12:L:71:UNK:C	12:L:73:UNK:N	2.83	0.40
44:8:1:UNK:C	44:8:3:UNK:N	2.84	0.40
53:AC:106:SER:C	53:AC:108:THR:N	2.75	0.40
53:AC:241:LEU:O	53:AC:244:LEU:N	2.54	0.40
61:AK:18:VAL:O	61:AK:21:ALA:HB3	2.21	0.40
51:AL:151:ASN:O	51:AL:155:ALA:HB3	2.21	0.40
65:BD:4:SER:N	65:BD:31:LYS:H	2.20	0.40
6:F:289:UNK:HA	6:F:290:UNK:HA	1.65	0.40
7:G:398:UNK:O	7:G:402:UNK:N	2.54	0.40
7:G:95:UNK:O	7:G:98:UNK:N	2.54	0.40
11:K:72:UNK:O	11:K:75:UNK:N	2.71	0.40
12:L:55:UNK:N	12:L:56:UNK:C	2.83	0.40
13:M:399:UNK:O	13:M:400:UNK:C	2.69	0.40
51:AA:257:VAL:C	51:AA:319:LEU:HA	2.41	0.40
52:AB:51:ILE:C	52:AB:53:ALA:N	2.74	0.40
54:AD:38:SER:HA	54:AD:41:HIS:CA	2.51	0.40
55:AE:65:SER:O	55:AE:66:ALA:C	2.58	0.40
51:AL:7:ALA:HA	51:AL:10:SER:CB	2.51	0.40
51:AL:335:MET:O	51:AL:339:GLN:N	2.54	0.40
52:AM:84:LYS:O	52:AM:87:ARG:N	2.52	0.40
53:AN:190:ALA:O	53:AN:193:ALA:N	2.55	0.40
53:AN:241:LEU:O	53:AN:244:LEU:N	2.54	0.40
61:AV:18:VAL:O	61:AV:21:ALA:HB3	2.22	0.40
62:BN:73:ILE:O	62:BN:78:PHE:N	2.39	0.40
63:BO:215:PRO:O	63:BO:219:PHE:N	2.54	0.40
4:D:328:UNK:O	4:D:329:UNK:C	2.68	0.40
5:E:74:UNK:O	5:E:75:UNK:C	4.01	0.40
7:G:158:UNK:N	75:G:802:SF4:S2	2.95	0.40

*Continued on next page...*

*Continued from previous page...*

Atom-1	Atom-2	Interatomic distance (Å)	Clash overlap (Å)
7:G:96:UNK:O	7:G:99:UNK:N	5.90	0.40
8:H:264:UNK:O	8:H:268:UNK:CB	2.70	0.40
12:L:216:UNK:O	12:L:220:UNK:CB	2.69	0.40
12:L:298:UNK:O	12:L:301:UNK:N	2.54	0.40
13:M:106:UNK:O	13:M:109:UNK:N	2.54	0.40
13:M:395:UNK:O	13:M:396:UNK:C	2.70	0.40
24:X:109:UNK:HA	24:X:112:UNK:CB	2.51	0.40
1:A:69:UNK:O	1:A:73:UNK:CB	2.70	0.40
51:AA:163:LEU:C	51:AA:165:GLN:H	2.25	0.40
54:AD:38:SER:HA	54:AD:41:HIS:H	1.86	0.40
58:AH:15:ASP:C	58:AH:17:LEU:N	2.74	0.40
51:AL:386:TYR:C	51:AL:388:ARG:H	2.25	0.40
51:AL:253:VAL:CA	51:AL:424:GLY:HA2	2.40	0.40
51:AL:74:ALA:C	51:AL:77:LYS:H	2.19	0.40
60:AU:50:LYS:C	60:AU:52:TRP:H	2.24	0.40
2:B:67:UNK:C	2:B:69:UNK:N	4.82	0.40
68:BG:30:LEU:O	68:BG:34:ASN:CB	2.69	0.40
12:L:61:UNK:HA	12:L:80:UNK:HA	2.03	0.40
13:M:348:UNK:O	13:M:351:UNK:N	2.55	0.40
14:N:244:UNK:O	14:N:247:UNK:N	2.55	0.40
14:N:90:UNK:HA	14:N:91:UNK:O	2.21	0.40
23:W:82:UNK:O	23:W:86:UNK:CB	2.70	0.40
24:X:92:UNK:HA	24:X:130:UNK:O	2.21	0.40

There are no symmetry-related clashes.

## 5.3 Torsion angles [i](#)

### 5.3.1 Protein backbone [i](#)

In the following table, the Percentiles column shows the percent Ramachandran outliers of the chain as a percentile score with respect to all PDB entries followed by that with respect to all EM entries.

The Analysed column shows the number of residues for which the backbone conformation was analysed, and the total number of residues.

Mol	Chain	Analysed	Favoured	Allowed	Outliers	Percentiles	
2	B	4/154 (3%)	4 (100%)	0	0	100	100
5	E	4/189 (2%)	2 (50%)	2 (50%)	0	100	100

*Continued on next page...*



*Continued from previous page...*

Mol	Chain	Analysed	Favoured	Allowed	Outliers	Percentiles	
6	F	4/429 (1%)	4 (100%)	0	0	100	100
7	G	12/652 (2%)	6 (50%)	4 (33%)	2 (17%)	0	5
9	I	8/171 (5%)	4 (50%)	3 (38%)	1 (12%)	0	8
51	AA	444/449 (99%)	369 (83%)	68 (15%)	7 (2%)	12	56
51	AL	444/449 (99%)	370 (83%)	67 (15%)	7 (2%)	12	56
52	AB	421/423 (100%)	369 (88%)	47 (11%)	5 (1%)	16	61
52	AM	421/423 (100%)	369 (88%)	47 (11%)	5 (1%)	16	61
53	AC	376/378 (100%)	288 (77%)	73 (19%)	15 (4%)	4	35
53	AN	376/378 (100%)	289 (77%)	72 (19%)	15 (4%)	4	35
54	AD	239/241 (99%)	180 (75%)	52 (22%)	7 (3%)	6	43
54	AO	239/241 (99%)	180 (75%)	52 (22%)	7 (3%)	6	43
55	AE	192/196 (98%)	148 (77%)	36 (19%)	8 (4%)	3	34
55	AP	194/196 (99%)	151 (78%)	35 (18%)	8 (4%)	3	35
56	AF	103/105 (98%)	86 (84%)	17 (16%)	0	100	100
56	AQ	103/105 (98%)	86 (84%)	17 (16%)	0	100	100
57	AG	73/75 (97%)	59 (81%)	11 (15%)	3 (4%)	3	35
57	AR	73/75 (97%)	59 (81%)	11 (15%)	3 (4%)	3	35
58	AH	65/67 (97%)	53 (82%)	11 (17%)	1 (2%)	13	57
58	AS	65/67 (97%)	52 (80%)	13 (20%)	0	100	100
59	AI	55/57 (96%)	31 (56%)	17 (31%)	7 (13%)	0	8
59	AT	55/57 (96%)	31 (56%)	17 (31%)	7 (13%)	0	8
60	AJ	58/60 (97%)	47 (81%)	10 (17%)	1 (2%)	11	55
60	AU	58/60 (97%)	47 (81%)	10 (17%)	1 (2%)	11	55
61	AK	49/51 (96%)	44 (90%)	4 (8%)	1 (2%)	9	51
61	AV	49/51 (96%)	44 (90%)	4 (8%)	1 (2%)	9	51
62	BN	512/514 (100%)	485 (95%)	26 (5%)	1 (0%)	52	86
63	BO	225/227 (99%)	200 (89%)	24 (11%)	1 (0%)	39	80
64	BC	257/259 (99%)	249 (97%)	8 (3%)	0	100	100
65	BD	142/144 (99%)	136 (96%)	6 (4%)	0	100	100
66	BE	103/105 (98%)	97 (94%)	6 (6%)	0	100	100
67	BP	96/98 (98%)	89 (93%)	7 (7%)	0	100	100

*Continued on next page...*

*Continued from previous page...*

Mol	Chain	Analysed	Favoured	Allowed	Outliers	Percentiles	
68	BG	82/84 (98%)	70 (85%)	10 (12%)	2 (2%)	7	47
69	BH	77/79 (98%)	68 (88%)	8 (10%)	1 (1%)	15	60
70	BI	71/73 (97%)	65 (92%)	6 (8%)	0	100	100
71	BJ	56/58 (97%)	55 (98%)	1 (2%)	0	100	100
72	BK	47/49 (96%)	43 (92%)	4 (8%)	0	100	100
73	BL	44/46 (96%)	42 (96%)	2 (4%)	0	100	100
74	BM	41/43 (95%)	39 (95%)	2 (5%)	0	100	100
All	All	5937/7578 (78%)	5010 (84%)	810 (14%)	117 (2%)	14	51

All (117) Ramachandran outliers are listed below:

Mol	Chain	Res	Type
51	AA	143	THR
52	AB	436	ILE
54	AD	79	GLU
55	AE	70	ALA
55	AE	177	PRO
59	AI	29	LEU
59	AI	49	VAL
51	AL	143	THR
52	AM	436	ILE
54	AO	79	GLU
55	AP	70	ALA
55	AP	177	PRO
59	AT	29	LEU
59	AT	49	VAL
7	G	101	HIS
54	AD	158	ILE
55	AE	71	MET
55	AE	87	MET
55	AE	124	LEU
59	AI	42	VAL
54	AO	158	ILE
55	AP	71	MET
55	AP	87	MET
55	AP	124	LEU
59	AT	42	VAL
62	BN	380	VAL
63	BO	198	GLU
69	BH	8	ILE

*Continued on next page...*

*Continued from previous page...*

Mol	Chain	Res	Type
54	AD	80	MET
55	AE	69	LEU
55	AP	69	LEU
68	BG	8	HIS
9	I	80	CYS
51	AA	337	VAL
52	AB	153	GLN
53	AC	62	ALA
53	AC	80	ARG
53	AC	82	MET
53	AC	107	TYR
59	AI	28	PRO
51	AL	337	VAL
52	AM	153	GLN
53	AN	62	ALA
53	AN	80	ARG
53	AN	82	MET
53	AN	107	TYR
54	AO	80	MET
59	AT	28	PRO
68	BG	7	GLU
7	G	41	CYS
51	AA	50	GLU
51	AA	92	ARG
51	AA	277	ILE
51	AA	338	LEU
52	AB	68	LEU
52	AB	396	SER
53	AC	275	LEU
54	AD	180	SER
55	AE	152	ASP
60	AJ	11	SER
51	AL	50	GLU
51	AL	92	ARG
51	AL	277	ILE
51	AL	338	LEU
52	AM	68	LEU
52	AM	396	SER
53	AN	223	TYR
53	AN	275	LEU
54	AO	180	SER
55	AP	152	ASP

*Continued on next page...*

*Continued from previous page...*

Mol	Chain	Res	Type
60	AU	11	SER
53	AC	223	TYR
55	AE	106	ILE
57	AG	7	LEU
57	AG	29	TYR
58	AH	19	THR
59	AI	27	ARG
59	AI	41	PRO
55	AP	106	ILE
57	AR	7	LEU
57	AR	29	TYR
59	AT	41	PRO
51	AA	268	VAL
53	AC	57	PRO
51	AL	268	VAL
53	AN	57	PRO
59	AT	27	ARG
52	AB	226	ILE
53	AC	145	VAL
53	AC	164	ILE
53	AC	238	ILE
54	AD	175	THR
61	AK	33	VAL
52	AM	226	ILE
53	AN	145	VAL
53	AN	164	ILE
53	AN	238	ILE
54	AO	175	THR
61	AV	33	VAL
53	AC	195	VAL
53	AC	243	VAL
53	AC	350	ILE
54	AD	52	VAL
53	AN	195	VAL
53	AN	243	VAL
53	AN	350	ILE
54	AO	52	VAL
53	AC	268	ILE
53	AC	285	PRO
54	AD	93	LYS
59	AI	40	SER
53	AN	268	ILE

*Continued on next page...*

*Continued from previous page...*

Mol	Chain	Res	Type
54	AO	93	LYS
59	AT	40	SER
57	AG	34	ILE
53	AN	285	PRO
57	AR	34	ILE

### 5.3.2 Protein sidechains ⓘ

In the following table, the Percentiles column shows the percent sidechain outliers of the chain as a percentile score with respect to all PDB entries followed by that with respect to all EM entries.

The Analysed column shows the number of residues for which the sidechain conformation was analysed, and the total number of residues.

Mol	Chain	Analysed	Rotameric	Outliers	Percentiles	
2	B	4/4 (100%)	4 (100%)	0	100	100
5	E	4/4 (100%)	4 (100%)	0	100	100
6	F	4/4 (100%)	4 (100%)	0	100	100
7	G	12/12 (100%)	12 (100%)	0	100	100
9	I	8/8 (100%)	6 (75%)	2 (25%)	1	6
All	All	32/32 (100%)	30 (94%)	2 (6%)	27	59

All (2) residues with a non-rotameric sidechain are listed below:

Mol	Chain	Res	Type
9	I	116	CYS
9	I	119	CYS

Some sidechains can be flipped to improve hydrogen bonding and reduce clashes. There are no such sidechains identified.

### 5.3.3 RNA ⓘ

There are no RNA molecules in this entry.

## 5.4 Non-standard residues in protein, DNA, RNA chains ⓘ

There are no non-standard protein/DNA/RNA residues in this entry.

## 5.5 Carbohydrates ⓘ

There are no carbohydrates in this entry.

## 5.6 Ligand geometry ⓘ

Of 20 ligands modelled in this entry, 1 is monoatomic - leaving 19 for Mogul analysis.

In the following table, the Counts columns list the number of bonds (or angles) for which Mogul statistics could be retrieved, the number of bonds (or angles) that are observed in the model and the number of bonds (or angles) that are defined in the chemical component dictionary. The Link column lists molecule types, if any, to which the group is linked. The Z score for a bond length (or angle) is the number of standard deviations the observed value is removed from the expected value. A bond length (or angle) with  $|Z| > 2$  is considered an outlier worth inspection. RMSZ is the root-mean-square of all Z scores of the bond lengths (or angles).

Mol	Type	Chain	Res	Link	Bond lengths			Bond angles		
					Counts	RMSZ	# $ Z  > 2$	Counts	RMSZ	# $ Z  > 2$
77	HEM	AC	401	-	24,50,50	3.38	13 (54%)	16,82,82	3.26	2 (12%)
77	HEM	AC	402	-	24,50,50	2.87	14 (58%)	16,82,82	2.78	8 (50%)
77	HEM	AD	301	-	24,50,50	3.21	15 (62%)	16,82,82	2.64	5 (31%)
76	FES	AE	201	-	0,4,4	0.00	-	0,4,4	0.00	-
77	HEM	AN	401	-	24,50,50	3.39	13 (54%)	16,82,82	3.26	2 (12%)
77	HEM	AN	402	-	24,50,50	2.87	14 (58%)	16,82,82	2.78	8 (50%)
77	HEM	AO	301	-	24,50,50	3.21	15 (62%)	16,82,82	2.64	5 (31%)
76	FES	AP	201	-	0,4,4	0.00	-	0,4,4	0.00	-
75	SF4	B	201	2	0,12,12	0.00	-	0,24,24	0.00	-
79	HEA	BN	602	-	40,67,67	1.41	6 (15%)	36,103,103	1.54	9 (25%)
79	HEA	BN	603	-	40,67,67	1.50	6 (15%)	36,103,103	1.31	5 (13%)
80	CUA	BO	301	63	0,1,1	0.00	-	0,0,0	0.00	-
76	FES	E	201	5	0,4,4	0.00	-	0,4,4	0.00	-
75	SF4	F	500	6	0,12,12	0.00	-	0,24,24	0.00	-
75	SF4	G	801	7	0,12,12	0.00	-	0,24,24	0.00	-
75	SF4	G	802	7	0,12,12	0.00	-	0,24,24	0.00	-
76	FES	G	803	7	0,4,4	0.00	-	0,4,4	0.00	-
75	SF4	I	201	9	0,12,12	0.00	-	0,24,24	0.00	-
75	SF4	I	202	9	0,12,12	0.00	-	0,24,24	0.00	-

In the following table, the Chirals column lists the number of chiral outliers, the number of chiral centers analysed, the number of these observed in the model and the number defined in the chemical component dictionary. Similar counts are reported in the Torsion and Rings columns. '-' means no outliers of that kind were identified.

Mol	Type	Chain	Res	Link	Chirals	Torsions	Rings
77	HEM	AC	401	-	-	0/6/54/54	0/0/8/8
77	HEM	AC	402	-	-	0/6/54/54	0/0/8/8
77	HEM	AD	301	-	-	0/6/54/54	0/0/8/8
76	FES	AE	201	-	-	0/0/4/4	0/1/1/1
77	HEM	AN	401	-	-	0/6/54/54	0/0/8/8
77	HEM	AN	402	-	-	0/6/54/54	0/0/8/8
77	HEM	AO	301	-	-	0/6/54/54	0/0/8/8
76	FES	AP	201	-	-	0/0/4/4	0/1/1/1
75	SF4	B	201	2	-	0/0/48/48	0/6/5/5
79	HEA	BN	602	-	3/3/7/16	0/24/76/76	0/0/8/8
79	HEA	BN	603	-	3/3/7/16	0/24/76/76	0/0/8/8
80	CUA	BO	301	63	-	0/0/0/0	0/0/0/0
76	FES	E	201	5	-	0/0/4/4	0/1/1/1
75	SF4	F	500	6	-	0/0/48/48	0/6/5/5
75	SF4	G	801	7	-	0/0/48/48	0/6/5/5
75	SF4	G	802	7	-	0/0/48/48	0/6/5/5
76	FES	G	803	7	-	0/0/4/4	0/1/1/1
75	SF4	I	201	9	-	0/0/48/48	0/6/5/5
75	SF4	I	202	9	-	0/0/48/48	0/6/5/5

All (96) bond length outliers are listed below:

Mol	Chain	Res	Type	Atoms	Z	Observed(Å)	Ideal(Å)
77	AN	401	HEM	C3C-C2C	-7.20	1.31	1.40
77	AC	401	HEM	C3C-C2C	-7.18	1.31	1.40
77	AC	401	HEM	C3B-C2B	-6.65	1.31	1.40
77	AN	401	HEM	C3B-C2B	-6.65	1.31	1.40
77	AO	301	HEM	C3C-C2C	-6.11	1.32	1.40
77	AD	301	HEM	C3C-C2C	-6.09	1.32	1.40
77	AN	402	HEM	C3B-C2B	-5.66	1.33	1.40
77	AC	402	HEM	C3B-C2B	-5.65	1.33	1.40
77	AO	301	HEM	C3B-C2B	-5.47	1.33	1.40
77	AD	301	HEM	C3B-C2B	-5.47	1.33	1.40
77	AN	402	HEM	C3C-C2C	-4.93	1.34	1.40
77	AC	402	HEM	C3C-C2C	-4.90	1.34	1.40
79	BN	603	HEA	C3C-C2C	-3.70	1.35	1.40
79	BN	603	HEA	C3A-C2A	-3.63	1.35	1.40
79	BN	603	HEA	C3A-CMA	-3.07	1.39	1.46
79	BN	602	HEA	C3A-CMA	-2.82	1.39	1.46
77	AD	301	HEM	C3D-C2D	-2.08	1.31	1.37
77	AO	301	HEM	C3D-C2D	-2.07	1.31	1.37
77	AC	402	HEM	C3C-CAC	2.15	1.52	1.47
77	AN	402	HEM	C3C-CAC	2.17	1.52	1.47

*Continued on next page...*

*Continued from previous page...*

Mol	Chain	Res	Type	Atoms	Z	Observed(Å)	Ideal(Å)
79	BN	603	HEA	C1A-NA	2.19	1.39	1.36
79	BN	602	HEA	C3C-CAC	2.26	1.52	1.47
79	BN	602	HEA	C4A-NA	2.38	1.39	1.36
77	AD	301	HEM	C3C-CAC	2.49	1.52	1.47
77	AO	301	HEM	C3C-CAC	2.50	1.52	1.47
79	BN	602	HEA	C4B-NB	2.66	1.40	1.36
79	BN	603	HEA	C4B-NB	2.84	1.40	1.36
77	AC	402	HEM	C2A-C3A	2.88	1.46	1.37
77	AN	402	HEM	C2A-C3A	2.89	1.46	1.37
77	AN	402	HEM	C4B-CHC	2.96	1.48	1.40
77	AC	402	HEM	C4B-CHC	2.96	1.48	1.40
79	BN	602	HEA	C1A-NA	2.96	1.40	1.36
77	AO	301	HEM	C1A-CHA	2.98	1.48	1.40
77	AD	301	HEM	C1A-CHA	3.00	1.48	1.40
77	AN	401	HEM	C4A-CHB	3.00	1.48	1.40
77	AC	401	HEM	C4A-CHB	3.02	1.48	1.40
77	AN	401	HEM	C2A-C3A	3.05	1.46	1.37
77	AC	401	HEM	C2A-C3A	3.07	1.46	1.37
77	AN	402	HEM	CBC-CAC	3.07	1.51	1.28
77	AC	402	HEM	CBC-CAC	3.08	1.51	1.28
77	AN	401	HEM	CBB-CAB	3.14	1.52	1.28
77	AN	401	HEM	CBC-CAC	3.14	1.52	1.28
77	AC	401	HEM	CBC-CAC	3.14	1.52	1.28
77	AC	401	HEM	CBB-CAB	3.15	1.52	1.28
77	AD	301	HEM	C2A-C3A	3.19	1.47	1.37
77	AO	301	HEM	C2A-C3A	3.19	1.47	1.37
77	AC	402	HEM	CBB-CAB	3.23	1.53	1.28
77	AN	402	HEM	CBB-CAB	3.24	1.53	1.28
77	AN	401	HEM	C1A-CHA	3.26	1.48	1.40
77	AO	301	HEM	CBB-CAB	3.27	1.53	1.28
77	AD	301	HEM	CBB-CAB	3.27	1.53	1.28
77	AC	401	HEM	C1A-CHA	3.29	1.49	1.40
77	AD	301	HEM	C4A-CHB	3.32	1.49	1.40
77	AC	401	HEM	C1D-CHD	3.33	1.49	1.40
77	AO	301	HEM	C4A-CHB	3.34	1.49	1.40
77	AN	401	HEM	C1D-CHD	3.35	1.49	1.40
77	AD	301	HEM	CBC-CAC	3.37	1.54	1.28
77	AO	301	HEM	CBC-CAC	3.37	1.54	1.28
77	AD	301	HEM	C1D-CHD	3.40	1.49	1.40
77	AO	301	HEM	C1D-CHD	3.41	1.49	1.40
77	AC	402	HEM	C1A-CHA	3.47	1.49	1.40
77	AN	402	HEM	C1D-CHD	3.47	1.49	1.40

*Continued on next page...*



*Continued from previous page...*

Mol	Chain	Res	Type	Atoms	Z	Observed(Å)	Ideal(Å)
77	AC	402	HEM	C1D-CHD	3.49	1.49	1.40
77	AN	402	HEM	C1A-CHA	3.49	1.49	1.40
77	AO	301	HEM	C4B-CHC	3.56	1.49	1.40
77	AD	301	HEM	C4B-CHC	3.57	1.49	1.40
77	AN	402	HEM	C4A-CHB	3.63	1.49	1.40
77	AC	402	HEM	C1B-NB	3.63	1.41	1.36
77	AC	402	HEM	C4D-ND	3.63	1.41	1.36
77	AC	402	HEM	C4A-CHB	3.65	1.49	1.40
77	AN	402	HEM	C4D-ND	3.65	1.41	1.36
77	AN	402	HEM	C1B-NB	3.65	1.41	1.36
77	AN	402	HEM	C1C-NC	3.70	1.41	1.36
77	AC	402	HEM	C1C-NC	3.70	1.41	1.36
77	AC	401	HEM	C4B-CHC	3.79	1.50	1.40
77	AN	401	HEM	C4B-CHC	3.81	1.50	1.40
77	AN	402	HEM	C4C-NC	3.90	1.42	1.36
77	AC	402	HEM	C4C-NC	3.92	1.42	1.36
79	BN	603	HEA	C1D-ND	4.12	1.42	1.36
77	AO	301	HEM	C4D-ND	4.15	1.42	1.36
77	AD	301	HEM	C4D-ND	4.15	1.42	1.36
77	AN	401	HEM	C4D-ND	4.16	1.42	1.36
77	AC	401	HEM	C4D-ND	4.19	1.42	1.36
77	AC	401	HEM	C4C-NC	4.46	1.42	1.36
77	AN	401	HEM	C4C-NC	4.46	1.42	1.36
77	AO	301	HEM	C1B-NB	4.54	1.42	1.36
77	AD	301	HEM	C1B-NB	4.59	1.42	1.36
79	BN	602	HEA	C1D-ND	4.71	1.43	1.36
77	AD	301	HEM	C4C-NC	4.99	1.43	1.36
77	AO	301	HEM	C4C-NC	5.01	1.43	1.36
77	AC	401	HEM	C1B-NB	5.01	1.43	1.36
77	AD	301	HEM	C1C-NC	5.02	1.43	1.36
77	AO	301	HEM	C1C-NC	5.02	1.43	1.36
77	AN	401	HEM	C1B-NB	5.04	1.43	1.36
77	AC	401	HEM	C1C-NC	5.71	1.44	1.36
77	AN	401	HEM	C1C-NC	5.74	1.44	1.36

All (44) bond angle outliers are listed below:

Mol	Chain	Res	Type	Atoms	Z	Observed(°)	Ideal(°)
77	AN	401	HEM	C3B-CAB-CBB	-9.12	108.05	126.40
77	AC	401	HEM	C3B-CAB-CBB	-9.11	108.07	126.40
77	AC	401	HEM	C3C-CAC-CBC	-8.63	109.05	126.40
77	AN	401	HEM	C3C-CAC-CBC	-8.61	109.08	126.40

*Continued on next page...*

*Continued from previous page...*

Mol	Chain	Res	Type	Atoms	Z	Observed(°)	Ideal(°)
77	AO	301	HEM	C3C-CAC-CBC	-7.64	111.04	126.40
77	AD	301	HEM	C3C-CAC-CBC	-7.63	111.05	126.40
77	AN	402	HEM	C3B-CAB-CBB	-6.48	113.38	126.40
77	AC	402	HEM	C3B-CAB-CBB	-6.47	113.39	126.40
77	AC	402	HEM	C3C-CAC-CBC	-6.42	113.49	126.40
77	AN	402	HEM	C3C-CAC-CBC	-6.41	113.52	126.40
77	AD	301	HEM	C3B-CAB-CBB	-4.99	116.36	126.40
77	AO	301	HEM	C3B-CAB-CBB	-4.97	116.39	126.40
79	BN	602	HEA	C27-C19-C18	-3.78	116.26	123.58
77	AN	402	HEM	CMD-C2D-C1D	-3.15	122.95	128.31
77	AC	402	HEM	CMD-C2D-C1D	-3.13	122.98	128.31
79	BN	602	HEA	C17-C18-C19	-2.81	121.55	127.75
77	AO	301	HEM	CAA-CBA-CGA	-2.59	107.73	112.78
77	AD	301	HEM	CAA-CBA-CGA	-2.57	107.79	112.78
79	BN	602	HEA	C26-C15-C14	-2.44	118.86	123.58
79	BN	602	HEA	C13-C14-C15	-2.39	122.47	127.75
77	AN	402	HEM	CAA-C2A-C3A	-2.37	122.23	129.00
77	AC	402	HEM	CAA-C2A-C3A	-2.37	122.25	129.00
77	AN	402	HEM	CBD-CAD-C3D	-2.15	108.69	112.47
77	AC	402	HEM	CBD-CAD-C3D	-2.15	108.69	112.47
79	BN	602	HEA	CMB-C2B-C1B	-2.12	124.70	128.31
79	BN	602	HEA	C21-C20-C19	-2.11	105.63	112.61
77	AO	301	HEM	CAD-CBD-CGD	-2.08	108.73	112.78
77	AD	301	HEM	CAD-CBD-CGD	-2.08	108.74	112.78
79	BN	603	HEA	CMC-C2C-C1C	-2.02	124.88	128.31
79	BN	603	HEA	CBD-CAD-C3D	2.05	116.09	112.49
79	BN	603	HEA	C26-C15-C16	2.05	118.50	115.37
77	AN	402	HEM	CBA-CAA-C2A	2.05	116.10	112.49
77	AN	402	HEM	CMC-C2C-C3C	2.05	129.10	125.09
77	AC	402	HEM	CBA-CAA-C2A	2.06	116.11	112.49
77	AC	402	HEM	CMC-C2C-C3C	2.06	129.11	125.09
77	AN	402	HEM	CAD-CBD-CGD	2.09	116.84	112.78
79	BN	602	HEA	CMC-C2C-C3C	2.10	129.19	125.09
77	AC	402	HEM	CAD-CBD-CGD	2.11	116.88	112.78
79	BN	602	HEA	CMD-C2D-C3D	2.12	129.67	125.24
77	AD	301	HEM	CMB-C2B-C3B	2.14	129.27	125.09
77	AO	301	HEM	CMB-C2B-C3B	2.15	129.29	125.09
79	BN	603	HEA	CMC-C2C-C3C	2.59	130.15	125.09
79	BN	602	HEA	C20-C19-C18	2.59	125.81	120.98
79	BN	603	HEA	C27-C19-C20	3.44	120.61	115.37

All (6) chirality outliers are listed below:

Mol	Chain	Res	Type	Atom
79	BN	603	HEA	ND
79	BN	603	HEA	NA
79	BN	603	HEA	NB
79	BN	602	HEA	ND
79	BN	602	HEA	NA
79	BN	602	HEA	NB

There are no torsion outliers.

There are no ring outliers.

15 monomers are involved in 69 short contacts:

Mol	Chain	Res	Type	Clashes	Symm-Clashes
77	AC	401	HEM	7	0
77	AD	301	HEM	8	0
77	AN	401	HEM	2	0
77	AO	301	HEM	11	0
75	B	201	SF4	1	0
79	BN	602	HEA	11	0
79	BN	603	HEA	2	0
80	BO	301	CUA	1	0
76	E	201	FES	3	0
75	F	500	SF4	3	0
75	G	801	SF4	1	0
75	G	802	SF4	4	0
76	G	803	FES	1	0
75	I	201	SF4	9	0
75	I	202	SF4	5	0

## 5.7 Other polymers [i](#)

There are no such residues in this entry.

## 5.8 Polymer linkage issues [i](#)

The following chains have linkage breaks:

Mol	Chain	Number of breaks
7	G	3
12	L	3
24	X	2
55	AP	1

*Continued on next page...*

*Continued from previous page...*

Mol	Chain	Number of breaks
10	J	1
36	k	1
55	AE	1
8	H	1
29	c	1
53	AC	1
1	A	1
53	AN	1

All chain breaks are listed below:

Model	Chain	Residue-1	Atom-1	Residue-2	Atom-2	Distance (Å)
1	J	107:UNK	C	140:UNK	N	31.95
1	X	250:UNK	C	285:UNK	N	27.39
1	G	632:UNK	C	637:UNK	N	21.00
1	X	185:UNK	C	203:UNK	N	20.68
1	A	37:UNK	C	49:UNK	N	20.22
1	L	471:UNK	C	487:UNK	N	16.85
1	G	506:UNK	C	525:UNK	N	14.31
1	k	50:UNK	C	54:UNK	N	13.65
1	L	400:UNK	C	408:UNK	N	13.52
1	H	200:UNK	C	217:UNK	N	12.06
1	c	23:UNK	C	28:UNK	N	9.19
1	G	318:UNK	C	322:UNK	N	8.89
1	L	358:UNK	C	363:UNK	N	7.00
1	AE	43:THR	C	44:THR	N	2.11
1	AP	43:THR	C	44:THR	N	0.96
1	AC	56:THR	C	57:PRO	N	0.83
1	AN	56:THR	C	57:PRO	N	0.83