



## wwPDB EM Map/Model Validation Report ⓘ

Apr 10, 2016 – 01:52 PM BST

PDB ID : 3J63  
EMDB ID: : EMD-5830  
Title : Unified assembly mechanism of ASC-dependent inflammasomes  
Authors : Lu, A.; Magupalli, V.G.; Ruan, J.; Yin, Q.; Atianand, M.K.; Vos, M.; Schroder, G.F.; Fitzgerald, K.A.; Wu, H.; Egelman, E.H.  
Deposited on : 2013-12-05  
Resolution : 3.80 Å(reported)

This is a wwPDB EM Map/Model Validation Report for a publicly released PDB/EMDB entry.  
For rigid body fitted models, validation errors reported here could stem from errors in the original structure(s) used in the fitting.  
We welcome your comments at [validation@mail.wwpdb.org](mailto:validation@mail.wwpdb.org)  
A user guide is available at  
<http://wwpdb.org/validation/2016/EMValidationReportHelp>

---

MolProbity : 4.02b-467  
Mogul : unknown  
Percentile statistics : 20151230.v01 (using entries in the PDB archive December 30th 2015)  
Ideal geometry (proteins) : Engh & Huber (2001)  
Ideal geometry (DNA, RNA) : Parkinson et. al. (1996)  
Validation Pipeline (wwPDB-VP) : trunk27241

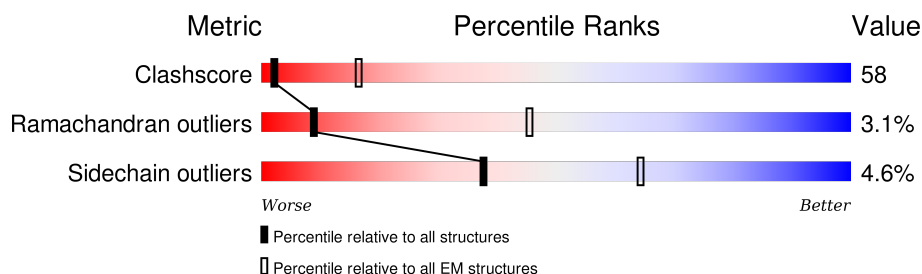
# 1 Overall quality at a glance

The following experimental techniques were used to determine the structure:

*ELECTRON MICROSCOPY*

The reported resolution of this entry is 3.80 Å.

Percentile scores (ranging between 0-100) for global validation metrics of the entry are shown in the following graphic. The table shows the number of entries on which the scores are based.



Metric	Whole archive (#Entries)	EM structures (#Entries)
Clashscore	114402	924
Ramachandran outliers	111179	726
Sidechain outliers	111093	686

The table below summarises the geometric issues observed across the polymeric chains. The red, orange, yellow and green segments on the bar indicate the fraction of residues that contain outliers for  $\geq 3$ , 2, 1 and 0 types of geometric quality criteria. A grey segment represents the fraction of residues that are not modelled. The numeric value for each fraction is indicated below the corresponding segment, with a dot representing fractions  $\leq 5\%$ .

Mol	Chain	Length	Quality of chain
1	A	91	38% 55% 7%
1	B	91	34% 58% 8%
1	C	91	32% 62% 7%
1	D	91	35% 59% 5%
1	E	91	30% 66% .
1	F	91	35% 57% 8%
1	G	91	32% 63% 5%
1	H	91	33% 63% .
1	I	91	25% 68% 7%

*Continued on next page...*

Continued from previous page...

Mol	Chain	Length	Quality of chain
1	J	91	<div><div></div><div>35%</div><div>59%</div><div>5%</div></div>
1	K	91	<div><div></div><div>40%</div><div>55%</div><div>5%</div></div>
1	L	91	<div><div></div><div>30%</div><div>67%</div><div></div></div>
1	M	91	<div><div></div><div>32%</div><div>64%</div><div></div></div>
1	N	91	<div><div></div><div>33%</div><div>62%</div><div>5%</div></div>
1	O	91	<div><div></div><div>40%</div><div>57%</div><div></div></div>

## 2 Entry composition

There is only 1 type of molecule in this entry. The entry contains 10590 atoms, of which 0 are hydrogens and 0 are deuteriums.

In the tables below, the AltConf column contains the number of residues with at least one atom in alternate conformation and the Trace column contains the number of residues modelled with at most 2 atoms.

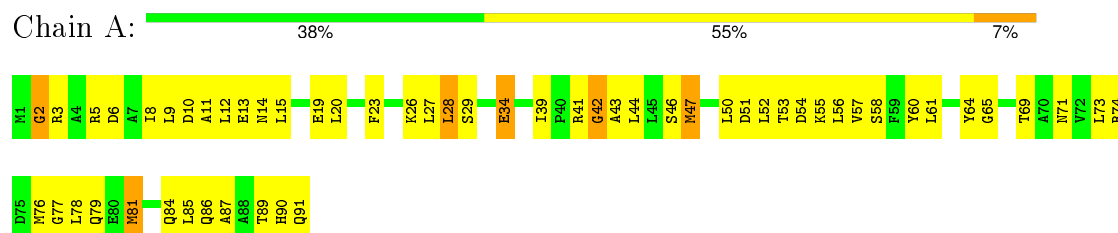
- Molecule 1 is a protein called Apoptosis-associated speck-like protein containing a CARD.

Mol	Chain	Residues	Atoms					AltConf	Trace
1	A	91	Total	C	N	O	S	0	0
			706	445	122	135	4		
1	B	91	Total	C	N	O	S	0	0
			706	445	122	135	4		
1	C	91	Total	C	N	O	S	0	0
			706	445	122	135	4		
1	D	91	Total	C	N	O	S	0	0
			706	445	122	135	4		
1	E	91	Total	C	N	O	S	0	0
			706	445	122	135	4		
1	F	91	Total	C	N	O	S	0	0
			706	445	122	135	4		
1	G	91	Total	C	N	O	S	0	0
			706	445	122	135	4		
1	H	91	Total	C	N	O	S	0	0
			706	445	122	135	4		
1	I	91	Total	C	N	O	S	0	0
			706	445	122	135	4		
1	J	91	Total	C	N	O	S	0	0
			706	445	122	135	4		
1	K	91	Total	C	N	O	S	0	0
			706	445	122	135	4		
1	L	91	Total	C	N	O	S	0	0
			706	445	122	135	4		
1	M	91	Total	C	N	O	S	0	0
			706	445	122	135	4		
1	N	91	Total	C	N	O	S	0	0
			706	445	122	135	4		
1	O	91	Total	C	N	O	S	0	0
			706	445	122	135	4		

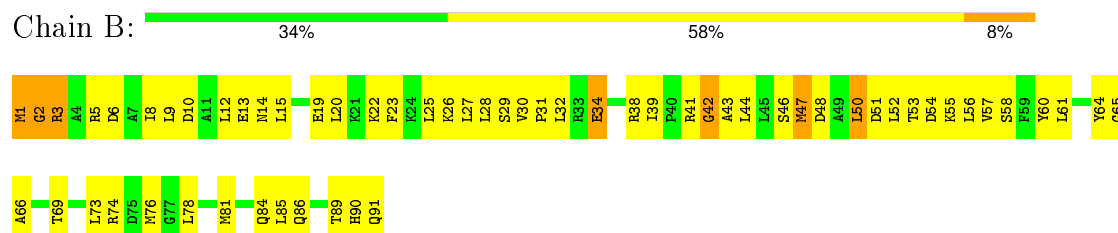
### 3 Residue-property plots

These plots are drawn for all protein, RNA and DNA chains in the entry. The first graphic for a chain summarises the proportions of errors displayed in the second graphic. The second graphic shows the sequence view annotated by issues in geometry. Residues are color-coded according to the number of geometric quality criteria for which they contain at least one outlier: green = 0, yellow = 1, orange = 2 and red = 3 or more. Stretches of 2 or more consecutive residues without any outlier are shown as a green connector. Residues present in the sample, but not in the model, are shown in grey.

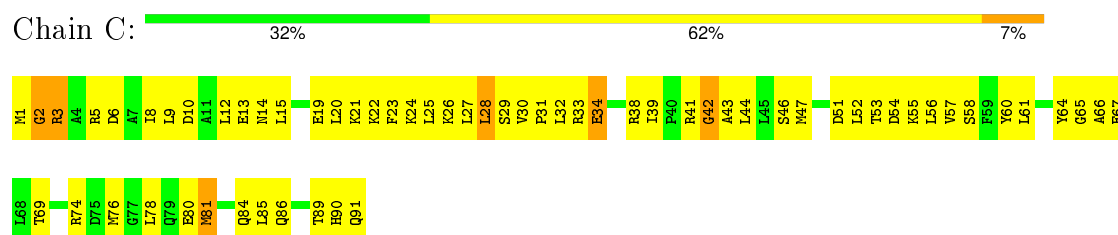
- Molecule 1: Apoptosis-associated speck-like protein containing a CARD




- Molecule 1: Apoptosis-associated speck-like protein containing a CARD



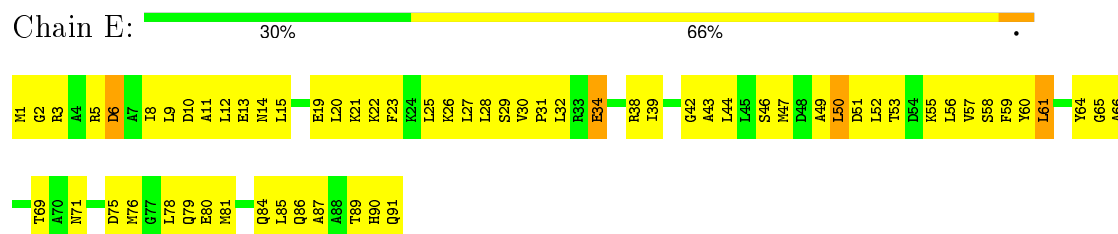
- Molecule 1: Apoptosis-associated speck-like protein containing a CARD




- Molecule 1: Apoptosis-associated speck-like protein containing a CARD



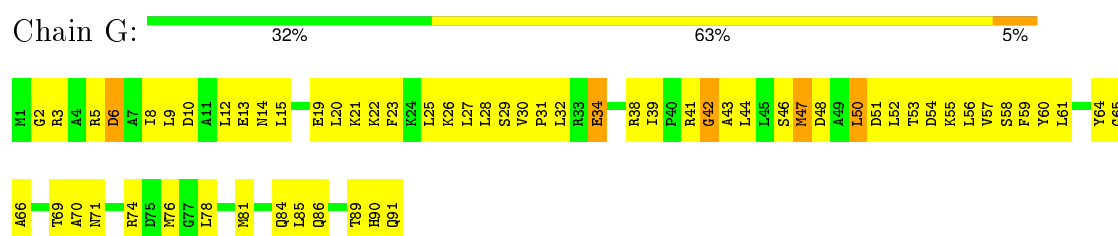
- Molecule 1: Apoptosis-associated speck-like protein containing a CARD



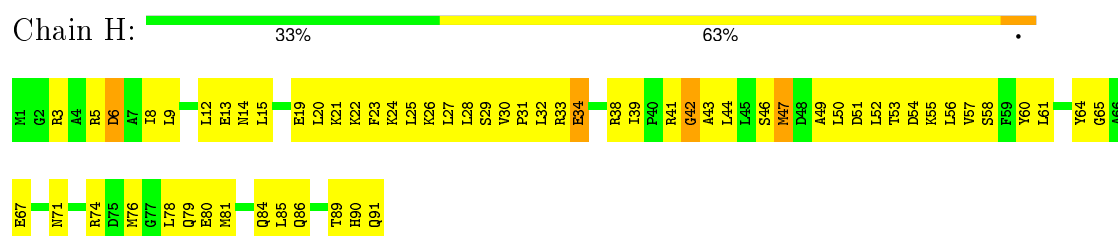
- Molecule 1: Apoptosis-associated speck-like protein containing a CARD



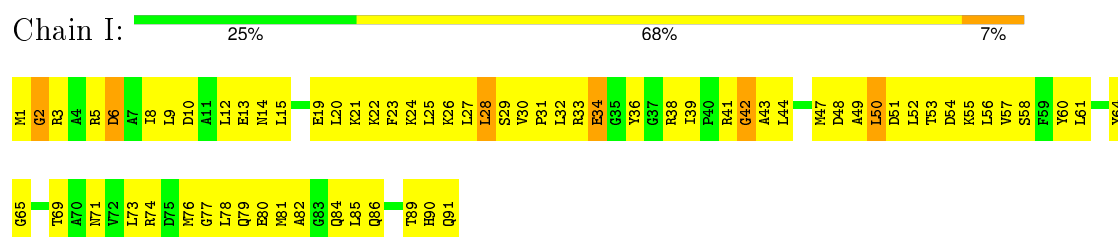
- Molecule 1: Apoptosis-associated speck-like protein containing a CARD



- Molecule 1: Apoptosis-associated speck-like protein containing a CARD

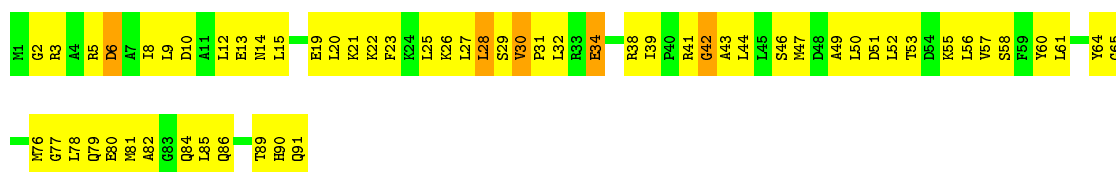


- Molecule 1: Apoptosis-associated speck-like protein containing a CARD



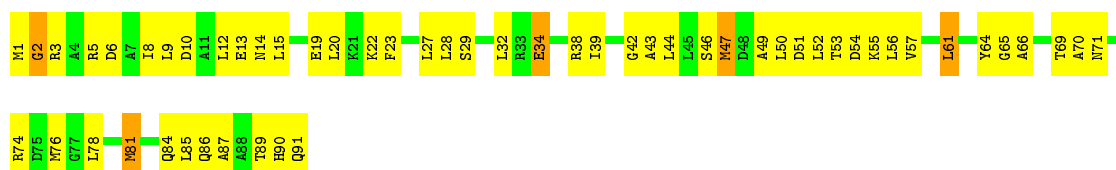
- Molecule 1: Apoptosis-associated speck-like protein containing a CARD





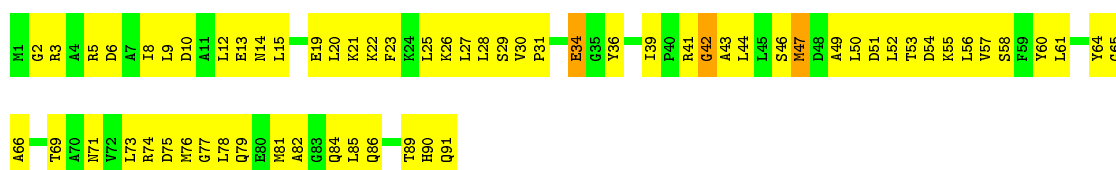
- Molecule 1: Apoptosis-associated speck-like protein containing a CARD

Chain K: 40% 55% 5%



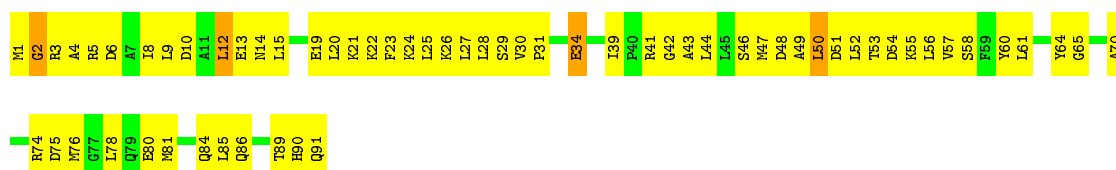
- Molecule 1: Apoptosis-associated speck-like protein containing a CARD

Chain L: 30% 67% .



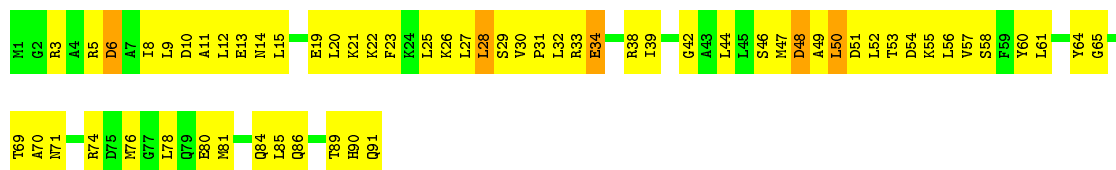
- Molecule 1: Apoptosis-associated speck-like protein containing a CARD

Chain M: 32% 64% .



- Molecule 1: Apoptosis-associated speck-like protein containing a CARD

Chain N: 33% 62% 5%



- Molecule 1: Apoptosis-associated speck-like protein containing a CARD

Chain O: 40% 57% .



L78	Q79	B80	B81	A82	Q83	Q84	L85	Q86	T89	B90	Q91
-----	-----	-----	-----	-----	-----	-----	-----	-----	-----	-----	-----





## 4 Experimental information

Property	Value	Source
Reconstruction method	HELICAL	Depositor
Imposed symmetry	POINT, Not provided	Depositor
Number of images	24665	Depositor
Resolution determination method	both comparison with model and FSC	Depositor
CTF correction method	images multiplied by CTF	Depositor
Microscope	FEI TITAN KRIOS	Depositor
Voltage (kV)	300	Depositor
Electron dose ( $e^-/\text{\AA}^2$ )	20	Depositor
Minimum defocus (nm)	1000	Depositor
Maximum defocus (nm)	5000	Depositor
Magnification	Not provided	Depositor
Image detector	FEI Falcon II (4k x 4k)	Depositor

## 5 Model quality [i](#)

### 5.1 Standard geometry [i](#)

The Z score for a bond length (or angle) is the number of standard deviations the observed value is removed from the expected value. A bond length (or angle) with  $|Z| > 5$  is considered an outlier worth inspection. RMSZ is the root-mean-square of all Z scores of the bond lengths (or angles).

Mol	Chain	Bond lengths		Bond angles	
		RMSZ	# Z  >2	RMSZ	# Z  >2
1	A	0.24	0/713	0.52	0/957
1	B	0.24	0/713	0.53	0/957
1	C	0.25	0/713	0.54	0/957
1	D	0.25	0/713	0.53	0/957
1	E	0.25	0/713	0.52	0/957
1	F	0.24	0/713	0.50	0/957
1	G	0.24	0/713	0.53	0/957
1	H	0.24	0/713	0.51	0/957
1	I	0.24	0/713	0.51	0/957
1	J	0.24	0/713	0.52	0/957
1	K	0.24	0/713	0.51	0/957
1	L	0.24	0/713	0.54	0/957
1	M	0.25	0/713	0.54	0/957
1	N	0.25	0/713	0.52	0/957
1	O	0.24	0/713	0.52	0/957
All	All	0.24	0/10695	0.52	0/14355

There are no bond length outliers.

There are no bond angle outliers.

There are no chirality outliers.

There are no planarity outliers.

### 5.2 Too-close contacts [i](#)

In the following table, the Non-H and H(model) columns list the number of non-hydrogen atoms and hydrogen atoms in the chain respectively. The H(added) column lists the number of hydrogen atoms added and optimized by MolProbity. The Clashes column lists the number of clashes within the asymmetric unit, whereas Symm-Clashes lists symmetry related clashes.

Mol	Chain	Non-H	H(model)	H(added)	Clashes	Symm-Clashes
1	A	706	0	730	90	0

*Continued on next page...*

*Continued from previous page...*

Mol	Chain	Non-H	H(model)	H(added)	Clashes	Symm-Clashes
1	B	706	0	730	107	0
1	C	706	0	730	113	0
1	D	706	0	730	105	0
1	E	706	0	730	89	0
1	F	706	0	730	93	0
1	G	706	0	730	103	0
1	H	706	0	730	112	0
1	I	706	0	730	104	0
1	J	706	0	730	82	0
1	K	706	0	730	88	0
1	L	706	0	730	114	0
1	M	706	0	730	109	0
1	N	706	0	730	99	0
1	O	706	0	730	79	0
All	All	10590	0	10950	1257	0

The all-atom clashscore is defined as the number of clashes found per 1000 atoms (including hydrogen atoms). The all-atom clashscore for this structure is 58.

All (1257) close contacts within the same asymmetric unit are listed below, sorted by their clash magnitude.

Atom-1	Atom-2	Interatomic distance (Å)	Clash overlap (Å)
1:L:3:ARG:HH11	1:M:30:VAL:HA	1.11	1.15
1:B:3:ARG:HH11	1:C:30:VAL:HA	1.12	1.14
1:A:3:ARG:HH11	1:B:30:VAL:HA	1.13	1.11
1:I:3:ARG:HH11	1:J:30:VAL:HA	1.17	1.08
1:N:3:ARG:HH11	1:O:30:VAL:HA	1.12	1.07
1:J:5:ARG:HH21	1:J:57:VAL:HG11	1.18	1.07
1:K:3:ARG:HH11	1:L:30:VAL:HA	1.09	1.07
1:D:3:ARG:HH11	1:E:30:VAL:HA	1.19	1.06
1:M:5:ARG:HH21	1:M:57:VAL:HG11	1.14	1.06
1:G:3:ARG:HH11	1:H:30:VAL:HA	1.21	1.06
1:M:3:ARG:HH11	1:N:30:VAL:HA	1.10	1.05
1:I:5:ARG:HH21	1:I:57:VAL:HG11	1.18	1.03
1:C:3:ARG:HH11	1:D:30:VAL:HA	1.24	1.02
1:I:54:ASP:HB2	1:J:25:LEU:HD21	1.43	1.00
1:H:3:ARG:HH11	1:I:30:VAL:HA	1.21	1.00
1:N:5:ARG:HH21	1:N:57:VAL:HG11	1.26	0.99
1:L:39:ILE:HB	1:L:44:LEU:HD11	1.43	0.98
1:M:39:ILE:HB	1:M:44:LEU:HD11	1.47	0.96
1:C:39:ILE:HB	1:C:44:LEU:HD11	1.46	0.96

*Continued on next page...*

*Continued from previous page...*

Atom-1	Atom-2	Interatomic distance (Å)	Clash overlap (Å)
1:C:5:ARG:HH21	1:C:57:VAL:HG11	1.30	0.95
1:A:54:ASP:HB2	1:B:25:LEU:HD21	1.48	0.95
1:B:3:ARG:NH1	1:C:30:VAL:HA	1.82	0.94
1:H:5:ARG:HH21	1:H:57:VAL:HG11	1.31	0.94
1:G:61:LEU:HB3	1:G:64:TYR:HB3	1.48	0.94
1:F:6:ASP:HB2	1:G:26:LYS:HZ3	1.32	0.93
1:G:54:ASP:HB2	1:H:25:LEU:HD21	1.49	0.93
1:B:39:ILE:HB	1:B:44:LEU:HD11	1.51	0.92
1:K:3:ARG:NH1	1:L:30:VAL:HA	1.84	0.91
1:M:3:ARG:NH1	1:N:30:VAL:HA	1.85	0.91
1:J:61:LEU:HB3	1:J:64:TYR:HB3	1.52	0.90
1:L:5:ARG:HH21	1:L:57:VAL:HG11	1.37	0.90
1:M:54:ASP:HB2	1:N:25:LEU:HD21	1.52	0.90
1:K:54:ASP:HB2	1:L:25:LEU:HD21	1.51	0.90
1:O:61:LEU:HB3	1:O:64:TYR:HB3	1.53	0.89
1:F:39:ILE:HB	1:F:44:LEU:HD11	1.54	0.89
1:M:61:LEU:HB3	1:M:64:TYR:HB3	1.52	0.89
1:N:3:ARG:NH1	1:O:30:VAL:HA	1.87	0.89
1:H:3:ARG:NH1	1:I:30:VAL:HA	1.87	0.89
1:F:3:ARG:HH11	1:G:30:VAL:HA	1.37	0.89
1:O:39:ILE:HB	1:O:44:LEU:HD11	1.54	0.88
1:G:39:ILE:HB	1:G:44:LEU:HD11	1.56	0.88
1:E:5:ARG:HH21	1:E:57:VAL:HG11	1.38	0.88
1:L:5:ARG:HH21	1:L:57:VAL:CG1	1.87	0.87
1:L:3:ARG:NH1	1:M:30:VAL:HA	1.88	0.86
1:A:3:ARG:NH1	1:B:30:VAL:HA	1.88	0.86
1:H:5:ARG:NH1	1:I:28:LEU:HD21	1.89	0.86
1:C:3:ARG:NH1	1:D:30:VAL:HA	1.88	0.86
1:D:8:ILE:HD13	1:D:85:LEU:HD11	1.55	0.86
1:I:61:LEU:HB3	1:I:64:TYR:HB3	1.56	0.86
1:H:5:ARG:HH11	1:I:28:LEU:HD21	1.41	0.85
1:M:5:ARG:NH2	1:M:57:VAL:HG11	1.90	0.85
1:H:61:LEU:HB3	1:H:64:TYR:HB3	1.56	0.85
1:H:39:ILE:HB	1:H:44:LEU:HD11	1.59	0.85
1:M:14:ASN:HB2	1:M:81:MET:SD	2.17	0.85
1:G:5:ARG:HH21	1:G:57:VAL:CG1	1.90	0.85
1:D:39:ILE:HB	1:D:44:LEU:HD11	1.57	0.85
1:K:6:ASP:HB2	1:L:26:LYS:NZ	1.93	0.84
1:L:85:LEU:O	1:L:89:THR:HG23	1.77	0.84
1:A:39:ILE:HB	1:A:44:LEU:HD11	1.58	0.84
1:I:3:ARG:NH1	1:J:30:VAL:HA	1.93	0.84

*Continued on next page...*

*Continued from previous page...*

Atom-1	Atom-2	Interatomic distance (Å)	Clash overlap (Å)
1:O:14:ASN:HB2	1:O:81:MET:SD	2.18	0.84
1:J:39:ILE:HB	1:J:44:LEU:HD11	1.58	0.84
1:C:5:ARG:HH21	1:C:57:VAL:CG1	1.91	0.84
1:G:5:ARG:HH21	1:G:57:VAL:HG11	1.44	0.83
1:A:61:LEU:HB3	1:A:64:TYR:HB3	1.60	0.83
1:D:3:ARG:NH1	1:E:30:VAL:HA	1.92	0.83
1:H:54:ASP:HB2	1:I:25:LEU:HD21	1.59	0.83
1:L:34:GLU:CD	1:L:34:GLU:H	1.82	0.83
1:N:5:ARG:HH21	1:N:57:VAL:CG1	1.90	0.83
1:J:5:ARG:HH21	1:J:57:VAL:CG1	1.92	0.83
1:I:5:ARG:NH1	1:J:28:LEU:HD21	1.94	0.82
1:K:6:ASP:HB2	1:L:26:LYS:HZ3	1.45	0.82
1:A:8:ILE:HD13	1:A:85:LEU:HD11	1.60	0.82
1:J:34:GLU:H	1:J:34:GLU:CD	1.81	0.82
1:B:61:LEU:HB3	1:B:64:TYR:HB3	1.61	0.81
1:I:85:LEU:O	1:I:89:THR:HG23	1.80	0.81
1:C:54:ASP:HB2	1:D:25:LEU:HD21	1.61	0.81
1:N:39:ILE:HB	1:N:44:LEU:HD11	1.60	0.81
1:E:39:ILE:HB	1:E:44:LEU:HD11	1.62	0.81
1:D:85:LEU:O	1:D:89:THR:HG23	1.81	0.80
1:F:3:ARG:NH1	1:G:30:VAL:HA	1.96	0.80
1:D:5:ARG:HH11	1:E:28:LEU:HD22	1.46	0.80
1:G:3:ARG:NH1	1:H:30:VAL:HA	1.96	0.80
1:D:80:GLU:OE2	1:G:61:LEU:HA	1.81	0.80
1:D:54:ASP:HB2	1:E:25:LEU:HD21	1.62	0.80
1:K:5:ARG:HH11	1:L:28:LEU:HD22	1.48	0.79
1:H:5:ARG:HH21	1:H:57:VAL:CG1	1.96	0.79
1:N:28:LEU:HD23	1:N:29:SER:N	1.98	0.79
1:N:5:ARG:HH11	1:O:28:LEU:HD22	1.48	0.78
1:A:61:LEU:HA	1:M:80:GLU:OE2	1.82	0.78
1:C:61:LEU:HB3	1:C:64:TYR:HB3	1.66	0.78
1:E:80:GLU:OE2	1:H:61:LEU:HA	1.83	0.78
1:I:5:ARG:NH2	1:I:57:VAL:HG11	1.99	0.78
1:N:85:LEU:O	1:N:89:THR:HG23	1.83	0.77
1:J:80:GLU:OE2	1:M:61:LEU:HA	1.84	0.77
1:K:5:ARG:HH21	1:K:57:VAL:HG11	1.49	0.77
1:F:5:ARG:HH21	1:F:57:VAL:HG11	1.48	0.77
1:F:6:ASP:HB2	1:G:26:LYS:NZ	1.99	0.77
1:E:5:ARG:HH21	1:E:57:VAL:CG1	1.98	0.77
1:J:8:ILE:HD13	1:J:85:LEU:HD11	1.68	0.77
1:E:85:LEU:O	1:E:89:THR:HG23	1.85	0.77

*Continued on next page...*

*Continued from previous page...*

Atom-1	Atom-2	Interatomic distance (Å)	Clash overlap (Å)
1:N:3:ARG:HH11	1:O:30:VAL:CA	1.97	0.76
1:G:61:LEU:O	1:G:65:GLY:N	2.19	0.75
1:J:14:ASN:HB2	1:J:81:MET:SD	2.26	0.75
1:E:14:ASN:HB2	1:E:81:MET:SD	2.26	0.75
1:A:34:GLU:H	1:A:34:GLU:CD	1.90	0.75
1:B:34:GLU:H	1:B:34:GLU:CD	1.88	0.75
1:A:6:ASP:HB2	1:B:26:LYS:HZ2	1.50	0.75
1:F:34:GLU:H	1:F:34:GLU:CD	1.89	0.75
1:E:8:ILE:HD13	1:E:85:LEU:HD11	1.67	0.75
1:O:85:LEU:O	1:O:89:THR:HG23	1.87	0.75
1:N:52:LEU:O	1:N:56:LEU:HB2	1.86	0.74
1:I:28:LEU:HD23	1:I:29:SER:N	2.02	0.74
1:K:85:LEU:O	1:K:89:THR:HG23	1.86	0.74
1:H:14:ASN:HB2	1:H:81:MET:SD	2.27	0.74
1:G:50:LEU:HD23	1:G:50:LEU:H	1.51	0.74
1:F:85:LEU:O	1:F:89:THR:HG23	1.88	0.74
1:M:85:LEU:O	1:M:89:THR:HG23	1.86	0.74
1:I:5:ARG:HH21	1:I:57:VAL:CG1	1.97	0.74
1:A:85:LEU:O	1:A:89:THR:HG23	1.88	0.74
1:N:14:ASN:HB2	1:N:81:MET:SD	2.28	0.74
1:I:76:MET:O	1:I:78:LEU:HG	1.86	0.74
1:J:85:LEU:O	1:J:89:THR:HG23	1.88	0.74
1:D:50:LEU:HD13	1:E:22:LYS:HD2	1.68	0.73
1:I:80:GLU:OE2	1:L:61:LEU:HA	1.88	0.73
1:L:5:ARG:HH11	1:M:28:LEU:HD22	1.52	0.73
1:C:3:ARG:HH11	1:D:31:PRO:HD3	1.54	0.73
1:K:5:ARG:HH21	1:K:57:VAL:CG1	2.01	0.73
1:B:47:MET:SD	1:B:51:ASP:HB3	2.29	0.73
1:N:5:ARG:NH1	1:O:28:LEU:HD22	2.04	0.73
1:B:14:ASN:HB2	1:B:81:MET:SD	2.29	0.73
1:K:39:ILE:HB	1:K:44:LEU:HD11	1.70	0.73
1:C:5:ARG:HH11	1:D:28:LEU:HD22	1.54	0.73
1:H:80:GLU:OE2	1:K:61:LEU:HA	1.89	0.73
1:G:14:ASN:HB2	1:G:81:MET:SD	2.29	0.73
1:M:8:ILE:N	1:M:8:ILE:HD12	2.04	0.72
1:G:5:ARG:HH11	1:H:28:LEU:HD22	1.54	0.72
1:F:5:ARG:HH21	1:F:57:VAL:CG1	2.01	0.72
1:M:57:VAL:HG13	1:M:58:SER:N	2.04	0.72
1:M:5:ARG:HH11	1:N:28:LEU:HD21	1.53	0.72
1:K:5:ARG:NH1	1:L:28:LEU:HD22	2.04	0.72
1:A:6:ASP:HB2	1:B:26:LYS:NZ	2.02	0.72

*Continued on next page...*

*Continued from previous page...*

Atom-1	Atom-2	Interatomic distance (Å)	Clash overlap (Å)
1:B:3:ARG:HH11	1:C:30:VAL:CA	1.98	0.72
1:C:5:ARG:NH2	1:C:57:VAL:HG11	2.04	0.72
1:N:5:ARG:NH2	1:N:57:VAL:HG11	2.05	0.72
1:J:28:LEU:HD23	1:J:29:SER:N	2.04	0.71
1:O:39:ILE:HG21	1:O:44:LEU:HD21	1.72	0.71
1:K:34:GLU:CD	1:K:34:GLU:H	1.92	0.71
1:N:8:ILE:HD13	1:N:85:LEU:HD11	1.72	0.71
1:D:5:ARG:NH1	1:E:28:LEU:HD22	2.06	0.71
1:L:14:ASN:HB2	1:L:81:MET:SD	2.30	0.71
1:O:5:ARG:HG3	1:O:6:ASP:N	2.04	0.71
1:L:3:ARG:HH11	1:M:30:VAL:CA	1.99	0.71
1:G:85:LEU:O	1:G:89:THR:HG23	1.90	0.71
1:B:15:LEU:HD22	1:B:19:GLU:OE1	1.91	0.71
1:B:85:LEU:O	1:B:89:THR:HG23	1.91	0.70
1:O:34:GLU:H	1:O:34:GLU:CD	1.95	0.70
1:G:50:LEU:N	1:G:50:LEU:HD23	2.06	0.70
1:C:80:GLU:OE2	1:F:61:LEU:HA	1.92	0.70
1:D:5:ARG:HH21	1:D:57:VAL:CG1	2.05	0.70
1:K:14:ASN:HB2	1:K:81:MET:SD	2.31	0.70
1:G:8:ILE:HD13	1:G:85:LEU:HD11	1.72	0.70
1:C:85:LEU:O	1:C:89:THR:HG23	1.91	0.70
1:A:5:ARG:HH11	1:B:28:LEU:HD22	1.56	0.70
1:D:5:ARG:NH2	1:D:57:VAL:HG11	2.07	0.70
1:M:57:VAL:HG13	1:M:58:SER:H	1.58	0.69
1:C:85:LEU:C	1:C:89:THR:HG23	2.12	0.69
1:G:50:LEU:HD13	1:H:22:LYS:HD2	1.73	0.69
1:M:74:ARG:O	1:M:78:LEU:HD23	1.92	0.69
1:A:5:ARG:NH1	1:B:28:LEU:HD22	2.07	0.69
1:N:10:ASP:HA	1:N:13:GLU:HG2	1.73	0.69
1:G:50:LEU:HD13	1:H:22:LYS:CD	2.23	0.69
1:F:86:GLN:HA	1:F:89:THR:OG1	1.92	0.69
1:I:39:ILE:HB	1:I:44:LEU:HD11	1.75	0.69
1:J:81:MET:O	1:J:84:GLN:HB3	1.93	0.68
1:C:61:LEU:HA	1:O:80:GLU:OE2	1.93	0.68
1:O:2:GLY:O	1:O:5:ARG:HG2	1.93	0.68
1:A:47:MET:SD	1:A:51:ASP:HB3	2.33	0.68
1:A:3:ARG:HH11	1:B:30:VAL:CA	2.01	0.68
1:K:3:ARG:HH11	1:L:31:PRO:HD3	1.58	0.68
1:G:5:ARG:NH2	1:G:57:VAL:HG11	2.09	0.68
1:G:53:THR:O	1:G:57:VAL:HG12	1.94	0.68
1:C:85:LEU:HG	1:C:89:THR:CG2	2.24	0.68

*Continued on next page...*

*Continued from previous page...*

Atom-1	Atom-2	Interatomic distance (Å)	Clash overlap (Å)
1:L:5:ARG:NH1	1:M:28:LEU:HD22	2.09	0.67
1:D:5:ARG:HH21	1:D:57:VAL:HG11	1.59	0.67
1:B:50:LEU:HD23	1:B:50:LEU:N	2.09	0.67
1:A:52:LEU:O	1:A:56:LEU:HB2	1.93	0.67
1:A:14:ASN:HB2	1:A:81:MET:SD	2.35	0.67
1:C:23:PHE:N	1:C:76:MET:HE1	2.10	0.67
1:I:6:ASP:HB2	1:J:26:LYS:HZ3	1.59	0.67
1:D:14:ASN:HB2	1:D:81:MET:SD	2.35	0.67
1:K:53:THR:O	1:K:57:VAL:HG12	1.95	0.66
1:F:5:ARG:NH2	1:F:57:VAL:HG11	2.11	0.66
1:H:34:GLU:H	1:H:34:GLU:CD	1.99	0.66
1:I:14:ASN:HB2	1:I:81:MET:SD	2.35	0.66
1:B:3:ARG:NH2	1:C:26:LYS:HZ2	1.93	0.66
1:H:6:ASP:CG	1:I:26:LYS:HE2	2.16	0.66
1:E:47:MET:SD	1:E:51:ASP:HB3	2.36	0.66
1:O:8:ILE:HD13	1:O:85:LEU:HD11	1.78	0.66
1:B:81:MET:O	1:B:84:GLN:HB3	1.96	0.66
1:B:50:LEU:HD13	1:C:22:LYS:CD	2.25	0.66
1:O:15:LEU:HD22	1:O:19:GLU:OE1	1.95	0.66
1:J:47:MET:SD	1:J:51:ASP:HB3	2.36	0.66
1:J:6:ASP:O	1:J:9:LEU:HB3	1.95	0.66
1:L:86:GLN:HA	1:L:89:THR:OG1	1.95	0.66
1:I:81:MET:O	1:I:84:GLN:HB3	1.96	0.66
1:M:8:ILE:H	1:M:8:ILE:HD12	1.57	0.66
1:F:5:ARG:HH11	1:G:28:LEU:HD22	1.60	0.66
1:A:86:GLN:HA	1:A:89:THR:OG1	1.96	0.66
1:M:52:LEU:O	1:M:56:LEU:HB2	1.96	0.66
1:G:23:PHE:N	1:G:76:MET:HE1	2.11	0.66
1:K:12:LEU:HD22	1:K:12:LEU:N	2.10	0.66
1:I:3:ARG:HH11	1:J:31:PRO:HD3	1.61	0.65
1:N:12:LEU:HD22	1:N:12:LEU:N	2.10	0.65
1:M:12:LEU:N	1:M:12:LEU:HD22	2.10	0.65
1:G:6:ASP:HB2	1:H:26:LYS:HZ2	1.61	0.65
1:O:12:LEU:HD22	1:O:12:LEU:N	2.11	0.65
1:H:47:MET:SD	1:H:51:ASP:HB3	2.36	0.65
1:J:15:LEU:HD22	1:J:19:GLU:OE1	1.96	0.65
1:I:61:LEU:O	1:I:65:GLY:N	2.29	0.65
1:F:14:ASN:HB2	1:F:81:MET:SD	2.37	0.65
1:D:34:GLU:H	1:D:34:GLU:CD	2.00	0.65
1:G:81:MET:O	1:G:84:GLN:HB3	1.95	0.65
1:B:50:LEU:HD13	1:C:22:LYS:HD2	1.78	0.65

*Continued on next page...*



*Continued from previous page...*

Atom-1	Atom-2	Interatomic distance (Å)	Clash overlap (Å)
1:B:61:LEU:HA	1:N:80:GLU:OE2	1.97	0.65
1:M:6:ASP:HB2	1:N:26:LYS:HZ3	1.61	0.65
1:C:8:ILE:HD13	1:C:85:LEU:HD11	1.79	0.65
1:C:74:ARG:O	1:C:78:LEU:HD23	1.97	0.65
1:I:8:ILE:HD13	1:I:85:LEU:HD11	1.78	0.64
1:L:5:ARG:NH2	1:L:57:VAL:HG11	2.10	0.64
1:G:76:MET:O	1:G:78:LEU:HG	1.96	0.64
1:L:74:ARG:O	1:L:78:LEU:HD23	1.98	0.64
1:B:6:ASP:HB2	1:C:26:LYS:HZ3	1.63	0.64
1:D:85:LEU:HG	1:D:89:THR:CG2	2.26	0.64
1:C:6:ASP:HB2	1:D:26:LYS:NZ	2.13	0.64
1:F:23:PHE:N	1:F:76:MET:HE1	2.12	0.64
1:D:85:LEU:C	1:D:89:THR:HG23	2.17	0.64
1:O:85:LEU:HG	1:O:89:THR:CG2	2.26	0.64
1:K:23:PHE:N	1:K:76:MET:HE1	2.12	0.64
1:H:85:LEU:O	1:H:89:THR:HG23	1.96	0.64
1:I:85:LEU:C	1:I:89:THR:HG23	2.17	0.64
1:M:39:ILE:HG21	1:M:44:LEU:HD21	1.79	0.64
1:K:5:ARG:NH2	1:K:57:VAL:HG11	2.13	0.64
1:D:43:ALA:O	1:D:47:MET:HG2	1.98	0.64
1:A:12:LEU:N	1:A:12:LEU:HD22	2.13	0.64
1:L:12:LEU:N	1:L:12:LEU:HD22	2.13	0.64
1:F:12:LEU:N	1:F:12:LEU:HD22	2.13	0.64
1:H:23:PHE:N	1:H:76:MET:HE1	2.13	0.64
1:N:86:GLN:HA	1:N:89:THR:OG1	1.96	0.63
1:I:47:MET:HB3	1:I:51:ASP:CB	2.28	0.63
1:J:53:THR:O	1:J:57:VAL:HG12	1.98	0.63
1:K:69:THR:HG21	1:K:85:LEU:HD23	1.80	0.63
1:C:61:LEU:CB	1:C:64:TYR:HB3	2.28	0.63
1:D:81:MET:O	1:D:84:GLN:HB3	1.96	0.63
1:M:15:LEU:HD22	1:M:19:GLU:OE1	1.99	0.63
1:G:15:LEU:HD22	1:G:19:GLU:OE1	1.97	0.63
1:G:50:LEU:HD12	1:H:21:LYS:HG2	1.80	0.63
1:K:85:LEU:C	1:K:89:THR:HG23	2.19	0.63
1:A:39:ILE:HG21	1:A:44:LEU:HD21	1.81	0.63
1:D:10:ASP:HA	1:D:13:GLU:HG2	1.80	0.63
1:D:86:GLN:HA	1:D:89:THR:OG1	1.99	0.63
1:B:2:GLY:O	1:B:5:ARG:HG2	1.99	0.63
1:K:81:MET:O	1:K:84:GLN:HB3	1.98	0.63
1:F:81:MET:O	1:F:84:GLN:HB3	1.98	0.63
1:D:47:MET:SD	1:D:51:ASP:HB3	2.39	0.63

*Continued on next page...*

*Continued from previous page...*

Atom-1	Atom-2	Interatomic distance (Å)	Clash overlap (Å)
1:D:76:MET:O	1:D:78:LEU:HG	1.98	0.62
1:N:81:MET:O	1:N:84:GLN:HB3	1.99	0.62
1:B:56:LEU:HD22	1:B:60:TYR:HD1	1.64	0.62
1:F:3:ARG:HH11	1:G:31:PRO:HD3	1.63	0.62
1:H:15:LEU:HD22	1:H:19:GLU:OE1	1.99	0.62
1:D:12:LEU:HD22	1:D:12:LEU:N	2.14	0.62
1:K:43:ALA:O	1:K:47:MET:HG2	2.00	0.62
1:H:53:THR:O	1:H:57:VAL:HG12	2.00	0.62
1:K:86:GLN:HA	1:K:89:THR:OG1	1.98	0.62
1:K:10:ASP:HA	1:K:13:GLU:HG2	1.81	0.62
1:N:34:GLU:CD	1:N:34:GLU:H	2.02	0.62
1:B:5:ARG:NH1	1:C:28:LEU:HD22	2.14	0.62
1:M:85:LEU:C	1:M:89:THR:HG23	2.18	0.62
1:E:85:LEU:C	1:E:89:THR:HG23	2.19	0.62
1:N:50:LEU:HD13	1:O:22:LYS:HD2	1.82	0.62
1:E:39:ILE:HG21	1:E:44:LEU:HD21	1.82	0.62
1:N:15:LEU:HD22	1:N:19:GLU:OE1	2.00	0.62
1:E:12:LEU:HD22	1:E:12:LEU:N	2.14	0.62
1:E:10:ASP:HA	1:E:13:GLU:HG2	1.82	0.62
1:J:5:ARG:NH2	1:J:57:VAL:HG11	2.03	0.62
1:M:81:MET:O	1:M:84:GLN:HB3	2.00	0.62
1:H:81:MET:O	1:H:84:GLN:HB3	2.00	0.62
1:M:85:LEU:HG	1:M:89:THR:CG2	2.30	0.62
1:H:80:GLU:HG3	1:K:61:LEU:HD12	1.80	0.62
1:G:85:LEU:HG	1:G:89:THR:CG2	2.29	0.62
1:J:12:LEU:HD22	1:J:12:LEU:H	1.64	0.62
1:M:50:LEU:HD13	1:N:22:LYS:HD2	1.80	0.62
1:L:61:LEU:HB3	1:L:64:TYR:HB3	1.82	0.62
1:L:23:PHE:N	1:L:76:MET:HE1	2.14	0.62
1:F:43:ALA:O	1:F:47:MET:HG2	2.00	0.62
1:M:61:LEU:O	1:M:65:GLY:N	2.33	0.62
1:C:80:GLU:HG3	1:F:61:LEU:HD12	1.82	0.62
1:E:15:LEU:HD22	1:E:19:GLU:OE1	1.99	0.62
1:E:23:PHE:N	1:E:76:MET:HE1	2.15	0.62
1:H:85:LEU:C	1:H:89:THR:HG23	2.20	0.61
1:M:57:VAL:O	1:M:60:TYR:O	2.18	0.61
1:I:86:GLN:HA	1:I:89:THR:OG1	2.00	0.61
1:I:5:ARG:HH11	1:J:28:LEU:HD21	1.61	0.61
1:L:53:THR:O	1:L:57:VAL:HG12	2.01	0.61
1:E:6:ASP:O	1:E:9:LEU:HB3	2.00	0.61
1:J:85:LEU:C	1:J:89:THR:HG23	2.21	0.61

*Continued on next page...*

*Continued from previous page...*

Atom-1	Atom-2	Interatomic distance (Å)	Clash overlap (Å)
1:N:47:MET:SD	1:N:51:ASP:HB3	2.40	0.61
1:K:52:LEU:O	1:K:56:LEU:HB2	2.00	0.61
1:G:3:ARG:HH11	1:H:31:PRO:HD3	1.64	0.61
1:L:39:ILE:HG21	1:L:44:LEU:HD21	1.82	0.61
1:L:15:LEU:HD22	1:L:19:GLU:OE1	1.99	0.61
1:I:85:LEU:HG	1:I:89:THR:CG2	2.30	0.61
1:L:81:MET:O	1:L:84:GLN:HB3	2.00	0.61
1:F:50:LEU:HD13	1:G:22:LYS:HD2	1.83	0.61
1:L:69:THR:HG21	1:L:85:LEU:HD23	1.81	0.61
1:C:12:LEU:HD22	1:C:12:LEU:N	2.15	0.61
1:E:81:MET:O	1:E:84:GLN:HB3	2.00	0.61
1:L:50:LEU:HD13	1:M:22:LYS:HD2	1.82	0.61
1:L:47:MET:SD	1:L:51:ASP:HB3	2.40	0.61
1:C:15:LEU:HD22	1:C:19:GLU:OE1	2.00	0.61
1:A:52:LEU:O	1:A:56:LEU:CB	2.49	0.61
1:M:5:ARG:NH1	1:N:28:LEU:HD21	2.15	0.61
1:C:5:ARG:NH1	1:D:28:LEU:HD22	2.16	0.61
1:K:47:MET:HB3	1:K:51:ASP:HB2	1.83	0.61
1:A:23:PHE:N	1:A:76:MET:HE1	2.16	0.61
1:L:28:LEU:C	1:L:28:LEU:HD23	2.22	0.61
1:J:12:LEU:HD22	1:J:12:LEU:N	2.15	0.61
1:L:39:ILE:CB	1:L:44:LEU:HD11	2.27	0.60
1:D:8:ILE:HD12	1:D:85:LEU:HD21	1.83	0.60
1:E:39:ILE:HG23	1:E:55:LYS:NZ	2.16	0.60
1:C:8:ILE:HD12	1:C:85:LEU:HD21	1.82	0.60
1:L:76:MET:O	1:L:78:LEU:HG	2.00	0.60
1:E:50:LEU:N	1:E:50:LEU:HD23	2.15	0.60
1:H:43:ALA:O	1:H:47:MET:HG2	2.01	0.60
1:B:5:ARG:HG3	1:B:6:ASP:N	2.14	0.60
1:G:85:LEU:C	1:G:89:THR:HG23	2.22	0.60
1:N:52:LEU:O	1:N:56:LEU:CB	2.49	0.60
1:B:52:LEU:O	1:B:56:LEU:HB2	2.00	0.60
1:L:50:LEU:CD1	1:M:22:LYS:HD2	2.31	0.60
1:K:66:ALA:O	1:K:69:THR:HB	2.02	0.60
1:C:43:ALA:O	1:C:47:MET:HG2	2.02	0.60
1:J:32:LEU:HD11	1:J:38:ARG:HG2	1.84	0.60
1:G:39:ILE:HG21	1:G:44:LEU:HD21	1.83	0.60
1:A:85:LEU:C	1:A:89:THR:HG23	2.21	0.60
1:H:8:ILE:HD13	1:H:85:LEU:HD11	1.81	0.60
1:M:50:LEU:N	1:M:50:LEU:HD23	2.17	0.60
1:O:86:GLN:HA	1:O:89:THR:OG1	2.02	0.60

*Continued on next page...*

*Continued from previous page...*

Atom-1	Atom-2	Interatomic distance (Å)	Clash overlap (Å)
1:B:8:ILE:HD13	1:B:85:LEU:HD11	1.84	0.60
1:M:23:PHE:N	1:M:76:MET:HE1	2.16	0.60
1:B:74:ARG:O	1:B:78:LEU:HD23	2.01	0.60
1:D:39:ILE:HG21	1:D:44:LEU:HD21	1.82	0.60
1:N:85:LEU:C	1:N:89:THR:HG23	2.22	0.60
1:M:12:LEU:H	1:M:12:LEU:HD22	1.66	0.60
1:C:3:ARG:HH11	1:D:31:PRO:CD	2.15	0.59
1:M:61:LEU:CB	1:M:64:TYR:HB3	2.30	0.59
1:F:61:LEU:HB3	1:F:64:TYR:HB3	1.84	0.59
1:H:9:LEU:HD21	1:I:22:LYS:HE3	1.84	0.59
1:L:8:ILE:HD13	1:L:85:LEU:HD11	1.84	0.59
1:E:76:MET:O	1:E:78:LEU:HG	2.02	0.59
1:H:3:ARG:NH2	1:I:26:LYS:HZ2	2.00	0.59
1:O:81:MET:O	1:O:84:GLN:HB3	2.03	0.59
1:J:79:GLN:HB3	1:J:81:MET:HG2	1.85	0.59
1:L:52:LEU:O	1:L:56:LEU:HB2	2.02	0.59
1:H:52:LEU:O	1:H:56:LEU:HB2	2.02	0.59
1:E:28:LEU:HD23	1:E:28:LEU:C	2.22	0.59
1:M:3:ARG:HH11	1:N:30:VAL:CA	1.99	0.59
1:H:26:LYS:HD2	1:H:29:SER:OG	2.02	0.59
1:D:80:GLU:CD	1:G:61:LEU:HD12	2.22	0.59
1:G:12:LEU:N	1:G:12:LEU:HD22	2.17	0.59
1:H:28:LEU:C	1:H:28:LEU:HD23	2.23	0.59
1:I:6:ASP:HB2	1:J:26:LYS:NZ	2.17	0.59
1:M:39:ILE:HG23	1:M:55:LYS:NZ	2.18	0.59
1:F:50:LEU:HD12	1:G:21:LYS:HG2	1.84	0.59
1:B:28:LEU:C	1:B:28:LEU:HD23	2.22	0.59
1:C:3:ARG:NH1	1:D:31:PRO:HD3	2.18	0.59
1:A:81:MET:O	1:A:84:GLN:HB3	2.02	0.59
1:M:52:LEU:O	1:M:56:LEU:CB	2.50	0.59
1:D:15:LEU:HD22	1:D:19:GLU:OE1	2.03	0.59
1:M:47:MET:SD	1:M:51:ASP:HB3	2.42	0.59
1:G:28:LEU:C	1:G:28:LEU:HD23	2.22	0.59
1:L:85:LEU:C	1:L:89:THR:HG23	2.22	0.59
1:E:8:ILE:HD12	1:E:85:LEU:HD21	1.84	0.59
1:I:47:MET:SD	1:I:51:ASP:HB3	2.42	0.59
1:H:12:LEU:N	1:H:12:LEU:HD22	2.17	0.59
1:O:61:LEU:O	1:O:65:GLY:N	2.35	0.59
1:O:39:ILE:HG23	1:O:55:LYS:NZ	2.18	0.59
1:E:43:ALA:O	1:E:47:MET:HG2	2.03	0.59
1:J:52:LEU:O	1:J:56:LEU:HB2	2.03	0.59

*Continued on next page...*

*Continued from previous page...*

Atom-1	Atom-2	Interatomic distance (Å)	Clash overlap (Å)
1:J:39:ILE:HG21	1:J:44:LEU:HD21	1.85	0.59
1:B:61:LEU:O	1:B:65:GLY:N	2.35	0.59
1:F:47:MET:HB3	1:F:51:ASP:CB	2.33	0.59
1:G:34:GLU:CD	1:G:34:GLU:H	2.06	0.59
1:B:85:LEU:C	1:B:89:THR:HG23	2.22	0.58
1:F:33:ARG:NH2	1:F:67:GLU:OE1	2.35	0.58
1:K:15:LEU:HD22	1:K:19:GLU:OE1	2.03	0.58
1:F:15:LEU:HD22	1:F:19:GLU:OE1	2.02	0.58
1:C:81:MET:O	1:C:84:GLN:HB3	2.03	0.58
1:M:8:ILE:H	1:M:8:ILE:CD1	2.15	0.58
1:O:9:LEU:O	1:O:13:GLU:HG2	2.02	0.58
1:G:69:THR:HG21	1:G:85:LEU:HD23	1.84	0.58
1:F:85:LEU:HG	1:F:89:THR:CG2	2.33	0.58
1:I:80:GLU:HG3	1:L:61:LEU:HD12	1.84	0.58
1:G:86:GLN:HA	1:G:89:THR:OG1	2.04	0.58
1:O:76:MET:O	1:O:78:LEU:HG	2.02	0.58
1:B:6:ASP:O	1:B:9:LEU:HB3	2.03	0.58
1:I:74:ARG:O	1:I:78:LEU:HD23	2.03	0.58
1:C:39:ILE:HG23	1:C:55:LYS:NZ	2.18	0.58
1:H:61:LEU:CB	1:H:64:TYR:HB3	2.30	0.58
1:H:85:LEU:HG	1:H:89:THR:CG2	2.34	0.58
1:G:48:ASP:N	1:G:51:ASP:HB2	2.18	0.58
1:A:5:ARG:HH21	1:A:57:VAL:CG1	2.16	0.58
1:J:43:ALA:O	1:J:47:MET:HG2	2.03	0.58
1:B:52:LEU:O	1:B:56:LEU:CB	2.51	0.58
1:G:10:ASP:HA	1:G:13:GLU:HG2	1.86	0.58
1:I:23:PHE:N	1:I:76:MET:HE1	2.18	0.58
1:O:85:LEU:C	1:O:89:THR:HG23	2.23	0.58
1:M:26:LYS:HD3	1:M:29:SER:OG	2.03	0.58
1:B:85:LEU:HG	1:B:89:THR:CG2	2.34	0.58
1:K:47:MET:SD	1:K:51:ASP:HB3	2.43	0.58
1:B:23:PHE:N	1:B:76:MET:HE1	2.18	0.58
1:K:47:MET:HB3	1:K:51:ASP:CB	2.34	0.58
1:E:34:GLU:H	1:E:34:GLU:CD	2.07	0.58
1:A:56:LEU:HD22	1:A:60:TYR:CD1	2.39	0.58
1:D:50:LEU:HD23	1:D:50:LEU:N	2.19	0.58
1:D:52:LEU:O	1:D:56:LEU:HB2	2.04	0.58
1:B:86:GLN:HA	1:B:89:THR:OG1	2.04	0.58
1:F:61:LEU:CB	1:F:64:TYR:HB3	2.34	0.58
1:I:47:MET:HB3	1:I:51:ASP:HB2	1.86	0.58
1:I:34:GLU:H	1:I:34:GLU:CD	2.07	0.58

*Continued on next page...*

*Continued from previous page...*

Atom-1	Atom-2	Interatomic distance (Å)	Clash overlap (Å)
1:C:52:LEU:O	1:C:56:LEU:HB2	2.03	0.58
1:J:85:LEU:HG	1:J:89:THR:CG2	2.33	0.58
1:E:86:GLN:HA	1:E:89:THR:OG1	2.04	0.58
1:B:12:LEU:HD22	1:B:12:LEU:N	2.19	0.57
1:N:3:ARG:NH2	1:O:26:LYS:HZ2	2.02	0.57
1:F:6:ASP:CB	1:G:26:LYS:NZ	2.67	0.57
1:F:85:LEU:C	1:F:89:THR:HG23	2.24	0.57
1:B:10:ASP:HA	1:B:13:GLU:HG2	1.86	0.57
1:D:3:ARG:NH2	1:E:26:LYS:HZ2	2.02	0.57
1:C:53:THR:O	1:C:57:VAL:HG12	2.05	0.57
1:F:49:ALA:O	1:F:53:THR:HG23	2.05	0.57
1:G:47:MET:SD	1:G:51:ASP:HB3	2.43	0.57
1:N:32:LEU:HD11	1:N:38:ARG:HG2	1.86	0.57
1:K:3:ARG:NH1	1:L:31:PRO:HD3	2.19	0.57
1:B:43:ALA:O	1:B:47:MET:HG2	2.03	0.57
1:O:6:ASP:O	1:O:9:LEU:HB3	2.05	0.57
1:D:28:LEU:C	1:D:28:LEU:HD23	2.25	0.57
1:K:69:THR:HG21	1:K:85:LEU:CD2	2.34	0.57
1:M:86:GLN:HA	1:M:89:THR:OG1	2.05	0.57
1:D:53:THR:O	1:D:57:VAL:HG12	2.04	0.57
1:H:54:ASP:HB2	1:I:25:LEU:CD2	2.33	0.57
1:K:39:ILE:HG21	1:K:44:LEU:HD21	1.85	0.57
1:O:5:ARG:HG3	1:O:6:ASP:H	1.69	0.57
1:G:43:ALA:O	1:G:47:MET:HG2	2.05	0.57
1:I:12:LEU:N	1:I:12:LEU:HD22	2.20	0.57
1:C:52:LEU:O	1:C:56:LEU:CB	2.53	0.57
1:A:28:LEU:HD23	1:A:29:SER:N	2.20	0.57
1:D:5:ARG:HG2	1:D:6:ASP:N	2.20	0.57
1:F:8:ILE:HD13	1:F:85:LEU:HD11	1.86	0.57
1:L:6:ASP:O	1:L:9:LEU:HB3	2.05	0.57
1:L:76:MET:C	1:L:78:LEU:HG	2.24	0.57
1:J:61:LEU:O	1:J:65:GLY:N	2.37	0.56
1:K:61:LEU:O	1:K:65:GLY:N	2.37	0.56
1:H:3:ARG:HH11	1:I:30:VAL:CA	2.08	0.56
1:A:85:LEU:HG	1:A:89:THR:CG2	2.34	0.56
1:K:6:ASP:CB	1:L:26:LYS:NZ	2.67	0.56
1:F:61:LEU:O	1:F:65:GLY:N	2.38	0.56
1:L:50:LEU:HD12	1:M:21:LYS:HG2	1.87	0.56
1:O:8:ILE:HD12	1:O:85:LEU:HD21	1.88	0.56
1:H:47:MET:HB3	1:H:51:ASP:CB	2.35	0.56
1:A:74:ARG:O	1:A:78:LEU:HD23	2.05	0.56

*Continued on next page...*

*Continued from previous page...*

Atom-1	Atom-2	Interatomic distance (Å)	Clash overlap (Å)
1:N:6:ASP:O	1:N:9:LEU:HB3	2.06	0.56
1:C:6:ASP:CB	1:D:26:LYS:HZ3	2.18	0.56
1:E:5:ARG:NH2	1:E:57:VAL:HG11	2.15	0.56
1:F:34:GLU:N	1:F:34:GLU:CD	2.59	0.56
1:O:28:LEU:C	1:O:28:LEU:HD23	2.26	0.56
1:E:5:ARG:HG2	1:E:6:ASP:N	2.21	0.56
1:N:39:ILE:HG21	1:N:44:LEU:HD21	1.88	0.56
1:K:85:LEU:HG	1:K:89:THR:CG2	2.36	0.56
1:M:50:LEU:HD13	1:N:22:LYS:CD	2.35	0.56
1:D:3:ARG:HH11	1:E:31:PRO:HD3	1.71	0.56
1:I:3:ARG:NH1	1:J:31:PRO:HD3	2.21	0.55
1:D:49:ALA:O	1:D:53:THR:HG23	2.05	0.55
1:D:39:ILE:HG23	1:D:55:LYS:NZ	2.21	0.55
1:K:5:ARG:O	1:K:8:ILE:HG12	2.05	0.55
1:L:61:LEU:O	1:L:65:GLY:N	2.39	0.55
1:F:50:LEU:HD23	1:F:50:LEU:N	2.20	0.55
1:M:3:ARG:NH2	1:N:26:LYS:HZ2	2.04	0.55
1:A:8:ILE:HD12	1:A:85:LEU:HD21	1.87	0.55
1:H:79:GLN:HB3	1:H:81:MET:HG2	1.88	0.55
1:B:56:LEU:HD22	1:B:60:TYR:CD1	2.41	0.55
1:N:74:ARG:O	1:N:78:LEU:HD23	2.06	0.55
1:L:39:ILE:HG23	1:L:55:LYS:HZ1	1.71	0.55
1:M:39:ILE:HG23	1:M:55:LYS:HZ1	1.72	0.55
1:K:8:ILE:HD13	1:K:85:LEU:HD11	1.87	0.55
1:A:15:LEU:HD22	1:A:19:GLU:OE1	2.06	0.55
1:G:6:ASP:CB	1:H:26:LYS:NZ	2.70	0.55
1:F:10:ASP:HA	1:F:13:GLU:HG2	1.88	0.55
1:L:85:LEU:HG	1:L:89:THR:CG2	2.36	0.55
1:L:61:LEU:CB	1:L:64:TYR:HB3	2.37	0.55
1:F:53:THR:O	1:F:57:VAL:HG12	2.06	0.55
1:H:86:GLN:HA	1:H:89:THR:OG1	2.07	0.55
1:C:47:MET:SD	1:C:51:ASP:HB3	2.47	0.55
1:C:56:LEU:HD22	1:C:60:TYR:CD1	2.42	0.55
1:F:39:ILE:CB	1:F:44:LEU:HD11	2.33	0.55
1:J:47:MET:HB3	1:J:51:ASP:CB	2.37	0.55
1:K:12:LEU:HD22	1:K:12:LEU:H	1.70	0.55
1:M:6:ASP:O	1:M:9:LEU:HB3	2.06	0.55
1:N:39:ILE:HG23	1:N:55:LYS:HZ1	1.71	0.55
1:A:53:THR:O	1:A:57:VAL:HG12	2.07	0.55
1:K:34:GLU:CD	1:K:34:GLU:N	2.60	0.55
1:O:12:LEU:HD22	1:O:12:LEU:H	1.70	0.55

*Continued on next page...*

*Continued from previous page...*

Atom-1	Atom-2	Interatomic distance (Å)	Clash overlap (Å)
1:I:43:ALA:O	1:I:47:MET:HG2	2.07	0.55
1:L:39:ILE:HG23	1:L:55:LYS:NZ	2.21	0.55
1:F:5:ARG:NH1	1:G:28:LEU:HD22	2.22	0.55
1:H:39:ILE:HG21	1:H:44:LEU:HD21	1.88	0.55
1:K:32:LEU:HD11	1:K:38:ARG:HG2	1.89	0.55
1:G:8:ILE:HD12	1:G:85:LEU:HD21	1.89	0.54
1:A:9:LEU:O	1:A:13:GLU:HG2	2.07	0.54
1:N:53:THR:O	1:N:57:VAL:HG12	2.07	0.54
1:F:8:ILE:HD12	1:F:85:LEU:HD21	1.90	0.54
1:I:47:MET:HB3	1:I:51:ASP:HB3	1.90	0.54
1:G:6:ASP:CB	1:H:26:LYS:HZ2	2.20	0.54
1:G:5:ARG:HH11	1:H:28:LEU:CD2	2.20	0.54
1:E:5:ARG:CG	1:E:6:ASP:N	2.69	0.54
1:N:39:ILE:HG23	1:N:55:LYS:NZ	2.22	0.54
1:J:52:LEU:O	1:J:52:LEU:HG	2.08	0.54
1:M:53:THR:O	1:M:57:VAL:HG12	2.08	0.54
1:K:6:ASP:CB	1:L:26:LYS:HZ1	2.20	0.54
1:N:50:LEU:HD23	1:N:50:LEU:N	2.23	0.54
1:D:5:ARG:CG	1:D:6:ASP:N	2.71	0.54
1:M:48:ASP:N	1:M:51:ASP:HB2	2.23	0.54
1:C:34:GLU:CD	1:C:34:GLU:H	2.11	0.54
1:I:39:ILE:HG21	1:I:44:LEU:HD21	1.88	0.54
1:C:6:ASP:HB2	1:D:26:LYS:HZ2	1.73	0.54
1:M:28:LEU:C	1:M:28:LEU:HD23	2.28	0.54
1:L:12:LEU:H	1:L:12:LEU:HD22	1.72	0.54
1:H:20:LEU:C	1:H:20:LEU:HD13	2.28	0.54
1:G:52:LEU:O	1:G:56:LEU:CB	2.56	0.54
1:M:34:GLU:H	1:M:34:GLU:CD	2.11	0.54
1:I:20:LEU:C	1:I:20:LEU:HD13	2.28	0.54
1:A:9:LEU:HD21	1:B:22:LYS:HE3	1.90	0.54
1:L:5:ARG:HH21	1:L:57:VAL:HG13	1.70	0.54
1:O:23:PHE:N	1:O:76:MET:HE1	2.23	0.54
1:I:8:ILE:HD12	1:I:85:LEU:HD21	1.89	0.54
1:L:49:ALA:O	1:L:53:THR:HG23	2.08	0.54
1:E:85:LEU:HG	1:E:89:THR:CG2	2.38	0.54
1:B:90:HIS:O	1:B:91:GLN:CB	2.55	0.54
1:I:15:LEU:HD22	1:I:19:GLU:OE1	2.06	0.54
1:M:39:ILE:CB	1:M:44:LEU:HD11	2.31	0.53
1:L:52:LEU:O	1:L:56:LEU:CB	2.56	0.53
1:O:39:ILE:CB	1:O:44:LEU:HD11	2.32	0.53
1:A:6:ASP:CB	1:B:26:LYS:NZ	2.71	0.53

*Continued on next page...*



*Continued from previous page...*

Atom-1	Atom-2	Interatomic distance (Å)	Clash overlap (Å)
1:D:23:PHE:N	1:D:76:MET:HE1	2.24	0.53
1:E:5:ARG:HG2	1:E:6:ASP:H	1.74	0.53
1:C:61:LEU:O	1:C:65:GLY:N	2.41	0.53
1:E:53:THR:O	1:E:57:VAL:HG12	2.08	0.53
1:C:86:GLN:HA	1:C:89:THR:OG1	2.09	0.53
1:E:52:LEU:O	1:E:52:LEU:HG	2.08	0.53
1:L:10:ASP:HA	1:L:13:GLU:HG2	1.90	0.53
1:C:61:LEU:HD12	1:O:80:GLU:HG3	1.91	0.53
1:N:5:ARG:CG	1:N:6:ASP:N	2.72	0.53
1:K:5:ARG:HG2	1:K:6:ASP:N	2.24	0.53
1:K:61:LEU:CB	1:K:64:TYR:HB3	2.39	0.53
1:K:52:LEU:O	1:K:56:LEU:CB	2.57	0.53
1:J:27:LEU:HD13	1:J:27:LEU:C	2.29	0.53
1:O:47:MET:HB3	1:O:51:ASP:CB	2.39	0.53
1:A:3:ARG:HH11	1:B:31:PRO:HD3	1.74	0.53
1:D:6:ASP:CG	1:E:26:LYS:HE2	2.28	0.53
1:I:52:LEU:HG	1:I:52:LEU:O	2.07	0.53
1:A:61:LEU:HD12	1:M:80:GLU:HG3	1.89	0.53
1:H:39:ILE:HD13	1:H:55:LYS:HZ2	1.74	0.53
1:J:47:MET:HB3	1:J:51:ASP:HB2	1.91	0.53
1:J:12:LEU:HA	1:J:15:LEU:HD21	1.90	0.53
1:H:76:MET:O	1:H:78:LEU:HG	2.08	0.53
1:F:47:MET:HB3	1:F:51:ASP:HB3	1.89	0.53
1:A:5:ARG:NH2	1:A:57:VAL:HG11	2.23	0.53
1:M:4:ALA:O	1:M:8:ILE:CD1	2.57	0.53
1:F:52:LEU:O	1:F:52:LEU:HG	2.09	0.53
1:C:54:ASP:HB2	1:D:25:LEU:CD2	2.36	0.53
1:N:8:ILE:HD12	1:N:85:LEU:HD21	1.90	0.53
1:N:23:PHE:N	1:N:76:MET:HE1	2.24	0.53
1:B:54:ASP:HB2	1:C:25:LEU:HD21	1.90	0.53
1:C:10:ASP:HA	1:C:13:GLU:HG2	1.91	0.52
1:N:90:HIS:O	1:N:91:GLN:HB2	2.09	0.52
1:M:20:LEU:C	1:M:20:LEU:HD13	2.29	0.52
1:D:3:ARG:NH1	1:E:31:PRO:HD3	2.23	0.52
1:M:8:ILE:N	1:M:8:ILE:CD1	2.71	0.52
1:G:3:ARG:NH1	1:H:31:PRO:HD3	2.24	0.52
1:F:3:ARG:HH11	1:G:31:PRO:CD	2.22	0.52
1:D:39:ILE:CB	1:D:44:LEU:HD11	2.34	0.52
1:O:11:ALA:HA	1:O:81:MET:HE3	1.91	0.52
1:A:61:LEU:CB	1:A:64:TYR:HB3	2.36	0.52
1:B:50:LEU:HD12	1:C:21:LYS:HG2	1.91	0.52

*Continued on next page...*

*Continued from previous page...*

Atom-1	Atom-2	Interatomic distance (Å)	Clash overlap (Å)
1:N:12:LEU:H	1:N:12:LEU:HD22	1.73	0.52
1:F:50:LEU:HD13	1:G:22:LYS:CD	2.38	0.52
1:J:49:ALA:O	1:J:53:THR:HG23	2.08	0.52
1:M:57:VAL:CG1	1:M:58:SER:N	2.73	0.52
1:D:76:MET:C	1:D:78:LEU:HG	2.29	0.52
1:H:61:LEU:O	1:H:65:GLY:N	2.42	0.52
1:G:66:ALA:O	1:G:69:THR:HB	2.09	0.52
1:L:15:LEU:O	1:L:15:LEU:HD12	2.09	0.52
1:D:61:LEU:O	1:D:65:GLY:N	2.41	0.52
1:G:5:ARG:NH1	1:H:28:LEU:HD22	2.23	0.52
1:H:39:ILE:HG23	1:H:55:LYS:HZ1	1.74	0.52
1:B:20:LEU:C	1:B:20:LEU:HD13	2.30	0.52
1:N:26:LYS:HD3	1:N:29:SER:OG	2.09	0.52
1:L:90:HIS:O	1:L:91:GLN:HB2	2.10	0.52
1:N:6:ASP:CG	1:O:26:LYS:HZ1	2.11	0.52
1:G:39:ILE:HG23	1:G:55:LYS:NZ	2.24	0.52
1:A:61:LEU:O	1:A:65:GLY:N	2.41	0.52
1:C:47:MET:HB3	1:C:51:ASP:CB	2.39	0.52
1:A:5:ARG:HG2	1:A:6:ASP:N	2.25	0.52
1:B:26:LYS:HD2	1:B:29:SER:OG	2.10	0.52
1:M:9:LEU:O	1:M:13:GLU:HG2	2.10	0.52
1:M:6:ASP:HB2	1:N:26:LYS:NZ	2.25	0.52
1:C:14:ASN:HB2	1:C:81:MET:SD	2.50	0.52
1:O:52:LEU:HG	1:O:52:LEU:O	2.09	0.52
1:N:20:LEU:C	1:N:20:LEU:HD13	2.31	0.52
1:J:10:ASP:HA	1:J:13:GLU:HG2	1.92	0.52
1:F:39:ILE:HG21	1:F:44:LEU:HD21	1.90	0.52
1:O:79:GLN:HB3	1:O:81:MET:HG2	1.92	0.52
1:H:56:LEU:HD22	1:H:60:TYR:HD1	1.74	0.52
1:G:47:MET:HB3	1:G:51:ASP:HB3	1.91	0.52
1:D:20:LEU:C	1:D:20:LEU:HD13	2.30	0.52
1:J:23:PHE:N	1:J:76:MET:HE1	2.24	0.52
1:D:3:ARG:NH2	1:E:26:LYS:NZ	2.58	0.52
1:H:5:ARG:HH12	1:I:28:LEU:HD11	1.75	0.52
1:K:8:ILE:N	1:K:8:ILE:HD13	2.25	0.52
1:G:47:MET:HB3	1:G:51:ASP:CB	2.40	0.52
1:A:57:VAL:HG13	1:A:58:SER:N	2.25	0.51
1:I:57:VAL:HG13	1:I:58:SER:N	2.26	0.51
1:G:76:MET:C	1:G:78:LEU:HG	2.30	0.51
1:C:28:LEU:HD23	1:C:29:SER:N	2.26	0.51
1:C:39:ILE:CB	1:C:44:LEU:HD11	2.30	0.51

*Continued on next page...*

*Continued from previous page...*

Atom-1	Atom-2	Interatomic distance (Å)	Clash overlap (Å)
1:A:43:ALA:O	1:A:47:MET:HG2	2.10	0.51
1:K:76:MET:O	1:K:78:LEU:HG	2.10	0.51
1:A:2:GLY:O	1:A:5:ARG:HB3	2.10	0.51
1:D:52:LEU:O	1:D:56:LEU:CB	2.59	0.51
1:I:53:THR:O	1:I:57:VAL:HG12	2.10	0.51
1:O:12:LEU:HA	1:O:15:LEU:HD21	1.92	0.51
1:F:54:ASP:HB2	1:G:25:LEU:CD2	2.41	0.51
1:C:28:LEU:C	1:C:28:LEU:HD23	2.31	0.51
1:A:5:ARG:HH21	1:A:57:VAL:HG11	1.74	0.51
1:J:12:LEU:HA	1:J:15:LEU:CD2	2.41	0.51
1:E:28:LEU:HD23	1:E:29:SER:N	2.26	0.51
1:H:9:LEU:O	1:H:13:GLU:HG2	2.11	0.51
1:I:22:LYS:HB3	1:I:76:MET:HE1	1.93	0.51
1:D:26:LYS:HD2	1:D:29:SER:OG	2.11	0.51
1:C:20:LEU:HD13	1:C:20:LEU:C	2.31	0.51
1:I:27:LEU:C	1:I:27:LEU:HD13	2.31	0.51
1:D:74:ARG:O	1:D:78:LEU:HD23	2.09	0.51
1:G:34:GLU:CD	1:G:34:GLU:N	2.64	0.51
1:A:5:ARG:CG	1:A:6:ASP:N	2.74	0.51
1:F:57:VAL:HG13	1:F:58:SER:N	2.26	0.51
1:H:39:ILE:HG23	1:H:55:LYS:NZ	2.26	0.51
1:J:39:ILE:HG23	1:J:55:LYS:NZ	2.26	0.51
1:B:8:ILE:CD1	1:B:85:LEU:HD21	2.40	0.51
1:D:47:MET:HB3	1:D:51:ASP:HB2	1.93	0.51
1:F:47:MET:SD	1:F:51:ASP:HB3	2.51	0.51
1:J:76:MET:O	1:J:78:LEU:HG	2.11	0.51
1:K:20:LEU:HD13	1:K:20:LEU:C	2.31	0.51
1:F:20:LEU:HD13	1:F:20:LEU:C	2.31	0.51
1:H:6:ASP:O	1:H:9:LEU:HB3	2.10	0.51
1:F:39:ILE:HG23	1:F:55:LYS:NZ	2.26	0.51
1:K:6:ASP:O	1:K:9:LEU:HB3	2.11	0.51
1:L:20:LEU:C	1:L:20:LEU:HD13	2.31	0.51
1:K:28:LEU:C	1:K:28:LEU:HD23	2.31	0.51
1:L:69:THR:HG21	1:L:85:LEU:CD2	2.41	0.51
1:N:61:LEU:O	1:N:65:GLY:N	2.42	0.51
1:G:27:LEU:C	1:G:27:LEU:HD13	2.32	0.51
1:B:5:ARG:HH11	1:C:28:LEU:HD22	1.75	0.50
1:M:57:VAL:CG1	1:M:58:SER:H	2.23	0.50
1:F:5:ARG:HH12	1:G:28:LEU:HD13	1.76	0.50
1:J:80:GLU:HG3	1:M:61:LEU:HD12	1.93	0.50
1:J:86:GLN:HA	1:J:89:THR:OG1	2.10	0.50

*Continued on next page...*

*Continued from previous page...*

Atom-1	Atom-2	Interatomic distance (Å)	Clash overlap (Å)
1:K:52:LEU:HG	1:K:52:LEU:O	2.12	0.50
1:H:39:ILE:CB	1:H:44:LEU:HD11	2.38	0.50
1:F:3:ARG:HE	1:G:31:PRO:HD3	1.76	0.50
1:G:20:LEU:HD13	1:G:20:LEU:C	2.32	0.50
1:L:66:ALA:O	1:L:69:THR:HB	2.11	0.50
1:A:39:ILE:CB	1:A:44:LEU:HD11	2.36	0.50
1:O:12:LEU:HA	1:O:15:LEU:CD2	2.41	0.50
1:E:27:LEU:C	1:E:27:LEU:HD13	2.32	0.50
1:D:3:ARG:HH11	1:E:30:VAL:CA	2.08	0.50
1:I:15:LEU:HD12	1:I:15:LEU:O	2.12	0.50
1:F:76:MET:O	1:F:78:LEU:HG	2.11	0.50
1:D:47:MET:HB3	1:D:51:ASP:CB	2.42	0.50
1:E:61:LEU:O	1:E:65:GLY:N	2.43	0.50
1:A:56:LEU:HD22	1:A:60:TYR:HD1	1.77	0.50
1:J:39:ILE:CB	1:J:44:LEU:HD11	2.34	0.50
1:N:47:MET:HB3	1:N:51:ASP:CB	2.41	0.50
1:D:5:ARG:NH2	1:D:57:VAL:CG1	2.71	0.50
1:C:56:LEU:HD22	1:C:60:TYR:HD1	1.76	0.50
1:C:57:VAL:HG13	1:C:58:SER:N	2.27	0.50
1:H:47:MET:HB3	1:H:51:ASP:HB2	1.94	0.50
1:O:56:LEU:HD22	1:O:60:TYR:HD1	1.77	0.50
1:J:20:LEU:HD13	1:J:20:LEU:C	2.32	0.50
1:N:27:LEU:HD13	1:N:27:LEU:C	2.32	0.50
1:J:8:ILE:HD12	1:J:85:LEU:HD21	1.93	0.50
1:O:9:LEU:HD11	1:O:50:LEU:HD22	1.94	0.50
1:G:52:LEU:O	1:G:56:LEU:HB2	2.12	0.50
1:F:8:ILE:HD13	1:F:8:ILE:N	2.27	0.49
1:A:84:GLN:O	1:A:87:ALA:HB3	2.11	0.49
1:E:52:LEU:O	1:E:56:LEU:HB2	2.12	0.49
1:K:28:LEU:HD23	1:K:29:SER:N	2.27	0.49
1:D:9:LEU:HD21	1:E:22:LYS:HE3	1.94	0.49
1:G:69:THR:HG21	1:G:85:LEU:CD2	2.42	0.49
1:K:50:LEU:HD12	1:L:21:LYS:HG2	1.94	0.49
1:K:46:SER:O	1:K:47:MET:C	2.50	0.49
1:C:12:LEU:H	1:C:12:LEU:HD22	1.76	0.49
1:L:47:MET:HB3	1:L:51:ASP:CB	2.42	0.49
1:O:20:LEU:C	1:O:20:LEU:HD13	2.32	0.49
1:B:3:ARG:NH2	1:C:26:LYS:NZ	2.60	0.49
1:B:3:ARG:HH11	1:C:31:PRO:HD3	1.77	0.49
1:J:52:LEU:O	1:J:56:LEU:CB	2.59	0.49
1:N:39:ILE:CB	1:N:44:LEU:HD11	2.37	0.49

*Continued on next page...*

*Continued from previous page...*

Atom-1	Atom-2	Interatomic distance (Å)	Clash overlap (Å)
1:I:80:GLU:CG	1:L:61:LEU:HD12	2.42	0.49
1:B:8:ILE:HD12	1:B:85:LEU:HD21	1.94	0.49
1:C:76:MET:O	1:C:78:LEU:HG	2.13	0.49
1:N:12:LEU:O	1:N:15:LEU:HG	2.12	0.49
1:F:15:LEU:O	1:F:15:LEU:HD12	2.13	0.49
1:B:27:LEU:HD13	1:B:27:LEU:C	2.33	0.49
1:H:3:ARG:HH11	1:I:31:PRO:HD3	1.76	0.49
1:A:12:LEU:HA	1:A:15:LEU:HD21	1.93	0.49
1:E:20:LEU:HD13	1:E:20:LEU:C	2.33	0.49
1:C:27:LEU:HD13	1:C:27:LEU:C	2.33	0.49
1:G:5:ARG:NH2	1:G:57:VAL:CG1	2.68	0.49
1:I:6:ASP:CB	1:J:26:LYS:NZ	2.76	0.49
1:O:46:SER:O	1:O:47:MET:C	2.50	0.49
1:H:46:SER:O	1:H:47:MET:C	2.51	0.49
1:B:3:ARG:NH1	1:C:31:PRO:HD3	2.28	0.49
1:B:57:VAL:HG13	1:B:58:SER:N	2.28	0.49
1:I:12:LEU:HA	1:I:15:LEU:HD21	1.93	0.49
1:N:12:LEU:HA	1:N:15:LEU:CD2	2.42	0.49
1:H:52:LEU:O	1:H:56:LEU:CB	2.61	0.49
1:M:27:LEU:C	1:M:27:LEU:HD13	2.33	0.49
1:O:39:ILE:CG2	1:O:44:LEU:HD21	2.40	0.49
1:O:47:MET:HB3	1:O:51:ASP:HB3	1.94	0.49
1:N:54:ASP:HB2	1:O:25:LEU:HD21	1.94	0.49
1:I:12:LEU:HA	1:I:15:LEU:CD2	2.43	0.49
1:B:46:SER:O	1:B:47:MET:C	2.51	0.49
1:H:47:MET:HB3	1:H:51:ASP:HB3	1.94	0.49
1:I:50:LEU:HD12	1:J:21:LYS:HG2	1.95	0.49
1:N:61:LEU:CB	1:N:64:TYR:HB3	2.43	0.49
1:K:27:LEU:HD13	1:K:27:LEU:C	2.34	0.49
1:M:5:ARG:NH1	1:N:28:LEU:CD2	2.76	0.48
1:J:26:LYS:HD3	1:J:29:SER:OG	2.13	0.48
1:C:9:LEU:O	1:C:13:GLU:HG2	2.13	0.48
1:E:47:MET:HB3	1:E:51:ASP:CB	2.43	0.48
1:O:27:LEU:O	1:O:27:LEU:HD13	2.13	0.48
1:F:52:LEU:O	1:F:56:LEU:HB2	2.12	0.48
1:F:5:ARG:CG	1:F:6:ASP:N	2.76	0.48
1:M:20:LEU:HD11	1:M:24:LYS:NZ	2.29	0.48
1:L:3:ARG:NH1	1:M:31:PRO:HD3	2.29	0.48
1:L:3:ARG:HH11	1:M:31:PRO:HD3	1.77	0.48
1:J:5:ARG:CG	1:J:6:ASP:N	2.76	0.48
1:I:56:LEU:C	1:I:56:LEU:HD13	2.34	0.48

*Continued on next page...*

*Continued from previous page...*

Atom-1	Atom-2	Interatomic distance (Å)	Clash overlap (Å)
1:F:5:ARG:HG2	1:F:6:ASP:N	2.28	0.48
1:B:39:ILE:HG21	1:B:44:LEU:HD21	1.94	0.48
1:N:85:LEU:HG	1:N:89:THR:CG2	2.43	0.48
1:C:66:ALA:O	1:C:69:THR:HB	2.14	0.48
1:L:27:LEU:HD13	1:L:27:LEU:C	2.33	0.48
1:B:39:ILE:CB	1:B:44:LEU:HD11	2.35	0.48
1:K:49:ALA:O	1:K:53:THR:HG23	2.14	0.48
1:H:27:LEU:HD13	1:H:27:LEU:C	2.34	0.48
1:A:5:ARG:HE	1:A:57:VAL:HG21	1.79	0.48
1:D:52:LEU:HG	1:D:52:LEU:O	2.12	0.48
1:G:2:GLY:O	1:G:5:ARG:HB3	2.13	0.48
1:I:39:ILE:HG23	1:I:55:LYS:NZ	2.29	0.48
1:E:47:MET:HB3	1:E:51:ASP:HB2	1.96	0.48
1:C:32:LEU:HD11	1:C:38:ARG:HG2	1.96	0.48
1:B:12:LEU:H	1:B:12:LEU:HD22	1.78	0.48
1:D:46:SER:O	1:D:47:MET:C	2.51	0.48
1:N:47:MET:HB3	1:N:51:ASP:HB3	1.95	0.48
1:O:27:LEU:C	1:O:27:LEU:HD13	2.34	0.48
1:K:90:HIS:O	1:K:91:GLN:HB2	2.12	0.48
1:K:2:GLY:O	1:K:5:ARG:HB3	2.13	0.48
1:A:76:MET:O	1:A:78:LEU:HG	2.14	0.48
1:B:53:THR:O	1:B:57:VAL:HG12	2.14	0.48
1:M:10:ASP:HA	1:M:13:GLU:HG2	1.95	0.48
1:K:5:ARG:CG	1:K:6:ASP:N	2.77	0.48
1:A:47:MET:HB3	1:A:51:ASP:CB	2.43	0.48
1:C:12:LEU:HA	1:C:15:LEU:CD2	2.44	0.48
1:M:46:SER:O	1:M:47:MET:C	2.51	0.48
1:A:20:LEU:HD13	1:A:20:LEU:C	2.33	0.48
1:A:12:LEU:HA	1:A:15:LEU:CD2	2.43	0.48
1:C:69:THR:HG21	1:C:85:LEU:CD2	2.44	0.48
1:A:46:SER:O	1:A:47:MET:C	2.52	0.48
1:N:15:LEU:O	1:N:15:LEU:HD12	2.13	0.48
1:F:47:MET:HB3	1:F:51:ASP:HB2	1.95	0.48
1:F:54:ASP:HB2	1:G:25:LEU:HD21	1.96	0.48
1:K:61:LEU:HB3	1:K:64:TYR:HB3	1.95	0.48
1:O:47:MET:SD	1:O:51:ASP:HB3	2.54	0.48
1:B:66:ALA:O	1:B:69:THR:HB	2.14	0.47
1:C:85:LEU:HG	1:C:89:THR:HG22	1.94	0.47
1:N:12:LEU:N	1:N:12:LEU:CD2	2.77	0.47
1:M:12:LEU:H	1:M:12:LEU:CD2	2.26	0.47
1:C:47:MET:HB3	1:C:51:ASP:HB2	1.96	0.47

*Continued on next page...*

*Continued from previous page...*

Atom-1	Atom-2	Interatomic distance (Å)	Clash overlap (Å)
1:O:75:ASP:O	1:O:78:LEU:HD21	2.13	0.47
1:F:6:ASP:O	1:F:9:LEU:HB3	2.15	0.47
1:F:3:ARG:NH1	1:G:31:PRO:HD3	2.29	0.47
1:E:79:GLN:HB3	1:E:81:MET:HG2	1.96	0.47
1:E:75:ASP:O	1:E:78:LEU:HD21	2.14	0.47
1:D:27:LEU:C	1:D:27:LEU:HD13	2.35	0.47
1:F:90:HIS:O	1:F:91:GLN:HB2	2.12	0.47
1:B:6:ASP:HB2	1:C:26:LYS:NZ	2.29	0.47
1:B:5:ARG:HG3	1:B:6:ASP:H	1.79	0.47
1:B:47:MET:HB3	1:B:51:ASP:CB	2.44	0.47
1:H:12:LEU:HA	1:H:15:LEU:CD2	2.44	0.47
1:G:6:ASP:O	1:G:9:LEU:HB3	2.14	0.47
1:B:12:LEU:HA	1:B:15:LEU:CD2	2.44	0.47
1:B:12:LEU:HA	1:B:15:LEU:HD21	1.96	0.47
1:H:12:LEU:H	1:H:12:LEU:HD22	1.77	0.47
1:L:90:HIS:O	1:L:91:GLN:CB	2.61	0.47
1:A:3:ARG:NH1	1:B:31:PRO:HD3	2.29	0.47
1:N:5:ARG:HG2	1:N:6:ASP:N	2.30	0.47
1:N:28:LEU:HD23	1:N:28:LEU:C	2.34	0.47
1:C:5:ARG:CG	1:C:6:ASP:N	2.77	0.47
1:A:69:THR:HG21	1:A:85:LEU:CD2	2.45	0.47
1:O:53:THR:O	1:O:57:VAL:HG12	2.14	0.47
1:J:15:LEU:HD12	1:J:15:LEU:O	2.14	0.47
1:L:56:LEU:HD22	1:L:60:TYR:HD1	1.79	0.47
1:H:12:LEU:O	1:H:15:LEU:HG	2.14	0.47
1:O:52:LEU:O	1:O:56:LEU:HB2	2.14	0.47
1:N:3:ARG:NH2	1:O:26:LYS:NZ	2.62	0.47
1:D:50:LEU:HD12	1:E:21:LYS:HG2	1.96	0.47
1:G:57:VAL:HG13	1:G:58:SER:N	2.29	0.47
1:J:80:GLU:CG	1:M:61:LEU:HD12	2.45	0.47
1:D:34:GLU:N	1:D:34:GLU:CD	2.68	0.47
1:K:10:ASP:HA	1:K:13:GLU:CG	2.44	0.47
1:K:56:LEU:C	1:K:56:LEU:HD13	2.35	0.47
1:G:46:SER:O	1:G:47:MET:C	2.53	0.47
1:M:5:ARG:NH2	1:M:57:VAL:CG1	2.71	0.47
1:M:3:ARG:HH11	1:N:31:PRO:HD3	1.79	0.47
1:H:5:ARG:CG	1:H:6:ASP:N	2.78	0.47
1:E:39:ILE:HG23	1:E:55:LYS:HZ1	1.77	0.47
1:H:80:GLU:CG	1:K:61:LEU:HD12	2.45	0.47
1:M:12:LEU:HA	1:M:15:LEU:CD2	2.44	0.47
1:L:46:SER:O	1:L:47:MET:C	2.53	0.47

*Continued on next page...*

*Continued from previous page...*

Atom-1	Atom-2	Interatomic distance (Å)	Clash overlap (Å)
1:I:34:GLU:N	1:I:34:GLU:CD	2.68	0.47
1:I:50:LEU:HD23	1:I:50:LEU:N	2.29	0.47
1:A:27:LEU:C	1:A:27:LEU:HD13	2.34	0.47
1:F:52:LEU:O	1:F:56:LEU:CB	2.62	0.47
1:G:56:LEU:HD13	1:G:56:LEU:C	2.35	0.47
1:E:90:HIS:O	1:E:91:GLN:HB2	2.14	0.47
1:O:90:HIS:O	1:O:91:GLN:HB2	2.15	0.47
1:I:90:HIS:O	1:I:91:GLN:HB2	2.15	0.47
1:M:3:ARG:NH1	1:N:31:PRO:HD3	2.30	0.47
1:E:52:LEU:O	1:E:56:LEU:CB	2.63	0.47
1:N:57:VAL:HG13	1:N:58:SER:N	2.30	0.47
1:H:6:ASP:HB2	1:I:26:LYS:NZ	2.30	0.47
1:C:6:ASP:O	1:C:9:LEU:HB3	2.14	0.47
1:F:9:LEU:O	1:F:13:GLU:HG2	2.14	0.47
1:J:34:GLU:CD	1:J:34:GLU:N	2.59	0.47
1:F:46:SER:O	1:F:47:MET:C	2.53	0.47
1:E:34:GLU:N	1:E:34:GLU:CD	2.67	0.47
1:B:39:ILE:HG23	1:B:55:LYS:NZ	2.30	0.46
1:O:5:ARG:NH2	1:O:57:VAL:HG11	2.30	0.46
1:A:26:LYS:HD2	1:A:29:SER:OG	2.14	0.46
1:H:90:HIS:O	1:H:91:GLN:HB2	2.15	0.46
1:J:57:VAL:HG13	1:J:58:SER:N	2.30	0.46
1:H:50:LEU:HD21	1:I:22:LYS:HD3	1.96	0.46
1:F:39:ILE:HG23	1:F:55:LYS:HZ1	1.79	0.46
1:E:66:ALA:O	1:E:69:THR:HB	2.15	0.46
1:L:56:LEU:C	1:L:56:LEU:HD13	2.35	0.46
1:J:50:LEU:O	1:J:53:THR:OG1	2.29	0.46
1:F:56:LEU:C	1:F:56:LEU:HD13	2.36	0.46
1:A:12:LEU:H	1:A:12:LEU:HD22	1.81	0.46
1:H:80:GLU:CD	1:K:61:LEU:HA	2.35	0.46
1:H:34:GLU:N	1:H:34:GLU:CD	2.67	0.46
1:K:12:LEU:HA	1:K:15:LEU:HD21	1.97	0.46
1:C:34:GLU:CD	1:C:34:GLU:N	2.69	0.46
1:G:32:LEU:HD11	1:G:38:ARG:HG2	1.97	0.46
1:I:21:LYS:O	1:I:24:LYS:HB2	2.14	0.46
1:H:9:LEU:HD11	1:H:50:LEU:HD22	1.96	0.46
1:H:50:LEU:CD2	1:I:22:LYS:HD3	2.46	0.46
1:E:56:LEU:HD13	1:E:56:LEU:C	2.36	0.46
1:M:47:MET:HB3	1:M:51:ASP:CB	2.45	0.46
1:O:52:LEU:O	1:O:56:LEU:CB	2.64	0.46
1:J:9:LEU:O	1:J:13:GLU:HG2	2.16	0.46

*Continued on next page...*



*Continued from previous page...*

Atom-1	Atom-2	Interatomic distance (Å)	Clash overlap (Å)
1:I:19:GLU:O	1:I:22:LYS:HB2	2.16	0.46
1:C:6:ASP:CB	1:D:26:LYS:NZ	2.75	0.46
1:K:5:ARG:HH12	1:L:28:LEU:HD13	1.80	0.46
1:D:10:ASP:HA	1:D:13:GLU:CG	2.46	0.46
1:A:6:ASP:CB	1:B:26:LYS:HZ3	2.28	0.46
1:D:5:ARG:HE	1:D:57:VAL:HG21	1.79	0.46
1:O:12:LEU:CD2	1:O:12:LEU:N	2.78	0.46
1:M:50:LEU:HD12	1:N:21:LYS:HG2	1.98	0.46
1:F:32:LEU:HD11	1:F:38:ARG:HG2	1.97	0.46
1:N:3:ARG:NH1	1:O:31:PRO:HD3	2.31	0.46
1:H:50:LEU:HB3	1:I:25:LEU:CD1	2.46	0.46
1:I:52:LEU:O	1:I:56:LEU:CB	2.64	0.46
1:B:39:ILE:HG23	1:B:55:LYS:HZ1	1.81	0.46
1:K:84:GLN:O	1:K:87:ALA:HB3	2.15	0.46
1:K:12:LEU:N	1:K:12:LEU:CD2	2.78	0.46
1:C:39:ILE:HG23	1:C:55:LYS:HZ1	1.80	0.46
1:E:80:GLU:HG3	1:H:61:LEU:HD12	1.97	0.46
1:E:84:GLN:O	1:E:87:ALA:HB3	2.16	0.46
1:H:8:ILE:HD12	1:H:85:LEU:HD21	1.97	0.46
1:F:12:LEU:N	1:F:12:LEU:CD2	2.79	0.46
1:J:50:LEU:HD23	1:J:50:LEU:N	2.31	0.46
1:H:56:LEU:HD13	1:H:56:LEU:C	2.37	0.46
1:M:43:ALA:O	1:M:47:MET:HG2	2.16	0.46
1:A:39:ILE:HG23	1:A:55:LYS:NZ	2.31	0.46
1:B:47:MET:HB3	1:B:51:ASP:HB2	1.97	0.46
1:L:54:ASP:HB2	1:M:25:LEU:CD2	2.45	0.46
1:J:56:LEU:HD22	1:J:60:TYR:CD1	2.50	0.45
1:L:34:GLU:C	1:L:36:TYR:H	2.20	0.45
1:I:10:ASP:HA	1:I:13:GLU:HG2	1.98	0.45
1:A:15:LEU:HD12	1:A:15:LEU:O	2.16	0.45
1:L:23:PHE:CE2	1:L:52:LEU:HD21	2.51	0.45
1:C:12:LEU:HA	1:C:15:LEU:HD21	1.97	0.45
1:O:23:PHE:CE2	1:O:52:LEU:HD21	2.51	0.45
1:F:27:LEU:HD13	1:F:27:LEU:C	2.37	0.45
1:G:5:ARG:CG	1:G:6:ASP:N	2.79	0.45
1:L:6:ASP:HB2	1:M:26:LYS:HZ3	1.81	0.45
1:L:28:LEU:HD23	1:L:29:SER:N	2.31	0.45
1:A:12:LEU:N	1:A:12:LEU:CD2	2.79	0.45
1:J:81:MET:HG3	1:J:82:ALA:N	2.30	0.45
1:L:52:LEU:HG	1:L:52:LEU:O	2.15	0.45
1:B:3:ARG:NH1	1:C:30:VAL:HG23	2.31	0.45

*Continued on next page...*

*Continued from previous page...*

Atom-1	Atom-2	Interatomic distance (Å)	Clash overlap (Å)
1:A:6:ASP:O	1:A:9:LEU:HB3	2.16	0.45
1:I:52:LEU:O	1:I:56:LEU:HB2	2.16	0.45
1:O:39:ILE:HG23	1:O:55:LYS:HZ1	1.81	0.45
1:L:26:LYS:HD2	1:L:29:SER:OG	2.16	0.45
1:A:34:GLU:CD	1:A:34:GLU:N	2.66	0.45
1:K:12:LEU:H	1:K:12:LEU:CD2	2.28	0.45
1:C:15:LEU:HD12	1:C:15:LEU:O	2.17	0.45
1:E:61:LEU:CB	1:E:64:TYR:HB3	2.47	0.45
1:G:50:LEU:CD2	1:G:50:LEU:H	2.18	0.45
1:F:57:VAL:O	1:F:60:TYR:O	2.34	0.45
1:I:79:GLN:HG2	1:L:58:SER:OG	2.17	0.45
1:K:15:LEU:O	1:K:15:LEU:HD12	2.17	0.45
1:N:46:SER:O	1:N:47:MET:C	2.55	0.45
1:L:47:MET:HB3	1:L:51:ASP:HB2	1.99	0.45
1:C:41:ARG:O	1:C:42:GLY:C	2.54	0.45
1:I:32:LEU:HD11	1:I:38:ARG:HG2	1.99	0.45
1:K:50:LEU:CD1	1:L:22:LYS:HD3	2.47	0.45
1:G:12:LEU:O	1:G:15:LEU:HG	2.16	0.45
1:D:5:ARG:NH1	1:E:28:LEU:CD2	2.79	0.45
1:C:9:LEU:HD21	1:D:22:LYS:HE3	1.99	0.45
1:A:8:ILE:CD1	1:A:85:LEU:HD21	2.46	0.45
1:O:12:LEU:H	1:O:12:LEU:CD2	2.28	0.45
1:B:56:LEU:HD13	1:B:56:LEU:C	2.36	0.45
1:D:6:ASP:O	1:D:9:LEU:HB3	2.17	0.45
1:M:3:ARG:NH2	1:N:26:LYS:NZ	2.64	0.45
1:J:80:GLU:CD	1:M:61:LEU:HD12	2.37	0.45
1:C:80:GLU:CG	1:F:61:LEU:HD12	2.46	0.45
1:J:12:LEU:H	1:J:12:LEU:CD2	2.28	0.45
1:I:90:HIS:O	1:I:91:GLN:CB	2.65	0.45
1:L:12:LEU:H	1:L:12:LEU:CD2	2.29	0.45
1:L:12:LEU:HA	1:L:15:LEU:HD21	1.99	0.45
1:N:34:GLU:N	1:N:34:GLU:CD	2.68	0.45
1:N:70:ALA:O	1:N:74:ARG:HG2	2.17	0.45
1:C:46:SER:O	1:C:47:MET:C	2.55	0.45
1:F:69:THR:O	1:F:73:LEU:HG	2.17	0.45
1:E:32:LEU:HD11	1:E:38:ARG:HG2	1.99	0.45
1:N:57:VAL:O	1:N:60:TYR:O	2.35	0.45
1:L:50:LEU:HB3	1:M:25:LEU:HD11	1.99	0.45
1:O:23:PHE:HE2	1:O:52:LEU:HD21	1.82	0.45
1:H:27:LEU:HD13	1:H:27:LEU:O	2.17	0.45
1:K:12:LEU:HA	1:K:15:LEU:CD2	2.47	0.44

*Continued on next page...*

*Continued from previous page...*

Atom-1	Atom-2	Interatomic distance (Å)	Clash overlap (Å)
1:N:12:LEU:H	1:N:12:LEU:CD2	2.30	0.44
1:M:12:LEU:HA	1:M:15:LEU:HD21	1.98	0.44
1:A:57:VAL:O	1:A:60:TYR:O	2.36	0.44
1:E:39:ILE:CB	1:E:44:LEU:HD11	2.40	0.44
1:C:76:MET:C	1:C:78:LEU:HG	2.37	0.44
1:H:12:LEU:HA	1:H:15:LEU:HD21	1.98	0.44
1:B:54:ASP:HB2	1:C:25:LEU:CD2	2.47	0.44
1:K:70:ALA:O	1:K:74:ARG:HG2	2.17	0.44
1:M:5:ARG:HA	1:M:8:ILE:HD13	1.99	0.44
1:B:61:LEU:CB	1:B:64:TYR:HB3	2.38	0.44
1:B:15:LEU:O	1:B:15:LEU:HD12	2.18	0.44
1:A:10:ASP:HA	1:A:13:GLU:HG2	2.00	0.44
1:B:61:LEU:HD12	1:N:80:GLU:HG3	1.99	0.44
1:J:46:SER:O	1:J:47:MET:C	2.56	0.44
1:K:19:GLU:CD	1:K:19:GLU:C	2.76	0.44
1:M:15:LEU:O	1:M:15:LEU:HD12	2.18	0.44
1:N:48:ASP:N	1:N:51:ASP:HB2	2.32	0.44
1:M:90:HIS:O	1:M:91:GLN:HB2	2.18	0.44
1:K:39:ILE:HG23	1:K:55:LYS:NZ	2.32	0.44
1:E:46:SER:O	1:E:47:MET:C	2.56	0.44
1:H:52:LEU:O	1:H:52:LEU:HG	2.16	0.44
1:I:5:ARG:CG	1:I:6:ASP:N	2.81	0.44
1:F:23:PHE:HE2	1:F:52:LEU:HD21	1.83	0.44
1:A:69:THR:HG21	1:A:85:LEU:HD23	1.99	0.44
1:N:5:ARG:HG2	1:N:6:ASP:H	1.81	0.44
1:N:3:ARG:HH11	1:O:31:PRO:HD3	1.82	0.44
1:D:2:GLY:O	1:D:5:ARG:HB3	2.18	0.44
1:H:3:ARG:HE	1:I:31:PRO:HD3	1.83	0.44
1:C:39:ILE:HG21	1:C:44:LEU:HD21	1.99	0.44
1:C:57:VAL:O	1:C:60:TYR:O	2.36	0.44
1:E:39:ILE:HG12	1:E:59:PHE:CE1	2.53	0.44
1:C:8:ILE:CD1	1:C:85:LEU:HD21	2.45	0.44
1:H:28:LEU:HD23	1:H:29:SER:N	2.32	0.44
1:H:6:ASP:HB2	1:I:26:LYS:HE2	2.00	0.44
1:F:33:ARG:HD2	1:F:64:TYR:CE1	2.52	0.44
1:L:54:ASP:HB2	1:M:25:LEU:HD21	2.00	0.44
1:J:22:LYS:CB	1:J:76:MET:HE1	2.48	0.44
1:N:61:LEU:HB3	1:N:64:TYR:HB3	2.00	0.44
1:C:27:LEU:HD13	1:C:27:LEU:O	2.17	0.44
1:C:90:HIS:O	1:C:91:GLN:HB2	2.18	0.44
1:G:41:ARG:O	1:G:42:GLY:C	2.55	0.44

*Continued on next page...*

*Continued from previous page...*

Atom-1	Atom-2	Interatomic distance (Å)	Clash overlap (Å)
1:G:9:LEU:HD21	1:H:22:LYS:HE3	2.00	0.43
1:D:23:PHE:HA	1:D:76:MET:HE2	2.00	0.43
1:F:2:GLY:O	1:F:5:ARG:HB3	2.18	0.43
1:E:39:ILE:CG2	1:E:44:LEU:HD21	2.46	0.43
1:M:19:GLU:CD	1:M:19:GLU:C	2.76	0.43
1:E:12:LEU:CD2	1:E:12:LEU:N	2.81	0.43
1:L:41:ARG:O	1:L:42:GLY:C	2.56	0.43
1:N:56:LEU:HD22	1:N:60:TYR:CD1	2.53	0.43
1:L:56:LEU:HD22	1:L:60:TYR:CD1	2.52	0.43
1:L:43:ALA:O	1:L:47:MET:HG2	2.18	0.43
1:D:32:LEU:HD11	1:D:38:ARG:HG2	1.99	0.43
1:J:41:ARG:O	1:J:42:GLY:C	2.57	0.43
1:I:69:THR:O	1:I:73:LEU:HG	2.19	0.43
1:E:11:ALA:HB2	1:E:85:LEU:HD22	2.00	0.43
1:A:90:HIS:O	1:A:91:GLN:HB2	2.18	0.43
1:A:6:ASP:O	1:A:9:LEU:N	2.49	0.43
1:K:1:MET:O	1:K:3:ARG:N	2.51	0.43
1:D:56:LEU:C	1:D:56:LEU:HD13	2.39	0.43
1:D:22:LYS:CB	1:D:76:MET:HE1	2.48	0.43
1:F:6:ASP:O	1:F:9:LEU:N	2.49	0.43
1:N:90:HIS:O	1:N:91:GLN:CB	2.65	0.43
1:M:56:LEU:C	1:M:56:LEU:HD13	2.39	0.43
1:G:15:LEU:HD12	1:G:15:LEU:C	2.39	0.43
1:L:50:LEU:HB3	1:M:25:LEU:CD1	2.48	0.43
1:C:47:MET:HB3	1:C:51:ASP:HB3	2.00	0.43
1:M:1:MET:O	1:M:2:GLY:C	2.57	0.43
1:F:26:LYS:HD2	1:F:26:LYS:HA	1.72	0.43
1:B:3:ARG:HH11	1:C:31:PRO:CD	2.31	0.43
1:C:26:LYS:HD3	1:C:29:SER:OG	2.19	0.43
1:C:1:MET:O	1:C:2:GLY:C	2.55	0.43
1:H:6:ASP:CB	1:I:26:LYS:HE2	2.48	0.43
1:C:56:LEU:HD13	1:C:56:LEU:C	2.38	0.43
1:F:5:ARG:O	1:F:8:ILE:HG12	2.17	0.43
1:K:6:ASP:O	1:K:9:LEU:N	2.52	0.43
1:E:69:THR:HG21	1:E:85:LEU:CD2	2.49	0.43
1:N:12:LEU:HA	1:N:15:LEU:HD21	1.99	0.43
1:E:12:LEU:O	1:E:15:LEU:HG	2.18	0.43
1:M:34:GLU:N	1:M:34:GLU:CD	2.71	0.43
1:I:9:LEU:O	1:I:13:GLU:HG2	2.18	0.43
1:I:1:MET:O	1:I:2:GLY:C	2.57	0.43
1:A:5:ARG:NH1	1:B:28:LEU:CD2	2.81	0.43

*Continued on next page...*

*Continued from previous page...*

Atom-1	Atom-2	Interatomic distance (Å)	Clash overlap (Å)
1:N:49:ALA:O	1:N:53:THR:HG23	2.18	0.43
1:E:39:ILE:HG12	1:E:59:PHE:CD1	2.54	0.43
1:B:50:LEU:H	1:B:50:LEU:HD23	1.82	0.43
1:L:12:LEU:N	1:L:12:LEU:CD2	2.80	0.43
1:D:5:ARG:HG2	1:D:6:ASP:H	1.83	0.43
1:G:10:ASP:HA	1:G:13:GLU:CG	2.48	0.43
1:A:61:LEU:HD12	1:M:80:GLU:CG	2.48	0.43
1:N:89:THR:HG1	1:N:90:HIS:H	1.65	0.43
1:H:74:ARG:O	1:H:78:LEU:CD2	2.67	0.43
1:K:27:LEU:HD13	1:K:27:LEU:O	2.18	0.43
1:H:32:LEU:HD11	1:H:38:ARG:HG2	2.01	0.43
1:J:56:LEU:HD13	1:J:56:LEU:C	2.39	0.43
1:I:49:ALA:O	1:I:53:THR:HG23	2.18	0.43
1:H:57:VAL:HG13	1:H:58:SER:N	2.33	0.43
1:I:15:LEU:HD12	1:I:15:LEU:C	2.39	0.43
1:L:2:GLY:O	1:L:5:ARG:HB3	2.19	0.43
1:A:47:MET:HB3	1:A:51:ASP:HB2	2.01	0.43
1:C:21:LYS:O	1:C:24:LYS:HB2	2.19	0.43
1:H:6:ASP:O	1:H:9:LEU:N	2.51	0.43
1:G:26:LYS:HD2	1:G:26:LYS:HA	1.69	0.43
1:N:50:LEU:HD13	1:O:22:LYS:CD	2.48	0.43
1:E:75:ASP:C	1:E:78:LEU:HD21	2.39	0.43
1:O:43:ALA:O	1:O:47:MET:HG2	2.18	0.43
1:O:48:ASP:N	1:O:51:ASP:HB2	2.33	0.43
1:B:12:LEU:HD13	1:B:15:LEU:HD21	2.01	0.43
1:C:69:THR:HG21	1:C:85:LEU:HD23	2.01	0.43
1:M:75:ASP:O	1:M:78:LEU:HD21	2.19	0.43
1:F:41:ARG:O	1:F:42:GLY:C	2.57	0.43
1:D:3:ARG:C	1:D:5:ARG:H	2.22	0.42
1:H:6:ASP:HB2	1:I:26:LYS:CE	2.49	0.42
1:A:54:ASP:HB2	1:B:25:LEU:CD2	2.35	0.42
1:L:75:ASP:O	1:L:78:LEU:HD21	2.19	0.42
1:L:22:LYS:C	1:L:76:MET:HE1	2.39	0.42
1:F:12:LEU:HA	1:F:15:LEU:CD2	2.49	0.42
1:C:12:LEU:CD2	1:C:12:LEU:N	2.82	0.42
1:I:73:LEU:O	1:I:77:GLY:N	2.51	0.42
1:I:27:LEU:O	1:I:30:VAL:HG12	2.19	0.42
1:B:48:ASP:N	1:B:51:ASP:HB2	2.35	0.42
1:B:12:LEU:H	1:B:12:LEU:CD2	2.32	0.42
1:E:1:MET:O	1:E:3:ARG:N	2.51	0.42
1:B:5:ARG:NH2	1:B:57:VAL:HG11	2.35	0.42

*Continued on next page...*

*Continued from previous page...*

Atom-1	Atom-2	Interatomic distance (Å)	Clash overlap (Å)
1:A:50:LEU:CD1	1:B:22:LYS:HD3	2.48	0.42
1:O:26:LYS:HD3	1:O:29:SER:OG	2.19	0.42
1:E:49:ALA:O	1:E:53:THR:HG23	2.20	0.42
1:N:69:THR:HG21	1:N:85:LEU:CD2	2.50	0.42
1:N:19:GLU:CD	1:N:19:GLU:C	2.77	0.42
1:F:19:GLU:C	1:F:19:GLU:CD	2.77	0.42
1:E:12:LEU:HA	1:E:15:LEU:CD2	2.49	0.42
1:O:56:LEU:HD13	1:O:56:LEU:C	2.39	0.42
1:B:6:ASP:CB	1:C:26:LYS:NZ	2.82	0.42
1:D:3:ARG:C	1:D:5:ARG:N	2.72	0.42
1:A:11:ALA:HB3	1:A:12:LEU:HD22	2.02	0.42
1:D:12:LEU:CD2	1:D:12:LEU:N	2.81	0.42
1:I:8:ILE:HD13	1:I:8:ILE:N	2.34	0.42
1:L:57:VAL:HG13	1:L:58:SER:N	2.34	0.42
1:L:5:ARG:CG	1:L:6:ASP:N	2.82	0.42
1:K:6:ASP:HB2	1:L:26:LYS:HZ1	1.75	0.42
1:B:12:LEU:CD1	1:B:15:LEU:HD21	2.49	0.42
1:M:70:ALA:O	1:M:74:ARG:HG2	2.20	0.42
1:L:23:PHE:HE2	1:L:52:LEU:HD21	1.83	0.42
1:H:20:LEU:HD11	1:H:24:LYS:NZ	2.35	0.42
1:G:56:LEU:HD22	1:G:60:TYR:CD1	2.54	0.42
1:D:61:LEU:CB	1:D:64:TYR:HB3	2.49	0.42
1:B:1:MET:O	1:B:2:GLY:C	2.57	0.42
1:K:61:LEU:HB2	1:K:64:TYR:HB3	2.01	0.42
1:G:12:LEU:HD22	1:G:12:LEU:H	1.81	0.42
1:O:47:MET:HB3	1:O:51:ASP:HB2	2.01	0.42
1:A:41:ARG:O	1:A:42:GLY:C	2.58	0.42
1:D:50:LEU:O	1:D:53:THR:OG1	2.30	0.42
1:G:5:ARG:NH1	1:H:28:LEU:CD2	2.82	0.42
1:F:10:ASP:HA	1:F:13:GLU:CG	2.50	0.42
1:L:6:ASP:O	1:L:9:LEU:N	2.52	0.42
1:K:39:ILE:CG2	1:K:44:LEU:HD21	2.50	0.42
1:I:50:LEU:HD13	1:J:22:LYS:CD	2.50	0.42
1:I:33:ARG:HB2	1:I:36:TYR:HD2	1.84	0.42
1:D:41:ARG:O	1:D:42:GLY:C	2.58	0.42
1:M:39:ILE:CG2	1:M:44:LEU:HD21	2.48	0.42
1:D:12:LEU:HA	1:D:15:LEU:CD2	2.50	0.42
1:M:41:ARG:O	1:M:42:GLY:C	2.58	0.42
1:I:57:VAL:O	1:I:60:TYR:O	2.37	0.42
1:B:69:THR:HG21	1:B:85:LEU:CD2	2.49	0.42
1:E:23:PHE:CE2	1:E:52:LEU:HD21	2.54	0.42

*Continued on next page...*

*Continued from previous page...*

Atom-1	Atom-2	Interatomic distance (Å)	Clash overlap (Å)
1:E:56:LEU:HD22	1:E:60:TYR:CD1	2.55	0.42
1:N:33:ARG:HD2	1:N:64:TYR:CE1	2.54	0.42
1:N:28:LEU:HD23	1:N:29:SER:CA	2.50	0.42
1:H:49:ALA:O	1:H:53:THR:HG23	2.19	0.42
1:A:19:GLU:CD	1:A:19:GLU:C	2.79	0.42
1:J:47:MET:HB3	1:J:51:ASP:HB3	2.02	0.42
1:H:15:LEU:C	1:H:15:LEU:HD12	2.41	0.42
1:M:47:MET:HB3	1:M:51:ASP:HB2	2.02	0.42
1:F:70:ALA:O	1:F:74:ARG:HG2	2.19	0.42
1:O:41:ARG:O	1:O:42:GLY:C	2.56	0.42
1:B:76:MET:C	1:B:78:LEU:HG	2.41	0.41
1:I:23:PHE:CE2	1:I:52:LEU:HD21	2.54	0.41
1:I:26:LYS:HA	1:I:26:LYS:HD2	1.88	0.41
1:G:39:ILE:CG2	1:G:44:LEU:HD21	2.49	0.41
1:N:22:LYS:CB	1:N:76:MET:HE1	2.49	0.41
1:I:41:ARG:O	1:I:42:GLY:C	2.59	0.41
1:D:57:VAL:HG13	1:D:58:SER:N	2.36	0.41
1:M:3:ARG:C	1:M:5:ARG:N	2.73	0.41
1:G:3:ARG:NH2	1:H:26:LYS:HZ1	2.18	0.41
1:F:5:ARG:HH12	1:G:28:LEU:CD1	2.33	0.41
1:L:79:GLN:HB3	1:L:81:MET:HG2	2.02	0.41
1:B:19:GLU:CD	1:B:19:GLU:C	2.78	0.41
1:B:69:THR:O	1:B:73:LEU:HG	2.21	0.41
1:D:15:LEU:O	1:D:15:LEU:HD12	2.21	0.41
1:E:15:LEU:HD12	1:E:15:LEU:O	2.20	0.41
1:A:28:LEU:C	1:A:28:LEU:HD23	2.41	0.41
1:B:22:LYS:CB	1:B:76:MET:HE1	2.50	0.41
1:J:57:VAL:O	1:J:60:TYR:O	2.37	0.41
1:F:56:LEU:HD22	1:F:60:TYR:HD1	1.84	0.41
1:D:39:ILE:HG23	1:D:55:LYS:HZ1	1.83	0.41
1:G:90:HIS:O	1:G:91:GLN:HB2	2.19	0.41
1:J:30:VAL:HA	1:J:31:PRO:HD3	1.88	0.41
1:D:56:LEU:HD22	1:D:60:TYR:HD1	1.85	0.41
1:I:5:ARG:O	1:I:8:ILE:HG12	2.21	0.41
1:B:12:LEU:N	1:B:12:LEU:CD2	2.83	0.41
1:B:15:LEU:C	1:B:15:LEU:HD12	2.41	0.41
1:D:11:ALA:HB3	1:D:12:LEU:HD22	2.03	0.41
1:J:90:HIS:O	1:J:91:GLN:HB2	2.21	0.41
1:C:33:ARG:NH2	1:C:67:GLU:OE1	2.54	0.41
1:B:6:ASP:CG	1:C:26:LYS:HE2	2.41	0.41
1:D:57:VAL:O	1:D:60:TYR:O	2.38	0.41

*Continued on next page...*

*Continued from previous page...*

Atom-1	Atom-2	Interatomic distance (Å)	Clash overlap (Å)
1:I:19:GLU:CD	1:I:19:GLU:C	2.79	0.41
1:I:22:LYS:CB	1:I:76:MET:HE1	2.50	0.41
1:F:23:PHE:CE2	1:F:52:LEU:HD21	2.55	0.41
1:A:8:ILE:O	1:A:11:ALA:HB3	2.20	0.41
1:O:49:ALA:O	1:O:53:THR:HG23	2.20	0.41
1:J:19:GLU:CD	1:J:19:GLU:C	2.79	0.41
1:G:59:PHE:HD2	1:G:60:TYR:CE1	2.39	0.41
1:G:6:ASP:O	1:G:9:LEU:N	2.52	0.41
1:K:39:ILE:HD13	1:K:55:LYS:HZ2	1.85	0.41
1:O:34:GLU:CD	1:O:34:GLU:N	2.68	0.41
1:L:12:LEU:HA	1:L:15:LEU:CD2	2.50	0.41
1:H:19:GLU:CD	1:H:19:GLU:C	2.79	0.41
1:C:15:LEU:HD12	1:C:15:LEU:C	2.41	0.41
1:E:90:HIS:O	1:E:91:GLN:CB	2.69	0.41
1:A:9:LEU:HD11	1:A:50:LEU:HD22	2.03	0.41
1:A:56:LEU:C	1:A:56:LEU:HD13	2.40	0.41
1:D:6:ASP:HB2	1:E:26:LYS:HZ3	1.85	0.41
1:C:39:ILE:CG2	1:C:55:LYS:HZ2	2.34	0.41
1:L:8:ILE:HD12	1:L:85:LEU:HD21	2.02	0.41
1:K:5:ARG:NH1	1:L:28:LEU:CD2	2.79	0.41
1:L:81:MET:HG3	1:L:82:ALA:N	2.36	0.41
1:F:84:GLN:O	1:F:87:ALA:HB3	2.21	0.41
1:D:12:LEU:O	1:D:15:LEU:HG	2.20	0.41
1:J:27:LEU:O	1:J:27:LEU:HD13	2.20	0.41
1:H:33:ARG:NH2	1:H:67:GLU:OE1	2.53	0.41
1:B:32:LEU:HD11	1:B:38:ARG:HG2	2.03	0.41
1:A:3:ARG:C	1:A:5:ARG:N	2.74	0.41
1:J:26:LYS:HA	1:J:26:LYS:HD3	1.79	0.41
1:D:26:LYS:HA	1:D:26:LYS:HD2	1.72	0.41
1:E:80:GLU:CG	1:H:61:LEU:HD12	2.51	0.41
1:F:61:LEU:HB2	1:F:64:TYR:HB3	2.02	0.41
1:O:75:ASP:C	1:O:78:LEU:HD21	2.41	0.41
1:L:73:LEU:O	1:L:77:GLY:N	2.53	0.41
1:B:3:ARG:HE	1:C:31:PRO:HD3	1.86	0.41
1:A:5:ARG:HG2	1:A:6:ASP:H	1.86	0.41
1:J:56:LEU:HD22	1:J:60:TYR:HD1	1.85	0.41
1:M:5:ARG:HH21	1:M:57:VAL:CG1	2.05	0.41
1:D:3:ARG:HH11	1:E:31:PRO:CD	2.32	0.41
1:D:50:LEU:HD13	1:E:22:LYS:CD	2.44	0.41
1:M:6:ASP:CB	1:N:26:LYS:NZ	2.84	0.41
1:G:9:LEU:O	1:G:13:GLU:HG2	2.21	0.41

*Continued on next page...*



*Continued from previous page...*

Atom-1	Atom-2	Interatomic distance (Å)	Clash overlap (Å)
1:I:57:VAL:CG1	1:I:58:SER:N	2.84	0.41
1:D:22:LYS:C	1:D:76:MET:HE1	2.40	0.41
1:G:26:LYS:HD2	1:G:29:SER:OG	2.21	0.41
1:L:5:ARG:O	1:L:8:ILE:HG12	2.21	0.41
1:A:39:ILE:HG23	1:A:55:LYS:HZ1	1.85	0.41
1:O:81:MET:HG3	1:O:82:ALA:N	2.35	0.41
1:B:12:LEU:O	1:B:15:LEU:HG	2.21	0.41
1:K:22:LYS:CB	1:K:76:MET:HE1	2.51	0.41
1:L:12:LEU:O	1:L:15:LEU:HG	2.21	0.41
1:H:74:ARG:O	1:H:78:LEU:HD23	2.21	0.41
1:H:12:LEU:N	1:H:12:LEU:CD2	2.83	0.41
1:H:15:LEU:HD12	1:H:15:LEU:O	2.21	0.41
1:M:90:HIS:O	1:M:91:GLN:CB	2.68	0.41
1:C:3:ARG:HE	1:D:31:PRO:HD3	1.85	0.41
1:L:26:LYS:HA	1:L:26:LYS:HD2	1.78	0.41
1:E:39:ILE:HG23	1:E:55:LYS:HZ2	1.86	0.41
1:H:80:GLU:HG3	1:K:61:LEU:CD1	2.50	0.41
1:L:50:LEU:HD11	1:M:22:LYS:CD	2.50	0.41
1:H:41:ARG:O	1:H:42:GLY:C	2.58	0.41
1:B:41:ARG:O	1:B:42:GLY:C	2.60	0.41
1:A:73:LEU:O	1:A:77:GLY:N	2.54	0.41
1:D:73:LEU:O	1:D:77:GLY:N	2.54	0.41
1:L:5:ARG:HG2	1:L:6:ASP:N	2.36	0.40
1:E:57:VAL:HG13	1:E:58:SER:N	2.36	0.40
1:B:50:LEU:HD13	1:C:22:LYS:HD3	2.00	0.40
1:H:86:GLN:HA	1:H:89:THR:CG2	2.52	0.40
1:G:12:LEU:CD2	1:G:12:LEU:N	2.83	0.40
1:N:76:MET:C	1:N:78:LEU:HG	2.41	0.40
1:J:3:ARG:C	1:J:5:ARG:N	2.74	0.40
1:D:6:ASP:CB	1:E:26:LYS:HZ3	2.33	0.40
1:M:49:ALA:O	1:M:53:THR:HG23	2.21	0.40
1:G:3:ARG:C	1:G:5:ARG:H	2.25	0.40
1:G:39:ILE:HG23	1:G:55:LYS:HZ1	1.85	0.40
1:C:61:LEU:HD12	1:O:80:GLU:CG	2.51	0.40
1:L:8:ILE:HD13	1:L:8:ILE:N	2.35	0.40
1:J:77:GLY:O	1:J:79:GLN:HG3	2.22	0.40
1:N:11:ALA:HB3	1:N:12:LEU:HD22	2.03	0.40
1:L:15:LEU:HD12	1:L:15:LEU:C	2.42	0.40
1:K:90:HIS:O	1:K:91:GLN:CB	2.70	0.40
1:F:27:LEU:HD13	1:F:27:LEU:O	2.22	0.40
1:A:77:GLY:O	1:A:79:GLN:HG3	2.21	0.40

*Continued on next page...*

Continued from previous page...

Atom-1	Atom-2	Interatomic distance (Å)	Clash overlap (Å)
1:C:2:GLY:O	1:C:3:ARG:C	2.60	0.40
1:I:81:MET:HG3	1:I:82:ALA:N	2.37	0.40
1:O:15:LEU:O	1:O:15:LEU:HD12	2.21	0.40
1:F:22:LYS:CB	1:F:76:MET:HE1	2.51	0.40
1:F:39:ILE:CG2	1:F:55:LYS:HZ2	2.35	0.40
1:I:48:ASP:N	1:I:51:ASP:HB2	2.36	0.40
1:L:47:MET:HB3	1:L:51:ASP:HB3	2.04	0.40
1:G:70:ALA:O	1:G:74:ARG:HG2	2.21	0.40

There are no symmetry-related clashes.

## 5.3 Torsion angles [i](#)

### 5.3.1 Protein backbone [i](#)

In the following table, the Percentiles column shows the percent Ramachandran outliers of the chain as a percentile score with respect to all PDB entries followed by that with respect to all EM entries.

The Analysed column shows the number of residues for which the backbone conformation was analysed, and the total number of residues.

Mol	Chain	Analysed	Favoured	Allowed	Outliers	Percentiles	
1	A	89/91 (98%)	76 (85%)	9 (10%)	4 (4%)	3	34
1	B	89/91 (98%)	79 (89%)	6 (7%)	4 (4%)	3	34
1	C	89/91 (98%)	77 (86%)	9 (10%)	3 (3%)	5	43
1	D	89/91 (98%)	76 (85%)	11 (12%)	2 (2%)	8	52
1	E	89/91 (98%)	80 (90%)	6 (7%)	3 (3%)	5	43
1	F	89/91 (98%)	77 (86%)	9 (10%)	3 (3%)	5	43
1	G	89/91 (98%)	79 (89%)	7 (8%)	3 (3%)	5	43
1	H	89/91 (98%)	74 (83%)	12 (14%)	3 (3%)	5	43
1	I	89/91 (98%)	77 (86%)	9 (10%)	3 (3%)	5	43
1	J	89/91 (98%)	75 (84%)	12 (14%)	2 (2%)	8	52
1	K	89/91 (98%)	76 (85%)	9 (10%)	4 (4%)	3	34
1	L	89/91 (98%)	76 (85%)	10 (11%)	3 (3%)	5	43
1	M	89/91 (98%)	77 (86%)	11 (12%)	1 (1%)	17	65

Continued on next page...

*Continued from previous page...*

Mol	Chain	Analysed	Favoured	Allowed	Outliers	Percentiles	
1	N	89/91 (98%)	79 (89%)	8 (9%)	2 (2%)	8	52
1	O	89/91 (98%)	79 (89%)	9 (10%)	1 (1%)	17	65
All	All	1335/1365 (98%)	1157 (87%)	137 (10%)	41 (3%)	9	45

All (41) Ramachandran outliers are listed below:

Mol	Chain	Res	Type
1	C	3	ARG
1	E	42	GLY
1	L	42	GLY
1	C	2	GLY
1	D	47	MET
1	H	47	MET
1	K	47	MET
1	A	47	MET
1	A	71	ASN
1	B	47	MET
1	C	42	GLY
1	D	71	ASN
1	E	71	ASN
1	H	71	ASN
1	K	2	GLY
1	K	71	ASN
1	L	47	MET
1	L	71	ASN
1	N	71	ASN
1	O	47	MET
1	E	2	GLY
1	F	71	ASN
1	G	42	GLY
1	G	71	ASN
1	I	2	GLY
1	I	42	GLY
1	B	3	ARG
1	B	42	GLY
1	G	47	MET
1	H	42	GLY
1	I	71	ASN
1	M	2	GLY
1	B	2	GLY
1	F	2	GLY

*Continued on next page...*

*Continued from previous page...*

Mol	Chain	Res	Type
1	F	42	GLY
1	J	42	GLY
1	A	2	GLY
1	N	42	GLY
1	A	42	GLY
1	J	2	GLY
1	K	42	GLY

### 5.3.2 Protein sidechains ⓘ

In the following table, the Percentiles column shows the percent sidechain outliers of the chain as a percentile score with respect to all PDB entries followed by that with respect to all EM entries.

The Analysed column shows the number of residues for which the sidechain conformation was analysed, and the total number of residues.

Mol	Chain	Analysed	Rotameric	Outliers	Percentiles	
1	A	73/73 (100%)	70 (96%)	3 (4%)	37	74
1	B	73/73 (100%)	70 (96%)	3 (4%)	37	74
1	C	73/73 (100%)	70 (96%)	3 (4%)	37	74
1	D	73/73 (100%)	69 (94%)	4 (6%)	27	68
1	E	73/73 (100%)	69 (94%)	4 (6%)	27	68
1	F	73/73 (100%)	67 (92%)	6 (8%)	14	53
1	G	73/73 (100%)	70 (96%)	3 (4%)	37	74
1	H	73/73 (100%)	71 (97%)	2 (3%)	52	82
1	I	73/73 (100%)	69 (94%)	4 (6%)	27	68
1	J	73/73 (100%)	69 (94%)	4 (6%)	27	68
1	K	73/73 (100%)	70 (96%)	3 (4%)	37	74
1	L	73/73 (100%)	72 (99%)	1 (1%)	74	90
1	M	73/73 (100%)	70 (96%)	3 (4%)	37	74
1	N	73/73 (100%)	68 (93%)	5 (7%)	20	61
1	O	73/73 (100%)	71 (97%)	2 (3%)	52	82
All	All	1095/1095 (100%)	1045 (95%)	50 (5%)	38	72

All (50) residues with a non-rotameric sidechain are listed below:

Mol	Chain	Res	Type
1	A	28	LEU
1	A	34	GLU
1	A	81	MET
1	B	1	MET
1	B	34	GLU
1	B	50	LEU
1	C	28	LEU
1	C	34	GLU
1	C	81	MET
1	D	6	ASP
1	D	34	GLU
1	D	50	LEU
1	D	61	LEU
1	E	6	ASP
1	E	34	GLU
1	E	50	LEU
1	E	61	LEU
1	F	28	LEU
1	F	34	GLU
1	F	50	LEU
1	F	61	LEU
1	F	81	MET
1	F	91	GLN
1	G	6	ASP
1	G	34	GLU
1	G	50	LEU
1	H	6	ASP
1	H	34	GLU
1	I	6	ASP
1	I	28	LEU
1	I	34	GLU
1	I	50	LEU
1	J	6	ASP
1	J	28	LEU
1	J	30	VAL
1	J	34	GLU
1	K	34	GLU
1	K	61	LEU
1	K	81	MET
1	L	34	GLU
1	M	12	LEU
1	M	34	GLU
1	M	50	LEU

*Continued on next page...*

*Continued from previous page...*

Mol	Chain	Res	Type
1	N	6	ASP
1	N	28	LEU
1	N	34	GLU
1	N	48	ASP
1	N	50	LEU
1	O	5	ARG
1	O	34	GLU

Some sidechains can be flipped to improve hydrogen bonding and reduce clashes. All (3) such sidechains are listed below:

Mol	Chain	Res	Type
1	E	91	GLN
1	M	14	ASN
1	N	91	GLN

### 5.3.3 RNA ⓘ

There are no RNA molecules in this entry.

## 5.4 Non-standard residues in protein, DNA, RNA chains ⓘ

There are no non-standard protein/DNA/RNA residues in this entry.

## 5.5 Carbohydrates ⓘ

There are no carbohydrates in this entry.

## 5.6 Ligand geometry ⓘ

There are no ligands in this entry.

## 5.7 Other polymers ⓘ

There are no such residues in this entry.

## 5.8 Polymer linkage issues ⓘ

There are no chain breaks in this entry.