



## wwPDB EM Map/Model Validation Report ⓘ

Apr 10, 2016 – 02:00 PM BST

PDB ID : 3J6E  
EMDB ID: : EMD-5895  
Title : Energy minimized average structure of Microtubules stabilized by GmpCpp  
Authors : Alushin, G.M.; Lander, G.C.; Kellogg, E.H.; Zhang, R.; Baker, D.; Nogales, E.  
Deposited on : 2014-02-18  
Resolution : 4.70 Å(reported)  
Based on PDB ID : 1JFF

This is a wwPDB EM Map/Model Validation Report for a publicly released PDB/EMDB entry.  
For rigid body fitted models, validation errors reported here could stem from errors in the original structure(s) used in the fitting.  
We welcome your comments at [validation@mail.wwpdb.org](mailto:validation@mail.wwpdb.org)  
A user guide is available at  
<http://wwpdb.org/validation/2016/EMValidationReportHelp>

---

MolProbity : 4.02b-467  
Mogul : 1.7.1 (RC1), CSD as537be (2016)  
Percentile statistics : 20151230.v01 (using entries in the PDB archive December 30th 2015)  
Ideal geometry (proteins) : Engh & Huber (2001)  
Ideal geometry (DNA, RNA) : Parkinson et. al. (1996)  
Validation Pipeline (wwPDB-VP) : trunk27241

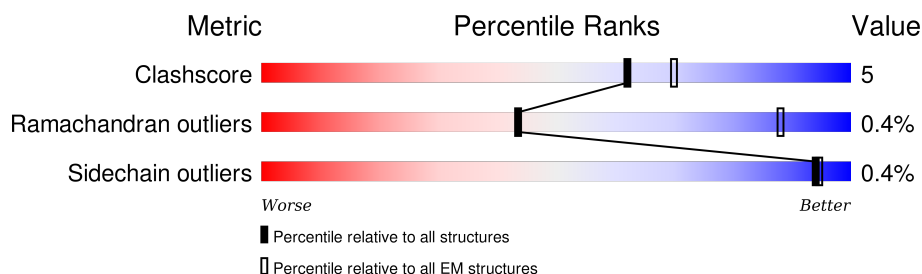
# 1 Overall quality at a glance ⓘ

The following experimental techniques were used to determine the structure:

*ELECTRON MICROSCOPY*

The reported resolution of this entry is 4.70 Å.

Percentile scores (ranging between 0-100) for global validation metrics of the entry are shown in the following graphic. The table shows the number of entries on which the scores are based.












Metric	Whole archive (#Entries)	EM structures (#Entries)
Clashscore	114402	924
Ramachandran outliers	111179	726
Sidechain outliers	111093	686

The table below summarises the geometric issues observed across the polymeric chains. The red, orange, yellow and green segments on the bar indicate the fraction of residues that contain outliers for  $\geq 3$ , 2, 1 and 0 types of geometric quality criteria. A grey segment represents the fraction of residues that are not modelled. The numeric value for each fraction is indicated below the corresponding segment, with a dot representing fractions  $\leq 5\%$ .

Mol	Chain	Length	Quality of chain
1	A	439	81% 14% . .
1	C	439	81% 14% . .
1	E	439	81% 14% . .
1	G	439	81% 14% . .
1	I	439	81% 14% . .
1	K	439	80% 15% . .
1	M	439	81% 14% . .
1	O	439	82% 13% . .
1	Q	439	81% 14% . .

*Continued on next page...*

*Continued from previous page...*

Mol	Chain	Length	Quality of chain
2	B	427	 81% 17% •
2	D	427	 81% 17% •
2	F	427	 81% 17% •
2	H	427	 82% 16% •
2	J	427	 82% 16% •
2	L	427	 81% 17% •
2	N	427	 81% 16% •
2	P	427	 81% 16% •
2	R	427	 81% 17% •

## 2 Entry composition

There are 6 unique types of molecules in this entry. The entry contains 60984 atoms, of which 0 are hydrogens and 0 are deuteriums.

In the tables below, the AltConf column contains the number of residues with at least one atom in alternate conformation and the Trace column contains the number of residues modelled with at most 2 atoms.

- Molecule 1 is a protein called Tubulin alpha-1A chain.

Mol	Chain	Residues	Atoms					AltConf	Trace
1	A	428	Total	C	N	O	S	0	0
			3350	2121	570	638	21		
1	C	428	Total	C	N	O	S	0	0
			3350	2121	570	638	21		
1	E	428	Total	C	N	O	S	0	0
			3350	2121	570	638	21		
1	G	428	Total	C	N	O	S	0	0
			3350	2121	570	638	21		
1	I	428	Total	C	N	O	S	0	0
			3350	2121	570	638	21		
1	K	428	Total	C	N	O	S	0	0
			3350	2121	570	638	21		
1	M	428	Total	C	N	O	S	0	0
			3350	2121	570	638	21		
1	O	428	Total	C	N	O	S	0	0
			3350	2121	570	638	21		
1	Q	428	Total	C	N	O	S	0	0
			3350	2121	570	638	21		

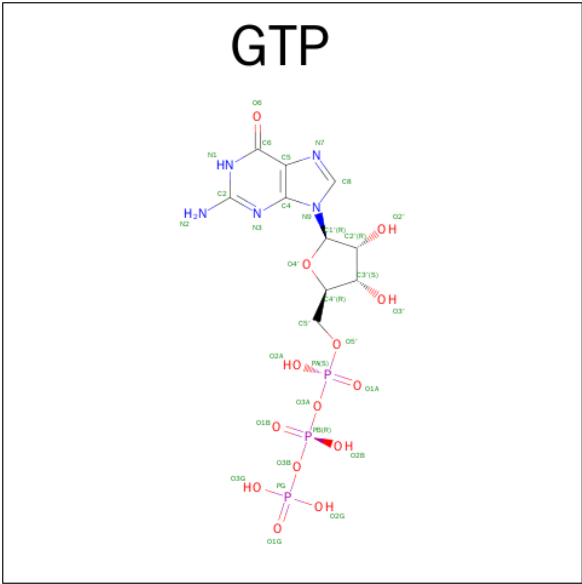
There are 9 discrepancies between the modelled and reference sequences:

Chain	Residue	Modelled	Actual	Comment	Reference
A	265	GLY	ALA	CONFLICT	UNP P02550
C	265	GLY	ALA	CONFLICT	UNP P02550
E	265	GLY	ALA	CONFLICT	UNP P02550
G	265	GLY	ALA	CONFLICT	UNP P02550
I	265	GLY	ALA	CONFLICT	UNP P02550
K	265	GLY	ALA	CONFLICT	UNP P02550
M	265	GLY	ALA	CONFLICT	UNP P02550
O	265	GLY	ALA	CONFLICT	UNP P02550
Q	265	GLY	ALA	CONFLICT	UNP P02550

- Molecule 2 is a protein called Tubulin beta chain.

Mol	Chain	Residues	Atoms					AltConf	Trace
2	B	426	Total	C	N	O	S	0	0
			3352	2105	575	647	25		
2	D	426	Total	C	N	O	S	0	0
			3352	2105	575	647	25		
2	F	426	Total	C	N	O	S	0	0
			3352	2105	575	647	25		
2	H	426	Total	C	N	O	S	0	0
			3352	2105	575	647	25		
2	J	426	Total	C	N	O	S	0	0
			3352	2105	575	647	25		
2	L	426	Total	C	N	O	S	0	0
			3352	2105	575	647	25		
2	N	426	Total	C	N	O	S	0	0
			3352	2105	575	647	25		
2	P	426	Total	C	N	O	S	0	0
			3352	2105	575	647	25		
2	R	426	Total	C	N	O	S	0	0
			3352	2105	575	647	25		

- Molecule 3 is GUANOSINE-5'-TRIPHOSPHATE (three-letter code: GTP) (formula: C<sub>10</sub>H<sub>16</sub>N<sub>5</sub>O<sub>14</sub>P<sub>3</sub>).



Mol	Chain	Residues	Atoms					AltConf
3	A	1	Total	C	N	O	P	0
			32	10	5	14	3	
3	C	1	Total	C	N	O	P	0
			32	10	5	14	3	

Continued on next page...

*Continued from previous page...*

Mol	Chain	Residues	Atoms					AltConf
3	E	1	Total	C	N	O	P	0
			32	10	5	14	3	
3	G	1	Total	C	N	O	P	0
			32	10	5	14	3	
3	I	1	Total	C	N	O	P	0
			32	10	5	14	3	
3	K	1	Total	C	N	O	P	0
			32	10	5	14	3	
3	M	1	Total	C	N	O	P	0
			32	10	5	14	3	
3	O	1	Total	C	N	O	P	0
			32	10	5	14	3	
3	Q	1	Total	C	N	O	P	0
			32	10	5	14	3	

- Molecule 4 is MAGNESIUM ION (three-letter code: MG) (formula: Mg).

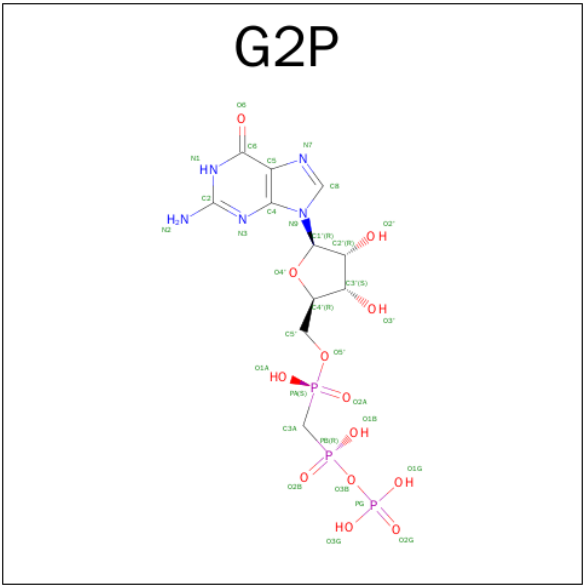
Mol	Chain	Residues	Atoms		AltConf
4	P	1	Total	Mg	0
			1	1	
4	G	1	Total	Mg	0
			1	1	
4	J	1	Total	Mg	0
			1	1	
4	Q	1	Total	Mg	0
			1	1	
4	D	1	Total	Mg	0
			1	1	
4	K	1	Total	Mg	0
			1	1	
4	E	1	Total	Mg	0
			1	1	
4	H	1	Total	Mg	0
			1	1	
4	B	1	Total	Mg	0
			1	1	
4	I	1	Total	Mg	0
			1	1	
4	C	1	Total	Mg	0
			1	1	
4	A	1	Total	Mg	0
			1	1	

*Continued on next page...*

Continued from previous page...

Mol	Chain	Residues	Atoms		AltConf
4	N	1	Total	Mg	0
			1	1	
4	O	1	Total	Mg	0
			1	1	
4	R	1	Total	Mg	0
			1	1	
4	L	1	Total	Mg	0
			1	1	
4	F	1	Total	Mg	0
			1	1	
4	M	1	Total	Mg	0
			1	1	

- Molecule 5 is PHOSPHOMETHYLPHOSPHONIC ACID GUANYLATE ESTER (three-letter code: G2P) (formula: C<sub>11</sub>H<sub>18</sub>N<sub>5</sub>O<sub>13</sub>P<sub>3</sub>).



Mol	Chain	Residues	Atoms					AltConf
5	B	1	Total	C	N	O	P	0
			32	11	5	13	3	
5	D	1	Total	C	N	O	P	0
			32	11	5	13	3	
5	F	1	Total	C	N	O	P	0
			32	11	5	13	3	
5	H	1	Total	C	N	O	P	0
			32	11	5	13	3	
5	J	1	Total	C	N	O	P	0
			32	11	5	13	3	

Continued on next page...

*Continued from previous page...*

Mol	Chain	Residues	Atoms					AltConf
5	L	1	Total	C	N	O	P	0
			32	11	5	13	3	
5	N	1	Total	C	N	O	P	0
			32	11	5	13	3	
5	P	1	Total	C	N	O	P	0
			32	11	5	13	3	
5	R	1	Total	C	N	O	P	0
			32	11	5	13	3	

- Molecule 6 is water.

Mol	Chain	Residues	Atoms		AltConf
6	A	4	Total	O	0
			4	4	
6	B	4	Total	O	0
			4	4	
6	C	4	Total	O	0
			4	4	
6	D	4	Total	O	0
			4	4	
6	E	4	Total	O	0
			4	4	
6	F	4	Total	O	0
			4	4	
6	G	4	Total	O	0
			4	4	
6	H	4	Total	O	0
			4	4	
6	I	4	Total	O	0
			4	4	
6	J	4	Total	O	0
			4	4	
6	K	4	Total	O	0
			4	4	
6	L	4	Total	O	0
			4	4	
6	M	4	Total	O	0
			4	4	
6	N	4	Total	O	0
			4	4	
6	O	4	Total	O	0
			4	4	

*Continued on next page...*

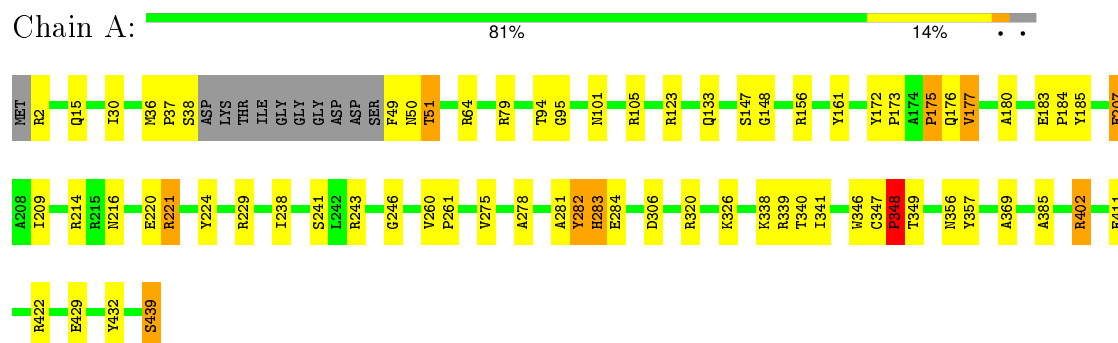
*Continued from previous page...*

Mol	Chain	Residues	Atoms		AltConf
6	P	4	Total 4	O 4	0
6	Q	4	Total 4	O 4	0
6	R	4	Total 4	O 4	0

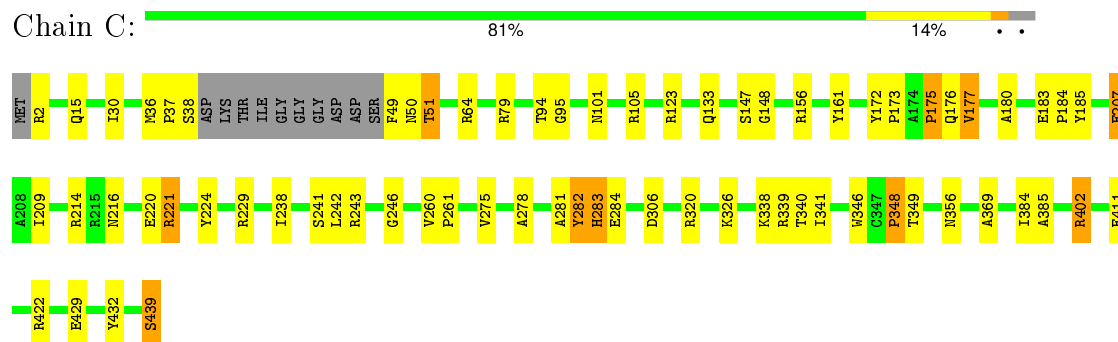
### 3 Residue-property plots

These plots are drawn for all protein, RNA and DNA chains in the entry. The first graphic for a chain summarises the proportions of errors displayed in the second graphic. The second graphic shows the sequence view annotated by issues in geometry. Residues are color-coded according to the number of geometric quality criteria for which they contain at least one outlier: green = 0, yellow = 1, orange = 2 and red = 3 or more. Stretches of 2 or more consecutive residues without any outlier are shown as a green connector. Residues present in the sample, but not in the model, are shown in grey.

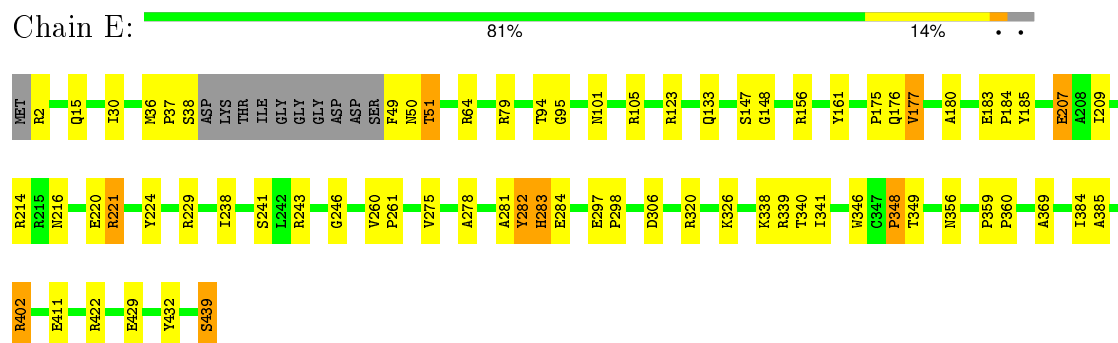
- Molecule 1: Tubulin alpha-1A chain



- Molecule 1: Tubulin alpha-1A chain



- Molecule 1: Tubulin alpha-1A chain



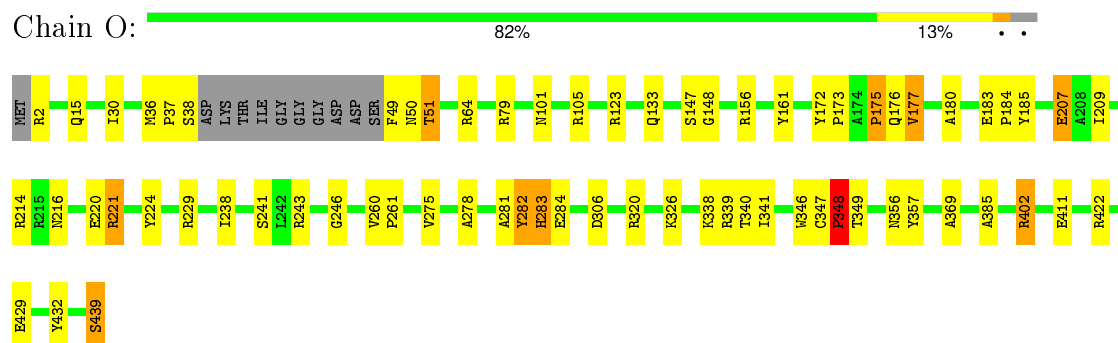
- Molecule 1: Tubulin alpha-1A chain

- Molecule 1: Tubulin alpha-1A chain

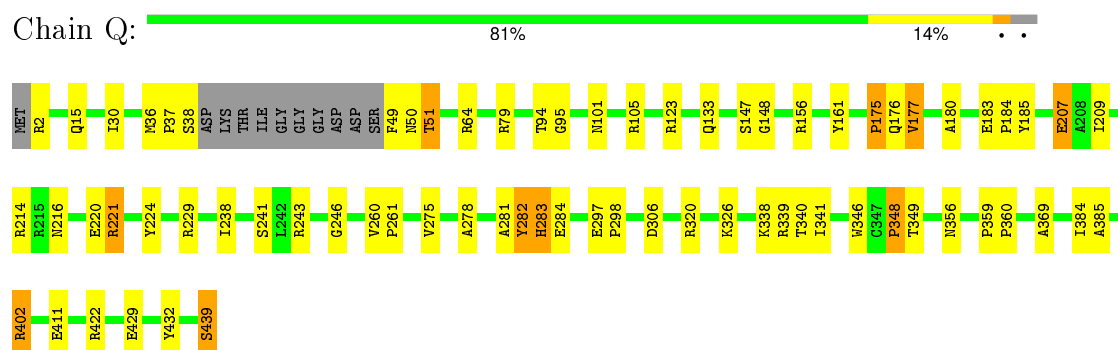
- Molecule 1: Tubulin alpha-1A chain

- Molecule 1: Tubulin alpha-1A chain

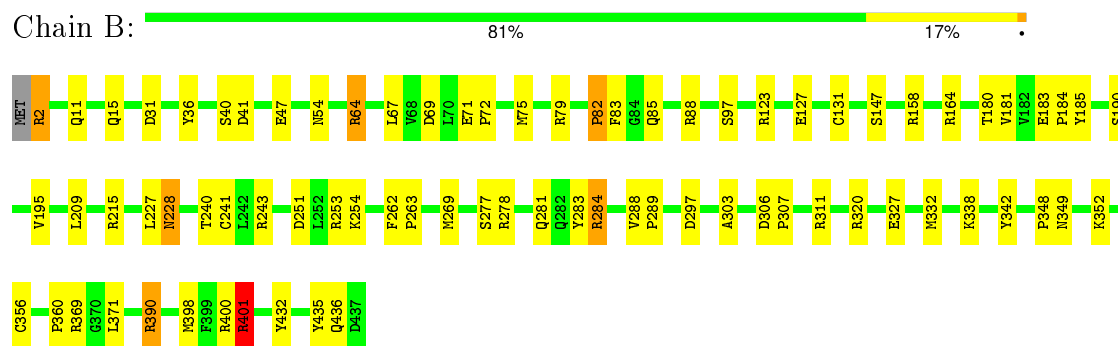
- Molecule 1: Tubulin alpha-1A chain



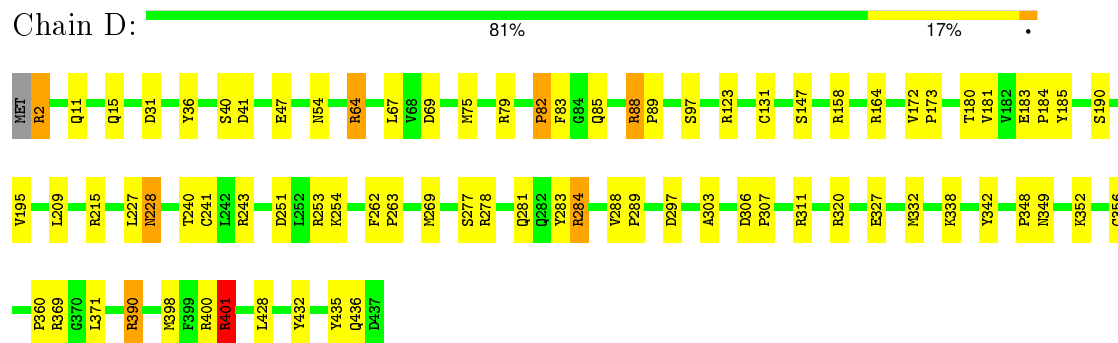
- Molecule 1: Tubulin alpha-1A chain



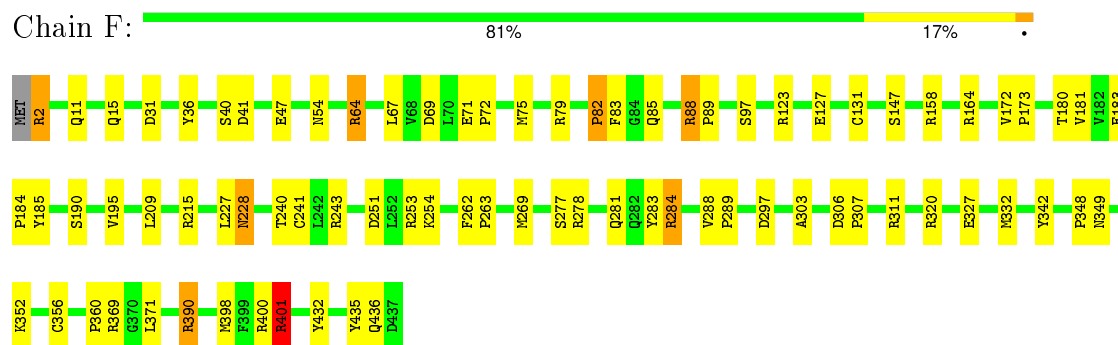
- Molecule 2: Tubulin beta chain



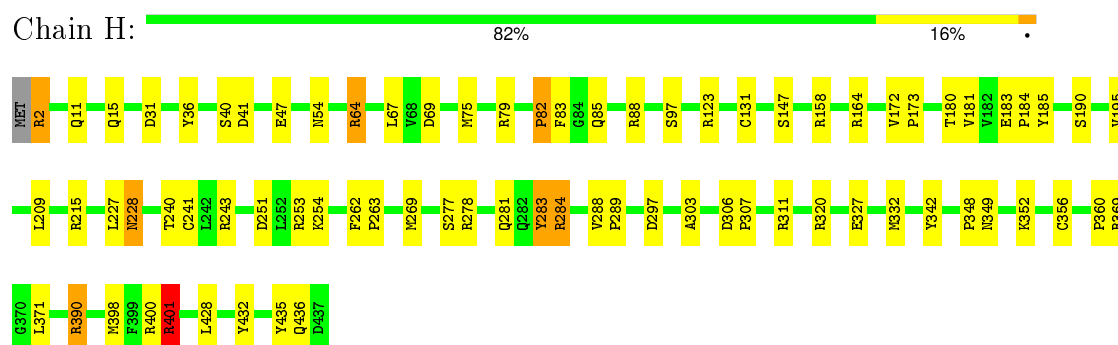
- Molecule 2: Tubulin beta chain



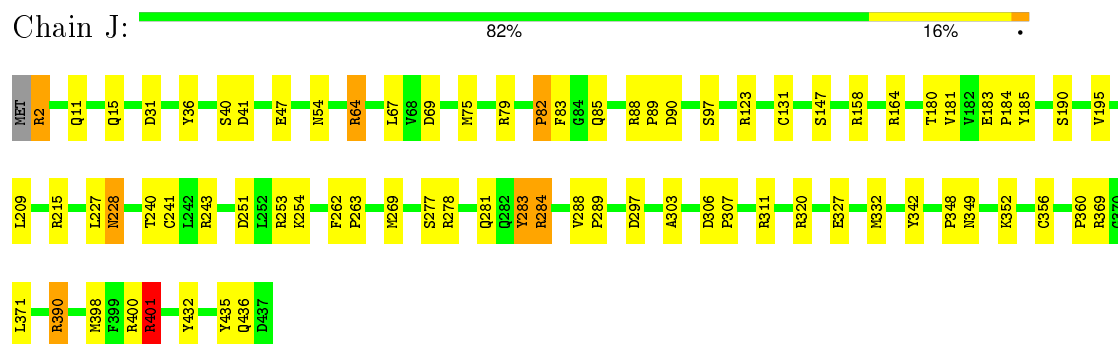
- Molecule 2: Tubulin beta chain



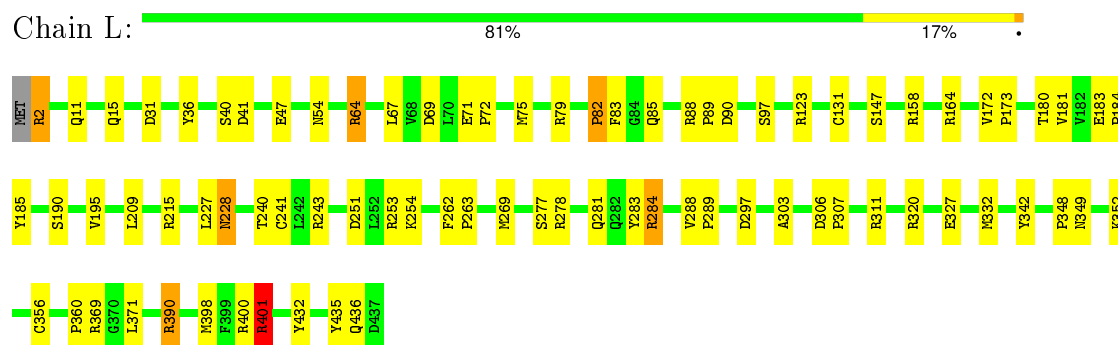
- Molecule 2: Tubulin beta chain



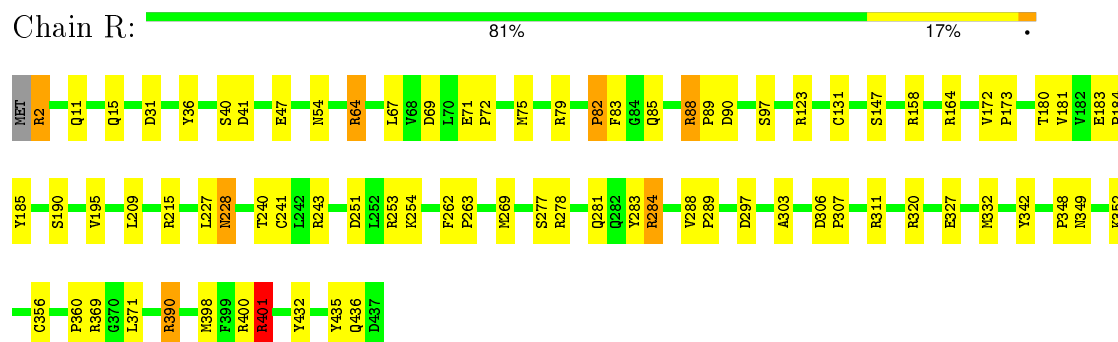
- Molecule 2: Tubulin beta chain



- Molecule 2: Tubulin beta chain



- Molecule 2: Tubulin beta chain



## 4 Experimental information

Property	Value	Source
Reconstruction method	SINGLE PARTICLE	Depositor
Imposed symmetry	POINT, Not provided	Depositor
Number of images	57451	Depositor
Resolution determination method	FSC 0.143	Depositor
CTF correction method	ctftilt	Depositor
Microscope	FEI TITAN KRIOS	Depositor
Voltage (kV)	300	Depositor
Electron dose ( $e^-/\text{\AA}^2$ )	25.0	Depositor
Minimum defocus (nm)	1400	Depositor
Maximum defocus (nm)	3500	Depositor
Magnification	72000	Depositor
Image detector	KODAK SO-163 film	Depositor

## 5 Model quality ⓘ

### 5.1 Standard geometry ⓘ

Bond lengths and bond angles in the following residue types are not validated in this section: GTP, MG, G2P

The Z score for a bond length (or angle) is the number of standard deviations the observed value is removed from the expected value. A bond length (or angle) with  $|Z| > 5$  is considered an outlier worth inspection. RMSZ is the root-mean-square of all Z scores of the bond lengths (or angles).

Mol	Chain	Bond lengths		Bond angles	
		RMSZ	$\# Z  > 2$	RMSZ	$\# Z  > 2$
1	A	1.13	15/3427 (0.4%)	1.42	37/4651 (0.8%)
1	C	1.13	15/3427 (0.4%)	1.42	37/4651 (0.8%)
1	E	1.13	15/3427 (0.4%)	1.42	38/4651 (0.8%)
1	G	1.13	15/3427 (0.4%)	1.42	38/4651 (0.8%)
1	I	1.13	15/3427 (0.4%)	1.42	37/4651 (0.8%)
1	K	1.13	15/3427 (0.4%)	1.42	37/4651 (0.8%)
1	M	1.13	15/3427 (0.4%)	1.42	37/4651 (0.8%)
1	O	1.13	15/3427 (0.4%)	1.42	37/4651 (0.8%)
1	Q	1.13	15/3427 (0.4%)	1.42	37/4651 (0.8%)
2	B	0.94	1/3427 (0.0%)	1.45	43/4642 (0.9%)
2	D	0.94	1/3427 (0.0%)	1.45	44/4642 (0.9%)
2	F	0.94	1/3427 (0.0%)	1.45	43/4642 (0.9%)
2	H	0.94	1/3427 (0.0%)	1.45	44/4642 (0.9%)
2	J	0.94	1/3427 (0.0%)	1.45	43/4642 (0.9%)
2	L	0.94	1/3427 (0.0%)	1.45	44/4642 (0.9%)
2	N	0.94	1/3427 (0.0%)	1.45	44/4642 (0.9%)
2	P	0.94	1/3427 (0.0%)	1.45	43/4642 (0.9%)
2	R	0.94	1/3427 (0.0%)	1.45	43/4642 (0.9%)
All	All	1.04	144/61686 (0.2%)	1.44	726/83637 (0.9%)

All (144) bond length outliers are listed below:

Mol	Chain	Res	Type	Atoms	Z	Observed(Å)	Ideal(Å)
1	K	50	ASN	N-CA	-10.25	1.25	1.46
1	I	50	ASN	N-CA	-10.24	1.25	1.46
1	Q	50	ASN	N-CA	-10.24	1.25	1.46
1	A	50	ASN	N-CA	-10.23	1.25	1.46
1	E	50	ASN	N-CA	-10.23	1.25	1.46
1	G	50	ASN	N-CA	-10.23	1.25	1.46
1	C	50	ASN	N-CA	-10.23	1.25	1.46
1	M	50	ASN	N-CA	-10.22	1.25	1.46

*Continued on next page...*

*Continued from previous page...*

Mol	Chain	Res	Type	Atoms	Z	Observed(Å)	Ideal(Å)
1	O	50	ASN	N-CA	-10.21	1.25	1.46
1	K	349	THR	CA-C	-8.05	1.32	1.52
1	C	349	THR	CA-C	-8.05	1.32	1.52
1	E	349	THR	CA-C	-8.04	1.32	1.52
1	I	349	THR	CA-C	-8.03	1.32	1.52
1	O	349	THR	CA-C	-8.02	1.32	1.52
1	A	349	THR	CA-C	-8.02	1.32	1.52
1	G	349	THR	CA-C	-8.02	1.32	1.52
1	Q	349	THR	CA-C	-8.02	1.32	1.52
1	M	349	THR	CA-C	-8.01	1.32	1.52
1	C	340	THR	N-CA	-7.83	1.30	1.46
1	Q	340	THR	N-CA	-7.79	1.30	1.46
1	K	340	THR	N-CA	-7.78	1.30	1.46
1	A	340	THR	N-CA	-7.77	1.30	1.46
1	O	340	THR	N-CA	-7.77	1.30	1.46
1	E	340	THR	N-CA	-7.77	1.30	1.46
1	M	340	THR	N-CA	-7.76	1.30	1.46
1	I	340	THR	N-CA	-7.76	1.30	1.46
1	G	340	THR	N-CA	-7.75	1.30	1.46
1	G	37	PRO	N-CA	-7.02	1.35	1.47
1	A	37	PRO	N-CA	-6.98	1.35	1.47
1	Q	37	PRO	N-CA	-6.98	1.35	1.47
1	M	37	PRO	N-CA	-6.97	1.35	1.47
1	O	37	PRO	N-CA	-6.97	1.35	1.47
1	E	37	PRO	N-CA	-6.97	1.35	1.47
1	I	37	PRO	N-CA	-6.96	1.35	1.47
1	K	37	PRO	N-CA	-6.96	1.35	1.47
1	C	37	PRO	N-CA	-6.96	1.35	1.47
1	I	339	ARG	CA-C	-6.66	1.35	1.52
1	G	339	ARG	CA-C	-6.64	1.35	1.52
1	K	339	ARG	CA-C	-6.63	1.35	1.52
1	A	339	ARG	CA-C	-6.63	1.35	1.52
1	Q	339	ARG	CA-C	-6.63	1.35	1.52
1	M	339	ARG	CA-C	-6.62	1.35	1.52
1	E	339	ARG	CA-C	-6.61	1.35	1.52
1	O	339	ARG	CA-C	-6.61	1.35	1.52
1	C	339	ARG	CA-C	-6.61	1.35	1.52
1	G	283	HIS	CA-C	-6.32	1.36	1.52
1	M	283	HIS	CA-C	-6.31	1.36	1.52
1	K	283	HIS	CA-C	-6.31	1.36	1.52
1	E	283	HIS	CA-C	-6.30	1.36	1.52
1	A	283	HIS	CA-C	-6.30	1.36	1.52

*Continued on next page...*

*Continued from previous page...*

Mol	Chain	Res	Type	Atoms	Z	Observed(Å)	Ideal(Å)
1	I	283	HIS	CA-C	-6.30	1.36	1.52
1	Q	283	HIS	CA-C	-6.29	1.36	1.52
1	C	283	HIS	CA-C	-6.29	1.36	1.52
1	O	283	HIS	CA-C	-6.29	1.36	1.52
1	E	339	ARG	N-CA	-6.06	1.34	1.46
1	C	339	ARG	N-CA	-6.04	1.34	1.46
1	A	339	ARG	N-CA	-6.03	1.34	1.46
1	M	339	ARG	N-CA	-6.03	1.34	1.46
1	K	339	ARG	N-CA	-6.02	1.34	1.46
1	O	339	ARG	N-CA	-6.02	1.34	1.46
1	Q	339	ARG	N-CA	-6.02	1.34	1.46
1	G	339	ARG	N-CA	-6.01	1.34	1.46
1	I	339	ARG	N-CA	-6.01	1.34	1.46
1	C	284	GLU	N-CA	-5.93	1.34	1.46
1	I	284	GLU	N-CA	-5.93	1.34	1.46
1	K	284	GLU	N-CA	-5.93	1.34	1.46
1	M	284	GLU	N-CA	-5.91	1.34	1.46
1	A	284	GLU	N-CA	-5.91	1.34	1.46
1	E	284	GLU	N-CA	-5.91	1.34	1.46
1	G	284	GLU	N-CA	-5.91	1.34	1.46
1	Q	284	GLU	N-CA	-5.89	1.34	1.46
1	O	284	GLU	N-CA	-5.89	1.34	1.46
1	Q	51	THR	N-CA	-5.82	1.34	1.46
1	K	51	THR	N-CA	-5.81	1.34	1.46
1	O	51	THR	N-CA	-5.80	1.34	1.46
1	A	51	THR	N-CA	-5.79	1.34	1.46
1	C	51	THR	N-CA	-5.79	1.34	1.46
1	M	51	THR	N-CA	-5.79	1.34	1.46
1	E	51	THR	N-CA	-5.79	1.34	1.46
1	I	51	THR	N-CA	-5.79	1.34	1.46
1	G	51	THR	N-CA	-5.78	1.34	1.46
1	E	283	HIS	N-CA	-5.64	1.35	1.46
1	C	283	HIS	N-CA	-5.62	1.35	1.46
1	A	283	HIS	N-CA	-5.62	1.35	1.46
1	I	283	HIS	N-CA	-5.61	1.35	1.46
1	I	38	SER	CA-C	-5.61	1.38	1.52
1	Q	38	SER	CA-C	-5.61	1.38	1.52
1	O	38	SER	CA-C	-5.61	1.38	1.52
1	Q	283	HIS	N-CA	-5.61	1.35	1.46
1	E	38	SER	CA-C	-5.60	1.38	1.52
1	A	38	SER	CA-C	-5.60	1.38	1.52
1	G	38	SER	CA-C	-5.60	1.38	1.52

*Continued on next page...*

*Continued from previous page...*

Mol	Chain	Res	Type	Atoms	Z	Observed(Å)	Ideal(Å)
1	G	283	HIS	N-CA	-5.60	1.35	1.46
1	M	38	SER	CA-C	-5.59	1.38	1.52
1	O	283	HIS	N-CA	-5.59	1.35	1.46
1	K	283	HIS	N-CA	-5.58	1.35	1.46
1	C	38	SER	CA-C	-5.58	1.38	1.52
1	M	283	HIS	N-CA	-5.58	1.35	1.46
1	K	38	SER	CA-C	-5.57	1.38	1.52
1	C	338	LYS	CA-C	-5.52	1.38	1.52
1	M	338	LYS	CA-C	-5.52	1.38	1.52
1	Q	338	LYS	CA-C	-5.52	1.38	1.52
1	A	338	LYS	CA-C	-5.51	1.38	1.52
1	I	338	LYS	CA-C	-5.51	1.38	1.52
1	O	338	LYS	CA-C	-5.51	1.38	1.52
1	K	338	LYS	CA-C	-5.51	1.38	1.52
1	E	338	LYS	CA-C	-5.50	1.38	1.52
1	G	338	LYS	CA-C	-5.48	1.38	1.52
1	G	348	PRO	CA-C	-5.41	1.42	1.52
1	E	348	PRO	CA-C	-5.40	1.42	1.52
1	A	348	PRO	CA-C	-5.40	1.42	1.52
1	M	348	PRO	CA-C	-5.40	1.42	1.52
1	K	348	PRO	CA-C	-5.40	1.42	1.52
1	I	348	PRO	CA-C	-5.39	1.42	1.52
1	O	348	PRO	CA-C	-5.39	1.42	1.52
1	C	348	PRO	CA-C	-5.39	1.42	1.52
1	Q	348	PRO	CA-C	-5.38	1.42	1.52
1	M	282	TYR	CA-C	-5.35	1.39	1.52
1	O	282	TYR	CA-C	-5.35	1.39	1.52
1	A	282	TYR	CA-C	-5.34	1.39	1.52
1	Q	282	TYR	CA-C	-5.34	1.39	1.52
1	C	282	TYR	CA-C	-5.34	1.39	1.52
1	I	282	TYR	CA-C	-5.34	1.39	1.52
1	G	282	TYR	CA-C	-5.32	1.39	1.52
1	E	282	TYR	CA-C	-5.32	1.39	1.52
1	K	282	TYR	CA-C	-5.31	1.39	1.52
1	M	175	PRO	N-CA	-5.23	1.38	1.47
1	I	175	PRO	N-CA	-5.22	1.38	1.47
1	K	175	PRO	N-CA	-5.22	1.38	1.47
1	C	175	PRO	N-CA	-5.22	1.38	1.47
1	A	175	PRO	N-CA	-5.21	1.38	1.47
1	O	175	PRO	N-CA	-5.21	1.38	1.47
1	Q	175	PRO	N-CA	-5.21	1.38	1.47
1	G	175	PRO	N-CA	-5.20	1.38	1.47

*Continued on next page...*

*Continued from previous page...*

Mol	Chain	Res	Type	Atoms	Z	Observed(Å)	Ideal(Å)
1	E	175	PRO	N-CA	-5.19	1.38	1.47
2	H	82	PRO	CA-C	-5.07	1.42	1.52
2	P	82	PRO	CA-C	-5.05	1.42	1.52
2	L	82	PRO	CA-C	-5.05	1.42	1.52
2	D	82	PRO	CA-C	-5.04	1.42	1.52
2	B	82	PRO	CA-C	-5.04	1.42	1.52
2	J	82	PRO	CA-C	-5.04	1.42	1.52
2	R	82	PRO	CA-C	-5.02	1.42	1.52
2	N	82	PRO	CA-C	-5.01	1.42	1.52
2	F	82	PRO	CA-C	-5.01	1.42	1.52

All (726) bond angle outliers are listed below:

Mol	Chain	Res	Type	Atoms	Z	Observed(°)	Ideal(°)
2	J	88	ARG	NE-CZ-NH1	18.76	129.68	120.30
2	F	88	ARG	NE-CZ-NH1	18.74	129.67	120.30
2	D	88	ARG	NE-CZ-NH1	18.72	129.66	120.30
2	B	88	ARG	NE-CZ-NH1	18.68	129.64	120.30
2	R	88	ARG	NE-CZ-NH1	18.66	129.63	120.30
2	H	88	ARG	NE-CZ-NH1	18.65	129.63	120.30
2	P	88	ARG	NE-CZ-NH1	18.64	129.62	120.30
2	N	88	ARG	NE-CZ-NH1	18.61	129.60	120.30
2	L	88	ARG	NE-CZ-NH1	18.58	129.59	120.30
2	R	401	ARG	NE-CZ-NH1	16.81	128.70	120.30
2	D	401	ARG	NE-CZ-NH1	16.78	128.69	120.30
2	H	401	ARG	NE-CZ-NH1	16.77	128.69	120.30
2	P	401	ARG	NE-CZ-NH1	16.75	128.68	120.30
2	N	401	ARG	NE-CZ-NH1	16.72	128.66	120.30
2	B	401	ARG	NE-CZ-NH1	16.70	128.65	120.30
2	L	401	ARG	NE-CZ-NH1	16.66	128.63	120.30
2	J	401	ARG	NE-CZ-NH1	16.63	128.61	120.30
2	F	401	ARG	NE-CZ-NH1	16.62	128.61	120.30
1	O	105	ARG	NE-CZ-NH2	-14.99	112.81	120.30
1	C	105	ARG	NE-CZ-NH2	-14.97	112.81	120.30
1	G	105	ARG	NE-CZ-NH2	-14.93	112.83	120.30
1	A	105	ARG	NE-CZ-NH2	-14.91	112.84	120.30
1	K	105	ARG	NE-CZ-NH2	-14.91	112.84	120.30
1	E	105	ARG	NE-CZ-NH2	-14.90	112.85	120.30
1	Q	105	ARG	NE-CZ-NH2	-14.89	112.85	120.30
1	I	105	ARG	NE-CZ-NH2	-14.87	112.87	120.30
1	M	105	ARG	NE-CZ-NH2	-14.85	112.88	120.30
2	N	401	ARG	NE-CZ-NH2	-14.28	113.16	120.30

*Continued on next page...*

*Continued from previous page...*

Mol	Chain	Res	Type	Atoms	Z	Observed(°)	Ideal(°)
2	D	401	ARG	NE-CZ-NH2	-14.23	113.19	120.30
2	H	401	ARG	NE-CZ-NH2	-14.19	113.20	120.30
2	J	401	ARG	NE-CZ-NH2	-14.18	113.21	120.30
2	R	401	ARG	NE-CZ-NH2	-14.18	113.21	120.30
2	B	401	ARG	NE-CZ-NH2	-14.16	113.22	120.30
2	R	253	ARG	NE-CZ-NH1	14.13	127.37	120.30
2	F	401	ARG	NE-CZ-NH2	-14.10	113.25	120.30
2	H	253	ARG	NE-CZ-NH1	14.08	127.34	120.30
2	L	401	ARG	NE-CZ-NH2	-14.08	113.26	120.30
2	P	401	ARG	NE-CZ-NH2	-14.06	113.27	120.30
2	L	253	ARG	NE-CZ-NH1	14.05	127.33	120.30
2	D	253	ARG	NE-CZ-NH1	14.04	127.32	120.30
2	B	253	ARG	NE-CZ-NH1	14.02	127.31	120.30
2	N	253	ARG	NE-CZ-NH1	14.01	127.31	120.30
2	J	253	ARG	NE-CZ-NH1	14.00	127.30	120.30
2	P	253	ARG	NE-CZ-NH1	13.99	127.30	120.30
2	F	253	ARG	NE-CZ-NH1	13.97	127.29	120.30
1	I	123	ARG	NE-CZ-NH2	-12.49	114.06	120.30
1	G	123	ARG	NE-CZ-NH2	-12.45	114.08	120.30
1	M	123	ARG	NE-CZ-NH2	-12.45	114.08	120.30
1	A	123	ARG	NE-CZ-NH2	-12.41	114.09	120.30
1	Q	123	ARG	NE-CZ-NH2	-12.40	114.10	120.30
1	E	123	ARG	NE-CZ-NH2	-12.38	114.11	120.30
1	O	123	ARG	NE-CZ-NH2	-12.35	114.12	120.30
1	C	123	ARG	NE-CZ-NH2	-12.34	114.13	120.30
1	K	123	ARG	NE-CZ-NH2	-12.32	114.14	120.30
2	J	88	ARG	NE-CZ-NH2	-11.36	114.62	120.30
2	N	88	ARG	NE-CZ-NH2	-11.35	114.63	120.30
2	F	88	ARG	NE-CZ-NH2	-11.32	114.64	120.30
2	P	88	ARG	NE-CZ-NH2	-11.31	114.65	120.30
2	D	88	ARG	NE-CZ-NH2	-11.29	114.66	120.30
2	B	88	ARG	NE-CZ-NH2	-11.28	114.66	120.30
2	H	88	ARG	NE-CZ-NH2	-11.28	114.66	120.30
2	R	88	ARG	NE-CZ-NH2	-11.28	114.66	120.30
2	L	88	ARG	NE-CZ-NH2	-11.20	114.70	120.30
1	K	402	ARG	NE-CZ-NH2	11.15	125.88	120.30
1	I	402	ARG	NE-CZ-NH2	11.11	125.86	120.30
2	J	64	ARG	NE-CZ-NH2	-11.11	114.74	120.30
1	M	402	ARG	NE-CZ-NH2	11.10	125.85	120.30
1	Q	402	ARG	NE-CZ-NH2	11.09	125.84	120.30
1	O	402	ARG	NE-CZ-NH2	11.09	125.84	120.30
1	E	402	ARG	NE-CZ-NH2	11.08	125.84	120.30

*Continued on next page...*

*Continued from previous page...*

Mol	Chain	Res	Type	Atoms	Z	Observed(°)	Ideal(°)
1	A	402	ARG	NE-CZ-NH2	11.06	125.83	120.30
1	G	402	ARG	NE-CZ-NH2	11.06	125.83	120.30
2	L	64	ARG	NE-CZ-NH2	-11.05	114.77	120.30
2	H	64	ARG	NE-CZ-NH2	-11.02	114.79	120.30
2	N	64	ARG	NE-CZ-NH2	-11.02	114.79	120.30
1	C	402	ARG	NE-CZ-NH2	11.01	125.80	120.30
2	B	64	ARG	NE-CZ-NH2	-11.00	114.80	120.30
2	D	64	ARG	NE-CZ-NH2	-10.94	114.83	120.30
2	F	64	ARG	NE-CZ-NH2	-10.92	114.84	120.30
2	R	64	ARG	NE-CZ-NH2	-10.92	114.84	120.30
2	P	64	ARG	NE-CZ-NH2	-10.91	114.84	120.30
1	I	339	ARG	CA-C-N	-10.60	93.87	117.20
1	M	339	ARG	CA-C-N	-10.60	93.87	117.20
1	O	339	ARG	CA-C-N	-10.60	93.87	117.20
1	G	339	ARG	CA-C-N	-10.60	93.88	117.20
1	C	339	ARG	CA-C-N	-10.60	93.88	117.20
1	E	339	ARG	CA-C-N	-10.60	93.89	117.20
1	A	339	ARG	CA-C-N	-10.59	93.89	117.20
1	Q	339	ARG	CA-C-N	-10.58	93.92	117.20
1	K	339	ARG	CA-C-N	-10.57	93.94	117.20
2	H	369	ARG	NE-CZ-NH1	9.88	125.24	120.30
2	D	369	ARG	NE-CZ-NH1	9.85	125.23	120.30
2	L	369	ARG	NE-CZ-NH1	9.85	125.22	120.30
2	R	369	ARG	NE-CZ-NH1	9.84	125.22	120.30
2	N	369	ARG	NE-CZ-NH1	9.83	125.22	120.30
2	B	369	ARG	NE-CZ-NH1	9.82	125.21	120.30
2	J	369	ARG	NE-CZ-NH1	9.81	125.20	120.30
2	P	369	ARG	NE-CZ-NH1	9.80	125.20	120.30
2	F	369	ARG	NE-CZ-NH1	9.72	125.16	120.30
2	J	123	ARG	NE-CZ-NH2	-9.57	115.51	120.30
2	D	123	ARG	NE-CZ-NH2	-9.57	115.51	120.30
2	L	123	ARG	NE-CZ-NH2	-9.56	115.52	120.30
2	R	123	ARG	NE-CZ-NH2	-9.54	115.53	120.30
2	F	123	ARG	NE-CZ-NH2	-9.53	115.53	120.30
2	P	123	ARG	NE-CZ-NH2	-9.52	115.54	120.30
2	N	123	ARG	NE-CZ-NH2	-9.52	115.54	120.30
2	B	123	ARG	NE-CZ-NH2	-9.51	115.55	120.30
2	H	123	ARG	NE-CZ-NH2	-9.48	115.56	120.30
2	F	320	ARG	NE-CZ-NH1	9.43	125.02	120.30
2	H	320	ARG	NE-CZ-NH1	9.42	125.01	120.30
2	P	320	ARG	NE-CZ-NH1	9.39	125.00	120.30
2	L	320	ARG	NE-CZ-NH1	9.39	125.00	120.30

*Continued on next page...*

*Continued from previous page...*

Mol	Chain	Res	Type	Atoms	Z	Observed(°)	Ideal(°)
2	B	320	ARG	NE-CZ-NH1	9.35	124.98	120.30
2	R	320	ARG	NE-CZ-NH1	9.33	124.97	120.30
2	J	320	ARG	NE-CZ-NH1	9.31	124.96	120.30
2	N	320	ARG	NE-CZ-NH1	9.31	124.95	120.30
2	D	320	ARG	NE-CZ-NH1	9.25	124.93	120.30
1	Q	214	ARG	NE-CZ-NH2	-9.24	115.68	120.30
1	I	214	ARG	NE-CZ-NH2	-9.19	115.70	120.30
1	C	214	ARG	NE-CZ-NH2	-9.18	115.71	120.30
1	A	214	ARG	NE-CZ-NH2	-9.18	115.71	120.30
1	E	214	ARG	NE-CZ-NH2	-9.18	115.71	120.30
1	M	214	ARG	NE-CZ-NH2	-9.15	115.73	120.30
1	G	214	ARG	NE-CZ-NH2	-9.13	115.73	120.30
1	O	214	ARG	NE-CZ-NH2	-9.11	115.75	120.30
1	K	214	ARG	NE-CZ-NH2	-9.09	115.75	120.30
1	K	432	TYR	CB-CG-CD2	-8.91	115.65	121.00
1	O	432	TYR	CB-CG-CD2	-8.88	115.67	121.00
1	E	243	ARG	NE-CZ-NH2	-8.86	115.87	120.30
1	G	243	ARG	NE-CZ-NH2	-8.86	115.87	120.30
1	G	432	TYR	CB-CG-CD2	-8.84	115.69	121.00
1	C	432	TYR	CB-CG-CD2	-8.84	115.70	121.00
1	A	432	TYR	CB-CG-CD2	-8.83	115.70	121.00
1	M	243	ARG	NE-CZ-NH2	-8.82	115.89	120.30
1	O	243	ARG	NE-CZ-NH2	-8.81	115.89	120.30
1	M	432	TYR	CB-CG-CD2	-8.81	115.72	121.00
1	I	432	TYR	CB-CG-CD2	-8.80	115.72	121.00
1	E	432	TYR	CB-CG-CD2	-8.80	115.72	121.00
1	A	243	ARG	NE-CZ-NH2	-8.79	115.91	120.30
1	K	243	ARG	NE-CZ-NH2	-8.78	115.91	120.30
1	Q	243	ARG	NE-CZ-NH2	-8.78	115.91	120.30
1	Q	432	TYR	CB-CG-CD2	-8.76	115.74	121.00
1	I	243	ARG	NE-CZ-NH2	-8.75	115.93	120.30
1	C	243	ARG	NE-CZ-NH2	-8.73	115.94	120.30
2	J	311	ARG	NE-CZ-NH1	8.70	124.65	120.30
2	L	311	ARG	NE-CZ-NH1	8.68	124.64	120.30
2	R	311	ARG	NE-CZ-NH1	8.66	124.63	120.30
2	F	311	ARG	NE-CZ-NH1	8.64	124.62	120.30
2	N	311	ARG	NE-CZ-NH1	8.64	124.62	120.30
2	P	311	ARG	NE-CZ-NH1	8.62	124.61	120.30
2	B	311	ARG	NE-CZ-NH1	8.59	124.60	120.30
2	D	311	ARG	NE-CZ-NH1	8.59	124.59	120.30
1	I	282	TYR	CB-CG-CD2	-8.58	115.85	121.00
1	C	64	ARG	NE-CZ-NH2	-8.56	116.02	120.30

*Continued on next page...*

*Continued from previous page...*

Mol	Chain	Res	Type	Atoms	Z	Observed(°)	Ideal(°)
1	C	282	TYR	CB-CG-CD2	-8.55	115.87	121.00
1	E	64	ARG	NE-CZ-NH2	-8.55	116.03	120.30
2	F	2	ARG	NE-CZ-NH2	-8.55	116.03	120.30
1	O	282	TYR	CB-CG-CD2	-8.54	115.88	121.00
2	H	311	ARG	NE-CZ-NH1	8.54	124.57	120.30
2	J	2	ARG	NE-CZ-NH2	-8.54	116.03	120.30
1	Q	282	TYR	CB-CG-CD2	-8.53	115.88	121.00
1	K	64	ARG	NE-CZ-NH2	-8.52	116.04	120.30
2	N	2	ARG	NE-CZ-NH2	-8.52	116.04	120.30
1	A	282	TYR	CB-CG-CD2	-8.51	115.89	121.00
1	M	282	TYR	CB-CG-CD2	-8.50	115.90	121.00
2	P	2	ARG	NE-CZ-NH2	-8.50	116.05	120.30
2	L	2	ARG	NE-CZ-NH2	-8.50	116.05	120.30
1	E	282	TYR	CB-CG-CD2	-8.49	115.90	121.00
1	M	64	ARG	NE-CZ-NH2	-8.49	116.05	120.30
2	H	2	ARG	NE-CZ-NH2	-8.48	116.06	120.30
1	I	64	ARG	NE-CZ-NH2	-8.47	116.06	120.30
2	B	2	ARG	NE-CZ-NH2	-8.47	116.07	120.30
1	O	64	ARG	NE-CZ-NH2	-8.47	116.06	120.30
1	A	64	ARG	NE-CZ-NH2	-8.45	116.07	120.30
1	G	282	TYR	CB-CG-CD2	-8.45	115.93	121.00
2	R	2	ARG	NE-CZ-NH2	-8.44	116.08	120.30
1	Q	64	ARG	NE-CZ-NH2	-8.44	116.08	120.30
2	D	2	ARG	NE-CZ-NH2	-8.41	116.10	120.30
1	K	282	TYR	CB-CG-CD2	-8.40	115.96	121.00
1	G	79	ARG	NE-CZ-NH2	-8.39	116.11	120.30
1	G	64	ARG	NE-CZ-NH2	-8.37	116.12	120.30
1	Q	79	ARG	NE-CZ-NH2	-8.36	116.12	120.30
1	K	79	ARG	NE-CZ-NH2	-8.36	116.12	120.30
1	O	79	ARG	NE-CZ-NH2	-8.35	116.12	120.30
1	M	79	ARG	NE-CZ-NH2	-8.35	116.13	120.30
1	E	79	ARG	NE-CZ-NH2	-8.34	116.13	120.30
1	A	79	ARG	NE-CZ-NH2	-8.33	116.14	120.30
2	D	283	TYR	CB-CG-CD1	-8.28	116.03	121.00
1	C	79	ARG	NE-CZ-NH2	-8.27	116.17	120.30
2	F	283	TYR	CB-CG-CD1	-8.27	116.04	121.00
2	R	283	TYR	CB-CG-CD1	-8.27	116.04	121.00
2	N	283	TYR	CB-CG-CD1	-8.26	116.04	121.00
2	P	283	TYR	CB-CG-CD1	-8.24	116.06	121.00
1	I	79	ARG	NE-CZ-NH2	-8.23	116.19	120.30
2	J	283	TYR	CB-CG-CD1	-8.20	116.08	121.00
2	B	283	TYR	CB-CG-CD1	-8.20	116.08	121.00

*Continued on next page...*

*Continued from previous page...*

Mol	Chain	Res	Type	Atoms	Z	Observed(°)	Ideal(°)
2	L	283	TYR	CB-CG-CD1	-8.17	116.10	121.00
2	F	123	ARG	NE-CZ-NH1	8.16	124.38	120.30
2	H	123	ARG	NE-CZ-NH1	8.14	124.37	120.30
2	D	123	ARG	NE-CZ-NH1	8.12	124.36	120.30
1	I	123	ARG	NE-CZ-NH1	8.12	124.36	120.30
1	K	229	ARG	NE-CZ-NH1	8.12	124.36	120.30
2	L	123	ARG	NE-CZ-NH1	8.11	124.36	120.30
2	H	283	TYR	CB-CG-CD1	-8.10	116.14	121.00
2	J	123	ARG	NE-CZ-NH1	8.10	124.35	120.30
2	N	123	ARG	NE-CZ-NH1	8.09	124.34	120.30
2	B	123	ARG	NE-CZ-NH1	8.08	124.34	120.30
1	G	123	ARG	NE-CZ-NH1	8.08	124.34	120.30
1	O	229	ARG	NE-CZ-NH1	8.08	124.34	120.30
2	P	123	ARG	NE-CZ-NH1	8.08	124.34	120.30
1	E	229	ARG	NE-CZ-NH1	8.07	124.33	120.30
1	O	221	ARG	NE-CZ-NH1	-8.07	116.27	120.30
1	E	221	ARG	NE-CZ-NH1	-8.06	116.27	120.30
1	E	123	ARG	NE-CZ-NH1	8.06	124.33	120.30
2	P	243	ARG	NE-CZ-NH2	8.06	124.33	120.30
1	A	221	ARG	NE-CZ-NH1	-8.05	116.27	120.30
1	M	123	ARG	NE-CZ-NH1	8.05	124.33	120.30
1	K	123	ARG	NE-CZ-NH1	8.04	124.32	120.30
1	Q	221	ARG	NE-CZ-NH1	-8.04	116.28	120.30
1	A	123	ARG	NE-CZ-NH1	8.04	124.32	120.30
1	C	221	ARG	NE-CZ-NH1	-8.04	116.28	120.30
1	Q	123	ARG	NE-CZ-NH1	8.03	124.31	120.30
1	G	221	ARG	NE-CZ-NH1	-8.02	116.29	120.30
1	C	123	ARG	NE-CZ-NH1	8.02	124.31	120.30
1	O	123	ARG	NE-CZ-NH1	8.02	124.31	120.30
2	R	123	ARG	NE-CZ-NH1	8.01	124.31	120.30
1	A	229	ARG	NE-CZ-NH1	8.00	124.30	120.30
1	G	229	ARG	NE-CZ-NH1	8.00	124.30	120.30
2	F	243	ARG	NE-CZ-NH2	7.99	124.30	120.30
1	I	221	ARG	NE-CZ-NH1	-7.99	116.31	120.30
2	L	243	ARG	NE-CZ-NH2	7.99	124.30	120.30
1	M	229	ARG	NE-CZ-NH1	7.98	124.29	120.30
1	M	221	ARG	NE-CZ-NH1	-7.98	116.31	120.30
1	C	229	ARG	NE-CZ-NH1	7.97	124.29	120.30
2	N	243	ARG	NE-CZ-NH2	7.96	124.28	120.30
2	H	243	ARG	NE-CZ-NH2	7.96	124.28	120.30
2	B	243	ARG	NE-CZ-NH2	7.95	124.28	120.30
1	Q	229	ARG	NE-CZ-NH1	7.93	124.27	120.30

*Continued on next page...*

*Continued from previous page...*

Mol	Chain	Res	Type	Atoms	Z	Observed(°)	Ideal(°)
2	J	243	ARG	NE-CZ-NH2	7.93	124.27	120.30
1	K	221	ARG	NE-CZ-NH1	-7.93	116.33	120.30
1	I	229	ARG	NE-CZ-NH1	7.92	124.26	120.30
2	D	243	ARG	NE-CZ-NH2	7.88	124.24	120.30
2	R	243	ARG	NE-CZ-NH2	7.88	124.24	120.30
2	N	311	ARG	NE-CZ-NH2	-7.54	116.53	120.30
2	P	311	ARG	NE-CZ-NH2	-7.53	116.54	120.30
2	R	311	ARG	NE-CZ-NH2	-7.53	116.54	120.30
2	J	311	ARG	NE-CZ-NH2	-7.49	116.56	120.30
1	K	320	ARG	NE-CZ-NH2	7.47	124.04	120.30
2	F	311	ARG	NE-CZ-NH2	-7.47	116.57	120.30
2	H	311	ARG	NE-CZ-NH2	-7.46	116.57	120.30
1	M	320	ARG	NE-CZ-NH2	7.46	124.03	120.30
2	B	311	ARG	NE-CZ-NH2	-7.46	116.57	120.30
2	L	311	ARG	NE-CZ-NH2	-7.44	116.58	120.30
2	D	311	ARG	NE-CZ-NH2	-7.43	116.59	120.30
1	Q	320	ARG	NE-CZ-NH2	7.43	124.01	120.30
1	O	320	ARG	NE-CZ-NH2	7.40	124.00	120.30
1	A	320	ARG	NE-CZ-NH2	7.37	123.99	120.30
1	I	320	ARG	NE-CZ-NH2	7.36	123.98	120.30
2	N	306	ASP	CB-CG-OD1	7.36	124.93	118.30
1	E	320	ARG	NE-CZ-NH1	7.35	123.97	120.30
1	C	320	ARG	NE-CZ-NH1	7.35	123.97	120.30
2	R	306	ASP	CB-CG-OD1	7.35	124.91	118.30
1	I	320	ARG	NE-CZ-NH1	7.34	123.97	120.30
2	D	306	ASP	CB-CG-OD1	7.33	124.90	118.30
2	H	306	ASP	CB-CG-OD1	7.33	124.90	118.30
1	E	283	HIS	C-N-CA	-7.33	103.37	121.70
1	I	283	HIS	C-N-CA	-7.33	103.37	121.70
1	E	320	ARG	NE-CZ-NH2	7.33	123.97	120.30
1	G	320	ARG	NE-CZ-NH2	7.33	123.97	120.30
1	O	283	HIS	C-N-CA	-7.33	103.39	121.70
1	A	283	HIS	C-N-CA	-7.32	103.39	121.70
1	Q	283	HIS	C-N-CA	-7.32	103.39	121.70
1	K	283	HIS	C-N-CA	-7.32	103.41	121.70
1	M	283	HIS	C-N-CA	-7.32	103.41	121.70
1	C	283	HIS	C-N-CA	-7.31	103.41	121.70
1	G	283	HIS	C-N-CA	-7.31	103.42	121.70
2	B	306	ASP	CB-CG-OD1	7.31	124.88	118.30
2	J	306	ASP	CB-CG-OD1	7.31	124.88	118.30
2	F	306	ASP	CB-CG-OD1	7.30	124.87	118.30
1	C	320	ARG	NE-CZ-NH2	7.27	123.94	120.30

*Continued on next page...*

*Continued from previous page...*

Mol	Chain	Res	Type	Atoms	Z	Observed(°)	Ideal(°)
2	L	306	ASP	CB-CG-OD1	7.27	124.85	118.30
2	P	306	ASP	CB-CG-OD1	7.27	124.84	118.30
1	M	320	ARG	NE-CZ-NH1	7.26	123.93	120.30
1	A	320	ARG	NE-CZ-NH1	7.25	123.93	120.30
1	G	320	ARG	NE-CZ-NH1	7.23	123.92	120.30
1	O	320	ARG	NE-CZ-NH1	7.18	123.89	120.30
1	Q	320	ARG	NE-CZ-NH1	7.18	123.89	120.30
1	K	320	ARG	NE-CZ-NH1	7.14	123.87	120.30
1	K	338	LYS	C-N-CA	-7.12	103.91	121.70
1	Q	338	LYS	C-N-CA	-7.12	103.91	121.70
1	C	338	LYS	C-N-CA	-7.11	103.92	121.70
1	O	338	LYS	C-N-CA	-7.11	103.91	121.70
1	G	338	LYS	C-N-CA	-7.11	103.93	121.70
1	A	338	LYS	C-N-CA	-7.10	103.94	121.70
1	E	338	LYS	C-N-CA	-7.10	103.95	121.70
1	I	338	LYS	C-N-CA	-7.09	103.97	121.70
1	M	338	LYS	C-N-CA	-7.09	103.97	121.70
2	J	390	ARG	NE-CZ-NH2	7.08	123.84	120.30
2	R	253	ARG	NE-CZ-NH2	-7.04	116.78	120.30
2	P	253	ARG	NE-CZ-NH2	-7.04	116.78	120.30
2	B	253	ARG	NE-CZ-NH2	-7.03	116.79	120.30
2	N	390	ARG	NE-CZ-NH2	7.02	123.81	120.30
2	F	253	ARG	NE-CZ-NH2	-7.02	116.79	120.30
2	H	253	ARG	NE-CZ-NH2	-7.02	116.79	120.30
2	R	390	ARG	NE-CZ-NH2	7.01	123.81	120.30
2	D	390	ARG	NE-CZ-NH2	7.01	123.81	120.30
2	B	390	ARG	NE-CZ-NH2	7.00	123.80	120.30
2	L	253	ARG	NE-CZ-NH2	-6.97	116.81	120.30
2	F	390	ARG	NE-CZ-NH2	6.97	123.78	120.30
2	H	390	ARG	NE-CZ-NH2	6.96	123.78	120.30
2	N	253	ARG	NE-CZ-NH2	-6.94	116.83	120.30
2	D	253	ARG	NE-CZ-NH2	-6.94	116.83	120.30
2	D	284	ARG	NE-CZ-NH2	-6.93	116.83	120.30
2	L	390	ARG	NE-CZ-NH2	6.93	123.77	120.30
2	J	253	ARG	NE-CZ-NH2	-6.91	116.84	120.30
2	P	390	ARG	NE-CZ-NH2	6.90	123.75	120.30
2	N	284	ARG	NE-CZ-NH2	-6.89	116.86	120.30
2	H	284	ARG	NE-CZ-NH2	-6.89	116.86	120.30
2	F	284	ARG	NE-CZ-NH2	-6.88	116.86	120.30
2	L	284	ARG	NE-CZ-NH2	-6.87	116.87	120.30
2	N	243	ARG	NE-CZ-NH1	6.84	123.72	120.30
1	Q	422	ARG	NE-CZ-NH1	6.84	123.72	120.30

*Continued on next page...*

*Continued from previous page...*

Mol	Chain	Res	Type	Atoms	Z	Observed(°)	Ideal(°)
2	P	284	ARG	NE-CZ-NH2	-6.83	116.88	120.30
2	L	243	ARG	NE-CZ-NH1	6.83	123.71	120.30
2	B	284	ARG	NE-CZ-NH2	-6.82	116.89	120.30
2	J	284	ARG	NE-CZ-NH2	-6.82	116.89	120.30
1	M	185	TYR	CB-CG-CD2	-6.82	116.91	121.00
1	M	339	ARG	O-C-N	6.81	133.60	122.70
1	Q	339	ARG	O-C-N	6.81	133.60	122.70
1	K	422	ARG	NE-CZ-NH1	6.81	123.70	120.30
1	O	339	ARG	O-C-N	6.81	133.59	122.70
1	E	339	ARG	O-C-N	6.80	133.59	122.70
2	F	243	ARG	NE-CZ-NH1	6.79	123.70	120.30
1	A	339	ARG	O-C-N	6.79	133.57	122.70
2	B	243	ARG	NE-CZ-NH1	6.79	123.70	120.30
1	G	339	ARG	O-C-N	6.79	133.57	122.70
1	C	339	ARG	O-C-N	6.78	133.55	122.70
1	C	422	ARG	NE-CZ-NH1	6.78	123.69	120.30
1	E	185	TYR	CB-CG-CD2	-6.78	116.94	121.00
2	F	2	ARG	NE-CZ-NH1	6.77	123.69	120.30
2	H	243	ARG	NE-CZ-NH1	6.77	123.69	120.30
2	N	2	ARG	NE-CZ-NH1	6.77	123.69	120.30
1	I	339	ARG	O-C-N	6.77	133.53	122.70
1	K	339	ARG	O-C-N	6.77	133.53	122.70
2	D	243	ARG	NE-CZ-NH1	6.77	123.68	120.30
2	R	243	ARG	NE-CZ-NH1	6.77	123.68	120.30
1	G	422	ARG	NE-CZ-NH1	6.77	123.68	120.30
2	J	243	ARG	NE-CZ-NH1	6.76	123.68	120.30
1	A	422	ARG	NE-CZ-NH1	6.75	123.68	120.30
2	P	2	ARG	NE-CZ-NH1	6.75	123.67	120.30
1	M	422	ARG	NE-CZ-NH1	6.74	123.67	120.30
1	A	185	TYR	CB-CG-CD2	-6.74	116.96	121.00
2	L	243	ARG	NH1-CZ-NH2	-6.74	111.99	119.40
2	N	243	ARG	NH1-CZ-NH2	-6.73	112.00	119.40
2	R	284	ARG	NE-CZ-NH2	-6.73	116.94	120.30
1	E	422	ARG	NE-CZ-NH1	6.73	123.66	120.30
2	F	243	ARG	NH1-CZ-NH2	-6.72	112.00	119.40
2	P	243	ARG	NH1-CZ-NH2	-6.72	112.01	119.40
2	P	243	ARG	NE-CZ-NH1	6.72	123.66	120.30
1	K	185	TYR	CB-CG-CD2	-6.71	116.97	121.00
1	O	422	ARG	NE-CZ-NH1	6.71	123.65	120.30
2	B	243	ARG	NH1-CZ-NH2	-6.71	112.02	119.40
1	I	185	TYR	CB-CG-CD2	-6.70	116.98	121.00
2	H	243	ARG	NH1-CZ-NH2	-6.70	112.03	119.40

*Continued on next page...*

*Continued from previous page...*

Mol	Chain	Res	Type	Atoms	Z	Observed(°)	Ideal(°)
1	I	422	ARG	NE-CZ-NH1	6.70	123.65	120.30
1	M	320	ARG	NH1-CZ-NH2	-6.70	112.03	119.40
1	I	320	ARG	NH1-CZ-NH2	-6.68	112.05	119.40
1	C	185	TYR	CB-CG-CD2	-6.68	116.99	121.00
2	J	243	ARG	NH1-CZ-NH2	-6.68	112.05	119.40
2	L	2	ARG	NE-CZ-NH1	6.68	123.64	120.30
1	E	320	ARG	NH1-CZ-NH2	-6.68	112.06	119.40
1	Q	185	TYR	CB-CG-CD2	-6.68	117.00	121.00
1	O	185	TYR	CB-CG-CD2	-6.67	117.00	121.00
1	G	185	TYR	CB-CG-CD2	-6.67	117.00	121.00
2	D	243	ARG	NH1-CZ-NH2	-6.66	112.07	119.40
2	H	2	ARG	NE-CZ-NH1	6.66	123.63	120.30
2	R	243	ARG	NH1-CZ-NH2	-6.66	112.07	119.40
1	A	320	ARG	NH1-CZ-NH2	-6.65	112.08	119.40
2	B	2	ARG	NE-CZ-NH1	6.65	123.62	120.30
1	C	320	ARG	NH1-CZ-NH2	-6.65	112.09	119.40
1	K	320	ARG	NH1-CZ-NH2	-6.64	112.09	119.40
1	Q	320	ARG	NH1-CZ-NH2	-6.64	112.09	119.40
1	O	320	ARG	NH1-CZ-NH2	-6.63	112.10	119.40
1	G	320	ARG	NH1-CZ-NH2	-6.62	112.11	119.40
2	J	2	ARG	NE-CZ-NH1	6.59	123.60	120.30
2	D	2	ARG	NE-CZ-NH1	6.58	123.59	120.30
2	R	2	ARG	NE-CZ-NH1	6.57	123.59	120.30
2	F	320	ARG	NE-CZ-NH2	-6.53	117.03	120.30
2	L	320	ARG	NE-CZ-NH2	-6.48	117.06	120.30
2	H	320	ARG	NE-CZ-NH2	-6.44	117.08	120.30
2	P	320	ARG	NE-CZ-NH2	-6.43	117.09	120.30
2	D	164	ARG	NE-CZ-NH2	6.42	123.51	120.30
2	B	320	ARG	NE-CZ-NH2	-6.42	117.09	120.30
2	N	320	ARG	NE-CZ-NH2	-6.42	117.09	120.30
2	L	164	ARG	NE-CZ-NH2	6.41	123.51	120.30
2	R	320	ARG	NE-CZ-NH2	-6.41	117.09	120.30
2	D	320	ARG	NE-CZ-NH2	-6.38	117.11	120.30
2	J	320	ARG	NE-CZ-NH2	-6.37	117.11	120.30
1	M	37	PRO	CA-N-CD	6.37	120.62	111.70
2	H	158	ARG	NE-CZ-NH2	6.36	123.48	120.30
2	P	164	ARG	NE-CZ-NH2	6.35	123.47	120.30
2	L	158	ARG	NE-CZ-NH2	6.34	123.47	120.30
1	A	37	PRO	CA-N-CD	6.33	120.57	111.70
1	E	37	PRO	CA-N-CD	6.33	120.57	111.70
1	Q	37	PRO	CA-N-CD	6.33	120.57	111.70
1	G	37	PRO	CA-N-CD	6.32	120.55	111.70

*Continued on next page...*

*Continued from previous page...*

Mol	Chain	Res	Type	Atoms	Z	Observed(°)	Ideal(°)
2	J	164	ARG	NE-CZ-NH2	6.32	123.46	120.30
1	K	37	PRO	CA-N-CD	6.32	120.55	111.70
2	N	164	ARG	NE-CZ-NH2	6.32	123.46	120.30
2	B	164	ARG	NE-CZ-NH2	6.32	123.46	120.30
1	I	37	PRO	CA-N-CD	6.32	120.54	111.70
1	O	37	PRO	CA-N-CD	6.32	120.54	111.70
1	C	37	PRO	CA-N-CD	6.32	120.54	111.70
2	L	215	ARG	NE-CZ-NH2	-6.31	117.14	120.30
2	H	215	ARG	NE-CZ-NH2	-6.30	117.15	120.30
2	J	158	ARG	NE-CZ-NH2	6.30	123.45	120.30
2	F	164	ARG	NE-CZ-NH2	6.28	123.44	120.30
2	N	215	ARG	NE-CZ-NH2	-6.28	117.16	120.30
2	R	158	ARG	NE-CZ-NH2	6.27	123.44	120.30
2	R	164	ARG	NE-CZ-NH2	6.27	123.44	120.30
2	B	158	ARG	NE-CZ-NH2	6.26	123.43	120.30
2	H	164	ARG	NE-CZ-NH2	6.26	123.43	120.30
2	N	158	ARG	NE-CZ-NH2	6.26	123.43	120.30
2	B	215	ARG	NE-CZ-NH2	-6.25	117.17	120.30
2	P	158	ARG	NE-CZ-NH2	6.25	123.43	120.30
2	R	215	ARG	NE-CZ-NH2	-6.25	117.17	120.30
2	F	158	ARG	NE-CZ-NH2	6.23	123.41	120.30
2	D	158	ARG	NE-CZ-NH2	6.22	123.41	120.30
2	D	215	ARG	NE-CZ-NH2	-6.22	117.19	120.30
2	F	215	ARG	NE-CZ-NH2	-6.18	117.21	120.30
2	J	215	ARG	NE-CZ-NH2	-6.16	117.22	120.30
2	P	215	ARG	NE-CZ-NH2	-6.14	117.23	120.30
2	P	436	GLN	C-N-CA	-6.00	106.69	121.70
2	D	436	GLN	C-N-CA	-6.00	106.71	121.70
2	L	436	GLN	C-N-CA	-6.00	106.71	121.70
2	F	436	GLN	C-N-CA	-5.99	106.71	121.70
2	J	436	GLN	C-N-CA	-5.99	106.71	121.70
2	B	436	GLN	C-N-CA	-5.99	106.72	121.70
2	H	436	GLN	C-N-CA	-5.99	106.72	121.70
2	N	436	GLN	C-N-CA	-5.99	106.73	121.70
2	L	88	ARG	CD-NE-CZ	5.98	131.97	123.60
2	P	88	ARG	CD-NE-CZ	5.98	131.97	123.60
2	R	436	GLN	C-N-CA	-5.98	106.76	121.70
2	J	88	ARG	CD-NE-CZ	5.98	131.97	123.60
2	N	88	ARG	CD-NE-CZ	5.97	131.96	123.60
2	B	88	ARG	CD-NE-CZ	5.97	131.96	123.60
2	D	88	ARG	CD-NE-CZ	5.96	131.95	123.60
2	H	88	ARG	CD-NE-CZ	5.96	131.94	123.60

*Continued on next page...*

*Continued from previous page...*

Mol	Chain	Res	Type	Atoms	Z	Observed(°)	Ideal(°)
2	R	88	ARG	CD-NE-CZ	5.96	131.94	123.60
2	F	88	ARG	CD-NE-CZ	5.95	131.93	123.60
1	I	339	ARG	CA-C-O	5.92	132.54	120.10
1	C	339	ARG	CA-C-O	5.91	132.50	120.10
1	G	339	ARG	CA-C-O	5.90	132.49	120.10
1	A	339	ARG	CA-C-O	5.90	132.48	120.10
1	O	339	ARG	CA-C-O	5.89	132.48	120.10
1	M	339	ARG	CA-C-O	5.89	132.47	120.10
1	E	339	ARG	CA-C-O	5.89	132.47	120.10
1	K	339	ARG	CA-C-O	5.89	132.46	120.10
1	Q	339	ARG	CA-C-O	5.87	132.43	120.10
1	O	79	ARG	NE-CZ-NH1	5.87	123.23	120.30
2	F	69	ASP	CB-CG-OD2	5.86	123.58	118.30
2	H	69	ASP	CB-CG-OD2	5.85	123.57	118.30
1	C	79	ARG	NE-CZ-NH1	5.85	123.22	120.30
1	A	79	ARG	NE-CZ-NH1	5.83	123.22	120.30
2	P	69	ASP	CB-CG-OD2	5.83	123.54	118.30
2	D	69	ASP	CB-CG-OD2	5.82	123.54	118.30
2	J	69	ASP	CB-CG-OD2	5.81	123.53	118.30
2	B	69	ASP	CB-CG-OD2	5.81	123.53	118.30
1	M	79	ARG	NE-CZ-NH1	5.80	123.20	120.30
1	K	79	ARG	NE-CZ-NH1	5.80	123.20	120.30
2	J	400	ARG	NE-CZ-NH2	5.78	123.19	120.30
2	N	69	ASP	CB-CG-OD2	5.78	123.50	118.30
1	E	79	ARG	NE-CZ-NH1	5.77	123.19	120.30
2	L	69	ASP	CB-CG-OD2	5.77	123.50	118.30
1	G	79	ARG	NE-CZ-NH1	5.77	123.19	120.30
2	L	342	TYR	CB-CG-CD1	-5.77	117.54	121.00
1	Q	79	ARG	NE-CZ-NH1	5.76	123.18	120.30
2	H	342	TYR	CB-CG-CD1	-5.75	117.55	121.00
2	R	69	ASP	CB-CG-OD2	5.75	123.47	118.30
1	O	282	TYR	CA-C-N	-5.75	104.56	117.20
1	C	282	TYR	CA-C-N	-5.74	104.56	117.20
1	G	282	TYR	CA-C-N	-5.74	104.57	117.20
1	K	282	TYR	CA-C-N	-5.74	104.58	117.20
1	Q	282	TYR	CA-C-N	-5.73	104.58	117.20
2	B	342	TYR	CB-CG-CD1	-5.73	117.56	121.00
1	E	282	TYR	CA-C-N	-5.73	104.59	117.20
2	H	400	ARG	NE-CZ-NH2	5.73	123.17	120.30
1	I	282	TYR	CA-C-N	-5.73	104.59	117.20
1	M	282	TYR	CA-C-N	-5.73	104.60	117.20
1	A	282	TYR	CA-C-N	-5.72	104.61	117.20

*Continued on next page...*

*Continued from previous page...*

Mol	Chain	Res	Type	Atoms	Z	Observed(°)	Ideal(°)
2	N	342	TYR	CB-CG-CD1	-5.72	117.56	121.00
2	R	342	TYR	CB-CG-CD1	-5.72	117.57	121.00
2	L	400	ARG	NE-CZ-NH2	5.72	123.16	120.30
2	P	400	ARG	NE-CZ-NH2	5.72	123.16	120.30
1	I	79	ARG	NE-CZ-NH1	5.71	123.16	120.30
2	R	332	MET	CG-SD-CE	5.71	109.34	100.20
2	F	342	TYR	CB-CG-CD1	-5.71	117.58	121.00
2	N	332	MET	CG-SD-CE	5.70	109.32	100.20
2	F	332	MET	CG-SD-CE	5.70	109.32	100.20
2	R	297	ASP	CB-CG-OD1	5.70	123.43	118.30
2	B	400	ARG	NE-CZ-NH2	5.69	123.14	120.30
2	D	332	MET	CG-SD-CE	5.69	109.31	100.20
2	J	332	MET	CG-SD-CE	5.69	109.30	100.20
2	B	332	MET	CG-SD-CE	5.69	109.30	100.20
2	L	332	MET	CG-SD-CE	5.68	109.29	100.20
2	P	332	MET	CG-SD-CE	5.68	109.29	100.20
2	D	342	TYR	CB-CG-CD1	-5.68	117.59	121.00
2	H	332	MET	CG-SD-CE	5.67	109.27	100.20
2	P	297	ASP	CB-CG-OD1	5.67	123.40	118.30
2	F	400	ARG	NE-CZ-NH2	5.66	123.13	120.30
2	P	342	TYR	CB-CG-CD1	-5.66	117.60	121.00
2	J	342	TYR	CB-CG-CD1	-5.66	117.60	121.00
2	R	432	TYR	CB-CG-CD2	-5.66	117.60	121.00
2	H	297	ASP	CB-CG-OD1	5.66	123.39	118.30
2	L	297	ASP	CB-CG-OD1	5.65	123.38	118.30
2	N	400	ARG	NE-CZ-NH2	5.64	123.12	120.30
2	B	297	ASP	CB-CG-OD1	5.64	123.38	118.30
1	E	177	VAL	CB-CA-C	-5.64	100.68	111.40
1	G	177	VAL	CB-CA-C	-5.64	100.68	111.40
1	Q	177	VAL	CB-CA-C	-5.64	100.68	111.40
2	D	228	ASN	CA-CB-CG	-5.64	101.00	113.40
2	F	297	ASP	CB-CG-OD1	5.64	123.37	118.30
2	F	228	ASN	CA-CB-CG	-5.63	101.00	113.40
2	F	432	TYR	CB-CG-CD2	-5.63	117.62	121.00
2	J	432	TYR	CB-CG-CD2	-5.63	117.62	121.00
1	M	177	VAL	CB-CA-C	-5.63	100.69	111.40
2	N	228	ASN	CA-CB-CG	-5.63	101.00	113.40
2	P	228	ASN	CA-CB-CG	-5.63	101.00	113.40
1	A	177	VAL	CB-CA-C	-5.63	100.70	111.40
2	J	228	ASN	CA-CB-CG	-5.63	101.01	113.40
2	B	228	ASN	CA-CB-CG	-5.63	101.01	113.40
2	D	400	ARG	NE-CZ-NH2	5.63	123.11	120.30

*Continued on next page...*

*Continued from previous page...*

Mol	Chain	Res	Type	Atoms	Z	Observed(°)	Ideal(°)
2	R	400	ARG	NE-CZ-NH2	5.62	123.11	120.30
1	O	177	VAL	CB-CA-C	-5.62	100.72	111.40
2	R	228	ASN	CA-CB-CG	-5.62	101.03	113.40
1	I	177	VAL	CB-CA-C	-5.62	100.72	111.40
2	P	432	TYR	CB-CG-CD2	-5.62	117.63	121.00
1	C	177	VAL	CB-CA-C	-5.62	100.72	111.40
2	H	228	ASN	CA-CB-CG	-5.62	101.04	113.40
1	K	177	VAL	CB-CA-C	-5.62	100.72	111.40
2	D	297	ASP	CB-CG-OD1	5.61	123.35	118.30
2	L	228	ASN	CA-CB-CG	-5.61	101.05	113.40
2	J	297	ASP	CB-CG-OD1	5.60	123.34	118.30
2	B	432	TYR	CB-CG-CD2	-5.60	117.64	121.00
2	N	297	ASP	CB-CG-OD1	5.59	123.33	118.30
1	C	156	ARG	NE-CZ-NH1	5.59	123.09	120.30
2	N	432	TYR	CB-CG-CD2	-5.58	117.65	121.00
2	D	432	TYR	CB-CG-CD2	-5.58	117.65	121.00
2	H	432	TYR	CB-CG-CD2	-5.56	117.66	121.00
2	L	432	TYR	CB-CG-CD2	-5.54	117.67	121.00
1	G	156	ARG	NE-CZ-NH1	5.51	123.06	120.30
1	K	156	ARG	NE-CZ-NH1	5.50	123.05	120.30
1	O	156	ARG	NE-CZ-NH1	5.49	123.05	120.30
1	A	156	ARG	NE-CZ-NH1	5.48	123.04	120.30
1	I	156	ARG	NE-CZ-NH1	5.46	123.03	120.30
1	E	156	ARG	NE-CZ-NH1	5.46	123.03	120.30
1	Q	161	TYR	CA-CB-CG	-5.45	103.04	113.40
1	C	161	TYR	CA-CB-CG	-5.45	103.05	113.40
1	G	161	TYR	CA-CB-CG	-5.45	103.05	113.40
1	I	161	TYR	CA-CB-CG	-5.45	103.05	113.40
1	E	161	TYR	CA-CB-CG	-5.44	103.06	113.40
1	M	161	TYR	CA-CB-CG	-5.44	103.06	113.40
1	A	161	TYR	CA-CB-CG	-5.44	103.06	113.40
1	O	161	TYR	CA-CB-CG	-5.44	103.07	113.40
1	E	439	SER	N-CA-C	5.43	125.65	111.00
1	K	161	TYR	CA-CB-CG	-5.42	103.11	113.40
1	C	439	SER	N-CA-C	5.42	125.62	111.00
1	A	439	SER	N-CA-C	5.41	125.62	111.00
1	G	439	SER	N-CA-C	5.41	125.61	111.00
1	O	439	SER	N-CA-C	5.41	125.61	111.00
1	Q	156	ARG	NE-CZ-NH1	5.41	123.00	120.30
1	I	439	SER	N-CA-C	5.41	125.60	111.00
1	K	439	SER	N-CA-C	5.41	125.61	111.00
1	Q	439	SER	N-CA-C	5.41	125.60	111.00

*Continued on next page...*

*Continued from previous page...*

Mol	Chain	Res	Type	Atoms	Z	Observed(°)	Ideal(°)
1	M	439	SER	N-CA-C	5.41	125.59	111.00
2	J	435	TYR	CB-CG-CD2	-5.40	117.76	121.00
1	M	156	ARG	NE-CZ-NH1	5.40	123.00	120.30
2	D	401	ARG	CD-NE-CZ	-5.38	116.06	123.60
1	E	51	THR	CA-CB-CG2	-5.38	104.87	112.40
2	N	401	ARG	CD-NE-CZ	-5.38	116.07	123.60
2	J	401	ARG	CD-NE-CZ	-5.38	116.07	123.60
2	H	401	ARG	CD-NE-CZ	-5.37	116.08	123.60
2	B	401	ARG	CD-NE-CZ	-5.37	116.08	123.60
2	H	36	TYR	CB-CG-CD2	-5.37	117.78	121.00
1	Q	51	THR	CA-CB-CG2	-5.37	104.88	112.40
2	R	401	ARG	CD-NE-CZ	-5.37	116.08	123.60
2	F	401	ARG	CD-NE-CZ	-5.37	116.09	123.60
2	P	401	ARG	CD-NE-CZ	-5.37	116.09	123.60
1	I	51	THR	CA-CB-CG2	-5.36	104.89	112.40
1	M	51	THR	CA-CB-CG2	-5.36	104.89	112.40
1	G	51	THR	CA-CB-CG2	-5.36	104.90	112.40
2	L	401	ARG	CD-NE-CZ	-5.36	116.10	123.60
2	P	36	TYR	CB-CG-CD2	-5.36	117.79	121.00
1	G	224	TYR	CB-CG-CD1	-5.36	117.79	121.00
2	J	36	TYR	CB-CG-CD2	-5.36	117.79	121.00
1	C	432	TYR	CB-CG-CD1	5.35	124.21	121.00
1	K	51	THR	CA-CB-CG2	-5.35	104.91	112.40
1	A	51	THR	CA-CB-CG2	-5.35	104.91	112.40
1	C	51	THR	CA-CB-CG2	-5.34	104.92	112.40
1	O	51	THR	CA-CB-CG2	-5.33	104.93	112.40
2	H	435	TYR	CB-CG-CD2	-5.33	117.80	121.00
2	N	36	TYR	CB-CG-CD2	-5.32	117.81	121.00
2	B	36	TYR	CB-CG-CD2	-5.32	117.81	121.00
2	F	36	TYR	CB-CG-CD2	-5.32	117.81	121.00
1	Q	224	TYR	CB-CG-CD1	-5.32	117.81	121.00
2	R	435	TYR	CB-CG-CD2	-5.32	117.81	121.00
2	B	435	TYR	CB-CG-CD2	-5.31	117.81	121.00
2	F	435	TYR	CB-CG-CD2	-5.31	117.81	121.00
1	O	432	TYR	CB-CG-CD1	5.31	124.19	121.00
1	K	432	TYR	CB-CG-CD1	5.31	124.19	121.00
2	P	435	TYR	CB-CG-CD2	-5.31	117.82	121.00
2	R	36	TYR	CB-CG-CD2	-5.31	117.82	121.00
1	G	281	ALA	C-N-CA	-5.30	108.44	121.70
1	E	432	TYR	CB-CG-CD1	5.30	124.18	121.00
2	D	36	TYR	CB-CG-CD2	-5.30	117.82	121.00
1	E	224	TYR	CB-CG-CD1	-5.30	117.82	121.00

*Continued on next page...*

*Continued from previous page...*

Mol	Chain	Res	Type	Atoms	Z	Observed(°)	Ideal(°)
2	N	435	TYR	CB-CG-CD2	-5.29	117.82	121.00
1	A	224	TYR	CB-CG-CD1	-5.29	117.83	121.00
1	C	281	ALA	C-N-CA	-5.29	108.47	121.70
1	G	432	TYR	CB-CG-CD1	5.29	124.17	121.00
1	I	432	TYR	CB-CG-CD1	5.29	124.17	121.00
1	A	432	TYR	CB-CG-CD1	5.29	124.17	121.00
1	K	281	ALA	C-N-CA	-5.29	108.48	121.70
1	M	224	TYR	CB-CG-CD1	-5.29	117.83	121.00
1	I	224	TYR	CB-CG-CD1	-5.29	117.83	121.00
1	A	281	ALA	C-N-CA	-5.28	108.50	121.70
2	N	79	ARG	NE-CZ-NH1	5.28	122.94	120.30
1	I	281	ALA	C-N-CA	-5.28	108.51	121.70
1	Q	432	TYR	CB-CG-CD1	5.28	124.17	121.00
1	M	281	ALA	C-N-CA	-5.27	108.51	121.70
2	D	435	TYR	CB-CG-CD2	-5.27	117.84	121.00
1	E	64	ARG	NE-CZ-NH1	5.27	122.94	120.30
1	K	224	TYR	CB-CG-CD1	-5.27	117.84	121.00
2	L	36	TYR	CB-CG-CD2	-5.27	117.84	121.00
1	Q	281	ALA	C-N-CA	-5.27	108.53	121.70
1	E	281	ALA	C-N-CA	-5.26	108.54	121.70
1	O	281	ALA	C-N-CA	-5.26	108.55	121.70
2	L	435	TYR	CB-CG-CD2	-5.25	117.85	121.00
1	C	224	TYR	CB-CG-CD1	-5.25	117.85	121.00
1	I	64	ARG	NE-CZ-NH1	5.24	122.92	120.30
2	J	79	ARG	NE-CZ-NH1	5.24	122.92	120.30
1	O	224	TYR	CB-CG-CD1	-5.24	117.86	121.00
1	C	64	ARG	NE-CZ-NH1	5.23	122.91	120.30
1	M	432	TYR	CB-CG-CD1	5.23	124.14	121.00
1	O	64	ARG	NE-CZ-NH1	5.23	122.91	120.30
1	K	64	ARG	NE-CZ-NH1	5.19	122.90	120.30
1	A	64	ARG	NE-CZ-NH1	5.19	122.90	120.30
2	P	79	ARG	NE-CZ-NH1	5.19	122.90	120.30
2	D	79	ARG	NE-CZ-NH1	5.19	122.89	120.30
2	H	79	ARG	NE-CZ-NH1	5.18	122.89	120.30
2	N	251	ASP	CB-CG-OD2	-5.18	113.64	118.30
1	G	105	ARG	NE-CZ-NH1	5.17	122.89	120.30
2	B	79	ARG	NE-CZ-NH1	5.17	122.88	120.30
1	G	64	ARG	NE-CZ-NH1	5.17	122.88	120.30
1	M	64	ARG	NE-CZ-NH1	5.17	122.88	120.30
1	K	105	ARG	NE-CZ-NH1	5.17	122.88	120.30
1	Q	339	ARG	N-CA-C	5.17	124.95	111.00
2	R	75	MET	CG-SD-CE	-5.16	91.94	100.20

*Continued on next page...*

*Continued from previous page...*

Mol	Chain	Res	Type	Atoms	Z	Observed(°)	Ideal(°)
1	Q	64	ARG	NE-CZ-NH1	5.16	122.88	120.30
1	M	339	ARG	N-CA-C	5.15	124.91	111.00
2	H	251	ASP	CB-CG-OD2	-5.15	113.66	118.30
1	I	105	ARG	NE-CZ-NH1	5.15	122.87	120.30
2	R	79	ARG	NE-CZ-NH1	5.15	122.87	120.30
1	A	105	ARG	NE-CZ-NH1	5.14	122.87	120.30
2	D	75	MET	CG-SD-CE	-5.14	91.97	100.20
1	K	339	ARG	N-CA-C	5.14	124.89	111.00
2	F	79	ARG	NE-CZ-NH1	5.14	122.87	120.30
1	A	339	ARG	N-CA-C	5.14	124.88	111.00
2	B	75	MET	CG-SD-CE	-5.14	91.98	100.20
2	F	185	TYR	CA-CB-CG	5.14	123.17	113.40
1	E	339	ARG	N-CA-C	5.14	124.87	111.00
1	I	339	ARG	N-CA-C	5.14	124.87	111.00
2	N	75	MET	CG-SD-CE	-5.14	91.98	100.20
2	D	251	ASP	CB-CG-OD2	-5.13	113.68	118.30
2	J	75	MET	CG-SD-CE	-5.13	91.99	100.20
2	L	185	TYR	CA-CB-CG	5.13	123.16	113.40
2	N	185	TYR	CA-CB-CG	5.13	123.16	113.40
2	F	251	ASP	CB-CG-OD2	-5.13	113.68	118.30
1	G	339	ARG	N-CA-C	5.13	124.86	111.00
2	L	75	MET	CG-SD-CE	-5.13	91.99	100.20
1	C	339	ARG	N-CA-C	5.13	124.84	111.00
1	M	105	ARG	NE-CZ-NH1	5.13	122.86	120.30
2	P	185	TYR	CA-CB-CG	5.13	123.14	113.40
2	B	185	TYR	CA-CB-CG	5.13	123.14	113.40
1	O	339	ARG	N-CA-C	5.13	124.84	111.00
2	H	75	MET	CG-SD-CE	-5.12	92.00	100.20
2	P	75	MET	CG-SD-CE	-5.12	92.00	100.20
1	C	105	ARG	NE-CZ-NH1	5.12	122.86	120.30
2	J	185	TYR	CA-CB-CG	5.12	123.13	113.40
2	H	284	ARG	NE-CZ-NH1	5.12	122.86	120.30
2	R	185	TYR	CA-CB-CG	5.12	123.12	113.40
2	B	251	ASP	CB-CG-OD2	-5.12	113.70	118.30
2	F	75	MET	CG-SD-CE	-5.11	92.02	100.20
2	H	185	TYR	CA-CB-CG	5.11	123.11	113.40
2	D	185	TYR	CA-CB-CG	5.11	123.10	113.40
2	J	251	ASP	CB-CG-OD2	-5.10	113.71	118.30
1	O	105	ARG	NE-CZ-NH1	5.10	122.85	120.30
2	R	251	ASP	CB-CG-OD2	-5.10	113.71	118.30
2	L	79	ARG	NE-CZ-NH1	5.09	122.85	120.30
2	L	251	ASP	CB-CG-OD2	-5.09	113.72	118.30

*Continued on next page...*

*Continued from previous page...*

Mol	Chain	Res	Type	Atoms	Z	Observed(°)	Ideal(°)
1	Q	105	ARG	NE-CZ-NH1	5.08	122.84	120.30
2	P	251	ASP	CB-CG-OD2	-5.08	113.73	118.30
1	E	105	ARG	NE-CZ-NH1	5.07	122.83	120.30
1	I	411	GLU	CA-CB-CG	5.07	124.54	113.40
2	N	284	ARG	NE-CZ-NH1	5.07	122.83	120.30
1	G	339	ARG	NE-CZ-NH2	5.06	122.83	120.30
1	A	411	GLU	CA-CB-CG	5.06	124.52	113.40
1	Q	411	GLU	CA-CB-CG	5.06	124.52	113.40
1	E	411	GLU	CA-CB-CG	5.05	124.51	113.40
1	G	411	GLU	CA-CB-CG	5.05	124.51	113.40
1	O	411	GLU	CA-CB-CG	5.05	124.51	113.40
1	M	411	GLU	CA-CB-CG	5.05	124.50	113.40
1	C	411	GLU	CA-CB-CG	5.04	124.50	113.40
1	K	411	GLU	CA-CB-CG	5.04	124.49	113.40
2	L	240	THR	CA-CB-CG2	-5.04	105.34	112.40
2	R	240	THR	CA-CB-CG2	-5.04	105.35	112.40
2	F	240	THR	CA-CB-CG2	-5.04	105.35	112.40
2	J	240	THR	CA-CB-CG2	-5.04	105.35	112.40
2	N	240	THR	CA-CB-CG2	-5.03	105.36	112.40
2	H	240	THR	CA-CB-CG2	-5.03	105.36	112.40
2	B	240	THR	CA-CB-CG2	-5.03	105.36	112.40
2	P	240	THR	CA-CB-CG2	-5.02	105.37	112.40
2	D	284	ARG	NE-CZ-NH1	5.02	122.81	120.30
2	L	284	ARG	NE-CZ-NH1	5.02	122.81	120.30
1	E	339	ARG	NE-CZ-NH2	5.01	122.81	120.30
2	D	240	THR	CA-CB-CG2	-5.00	105.39	112.40

There are no chirality outliers.

There are no planarity outliers.

## 5.2 Too-close contacts ⓘ

In the following table, the Non-H and H(model) columns list the number of non-hydrogen atoms and hydrogen atoms in the chain respectively. The H(added) column lists the number of hydrogen atoms added and optimized by MolProbity. The Clashes column lists the number of clashes within the asymmetric unit, whereas Symm-Clashes lists symmetry related clashes.

Mol	Chain	Non-H	H(model)	H(added)	Clashes	Symm-Clashes
1	A	3350	0	3254	35	0
1	C	3350	0	3254	35	0
1	E	3350	0	3254	35	0

*Continued on next page...*

*Continued from previous page...*

Mol	Chain	Non-H	H(model)	H(added)	Clashes	Symm-Clashes
1	G	3350	0	3254	39	0
1	I	3350	0	3254	38	0
1	K	3350	0	3254	41	0
1	M	3350	0	3254	35	0
1	O	3350	0	3254	33	0
1	Q	3350	0	3254	36	0
2	B	3352	0	3229	40	0
2	D	3352	0	3229	43	0
2	F	3352	0	3229	41	0
2	H	3352	0	3229	39	0
2	J	3352	0	3229	39	0
2	L	3352	0	3229	39	0
2	N	3352	0	3229	41	0
2	P	3352	0	3229	40	0
2	R	3352	0	3229	40	0
3	A	32	0	12	0	0
3	C	32	0	12	0	0
3	E	32	0	12	0	0
3	G	32	0	12	0	0
3	I	32	0	12	0	0
3	K	32	0	12	0	0
3	M	32	0	12	0	0
3	O	32	0	12	0	0
3	Q	32	0	12	0	0
4	A	1	0	0	0	0
4	B	1	0	0	0	0
4	C	1	0	0	0	0
4	D	1	0	0	0	0
4	E	1	0	0	0	0
4	F	1	0	0	0	0
4	G	1	0	0	0	0
4	H	1	0	0	0	0
4	I	1	0	0	0	0
4	J	1	0	0	0	0
4	K	1	0	0	0	0
4	L	1	0	0	0	0
4	M	1	0	0	0	0
4	N	1	0	0	0	0
4	O	1	0	0	0	0
4	P	1	0	0	0	0
4	Q	1	0	0	0	0
4	R	1	0	0	0	0

*Continued on next page...*

*Continued from previous page...*

Mol	Chain	Non-H	H(model)	H(added)	Clashes	Symm-Clashes
5	B	32	0	13	4	0
5	D	32	0	13	4	0
5	F	32	0	13	4	0
5	H	32	0	13	4	0
5	J	32	0	13	4	0
5	L	32	0	13	4	0
5	N	32	0	13	4	0
5	P	32	0	13	4	0
5	R	32	0	13	4	0
6	A	4	0	0	0	0
6	B	4	0	0	0	0
6	C	4	0	0	0	0
6	D	4	0	0	0	0
6	E	4	0	0	0	0
6	F	4	0	0	0	0
6	G	4	0	0	0	0
6	H	4	0	0	0	0
6	I	4	0	0	0	0
6	J	4	0	0	0	0
6	K	4	0	0	0	0
6	L	4	0	0	0	0
6	M	4	0	0	0	0
6	N	4	0	0	0	0
6	O	4	0	0	0	0
6	P	4	0	0	0	0
6	Q	4	0	0	0	0
6	R	4	0	0	0	0
All	All	60984	0	58572	653	0

The all-atom clashscore is defined as the number of clashes found per 1000 atoms (including hydrogen atoms). The all-atom clashscore for this structure is 5.

All (653) close contacts within the same asymmetric unit are listed below, sorted by their clash magnitude.

Atom-1	Atom-2	Interatomic distance (Å)	Clash overlap (Å)
2:N:228:ASN:HD21	5:N:501:G2P:H1	1.13	0.95
2:D:228:ASN:HD21	5:D:501:G2P:H1	1.13	0.95
2:H:228:ASN:HD21	5:H:501:G2P:H1	1.13	0.95
2:L:228:ASN:HD21	5:L:501:G2P:H1	1.13	0.93
1:K:341:ILE:O	1:K:341:ILE:HG13	1.67	0.93
1:Q:341:ILE:O	1:Q:341:ILE:HG13	1.67	0.93

*Continued on next page...*

*Continued from previous page...*

Atom-1	Atom-2	Interatomic distance (Å)	Clash overlap (Å)
1:E:341:ILE:O	1:E:341:ILE:HG13	1.67	0.93
1:I:341:ILE:HG13	1:I:341:ILE:O	1.67	0.93
2:R:228:ASN:HD21	5:R:501:G2P:H1	1.13	0.93
1:A:341:ILE:O	1:A:341:ILE:HG13	1.67	0.93
1:O:341:ILE:HG13	1:O:341:ILE:O	1.67	0.93
2:F:228:ASN:HD21	5:F:501:G2P:H1	1.13	0.92
1:G:341:ILE:O	1:G:341:ILE:HG13	1.67	0.92
1:M:341:ILE:O	1:M:341:ILE:HG13	1.67	0.92
1:C:341:ILE:HG13	1:C:341:ILE:O	1.67	0.92
2:B:228:ASN:HD21	5:B:501:G2P:H1	1.13	0.91
2:P:228:ASN:HD21	5:P:501:G2P:H1	1.13	0.91
2:J:228:ASN:HD21	5:J:501:G2P:H1	1.13	0.90
1:M:439:SER:OG	1:M:439:SER:O	2.05	0.71
1:C:439:SER:OG	1:C:439:SER:O	2.05	0.71
2:J:401:ARG:N	2:J:401:ARG:HD3	2.07	0.70
2:B:401:ARG:N	2:B:401:ARG:HD3	2.07	0.70
2:P:401:ARG:N	2:P:401:ARG:HD3	2.07	0.70
1:O:439:SER:O	1:O:439:SER:OG	2.05	0.70
2:F:401:ARG:HD3	2:F:401:ARG:N	2.07	0.69
2:R:401:ARG:HD3	2:R:401:ARG:N	2.07	0.69
1:Q:439:SER:O	1:Q:439:SER:OG	2.05	0.69
2:L:401:ARG:HD3	2:L:401:ARG:N	2.07	0.69
1:I:147:SER:OG	1:I:148:GLY:N	2.26	0.68
2:D:401:ARG:N	2:D:401:ARG:HD3	2.07	0.68
1:Q:147:SER:OG	1:Q:148:GLY:N	2.26	0.68
1:K:147:SER:OG	1:K:148:GLY:N	2.26	0.68
1:E:147:SER:OG	1:E:148:GLY:N	2.26	0.68
2:N:401:ARG:HD3	2:N:401:ARG:N	2.07	0.68
1:O:147:SER:OG	1:O:148:GLY:N	2.26	0.68
1:A:147:SER:OG	1:A:148:GLY:N	2.26	0.67
2:H:401:ARG:HD3	2:H:401:ARG:N	2.07	0.67
1:G:177:VAL:HG23	1:G:207:GLU:OE1	1.95	0.67
1:G:439:SER:OG	1:G:439:SER:O	2.05	0.67
1:M:177:VAL:HG23	1:M:207:GLU:OE1	1.95	0.67
1:C:177:VAL:HG23	1:C:207:GLU:OE1	1.95	0.67
1:A:177:VAL:HG23	1:A:207:GLU:OE1	1.95	0.67
1:O:177:VAL:HG23	1:O:207:GLU:OE1	1.95	0.67
1:I:177:VAL:HG23	1:I:207:GLU:OE1	1.95	0.66
1:Q:177:VAL:HG23	1:Q:207:GLU:OE1	1.95	0.66
1:E:177:VAL:HG23	1:E:207:GLU:OE1	1.95	0.66
1:I:439:SER:O	1:I:439:SER:OG	2.05	0.66

*Continued on next page...*

*Continued from previous page...*

Atom-1	Atom-2	Interatomic distance (Å)	Clash overlap (Å)
1:A:439:SER:OG	1:A:439:SER:O	2.05	0.66
1:K:177:VAL:HG23	1:K:207:GLU:OE1	1.95	0.66
1:G:147:SER:OG	1:G:148:GLY:N	2.26	0.66
1:C:147:SER:OG	1:C:148:GLY:N	2.26	0.66
1:M:147:SER:OG	1:M:148:GLY:N	2.26	0.66
2:L:401:ARG:CD	2:L:401:ARG:N	2.56	0.65
2:F:401:ARG:CD	2:F:401:ARG:N	2.56	0.65
2:R:401:ARG:CD	2:R:401:ARG:N	2.56	0.65
2:B:401:ARG:CD	2:B:401:ARG:N	2.56	0.64
2:P:401:ARG:CD	2:P:401:ARG:N	2.56	0.64
2:J:401:ARG:N	2:J:401:ARG:CD	2.56	0.64
1:E:439:SER:O	1:E:439:SER:OG	2.05	0.64
2:H:401:ARG:N	2:H:401:ARG:CD	2.56	0.63
2:D:401:ARG:CD	2:D:401:ARG:N	2.56	0.63
2:N:401:ARG:CD	2:N:401:ARG:N	2.56	0.63
2:B:85:GLN:CD	2:B:85:GLN:H	2.04	0.62
2:P:85:GLN:H	2:P:85:GLN:CD	2.04	0.62
2:J:85:GLN:CD	2:J:85:GLN:H	2.04	0.61
2:R:85:GLN:CD	2:R:85:GLN:H	2.04	0.61
2:L:85:GLN:CD	2:L:85:GLN:H	2.04	0.61
2:F:85:GLN:CD	2:F:85:GLN:H	2.04	0.61
1:A:30:ILE:HG12	1:A:36:MET:SD	2.41	0.61
1:O:30:ILE:HG12	1:O:36:MET:SD	2.41	0.61
2:N:85:GLN:CD	2:N:85:GLN:H	2.03	0.61
2:H:85:GLN:CD	2:H:85:GLN:H	2.04	0.61
1:I:30:ILE:HG12	1:I:36:MET:SD	2.41	0.61
1:Q:30:ILE:HG12	1:Q:36:MET:SD	2.41	0.61
1:K:30:ILE:HG12	1:K:36:MET:SD	2.41	0.61
1:E:30:ILE:HG12	1:E:36:MET:SD	2.41	0.61
1:M:30:ILE:HG12	1:M:36:MET:SD	2.41	0.60
1:C:30:ILE:HG12	1:C:36:MET:SD	2.41	0.60
2:D:85:GLN:H	2:D:85:GLN:CD	2.04	0.60
1:G:30:ILE:HG12	1:G:36:MET:SD	2.41	0.60
2:N:228:ASN:ND2	5:N:501:G2P:H1	1.93	0.60
2:D:228:ASN:ND2	5:D:501:G2P:H1	1.93	0.60
1:M:207:GLU:OE2	1:M:207:GLU:N	2.35	0.60
1:G:207:GLU:OE2	1:G:207:GLU:N	2.35	0.60
1:C:207:GLU:OE2	1:C:207:GLU:N	2.35	0.60
1:K:439:SER:O	1:K:439:SER:OG	2.05	0.60
1:Q:2:ARG:HA	1:Q:133:GLN:HG3	1.84	0.60
1:K:2:ARG:HA	1:K:133:GLN:HG3	1.84	0.60

*Continued on next page...*

*Continued from previous page...*

Atom-1	Atom-2	Interatomic distance (Å)	Clash overlap (Å)
2:L:228:ASN:ND2	5:L:501:G2P:H1	1.93	0.59
1:A:207:GLU:OE2	1:A:207:GLU:N	2.35	0.59
1:O:207:GLU:OE2	1:O:207:GLU:N	2.35	0.59
1:I:207:GLU:OE2	1:I:207:GLU:N	2.35	0.59
1:E:2:ARG:HA	1:E:133:GLN:HG3	1.84	0.59
1:M:2:ARG:HA	1:M:133:GLN:HG3	1.84	0.59
1:C:2:ARG:HA	1:C:133:GLN:HG3	1.84	0.59
1:A:2:ARG:HA	1:A:133:GLN:HG3	1.84	0.59
1:E:207:GLU:OE2	1:E:207:GLU:N	2.35	0.59
1:I:2:ARG:HA	1:I:133:GLN:HG3	1.83	0.59
1:G:2:ARG:HA	1:G:133:GLN:HG3	1.84	0.59
1:O:2:ARG:HA	1:O:133:GLN:HG3	1.84	0.59
1:Q:207:GLU:OE2	1:Q:207:GLU:N	2.35	0.59
1:K:207:GLU:OE2	1:K:207:GLU:N	2.35	0.59
2:R:228:ASN:ND2	5:R:501:G2P:H1	1.93	0.59
2:F:228:ASN:ND2	5:F:501:G2P:H1	1.93	0.59
2:F:390:ARG:NE	2:F:390:ARG:HA	2.18	0.58
2:R:390:ARG:HA	2:R:390:ARG:NE	2.18	0.58
2:L:390:ARG:HA	2:L:390:ARG:NE	2.18	0.58
2:H:390:ARG:NE	2:H:390:ARG:HA	2.18	0.58
2:N:390:ARG:NE	2:N:390:ARG:HA	2.18	0.57
2:D:390:ARG:HA	2:D:390:ARG:NE	2.18	0.57
2:J:390:ARG:HA	2:J:390:ARG:NE	2.18	0.57
2:P:390:ARG:NE	2:P:390:ARG:HA	2.18	0.57
2:B:390:ARG:HA	2:B:390:ARG:NE	2.18	0.57
1:A:341:ILE:CG1	1:A:341:ILE:O	2.43	0.57
1:O:341:ILE:CG1	1:O:341:ILE:O	2.43	0.56
1:I:341:ILE:O	1:I:341:ILE:CG1	2.43	0.56
2:H:228:ASN:ND2	5:H:501:G2P:H1	1.93	0.55
1:C:246:GLY:HA3	1:C:356:ASN:HA	1.89	0.55
1:G:246:GLY:HA3	1:G:356:ASN:HA	1.89	0.55
2:J:228:ASN:ND2	5:J:501:G2P:H1	1.93	0.55
1:M:246:GLY:HA3	1:M:356:ASN:HA	1.89	0.55
2:P:228:ASN:ND2	5:P:501:G2P:H1	1.93	0.55
2:B:228:ASN:ND2	5:B:501:G2P:H1	1.93	0.55
1:K:246:GLY:HA3	1:K:356:ASN:HA	1.89	0.54
2:B:269:MET:SD	2:B:307:PRO:HG3	2.48	0.54
1:Q:246:GLY:HA3	1:Q:356:ASN:HA	1.89	0.54
2:P:269:MET:SD	2:P:307:PRO:HG3	2.48	0.54
1:E:246:GLY:HA3	1:E:356:ASN:HA	1.89	0.54
2:F:269:MET:SD	2:F:307:PRO:HG3	2.48	0.54

*Continued on next page...*

*Continued from previous page...*

Atom-1	Atom-2	Interatomic distance (Å)	Clash overlap (Å)
2:J:269:MET:SD	2:J:307:PRO:HG3	2.48	0.54
1:A:246:GLY:HA3	1:A:356:ASN:HA	1.89	0.54
1:O:246:GLY:HA3	1:O:356:ASN:HA	1.89	0.54
2:R:269:MET:SD	2:R:307:PRO:HG3	2.48	0.54
2:L:269:MET:SD	2:L:307:PRO:HG3	2.48	0.54
2:H:269:MET:SD	2:H:307:PRO:HG3	2.48	0.54
1:I:246:GLY:HA3	1:I:356:ASN:HA	1.89	0.54
2:N:269:MET:SD	2:N:307:PRO:HG3	2.48	0.54
2:D:269:MET:SD	2:D:307:PRO:HG3	2.48	0.54
2:N:277:SER:OG	2:N:278:ARG:N	2.41	0.54
2:H:277:SER:OG	2:H:278:ARG:N	2.41	0.54
2:D:277:SER:OG	2:D:278:ARG:N	2.41	0.54
1:M:341:ILE:CG1	1:M:341:ILE:O	2.43	0.53
1:C:341:ILE:O	1:C:341:ILE:CG1	2.43	0.53
2:P:283:TYR:CE1	2:R:89:PRO:HD3	2.44	0.53
2:R:277:SER:OG	2:R:278:ARG:N	2.41	0.53
2:L:277:SER:OG	2:L:278:ARG:N	2.41	0.53
2:F:277:SER:OG	2:F:278:ARG:N	2.41	0.53
1:G:341:ILE:CG1	1:G:341:ILE:O	2.43	0.53
2:H:288:VAL:HB	2:H:327:GLU:HG2	1.91	0.52
2:L:2:ARG:N	2:L:131:CYS:O	2.43	0.52
2:D:288:VAL:HB	2:D:327:GLU:HG2	1.91	0.52
2:J:288:VAL:HB	2:J:327:GLU:HG2	1.91	0.52
2:N:288:VAL:HB	2:N:327:GLU:HG2	1.91	0.52
2:R:2:ARG:N	2:R:131:CYS:O	2.43	0.52
2:F:2:ARG:N	2:F:131:CYS:O	2.43	0.51
2:B:288:VAL:HB	2:B:327:GLU:HG2	1.91	0.51
2:P:288:VAL:HB	2:P:327:GLU:HG2	1.91	0.51
2:H:283:TYR:CE1	2:J:89:PRO:HD3	2.46	0.51
2:N:85:GLN:CD	2:N:85:GLN:N	2.64	0.51
2:B:277:SER:OG	2:B:278:ARG:N	2.41	0.51
1:I:346:TRP:CD1	1:I:346:TRP:N	2.78	0.51
2:L:288:VAL:HB	2:L:327:GLU:HG2	1.91	0.51
2:D:85:GLN:N	2:D:85:GLN:CD	2.64	0.51
2:P:277:SER:OG	2:P:278:ARG:N	2.41	0.51
2:R:288:VAL:HB	2:R:327:GLU:HG2	1.91	0.51
2:N:2:ARG:N	2:N:131:CYS:O	2.43	0.51
2:D:2:ARG:N	2:D:131:CYS:O	2.43	0.51
2:F:288:VAL:HB	2:F:327:GLU:HG2	1.91	0.51
2:J:2:ARG:N	2:J:131:CYS:O	2.43	0.51
2:J:277:SER:OG	2:J:278:ARG:N	2.41	0.51

*Continued on next page...*

*Continued from previous page...*

Atom-1	Atom-2	Interatomic distance (Å)	Clash overlap (Å)
2:H:284:ARG:NH1	2:J:90:ASP:OD2	2.43	0.51
1:M:346:TRP:CD1	1:M:346:TRP:N	2.78	0.51
1:A:346:TRP:CD1	1:A:346:TRP:N	2.78	0.51
1:O:346:TRP:N	1:O:346:TRP:CD1	2.78	0.51
1:C:346:TRP:N	1:C:346:TRP:CD1	2.78	0.51
2:H:2:ARG:N	2:H:131:CYS:O	2.43	0.51
2:F:401:ARG:NH2	1:K:345:ASP:OD2	2.43	0.51
2:R:85:GLN:N	2:R:85:GLN:CD	2.64	0.51
2:L:85:GLN:N	2:L:85:GLN:CD	2.64	0.51
2:H:85:GLN:N	2:H:85:GLN:CD	2.64	0.51
2:F:85:GLN:N	2:F:85:GLN:CD	2.64	0.51
1:K:346:TRP:CD1	1:K:346:TRP:N	2.78	0.51
2:P:2:ARG:N	2:P:131:CYS:O	2.43	0.51
2:B:2:ARG:N	2:B:131:CYS:O	2.43	0.51
1:M:282:TYR:O	1:M:283:HIS:HB2	2.11	0.51
1:C:282:TYR:O	1:C:283:HIS:HB2	2.11	0.51
1:E:346:TRP:CD1	1:E:346:TRP:N	2.78	0.50
2:D:401:ARG:NH2	1:G:345:ASP:OD2	2.43	0.50
2:J:283:TYR:CE1	2:L:89:PRO:HD3	2.46	0.50
1:Q:346:TRP:CD1	1:Q:346:TRP:N	2.78	0.50
1:G:282:TYR:O	1:G:283:HIS:HB2	2.11	0.50
1:C:180:ALA:HB3	1:C:183:GLU:HG3	1.94	0.50
1:M:180:ALA:HB3	1:M:183:GLU:HG3	1.94	0.50
1:G:346:TRP:CD1	1:G:346:TRP:N	2.78	0.50
1:G:180:ALA:HB3	1:G:183:GLU:HG3	1.94	0.50
2:D:360:PRO:HG2	2:D:371:LEU:HB2	1.93	0.50
2:N:360:PRO:HG2	2:N:371:LEU:HB2	1.93	0.50
1:K:282:TYR:O	1:K:283:HIS:HB2	2.11	0.50
2:N:283:TYR:CE1	2:P:89:PRO:HD3	2.47	0.50
1:Q:180:ALA:HB3	1:Q:183:GLU:HG3	1.94	0.50
1:K:180:ALA:HB3	1:K:183:GLU:HG3	1.94	0.50
1:E:180:ALA:HB3	1:E:183:GLU:HG3	1.94	0.50
1:I:282:TYR:O	1:I:283:HIS:HB2	2.11	0.50
1:A:282:TYR:O	1:A:283:HIS:HB2	2.11	0.50
2:H:360:PRO:HG2	2:H:371:LEU:HB2	1.93	0.50
1:O:282:TYR:O	1:O:283:HIS:HB2	2.11	0.50
2:L:195:VAL:O	2:L:195:VAL:HG22	2.12	0.50
2:B:195:VAL:HG22	2:B:195:VAL:O	2.12	0.49
2:P:195:VAL:HG22	2:P:195:VAL:O	2.12	0.49
2:B:360:PRO:HG2	2:B:371:LEU:HB2	1.93	0.49
2:J:195:VAL:HG22	2:J:195:VAL:O	2.12	0.49

*Continued on next page...*

*Continued from previous page...*

Atom-1	Atom-2	Interatomic distance (Å)	Clash overlap (Å)
2:R:195:VAL:HG22	2:R:195:VAL:O	2.12	0.49
2:F:195:VAL:HG22	2:F:195:VAL:O	2.12	0.49
2:P:360:PRO:HG2	2:P:371:LEU:HB2	1.93	0.49
2:J:360:PRO:HG2	2:J:371:LEU:HB2	1.93	0.49
1:Q:282:TYR:O	1:Q:283:HIS:HB2	2.11	0.49
2:J:85:GLN:CD	2:J:85:GLN:N	2.64	0.49
1:E:282:TYR:O	1:E:283:HIS:HB2	2.12	0.49
2:D:181:VAL:O	2:D:398:MET:SD	2.71	0.49
2:N:181:VAL:O	2:N:398:MET:SD	2.71	0.49
2:H:181:VAL:O	2:H:398:MET:SD	2.71	0.49
2:J:181:VAL:O	2:J:398:MET:SD	2.71	0.49
2:B:85:GLN:CD	2:B:85:GLN:N	2.64	0.49
2:P:85:GLN:N	2:P:85:GLN:CD	2.64	0.49
2:R:360:PRO:HG2	2:R:371:LEU:HB2	1.93	0.49
2:F:360:PRO:HG2	2:F:371:LEU:HB2	1.93	0.49
1:A:180:ALA:HB3	1:A:183:GLU:HG3	1.94	0.49
2:B:401:ARG:NH2	1:I:345:ASP:OD2	2.45	0.48
2:L:360:PRO:HG2	2:L:371:LEU:HB2	1.93	0.48
2:P:181:VAL:O	2:P:398:MET:SD	2.71	0.48
2:B:181:VAL:O	2:B:398:MET:SD	2.71	0.48
1:I:180:ALA:HB3	1:I:183:GLU:HG3	1.94	0.48
1:Q:15:GLN:OE1	1:Q:15:GLN:HA	2.13	0.48
1:K:15:GLN:HA	1:K:15:GLN:OE1	2.13	0.48
1:M:15:GLN:OE1	1:M:15:GLN:HA	2.13	0.48
1:G:15:GLN:OE1	1:G:15:GLN:HA	2.14	0.48
1:O:180:ALA:HB3	1:O:183:GLU:HG3	1.94	0.48
1:C:15:GLN:OE1	1:C:15:GLN:HA	2.14	0.48
2:D:40:SER:OG	2:D:41:ASP:N	2.46	0.48
2:N:40:SER:OG	2:N:41:ASP:N	2.46	0.48
2:H:40:SER:OG	2:H:41:ASP:N	2.46	0.48
1:E:15:GLN:HA	1:E:15:GLN:OE1	2.14	0.48
2:J:40:SER:OG	2:J:41:ASP:N	2.46	0.48
2:P:40:SER:OG	2:P:41:ASP:N	2.46	0.48
2:B:40:SER:OG	2:B:41:ASP:N	2.46	0.48
2:L:181:VAL:O	2:L:398:MET:SD	2.71	0.48
2:D:195:VAL:O	2:D:195:VAL:HG22	2.12	0.48
2:N:195:VAL:O	2:N:195:VAL:HG22	2.12	0.48
2:N:348:PRO:O	2:N:349:ASN:HB2	2.14	0.48
2:H:348:PRO:O	2:H:349:ASN:HB2	2.14	0.48
2:D:348:PRO:O	2:D:349:ASN:HB2	2.14	0.48
2:F:181:VAL:O	2:F:398:MET:SD	2.71	0.48

*Continued on next page...*

*Continued from previous page...*

Atom-1	Atom-2	Interatomic distance (Å)	Clash overlap (Å)
1:O:15:GLN:OE1	1:O:15:GLN:HA	2.13	0.48
2:H:195:VAL:HG22	2:H:195:VAL:O	2.12	0.48
2:R:181:VAL:O	2:R:398:MET:SD	2.71	0.48
1:A:15:GLN:OE1	1:A:15:GLN:HA	2.13	0.48
2:F:348:PRO:O	2:F:349:ASN:HB2	2.14	0.48
2:B:401:ARG:HA	2:B:401:ARG:HD2	1.61	0.47
2:F:40:SER:OG	2:F:41:ASP:N	2.46	0.47
1:I:15:GLN:OE1	1:I:15:GLN:HA	2.13	0.47
2:R:348:PRO:O	2:R:349:ASN:HB2	2.14	0.47
2:R:40:SER:OG	2:R:41:ASP:N	2.46	0.47
2:N:284:ARG:NH1	2:P:90:ASP:OD2	2.47	0.47
2:L:40:SER:OG	2:L:41:ASP:N	2.46	0.47
2:L:348:PRO:O	2:L:349:ASN:HB2	2.14	0.47
2:D:401:ARG:HA	2:D:401:ARG:HD2	1.61	0.47
2:N:401:ARG:HA	2:N:401:ARG:HD2	1.61	0.47
2:J:348:PRO:O	2:J:349:ASN:HB2	2.14	0.47
2:P:348:PRO:O	2:P:349:ASN:HB2	2.14	0.47
2:B:348:PRO:O	2:B:349:ASN:HB2	2.14	0.47
1:I:101:ASN:OD1	2:J:254:LYS:NZ	2.48	0.47
1:A:101:ASN:OD1	2:B:254:LYS:NZ	2.48	0.46
2:B:338:LYS:NZ	2:F:127:GLU:OE2	2.44	0.46
1:O:101:ASN:OD1	2:P:254:LYS:NZ	2.48	0.46
1:I:220:GLU:OE2	1:I:221:ARG:NH1	2.49	0.46
1:K:220:GLU:OE2	1:K:221:ARG:NH1	2.49	0.46
2:P:71:GLU:HA	2:P:72:PRO:HD3	1.75	0.46
1:Q:220:GLU:OE2	1:Q:221:ARG:NH1	2.49	0.46
1:Q:238:ILE:HG22	1:Q:238:ILE:O	2.16	0.46
1:K:238:ILE:O	1:K:238:ILE:HG22	2.16	0.46
1:E:238:ILE:HG22	1:E:238:ILE:O	2.16	0.46
1:O:220:GLU:OE2	1:O:221:ARG:NH1	2.49	0.46
1:E:220:GLU:OE2	1:E:221:ARG:NH1	2.49	0.46
2:P:180:THR:HG23	2:P:183:GLU:HB2	1.98	0.46
2:N:180:THR:HG23	2:N:183:GLU:HB2	1.98	0.46
2:H:180:THR:HG23	2:H:183:GLU:HB2	1.98	0.46
2:B:180:THR:HG23	2:B:183:GLU:HB2	1.98	0.46
2:D:180:THR:HG23	2:D:183:GLU:HB2	1.98	0.46
1:A:220:GLU:OE2	1:A:221:ARG:NH1	2.49	0.46
1:G:220:GLU:OE2	1:G:221:ARG:NH1	2.49	0.46
1:K:241:SER:O	1:K:356:ASN:ND2	2.48	0.46
1:I:241:SER:O	1:I:356:ASN:ND2	2.48	0.46
2:L:180:THR:HG23	2:L:183:GLU:HB2	1.98	0.46

*Continued on next page...*

*Continued from previous page...*

Atom-1	Atom-2	Interatomic distance (Å)	Clash overlap (Å)
2:J:180:THR:HG23	2:J:183:GLU:HB2	1.98	0.46
2:B:71:GLU:HA	2:B:72:PRO:HD3	1.75	0.46
1:E:278:ALA:HA	1:E:369:ALA:HB2	1.98	0.46
2:F:390:ARG:HE	2:F:390:ARG:HA	1.80	0.46
1:M:220:GLU:OE2	1:M:221:ARG:NH1	2.49	0.46
2:P:67:LEU:HD12	2:P:67:LEU:N	2.31	0.46
1:I:238:ILE:HG22	1:I:238:ILE:O	2.16	0.46
1:Q:278:ALA:HA	1:Q:369:ALA:HB2	1.98	0.46
1:E:341:ILE:O	1:E:341:ILE:CG1	2.43	0.45
1:C:220:GLU:OE2	1:C:221:ARG:NH1	2.49	0.45
1:I:278:ALA:HA	1:I:369:ALA:HB2	1.98	0.45
2:B:67:LEU:HD12	2:B:67:LEU:N	2.31	0.45
1:O:238:ILE:HG22	1:O:238:ILE:O	2.16	0.45
1:K:278:ALA:HA	1:K:369:ALA:HB2	1.98	0.45
2:R:390:ARG:HE	2:R:390:ARG:HA	1.80	0.45
2:B:390:ARG:HE	2:B:390:ARG:HA	1.80	0.45
2:F:180:THR:HG23	2:F:183:GLU:HB2	1.98	0.45
1:G:278:ALA:HA	1:G:369:ALA:HB2	1.98	0.45
1:A:278:ALA:HA	1:A:369:ALA:HB2	1.98	0.45
1:O:278:ALA:HA	1:O:369:ALA:HB2	1.98	0.45
1:A:238:ILE:O	1:A:238:ILE:HG22	2.16	0.45
2:P:390:ARG:HE	2:P:390:ARG:HA	1.80	0.45
2:R:180:THR:HG23	2:R:183:GLU:HB2	1.98	0.45
1:G:385:ALA:HB1	1:G:429:GLU:HG3	1.98	0.45
2:J:67:LEU:HD12	2:J:67:LEU:N	2.31	0.45
1:O:326:LYS:HD2	1:O:326:LYS:C	2.37	0.45
1:I:326:LYS:HD2	1:I:326:LYS:C	2.37	0.45
2:H:390:ARG:HA	2:H:390:ARG:HE	1.80	0.45
2:N:390:ARG:HE	2:N:390:ARG:HA	1.80	0.45
2:D:390:ARG:HE	2:D:390:ARG:HA	1.80	0.45
1:M:385:ALA:HB1	1:M:429:GLU:HG3	1.98	0.45
1:C:385:ALA:HB1	1:C:429:GLU:HG3	1.98	0.45
1:A:326:LYS:C	1:A:326:LYS:HD2	2.37	0.45
1:K:101:ASN:OD1	2:L:254:LYS:NZ	2.48	0.45
1:Q:341:ILE:O	1:Q:341:ILE:CG1	2.43	0.45
2:L:390:ARG:HA	2:L:390:ARG:HE	1.80	0.45
2:J:390:ARG:HA	2:J:390:ARG:HE	1.80	0.45
1:M:278:ALA:HA	1:M:369:ALA:HB2	1.98	0.45
1:K:216:ASN:HB3	1:K:275:VAL:O	2.16	0.45
1:C:278:ALA:HA	1:C:369:ALA:HB2	1.98	0.45
1:M:238:ILE:O	1:M:238:ILE:HG22	2.16	0.45

*Continued on next page...*

*Continued from previous page...*

Atom-1	Atom-2	Interatomic distance (Å)	Clash overlap (Å)
2:L:67:LEU:HD12	2:L:67:LEU:N	2.31	0.45
1:M:216:ASN:HB3	1:M:275:VAL:O	2.16	0.45
1:G:238:ILE:O	1:G:238:ILE:HG22	2.16	0.45
1:C:238:ILE:HG22	1:C:238:ILE:O	2.16	0.45
1:Q:101:ASN:OD1	2:R:254:LYS:NZ	2.48	0.45
1:O:385:ALA:HB1	1:O:429:GLU:HG3	1.98	0.45
1:Q:216:ASN:HB3	1:Q:275:VAL:O	2.16	0.45
1:I:385:ALA:HB1	1:I:429:GLU:HG3	1.98	0.45
1:C:216:ASN:HB3	1:C:275:VAL:O	2.16	0.45
2:H:67:LEU:N	2:H:67:LEU:HD12	2.31	0.45
2:P:54:ASN:OD1	2:P:64:ARG:NH1	2.50	0.45
1:A:385:ALA:HB1	1:A:429:GLU:HG3	1.98	0.45
1:I:216:ASN:HB3	1:I:275:VAL:O	2.16	0.45
2:R:67:LEU:N	2:R:67:LEU:HD12	2.32	0.45
1:E:216:ASN:HB3	1:E:275:VAL:O	2.16	0.45
2:P:183:GLU:N	2:P:184:PRO:CD	2.80	0.45
2:B:183:GLU:N	2:B:184:PRO:CD	2.80	0.45
2:L:183:GLU:N	2:L:184:PRO:CD	2.80	0.45
2:L:172:VAL:HA	2:L:173:PRO:HD3	1.82	0.45
1:A:216:ASN:HB3	1:A:275:VAL:O	2.16	0.45
2:B:54:ASN:OD1	2:B:64:ARG:NH1	2.50	0.45
1:O:216:ASN:HB3	1:O:275:VAL:O	2.16	0.45
2:F:67:LEU:HD12	2:F:67:LEU:N	2.32	0.45
1:E:101:ASN:OD1	2:F:254:LYS:NZ	2.48	0.45
2:R:172:VAL:HA	2:R:173:PRO:HD3	1.82	0.45
2:R:183:GLU:N	2:R:184:PRO:CD	2.80	0.45
2:F:172:VAL:HA	2:F:173:PRO:HD3	1.82	0.45
2:J:54:ASN:OD1	2:J:64:ARG:NH1	2.50	0.45
2:H:54:ASN:OD1	2:H:64:ARG:NH1	2.50	0.45
1:K:385:ALA:HB1	1:K:429:GLU:HG3	1.98	0.45
2:N:67:LEU:HD12	2:N:67:LEU:N	2.31	0.45
1:Q:326:LYS:HD2	1:Q:326:LYS:C	2.37	0.45
1:E:326:LYS:C	1:E:326:LYS:HD2	2.37	0.45
1:G:216:ASN:HB3	1:G:275:VAL:O	2.16	0.45
1:C:241:SER:O	1:C:356:ASN:ND2	2.48	0.44
1:M:241:SER:O	1:M:356:ASN:ND2	2.48	0.44
2:J:183:GLU:N	2:J:184:PRO:CD	2.80	0.44
2:F:183:GLU:N	2:F:184:PRO:CD	2.80	0.44
1:Q:385:ALA:HB1	1:Q:429:GLU:HG3	1.98	0.44
2:D:67:LEU:N	2:D:67:LEU:HD12	2.31	0.44
1:K:341:ILE:O	1:K:341:ILE:CG1	2.43	0.44

*Continued on next page...*

*Continued from previous page...*

Atom-1	Atom-2	Interatomic distance (Å)	Clash overlap (Å)
1:E:241:SER:O	1:E:356:ASN:ND2	2.48	0.44
2:L:54:ASN:OD1	2:L:64:ARG:NH1	2.50	0.44
2:N:172:VAL:HA	2:N:173:PRO:HD3	1.82	0.44
2:L:71:GLU:HA	2:L:72:PRO:HD3	1.75	0.44
2:D:172:VAL:HA	2:D:173:PRO:HD3	1.82	0.44
1:E:385:ALA:HB1	1:E:429:GLU:HG3	1.98	0.44
1:K:326:LYS:HD2	1:K:326:LYS:C	2.37	0.44
1:A:241:SER:O	1:A:356:ASN:ND2	2.48	0.44
2:H:172:VAL:HA	2:H:173:PRO:HD3	1.82	0.44
2:R:54:ASN:OD1	2:R:64:ARG:NH1	2.50	0.44
2:N:54:ASN:OD1	2:N:64:ARG:NH1	2.50	0.44
1:I:209:ILE:HG22	1:I:209:ILE:O	2.16	0.44
2:J:269:MET:O	2:J:269:MET:HG2	2.18	0.44
1:O:241:SER:O	1:O:356:ASN:ND2	2.48	0.44
2:H:269:MET:O	2:H:269:MET:HG2	2.18	0.44
2:N:269:MET:HG2	2:N:269:MET:O	2.18	0.44
2:D:269:MET:HG2	2:D:269:MET:O	2.18	0.44
2:D:54:ASN:OD1	2:D:64:ARG:NH1	2.50	0.44
2:F:54:ASN:OD1	2:F:64:ARG:NH1	2.50	0.44
1:M:326:LYS:C	1:M:326:LYS:HD2	2.37	0.44
1:G:326:LYS:HD2	1:G:326:LYS:C	2.37	0.44
1:C:326:LYS:C	1:C:326:LYS:HD2	2.37	0.44
1:A:209:ILE:O	1:A:209:ILE:HG22	2.16	0.44
1:G:241:SER:O	1:G:356:ASN:ND2	2.48	0.44
2:B:269:MET:O	2:B:269:MET:HG2	2.18	0.44
1:Q:241:SER:O	1:Q:356:ASN:ND2	2.48	0.44
2:P:269:MET:HG2	2:P:269:MET:O	2.18	0.44
2:H:183:GLU:N	2:H:184:PRO:CD	2.80	0.44
1:O:209:ILE:O	1:O:209:ILE:HG22	2.16	0.44
2:F:269:MET:O	2:F:269:MET:HG2	2.18	0.44
2:J:209:LEU:HB3	2:J:227:LEU:HD22	2.00	0.44
1:G:101:ASN:OD1	2:H:254:LYS:NZ	2.48	0.44
1:K:209:ILE:HG22	1:K:209:ILE:O	2.16	0.44
1:Q:306:ASP:OD1	1:Q:306:ASP:C	2.56	0.44
1:E:306:ASP:OD1	1:E:306:ASP:C	2.56	0.44
2:H:209:LEU:HB3	2:H:227:LEU:HD22	2.00	0.44
2:R:269:MET:HG2	2:R:269:MET:O	2.18	0.44
2:L:269:MET:O	2:L:269:MET:HG2	2.18	0.44
2:D:209:LEU:HB3	2:D:227:LEU:HD22	2.00	0.44
2:J:284:ARG:NH1	2:L:90:ASP:OD2	2.50	0.44
1:I:175:PRO:O	2:J:349:ASN:ND2	2.51	0.44

*Continued on next page...*

*Continued from previous page...*

Atom-1	Atom-2	Interatomic distance (Å)	Clash overlap (Å)
2:N:183:GLU:N	2:N:184:PRO:CD	2.80	0.44
2:D:183:GLU:N	2:D:184:PRO:CD	2.80	0.44
2:B:209:LEU:HB3	2:B:227:LEU:HD22	2.00	0.44
1:K:306:ASP:OD1	1:K:306:ASP:C	2.56	0.44
2:P:209:LEU:HB3	2:P:227:LEU:HD22	2.00	0.44
2:R:209:LEU:HB3	2:R:227:LEU:HD22	2.00	0.44
2:F:209:LEU:HB3	2:F:227:LEU:HD22	2.00	0.44
2:N:209:LEU:HB3	2:N:227:LEU:HD22	2.00	0.44
1:O:175:PRO:O	2:P:349:ASN:ND2	2.51	0.43
1:A:175:PRO:O	2:B:349:ASN:ND2	2.51	0.43
1:M:101:ASN:OD1	2:N:254:LYS:NZ	2.48	0.43
2:R:71:GLU:HA	2:R:72:PRO:HD3	1.75	0.43
2:L:209:LEU:HB3	2:L:227:LEU:HD22	2.00	0.43
1:Q:209:ILE:O	1:Q:209:ILE:HG22	2.16	0.43
1:E:209:ILE:O	1:E:209:ILE:HG22	2.16	0.43
2:D:181:VAL:HG12	1:G:350:GLY:HA2	2.00	0.43
1:C:101:ASN:OD1	2:D:254:LYS:NZ	2.48	0.43
2:B:269:MET:HG3	2:B:303:ALA:HB3	2.01	0.43
2:P:269:MET:HG3	2:P:303:ALA:HB3	2.01	0.43
2:J:269:MET:HG3	2:J:303:ALA:HB3	2.01	0.43
2:R:269:MET:HG3	2:R:303:ALA:HB3	2.01	0.43
2:H:269:MET:HG3	2:H:303:ALA:HB3	2.01	0.43
2:F:71:GLU:HA	2:F:72:PRO:HD3	1.75	0.43
2:F:269:MET:HG3	2:F:303:ALA:HB3	2.01	0.43
2:L:269:MET:HG3	2:L:303:ALA:HB3	2.01	0.43
2:N:269:MET:HG3	2:N:303:ALA:HB3	2.01	0.43
2:D:269:MET:HG3	2:D:303:ALA:HB3	2.01	0.43
2:N:281:GLN:HA	2:N:284:ARG:HG2	2.01	0.43
2:H:281:GLN:HA	2:H:284:ARG:HG2	2.01	0.43
2:R:281:GLN:HA	2:R:284:ARG:HG2	2.01	0.43
2:D:281:GLN:HA	2:D:284:ARG:HG2	2.01	0.43
2:L:281:GLN:HA	2:L:284:ARG:HG2	2.01	0.43
2:F:281:GLN:HA	2:F:284:ARG:HG2	2.01	0.43
2:P:281:GLN:HA	2:P:284:ARG:HG2	2.01	0.43
2:B:281:GLN:HA	2:B:284:ARG:HG2	2.01	0.43
2:P:284:ARG:NH1	2:R:90:ASP:OD2	2.51	0.43
2:J:281:GLN:HA	2:J:284:ARG:HG2	2.01	0.43
2:N:241:CYS:SG	2:N:356:CYS:HB3	2.59	0.43
2:H:241:CYS:SG	2:H:356:CYS:HB3	2.59	0.43
2:B:241:CYS:SG	2:B:356:CYS:HB3	2.59	0.43
2:J:241:CYS:SG	2:J:356:CYS:HB3	2.59	0.43

*Continued on next page...*

*Continued from previous page...*

Atom-1	Atom-2	Interatomic distance (Å)	Clash overlap (Å)
2:R:241:CYS:SG	2:R:356:CYS:HB3	2.59	0.42
2:P:241:CYS:SG	2:P:356:CYS:HB3	2.59	0.42
2:D:241:CYS:SG	2:D:356:CYS:HB3	2.59	0.42
2:D:31:ASP:OD1	2:D:31:ASP:C	2.57	0.42
2:F:241:CYS:SG	2:F:356:CYS:HB3	2.59	0.42
1:G:209:ILE:O	1:G:209:ILE:HG22	2.16	0.42
2:L:15:GLN:NE2	5:L:501:G2P:O6	2.53	0.42
2:R:15:GLN:NE2	5:R:501:G2P:O6	2.53	0.42
1:M:402:ARG:HD3	1:M:402:ARG:HA	1.87	0.42
1:C:402:ARG:HA	1:C:402:ARG:HD3	1.87	0.42
2:N:31:ASP:OD1	2:N:31:ASP:C	2.58	0.42
2:H:31:ASP:OD1	2:H:31:ASP:C	2.58	0.42
2:F:15:GLN:NE2	5:F:501:G2P:O6	2.53	0.42
2:B:15:GLN:NE2	5:B:501:G2P:O6	2.53	0.42
2:P:15:GLN:NE2	5:P:501:G2P:O6	2.53	0.42
2:L:241:CYS:SG	2:L:356:CYS:HB3	2.59	0.42
2:R:31:ASP:OD1	2:R:31:ASP:C	2.58	0.42
2:L:31:ASP:C	2:L:31:ASP:OD1	2.57	0.42
2:F:31:ASP:C	2:F:31:ASP:OD1	2.58	0.42
1:K:176:GLN:HB2	1:K:176:GLN:HE21	1.67	0.42
1:G:175:PRO:O	2:H:349:ASN:ND2	2.51	0.42
1:A:402:ARG:HD3	1:A:402:ARG:HA	1.87	0.42
1:O:402:ARG:HA	1:O:402:ARG:HD3	1.87	0.42
2:J:15:GLN:NE2	5:J:501:G2P:O6	2.53	0.42
1:A:183:GLU:N	1:A:184:PRO:CD	2.83	0.42
1:I:183:GLU:N	1:I:184:PRO:CD	2.83	0.42
1:O:183:GLU:N	1:O:184:PRO:CD	2.83	0.42
1:Q:402:ARG:HA	1:Q:402:ARG:HD3	1.87	0.42
1:C:175:PRO:O	2:D:349:ASN:ND2	2.51	0.42
1:A:306:ASP:C	1:A:306:ASP:OD1	2.56	0.42
1:C:209:ILE:HG22	1:C:209:ILE:O	2.16	0.42
1:E:402:ARG:HD3	1:E:402:ARG:HA	1.87	0.42
1:M:209:ILE:O	1:M:209:ILE:HG22	2.16	0.42
2:N:15:GLN:NE2	5:N:501:G2P:O6	2.53	0.42
2:D:15:GLN:NE2	5:D:501:G2P:O6	2.53	0.42
2:F:401:ARG:NH1	1:K:345:ASP:OD2	2.53	0.42
1:M:175:PRO:O	2:N:349:ASN:ND2	2.51	0.42
2:P:31:ASP:OD1	2:P:31:ASP:C	2.58	0.42
2:J:31:ASP:OD1	2:J:31:ASP:C	2.58	0.42
1:O:306:ASP:C	1:O:306:ASP:OD1	2.56	0.42
1:I:402:ARG:HD3	1:I:402:ARG:HA	1.87	0.42

*Continued on next page...*

*Continued from previous page...*

Atom-1	Atom-2	Interatomic distance (Å)	Clash overlap (Å)
2:B:31:ASP:OD1	2:B:31:ASP:C	2.58	0.42
1:E:346:TRP:H	1:E:346:TRP:HD1	1.68	0.42
1:C:183:GLU:N	1:C:184:PRO:CD	2.83	0.42
1:M:183:GLU:N	1:M:184:PRO:CD	2.83	0.42
1:G:260:VAL:HA	1:G:261:PRO:HD2	1.87	0.42
1:K:346:TRP:HD1	1:K:346:TRP:H	1.68	0.42
1:Q:346:TRP:H	1:Q:346:TRP:HD1	1.68	0.42
1:G:238:ILE:O	1:G:238:ILE:CG2	2.67	0.42
2:L:262:PHE:HA	2:L:263:PRO:HD3	1.93	0.42
2:R:82:PRO:O	2:R:83:PHE:HB2	2.20	0.42
2:L:82:PRO:O	2:L:83:PHE:HB2	2.20	0.42
1:G:402:ARG:HD3	1:G:402:ARG:HA	1.87	0.42
1:K:402:ARG:HD3	1:K:402:ARG:HA	1.87	0.42
2:H:15:GLN:NE2	5:H:501:G2P:O6	2.53	0.42
2:D:401:ARG:NH1	1:G:345:ASP:OD2	2.53	0.42
1:I:346:TRP:H	1:I:346:TRP:HD1	1.68	0.42
1:G:283:HIS:HA	1:I:56:THR:HG21	2.01	0.42
1:G:183:GLU:N	1:G:184:PRO:CD	2.83	0.42
2:D:82:PRO:O	2:D:83:PHE:HB2	2.20	0.42
1:K:260:VAL:HA	1:K:261:PRO:HD2	1.87	0.42
2:J:288:VAL:N	2:J:289:PRO:CD	2.83	0.41
1:M:238:ILE:CG2	1:M:238:ILE:O	2.67	0.41
2:H:147:SER:HB2	2:H:190:SER:HB3	2.02	0.41
2:B:147:SER:HB2	2:B:190:SER:HB3	2.02	0.41
1:G:172:TYR:HA	1:G:173:PRO:HD3	1.87	0.41
1:I:260:VAL:HA	1:I:261:PRO:HD2	1.87	0.41
2:J:262:PHE:HA	2:J:263:PRO:HD3	1.93	0.41
1:I:306:ASP:OD1	1:I:306:ASP:C	2.56	0.41
2:J:147:SER:HB2	2:J:190:SER:HB3	2.02	0.41
1:Q:359:PRO:HA	1:Q:360:PRO:HD3	1.76	0.41
2:N:82:PRO:O	2:N:83:PHE:HB2	2.20	0.41
2:H:82:PRO:O	2:H:83:PHE:HB2	2.20	0.41
2:L:147:SER:HB2	2:L:190:SER:HB3	2.02	0.41
2:B:288:VAL:N	2:B:289:PRO:CD	2.83	0.41
2:P:288:VAL:N	2:P:289:PRO:CD	2.83	0.41
1:E:183:GLU:N	1:E:184:PRO:CD	2.83	0.41
1:C:238:ILE:CG2	1:C:238:ILE:O	2.67	0.41
1:M:260:VAL:HA	1:M:261:PRO:HD2	1.87	0.41
1:C:94:THR:OG1	1:C:95:GLY:N	2.53	0.41
2:J:82:PRO:O	2:J:83:PHE:HB2	2.20	0.41
2:R:147:SER:HB2	2:R:190:SER:HB3	2.02	0.41

*Continued on next page...*

*Continued from previous page...*

Atom-1	Atom-2	Interatomic distance (Å)	Clash overlap (Å)
1:G:49:PHE:HD1	1:G:49:PHE:HA	1.72	0.41
2:N:147:SER:HB2	2:N:190:SER:HB3	2.02	0.41
2:F:82:PRO:O	2:F:83:PHE:HB2	2.20	0.41
2:P:147:SER:HB2	2:P:190:SER:HB3	2.02	0.41
1:M:94:THR:OG1	1:M:95:GLY:N	2.53	0.41
1:E:359:PRO:HA	1:E:360:PRO:HD3	1.76	0.41
1:Q:183:GLU:N	1:Q:184:PRO:CD	2.83	0.41
1:K:297:GLU:HA	1:K:298:PRO:HD3	1.92	0.41
2:F:147:SER:HB2	2:F:190:SER:HB3	2.02	0.41
1:M:49:PHE:HA	1:M:49:PHE:HD1	1.72	0.41
1:C:260:VAL:HA	1:C:261:PRO:HD2	1.87	0.41
1:C:172:TYR:HA	1:C:173:PRO:HD3	1.87	0.41
1:C:306:ASP:C	1:C:306:ASP:OD1	2.56	0.41
2:N:428:LEU:HD23	2:N:428:LEU:HA	1.86	0.41
2:D:428:LEU:HD23	2:D:428:LEU:HA	1.86	0.41
1:G:94:THR:OG1	1:G:95:GLY:N	2.53	0.41
2:D:147:SER:HB2	2:D:190:SER:HB3	2.02	0.41
2:B:82:PRO:O	2:B:83:PHE:HB2	2.20	0.41
1:M:172:TYR:HA	1:M:173:PRO:HD3	1.88	0.41
1:C:49:PHE:HA	1:C:49:PHE:HD1	1.72	0.41
2:P:82:PRO:O	2:P:83:PHE:HB2	2.20	0.41
2:H:262:PHE:HA	2:H:263:PRO:HD3	1.93	0.41
1:O:260:VAL:HA	1:O:261:PRO:HD2	1.87	0.41
1:M:306:ASP:OD1	1:M:306:ASP:C	2.56	0.41
2:R:262:PHE:HA	2:R:263:PRO:HD3	1.93	0.41
1:K:183:GLU:N	1:K:184:PRO:CD	2.83	0.41
1:A:347:CYS:HA	1:A:348:PRO:HD3	1.87	0.41
1:O:347:CYS:HA	1:O:348:PRO:HD3	1.87	0.41
1:Q:260:VAL:HA	1:Q:261:PRO:HD2	1.87	0.41
1:G:306:ASP:OD1	1:G:306:ASP:C	2.56	0.41
1:Q:238:ILE:O	1:Q:238:ILE:CG2	2.67	0.41
1:K:238:ILE:O	1:K:238:ILE:CG2	2.67	0.41
2:F:262:PHE:HA	2:F:263:PRO:HD3	1.93	0.41
1:K:49:PHE:C	1:K:51:THR:N	2.73	0.41
1:Q:94:THR:OG1	1:Q:95:GLY:N	2.53	0.41
2:P:262:PHE:HA	2:P:263:PRO:HD3	1.93	0.41
1:K:359:PRO:HA	1:K:360:PRO:HD3	1.76	0.41
2:F:11:GLN:HB3	5:F:501:G2P:O2A	2.21	0.41
2:F:288:VAL:N	2:F:289:PRO:CD	2.83	0.41
1:I:283:HIS:HA	1:K:56:THR:HG21	2.03	0.41
1:E:238:ILE:O	1:E:238:ILE:CG2	2.67	0.41

*Continued on next page...*

*Continued from previous page...*

Atom-1	Atom-2	Interatomic distance (Å)	Clash overlap (Å)
1:Q:49:PHE:C	1:Q:51:THR:H	2.24	0.41
1:E:49:PHE:C	1:E:51:THR:H	2.24	0.41
1:A:172:TYR:HA	1:A:173:PRO:HD3	1.87	0.41
1:K:94:THR:OG1	1:K:95:GLY:N	2.53	0.41
1:E:94:THR:OG1	1:E:95:GLY:N	2.53	0.41
1:E:260:VAL:HA	1:E:261:PRO:HD2	1.87	0.41
2:R:288:VAL:N	2:R:289:PRO:CD	2.83	0.41
1:A:260:VAL:HA	1:A:261:PRO:HD2	1.87	0.41
2:B:262:PHE:HA	2:B:263:PRO:HD3	1.93	0.41
1:O:172:TYR:HA	1:O:173:PRO:HD3	1.87	0.41
1:I:172:TYR:HA	1:I:173:PRO:HD3	1.87	0.41
2:F:88:ARG:HA	2:F:89:PRO:HD3	1.83	0.41
2:H:428:LEU:HD23	2:H:428:LEU:HA	1.86	0.41
2:L:11:GLN:HB3	5:L:501:G2P:O2A	2.21	0.41
2:R:11:GLN:HB3	5:R:501:G2P:O2A	2.21	0.41
2:B:11:GLN:HB3	5:B:501:G2P:O2A	2.21	0.41
1:M:176:GLN:HB3	1:M:207:GLU:HG2	2.03	0.41
1:C:176:GLN:HB3	1:C:207:GLU:HG2	2.03	0.41
1:A:176:GLN:HB3	1:A:207:GLU:HG2	2.03	0.41
1:O:176:GLN:HB3	1:O:207:GLU:HG2	2.03	0.41
1:I:176:GLN:HB3	1:I:207:GLU:HG2	2.03	0.41
1:E:176:GLN:HB3	1:E:207:GLU:HG2	2.03	0.41
2:D:288:VAL:N	2:D:289:PRO:CD	2.83	0.41
2:N:288:VAL:N	2:N:289:PRO:CD	2.83	0.41
1:Q:175:PRO:O	2:R:349:ASN:ND2	2.51	0.41
1:I:238:ILE:CG2	1:I:238:ILE:O	2.67	0.41
1:O:238:ILE:CG2	1:O:238:ILE:O	2.67	0.41
1:M:49:PHE:C	1:M:51:THR:N	2.73	0.41
1:C:49:PHE:C	1:C:51:THR:N	2.73	0.41
1:Q:49:PHE:C	1:Q:51:THR:N	2.73	0.41
1:E:49:PHE:C	1:E:51:THR:N	2.73	0.41
2:D:262:PHE:HA	2:D:263:PRO:HD3	1.93	0.41
2:N:262:PHE:HA	2:N:263:PRO:HD3	1.93	0.41
1:I:347:CYS:HA	1:I:348:PRO:HD3	1.87	0.41
1:Q:297:GLU:HA	1:Q:298:PRO:HD3	1.92	0.41
2:P:11:GLN:HB3	5:P:501:G2P:O2A	2.21	0.41
1:G:176:GLN:HB3	1:G:207:GLU:HG2	2.03	0.41
1:Q:176:GLN:HB3	1:Q:207:GLU:HG2	2.03	0.41
2:L:288:VAL:N	2:L:289:PRO:CD	2.84	0.41
1:A:238:ILE:O	1:A:238:ILE:CG2	2.67	0.41
1:K:49:PHE:C	1:K:51:THR:H	2.24	0.41

*Continued on next page...*

*Continued from previous page...*

Atom-1	Atom-2	Interatomic distance (Å)	Clash overlap (Å)
2:D:88:ARG:HA	2:D:89:PRO:HD3	1.83	0.41
1:I:49:PHE:C	1:I:51:THR:H	2.24	0.41
1:G:242:LEU:HD23	1:G:242:LEU:HA	1.81	0.41
2:B:127:GLU:OE2	2:D:338:LYS:NZ	2.50	0.41
2:N:11:GLN:HB3	5:N:501:G2P:O2A	2.21	0.40
2:D:11:GLN:HB3	5:D:501:G2P:O2A	2.21	0.40
1:K:176:GLN:HB3	1:K:207:GLU:HG2	2.03	0.40
2:R:88:ARG:HA	2:R:89:PRO:HD3	1.83	0.40
1:G:49:PHE:C	1:G:51:THR:N	2.73	0.40
1:C:242:LEU:HD23	1:C:242:LEU:HA	1.81	0.40
2:N:88:ARG:HA	2:N:89:PRO:HD3	1.83	0.40
2:J:11:GLN:HB3	5:J:501:G2P:O2A	2.21	0.40
2:H:288:VAL:N	2:H:289:PRO:CD	2.83	0.40
2:F:181:VAL:HG12	1:K:350:GLY:HA2	2.04	0.40
1:K:175:PRO:O	2:L:349:ASN:ND2	2.51	0.40
1:E:297:GLU:HA	1:E:298:PRO:HD3	1.92	0.40
1:M:242:LEU:HA	1:M:242:LEU:HD23	1.82	0.40
1:A:176:GLN:HE21	1:A:176:GLN:HB2	1.67	0.40
1:O:356:ASN:OD1	1:O:357:TYR:N	2.54	0.40
1:I:94:THR:OG1	1:I:95:GLY:N	2.53	0.40
1:O:49:PHE:C	1:O:51:THR:H	2.24	0.40
1:A:49:PHE:C	1:A:51:THR:H	2.24	0.40
1:G:384:ILE:O	1:G:384:ILE:HG12	2.21	0.40
2:H:11:GLN:HB3	5:H:501:G2P:O2A	2.21	0.40
1:A:356:ASN:OD1	1:A:357:TYR:N	2.54	0.40
1:I:356:ASN:OD1	1:I:357:TYR:N	2.54	0.40
1:Q:384:ILE:O	1:Q:384:ILE:HG12	2.21	0.40
1:M:384:ILE:O	1:M:384:ILE:HG12	2.21	0.40
1:C:384:ILE:HG12	1:C:384:ILE:O	2.21	0.40
1:K:384:ILE:HG12	1:K:384:ILE:O	2.21	0.40
1:E:384:ILE:O	1:E:384:ILE:HG12	2.21	0.40
1:A:94:THR:OG1	1:A:95:GLY:N	2.53	0.40

There are no symmetry-related clashes.

## 5.3 Torsion angles ⓘ

### 5.3.1 Protein backbone ⓘ

In the following table, the Percentiles column shows the percent Ramachandran outliers of the chain as a percentile score with respect to all PDB entries followed by that with respect to all EM

entries.

The Analysed column shows the number of residues for which the backbone conformation was analysed, and the total number of residues.

Mol	Chain	Analysed	Favoured	Allowed	Outliers	Percentiles	
1	A	424/439 (97%)	405 (96%)	18 (4%)	1 (0%)	52	86
1	C	424/439 (97%)	405 (96%)	18 (4%)	1 (0%)	52	86
1	E	424/439 (97%)	405 (96%)	18 (4%)	1 (0%)	52	86
1	G	424/439 (97%)	405 (96%)	18 (4%)	1 (0%)	52	86
1	I	424/439 (97%)	405 (96%)	18 (4%)	1 (0%)	52	86
1	K	424/439 (97%)	405 (96%)	18 (4%)	1 (0%)	52	86
1	M	424/439 (97%)	405 (96%)	18 (4%)	1 (0%)	52	86
1	O	424/439 (97%)	405 (96%)	18 (4%)	1 (0%)	52	86
1	Q	424/439 (97%)	405 (96%)	18 (4%)	1 (0%)	52	86
2	B	424/427 (99%)	411 (97%)	11 (3%)	2 (0%)	34	77
2	D	424/427 (99%)	411 (97%)	11 (3%)	2 (0%)	34	77
2	F	424/427 (99%)	411 (97%)	11 (3%)	2 (0%)	34	77
2	H	424/427 (99%)	411 (97%)	11 (3%)	2 (0%)	34	77
2	J	424/427 (99%)	411 (97%)	11 (3%)	2 (0%)	34	77
2	L	424/427 (99%)	411 (97%)	11 (3%)	2 (0%)	34	77
2	N	424/427 (99%)	411 (97%)	11 (3%)	2 (0%)	34	77
2	P	424/427 (99%)	411 (97%)	11 (3%)	2 (0%)	34	77
2	R	424/427 (99%)	411 (97%)	11 (3%)	2 (0%)	34	77
All	All	7632/7794 (98%)	7344 (96%)	261 (3%)	27 (0%)	43	80

All (27) Ramachandran outliers are listed below:

Mol	Chain	Res	Type
1	A	348	PRO
2	B	97	SER
1	C	348	PRO
2	D	97	SER
1	E	348	PRO
2	F	97	SER
1	G	348	PRO
2	H	97	SER
1	I	348	PRO

*Continued on next page...*

*Continued from previous page...*

Mol	Chain	Res	Type
2	J	97	SER
1	K	348	PRO
2	L	97	SER
1	M	348	PRO
2	N	97	SER
1	O	348	PRO
2	P	97	SER
1	Q	348	PRO
2	R	97	SER
2	B	47	GLU
2	D	47	GLU
2	F	47	GLU
2	H	47	GLU
2	J	47	GLU
2	L	47	GLU
2	N	47	GLU
2	P	47	GLU
2	R	47	GLU

### 5.3.2 Protein sidechains ⓘ

In the following table, the Percentiles column shows the percent sidechain outliers of the chain as a percentile score with respect to all PDB entries followed by that with respect to all EM entries.

The Analysed column shows the number of residues for which the sidechain conformation was analysed, and the total number of residues.

Mol	Chain	Analysed	Rotameric	Outliers	Percentiles	
1	A	360/368 (98%)	359 (100%)	1 (0%)	94	96
1	C	360/368 (98%)	359 (100%)	1 (0%)	94	96
1	E	360/368 (98%)	359 (100%)	1 (0%)	94	96
1	G	360/368 (98%)	359 (100%)	1 (0%)	94	96
1	I	360/368 (98%)	359 (100%)	1 (0%)	94	96
1	K	360/368 (98%)	359 (100%)	1 (0%)	94	96
1	M	360/368 (98%)	359 (100%)	1 (0%)	94	96
1	O	360/368 (98%)	359 (100%)	1 (0%)	94	96
1	Q	360/368 (98%)	359 (100%)	1 (0%)	94	96
2	B	367/368 (100%)	365 (100%)	2 (0%)	92	96

*Continued on next page...*

*Continued from previous page...*

Mol	Chain	Analysed	Rotameric	Outliers	Percentiles	
2	D	367/368 (100%)	365 (100%)	2 (0%)	92	96
2	F	367/368 (100%)	365 (100%)	2 (0%)	92	96
2	H	367/368 (100%)	365 (100%)	2 (0%)	92	96
2	J	367/368 (100%)	365 (100%)	2 (0%)	92	96
2	L	367/368 (100%)	365 (100%)	2 (0%)	92	96
2	N	367/368 (100%)	365 (100%)	2 (0%)	92	96
2	P	367/368 (100%)	365 (100%)	2 (0%)	92	96
2	R	367/368 (100%)	365 (100%)	2 (0%)	92	96
All	All	6543/6624 (99%)	6516 (100%)	27 (0%)	94	96

All (27) residues with a non-rotameric sidechain are listed below:

Mol	Chain	Res	Type
1	A	207	GLU
2	B	352	LYS
2	B	401	ARG
1	C	207	GLU
2	D	352	LYS
2	D	401	ARG
1	E	207	GLU
2	F	352	LYS
2	F	401	ARG
1	G	207	GLU
2	H	352	LYS
2	H	401	ARG
1	I	207	GLU
2	J	352	LYS
2	J	401	ARG
1	K	207	GLU
2	L	352	LYS
2	L	401	ARG
1	M	207	GLU
2	N	352	LYS
2	N	401	ARG
1	O	207	GLU
2	P	352	LYS
2	P	401	ARG
1	Q	207	GLU
2	R	352	LYS

*Continued on next page...*

*Continued from previous page...*

Mol	Chain	Res	Type
2	R	401	ARG

Some sidechains can be flipped to improve hydrogen bonding and reduce clashes. All (23) such sidechains are listed below:

Mol	Chain	Res	Type
1	A	31	GLN
2	B	8	GLN
2	B	192	HIS
2	D	8	GLN
2	D	192	HIS
1	E	31	GLN
2	F	8	GLN
2	F	192	HIS
2	H	8	GLN
2	H	192	HIS
1	I	31	GLN
2	J	8	GLN
2	J	192	HIS
2	L	8	GLN
2	L	192	HIS
2	N	8	GLN
2	N	192	HIS
1	O	31	GLN
2	P	8	GLN
2	P	192	HIS
1	Q	31	GLN
2	R	8	GLN
2	R	192	HIS

### 5.3.3 RNA ⓘ

There are no RNA molecules in this entry.

## 5.4 Non-standard residues in protein, DNA, RNA chains ⓘ

There are no non-standard protein/DNA/RNA residues in this entry.

## 5.5 Carbohydrates ⓘ

There are no carbohydrates in this entry.

## 5.6 Ligand geometry ⓘ

Of 36 ligands modelled in this entry, 18 are monoatomic - leaving 18 for Mogul analysis.

In the following table, the Counts columns list the number of bonds (or angles) for which Mogul statistics could be retrieved, the number of bonds (or angles) that are observed in the model and the number of bonds (or angles) that are defined in the chemical component dictionary. The Link column lists molecule types, if any, to which the group is linked. The Z score for a bond length (or angle) is the number of standard deviations the observed value is removed from the expected value. A bond length (or angle) with  $|Z| > 2$  is considered an outlier worth inspection. RMSZ is the root-mean-square of all Z scores of the bond lengths (or angles).

Mol	Type	Chain	Res	Link	Bond lengths			Bond angles		
					Counts	RMSZ	$\# Z  > 2$	Counts	RMSZ	$\# Z  > 2$
3	GTP	A	501	4	26,34,34	1.35	1 (3%)	29,54,54	2.28	4 (13%)
5	G2P	B	501	4	29,34,34	5.79	24 (82%)	32,54,54	4.71	20 (62%)
3	GTP	C	501	4	26,34,34	1.34	1 (3%)	29,54,54	2.29	4 (13%)
5	G2P	D	501	4	29,34,34	5.80	25 (86%)	32,54,54	4.71	20 (62%)
3	GTP	E	501	4	26,34,34	1.35	1 (3%)	29,54,54	2.30	4 (13%)
5	G2P	F	501	4	29,34,34	5.80	25 (86%)	32,54,54	4.70	20 (62%)
3	GTP	G	501	4	26,34,34	1.34	1 (3%)	29,54,54	2.30	4 (13%)
5	G2P	H	501	4	29,34,34	5.79	25 (86%)	32,54,54	4.70	20 (62%)
3	GTP	I	501	4	26,34,34	1.34	1 (3%)	29,54,54	2.30	4 (13%)
5	G2P	J	501	4	29,34,34	5.80	24 (82%)	32,54,54	4.71	20 (62%)
3	GTP	K	501	4	26,34,34	1.35	1 (3%)	29,54,54	2.30	4 (13%)
5	G2P	L	501	4	29,34,34	5.79	25 (86%)	32,54,54	4.71	20 (62%)
3	GTP	M	501	4	26,34,34	1.35	1 (3%)	29,54,54	2.30	4 (13%)
5	G2P	N	501	4	29,34,34	5.79	24 (82%)	32,54,54	4.70	20 (62%)
3	GTP	O	501	4	26,34,34	1.35	1 (3%)	29,54,54	2.29	4 (13%)
5	G2P	P	501	4	29,34,34	5.80	24 (82%)	32,54,54	4.70	20 (62%)
3	GTP	Q	501	4	26,34,34	1.35	1 (3%)	29,54,54	2.29	4 (13%)
5	G2P	R	501	4	29,34,34	5.80	25 (86%)	32,54,54	4.70	20 (62%)

In the following table, the Chirals column lists the number of chiral outliers, the number of chiral centers analysed, the number of these observed in the model and the number defined in the chemical component dictionary. Similar counts are reported in the Torsion and Rings columns. '-' means no outliers of that kind were identified.

Mol	Type	Chain	Res	Link	Chirals	Torsions	Rings
3	GTP	A	501	4	-	0/18/38/38	0/3/3/3
5	G2P	B	501	4	-	0/15/38/38	0/3/3/3

*Continued on next page...*

*Continued from previous page...*

Mol	Type	Chain	Res	Link	Chirals	Torsions	Rings
3	GTP	C	501	4	-	0/18/38/38	0/3/3/3
5	G2P	D	501	4	-	0/15/38/38	0/3/3/3
3	GTP	E	501	4	-	0/18/38/38	0/3/3/3
5	G2P	F	501	4	-	0/15/38/38	0/3/3/3
3	GTP	G	501	4	-	0/18/38/38	0/3/3/3
5	G2P	H	501	4	-	0/15/38/38	0/3/3/3
3	GTP	I	501	4	-	0/18/38/38	0/3/3/3
5	G2P	J	501	4	-	0/15/38/38	0/3/3/3
3	GTP	K	501	4	-	0/18/38/38	0/3/3/3
5	G2P	L	501	4	-	0/15/38/38	0/3/3/3
3	GTP	M	501	4	-	0/18/38/38	0/3/3/3
5	G2P	N	501	4	-	0/15/38/38	0/3/3/3
3	GTP	O	501	4	-	0/18/38/38	0/3/3/3
5	G2P	P	501	4	-	0/15/38/38	0/3/3/3
3	GTP	Q	501	4	-	0/18/38/38	0/3/3/3
5	G2P	R	501	4	-	0/15/38/38	0/3/3/3

All (230) bond length outliers are listed below:

Mol	Chain	Res	Type	Atoms	Z	Observed(Å)	Ideal(Å)
5	J	501	G2P	PB-C3A	-19.32	1.60	1.80
5	N	501	G2P	PB-C3A	-19.32	1.60	1.80
5	F	501	G2P	PB-C3A	-19.30	1.60	1.80
5	L	501	G2P	PB-C3A	-19.30	1.60	1.80
5	P	501	G2P	PB-C3A	-19.30	1.60	1.80
5	B	501	G2P	PB-C3A	-19.30	1.60	1.80
5	D	501	G2P	PB-C3A	-19.30	1.60	1.80
5	R	501	G2P	PB-C3A	-19.28	1.60	1.80
5	H	501	G2P	PB-C3A	-19.22	1.60	1.80
5	F	501	G2P	O2'-C2'	-6.12	1.28	1.43
5	R	501	G2P	O2'-C2'	-6.12	1.28	1.43
5	L	501	G2P	O2'-C2'	-6.12	1.28	1.43
5	P	501	G2P	O2'-C2'	-6.11	1.28	1.43
5	J	501	G2P	O2'-C2'	-6.11	1.28	1.43
5	D	501	G2P	O2'-C2'	-6.11	1.28	1.43
5	B	501	G2P	O2'-C2'	-6.09	1.28	1.43
5	N	501	G2P	O2'-C2'	-6.08	1.28	1.43
5	H	501	G2P	O2'-C2'	-6.07	1.28	1.43
5	F	501	G2P	C8-N7	-5.01	1.25	1.34
5	H	501	G2P	C8-N7	-5.01	1.25	1.34
5	P	501	G2P	C8-N7	-4.99	1.25	1.34
5	D	501	G2P	C8-N7	-4.99	1.25	1.34

*Continued on next page...*

*Continued from previous page...*

Mol	Chain	Res	Type	Atoms	Z	Observed(Å)	Ideal(Å)
5	J	501	G2P	C8-N7	-4.98	1.25	1.34
5	R	501	G2P	C8-N7	-4.98	1.25	1.34
5	N	501	G2P	C8-N7	-4.97	1.25	1.34
5	B	501	G2P	C8-N7	-4.97	1.25	1.34
5	L	501	G2P	C8-N7	-4.97	1.25	1.34
5	R	501	G2P	PA-C3A	-4.75	1.75	1.80
5	P	501	G2P	PA-C3A	-4.74	1.75	1.80
5	H	501	G2P	PA-C3A	-4.70	1.75	1.80
5	B	501	G2P	PA-C3A	-4.70	1.75	1.80
5	D	501	G2P	PA-C3A	-4.69	1.75	1.80
5	F	501	G2P	PA-C3A	-4.69	1.75	1.80
5	L	501	G2P	PA-C3A	-4.69	1.75	1.80
5	J	501	G2P	PA-C3A	-4.60	1.75	1.80
5	N	501	G2P	PA-C3A	-4.60	1.75	1.80
5	J	501	G2P	O5'-C5'	-4.30	1.27	1.44
5	R	501	G2P	O5'-C5'	-4.29	1.27	1.44
5	P	501	G2P	O5'-C5'	-4.29	1.27	1.44
5	H	501	G2P	O5'-C5'	-4.29	1.27	1.44
5	F	501	G2P	O5'-C5'	-4.29	1.27	1.44
5	D	501	G2P	O5'-C5'	-4.29	1.27	1.44
5	L	501	G2P	O5'-C5'	-4.28	1.27	1.44
5	N	501	G2P	O5'-C5'	-4.28	1.27	1.44
5	B	501	G2P	O5'-C5'	-4.27	1.27	1.44
5	J	501	G2P	PA-O2A	-4.06	1.41	1.51
5	P	501	G2P	PA-O2A	-4.06	1.41	1.51
5	H	501	G2P	PA-O2A	-4.05	1.41	1.51
5	F	501	G2P	PA-O2A	-4.04	1.41	1.51
5	D	501	G2P	PA-O2A	-4.04	1.41	1.51
5	N	501	G2P	PA-O2A	-4.03	1.41	1.51
5	L	501	G2P	PA-O2A	-4.03	1.41	1.51
5	R	501	G2P	PA-O2A	-4.02	1.41	1.51
5	B	501	G2P	PA-O2A	-4.01	1.41	1.51
5	B	501	G2P	PG-O2G	-2.89	1.41	1.50
5	N	501	G2P	PG-O2G	-2.88	1.41	1.50
5	P	501	G2P	PG-O2G	-2.88	1.41	1.50
5	H	501	G2P	PG-O2G	-2.88	1.41	1.50
5	D	501	G2P	PG-O2G	-2.88	1.41	1.50
5	F	501	G2P	PG-O2G	-2.88	1.41	1.50
5	J	501	G2P	PG-O2G	-2.86	1.41	1.50
5	L	501	G2P	PG-O2G	-2.86	1.41	1.50
5	R	501	G2P	PG-O2G	-2.86	1.41	1.50
5	J	501	G2P	O6-C6	-2.52	1.18	1.24

*Continued on next page...*

*Continued from previous page...*

Mol	Chain	Res	Type	Atoms	Z	Observed(Å)	Ideal(Å)
5	L	501	G2P	O6-C6	-2.51	1.18	1.24
5	P	501	G2P	O6-C6	-2.50	1.18	1.24
5	N	501	G2P	O6-C6	-2.49	1.18	1.24
5	D	501	G2P	O6-C6	-2.49	1.18	1.24
5	F	501	G2P	O6-C6	-2.48	1.18	1.24
5	R	501	G2P	O6-C6	-2.48	1.18	1.24
5	H	501	G2P	O6-C6	-2.48	1.18	1.24
5	B	501	G2P	O6-C6	-2.48	1.18	1.24
5	P	501	G2P	C2'-C3'	-2.36	1.47	1.53
5	F	501	G2P	C2'-C3'	-2.34	1.47	1.53
5	J	501	G2P	C2'-C3'	-2.33	1.47	1.53
5	D	501	G2P	C2'-C3'	-2.33	1.47	1.53
5	B	501	G2P	C2'-C3'	-2.32	1.47	1.53
5	R	501	G2P	C2'-C3'	-2.32	1.47	1.53
5	H	501	G2P	C2'-C3'	-2.32	1.47	1.53
5	L	501	G2P	C2'-C3'	-2.32	1.47	1.53
5	N	501	G2P	C2'-C3'	-2.32	1.47	1.53
5	H	501	G2P	PB-O1B	2.00	1.61	1.56
5	B	501	G2P	PB-O1B	2.01	1.61	1.56
5	J	501	G2P	PB-O3B	2.01	1.60	1.58
5	D	501	G2P	PB-O3B	2.01	1.60	1.58
5	D	501	G2P	PB-O1B	2.02	1.61	1.56
5	H	501	G2P	PB-O3B	2.02	1.60	1.58
5	F	501	G2P	PB-O3B	2.02	1.60	1.58
5	L	501	G2P	PB-O1B	2.02	1.61	1.56
5	P	501	G2P	PB-O1B	2.03	1.61	1.56
5	N	501	G2P	PB-O3B	2.03	1.60	1.58
5	R	501	G2P	PB-O1B	2.03	1.61	1.56
5	L	501	G2P	PB-O3B	2.04	1.60	1.58
5	F	501	G2P	PB-O1B	2.04	1.61	1.56
5	R	501	G2P	PB-O3B	2.06	1.60	1.58
5	B	501	G2P	C2-N3	2.32	1.47	1.35
5	H	501	G2P	C2-N3	2.32	1.47	1.35
5	R	501	G2P	C2-N3	2.33	1.47	1.35
5	N	501	G2P	C2-N3	2.33	1.47	1.35
5	D	501	G2P	C2-N3	2.33	1.47	1.35
5	P	501	G2P	C2-N3	2.34	1.47	1.35
5	L	501	G2P	C2-N3	2.34	1.47	1.35
5	F	501	G2P	C2-N3	2.34	1.47	1.35
5	J	501	G2P	C2-N3	2.35	1.47	1.35
5	B	501	G2P	PA-O1A	2.53	1.62	1.56
5	L	501	G2P	PA-O1A	2.55	1.62	1.56

*Continued on next page...*

*Continued from previous page...*

Mol	Chain	Res	Type	Atoms	Z	Observed(Å)	Ideal(Å)
5	D	501	G2P	PA-O1A	2.56	1.62	1.56
5	P	501	G2P	PA-O1A	2.56	1.62	1.56
5	N	501	G2P	PA-O1A	2.57	1.62	1.56
5	J	501	G2P	PA-O1A	2.57	1.62	1.56
5	R	501	G2P	PA-O1A	2.58	1.62	1.56
5	H	501	G2P	PA-O1A	2.59	1.62	1.56
5	F	501	G2P	PA-O1A	2.59	1.62	1.56
5	J	501	G2P	PG-O1G	2.60	1.63	1.54
5	L	501	G2P	PG-O1G	2.60	1.63	1.54
5	P	501	G2P	PG-O1G	2.60	1.63	1.54
5	F	501	G2P	PG-O1G	2.61	1.63	1.54
5	D	501	G2P	PG-O1G	2.61	1.63	1.54
5	B	501	G2P	PG-O1G	2.61	1.63	1.54
5	R	501	G2P	PG-O1G	2.61	1.63	1.54
5	H	501	G2P	PG-O1G	2.62	1.63	1.54
5	N	501	G2P	PG-O1G	2.63	1.63	1.54
5	R	501	G2P	O4'-C4'	2.64	1.51	1.45
5	J	501	G2P	O4'-C4'	2.64	1.51	1.45
5	D	501	G2P	O4'-C4'	2.65	1.51	1.45
5	N	501	G2P	O4'-C4'	2.65	1.51	1.45
5	L	501	G2P	O4'-C4'	2.65	1.51	1.45
5	P	501	G2P	O4'-C4'	2.65	1.51	1.45
5	F	501	G2P	O4'-C4'	2.65	1.51	1.45
5	B	501	G2P	O4'-C4'	2.66	1.51	1.45
5	H	501	G2P	O4'-C4'	2.66	1.51	1.45
5	F	501	G2P	C3'-C4'	3.04	1.61	1.53
5	N	501	G2P	C3'-C4'	3.05	1.61	1.53
5	R	501	G2P	C3'-C4'	3.06	1.61	1.53
5	P	501	G2P	C3'-C4'	3.06	1.61	1.53
5	B	501	G2P	C3'-C4'	3.06	1.61	1.53
5	D	501	G2P	C3'-C4'	3.07	1.61	1.53
5	J	501	G2P	C3'-C4'	3.07	1.61	1.53
5	L	501	G2P	C3'-C4'	3.08	1.61	1.53
5	H	501	G2P	C3'-C4'	3.09	1.61	1.53
5	H	501	G2P	C6-N1	4.35	1.40	1.33
5	D	501	G2P	C6-N1	4.37	1.40	1.33
5	L	501	G2P	C6-N1	4.37	1.40	1.33
5	N	501	G2P	C6-N1	4.38	1.40	1.33
5	B	501	G2P	C6-N1	4.38	1.40	1.33
5	J	501	G2P	C6-N1	4.39	1.41	1.33
5	F	501	G2P	C6-N1	4.39	1.41	1.33
5	P	501	G2P	C6-N1	4.40	1.41	1.33

*Continued on next page...*

*Continued from previous page...*

Mol	Chain	Res	Type	Atoms	Z	Observed(Å)	Ideal(Å)
5	R	501	G2P	C6-N1	4.43	1.41	1.33
5	F	501	G2P	PB-O2B	4.45	1.63	1.51
5	H	501	G2P	PB-O2B	4.47	1.63	1.51
5	B	501	G2P	PB-O2B	4.47	1.63	1.51
5	R	501	G2P	PB-O2B	4.48	1.63	1.51
5	D	501	G2P	PB-O2B	4.48	1.63	1.51
5	P	501	G2P	PB-O2B	4.49	1.63	1.51
5	J	501	G2P	PB-O2B	4.49	1.63	1.51
5	N	501	G2P	PB-O2B	4.49	1.63	1.51
5	L	501	G2P	PB-O2B	4.51	1.63	1.51
3	I	501	GTP	C6-N1	4.77	1.41	1.33
3	E	501	GTP	C6-N1	4.80	1.41	1.33
3	M	501	GTP	C6-N1	4.81	1.41	1.33
3	C	501	GTP	C6-N1	4.81	1.41	1.33
3	Q	501	GTP	C6-N1	4.81	1.41	1.33
3	G	501	GTP	C6-N1	4.81	1.41	1.33
3	O	501	GTP	C6-N1	4.82	1.41	1.33
3	K	501	GTP	C6-N1	4.83	1.41	1.33
3	A	501	GTP	C6-N1	4.84	1.41	1.33
5	L	501	G2P	C4-N3	5.57	1.44	1.35
5	P	501	G2P	C4-N3	5.59	1.44	1.35
5	R	501	G2P	C4-N3	5.59	1.44	1.35
5	N	501	G2P	C4-N3	5.61	1.44	1.35
5	J	501	G2P	C4-N3	5.61	1.44	1.35
5	D	501	G2P	C4-N3	5.62	1.44	1.35
5	B	501	G2P	C4-N3	5.62	1.44	1.35
5	F	501	G2P	C4-N3	5.65	1.44	1.35
5	H	501	G2P	C4-N3	5.65	1.44	1.35
5	N	501	G2P	C6-C5	5.73	1.52	1.41
5	B	501	G2P	C6-C5	5.74	1.52	1.41
5	R	501	G2P	C6-C5	5.74	1.52	1.41
5	P	501	G2P	C6-C5	5.75	1.53	1.41
5	L	501	G2P	C6-C5	5.76	1.53	1.41
5	D	501	G2P	C6-C5	5.77	1.53	1.41
5	J	501	G2P	C6-C5	5.77	1.53	1.41
5	F	501	G2P	C6-C5	5.79	1.53	1.41
5	H	501	G2P	C6-C5	5.81	1.53	1.41
5	R	501	G2P	C2-N1	6.64	1.47	1.35
5	L	501	G2P	C2-N1	6.68	1.48	1.35
5	F	501	G2P	C2-N1	6.68	1.48	1.35
5	J	501	G2P	C2-N1	6.68	1.48	1.35
5	B	501	G2P	C2-N1	6.69	1.48	1.35

*Continued on next page...*

*Continued from previous page...*

Mol	Chain	Res	Type	Atoms	Z	Observed(Å)	Ideal(Å)
5	D	501	G2P	C2-N1	6.69	1.48	1.35
5	P	501	G2P	C2-N1	6.69	1.48	1.35
5	P	501	G2P	C2'-C1'	6.72	1.64	1.53
5	H	501	G2P	C2-N1	6.72	1.48	1.35
5	N	501	G2P	C2-N1	6.72	1.48	1.35
5	H	501	G2P	C2'-C1'	6.73	1.64	1.53
5	J	501	G2P	C2'-C1'	6.75	1.64	1.53
5	D	501	G2P	C2'-C1'	6.76	1.64	1.53
5	N	501	G2P	C2'-C1'	6.76	1.64	1.53
5	F	501	G2P	C2'-C1'	6.76	1.64	1.53
5	B	501	G2P	C2'-C1'	6.76	1.64	1.53
5	R	501	G2P	C2'-C1'	6.78	1.64	1.53
5	L	501	G2P	C2'-C1'	6.80	1.64	1.53
5	J	501	G2P	C2-N2	7.85	1.50	1.34
5	B	501	G2P	C2-N2	7.87	1.50	1.34
5	L	501	G2P	C2-N2	7.87	1.50	1.34
5	F	501	G2P	C2-N2	7.88	1.50	1.34
5	H	501	G2P	C2-N2	7.88	1.50	1.34
5	D	501	G2P	C2-N2	7.88	1.50	1.34
5	P	501	G2P	C2-N2	7.89	1.50	1.34
5	N	501	G2P	C2-N2	7.89	1.50	1.34
5	R	501	G2P	C2-N2	7.92	1.51	1.34
5	H	501	G2P	O3'-C3'	8.02	1.61	1.43
5	L	501	G2P	O3'-C3'	8.02	1.61	1.43
5	R	501	G2P	O3'-C3'	8.03	1.61	1.43
5	J	501	G2P	O3'-C3'	8.03	1.61	1.43
5	N	501	G2P	O3'-C3'	8.03	1.61	1.43
5	D	501	G2P	O3'-C3'	8.05	1.61	1.43
5	F	501	G2P	O3'-C3'	8.06	1.61	1.43
5	B	501	G2P	O3'-C3'	8.06	1.61	1.43
5	P	501	G2P	O3'-C3'	8.07	1.62	1.43
5	N	501	G2P	PA-O5'	9.41	1.67	1.57
5	F	501	G2P	PA-O5'	9.45	1.67	1.57
5	B	501	G2P	PA-O5'	9.46	1.67	1.57
5	L	501	G2P	PA-O5'	9.47	1.67	1.57
5	D	501	G2P	PA-O5'	9.48	1.67	1.57
5	H	501	G2P	PA-O5'	9.50	1.67	1.57
5	J	501	G2P	PA-O5'	9.50	1.67	1.57
5	R	501	G2P	PA-O5'	9.50	1.67	1.57
5	P	501	G2P	PA-O5'	9.55	1.67	1.57

All (216) bond angle outliers are listed below:

Mol	Chain	Res	Type	Atoms	Z	Observed(°)	Ideal(°)
5	J	501	G2P	N3-C2-N1	-11.12	112.43	127.56
5	L	501	G2P	N3-C2-N1	-11.10	112.46	127.56
5	B	501	G2P	N3-C2-N1	-11.09	112.47	127.56
5	F	501	G2P	N3-C2-N1	-11.08	112.48	127.56
5	D	501	G2P	N3-C2-N1	-11.08	112.48	127.56
5	H	501	G2P	N3-C2-N1	-11.07	112.50	127.56
5	N	501	G2P	N3-C2-N1	-11.07	112.50	127.56
5	R	501	G2P	N3-C2-N1	-11.06	112.50	127.56
5	P	501	G2P	N3-C2-N1	-11.06	112.52	127.56
3	K	501	GTP	C5-C6-N1	-7.84	113.27	123.52
3	G	501	GTP	C5-C6-N1	-7.84	113.28	123.52
3	E	501	GTP	C5-C6-N1	-7.83	113.29	123.52
3	C	501	GTP	C5-C6-N1	-7.81	113.31	123.52
3	M	501	GTP	C5-C6-N1	-7.80	113.32	123.52
3	I	501	GTP	C5-C6-N1	-7.80	113.33	123.52
3	O	501	GTP	C5-C6-N1	-7.80	113.33	123.52
3	Q	501	GTP	C5-C6-N1	-7.79	113.33	123.52
3	A	501	GTP	C5-C6-N1	-7.78	113.36	123.52
5	P	501	G2P	O4'-C4'-C3'	-7.65	89.64	105.16
5	J	501	G2P	O4'-C4'-C3'	-7.65	89.64	105.16
5	L	501	G2P	O4'-C4'-C3'	-7.65	89.65	105.16
5	B	501	G2P	O4'-C4'-C3'	-7.65	89.65	105.16
5	D	501	G2P	O4'-C4'-C3'	-7.65	89.65	105.16
5	H	501	G2P	O4'-C4'-C3'	-7.64	89.66	105.16
5	F	501	G2P	O4'-C4'-C3'	-7.63	89.68	105.16
5	N	501	G2P	O4'-C4'-C3'	-7.63	89.69	105.16
5	R	501	G2P	O4'-C4'-C3'	-7.62	89.70	105.16
5	L	501	G2P	C1'-N9-C4	-6.20	119.89	126.81
5	N	501	G2P	C1'-N9-C4	-6.19	119.90	126.81
5	P	501	G2P	C1'-N9-C4	-6.18	119.91	126.81
5	R	501	G2P	C1'-N9-C4	-6.18	119.91	126.81
5	B	501	G2P	C1'-N9-C4	-6.17	119.92	126.81
5	F	501	G2P	C1'-N9-C4	-6.16	119.93	126.81
5	D	501	G2P	C1'-N9-C4	-6.15	119.94	126.81
5	H	501	G2P	C1'-N9-C4	-6.15	119.94	126.81
5	J	501	G2P	C1'-N9-C4	-6.15	119.95	126.81
5	J	501	G2P	C5-C6-N1	-5.57	116.24	123.52
5	L	501	G2P	C5-C6-N1	-5.56	116.26	123.52
5	R	501	G2P	C5-C6-N1	-5.55	116.27	123.52
5	D	501	G2P	C5-C6-N1	-5.53	116.29	123.52
5	P	501	G2P	C5-C6-N1	-5.53	116.29	123.52
5	F	501	G2P	C5-C6-N1	-5.53	116.30	123.52
5	H	501	G2P	C5-C6-N1	-5.52	116.31	123.52

Continued on next page...

*Continued from previous page...*

Mol	Chain	Res	Type	Atoms	Z	Observed(°)	Ideal(°)
5	B	501	G2P	C5-C6-N1	-5.52	116.31	123.52
5	N	501	G2P	C5-C6-N1	-5.51	116.31	123.52
5	H	501	G2P	O2'-C2'-C3'	-4.52	97.25	111.86
5	J	501	G2P	O2'-C2'-C3'	-4.51	97.28	111.86
5	N	501	G2P	O2'-C2'-C3'	-4.51	97.28	111.86
5	L	501	G2P	O2'-C2'-C3'	-4.51	97.29	111.86
5	R	501	G2P	O2'-C2'-C3'	-4.51	97.29	111.86
5	D	501	G2P	O2'-C2'-C3'	-4.51	97.29	111.86
5	B	501	G2P	O2'-C2'-C3'	-4.50	97.30	111.86
5	P	501	G2P	O2'-C2'-C3'	-4.49	97.33	111.86
5	F	501	G2P	O2'-C2'-C3'	-4.48	97.37	111.86
3	K	501	GTP	N3-C2-N1	-3.54	122.73	127.56
3	M	501	GTP	N3-C2-N1	-3.54	122.74	127.56
5	P	501	G2P	O2B-PB-C3A	-3.54	98.47	108.82
5	H	501	G2P	O2B-PB-C3A	-3.53	98.48	108.82
5	B	501	G2P	O2B-PB-C3A	-3.53	98.50	108.82
5	D	501	G2P	O2B-PB-C3A	-3.53	98.50	108.82
5	J	501	G2P	O2B-PB-C3A	-3.52	98.51	108.82
5	N	501	G2P	O2B-PB-C3A	-3.52	98.52	108.82
5	F	501	G2P	O2B-PB-C3A	-3.52	98.52	108.82
5	L	501	G2P	O2B-PB-C3A	-3.52	98.53	108.82
5	R	501	G2P	O2B-PB-C3A	-3.52	98.53	108.82
3	O	501	GTP	N3-C2-N1	-3.51	122.78	127.56
3	I	501	GTP	N3-C2-N1	-3.51	122.78	127.56
3	C	501	GTP	N3-C2-N1	-3.51	122.78	127.56
3	Q	501	GTP	N3-C2-N1	-3.51	122.78	127.56
3	E	501	GTP	N3-C2-N1	-3.50	122.79	127.56
3	G	501	GTP	N3-C2-N1	-3.48	122.82	127.56
3	A	501	GTP	N3-C2-N1	-3.47	122.83	127.56
5	P	501	G2P	O1A-PA-O5'	-3.03	99.02	106.69
5	H	501	G2P	O1A-PA-O5'	-3.03	99.02	106.69
5	R	501	G2P	O1A-PA-O5'	-3.02	99.03	106.69
5	J	501	G2P	O1A-PA-O5'	-3.02	99.04	106.69
5	F	501	G2P	O1A-PA-O5'	-3.02	99.05	106.69
5	D	501	G2P	O1A-PA-O5'	-3.01	99.06	106.69
5	L	501	G2P	O1A-PA-O5'	-3.01	99.06	106.69
5	B	501	G2P	O1A-PA-O5'	-3.01	99.06	106.69
5	N	501	G2P	O1A-PA-O5'	-3.01	99.07	106.69
5	H	501	G2P	O5'-PA-C3A	-2.57	96.91	104.23
5	N	501	G2P	O5'-PA-C3A	-2.57	96.91	104.23
5	J	501	G2P	O5'-PA-C3A	-2.57	96.92	104.23
5	D	501	G2P	O5'-PA-C3A	-2.56	96.93	104.23

*Continued on next page...*

*Continued from previous page...*

Mol	Chain	Res	Type	Atoms	Z	Observed(°)	Ideal(°)
5	L	501	G2P	O5'-PA-C3A	-2.56	96.94	104.23
5	R	501	G2P	O5'-PA-C3A	-2.56	96.94	104.23
5	B	501	G2P	O5'-PA-C3A	-2.56	96.94	104.23
5	P	501	G2P	O5'-PA-C3A	-2.56	96.94	104.23
5	F	501	G2P	O5'-PA-C3A	-2.56	96.96	104.23
5	H	501	G2P	C6-C5-C4	-2.55	117.94	120.86
5	B	501	G2P	C6-C5-C4	-2.55	117.95	120.86
5	P	501	G2P	C6-C5-C4	-2.55	117.95	120.86
5	D	501	G2P	C6-C5-C4	-2.53	117.96	120.86
5	F	501	G2P	C6-C5-C4	-2.53	117.97	120.86
5	L	501	G2P	C6-C5-C4	-2.53	117.97	120.86
5	N	501	G2P	C6-C5-C4	-2.52	117.98	120.86
5	R	501	G2P	C6-C5-C4	-2.51	117.99	120.86
5	J	501	G2P	C6-C5-C4	-2.50	118.00	120.86
3	I	501	GTP	C6-C5-C4	-2.15	118.40	120.86
3	M	501	GTP	C6-C5-C4	-2.15	118.40	120.86
3	A	501	GTP	C6-C5-C4	-2.15	118.40	120.86
3	O	501	GTP	C6-C5-C4	-2.13	118.43	120.86
3	C	501	GTP	C6-C5-C4	-2.12	118.44	120.86
3	E	501	GTP	C6-C5-C4	-2.12	118.44	120.86
3	G	501	GTP	C6-C5-C4	-2.11	118.44	120.86
3	Q	501	GTP	C6-C5-C4	-2.11	118.45	120.86
5	F	501	G2P	O1A-PA-O2A	-2.09	103.57	110.24
3	K	501	GTP	C6-C5-C4	-2.08	118.47	120.86
5	N	501	G2P	O1A-PA-O2A	-2.08	103.59	110.24
5	R	501	G2P	O1A-PA-O2A	-2.08	103.59	110.24
5	P	501	G2P	O1A-PA-O2A	-2.08	103.59	110.24
5	D	501	G2P	O1A-PA-O2A	-2.08	103.61	110.24
5	H	501	G2P	O1A-PA-O2A	-2.07	103.61	110.24
5	L	501	G2P	O1A-PA-O2A	-2.07	103.62	110.24
5	B	501	G2P	O1A-PA-O2A	-2.07	103.62	110.24
5	J	501	G2P	O1A-PA-O2A	-2.07	103.64	110.24
5	P	501	G2P	O3'-C3'-C4'	2.02	117.03	111.01
5	H	501	G2P	O3'-C3'-C4'	2.02	117.03	111.01
5	N	501	G2P	O3'-C3'-C4'	2.02	117.04	111.01
5	J	501	G2P	O3'-C3'-C4'	2.02	117.04	111.01
5	R	501	G2P	O3'-C3'-C4'	2.02	117.04	111.01
5	D	501	G2P	O3'-C3'-C4'	2.02	117.04	111.01
5	B	501	G2P	O3'-C3'-C4'	2.03	117.06	111.01
5	L	501	G2P	O3'-C3'-C4'	2.03	117.08	111.01
5	F	501	G2P	O3'-C3'-C4'	2.04	117.10	111.01
5	P	501	G2P	O3'-C3'-C2'	2.26	119.17	111.86

*Continued on next page...*

*Continued from previous page...*

Mol	Chain	Res	Type	Atoms	Z	Observed(°)	Ideal(°)
5	R	501	G2P	O3'-C3'-C2'	2.26	119.18	111.86
5	F	501	G2P	O3'-C3'-C2'	2.27	119.18	111.86
5	B	501	G2P	O3'-C3'-C2'	2.27	119.18	111.86
5	N	501	G2P	O3'-C3'-C2'	2.27	119.20	111.86
5	L	501	G2P	O3'-C3'-C2'	2.28	119.22	111.86
5	D	501	G2P	O3'-C3'-C2'	2.28	119.22	111.86
5	J	501	G2P	O3'-C3'-C2'	2.29	119.25	111.86
5	H	501	G2P	O3'-C3'-C2'	2.30	119.28	111.86
5	H	501	G2P	O2'-C2'-C1'	2.85	120.53	111.61
5	B	501	G2P	O2'-C2'-C1'	2.85	120.54	111.61
5	F	501	G2P	O2'-C2'-C1'	2.86	120.56	111.61
5	P	501	G2P	O2'-C2'-C1'	2.86	120.56	111.61
5	D	501	G2P	O2'-C2'-C1'	2.86	120.57	111.61
5	N	501	G2P	O2'-C2'-C1'	2.87	120.58	111.61
5	L	501	G2P	O2'-C2'-C1'	2.87	120.58	111.61
5	R	501	G2P	O2'-C2'-C1'	2.87	120.59	111.61
5	J	501	G2P	O2'-C2'-C1'	2.87	120.61	111.61
5	B	501	G2P	O5'-PA-O2A	4.16	125.56	114.05
5	L	501	G2P	O5'-PA-O2A	4.16	125.57	114.05
5	P	501	G2P	O5'-PA-O2A	4.17	125.59	114.05
5	D	501	G2P	O5'-PA-O2A	4.18	125.61	114.05
5	R	501	G2P	O5'-PA-O2A	4.18	125.61	114.05
5	H	501	G2P	O5'-PA-O2A	4.18	125.62	114.05
5	J	501	G2P	O5'-PA-O2A	4.18	125.63	114.05
5	N	501	G2P	O5'-PA-O2A	4.19	125.64	114.05
5	F	501	G2P	O5'-PA-O2A	4.19	125.65	114.05
5	L	501	G2P	O1B-PB-O2B	5.02	126.27	110.24
5	F	501	G2P	O1B-PB-O2B	5.03	126.29	110.24
5	J	501	G2P	O1B-PB-O2B	5.03	126.29	110.24
5	N	501	G2P	O1B-PB-O2B	5.03	126.30	110.24
5	H	501	G2P	O1B-PB-O2B	5.03	126.30	110.24
5	P	501	G2P	O1B-PB-O2B	5.03	126.30	110.24
5	D	501	G2P	O1B-PB-O2B	5.03	126.31	110.24
5	B	501	G2P	O1B-PB-O2B	5.04	126.33	110.24
5	R	501	G2P	O1B-PB-O2B	5.04	126.34	110.24
5	F	501	G2P	O2A-PA-C3A	5.78	125.72	108.82
5	D	501	G2P	O2A-PA-C3A	5.78	125.73	108.82
5	J	501	G2P	O2A-PA-C3A	5.78	125.74	108.82
5	L	501	G2P	O2A-PA-C3A	5.78	125.74	108.82
5	N	501	G2P	O2A-PA-C3A	5.78	125.74	108.82
5	H	501	G2P	O2A-PA-C3A	5.79	125.75	108.82
5	B	501	G2P	O2A-PA-C3A	5.79	125.76	108.82

*Continued on next page...*

*Continued from previous page...*

Mol	Chain	Res	Type	Atoms	Z	Observed(°)	Ideal(°)
5	R	501	G2P	O2A-PA-C3A	5.79	125.76	108.82
5	P	501	G2P	O2A-PA-C3A	5.79	125.77	108.82
5	R	501	G2P	N2-C2-N3	6.90	130.66	117.72
5	P	501	G2P	N2-C2-N3	6.91	130.69	117.72
5	F	501	G2P	N2-C2-N3	6.91	130.69	117.72
5	D	501	G2P	N2-C2-N3	6.92	130.70	117.72
5	J	501	G2P	N2-C2-N3	6.92	130.71	117.72
5	H	501	G2P	N2-C2-N3	6.92	130.71	117.72
5	B	501	G2P	N2-C2-N3	6.92	130.71	117.72
5	L	501	G2P	N2-C2-N3	6.93	130.73	117.72
5	N	501	G2P	N2-C2-N3	6.94	130.74	117.72
3	A	501	GTP	C6-N1-C2	7.49	124.66	115.88
3	Q	501	GTP	C6-N1-C2	7.52	124.70	115.88
3	O	501	GTP	C6-N1-C2	7.53	124.70	115.88
3	G	501	GTP	C6-N1-C2	7.53	124.71	115.88
3	C	501	GTP	C6-N1-C2	7.53	124.71	115.88
3	E	501	GTP	C6-N1-C2	7.55	124.72	115.88
3	M	501	GTP	C6-N1-C2	7.56	124.73	115.88
3	I	501	GTP	C6-N1-C2	7.56	124.74	115.88
3	K	501	GTP	C6-N1-C2	7.57	124.75	115.88
5	F	501	G2P	C4'-O4'-C1'	7.70	117.80	109.64
5	H	501	G2P	C4'-O4'-C1'	7.72	117.83	109.64
5	J	501	G2P	C4'-O4'-C1'	7.73	117.84	109.64
5	D	501	G2P	C4'-O4'-C1'	7.74	117.85	109.64
5	B	501	G2P	C4'-O4'-C1'	7.74	117.85	109.64
5	R	501	G2P	C4'-O4'-C1'	7.75	117.86	109.64
5	N	501	G2P	C4'-O4'-C1'	7.75	117.86	109.64
5	L	501	G2P	C4'-O4'-C1'	7.75	117.86	109.64
5	P	501	G2P	C4'-O4'-C1'	7.76	117.87	109.64
5	R	501	G2P	PA-O5'-C5'	8.28	145.89	122.23
5	H	501	G2P	PA-O5'-C5'	8.29	145.92	122.23
5	P	501	G2P	PA-O5'-C5'	8.29	145.92	122.23
5	J	501	G2P	PA-O5'-C5'	8.29	145.94	122.23
5	L	501	G2P	PA-O5'-C5'	8.30	145.95	122.23
5	F	501	G2P	PA-O5'-C5'	8.30	145.95	122.23
5	D	501	G2P	PA-O5'-C5'	8.30	145.96	122.23
5	N	501	G2P	PA-O5'-C5'	8.30	145.97	122.23
5	B	501	G2P	PA-O5'-C5'	8.31	145.98	122.23
5	N	501	G2P	C6-N1-C2	10.59	128.29	115.88
5	P	501	G2P	C6-N1-C2	10.61	128.32	115.88
5	H	501	G2P	C6-N1-C2	10.62	128.33	115.88
5	R	501	G2P	C6-N1-C2	10.63	128.33	115.88

*Continued on next page...*

*Continued from previous page...*

Mol	Chain	Res	Type	Atoms	Z	Observed(°)	Ideal(°)
5	F	501	G2P	C6-N1-C2	10.63	128.34	115.88
5	B	501	G2P	C6-N1-C2	10.64	128.34	115.88
5	D	501	G2P	C6-N1-C2	10.64	128.35	115.88
5	L	501	G2P	C6-N1-C2	10.67	128.38	115.88
5	J	501	G2P	C6-N1-C2	10.69	128.40	115.88

There are no chirality outliers.

There are no torsion outliers.

There are no ring outliers.

9 monomers are involved in 36 short contacts:

Mol	Chain	Res	Type	Clashes	Symm-Clashes
5	B	501	G2P	4	0
5	D	501	G2P	4	0
5	F	501	G2P	4	0
5	H	501	G2P	4	0
5	J	501	G2P	4	0
5	L	501	G2P	4	0
5	N	501	G2P	4	0
5	P	501	G2P	4	0
5	R	501	G2P	4	0

## 5.7 Other polymers [i](#)

There are no such residues in this entry.

## 5.8 Polymer linkage issues [i](#)

There are no chain breaks in this entry.