



wwPDB EM Map/Model Validation Report ⓘ

Apr 10, 2016 – 03:31 PM BST

PDB ID : 3J6Y
EMDB ID: : EMD-5943
Title : S. cerevisiae 80S ribosome bound with Taura syndrome virus (TSV) IRES, 2 degree rotation (Class I)
Authors : Koh, C.S.; Brilot, A.F.; Grigorieff, N.; Korostelev, A.A.
Deposited on : 2014-04-16
Resolution : 6.10 Å(reported)
Based on PDB ID : 3U5E, 3U5D, 3U5C, 3U5B

This is a wwPDB EM Map/Model Validation Report for a publicly released PDB/EMDB entry.
For rigid body fitted models, validation errors reported here could stem from errors in the original structure(s) used in the fitting.
We welcome your comments at validation@mail.wwpdb.org
A user guide is available at
<http://wwpdb.org/validation/2016/EMValidationReportHelp>

MolProbity : 4.02b-467
Mogul : unknown
Percentile statistics : 20151230.v01 (using entries in the PDB archive December 30th 2015)
Ideal geometry (proteins) : Engh & Huber (2001)
Ideal geometry (DNA, RNA) : Parkinson et. al. (1996)
Validation Pipeline (wwPDB-VP) : trunk27241

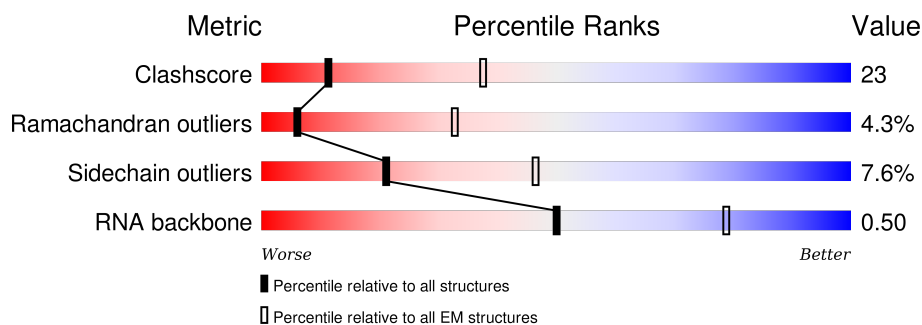
1 Overall quality at a glance

The following experimental techniques were used to determine the structure:

ELECTRON MICROSCOPY

The reported resolution of this entry is 6.10 Å.

Percentile scores (ranging between 0-100) for global validation metrics of the entry are shown in the following graphic. The table shows the number of entries on which the scores are based.






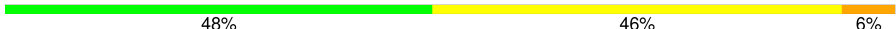


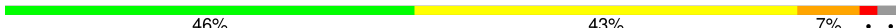


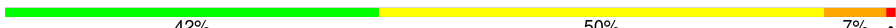
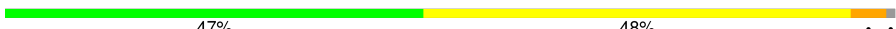





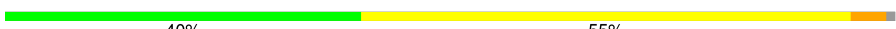








Metric	Whole archive (#Entries)	EM structures (#Entries)
Clashscore	114402	924
Ramachandran outliers	111179	726
Sidechain outliers	111093	686
RNA backbone	3027	244

The table below summarises the geometric issues observed across the polymeric chains. The red, orange, yellow and green segments on the bar indicate the fraction of residues that contain outliers for ≥ 3 , 2, 1 and 0 types of geometric quality criteria. A grey segment represents the fraction of residues that are not modelled. The numeric value for each fraction is indicated below the corresponding segment, with a dot representing fractions $\leq 5\%$.

Mol	Chain	Length	Quality of chain
1	2S	3395	
2	8S	158	
3	5S	121	
4	L1	217	
5	L2	254	
6	L3	387	
7	L4	362	
8	L5	297	


























Continued on next page...

Continued from previous page...

Mol	Chain	Length	Quality of chain
9	L6	176	
10	L7	244	
11	L8	256	
12	L9	191	
13	50	221	
14	51	174	
15	53	199	
16	54	138	
17	55	204	
18	56	199	
19	57	184	
20	58	186	
21	59	189	
22	60	172	
23	61	160	
24	62	121	
25	63	137	
26	64	155	
27	65	142	
28	66	127	
29	67	136	
30	68	149	
31	69	59	
32	70	105	
33	71	113	




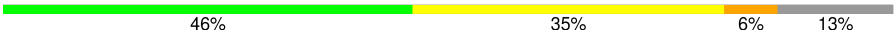
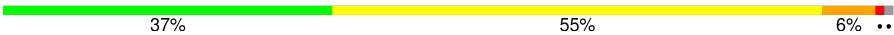

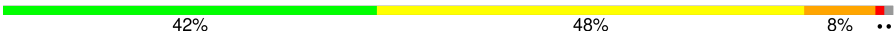
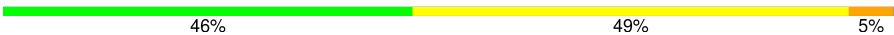
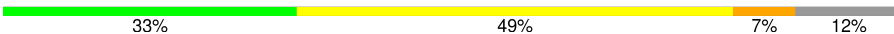

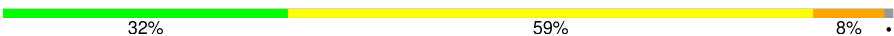
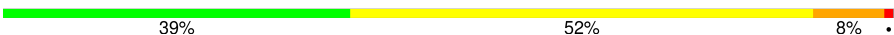
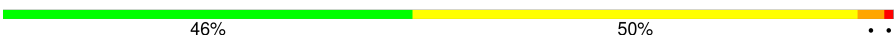

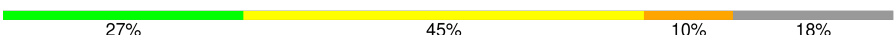






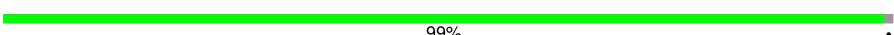
Continued on next page...

Continued from previous page...

Mol	Chain	Length	Quality of chain
34	72	130	
35	73	107	
36	74	121	
37	75	120	
38	76	100	
39	77	88	
40	78	78	
41	79	51	
42	80	128	
43	81	25	
44	82	106	
45	83	92	
46	1S	1798	
47	S0	252	
48	S1	255	
49	S2	254	
50	S3	240	
51	S4	261	
52	S5	225	
53	S6	236	
54	S7	190	
55	S8	200	
56	S9	197	
57	10	105	
58	11	156	

Continued on next page...

Continued from previous page...

Mol	Chain	Length	Quality of chain
59	12	143	
60	13	151	
61	14	137	
62	15	142	
63	16	143	
64	17	136	
65	18	146	
66	19	144	
67	20	121	
68	21	87	
69	22	130	
70	23	145	
71	24	135	
72	25	108	
73	26	119	
74	27	82	
75	28	67	
76	29	56	
77	30	63	
78	31	152	
79	RA	319	
80	IR	201	

2 Entry composition

There are 80 unique types of molecules in this entry. The entry contains 204247 atoms, of which 0 are hydrogens and 0 are deuteriums.

In the tables below, the AltConf column contains the number of residues with at least one atom in alternate conformation and the Trace column contains the number of residues modelled with at most 2 atoms.

- Molecule 1 is a RNA chain called 25S ribosomal RNA.

Mol	Chain	Residues	Atoms					AltConf	Trace
1	2S	3308	Total	C	N	O	P	0	0
			70742	31596	12731	23107	3308		

- Molecule 2 is a RNA chain called 5.8S ribosomal RNA.

Mol	Chain	Residues	Atoms					AltConf	Trace
2	8S	158	Total	C	N	O	P	0	0
			3354	1500	586	1110	158		

- Molecule 3 is a RNA chain called 5S ribosomal RNA.

Mol	Chain	Residues	Atoms					AltConf	Trace
3	5S	121	Total	C	N	O	P	0	0
			2580	1152	461	846	121		

- Molecule 4 is a protein called 60S ribosomal protein L1.

Mol	Chain	Residues	Atoms					AltConf	Trace
4	L1	204	Total	C	N	O	S	0	0
			1609	1031	279	290	9		

- Molecule 5 is a protein called 60S ribosomal protein L2.

Mol	Chain	Residues	Atoms					AltConf	Trace
5	L2	252	Total	C	N	O	S	0	0
			1918	1193	389	335	1		

- Molecule 6 is a protein called 60S ribosomal protein L3.

Mol	Chain	Residues	Atoms					AltConf	Trace
6	L3	386	Total	C	N	O	S	0	0
			3082	1956	584	534	8		

- Molecule 7 is a protein called 60S ribosomal protein L4.

Mol	Chain	Residues	Atoms					AltConf	Trace
7	L4	361	Total	C	N	O	S	0	0
			2750	1730	522	495	3		

- Molecule 8 is a protein called 60S ribosomal protein L5.

Mol	Chain	Residues	Atoms					AltConf	Trace
8	L5	296	Total	C	N	O	S	0	0
			2376	1501	414	459	2		

- Molecule 9 is a protein called 60S ribosomal protein L6.

Mol	Chain	Residues	Atoms					AltConf	Trace
9	L6	156	Total	C	N	O	S	0	0
			1240	800	222	217	1		

- Molecule 10 is a protein called 60S ribosomal protein L7.

Mol	Chain	Residues	Atoms					AltConf	Trace
10	L7	222	Total	C	N	O	S	0	0
			1785	1151	324	309	1		

- Molecule 11 is a protein called 60S ribosomal protein L8.

Mol	Chain	Residues	Atoms					AltConf	Trace
11	L8	233	Total	C	N	O	S	0	0
			1818	1159	326	330	3		

- Molecule 12 is a protein called 60S ribosomal protein L9.

Mol	Chain	Residues	Atoms					AltConf	Trace
12	L9	191	Total	C	N	O	S	0	0
			1519	963	274	278	4		

- Molecule 13 is a protein called 60S ribosomal protein L10.

Mol	Chain	Residues	Atoms					AltConf	Trace
13	50	211	Total	C	N	O	S	0	0
			1718	1089	325	298	6		

- Molecule 14 is a protein called 60S ribosomal protein L11.

Mol	Chain	Residues	Atoms					AltConf	Trace
14	51	169	Total	C	N	O	S	0	0
			1354	847	253	250	4		

- Molecule 15 is a protein called 60S ribosomal protein L13.

Mol	Chain	Residues	Atoms					AltConf	Trace
15	53	193	Total	C	N	O		0	0
			1543	962	315	266			

- Molecule 16 is a protein called 60S ribosomal protein L14.

Mol	Chain	Residues	Atoms					AltConf	Trace
16	54	136	Total	C	N	O	S	0	0
			1054	675	199	178	2		

- Molecule 17 is a protein called 60S ribosomal protein L15.

Mol	Chain	Residues	Atoms					AltConf	Trace
17	55	203	Total	C	N	O	S	0	0
			1721	1077	361	282	1		

- Molecule 18 is a protein called 60S ribosomal protein L16.

Mol	Chain	Residues	Atoms					AltConf	Trace
18	56	197	Total	C	N	O	S	0	0
			1556	1003	289	263	1		

- Molecule 19 is a protein called 60S ribosomal protein L17.

Mol	Chain	Residues	Atoms					AltConf	Trace
19	57	183	Total	C	N	O		0	0
			1443	896	287	260			

- Molecule 20 is a protein called 60S ribosomal protein L18.

Mol	Chain	Residues	Atoms					AltConf	Trace
20	58	185	Total	C	N	O	S	0	0
			1442	908	290	242	2		

- Molecule 21 is a protein called 60S ribosomal protein L19.

Mol	Chain	Residues	Atoms				AltConf	Trace
21	59	188	Total	C	N	O	0	0
			1522	935	326	261		

- Molecule 22 is a protein called 60S ribosomal protein L20.

Mol	Chain	Residues	Atoms				AltConf	Trace
22	60	172	Total	C	N	O	S	0
			1446	930	267	245	4	0

- Molecule 23 is a protein called 60S ribosomal protein L21.

Mol	Chain	Residues	Atoms				AltConf	Trace
23	61	159	Total	C	N	O	S	0
			1277	805	246	222	4	0

- Molecule 24 is a protein called 60S ribosomal protein L22.

Mol	Chain	Residues	Atoms				AltConf	Trace
24	62	100	Total	C	N	O		0
			796	516	131	149		0

- Molecule 25 is a protein called 60S ribosomal protein L23.

Mol	Chain	Residues	Atoms				AltConf	Trace
25	63	136	Total	C	N	O	S	0
			1004	628	189	180	7	0

- Molecule 26 is a protein called 60S ribosomal protein L24.

Mol	Chain	Residues	Atoms				AltConf	Trace
26	64	61	Total	C	N	O	S	0
			509	328	100	80	1	0

- Molecule 27 is a protein called 60S ribosomal protein L25.

Mol	Chain	Residues	Atoms				AltConf	Trace
27	65	121	Total	C	N	O	S	0
			969	623	170	174	2	0

- Molecule 28 is a protein called 60S ribosomal protein L26.

Mol	Chain	Residues	Atoms				AltConf	Trace
28	66	126	Total	C	N	O	0	0
			994	625	192	177		

- Molecule 29 is a protein called 60S ribosomal protein L27.

Mol	Chain	Residues	Atoms				AltConf	Trace
29	67	135	Total	C	N	O	0	0
			1093	710	202	181		

- Molecule 30 is a protein called 60S ribosomal protein L28.

Mol	Chain	Residues	Atoms					AltConf	Trace
30	68	148	Total	C	N	O	S	0	0
			1174	749	231	191	3		

- Molecule 31 is a protein called 60S ribosomal protein L29.

Mol	Chain	Residues	Atoms				AltConf	Trace
31	69	58	Total	C	N	O	0	0
			463	289	100	74		

- Molecule 32 is a protein called 60S ribosomal protein L30.

Mol	Chain	Residues	Atoms					AltConf	Trace
32	70	97	Total	C	N	O	S	0	0
			743	479	124	139	1		

- Molecule 33 is a protein called 60S ribosomal protein L31.

Mol	Chain	Residues	Atoms					AltConf	Trace
33	71	109	Total	C	N	O	S	0	0
			890	565	168	156	1		

- Molecule 34 is a protein called 60S ribosomal protein L32.

Mol	Chain	Residues	Atoms					AltConf	Trace
34	72	127	Total	C	N	O	S	0	0
			1020	647	205	167	1		

- Molecule 35 is a protein called 60S ribosomal protein L33.

Mol	Chain	Residues	Atoms					AltConf	Trace
35	73	106	Total	C	N	O	S	0	0
			851	540	165	145	1		

- Molecule 36 is a protein called 60S ribosomal protein L34.

Mol	Chain	Residues	Atoms					AltConf	Trace
36	74	112	Total	C	N	O	S	0	0
			881	546	179	152	4		

- Molecule 37 is a protein called 60S ribosomal protein L35.

Mol	Chain	Residues	Atoms					AltConf	Trace
37	75	119	Total	C	N	O	S	0	0
			970	615	186	168	1		

- Molecule 38 is a protein called 60S ribosomal protein L36.

Mol	Chain	Residues	Atoms					AltConf	Trace
38	76	99	Total	C	N	O	S	0	0
			772	481	156	133	2		

- Molecule 39 is a protein called 60S ribosomal protein L37.

Mol	Chain	Residues	Atoms					AltConf	Trace
39	77	87	Total	C	N	O	S	0	0
			682	414	148	115	5		

- Molecule 40 is a protein called 60S ribosomal protein L38.

Mol	Chain	Residues	Atoms				AltConf	Trace
40	78	77	Total	C	N	O	0	0
			613	391	115	107		

- Molecule 41 is a protein called 60S ribosomal protein L39.

Mol	Chain	Residues	Atoms					AltConf	Trace
41	79	50	Total	C	N	O	S	0	0
			437	272	97	66	2		

- Molecule 42 is a protein called 60S ribosomal protein L40.

Mol	Chain	Residues	Atoms					AltConf	Trace
42	80	52	Total	C	N	O	S	0	0
			418	259	86	68	5		

- Molecule 43 is a protein called 60S ribosomal protein L41.

Mol	Chain	Residues	Atoms					AltConf	Trace
43	81	25	Total	C	N	O	S	0	0
			234	142	63	28	1		

- Molecule 44 is a protein called 60S ribosomal protein L42.

Mol	Chain	Residues	Atoms					AltConf	Trace
44	82	103	Total	C	N	O	S	0	0
			827	520	167	135	5		

- Molecule 45 is a protein called 60S ribosomal protein L43.

Mol	Chain	Residues	Atoms					AltConf	Trace
45	83	91	Total	C	N	O	S	0	0
			695	429	138	122	6		

- Molecule 46 is a RNA chain called 18S ribosomal RNA.

Mol	Chain	Residues	Atoms					AltConf	Trace
46	1S	1781	Total	C	N	O	P	0	0
			37949	16965	6715	12488	1781		

- Molecule 47 is a protein called 40S ribosomal protein S0.

Mol	Chain	Residues	Atoms					AltConf	Trace
47	S0	206	Total	C	N	O	S	0	0
			1612	1034	285	291	2		

- Molecule 48 is a protein called 40S ribosomal protein S1.

Mol	Chain	Residues	Atoms					AltConf	Trace
48	S1	214	Total	C	N	O	S	0	0
			1709	1084	310	311	4		

- Molecule 49 is a protein called 40S ribosomal protein S2.

Mol	Chain	Residues	Atoms					AltConf	Trace
49	S2	217	Total	C	N	O	S	0	0
			1635	1047	289	297	2		

- Molecule 50 is a protein called 40S ribosomal protein S3.

Mol	Chain	Residues	Atoms					AltConf	Trace
50	S3	223	Total	C	N	O	S	0	0
			1734	1101	313	314	6		

- Molecule 51 is a protein called 40S ribosomal protein S4.

Mol	Chain	Residues	Atoms					AltConf	Trace
51	S4	260	Total	C	N	O	S	0	0
			2069	1316	389	361	3		

- Molecule 52 is a protein called 40S ribosomal protein S5.

Mol	Chain	Residues	Atoms					AltConf	Trace
52	S5	206	Total	C	N	O	S	0	0
			1610	1007	300	300	3		

- Molecule 53 is a protein called 40S ribosomal protein S6.

Mol	Chain	Residues	Atoms					AltConf	Trace
53	S6	226	Total	C	N	O	S	0	0
			1820	1142	350	325	3		

- Molecule 54 is a protein called 40S ribosomal protein S7.

Mol	Chain	Residues	Atoms				AltConf	Trace
54	S7	184	Total	C	N	O	0	0
			1481	951	265	265		

- Molecule 55 is a protein called 40S ribosomal protein S8.

Mol	Chain	Residues	Atoms					AltConf	Trace
55	S8	188	Total	C	N	O	S	0	0
			1490	925	298	265	2		

- Molecule 56 is a protein called 40S ribosomal protein S9.

Mol	Chain	Residues	Atoms					AltConf	Trace
56	S9	185	Total	C	N	O	S	0	0
			1494	943	289	261	1		

- Molecule 57 is a protein called 40S ribosomal protein S10.

Mol	Chain	Residues	Atoms					AltConf	Trace
57	10	96	Total	C	N	O	S	0	0
			817	529	133	153	2		

- Molecule 58 is a protein called 40S ribosomal protein S11.

Mol	Chain	Residues	Atoms					AltConf	Trace
58	11	155	Total	C	N	O	S	0	0
			1245	798	235	209	3		

- Molecule 59 is a protein called 40S ribosomal protein S12.

Mol	Chain	Residues	Atoms					AltConf	Trace
59	12	124	Total	C	N	O	S	0	0
			935	587	165	181	2		

- Molecule 60 is a protein called 40S ribosomal protein S13.

Mol	Chain	Residues	Atoms					AltConf	Trace
60	13	150	Total	C	N	O	S	0	0
			1193	759	224	208	2		

- Molecule 61 is a protein called 40S ribosomal protein S14.

Mol	Chain	Residues	Atoms					AltConf	Trace
61	14	127	Total	C	N	O	S	0	0
			942	578	186	175	3		

- Molecule 62 is a protein called 40S ribosomal protein S15.

Mol	Chain	Residues	Atoms					AltConf	Trace
62	15	124	Total	C	N	O	S	0	0
			991	631	187	166	7		

- Molecule 63 is a protein called 40S ribosomal protein S16.

Mol	Chain	Residues	Atoms				AltConf	Trace
63	16	141	Total	C	N	O	0	0
			1106	708	203	195		

- Molecule 64 is a protein called 40S ribosomal protein S17.

Mol	Chain	Residues	Atoms					AltConf	Trace
64	17	120	Total	C	N	O	S	0	0
			965	603	183	177	2		

- Molecule 65 is a protein called 40S ribosomal protein S18.

Mol	Chain	Residues	Atoms					AltConf	Trace
65	18	145	Total	C	N	O	S	0	0
			1193	743	237	211	2		

- Molecule 66 is a protein called 40S ribosomal protein S19.

Mol	Chain	Residues	Atoms					AltConf	Trace
66	19	143	Total	C	N	O	S	0	0
			1113	694	208	209	2		

- Molecule 67 is a protein called 40S ribosomal protein S20.

Mol	Chain	Residues	Atoms					AltConf	Trace
67	20	107	Total	C	N	O	S	0	0
			856	539	156	160	1		

- Molecule 68 is a protein called 40S ribosomal protein S21.

Mol	Chain	Residues	Atoms					AltConf	Trace
68	21	87	Total	C	N	O	S	0	0
			685	420	125	138	2		

- Molecule 69 is a protein called 40S ribosomal protein S22.

Mol	Chain	Residues	Atoms					AltConf	Trace
69	22	129	Total	C	N	O	S	0	0
			1022	650	188	181	3		

- Molecule 70 is a protein called 40S ribosomal protein S23.

Mol	Chain	Residues	Atoms					AltConf	Trace
70	23	144	Total	C	N	O	S	0	0
			1122	708	220	192	2		

- Molecule 71 is a protein called 40S ribosomal protein S24.

Mol	Chain	Residues	Atoms					AltConf	Trace
71	24	134	Total	C	N	O		0	0
			1074	676	208	190			

- Molecule 72 is a protein called 40S ribosomal protein S25.

Mol	Chain	Residues	Atoms					AltConf	Trace
72	25	70	Total	C	N	O		0	0
			563	360	104	99			

- Molecule 73 is a protein called 40S ribosomal protein S26.

Mol	Chain	Residues	Atoms					AltConf	Trace
73	26	97	Total	C	N	O	S	0	0
			769	475	160	129	5		

- Molecule 74 is a protein called 40S ribosomal protein S27.

Mol	Chain	Residues	Atoms					AltConf	Trace
74	27	81	Total	C	N	O	S	0	0
			611	382	110	114	5		

- Molecule 75 is a protein called 40S ribosomal protein S28.

Mol	Chain	Residues	Atoms					AltConf	Trace
75	28	63	Total	C	N	O	S	0	0
			498	306	99	92	1		

- Molecule 76 is a protein called 40S ribosomal protein S29.

Mol	Chain	Residues	Atoms					AltConf	Trace
76	29	53	Total	C	N	O	S	0	0
			444	275	92	73	4		

- Molecule 77 is a protein called 40S ribosomal protein S30.

Mol	Chain	Residues	Atoms					AltConf	Trace
77	30	60	Total	C	N	O	S	0	0
			475	299	98	77	1		

- Molecule 78 is a protein called 40S ribosomal protein S31.

Mol	Chain	Residues	Atoms					AltConf	Trace
78	31	71	Total	C	N	O	S	0	0
			498	309	93	92	4		

- Molecule 79 is a protein called Guanine nucleotide-binding protein subunit beta-like protein.

Mol	Chain	Residues	Atoms					AltConf	Trace
79	RA	318	Total	C	N	O	S	0	0
			2445	1546	419	472	8		

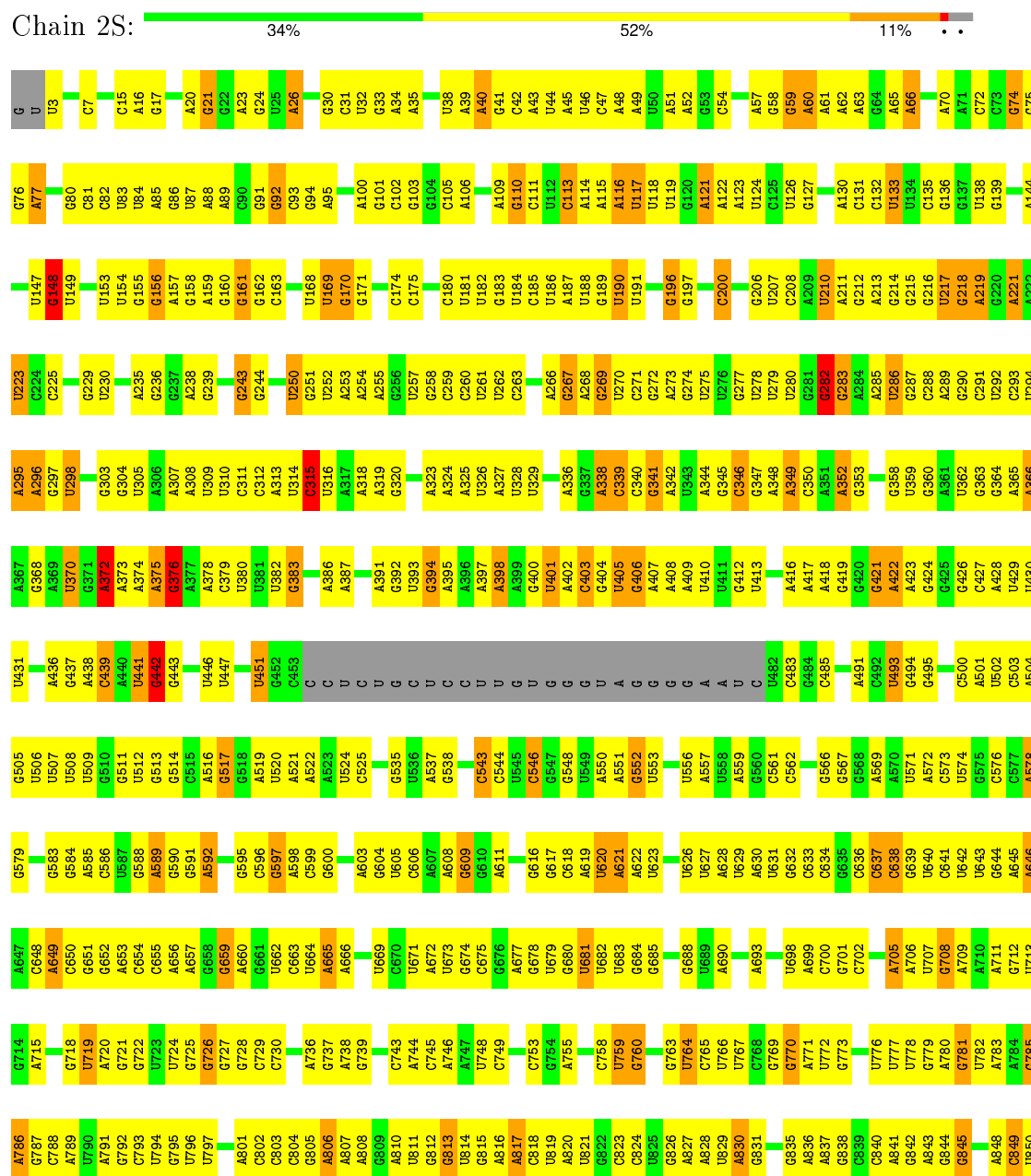
- Molecule 80 is a RNA chain called TSV IRES mRNA.

Mol	Chain	Residues	Atoms		AltConf	Trace
80	IR	198	Total	P	0	198
			198	198		

3 Residue-property plots

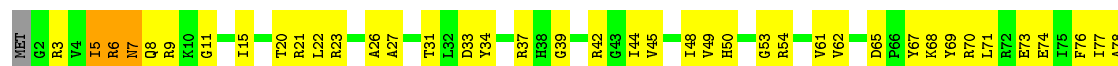
These plots are drawn for all protein, RNA and DNA chains in the entry. The first graphic for a chain summarises the proportions of errors displayed in the second graphic. The second graphic shows the sequence view annotated by issues in geometry. Residues are color-coded according to the number of geometric quality criteria for which they contain at least one outlier: green = 0, yellow = 1, orange = 2 and red = 3 or more. Stretches of 2 or more consecutive residues without any outlier are shown as a green connector. Residues present in the sample, but not in the model, are shown in grey.

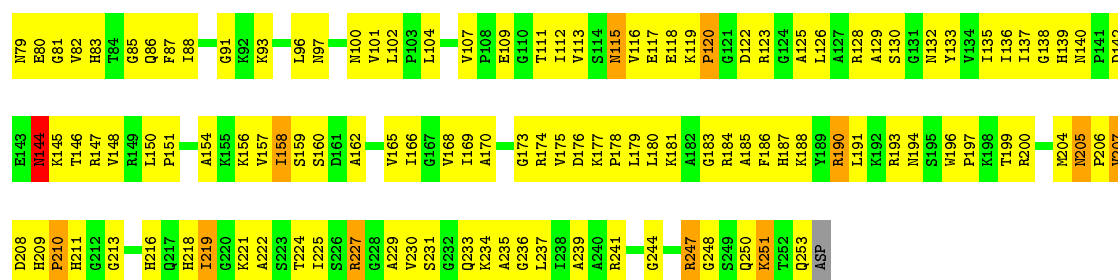
• Molecule 1: 25S ribosomal RNA



G1939	C1869	A1799	U1717	U1641	U1567	U1494	A1418	A1352	A1290	G1206	G1134	A1064	U986	C923	C851
G1940	C1870	A1800	G1718	A1642	U1568	U1495	A1419	U1353	A1291	G1207	A1135	A1065	U987	G924	U852
G1941	U1871		G1719	A1643	U1569	C1496	A1420	G1354	C1292	U1210	C1137	U1070	U988	A925	U853
G1942	C1872	C1803	U1723	A1644	U1570	C1497	G1421	A1355	U1293	U1211	U1138	U1071	A989	A926	G854
G1943	A1873	A1804	A1723	G1645	A1571	A1498	G1422	U1356	G1294	A1212	U1139	G1072	U990	U927	U855
G1944	U1874	C1805	U1723	G1646	U1572	A1499	G1423	G1357	G1295	G1213	G1140	U1073	G991	C928	G856
	G1875	A1806	U1725	A1647	G1573	G1500		C1358	C1297	U1214	C1141	U1074	A992	A929	G857
G1947	U1876	G1807	C1726	A1648	U1574	U1501	U1427	C1359	G1297	U1215	A1142	A1075	G993	U930	A858
G1948	U1877	G1808	G1726	U1649	A1575	A1504	U1430	C1360	U1299	G1216	A1143		G994	U931	G859
G1949	G1878	A1809	U1727	U1650	G1576	A1505	G1431		U1299	G1216	U1143	A1079	U995	U932	G860
G1950	A1879			U1651		A1506	A1432	C1364	G1300	A1217	A1144	A1080	A996		C861
G1951		G1811	A1729	G1652	C1581	A1507	G1433	C1365	A1301	U1220	G1147	U1081	A997	U835	U862
G1952	U1886	G1812	G1730	G1653	C1582	A1508	A1433	C1366	A1302	U1221		U1082		A936	
G1953	U1887	A1813	U1731	A1654	A1583	C1508	G1434	G1367	A1303	A1222		U1083	C1000	G937	C873
G1954	U1888		U1732	G1655	U1584	A1509		U1368	A1304	G1223	A1150	G1084	G1001	U939	U874
U1955		U1815		A1656	C1585	G1510	C1437	U1369	U1305	A1224	U1151	U1085	U938	U938	G875
A1956		A1816	G1738	G1657	U1512	U1511	U1438	G1370	G1306	C1224	G1152	C1086	A1003	G940	
		G1817		C1658	A1587	U1512	U1439	G1371	G1307	A1225	A1153	U1087	U1004	G941	U879
C1965			G1743	U1659	U1588	G1513	U1440	C1372	A1308	G1226	A1154	U1088	U942	U942	G880
C1966		U1821	G1744	C1660	A1589		G1441		U1309	C1227		U1089	U943	U943	C881
U1967				G1661	U1590	G1517	U1442	C1376	G1310	G1234	A1158		U1009	C944	A882
G1968		C1826	G1747	G1662	G1591	G1520	G1443	G1377	G1311	U1235	A1159		A1010	U945	A883
		C1827		C1663	G1592	G1521	G1444	U1378	C1312	G1236	U1167	A1093	A1011	U946	A884
C1971		A1828	A1750	G1664	A1593	G1522	U1445	G1379	G1313	G1237	U1168	U1094	G1012	G947	U885
A1972		G1829	G1751	G1665	U1594	U1523	U1446	G1380	C1314	C1238	U1169	U1095	G1013	C948	C886
			A1752	G1666	A1595		G1447	A1381	U1315		A1169	U1096	U1014	C949	G887
G1976				A1667	U1595			G1382	C1316	C1239	U1170	G1097	U1015	G950	
C1977			G1753	A1667	U1596	U1526	U1448	G1383	A1317	U1241	G1171	A1098	C1016		G953
A1978			G1754	C1668	A1602		A1449	U1384	A1318	G1242	U1172	U1099	C1017	U954	G891
G1979				G1669	A1603	C1527	U1452	U1385		G1243	U1173	U1100	G1018	U955	U892
C1980			A1760	C1670	G1604			A1386	G1321	U1250	G1174	G1101	G1019	U956	C893
G1981			C1761		U1532	U1533	A1456	G1387	U1322	A1251	A1179	G1106	A1027	U960	A896
G1982				G1678	U1607	U1534	U1457	U1388	G1323		U1180	C1107	U1028	U961	U897
			U1764	A1679	C1608	A1534	U1458		G1324		U1181	U1103	G1029	A862	U898
C			G1765		C1609	A1535	C1459		U1325		U1182	U1109		A863	U899
G			G1766	U1682	G1610	G1536	U1459	C1391	U1326	G1246	C1177	U1110	U1033	G964	G900
U				A1683	G1611	A1537	A1460	G1392	G1327		A1178	U1111	U1034	U965	G901
U				U1684	A1612	G1538	A1461	C1393	C1328		C1179	A1112	G1035	U966	G902
C			C1773			U1539		C1394			C1180	U1113	A1036	A904	U903
				U1688	C1615	A1545	A1466	C1395	U1329	C1254		U1114	U1039	U905	U905
U			G1774	U1689	U1616	A1546	G1466	C1396	A1330		A1190	G1115	U1040	A970	A906
U			G1775	C1690	G1617	G1547		C1397	U1331	C1257	U1191	G1116	A1040	G971	G907
U				U1691	G1618	U1548	A1475	C1398	U1332	U1258	C1192	G1117	A972	A972	G908
U			G1780	C1692	G1619	U1549	A1476	A1399	G1333	A1259	C1193	G1118	A1046	A973	
U			C1781	U1692	U1691	U1549	A1477	G1400	U1334	G1260	G1194	C1119	A1047	G974	
U			U1782	C1693	A1621	U1550	C1478	A1401	C1335	G1261	A1195	A1120	A1048	C975	G912
G			G1783	U1694	U1622	U1553	U1479	C1402	U1336		C1196	U1121	G1049	U976	A913
A			U1784		G1623	U1554	U1479	C1403	A1337	G1262	C1197	U1122	U1050	C977	A914
C			G1785	A1696	G1624	U1554	A1480	G1404	G1338	G1264	C1198	U1126	U1051	G978	A915
U			U1786	A1697	U1625	U1555	A1481	G1405	C1339	U1265	G1199	G1126	U1052	U979	G916
U			A1787		U1626	C1556	A1482	U1406	G1340		A1195	G1127	A1053	A950	A917
U			G1788	U1695	U1627	A1557	G1483	A1407	U1341	U1269	C1196	U1121	G1049	U976	C918
U			G1789	C1628	C1629	A1558	U1484	A1408	C1342		C1197	U1122	A1054	A981	
U			G1790	U1629	U1630	A1559	G1485	G1409	G1345	C1272	C1198	U1126	A1055	C982	U919
U			C1791	C1709	C1631	A1560	G1487	G1412	G1346	G1281	C1199	G1126	U1056	C983	A920
G			U1792	C1710		C1561	U1488	G1413	U1347		C1201	G1127	A1057	A984	A921
U			G1793	C1711	G1634	C1562	A1489	G1414	U1348	A1286	A1202	A1130	A1058	G985	U922
U			C1794	G1712	G1635	C1563	A1490	G1415	U1349	A1287	A1203	A1131	A1059		
U			G1795	G1713	U1636	C1564	A1491	U1416	G1350	U1288	A1204	C1132	A1057		
G			U1796	U1714	A1637	U1565	A1492	G1416	U1351	G1289	A1205	A1133			
G			A1797	U1715			G1493								
C			A1798	U1716											

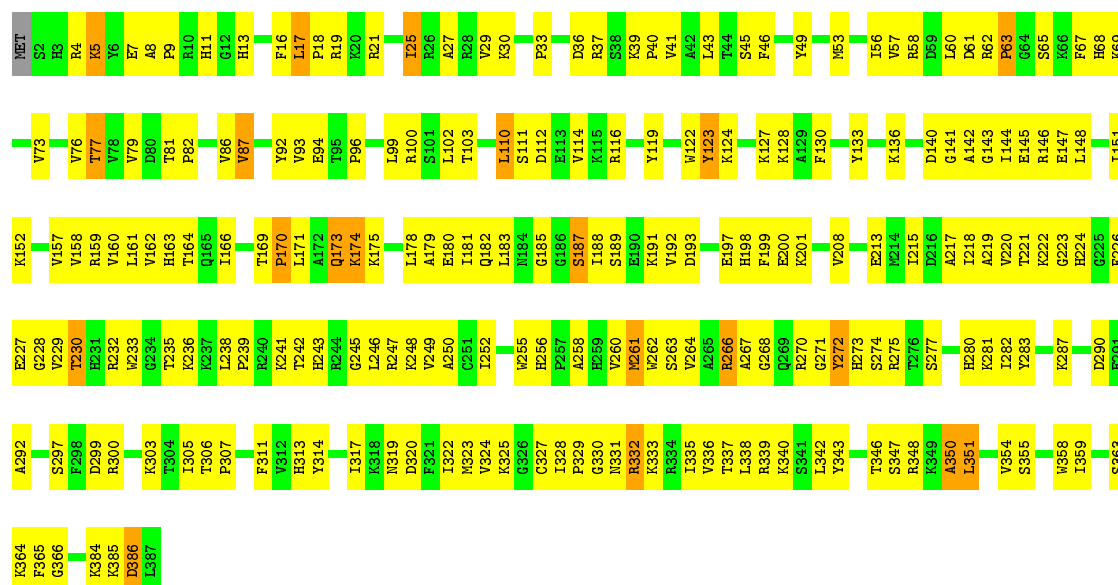
U3105	G3086	C2963	U2818	G2753	A2678	G2603	A2529	U2460	G2377	U2310	C2155	A2088	U
A3106	U3037	G2964	A2819	G2754	A2679	U2604	G2530	A2461	G2385	G2311	C2156	A	U
G3109	U3038	U2965	A2820	G2755	A2680	G2605	G2531	A2462	G2386	A2312	C2157	U	U
G3116	C3043	G2966	C2821	G2756	U2681	G2606	U2532	G2463	G2388	U2313	A2158	U	C
G3117	G3044	U2967	G2828	G2757	C2685	G2607	G2533	G2466	C2389	U2314	U2159	A	C
G3118	U2974	G2968	U2829	A2758	A2686	U2610	G2534	G2467	U2390	G2315	G2160	A2093	C
U3119	G3045	C2969	U2830	U2759	G2687	U2611	A2535	A2468	G2393	G2316	U2161	C2094	U
U3120	U3046	G2967	G2831	G2760	U2688	U2612	U2536	G2469	G2394	U2317	U2162	G2095	G
U3121	U3047	U2975	G2832	G2761	A2689	U2613	U2538	G2470	G2395	U2319	C2163	A2096	C
A3122	A3048	A2910	A2833	A2762	G2690	G2614	G2539	U2471	G2396	G2318	G2165	U2097	U
U3050	A3049	C2982	C2836	G2763	A2691	G2615	A2540	C2472	A2397	G2322	A2166	C2098	A
U3051	C2983	G2913	A2837	G2764	G2692	G2616	U2541	U2473	A2398	G2323	G2167	G	G
G3052	U2984	G2914	U2842	U2766	C2693	U2617	U2542	G2474	A2399	A2324	A2168	U2101	G
U3055	U2985	U2915	U2843	U2767	A2694	G2621	U2544	C2475	G2402	G2325	A2169	U2102	U
U3056	A3130	A2986	U2844	U2768	A2695	A2626	G2545	C2477	G2403	U2326	G2174	U2103	G
U3057	C2987	U2916	A2845	A2769	A2697	G2627	C2546	C2478	A2404	U2327	U2175	G2105	A
U3058	U2988	G2770	G2700	G2770	G2701	U2631	A2547	G2483	C2405	U2328	U2176	U2106	C
U3059	U2989	U2771	U2702	G2771	A2703	U2632	G2548	A2484	C2406	U2329	G2177	A2107	U
G3060	U2990	U2772	A2704	G2772	A2704	U2633	U2549	A2485	C2407	C2330	A2178	C2108	C
G3061	G2991	U2775	G2705	U2775	G2706	U2634	G2550	A2486	U2408	A2332	C2179	G2111	U
G3062	U2992	G2776	A2706	G2776	A2707	U2635	U2551	U2487	U2409	G2333	G2180	U2112	U
G3063	G2993	G2777	U2707	G2777	A2708	A2636	A2552	A2488	U2410	U2334	C2181	C2113	G
U3064	U2994	G2778	C2707	G2778	C2708	U2637	G2553	C2489	U2411	U2335	A2182	C2114	C
A3141	U2995	A2779	C2708	A2779	C2709	C2638	G2554	C2490	U2412	U2336	A2183	G2115	G
U3066	G2996	A2780	C2709	A2780	U2639	U2640	U2557	A2491	A2413	C2337	U2184	G2116	U
U3067	U2997	G2783	C2710	U2783	U2641	A2642	U2558	C2492	C2414	U2338	U2185	A2117	C
U3067	U2998	G2784	U2712	G2784	U2642	U2643	C2560	A2494	U2415	C2339	U2186	C2118	C
G3146	C3004	C2788	U2713	U2788	U2644	A2644	A2561	U2497	C2422	U2340	U2187	A2119	C
U3147	A3005	U2789	G2714	U2789	C2645	U2645	A2562	U2498	C2423	U2341	U2188	A2120	U
G3148	U3006	A2790	U2715	U2790	U2646	U2646	U2567	U2499	U2424	A2352	U2189	G2121	U
G3149	G3007	U2791	U2716	A2791	G2647	U2647	G2568	A2500	A2424	U2353	U2190	G2122	U
A3150	U3008	U2792	U2717	G2792	A2648	U2648	A2569	U2501	G2425	G2354	U2191	G2123	U
U3152	G3009	G2793	U2718	G2793	U2649	U2649	U2570	A2502	U2426	C2278	U2192	A2125	U
U3153	U3010	G2794	U2719	G2794	U2650	U2650	U2571	G2503	U2427	U2274	U2193	U2129	U
U3079	A3011	U2795	U2720	U2795	U2651	U2651	U2572	G2504	U2428	C2278	C2196	G2130	U
G3080	U3012	G2796	G2728	G2796	U2652	U2652	G2573	U2505	G2429	U2279	C2197	A2131	U
C3081	U3013	G2797	U2729	G2797	U2653	U2653	U2574	U2506	U2430	U2280	G2048	C2132	U
U3157	U3014	U2798	G2730	U2798	A2656	A2656	G2575	U2507	C2431	G2283	U2205	G2133	U
G3158	G3015	A2799	U2731	A2799	U2657	U2657	U2576	U2508	U2432	C2284	G2206	G2134	U
A3163	U3016	U2800	G2732	U2800	G2658	G2658	G2577	A2510	C2433	C2360	A2207	U2137	U
A3086	A3017	A2801	U2733	A2801	U2659	U2659	U2578	A2511	U2434	A2361	A2208	U2137	U
A3087	C3018	A2802	G2734	A2802	U2660	U2660	G2579	C2512	U2445	G2362	C2285	A2138	U
G3088	G3021	A2803	U2735	A2803	U2661	U2661	A2580	U2513	U2446	U2363	U2209	A2139	U
C3089	U2882	A2804	G2736	A2804	U2662	U2662	C2583	U2514	A2447	A2364	A2213	U2140	U
U3090	U2883	U2805	U2737	U2805	U2663	U2663	G2584	U2515	G2448	G2365	A2214	U2141	U
A3091	U2884	U2806	A2738	U2806	C2664	C2664	G2585	U2516	A2449	U2366	A2215	U2142	U
C3092	U2885	U2807	U2739	U2807	U2665	U2665	G2586	U2517	C2444	A2367	G2216	A2143	U
A3094	A3024	A2808	G2740	A2808	A2667	A2667	A2591	C2518	U2445	U2368	A2217	A2144	U
U3095	G3025	C2809	C2741	C2809	U2668	U2668	U2592	U2521	U2446	A2369	G2221	A2145	U
G3096	U2886	C2810	U2742	C2810	G2669	G2669	A2593	U2522	A2447	G2370	A2222	U2146	U
A3029	U2887	A2811	U2743	A2811	U2670	U2670	A2594	G2523	G2448	G2371	A2223	U2147	U
G3030	G2957	C2812	G2744	C2812	G2671	G2671	A2595	A2524	A2449	A2372	A2224	A2149	U
G3031	U2958	A2813	U2745	A2813	A2673	A2673	A2596	U2525	A2450	A2373	U2225	G2150	U
U3100	C2959	G2814	G2746	G2814	A2674	A2674	U2597	U2526	A2451	A2374	U2226	C2151	U
G3101	U2960	G2815	A2747	G2815	A2675	A2675	C2527	C2527	A2452	G2375	C2227	A2152	U
G3102	U2962	A2817	U2750	A2817	U2676	U2676	G2602	U2528	A2453	A2376	A2228	C2084	U
					U2677	U2677			A2454	G2376	A2229	U2154	U





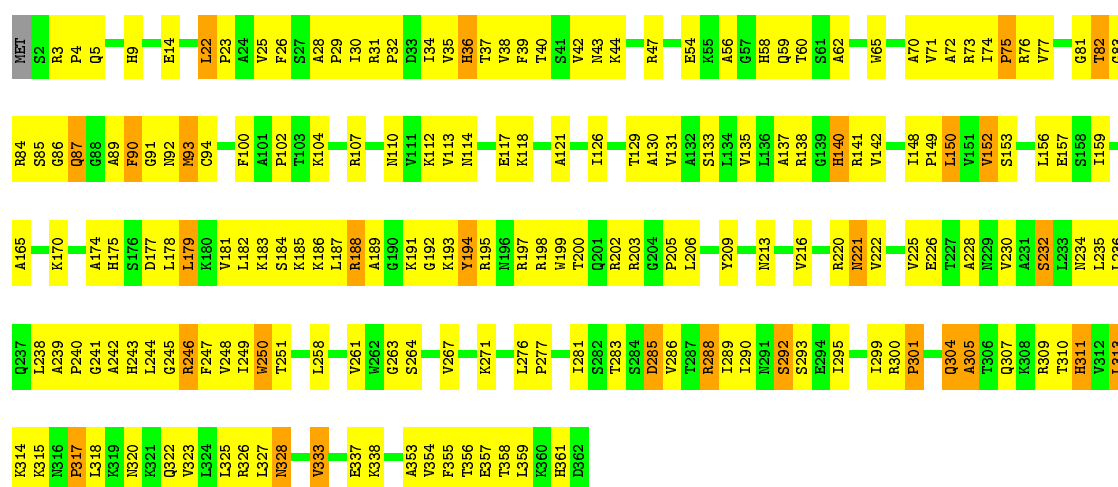
• Molecule 6: 60S ribosomal protein L3

Chain L3: 44% 51% 5%



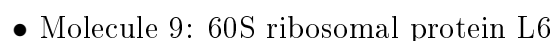
• Molecule 7: 60S ribosomal protein L4

Chain L4: 47% 45% 8%

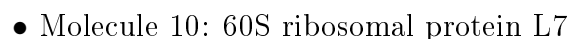


• Molecule 8: 60S ribosomal protein L5

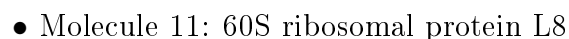
Response	Percentage
U.S. should take action to protect the environment	54%
U.S. should not take action to protect the environment	40%
U.S. should not take action to protect the environment (unlabeled)	6%



Frequency	Percentage
Daily	45%
Often	38%
Sometimes	5%
Never	11%

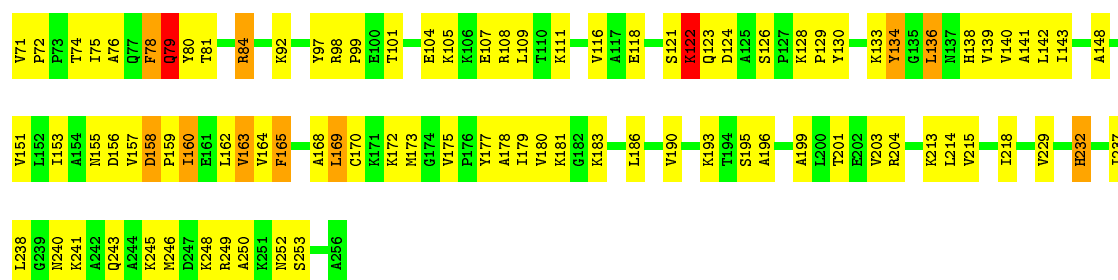


Response	Percentage
Yes	38%
No	46%
Don't know	7%
No answer	9%



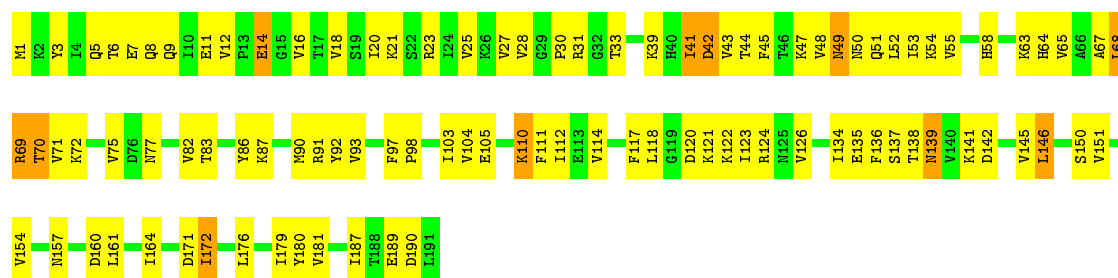
Frequency	Percentage
Daily	46%
Often	39%
Sometimes	5%
Never	9%





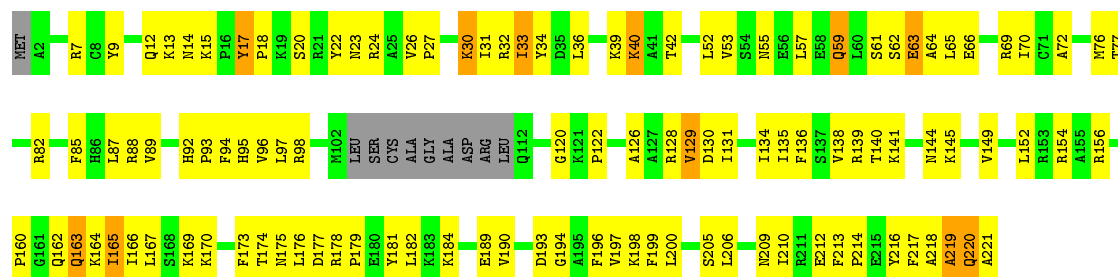
- Molecule 12: 60S ribosomal protein L9

Chain L9: 48% 46% 6%



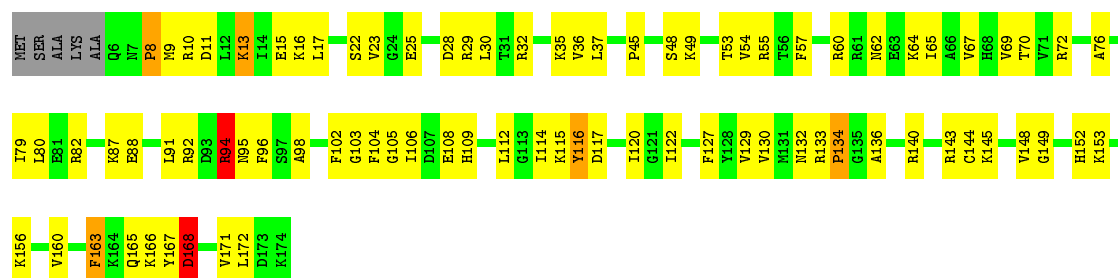
- Molecule 13: 60S ribosomal protein L10

Chain 50: 45% 46% 5% 5%



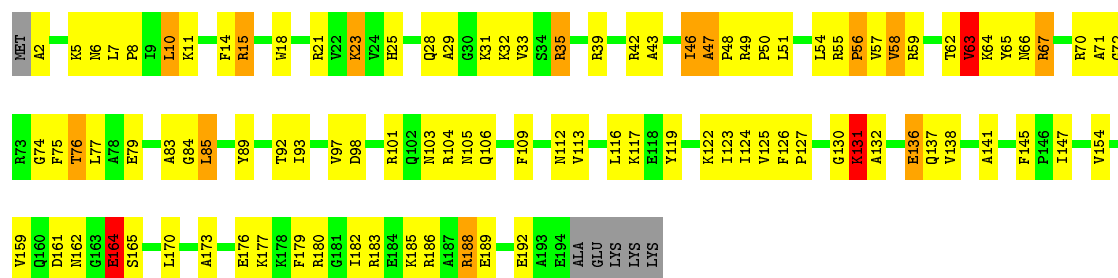
- Molecule 14: 60S ribosomal protein L11

Chain 51: 49% 44%

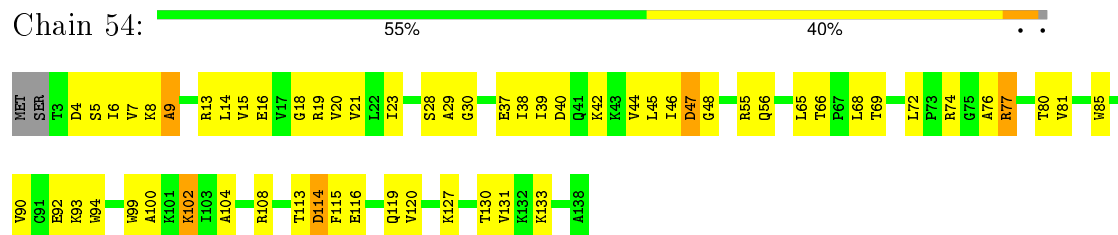


- Molecule 15: 60S ribosomal protein L13


Chain 53: 46% 43% 7%




- Molecule 16: 60S ribosomal protein L14




- Molecule 17: 60S ribosomal protein L15

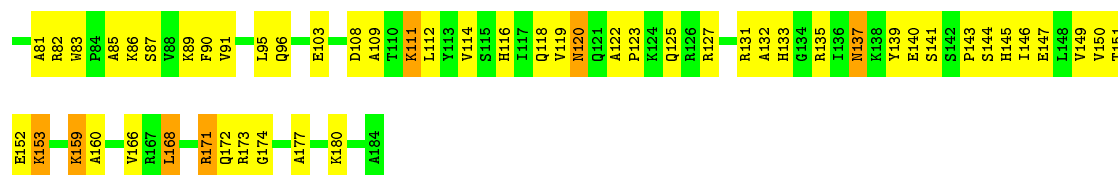


- Molecule 18: 60S ribosomal protein L16



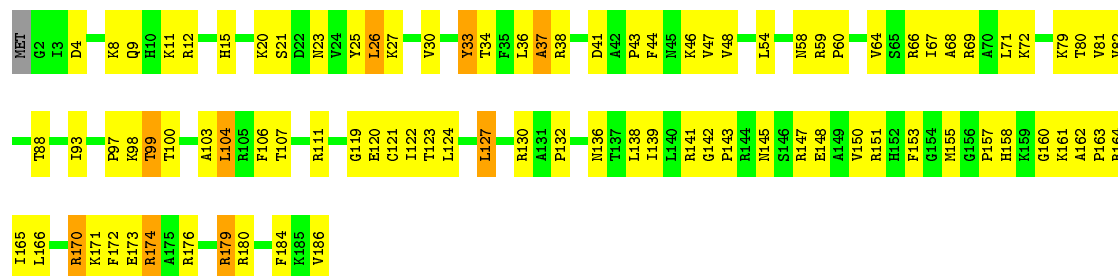
- Molecule 19: 60S ribosomal protein L17





• Molecule 20: 60S ribosomal protein L18

Chain 58: 51% 44% 5%



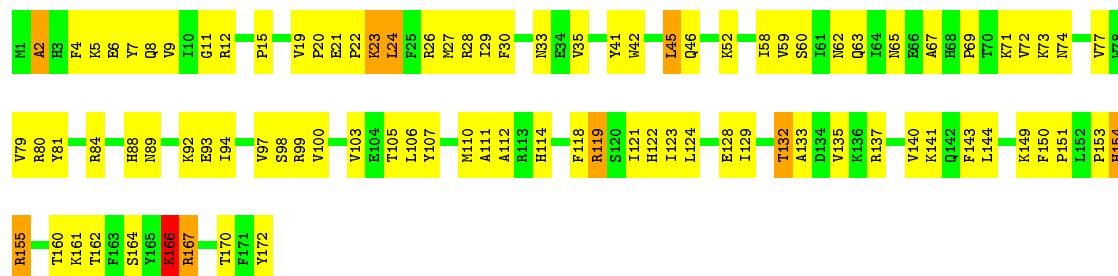
• Molecule 21: 60S ribosomal protein L19

Chain 59: 43% 53%



• Molecule 22: 60S ribosomal protein L20

Chain 60: 47% 48% 5%



• Molecule 23: 60S ribosomal protein L21

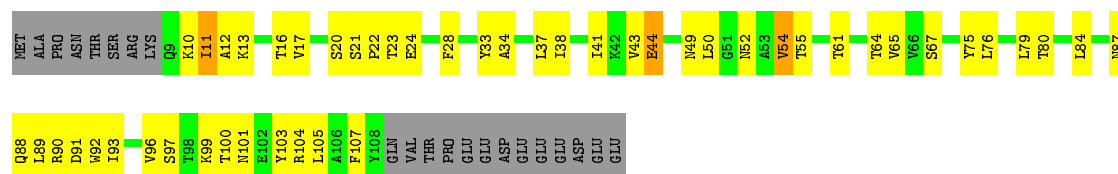
Chain 61: 46% 44% 9%





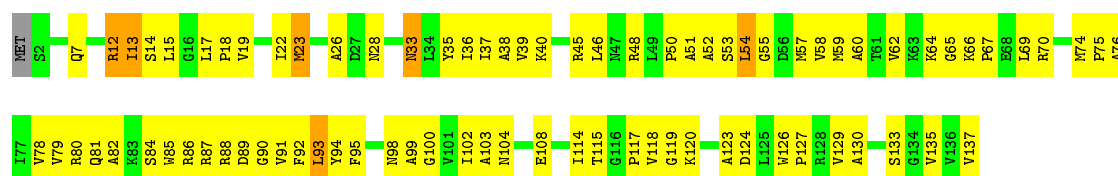
• Molecule 24: 60S ribosomal protein L22

Chain 62: 42% 38% 17%



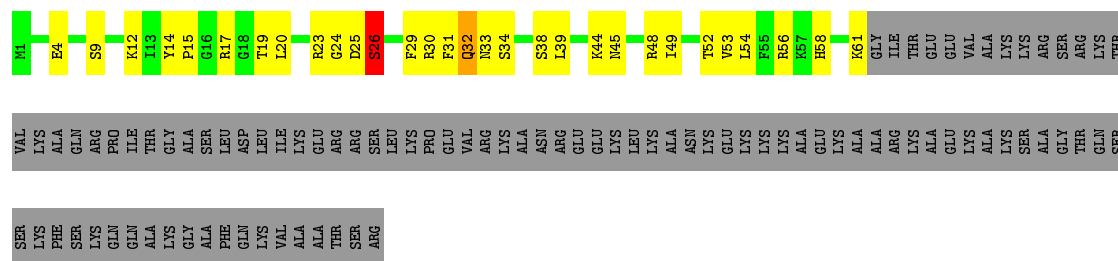
• Molecule 25: 60S ribosomal protein L23

Chain 63: 40% 55%



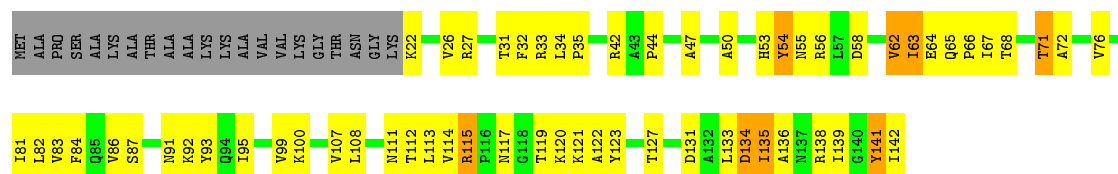
• Molecule 26: 60S ribosomal protein L24

Chain 64: 20% 18% 61%




• Molecule 27: 60S ribosomal protein L25

Chain 65: 42% 38% 6% 15%



• Molecule 28: 60S ribosomal protein L26

Chain 66: 56% 41%





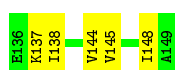
• Molecule 29: 60S ribosomal protein L27

Chain 67: 51% 46% ...



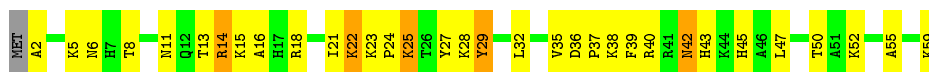
• Molecule 30: 60S ribosomal protein L28

Chain 68: 39% 53% 7% •



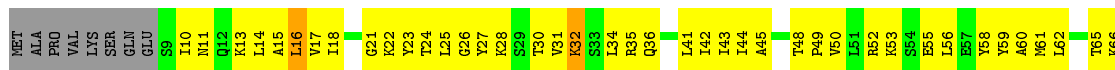
• Molecule 31: 60S ribosomal protein L29

Chain 69: 42% 47% 8% •




• Molecule 32: 60S ribosomal protein L30

Chain 70: 34% 54% 8% •



• Molecule 33: 60S ribosomal protein L31

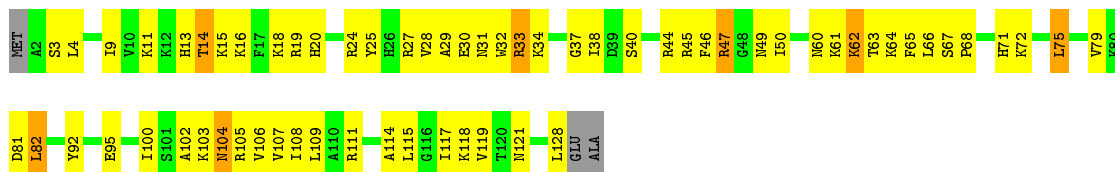
Chain 71: 40% 50% 7% •





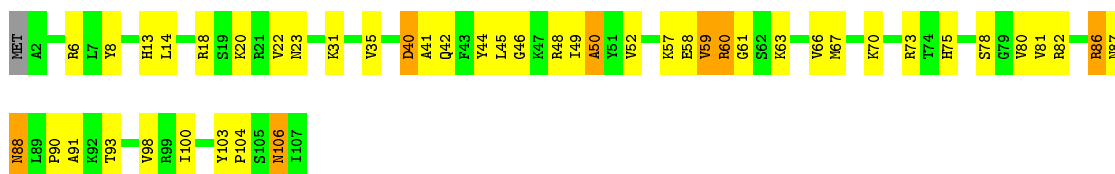
• Molecule 34: 60S ribosomal protein L32

Chain 72: 48% 44% 5%



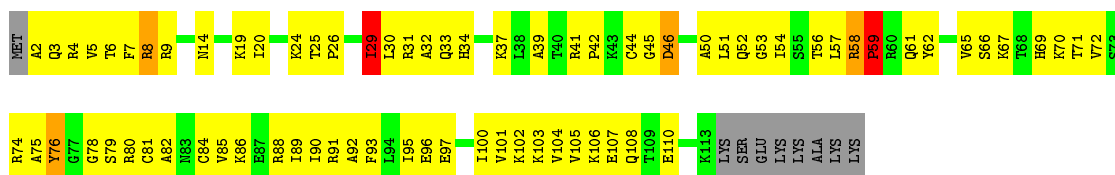
• Molecule 35: 60S ribosomal protein L33

Chain 73: 56% 36% 7%



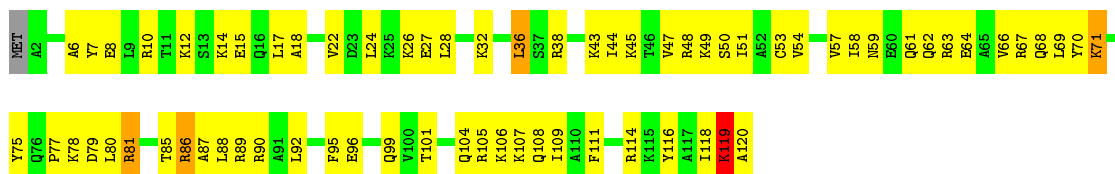
• Molecule 36: 60S ribosomal protein L34

Chain 74: 31% 57% 7%



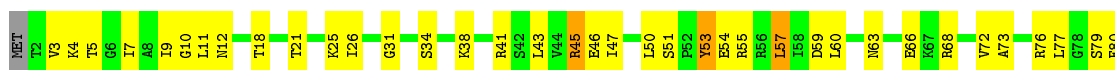
• Molecule 37: 60S ribosomal protein L35

Chain 75: 42% 53% 2%



• Molecule 38: 60S ribosomal protein L36

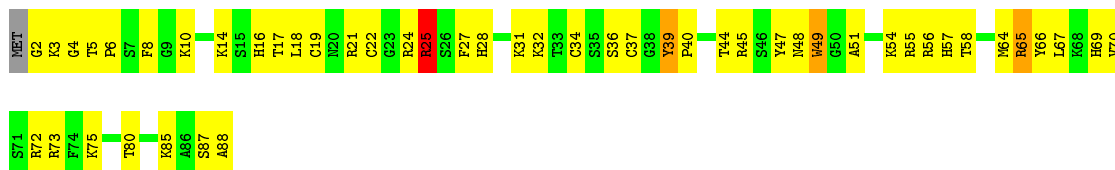
Chain 76: 52% 43% 2%





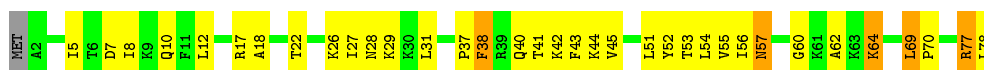
- Molecule 39: 60S ribosomal protein L37

Chain 77: 43% 51% ..



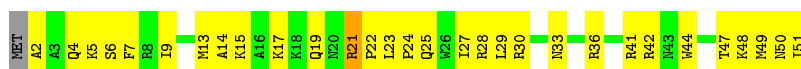
- Molecule 40: 60S ribosomal protein L38

Chain 78: 54% 38% 6% .



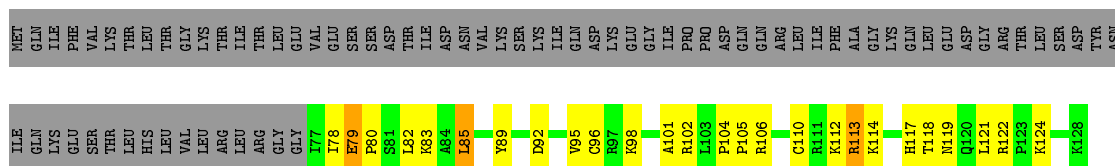
- Molecule 41: 60S ribosomal protein L39

Chain 79: 39% 57% ..



- Molecule 42: 60S ribosomal protein L40

Chain 80: 20% 18% . 59%



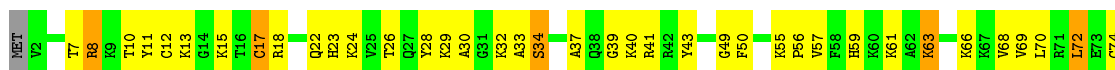
- Molecule 43: 60S ribosomal protein L41

Chain 81: 56% 36% 8%



- Molecule 44: 60S ribosomal protein L42

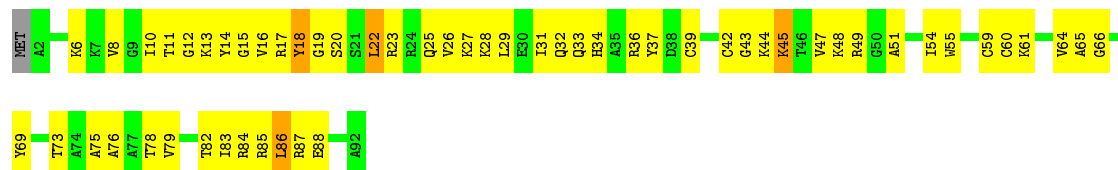
Chain 82: 48% 41% 8% .





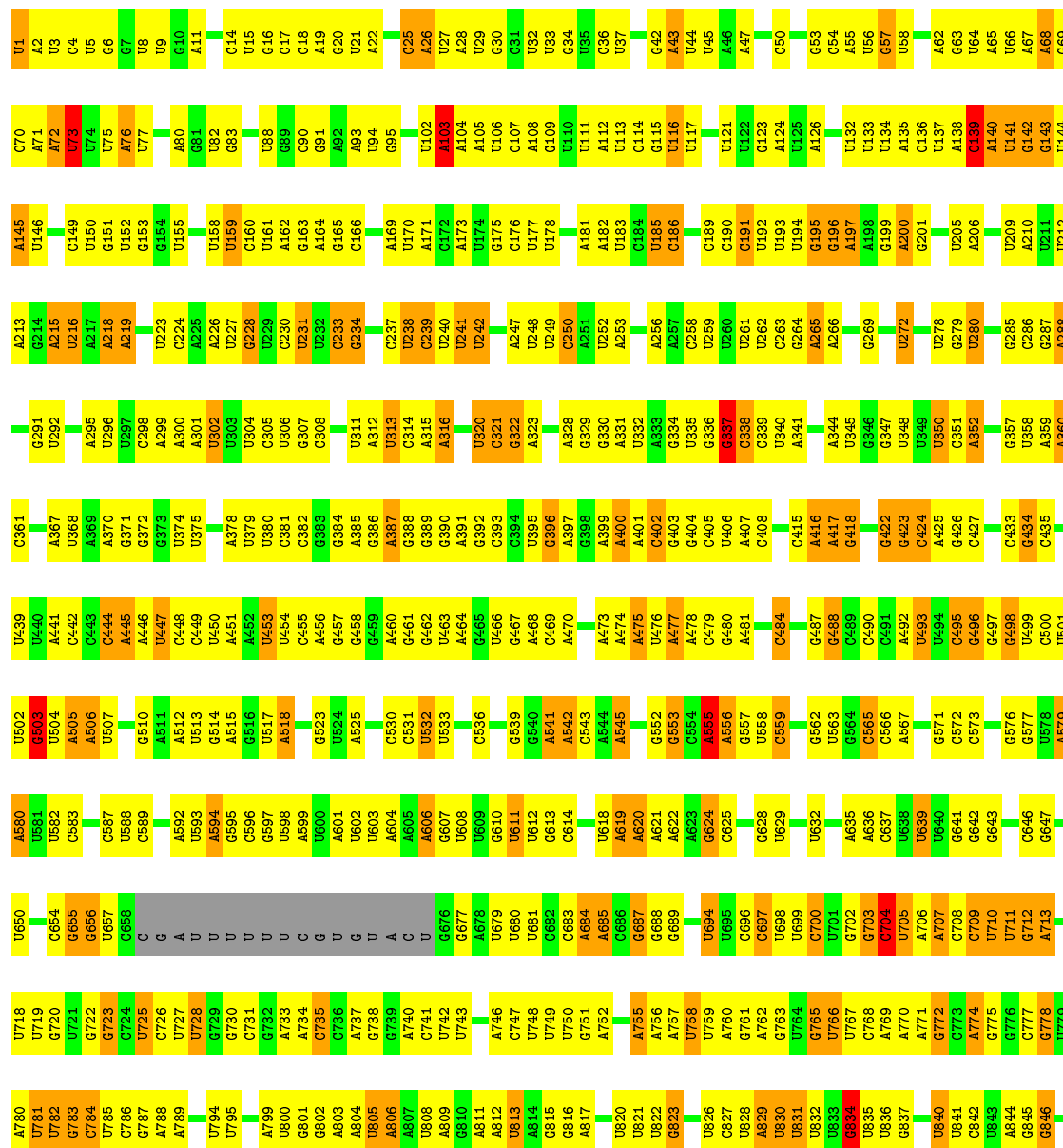
• Molecule 45: 60S ribosomal protein L43

Chain 83: 38% 57%



• Molecule 46: 18S ribosomal RNA

Chain 1S: 35% 50% 13%

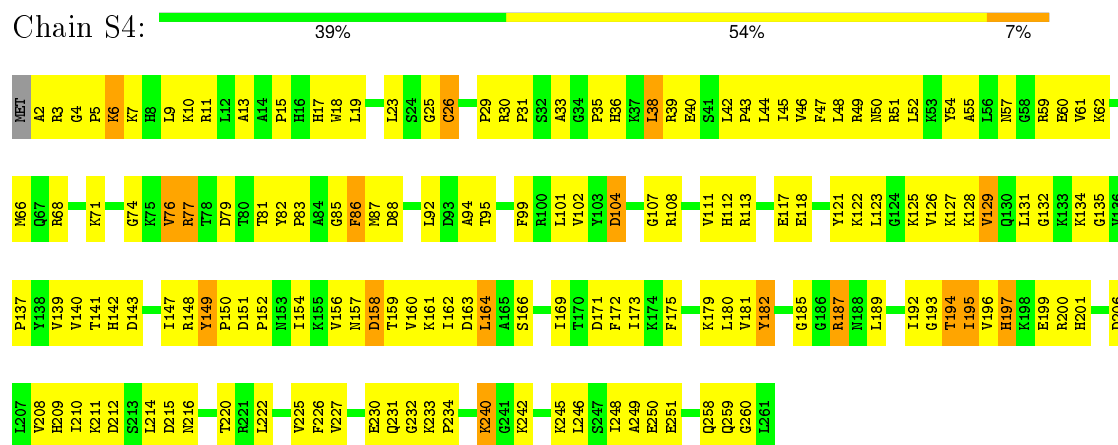


C852	A926	A998	G1073	G1150	A1244	A1319	G1405	C1481	G1551	G1616	G1685	U1758	C852
A855	C927	U999	G1074	G1151	G1245	U1320	G1408	C1482	U1552	U1617	C1686	C1759	A855
A866	U928	C1000	C1075	A1151	C1246	A1321	G1409	G1483	G1553	C1618	U1687	U1760	A866
U857	A929	A1001	A1076	A1152	U1251	A1322	C1323	G1484	U1554	C1619	U1688	U1761	U857
G858	A930	G1002	C1077	G1156	U1252	G1324	A1410	C1485	A1556	C1620	G1689	A1762	G858
U861	A933	A1003	G1078	C1157	U1254	A1325	A1413	G1486	U1557	C1625	G1696	A1765	U861
A862	U934	U1004	U1079	C1158	G1255	A1326	U1414	G1487	U1558	U1626	C1697	G1768	A862
U863	U935	C1006	A1080	C1159	A1256	A1327	U1415	G1488	A1559	G1629	G1698	U1769	U863
A864	G936	C1007	C1082	C1160	U1257	C1327	G1416	C1490	U1560	U1630	G1699	U1770	A864
U868	G937	G1008	G1083	C1161	U1258	G1330	A1417	C1491	G1563	A1631	C1700	U1771	U868
G868	G938	U1009	A1084	C1162	U1262	A1336	G1418	A1492	U1564	G1634	A1701	U1772	G868
A869	U941	C1010	G1085	A1163	G1263	A1337	G1419	A1493	C1565	U1635	A1702	C1773	A869
G870	A942	G1011	A1086	G1164	G1264	C1338	A1422	G1498	U1566	C1639	C1703	G1774	G870
G871	G943	U1012	A1087	G1165	G1265	C1339	A1423	C1499	C1567	U1640	C1704	U1775	G871
U872	C943	U1015	A1088	G1167	U1266	U1340	A1424	C1500	A1569	G1641	C1705	G1776	U872
G874	U945	U1020	A1091	G1170	G1267	A1341	A1425	C1501	A1570	G1642	C1706	U1779	G874
G875	U946	C1021	A1092	G1171	G1268	A1344	A1427	G1504	C1571	U1643	A1712	G1780	G875
G876	U947	C1022	A1093	G1172	G1271	A1345	G1428	G1505	C1572	U1644	G1713	A1781	G876
G877	C950	A1023	U1095	C1173	U1272	U1346	G1429	A1506	A1573	G1645	A1714	A1782	G877
G878	A951	U1024	C1096	C1174	G1273	U1347	U1430	G1506	G1574	G1646	G1715	C1783	G878
G879	A952	U1025	U1097	U1186	C1274	A1348	C1431	G1511	U1579	U1647	C1716	U1785	G879
C880	G953	A1026	U1098	G1179	A1275	U1350	U1432	U1512	C1580	G1648	G1717	G1786	C880
C883	G954	A1027	U1099	C1180	G1280	C1359	G1433	G1513	C1581	G1649	G1718	C1787	C883
A884	A955	C1028	G1100	U1181	U1281	U1029	U1434	G1514	U1582	U1650	G1719	G1788	A884
G885	C956	U1029	A1094	G1177	U1282	A1360	A1435	A1505	U1583	U1651	C1720	G1789	G885
U886	G957	A1030	U1103	A1184	U1283	U1361	A1436	A1506	C1584	A1652	A1721	C1790	U886
G887	U958	U1031	U1104	U1185	U1284	U1362	U1437	A1515	G1585	G1653	A1722	G1793	G887
A887	U959	G1032	C1105	U1186	U1285	U1363	G1438	A1516	U1586	G1654	C1723	A1794	A887
U888	U960	C1033	U1109	U1187	U1286	U1364	C1439	U1519	A1587	U1655	U1724	G1795	U888
U889	G961	U1036	G1110	C1192	U1287	G1364	A1446	U1520	U1588	U1656	U1725	A1796	U889
C890	C962	C1037	G1111	A1193	G1288	U1365	C1447	U1521	G1589	G1657	G1726	U1795	C890
A891	A963	U1038	G1112	A1194	U1289	U1366	G1448	U1522	C1590	U1658	G1727	C1796	A891
A892	A966	A1039	A1113	C1195	U1290	U1370	U1449	A1523	G1591	U1661	A1728	G1797	A892
A898	A967	G1040	G1114	A1196	G1291	A1371	U1450	A1524	C1592	U1662	C1729	A1798	A898
G899	U968	U1041	U1115	C1197	G1292	U1372	G1454	A1525	A1593	G1663	A1730	U1799	G899
A900	C969	G1042	A1116	G1198	U1293	C1373	G1455	A1526	G1594	C1664	A1731	U1800	A900
G901	U975	A1043	U1117	G1199	G1294	C1374	C1457	U1527	U1595	U1665	A1732	U1801	G901
G902	G975	U1044	G1118	G1200	U1298	A1375	G1458	C1528	C1596	U1666	U1733	U1802	G902
U903	G976	U1045	G1119	G1201	G1299	U1380	G1459	C1530	C1599	A1667	U1734	U1803	U903
G904	U981	U1051	U1120	A1202	U1303	U1381	A1460	U1532	A1600	U1668	U1735	U1804	G904
A905	U982	G1053	G1122	C1215	U1304	A1382	C1465	U1533	G1601	G1670	G1736	U1805	A905
A906	A983	U1054	U1131	C1216	G1304	G1383	C1466	G1534	C1602	A1671	U1737	U1806	A906
A907	G984	U1055	A1132	A1217	U1307	C1388	A1469	U1535	C1603	G1672	C1738	U1807	A907
U912	G985	U1058	G1133	G1218	C1308	C1389	C1470	U1536	U1604	C1673	U1739	U1808	U912
G913	G986	U1059	C1134	A1219	C1309	U1390	A1471	U1537	G1605	C1674	C1740	U1809	G913
G914	G987	U1060	U1135	A1226	U1310	C1393	C1472	U1538	C1606	U1675	C1741	U1810	G914
A915	U988	A1061	U1136	A1227	U1311	C1394	U1473	U1539	G1607	C1676	G1742	U1811	A915
U918	C990	A1062	U1137	G1228	A1312	G1395	G1474	U1540	U1608	C1677	C1743	U1812	U918
A919	G991	U1138	A1139	G1229	A1313	G1395	C1475	U1541	U1609	A1678	A1749	U1813	A919
G922	A992	A1065	U1139	A1230	U1314	U1398	C1476	U1542	G1610	G1680	A1753	U1814	G922
A923	A993	C1066	G1140	A1234	U1315	C1399	G1477	U1544	U1612	A1681	A1754	U1815	A923
A924	U996	U1071	G1141	A1243	C1316	C1399	G1478	U1545	U1613	U1682	A1755	U1816	A924
G925	G997	C1072	A1143	G1243	C1317	C1404	G1480	A1547	C1615	U1684	G1757	U1817	G925

• Molecule 47: 40S ribosomal protein S0

Chain S0: 

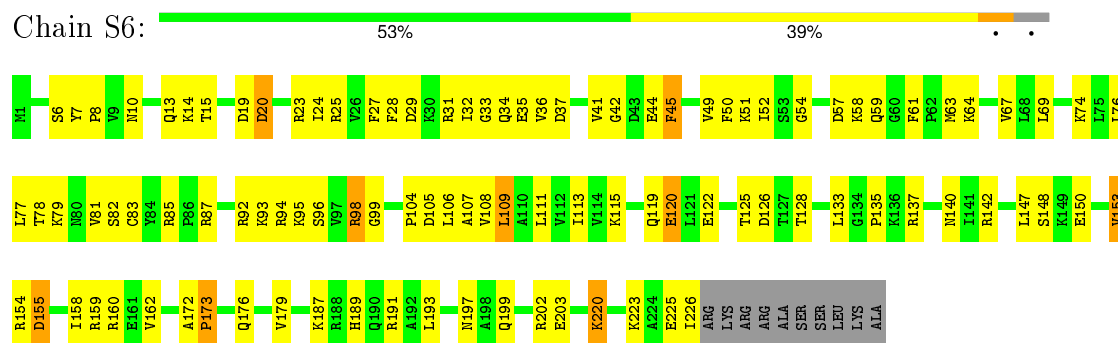
MET	S2	L3	P4	A5	T6	D8	L9	T10	P11	E12	D13	L17	A20	N21	L24	G25	A26	R27	N28	V29	Q30	V31	H32	Q33	E34	F38	N39	A40	R41	P42	V45	H46	V47	K52	T53	E54	E55	K56	L57	V58	L59	I64	V73	V74	S75	P76	F77	S78	V79	R80
F81	G82	Q83	R84	A85	V86	L87	K88	F89	A90	A95	T96	P97	I98	F102	T103	T108	N109	A110	I111	T112	R113	S114	F115	P118	R119	L120	I121	I122	V123	T124	D125	P126	R127	S128	D129	I133	K134	E135	V139	N140	L141	P142	L146	T147	D150	S151	P152	F155	R158	



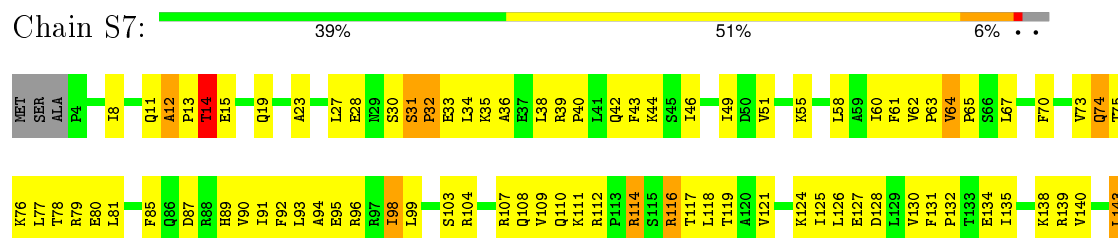
• Molecule 52: 40S ribosomal protein S5



• Molecule 53: 40S ribosomal protein S6



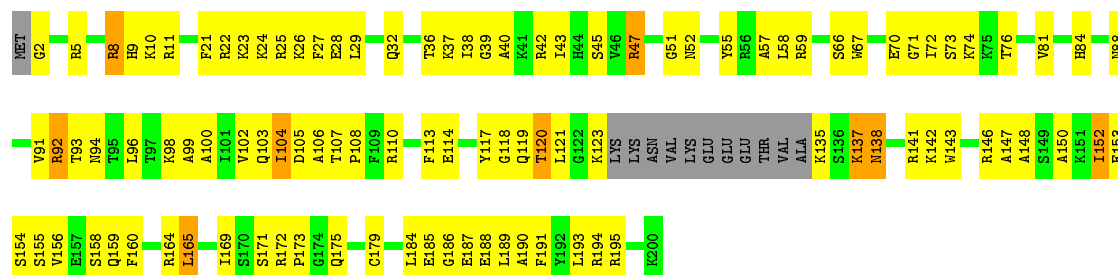
• Molecule 54: 40S ribosomal protein S7





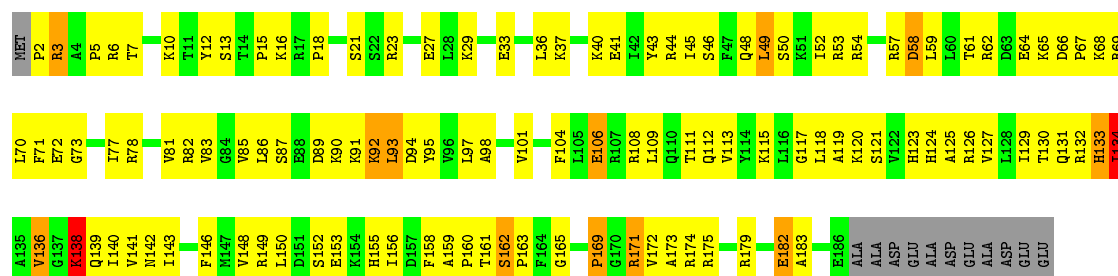
- Molecule 55: 40S ribosomal protein S8

Chain S8: 43% 47% 5% 6%



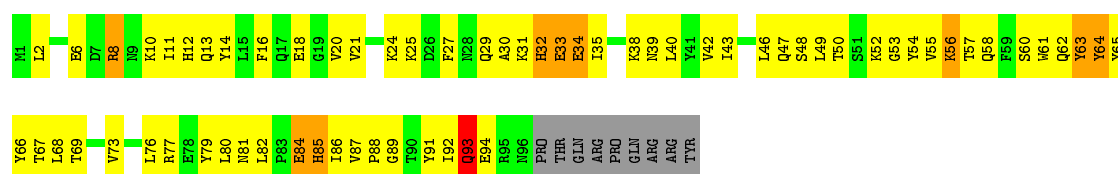
- Molecule 56: 40S ribosomal protein S9

Chain S9: 34% 53% 6% 6%



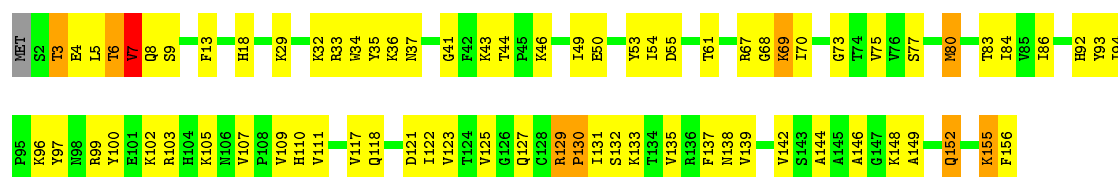
- Molecule 57: 40S ribosomal protein S10

Chain 10: 29% 53% 9% 9%

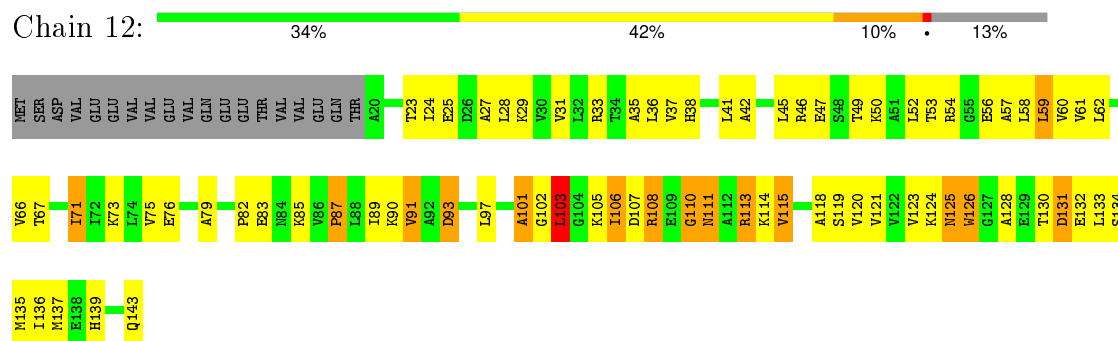


- Molecule 58: 40S ribosomal protein S11

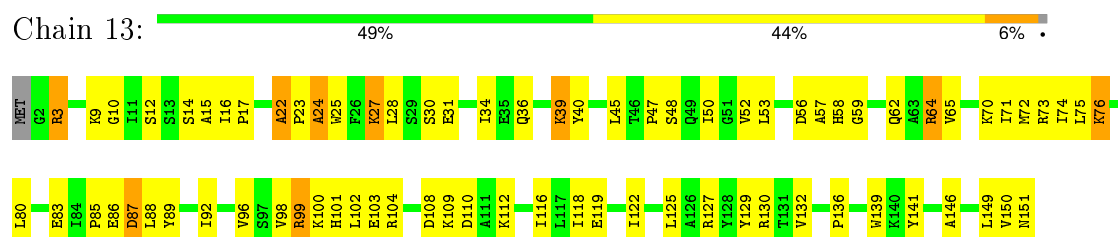
Chain 11: 51% 42% 5% ..



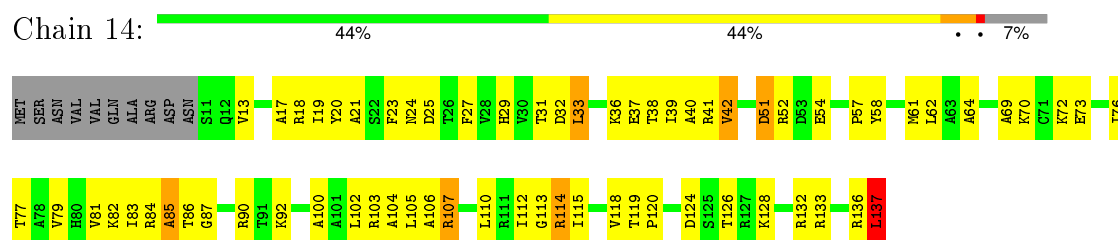
- Molecule 59: 40S ribosomal protein S12




- Molecule 60: 40S ribosomal protein S13



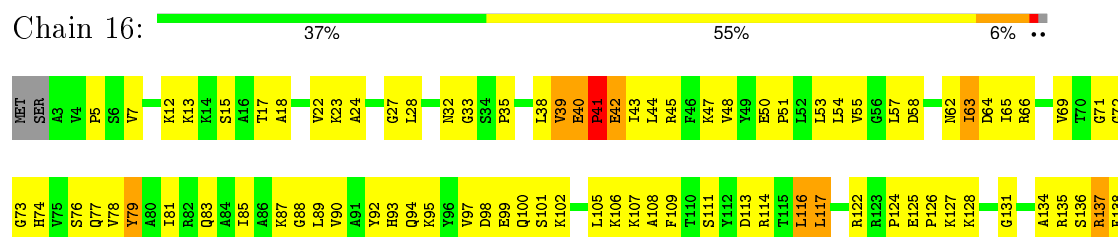
- Molecule 61: 40S ribosomal protein S14



- Molecule 62: 40S ribosomal protein S15



- Molecule 63: 40S ribosomal protein S16

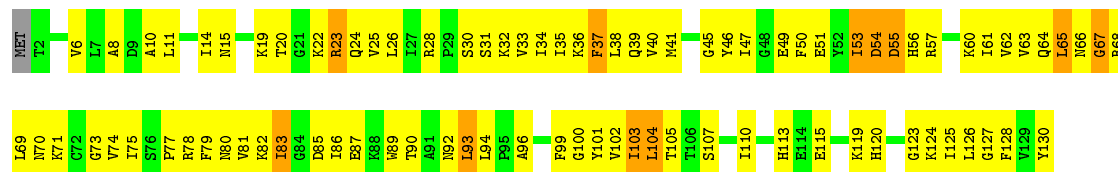






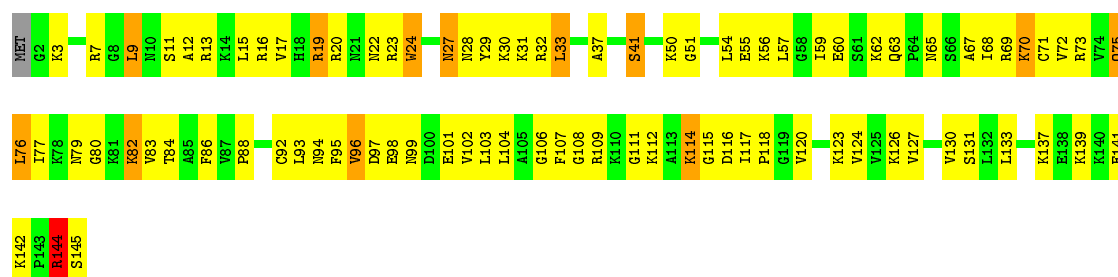
- Molecule 69: 40S ribosomal protein S22

Chain 22: 32% 59% 8% .



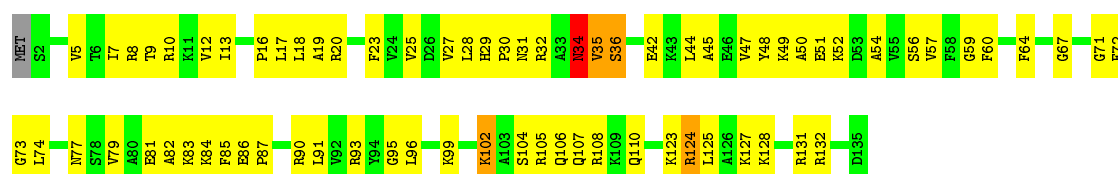
- Molecule 70: 40S ribosomal protein S23

Chain 23: 39% 52% 8% ..



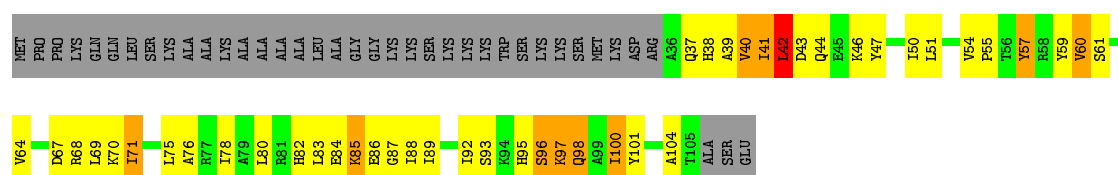
- Molecule 71: 40S ribosomal protein S24

Chain 24: 46% 50% ..



- Molecule 72: 40S ribosomal protein S25

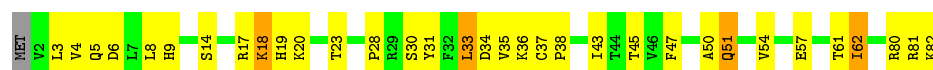
Chain 25: 23% 31% 9% . 35%



- Molecule 73: 40S ribosomal protein S26

Chain 26: 27% 45% 10% 18%

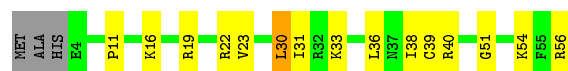
- Molecule 74: 40S ribosomal protein S27



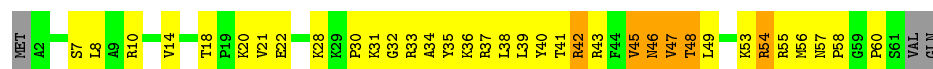
- Molecule 75: 40S ribosomal protein S28



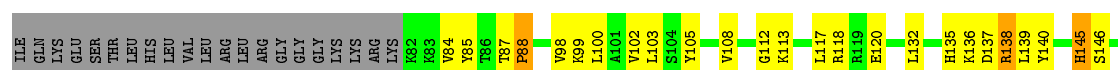
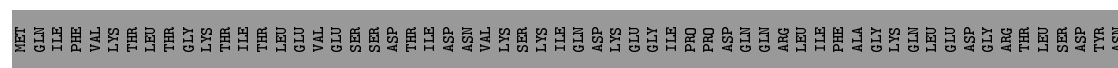
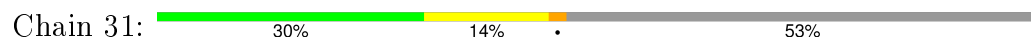
- Molecule 76: 40S ribosomal protein S29



- Molecule 77: 40S ribosomal protein S30

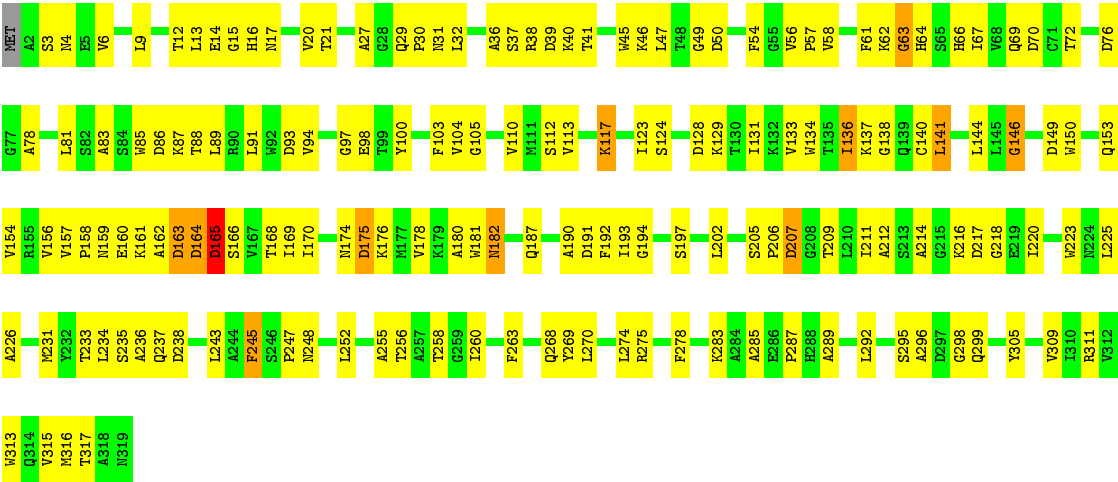


- Molecule 78: 40S ribosomal protein S31

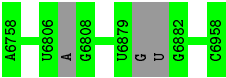


- Molecule 79: Guanine nucleotide-binding protein subunit beta-like protein





● Molecule 80: TSV IRES mRNA



4 Experimental information

Property	Value	Source
Reconstruction method	SINGLE PARTICLE	Depositor
Imposed symmetry	POINT, Not provided	Depositor
Number of images	51373	Depositor
Resolution determination method	FSC 0.143	Depositor
CTF correction method	CTFFIND3, FREALIGN per micrograph	Depositor
Microscope	FEI TITAN KRIOS	Depositor
Voltage (kV)	300	Depositor
Electron dose ($e^-/\text{\AA}^2$)	30	Depositor
Minimum defocus (nm)	1150	Depositor
Maximum defocus (nm)	6530	Depositor
Magnification	133333	Depositor
Image detector	FEI FALCON I (4k x 4k)	Depositor

5 Model quality ⓘ

5.1 Standard geometry ⓘ

The Z score for a bond length (or angle) is the number of standard deviations the observed value is removed from the expected value. A bond length (or angle) with $|Z| > 5$ is considered an outlier worth inspection. RMSZ is the root-mean-square of all Z scores of the bond lengths (or angles).

Mol	Chain	Bond lengths		Bond angles	
		RMSZ	$\# Z > 2$	RMSZ	$\# Z > 2$
1	2S	0.83	7/79178 (0.0%)	0.75	31/123444 (0.0%)
10	L7	0.59	0/1822	0.64	0/2451
11	L8	0.54	0/1850	0.63	0/2495
12	L9	0.57	0/1540	0.62	0/2073
13	50	0.56	0/1754	0.65	0/2350
14	51	0.53	0/1375	0.59	0/1842
15	53	0.56	0/1568	0.67	0/2106
16	54	0.60	0/1069	0.63	0/1438
17	55	0.55	0/1758	0.62	0/2354
18	56	0.56	0/1586	0.65	0/2128
19	57	0.57	0/1466	0.66	0/1968
2	8S	0.80	1/3747 (0.0%)	0.73	2/5832 (0.0%)
20	58	0.57	0/1466	0.68	0/1965
21	59	0.46	0/1539	0.63	0/2050
22	60	0.62	0/1482	0.63	0/1990
23	61	0.58	0/1301	0.66	0/1743
24	62	0.54	0/812	0.60	0/1099
25	63	0.55	0/1019	0.64	0/1369
26	64	0.60	0/521	0.61	0/691
27	65	0.54	0/984	0.61	0/1325
28	66	0.54	0/1005	0.64	0/1341
29	67	0.52	0/1119	0.58	0/1497
3	5S	0.79	1/2884 (0.0%)	0.71	0/4491
30	68	0.57	0/1205	0.70	1/1612 (0.1%)
31	69	0.52	0/474	0.64	0/629
32	70	0.51	0/751	0.58	0/1008
33	71	0.53	0/904	0.64	0/1213
34	72	0.59	0/1041	0.67	1/1394 (0.1%)
35	73	0.63	0/869	0.67	0/1168
36	74	0.50	0/891	0.65	0/1191
37	75	0.52	0/979	0.61	0/1301
38	76	0.52	0/779	0.66	0/1034
39	77	0.55	0/697	0.61	0/923
4	L1	0.59	0/1634	0.71	0/2195

Mol	Chain	Bond lengths		Bond angles	
		RMSZ	# Z >2	RMSZ	# Z >2
40	78	0.50	0/619	0.58	0/826
41	79	0.52	0/444	0.61	0/588
42	80	0.59	0/424	0.65	0/562
43	81	0.73	0/235	0.72	0/300
44	82	0.57	0/839	0.63	0/1108
45	83	0.48	0/702	0.63	0/934
46	1S	0.74	1/42445 (0.0%)	0.75	20/66138 (0.0%)
47	S0	0.50	0/1653	0.62	0/2261
48	S1	0.51	0/1735	0.61	0/2335
49	S2	0.46	0/1665	0.59	0/2263
5	L2	0.50	0/1952	0.65	0/2622
50	S3	0.53	0/1759	0.60	0/2368
51	S4	0.49	0/2110	0.62	0/2839
52	S5	0.50	0/1630	0.60	0/2202
53	S6	0.51	0/1844	0.61	0/2464
54	S7	0.51	0/1506	0.62	0/2028
55	S8	0.51	0/1515	0.58	0/2021
56	S9	0.47	0/1519	0.63	0/2035
57	10	0.58	0/837	0.61	0/1131
58	11	0.54	0/1273	0.60	0/1712
59	12	0.61	0/943	0.70	1/1274 (0.1%)
6	L3	0.57	0/3153	0.64	1/4239 (0.0%)
60	13	0.51	0/1216	0.62	0/1638
61	14	0.48	0/953	0.63	1/1279 (0.1%)
62	15	0.60	0/1012	0.67	0/1356
63	16	0.53	0/1126	0.64	1/1510 (0.1%)
64	17	0.52	0/974	0.62	0/1304
65	18	0.53	0/1212	0.62	0/1628
66	19	0.54	0/1131	0.62	0/1517
67	20	0.55	0/866	0.61	0/1169
68	21	0.49	0/694	0.61	0/935
69	22	0.46	0/1039	0.58	0/1395
7	L4	0.58	0/2802	0.67	0/3792
70	23	0.49	0/1140	0.65	1/1518 (0.1%)
71	24	0.52	0/1088	0.55	0/1449
72	25	0.53	0/571	0.65	0/768
73	26	0.47	0/782	0.59	0/1047
74	27	0.53	0/621	0.66	0/838
75	28	0.49	0/500	0.61	0/670
76	29	0.57	0/454	0.56	0/602
77	30	0.51	0/483	0.62	0/643
78	31	0.57	0/505	0.71	1/682 (0.1%)
79	RA	0.54	0/2498	0.61	0/3398

Mol	Chain	Bond lengths		Bond angles	
		RMSZ	# Z >2	RMSZ	# Z >2
8	L5	0.58	0/2426	0.61	0/3271
9	L6	0.62	0/1261	0.68	0/1694
All	All	0.70	10/219225 (0.0%)	0.70	61/322063 (0.0%)

Chiral center outliers are detected by calculating the chiral volume of a chiral center and verifying if the center is modelled as a planar moiety or with the opposite hand. A planarity outlier is detected by checking planarity of atoms in a peptide group, atoms in a mainchain group or atoms of a sidechain that are expected to be planar.

Mol	Chain	#Chirality outliers	#Planarity outliers
1	2S	0	92
2	8S	0	10
46	1S	1	37
All	All	1	139

All (10) bond length outliers are listed below:

Mol	Chain	Res	Type	Atoms	Z	Observed(Å)	Ideal(Å)
46	1S	1	U	OP3-P	-6.84	1.52	1.61
3	5S	1	G	OP3-P	-6.79	1.53	1.61
2	8S	1	A	OP3-P	-6.58	1.53	1.61
1	2S	485	C	N1-C2	6.43	1.46	1.40
1	2S	483	C	N1-C2	5.87	1.46	1.40
1	2S	493	U	N1-C2	5.43	1.43	1.38
1	2S	446	U	N1-C2	5.40	1.43	1.38
1	2S	447	U	N1-C2	5.22	1.43	1.38
1	2S	3217	C	N1-C2	5.10	1.45	1.40
1	2S	2094	C	C2-O2	-5.03	1.20	1.24

All (61) bond angle outliers are listed below:

Mol	Chain	Res	Type	Atoms	Z	Observed(°)	Ideal(°)
1	2S	1103	A	C5'-C4'-O4'	9.19	120.13	109.10
46	1S	1573	A	C2'-C3'-O3'	8.81	128.88	109.50
46	1S	1761	U	C2'-C3'-O3'	8.18	127.50	109.50
1	2S	282	G	C2'-C3'-O3'	7.58	126.18	109.50
46	1S	704	C	N1-C1'-C2'	7.44	123.67	114.00
1	2S	2502	A	N9-C1'-C2'	6.56	122.52	114.00
34	72	82	LEU	CA-CB-CG	6.47	130.19	115.30
1	2S	1103	A	C5'-C4'-C3'	6.46	126.33	116.00
1	2S	2094	C	N1-C1'-C2'	6.41	122.34	114.00
2	8S	102	U	N1-C1'-C2'	6.40	122.32	114.00

Continued on next page...

Continued from previous page...

Mol	Chain	Res	Type	Atoms	Z	Observed(°)	Ideal(°)
1	2S	1481	A	N9-C1'-C2'	6.35	122.26	114.00
46	1S	73	U	N1-C1'-C2'	6.25	122.13	114.00
1	2S	451	U	N1-C1'-C2'	6.20	122.06	114.00
46	1S	1657	U	N1-C1'-C2'	5.91	121.68	114.00
46	1S	453	U	N1-C1'-C2'	5.89	121.66	114.00
1	2S	483	C	N1-C1'-C2'	5.88	121.64	114.00
1	2S	372	A	N9-C1'-C2'	5.88	121.64	114.00
1	2S	2547	A	N9-C1'-C2'	5.83	121.58	114.00
46	1S	139	C	C2'-C3'-O3'	5.83	123.02	113.70
46	1S	1768	G	N9-C1'-C2'	5.75	121.48	114.00
46	1S	1524	A	N9-C1'-C2'	5.69	121.40	114.00
46	1S	1573	A	C4'-C3'-O3'	5.67	124.33	113.00
1	2S	1724	U	N1-C1'-C2'	5.66	121.36	114.00
46	1S	834	G	N9-C1'-C2'	5.66	121.36	114.00
1	2S	1241	U	C2'-C3'-O3'	5.65	122.74	113.70
1	2S	1307	G	C2'-C3'-O3'	5.65	122.74	113.70
78	31	88	PRO	N-CA-CB	5.65	110.08	103.30
46	1S	103	A	C2'-C3'-O3'	5.63	122.71	113.70
6	L3	350	ALA	N-CA-C	-5.60	95.89	111.00
1	2S	2772	C	N1-C1'-C2'	5.56	121.23	114.00
1	2S	1159	A	N9-C1'-C2'	5.53	121.19	114.00
46	1S	555	A	C2'-C3'-O3'	5.53	122.55	113.70
1	2S	2898	G	N9-C1'-C2'	5.53	121.19	114.00
1	2S	2249	G	C2'-C3'-O3'	5.45	122.41	113.70
1	2S	874	U	N1-C1'-C2'	5.42	121.05	114.00
46	1S	498	G	N9-C1'-C2'	5.37	120.98	114.00
46	1S	1535	U	N1-C1'-C2'	5.36	120.97	114.00
1	2S	764	U	N1-C1'-C2'	5.34	120.95	114.00
46	1S	1615	C	C2'-C3'-O3'	5.34	122.24	113.70
59	12	103	LEU	CA-CB-CG	5.32	127.53	115.30
1	2S	665	A	N9-C1'-C2'	5.29	120.87	114.00
46	1S	498	G	C2'-C3'-O3'	5.26	122.12	113.70
2	8S	1	A	OP1-P-OP2	-5.23	111.75	119.60
1	2S	3177	G	N9-C1'-C2'	5.23	120.80	114.00
46	1S	1344	A	C2'-C3'-O3'	5.21	122.04	113.70
1	2S	349	A	N9-C1'-C2'	5.21	120.78	114.00
1	2S	3228	C	C2'-C3'-O3'	5.21	122.04	113.70
1	2S	77	A	N9-C1'-C2'	-5.16	106.32	112.00
1	2S	1103	A	C1'-O4'-C4'	-5.16	105.77	109.90
61	14	137	LEU	CA-CB-CG	5.12	127.07	115.30
1	2S	1816	A	C2'-C3'-O3'	5.11	121.88	113.70
70	23	111	GLY	N-CA-C	-5.10	100.35	113.10

Continued on next page...

Continued from previous page...

Mol	Chain	Res	Type	Atoms	Z	Observed(°)	Ideal(°)
46	1S	503	G	C2'-C3'-O3'	5.09	121.85	113.70
30	68	116	GLY	N-CA-C	5.09	125.81	113.10
1	2S	2372	A	N9-C1'-C2'	5.08	120.60	114.00
1	2S	315	C	N1-C1'-C2'	5.06	120.58	114.00
46	1S	1390	U	N1-C1'-C2'	5.04	120.55	114.00
1	2S	1418	A	N9-C1'-C2'	5.03	120.54	114.00
1	2S	1815	U	C2'-C3'-O3'	5.02	121.73	113.70
63	16	41	PRO	N-CA-C	5.01	125.13	112.10
1	2S	446	U	N1-C1'-C2'	5.00	120.50	114.00

All (1) chirality outliers are listed below:

Mol	Chain	Res	Type	Atom
46	1S	1573	A	C3'

All (139) planarity outliers are listed below:

Mol	Chain	Res	Type	Group
46	1S	1085	G	Sidechain
46	1S	1094	G	Sidechain
46	1S	1113	A	Sidechain
46	1S	1122	G	Sidechain
46	1S	1163	A	Sidechain
46	1S	1251	U	Sidechain
46	1S	1255	G	Sidechain
46	1S	1266	U	Sidechain
46	1S	1339	C	Sidechain
46	1S	1390	U	Sidechain
46	1S	143	G	Sidechain
46	1S	1485	C	Sidechain
46	1S	1524	A	Sidechain
46	1S	1542	G	Sidechain
46	1S	1553	G	Sidechain
46	1S	1589	C	Sidechain
46	1S	1592	A	Sidechain
46	1S	1594	G	Sidechain
46	1S	1680	G	Sidechain
46	1S	196	G	Sidechain
46	1S	199	G	Sidechain
46	1S	313	U	Sidechain
46	1S	322	G	Sidechain
46	1S	337	G	Sidechain

Continued on next page...

Continued from previous page...

Mol	Chain	Res	Type	Group
46	1S	389	G	Sidechain
46	1S	396	G	Sidechain
46	1S	422	G	Sidechain
46	1S	447	U	Sidechain
46	1S	518	A	Sidechain
46	1S	553	G	Sidechain
46	1S	704	C	Sidechain
46	1S	73	U	Sidechain
46	1S	772	G	Sidechain
46	1S	805	U	Sidechain
46	1S	82	U	Sidechain
46	1S	834	G	Sidechain
46	1S	840	U	Sidechain
1	2S	1000	C	Sidechain
1	2S	1014	U	Sidechain
1	2S	1036	A	Sidechain
1	2S	1082	U	Sidechain
1	2S	1154	A	Sidechain
1	2S	1173	U	Sidechain
1	2S	1190	A	Sidechain
1	2S	1222	G	Sidechain
1	2S	1238	C	Sidechain
1	2S	1315	U	Sidechain
1	2S	1384	U	Sidechain
1	2S	1392	G	Sidechain
1	2S	1393	A	Sidechain
1	2S	1417	G	Sidechain
1	2S	1432	C	Sidechain
1	2S	148	G	Sidechain
1	2S	1561	G	Sidechain
1	2S	1641	U	Sidechain
1	2S	1695	U	Sidechain
1	2S	1730	G	Sidechain
1	2S	1731	A	Sidechain
1	2S	1790	G	Sidechain
1	2S	1807	G	Sidechain
1	2S	1808	G	Sidechain
1	2S	1863	G	Sidechain
1	2S	1903	U	Sidechain
1	2S	1930	A	Sidechain
1	2S	196	G	Sidechain
1	2S	197	G	Sidechain

Continued on next page...

Continued from previous page...

Mol	Chain	Res	Type	Group
1	2S	2160	G	Sidechain
1	2S	217	U	Sidechain
1	2S	2180	G	Sidechain
1	2S	223	U	Sidechain
1	2S	2294	U	Sidechain
1	2S	2339	C	Sidechain
1	2S	2376	G	Sidechain
1	2S	2403	G	Sidechain
1	2S	2510	U	Sidechain
1	2S	2547	A	Sidechain
1	2S	26	A	Sidechain
1	2S	2626	A	Sidechain
1	2S	2635	A	Sidechain
1	2S	2642	A	Sidechain
1	2S	2656	A	Sidechain
1	2S	267	G	Sidechain
1	2S	2691	A	Sidechain
1	2S	2704	A	Sidechain
1	2S	2712	U	Sidechain
1	2S	2719	U	Sidechain
1	2S	2761	G	Sidechain
1	2S	2844	C	Sidechain
1	2S	2861	U	Sidechain
1	2S	2886	U	Sidechain
1	2S	2898	G	Sidechain
1	2S	2901	G	Sidechain
1	2S	2921	U	Sidechain
1	2S	296	A	Sidechain
1	2S	3006	A	Sidechain
1	2S	3026	G	Sidechain
1	2S	3055	U	Sidechain
1	2S	3140	G	Sidechain
1	2S	3177	G	Sidechain
1	2S	3281	U	Sidechain
1	2S	3333	G	Sidechain
1	2S	341	G	Sidechain
1	2S	352	A	Sidechain
1	2S	366	A	Sidechain
1	2S	368	G	Sidechain
1	2S	372	A	Sidechain
1	2S	376	G	Sidechain
1	2S	383	G	Sidechain

Continued on next page...

Continued from previous page...

Mol	Chain	Res	Type	Group
1	2S	394	G	Sidechain
1	2S	395	A	Sidechain
1	2S	40	A	Sidechain
1	2S	400	G	Sidechain
1	2S	405	U	Sidechain
1	2S	406	G	Sidechain
1	2S	442	G	Sidechain
1	2S	59	G	Sidechain
1	2S	600	G	Sidechain
1	2S	759	U	Sidechain
1	2S	760	G	Sidechain
1	2S	770	G	Sidechain
1	2S	813	G	Sidechain
1	2S	835	G	Sidechain
1	2S	845	G	Sidechain
1	2S	855	U	Sidechain
1	2S	857	G	Sidechain
1	2S	858	A	Sidechain
1	2S	907	G	Sidechain
1	2S	91	G	Sidechain
1	2S	918	C	Sidechain
2	8S	102	U	Sidechain
2	8S	105	A	Sidechain
2	8S	16	G	Sidechain
2	8S	39	G	Sidechain
2	8S	40	A	Sidechain
2	8S	70	G	Sidechain
2	8S	87	G	Sidechain
2	8S	88	A	Sidechain
2	8S	92	A	Sidechain
2	8S	93	U	Sidechain

5.2 Too-close contacts ⓘ

In the following table, the Non-H and H(model) columns list the number of non-hydrogen atoms and hydrogen atoms in the chain respectively. The H(added) column lists the number of hydrogen atoms added and optimized by MolProbity. The Clashes column lists the number of clashes within the asymmetric unit, whereas Symm-Clashes lists symmetry related clashes.

Mol	Chain	Non-H	H(model)	H(added)	Clashes	Symm-Clashes
1	2S	70742	0	35551	2043	0
2	8S	3354	0	1695	102	0

Continued on next page...

Continued from previous page...

Mol	Chain	Non-H	H(model)	H(added)	Clashes	Symm-Clashes
3	5S	2580	0	1304	65	0
4	L1	1609	0	1701	103	0
5	L2	1918	0	1987	169	0
6	L3	3082	0	3165	234	0
7	L4	2750	0	2863	188	0
8	L5	2376	0	2325	114	0
9	L6	1240	0	1326	93	0
10	L7	1785	0	1862	134	0
11	L8	1818	0	1908	109	0
12	L9	1519	0	1587	105	0
13	50	1718	0	1754	90	0
14	51	1354	0	1383	73	0
15	53	1543	0	1608	100	0
16	54	1054	0	1149	58	0
17	55	1721	0	1779	129	0
18	56	1556	0	1659	119	0
19	57	1443	0	1485	104	0
20	58	1442	0	1543	92	0
21	59	1522	0	1617	96	0
22	60	1446	0	1487	97	0
23	61	1277	0	1323	94	0
24	62	796	0	812	41	0
25	63	1004	0	1048	91	0
26	64	509	0	537	20	0
27	65	969	0	1036	62	0
28	66	994	0	1081	57	0
29	67	1093	0	1155	67	0
30	68	1174	0	1215	96	0
31	69	463	0	491	37	0
32	70	743	0	797	56	0
33	71	890	0	938	68	0
34	72	1020	0	1090	57	0
35	73	851	0	880	47	0
36	74	881	0	949	98	0
37	75	970	0	1078	62	0
38	76	772	0	849	46	0
39	77	682	0	687	68	0
40	78	613	0	682	36	0
41	79	437	0	475	25	0
42	80	418	0	459	26	0
43	81	234	0	284	9	0
44	82	827	0	901	46	0

Continued on next page...

Continued from previous page...

Mol	Chain	Non-H	H(model)	H(added)	Clashes	Symm-Clashes
45	83	695	0	738	63	0
46	1S	37949	0	19093	1110	0
47	S0	1612	0	1623	120	0
48	S1	1709	0	1784	128	0
49	S2	1635	0	1723	80	0
50	S3	1734	0	1817	85	0
51	S4	2069	0	2154	160	0
52	S5	1610	0	1675	111	0
53	S6	1820	0	1918	84	0
54	S7	1481	0	1572	100	0
55	S8	1490	0	1525	112	0
56	S9	1494	0	1573	121	0
57	10	817	0	804	63	0
58	11	1245	0	1314	68	0
59	12	935	0	975	64	0
60	13	1193	0	1255	85	0
61	14	942	0	979	88	0
62	15	991	0	1035	49	0
63	16	1106	0	1166	102	0
64	17	965	0	1026	77	0
65	18	1193	0	1222	87	0
66	19	1113	0	1124	71	0
67	20	856	0	917	67	0
68	21	685	0	672	43	0
69	22	1022	0	1060	96	0
70	23	1122	0	1196	102	0
71	24	1074	0	1132	63	0
72	25	563	0	603	50	0
73	26	769	0	818	82	0
74	27	611	0	633	33	0
75	28	498	0	535	47	0
76	29	444	0	436	13	0
77	30	475	0	525	48	0
78	31	498	0	441	13	0
79	RA	2445	0	2401	121	0
80	IR	198	0	0	0	0
All	All	204247	0	150969	8302	0

The all-atom clashscore is defined as the number of clashes found per 1000 atoms (including hydrogen atoms). The all-atom clashscore for this structure is 23.

All (8302) close contacts within the same asymmetric unit are listed below, sorted by their clash magnitude.

Atom-1	Atom-2	Interatomic distance (Å)	Clash overlap (Å)
1:2S:250:U:H5'	1:2S:251:G:H5''	1.25	1.16
46:1S:1712:A:H3'	46:1S:1713:G:H5''	1.26	1.15
60:13:22:ALA:HB1	60:13:23:PRO:HA	1.28	1.12
19:57:122:ALA:HB3	19:57:143:PRO:HB2	1.23	1.11
46:1S:845:G:H2'	46:1S:846:G:H5''	1.32	1.11
46:1S:1060:U:H2'	46:1S:1061:A:H4'	1.30	1.08
1:2S:2076:G:H2'	1:2S:2077:U:H5''	1.32	1.08
1:2S:1604:G:H4'	1:2S:1835:A:H4'	1.34	1.08
73:26:9:GLY:HA3	73:26:34:LYS:HE2	1.34	1.06
46:1S:1500:C:H5''	66:19:102:ARG:HD3	1.32	1.06
5:L2:224:THR:HA	5:L2:237:LEU:HB2	1.39	1.04
46:1S:397:A:H5''	55:S8:47:ARG:HH12	1.22	1.04
1:2S:502:U:H4'	9:L6:26:ARG:HB3	1.37	1.03
22:60:42:TRP:HB3	22:60:46:GLN:HE21	1.21	1.03
25:63:91:VAL:HG21	26:64:20:LEU:HD12	1.36	1.03
46:1S:712:G:H2'	46:1S:713:A:H5''	1.39	1.02
71:24:87:PRO:HD2	71:24:90:ARG:HD2	1.38	1.02
50:S3:48:VAL:HB	50:S3:86:LEU:HG	1.41	1.02
26:64:39:LEU:HD12	26:64:44:LYS:HG3	1.39	1.01
52:S5:94:THR:HG22	52:S5:114:ILE:HG13	1.41	1.01
70:23:109:ARG:HH21	70:23:112:LYS:HB3	1.24	1.01
79:RA:150:TRP:HB2	79:RA:174:ASN:HD22	1.23	1.01
12:L9:8:GLN:HG2	12:L9:68:LEU:HD12	1.43	1.00
46:1S:1073:G:H2'	46:1S:1074:G:H5''	1.43	1.00
1:2S:1347:U:H4'	7:L4:305:ALA:HA	1.41	1.00
60:13:22:ALA:CB	60:13:23:PRO:HA	1.91	1.00
1:2S:745:C:H5''	20:58:145:ASN:HD22	1.23	0.99
10:L7:153:PHE:HB2	10:L7:203:TRP:HB3	1.40	0.99
1:2S:2778:G:H2'	1:2S:2779:A:H5''	1.43	0.99
1:2S:1953:G:N1	1:2S:2094:C:H5	1.60	0.98
1:2S:2207:A:H3'	1:2S:2208:A:H5''	1.42	0.98
25:63:118:VAL:HG12	25:63:119:GLY:H	1.29	0.98
33:71:62:ARG:HB2	33:71:66:GLY:HA3	1.43	0.98
1:2S:2895:G:H2'	1:2S:2896:A:H5''	1.42	0.98
63:16:40:GLU:HA	63:16:42:GLU:N	1.77	0.98
48:S1:176:VAL:HG12	48:S1:177:GLN:H	1.29	0.97
20:58:165:ILE:HG12	20:58:166:LEU:H	1.27	0.97
46:1S:886:U:H2'	46:1S:887:A:C8	2.00	0.97
46:1S:1558:U:H4'	65:18:135:GLY:HA3	1.42	0.97
25:63:38:ALA:HB3	25:63:59:MET:HB2	1.47	0.96
1:2S:1953:G:N1	1:2S:2094:C:C5	2.33	0.96
46:1S:1066:C:H4'	48:S1:149:GLN:HE22	1.27	0.96

Continued on next page...

Continued from previous page...

Atom-1	Atom-2	Interatomic distance (Å)	Clash overlap (Å)
1:2S:2922:G:H2'	1:2S:2923:U:H4'	1.48	0.96
6:L3:385:LYS:HG3	6:L3:386:ASP:H	1.28	0.96
10:L7:90:LYS:HE2	10:L7:95:ILE:HD11	1.47	0.96
46:1S:138:A:H61	46:1S:266:A:H61	1.13	0.95
46:1S:1646:C:H42	46:1S:1754:A:H61	1.03	0.95
1:2S:942:U:H3'	30:68:15:VAL:HG13	1.45	0.95
1:2S:374:A:H4'	1:2S:375:A:H5'	1.47	0.95
52:S5:62:VAL:HG13	52:S5:89:ILE:HG12	1.48	0.95
52:S5:156:ARG:HH11	52:S5:156:ARG:HB2	1.31	0.95
69:22:28:ARG:HD3	69:22:60:LYS:HE2	1.48	0.95
3:5S:96:U:H4'	22:60:119:ARG:HB2	1.47	0.95
73:26:86:VAL:HG22	73:26:87:ARG:H	1.27	0.95
1:2S:58:G:H2'	1:2S:59:G:C8	2.01	0.95
53:S6:160:ARG:HH12	53:S6:162:VAL:HB	1.29	0.95
1:2S:3187:A:H5''	16:54:8:LYS:HE2	1.46	0.95
54:S7:109:VAL:HG22	54:S7:110:GLN:H	1.31	0.95
24:62:96:VAL:HB	24:62:104:ARG:HG3	1.49	0.95
15:53:47:ALA:HB1	15:53:48:PRO:HD2	1.48	0.94
49:S2:170:ILE:HB	49:S2:197:TYR:HB2	1.47	0.94
52:S5:165:LEU:HD23	75:28:47:PRO:HB2	1.45	0.94
1:2S:2356:A:H61	1:2S:2983:C:H41	1.11	0.94
33:71:55:LEU:HB2	33:71:95:PRO:HD3	1.47	0.94
1:2S:829:U:H3	1:2S:895:A:H62	0.99	0.94
1:2S:1951:C:H6	1:2S:2095:G:H22	1.15	0.94
16:54:18:GLY:HA2	16:54:72:LEU:HD12	1.49	0.94
70:23:56:LYS:HA	70:23:72:VAL:HG12	1.48	0.94
46:1S:829:A:H4'	46:1S:830:U:H5'	1.48	0.94
46:1S:905:A:H5''	61:14:52:ARG:HD3	1.50	0.93
1:2S:1534:A:H2'	1:2S:1535:A:C8	2.02	0.93
50:S3:37:VAL:HG12	50:S3:50:ILE:HD12	1.48	0.93
1:2S:2183:A:H5''	5:L2:7:ASN:HD22	1.33	0.93
69:22:81:VAL:HG12	69:22:83:ILE:H	1.30	0.93
1:2S:2821:C:H42	1:2S:2869:U:H3	1.01	0.93
1:2S:405:U:H2'	1:2S:406:G:H5'	1.50	0.93
19:57:135:ARG:NH1	19:57:135:ARG:HB2	1.82	0.93
44:82:8:ARG:HH12	44:82:10:THR:HB	1.31	0.93
46:1S:1058:U:H5	46:1S:1061:A:N1	1.66	0.93
46:1S:505:A:H3'	46:1S:506:A:H5''	1.48	0.93
1:2S:2882:U:H2'	1:2S:2883:U:C6	2.04	0.93
23:61:39:ILE:HG12	23:61:63:VAL:HG22	1.49	0.93
46:1S:1229:G:H21	46:1S:1256:A:H62	1.05	0.93

Continued on next page...

Continued from previous page...

Atom-1	Atom-2	Interatomic distance (Å)	Clash overlap (Å)
47:S0:206:ASP:HB2	47:S0:207:PRO:HA	1.49	0.93
60:13:22:ALA:HB1	60:13:23:PRO:CA	1.98	0.92
14:51:17:LEU:HD13	14:51:129:VAL:HG22	1.49	0.92
77:30:7:SER:HB3	77:30:10:ARG:HH22	1.34	0.92
1:2S:3057:U:H3	1:2S:3085:G:H21	1.13	0.92
60:13:101:HIS:HA	60:13:104:ARG:HH11	1.34	0.92
52:S5:219:ARG:HH21	52:S5:220:VAL:HG22	1.32	0.92
9:L6:56:LYS:HB2	9:L6:98:VAL:HG11	1.52	0.92
10:L7:98:LYS:HB3	10:L7:99:PRO:HD3	1.52	0.92
56:S9:90:LYS:HD2	56:S9:95:TYR:HB2	1.52	0.92
1:2S:1953:G:N2	1:2S:2094:C:H6	1.67	0.92
1:2S:2738:A:H5''	31:69:38:LYS:HE2	1.51	0.91
4:L1:13:VAL:HG22	4:L1:14:LYS:H	1.35	0.91
51:S4:79:ASP:HB3	51:S4:82:TYR:HB2	1.51	0.91
13:50:30:LYS:HA	13:50:30:LYS:HE3	1.53	0.91
46:1S:143:G:H2'	46:1S:144:U:H5''	1.52	0.91
20:58:23:ASN:HB3	20:58:26:LEU:HB3	1.52	0.91
73:26:12:LYS:HZ1	73:26:15:ARG:HB2	1.36	0.91
47:S0:115:PHE:HZ	49:S2:39:THR:HG22	1.36	0.91
1:2S:2476:C:H2'	1:2S:2477:G:H4'	1.50	0.91
1:2S:1238:C:H3'	1:2S:1239:C:H5''	1.51	0.91
48:S1:146:GLN:HG2	48:S1:147:ALA:H	1.34	0.91
1:2S:1064:A:H62	1:2S:1096:U:H3	1.08	0.91
7:L4:354:VAL:HG11	23:61:143:THR:HG21	1.52	0.90
5:L2:77:ILE:HG22	5:L2:78:ALA:H	1.36	0.90
46:1S:487:G:H2'	46:1S:488:G:H5''	1.51	0.90
1:2S:1845:G:H5'	1:2S:1846:C:H5''	1.53	0.90
46:1S:487:G:H1	46:1S:500:C:H42	1.15	0.90
1:2S:1813:A:H2'	1:2S:1814:A:H5''	1.53	0.90
18:56:16:VAL:HA	18:56:41:LEU:HD21	1.51	0.90
25:63:45:ARG:HB3	25:63:48:ARG:HE	1.34	0.90
10:L7:25:GLN:HG3	10:L7:29:GLU:HG3	1.51	0.90
18:56:46:GLU:HG3	18:56:49:ARG:H	1.36	0.90
17:55:30:TYR:HA	17:55:33:LYS:HD2	1.50	0.90
71:24:35:VAL:HG13	71:24:36:SER:H	1.37	0.90
54:S7:30:SER:HB3	54:S7:34:LEU:HD13	1.54	0.90
73:26:12:LYS:HE3	73:26:16:GLY:H	1.37	0.89
1:2S:2415:C:H5''	5:L2:207:VAL:HG13	1.50	0.89
59:12:59:LEU:HB3	59:12:123:VAL:HB	1.54	0.89
1:2S:2168:A:H4'	17:55:67:ARG:HH22	1.34	0.89
1:2S:1581:C:H2'	1:2S:1582:C:H5'	1.51	0.89

Continued on next page...

Continued from previous page...

Atom-1	Atom-2	Interatomic distance (Å)	Clash overlap (Å)
39:77:18:LEU:HD23	39:77:25:ARG:HB2	1.53	0.89
46:1S:1483:A:H4'	63:16:71:GLY:HA2	1.54	0.89
4:L1:43:PRO:HA	4:L1:161:LYS:HB2	1.54	0.89
1:2S:2656:A:H4'	44:82:98:LYS:HD2	1.51	0.89
31:69:47:LEU:HA	31:69:50:THR:HG22	1.55	0.89
46:1S:777:C:H2'	46:1S:778:G:H5''	1.52	0.89
65:18:2:SER:HB3	65:18:55:HIS:HD2	1.38	0.89
1:2S:954:U:H4'	31:69:8:THR:HG22	1.55	0.89
74:27:61:THR:HG23	74:27:62:ILE:H	1.36	0.88
1:2S:1646:G:H1'	1:2S:1809:A:H61	1.38	0.88
40:78:64:LYS:HE2	40:78:64:LYS:HA	1.54	0.88
1:2S:303:G:H5''	1:2S:304:G:H5''	1.53	0.88
51:S4:196:VAL:HB	51:S4:209:HIS:HB3	1.54	0.88
1:2S:2499:U:H2'	1:2S:2500:A:H8	1.37	0.88
1:2S:1593:A:H4'	36:74:61:GLN:HE22	1.37	0.88
4:L1:17:LEU:HD23	4:L1:17:LEU:H	1.36	0.88
1:2S:2081:U:H2'	1:2S:2082:U:H4'	1.56	0.88
56:S9:109:LEU:HB2	56:S9:146:PHE:HB3	1.55	0.88
1:2S:1553:U:H4'	1:2S:1554:U:H5'	1.55	0.88
1:2S:212:G:H5'	7:L4:221:ASN:HD21	1.37	0.88
47:S0:155:PHE:HA	68:21:60:ARG:HB3	1.55	0.88
1:2S:824:C:H5''	5:L2:21:ARG:HD3	1.53	0.88
79:RA:131:ILE:HB	79:RA:144:LEU:HB2	1.55	0.88
63:16:93:HIS:HA	63:16:97:VAL:HB	1.55	0.88
78:31:138:ARG:HH11	78:31:138:ARG:HB3	1.38	0.88
35:73:35:VAL:HG13	35:73:40:ASP:HB2	1.56	0.88
13:50:189:GLU:HG2	13:50:200:LEU:HB3	1.55	0.88
9:L6:56:LYS:HG2	9:L6:57:HIS:H	1.39	0.87
46:1S:1266:U:H2'	46:1S:1267:G:C8	2.09	0.87
1:2S:160:G:H2'	1:2S:161:G:H5''	1.54	0.87
60:13:150:VAL:HG13	60:13:151:ASN:H	1.40	0.87
36:74:29:ILE:H	36:74:29:ILE:HD13	1.38	0.87
11:L8:183:LYS:HA	11:L8:186:LEU:HD12	1.56	0.87
23:61:76:ILE:HG22	23:61:77:ASN:H	1.39	0.87
1:2S:2389:C:H5''	19:57:66:SER:HA	1.56	0.87
1:2S:2674:A:H5''	14:51:105:GLY:HA3	1.56	0.87
6:L3:218:ILE:HB	6:L3:337:THR:HB	1.57	0.87
50:S3:7:LYS:HA	50:S3:7:LYS:HE3	1.56	0.87
4:L1:54:LYS:HB2	4:L1:191:VAL:HG21	1.57	0.87
19:57:135:ARG:HB2	19:57:135:ARG:HH11	1.40	0.87
30:68:36:GLY:HA2	30:68:39:HIS:HD2	1.38	0.87

Continued on next page...

Continued from previous page...

Atom-1	Atom-2	Interatomic distance (Å)	Clash overlap (Å)
1:2S:1305:U:H3	1:2S:2367:A:H5''	1.38	0.87
12:L9:31:ARG:H	12:L9:82:VAL:HG22	1.39	0.87
55:S8:106:ALA:HB2	55:S8:165:LEU:HB2	1.54	0.87
46:1S:190:C:H41	55:S8:137:LYS:HG3	1.39	0.87
35:73:49:ILE:HG23	35:73:100:ILE:HA	1.54	0.87
6:L3:56:ILE:HD13	6:L3:76:VAL:HG21	1.56	0.86
34:72:102:ALA:HA	34:72:105:ARG:HD3	1.57	0.86
47:S0:118:PRO:HG2	47:S0:141:ILE:HD13	1.57	0.86
63:16:40:GLU:HA	63:16:41:PRO:C	1.96	0.86
12:L9:49:ASN:HD21	12:L9:52:LEU:HB3	1.38	0.86
51:S4:246:LEU:HB2	51:S4:251:GLU:HG3	1.56	0.86
1:2S:1612:A:H5''	40:78:51:LEU:HD22	1.57	0.86
55:S8:110:ARG:HG3	55:S8:121:LEU:HB2	1.56	0.86
2:8S:154:C:H5''	11:L8:181:LYS:HE3	1.57	0.86
33:71:17:HIS:HB2	33:71:69:TYR:HB3	1.57	0.86
1:2S:2953:U:H2'	1:2S:2954:U:H2'	1.55	0.86
46:1S:579:A:H61	50:S3:143:ARG:HA	1.38	0.86
1:2S:2499:U:H2'	1:2S:2500:A:C8	2.11	0.86
1:2S:2778:G:H2'	1:2S:2779:A:C5'	2.05	0.86
1:2S:1369:A:H4'	30:68:21:ARG:HD2	1.58	0.86
51:S4:240:LYS:HE2	51:S4:240:LYS:H	1.40	0.86
16:54:113:THR:HB	16:54:116:GLU:HG3	1.58	0.86
46:1S:185:U:H2'	46:1S:186:C:H5''	1.56	0.86
5:L2:133:TYR:HB3	5:L2:168:VAL:HG12	1.57	0.86
77:30:47:VAL:HG22	77:30:48:THR:H	1.41	0.86
6:L3:4:ARG:HD3	6:L3:7:GLU:HA	1.57	0.86
70:23:144:ARG:HD2	70:23:145:SER:H	1.38	0.86
6:L3:25:ILE:H	6:L3:25:ILE:HD13	1.40	0.86
1:2S:1517:G:H5''	41:79:22:PRO:HG2	1.56	0.85
20:58:64:VAL:HA	20:58:67:ILE:HD12	1.58	0.85
47:S0:170:ILE:H	47:S0:170:ILE:HD12	1.39	0.85
46:1S:1613:U:H2'	46:1S:1614:A:H5''	1.58	0.85
28:66:97:ILE:HG22	28:66:99:LEU:HG	1.56	0.85
1:2S:1953:G:H22	1:2S:2094:C:H6	0.89	0.85
10:L7:92:ILE:HD11	20:58:4:ASP:HB2	1.58	0.85
1:2S:3287:U:H2'	1:2S:3288:G:H5'	1.57	0.85
61:14:87:GLY:HA3	61:14:120:PRO:HG2	1.59	0.85
52:S5:57:SER:HB3	75:28:53:ILE:HB	1.56	0.85
46:1S:230:C:H3'	46:1S:231:U:H5''	1.59	0.85
10:L7:82:LYS:HD2	10:L7:82:LYS:H	1.41	0.85
57:10:50:THR:HG22	57:10:55:VAL:HG13	1.57	0.85

Continued on next page...

Continued from previous page...

Atom-1	Atom-2	Interatomic distance (Å)	Clash overlap (Å)
56:S9:179:ARG:HA	56:S9:182:GLU:HG2	1.58	0.85
8:L5:40:HIS:HB3	8:L5:43:LYS:HG3	1.57	0.85
12:L9:18:VAL:HG12	12:L9:27:VAL:HG22	1.59	0.85
46:1S:1336:A:H2'	46:1S:1337:A:H5''	1.58	0.85
69:22:65:LEU:HD13	69:22:65:LEU:H	1.41	0.85
1:2S:1019:G:H2'	1:2S:1020:G:H5''	1.57	0.85
56:S9:81:VAL:HG21	56:S9:91:LYS:HE2	1.57	0.85
4:L1:130:LYS:HD2	4:L1:130:LYS:H	1.42	0.85
28:66:68:GLY:HA2	28:66:84:LYS:HD2	1.57	0.85
69:22:81:VAL:HG13	69:22:85:ASP:HB2	1.58	0.84
64:17:32:LYS:HG3	64:17:47:ARG:HD3	1.60	0.84
46:1S:1058:U:C5	46:1S:1061:A:N1	2.45	0.84
1:2S:1952:G:O6	1:2S:2095:G:H1'	1.75	0.84
1:2S:1221:A:H3'	1:2S:1222:G:H5''	1.59	0.84
53:S6:137:ARG:HB3	53:S6:140:ASN:HD22	1.42	0.84
18:56:37:ARG:HG2	18:56:107:GLY:HA2	1.58	0.84
25:63:55:GLY:H	25:63:78:VAL:HB	1.40	0.84
10:L7:146:GLN:HE22	10:L7:241:LYS:HE2	1.42	0.84
73:26:44:ILE:HD12	73:26:44:ILE:H	1.43	0.84
66:19:21:PHE:HD1	66:19:24:ARG:HD2	1.43	0.84
6:L3:86:VAL:HA	6:L3:162:VAL:HG12	1.58	0.84
46:1S:1587:A:H2'	46:1S:1588:G:H8	1.43	0.84
1:2S:1357:G:H2'	1:2S:1358:C:C6	2.13	0.84
51:S4:131:LEU:HD11	51:S4:135:GLY:HA2	1.57	0.84
12:L9:9:GLN:HG2	12:L9:54:LYS:HG2	1.59	0.84
1:2S:911:C:H3'	5:L2:9:ARG:HH12	1.43	0.84
2:8S:41:A:H5''	39:77:64:MET:HG2	1.59	0.84
16:54:14:LEU:HD23	22:60:151:PRO:HD3	1.60	0.84
47:S0:200:ASP:HB3	64:17:85:VAL:HG21	1.60	0.84
46:1S:1679:G:H1'	46:1S:1722:A:H61	1.42	0.84
22:60:42:TRP:HB3	22:60:46:GLN:NE2	1.92	0.83
14:51:94:ARG:H	14:51:94:ARG:HD3	1.41	0.83
7:L4:203:ARG:HG3	7:L4:246:ARG:HH21	1.42	0.83
15:53:74:GLY:HA3	15:53:98:ASP:HB2	1.59	0.83
39:77:67:LEU:HD23	39:77:70:VAL:HG21	1.58	0.83
39:77:19:CYS:HB3	39:77:22:CYS:SG	2.18	0.83
1:2S:2670:G:H4'	8:L5:5:LYS:HG2	1.59	0.83
12:L9:93:VAL:HG13	42:80:82:LEU:HB3	1.60	0.83
20:58:158:HIS:H	20:58:186:VAL:HG12	1.44	0.83
1:2S:2376:G:H2'	1:2S:2377:G:C8	2.13	0.83
1:2S:2924:U:H2'	1:2S:2925:C:H5'	1.59	0.83

Continued on next page...

Continued from previous page...

Atom-1	Atom-2	Interatomic distance (Å)	Clash overlap (Å)
46:1S:740:A:H2'	46:1S:741:C:H5''	1.61	0.83
46:1S:1060:U:H2'	46:1S:1061:A:C4'	2.09	0.83
1:2S:1953:G:H1	1:2S:2094:C:H5	0.90	0.83
40:78:31:LEU:HA	40:78:37:PRO:HA	1.59	0.83
65:18:88:ARG:HB3	65:18:88:ARG:NH2	1.92	0.83
60:13:136:PRO:HG2	60:13:139:TRP:HB2	1.58	0.83
46:1S:385:A:H5''	55:S8:22:ARG:HB3	1.61	0.83
1:2S:153:U:H2'	1:2S:154:U:H5''	1.59	0.83
62:15:18:ARG:HB2	62:15:36:LEU:HD12	1.60	0.82
46:1S:1432:U:H4'	46:1S:1433:G:H5''	1.60	0.82
4:L1:138:VAL:HG12	4:L1:140:HIS:H	1.44	0.82
1:2S:2163:C:H4'	5:L2:8:GLN:HA	1.61	0.82
1:2S:2821:C:N4	1:2S:2869:U:H3	1.76	0.82
46:1S:1699:G:H2'	46:1S:1700:C:H5''	1.61	0.82
29:67:75:VAL:HG22	29:67:76:ASN:H	1.43	0.82
73:26:66:LYS:HD3	73:26:66:LYS:H	1.44	0.82
6:L3:103:THR:HG21	6:L3:147:GLU:HB3	1.62	0.82
1:2S:2426:U:H2'	1:2S:2427:U:C6	2.14	0.82
58:11:73:GLY:HA3	58:11:86:ILE:HD12	1.60	0.82
1:2S:2914:G:H5'	6:L3:9:PRO:HG3	1.60	0.82
79:RA:278:PHE:CE2	79:RA:287:PRO:HD2	2.15	0.82
46:1S:138:A:N6	46:1S:266:A:H61	1.75	0.82
27:65:107:VAL:HG12	27:65:108:LEU:H	1.44	0.82
36:74:82:ALA:H	36:74:85:VAL:HG23	1.44	0.82
1:2S:1352:A:H4'	1:2S:1353:U:OP1	1.80	0.82
46:1S:43:A:H1'	46:1S:378:A:H1'	1.59	0.82
5:L2:42:ARG:HD2	5:L2:87:PHE:HB3	1.61	0.82
35:73:58:GLU:HB2	35:73:63:LYS:HG2	1.61	0.82
42:80:98:LYS:HG3	42:80:118:THR:HG21	1.62	0.82
24:62:43:VAL:HB	24:62:49:ASN:HB3	1.59	0.82
1:2S:709:A:C8	1:2S:2788:C:H5'	2.15	0.82
46:1S:1156:C:H2'	46:1S:1157:A:H5''	1.62	0.82
46:1S:3:U:H5'	49:S2:179:VAL:HG12	1.61	0.82
45:83:33:GLN:HB3	45:83:69:TYR:HB3	1.60	0.82
1:2S:2356:A:H61	1:2S:2983:C:N4	1.77	0.82
17:55:118:SER:HB2	17:55:132:VAL:HA	1.61	0.82
11:L8:148:ALA:HA	11:L8:201:THR:HG22	1.61	0.82
1:2S:1764:U:H3'	1:2S:1765:U:H5''	1.60	0.82
1:2S:681:U:H2'	1:2S:682:U:H5'	1.62	0.82
1:2S:2778:G:C2'	1:2S:2779:A:H5''	2.10	0.81
6:L3:311:PHE:HB3	6:L3:314:TYR:HB3	1.61	0.81

Continued on next page...

Continued from previous page...

Atom-1	Atom-2	Interatomic distance (Å)	Clash overlap (Å)
3:5S:4:U:H2'	3:5S:5:G:C8	2.15	0.81
1:2S:583:G:H21	35:73:45:LEU:HD13	1.45	0.81
62:15:81:ARG:HA	62:15:116:LEU:HB2	1.62	0.81
1:2S:1117:G:H2'	1:2S:1118:C:C6	2.15	0.81
4:L1:56:PRO:HG2	4:L1:153:SER:HB3	1.62	0.81
30:68:71:PRO:HB2	30:68:109:TYR:HA	1.62	0.81
1:2S:725:G:H3'	1:2S:726:G:H5''	1.61	0.81
79:RA:123:ILE:HD13	79:RA:169:ILE:HG21	1.63	0.81
5:L2:115:ASN:HA	5:L2:126:LEU:O	1.80	0.81
7:L4:283:THR:HB	7:L4:289:ILE:HD11	1.61	0.81
46:1S:855:A:H3'	46:1S:856:A:H5''	1.63	0.81
46:1S:1527:C:H5''	52:S5:109:LYS:HZ1	1.46	0.81
19:57:146:ILE:HG22	19:57:147:GLU:H	1.46	0.81
36:74:24:LYS:HA	36:74:30:LEU:HD23	1.62	0.81
8:L5:30:TYR:HA	8:L5:33:ARG:HB3	1.63	0.81
12:L9:23:ARG:HB2	12:L9:39:LYS:HG2	1.61	0.81
10:L7:106:LEU:HB2	10:L7:108:LEU:HG	1.63	0.81
47:S0:182:LEU:HB3	47:S0:187:ALA:H	1.46	0.81
58:11:125:VAL:HG12	58:11:139:VAL:HA	1.61	0.81
4:L1:53:LEU:HD12	4:L1:157:PHE:HE1	1.46	0.81
58:11:99:ARG:HD2	70:23:9:LEU:HA	1.62	0.81
4:L1:73:ASP:HB2	4:L1:90:LEU:HG	1.61	0.81
11:L8:53:PRO:HD2	11:L8:56:VAL:HG21	1.63	0.81
6:L3:57:VAL:HB	6:L3:358:TRP:HB3	1.62	0.81
17:55:144:ARG:HG2	37:75:96:GLU:HG2	1.62	0.81
9:L6:31:ARG:HG2	9:L6:34:LEU:HG	1.62	0.81
54:S7:166:LEU:HD11	54:S7:183:PHE:HB2	1.63	0.81
5:L2:45:VAL:HG13	5:L2:85:GLY:H	1.46	0.81
50:S3:40:ARG:HG2	67:20:110:PRO:HB3	1.62	0.81
1:2S:2255:A:H5'	1:2S:2261:G:H22	1.46	0.81
54:S7:185:ILE:H	54:S7:185:ILE:HD13	1.46	0.81
1:2S:2638:C:H2'	1:2S:2639:G:O4'	1.82	0.80
1:2S:3040:A:H5''	25:63:12:ARG:HB2	1.63	0.80
10:L7:88:ARG:HG2	10:L7:111:ILE:HG13	1.62	0.80
1:2S:2251:G:H2'	1:2S:2252:A:H5''	1.64	0.80
71:24:54:ALA:HB2	71:24:79:VAL:HG22	1.63	0.80
37:75:119:LYS:HA	37:75:119:LYS:HE2	1.61	0.80
2:8S:40:A:H2'	2:8S:41:A:C8	2.16	0.80
1:2S:2818:U:H5''	31:69:2:ALA:HB2	1.63	0.80
46:1S:386:G:H2'	46:1S:387:A:C8	2.16	0.80
1:2S:682:U:H5''	1:2S:683:U:H5	1.47	0.80

Continued on next page...

Continued from previous page...

Atom-1	Atom-2	Interatomic distance (Å)	Clash overlap (Å)
46:1S:1258:U:H4'	57:10:2:LEU:HB2	1.63	0.80
1:2S:438:A:H3'	1:2S:439:C:H5''	1.62	0.80
46:1S:1370:U:H4'	46:1S:1371:A:H5'	1.63	0.80
51:S4:62:LYS:O	51:S4:66:MET:HG2	1.80	0.80
73:26:84:VAL:HG13	73:26:85:ARG:H	1.46	0.80
19:57:24:VAL:HG22	19:57:86:LYS:HE2	1.63	0.80
1:2S:1110:U:H2'	1:2S:1111:U:C6	2.16	0.80
48:S1:129:THR:HA	48:S1:177:GLN:HA	1.62	0.80
61:14:84:ARG:HG3	61:14:119:THR:HA	1.63	0.80
1:2S:1951:C:H6	1:2S:2095:G:N2	1.79	0.80
65:18:88:ARG:HH21	65:18:88:ARG:HB3	1.42	0.80
67:20:53:LYS:HB2	67:20:92:ASP:HB2	1.61	0.80
1:2S:1169:A:H5''	10:L7:219:LYS:HD3	1.61	0.80
1:2S:2102:U:H2'	1:2S:2103:U:C6	2.16	0.80
1:2S:58:G:H2'	1:2S:59:G:H8	1.43	0.80
1:2S:2882:U:H2'	1:2S:2883:U:H6	1.46	0.80
14:51:49:LYS:HB3	14:51:62:ASN:HA	1.63	0.80
62:15:90:ILE:HD11	62:15:112:LEU:HD21	1.64	0.80
6:L3:280:HIS:HB3	6:L3:324:VAL:HG21	1.63	0.80
33:71:79:ARG:HA	33:71:89:LEU:HA	1.62	0.80
1:2S:501:A:H4'	9:L6:28:GLN:HE21	1.46	0.80
46:1S:113:U:H4'	46:1S:115:G:OP1	1.80	0.80
79:RA:166:SER:HA	79:RA:182:ASN:HD21	1.46	0.80
63:16:12:LYS:HG2	63:16:17:THR:HG22	1.62	0.80
1:2S:1654:A:H2'	1:2S:1655:G:H5'	1.64	0.80
28:66:56:VAL:HG22	28:66:57:LEU:H	1.46	0.80
48:S1:71:ALA:HB3	61:14:114:ARG:HH12	1.46	0.80
1:2S:2160:G:H2'	1:2S:2161:G:C8	2.17	0.80
51:S4:71:LYS:HD3	51:S4:74:GLY:HA2	1.63	0.80
46:1S:845:G:C2'	46:1S:846:G:H5''	2.11	0.79
19:57:120:ASN:ND2	19:57:145:HIS:HB2	1.96	0.79
1:2S:2675:C:H42	14:51:22:SER:HB2	1.46	0.79
24:62:84:LEU:HD22	24:62:89:LEU:HB2	1.64	0.79
1:2S:1845:G:H5'	1:2S:1846:C:C5'	2.13	0.79
46:1S:1061:A:H5'	46:1S:1062:A:C2	2.18	0.79
1:2S:745:C:H5''	20:58:145:ASN:ND2	1.96	0.79
1:2S:2137:U:H5''	1:2S:2138:A:H5''	1.64	0.79
59:12:103:LEU:HD23	59:12:115:VAL:HG13	1.64	0.79
1:2S:3361:G:H2'	1:2S:3362:A:C2	2.18	0.79
46:1S:1712:A:H3'	46:1S:1713:G:C5'	2.11	0.79
11:L8:71:VAL:HG21	11:L8:76:ALA:HB2	1.65	0.79

Continued on next page...

Continued from previous page...

Atom-1	Atom-2	Interatomic distance (Å)	Clash overlap (Å)
13:50:190:VAL:HG22	13:50:199:PHE:HE1	1.47	0.79
49:S2:53:ILE:HG12	49:S2:72:LEU:HG	1.62	0.79
61:14:133:ARG:HG2	61:14:136:ARG:HH21	1.45	0.79
65:18:15:LEU:H	65:18:15:LEU:HD23	1.48	0.79
17:55:28:TRP:O	17:55:32:GLN:HG2	1.82	0.79
46:1S:1789:G:H8	61:14:132:ARG:HH21	1.30	0.79
46:1S:827:C:H2'	46:1S:828:U:C6	2.18	0.79
1:2S:3354:U:OP1	1:2S:3356:G:H5'	1.83	0.79
9:L6:31:ARG:H	9:L6:34:LEU:HD12	1.48	0.79
46:1S:422:G:H2'	46:1S:423:G:C8	2.18	0.79
45:83:73:THR:HG23	45:83:76:ALA:H	1.48	0.79
1:2S:820:A:H2'	1:2S:821:U:C6	2.18	0.79
46:1S:632:U:H4'	70:23:11:SER:HB3	1.64	0.79
59:12:66:VAL:HG11	59:12:71:ILE:HG21	1.65	0.79
46:1S:1701:A:H3'	46:1S:1702:A:H5''	1.63	0.79
45:83:84:ARG:HD2	45:83:87:ARG:NH2	1.98	0.79
24:62:33:TYR:O	24:62:37:LEU:HD13	1.82	0.79
17:55:80:THR:O	17:55:81:TYR:HB2	1.79	0.79
21:59:98:ARG:O	21:59:102:LEU:HG	1.83	0.79
51:S4:15:PRO:HD3	51:S4:39:ARG:NH2	1.97	0.79
79:RA:136:ILE:H	79:RA:136:ILE:HD13	1.48	0.79
38:76:26:ILE:HD12	38:76:26:ILE:H	1.46	0.79
36:74:58:ARG:HG3	36:74:59:PRO:HD2	1.63	0.79
70:23:83:VAL:HG12	70:23:84:THR:H	1.48	0.79
27:65:91:ASN:HD21	27:65:93:TYR:HD2	1.30	0.79
48:S1:126:THR:CG2	48:S1:136:ARG:HE	1.95	0.79
1:2S:2820:A:H2'	1:2S:2821:C:H5'	1.65	0.78
39:77:27:PHE:HE1	39:77:39:TYR:HB3	1.48	0.78
1:2S:2160:G:H2'	1:2S:2161:G:H8	1.49	0.78
21:59:23:TRP:HB3	21:59:51:VAL:HG22	1.66	0.78
1:2S:2809:C:H5''	1:2S:2956:A:H4'	1.65	0.78
5:L2:199:THR:HG22	5:L2:200:ARG:H	1.49	0.78
57:10:11:ILE:HD13	57:10:35:ILE:HD13	1.63	0.78
44:82:7:THR:HB	44:82:22:GLN:HE22	1.46	0.78
1:2S:1813:A:C2'	1:2S:1814:A:H5''	2.13	0.78
1:2S:656:A:H2'	1:2S:657:A:C8	2.17	0.78
1:2S:1345:G:N2	7:L4:307:GLN:HE22	1.82	0.78
37:75:78:LYS:HA	37:75:81:ARG:HD2	1.63	0.78
60:13:59:GLY:HA2	74:27:45:THR:HB	1.65	0.78
46:1S:1429:G:H1'	67:20:74:GLU:HG2	1.64	0.78
25:63:120:LYS:HB2	25:63:137:VAL:HG21	1.65	0.78

Continued on next page...

Continued from previous page...

Atom-1	Atom-2	Interatomic distance (Å)	Clash overlap (Å)
5:L2:83:HIS:HB3	45:83:64:VAL:HG22	1.64	0.78
1:2S:1203:A:H2'	1:2S:1204:A:C8	2.19	0.78
6:L3:238:LEU:HB3	6:L3:242:THR:HG21	1.66	0.78
67:20:106:ILE:HG23	67:20:107:THR:HG23	1.64	0.78
1:2S:2076:G:C2'	1:2S:2077:U:H5''	2.12	0.78
20:58:165:ILE:HG12	20:58:166:LEU:N	1.99	0.78
46:1S:186:C:H6	46:1S:186:C:H5'	1.48	0.78
1:2S:3146:G:H2'	1:2S:3147:G:C8	2.18	0.78
1:2S:2756:C:H2'	1:2S:2757:U:C6	2.18	0.78
78:31:138:ARG:HB3	78:31:138:ARG:NH1	1.98	0.78
8:L5:142:PHE:HB3	8:L5:171:LEU:HD22	1.65	0.78
53:S6:31:ARG:HB2	53:S6:34:GLN:HG3	1.66	0.78
1:2S:1951:C:C6	1:2S:2095:G:N1	2.51	0.78
18:56:7:VAL:HB	18:56:33:ILE:HG12	1.63	0.78
28:66:31:LEU:HD11	28:66:75:ARG:HG2	1.63	0.78
35:73:59:VAL:HG23	35:73:60:ARG:H	1.47	0.78
72:25:70:LYS:HG3	72:25:71:ILE:H	1.47	0.78
51:S4:31:PRO:HG3	51:S4:43:PRO:HG3	1.65	0.78
36:74:42:PRO:O	36:74:50:ALA:HA	1.84	0.78
22:60:166:LYS:HE2	22:60:167:ARG:H	1.48	0.78
1:2S:664:U:H2'	1:2S:665:A:C8	2.19	0.78
68:21:39:VAL:HG12	68:21:45:ALA:HA	1.65	0.78
58:11:117:VAL:HG12	58:11:118:GLN:H	1.49	0.78
1:2S:3180:A:H4'	18:56:116:LYS:HB3	1.64	0.78
46:1S:1264:G:H2'	46:1S:1265:G:C8	2.19	0.78
72:25:50:ILE:O	72:25:54:VAL:HG23	1.81	0.78
20:58:176:ARG:O	30:68:51:GLY:HA2	1.84	0.78
1:2S:339:C:H3'	7:L4:195:ARG:HH12	1.47	0.78
1:2S:2216:G:H22	1:2S:2229:A:H2	1.31	0.78
1:2S:132:C:H2'	1:2S:133:U:H5''	1.63	0.77
52:S5:128:ASN:HB2	52:S5:131:GLN:HB2	1.66	0.77
13:50:52:LEU:HD22	13:50:135:ILE:HD12	1.66	0.77
1:2S:585:A:H2'	1:2S:586:C:C6	2.18	0.77
67:20:95:ALA:HB1	67:20:96:PRO:HD2	1.66	0.77
46:1S:1481:C:H5''	46:1S:1482:C:OP1	1.82	0.77
19:57:120:ASN:HD21	19:57:145:HIS:HB2	1.47	0.77
46:1S:304:U:H2'	46:1S:305:C:C6	2.20	0.77
51:S4:48:LEU:HD23	51:S4:61:VAL:HG13	1.67	0.77
70:23:109:ARG:NH2	70:23:112:LYS:HB3	1.99	0.77
46:1S:237:C:H5''	46:1S:238:U:C5'	2.15	0.77
62:15:53:PRO:HB2	62:15:57:MET:HG2	1.67	0.77

Continued on next page...

Continued from previous page...

Atom-1	Atom-2	Interatomic distance (Å)	Clash overlap (Å)
1:2S:2466:G:H2'	1:2S:2467:G:H5'	1.66	0.77
39:77:51:ALA:HA	39:77:54:LYS:HE2	1.67	0.77
45:83:19:GLY:O	45:83:23:ARG:HG3	1.84	0.77
1:2S:3343:G:H1'	1:2S:3362:A:H61	1.50	0.77
46:1S:1684:U:H3	46:1S:1717:G:H1	1.33	0.77
1:2S:1719:G:H4'	1:2S:1732:U:H4'	1.67	0.77
62:15:90:ILE:HG12	62:15:107:ILE:HG22	1.65	0.77
37:75:24:LEU:HB3	37:75:51:ILE:HG12	1.67	0.77
1:2S:1294:A:HO2'	1:2S:1295:G:H8	1.31	0.77
30:68:36:GLY:HA2	30:68:39:HIS:CD2	2.20	0.77
53:S6:135:PRO:HB3	53:S6:140:ASN:HB3	1.67	0.77
1:2S:2673:A:H5'	14:51:95:ASN:HA	1.67	0.77
39:77:34:CYS:HB3	39:77:39:TYR:H	1.50	0.77
4:L1:90:LEU:HD22	4:L1:115:VAL:HG21	1.67	0.77
1:2S:185:C:H5''	28:66:122:LYS:HG2	1.65	0.77
55:S8:98:LYS:HA	55:S8:169:ILE:HB	1.67	0.77
43:81:17:ARG:HH22	46:1S:1116:A:H5''	1.48	0.77
1:2S:1460:A:H2'	1:2S:1461:A:C8	2.19	0.77
11:L8:107:GLU:HG2	11:L8:111:LYS:HE2	1.66	0.77
46:1S:477:A:H2'	46:1S:478:A:C8	2.19	0.77
46:1S:56:U:H4'	46:1S:57:G:H5'	1.67	0.77
66:19:28:LEU:HD21	66:19:30:VAL:HG13	1.66	0.77
36:74:41:ARG:HB2	36:74:50:ALA:HB1	1.67	0.76
13:50:98:ARG:HB3	13:50:120:GLY:HA3	1.67	0.76
46:1S:466:U:H2'	46:1S:467:G:H5'	1.66	0.76
25:63:62:VAL:HB	25:63:70:ARG:HG2	1.67	0.76
1:2S:2415:C:H5''	5:L2:207:VAL:CG1	2.15	0.76
1:2S:3146:G:H4'	6:L3:100:ARG:NH1	2.00	0.76
36:74:71:THR:HG22	36:74:72:VAL:H	1.48	0.76
61:14:84:ARG:HA	61:14:119:THR:HG22	1.66	0.76
46:1S:710:U:H2'	46:1S:711:U:H5'	1.67	0.76
9:L6:40:LEU:HB3	9:L6:84:VAL:HG13	1.66	0.76
63:16:41:PRO:O	63:16:42:GLU:HB3	1.83	0.76
46:1S:579:A:N6	50:S3:143:ARG:HA	2.01	0.76
73:26:18:VAL:HG23	73:26:19:LYS:H	1.50	0.76
70:23:63:GLN:HA	70:23:65:ASN:H	1.50	0.76
8:L5:261:THR:H	8:L5:264:GLN:CG	1.98	0.76
25:63:45:ARG:HG2	25:63:48:ARG:HH21	1.51	0.76
46:1S:1685:G:H2'	46:1S:1686:C:H5''	1.66	0.76
1:2S:2342:U:H5''	1:2S:3089:C:O2'	1.85	0.76
22:60:23:LYS:O	22:60:24:LEU:HB2	1.85	0.76

Continued on next page...

Continued from previous page...

Atom-1	Atom-2	Interatomic distance (Å)	Clash overlap (Å)
1:2S:2530:G:H2'	1:2S:2531:C:H5''	1.66	0.76
1:2S:2470:C:H5''	4:L1:30:GLU:HG2	1.67	0.76
55:S8:5:ARG:NH1	55:S8:28:GLU:HA	2.01	0.76
1:2S:829:U:H3	1:2S:895:A:N6	1.81	0.76
12:L9:104:VAL:HG23	12:L9:111:PHE:HB2	1.66	0.76
35:73:14:LEU:HD11	35:73:31:LYS:HB2	1.67	0.76
14:51:112:LEU:H	14:51:112:LEU:HD23	1.50	0.76
1:2S:2155:G:H2'	1:2S:2156:C:C6	2.21	0.76
1:2S:3034:C:H42	12:L9:121:LYS:HB2	1.49	0.76
21:59:162:ARG:HB2	21:59:162:ARG:NH1	2.00	0.76
48:S1:61:LEU:HD23	48:S1:62:LYS:H	1.51	0.76
79:RA:12:THR:HG22	79:RA:311:ARG:HG2	1.67	0.76
65:18:2:SER:HB3	65:18:55:HIS:CD2	2.21	0.76
61:14:87:GLY:HA2	61:14:92:LYS:HB3	1.68	0.76
58:11:123:VAL:HG23	58:11:142:VAL:HA	1.65	0.76
22:60:11:GLY:HA2	22:60:59:VAL:HG23	1.66	0.76
8:L5:153:THR:HG23	8:L5:160:PHE:HZ	1.49	0.76
1:2S:254:A:H2'	1:2S:255:A:H8	1.51	0.76
46:1S:771:A:H5'	56:S9:7:THR:HG23	1.68	0.76
6:L3:8:ALA:HB1	25:63:45:ARG:HH22	1.51	0.76
1:2S:3343:G:H2'	1:2S:3361:G:N2	2.01	0.76
79:RA:112:SER:HB2	79:RA:153:GLN:HA	1.68	0.76
6:L3:223:GLY:HA2	6:L3:271:GLY:HA3	1.68	0.76
46:1S:1457:C:O2'	46:1S:1458:G:H5'	1.86	0.76
1:2S:3299:A:H61	1:2S:3315:G:H1	1.33	0.76
1:2S:31:C:H5''	17:55:95:GLN:HB2	1.68	0.76
1:2S:662:U:H2'	1:2S:663:C:C6	2.21	0.75
1:2S:2998:U:H2'	1:2S:2999:U:C6	2.20	0.75
1:2S:653:A:H61	1:2S:1442:U:H3	1.33	0.75
69:22:81:VAL:HG12	69:22:83:ILE:N	2.02	0.75
1:2S:2521:U:H2'	1:2S:2522:G:H5'	1.67	0.75
73:26:41:ILE:HD13	73:26:41:ILE:H	1.50	0.75
46:1S:712:G:C2'	46:1S:713:A:H5''	2.16	0.75
10:L7:84:VAL:HA	10:L7:139:PRO:HD3	1.66	0.75
60:13:70:LYS:H	60:13:73:ARG:HD2	1.51	0.75
7:L4:4:PRO:HD2	7:L4:22:LEU:HD11	1.68	0.75
72:25:75:LEU:HA	72:25:78:ILE:HD13	1.67	0.75
1:2S:1971:C:H2'	1:2S:1972:A:O4'	1.87	0.75
1:2S:3131:U:H2'	1:2S:3132:C:C6	2.22	0.75
1:2S:31:C:H5	17:55:188:ARG:HH22	1.35	0.75
20:58:100:THR:HG23	20:58:122:ILE:HD13	1.68	0.75

Continued on next page...

Continued from previous page...

Atom-1	Atom-2	Interatomic distance (Å)	Clash overlap (Å)
46:1S:1173:C:H3'	65:18:141:THR:HG21	1.68	0.75
46:1S:185:U:C2'	46:1S:186:C:H5''	2.17	0.75
46:1S:1118:G:H2'	46:1S:1119:G:O4'	1.87	0.75
55:S8:42:ARG:NH2	55:S8:59:ARG:HD2	2.01	0.75
12:L9:172:ILE:H	12:L9:172:ILE:HD13	1.52	0.75
56:S9:59:LEU:HD22	56:S9:69:ARG:HA	1.68	0.75
46:1S:749:U:H3	46:1S:800:U:H3	1.35	0.75
76:29:30:LEU:HA	76:29:39:CYS:HA	1.68	0.75
59:12:108:ARG:HG2	59:12:110:GLY:H	1.51	0.75
6:L3:33:PRO:HG3	6:L3:342:LEU:HD23	1.69	0.75
46:1S:1202:A:N6	46:1S:1457:C:H5''	2.02	0.75
4:L1:92:LYS:HB3	4:L1:95:LYS:HG3	1.69	0.75
63:16:89:LEU:HG	63:16:105:LEU:HD21	1.69	0.75
1:2S:2731:U:H2'	1:2S:2732:G:C8	2.21	0.75
65:18:100:THR:HG21	65:18:108:LYS:HG2	1.68	0.75
1:2S:1951:C:C5	1:2S:2095:G:N1	2.53	0.74
38:76:73:ALA:HA	38:76:76:ARG:HB3	1.69	0.74
52:S5:201:ALA:HA	52:S5:211:ILE:HD11	1.68	0.74
11:L8:65:LEU:O	11:L8:69:LEU:HD13	1.87	0.74
4:L1:39:LYS:HG2	4:L1:164:CYS:SG	2.26	0.74
35:73:49:ILE:HG12	35:73:100:ILE:HG23	1.69	0.74
46:1S:822:U:H3'	46:1S:823:G:H5''	1.70	0.74
1:2S:2045:G:H2'	1:2S:2046:U:O4'	1.86	0.74
53:S6:6:SER:HB3	53:S6:13:GLN:HB3	1.67	0.74
12:L9:189:GLU:HG3	12:L9:190:ASP:H	1.51	0.74
25:63:118:VAL:HG12	25:63:119:GLY:N	2.00	0.74
48:S1:123:ALA:HB3	48:S1:168:ILE:HG21	1.68	0.74
54:S7:30:SER:HB2	54:S7:34:LEU:HB3	1.69	0.74
55:S8:76:THR:HG22	55:S8:108:PRO:HG2	1.67	0.74
17:55:49:ARG:HH12	17:55:54:LYS:NZ	1.84	0.74
74:27:19:HIS:O	74:27:23:THR:HG23	1.86	0.74
7:L4:179:LEU:O	7:L4:183:LYS:HB2	1.86	0.74
54:S7:46:ILE:HD12	54:S7:60:ILE:HG12	1.69	0.74
30:68:7:LYS:HA	30:68:10:LYS:HD3	1.70	0.74
48:S1:145:LYS:HD3	48:S1:149:GLN:HG2	1.68	0.74
46:1S:576:G:H4'	46:1S:580:A:C2	2.23	0.74
47:S0:188:LEU:CD1	47:S0:193:GLN:HG2	2.17	0.74
46:1S:1119:G:H2'	46:1S:1120:U:C6	2.21	0.74
6:L3:350:ALA:O	6:L3:351:LEU:HB2	1.88	0.74
70:23:106:GLY:O	70:23:123:LYS:HE2	1.87	0.74
46:1S:1729:C:O2'	55:S8:2:GLY:HA2	1.88	0.74

Continued on next page...

Continued from previous page...

Atom-1	Atom-2	Interatomic distance (Å)	Clash overlap (Å)
7:L4:58:HIS:HD1	7:L4:90:PHE:HD1	1.35	0.74
46:1S:1042:G:H2'	46:1S:1043:A:H5''	1.69	0.74
46:1S:1042:G:C3'	46:1S:1043:A:H5''	2.17	0.74
46:1S:1079:U:H2'	46:1S:1080:U:C6	2.23	0.74
46:1S:802:G:H21	69:22:107:SER:HB3	1.52	0.74
28:66:112:ASP:H	28:66:115:ARG:HB2	1.50	0.74
33:71:28:ARG:HD3	33:71:65:LYS:HA	1.69	0.74
46:1S:924:A:H2'	46:1S:925:G:C8	2.23	0.74
46:1S:769:A:H2'	46:1S:770:A:C8	2.22	0.74
1:2S:218:G:H1'	1:2S:372:A:H1'	1.68	0.74
46:1S:1701:A:H3'	46:1S:1702:A:C5'	2.17	0.74
15:53:113:VAL:HA	15:53:116:LEU:HD12	1.69	0.74
54:S7:131:PHE:N	54:S7:132:PRO:HD2	2.02	0.74
8:L5:23:ARG:HH21	8:L5:26:GLY:HA2	1.52	0.74
1:2S:630:A:H2'	1:2S:631:U:C6	2.23	0.74
79:RA:164:ASP:O	79:RA:165:ASP:HB2	1.87	0.74
46:1S:1419:G:H5'	76:29:56:ARG:O	1.88	0.74
32:70:24:THR:HG22	32:70:91:SER:HB3	1.70	0.74
1:2S:200:C:H5'	1:2S:221:A:N3	2.03	0.74
18:56:20:ALA:HB2	18:56:80:PHE:CZ	2.23	0.74
1:2S:277:G:H5''	44:82:49:GLY:HA2	1.69	0.74
46:1S:1646:C:H2'	46:1S:1647:U:C6	2.23	0.74
10:L7:25:GLN:HG3	10:L7:29:GLU:CG	2.18	0.74
1:2S:2616:C:H2'	1:2S:2617:U:H5'	1.69	0.74
27:65:111:ASN:HB2	27:65:123:TYR:HB2	1.68	0.74
13:50:57:LEU:HB2	13:50:131:ILE:HG13	1.69	0.74
46:1S:749:U:H2'	46:1S:750:U:C6	2.22	0.74
53:S6:36:VAL:HG12	53:S6:37:ASP:H	1.51	0.74
46:1S:94:U:H4'	51:S4:6:LYS:HA	1.69	0.74
6:L3:4:ARG:HB3	6:L3:7:GLU:OE2	1.86	0.73
1:2S:3164:C:O2'	1:2S:3165:A:H5'	1.88	0.73
6:L3:261:MET:HG2	6:L3:262:TRP:N	2.01	0.73
6:L3:217:ALA:HB3	6:L3:277:SER:HB3	1.69	0.73
68:21:74:GLN:NE2	68:21:83:TRP:HB3	2.03	0.73
15:53:32:LYS:HA	15:53:35:ARG:HB2	1.70	0.73
46:1S:1779:U:H2'	46:1S:1781:A:OP2	1.87	0.73
39:77:18:LEU:HA	39:77:25:ARG:H	1.53	0.73
7:L4:23:PRO:HG2	7:L4:258:LEU:HD23	1.68	0.73
47:S0:55:GLU:O	47:S0:59:LEU:HD13	1.87	0.73
19:57:109:ALA:HA	19:57:112:LEU:HD13	1.70	0.73
51:S4:181:VAL:HG22	51:S4:227:VAL:HG12	1.69	0.73

Continued on next page...

Continued from previous page...

Atom-1	Atom-2	Interatomic distance (Å)	Clash overlap (Å)
1:2S:1936:A:H2'	1:2S:1937:U:C6	2.23	0.73
27:65:31:THR:HG22	27:65:32:PHE:H	1.52	0.73
34:72:103:LYS:O	34:72:106:VAL:HG12	1.87	0.73
69:22:82:LYS:O	69:22:83:ILE:HG22	1.88	0.73
7:L4:89:ALA:O	7:L4:90:PHE:HB2	1.86	0.73
1:2S:1523:U:H5'	27:65:113:LEU:HB3	1.69	0.73
46:1S:142:G:H22	46:1S:173:A:H2	1.34	0.73
1:2S:2857:C:H2'	1:2S:2858:U:C6	2.24	0.73
7:L4:113:VAL:HG13	7:L4:117:GLU:OE1	1.88	0.73
55:S8:135:LYS:O	55:S8:135:LYS:HD3	1.88	0.73
46:1S:71:A:H2'	46:1S:72:A:H4'	1.71	0.73
1:2S:3166:C:H2'	1:2S:3167:A:H8	1.53	0.73
3:5S:36:C:H5''	8:L5:155:THR:HG23	1.69	0.73
46:1S:861:U:C5'	60:13:64:ARG:HH22	2.00	0.73
79:RA:159:ASN:HB2	79:RA:163:ASP:H	1.52	0.73
46:1S:1311:U:H2'	46:1S:1313:A:OP2	1.89	0.73
36:74:8:ARG:HB3	36:74:8:ARG:HH11	1.51	0.73
29:67:9:LYS:HB3	29:67:25:ILE:HD12	1.69	0.73
35:73:60:ARG:HB3	35:73:60:ARG:NH2	2.02	0.73
29:67:121:ARG:HA	29:67:126:LYS:HD3	1.70	0.73
1:2S:296:A:O2'	1:2S:297:G:H5'	1.88	0.73
36:74:5:VAL:HG21	36:74:31:ARG:HA	1.70	0.73
1:2S:2611:U:H2'	1:2S:2612:U:C6	2.23	0.73
2:8S:9:A:H2'	2:8S:10:A:C8	2.22	0.73
67:20:21:LYS:HA	67:20:94:GLU:HG2	1.70	0.73
75:28:43:ASN:HD21	75:28:63:ALA:HB3	1.53	0.73
14:51:148:VAL:CG1	14:51:152:HIS:HB3	2.18	0.73
36:74:85:VAL:O	36:74:89:ILE:HG13	1.88	0.73
70:23:76:LEU:HD13	70:23:79:ASN:HB2	1.69	0.73
11:L8:240:ASN:HA	11:L8:243:GLN:HB2	1.70	0.73
1:2S:2356:A:N6	1:2S:2983:C:H41	1.85	0.73
48:S1:193:ILE:O	48:S1:197:ILE:HG12	1.89	0.73
1:2S:1859:A:H61	1:2S:1871:U:H3	1.36	0.73
22:60:124:LEU:HA	23:61:153:PRO:HG2	1.69	0.73
5:L2:53:GLY:HA2	5:L2:191:LEU:HB3	1.70	0.73
52:S5:158:GLN:HG2	75:28:66:LEU:HD22	1.70	0.73
38:76:66:GLU:HG3	38:76:87:VAL:HG11	1.70	0.73
1:2S:1604:G:C4'	1:2S:1835:A:H4'	2.16	0.73
10:L7:96:PRO:HB2	10:L7:99:PRO:HD2	1.68	0.73
28:66:57:LEU:HD23	28:66:67:GLU:HB3	1.71	0.73
6:L3:226:PHE:CE1	6:L3:268:GLY:HA2	2.24	0.73

Continued on next page...

Continued from previous page...

Atom-1	Atom-2	Interatomic distance (Å)	Clash overlap (Å)
68:21:78:LEU:HD23	68:21:78:LEU:H	1.54	0.73
5:L2:27:ALA:HB3	5:L2:128:ARG:NH2	2.04	0.73
71:24:81:GLU:HA	71:24:84:LYS:HG2	1.69	0.73
1:2S:1498:A:H2'	1:2S:1499:C:C6	2.23	0.73
1:2S:861:C:H2'	1:2S:862:U:H6	1.53	0.73
1:2S:338:A:H4'	7:L4:197:ARG:HH21	1.53	0.73
46:1S:1158:C:H5	46:1S:1581:C:H2'	1.53	0.73
56:S9:112:GLN:HG3	56:S9:148:VAL:HG21	1.71	0.73
1:2S:603:A:H2'	1:2S:604:G:O4'	1.89	0.73
46:1S:1174:C:H42	46:1S:1465:C:H42	1.37	0.73
70:23:62:LYS:HB2	70:23:116:ASP:HB2	1.71	0.73
32:70:41:LEU:HB3	32:70:92:ILE:HG13	1.69	0.73
58:11:46:LYS:HD2	58:11:49:ILE:HD12	1.71	0.73
1:2S:1976:G:H1	1:2S:2043:U:H3	1.36	0.73
12:L9:180:TYR:HB2	42:80:85:LEU:HD12	1.71	0.73
23:61:93:VAL:HA	23:61:96:ILE:HD13	1.71	0.73
47:S0:74:VAL:HB	47:S0:121:VAL:HG22	1.71	0.72
7:L4:193:LYS:HG2	7:L4:198:ARG:HG3	1.70	0.72
12:L9:69:ARG:HD3	12:L9:72:LYS:HD3	1.69	0.72
1:2S:1290:A:H2'	1:2S:1291:A:C8	2.24	0.72
46:1S:541:A:N3	46:1S:541:A:H5'	2.04	0.72
32:70:24:THR:HG23	32:70:30:THR:HG22	1.70	0.72
12:L9:180:TYR:HB3	42:80:89:TYR:HE2	1.53	0.72
1:2S:87:U:H5''	20:58:172:PHE:HZ	1.54	0.72
36:74:54:ILE:HG23	36:74:70:LYS:HA	1.70	0.72
1:2S:1565:G:H1'	1:2S:1575:A:N1	2.04	0.72
44:82:68:VAL:HB	44:82:85:LEU:HB2	1.72	0.72
54:S7:143:LEU:HD23	54:S7:147:ASN:HB2	1.72	0.72
5:L2:247:ARG:HB3	46:1S:1012:U:H4'	1.69	0.72
46:1S:397:A:H5''	55:S8:47:ARG:NH1	2.01	0.72
29:67:75:VAL:HG22	29:67:76:ASN:N	2.04	0.72
48:S1:189:ILE:HB	48:S1:190:PRO:HD3	1.71	0.72
1:2S:1339:C:H2'	1:2S:1340:G:C8	2.25	0.72
1:2S:700:C:H2'	1:2S:701:G:H8	1.52	0.72
48:S1:218:LEU:HD13	48:S1:218:LEU:H	1.54	0.72
46:1S:1298:U:H2'	46:1S:1299:G:O4'	1.90	0.72
1:2S:1750:A:H5'	40:78:28:ASN:HD21	1.54	0.72
18:56:34:VAL:HG12	18:56:103:LYS:HB2	1.71	0.72
46:1S:871:G:H2'	46:1S:872:G:C8	2.23	0.72
5:L2:129:ALA:CB	5:L2:132:ASN:HD22	2.03	0.72
5:L2:227:ARG:HG2	5:L2:239:ALA:HB2	1.71	0.72

Continued on next page...

Continued from previous page...

Atom-1	Atom-2	Interatomic distance (Å)	Clash overlap (Å)
34:72:33:ARG:HE	34:72:33:ARG:HA	1.53	0.72
46:1S:1179:G:H21	46:1S:1460:A:H61	1.35	0.72
79:RA:29:GLN:HE21	79:RA:32:LEU:HD22	1.53	0.72
1:2S:2969:A:H2'	1:2S:2970:C:C6	2.24	0.72
12:L9:90:MET:HG2	12:L9:181:VAL:HA	1.72	0.72
17:55:33:LYS:HE3	17:55:63:ARG:NH1	2.05	0.72
14:51:45:PRO:HB3	14:51:69:VAL:HB	1.71	0.72
52:S5:187:ILE:H	52:S5:187:ILE:HD12	1.52	0.72
6:L3:94:GLU:HB3	18:56:152:VAL:HG13	1.71	0.72
1:2S:1646:G:H1'	1:2S:1809:A:N6	2.05	0.72
1:2S:1655:G:H1'	1:2S:1800:A:H61	1.55	0.72
5:L2:199:THR:HG22	5:L2:200:ARG:N	2.05	0.72
77:30:28:LYS:HE3	77:30:31:LYS:HE2	1.70	0.72
1:2S:861:C:H2'	1:2S:862:U:C6	2.25	0.72
53:S6:220:LYS:HE3	53:S6:220:LYS:O	1.88	0.72
46:1S:1366:U:H5''	63:16:33:GLY:HA2	1.72	0.72
75:28:8:THR:HB	75:28:56:LEU:HB2	1.71	0.72
46:1S:1590:G:H2'	46:1S:1591:C:C6	2.25	0.72
6:L3:222:LYS:HE3	6:L3:331:ASN:HB3	1.71	0.72
1:2S:3165:A:H61	1:2S:3285:C:H42	1.37	0.72
68:21:74:GLN:HE22	68:21:83:TRP:HB3	1.53	0.72
31:69:14:ARG:O	31:69:18:ARG:HG2	1.89	0.72
67:20:62:VAL:HG22	67:20:85:ARG:HG3	1.72	0.72
54:S7:58:LEU:HB2	54:S7:90:VAL:HG22	1.70	0.72
46:1S:375:U:H5''	70:23:32:ARG:HH12	1.54	0.72
30:68:82:ILE:HD11	30:68:102:ILE:HD11	1.71	0.72
4:L1:189:PHE:CD1	4:L1:200:ASN:HB2	2.23	0.72
25:63:45:ARG:CB	25:63:48:ARG:HE	2.02	0.72
54:S7:30:SER:O	54:S7:32:PRO:HD2	1.87	0.72
47:S0:182:LEU:HD13	47:S0:187:ALA:HB3	1.69	0.72
46:1S:1590:G:H2'	46:1S:1591:C:H6	1.54	0.72
35:73:18:ARG:HB3	35:73:23:ASN:CB	2.19	0.72
5:L2:183:GLY:O	5:L2:186:PHE:HB3	1.89	0.72
65:18:25:ASN:HD22	72:25:40:VAL:HG11	1.54	0.72
1:2S:2468:A:H4'	1:2S:2469:G:O4'	1.90	0.72
15:53:170:LEU:HD21	38:76:7:ILE:HD12	1.72	0.72
1:2S:1175:C:H5''	18:56:25:LYS:HG2	1.70	0.72
1:2S:2931:C:H5''	25:63:40:LYS:HD2	1.72	0.72
1:2S:1101:G:H2'	1:2S:1102:A:C8	2.24	0.72
1:2S:827:A:H2'	1:2S:828:A:C8	2.25	0.72
14:51:92:ARG:HD2	14:51:95:ASN:OD1	1.90	0.72

Continued on next page...

Continued from previous page...

Atom-1	Atom-2	Interatomic distance (Å)	Clash overlap (Å)
13:50:33:ILE:HD11	13:50:36:LEU:HG	1.71	0.72
25:63:33:ASN:HD21	25:63:64:LYS:N	1.88	0.72
1:2S:616:G:H1'	1:2S:3273:A:N6	2.05	0.72
57:10:16:PHE:HD2	57:10:76:LEU:HB3	1.55	0.72
70:23:144:ARG:CD	70:23:145:SER:H	2.03	0.72
29:67:42:LEU:HG	29:67:74:VAL:HG22	1.72	0.72
21:59:68:GLN:HA	21:59:71:ARG:HD2	1.72	0.72
73:26:4:LYS:HB2	73:26:89:ARG:HH12	1.54	0.72
7:L4:133:SER:O	7:L4:137:ALA:HB2	1.89	0.72
36:74:39:ALA:HB1	36:74:57:LEU:O	1.90	0.72
67:20:23:ARG:HB3	67:20:117:VAL:HG13	1.72	0.71
6:L3:65:SER:HB3	6:L3:68:HIS:HB2	1.71	0.71
72:25:93:SER:HB2	72:25:100:ILE:H	1.53	0.71
20:58:54:LEU:HB3	20:58:58:ASN:HB2	1.72	0.71
46:1S:829:A:C4'	46:1S:830:U:H5'	2.18	0.71
55:S8:113:PHE:HB3	55:S8:121:LEU:HD21	1.71	0.71
1:2S:803:C:H5'	7:L4:100:PHE:HE2	1.55	0.71
51:S4:48:LEU:HA	51:S4:52:LEU:HD12	1.72	0.71
1:2S:2189:U:H4'	45:83:22:LEU:HD11	1.70	0.71
27:65:113:LEU:HG	27:65:121:LYS:HB3	1.70	0.71
1:2S:605:U:H2'	1:2S:606:C:C6	2.25	0.71
77:30:33:ARG:HB3	77:30:33:ARG:NH1	2.04	0.71
1:2S:2722:U:H4'	23:61:88:ARG:HB2	1.71	0.71
6:L3:229:VAL:HG23	6:L3:233:TRP:HD1	1.54	0.71
1:2S:147:U:H4'	11:L8:136:LEU:HD11	1.72	0.71
4:L1:103:LEU:HD21	4:L1:106:LYS:HE2	1.72	0.71
50:S3:51:ARG:NH2	50:S3:91:VAL:HG23	2.05	0.71
1:2S:1913:A:C2	1:2S:2120:A:H2'	2.24	0.71
1:2S:3287:U:C2'	1:2S:3288:G:H5'	2.19	0.71
46:1S:237:C:H5''	46:1S:238:U:H5''	1.72	0.71
1:2S:3166:C:H2'	1:2S:3167:A:C8	2.26	0.71
6:L3:266:ARG:HA	6:L3:266:ARG:HE	1.56	0.71
13:50:17:TYR:O	13:50:96:VAL:HG23	1.90	0.71
30:68:135:GLU:HG2	30:68:145:VAL:HG21	1.72	0.71
12:L9:124:ARG:HD3	12:L9:164:ILE:HG23	1.72	0.71
1:2S:2946:A:H5''	1:2S:2947:G:H5'	1.72	0.71
1:2S:1346:G:H2'	1:2S:1347:U:O4'	1.90	0.71
1:2S:1238:C:C3'	1:2S:1239:C:H5''	2.20	0.71
65:18:3:LEU:H	65:18:3:LEU:HD13	1.53	0.71
1:2S:544:C:H2'	1:2S:546:C:OP1	1.90	0.71
55:S8:114:GLU:HG2	55:S8:120:THR:HA	1.72	0.71

Continued on next page...

Continued from previous page...

Atom-1	Atom-2	Interatomic distance (Å)	Clash overlap (Å)
36:74:86:LYS:O	36:74:90:ILE:HG12	1.90	0.71
22:60:15:PRO:HG3	22:60:22:PRO:CD	2.20	0.71
7:L4:77:VAL:HG23	7:L4:87:GLN:O	1.89	0.71
46:1S:1511:U:H2'	46:1S:1512:G:H8	1.54	0.71
1:2S:1661:G:H2'	1:2S:1662:G:C8	2.25	0.71
46:1S:1307:U:O4	46:1S:1319:A:H1'	1.90	0.71
45:83:22:LEU:O	45:83:26:VAL:HG23	1.90	0.71
58:11:131:ILE:HB	58:11:135:VAL:HB	1.72	0.71
45:83:55:TRP:CD1	45:83:66:GLY:HA3	2.25	0.71
75:28:26:THR:HB	75:28:44:VAL:HG22	1.72	0.71
47:S0:53:THR:HG23	47:S0:160:ILE:HG22	1.72	0.71
10:L7:58:ALA:O	10:L7:62:ILE:HG13	1.89	0.71
5:L2:209:HIS:ND1	5:L2:210:PRO:HD2	2.05	0.71
1:2S:2341:A:H2'	1:2S:2342:U:C6	2.25	0.71
1:2S:1564:U:H2'	1:2S:1565:G:H8	1.56	0.71
1:2S:2710:C:H2'	1:2S:2711:C:C6	2.26	0.71
7:L4:42:VAL:HB	7:L4:236:LEU:HD21	1.73	0.71
67:20:31:VAL:O	67:20:35:GLU:HB2	1.89	0.71
22:60:79:VAL:HG12	22:60:80:ARG:H	1.55	0.71
46:1S:635:A:H2'	46:1S:636:A:C8	2.26	0.71
1:2S:229:G:H5''	28:66:4:GLN:HB2	1.72	0.71
11:L8:122:LYS:O	11:L8:123:GLN:HB3	1.89	0.71
46:1S:698:U:H1'	54:S7:107:ARG:HD3	1.72	0.71
50:S3:34:TYR:HE2	50:S3:37:VAL:HG13	1.56	0.71
2:8S:40:A:H2'	2:8S:41:A:H8	1.56	0.71
1:2S:1892:G:H2'	1:2S:1893:A:H5''	1.71	0.71
79:RA:129:LYS:HG2	79:RA:149:ASP:O	1.90	0.71
7:L4:285:ASP:HB3	7:L4:288:ARG:HD3	1.73	0.71
69:22:24:GLN:HA	69:22:63:VAL:O	1.91	0.71
11:L8:162:LEU:HD23	17:55:7:LEU:HD21	1.73	0.71
39:77:27:PHE:CE1	39:77:39:TYR:HB3	2.26	0.70
1:2S:31:C:H4'	17:55:96:ARG:HD2	1.71	0.70
1:2S:2523:A:H5'	11:L8:51:LYS:HD2	1.73	0.70
66:19:137:ALA:O	66:19:141:GLU:HG2	1.91	0.70
34:72:63:THR:HA	34:72:66:LEU:HD12	1.72	0.70
16:54:15:VAL:HG22	22:60:150:PHE:O	1.91	0.70
1:2S:637:C:H2'	1:2S:638:C:C6	2.26	0.70
13:50:53:VAL:HA	13:50:134:ILE:HA	1.73	0.70
75:28:25:VAL:HG11	75:28:66:LEU:HD12	1.71	0.70
9:L6:80:ASN:HB3	9:L6:83:TYR:HD2	1.57	0.70
46:1S:380:U:O2'	56:S9:5:PRO:HD3	1.91	0.70

Continued on next page...

Continued from previous page...

Atom-1	Atom-2	Interatomic distance (Å)	Clash overlap (Å)
1:2S:72:C:H5'	15:53:63:VAL:HG22	1.71	0.70
58:11:155:LYS:H	58:11:155:LYS:HD3	1.56	0.70
1:2S:2941:A:N7	6:L3:256:HIS:HE1	1.89	0.70
25:63:126:TRP:HB2	25:63:129:VAL:HB	1.73	0.70
1:2S:1315:U:H4'	1:2S:1317:A:O4'	1.91	0.70
1:2S:1223:A:H2'	1:2S:1224:C:C6	2.24	0.70
1:2S:1928:G:H2'	1:2S:1929:G:O4'	1.91	0.70
46:1S:961:U:H5''	60:13:71:ILE:HD13	1.71	0.70
29:67:26:VAL:HG12	29:67:89:VAL:HG21	1.71	0.70
54:S7:96:ARG:HD2	54:S7:121:VAL:HG13	1.72	0.70
35:73:49:ILE:HG22	35:73:50:ALA:H	1.56	0.70
6:L3:215:ILE:HG13	6:L3:280:HIS:HB2	1.72	0.70
14:51:79:ILE:HG12	14:51:82:ARG:HH21	1.55	0.70
5:L2:68:LYS:HG2	5:L2:69:TYR:H	1.56	0.70
46:1S:929:A:H3'	46:1S:930:A:C8	2.26	0.70
46:1S:959:U:H5''	60:13:14:SER:HB3	1.71	0.70
25:63:93:LEU:HD23	25:63:93:LEU:H	1.56	0.70
46:1S:712:G:H2'	46:1S:713:A:C5'	2.20	0.70
62:15:80:MET:O	62:15:116:LEU:HD12	1.91	0.70
23:61:41:ASP:HB2	23:61:97:LYS:HG3	1.71	0.70
45:83:82:THR:O	45:83:86:LEU:HB2	1.91	0.70
1:2S:2492:C:HO2'	1:2S:2494:A:H8	1.39	0.70
59:12:49:THR:O	59:12:53:THR:HG23	1.91	0.70
69:22:11:LEU:HD23	69:22:14:ILE:HD12	1.73	0.70
25:63:117:PRO:HA	25:63:135:VAL:HB	1.74	0.70
5:L2:78:ALA:O	5:L2:169:ILE:HA	1.92	0.70
6:L3:245:GLY:HA3	6:L3:248:LYS:HD2	1.72	0.70
1:2S:669:U:H3	1:2S:793:C:H42	1.40	0.70
27:65:135:ILE:HG12	27:65:138:ARG:HE	1.56	0.70
65:18:38:VAL:HG12	65:18:42:TYR:HD2	1.57	0.70
8:L5:109:THR:HA	8:L5:112:LYS:HE3	1.72	0.70
73:26:10:ARG:HB2	73:26:34:LYS:HA	1.72	0.70
73:26:86:VAL:HG22	73:26:87:ARG:N	2.06	0.70
1:2S:1797:A:H4'	5:L2:22:LEU:HD21	1.72	0.70
14:51:23:VAL:HG12	14:51:25:GLU:H	1.57	0.70
53:S6:98:ARG:HD3	53:S6:99:GLY:N	2.07	0.70
64:17:10:LYS:HG2	64:17:53:TYR:HE1	1.57	0.70
1:2S:3294:A:H2'	1:2S:3295:A:O4'	1.92	0.70
51:S4:187:ARG:HA	51:S4:187:ARG:HE	1.56	0.70
7:L4:222:VAL:HG13	7:L4:225:VAL:HB	1.72	0.70
65:18:134:ARG:HB2	65:18:136:GLN:HE21	1.55	0.70

Continued on next page...

Continued from previous page...

Atom-1	Atom-2	Interatomic distance (Å)	Clash overlap (Å)
46:1S:1795:U:H5"	73:26:86:VAL:HG23	1.72	0.70
33:71:73:LEU:HB3	33:71:95:PRO:HA	1.73	0.70
6:L3:219:ALA:HB2	6:L3:336:VAL:HG13	1.72	0.70
47:S0:77:SER:HB2	47:S0:86:VAL:HG11	1.74	0.70
1:2S:2108:C:H1'	1:2S:3344:A:H8	1.57	0.70
6:L3:13:HIS:HB3	6:L3:16:PHE:HB2	1.74	0.70
1:2S:2552:C:O2'	32:70:50:VAL:HG11	1.92	0.70
1:2S:437:G:H22	1:2S:622:A:H61	1.40	0.70
3:5S:112:G:H2'	3:5S:113:C:C6	2.27	0.70
49:S2:111:VAL:O	49:S2:136:VAL:HA	1.91	0.70
1:2S:109:A:H4'	1:2S:110:G:H5'	1.72	0.70
67:20:25:THR:HG21	67:20:88:LYS:HE2	1.72	0.70
46:1S:484:C:H42	46:1S:503:G:H1	1.39	0.70
1:2S:2393:G:H4'	6:L3:252:ILE:HG12	1.72	0.70
11:L8:172:LYS:HD2	38:76:43:LEU:HD23	1.74	0.70
46:1S:514:G:H1	46:1S:543:C:H5	1.40	0.70
25:63:38:ALA:O	25:63:58:VAL:HB	1.92	0.70
1:2S:153:U:C2'	1:2S:154:U:H5"	2.21	0.70
46:1S:155:U:H4'	53:S6:59:GLN:HA	1.73	0.70
46:1S:1489:U:H5'	46:1S:1494:C:H1'	1.73	0.70
5:L2:112:ILE:HG12	5:L2:135:ILE:HG12	1.73	0.70
5:L2:39:GLY:HA2	5:L2:93:LYS:HB2	1.73	0.70
1:2S:215:G:H5"	28:66:12:ARG:HG3	1.74	0.70
47:S0:115:PHE:CZ	49:S2:39:THR:HG22	2.24	0.69
6:L3:160:VAL:O	6:L3:180:GLU:HA	1.92	0.69
19:57:59:PRO:HB2	19:57:61:ARG:HH12	1.56	0.69
29:67:3:LYS:HE3	32:70:36:GLN:HA	1.72	0.69
20:58:120:GLU:HG2	20:58:121:CYS:H	1.56	0.69
1:2S:2964:G:N2	1:2S:2967:A:OP2	2.25	0.69
65:18:126:ARG:HG2	65:18:133:VAL:HA	1.74	0.69
55:S8:113:PHE:HE1	55:S8:119:GLN:HB2	1.56	0.69
67:20:50:LEU:HD21	67:20:95:ALA:HB2	1.73	0.69
1:2S:1967:U:OP1	1:2S:1968:G:H5"	1.92	0.69
54:S7:75:THR:O	54:S7:79:ARG:HG3	1.91	0.69
1:2S:1104:G:H2'	1:2S:1105:A:C8	2.27	0.69
1:2S:2927:C:H2'	1:2S:2928:C:C6	2.27	0.69
46:1S:656:G:O2'	46:1S:657:U:H5'	1.92	0.69
70:23:141:GLU:HG2	70:23:142:LYS:H	1.56	0.69
23:61:78:LYS:HB2	23:61:87:LYS:HE2	1.72	0.69
1:2S:2631:U:H4'	1:2S:2697:A:H2	1.57	0.69
1:2S:2369:G:H2'	1:2S:2370:G:C8	2.26	0.69

Continued on next page...

Continued from previous page...

Atom-1	Atom-2	Interatomic distance (Å)	Clash overlap (Å)
12:L9:138:THR:HG22	12:L9:139:ASN:H	1.57	0.69
50:S3:106:LYS:HA	50:S3:109:LEU:HD12	1.73	0.69
11:L8:44:ARG:HG3	11:L8:44:ARG:HH11	1.57	0.69
46:1S:1326:A:H2'	46:1S:1327:C:C6	2.27	0.69
1:2S:1114:U:OP1	30:68:22:ILE:HB	1.92	0.69
1:2S:1019:G:C2'	1:2S:1020:G:H5''	2.22	0.69
6:L3:17:LEU:HG	6:L3:18:PRO:HA	1.73	0.69
46:1S:200:A:H2'	46:1S:201:G:C8	2.28	0.69
16:54:14:LEU:CD2	22:60:151:PRO:HD3	2.21	0.69
7:L4:188:ARG:HH21	7:L4:197:ARG:HB3	1.58	0.69
53:S6:74:LYS:HA	53:S6:96:SER:HA	1.74	0.69
1:2S:2192:C:H2'	1:2S:2193:U:C6	2.28	0.69
65:18:18:LEU:HD21	65:18:70:VAL:HG13	1.75	0.69
46:1S:143:G:C2'	46:1S:144:U:H5''	2.22	0.69
36:74:80:ARG:HD3	36:74:84:CYS:HB3	1.73	0.69
6:L3:339:ARG:HG2	6:L3:340:LYS:H	1.57	0.69
22:60:80:ARG:HB3	22:60:122:HIS:HB2	1.73	0.69
70:23:141:GLU:HG2	70:23:142:LYS:N	2.07	0.69
2:8S:82:U:H4'	2:8S:87:G:H5'	1.74	0.69
65:18:29:VAL:HG21	65:18:54:LEU:HD12	1.75	0.69
46:1S:1114:G:H1'	46:1S:1115:U:H5	1.58	0.69
66:19:113:ILE:HG23	66:19:128:GLY:HA2	1.74	0.69
61:14:18:ARG:HG2	61:14:82:LYS:HB2	1.73	0.69
53:S6:7:TYR:HD2	53:S6:8:PRO:HD2	1.58	0.69
38:76:5:THR:HG23	38:76:12:ASN:HB2	1.73	0.69
4:L1:44:GLN:H	4:L1:161:LYS:HB3	1.58	0.69
63:16:97:VAL:HG12	63:16:98:ASP:H	1.57	0.69
10:L7:59:GLU:HA	10:L7:62:ILE:HD12	1.75	0.69
32:70:17:VAL:HG21	32:70:100:ILE:HD13	1.73	0.69
11:L8:68:ARG:HD2	11:L8:238:LEU:HD13	1.74	0.69
79:RA:38:ARG:HD3	79:RA:67:ILE:HD13	1.75	0.69
45:83:59:CYS:O	45:83:60:CYS:HB3	1.91	0.69
46:1S:555:A:H5'	56:S9:21:SER:OG	1.93	0.69
46:1S:1381:U:H4'	67:20:59:PRO:HG3	1.74	0.69
1:2S:1649:U:H2'	1:2S:1650:G:C8	2.27	0.69
69:22:38:LEU:HA	69:22:41:MET:HE3	1.74	0.69
17:55:154:PRO:HA	17:55:157:LYS:HG3	1.74	0.69
46:1S:189:C:H2'	46:1S:190:C:H5''	1.75	0.69
1:2S:725:G:C3'	1:2S:726:G:H5''	2.22	0.69
4:L1:90:LEU:HD11	4:L1:111:ILE:HG12	1.75	0.69
17:55:80:THR:HG21	17:55:87:GLN:HG2	1.73	0.69

Continued on next page...

Continued from previous page...

Atom-1	Atom-2	Interatomic distance (Å)	Clash overlap (Å)
60:13:100:LYS:HA	60:13:103:GLU:HG2	1.73	0.69
60:13:99:ARG:NE	60:13:99:ARG:HA	2.07	0.69
37:75:6:ALA:O	37:75:10:ARG:HG3	1.93	0.69
46:1S:606:A:C8	46:1S:608:U:H2'	2.27	0.69
1:2S:2443:A:H61	1:2S:2504:U:H3	1.41	0.69
61:14:72:LYS:NZ	61:14:110:LEU:HD23	2.07	0.69
4:L1:60:ARG:HB3	4:L1:61:PRO:HD2	1.73	0.69
1:2S:2355:G:H4'	19:57:139:TYR:CE2	2.27	0.69
1:2S:671:U:H4'	20:58:20:LYS:HG2	1.75	0.69
48:S1:164:ILE:O	48:S1:168:ILE:HG13	1.93	0.69
46:1S:1066:C:H4'	48:S1:149:GLN:NE2	2.04	0.69
46:1S:804:A:N3	69:22:105:THR:HG22	2.07	0.69
46:1S:1552:U:H2'	46:1S:1553:G:O4'	1.93	0.69
20:58:60:PRO:HB2	20:58:142:GLY:HA3	1.75	0.69
46:1S:886:U:H2'	46:1S:887:A:H8	1.53	0.69
70:23:63:GLN:HA	70:23:65:ASN:N	2.07	0.69
61:14:106:ALA:HB1	73:26:52:ASP:HB3	1.75	0.69
25:63:84:SER:HA	25:63:94:TYR:HB3	1.75	0.69
15:53:92:THR:HG21	37:75:111:PHE:HB3	1.75	0.69
11:L8:158:ASP:HB3	11:L8:159:PRO:HD3	1.74	0.69
46:1S:108:A:H2'	46:1S:109:G:C8	2.28	0.69
1:2S:2922:G:H2'	1:2S:2923:U:C4'	2.21	0.68
3:5S:87:G:H1'	22:60:119:ARG:HH22	1.58	0.68
7:L4:285:ASP:CB	7:L4:288:ARG:HD3	2.23	0.68
1:2S:1422:G:H1'	9:L6:2:SER:O	1.93	0.68
8:L5:277:LEU:HD23	8:L5:282:ARG:HG3	1.76	0.68
67:20:87:HIS:HB3	67:20:89:ARG:NH1	2.07	0.68
2:8S:113:U:H5''	41:79:7:PHE:HB3	1.74	0.68
46:1S:1797:A:H5'	73:26:95:ARG:HG2	1.75	0.68
1:2S:132:C:C2'	1:2S:133:U:H5''	2.22	0.68
66:19:86:ARG:HH12	66:19:92:LYS:HB2	1.58	0.68
1:2S:298:U:H5'	38:76:31:GLY:O	1.92	0.68
46:1S:1660:A:H2'	46:1S:1661:U:C6	2.29	0.68
10:L7:169:ILE:CG2	10:L7:184:LEU:HD11	2.23	0.68
50:S3:158:ILE:H	50:S3:158:ILE:HD13	1.59	0.68
12:L9:8:GLN:HG2	12:L9:68:LEU:CD1	2.21	0.68
10:L7:86:VAL:HG22	10:L7:136:TYR:HB3	1.75	0.68
6:L3:266:ARG:HA	6:L3:266:ARG:NE	2.07	0.68
1:2S:2079:G:H2'	1:2S:2080:C:O4'	1.93	0.68
21:59:86:GLU:HG2	21:59:91:SER:H	1.58	0.68
8:L5:38:THR:HG22	23:61:30:TYR:HB3	1.73	0.68

Continued on next page...

Continued from previous page...

Atom-1	Atom-2	Interatomic distance (Å)	Clash overlap (Å)
46:1S:1336:A:C2'	46:1S:1337:A:H5''	2.23	0.68
46:1S:1156:C:C2'	46:1S:1157:A:H5''	2.24	0.68
1:2S:3146:G:H4'	6:L3:100:ARG:HH11	1.58	0.68
46:1S:1042:G:C2'	46:1S:1043:A:H5''	2.24	0.68
1:2S:2394:G:H2'	1:2S:2395:G:O4'	1.92	0.68
18:56:15:LEU:HG	18:56:125:ARG:HA	1.75	0.68
46:1S:139:C:H1'	46:1S:140:A:H5''	1.75	0.68
63:16:101:SER:O	63:16:105:LEU:HB2	1.93	0.68
46:1S:1078:C:H2'	46:1S:1079:U:C6	2.29	0.68
18:56:76:PRO:HD2	18:56:106:GLU:OE1	1.94	0.68
52:S5:112:ARG:HD2	63:16:43:ILE:HD12	1.75	0.68
1:2S:2298:U:O2'	1:2S:2299:A:H5'	1.93	0.68
46:1S:1740:A:H2'	46:1S:1741:U:C6	2.29	0.68
21:59:129:GLY:O	21:59:130:ASN:HB2	1.93	0.68
56:S9:141:VAL:HG12	56:S9:143:ILE:H	1.58	0.68
54:S7:30:SER:HB2	54:S7:34:LEU:CB	2.24	0.68
39:77:25:ARG:HG3	41:79:51:ILE:HD12	1.76	0.68
79:RA:112:SER:HB3	79:RA:154:VAL:HG22	1.76	0.68
1:2S:200:C:H5'	1:2S:221:A:C2	2.28	0.68
68:21:76:ASP:HB3	68:21:78:LEU:CD2	2.23	0.68
57:10:86:ILE:HG23	57:10:87:VAL:H	1.59	0.68
9:L6:43:LEU:HD12	9:L6:83:TYR:HA	1.75	0.68
1:2S:437:G:H22	1:2S:622:A:N6	1.92	0.68
70:23:77:ILE:HD11	70:23:101:GLU:HG3	1.76	0.68
46:1S:1071:U:H5'	74:27:17:ARG:O	1.94	0.68
46:1S:1556:A:H1'	46:1S:1560:U:OP2	1.93	0.68
69:22:92:ASN:HB2	69:22:93:LEU:HD23	1.75	0.68
73:26:12:LYS:NZ	73:26:15:ARG:HB2	2.09	0.68
69:22:24:GLN:HG3	74:27:4:VAL:HA	1.76	0.68
50:S3:105:MET:O	50:S3:109:LEU:HG	1.93	0.68
21:59:45:VAL:HG22	21:59:50:ILE:HB	1.74	0.68
15:53:127:PRO:HA	37:75:114:ARG:HH21	1.59	0.68
13:50:213:PHE:N	13:50:214:PRO:HD3	2.09	0.68
17:55:114:ARG:HD2	17:55:157:LYS:HA	1.76	0.68
18:56:48:PHE:HA	18:56:51:LYS:HD3	1.76	0.68
1:2S:2168:A:H5'	17:55:67:ARG:HH12	1.59	0.68
1:2S:1653:G:H2'	1:2S:1654:A:C8	2.28	0.68
11:L8:72:PRO:HD2	11:L8:75:ILE:HD12	1.76	0.68
17:55:49:ARG:HH12	17:55:54:LYS:HZ1	1.40	0.68
46:1S:1755:A:H5'	70:23:63:GLN:HG3	1.75	0.68
40:78:8:ILE:H	40:78:8:ILE:HD12	1.57	0.68

Continued on next page...

Continued from previous page...

Atom-1	Atom-2	Interatomic distance (Å)	Clash overlap (Å)
46:1S:1291:G:N2	46:1S:1324:G:H22	1.92	0.68
5:L2:129:ALA:HB3	5:L2:132:ASN:HD22	1.59	0.68
46:1S:1699:G:C2'	46:1S:1700:C:H5''	2.24	0.68
1:2S:72:C:C2	1:2S:74:G:H1'	2.29	0.68
59:12:73:LYS:HG2	78:31:108:VAL:HG11	1.76	0.68
46:1S:9:U:H2'	46:1S:11:A:OP2	1.93	0.68
32:70:49:PRO:HG2	32:70:52:ARG:HB3	1.76	0.68
69:22:22:LYS:HG3	74:27:3:LEU:HA	1.75	0.68
46:1S:75:U:H3'	46:1S:76:A:H5''	1.76	0.68
1:2S:2854:U:O3'	13:50:160:PRO:HB3	1.94	0.68
77:30:55:ARG:HB3	77:30:58:PRO:HG3	1.75	0.68
24:62:17:VAL:HG22	24:62:103:TYR:HD2	1.59	0.68
46:1S:374:U:H2'	46:1S:375:U:C6	2.29	0.68
46:1S:1519:U:H2'	46:1S:1520:U:C5	2.29	0.68
30:68:2:PRO:HG3	30:68:4:ARG:HH21	1.57	0.68
25:63:79:VAL:HG22	25:63:99:ALA:O	1.94	0.67
36:74:58:ARG:HB3	36:74:61:GLN:HG2	1.76	0.67
16:54:120:VAL:HG13	18:56:194:LEU:HD21	1.75	0.67
1:2S:3146:G:H2'	1:2S:3147:G:H8	1.57	0.67
66:19:28:LEU:CD2	66:19:30:VAL:HG13	2.24	0.67
8:L5:196:ARG:HA	8:L5:199:ILE:HD12	1.76	0.67
62:15:37:ALA:HB1	62:15:38:PRO:HD2	1.75	0.67
46:1S:195:G:H2'	46:1S:196:G:H5''	1.76	0.67
1:2S:632:G:H2'	1:2S:633:C:C6	2.29	0.67
71:24:83:LYS:HE2	71:24:96:LEU:HB3	1.76	0.67
52:S5:157:ARG:HD2	52:S5:157:ARG:N	2.09	0.67
1:2S:1667:A:H2'	1:2S:1668:G:C8	2.28	0.67
1:2S:1602:A:H4'	21:59:10:LEU:HD21	1.74	0.67
1:2S:1215:U:H2'	1:2S:1216:C:C6	2.29	0.67
1:2S:1951:C:H5	1:2S:2095:G:H1	1.40	0.67
46:1S:1527:C:H5''	52:S5:109:LYS:NZ	2.08	0.67
25:63:57:MET:HA	25:63:76:ALA:O	1.94	0.67
1:2S:365:A:H4'	7:L4:84:ARG:HD3	1.76	0.67
6:L3:159:ARG:HB3	6:L3:180:GLU:HB3	1.74	0.67
1:2S:931:C:H3'	1:2S:932:U:H2'	1.75	0.67
46:1S:1073:G:C2'	46:1S:1074:G:H5''	2.23	0.67
55:S8:185:GLU:HG2	55:S8:186:GLY:H	1.59	0.67
6:L3:261:MET:HG2	6:L3:262:TRP:H	1.59	0.67
1:2S:2177:G:H2'	5:L2:128:ARG:HB2	1.76	0.67
52:S5:42:LEU:HA	52:S5:48:PHE:HB2	1.76	0.67
7:L4:44:LYS:HA	7:L4:47:ARG:HG3	1.75	0.67

Continued on next page...

Continued from previous page...

Atom-1	Atom-2	Interatomic distance (Å)	Clash overlap (Å)
52:S5:33:VAL:O	52:S5:37:GLN:HG3	1.94	0.67
46:1S:495:C:H5	46:1S:496:G:H21	1.40	0.67
4:L1:36:VAL:HG23	4:L1:208:SER:HA	1.77	0.67
10:L7:90:LYS:HD2	10:L7:91:GLY:H	1.59	0.67
46:1S:190:C:O2'	46:1S:191:C:H5'	1.94	0.67
7:L4:206:LEU:HB2	7:L4:246:ARG:HH12	1.60	0.67
65:18:6:GLN:HA	72:25:42:LEU:HD11	1.77	0.67
31:69:23:LYS:HE3	31:69:24:PRO:HD2	1.76	0.67
48:S1:96:LEU:HD23	48:S1:96:LEU:H	1.60	0.67
48:S1:135:LEU:HB3	48:S1:217:LEU:HG	1.75	0.67
1:2S:254:A:H2'	1:2S:255:A:C8	2.28	0.67
13:50:87:LEU:HD23	13:50:88:ARG:N	2.10	0.67
27:65:135:ILE:O	27:65:135:ILE:HD13	1.94	0.67
46:1S:1605:G:H5''	63:16:127:LYS:HD3	1.75	0.67
36:74:97:GLU:O	36:74:101:VAL:HG23	1.94	0.67
53:S6:142:ARG:HA	53:S6:147:LEU:HB2	1.75	0.67
15:53:183:ARG:HG2	15:53:186:ARG:NH1	2.10	0.67
1:2S:1085:A:H2'	1:2S:1086:C:C6	2.28	0.67
47:S0:201:LEU:HD13	64:17:83:GLN:HE21	1.58	0.67
46:1S:1000:C:H2'	46:1S:1002:G:OP2	1.94	0.67
29:67:84:ARG:HG2	32:70:58:TYR:OH	1.94	0.67
66:19:40:SER:HB3	66:19:43:ASN:HD22	1.59	0.67
62:15:58:LYS:NZ	62:15:58:LYS:HB3	2.10	0.67
1:2S:2555:G:H5'	36:74:91:ARG:HH11	1.58	0.67
1:2S:1169:A:H2'	1:2S:1170:A:C8	2.30	0.67
13:50:190:VAL:HG22	13:50:199:PHE:CE1	2.30	0.67
1:2S:1887:A:H2'	1:2S:1888:U:H5'	1.76	0.67
70:23:37:ALA:HA	70:23:41:SER:HB3	1.75	0.67
27:65:67:ILE:H	27:65:84:PHE:HA	1.60	0.67
27:65:67:ILE:HD12	27:65:83:VAL:HG12	1.77	0.67
1:2S:1621:A:H2'	1:2S:1622:U:C6	2.29	0.67
30:68:117:ARG:O	30:68:118:ILE:HG23	1.93	0.67
29:67:6:LYS:HA	29:67:6:LYS:HE2	1.77	0.67
49:S2:99:LYS:HG2	49:S2:117:THR:HB	1.76	0.67
1:2S:1480:G:H21	1:2S:1872:C:H5	1.41	0.67
69:22:6:VAL:HG11	69:22:30:SER:H	1.59	0.67
15:53:122:LYS:HG3	15:53:145:PHE:HZ	1.58	0.67
1:2S:3095:U:H2'	1:2S:3096:C:C6	2.29	0.67
5:L2:177:LYS:HD3	45:83:29:LEU:HD12	1.76	0.67
46:1S:1500:C:C5'	66:19:102:ARG:HD3	2.19	0.67
48:S1:180:THR:HG22	48:S1:181:LEU:H	1.59	0.67

Continued on next page...

Continued from previous page...

Atom-1	Atom-2	Interatomic distance (Å)	Clash overlap (Å)
55:S8:5:ARG:HB2	55:S8:5:ARG:NH1	2.10	0.67
46:1S:1158:C:C5	46:1S:1581:C:H2'	2.28	0.67
16:54:76:ALA:HB1	16:54:80:THR:HB	1.76	0.67
2:8S:89:A:H2'	2:8S:91:C:C6	2.29	0.67
1:2S:650:C:H2'	1:2S:651:G:H8	1.59	0.67
12:L9:67:ALA:HA	12:L9:70:THR:CG2	2.25	0.67
1:2S:2372:A:H5''	1:2S:2373:A:H5'	1.77	0.67
1:2S:2837:A:H2'	1:2S:2845:A:C6	2.30	0.67
1:2S:900:G:H1'	1:2S:1589:A:N6	2.09	0.67
14:51:60:ARG:HB2	14:51:60:ARG:NH1	2.09	0.67
46:1S:1608:U:OP1	63:16:72:GLY:HA2	1.95	0.67
10:L7:198:ALA:O	10:L7:202:LEU:HG	1.94	0.67
48:S1:65:VAL:HG12	48:S1:87:ARG:HG3	1.76	0.67
46:1S:767:U:H1'	56:S9:139:GLN:HG2	1.77	0.67
9:L6:15:VAL:HG13	34:72:4:LEU:HD23	1.77	0.67
1:2S:3314:A:H5''	6:L3:174:LYS:HD2	1.76	0.67
1:2S:634:C:H4'	34:72:47:ARG:NH1	2.09	0.67
46:1S:395:U:H2'	46:1S:396:G:O4'	1.94	0.67
46:1S:1061:A:H5'	46:1S:1062:A:H2	1.58	0.67
20:58:30:VAL:O	20:58:34:THR:HG23	1.94	0.67
46:1S:1163:A:H1'	46:1S:1613:U:O2'	1.95	0.67
1:2S:2757:U:H1'	23:61:8:ARG:HB2	1.77	0.67
22:60:12:ARG:HB3	22:60:24:LEU:HG	1.77	0.67
6:L3:68:HIS:O	6:L3:69:LYS:HB2	1.93	0.67
1:2S:1190:A:H4'	42:80:113:ARG:HH22	1.60	0.67
32:70:52:ARG:O	32:70:55:GLU:HG2	1.95	0.67
1:2S:2995:A:H2'	1:2S:2996:U:H5''	1.77	0.67
11:L8:128:LYS:HG3	11:L8:129:PRO:HD2	1.77	0.67
79:RA:156:VAL:O	79:RA:158:PRO:HD3	1.95	0.67
46:1S:1758:U:H2'	46:1S:1759:C:C6	2.30	0.67
65:18:68:ARG:O	65:18:72:ILE:HG13	1.94	0.67
21:59:163:ARG:HH11	21:59:164:LEU:CD2	2.07	0.67
17:55:33:LYS:HD3	17:55:37:HIS:NE2	2.10	0.67
60:13:150:VAL:HG13	60:13:151:ASN:N	2.10	0.67
15:53:112:ASN:O	15:53:116:LEU:HG	1.95	0.67
1:2S:1658:G:H2'	1:2S:1659:U:C6	2.29	0.67
39:77:5:THR:HA	39:77:8:PHE:CD2	2.30	0.67
48:S1:124:ASN:HB3	48:S1:138:PHE:CD1	2.30	0.67
30:68:36:GLY:HA3	30:68:40:HIS:CE1	2.30	0.66
39:77:64:MET:C	39:77:66:TYR:H	1.98	0.66
45:83:75:ALA:O	45:83:79:VAL:HG23	1.95	0.66

Continued on next page...

Continued from previous page...

Atom-1	Atom-2	Interatomic distance (Å)	Clash overlap (Å)
21:59:51:VAL:HG23	21:59:53:LYS:H	1.60	0.66
1:2S:1731:A:H2'	1:2S:1732:U:C6	2.30	0.66
46:1S:1117:U:H2'	46:1S:1118:G:C8	2.29	0.66
7:L4:23:PRO:HD2	7:L4:26:PHE:CE2	2.30	0.66
13:50:87:LEU:HA	13:50:138:VAL:HG22	1.76	0.66
30:68:2:PRO:HG2	30:68:4:ARG:HB3	1.77	0.66
32:70:25:LEU:HD23	32:70:90:VAL:HG13	1.77	0.66
29:67:97:SER:HB2	29:67:99:GLU:HG2	1.76	0.66
1:2S:1142:G:H3'	1:2S:1143:A:H2'	1.77	0.66
1:2S:3105:U:H2'	1:2S:3106:A:C8	2.30	0.66
1:2S:992:A:H4'	23:61:58:GLN:HE21	1.59	0.66
10:L7:155:LYS:HE3	10:L7:158:LYS:H	1.58	0.66
20:58:8:LYS:HB3	20:58:11:LYS:HE3	1.77	0.66
1:2S:2767:U:H5'	44:82:33:ALA:HA	1.77	0.66
23:61:40:VAL:HG12	23:61:98:HIS:HA	1.77	0.66
63:16:90:VAL:HB	63:16:102:LYS:HE3	1.77	0.66
11:L8:74:THR:HG23	11:L8:75:ILE:HG13	1.77	0.66
8:L5:261:THR:H	8:L5:264:GLN:HG2	1.60	0.66
52:S5:149:VAL:HG11	52:S5:158:GLN:HB2	1.77	0.66
21:59:163:ARG:HH11	21:59:164:LEU:HD23	1.61	0.66
60:13:119:GLU:HA	60:13:122:ILE:HD12	1.76	0.66
65:18:14:ILE:HD11	65:18:21:ASN:HB3	1.76	0.66
55:S8:81:VAL:HB	55:S8:91:VAL:HA	1.77	0.66
30:68:6:THR:HG22	30:68:8:THR:HG23	1.78	0.66
34:72:13:HIS:NE2	34:72:15:LYS:HB3	2.10	0.66
46:1S:618:U:H5''	46:1S:1030:A:C6	2.29	0.66
79:RA:248:ASN:HD21	79:RA:298:GLY:HA3	1.60	0.66
47:S0:182:LEU:HB2	47:S0:188:LEU:HD23	1.75	0.66
1:2S:2180:G:H2'	1:2S:2181:C:C6	2.30	0.66
1:2S:2904:U:H2'	1:2S:2905:U:C6	2.30	0.66
1:2S:720:A:H5''	1:2S:720:A:N3	2.10	0.66
63:16:99:GLU:HB3	79:RA:57:PRO:HB2	1.77	0.66
46:1S:463:U:H2'	46:1S:464:A:C8	2.31	0.66
4:L1:132:GLY:C	4:L1:133:LYS:HD2	2.16	0.66
13:50:165:ILE:H	13:50:165:ILE:HD13	1.60	0.66
1:2S:2895:G:H2'	1:2S:2896:A:C5'	2.20	0.66
1:2S:116:A:H3'	1:2S:117:U:H5''	1.77	0.66
9:L6:96:VAL:HG21	9:L6:145:LEU:HD11	1.78	0.66
49:S2:37:PRO:HD2	49:S2:46:LYS:HD2	1.76	0.66
1:2S:1804:A:O2'	36:74:78:GLY:HA3	1.94	0.66
1:2S:627:U:H2'	1:2S:628:A:H8	1.60	0.66

Continued on next page...

Continued from previous page...

Atom-1	Atom-2	Interatomic distance (Å)	Clash overlap (Å)
17:55:14:LYS:HA	17:55:19:LEU:HD22	1.77	0.66
1:2S:3060:C:H2'	1:2S:3061:G:C8	2.31	0.66
48:S1:127:VAL:HG12	48:S1:135:LEU:HD11	1.77	0.66
21:59:162:ARG:HH11	21:59:162:ARG:HB2	1.60	0.66
55:S8:39:GLY:O	55:S8:59:ARG:HB3	1.95	0.66
14:51:76:ALA:O	14:51:80:LEU:HB2	1.95	0.66
1:2S:3329:U:H2'	1:2S:3330:A:O4'	1.95	0.66
40:78:40:GLN:HG3	40:78:57:ASN:HA	1.78	0.66
10:L7:113:SER:HA	10:L7:205:PHE:O	1.95	0.66
67:20:36:ASN:O	67:20:40:ASN:HB2	1.96	0.66
46:1S:298:C:H5'	51:S4:38:LEU:HD23	1.77	0.66
46:1S:1753:A:H2'	46:1S:1754:A:C8	2.31	0.66
33:71:11:GLU:HG3	33:71:109:VAL:CG2	2.26	0.66
1:2S:2388:U:H2'	1:2S:2389:C:C6	2.30	0.66
46:1S:826:U:H2'	46:1S:827:C:C6	2.30	0.66
1:2S:2493:U:H5''	4:L1:162:VAL:HG11	1.77	0.66
46:1S:542:A:H2'	46:1S:543:C:H3'	1.78	0.66
18:56:19:LEU:O	18:56:23:VAL:HG23	1.95	0.66
53:S6:122:GLU:HA	53:S6:126:ASP:HB2	1.77	0.66
23:61:82:ASN:O	31:69:21:ILE:HA	1.94	0.66
1:2S:705:A:H62	30:68:74:ASN:HD21	1.44	0.66
22:60:41:TYR:O	22:60:45:LEU:HB2	1.94	0.66
47:S0:126:PRO:HG3	47:S0:147:THR:HG22	1.78	0.66
46:1S:241:U:H2'	46:1S:242:U:O4'	1.95	0.66
13:50:13:LYS:C	13:50:14:ASN:HD22	1.98	0.66
7:L4:110:ASN:HB2	17:55:201:ARG:O	1.94	0.66
72:25:46:LYS:O	72:25:50:ILE:HG13	1.94	0.66
1:2S:2616:C:C2'	1:2S:2617:U:H5'	2.24	0.66
66:19:86:ARG:NH1	66:19:92:LYS:HB2	2.10	0.66
5:L2:136:ILE:HG13	5:L2:148:VAL:HG12	1.77	0.66
29:67:57:HIS:HB3	29:67:62:VAL:HG22	1.76	0.66
8:L5:101:THR:HA	8:L5:104:LEU:HB2	1.77	0.66
1:2S:1711:C:H2'	1:2S:1712:G:O4'	1.95	0.66
7:L4:320:ASN:HB3	7:L4:323:VAL:HG12	1.76	0.66
73:26:44:ILE:HD13	73:26:64:LEU:HD22	1.78	0.66
13:50:92:HIS:HB2	13:50:94:PHE:CZ	2.31	0.66
1:2S:2542:U:H1'	1:2S:2543:U:H5	1.61	0.66
1:2S:898:U:H2'	1:2S:899:U:O4'	1.96	0.66
51:S4:19:LEU:HD11	51:S4:108:ARG:HD2	1.78	0.66
71:24:8:ARG:HH11	71:24:28:LEU:HD11	1.60	0.66
6:L3:27:ALA:HB1	6:L3:218:ILE:HG22	1.77	0.66

Continued on next page...

Continued from previous page...

Atom-1	Atom-2	Interatomic distance (Å)	Clash overlap (Å)
24:62:76:LEU:O	24:62:80:THR:HG23	1.96	0.66
73:26:20:PRO:HA	73:26:31:PRO:HA	1.78	0.66
1:2S:1441:G:H2'	1:2S:1442:U:C6	2.31	0.66
36:74:101:VAL:O	36:74:105:VAL:HG23	1.94	0.66
54:S7:64:VAL:HG22	54:S7:94:ALA:HB1	1.77	0.66
11:L8:78:PHE:O	11:L8:79:GLN:HG2	1.96	0.66
1:2S:1637:A:H5''	29:67:16:GLY:CA	2.26	0.66
22:60:107:TYR:HE1	22:60:118:PHE:HA	1.61	0.66
13:50:30:LYS:HG2	13:50:63:GLU:HB3	1.78	0.66
51:S4:71:LYS:HA	51:S4:76:VAL:HA	1.78	0.66
1:2S:1216:C:H2'	1:2S:1217:A:C8	2.31	0.66
46:1S:102:U:H3'	46:1S:360:A:H61	1.61	0.66
46:1S:641:G:H21	54:S7:177:THR:HA	1.60	0.66
56:S9:92:LYS:O	56:S9:93:LEU:HB3	1.94	0.66
46:1S:67:A:N6	46:1S:83:G:H1'	2.10	0.66
46:1S:1501:C:H5	66:19:102:ARG:HH12	1.44	0.65
13:50:61:SER:O	13:50:65:LEU:HG	1.96	0.65
9:L6:165:LEU:HB2	35:73:6:ARG:HB3	1.77	0.65
47:S0:200:ASP:CB	64:17:85:VAL:HG21	2.26	0.65
46:1S:1511:U:H2'	46:1S:1512:G:C8	2.31	0.65
2:S8:4:C:H5''	19:57:61:ARG:O	1.96	0.65
10:L7:178:ILE:HG21	10:L7:184:LEU:HD23	1.78	0.65
1:2S:2536:A:H61	1:2S:2542:U:H3	1.45	0.65
10:L7:221:LYS:HE2	10:L7:225:GLN:HB3	1.78	0.65
1:2S:1311:G:H2'	1:2S:1312:C:C6	2.31	0.65
70:23:92:CYS:HA	70:23:95:PHE:CD2	2.31	0.65
46:1S:955:A:H5''	60:13:10:GLY:HA3	1.77	0.65
19:57:38:GLY:H	19:57:114:VAL:HG13	1.60	0.65
1:2S:2115:G:H22	1:2S:2120:A:H1'	1.61	0.65
1:2S:1913:A:N3	1:2S:2120:A:H2'	2.11	0.65
23:61:80:VAL:HG13	23:61:83:ARG:HH21	1.61	0.65
1:2S:2343:C:H2'	1:2S:2344:U:C6	2.30	0.65
52:S5:58:LEU:HD12	52:S5:138:THR:HG22	1.77	0.65
46:1S:1201:G:N2	46:1S:1600:A:H5'	2.11	0.65
5:L2:104:LEU:HD22	5:L2:160:SER:HA	1.77	0.65
79:RA:180:ALA:HB3	79:RA:190:ALA:HB3	1.78	0.65
55:S8:173:PRO:HG3	55:S8:179:CYS:SG	2.36	0.65
1:2S:2186:U:H2'	1:2S:2187:G:C8	2.31	0.65
1:2S:1695:U:H1'	36:74:26:PRO:HB3	1.78	0.65
48:S1:127:VAL:HG21	48:S1:176:VAL:HB	1.79	0.65
56:S9:129:ILE:HG22	56:S9:142:ASN:HA	1.77	0.65

Continued on next page...

Continued from previous page...

Atom-1	Atom-2	Interatomic distance (Å)	Clash overlap (Å)
4:L1:130:LYS:HD2	4:L1:130:LYS:N	2.11	0.65
39:77:51:ALA:HA	39:77:54:LYS:CE	2.26	0.65
1:2S:268:A:H61	1:2S:295:A:H3'	1.61	0.65
6:L3:8:ALA:HB1	25:63:45:ARG:NH2	2.11	0.65
19:57:20:SER:HA	19:57:145:HIS:HA	1.78	0.65
46:1S:926:A:H2'	46:1S:927:C:C6	2.32	0.65
1:2S:2875:U:H5''	1:2S:2945:G:O6	1.97	0.65
1:2S:2355:G:H4'	19:57:139:TYR:CZ	2.32	0.65
1:2S:2343:C:H2'	1:2S:2344:U:H6	1.61	0.65
11:L8:97:TYR:OH	11:L8:203:VAL:HG23	1.96	0.65
7:L4:156:LEU:HD13	7:L4:251:THR:HG22	1.78	0.65
25:63:86:ARG:HB2	25:63:92:PHE:CE1	2.31	0.65
60:13:112:LYS:O	60:13:116:ILE:HG13	1.96	0.65
46:1S:685:A:H5'	46:1S:685:A:H8	1.61	0.65
6:L3:385:LYS:HG3	6:L3:386:ASP:N	2.07	0.65
47:S0:89:PHE:HE2	47:S0:177:LEU:HB2	1.62	0.65
23:61:68:THR:HG22	23:61:71:SER:O	1.97	0.65
54:S7:184:GLU:HG2	54:S7:185:ILE:N	2.11	0.65
20:58:173:GLU:HG2	30:68:52:TYR:HA	1.78	0.65
50:S3:53:THR:HG22	50:S3:91:VAL:HG11	1.77	0.65
1:2S:1892:G:C3'	1:2S:1893:A:H5''	2.27	0.65
18:56:76:PRO:HA	18:56:79:ILE:HD12	1.78	0.65
52:S5:79:ASN:HB2	52:S5:83:ARG:NH2	2.12	0.65
33:71:46:THR:HG21	33:71:91:SER:OG	1.96	0.65
11:L8:133:LYS:HE2	11:L8:133:LYS:HA	1.77	0.65
46:1S:1025:A:H5''	46:1S:1027:A:N7	2.11	0.65
1:2S:32:U:H2'	1:2S:33:G:O4'	1.96	0.65
1:2S:3234:A:H61	1:2S:3253:G:H1	1.44	0.65
8:L5:223:PHE:O	8:L5:227:LEU:HD13	1.96	0.65
5:L2:225:ILE:HD13	5:L2:237:LEU:N	2.12	0.65
46:1S:1679:G:H1'	46:1S:1722:A:N6	2.12	0.65
51:S4:52:LEU:HB3	51:S4:54:TYR:CD2	2.31	0.65
62:15:52:LYS:HB2	62:15:53:PRO:HD3	1.77	0.65
6:L3:222:LYS:HE3	6:L3:331:ASN:CB	2.27	0.65
1:2S:2492:C:H1'	1:2S:2493:U:H5	1.61	0.65
69:22:10:ALA:O	69:22:14:ILE:HG13	1.95	0.65
46:1S:981:U:H2'	46:1S:982:U:H5'	1.79	0.65
47:S0:76:ILE:HD13	47:S0:98:ILE:HB	1.79	0.65
46:1S:799:A:H4'	51:S4:201:HIS:CE1	2.32	0.65
61:14:51:ASP:O	61:14:54:GLU:HG3	1.96	0.65
29:67:13:VAL:HB	29:67:19:ALA:HA	1.78	0.65

Continued on next page...

Continued from previous page...

Atom-1	Atom-2	Interatomic distance (Å)	Clash overlap (Å)
48:S1:176:VAL:HG12	48:S1:177:GLN:N	2.08	0.65
15:53:47:ALA:HB1	15:53:48:PRO:CD	2.22	0.65
7:L4:206:LEU:HB2	7:L4:246:ARG:NH1	2.11	0.65
48:S1:214:LYS:HG2	48:S1:215:VAL:H	1.61	0.65
10:L7:84:VAL:HG12	10:L7:138:TYR:HD1	1.61	0.65
6:L3:229:VAL:HG23	6:L3:233:TRP:CD1	2.31	0.65
46:1S:637:C:OP1	69:22:32:LYS:HG3	1.96	0.65
4:L1:133:LYS:N	4:L1:133:LYS:HD2	2.10	0.65
1:2S:1696:A:H2'	1:2S:1697:A:C8	2.32	0.65
46:1S:1435:G:H4'	46:1S:1436:A:H5'	1.79	0.65
1:2S:796:U:H2'	1:2S:797:U:C6	2.31	0.65
28:66:55:GLU:HB2	28:66:108:LYS:HB2	1.79	0.65
21:59:4:LEU:HA	21:59:7:GLN:OE1	1.97	0.65
53:S6:50:PHE:HB3	53:S6:111:LEU:HB3	1.79	0.65
17:55:121:VAL:HG11	17:55:131:GLU:HB2	1.77	0.65
46:1S:777:C:C2'	46:1S:778:G:H5''	2.26	0.65
46:1S:780:A:H8	71:24:8:ARG:HB3	1.62	0.65
55:S8:159:GLN:HE22	55:S8:189:LEU:HD11	1.62	0.65
48:S1:82:ARG:HG2	48:S1:105:PHE:HE2	1.61	0.65
59:12:106:ILE:HG22	59:12:107:ASP:H	1.62	0.65
46:1S:1043:A:H3'	46:1S:1044:U:C6	2.32	0.65
30:68:2:PRO:HG3	30:68:4:ARG:NH2	2.12	0.65
1:2S:398:A:H1'	1:2S:1416:C:OP1	1.97	0.65
1:2S:2764:C:H5''	30:68:55:LYS:HG3	1.79	0.65
30:68:46:ASP:O	30:68:47:LYS:HB3	1.97	0.65
46:1S:552:G:H2'	46:1S:553:G:O4'	1.97	0.65
22:60:94:ILE:HD11	22:60:106:LEU:HD12	1.78	0.65
51:S4:117:GLU:HG2	51:S4:121:TYR:HE1	1.62	0.65
79:RA:83:ALA:HA	79:RA:89:LEU:HD23	1.76	0.65
54:S7:184:GLU:HG2	54:S7:185:ILE:H	1.62	0.65
6:L3:221:THR:HB	6:L3:273:HIS:H	1.62	0.65
1:2S:616:G:H2'	1:2S:617:G:C8	2.32	0.65
17:55:3:ALA:O	17:55:7:LEU:HD13	1.96	0.65
8:L5:200:PHE:HB3	8:L5:237:GLU:HG3	1.78	0.65
46:1S:603:U:H2'	46:1S:604:A:C8	2.31	0.65
50:S3:6:SER:O	50:S3:10:LYS:HB2	1.97	0.65
64:17:21:TYR:C	64:17:23:LYS:H	2.01	0.65
29:67:23:VAL:HG12	29:67:45:GLY:HA3	1.77	0.65
41:79:25:GLN:O	41:79:29:LEU:HD13	1.97	0.65
1:2S:386:A:H2'	1:2S:387:A:O4'	1.96	0.65
46:1S:279:G:H8	46:1S:280:U:H4'	1.62	0.65

Continued on next page...

Continued from previous page...

Atom-1	Atom-2	Interatomic distance (Å)	Clash overlap (Å)
1:2S:3064:U:H2'	1:2S:3065:G:C8	2.30	0.65
73:26:88:SER:O	73:26:92:ARG:HG3	1.96	0.65
1:2S:1096:U:H5'	23:61:128:LEU:HD11	1.78	0.65
63:16:90:VAL:HG12	63:16:105:LEU:HD23	1.78	0.65
1:2S:2102:U:H2'	1:2S:2103:U:H6	1.62	0.65
46:1S:1201:G:H21	46:1S:1600:A:H5'	1.61	0.65
47:S0:76:ILE:HD11	47:S0:98:ILE:HD12	1.78	0.65
62:15:126:VAL:HG13	62:15:127:ARG:H	1.61	0.65
63:16:114:ARG:H	63:16:116:LEU:HD23	1.62	0.65
49:S2:208:GLU:O	49:S2:212:LYS:HG3	1.97	0.65
49:S2:137:ILE:HG13	49:S2:138:PRO:HD2	1.79	0.65
29:67:60:LYS:HD2	29:67:60:LYS:N	2.10	0.65
17:55:42:PRO:HG3	17:55:61:ILE:HG13	1.79	0.65
1:2S:3349:C:H2'	1:2S:3350:C:C6	2.32	0.65
1:2S:2322:C:O2'	1:2S:2323:G:H5'	1.96	0.65
22:60:93:GLU:HG3	22:60:137:ARG:HD3	1.78	0.65
33:71:55:LEU:O	33:71:59:ILE:HG13	1.97	0.64
18:56:49:ARG:HG2	18:56:53:LYS:HE3	1.79	0.64
6:L3:281:LYS:O	6:L3:324:VAL:HG23	1.96	0.64
46:1S:252:U:H2'	46:1S:253:A:C8	2.32	0.64
36:74:31:ARG:HG3	36:74:32:ALA:H	1.62	0.64
59:12:128:ALA:O	59:12:133:LEU:HD22	1.97	0.64
5:L2:147:ARG:HA	5:L2:157:VAL:HA	1.77	0.64
19:57:85:ALA:O	19:57:89:LYS:HG3	1.98	0.64
54:S7:13:PRO:O	54:S7:14:THR:HB	1.97	0.64
55:S8:152:ILE:HG22	55:S8:153:GLU:H	1.61	0.64
56:S9:3:ARG:N	56:S9:3:ARG:HD3	2.12	0.64
25:63:19:VAL:HG21	25:63:50:PRO:HD2	1.80	0.64
55:S8:185:GLU:HG2	55:S8:186:GLY:N	2.12	0.64
47:S0:182:LEU:HA	47:S0:186:GLY:HA3	1.80	0.64
46:1S:1788:G:OP2	61:14:132:ARG:HD2	1.98	0.64
2:8S:113:U:H5''	41:79:7:PHE:CB	2.27	0.64
1:2S:3060:C:H2'	1:2S:3061:G:H8	1.61	0.64
5:L2:104:LEU:HB2	5:L2:160:SER:HA	1.79	0.64
45:83:48:LYS:HG2	45:83:49:ARG:H	1.62	0.64
51:S4:126:VAL:HA	51:S4:141:THR:HA	1.79	0.64
46:1S:1643:U:H2'	46:1S:1644:C:C6	2.32	0.64
26:64:34:SER:O	26:64:38:SER:HB2	1.97	0.64
1:2S:196:G:H21	1:2S:219:A:H61	1.46	0.64
6:L3:215:ILE:CG1	6:L3:280:HIS:HB2	2.27	0.64
1:2S:1386:A:H5''	7:L4:141:ARG:HH12	1.62	0.64

Continued on next page...

Continued from previous page...

Atom-1	Atom-2	Interatomic distance (Å)	Clash overlap (Å)
46:1S:929:A:H3'	46:1S:930:A:H8	1.63	0.64
39:77:28:HIS:O	39:77:32:LYS:HA	1.97	0.64
46:1S:1586:A:H61	46:1S:1610:G:H1'	1.62	0.64
1:2S:1083:G:H2'	1:2S:1084:A:C8	2.32	0.64
1:2S:727:G:H22	20:58:139:ILE:HB	1.61	0.64
19:57:135:ARG:CB	19:57:135:ARG:HH11	2.09	0.64
62:15:38:PRO:HG2	62:15:41:VAL:HG23	1.77	0.64
1:2S:1878:G:N3	1:2S:1878:G:H3'	2.12	0.64
36:74:65:VAL:HG12	36:74:66:SER:H	1.61	0.64
3:5S:108:A:H2'	3:5S:109:G:C8	2.32	0.64
33:71:20:LEU:HD21	33:71:32:ALA:HB2	1.78	0.64
79:RA:238:ASP:HB2	79:RA:256:THR:HB	1.80	0.64
14:51:15:GLU:HB2	14:51:132:ASN:OD1	1.96	0.64
1:2S:3316:A:H5''	6:L3:123:TYR:HB2	1.79	0.64
46:1S:1570:A:H2'	46:1S:1571:C:O4'	1.97	0.64
1:2S:1207:G:H5'	42:80:119:ASN:ND2	2.12	0.64
1:2S:827:A:H2'	1:2S:828:A:H8	1.61	0.64
1:2S:303:G:H5''	1:2S:304:G:C5'	2.25	0.64
1:2S:912:G:H2'	1:2S:914:A:N7	2.11	0.64
7:L4:203:ARG:HG3	7:L4:246:ARG:NH2	2.11	0.64
12:L9:67:ALA:O	12:L9:71:VAL:HG23	1.95	0.64
46:1S:463:U:H2'	46:1S:464:A:H8	1.61	0.64
1:2S:596:C:H2'	1:2S:597:G:O4'	1.98	0.64
18:56:119:VAL:HG23	22:60:164:SER:HB3	1.80	0.64
46:1S:433:C:H2'	46:1S:434:G:O4'	1.96	0.64
22:60:155:ARG:H	22:60:170:THR:HB	1.61	0.64
70:23:96:VAL:HG23	70:23:97:ASP:H	1.62	0.64
1:2S:41:G:H3'	1:2S:42:C:C6	2.33	0.64
3:5S:92:A:H2'	3:5S:93:C:O4'	1.98	0.64
2:8S:70:G:H1'	2:8S:88:A:N6	2.13	0.64
1:2S:1953:G:C6	1:2S:2094:C:H5	2.15	0.64
54:S7:109:VAL:HG22	54:S7:110:GLN:N	2.11	0.64
51:S4:44:LEU:HD11	51:S4:82:TYR:HD2	1.63	0.64
63:16:97:VAL:HG12	63:16:98:ASP:N	2.12	0.64
12:L9:12:VAL:HB	12:L9:51:GLN:HA	1.80	0.64
19:57:17:ALA:O	19:57:147:GLU:HA	1.96	0.64
7:L4:181:VAL:O	7:L4:182:LEU:HB3	1.97	0.64
38:76:87:VAL:HG12	38:76:91:ASN:HD21	1.63	0.64
1:2S:2039:C:H2'	1:2S:2040:U:O4'	1.98	0.64
79:RA:214:ALA:HB2	79:RA:220:ILE:HG12	1.79	0.64
61:14:64:ALA:HB3	61:14:104:ALA:HB3	1.79	0.64

Continued on next page...

Continued from previous page...

Atom-1	Atom-2	Interatomic distance (Å)	Clash overlap (Å)
56:S9:152:SER:O	56:S9:156:ILE:HG13	1.97	0.64
1:2S:718:G:H3'	1:2S:719:U:C5'	2.27	0.64
1:2S:2474:G:H2'	1:2S:2475:G:N7	2.12	0.64
33:71:33:VAL:HG12	33:71:37:LYS:HE3	1.80	0.64
8:L5:108:ARG:HA	8:L5:251:PRO:HB2	1.80	0.64
6:L3:142:ALA:O	6:L3:146:ARG:HB2	1.98	0.64
10:L7:123:THR:O	10:L7:127:LEU:HG	1.97	0.64
1:2S:681:U:C2'	1:2S:682:U:H5'	2.28	0.64
38:76:83:ALA:O	38:76:87:VAL:HG23	1.98	0.64
22:60:89:ASN:HD21	23:61:156:TYR:HB3	1.63	0.64
46:1S:959:U:H5'	60:13:15:ALA:C	2.18	0.64
5:L2:229:ALA:HB3	5:L2:234:LYS:HG3	1.79	0.64
56:S9:162:SER:HB2	56:S9:163:PRO:HD2	1.79	0.64
21:59:139:VAL:HA	21:59:142:ILE:HD12	1.80	0.64
1:2S:2357:A:H2'	1:2S:2358:A:C8	2.33	0.64
46:1S:405:C:H5''	53:S6:93:LYS:HE2	1.80	0.64
1:2S:1151:U:H3'	1:2S:1152:G:H21	1.63	0.64
8:L5:76:ALA:CB	8:L5:105:ILE:HD11	2.27	0.64
21:59:147:ALA:O	21:59:150:GLN:HB3	1.97	0.64
13:50:55:ASN:HB2	13:50:163:GLN:HA	1.79	0.64
1:2S:2890:A:H61	1:2S:2913:C:H42	1.44	0.64
57:10:50:THR:CG2	57:10:55:VAL:HG13	2.28	0.64
1:2S:797:U:H5''	15:53:2:ALA:N	2.13	0.64
7:L4:300:ARG:HB2	7:L4:301:PRO:HD2	1.79	0.64
1:2S:1618:G:H4'	2:8S:129:C:H1'	1.78	0.64
1:2S:2562:A:C2	11:L8:31:PRO:HG3	2.33	0.64
1:2S:1545:A:H2'	1:2S:1547:G:OP2	1.97	0.64
1:2S:1360:C:H4'	7:L4:309:ARG:HG2	1.78	0.64
57:10:58:GLN:HB2	57:10:65:TYR:HB2	1.79	0.64
46:1S:1360:A:O2'	66:19:2:PRO:HA	1.98	0.64
16:54:46:ILE:HG12	16:54:56:GLN:O	1.98	0.64
20:58:170:ARG:O	20:58:171:LYS:HB3	1.97	0.64
52:S5:110:ALA:O	52:S5:114:ILE:HG12	1.98	0.64
55:S8:113:PHE:CE1	55:S8:119:GLN:HB2	2.32	0.64
17:55:54:LYS:HB3	17:55:56:LYS:HE2	1.79	0.64
7:L4:3:ARG:HB3	7:L4:22:LEU:HG	1.80	0.64
1:2S:1226:G:H2'	1:2S:1227:C:C6	2.32	0.64
1:2S:1838:G:H5''	1:2S:1839:A:H5'	1.80	0.64
1:2S:2352:A:H5''	19:57:83:TRP:O	1.98	0.64
10:L7:103:LEU:HD23	10:L7:130:ILE:HD12	1.79	0.64
46:1S:1438:G:H2'	46:1S:1439:C:C6	2.33	0.64

Continued on next page...

Continued from previous page...

Atom-1	Atom-2	Interatomic distance (Å)	Clash overlap (Å)
9:L6:89:THR:HG21	16:54:115:PHE:HB3	1.78	0.64
12:L9:77:ASN:HB3	12:L9:151:VAL:HG21	1.80	0.64
38:76:90:MET:O	38:76:94:ILE:HG13	1.98	0.64
3:5S:77:G:N2	3:5S:101:G:H2'	2.12	0.64
49:S2:130:ILE:O	49:S2:134:LEU:HD23	1.97	0.64
63:16:83:GLN:O	63:16:87:LYS:HG3	1.97	0.64
1:2S:307:A:H2'	1:2S:308:A:C8	2.32	0.64
1:2S:1604:G:H4'	1:2S:1835:A:C4'	2.19	0.64
39:77:18:LEU:HA	39:77:25:ARG:N	2.13	0.64
1:2S:1169:A:C5'	10:L7:219:LYS:HD3	2.28	0.64
46:1S:237:C:H5''	46:1S:238:U:H5'	1.80	0.64
7:L4:89:ALA:HA	7:L4:94:CYS:HB3	1.78	0.64
1:2S:277:G:H2'	1:2S:278:U:C6	2.33	0.64
1:2S:994:G:H4'	1:2S:995:U:C5'	2.28	0.64
21:59:151:ARG:O	21:59:155:LEU:HD13	1.98	0.64
5:L2:185:ALA:HA	5:L2:188:LYS:HB3	1.80	0.64
40:78:45:VAL:HG23	40:78:52:TYR:HD2	1.63	0.64
1:2S:873:C:H5'	1:2S:1907:C:O2'	1.98	0.64
46:1S:1583:A:H5''	63:16:135:ARG:HH22	1.63	0.64
25:63:45:ARG:HB3	25:63:48:ARG:NE	2.12	0.63
10:L7:82:LYS:HD2	10:L7:82:LYS:N	2.12	0.63
57:10:55:VAL:HB	57:10:68:LEU:HD12	1.81	0.63
51:S4:68:ARG:HG2	51:S4:76:VAL:HG11	1.80	0.63
46:1S:495:C:H3'	46:1S:496:G:O4'	1.98	0.63
63:16:116:LEU:HB3	63:16:117:LEU:HD22	1.80	0.63
37:75:28:LEU:O	37:75:32:LYS:HG3	1.98	0.63
1:2S:100:A:H4'	17:55:181:ASN:HD21	1.63	0.63
27:65:58:ASP:O	27:65:62:VAL:HG23	1.99	0.63
1:2S:1784:G:H2'	1:2S:1785:U:C6	2.34	0.63
18:56:73:PHE:CG	18:56:78:ARG:HB3	2.33	0.63
1:2S:3014:U:H2'	1:2S:3015:G:O4'	1.98	0.63
1:2S:595:G:H1	1:2S:609:G:H5''	1.61	0.63
1:2S:619:A:H4'	1:2S:620:U:C5	2.32	0.63
6:L3:292:ALA:HA	6:L3:303:LYS:O	1.97	0.63
1:2S:985:U:H2'	1:2S:986:U:C6	2.34	0.63
52:S5:34:GLN:HG2	63:16:57:LEU:HD11	1.80	0.63
49:S2:242:ILE:H	49:S2:242:ILE:HD12	1.64	0.63
30:68:86:LYS:HD3	30:68:89:GLN:OE1	1.97	0.63
60:13:30:SER:O	60:13:34:ILE:HG13	1.97	0.63
46:1S:311:U:H5''	70:23:24:TRP:HE1	1.63	0.63
25:63:17:LEU:O	25:63:51:ALA:HA	1.98	0.63

Continued on next page...

Continued from previous page...

Atom-1	Atom-2	Interatomic distance (Å)	Clash overlap (Å)
1:2S:954:U:H4'	31:69:8:THR:CG2	2.27	0.63
1:2S:160:G:C2'	1:2S:161:G:H5''	2.25	0.63
20:58:158:HIS:H	20:58:186:VAL:CG1	2.11	0.63
13:50:53:VAL:HG22	13:50:134:ILE:HG12	1.80	0.63
25:63:80:ARG:HH11	25:63:80:ARG:HG3	1.64	0.63
46:1S:1349:G:H2'	46:1S:1350:U:C6	2.34	0.63
66:19:100:ILE:O	66:19:104:VAL:HG23	1.99	0.63
7:L4:9:HIS:HB2	7:L4:152:VAL:HG13	1.79	0.63
2:8S:104:A:OP2	2:8S:105:A:H5''	1.98	0.63
15:53:119:TYR:O	15:53:123:ILE:HG12	1.98	0.63
15:53:159:VAL:HG13	30:68:144:VAL:HG13	1.80	0.63
6:L3:11:HIS:CD2	6:L3:235:THR:HG23	2.34	0.63
46:1S:694:U:H3	54:S7:98:ILE:HD12	1.63	0.63
5:L2:83:HIS:CB	45:83:64:VAL:HG22	2.28	0.63
43:81:17:ARG:NH2	46:1S:1116:A:H5''	2.13	0.63
69:22:23:ARG:HB3	74:27:4:VAL:HB	1.80	0.63
48:S1:88:VAL:HG11	48:S1:96:LEU:HB2	1.79	0.63
55:S8:81:VAL:HA	55:S8:102:VAL:HG12	1.80	0.63
7:L4:152:VAL:HG12	7:L4:153:SER:H	1.63	0.63
1:2S:3029:A:H2'	1:2S:3030:G:O4'	1.97	0.63
17:55:168:GLY:O	17:55:172:ARG:HB2	1.98	0.63
47:S0:82:GLY:O	47:S0:86:VAL:HG13	1.99	0.63
73:26:19:LYS:HE3	73:26:19:LYS:HA	1.80	0.63
5:L2:248:GLY:CA	46:1S:1012:U:H5''	2.29	0.63
1:2S:639:G:OP1	34:72:37:GLY:HA3	1.99	0.63
60:13:86:GLU:HG3	60:13:87:ASP:H	1.62	0.63
55:S8:152:ILE:HG22	55:S8:153:GLU:N	2.13	0.63
46:1S:17:C:H2'	46:1S:18:C:C6	2.33	0.63
1:2S:1566:A:H2'	1:2S:1567:U:H4'	1.79	0.63
69:22:79:PHE:H	69:22:125:ILE:HG22	1.63	0.63
1:2S:2510:U:HO2'	1:2S:2511:A:H8	1.47	0.63
37:75:77:PRO:HB2	37:75:80:LEU:HG	1.78	0.63
46:1S:1058:U:H5	46:1S:1061:A:C6	2.15	0.63
62:15:87:PRO:HA	62:15:90:ILE:HG13	1.80	0.63
63:16:81:ILE:O	63:16:85:ILE:HG13	1.97	0.63
10:L7:137:GLY:HA3	10:L7:233:GLU:HA	1.80	0.63
1:2S:2615:G:H2'	1:2S:2616:C:C6	2.34	0.63
1:2S:3243:A:H5'	6:L3:94:GLU:O	1.97	0.63
2:8S:66:A:H2'	2:8S:67:U:C6	2.33	0.63
10:L7:189:ILE:HG23	10:L7:190:THR:HG23	1.81	0.63
75:28:33:LEU:H	75:28:33:LEU:HD22	1.62	0.63

Continued on next page...

Continued from previous page...

Atom-1	Atom-2	Interatomic distance (Å)	Clash overlap (Å)
46:1S:1667:A:H2'	46:1S:1668:G:C8	2.33	0.63
70:23:19:ARG:O	70:23:23:ARG:HG2	1.98	0.63
73:26:10:ARG:HB2	73:26:34:LYS:HG3	1.79	0.63
20:58:26:LEU:O	20:58:30:VAL:HG23	1.97	0.63
1:2S:2788:C:H2'	1:2S:2789:U:C6	2.33	0.63
51:S4:18:TRP:CZ2	51:S4:43:PRO:HD3	2.33	0.63
35:73:60:ARG:HB3	35:73:60:ARG:HH21	1.64	0.63
72:25:47:TYR:HA	72:25:50:ILE:HD12	1.81	0.63
1:2S:700:C:H2'	1:2S:701:G:C8	2.34	0.63
1:2S:2078:C:H2'	1:2S:2079:G:C8	2.34	0.63
1:2S:2933:A:C2	1:2S:3014:U:H4'	2.33	0.63
30:68:111:LYS:HB2	30:68:129:PHE:HB2	1.81	0.63
1:2S:2268:U:H2'	1:2S:2269:U:C6	2.33	0.63
46:1S:1479:A:O2'	66:19:12:GLN:HG2	1.98	0.63
16:54:21:VAL:HG12	16:54:65:LEU:HD23	1.80	0.63
11:L8:160:ILE:O	11:L8:164:VAL:HG13	1.98	0.63
30:68:101:VAL:HG22	30:68:124:ILE:HD12	1.81	0.63
37:75:38:ARG:HB2	37:75:38:ARG:NH1	2.14	0.63
46:1S:1254:U:OP2	59:12:46:ARG:HD3	1.98	0.63
51:S4:15:PRO:HD3	51:S4:39:ARG:HH22	1.63	0.63
79:RA:124:SER:HA	79:RA:154:VAL:HG21	1.79	0.63
46:1S:1043:A:H2'	46:1S:1044:U:O4'	1.98	0.63
13:50:36:LEU:HD13	13:50:87:LEU:HD22	1.79	0.63
19:57:44:ALA:O	19:57:47:TYR:HB3	1.99	0.63
51:S4:94:ALA:HB3	71:24:17:LEU:HG	1.81	0.63
45:83:39:CYS:O	45:83:43:GLY:HA2	1.97	0.63
52:S5:142:PRO:HB3	52:S5:218:GLU:HG3	1.81	0.63
51:S4:160:VAL:HG13	51:S4:171:ASP:O	1.99	0.63
56:S9:120:LYS:HB3	56:S9:120:LYS:NZ	2.14	0.63
1:2S:2660:G:H5''	1:2S:2750:U:O2'	1.99	0.63
53:S6:189:HIS:O	53:S6:193:LEU:HG	1.98	0.63
14:51:156:LYS:O	14:51:160:VAL:HG23	1.99	0.63
46:1S:1771:U:H2'	46:1S:1772:C:C6	2.34	0.63
3:5S:15:C:H2'	3:5S:16:U:C6	2.34	0.63
1:2S:3047:U:H5''	6:L3:330:GLY:O	1.99	0.63
1:2S:2076:G:H2'	1:2S:2077:U:C5'	2.20	0.63
1:2S:1951:C:H6	1:2S:2095:G:H1	1.35	0.63
1:2S:2183:A:H5''	5:L2:7:ASN:ND2	2.09	0.63
48:S1:70:LEU:HD21	48:S1:79:HIS:CE1	2.34	0.63
46:1S:460:A:H3'	46:1S:461:G:H8	1.64	0.63
46:1S:1684:U:H2'	46:1S:1685:G:C8	2.34	0.63

Continued on next page...

Continued from previous page...

Atom-1	Atom-2	Interatomic distance (Å)	Clash overlap (Å)
46:1S:1079:U:H2'	46:1S:1080:U:H6	1.62	0.63
6:L3:261:MET:SD	6:L3:263:SER:HB3	2.38	0.63
69:22:24:GLN:CG	74:27:4:VAL:HA	2.29	0.63
46:1S:1661:U:H2'	46:1S:1662:G:C8	2.34	0.63
1:2S:2178:A:H2'	5:L2:151:PRO:HB2	1.81	0.63
30:68:47:LYS:O	30:68:48:TYR:HB2	1.99	0.63
73:26:36:ILE:HG23	73:26:73:TYR:H	1.64	0.63
53:S6:78:THR:HG22	53:S6:79:LYS:H	1.62	0.63
11:L8:215:VAL:HA	11:L8:218:ILE:HD12	1.81	0.63
54:S7:127:GLU:HG3	54:S7:135:ILE:HD11	1.80	0.63
23:61:11:THR:HB	23:61:15:PHE:HB2	1.81	0.63
1:2S:1246:G:H1'	1:2S:1264:G:H5''	1.80	0.63
61:14:13:VAL:HG13	61:14:77:THR:H	1.63	0.63
73:26:51:ARG:O	73:26:55:GLU:HB2	1.98	0.63
1:2S:2491:A:H4'	4:L1:207:LYS:HD3	1.81	0.63
4:L1:169:VAL:HG12	4:L1:170:GLY:H	1.62	0.63
19:57:172:GLN:HE22	35:73:61:GLY:HA3	1.64	0.63
16:54:40:ASP:HA	22:60:143:PHE:CZ	2.34	0.63
60:13:23:PRO:O	60:13:24:ALA:HB3	1.99	0.63
1:2S:3086:A:H4'	6:L3:366:GLY:HA2	1.81	0.63
49:S2:38:VAL:HG13	49:S2:39:THR:HG23	1.81	0.63
1:2S:2388:U:H2'	1:2S:2389:C:H6	1.64	0.63
46:1S:252:U:H2'	46:1S:253:A:H8	1.64	0.63
17:55:83:LYS:O	17:55:87:GLN:HG3	1.99	0.63
8:L5:261:THR:H	8:L5:264:GLN:HG3	1.62	0.63
7:L4:77:VAL:HB	7:L4:86:GLY:H	1.64	0.63
8:L5:180:PHE:HB3	8:L5:195:LEU:HD11	1.79	0.63
70:23:92:CYS:HA	70:23:95:PHE:HD2	1.63	0.63
46:1S:1360:A:H2'	46:1S:1361:U:H4'	1.80	0.63
46:1S:704:C:H1'	46:1S:705:U:O4'	1.99	0.63
47:S0:4:PRO:HB2	47:S0:7:PHE:CE2	2.34	0.63
37:75:54:VAL:O	37:75:58:ILE:HG13	1.98	0.63
11:L8:84:ARG:H	11:L8:84:ARG:HE	1.46	0.63
46:1S:774:A:H2'	46:1S:775:G:H5'	1.81	0.63
1:2S:2213:A:H2'	1:2S:2214:A:C8	2.34	0.63
51:S4:87:MET:HB3	51:S4:122:LYS:HE3	1.81	0.63
46:1S:1501:C:H5	66:19:102:ARG:NH1	1.97	0.62
19:57:146:ILE:HG22	19:57:147:GLU:N	2.13	0.62
59:12:103:LEU:CD2	59:12:115:VAL:HG13	2.29	0.62
36:74:20:ILE:HG21	36:74:32:ALA:HB1	1.79	0.62
13:50:36:LEU:HD21	13:50:69:ARG:HD3	1.79	0.62

Continued on next page...

Continued from previous page...

Atom-1	Atom-2	Interatomic distance (Å)	Clash overlap (Å)
1:2S:1637:A:H5''	29:67:16:GLY:HA3	1.81	0.62
46:1S:954:G:H2'	46:1S:955:A:C8	2.34	0.62
8:L5:76:ALA:HB1	8:L5:105:ILE:HD11	1.81	0.62
65:18:115:ARG:O	65:18:119:ILE:HD13	1.99	0.62
1:2S:904:A:H2'	1:2S:905:U:C6	2.34	0.62
55:S8:117:TYR:HE1	55:S8:146:ARG:O	1.82	0.62
43:81:4:LYS:HE2	46:1S:1774:G:OP2	1.98	0.62
46:1S:314:C:O2'	46:1S:315:A:H5'	1.99	0.62
46:1S:1040:G:H2'	46:1S:1041:G:O4'	1.99	0.62
2:8S:120:C:H2'	2:8S:121:U:C6	2.33	0.62
65:18:86:LEU:CD2	65:18:97:ASP:HB3	2.29	0.62
1:2S:1212:A:H2'	1:2S:1213:G:O4'	1.99	0.62
8:L5:41:LYS:HD2	23:61:69:LYS:O	1.99	0.62
1:2S:2673:A:H4'	14:51:103:GLY:O	1.99	0.62
20:58:157:PRO:O	20:58:158:HIS:HB2	1.98	0.62
10:L7:233:GLU:O	10:L7:236:ILE:HG22	1.99	0.62
1:2S:994:G:H4'	1:2S:995:U:H5'	1.81	0.62
1:2S:94:G:H2'	1:2S:95:A:C8	2.34	0.62
34:72:119:VAL:HG12	34:72:121:ASN:H	1.64	0.62
46:1S:5:U:OP2	49:S2:205:ARG:HG2	1.98	0.62
11:L8:165:PHE:H	11:L8:165:PHE:HD1	1.47	0.62
47:S0:169:SER:O	47:S0:173:ILE:HG12	1.99	0.62
51:S4:175:PHE:CE1	51:S4:225:VAL:HG11	2.34	0.62
1:2S:2097:U:H2'	1:2S:2098:C:C6	2.34	0.62
61:14:85:ALA:H	61:14:119:THR:HG22	1.65	0.62
11:L8:71:VAL:CG2	11:L8:76:ALA:HB2	2.29	0.62
59:12:62:LEU:HD13	59:12:75:VAL:HB	1.81	0.62
46:1S:992:A:H2'	46:1S:993:A:H5'	1.79	0.62
47:S0:56:LYS:HB3	47:S0:160:ILE:HG12	1.81	0.62
70:23:24:TRP:CZ3	70:23:30:LYS:HG3	2.34	0.62
6:L3:235:THR:HG22	6:L3:236:LYS:N	2.13	0.62
79:RA:41:THR:HG22	79:RA:62:LYS:HG2	1.80	0.62
61:14:57:PRO:HB3	61:14:100:ALA:HB2	1.80	0.62
70:23:93:LEU:HD21	77:30:8:LEU:HD13	1.79	0.62
46:1S:727:U:O2'	46:1S:728:U:H5''	1.98	0.62
8:L5:184:ASP:HB3	8:L5:187:THR:HG22	1.80	0.62
1:2S:442:G:H2'	1:2S:443:G:C8	2.34	0.62
46:1S:44:U:H2'	46:1S:45:U:H6	1.63	0.62
25:63:118:VAL:CG1	25:63:119:GLY:H	2.09	0.62
1:2S:1584:U:H2'	1:2S:1585:C:C6	2.34	0.62
10:L7:96:PRO:HB2	10:L7:99:PRO:CD	2.29	0.62

Continued on next page...

Continued from previous page...

Atom-1	Atom-2	Interatomic distance (Å)	Clash overlap (Å)
17:55:116:LEU:HB3	17:55:133:ILE:HG23	1.82	0.62
27:65:91:ASN:O	27:65:95:ILE:HG13	1.98	0.62
48:S1:214:LYS:HG2	48:S1:215:VAL:N	2.15	0.62
46:1S:1589:C:H2'	46:1S:1590:G:C8	2.34	0.62
1:2S:1892:G:C2'	1:2S:1893:A:H5''	2.30	0.62
60:13:86:GLU:HG3	60:13:87:ASP:N	2.14	0.62
1:2S:2533:G:H5'	1:2S:2533:G:H8	1.65	0.62
1:2S:3281:U:H2'	1:2S:3282:U:C6	2.33	0.62
52:S5:133:VAL:O	52:S5:137:ILE:HG12	1.98	0.62
46:1S:30:G:H5'	70:23:126:LYS:HD2	1.81	0.62
70:23:126:LYS:HA	70:23:131:SER:HA	1.81	0.62
17:55:47:LYS:O	17:55:51:LEU:HG	1.98	0.62
18:56:50:ASN:HA	18:56:53:LYS:HD2	1.81	0.62
5:L2:3:ARG:HB3	5:L2:207:VAL:O	1.99	0.62
1:2S:1220:U:H4'	1:2S:1222:G:O4'	1.98	0.62
18:56:7:VAL:O	18:56:33:ILE:HG23	1.99	0.62
46:1S:94:U:H2'	46:1S:95:G:O4'	2.00	0.62
46:1S:636:A:H5''	69:22:31:SER:HB3	1.82	0.62
60:13:71:ILE:N	60:13:71:ILE:HD12	2.14	0.62
1:2S:693:A:H4'	7:L4:234:ASN:OD1	2.00	0.62
49:S2:89:GLN:H	49:S2:89:GLN:HE21	1.47	0.62
12:L9:150:SER:O	12:L9:154:VAL:HG23	2.00	0.62
45:83:13:LYS:HE3	45:83:14:TYR:CZ	2.34	0.62
69:22:26:LEU:HA	69:22:61:ILE:O	2.00	0.62
1:2S:2356:A:N6	1:2S:2983:C:H5	1.98	0.62
33:71:9:THR:HB	33:71:109:VAL:HB	1.82	0.62
69:22:89:TRP:HA	69:22:92:ASN:HD22	1.64	0.62
1:2S:824:C:H5''	5:L2:21:ARG:CD	2.29	0.62
46:1S:1788:G:H2'	46:1S:1789:G:H5''	1.81	0.62
45:83:84:ARG:O	45:83:88:GLU:HG2	1.99	0.62
1:2S:3035:A:C2	12:L9:121:LYS:HG2	2.34	0.62
53:S6:220:LYS:HZ1	53:S6:223:LYS:HB3	1.65	0.62
1:2S:2468:A:H4'	1:2S:2469:G:C4'	2.30	0.62
1:2S:650:C:H2'	1:2S:651:G:C8	2.34	0.62
23:61:40:VAL:HA	23:61:99:SER:HB2	1.82	0.62
1:2S:2904:U:H2'	1:2S:2905:U:H6	1.64	0.62
49:S2:87:GLN:HB3	49:S2:89:GLN:HE22	1.64	0.62
69:22:101:TYR:HA	69:22:113:HIS:CE1	2.34	0.62
1:2S:2742:C:H2'	1:2S:2743:A:C8	2.35	0.62
30:68:105:LEU:HD22	30:68:148:ILE:HD12	1.81	0.62
19:57:171:ARG:HG3	19:57:171:ARG:HH11	1.64	0.62

Continued on next page...

Continued from previous page...

Atom-1	Atom-2	Interatomic distance (Å)	Clash overlap (Å)
6:L3:246:LEU:H	6:L3:246:LEU:HD23	1.64	0.62
6:L3:49:TYR:CE1	6:L3:335:ILE:HB	2.34	0.62
33:71:73:LEU:HA	33:71:96:VAL:HG22	1.80	0.62
30:68:20:GLY:O	30:68:24:LYS:HG2	2.00	0.62
79:RA:21:THR:HG21	79:RA:38:ARG:HH21	1.65	0.62
31:69:16:ALA:HB1	31:69:21:ILE:HD11	1.82	0.62
79:RA:103:PHE:CE1	79:RA:138:GLY:HA2	2.33	0.62
60:13:53:LEU:O	60:13:57:ALA:HB3	1.99	0.62
51:S4:230:GLU:HB2	51:S4:233:LYS:HB2	1.81	0.62
54:S7:70:PHE:O	54:S7:74:GLN:HB2	1.99	0.62
64:17:119:LEU:HD12	64:17:119:LEU:H	1.63	0.62
5:L2:216:HIS:HB2	5:L2:218:HIS:NE2	2.15	0.62
19:57:116:HIS:HB3	19:57:149:VAL:HB	1.82	0.62
50:S3:76:ARG:O	50:S3:76:ARG:HD3	1.99	0.62
68:21:1:MET:HB3	68:21:10:GLU:HB3	1.81	0.62
1:2S:1357:G:H2'	1:2S:1358:C:H6	1.65	0.62
1:2S:2808:A:H1'	1:2S:2956:A:OP1	1.98	0.62
46:1S:390:G:O2'	46:1S:1731:A:H5''	2.00	0.62
46:1S:542:A:O2'	46:1S:543:C:H5'	2.00	0.62
46:1S:1519:U:H2'	46:1S:1520:U:H5	1.64	0.62
1:2S:1226:G:C5'	1:2S:3117:C:H1'	2.30	0.62
10:L7:120:THR:HG22	23:61:134:GLN:HE22	1.64	0.62
32:70:22:LYS:HD3	32:70:94:GLU:HB2	1.80	0.62
32:70:27:TYR:O	32:70:31:VAL:HG23	2.00	0.62
2:8S:57:C:H4'	2:8S:63:G:N7	2.14	0.62
16:54:38:ILE:HG13	16:54:44:VAL:HG12	1.80	0.62
57:10:61:TRP:CE3	76:29:23:VAL:HG22	2.35	0.62
49:S2:88:LYS:O	49:S2:95:ARG:HB3	1.99	0.62
34:72:67:SER:HB2	34:72:68:PRO:CD	2.30	0.62
36:74:29:ILE:N	36:74:29:ILE:HD13	2.13	0.62
40:78:31:LEU:HD23	40:78:31:LEU:H	1.65	0.62
65:18:73:MET:HB3	65:18:101:LEU:HD11	1.82	0.62
6:L3:146:ARG:HA	6:L3:146:ARG:NE	2.15	0.62
51:S4:175:PHE:HE1	51:S4:225:VAL:HG11	1.65	0.62
2:8S:152:G:H5'	11:L8:60:ARG:HG2	1.81	0.62
1:2S:1330:A:H2'	1:2S:1332:A:C8	2.34	0.62
10:L7:40:LYS:O	10:L7:44:ILE:HG13	1.99	0.62
1:2S:3257:C:H2'	1:2S:3258:U:O4'	2.00	0.62
6:L3:81:THR:O	6:L3:320:ASP:HB2	2.00	0.62
11:L8:45:ASN:OD1	27:65:26:VAL:HG23	1.99	0.62
16:54:108:ARG:HG2	18:56:198:GLY:HA3	1.81	0.62

Continued on next page...

Continued from previous page...

Atom-1	Atom-2	Interatomic distance (Å)	Clash overlap (Å)
25:63:36:ILE:HG23	25:63:60:ALA:HB2	1.81	0.62
53:S6:64:LYS:O	53:S6:67:VAL:HG22	1.99	0.62
1:2S:1867:A:H2'	1:2S:1868:G:H8	1.63	0.62
46:1S:1712:A:C3'	46:1S:1713:G:H5''	2.17	0.62
50:S3:70:THR:HG22	50:S3:86:LEU:HD13	1.81	0.62
4:L1:53:LEU:HD12	4:L1:157:PHE:CE1	2.31	0.62
1:2S:1110:U:H2'	1:2S:1111:U:C5	2.35	0.62
48:S1:71:ALA:HB3	61:14:114:ARG:NH1	2.14	0.62
67:20:106:ILE:HG13	67:20:107:THR:H	1.64	0.62
20:58:80:THR:HG22	20:58:100:THR:HB	1.82	0.62
75:28:26:THR:HB	75:28:44:VAL:CG2	2.28	0.62
20:58:82:VAL:HB	20:58:138:LEU:O	2.00	0.62
1:2S:3006:A:H2'	1:2S:3007:U:O4'	2.00	0.62
46:1S:707:A:H2'	46:1S:708:C:C4'	2.29	0.62
7:L4:230:VAL:HG12	7:L4:261:VAL:HG21	1.82	0.62
22:60:4:PHE:HB3	22:60:100:VAL:CG2	2.30	0.62
71:24:57:VAL:HA	71:24:72:PHE:O	2.00	0.62
46:1S:19:A:H2'	46:1S:20:G:O4'	1.99	0.62
46:1S:181:A:H2'	46:1S:182:A:O4'	2.00	0.62
1:2S:2650:U:O2'	1:2S:2651:G:H5'	2.00	0.62
1:2S:1911:A:H2'	1:2S:1912:U:C6	2.35	0.62
48:S1:195:LYS:HA	48:S1:195:LYS:HE2	1.80	0.62
16:54:45:LEU:HD21	16:54:55:ARG:HE	1.65	0.62
1:2S:3278:C:H3'	1:2S:3279:A:C5'	2.30	0.62
71:24:56:SER:HB3	71:24:74:LEU:HB2	1.81	0.62
2:8S:79:A:H2'	2:8S:80:A:C4'	2.29	0.62
46:1S:138:A:N6	46:1S:266:A:N6	2.48	0.61
69:22:81:VAL:HG11	69:22:86:ILE:HG23	1.82	0.61
15:53:28:GLN:HE21	17:55:200:TRP:HE3	1.47	0.61
22:60:15:PRO:HG3	22:60:22:PRO:HD2	1.81	0.61
14:51:149:GLY:O	14:51:153:LYS:HG3	2.00	0.61
1:2S:87:U:H5''	20:58:172:PHE:CZ	2.33	0.61
51:S4:104:ASP:HB2	51:S4:108:ARG:H	1.65	0.61
46:1S:182:A:H2'	46:1S:183:U:C6	2.35	0.61
64:17:7:LYS:O	64:17:11:ARG:HB2	1.99	0.61
64:17:13:SER:HA	64:17:54:THR:HG22	1.81	0.61
40:78:7:ASP:HB3	40:78:10:GLN:CB	2.30	0.61
1:2S:3255:U:H2'	1:2S:3256:G:C8	2.35	0.61
46:1S:320:U:H3'	46:1S:321:C:H5''	1.82	0.61
6:L3:27:ALA:CB	6:L3:218:ILE:HG22	2.30	0.61
12:L9:30:PRO:HD2	12:L9:82:VAL:HG13	1.82	0.61

Continued on next page...

Continued from previous page...

Atom-1	Atom-2	Interatomic distance (Å)	Clash overlap (Å)
46:1S:1613:U:C2'	46:1S:1614:A:H5''	2.28	0.61
59:12:106:ILE:HA	59:12:108:ARG:HH11	1.65	0.61
4:L1:189:PHE:CE1	4:L1:200:ASN:HB2	2.35	0.61
46:1S:703:G:H2'	46:1S:704:C:H5'	1.81	0.61
64:17:34:LEU:O	64:17:38:ILE:HG22	1.99	0.61
49:S2:69:ILE:HD11	49:S2:133:LYS:HB3	1.82	0.61
1:2S:2792:A:H2'	1:2S:2793:G:C8	2.35	0.61
46:1S:169:A:H4'	53:S6:176:GLN:HE21	1.66	0.61
1:2S:2152:A:H2'	1:2S:2153:U:C6	2.34	0.61
1:2S:1126:G:H3'	1:2S:1127:G:H8	1.64	0.61
73:26:18:VAL:HG23	73:26:19:LYS:N	2.15	0.61
1:2S:3138:U:H4'	6:L3:275:ARG:HH21	1.65	0.61
11:L8:42:PRO:HG2	11:L8:44:ARG:HH12	1.65	0.61
48:S1:88:VAL:HG11	48:S1:96:LEU:HD12	1.82	0.61
12:L9:77:ASN:HB3	12:L9:151:VAL:CG2	2.29	0.61
46:1S:21:U:H2'	46:1S:22:A:C8	2.35	0.61
20:58:37:ALA:HB1	20:58:46:LYS:HG2	1.82	0.61
1:2S:1506:A:H1'	1:2S:1848:G:O6	2.01	0.61
29:67:51:LEU:HB2	29:67:65:ARG:HD2	1.82	0.61
7:L4:157:GLU:O	7:L4:213:ASN:HB2	2.00	0.61
46:1S:642:G:H2'	46:1S:643:G:C8	2.35	0.61
51:S4:36:HIS:CD2	51:S4:85:GLY:H	2.18	0.61
46:1S:1654:G:H1'	46:1S:1746:A:H61	1.64	0.61
46:1S:1192:C:H4'	63:16:142:TYR:HD1	1.65	0.61
46:1S:1074:G:H2'	46:1S:1075:C:C6	2.35	0.61
1:2S:745:C:H2'	1:2S:746:A:C8	2.35	0.61
1:2S:3075:G:H5'	33:71:62:ARG:HB3	1.81	0.61
55:S8:110:ARG:O	55:S8:114:GLU:HG3	2.00	0.61
4:L1:56:PRO:HA	4:L1:187:VAL:HG11	1.81	0.61
79:RA:29:GLN:NE2	79:RA:32:LEU:HD22	2.15	0.61
60:13:71:ILE:O	60:13:75:LEU:HD13	2.00	0.61
45:83:39:CYS:HB3	45:83:43:GLY:H	1.65	0.61
2:8S:83:C:H4'	2:8S:84:C:H5''	1.80	0.61
46:1S:743:U:OP1	54:S7:108:GLN:HB3	1.99	0.61
2:8S:134:G:H5''	27:65:53:HIS:O	2.00	0.61
9:L6:71:VAL:HG11	9:L6:159:LEU:HB2	1.82	0.61
79:RA:209:THR:HG22	79:RA:226:ALA:HB2	1.83	0.61
1:2S:2407:C:H2'	1:2S:2408:U:C6	2.36	0.61
1:2S:971:G:H2'	1:2S:972:A:C8	2.35	0.61
10:L7:91:GLY:O	10:L7:92:ILE:HB	1.99	0.61
1:2S:1019:G:C3'	1:2S:1020:G:H5''	2.31	0.61

Continued on next page...

Continued from previous page...

Atom-1	Atom-2	Interatomic distance (Å)	Clash overlap (Å)
36:74:80:ARG:HB2	36:74:85:VAL:HG22	1.80	0.61
73:26:78:ALA:HA	73:26:82:ARG:HB3	1.82	0.61
46:1S:477:A:H2'	46:1S:478:A:H8	1.61	0.61
8:L5:23:ARG:HE	8:L5:23:ARG:HA	1.64	0.61
1:2S:3163:A:H2'	1:2S:3164:C:H5''	1.83	0.61
32:70:41:LEU:HD11	32:70:68:TYR:HB3	1.82	0.61
32:70:42:ILE:HD11	32:70:60:ALA:HB2	1.82	0.61
9:L6:82:ARG:NH1	35:73:106:ASN:HB2	2.16	0.61
10:L7:166:ASN:OD1	10:L7:181:ILE:HG22	1.99	0.61
73:26:24:VAL:HG12	73:26:72:HIS:O	1.99	0.61
1:2S:2424:A:H5'	17:55:89:VAL:HG21	1.82	0.61
36:74:75:ALA:O	36:74:76:TYR:HB2	1.98	0.61
46:1S:900:A:H3'	46:1S:901:G:H21	1.65	0.61
20:58:147:ARG:O	20:58:150:VAL:HG22	2.00	0.61
33:71:19:ARG:HH11	33:71:19:ARG:HG3	1.65	0.61
1:2S:763:G:C2	1:2S:764:U:H1'	2.35	0.61
12:L9:11:GLU:HA	12:L9:51:GLN:O	2.01	0.61
39:77:44:THR:HG22	39:77:45:ARG:N	2.14	0.61
73:26:60:PRO:O	73:26:61:GLU:HG2	2.00	0.61
67:20:19:ILE:HG23	67:20:94:GLU:HB3	1.82	0.61
72:25:92:ILE:HG13	72:25:100:ILE:HG23	1.82	0.61
27:65:66:PRO:HA	27:65:84:PHE:HB3	1.83	0.61
1:2S:3013:U:H2'	1:2S:3014:U:C6	2.35	0.61
49:S2:125:ILE:O	49:S2:129:ILE:HG13	2.00	0.61
51:S4:248:ILE:HG13	51:S4:249:ALA:H	1.65	0.61
46:1S:1166:A:C2	46:1S:1167:G:H1'	2.35	0.61
15:53:179:PHE:HA	15:53:182:ILE:HD12	1.82	0.61
47:S0:42:PRO:HD3	64:17:105:GLN:HG3	1.83	0.61
46:1S:223:U:H2'	46:1S:224:C:C6	2.35	0.61
12:L9:21:LYS:HA	16:54:8:LYS:HG3	1.82	0.61
54:S7:32:PRO:HG2	54:S7:34:LEU:HD12	1.83	0.61
12:L9:30:PRO:HG2	12:L9:83:THR:HG22	1.82	0.61
1:2S:3287:U:H2'	1:2S:3288:G:C5'	2.30	0.61
4:L1:130:LYS:HB3	4:L1:136:THR:HB	1.82	0.61
39:77:27:PHE:HD1	39:77:34:CYS:HB2	1.64	0.61
1:2S:2251:G:C2'	1:2S:2252:A:H5''	2.30	0.61
33:71:88:PRO:HG2	33:71:89:LEU:HD12	1.83	0.61
7:L4:194:TYR:HB3	7:L4:198:ARG:HH12	1.65	0.61
51:S4:57:ASN:HB2	51:S4:60:GLU:HG3	1.83	0.61
1:2S:3038:U:H5''	6:L3:62:ARG:HG2	1.83	0.61
46:1S:496:G:H2'	46:1S:497:G:O4'	2.00	0.61

Continued on next page...

Continued from previous page...

Atom-1	Atom-2	Interatomic distance (Å)	Clash overlap (Å)
17:55:19:LEU:HA	17:55:22:LEU:HD12	1.80	0.61
46:1S:952:A:H2'	46:1S:953:G:C8	2.35	0.61
40:78:7:ASP:HB3	40:78:10:GLN:HB2	1.82	0.61
76:29:31:ILE:HB	76:29:36:LEU:HD11	1.83	0.61
59:12:35:ALA:HA	59:12:126:TRP:HA	1.83	0.61
1:2S:1444:G:H2'	1:2S:1445:U:O4'	2.01	0.61
49:S2:168:ARG:O	49:S2:198:THR:HA	2.01	0.61
75:28:28:VAL:HG12	75:28:30:VAL:HG13	1.82	0.61
1:2S:271:C:H2'	1:2S:272:G:O4'	2.01	0.61
46:1S:567:A:C5'	77:30:10:ARG:HB3	2.31	0.61
46:1S:1679:G:H2'	46:1S:1680:G:O4'	2.01	0.61
58:11:109:VAL:HG21	58:11:125:VAL:HG11	1.83	0.61
77:30:38:LEU:O	77:30:38:LEU:HD23	2.01	0.61
10:L7:86:VAL:HG22	10:L7:136:TYR:CB	2.31	0.61
1:2S:1870:C:H2'	1:2S:1871:U:C6	2.35	0.61
19:57:76:PHE:HB2	19:57:78:VAL:HG23	1.81	0.61
1:2S:672:A:H5''	20:58:21:SER:HA	1.81	0.61
1:2S:1803:C:H2'	1:2S:1804:A:H8	1.66	0.61
5:L2:178:PRO:HD2	45:83:25:GLN:OE1	2.00	0.61
19:57:87:SER:O	19:57:91:VAL:HG23	2.00	0.61
71:24:20:ARG:NH2	71:24:74:LEU:HD22	2.16	0.61
1:2S:1722:U:H5''	21:59:99:LEU:HD12	1.82	0.61
79:RA:6:VAL:O	79:RA:316:MET:HB2	1.99	0.61
37:75:66:VAL:HA	37:75:69:LEU:HG	1.83	0.61
60:13:129:TYR:HA	60:13:132:VAL:HG22	1.83	0.61
18:56:98:ALA:HA	18:56:101:ARG:NH1	2.16	0.61
1:2S:3317:U:H1'	1:2S:3318:G:OP2	2.01	0.61
46:1S:1477:G:H5'	66:19:45:MET:HB2	1.82	0.61
1:2S:1558:A:O2'	1:2S:1559:A:H5'	2.01	0.61
46:1S:1459:C:H5''	65:18:138:THR:OG1	2.01	0.61
1:2S:2422:C:H2'	1:2S:2423:U:C6	2.36	0.61
17:55:153:ASP:HB3	17:55:155:VAL:HG22	1.82	0.61
37:75:118:ILE:O	37:75:119:LYS:HB2	2.00	0.61
13:50:181:TYR:CE1	13:50:190:VAL:HG11	2.36	0.61
24:62:33:TYR:OH	24:62:80:THR:HG22	2.01	0.61
57:10:82:LEU:HB3	57:10:86:ILE:HG21	1.83	0.61
1:2S:2874:G:H3'	1:2S:2945:G:H1	1.66	0.61
1:2S:598:A:H2'	1:2S:599:C:C6	2.35	0.61
1:2S:2256:A:N7	46:1S:1757:G:H4'	2.15	0.61
1:2S:2284:C:H2'	1:2S:2285:C:O4'	2.01	0.61
1:2S:1901:A:H5''	1:2S:2919:A:OP1	2.01	0.61

Continued on next page...

Continued from previous page...

Atom-1	Atom-2	Interatomic distance (Å)	Clash overlap (Å)
25:63:22:ILE:HG12	25:63:35:TYR:HD1	1.66	0.61
10:L7:26:VAL:HG23	10:L7:27:ALA:H	1.66	0.61
49:S2:226:THR:HG23	49:S2:229:LEU:HB2	1.82	0.61
8:L5:51:LEU:O	8:L5:147:ASP:HB3	2.00	0.61
1:2S:288:C:H2'	1:2S:289:A:C8	2.36	0.61
71:24:132:ARG:O	71:24:132:ARG:HD3	2.01	0.61
68:21:40:ASP:OD2	68:21:46:ILE:HD11	2.00	0.61
46:1S:903:U:H2'	46:1S:905:A:OP2	2.01	0.61
1:2S:1655:G:H1'	1:2S:1800:A:N6	2.15	0.61
1:2S:2119:A:H2	21:59:82:LYS:NZ	1.99	0.61
1:2S:3063:C:O2'	1:2S:3064:U:H5'	2.01	0.61
12:L9:86:TYR:CE2	12:L9:151:VAL:HG22	2.36	0.61
1:2S:966:U:H2'	1:2S:967:A:C8	2.36	0.61
7:L4:184:SER:HB2	7:L4:202:ARG:HG2	1.83	0.61
1:2S:1430:U:H2'	30:68:9:ARG:HH22	1.65	0.61
1:2S:1385:C:H2'	1:2S:1387:G:H5'	1.83	0.61
71:24:60:PHE:H	71:24:71:GLY:HA2	1.66	0.61
22:60:8:GLN:HB3	22:60:62:ASN:HB2	1.83	0.61
16:54:127:LYS:HB2	18:56:190:VAL:HG21	1.83	0.61
5:L2:225:ILE:CD1	5:L2:237:LEU:H	2.14	0.60
69:22:85:ASP:HB3	69:22:89:TRP:CD1	2.36	0.60
52:S5:215:ASP:O	52:S5:219:ARG:HB2	2.01	0.60
4:L1:13:VAL:HG22	4:L1:14:LYS:N	2.13	0.60
73:26:13:LYS:H	73:26:15:ARG:NH2	1.99	0.60
22:60:15:PRO:HG3	22:60:22:PRO:HD3	1.81	0.60
1:2S:3165:A:H2'	1:2S:3166:C:O4'	2.01	0.60
57:10:16:PHE:O	57:10:88:PRO:HA	2.00	0.60
14:51:60:ARG:HH11	14:51:60:ARG:HB2	1.65	0.60
22:60:107:TYR:CE1	22:60:118:PHE:HA	2.36	0.60
21:59:147:ALA:O	21:59:151:ARG:HG3	2.00	0.60
1:2S:3192:U:H2'	1:2S:3193:C:C6	2.36	0.60
28:66:38:GLU:O	28:66:42:GLN:HG2	2.01	0.60
59:12:27:ALA:O	59:12:31:VAL:HG23	2.00	0.60
41:79:41:ARG:HG3	41:79:42:ARG:H	1.65	0.60
1:2S:924:G:H3'	1:2S:925:A:H5'	1.83	0.60
22:60:81:TYR:CE1	22:60:88:HIS:HB2	2.35	0.60
53:S6:76:LEU:HA	53:S6:94:ARG:HA	1.82	0.60
6:L3:152:LYS:HG2	6:L3:192:VAL:HG11	1.81	0.60
1:2S:2897:A:H2'	1:2S:2899:C:H5''	1.82	0.60
5:L2:77:ILE:HG22	5:L2:78:ALA:N	2.13	0.60
29:67:136:PHE:HB3	36:74:92:ALA:HB2	1.83	0.60

Continued on next page...

Continued from previous page...

Atom-1	Atom-2	Interatomic distance (Å)	Clash overlap (Å)
47:S0:185:ARG:HG2	68:21:44:ARG:HA	1.82	0.60
19:57:22:LEU:HB3	19:57:24:VAL:HG23	1.83	0.60
1:2S:338:A:H4'	7:L4:197:ARG:NH2	2.15	0.60
22:60:15:PRO:HB3	22:60:21:GLU:H	1.65	0.60
67:20:63:LEU:O	67:20:83:GLU:HA	2.01	0.60
29:67:13:VAL:HG12	29:67:14:VAL:H	1.65	0.60
1:2S:3197:G:H2'	1:2S:3198:U:H3'	1.83	0.60
50:S3:172:THR:HG22	50:S3:185:LYS:HG2	1.83	0.60
54:S7:99:LEU:HD13	54:S7:112:ARG:HG3	1.83	0.60
68:21:34:ILE:HB	68:21:53:TYR:HB2	1.83	0.60
12:L9:41:ILE:HG23	12:L9:42:ASP:N	2.15	0.60
50:S3:34:TYR:CE2	50:S3:37:VAL:HG13	2.36	0.60
1:2S:2207:A:H3'	1:2S:2208:A:C5'	2.25	0.60
6:L3:385:LYS:CG	6:L3:386:ASP:H	2.05	0.60
51:S4:196:VAL:HB	51:S4:209:HIS:CB	2.30	0.60
18:56:108:ILE:CG2	18:56:113:ASP:HB3	2.30	0.60
27:65:107:VAL:HG12	27:65:108:LEU:N	2.14	0.60
46:1S:1789:G:H5''	61:14:132:ARG:NH2	2.17	0.60
3:5S:120:C:OP2	8:L5:258:LYS:HD3	2.00	0.60
46:1S:962:C:OP2	60:13:70:LYS:HD3	2.02	0.60
36:74:8:ARG:HB2	36:74:34:HIS:NE2	2.16	0.60
46:1S:1347:U:H5	67:20:23:ARG:HH21	1.49	0.60
1:2S:2945:G:H5''	1:2S:2946:A:OP1	2.01	0.60
5:L2:140:ASN:HB3	5:L2:145:LYS:HB2	1.83	0.60
48:S1:35:PRO:HD3	48:S1:98:THR:HG23	1.83	0.60
50:S3:133:GLY:HA2	50:S3:156:PHE:H	1.66	0.60
60:13:62:GLN:HB2	60:13:65:VAL:HG23	1.83	0.60
55:S8:10:LYS:HG3	55:S8:11:ARG:N	2.16	0.60
79:RA:61:PHE:HE1	79:RA:97:GLY:HA2	1.66	0.60
1:2S:592:A:H5''	9:L6:19:LYS:HG2	1.84	0.60
29:67:83:THR:HB	36:74:93:PHE:HZ	1.67	0.60
11:L8:153:ILE:HD11	11:L8:177:TYR:HB2	1.82	0.60
1:2S:2961:G:H2'	1:2S:2962:U:C6	2.37	0.60
1:2S:3185:U:H5''	12:L9:23:ARG:HH12	1.66	0.60
46:1S:1789:G:C5'	61:14:132:ARG:HH22	2.13	0.60
46:1S:1685:G:C2'	46:1S:1686:C:H5''	2.31	0.60
55:S8:5:ARG:HH12	55:S8:28:GLU:HA	1.65	0.60
54:S7:143:LEU:N	54:S7:143:LEU:HD22	2.16	0.60
3:5S:89:G:H5''	22:60:84:ARG:NH2	2.16	0.60
21:59:93:VAL:O	21:59:97:ARG:HG3	2.02	0.60
49:S2:89:GLN:HE21	49:S2:89:GLN:N	2.00	0.60

Continued on next page...

Continued from previous page...

Atom-1	Atom-2	Interatomic distance (Å)	Clash overlap (Å)
1:2S:408:A:H2'	1:2S:409:A:O4'	2.02	0.60
1:2S:2131:A:H61	45:83:18:TYR:HA	1.66	0.60
21:59:37:SER:O	21:59:41:ILE:HG13	2.02	0.60
11:L8:204:ARG:H	11:L8:204:ARG:HD3	1.67	0.60
1:2S:1538:G:H21	1:2S:1583:A:H62	1.49	0.60
9:L6:170:LYS:O	9:L6:174:LEU:HG	2.02	0.60
1:2S:336:A:H61	2:8S:27:U:H3	1.49	0.60
1:2S:101:G:H2'	1:2S:102:C:O4'	2.02	0.60
46:1S:416:A:H5'	46:1S:417:A:C8	2.35	0.60
70:23:109:ARG:HB2	70:23:112:LYS:HB2	1.83	0.60
1:2S:405:U:C2'	1:2S:406:G:H5'	2.29	0.60
1:2S:31:C:H5'	17:55:96:ARG:HH11	1.66	0.60
55:S8:58:LEU:O	55:S8:59:ARG:HB2	2.01	0.60
46:1S:1524:A:H2'	46:1S:1525:A:C8	2.37	0.60
1:2S:1421:G:H2'	1:2S:1422:G:H8	1.67	0.60
56:S9:3:ARG:HB2	56:S9:3:ARG:HH21	1.67	0.60
5:L2:179:LEU:O	5:L2:184:ARG:HD2	2.01	0.60
1:2S:1065:A:C4	31:69:28:LYS:HG2	2.35	0.60
38:76:53:TYR:O	38:76:57:LEU:HB2	2.01	0.60
60:13:17:PRO:HG3	74:27:28:PRO:HD3	1.83	0.60
1:2S:1349:G:N3	1:2S:1349:G:H3'	2.17	0.60
1:2S:1941:C:H2'	1:2S:1942:U:C6	2.36	0.60
6:L3:92:TYR:HB2	6:L3:157:VAL:CG2	2.32	0.60
1:2S:2985:C:H2'	1:2S:2986:U:C6	2.37	0.60
46:1S:144:U:O2'	46:1S:145:A:H5'	2.00	0.60
63:16:106:LYS:NZ	63:16:106:LYS:HB2	2.17	0.60
6:L3:111:SER:HB3	6:L3:114:VAL:HG23	1.84	0.60
45:83:84:ARG:HD2	45:83:87:ARG:HH21	1.65	0.60
20:58:120:GLU:HG2	20:58:121:CYS:N	2.15	0.60
47:S0:126:PRO:HG2	47:S0:151:SER:HB3	1.82	0.60
1:2S:2322:C:C2'	1:2S:2323:G:H5'	2.31	0.60
14:51:15:GLU:HG2	14:51:72:ARG:HH12	1.66	0.60
56:S9:153:GLU:HG3	56:S9:156:ILE:HD12	1.84	0.60
1:2S:2153:U:H5''	5:L2:244:GLY:O	2.01	0.60
21:59:29:THR:HA	21:59:32:ILE:HD12	1.82	0.60
30:68:75:LEU:CD1	30:68:137:LYS:HD2	2.31	0.60
1:2S:1334:U:H2'	1:2S:1335:C:C6	2.36	0.60
46:1S:646:C:H2'	46:1S:647:G:C8	2.37	0.60
57:10:84:GLU:O	57:10:85:HIS:HB3	2.02	0.60
51:S4:107:GLY:HA2	51:S4:189:LEU:HG	1.84	0.60
1:2S:964:G:H21	30:68:40:HIS:HB2	1.67	0.60

Continued on next page...

Continued from previous page...

Atom-1	Atom-2	Interatomic distance (Å)	Clash overlap (Å)
64:17:32:LYS:HD2	64:17:47:ARG:HH11	1.66	0.60
46:1S:772:G:H5''	51:S4:23:LEU:HG	1.84	0.60
17:55:96:ARG:HH11	17:55:96:ARG:HG2	1.66	0.60
1:2S:1914:G:O2'	21:59:82:LYS:HE2	2.01	0.60
21:59:135:LYS:O	21:59:139:VAL:HG23	2.01	0.60
46:1S:407:A:H2'	46:1S:408:C:C6	2.36	0.60
48:S1:35:PRO:O	48:S1:36:SER:HB2	2.00	0.60
46:1S:1521:G:H2'	46:1S:1523:G:N2	2.15	0.60
1:2S:382:U:H2'	1:2S:383:G:O4'	2.02	0.60
18:56:168:TYR:HE1	18:56:172:ARG:HD3	1.66	0.60
46:1S:105:A:H62	46:1S:308:C:N4	2.00	0.60
65:18:116:LEU:HD23	65:18:123:ARG:HB3	1.83	0.60
53:S6:57:ASP:HA	53:S6:107:ALA:N	2.16	0.60
47:S0:183:ARG:HG3	47:S0:188:LEU:HG	1.82	0.60
1:2S:803:C:H5'	7:L4:100:PHE:CE2	2.36	0.60
1:2S:3046:A:O2'	6:L3:329:PRO:HA	2.01	0.60
1:2S:1190:A:H5'	1:2S:1191:U:OP1	2.02	0.60
7:L4:315:LYS:HB2	7:L4:323:VAL:HG21	1.84	0.60
33:71:32:ALA:O	33:71:36:ILE:HG13	2.02	0.60
1:2S:591:G:H1'	9:L6:19:LYS:HG3	1.84	0.60
1:2S:1456:A:H61	1:2S:1477:A:H4'	1.66	0.60
65:18:30:TYR:CE2	65:18:40:ARG:HG2	2.37	0.60
12:L9:87:LYS:HB2	12:L9:187:ILE:HA	1.84	0.60
1:2S:2227:C:H2'	1:2S:2228:A:C8	2.36	0.60
30:68:88:ASP:HA	30:68:91:LEU:HB2	1.83	0.60
9:L6:65:ILE:H	9:L6:65:ILE:HD13	1.67	0.60
45:83:37:TYR:O	45:83:45:LYS:HA	2.01	0.60
79:RA:150:TRP:HB2	79:RA:174:ASN:ND2	2.06	0.60
1:2S:1654:A:H2'	1:2S:1655:G:C5'	2.30	0.60
14:51:94:ARG:C	14:51:96:PHE:H	2.03	0.60
36:74:82:ALA:N	36:74:85:VAL:HG23	2.15	0.60
9:L6:30:LEU:HD22	9:L6:34:LEU:HD13	1.82	0.60
65:18:15:LEU:N	65:18:15:LEU:HD23	2.17	0.60
75:28:43:ASN:ND2	75:28:63:ALA:HB3	2.16	0.60
48:S1:218:LEU:HD23	48:S1:219:LYS:HG3	1.83	0.60
1:2S:2941:A:OP2	1:2S:2941:A:H8	1.83	0.60
7:L4:40:THR:O	7:L4:44:LYS:HG3	2.01	0.60
10:L7:221:LYS:HB3	10:L7:227:GLY:HA3	1.81	0.60
1:2S:2221:G:N2	1:2S:2223:A:H3'	2.16	0.60
34:72:67:SER:HB2	34:72:68:PRO:HD2	1.83	0.60
49:S2:116:LYS:HD3	49:S2:131:ILE:HD11	1.84	0.60

Continued on next page...

Continued from previous page...

Atom-1	Atom-2	Interatomic distance (Å)	Clash overlap (Å)
1:2S:1490:A:H2'	1:2S:1491:A:O4'	2.01	0.60
1:2S:519:A:C5	1:2S:522:A:H4'	2.37	0.60
19:57:111:LYS:NZ	19:57:111:LYS:HB3	2.16	0.60
15:53:67:ARG:H	15:53:67:ARG:HD3	1.67	0.60
15:53:70:ARG:HG2	15:53:71:ALA:H	1.67	0.60
26:64:45:ASN:HB3	26:64:48:ARG:HG3	1.83	0.60
1:2S:1302:A:H2'	1:2S:1303:A:H5''	1.82	0.60
47:S0:206:ASP:HB2	47:S0:207:PRO:CA	2.29	0.60
18:56:16:VAL:HG21	18:56:43:ILE:HG12	1.84	0.60
55:S8:189:LEU:O	55:S8:193:LEU:HG	2.02	0.60
46:1S:698:U:H1'	54:S7:107:ARG:CD	2.32	0.60
1:2S:1877:U:H5''	1:2S:1878:G:O4'	2.02	0.60
32:70:21:GLY:HA3	32:70:95:ALA:HA	1.84	0.60
51:S4:154:ILE:HG12	51:S4:172:PHE:CD2	2.37	0.60
49:S2:45:VAL:HG22	49:S2:50:ILE:HD12	1.83	0.60
52:S5:25:LEU:HD22	52:S5:25:LEU:H	1.67	0.60
30:68:64:GLN:HB2	30:68:67:HIS:CE1	2.37	0.60
16:54:23:ILE:HD12	16:54:28:SER:HB2	1.82	0.60
21:59:15:VAL:HG12	21:59:52:LYS:HZ2	1.66	0.60
1:2S:894:G:H4'	1:2S:895:A:O4'	2.02	0.59
31:69:47:LEU:HA	31:69:50:THR:CG2	2.31	0.59
79:RA:112:SER:CB	79:RA:154:VAL:H	2.16	0.59
46:1S:1458:G:N3	46:1S:1458:G:H2'	2.17	0.59
8:L5:23:ARG:HH21	8:L5:26:GLY:CA	2.15	0.59
46:1S:70:C:H2'	46:1S:71:A:C8	2.37	0.59
1:2S:86:G:H1'	1:2S:87:U:H5	1.67	0.59
34:72:65:PHE:HB2	34:72:72:LYS:HE2	1.84	0.59
46:1S:380:U:C2	56:S9:5:PRO:HG3	2.37	0.59
1:2S:671:U:H2'	1:2S:672:A:C8	2.37	0.59
46:1S:999:U:H2'	46:1S:1000:C:O4'	2.01	0.59
71:24:17:LEU:H	71:24:17:LEU:HD12	1.66	0.59
69:22:26:LEU:HG	69:22:62:VAL:HG22	1.83	0.59
1:2S:1867:A:H2'	1:2S:1868:G:C8	2.37	0.59
3:5S:43:U:H4'	14:51:140:ARG:O	2.02	0.59
77:30:21:VAL:HG22	77:30:22:GLU:H	1.67	0.59
70:23:127:VAL:O	70:23:130:VAL:HG22	2.02	0.59
49:S2:214:ALA:O	49:S2:218:ILE:HG13	2.01	0.59
1:2S:2795:U:OP2	44:82:63:LYS:HB2	2.02	0.59
10:L7:56:GLU:O	10:L7:60:ARG:HG2	2.02	0.59
9:L6:56:LYS:HD2	9:L6:98:VAL:HG12	1.83	0.59
56:S9:81:VAL:HG22	56:S9:86:LEU:HD23	1.83	0.59

Continued on next page...

Continued from previous page...

Atom-1	Atom-2	Interatomic distance (Å)	Clash overlap (Å)
4:L1:54:LYS:CB	4:L1:191:VAL:HG21	2.31	0.59
16:54:113:THR:HB	16:54:116:GLU:CG	2.30	0.59
1:2S:114:A:H2'	1:2S:115:A:O4'	2.01	0.59
45:83:64:VAL:HG12	45:83:65:ALA:N	2.17	0.59
9:L6:55:LEU:HB2	9:L6:64:LEU:O	2.02	0.59
46:1S:958:U:H2'	60:13:14:SER:OG	2.02	0.59
1:2S:436:A:H2'	1:2S:437:G:O4'	2.02	0.59
18:56:142:SER:O	18:56:145:VAL:HG22	2.02	0.59
46:1S:495:C:H5	46:1S:496:G:N2	2.00	0.59
29:67:13:VAL:HG12	29:67:14:VAL:N	2.17	0.59
3:5S:108:A:H2'	3:5S:109:G:H8	1.66	0.59
1:2S:39:A:H5''	30:68:35:ALA:CB	2.32	0.59
1:2S:949:C:H2'	1:2S:950:G:O4'	2.03	0.59
1:2S:830:A:H2'	1:2S:831:G:O4'	2.02	0.59
55:S8:45:SER:HB3	55:S8:55:TYR:CD1	2.37	0.59
38:76:34:SER:O	38:76:38:LYS:HG3	2.02	0.59
1:2S:1336:U:H2'	1:2S:1337:A:C8	2.37	0.59
1:2S:1896:A:H2'	1:2S:1897:G:C8	2.37	0.59
24:62:23:THR:HA	24:62:28:PHE:HB3	1.83	0.59
1:2S:3324:C:H2'	1:2S:3325:G:C8	2.36	0.59
46:1S:1303:U:H3'	46:1S:1304:G:C8	2.37	0.59
65:18:8:GLN:HG3	65:18:9:GLY:H	1.66	0.59
46:1S:757:A:H2'	46:1S:758:U:O4'	2.02	0.59
7:L4:310:THR:O	7:L4:311:HIS:HB3	2.02	0.59
69:22:86:ILE:HG13	69:22:87:GLU:N	2.16	0.59
18:56:108:ILE:HG22	18:56:113:ASP:HB3	1.84	0.59
1:2S:116:A:N6	1:2S:153:U:H1'	2.17	0.59
1:2S:2254:U:H2'	1:2S:2261:G:N2	2.17	0.59
64:17:57:LEU:O	64:17:61:ILE:HG13	2.03	0.59
39:77:5:THR:N	39:77:6:PRO:HD2	2.18	0.59
70:23:96:VAL:O	70:23:97:ASP:HB2	2.01	0.59
13:50:20:SER:H	13:50:23:ASN:HB2	1.67	0.59
14:51:11:ASP:O	14:51:134:PRO:HD3	2.01	0.59
46:1S:1449:U:H2'	46:1S:1450:U:C6	2.36	0.59
1:2S:294:U:H4'	38:76:77:LEU:HD23	1.84	0.59
37:75:85:THR:HB	37:75:88:LEU:HB2	1.83	0.59
1:2S:1494:U:H5'	1:2S:1495:U:C2	2.37	0.59
1:2S:649:A:H4'	1:2S:2869:U:H5'	1.83	0.59
60:13:98:VAL:HA	60:13:101:HIS:HB2	1.83	0.59
20:58:23:ASN:O	20:58:27:LYS:HG3	2.03	0.59
1:2S:1096:U:H4'	1:2S:1097:G:O4'	2.02	0.59

Continued on next page...

Continued from previous page...

Atom-1	Atom-2	Interatomic distance (Å)	Clash overlap (Å)
51:S4:46:VAL:HG13	51:S4:50:ASN:OD1	2.03	0.59
13:50:98:ARG:HB3	13:50:120:GLY:CA	2.31	0.59
46:1S:1042:G:H3'	46:1S:1043:A:H5''	1.85	0.59
50:S3:118:ALA:O	50:S3:122:VAL:HG23	2.02	0.59
22:60:7:TYR:HA	22:60:63:GLN:HA	1.84	0.59
1:2S:3255:U:H2'	1:2S:3256:G:H8	1.67	0.59
49:S2:129:ILE:O	49:S2:133:LYS:HG2	2.02	0.59
46:1S:163:G:H5'	53:S6:54:GLY:HA3	1.84	0.59
38:76:79:SER:CB	38:76:81:THR:HG22	2.33	0.59
76:29:19:ARG:HH11	76:29:19:ARG:HG3	1.67	0.59
57:10:24:LYS:HG2	57:10:25:LYS:H	1.66	0.59
35:73:41:ALA:HA	35:73:44:TYR:HD2	1.67	0.59
56:S9:29:LYS:HA	77:30:40:TYR:CE2	2.38	0.59
6:L3:332:ARG:HD3	6:L3:332:ARG:H	1.67	0.59
1:2S:679:U:H2'	1:2S:680:G:C8	2.38	0.59
33:71:74:ARG:HG2	33:71:109:VAL:HG21	1.82	0.59
51:S4:18:TRP:HE1	51:S4:42:LEU:HG	1.66	0.59
1:2S:1717:U:H2'	1:2S:1718:G:C8	2.37	0.59
22:60:80:ARG:HD2	23:61:155:PRO:HA	1.85	0.59
10:L7:169:ILE:HG21	10:L7:184:LEU:HD11	1.84	0.59
1:2S:1195:A:H2'	1:2S:1309:U:O2	2.03	0.59
16:54:127:LYS:O	16:54:131:VAL:HG23	2.02	0.59
16:54:90:VAL:HA	16:54:93:LYS:HB3	1.83	0.59
32:70:11:ASN:HA	32:70:14:LEU:HD12	1.84	0.59
66:19:14:PHE:CE2	66:19:63:ARG:HD3	2.38	0.59
1:2S:738:A:H2'	1:2S:739:G:C8	2.37	0.59
1:2S:3346:U:H2'	1:2S:3347:A:C8	2.38	0.59
46:1S:300:A:H2'	46:1S:301:A:C8	2.37	0.59
46:1S:212:U:H2'	46:1S:213:A:C8	2.37	0.59
33:71:67:VAL:HG12	33:71:68:GLU:H	1.67	0.59
46:1S:1408:G:H2'	46:1S:1409:G:O4'	2.03	0.59
1:2S:126:U:H2'	1:2S:127:G:C8	2.37	0.59
12:L9:23:ARG:HD2	12:L9:39:LYS:HA	1.84	0.59
54:S7:166:LEU:O	54:S7:170:GLN:HG3	2.03	0.59
46:1S:1116:A:H2'	46:1S:1117:U:C6	2.38	0.59
51:S4:23:LEU:HD11	56:S9:6:ARG:HD3	1.83	0.59
54:S7:143:LEU:H	54:S7:143:LEU:HD22	1.67	0.59
1:2S:2949:U:H3'	1:2S:2950:G:H21	1.68	0.59
46:1S:435:C:H5''	70:23:50:LYS:HE3	1.85	0.59
1:2S:3095:U:H2'	1:2S:3096:C:H6	1.66	0.59
11:L8:178:ALA:HB2	11:L8:218:ILE:HG23	1.83	0.59

Continued on next page...

Continued from previous page...

Atom-1	Atom-2	Interatomic distance (Å)	Clash overlap (Å)
29:67:51:LEU:CB	29:67:65:ARG:HD2	2.32	0.59
1:2S:916:G:H5'	1:2S:917:A:OP1	2.02	0.59
1:2S:674:G:H2'	1:2S:675:C:C6	2.38	0.59
7:L4:263:GLY:HA2	7:L4:267:VAL:HG23	1.83	0.59
44:82:74:CYS:O	44:82:78:LYS:HA	2.03	0.59
60:13:127:ARG:HA	60:13:130:ARG:NH2	2.17	0.59
68:21:38:LYS:HE3	68:21:51:VAL:HG22	1.85	0.59
59:12:79:ALA:HB1	59:12:87:PRO:O	2.02	0.59
24:62:84:LEU:HB2	24:62:90:ARG:HD3	1.84	0.59
70:23:71:CYS:O	70:23:72:VAL:HG13	2.03	0.59
46:1S:950:C:H2'	46:1S:951:A:O4'	2.01	0.59
46:1S:487:G:C2'	46:1S:488:G:H5''	2.28	0.59
39:77:18:LEU:HD23	39:77:25:ARG:CB	2.26	0.59
1:2S:3343:G:H1'	1:2S:3362:A:N6	2.16	0.59
1:2S:157:A:H2'	1:2S:158:G:O4'	2.03	0.59
72:25:41:ILE:HG23	72:25:42:LEU:H	1.67	0.59
1:2S:341:G:H21	1:2S:349:A:H61	1.50	0.59
51:S4:45:ILE:O	51:S4:49:ARG:HB3	2.02	0.59
65:18:4:VAL:HG22	72:25:78:ILE:CG2	2.32	0.59
51:S4:6:LYS:H	51:S4:6:LYS:HD2	1.68	0.59
1:2S:543:C:H42	1:2S:548:G:H1	1.49	0.59
34:72:72:LYS:O	34:72:92:TYR:HA	2.02	0.59
1:2S:3094:A:H2'	1:2S:3095:U:C6	2.37	0.59
20:58:81:VAL:HA	20:58:138:LEU:HB3	1.83	0.59
27:65:141:TYR:O	27:65:142:ILE:HG12	2.02	0.59
1:2S:2802:A:C4	44:82:56:PRO:HA	2.37	0.59
13:50:26:VAL:HB	13:50:27:PRO:HD2	1.84	0.59
12:L9:44:THR:O	12:L9:55:VAL:HA	2.02	0.59
46:1S:868:G:H1	46:1S:960:U:H3	1.50	0.59
46:1S:63:G:H4'	46:1S:170:U:C5	2.37	0.59
1:2S:1533:U:H4'	1:2S:1799:A:H1'	1.84	0.59
12:L9:49:ASN:HD22	12:L9:49:ASN:H	1.50	0.59
47:S0:184:LEU:HD23	68:21:43:GLY:C	2.23	0.59
47:S0:183:ARG:O	68:21:43:GLY:HA3	2.03	0.59
4:L1:93:LEU:HD22	4:L1:115:VAL:HG13	1.85	0.59
50:S3:40:ARG:HB2	50:S3:47:GLU:HB2	1.84	0.59
38:76:87:VAL:HG12	38:76:91:ASN:ND2	2.18	0.59
64:17:21:TYR:N	64:17:22:PRO:HD2	2.18	0.59
60:13:31:GLU:HA	60:13:34:ILE:HD12	1.85	0.59
34:72:79:VAL:O	34:72:82:LEU:HB3	2.03	0.59
79:RA:206:PRO:HG2	79:RA:247:PRO:HA	1.85	0.59

Continued on next page...

Continued from previous page...

Atom-1	Atom-2	Interatomic distance (Å)	Clash overlap (Å)
46:1S:611:U:H1'	58:11:97:TYR:HA	1.84	0.59
29:67:33:SER:HB2	29:67:40:HIS:NE2	2.18	0.59
46:1S:1087:A:H1'	46:1S:1142:A:O2'	2.03	0.59
46:1S:367:A:H2'	46:1S:368:U:O4'	2.03	0.59
48:S1:116:LYS:HG2	48:S1:117:TRP:H	1.67	0.59
15:53:188:ARG:O	15:53:192:GLU:HG2	2.03	0.59
44:82:61:LYS:NZ	44:82:61:LYS:HB3	2.18	0.59
1:2S:105:C:H2'	1:2S:106:A:H8	1.67	0.59
33:71:73:LEU:HB2	33:71:94:GLU:O	2.02	0.59
1:2S:1797:A:H4'	5:L2:22:LEU:CD2	2.33	0.59
6:L3:56:ILE:HD11	6:L3:359:ILE:HG23	1.85	0.59
46:1S:1587:A:H1'	52:S5:104:ASN:HD22	1.66	0.59
48:S1:82:ARG:HG2	48:S1:105:PHE:CE2	2.38	0.59
5:L2:199:THR:CG2	5:L2:200:ARG:H	2.16	0.59
6:L3:238:LEU:HD21	6:L3:248:LYS:O	2.03	0.59
1:2S:277:G:C5'	44:82:49:GLY:HA2	2.33	0.59
70:23:75:GLN:HG2	70:23:76:LEU:N	2.17	0.59
30:68:82:ILE:HD11	30:68:102:ILE:CD1	2.32	0.59
77:30:56:MET:C	77:30:58:PRO:HD3	2.23	0.59
1:2S:618:C:H2'	1:2S:619:A:H5'	1.85	0.59
51:S4:233:LYS:N	51:S4:234:PRO:HD3	2.18	0.59
1:2S:1491:A:H2'	1:2S:1492:G:C8	2.37	0.59
37:75:53:CYS:O	37:75:57:VAL:HG23	2.02	0.59
1:2S:1940:G:OP1	21:59:80:LYS:HE3	2.03	0.59
72:25:96:SER:C	72:25:97:LYS:HG2	2.23	0.59
46:1S:1681:A:H2'	46:1S:1682:U:O4'	2.03	0.59
64:17:95:ARG:HH22	64:17:118:PRO:HB3	1.67	0.59
73:26:87:ARG:HD3	73:26:92:ARG:HA	1.85	0.59
35:73:100:ILE:HD12	35:73:100:ILE:H	1.68	0.59
72:25:54:VAL:HG11	72:25:88:ILE:HD13	1.84	0.59
59:12:106:ILE:HG22	59:12:107:ASP:N	2.17	0.59
32:70:23:TYR:HA	32:70:93:LEU:HD13	1.85	0.59
14:51:148:VAL:HG11	14:51:152:HIS:HB3	1.84	0.59
22:60:79:VAL:HG12	22:60:80:ARG:N	2.17	0.59
52:S5:37:GLN:HB3	63:16:53:LEU:CD2	2.33	0.59
1:2S:41:G:H3'	1:2S:42:C:H6	1.66	0.59
1:2S:1567:U:H3'	1:2S:1568:U:H5''	1.85	0.59
19:57:91:VAL:O	19:57:95:LEU:HG	2.03	0.59
16:54:37:GLU:HG3	16:54:38:ILE:H	1.68	0.59
22:60:4:PHE:O	22:60:5:LYS:HG3	2.03	0.59
1:2S:1492:G:O6	41:79:2:ALA:HB1	2.03	0.59

Continued on next page...

Continued from previous page...

Atom-1	Atom-2	Interatomic distance (Å)	Clash overlap (Å)
46:1S:176:C:H3'	46:1S:177:U:C6	2.38	0.59
1:2S:3308:C:O2	19:57:69:ARG:HD2	2.03	0.59
48:S1:144:ARG:NH2	48:S1:206:PRO:HB3	2.18	0.59
46:1S:1473:U:H5''	52:S5:190:ILE:HG12	1.84	0.59
11:L8:213:LYS:NZ	11:L8:213:LYS:HB3	2.18	0.59
46:1S:121:U:H1'	51:S4:33:ALA:HB3	1.84	0.59
48:S1:153:HIS:HB2	48:S1:155:TYR:CZ	2.38	0.59
58:11:34:TRP:O	58:11:61:THR:HG22	2.02	0.59
46:1S:55:A:N6	46:1S:403:G:H1'	2.17	0.59
25:63:17:LEU:HD11	25:63:78:VAL:HG11	1.85	0.58
39:77:18:LEU:N	39:77:25:ARG:HA	2.17	0.58
40:78:64:LYS:HA	40:78:64:LYS:CE	2.32	0.58
46:1S:740:A:C2'	46:1S:741:C:H5''	2.32	0.58
1:2S:158:G:H2'	1:2S:159:A:C8	2.37	0.58
27:65:33:ARG:N	27:65:33:ARG:HD2	2.18	0.58
36:74:8:ARG:CB	36:74:8:ARG:HH11	2.16	0.58
34:72:15:LYS:HG2	34:72:16:LYS:H	1.68	0.58
14:51:98:ALA:HA	14:51:156:LYS:HB2	1.85	0.58
1:2S:441:U:H5'	1:2S:442:G:N7	2.17	0.58
49:S2:161:LYS:HB2	49:S2:166:THR:HG22	1.84	0.58
1:2S:1556:C:H3'	1:2S:2169:G:N2	2.18	0.58
1:2S:1626:U:H2'	1:2S:1627:U:C6	2.37	0.58
46:1S:913:G:H3'	46:1S:914:G:H5''	1.83	0.58
46:1S:1672:G:H2'	46:1S:1673:G:C8	2.38	0.58
21:59:115:ILE:HG12	21:59:116:ASP:H	1.68	0.58
24:62:20:SER:O	24:62:24:GLU:HG2	2.03	0.58
1:2S:2157:G:C8	5:L2:150:LEU:HD13	2.38	0.58
1:2S:2865:U:H2'	1:2S:2866:U:C6	2.38	0.58
1:2S:1238:C:H3'	1:2S:1239:C:C5'	2.29	0.58
5:L2:130:SER:HA	5:L2:169:ILE:HB	1.84	0.58
61:14:87:GLY:HA3	61:14:120:PRO:CG	2.33	0.58
8:L5:40:HIS:CE1	23:61:69:LYS:HA	2.38	0.58
64:17:32:LYS:HD2	64:17:47:ARG:NH1	2.18	0.58
58:11:99:ARG:HA	70:23:9:LEU:HD13	1.85	0.58
21:59:162:ARG:HH11	21:59:162:ARG:CB	2.17	0.58
18:56:120:VAL:HB	18:56:123:ALA:HB3	1.84	0.58
52:S5:79:ASN:HB2	52:S5:83:ARG:HH21	1.65	0.58
71:24:45:ALA:HB1	71:24:51:GLU:HA	1.85	0.58
46:1S:1162:C:H4'	75:28:22:ARG:NH1	2.18	0.58
6:L3:39:LYS:HE2	6:L3:40:PRO:HD3	1.85	0.58
51:S4:163:ASP:HB2	51:S4:166:SER:O	2.03	0.58

Continued on next page...

Continued from previous page...

Atom-1	Atom-2	Interatomic distance (Å)	Clash overlap (Å)
4:L1:120:VAL:H	4:L1:121:PRO:HD3	1.68	0.58
13:50:206:LEU:O	13:50:210:ILE:HG13	2.02	0.58
1:2S:2755:C:O2'	23:61:49:GLN:HG2	2.02	0.58
46:1S:1649:G:H2'	46:1S:1650:U:C6	2.38	0.58
1:2S:3338:C:H2'	1:2S:3339:A:C8	2.39	0.58
46:1S:879:G:H2'	46:1S:880:C:C6	2.39	0.58
69:22:89:TRP:HA	69:22:92:ASN:ND2	2.18	0.58
46:1S:252:U:H4'	51:S4:131:LEU:HD12	1.86	0.58
42:80:96:CYS:SG	42:80:98:LYS:HB2	2.43	0.58
47:S0:176:LEU:HD23	47:S0:179:ARG:NH2	2.18	0.58
4:L1:157:PHE:H	4:L1:157:PHE:HD1	1.51	0.58
46:1S:1789:G:H5'	61:14:132:ARG:HH22	1.67	0.58
9:L6:52:VAL:HG22	9:L6:53:VAL:H	1.66	0.58
27:65:113:LEU:HD21	27:65:121:LYS:HD2	1.85	0.58
1:2S:1662:G:H22	1:2S:1787:A:H2	1.48	0.58
2:8S:71:A:H61	2:8S:87:G:H1'	1.67	0.58
18:56:19:LEU:CD1	18:56:123:ALA:HB1	2.33	0.58
19:57:36:ILE:O	19:57:114:VAL:HG11	2.01	0.58
3:5S:77:G:H22	3:5S:101:G:H2'	1.68	0.58
51:S4:248:ILE:HG13	51:S4:249:ALA:N	2.17	0.58
1:2S:2803:A:OP1	44:82:59:HIS:HB2	2.04	0.58
19:57:166:VAL:HG22	19:57:168:LEU:HD11	1.83	0.58
3:5S:60:G:H2'	3:5S:61:G:C8	2.37	0.58
14:51:54:VAL:HG11	14:51:57:PHE:CD2	2.38	0.58
46:1S:1505:A:H2'	46:1S:1506:G:O4'	2.03	0.58
1:2S:1724:U:H1'	1:2S:1725:C:C6	2.38	0.58
21:59:70:LYS:HD2	21:59:74:ARG:O	2.03	0.58
57:10:27:PHE:CE1	57:10:40:LEU:HD23	2.38	0.58
49:S2:97:ARG:HB2	49:S2:118:ALA:O	2.03	0.58
1:2S:3370:A:H5'	6:L3:384:LYS:HB2	1.84	0.58
12:L9:47:LYS:HE3	16:54:5:SER:HB2	1.84	0.58
1:2S:3185:U:C5'	12:L9:23:ARG:HH12	2.16	0.58
46:1S:1228:G:H22	59:12:67:THR:HB	1.68	0.58
46:1S:1429:G:C1'	67:20:74:GLU:HG2	2.33	0.58
63:16:74:HIS:O	63:16:78:VAL:HG23	2.02	0.58
32:70:41:LEU:HD13	32:70:42:ILE:N	2.18	0.58
4:L1:189:PHE:HD1	4:L1:200:ASN:HB2	1.69	0.58
1:2S:1693:C:O2'	1:2S:1772:U:H4'	2.03	0.58
46:1S:900:A:O2'	46:1S:901:G:H5'	2.03	0.58
46:1S:607:G:H5'	46:1S:613:G:N2	2.18	0.58
52:S5:107:LYS:O	52:S5:111:VAL:HG23	2.03	0.58

Continued on next page...

Continued from previous page...

Atom-1	Atom-2	Interatomic distance (Å)	Clash overlap (Å)
33:71:62:ARG:HH11	33:71:62:ARG:HG3	1.68	0.58
47:S0:122:ILE:HD12	47:S0:122:ILE:N	2.19	0.58
65:18:88:ARG:HH21	65:18:88:ARG:CB	2.14	0.58
35:73:59:VAL:HG23	35:73:60:ARG:N	2.18	0.58
46:1S:330:G:H3'	55:S8:172:ARG:HH21	1.68	0.58
46:1S:601:A:H2'	46:1S:602:U:C6	2.39	0.58
1:2S:442:G:H1	1:2S:493:U:H2'	1.68	0.58
1:2S:3278:C:H3'	1:2S:3279:A:H5''	1.85	0.58
11:L8:153:ILE:HB	11:L8:179:ILE:HA	1.85	0.58
54:S7:130:VAL:HG11	54:S7:162:ILE:HD13	1.85	0.58
49:S2:83:ILE:HG23	49:S2:100:ALA:HB2	1.86	0.58
1:2S:976:U:H5''	20:58:141:ARG:HH12	1.67	0.58
46:1S:1274:C:O2	46:1S:1274:C:H2'	2.02	0.58
10:L7:179:LEU:HD13	10:L7:179:LEU:N	2.19	0.58
58:11:80:MET:HB2	58:11:83:THR:HG23	1.84	0.58
8:L5:131:LEU:HD12	8:L5:175:HIS:CE1	2.39	0.58
44:82:7:THR:HB	44:82:22:GLN:NE2	2.18	0.58
48:S1:105:PHE:HB3	48:S1:110:LEU:HD11	1.84	0.58
19:57:25:SER:O	19:57:29:THR:HG23	2.04	0.58
70:23:57:LEU:HD11	70:23:73:ARG:HG3	1.85	0.58
32:70:98:SER:OG	32:70:100:ILE:HG23	2.03	0.58
27:65:66:PRO:HB3	27:65:84:PHE:CD1	2.38	0.58
63:16:100:GLN:HB2	79:RA:57:PRO:HG2	1.86	0.58
1:2S:1618:G:H4'	2:8S:129:C:C1'	2.33	0.58
1:2S:2176:U:H5''	5:L2:54:ARG:HH12	1.68	0.58
7:L4:357:GLU:O	7:L4:361:HIS:HB2	2.03	0.58
46:1S:444:C:H5	71:24:105:ARG:NH2	2.00	0.58
1:2S:1747:G:H4'	40:78:53:THR:HG21	1.86	0.58
52:S5:76:ARG:HG3	63:16:122:ARG:HD3	1.85	0.58
15:53:15:ARG:HH11	15:53:15:ARG:HG2	1.69	0.58
1:2S:2327:U:H2'	1:2S:2328:U:C6	2.39	0.58
1:2S:858:A:O2'	1:2S:859:G:H5'	2.03	0.58
37:75:22:VAL:O	37:75:26:LYS:HG3	2.04	0.58
7:L4:130:ALA:HA	7:L4:148:ILE:HG22	1.84	0.58
18:56:46:GLU:HG3	18:56:49:ARG:N	2.14	0.58
63:16:18:ALA:HB2	63:16:69:VAL:HG22	1.85	0.58
15:53:170:LEU:HB3	38:76:9:ILE:HD11	1.86	0.58
12:L9:160:ASP:O	12:L9:164:ILE:HG12	2.03	0.58
1:2S:2941:A:H5''	1:2S:2943:G:H4'	1.85	0.58
60:13:88:LEU:O	60:13:92:ILE:HG13	2.04	0.58
17:55:18:VAL:HG13	17:55:19:LEU:HD12	1.86	0.58

Continued on next page...

Continued from previous page...

Atom-1	Atom-2	Interatomic distance (Å)	Clash overlap (Å)
4:L1:169:VAL:HG12	4:L1:170:GLY:N	2.17	0.58
37:75:50:SER:O	37:75:54:VAL:HG23	2.03	0.58
60:13:57:ALA:HA	74:27:54:VAL:HG11	1.86	0.58
1:2S:1506:A:H1'	1:2S:1848:G:C6	2.39	0.58
35:73:67:MET:HE1	35:73:90:PRO:HG3	1.84	0.58
78:31:132:LEU:HB3	78:31:139:LEU:HB3	1.85	0.58
72:25:57:TYR:CD1	72:25:60:VAL:HG11	2.38	0.58
32:70:44:ILE:HG21	32:70:53:LYS:HG3	1.86	0.58
1:2S:840:C:H2'	1:2S:841:A:C8	2.39	0.58
79:RA:193:ILE:HG22	79:RA:194:GLY:N	2.18	0.58
7:L4:205:PRO:HB2	7:L4:249:ILE:HD11	1.85	0.58
1:2S:2338:C:H2'	1:2S:2339:C:C5	2.39	0.58
56:S9:134:ILE:HA	56:S9:158:PHE:HA	1.86	0.58
23:61:76:ILE:HG22	23:61:77:ASN:N	2.14	0.58
4:L1:56:PRO:CA	4:L1:187:VAL:HG11	2.33	0.58
51:S4:59:ARG:O	51:S4:62:LYS:HB3	2.04	0.58
11:L8:71:VAL:HB	11:L8:75:ILE:HB	1.86	0.58
13:50:135:ILE:HG22	13:50:136:PHE:CD1	2.39	0.58
46:1S:1732:A:H2'	46:1S:1733:C:C6	2.39	0.58
46:1S:635:A:H2'	46:1S:636:A:H8	1.67	0.58
48:S1:96:LEU:HD23	48:S1:96:LEU:N	2.18	0.58
46:1S:1459:C:C5	65:18:139:LYS:HB2	2.38	0.58
11:L8:204:ARG:HD3	11:L8:204:ARG:N	2.19	0.58
1:2S:105:C:H2'	1:2S:106:A:C8	2.39	0.58
1:2S:3009:G:H5'	18:56:66:LYS:HG2	1.86	0.58
1:2S:2456:A:H61	1:2S:2461:A:H62	1.52	0.58
3:5S:118:A:H2'	3:5S:119:U:C6	2.38	0.58
67:20:67:THR:HG22	67:20:68:ARG:H	1.67	0.58
55:S8:123:LYS:HE2	55:S8:123:LYS:HA	1.84	0.58
56:S9:15:PRO:HD3	56:S9:43:TYR:CE1	2.39	0.58
46:1S:1336:A:C3'	46:1S:1337:A:H5''	2.33	0.58
54:S7:166:LEU:HD11	54:S7:183:PHE:CB	2.33	0.58
46:1S:1685:G:H2'	46:1S:1686:C:C5'	2.31	0.58
37:75:47:VAL:O	37:75:51:ILE:HG13	2.03	0.58
1:2S:185:C:H4'	28:66:122:LYS:HA	1.85	0.58
56:S9:36:LEU:HD21	56:S9:108:ARG:HH12	1.69	0.58
1:2S:1404:G:H2'	1:2S:1406:A:OP2	2.04	0.58
1:2S:1803:C:H2'	1:2S:1804:A:C8	2.39	0.58
46:1S:1054:U:H2'	46:1S:1055:U:C6	2.39	0.58
1:2S:1316:C:O4'	18:56:130:LYS:HD3	2.04	0.58
69:22:68:ARG:HG2	69:22:68:ARG:HH11	1.69	0.58

Continued on next page...

Continued from previous page...

Atom-1	Atom-2	Interatomic distance (Å)	Clash overlap (Å)
1:2S:516:A:H2'	1:2S:517:G:C8	2.39	0.58
46:1S:1091:A:H1'	46:1S:1092:A:C5	2.39	0.58
1:2S:641:C:H2'	1:2S:642:U:O4'	2.04	0.58
44:82:87:ARG:HH11	44:82:87:ARG:HB3	1.68	0.58
11:L8:92:LYS:HB3	11:L8:92:LYS:NZ	2.18	0.58
1:2S:2356:A:N6	1:2S:2983:C:C5	2.71	0.58
46:1S:1266:U:H2'	46:1S:1267:G:H8	1.68	0.58
55:S8:159:GLN:OE1	55:S8:165:LEU:HD23	2.03	0.58
14:51:94:ARG:O	14:51:95:ASN:HB2	2.02	0.58
57:10:14:TYR:CE1	57:10:18:GLU:HG3	2.38	0.58
79:RA:112:SER:HB3	79:RA:154:VAL:H	1.68	0.58
53:S6:6:SER:CB	53:S6:13:GLN:HB3	2.32	0.58
46:1S:766:U:H3	46:1S:770:A:H62	1.51	0.58
53:S6:98:ARG:HD3	53:S6:99:GLY:H	1.68	0.58
46:1S:16:G:H2'	46:1S:17:C:C6	2.38	0.58
46:1S:868:G:O2'	46:1S:869:A:H5'	2.04	0.58
67:20:67:THR:HG21	76:29:40:ARG:HB2	1.84	0.58
1:2S:1137:C:H2'	1:2S:1138:U:C6	2.39	0.58
28:66:3:LYS:HG3	28:66:8:VAL:HG13	1.85	0.58
63:16:7:VAL:HG11	63:16:92:TYR:HA	1.84	0.58
1:2S:3213:A:H2	9:L6:166:LYS:HD2	1.69	0.58
15:53:18:TRP:HA	15:53:21:ARG:NH2	2.18	0.58
51:S4:10:LYS:H	51:S4:13:ALA:HB3	1.68	0.58
46:1S:1288:G:OP2	46:1S:1314:U:H2'	2.04	0.58
7:L4:56:ALA:HA	7:L4:59:GLN:HE21	1.69	0.58
67:20:38:SER:O	67:20:42:VAL:HG23	2.04	0.58
1:2S:504:A:H2'	1:2S:505:G:C8	2.39	0.58
46:1S:968:U:H2'	46:1S:969:C:O4'	2.04	0.58
4:L1:107:TYR:OH	4:L1:144:LEU:HB2	2.04	0.58
19:57:141:SER:O	19:57:143:PRO:HD3	2.04	0.57
46:1S:505:A:H61	46:1S:507:U:H3	1.50	0.57
36:74:96:GLU:O	36:74:100:ILE:HD13	2.04	0.57
1:2S:2147:A:H5''	5:L2:199:THR:HA	1.86	0.57
46:1S:329:G:H5'	55:S8:99:ALA:HB3	1.87	0.57
32:70:41:LEU:O	32:70:92:ILE:HG12	2.04	0.57
1:2S:1289:G:H2'	1:2S:1290:A:O4'	2.04	0.57
1:2S:3273:A:H2'	1:2S:3274:A:C8	2.39	0.57
65:18:18:LEU:HD23	65:18:70:VAL:HG22	1.86	0.57
8:L5:125:VAL:CG1	8:L5:199:ILE:HG21	2.34	0.57
32:70:58:TYR:O	32:70:62:LEU:HG	2.04	0.57
54:S7:67:LEU:HD11	54:S7:94:ALA:HB2	1.86	0.57

Continued on next page...

Continued from previous page...

Atom-1	Atom-2	Interatomic distance (Å)	Clash overlap (Å)
14:51:16:LYS:HG2	14:51:130:VAL:CG1	2.33	0.57
64:17:102:VAL:O	64:17:122:ILE:HG22	2.04	0.57
12:L9:134:ILE:HG23	12:L9:146:LEU:HG	1.85	0.57
68:21:38:LYS:HD2	68:21:49:GLU:HG3	1.86	0.57
64:17:99:VAL:HB	64:17:118:PRO:HB2	1.85	0.57
50:S3:13:ALA:O	50:S3:17:PHE:HB2	2.03	0.57
69:22:73:GLY:HA3	69:22:128:PHE:CZ	2.38	0.57
37:75:64:GLU:HA	37:75:67:ARG:HG3	1.85	0.57
66:19:105:LEU:O	66:19:109:GLU:HB2	2.04	0.57
54:S7:55:LYS:HD2	54:S7:89:HIS:NE2	2.18	0.57
2:8S:101:U:H2'	2:8S:102:U:H4'	1.86	0.57
34:72:32:TRP:HZ2	34:72:34:LYS:HD2	1.69	0.57
1:2S:1210:U:H2'	1:2S:1211:U:C6	2.39	0.57
24:62:93:ILE:CG2	24:62:105:LEU:HD23	2.34	0.57
5:L2:21:ARG:H	5:L2:23:ARG:NH1	2.01	0.57
46:1S:1432:U:H4'	46:1S:1433:G:C5'	2.31	0.57
1:2S:1764:U:C3'	1:2S:1765:U:H5''	2.32	0.57
79:RA:166:SER:HA	79:RA:182:ASN:ND2	2.17	0.57
51:S4:46:VAL:O	51:S4:50:ASN:HB2	2.04	0.57
32:70:26:GLY:O	32:70:30:THR:HG23	2.04	0.57
68:21:76:ASP:HB3	68:21:78:LEU:HD23	1.87	0.57
25:63:135:VAL:HG11	26:64:26:SER:OG	2.04	0.57
18:56:76:PRO:HG3	18:56:142:SER:OG	2.04	0.57
10:L7:156:ILE:O	10:L7:157:ASN:HB2	2.03	0.57
1:2S:2536:A:H2'	1:2S:2537:U:C5'	2.34	0.57
38:76:54:GLU:O	38:76:90:MET:HE1	2.03	0.57
1:2S:2221:G:H22	1:2S:2223:A:H3'	1.69	0.57
22:60:4:PHE:HB3	22:60:100:VAL:HG23	1.85	0.57
1:2S:2424:A:H2'	1:2S:2425:G:O4'	2.05	0.57
16:54:77:ARG:O	16:54:81:VAL:HG23	2.03	0.57
53:S6:10:ASN:ND2	53:S6:128:THR:HB	2.19	0.57
2:8S:96:A:H2'	2:8S:97:A:O4'	2.04	0.57
46:1S:1714:A:H2'	46:1S:1715:G:C8	2.38	0.57
20:58:79:LYS:HG2	20:58:136:ASN:HB3	1.85	0.57
30:68:66:ALA:HA	30:68:69:TRP:HB2	1.86	0.57
48:S1:67:GLU:HB2	48:S1:85:LYS:HD2	1.86	0.57
15:53:77:LEU:H	15:53:77:LEU:HD12	1.68	0.57
10:L7:153:PHE:HB2	10:L7:203:TRP:CB	2.25	0.57
1:2S:2881:C:H2'	1:2S:2882:U:C6	2.38	0.57
51:S4:44:LEU:HD11	51:S4:82:TYR:CD2	2.38	0.57
1:2S:1369:A:H4'	30:68:21:ARG:CD	2.33	0.57

Continued on next page...

Continued from previous page...

Atom-1	Atom-2	Interatomic distance (Å)	Clash overlap (Å)
62:15:96:ILE:HG21	62:15:116:LEU:HB3	1.87	0.57
1:2S:1731:A:H2'	1:2S:1732:U:H6	1.68	0.57
15:53:83:ALA:HB2	15:53:116:LEU:HD13	1.86	0.57
19:57:127:ARG:NH1	19:57:127:ARG:HB2	2.19	0.57
5:L2:181:LYS:HB3	45:83:18:TYR:OH	2.04	0.57
54:S7:55:LYS:HB2	54:S7:87:ASP:O	2.05	0.57
5:L2:187:HIS:HA	5:L2:190:ARG:HH21	1.68	0.57
1:2S:836:A:H2'	1:2S:837:A:C8	2.38	0.57
46:1S:1619:C:H2'	46:1S:1620:C:C6	2.38	0.57
46:1S:523:G:H5''	71:24:59:GLY:O	2.04	0.57
37:75:68:GLN:HA	37:75:71:LYS:HB2	1.86	0.57
56:S9:78:ARG:O	56:S9:82:ARG:HB2	2.04	0.57
46:1S:392:G:H2'	46:1S:393:C:C6	2.39	0.57
1:2S:61:A:H2'	1:2S:62:A:C8	2.39	0.57
7:L4:235:LEU:HD12	7:L4:238:LEU:HD12	1.85	0.57
69:22:57:ARG:N	69:22:57:ARG:HD2	2.20	0.57
39:77:70:VAL:HG22	39:77:73:ARG:HH21	1.69	0.57
8:L5:153:THR:HG23	8:L5:160:PHE:CZ	2.35	0.57
46:1S:1179:G:H21	46:1S:1460:A:N6	2.01	0.57
1:2S:1892:G:H3'	1:2S:1893:A:H5''	1.87	0.57
66:19:108:LEU:O	66:19:111:ILE:HG22	2.04	0.57
15:53:122:LYS:HA	37:75:120:ALA:HA	1.86	0.57
10:L7:124:LEU:HD22	10:L7:127:LEU:HD12	1.87	0.57
52:S5:192:GLU:HG2	72:25:59:TYR:OH	2.05	0.57
1:2S:2430:A:H2'	1:2S:2431:C:C6	2.38	0.57
59:12:50:LYS:HE2	78:31:103:LEU:HD11	1.86	0.57
47:S0:102:PHE:O	47:S0:103:THR:HG22	2.03	0.57
46:1S:941:A:H2'	46:1S:942:G:H5'	1.86	0.57
46:1S:762:A:H2'	46:1S:763:G:O4'	2.04	0.57
63:16:128:LYS:HB2	63:16:137:ARG:NH2	2.20	0.57
52:S5:99:MET:O	52:S5:100:ASN:HB2	2.04	0.57
1:2S:2361:A:H61	1:2S:2377:G:H1	1.52	0.57
1:2S:31:C:H5'	17:55:96:ARG:NH1	2.18	0.57
1:2S:3165:A:N6	1:2S:3285:C:H42	2.03	0.57
65:18:46:VAL:HG11	65:18:69:ILE:HG23	1.86	0.57
34:72:13:HIS:CE1	34:72:15:LYS:HB3	2.39	0.57
54:S7:63:PRO:C	54:S7:65:PRO:HD2	2.25	0.57
1:2S:727:G:H2'	1:2S:728:G:O4'	2.04	0.57
1:2S:3024:A:H62	1:2S:3031:G:H21	1.53	0.57
46:1S:5:U:H2'	46:1S:6:G:H8	1.70	0.57
55:S8:10:LYS:HG3	55:S8:11:ARG:H	1.68	0.57

Continued on next page...

Continued from previous page...

Atom-1	Atom-2	Interatomic distance (Å)	Clash overlap (Å)
1:2S:188:U:H2'	1:2S:223:U:O2'	2.04	0.57
14:51:35:LYS:HD2	14:51:120:ILE:HG12	1.86	0.57
57:10:30:ALA:O	57:10:31:LYS:HG3	2.04	0.57
50:S3:211:PRO:HG2	64:17:19:ARG:HB2	1.86	0.57
18:56:117:ARG:N	18:56:117:ARG:HD3	2.20	0.57
53:S6:44:GLU:O	53:S6:119:GLN:HB3	2.03	0.57
1:2S:1107:C:H2'	1:2S:1108:U:C6	2.40	0.57
3:5S:11:A:O2'	3:5S:13:A:H5''	2.03	0.57
73:26:97:PRO:HB2	73:26:98:PRO:HD3	1.87	0.57
46:1S:1234:A:H1'	78:31:140:TYR:OH	2.03	0.57
48:S1:160:HIS:O	48:S1:164:ILE:HG13	2.04	0.57
1:2S:1844:C:H2'	1:2S:1845:G:O4'	2.03	0.57
15:53:138:VAL:HB	37:75:118:ILE:HD12	1.87	0.57
13:50:57:LEU:HG	13:50:130:ASP:HA	1.86	0.57
61:14:72:LYS:HZ3	61:14:110:LEU:HD23	1.69	0.57
10:L7:180:SER:O	10:L7:184:LEU:HG	2.05	0.57
1:2S:619:A:H4'	1:2S:620:U:C6	2.40	0.57
59:12:31:VAL:HG21	59:12:136:ILE:CD1	2.34	0.57
11:L8:130:TYR:CG	11:L8:204:ARG:HD2	2.40	0.57
46:1S:1504:G:OP1	66:19:99:SER:HB2	2.05	0.57
46:1S:812:A:H5'	46:1S:858:G:N2	2.20	0.57
1:2S:3051:U:H2'	1:2S:3052:G:H8	1.70	0.57
67:20:37:VAL:O	67:20:41:ILE:HD13	2.05	0.57
1:2S:1856:C:H2'	1:2S:1857:C:C6	2.40	0.57
1:2S:1951:C:H2'	1:2S:2095:G:N2	2.20	0.57
9:L6:56:LYS:HG2	9:L6:57:HIS:N	2.15	0.57
1:2S:636:C:H42	1:2S:2375:G:H1	1.51	0.57
36:74:82:ALA:H	36:74:85:VAL:CG2	2.16	0.57
1:2S:664:U:H5'	7:L4:107:ARG:HA	1.87	0.57
58:11:117:VAL:HG12	58:11:118:GLN:N	2.19	0.57
70:23:50:LYS:HB3	70:23:77:ILE:HD12	1.86	0.57
1:2S:718:G:H3'	1:2S:719:U:H5'	1.86	0.57
2:8S:79:A:H2'	2:8S:80:A:H4'	1.86	0.57
49:S2:45:VAL:HG11	49:S2:68:ILE:HG23	1.87	0.57
1:2S:955:U:H2'	1:2S:956:U:C6	2.39	0.57
1:2S:1158:A:H2'	1:2S:1159:A:H4'	1.86	0.57
64:17:46:LEU:HA	64:17:49:LYS:HE2	1.86	0.57
1:2S:3310:A:H2'	1:2S:3311:C:H5'	1.87	0.57
32:70:45:ALA:O	32:70:48:THR:HG22	2.03	0.57
3:5S:97:A:H2'	3:5S:98:C:C6	2.40	0.57
34:72:29:ALA:HB1	34:72:31:ASN:OD1	2.04	0.57

Continued on next page...

Continued from previous page...

Atom-1	Atom-2	Interatomic distance (Å)	Clash overlap (Å)
13:50:166:ILE:HG22	13:50:167:LEU:H	1.68	0.57
20:58:58:ASN:O	20:58:60:PRO:HD3	2.05	0.57
24:62:97:SER:HA	24:62:103:TYR:HA	1.87	0.57
1:2S:2982:A:O2'	1:2S:2983:C:H5''	2.04	0.57
19:57:20:SER:HB3	19:57:145:HIS:ND1	2.20	0.57
72:25:88:ILE:H	72:25:88:ILE:HD12	1.70	0.57
72:25:88:ILE:HD12	72:25:88:ILE:N	2.20	0.57
15:53:170:LEU:CD2	38:76:7:ILE:HD12	2.34	0.57
1:2S:2256:A:H61	46:1S:1756:A:H2'	1.70	0.57
12:L9:87:LYS:HE3	12:L9:145:VAL:HG11	1.85	0.57
54:S7:130:VAL:HG12	54:S7:162:ILE:HG21	1.87	0.57
47:S0:110:TYR:CD2	49:S2:64:LYS:HD3	2.40	0.57
46:1S:725:U:H2'	46:1S:726:C:O4'	2.04	0.57
50:S3:71:LEU:HB2	57:10:20:VAL:HG21	1.87	0.57
79:RA:160:GLU:OE2	79:RA:160:GLU:HA	2.03	0.57
1:2S:3389:U:H5'	1:2S:3389:U:H6	1.70	0.57
1:2S:3204:C:H2'	1:2S:3205:G:C8	2.39	0.57
1:2S:1448:U:H2'	1:2S:1449:A:C8	2.40	0.57
1:2S:1951:C:H6	1:2S:2095:G:C2	2.21	0.57
18:56:10:ASP:HA	18:56:36:VAL:HG23	1.87	0.57
46:1S:378:A:H2'	46:1S:379:U:O4'	2.04	0.57
3:5S:36:C:H2'	3:5S:37:G:C8	2.39	0.57
68:21:76:ASP:HB3	68:21:78:LEU:HD21	1.87	0.57
53:S6:58:LYS:O	53:S6:59:GLN:HB2	2.03	0.57
1:2S:2256:A:H62	46:1S:1757:G:H5'	1.70	0.57
1:2S:1388:U:H4'	34:72:100:ILE:HD12	1.87	0.57
19:57:2:ALA:HA	19:57:18:ARG:HH12	1.70	0.57
46:1S:1725:U:H2'	46:1S:1726:G:C8	2.39	0.57
55:S8:118:GLY:HA3	55:S8:143:TRP:CZ3	2.40	0.57
1:2S:280:U:H2'	1:2S:282:G:OP2	2.04	0.57
1:2S:1753:G:H2'	1:2S:1754:G:C8	2.40	0.57
72:25:80:LEU:O	72:25:84:GLU:HB2	2.05	0.57
1:2S:688:G:H2'	1:2S:690:A:N7	2.20	0.57
12:L9:90:MET:HB3	12:L9:179:ILE:HG22	1.87	0.57
1:2S:1547:G:H2'	1:2S:1548:C:C6	2.40	0.57
73:26:36:ILE:HG21	73:26:73:TYR:HB2	1.87	0.57
1:2S:3317:U:H4'	1:2S:3318:G:H5'	1.86	0.57
65:18:112:ASP:O	65:18:116:LEU:HD13	2.05	0.57
12:L9:146:LEU:HD12	12:L9:146:LEU:N	2.19	0.57
10:L7:60:ARG:HA	10:L7:60:ARG:NE	2.20	0.57
8:L5:131:LEU:N	8:L5:131:LEU:HD13	2.20	0.57

Continued on next page...

Continued from previous page...

Atom-1	Atom-2	Interatomic distance (Å)	Clash overlap (Å)
1:2S:412:G:H2'	1:2S:413:U:C6	2.39	0.57
73:26:25:ASN:HB3	73:26:77:CYS:SG	2.44	0.57
56:S9:101:VAL:HA	56:S9:104:PHE:CD2	2.40	0.57
79:RA:235:SER:HB3	79:RA:237:GLN:HE21	1.68	0.57
1:2S:2895:G:C2'	1:2S:2896:A:H5''	2.26	0.56
15:53:48:PRO:HB2	15:53:136:GLU:O	2.05	0.56
48:S1:70:LEU:HD13	48:S1:71:ALA:N	2.20	0.56
57:10:38:LYS:O	57:10:42:VAL:HG23	2.05	0.56
27:65:115:ARG:HD3	27:65:121:LYS:HB2	1.86	0.56
36:74:57:LEU:H	36:74:62:TYR:HE1	1.53	0.56
46:1S:684:A:H2'	46:1S:685:A:H5'	1.87	0.56
1:2S:1729:A:H5'	32:70:27:TYR:HB2	1.87	0.56
9:L6:170:LYS:C	9:L6:174:LEU:HG	2.26	0.56
1:2S:1747:G:H5''	40:78:55:VAL:HG21	1.86	0.56
25:63:123:ALA:HB1	25:63:130:ALA:HB2	1.87	0.56
2:8S:139:U:H2'	2:8S:140:G:C8	2.40	0.56
47:S0:31:VAL:O	47:S0:34:GLU:HG2	2.04	0.56
1:2S:749:C:H5''	31:69:32:LEU:HG	1.85	0.56
1:2S:44:U:H2'	1:2S:45:A:O4'	2.05	0.56
46:1S:1082:C:H2'	46:1S:1083:G:H5'	1.86	0.56
46:1S:1317:C:H2'	46:1S:1318:G:O4'	2.04	0.56
34:72:61:LYS:HA	34:72:64:LYS:HB2	1.86	0.56
1:2S:2155:G:H2'	1:2S:2156:C:H6	1.70	0.56
48:S1:61:LEU:CD2	48:S1:62:LYS:H	2.16	0.56
67:20:62:VAL:CG1	67:20:83:GLU:HB2	2.34	0.56
64:17:29:GLN:HG2	79:RA:67:ILE:CD1	2.34	0.56
8:L5:195:LEU:O	8:L5:199:ILE:HG13	2.05	0.56
1:2S:1481:A:H8	1:2S:1872:C:H42	1.53	0.56
70:23:126:LYS:HG2	70:23:131:SER:HB2	1.88	0.56
29:67:46:ILE:HD11	29:67:49:TYR:CD1	2.40	0.56
52:S5:162:VAL:HA	75:28:45:LYS:HB3	1.86	0.56
27:65:136:ALA:O	27:65:139:ILE:HG22	2.04	0.56
10:L7:39:GLU:O	10:L7:43:ILE:HG13	2.05	0.56
46:1S:1474:G:H2'	46:1S:1475:A:C8	2.41	0.56
30:68:94:ALA:HA	30:68:121:VAL:HG13	1.87	0.56
73:26:37:LYS:N	73:26:37:LYS:HD2	2.20	0.56
67:20:100:VAL:O	67:20:104:THR:HG23	2.05	0.56
48:S1:168:ILE:O	48:S1:172:LEU:HG	2.05	0.56
33:71:11:GLU:HG3	33:71:109:VAL:HG22	1.87	0.56
18:56:47:PHE:O	18:56:51:LYS:HB3	2.06	0.56
35:73:49:ILE:HG23	35:73:100:ILE:CA	2.32	0.56

Continued on next page...

Continued from previous page...

Atom-1	Atom-2	Interatomic distance (Å)	Clash overlap (Å)
35:73:98:VAL:HG13	35:73:100:ILE:HD11	1.87	0.56
46:1S:1370:U:H1'	46:1S:1371:A:OP2	2.04	0.56
75:28:32:PHE:CZ	75:28:38:ARG:HB3	2.40	0.56
77:30:33:ARG:HB3	77:30:33:ARG:HH11	1.71	0.56
65:18:42:TYR:O	65:18:46:VAL:HG23	2.06	0.56
27:65:82:LEU:HB3	27:65:84:PHE:CE2	2.41	0.56
1:2S:2836:C:H2'	1:2S:2837:A:H5'	1.87	0.56
1:2S:1795:U:H2'	5:L2:50:HIS:CD2	2.40	0.56
46:1S:298:C:C5'	51:S4:38:LEU:HD23	2.34	0.56
52:S5:58:LEU:CD1	52:S5:138:THR:HG22	2.34	0.56
46:1S:1643:U:H2'	46:1S:1644:C:H6	1.70	0.56
65:18:119:ILE:O	65:18:120:ARG:HB2	2.05	0.56
46:1S:44:U:H2'	46:1S:45:U:C6	2.39	0.56
21:59:17:VAL:HG22	21:59:52:LYS:NZ	2.21	0.56
37:75:85:THR:HG22	37:75:87:ALA:H	1.71	0.56
46:1S:607:G:H5'	46:1S:613:G:H22	1.70	0.56
63:16:131:GLY:HA3	63:16:137:ARG:HA	1.87	0.56
73:26:37:LYS:HD2	73:26:37:LYS:H	1.69	0.56
6:L3:158:VAL:O	6:L3:182:GLN:HA	2.06	0.56
46:1S:1020:A:H3'	46:1S:1021:C:H5''	1.87	0.56
46:1S:36:C:H2'	46:1S:37:U:C6	2.40	0.56
46:1S:760:A:H2'	46:1S:761:G:O4'	2.06	0.56
13:50:141:LYS:HB2	13:50:144:ASN:HB2	1.87	0.56
46:1S:291:G:H2'	46:1S:292:U:C5	2.41	0.56
1:2S:51:A:H2'	1:2S:52:A:O4'	2.04	0.56
53:S6:42:GLY:HA3	53:S6:45:PHE:CD2	2.40	0.56
47:S0:64:ILE:HG21	47:S0:181:VAL:HG11	1.87	0.56
1:2S:3375:A:O2'	1:2S:3378:C:H5'	2.05	0.56
46:1S:748:U:H4'	69:22:123:GLY:HA2	1.87	0.56
65:18:11:PHE:CE1	65:18:59:GLY:HA3	2.40	0.56
47:S0:52:LYS:HB3	68:21:82:VAL:HG22	1.88	0.56
46:1S:1629:G:H2'	46:1S:1630:U:C6	2.40	0.56
46:1S:1542:G:N2	46:1S:1568:C:H1'	2.20	0.56
51:S4:2:ALA:O	51:S4:3:ARG:HB2	2.06	0.56
71:24:49:LYS:HD2	71:24:49:LYS:N	2.20	0.56
46:1S:1170:G:H2'	46:1S:1170:G:N3	2.21	0.56
21:59:62:ARG:HG3	21:59:62:ARG:HH21	1.70	0.56
24:62:90:ARG:O	24:62:91:ASP:HB2	2.05	0.56
73:26:44:ILE:HD12	73:26:44:ILE:N	2.17	0.56
35:73:58:GLU:HA	35:73:63:LYS:HA	1.86	0.56
47:S0:176:LEU:HD23	47:S0:179:ARG:HH22	1.71	0.56

Continued on next page...

Continued from previous page...

Atom-1	Atom-2	Interatomic distance (Å)	Clash overlap (Å)
54:S7:153:LEU:HD23	54:S7:184:GLU:HB3	1.86	0.56
51:S4:29:PRO:HB3	51:S4:81:THR:HG22	1.87	0.56
1:2S:1291:A:H2'	1:2S:1292:C:O4'	2.05	0.56
1:2S:701:G:H2'	1:2S:702:C:C6	2.40	0.56
1:2S:3037:U:H2'	1:2S:3038:U:C6	2.40	0.56
6:L3:229:VAL:HG11	6:L3:249:VAL:HG22	1.85	0.56
5:L2:68:LYS:HG2	5:L2:69:TYR:N	2.20	0.56
19:57:172:GLN:NE2	35:73:61:GLY:HA3	2.19	0.56
65:18:89:GLN:HA	65:18:97:ASP:HA	1.87	0.56
1:2S:860:G:C5	5:L2:181:LYS:HB2	2.40	0.56
1:2S:3101:G:H2'	1:2S:3102:G:C8	2.40	0.56
20:58:151:ARG:O	20:58:161:LYS:HB3	2.05	0.56
1:2S:551:A:O2'	1:2S:552:G:H5''	2.05	0.56
44:82:28:TYR:HB3	44:82:69:VAL:HB	1.87	0.56
69:22:78:ARG:HG3	69:22:78:ARG:HH11	1.70	0.56
1:2S:3357:U:H2'	1:2S:3358:U:H6	1.70	0.56
17:55:64:VAL:HG11	17:55:102:ALA:HB1	1.87	0.56
25:63:91:VAL:CG2	26:64:20:LEU:HD12	2.24	0.56
44:82:7:THR:O	44:82:8:ARG:HB2	2.04	0.56
12:L9:48:VAL:HG13	12:L9:49:ASN:H	1.70	0.56
42:80:98:LYS:HG3	42:80:118:THR:CG2	2.35	0.56
1:2S:681:U:H3'	1:2S:681:U:H6	1.69	0.56
46:1S:1482:C:H1'	63:16:73:GLY:HA2	1.88	0.56
15:53:57:VAL:HG22	15:53:147:ILE:HD12	1.86	0.56
69:22:49:GLU:O	69:22:64:GLN:HB2	2.05	0.56
1:2S:793:C:H2'	1:2S:794:U:C6	2.41	0.56
1:2S:2633:U:H2'	1:2S:2634:U:H5'	1.87	0.56
1:2S:596:C:O2'	7:L4:326:ARG:HD3	2.06	0.56
37:75:57:VAL:O	37:75:61:GLN:HG3	2.06	0.56
1:2S:2703:A:H5''	1:2S:2704:A:H5'	1.87	0.56
1:2S:2289:U:H2'	1:2S:2290:C:C6	2.41	0.56
1:2S:1176:C:H2'	1:2S:1177:G:C2	2.41	0.56
4:L1:65:ILE:HG13	4:L1:85:MET:HE1	1.85	0.56
46:1S:1472:C:H41	46:1S:1536:G:H1	1.53	0.56
5:L2:221:LYS:HG2	5:L2:222:ALA:N	2.21	0.56
1:2S:643:U:H2'	1:2S:644:G:O4'	2.04	0.56
22:60:77:VAL:HB	22:60:92:LYS:H	1.71	0.56
5:L2:173:GLY:HA2	5:L2:176:ASP:OD2	2.06	0.56
1:2S:744:A:H4'	20:58:142:GLY:O	2.05	0.56
1:2S:2816:G:HO2'	1:2S:2869:U:H5	1.54	0.56
1:2S:1611:G:H2'	1:2S:1612:A:C8	2.40	0.56

Continued on next page...

Continued from previous page...

Atom-1	Atom-2	Interatomic distance (Å)	Clash overlap (Å)
46:1S:1613:U:H2'	46:1S:1614:A:C5'	2.31	0.56
13:50:89:VAL:HG22	13:50:136:PHE:CE2	2.40	0.56
46:1S:71:A:H2'	46:1S:72:A:C4'	2.36	0.56
14:51:23:VAL:HG13	14:51:29:ARG:NH1	2.21	0.56
18:56:74:ARG:O	18:56:76:PRO:HD3	2.05	0.56
57:10:39:ASN:O	57:10:43:ILE:HG13	2.05	0.56
32:70:73:GLY:H	32:70:76:GLU:CG	2.19	0.56
27:65:34:LEU:HD12	27:65:35:PRO:HD2	1.86	0.56
70:23:16:ARG:HE	70:23:20:ARG:HH12	1.53	0.56
6:L3:45:SER:HA	6:L3:338:LEU:O	2.05	0.56
1:2S:1591:G:H3'	1:2S:1592:G:H8	1.70	0.56
10:L7:160:ARG:HD2	10:L7:203:TRP:CE2	2.40	0.56
48:S1:127:VAL:HG11	48:S1:176:VAL:HG21	1.88	0.56
4:L1:44:GLN:H	4:L1:161:LYS:CB	2.18	0.56
1:2S:1114:U:H5''	30:68:22:ILE:HD12	1.88	0.56
56:S9:109:LEU:HD22	56:S9:129:ILE:HD13	1.87	0.56
46:1S:1273:G:N7	46:1S:1431:C:H5''	2.20	0.56
2:8S:81:U:H4'	2:8S:82:U:H5'	1.87	0.56
60:13:85:PRO:HB2	60:13:88:LEU:HB3	1.88	0.56
52:S5:42:LEU:HB2	52:S5:46:TRP:O	2.05	0.56
10:L7:144:ILE:HA	10:L7:147:LEU:HD12	1.87	0.56
1:2S:1151:U:H3'	1:2S:1152:G:N2	2.21	0.56
49:S2:218:ILE:HA	49:S2:221:THR:HG23	1.88	0.56
1:2S:2761:G:H1	1:2S:2795:U:H3'	1.71	0.56
17:55:36:ILE:HG22	17:55:62:TYR:HE1	1.70	0.56
1:2S:785:G:H2'	1:2S:786:A:C8	2.41	0.56
1:2S:3393:U:H2'	1:2S:3394:U:C6	2.41	0.56
20:58:155:MET:CE	20:58:163:PRO:HA	2.36	0.56
10:L7:90:LYS:HE3	10:L7:92:ILE:H	1.70	0.56
56:S9:133:HIS:C	56:S9:134:ILE:HD13	2.26	0.56
1:2S:3180:A:C5'	18:56:116:LYS:HB3	2.36	0.56
10:L7:236:ILE:O	10:L7:240:VAL:HG23	2.06	0.56
55:S8:37:LYS:HB2	55:S8:59:ARG:HG2	1.88	0.56
1:2S:1191:U:H4'	1:2S:1192:C:H5''	1.87	0.56
1:2S:651:G:H2'	1:2S:652:G:C8	2.41	0.56
60:13:118:ILE:O	60:13:122:ILE:HG13	2.05	0.56
46:1S:1025:A:H5''	46:1S:1027:A:C8	2.41	0.56
10:L7:186:HIS:HA	10:L7:189:ILE:HG22	1.88	0.56
1:2S:858:A:H2'	1:2S:859:G:C8	2.41	0.56
48:S1:67:GLU:HG2	48:S1:83:LYS:HE3	1.87	0.56
6:L3:199:PHE:O	6:L3:200:GLU:HB2	2.05	0.56

Continued on next page...

Continued from previous page...

Atom-1	Atom-2	Interatomic distance (Å)	Clash overlap (Å)
24:62:11:ILE:HG22	24:62:12:ALA:N	2.21	0.56
1:2S:566:G:H2'	1:2S:567:G:H8	1.70	0.56
4:L1:72:PHE:CD2	4:L1:76:ARG:HB3	2.40	0.56
46:1S:247:A:C5'	58:11:37:ASN:HD21	2.19	0.56
20:58:98:LYS:O	20:58:119:GLY:HA3	2.06	0.56
1:2S:3287:U:H6	1:2S:3287:U:H5'	1.71	0.56
9:L6:31:ARG:N	9:L6:34:LEU:HD12	2.20	0.56
37:75:44:ILE:HA	37:75:47:VAL:HG12	1.88	0.56
54:S7:131:PHE:H	54:S7:132:PRO:HD2	1.71	0.56
32:70:30:THR:O	32:70:34:LEU:HB2	2.06	0.56
7:L4:23:PRO:HD2	7:L4:26:PHE:HE2	1.71	0.56
66:19:82:GLY:O	66:19:93:HIS:HA	2.06	0.56
1:2S:2115:G:O2'	21:59:82:LYS:HD2	2.05	0.56
46:1S:697:C:H3'	46:1S:698:U:H5''	1.88	0.56
69:22:23:ARG:HD2	69:22:66:ASN:HA	1.88	0.56
1:2S:2941:A:C5'	1:2S:2943:G:H4'	2.36	0.56
32:70:13:LYS:HB3	32:70:100:ILE:HG22	1.87	0.56
14:51:80:LEU:HD22	14:51:167:TYR:HE1	1.71	0.56
46:1S:1666:U:H2'	46:1S:1667:A:O4'	2.06	0.56
1:2S:3279:A:O2'	1:2S:3280:U:H5'	2.06	0.56
64:17:38:ILE:HG23	64:17:39:ALA:N	2.20	0.56
58:11:122:ILE:H	58:11:144:ALA:HB2	1.71	0.56
1:2S:902:G:H2'	1:2S:903:U:O4'	2.06	0.56
23:61:12:ARG:HG2	23:61:12:ARG:HH11	1.71	0.56
46:1S:1594:G:H5''	76:29:33:LYS:HD2	1.88	0.56
51:S4:88:ASP:HB2	51:S4:101:LEU:HD12	1.87	0.56
45:83:28:LYS:O	45:83:32:GLN:HG3	2.05	0.56
51:S4:44:LEU:CD1	51:S4:82:TYR:HB3	2.36	0.56
1:2S:1655:G:H5''	36:74:59:PRO:HG3	1.87	0.56
63:16:93:HIS:HB3	63:16:102:LYS:HB2	1.87	0.56
48:S1:71:ALA:HB2	48:S1:79:HIS:O	2.06	0.56
46:1S:477:A:H5'	77:30:34:ALA:CB	2.36	0.56
1:2S:1972:A:H5''	40:78:60:GLY:C	2.26	0.56
59:12:106:ILE:HA	59:12:108:ARG:NH1	2.20	0.56
75:28:44:VAL:HG11	75:28:48:VAL:HG21	1.87	0.56
1:2S:979:U:H3	1:2S:1104:G:H1'	1.71	0.56
69:22:38:LEU:O	69:22:47:ILE:HD11	2.06	0.56
1:2S:2149:A:H4'	5:L2:179:LEU:HB3	1.85	0.56
46:1S:1294:G:H4'	47:S0:108:THR:HB	1.88	0.56
7:L4:333:VAL:HG23	7:L4:337:GLU:OE2	2.06	0.56
46:1S:803:A:C4	54:S7:104:ARG:HG3	2.41	0.56

Continued on next page...

Continued from previous page...

Atom-1	Atom-2	Interatomic distance (Å)	Clash overlap (Å)
46:1S:803:A:C5	54:S7:104:ARG:HG3	2.41	0.56
69:22:96:ALA:HB3	69:22:99:PHE:CE1	2.41	0.56
51:S4:35:PRO:HB3	51:S4:143:ASP:O	2.04	0.56
1:2S:640:U:OP2	34:72:38:ILE:HG12	2.06	0.56
26:64:23:ARG:HG2	26:64:24:GLY:H	1.71	0.56
46:1S:587:C:H2'	46:1S:588:U:C6	2.40	0.56
2:8S:157:U:H3	27:65:22:LYS:HE2	1.71	0.56
67:20:65:ILE:O	67:20:81:THR:HA	2.06	0.56
26:64:20:LEU:HD21	26:64:30:ARG:HG2	1.87	0.55
54:S7:117:THR:O	54:S7:121:VAL:HG23	2.05	0.55
46:1S:951:A:H1'	60:13:101:HIS:CE1	2.41	0.55
46:1S:877:G:H1	46:1S:951:A:H61	1.51	0.55
6:L3:29:VAL:CG2	6:L3:337:THR:HG21	2.37	0.55
1:2S:1609:C:H2'	1:2S:1610:G:C8	2.40	0.55
5:L2:79:ASN:HA	5:L2:168:VAL:O	2.05	0.55
46:1S:307:G:H5''	58:11:92:HIS:NE2	2.21	0.55
10:L7:137:GLY:CA	10:L7:233:GLU:HA	2.36	0.55
30:68:135:GLU:CG	30:68:145:VAL:HG21	2.36	0.55
10:L7:170:GLU:O	10:L7:174:GLY:HA3	2.05	0.55
1:2S:2186:U:H2'	1:2S:2187:G:O4'	2.06	0.55
46:1S:981:U:H2'	46:1S:982:U:C5'	2.34	0.55
29:67:14:VAL:HG13	29:67:15:ARG:HG3	1.88	0.55
79:RA:61:PHE:CE1	79:RA:97:GLY:HA2	2.41	0.55
34:72:32:TRP:CZ2	34:72:34:LYS:HD2	2.41	0.55
46:1S:1151:A:H2'	46:1S:1152:A:H8	1.71	0.55
1:2S:654:C:H2'	1:2S:655:C:C6	2.41	0.55
1:2S:1841:A:O2'	1:2S:1842:A:H5''	2.06	0.55
1:2S:1394:A:H2'	1:2S:1395:G:O4'	2.06	0.55
79:RA:30:PRO:O	79:RA:47:LEU:HD12	2.06	0.55
22:60:72:VAL:HA	22:60:97:VAL:HA	1.88	0.55
46:1S:830:U:H2'	46:1S:831:U:C6	2.41	0.55
44:82:7:THR:HG22	44:82:24:LYS:HA	1.89	0.55
1:2S:1815:U:H4'	1:2S:1816:A:H4'	1.88	0.55
4:L1:43:PRO:HB2	4:L1:197:ASN:HB2	1.87	0.55
1:2S:1348:U:H5''	1:2S:1355:A:N1	2.22	0.55
11:L8:139:VAL:HA	11:L8:142:LEU:HD12	1.88	0.55
4:L1:93:LEU:HD13	4:L1:115:VAL:HG12	1.87	0.55
46:1S:1370:U:H4'	46:1S:1371:A:C5'	2.34	0.55
19:57:26:PHE:HE1	19:57:120:ASN:HA	1.70	0.55
70:23:57:LEU:HD13	70:23:59:ILE:HD11	1.87	0.55
1:2S:638:C:H2'	1:2S:639:G:C8	2.41	0.55

Continued on next page...

Continued from previous page...

Atom-1	Atom-2	Interatomic distance (Å)	Clash overlap (Å)
1:2S:3295:A:H2'	1:2S:3296:A:C8	2.41	0.55
1:2S:437:G:N2	1:2S:622:A:H61	2.04	0.55
3:5S:113:C:H2'	3:5S:114:U:O4'	2.06	0.55
60:13:119:GLU:HA	60:13:122:ILE:CD1	2.37	0.55
33:71:34:LYS:HA	33:71:37:LYS:HD2	1.88	0.55
46:1S:1471:A:H2	46:1S:1474:G:N3	2.04	0.55
46:1S:746:A:H2'	46:1S:747:C:O4'	2.06	0.55
13:50:174:THR:HG22	13:50:175:ASN:N	2.21	0.55
1:2S:2775:U:H2'	1:2S:2776:C:C6	2.40	0.55
69:22:115:GLU:O	69:22:119:LYS:HG3	2.06	0.55
1:2S:1508:C:H2'	1:2S:1509:A:C8	2.41	0.55
46:1S:620:A:H2'	46:1S:621:A:C8	2.41	0.55
3:5S:116:C:H2'	3:5S:117:A:C8	2.40	0.55
13:50:77:THR:HG22	13:50:82:ARG:HB3	1.88	0.55
57:10:56:LYS:HE2	57:10:67:THR:HB	1.87	0.55
75:28:42:ARG:CD	75:28:62:GLU:HA	2.36	0.55
34:72:11:LYS:HB3	34:72:14:THR:HG23	1.88	0.55
5:L2:250:GLN:HA	5:L2:250:GLN:NE2	2.21	0.55
35:73:48:ARG:HG2	35:73:70:LYS:HE3	1.88	0.55
25:63:91:VAL:HG23	25:63:93:LEU:HD22	1.89	0.55
1:2S:2361:A:H2'	1:2S:2362:C:C6	2.41	0.55
1:2S:2427:U:H3	1:2S:2602:G:H1	1.53	0.55
11:L8:71:VAL:HG12	17:55:21:PHE:CE2	2.42	0.55
57:10:11:ILE:HD13	57:10:35:ILE:HG21	1.87	0.55
11:L8:107:GLU:O	11:L8:111:LYS:HG3	2.07	0.55
30:68:7:LYS:O	30:68:10:LYS:HB2	2.05	0.55
46:1S:595:G:H2'	46:1S:596:C:C6	2.41	0.55
1:2S:2442:G:N2	1:2S:2505:U:N3	2.54	0.55
21:59:101:VAL:CG1	21:59:135:LYS:HD3	2.36	0.55
1:2S:409:A:H3'	1:2S:410:U:C6	2.41	0.55
37:75:22:VAL:HG12	37:75:26:LYS:HE3	1.87	0.55
63:16:128:LYS:HB2	63:16:137:ARG:HH22	1.71	0.55
69:22:103:ILE:HD13	69:22:104:LEU:N	2.21	0.55
17:55:71:ARG:HH21	17:55:73:ARG:HA	1.72	0.55
6:L3:166:ILE:HG12	6:L3:173:GLN:HG3	1.88	0.55
6:L3:188:ILE:HD12	6:L3:189:SER:N	2.22	0.55
61:14:70:LYS:HD2	61:14:73:GLU:HG3	1.88	0.55
1:2S:2270:A:H2'	1:2S:2271:A:C8	2.41	0.55
62:15:60:LEU:HD11	62:15:89:MET:HA	1.88	0.55
53:S6:159:ARG:HG2	53:S6:172:ALA:HB2	1.87	0.55
1:2S:712:G:H2'	1:2S:713:U:C6	2.42	0.55

Continued on next page...

Continued from previous page...

Atom-1	Atom-2	Interatomic distance (Å)	Clash overlap (Å)
67:20:43:LYS:O	67:20:47:GLN:HB2	2.07	0.55
8:L5:115:LEU:HD11	8:L5:139:PRO:HB2	1.87	0.55
37:75:14:LYS:HE2	37:75:62:GLN:HG2	1.88	0.55
20:58:165:ILE:CG1	20:58:166:LEU:H	2.12	0.55
73:26:44:ILE:HD11	73:26:65:PRO:O	2.06	0.55
45:83:73:THR:CG2	45:83:76:ALA:H	2.16	0.55
51:S4:39:ARG:HA	51:S4:39:ARG:NE	2.21	0.55
12:L9:172:ILE:CD1	12:L9:172:ILE:H	2.18	0.55
1:2S:1175:C:H5''	18:56:25:LYS:CG	2.35	0.55
10:L7:169:ILE:HG23	10:L7:184:LEU:HD11	1.89	0.55
18:56:129:LEU:CD1	18:56:133:ARG:HB2	2.36	0.55
1:2S:985:U:H2'	1:2S:986:U:H6	1.69	0.55
46:1S:1521:G:H2'	46:1S:1523:G:H21	1.70	0.55
55:S8:45:SER:HB3	55:S8:55:TYR:CE1	2.42	0.55
21:59:66:HIS:O	21:59:70:LYS:HG2	2.06	0.55
26:64:56:ARG:O	26:64:61:LYS:HG2	2.07	0.55
7:L4:138:ARG:HH12	7:L4:240:PRO:HD2	1.70	0.55
1:2S:960:U:H4'	1:2S:963:G:N2	2.21	0.55
1:2S:1875:G:OP2	21:59:20:ARG:HD2	2.06	0.55
52:S5:143:ARG:HH11	52:S5:143:ARG:HG3	1.71	0.55
1:2S:2652:U:H4'	44:82:89:LYS:HE3	1.89	0.55
74:27:50:ALA:O	74:27:51:GLN:HB2	2.07	0.55
2:8S:125:U:H3'	2:8S:125:U:O2	2.07	0.55
1:2S:391:A:H2'	1:2S:392:G:O4'	2.06	0.55
3:5S:9:C:H2'	3:5S:10:C:H5'	1.88	0.55
10:L7:100:ARG:O	10:L7:104:GLN:HG3	2.06	0.55
15:53:126:PHE:HB3	15:53:132:ALA:HA	1.89	0.55
1:2S:1715:A:N7	32:70:84:LEU:HD22	2.21	0.55
11:L8:105:LYS:O	11:L8:109:LEU:HG	2.07	0.55
14:51:92:ARG:HD3	14:51:94:ARG:HG2	1.87	0.55
1:2S:1203:A:H2'	1:2S:1204:A:H8	1.70	0.55
28:66:115:ARG:O	28:66:119:ILE:HG13	2.06	0.55
1:2S:3295:A:H2'	1:2S:3296:A:H8	1.71	0.55
65:18:29:VAL:CG2	65:18:54:LEU:HD12	2.36	0.55
25:63:13:ILE:HD11	25:63:53:SER:HB2	1.88	0.55
46:1S:1666:U:H2'	46:1S:1667:A:C8	2.41	0.55
52:S5:142:PRO:HB3	52:S5:218:GLU:CG	2.37	0.55
1:2S:2152:A:H2'	1:2S:2153:U:H6	1.70	0.55
1:2S:2225:U:H2'	1:2S:2226:U:C6	2.42	0.55
60:13:108:ASP:OD2	60:13:110:ASP:HB3	2.07	0.55
50:S3:49:ILE:HD12	50:S3:49:ILE:N	2.21	0.55

Continued on next page...

Continued from previous page...

Atom-1	Atom-2	Interatomic distance (Å)	Clash overlap (Å)
10:L7:173:LEU:HD12	10:L7:173:LEU:H	1.71	0.55
79:RA:117:LYS:HD2	79:RA:117:LYS:H	1.70	0.55
46:1S:272:U:O2	46:1S:272:U:H2'	2.07	0.55
1:2S:913:A:H2	1:2S:2134:G:N3	2.04	0.55
1:2S:1033:U:H2'	1:2S:1034:U:C6	2.40	0.55
24:62:87:ASN:HB3	24:62:89:LEU:HG	1.88	0.55
39:77:67:LEU:HA	39:77:70:VAL:HG23	1.89	0.55
46:1S:1156:C:C3'	46:1S:1157:A:H5''	2.37	0.55
10:L7:106:LEU:O	10:L7:107:ARG:HB2	2.06	0.55
1:2S:342:A:H5'	1:2S:344:A:C4	2.42	0.55
12:L9:122:LYS:HG2	12:L9:123:ILE:N	2.22	0.55
46:1S:861:U:H5''	60:13:64:ARG:HH22	1.70	0.55
40:78:8:ILE:O	40:78:12:LEU:HG	2.06	0.55
15:53:189:GLU:HA	15:53:192:GLU:HG2	1.87	0.55
4:L1:120:VAL:H	4:L1:121:PRO:CD	2.19	0.55
7:L4:353:ALA:O	7:L4:357:GLU:HG3	2.07	0.55
1:2S:3392:U:H2'	1:2S:3393:U:C6	2.42	0.55
21:59:176:ARG:HD2	46:1S:852:C:H4'	1.87	0.55
1:2S:1782:U:H2'	1:2S:1783:U:C6	2.42	0.55
1:2S:3149:G:H4'	6:L3:130:PHE:CE1	2.42	0.55
1:2S:2278:C:H4'	1:2S:2280:A:C2	2.42	0.55
33:71:14:ILE:HG22	33:71:71:LEU:HB2	1.88	0.55
8:L5:44:TYR:CE1	23:61:35:LYS:HG2	2.42	0.55
35:73:20:LYS:NZ	35:73:20:LYS:HB3	2.22	0.55
1:2S:1507:G:N3	1:2S:1507:G:H2'	2.21	0.55
5:L2:100:ASN:O	5:L2:166:ILE:HG12	2.06	0.55
29:67:28:PRO:HB2	29:67:77:TYR:OH	2.05	0.55
1:2S:3057:U:H2'	1:2S:3057:U:O2	2.07	0.55
1:2S:2179:C:H2'	5:L2:132:ASN:HD21	1.70	0.55
39:77:21:ARG:NH2	39:77:39:TYR:HD2	2.05	0.55
42:80:96:CYS:C	42:80:98:LYS:H	2.10	0.55
1:2S:682:U:H5''	1:2S:683:U:C5	2.35	0.55
5:L2:170:ALA:HB2	45:83:65:ALA:HB1	1.88	0.55
1:2S:254:A:H4'	37:75:106:LYS:NZ	2.22	0.55
46:1S:1011:G:H2'	46:1S:1012:U:H5	1.72	0.55
64:17:21:TYR:H	64:17:22:PRO:HD2	1.70	0.55
69:22:102:VAL:HB	69:22:113:HIS:HB3	1.88	0.55
12:L9:137:SER:HB2	12:L9:145:VAL:HG23	1.89	0.55
72:25:61:SER:H	72:25:64:VAL:HB	1.71	0.55
3:5S:38:U:HO2'	3:5S:40:C:H5	1.53	0.55
13:50:59:GLN:OE1	13:50:128:ARG:HG2	2.07	0.55

Continued on next page...

Continued from previous page...

Atom-1	Atom-2	Interatomic distance (Å)	Clash overlap (Å)
6:L3:58:ARG:HD3	6:L3:354:VAL:HB	1.89	0.55
61:14:76:ILE:HD12	61:14:76:ILE:N	2.22	0.55
1:2S:3270:U:O4'	19:57:174:GLY:HA3	2.06	0.55
33:71:74:ARG:O	33:71:93:VAL:HG13	2.07	0.55
39:77:39:TYR:CD2	39:77:40:PRO:HA	2.42	0.55
58:11:99:ARG:HA	70:23:9:LEU:CD1	2.36	0.55
70:23:73:ARG:HE	70:23:84:THR:HG23	1.71	0.55
57:10:18:GLU:O	57:10:89:GLY:HA3	2.07	0.55
46:1S:330:G:OP1	55:S8:98:LYS:HB3	2.07	0.55
46:1S:1755:A:C5'	70:23:63:GLN:HG3	2.36	0.55
23:61:27:LEU:HD13	23:61:30:TYR:CD2	2.42	0.55
12:L9:71:VAL:O	12:L9:75:VAL:HG23	2.06	0.55
11:L8:78:PHE:C	11:L8:79:GLN:HG2	2.27	0.55
8:L5:64:ILE:HD12	8:L5:64:ILE:N	2.22	0.55
30:68:112:ILE:HB	30:68:130:VAL:HG12	1.88	0.55
52:S5:76:ARG:N	52:S5:76:ARG:HD3	2.22	0.55
15:53:21:ARG:HG3	15:53:21:ARG:HH11	1.72	0.55
2:8S:101:U:H3'	2:8S:102:U:H5"	1.89	0.55
46:1S:1796:C:C2	73:26:5:ARG:HG2	2.42	0.55
7:L4:150:LEU:O	7:L4:250:TRP:HD1	1.89	0.55
1:2S:3099:C:H42	1:2S:3135:U:H3	1.53	0.55
1:2S:428:A:H2'	1:2S:429:U:C6	2.41	0.55
46:1S:285:G:H2'	46:1S:286:C:C6	2.42	0.55
50:S3:178:ARG:HE	50:S3:178:ARG:H	1.55	0.55
37:75:12:LYS:HD2	37:75:17:LEU:HD21	1.89	0.55
46:1S:1112:G:H21	46:1S:1133:A:H62	1.55	0.55
4:L1:62:ASN:HD22	4:L1:151:VAL:HG21	1.72	0.55
77:30:7:SER:HB3	77:30:10:ARG:NH2	2.15	0.55
18:56:10:ASP:OD1	18:56:12:LYS:HB3	2.06	0.55
46:1S:1587:A:H2'	46:1S:1588:G:C8	2.32	0.55
46:1S:113:U:O2'	46:1S:115:G:H2'	2.06	0.55
6:L3:239:PRO:HD2	6:L3:242:THR:HG23	1.89	0.55
29:67:9:LYS:HG3	29:67:10:VAL:H	1.72	0.55
46:1S:1669:U:H2'	46:1S:1670:G:O4'	2.07	0.55
32:70:31:VAL:O	32:70:35:ARG:HG3	2.07	0.55
1:2S:1863:G:N1	1:2S:1865:A:H3'	2.21	0.55
7:L4:261:VAL:HG12	7:L4:271:LYS:HE2	1.88	0.55
1:2S:519:A:N1	22:60:65:ASN:HB2	2.21	0.55
50:S3:211:PRO:CG	64:17:19:ARG:HB2	2.37	0.55
4:L1:68:PHE:CD2	4:L1:85:MET:HG2	2.42	0.55
18:56:109:PRO:HG2	18:56:112:TYR:HD2	1.71	0.55

Continued on next page...

Continued from previous page...

Atom-1	Atom-2	Interatomic distance (Å)	Clash overlap (Å)
46:1S:699:U:H2'	46:1S:700:C:C5	2.42	0.55
46:1S:805:U:H2'	46:1S:806:A:H5'	1.89	0.55
52:S5:163:SER:HB2	52:S5:164:PRO:HD2	1.89	0.55
24:62:99:LYS:HG2	24:62:100:THR:H	1.72	0.55
51:S4:77:ARG:HE	51:S4:77:ARG:HA	1.72	0.55
33:71:86:LYS:H	33:71:86:LYS:HD2	1.72	0.55
1:2S:3268:A:H1'	9:L6:75:PRO:HG3	1.88	0.55
15:53:106:GLN:HB3	38:76:18:THR:HG23	1.89	0.55
1:2S:1956:A:H2	1:2S:2084:C:N4	2.05	0.55
33:71:62:ARG:HB2	33:71:66:GLY:CA	2.28	0.55
46:1S:856:A:H62	54:S7:96:ARG:HD3	1.71	0.55
44:82:8:ARG:HH22	44:82:10:THR:HG21	1.72	0.55
52:S5:219:ARG:NH2	52:S5:220:VAL:HG22	2.13	0.55
6:L3:283:TYR:CZ	6:L3:325:LYS:HB2	2.42	0.55
55:S8:8:ARG:CG	55:S8:21:PHE:HB3	2.36	0.55
17:55:80:THR:HB	17:55:87:GLN:HE21	1.72	0.55
46:1S:164:A:H1'	53:S6:13:GLN:HE22	1.71	0.55
8:L5:282:ARG:HG2	8:L5:285:ARG:HD3	1.89	0.55
1:2S:2536:A:H2'	1:2S:2537:U:H5'	1.89	0.55
1:2S:2150:G:H5'	5:L2:178:PRO:HB3	1.89	0.55
21:59:138:LEU:O	21:59:142:ILE:HG13	2.06	0.55
58:11:122:ILE:N	58:11:122:ILE:HD12	2.22	0.55
8:L5:236:LEU:HD12	8:L5:239:ILE:HD12	1.89	0.55
7:L4:174:ALA:O	7:L4:178:LEU:HG	2.08	0.55
54:S7:140:VAL:O	69:22:51:GLU:HG3	2.07	0.55
8:L5:270:LYS:HE2	8:L5:273:ARG:NH1	2.21	0.55
1:2S:1465:A:H2'	1:2S:1466:G:O4'	2.07	0.55
1:2S:848:A:C5	1:2S:849:C:H1'	2.41	0.55
7:L4:281:ILE:HG21	20:58:25:TYR:HB3	1.88	0.55
67:20:118:VAL:HG22	67:20:119:ALA:N	2.22	0.55
66:19:18:TYR:CE1	66:19:135:ILE:HG21	2.42	0.55
10:L7:153:PHE:HA	10:L7:161:VAL:O	2.06	0.54
78:31:138:ARG:HH11	78:31:138:ARG:CB	2.13	0.54
1:2S:2367:A:H2'	1:2S:2368:A:C8	2.42	0.54
47:S0:170:ILE:CD1	47:S0:170:ILE:H	2.16	0.54
29:67:75:VAL:CG2	29:67:76:ASN:H	2.15	0.54
79:RA:211:ILE:HG22	79:RA:212:ALA:H	1.72	0.54
1:2S:297:G:H2'	38:76:41:ARG:HH12	1.72	0.54
1:2S:3243:A:O4'	6:L3:96:PRO:HD3	2.06	0.54
69:22:11:LEU:HA	69:22:14:ILE:HD12	1.88	0.54
46:1S:542:A:C2'	46:1S:543:C:H3'	2.37	0.54

Continued on next page...

Continued from previous page...

Atom-1	Atom-2	Interatomic distance (Å)	Clash overlap (Å)
64:17:29:GLN:HG2	79:RA:67:ILE:HD11	1.88	0.54
60:13:99:ARG:CZ	60:13:99:ARG:HA	2.37	0.54
15:53:183:ARG:HA	15:53:186:ARG:HH11	1.71	0.54
46:1S:1727:G:H2'	46:1S:1728:A:C8	2.42	0.54
54:S7:168:SER:O	54:S7:172:VAL:HG23	2.06	0.54
18:56:174:PHE:O	18:56:178:VAL:HG23	2.06	0.54
1:2S:1326:A:O2'	1:2S:1327:C:H5'	2.07	0.54
8:L5:279:LYS:O	8:L5:283:ALA:HB2	2.06	0.54
1:2S:989:A:H2'	1:2S:990:U:C6	2.42	0.54
20:58:179:ARG:HB3	20:58:179:ARG:NH1	2.22	0.54
1:2S:2974:U:H2'	1:2S:2975:U:C6	2.42	0.54
47:S0:32:HIS:HE1	68:21:87:ARG:HH12	1.55	0.54
1:2S:3086:A:H3'	1:2S:3087:A:H8	1.71	0.54
51:S4:195:ILE:HA	51:S4:210:ILE:HA	1.89	0.54
56:S9:129:ILE:HA	56:S9:134:ILE:HD11	1.89	0.54
38:76:26:ILE:N	38:76:26:ILE:HD12	2.21	0.54
66:19:28:LEU:HG	66:19:55:TYR:HE1	1.71	0.54
10:L7:84:VAL:HA	10:L7:138:TYR:HA	1.89	0.54
1:2S:277:G:H2'	1:2S:278:U:H6	1.73	0.54
56:S9:112:GLN:HA	56:S9:112:GLN:HE21	1.71	0.54
11:L8:68:ARG:HD3	11:L8:237:ILE:O	2.07	0.54
46:1S:5:U:H2'	46:1S:6:G:C8	2.41	0.54
6:L3:230:THR:HB	6:L3:247:ARG:HH21	1.72	0.54
46:1S:1166:A:H2'	46:1S:1167:G:H4'	1.88	0.54
15:53:179:PHE:HD1	15:53:182:ILE:HD12	1.73	0.54
63:16:22:VAL:HG13	63:16:65:ILE:HD13	1.89	0.54
64:17:18:GLU:HA	64:17:71:PHE:HB3	1.88	0.54
1:2S:880:G:H8	1:2S:882:A:OP2	1.90	0.54
1:2S:217:U:H2'	28:66:103:LYS:HZ3	1.71	0.54
17:55:134:LEU:N	17:55:134:LEU:HD12	2.22	0.54
9:L6:39:VAL:HG11	9:L6:158:TYR:HE2	1.72	0.54
12:L9:112:ILE:HB	12:L9:126:VAL:HB	1.89	0.54
1:2S:1250:G:H2'	1:2S:1251:A:C8	2.42	0.54
8:L5:74:VAL:HG11	8:L5:77:ALA:HB2	1.88	0.54
52:S5:119:ASP:O	52:S5:123:VAL:HG23	2.07	0.54
7:L4:304:GLN:O	7:L4:305:ALA:HB3	2.08	0.54
36:74:3:GLN:HE22	36:74:29:ILE:HB	1.72	0.54
23:61:68:THR:HG23	23:61:69:LYS:N	2.22	0.54
39:77:37:CYS:O	39:77:44:THR:HA	2.07	0.54
73:26:84:VAL:HG22	73:26:85:ARG:N	2.22	0.54
59:12:62:LEU:HD11	59:12:76:GLU:HG3	1.89	0.54

Continued on next page...

Continued from previous page...

Atom-1	Atom-2	Interatomic distance (Å)	Clash overlap (Å)
1:2S:3034:C:N4	12:L9:121:LYS:HB2	2.20	0.54
46:1S:1782:A:H5''	46:1S:1783:C:C6	2.42	0.54
46:1S:1583:A:H5'	63:16:135:ARG:HH12	1.71	0.54
30:68:101:VAL:HG12	30:68:126:LYS:HE2	1.88	0.54
64:17:38:ILE:HG23	64:17:39:ALA:H	1.72	0.54
7:L4:142:VAL:HG11	7:L4:247:PHE:CD1	2.43	0.54
46:1S:1226:A:H62	59:12:114:LYS:HG2	1.72	0.54
12:L9:117:PHE:O	12:L9:118:LEU:HB2	2.06	0.54
44:82:17:CYS:HG	44:82:77:CYS:HG	1.55	0.54
46:1S:808:U:H2'	46:1S:809:A:C8	2.41	0.54
1:2S:2748:A:H1'	8:L5:36:LEU:HD23	1.89	0.54
5:L2:120:PRO:HD3	5:L2:162:ALA:HB2	1.88	0.54
32:70:65:THR:HG22	32:70:66:LYS:N	2.22	0.54
1:2S:2316:G:H2'	1:2S:2317:A:C8	2.41	0.54
1:2S:1920:U:H2'	1:2S:1930:A:H61	1.72	0.54
46:1S:816:G:H22	46:1S:855:A:H2	1.55	0.54
24:62:84:LEU:HD22	24:62:89:LEU:CB	2.36	0.54
1:2S:1951:C:H6	1:2S:2095:G:N1	1.95	0.54
59:12:66:VAL:CG1	59:12:71:ILE:HG21	2.37	0.54
39:77:54:LYS:O	39:77:58:THR:HG23	2.06	0.54
75:28:10:ALA:HB2	75:28:56:LEU:HD11	1.88	0.54
57:10:86:ILE:HG13	57:10:87:VAL:HG12	1.88	0.54
9:L6:43:LEU:HD13	35:73:103:TYR:HD1	1.73	0.54
14:51:23:VAL:O	14:51:65:ILE:HG13	2.07	0.54
46:1S:479:C:H5'	56:S9:124:HIS:CG	2.43	0.54
24:62:23:THR:OG1	24:62:28:PHE:HD2	1.90	0.54
1:2S:126:U:H2'	1:2S:127:G:H8	1.71	0.54
64:17:116:LYS:HD3	64:17:117:LEU:H	1.72	0.54
46:1S:878:G:H2'	46:1S:879:G:C8	2.42	0.54
28:66:3:LYS:HG3	28:66:8:VAL:CG1	2.38	0.54
1:2S:1108:U:H2'	1:2S:1109:U:C6	2.43	0.54
17:55:70:ASN:HB3	17:55:92:LEU:O	2.07	0.54
48:S1:33:LYS:HB2	48:S1:97:LEU:HD22	1.89	0.54
1:2S:1413:G:H2'	1:2S:1414:G:C8	2.42	0.54
31:69:25:LYS:HG3	31:69:27:TYR:CZ	2.41	0.54
48:S1:23:PRO:O	48:S1:27:LYS:HG2	2.07	0.54
1:2S:1811:G:H2'	1:2S:1812:G:O4'	2.07	0.54
1:2S:359:U:H4'	1:2S:817:A:N6	2.23	0.54
11:L8:170:CYS:HB3	11:L8:175:VAL:O	2.08	0.54
46:1S:1073:G:H2'	46:1S:1074:G:C5'	2.30	0.54
52:S5:156:ARG:NH1	52:S5:156:ARG:HB2	2.12	0.54

Continued on next page...

Continued from previous page...

Atom-1	Atom-2	Interatomic distance (Å)	Clash overlap (Å)
1:2S:116:A:H61	1:2S:153:U:H1'	1.72	0.54
1:2S:2914:G:C5'	6:L3:9:PRO:HG3	2.33	0.54
10:L7:138:TYR:CE2	10:L7:233:GLU:HG2	2.42	0.54
54:S7:131:PHE:N	54:S7:132:PRO:CD	2.69	0.54
1:2S:286:U:H2'	1:2S:287:G:C8	2.43	0.54
35:73:18:ARG:HB3	35:73:23:ASN:HB3	1.90	0.54
48:S1:65:VAL:HA	48:S1:87:ARG:HA	1.90	0.54
1:2S:1142:G:H2'	1:2S:1143:A:C8	2.43	0.54
1:2S:720:A:H3'	20:58:69:ARG:HH22	1.72	0.54
21:59:17:VAL:HG21	21:59:52:LYS:HG3	1.89	0.54
46:1S:1087:A:H2'	46:1S:1088:A:C8	2.42	0.54
5:L2:117:GLU:HB2	5:L2:162:ALA:HB1	1.89	0.54
16:54:48:GLY:HA2	16:54:85:TRP:HZ3	1.72	0.54
30:68:28:HIS:CD2	30:68:32:ARG:HG2	2.43	0.54
46:1S:989:U:H2'	46:1S:990:C:O4'	2.07	0.54
46:1S:160:C:H5''	53:S6:87:ARG:NH2	2.22	0.54
6:L3:37:ARG:HD3	6:L3:185:GLY:O	2.07	0.54
20:58:66:ARG:NH1	20:58:143:PRO:HD3	2.22	0.54
56:S9:174:ARG:HA	56:S9:174:ARG:NE	2.22	0.54
53:S6:199:GLN:O	53:S6:203:GLU:HG2	2.08	0.54
63:16:93:HIS:CE1	63:16:97:VAL:HG11	2.42	0.54
63:16:18:ALA:CB	63:16:69:VAL:HG22	2.37	0.54
46:1S:460:A:H5''	46:1S:461:G:C8	2.43	0.54
46:1S:328:A:H2'	46:1S:329:G:O4'	2.06	0.54
6:L3:339:ARG:CZ	6:L3:342:LEU:HD21	2.38	0.54
64:17:53:TYR:O	64:17:57:LEU:HG	2.07	0.54
46:1S:1201:G:H21	46:1S:1600:A:C5'	2.20	0.54
46:1S:323:A:OP2	55:S8:10:LYS:HD2	2.07	0.54
1:2S:80:G:H2'	1:2S:81:C:C6	2.42	0.54
1:2S:309:U:H2'	1:2S:310:U:C6	2.42	0.54
13:50:31:ILE:HG22	13:50:62:SER:HB2	1.90	0.54
39:77:72:ARG:HG2	39:77:72:ARG:HH11	1.73	0.54
46:1S:1688:U:O5'	46:1S:1688:U:H6	1.91	0.54
10:L7:191:VAL:HA	10:L7:195:PHE:CD2	2.42	0.54
1:2S:2163:C:O2'	1:2S:2164:A:H5'	2.07	0.54
21:59:23:TRP:HB3	21:59:51:VAL:CG2	2.37	0.54
28:66:27:ARG:O	28:66:31:LEU:HG	2.08	0.54
9:L6:40:LEU:HD13	9:L6:84:VAL:HG11	1.89	0.54
1:2S:2530:G:C2'	1:2S:2531:C:H5''	2.35	0.54
79:RA:124:SER:CA	79:RA:154:VAL:HG21	2.37	0.54
18:56:80:PHE:O	18:56:84:LEU:HB2	2.07	0.54

Continued on next page...

Continued from previous page...

Atom-1	Atom-2	Interatomic distance (Å)	Clash overlap (Å)
1:2S:2611:U:H2'	1:2S:2612:U:H6	1.72	0.54
35:73:103:TYR:HA	35:73:104:PRO:C	2.27	0.54
29:67:3:LYS:CE	32:70:36:GLN:HA	2.38	0.54
46:1S:140:A:H4'	46:1S:141:U:H5'	1.90	0.54
2:8S:62:C:H4'	2:8S:63:G:O5'	2.08	0.54
71:24:132:ARG:C	71:24:132:ARG:HD3	2.28	0.54
32:70:10:ILE:O	32:70:14:LEU:HG	2.08	0.54
47:S0:9:LEU:HD13	47:S0:10:THR:N	2.22	0.54
46:1S:248:U:H5'	58:11:36:LYS:HD2	1.89	0.54
20:58:179:ARG:HB3	20:58:179:ARG:HH11	1.72	0.54
51:S4:125:LYS:HE2	51:S4:157:ASN:OD1	2.08	0.54
19:57:159:LYS:HG2	19:57:160:ALA:H	1.73	0.54
46:1S:722:G:H2'	46:1S:723:G:H5''	1.88	0.54
21:59:60:LYS:O	21:59:64:ARG:HG3	2.08	0.54
8:L5:183:TRP:CH2	8:L5:188:GLU:HA	2.42	0.54
48:S1:222:LYS:HG3	48:S1:223:PHE:H	1.73	0.54
46:1S:1784:C:H2'	46:1S:1785:U:C6	2.42	0.54
46:1S:566:C:O2'	77:30:10:ARG:HD2	2.08	0.54
1:2S:2168:A:C4'	17:55:67:ARG:HH22	2.13	0.54
36:74:3:GLN:NE2	36:74:29:ILE:HB	2.23	0.54
5:L2:44:ILE:HG13	5:L2:87:PHE:HD1	1.72	0.54
15:53:138:VAL:HB	37:75:118:ILE:HB	1.90	0.54
73:26:61:GLU:O	73:26:62:TYR:HB3	2.07	0.54
49:S2:53:ILE:HD11	49:S2:73:LEU:HB2	1.90	0.54
57:10:32:HIS:CE1	57:10:42:VAL:HG21	2.43	0.54
72:25:41:ILE:HG13	72:25:42:LEU:N	2.23	0.54
53:S6:193:LEU:O	53:S6:197:ASN:HB2	2.08	0.54
53:S6:78:THR:HG22	53:S6:79:LYS:N	2.23	0.54
46:1S:647:G:H1	46:1S:687:G:H22	1.56	0.54
1:2S:2802:A:H4'	44:82:57:VAL:O	2.07	0.54
1:2S:3213:A:C2	9:L6:166:LYS:HD2	2.43	0.54
46:1S:1504:G:O2'	46:1S:1563:C:H4'	2.08	0.54
6:L3:116:ARG:HG2	6:L3:175:LYS:HB2	1.89	0.54
10:L7:125:GLU:O	10:L7:129:LEU:HG	2.08	0.54
1:2S:787:G:H2'	1:2S:788:C:C6	2.42	0.54
1:2S:238:A:H2'	1:2S:239:G:O4'	2.08	0.54
37:75:104:GLN:O	37:75:108:GLN:HG3	2.07	0.54
1:2S:2295:A:H2'	1:2S:2296:A:C8	2.43	0.54
66:19:34:VAL:HA	66:19:53:TRP:HZ2	1.71	0.54
1:2S:2662:G:H2'	1:2S:2663:G:C8	2.43	0.54
23:61:106:LEU:HD12	23:61:110:LYS:NZ	2.23	0.54

Continued on next page...

Continued from previous page...

Atom-1	Atom-2	Interatomic distance (Å)	Clash overlap (Å)
49:S2:135:SER:O	49:S2:215:PHE:HZ	1.90	0.54
55:S8:195:ARG:HG2	55:S8:195:ARG:HH11	1.72	0.54
23:61:53:PRO:HD3	23:61:91:LEU:HD13	1.90	0.54
48:S1:146:GLN:HG2	48:S1:147:ALA:N	2.14	0.54
1:2S:1653:G:H2'	1:2S:1654:A:H8	1.73	0.54
61:14:85:ALA:H	61:14:119:THR:CG2	2.20	0.54
46:1S:1228:G:H4'	59:12:45:LEU:HD12	1.89	0.54
22:60:15:PRO:HB3	22:60:20:PRO:HA	1.90	0.54
15:53:57:VAL:HB	15:53:112:ASN:HD21	1.73	0.54
56:S9:127:VAL:HA	56:S9:130:THR:HG22	1.89	0.54
16:54:15:VAL:HG23	16:54:15:VAL:O	2.07	0.54
60:13:47:PRO:HA	60:13:71:ILE:HG21	1.90	0.54
30:68:47:LYS:HE2	30:68:48:TYR:CE2	2.43	0.54
7:L4:152:VAL:HG12	7:L4:153:SER:N	2.23	0.54
46:1S:320:U:C3'	46:1S:321:C:H5''	2.38	0.54
7:L4:157:GLU:HB2	7:L4:213:ASN:HD22	1.73	0.54
46:1S:1292:G:H2'	46:1S:1293:U:C6	2.42	0.54
1:2S:293:C:H2'	1:2S:294:U:O4'	2.07	0.54
56:S9:40:LYS:HA	56:S9:43:TYR:CD2	2.43	0.54
69:22:104:LEU:HB2	69:22:124:LYS:O	2.08	0.54
47:S0:52:LYS:HD2	68:21:82:VAL:HA	1.89	0.54
1:2S:552:G:H2'	1:2S:553:U:O4'	2.08	0.54
46:1S:699:U:H2'	46:1S:700:C:C6	2.43	0.54
46:1S:639:U:OP1	54:S7:119:THR:HG23	2.08	0.54
6:L3:193:ASP:O	6:L3:197:GLU:HG3	2.08	0.54
52:S5:36:ALA:HB3	52:S5:45:LYS:HE2	1.89	0.54
59:12:29:LYS:O	59:12:33:ARG:HG2	2.08	0.54
6:L3:122:TRP:CZ2	6:L3:127:LYS:HE3	2.43	0.54
1:2S:2403:G:H4'	1:2S:2403:G:OP1	2.08	0.54
17:55:41:ARG:HB3	17:55:41:ARG:NH1	2.23	0.54
61:14:20:TYR:HB3	61:14:27:PHE:HB2	1.89	0.54
48:S1:176:VAL:HA	48:S1:184:LEU:HD21	1.89	0.54
1:2S:1951:C:H2'	1:2S:2095:G:H22	1.72	0.54
1:2S:1951:C:H5	1:2S:2095:G:N1	2.02	0.54
63:16:98:ASP:HA	79:RA:58:VAL:O	2.08	0.54
6:L3:114:VAL:HG22	6:L3:163:HIS:CE1	2.43	0.54
6:L3:87:VAL:HG22	6:L3:163:HIS:HD2	1.73	0.54
12:L9:93:VAL:HG22	42:80:82:LEU:HD22	1.89	0.54
62:15:33:PHE:O	62:15:36:LEU:HD23	2.08	0.54
62:15:53:PRO:HB2	62:15:57:MET:CG	2.37	0.54
46:1S:375:U:C5'	70:23:32:ARG:HH12	2.21	0.54

Continued on next page...

Continued from previous page...

Atom-1	Atom-2	Interatomic distance (Å)	Clash overlap (Å)
23:61:88:ARG:C	23:61:89:LEU:HD12	2.29	0.54
8:L5:277:LEU:HD23	8:L5:282:ARG:CG	2.38	0.54
10:L7:144:ILE:O	10:L7:148:VAL:HG23	2.08	0.54
46:1S:14:C:H2'	46:1S:15:U:C6	2.42	0.54
1:2S:3269:U:H3	9:L6:134:ARG:NH2	2.05	0.54
49:S2:161:LYS:CB	49:S2:166:THR:HG22	2.38	0.54
1:2S:3370:A:H4'	6:L3:384:LYS:HD2	1.90	0.54
1:2S:957:C:H4'	1:2S:2799:A:N7	2.22	0.54
1:2S:566:G:H2'	1:2S:567:G:C8	2.42	0.54
3:5S:67:G:H2'	3:5S:68:C:O4'	2.07	0.54
64:17:6:THR:HG22	64:17:9:VAL:HG23	1.89	0.54
40:78:77:ARG:O	40:78:78:LEU:HB2	2.08	0.54
79:RA:255:ALA:HB2	79:RA:292:LEU:HD22	1.90	0.54
46:1S:720:G:N3	46:1S:720:G:H2'	2.23	0.54
1:2S:3157:U:H4'	1:2S:3158:G:H8	1.73	0.54
46:1S:1795:U:H5''	73:26:86:VAL:CG2	2.38	0.53
77:30:14:VAL:O	77:30:18:THR:HG23	2.08	0.53
30:68:21:ARG:HA	30:68:24:LYS:NZ	2.23	0.53
46:1S:230:C:H3'	46:1S:231:U:C5'	2.34	0.53
37:75:78:LYS:HA	37:75:81:ARG:CD	2.38	0.53
5:L2:81:GLY:H	45:83:65:ALA:HB3	1.73	0.53
1:2S:665:A:H5'	17:55:199:LEU:HD11	1.90	0.53
77:30:42:ARG:NH1	77:30:42:ARG:HB3	2.23	0.53
1:2S:3163:A:H2'	1:2S:3164:C:C5'	2.37	0.53
4:L1:103:LEU:HD12	4:L1:103:LEU:O	2.08	0.53
46:1S:929:A:O4'	61:14:124:ASP:HB2	2.07	0.53
67:20:57:ARG:HD3	67:20:89:ARG:HD3	1.90	0.53
1:2S:1658:G:H2'	1:2S:1659:U:H6	1.69	0.53
46:1S:102:U:H3'	46:1S:360:A:N6	2.23	0.53
65:18:86:LEU:HD22	65:18:97:ASP:HB3	1.90	0.53
46:1S:758:U:O2	46:1S:758:U:H2'	2.08	0.53
21:59:115:ILE:HD11	21:59:119:LEU:HB3	1.90	0.53
1:2S:1176:C:H2'	1:2S:1177:G:N2	2.24	0.53
6:L3:112:ASP:O	6:L3:116:ARG:HB2	2.08	0.53
10:L7:172:ASN:HB2	10:L7:173:LEU:HD12	1.89	0.53
46:1S:1426:C:H3'	46:1S:1427:A:C5'	2.38	0.53
8:L5:69:ILE:HG22	23:61:31:LEU:HB3	1.90	0.53
65:18:26:ILE:HD11	65:18:31:ALA:HA	1.88	0.53
19:57:70:THR:HG21	19:57:81:ALA:HB3	1.89	0.53
1:2S:3049:A:H5''	6:L3:53:MET:HB2	1.88	0.53
17:55:50:ARG:NH1	17:55:50:ARG:HB3	2.23	0.53

Continued on next page...

Continued from previous page...

Atom-1	Atom-2	Interatomic distance (Å)	Clash overlap (Å)
60:13:36:GLN:O	60:13:39:LYS:HB3	2.08	0.53
54:S7:42:GLN:HG2	54:S7:43:PHE:N	2.24	0.53
26:64:54:LEU:O	26:64:58:HIS:HB2	2.08	0.53
1:2S:829:U:H2'	1:2S:894:G:N7	2.22	0.53
4:L1:43:PRO:HA	4:L1:161:LYS:CB	2.34	0.53
55:S8:110:ARG:HG3	55:S8:121:LEU:CB	2.35	0.53
1:2S:1169:A:H5''	10:L7:219:LYS:CD	2.35	0.53
62:15:44:ARG:NH1	62:15:52:LYS:HD2	2.23	0.53
52:S5:187:ILE:N	52:S5:187:ILE:HD12	2.22	0.53
1:2S:2493:U:H5''	4:L1:162:VAL:CG1	2.38	0.53
19:57:47:TYR:O	19:57:51:VAL:HG23	2.08	0.53
54:S7:99:LEU:CD1	54:S7:112:ARG:HG3	2.38	0.53
64:17:27:ASP:HB3	64:17:30:THR:HG22	1.90	0.53
44:82:91:PHE:CE2	44:82:93:LEU:HD22	2.42	0.53
49:S2:54:GLU:O	49:S2:58:LEU:HB2	2.08	0.53
1:2S:778:U:H2'	1:2S:779:G:C8	2.43	0.53
46:1S:1058:U:H5	46:1S:1061:A:N6	2.06	0.53
1:2S:1449:A:H1'	1:2S:2983:C:C4	2.44	0.53
1:2S:2168:A:H5'	17:55:67:ARG:NH1	2.23	0.53
1:2S:1153:A:O2'	1:2S:1154:A:H5'	2.08	0.53
1:2S:2163:C:O2'	5:L2:11:GLY:HA3	2.09	0.53
1:2S:3353:G:H2'	1:2S:3356:G:C4'	2.39	0.53
17:55:83:LYS:HB2	17:55:86:ASN:HD22	1.73	0.53
27:65:113:LEU:HD23	27:65:123:TYR:HE2	1.73	0.53
23:61:78:LYS:O	23:61:84:TYR:HA	2.08	0.53
46:1S:1071:U:H2'	46:1S:1072:C:C6	2.43	0.53
1:2S:1666:G:H2'	1:2S:1667:A:C8	2.44	0.53
5:L2:147:ARG:HG3	5:L2:157:VAL:N	2.23	0.53
52:S5:25:LEU:N	52:S5:25:LEU:HD22	2.23	0.53
19:57:168:LEU:HD13	19:57:173:ARG:HE	1.74	0.53
1:2S:836:A:H2'	1:2S:837:A:H8	1.72	0.53
46:1S:1474:G:H2'	46:1S:1475:A:H8	1.74	0.53
5:L2:113:VAL:HB	5:L2:165:VAL:O	2.07	0.53
1:2S:2993:G:H2'	1:2S:3142:A:N6	2.23	0.53
6:L3:183:LEU:HD22	6:L3:191:LYS:HB3	1.91	0.53
46:1S:357:G:H2'	46:1S:358:U:C6	2.43	0.53
6:L3:136:LYS:O	6:L3:144:ILE:HD11	2.08	0.53
18:56:158:ALA:O	18:56:162:VAL:HG23	2.07	0.53
26:64:4:GLU:O	26:64:12:LYS:HA	2.09	0.53
46:1S:469:C:H2'	46:1S:470:A:O4'	2.09	0.53
1:2S:1648:A:H62	1:2S:1807:G:H21	1.56	0.53

Continued on next page...

Continued from previous page...

Atom-1	Atom-2	Interatomic distance (Å)	Clash overlap (Å)
33:71:7:VAL:HG13	33:71:78:LYS:HA	1.91	0.53
65:18:144:ARG:O	65:18:145:ARG:HB2	2.08	0.53
53:S6:160:ARG:NH1	53:S6:162:VAL:HB	2.12	0.53
1:2S:2816:G:N7	1:2S:2869:U:H2'	2.24	0.53
31:69:47:LEU:CA	31:69:50:THR:HG22	2.35	0.53
39:77:64:MET:SD	39:77:67:LEU:HB2	2.49	0.53
1:2S:2108:C:H1'	1:2S:3344:A:C8	2.39	0.53
6:L3:239:PRO:HD2	6:L3:242:THR:CG2	2.38	0.53
1:2S:3138:U:H2'	1:2S:3139:A:O4'	2.08	0.53
46:1S:1202:A:N3	46:1S:1202:A:H3'	2.24	0.53
1:2S:1500:G:H2'	1:2S:1501:U:O4'	2.08	0.53
46:1S:976:G:H2'	46:1S:1023:A:C2	2.44	0.53
46:1S:1181:U:H4'	62:15:127:ARG:O	2.09	0.53
3:5S:16:U:H2'	3:5S:17:A:C8	2.44	0.53
48:S1:116:LYS:HG2	48:S1:117:TRP:N	2.24	0.53
21:59:115:ILE:HG12	21:59:116:ASP:N	2.23	0.53
1:2S:748:U:H2'	1:2S:749:C:C6	2.43	0.53
46:1S:1020:A:C3'	46:1S:1021:C:H5''	2.38	0.53
17:55:73:ARG:HG2	17:55:75:VAL:HG13	1.91	0.53
1:2S:1055:A:H1'	3:5S:81:U:O2'	2.08	0.53
1:2S:788:C:H2'	1:2S:789:A:C8	2.44	0.53
46:1S:1426:C:H3'	46:1S:1427:A:H5''	1.91	0.53
1:2S:225:C:OP1	28:66:47:ALA:HB2	2.08	0.53
1:2S:3004:C:H4'	6:L3:99:LEU:HB2	1.89	0.53
1:2S:243:G:H2'	1:2S:244:G:O4'	2.09	0.53
71:24:104:SER:O	71:24:108:ARG:HG3	2.08	0.53
4:L1:74:VAL:HG12	4:L1:75:ASP:N	2.23	0.53
1:2S:362:U:H3'	39:77:56:ARG:HH22	1.72	0.53
46:1S:1735:U:H2'	46:1S:1736:G:O4'	2.09	0.53
46:1S:1565:C:H4'	65:18:85:PHE:HA	1.91	0.53
1:2S:1549:U:H2'	1:2S:1550:C:C6	2.44	0.53
1:2S:3259:U:H5'	1:2S:3259:U:H6	1.73	0.53
75:28:64:ARG:HG2	75:28:64:ARG:HH11	1.73	0.53
42:80:110:CYS:O	42:80:117:HIS:HA	2.09	0.53
27:65:42:ARG:O	27:65:44:PRO:HD3	2.08	0.53
12:L9:20:ILE:HB	16:54:7:VAL:HG13	1.91	0.53
48:S1:180:THR:HG22	48:S1:181:LEU:N	2.24	0.53
46:1S:384:G:H2'	46:1S:385:A:C8	2.44	0.53
46:1S:3:U:H4'	49:S2:180:ALA:HA	1.91	0.53
61:14:133:ARG:CG	61:14:136:ARG:HH21	2.17	0.53
46:1S:1788:G:H2'	46:1S:1789:G:O4'	2.09	0.53

Continued on next page...

Continued from previous page...

Atom-1	Atom-2	Interatomic distance (Å)	Clash overlap (Å)
67:20:52:LYS:HB3	67:20:93:LEU:CD2	2.37	0.53
6:L3:223:GLY:HA2	6:L3:271:GLY:CA	2.38	0.53
46:1S:1009:U:H2'	46:1S:1010:C:C6	2.43	0.53
30:68:81:LEU:HB2	30:68:102:ILE:HG21	1.91	0.53
1:2S:2949:U:H3'	1:2S:2950:G:N2	2.23	0.53
64:17:5:ARG:N	64:17:5:ARG:HD2	2.24	0.53
39:77:28:HIS:CD2	39:77:31:LYS:HB2	2.43	0.53
1:2S:2041:U:H2'	1:2S:2042:G:C8	2.44	0.53
46:1S:707:A:H2'	46:1S:708:C:H4'	1.89	0.53
22:60:6:GLU:O	22:60:63:GLN:HG3	2.08	0.53
25:63:22:ILE:HG12	25:63:35:TYR:CD1	2.43	0.53
1:2S:831:G:O5'	1:2S:831:G:H8	1.91	0.53
56:S9:29:LYS:O	56:S9:33:GLU:HG3	2.09	0.53
64:17:95:ARG:HA	64:17:95:ARG:NE	2.24	0.53
40:78:42:LYS:HB2	40:78:44:LYS:NZ	2.23	0.53
7:L4:56:ALA:HA	7:L4:59:GLN:NE2	2.23	0.53
15:53:64:LYS:HB2	30:68:66:ALA:HB1	1.91	0.53
69:22:80:ASN:HA	69:22:124:LYS:HA	1.90	0.53
71:24:106:GLN:NE2	71:24:107:GLN:HB2	2.23	0.53
22:60:67:ALA:O	22:60:69:PRO:HD3	2.08	0.53
46:1S:817:A:H1'	54:S7:110:GLN:CD	2.29	0.53
39:77:18:LEU:HA	39:77:25:ARG:HA	1.90	0.53
4:L1:136:THR:H	4:L1:137:PRO:HD2	1.73	0.53
28:66:31:LEU:CD1	28:66:75:ARG:HG2	2.35	0.53
25:63:75:PRO:O	25:63:102:ILE:HD12	2.09	0.53
69:22:31:SER:O	69:22:35:ILE:HG12	2.08	0.53
1:2S:2696:A:H2'	1:2S:2697:A:C8	2.43	0.53
45:83:42:CYS:SG	45:83:60:CYS:HB2	2.49	0.53
1:2S:1668:G:H2'	1:2S:1669:C:C6	2.44	0.53
1:2S:634:C:H4'	34:72:47:ARG:HH11	1.72	0.53
1:2S:2178:A:H1'	1:2S:2180:G:C5	2.44	0.53
46:1S:975:C:H5''	60:13:109:LYS:HE3	1.91	0.53
46:1S:976:G:H2'	46:1S:1023:A:H2	1.72	0.53
14:51:16:LYS:HD3	14:51:72:ARG:NH2	2.22	0.53
16:54:108:ARG:CG	18:56:198:GLY:HA3	2.39	0.53
50:S3:209:ILE:HG22	64:17:38:ILE:HG13	1.91	0.53
1:2S:2149:A:N1	1:2S:2188:A:H4'	2.22	0.53
70:23:102:VAL:HG12	70:23:127:VAL:HA	1.91	0.53
1:2S:3324:C:H2'	1:2S:3325:G:H8	1.73	0.53
29:67:33:SER:HB2	29:67:40:HIS:HE2	1.73	0.53
1:2S:3309:G:H1'	19:57:69:ARG:HD3	1.89	0.53

Continued on next page...

Continued from previous page...

Atom-1	Atom-2	Interatomic distance (Å)	Clash overlap (Å)
40:78:44:LYS:N	40:78:44:LYS:HD2	2.24	0.53
64:17:45:ARG:HH11	64:17:45:ARG:HG3	1.74	0.53
2:8S:60:U:C4	2:8S:98:U:H4'	2.43	0.53
17:55:65:ARG:HG3	17:55:129:TYR:HE1	1.73	0.53
11:L8:116:VAL:HA	11:L8:121:SER:HB2	1.90	0.53
79:RA:88:THR:HG21	79:RA:104:VAL:HG22	1.91	0.53
1:2S:1240:A:H3'	1:2S:1241:U:H5''	1.91	0.53
29:67:104:PRO:HA	29:67:107:ARG:HD2	1.90	0.53
63:16:5:PRO:HG2	63:16:24:ALA:HB2	1.90	0.53
61:14:81:VAL:HG22	61:14:115:ILE:CG2	2.39	0.53
1:2S:2667:A:H2'	1:2S:2668:U:H5'	1.89	0.53
1:2S:2667:A:H2'	1:2S:2668:U:O4'	2.08	0.53
1:2S:3382:U:H2'	1:2S:3382:U:O2	2.07	0.53
1:2S:2513:U:O2'	1:2S:2514:U:H2'	2.08	0.53
1:2S:3364:C:H2'	1:2S:3365:U:H6	1.74	0.53
46:1S:1058:U:H5	46:1S:1061:A:H61	1.57	0.53
1:2S:2207:A:C3'	1:2S:2208:A:H5''	2.26	0.53
25:63:54:LEU:HD12	25:63:78:VAL:HG12	1.90	0.53
9:L6:56:LYS:CB	9:L6:98:VAL:HG11	2.34	0.53
49:S2:38:VAL:HG22	49:S2:39:THR:H	1.74	0.53
79:RA:112:SER:CB	79:RA:153:GLN:HA	2.36	0.53
46:1S:1043:A:H3'	46:1S:1044:U:H6	1.74	0.53
46:1S:766:U:H5''	46:1S:768:C:P	2.49	0.53
70:23:75:GLN:HG3	70:23:82:LYS:HG3	1.90	0.53
68:21:73:ALA:HB1	68:21:78:LEU:HG	1.91	0.53
1:2S:3294:A:H8	1:2S:3294:A:H5'	1.74	0.53
69:22:20:THR:OG1	69:22:22:LYS:HD3	2.09	0.53
69:22:30:SER:HA	69:22:34:ILE:HD12	1.90	0.53
39:77:4:GLY:C	39:77:6:PRO:HD2	2.29	0.53
65:18:14:ILE:HG23	65:18:14:ILE:O	2.08	0.53
19:57:39:TRP:O	19:57:114:VAL:HG12	2.08	0.53
51:S4:95:THR:CG2	71:24:16:PRO:HD2	2.39	0.53
46:1S:64:U:H2'	46:1S:65:A:H5''	1.90	0.53
46:1S:941:A:H8	46:1S:941:A:O5'	1.92	0.53
47:S0:110:TYR:CE2	49:S2:64:LYS:HD3	2.44	0.53
4:L1:62:ASN:ND2	4:L1:151:VAL:HG21	2.23	0.53
51:S4:147:ILE:HG21	51:S4:169:ILE:HD11	1.91	0.53
1:2S:3119:U:H5'	1:2S:3120:C:OP2	2.09	0.53
1:2S:3305:A:H2'	1:2S:3306:U:O4'	2.09	0.53
1:2S:1827:C:H2'	1:2S:1828:A:C8	2.44	0.53
1:2S:648:C:C5	1:2S:2397:A:H5''	2.44	0.53

Continued on next page...

Continued from previous page...

Atom-1	Atom-2	Interatomic distance (Å)	Clash overlap (Å)
24:62:17:VAL:HG22	24:62:103:TYR:CD2	2.42	0.53
46:1S:145:A:HO2'	46:1S:146:U:H6	1.57	0.53
18:56:46:GLU:CD	18:56:48:PHE:HB3	2.28	0.53
35:73:100:ILE:N	35:73:100:ILE:HD12	2.23	0.53
77:30:46:ASN:O	77:30:47:VAL:HG12	2.09	0.53
64:17:32:LYS:O	64:17:35:CYS:HB2	2.09	0.53
18:56:39:GLU:HG2	18:56:40:GLU:N	2.24	0.53
1:2S:1354:G:H3'	1:2S:1355:A:H5''	1.90	0.53
79:RA:178:VAL:HB	79:RA:192:PHE:HB2	1.90	0.53
7:L4:295:ILE:O	7:L4:299:ILE:HG12	2.07	0.53
1:2S:1204:A:H2'	1:2S:1205:A:O4'	2.09	0.53
1:2S:2154:U:H2'	1:2S:2155:G:C8	2.44	0.53
33:71:28:ARG:HH11	33:71:28:ARG:HG3	1.73	0.53
27:65:115:ARG:NH1	27:65:117:ASN:HD21	2.07	0.53
49:S2:212:LYS:O	49:S2:216:VAL:HG23	2.09	0.53
47:S0:41:ARG:HB2	47:S0:47:VAL:HG23	1.90	0.53
46:1S:291:G:H2'	46:1S:292:U:C6	2.44	0.53
17:55:73:ARG:HB2	17:55:92:LEU:CD2	2.39	0.53
53:S6:120:GLU:HG3	53:S6:125:THR:CG2	2.38	0.53
2:8S:93:U:H2'	2:8S:94:C:O4'	2.08	0.53
1:2S:1073:U:H2'	1:2S:1074:U:C6	2.43	0.53
46:1S:197:A:H61	55:S8:138:ASN:HD22	1.56	0.53
46:1S:1639:C:H2'	46:1S:1640:C:O4'	2.08	0.53
49:S2:206:THR:HG23	49:S2:206:THR:O	2.09	0.53
15:53:42:ARG:O	15:53:46:ILE:HG12	2.09	0.53
1:2S:1321:G:O2'	22:60:111:ALA:HB1	2.08	0.53
1:2S:573:C:H2'	1:2S:574:U:C6	2.44	0.53
46:1S:786:C:H2'	46:1S:787:G:O4'	2.09	0.53
1:2S:59:G:H4'	1:2S:60:A:OP1	2.08	0.53
1:2S:1858:A:N3	36:74:4:ARG:NH1	2.57	0.53
18:56:43:ILE:HG22	18:56:44:SER:H	1.73	0.53
1:2S:1581:C:C2'	1:2S:1582:C:H5'	2.32	0.53
1:2S:303:G:H4'	1:2S:304:G:H21	1.73	0.53
1:2S:2497:U:H2'	1:2S:2499:U:C5	2.44	0.53
6:L3:336:VAL:HG12	6:L3:337:THR:N	2.23	0.53
18:56:9:ILE:HD12	18:56:33:ILE:HG21	1.91	0.53
17:55:199:LEU:HD22	17:55:203:ARG:CD	2.38	0.53
1:2S:1523:U:H4'	27:65:112:THR:O	2.08	0.53
5:L2:247:ARG:HG2	5:L2:247:ARG:HH11	1.74	0.53
6:L3:93:VAL:HG22	6:L3:94:GLU:H	1.73	0.53
50:S3:53:THR:HA	50:S3:91:VAL:CG1	2.39	0.53

Continued on next page...

Continued from previous page...

Atom-1	Atom-2	Interatomic distance (Å)	Clash overlap (Å)
69:22:38:LEU:HD23	69:22:41:MET:HE3	1.90	0.53
19:57:36:ILE:O	19:57:39:TRP:HB2	2.08	0.53
15:53:6:ASN:HD21	20:58:164:ARG:HG3	1.74	0.53
1:2S:2357:A:H2'	1:2S:2358:A:H8	1.72	0.53
45:83:39:CYS:HB3	45:83:43:GLY:N	2.23	0.53
1:2S:1509:A:H2'	1:2S:1510:G:O4'	2.09	0.53
13:50:177:ASP:HB3	13:50:179:PRO:HD2	1.91	0.53
1:2S:83:U:H2'	1:2S:84:U:O4'	2.08	0.53
1:2S:879:U:H2'	19:57:131:ARG:NH2	2.24	0.53
1:2S:1560:G:O2'	1:2S:1561:G:H5'	2.09	0.53
79:RA:66:HIS:HB3	79:RA:85:TRP:HB2	1.90	0.53
31:69:36:ASP:HB3	31:69:39:PHE:HB3	1.89	0.53
54:S7:44:LYS:HD3	54:S7:95:GLU:HB3	1.90	0.53
1:2S:290:G:H2'	1:2S:291:C:C6	2.43	0.53
1:2S:1186:G:N3	22:60:112:ALA:HB1	2.24	0.53
53:S6:179:VAL:O	53:S6:179:VAL:HG13	2.08	0.53
1:2S:3242:G:H5'	1:2S:3245:A:H1'	1.91	0.53
1:2S:1664:G:H2'	1:2S:1665:C:C6	2.44	0.53
1:2S:3075:G:H2'	1:2S:3076:C:C6	2.44	0.53
56:S9:73:GLY:O	56:S9:77:ILE:HG13	2.09	0.53
1:2S:1845:G:C5'	1:2S:1846:C:H5''	2.33	0.53
1:2S:161:G:H8	1:2S:161:G:H5'	1.74	0.53
69:22:65:LEU:H	69:22:65:LEU:CD1	2.18	0.53
73:26:84:VAL:O	73:26:85:ARG:HB2	2.09	0.53
73:26:84:VAL:HG13	73:26:85:ARG:N	2.19	0.53
14:51:49:LYS:HA	14:51:64:LYS:HA	1.91	0.53
63:16:73:GLY:O	63:16:77:GLN:HG3	2.09	0.53
6:L3:261:MET:O	6:L3:264:VAL:HG22	2.09	0.53
23:61:78:LYS:HG3	23:61:80:VAL:HB	1.91	0.53
2:8S:67:U:H5''	39:77:85:LYS:HB2	1.91	0.53
18:56:19:LEU:HD12	18:56:123:ALA:HB1	1.91	0.53
70:23:103:LEU:HD13	70:23:104:LEU:N	2.23	0.53
1:2S:1795:U:H2'	5:L2:50:HIS:HD2	1.73	0.53
49:S2:242:ILE:N	49:S2:242:ILE:HD12	2.24	0.53
52:S5:122:ASN:O	52:S5:126:ASP:HA	2.09	0.53
1:2S:1126:G:H2'	1:2S:1127:G:O4'	2.09	0.53
48:S1:86:LEU:HB3	48:S1:98:THR:OG1	2.09	0.53
1:2S:2149:A:C2	1:2S:2188:A:H4'	2.44	0.53
68:21:38:LYS:HD2	68:21:49:GLU:CG	2.39	0.53
1:2S:3051:U:H2'	1:2S:3052:G:C8	2.43	0.53
46:1S:126:A:H61	46:1S:291:G:H1'	1.74	0.53

Continued on next page...

Continued from previous page...

Atom-1	Atom-2	Interatomic distance (Å)	Clash overlap (Å)
46:1S:1112:G:H2'	46:1S:1113:A:C8	2.44	0.53
1:2S:990:U:H4'	23:61:100:LYS:CE	2.38	0.53
1:2S:2265:C:H2'	1:2S:2266:U:C6	2.44	0.53
59:12:61:VAL:HG23	59:12:90:LYS:O	2.08	0.53
46:1S:1359:C:O2'	66:19:4:VAL:HG12	2.09	0.53
48:S1:111:ARG:HB3	73:26:68:TYR:HD2	1.74	0.53
46:1S:765:G:O6	56:S9:149:ARG:HB3	2.09	0.53
4:L1:18:LYS:HG3	4:L1:24:LYS:HB3	1.90	0.53
63:16:44:LEU:HD12	63:16:47:LYS:HG2	1.91	0.52
47:S0:113:ARG:C	47:S0:115:PHE:H	2.12	0.52
39:77:18:LEU:HD11	41:79:51:ILE:HG22	1.91	0.52
5:L2:44:ILE:N	5:L2:44:ILE:HD12	2.24	0.52
46:1S:1202:A:H62	46:1S:1457:C:H5''	1.72	0.52
22:60:80:ARG:O	22:60:122:HIS:HB2	2.10	0.52
19:57:127:ARG:HB3	19:57:139:TYR:O	2.08	0.52
61:14:61:MET:HG2	61:14:104:ALA:HB2	1.92	0.52
16:54:19:ARG:CG	16:54:65:LEU:HD22	2.39	0.52
10:L7:120:THR:HG22	23:61:134:GLN:NE2	2.24	0.52
3:5S:13:A:H5'	3:5S:14:U:H5	1.74	0.52
44:82:93:LEU:N	44:82:93:LEU:HD23	2.23	0.52
48:S1:111:ARG:HB3	73:26:68:TYR:CD2	2.44	0.52
4:L1:18:LYS:HG3	4:L1:24:LYS:CB	2.39	0.52
12:L9:91:ARG:HA	12:L9:142:ASP:O	2.09	0.52
52:S5:182:ALA:O	52:S5:193:THR:HG21	2.09	0.52
61:14:39:ILE:O	61:14:40:ALA:HB3	2.10	0.52
1:2S:2521:U:C2'	1:2S:2522:G:H5'	2.39	0.52
75:28:8:THR:HG22	75:28:9:LEU:N	2.24	0.52
1:2S:2115:G:N2	1:2S:2120:A:H1'	2.23	0.52
46:1S:513:U:H2'	46:1S:514:G:C8	2.44	0.52
1:2S:1488:G:H5''	1:2S:1838:G:O6	2.09	0.52
46:1S:1746:A:H2'	46:1S:1747:G:O4'	2.09	0.52
46:1S:646:C:H2'	46:1S:647:G:H8	1.75	0.52
1:2S:3338:C:H2'	1:2S:3339:A:H8	1.74	0.52
1:2S:858:A:H2'	1:2S:859:G:O4'	2.08	0.52
69:22:68:ARG:HG2	69:22:68:ARG:NH1	2.23	0.52
61:14:41:ARG:O	61:14:42:VAL:HG22	2.08	0.52
1:2S:1926:C:H4'	1:2S:1927:G:C4	2.43	0.52
46:1S:985:G:H2'	46:1S:986:G:O4'	2.09	0.52
61:14:58:TYR:O	61:14:62:LEU:HG	2.09	0.52
46:1S:370:A:H2'	46:1S:371:G:O4'	2.08	0.52
1:2S:273:A:H2'	1:2S:274:G:C8	2.44	0.52

Continued on next page...

Continued from previous page...

Atom-1	Atom-2	Interatomic distance (Å)	Clash overlap (Å)
17:55:165:THR:O	17:55:169:LYS:HG3	2.09	0.52
54:S7:15:GLU:O	54:S7:19:GLN:HG2	2.09	0.52
40:78:56:ILE:HB	40:78:62:ALA:HB2	1.91	0.52
44:82:32:LYS:HG2	44:82:34:SER:H	1.73	0.52
1:2S:1851:G:H2'	1:2S:1852:G:C8	2.44	0.52
13:50:15:LYS:O	13:50:95:HIS:HE1	1.91	0.52
1:2S:2957:G:H2'	1:2S:2958:A:O4'	2.09	0.52
56:S9:81:VAL:HG22	56:S9:86:LEU:HB3	1.91	0.52
49:S2:38:VAL:HG22	49:S2:39:THR:N	2.24	0.52
6:L3:25:ILE:H	6:L3:25:ILE:CD1	2.17	0.52
28:66:68:GLY:CA	28:66:84:LYS:HD2	2.35	0.52
18:56:36:VAL:HG11	18:56:108:ILE:HG23	1.91	0.52
5:L2:199:THR:CG2	5:L2:200:ARG:N	2.73	0.52
33:71:25:PHE:HA	33:71:28:ARG:HD2	1.92	0.52
56:S9:126:ARG:O	56:S9:130:THR:HG22	2.09	0.52
27:65:135:ILE:HA	27:65:138:ARG:HB3	1.91	0.52
46:1S:195:G:C2'	46:1S:196:G:H5''	2.38	0.52
10:L7:181:ILE:HG23	10:L7:182:ASP:OD1	2.10	0.52
17:55:65:ARG:HG3	17:55:129:TYR:CE1	2.44	0.52
1:2S:2258:U:H2'	1:2S:2259:A:C8	2.45	0.52
4:L1:198:TRP:O	4:L1:199:GLN:HG2	2.09	0.52
14:51:171:VAL:HG13	14:51:172:LEU:N	2.24	0.52
46:1S:1100:G:C4	69:22:75:ILE:HD12	2.44	0.52
46:1S:25:C:H1'	46:1S:26:A:OP2	2.08	0.52
58:11:94:ILE:HD12	58:11:94:ILE:N	2.25	0.52
1:2S:929:A:H2'	1:2S:930:U:C6	2.45	0.52
46:1S:401:A:O2'	46:1S:402:C:H4'	2.10	0.52
1:2S:2129:U:H2'	1:2S:2130:G:H8	1.74	0.52
71:24:35:VAL:HG13	71:24:36:SER:N	2.17	0.52
46:1S:1163:A:H2'	46:1S:1164:G:O4'	2.09	0.52
73:26:82:ARG:HG3	73:26:83:ILE:N	2.24	0.52
1:2S:185:C:H5''	28:66:122:LYS:HE3	1.92	0.52
7:L4:77:VAL:CG1	7:L4:85:SER:HA	2.40	0.52
1:2S:186:U:H3	1:2S:230:U:H3	1.57	0.52
1:2S:2631:U:H4'	1:2S:2697:A:C2	2.40	0.52
66:19:40:SER:HB3	66:19:43:ASN:ND2	2.23	0.52
70:23:60:GLU:HA	70:23:68:ILE:HA	1.92	0.52
49:S2:95:ARG:NE	49:S2:95:ARG:HA	2.25	0.52
71:24:12:VAL:HG22	71:24:23:PHE:HB3	1.91	0.52
40:78:5:ILE:HG23	40:78:10:GLN:NE2	2.25	0.52
46:1S:417:A:H1'	46:1S:418:G:OP2	2.09	0.52

Continued on next page...

Continued from previous page...

Atom-1	Atom-2	Interatomic distance (Å)	Clash overlap (Å)
16:54:23:ILE:HD12	16:54:28:SER:CB	2.39	0.52
46:1S:628:G:H2'	46:1S:629:U:C5	2.45	0.52
46:1S:1051:G:H4'	46:1S:1052:U:OP1	2.09	0.52
1:2S:21:G:H22	2:8S:138:A:H2	1.58	0.52
1:2S:1049:C:H2'	1:2S:1050:U:O4'	2.10	0.52
1:2S:2591:A:H2'	1:2S:2592:G:O4'	2.08	0.52
68:21:86:SER:HA	74:27:6:ASP:HB2	1.91	0.52
7:L4:32:PRO:HG3	7:L4:244:LEU:CD1	2.39	0.52
1:2S:2647:A:H3'	1:2S:2648:G:H5''	1.92	0.52
1:2S:352:A:H62	1:2S:366:A:H62	1.56	0.52
1:2S:3220:G:H2'	1:2S:3221:C:C6	2.45	0.52
46:1S:62:A:H4'	46:1S:269:G:H4'	1.91	0.52
49:S2:225:LEU:HD12	49:S2:225:LEU:N	2.24	0.52
6:L3:299:ASP:O	6:L3:300:ARG:HB2	2.10	0.52
8:L5:202:GLY:O	8:L5:206:GLN:HB2	2.09	0.52
28:66:70:ILE:HD12	28:66:70:ILE:N	2.24	0.52
59:12:42:ALA:HB1	59:12:47:GLU:HB3	1.90	0.52
46:1S:1498:G:H2'	46:1S:1499:G:H5'	1.92	0.52
25:63:65:GLY:O	25:63:67:PRO:HD3	2.09	0.52
1:2S:1856:C:H4'	36:74:14:ASN:OD1	2.08	0.52
25:63:45:ARG:HG3	25:63:46:LEU:N	2.24	0.52
5:L2:230:VAL:HG12	5:L2:231:SER:N	2.25	0.52
36:74:45:GLY:H	36:74:80:ARG:HH21	1.58	0.52
46:1S:1419:G:H4'	76:29:54:LYS:HE3	1.90	0.52
56:S9:106:GLU:C	56:S9:111:THR:HG21	2.30	0.52
1:2S:992:A:H4'	23:61:58:GLN:NE2	2.23	0.52
30:68:47:LYS:HE2	30:68:48:TYR:CD2	2.45	0.52
46:1S:315:A:O3'	46:1S:316:A:H4'	2.10	0.52
1:2S:860:G:H3'	1:2S:860:G:N3	2.25	0.52
37:75:85:THR:O	37:75:89:ARG:HB2	2.10	0.52
4:L1:109:ALA:H	4:L1:112:ALA:HB3	1.74	0.52
1:2S:1046:A:H2'	1:2S:1049:C:C5	2.45	0.52
4:L1:192:SER:HB2	4:L1:196:LYS:NZ	2.25	0.52
48:S1:32:ILE:N	48:S1:32:ILE:HD12	2.24	0.52
46:1S:344:A:O2'	46:1S:345:U:H5'	2.09	0.52
49:S2:78:ASP:HA	49:S2:104:VAL:HA	1.92	0.52
14:51:115:LYS:O	14:51:116:TYR:HB2	2.10	0.52
46:1S:1015:U:H6	46:1S:1015:U:O5'	1.93	0.52
8:L5:68:THR:HB	8:L5:71:GLY:O	2.08	0.52
46:1S:1032:G:O2'	46:1S:1033:C:H5'	2.10	0.52
44:82:37:ALA:O	44:82:41:ARG:HG3	2.10	0.52

Continued on next page...

Continued from previous page...

Atom-1	Atom-2	Interatomic distance (Å)	Clash overlap (Å)
21:59:81:ARG:HB3	21:59:88:ARG:HD2	1.89	0.52
46:1S:1076:A:H5'	73:26:13:LYS:HD3	1.91	0.52
46:1S:189:C:C2'	46:1S:190:C:H5''	2.39	0.52
57:10:50:THR:HG21	57:10:57:THR:OG1	2.10	0.52
10:L7:136:TYR:CZ	10:L7:231:ASN:HB2	2.44	0.52
61:14:105:LEU:HD12	61:14:106:ALA:N	2.25	0.52
46:1S:194:U:O2'	46:1S:195:G:H4'	2.10	0.52
15:53:6:ASN:O	15:53:7:LEU:HD23	2.10	0.52
1:2S:3062:G:H2'	1:2S:3063:C:C6	2.45	0.52
2:8S:70:G:H5''	28:66:28:ARG:CZ	2.39	0.52
1:2S:2407:C:H2'	1:2S:2408:U:H6	1.74	0.52
48:S1:142:PHE:HB2	48:S1:208:GLN:HG3	1.92	0.52
46:1S:1738:U:H2'	46:1S:1739:C:C6	2.44	0.52
3:5S:33:U:H2'	3:5S:34:C:C6	2.45	0.52
9:L6:133:GLU:O	9:L6:136:GLU:HB2	2.09	0.52
66:19:142:GLU:C	66:19:144:GLU:H	2.12	0.52
1:2S:2770:G:H5'	44:82:80:ARG:O	2.10	0.52
50:S3:108:LYS:HA	50:S3:111:ASN:HB2	1.91	0.52
1:2S:1933:A:H2'	1:2S:1934:G:H5'	1.90	0.52
18:56:188:SER:O	18:56:192:LYS:HG2	2.09	0.52
46:1S:1135:U:H2'	46:1S:1136:U:C6	2.44	0.52
44:82:40:LYS:HA	44:82:43:TYR:CB	2.40	0.52
1:2S:1953:G:N1	1:2S:2094:C:C6	2.69	0.52
1:2S:943:U:OP2	30:68:15:VAL:HA	2.10	0.52
24:62:93:ILE:HG21	24:62:105:LEU:HD23	1.90	0.52
33:71:12:TYR:CD2	33:71:75:ILE:HD12	2.44	0.52
1:2S:2476:C:H2'	1:2S:2477:G:C4'	2.29	0.52
39:77:16:HIS:O	39:77:25:ARG:HG2	2.09	0.52
6:L3:77:THR:CG2	6:L3:327:CYS:HA	2.40	0.52
28:66:68:GLY:HA3	28:66:82:VAL:HG11	1.91	0.52
47:S0:199:PRO:HG2	47:S0:200:ASP:OD1	2.09	0.52
79:RA:211:ILE:HG22	79:RA:212:ALA:N	2.25	0.52
4:L1:93:LEU:HD11	4:L1:118:LYS:HB2	1.92	0.52
54:S7:182:VAL:HG12	54:S7:183:PHE:N	2.25	0.52
1:2S:818:C:H4'	39:77:10:LYS:HB2	1.91	0.52
45:83:79:VAL:O	45:83:83:ILE:HG12	2.10	0.52
66:19:28:LEU:HD13	66:19:29:GLU:N	2.25	0.52
10:L7:81:HIS:HB2	10:L7:138:TYR:CD1	2.45	0.52
6:L3:62:ARG:HB3	6:L3:65:SER:HB2	1.90	0.52
7:L4:285:ASP:O	7:L4:288:ARG:HG2	2.09	0.52
40:78:40:GLN:HG2	40:78:41:THR:H	1.74	0.52

Continued on next page...

Continued from previous page...

Atom-1	Atom-2	Interatomic distance (Å)	Clash overlap (Å)
1:2S:39:A:H5''	30:68:35:ALA:HB1	1.92	0.52
33:71:29:ALA:O	33:71:33:VAL:HG23	2.10	0.52
38:76:50:LEU:HD22	38:76:54:GLU:HB3	1.91	0.52
46:1S:703:G:C2'	46:1S:704:C:H5'	2.40	0.52
54:S7:172:VAL:O	54:S7:176:LEU:HG	2.10	0.52
64:17:45:ARG:O	64:17:49:LYS:HD3	2.10	0.52
4:L1:62:ASN:HD22	4:L1:151:VAL:CG2	2.22	0.52
1:2S:274:G:H2'	1:2S:275:U:C6	2.44	0.52
46:1S:62:A:C6	46:1S:288:A:H5'	2.45	0.52
15:53:103:ASN:ND2	15:53:109:PHE:HD2	2.07	0.52
54:S7:91:ILE:HG13	54:S7:92:PHE:N	2.25	0.52
1:2S:3208:G:H5''	1:2S:3210:A:C8	2.45	0.52
46:1S:928:U:H2'	46:1S:945:U:OP2	2.10	0.52
18:56:157:GLU:O	18:56:161:LYS:HG3	2.09	0.52
1:2S:1714:A:H2	1:2S:1727:G:H21	1.56	0.52
37:75:86:ARG:O	37:75:90:ARG:HG2	2.10	0.52
42:80:112:LYS:HB3	42:80:114:LYS:HG2	1.91	0.52
1:2S:685:G:H5''	15:53:39:ARG:HH12	1.74	0.52
11:L8:195:SER:O	11:L8:196:ALA:HB3	2.10	0.52
6:L3:111:SER:H	6:L3:114:VAL:CG2	2.23	0.52
47:S0:184:LEU:O	47:S0:185:ARG:HB2	2.09	0.52
46:1S:710:U:C2'	46:1S:711:U:H5'	2.39	0.52
1:2S:30:G:H2'	1:2S:31:C:C6	2.45	0.52
1:2S:1523:U:H5'	27:65:113:LEU:CB	2.38	0.52
18:56:34:VAL:HG12	18:56:103:LYS:CB	2.38	0.52
71:24:91:LEU:HD22	71:24:96:LEU:HB2	1.91	0.52
14:51:53:THR:HG23	14:51:60:ARG:HA	1.92	0.52
22:60:137:ARG:O	22:60:141:LYS:HD3	2.10	0.52
1:2S:1907:C:H2'	1:2S:1908:A:O4'	2.10	0.52
70:23:19:ARG:HA	70:23:22:ASN:HB2	1.91	0.52
62:15:111:MET:HG2	65:18:119:ILE:HG13	1.91	0.52
9:L6:155:LEU:O	9:L6:159:LEU:HG	2.09	0.52
1:2S:1065:A:H1'	31:69:28:LYS:HE3	1.91	0.52
46:1S:1682:U:O2'	46:1S:1683:C:H5'	2.09	0.52
7:L4:205:PRO:HB3	7:L4:247:PHE:CD2	2.44	0.52
53:S6:10:ASN:HD22	53:S6:128:THR:HB	1.75	0.52
46:1S:1504:G:OP1	66:19:97:SER:HB2	2.10	0.52
69:22:103:ILE:CG2	69:22:127:GLY:H	2.23	0.52
44:82:40:LYS:HA	44:82:43:TYR:HB2	1.92	0.52
1:2S:1323:G:O3'	22:60:2:ALA:HA	2.10	0.52
1:2S:1615:C:H2'	1:2S:1616:U:C6	2.45	0.52

Continued on next page...

Continued from previous page...

Atom-1	Atom-2	Interatomic distance (Å)	Clash overlap (Å)
41:79:6:SER:OG	41:79:9:ILE:HG12	2.10	0.52
79:RA:170:ILE:HB	79:RA:202:LEU:HD12	1.92	0.52
1:2S:1261:G:N3	1:2S:1261:G:H3'	2.25	0.52
47:S0:20:ALA:CB	47:S0:172:LEU:HD22	2.40	0.52
1:2S:772:U:H2'	1:2S:773:G:C8	2.45	0.52
55:S8:184:LEU:HB3	55:S8:189:LEU:HD13	1.92	0.52
12:L9:5:GLN:HE22	12:L9:58:HIS:CD2	2.28	0.52
46:1S:1769:U:H4'	61:14:137:LEU:HA	1.92	0.52
5:L2:96:LEU:HD23	45:83:83:ILE:HG23	1.91	0.52
72:25:54:VAL:N	72:25:55:PRO:HD2	2.25	0.52
46:1S:766:U:H5'	46:1S:767:U:H5''	1.92	0.52
22:60:123:ILE:O	23:61:153:PRO:HG3	2.10	0.52
60:13:47:PRO:HG2	60:13:72:MET:SD	2.49	0.52
1:2S:2192:C:H2'	1:2S:2193:U:H6	1.74	0.52
15:53:6:ASN:HB2	30:68:48:TYR:CD2	2.44	0.52
8:L5:64:ILE:HD11	8:L5:105:ILE:HG21	1.91	0.52
1:2S:3007:U:OP1	18:56:73:PHE:HA	2.08	0.52
16:54:13:ARG:HB3	16:54:65:LEU:HD13	1.92	0.52
19:57:48:LEU:O	19:57:52:LEU:HD13	2.10	0.52
19:57:168:LEU:HD12	19:57:168:LEU:N	2.25	0.52
1:2S:3370:A:C5'	6:L3:384:LYS:HB2	2.39	0.52
3:5S:115:G:H2'	3:5S:116:C:C6	2.45	0.52
1:2S:1920:U:H2'	1:2S:1930:A:N6	2.25	0.52
14:51:115:LYS:HB2	14:51:115:LYS:NZ	2.25	0.52
15:53:93:ILE:HG22	15:53:93:ILE:O	2.10	0.52
42:80:95:VAL:O	42:80:122:ARG:HG2	2.10	0.52
47:S0:127:ARG:NH2	47:S0:152:PRO:HD3	2.24	0.52
46:1S:918:U:H2'	46:1S:919:A:C8	2.44	0.52
1:2S:46:U:H2'	1:2S:47:C:O4'	2.10	0.52
50:S3:65:ARG:O	50:S3:69:LEU:HG	2.10	0.52
70:23:13:ARG:O	70:23:17:VAL:HG23	2.09	0.52
79:RA:13:LEU:HD22	79:RA:45:TRP:CE3	2.45	0.52
25:63:26:ALA:O	25:63:115:THR:HG22	2.10	0.52
1:2S:370:U:O2'	1:2S:404:G:H5'	2.10	0.52
60:13:150:VAL:CG1	60:13:151:ASN:H	2.18	0.52
64:17:85:VAL:HG12	64:17:88:VAL:HG22	1.91	0.52
1:2S:1345:G:H21	7:L4:307:GLN:HE22	1.56	0.52
70:23:76:LEU:HD13	70:23:79:ASN:CB	2.39	0.52
13:50:36:LEU:CD1	13:50:87:LEU:HD22	2.39	0.52
1:2S:1915:A:H2'	1:2S:1916:U:C6	2.45	0.52
1:2S:705:A:N6	30:68:74:ASN:HD21	2.08	0.52

Continued on next page...

Continued from previous page...

Atom-1	Atom-2	Interatomic distance (Å)	Clash overlap (Å)
64:17:17:ILE:O	64:17:21:TYR:HB2	2.10	0.52
25:63:19:VAL:CG2	25:63:50:PRO:HD2	2.39	0.52
1:2S:2660:G:H2'	1:2S:2661:G:C8	2.45	0.52
46:1S:1773:C:H2'	46:1S:1774:G:C8	2.45	0.52
46:1S:175:G:N2	46:1S:176:C:C5	2.78	0.52
46:1S:1715:G:H2'	46:1S:1716:C:C5'	2.39	0.52
47:S0:109:ASN:OD1	47:S0:111:ILE:HB	2.10	0.52
13:50:59:GLN:HG3	13:50:128:ARG:HA	1.92	0.52
1:2S:309:U:H3	1:2S:2780:A:H61	1.56	0.52
49:S2:144:TRP:CE2	49:S2:173:PRO:HG3	2.45	0.52
46:1S:730:G:N3	46:1S:730:G:H3'	2.24	0.52
1:2S:984:G:H22	31:69:13:THR:HB	1.74	0.52
38:76:68:ARG:O	38:76:72:VAL:HG23	2.10	0.52
8:L5:294:ALA:HB1	13:50:217:PHE:HB3	1.91	0.52
70:23:98:GLU:O	70:23:99:ASN:HB2	2.10	0.52
1:2S:736:A:H2'	1:2S:737:G:O4'	2.10	0.52
1:2S:1015:U:H1'	1:2S:1017:C:OP2	2.10	0.52
1:2S:406:G:H1'	2:8S:16:G:N2	2.24	0.51
46:1S:567:A:H1'	77:30:14:VAL:HG23	1.91	0.51
12:L9:11:GLU:HG2	12:L9:12:VAL:N	2.25	0.51
7:L4:286:VAL:HA	7:L4:289:ILE:HD12	1.92	0.51
73:26:82:ARG:O	73:26:84:VAL:HG12	2.10	0.51
1:2S:155:G:HO2'	1:2S:266:A:H2	1.57	0.51
1:2S:158:G:H2'	1:2S:159:A:H8	1.74	0.51
1:2S:341:G:H4'	1:2S:344:A:H1'	1.90	0.51
23:61:66:ASN:HB3	23:61:73:GLY:HA3	1.92	0.51
10:L7:143:THR:O	10:L7:147:LEU:HG	2.10	0.51
22:60:137:ARG:C	22:60:141:LYS:HD3	2.31	0.51
61:14:64:ALA:CB	61:14:104:ALA:HB3	2.39	0.51
46:1S:1668:G:H2'	46:1S:1669:U:C6	2.45	0.51
3:5S:16:U:H2'	3:5S:17:A:H8	1.75	0.51
7:L4:235:LEU:HA	7:L4:238:LEU:HG	1.91	0.51
4:L1:24:LYS:HG2	4:L1:27:ASN:HB2	1.92	0.51
1:2S:2434:U:H5	1:2S:2594:C:OP2	1.94	0.51
1:2S:1132:C:H2'	1:2S:1133:A:H8	1.74	0.51
47:S0:45:VAL:HG12	47:S0:46:HIS:N	2.25	0.51
79:RA:78:ALA:O	79:RA:93:ASP:HA	2.10	0.51
1:2S:2736:A:H2'	1:2S:2737:C:O4'	2.10	0.51
24:62:13:LYS:HB2	24:62:67:SER:HB3	1.92	0.51
1:2S:802:C:H41	30:68:25:HIS:HB3	1.75	0.51
9:L6:3:ALA:CB	34:72:75:LEU:HB3	2.40	0.51

Continued on next page...

Continued from previous page...

Atom-1	Atom-2	Interatomic distance (Å)	Clash overlap (Å)
7:L4:31:ARG:O	7:L4:35:VAL:HG23	2.10	0.51
46:1S:1036:A:H2'	46:1S:1037:C:C6	2.45	0.51
23:61:126:VAL:HG23	23:61:127:GLN:H	1.75	0.51
1:2S:759:U:H2'	1:2S:760:G:H5'	1.91	0.51
1:2S:2860:U:H5''	1:2S:2939:G:H5''	1.92	0.51
46:1S:8:U:H3	46:1S:1139:A:H62	1.58	0.51
5:L2:225:ILE:HD13	5:L2:237:LEU:H	1.70	0.51
10:L7:92:ILE:HD11	20:58:4:ASP:CB	2.35	0.51
1:2S:2738:A:H5''	31:69:38:LYS:CE	2.34	0.51
55:S8:24:LYS:O	55:S8:25:ARG:HD3	2.10	0.51
1:2S:2553:U:H3'	5:L2:87:PHE:HE2	1.75	0.51
1:2S:156:G:OP2	38:76:25:LYS:HB3	2.09	0.51
45:83:20:SER:HA	45:83:23:ARG:NE	2.24	0.51
18:56:85:ARG:HD3	18:56:90:HIS:CD2	2.45	0.51
1:2S:1870:C:H2'	1:2S:1871:U:H6	1.75	0.51
1:2S:637:C:H2'	1:2S:638:C:H6	1.72	0.51
46:1S:929:A:C4'	61:14:124:ASP:HB2	2.41	0.51
30:68:129:PHE:O	30:68:130:VAL:HG13	2.11	0.51
23:61:11:THR:HB	23:61:15:PHE:CB	2.41	0.51
46:1S:629:U:H5''	60:13:127:ARG:NH1	2.26	0.51
7:L4:140:HIS:HB3	7:L4:142:VAL:HG22	1.92	0.51
50:S3:211:PRO:O	50:S3:212:LYS:HB2	2.11	0.51
1:2S:2652:U:C5	1:2S:2759:U:H2'	2.46	0.51
7:L4:30:ILE:H	20:58:25:TYR:HE2	1.58	0.51
1:2S:788:C:H2'	1:2S:789:A:H8	1.75	0.51
46:1S:888:U:H2'	46:1S:889:U:C6	2.46	0.51
7:L4:356:THR:HA	7:L4:359:LEU:HD12	1.92	0.51
48:S1:199:ASN:O	48:S1:202:LYS:HG2	2.10	0.51
1:2S:169:U:H1'	1:2S:170:G:OP1	2.10	0.51
61:14:112:ILE:HB	73:26:57:SER:OG	2.11	0.51
1:2S:1130:A:H8	1:2S:1130:A:O5'	1.92	0.51
1:2S:1781:C:O5'	1:2S:1781:C:H6	1.93	0.51
1:2S:584:G:H4'	35:73:46:GLY:HA3	1.91	0.51
1:2S:2248:C:H2'	1:2S:2273:G:C8	2.45	0.51
69:22:55:ASP:C	69:22:57:ARG:H	2.13	0.51
33:71:73:LEU:CB	33:71:95:PRO:HA	2.38	0.51
1:2S:2656:A:C4'	44:82:98:LYS:HD2	2.34	0.51
1:2S:1798:A:H2'	1:2S:1799:A:C8	2.45	0.51
51:S4:71:LYS:HD3	51:S4:74:GLY:CA	2.35	0.51
11:L8:74:THR:HG23	11:L8:75:ILE:H	1.76	0.51
24:62:37:LEU:O	24:62:41:ILE:HG13	2.10	0.51

Continued on next page...

Continued from previous page...

Atom-1	Atom-2	Interatomic distance (Å)	Clash overlap (Å)
77:30:42:ARG:HH11	77:30:42:ARG:HB3	1.76	0.51
9:L6:54:TYR:CD2	9:L6:55:LEU:N	2.78	0.51
10:L7:231:ASN:OD1	10:L7:233:GLU:HG3	2.10	0.51
46:1S:1733:C:H2'	46:1S:1734:U:C6	2.45	0.51
25:63:85:TRP:HE1	25:63:87:ARG:HE	1.58	0.51
22:60:110:MET:O	22:60:114:HIS:HB2	2.09	0.51
1:2S:3007:U:H5''	18:56:72:HIS:O	2.10	0.51
51:S4:94:ALA:CB	71:24:17:LEU:HG	2.39	0.51
48:S1:109:LYS:O	48:S1:113:MET:HG3	2.10	0.51
4:L1:147:LYS:O	4:L1:152:ARG:HB2	2.09	0.51
75:28:45:LYS:HG3	75:28:45:LYS:O	2.10	0.51
69:22:37:PHE:CZ	69:22:103:ILE:HG21	2.44	0.51
9:L6:68:PRO:HG2	9:L6:146:ILE:HD11	1.92	0.51
46:1S:559:C:H4'	77:30:60:PRO:HG3	1.93	0.51
71:24:125:LEU:HD12	71:24:128:LYS:HG3	1.92	0.51
1:2S:1112:A:O2'	1:2S:1370:G:H4'	2.10	0.51
17:55:186:GLY:O	17:55:190:THR:HG22	2.10	0.51
10:L7:160:ARG:HD2	10:L7:203:TRP:NE1	2.25	0.51
30:68:36:GLY:O	30:68:41:HIS:HB2	2.10	0.51
29:67:134:LEU:HD12	29:67:136:PHE:CD1	2.46	0.51
1:2S:156:G:O2'	1:2S:157:A:H4'	2.11	0.51
1:2S:1717:U:H2'	1:2S:1718:G:H8	1.75	0.51
8:L5:260:PHE:HB3	8:L5:264:GLN:HG3	1.92	0.51
7:L4:181:VAL:HG12	7:L4:182:LEU:H	1.75	0.51
56:S9:126:ARG:HG3	77:30:33:ARG:CD	2.41	0.51
6:L3:123:TYR:HD2	6:L3:123:TYR:H	1.58	0.51
51:S4:159:THR:CG2	51:S4:173:ILE:HB	2.41	0.51
49:S2:41:LEU:O	49:S2:45:VAL:HG23	2.11	0.51
60:13:39:LYS:HE2	60:13:39:LYS:O	2.11	0.51
12:L9:20:ILE:HG12	12:L9:25:VAL:HG13	1.91	0.51
39:77:47:TYR:HB3	39:77:49:TRP:CE2	2.46	0.51
28:66:79:ALA:HB1	28:66:98:ASN:HB3	1.92	0.51
11:L8:143:ILE:CG2	11:L8:169:LEU:HD22	2.40	0.51
16:54:16:GLU:HB3	22:60:149:LYS:HG2	1.92	0.51
47:S0:129:ASP:O	47:S0:133:ILE:HD13	2.09	0.51
2:8S:35:C:H2'	2:8S:36:G:C8	2.45	0.51
43:81:16:LYS:O	43:81:20:VAL:HG23	2.10	0.51
1:2S:180:C:H2'	1:2S:181:U:C6	2.45	0.51
79:RA:17:ASN:HB3	79:RA:39:ASP:HB3	1.92	0.51
15:53:59:ARG:HD3	15:53:66:ASN:O	2.11	0.51
22:60:99:ARG:O	22:60:103:VAL:HG23	2.10	0.51

Continued on next page...

Continued from previous page...

Atom-1	Atom-2	Interatomic distance (Å)	Clash overlap (Å)
1:2S:374:A:H1'	1:2S:376:G:H5''	1.93	0.51
52:S5:156:ARG:HH11	52:S5:156:ARG:CB	2.14	0.51
46:1S:856:A:N6	54:S7:96:ARG:HD3	2.25	0.51
6:L3:77:THR:HG23	6:L3:327:CYS:HA	1.93	0.51
34:72:105:ARG:O	34:72:109:LEU:HG	2.11	0.51
12:L9:48:VAL:HG13	12:L9:49:ASN:N	2.26	0.51
15:53:76:THR:HG22	15:53:98:ASP:O	2.11	0.51
1:2S:3343:G:H2'	1:2S:3361:G:H22	1.76	0.51
36:74:41:ARG:HA	36:74:56:THR:HG21	1.91	0.51
22:60:12:ARG:CZ	22:60:15:PRO:HG2	2.41	0.51
6:L3:224:HIS:HB2	6:L3:270:ARG:NH2	2.25	0.51
1:2S:1894:U:H2'	1:2S:1895:A:H5''	1.91	0.51
18:56:24:ALA:HB2	18:56:87:MET:HE1	1.92	0.51
19:57:65:SER:H	19:57:67:ILE:CD1	2.24	0.51
1:2S:916:G:H2'	1:2S:924:G:C8	2.45	0.51
21:59:15:VAL:HG12	21:59:52:LYS:NZ	2.25	0.51
45:83:28:LYS:HG2	45:83:32:GLN:HE21	1.76	0.51
46:1S:709:C:N4	46:1S:730:G:H2'	2.25	0.51
11:L8:143:ILE:HG21	11:L8:169:LEU:HD22	1.92	0.51
2:8S:133:G:H4'	27:65:55:ASN:ND2	2.25	0.51
3:5S:45:A:H2'	3:5S:46:A:O4'	2.11	0.51
1:2S:327:A:H2'	1:2S:328:U:O4'	2.11	0.51
1:2S:724:U:H1'	31:69:29:TYR:HE1	1.75	0.51
1:2S:1512:U:H2'	1:2S:1513:G:O4'	2.11	0.51
1:2S:346:C:OP1	2:8S:26:U:H4'	2.10	0.51
52:S5:23:VAL:HG11	63:16:58:ASP:HB3	1.92	0.51
53:S6:19:ASP:O	53:S6:23:ARG:HB2	2.11	0.51
1:2S:2578:U:H2'	1:2S:2579:G:C8	2.44	0.51
21:59:118:HIS:O	21:59:122:VAL:HG23	2.10	0.51
37:75:95:PHE:O	37:75:99:GLN:HG2	2.10	0.51
59:12:24:ILE:O	59:12:25:GLU:HB2	2.10	0.51
58:11:69:LYS:N	58:11:69:LYS:HD2	2.26	0.51
53:S6:158:ILE:HG23	53:S6:158:ILE:O	2.10	0.51
56:S9:10:LYS:HE3	56:S9:12:TYR:O	2.10	0.51
59:12:58:LEU:HA	59:12:85:LYS:HE3	1.92	0.51
56:S9:77:ILE:O	56:S9:81:VAL:HG23	2.10	0.51
4:L1:13:VAL:CG2	4:L1:14:LYS:H	2.17	0.51
1:2S:1114:U:H2'	1:2S:1115:G:C8	2.46	0.51
46:1S:3:U:C5	56:S9:16:LYS:HD3	2.45	0.51
59:12:66:VAL:HG12	59:12:67:THR:H	1.74	0.51
1:2S:1386:A:H2	7:L4:141:ARG:HG3	1.73	0.51

Continued on next page...

Continued from previous page...

Atom-1	Atom-2	Interatomic distance (Å)	Clash overlap (Å)
70:23:82:LYS:H	70:23:82:LYS:HD3	1.74	0.51
21:59:68:GLN:O	21:59:72:GLU:HG3	2.10	0.51
1:2S:2874:G:N7	1:2S:2945:G:H2'	2.25	0.51
1:2S:2474:G:H2'	1:2S:2475:G:C8	2.45	0.51
11:L8:84:ARG:H	11:L8:84:ARG:NE	2.08	0.51
45:83:13:LYS:HE3	45:83:14:TYR:OH	2.10	0.51
1:2S:1430:U:H2'	30:68:9:ARG:NH2	2.25	0.51
1:2S:1626:U:H2'	1:2S:1627:U:H6	1.76	0.51
13:50:206:LEU:HD12	13:50:209:ASN:HB3	1.92	0.51
1:2S:688:G:H2'	1:2S:690:A:C8	2.45	0.51
61:14:69:ALA:O	61:14:73:GLU:HG2	2.11	0.51
20:58:66:ARG:HH12	20:58:143:PRO:HD3	1.75	0.51
51:S4:139:VAL:CG2	51:S4:147:ILE:HB	2.40	0.51
1:2S:782:U:H2'	1:2S:783:A:O4'	2.11	0.51
25:63:114:ILE:HD12	25:63:133:SER:HA	1.93	0.51
1:2S:1297:C:H2'	1:2S:1298:C:C6	2.45	0.51
1:2S:2402:A:OP2	7:L4:70:ALA:HB2	2.10	0.51
50:S3:119:ALA:O	50:S3:123:VAL:HG23	2.10	0.51
48:S1:169:SER:HA	48:S1:172:LEU:HD12	1.92	0.51
54:S7:114:ARG:NH1	54:S7:114:ARG:HB2	2.26	0.51
47:S0:170:ILE:HD12	47:S0:170:ILE:N	2.18	0.51
18:56:12:LYS:HG2	18:56:40:GLU:HB3	1.92	0.51
1:2S:1354:G:O6	1:2S:1358:C:H5'	2.10	0.51
18:56:7:VAL:HG23	18:56:31:GLN:NE2	2.25	0.51
46:1S:445:A:H1'	46:1S:525:A:H5'	1.92	0.51
51:S4:6:LYS:N	51:S4:6:LYS:HD2	2.26	0.51
22:60:89:ASN:ND2	23:61:156:TYR:HB3	2.24	0.51
60:13:99:ARG:NH2	60:13:102:LEU:HD12	2.25	0.51
1:2S:1421:G:H2'	1:2S:1422:G:C8	2.45	0.51
52:S5:37:GLN:HB3	63:16:53:LEU:HD22	1.92	0.51
22:60:155:ARG:HG3	22:60:155:ARG:O	2.10	0.51
46:1S:1293:U:H2'	46:1S:1294:G:C8	2.46	0.51
38:76:79:SER:HB3	38:76:81:THR:HG22	1.92	0.51
46:1S:1161:C:H2'	46:1S:1162:C:C6	2.46	0.51
6:L3:41:VAL:CG1	6:L3:183:LEU:HD23	2.41	0.51
62:15:31:GLU:O	62:15:35:LYS:HD3	2.09	0.51
79:RA:205:SER:HB3	79:RA:245:PHE:CZ	2.45	0.51
22:60:26:ARG:HG2	22:60:27:MET:N	2.25	0.51
29:67:101:PHE:O	29:67:102:GLU:HB3	2.10	0.51
3:5S:6:C:H5	8:L5:22:ARG:HH12	1.57	0.51
20:58:130:ARG:C	20:58:132:PRO:HD3	2.31	0.51

Continued on next page...

Continued from previous page...

Atom-1	Atom-2	Interatomic distance (Å)	Clash overlap (Å)
25:63:103:ALA:HA	25:63:108:GLU:O	2.10	0.51
46:1S:784:C:H2'	46:1S:785:U:C6	2.45	0.51
46:1S:487:G:H1	46:1S:500:C:N4	1.96	0.51
6:L3:56:ILE:HD13	6:L3:76:VAL:CG2	2.36	0.51
5:L2:96:LEU:CD2	45:83:83:ILE:HG23	2.41	0.51
51:S4:49:ARG:HG2	51:S4:50:ASN:ND2	2.25	0.51
70:23:62:LYS:HD3	70:23:116:ASP:C	2.31	0.51
1:2S:1564:U:H2'	1:2S:1565:G:C8	2.43	0.51
48:S1:218:LEU:HD13	48:S1:218:LEU:N	2.23	0.51
1:2S:2946:A:C5'	1:2S:2947:G:H5'	2.41	0.51
5:L2:65:ASP:OD1	5:L2:68:LYS:HB3	2.11	0.51
1:2S:1141:C:H2'	1:2S:1142:G:O4'	2.10	0.51
49:S2:137:ILE:CG1	49:S2:138:PRO:HD2	2.41	0.51
22:60:93:GLU:OE1	22:60:135:VAL:HG13	2.11	0.51
70:23:24:TRP:CH2	70:23:33:LEU:HD13	2.46	0.51
49:S2:116:LYS:HD3	49:S2:131:ILE:CD1	2.39	0.51
1:2S:1107:C:H2'	1:2S:1108:U:H6	1.76	0.51
4:L1:72:PHE:HD2	4:L1:76:ARG:HB3	1.76	0.51
17:55:115:VAL:HG22	17:55:134:LEU:HD23	1.93	0.51
6:L3:41:VAL:HG13	6:L3:183:LEU:HD23	1.91	0.51
1:2S:771:A:H2'	1:2S:772:U:O4'	2.11	0.51
46:1S:1532:U:H2'	46:1S:1533:C:C6	2.46	0.51
46:1S:1262:U:H2'	46:1S:1263:G:C8	2.45	0.51
58:11:149:ALA:O	58:11:152:GLN:HG3	2.09	0.51
28:66:72:SER:O	28:66:80:VAL:HG23	2.11	0.51
1:2S:715:A:OP2	30:68:113:LEU:HB3	2.10	0.51
1:2S:353:G:N7	39:77:55:ARG:HD2	2.25	0.51
1:2S:814:U:H6	1:2S:814:U:O5'	1.94	0.51
52:S5:59:VAL:O	52:S5:60:ASP:HB2	2.10	0.51
46:1S:1322:A:H2'	46:1S:1323:C:C6	2.46	0.51
6:L3:347:SER:O	6:L3:348:ARG:HB3	2.11	0.51
63:16:39:VAL:HG12	63:16:40:GLU:N	2.25	0.51
1:2S:374:A:HO2'	1:2S:376:G:H8	1.59	0.51
1:2S:1814:A:H4'	1:2S:1815:U:H5'	1.93	0.51
47:S0:74:VAL:HB	47:S0:121:VAL:CG2	2.41	0.51
12:L9:48:VAL:HG13	12:L9:49:ASN:ND2	2.26	0.51
52:S5:106:LYS:HD3	52:S5:109:LYS:HZ2	1.75	0.51
54:S7:149:ILE:HG23	54:S7:180:GLN:HB3	1.93	0.51
61:14:132:ARG:O	73:26:28:LYS:HG3	2.11	0.51
1:2S:155:G:H21	38:76:26:ILE:HG22	1.76	0.51
1:2S:2466:G:C2'	1:2S:2467:G:H5'	2.37	0.51

Continued on next page...

Continued from previous page...

Atom-1	Atom-2	Interatomic distance (Å)	Clash overlap (Å)
46:1S:332:U:H2'	46:1S:334:G:OP2	2.10	0.51
17:55:96:ARG:HG2	17:55:96:ARG:NH1	2.26	0.51
46:1S:1173:C:OP2	65:18:141:THR:HB	2.11	0.51
7:L4:179:LEU:HD23	7:L4:183:LYS:HG3	1.93	0.51
33:71:25:PHE:HB3	33:71:65:LYS:HD3	1.93	0.51
32:70:24:THR:CG2	32:70:91:SER:HB3	2.38	0.51
60:13:92:ILE:O	60:13:96:VAL:HG23	2.10	0.51
1:2S:1422:G:H2'	1:2S:1423:C:C6	2.46	0.51
1:2S:1423:C:H4'	9:L6:5:LYS:HD2	1.93	0.51
73:26:36:ILE:O	73:26:72:HIS:HA	2.11	0.51
68:21:1:MET:O	68:21:8:LEU:HD22	2.11	0.51
1:2S:1126:G:H3'	1:2S:1127:G:C8	2.44	0.51
13:50:206:LEU:HA	13:50:209:ASN:HB3	1.91	0.51
69:22:103:ILE:HG23	69:22:126:LEU:HB2	1.92	0.51
66:19:18:TYR:HB2	66:19:135:ILE:HD13	1.93	0.51
24:62:92:TRP:O	24:62:107:PHE:HA	2.11	0.51
46:1S:249:U:H3'	46:1S:250:C:C5'	2.40	0.51
1:2S:1651:U:H5''	5:L2:71:LEU:HD22	1.92	0.51
1:2S:973:A:H2'	1:2S:974:G:O4'	2.11	0.51
46:1S:340:U:H2'	46:1S:341:A:C8	2.46	0.51
22:60:74:ASN:HB2	22:60:129:ILE:HB	1.93	0.51
3:5S:65:G:H2'	3:5S:66:A:C8	2.46	0.51
1:2S:15:C:O2'	1:2S:16:A:H5'	2.11	0.51
1:2S:2768:U:H2'	1:2S:2769:A:C8	2.46	0.51
19:57:125:GLN:O	19:57:140:GLU:HA	2.10	0.51
1:2S:1634:G:N7	29:67:17:ARG:NH2	2.59	0.51
48:S1:145:LYS:CD	48:S1:149:GLN:HG2	2.40	0.51
56:S9:109:LEU:HD12	56:S9:146:PHE:CB	2.41	0.51
16:54:116:GLU:O	16:54:120:VAL:HG23	2.11	0.51
36:74:80:ARG:HB3	36:74:84:CYS:HB2	1.93	0.51
28:66:56:VAL:HG23	28:66:106:ILE:HA	1.93	0.51
1:2S:340:C:C6	7:L4:195:ARG:NH2	2.79	0.51
1:2S:340:C:H2'	1:2S:341:G:O4'	2.11	0.51
67:20:52:LYS:HB3	67:20:93:LEU:HD23	1.93	0.51
46:1S:332:U:H5	55:S8:175:GLN:HE22	1.59	0.51
66:19:28:LEU:HG	66:19:55:TYR:CE1	2.45	0.51
12:L9:189:GLU:HG3	12:L9:190:ASP:N	2.23	0.51
46:1S:474:A:O2'	56:S9:37:LYS:HE2	2.10	0.51
7:L4:39:PHE:HE1	7:L4:236:LEU:HA	1.76	0.51
60:13:75:LEU:HG	60:13:80:LEU:HB2	1.93	0.51
1:2S:1478:C:O2'	1:2S:1479:U:H5'	2.11	0.51

Continued on next page...

Continued from previous page...

Atom-1	Atom-2	Interatomic distance (Å)	Clash overlap (Å)
46:1S:67:A:H61	46:1S:83:G:H1'	1.76	0.51
49:S2:126:ARG:O	49:S2:130:ILE:HD13	2.10	0.51
70:23:29:TYR:O	70:23:33:LEU:HB2	2.10	0.51
1:2S:2743:A:H2'	1:2S:2744:U:C6	2.46	0.51
46:1S:20:G:H5'	46:1S:571:G:C8	2.46	0.51
12:L9:41:ILE:CG2	12:L9:42:ASP:N	2.74	0.51
1:2S:3334:U:O4'	1:2S:3370:A:N1	2.44	0.51
46:1S:1151:A:H2'	46:1S:1152:A:C8	2.46	0.51
66:19:18:TYR:CD1	66:19:135:ILE:HG21	2.46	0.51
52:S5:23:VAL:HG13	52:S5:23:VAL:O	2.11	0.51
1:2S:138:U:H2'	1:2S:139:G:H8	1.76	0.51
1:2S:1075:A:N7	31:69:45:HIS:HB3	2.27	0.51
44:82:11:TYR:CE1	44:82:13:LYS:HB3	2.46	0.51
57:10:33:GLU:O	57:10:34:GLU:HB2	2.11	0.51
65:18:28:ILE:HD13	65:18:28:ILE:O	2.11	0.51
1:2S:823:C:O5'	1:2S:823:C:H6	1.94	0.51
46:1S:88:U:H4'	46:1S:171:A:H4'	1.93	0.51
69:22:36:LYS:O	69:22:40:VAL:HG23	2.11	0.51
79:RA:91:LEU:HG	79:RA:100:TYR:HB2	1.94	0.51
1:2S:1121:U:H2'	1:2S:1122:U:C6	2.46	0.51
48:S1:184:LEU:O	48:S1:188:LEU:HG	2.11	0.50
61:14:87:GLY:CA	61:14:92:LYS:HB3	2.40	0.50
1:2S:1221:A:H3'	1:2S:1222:G:C5'	2.37	0.50
1:2S:2807:U:H4'	1:2S:2809:C:OP1	2.12	0.50
28:66:27:ARG:NH1	28:66:76:LEU:HA	2.26	0.50
46:1S:1010:C:H2'	46:1S:1011:G:O4'	2.11	0.50
52:S5:187:ILE:CD1	52:S5:187:ILE:H	2.23	0.50
2:8S:3:A:O3'	19:57:61:ARG:HD3	2.10	0.50
1:2S:1427:U:OP2	30:68:2:PRO:HB3	2.11	0.50
1:2S:627:U:H2'	1:2S:628:A:C8	2.44	0.50
46:1S:1609:U:H2'	46:1S:1610:G:O4'	2.11	0.50
73:26:36:ILE:CG2	73:26:73:TYR:HB2	2.40	0.50
65:18:30:TYR:HE2	65:18:40:ARG:HG2	1.75	0.50
21:59:65:ALA:O	21:59:69:SER:HB3	2.10	0.50
69:22:80:ASN:HA	69:22:123:GLY:O	2.11	0.50
4:L1:62:ASN:ND2	4:L1:64:SER:HB2	2.27	0.50
7:L4:32:PRO:HG3	7:L4:244:LEU:HD11	1.92	0.50
7:L4:35:VAL:HG13	7:L4:121:ALA:HB1	1.92	0.50
46:1S:1037:C:H2'	46:1S:1038:U:C6	2.46	0.50
46:1S:340:U:H2'	46:1S:341:A:H8	1.75	0.50
79:RA:218:GLY:O	79:RA:236:ALA:HB3	2.11	0.50

Continued on next page...

Continued from previous page...

Atom-1	Atom-2	Interatomic distance (Å)	Clash overlap (Å)
56:S9:49:LEU:HA	56:S9:52:ILE:HD12	1.92	0.50
5:L2:107:VAL:HG21	5:L2:111:THR:HG21	1.92	0.50
50:S3:168:ILE:HG22	50:S3:189:MET:HA	1.93	0.50
50:S3:42:THR:HB	50:S3:43:PRO:HD2	1.92	0.50
1:2S:537:A:H2'	1:2S:538:G:O4'	2.11	0.50
1:2S:2416:U:H2'	1:2S:2417:U:C6	2.46	0.50
10:L7:77:VAL:HG23	23:61:139:ARG:H	1.75	0.50
63:16:40:GLU:CA	63:16:42:GLU:N	2.65	0.50
24:62:84:LEU:CD2	24:62:89:LEU:HB2	2.38	0.50
7:L4:354:VAL:O	7:L4:358:THR:HG23	2.11	0.50
17:55:121:VAL:CG1	17:55:131:GLU:HB2	2.40	0.50
56:S9:125:ALA:O	56:S9:129:ILE:HG13	2.10	0.50
55:S8:107:THR:OG1	55:S8:108:PRO:HD3	2.11	0.50
5:L2:230:VAL:HG12	5:L2:231:SER:H	1.75	0.50
36:74:44:CYS:C	36:74:46:ASP:H	2.15	0.50
79:RA:123:ILE:O	79:RA:123:ILE:HG13	2.11	0.50
47:S0:188:LEU:HD21	47:S0:195:TRP:CZ2	2.46	0.50
1:2S:660:A:H4'	7:L4:100:PHE:CE2	2.46	0.50
8:L5:258:LYS:O	8:L5:259:LYS:HB3	2.12	0.50
1:2S:2043:U:H2'	1:2S:2044:U:O4'	2.12	0.50
12:L9:180:TYR:HB2	42:80:85:LEU:CD1	2.39	0.50
1:2S:2931:C:H5''	25:63:40:LYS:CD	2.40	0.50
70:23:51:GLY:HA2	70:23:77:ILE:HG13	1.94	0.50
21:59:97:ARG:O	21:59:101:VAL:HG23	2.11	0.50
66:19:37:VAL:HG22	66:19:38:LYS:H	1.75	0.50
6:L3:235:THR:HG22	6:L3:236:LYS:H	1.77	0.50
46:1S:705:U:H2'	46:1S:706:A:C8	2.46	0.50
51:S4:86:PHE:O	51:S4:87:MET:HB2	2.11	0.50
1:2S:3321:C:H2'	1:2S:3322:A:C8	2.47	0.50
11:L8:105:LYS:HE3	11:L8:108:ARG:HH22	1.76	0.50
1:2S:990:U:H4'	23:61:100:LYS:HE2	1.93	0.50
25:63:104:ASN:OD1	25:63:108:GLU:HB2	2.10	0.50
1:2S:2538:U:O2'	1:2S:2539:C:H5'	2.11	0.50
46:1S:813:U:H5'	60:13:76:LYS:HD3	1.93	0.50
24:62:21:SER:HB2	24:62:22:PRO:HD3	1.92	0.50
2:8S:19:C:H2'	2:8S:20:U:O4'	2.11	0.50
1:2S:1738:C:O2'	36:74:52:GLN:HB2	2.12	0.50
46:1S:93:A:O2'	51:S4:4:GLY:HA3	2.11	0.50
46:1S:449:C:H2'	46:1S:450:U:C6	2.47	0.50
33:71:50:ARG:HD2	33:71:50:ARG:N	2.27	0.50
68:21:5:LYS:H	68:21:5:LYS:HD3	1.76	0.50

Continued on next page...

Continued from previous page...

Atom-1	Atom-2	Interatomic distance (Å)	Clash overlap (Å)
50:S3:116:ARG:O	50:S3:120:TYR:HD2	1.93	0.50
52:S5:116:HIS:O	52:S5:120:ILE:HG13	2.11	0.50
2:8S:77:A:H2'	2:8S:78:G:O4'	2.11	0.50
1:2S:1448:U:H2'	1:2S:1449:A:H8	1.77	0.50
1:2S:1951:C:H5	1:2S:2095:G:C6	2.30	0.50
6:L3:336:VAL:HG12	6:L3:337:THR:H	1.75	0.50
1:2S:2251:G:C3'	1:2S:2252:A:H5''	2.41	0.50
1:2S:3362:A:H2'	1:2S:3363:U:O4'	2.12	0.50
63:16:77:GLN:O	63:16:81:ILE:HG23	2.11	0.50
9:L6:54:TYR:HD2	9:L6:55:LEU:N	2.09	0.50
1:2S:1915:A:H5'	21:59:82:LYS:O	2.11	0.50
23:61:80:VAL:HG11	23:61:85:LEU:HD11	1.92	0.50
2:8S:71:A:N6	2:8S:87:G:H1'	2.26	0.50
11:L8:158:ASP:CB	11:L8:159:PRO:HD3	2.40	0.50
5:L2:136:ILE:N	5:L2:136:ILE:HD12	2.26	0.50
1:2S:3282:U:H6	1:2S:3282:U:O5'	1.94	0.50
1:2S:2793:G:H5''	44:82:66:LYS:HG2	1.94	0.50
50:S3:133:GLY:HA3	50:S3:156:PHE:O	2.11	0.50
1:2S:3269:U:OP2	9:L6:46:ARG:HG2	2.10	0.50
46:1S:1473:U:H5''	52:S5:190:ILE:CG1	2.41	0.50
6:L3:39:LYS:HA	6:L3:39:LYS:HE2	1.93	0.50
46:1S:1542:G:C2	46:1S:1568:C:H1'	2.47	0.50
12:L9:3:TYR:HD2	12:L9:65:VAL:HG21	1.76	0.50
72:25:38:HIS:O	72:25:39:ALA:HB3	2.11	0.50
1:2S:1630:U:H5''	29:67:67:LYS:HE3	1.93	0.50
6:L3:43:LEU:HD12	6:L3:43:LEU:N	2.27	0.50
66:19:126:GLU:HG2	66:19:127:ASN:H	1.76	0.50
57:10:13:GLN:HA	57:10:80:LEU:HD11	1.92	0.50
35:73:52:VAL:HG13	35:73:66:VAL:HG22	1.94	0.50
13:50:61:SER:HB2	13:50:63:GLU:OE2	2.12	0.50
39:77:18:LEU:HA	39:77:25:ARG:CA	2.41	0.50
6:L3:86:VAL:HB	6:L3:198:HIS:O	2.11	0.50
1:2S:911:C:H3'	5:L2:9:ARG:NH1	2.18	0.50
1:2S:3353:G:H2'	1:2S:3356:G:H4'	1.92	0.50
51:S4:31:PRO:CG	51:S4:43:PRO:HG3	2.38	0.50
1:2S:31:C:OP2	17:55:188:ARG:NH2	2.45	0.50
46:1S:925:G:H2'	46:1S:926:A:O4'	2.12	0.50
75:28:10:ALA:HA	75:28:32:PHE:HA	1.93	0.50
7:L4:62:ALA:CB	7:L4:77:VAL:HA	2.41	0.50
2:8S:82:U:H4'	2:8S:87:G:C5'	2.40	0.50
61:14:106:ALA:CB	73:26:52:ASP:HB3	2.40	0.50

Continued on next page...

Continued from previous page...

Atom-1	Atom-2	Interatomic distance (Å)	Clash overlap (Å)
10:L7:155:LYS:HG2	10:L7:158:LYS:O	2.11	0.50
7:L4:320:ASN:HB3	7:L4:323:VAL:CG1	2.39	0.50
1:2S:728:G:H5''	20:58:43:PRO:HB2	1.93	0.50
1:2S:1494:U:OP1	41:79:44:TRP:HB3	2.10	0.50
56:S9:29:LYS:HA	77:30:40:TYR:HE2	1.77	0.50
52:S5:162:VAL:HG21	52:S5:166:ARG:HH11	1.77	0.50
4:L1:192:SER:HB2	4:L1:196:LYS:HD2	1.94	0.50
46:1S:448:C:H2'	46:1S:449:C:C6	2.46	0.50
18:56:65:ASN:HB3	18:56:68:ARG:HG2	1.94	0.50
8:L5:10:SER:O	8:L5:14:SER:HB2	2.11	0.50
52:S5:150:GLY:HA2	52:S5:155:ALA:HB2	1.94	0.50
57:10:49:LEU:O	57:10:53:GLY:O	2.29	0.50
11:L8:49:TYR:N	11:L8:49:TYR:CD1	2.79	0.50
34:72:18:LYS:HA	34:72:30:GLU:O	2.11	0.50
45:83:27:LYS:O	45:83:31:ILE:HG13	2.12	0.50
1:2S:1678:G:H2'	1:2S:1679:A:C8	2.47	0.50
46:1S:1094:G:H2'	46:1S:1095:U:C6	2.46	0.50
74:27:61:THR:HG23	74:27:62:ILE:N	2.16	0.50
2:8S:154:C:H5''	11:L8:181:LYS:CE	2.33	0.50
7:L4:203:ARG:CG	7:L4:246:ARG:HH21	2.21	0.50
36:74:100:ILE:N	36:74:100:ILE:HD12	2.26	0.50
1:2S:500:C:H2'	1:2S:501:A:C8	2.46	0.50
1:2S:819:U:H2'	1:2S:820:A:H5'	1.93	0.50
63:16:73:GLY:H	63:16:76:SER:HB3	1.77	0.50
1:2S:3138:U:H3'	1:2S:3139:A:H5''	1.92	0.50
79:RA:162:ALA:O	79:RA:163:ASP:HB2	2.11	0.50
1:2S:606:C:H5''	9:L6:24:ALA:HB2	1.93	0.50
50:S3:51:ARG:HH21	50:S3:91:VAL:HG23	1.75	0.50
25:63:126:TRP:HB2	25:63:129:VAL:CG2	2.41	0.50
8:L5:38:THR:HG22	23:61:30:TYR:CB	2.42	0.50
1:2S:1602:A:H5''	21:59:38:ARG:HG3	1.93	0.50
30:68:74:ASN:C	30:68:76:ASP:H	2.15	0.50
5:L2:138:GLY:O	5:L2:146:THR:HG23	2.11	0.50
19:57:15:ALA:O	19:57:149:VAL:HA	2.11	0.50
51:S4:185:GLY:HA2	51:S4:189:LEU:HD22	1.93	0.50
59:12:52:LEU:HD21	59:12:60:VAL:HG21	1.92	0.50
79:RA:160:GLU:OE2	79:RA:207:ASP:HA	2.11	0.50
46:1S:1131:A:H2'	46:1S:1132:A:O4'	2.11	0.50
59:12:113:ARG:NH1	59:12:114:LYS:HB3	2.27	0.50
1:2S:1072:G:H2'	1:2S:1073:U:C6	2.46	0.50
61:14:31:THR:HB	61:14:37:GLU:O	2.11	0.50

Continued on next page...

Continued from previous page...

Atom-1	Atom-2	Interatomic distance (Å)	Clash overlap (Å)
1:2S:684:G:H2'	1:2S:685:G:C8	2.47	0.50
1:2S:1631:C:H3'	29:67:48:ARG:HH22	1.76	0.50
24:62:55:THR:O	24:62:65:VAL:HG13	2.10	0.50
1:2S:2635:A:OP1	1:2S:2635:A:H8	1.94	0.50
76:29:22:ARG:CG	76:29:38:ILE:HD11	2.42	0.50
65:18:41:ARG:NE	66:19:46:PRO:HD3	2.27	0.50
65:18:102:ALA:O	65:18:105:VAL:HG12	2.11	0.50
1:2S:3217:C:O2	1:2S:3217:C:H2'	2.12	0.50
1:2S:2333:C:H2'	1:2S:2334:U:C6	2.47	0.50
73:26:10:ARG:CB	73:26:34:LYS:HA	2.39	0.50
1:2S:406:G:H4'	2:8S:17:A:H61	1.76	0.50
51:S4:193:GLY:O	51:S4:210:ILE:HG22	2.10	0.50
15:53:56:PRO:HG3	15:53:74:GLY:C	2.32	0.50
1:2S:683:U:H5'	17:55:200:TRP:CE2	2.46	0.50
72:25:41:ILE:HG23	72:25:42:LEU:N	2.26	0.50
15:53:31:LYS:HB3	15:53:35:ARG:HE	1.76	0.50
29:67:26:VAL:HG12	29:67:89:VAL:CG2	2.41	0.50
51:S4:187:ARG:HA	51:S4:187:ARG:NE	2.25	0.50
1:2S:2963:C:H2'	1:2S:2964:G:C8	2.47	0.50
18:56:141:LEU:O	18:56:145:VAL:HG13	2.12	0.50
1:2S:2836:C:C2'	1:2S:2837:A:H5'	2.42	0.50
38:76:51:SER:O	38:76:55:ARG:HG3	2.10	0.50
70:23:29:TYR:CE1	70:23:33:LEU:HD12	2.47	0.50
52:S5:122:ASN:HD22	52:S5:129:PRO:HD3	1.75	0.50
12:L9:41:ILE:CG2	12:L9:42:ASP:H	2.25	0.50
70:23:16:ARG:NE	70:23:20:ARG:HH12	2.08	0.50
15:53:106:GLN:HB3	38:76:18:THR:CG2	2.42	0.50
46:1S:1737:G:H2'	46:1S:1738:U:C6	2.47	0.50
15:53:93:ILE:HD12	15:53:125:VAL:HG21	1.92	0.50
23:61:38:ASP:O	23:61:64:VAL:HG23	2.12	0.50
1:2S:2448:G:H2'	1:2S:2449:A:O4'	2.12	0.50
13:50:197:VAL:HG22	13:50:198:LYS:N	2.26	0.50
10:L7:239:LEU:O	10:L7:243:MET:HG3	2.11	0.50
46:1S:1677:C:H2'	46:1S:1678:A:O4'	2.12	0.50
8:L5:52:VAL:HG13	8:L5:54:ARG:NH1	2.26	0.50
52:S5:117:THR:HG21	52:S5:194:LEU:HD12	1.93	0.50
1:2S:571:U:H2'	1:2S:572:A:H8	1.75	0.50
22:60:71:LYS:HD3	22:60:73:LYS:HG2	1.92	0.50
1:2S:769:G:C2'	1:2S:770:G:H5'	2.41	0.50
15:53:173:ALA:HB1	38:76:10:GLY:HA2	1.93	0.50
39:77:18:LEU:CD2	39:77:25:ARG:HB2	2.34	0.50

Continued on next page...

Continued from previous page...

Atom-1	Atom-2	Interatomic distance (Å)	Clash overlap (Å)
36:74:91:ARG:O	36:74:95:ILE:HD13	2.12	0.50
51:S4:15:PRO:HD2	51:S4:18:TRP:CZ3	2.46	0.50
1:2S:801:A:H5'	1:2S:803:C:OP1	2.12	0.50
63:16:78:VAL:O	63:16:81:ILE:HG12	2.11	0.50
18:56:88:VAL:HG12	18:56:90:HIS:N	2.27	0.50
1:2S:2617:U:H5	1:2S:2621:G:OP2	1.95	0.50
29:67:9:LYS:HG3	29:67:10:VAL:N	2.27	0.50
29:67:121:ARG:NH1	29:67:126:LYS:HE3	2.26	0.50
20:58:173:GLU:HG2	30:68:52:TYR:CA	2.42	0.50
46:1S:155:U:H4'	53:S6:59:GLN:CA	2.40	0.50
21:59:45:VAL:HG13	21:59:50:ILE:O	2.12	0.50
1:2S:1878:G:N2	1:2S:1879:A:H2'	2.27	0.50
75:28:11:LYS:HB2	75:28:33:LEU:HD21	1.94	0.50
16:54:19:ARG:HG2	16:54:65:LEU:HD22	1.94	0.50
57:10:77:ARG:HD3	57:10:84:GLU:HA	1.93	0.50
58:11:122:ILE:H	58:11:122:ILE:HD12	1.76	0.50
8:L5:226:TYR:HB3	8:L5:231:ILE:HB	1.93	0.50
54:S7:73:VAL:HG12	54:S7:77:LEU:HB2	1.94	0.50
1:2S:257:U:H2'	1:2S:258:G:H8	1.76	0.50
48:S1:66:VAL:CG1	61:14:33:LEU:HD13	2.42	0.50
46:1S:562:G:H2'	46:1S:563:U:C6	2.46	0.50
5:L2:174:ARG:NH1	5:L2:175:VAL:HG13	2.27	0.50
71:24:7:ILE:HG12	71:24:27:VAL:HG22	1.93	0.50
1:2S:404:G:H2'	1:2S:405:U:C6	2.47	0.50
14:51:92:ARG:CD	14:51:94:ARG:HG2	2.41	0.50
55:S8:22:ARG:HD2	55:S8:25:ARG:CZ	2.42	0.50
50:S3:40:ARG:HG2	67:20:110:PRO:CB	2.38	0.50
15:53:50:PRO:HB3	37:75:118:ILE:HD11	1.94	0.50
7:L4:191:LYS:HA	7:L4:194:TYR:HE1	1.77	0.50
4:L1:92:LYS:CB	4:L1:95:LYS:HG3	2.40	0.50
1:2S:1887:A:C2'	1:2S:1888:U:H5'	2.42	0.50
47:S0:53:THR:HG23	47:S0:160:ILE:CG2	2.40	0.50
25:63:126:TRP:HB2	25:63:129:VAL:CB	2.39	0.50
60:13:71:ILE:H	60:13:71:ILE:HD12	1.77	0.50
46:1S:1600:A:HO2'	46:1S:1602:C:H5	1.58	0.50
18:56:129:LEU:HD11	18:56:133:ARG:HB2	1.94	0.50
3:5S:93:C:H6	3:5S:93:C:OP2	1.95	0.50
3:5S:79:A:H62	3:5S:101:G:H21	1.59	0.50
46:1S:1771:U:H2'	46:1S:1772:C:H6	1.77	0.50
46:1S:642:G:H2'	46:1S:643:G:H8	1.75	0.50
21:59:74:ARG:O	21:59:75:HIS:HB2	2.09	0.50

Continued on next page...

Continued from previous page...

Atom-1	Atom-2	Interatomic distance (Å)	Clash overlap (Å)
15:53:15:ARG:HG2	15:53:15:ARG:NH1	2.27	0.50
64:17:6:THR:CG2	64:17:9:VAL:HG23	2.42	0.50
11:L8:169:LEU:O	11:L8:173:MET:HG2	2.11	0.50
59:12:124:LYS:O	59:12:125:ASN:HB2	2.10	0.50
62:15:61:ARG:CB	62:15:61:ARG:NH1	2.75	0.50
62:15:61:ARG:NH1	62:15:61:ARG:HB2	2.27	0.50
46:1S:1373:C:H2'	46:1S:1374:C:C6	2.47	0.50
48:S1:140:ILE:HG23	48:S1:140:ILE:O	2.11	0.50
47:S0:27:ARG:HB2	47:S0:27:ARG:HH11	1.77	0.50
1:2S:947:G:H2'	1:2S:948:C:C6	2.47	0.50
1:2S:855:U:H5''	21:59:95:TRP:CD2	2.47	0.50
1:2S:1951:C:O4'	1:2S:1951:C:O2	2.28	0.50
1:2S:3086:A:H3'	1:2S:3087:A:C8	2.47	0.50
1:2S:1114:U:H2'	1:2S:1115:G:N7	2.27	0.50
1:2S:2554:A:H3'	36:74:91:ARG:NH1	2.27	0.50
19:57:22:LEU:HD13	19:57:90:PHE:HD2	1.76	0.50
1:2S:2616:C:H3'	1:2S:2617:U:O2	2.11	0.50
13:50:129:VAL:HG12	13:50:130:ASP:H	1.76	0.50
79:RA:159:ASN:CB	79:RA:163:ASP:H	2.23	0.50
1:2S:2931:C:H4'	25:63:39:VAL:O	2.12	0.50
1:2S:70:A:H2	1:2S:72:C:H42	1.57	0.50
1:2S:215:G:C5'	28:66:12:ARG:HG3	2.40	0.50
61:14:102:LEU:HD22	61:14:105:LEU:HD21	1.92	0.50
75:28:28:VAL:CG1	75:28:30:VAL:HG13	2.42	0.50
68:21:87:ARG:HB2	74:27:5:GLN:OE1	2.12	0.50
1:2S:3050:U:H6	1:2S:3050:U:O5'	1.94	0.50
61:14:31:THR:HG22	61:14:38:THR:HA	1.94	0.50
61:14:112:ILE:HG22	61:14:113:GLY:N	2.27	0.50
15:53:173:ALA:O	15:53:177:LYS:HB2	2.12	0.50
5:L2:33:ASP:O	5:L2:37:ARG:HG2	2.12	0.50
46:1S:1530:C:OP1	72:25:95:HIS:HB3	2.12	0.50
61:14:128:LYS:HB3	73:26:22:ARG:NH1	2.27	0.50
46:1S:1363:U:C3'	46:1S:1364:G:H5'	2.42	0.50
1:2S:3215:A:C2	9:L6:157:GLN:HB3	2.46	0.50
46:1S:1184:A:H2'	46:1S:1185:U:H4'	1.93	0.50
46:1S:1103:U:H2'	46:1S:1104:U:C6	2.47	0.50
60:13:22:ALA:CB	60:13:23:PRO:CA	2.63	0.49
48:S1:145:LYS:HB3	48:S1:149:GLN:HG2	1.92	0.49
1:2S:374:A:C4'	1:2S:375:A:H5'	2.32	0.49
52:S5:61:TYR:HE1	52:S5:165:LEU:HD13	1.76	0.49
55:S8:190:ALA:HA	55:S8:193:LEU:HD12	1.93	0.49

Continued on next page...

Continued from previous page...

Atom-1	Atom-2	Interatomic distance (Å)	Clash overlap (Å)
47:S0:174:TRP:HA	47:S0:177:LEU:HD12	1.94	0.49
4:L1:56:PRO:HB3	4:L1:187:VAL:HG11	1.94	0.49
73:26:79:ILE:HG12	73:26:84:VAL:HG21	1.93	0.49
46:1S:460:A:H5'	46:1S:461:G:OP2	2.11	0.49
55:S8:5:ARG:HH11	55:S8:5:ARG:HB2	1.76	0.49
6:L3:350:ALA:O	6:L3:351:LEU:CB	2.59	0.49
1:2S:1792:C:O2'	1:2S:1794:G:H2'	2.12	0.49
12:L9:114:VAL:HB	12:L9:124:ARG:HB2	1.94	0.49
1:2S:1405:U:H2'	1:2S:1406:A:O4'	2.11	0.49
10:L7:178:ILE:HG23	10:L7:183:ASP:HB2	1.92	0.49
51:S4:86:PHE:HE2	51:S4:102:VAL:HA	1.77	0.49
56:S9:71:PHE:HD1	56:S9:72:GLU:HG3	1.77	0.49
1:2S:1446:A:H4'	1:2S:1447:G:H4'	1.94	0.49
1:2S:3008:A:H2'	1:2S:3009:G:C8	2.47	0.49
52:S5:163:SER:O	52:S5:167:ARG:HG3	2.11	0.49
9:L6:3:ALA:HB3	34:72:75:LEU:HB3	1.94	0.49
1:2S:170:G:H2'	1:2S:171:G:C8	2.47	0.49
46:1S:249:U:H3'	46:1S:250:C:H5'	1.92	0.49
1:2S:313:A:H2'	1:2S:314:U:O4'	2.11	0.49
10:L7:122:ALA:O	10:L7:126:LEU:HG	2.11	0.49
69:22:33:VAL:HG13	69:22:110:ILE:HD13	1.92	0.49
20:58:88:THR:HG22	20:58:107:THR:HG21	1.93	0.49
10:L7:235:PHE:HE2	22:60:35:VAL:HG23	1.76	0.49
13:50:9:TYR:CE2	13:50:97:LEU:HB3	2.47	0.49
79:RA:14:GLU:HB3	79:RA:309:VAL:HG13	1.94	0.49
1:2S:2585:G:N3	1:2S:2585:G:H2'	2.27	0.49
1:2S:1286:A:H1'	1:2S:1287:A:C8	2.47	0.49
46:1S:966:A:H2'	46:1S:967:A:C8	2.47	0.49
30:68:14:HIS:O	30:68:16:SER:N	2.45	0.49
73:26:86:VAL:CG2	73:26:87:ARG:H	2.11	0.49
52:S5:219:ARG:HD3	52:S5:219:ARG:C	2.33	0.49
48:S1:105:PHE:CD1	48:S1:110:LEU:HD11	2.46	0.49
8:L5:264:GLN:HE21	8:L5:264:GLN:HA	1.75	0.49
46:1S:1731:A:H2'	46:1S:1732:A:O4'	2.12	0.49
1:2S:278:U:H2'	1:2S:279:U:C6	2.47	0.49
69:22:35:ILE:O	69:22:39:GLN:HG3	2.11	0.49
6:L3:255:TRP:O	6:L3:258:ALA:HB2	2.12	0.49
64:17:5:ARG:O	64:17:10:LYS:HE2	2.12	0.49
1:2S:651:G:H2'	1:2S:652:G:H8	1.76	0.49
46:1S:396:G:H22	46:1S:399:A:H5'	1.75	0.49
1:2S:2181:C:H2'	1:2S:2182:A:C8	2.47	0.49

Continued on next page...

Continued from previous page...

Atom-1	Atom-2	Interatomic distance (Å)	Clash overlap (Å)
22:60:4:PHE:CE1	22:60:30:PHE:HB3	2.47	0.49
50:S3:72:LEU:CD2	57:10:20:VAL:HG13	2.42	0.49
5:L2:250:GLN:HA	5:L2:250:GLN:HE21	1.78	0.49
13:50:178:ARG:N	13:50:179:PRO:HD2	2.26	0.49
1:2S:347:G:H2'	1:2S:348:A:C8	2.47	0.49
46:1S:1603:U:H2'	46:1S:1604:U:C6	2.47	0.49
46:1S:733:A:H2'	46:1S:735:C:OP2	2.11	0.49
23:61:124:VAL:HG12	23:61:125:ALA:H	1.77	0.49
77:30:53:LYS:O	77:30:54:ARG:HB3	2.12	0.49
33:71:12:TYR:HD2	33:71:75:ILE:HD12	1.76	0.49
12:L9:58:HIS:CD2	22:60:151:PRO:HD2	2.47	0.49
15:53:49:ARG:HB3	15:53:50:PRO:HD2	1.93	0.49
51:S4:31:PRO:HA	51:S4:81:THR:O	2.12	0.49
1:2S:664:U:H2'	1:2S:665:A:H8	1.73	0.49
10:L7:84:VAL:HG22	10:L7:117:VAL:HB	1.92	0.49
1:2S:296:A:C2'	1:2S:297:G:H5'	2.41	0.49
1:2S:1750:A:H5'	40:78:28:ASN:ND2	2.22	0.49
1:2S:1101:G:H2'	1:2S:1102:A:H8	1.73	0.49
29:67:54:THR:HG22	29:67:57:HIS:CD2	2.46	0.49
1:2S:1194:G:H2'	1:2S:1195:A:C8	2.47	0.49
46:1S:975:C:H2'	46:1S:976:G:O4'	2.12	0.49
46:1S:479:C:H5'	56:S9:124:HIS:HB2	1.94	0.49
23:61:11:THR:O	23:61:15:PHE:HB2	2.12	0.49
46:1S:1039:A:O2'	46:1S:1040:G:H8	1.96	0.49
22:60:4:PHE:HE1	22:60:30:PHE:HB3	1.77	0.49
15:53:65:TYR:HA	15:53:67:ARG:HH11	1.76	0.49
46:1S:150:U:H2'	46:1S:151:G:C8	2.47	0.49
1:2S:1603:A:H61	27:65:71:THR:HG21	1.75	0.49
14:51:32:ARG:O	14:51:36:VAL:HG23	2.13	0.49
35:73:81:VAL:HG12	35:73:82:ARG:N	2.27	0.49
1:2S:1341:U:H2'	1:2S:1342:C:C6	2.47	0.49
1:2S:996:A:H2'	1:2S:997:A:O4'	2.12	0.49
34:72:60:ASN:OD1	34:72:62:LYS:HB2	2.12	0.49
1:2S:2778:G:H2'	1:2S:2779:A:H5'	1.91	0.49
65:18:2:SER:HB2	65:18:3:LEU:HD13	1.95	0.49
11:L8:180:VAL:HG22	11:L8:181:LYS:H	1.76	0.49
48:S1:126:THR:HG21	48:S1:136:ARG:HE	1.75	0.49
45:83:64:VAL:HG12	45:83:65:ALA:H	1.77	0.49
12:L9:124:ARG:HD3	12:L9:164:ILE:CG2	2.42	0.49
7:L4:82:THR:HG23	7:L4:84:ARG:H	1.77	0.49
7:L4:285:ASP:HB2	7:L4:288:ARG:HD3	1.94	0.49

Continued on next page...

Continued from previous page...

Atom-1	Atom-2	Interatomic distance (Å)	Clash overlap (Å)
1:2S:1621:A:H2'	1:2S:1622:U:H6	1.76	0.49
46:1S:396:G:H22	46:1S:399:A:C5'	2.25	0.49
1:2S:2534:G:O2'	1:2S:2535:A:H5'	2.13	0.49
1:2S:1309:U:H5''	1:2S:1311:G:OP2	2.11	0.49
53:S6:78:THR:CG2	53:S6:79:LYS:H	2.24	0.49
68:21:8:LEU:HD13	68:21:9:VAL:O	2.13	0.49
72:25:57:TYR:HB3	72:25:60:VAL:CG2	2.43	0.49
50:S3:72:LEU:HD23	57:10:20:VAL:HG13	1.93	0.49
34:72:9:ILE:HG22	34:72:11:LYS:HE2	1.93	0.49
1:2S:962:A:O2'	1:2S:963:G:H5'	2.12	0.49
46:1S:1031:U:H3'	46:1S:1032:G:C5'	2.42	0.49
28:66:74:TYR:HB2	28:66:79:ALA:O	2.12	0.49
34:72:117:ILE:HG22	34:72:118:LYS:H	1.76	0.49
73:26:23:CYS:O	73:26:27:SER:HA	2.13	0.49
8:L5:65:ILE:HG22	8:L5:66:SER:N	2.27	0.49
41:79:14:ALA:O	41:79:17:LYS:HB3	2.12	0.49
1:2S:524:U:O5'	1:2S:524:U:H6	1.94	0.49
46:1S:90:C:O2'	46:1S:451:A:H5''	2.11	0.49
35:73:42:GLN:HA	35:73:42:GLN:HE21	1.77	0.49
54:S7:35:LYS:HG2	54:S7:36:ALA:H	1.76	0.49
61:14:21:ALA:HB3	61:14:83:ILE:HD11	1.94	0.49
62:15:11:VAL:O	62:15:12:PHE:HB2	2.12	0.49
74:27:81:ARG:O	74:27:82:LYS:HB2	2.13	0.49
10:L7:80:GLN:HB2	23:61:135:PRO:HB2	1.94	0.49
70:23:27:ASN:O	70:23:31:LYS:HG2	2.12	0.49
1:2S:2184:U:H4'	5:L2:211:HIS:HE1	1.78	0.49
6:L3:27:ALA:HB3	6:L3:218:ILE:O	2.13	0.49
39:77:70:VAL:HG22	39:77:73:ARG:NH2	2.27	0.49
70:23:83:VAL:HG12	70:23:84:THR:N	2.23	0.49
1:2S:279:U:H3	1:2S:286:U:H3	1.60	0.49
15:53:31:LYS:O	15:53:35:ARG:HB2	2.13	0.49
71:24:19:ALA:HB1	71:24:77:ASN:HD22	1.76	0.49
44:82:72:LEU:HD11	44:82:83:LEU:HB2	1.94	0.49
25:63:40:LYS:HB2	25:63:57:MET:O	2.13	0.49
7:L4:34:ILE:O	7:L4:38:VAL:HG23	2.11	0.49
16:54:76:ALA:HB1	16:54:80:THR:CB	2.41	0.49
1:2S:993:G:H4'	23:61:14:MET:SD	2.52	0.49
70:23:96:VAL:HG23	70:23:97:ASP:N	2.26	0.49
1:2S:2223:A:H2'	1:2S:2224:A:C8	2.47	0.49
19:57:44:ALA:O	19:57:48:LEU:HG	2.11	0.49
51:S4:123:LEU:HA	51:S4:160:VAL:O	2.13	0.49

Continued on next page...

Continued from previous page...

Atom-1	Atom-2	Interatomic distance (Å)	Clash overlap (Å)
1:2S:924:G:C3'	1:2S:925:A:H5'	2.42	0.49
29:67:83:THR:HG21	29:67:129:TRP:CH2	2.47	0.49
46:1S:1160:A:H2'	46:1S:1161:C:C6	2.48	0.49
79:RA:193:ILE:HG22	79:RA:194:GLY:H	1.76	0.49
17:55:50:ARG:CB	17:55:50:ARG:HH11	2.26	0.49
33:71:7:VAL:HG13	33:71:77:ARG:O	2.11	0.49
1:2S:1927:G:H3'	1:2S:1927:G:N3	2.27	0.49
14:51:28:ASP:O	14:51:32:ARG:HG3	2.11	0.49
34:72:117:ILE:HG22	34:72:118:LYS:N	2.27	0.49
1:2S:922:U:C5	1:2S:927:C:H5'	2.47	0.49
50:S3:8:LYS:O	50:S3:12:VAL:HG23	2.12	0.49
1:2S:1624:G:H2'	1:2S:1625:A:H8	1.77	0.49
46:1S:545:A:H61	46:1S:593:U:H2'	1.76	0.49
1:2S:7:C:H5''	11:L8:193:LYS:HB3	1.94	0.49
6:L3:82:PRO:HB3	6:L3:319:ASN:ND2	2.27	0.49
33:71:62:ARG:HG3	33:71:62:ARG:NH1	2.28	0.49
18:56:12:LYS:CG	18:56:40:GLU:HB3	2.43	0.49
1:2S:2375:G:H4'	1:2S:2376:G:OP1	2.13	0.49
47:S0:184:LEU:HD23	68:21:43:GLY:O	2.12	0.49
22:60:166:LYS:CE	22:60:167:ARG:H	2.21	0.49
46:1S:1781:A:H2'	46:1S:1782:A:C8	2.48	0.49
67:20:21:LYS:HA	67:20:94:GLU:CG	2.41	0.49
70:23:75:GLN:HA	70:23:82:LYS:HA	1.94	0.49
56:S9:36:LEU:HD21	56:S9:108:ARG:NH1	2.27	0.49
1:2S:1891:A:H2'	1:2S:1892:G:O4'	2.13	0.49
1:2S:2441:A:H2'	1:2S:2442:G:H5'	1.94	0.49
67:20:87:HIS:HB3	67:20:89:ARG:HH12	1.77	0.49
46:1S:1290:U:H2'	46:1S:1291:G:C8	2.47	0.49
46:1S:982:U:H2'	46:1S:983:A:C8	2.48	0.49
46:1S:1436:A:H2'	46:1S:1437:U:O4'	2.12	0.49
51:S4:122:LYS:O	51:S4:161:LYS:HA	2.13	0.49
46:1S:64:U:H5''	53:S6:176:GLN:HE22	1.78	0.49
1:2S:3318:G:H1'	1:2S:3320:A:C8	2.46	0.49
9:L6:65:ILE:HD11	9:L6:77:ARG:HB3	1.95	0.49
67:20:67:THR:HG22	67:20:68:ARG:N	2.27	0.49
63:16:7:VAL:HG21	63:16:88:GLY:O	2.12	0.49
46:1S:1714:A:H2'	46:1S:1715:G:H8	1.75	0.49
47:S0:103:THR:O	47:S0:103:THR:HG23	2.13	0.49
33:71:13:THR:HA	33:71:71:LEU:O	2.13	0.49
59:12:113:ARG:CG	59:12:114:LYS:H	2.26	0.49
46:1S:808:U:H2'	46:1S:809:A:H8	1.78	0.49

Continued on next page...

Continued from previous page...

Atom-1	Atom-2	Interatomic distance (Å)	Clash overlap (Å)
1:2S:2557:A:H5'	29:67:135:ARG:HH11	1.78	0.49
1:2S:1828:A:H2'	1:2S:1829:G:C8	2.47	0.49
46:1S:883:C:H2'	46:1S:884:A:H8	1.77	0.49
1:2S:315:C:H2'	1:2S:316:U:C6	2.48	0.49
1:2S:1691:U:O5'	1:2S:1691:U:H6	1.96	0.49
55:S8:36:THR:HB	55:S8:57:ALA:O	2.12	0.49
61:14:86:THR:HG21	61:14:90:ARG:HG3	1.94	0.49
1:2S:805:G:H4'	7:L4:73:ARG:O	2.12	0.49
49:S2:80:VAL:HA	49:S2:102:VAL:HG22	1.93	0.49
5:L2:82:VAL:HG12	5:L2:86:GLN:HE22	1.76	0.49
48:S1:152:ARG:HG2	48:S1:152:ARG:O	2.12	0.49
43:81:23:ARG:NH2	43:81:23:ARG:HB3	2.27	0.49
8:L5:84:PRO:HB3	8:L5:89:THR:HG22	1.93	0.49
68:21:31:SER:HB2	68:21:55:LEU:O	2.13	0.49
6:L3:215:ILE:HG12	6:L3:280:HIS:O	2.13	0.49
1:2S:663:C:H4'	7:L4:107:ARG:HE	1.77	0.49
46:1S:460:A:H3'	46:1S:461:G:C8	2.47	0.49
1:2S:2341:A:H2'	1:2S:2342:U:H6	1.76	0.49
48:S1:58:SER:O	48:S1:62:LYS:HG3	2.12	0.49
2:S8:85:G:O6	28:66:112:ASP:HB3	2.12	0.49
46:1S:1360:A:H2'	46:1S:1361:U:C4'	2.43	0.49
7:L4:152:VAL:CG1	7:L4:153:SER:H	2.24	0.49
19:57:48:LEU:HD11	19:57:95:LEU:CD1	2.43	0.49
23:61:11:THR:HB	23:61:15:PHE:CG	2.47	0.49
1:2S:2743:A:H2'	1:2S:2744:U:O4'	2.12	0.49
65:18:139:LYS:HD2	65:18:140:THR:HG23	1.95	0.49
46:1S:878:G:H2'	46:1S:879:G:H8	1.77	0.49
1:2S:62:A:H2'	1:2S:63:A:O4'	2.12	0.49
8:L5:113:LEU:HD23	8:L5:115:LEU:HD23	1.94	0.49
12:L9:20:ILE:HG23	12:L9:25:VAL:HG22	1.93	0.49
1:2S:274:G:H2'	1:2S:275:U:O4'	2.13	0.49
18:56:153:VAL:O	18:56:157:GLU:HG2	2.11	0.49
14:51:166:LYS:C	14:51:168:ASP:H	2.16	0.49
36:74:103:LYS:O	36:74:107:GLU:HG3	2.12	0.49
46:1S:1705:C:H2'	46:1S:1706:C:O4'	2.13	0.49
1:2S:1706:C:H2'	1:2S:1707:A:O4'	2.13	0.49
9:L6:47:PHE:HB3	9:L6:50:LYS:HB2	1.94	0.49
1:2S:2586:G:C6	11:L8:241:LYS:HB2	2.48	0.49
46:1S:583:C:O2	46:1S:583:C:H2'	2.12	0.49
17:55:45:PRO:HA	17:55:48:ALA:HB3	1.94	0.49
1:2S:936:A:H2'	1:2S:938:C:C4	2.47	0.49

Continued on next page...

Continued from previous page...

Atom-1	Atom-2	Interatomic distance (Å)	Clash overlap (Å)
1:2S:66:A:H61	1:2S:76:G:H1'	1.77	0.49
46:1S:1501:C:OP2	66:19:102:ARG:HD2	2.12	0.49
1:2S:2881:C:O5'	1:2S:2881:C:H6	1.95	0.49
17:55:23:GLN:HG2	17:55:122:ASN:OD1	2.13	0.49
6:L3:111:SER:H	6:L3:114:VAL:HG21	1.77	0.49
42:80:78:ILE:O	42:80:82:LEU:HB2	2.12	0.49
36:74:46:ASP:HB3	36:74:84:CYS:SG	2.53	0.49
1:2S:2757:U:C1'	23:61:8:ARG:HB2	2.42	0.49
58:11:46:LYS:O	58:11:50:GLU:HG3	2.13	0.49
44:82:70:LEU:HD12	44:82:83:LEU:HB3	1.94	0.49
69:22:64:GLN:HE22	74:27:4:VAL:HG23	1.76	0.49
1:2S:2492:C:O2'	1:2S:2494:A:H8	1.96	0.49
70:23:104:LEU:HD23	70:23:124:VAL:HA	1.94	0.49
40:78:8:ILE:N	40:78:8:ILE:HD12	2.27	0.49
25:63:86:ARG:HB2	25:63:92:PHE:CZ	2.47	0.49
63:16:57:LEU:HD23	63:16:57:LEU:O	2.13	0.49
55:S8:9:HIS:O	55:S8:10:LYS:HB3	2.13	0.49
1:2S:294:U:H4'	38:76:77:LEU:CD2	2.42	0.49
27:65:68:THR:OG1	37:75:36:LEU:HD22	2.13	0.49
46:1S:36:C:H2'	46:1S:37:U:H6	1.77	0.49
61:14:20:TYR:CB	61:14:27:PHE:HB2	2.42	0.49
1:2S:1806:A:H2'	1:2S:1807:G:O4'	2.13	0.49
1:2S:1808:G:H4'	1:2S:2559:U:O4	2.12	0.49
25:63:67:PRO:HG2	46:1S:1659:A:H4'	1.94	0.49
1:2S:3208:G:H5''	1:2S:3210:A:O4'	2.12	0.49
1:2S:1504:A:H5''	19:57:23:ARG:CZ	2.42	0.49
50:S3:162:GLN:N	50:S3:163:PRO:CD	2.76	0.49
47:S0:119:ARG:O	47:S0:142:PRO:HD2	2.13	0.49
65:18:35:ILE:HG22	65:18:36:LYS:N	2.28	0.49
29:67:110:ALA:O	29:67:114:VAL:HG23	2.12	0.49
1:2S:34:A:H2'	1:2S:35:A:C8	2.48	0.49
57:10:48:SER:O	57:10:52:LYS:HG2	2.12	0.49
56:S9:94:ASP:O	56:S9:97:LEU:HB2	2.12	0.49
59:12:23:THR:HG23	59:12:23:THR:O	2.12	0.49
1:2S:3182:G:H2'	1:2S:3183:A:C8	2.47	0.49
48:S1:172:LEU:O	48:S1:176:VAL:HG23	2.12	0.49
1:2S:1951:C:H5	1:2S:2095:G:O6	1.96	0.49
1:2S:1845:G:O6	1:2S:1849:C:H2'	2.12	0.49
1:2S:1019:G:H2'	1:2S:1020:G:C5'	2.37	0.49
29:67:136:PHE:HB3	36:74:92:ALA:CB	2.43	0.49
36:74:86:LYS:HA	36:74:89:ILE:HD12	1.94	0.49

Continued on next page...

Continued from previous page...

Atom-1	Atom-2	Interatomic distance (Å)	Clash overlap (Å)
1:2S:1764:U:H3'	1:2S:1765:U:C5'	2.36	0.49
47:S0:182:LEU:CB	47:S0:188:LEU:HD23	2.40	0.49
65:18:6:GLN:O	65:18:7:GLU:HB2	2.13	0.49
1:2S:2467:G:N2	1:2S:2489:C:H42	2.10	0.49
1:2S:2189:U:C4'	45:83:22:LEU:HD11	2.42	0.49
1:2S:30:G:OP2	17:55:188:ARG:HD2	2.12	0.49
1:2S:3133:C:H2'	1:2S:3134:A:O4'	2.12	0.49
65:18:25:ASN:HD22	72:25:40:VAL:CG1	2.24	0.49
64:17:5:ARG:H	64:17:5:ARG:HD2	1.77	0.49
46:1S:405:C:H5''	53:S6:93:LYS:CE	2.42	0.49
64:17:24:LEU:CD2	64:17:34:LEU:HD13	2.42	0.49
1:2S:2148:U:H5''	5:L2:196:TRP:HZ2	1.77	0.49
48:S1:205:PHE:CD1	48:S1:206:PRO:HD2	2.47	0.49
49:S2:97:ARG:NH1	49:S2:97:ARG:HB3	2.28	0.49
52:S5:162:VAL:CG2	52:S5:166:ARG:HB3	2.42	0.49
17:55:71:ARG:NH2	17:55:73:ARG:HA	2.28	0.49
50:S3:167:PHE:HB3	50:S3:189:MET:SD	2.52	0.49
62:15:61:ARG:HG3	62:15:64:LYS:HD3	1.95	0.49
68:21:62:ARG:HB3	68:21:64:GLU:HG2	1.94	0.49
33:71:81:GLU:O	33:71:82:GLU:HB3	2.13	0.49
1:2S:1408:G:H2'	1:2S:1409:G:C8	2.48	0.49
59:12:36:LEU:HD23	59:12:36:LEU:O	2.13	0.49
1:2S:2907:G:O2'	1:2S:2908:G:H5'	2.13	0.49
37:75:59:ASN:ND2	37:75:63:ARG:HD2	2.28	0.49
56:S9:65:LYS:HD3	56:S9:70:LEU:HD21	1.94	0.49
1:2S:1536:G:H2'	1:2S:1537:A:O4'	2.13	0.49
46:1S:492:A:H5'	46:1S:493:U:H5	1.78	0.49
8:L5:204:VAL:O	8:L5:208:MET:HG3	2.13	0.49
66:19:65:ILE:HG12	66:19:71:VAL:HG22	1.94	0.49
60:13:48:SER:O	60:13:52:VAL:HG23	2.12	0.49
2:8S:122:U:H2'	2:8S:123:G:C8	2.47	0.49
63:16:41:PRO:HB3	63:16:44:LEU:HD23	1.95	0.49
1:2S:3057:U:H5'	1:2S:3086:A:H61	1.76	0.49
56:S9:109:LEU:O	56:S9:113:VAL:HG23	2.12	0.49
1:2S:1609:C:H6	1:2S:1609:C:O5'	1.95	0.49
3:5S:4:U:H2'	3:5S:5:G:H8	1.72	0.49
1:2S:501:A:C4'	9:L6:28:GLN:HE21	2.22	0.49
45:83:75:ALA:HA	45:83:78:THR:HG22	1.93	0.49
7:L4:187:LEU:HD22	7:L4:198:ARG:HG2	1.95	0.49
7:L4:191:LYS:HA	7:L4:194:TYR:CE1	2.47	0.49
46:1S:446:A:H5''	51:S4:57:ASN:OD1	2.13	0.49

Continued on next page...

Continued from previous page...

Atom-1	Atom-2	Interatomic distance (Å)	Clash overlap (Å)
1:2S:3283:U:H2'	1:2S:3284:G:C8	2.48	0.49
9:L6:5:LYS:O	9:L6:6:ALA:HB2	2.12	0.49
1:2S:2372:A:H5''	1:2S:2373:A:C5'	2.40	0.49
1:2S:2995:A:C2'	1:2S:2996:U:H5''	2.42	0.49
1:2S:993:G:H3'	1:2S:994:G:C8	2.48	0.49
46:1S:1026:A:H4'	46:1S:1028:C:C5	2.47	0.49
46:1S:17:C:H2'	46:1S:18:C:H6	1.78	0.49
1:2S:1567:U:C3'	1:2S:1568:U:H5''	2.42	0.49
51:S4:92:LEU:HD23	71:24:17:LEU:HD21	1.94	0.49
45:83:11:THR:C	45:83:13:LYS:H	2.16	0.49
1:2S:2422:C:H2'	1:2S:2423:U:H6	1.76	0.49
51:S4:159:THR:HG22	51:S4:173:ILE:HB	1.95	0.49
13:50:18:PRO:O	13:50:23:ASN:ND2	2.46	0.49
52:S5:191:ALA:HB3	72:25:98:GLN:OE1	2.13	0.49
51:S4:9:LEU:HD23	51:S4:10:LYS:O	2.12	0.49
64:17:46:LEU:HA	64:17:49:LYS:CE	2.43	0.49
1:2S:3099:C:O2'	1:2S:3100:U:H5'	2.13	0.49
46:1S:1100:G:H2'	69:22:75:ILE:CD1	2.43	0.49
50:S3:170:THR:HA	50:S3:186:VAL:O	2.12	0.49
62:15:59:LYS:HA	62:15:62:ALA:HB3	1.95	0.49
78:31:117:LEU:O	78:31:118:ARG:HB2	2.13	0.49
11:L8:229:VAL:HA	11:L8:232:HIS:HB2	1.95	0.49
1:2S:261:U:H2'	1:2S:262:U:C6	2.48	0.49
5:L2:62:VAL:HB	5:L2:73:GLU:HG3	1.95	0.49
71:24:18:LEU:HD22	71:24:85:PHE:CE1	2.47	0.49
33:71:35:GLU:O	33:71:39:PHE:HB2	2.12	0.49
7:L4:129:THR:HG22	7:L4:248:VAL:HG21	1.94	0.49
8:L5:201:GLY:HA2	8:L5:203:HIS:CE1	2.47	0.49
33:71:70:ARG:HG3	33:71:70:ARG:HH21	1.76	0.49
58:11:7:VAL:CG2	58:11:53:TYR:HA	2.43	0.49
1:2S:393:U:H3'	1:2S:394:G:H8	1.78	0.49
46:1S:844:A:H2'	46:1S:845:G:O4'	2.13	0.48
35:73:8:TYR:HB2	35:73:100:ILE:O	2.13	0.48
52:S5:106:LYS:HD3	52:S5:109:LYS:NZ	2.28	0.48
1:2S:2253:G:H2'	1:2S:2254:U:O4'	2.13	0.48
1:2S:2138:A:C4	39:77:3:LYS:HB3	2.48	0.48
59:12:62:LEU:HD23	59:12:62:LEU:H	1.78	0.48
5:L2:80:GLU:HA	45:83:65:ALA:CB	2.43	0.48
63:16:69:VAL:HG11	63:16:77:GLN:HA	1.94	0.48
46:1S:1717:G:H2'	46:1S:1718:G:C8	2.48	0.48
37:75:44:ILE:O	37:75:48:ARG:HG2	2.12	0.48

Continued on next page...

Continued from previous page...

Atom-1	Atom-2	Interatomic distance (Å)	Clash overlap (Å)
9:L6:54:TYR:HD2	9:L6:55:LEU:H	1.60	0.48
1:2S:2942:C:OP1	1:2S:2943:G:H5'	2.12	0.48
66:19:111:ILE:HG23	66:19:113:ILE:HG13	1.95	0.48
60:13:96:VAL:HA	60:13:99:ARG:HB2	1.93	0.48
46:1S:1661:U:H2'	46:1S:1662:G:H8	1.77	0.48
11:L8:128:LYS:HG3	11:L8:129:PRO:CD	2.41	0.48
46:1S:215:A:H1'	46:1S:242:U:C5	2.49	0.48
22:60:135:VAL:HG21	22:60:144:LEU:HD11	1.94	0.48
2:8S:69:U:H2'	2:8S:70:G:O4'	2.13	0.48
13:50:55:ASN:OD1	13:50:164:LYS:HE2	2.12	0.48
1:2S:1443:G:H2'	1:2S:1444:G:C8	2.48	0.48
1:2S:3335:A:C5	1:2S:3371:G:H4'	2.48	0.48
69:22:104:LEU:HD13	69:22:104:LEU:N	2.27	0.48
46:1S:986:G:H2'	46:1S:987:G:O4'	2.13	0.48
22:60:26:ARG:HH22	22:60:28:ARG:HG2	1.78	0.48
54:S7:138:LYS:HB2	69:22:54:ASP:CB	2.42	0.48
51:S4:137:PRO:HG2	51:S4:150:PRO:HD2	1.94	0.48
46:1S:532:U:H2'	46:1S:533:U:H5'	1.95	0.48
17:55:140:LYS:HA	17:55:143:ARG:HB2	1.95	0.48
46:1S:1641:C:H2'	46:1S:1642:G:C8	2.48	0.48
74:27:36:LYS:HG2	74:27:43:ILE:CG2	2.43	0.48
1:2S:269:G:H4'	1:2S:270:U:H6	1.78	0.48
53:S6:28:PHE:CE1	53:S6:104:PRO:HG3	2.48	0.48
74:27:20:LYS:HD2	74:27:20:LYS:O	2.13	0.48
1:2S:2310:U:H2'	1:2S:2311:G:O4'	2.12	0.48
66:19:114:VAL:HG22	66:19:115:GLU:H	1.78	0.48
25:63:23:MET:HE1	25:63:100:GLY:HA3	1.95	0.48
47:S0:21:ASN:HB3	47:S0:24:LEU:HD13	1.94	0.48
1:2S:2861:U:H2'	1:2S:2862:U:O4'	2.12	0.48
1:2S:1953:G:N2	1:2S:2094:C:C6	2.59	0.48
51:S4:194:THR:O	51:S4:195:ILE:HB	2.14	0.48
73:26:44:ILE:CD1	73:26:44:ILE:H	2.19	0.48
28:66:57:LEU:CD2	28:66:67:GLU:HB3	2.42	0.48
7:L4:194:TYR:H	7:L4:194:TYR:HD1	1.60	0.48
1:2S:1294:A:O2'	1:2S:1295:G:H8	1.92	0.48
46:1S:477:A:H5'	77:30:34:ALA:HB2	1.94	0.48
1:2S:1498:A:H2'	1:2S:1499:C:H6	1.74	0.48
30:68:79:TRP:HE1	30:68:118:ILE:HG21	1.78	0.48
63:16:109:PHE:HB3	63:16:117:LEU:HD21	1.95	0.48
36:74:66:SER:HB3	36:74:69:HIS:CE1	2.48	0.48
56:S9:153:GLU:HA	56:S9:156:ILE:HG13	1.94	0.48

Continued on next page...

Continued from previous page...

Atom-1	Atom-2	Interatomic distance (Å)	Clash overlap (Å)
16:54:46:ILE:O	16:54:47:ASP:HB2	2.13	0.48
46:1S:1348:A:H2'	46:1S:1349:G:O4'	2.13	0.48
46:1S:694:U:O2	46:1S:694:U:H2'	2.12	0.48
51:S4:95:THR:HG22	71:24:16:PRO:HD2	1.95	0.48
36:74:76:TYR:HB3	36:74:79:SER:HB2	1.96	0.48
53:S6:57:ASP:HB2	53:S6:106:LEU:HA	1.95	0.48
19:57:168:LEU:HD12	19:57:168:LEU:H	1.78	0.48
14:51:54:VAL:O	14:51:55:ARG:HB3	2.12	0.48
1:2S:684:G:H2'	1:2S:685:G:H8	1.78	0.48
1:2S:984:G:H2'	10:L7:101:LYS:HG3	1.95	0.48
9:L6:47:PHE:HB3	9:L6:50:LYS:CB	2.42	0.48
17:55:88:GLY:HA2	44:82:50:PHE:CZ	2.48	0.48
1:2S:987:U:H4'	10:L7:121:LYS:HD2	1.94	0.48
48:S1:183:GLN:HG2	48:S1:187:LYS:HE3	1.95	0.48
56:S9:62:ARG:CZ	56:S9:68:LYS:HD3	2.43	0.48
1:2S:2719:U:H2'	1:2S:2720:G:H8	1.78	0.48
46:1S:1573:A:P	52:S5:185:ARG:HH22	2.36	0.48
40:78:69:LEU:HG	40:78:70:PRO:HD2	1.95	0.48
54:S7:39:ARG:N	54:S7:40:PRO:HD2	2.28	0.48
60:13:40:TYR:HB3	60:13:45:LEU:HG	1.95	0.48
62:15:16:SER:HA	62:15:20:VAL:O	2.12	0.48
1:2S:3067:C:H5''	21:59:58:HIS:NE2	2.27	0.48
1:2S:1304:A:H1'	1:2S:2885:C:H1'	1.95	0.48
55:S8:47:ARG:CZ	55:S8:51:GLY:HA2	2.44	0.48
1:2S:2183:A:H2'	1:2S:2184:U:C6	2.49	0.48
46:1S:567:A:H62	46:1S:576:G:H21	1.60	0.48
56:S9:81:VAL:CG2	56:S9:86:LEU:HD23	2.43	0.48
1:2S:1809:A:H2'	1:2S:1810:A:O4'	2.12	0.48
12:L9:47:LYS:HA	12:L9:53:ILE:HG12	1.94	0.48
7:L4:192:GLY:HA3	7:L4:197:ARG:NH1	2.28	0.48
3:5S:120:C:H5	8:L5:258:LYS:HD2	1.78	0.48
14:51:37:LEU:HD12	14:51:45:PRO:HG3	1.96	0.48
75:28:32:PHE:CE2	75:28:38:ARG:HB3	2.48	0.48
79:RA:83:ALA:HB1	79:RA:110:VAL:HG12	1.96	0.48
62:15:127:ARG:HG2	62:15:127:ARG:HH21	1.78	0.48
12:L9:55:VAL:HG23	12:L9:55:VAL:O	2.13	0.48
4:L1:120:VAL:HG23	4:L1:121:PRO:HD3	1.95	0.48
46:1S:1288:G:H2'	46:1S:1289:U:C6	2.47	0.48
46:1S:1486:G:H8	46:1S:1593:A:H5'	1.78	0.48
1:2S:3268:A:N3	9:L6:75:PRO:HB3	2.28	0.48
59:12:113:ARG:HG2	59:12:113:ARG:HH11	1.79	0.48

Continued on next page...

Continued from previous page...

Atom-1	Atom-2	Interatomic distance (Å)	Clash overlap (Å)
13:50:170:LYS:HA	13:50:177:ASP:HA	1.94	0.48
28:66:79:ALA:CB	28:66:98:ASN:HB3	2.43	0.48
17:55:76:PRO:O	17:55:77:LYS:HB2	2.13	0.48
1:2S:3297:U:H4'	19:57:74:LYS:CD	2.43	0.48
1:2S:889:U:H2'	1:2S:890:C:O4'	2.12	0.48
1:2S:1378:U:H2'	1:2S:1379:G:H8	1.78	0.48
46:1S:840:U:O2'	46:1S:841:U:H5''	2.13	0.48
64:17:81:LYS:O	64:17:81:LYS:HG2	2.13	0.48
1:2S:2691:A:N7	1:2S:2692:A:C5	2.81	0.48
47:S0:13:ASP:O	47:S0:17:LEU:HG	2.12	0.48
1:2S:1922:A:H2'	1:2S:1923:C:O4'	2.13	0.48
1:2S:649:A:H4'	1:2S:2869:U:C5'	2.43	0.48
46:1S:567:A:H5''	77:30:10:ARG:HB3	1.95	0.48
1:2S:1593:A:H4'	36:74:61:GLN:NE2	2.18	0.48
1:2S:1654:A:C2'	1:2S:1655:G:H5'	2.38	0.48
46:1S:1722:A:H2'	46:1S:1723:U:O4'	2.13	0.48
1:2S:636:C:N4	1:2S:2375:G:H1	2.10	0.48
7:L4:283:THR:CB	7:L4:289:ILE:HD11	2.40	0.48
1:2S:2161:G:H5''	5:L2:227:ARG:HH22	1.78	0.48
46:1S:332:U:H5	55:S8:175:GLN:NE2	2.11	0.48
1:2S:3138:U:C3'	1:2S:3139:A:H5''	2.43	0.48
7:L4:3:ARG:HE	7:L4:22:LEU:HB2	1.78	0.48
35:73:18:ARG:HB2	35:73:22:VAL:O	2.13	0.48
1:2S:147:U:H3'	1:2S:148:G:H5'	1.95	0.48
1:2S:3295:A:H5'	6:L3:119:TYR:HE1	1.78	0.48
46:1S:1493:A:H4'	46:1S:1494:C:C6	2.48	0.48
46:1S:603:U:H2'	46:1S:604:A:H8	1.78	0.48
46:1S:279:G:C8	46:1S:280:U:H4'	2.45	0.48
70:23:24:TRP:HA	70:23:24:TRP:CE3	2.47	0.48
6:L3:235:THR:CG2	6:L3:236:LYS:N	2.77	0.48
53:S6:189:HIS:CE1	53:S6:193:LEU:HD11	2.48	0.48
1:2S:591:G:O4'	9:L6:19:LYS:HD2	2.12	0.48
1:2S:2308:C:H2'	1:2S:2309:A:C8	2.48	0.48
19:57:111:LYS:HB2	19:57:153:LYS:HB2	1.94	0.48
4:L1:120:VAL:N	4:L1:121:PRO:CD	2.77	0.48
5:L2:187:HIS:HA	5:L2:190:ARG:NH2	2.28	0.48
13:50:166:ILE:HG22	13:50:167:LEU:N	2.28	0.48
46:1S:1543:A:H1'	46:1S:1569:A:C2	2.49	0.48
4:L1:65:ILE:HG12	4:L1:65:ILE:O	2.13	0.48
1:2S:848:A:H8	1:2S:848:A:O5'	1.97	0.48
1:2S:1235:U:H4'	1:2S:1236:G:C5'	2.42	0.48

Continued on next page...

Continued from previous page...

Atom-1	Atom-2	Interatomic distance (Å)	Clash overlap (Å)
1:2S:1236:G:H3'	1:2S:1237:G:C5'	2.43	0.48
1:2S:2667:A:C2'	1:2S:2668:U:H5'	2.43	0.48
61:14:32:ASP:OD2	61:14:37:GLU:HB3	2.14	0.48
1:2S:1323:G:H2'	1:2S:1324:U:C6	2.48	0.48
63:16:45:ARG:O	63:16:48:VAL:HG12	2.12	0.48
1:2S:2849:C:H2'	1:2S:2850:G:O4'	2.12	0.48
46:1S:1388:A:H4'	46:1S:1389:C:O4'	2.13	0.48
46:1S:598:U:H2'	46:1S:599:A:C8	2.48	0.48
79:RA:299:GLN:HE21	79:RA:315:VAL:HB	1.78	0.48
5:L2:20:THR:OG1	5:L2:23:ARG:HD2	2.14	0.48
10:L7:82:LYS:HG2	10:L7:191:VAL:HG21	1.96	0.48
66:19:21:PHE:CD1	66:19:24:ARG:HD2	2.34	0.48
47:S0:187:ALA:O	47:S0:188:LEU:HD22	2.14	0.48
70:23:73:ARG:NE	70:23:84:THR:HG23	2.29	0.48
13:50:52:LEU:HB3	13:50:136:PHE:H	1.79	0.48
46:1S:772:G:H5''	51:S4:23:LEU:CD2	2.43	0.48
1:2S:147:U:H5'	11:L8:136:LEU:HG	1.96	0.48
25:63:80:ARG:NH1	25:63:117:PRO:O	2.47	0.48
54:S7:76:LYS:HA	54:S7:79:ARG:HD2	1.96	0.48
1:2S:2695:A:O2'	1:2S:2696:A:H5''	2.13	0.48
1:2S:2038:C:H2'	1:2S:2039:C:O4'	2.13	0.48
21:59:101:VAL:HG11	21:59:135:LYS:HD3	1.94	0.48
17:55:15:GLN:HG3	38:76:51:SER:HB2	1.96	0.48
47:S0:32:HIS:CE1	68:21:87:ARG:HH12	2.31	0.48
53:S6:85:ARG:HH12	53:S6:87:ARG:HD3	1.77	0.48
1:2S:3157:U:C4'	1:2S:3158:G:H8	2.26	0.48
1:2S:1807:G:H2'	1:2S:1808:G:O4'	2.14	0.48
1:2S:2129:U:H2'	1:2S:2130:G:C8	2.49	0.48
1:2S:1919:G:H21	1:2S:1933:A:H62	1.61	0.48
46:1S:946:U:H2'	46:1S:947:U:C6	2.49	0.48
73:26:26:CYS:O	73:26:27:SER:HB2	2.13	0.48
46:1S:531:C:H2'	46:1S:532:U:H5''	1.96	0.48
1:2S:235:A:H2'	1:2S:236:G:O4'	2.14	0.48
1:2S:1977:C:H2'	1:2S:1978:A:C8	2.49	0.48
5:L2:74:GLU:HB3	5:L2:76:PHE:CE1	2.48	0.48
53:S6:153:VAL:O	53:S6:155:ASP:N	2.47	0.48
1:2S:424:G:H21	34:72:24:ARG:HH21	1.60	0.48
34:72:25:TYR:HB2	34:72:28:VAL:HG23	1.95	0.48
39:77:24:ARG:HG2	39:77:24:ARG:HH11	1.78	0.48
1:2S:842:G:H2'	1:2S:843:A:H8	1.77	0.48
72:25:82:HIS:O	72:25:85:LYS:HE3	2.14	0.48

Continued on next page...

Continued from previous page...

Atom-1	Atom-2	Interatomic distance (Å)	Clash overlap (Å)
60:13:23:PRO:O	60:13:24:ALA:CB	2.61	0.48
4:L1:13:VAL:HG13	4:L1:15:GLU:H	1.77	0.48
1:2S:1813:A:C3'	1:2S:1814:A:H5''	2.43	0.48
4:L1:17:LEU:CD2	4:L1:17:LEU:H	2.13	0.48
73:26:44:ILE:HG13	73:26:67:THR:HG23	1.95	0.48
62:15:18:ARG:HB2	62:15:36:LEU:CD1	2.38	0.48
1:2S:2427:U:H2'	1:2S:2428:U:C6	2.49	0.48
46:1S:822:U:C3'	46:1S:823:G:H5''	2.41	0.48
46:1S:801:G:H2'	46:1S:802:G:O4'	2.13	0.48
18:56:84:LEU:O	18:56:88:VAL:HG23	2.14	0.48
1:2S:1499:C:H2'	1:2S:1500:G:C8	2.48	0.48
46:1S:1525:A:H2'	46:1S:1526:A:O4'	2.13	0.48
46:1S:1319:A:H2'	46:1S:1320:U:O4'	2.14	0.48
46:1S:279:G:H3'	46:1S:280:U:C5'	2.44	0.48
33:71:34:LYS:HA	33:71:37:LYS:CD	2.43	0.48
38:76:54:GLU:HB3	38:76:90:MET:HE3	1.96	0.48
52:S5:129:PRO:O	52:S5:133:VAL:HG23	2.14	0.48
1:2S:288:C:H2'	1:2S:289:A:H8	1.75	0.48
5:L2:196:TRP:CD1	5:L2:197:PRO:HA	2.48	0.48
1:2S:3345:G:C2'	1:2S:3346:U:H5'	2.44	0.48
46:1S:1472:C:H2'	46:1S:1535:U:O4	2.12	0.48
17:55:75:VAL:HB	17:55:79:ALA:O	2.12	0.48
1:2S:2271:A:H2'	1:2S:2272:G:H4'	1.95	0.48
6:L3:58:ARG:HB2	6:L3:355:SER:O	2.13	0.48
1:2S:358:G:H2'	1:2S:360:G:OP2	2.13	0.48
23:61:51:GLY:O	23:61:91:LEU:HB3	2.14	0.48
1:2S:648:C:C6	1:2S:2397:A:H5''	2.48	0.48
47:S0:127:ARG:HH11	47:S0:127:ARG:HG3	1.78	0.48
1:2S:1370:G:H5''	30:68:18:GLY:HA2	1.96	0.48
1:2S:2768:U:H2'	1:2S:2769:A:H8	1.77	0.48
1:2S:1342:C:H5''	20:58:12:ARG:HG2	1.96	0.48
11:L8:229:VAL:HG12	11:L8:229:VAL:O	2.14	0.48
50:S3:138:VAL:HB	50:S3:150:MET:HB2	1.95	0.48
4:L1:41:TYR:HB2	4:L1:203:SER:HB3	1.95	0.48
10:L7:152:GLY:O	10:L7:162:PRO:HA	2.14	0.48
41:79:21:ARG:HH22	41:79:24:PRO:HG3	1.79	0.48
74:27:31:TYR:HE2	74:27:33:LEU:HD23	1.78	0.48
17:55:10:LEU:HD12	17:55:11:GLN:OE1	2.14	0.48
64:17:14:LYS:HB3	64:17:14:LYS:NZ	2.29	0.48
1:2S:421:G:H3'	1:2S:421:G:N3	2.29	0.48
45:83:36:ARG:HA	45:83:47:VAL:O	2.14	0.48

Continued on next page...

Continued from previous page...

Atom-1	Atom-2	Interatomic distance (Å)	Clash overlap (Å)
51:S4:246:LEU:HB3	51:S4:250:GLU:HB2	1.96	0.48
20:58:158:HIS:N	20:58:186:VAL:HG12	2.21	0.48
73:26:66:LYS:H	73:26:66:LYS:CD	2.20	0.48
6:L3:147:GLU:O	6:L3:151:ILE:HG13	2.13	0.48
1:2S:2137:U:C5'	1:2S:2138:A:H5''	2.39	0.48
1:2S:1345:G:N2	7:L4:307:GLN:NE2	2.58	0.48
5:L2:80:GLU:HA	45:83:65:ALA:HB3	1.95	0.48
1:2S:2189:U:C5'	45:83:22:LEU:HD11	2.44	0.48
1:2S:1718:G:H2'	1:2S:1719:G:C8	2.49	0.48
70:23:63:GLN:CA	70:23:65:ASN:H	2.22	0.48
7:L4:3:ARG:HE	7:L4:22:LEU:CB	2.26	0.48
9:L6:80:ASN:HB3	9:L6:83:TYR:CD2	2.42	0.48
1:2S:977:C:O2'	1:2S:978:G:H5'	2.14	0.48
65:18:54:LEU:HD22	65:18:54:LEU:N	2.28	0.48
25:63:84:SER:HB3	25:63:94:TYR:CD2	2.49	0.48
10:L7:157:ASN:O	10:L7:158:LYS:CB	2.62	0.48
11:L8:78:PHE:C	11:L8:80:TYR:H	2.16	0.48
6:L3:246:LEU:HG	6:L3:247:ARG:HG3	1.96	0.48
22:60:6:GLU:HG3	22:60:29:ILE:O	2.14	0.48
47:S0:38:PHE:O	47:S0:39:ASN:HB2	2.13	0.48
46:1S:1459:C:H5'	65:18:131:LEU:CD2	2.43	0.48
6:L3:332:ARG:O	6:L3:333:LYS:HB2	2.13	0.48
54:S7:51:VAL:HG22	54:S7:55:LYS:O	2.14	0.48
33:71:14:ILE:HG12	33:71:15:ASN:N	2.29	0.48
56:S9:58:ASP:O	56:S9:62:ARG:HG3	2.14	0.48
1:2S:1051:U:H2'	1:2S:1052:U:O4'	2.13	0.48
52:S5:146:THR:HG21	52:S5:221:ALA:HA	1.96	0.48
7:L4:216:VAL:O	7:L4:220:ARG:HB2	2.13	0.48
55:S8:147:ALA:O	55:S8:148:ALA:HB3	2.13	0.48
26:64:17:ARG:HB3	26:64:32:GLN:HE22	1.79	0.48
46:1S:836:U:H2'	46:1S:837:G:C8	2.48	0.48
69:22:120:HIS:O	69:22:120:HIS:ND1	2.45	0.48
1:2S:1948:G:H2'	1:2S:1949:G:C8	2.48	0.48
1:2S:1027:A:H2'	1:2S:1029:G:C8	2.48	0.48
49:S2:240:LEU:O	49:S2:244:SER:HB2	2.13	0.48
1:2S:1857:C:H3'	1:2S:1858:A:C8	2.49	0.48
56:S9:86:LEU:HG	56:S9:87:SER:N	2.28	0.48
1:2S:1113:G:H2'	1:2S:1114:U:O4'	2.14	0.48
48:S1:81:PHE:CD2	48:S1:82:ARG:HG3	2.49	0.48
55:S8:104:ILE:O	55:S8:164:ARG:HG2	2.13	0.48
17:55:80:THR:O	17:55:81:TYR:CB	2.58	0.48

Continued on next page...

Continued from previous page...

Atom-1	Atom-2	Interatomic distance (Å)	Clash overlap (Å)
67:20:72:ASN:HD21	67:20:74:GLU:HB2	1.79	0.48
13:50:135:ILE:HG22	13:50:136:PHE:HD1	1.78	0.48
3:5S:36:C:C5'	8:L5:155:THR:HG23	2.42	0.48
29:67:126:LYS:O	29:67:127:ASN:HB2	2.13	0.48
66:19:37:VAL:HG22	66:19:38:LYS:N	2.28	0.48
51:S4:94:ALA:O	51:S4:95:THR:OG1	2.28	0.48
59:12:31:VAL:HG21	59:12:136:ILE:HD11	1.96	0.48
9:L6:65:ILE:O	9:L6:76:LEU:HA	2.14	0.48
46:1S:1288:G:H1'	46:1S:1422:A:N1	2.28	0.48
46:1S:1563:C:H2'	46:1S:1564:U:C6	2.48	0.48
34:72:9:ILE:CG2	34:72:11:LYS:HE2	2.44	0.48
61:14:19:ILE:HG22	61:14:20:TYR:N	2.28	0.48
1:2S:2584:G:H2'	1:2S:2585:G:H4'	1.94	0.48
57:10:52:LYS:HE2	57:10:54:TYR:HE2	1.79	0.48
47:S0:202:TYR:O	47:S0:203:PHE:HB2	2.14	0.48
69:22:94:LEU:HD22	69:22:100:GLY:HA3	1.95	0.48
78:31:145:HIS:CD2	78:31:146:SER:H	2.32	0.48
51:S4:47:PHE:CZ	51:S4:111:VAL:HG22	2.48	0.48
54:S7:164:TYR:OH	54:S7:165:LYS:HE3	2.13	0.48
1:2S:1854:C:O2'	1:2S:1855:U:H5'	2.14	0.48
55:S8:38:ILE:HG12	55:S8:96:LEU:HD11	1.95	0.48
1:2S:1526:U:O2'	1:2S:1595:U:H5'	2.13	0.48
54:S7:110:GLN:O	54:S7:110:GLN:HG2	2.14	0.48
39:77:18:LEU:CA	39:77:25:ARG:HA	2.43	0.48
56:S9:109:LEU:HD12	56:S9:146:PHE:CG	2.48	0.48
6:L3:29:VAL:HG21	6:L3:337:THR:HG21	1.94	0.48
39:77:64:MET:C	39:77:66:TYR:N	2.66	0.48
1:2S:709:A:N9	1:2S:2788:C:H5'	2.28	0.48
46:1S:1006:C:H1'	46:1S:1769:U:C5	2.49	0.48
1:2S:253:A:H2'	1:2S:254:A:C8	2.49	0.48
10:L7:136:TYR:CE2	10:L7:231:ASN:HB2	2.49	0.48
65:18:4:VAL:HG22	72:25:78:ILE:HG23	1.96	0.48
46:1S:1524:A:C2	46:1S:1590:G:H1'	2.49	0.48
26:64:25:ASP:O	26:64:26:SER:HB2	2.14	0.48
32:70:58:TYR:O	32:70:61:MET:HG3	2.14	0.48
1:2S:3316:A:C5'	6:L3:123:TYR:HB2	2.41	0.48
41:79:41:ARG:HG3	41:79:42:ARG:N	2.28	0.48
1:2S:1538:G:N2	1:2S:1583:A:H62	2.11	0.48
1:2S:2760:C:N4	44:82:63:LYS:HE2	2.28	0.48
44:82:78:LYS:O	44:82:78:LYS:HG3	2.13	0.48
1:2S:743:C:O2	20:58:141:ARG:HG3	2.13	0.48

Continued on next page...

Continued from previous page...

Atom-1	Atom-2	Interatomic distance (Å)	Clash overlap (Å)
1:2S:217:U:C2'	28:66:103:LYS:HZ3	2.26	0.48
1:2S:291:C:H2'	1:2S:292:U:C6	2.48	0.48
4:L1:192:SER:HB2	4:L1:196:LYS:HZ2	1.79	0.48
10:L7:121:LYS:HB2	23:61:133:ALA:H	1.79	0.48
46:1S:68:A:N6	53:S6:133:LEU:HD11	2.28	0.48
1:2S:319:A:H2'	1:2S:320:G:O4'	2.13	0.48
47:S0:189:VAL:HG13	47:S0:190:ASP:N	2.28	0.48
63:16:32:ASN:H	63:16:66:ARG:HE	1.61	0.48
61:14:103:ARG:O	61:14:107:ARG:HB2	2.14	0.48
21:59:44:LEU:O	21:59:49:THR:HB	2.13	0.48
46:1S:1084:A:H2'	46:1S:1085:G:O4'	2.14	0.48
46:1S:1651:A:H2'	46:1S:1652:C:H6	1.79	0.48
1:2S:2887:A:H2'	1:2S:2887:A:N3	2.29	0.48
1:2S:58:G:H5'	17:55:154:PRO:HB2	1.95	0.48
1:2S:2096:A:H2'	1:2S:2097:U:O4'	2.14	0.48
51:S4:194:THR:O	51:S4:195:ILE:CB	2.61	0.48
1:2S:1657:C:C4	1:2S:1797:A:H5''	2.49	0.48
6:L3:324:VAL:CG2	6:L3:325:LYS:N	2.76	0.48
29:67:136:PHE:CE2	36:74:89:ILE:HG12	2.49	0.48
1:2S:3180:A:C4'	18:56:116:LYS:HB3	2.38	0.48
7:L4:192:GLY:HA2	7:L4:195:ARG:HB2	1.94	0.48
51:S4:49:ARG:HB2	51:S4:55:ALA:HB3	1.95	0.48
1:2S:3165:A:H61	1:2S:3285:C:N4	2.08	0.48
6:L3:277:SER:HB2	6:L3:329:PRO:HG3	1.95	0.48
52:S5:149:VAL:CG1	52:S5:158:GLN:HB2	2.44	0.48
46:1S:169:A:C5'	53:S6:176:GLN:HG2	2.44	0.48
1:2S:949:C:O2'	1:2S:971:G:H5''	2.14	0.48
1:2S:1388:U:H4'	34:72:100:ILE:CD1	2.44	0.48
12:L9:41:ILE:O	12:L9:42:ASP:HB2	2.13	0.48
51:S4:185:GLY:N	51:S4:189:LEU:HD13	2.29	0.48
1:2S:2456:A:N6	1:2S:2461:A:H62	2.10	0.48
50:S3:211:PRO:HG3	64:17:20:TYR:CE1	2.49	0.48
20:58:155:MET:HE3	20:58:163:PRO:HA	1.94	0.48
48:S1:221:PRO:HG2	48:S1:222:LYS:H	1.79	0.48
46:1S:25:C:H4'	46:1S:26:A:H5'	1.95	0.48
19:57:23:ARG:HH21	19:57:125:GLN:HG3	1.78	0.48
64:17:68:GLY:C	64:17:69:ILE:HD13	2.34	0.48
46:1S:517:U:H2'	46:1S:518:A:O4'	2.14	0.48
1:2S:2987:A:C2	6:L3:260:VAL:HG21	2.49	0.48
28:66:50:ILE:HG12	28:66:51:ARG:N	2.29	0.48
47:S0:6:THR:O	47:S0:191:ARG:HD3	2.14	0.48

Continued on next page...

Continued from previous page...

Atom-1	Atom-2	Interatomic distance (Å)	Clash overlap (Å)
1:2S:3017:A:H2'	1:2S:3018:C:C6	2.49	0.48
49:S2:185:LYS:O	49:S2:189:GLN:HG3	2.14	0.48
1:2S:2832:C:O2'	1:2S:2833:A:H5'	2.14	0.48
1:2S:3236:U:H3	1:2S:3251:U:H3	1.61	0.48
21:59:141:HIS:HA	21:59:144:GLN:CG	2.44	0.48
67:20:108:ILE:HD12	67:20:108:ILE:O	2.14	0.48
1:2S:3246:G:H4'	1:2S:3247:G:C8	2.49	0.48
8:L5:150:LEU:HD12	14:51:143:ARG:HG3	1.96	0.48
48:S1:158:SER:O	48:S1:162:ARG:HG3	2.13	0.48
69:22:28:ARG:CD	69:22:60:LYS:HE2	2.34	0.47
24:62:87:ASN:CB	24:62:89:LEU:HG	2.44	0.47
5:L2:129:ALA:HB1	5:L2:132:ASN:HD22	1.79	0.47
1:2S:964:G:N2	30:68:40:HIS:HB2	2.28	0.47
15:53:32:LYS:HA	15:53:35:ARG:CB	2.43	0.47
67:20:22:ILE:HG13	67:20:23:ARG:N	2.28	0.47
7:L4:38:VAL:O	7:L4:42:VAL:HG23	2.13	0.47
22:60:80:ARG:HE	23:61:156:TYR:N	2.11	0.47
29:67:89:VAL:HG13	29:67:93:LYS:HE2	1.95	0.47
65:18:72:ILE:HG12	65:18:79:TYR:CD1	2.49	0.47
70:23:24:TRP:O	70:23:30:LYS:HD2	2.14	0.47
22:60:29:ILE:HG22	22:60:30:PHE:N	2.29	0.47
59:12:31:VAL:HG21	59:12:136:ILE:HD13	1.95	0.47
21:59:119:LEU:O	21:59:123:LEU:HG	2.14	0.47
21:59:69:SER:O	21:59:74:ARG:HB2	2.13	0.47
7:L4:205:PRO:HB3	7:L4:247:PHE:HD2	1.79	0.47
4:L1:65:ILE:HG13	4:L1:85:MET:CE	2.44	0.47
2:8S:133:G:H4'	27:65:55:ASN:CG	2.33	0.47
46:1S:1373:C:H2'	46:1S:1374:C:H6	1.79	0.47
46:1S:151:G:H2'	46:1S:152:U:C6	2.49	0.47
8:L5:208:MET:HA	8:L5:219:PHE:HE2	1.79	0.47
20:58:103:ALA:HB3	20:58:106:PHE:CE1	2.49	0.47
59:12:97:LEU:O	59:12:97:LEU:HD13	2.13	0.47
1:2S:2678:A:O2'	1:2S:2679:A:H5'	2.14	0.47
48:S1:224:ASP:HB3	48:S1:227:ALA:HB3	1.96	0.47
4:L1:38:LEU:HD12	4:L1:167:VAL:HG21	1.95	0.47
1:2S:1939:G:OP1	21:59:77:GLY:HA3	2.14	0.47
74:27:34:ASP:HB2	74:27:80:ARG:HB3	1.95	0.47
10:L7:111:ILE:HG12	10:L7:112:ASN:N	2.29	0.47
2:8S:41:A:H5'	39:77:67:LEU:HD12	1.96	0.47
51:S4:68:ARG:HG2	51:S4:68:ARG:HH11	1.78	0.47
21:59:162:ARG:O	21:59:166:ASN:HB2	2.14	0.47

Continued on next page...

Continued from previous page...

Atom-1	Atom-2	Interatomic distance (Å)	Clash overlap (Å)
1:2S:1860:G:C2'	1:2S:1861:G:H5'	2.44	0.47
1:2S:2948:C:H5''	6:L3:243:HIS:HB3	1.96	0.47
38:76:43:LEU:O	38:76:46:GLU:HG2	2.13	0.47
46:1S:1291:G:N2	46:1S:1324:G:N2	2.59	0.47
32:70:49:PRO:HG2	32:70:52:ARG:CB	2.43	0.47
46:1S:1605:G:C5'	63:16:127:LYS:HB3	2.45	0.47
46:1S:618:U:H6	46:1S:618:U:O5'	1.97	0.47
22:60:30:PHE:CE1	22:60:100:VAL:HA	2.48	0.47
46:1S:1192:C:H5	46:1S:1193:A:HO2'	1.62	0.47
46:1S:212:U:H2'	46:1S:213:A:H8	1.78	0.47
1:2S:2754:G:H3'	1:2S:2755:C:H5''	1.96	0.47
46:1S:607:G:H21	46:1S:614:C:H5''	1.78	0.47
52:S5:162:VAL:HG22	52:S5:166:ARG:HB3	1.96	0.47
1:2S:2316:G:H2'	1:2S:2317:A:H8	1.78	0.47
65:18:26:ILE:O	65:18:57:ARG:HA	2.14	0.47
1:2S:3004:C:H2'	1:2S:3005:A:O4'	2.13	0.47
1:2S:3364:C:H2'	1:2S:3365:U:C6	2.49	0.47
46:1S:733:A:HO2'	46:1S:735:C:H5	1.61	0.47
1:2S:1313:G:H2'	1:2S:1314:C:C6	2.49	0.47
67:20:61:LYS:HG3	67:20:86:ILE:HB	1.96	0.47
46:1S:441:A:H2'	46:1S:442:C:C6	2.49	0.47
46:1S:27:U:H2'	46:1S:28:A:C8	2.49	0.47
61:14:17:ALA:HB2	61:14:79:VAL:HG21	1.95	0.47
11:L8:245:LYS:O	11:L8:249:ARG:HB2	2.14	0.47
8:L5:127:GLY:O	8:L5:192:PRO:HA	2.14	0.47
1:2S:1458:U:H2'	1:2S:1459:C:C6	2.49	0.47
36:74:102:LYS:N	36:74:102:LYS:HD2	2.29	0.47
1:2S:1299:U:H2'	1:2S:1300:G:O4'	2.15	0.47
33:71:74:ARG:HH21	33:71:96:VAL:HG12	1.80	0.47
51:S4:44:LEU:HG	51:S4:82:TYR:HB3	1.96	0.47
73:26:14:GLY:O	73:26:15:ARG:HG3	2.14	0.47
5:L2:8:GLN:NE2	5:L2:231:SER:HB3	2.28	0.47
46:1S:94:U:C2'	46:1S:95:G:H5'	2.44	0.47
1:2S:604:G:H2'	1:2S:605:U:C6	2.49	0.47
12:L9:180:TYR:HB3	42:80:89:TYR:CE2	2.42	0.47
12:L9:161:LEU:HD23	12:L9:161:LEU:O	2.14	0.47
1:2S:2710:C:H2'	1:2S:2711:C:H6	1.72	0.47
79:RA:38:ARG:C	79:RA:40:LYS:H	2.16	0.47
62:15:126:VAL:HG13	62:15:127:ARG:N	2.27	0.47
3:5S:89:G:H5''	22:60:84:ARG:HH21	1.78	0.47
46:1S:1773:C:H2'	46:1S:1774:G:H8	1.78	0.47

Continued on next page...

Continued from previous page...

Atom-1	Atom-2	Interatomic distance (Å)	Clash overlap (Å)
25:63:36:ILE:HG22	25:63:37:ILE:N	2.29	0.47
38:76:79:SER:HB2	38:76:81:THR:HG22	1.94	0.47
72:25:80:LEU:O	72:25:89:ILE:HD11	2.14	0.47
54:S7:23:ALA:O	54:S7:27:LEU:HG	2.14	0.47
36:74:106:LYS:O	36:74:110:GLU:HG3	2.14	0.47
33:71:98:VAL:HG22	33:71:99:ALA:N	2.29	0.47
46:1S:372:G:H21	46:1S:612:U:H3	1.62	0.47
46:1S:258:C:H2'	46:1S:259:U:C6	2.50	0.47
28:66:64:LYS:HD2	28:66:65:GLY:N	2.29	0.47
74:27:8:LEU:HB2	74:27:9:HIS:ND1	2.29	0.47
1:2S:2571:U:H2'	1:2S:2571:U:O2	2.15	0.47
34:72:104:ASN:O	34:72:108:ILE:HG13	2.14	0.47
46:1S:874:C:H2'	46:1S:875:G:C8	2.49	0.47
19:57:41:LEU:HD13	19:57:42:THR:N	2.29	0.47
33:71:10:ARG:O	33:71:74:ARG:HA	2.14	0.47
6:L3:324:VAL:HG22	6:L3:325:LYS:N	2.29	0.47
47:S0:74:VAL:HG23	47:S0:118:PRO:HB3	1.96	0.47
39:77:44:THR:CG2	39:77:45:ARG:N	2.77	0.47
27:65:108:LEU:HD12	27:65:127:THR:HA	1.96	0.47
46:1S:56:U:H4'	46:1S:57:G:C5'	2.41	0.47
15:53:32:LYS:O	15:53:32:LYS:HG2	2.14	0.47
5:L2:69:TYR:O	5:L2:70:ARG:HB3	2.13	0.47
1:2S:92:G:H5'	1:2S:94:G:N7	2.29	0.47
29:67:23:VAL:HG12	29:67:45:GLY:CA	2.41	0.47
63:16:117:LEU:HD22	63:16:117:LEU:N	2.28	0.47
1:2S:1617:G:H2'	1:2S:1618:G:O4'	2.14	0.47
49:S2:140:ARG:NH2	49:S2:226:THR:HG21	2.29	0.47
12:L9:41:ILE:HG23	12:L9:42:ASP:H	1.79	0.47
54:S7:51:VAL:HG11	54:S7:168:SER:CB	2.44	0.47
6:L3:173:GLN:O	6:L3:175:LYS:N	2.45	0.47
46:1S:160:C:H2'	46:1S:161:U:O4'	2.14	0.47
53:S6:120:GLU:HG3	53:S6:125:THR:HG21	1.96	0.47
31:69:35:VAL:HG12	31:69:36:ASP:N	2.28	0.47
49:S2:240:LEU:HD12	49:S2:240:LEU:N	2.29	0.47
38:76:59:ASP:O	38:76:63:ASN:HB2	2.13	0.47
2:8S:13:A:H2'	2:8S:14:C:C6	2.49	0.47
46:1S:1283:U:H2'	46:1S:1284:C:C5	2.49	0.47
13:50:93:PRO:HA	13:50:126:ALA:O	2.14	0.47
46:1S:53:G:H2'	46:1S:54:C:C6	2.49	0.47
12:L9:64:HIS:CD2	12:L9:64:HIS:N	2.82	0.47
5:L2:88:ILE:N	5:L2:88:ILE:HD12	2.29	0.47

Continued on next page...

Continued from previous page...

Atom-1	Atom-2	Interatomic distance (Å)	Clash overlap (Å)
2:8S:118:C:H2'	2:8S:119:C:C6	2.50	0.47
1:2S:2898:G:OP2	1:2S:2899:C:H5'	2.14	0.47
15:53:8:PRO:HB3	20:58:165:ILE:HA	1.97	0.47
24:62:104:ARG:C	24:62:105:LEU:HD12	2.35	0.47
1:2S:406:G:H1'	2:8S:16:G:H22	1.78	0.47
46:1S:567:A:H5'	77:30:10:ARG:HB3	1.97	0.47
1:2S:160:G:C3'	1:2S:161:G:H5''	2.45	0.47
6:L3:57:VAL:HG23	6:L3:358:TRP:HE3	1.79	0.47
77:30:47:VAL:HG22	77:30:48:THR:N	2.20	0.47
1:2S:500:C:H2'	1:2S:501:A:H8	1.79	0.47
11:L8:75:ILE:O	11:L8:76:ALA:HB3	2.14	0.47
67:20:48:HIS:O	67:20:49:ASN:HB2	2.14	0.47
46:1S:477:A:OP1	77:30:31:LYS:HG2	2.14	0.47
58:11:35:TYR:CE2	58:11:49:ILE:HG23	2.49	0.47
1:2S:1563:C:H2'	1:2S:1564:U:O4'	2.14	0.47
1:2S:1565:G:H1	1:2S:1574:C:N4	2.12	0.47
75:28:17:GLY:O	75:28:26:THR:HG23	2.14	0.47
1:2S:2709:C:H2'	1:2S:2710:C:C6	2.49	0.47
14:51:23:VAL:HG13	14:51:29:ARG:HH11	1.78	0.47
66:19:27:LYS:NZ	66:19:111:ILE:HG13	2.29	0.47
1:2S:2371:G:H2'	1:2S:2373:A:OP1	2.14	0.47
1:2S:994:G:H4'	1:2S:995:U:H5''	1.95	0.47
46:1S:215:A:H5''	46:1S:216:U:C5	2.50	0.47
56:S9:163:PRO:C	56:S9:165:GLY:H	2.18	0.47
1:2S:54:C:H5''	1:2S:1548:C:H1'	1.97	0.47
51:S4:180:LEU:HD12	51:S4:234:PRO:HG3	1.97	0.47
27:65:53:HIS:CE1	27:65:56:ARG:HG2	2.49	0.47
1:2S:1430:U:C2'	30:68:9:ARG:HH22	2.26	0.47
19:57:111:LYS:HB2	19:57:153:LYS:CB	2.45	0.47
72:25:96:SER:O	72:25:98:GLN:N	2.47	0.47
46:1S:1162:C:H4'	75:28:22:ARG:HH11	1.80	0.47
1:2S:3205:G:H5''	16:54:102:LYS:NZ	2.29	0.47
46:1S:247:A:H5'	58:11:37:ASN:HD21	1.78	0.47
17:55:115:VAL:HG22	17:55:134:LEU:CD2	2.45	0.47
51:S4:156:VAL:O	51:S4:157:ASN:HB2	2.14	0.47
1:2S:21:G:H8	1:2S:21:G:OP2	1.97	0.47
54:S7:91:ILE:HG13	54:S7:92:PHE:H	1.80	0.47
13:50:216:TYR:CG	13:50:217:PHE:N	2.82	0.47
56:S9:44:ARG:O	56:S9:48:GLN:HG3	2.15	0.47
1:2S:769:G:H2'	1:2S:770:G:H5'	1.97	0.47
48:S1:140:ILE:HG22	48:S1:213:ARG:HB2	1.96	0.47

Continued on next page...

Continued from previous page...

Atom-1	Atom-2	Interatomic distance (Å)	Clash overlap (Å)
1:2S:2746:A:C2	8:L5:146:LEU:HB3	2.49	0.47
1:2S:2991:A:H5''	6:L3:21:ARG:HH21	1.80	0.47
18:56:173:ALA:O	18:56:177:LYS:HG3	2.15	0.47
29:67:50:PRO:HB3	29:67:68:ILE:HG12	1.96	0.47
28:66:77:LYS:O	28:66:78:PHE:HB2	2.14	0.47
24:62:34:ALA:O	24:62:38:ILE:HG13	2.14	0.47
46:1S:654:C:H2'	46:1S:655:G:H4'	1.96	0.47
2:8S:42:G:O2'	2:8S:43:A:H5'	2.14	0.47
28:66:87:LYS:HD3	28:66:87:LYS:C	2.35	0.47
1:2S:2330:C:H2'	1:2S:2331:C:C6	2.49	0.47
73:26:12:LYS:HA	73:26:12:LYS:NZ	2.29	0.47
47:S0:74:VAL:HB	47:S0:121:VAL:HG13	1.96	0.47
1:2S:636:C:C2	1:2S:646:A:H1'	2.49	0.47
19:57:25:SER:OG	19:57:28:ASN:ND2	2.47	0.47
1:2S:339:C:H3'	7:L4:195:ARG:NH1	2.24	0.47
27:65:31:THR:HG22	27:65:32:PHE:N	2.25	0.47
1:2S:1893:A:H2'	1:2S:1894:U:C6	2.50	0.47
11:L8:168:ALA:O	11:L8:172:LYS:HB2	2.15	0.47
19:57:76:PHE:CB	19:57:78:VAL:HG23	2.44	0.47
79:RA:103:PHE:CD1	79:RA:138:GLY:HA2	2.50	0.47
50:S3:5:ILE:HB	50:S3:10:LYS:CE	2.45	0.47
46:1S:1582:U:H5''	63:16:135:ARG:NH1	2.30	0.47
18:56:73:PHE:CE1	18:56:78:ARG:HG2	2.50	0.47
1:2S:608:A:H3'	9:L6:22:ARG:HH12	1.79	0.47
56:S9:169:PRO:HD2	56:S9:174:ARG:HD2	1.96	0.47
1:2S:3219:G:H4'	1:2S:3220:G:H5'	1.96	0.47
1:2S:1132:C:H2'	1:2S:1133:A:C8	2.49	0.47
7:L4:159:ILE:HG21	7:L4:165:ALA:HB2	1.97	0.47
68:21:17:CYS:HB3	68:21:22:ARG:H	1.80	0.47
1:2S:850:U:H2'	1:2S:851:C:C6	2.50	0.47
46:1S:816:G:H2'	46:1S:817:A:C8	2.50	0.47
52:S5:61:TYR:CE1	52:S5:165:LEU:HD13	2.50	0.47
60:13:101:HIS:CA	60:13:104:ARG:HH11	2.18	0.47
16:54:113:THR:HG22	16:54:114:ASP:N	2.30	0.47
46:1S:186:C:H6	46:1S:186:C:C5'	2.21	0.47
70:23:144:ARG:HD2	70:23:145:SER:N	2.18	0.47
39:77:21:ARG:HD2	39:77:37:CYS:SG	2.55	0.47
55:S8:21:PHE:C	55:S8:22:ARG:HG2	2.35	0.47
46:1S:400:A:H2'	55:S8:24:LYS:O	2.14	0.47
58:11:70:ILE:HG23	58:11:125:VAL:O	2.15	0.47
1:2S:114:A:H4'	17:55:49:ARG:HG2	1.97	0.47

Continued on next page...

Continued from previous page...

Atom-1	Atom-2	Interatomic distance (Å)	Clash overlap (Å)
1:2S:1345:G:H21	7:L4:307:GLN:NE2	2.12	0.47
67:20:72:ASN:CG	67:20:73:GLY:H	2.17	0.47
67:20:50:LEU:HD23	67:20:93:LEU:HD22	1.96	0.47
9:L6:40:LEU:HB2	9:L6:52:VAL:CG1	2.45	0.47
73:26:19:LYS:HE3	73:26:20:PRO:HD2	1.96	0.47
6:L3:273:HIS:HB2	6:L3:275:ARG:NH1	2.29	0.47
6:L3:339:ARG:HG2	6:L3:340:LYS:N	2.26	0.47
27:65:32:PHE:C	27:65:33:ARG:HD2	2.35	0.47
70:23:54:LEU:HD11	70:23:75:GLN:HB2	1.97	0.47
44:82:70:LEU:CD1	44:82:85:LEU:HD11	2.44	0.47
44:82:70:LEU:HD11	44:82:85:LEU:HD11	1.95	0.47
1:2S:1339:C:H2'	1:2S:1340:G:H8	1.76	0.47
67:20:85:ARG:HD2	67:20:85:ARG:N	2.29	0.47
56:S9:127:VAL:HA	56:S9:130:THR:CG2	2.44	0.47
56:S9:126:ARG:HG3	77:30:33:ARG:HD3	1.96	0.47
23:61:73:GLY:HA2	23:61:89:LEU:O	2.14	0.47
1:2S:229:G:H5''	28:66:4:GLN:CB	2.40	0.47
46:1S:1566:U:H4'	65:18:37:GLY:O	2.14	0.47
2:8S:65:A:H2'	2:8S:66:A:O4'	2.15	0.47
9:L6:5:LYS:HG3	9:L6:6:ALA:N	2.29	0.47
46:1S:76:A:H1'	46:1S:80:A:N7	2.30	0.47
1:2S:2837:A:H5''	13:50:154:ARG:HH12	1.79	0.47
1:2S:3314:A:OP1	6:L3:174:LYS:HB2	2.13	0.47
1:2S:1795:U:H4'	1:2S:1796:G:O5'	2.14	0.47
14:51:80:LEU:HD22	14:51:167:TYR:CE1	2.48	0.47
1:2S:2541:U:H1'	1:2S:2542:U:O5'	2.14	0.47
46:1S:684:A:H2'	46:1S:685:A:C5'	2.45	0.47
61:14:24:ASN:O	61:14:54:GLU:HB2	2.15	0.47
5:L2:147:ARG:HG3	5:L2:156:LYS:C	2.35	0.47
10:L7:118:LYS:O	10:L7:123:THR:HG21	2.14	0.47
1:2S:442:G:N1	1:2S:493:U:H2'	2.30	0.47
46:1S:44:U:C2'	46:1S:45:U:H6	2.27	0.47
52:S5:118:LEU:HD22	52:S5:129:PRO:HB2	1.96	0.47
46:1S:19:A:O3'	46:1S:571:G:H1'	2.14	0.47
64:17:13:SER:CA	64:17:54:THR:HG22	2.45	0.47
1:2S:102:C:H2'	1:2S:103:G:H8	1.78	0.47
21:59:63:THR:HA	21:59:66:HIS:HB2	1.97	0.47
7:L4:205:PRO:HB2	7:L4:249:ILE:CD1	2.44	0.47
47:S0:110:TYR:HD1	47:S0:111:ILE:HD12	1.80	0.47
2:8S:139:U:H2'	2:8S:140:G:H8	1.79	0.47
30:68:94:ALA:CB	30:68:121:VAL:HG22	2.45	0.47

Continued on next page...

Continued from previous page...

Atom-1	Atom-2	Interatomic distance (Å)	Clash overlap (Å)
46:1S:1472:C:N4	46:1S:1536:G:H1	2.12	0.47
4:L1:72:PHE:O	4:L1:89:ASP:HA	2.15	0.47
75:28:42:ARG:HD3	75:28:61:ARG:O	2.15	0.47
52:S5:143:ARG:HB2	75:28:57:MET:CE	2.45	0.47
67:20:118:VAL:O	67:20:119:ALA:HB3	2.14	0.47
7:L4:170:LYS:HG3	7:L4:175:HIS:ND1	2.30	0.47
3:5S:80:G:H2'	3:5S:81:U:O4'	2.15	0.47
1:2S:2396:G:OP1	1:2S:2397:A:H4'	2.13	0.47
56:S9:49:LEU:O	56:S9:49:LEU:HD22	2.14	0.47
12:L9:3:TYR:CD2	12:L9:65:VAL:HG21	2.49	0.47
46:1S:1184:A:H2'	46:1S:1185:U:C4'	2.45	0.47
58:11:7:VAL:HG21	58:11:53:TYR:HA	1.97	0.47
10:L7:76:TYR:CE2	10:L7:78:GLU:HG2	2.50	0.47
2:8S:147:U:C3'	2:8S:148:G:H5''	2.44	0.47
53:S6:225:GLU:HG3	53:S6:226:ILE:HG23	1.97	0.47
54:S7:126:LEU:HD21	54:S7:173:TYR:CZ	2.49	0.47
50:S3:195:SER:O	50:S3:196:ARG:HB3	2.15	0.47
1:2S:3150:A:H5''	6:L3:128:LYS:O	2.15	0.47
1:2S:2083:G:H2'	1:2S:2083:G:N3	2.29	0.47
1:2S:2274:U:H2'	1:2S:2274:U:O2	2.14	0.47
1:2S:2405:C:C4	1:2S:2406:C:C5	3.03	0.47
51:S4:99:PHE:CE1	51:S4:113:ARG:HG2	2.49	0.47
24:62:75:TYR:O	24:62:79:LEU:HG	2.15	0.47
57:10:81:ASN:HB3	59:12:37:VAL:CG1	2.44	0.47
16:54:66:THR:HG22	16:54:99:TRP:HZ3	1.79	0.47
62:15:71:GLU:HB3	62:15:72:LYS:H	1.60	0.47
52:S5:186:ASN:ND2	52:S5:188:LYS:HB2	2.30	0.47
9:L6:51:ARG:HH11	9:L6:51:ARG:HG2	1.79	0.47
56:S9:171:ARG:CZ	56:S9:171:ARG:HA	2.44	0.47
7:L4:91:GLY:HA3	7:L4:93:MET:HE2	1.96	0.47
1:2S:118:U:H2'	1:2S:119:U:H5'	1.97	0.47
59:12:54:ARG:HG3	59:12:56:GLU:HG3	1.97	0.47
57:10:8:ARG:HB3	57:10:79:TYR:OH	2.15	0.47
1:2S:578:A:H2	7:L4:328:ASN:ND2	2.13	0.47
1:2S:250:U:C5'	1:2S:251:G:H5''	2.19	0.47
1:2S:2206:G:O2'	1:2S:2207:A:H5'	2.14	0.47
46:1S:1065:A:H2'	46:1S:1066:C:C6	2.50	0.47
10:L7:90:LYS:HE3	10:L7:92:ILE:N	2.29	0.47
6:L3:56:ILE:HG23	6:L3:57:VAL:N	2.30	0.47
46:1S:1613:U:C3'	46:1S:1614:A:H5''	2.44	0.47
58:11:70:ILE:N	58:11:70:ILE:HD12	2.30	0.47

Continued on next page...

Continued from previous page...

Atom-1	Atom-2	Interatomic distance (Å)	Clash overlap (Å)
11:L8:52:TRP:HB3	11:L8:56:VAL:HG11	1.96	0.47
5:L2:45:VAL:CG1	5:L2:85:GLY:H	2.23	0.47
28:66:57:LEU:HD22	28:66:66:GLN:O	2.14	0.47
72:25:42:LEU:O	72:25:46:LYS:HB2	2.14	0.47
46:1S:445:A:O2'	46:1S:446:A:H5'	2.14	0.47
12:L9:172:ILE:N	12:L9:172:ILE:HD13	2.25	0.47
6:L3:224:HIS:HB2	6:L3:270:ARG:HH22	1.79	0.47
6:L3:96:PRO:HG3	18:56:156:LEU:CD1	2.44	0.47
69:22:32:LYS:O	69:22:35:ILE:HB	2.15	0.47
1:2S:2632:G:H2'	1:2S:2633:U:C6	2.49	0.47
9:L6:5:LYS:HE3	9:L6:5:LYS:HA	1.96	0.47
30:68:118:ILE:HB	30:68:119:PRO:HD2	1.96	0.47
65:18:72:ILE:HG23	65:18:79:TYR:CB	2.44	0.47
1:2S:2960:C:H2'	1:2S:2961:G:C8	2.50	0.47
1:2S:1301:A:H4'	1:2S:1302:A:H5''	1.97	0.47
46:1S:1681:A:C2'	46:1S:1682:U:H5'	2.44	0.47
10:L7:179:LEU:HD13	10:L7:179:LEU:H	1.77	0.47
46:1S:747:C:H2'	46:1S:748:U:C6	2.50	0.47
1:2S:1015:U:H3'	1:2S:1015:U:OP2	2.15	0.47
46:1S:1529:C:H2'	46:1S:1530:C:C6	2.50	0.47
61:14:86:THR:CG2	61:14:90:ARG:HG3	2.45	0.47
56:S9:64:GLU:HG2	56:S9:65:LYS:HG2	1.96	0.47
10:L7:79:ALA:N	23:61:138:SER:HB3	2.30	0.47
57:10:93:GLN:HG2	57:10:94:GLU:H	1.80	0.47
9:L6:137:ASP:O	9:L6:141:VAL:HG23	2.15	0.47
1:2S:1009:A:H2'	1:2S:1010:G:C8	2.49	0.47
1:2S:426:G:H2'	1:2S:427:C:C6	2.49	0.47
46:1S:351:C:H3'	46:1S:352:A:C5'	2.44	0.47
46:1S:1186:U:H2'	46:1S:1187:U:O4'	2.14	0.47
56:S9:136:VAL:O	56:S9:155:HIS:HB3	2.14	0.47
1:2S:1557:A:H5''	11:L8:54:GLU:OE1	2.14	0.47
1:2S:1371:G:H2'	1:2S:1372:C:C6	2.50	0.47
57:10:92:ILE:O	57:10:92:ILE:HG23	2.14	0.47
52:S5:29:ILE:N	52:S5:29:ILE:HD12	2.29	0.47
46:1S:1579:U:O2'	63:16:139:GLN:HG3	2.15	0.47
52:S5:97:LEU:HD11	52:S5:114:ILE:HD11	1.96	0.47
1:2S:1097:G:H8	23:61:128:LEU:HD22	1.79	0.47
1:2S:1119:C:H1'	1:2S:1154:A:C2	2.49	0.47
1:2S:1645:U:H2'	1:2S:1646:G:H5'	1.95	0.47
1:2S:2447:A:N1	1:2S:2500:A:C2	2.83	0.47
30:68:36:GLY:HA3	30:68:40:HIS:HE1	1.80	0.47

Continued on next page...

Continued from previous page...

Atom-1	Atom-2	Interatomic distance (Å)	Clash overlap (Å)
47:S0:166:GLY:HA2	47:S0:170:ILE:HD11	1.95	0.47
73:26:82:ARG:HG3	73:26:83:ILE:H	1.78	0.47
46:1S:1768:G:H5''	46:1S:1769:U:O5'	2.15	0.47
1:2S:3138:U:H2'	1:2S:3139:A:H5''	1.97	0.47
6:L3:273:HIS:HB2	6:L3:275:ARG:HH12	1.79	0.47
70:23:75:GLN:HG2	70:23:76:LEU:H	1.80	0.47
52:S5:158:GLN:CG	75:28:66:LEU:HD22	2.41	0.47
1:2S:2443:A:N6	1:2S:2504:U:H3	2.10	0.47
77:30:49:LEU:HD21	77:30:58:PRO:HG2	1.96	0.47
1:2S:2536:A:H2'	1:2S:2537:U:H5''	1.96	0.47
61:14:23:PHE:O	61:14:24:ASN:HB2	2.14	0.47
61:14:57:PRO:O	61:14:100:ALA:HB1	2.15	0.47
2:8S:150:G:H2'	2:8S:152:G:C8	2.50	0.47
1:2S:1330:A:C2	1:2S:1332:A:H1'	2.49	0.47
57:10:27:PHE:CD1	57:10:40:LEU:HD23	2.50	0.47
46:1S:1584:G:H5'	63:16:122:ARG:HA	1.97	0.47
46:1S:1715:G:H2'	46:1S:1716:C:H5''	1.97	0.47
1:2S:1109:U:H4'	20:58:153:PHE:CZ	2.50	0.47
1:2S:956:U:H2'	1:2S:957:C:C6	2.49	0.47
9:L6:87:THR:HG22	9:L6:176:PHE:HB3	1.96	0.47
51:S4:127:LYS:HE3	51:S4:142:HIS:HB3	1.95	0.47
1:2S:1486:G:H21	36:74:6:THR:CG2	2.28	0.47
1:2S:1743:G:H2'	1:2S:1744:G:C8	2.50	0.47
8:L5:86:TYR:CE2	8:L5:247:ILE:HG12	2.49	0.47
1:2S:513:G:H2'	1:2S:514:G:O4'	2.13	0.47
35:73:91:ALA:C	35:73:93:THR:N	2.68	0.47
55:S8:93:THR:O	55:S8:94:ASN:HB2	2.15	0.47
1:2S:2411:U:H2'	1:2S:2412:G:O4'	2.15	0.47
25:63:93:LEU:HD23	25:63:93:LEU:N	2.25	0.47
50:S3:85:VAL:C	50:S3:86:LEU:HD12	2.35	0.47
17:55:30:TYR:CE1	17:55:63:ARG:HD3	2.50	0.47
39:77:34:CYS:SG	39:77:36:SER:HB3	2.55	0.47
1:2S:2427:U:H2'	1:2S:2428:U:H6	1.80	0.47
47:S0:188:LEU:HD11	47:S0:193:GLN:HG2	1.96	0.47
21:59:23:TRP:C	21:59:24:LEU:HD12	2.36	0.47
21:59:8:LYS:HG3	21:59:19:LYS:HE3	1.97	0.47
1:2S:2155:G:OP1	5:L2:241:ARG:HG2	2.15	0.47
10:L7:137:GLY:HA3	10:L7:233:GLU:CA	2.45	0.47
1:2S:1386:A:N6	7:L4:179:LEU:HD13	2.30	0.47
1:2S:1887:A:H2'	1:2S:1888:U:C5'	2.45	0.47
25:63:57:MET:CE	25:63:75:PRO:HB3	2.45	0.47

Continued on next page...

Continued from previous page...

Atom-1	Atom-2	Interatomic distance (Å)	Clash overlap (Å)
1:2S:1422:G:H2'	1:2S:1423:C:H6	1.80	0.47
10:L7:184:LEU:O	10:L7:188:ILE:HG12	2.14	0.47
46:1S:1029:U:O2'	46:1S:1030:A:H5'	2.15	0.47
1:2S:196:G:H21	1:2S:219:A:N6	2.10	0.47
56:S9:161:THR:O	56:S9:162:SER:O	2.33	0.47
69:22:25:VAL:O	69:22:62:VAL:HA	2.15	0.47
1:2S:44:U:OP1	17:55:84:PRO:HG2	2.14	0.47
15:53:131:LYS:NZ	15:53:131:LYS:HB3	2.30	0.47
1:2S:359:U:H2'	1:2S:360:G:O4'	2.14	0.47
8:L5:206:GLN:O	8:L5:210:GLU:HG3	2.15	0.47
49:S2:78:ASP:CB	49:S2:104:VAL:HG12	2.45	0.47
46:1S:249:U:O2	58:11:18:HIS:HB2	2.15	0.47
44:82:13:LYS:HA	44:82:18:ARG:HG2	1.98	0.47
59:12:57:ALA:HA	59:12:124:LYS:HG2	1.97	0.47
68:21:31:SER:CB	68:21:56:SER:HA	2.44	0.47
1:2S:2909:U:H2'	1:2S:2910:A:O4'	2.15	0.47
46:1S:532:U:O2	71:24:34:ASN:HB2	2.14	0.47
1:2S:2444:C:H2'	1:2S:2445:A:C8	2.49	0.47
2:8S:147:U:H2'	2:8S:148:G:H5''	1.96	0.47
28:66:45:ILE:HG21	28:66:48:LEU:HG	1.97	0.47
1:2S:2166:A:H2'	1:2S:2167:A:C8	2.50	0.47
27:65:131:ASP:HB3	27:65:134:ASP:HB2	1.96	0.47
2:8S:107:G:C4'	2:8S:137:C:H2'	2.45	0.47
1:2S:576:C:H5''	10:L7:142:SER:HB2	1.95	0.47
62:15:14:THR:HB	62:15:22:LEU:HB2	1.96	0.47
53:S6:35:GLU:HG2	53:S6:51:LYS:HB2	1.96	0.47
60:13:22:ALA:HB1	60:13:23:PRO:C	2.35	0.46
1:2S:941:G:H2'	1:2S:942:U:O4'	2.15	0.46
1:2S:2816:G:C8	1:2S:2869:U:H3'	2.50	0.46
46:1S:253:A:H5''	51:S4:134:LYS:HA	1.97	0.46
36:74:46:ASP:HB2	36:74:80:ARG:NE	2.29	0.46
42:80:98:LYS:HA	42:80:98:LYS:HE2	1.98	0.46
57:10:11:ILE:HD13	57:10:35:ILE:CD1	2.38	0.46
55:S8:172:ARG:HD3	55:S8:175:GLN:HG3	1.97	0.46
11:L8:107:GLU:HG2	11:L8:111:LYS:CE	2.41	0.46
56:S9:123:HIS:NE2	77:30:37:ARG:HB2	2.29	0.46
27:65:113:LEU:O	27:65:120:LYS:HG3	2.15	0.46
46:1S:1524:A:OP1	66:19:79:LEU:HA	2.16	0.46
6:L3:60:LEU:HD12	6:L3:61:ASP:H	1.80	0.46
72:25:93:SER:CB	72:25:100:ILE:H	2.22	0.46
7:L4:74:ILE:HB	7:L4:75:PRO:HD2	1.96	0.46

Continued on next page...

Continued from previous page...

Atom-1	Atom-2	Interatomic distance (Å)	Clash overlap (Å)
58:11:132:SER:OG	58:11:135:VAL:HG23	2.15	0.46
1:2S:210:U:C2	1:2S:230:U:H4'	2.50	0.46
69:22:23:ARG:CB	74:27:4:VAL:HB	2.45	0.46
1:2S:1649:U:H2'	1:2S:1650:G:H8	1.75	0.46
1:2S:671:U:H2'	1:2S:672:A:H8	1.78	0.46
47:S0:126:PRO:CG	47:S0:151:SER:HB3	2.45	0.46
8:L5:101:THR:HA	8:L5:104:LEU:CB	2.44	0.46
1:2S:386:A:H8	1:2S:386:A:O5'	1.97	0.46
18:56:126:VAL:HA	18:56:129:LEU:HB3	1.97	0.46
2:8S:70:G:H5''	28:66:28:ARG:NH2	2.30	0.46
61:14:64:ALA:HB3	61:14:104:ALA:CB	2.46	0.46
46:1S:512:A:H5''	56:S9:163:PRO:CG	2.45	0.46
1:2S:308:A:H5'	1:2S:2223:A:O2'	2.14	0.46
46:1S:1757:G:N3	46:1S:1757:G:H2'	2.30	0.46
48:S1:35:PRO:O	48:S1:36:SER:CB	2.62	0.46
3:5S:60:G:H2'	3:5S:61:G:H8	1.79	0.46
46:1S:941:A:C2'	46:1S:942:G:H5'	2.45	0.46
5:L2:221:LYS:HG2	5:L2:222:ALA:H	1.80	0.46
61:14:70:LYS:HA	61:14:73:GLU:CG	2.45	0.46
10:L7:173:LEU:N	10:L7:173:LEU:HD12	2.30	0.46
5:L2:116:VAL:HG22	5:L2:117:GLU:N	2.30	0.46
79:RA:88:THR:CG2	79:RA:104:VAL:HG22	2.45	0.46
1:2S:2766:U:H5''	44:82:37:ALA:HB1	1.97	0.46
47:S0:20:ALA:HB2	47:S0:172:LEU:HD13	1.97	0.46
10:L7:80:GLN:HB2	23:61:135:PRO:CB	2.45	0.46
1:2S:804:C:H2'	1:2S:805:G:C8	2.50	0.46
1:2S:2606:G:H4'	5:L2:233:GLN:NE2	2.30	0.46
6:L3:169:THR:HG23	6:L3:170:PRO:HD2	1.96	0.46
8:L5:13:SER:HA	8:L5:16:PHE:HB2	1.96	0.46
55:S8:66:SER:HB3	55:S8:73:SER:OG	2.15	0.46
24:62:16:THR:HG22	24:62:64:THR:HG23	1.97	0.46
58:11:156:PHE:H	58:11:156:PHE:HD1	1.63	0.46
1:2S:1012:G:H2'	1:2S:1013:G:O4'	2.15	0.46
55:S8:191:PHE:HA	55:S8:194:ARG:HH11	1.81	0.46
50:S3:48:VAL:HG12	50:S3:50:ILE:HD11	1.96	0.46
1:2S:744:A:H2'	1:2S:745:C:O4'	2.14	0.46
20:58:54:LEU:HB2	20:58:59:ARG:HG3	1.97	0.46
25:63:54:LEU:HD23	25:63:119:GLY:HA3	1.98	0.46
48:S1:123:ALA:H	48:S1:139:ALA:HB3	1.80	0.46
17:55:116:LEU:HD23	17:55:133:ILE:HG21	1.96	0.46
28:66:56:VAL:HG22	28:66:57:LEU:N	2.23	0.46

Continued on next page...

Continued from previous page...

Atom-1	Atom-2	Interatomic distance (Å)	Clash overlap (Å)
57:10:89:GLY:HA2	57:10:91:TYR:CE1	2.49	0.46
1:2S:2531:C:H3'	1:2S:2532:U:H6	1.80	0.46
6:L3:221:THR:O	6:L3:272:TYR:HA	2.15	0.46
17:55:94:TYR:CZ	17:55:96:ARG:HD3	2.51	0.46
5:L2:27:ALA:HB3	5:L2:128:ARG:HH22	1.76	0.46
46:1S:1522:U:O4	46:1S:1592:A:H5''	2.15	0.46
46:1S:1315:U:H2'	46:1S:1316:G:O4'	2.15	0.46
60:13:86:GLU:O	60:13:89:TYR:HB3	2.15	0.46
27:65:83:VAL:HA	27:65:122:ALA:O	2.15	0.46
19:57:33:ALA:O	19:57:36:ILE:HG22	2.15	0.46
25:63:13:ILE:HB	25:63:85:TRP:HB2	1.98	0.46
36:74:66:SER:HB3	36:74:69:HIS:ND1	2.30	0.46
46:1S:512:A:N7	56:S9:172:VAL:HG11	2.30	0.46
12:L9:86:TYR:CZ	12:L9:151:VAL:HG22	2.51	0.46
29:67:51:LEU:HB3	29:67:65:ARG:HH11	1.80	0.46
10:L7:63:ILE:O	10:L7:67:ARG:HG3	2.15	0.46
46:1S:444:C:C5	71:24:105:ARG:NH2	2.82	0.46
46:1S:392:G:H2'	46:1S:393:C:H6	1.79	0.46
1:2S:3215:A:H1'	9:L6:161:ALA:HB2	1.98	0.46
50:S3:150:MET:HB3	50:S3:152:PHE:CZ	2.50	0.46
46:1S:27:U:H2'	46:1S:28:A:H8	1.80	0.46
1:2S:2444:C:H2'	1:2S:2445:A:H8	1.80	0.46
20:58:184:PHE:CD1	20:58:184:PHE:N	2.83	0.46
1:2S:3376:A:H1'	33:71:18:LYS:HB2	1.98	0.46
55:S8:84:HIS:HD2	55:S8:100:ALA:HB2	1.80	0.46
1:2S:2595:A:H2'	1:2S:2596:U:H5'	1.97	0.46
17:55:99:ARG:HD3	17:55:167:THR:HB	1.96	0.46
69:22:71:LYS:HD3	69:22:130:TYR:OH	2.15	0.46
1:2S:3121:U:H1'	1:2S:3122:A:H5''	1.97	0.46
1:2S:1350:A:C2'	1:2S:1351:U:H5'	2.45	0.46
47:S0:84:ARG:O	47:S0:88:LYS:HD2	2.15	0.46
1:2S:189:G:O2'	1:2S:190:U:H4'	2.15	0.46
1:2S:2240:G:H2'	1:2S:2241:U:C6	2.50	0.46
1:2S:745:C:H2'	1:2S:746:A:H8	1.79	0.46
25:63:79:VAL:HB	25:63:118:VAL:HG13	1.96	0.46
2:8S:155:A:H2'	2:8S:156:U:O4'	2.15	0.46
35:73:58:GLU:CB	35:73:63:LYS:HG2	2.40	0.46
54:S7:185:ILE:N	54:S7:185:ILE:HD13	2.24	0.46
51:S4:18:TRP:NE1	51:S4:42:LEU:HG	2.31	0.46
56:S9:111:THR:O	56:S9:115:LYS:HB2	2.15	0.46
1:2S:2357:A:H4'	19:57:137:ASN:OD1	2.16	0.46

Continued on next page...

Continued from previous page...

Atom-1	Atom-2	Interatomic distance (Å)	Clash overlap (Å)
1:2S:412:G:O2'	19:57:118:GLN:HG3	2.14	0.46
37:75:101:THR:CG2	37:75:104:GLN:HB2	2.44	0.46
12:L9:45:PHE:HB3	16:54:7:VAL:HG11	1.96	0.46
1:2S:1826:C:H2'	1:2S:1827:C:C6	2.50	0.46
46:1S:841:U:H2'	46:1S:842:C:O4'	2.15	0.46
1:2S:423:A:H2'	1:2S:424:G:O4'	2.16	0.46
2:8S:147:U:H3'	2:8S:148:G:H5''	1.97	0.46
7:L4:327:LEU:O	7:L4:328:ASN:CB	2.63	0.46
13:50:139:ARG:HG2	13:50:173:PHE:CZ	2.50	0.46
55:S8:67:TRP:HB3	55:S8:70:GLU:HB3	1.98	0.46
46:1S:1171:A:H2'	46:1S:1172:G:H8	1.80	0.46
46:1S:456:A:H2'	46:1S:457:G:O4'	2.16	0.46
1:2S:23:A:H2'	1:2S:24:G:O4'	2.15	0.46
13:50:72:ALA:O	13:50:76:MET:HG3	2.16	0.46
40:78:29:LYS:O	40:78:29:LYS:HD3	2.14	0.46
15:53:14:PHE:HE2	17:55:197:LEU:HD22	1.80	0.46
1:2S:1682:U:H4'	1:2S:1684:U:O4	2.16	0.46
1:2S:2897:A:H2'	1:2S:2899:C:C5'	2.45	0.46
3:5S:95:A:H2	22:60:119:ARG:NH1	2.13	0.46
54:S7:114:ARG:O	54:S7:117:THR:HG22	2.15	0.46
71:24:8:ARG:HH21	71:24:10:ARG:NH2	2.14	0.46
46:1S:778:G:O6	71:24:9:THR:O	2.34	0.46
56:S9:133:HIS:O	56:S9:134:ILE:O	2.34	0.46
46:1S:186:C:H5'	46:1S:186:C:C6	2.39	0.46
28:66:68:GLY:HA2	28:66:84:LYS:CD	2.39	0.46
45:83:33:GLN:HG3	45:83:34:HIS:CD2	2.50	0.46
17:55:21:PHE:O	17:55:25:VAL:HG23	2.15	0.46
21:59:19:LYS:O	21:59:22:VAL:HG22	2.16	0.46
46:1S:1429:G:H2'	46:1S:1430:U:C6	2.50	0.46
1:2S:2471:U:H2'	1:2S:2472:U:H5'	1.96	0.46
1:2S:1441:G:H2'	1:2S:1442:U:H6	1.78	0.46
46:1S:1525:A:OP1	66:19:82:GLY:HA2	2.15	0.46
1:2S:3038:U:H5''	6:L3:62:ARG:CD	2.46	0.46
2:8S:66:A:OP1	37:75:6:ALA:HB3	2.14	0.46
46:1S:1291:G:H1	46:1S:1324:G:H1	1.63	0.46
46:1S:241:U:H6	46:1S:241:U:H3'	1.79	0.46
46:1S:952:A:H2'	46:1S:953:G:H8	1.78	0.46
63:16:114:ARG:H	63:16:116:LEU:CD2	2.28	0.46
54:S7:12:ALA:H	54:S7:13:PRO:CD	2.28	0.46
25:63:19:VAL:HG23	25:63:50:PRO:O	2.15	0.46
1:2S:1225:A:H2'	1:2S:1226:G:O4'	2.16	0.46

Continued on next page...

Continued from previous page...

Atom-1	Atom-2	Interatomic distance (Å)	Clash overlap (Å)
41:79:41:ARG:CG	41:79:42:ARG:H	2.28	0.46
1:2S:550:A:H2'	1:2S:551:A:O4'	2.14	0.46
7:L4:170:LYS:HE2	7:L4:175:HIS:ND1	2.31	0.46
1:2S:1186:G:H2'	1:2S:1187:C:C6	2.51	0.46
61:14:31:THR:HA	61:14:39:ILE:HG12	1.97	0.46
1:2S:2765:C:H2'	1:2S:2766:U:C6	2.51	0.46
56:S9:48:GLN:O	56:S9:52:ILE:HG13	2.16	0.46
46:1S:351:C:C4	58:11:102:LYS:HD2	2.51	0.46
6:L3:363:SER:C	6:L3:365:PHE:H	2.18	0.46
4:L1:204:LEU:HD12	4:L1:216:LEU:HB3	1.97	0.46
54:S7:139:ARG:HD3	69:22:53:ILE:HA	1.98	0.46
56:S9:117:GLY:O	56:S9:118:LEU:HB3	2.16	0.46
1:2S:363:G:H2'	1:2S:364:G:O4'	2.15	0.46
52:S5:98:MET:O	52:S5:98:MET:HG3	2.15	0.46
53:S6:24:ILE:HG22	53:S6:24:ILE:O	2.15	0.46
3:5S:28:C:H41	8:L5:57:ASN:HD21	1.64	0.46
46:1S:864:U:OP2	69:22:57:ARG:HG2	2.15	0.46
73:26:13:LYS:H	73:26:15:ARG:HH21	1.63	0.46
1:2S:1610:G:H2'	1:2S:1611:G:O4'	2.15	0.46
39:77:67:LEU:HA	39:77:70:VAL:CG2	2.45	0.46
6:L3:143:GLY:O	6:L3:147:GLU:HG2	2.14	0.46
7:L4:286:VAL:O	7:L4:290:ILE:HG13	2.16	0.46
17:55:199:LEU:HD22	17:55:203:ARG:HD3	1.97	0.46
50:S3:53:THR:HA	50:S3:91:VAL:HG12	1.97	0.46
25:63:80:ARG:HG3	25:63:80:ARG:NH1	2.29	0.46
7:L4:36:HIS:CE1	7:L4:37:THR:HG23	2.51	0.46
1:2S:1804:A:H5''	36:74:67:LYS:HE3	1.96	0.46
1:2S:92:G:OP2	1:2S:93:C:H5'	2.16	0.46
10:L7:141:TYR:HD2	10:L7:189:ILE:HD12	1.79	0.46
46:1S:64:U:C3'	46:1S:65:A:H5''	2.46	0.46
9:L6:149:ILE:HG12	9:L6:155:LEU:HD12	1.98	0.46
16:54:23:ILE:CD1	16:54:28:SER:HB2	2.45	0.46
1:2S:2338:C:H2'	1:2S:2339:C:C6	2.51	0.46
3:5S:13:A:H5'	3:5S:14:U:C5	2.50	0.46
50:S3:38:GLU:HG2	50:S3:49:ILE:O	2.15	0.46
64:17:71:PHE:CE1	64:17:74:GLN:HG3	2.50	0.46
1:2S:2748:A:C2	8:L5:35:ARG:HB2	2.51	0.46
2:8S:132:G:H2'	2:8S:133:G:C8	2.50	0.46
1:2S:2583:C:H2'	1:2S:2584:G:C8	2.50	0.46
52:S5:146:THR:CG2	52:S5:221:ALA:HA	2.45	0.46
1:2S:2175:U:O4'	5:L2:26:ALA:HB2	2.15	0.46

Continued on next page...

Continued from previous page...

Atom-1	Atom-2	Interatomic distance (Å)	Clash overlap (Å)
46:1S:906:A:H2'	46:1S:907:A:C8	2.51	0.46
1:2S:892:U:H2'	1:2S:893:C:O4'	2.15	0.46
3:5S:110:G:O2'	3:5S:111:U:H5'	2.16	0.46
46:1S:572:C:H2'	46:1S:573:C:C6	2.51	0.46
46:1S:1428:G:H5'	46:1S:1428:G:H8	1.80	0.46
38:76:45:ARG:HD3	38:76:45:ARG:O	2.16	0.46
1:2S:1257:C:H6	1:2S:1257:C:O5'	1.98	0.46
58:11:33:ARG:HH21	58:11:33:ARG:HG3	1.81	0.46
58:11:4:GLU:O	58:11:5:LEU:HB2	2.15	0.46
68:21:41:GLU:O	68:21:42:GLU:HB3	2.16	0.46
20:58:54:LEU:HD22	20:58:58:ASN:HB3	1.97	0.46
24:62:89:LEU:HB3	24:62:93:ILE:HD12	1.97	0.46
5:L2:77:ILE:CG2	5:L2:78:ALA:H	2.18	0.46
46:1S:189:C:C3'	46:1S:190:C:H5''	2.46	0.46
52:S5:57:SER:HB3	75:28:53:ILE:CB	2.38	0.46
18:56:37:ARG:HG2	18:56:107:GLY:CA	2.40	0.46
36:74:100:ILE:O	36:74:104:VAL:HG23	2.15	0.46
61:14:133:ARG:HG2	61:14:136:ARG:NH2	2.22	0.46
1:2S:114:A:H61	1:2S:266:A:H4'	1.81	0.46
63:16:69:VAL:HG21	63:16:81:ILE:CG2	2.45	0.46
51:S4:23:LEU:N	51:S4:23:LEU:HD22	2.30	0.46
53:S6:36:VAL:HG12	53:S6:37:ASP:N	2.24	0.46
56:S9:130:THR:HG23	56:S9:131:GLN:HG3	1.97	0.46
1:2S:74:G:H5''	15:53:104:ARG:NH2	2.30	0.46
1:2S:1103:A:H1'	1:2S:1104:G:P	2.56	0.46
1:2S:626:U:H2'	1:2S:627:U:C6	2.51	0.46
46:1S:215:A:H5''	46:1S:216:U:H5	1.80	0.46
1:2S:2533:G:H2'	1:2S:2534:G:O4'	2.15	0.46
1:2S:1360:C:H5''	7:L4:309:ARG:HD2	1.97	0.46
7:L4:209:TYR:O	7:L4:230:VAL:HG23	2.16	0.46
7:L4:184:SER:CB	7:L4:202:ARG:HG2	2.45	0.46
79:RA:61:PHE:HZ	79:RA:94:VAL:HA	1.81	0.46
1:2S:3008:A:H2'	1:2S:3009:G:H8	1.80	0.46
75:28:42:ARG:HD2	75:28:62:GLU:HA	1.97	0.46
65:18:145:ARG:HB3	65:18:146:ALA:H	1.49	0.46
1:2S:20:A:H2'	1:2S:21:G:C8	2.50	0.46
46:1S:1363:U:H3'	46:1S:1364:G:C5'	2.46	0.46
35:73:91:ALA:C	35:73:93:THR:H	2.18	0.46
1:2S:88:A:H2'	1:2S:89:A:O4'	2.16	0.46
56:S9:54:ARG:HA	56:S9:57:ARG:HE	1.81	0.46
56:S9:57:ARG:O	56:S9:61:THR:HG23	2.15	0.46

Continued on next page...

Continued from previous page...

Atom-1	Atom-2	Interatomic distance (Å)	Clash overlap (Å)
1:2S:2363:A:H2'	1:2S:2364:G:O4'	2.15	0.46
79:RA:134:TRP:CZ3	79:RA:140:CYS:HB2	2.51	0.46
1:2S:1070:U:H2'	1:2S:1071:U:O4'	2.16	0.46
46:1S:454:U:H2'	46:1S:455:C:C5	2.51	0.46
50:S3:148:LYS:HB3	50:S3:148:LYS:NZ	2.30	0.46
46:1S:123:G:H2'	46:1S:124:A:O4'	2.16	0.46
46:1S:782:U:H3'	46:1S:783:G:C5'	2.45	0.46
1:2S:943:U:OP1	30:68:15:VAL:HG22	2.16	0.46
56:S9:87:SER:OG	56:S9:90:LYS:HB2	2.15	0.46
18:56:16:VAL:HG23	18:56:42:ASN:O	2.15	0.46
51:S4:195:ILE:HG12	51:S4:210:ILE:HD13	1.97	0.46
73:26:85:ARG:HD3	73:26:85:ARG:N	2.31	0.46
61:14:114:ARG:HA	73:26:62:TYR:CE1	2.50	0.46
59:12:62:LEU:HB3	59:12:75:VAL:HG11	1.97	0.46
1:2S:149:U:H5''	17:55:54:LYS:HG3	1.97	0.46
46:1S:771:A:C2	46:1S:772:G:H1'	2.51	0.46
46:1S:750:U:H2'	46:1S:751:G:C8	2.51	0.46
46:1S:1729:C:H2'	46:1S:1730:A:H5'	1.96	0.46
6:L3:93:VAL:HG22	6:L3:94:GLU:N	2.31	0.46
1:2S:3294:A:H5'	1:2S:3294:A:C8	2.51	0.46
65:18:54:LEU:HD22	65:18:54:LEU:H	1.81	0.46
1:2S:1311:G:H21	18:56:87:MET:HA	1.80	0.46
30:68:111:LYS:CB	30:68:129:PHE:HB2	2.46	0.46
46:1S:774:A:C2'	46:1S:775:G:H5'	2.45	0.46
32:70:27:TYR:HE1	32:70:56:LEU:HD21	1.81	0.46
58:11:83:THR:N	58:11:111:VAL:HG12	2.31	0.46
46:1S:1504:G:H5''	66:19:97:SER:CB	2.46	0.46
22:60:77:VAL:HB	22:60:92:LYS:N	2.30	0.46
32:70:73:GLY:O	32:70:77:LEU:HB2	2.15	0.46
7:L4:138:ARG:NH1	7:L4:240:PRO:HD2	2.30	0.46
46:1S:1226:A:H5'	46:1S:1230:A:H5'	1.97	0.46
8:L5:22:ARG:HG3	8:L5:27:LYS:HB2	1.98	0.46
2:8S:77:A:O2'	2:8S:78:G:H5'	2.15	0.46
1:2S:424:G:H21	34:72:24:ARG:NH2	2.14	0.46
1:2S:2642:A:H4'	31:69:6:ASN:HB2	1.97	0.46
75:28:50:GLU:O	75:28:51:ASN:HB2	2.16	0.46
31:69:22:LYS:H	31:69:22:LYS:HD2	1.80	0.46
12:L9:28:VAL:HG22	12:L9:33:THR:HG22	1.98	0.46
1:2S:502:U:O3'	9:L6:26:ARG:HD2	2.15	0.46
69:22:85:ASP:HB3	69:22:89:TRP:HD1	1.80	0.46
47:S0:89:PHE:HD2	47:S0:174:TRP:HB3	1.81	0.46

Continued on next page...

Continued from previous page...

Atom-1	Atom-2	Interatomic distance (Å)	Clash overlap (Å)
14:51:92:ARG:HD3	14:51:94:ARG:NE	2.31	0.46
1:2S:3352:U:H4'	1:2S:3353:G:O5'	2.15	0.46
45:83:73:THR:HG22	45:83:76:ALA:CB	2.46	0.46
51:S4:29:PRO:HB3	51:S4:81:THR:CG2	2.46	0.46
1:2S:665:A:H2'	1:2S:666:A:C8	2.51	0.46
17:55:199:LEU:HD22	17:55:203:ARG:HD2	1.98	0.46
72:25:42:LEU:HA	72:25:46:LYS:HD2	1.96	0.46
7:L4:58:HIS:ND1	7:L4:90:PHE:HD1	2.09	0.46
31:69:15:LYS:HA	31:69:18:ARG:HG3	1.97	0.46
13:50:33:ILE:HD11	13:50:36:LEU:CG	2.44	0.46
1:2S:2949:U:O2'	1:2S:2950:G:H5'	2.15	0.46
18:56:19:LEU:HD13	18:56:123:ALA:HB1	1.98	0.46
8:L5:200:PHE:CB	8:L5:237:GLU:HG3	2.44	0.46
53:S6:142:ARG:HB3	53:S6:148:SER:H	1.79	0.46
27:65:81:ILE:HG22	27:65:82:LEU:N	2.31	0.46
1:2S:1694:U:O2'	1:2S:1695:U:H5'	2.16	0.46
33:71:29:ALA:HB3	33:71:30:PRO:HD3	1.97	0.46
27:65:63:ILE:HD13	27:65:64:GLU:N	2.31	0.46
1:2S:3030:G:H2'	1:2S:3031:G:O4'	2.16	0.46
54:S7:134:GLU:H	54:S7:155:ASP:HB2	1.80	0.46
1:2S:443:G:H1	1:2S:493:U:H1'	1.81	0.46
64:17:102:VAL:HG23	64:17:120:SER:O	2.16	0.46
1:2S:2408:U:O2'	1:2S:2409:G:H5'	2.16	0.46
52:S5:25:LEU:HB3	63:16:27:GLY:HA3	1.98	0.46
1:2S:550:A:O2'	1:2S:551:A:H5'	2.15	0.46
23:61:106:LEU:HD12	23:61:110:LYS:HZ1	1.81	0.46
1:2S:1927:G:OP1	45:83:8:VAL:HG22	2.15	0.46
1:2S:269:G:H4'	1:2S:270:U:C6	2.51	0.46
60:13:40:TYR:O	60:13:45:LEU:HB2	2.16	0.46
1:2S:1011:A:H2'	1:2S:1012:G:C8	2.51	0.46
46:1S:1345:A:OP1	67:20:54:GLY:HA3	2.16	0.46
15:53:10:LEU:HD23	15:53:11:LYS:H	1.80	0.46
1:2S:1364:C:H2'	1:2S:1365:G:C8	2.51	0.46
47:S0:90:ALA:CB	47:S0:97:PRO:HD3	2.45	0.46
1:2S:2783:U:H2'	1:2S:2784:G:O4'	2.16	0.46
1:2S:939:U:H5	30:68:26:ARG:NH1	2.13	0.46
1:2S:1347:U:C5	20:58:38:ARG:HD2	2.51	0.46
10:L7:88:ARG:HE	10:L7:111:ILE:HA	1.81	0.46
17:55:30:TYR:HE2	17:55:122:ASN:HD22	1.61	0.46
47:S0:83:GLN:O	47:S0:86:VAL:HG22	2.16	0.46
39:77:69:HIS:O	39:77:73:ARG:HG3	2.16	0.46

Continued on next page...

Continued from previous page...

Atom-1	Atom-2	Interatomic distance (Å)	Clash overlap (Å)
1:2S:117:U:C6	11:L8:141:ALA:HB1	2.51	0.46
51:S4:18:TRP:NE1	51:S4:42:LEU:HA	2.30	0.46
46:1S:1273:G:HO2'	46:1S:1430:U:H5	1.63	0.46
6:L3:238:LEU:N	6:L3:238:LEU:HD22	2.31	0.46
72:25:41:ILE:HG13	72:25:42:LEU:H	1.80	0.46
10:L7:81:HIS:HB2	10:L7:138:TYR:CE1	2.51	0.46
46:1S:751:G:H2'	46:1S:752:A:O4'	2.15	0.46
32:70:34:LEU:HD21	32:70:59:TYR:HB3	1.97	0.46
1:2S:605:U:H2'	1:2S:606:C:H6	1.79	0.46
31:69:11:ASN:O	31:69:15:LYS:HG3	2.15	0.46
46:1S:636:A:C2'	46:1S:637:C:H5'	2.46	0.46
54:S7:13:PRO:O	54:S7:14:THR:CB	2.62	0.46
55:S8:152:ILE:CG2	55:S8:153:GLU:H	2.23	0.46
21:59:155:LEU:HA	21:59:158:GLU:HG2	1.97	0.46
43:81:3:ALA:HB3	46:1S:1773:C:OP1	2.16	0.46
1:2S:1445:U:H2'	1:2S:1446:A:C8	2.51	0.46
9:L6:77:ARG:HG2	9:L6:78:ARG:H	1.80	0.46
1:2S:519:A:H5''	7:L4:355:PHE:HZ	1.81	0.46
5:L2:150:LEU:HD12	5:L2:154:ALA:HB3	1.97	0.46
46:1S:1486:G:H2'	46:1S:1487:A:O4'	2.16	0.46
1:2S:2747:A:C2	8:L5:36:LEU:HD21	2.51	0.46
1:2S:2667:A:H2'	1:2S:2668:U:C5'	2.46	0.46
1:2S:3297:U:H2'	1:2S:3298:C:O4'	2.16	0.46
1:2S:1459:C:H5''	33:71:51:LEU:HD12	1.96	0.46
7:L4:112:LYS:CE	17:55:202:TYR:HB3	2.46	0.46
46:1S:1424:A:OP2	50:S3:151:LYS:HE3	2.16	0.46
1:2S:311:C:H2'	1:2S:312:C:C6	2.51	0.46
1:2S:2685:C:H2'	1:2S:2686:A:C8	2.51	0.46
1:2S:2626:A:H2'	1:2S:2644:C:OP2	2.15	0.46
46:1S:1625:C:H2'	46:1S:1626:U:C6	2.51	0.46
41:79:15:LYS:O	41:79:19:GLN:HG3	2.15	0.46
1:2S:2828:G:H3'	1:2S:2829:U:C6	2.51	0.46
75:28:14:LYS:O	75:28:29:ARG:HB3	2.16	0.46
1:2S:806:A:H2'	1:2S:807:A:N3	2.31	0.46
23:61:102:ARG:HA	23:61:105:PHE:CB	2.46	0.46
1:2S:283:G:H21	1:2S:285:A:H5''	1.81	0.46
22:60:58:ILE:HD12	22:60:58:ILE:N	2.30	0.46
1:2S:214:G:H4'	28:66:10:SER:O	2.16	0.46
1:2S:589:A:C2'	1:2S:590:G:H5'	2.45	0.46
11:L8:101:THR:HG22	11:L8:104:GLU:HG3	1.97	0.46
3:5S:86:U:H4'	3:5S:87:G:C5'	2.46	0.46

Continued on next page...

Continued from previous page...

Atom-1	Atom-2	Interatomic distance (Å)	Clash overlap (Å)
3:5S:96:U:H4'	22:60:119:ARG:CB	2.33	0.46
1:2S:826:G:H2'	1:2S:827:A:O4'	2.16	0.46
1:2S:1553:U:C4'	1:2S:1554:U:H5'	2.37	0.46
11:L8:71:VAL:HG12	17:55:21:PHE:CZ	2.50	0.46
1:2S:1565:G:H1	1:2S:1574:C:H42	1.64	0.46
62:15:39:ALA:O	62:15:43:ARG:HB2	2.16	0.46
1:2S:1216:C:H2'	1:2S:1217:A:H8	1.76	0.46
5:L2:104:LEU:HB2	5:L2:160:SER:CA	2.46	0.46
1:2S:2185:G:H2'	1:2S:2186:U:C6	2.50	0.46
55:S8:117:TYR:CE1	55:S8:150:ALA:HB2	2.51	0.46
40:78:7:ASP:HB3	40:78:10:GLN:HB3	1.98	0.46
1:2S:837:A:H3'	1:2S:838:G:H8	1.81	0.46
3:5S:75:G:H1'	3:5S:104:A:H61	1.81	0.46
46:1S:1133:A:H2'	46:1S:1134:C:O4'	2.16	0.46
1:2S:2130:G:H21	1:2S:2132:C:H5"	1.81	0.46
46:1S:946:U:H5"	48:S1:165:ARG:NH1	2.31	0.46
57:10:12:HIS:O	57:10:80:LEU:HD11	2.16	0.46
58:11:6:THR:O	58:11:7:VAL:HG12	2.16	0.46
41:79:24:PRO:HB2	41:79:27:ILE:HG13	1.98	0.46
28:66:50:ILE:CG1	28:66:51:ARG:N	2.79	0.46
47:S0:191:ARG:HE	47:S0:191:ARG:HA	1.81	0.46
46:1S:381:C:H2'	46:1S:382:C:C6	2.50	0.46
46:1S:205:U:H2'	46:1S:206:A:H8	1.81	0.46
46:1S:1675:C:H2'	46:1S:1676:U:O4'	2.16	0.46
4:L1:101:LYS:HA	4:L1:101:LYS:HZ3	1.82	0.46
49:S2:233:GLN:NE2	49:S2:234:PRO:HD2	2.31	0.46
67:20:28:SER:HB2	67:20:112:VAL:HG13	1.98	0.46
63:16:125:GLU:OE1	63:16:134:ALA:HB1	2.16	0.46
36:74:3:GLN:HE22	36:74:29:ILE:CG2	2.29	0.45
47:S0:139:VAL:HG13	47:S0:141:ILE:HG13	1.98	0.45
2:8S:154:C:H2'	2:8S:155:A:C8	2.51	0.45
56:S9:182:GLU:HG3	56:S9:183:ALA:N	2.30	0.45
55:S8:25:ARG:HB3	55:S8:27:PHE:CE1	2.51	0.45
36:74:45:GLY:N	36:74:80:ARG:HH21	2.13	0.45
11:L8:74:THR:HG23	11:L8:75:ILE:N	2.31	0.45
37:75:44:ILE:O	37:75:47:VAL:HG12	2.16	0.45
55:S8:172:ARG:HB2	55:S8:175:GLN:HB2	1.97	0.45
13:50:98:ARG:HH11	13:50:98:ARG:HG3	1.81	0.45
1:2S:253:A:H2'	1:2S:254:A:O4'	2.16	0.45
1:2S:1523:U:H1'	27:65:111:ASN:HB3	1.97	0.45
48:S1:88:VAL:CG1	48:S1:96:LEU:HB2	2.43	0.45

Continued on next page...

Continued from previous page...

Atom-1	Atom-2	Interatomic distance (Å)	Clash overlap (Å)
2:8S:91:C:H2'	2:8S:92:A:C8	2.51	0.45
1:2S:897:U:H2'	1:2S:898:U:C6	2.51	0.45
22:60:110:MET:HG3	22:60:121:ILE:HD13	1.99	0.45
1:2S:727:G:H3'	1:2S:728:G:H8	1.81	0.45
22:60:153:PRO:O	22:60:154:HIS:CB	2.64	0.45
73:26:36:ILE:HG22	73:26:73:TYR:O	2.15	0.45
51:S4:87:MET:HA	51:S4:87:MET:HE2	1.98	0.45
70:23:68:ILE:HG22	70:23:70:LYS:HG2	1.97	0.45
1:2S:1334:U:H5'	10:L7:207:LEU:O	2.16	0.45
46:1S:937:C:H2'	46:1S:938:G:C8	2.51	0.45
19:57:2:ALA:O	19:57:3:ARG:HB2	2.15	0.45
50:S3:18:TYR:HE1	50:S3:38:GLU:HA	1.81	0.45
12:L9:141:LYS:O	12:L9:142:ASP:HB2	2.17	0.45
9:L6:131:LYS:HG2	9:L6:133:GLU:HB3	1.98	0.45
71:24:125:LEU:HA	71:24:128:LYS:HB2	1.98	0.45
8:L5:226:TYR:N	8:L5:226:TYR:CD1	2.84	0.45
23:61:124:VAL:HG12	23:61:125:ALA:N	2.31	0.45
1:2S:1052:U:H2'	1:2S:1053:A:O4'	2.15	0.45
46:1S:149:C:H5''	71:24:123:LYS:NZ	2.31	0.45
20:58:33:TYR:CD1	20:58:36:LEU:HD12	2.51	0.45
18:56:35:VAL:HB	18:56:104:VAL:HA	1.98	0.45
56:S9:140:ILE:HG12	56:S9:159:ALA:HB2	1.97	0.45
13:50:220:GLN:HG3	13:50:221:ALA:H	1.81	0.45
1:2S:781:G:N3	1:2S:781:G:H2'	2.30	0.45
46:1S:447:U:O5'	46:1S:447:U:H6	1.99	0.45
45:83:16:VAL:O	45:83:17:ARG:HG3	2.16	0.45
1:2S:2048:G:H2'	1:2S:2049:A:C8	2.51	0.45
79:RA:49:GLY:HA2	79:RA:54:PHE:HD1	1.80	0.45
10:L7:85:PHE:HD2	10:L7:116:PHE:CE1	2.34	0.45
1:2S:59:G:H2'	2:8S:33:A:O2'	2.16	0.45
51:S4:197:HIS:ND1	51:S4:209:HIS:HD2	2.15	0.45
10:L7:83:LEU:HD23	10:L7:195:PHE:HZ	1.81	0.45
36:74:74:ARG:NH1	36:74:85:VAL:HG21	2.30	0.45
1:2S:2101:C:HO2'	1:2S:2102:U:H6	1.63	0.45
73:26:61:GLU:HG3	73:26:62:TYR:N	2.31	0.45
17:55:83:LYS:N	17:55:83:LYS:HD2	2.31	0.45
51:S4:18:TRP:CZ2	51:S4:42:LEU:HA	2.51	0.45
46:1S:446:A:N6	46:1S:461:G:H21	2.13	0.45
46:1S:466:U:C2'	46:1S:467:G:H5'	2.43	0.45
55:S8:40:ALA:CB	55:S8:42:ARG:HH21	2.29	0.45
4:L1:39:LYS:NZ	4:L1:205:VAL:HB	2.31	0.45

Continued on next page...

Continued from previous page...

Atom-1	Atom-2	Interatomic distance (Å)	Clash overlap (Å)
36:74:19:LYS:O	36:74:20:ILE:HD13	2.16	0.45
1:2S:543:C:H6	1:2S:543:C:H5''	1.81	0.45
1:2S:2492:C:C1'	1:2S:2493:U:H5	2.27	0.45
8:L5:34:LYS:O	8:L5:38:THR:HG23	2.16	0.45
29:67:16:GLY:O	29:67:18:TYR:N	2.50	0.45
22:60:106:LEU:O	22:60:110:MET:HG2	2.16	0.45
1:2S:729:C:O2'	1:2S:730:C:H5'	2.16	0.45
65:18:86:LEU:HD21	65:18:97:ASP:HB3	1.96	0.45
1:2S:3277:U:H3'	1:2S:3278:C:O2	2.17	0.45
46:1S:1086:A:H2'	46:1S:1087:A:C8	2.51	0.45
1:2S:2176:U:H5''	5:L2:54:ARG:NH1	2.31	0.45
69:22:45:GLY:O	69:22:68:ARG:HD2	2.16	0.45
52:S5:160:VAL:O	52:S5:160:VAL:HG23	2.16	0.45
57:10:43:ILE:O	57:10:47:GLN:HB2	2.16	0.45
15:53:131:LYS:HG3	15:53:132:ALA:H	1.82	0.45
5:L2:118:GLU:HG3	5:L2:125:ALA:HB1	1.98	0.45
31:69:36:ASP:O	31:69:40:ARG:HG3	2.16	0.45
1:2S:2647:A:C3'	1:2S:2648:G:H5''	2.47	0.45
50:S3:116:ARG:O	50:S3:120:TYR:CD2	2.69	0.45
1:2S:2635:A:N6	1:2S:2641:U:H2'	2.31	0.45
8:L5:65:ILE:HG21	8:L5:72:ASP:HB3	1.99	0.45
1:2S:76:G:C6	15:53:101:ARG:HA	2.52	0.45
58:11:6:THR:C	58:11:8:GLN:H	2.19	0.45
1:2S:2310:U:H2'	1:2S:2311:G:C8	2.51	0.45
25:63:23:MET:CE	25:63:100:GLY:HA3	2.47	0.45
61:14:107:ARG:HH21	61:14:107:ARG:HG3	1.81	0.45
35:73:13:HIS:HB3	35:73:93:THR:O	2.16	0.45
55:S8:72:ILE:HB	55:S8:74:LYS:HE2	1.98	0.45
7:L4:276:LEU:HD23	7:L4:277:PRO:HD2	1.97	0.45
4:L1:70:ASP:O	4:L1:88:ASP:HB2	2.15	0.45
41:79:36:ARG:HG2	41:79:36:ARG:HH11	1.80	0.45
34:72:46:PHE:O	34:72:49:ASN:HB2	2.16	0.45
1:2S:407:A:H4'	1:2S:1396:C:O2'	2.17	0.45
34:72:3:SER:HB3	34:72:71:HIS:NE2	2.30	0.45
21:59:136:ARG:O	21:59:140:GLU:HG3	2.15	0.45
71:24:29:HIS:N	71:24:30:PRO:HD3	2.31	0.45
52:S5:94:THR:HA	52:S5:97:LEU:HD12	1.98	0.45
10:L7:90:LYS:HD2	10:L7:91:GLY:N	2.30	0.45
54:S7:121:VAL:O	54:S7:125:ILE:HG13	2.16	0.45
1:2S:1845:G:H5'	1:2S:1846:C:H5'	1.95	0.45
54:S7:30:SER:O	54:S7:31:SER:HB2	2.16	0.45

Continued on next page...

Continued from previous page...

Atom-1	Atom-2	Interatomic distance (Å)	Clash overlap (Å)
39:77:17:THR:C	39:77:25:ARG:HA	2.35	0.45
14:51:92:ARG:HD3	14:51:94:ARG:HE	1.81	0.45
1:2S:2925:C:H2'	1:2S:2926:A:O4'	2.17	0.45
27:65:92:LYS:HA	27:65:95:ILE:HD12	1.98	0.45
3:5S:39:C:O2	14:51:69:VAL:HA	2.16	0.45
9:L6:82:ARG:HD2	35:73:104:PRO:HB3	1.98	0.45
36:74:25:THR:HA	36:74:26:PRO:HD3	1.75	0.45
79:RA:89:LEU:HB2	79:RA:103:PHE:HB2	1.98	0.45
1:2S:3065:G:H2'	1:2S:3066:U:C6	2.52	0.45
1:2S:2322:C:H2'	1:2S:2323:G:H5'	1.99	0.45
1:2S:1167:U:H3	1:2S:1332:A:H61	1.65	0.45
1:2S:675:C:O2'	1:2S:679:U:H5''	2.17	0.45
1:2S:2461:A:H2	1:2S:2486:A:O4'	1.98	0.45
1:2S:2271:A:H2'	1:2S:2272:G:C4'	2.46	0.45
17:55:41:ARG:CB	17:55:41:ARG:HH11	2.29	0.45
46:1S:1321:A:H4'	46:1S:1322:A:O5'	2.15	0.45
50:S3:43:PRO:O	50:S3:44:THR:HB	2.17	0.45
70:23:27:ASN:O	70:23:31:LYS:HE3	2.16	0.45
63:16:32:ASN:HA	63:16:66:ARG:HH21	1.81	0.45
28:66:51:ARG:HG3	28:66:54:ASP:OD2	2.16	0.45
52:S5:29:ILE:H	52:S5:29:ILE:HD12	1.81	0.45
1:2S:2412:G:H2'	1:2S:2413:A:O4'	2.16	0.45
1:2S:2730:G:H4'	20:58:184:PHE:CD2	2.52	0.45
1:2S:508:U:H2'	1:2S:509:U:C6	2.50	0.45
71:24:47:VAL:HG23	71:24:48:TYR:CD2	2.50	0.45
46:1S:1271:G:H2'	46:1S:1272:U:C6	2.52	0.45
11:L8:248:LYS:O	11:L8:252:ASN:HB2	2.16	0.45
62:15:98:ASN:HB2	62:15:122:THR:HA	1.98	0.45
70:23:69:ARG:HA	70:23:69:ARG:NE	2.31	0.45
16:54:94:TRP:O	16:54:100:ALA:HB2	2.17	0.45
54:S7:96:ARG:NH2	54:S7:124:LYS:HB3	2.31	0.45
24:62:104:ARG:O	24:62:105:LEU:HD12	2.16	0.45
9:L6:98:VAL:HG12	9:L6:98:VAL:O	2.17	0.45
71:24:35:VAL:HG22	71:24:36:SER:N	2.32	0.45
6:L3:56:ILE:HG13	6:L3:359:ILE:HG12	1.98	0.45
46:1S:329:G:H2'	46:1S:330:G:C8	2.51	0.45
46:1S:1117:U:H2'	46:1S:1118:G:H8	1.79	0.45
15:53:57:VAL:HG22	15:53:147:ILE:CD1	2.45	0.45
29:67:121:ARG:HH11	29:67:121:ARG:HG3	1.81	0.45
5:L2:247:ARG:CG	5:L2:247:ARG:HH11	2.30	0.45
1:2S:3038:U:H5''	6:L3:62:ARG:CG	2.47	0.45

Continued on next page...

Continued from previous page...

Atom-1	Atom-2	Interatomic distance (Å)	Clash overlap (Å)
7:L4:74:ILE:HD11	7:L4:76:ARG:NH1	2.31	0.45
9:L6:79:VAL:HG22	9:L6:80:ASN:N	2.32	0.45
1:2S:2631:U:H2'	1:2S:2632:G:C8	2.51	0.45
45:83:60:CYS:O	45:83:61:LYS:HB2	2.15	0.45
13:50:213:PHE:H	13:50:214:PRO:HD3	1.77	0.45
1:2S:1086:C:H2'	1:2S:1087:G:O4'	2.16	0.45
46:1S:1360:A:C2'	46:1S:1361:U:H4'	2.47	0.45
2:8S:104:A:OP2	2:8S:105:A:H2'	2.16	0.45
9:L6:46:ARG:HB3	9:L6:77:ARG:HH22	1.81	0.45
1:2S:1836:C:H2'	1:2S:1837:U:C6	2.52	0.45
1:2S:2289:U:H2'	1:2S:2290:C:H6	1.80	0.45
1:2S:2271:A:H3'	1:2S:2272:G:H5''	1.97	0.45
4:L1:150:ASP:O	4:L1:151:VAL:HB	2.17	0.45
24:62:100:THR:O	24:62:101:ASN:HB2	2.17	0.45
46:1S:1785:U:H2'	46:1S:1786:G:H8	1.81	0.45
35:73:80:VAL:HG12	35:73:81:VAL:N	2.32	0.45
46:1S:532:U:C2'	46:1S:533:U:H5'	2.45	0.45
1:2S:422:A:H2'	1:2S:423:A:O4'	2.16	0.45
46:1S:335:U:O2'	58:11:130:PRO:HB2	2.16	0.45
21:59:43:LYS:HA	21:59:46:LYS:HE3	1.98	0.45
6:L3:287:LYS:HB2	6:L3:290:ASP:HB2	1.98	0.45
7:L4:114:ASN:O	7:L4:118:LYS:HB2	2.16	0.45
50:S3:84:ILE:HG23	50:S3:84:ILE:O	2.17	0.45
11:L8:33:ASN:O	11:L8:38:GLN:HG3	2.17	0.45
1:2S:827:A:H5''	36:74:14:ASN:O	2.17	0.45
1:2S:828:A:H2'	1:2S:829:U:C6	2.52	0.45
23:61:63:VAL:O	23:61:74:VAL:HA	2.16	0.45
39:77:25:ARG:HH12	41:79:50:ASN:HB3	1.81	0.45
46:1S:190:C:N4	55:S8:137:LYS:HG3	2.19	0.45
12:L9:9:GLN:OE1	12:L9:52:LEU:HD21	2.17	0.45
19:57:146:ILE:CG2	19:57:147:GLU:H	2.23	0.45
48:S1:70:LEU:HD12	48:S1:82:ARG:O	2.17	0.45
57:10:14:TYR:CD2	57:10:35:ILE:HD11	2.52	0.45
1:2S:662:U:O4	1:2S:801:A:H1'	2.16	0.45
1:2S:230:U:P	28:66:4:GLN:HG2	2.57	0.45
1:2S:418:A:H2'	1:2S:419:G:C8	2.51	0.45
46:1S:982:U:H2'	46:1S:983:A:H8	1.81	0.45
47:S0:76:ILE:O	47:S0:124:THR:HG23	2.17	0.45
61:14:24:ASN:O	61:14:25:ASP:HB2	2.17	0.45
20:58:44:PHE:O	20:58:48:VAL:HG23	2.16	0.45
16:54:131:VAL:HG13	18:56:181:ALA:HB1	1.97	0.45

Continued on next page...

Continued from previous page...

Atom-1	Atom-2	Interatomic distance (Å)	Clash overlap (Å)
51:S4:159:THR:O	51:S4:172:PHE:HA	2.17	0.45
14:51:136:ALA:O	14:51:140:ARG:HB2	2.16	0.45
1:2S:1108:U:H2'	1:2S:1109:U:H6	1.82	0.45
37:75:101:THR:HG23	37:75:104:GLN:H	1.82	0.45
17:55:50:ARG:NH1	17:55:50:ARG:CB	2.79	0.45
1:2S:2513:U:H4'	1:2S:2514:U:OP1	2.16	0.45
49:S2:203:LYS:O	49:S2:206:THR:HG22	2.16	0.45
64:17:14:LYS:HG3	64:17:69:ILE:HG23	1.99	0.45
46:1S:1341:A:OP1	79:RA:63:GLY:HA2	2.17	0.45
1:2S:1039:U:H2'	1:2S:1040:A:C8	2.52	0.45
42:80:92:ASP:O	42:80:105:PRO:HD3	2.17	0.45
79:RA:146:GLY:HA3	79:RA:181:TRP:HH2	1.81	0.45
47:S0:167:LYS:HB3	47:S0:168:HIS:H	1.56	0.45
53:S6:108:VAL:HG12	53:S6:109:LEU:N	2.32	0.45
17:55:39:ALA:HB1	17:55:63:ARG:HH21	1.81	0.45
1:2S:1116:G:H3'	1:2S:1117:G:H5''	1.97	0.45
1:2S:953:G:O2'	1:2S:1115:G:H4'	2.15	0.45
1:2S:1305:U:N3	1:2S:2367:A:H5''	2.20	0.45
6:L3:76:VAL:HB	6:L3:323:MET:CG	2.47	0.45
79:RA:124:SER:C	79:RA:154:VAL:HG21	2.37	0.45
6:L3:60:LEU:HD11	6:L3:62:ARG:HB2	1.97	0.45
66:19:27:LYS:HZ2	66:19:111:ILE:HG13	1.82	0.45
11:L8:133:LYS:HB3	11:L8:138:HIS:CE1	2.51	0.45
53:S6:50:PHE:HE1	53:S6:113:ILE:HG12	1.80	0.45
1:2S:1729:A:H5'	32:70:27:TYR:CB	2.46	0.45
20:58:147:ARG:HG2	20:58:148:GLU:N	2.31	0.45
44:82:63:LYS:HA	44:82:63:LYS:HZ2	1.82	0.45
59:12:79:ALA:HA	59:12:87:PRO:HG2	1.97	0.45
15:53:185:LYS:O	15:53:189:GLU:HG3	2.16	0.45
52:S5:166:ARG:HD3	75:28:45:LYS:O	2.16	0.45
1:2S:2747:A:H2	8:L5:36:LEU:HD21	1.82	0.45
65:18:145:ARG:HA	65:18:145:ARG:HE	1.82	0.45
71:24:102:LYS:HB2	71:24:108:ARG:HD3	1.98	0.45
31:69:36:ASP:HB3	31:69:39:PHE:CB	2.47	0.45
1:2S:1003:A:N6	1:2S:1050:U:H1'	2.32	0.45
1:2S:1003:A:H2'	1:2S:1004:U:H5'	1.99	0.45
72:25:37:GLN:O	72:25:38:HIS:HB3	2.17	0.45
1:2S:1678:G:H2'	1:2S:1679:A:H8	1.81	0.45
1:2S:76:G:O6	15:53:101:ARG:HA	2.15	0.45
1:2S:987:U:H2'	1:2S:988:U:C6	2.51	0.45
59:12:101:ALA:HB2	59:12:121:VAL:HG11	1.99	0.45

Continued on next page...

Continued from previous page...

Atom-1	Atom-2	Interatomic distance (Å)	Clash overlap (Å)
48:S1:167:VAL:O	48:S1:170:GLU:HB3	2.17	0.45
40:78:17:ARG:O	40:78:18:ALA:HB3	2.16	0.45
66:19:16:ASN:OD1	66:19:56:LYS:HD2	2.17	0.45
5:L2:91:GLY:O	5:L2:102:LEU:HG	2.16	0.45
56:S9:83:VAL:HG23	56:S9:85:VAL:HG23	1.99	0.45
46:1S:4:C:H4'	49:S2:181:SER:HB3	1.98	0.45
1:2S:1197:A:H2'	1:2S:1198:C:O4'	2.16	0.45
32:70:101:LEU:N	32:70:101:LEU:HD22	2.32	0.45
46:1S:963:A:H8	46:1S:963:A:OP2	1.99	0.45
46:1S:530:C:O5'	46:1S:530:C:H6	1.98	0.45
46:1S:209:U:H5'	55:S8:171:SER:HB3	1.99	0.45
46:1S:680:U:H2'	46:1S:681:U:O4'	2.17	0.45
1:2S:659:G:H4'	7:L4:92:ASN:HD22	1.82	0.45
46:1S:1404:C:H2'	46:1S:1405:G:C8	2.52	0.45
46:1S:576:G:H4'	46:1S:580:A:N3	2.31	0.45
1:2S:1117:G:H2'	1:2S:1118:C:H6	1.74	0.45
36:74:92:ALA:O	36:74:96:GLU:HG3	2.17	0.45
62:15:90:ILE:HG12	62:15:107:ILE:CG2	2.41	0.45
1:2S:818:C:H2'	1:2S:819:U:O4'	2.17	0.45
27:65:95:ILE:O	27:65:99:VAL:HG23	2.17	0.45
1:2S:656:A:H2'	1:2S:657:A:H8	1.76	0.45
1:2S:2046:U:H2'	1:2S:2047:A:H5'	1.99	0.45
67:20:21:LYS:HG2	67:20:94:GLU:CD	2.36	0.45
70:23:76:LEU:HB3	70:23:80:GLY:H	1.81	0.45
18:56:102:LEU:C	18:56:103:LYS:HG3	2.37	0.45
1:2S:3243:A:C4'	6:L3:96:PRO:HD3	2.47	0.45
46:1S:594:A:H4'	46:1S:595:G:H5'	1.99	0.45
67:20:58:LEU:HB2	67:20:88:LYS:O	2.15	0.45
67:20:58:LEU:HD12	67:20:88:LYS:HB3	1.99	0.45
1:2S:2369:G:H3'	1:2S:2370:G:C8	2.52	0.45
74:27:14:SER:HA	74:27:17:ARG:HG2	1.97	0.45
46:1S:683:C:H2'	46:1S:684:A:C8	2.52	0.45
10:L7:130:ILE:O	10:L7:134:VAL:HG22	2.17	0.45
66:19:37:VAL:HG11	66:19:100:ILE:HD11	1.99	0.45
8:L5:184:ASP:HB3	8:L5:187:THR:CG2	2.46	0.45
1:2S:915:A:C6	1:2S:917:A:H1'	2.52	0.45
1:2S:3335:A:H5'	1:2S:3368:U:H3	1.81	0.45
1:2S:2461:A:H61	1:2S:2483:G:H21	1.64	0.45
50:S3:212:LYS:HG3	50:S3:213:GLU:H	1.80	0.45
57:10:56:LYS:HE2	57:10:67:THR:CB	2.46	0.45
1:2S:2144:A:H1'	1:2S:2281:A:H61	1.82	0.45

Continued on next page...

Continued from previous page...

Atom-1	Atom-2	Interatomic distance (Å)	Clash overlap (Å)
1:2S:1234:G:OP2	1:2S:1235:U:H3'	2.17	0.45
47:S0:20:ALA:HB3	47:S0:172:LEU:HD22	1.99	0.45
54:S7:35:LYS:HA	54:S7:38:LEU:HB3	1.99	0.45
37:75:59:ASN:O	37:75:63:ARG:HG3	2.16	0.45
2:8S:107:G:H4'	2:8S:137:C:H2'	1.99	0.45
79:RA:72:THR:HG22	79:RA:81:LEU:HB2	1.99	0.45
1:2S:1056:U:H2'	1:2S:1057:A:O4'	2.17	0.45
46:1S:1280:C:H2'	46:1S:1281:G:C8	2.51	0.45
55:S8:88:ASN:O	55:S8:92:ARG:HG3	2.15	0.45
70:23:137:LYS:HD2	70:23:139:LYS:HE2	1.97	0.45
1:2S:2359:C:H4'	1:2S:2399:A:H4'	1.98	0.45
11:L8:246:MET:O	11:L8:246:MET:HG2	2.16	0.45
53:S6:187:LYS:O	53:S6:191:ARG:HG3	2.17	0.45
1:2S:975:C:OP2	20:58:15:HIS:HA	2.17	0.45
49:S2:158:THR:OG1	49:S2:169:LEU:HD12	2.16	0.45
46:1S:1074:G:H5'	46:1S:1074:G:H8	1.82	0.45
25:63:54:LEU:HD21	25:63:79:VAL:O	2.17	0.45
1:2S:1535:A:H62	1:2S:1586:G:H21	1.64	0.45
17:55:121:VAL:HG23	17:55:122:ASN:N	2.32	0.45
4:L1:16:LEU:HB2	4:L1:17:LEU:HD23	1.99	0.45
20:58:64:VAL:HG13	20:58:93:ILE:HD11	1.99	0.45
42:80:96:CYS:HA	42:80:121:LEU:HD23	1.99	0.45
24:62:43:VAL:O	24:62:44:GLU:C	2.55	0.45
14:51:48:SER:O	14:51:64:LYS:HA	2.17	0.45
1:2S:3354:U:C4'	55:S8:164:ARG:HH22	2.30	0.45
45:83:22:LEU:HD23	45:83:22:LEU:N	2.31	0.45
77:30:39:LEU:CD1	77:30:42:ARG:HH12	2.30	0.45
46:1S:467:G:H2'	46:1S:468:A:H5''	1.97	0.45
1:2S:1972:A:H5''	40:78:60:GLY:CA	2.47	0.45
46:1S:391:A:O4'	46:1S:1731:A:H5'	2.16	0.45
46:1S:925:G:O2'	46:1S:926:A:H5'	2.16	0.45
36:74:53:GLY:O	36:74:54:ILE:HD13	2.17	0.45
6:L3:160:VAL:H	6:L3:181:ILE:H	1.63	0.45
32:70:16:LEU:HB3	32:70:98:SER:HB2	1.98	0.45
40:78:38:PHE:HE1	40:78:40:GLN:HB2	1.81	0.45
63:16:116:LEU:CB	63:16:117:LEU:HD22	2.46	0.45
1:2S:3015:G:H2'	1:2S:3016:A:C8	2.51	0.45
46:1S:1667:A:H2'	46:1S:1668:G:H8	1.81	0.45
55:S8:142:LYS:HB3	55:S8:146:ARG:NH1	2.32	0.45
1:2S:1863:G:H1	1:2S:1865:A:H3'	1.82	0.45
71:24:12:VAL:C	71:24:13:ILE:HG13	2.37	0.45

Continued on next page...

Continued from previous page...

Atom-1	Atom-2	Interatomic distance (Å)	Clash overlap (Å)
1:2S:915:A:C5	1:2S:917:A:H1'	2.52	0.45
53:S6:57:ASP:OD2	53:S6:61:PHE:HB2	2.17	0.45
1:2S:3345:G:O2'	1:2S:3346:U:H5'	2.16	0.45
3:5S:75:G:H2'	3:5S:76:A:H2'	1.99	0.45
1:2S:1383:G:N3	7:L4:243:HIS:HE1	2.15	0.45
8:L5:270:LYS:HE2	8:L5:273:ARG:HH11	1.82	0.45
1:2S:855:U:C2'	1:2S:856:G:H5'	2.47	0.45
46:1S:883:C:H2'	46:1S:884:A:C8	2.50	0.45
13:50:42:THR:O	13:50:139:ARG:NH2	2.49	0.45
4:L1:19:TYR:HE1	4:L1:204:LEU:HD13	1.81	0.45
49:S2:233:GLN:HA	49:S2:234:PRO:HD3	1.86	0.45
17:55:66:VAL:O	17:55:127:TYR:HA	2.17	0.45
1:2S:3200:G:H2'	1:2S:3201:C:C6	2.51	0.45
27:65:86:VAL:HG22	27:65:87:SER:N	2.31	0.45
46:1S:1470:C:H4'	46:1S:1540:G:N2	2.31	0.45
1:2S:621:A:H8	1:2S:623:U:O4	2.00	0.45
14:51:104:PHE:O	14:51:127:PHE:HB2	2.16	0.45
46:1S:922:G:H2'	46:1S:923:A:H8	1.82	0.45
13:50:85:PHE:CB	13:50:140:THR:HG22	2.47	0.45
46:1S:427:C:O5'	46:1S:427:C:H6	2.00	0.45
1:2S:2604:U:H2'	1:2S:2605:G:O4'	2.16	0.45
1:2S:3090:U:H2'	1:2S:3091:A:C8	2.51	0.45
46:1S:1500:C:H5''	66:19:102:ARG:CD	2.24	0.45
25:63:15:LEU:HB3	25:63:52:ALA:HA	1.99	0.45
33:71:55:LEU:O	33:71:55:LEU:HD22	2.17	0.45
46:1S:143:G:C3'	46:1S:144:U:H5''	2.46	0.45
46:1S:780:A:C8	71:24:8:ARG:HB3	2.47	0.45
51:S4:194:THR:HG21	51:S4:231:GLN:NE2	2.32	0.45
13:50:189:GLU:HG2	13:50:200:LEU:HD23	1.98	0.45
47:S0:82:GLY:HA3	47:S0:170:ILE:HG21	1.99	0.45
51:S4:15:PRO:HB2	51:S4:17:HIS:CD2	2.52	0.45
1:2S:155:G:H4'	1:2S:156:G:H2'	1.98	0.45
21:59:51:VAL:HG23	21:59:53:LYS:N	2.31	0.45
67:20:72:ASN:ND2	67:20:73:GLY:H	2.15	0.45
66:19:52:GLY:HA2	66:19:55:TYR:HD2	1.82	0.45
75:28:25:VAL:HG11	75:28:66:LEU:CD1	2.44	0.45
31:69:15:LYS:HA	31:69:18:ARG:CG	2.47	0.45
11:L8:136:LEU:O	11:L8:140:VAL:HG23	2.17	0.45
19:57:59:PRO:HG2	19:57:76:PHE:CE2	2.52	0.45
1:2S:932:U:OP2	1:2S:932:U:H3'	2.17	0.45
20:58:138:LEU:HD13	20:58:139:ILE:N	2.31	0.45

Continued on next page...

Continued from previous page...

Atom-1	Atom-2	Interatomic distance (Å)	Clash overlap (Å)
37:75:38:ARG:HH11	37:75:38:ARG:CB	2.30	0.45
21:59:115:ILE:HD11	21:59:119:LEU:CB	2.47	0.45
46:1S:444:C:N4	46:1S:458:G:H2'	2.31	0.45
1:2S:52:A:H5''	39:77:48:ASN:CB	2.47	0.45
75:28:61:ARG:HG2	75:28:61:ARG:HH11	1.82	0.45
32:70:84:LEU:HD12	32:70:84:LEU:N	2.32	0.45
79:RA:88:THR:HG22	79:RA:104:VAL:HG13	1.98	0.45
62:15:61:ARG:HH11	62:15:61:ARG:CB	2.30	0.45
1:2S:922:U:C6	1:2S:927:C:H5'	2.51	0.45
1:2S:1379:G:H2'	1:2S:1380:G:O4'	2.17	0.45
16:54:66:THR:HG22	16:54:99:TRP:CZ3	2.52	0.45
46:1S:1454:G:H4'	62:15:122:THR:HG21	1.98	0.45
3:5S:31:U:O2'	3:5S:32:U:H5'	2.16	0.45
10:L7:209:ASN:OD1	10:L7:214:TRP:HZ2	2.00	0.45
56:S9:46:SER:O	56:S9:50:SER:HB2	2.17	0.45
59:12:118:ALA:O	59:12:120:VAL:N	2.50	0.45
79:RA:197:SER:OG	79:RA:216:LYS:HB3	2.16	0.45
46:1S:347:G:H2'	46:1S:348:U:C6	2.52	0.45
8:L5:103:LEU:HA	8:L5:106:ALA:HB3	1.99	0.45
53:S6:77:LEU:HD12	53:S6:95:LYS:CD	2.47	0.45
46:1S:262:U:H2'	46:1S:263:C:C6	2.52	0.45
32:70:28:LYS:O	32:70:32:LYS:HE3	2.17	0.45
46:1S:1330:G:N1	50:S3:204:ASP:OD2	2.46	0.45
11:L8:134:TYR:HD2	11:L8:134:TYR:H	1.65	0.45
46:1S:233:C:H4'	46:1S:234:G:C2	2.52	0.45
1:2S:2922:G:H3'	1:2S:2923:U:H5''	1.98	0.45
1:2S:2095:G:H2'	1:2S:2096:A:C8	2.52	0.45
46:1S:831:U:C2'	46:1S:832:U:H5'	2.47	0.45
1:2S:2183:A:O2'	5:L2:236:GLY:HA2	2.17	0.45
46:1S:778:G:H5'	46:1S:778:G:N3	2.31	0.45
1:2S:1655:G:OP2	1:2S:1656:A:H2'	2.17	0.45
35:73:49:ILE:O	35:73:50:ALA:HB2	2.17	0.45
48:S1:110:LEU:O	48:S1:114:VAL:HG23	2.17	0.45
57:10:11:ILE:HD11	57:10:42:VAL:HG22	1.98	0.45
57:10:89:GLY:HA2	57:10:91:TYR:HE1	1.83	0.45
51:S4:181:VAL:HG12	51:S4:182:TYR:N	2.32	0.45
12:L9:161:LEU:HA	12:L9:164:ILE:CG1	2.47	0.45
1:2S:632:G:H2'	1:2S:633:C:H6	1.77	0.45
54:S7:63:PRO:O	54:S7:64:VAL:HB	2.17	0.45
46:1S:1438:G:H2'	46:1S:1439:C:H6	1.78	0.45
27:65:62:VAL:HG12	27:65:63:ILE:N	2.31	0.45

Continued on next page...

Continued from previous page...

Atom-1	Atom-2	Interatomic distance (Å)	Clash overlap (Å)
7:L4:263:GLY:CA	7:L4:267:VAL:HG23	2.48	0.45
34:72:32:TRP:CZ2	34:72:34:LYS:HA	2.52	0.45
75:28:58:GLU:OE2	75:28:61:ARG:HD3	2.17	0.45
3:5S:8:G:H2'	3:5S:9:C:C6	2.51	0.45
7:L4:170:LYS:HE3	7:L4:178:LEU:CD1	2.47	0.45
23:61:106:LEU:HA	23:61:109:VAL:HB	1.98	0.45
59:12:90:LYS:O	59:12:91:VAL:HB	2.17	0.45
46:1S:90:C:H2'	46:1S:91:G:C8	2.52	0.45
1:2S:1008:U:O2'	1:2S:1009:A:H5'	2.17	0.45
27:65:72:ALA:O	27:65:76:VAL:HG23	2.17	0.45
50:S3:202:LEU:O	64:17:42:GLN:HG3	2.18	0.45
1:2S:267:G:H2'	1:2S:318:A:N7	2.32	0.45
1:2S:1433:A:N3	34:72:27:ARG:NH2	2.65	0.45
6:L3:305:ILE:HD12	6:L3:306:THR:N	2.31	0.45
64:17:67:ARG:HG2	64:17:67:ARG:HH21	1.82	0.45
51:S4:197:HIS:CE1	51:S4:199:GLU:HG2	2.52	0.44
1:2S:1590:G:H1'	1:2S:1797:A:N6	2.33	0.44
60:13:141:TYR:HE1	60:13:146:ALA:HB2	1.81	0.44
1:2S:2366:C:H2'	1:2S:2367:A:C8	2.52	0.44
51:S4:240:LYS:HG2	51:S4:240:LYS:O	2.17	0.44
79:RA:278:PHE:HE2	79:RA:287:PRO:HD2	1.79	0.44
58:11:99:ARG:HH11	70:23:9:LEU:HD22	1.82	0.44
48:S1:105:PHE:HD1	48:S1:110:LEU:HD11	1.82	0.44
1:2S:2137:U:OP2	1:2S:2142:A:N6	2.47	0.44
22:60:21:GLU:N	22:60:22:PRO:HD3	2.32	0.44
1:2S:2470:C:H2'	1:2S:2471:U:H5'	1.98	0.44
46:1S:767:U:H3'	46:1S:767:U:O2	2.17	0.44
6:L3:226:PHE:CD2	6:L3:227:GLU:N	2.85	0.44
23:61:96:ILE:HG22	23:61:97:LYS:N	2.32	0.44
7:L4:77:VAL:HB	7:L4:86:GLY:N	2.31	0.44
7:L4:84:ARG:O	7:L4:87:GLN:HG3	2.16	0.44
45:83:55:TRP:HD1	45:83:66:GLY:HA3	1.80	0.44
25:63:80:ARG:HG2	25:63:95:PHE:CD2	2.52	0.44
23:61:14:MET:HG2	23:61:58:GLN:HG2	1.99	0.44
19:57:114:VAL:HA	19:57:150:VAL:HG12	1.99	0.44
79:RA:238:ASP:CB	79:RA:256:THR:HB	2.47	0.44
1:2S:2890:A:N6	1:2S:2913:C:H42	2.12	0.44
20:58:170:ARG:O	20:58:171:LYS:CB	2.66	0.44
1:2S:1264:G:O2'	1:2S:1265:U:H5	2.00	0.44
64:17:102:VAL:HB	64:17:106:THR:HB	1.99	0.44
6:L3:145:GLU:HA	6:L3:148:LEU:CB	2.47	0.44

Continued on next page...

Continued from previous page...

Atom-1	Atom-2	Interatomic distance (Å)	Clash overlap (Å)
1:2S:3304:U:C5	6:L3:333:LYS:HE2	2.52	0.44
1:2S:2754:G:H3'	1:2S:2755:C:C5'	2.47	0.44
18:56:117:ARG:H	18:56:117:ARG:HD3	1.81	0.44
69:22:103:ILE:HG22	69:22:127:GLY:H	1.82	0.44
1:2S:816:A:O5'	1:2S:906:A:N6	2.50	0.44
53:S6:125:THR:HG22	53:S6:125:THR:O	2.17	0.44
3:5S:65:G:H2'	3:5S:66:A:H8	1.81	0.44
17:55:143:ARG:NH2	37:75:92:LEU:HD23	2.32	0.44
46:1S:28:A:H2'	46:1S:29:U:O4'	2.17	0.44
33:71:98:VAL:HG22	33:71:99:ALA:H	1.81	0.44
46:1S:1:U:O4	56:S9:54:ARG:HD3	2.17	0.44
54:S7:61:PHE:HE1	54:S7:93:LEU:HD12	1.82	0.44
1:2S:2915:U:H5''	1:2S:2916:U:H5'	1.99	0.44
51:S4:192:ILE:HD12	51:S4:242:LYS:O	2.17	0.44
46:1S:956:C:OP2	60:13:12:SER:HB2	2.17	0.44
50:S3:136:VAL:HG12	50:S3:137:VAL:N	2.32	0.44
26:64:29:PHE:HB3	26:64:31:PHE:CZ	2.52	0.44
4:L1:32:VAL:HG22	4:L1:33:GLU:N	2.32	0.44
39:77:67:LEU:CD2	39:77:70:VAL:HG21	2.39	0.44
4:L1:56:PRO:CB	4:L1:187:VAL:HG11	2.48	0.44
49:S2:53:ILE:HG12	49:S2:72:LEU:CG	2.42	0.44
46:1S:1769:U:H4'	61:14:137:LEU:O	2.17	0.44
70:23:57:LEU:HD11	70:23:73:ARG:CG	2.46	0.44
67:20:49:ASN:O	67:20:50:LEU:HD12	2.17	0.44
1:2S:3138:U:H4'	6:L3:275:ARG:NH2	2.33	0.44
46:1S:1316:G:H4'	64:17:10:LYS:HE3	1.99	0.44
65:18:18:LEU:CD2	65:18:70:VAL:HG13	2.45	0.44
1:2S:2150:G:H2'	1:2S:2151:C:C6	2.52	0.44
20:58:44:PHE:CE1	20:58:139:ILE:HD11	2.52	0.44
8:L5:76:ALA:HB3	8:L5:105:ILE:HD11	1.97	0.44
46:1S:705:U:H2'	46:1S:706:A:H8	1.80	0.44
64:17:119:LEU:N	64:17:119:LEU:HD12	2.31	0.44
1:2S:1909:A:H2'	1:2S:1910:A:O4'	2.18	0.44
2:8S:79:A:H2'	2:8S:80:A:O4'	2.17	0.44
7:L4:184:SER:HA	7:L4:186:LYS:HE2	1.99	0.44
46:1S:300:A:H2'	46:1S:301:A:H8	1.79	0.44
1:2S:3369:G:H5''	26:64:56:ARG:HH21	1.82	0.44
9:L6:39:VAL:HG11	9:L6:158:TYR:CE2	2.50	0.44
46:1S:889:U:H2'	46:1S:890:C:O4'	2.17	0.44
52:S5:130:ILE:O	52:S5:134:VAL:HG23	2.17	0.44
1:2S:259:C:H2'	1:2S:260:C:C6	2.52	0.44

Continued on next page...

Continued from previous page...

Atom-1	Atom-2	Interatomic distance (Å)	Clash overlap (Å)
1:2S:811:U:H2'	1:2S:812:G:C8	2.53	0.44
79:RA:16:HIS:CE1	79:RA:37:SER:HB2	2.53	0.44
56:S9:53:ARG:HG2	56:S9:53:ARG:HH21	1.82	0.44
1:2S:2548:C:H6	1:2S:2548:C:O5'	2.00	0.44
15:53:176:GLU:HG2	15:53:176:GLU:O	2.18	0.44
48:S1:201:THR:O	48:S1:201:THR:HG22	2.18	0.44
2:8S:116:G:H2'	2:8S:117:C:C6	2.52	0.44
1:2S:2245:C:O5'	1:2S:2245:C:H6	1.99	0.44
25:63:55:GLY:N	25:63:78:VAL:HB	2.21	0.44
1:2S:2393:G:H4'	6:L3:252:ILE:CG1	2.43	0.44
18:56:46:GLU:HG2	18:56:49:ARG:HB2	2.00	0.44
28:66:82:VAL:HB	28:66:85:VAL:HB	1.99	0.44
18:56:37:ARG:H	18:56:107:GLY:H	1.66	0.44
73:26:44:ILE:HD11	73:26:65:PRO:C	2.37	0.44
33:71:80:ASN:H	33:71:89:LEU:HA	1.82	0.44
19:57:120:ASN:HD22	19:57:120:ASN:N	2.14	0.44
1:2S:3180:A:H4'	18:56:116:LYS:CB	2.41	0.44
1:2S:344:A:H2'	1:2S:345:G:O4'	2.17	0.44
46:1S:1480:G:H2'	46:1S:1481:C:H5'	1.99	0.44
9:L6:40:LEU:HD11	9:L6:54:TYR:HB2	1.99	0.44
21:59:166:ASN:HD22	21:59:166:ASN:HA	1.67	0.44
1:2S:31:C:H5''	17:55:95:GLN:CB	2.43	0.44
27:65:113:LEU:CG	27:65:121:LYS:HB3	2.42	0.44
14:51:148:VAL:HG12	14:51:149:GLY:N	2.32	0.44
75:28:32:PHE:CD2	75:28:32:PHE:N	2.83	0.44
1:2S:2492:C:H4'	1:2S:2493:U:C6	2.53	0.44
23:61:27:LEU:HA	23:61:30:TYR:CD2	2.52	0.44
18:56:75:ALA:O	18:56:79:ILE:HG13	2.17	0.44
53:S6:122:GLU:HA	53:S6:126:ASP:CB	2.47	0.44
30:68:47:LYS:C	30:68:49:HIS:H	2.20	0.44
56:S9:153:GLU:HA	56:S9:156:ILE:CD1	2.47	0.44
51:S4:92:LEU:HB3	51:S4:94:ALA:O	2.17	0.44
7:L4:186:LYS:HB2	7:L4:200:THR:CG2	2.47	0.44
1:2S:2309:A:H1'	1:2S:2962:U:H5'	1.98	0.44
1:2S:101:G:C2'	1:2S:102:C:H5'	2.47	0.44
9:L6:65:ILE:N	9:L6:65:ILE:HD13	2.30	0.44
77:30:21:VAL:HG22	77:30:22:GLU:N	2.31	0.44
57:10:25:LYS:HD3	57:10:62:GLN:HG2	1.98	0.44
16:54:68:LEU:HD13	16:54:90:VAL:CG2	2.47	0.44
48:S1:144:ARG:HB3	48:S1:208:GLN:HB3	2.00	0.44
1:2S:503:C:H2'	1:2S:504:A:H8	1.83	0.44

Continued on next page...

Continued from previous page...

Atom-1	Atom-2	Interatomic distance (Å)	Clash overlap (Å)
48:S1:33:LYS:HB2	48:S1:97:LEU:CD2	2.47	0.44
66:19:34:VAL:HA	66:19:53:TRP:CZ2	2.52	0.44
1:2S:1933:A:C2'	1:2S:1934:G:H5'	2.48	0.44
6:L3:63:PRO:HB2	6:L3:348:ARG:NH2	2.32	0.44
46:1S:453:U:H2'	46:1S:453:U:O2	2.18	0.44
61:14:21:ALA:H	61:14:83:ILE:HD11	1.82	0.44
58:11:3:THR:HG22	58:11:4:GLU:N	2.33	0.44
1:2S:2828:G:H3'	1:2S:2829:U:C5	2.52	0.44
13:50:40:LYS:HD2	13:50:40:LYS:N	2.32	0.44
1:2S:1751:G:H5'	40:78:26:LYS:NZ	2.31	0.44
1:2S:1520:G:H2'	1:2S:1521:G:O4'	2.17	0.44
1:2S:3331:U:H2'	1:2S:3332:U:C6	2.53	0.44
65:18:67:GLU:O	65:18:71:GLN:HG2	2.18	0.44
10:L7:229:PHE:CD1	10:L7:229:PHE:C	2.91	0.44
18:56:122:GLN:HE21	18:56:122:GLN:HB3	1.58	0.44
42:80:104:PRO:C	42:80:106:ARG:H	2.20	0.44
50:S3:29:LEU:HB2	50:S3:34:TYR:CB	2.47	0.44
10:L7:98:LYS:HB3	10:L7:99:PRO:CD	2.34	0.44
63:16:90:VAL:HG11	63:16:106:LYS:HG2	1.99	0.44
46:1S:1515:A:OP2	50:S3:7:LYS:HB2	2.18	0.44
39:77:21:ARG:CZ	39:77:39:TYR:HD2	2.30	0.44
55:S8:22:ARG:HG3	55:S8:23:LYS:H	1.81	0.44
15:53:25:HIS:HD2	17:55:200:TRP:HA	1.83	0.44
79:RA:212:ALA:HB1	79:RA:252:LEU:HD21	1.99	0.44
69:22:77:PRO:CG	70:23:9:LEU:HD23	2.47	0.44
62:15:90:ILE:HA	62:15:107:ILE:HB	2.00	0.44
48:S1:106:THR:O	48:S1:110:LEU:HD13	2.17	0.44
48:S1:70:LEU:HD21	48:S1:79:HIS:ND1	2.33	0.44
36:74:41:ARG:CB	36:74:50:ALA:HB1	2.44	0.44
45:83:19:GLY:HA3	45:83:22:LEU:CD1	2.48	0.44
9:L6:52:VAL:HG22	9:L6:53:VAL:N	2.31	0.44
11:L8:69:LEU:HD12	11:L8:69:LEU:N	2.33	0.44
46:1S:94:U:H2'	46:1S:95:G:C5'	2.47	0.44
75:28:8:THR:CG2	75:28:56:LEU:HD12	2.47	0.44
1:2S:2115:G:H1'	21:59:82:LYS:HE3	1.99	0.44
18:56:125:ARG:HD2	18:56:135:TYR:CD2	2.52	0.44
27:65:66:PRO:HA	27:65:84:PHE:CB	2.46	0.44
15:53:29:ALA:O	15:53:33:VAL:HG23	2.18	0.44
1:2S:1360:C:H4'	7:L4:309:ARG:CG	2.47	0.44
7:L4:184:SER:O	7:L4:186:LYS:HG2	2.17	0.44
1:2S:519:A:C6	1:2S:522:A:H4'	2.52	0.44

Continued on next page...

Continued from previous page...

Atom-1	Atom-2	Interatomic distance (Å)	Clash overlap (Å)
51:S4:162:ILE:HG22	51:S4:163:ASP:H	1.82	0.44
4:L1:120:VAL:CG2	4:L1:121:PRO:HD3	2.48	0.44
26:64:56:ARG:HB3	26:64:61:LYS:HG3	1.99	0.44
1:2S:3205:G:H5''	16:54:102:LYS:HZ3	1.83	0.44
56:S9:101:VAL:HA	56:S9:104:PHE:HD2	1.81	0.44
47:S0:29:VAL:HG13	47:S0:150:ASP:HB3	1.99	0.44
1:2S:749:C:H5''	31:69:32:LEU:CD1	2.47	0.44
10:L7:168:ILE:O	10:L7:172:ASN:ND2	2.50	0.44
13:50:59:GLN:HE21	13:50:59:GLN:HB2	1.55	0.44
15:53:46:ILE:HB	15:53:51:LEU:HD23	1.99	0.44
40:78:56:ILE:CB	40:78:62:ALA:HB2	2.48	0.44
51:S4:5:PRO:O	51:S4:7:LYS:HD2	2.17	0.44
62:15:61:ARG:HH11	62:15:61:ARG:HB3	1.83	0.44
47:S0:189:VAL:HG13	47:S0:190:ASP:H	1.83	0.44
10:L7:131:GLU:N	10:L7:132:PRO:CD	2.79	0.44
1:2S:791:A:H2'	1:2S:792:G:H8	1.83	0.44
7:L4:185:LYS:HG2	7:L4:199:TRP:CE3	2.51	0.44
46:1S:1544:U:H5''	65:18:132:ARG:HD2	1.99	0.44
79:RA:46:LYS:NZ	79:RA:46:LYS:HB2	2.33	0.44
1:2S:2125:A:O3'	46:1S:1657:U:H5	2.01	0.44
1:2S:3092:C:O3'	1:2S:3093:C:H3'	2.17	0.44
1:2S:2097:U:H2'	1:2S:2098:C:H6	1.79	0.44
51:S4:196:VAL:HG22	51:S4:211:LYS:HD3	2.00	0.44
63:16:102:LYS:HG2	63:16:106:LYS:HE3	2.00	0.44
55:S8:185:GLU:HA	55:S8:189:LEU:HD22	1.99	0.44
6:L3:76:VAL:HA	6:L3:324:VAL:O	2.18	0.44
1:2S:2555:G:H5'	36:74:91:ARG:NH1	2.29	0.44
79:RA:211:ILE:HD11	79:RA:225:LEU:HB2	1.99	0.44
55:S8:103:GLN:HG2	55:S8:164:ARG:HB3	1.98	0.44
79:RA:154:VAL:HG23	79:RA:154:VAL:O	2.17	0.44
46:1S:473:A:H2'	46:1S:474:A:H5'	1.99	0.44
1:2S:1404:G:H5'	34:72:65:PHE:CD1	2.53	0.44
46:1S:1382:A:HO2'	46:1S:1383:G:H8	1.66	0.44
49:S2:99:LYS:HG2	49:S2:117:THR:CB	2.47	0.44
1:2S:93:C:O2'	30:68:55:LYS:HE2	2.17	0.44
22:60:153:PRO:O	22:60:154:HIS:HB3	2.18	0.44
10:L7:124:LEU:HA	10:L7:127:LEU:HD12	1.99	0.44
15:53:159:VAL:HB	30:68:96:LYS:HD3	1.99	0.44
56:S9:13:SER:H	56:S9:43:TYR:HB3	1.82	0.44
63:16:137:ARG:HB3	63:16:138:PHE:H	1.58	0.44
1:2S:3101:G:H2'	1:2S:3102:G:H8	1.82	0.44

Continued on next page...

Continued from previous page...

Atom-1	Atom-2	Interatomic distance (Å)	Clash overlap (Å)
7:L4:239:ALA:N	7:L4:240:PRO:HD3	2.33	0.44
54:S7:42:GLN:HG2	54:S7:43:PHE:H	1.80	0.44
59:12:93:ASP:O	59:12:97:LEU:HB2	2.18	0.44
32:70:15:ALA:O	32:70:18:ILE:HG22	2.17	0.44
29:67:72:ILE:HG12	29:67:111:LYS:CE	2.47	0.44
74:27:30:SER:HG	74:27:47:PHE:HZ	1.64	0.44
52:S5:26:ALA:HB3	63:16:28:LEU:HB3	1.99	0.44
71:24:127:LYS:O	71:24:131:ARG:HG2	2.17	0.44
58:11:54:ILE:N	58:11:54:ILE:HD12	2.32	0.44
6:L3:110:LEU:N	6:L3:110:LEU:HD12	2.32	0.44
46:1S:66:U:C5	53:S6:173:PRO:HG3	2.53	0.44
1:2S:2778:G:C2'	1:2S:2779:A:C5'	2.82	0.44
1:2S:2393:G:O2'	1:2S:2982:A:N6	2.51	0.44
69:22:83:ILE:O	69:22:86:ILE:HG12	2.18	0.44
74:27:61:THR:O	74:27:62:ILE:HB	2.18	0.44
55:S8:105:ASP:O	55:S8:106:ALA:HB3	2.17	0.44
58:11:109:VAL:HG23	58:11:137:PHE:C	2.37	0.44
62:15:85:ILE:HD13	62:15:107:ILE:HD12	2.00	0.44
1:2S:1718:G:H2'	1:2S:1719:G:H8	1.82	0.44
57:10:16:PHE:HE1	57:10:86:ILE:HG23	1.83	0.44
60:13:71:ILE:CD1	60:13:71:ILE:N	2.80	0.44
1:2S:2192:C:H2'	1:2S:2193:U:O4'	2.17	0.44
1:2S:3316:A:C2	6:L3:124:LYS:HG2	2.53	0.44
49:S2:131:ILE:C	49:S2:133:LYS:H	2.21	0.44
46:1S:176:C:H2'	46:1S:176:C:O2	2.18	0.44
46:1S:1506:G:O3'	46:1S:1551:U:H5''	2.18	0.44
4:L1:144:LEU:HD13	4:L1:147:LYS:HD2	2.00	0.44
22:60:97:VAL:HG13	22:60:98:SER:H	1.82	0.44
1:2S:1237:G:H22	1:2S:1251:A:H2	1.64	0.44
46:1S:1100:G:H2'	69:22:75:ILE:HD13	2.00	0.44
60:13:76:LYS:C	60:13:76:LYS:HD2	2.38	0.44
46:1S:1748:G:O2'	46:1S:1749:A:H5'	2.18	0.44
1:2S:3250:U:H2'	1:2S:3251:U:C6	2.52	0.44
59:12:97:LEU:HD11	59:12:121:VAL:HG22	2.00	0.44
1:2S:1947:G:H5''	21:59:134:HIS:HB2	2.00	0.44
8:L5:103:LEU:HD11	8:L5:107:ARG:HG3	2.00	0.44
1:2S:3021:A:O4'	1:2S:3023:U:H1'	2.17	0.44
79:RA:233:THR:C	79:RA:234:LEU:HD12	2.38	0.44
1:2S:1135:A:OP2	31:69:5:LYS:HG3	2.18	0.44
1:2S:3072:C:H6	1:2S:3072:C:O5'	2.01	0.44
47:S0:197:ILE:HD12	47:S0:197:ILE:N	2.33	0.44

Continued on next page...

Continued from previous page...

Atom-1	Atom-2	Interatomic distance (Å)	Clash overlap (Å)
50:S3:41:VAL:O	50:S3:41:VAL:HG13	2.17	0.44
49:S2:66:PHE:HD1	49:S2:66:PHE:H	1.64	0.44
6:L3:79:VAL:CG1	6:L3:322:ILE:HB	2.48	0.44
1:2S:1943:C:H2'	1:2S:1944:U:C6	2.52	0.44
1:2S:1604:G:H3'	1:2S:1604:G:N3	2.33	0.44
1:2S:2982:A:C2'	1:2S:2983:C:H5''	2.47	0.44
14:51:17:LEU:HD13	14:51:129:VAL:CG2	2.35	0.44
9:L6:98:VAL:HA	9:L6:101:PHE:CD2	2.53	0.44
11:L8:186:LEU:HB3	11:L8:195:SER:HB3	1.99	0.44
15:53:56:PRO:HG3	15:53:74:GLY:O	2.18	0.44
7:L4:289:ILE:O	7:L4:295:ILE:HD12	2.18	0.44
33:71:5:LYS:HA	33:71:89:LEU:HD21	1.99	0.44
58:11:92:HIS:O	58:11:100:TYR:HA	2.17	0.44
36:74:20:ILE:HD12	36:74:34:HIS:HA	1.99	0.44
2:8S:8:C:H2'	2:8S:9:A:O4'	2.18	0.44
23:61:95:HIS:C	23:61:96:ILE:HD12	2.38	0.44
1:2S:970:A:H5'	31:69:18:ARG:NH2	2.31	0.44
19:57:58:ILE:HA	19:57:59:PRO:HD3	1.82	0.44
79:RA:38:ARG:HG2	79:RA:67:ILE:HG23	1.99	0.44
1:2S:1212:A:OP1	12:L9:1:MET:HB3	2.18	0.44
46:1S:44:U:HO2'	46:1S:45:U:H6	1.60	0.44
1:2S:836:A:H2'	1:2S:837:A:O4'	2.18	0.44
50:S3:71:LEU:O	50:S3:75:LYS:HG2	2.17	0.44
17:55:115:VAL:HA	17:55:134:LEU:HA	1.99	0.44
1:2S:2765:C:H6	1:2S:2765:C:O5'	2.01	0.44
1:2S:759:U:C2'	1:2S:760:G:H5'	2.46	0.44
48:S1:66:VAL:HG13	61:14:33:LEU:HD13	2.00	0.44
1:2S:1854:C:H2'	1:2S:1855:U:H6	1.83	0.44
51:S4:99:PHE:HD1	51:S4:112:HIS:O	2.00	0.44
1:2S:981:U:H2'	1:2S:982:C:O4'	2.18	0.44
17:55:146:ALA:HA	17:55:149:ASN:ND2	2.32	0.44
65:18:32:LEU:HB2	65:18:43:SER:OG	2.17	0.44
46:1S:1663:G:H2'	46:1S:1664:C:C6	2.53	0.44
63:16:13:LYS:HD3	63:16:13:LYS:C	2.38	0.44
46:1S:480:G:H2'	46:1S:481:A:O4'	2.17	0.44
19:57:123:PRO:O	19:57:143:PRO:HG2	2.18	0.44
47:S0:205:ARG:HG3	47:S0:206:ASP:H	1.83	0.44
60:13:101:HIS:HA	60:13:104:ARG:NH1	2.17	0.44
10:L7:24:GLU:O	10:L7:25:GLN:HB3	2.18	0.44
54:S7:32:PRO:C	54:S7:34:LEU:H	2.21	0.44
46:1S:777:C:N4	71:24:10:ARG:HG2	2.33	0.44

Continued on next page...

Continued from previous page...

Atom-1	Atom-2	Interatomic distance (Å)	Clash overlap (Å)
6:L3:198:HIS:HA	6:L3:201:LYS:HB3	2.00	0.44
5:L2:209:HIS:HD1	5:L2:210:PRO:HD2	1.80	0.44
15:53:25:HIS:CD2	17:55:200:TRP:HA	2.52	0.44
61:14:85:ALA:N	61:14:119:THR:HG22	2.31	0.44
48:S1:81:PHE:N	48:S1:81:PHE:CD1	2.86	0.44
46:1S:238:U:C4	46:1S:239:C:H5	2.35	0.44
20:58:173:GLU:O	20:58:174:ARG:HG3	2.18	0.44
77:30:33:ARG:O	77:30:33:ARG:HG2	2.18	0.44
1:2S:1660:C:H2'	1:2S:1661:G:C8	2.53	0.44
1:2S:1479:U:H3'	1:2S:1480:G:H8	1.83	0.44
1:2S:1481:A:H61	36:74:2:ALA:HA	1.82	0.44
64:17:21:TYR:C	64:17:23:LYS:N	2.68	0.44
33:71:19:ARG:HG3	33:71:19:ARG:NH1	2.30	0.44
59:12:52:LEU:HD21	59:12:60:VAL:CG2	2.48	0.44
28:66:3:LYS:HE2	28:66:8:VAL:O	2.18	0.44
37:75:64:GLU:HA	37:75:67:ARG:CG	2.48	0.44
67:20:33:GLN:OE1	67:20:33:GLN:HA	2.18	0.44
52:S5:162:VAL:CA	75:28:45:LYS:HB3	2.48	0.44
1:2S:816:A:C3'	1:2S:817:A:H5'	2.47	0.44
6:L3:187:SER:O	6:L3:191:LYS:HG3	2.18	0.44
1:2S:183:G:H2'	1:2S:184:U:C6	2.53	0.44
1:2S:2417:U:H1'	1:2S:2966:G:H21	1.83	0.44
46:1S:1103:U:H2'	46:1S:1104:U:H6	1.83	0.44
51:S4:148:ARG:O	51:S4:149:TYR:HB2	2.17	0.44
1:2S:1380:G:H2'	1:2S:1381:A:H8	1.82	0.44
1:2S:810:A:H2'	1:2S:811:U:C6	2.52	0.44
1:2S:511:G:H2'	1:2S:512:U:O4'	2.18	0.44
48:S1:141:ALA:HB1	48:S1:210:ILE:HG12	1.99	0.44
12:L9:103:ILE:HG13	12:L9:136:PHE:CZ	2.53	0.44
13:50:66:GLU:O	13:50:70:ILE:HG13	2.17	0.44
63:16:62:ASN:O	63:16:63:ILE:HG23	2.18	0.44
1:2S:1269:U:H1'	1:2S:1272:C:C5	2.53	0.44
44:82:12:CYS:HB2	44:82:23:HIS:CE1	2.53	0.44
1:2S:1259:A:C2	1:2S:1281:G:H1'	2.52	0.44
38:76:98:ARG:N	38:76:98:ARG:HD2	2.32	0.44
79:RA:56:VAL:O	79:RA:56:VAL:HG23	2.17	0.44
4:L1:168:ALA:HB3	4:L1:177:ASP:OD2	2.17	0.44
21:59:153:LYS:O	21:59:157:GLU:HG3	2.18	0.44
1:2S:1238:C:C2'	1:2S:1239:C:H5''	2.48	0.44
18:56:46:GLU:OE1	18:56:48:PHE:HB3	2.18	0.44
51:S4:195:ILE:HG12	51:S4:210:ILE:CD1	2.48	0.44

Continued on next page...

Continued from previous page...

Atom-1	Atom-2	Interatomic distance (Å)	Clash overlap (Å)
1:2S:681:U:H3'	1:2S:681:U:C6	2.51	0.44
54:S7:149:ILE:HG22	54:S7:182:VAL:HG23	1.99	0.44
28:66:33:ALA:HB3	28:66:106:ILE:HD11	2.00	0.44
1:2S:3354:U:H5'	1:2S:3356:G:OP2	2.17	0.44
25:63:120:LYS:CB	25:63:137:VAL:HG21	2.40	0.44
46:1S:478:A:H5''	56:S9:123:HIS:HB3	1.99	0.44
48:S1:189:ILE:HB	48:S1:190:PRO:CD	2.45	0.44
1:2S:2931:C:C2'	1:2S:2932:U:H5'	2.47	0.44
65:18:38:VAL:HG13	65:18:101:LEU:CD2	2.47	0.44
23:61:27:LEU:HD13	23:61:30:TYR:HD2	1.81	0.44
46:1S:618:U:H5''	46:1S:1030:A:C5	2.53	0.44
1:2S:2150:G:OP1	5:L2:178:PRO:HA	2.17	0.44
46:1S:981:U:C2'	46:1S:982:U:C5'	2.96	0.44
63:16:79:TYR:OH	63:16:114:ARG:HD2	2.18	0.44
18:56:126:VAL:HG22	22:60:154:HIS:HE1	1.83	0.44
56:S9:119:ALA:HA	56:S9:124:HIS:HD2	1.83	0.44
53:S6:79:LYS:C	53:S6:81:VAL:H	2.21	0.44
53:S6:78:THR:HG23	53:S6:92:ARG:HD2	2.00	0.44
46:1S:415:C:O2'	46:1S:416:A:H5''	2.18	0.44
46:1S:417:A:H5'	46:1S:418:G:C5	2.53	0.44
37:75:89:ARG:HG2	37:75:89:ARG:HH11	1.83	0.44
64:17:115:LEU:HB3	64:17:116:LYS:H	1.48	0.44
46:1S:587:C:H2'	46:1S:588:U:H6	1.82	0.44
1:2S:2652:U:H5	1:2S:2759:U:H2'	1.82	0.44
2:8S:60:U:O4	2:8S:98:U:H4'	2.18	0.44
9:L6:142:ASP:O	9:L6:146:ILE:HG12	2.16	0.44
2:8S:77:A:C2'	2:8S:78:G:H5'	2.48	0.44
41:79:24:PRO:HB2	41:79:27:ILE:CD1	2.48	0.44
1:2S:2603:G:H2'	1:2S:2604:U:O4'	2.18	0.44
1:2S:267:G:H2'	1:2S:318:A:C5	2.53	0.44
1:2S:1306:G:H1'	18:56:60:LYS:HA	2.00	0.44
6:L3:67:PHE:CD1	25:63:88:ARG:HB2	2.52	0.44
1:2S:144:A:H4'	2:8S:144:G:OP1	2.18	0.44
48:S1:228:LEU:HG	48:S1:232:HIS:CE1	2.53	0.44
1:2S:2567:C:H3'	1:2S:2568:C:H5''	1.99	0.44
8:L5:232:ASP:OD2	8:L5:232:ASP:N	2.43	0.44
71:24:124:ARG:C	71:24:124:ARG:HD3	2.38	0.44
57:10:21:VAL:HB	57:10:66:TYR:HD2	1.81	0.44
62:15:125:PRO:HG3	65:18:129:TRP:CZ2	2.53	0.44
23:61:92:ARG:HB3	23:61:94:GLU:OE2	2.18	0.44
46:1S:831:U:H2'	46:1S:832:U:O4'	2.18	0.43

Continued on next page...

Continued from previous page...

Atom-1	Atom-2	Interatomic distance (Å)	Clash overlap (Å)
12:L9:53:ILE:HG22	12:L9:54:LYS:N	2.32	0.43
18:56:37:ARG:HA	18:56:39:GLU:OE1	2.18	0.43
6:L3:87:VAL:HG23	6:L3:162:VAL:HA	2.00	0.43
5:L2:5:ILE:HD13	5:L2:209:HIS:HD1	1.83	0.43
46:1S:1680:G:H1'	46:1S:1721:A:N6	2.32	0.43
39:77:21:ARG:NE	39:77:39:TYR:CD2	2.86	0.43
73:26:82:ARG:HA	73:26:82:ARG:HE	1.82	0.43
46:1S:1788:G:C2'	46:1S:1789:G:H5''	2.48	0.43
55:S8:103:GLN:CG	55:S8:164:ARG:HB3	2.47	0.43
45:83:83:ILE:O	45:83:87:ARG:HB2	2.18	0.43
46:1S:1686:C:H6	46:1S:1686:C:H5'	1.83	0.43
73:26:18:VAL:CG2	73:26:19:LYS:H	2.18	0.43
46:1S:1589:C:H2'	46:1S:1590:G:H8	1.80	0.43
57:10:87:VAL:HG13	57:10:87:VAL:O	2.17	0.43
57:10:87:VAL:N	57:10:88:PRO:HD3	2.33	0.43
46:1S:1347:U:C5	67:20:23:ARG:NH2	2.86	0.43
38:76:43:LEU:O	38:76:47:ILE:HG13	2.18	0.43
65:18:133:VAL:O	65:18:133:VAL:HG22	2.18	0.43
1:2S:2442:G:N2	1:2S:2443:A:N6	2.66	0.43
63:16:100:GLN:CB	79:RA:57:PRO:HG2	2.48	0.43
40:78:40:GLN:HG2	40:78:41:THR:N	2.33	0.43
1:2S:95:A:O5'	1:2S:95:A:H8	2.01	0.43
20:58:43:PRO:O	20:58:47:VAL:HG23	2.18	0.43
1:2S:2352:A:OP1	19:57:82:ARG:HB3	2.18	0.43
12:L9:77:ASN:CB	12:L9:151:VAL:HG21	2.48	0.43
1:2S:595:G:N1	1:2S:609:G:H5''	2.30	0.43
22:60:4:PHE:C	22:60:5:LYS:HG3	2.38	0.43
9:L6:155:LEU:O	9:L6:155:LEU:HD13	2.18	0.43
19:57:67:ILE:CG2	19:57:68:GLY:N	2.80	0.43
46:1S:416:A:H5'	46:1S:417:A:N7	2.33	0.43
66:19:6:VAL:HG21	66:19:63:ARG:HG3	2.00	0.43
59:12:79:ALA:O	59:12:87:PRO:HD2	2.18	0.43
1:2S:1556:C:O2	1:2S:1556:C:O4'	2.36	0.43
1:2S:3378:C:H4'	6:L3:313:HIS:CD2	2.53	0.43
44:82:28:TYR:CZ	44:82:30:ALA:HA	2.52	0.43
6:L3:166:ILE:HD11	6:L3:171:LEU:HB2	2.00	0.43
5:L2:113:VAL:HG12	5:L2:166:ILE:HD13	1.99	0.43
67:20:118:VAL:HG22	67:20:119:ALA:H	1.83	0.43
1:2S:2294:U:H2'	1:2S:2296:A:OP2	2.18	0.43
1:2S:2444:C:O2'	38:76:63:ASN:ND2	2.51	0.43
1:2S:589:A:H8	1:2S:590:G:C8	2.36	0.43

Continued on next page...

Continued from previous page...

Atom-1	Atom-2	Interatomic distance (Å)	Clash overlap (Å)
1:2S:561:C:H2'	1:2S:562:C:O4'	2.18	0.43
1:2S:711:A:H61	1:2S:755:A:H5''	1.83	0.43
11:L8:151:VAL:HG22	11:L8:199:ALA:HB2	1.99	0.43
46:1S:1196:A:H4'	46:1S:1197:C:H5''	1.98	0.43
52:S5:203:LYS:HE3	52:S5:203:LYS:HA	1.98	0.43
1:2S:3267:A:OP2	9:L6:69:PHE:HZ	2.00	0.43
46:1S:226:A:H2'	46:1S:227:U:C6	2.53	0.43
26:64:49:ILE:CG2	26:64:52:THR:HG23	2.48	0.43
24:62:96:VAL:HG12	24:62:97:SER:N	2.33	0.43
52:S5:220:VAL:O	52:S5:224:ASN:HB2	2.18	0.43
1:2S:1115:G:H5''	1:2S:1116:G:H5''	1.99	0.43
36:74:29:ILE:CD1	36:74:29:ILE:N	2.80	0.43
79:RA:211:ILE:HD12	79:RA:223:TRP:HB2	2.00	0.43
79:RA:136:ILE:H	79:RA:136:ILE:CD1	2.23	0.43
51:S4:49:ARG:HA	51:S4:55:ALA:HB3	2.01	0.43
37:75:45:LYS:HA	37:75:48:ARG:HG2	1.99	0.43
1:2S:1500:G:C2	1:2S:1501:U:H1'	2.53	0.43
57:10:16:PHE:CE1	57:10:86:ILE:HG23	2.53	0.43
1:2S:672:A:H5'	20:58:20:LYS:O	2.18	0.43
46:1S:1382:A:C1'	67:20:57:ARG:HG2	2.49	0.43
7:L4:44:LYS:HA	7:L4:47:ARG:CG	2.46	0.43
46:1S:1605:G:H5''	63:16:127:LYS:HB3	1.98	0.43
9:L6:15:VAL:CG1	34:72:4:LEU:HD23	2.45	0.43
13:50:165:ILE:H	13:50:165:ILE:CD1	2.30	0.43
10:L7:147:LEU:HB3	10:L7:205:PHE:CE1	2.53	0.43
63:16:109:PHE:CB	63:16:117:LEU:HD21	2.48	0.43
1:2S:2561:A:O2'	1:2S:2562:A:H8	2.01	0.43
1:2S:2510:U:O2'	1:2S:2511:A:H8	1.99	0.43
52:S5:142:PRO:HG3	52:S5:214:LYS:CG	2.48	0.43
56:S9:120:LYS:HB3	56:S9:120:LYS:HZ3	1.82	0.43
47:S0:41:ARG:HD2	47:S0:42:PRO:HD2	2.00	0.43
46:1S:103:A:HO2'	46:1S:308:C:H41	1.65	0.43
64:17:117:LEU:HB2	64:17:118:PRO:HD2	2.00	0.43
64:17:15:ALA:O	64:17:19:ARG:HG2	2.17	0.43
47:S0:110:TYR:CD1	47:S0:111:ILE:HD12	2.53	0.43
69:22:78:ARG:HG3	69:22:78:ARG:NH1	2.34	0.43
18:56:109:PRO:HA	18:56:110:PRO:HD3	1.86	0.43
48:S1:27:LYS:HB3	48:S1:47:LEU:HB3	1.99	0.43
79:RA:66:HIS:CD2	79:RA:86:ASP:HA	2.53	0.43
49:S2:225:LEU:HD22	69:22:67:GLY:O	2.18	0.43
36:74:6:THR:HB	36:74:7:PHE:H	1.67	0.43

Continued on next page...

Continued from previous page...

Atom-1	Atom-2	Interatomic distance (Å)	Clash overlap (Å)
46:1S:1625:C:H2'	46:1S:1626:U:H6	1.83	0.43
58:11:129:ARG:HB2	58:11:130:PRO:HD2	2.00	0.43
1:2S:511:G:H2'	1:2S:512:U:C6	2.53	0.43
17:55:38:ARG:HH12	17:55:60:VAL:HA	1.82	0.43
8:L5:111:GLN:HE22	8:L5:252:ALA:HA	1.83	0.43
48:S1:53:GLY:O	48:S1:54:LEU:HB2	2.18	0.43
60:13:27:LYS:HB2	60:13:28:LEU:H	1.66	0.43
63:16:107:LYS:O	63:16:111:SER:HB2	2.17	0.43
52:S5:49:GLU:O	52:S5:50:GLU:HB2	2.18	0.43
6:L3:343:TYR:N	6:L3:343:TYR:CD1	2.85	0.43
3:5S:78:U:O5'	3:5S:78:U:H6	2.01	0.43
4:L1:97:LYS:O	4:L1:97:LYS:HD3	2.18	0.43
1:2S:1760:A:H5'	1:2S:1761:C:OP2	2.18	0.43
20:58:58:ASN:C	20:58:60:PRO:HD3	2.39	0.43
17:55:33:LYS:HD3	17:55:37:HIS:CE1	2.53	0.43
4:L1:52:SER:OG	4:L1:191:VAL:HB	2.17	0.43
46:1S:190:C:H41	55:S8:137:LYS:CG	2.18	0.43
1:2S:117:U:O4	11:L8:142:LEU:HD23	2.18	0.43
17:55:132:VAL:HG12	17:55:133:ILE:N	2.32	0.43
1:2S:725:G:H3'	1:2S:726:G:C5'	2.42	0.43
33:71:79:ARG:HB3	33:71:89:LEU:HG	2.00	0.43
17:55:49:ARG:HH11	17:55:49:ARG:HG3	1.82	0.43
51:S4:179:LYS:O	51:S4:181:VAL:HG23	2.19	0.43
46:1S:1797:A:C5'	73:26:95:ARG:HG2	2.47	0.43
1:2S:2181:C:H2'	1:2S:2182:A:H8	1.82	0.43
10:L7:221:LYS:HG2	10:L7:225:GLN:HB2	2.01	0.43
5:L2:145:LYS:HB3	5:L2:157:VAL:HG21	2.00	0.43
6:L3:235:THR:CG2	6:L3:236:LYS:H	2.31	0.43
75:28:33:LEU:N	75:28:33:LEU:HD22	2.29	0.43
43:81:4:LYS:NZ	46:1S:1775:U:H5	2.15	0.43
1:2S:1328:C:H2'	1:2S:1329:U:C6	2.54	0.43
71:24:56:SER:O	71:24:73:GLY:HA2	2.18	0.43
2:8S:83:C:H4'	2:8S:84:C:C5'	2.47	0.43
46:1S:620:A:H2'	46:1S:621:A:N9	2.34	0.43
6:L3:58:ARG:HG3	6:L3:58:ARG:HH11	1.82	0.43
61:14:81:VAL:HG22	61:14:115:ILE:HG21	2.00	0.43
46:1S:449:C:H4'	51:S4:7:LYS:O	2.18	0.43
1:2S:2720:G:H2'	1:2S:2720:G:N3	2.33	0.43
1:2S:1402:C:H2'	1:2S:1403:C:C6	2.53	0.43
52:S5:196:GLU:HG2	52:S5:200:ASN:HD21	1.83	0.43
15:53:54:LEU:HD23	15:53:141:ALA:HB1	2.00	0.43

Continued on next page...

Continued from previous page...

Atom-1	Atom-2	Interatomic distance (Å)	Clash overlap (Å)
1:2S:2190:U:H2'	1:2S:2191:U:C6	2.53	0.43
14:51:8:PRO:HG2	14:51:9:MET:H	1.84	0.43
20:58:104:LEU:HG	20:58:124:LEU:HD12	2.00	0.43
5:L2:122:ASP:N	5:L2:122:ASP:OD2	2.49	0.43
1:2S:3231:U:H2'	1:2S:3232:G:C8	2.54	0.43
11:L8:24:ASN:HB3	11:L8:25:PRO:HD3	2.01	0.43
46:1S:218:A:N1	46:1S:844:A:O2'	2.51	0.43
1:2S:2895:G:H5''	42:80:102:ARG:NH2	2.33	0.43
33:71:8:VAL:HG12	33:71:9:THR:N	2.33	0.43
1:2S:1797:A:H2'	1:2S:1798:A:C8	2.53	0.43
63:16:97:VAL:CG1	63:16:98:ASP:H	2.27	0.43
1:2S:2376:G:H2'	1:2S:2377:G:N7	2.32	0.43
36:74:81:CYS:O	36:74:82:ALA:HB3	2.18	0.43
58:11:110:HIS:O	58:11:139:VAL:HG23	2.17	0.43
1:2S:438:A:H3'	1:2S:439:C:C5'	2.41	0.43
1:2S:2675:C:H42	14:51:22:SER:CB	2.24	0.43
46:1S:1006:C:H4'	61:14:136:ARG:HD2	2.00	0.43
51:S4:18:TRP:HE1	51:S4:42:LEU:HA	1.83	0.43
46:1S:460:A:N3	46:1S:460:A:H2'	2.34	0.43
29:67:117:ALA:O	29:67:121:ARG:HB2	2.19	0.43
56:S9:148:VAL:HG12	56:S9:150:LEU:H	1.83	0.43
70:23:116:ASP:O	70:23:118:PRO:HD3	2.19	0.43
1:2S:147:U:H3'	1:2S:148:G:C5'	2.48	0.43
25:63:126:TRP:HA	25:63:127:PRO:HD3	1.87	0.43
25:63:80:ARG:HG2	25:63:95:PHE:CG	2.53	0.43
1:2S:2632:G:H2'	1:2S:2633:U:O4'	2.18	0.43
60:13:88:LEU:HD13	60:13:92:ILE:HD11	2.01	0.43
1:2S:2354:C:H2'	1:2S:2355:G:O4'	2.18	0.43
1:2S:3234:A:N6	1:2S:3253:G:H1	2.10	0.43
60:13:62:GLN:HB2	60:13:65:VAL:CG2	2.47	0.43
1:2S:2149:A:H8	1:2S:2149:A:P	2.41	0.43
5:L2:196:TRP:CG	5:L2:197:PRO:HA	2.52	0.43
46:1S:912:U:H5'	46:1S:913:G:H2'	1.99	0.43
72:25:57:TYR:HB3	72:25:60:VAL:HG21	2.01	0.43
37:75:12:LYS:HD2	37:75:17:LEU:CD2	2.48	0.43
48:S1:33:LYS:HG2	48:S1:95:ASN:OD1	2.18	0.43
1:2S:3049:A:H3'	1:2S:3050:U:C5	2.53	0.43
15:53:43:ALA:HA	15:53:51:LEU:HD21	2.01	0.43
1:2S:2592:G:H4'	1:2S:2594:C:C2	2.53	0.43
1:2S:1864:A:H5'	21:59:88:ARG:HG2	2.00	0.43
1:2S:118:U:O2	1:2S:121:A:H5'	2.19	0.43

Continued on next page...

Continued from previous page...

Atom-1	Atom-2	Interatomic distance (Å)	Clash overlap (Å)
5:L2:31:THR:HA	5:L2:123:ARG:HD2	2.00	0.43
42:80:79:GLU:O	42:80:83:LYS:HB2	2.17	0.43
1:2S:2528:G:H2'	1:2S:2529:A:O4'	2.18	0.43
3:5S:48:U:O2'	3:5S:49:G:H5'	2.18	0.43
1:2S:506:U:H2'	1:2S:507:U:O4'	2.19	0.43
46:1S:106:U:H2'	46:1S:107:C:O4'	2.19	0.43
60:13:125:LEU:HD13	60:13:125:LEU:C	2.38	0.43
3:5S:19:C:H2'	3:5S:20:A:C8	2.53	0.43
50:S3:29:LEU:HB2	50:S3:34:TYR:HB2	2.00	0.43
20:58:54:LEU:CB	20:58:59:ARG:HG3	2.49	0.43
20:58:54:LEU:HB3	20:58:58:ASN:CB	2.44	0.43
15:53:56:PRO:HB3	15:53:75:PHE:CD1	2.54	0.43
19:57:120:ASN:HD22	19:57:120:ASN:H	1.67	0.43
61:14:133:ARG:HB3	61:14:136:ARG:HH21	1.84	0.43
7:L4:188:ARG:HG3	7:L4:189:ALA:N	2.33	0.43
1:2S:3163:A:C2'	1:2S:3164:C:H5''	2.48	0.43
32:70:41:LEU:HB3	32:70:92:ILE:CG1	2.43	0.43
72:25:93:SER:HB2	72:25:100:ILE:N	2.27	0.43
46:1S:542:A:H2'	46:1S:543:C:C3'	2.47	0.43
18:56:76:PRO:HD2	18:56:106:GLU:CD	2.38	0.43
46:1S:399:A:P	55:S8:26:LYS:HG2	2.59	0.43
46:1S:1024:U:H3'	46:1S:1027:A:H62	1.84	0.43
1:2S:41:G:H2'	1:2S:42:C:O4'	2.18	0.43
33:71:30:PRO:O	33:71:33:VAL:HB	2.17	0.43
46:1S:512:A:H5''	56:S9:163:PRO:HG3	1.99	0.43
9:L6:153:PRO:O	9:L6:154:LEU:HB2	2.18	0.43
1:2S:618:C:C2'	1:2S:619:A:H5'	2.49	0.43
1:2S:619:A:H5'	1:2S:620:U:C2	2.53	0.43
4:L1:68:PHE:CE2	4:L1:85:MET:HG2	2.53	0.43
1:2S:901:G:H2'	1:2S:902:G:C8	2.53	0.43
1:2S:2144:A:OP2	1:2S:2144:A:H3'	2.18	0.43
1:2S:429:U:H5'	35:73:88:ASN:HB2	2.01	0.43
17:55:169:LYS:CE	17:55:174:ILE:HD12	2.48	0.43
10:L7:235:PHE:CZ	22:60:33:ASN:HB2	2.52	0.43
5:L2:61:VAL:HB	5:L2:76:PHE:CD1	2.53	0.43
62:15:124:THR:HB	62:15:125:PRO:HD2	2.01	0.43
46:1S:1338:C:H1'	46:1S:1410:A:C4	2.53	0.43
30:68:134:ALA:O	30:68:138:ILE:HG13	2.19	0.43
59:12:130:THR:HB	59:12:131:ASP:H	1.59	0.43
69:22:69:LEU:HD23	69:22:70:ASN:N	2.32	0.43
1:2S:174:C:H2'	1:2S:175:C:C6	2.54	0.43

Continued on next page...

Continued from previous page...

Atom-1	Atom-2	Interatomic distance (Å)	Clash overlap (Å)
1:2S:2664:C:O2'	1:2S:2665:U:H5'	2.19	0.43
2:8S:47:C:H1'	2:8S:61:A:H2'	2.00	0.43
46:1S:781:U:O2	46:1S:781:U:H3'	2.19	0.43
1:2S:852:U:H2'	1:2S:853:G:C8	2.54	0.43
56:S9:23:ARG:O	56:S9:27:GLU:HG3	2.18	0.43
48:S1:30:PHE:CE1	48:S1:94:LYS:HA	2.53	0.43
18:56:4:GLU:HB3	18:56:5:PRO:CD	2.49	0.43
6:L3:161:LEU:HA	6:L3:179:ALA:O	2.19	0.43
6:L3:161:LEU:HB3	6:L3:178:LEU:HD11	1.99	0.43
1:2S:1534:A:C2'	1:2S:1535:A:C8	2.89	0.43
65:18:2:SER:HB2	65:18:3:LEU:H	1.68	0.43
12:L9:49:ASN:O	12:L9:51:GLN:N	2.52	0.43
62:15:24:LYS:O	62:15:28:MET:HB2	2.18	0.43
1:2S:2756:C:O2'	23:61:8:ARG:HD3	2.18	0.43
7:L4:192:GLY:CA	7:L4:197:ARG:NH1	2.81	0.43
34:72:103:LYS:O	34:72:107:VAL:HG23	2.19	0.43
1:2S:1887:A:HO2'	6:L3:226:PHE:HE2	1.65	0.43
1:2S:1407:A:H4'	34:72:33:ARG:NH2	2.33	0.43
1:2S:2949:U:H4'	6:L3:241:LYS:HG2	2.00	0.43
23:61:154:VAL:HA	23:61:155:PRO:HD3	1.77	0.43
1:2S:1191:U:C4'	1:2S:1192:C:H5''	2.49	0.43
60:13:71:ILE:CD1	60:13:71:ILE:H	2.31	0.43
62:15:34:VAL:HB	62:15:41:VAL:HG12	2.00	0.43
46:1S:1605:G:O2'	46:1S:1606:C:H5'	2.18	0.43
18:56:87:MET:HG3	18:56:87:MET:H	1.62	0.43
2:8S:70:G:H1'	2:8S:88:A:H62	1.82	0.43
19:57:60:PHE:HZ	19:57:82:ARG:HB2	1.84	0.43
75:28:12:VAL:HA	75:28:30:VAL:HG12	1.98	0.43
46:1S:1459:C:H5'	65:18:131:LEU:HD21	2.01	0.43
1:2S:2226:U:H2'	1:2S:2227:C:C6	2.54	0.43
76:29:19:ARG:NH1	76:29:19:ARG:HG3	2.32	0.43
6:L3:332:ARG:HD3	6:L3:332:ARG:N	2.33	0.43
24:62:20:SER:HB3	24:62:61:THR:HB	2.00	0.43
57:10:40:LEU:HD22	57:10:40:LEU:O	2.18	0.43
46:1S:1584:G:H5'	63:16:122:ARG:CA	2.49	0.43
1:2S:2457:G:O2'	1:2S:2486:A:N6	2.50	0.43
5:L2:190:ARG:HB3	5:L2:190:ARG:NH2	2.34	0.43
67:20:33:GLN:O	67:20:37:VAL:HG23	2.18	0.43
2:8S:141:C:H2'	2:8S:142:C:C6	2.54	0.43
58:11:122:ILE:N	58:11:144:ALA:HB2	2.34	0.43
65:18:45:LEU:HD22	65:18:85:PHE:CD2	2.54	0.43

Continued on next page...

Continued from previous page...

Atom-1	Atom-2	Interatomic distance (Å)	Clash overlap (Å)
48:S1:31:ASP:C	48:S1:32:ILE:HD12	2.39	0.43
11:L8:245:LYS:O	11:L8:249:ARG:CB	2.67	0.43
1:2S:806:A:H3'	1:2S:807:A:H2	1.83	0.43
1:2S:812:G:H2'	1:2S:813:G:O4'	2.18	0.43
42:80:79:GLU:HA	42:80:80:PRO:HD3	1.86	0.43
6:L3:228:GLY:HA2	6:L3:267:ALA:HB1	2.00	0.43
46:1S:1268:G:H1'	46:1S:1448:G:H4'	2.00	0.43
47:S0:73:VAL:O	47:S0:95:ALA:HB1	2.18	0.43
22:60:19:VAL:O	22:60:19:VAL:HG12	2.19	0.43
46:1S:1308:G:H2'	46:1S:1309:C:C6	2.54	0.43
25:63:79:VAL:HG22	25:63:99:ALA:C	2.38	0.43
51:S4:197:HIS:H	51:S4:209:HIS:HB2	1.82	0.43
46:1S:189:C:H3'	46:1S:190:C:H5''	2.00	0.43
47:S0:79:ARG:O	47:S0:83:GLN:HG3	2.18	0.43
57:10:55:VAL:HG23	57:10:68:LEU:HA	1.99	0.43
14:51:91:LEU:HB3	14:51:92:ARG:H	1.55	0.43
36:74:80:ARG:HD3	36:74:84:CYS:CB	2.44	0.43
17:55:117:ASN:HB3	17:55:118:SER:H	1.67	0.43
15:53:28:GLN:HG3	17:55:200:TRP:CE3	2.54	0.43
46:1S:1528:U:OP1	52:S5:109:LYS:HG2	2.18	0.43
36:74:24:LYS:HD2	36:74:30:LEU:HG	2.00	0.43
1:2S:3132:C:H2'	1:2S:3133:C:C6	2.52	0.43
32:70:24:THR:HG22	32:70:93:LEU:HD11	2.00	0.43
67:20:62:VAL:HG12	67:20:83:GLU:HB2	2.01	0.43
6:L3:249:VAL:HG12	6:L3:250:ALA:N	2.33	0.43
1:2S:2947:G:O2'	1:2S:2948:C:H5'	2.19	0.43
34:72:65:PHE:HB2	34:72:72:LYS:CE	2.48	0.43
45:83:59:CYS:O	45:83:60:CYS:CB	2.62	0.43
46:1S:1382:A:O4'	67:20:57:ARG:HG2	2.18	0.43
74:27:14:SER:O	74:27:18:LYS:HG3	2.18	0.43
39:77:5:THR:N	39:77:6:PRO:CD	2.81	0.43
54:S7:62:VAL:HG12	54:S7:64:VAL:H	1.84	0.43
1:2S:95:A:H5''	30:68:34:MET:O	2.18	0.43
46:1S:602:U:O2'	46:1S:603:U:H5'	2.18	0.43
64:17:50:ILE:O	64:17:54:THR:HG23	2.19	0.43
46:1S:1746:A:H3'	46:1S:1747:G:C8	2.54	0.43
9:L6:62:THR:HG21	9:L6:78:ARG:HD2	2.01	0.43
1:2S:1492:G:H1	1:2S:1836:C:H42	1.66	0.43
51:S4:163:ASP:O	51:S4:164:LEU:HB2	2.18	0.43
1:2S:3368:U:H4'	1:2S:3369:G:H5'	2.00	0.43
46:1S:613:G:H5'	46:1S:1099:U:C2	2.54	0.43

Continued on next page...

Continued from previous page...

Atom-1	Atom-2	Interatomic distance (Å)	Clash overlap (Å)
72:25:60:VAL:HA	72:25:64:VAL:HG11	2.01	0.43
1:2S:3009:G:C5'	18:56:66:LYS:HG2	2.48	0.43
1:2S:749:C:H5''	31:69:32:LEU:CG	2.49	0.43
52:S5:143:ARG:HG2	75:28:55:VAL:HG11	2.00	0.43
15:53:79:GLU:HG2	15:53:109:PHE:CE2	2.53	0.43
1:2S:182:U:H2'	1:2S:183:G:H8	1.83	0.43
1:2S:2831:G:H2'	1:2S:2832:C:C6	2.54	0.43
1:2S:1134:G:O2'	1:2S:2642:A:N3	2.46	0.43
21:59:43:LYS:HD3	21:59:46:LYS:HE3	1.99	0.43
1:2S:2245:C:H2'	1:2S:2246:G:O4'	2.19	0.43
1:2S:1307:G:H1'	1:2S:1308:A:C8	2.53	0.43
1:2S:401:U:H4'	1:2S:403:C:C2	2.54	0.43
79:RA:289:ALA:HB2	79:RA:305:TYR:CE2	2.54	0.43
1:2S:2812:C:H2'	1:2S:2813:A:C8	2.53	0.43
6:L3:73:VAL:HG11	25:63:90:GLY:HA2	2.01	0.43
1:2S:326:U:O5'	1:2S:326:U:C6	2.72	0.43
13:50:7:ARG:HG3	13:50:7:ARG:HH11	1.83	0.43
41:79:48:LYS:N	41:79:48:LYS:HD2	2.33	0.43
18:56:185:ALA:O	18:56:191:ALA:HB2	2.19	0.43
69:22:92:ASN:CB	69:22:93:LEU:HD23	2.47	0.43
51:S4:44:LEU:HD12	51:S4:82:TYR:HB3	1.99	0.43
60:13:146:ALA:O	60:13:150:VAL:HG12	2.19	0.43
13:50:34:TYR:O	13:50:89:VAL:HG23	2.18	0.43
1:2S:1460:A:H2'	1:2S:1461:A:H8	1.77	0.43
79:RA:9:LEU:HD11	79:RA:311:ARG:HB3	2.00	0.43
1:2S:629:U:H2'	1:2S:630:A:C8	2.54	0.43
14:51:133:ARG:HD3	14:51:152:HIS:CE1	2.53	0.43
32:70:41:LEU:H	32:70:92:ILE:HB	1.83	0.43
1:2S:2941:A:OP2	6:L3:255:TRP:HB3	2.19	0.43
1:2S:418:A:H61	2:8S:4:C:H42	1.67	0.43
1:2S:978:G:H1'	1:2S:1104:G:N2	2.34	0.43
70:23:104:LEU:CD2	70:23:124:VAL:HG22	2.49	0.43
64:17:82:ASP:O	64:17:83:GLN:CB	2.67	0.43
1:2S:993:G:H5'	23:61:14:MET:HG3	1.99	0.43
30:68:74:ASN:HB3	30:68:115:LYS:HB2	1.99	0.43
21:59:132:PHE:CE1	21:59:138:LEU:HG	2.54	0.43
51:S4:232:GLY:C	51:S4:233:LYS:HD2	2.38	0.43
51:S4:248:ILE:HD12	56:S9:71:PHE:HB2	2.01	0.43
1:2S:1447:G:H3'	19:57:67:ILE:HD11	2.01	0.43
46:1S:1477:G:O2'	66:19:47:PRO:HA	2.19	0.43
5:L2:181:LYS:HG3	5:L2:184:ARG:HG3	2.00	0.43

Continued on next page...

Continued from previous page...

Atom-1	Atom-2	Interatomic distance (Å)	Clash overlap (Å)
53:S6:57:ASP:HA	53:S6:107:ALA:H	1.83	0.43
39:77:72:ARG:HG2	39:77:72:ARG:NH1	2.33	0.43
49:S2:52:THR:HB	49:S2:54:GLU:HG2	2.00	0.43
7:L4:314:LYS:HD2	10:L7:162:PRO:HB2	2.01	0.43
14:51:143:ARG:O	14:51:144:CYS:HB2	2.19	0.43
1:2S:1009:A:H2'	1:2S:1010:G:O4'	2.18	0.43
1:2S:2685:C:H2'	1:2S:2686:A:H8	1.84	0.43
67:20:28:SER:HB3	67:20:34:LEU:HB2	2.00	0.43
46:1S:209:U:H2'	46:1S:210:A:C8	2.53	0.43
1:2S:698:U:H2'	1:2S:699:A:O4'	2.19	0.43
48:S1:68:VAL:HG22	48:S1:69:CYS:N	2.34	0.43
1:2S:721:G:H2'	1:2S:722:G:O4'	2.19	0.43
46:1S:228:G:C6	46:1S:834:G:N2	2.87	0.43
1:2S:48:A:H8	1:2S:48:A:OP1	2.02	0.43
1:2S:3:U:H6	1:2S:3:U:O5'	2.02	0.43
1:2S:1873:U:O5'	1:2S:1873:U:H6	2.02	0.43
10:L7:160:ARG:HD2	10:L7:203:TRP:CD1	2.54	0.43
25:63:18:PRO:HA	25:63:51:ALA:HB2	2.00	0.43
46:1S:885:G:H2'	46:1S:886:U:C6	2.54	0.43
46:1S:579:A:H3'	46:1S:580:A:C5'	2.49	0.43
1:2S:2914:G:H5'	6:L3:9:PRO:CG	2.40	0.43
1:2S:820:A:H2'	1:2S:821:U:C5	2.54	0.43
46:1S:306:U:H2'	46:1S:307:G:C8	2.53	0.43
51:S4:57:ASN:O	51:S4:61:VAL:HG23	2.19	0.43
8:L5:258:LYS:O	8:L5:259:LYS:CB	2.67	0.43
5:L2:248:GLY:HA3	46:1S:1012:U:H5''	1.99	0.43
11:L8:44:ARG:HG3	11:L8:44:ARG:NH1	2.29	0.43
65:18:18:LEU:O	65:18:19:ASN:HB2	2.19	0.43
66:19:25:GLN:HE21	66:19:27:LYS:HD3	1.83	0.43
61:14:82:LYS:HB3	61:14:118:VAL:CG2	2.49	0.43
1:2S:1637:A:H5''	29:67:16:GLY:HA2	1.99	0.43
79:RA:103:PHE:HE1	79:RA:138:GLY:HA2	1.79	0.43
51:S4:126:VAL:HG22	51:S4:158:ASP:H	1.83	0.43
46:1S:1611:A:O2'	52:S5:95:ASN:HB3	2.18	0.43
18:56:129:LEU:HD12	18:56:133:ARG:HB2	2.00	0.43
1:2S:39:A:H2'	1:2S:42:C:N4	2.34	0.43
1:2S:609:G:H5'	9:L6:22:ARG:HH22	1.84	0.43
11:L8:215:VAL:HA	11:L8:218:ILE:HB	2.00	0.43
68:21:2:GLU:HG2	68:21:8:LEU:HA	2.00	0.43
1:2S:592:A:H5'	9:L6:17:ALA:O	2.19	0.43
21:59:11:ALA:O	21:59:15:VAL:HG23	2.18	0.43

Continued on next page...

Continued from previous page...

Atom-1	Atom-2	Interatomic distance (Å)	Clash overlap (Å)
1:2S:2327:U:H2'	1:2S:2328:U:H6	1.83	0.43
30:68:121:VAL:HA	30:68:122:PRO:HD3	1.84	0.43
1:2S:81:C:H2'	1:2S:82:C:C6	2.53	0.43
15:53:46:ILE:HB	15:53:51:LEU:CD2	2.49	0.43
46:1S:1095:U:H4'	69:22:19:LYS:NZ	2.33	0.43
51:S4:47:PHE:CD1	51:S4:51:ARG:HG3	2.53	0.43
71:24:29:HIS:CE1	71:24:67:GLY:H	2.36	0.43
57:10:21:VAL:HB	57:10:66:TYR:HB2	2.00	0.43
53:S6:82:SER:O	53:S6:83:CYS:HB2	2.19	0.43
63:16:51:PRO:O	63:16:55:VAL:HG12	2.18	0.43
1:2S:430:U:H2'	1:2S:431:U:C6	2.54	0.43
15:53:180:ARG:HD3	38:76:11:LEU:HD11	2.01	0.43
46:1S:811:A:H2	46:1S:857:U:O2	2.02	0.43
1:2S:1088:U:H2'	1:2S:1089:G:C8	2.54	0.43
1:2S:2677:G:H2'	1:2S:2677:G:N3	2.34	0.43
13:50:152:LEU:O	13:50:156:ARG:HG3	2.19	0.43
1:2S:2951:G:O2'	1:2S:2952:G:H5'	2.18	0.43
19:57:122:ALA:HB1	19:57:123:PRO:CD	2.49	0.43
71:24:35:VAL:O	71:24:36:SER:HB3	2.19	0.43
30:68:36:GLY:C	30:68:41:HIS:HB2	2.40	0.43
47:S0:121:VAL:C	47:S0:122:ILE:HD12	2.39	0.43
36:74:24:LYS:CA	36:74:30:LEU:HD23	2.40	0.43
4:L1:115:VAL:HG12	4:L1:115:VAL:O	2.19	0.43
48:S1:110:LEU:N	48:S1:110:LEU:HD12	2.34	0.43
67:20:50:LEU:HB3	67:20:51:VAL:H	1.54	0.43
73:26:18:VAL:CG2	73:26:19:LYS:N	2.81	0.43
48:S1:171:ILE:HD12	48:S1:197:ILE:CD1	2.49	0.43
1:2S:543:C:H5'	1:2S:544:C:OP2	2.19	0.43
1:2S:211:A:O4'	1:2S:229:G:H1'	2.18	0.43
1:2S:1200:A:C2	1:2S:2370:G:H5''	2.54	0.43
25:63:84:SER:CA	25:63:94:TYR:HB3	2.48	0.43
52:S5:32:GLU:HG3	52:S5:33:VAL:HG23	2.00	0.43
1:2S:650:C:H6	1:2S:650:C:O5'	2.02	0.43
29:67:13:VAL:CB	29:67:19:ALA:HA	2.48	0.43
8:L5:184:ASP:O	8:L5:187:THR:O	2.36	0.43
9:L6:46:ARG:CB	9:L6:77:ARG:HH22	2.32	0.43
32:70:10:ILE:HD13	32:70:104:LEU:HD11	2.00	0.43
46:1S:367:A:C2'	46:1S:368:U:H5'	2.48	0.43
67:20:68:ARG:HB2	76:29:40:ARG:HH12	1.84	0.43
1:2S:837:A:H4'	45:83:10:ILE:HA	2.01	0.43
1:2S:3206:C:H5''	1:2S:3207:U:O4'	2.19	0.43

Continued on next page...

Continued from previous page...

Atom-1	Atom-2	Interatomic distance (Å)	Clash overlap (Å)
6:L3:166:ILE:O	6:L3:166:ILE:HG13	2.19	0.43
17:55:115:VAL:HG13	17:55:134:LEU:HG	2.00	0.43
16:54:16:GLU:CB	22:60:149:LYS:HG2	2.49	0.43
1:2S:715:A:H5'	1:2S:753:C:H4'	2.01	0.43
66:19:126:GLU:HG2	66:19:127:ASN:N	2.34	0.43
53:S6:28:PHE:O	53:S6:29:ASP:HB2	2.19	0.43
1:2S:3297:U:H4'	19:57:74:LYS:HD2	2.00	0.43
46:1S:1344:A:H2'	46:1S:1345:A:C8	2.54	0.43
11:L8:98:ARG:HA	11:L8:99:PRO:HD3	1.90	0.43
1:2S:379:C:H2'	1:2S:380:U:C6	2.54	0.43
1:2S:2105:G:O2'	1:2S:2106:A:H5'	2.19	0.43
54:S7:160:GLN:HA	54:S7:163:ASP:HB2	2.01	0.43
1:2S:780:A:H5'	20:58:160:GLY:O	2.19	0.43
79:RA:27:ALA:HA	79:RA:296:ALA:HB2	2.01	0.43
22:60:46:GLN:NE2	22:60:52:LYS:HA	2.34	0.42
1:2S:942:U:C6	30:68:15:VAL:HG12	2.54	0.42
54:S7:109:VAL:CG2	54:S7:110:GLN:H	2.15	0.42
2:8S:15:G:C6	2:8S:16:G:C6	3.07	0.42
25:63:45:ARG:HG3	25:63:46:LEU:H	1.82	0.42
1:2S:1532:C:H2'	1:2S:1533:U:C6	2.54	0.42
73:26:78:ALA:CA	73:26:82:ARG:HB3	2.49	0.42
66:19:28:LEU:HD13	66:19:29:GLU:H	1.83	0.42
70:23:107:PHE:CD1	70:23:123:LYS:HD3	2.53	0.42
1:2S:372:A:H2'	1:2S:373:A:C8	2.54	0.42
46:1S:861:U:H5'	60:13:64:ARG:HH22	1.80	0.42
1:2S:896:A:H4'	5:L2:186:PHE:CE2	2.54	0.42
1:2S:2989:U:C4'	6:L3:266:ARG:HG3	2.49	0.42
1:2S:1223:A:H2'	1:2S:1224:C:H6	1.80	0.42
45:83:42:CYS:HB3	45:83:60:CYS:HB2	2.00	0.42
60:13:100:LYS:HA	60:13:103:GLU:CG	2.44	0.42
9:L6:145:LEU:O	9:L6:148:GLU:HB3	2.19	0.42
46:1S:1023:A:H1'	46:1S:1024:U:C5	2.54	0.42
46:1S:1024:U:H3'	46:1S:1027:A:N6	2.34	0.42
8:L5:222:LEU:HB3	8:L5:223:PHE:CD1	2.54	0.42
42:80:119:ASN:ND2	42:80:119:ASN:H	2.17	0.42
37:75:38:ARG:CB	37:75:38:ARG:NH1	2.82	0.42
79:RA:41:THR:HG21	79:RA:62:LYS:HE2	2.01	0.42
46:1S:406:U:O2'	53:S6:94:ARG:NH2	2.50	0.42
6:L3:148:LEU:HG	6:L3:152:LYS:HE3	2.01	0.42
50:S3:133:GLY:CA	50:S3:156:PHE:H	2.32	0.42
1:2S:3335:A:H5''	1:2S:3370:A:H2	1.83	0.42

Continued on next page...

Continued from previous page...

Atom-1	Atom-2	Interatomic distance (Å)	Clash overlap (Å)
21:59:62:ARG:HG3	21:59:62:ARG:NH2	2.34	0.42
32:70:73:GLY:H	32:70:76:GLU:CD	2.23	0.42
23:61:12:ARG:NH1	23:61:12:ARG:HG2	2.34	0.42
7:L4:138:ARG:HD2	7:L4:243:HIS:CB	2.49	0.42
48:S1:222:LYS:HG3	48:S1:223:PHE:N	2.32	0.42
31:69:36:ASP:HA	31:69:37:PRO:HD3	1.90	0.42
1:2S:2265:C:H2'	1:2S:2266:U:O4'	2.19	0.42
4:L1:18:LYS:C	4:L1:20:SER:H	2.21	0.42
15:53:105:ASN:O	15:53:109:PHE:HB2	2.19	0.42
9:L6:68:PRO:CG	9:L6:146:ILE:HD11	2.49	0.42
1:2S:75:G:C2'	1:2S:76:G:H5'	2.49	0.42
1:2S:3122:A:O2'	12:L9:63:LYS:HD2	2.19	0.42
46:1S:1417:A:H5'	63:16:125:GLU:OE2	2.18	0.42
46:1S:1469:A:H2'	46:1S:1470:C:O4'	2.18	0.42
46:1S:1469:A:H4'	46:1S:1541:G:H4'	2.01	0.42
37:75:7:TYR:CD1	37:75:8:GLU:HG3	2.54	0.42
46:1S:111:U:H2'	46:1S:112:A:C8	2.54	0.42
1:2S:162:G:H2'	1:2S:163:C:O4'	2.18	0.42
23:61:42:ILE:HG21	23:61:57:TYR:O	2.19	0.42
38:76:80:PHE:O	38:76:84:LYS:HG3	2.20	0.42
79:RA:20:VAL:HA	79:RA:36:ALA:O	2.19	0.42
7:L4:317:PRO:O	7:L4:318:LEU:HB2	2.20	0.42
4:L1:174:MET:HG3	4:L1:175:GLU:N	2.34	0.42
19:57:177:ALA:HA	19:57:180:LYS:HG2	2.01	0.42
10:L7:61:ASN:HA	10:L7:64:GLN:HB3	2.01	0.42
25:63:15:LEU:HB3	25:63:51:ALA:O	2.19	0.42
1:2S:2922:G:C2'	1:2S:2923:U:H4'	2.34	0.42
24:62:17:VAL:HG13	24:62:103:TYR:HB2	2.01	0.42
1:2S:2095:G:O4'	1:2S:2095:G:P	2.77	0.42
70:23:71:CYS:HB3	70:23:72:VAL:H	1.65	0.42
39:77:17:THR:HG22	39:77:18:LEU:N	2.34	0.42
51:S4:194:THR:O	51:S4:195:ILE:HG13	2.19	0.42
55:S8:106:ALA:CB	55:S8:165:LEU:HD12	2.49	0.42
8:L5:33:ARG:HG3	8:L5:33:ARG:HH11	1.84	0.42
51:S4:29:PRO:O	51:S4:31:PRO:HD3	2.19	0.42
27:65:91:ASN:ND2	27:65:93:TYR:CD2	2.84	0.42
1:2S:185:C:C5'	28:66:122:LYS:HG2	2.42	0.42
46:1S:1755:A:OP1	70:23:63:GLN:HB2	2.19	0.42
7:L4:181:VAL:C	7:L4:183:LYS:H	2.23	0.42
1:2S:2874:G:H3'	1:2S:2945:G:N1	2.33	0.42
79:RA:128:ASP:C	79:RA:129:LYS:HG3	2.40	0.42

Continued on next page...

Continued from previous page...

Atom-1	Atom-2	Interatomic distance (Å)	Clash overlap (Å)
1:2S:3295:A:H5'	6:L3:119:TYR:CE1	2.53	0.42
30:68:74:ASN:C	30:68:76:ASP:N	2.72	0.42
18:56:121:PRO:HA	18:56:127:LEU:HD12	2.00	0.42
1:2S:38:U:H2'	1:2S:39:A:O4'	2.18	0.42
21:59:90:PRO:HB2	21:59:93:VAL:HB	2.01	0.42
46:1S:312:A:C2	46:1S:314:C:H2'	2.54	0.42
52:S5:118:LEU:CD2	52:S5:129:PRO:HB2	2.48	0.42
22:60:6:GLU:HB2	22:60:30:PHE:CE1	2.53	0.42
53:S6:57:ASP:CB	53:S6:106:LEU:HA	2.49	0.42
27:65:68:THR:HG22	27:65:141:TYR:CD1	2.55	0.42
47:S0:11:PRO:HB3	64:17:115:LEU:HG	2.01	0.42
1:2S:2457:G:N2	1:2S:2486:A:C2	2.87	0.42
52:S5:160:VAL:HG21	75:28:45:LYS:HD3	2.01	0.42
6:L3:199:PHE:O	6:L3:200:GLU:CB	2.67	0.42
1:2S:524:U:H2'	1:2S:525:C:H6	1.84	0.42
1:2S:804:C:H2'	1:2S:805:G:O4'	2.19	0.42
46:1S:835:U:H2'	46:1S:836:U:C6	2.54	0.42
6:L3:260:VAL:O	18:56:64:PHE:HB2	2.20	0.42
46:1S:350:U:O5'	46:1S:352:A:H5''	2.19	0.42
46:1S:226:A:O2'	46:1S:227:U:H5'	2.18	0.42
46:1S:162:A:OP1	53:S6:82:SER:HB3	2.18	0.42
1:2S:2524:A:N6	5:L2:67:TYR:HB3	2.34	0.42
23:61:67:VAL:HA	23:61:72:VAL:HG12	2.00	0.42
47:S0:54:TRP:O	47:S0:58:VAL:HG23	2.19	0.42
7:L4:25:VAL:HG11	7:L4:126:ILE:HD12	1.99	0.42
20:58:68:ALA:HA	20:58:71:LEU:HD12	2.01	0.42
70:23:117:ILE:CG2	70:23:120:VAL:HB	2.49	0.42
46:1S:1413:U:H5'	64:17:3:ARG:NH1	2.33	0.42
70:23:86:PHE:O	70:23:88:PRO:HD3	2.20	0.42
17:55:162:ARG:CZ	17:55:164:LEU:HD11	2.49	0.42
7:L4:292:SER:HB3	7:L4:293:SER:H	1.75	0.42
46:1S:755:A:H2'	46:1S:756:A:H8	1.83	0.42
1:2S:2071:A:H8	1:2S:2071:A:O5'	2.02	0.42
1:2S:207:U:H2'	1:2S:208:C:C6	2.54	0.42
46:1S:1712:A:C2	46:1S:1713:G:C8	3.07	0.42
48:S1:127:VAL:HB	48:S1:173:THR:HG22	2.00	0.42
33:71:75:ILE:HG23	33:71:93:VAL:HG22	2.01	0.42
31:69:38:LYS:O	31:69:42:ASN:HB3	2.20	0.42
13:50:30:LYS:HA	13:50:30:LYS:CE	2.37	0.42
1:2S:1799:A:H2'	1:2S:1800:A:C8	2.54	0.42
47:S0:77:SER:CB	47:S0:86:VAL:HG11	2.43	0.42

Continued on next page...

Continued from previous page...

Atom-1	Atom-2	Interatomic distance (Å)	Clash overlap (Å)
15:53:75:PHE:H	15:53:97:VAL:HA	1.83	0.42
54:S7:153:LEU:HD21	54:S7:184:GLU:OE1	2.19	0.42
46:1S:1789:G:H5'	61:14:132:ARG:HH22	1.83	0.42
66:19:31:PRO:HB3	66:19:103:LYS:CD	2.49	0.42
30:68:7:LYS:CA	30:68:10:LYS:HD3	2.45	0.42
20:58:174:ARG:HH11	20:58:174:ARG:HG2	1.83	0.42
56:S9:37:LYS:HB3	77:30:33:ARG:HB2	2.01	0.42
1:2S:1190:A:N6	1:2S:1193:A:C2	2.87	0.42
23:61:27:LEU:N	23:61:27:LEU:HD22	2.34	0.42
46:1S:1599:C:H2'	46:1S:1600:A:H5''	2.00	0.42
46:1S:1349:G:H2'	46:1S:1350:U:H6	1.83	0.42
69:22:79:PHE:N	69:22:125:ILE:HG22	2.31	0.42
70:23:70:LYS:HD2	77:30:8:LEU:HD23	2.00	0.42
16:54:38:ILE:HG13	16:54:44:VAL:CG1	2.47	0.42
1:2S:3320:A:H2'	1:2S:3321:C:C6	2.54	0.42
1:2S:2131:A:C5	1:2S:2188:A:H1'	2.55	0.42
58:11:34:TRP:HH2	58:11:36:LYS:HD3	1.84	0.42
46:1S:1504:G:H5''	66:19:97:SER:HB2	2.02	0.42
1:2S:44:U:H3'	1:2S:45:A:H8	1.83	0.42
46:1S:1113:A:OP1	46:1S:1113:A:H8	2.02	0.42
79:RA:86:ASP:O	79:RA:87:LYS:HB2	2.19	0.42
46:1S:1498:G:H5''	66:19:72:GLY:HA3	2.01	0.42
22:60:74:ASN:O	22:60:128:GLU:HA	2.18	0.42
61:14:21:ALA:H	61:14:83:ILE:CD1	2.32	0.42
46:1S:592:A:H2'	46:1S:593:U:O4'	2.19	0.42
68:21:62:ARG:CB	68:21:64:GLU:HG2	2.49	0.42
54:S7:138:LYS:HB2	69:22:54:ASP:HB3	2.02	0.42
10:L7:152:GLY:HA3	10:L7:163:LEU:HD12	2.00	0.42
54:S7:164:TYR:CZ	54:S7:165:LYS:HE3	2.54	0.42
58:11:33:ARG:HG3	58:11:33:ARG:NH2	2.35	0.42
71:24:44:LEU:HA	71:24:47:VAL:HG22	2.01	0.42
12:L9:103:ILE:HG13	12:L9:136:PHE:HZ	1.85	0.42
60:13:27:LYS:HE2	60:13:27:LYS:H	1.84	0.42
6:L3:73:VAL:HG21	25:63:90:GLY:HA2	2.01	0.42
69:22:8:ALA:HA	69:22:74:VAL:HG11	2.00	0.42
37:75:105:ARG:O	37:75:109:ILE:HG13	2.19	0.42
1:2S:17:G:H4'	37:75:75:TYR:CE1	2.54	0.42
26:64:14:TYR:HA	26:64:15:PRO:HD3	1.90	0.42
13:50:145:LYS:O	13:50:149:VAL:HG23	2.19	0.42
46:1S:1399:C:O2	46:1S:1399:C:O4'	2.37	0.42
5:L2:48:ILE:O	5:L2:48:ILE:HD12	2.19	0.42

Continued on next page...

Continued from previous page...

Atom-1	Atom-2	Interatomic distance (Å)	Clash overlap (Å)
79:RA:137:LYS:HA	79:RA:137:LYS:HE3	2.02	0.42
11:L8:163:VAL:HG22	11:L8:163:VAL:O	2.20	0.42
34:72:40:SER:O	34:72:44:ARG:HG3	2.18	0.42
1:2S:3275:U:H3'	1:2S:3276:G:C5'	2.49	0.42
17:55:153:ASP:CG	17:55:154:PRO:HD2	2.40	0.42
1:2S:1845:G:H3'	1:2S:1849:C:N4	2.34	0.42
41:79:50:ASN:O	41:79:51:ILE:HB	2.19	0.42
8:L5:41:LYS:HB2	23:61:68:THR:O	2.19	0.42
39:77:19:CYS:SG	39:77:39:TYR:CD1	3.11	0.42
39:77:44:THR:HG22	39:77:45:ARG:H	1.80	0.42
68:21:43:GLY:O	68:21:44:ARG:O	2.36	0.42
1:2S:2255:A:H5'	1:2S:2261:G:N2	2.23	0.42
73:26:78:ALA:O	73:26:82:ARG:HB3	2.19	0.42
12:L9:90:MET:HB3	12:L9:179:ILE:CG2	2.48	0.42
46:1S:375:U:H5''	70:23:32:ARG:NH1	2.30	0.42
25:63:33:ASN:HD21	25:63:64:LYS:H	1.66	0.42
1:2S:1894:U:H2'	1:2S:1895:A:O4'	2.20	0.42
46:1S:953:G:O2'	46:1S:954:G:H5'	2.20	0.42
1:2S:1696:A:H2'	1:2S:1697:A:H8	1.80	0.42
46:1S:15:U:H2'	46:1S:16:G:O4'	2.19	0.42
46:1S:312:A:H4'	46:1S:313:U:H3'	2.01	0.42
46:1S:30:G:O2'	70:23:133:LEU:HG	2.19	0.42
19:57:67:ILE:HG22	19:57:68:GLY:N	2.34	0.42
6:L3:39:LYS:HE2	6:L3:40:PRO:CD	2.49	0.42
19:57:166:VAL:HG22	19:57:168:LEU:CD1	2.48	0.42
46:1S:1594:G:C5'	76:29:33:LYS:HD2	2.50	0.42
48:S1:29:TRP:CH2	48:S1:47:LEU:HD11	2.54	0.42
19:57:159:LYS:CG	19:57:160:ALA:H	2.33	0.42
1:2S:2258:U:H2'	1:2S:2259:A:H8	1.83	0.42
1:2S:348:A:H1'	1:2S:352:A:C2	2.54	0.42
46:1S:945:U:O2'	46:1S:946:U:H5'	2.20	0.42
1:2S:1324:U:O5'	1:2S:1324:U:H6	2.02	0.42
15:53:125:VAL:HG22	37:75:116:TYR:HB3	1.99	0.42
59:12:36:LEU:HB2	59:12:41:LEU:HD12	2.01	0.42
53:S6:25:ARG:HA	53:S6:28:PHE:CD1	2.54	0.42
3:5S:28:C:H2'	3:5S:29:C:O4'	2.19	0.42
1:2S:806:A:H5'	1:2S:806:A:H8	1.84	0.42
14:51:104:PHE:HD1	14:51:106:ILE:HG23	1.83	0.42
4:L1:32:VAL:HG22	4:L1:33:GLU:H	1.85	0.42
63:16:23:LYS:HG3	63:16:64:ASP:HB2	2.01	0.42
1:2S:885:U:H2'	1:2S:886:C:C6	2.54	0.42

Continued on next page...

Continued from previous page...

Atom-1	Atom-2	Interatomic distance (Å)	Clash overlap (Å)
1:2S:2462:A:C5	1:2S:2463:G:H1'	2.54	0.42
1:2S:1182:A:H2'	1:2S:1183:C:C6	2.54	0.42
17:55:17:ASP:HA	17:55:20:ARG:CD	2.49	0.42
49:S2:187:LEU:HD22	49:S2:211:LEU:HD22	2.01	0.42
57:10:63:TYR:O	57:10:64:TYR:C	2.58	0.42
1:2S:1391:C:H5''	1:2S:1392:G:C8	2.54	0.42
1:2S:3080:G:H2'	1:2S:3081:C:C6	2.54	0.42
26:64:9:SER:O	26:64:53:VAL:HB	2.18	0.42
58:11:43:LYS:HD3	58:11:44:THR:N	2.34	0.42
2:8S:41:A:H5''	39:77:64:MET:CG	2.40	0.42
55:S8:21:PHE:O	55:S8:22:ARG:HG2	2.18	0.42
49:S2:53:ILE:HB	49:S2:57:PHE:CE2	2.55	0.42
45:83:64:VAL:CG1	45:83:65:ALA:N	2.82	0.42
53:S6:32:ILE:HG23	53:S6:52:ILE:HG22	2.00	0.42
46:1S:1718:G:C2'	46:1S:1719:A:H5'	2.49	0.42
54:S7:46:ILE:CD1	54:S7:60:ILE:HG23	2.49	0.42
1:2S:3285:C:H2'	1:2S:3286:G:H8	1.84	0.42
48:S1:218:LEU:HD23	48:S1:219:LYS:CG	2.49	0.42
46:1S:596:C:H2'	46:1S:597:G:H8	1.85	0.42
1:2S:1892:G:H2'	1:2S:1893:A:C5'	2.44	0.42
65:18:37:GLY:HA3	65:18:101:LEU:HD23	2.01	0.42
30:68:47:LYS:C	30:68:50:PRO:HD3	2.40	0.42
1:2S:1359:C:H2'	1:2S:1360:C:C6	2.55	0.42
70:23:24:TRP:HZ3	70:23:30:LYS:HG3	1.83	0.42
70:23:70:LYS:HE3	77:30:8:LEU:HA	2.02	0.42
19:57:171:ARG:HG3	19:57:171:ARG:NH1	2.30	0.42
29:67:51:LEU:HB3	29:67:65:ARG:HD2	2.01	0.42
50:S3:133:GLY:HA2	50:S3:156:PHE:N	2.32	0.42
1:2S:2960:C:H2'	1:2S:2961:G:H8	1.84	0.42
46:1S:1673:G:H2'	46:1S:1674:C:C6	2.54	0.42
2:8S:140:G:H2'	2:8S:141:C:C6	2.54	0.42
52:S5:44:ASN:O	52:S5:45:LYS:HB2	2.20	0.42
50:S3:115:ILE:HG23	50:S3:116:ARG:N	2.33	0.42
1:2S:926:A:H2'	1:2S:927:C:C6	2.55	0.42
50:S3:12:VAL:O	50:S3:16:VAL:HG23	2.19	0.42
55:S8:43:ILE:HA	55:S8:57:ALA:HA	2.02	0.42
41:79:24:PRO:HB2	41:79:27:ILE:HD12	2.00	0.42
74:27:33:LEU:HD13	74:27:35:VAL:CG2	2.49	0.42
55:S8:67:TRP:CE3	55:S8:70:GLU:HB2	2.54	0.42
52:S5:26:ALA:CB	63:16:28:LEU:HB3	2.49	0.42
46:1S:337:G:H3'	58:11:133:LYS:HB2	2.02	0.42

Continued on next page...

Continued from previous page...

Atom-1	Atom-2	Interatomic distance (Å)	Clash overlap (Å)
54:S7:78:THR:HG22	54:S7:81:LEU:HD12	2.01	0.42
1:2S:884:A:HO2'	39:77:2:GLY:N	2.18	0.42
3:5S:58:C:H2'	3:5S:59:U:C6	2.54	0.42
79:RA:263:PHE:CE1	79:RA:270:LEU:HD13	2.55	0.42
46:1S:1546:G:H2'	46:1S:1547:A:C8	2.55	0.42
34:72:19:ARG:HG2	34:72:20:HIS:H	1.84	0.42
34:72:19:ARG:HG2	34:72:20:HIS:N	2.35	0.42
1:2S:2853:A:O3'	13:50:64:ALA:HB2	2.19	0.42
19:57:151:THR:HG22	19:57:152:GLU:N	2.34	0.42
8:L5:53:VAL:HG11	8:L5:159:VAL:HG13	2.01	0.42
19:57:30:ARG:HD3	19:57:30:ARG:C	2.40	0.42
50:S3:216:PRO:O	50:S3:218:LEU:HG	2.19	0.42
8:L5:179:ARG:HA	8:L5:179:ARG:HD3	1.84	0.42
57:10:69:THR:O	57:10:73:VAL:HG23	2.20	0.42
7:L4:322:GLN:HA	7:L4:325:LEU:HB2	2.01	0.42
7:L4:304:GLN:O	7:L4:305:ALA:CB	2.68	0.42
69:22:93:LEU:HD23	69:22:93:LEU:N	2.34	0.42
6:L3:4:ARG:O	6:L3:5:LYS:HB3	2.20	0.42
36:74:80:ARG:HB2	36:74:85:VAL:CG2	2.49	0.42
79:RA:157:VAL:HB	79:RA:168:THR:O	2.20	0.42
7:L4:191:LYS:O	7:L4:195:ARG:HG3	2.18	0.42
6:L3:272:TYR:CD1	6:L3:272:TYR:O	2.73	0.42
60:13:70:LYS:O	60:13:74:ILE:HG13	2.20	0.42
1:2S:2610:G:H2'	1:2S:2611:U:C6	2.54	0.42
6:L3:232:ARG:HD3	6:L3:268:GLY:H	1.85	0.42
25:63:33:ASN:HD22	25:63:33:ASN:C	2.22	0.42
7:L4:74:ILE:CB	7:L4:75:PRO:HD2	2.49	0.42
1:2S:1190:A:H61	1:2S:1315:U:H3	1.67	0.42
1:2S:1317:A:H3'	1:2S:1317:A:OP2	2.20	0.42
18:56:138:LEU:HA	18:56:141:LEU:HD23	2.01	0.42
46:1S:1606:C:H2'	46:1S:1607:G:O4'	2.19	0.42
46:1S:788:A:C6	51:S4:19:LEU:HD13	2.54	0.42
11:L8:214:LEU:O	11:L8:218:ILE:HG13	2.19	0.42
29:67:4:PHE:CZ	32:70:35:ARG:HA	2.55	0.42
37:75:66:VAL:O	37:75:70:TYR:HB2	2.20	0.42
49:S2:226:THR:CG2	49:S2:229:LEU:HB2	2.48	0.42
64:17:99:VAL:HB	64:17:118:PRO:CB	2.49	0.42
46:1S:1727:G:N2	55:S8:32:GLN:HE22	2.17	0.42
49:S2:97:ARG:HB3	49:S2:97:ARG:HH11	1.83	0.42
1:2S:505:G:H4'	7:L4:313:LEU:HD11	2.02	0.42
47:S0:31:VAL:HG23	47:S0:150:ASP:HA	2.01	0.42

Continued on next page...

Continued from previous page...

Atom-1	Atom-2	Interatomic distance (Å)	Clash overlap (Å)
13:50:174:THR:HG22	13:50:175:ASN:H	1.83	0.42
10:L7:165:ASP:HB3	10:L7:168:ILE:CD1	2.50	0.42
1:2S:2280:A:H2'	1:2S:2281:A:H3'	2.01	0.42
39:77:56:ARG:HB2	39:77:57:HIS:CE1	2.54	0.42
1:2S:879:U:O2'	19:57:131:ARG:HB3	2.19	0.42
79:RA:64:HIS:HB3	79:RA:86:ASP:OD2	2.19	0.42
1:2S:571:U:H2'	1:2S:572:A:C8	2.54	0.42
72:25:85:LYS:HD2	72:25:86:GLU:N	2.34	0.42
46:1S:351:C:O2	58:11:103:ARG:HA	2.20	0.42
31:69:22:LYS:HB3	31:69:22:LYS:HE3	1.87	0.42
1:2S:939:U:H2'	1:2S:940:G:C8	2.54	0.42
10:L7:85:PHE:CE1	10:L7:114:GLY:HA3	2.55	0.42
11:L8:246:MET:O	11:L8:250:ALA:HB3	2.20	0.42
14:51:163:PHE:C	14:51:165:GLN:H	2.23	0.42
6:L3:220:VAL:HG22	6:L3:274:SER:OG	2.18	0.42
7:L4:28:ALA:HB1	7:L4:29:PRO:HD2	2.02	0.42
5:L2:205:ASN:O	5:L2:208:ASP:HB2	2.19	0.42
1:2S:2068:U:OP2	55:S8:158:SER:HA	2.19	0.42
22:60:132:THR:O	22:60:133:ALA:HB3	2.20	0.42
34:72:111:ARG:HD2	34:72:114:ALA:HB3	2.01	0.42
24:62:87:ASN:O	24:62:88:GLN:HB2	2.20	0.42
69:22:86:ILE:O	69:22:90:THR:HG23	2.20	0.42
46:1S:576:G:C4'	46:1S:580:A:C2	3.01	0.42
5:L2:129:ALA:C	5:L2:169:ILE:HD12	2.40	0.42
1:2S:1118:C:H2'	1:2S:1119:C:C6	2.55	0.42
55:S8:137:LYS:O	55:S8:141:ARG:HG3	2.19	0.42
47:S0:139:VAL:HG22	47:S0:139:VAL:O	2.19	0.42
51:S4:246:LEU:HD12	51:S4:246:LEU:N	2.34	0.42
15:53:25:HIS:NE2	17:55:198:SER:OG	2.53	0.42
9:L6:31:ARG:HG3	9:L6:33:SER:H	1.85	0.42
48:S1:77:GLU:C	48:S1:79:HIS:H	2.23	0.42
36:74:42:PRO:HD3	36:74:56:THR:HG21	2.01	0.42
1:2S:1859:A:H2'	1:2S:1860:G:C8	2.54	0.42
69:22:41:MET:HB3	69:22:46:TYR:HB2	2.01	0.42
18:56:142:SER:O	18:56:147:TRP:HB3	2.20	0.42
1:2S:1479:U:C5	1:2S:1480:G:C5	3.07	0.42
46:1S:1435:G:C4'	46:1S:1436:A:H5'	2.48	0.42
14:51:16:LYS:HG2	14:51:130:VAL:HG11	2.02	0.42
63:16:135:ARG:HH11	63:16:135:ARG:HG3	1.84	0.42
46:1S:1668:G:H2'	46:1S:1669:U:O4'	2.20	0.42
11:L8:215:VAL:HG12	11:L8:215:VAL:O	2.19	0.42

Continued on next page...

Continued from previous page...

Atom-1	Atom-2	Interatomic distance (Å)	Clash overlap (Å)
1:2S:1329:U:H1'	1:2S:1330:A:OP1	2.19	0.42
1:2S:1910:A:H2'	1:2S:1911:A:C8	2.55	0.42
1:2S:2148:U:H2'	1:2S:2149:A:C8	2.54	0.42
44:82:55:LYS:HE3	44:82:56:PRO:HD2	2.01	0.42
34:72:82:LEU:CD1	34:72:115:LEU:HD12	2.50	0.42
46:1S:1727:G:H21	55:S8:32:GLN:NE2	2.18	0.42
59:12:113:ARG:HG2	59:12:114:LYS:H	1.85	0.42
1:2S:1647:A:O2'	1:2S:1648:A:H5'	2.19	0.42
1:2S:2596:U:H2'	1:2S:2597:U:C6	2.55	0.42
1:2S:2626:A:H1'	1:2S:2644:C:H5'	2.01	0.42
1:2S:1965:C:O2'	1:2S:1966:U:H5'	2.20	0.42
1:2S:3385:U:H2'	1:2S:3386:G:C8	2.54	0.42
1:2S:3010:U:O3'	1:2S:3011:A:H8	2.02	0.42
79:RA:258:THR:HB	79:RA:275:ARG:HH22	1.83	0.42
41:79:30:ARG:O	41:79:33:ASN:HB2	2.20	0.42
52:S5:24:VAL:CG2	52:S5:28:PRO:HA	2.50	0.42
9:L6:35:VAL:HA	9:L6:36:PRO:HD3	1.92	0.42
71:24:82:ALA:O	71:24:86:GLU:HB2	2.20	0.42
50:S3:175:VAL:O	50:S3:175:VAL:HG13	2.20	0.42
46:1S:1215:C:C2'	46:1S:1216:C:H5'	2.50	0.42
46:1S:688:G:H2'	46:1S:689:G:H8	1.85	0.42
22:60:46:GLN:CD	22:60:52:LYS:HA	2.40	0.42
48:S1:129:THR:OG1	48:S1:180:THR:HG23	2.20	0.42
1:2S:57:A:H2'	1:2S:58:G:C8	2.55	0.42
30:68:39:HIS:O	30:68:42:ARG:HG2	2.18	0.42
12:L9:16:VAL:HG12	12:L9:30:PRO:HD3	2.01	0.42
6:L3:56:ILE:CD1	6:L3:359:ILE:HG23	2.49	0.42
46:1S:385:A:C5'	55:S8:22:ARG:HB3	2.43	0.42
47:S0:188:LEU:HD12	47:S0:193:GLN:HG2	1.96	0.42
33:71:5:LYS:O	33:71:6:ASP:HB2	2.20	0.42
61:14:114:ARG:HA	73:26:62:TYR:CZ	2.55	0.42
1:2S:2137:U:H5''	1:2S:2138:A:C5'	2.42	0.42
8:L5:259:LYS:O	8:L5:260:PHE:HB2	2.20	0.42
1:2S:2342:U:H5''	1:2S:3089:C:HO2'	1.84	0.42
46:1S:1457:C:H1'	65:18:137:HIS:NE2	2.35	0.42
46:1S:751:G:O2'	46:1S:752:A:H5'	2.18	0.42
7:L4:58:HIS:HA	7:L4:90:PHE:CD1	2.55	0.42
1:2S:2722:U:C4'	23:61:88:ARG:HB2	2.46	0.42
7:L4:81:GLY:O	7:L4:82:THR:HB	2.20	0.42
53:S6:63:MET:HG2	53:S6:98:ARG:HB3	2.01	0.42
1:2S:2633:U:C2'	1:2S:2634:U:H5'	2.49	0.42

Continued on next page...

Continued from previous page...

Atom-1	Atom-2	Interatomic distance (Å)	Clash overlap (Å)
7:L4:36:HIS:O	7:L4:40:THR:HG23	2.20	0.42
1:2S:627:U:H4'	1:2S:1399:A:H1'	2.01	0.42
25:63:85:TRP:O	25:63:92:PHE:HA	2.20	0.42
30:68:47:LYS:HB2	30:68:47:LYS:HE3	1.90	0.42
64:17:21:TYR:N	64:17:22:PRO:CD	2.83	0.42
21:59:90:PRO:O	21:59:94:VAL:HG23	2.19	0.42
51:S4:232:GLY:C	51:S4:234:PRO:HD3	2.40	0.42
46:1S:182:A:H2'	46:1S:183:U:H6	1.81	0.42
71:24:23:PHE:CE1	71:24:73:GLY:HA3	2.54	0.42
1:2S:1722:U:O2'	1:2S:1723:A:H5'	2.20	0.42
12:L9:145:VAL:HG12	12:L9:146:LEU:N	2.35	0.42
72:25:59:TYR:O	72:25:64:VAL:HG11	2.19	0.42
59:12:50:LYS:HE2	78:31:103:LEU:CD1	2.49	0.42
1:2S:3310:A:C2'	1:2S:3311:C:H5'	2.48	0.42
46:1S:1542:G:H1'	46:1S:1569:A:H62	1.83	0.42
48:S1:133:TYR:CE1	48:S1:221:PRO:HD2	2.55	0.42
46:1S:709:C:H42	46:1S:730:G:H2'	1.85	0.42
69:22:15:ASN:O	69:22:19:LYS:HG3	2.19	0.42
1:2S:130:A:H2'	1:2S:131:C:C6	2.55	0.42
1:2S:881:C:O2	1:2S:1850:A:H2'	2.20	0.42
1:2S:887:G:H2'	1:2S:888:A:O4'	2.19	0.42
23:61:26:HIS:CE1	23:61:28:SER:HB2	2.55	0.42
8:L5:20:PHE:HA	8:L5:20:PHE:HD2	1.78	0.42
15:53:23:LYS:HB2	15:53:23:LYS:NZ	2.34	0.42
46:1S:1380:U:H6	46:1S:1380:U:O5'	2.03	0.42
53:S6:49:VAL:HB	53:S6:115:LYS:HB3	2.02	0.42
5:L2:158:ILE:HB	5:L2:159:SER:H	1.68	0.42
7:L4:135:VAL:HA	7:L4:245:GLY:CA	2.50	0.42
1:2S:3170:A:H2'	1:2S:3171:U:C6	2.55	0.42
70:23:109:ARG:HE	70:23:112:LYS:CB	2.33	0.42
70:23:109:ARG:HE	70:23:112:LYS:HB2	1.85	0.42
24:62:96:VAL:O	24:62:103:TYR:HB3	2.20	0.42
1:2S:1449:A:H1'	1:2S:2983:C:C5	2.54	0.42
36:74:3:GLN:HE22	36:74:29:ILE:CB	2.32	0.42
50:S3:7:LYS:HA	50:S3:7:LYS:CE	2.37	0.42
55:S8:121:LEU:N	55:S8:121:LEU:HD22	2.35	0.42
46:1S:1587:A:H1'	52:S5:104:ASN:ND2	2.35	0.42
42:80:96:CYS:HB3	42:80:101:ALA:H	1.85	0.42
58:11:127:GLN:HA	58:11:137:PHE:CD1	2.55	0.42
51:S4:39:ARG:HE	51:S4:39:ARG:HA	1.82	0.42
46:1S:329:G:C5'	55:S8:99:ALA:HB3	2.50	0.42

Continued on next page...

Continued from previous page...

Atom-1	Atom-2	Interatomic distance (Å)	Clash overlap (Å)
51:S4:181:VAL:HG13	51:S4:226:PHE:C	2.40	0.42
71:24:19:ALA:HB1	71:24:81:GLU:OE1	2.18	0.42
1:2S:2722:U:H5''	23:61:88:ARG:HG3	2.02	0.42
1:2S:2875:U:H2'	1:2S:2875:U:O2	2.19	0.42
1:2S:74:G:H8	15:53:104:ARG:HH12	1.66	0.42
45:83:44:LYS:HD2	45:83:59:CYS:SG	2.59	0.42
64:17:82:ASP:O	64:17:83:GLN:HB2	2.19	0.42
18:56:124:LEU:HG	18:56:126:VAL:HG12	2.01	0.42
46:1S:479:C:H5'	56:S9:124:HIS:ND1	2.34	0.42
1:2S:2660:G:H2'	1:2S:2661:G:H8	1.84	0.42
47:S0:3:LEU:HA	47:S0:4:PRO:HD3	1.82	0.42
10:L7:60:ARG:NH2	10:L7:63:ILE:HD12	2.35	0.42
46:1S:1142:A:H2'	46:1S:1143:A:C8	2.55	0.42
1:2S:1556:C:H3'	1:2S:2169:G:H22	1.82	0.42
30:68:94:ALA:HB1	30:68:121:VAL:HG22	2.01	0.42
46:1S:588:U:H2'	46:1S:589:C:H6	1.85	0.42
1:2S:1647:A:H2'	1:2S:1648:A:C8	2.54	0.42
1:2S:1807:G:H5''	29:67:135:ARG:HH22	1.84	0.42
1:2S:2514:U:O2'	1:2S:2515:A:H8	2.03	0.42
42:80:95:VAL:HG23	42:80:124:LYS:HA	2.02	0.42
56:S9:10:LYS:HD2	56:S9:12:TYR:CE1	2.54	0.42
46:1S:1374:C:H2'	46:1S:1375:A:C8	2.55	0.42
46:1S:1364:G:H2'	46:1S:1365:C:C6	2.54	0.42
38:76:45:ARG:HG3	38:76:45:ARG:HH11	1.85	0.42
46:1S:381:C:OP1	56:S9:2:PRO:HA	2.20	0.42
63:16:125:GLU:HA	63:16:126:PRO:HD3	1.94	0.42
1:2S:1947:G:H5''	21:59:134:HIS:CB	2.49	0.42
11:L8:151:VAL:HG22	11:L8:199:ALA:CB	2.50	0.42
34:72:44:ARG:O	34:72:45:ARG:HB2	2.20	0.42
24:62:50:LEU:HD22	24:62:54:VAL:CG2	2.50	0.42
41:79:13:MET:HG2	41:79:49:MET:CE	2.49	0.42
70:23:114:LYS:HB3	70:23:115:GLY:H	1.55	0.42
1:2S:1636:U:O2	1:2S:1710:C:H4'	2.20	0.42
66:19:49:ASP:O	66:19:50:ALA:HB3	2.19	0.42
23:61:54:HIS:CD2	23:61:55:LYS:H	2.38	0.42
79:RA:260:ILE:HB	79:RA:274:LEU:HB2	2.02	0.42
1:2S:1147:G:H8	1:2S:1147:G:O5'	2.02	0.42
1:2S:844:G:H2'	1:2S:845:G:O4'	2.19	0.42
25:63:54:LEU:HA	25:63:78:VAL:HB	2.01	0.42
1:2S:2393:G:H4'	6:L3:252:ILE:CD1	2.50	0.42
5:L2:129:ALA:O	5:L2:169:ILE:HD12	2.19	0.42

Continued on next page...

Continued from previous page...

Atom-1	Atom-2	Interatomic distance (Å)	Clash overlap (Å)
7:L4:203:ARG:HD2	7:L4:226:GLU:OE2	2.19	0.42
7:L4:206:LEU:HD21	7:L4:228:ALA:HB2	2.01	0.42
1:2S:2426:U:H2'	1:2S:2427:U:H6	1.78	0.42
79:RA:192:PHE:HB3	79:RA:223:TRP:CE2	2.55	0.42
58:11:109:VAL:HG21	58:11:125:VAL:CG1	2.49	0.42
68:21:39:VAL:CG1	68:21:45:ALA:HA	2.41	0.42
1:2S:2531:C:H3'	1:2S:2532:U:C6	2.54	0.42
56:S9:139:GLN:NE2	71:24:64:PHE:HB3	2.35	0.42
6:L3:227:GLU:HG2	6:L3:270:ARG:HE	1.85	0.42
36:74:54:ILE:HD12	36:74:70:LYS:O	2.20	0.42
1:2S:2468:A:C6	1:2S:2478:C:H4'	2.55	0.42
7:L4:222:VAL:HG13	7:L4:225:VAL:CB	2.46	0.42
19:57:127:ARG:CZ	19:57:127:ARG:HB2	2.50	0.42
46:1S:556:A:H5'	77:30:56:MET:SD	2.60	0.42
2:8S:91:C:H2'	2:8S:92:A:H8	1.85	0.42
46:1S:1586:A:N6	46:1S:1610:G:H1'	2.33	0.42
47:S0:39:ASN:O	47:S0:47:VAL:HB	2.20	0.42
1:2S:673:U:H2'	1:2S:674:G:O4'	2.19	0.42
48:S1:113:MET:HB3	48:S1:142:PHE:CE2	2.55	0.42
11:L8:92:LYS:HZ3	11:L8:92:LYS:HB3	1.83	0.42
46:1S:937:C:H2'	46:1S:938:G:H8	1.85	0.42
19:57:2:ALA:CA	19:57:18:ARG:HH12	2.33	0.42
1:2S:44:U:C2'	1:2S:45:A:H5'	2.50	0.42
7:L4:138:ARG:HD2	7:L4:243:HIS:HB2	2.02	0.42
1:2S:815:G:H2'	1:2S:906:A:N6	2.35	0.42
17:55:50:ARG:HB2	17:55:50:ARG:HH11	1.85	0.42
1:2S:2647:A:H2'	1:2S:2648:G:O4'	2.20	0.42
49:S2:172:ALA:HA	49:S2:173:PRO:HD3	1.88	0.42
1:2S:3217:C:O2	1:2S:3217:C:C2'	2.67	0.42
5:L2:62:VAL:HA	5:L2:73:GLU:HA	2.01	0.42
1:2S:1313:G:H2'	1:2S:1314:C:H6	1.84	0.42
11:L8:249:ARG:O	11:L8:253:SER:HB2	2.20	0.42
21:59:134:HIS:CE1	21:59:136:ARG:HB3	2.55	0.42
14:51:106:ILE:HD11	14:51:127:PHE:CE1	2.55	0.42
1:2S:811:U:H2'	1:2S:812:G:H8	1.85	0.42
1:2S:706:A:O2'	1:2S:707:U:H5'	2.20	0.42
50:S3:159:HIS:O	50:S3:160:SER:HB3	2.19	0.42
58:11:77:SER:O	58:11:84:ILE:HB	2.20	0.42
46:1S:336:G:H2'	46:1S:338:C:H5	1.84	0.42
71:24:42:GLU:HB2	71:24:52:LYS:HD3	2.02	0.42
11:L8:124:ASP:C	11:L8:126:SER:H	2.23	0.42

Continued on next page...

Continued from previous page...

Atom-1	Atom-2	Interatomic distance (Å)	Clash overlap (Å)
1:2S:2545:C:H2'	1:2S:2546:C:C6	2.55	0.42
46:1S:624:G:H2'	46:1S:625:C:C6	2.54	0.42
39:77:87:SER:O	39:77:88:ALA:HB3	2.19	0.42
51:S4:25:GLY:O	51:S4:26:CYS:HB2	2.20	0.42
78:31:136:LYS:O	78:31:137:ASP:HB2	2.20	0.42
1:2S:3043:C:O2'	1:2S:3044:G:H5'	2.20	0.42
7:L4:102:PRO:HB2	7:L4:104:LYS:HE2	2.02	0.42
46:1S:475:A:H2'	46:1S:476:U:O4'	2.19	0.42
30:68:133:LEU:C	30:68:133:LEU:HD23	2.40	0.42
11:L8:63:LYS:HZ3	11:L8:63:LYS:HA	1.85	0.42
66:19:118:PRO:O	66:19:119:LYS:HB2	2.20	0.42
1:2S:2517:U:H2'	1:2S:2518:C:C6	2.54	0.42
46:1S:565:C:C6	46:1S:576:G:H2'	2.55	0.41
51:S4:210:ILE:HG22	51:S4:211:LYS:H	1.85	0.41
12:L9:49:ASN:N	12:L9:49:ASN:HD22	2.11	0.41
12:L9:49:ASN:ND2	12:L9:52:LEU:HB3	2.20	0.41
11:L8:155:ASN:OD1	11:L8:181:LYS:HA	2.19	0.41
62:15:28:MET:CE	62:15:33:PHE:HA	2.50	0.41
27:65:107:VAL:CG1	27:65:108:LEU:H	2.23	0.41
79:RA:212:ALA:O	79:RA:243:LEU:HD13	2.19	0.41
46:1S:1702:A:H2'	46:1S:1703:C:H5'	2.01	0.41
48:S1:103:MET:HB3	48:S1:215:VAL:CG1	2.50	0.41
13:50:52:LEU:O	13:50:135:ILE:HG13	2.20	0.41
66:19:31:PRO:HB3	66:19:103:LYS:HD2	2.01	0.41
27:65:111:ASN:HB2	27:65:123:TYR:CB	2.45	0.41
7:L4:23:PRO:HG2	7:L4:258:LEU:HB3	2.02	0.41
56:S9:108:ARG:N	56:S9:111:THR:HG22	2.35	0.41
56:S9:112:GLN:HA	56:S9:112:GLN:NE2	2.34	0.41
75:28:8:THR:HG22	75:28:56:LEU:HD12	2.02	0.41
1:2S:70:A:H2	1:2S:72:C:N4	2.18	0.41
74:27:17:ARG:HG3	74:27:18:LYS:N	2.35	0.41
77:30:57:ASN:N	77:30:58:PRO:HD3	2.35	0.41
62:15:58:LYS:HZ2	62:15:58:LYS:HB3	1.80	0.41
18:56:24:ALA:HB2	18:56:87:MET:CE	2.50	0.41
47:S0:76:ILE:CD1	47:S0:98:ILE:HD12	2.48	0.41
45:83:48:LYS:HG2	45:83:49:ARG:N	2.31	0.41
1:2S:196:G:N2	1:2S:219:A:H61	2.14	0.41
3:5S:92:A:O5'	3:5S:92:A:H8	2.03	0.41
46:1S:1746:A:H3'	46:1S:1747:G:H8	1.84	0.41
7:L4:186:LYS:O	7:L4:200:THR:HG22	2.19	0.41
1:2S:1336:U:H2'	1:2S:1337:A:H8	1.82	0.41

Continued on next page...

Continued from previous page...

Atom-1	Atom-2	Interatomic distance (Å)	Clash overlap (Å)
27:65:142:ILE:HA	27:65:142:ILE:HD13	1.97	0.41
13:50:12:GLN:HB3	13:50:128:ARG:NH2	2.34	0.41
46:1S:1226:A:H62	59:12:114:LYS:CG	2.33	0.41
1:2S:758:C:H2'	1:2S:759:U:H5'	2.02	0.41
52:S5:150:GLY:HA2	52:S5:155:ALA:CB	2.50	0.41
1:2S:2525:G:H2'	5:L2:34:TYR:CD1	2.54	0.41
13:50:9:TYR:CD2	13:50:97:LEU:HD22	2.55	0.41
1:2S:2908:G:H2'	1:2S:2909:U:C6	2.55	0.41
1:2S:2988:C:H1'	6:L3:260:VAL:HG11	2.02	0.41
68:21:17:CYS:O	68:21:21:ASN:HA	2.20	0.41
1:2S:1396:C:H2'	1:2S:1397:C:C6	2.55	0.41
16:54:94:TRP:O	16:54:100:ALA:CB	2.67	0.41
46:1S:679:U:H2'	46:1S:680:U:C5	2.55	0.41
1:2S:1306:G:C6	18:56:62:THR:HA	2.55	0.41
46:1S:256:A:H1'	55:S8:71:GLY:O	2.20	0.41
79:RA:133:VAL:HG12	79:RA:141:LEU:HD11	2.02	0.41
65:18:17:LEU:HG	65:18:22:VAL:HG21	2.02	0.41
56:S9:66:ASP:CG	56:S9:67:PRO:HD2	2.40	0.41
12:L9:97:PHE:HA	12:L9:98:PRO:HD3	1.74	0.41
31:69:52:LYS:HA	31:69:55:ALA:HB3	2.01	0.41
1:2S:2067:U:O5'	55:S8:154:SER:HA	2.20	0.41
8:L5:55:PHE:HZ	8:L5:98:ALA:HB2	1.85	0.41
48:S1:39:GLU:OE1	48:S1:39:GLU:HA	2.20	0.41
56:S9:138:LYS:HB2	56:S9:138:LYS:NZ	2.35	0.41
49:S2:142:GLY:O	49:S2:151:PRO:HA	2.19	0.41
65:18:91:ASP:HB3	65:18:92:ILE:H	1.62	0.41
50:S3:86:LEU:HD12	50:S3:86:LEU:N	2.34	0.41
46:1S:567:A:H4'	77:30:10:ARG:O	2.20	0.41
73:26:12:LYS:CE	73:26:15:ARG:HB2	2.50	0.41
28:66:68:GLY:CA	28:66:84:LYS:HB2	2.50	0.41
1:2S:2924:U:H2'	1:2S:2925:C:C5'	2.41	0.41
58:11:68:GLY:O	58:11:70:ILE:HD12	2.20	0.41
58:11:99:ARG:HB3	70:23:9:LEU:O	2.20	0.41
46:1S:331:A:C8	55:S8:172:ARG:NH2	2.83	0.41
1:2S:3134:A:H5'	18:56:148:LYS:HE3	2.02	0.41
19:57:108:ASP:O	19:57:112:LEU:HD13	2.20	0.41
1:2S:1794:G:H4'	5:L2:191:LEU:HD11	2.02	0.41
46:1S:1552:U:H5	62:15:43:ARG:NH2	2.18	0.41
77:30:49:LEU:H	77:30:49:LEU:HD23	1.85	0.41
1:2S:705:A:H62	30:68:74:ASN:ND2	2.13	0.41
1:2S:2535:A:H2'	1:2S:2536:A:O4'	2.19	0.41

Continued on next page...

Continued from previous page...

Atom-1	Atom-2	Interatomic distance (Å)	Clash overlap (Å)
3:5S:100:C:H2'	3:5S:101:G:O4'	2.19	0.41
46:1S:1109:G:H2'	46:1S:1110:G:O4'	2.20	0.41
2:8S:152:G:C5'	11:L8:60:ARG:HG2	2.49	0.41
46:1S:321:C:O2	46:1S:321:C:O4'	2.39	0.41
46:1S:406:U:H2'	46:1S:407:A:H8	1.86	0.41
18:56:168:TYR:CE1	18:56:172:ARG:HD3	2.52	0.41
68:21:38:LYS:NZ	68:21:50:TYR:O	2.53	0.41
46:1S:879:G:H2'	46:1S:880:C:H6	1.82	0.41
46:1S:1097:U:C5'	46:1S:1099:U:H5'	2.51	0.41
58:11:83:THR:CA	58:11:111:VAL:HG12	2.50	0.41
1:2S:3205:G:H2'	1:2S:3206:C:C5	2.56	0.41
1:2S:3374:U:H2'	1:2S:3378:C:H41	1.86	0.41
79:RA:31:ASN:HA	79:RA:47:LEU:HB2	2.02	0.41
1:2S:1079:A:H1'	8:L5:113:LEU:HD21	2.02	0.41
5:L2:119:LYS:HA	5:L2:120:PRO:HD2	1.82	0.41
1:2S:181:U:H2'	1:2S:182:U:O4'	2.20	0.41
46:1S:151:G:H2'	46:1S:152:U:H6	1.85	0.41
35:73:75:HIS:HB3	35:73:80:VAL:HB	2.02	0.41
1:2S:1690:C:H2'	1:2S:1691:U:C6	2.55	0.41
52:S5:146:THR:HG22	52:S5:159:ALA:HA	2.02	0.41
46:1S:68:A:H61	53:S6:133:LEU:CD1	2.33	0.41
1:2S:892:U:O2'	1:2S:893:C:H5'	2.20	0.41
18:56:3:VAL:HG13	18:56:4:GLU:N	2.35	0.41
15:53:180:ARG:HD3	38:76:11:LEU:CD1	2.49	0.41
1:2S:1965:C:H42	1:2S:2050:C:H42	1.68	0.41
1:2S:2067:U:H5''	55:S8:154:SER:O	2.20	0.41
1:2S:1527:C:H4'	36:74:9:ARG:NE	2.35	0.41
56:S9:41:GLU:O	56:S9:45:ILE:HG12	2.19	0.41
2:8S:64:U:H5'	37:75:49:LYS:HG3	2.02	0.41
51:S4:151:ASP:HA	51:S4:152:PRO:HD3	1.86	0.41
48:S1:143:THR:HA	48:S1:207:LEU:HA	2.02	0.41
1:2S:1902:G:H2'	1:2S:1903:U:O4'	2.20	0.41
1:2S:1728:G:O2'	32:70:87:VAL:HG23	2.20	0.41
58:11:29:LYS:HE2	58:11:32:LYS:HA	2.01	0.41
4:L1:84:ALA:HB2	4:L1:145:TYR:CD2	2.56	0.41
48:S1:91:VAL:HG13	48:S1:91:VAL:O	2.20	0.41
23:61:136:ARG:HG3	23:61:136:ARG:HH11	1.85	0.41
1:2S:2174:G:OP1	1:2S:2174:G:H8	2.03	0.41
58:11:105:LYS:O	58:11:107:VAL:HG23	2.20	0.41
1:2S:2232:A:H2'	1:2S:2233:A:O4'	2.20	0.41
71:24:90:ARG:HA	71:24:93:ARG:HD2	2.02	0.41

Continued on next page...

Continued from previous page...

Atom-1	Atom-2	Interatomic distance (Å)	Clash overlap (Å)
10:L7:98:LYS:O	10:L7:102:VAL:HG23	2.20	0.41
55:S8:155:SER:HB2	55:S8:189:LEU:HD21	2.02	0.41
14:51:96:PHE:CD1	14:51:102:PHE:HB3	2.55	0.41
1:2S:438:A:C3'	1:2S:439:C:H5''	2.43	0.41
18:56:9:ILE:CD1	18:56:33:ILE:HG21	2.50	0.41
46:1S:305:C:H2'	46:1S:306:U:C6	2.55	0.41
59:12:108:ARG:HG3	59:12:111:ASN:O	2.20	0.41
56:S9:108:ARG:O	56:S9:112:GLN:HG2	2.20	0.41
36:74:54:ILE:HD12	36:74:70:LYS:C	2.40	0.41
46:1S:1366:U:H5''	63:16:33:GLY:CA	2.46	0.41
7:L4:82:THR:HG23	7:L4:83:GLY:N	2.36	0.41
1:2S:1894:U:C3'	1:2S:1895:A:H5''	2.50	0.41
13:50:212:GLU:O	13:50:213:PHE:HB2	2.20	0.41
13:50:213:PHE:N	13:50:214:PRO:CD	2.81	0.41
5:L2:49:VAL:HG22	5:L2:50:HIS:N	2.35	0.41
60:13:119:GLU:HA	60:13:122:ILE:CG1	2.50	0.41
63:16:100:GLN:CA	79:RA:57:PRO:HG2	2.49	0.41
20:58:171:LYS:HE3	20:58:171:LYS:HB3	1.91	0.41
1:2S:1226:G:H5''	1:2S:3117:C:H1'	2.00	0.41
16:54:39:ILE:HG13	16:54:44:VAL:HA	2.02	0.41
1:2S:1387:G:H2'	1:2S:1388:U:C6	2.55	0.41
1:2S:1475:A:H2'	1:2S:1476:G:O4'	2.21	0.41
48:S1:115:ARG:HG3	48:S1:116:LYS:N	2.35	0.41
46:1S:1727:G:H21	55:S8:32:GLN:HE22	1.68	0.41
21:59:74:ARG:N	21:59:74:ARG:HD2	2.35	0.41
51:S4:9:LEU:HD12	51:S4:30:ARG:HG3	2.02	0.41
7:L4:235:LEU:HA	7:L4:238:LEU:CG	2.50	0.41
46:1S:1471:A:C2	46:1S:1474:G:N3	2.85	0.41
4:L1:72:PHE:CE2	4:L1:109:ALA:HB2	2.55	0.41
1:2S:217:U:H2'	28:66:103:LYS:NZ	2.34	0.41
53:S6:199:GLN:HG2	53:S6:202:ARG:HH12	1.85	0.41
46:1S:639:U:O4'	54:S7:118:LEU:HG	2.20	0.41
1:2S:2992:U:H3'	1:2S:2993:G:H8	1.84	0.41
46:1S:1533:C:H4'	46:1S:1539:G:N1	2.35	0.41
50:S3:168:ILE:HA	50:S3:188:ILE:O	2.20	0.41
57:10:13:GLN:HA	57:10:80:LEU:CD1	2.49	0.41
1:2S:75:G:H5''	15:53:58:VAL:HG22	2.02	0.41
1:2S:393:U:H3'	1:2S:394:G:C8	2.56	0.41
46:1S:68:A:H61	53:S6:133:LEU:HD11	1.84	0.41
21:59:141:HIS:HA	21:59:144:GLN:HG2	2.02	0.41
4:L1:167:VAL:HG12	4:L1:180:VAL:HG12	2.02	0.41

Continued on next page...

Continued from previous page...

Atom-1	Atom-2	Interatomic distance (Å)	Clash overlap (Å)
61:14:17:ALA:H	61:14:79:VAL:HG22	1.86	0.41
8:L5:128:GLU:OE1	8:L5:192:PRO:HB3	2.20	0.41
1:2S:2746:A:H2	8:L5:146:LEU:HB3	1.84	0.41
1:2S:1364:C:O2'	20:58:9:GLN:NE2	2.53	0.41
20:58:33:TYR:CG	20:58:36:LEU:HD12	2.55	0.41
47:S0:81:PHE:HD2	47:S0:167:LYS:H	1.68	0.41
6:L3:220:VAL:HA	6:L3:274:SER:HA	2.01	0.41
14:51:87:LYS:O	14:51:88:GLU:HB2	2.19	0.41
5:L2:206:PRO:HG3	5:L2:213:GLY:HA3	2.02	0.41
68:21:11:LEU:O	68:21:12:TYR:HB3	2.19	0.41
8:L5:158:ARG:HG2	8:L5:158:ARG:H	1.68	0.41
23:61:118:GLU:O	23:61:122:GLN:HB2	2.20	0.41
63:16:35:PRO:HD2	66:19:7:ARG:O	2.20	0.41
1:2S:213:A:O4'	28:66:2:ALA:HA	2.21	0.41
10:L7:90:LYS:O	10:L7:111:ILE:HD12	2.20	0.41
46:1S:864:U:OP1	69:22:28:ARG:HD2	2.21	0.41
1:2S:953:G:H5'	1:2S:954:U:O5'	2.20	0.41
23:61:76:ILE:CG2	23:61:77:ASN:H	2.20	0.41
51:S4:131:LEU:HD13	51:S4:132:GLY:N	2.35	0.41
1:2S:912:G:N7	5:L2:9:ARG:NH2	2.68	0.41
5:L2:5:ILE:HG13	5:L2:6:ARG:N	2.33	0.41
36:74:104:VAL:O	36:74:108:GLN:HG3	2.20	0.41
47:S0:178:ALA:O	47:S0:182:LEU:HG	2.21	0.41
58:11:93:TYR:HA	58:11:99:ARG:O	2.20	0.41
11:L8:53:PRO:HB2	11:L8:56:VAL:HG23	2.01	0.41
19:57:29:THR:OG1	19:57:119:VAL:HG21	2.19	0.41
72:25:88:ILE:CD1	72:25:88:ILE:H	2.33	0.41
56:S9:123:HIS:CD2	77:30:37:ARG:HD2	2.55	0.41
1:2S:3164:C:O2'	1:2S:3165:A:H8	2.04	0.41
13:50:36:LEU:HD12	13:50:36:LEU:N	2.35	0.41
65:18:38:VAL:HG12	65:18:42:TYR:CD2	2.46	0.41
64:17:10:LYS:HG2	64:17:53:TYR:CE1	2.46	0.41
65:18:134:ARG:HG3	65:18:134:ARG:HH11	1.85	0.41
61:14:102:LEU:HD13	61:14:102:LEU:O	2.20	0.41
1:2S:900:G:H1'	1:2S:1589:A:H61	1.82	0.41
1:2S:1658:G:H1'	1:2S:1796:G:H1'	2.03	0.41
50:S3:5:ILE:HB	50:S3:10:LYS:HE2	2.02	0.41
38:76:50:LEU:HB3	38:76:51:SER:H	1.67	0.41
15:53:179:PHE:CD1	15:53:182:ILE:HD12	2.53	0.41
54:S7:99:LEU:HG	54:S7:116:ARG:O	2.21	0.41
15:53:70:ARG:HE	15:53:70:ARG:HB3	1.68	0.41

Continued on next page...

Continued from previous page...

Atom-1	Atom-2	Interatomic distance (Å)	Clash overlap (Å)
1:2S:946:U:OP1	34:72:34:LYS:HD3	2.20	0.41
57:10:29:GLN:HG2	57:10:29:GLN:O	2.20	0.41
27:65:34:LEU:HD12	27:65:35:PRO:CD	2.49	0.41
37:75:14:LYS:O	37:75:18:ALA:HB2	2.20	0.41
75:28:7:VAL:CG1	75:28:55:VAL:HG13	2.50	0.41
3:5S:9:C:C2'	3:5S:10:C:H5'	2.49	0.41
52:S5:164:PRO:O	52:S5:168:VAL:HG23	2.19	0.41
65:18:145:ARG:HA	65:18:145:ARG:NE	2.34	0.41
44:82:39:GLY:O	44:82:43:TYR:HB2	2.20	0.41
6:L3:63:PRO:HB2	6:L3:348:ARG:HH22	1.85	0.41
51:S4:99:PHE:HE1	51:S4:113:ARG:HG2	1.84	0.41
1:2S:589:A:C8	1:2S:590:G:C8	3.09	0.41
46:1S:922:G:H2'	46:1S:923:A:C8	2.55	0.41
2:8S:116:G:H2'	2:8S:117:C:H6	1.86	0.41
46:1S:1601:G:OP1	66:19:89:ARG:HD2	2.21	0.41
8:L5:156:GLY:HA2	8:L5:181:PRO:HB3	2.02	0.41
46:1S:219:A:OP1	46:1S:219:A:H4'	2.20	0.41
32:70:83:LYS:HD2	32:70:83:LYS:N	2.35	0.41
4:L1:47:LYS:HD2	4:L1:47:LYS:N	2.35	0.41
70:23:12:ALA:HA	70:23:15:LEU:HD12	2.01	0.41
46:1S:1393:C:H5''	79:RA:285:ALA:HB1	2.01	0.41
1:2S:3074:G:O2'	33:71:62:ARG:HD2	2.20	0.41
46:1S:1647:U:O5'	46:1S:1647:U:H6	2.03	0.41
55:S8:107:THR:O	55:S8:110:ARG:HB3	2.20	0.41
16:54:116:GLU:HA	16:54:119:GLN:HE21	1.86	0.41
1:2S:683:U:H5''	17:55:200:TRP:CZ2	2.56	0.41
69:22:77:PRO:HG2	70:23:9:LEU:HD23	2.02	0.41
61:14:137:LEU:HD22	61:14:137:LEU:OXT	2.20	0.41
1:2S:2807:U:O5'	1:2S:2807:U:H6	2.02	0.41
46:1S:307:G:H5''	58:11:92:HIS:CE1	2.55	0.41
46:1S:473:A:C2'	46:1S:474:A:H5'	2.50	0.41
1:2S:2394:G:N3	6:L3:258:ALA:O	2.53	0.41
29:67:89:VAL:O	29:67:89:VAL:HG22	2.21	0.41
66:19:128:GLY:O	66:19:132:LEU:HD13	2.19	0.41
60:13:85:PRO:HB2	60:13:88:LEU:CB	2.50	0.41
29:67:84:ARG:HG3	29:67:84:ARG:HH21	1.85	0.41
10:L7:148:VAL:HG12	10:L7:181:ILE:HD11	2.03	0.41
5:L2:140:ASN:ND2	5:L2:142:ASP:O	2.53	0.41
46:1S:1582:U:H5''	63:16:135:ARG:HH11	1.85	0.41
56:S9:119:ALA:O	56:S9:120:LYS:HB2	2.21	0.41
50:S3:155:GLY:O	50:S3:156:PHE:HB2	2.19	0.41

Continued on next page...

Continued from previous page...

Atom-1	Atom-2	Interatomic distance (Å)	Clash overlap (Å)
33:71:67:VAL:HG12	33:71:68:GLU:N	2.32	0.41
48:S1:142:PHE:HD2	48:S1:209:ASN:HB2	1.84	0.41
39:77:72:ARG:O	39:77:75:LYS:HB3	2.20	0.41
51:S4:129:VAL:HG12	51:S4:156:VAL:HG22	2.01	0.41
46:1S:765:G:C6	56:S9:149:ARG:HB3	2.55	0.41
1:2S:984:G:N2	31:69:13:THR:HB	2.36	0.41
46:1S:1139:A:H2'	46:1S:1140:G:O4'	2.20	0.41
27:65:54:TYR:O	27:65:55:ASN:C	2.59	0.41
59:12:24:ILE:O	59:12:24:ILE:HG13	2.21	0.41
46:1S:492:A:C5'	46:1S:493:U:H5	2.34	0.41
46:1S:58:U:H4'	46:1S:456:A:N3	2.35	0.41
46:1S:906:A:H2	46:1S:998:A:HO2'	1.63	0.41
1:2S:2626:A:N9	1:2S:2644:C:H5'	2.36	0.41
22:60:58:ILE:HD12	22:60:58:ILE:H	1.85	0.41
6:L3:67:PHE:CE1	25:63:88:ARG:HB2	2.56	0.41
20:58:124:LEU:HA	20:58:127:LEU:HB3	2.02	0.41
38:76:84:LYS:O	38:76:88:GLU:HG3	2.21	0.41
46:1S:337:G:H1'	46:1S:339:C:OP2	2.19	0.41
41:79:28:ARG:HA	41:79:33:ASN:ND2	2.35	0.41
7:L4:241:GLY:O	7:L4:242:ALA:HB3	2.20	0.41
45:83:51:ALA:HB3	45:83:54:ILE:HD12	2.02	0.41
1:2S:2687:G:H5''	8:L5:12:TYR:OH	2.19	0.41
66:19:57:ARG:O	66:19:61:VAL:HG23	2.20	0.41
51:S4:82:TYR:CD1	51:S4:83:PRO:HD2	2.56	0.41
5:L2:5:ILE:C	5:L2:9:ARG:HG3	2.41	0.41
7:L4:206:LEU:CB	7:L4:246:ARG:NH1	2.83	0.41
1:2S:153:U:O5'	1:2S:153:U:H6	2.03	0.41
60:13:25:TRP:HH2	74:27:45:THR:HG21	1.85	0.41
1:2S:2530:G:C3'	1:2S:2531:C:H5''	2.51	0.41
12:L9:172:ILE:O	12:L9:176:LEU:HD23	2.21	0.41
27:65:114:VAL:HG22	27:65:120:LYS:HE2	2.03	0.41
67:20:21:LYS:CA	67:20:94:GLU:HG2	2.47	0.41
1:2S:72:C:H5''	15:53:63:VAL:HG13	2.03	0.41
8:L5:109:THR:O	8:L5:112:LYS:HG2	2.20	0.41
23:61:27:LEU:HA	23:61:30:TYR:HD2	1.85	0.41
17:55:14:LYS:HE2	17:55:120:TRP:HZ3	1.85	0.41
1:2S:1695:U:O3'	36:74:26:PRO:HG3	2.20	0.41
22:60:137:ARG:HB3	22:60:140:VAL:HG23	2.02	0.41
46:1S:1586:A:H5''	63:16:136:SER:HB2	2.02	0.41
46:1S:1583:A:C5'	63:16:135:ARG:HH22	2.32	0.41
1:2S:985:U:O2	1:2S:1099:A:H2	2.04	0.41

Continued on next page...

Continued from previous page...

Atom-1	Atom-2	Interatomic distance (Å)	Clash overlap (Å)
65:18:89:GLN:HB2	65:18:97:ASP:OD2	2.21	0.41
49:S2:205:ARG:HB3	49:S2:205:ARG:NH1	2.35	0.41
64:17:13:SER:CB	64:17:54:THR:HG22	2.50	0.41
46:1S:64:U:C2'	46:1S:65:A:H5''	2.51	0.41
47:S0:10:THR:HB	47:S0:11:PRO:HD2	2.02	0.41
19:57:166:VAL:HG13	19:57:166:VAL:O	2.21	0.41
45:83:28:LYS:HG2	45:83:32:GLN:NE2	2.35	0.41
52:S5:143:ARG:HB2	75:28:57:MET:HE3	2.03	0.41
46:1S:1132:A:H2'	46:1S:1133:A:C8	2.55	0.41
1:2S:990:U:H4'	23:61:100:LYS:HE3	2.03	0.41
12:L9:112:ILE:HD12	12:L9:126:VAL:HB	2.02	0.41
13:50:218:ALA:O	13:50:219:ALA:HB3	2.20	0.41
35:73:73:ARG:HG3	35:73:82:ARG:HD2	2.01	0.41
46:1S:451:A:C2	46:1S:453:U:H1'	2.55	0.41
54:S7:28:GLU:HG2	54:S7:38:LEU:CD2	2.51	0.41
68:21:31:SER:HB3	68:21:56:SER:HA	2.02	0.41
21:59:40:ALA:O	21:59:44:LEU:HD23	2.20	0.41
2:8S:42:G:C2'	2:8S:43:A:H5'	2.50	0.41
1:2S:2329:C:H2'	1:2S:2330:C:C6	2.55	0.41
1:2S:1008:U:C2'	1:2S:1009:A:H5'	2.51	0.41
1:2S:23:A:C2	1:2S:24:G:H1'	2.56	0.41
1:2S:2245:C:H5''	5:L2:219:ILE:CD1	2.51	0.41
13:50:39:LYS:C	13:50:40:LYS:HD2	2.41	0.41
16:54:130:THR:HA	16:54:133:LYS:CE	2.51	0.41
63:16:50:GLU:O	63:16:54:LEU:HD23	2.20	0.41
29:67:123:GLN:O	29:67:124:ALA:HB3	2.20	0.41
51:S4:214:LEU:HD23	51:S4:216:ASN:HD21	1.85	0.41
10:L7:111:ILE:O	10:L7:112:ASN:HB2	2.21	0.41
25:63:45:ARG:NH1	25:63:46:LEU:H	2.19	0.41
18:56:37:ARG:HA	18:56:107:GLY:H	1.85	0.41
1:2S:2673:A:C5'	14:51:95:ASN:HA	2.43	0.41
28:66:57:LEU:HD13	28:66:58:VAL:N	2.36	0.41
72:25:88:ILE:HA	72:25:104:ALA:HB2	2.03	0.41
7:L4:188:ARG:O	7:L4:193:LYS:HE3	2.20	0.41
12:L9:120:ASP:HB3	12:L9:122:LYS:O	2.20	0.41
1:2S:2615:G:H2'	1:2S:2616:C:O4'	2.20	0.41
46:1S:1782:A:H3'	46:1S:1783:C:O4'	2.20	0.41
1:2S:1937:U:H2'	1:2S:1938:U:C6	2.55	0.41
1:2S:2949:U:P	6:L3:243:HIS:HB2	2.61	0.41
65:18:18:LEU:CD2	65:18:70:VAL:HG22	2.50	0.41
46:1S:1759:C:H2'	46:1S:1760:G:O4'	2.20	0.41

Continued on next page...

Continued from previous page...

Atom-1	Atom-2	Interatomic distance (Å)	Clash overlap (Å)
21:59:159:ALA:O	21:59:163:ARG:HB2	2.20	0.41
34:72:15:LYS:HG2	34:72:16:LYS:N	2.34	0.41
46:1S:1028:C:O4'	46:1S:1030:A:H4'	2.20	0.41
40:78:27:ILE:HD13	40:78:41:THR:HB	2.02	0.41
30:68:74:ASN:HD22	30:68:115:LYS:HB2	1.85	0.41
1:2S:1635:G:H2'	1:2S:1637:A:OP2	2.21	0.41
46:1S:1600:A:H2'	46:1S:1600:A:N3	2.35	0.41
46:1S:433:C:H2'	46:1S:434:G:C1'	2.51	0.41
1:2S:85:A:N6	1:2S:100:A:C8	2.88	0.41
3:5S:15:C:H2'	3:5S:16:U:H6	1.85	0.41
43:81:4:LYS:NZ	46:1S:1774:G:H3'	2.36	0.41
51:S4:175:PHE:HE1	51:S4:225:VAL:CG1	2.33	0.41
46:1S:20:G:H2'	46:1S:21:U:H6	1.86	0.41
1:2S:1494:U:H1'	1:2S:1496:C:H41	1.85	0.41
6:L3:332:ARG:O	6:L3:333:LYS:CB	2.68	0.41
16:54:90:VAL:HG22	16:54:90:VAL:O	2.20	0.41
46:1S:1088:A:O5'	46:1S:1088:A:H8	2.03	0.41
46:1S:1671:A:H2'	46:1S:1672:G:O4'	2.20	0.41
1:2S:3370:A:H2'	1:2S:3371:G:O4'	2.21	0.41
67:20:67:THR:O	67:20:79:TRP:HA	2.20	0.41
72:25:76:ALA:O	72:25:80:LEU:HG	2.20	0.41
1:2S:1874:A:N7	21:59:20:ARG:CZ	2.84	0.41
7:L4:281:ILE:CG2	20:58:25:TYR:HB3	2.50	0.41
1:2S:1412:G:H2'	1:2S:1413:G:O4'	2.21	0.41
71:24:106:GLN:O	71:24:110:GLN:HG3	2.21	0.41
1:2S:938:C:O2'	1:2S:2814:G:H4'	2.21	0.41
46:1S:1651:A:N1	46:1S:1749:A:N1	2.69	0.41
19:57:41:LEU:O	19:57:45:GLN:HG3	2.21	0.41
23:61:102:ARG:HA	23:61:105:PHE:HB2	2.01	0.41
1:2S:2107:A:H1'	55:S8:92:ARG:HH22	1.84	0.41
11:L8:63:LYS:HA	11:L8:63:LYS:NZ	2.35	0.41
66:19:7:ARG:HG3	66:19:7:ARG:HH11	1.85	0.41
19:57:40:GLU:HB3	19:57:43:LYS:HB2	2.03	0.41
13:50:176:LEU:HD13	13:50:184:LYS:HD2	2.03	0.41
59:12:134:SER:HA	59:12:137:MET:HB3	2.02	0.41
59:12:135:MET:O	59:12:139:HIS:HB2	2.20	0.41
46:1S:1490:C:O3'	46:1S:1491:U:H4'	2.21	0.41
44:82:100:LYS:HE3	44:82:100:LYS:HA	2.02	0.41
25:63:66:LYS:CB	25:63:69:LEU:HD13	2.51	0.41
48:S1:180:THR:CG2	48:S1:181:LEU:H	2.25	0.41
68:21:60:ARG:HG2	68:21:65:SER:HB2	2.02	0.41

Continued on next page...

Continued from previous page...

Atom-1	Atom-2	Interatomic distance (Å)	Clash overlap (Å)
19:57:119:VAL:HA	19:57:145:HIS:O	2.20	0.41
19:57:120:ASN:O	19:57:144:SER:HA	2.21	0.41
21:59:22:VAL:N	21:59:53:LYS:HD2	2.35	0.41
21:59:53:LYS:HG2	21:59:54:ALA:H	1.86	0.41
53:S6:31:ARG:O	53:S6:52:ILE:HD12	2.21	0.41
72:25:50:ILE:HG22	72:25:51:LEU:HD12	2.02	0.41
6:L3:271:GLY:O	6:L3:272:TYR:HB3	2.21	0.41
6:L3:273:HIS:CB	6:L3:275:ARG:HH12	2.34	0.41
46:1S:164:A:H2'	46:1S:165:G:C8	2.56	0.41
46:1S:766:U:H5''	46:1S:768:C:OP2	2.20	0.41
6:L3:19:ARG:HH21	6:L3:270:ARG:HG3	1.85	0.41
6:L3:270:ARG:HG2	6:L3:270:ARG:HH11	1.86	0.41
32:70:43:ILE:HG12	32:70:68:TYR:HD2	1.85	0.41
50:S3:53:THR:HA	50:S3:91:VAL:HG11	2.03	0.41
2:8S:4:C:H2'	2:8S:5:U:C6	2.55	0.41
64:17:29:GLN:HG2	79:RA:67:ILE:HD12	2.03	0.41
52:S5:42:LEU:O	52:S5:68:ILE:O	2.38	0.41
1:2S:1150:A:H3'	1:2S:1151:U:C6	2.55	0.41
52:S5:142:PRO:HG3	52:S5:214:LYS:HG3	2.02	0.41
48:S1:98:THR:OG1	48:S1:99:ASN:N	2.54	0.41
11:L8:153:ILE:HG21	11:L8:179:ILE:HG12	2.03	0.41
1:2S:1334:U:H2'	1:2S:1335:C:H6	1.85	0.41
46:1S:1087:A:C2	46:1S:1142:A:H4'	2.56	0.41
72:25:96:SER:O	72:25:97:LYS:CG	2.69	0.41
57:10:29:GLN:O	57:10:30:ALA:HB3	2.20	0.41
46:1S:1563:C:H2'	46:1S:1564:U:H6	1.86	0.41
1:2S:1753:G:H2'	1:2S:1754:G:H8	1.82	0.41
11:L8:105:LYS:HE3	11:L8:108:ARG:NH2	2.36	0.41
37:75:101:THR:HG23	37:75:104:GLN:HB2	2.03	0.41
46:1S:1736:G:H2'	46:1S:1737:G:O4'	2.21	0.41
1:2S:1932:A:H2'	1:2S:1933:A:H5'	2.02	0.41
13:50:216:TYR:C	13:50:218:ALA:H	2.24	0.41
46:1S:88:U:O2'	46:1S:171:A:H5'	2.20	0.41
2:8S:76:C:H2'	2:8S:77:A:C8	2.55	0.41
5:L2:37:ARG:HG3	5:L2:37:ARG:HH21	1.85	0.41
1:2S:791:A:H2'	1:2S:792:G:C8	2.56	0.41
3:5S:19:C:H2'	3:5S:20:A:H8	1.85	0.41
7:L4:104:LYS:HD3	7:L4:104:LYS:HA	1.88	0.41
51:S4:214:LEU:HB3	51:S4:216:ASN:ND2	2.36	0.41
48:S1:34:ALA:HB3	48:S1:41:ARG:HA	2.03	0.41
53:S6:14:LYS:HG2	53:S6:15:THR:N	2.36	0.41

Continued on next page...

Continued from previous page...

Atom-1	Atom-2	Interatomic distance (Å)	Clash overlap (Å)
68:21:13:VAL:HA	68:21:14:PRO:HD3	1.89	0.41
46:1S:50:C:H2'	46:1S:424:C:N4	2.35	0.41
1:2S:935:U:O5'	1:2S:935:U:H6	2.04	0.41
55:S8:29:LEU:C	55:S8:29:LEU:HD23	2.41	0.41
27:65:100:LYS:NZ	27:65:100:LYS:HB2	2.36	0.41
4:L1:114:GLU:H	4:L1:114:GLU:HG2	1.68	0.41
1:2S:1439:U:O5'	1:2S:1439:U:H6	2.04	0.41
20:58:72:LYS:NZ	20:58:72:LYS:HB3	2.35	0.41
1:2S:2876:C:H2'	1:2S:2877:G:O4'	2.20	0.41
46:1S:1312:A:H8	64:17:2:GLY:N	2.18	0.41
46:1S:619:A:H5''	46:1S:1141:G:H4'	2.03	0.41
46:1S:1501:C:C5	66:19:102:ARG:NH1	2.84	0.41
46:1S:712:G:C3'	46:1S:713:A:H5''	2.51	0.41
48:S1:176:VAL:CG1	48:S1:177:GLN:N	2.78	0.41
30:68:13:GLY:C	30:68:15:VAL:H	2.23	0.41
16:54:8:LYS:HB3	16:54:9:ALA:H	1.65	0.41
46:1S:143:G:H2'	46:1S:144:U:C5'	2.38	0.41
17:55:122:ASN:O	17:55:123:GLN:HB3	2.20	0.41
71:24:8:ARG:HE	71:24:10:ARG:HH21	1.69	0.41
78:31:135:HIS:HB2	78:31:138:ARG:O	2.21	0.41
6:L3:56:ILE:CG2	6:L3:57:VAL:N	2.84	0.41
6:L3:77:THR:O	6:L3:323:MET:HA	2.20	0.41
30:68:21:ARG:HA	30:68:24:LYS:HZ3	1.84	0.41
47:S0:170:ILE:O	47:S0:174:TRP:HD1	2.04	0.41
39:77:44:THR:CG2	39:77:45:ARG:H	2.33	0.41
1:2S:725:G:C2'	1:2S:726:G:H5''	2.50	0.41
4:L1:73:ASP:HB3	4:L1:111:ILE:HD13	2.03	0.41
62:15:25:LEU:HB3	62:15:87:PRO:HG2	2.02	0.41
19:57:26:PHE:HE1	19:57:120:ASN:CA	2.33	0.41
46:1S:1789:G:C5'	61:14:132:ARG:NH2	2.79	0.41
59:12:71:ILE:O	59:12:75:VAL:HG23	2.21	0.41
1:2S:803:C:O5'	1:2S:803:C:H6	2.03	0.41
67:20:95:ALA:HB1	67:20:96:PRO:CD	2.45	0.41
1:2S:2489:C:H41	1:2S:2490:C:N4	2.19	0.41
77:30:30:PRO:HB2	77:30:34:ALA:CB	2.50	0.41
77:30:30:PRO:HG3	77:30:38:LEU:HD12	2.03	0.41
73:26:18:VAL:HG21	73:26:33:ASP:OD1	2.20	0.41
1:2S:3034:C:O2	12:L9:122:LYS:HB3	2.21	0.41
46:1S:772:G:H5''	51:S4:23:LEU:CG	2.49	0.41
7:L4:3:ARG:HA	7:L4:4:PRO:HD3	1.91	0.41
1:2S:3131:U:H2'	1:2S:3132:C:C5	2.55	0.41

Continued on next page...

Continued from previous page...

Atom-1	Atom-2	Interatomic distance (Å)	Clash overlap (Å)
55:S8:42:ARG:HB2	55:S8:58:LEU:O	2.21	0.41
67:20:19:ILE:CG2	67:20:94:GLU:HB3	2.48	0.41
20:58:172:PHE:O	20:58:173:GLU:HB2	2.20	0.41
50:S3:105:MET:SD	50:S3:122:VAL:HG21	2.60	0.41
18:56:15:LEU:O	18:56:19:LEU:HB2	2.20	0.41
18:56:136:THR:HG22	18:56:141:LEU:HD22	2.03	0.41
46:1S:435:C:C5'	70:23:50:LYS:HE3	2.50	0.41
46:1S:490:C:H41	46:1S:497:G:H21	1.69	0.41
48:S1:124:ASN:HB3	48:S1:138:PHE:HD1	1.81	0.41
23:61:40:VAL:CA	23:61:99:SER:HB2	2.49	0.41
54:S7:63:PRO:O	54:S7:64:VAL:CB	2.69	0.41
5:L2:144:ASN:HB2	5:L2:160:SER:HB2	2.03	0.41
1:2S:1709:C:H5''	29:67:15:ARG:NH2	2.36	0.41
47:S0:124:THR:HA	47:S0:146:LEU:HD12	2.02	0.41
46:1S:1586:A:H1'	46:1S:1611:A:N6	2.35	0.41
56:S9:153:GLU:HA	56:S9:156:ILE:CG1	2.51	0.41
18:56:73:PHE:CD2	18:56:78:ARG:HB3	2.56	0.41
1:2S:1099:A:H2'	1:2S:1100:U:C6	2.55	0.41
30:68:104:THR:HG21	30:68:112:ILE:HD11	2.03	0.41
32:70:27:TYR:HA	32:70:89:VAL:HG11	2.02	0.41
2:8S:79:A:H5''	37:75:43:LYS:NZ	2.35	0.41
47:S0:41:ARG:HA	64:17:105:GLN:HG3	2.03	0.41
47:S0:41:ARG:HB2	47:S0:47:VAL:CG2	2.51	0.41
1:2S:3321:C:H2'	1:2S:3322:A:H8	1.84	0.41
12:L9:41:ILE:HD12	12:L9:43:VAL:HG13	2.02	0.41
1:2S:1475:A:H4'	33:71:57:GLN:HG2	2.02	0.41
1:2S:1475:A:O2'	33:71:60:TRP:HB2	2.21	0.41
21:59:17:VAL:HG22	21:59:52:LYS:HZ2	1.86	0.41
69:22:115:GLU:O	69:22:119:LYS:CG	2.69	0.41
5:L2:97:ASN:O	5:L2:166:ILE:HG13	2.20	0.41
46:1S:286:C:O2'	46:1S:287:G:H5'	2.20	0.41
64:17:71:PHE:CE1	64:17:73:LEU:HB3	2.56	0.41
9:L6:38:THR:HG22	9:L6:39:VAL:N	2.36	0.41
5:L2:116:VAL:O	5:L2:125:ALA:HB3	2.21	0.41
1:2S:2636:A:H5''	1:2S:2637:A:H5'	2.03	0.41
1:2S:2662:G:H2'	1:2S:2663:G:H8	1.82	0.41
55:S8:195:ARG:HG2	55:S8:195:ARG:NH1	2.34	0.41
79:RA:88:THR:CG2	79:RA:104:VAL:HG13	2.51	0.41
46:1S:197:A:H61	55:S8:138:ASN:ND2	2.17	0.41
70:23:13:ARG:NH1	70:23:13:ARG:HB2	2.36	0.41
50:S3:115:ILE:CG2	50:S3:116:ARG:N	2.84	0.41

Continued on next page...

Continued from previous page...

Atom-1	Atom-2	Interatomic distance (Å)	Clash overlap (Å)
46:1S:1363:U:H3'	46:1S:1364:G:H5'	2.02	0.41
46:1S:1104:U:H2'	46:1S:1105:C:H6	1.86	0.41
54:S7:28:GLU:HG2	54:S7:38:LEU:HD22	2.02	0.41
72:25:86:GLU:HA	72:25:86:GLU:OE2	2.19	0.41
1:2S:1459:C:O3'	33:71:51:LEU:HB2	2.21	0.41
16:54:20:VAL:HG13	16:54:66:THR:OG1	2.20	0.41
1:2S:1307:G:H5'	18:56:60:LYS:HD3	2.02	0.41
1:2S:707:U:H2'	1:2S:708:G:O4'	2.21	0.41
11:L8:151:VAL:HG13	11:L8:199:ALA:HB2	2.03	0.41
46:1S:1338:C:H1'	46:1S:1410:A:C5	2.56	0.41
46:1S:755:A:H2'	46:1S:756:A:C8	2.56	0.41
46:1S:688:G:H2'	46:1S:689:G:C8	2.55	0.41
1:2S:1527:C:H4'	36:74:9:ARG:NH2	2.36	0.41
5:L2:15:ILE:HD12	5:L2:194:ASN:ND2	2.36	0.41
57:10:6:GLU:O	57:10:10:LYS:HG3	2.20	0.41
8:L5:262:LYS:O	8:L5:266:ALA:HB2	2.21	0.41
46:1S:32:U:O2'	46:1S:33:U:H5'	2.21	0.41
5:L2:109:GLU:OE1	5:L2:139:HIS:HB2	2.21	0.41
51:S4:128:LYS:CG	51:S4:140:VAL:HB	2.51	0.41
43:81:6:ARG:HD2	43:81:9:ARG:HD2	2.01	0.41
1:2S:1788:C:H2'	1:2S:1789:G:O4'	2.20	0.41
21:59:177:VAL:HG13	21:59:180:LYS:HE2	2.02	0.41
1:2S:416:A:H2'	1:2S:417:A:O4'	2.20	0.41
1:2S:324:A:H2'	1:2S:325:A:C8	2.55	0.41
55:S8:188:GLU:HG2	58:11:13:PHE:CE2	2.56	0.41
46:1S:1285:U:H5''	46:1S:1286:U:H5	1.86	0.41
1:2S:2117:A:H3'	1:2S:2118:C:C6	2.55	0.41
56:S9:175:ARG:HH11	56:S9:175:ARG:HG3	1.86	0.41
45:83:85:ARG:HG2	45:83:85:ARG:HH11	1.86	0.41
8:L5:296:GLN:HG2	8:L5:296:GLN:O	2.21	0.41
66:19:68:ARG:HB2	66:19:69:LYS:H	1.72	0.41
77:30:32:GLY:O	77:30:36:LYS:HD3	2.21	0.41
50:S3:22:ASN:HA	50:S3:34:TYR:OH	2.21	0.41
1:2S:745:C:OP1	20:58:145:ASN:HB2	2.21	0.41
1:2S:2896:A:H2'	1:2S:2897:A:O4'	2.20	0.41
65:18:3:LEU:HD23	65:18:5:VAL:HG13	2.02	0.41
51:S4:194:THR:HG21	51:S4:231:GLN:OE1	2.20	0.41
6:L3:77:THR:HG21	6:L3:328:ILE:HG13	2.02	0.41
46:1S:1614:A:H3'	46:1S:1615:C:C6	2.56	0.41
1:2S:2555:G:N3	36:74:92:ALA:HA	2.36	0.41
29:67:136:PHE:O	36:74:88:ARG:HD3	2.21	0.41

Continued on next page...

Continued from previous page...

Atom-1	Atom-2	Interatomic distance (Å)	Clash overlap (Å)
19:57:29:THR:O	19:57:32:THR:HG22	2.22	0.41
1:2S:115:A:N3	1:2S:266:A:H5'	2.36	0.41
48:S1:136:ARG:O	48:S1:215:VAL:HA	2.21	0.41
1:2S:665:A:C5'	17:55:199:LEU:HD11	2.51	0.41
51:S4:45:ILE:HA	51:S4:61:VAL:HG11	2.02	0.41
77:30:38:LEU:HD22	77:30:39:LEU:HD22	2.02	0.41
72:25:100:ILE:HD13	72:25:101:TYR:N	2.36	0.41
6:L3:13:HIS:CG	6:L3:16:PHE:HD1	2.38	0.41
60:13:89:TYR:HA	60:13:92:ILE:HD12	2.02	0.41
1:2S:1695:U:H4'	36:74:26:PRO:HG3	2.03	0.41
1:2S:3233:C:H2'	1:2S:3234:A:C8	2.56	0.41
1:2S:797:U:H5''	15:53:2:ALA:CA	2.51	0.41
29:67:23:VAL:HG12	29:67:45:GLY:N	2.36	0.41
1:2S:2040:U:H2'	1:2S:2041:U:C6	2.55	0.41
21:59:142:ILE:HG22	21:59:146:LYS:HD3	2.02	0.41
1:2S:608:A:H3'	9:L6:22:ARG:NH1	2.36	0.41
64:17:106:THR:O	64:17:110:VAL:HG23	2.21	0.41
2:8S:63:G:N3	2:8S:63:G:H2'	2.35	0.41
16:54:104:ALA:O	16:54:108:ARG:HB2	2.20	0.41
6:L3:145:GLU:HA	6:L3:148:LEU:HB2	2.03	0.41
60:13:16:ILE:HG13	60:13:17:PRO:HD2	2.03	0.41
1:2S:678:G:H2'	1:2S:679:U:C6	2.56	0.41
1:2S:958:C:H5''	1:2S:2800:G:OP1	2.20	0.41
1:2S:2196:C:O2'	1:2S:2270:A:H1'	2.21	0.41
22:60:67:ALA:C	22:60:69:PRO:HD3	2.41	0.41
61:14:31:THR:CG2	61:14:38:THR:HA	2.50	0.41
61:14:29:HIS:CB	61:14:41:ARG:HA	2.51	0.41
61:14:112:ILE:O	73:26:58:VAL:HG22	2.21	0.41
1:2S:1486:G:H21	36:74:6:THR:HG22	1.86	0.41
1:2S:2688:U:OP1	8:L5:16:PHE:HE2	2.04	0.41
1:2S:2104:A:H2'	1:2S:2105:G:C8	2.56	0.41
1:2S:1527:C:H4'	36:74:9:ARG:CZ	2.51	0.41
12:L9:6:THR:O	12:L9:7:GLU:HB3	2.21	0.41
46:1S:1513:G:H2'	46:1S:1514:U:H5''	2.03	0.41
12:L9:105:GLU:HB2	12:L9:110:LYS:HD2	2.03	0.41
46:1S:264:G:H5''	46:1S:265:A:H5'	2.02	0.41
46:1S:116:U:H2'	46:1S:117:U:C6	2.55	0.41
40:78:43:PHE:HB2	40:78:54:LEU:HB3	2.02	0.41
14:51:109:HIS:CE1	14:51:122:ILE:HD13	2.56	0.41
1:2S:1376:C:H2'	1:2S:1377:G:C8	2.56	0.41
79:RA:175:ASP:O	79:RA:176:LYS:HB2	2.20	0.41

Continued on next page...

Continued from previous page...

Atom-1	Atom-2	Interatomic distance (Å)	Clash overlap (Å)
35:73:86:ARG:HD3	35:73:86:ARG:C	2.41	0.41
67:20:32:LYS:HD2	67:20:32:LYS:HA	1.93	0.41
49:S2:148:LEU:HB3	49:S2:149:GLY:H	1.69	0.41
1:2S:3084:C:H2'	1:2S:3085:G:O4'	2.21	0.40
56:S9:86:LEU:HD21	56:S9:91:LYS:HA	2.03	0.40
63:16:97:VAL:CG1	63:16:98:ASP:N	2.81	0.40
36:74:80:ARG:NE	36:74:80:ARG:HA	2.36	0.40
47:S0:179:ARG:HG2	47:S0:183:ARG:HD2	2.03	0.40
46:1S:1219:A:C6	46:1S:1265:G:H1'	2.56	0.40
46:1S:1202:A:H61	46:1S:1457:C:H5''	1.81	0.40
46:1S:391:A:O2'	46:1S:1730:A:H4'	2.21	0.40
57:10:16:PHE:CD2	57:10:76:LEU:HB3	2.45	0.40
12:L9:161:LEU:HD23	12:L9:161:LEU:C	2.41	0.40
1:2S:2941:A:N7	6:L3:256:HIS:CE1	2.80	0.40
1:2S:3152:U:H5'	1:2S:3294:A:H5''	2.02	0.40
1:2S:215:G:H2'	1:2S:216:G:H8	1.86	0.40
19:57:59:PRO:HG2	19:57:76:PHE:CD2	2.57	0.40
1:2S:1103:A:H1'	1:2S:1104:G:OP1	2.21	0.40
10:L7:174:GLY:HA2	10:L7:178:ILE:O	2.22	0.40
8:L5:125:VAL:HG11	8:L5:200:PHE:CZ	2.55	0.40
1:2S:1669:C:C2'	1:2S:1670:C:H5'	2.51	0.40
65:18:72:ILE:HG12	65:18:79:TYR:CG	2.57	0.40
65:18:72:ILE:HG23	65:18:79:TYR:HB2	2.03	0.40
15:53:29:ALA:HB3	17:55:201:ARG:NH1	2.36	0.40
63:16:117:LEU:HD22	63:16:117:LEU:H	1.86	0.40
17:55:42:PRO:HG3	17:55:61:ILE:CG1	2.51	0.40
18:56:121:PRO:HA	18:56:127:LEU:CD1	2.50	0.40
18:56:124:LEU:HD23	18:56:127:LEU:HG	2.03	0.40
22:60:154:HIS:CE1	22:60:170:THR:HG21	2.56	0.40
33:71:29:ALA:N	33:71:30:PRO:CD	2.84	0.40
56:S9:172:VAL:HG13	56:S9:173:ALA:N	2.36	0.40
1:2S:2561:A:HO2'	1:2S:2562:A:H8	1.68	0.40
1:2S:2985:C:H2'	1:2S:2986:U:H6	1.85	0.40
14:51:13:LYS:HE2	14:51:134:PRO:HG3	2.02	0.40
46:1S:611:U:C1'	58:11:97:TYR:HA	2.51	0.40
48:S1:115:ARG:HG3	48:S1:116:LYS:H	1.86	0.40
21:59:110:ARG:HA	21:59:115:ILE:HG22	2.02	0.40
17:55:73:ARG:HB2	17:55:92:LEU:HD21	2.02	0.40
79:RA:66:HIS:HB2	79:RA:86:ASP:HB3	2.03	0.40
47:S0:202:TYR:O	47:S0:203:PHE:CB	2.68	0.40
1:2S:426:G:H5'	34:72:50:ILE:HG22	2.02	0.40

Continued on next page...

Continued from previous page...

Atom-1	Atom-2	Interatomic distance (Å)	Clash overlap (Å)
1:2S:1943:C:O2'	1:2S:1944:U:H5'	2.21	0.40
5:L2:122:ASP:O	5:L2:123:ARG:HB2	2.21	0.40
1:2S:174:C:H2'	1:2S:175:C:H6	1.85	0.40
46:1S:891:A:H2'	46:1S:892:A:C8	2.56	0.40
63:16:94:GLN:HG3	63:16:95:LYS:N	2.35	0.40
3:5S:84:A:H2'	3:5S:85:G:C8	2.56	0.40
2:8S:59:A:H3'	2:8S:59:A:OP2	2.21	0.40
63:16:140:LYS:HB2	63:16:140:LYS:HE3	1.92	0.40
26:64:39:LEU:HB3	26:64:44:LYS:HB2	2.03	0.40
62:15:18:ARG:HG2	62:15:18:ARG:HH11	1.86	0.40
79:RA:157:VAL:HG11	79:RA:225:LEU:CD2	2.52	0.40
61:14:84:ARG:CA	61:14:119:THR:HG22	2.45	0.40
1:2S:1694:U:H5	1:2S:1772:U:HO2'	1.68	0.40
1:2S:728:G:H2'	1:2S:729:C:C6	2.56	0.40
20:58:170:ARG:HD2	30:68:56:VAL:HG11	2.04	0.40
54:S7:134:GLU:HG2	54:S7:135:ILE:N	2.36	0.40
64:17:119:LEU:O	64:17:120:SER:HB2	2.21	0.40
71:24:25:VAL:HG23	71:24:73:GLY:N	2.35	0.40
46:1S:1165:G:H2'	46:1S:1166:A:C8	2.56	0.40
60:13:17:PRO:HG3	74:27:28:PRO:CD	2.49	0.40
1:2S:1476:G:H2'	1:2S:1477:A:O4'	2.21	0.40
35:73:41:ALA:HA	35:73:44:TYR:CD2	2.51	0.40
21:59:106:LEU:HD21	21:59:123:LEU:HD12	2.03	0.40
40:78:42:LYS:HB2	40:78:44:LYS:HZ1	1.86	0.40
40:78:42:LYS:HG2	40:78:55:VAL:HG13	2.03	0.40
1:2S:641:C:H42	1:2S:645:A:H8	1.62	0.40
5:L2:250:GLN:O	5:L2:251:LYS:C	2.58	0.40
32:70:65:THR:CG2	32:70:66:LYS:N	2.84	0.40
6:L3:53:MET:O	6:L3:364:LYS:HE3	2.22	0.40
71:24:104:SER:HB3	71:24:107:GLN:HB2	2.03	0.40
1:2S:1324:U:H5'	22:60:2:ALA:HA	2.02	0.40
46:1S:709:C:C4	46:1S:730:G:H2'	2.55	0.40
18:56:65:ASN:HA	18:56:65:ASN:HD22	1.69	0.40
17:55:48:ALA:O	17:55:53:TYR:HB2	2.21	0.40
58:11:6:THR:HB	58:11:9:SER:HB3	2.02	0.40
46:1S:836:U:H2'	46:1S:837:G:H8	1.85	0.40
71:24:30:PRO:O	71:24:31:ASN:HB2	2.22	0.40
1:2S:379:C:H2'	1:2S:380:U:H6	1.86	0.40
70:23:12:ALA:HA	70:23:15:LEU:CD1	2.51	0.40
63:16:54:LEU:HD12	63:16:108:ALA:O	2.21	0.40
21:59:25:ASP:C	21:59:27:ASN:H	2.25	0.40

Continued on next page...

Continued from previous page...

Atom-1	Atom-2	Interatomic distance (Å)	Clash overlap (Å)
13:50:193:ASP:CG	13:50:194:GLY:H	2.24	0.40
15:53:164:GLU:O	15:53:165:SER:HB3	2.21	0.40
77:30:41:THR:HA	77:30:45:VAL:HB	2.03	0.40
49:S2:248:SER:HB3	49:S2:249:ALA:H	1.72	0.40
18:56:54:TYR:O	18:56:58:LEU:HB2	2.21	0.40
71:24:90:ARG:O	71:24:93:ARG:HB2	2.22	0.40
1:2S:2477:G:H2'	1:2S:2477:G:N3	2.37	0.40
5:L2:20:THR:HA	5:L2:23:ARG:NE	2.36	0.40
12:L9:31:ARG:HG3	12:L9:31:ARG:HH11	1.86	0.40
8:L5:40:HIS:HB3	8:L5:43:LYS:HE2	2.02	0.40
1:2S:681:U:C6	1:2S:681:U:C3'	3.04	0.40
1:2S:3344:A:H61	1:2S:3361:G:H1'	1.86	0.40
28:66:27:ARG:HD3	28:66:75:ARG:O	2.22	0.40
46:1S:461:G:H2'	46:1S:462:G:C8	2.56	0.40
66:19:30:VAL:HA	66:19:31:PRO:HD3	1.87	0.40
1:2S:287:G:H5'	17:55:179:LYS:HB3	2.04	0.40
36:74:20:ILE:HG23	36:74:33:GLN:C	2.42	0.40
2:8S:10:A:H2'	2:8S:11:C:C6	2.57	0.40
46:1S:474:A:N1	46:1S:594:A:H5'	2.36	0.40
34:72:66:LEU:HD23	34:72:72:LYS:HG3	2.03	0.40
1:2S:215:G:H2'	1:2S:216:G:C8	2.57	0.40
38:76:4:LYS:HA	38:76:12:ASN:HB3	2.03	0.40
70:23:50:LYS:HA	70:23:103:LEU:HA	2.04	0.40
1:2S:1795:U:H5''	1:2S:1796:G:H5'	2.03	0.40
1:2S:795:G:C2'	1:2S:796:U:H5'	2.51	0.40
5:L2:138:GLY:HA3	5:L2:147:ARG:HB3	2.02	0.40
46:1S:610:G:H21	70:23:19:ARG:HH12	1.69	0.40
1:2S:443:G:O5'	1:2S:443:G:H8	2.03	0.40
11:L8:59:GLN:HG3	11:L8:60:ARG:N	2.36	0.40
46:1S:1294:G:H1	46:1S:1303:U:H3	1.68	0.40
46:1S:629:U:H5''	60:13:127:ARG:HH12	1.85	0.40
59:12:52:LEU:HD11	59:12:87:PRO:HG3	2.04	0.40
66:19:135:ILE:HD12	66:19:135:ILE:C	2.41	0.40
8:L5:207:TYR:HD2	8:L5:210:GLU:HB2	1.85	0.40
51:S4:137:PRO:HD2	51:S4:149:TYR:CD1	2.56	0.40
78:31:145:HIS:CD2	78:31:145:HIS:N	2.89	0.40
57:10:93:GLN:CG	57:10:94:GLU:H	2.34	0.40
69:22:71:LYS:HB3	69:22:130:TYR:CZ	2.56	0.40
79:RA:81:LEU:HD13	79:RA:113:VAL:HG22	2.02	0.40
1:2S:982:C:O2'	1:2S:983:A:H5'	2.20	0.40
1:2S:3043:C:C2'	1:2S:3044:G:H5'	2.52	0.40

Continued on next page...

Continued from previous page...

Atom-1	Atom-2	Interatomic distance (Å)	Clash overlap (Å)
49:S2:146:THR:HG23	49:S2:148:LEU:HB2	2.02	0.40
1:2S:2700:G:H2'	1:2S:2701:U:C6	2.56	0.40
1:2S:2707:C:H2'	1:2S:2708:C:C6	2.55	0.40
46:1S:158:U:O2'	46:1S:159:U:H3'	2.21	0.40
29:67:113:VAL:O	29:67:116:LYS:HB3	2.22	0.40
2:8S:24:G:H2'	2:8S:25:G:O4'	2.21	0.40
6:L3:213:GLU:HB3	6:L3:282:ILE:HD12	2.03	0.40
46:1S:1596:C:H5'	76:29:16:LYS:NZ	2.36	0.40
2:8S:114:G:H2'	2:8S:115:C:C6	2.55	0.40
17:55:105:ARG:HG2	17:55:108:ARG:HH22	1.86	0.40
50:S3:29:LEU:O	50:S3:34:TYR:HB3	2.21	0.40
1:2S:1585:C:H2'	1:2S:1586:G:O4'	2.21	0.40
30:68:37:GLY:O	30:68:42:ARG:HB3	2.21	0.40
1:2S:2673:A:H5''	14:51:95:ASN:OD1	2.21	0.40
79:RA:157:VAL:HG23	79:RA:169:ILE:HA	2.02	0.40
67:20:109:GLU:OE1	67:20:110:PRO:HD2	2.21	0.40
1:2S:113:C:O2'	1:2S:114:A:H5'	2.21	0.40
1:2S:2756:C:H2'	1:2S:2757:U:H6	1.77	0.40
46:1S:1718:G:O2'	46:1S:1719:A:H5'	2.20	0.40
36:74:71:THR:HG22	36:74:72:VAL:N	2.25	0.40
54:S7:46:ILE:HD11	54:S7:60:ILE:HG23	2.03	0.40
1:2S:3284:G:H2'	1:2S:3285:C:C6	2.57	0.40
56:S9:36:LEU:CD2	56:S9:108:ARG:HH12	2.34	0.40
30:68:81:LEU:HB2	30:68:102:ILE:CG2	2.51	0.40
7:L4:62:ALA:HB1	7:L4:76:ARG:O	2.21	0.40
23:61:78:LYS:CG	23:61:80:VAL:HB	2.52	0.40
23:61:80:VAL:HG22	23:61:81:GLY:N	2.36	0.40
17:55:18:VAL:O	17:55:22:LEU:HG	2.21	0.40
46:1S:17:C:H5'	46:1S:1109:G:H5'	2.04	0.40
27:65:47:ALA:HB3	37:75:77:PRO:HG3	2.04	0.40
56:S9:121:SER:HB3	56:S9:124:HIS:HB3	2.03	0.40
30:68:67:HIS:N	30:68:67:HIS:CD2	2.89	0.40
46:1S:301:A:H2'	46:1S:302:U:C6	2.57	0.40
72:25:96:SER:O	72:25:97:LYS:HG2	2.20	0.40
1:2S:2799:A:H5''	1:2S:2800:G:O5'	2.22	0.40
2:8S:141:C:O5'	2:8S:141:C:H6	2.05	0.40
3:5S:40:C:H2'	3:5S:42:A:N7	2.36	0.40
13:50:178:ARG:O	13:50:182:LEU:HG	2.21	0.40
17:55:163:GLY:C	17:55:165:THR:H	2.23	0.40
1:2S:168:U:H2'	1:2S:169:U:C6	2.56	0.40
74:27:81:ARG:O	74:27:82:LYS:CB	2.69	0.40

Continued on next page...

Continued from previous page...

Atom-1	Atom-2	Interatomic distance (Å)	Clash overlap (Å)
33:71:70:ARG:CG	33:71:70:ARG:HH21	2.34	0.40
10:L7:78:GLU:HA	23:61:138:SER:HB3	2.02	0.40
1:2S:2197:C:N4	1:2S:2241:U:H2'	2.36	0.40
37:75:7:TYR:CE1	37:75:8:GLU:HG3	2.57	0.40
63:16:35:PRO:HG2	63:16:38:LEU:HG	2.04	0.40
1:2S:3372:A:H2'	1:2S:3373:U:C6	2.56	0.40
4:L1:45:ARG:HB3	4:L1:46:ASP:H	1.68	0.40
25:63:81:GLN:HG2	25:63:82:ALA:H	1.87	0.40
25:63:81:GLN:HA	25:63:98:ASN:ND2	2.37	0.40
1:2S:1140:G:H4'	10:L7:94:LYS:HE2	2.02	0.40
46:1S:1616:G:H2'	46:1S:1617:U:C6	2.56	0.40
74:27:37:CYS:HA	74:27:38:PRO:HD3	1.88	0.40
8:L5:289:LYS:O	8:L5:293:LEU:HB3	2.22	0.40
46:1S:295:A:H2'	46:1S:296:U:O4'	2.22	0.40
69:22:50:PHE:N	69:22:50:PHE:CD1	2.90	0.40
72:25:83:LEU:HA	72:25:87:GLY:HA3	2.02	0.40
15:53:84:GLY:O	15:53:85:LEU:HB3	2.20	0.40
46:1S:1058:U:C6	46:1S:1061:A:N1	2.87	0.40
73:26:88:SER:H	73:26:91:ASP:HB2	1.87	0.40
17:55:30:TYR:CD1	17:55:63:ARG:HD3	2.56	0.40
55:S8:156:VAL:CG2	55:S8:185:GLU:HG3	2.52	0.40
35:73:6:ARG:HG3	35:73:8:TYR:CE1	2.56	0.40
46:1S:1789:G:H8	61:14:132:ARG:NH2	2.08	0.40
1:2S:2470:C:C2'	1:2S:2471:U:H5'	2.52	0.40
46:1S:390:G:H8	46:1S:1731:A:H4'	1.87	0.40
1:2S:3058:U:H5''	33:71:28:ARG:NH2	2.36	0.40
29:67:9:LYS:CG	29:67:10:VAL:H	2.34	0.40
46:1S:992:A:H2	46:1S:1012:U:O4	2.05	0.40
46:1S:1591:C:H2'	46:1S:1592:A:C8	2.57	0.40
46:1S:380:U:C4	56:S9:5:PRO:HA	2.57	0.40
14:51:23:VAL:CG1	14:51:29:ARG:HD3	2.52	0.40
46:1S:193:U:C2	46:1S:195:G:H1'	2.57	0.40
16:54:76:ALA:HB1	16:54:80:THR:CG2	2.51	0.40
47:S0:123:VAL:O	47:S0:146:LEU:HG	2.22	0.40
9:L6:153:PRO:O	16:54:115:PHE:HZ	2.05	0.40
11:L8:130:TYR:CD1	11:L8:204:ARG:HD2	2.57	0.40
64:17:100:LEU:HB3	64:17:118:PRO:HG2	2.04	0.40
1:2S:2338:C:H3'	1:2S:2339:C:H2'	2.02	0.40
46:1S:1593:A:H2'	46:1S:1594:G:C8	2.56	0.40
62:15:60:LEU:HD21	62:15:89:MET:HB2	2.02	0.40
61:14:76:ILE:H	61:14:76:ILE:HD12	1.85	0.40

Continued on next page...

Continued from previous page...

Atom-1	Atom-2	Interatomic distance (Å)	Clash overlap (Å)
1:2S:3004:C:O5'	1:2S:3004:C:H6	2.04	0.40
17:55:169:LYS:HE2	17:55:174:ILE:HD12	2.03	0.40
46:1S:1677:C:H42	46:1S:1724:U:H3	1.69	0.40
1:2S:855:U:H2'	1:2S:856:G:O4'	2.22	0.40
1:2S:2525:G:H3'	5:L2:37:ARG:HH12	1.86	0.40
14:51:166:LYS:HG3	14:51:166:LYS:O	2.20	0.40
8:L5:208:MET:HA	8:L5:219:PHE:CE2	2.56	0.40
74:27:36:LYS:HG2	74:27:43:ILE:HG21	2.03	0.40
63:16:32:ASN:HA	63:16:66:ARG:NH2	2.37	0.40
1:2S:3018:C:C5'	25:63:7:GLN:HG2	2.51	0.40
46:1S:1404:C:H2'	46:1S:1405:G:H8	1.86	0.40
58:11:75:VAL:HG13	58:11:84:ILE:HD12	2.03	0.40
22:60:161:LYS:HB3	22:60:162:THR:H	1.67	0.40
49:S2:84:LYS:HA	49:S2:85:PRO:HD3	1.81	0.40
1:2S:2920:U:H2'	1:2S:2921:U:C6	2.57	0.40
8:L5:143:LYS:HE2	8:L5:143:LYS:HB3	1.93	0.40
53:S6:27:PHE:CZ	53:S6:41:VAL:HG21	2.56	0.40
1:2S:1571:A:H2'	1:2S:1572:U:C4'	2.52	0.40
46:1S:1696:G:H4'	46:1S:1697:G:OP1	2.22	0.40

There are no symmetry-related clashes.

5.3 Torsion angles [i](#)

5.3.1 Protein backbone [i](#)

In the following table, the Percentiles column shows the percent Ramachandran outliers of the chain as a percentile score with respect to all PDB entries followed by that with respect to all EM entries.

The Analysed column shows the number of residues for which the backbone conformation was analysed, and the total number of residues.

Mol	Chain	Analysed	Favoured	Allowed	Outliers	Percentiles	
4	L1	202/217 (93%)	133 (66%)	52 (26%)	17 (8%)	1	18
5	L2	250/254 (98%)	199 (80%)	41 (16%)	10 (4%)	4	35
6	L3	384/387 (99%)	321 (84%)	52 (14%)	11 (3%)	6	42
7	L4	359/362 (99%)	290 (81%)	47 (13%)	22 (6%)	2	25
8	L5	294/297 (99%)	240 (82%)	41 (14%)	13 (4%)	3	33

Continued on next page...

Continued from previous page...

Mol	Chain	Analysed	Favoured	Allowed	Outliers	Percentiles	
9	L6	152/176 (86%)	132 (87%)	16 (10%)	4 (3%)	7	45
10	L7	220/244 (90%)	196 (89%)	19 (9%)	5 (2%)	8	48
11	L8	231/256 (90%)	190 (82%)	31 (13%)	10 (4%)	3	34
12	L9	189/191 (99%)	157 (83%)	27 (14%)	5 (3%)	7	45
13	50	207/221 (94%)	173 (84%)	30 (14%)	4 (2%)	10	51
14	51	167/174 (96%)	131 (78%)	27 (16%)	9 (5%)	2	29
15	53	191/199 (96%)	152 (80%)	25 (13%)	14 (7%)	1	21
16	54	134/138 (97%)	114 (85%)	14 (10%)	6 (4%)	3	33
17	55	201/204 (98%)	168 (84%)	28 (14%)	5 (2%)	7	46
18	56	195/199 (98%)	175 (90%)	15 (8%)	5 (3%)	7	45
19	57	181/184 (98%)	150 (83%)	26 (14%)	5 (3%)	6	44
20	58	183/186 (98%)	154 (84%)	25 (14%)	4 (2%)	8	49
21	59	186/189 (98%)	166 (89%)	16 (9%)	4 (2%)	8	49
22	60	170/172 (99%)	139 (82%)	26 (15%)	5 (3%)	6	42
23	61	157/160 (98%)	126 (80%)	19 (12%)	12 (8%)	1	20
24	62	98/121 (81%)	83 (85%)	12 (12%)	3 (3%)	5	41
25	63	134/137 (98%)	113 (84%)	20 (15%)	1 (1%)	26	71
26	64	59/155 (38%)	44 (75%)	14 (24%)	1 (2%)	11	55
27	65	119/142 (84%)	100 (84%)	16 (13%)	3 (2%)	7	46
28	66	124/127 (98%)	110 (89%)	13 (10%)	1 (1%)	24	69
29	67	133/136 (98%)	106 (80%)	23 (17%)	4 (3%)	5	42
30	68	146/149 (98%)	110 (75%)	27 (18%)	9 (6%)	2	25
31	69	56/59 (95%)	52 (93%)	3 (5%)	1 (2%)	11	53
32	70	95/105 (90%)	89 (94%)	5 (5%)	1 (1%)	17	63
33	71	107/113 (95%)	84 (78%)	20 (19%)	3 (3%)	6	44
34	72	125/130 (96%)	113 (90%)	12 (10%)	0	100	100
35	73	104/107 (97%)	80 (77%)	21 (20%)	3 (3%)	6	42
36	74	110/121 (91%)	92 (84%)	14 (13%)	4 (4%)	4	38
37	75	117/120 (98%)	108 (92%)	8 (7%)	1 (1%)	21	66
38	76	97/100 (97%)	81 (84%)	14 (14%)	2 (2%)	9	50
39	77	85/88 (97%)	70 (82%)	13 (15%)	2 (2%)	7	47

Continued on next page...

Continued from previous page...

Mol	Chain	Analysed	Favoured	Allowed	Outliers	Percentiles	
40	78	75/78 (96%)	69 (92%)	6 (8%)	0	100	100
41	79	48/51 (94%)	42 (88%)	5 (10%)	1 (2%)	9	50
42	80	50/128 (39%)	40 (80%)	9 (18%)	1 (2%)	9	51
43	81	23/25 (92%)	22 (96%)	1 (4%)	0	100	100
44	82	101/106 (95%)	88 (87%)	9 (9%)	4 (4%)	4	35
45	83	89/92 (97%)	74 (83%)	11 (12%)	4 (4%)	3	33
47	S0	204/252 (81%)	163 (80%)	30 (15%)	11 (5%)	2	29
48	S1	212/255 (83%)	152 (72%)	41 (19%)	19 (9%)	1	17
49	S2	215/254 (85%)	178 (83%)	27 (13%)	10 (5%)	3	32
50	S3	221/240 (92%)	181 (82%)	29 (13%)	11 (5%)	3	30
51	S4	258/261 (99%)	214 (83%)	35 (14%)	9 (4%)	4	39
52	S5	204/225 (91%)	164 (80%)	30 (15%)	10 (5%)	3	31
53	S6	224/236 (95%)	193 (86%)	25 (11%)	6 (3%)	6	44
54	S7	182/190 (96%)	138 (76%)	29 (16%)	15 (8%)	1	18
55	S8	184/200 (92%)	151 (82%)	29 (16%)	4 (2%)	8	49
56	S9	183/197 (93%)	153 (84%)	21 (12%)	9 (5%)	3	31
57	10	94/105 (90%)	75 (80%)	13 (14%)	6 (6%)	2	25
58	11	153/156 (98%)	108 (71%)	36 (24%)	9 (6%)	2	26
59	12	122/143 (85%)	85 (70%)	23 (19%)	14 (12%)	0	9
60	13	148/151 (98%)	123 (83%)	22 (15%)	3 (2%)	9	51
61	14	125/137 (91%)	95 (76%)	24 (19%)	6 (5%)	3	31
62	15	122/142 (86%)	90 (74%)	22 (18%)	10 (8%)	1	18
63	16	139/143 (97%)	114 (82%)	18 (13%)	7 (5%)	3	30
64	17	116/136 (85%)	98 (84%)	14 (12%)	4 (3%)	5	39
65	18	143/146 (98%)	115 (80%)	19 (13%)	9 (6%)	2	25
66	19	141/144 (98%)	117 (83%)	20 (14%)	4 (3%)	6	44
67	20	105/121 (87%)	88 (84%)	13 (12%)	4 (4%)	4	36
68	21	85/87 (98%)	69 (81%)	10 (12%)	6 (7%)	1	22
69	22	127/130 (98%)	108 (85%)	16 (13%)	3 (2%)	7	47
70	23	142/145 (98%)	102 (72%)	32 (22%)	8 (6%)	2	28
71	24	132/135 (98%)	103 (78%)	23 (17%)	6 (4%)	3	33

Continued on next page...

Continued from previous page...

Mol	Chain	Analysed	Favoured	Allowed	Outliers	Percentiles	
72	25	68/108 (63%)	46 (68%)	16 (24%)	6 (9%)	1	17
73	26	95/119 (80%)	62 (65%)	21 (22%)	12 (13%)	0	8
74	27	79/82 (96%)	59 (75%)	16 (20%)	4 (5%)	2	30
75	28	61/67 (91%)	50 (82%)	10 (16%)	1 (2%)	12	56
76	29	51/56 (91%)	44 (86%)	5 (10%)	2 (4%)	4	36
77	30	58/63 (92%)	42 (72%)	11 (19%)	5 (9%)	1	17
78	31	69/152 (45%)	42 (61%)	18 (26%)	9 (13%)	0	7
79	RA	316/319 (99%)	250 (79%)	53 (17%)	13 (4%)	3	34
All	All	11126/12097 (92%)	9048 (81%)	1604 (14%)	474 (4%)	6	34

All (474) Ramachandran outliers are listed below:

Mol	Chain	Res	Type
4	L1	20	SER
4	L1	153	SER
4	L1	193	LEU
4	L1	199	GLN
4	L1	209	SER
5	L2	6	ARG
5	L2	251	LYS
6	L3	63	PRO
6	L3	174	LYS
6	L3	386	ASP
7	L4	72	ALA
7	L4	188	ARG
7	L4	328	ASN
8	L5	10	SER
8	L5	19	PRO
8	L5	276	LYS
9	L6	5	LYS
9	L6	6	ALA
9	L6	98	VAL
10	L7	92	ILE
10	L7	158	LYS
11	L8	50	VAL
11	L8	136	LEU
12	L9	14	GLU
14	51	116	TYR
15	53	5	LYS

Continued on next page...

Continued from previous page...

Mol	Chain	Res	Type
15	53	47	ALA
15	53	62	THR
16	54	74	ARG
17	55	81	TYR
18	56	16	VAL
19	57	132	ALA
20	58	99	THR
21	59	88	ARG
21	59	130	ASN
22	60	23	LYS
23	61	93	VAL
23	61	126	VAL
23	61	159	PHE
24	62	11	ILE
26	64	26	SER
27	65	50	ALA
29	67	17	ARG
30	68	15	VAL
30	68	47	LYS
37	75	119	LYS
44	82	34	SER
45	83	15	GLY
47	S0	158	VAL
48	S1	36	SER
48	S1	222	LYS
49	S2	148	LEU
49	S2	248	SER
50	S3	93	ASP
50	S3	211	PRO
50	S3	216	PRO
50	S3	221	SER
51	S4	194	THR
51	S4	195	ILE
51	S4	245	LYS
52	S5	63	GLN
52	S5	100	ASN
53	S6	154	ARG
53	S6	173	PRO
54	S7	12	ALA
54	S7	14	THR
54	S7	31	SER
54	S7	32	PRO

Continued on next page...

Continued from previous page...

Mol	Chain	Res	Type
54	S7	64	VAL
54	S7	74	GLN
54	S7	98	ILE
54	S7	116	ARG
56	S9	98	ALA
56	S9	134	ILE
56	S9	138	LYS
57	10	60	SER
57	10	93	GLN
58	11	6	THR
58	11	7	VAL
58	11	146	ALA
61	14	42	VAL
62	15	54	ALA
63	16	41	PRO
64	17	83	GLN
65	18	14	ILE
65	18	82	PRO
65	18	92	ILE
66	19	53	TRP
68	21	44	ARG
69	22	83	ILE
70	23	27	ASN
70	23	144	ARG
71	24	34	ASN
71	24	36	SER
72	25	41	ILE
72	25	44	GLN
72	25	71	ILE
73	26	62	TYR
73	26	86	VAL
74	27	18	LYS
74	27	57	GLU
75	28	36	THR
77	30	20	LYS
77	30	47	VAL
78	31	88	PRO
79	RA	165	ASP
79	RA	295	SER
4	L1	74	VAL
4	L1	98	LYS
5	L2	115	ASN

Continued on next page...

Continued from previous page...

Mol	Chain	Res	Type
6	L3	187	SER
6	L3	272	TYR
6	L3	307	PRO
6	L3	317	ILE
6	L3	351	LEU
7	L4	82	THR
7	L4	90	PHE
7	L4	232	SER
7	L4	292	SER
7	L4	301	PRO
7	L4	305	ALA
8	L5	94	ASN
8	L5	251	PRO
10	L7	159	GLN
11	L8	36	ILE
11	L8	39	ALA
11	L8	79	GLN
11	L8	81	THR
11	L8	157	VAL
12	L9	50	ASN
12	L9	139	ASN
14	51	94	ARG
15	53	76	THR
15	53	136	GLU
16	54	47	ASP
17	55	125	SER
19	57	36	ILE
20	58	97	PRO
22	60	154	HIS
22	60	166	LYS
23	61	12	ARG
23	61	81	GLY
23	61	137	GLU
24	62	44	GLU
28	66	52	ARG
30	68	27	LYS
30	68	29	PRO
30	68	117	ARG
32	70	97	ASP
33	71	28	ARG
35	73	88	ASN
38	76	3	VAL

Continued on next page...

Continued from previous page...

Mol	Chain	Res	Type
45	83	6	LYS
45	83	18	TYR
47	S0	4	PRO
47	S0	203	PHE
48	S1	48	VAL
48	S1	191	GLU
49	S2	60	SER
49	S2	106	ASP
50	S3	217	ILE
50	S3	220	PRO
51	S4	26	CYS
51	S4	76	VAL
52	S5	51	VAL
52	S5	98	MET
54	S7	111	LYS
54	S7	164	TYR
55	S8	52	ASN
56	S9	132	ARG
56	S9	162	SER
57	10	64	TYR
59	12	83	GLU
59	12	91	VAL
59	12	119	SER
60	13	22	ALA
61	14	36	LYS
62	15	51	SER
62	15	69	GLU
62	15	125	PRO
62	15	126	VAL
64	17	88	VAL
65	18	91	ASP
65	18	145	ARG
66	19	93	HIS
67	20	54	GLY
68	21	7	GLN
68	21	42	GLU
70	23	67	ALA
70	23	96	VAL
72	25	43	ASP
72	25	97	LYS
73	26	81	ALA
74	27	62	ILE

Continued on next page...

Continued from previous page...

Mol	Chain	Res	Type
78	31	84	VAL
78	31	99	LYS
78	31	100	LEU
79	RA	231	MET
4	L1	59	PRO
4	L1	135	PRO
4	L1	172	VAL
5	L2	120	PRO
5	L2	210	PRO
5	L2	235	ALA
7	L4	5	GLN
7	L4	14	GLU
7	L4	131	VAL
7	L4	140	HIS
7	L4	264	SER
7	L4	317	PRO
8	L5	21	ARG
8	L5	253	PHE
12	L9	110	LYS
13	50	24	ARG
14	51	8	PRO
14	51	108	GLU
14	51	114	ILE
14	51	117	ASP
14	51	145	LYS
14	51	168	ASP
15	53	56	PRO
16	54	30	GLY
17	55	123	GLN
17	55	145	ASP
19	57	153	LYS
21	59	103	ARG
22	60	2	ALA
23	61	44	ALA
23	61	148	PRO
24	62	52	ASN
27	65	54	TYR
33	71	83	GLU
39	77	65	ARG
47	S0	109	ASN
47	S0	167	LYS
48	S1	26	ARG

Continued on next page...

Continued from previous page...

Mol	Chain	Res	Type
48	S1	35	PRO
48	S1	55	LYS
48	S1	177	GLN
48	S1	213	ARG
49	S2	208	GLU
49	S2	236	PRO
50	S3	84	ILE
50	S3	196	ARG
50	S3	212	LYS
51	S4	200	ARG
54	S7	8	ILE
54	S7	103	SER
54	S7	178	GLY
56	S9	18	PRO
56	S9	169	PRO
57	10	34	GLU
58	11	3	THR
58	11	55	ASP
59	12	82	PRO
59	12	87	PRO
59	12	106	ILE
59	12	110	GLY
60	13	24	ALA
61	14	51	ASP
61	14	85	ALA
61	14	114	ARG
62	15	53	PRO
62	15	101	ALA
62	15	127	ARG
63	16	42	GLU
63	16	116	LEU
64	17	99	VAL
65	18	51	ASP
65	18	59	GLY
65	18	83	ALA
67	20	17	GLN
71	24	5	VAL
71	24	50	ALA
71	24	95	GLY
73	26	11	ASN
73	26	63	ALA
73	26	66	LYS

Continued on next page...

Continued from previous page...

Mol	Chain	Res	Type
77	30	43	ARG
78	31	98	VAL
79	RA	146	GLY
4	L1	18	LYS
5	L2	144	ASN
5	L2	180	LEU
6	L3	5	LYS
7	L4	152	VAL
7	L4	304	GLN
7	L4	311	HIS
7	L4	338	LYS
8	L5	182	GLY
9	L6	95	GLY
11	L8	156	ASP
12	L9	42	ASP
13	50	220	GLN
15	53	72	GLY
15	53	85	LEU
15	53	131	LYS
16	54	9	ALA
16	54	29	ALA
17	55	56	LYS
19	57	4	TYR
19	57	133	HIS
21	59	105	LEU
22	60	24	LEU
23	61	124	VAL
23	61	132	PRO
29	67	8	GLY
29	67	31	GLU
29	67	103	GLN
30	68	56	VAL
30	68	78	LEU
35	73	50	ALA
36	74	59	PRO
41	79	4	GLN
44	82	15	LYS
47	S0	26	ALA
47	S0	95	ALA
47	S0	103	THR
48	S1	22	ASP
48	S1	132	ASP

Continued on next page...

Continued from previous page...

Mol	Chain	Res	Type
48	S1	170	GLU
48	S1	207	LEU
50	S3	156	PHE
52	S5	64	VAL
53	S6	20	ASP
53	S6	33	GLY
55	S8	104	ILE
55	S8	120	THR
55	S8	152	ILE
57	10	85	HIS
59	12	111	ASN
59	12	125	ASN
59	12	131	ASP
60	13	3	ARG
63	16	39	VAL
63	16	40	GLU
64	17	24	LEU
65	18	120	ARG
66	19	29	GLU
66	19	90	PRO
68	21	12	TYR
68	21	46	ILE
69	22	67	GLY
70	23	41	SER
73	26	8	ASN
73	26	83	ILE
74	27	51	GLN
77	30	54	ARG
78	31	102	VAL
79	RA	4	ASN
79	RA	15	GLY
79	RA	69	GLN
79	RA	98	GLU
79	RA	268	GLN
79	RA	283	LYS
4	L1	23	THR
4	L1	136	THR
4	L1	151	VAL
6	L3	170	PRO
8	L5	259	LYS
10	L7	139	PRO
11	L8	122	LYS

Continued on next page...

Continued from previous page...

Mol	Chain	Res	Type
15	53	164	GLU
16	54	6	ILE
18	56	5	PRO
20	58	37	ALA
36	74	29	ILE
36	74	37	LYS
36	74	76	TYR
38	76	21	THR
39	77	25	ARG
44	82	8	ARG
44	82	17	CYS
47	S0	33	GLN
47	S0	195	TRP
49	S2	79	GLU
49	S2	150	GLN
49	S2	151	PRO
50	S3	90	ARG
52	S5	23	VAL
52	S5	45	LYS
58	11	96	LYS
58	11	148	LYS
59	12	101	ALA
59	12	115	VAL
62	15	130	ARG
63	16	15	SER
67	20	49	ASN
67	20	111	GLY
70	23	3	LYS
70	23	70	LYS
72	25	42	LEU
73	26	18	VAL
73	26	84	VAL
4	L1	127	GLN
5	L2	137	ILE
8	L5	125	VAL
8	L5	139	PRO
10	L7	191	VAL
11	L8	163	VAL
13	50	219	ALA
18	56	110	PRO
20	58	162	ALA
27	65	62	VAL

Continued on next page...

Continued from previous page...

Mol	Chain	Res	Type
48	S1	206	PRO
52	S5	50	GLU
53	S6	153	VAL
54	S7	144	VAL
56	S9	136	VAL
56	S9	160	PRO
57	10	84	GLU
58	11	41	GLY
59	12	126	TRP
61	14	126	THR
63	16	124	PRO
68	21	10	GLU
69	22	56	HIS
70	23	108	GLY
71	24	35	VAL
76	29	11	PRO
76	29	51	GLY
78	31	85	TYR
78	31	87	THR
79	RA	3	SER
79	RA	105	GLY
4	L1	56	PRO
4	L1	120	VAL
13	50	122	PRO
15	53	154	VAL
33	71	7	VAL
45	83	12	GLY
48	S1	176	VAL
53	S6	69	LEU
62	15	75	PRO
73	26	45	VAL
79	RA	63	GLY
15	53	46	ILE
15	53	130	GLY
18	56	43	ILE
18	56	111	PRO
23	61	53	PRO
30	68	83	PRO
31	69	29	TYR
35	73	59	VAL
48	S1	210	ILE
48	S1	221	PRO

Continued on next page...

Continued from previous page...

Mol	Chain	Res	Type
51	S4	260	GLY
52	S5	21	THR
59	12	102	GLY
73	26	75	VAL
77	30	45	VAL
7	L4	75	PRO
8	L5	87	GLY
15	53	63	VAL
25	63	13	ILE
42	80	79	GLU
48	S1	215	VAL
51	S4	149	TYR
58	11	130	PRO
78	31	112	GLY
6	L3	141	GLY
7	L4	71	VAL
14	51	134	PRO
23	61	123	GLY
30	68	110	GLY
47	S0	170	ILE
48	S1	43	VAL
49	S2	109	GLY
51	S4	129	VAL
52	S5	151	GLY
54	S7	49	ILE
5	L2	158	ILE
8	L5	192	PRO
7	L4	149	PRO

5.3.2 Protein sidechains ⓘ

In the following table, the Percentiles column shows the percent sidechain outliers of the chain as a percentile score with respect to all PDB entries followed by that with respect to all EM entries.

The Analysed column shows the number of residues for which the sidechain conformation was analysed, and the total number of residues.

Mol	Chain	Analysed	Rotameric	Outliers	Percentiles	
4	L1	185/198 (93%)	169 (91%)	16 (9%)	13	47
5	L2	194/196 (99%)	181 (93%)	13 (7%)	20	57
6	L3	322/323 (100%)	301 (94%)	21 (6%)	21	58

Continued on next page...

Continued from previous page...

Mol	Chain	Analysed	Rotameric	Outliers	Percentiles	
7	L4	288/289 (100%)	268 (93%)	20 (7%)	19	56
8	L5	244/245 (100%)	225 (92%)	19 (8%)	16	51
9	L6	134/153 (88%)	126 (94%)	8 (6%)	24	61
10	L7	186/205 (91%)	172 (92%)	14 (8%)	17	54
11	L8	191/208 (92%)	174 (91%)	17 (9%)	12	44
12	L9	171/171 (100%)	159 (93%)	12 (7%)	19	56
13	50	180/187 (96%)	165 (92%)	15 (8%)	14	49
14	51	147/150 (98%)	139 (95%)	8 (5%)	27	64
15	53	154/159 (97%)	137 (89%)	17 (11%)	8	34
16	54	107/109 (98%)	100 (94%)	7 (6%)	21	58
17	55	175/176 (99%)	162 (93%)	13 (7%)	17	54
18	56	160/162 (99%)	145 (91%)	15 (9%)	11	42
19	57	145/146 (99%)	136 (94%)	9 (6%)	23	60
20	58	150/151 (99%)	138 (92%)	12 (8%)	15	51
21	59	153/154 (99%)	139 (91%)	14 (9%)	11	43
22	60	156/156 (100%)	145 (93%)	11 (7%)	18	55
23	61	136/137 (99%)	125 (92%)	11 (8%)	15	50
24	62	87/107 (81%)	85 (98%)	2 (2%)	58	83
25	63	104/105 (99%)	94 (90%)	10 (10%)	10	41
26	64	54/129 (42%)	50 (93%)	4 (7%)	17	54
27	65	105/118 (89%)	95 (90%)	10 (10%)	11	41
28	66	109/110 (99%)	102 (94%)	7 (6%)	22	58
29	67	115/116 (99%)	111 (96%)	4 (4%)	43	74
30	68	118/119 (99%)	107 (91%)	11 (9%)	11	43
31	69	46/47 (98%)	40 (87%)	6 (13%)	5	28
32	70	81/88 (92%)	76 (94%)	5 (6%)	23	60
33	71	96/97 (99%)	88 (92%)	8 (8%)	14	49
34	72	109/111 (98%)	100 (92%)	9 (8%)	14	49
35	73	90/91 (99%)	83 (92%)	7 (8%)	16	51
36	74	95/103 (92%)	89 (94%)	6 (6%)	22	59
37	75	104/105 (99%)	95 (91%)	9 (9%)	13	45

Continued on next page...

Continued from previous page...

Mol	Chain	Analysed	Rotameric	Outliers	Percentiles	
38	76	81/82 (99%)	75 (93%)	6 (7%)	17	54
39	77	70/71 (99%)	64 (91%)	6 (9%)	13	47
40	78	68/69 (99%)	62 (91%)	6 (9%)	12	45
41	79	45/46 (98%)	41 (91%)	4 (9%)	12	44
42	80	47/116 (40%)	45 (96%)	2 (4%)	35	70
43	81	23/23 (100%)	18 (78%)	5 (22%)	1	9
44	82	88/91 (97%)	77 (88%)	11 (12%)	6	30
45	83	71/72 (99%)	68 (96%)	3 (4%)	36	70
47	S0	173/210 (82%)	163 (94%)	10 (6%)	25	61
48	S1	191/224 (85%)	173 (91%)	18 (9%)	11	42
49	S2	176/205 (86%)	170 (97%)	6 (3%)	44	75
50	S3	182/195 (93%)	168 (92%)	14 (8%)	16	52
51	S4	221/222 (100%)	199 (90%)	22 (10%)	9	38
52	S5	173/191 (91%)	163 (94%)	10 (6%)	25	61
53	S6	193/201 (96%)	184 (95%)	9 (5%)	32	68
54	S7	165/170 (97%)	154 (93%)	11 (7%)	20	57
55	S8	150/161 (93%)	142 (95%)	8 (5%)	28	64
56	S9	158/166 (95%)	146 (92%)	12 (8%)	16	53
57	10	89/98 (91%)	82 (92%)	7 (8%)	15	51
58	11	136/137 (99%)	127 (93%)	9 (7%)	21	57
59	12	100/119 (84%)	88 (88%)	12 (12%)	6	31
60	13	127/128 (99%)	114 (90%)	13 (10%)	9	37
61	14	96/105 (91%)	93 (97%)	3 (3%)	47	77
62	15	104/118 (88%)	96 (92%)	8 (8%)	16	52
63	16	117/119 (98%)	111 (95%)	6 (5%)	29	66
64	17	109/124 (88%)	94 (86%)	15 (14%)	4	27
65	18	128/129 (99%)	119 (93%)	9 (7%)	19	56
66	19	115/116 (99%)	103 (90%)	12 (10%)	9	37
67	20	100/114 (88%)	91 (91%)	9 (9%)	12	44
68	21	74/74 (100%)	70 (95%)	4 (5%)	27	64
69	22	110/111 (99%)	101 (92%)	9 (8%)	14	49

Continued on next page...

Continued from previous page...

Mol	Chain	Analysed	Rotameric	Outliers	Percentiles	
70	23	119/120 (99%)	106 (89%)	13 (11%)	8	35
71	24	112/113 (99%)	107 (96%)	5 (4%)	34	69
72	25	61/89 (68%)	50 (82%)	11 (18%)	2	15
73	26	83/101 (82%)	75 (90%)	8 (10%)	10	41
74	27	70/71 (99%)	69 (99%)	1 (1%)	74	89
75	28	56/60 (93%)	53 (95%)	3 (5%)	27	64
76	29	47/49 (96%)	46 (98%)	1 (2%)	61	84
77	30	51/54 (94%)	47 (92%)	4 (8%)	16	51
78	31	43/135 (32%)	38 (88%)	5 (12%)	7	32
79	RA	261/262 (100%)	241 (92%)	20 (8%)	16	52
All	All	9474/10182 (93%)	8754 (92%)	720 (8%)	21	53

All (720) residues with a non-rotameric sidechain are listed below:

Mol	Chain	Res	Type
4	L1	17	LEU
4	L1	18	LYS
4	L1	29	LEU
4	L1	42	ASP
4	L1	57	ASN
4	L1	105	LYS
4	L1	110	PHE
4	L1	130	LYS
4	L1	136	THR
4	L1	140	HIS
4	L1	150	ASP
4	L1	157	PHE
4	L1	165	LEU
4	L1	177	ASP
4	L1	178	VAL
4	L1	190	PHE
5	L2	5	ILE
5	L2	7	ASN
5	L2	101	VAL
5	L2	144	ASN
5	L2	190	ARG
5	L2	193	ARG
5	L2	204	MET

Continued on next page...

Continued from previous page...

Mol	Chain	Res	Type
5	L2	205	ASN
5	L2	207	VAL
5	L2	219	ILE
5	L2	227	ARG
5	L2	247	ARG
5	L2	253	GLN
6	L3	17	LEU
6	L3	25	ILE
6	L3	30	LYS
6	L3	36	ASP
6	L3	46	PHE
6	L3	77	THR
6	L3	87	VAL
6	L3	102	LEU
6	L3	110	LEU
6	L3	123	TYR
6	L3	133	TYR
6	L3	140	ASP
6	L3	164	THR
6	L3	173	GLN
6	L3	208	VAL
6	L3	230	THR
6	L3	261	MET
6	L3	266	ARG
6	L3	297	SER
6	L3	332	ARG
6	L3	346	THR
7	L4	22	LEU
7	L4	36	HIS
7	L4	43	ASN
7	L4	54	GLU
7	L4	60	THR
7	L4	65	TRP
7	L4	87	GLN
7	L4	93	MET
7	L4	150	LEU
7	L4	177	ASP
7	L4	179	LEU
7	L4	194	TYR
7	L4	221	ASN
7	L4	232	SER
7	L4	246	ARG

Continued on next page...

Continued from previous page...

Mol	Chain	Res	Type
7	L4	250	TRP
7	L4	285	ASP
7	L4	288	ARG
7	L4	313	LEU
7	L4	333	VAL
8	L5	20	PHE
8	L5	22	ARG
8	L5	23	ARG
8	L5	41	LYS
8	L5	50	ARG
8	L5	56	THR
8	L5	72	ASP
8	L5	92	LEU
8	L5	95	TRP
8	L5	105	ILE
8	L5	131	LEU
8	L5	155	THR
8	L5	168	ASP
8	L5	191	ASP
8	L5	194	LEU
8	L5	207	TYR
8	L5	226	TYR
8	L5	232	ASP
8	L5	264	GLN
9	L6	5	LYS
9	L6	22	ARG
9	L6	65	ILE
9	L6	78	ARG
9	L6	96	VAL
9	L6	102	ASN
9	L6	133	GLU
9	L6	142	ASP
10	L7	24	GLU
10	L7	61	ASN
10	L7	82	LYS
10	L7	88	ARG
10	L7	106	LEU
10	L7	124	LEU
10	L7	138	TYR
10	L7	153	PHE
10	L7	155	LYS
10	L7	173	LEU

Continued on next page...

Continued from previous page...

Mol	Chain	Res	Type
10	L7	179	LEU
10	L7	180	SER
10	L7	229	PHE
10	L7	244	ASN
11	L8	41	GLN
11	L8	49	TYR
11	L8	50	VAL
11	L8	63	LYS
11	L8	65	LEU
11	L8	78	PHE
11	L8	79	GLN
11	L8	84	ARG
11	L8	118	GLU
11	L8	122	LYS
11	L8	134	TYR
11	L8	158	ASP
11	L8	160	ILE
11	L8	165	PHE
11	L8	169	LEU
11	L8	190	VAL
11	L8	232	HIS
12	L9	14	GLU
12	L9	41	ILE
12	L9	49	ASN
12	L9	68	LEU
12	L9	69	ARG
12	L9	70	THR
12	L9	92	TYR
12	L9	135	GLU
12	L9	146	LEU
12	L9	157	ASN
12	L9	171	ASP
12	L9	172	ILE
13	50	17	TYR
13	50	22	TYR
13	50	30	LYS
13	50	32	ARG
13	50	33	ILE
13	50	40	LYS
13	50	59	GLN
13	50	63	GLU
13	50	129	VAL

Continued on next page...

Continued from previous page...

Mol	Chain	Res	Type
13	50	162	GLN
13	50	163	GLN
13	50	165	ILE
13	50	169	LYS
13	50	196	PHE
13	50	205	SER
14	51	10	ARG
14	51	13	LYS
14	51	30	LEU
14	51	67	VAL
14	51	70	THR
14	51	94	ARG
14	51	163	PHE
14	51	168	ASP
15	53	10	LEU
15	53	15	ARG
15	53	23	LYS
15	53	35	ARG
15	53	55	ARG
15	53	58	VAL
15	53	63	VAL
15	53	67	ARG
15	53	89	TYR
15	53	117	LYS
15	53	124	ILE
15	53	131	LYS
15	53	137	GLN
15	53	161	ASP
15	53	162	ASN
15	53	164	GLU
15	53	188	ARG
16	54	4	ASP
16	54	42	LYS
16	54	69	THR
16	54	77	ARG
16	54	92	GLU
16	54	102	LYS
16	54	114	ASP
17	55	11	GLN
17	55	41	ARG
17	55	46	ASP
17	55	62	TYR

Continued on next page...

Continued from previous page...

Mol	Chain	Res	Type
17	55	66	VAL
17	55	83	LYS
17	55	85	THR
17	55	118	SER
17	55	134	LEU
17	55	149	ASN
17	55	150	TRP
17	55	174	ILE
17	55	194	GLN
18	56	47	PHE
18	56	51	LYS
18	56	65	ASN
18	56	78	ARG
18	56	87	MET
18	56	89	SER
18	56	110	PRO
18	56	117	ARG
18	56	122	GLN
18	56	148	LYS
18	56	151	ASP
18	56	160	ARG
18	56	174	PHE
18	56	194	LEU
18	56	199	TYR
19	57	53	ASP
19	57	96	GLN
19	57	103	GLU
19	57	111	LYS
19	57	120	ASN
19	57	137	ASN
19	57	159	LYS
19	57	168	LEU
19	57	171	ARG
20	58	26	LEU
20	58	33	TYR
20	58	41	ASP
20	58	99	THR
20	58	104	LEU
20	58	111	ARG
20	58	123	THR
20	58	127	LEU
20	58	170	ARG

Continued on next page...

Continued from previous page...

Mol	Chain	Res	Type
20	58	174	ARG
20	58	179	ARG
20	58	180	ARG
21	59	3	ASN
21	59	36	ASN
21	59	42	ARG
21	59	81	ARG
21	59	95	TRP
21	59	104	ARG
21	59	124	TYR
21	59	130	ASN
21	59	148	ASP
21	59	164	LEU
21	59	166	ASN
21	59	172	ARG
21	59	182	ASP
21	59	188	ASP
22	60	9	VAL
22	60	45	LEU
22	60	60	SER
22	60	105	THR
22	60	119	ARG
22	60	132	THR
22	60	155	ARG
22	60	160	THR
22	60	166	LYS
22	60	167	ARG
22	60	172	TYR
23	61	61	THR
23	61	75	ILE
23	61	82	ASN
23	61	83	ARG
23	61	92	ARG
23	61	94	GLU
23	61	99	SER
23	61	102	ARG
23	61	127	GLN
23	61	128	LEU
23	61	139	ARG
24	62	10	LYS
24	62	54	VAL
25	63	12	ARG

Continued on next page...

Continued from previous page...

Mol	Chain	Res	Type
25	63	14	SER
25	63	23	MET
25	63	28	ASN
25	63	33	ASN
25	63	54	LEU
25	63	74	MET
25	63	89	ASP
25	63	93	LEU
25	63	124	ASP
26	64	19	THR
26	64	26	SER
26	64	32	GLN
26	64	33	ASN
27	65	27	ARG
27	65	63	ILE
27	65	65	GLN
27	65	71	THR
27	65	115	ARG
27	65	119	THR
27	65	133	LEU
27	65	134	ASP
27	65	135	ILE
27	65	141	TYR
28	66	37	LYS
28	66	64	LYS
28	66	74	TYR
28	66	86	THR
28	66	87	LYS
28	66	100	HIS
28	66	126	LEU
29	67	17	ARG
29	67	48	ARG
29	67	81	LEU
29	67	134	LEU
30	68	10	LYS
30	68	27	LYS
30	68	44	ASN
30	68	46	ASP
30	68	59	ARG
30	68	60	TYR
30	68	78	LEU
30	68	82	ILE

Continued on next page...

Continued from previous page...

Mol	Chain	Res	Type
30	68	85	ASP
30	68	88	ASP
30	68	91	LEU
31	69	14	ARG
31	69	22	LYS
31	69	25	LYS
31	69	42	ASN
31	69	43	HIS
31	69	59	LYS
32	70	16	LEU
32	70	32	LYS
32	70	74	ASN
32	70	76	GLU
32	70	83	LYS
33	71	6	ASP
33	71	26	LYS
33	71	50	ARG
33	71	55	LEU
33	71	69	TYR
33	71	73	LEU
33	71	79	ARG
33	71	84	ASP
34	72	14	THR
34	72	33	ARG
34	72	47	ARG
34	72	62	LYS
34	72	75	LEU
34	72	81	ASP
34	72	95	GLU
34	72	104	ASN
34	72	128	LEU
35	73	40	ASP
35	73	57	LYS
35	73	60	ARG
35	73	78	SER
35	73	86	ARG
35	73	87	ASN
35	73	106	ASN
36	74	8	ARG
36	74	29	ILE
36	74	46	ASP
36	74	51	LEU

Continued on next page...

Continued from previous page...

Mol	Chain	Res	Type
36	74	58	ARG
36	74	59	PRO
37	75	15	GLU
37	75	27	GLU
37	75	36	LEU
37	75	71	LYS
37	75	79	ASP
37	75	81	ARG
37	75	86	ARG
37	75	107	LYS
37	75	119	LYS
38	76	45	ARG
38	76	53	TYR
38	76	57	LEU
38	76	60	LEU
38	76	98	ARG
38	76	99	ARG
39	77	14	LYS
39	77	25	ARG
39	77	39	TYR
39	77	49	TRP
39	77	65	ARG
39	77	80	THR
40	78	22	THR
40	78	38	PHE
40	78	57	ASN
40	78	64	LYS
40	78	69	LEU
40	78	77	ARG
41	79	5	LYS
41	79	21	ARG
41	79	23	LEU
41	79	47	THR
42	80	85	LEU
42	80	113	ARG
43	81	5	TRP
43	81	6	ARG
43	81	13	LEU
43	81	17	ARG
43	81	19	LYS
44	82	26	THR
44	82	29	LYS

Continued on next page...

Continued from previous page...

Mol	Chain	Res	Type
44	82	63	LYS
44	82	72	LEU
44	82	83	LEU
44	82	87	ARG
44	82	88	CYS
44	82	92	GLU
44	82	93	LEU
44	82	100	LYS
44	82	102	GLN
45	83	22	LEU
45	83	45	LYS
45	83	86	LEU
47	S0	10	THR
47	S0	27	ARG
47	S0	41	ARG
47	S0	84	ARG
47	S0	88	LYS
47	S0	110	TYR
47	S0	135	GLU
47	S0	164	ASN
47	S0	191	ARG
47	S0	195	TRP
48	S1	30	PHE
48	S1	41	ARG
48	S1	49	ASN
48	S1	61	LEU
48	S1	70	LEU
48	S1	79	HIS
48	S1	81	PHE
48	S1	96	LEU
48	S1	97	LEU
48	S1	105	PHE
48	S1	108	ASP
48	S1	111	ARG
48	S1	137	ILE
48	S1	144	ARG
48	S1	181	LEU
48	S1	206	PRO
48	S1	218	LEU
48	S1	223	PHE
49	S2	89	GLN
49	S2	99	LYS

Continued on next page...

Continued from previous page...

Mol	Chain	Res	Type
49	S2	106	ASP
49	S2	140	ARG
49	S2	148	LEU
49	S2	162	CYS
50	S3	7	LYS
50	S3	14	ASP
50	S3	62	ASN
50	S3	84	ILE
50	S3	92	GLN
50	S3	93	ASP
50	S3	105	MET
50	S3	158	ILE
50	S3	160	SER
50	S3	178	ARG
50	S3	190	ARG
50	S3	204	ASP
50	S3	208	ILE
50	S3	212	LYS
51	S4	6	LYS
51	S4	11	ARG
51	S4	38	LEU
51	S4	40	GLU
51	S4	77	ARG
51	S4	86	PHE
51	S4	104	ASP
51	S4	118	GLU
51	S4	158	ASP
51	S4	164	LEU
51	S4	182	TYR
51	S4	187	ARG
51	S4	197	HIS
51	S4	206	ASP
51	S4	208	VAL
51	S4	212	ASP
51	S4	215	ASP
51	S4	220	THR
51	S4	222	LEU
51	S4	240	LYS
51	S4	258	GLN
51	S4	259	GLN
52	S5	25	LEU
52	S5	42	LEU

Continued on next page...

Continued from previous page...

Mol	Chain	Res	Type
52	S5	48	PHE
52	S5	69	PHE
52	S5	86	GLN
52	S5	89	ILE
52	S5	91	GLU
52	S5	104	ASN
52	S5	156	ARG
52	S5	223	SER
53	S6	20	ASP
53	S6	45	PHE
53	S6	98	ARG
53	S6	105	ASP
53	S6	109	LEU
53	S6	120	GLU
53	S6	150	GLU
53	S6	155	ASP
53	S6	220	LYS
54	S7	11	GLN
54	S7	14	THR
54	S7	33	GLU
54	S7	80	GLU
54	S7	85	PHE
54	S7	114	ARG
54	S7	128	ASP
54	S7	143	LEU
54	S7	158	ASP
54	S7	163	ASP
54	S7	185	ILE
55	S8	8	ARG
55	S8	47	ARG
55	S8	92	ARG
55	S8	137	LYS
55	S8	138	ASN
55	S8	160	PHE
55	S8	165	LEU
55	S8	187	GLU
56	S9	3	ARG
56	S9	49	LEU
56	S9	58	ASP
56	S9	89	ASP
56	S9	92	LYS
56	S9	93	LEU

Continued on next page...

Continued from previous page...

Mol	Chain	Res	Type
56	S9	106	GLU
56	S9	133	HIS
56	S9	134	ILE
56	S9	138	LYS
56	S9	171	ARG
56	S9	182	GLU
57	10	8	ARG
57	10	32	HIS
57	10	33	GLU
57	10	46	LEU
57	10	56	LYS
57	10	63	TYR
57	10	93	GLN
58	11	7	VAL
58	11	67	ARG
58	11	69	LYS
58	11	80	MET
58	11	121	ASP
58	11	129	ARG
58	11	138	ASN
58	11	152	GLN
58	11	155	LYS
59	12	28	LEU
59	12	38	HIS
59	12	59	LEU
59	12	71	ILE
59	12	89	ILE
59	12	93	ASP
59	12	103	LEU
59	12	105	LYS
59	12	108	ARG
59	12	113	ARG
59	12	132	GLU
59	12	143	GLN
60	13	3	ARG
60	13	9	LYS
60	13	27	LYS
60	13	39	LYS
60	13	50	ILE
60	13	56	ASP
60	13	58	HIS
60	13	64	ARG

Continued on next page...

Continued from previous page...

Mol	Chain	Res	Type
60	13	76	LYS
60	13	83	GLU
60	13	87	ASP
60	13	99	ARG
60	13	149	LEU
61	14	33	LEU
61	14	107	ARG
61	14	137	LEU
62	15	8	LYS
62	15	12	PHE
62	15	22	LEU
62	15	44	ARG
62	15	71	GLU
62	15	88	GLU
62	15	96	ILE
62	15	97	TYR
63	16	41	PRO
63	16	63	ILE
63	16	79	TYR
63	16	113	ASP
63	16	117	LEU
63	16	137	ARG
64	17	29	GLN
64	17	46	LEU
64	17	49	LYS
64	17	53	TYR
64	17	56	HIS
64	17	69	ILE
64	17	72	LYS
64	17	78	ARG
64	17	79	GLU
64	17	95	ARG
64	17	97	ASN
64	17	111	LYS
64	17	115	LEU
64	17	117	LEU
64	17	119	LEU
65	18	3	LEU
65	18	15	LEU
65	18	17	LEU
65	18	25	ASN
65	18	28	ILE

Continued on next page...

Continued from previous page...

Mol	Chain	Res	Type
65	18	61	LEU
65	18	92	ILE
65	18	139	LYS
65	18	140	THR
66	19	6	VAL
66	19	13	ASP
66	19	22	LEU
66	19	28	LEU
66	19	33	TYR
66	19	64	HIS
66	19	70	GLN
66	19	99	SER
66	19	127	ASN
66	19	130	ARG
66	19	131	ASP
66	19	143	ASP
67	20	33	GLN
67	20	35	GLU
67	20	46	GLU
67	20	48	HIS
67	20	61	LYS
67	20	83	GLU
67	20	89	ARG
67	20	90	TYR
67	20	113	ASP
68	21	5	LYS
68	21	11	LEU
68	21	78	LEU
68	21	80	LYS
69	22	23	ARG
69	22	37	PHE
69	22	53	ILE
69	22	54	ASP
69	22	55	ASP
69	22	65	LEU
69	22	93	LEU
69	22	103	ILE
69	22	104	LEU
70	23	7	ARG
70	23	9	LEU
70	23	19	ARG
70	23	24	TRP

Continued on next page...

Continued from previous page...

Mol	Chain	Res	Type
70	23	28	ASN
70	23	33	LEU
70	23	55	GLU
70	23	75	GLN
70	23	76	LEU
70	23	82	LYS
70	23	94	ASN
70	23	114	LYS
70	23	144	ARG
71	24	32	ARG
71	24	34	ASN
71	24	99	LYS
71	24	102	LYS
71	24	124	ARG
72	25	40	VAL
72	25	42	LEU
72	25	57	TYR
72	25	60	VAL
72	25	67	ASP
72	25	68	ARG
72	25	69	LEU
72	25	85	LYS
72	25	96	SER
72	25	98	GLN
72	25	100	ILE
73	26	12	LYS
73	26	19	LYS
73	26	41	ILE
73	26	52	ASP
73	26	53	LEU
73	26	64	LEU
73	26	85	ARG
73	26	90	GLU
74	27	33	LEU
75	28	19	THR
75	28	32	PHE
75	28	52	ASP
76	29	30	LEU
77	30	35	TYR
77	30	42	ARG
77	30	46	ASN
77	30	48	THR

Continued on next page...

Continued from previous page...

Mol	Chain	Res	Type
78	31	105	TYR
78	31	113	LYS
78	31	120	GLU
78	31	138	ARG
78	31	145	HIS
79	RA	50	ASP
79	RA	70	ASP
79	RA	76	ASP
79	RA	117	LYS
79	RA	136	ILE
79	RA	141	LEU
79	RA	161	LYS
79	RA	163	ASP
79	RA	164	ASP
79	RA	165	ASP
79	RA	175	ASP
79	RA	182	ASN
79	RA	187	GLN
79	RA	191	ASP
79	RA	207	ASP
79	RA	217	ASP
79	RA	245	PHE
79	RA	269	TYR
79	RA	313	TRP
79	RA	317	THR

Some sidechains can be flipped to improve hydrogen bonding and reduce clashes. All (263) such sidechains are listed below:

Mol	Chain	Res	Type
4	L1	44	GLN
4	L1	57	ASN
4	L1	62	ASN
4	L1	94	ASN
4	L1	108	ASN
4	L1	127	GLN
4	L1	181	ASN
4	L1	182	GLN
4	L1	197	ASN
5	L2	8	GLN
5	L2	38	HIS
5	L2	47	GLN
5	L2	50	HIS

Continued on next page...

Continued from previous page...

Mol	Chain	Res	Type
5	L2	86	GLN
5	L2	132	ASN
5	L2	140	ASN
5	L2	194	ASN
5	L2	205	ASN
5	L2	211	HIS
5	L2	233	GLN
5	L2	250	GLN
5	L2	253	GLN
6	L3	11	HIS
6	L3	163	HIS
6	L3	173	GLN
6	L3	184	ASN
6	L3	211	GLN
6	L3	243	HIS
6	L3	256	HIS
6	L3	269	GLN
6	L3	313	HIS
7	L4	45	ASN
7	L4	59	GLN
7	L4	110	ASN
7	L4	114	ASN
7	L4	116	ASN
7	L4	213	ASN
7	L4	221	ASN
7	L4	260	GLN
7	L4	291	ASN
7	L4	307	GLN
7	L4	316	ASN
7	L4	328	ASN
8	L5	40	HIS
8	L5	57	ASN
8	L5	63	GLN
8	L5	111	GLN
8	L5	264	GLN
9	L6	28	GLN
9	L6	167	ASN
10	L7	25	GLN
10	L7	112	ASN
10	L7	146	GLN
10	L7	172	ASN
10	L7	186	HIS

Continued on next page...

Continued from previous page...

Mol	Chain	Res	Type
10	L7	244	ASN
11	L8	38	GLN
11	L8	95	ASN
11	L8	138	HIS
12	L9	49	ASN
12	L9	50	ASN
12	L9	58	HIS
12	L9	64	HIS
12	L9	77	ASN
12	L9	157	ASN
12	L9	163	GLN
13	50	12	GLN
13	50	14	ASN
13	50	23	ASN
13	50	86	HIS
13	50	220	GLN
14	51	43	GLN
14	51	101	ASN
14	51	152	HIS
15	53	6	ASN
15	53	28	GLN
15	53	37	ASN
15	53	102	GLN
15	53	103	ASN
15	53	112	ASN
16	54	119	GLN
17	55	57	GLN
17	55	86	ASN
17	55	87	GLN
17	55	139	HIS
17	55	158	HIS
17	55	181	ASN
18	56	31	GLN
18	56	50	ASN
18	56	55	HIS
18	56	72	HIS
18	56	122	GLN
18	56	193	GLN
19	57	28	ASN
19	57	120	ASN
20	58	45	ASN
20	58	58	ASN

Continued on next page...

Continued from previous page...

Mol	Chain	Res	Type
20	58	145	ASN
21	59	34	GLN
21	59	66	HIS
21	59	130	ASN
21	59	166	ASN
21	59	175	GLN
22	60	46	GLN
22	60	63	GLN
22	60	108	GLN
22	60	114	HIS
22	60	142	GLN
22	60	154	HIS
23	61	22	HIS
23	61	54	HIS
23	61	58	GLN
23	61	66	ASN
23	61	112	ASN
23	61	134	GLN
25	63	28	ASN
25	63	33	ASN
25	63	81	GLN
25	63	132	ASN
26	64	32	GLN
27	65	91	ASN
27	65	117	ASN
28	66	26	GLN
29	67	57	HIS
29	67	122	HIS
30	68	11	HIS
30	68	28	HIS
30	68	39	HIS
30	68	44	ASN
30	68	74	ASN
31	69	42	ASN
31	69	43	HIS
33	71	15	ASN
34	72	35	GLN
34	72	104	ASN
35	73	24	ASN
35	73	42	GLN
35	73	77	ASN
35	73	87	ASN

Continued on next page...

Continued from previous page...

Mol	Chain	Res	Type
35	73	88	ASN
36	74	3	GLN
36	74	61	GLN
37	75	62	GLN
37	75	68	GLN
38	76	63	ASN
38	76	91	ASN
38	76	100	HIS
40	78	10	GLN
40	78	28	ASN
41	79	4	GLN
41	79	11	GLN
41	79	32	ASN
41	79	33	ASN
41	79	50	ASN
42	80	90	ASN
42	80	109	ASN
42	80	119	ASN
44	82	22	GLN
44	82	23	HIS
44	82	47	GLN
44	82	82	GLN
44	82	99	GLN
45	83	32	GLN
45	83	34	HIS
47	S0	32	HIS
47	S0	83	GLN
47	S0	163	ASN
48	S1	146	GLN
48	S1	149	GLN
48	S1	160	HIS
48	S1	177	GLN
48	S1	183	GLN
48	S1	194	ASN
49	S2	89	GLN
49	S2	199	GLN
49	S2	220	ASN
50	S3	92	GLN
51	S4	50	ASN
51	S4	201	HIS
51	S4	209	HIS
51	S4	216	ASN

Continued on next page...

Continued from previous page...

Mol	Chain	Res	Type
51	S4	223	ASN
51	S4	259	GLN
52	S5	79	ASN
52	S5	95	ASN
52	S5	103	ASN
52	S5	104	ASN
52	S5	122	ASN
52	S5	200	ASN
52	S5	224	ASN
53	S6	10	ASN
53	S6	13	GLN
53	S6	56	ASN
53	S6	59	GLN
53	S6	140	ASN
53	S6	176	GLN
54	S7	22	GLN
54	S7	110	GLN
54	S7	147	ASN
54	S7	180	GLN
55	S8	20	GLN
55	S8	32	GLN
55	S8	64	ASN
55	S8	175	GLN
56	S9	112	GLN
56	S9	139	GLN
57	10	85	HIS
57	10	96	ASN
58	11	37	ASN
59	12	125	ASN
60	13	62	GLN
61	14	80	HIS
62	15	79	HIS
62	15	104	GLN
63	16	93	HIS
64	17	29	GLN
64	17	56	HIS
64	17	62	GLN
64	17	83	GLN
65	18	25	ASN
65	18	55	HIS
65	18	74	GLN
65	18	75	ASN

Continued on next page...

Continued from previous page...

Mol	Chain	Res	Type
65	18	99	HIS
65	18	104	ASN
65	18	127	HIS
65	18	136	GLN
66	19	12	GLN
66	19	25	GLN
66	19	43	ASN
66	19	77	ASN
66	19	138	GLN
67	20	18	GLN
67	20	98	GLN
68	21	7	GLN
68	21	21	ASN
68	21	74	GLN
69	22	15	ASN
69	22	16	ASN
69	22	42	GLN
69	22	64	GLN
69	22	80	ASN
69	22	92	ASN
70	23	21	ASN
70	23	22	ASN
70	23	75	GLN
70	23	89	ASN
71	24	77	ASN
71	24	106	GLN
71	24	113	ASN
73	26	8	ASN
74	27	19	HIS
75	28	43	ASN
77	30	5	HIS
78	31	145	HIS
79	RA	17	ASN
79	RA	29	GLN
79	RA	159	ASN
79	RA	174	ASN
79	RA	182	ASN
79	RA	195	HIS
79	RA	237	GLN
79	RA	299	GLN

5.3.3 RNA ⓘ

Mol	Chain	Analysed	Backbone Outliers	Pucker Outliers
1	2S	3304/3395 (97%)	521 (15%)	26 (0%)
2	8S	157/158 (99%)	22 (14%)	1 (0%)
3	5S	120/121 (99%)	10 (8%)	0
46	1S	1779/1798 (98%)	332 (18%)	21 (1%)
80	IR	0/201	-	-
All	All	5360/5673 (94%)	885 (16%)	48 (0%)

All (885) RNA backbone outliers are listed below:

Mol	Chain	Res	Type
1	2S	21	G
1	2S	26	A
1	2S	40	A
1	2S	43	A
1	2S	49	A
1	2S	60	A
1	2S	65	A
1	2S	66	A
1	2S	74	G
1	2S	77	A
1	2S	92	G
1	2S	110	G
1	2S	111	C
1	2S	113	C
1	2S	116	A
1	2S	117	U
1	2S	121	A
1	2S	122	A
1	2S	123	A
1	2S	124	U
1	2S	133	U
1	2S	135	C
1	2S	136	G
1	2S	148	G
1	2S	156	G
1	2S	161	G
1	2S	169	U
1	2S	170	G
1	2S	187	A
1	2S	190	U
1	2S	191	U
1	2S	200	C
1	2S	206	G

Continued on next page...

Continued from previous page...

Mol	Chain	Res	Type
1	2S	210	U
1	2S	218	G
1	2S	219	A
1	2S	221	A
1	2S	243	G
1	2S	250	U
1	2S	252	U
1	2S	263	C
1	2S	269	G
1	2S	283	G
1	2S	286	U
1	2S	295	A
1	2S	298	U
1	2S	305	U
1	2S	315	C
1	2S	323	A
1	2S	329	U
1	2S	338	A
1	2S	339	C
1	2S	346	C
1	2S	350	C
1	2S	370	U
1	2S	375	A
1	2S	376	G
1	2S	378	A
1	2S	397	A
1	2S	398	A
1	2S	401	U
1	2S	402	A
1	2S	403	C
1	2S	421	G
1	2S	422	A
1	2S	439	C
1	2S	441	U
1	2S	442	G
1	2S	451	U
1	2S	491	A
1	2S	494	G
1	2S	495	G
1	2S	517	G
1	2S	520	U
1	2S	521	A

Continued on next page...

Continued from previous page...

Mol	Chain	Res	Type
1	2S	535	G
1	2S	543	C
1	2S	546	C
1	2S	552	G
1	2S	556	U
1	2S	557	A
1	2S	559	A
1	2S	569	A
1	2S	578	A
1	2S	579	G
1	2S	588	G
1	2S	589	A
1	2S	592	A
1	2S	597	G
1	2S	609	G
1	2S	611	A
1	2S	620	U
1	2S	621	A
1	2S	637	C
1	2S	638	C
1	2S	646	A
1	2S	649	A
1	2S	659	G
1	2S	677	A
1	2S	681	U
1	2S	705	A
1	2S	708	G
1	2S	719	U
1	2S	726	G
1	2S	765	C
1	2S	766	U
1	2S	767	U
1	2S	776	U
1	2S	777	U
1	2S	781	G
1	2S	785	G
1	2S	786	A
1	2S	806	A
1	2S	808	A
1	2S	817	A
1	2S	830	A
1	2S	849	C

Continued on next page...

Continued from previous page...

Mol	Chain	Res	Type
1	2S	857	G
1	2S	861	C
1	2S	874	U
1	2S	875	G
1	2S	879	U
1	2S	880	G
1	2S	896	A
1	2S	897	U
1	2S	907	G
1	2S	908	G
1	2S	914	A
1	2S	916	G
1	2S	920	A
1	2S	921	A
1	2S	923	C
1	2S	924	G
1	2S	932	U
1	2S	937	G
1	2S	938	C
1	2S	944	C
1	2S	959	C
1	2S	979	U
1	2S	981	U
1	2S	984	G
1	2S	993	G
1	2S	995	U
1	2S	1000	C
1	2S	1002	A
1	2S	1010	G
1	2S	1013	G
1	2S	1015	U
1	2S	1020	G
1	2S	1024	G
1	2S	1047	A
1	2S	1049	C
1	2S	1064	A
1	2S	1075	A
1	2S	1081	U
1	2S	1093	A
1	2S	1094	U
1	2S	1095	U
1	2S	1096	U

Continued on next page...

Continued from previous page...

Mol	Chain	Res	Type
1	2S	1097	G
1	2S	1098	A
1	2S	1103	A
1	2S	1104	G
1	2S	1117	G
1	2S	1131	G
1	2S	1143	A
1	2S	1144	U
1	2S	1159	A
1	2S	1172	G
1	2S	1177	G
1	2S	1178	G
1	2S	1180	A
1	2S	1181	U
1	2S	1186	G
1	2S	1192	C
1	2S	1201	C
1	2S	1221	A
1	2S	1222	G
1	2S	1235	U
1	2S	1236	G
1	2S	1237	G
1	2S	1239	C
1	2S	1241	U
1	2S	1242	G
1	2S	1244	A
1	2S	1245	A
1	2S	1246	G
1	2S	1254	C
1	2S	1263	A
1	2S	1264	G
1	2S	1301	A
1	2S	1308	A
1	2S	1309	U
1	2S	1318	A
1	2S	1330	A
1	2S	1348	U
1	2S	1349	G
1	2S	1350	A
1	2S	1351	U
1	2S	1352	A
1	2S	1353	U

Continued on next page...

Continued from previous page...

Mol	Chain	Res	Type
1	2S	1355	A
1	2S	1357	G
1	2S	1367	G
1	2S	1386	A
1	2S	1387	G
1	2S	1391	C
1	2S	1392	G
1	2S	1399	A
1	2S	1400	G
1	2S	1419	A
1	2S	1431	G
1	2S	1434	G
1	2S	1437	C
1	2S	1446	A
1	2S	1452	A
1	2S	1477	A
1	2S	1481	A
1	2S	1482	A
1	2S	1484	U
1	2S	1496	C
1	2S	1505	C
1	2S	1508	C
1	2S	1527	C
1	2S	1539	A
1	2S	1556	C
1	2S	1557	A
1	2S	1563	C
1	2S	1567	U
1	2S	1569	U
1	2S	1572	U
1	2S	1576	G
1	2S	1582	C
1	2S	1583	A
1	2S	1587	A
1	2S	1589	A
1	2S	1607	U
1	2S	1629	U
1	2S	1642	A
1	2S	1643	A
1	2S	1645	U
1	2S	1655	G
1	2S	1658	G

Continued on next page...

Continued from previous page...

Mol	Chain	Res	Type
1	2S	1688	U
1	2S	1717	U
1	2S	1724	U
1	2S	1730	G
1	2S	1750	A
1	2S	1751	G
1	2S	1765	U
1	2S	1766	G
1	2S	1773	C
1	2S	1775	G
1	2S	1780	G
1	2S	1797	A
1	2S	1816	A
1	2S	1817	G
1	2S	1821	U
1	2S	1835	A
1	2S	1839	A
1	2S	1841	A
1	2S	1842	A
1	2S	1845	G
1	2S	1847	A
1	2S	1848	G
1	2S	1849	C
1	2S	1850	A
1	2S	1854	C
1	2S	1866	C
1	2S	1879	A
1	2S	1886	A
1	2S	1893	A
1	2S	1895	A
1	2S	1904	C
1	2S	1906	G
1	2S	1910	A
1	2S	1927	G
1	2S	1931	U
1	2S	1952	G
1	2S	1953	G
1	2S	1954	G
1	2S	1965	C
1	2S	1967	U
1	2S	1980	C
1	2S	2045	G

Continued on next page...

Continued from previous page...

Mol	Chain	Res	Type
1	2S	2059	U
1	2S	2067	U
1	2S	2085	U
1	2S	2095	G
1	2S	2101	C
1	2S	2102	U
1	2S	2107	A
1	2S	2111	G
1	2S	2112	U
1	2S	2113	A
1	2S	2121	G
1	2S	2122	G
1	2S	2131	A
1	2S	2140	U
1	2S	2142	A
1	2S	2144	A
1	2S	2158	A
1	2S	2169	G
1	2S	2178	A
1	2S	2188	A
1	2S	2205	U
1	2S	2209	U
1	2S	2244	A
1	2S	2249	G
1	2S	2250	G
1	2S	2252	A
1	2S	2255	A
1	2S	2256	A
1	2S	2273	G
1	2S	2281	A
1	2S	2282	U
1	2S	2288	G
1	2S	2298	U
1	2S	2307	G
1	2S	2308	C
1	2S	2310	U
1	2S	2313	A
1	2S	2314	U
1	2S	2315	G
1	2S	2319	U
1	2S	2325	G
1	2S	2335	G

Continued on next page...

Continued from previous page...

Mol	Chain	Res	Type
1	2S	2336	U
1	2S	2339	C
1	2S	2361	A
1	2S	2365	C
1	2S	2373	A
1	2S	2374	C
1	2S	2375	G
1	2S	2377	G
1	2S	2385	G
1	2S	2397	A
1	2S	2398	A
1	2S	2402	A
1	2S	2403	G
1	2S	2411	U
1	2S	2412	G
1	2S	2418	G
1	2S	2434	U
1	2S	2443	A
1	2S	2458	A
1	2S	2459	A
1	2S	2461	A
1	2S	2463	G
1	2S	2468	A
1	2S	2472	U
1	2S	2474	G
1	2S	2475	G
1	2S	2484	A
1	2S	2486	A
1	2S	2488	A
1	2S	2490	C
1	2S	2493	U
1	2S	2494	A
1	2S	2502	A
1	2S	2503	G
1	2S	2511	A
1	2S	2514	U
1	2S	2522	G
1	2S	2523	A
1	2S	2524	A
1	2S	2526	C
1	2S	2531	C
1	2S	2533	G

Continued on next page...

Continued from previous page...

Mol	Chain	Res	Type
1	2S	2538	U
1	2S	2540	A
1	2S	2541	U
1	2S	2542	U
1	2S	2543	U
1	2S	2549	G
1	2S	2554	A
1	2S	2558	U
1	2S	2559	U
1	2S	2561	A
1	2S	2562	A
1	2S	2569	A
1	2S	2570	U
1	2S	2571	U
1	2S	2572	C
1	2S	2573	G
1	2S	2580	A
1	2S	2585	G
1	2S	2593	A
1	2S	2606	G
1	2S	2607	G
1	2S	2613	U
1	2S	2614	G
1	2S	2626	A
1	2S	2638	C
1	2S	2648	G
1	2S	2652	U
1	2S	2656	A
1	2S	2674	A
1	2S	2677	G
1	2S	2681	U
1	2S	2689	A
1	2S	2691	A
1	2S	2694	A
1	2S	2696	A
1	2S	2714	G
1	2S	2728	G
1	2S	2729	U
1	2S	2740	A
1	2S	2753	G
1	2S	2755	C
1	2S	2762	A

Continued on next page...

Continued from previous page...

Mol	Chain	Res	Type
1	2S	2772	C
1	2S	2777	G
1	2S	2779	A
1	2S	2788	C
1	2S	2796	G
1	2S	2797	C
1	2S	2800	G
1	2S	2801	A
1	2S	2804	A
1	2S	2810	C
1	2S	2816	G
1	2S	2817	A
1	2S	2818	U
1	2S	2842	U
1	2S	2844	C
1	2S	2845	A
1	2S	2859	U
1	2S	2860	U
1	2S	2867	C
1	2S	2871	G
1	2S	2872	A
1	2S	2873	U
1	2S	2887	A
1	2S	2896	A
1	2S	2899	C
1	2S	2923	U
1	2S	2928	C
1	2S	2935	U
1	2S	2936	A
1	2S	2942	C
1	2S	2946	A
1	2S	2951	G
1	2S	2955	U
1	2S	2983	C
1	2S	2997	G
1	2S	3006	A
1	2S	3012	A
1	2S	3049	A
1	2S	3055	U
1	2S	3057	U
1	2S	3078	U
1	2S	3086	A

Continued on next page...

Continued from previous page...

Mol	Chain	Res	Type
1	2S	3092	C
1	2S	3094	A
1	2S	3109	G
1	2S	3116	G
1	2S	3122	A
1	2S	3128	G
1	2S	3130	A
1	2S	3131	U
1	2S	3135	U
1	2S	3139	A
1	2S	3142	A
1	2S	3143	C
1	2S	3154	C
1	2S	3155	U
1	2S	3156	U
1	2S	3165	A
1	2S	3168	A
1	2S	3173	G
1	2S	3174	A
1	2S	3176	G
1	2S	3179	U
1	2S	3181	C
1	2S	3187	A
1	2S	3198	U
1	2S	3206	C
1	2S	3207	U
1	2S	3215	A
1	2S	3217	C
1	2S	3218	A
1	2S	3219	G
1	2S	3229	G
1	2S	3245	A
1	2S	3246	G
1	2S	3247	G
1	2S	3253	G
1	2S	3259	U
1	2S	3270	U
1	2S	3273	A
1	2S	3274	A
1	2S	3276	G
1	2S	3279	A
1	2S	3281	U

Continued on next page...

Continued from previous page...

Mol	Chain	Res	Type
1	2S	3287	U
1	2S	3289	G
1	2S	3294	A
1	2S	3304	U
1	2S	3316	A
1	2S	3318	G
1	2S	3319	U
1	2S	3320	A
1	2S	3335	A
1	2S	3341	U
1	2S	3345	G
1	2S	3347	A
1	2S	3351	U
1	2S	3352	U
1	2S	3354	U
1	2S	3355	U
1	2S	3356	G
1	2S	3361	G
1	2S	3369	G
1	2S	3370	A
1	2S	3375	A
1	2S	3378	C
1	2S	3382	U
1	2S	3389	U
1	2S	3390	G
1	2S	3396	U
2	8S	23	U
2	8S	34	U
2	8S	35	C
2	8S	38	U
2	8S	59	A
2	8S	62	C
2	8S	63	G
2	8S	80	A
2	8S	86	U
2	8S	87	G
2	8S	90	U
2	8S	95	G
2	8S	102	U
2	8S	105	A
2	8S	106	C
2	8S	111	A

Continued on next page...

Continued from previous page...

Mol	Chain	Res	Type
2	8S	113	U
2	8S	125	U
2	8S	126	A
2	8S	148	G
2	8S	151	C
2	8S	152	G
3	5S	13	A
3	5S	22	A
3	5S	54	U
3	5S	65	G
3	5S	76	A
3	5S	86	U
3	5S	93	C
3	5S	102	A
3	5S	112	G
3	5S	121	U
46	1S	2	A
46	1S	25	C
46	1S	26	A
46	1S	34	G
46	1S	42	G
46	1S	43	A
46	1S	47	A
46	1S	57	G
46	1S	68	A
46	1S	69	G
46	1S	72	A
46	1S	73	U
46	1S	76	A
46	1S	77	U
46	1S	104	A
46	1S	114	C
46	1S	116	U
46	1S	132	U
46	1S	133	U
46	1S	134	U
46	1S	135	A
46	1S	136	C
46	1S	137	U
46	1S	140	A
46	1S	141	U
46	1S	142	G

Continued on next page...

Continued from previous page...

Mol	Chain	Res	Type
46	1S	145	A
46	1S	153	G
46	1S	159	U
46	1S	166	C
46	1S	178	U
46	1S	185	U
46	1S	186	C
46	1S	191	C
46	1S	192	U
46	1S	195	G
46	1S	197	A
46	1S	200	A
46	1S	215	A
46	1S	216	U
46	1S	218	A
46	1S	219	A
46	1S	228	G
46	1S	231	U
46	1S	233	C
46	1S	234	G
46	1S	238	U
46	1S	239	C
46	1S	240	U
46	1S	241	U
46	1S	242	U
46	1S	250	C
46	1S	261	U
46	1S	265	A
46	1S	272	U
46	1S	278	U
46	1S	280	U
46	1S	288	A
46	1S	299	A
46	1S	302	U
46	1S	316	A
46	1S	320	U
46	1S	321	C
46	1S	322	G
46	1S	337	G
46	1S	338	C
46	1S	350	U
46	1S	352	A

Continued on next page...

Continued from previous page...

Mol	Chain	Res	Type
46	1S	359	A
46	1S	360	A
46	1S	361	C
46	1S	387	A
46	1S	388	G
46	1S	400	A
46	1S	402	C
46	1S	404	G
46	1S	416	A
46	1S	417	A
46	1S	418	G
46	1S	423	G
46	1S	424	C
46	1S	425	A
46	1S	426	G
46	1S	434	G
46	1S	439	U
46	1S	444	C
46	1S	445	A
46	1S	475	A
46	1S	477	A
46	1S	484	C
46	1S	488	G
46	1S	493	U
46	1S	495	C
46	1S	496	G
46	1S	499	U
46	1S	502	U
46	1S	503	G
46	1S	504	U
46	1S	505	A
46	1S	506	A
46	1S	510	G
46	1S	515	A
46	1S	532	U
46	1S	536	C
46	1S	539	G
46	1S	541	A
46	1S	542	A
46	1S	545	A
46	1S	555	A
46	1S	556	A

Continued on next page...

Continued from previous page...

Mol	Chain	Res	Type
46	1S	557	G
46	1S	558	U
46	1S	559	C
46	1S	565	C
46	1S	577	G
46	1S	579	A
46	1S	580	A
46	1S	582	U
46	1S	594	A
46	1S	606	A
46	1S	611	U
46	1S	619	A
46	1S	620	A
46	1S	622	A
46	1S	624	G
46	1S	639	U
46	1S	650	U
46	1S	655	G
46	1S	656	G
46	1S	677	G
46	1S	684	A
46	1S	685	A
46	1S	687	G
46	1S	694	U
46	1S	696	C
46	1S	697	C
46	1S	700	C
46	1S	702	G
46	1S	703	G
46	1S	705	U
46	1S	707	A
46	1S	709	C
46	1S	710	U
46	1S	711	U
46	1S	712	G
46	1S	713	A
46	1S	718	U
46	1S	719	U
46	1S	723	G
46	1S	725	U
46	1S	728	U
46	1S	731	C

Continued on next page...

Continued from previous page...

Mol	Chain	Res	Type
46	1S	734	A
46	1S	735	C
46	1S	737	A
46	1S	738	G
46	1S	742	U
46	1S	755	A
46	1S	758	U
46	1S	759	U
46	1S	765	G
46	1S	766	U
46	1S	774	A
46	1S	778	G
46	1S	781	U
46	1S	782	U
46	1S	783	G
46	1S	784	C
46	1S	789	A
46	1S	794	U
46	1S	795	U
46	1S	806	A
46	1S	813	U
46	1S	815	G
46	1S	820	U
46	1S	821	U
46	1S	823	G
46	1S	830	U
46	1S	831	U
46	1S	846	G
46	1S	856	A
46	1S	863	A
46	1S	876	G
46	1S	898	A
46	1S	904	G
46	1S	912	U
46	1S	913	G
46	1S	914	G
46	1S	915	A
46	1S	926	A
46	1S	933	A
46	1S	935	U
46	1S	944	A
46	1S	966	A

Continued on next page...

Continued from previous page...

Mol	Chain	Res	Type
46	1S	982	U
46	1S	992	A
46	1S	993	A
46	1S	996	U
46	1S	1004	U
46	1S	1005	A
46	1S	1007	C
46	1S	1021	C
46	1S	1026	A
46	1S	1028	C
46	1S	1029	U
46	1S	1032	G
46	1S	1043	A
46	1S	1052	U
46	1S	1053	G
46	1S	1058	U
46	1S	1059	U
46	1S	1060	U
46	1S	1061	A
46	1S	1072	C
46	1S	1074	G
46	1S	1082	C
46	1S	1091	A
46	1S	1092	A
46	1S	1093	A
46	1S	1096	C
46	1S	1097	U
46	1S	1098	U
46	1S	1100	G
46	1S	1138	A
46	1S	1150	G
46	1S	1151	A
46	1S	1157	A
46	1S	1158	C
46	1S	1160	A
46	1S	1163	A
46	1S	1167	G
46	1S	1185	U
46	1S	1194	A
46	1S	1196	A
46	1S	1199	G
46	1S	1200	G

Continued on next page...

Continued from previous page...

Mol	Chain	Res	Type
46	1S	1202	A
46	1S	1217	A
46	1S	1218	G
46	1S	1227	A
46	1S	1228	G
46	1S	1229	G
46	1S	1230	A
46	1S	1243	G
46	1S	1244	A
46	1S	1245	G
46	1S	1246	C
46	1S	1265	G
46	1S	1274	C
46	1S	1275	A
46	1S	1284	C
46	1S	1314	U
46	1S	1321	A
46	1S	1337	A
46	1S	1340	U
46	1S	1344	A
46	1S	1345	A
46	1S	1347	U
46	1S	1361	U
46	1S	1362	U
46	1S	1363	U
46	1S	1370	U
46	1S	1371	A
46	1S	1390	U
46	1S	1395	G
46	1S	1398	U
46	1S	1399	C
46	1S	1413	U
46	1S	1415	U
46	1S	1418	G
46	1S	1426	C
46	1S	1427	A
46	1S	1428	G
46	1S	1446	A
46	1S	1448	G
46	1S	1457	C
46	1S	1459	C
46	1S	1471	A

Continued on next page...

Continued from previous page...

Mol	Chain	Res	Type
46	1S	1473	U
46	1S	1474	G
46	1S	1482	C
46	1S	1486	G
46	1S	1490	C
46	1S	1491	U
46	1S	1492	A
46	1S	1493	A
46	1S	1499	G
46	1S	1515	A
46	1S	1516	A
46	1S	1523	G
46	1S	1524	A
46	1S	1535	U
46	1S	1536	G
46	1S	1537	C
46	1S	1538	U
46	1S	1540	G
46	1S	1557	U
46	1S	1559	A
46	1S	1573	A
46	1S	1574	G
46	1S	1584	G
46	1S	1601	G
46	1S	1614	A
46	1S	1616	G
46	1S	1631	A
46	1S	1634	C
46	1S	1657	U
46	1S	1658	G
46	1S	1683	C
46	1S	1684	U
46	1S	1686	C
46	1S	1687	U
46	1S	1690	G
46	1S	1697	G
46	1S	1700	C
46	1S	1702	A
46	1S	1712	A
46	1S	1713	G
46	1S	1715	G
46	1S	1716	C

Continued on next page...

Continued from previous page...

Mol	Chain	Res	Type
46	1S	1755	A
46	1S	1762	A
46	1S	1765	A
46	1S	1769	U
46	1S	1780	G
46	1S	1782	A
46	1S	1789	G
46	1S	1792	G
46	1S	1793	G
46	1S	1794	A
46	1S	1795	U
46	1S	1796	C

All (48) RNA pucker outliers are listed below:

Mol	Chain	Res	Type
1	2S	169	U
1	2S	282	G
1	2S	588	G
1	2S	637	C
1	2S	896	A
1	2S	1103	A
1	2S	1144	U
1	2S	1241	U
1	2S	1307	G
1	2S	1329	U
1	2S	1352	A
1	2S	1556	C
1	2S	1815	U
1	2S	1816	A
1	2S	2101	C
1	2S	2249	G
1	2S	2492	C
1	2S	2501	U
1	2S	2513	U
1	2S	2525	G
1	2S	2541	U
1	2S	3121	U
1	2S	3218	A
1	2S	3228	C
1	2S	3317	U
1	2S	3351	U

Continued on next page...

Continued from previous page...

Mol	Chain	Res	Type
2	8S	85	G
46	1S	25	C
46	1S	103	A
46	1S	139	C
46	1S	240	U
46	1S	417	A
46	1S	498	G
46	1S	501	U
46	1S	503	G
46	1S	555	A
46	1S	704	C
46	1S	794	U
46	1S	829	A
46	1S	830	U
46	1S	1051	G
46	1S	1344	A
46	1S	1370	U
46	1S	1481	C
46	1S	1573	A
46	1S	1615	C
46	1S	1696	G
46	1S	1761	U

5.4 Non-standard residues in protein, DNA, RNA chains [i](#)

There are no non-standard protein/DNA/RNA residues in this entry.

5.5 Carbohydrates [i](#)

There are no carbohydrates in this entry.

5.6 Ligand geometry [i](#)

There are no ligands in this entry.

5.7 Other polymers [i](#)

There are no such residues in this entry.

5.8 Polymer linkage issues ⓘ

There are no chain breaks in this entry.