



wwPDB EM Map/Model Validation Report ⓘ

Apr 10, 2016 – 02:54 PM BST

PDB ID : 3J77
EMDB ID: : EMD-5976
Title : Structures of yeast 80S ribosome-tRNA complexes in the rotated and non-rotated conformations (Class II - rotated ribosome with 1 tRNA)
Authors : Svidritskiy, E.; Brilot, A.F.; Koh, C.S.; Grigorieff, N.; Korostelev, A.A.
Deposited on : 2014-05-29
Resolution : 6.20 Å(reported)
Based on PDB ID : 4GD1, 3U5E, 3U5D, 3U5C, 3U5B, 3J3B

This is a wwPDB EM Map/Model Validation Report for a publicly released PDB/EMDB entry.
For rigid body fitted models, validation errors reported here could stem from errors in the original structure(s) used in the fitting.
We welcome your comments at validation@mail.wwpdb.org
A user guide is available at
<http://wwpdb.org/validation/2016/EMValidationReportHelp>

MolProbity : 4.02b-467
Mogul : unknown
Percentile statistics : 20151230.v01 (using entries in the PDB archive December 30th 2015)
Ideal geometry (proteins) : Engh & Huber (2001)
Ideal geometry (DNA, RNA) : Parkinson et. al. (1996)
Validation Pipeline (wwPDB-VP) : trunk27241

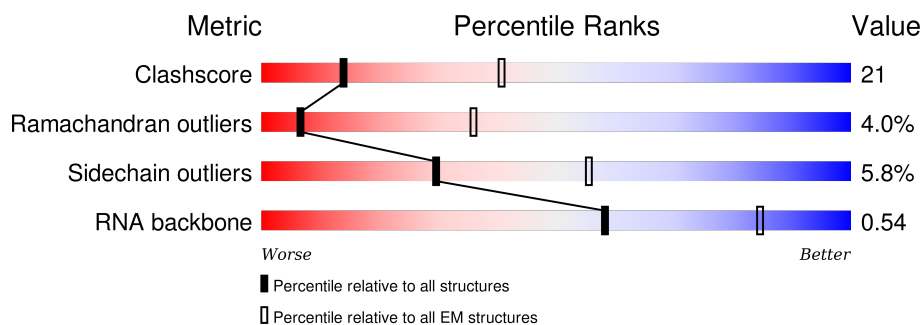
1 Overall quality at a glance

The following experimental techniques were used to determine the structure:

ELECTRON MICROSCOPY

The reported resolution of this entry is 6.20 Å.

Percentile scores (ranging between 0-100) for global validation metrics of the entry are shown in the following graphic. The table shows the number of entries on which the scores are based.




























Metric	Whole archive (#Entries)	EM structures (#Entries)
Clashscore	114402	924
Ramachandran outliers	111179	726
Sidechain outliers	111093	686
RNA backbone	3027	244

The table below summarises the geometric issues observed across the polymeric chains. The red, orange, yellow and green segments on the bar indicate the fraction of residues that contain outliers for ≥ 3 , 2, 1 and 0 types of geometric quality criteria. A grey segment represents the fraction of residues that are not modelled. The numeric value for each fraction is indicated below the corresponding segment, with a dot representing fractions $\leq 5\%$.

Mol	Chain	Length	Quality of chain
1	L1	217	
2	L2	254	
3	L3	387	
4	L4	362	
5	L5	297	
6	L6	176	
7	L7	244	
8	L8	256	



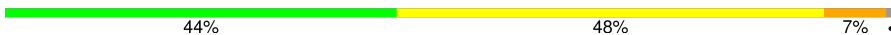




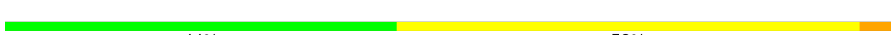

















Continued on next page...

Continued from previous page...

Mol	Chain	Length	Quality of chain
9	L9	191	 50% 45% 5%
10	60	221	 57% 36% 5%
11	61	174	 48% 44% 5%
12	62	165	 70% 16% 9%
13	63	199	 52% 40% 5%
14	64	138	 38% 54% 5%
15	65	204	 48% 50%
16	66	199	 53% 44%
17	67	184	 47% 46% 7%
18	68	186	 44% 55%
19	69	189	 46% 50%
20	70	172	 52% 44% 5%
21	71	160	 52% 42% 6%
22	72	121	 48% 34% 17%
23	73	137	 53% 42% 5%
24	74	155	 57% 26% 13%
25	75	142	 42% 39% 15%
26	76	127	 50% 45% 5%
27	77	136	 62% 35%
28	78	149	 52% 42% 5%
29	79	59	 59% 31% 8%
30	80	105	 49% 39% 5% 8%
31	81	113	 48% 47%
32	82	130	 52% 44%
33	83	107	 42% 53%

Continued on next page...

Continued from previous page...

Mol	Chain	Length	Quality of chain
34	84	121	
35	85	120	
36	86	100	
37	87	88	
38	88	78	
39	89	51	
40	90	128	
41	91	25	
42	92	106	
43	93	92	
44	P0	312	
45	RC	319	
46	S0	252	
47	S1	255	
48	S2	254	
49	S3	240	
50	S4	261	
51	S5	225	
52	S6	236	
53	S7	190	
54	S8	200	
55	S9	197	
56	10	105	
57	11	156	
58	12	143	

Continued on next page...

Continued from previous page...

Mol	Chain	Length	Quality of chain
59	13	151	
60	14	137	
61	15	142	
62	16	143	
63	17	136	
64	18	146	
65	19	144	
66	20	121	
67	21	87	
68	22	130	
69	23	145	
70	24	135	
71	25	108	
72	26	119	
73	27	82	
74	28	67	
75	29	56	
76	30	63	
77	31	152	
78	1S	1798	
79	2S	3395	
80	8S	158	
81	5S	121	
82	MR	14	
83	PT	77	

2 Entry composition

There are 83 unique types of molecules in this entry. The entry contains 207751 atoms, of which 0 are hydrogens and 0 are deuteriums.

In the tables below, the AltConf column contains the number of residues with at least one atom in alternate conformation and the Trace column contains the number of residues modelled with at most 2 atoms.

- Molecule 1 is a protein called 60S ribosomal protein L1.

Mol	Chain	Residues	Atoms					AltConf	Trace
1	L1	204	Total	C	N	O	S	0	0
			1609	1031	279	290	9		

- Molecule 2 is a protein called 60S ribosomal protein L2.

Mol	Chain	Residues	Atoms					AltConf	Trace
2	L2	252	Total	C	N	O	S	0	0
			1918	1193	389	335	1		

- Molecule 3 is a protein called 60S ribosomal protein L3.

Mol	Chain	Residues	Atoms					AltConf	Trace
3	L3	386	Total	C	N	O	S	0	0
			3082	1956	584	534	8		

- Molecule 4 is a protein called 60S ribosomal protein L4.

Mol	Chain	Residues	Atoms					AltConf	Trace
4	L4	361	Total	C	N	O	S	0	0
			2750	1730	522	495	3		

- Molecule 5 is a protein called 60S ribosomal protein L5.

Mol	Chain	Residues	Atoms					AltConf	Trace
5	L5	296	Total	C	N	O	S	0	0
			2376	1501	414	459	2		

- Molecule 6 is a protein called 60S ribosomal protein L6.

Mol	Chain	Residues	Atoms					AltConf	Trace
6	L6	156	Total	C	N	O	S	0	0
			1240	800	222	217	1		

- Molecule 7 is a protein called 60S ribosomal protein L7.

Mol	Chain	Residues	Atoms					AltConf	Trace
7	L7	222	Total	C	N	O	S	0	0
			1785	1151	324	309	1		

- Molecule 8 is a protein called 60S ribosomal protein L8.

Mol	Chain	Residues	Atoms					AltConf	Trace
8	L8	233	Total	C	N	O	S	0	0
			1818	1159	326	330	3		

- Molecule 9 is a protein called 60S ribosomal protein L9.

Mol	Chain	Residues	Atoms					AltConf	Trace
9	L9	191	Total	C	N	O	S	0	0
			1519	963	274	278	4		

- Molecule 10 is a protein called 60S ribosomal protein L10.

Mol	Chain	Residues	Atoms					AltConf	Trace
10	60	211	Total	C	N	O	S	0	0
			1718	1089	325	298	6		

- Molecule 11 is a protein called 60S ribosomal protein L11.

Mol	Chain	Residues	Atoms					AltConf	Trace
11	61	169	Total	C	N	O	S	0	0
			1354	847	253	250	4		

- Molecule 12 is a protein called 60S ribosomal protein L12.

Mol	Chain	Residues	Atoms				AltConf	Trace
12	62	150	Total	C	N	O	0	0
			737	437	150	150		

- Molecule 13 is a protein called 60S ribosomal protein L13.

Mol	Chain	Residues	Atoms				AltConf	Trace
13	63	193	Total	C	N	O	0	0
			1543	962	315	266		

- Molecule 14 is a protein called 60S ribosomal protein L14.

Mol	Chain	Residues	Atoms					AltConf	Trace
14	64	136	Total	C	N	O	S	0	0
			1054	675	199	178	2		

- Molecule 15 is a protein called 60S ribosomal protein L15.

Mol	Chain	Residues	Atoms					AltConf	Trace
15	65	203	Total	C	N	O	S	0	0
			1721	1077	361	282	1		

- Molecule 16 is a protein called 60S ribosomal protein L16.

Mol	Chain	Residues	Atoms					AltConf	Trace
16	66	197	Total	C	N	O	S	0	0
			1556	1003	289	263	1		

- Molecule 17 is a protein called 60S ribosomal protein L17.

Mol	Chain	Residues	Atoms					AltConf	Trace
17	67	183	Total	C	N	O		0	0
			1443	896	287	260			

- Molecule 18 is a protein called 60S ribosomal protein L18.

Mol	Chain	Residues	Atoms					AltConf	Trace
18	68	185	Total	C	N	O	S	0	0
			1442	908	290	242	2		

- Molecule 19 is a protein called 60S ribosomal protein L19.

Mol	Chain	Residues	Atoms					AltConf	Trace
19	69	188	Total	C	N	O		0	0
			1522	935	326	261			

- Molecule 20 is a protein called 60S ribosomal protein L20.

Mol	Chain	Residues	Atoms					AltConf	Trace
20	70	172	Total	C	N	O	S	0	0
			1446	930	267	245	4		

- Molecule 21 is a protein called 60S ribosomal protein L21.

Mol	Chain	Residues	Atoms					AltConf	Trace
21	71	159	Total	C	N	O	S	0	0
			1277	805	246	222	4		

- Molecule 22 is a protein called 60S ribosomal protein L22.

Mol	Chain	Residues	Atoms					AltConf	Trace
22	72	100	Total	C	N	O		0	0
			796	516	131	149			

- Molecule 23 is a protein called 60S ribosomal protein L23.

Mol	Chain	Residues	Atoms					AltConf	Trace
23	73	136	Total	C	N	O	S	0	0
			1004	628	189	180	7		

- Molecule 24 is a protein called 60S ribosomal protein L24.

Mol	Chain	Residues	Atoms					AltConf	Trace
24	74	135	Total	C	N	O	S	0	0
			1089	682	219	187	1		

- Molecule 25 is a protein called 60S ribosomal protein L25.

Mol	Chain	Residues	Atoms					AltConf	Trace
25	75	121	Total	C	N	O	S	0	0
			969	623	170	174	2		

- Molecule 26 is a protein called 60S ribosomal protein L26.

Mol	Chain	Residues	Atoms					AltConf	Trace
26	76	126	Total	C	N	O		0	0
			994	625	192	177			

- Molecule 27 is a protein called 60S ribosomal protein L27.

Mol	Chain	Residues	Atoms					AltConf	Trace
27	77	135	Total	C	N	O		0	0
			1093	710	202	181			

- Molecule 28 is a protein called 60S ribosomal protein L28.

Mol	Chain	Residues	Atoms					AltConf	Trace
28	78	148	Total	C	N	O	S	0	0
			1174	749	231	191	3		

- Molecule 29 is a protein called 60S ribosomal protein L29.

Mol	Chain	Residues	Atoms					AltConf	Trace
29	79	58	Total	C	N	O		0	0
			463	289	100	74			

- Molecule 30 is a protein called 60S ribosomal protein L30.

Mol	Chain	Residues	Atoms					AltConf	Trace
30	80	97	Total	C	N	O	S	0	0
			743	479	124	139	1		

- Molecule 31 is a protein called 60S ribosomal protein L31.

Mol	Chain	Residues	Atoms					AltConf	Trace
31	81	109	Total	C	N	O	S	0	0
			890	565	168	156	1		

- Molecule 32 is a protein called 60S ribosomal protein L32.

Mol	Chain	Residues	Atoms					AltConf	Trace
32	82	127	Total	C	N	O	S	0	0
			1020	647	205	167	1		

- Molecule 33 is a protein called 60S ribosomal protein L33.

Mol	Chain	Residues	Atoms					AltConf	Trace
33	83	106	Total	C	N	O	S	0	0
			851	540	165	145	1		

- Molecule 34 is a protein called 60S ribosomal protein L34.

Mol	Chain	Residues	Atoms					AltConf	Trace
34	84	112	Total	C	N	O	S	0	0
			881	546	179	152	4		

- Molecule 35 is a protein called 60S ribosomal protein L35.

Mol	Chain	Residues	Atoms					AltConf	Trace
35	85	119	Total	C	N	O	S	0	0
			970	615	186	168	1		

- Molecule 36 is a protein called 60S ribosomal protein L36.

Mol	Chain	Residues	Atoms					AltConf	Trace
36	86	99	Total	C	N	O	S	0	0
			772	481	156	133	2		

- Molecule 37 is a protein called 60S ribosomal protein L37.

Mol	Chain	Residues	Atoms					AltConf	Trace
37	87	87	Total	C	N	O	S	0	0
			682	414	148	115	5		

- Molecule 38 is a protein called 60S ribosomal protein L38.

Mol	Chain	Residues	Atoms					AltConf	Trace
38	88	77	Total	C	N	O		0	0
			613	391	115	107			

- Molecule 39 is a protein called 60S ribosomal protein L39.

Mol	Chain	Residues	Atoms					AltConf	Trace
39	89	50	Total	C	N	O	S	0	0
			437	272	97	66	2		

- Molecule 40 is a protein called 60S ribosomal protein L40.

Mol	Chain	Residues	Atoms					AltConf	Trace
40	90	52	Total	C	N	O	S	0	0
			418	259	86	68	5		

- Molecule 41 is a protein called 60S ribosomal protein L41.

Mol	Chain	Residues	Atoms					AltConf	Trace
41	91	25	Total	C	N	O	S	0	0
			234	142	63	28	1		

- Molecule 42 is a protein called 60S ribosomal protein L42.

Mol	Chain	Residues	Atoms					AltConf	Trace
42	92	105	Total	C	N	O	S	0	0
			848	534	170	139	5		

- Molecule 43 is a protein called 60S ribosomal protein L43.

Mol	Chain	Residues	Atoms					AltConf	Trace
43	93	91	Total	C	N	O	S	0	0
			695	429	138	122	6		

- Molecule 44 is a protein called 60S acidic ribosomal protein P0.

Mol	Chain	Residues	Atoms					AltConf	Trace
44	P0	121	Total	C	N	O	S	0	0
			967	621	170	173	3		

- Molecule 45 is a protein called Guanine nucleotide-binding protein subunit beta-like protein.

Mol	Chain	Residues	Atoms					AltConf	Trace
45	RC	318	Total	C	N	O	S	0	0
			2445	1546	419	472	8		

- Molecule 46 is a protein called 40S ribosomal protein S0.

Mol	Chain	Residues	Atoms					AltConf	Trace
46	S0	206	Total	C	N	O	S	0	0
			1612	1034	285	291	2		

- Molecule 47 is a protein called 40S ribosomal protein S1.

Mol	Chain	Residues	Atoms					AltConf	Trace
47	S1	214	Total	C	N	O	S	0	0
			1709	1084	310	311	4		

- Molecule 48 is a protein called 40S ribosomal protein S2.

Mol	Chain	Residues	Atoms					AltConf	Trace
48	S2	217	Total	C	N	O	S	0	0
			1635	1047	289	297	2		

- Molecule 49 is a protein called 40S ribosomal protein S3.

Mol	Chain	Residues	Atoms					AltConf	Trace
49	S3	223	Total	C	N	O	S	0	0
			1734	1101	313	314	6		

- Molecule 50 is a protein called 40S ribosomal protein S4.

Mol	Chain	Residues	Atoms					AltConf	Trace
50	S4	260	Total	C	N	O	S	0	0
			2069	1316	389	361	3		

- Molecule 51 is a protein called 40S ribosomal protein S5.

Mol	Chain	Residues	Atoms					AltConf	Trace
51	S5	206	Total	C	N	O	S	0	0
			1610	1007	300	300	3		

- Molecule 52 is a protein called 40S ribosomal protein S6.

Mol	Chain	Residues	Atoms					AltConf	Trace
52	S6	226	Total	C	N	O	S	0	0
			1820	1142	350	325	3		

- Molecule 53 is a protein called 40S ribosomal protein S7.

Mol	Chain	Residues	Atoms				AltConf	Trace
53	S7	184	Total	C	N	O	0	0
			1481	951	265	265		

- Molecule 54 is a protein called 40S ribosomal protein S8.

Mol	Chain	Residues	Atoms					AltConf	Trace
54	S8	188	Total	C	N	O	S	0	0
			1490	925	298	265	2		

- Molecule 55 is a protein called 40S ribosomal protein S9.

Mol	Chain	Residues	Atoms					AltConf	Trace
55	S9	185	Total	C	N	O	S	0	0
			1494	943	289	261	1		

- Molecule 56 is a protein called 40S ribosomal protein S10.

Mol	Chain	Residues	Atoms					AltConf	Trace
56	10	96	Total	C	N	O	S	0	0
			817	529	133	153	2		

- Molecule 57 is a protein called 40S ribosomal protein S11.

Mol	Chain	Residues	Atoms					AltConf	Trace
57	11	155	Total	C	N	O	S	0	0
			1245	798	235	209	3		

- Molecule 58 is a protein called 40S ribosomal protein S12.

Mol	Chain	Residues	Atoms					AltConf	Trace
58	12	124	Total	C	N	O	S	0	0
			935	587	165	181	2		

- Molecule 59 is a protein called 40S ribosomal protein S13.

Mol	Chain	Residues	Atoms					AltConf	Trace
59	13	150	Total	C	N	O	S	0	0
			1193	759	224	208	2		

- Molecule 60 is a protein called 40S ribosomal protein S14.

Mol	Chain	Residues	Atoms					AltConf	Trace
60	14	127	Total	C	N	O	S	0	0
			942	578	186	175	3		

- Molecule 61 is a protein called 40S ribosomal protein S15.

Mol	Chain	Residues	Atoms					AltConf	Trace
61	15	124	Total	C	N	O	S	0	0
			991	631	187	166	7		

- Molecule 62 is a protein called 40S ribosomal protein S16.

Mol	Chain	Residues	Atoms				AltConf	Trace
62	16	141	Total	C	N	O	0	0
			1106	708	203	195		

- Molecule 63 is a protein called 40S ribosomal protein S17.

Mol	Chain	Residues	Atoms					AltConf	Trace
63	17	120	Total	C	N	O	S	0	0
			965	603	183	177	2		

- Molecule 64 is a protein called 40S ribosomal protein S18.

Mol	Chain	Residues	Atoms					AltConf	Trace
64	18	145	Total	C	N	O	S	0	0
			1193	743	237	211	2		

- Molecule 65 is a protein called 40S ribosomal protein S19.

Mol	Chain	Residues	Atoms					AltConf	Trace
65	19	143	Total	C	N	O	S	0	0
			1113	694	208	209	2		

- Molecule 66 is a protein called 40S ribosomal protein S20.

Mol	Chain	Residues	Atoms					AltConf	Trace
66	20	107	Total	C	N	O	S	0	0
			856	539	156	160	1		

- Molecule 67 is a protein called 40S ribosomal protein S21.

Mol	Chain	Residues	Atoms					AltConf	Trace
67	21	87	Total	C	N	O	S	0	0
			685	420	125	138	2		

- Molecule 68 is a protein called 40S ribosomal protein S22.

Mol	Chain	Residues	Atoms					AltConf	Trace
68	22	129	Total	C	N	O	S	0	0
			1022	650	188	181	3		

- Molecule 69 is a protein called 40S ribosomal protein S23.

Mol	Chain	Residues	Atoms					AltConf	Trace
69	23	144	Total	C	N	O	S	0	0
			1122	708	220	192	2		

- Molecule 70 is a protein called 40S ribosomal protein S24.

Mol	Chain	Residues	Atoms				AltConf	Trace
70	24	134	Total	C	N	O	0	0
			1074	676	208	190		

- Molecule 71 is a protein called 40S ribosomal protein S25.

Mol	Chain	Residues	Atoms				AltConf	Trace
71	25	70	Total	C	N	O	0	0
			563	360	104	99		

- Molecule 72 is a protein called 40S ribosomal protein S26.

Mol	Chain	Residues	Atoms					AltConf	Trace
72	26	97	Total	C	N	O	S	0	0
			769	475	160	129	5		

- Molecule 73 is a protein called 40S ribosomal protein S27.

Mol	Chain	Residues	Atoms					AltConf	Trace
73	27	81	Total	C	N	O	S	0	0
			611	382	110	114	5		

- Molecule 74 is a protein called 40S ribosomal protein S28.

Mol	Chain	Residues	Atoms					AltConf	Trace
74	28	63	Total	C	N	O	S	0	0
			498	306	99	92	1		

- Molecule 75 is a protein called 40S ribosomal protein S29.

Mol	Chain	Residues	Atoms					AltConf	Trace
75	29	53	Total	C	N	O	S	0	0
			444	275	92	73	4		

- Molecule 76 is a protein called 40S ribosomal protein S30.

Mol	Chain	Residues	Atoms					AltConf	Trace
76	30	60	Total	C	N	O	S	0	0
			475	299	98	77	1		

- Molecule 77 is a protein called 40S ribosomal protein S31.

Mol	Chain	Residues	Atoms					AltConf	Trace
77	31	71	Total	C	N	O	S	0	0
			498	309	93	92	4		

- Molecule 78 is a RNA chain called 18S ribosomal RNA.

Mol	Chain	Residues	Atoms					AltConf	Trace
78	1S	1781	Total	C	N	O	P	0	0
			37949	16965	6715	12488	1781		

- Molecule 79 is a RNA chain called 25S ribosomal RNA.

Mol	Chain	Residues	Atoms					AltConf	Trace
79	2S	3287	Total	C	N	O	P	0	0
			70300	31399	12658	22956	3287		

- Molecule 80 is a RNA chain called 5.8S ribosomal RNA.

Mol	Chain	Residues	Atoms					AltConf	Trace
80	8S	158	Total	C	N	O	P	0	0
			3354	1500	586	1110	158		

- Molecule 81 is a RNA chain called 5S ribosomal RNA.

Mol	Chain	Residues	Atoms					AltConf	Trace
81	5S	121	Total	C	N	O	P	0	0
			2580	1152	461	846	121		

- Molecule 82 is a RNA chain called messenger RNA.

Mol	Chain	Residues	Atoms					AltConf	Trace
82	MR	9	Total	C	N	O	P	0	0
			195	88	39	59	9		

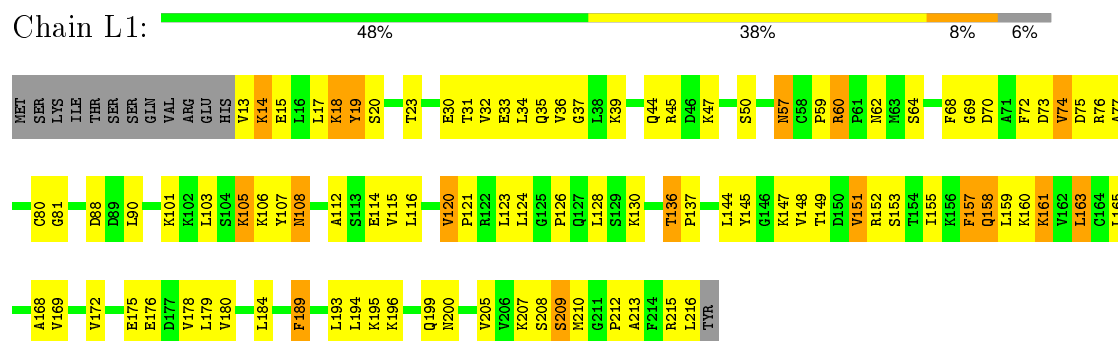
- Molecule 83 is a RNA chain called P/E-site initiator transfer RNA^fMet.

Mol	Chain	Residues	Atoms					AltConf	Trace
83	PT	77	Total	C	N	O	P	0	0
			1644	732	297	538	77		

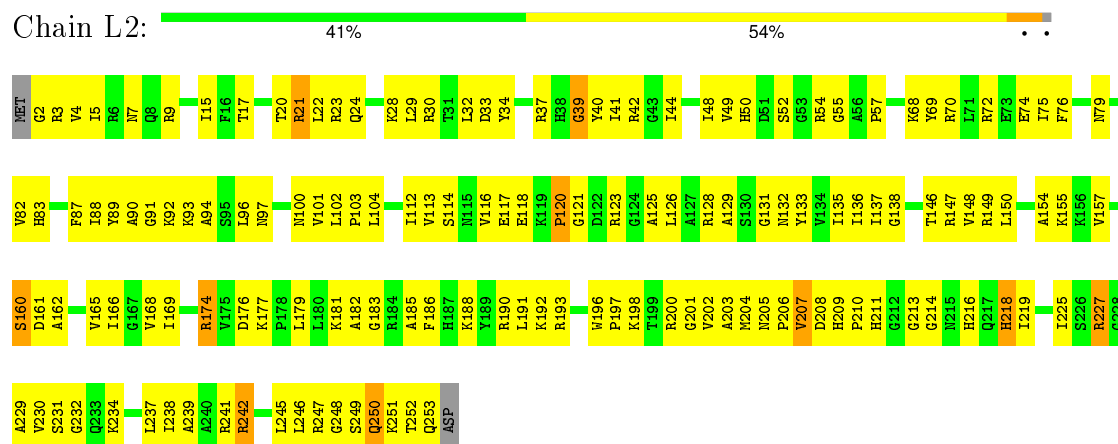
3 Residue-property plots

These plots are drawn for all protein, RNA and DNA chains in the entry. The first graphic for a chain summarises the proportions of errors displayed in the second graphic. The second graphic shows the sequence view annotated by issues in geometry. Residues are color-coded according to the number of geometric quality criteria for which they contain at least one outlier: green = 0, yellow = 1, orange = 2 and red = 3 or more. Stretches of 2 or more consecutive residues without any outlier are shown as a green connector. Residues present in the sample, but not in the model, are shown in grey.

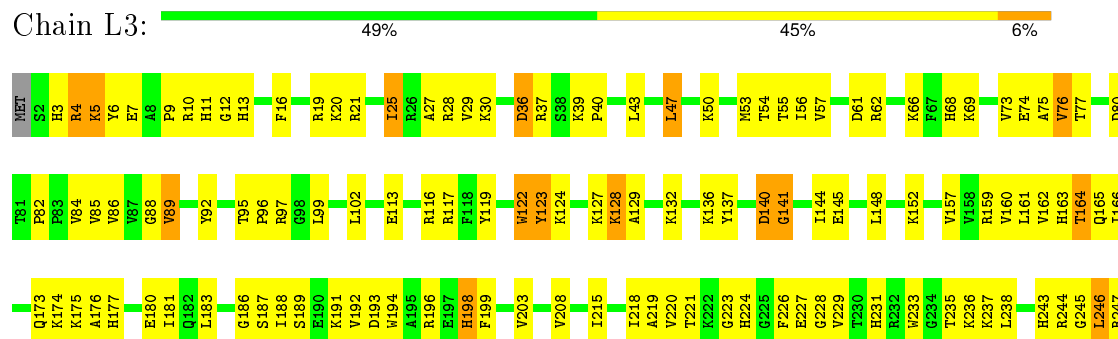
• Molecule 1: 60S ribosomal protein L1

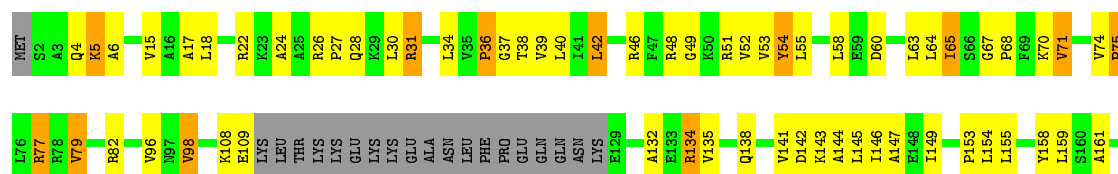


• Molecule 2: 60S ribosomal protein L2



• Molecule 3: 60S ribosomal protein L3

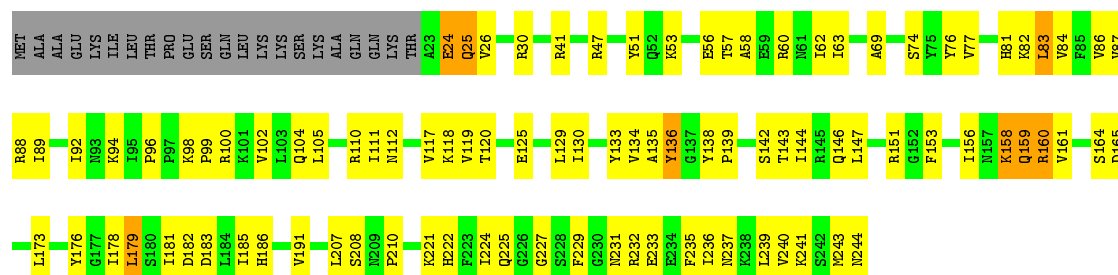







• Molecule 7: 60S ribosomal protein L7

Chain L7: 52% 36% 9%



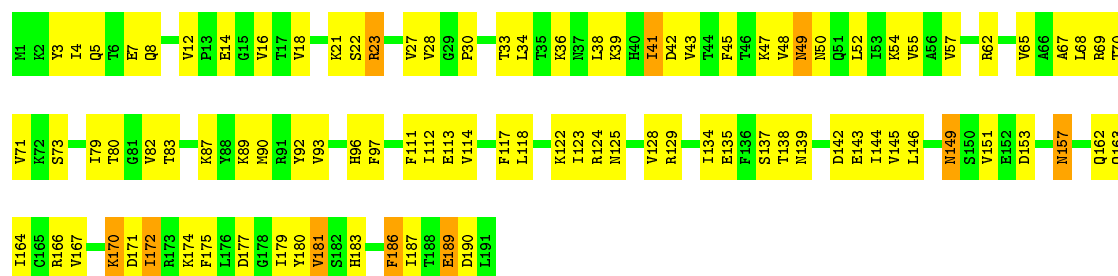
• Molecule 8: 60S ribosomal protein L8

Chain L8: 48% 39% 9%



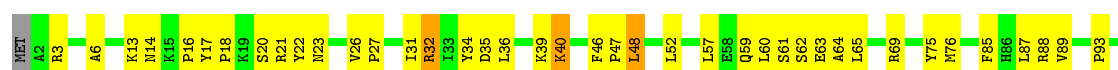
• Molecule 9: 60S ribosomal protein L9

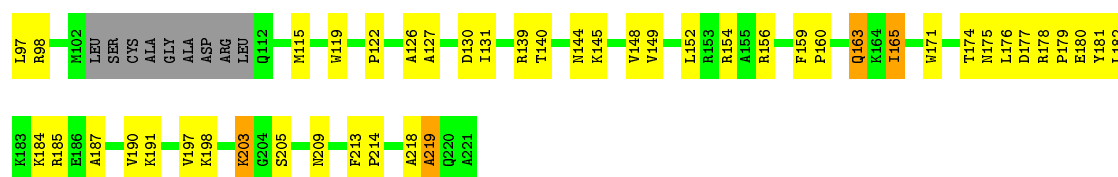
Chain L9: 50% 45% 5%



• Molecule 10: 60S ribosomal protein L10

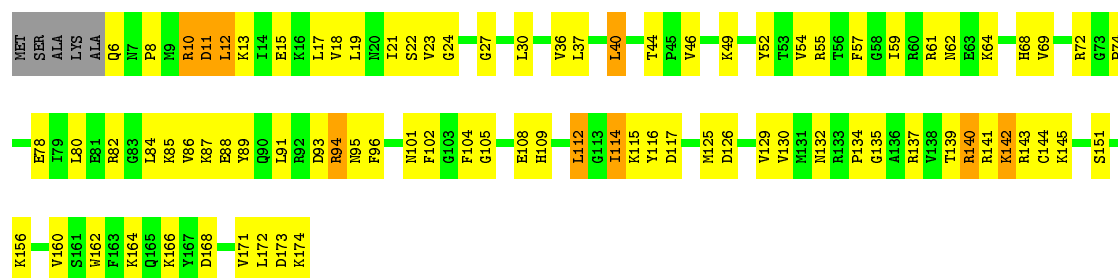
Chain 60: 57% 36% 5%





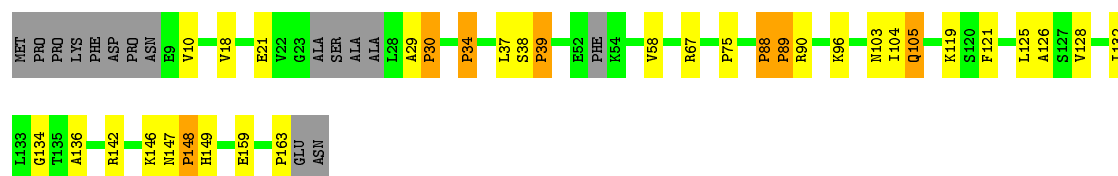
- Molecule 11: 60S ribosomal protein L11

Chain 61: 48% 44% 5%



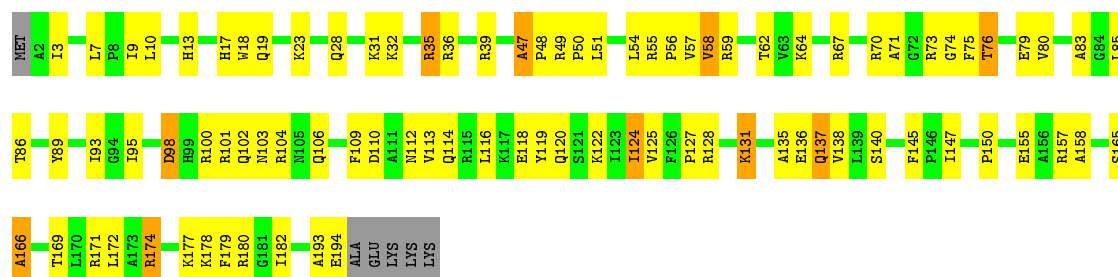
- Molecule 12: 60S ribosomal protein L12

Chain 62: 70% 16% 9%



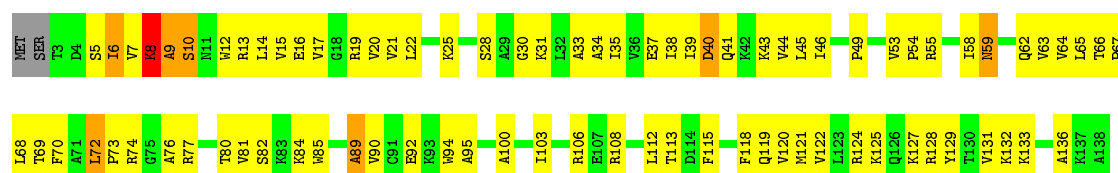
- Molecule 13: 60S ribosomal protein L13

Chain 63: 52% 40% 5%

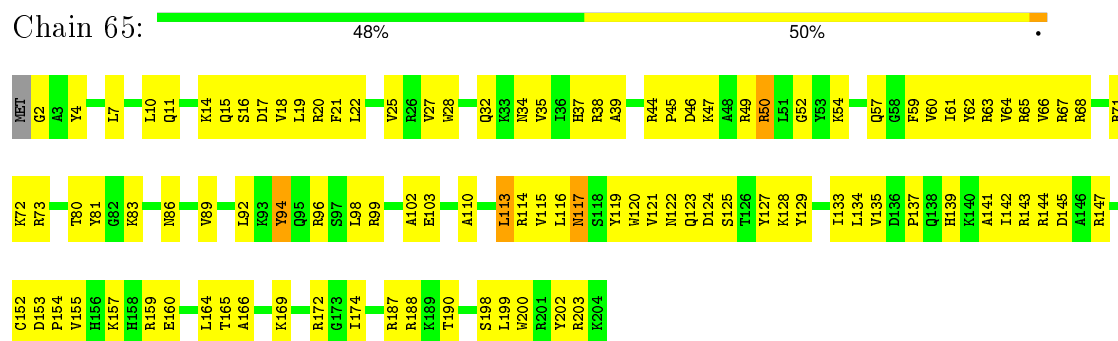


- Molecule 14: 60S ribosomal protein L14

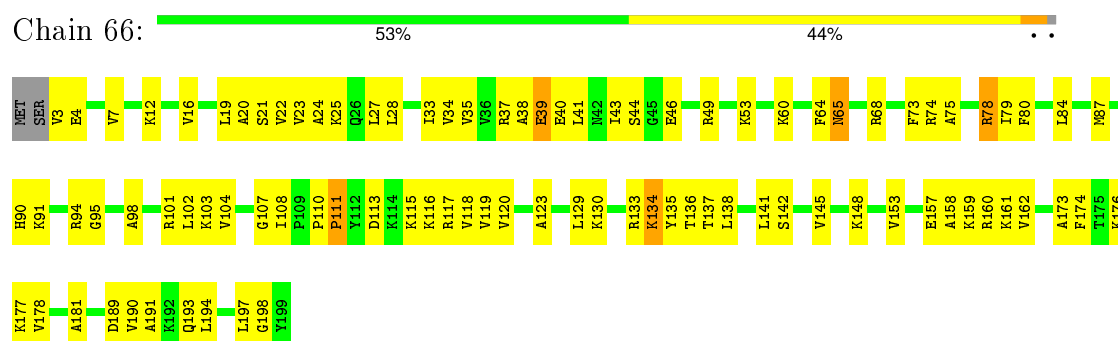
Chain 64: 38% 54% 5%




- Molecule 15: 60S ribosomal protein L15



- Molecule 16: 60S ribosomal protein L16



- Molecule 17: 60S ribosomal protein L17



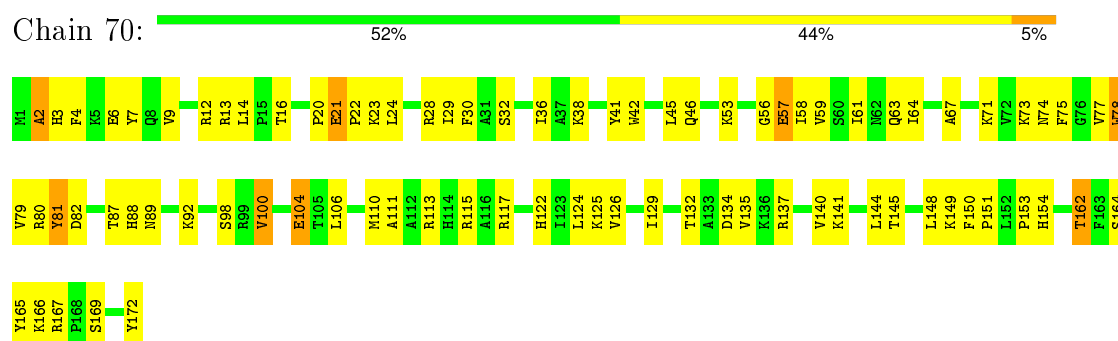
- Molecule 18: 60S ribosomal protein L18



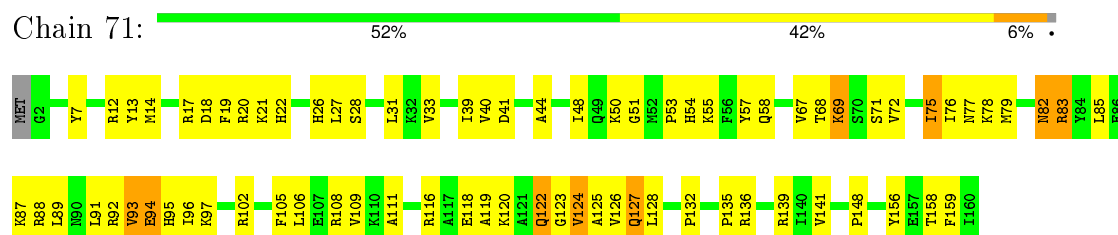
- Molecule 19: 60S ribosomal protein L19



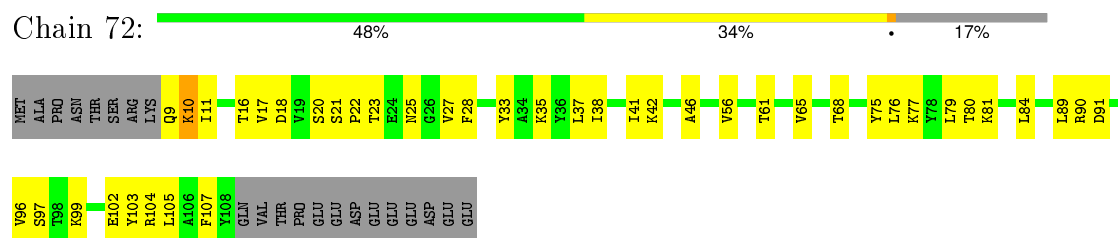
- Molecule 20: 60S ribosomal protein L20



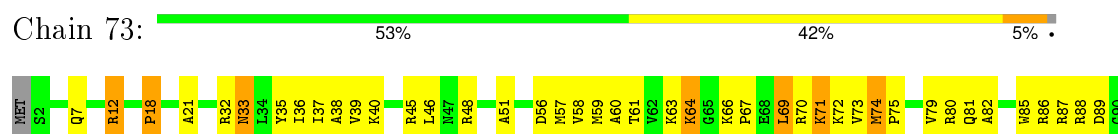
- Molecule 21: 60S ribosomal protein L21




- Molecule 22: 60S ribosomal protein L22



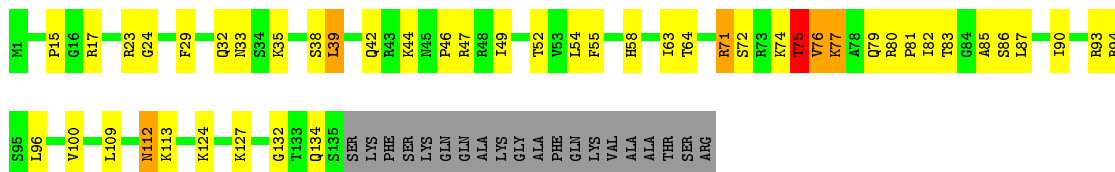
- Molecule 23: 60S ribosomal protein L23





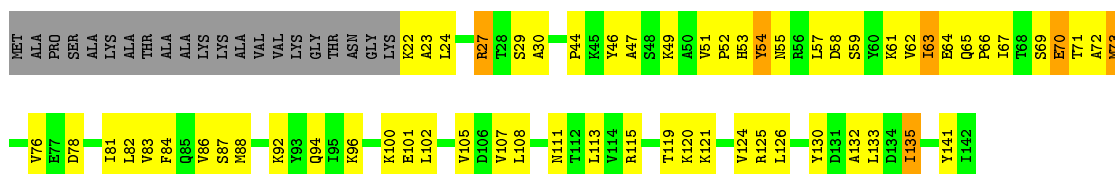
• Molecule 24: 60S ribosomal protein L24

Chain 74: 57% 26% 13%



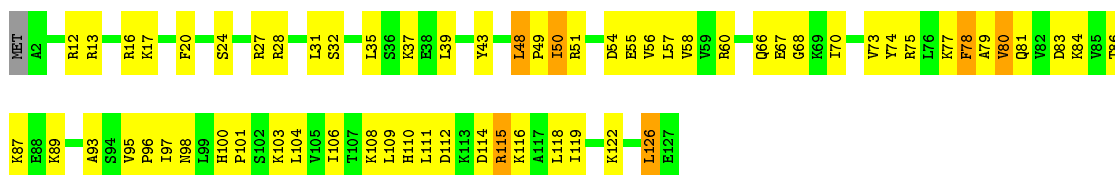
• Molecule 25: 60S ribosomal protein L25

Chain 75: 42% 39% 15%



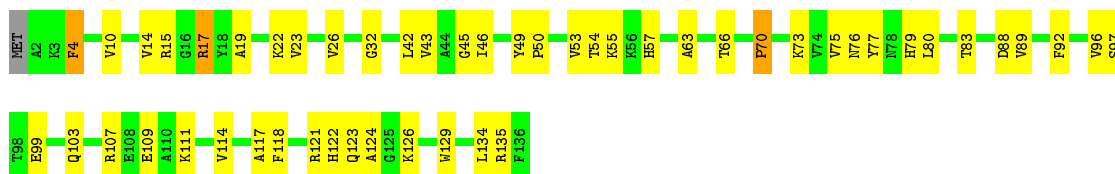
• Molecule 26: 60S ribosomal protein L26

Chain 76: 50% 45% 5%



• Molecule 27: 60S ribosomal protein L27

Chain 77: 62% 35% 3%



• Molecule 28: 60S ribosomal protein L28

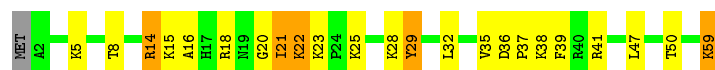
Chain 78: 52% 42% 5%





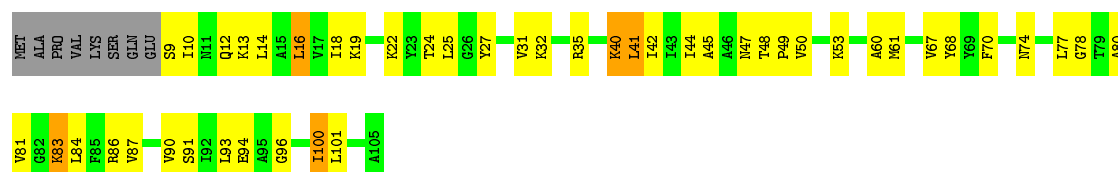
- Molecule 29: 60S ribosomal protein L29

Chain 79: 59% 31% 8%



- Molecule 30: 60S ribosomal protein L30

Chain 80: 49% 39% 5% 8%



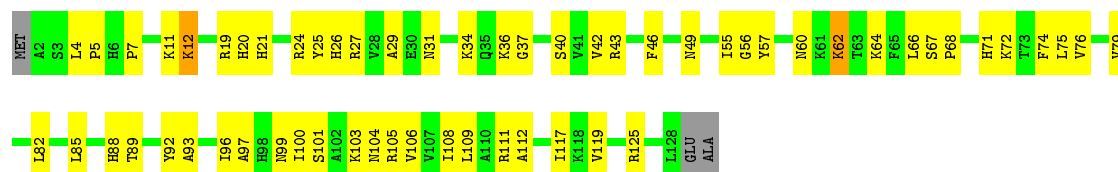
- Molecule 31: 60S ribosomal protein L31

Chain 81: 48% 47% 5%



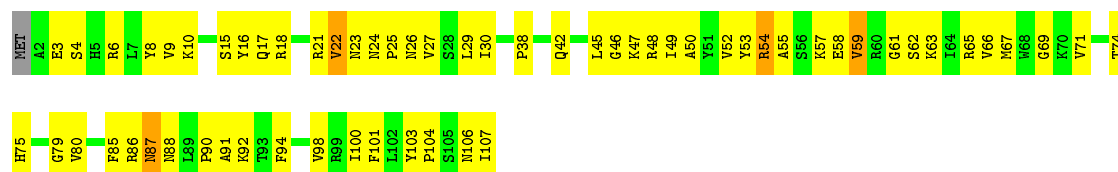
- Molecule 32: 60S ribosomal protein L32

Chain 82: 52% 44% 4%

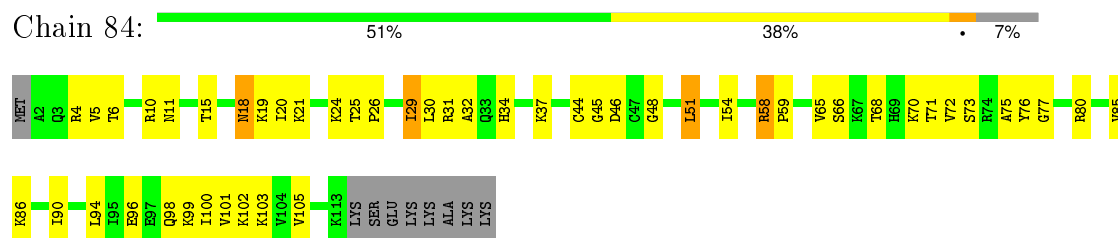


- Molecule 33: 60S ribosomal protein L33


Chain 83: 42% 53% 5%




- Molecule 34: 60S ribosomal protein L34




- Molecule 35: 60S ribosomal protein L35



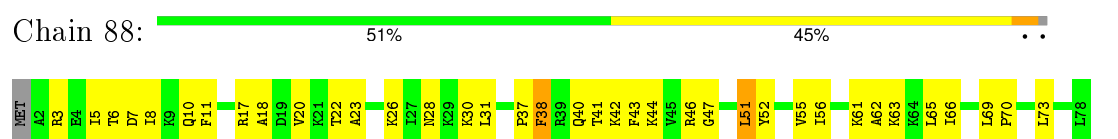
- Molecule 36: 60S ribosomal protein L36



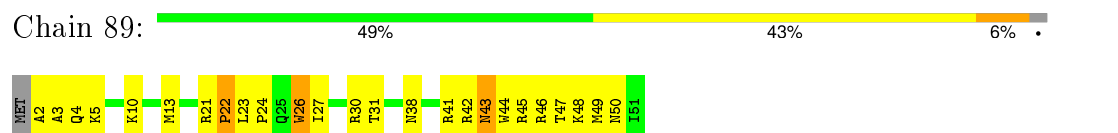
- Molecule 37: 60S ribosomal protein L37




- Molecule 38: 60S ribosomal protein L38



- Molecule 39: 60S ribosomal protein L39

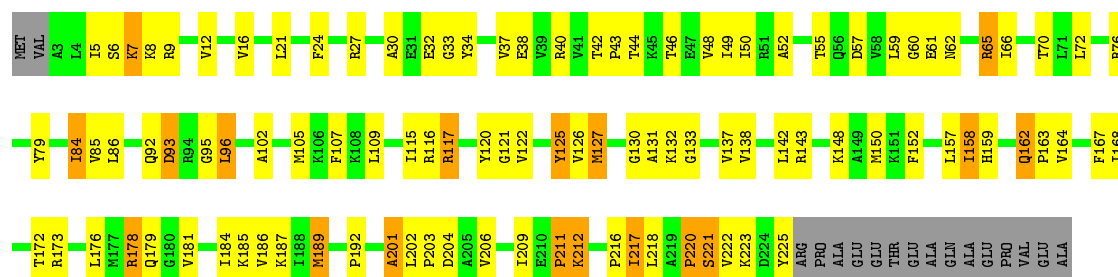


- Chain S2: 



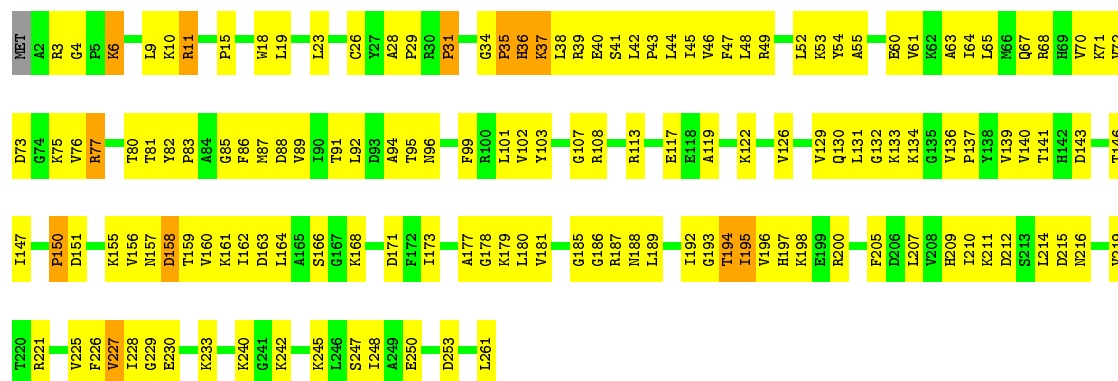
• Molecule 49: 40S ribosomal protein S3

Chain S3: 50% 36% 8% 7%



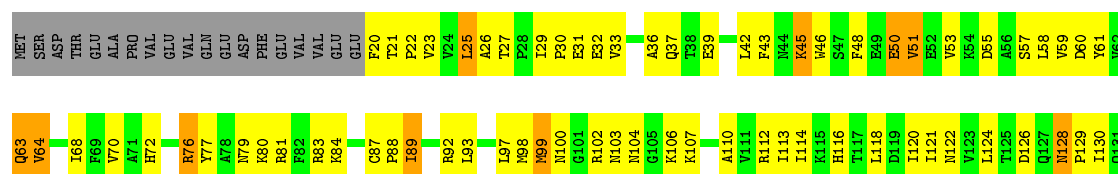
• Molecule 50: 40S ribosomal protein S4

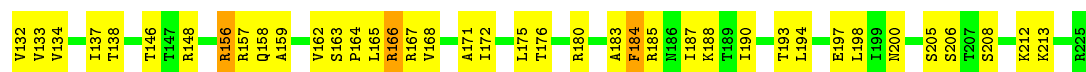
Chain S4: 43% 52% 5%



• Molecule 51: 40S ribosomal protein S5

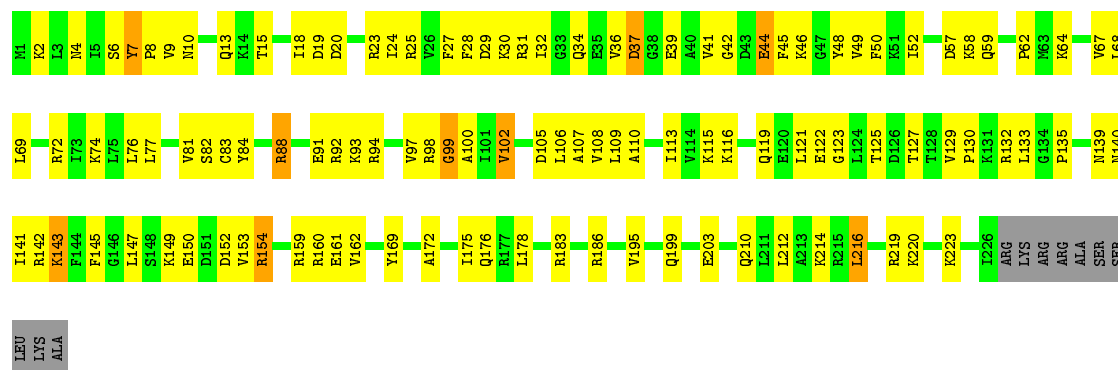
Chain S5: 44% 42% 6% 8%





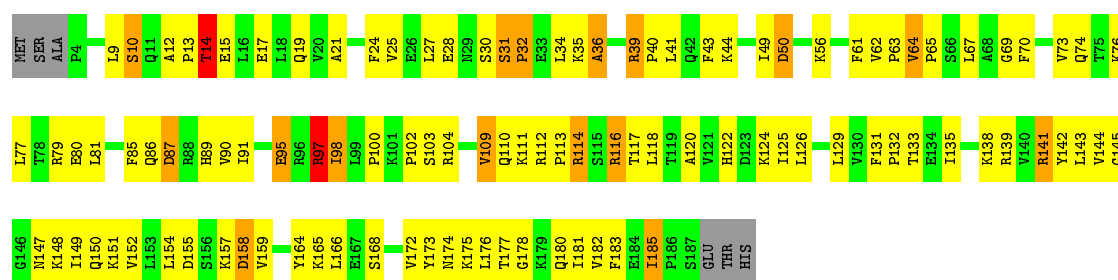
• Molecule 52: 40S ribosomal protein S6

Chain S6: 48% 44%



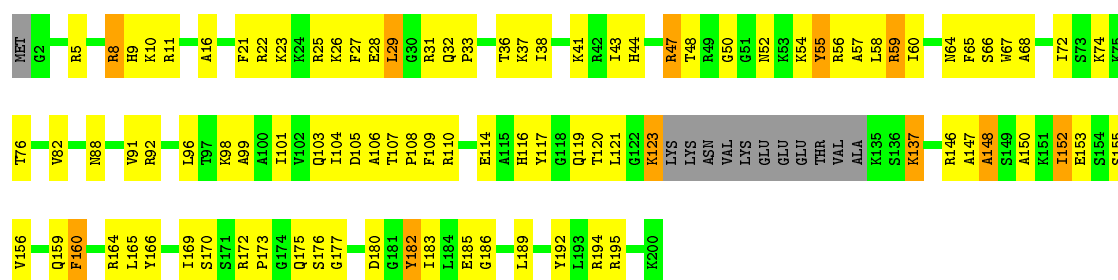
• Molecule 53: 40S ribosomal protein S7

Chain S7: 40% 47% 8%



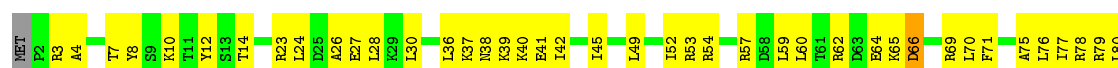
• Molecule 54: 40S ribosomal protein S8

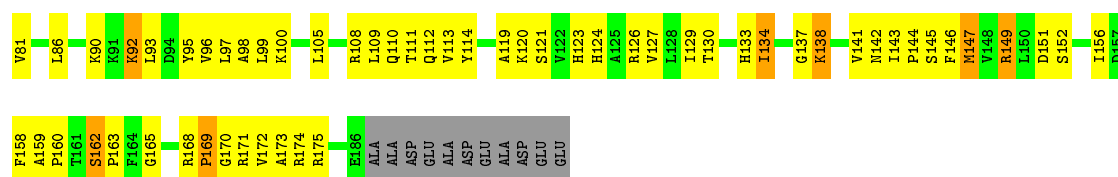
Chain S8: 47% 42% 6% 6%



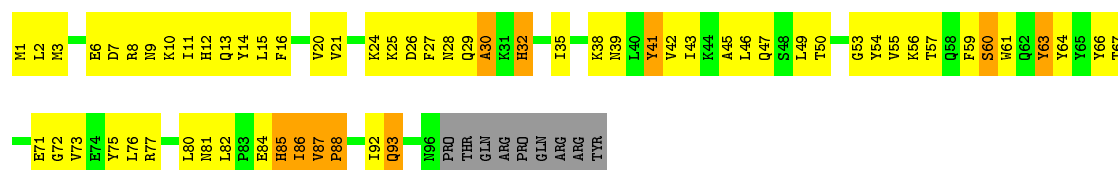
• Molecule 55: 40S ribosomal protein S9

Chain S9: 44% 46% 6%

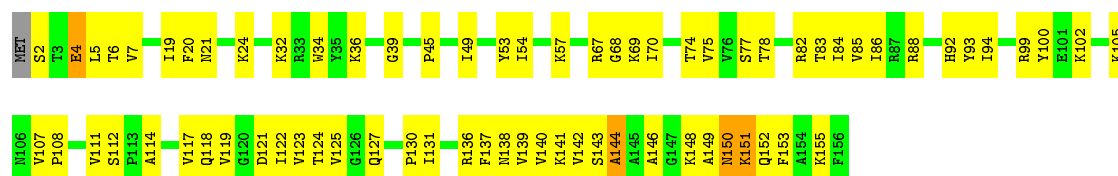




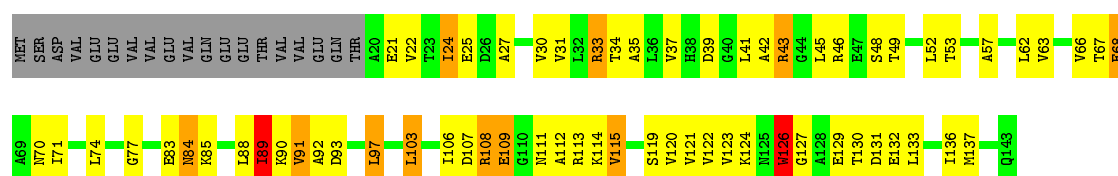
• Molecule 56: 40S ribosomal protein S10



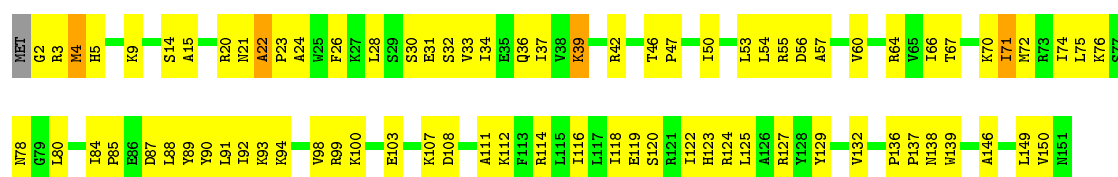
• Molecule 57: 40S ribosomal protein S11



• Molecule 58: 40S ribosomal protein S12

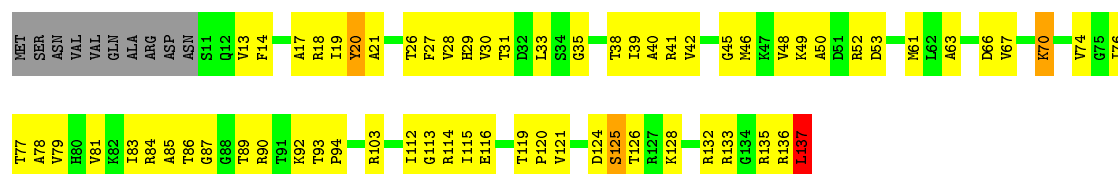


• Molecule 59: 40S ribosomal protein S13

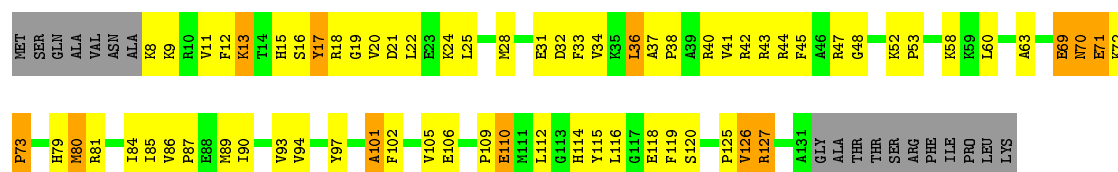


• Molecule 60: 40S ribosomal protein S14

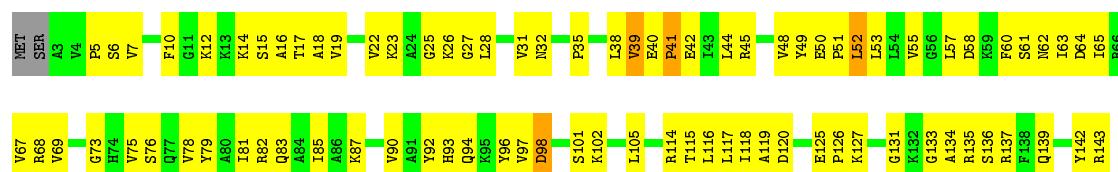




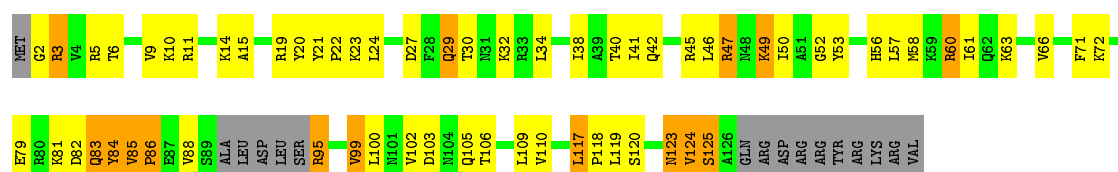
- Molecule 61: 40S ribosomal protein S15



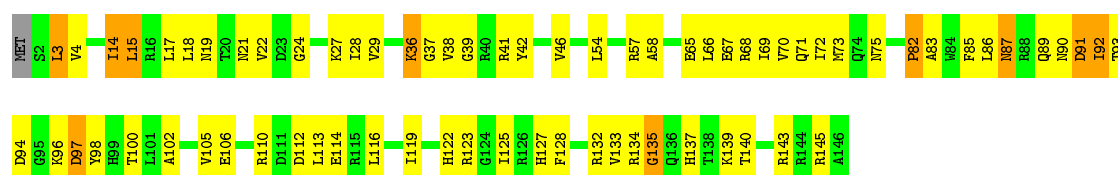
- Molecule 62: 40S ribosomal protein S16



- Molecule 63: 40S ribosomal protein S17

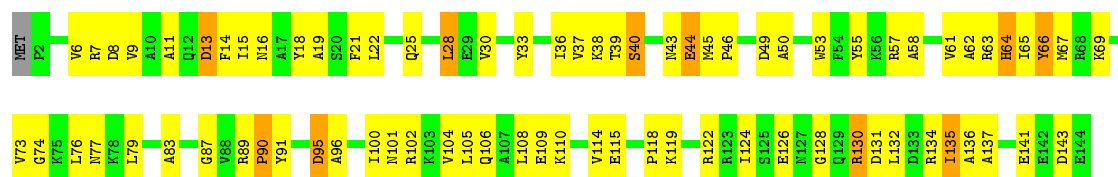


- Molecule 64: 40S ribosomal protein S18



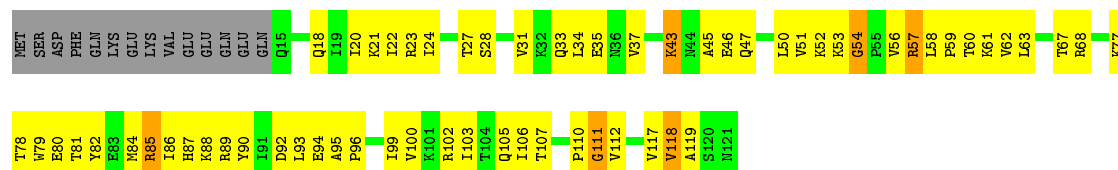
- Molecule 65: 40S ribosomal protein S19





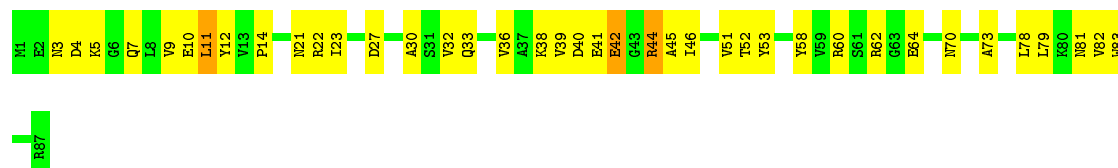
- Molecule 66: 40S ribosomal protein S20

Chain 20: 36% 47% 5% 12%



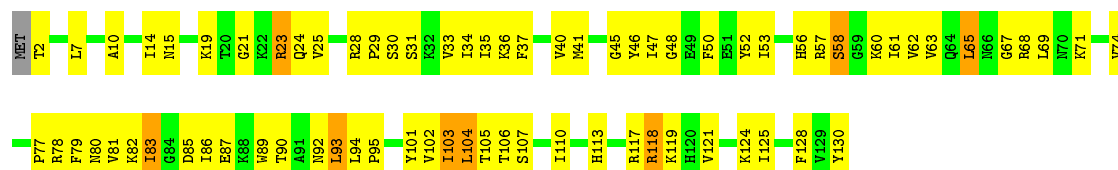
- Molecule 67: 40S ribosomal protein S21

Chain 21: 55% 41% 4% 0%



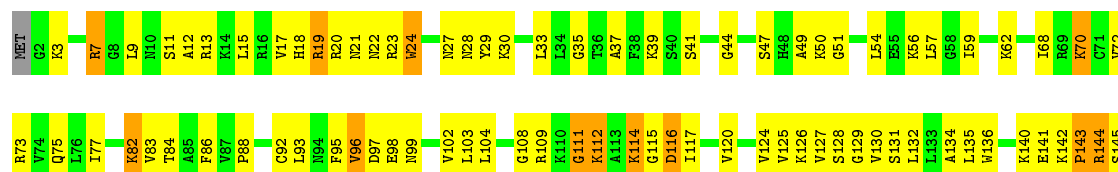
- Molecule 68: 40S ribosomal protein S22

Chain 22: 42% 51% 6% 1%




- Molecule 69: 40S ribosomal protein S23

Chain 23: 43% 48% 8% 0%



- Molecule 70: 40S ribosomal protein S24

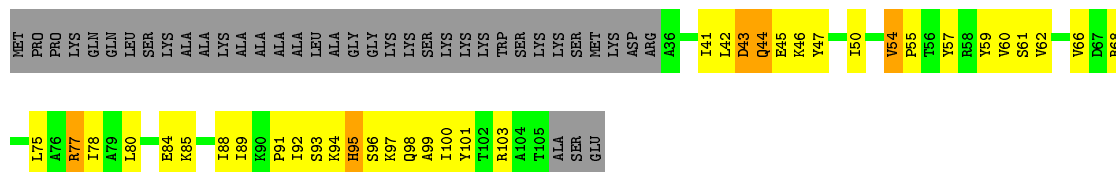
Chain 24: 53% 39% 7% 0%





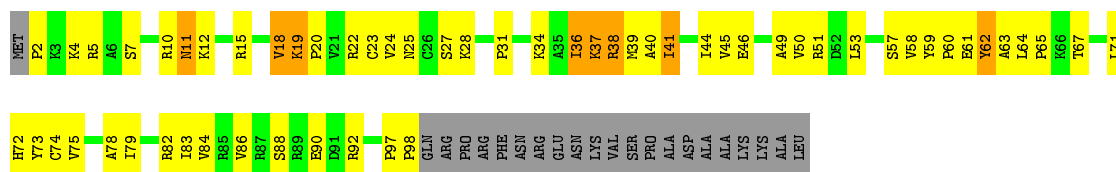
- Molecule 71: 40S ribosomal protein S25

Chain 25: 31% 30% 5% 35%



- Molecule 72: 40S ribosomal protein S26

Chain 26: 33% 42% 7% 18%



- Molecule 73: 40S ribosomal protein S27

Chain 27: 63% 34% ..



- Molecule 74: 40S ribosomal protein S28

Chain 28: 37% 49% 6% • 6%



- Molecule 75: 40S ribosomal protein S29

Chain 29: 55% 38% • 5%

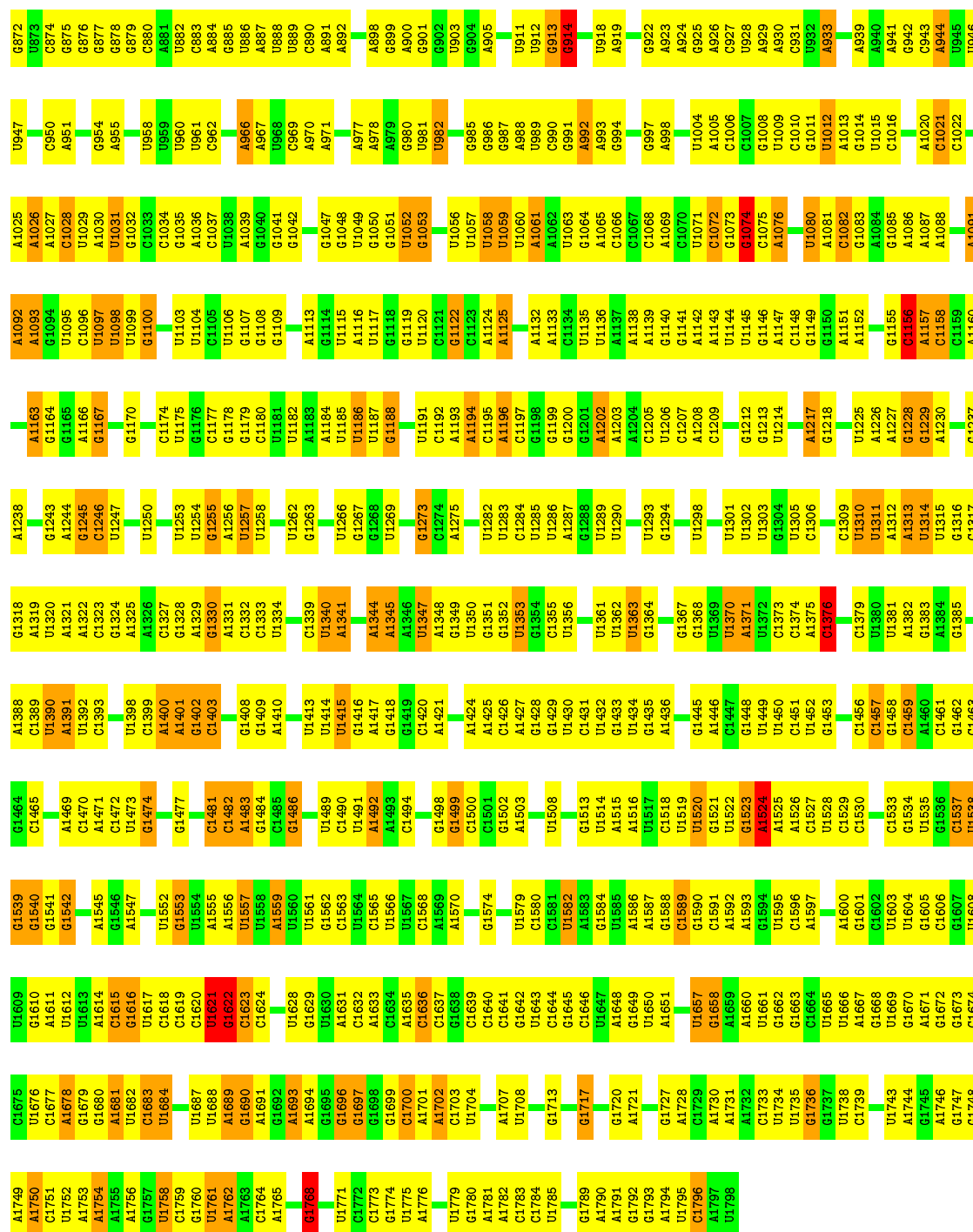


- Molecule 76: 40S ribosomal protein S30

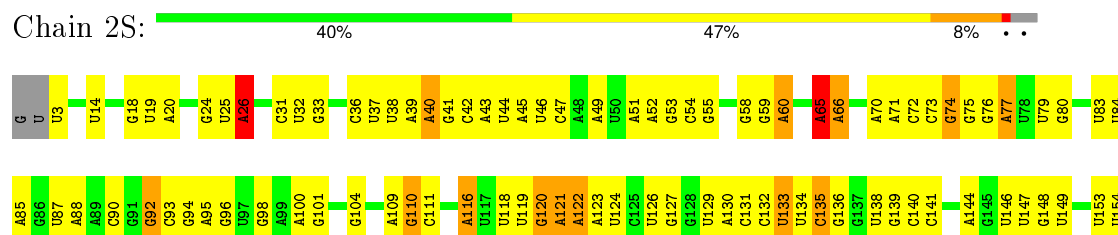
Chain 30: 49% 40% 6% 5%



- Molecule 77: 40S ribosomal protein S31

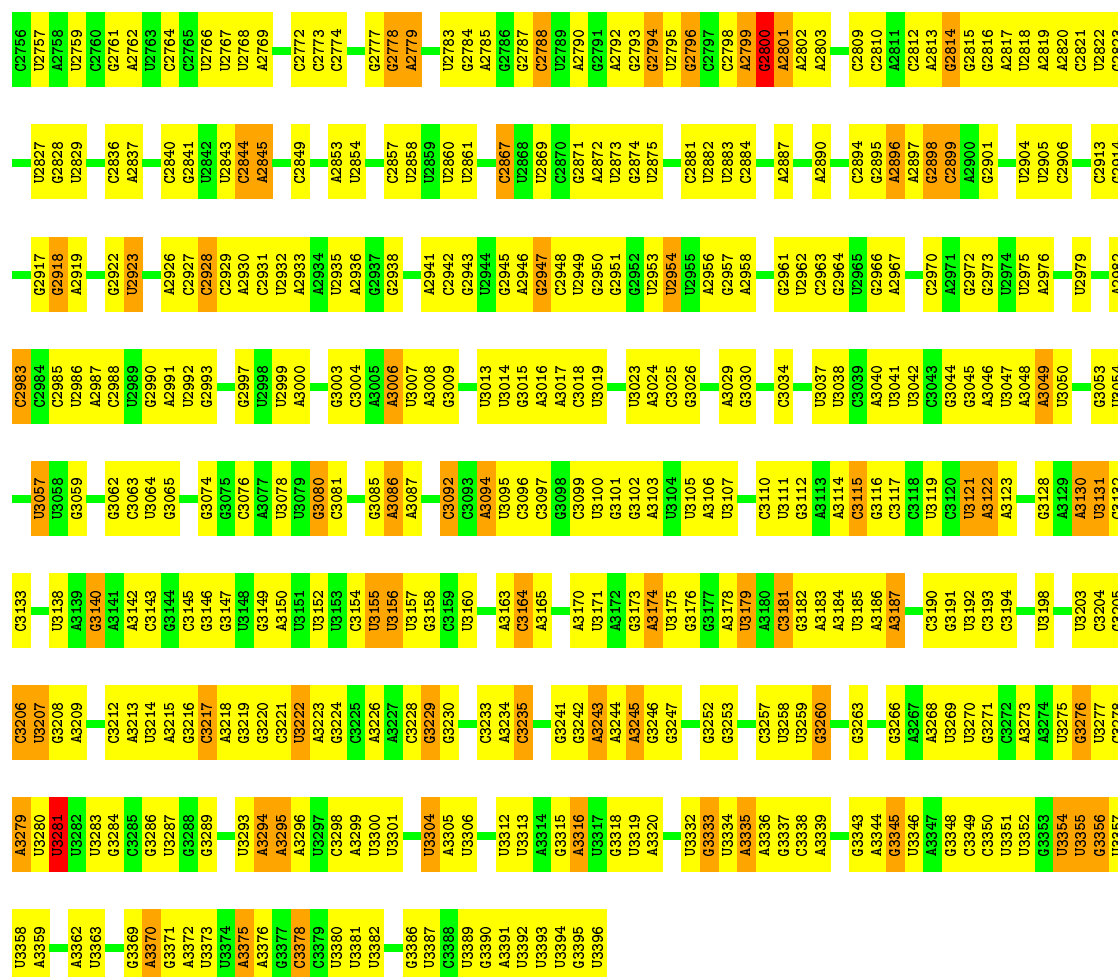


- Molecule 79: 25S ribosomal RNA

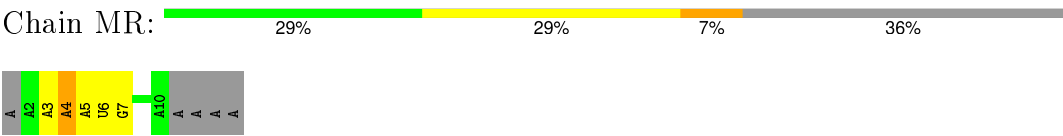


G1365	G1366	G1367	G1368	G1369	G1380	G1386	G1387	G1388	G1389	G1390	G1391	G1392	G1393	G1394	G1398	G1399	G1400	G1401	G1402	G1403	G1404	G1405	G1406	G1407	G1408	G1409	G1410	G1411	G1412	G1413	G1414	G1415	G1416	G1417	G1418	G1419	G1420	G1421	G1422	G1426	G1431	G1432	G1433	G1434	G1435	G1436	G1437	G1438	G1439	G1440	G1441	G1445	G1446																																																																																																																																																																																																																																																																																																																																																																																																																																																																																																																																																																																																																																																																																																																																																																																																																																																																							
C1297	C1298	A1301	A1302	A1303	G1306	G1307	G1308	A1309	G1310	G1311	G1312	G1313	G1314	G1315	G1316	G1317	A1318	G1321	G1322	G1323	G1324	G1325	G1326	G1327	G1328	G1329	A1330	U1334	C1335	U1336	A1337	C1338	G1339	G1340	G1341	G1342	G1343	G1344	G1345	G1346	U1347	U1348	U1349	C1426	G1431	G1432	A1433	G1434	G1435	U1436	U1437	U1438	U1439	G1440	G1441	U1445	A1446																																																																																																																																																																																																																																																																																																																																																																																																																																																																																																																																																																																																																																																																																																																																																																																																																																																																			
A1223	C1224	G1225	G1226	C1227	G1228	G1229	G1230	G1231	G1232	G1233	G1234	G1235	G1236	G1237	G1238	G1239	U1241	G1242	G1243	A1244	A1245	G1246	U1247	C1254	C1255	C1256	G1257	U1258	G1261	G1262	A1263	G1264	U1265	G1266	U1267	G1268	U1269	A1270	A1271	A1278	G1281	G1282	G1283	C1284	G1285	A1286	A1287	A1291	C1292	U1293	G1294	G1296																																																																																																																																																																																																																																																																																																																																																																																																																																																																																																																																																																																																																																																																																																																																																																																																																																																																								
G1157	A1158	A1159	C1160	G1161	U1162	A1163	G1164	A1165	G1166	A1170	G1171	G1172	U1173	G1174	C1175	G1176	G1177	G1178	A1179	A1180	U1181	A1182	C1183	G1186	C1187	U1188	A1190	U1191	C1192	A1193	G1194	A1195	G1198	C1199	A1200	C1201	A1202	A1203	A1204	G1207	U1208	G1209	U1210	U1211	A1212	G1213	U1214	U1215	C1216	A1217	U1218	C1219	U1220	G1222																																																																																																																																																																																																																																																																																																																																																																																																																																																																																																																																																																																																																																																																																																																																																																																																																																																																						
A1025	C928	A929	U930	C931	U932	A1008	A1009	G1010	U1014	U1015	G1016	C1017	G1018	U1019	C944	C945	U946	G947	C948	A1025	A1026	A1027	U1028	A951	G952	G953	U954	U955	C957	C958	C959	U960	G963	A965	U966	A967	G968	C969	A1054	U1058	A972	A973	G974	C975	A1061	A1062	G1063	C911	G1064	C1141	G1142	A1143	C982	C1068	G984	U1070	U985	U986	G994	A998																																																																																																																																																																																																																																																																																																																																																																																																																																																																																																																																																																																																																																																																																																																																																																																																																																																																
U855	G856	G857	A858	G859	G860	C861	U862	G863	G864	C868	G869	G870	U871	U872	U873	U874	G875	A876	C877	G878	U879	G880	A883	U889	C890	G894	A895	A896	U897	U898	U899	G900	G901	G902	U903	A904	U905	A906	G907	G908	G909	G910	C911	G912	A913	A914	A915	G916	U917	C918	U919	C923	C924	G924	A998																																																																																																																																																																																																																																																																																																																																																																																																																																																																																																																																																																																																																																																																																																																																																																																																																																																																					
U781	G782	A783	A784	G785	G786	U787	G788	C789	G790	A791	G792	G793	U794	G795	U796	U797	G798	G799	G800	A801	C802	C803	C804	G805	A806	G815	A816	A817	C818	U819	A820	U821	G822	C823	C824	A827	A828	U829	A830	G831	U834	C835	A836	A837	G838	C839	C940	C941	G845	A846	A847	C848	C923	C924	U850																																																																																																																																																																																																																																																																																																																																																																																																																																																																																																																																																																																																																																																																																																																																																																																																																																																																					
U631	G632	C633	C634	G635	C636	C637	C638	G639	U640	C641	U642	G643	G644	A645	A646	A647	A648	C650	G651	G652	A653	C654	C655	A656	A657	U662	C663	U664	A665	A666	A667	U671	A672	G673	G674	C675	C676	A677	G678	U679	G680	U681	U682	U683	A619	G684	G685	U689	A690	U692	A691	A693	C700	G701																																																																																																																																																																																																																																																																																																																																																																																																																																																																																																																																																																																																																																																																																																																																																																																																																																																																						
C702	G703	A704	A705	A706	U707	G708	A709	G710	A711	G712	U713	G714	A715	A716	U717	A718	G719	G720	G721	G722	G723	A724	G725	G726	G727	G728	G729	G730	G731	A732	A733	A734	A735	A736	U741	A742	C743	A744	C745	A746	A747	U748	C749	C750	C751	C752	C753	A754	A755	A756	C757	C758	U759	G760	A761	U762	G763	U764	C765	U766	U767	G768	A769	U770	A771	U772	U773	U774	U775	U776	U777																																																																																																																																																																																																																																																																																																																																																																																																																																																																																																																																																																																																																																																																																																																																																																																																																																																					
A554	A555	U556	G557	A558	G559	C560	C561	C562	U563	C564	U565	G566	C567	A568	C569	C570	G571	A572	A573	G574	A575	A576	C577	A578	G579	C580	U581	A582	G583	A584	A585	C586	A587	A588	A589	C590	A591	A592	G593	A594	A595	C596	A597	A598	C599	A600	G601	A602	G603	G604	A605	G606	A607	G608	G609	G610	A611	C612	C613	C614	U615	U616	A617	G618	A619	U620	G621	A622	C623	G624	U625	A626	A627	A628	A629	A630	A631	A632	A633	A634	A635	A636	A637	A638	A639	A640	A641	A642	A643	A644	A645	A646	A647	A648	A649	A650	A651	A652	A653	A654	A655	A656	A657	A658	A659	A660	A661	A662	A663	A664	A665	A666	A667	A668	A669	A670	A671	A672	A673	A674	A675	A676	A677	A678	A679	A680	A681	A682	A683	A684	A685	A686	A687	A688	A689	A690	A691	A692	A693	A694	A695	A696	A697	A698	A699	A700	A701	A702	A703	A704	A705	A706	A707	A708	A709	A710	A711	A712	A713	A714	A715	A716	A717	A718	A719	A720	A721	A722	A723	A724	A725	A726	A727	A728	A729	A730	A731	A732	A733	A734	A735	A736	A737	A738	A739	A740	A741	A742	A743	A744	A745	A746	A747	A748	A749	A750	A751	A752	A753	A754	A755	A756	A757	A758	A759	A760	A761	A762	A763	A764	A765	A766	A767	A768	A769	A770	A771	A772	A773	A774	A775	A776	A777	A778	A779	A780	A781	A782	A783	A784	A785	A786	A787	A788	A789	A790	A791	A792	A793	A794	A795	A796	A797	A798	A799	A800	A801	A802	A803	A804	A805	A806	A807	A808	A809	A810	A811	A812	A813	A814	A815	A816	A817	A818	A819	A820	A821	A822	A823	A824	A825	A826	A827	A828	A829	A830	A831	A832	A833	A834	A835	A836	A837	A838	A839	A840	A841	A842	A843	A844	A845	A846	A847	A848	A849	A850	A851	A852	A853	A854	A855	A856	A857	A858	A859	A860	A861	A862	A863	A864	A865	A866	A867	A868	A869	A870	A871	A872	A873	A874	A875	A876	A877	A878	A879	A880	A881	A882	A883	A884	A885	A886	A887	A888	A889	A890	A891	A892	A893	A894	A895	A896	A897	A898	A899	A900	A901	A902	A903	A904	A905	A906	A907	A908	A909	A910	A911	A912	A913	A914	A915	A916	A917	A918	A919	A920	A921	A922	A923	A924	A925	A926	A927	A928	A929	A930	A931	A932	A933	A934	A935	A936	A937	A938	A939	A940	A941	A942	A943	A944	A945	A946	A947	A948	A949	A950	A951	A952	A953	A954	A955	A956	A957	A958	A959	A960	A961	A962	A963	A964	A965	A966	A967	A968	A969	A970	A971	A972	A973	A974	A975	A976	A977	A978	A979	A980	A981	A982	A983	A984	A985	A986	A987	A988	A989	A990	A991	A992	A993	A994	A995	A996	A997	A998	A999	A1000	A1001	A1002	A1003	A1004	A1005	A1006	A1007	A1008	A1009	A1010	A1011	A1012	A1013	A1014	A1015	A1016	A1017	A1018	A1019	A1020	A1021	A1022	A1023	A1024	A1025	A1026	A1027	A1028	A1029	A1030	A1031	A1032	A1033	A1034	A1035	A1036	A1037	A1038	A1039	A1040	A1041	A1042	A1043	A1044	A1045	A1046	A1047	A1048	A1049	A1050	A1051	A1052	A1053	A1054	A1055	A1056	A1057	A1058	A1059	A1060	A1061	A1062	A1063	A1064	A1065	A1066	A1067	A1068	A1069	A1070	A1071	A1072	A1073	A1074	A1075	A1076	A1077	A1078	A1079	A1080	A1081	A1082	A1083	A1084	A1085	A1086	A1087	A1088	A1089	A1090	A1091	A1092	A1093	A1094	A1095	A1096	A1097	A1098	A1099	A1100	A1101	A1102	A1103	A1104	A1105	A1106	A1107	A1108	A1109	A1110	A1111	A1112	A1113	A1114	A1115	A1116	A1117	A1118	A1119	A1120	A1121	A1122	A1123	A1124	A1125	A1126	A1127	A1128	A1129	A1130	A1131	A1132	A1133	A1134	A1135	A1136	A1137	A1138	A1139	A1140	A1141	A1142	A1143	A1144	A1145	A1146	A1147	A1148	A1149	A1150	A1151	A1152	A1153	A1154	A1155	A1156	A1157	A1158	A1159	A1160	A1161	A1162	A1163	A1164	A1165	A1166	A1167	A1168	A1169	A1170	A1171	A1172	A1173	A1174	A1175	A1176	A1177	A1178	A1179	A1180	A1181	A1182	A1183	A1184	A1185	A1186	A1187	A1188	A1189	A1190	A1191	A1192	A1193	A1194	A1195	A1196	A1197	A1198	A1199	A1200	A1201	A1202	A1203	A1204	A1205	A1206	A1207	A1208	A1209	A1210	A1211	A1212	A1213	A1214	A1215	A1216	A1217	A1218	A1219	A1220	A1221	A1222	A1223	A1224	A1225	A1226	A1227	A1228	A1229	A1230	A1231	A1232	A1233	A1234	A1235	A1236	A1237	A1238	A1239	A1240	A1241	A1242	A1243	A1244	A1245	A1246	A1247	A1248	A1249	A1250	A1251	A1252	A1253	A1254	A1255	A1256	A1257	A1258	A1259	A1260	A1261	A1262	A1263	A1264	A1265	A1266	A1267	A1268	A1269	A1270	A1271	A1272	A1273	A1274	A1275	A1276	A1277	A1278	A1279	A1280	A1281	A1282	A1283	A1284	A1285	A1286	A1287	A1288	A1289	A1290	A1291	A1292	A1293	A1294	A1295	A1296	A1297	A1298	A1299	A1300	A1301	A1302	A1303	A1304	A1305	A1306	A1307	A1308	A1309	A1310	A1311	A1312	A1313	A1314	A1315	A1316	A1317	A1318	A1319	A1320	A1321	A1322	A1323	A1324	A1325	A1326	A1327	A1328	A1329	A1330	A1331	A1332	A1333	A1334	A1335	A1336	A1337	A1338	A1339	A1340	A1341	A1342	A1343	A1344	A1345	A1346	A1347	A1348	A1349	A1350	A1351	A1352	A1353	A1354	A1355	A1356	A1357	A1358	A1359	A1360	A1361	A1362	A1363	A1364	A1365	A1366	A1367	A1368	A1369	A1370	A1371	A1372	A1373	A1374	A1375	A1376	A1377	A1378	A1379	A1380	A1381	A1382	A1383	A1384	A1385	A1386	A1387	A1388	A1389	A1390	A1391	A1392	A1393	A1394	A1395	A1396	A1397	A1398	A1399	A1400	A1401	A1402	A1403	A1404	A1405	A1406	A1407	A1408	A1409	A1410	A1411	A1412	A1413	A1414	A1415	A1416	A1417	A1418	A1419	A1420	A1421	A1422	A1423	A1424	A1425	A1426	A1427	A1428	A1429	A1430	A1431	A1432	A1433	A1434	A1435	A1436	A1437	A1438	A1439	A1440	A1441	A1442	A1443	A1444	A1445	A1446

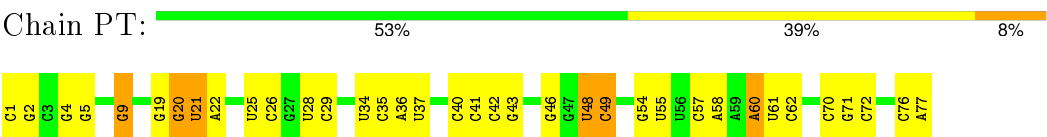
U6888	A2689	G2608	G2440	G2370	U2289	A2188	U2109	G1962	G1882	A1806	A1714	G1618	U1533	G1447
A2690	G2610	A2630	A2441	G2371	U2289	U2189	G2110	G1969	A1887	G1807	A1715	A1619	U1533	U1448
A2691	U2611	U2532	U2453	A2372	U2294	C2196	U2112	G1969	U1888	A1809	U1716	A1621	A1534	A1449
A2692	U2612	G2534	G2454	A2373	A2296	C2197	A2113	C1975	A1889	A1810	U1717	U1626	A1535	G1450
G2693	U2613	G2534	U2455	G2375	U2297	A2198	C2114	G1976	G1892	A1813	G1719	U1626	G1536	C1451
A2694	G2614	A2535	A2456	G2376	U2298	U2205	A2120	G1977	A1892	A1814	U1720	U1629	A1454	A1454
G2695	G2615	U2536	G2457	G2377	A2299	U2206	G2121	A1978	A1893	A1815	U1721	U1629	U1455	U1455
A2696	G2616	U2538	A2458	C2378	A2303	A2207	G2122	A1979	A1894	A1816	U1722	U1632	A1456	A1456
A2697	U2617	G2539	U2459	C2379	A2303	A2208	G2123	G1980	A1895	A1817	U1723	C1633	U1547	U1457
G2698	G2618	A2540	A2460	C2380	A2303	A2208	G2123	G1981	A1896	A1818	G1725	C1633	G1551	U1458
G2699	A2626	U2541	A2461	A2384	G2307	A2213	C2128	G1982	A1900	U1819	G1726	U1636	G1552	C1459
U2700	U2701	U2542	A2462	A2385	G2308	A2214	U2129	G1983	A1901	U1820	G1727	U1637	U1553	A1460
A2702	U2703	U2543	A2463	A2386	A2309	A2215	G2130	G1984	U1902	A1821	U1728	A1632	U1554	A1461
U2703	G2630	U2544	A2464	A2387	U2310	A2216	A2131	G1985	U1903	A1822	G1729	A1633	U1555	U1471
U2704	U2631	C2545	A2465	U2388	G2311	U2217	C2132	G1986	G1904	A1823	U1730	U1634	U1556	U1472
G2705	G2632	C2546	A2466	A2389	A2312	U2218	U2133	G1987	G1905	A1824	U1731	U1635	A1473	A1473
U2706	U2633	A2547	U2471	G2392	U2313	U2219	G2134	G1988	U1906	U1825	U1732	U1636	A1557	A1474
U2707	U2634	G2548	U2472	G2393	U2314	A2223	U2137	G1989	A1907	U1826	U1733	U1637	C1562	A1475
G2708	A2635	G2549	A2473	G2394	G2315	A2224	U2138	G1990	U1911	U1827	U1734	U1638	C1563	A1476
C2709	U2636	G2550	A2474	G2395	A2316	U2225	G2139	G1991	U1912	A1828	U1735	U1639	U1564	A1477
G2710	A2637	U2551	G2475	G2396	U2317	U2226	U2140	G1992	U1913	A1829	U1736	U1640	G1565	C1478
U2711	U2638	C2552	G2476	G2397	U2318	U2227	U2141	G1993	U1914	U1830	U1737	U1641	U1566	U1479
G2712	U2639	G2553	G2477	A2397	U2319	A2228	A2142	G1994	U1915	U1831	U1738	U1642	U1567	U1480
U2713	U2640	U2554	A2478	A2402	U2320	A2229	A2143	G1995	U1916	U1832	U1739	U1643	U1568	A1481
A2714	U2641	C2479	A2480	G2403	G2322	A2230	A2144	G1996	U1917	U1833	U1740	U1644	U1569	A1482
U2715	U2642	A2481	A2481	A2404	G2323	G2238	A2145	G1997	U1918	U1834	U1741	U1645	U1570	A1483
U2716	U2643	G2482	G2482	C2405	U2333	G2239	C2146	G1998	U1919	U1835	U1742	U1646	U1571	U1484
U2717	U2644	U2483	G2483	C2406	U2334	G2240	A2147	G1999	U1920	U1836	U1743	U1647	U1572	G1485
G2720	G2645	G2484	G2484	C2407	U2335	U2241	U2148	G2000	U1921	U1837	U1744	U1648	U1573	G1486
A2721	C2646	U2485	A2485	U2408	G2336	A2242	G2150	G2001	U1922	U1838	U1745	U1649	U1574	G1487
U2722	A2647	A2486	A2486	U2409	U2337	A2243	U2151	G2002	U1923	U1839	U1746	U1650	U1575	A1488
U2723	U2648	U2487	U2487	A2410	G2338	C2244	U2152	G2003	U1924	U1840	U1747	U1651	U1576	A1489
U2724	A2649	U2488	U2488	U2411	U2339	C2245	G2153	G2004	U1925	U1841	U1748	U1652	U1577	A1490
U2725	U2650	G2489	G2489	U2412	U2340	C2246	G2154	G2005	U1926	U1842	U1749	U1653	U1578	G1491
G2726	U2651	A2490	A2490	G2413	G2341	C2247	G2155	G2006	U1927	U1843	U1750	U1654	U1579	G1492
U2727	C2652	U2491	A2491	U2414	U2342	C2248	G2156	G2007	U1928	U1844	U1751	U1655	U1580	G1493
G2728	U2653	U2492	U2492	U2415	U2343	A2249	G2157	G2008	U1929	U1845	U1752	U1656	U1581	U1494
U2729	U2654	U2493	A2493	C2416	U2344	A2250	G2158	G2009	U1930	U1846	U1753	U1657	U1582	U1495
U2730	G2655	U2494	U2494	U2417	A2345	C2251	U2159	G2010	U1931	U1847	U1754	U1658	U1583	C1496
U2731	G2656	U2495	A2495	U2418	U2346	C2252	G2160	G2011	U1932	U1848	U1755	U1659	U1584	C1497
G2732	G2657	U2496	U2496	U2419	U2347	C2253	G2161	G2012	U1933	U1849	U1756	U1660	U1585	A1498
A2733	U2658	U2497	U2497	U2420	U2348	C2254	U2162	G2013	U1934	U1850	U1757	U1661	U1586	C1499
U2734	U2659	U2498	U2498	U2421	U2349	C2255	G2163	G2014	U1935	U1851	U1758	U1662	U1587	G1500
G2735	C2660	U2499	U2499	U2422	U2350	C2256	G2164	G2015	U1936	U1852	U1759	U1663	A1588	U1501
U2736	A2661	U2500	U2500	U2423	U2351	C2257	A2165	G2016	U1937	U1853	U1760	U1664	A1589	C1502
G2737	U2662	U2501	A2502	U2424	U2352	C2258	G2166	G2017	U1938	U1854	U1761	U1665	U1590	C1503
U2738	U2663	U2502	U2503	U2425	U2353	C2259	G2167	G2018	U1939	U1855	U1762	U1666	U1591	C1504
U2739	U2664	U2504	U2504	U2426	U2354	C2260	G2168	G2019	U1940	U1856	U1763	U1667	U1592	C1505
U2740	U2665	U2505	U2505	U2427	U2355	C2261	G2169	G2020	U1941	U1857	U1764	U1668	U1593	C1506
U2741	A2674	U2506	U2506	U2428	U2356	C2262	G2170	G2021	U1942	U1858	U1765	U1669	U1594	C1507
C2742	U2675	U2507	U2507	U2429	U2357	C2263	G2171	G2022	U1943	U1859	U1766	U1670	U1595	C1508
U2743	A2676	U2508	U2508	U2430	U2358	C2264	G2172	G2023	U1944	U1860	U1767	U1671	U1596	C1509
U2744	U2677	U2509	U2509	U2431	U2359	C2265	G2173	G2024	U1945	U1861	U1768	U1672	U1597	C1510
U2745	A2678	U2510	U2510	U2432	U2360	C2266	G2174	G2025	U1946	U1862	U1769	U1673	U1598	C1511
A2746	U2679	U2511	U2511	U2433	U2361	C2267	G2175	G2026	U1947	U1863	U1770	U1674	U1599	C1512
U2747	U2680	U2512	U2512	U2434	U2362	C2268	G2176	G2027	U1948	U1864	U1771	U1675	U1600	C1513
U2748	U2681	U2513	U2513	U2435	U2363	C2269	G2177	G2028	U1949	U1865	U1772	U1676	U1601	C1514
U2749	U2682	U2514	U2514	U2436	U2364	C2270	G2178	G2029	U1950	U1866	U1773	U1677	U1602	C1515
U2750	U2683	U2515	U2515	U2437	U2365	C2271	G2179	G2030	U1951	U1867	U1774	U1678	U1603	C1516
U2751	U2684	U2516	U2516	U2438	U2366	C2272	G2180	G2031	U1952	U1868	U1775	U1679	U1604	C1517
U2752	U2685	U2517	U2517	U2439	U2367	C2273	G2181	G2032	U1953	U1869	U1776	U1680	U1605	C1518
U2753	U2686	U2518	U2518	U2440	U2368	C2274	G2182	G2033	U1954	U1870	U1777	U1681	U1606	C1519
U2754	U2687	U2519	U2519	U2441	U2369	C2275	G2183	G2034	U1955	U1871	U1778	U1682	U1607	C1520
U2755	U2688	U2520	U2520	U2442	U2370	C2276	G2184	G2035	U1956	U1872	U1779	U1683	U1608	C1521
U2756	U2689	U2521	U2521	U2443	U2371	C2277	G2185	G2036	U1957	U1873	U1780	U1684	U1609	C1522
U2757	U2690	U2522	U2522	U2444	U2372	C2278	G2186	G2037	U1958	U1874	U1781	U1685	U1610	C1523
U2758	U2691	U2523	U2523	U2445	U2373	C2279	G2187	G2038	U1959	U1875	U1782	U1686	U1611	C1524
U2759	U2692	U2524	U2524	U2446	U2374	C2280	G2188	G2039	U1960	U1876	U1783	U1687	U1612	C1525
U2760	U2693	U2525	U2525	U2447	U2375	C2281	G2189	G2040	U1961	U1877	U1784	U1688	U1613	C1526
U2761	U2694	U2526	U2526	U2448	U2376	C2282	G2190	G2041	U1962	U1878	U1785	U1689	U1614	C1527
U2762	U2695	U2527	U2527	U2449	U2377	C2283	G2191	G2042	U1963	U1879	U1786	U1690	U1615	C1528
U2763	U2696	U2528	U2528	U2450	U2378	C2284	G2192	G2043	U1964	U1880	U1787	U1691	U1616	C1529
U2764	U2697	U2529	U2529	U2451	U2379	C2285	G2193	G2044	U1965	U1881	U1788	U1692	U1617	C1530
U2765	U2698	U2530	U2530	U2452	U2380	C2286	G2194	G2045	U1966	U1882	U1789	U1693	U1618	C1531
U2766	U2699	U2531	U2531	U2453	U2381	C2287	G2195	G2046	U1967	U1883	U1790	U1694	U1619	C1532
U2767	U2700	U2532	U2532	U2454	U2382	C2288	G2196	G2047	U1968	U1884	U1791	U1695	U1620	C1533
U2768	U2701	U2533	U2533	U2455	U2383	C2289	G2197	G2048	U1969	U1885	U1792	U1696	U1621	C1534
U2769	U2702	U2534	U2534	U2456	U2384	C2290	G2198	G2049	U1970	U1886	U1793	U1697	U1622	C1535
U2770	U2703	U2535	U2535	U2457	U2385	C2291	G2199	G2050	U1971	U1887	U1794	U1698	U1623	C1536
U2771	U2704	U2536	U2536	U2458	U2386	C2292	G2200	G2051	U1972	U1888	U1795	U1699	U1624	C1537
U2772	U2705	U2537	U2537	U2459	U2387	C2293	G2201	G2052	U1973	U1889	U1796	U1700	U1625	C1538
U2773	U2706	U2538	U2538	U2460	U2388	C2294	G2202	G2053	U1974	U1890	U1797	U1701	U1626	C1539
U2774	U2707	U2539	U2539	U2461	U2389	C2295	G2203	G2054	U1975	U1891	U1798	U1702	U	



● Molecule 82: messenger RNA



● Molecule 83: P/E-site initiator transfer RNAfMet



4 Experimental information

Property	Value	Source
Reconstruction method	SINGLE PARTICLE	Depositor
Imposed symmetry	POINT, Not provided	Depositor
Number of images	25136	Depositor
Resolution determination method	FSC 0.143	Depositor
CTF correction method	CTFFIND3, FREALIGN per micrograph	Depositor
Microscope	FEI TITAN KRIOS	Depositor
Voltage (kV)	300	Depositor
Electron dose ($e^-/\text{\AA}^2$)	30	Depositor
Minimum defocus (nm)	1159	Depositor
Maximum defocus (nm)	4844	Depositor
Magnification	133333	Depositor
Image detector	FEI FALCON I (4k x 4k)	Depositor

5 Model quality ⓘ

5.1 Standard geometry ⓘ

The Z score for a bond length (or angle) is the number of standard deviations the observed value is removed from the expected value. A bond length (or angle) with $|Z| > 5$ is considered an outlier worth inspection. RMSZ is the root-mean-square of all Z scores of the bond lengths (or angles).

Mol	Chain	Bond lengths		Bond angles	
		RMSZ	# $ Z > 2$	RMSZ	# $ Z > 2$
1	L1	0.59	0/1634	0.65	0/2195
10	60	0.48	0/1754	0.56	0/2350
11	61	0.50	0/1375	0.55	0/1842
12	62	0.53	0/734	0.72	8/1015 (0.8%)
13	63	0.48	0/1568	0.58	0/2106
14	64	0.49	0/1069	0.58	0/1438
15	65	0.45	0/1758	0.54	0/2354
16	66	0.48	0/1586	0.56	0/2128
17	67	0.48	0/1466	0.60	0/1968
18	68	0.46	0/1466	0.61	0/1965
19	69	0.43	0/1539	0.58	0/2050
2	L2	0.43	0/1952	0.56	0/2622
20	70	0.51	0/1482	0.53	0/1990
21	71	0.49	0/1301	0.56	0/1743
22	72	0.57	0/812	0.58	0/1099
23	73	0.47	0/1019	0.56	0/1369
24	74	0.54	0/1103	0.61	0/1458
25	75	0.49	0/984	0.63	0/1325
26	76	0.46	0/1005	0.58	0/1341
27	77	0.51	0/1119	0.53	0/1497
28	78	0.46	0/1205	0.62	0/1612
29	79	0.45	0/474	0.59	0/629
3	L3	0.48	0/3153	0.58	1/4239 (0.0%)
30	80	0.49	0/751	0.57	0/1008
31	81	0.48	0/904	0.59	0/1213
32	82	0.47	0/1041	0.58	0/1394
33	83	0.50	0/869	0.58	0/1168
34	84	0.46	0/891	0.56	0/1191
35	85	0.45	0/979	0.58	0/1301
36	86	0.47	0/779	0.60	0/1034
37	87	0.47	0/697	0.55	0/923
38	88	0.51	0/619	0.58	0/826
39	89	0.47	0/444	0.56	0/588
4	L4	0.46	0/2802	0.59	0/3792

Mol	Chain	Bond lengths		Bond angles	
		RMSZ	# Z >2	RMSZ	# Z >2
40	90	0.45	0/424	0.59	0/562
41	91	0.44	0/235	0.58	0/300
42	92	0.48	0/861	0.58	0/1136
43	93	0.45	0/702	0.56	0/934
44	P0	0.63	0/982	0.65	0/1320
45	RC	0.56	0/2498	0.62	0/3398
46	S0	0.54	0/1653	0.62	0/2261
47	S1	0.53	0/1735	0.62	0/2335
48	S2	0.49	0/1665	0.58	0/2263
49	S3	0.54	0/1759	0.59	0/2368
5	L5	0.53	0/2426	0.58	0/3271
50	S4	0.50	0/2110	0.60	0/2839
51	S5	0.51	0/1630	0.61	0/2202
52	S6	0.51	0/1844	0.59	0/2464
53	S7	0.52	0/1506	0.60	0/2028
54	S8	0.51	0/1515	0.60	0/2021
55	S9	0.49	0/1519	0.63	0/2035
56	10	0.57	0/837	0.63	0/1131
57	11	0.53	0/1273	0.58	0/1712
58	12	0.59	0/943	0.70	0/1274
59	13	0.47	0/1216	0.61	0/1638
6	L6	0.51	0/1261	0.59	0/1694
60	14	0.49	0/953	0.63	1/1279 (0.1%)
61	15	0.54	0/1012	0.64	0/1356
62	16	0.54	0/1126	0.63	0/1510
63	17	0.58	0/974	0.67	0/1304
64	18	0.51	0/1212	0.59	1/1628 (0.1%)
65	19	0.56	0/1131	0.62	0/1517
66	20	0.55	0/866	0.60	0/1169
67	21	0.50	0/694	0.59	0/935
68	22	0.49	0/1039	0.59	0/1395
69	23	0.45	0/1140	0.59	1/1518 (0.1%)
7	L7	0.48	0/1822	0.58	0/2451
70	24	0.52	0/1088	0.58	0/1449
71	25	0.52	0/571	0.66	0/768
72	26	0.49	0/782	0.57	0/1047
73	27	0.51	0/621	0.58	0/838
74	28	0.50	0/500	0.61	0/670
75	29	0.55	0/454	0.60	0/602
76	30	0.51	0/483	0.60	0/643
77	31	0.57	0/505	0.69	1/682 (0.1%)
78	1S	0.76	2/42445 (0.0%)	0.74	18/66138 (0.0%)
79	2S	0.71	6/78685 (0.0%)	0.72	23/122674 (0.0%)

Mol	Chain	Bond lengths		Bond angles	
		RMSZ	# Z >2	RMSZ	# Z >2
8	L8	0.49	0/1850	0.60	0/2495
80	8S	0.70	1/3747 (0.0%)	0.71	3/5832 (0.1%)
81	5S	0.70	2/2884 (0.1%)	0.69	0/4491
82	MR	0.86	0/219	0.82	0/339
83	PT	0.78	1/1836 (0.1%)	0.73	0/2859
9	L9	0.50	0/1540	0.59	0/2073
All	All	0.64	12/223107 (0.0%)	0.68	57/327621 (0.0%)

Chiral center outliers are detected by calculating the chiral volume of a chiral center and verifying if the center is modelled as a planar moiety or with the opposite hand. A planarity outlier is detected by checking planarity of atoms in a peptide group, atoms in a mainchain group or atoms of a sidechain that are expected to be planar.

Mol	Chain	#Chirality outliers	#Planarity outliers
78	1S	1	35
79	2S	2	51
80	8S	0	4
81	5S	0	1
83	PT	0	1
All	All	3	92

All (12) bond length outliers are listed below:

Mol	Chain	Res	Type	Atoms	Z	Observed(Å)	Ideal(Å)
78	1S	1	U	OP3-P	-6.85	1.52	1.61
83	PT	1	C	OP3-P	-6.77	1.53	1.61
80	8S	1	A	OP3-P	-6.77	1.53	1.61
81	5S	1	G	OP3-P	-6.76	1.53	1.61
79	2S	486	A	P-O5'	6.24	1.66	1.59
79	2S	448	U	N1-C2	6.19	1.44	1.38
79	2S	441	U	N1-C2	6.13	1.44	1.38
81	5S	1	G	P-O5'	5.28	1.65	1.59
79	2S	488	U	N1-C2	5.17	1.43	1.38
79	2S	2037	G	P-O5'	5.16	1.65	1.59
78	1S	676	G	P-O5'	5.14	1.64	1.59
79	2S	490	C	N1-C2	5.08	1.45	1.40

All (57) bond angle outliers are listed below:

Mol	Chain	Res	Type	Atoms	Z	Observed(°)	Ideal(°)
78	1S	1621	U	C2'-C3'-O3'	8.11	127.34	109.50
79	2S	65	A	C2'-C3'-O3'	7.44	125.86	109.50

Continued on next page...

Continued from previous page...

Mol	Chain	Res	Type	Atoms	Z	Observed(°)	Ideal(°)
80	8S	88	A	N9-C1'-C2'	7.40	123.62	114.00
79	2S	2545	C	N1-C1'-C2'	7.01	123.11	114.00
78	1S	720	G	N9-C1'-C2'	7.00	123.09	114.00
79	2S	2593	A	C2'-C3'-O3'	6.82	124.61	113.70
78	1S	1524	A	N9-C1'-C2'	6.69	122.70	114.00
78	1S	1257	U	N1-C1'-C2'	6.68	122.69	114.00
78	1S	861	U	N1-C1'-C2'	6.41	122.34	114.00
79	2S	2541	U	C2'-C3'-O3'	6.33	123.83	113.70
3	L3	350	ALA	N-CA-C	-6.23	94.18	111.00
78	1S	1156	C	N1-C1'-C2'	6.21	122.07	114.00
78	1S	1031	U	N1-C1'-C2'	6.12	121.95	114.00
79	2S	2571	U	N1-C1'-C2'	6.09	121.92	114.00
79	2S	1809	A	N9-C1'-C2'	6.05	121.86	114.00
78	1S	453	U	N1-C1'-C2'	5.99	121.79	114.00
79	2S	2537	U	O4'-C1'-N1	5.99	113.00	108.20
12	62	89	PRO	N-CA-CB	5.96	110.45	103.30
78	1S	496	G	N9-C1'-C2'	5.93	121.71	114.00
79	2S	764	U	C2'-C3'-O3'	5.88	123.11	113.70
60	14	137	LEU	CA-CB-CG	5.87	128.80	115.30
80	8S	85	G	C2'-C3'-O3'	5.79	122.96	113.70
12	62	75	PRO	N-CA-CB	5.78	110.23	103.30
79	2S	2544	U	N1-C1'-C2'	5.77	121.50	114.00
78	1S	190	C	N1-C1'-C2'	5.65	121.34	114.00
79	2S	486	A	OP1-P-OP2	-5.64	111.14	119.60
79	2S	439	C	N1-C1'-C2'	5.60	121.28	114.00
78	1S	1376	C	N1-C1'-C2'	5.57	121.24	114.00
78	1S	1768	G	N9-C1'-C2'	5.55	121.21	114.00
78	1S	501	U	N1-C1'-C2'	5.52	121.17	114.00
79	2S	1645	U	N1-C1'-C2'	5.48	121.13	114.00
12	62	34	PRO	N-CA-CB	5.44	109.83	103.30
12	62	163	PRO	N-CA-CB	5.40	109.78	103.30
79	2S	2037	G	OP1-P-OP2	-5.39	111.51	119.60
64	18	3	LEU	CA-CB-CG	5.36	127.63	115.30
77	31	88	PRO	N-CA-CB	5.36	109.73	103.30
12	62	88	PRO	N-CA-CB	5.36	109.73	103.30
79	2S	1241	U	C2'-C3'-O3'	5.36	122.27	113.70
79	2S	3354	U	N1-C1'-C2'	5.36	120.96	114.00
12	62	39	PRO	N-CA-CB	5.35	109.72	103.30
78	1S	1622	G	O4'-C1'-N9	5.35	112.48	108.20
12	62	30	PRO	N-CA-CB	5.33	109.70	103.30
12	62	148	PRO	N-CA-CB	5.31	109.67	103.30
78	1S	143	G	N9-C1'-C2'	5.30	120.89	114.00

Continued on next page...

Continued from previous page...

Mol	Chain	Res	Type	Atoms	Z	Observed(°)	Ideal(°)
79	2S	1103	A	N9-C1'-C2'	5.30	120.89	114.00
79	2S	1481	A	N9-C1'-C2'	5.22	120.78	114.00
79	2S	1494	U	N1-C1'-C2'	5.21	120.78	114.00
79	2S	1644	C	N1-C1'-C2'	5.21	120.78	114.00
78	1S	676	G	OP1-P-OP2	-5.20	111.79	119.60
78	1S	1621	U	C5'-C4'-O4'	5.19	115.32	109.10
69	23	111	GLY	N-CA-C	-5.10	100.35	113.10
79	2S	2093	A	OP1-P-OP2	-5.09	111.96	119.60
79	2S	2794	G	N9-C1'-C2'	5.08	120.60	114.00
79	2S	979	U	N1-C1'-C2'	5.04	120.55	114.00
80	8S	1	A	OP1-P-OP2	-5.03	112.06	119.60
78	1S	728	U	N1-C1'-C2'	5.02	120.53	114.00
79	2S	441	U	N1-C1'-C2'	5.00	120.51	114.00

All (3) chirality outliers are listed below:

Mol	Chain	Res	Type	Atom
78	1S	1621	U	C3'
79	2S	65	A	C3'
79	2S	2512	C	C3'

All (92) planarity outliers are listed below:

Mol	Chain	Res	Type	Group
78	1S	1074	G	Sidechain
78	1S	1085	G	Sidechain
78	1S	1122	G	Sidechain
78	1S	1125	A	Sidechain
78	1S	1163	A	Sidechain
78	1S	121	U	Sidechain
78	1S	1255	G	Sidechain
78	1S	1353	U	Sidechain
78	1S	1376	C	Sidechain
78	1S	1402	G	Sidechain
78	1S	143	G	Sidechain
78	1S	1502	G	Sidechain
78	1S	1524	A	Sidechain
78	1S	1542	G	Sidechain
78	1S	1553	G	Sidechain
78	1S	1589	C	Sidechain
78	1S	1621	U	Sidechain
78	1S	1622	G	Sidechain

Continued on next page...

Continued from previous page...

Mol	Chain	Res	Type	Group
78	1S	1681	A	Sidechain
78	1S	1768	G	Sidechain
78	1S	196	G	Sidechain
78	1S	199	G	Sidechain
78	1S	313	U	Sidechain
78	1S	322	G	Sidechain
78	1S	330	G	Sidechain
78	1S	337	G	Sidechain
78	1S	396	G	Sidechain
78	1S	447	U	Sidechain
78	1S	50	C	Sidechain
78	1S	568	G	Sidechain
78	1S	737	A	Sidechain
78	1S	743	U	Sidechain
78	1S	82	U	Sidechain
78	1S	840	U	Sidechain
78	1S	914	G	Sidechain
79	2S	1190	A	Sidechain
79	2S	1222	G	Sidechain
79	2S	1392	G	Sidechain
79	2S	148	G	Sidechain
79	2S	1646	G	Sidechain
79	2S	1656	A	Sidechain
79	2S	1695	U	Sidechain
79	2S	1730	G	Sidechain
79	2S	1758	G	Sidechain
79	2S	1764	U	Sidechain
79	2S	1808	G	Sidechain
79	2S	1809	A	Sidechain
79	2S	1930	A	Sidechain
79	2S	1951	C	Sidechain
79	2S	2376	G	Sidechain
79	2S	2403	G	Sidechain
79	2S	2545	C	Sidechain
79	2S	26	A	Sidechain
79	2S	2626	A	Sidechain
79	2S	2635	A	Sidechain
79	2S	2642	A	Sidechain
79	2S	268	A	Sidechain
79	2S	2761	G	Sidechain
79	2S	2800	G	Sidechain
79	2S	2814	G	Sidechain

Continued on next page...

Continued from previous page...

Mol	Chain	Res	Type	Group
79	2S	2898	G	Sidechain
79	2S	2901	G	Sidechain
79	2S	296	A	Sidechain
79	2S	3006	A	Sidechain
79	2S	3026	G	Sidechain
79	2S	3140	G	Sidechain
79	2S	3281	U	Sidechain
79	2S	3333	G	Sidechain
79	2S	341	G	Sidechain
79	2S	371	G	Sidechain
79	2S	372	A	Sidechain
79	2S	383	G	Sidechain
79	2S	394	G	Sidechain
79	2S	395	A	Sidechain
79	2S	400	G	Sidechain
79	2S	447	U	Sidechain
79	2S	65	A	Sidechain
79	2S	733	G	Sidechain
79	2S	760	G	Sidechain
79	2S	761	A	Sidechain
79	2S	770	G	Sidechain
79	2S	782	U	Sidechain
79	2S	835	G	Sidechain
79	2S	845	G	Sidechain
79	2S	857	G	Sidechain
79	2S	858	A	Sidechain
81	5S	62	U	Sidechain
80	8S	39	G	Sidechain
80	8S	40	A	Sidechain
80	8S	71	A	Sidechain
80	8S	88	A	Sidechain
83	PT	20	G	Sidechain

5.2 Too-close contacts ⓘ

In the following table, the Non-H and H(model) columns list the number of non-hydrogen atoms and hydrogen atoms in the chain respectively. The H(added) column lists the number of hydrogen atoms added and optimized by MolProbity. The Clashes column lists the number of clashes within the asymmetric unit, whereas Symm-Clashes lists symmetry related clashes.

Mol	Chain	Non-H	H(model)	H(added)	Clashes	Symm-Clashes
1	L1	1609	0	1701	102	0

Continued on next page...

Continued from previous page...

Mol	Chain	Non-H	H(model)	H(added)	Clashes	Symm-Clashes
2	L2	1918	0	1987	149	0
3	L3	3082	0	3165	201	0
4	L4	2750	0	2863	193	0
5	L5	2376	0	2325	91	0
6	L6	1240	0	1326	74	0
7	L7	1785	0	1862	77	0
8	L8	1818	0	1908	115	0
9	L9	1519	0	1587	92	0
10	60	1718	0	1754	70	0
11	61	1354	0	1383	74	0
12	62	737	0	341	8	0
13	63	1543	0	1608	85	0
14	64	1054	0	1149	83	0
15	65	1721	0	1779	111	0
16	66	1556	0	1659	85	0
17	67	1443	0	1485	96	0
18	68	1442	0	1543	103	0
19	69	1522	0	1617	91	0
20	70	1446	0	1487	70	0
21	71	1277	0	1323	75	0
22	72	796	0	812	30	0
23	73	1004	0	1048	70	0
24	74	1089	0	1183	52	0
25	75	969	0	1036	57	0
26	76	994	0	1081	59	0
27	77	1093	0	1155	35	0
28	78	1174	0	1215	57	0
29	79	463	0	491	25	0
30	80	743	0	797	46	0
31	81	890	0	938	52	0
32	82	1020	0	1090	57	0
33	83	851	0	880	51	0
34	84	881	0	949	57	0
35	85	970	0	1078	55	0
36	86	772	0	849	45	0
37	87	682	0	687	43	0
38	88	613	0	682	30	0
39	89	437	0	475	21	0
40	90	418	0	459	17	0
41	91	234	0	284	10	0
42	92	848	0	918	55	0
43	93	695	0	738	28	0

Continued on next page...

Continued from previous page...

Mol	Chain	Non-H	H(model)	H(added)	Clashes	Symm-Clashes
44	P0	967	0	991	39	0
45	RC	2445	0	2401	108	0
46	S0	1612	0	1623	114	0
47	S1	1709	0	1784	152	0
48	S2	1635	0	1723	97	0
49	S3	1734	0	1817	96	0
50	S4	2069	0	2154	121	0
51	S5	1610	0	1675	128	0
52	S6	1820	0	1918	93	0
53	S7	1481	0	1572	113	0
54	S8	1490	0	1525	83	0
55	S9	1494	0	1573	108	0
56	10	817	0	804	62	0
57	11	1245	0	1314	62	0
58	12	935	0	975	57	0
59	13	1193	0	1255	66	0
60	14	942	0	979	69	0
61	15	991	0	1035	55	0
62	16	1106	0	1166	84	0
63	17	965	0	1026	75	0
64	18	1193	0	1222	62	0
65	19	1113	0	1124	66	0
66	20	856	0	917	56	0
67	21	685	0	672	36	0
68	22	1022	0	1060	67	0
69	23	1122	0	1196	85	0
70	24	1074	0	1132	56	0
71	25	563	0	603	38	0
72	26	769	0	818	51	0
73	27	611	0	633	19	0
74	28	498	0	535	35	0
75	29	444	0	436	26	0
76	30	475	0	525	36	0
77	31	498	0	441	23	0
78	1S	37949	0	19093	1032	0
79	2S	70300	0	35327	1725	0
80	8S	3354	0	1695	98	0
81	5S	2580	0	1304	68	0
82	MR	195	0	98	3	0
83	PT	1644	0	836	31	0
All	All	207751	0	153674	7427	0

The all-atom clashscore is defined as the number of clashes found per 1000 atoms (including

hydrogen atoms). The all-atom clashscore for this structure is 21.

All (7427) close contacts within the same asymmetric unit are listed below, sorted by their clash magnitude.

Atom-1	Atom-2	Interatomic distance (Å)	Clash overlap (Å)
60:14:87:GLY:HA3	60:14:120:PRO:HG2	1.29	1.15
78:1S:1621:U:H3	78:1S:1623:C:H5''	1.11	1.12
79:2S:1235:U:H4'	79:2S:1236:G:H5'	1.31	1.11
79:2S:1238:C:H3'	79:2S:1239:C:H5''	1.26	1.11
60:14:52:ARG:HD3	78:1S:905:A:H5''	1.30	1.10
79:2S:2493:U:H3'	79:2S:2494:A:H5''	1.29	1.10
49:S3:37:VAL:HG12	49:S3:50:ILE:HA	1.38	1.04
78:1S:218:A:H3'	78:1S:219:A:H5''	1.39	1.03
78:1S:845:G:H2'	78:1S:846:G:H5''	1.37	1.03
79:2S:1581:C:H2'	79:2S:1582:C:H5'	1.40	1.03
78:1S:1073:G:H2'	78:1S:1074:G:H5''	1.36	1.03
77:31:121:CYS:HB2	77:31:132:LEU:HD21	1.41	1.02
79:2S:2541:U:H1'	79:2S:2542:U:H4'	1.37	1.02
62:16:25:GLY:HA3	62:16:64:ASP:HB2	1.39	1.01
63:17:61:ILE:HG12	63:17:66:VAL:HG21	1.42	1.01
78:1S:138:A:N6	78:1S:266:A:H61	1.59	1.00
50:S4:6:LYS:HA	78:1S:94:U:H4'	1.43	0.99
48:S2:164:SER:HB3	78:1S:1086:A:H5'	1.44	0.99
79:2S:2476:C:H2'	79:2S:2477:G:H4'	1.43	0.99
53:S7:49:ILE:HG21	53:S7:175:LYS:HG2	1.46	0.98
79:2S:2356:A:H61	79:2S:2983:C:H41	1.01	0.98
2:L2:191:LEU:HD11	79:2S:1794:G:H4'	1.45	0.98
53:S7:111:LYS:HG3	53:S7:112:ARG:H	1.27	0.97
21:71:82:ASN:HA	29:79:21:ILE:HD13	1.44	0.97
13:63:74:GLY:HA3	13:63:98:ASP:HB2	1.42	0.97
78:1S:56:U:H4'	78:1S:57:G:H5'	1.46	0.97
59:13:71:ILE:HD12	59:13:71:ILE:H	1.25	0.97
1:L1:123:LEU:HD22	1:L1:128:LEU:HD12	1.47	0.97
6:L6:26:ARG:HB3	79:2S:502:U:H4'	1.47	0.97
79:2S:1844:C:H2'	79:2S:1845:G:H5''	1.45	0.97
62:16:52:LEU:HD12	62:16:57:LEU:HD23	1.46	0.96
18:68:171:LYS:H	28:78:56:VAL:HG11	1.28	0.96
72:26:18:VAL:HG23	72:26:19:LYS:H	1.28	0.96
79:2S:1818:U:H2'	79:2S:1819:U:H5''	1.44	0.96
18:68:179:ARG:HD2	18:68:182:LYS:HG2	1.47	0.95
78:1S:1621:U:N3	78:1S:1623:C:H5''	1.80	0.95
78:1S:143:G:H2'	78:1S:144:U:H5''	1.46	0.95
79:2S:2513:U:H3	79:2S:2593:A:H62	1.01	0.95

Continued on next page...

Continued from previous page...

Atom-1	Atom-2	Interatomic distance (Å)	Clash overlap (Å)
4:L4:56:ALA:HA	4:L4:59:GLN:HE21	1.30	0.94
31:81:11:GLU:HG3	31:81:109:VAL:HG22	1.49	0.94
11:61:114:ILE:HG22	11:61:115:LYS:H	1.29	0.94
50:S4:31:PRO:HG3	50:S4:43:PRO:HG3	1.49	0.94
79:2S:109:A:H4'	79:2S:110:G:H5'	1.48	0.94
79:2S:2513:U:H3	79:2S:2593:A:N6	1.64	0.94
15:65:67:ARG:HH12	79:2S:2168:A:H5'	1.29	0.94
8:L8:50:VAL:HG12	25:75:30:ALA:HA	1.49	0.94
78:1S:1486:G:H8	78:1S:1593:A:H5'	1.32	0.94
49:S3:192:PRO:HB2	49:S3:201:ALA:HA	1.47	0.94
53:S7:151:LYS:HA	53:S7:182:VAL:HB	1.47	0.93
51:S5:122:ASN:HD22	51:S5:129:PRO:HD3	1.30	0.93
79:2S:2356:A:H61	79:2S:2983:C:N4	1.67	0.93
79:2S:1064:A:H62	79:2S:1096:U:H3	1.06	0.93
79:2S:2361:A:H61	79:2S:2377:G:H1	0.94	0.93
60:14:20:TYR:HB3	60:14:27:PHE:HB2	1.49	0.93
50:S4:137:PRO:HG2	50:S4:150:PRO:HD2	1.50	0.93
74:28:42:ARG:HD2	74:28:62:GLU:HG3	1.51	0.93
49:S3:42:THR:HB	49:S3:43:PRO:HD2	1.48	0.92
79:2S:1240:A:H3'	79:2S:1241:U:H5''	1.52	0.92
64:18:29:VAL:HG21	64:18:54:LEU:HD13	1.52	0.92
6:L6:146:ILE:HD13	6:L6:149:ILE:HD12	1.51	0.92
18:68:145:ASN:HD22	79:2S:745:C:H5''	1.34	0.92
71:25:54:VAL:H	71:25:55:PRO:HD2	1.35	0.92
19:69:165:LYS:HE3	19:69:165:LYS:HA	1.50	0.92
20:70:13:ARG:HG2	20:70:14:LEU:H	1.35	0.92
79:2S:1892:G:H3'	79:2S:1893:A:H5''	1.50	0.91
4:L4:154:THR:HG23	4:L4:252:GLU:HB3	1.50	0.91
77:31:130:VAL:HG11	77:31:143:LYS:HD3	1.49	0.91
79:2S:1352:A:H4'	79:2S:1353:U:H5'	1.48	0.91
39:89:22:PRO:HG3	79:2S:1517:G:H5''	1.49	0.91
79:2S:1943:C:H4'	79:2S:3346:U:H4'	1.53	0.91
56:10:15:LEU:HD13	56:10:21:VAL:HG23	1.51	0.91
14:64:21:VAL:HG12	14:64:65:LEU:HD23	1.53	0.91
49:S3:209:ILE:HG22	63:17:38:ILE:HG13	1.52	0.91
66:20:37:VAL:HG21	66:20:112:VAL:HG21	1.51	0.91
71:25:77:ARG:HH11	71:25:77:ARG:HB2	1.35	0.91
79:2S:2895:G:H2'	79:2S:2896:A:H5''	1.52	0.91
53:S7:143:LEU:HB2	53:S7:147:ASN:HB2	1.53	0.90
9:L9:137:SER:HB3	9:L9:143:GLU:HB3	1.53	0.90
2:L2:83:HIS:HB3	43:93:64:VAL:HG22	1.52	0.90

Continued on next page...

Continued from previous page...

Atom-1	Atom-2	Interatomic distance (Å)	Clash overlap (Å)
78:1S:594:A:H4'	78:1S:595:G:H5'	1.52	0.90
78:1S:1157:A:N6	78:1S:1622:G:H1'	1.86	0.90
6:L6:96:VAL:HG11	6:L6:141:VAL:HG13	1.50	0.90
46:S0:80:THR:HA	46:S0:83:GLN:HG3	1.54	0.90
75:29:16:LYS:HE2	78:1S:1596:C:H5''	1.54	0.90
80:8S:110:C:H4'	80:8S:112:U:H5	1.37	0.90
53:S7:44:LYS:HE3	53:S7:63:PRO:HA	1.54	0.89
49:S3:126:VAL:HG12	49:S3:131:ALA:HB2	1.52	0.89
2:L2:133:TYR:HB3	2:L2:168:VAL:HG12	1.53	0.89
59:13:42:ARG:HH21	59:13:80:LEU:HD21	1.37	0.89
3:L3:88:GLY:HA3	3:L3:161:LEU:HD12	1.53	0.89
69:23:83:VAL:HG12	69:23:84:THR:H	1.38	0.89
14:64:58:ILE:HG12	14:64:59:ASN:H	1.36	0.89
79:2S:2533:G:H2'	79:2S:2534:G:H4'	1.53	0.89
81:5S:12:U:H5'	81:5S:69:C:H1'	1.55	0.88
14:64:19:ARG:HA	14:64:69:THR:HG22	1.54	0.88
1:L1:34:LEU:HD22	1:L1:209:SER:HB3	1.54	0.88
23:73:102:ILE:HG23	23:73:110:LYS:HB3	1.55	0.88
3:L3:86:VAL:HA	3:L3:162:VAL:HG12	1.56	0.88
63:17:3:ARG:HD2	78:1S:1414:U:H5''	1.56	0.88
3:L3:25:ILE:H	3:L3:25:ILE:HD13	1.39	0.87
51:S5:81:ARG:HH21	74:28:47:PRO:HA	1.39	0.87
79:2S:2778:G:H2'	79:2S:2779:A:H5''	1.52	0.87
79:2S:1002:A:H61	79:2S:1050:U:H1'	1.39	0.87
78:1S:64:U:H2'	78:1S:65:A:H5''	1.56	0.87
23:73:123:ALA:HB1	23:73:130:ALA:HB2	1.54	0.87
49:S3:176:LEU:HA	49:S3:181:VAL:HG12	1.54	0.87
74:28:8:THR:HB	74:28:56:LEU:HB2	1.55	0.87
17:67:66:SER:HA	79:2S:2389:C:H5''	1.57	0.87
49:S3:60:GLY:HA3	49:S3:65:ARG:HG2	1.53	0.87
79:2S:2530:G:H2'	79:2S:2531:C:H5''	1.56	0.87
69:23:144:ARG:HD2	69:23:145:SER:H	1.39	0.87
79:2S:153:U:H2'	79:2S:154:U:H5''	1.55	0.86
3:L3:296:THR:HG22	3:L3:297:SER:H	1.36	0.86
47:S1:125:VAL:HG22	47:S1:126:THR:H	1.38	0.86
8:L8:150:LEU:HD23	8:L8:215:VAL:HG22	1.56	0.86
67:21:39:VAL:HG12	67:21:45:ALA:HA	1.56	0.86
46:S0:106:SER:HA	46:S0:112:THR:HG21	1.57	0.86
78:1S:697:C:H3'	78:1S:698:U:H5''	1.56	0.86
71:25:41:ILE:HG13	71:25:42:LEU:H	1.41	0.86
78:1S:505:A:H3'	78:1S:506:A:H5''	1.56	0.86

Continued on next page...

Continued from previous page...

Atom-1	Atom-2	Interatomic distance (Å)	Clash overlap (Å)
79:2S:2255:A:H62	79:2S:2260:U:H3	1.20	0.86
59:13:23:PRO:HB2	59:13:26:PHE:HB3	1.58	0.86
20:70:9:VAL:HG22	20:70:61:ILE:HD13	1.57	0.86
42:92:98:LYS:HD2	79:2S:2656:A:H4'	1.56	0.86
37:87:21:ARG:HH21	37:87:39:TYR:HD2	1.22	0.86
8:L8:134:TYR:H	8:L8:134:TYR:HD2	1.21	0.86
45:RC:129:LYS:HB3	45:RC:147:HIS:HB2	1.57	0.86
78:1S:1196:A:H4'	78:1S:1197:C:H5''	1.57	0.86
79:2S:2567:C:H3'	79:2S:2568:C:H5''	1.58	0.86
33:83:49:ILE:HD11	33:83:71:VAL:HG22	1.57	0.86
79:2S:1951:C:H6	79:2S:2095:G:H1	1.23	0.85
45:RC:136:ILE:H	45:RC:136:ILE:HD13	1.41	0.85
78:1S:504:U:H2'	78:1S:505:A:H4'	1.56	0.85
19:69:104:ARG:NH1	19:69:104:ARG:HB3	1.90	0.85
21:71:76:ILE:HG22	21:71:77:ASN:H	1.39	0.85
78:1S:364:G:H21	78:1S:756:A:H61	1.21	0.85
15:65:169:LYS:HG2	15:65:174:ILE:HD12	1.56	0.85
25:75:70:GLU:HA	25:75:73:MET:HB2	1.56	0.85
19:69:53:LYS:HG2	19:69:54:ALA:H	1.40	0.85
64:18:36:LYS:H	64:18:36:LYS:HD3	1.41	0.85
79:2S:641:C:H42	79:2S:645:A:H8	1.21	0.85
79:2S:2493:U:H3'	79:2S:2494:A:C5'	2.05	0.85
14:64:8:LYS:HE2	79:2S:3187:A:H5''	1.58	0.85
45:RC:30:PRO:HB3	45:RC:296:ALA:HB3	1.57	0.85
2:L2:219:ILE:HD12	79:2S:2245:C:H5''	1.59	0.85
55:S9:39:LYS:HD3	55:S9:42:ILE:HD12	1.57	0.85
47:S1:219:LYS:HE2	47:S1:219:LYS:HA	1.58	0.85
11:61:10:ARG:HG2	81:5S:55:A:H1'	1.57	0.85
70:24:35:VAL:HG13	70:24:36:SER:H	1.42	0.85
52:S6:132:ARG:HB3	52:S6:133:LEU:HD12	1.57	0.85
8:L8:54:GLU:HA	8:L8:57:ARG:HE	1.41	0.85
51:S5:187:ILE:H	51:S5:187:ILE:HD12	1.41	0.84
65:19:13:ASP:HA	65:19:16:ASN:HD22	1.42	0.84
36:86:15:LYS:HG3	36:86:17:VAL:HG23	1.58	0.84
4:L4:281:ILE:HG12	4:L4:282:SER:H	1.40	0.84
46:S0:126:PRO:HG3	46:S0:147:THR:HG22	1.57	0.84
1:L1:155:ILE:HG23	1:L1:163:LEU:HG	1.57	0.84
20:70:12:ARG:HD3	20:70:24:LEU:HG	1.57	0.84
69:23:134:ALA:HB1	69:23:140:LYS:H	1.41	0.84
78:1S:482:U:H2'	78:1S:483:A:H8	1.42	0.84
4:L4:23:PRO:HD2	4:L4:26:PHE:HE2	1.41	0.84

Continued on next page...

Continued from previous page...

Atom-1	Atom-2	Interatomic distance (Å)	Clash overlap (Å)
79:2S:627:U:H4'	79:2S:1399:A:H1'	1.59	0.84
79:2S:2917:G:H2'	79:2S:2918:G:H5''	1.60	0.84
7:L7:232:ARG:HB2	7:L7:235:PHE:HB2	1.59	0.84
79:2S:1813:A:H2'	79:2S:1814:A:H5''	1.58	0.84
78:1S:1400:A:H2'	78:1S:1401:A:H5'	1.60	0.84
16:66:108:ILE:HD12	16:66:160:ARG:HH21	1.43	0.84
79:2S:3348:G:H1	79:2S:3357:U:H3	1.21	0.84
78:1S:886:U:H2'	78:1S:887:A:C8	2.13	0.84
45:RC:193:ILE:HG22	45:RC:194:GLY:H	1.43	0.84
55:S9:38:ASN:HB3	55:S9:41:GLU:HG3	1.57	0.83
70:24:17:LEU:H	70:24:17:LEU:HD23	1.42	0.83
61:15:126:VAL:HG13	61:15:127:ARG:H	1.43	0.83
78:1S:712:G:H2'	78:1S:713:A:H5''	1.59	0.83
64:18:110:ARG:HA	64:18:113:LEU:HD12	1.59	0.83
77:31:105:TYR:HB3	77:31:117:LEU:HB2	1.59	0.83
3:L3:66:LYS:HB3	23:73:88:ARG:HH22	1.44	0.83
79:2S:1221:A:H3'	79:2S:1222:G:H5''	1.61	0.83
4:L4:339:LEU:HA	4:L4:342:LYS:HB2	1.61	0.83
62:16:40:GLU:HA	62:16:42:GLU:N	1.93	0.83
4:L4:42:VAL:HA	4:L4:45:ASN:HD22	1.44	0.83
28:78:7:LYS:HA	28:78:10:LYS:HD3	1.60	0.83
76:30:14:VAL:HA	76:30:17:GLN:HG2	1.57	0.83
33:83:30:ILE:HD12	33:83:98:VAL:HG11	1.60	0.83
78:1S:1020:A:H3'	78:1S:1021:C:H5''	1.59	0.83
62:16:97:VAL:HG12	62:16:98:ASP:H	1.44	0.83
48:S2:52:THR:HB	48:S2:55:GLU:HG2	1.61	0.83
65:19:40:SER:HB3	65:19:43:ASN:HD22	1.43	0.83
79:2S:2922:G:H3'	79:2S:2923:U:H5''	1.60	0.82
18:68:80:THR:HG22	18:68:100:THR:HB	1.58	0.82
54:S8:152:ILE:HA	57:11:24:LYS:HE2	1.61	0.82
75:29:22:ARG:HG2	75:29:38:ILE:HD11	1.61	0.82
79:2S:2056:U:H2'	79:2S:2057:G:H5'	1.60	0.82
47:S1:48:VAL:HG12	47:S1:49:ASN:H	1.41	0.82
79:2S:20:A:H61	80:8S:139:U:H3	1.27	0.82
68:22:65:LEU:H	68:22:65:LEU:HD13	1.43	0.82
78:1S:1058:U:H5	78:1S:1061:A:N1	1.78	0.82
72:26:23:CYS:HB2	72:26:74:CYS:HB3	1.61	0.82
3:L3:50:LYS:HB3	3:L3:332:ARG:HA	1.60	0.82
13:63:57:VAL:HG22	13:63:147:ILE:HD12	1.61	0.82
15:65:20:ARG:HH12	79:2S:2435:G:H5'	1.43	0.82
3:L3:220:VAL:HB	3:L3:334:ARG:HD3	1.62	0.82

Continued on next page...

Continued from previous page...

Atom-1	Atom-2	Interatomic distance (Å)	Clash overlap (Å)
79:2S:211:A:H5'	79:2S:229:G:H1'	1.61	0.82
70:24:105:ARG:HD2	78:1S:443:C:H3'	1.61	0.82
8:L8:157:VAL:HG12	8:L8:158:ASP:H	1.43	0.82
78:1S:190:C:O2'	78:1S:191:C:H5'	1.79	0.82
50:S4:48:LEU:HG	50:S4:52:LEU:HD12	1.62	0.82
78:1S:1157:A:H62	78:1S:1622:G:H1'	1.44	0.82
59:13:23:PRO:HG2	59:13:26:PHE:HD2	1.45	0.82
27:77:49:TYR:HD1	27:77:50:PRO:HD2	1.44	0.82
78:1S:143:G:C2'	78:1S:144:U:H5''	2.08	0.82
54:S8:38:ILE:HD11	54:S8:96:LEU:HD21	1.60	0.82
4:L4:51:ALA:HB2	4:L4:105:THR:HG23	1.61	0.82
78:1S:950:C:H2'	78:1S:951:A:O4'	1.79	0.82
31:81:17:HIS:HB2	31:81:69:TYR:HB3	1.62	0.81
79:2S:1218:U:H2'	79:2S:1219:C:H5'	1.61	0.81
79:2S:2356:A:N6	79:2S:2983:C:H41	1.76	0.81
47:S1:229:MET:HB2	79:2S:2537:U:H3'	1.62	0.81
46:S0:17:LEU:HD23	46:S0:172:LEU:HD21	1.62	0.81
56:10:86:ILE:HD12	56:10:88:PRO:HD3	1.60	0.81
79:2S:1951:C:H2'	79:2S:2095:G:N2	1.95	0.81
73:27:64:CYS:HB3	73:27:73:LEU:HD23	1.59	0.81
7:L7:146:GLN:HE22	7:L7:241:LYS:HE2	1.44	0.81
48:S2:69:ILE:HD11	48:S2:133:LYS:HD2	1.61	0.81
78:1S:1012:U:H6	78:1S:1012:U:H5'	1.44	0.81
55:S9:134:ILE:HA	55:S9:158:PHE:HA	1.61	0.81
54:S8:137:LYS:HD3	54:S8:137:LYS:H	1.46	0.81
78:1S:71:A:H2'	78:1S:72:A:H4'	1.61	0.81
78:1S:138:A:H62	78:1S:266:A:H61	1.29	0.81
17:67:51:VAL:HG22	17:67:56:ARG:HG3	1.61	0.81
79:2S:3163:A:H2'	79:2S:3164:C:H4'	1.60	0.81
71:25:96:SER:O	71:25:97:LYS:HG2	1.81	0.81
36:86:5:THR:HG23	36:86:12:ASN:HB2	1.64	0.80
39:89:42:ARG:HG3	39:89:47:THR:HB	1.62	0.80
26:76:43:TYR:HD1	26:76:126:LEU:HA	1.46	0.80
44:P0:37:GLN:O	44:P0:41:VAL:HG23	1.81	0.80
27:77:42:LEU:HD23	27:77:96:VAL:HG12	1.61	0.80
78:1S:615:A:H2'	78:1S:616:G:C8	2.17	0.80
1:L1:62:ASN:HB3	1:L1:151:VAL:HB	1.63	0.80
79:2S:2198:A:H1'	79:2S:2270:A:OP1	1.81	0.80
41:91:25:LYS:HD3	79:2S:1923:C:H5''	1.63	0.80
11:61:52:TYR:HA	11:61:61:ARG:HG2	1.62	0.80
52:S6:64:LYS:HE2	52:S6:82:SER:HB2	1.63	0.80

Continued on next page...

Continued from previous page...

Atom-1	Atom-2	Interatomic distance (Å)	Clash overlap (Å)
1:L1:90:LEU:HD21	1:L1:112:ALA:HB2	1.62	0.80
26:76:58:VAL:HG22	26:76:104:LEU:HD21	1.63	0.80
79:2S:1787:A:H2'	79:2S:1788:C:H5''	1.62	0.80
54:S8:25:ARG:HH22	78:1S:385:A:H5''	1.46	0.80
9:L9:172:ILE:H	9:L9:172:ILE:HD13	1.44	0.80
4:L4:6:VAL:HG23	4:L4:22:LEU:HD21	1.64	0.80
8:L8:148:ALA:HA	8:L8:201:THR:HG22	1.63	0.80
51:S5:200:ASN:HB3	51:S5:205:SER:HB2	1.63	0.80
7:L7:86:VAL:HG22	7:L7:136:TYR:HB3	1.61	0.80
51:S5:118:LEU:HD22	51:S5:129:PRO:HB2	1.65	0.79
8:L8:183:LYS:HA	8:L8:186:LEU:HD12	1.63	0.79
13:63:49:ARG:HH22	35:85:113:GLN:HE21	1.28	0.79
28:78:55:LYS:HG3	79:2S:2764:C:H5''	1.65	0.79
79:2S:791:A:H2'	79:2S:792:G:H8	1.48	0.79
28:78:102:ILE:HB	28:78:125:VAL:HG22	1.62	0.79
79:2S:1764:U:H3'	79:2S:1765:U:H5''	1.63	0.79
8:L8:158:ASP:HB2	8:L8:159:PRO:HD3	1.64	0.79
78:1S:218:A:H3'	78:1S:219:A:C5'	2.11	0.79
2:L2:248:GLY:HA2	78:1S:1012:U:H5''	1.64	0.79
64:18:100:THR:HB	64:18:105:VAL:HA	1.63	0.79
78:1S:749:U:H3	78:1S:800:U:H3	1.28	0.79
21:71:102:ARG:O	21:71:106:LEU:HD23	1.83	0.79
78:1S:777:C:H2'	78:1S:778:G:H5''	1.64	0.79
15:65:110:ALA:HB1	15:65:113:LEU:HD23	1.64	0.79
55:S9:92:LYS:O	55:S9:93:LEU:HB3	1.81	0.79
17:67:15:ALA:HB3	17:67:150:VAL:HG23	1.63	0.79
66:20:82:TYR:HB3	75:29:52:PHE:HB3	1.62	0.79
78:1S:992:A:H2'	78:1S:993:A:H5'	1.65	0.79
79:2S:405:U:H2'	79:2S:406:G:H5'	1.65	0.79
47:S1:229:MET:CB	79:2S:2537:U:H3'	2.13	0.79
47:S1:229:MET:HB2	79:2S:2537:U:H5'	1.62	0.79
26:76:68:GLY:HA2	26:76:84:LYS:HD2	1.64	0.79
17:67:24:VAL:HG12	17:67:25:SER:H	1.46	0.79
80:8S:107:G:H4'	80:8S:138:A:H5'	1.63	0.79
78:1S:845:G:C2'	78:1S:846:G:H5''	2.13	0.79
66:20:22:ILE:HG13	66:20:23:ARG:H	1.48	0.79
48:S2:45:VAL:HG21	48:S2:68:ILE:HG23	1.65	0.79
62:16:101:SER:O	62:16:105:LEU:HD13	1.82	0.79
75:29:21:CYS:HB3	75:29:26:SER:H	1.47	0.79
78:1S:75:U:H2'	78:1S:76:A:H5''	1.65	0.79
66:20:106:ILE:HG13	66:20:107:THR:H	1.48	0.79

Continued on next page...

Continued from previous page...

Atom-1	Atom-2	Interatomic distance (Å)	Clash overlap (Å)
52:S6:98:ARG:HD3	52:S6:99:GLY:N	1.98	0.79
61:15:63:ALA:O	61:15:73:PRO:HB3	1.83	0.79
25:75:82:LEU:HB2	25:75:124:VAL:HB	1.63	0.79
19:69:99:LEU:HD12	79:2S:1722:U:H5''	1.64	0.79
9:L9:34:LEU:HD21	9:L9:149:ASN:HB3	1.64	0.78
6:L6:82:ARG:HD2	33:83:104:PRO:HB3	1.65	0.78
17:67:39:TRP:O	17:67:114:VAL:HG12	1.82	0.78
4:L4:23:PRO:HG2	4:L4:258:LEU:HD23	1.65	0.78
55:S9:162:SER:HB2	55:S9:163:PRO:HD2	1.63	0.78
21:71:88:ARG:O	79:2S:2722:U:H4'	1.82	0.78
1:L1:14:LYS:HE2	1:L1:178:VAL:HG23	1.65	0.78
9:L9:151:VAL:HG11	79:2S:3111:U:H4'	1.66	0.78
66:20:118:VAL:HG22	66:20:119:ALA:H	1.48	0.78
18:68:16:ARG:HB2	18:68:53:PHE:HB3	1.64	0.78
79:2S:1844:C:C2'	79:2S:1845:G:H5''	2.13	0.78
72:26:36:ILE:HD11	72:26:38:ARG:HD3	1.66	0.78
78:1S:1641:C:H2'	78:1S:1642:G:C8	2.19	0.78
79:2S:26:A:H61	79:2S:59:G:H1	1.31	0.78
9:L9:162:GLN:HE22	9:L9:180:TYR:HD1	1.29	0.78
16:66:43:ILE:HB	16:66:136:THR:HB	1.65	0.78
10:60:57:LEU:HG	10:60:130:ASP:HA	1.63	0.78
10:60:57:LEU:HB2	10:60:131:ILE:HG13	1.66	0.78
79:2S:2821:C:H42	79:2S:2869:U:H3	1.30	0.78
9:L9:28:VAL:HG22	9:L9:33:THR:HA	1.63	0.78
79:2S:1951:C:H2'	79:2S:2095:G:H22	1.48	0.78
67:21:70:ASN:HD22	67:21:83:TRP:HB2	1.47	0.78
43:93:7:LYS:HD2	79:2S:1926:C:H2'	1.65	0.78
79:2S:1951:C:H6	79:2S:2095:G:H22	1.32	0.78
19:69:89:LEU:HD22	79:2S:2102:U:H4'	1.65	0.78
50:S4:160:VAL:HG13	50:S4:171:ASP:O	1.84	0.78
81:5S:112:G:H2'	81:5S:113:C:C6	2.18	0.78
79:2S:1480:G:H21	79:2S:1872:C:H5	1.28	0.77
12:62:126:ALA:HB3	12:62:159:GLU:HA	1.66	0.77
4:L4:184:SER:HB2	4:L4:202:ARG:HG2	1.66	0.77
26:76:56:VAL:HG21	26:76:104:LEU:HB3	1.67	0.77
17:67:86:LYS:HA	17:67:89:LYS:HD3	1.64	0.77
79:2S:1100:U:H2'	79:2S:1101:G:C8	2.19	0.77
30:80:50:VAL:HG13	30:80:53:LYS:HE2	1.64	0.77
56:10:54:TYR:HB3	56:10:72:GLY:HA2	1.65	0.77
51:S5:106:LYS:HE2	78:1S:1527:C:H5''	1.64	0.77
65:19:137:ALA:O	65:19:141:GLU:HG2	1.84	0.77

Continued on next page...

Continued from previous page...

Atom-1	Atom-2	Interatomic distance (Å)	Clash overlap (Å)
32:82:79:VAL:HG22	32:82:108:ILE:HG12	1.66	0.77
45:RC:209:THR:HG22	45:RC:226:ALA:HB2	1.64	0.77
78:1S:1657:U:H4'	78:1S:1658:G:H5''	1.65	0.77
78:1S:1646:C:H42	78:1S:1754:A:H61	1.30	0.77
49:S3:70:THR:HG22	49:S3:86:LEU:HD13	1.65	0.77
79:2S:1838:G:H5''	79:2S:1839:A:H5'	1.64	0.77
16:66:3:VAL:HG13	16:66:4:GLU:H	1.47	0.77
78:1S:126:A:C2	78:1S:264:G:H4'	2.19	0.77
79:2S:791:A:H2'	79:2S:792:G:C8	2.20	0.77
79:2S:1110:U:H2'	79:2S:1111:U:C6	2.19	0.77
79:2S:1951:C:C6	79:2S:2095:G:N1	2.49	0.77
47:S1:70:LEU:HD11	47:S1:79:HIS:HB3	1.66	0.77
18:68:145:ASN:ND2	79:2S:745:C:H5''	1.99	0.77
71:25:42:LEU:HD12	71:25:43:ASP:N	2.00	0.77
44:P0:57:THR:HB	79:2S:1222:G:H2'	1.66	0.77
23:73:93:LEU:H	23:73:93:LEU:HD23	1.49	0.77
51:S5:166:ARG:HD3	51:S5:166:ARG:O	1.85	0.77
21:71:41:ASP:HB2	21:71:97:LYS:HG3	1.66	0.77
78:1S:913:G:H3'	78:1S:914:G:H5''	1.67	0.77
24:74:39:LEU:HD13	24:74:44:LYS:HG3	1.66	0.77
78:1S:1603:U:H2'	78:1S:1604:U:C6	2.20	0.77
79:2S:1158:A:H2'	79:2S:1159:A:H4'	1.64	0.77
79:2S:2376:G:H2'	79:2S:2377:G:C8	2.19	0.77
72:26:44:ILE:HA	72:26:67:THR:HG23	1.67	0.77
35:85:85:THR:HG22	35:85:87:ALA:H	1.50	0.77
3:L3:226:PHE:HD2	79:2S:1887:A:H1'	1.51	0.76
24:74:23:ARG:HG2	24:74:24:GLY:H	1.49	0.76
38:88:51:LEU:HD22	79:2S:1612:A:H5''	1.67	0.76
59:13:136:PRO:HG2	59:13:139:TRP:HB2	1.67	0.76
80:8S:82:U:H4'	80:8S:87:G:H4'	1.67	0.76
79:2S:3158:G:H21	79:2S:3395:G:H1	1.32	0.76
78:1S:954:G:H2'	78:1S:955:A:C8	2.20	0.76
66:20:99:ILE:O	66:20:103:ILE:HG12	1.85	0.76
78:1S:1484:G:H1'	78:1S:1606:C:O2'	1.86	0.76
26:76:13:ARG:HG2	80:8S:23:U:H5''	1.65	0.76
79:2S:1893:A:H2'	79:2S:1894:U:C6	2.21	0.76
55:S9:149:ARG:HG2	55:S9:152:SER:HB2	1.66	0.76
65:19:100:ILE:O	65:19:104:VAL:HG23	1.86	0.76
79:2S:2372:A:H5''	79:2S:2373:A:H5'	1.66	0.76
3:L3:215:ILE:HD12	3:L3:338:LEU:HD12	1.66	0.76
78:1S:487:G:H1	78:1S:500:C:H42	1.32	0.76

Continued on next page...

Continued from previous page...

Atom-1	Atom-2	Interatomic distance (Å)	Clash overlap (Å)
60:14:29:HIS:HB3	60:14:41:ARG:HG3	1.66	0.76
14:64:64:VAL:HG22	14:64:65:LEU:H	1.51	0.76
28:78:63:LYS:HE2	28:78:65:GLN:HE22	1.50	0.76
11:61:37:LEU:HD21	11:61:125:MET:HE1	1.67	0.76
59:13:71:ILE:CD1	78:1S:961:U:H5''	2.15	0.76
45:RC:74:THR:HG22	45:RC:115:ILE:HD13	1.66	0.76
79:2S:760:G:H1'	79:2S:771:A:N6	2.00	0.76
9:L9:18:VAL:HG12	9:L9:27:VAL:HG22	1.66	0.76
46:S0:110:TYR:CD1	46:S0:111:ILE:HG12	2.19	0.76
58:12:31:VAL:HG21	58:12:136:ILE:HD13	1.67	0.76
3:L3:261:MET:O	3:L3:264:VAL:HG22	1.86	0.76
24:74:82:ILE:HB	24:74:85:ALA:O	1.86	0.76
57:11:78:THR:HA	57:11:84:ILE:HG22	1.67	0.76
79:2S:218:G:H1'	79:2S:372:A:H1'	1.67	0.76
78:1S:1486:G:C8	78:1S:1593:A:H5'	2.20	0.75
78:1S:126:A:H62	78:1S:291:G:H21	1.34	0.75
79:2S:1040:A:H3'	79:2S:1041:U:H5''	1.67	0.75
78:1S:1229:G:H21	78:1S:1256:A:H62	1.32	0.75
79:2S:1054:A:H5''	79:2S:2637:A:H61	1.51	0.75
52:S6:135:PRO:HB2	52:S6:141:ILE:HG12	1.68	0.75
79:2S:656:A:H2'	79:2S:657:A:C8	2.21	0.75
5:L5:20:PHE:HB2	5:L5:23:ARG:HB2	1.68	0.75
83:PT:48:U:H3'	83:PT:49:C:H5''	1.68	0.75
69:23:11:SER:HB3	78:1S:632:U:H4'	1.68	0.75
79:2S:2248:C:H2'	79:2S:2273:G:C8	2.20	0.75
1:L1:103:LEU:HD13	1:L1:106:LYS:HD2	1.68	0.75
23:73:70:ARG:HB3	23:73:70:ARG:HH11	1.50	0.75
42:92:15:LYS:HD3	42:92:18:ARG:HH11	1.51	0.75
35:85:71:LYS:HA	35:85:71:LYS:HE3	1.67	0.75
11:61:94:ARG:H	11:61:94:ARG:HD3	1.52	0.75
48:S2:88:LYS:HG2	48:S2:89:GLN:H	1.50	0.75
2:L2:135:ILE:HD12	2:L2:149:ARG:HD3	1.67	0.75
79:2S:1818:U:C2'	79:2S:1819:U:H5''	2.17	0.75
45:RC:172:ALA:HB2	45:RC:202:LEU:HD13	1.68	0.75
71:25:75:LEU:HA	71:25:78:ILE:HD13	1.68	0.75
79:2S:1028:U:H3'	79:2S:1029:G:H5''	1.69	0.75
45:RC:24:ALA:HB3	45:RC:34:LEU:HB3	1.69	0.75
49:S3:34:TYR:HE2	49:S3:37:VAL:HG13	1.50	0.75
79:2S:1480:G:H5'	79:2S:1483:G:O4'	1.86	0.75
2:L2:225:ILE:HB	2:L2:238:ILE:HG12	1.66	0.75
51:S5:48:PHE:HE1	51:S5:64:VAL:HA	1.50	0.75

Continued on next page...

Continued from previous page...

Atom-1	Atom-2	Interatomic distance (Å)	Clash overlap (Å)
16:66:46:GLU:HG3	16:66:49:ARG:H	1.52	0.75
13:63:47:ALA:HB1	13:63:48:PRO:HD2	1.68	0.75
2:L2:190:ARG:HB3	2:L2:190:ARG:HH21	1.49	0.75
3:L3:99:LEU:HD13	3:L3:157:VAL:HG21	1.68	0.75
4:L4:138:ARG:HH12	4:L4:240:PRO:HD2	1.51	0.75
79:2S:1231:A:H5''	79:2S:1232:C:H5'	1.69	0.75
55:S9:66:ASP:HB3	55:S9:69:ARG:HB3	1.68	0.75
79:2S:1084:A:H2'	79:2S:1085:A:C8	2.21	0.75
52:S6:162:VAL:HG13	52:S6:169:TYR:HB2	1.67	0.75
1:L1:207:LYS:HB2	1:L1:213:ALA:HB2	1.69	0.75
48:S2:229:LEU:HD21	67:21:23:ILE:HD11	1.68	0.75
50:S4:129:VAL:HA	50:S4:139:VAL:HG12	1.69	0.75
8:L8:59:GLN:HA	8:L8:62:LYS:HE2	1.68	0.75
40:90:97:ARG:HE	40:90:122:ARG:HB3	1.52	0.75
78:1S:351:C:H5	78:1S:631:G:H5''	1.52	0.75
21:71:28:SER:HA	21:71:31:LEU:HD12	1.69	0.75
79:2S:2133:U:H2'	79:2S:2134:G:H5'	1.68	0.75
55:S9:59:LEU:HD22	55:S9:69:ARG:HA	1.69	0.74
25:75:58:ASP:O	25:75:62:VAL:HG23	1.87	0.74
2:L2:9:ARG:NH1	79:2S:911:C:H3'	2.01	0.74
79:2S:3392:U:H2'	79:2S:3393:U:C6	2.22	0.74
6:L6:154:LEU:HD13	14:64:119:GLN:HG2	1.69	0.74
7:L7:143:THR:O	7:L7:147:LEU:HG	1.87	0.74
65:19:73:VAL:HG13	65:19:101:ASN:HB3	1.68	0.74
42:92:40:LYS:HA	83:PT:76:C:H42	1.50	0.74
47:S1:225:VAL:HA	79:2S:2537:U:C5	2.22	0.74
16:66:49:ARG:HG2	16:66:53:LYS:HE3	1.69	0.74
26:76:27:ARG:HD3	26:76:75:ARG:HB3	1.69	0.74
1:L1:101:LYS:NZ	1:L1:126:PRO:HG3	2.02	0.74
46:S0:84:ARG:HH21	63:17:79:GLU:HA	1.52	0.74
16:66:90:HIS:HA	16:66:95:GLY:HA3	1.69	0.74
55:S9:14:THR:HG21	78:1S:23:G:H5'	1.70	0.74
4:L4:152:VAL:HG12	4:L4:153:SER:H	1.50	0.74
25:75:52:PRO:HB3	80:8S:135:G:H5'	1.68	0.74
54:S8:76:THR:HG22	54:S8:108:PRO:HG2	1.67	0.74
15:65:83:LYS:HB2	15:65:86:ASN:HD22	1.50	0.74
8:L8:27:THR:HG22	79:2S:2563:G:H5''	1.69	0.74
35:85:66:VAL:HA	35:85:69:LEU:HD23	1.70	0.74
52:S6:42:GLY:HA3	52:S6:45:PHE:HD2	1.52	0.74
18:68:170:ARG:HA	18:68:174:ARG:HD2	1.69	0.74
54:S8:16:ALA:HB2	78:1S:354:C:H5''	1.69	0.74

Continued on next page...

Continued from previous page...

Atom-1	Atom-2	Interatomic distance (Å)	Clash overlap (Å)
24:74:77:LYS:HE2	24:74:77:LYS:HA	1.68	0.74
59:13:4:MET:HG3	59:13:5:HIS:H	1.51	0.74
8:L8:150:LEU:HA	8:L8:176:PRO:HG2	1.70	0.74
79:2S:627:U:H2'	79:2S:628:A:C8	2.22	0.74
78:1S:1400:A:C2'	78:1S:1401:A:H5'	2.18	0.74
69:23:96:VAL:HG23	69:23:97:ASP:H	1.51	0.74
79:2S:820:A:H2'	79:2S:821:U:C6	2.23	0.74
46:S0:31:VAL:HG23	46:S0:150:ASP:HA	1.67	0.74
11:61:19:LEU:HB3	11:61:125:MET:SD	2.27	0.74
2:L2:9:ARG:HH12	79:2S:911:C:H3'	1.53	0.74
20:70:115:ARG:HG3	20:70:117:ARG:HH11	1.50	0.74
60:14:19:ILE:HB	60:14:83:ILE:HD12	1.68	0.74
53:S7:149:ILE:HG22	53:S7:150:GLN:H	1.53	0.74
58:12:31:VAL:HG22	58:12:133:LEU:HG	1.70	0.74
3:L3:39:LYS:HE2	3:L3:40:PRO:HD3	1.70	0.74
68:22:53:ILE:HD11	68:22:60:LYS:HB2	1.69	0.74
45:RC:59:ARG:HB2	45:RC:59:ARG:HH11	1.53	0.74
7:L7:60:ARG:HH21	7:L7:63:ILE:HD12	1.53	0.74
79:2S:58:G:H2'	79:2S:59:G:C8	2.22	0.74
20:70:106:LEU:O	20:70:110:MET:HG2	1.88	0.74
79:2S:829:U:H3	79:2S:895:A:H62	1.35	0.74
78:1S:390:G:H8	78:1S:1731:A:H4'	1.52	0.74
30:80:48:THR:HA	79:2S:1729:A:N6	2.03	0.74
20:70:24:LEU:HD13	21:71:148:PRO:HG3	1.70	0.74
7:L7:222:HIS:HB3	7:L7:225:GLN:HB2	1.68	0.74
8:L8:136:LEU:HG	79:2S:147:U:H5'	1.70	0.74
79:2S:250:U:H5'	79:2S:251:G:H5''	1.70	0.74
15:65:159:ARG:HB3	15:65:164:LEU:HB2	1.69	0.74
3:L3:159:ARG:HD3	3:L3:180:GLU:HB3	1.70	0.74
20:70:129:ILE:HG23	20:70:134:ASP:HB2	1.69	0.74
47:S1:225:VAL:HA	79:2S:2537:U:C6	2.22	0.73
78:1S:1041:G:H2'	78:1S:1042:G:C8	2.23	0.73
78:1S:703:G:H2'	78:1S:704:C:H2'	1.68	0.73
38:88:40:GLN:NE2	38:88:42:LYS:HE3	2.03	0.73
63:17:124:VAL:HG13	63:17:125:SER:H	1.52	0.73
79:2S:1813:A:C2'	79:2S:1814:A:H5''	2.17	0.73
67:21:73:ALA:HB3	67:21:79:LEU:HD12	1.70	0.73
15:65:114:ARG:HG2	15:65:137:PRO:HG3	1.68	0.73
44:P0:5:ARG:HE	44:P0:5:ARG:HA	1.53	0.73
46:S0:119:ARG:HH11	46:S0:119:ARG:HB3	1.50	0.73
78:1S:1344:A:H2'	78:1S:1345:A:H8	1.52	0.73

Continued on next page...

Continued from previous page...

Atom-1	Atom-2	Interatomic distance (Å)	Clash overlap (Å)
81:5S:75:G:H1'	81:5S:104:A:N6	2.03	0.73
69:23:102:VAL:HG12	69:23:127:VAL:HA	1.70	0.73
69:23:130:VAL:HG11	69:23:143:PRO:HD3	1.71	0.73
51:S5:183:ALA:HB3	51:S5:190:ILE:HD13	1.69	0.73
78:1S:218:A:C3'	78:1S:219:A:H5''	2.16	0.73
2:L2:207:VAL:HG13	79:2S:2415:C:H5''	1.70	0.73
79:2S:181:U:H3'	79:2S:182:U:H5''	1.69	0.73
15:65:59:PHE:HD1	15:65:133:ILE:HD11	1.52	0.73
52:S6:106:LEU:HD13	52:S6:109:LEU:HD21	1.71	0.73
79:2S:1261:G:H4'	79:2S:1278:A:N1	2.02	0.73
78:1S:1351:G:H2'	78:1S:1352:G:O4'	1.89	0.73
79:2S:585:A:H2'	79:2S:586:C:C6	2.23	0.73
51:S5:122:ASN:ND2	51:S5:129:PRO:HD3	2.02	0.73
45:RC:218:GLY:O	45:RC:236:ALA:HB3	1.88	0.73
62:16:127:LYS:HB2	78:1S:1605:G:H5''	1.71	0.73
79:2S:2533:G:H5'	79:2S:2533:G:H8	1.52	0.73
33:83:9:VAL:HB	33:83:100:ILE:HB	1.70	0.73
46:S0:84:ARG:NH2	63:17:79:GLU:HA	2.04	0.73
79:2S:516:A:H2'	79:2S:517:G:H5''	1.69	0.73
70:24:113:ASN:HA	70:24:116:LYS:HD3	1.70	0.73
78:1S:588:U:H2'	78:1S:589:C:C6	2.24	0.73
56:10:21:VAL:HB	56:10:66:TYR:HB2	1.70	0.73
26:76:100:HIS:ND1	79:2S:217:U:H4'	2.02	0.73
79:2S:2561:A:HO2'	79:2S:2562:A:H8	1.36	0.73
34:84:29:ILE:HD13	34:84:29:ILE:H	1.54	0.73
75:29:36:LEU:HD12	75:29:37:ASN:H	1.53	0.73
11:61:164:LYS:NZ	11:61:171:VAL:HB	2.04	0.73
55:S9:76:LEU:HD12	55:S9:79:ARG:HE	1.54	0.73
74:28:58:GLU:OE1	74:28:61:ARG:HB3	1.88	0.73
79:2S:827:A:H2'	79:2S:828:A:C8	2.23	0.73
47:S1:225:VAL:C	47:S1:227:ALA:H	1.89	0.72
16:66:65:ASN:HB3	16:66:68:ARG:HG2	1.71	0.72
79:2S:1336:U:H2'	79:2S:1337:A:H8	1.54	0.72
2:L2:49:VAL:HG22	2:L2:50:HIS:H	1.53	0.72
45:RC:60:SER:HB2	62:16:94:GLN:HE21	1.54	0.72
3:L3:243:HIS:HB3	79:2S:2948:C:H5''	1.71	0.72
79:2S:1157:G:H2'	79:2S:1158:A:O4'	1.89	0.72
49:S3:21:LEU:HA	49:S3:24:PHE:HB3	1.70	0.72
78:1S:1449:U:H2'	78:1S:1450:U:C6	2.24	0.72
78:1S:1073:G:C2'	78:1S:1074:G:H5''	2.16	0.72
79:2S:2094:C:H2'	79:2S:2095:G:H8	1.54	0.72

Continued on next page...

Continued from previous page...

Atom-1	Atom-2	Interatomic distance (Å)	Clash overlap (Å)
14:64:17:VAL:HG11	14:64:74:ARG:HA	1.70	0.72
63:17:21:TYR:N	63:17:22:PRO:HD2	2.04	0.72
1:L1:120:VAL:HG12	1:L1:124:LEU:HD13	1.70	0.72
2:L2:214:GLY:HA3	2:L2:218:HIS:HE1	1.54	0.72
3:L3:245:GLY:HA3	3:L3:248:LYS:HD3	1.70	0.72
13:63:70:ARG:HG2	13:63:71:ALA:H	1.53	0.72
79:2S:2476:C:H2'	79:2S:2477:G:C4'	2.18	0.72
62:16:52:LEU:HD23	62:16:52:LEU:H	1.54	0.72
79:2S:2741:C:H3'	79:2S:2742:C:H5''	1.72	0.72
78:1S:1344:A:H2'	78:1S:1345:A:C8	2.24	0.72
81:5S:75:G:H1'	81:5S:104:A:H61	1.52	0.72
69:23:50:LYS:HE3	78:1S:435:C:H5''	1.71	0.72
60:14:13:VAL:HG13	60:14:77:THR:H	1.54	0.72
63:17:123:ASN:H	63:17:123:ASN:HD22	1.34	0.72
53:S7:9:LEU:HG	53:S7:17:GLU:HB3	1.71	0.72
15:65:67:ARG:HH12	79:2S:2168:A:C5'	2.02	0.72
74:28:10:ALA:HA	74:28:32:PHE:HA	1.71	0.72
45:RC:116:ASP:HB3	45:RC:156:VAL:HG11	1.71	0.72
28:78:114:GLY:HA3	28:78:133:LEU:HD22	1.70	0.72
45:RC:117:LYS:HD2	45:RC:117:LYS:H	1.54	0.72
8:L8:51:LYS:HD2	79:2S:2523:A:H5''	1.71	0.72
78:1S:1058:U:C5	78:1S:1061:A:N1	2.57	0.72
16:66:43:ILE:HG22	16:66:44:SER:H	1.53	0.72
52:S6:57:ASP:HA	52:S6:107:ALA:H	1.54	0.72
48:S2:178:ILE:HG21	48:S2:185:LYS:HA	1.71	0.72
69:23:114:LYS:HD3	78:1S:571:G:H5''	1.71	0.72
77:31:138:ARG:HA	77:31:151:ASN:HB3	1.71	0.72
62:16:143:ARG:HD2	78:1S:1191:U:H5'	1.70	0.72
36:86:50:LEU:HD22	36:86:54:GLU:HB3	1.70	0.72
59:13:32:SER:O	59:13:36:GLN:HG2	1.90	0.72
78:1S:157:A:H2'	78:1S:158:U:H5''	1.71	0.72
79:2S:2895:G:C2'	79:2S:2896:A:H5''	2.18	0.72
21:71:78:LYS:HB3	21:71:85:LEU:HB2	1.71	0.72
72:26:40:ALA:HB2	72:26:71:LEU:HD21	1.72	0.72
34:84:59:PRO:HB3	79:2S:1654:A:H2	1.55	0.72
78:1S:1738:U:H2'	78:1S:1739:C:C6	2.24	0.72
7:L7:82:LYS:HB3	21:71:135:PRO:HG3	1.71	0.72
22:72:42:LYS:HG2	22:72:46:ALA:HA	1.71	0.72
53:S7:50:ASP:HB3	53:S7:56:LYS:HG2	1.72	0.72
51:S5:25:LEU:HD11	62:16:57:LEU:O	1.89	0.72
51:S5:128:ASN:HD22	51:S5:129:PRO:HD2	1.54	0.72

Continued on next page...

Continued from previous page...

Atom-1	Atom-2	Interatomic distance (Å)	Clash overlap (Å)
78:1S:826:U:H2'	78:1S:827:C:C6	2.24	0.72
26:76:87:LYS:HE2	79:2S:375:A:H1'	1.72	0.72
49:S3:158:ILE:H	49:S3:158:ILE:HD13	1.53	0.72
79:2S:2953:U:H2'	79:2S:2954:U:H2'	1.71	0.72
18:68:171:LYS:N	28:78:56:VAL:HG11	2.03	0.72
79:2S:2778:G:C2'	79:2S:2779:A:H5''	2.19	0.72
78:1S:1701:A:H3'	78:1S:1702:A:H5''	1.71	0.72
47:S1:29:TRP:HD1	47:S1:47:LEU:HG	1.55	0.72
29:79:36:ASP:HB3	29:79:39:PHE:HB3	1.72	0.72
14:64:14:LEU:HD23	20:70:151:PRO:HB3	1.71	0.72
78:1S:1311:U:O2	78:1S:1313:A:H2'	1.90	0.72
22:72:37:LEU:O	22:72:41:ILE:HG13	1.89	0.72
47:S1:225:VAL:HG12	47:S1:227:ALA:H	1.55	0.71
10:60:20:SER:H	10:60:23:ASN:HB3	1.55	0.71
47:S1:114:VAL:HG12	78:1S:931:C:H5'	1.71	0.71
79:2S:1828:A:H2'	79:2S:1829:G:C8	2.25	0.71
79:2S:1571:A:H2'	79:2S:1572:U:H4'	1.72	0.71
32:82:100:ILE:HB	32:82:105:ARG:HD2	1.71	0.71
28:78:21:ARG:HG3	79:2S:1369:A:H4'	1.72	0.71
29:79:23:LYS:HG3	79:2S:982:C:H5''	1.72	0.71
59:13:88:LEU:HD23	59:13:125:LEU:HD12	1.72	0.71
69:23:18:HIS:HA	69:23:21:ASN:HD22	1.53	0.71
28:78:147:LEU:HB3	36:86:7:ILE:HG22	1.72	0.71
79:2S:956:U:H4'	79:2S:2726:C:H5''	1.71	0.71
79:2S:310:U:H3	79:2S:2779:A:H61	1.38	0.71
34:84:76:TYR:HA	79:2S:1805:C:H4'	1.71	0.71
23:73:12:ARG:HB2	79:2S:3040:A:H5''	1.71	0.71
10:60:165:ILE:H	10:60:165:ILE:HD13	1.53	0.71
6:L6:75:PRO:HG3	79:2S:3268:A:H1'	1.70	0.71
15:65:81:TYR:OH	79:2S:908:G:H2'	1.90	0.71
46:S0:144:ILE:HG23	46:S0:158:VAL:HG13	1.72	0.71
79:2S:3234:A:H2	79:2S:3253:G:H22	1.37	0.71
36:86:83:ALA:O	36:86:87:VAL:HG23	1.89	0.71
79:2S:1498:A:H2'	79:2S:1499:C:C6	2.26	0.71
79:2S:126:U:H2'	79:2S:127:G:C8	2.26	0.71
4:L4:157:GLU:HA	4:L4:215:ILE:HB	1.70	0.71
19:69:84:THR:HG22	79:2S:1915:A:H5''	1.72	0.71
28:78:43:ILE:H	28:78:43:ILE:HD12	1.54	0.71
1:L1:213:ALA:HB3	79:2S:2491:A:H4'	1.72	0.71
4:L4:170:LYS:HE3	4:L4:178:LEU:HD12	1.73	0.71
50:S4:163:ASP:HB2	50:S4:168:LYS:HB2	1.72	0.71

Continued on next page...

Continued from previous page...

Atom-1	Atom-2	Interatomic distance (Å)	Clash overlap (Å)
51:S5:148:ARG:HG3	74:28:22:ARG:HH22	1.56	0.71
70:24:88:THR:O	70:24:92:VAL:HG23	1.91	0.71
5:L5:205:SER:HB2	5:L5:233:ALA:HB1	1.72	0.71
53:S7:154:LEU:HB2	53:S7:185:ILE:HG22	1.73	0.71
73:27:81:ARG:HG2	73:27:82:LYS:HG3	1.71	0.71
50:S4:140:VAL:HG22	50:S4:146:THR:HB	1.73	0.71
78:1S:344:A:H2'	78:1S:345:U:H5'	1.73	0.71
22:72:96:VAL:HG12	22:72:97:SER:H	1.54	0.71
2:L2:209:HIS:CD2	2:L2:211:HIS:HB2	2.25	0.71
45:RC:89:LEU:HB2	45:RC:103:PHE:HB2	1.71	0.71
78:1S:832:U:H2'	78:1S:833:U:H5''	1.73	0.71
36:86:59:ASP:O	36:86:63:ASN:HB2	1.90	0.71
76:30:49:LEU:HD23	76:30:49:LEU:H	1.55	0.71
79:2S:3013:U:H2'	79:2S:3014:U:C6	2.26	0.71
69:23:51:GLY:HA2	69:23:77:ILE:HG13	1.72	0.71
78:1S:1662:G:H2'	78:1S:1663:G:H8	1.55	0.71
13:63:93:ILE:HD12	13:63:125:VAL:HG21	1.72	0.71
19:69:163:ARG:HD2	78:1S:813:U:C6	2.26	0.71
78:1S:1340:U:H3'	78:1S:1341:A:C5'	2.21	0.71
46:S0:206:ASP:HB2	46:S0:207:PRO:HA	1.72	0.71
30:80:84:LEU:HB2	79:2S:1715:A:H62	1.55	0.71
45:RC:130:THR:HG22	45:RC:145:LEU:HD21	1.72	0.71
46:S0:42:PRO:HD3	63:17:105:GLN:HB2	1.71	0.71
79:2S:916:G:H2'	79:2S:924:G:C8	2.25	0.71
79:2S:551:A:HO2'	79:2S:552:G:H8	1.39	0.71
79:2S:1220:U:H4'	79:2S:1222:G:O4'	1.89	0.70
46:S0:84:ARG:NH2	63:17:79:GLU:HG2	2.06	0.70
79:2S:1312:C:H2'	79:2S:1313:G:O4'	1.91	0.70
79:2S:830:A:H2'	79:2S:831:G:O4'	1.91	0.70
83:PT:57:C:H2'	83:PT:57:C:O2	1.91	0.70
79:2S:1553:U:H4'	79:2S:1554:U:H5'	1.72	0.70
4:L4:329:PRO:HB3	7:L7:41:ARG:HH12	1.55	0.70
64:18:15:LEU:H	64:18:15:LEU:HD23	1.56	0.70
18:68:20:LYS:HD3	79:2S:671:U:H4'	1.73	0.70
46:S0:170:ILE:HD12	46:S0:170:ILE:H	1.56	0.70
79:2S:1238:C:H3'	79:2S:1239:C:C5'	2.15	0.70
79:2S:653:A:H5''	79:2S:2361:A:H5''	1.71	0.70
14:64:38:ILE:HG13	14:64:44:VAL:HG12	1.72	0.70
79:2S:709:A:H2	79:2S:2787:G:H21	1.37	0.70
78:1S:835:U:H2'	78:1S:836:U:C6	2.26	0.70
16:66:20:ALA:HB2	16:66:80:PHE:CE1	2.26	0.70

Continued on next page...

Continued from previous page...

Atom-1	Atom-2	Interatomic distance (Å)	Clash overlap (Å)
79:2S:1896:A:H61	79:2S:2339:C:H42	1.39	0.70
36:86:57:LEU:HD12	36:86:90:MET:HG3	1.72	0.70
79:2S:2611:U:H2'	79:2S:2612:U:C6	2.25	0.70
1:L1:108:ASN:HB2	1:L1:130:LYS:HE2	1.72	0.70
79:2S:1566:A:H2'	79:2S:1567:U:H4'	1.73	0.70
62:16:92:TYR:O	62:16:96:TYR:HB2	1.89	0.70
62:16:115:THR:HA	62:16:118:ILE:HG22	1.73	0.70
45:RC:90:ARG:HD3	45:RC:92:TRP:HE1	1.56	0.70
1:L1:145:TYR:HA	1:L1:148:VAL:HG22	1.73	0.70
71:25:95:HIS:HB3	78:1S:1530:C:OP1	1.90	0.70
32:82:96:ILE:HG21	32:82:105:ARG:HG2	1.74	0.70
13:63:116:LEU:O	13:63:120:GLN:HG3	1.90	0.70
33:83:6:ARG:HG3	33:83:8:TYR:CE1	2.25	0.70
11:61:86:VAL:HG21	11:61:112:LEU:HD22	1.72	0.70
55:S9:130:THR:HA	55:S9:142:ASN:HB2	1.74	0.70
2:L2:5:ILE:O	2:L2:9:ARG:HG3	1.90	0.70
46:S0:45:VAL:HG12	46:S0:46:HIS:H	1.57	0.70
19:69:168:ALA:O	19:69:172:ARG:HG3	1.91	0.70
48:S2:87:GLN:HG2	48:S2:96:THR:HB	1.74	0.70
51:S5:122:ASN:O	51:S5:126:ASP:HA	1.91	0.70
27:77:49:TYR:CD1	27:77:50:PRO:HD2	2.24	0.70
46:S0:110:TYR:HD1	46:S0:111:ILE:HG12	1.56	0.70
42:92:72:LEU:H	42:92:72:LEU:HD23	1.56	0.70
63:17:102:VAL:HG22	63:17:106:THR:HB	1.72	0.70
78:1S:138:A:H62	78:1S:266:A:N6	1.90	0.70
4:L4:140:HIS:HA	4:L4:180:LYS:HE2	1.74	0.70
3:L3:20:LYS:HB3	79:2S:2990:G:H5'	1.71	0.70
79:2S:951:A:H3'	79:2S:1143:A:H61	1.56	0.70
79:2S:1439:U:H2'	79:2S:1440:G:C8	2.27	0.70
78:1S:1370:U:H3'	78:1S:1370:U:OP1	1.91	0.70
51:S5:23:VAL:HG11	62:16:58:ASP:HB3	1.73	0.70
70:24:15:ASN:HB3	70:24:20:ARG:O	1.91	0.70
64:18:116:LEU:HD23	64:18:123:ARG:HB3	1.72	0.70
23:73:37:ILE:HD11	23:73:73:VAL:HG23	1.74	0.70
79:2S:753:C:H2'	79:2S:754:G:H8	1.57	0.70
2:L2:150:LEU:HD13	79:2S:2157:G:C8	2.27	0.70
49:S3:65:ARG:HH21	49:S3:65:ARG:HB3	1.56	0.70
78:1S:778:G:H2'	78:1S:779:U:H5'	1.72	0.70
15:65:139:HIS:HE1	79:2S:126:U:H4'	1.56	0.70
46:S0:199:PRO:HA	46:S0:202:TYR:HD2	1.56	0.70
79:2S:603:A:H2'	79:2S:604:G:O4'	1.92	0.70

Continued on next page...

Continued from previous page...

Atom-1	Atom-2	Interatomic distance (Å)	Clash overlap (Å)
25:75:65:GLN:HG2	35:85:32:LYS:HB3	1.74	0.70
47:S1:104:ASP:HA	47:S1:214:LYS:HG2	1.73	0.70
72:26:88:SER:O	72:26:92:ARG:HG3	1.92	0.70
79:2S:1336:U:H2'	79:2S:1337:A:C8	2.27	0.70
57:11:124:THR:O	57:11:140:VAL:HG12	1.92	0.70
78:1S:1203:A:H2	78:1S:1556:A:H5'	1.57	0.70
48:S2:107:SER:HA	48:S2:192:GLY:HA2	1.74	0.70
78:1S:1680:G:N2	78:1S:1720:G:H2'	2.06	0.70
38:88:20:VAL:HG22	38:88:47:GLY:HA2	1.72	0.70
3:L3:129:ALA:HA	79:2S:3150:A:H5'	1.72	0.70
69:23:134:ALA:HB1	69:23:140:LYS:N	2.07	0.70
70:24:104:SER:HB3	70:24:107:GLN:CB	2.22	0.70
78:1S:1025:A:H5''	78:1S:1027:A:N7	2.06	0.70
19:69:98:ARG:HD2	19:69:134:HIS:HA	1.74	0.70
37:87:55:ARG:HD2	79:2S:353:G:N7	2.07	0.70
16:66:157:GLU:O	16:66:161:LYS:HG3	1.92	0.70
21:71:116:ARG:O	21:71:120:LYS:HB2	1.91	0.70
61:15:28:MET:HG2	61:15:32:ASP:HB2	1.73	0.70
3:L3:47:LEU:HD23	3:L3:84:VAL:HG21	1.74	0.69
79:2S:153:U:C2'	79:2S:154:U:H5''	2.22	0.69
72:26:10:ARG:HB3	72:26:34:LYS:HA	1.72	0.69
59:13:129:TYR:HA	59:13:132:VAL:HG22	1.73	0.69
5:L5:260:PHE:HB3	5:L5:264:GLN:HG3	1.74	0.69
6:L6:170:LYS:NZ	79:2S:3209:A:H5'	2.07	0.69
55:S9:7:THR:HG23	78:1S:771:A:H5'	1.74	0.69
4:L4:146:PRO:HG2	4:L4:150:LEU:HD11	1.71	0.69
8:L8:64:ILE:HG23	8:L8:68:ARG:HG3	1.73	0.69
71:25:62:VAL:HG23	71:25:99:ALA:HB3	1.74	0.69
3:L3:95:THR:HG22	79:2S:3243:A:H4'	1.75	0.69
58:12:43:ARG:H	58:12:43:ARG:HD3	1.56	0.69
79:2S:2860:U:H2'	79:2S:2861:U:H5'	1.72	0.69
8:L8:51:LYS:HD2	79:2S:2523:A:C5'	2.22	0.69
59:13:87:ASP:O	59:13:91:LEU:HG	1.92	0.69
30:80:78:GLY:O	30:80:81:VAL:HG22	1.92	0.69
12:62:105:GLN:HA	12:62:142:ARG:O	1.92	0.69
79:2S:1472:U:H2'	79:2S:1473:G:C8	2.26	0.69
27:77:17:ARG:HD3	34:84:73:SER:HB3	1.73	0.69
61:15:17:TYR:O	64:18:92:ILE:HD12	1.92	0.69
64:18:135:GLY:HA3	78:1S:1559:A:H5''	1.73	0.69
76:30:53:LYS:HG3	76:30:54:ARG:H	1.57	0.69
55:S9:54:ARG:HA	55:S9:57:ARG:HE	1.56	0.69

Continued on next page...

Continued from previous page...

Atom-1	Atom-2	Interatomic distance (Å)	Clash overlap (Å)
4:L4:300:ARG:HB2	4:L4:301:PRO:HD2	1.74	0.69
37:87:67:LEU:HA	37:87:70:VAL:HG23	1.74	0.69
47:S1:106:THR:O	47:S1:110:LEU:HD13	1.91	0.69
25:75:135:ILE:HD13	25:75:135:ILE:O	1.92	0.69
34:84:68:THR:HG21	79:2S:1644:C:H5	1.57	0.69
28:78:113:LEU:HD23	28:78:131:SER:HB3	1.74	0.69
8:L8:50:VAL:HG23	8:L8:52:TRP:NE1	2.08	0.69
79:2S:1951:C:C5	79:2S:2095:G:N1	2.58	0.69
78:1S:499:U:H2'	78:1S:500:C:H5''	1.74	0.69
3:L3:330:GLY:O	79:2S:3047:U:H5''	1.91	0.69
62:16:119:ALA:HB3	78:1S:1410:A:H4'	1.75	0.69
38:88:41:THR:HG23	38:88:56:ILE:HB	1.74	0.69
21:71:105:PHE:O	21:71:109:VAL:HG23	1.92	0.69
78:1S:484:C:H2'	78:1S:485:A:H5''	1.75	0.69
40:90:104:PRO:HG2	79:2S:3119:U:H4'	1.74	0.69
17:67:129:THR:HB	17:67:137:ASN:HB2	1.75	0.69
79:2S:3348:G:H2'	79:2S:3349:C:C6	2.26	0.69
1:L1:213:ALA:CB	79:2S:2491:A:H4'	2.22	0.69
8:L8:71:VAL:HG12	15:65:21:PHE:CZ	2.26	0.69
79:2S:3101:G:H2'	79:2S:3102:G:C8	2.28	0.69
79:2S:2471:U:H2'	79:2S:2472:U:H5''	1.74	0.69
79:2S:662:U:H2'	79:2S:663:C:C6	2.27	0.69
2:L2:42:ARG:HA	2:L2:88:ILE:O	1.93	0.69
79:2S:3275:U:H3'	79:2S:3276:G:C5'	2.22	0.69
79:2S:2521:U:H2'	79:2S:2522:G:H5'	1.74	0.69
9:L9:113:GLU:HG3	9:L9:123:ILE:HG23	1.75	0.69
76:30:31:LYS:HB2	78:1S:476:U:H2'	1.72	0.69
59:13:71:ILE:HD13	78:1S:961:U:H5''	1.73	0.69
4:L4:233:LEU:HD22	4:L4:238:LEU:HD21	1.74	0.69
72:26:86:VAL:HG23	78:1S:1795:U:H5''	1.73	0.69
18:68:74:GLU:HB2	79:2S:741:U:H4'	1.73	0.69
79:2S:1421:G:H2'	79:2S:1422:G:H8	1.57	0.69
25:75:63:ILE:HD13	25:75:64:GLU:N	2.08	0.69
28:78:124:ILE:HG12	28:78:144:VAL:HG22	1.75	0.69
58:12:21:GLU:HG3	58:12:22:VAL:H	1.58	0.69
20:70:71:LYS:HD2	79:2S:562:C:H5''	1.75	0.69
19:69:93:VAL:O	19:69:97:ARG:HG3	1.91	0.69
47:S1:176:VAL:HG12	47:S1:177:GLN:H	1.58	0.69
37:87:21:ARG:HG3	80:8S:103:G:H4'	1.75	0.69
79:2S:2742:C:H2'	79:2S:2743:A:C8	2.28	0.69
19:69:106:LEU:HB3	19:69:120:TYR:CE1	2.28	0.69

Continued on next page...

Continued from previous page...

Atom-1	Atom-2	Interatomic distance (Å)	Clash overlap (Å)
1:L1:193:LEU:HG	1:L1:194:LEU:H	1.58	0.69
9:L9:8:GLN:HG2	9:L9:68:LEU:CD1	2.23	0.69
61:15:38:PRO:HG2	61:15:41:VAL:HG23	1.74	0.69
79:2S:1534:A:H2'	79:2S:1535:A:C8	2.28	0.69
24:74:87:LEU:H	24:74:87:LEU:HD23	1.58	0.69
79:2S:2225:U:H2'	79:2S:2226:U:C6	2.28	0.69
49:S3:132:LYS:HB3	49:S3:189:MET:HG3	1.75	0.69
8:L8:41:GLN:HB3	8:L8:44:ARG:HH12	1.58	0.69
79:2S:1951:C:H6	79:2S:2095:G:N1	1.89	0.68
51:S5:197:GLU:HG3	51:S5:208:SER:HB2	1.74	0.68
14:64:94:TRP:O	14:64:100:ALA:HB2	1.93	0.68
53:S7:30:SER:O	53:S7:31:SER:HB2	1.92	0.68
56:10:50:THR:HG21	56:10:57:THR:OG1	1.93	0.68
71:25:93:SER:OG	71:25:99:ALA:HA	1.93	0.68
32:82:55:ILE:HB	79:2S:947:G:H5'	1.76	0.68
10:60:61:SER:O	10:60:65:LEU:HG	1.93	0.68
34:84:6:THR:HG22	79:2S:1486:G:H21	1.58	0.68
43:93:19:GLY:O	43:93:23:ARG:HG3	1.92	0.68
19:69:21:LYS:HE3	19:69:55:VAL:HA	1.75	0.68
30:80:32:LYS:HE3	30:80:35:ARG:HH21	1.57	0.68
51:S5:104:ASN:ND2	78:1S:1587:A:H1'	2.08	0.68
3:L3:235:THR:HG22	3:L3:236:LYS:H	1.56	0.68
80:8S:114:G:H2'	80:8S:115:C:C6	2.28	0.68
14:64:19:ARG:CA	14:64:69:THR:HG22	2.23	0.68
5:L5:205:SER:O	5:L5:209:GLU:HG2	1.93	0.68
79:2S:130:A:H2'	79:2S:131:C:C6	2.29	0.68
1:L1:45:ARG:HG3	1:L1:195:LYS:HE3	1.75	0.68
54:S8:110:ARG:O	54:S8:114:GLU:HG3	1.93	0.68
34:84:65:VAL:HG12	34:84:66:SER:H	1.59	0.68
78:1S:918:U:H2'	78:1S:919:A:C8	2.28	0.68
51:S5:128:ASN:ND2	51:S5:129:PRO:HD2	2.09	0.68
7:L7:82:LYS:HA	7:L7:119:VAL:HB	1.76	0.68
80:8S:53:A:H2'	80:8S:54:A:H8	1.57	0.68
46:S0:125:ASP:HB3	46:S0:128:SER:HB2	1.75	0.68
26:76:111:LEU:HD23	26:76:116:LYS:HG2	1.74	0.68
79:2S:2942:C:OP1	79:2S:2943:G:H5''	1.94	0.68
53:S7:35:LYS:HG2	53:S7:36:ALA:H	1.58	0.68
19:69:86:GLU:HG2	19:69:91:SER:H	1.58	0.68
19:69:185:LEU:HD21	53:S7:40:PRO:HD3	1.73	0.68
47:S1:114:VAL:HG11	78:1S:930:A:H2'	1.76	0.68
78:1S:1519:U:H2'	78:1S:1520:U:C5	2.29	0.68

Continued on next page...

Continued from previous page...

Atom-1	Atom-2	Interatomic distance (Å)	Clash overlap (Å)
26:76:51:ARG:HG2	26:76:54:ASP:OD2	1.94	0.68
15:65:73:ARG:HB2	15:65:92:LEU:HD21	1.73	0.68
50:S4:221:ARG:O	50:S4:225:VAL:HG23	1.93	0.68
56:10:12:HIS:HB3	56:10:76:LEU:HD11	1.75	0.68
78:1S:1316:G:H2'	78:1S:1317:C:C6	2.29	0.68
65:19:9:VAL:HG21	65:19:136:ALA:HB1	1.76	0.68
15:65:68:ARG:NH2	15:65:123:GLN:HB2	2.09	0.68
24:74:75:THR:HG23	24:74:76:VAL:HG23	1.75	0.68
78:1S:1682:U:O2'	78:1S:1683:C:H5'	1.93	0.68
79:2S:2501:U:H2'	79:2S:2502:A:H5'	1.74	0.68
79:2S:2541:U:C1'	79:2S:2542:U:H4'	2.20	0.68
75:29:22:ARG:CG	75:29:38:ILE:HD11	2.24	0.68
26:76:100:HIS:CD2	26:76:101:PRO:HD2	2.29	0.68
80:8S:53:A:H2'	80:8S:54:A:C8	2.29	0.68
61:15:40:ARG:HH22	61:15:43:ARG:HD3	1.57	0.68
8:L8:33:ASN:O	8:L8:39:ALA:HB3	1.92	0.68
64:18:65:GLU:O	64:18:69:ILE:HG13	1.93	0.68
52:S6:48:TYR:HB3	52:S6:50:PHE:CZ	2.29	0.68
20:70:80:ARG:HB3	20:70:122:HIS:HB2	1.75	0.68
15:65:117:ASN:HD21	15:65:166:ALA:H	1.39	0.68
53:S7:50:ASP:HA	53:S7:56:LYS:HA	1.76	0.68
79:2S:753:C:H2'	79:2S:754:G:C8	2.29	0.68
7:L7:102:VAL:HG11	7:L7:130:ILE:HD13	1.74	0.68
4:L4:48:GLN:HG2	4:L4:49:ALA:H	1.59	0.68
3:L3:82:PRO:HB2	3:L3:165:GLN:HB3	1.75	0.68
24:74:79:GLN:HG3	24:74:80:ARG:N	2.09	0.68
50:S4:102:VAL:HG22	50:S4:103:TYR:H	1.58	0.68
78:1S:1621:U:H5	78:1S:1622:G:H2'	1.59	0.68
46:S0:126:PRO:HG2	46:S0:151:SER:HB3	1.76	0.68
45:RC:74:THR:HG22	45:RC:115:ILE:HG21	1.76	0.68
8:L8:65:LEU:HA	8:L8:69:LEU:HD13	1.76	0.68
78:1S:720:G:H4'	78:1S:721:U:OP1	1.92	0.68
79:2S:2890:A:H61	79:2S:2913:C:H42	1.42	0.68
1:L1:69:GLY:HA3	1:L1:106:LYS:HE3	1.76	0.67
51:S5:25:LEU:HD12	62:16:61:SER:OG	1.94	0.67
72:26:18:VAL:HG23	72:26:19:LYS:N	2.07	0.67
49:S3:95:GLY:C	49:S3:126:VAL:HG13	2.15	0.67
71:25:41:ILE:HG13	71:25:42:LEU:N	2.08	0.67
3:L3:80:ASP:HB2	3:L3:317:ILE:HD12	1.73	0.67
5:L5:12:TYR:O	5:L5:16:PHE:HB2	1.95	0.67
21:71:13:TYR:HB2	79:2S:994:G:OP2	1.95	0.67

Continued on next page...

Continued from previous page...

Atom-1	Atom-2	Interatomic distance (Å)	Clash overlap (Å)
6:L6:54:TYR:HA	6:L6:65:ILE:HG22	1.77	0.67
79:2S:2228:A:H2'	79:2S:2229:A:C8	2.28	0.67
79:2S:1913:A:N3	79:2S:2120:A:H2'	2.08	0.67
79:2S:1210:U:H2'	79:2S:1211:U:C6	2.29	0.67
79:2S:1308:A:C2	79:2S:1311:G:H5''	2.30	0.67
21:71:118:GLU:O	21:71:122:GLN:HB2	1.93	0.67
32:82:96:ILE:HD13	32:82:105:ARG:HB3	1.75	0.67
42:92:44:ASP:HA	42:92:47:GLN:HB3	1.74	0.67
49:S3:102:ALA:HA	49:S3:186:VAL:HG21	1.76	0.67
79:2S:1545:A:H2'	79:2S:1547:G:OP2	1.95	0.67
34:84:98:GLN:O	34:84:102:LYS:HD3	1.94	0.67
46:S0:134:LYS:HE3	46:S0:134:LYS:HA	1.76	0.67
65:19:7:ARG:HH12	65:19:67:MET:HA	1.58	0.67
13:63:39:ARG:O	13:63:51:LEU:HD21	1.95	0.67
33:83:69:GLY:HA3	33:83:85:PHE:CD2	2.30	0.67
28:78:34:MET:HB2	79:2S:95:A:H5''	1.75	0.67
14:64:120:VAL:O	14:64:124:ARG:HG3	1.94	0.67
68:22:89:TRP:O	68:22:93:LEU:HD22	1.94	0.67
79:2S:1302:A:H2'	79:2S:1303:A:H5''	1.76	0.67
52:S6:162:VAL:CG1	52:S6:169:TYR:HB2	2.25	0.67
32:82:105:ARG:HH12	32:82:125:ARG:HD2	1.57	0.67
6:L6:77:ARG:HB3	6:L6:77:ARG:HH11	1.59	0.67
23:73:35:TYR:O	23:73:60:ALA:HB1	1.93	0.67
79:2S:3275:U:H3'	79:2S:3276:G:H5''	1.75	0.67
79:2S:1291:A:H2'	79:2S:1292:C:O4'	1.93	0.67
3:L3:141:GLY:HA2	3:L3:144:ILE:HD12	1.74	0.67
21:71:119:ALA:HB3	21:71:126:VAL:HG12	1.77	0.67
4:L4:53:SER:HB3	4:L4:56:ALA:HB2	1.76	0.67
35:85:63:ARG:O	35:85:67:ARG:HG3	1.93	0.67
53:S7:39:ARG:H	53:S7:40:PRO:HD2	1.59	0.67
10:60:85:PHE:HA	10:60:140:THR:HG22	1.75	0.67
5:L5:184:ASP:HB3	5:L5:187:THR:HG22	1.75	0.67
17:67:135:ARG:HB2	17:67:135:ARG:HH11	1.58	0.67
22:72:96:VAL:HG12	22:72:97:SER:N	2.10	0.67
69:23:132:LEU:HD13	69:23:135:LEU:HD12	1.77	0.67
79:2S:2768:U:H2'	79:2S:2769:A:C8	2.29	0.67
54:S8:10:LYS:HG2	54:S8:11:ARG:H	1.58	0.67
8:L8:157:VAL:HG12	8:L8:158:ASP:N	2.10	0.67
47:S1:160:HIS:O	47:S1:164:ILE:HG13	1.94	0.67
4:L4:209:TYR:O	4:L4:230:VAL:HG23	1.95	0.67
31:81:32:ALA:O	31:81:36:ILE:HG13	1.95	0.67

Continued on next page...

Continued from previous page...

Atom-1	Atom-2	Interatomic distance (Å)	Clash overlap (Å)
2:L2:227:ARG:HH22	79:2S:2161:G:H5''	1.60	0.67
79:2S:2426:U:H2'	79:2S:2427:U:C6	2.30	0.67
69:23:37:ALA:O	69:23:44:GLY:HA2	1.95	0.67
60:14:19:ILE:HG22	60:14:20:TYR:H	1.60	0.67
59:13:23:PRO:CB	59:13:26:PHE:HB3	2.25	0.67
1:L1:120:VAL:H	1:L1:121:PRO:HD3	1.59	0.67
70:24:104:SER:HB3	70:24:107:GLN:HB2	1.75	0.67
61:15:43:ARG:HH11	61:15:43:ARG:HG2	1.60	0.67
45:RC:219:GLU:HB3	45:RC:233:THR:CG2	2.25	0.67
81:5S:92:A:H2'	81:5S:93:C:O4'	1.95	0.67
77:31:132:LEU:HB3	77:31:139:LEU:HB3	1.77	0.67
14:64:21:VAL:HG22	14:64:33:ALA:O	1.94	0.67
79:2S:1002:A:N6	79:2S:1050:U:H1'	2.08	0.67
79:2S:627:U:H2'	79:2S:628:A:H8	1.59	0.67
78:1S:769:A:H2'	78:1S:770:A:C8	2.30	0.67
4:L4:222:VAL:HG13	4:L4:225:VAL:HB	1.77	0.67
8:L8:133:LYS:HD2	8:L8:138:HIS:HE1	1.60	0.67
79:2S:159:A:H2'	79:2S:160:G:C8	2.29	0.67
5:L5:95:TRP:CE3	5:L5:198:TYR:HB3	2.30	0.67
63:17:60:ARG:HA	63:17:63:LYS:HG2	1.76	0.66
18:68:174:ARG:HA	18:68:178:ARG:HG3	1.76	0.66
6:L6:135:VAL:HG22	79:2S:3268:A:N1	2.10	0.66
42:92:80:ARG:HB2	79:2S:2769:A:H4'	1.76	0.66
78:1S:177:U:H3'	78:1S:178:U:H5''	1.76	0.66
19:69:119:LEU:O	19:69:123:LEU:HG	1.95	0.66
27:77:97:SER:HB2	27:77:99:GLU:HG2	1.77	0.66
54:S8:99:ALA:HB3	78:1S:329:G:H5'	1.76	0.66
4:L4:325:LEU:HB3	79:2S:598:A:H4'	1.77	0.66
79:2S:2356:A:N6	79:2S:2983:C:H5	1.93	0.66
26:76:100:HIS:HD2	26:76:101:PRO:HD2	1.61	0.66
13:63:112:ASN:O	13:63:116:LEU:HG	1.96	0.66
45:RC:9:LEU:HD11	45:RC:311:ARG:HB3	1.76	0.66
78:1S:1672:G:H2'	78:1S:1673:G:C8	2.29	0.66
45:RC:216:LYS:HA	45:RC:239:GLU:HG3	1.76	0.66
10:60:34:TYR:HD2	10:60:89:VAL:HB	1.58	0.66
57:11:69:LYS:H	57:11:127:GLN:HB3	1.60	0.66
4:L4:89:ALA:O	4:L4:90:PHE:HB2	1.93	0.66
17:67:29:THR:HA	17:67:32:THR:HG22	1.77	0.66
47:S1:158:SER:HA	47:S1:161:ILE:HD12	1.78	0.66
50:S4:19:LEU:HD21	50:S4:108:ARG:HD2	1.77	0.66
10:60:179:PRO:HA	10:60:182:LEU:HD12	1.77	0.66

Continued on next page...

Continued from previous page...

Atom-1	Atom-2	Interatomic distance (Å)	Clash overlap (Å)
4:L4:181:VAL:O	4:L4:182:LEU:HB3	1.95	0.66
2:L2:117:GLU:HA	2:L2:125:ALA:HB3	1.77	0.66
38:88:8:ILE:HD12	38:88:8:ILE:H	1.60	0.66
69:23:19:ARG:O	69:23:23:ARG:HG2	1.94	0.66
58:12:62:LEU:HD23	58:12:62:LEU:H	1.60	0.66
47:S1:225:VAL:C	47:S1:227:ALA:N	2.49	0.66
78:1S:75:U:C3'	78:1S:76:A:H5''	2.25	0.66
4:L4:170:LYS:HG3	4:L4:175:HIS:HB2	1.77	0.66
25:75:67:ILE:HD12	25:75:83:VAL:HG12	1.77	0.66
26:76:32:SER:HA	26:76:49:PRO:HA	1.77	0.66
32:82:57:TYR:O	79:2S:1405:U:H5'	1.94	0.66
74:28:21:SER:HA	78:1S:1618:C:H4'	1.75	0.66
78:1S:617:U:H4'	78:1S:1030:A:H2'	1.76	0.66
3:L3:376:LYS:O	3:L3:380:MET:HG2	1.95	0.66
78:1S:40:A:H62	78:1S:467:G:H21	1.44	0.66
16:66:129:LEU:HD11	16:66:133:ARG:HB2	1.78	0.66
17:67:139:TYR:OH	79:2S:1507:G:H1'	1.95	0.66
8:L8:98:ARG:HE	8:L8:189:LEU:HA	1.58	0.66
54:S8:29:LEU:HD21	54:S8:31:ARG:HH12	1.60	0.66
23:73:40:LYS:HD2	79:2S:2931:C:H5''	1.77	0.66
49:S3:211:PRO:HG3	63:17:20:TYR:CE1	2.30	0.66
79:2S:2255:A:N6	79:2S:2260:U:H3	1.90	0.66
37:87:66:TYR:O	37:87:70:VAL:HG23	1.96	0.66
66:20:52:LYS:HA	66:20:93:LEU:HD23	1.76	0.66
66:20:118:VAL:HG22	66:20:119:ALA:N	2.10	0.66
4:L4:156:LEU:HD12	4:L4:251:THR:HG22	1.75	0.66
6:L6:75:PRO:HG3	79:2S:3268:A:C1'	2.25	0.66
50:S4:230:GLU:HB2	50:S4:233:LYS:HB2	1.76	0.66
4:L4:32:PRO:HD2	18:68:24:VAL:HG21	1.77	0.66
37:87:51:ALA:HA	37:87:54:LYS:HE2	1.76	0.66
14:64:21:VAL:HG12	14:64:65:LEU:CD2	2.26	0.66
74:28:10:ALA:HB2	74:28:56:LEU:HD11	1.76	0.66
78:1S:924:A:H2'	78:1S:925:G:C8	2.30	0.66
4:L4:3:ARG:HD3	4:L4:22:LEU:H	1.60	0.66
42:92:13:LYS:HA	42:92:18:ARG:HA	1.78	0.66
38:88:42:LYS:HE2	38:88:55:VAL:HG22	1.77	0.66
78:1S:344:A:C2'	78:1S:345:U:H5'	2.26	0.66
5:L5:33:ARG:O	5:L5:37:VAL:HG23	1.96	0.66
78:1S:840:U:HO2'	78:1S:841:U:H6	1.41	0.66
47:S1:224:ASP:H	79:2S:2537:U:P	2.18	0.66
17:67:51:VAL:CG2	17:67:56:ARG:HG3	2.25	0.66

Continued on next page...

Continued from previous page...

Atom-1	Atom-2	Interatomic distance (Å)	Clash overlap (Å)
4:L4:3:ARG:HD3	4:L4:21:PRO:HB3	1.78	0.66
78:1S:75:U:C2'	78:1S:76:A:H5''	2.25	0.66
61:15:73:PRO:HD2	61:15:93:VAL:HG23	1.76	0.66
2:L2:21:ARG:HD3	79:2S:824:C:H5''	1.76	0.66
53:S7:73:VAL:HB	53:S7:77:LEU:HG	1.76	0.66
78:1S:258:C:H2'	78:1S:259:U:C6	2.30	0.66
48:S2:101:VAL:HG22	48:S2:115:ILE:HG23	1.78	0.66
46:S0:82:GLY:O	46:S0:86:VAL:HG13	1.96	0.66
78:1S:62:A:H4'	78:1S:269:G:H4'	1.77	0.66
20:70:41:TYR:O	20:70:45:LEU:HD23	1.95	0.66
28:78:13:GLY:O	32:82:36:LYS:HG3	1.95	0.66
79:2S:2567:C:C3'	79:2S:2568:C:H5''	2.26	0.66
77:31:117:LEU:O	77:31:118:ARG:HB2	1.95	0.66
15:65:38:ARG:HH12	15:65:60:VAL:HG13	1.61	0.66
78:1S:1370:U:H4'	78:1S:1371:A:C5'	2.25	0.66
58:12:30:VAL:O	58:12:34:THR:HG23	1.95	0.66
78:1S:153:G:H2'	78:1S:154:G:C8	2.31	0.66
12:62:121:PHE:HA	79:2S:1233:G:H1'	1.78	0.66
79:2S:2081:U:H2'	79:2S:2082:U:H4'	1.78	0.66
18:68:70:ALA:O	18:68:76:ALA:HB3	1.95	0.66
37:87:19:CYS:HB3	37:87:22:CYS:SG	2.36	0.66
55:S9:26:ALA:O	55:S9:30:LEU:HG	1.95	0.66
79:2S:2419:A:H2'	79:2S:2420:C:C6	2.31	0.66
79:2S:1951:C:H6	79:2S:2095:G:N2	1.93	0.66
23:73:70:ARG:NH1	23:73:70:ARG:HB3	2.11	0.66
4:L4:209:TYR:HE1	4:L4:227:THR:HB	1.61	0.66
2:L2:177:LYS:HD2	43:93:26:VAL:HG13	1.78	0.66
15:65:57:GLN:HE21	80:8S:144:G:H5'	1.61	0.66
78:1S:531:C:H2'	78:1S:532:U:H5''	1.77	0.66
1:L1:31:THR:HG22	79:2S:2469:G:H5'	1.77	0.66
24:74:64:THR:O	24:74:64:THR:HG22	1.96	0.66
43:93:18:TYR:HA	79:2S:2131:A:H61	1.60	0.66
67:21:36:VAL:HB	67:21:51:VAL:HB	1.77	0.66
78:1S:1621:U:H5'	78:1S:1622:G:P	2.36	0.66
78:1S:56:U:H4'	78:1S:57:G:C5'	2.22	0.66
26:76:119:ILE:HG21	26:76:126:LEU:HB3	1.78	0.66
67:21:70:ASN:HB3	67:21:83:TRP:HB2	1.78	0.66
48:S2:185:LYS:O	48:S2:189:GLN:HG3	1.96	0.66
24:74:87:LEU:HA	24:74:90:ILE:HB	1.77	0.66
13:63:39:ARG:HH12	79:2S:685:G:H5''	1.60	0.66
79:2S:159:A:H2'	79:2S:160:G:H8	1.61	0.66

Continued on next page...

Continued from previous page...

Atom-1	Atom-2	Interatomic distance (Å)	Clash overlap (Å)
3:L3:28:ARG:HD2	3:L3:30:LYS:HE2	1.78	0.66
3:L3:152:LYS:HG2	3:L3:192:VAL:HG11	1.78	0.66
4:L4:358:THR:HA	4:L4:361:HIS:HB2	1.78	0.66
79:2S:2963:C:H2'	79:2S:2964:G:C8	2.30	0.66
4:L4:328:ASN:ND2	4:L4:331:ALA:HB2	2.10	0.66
17:67:87:SER:O	17:67:91:VAL:HG23	1.97	0.65
55:S9:163:PRO:HG3	78:1S:512:A:H5''	1.77	0.65
79:2S:822:G:H2'	79:2S:823:C:C6	2.31	0.65
79:2S:1325:U:H2'	79:2S:1326:A:C8	2.30	0.65
60:14:112:ILE:HB	72:26:57:SER:OG	1.95	0.65
11:61:36:VAL:O	11:61:40:LEU:HB2	1.95	0.65
79:2S:291:C:H2'	79:2S:292:U:C6	2.31	0.65
66:20:28:SER:HB3	66:20:34:LEU:HG	1.78	0.65
60:14:85:ALA:H	60:14:119:THR:HG22	1.61	0.65
3:L3:332:ARG:HD3	3:L3:332:ARG:H	1.60	0.65
79:2S:2999:U:H2'	79:2S:3000:A:C8	2.31	0.65
47:S1:142:PHE:HD2	47:S1:209:ASN:HB2	1.60	0.65
15:65:188:ARG:HH22	79:2S:31:C:H5	1.44	0.65
78:1S:229:U:H3	78:1S:236:A:H61	1.40	0.65
79:2S:1221:A:H3'	79:2S:1222:G:C5'	2.25	0.65
44:P0:61:ARG:HD2	44:P0:64:ARG:HD2	1.77	0.65
79:2S:1232:C:C5	79:2S:1261:G:H2'	2.31	0.65
36:86:26:ILE:HD12	36:86:26:ILE:H	1.61	0.65
22:72:21:SER:HB2	22:72:22:PRO:HD3	1.77	0.65
53:S7:89:HIS:HD2	53:S7:165:LYS:HG2	1.60	0.65
16:66:41:LEU:HD23	16:66:138:LEU:HD22	1.78	0.65
9:L9:23:ARG:HB3	9:L9:39:LYS:HG2	1.76	0.65
65:19:61:VAL:O	65:19:65:ILE:HG13	1.95	0.65
79:2S:2361:A:N6	79:2S:2377:G:H1	1.80	0.65
79:2S:834:U:H2'	79:2S:835:G:H5'	1.78	0.65
79:2S:207:U:H2'	79:2S:208:C:C6	2.31	0.65
79:2S:673:U:H2'	79:2S:674:G:C8	2.31	0.65
51:S5:129:PRO:O	51:S5:133:VAL:HG23	1.96	0.65
49:S3:65:ARG:HB3	49:S3:65:ARG:NH2	2.10	0.65
47:S1:180:THR:O	47:S1:184:LEU:HB2	1.96	0.65
47:S1:224:ASP:N	79:2S:2537:U:O5'	2.28	0.65
8:L8:74:THR:HG23	8:L8:75:ILE:HG13	1.78	0.65
56:10:76:LEU:HD12	56:10:80:LEU:HG	1.76	0.65
22:72:84:LEU:HB3	22:72:90:ARG:HD2	1.78	0.65
3:L3:4:ARG:HD3	3:L3:7:GLU:HA	1.78	0.65
49:S3:32:GLU:HG3	49:S3:57:ASP:HB2	1.78	0.65

Continued on next page...

Continued from previous page...

Atom-1	Atom-2	Interatomic distance (Å)	Clash overlap (Å)
49:S3:59:LEU:HA	49:S3:66:ILE:HG12	1.79	0.65
28:78:118:ILE:HB	28:78:119:PRO:HD2	1.77	0.65
78:1S:1144:U:H2'	78:1S:1145:U:C6	2.31	0.65
79:2S:2356:A:N6	79:2S:2983:C:C5	2.64	0.65
51:S5:48:PHE:CE1	51:S5:64:VAL:HA	2.30	0.65
3:L3:128:LYS:O	79:2S:3150:A:H5''	1.96	0.65
18:68:19:PRO:HG3	18:68:26:LEU:HD21	1.79	0.65
19:69:10:LEU:HD21	79:2S:1602:A:H4'	1.79	0.65
29:79:32:LEU:HD12	79:2S:749:C:H5''	1.77	0.65
48:S2:39:THR:HG21	48:S2:64:LYS:HE3	1.78	0.65
59:13:54:LEU:HB3	59:13:60:VAL:HB	1.78	0.65
59:13:55:ARG:HD3	73:27:47:PHE:CD1	2.32	0.65
79:2S:1787:A:C2'	79:2S:1788:C:H5''	2.26	0.65
78:1S:1282:U:H2'	78:1S:1283:U:C6	2.32	0.65
19:69:98:ARG:O	19:69:102:LEU:HG	1.97	0.65
49:S3:164:VAL:O	49:S3:168:ILE:HG13	1.97	0.65
58:12:111:ASN:HD21	58:12:115:VAL:HG21	1.61	0.65
53:S7:109:VAL:HG22	53:S7:110:GLN:H	1.61	0.65
58:12:48:SER:O	58:12:52:LEU:HD23	1.96	0.65
13:63:128:ARG:CZ	35:85:112:PRO:HD2	2.27	0.65
31:81:24:SER:O	31:81:28:ARG:HG3	1.97	0.65
74:28:20:GLY:HA2	74:28:67:ARG:HA	1.79	0.65
81:5S:9:C:H2'	81:5S:10:C:H5'	1.79	0.65
50:S4:31:PRO:HA	50:S4:81:THR:HB	1.77	0.65
4:L4:334:PHE:HA	4:L4:339:LEU:HD12	1.77	0.65
15:65:10:LEU:O	15:65:19:LEU:HD21	1.96	0.65
53:S7:27:LEU:HD21	53:S7:80:GLU:HG2	1.79	0.65
79:2S:509:U:H2'	79:2S:510:G:O4'	1.97	0.65
69:23:109:ARG:HB2	69:23:111:GLY:O	1.97	0.65
78:1S:1542:G:N2	78:1S:1568:C:H1'	2.12	0.65
27:77:26:VAL:HG12	27:77:89:VAL:HG21	1.79	0.65
79:2S:184:U:H2'	79:2S:185:C:C6	2.32	0.65
51:S5:164:PRO:HD3	74:28:54:LEU:HD13	1.79	0.65
17:67:17:ALA:O	17:67:147:GLU:HA	1.96	0.65
68:22:41:MET:HG2	68:22:46:TYR:HB2	1.79	0.65
8:L8:50:VAL:HG23	8:L8:52:TRP:HE1	1.62	0.65
26:76:56:VAL:HG12	26:76:70:ILE:HD11	1.79	0.65
11:61:94:ARG:O	11:61:95:ASN:HB2	1.95	0.65
57:11:88:ARG:HB2	57:11:105:LYS:O	1.96	0.65
15:65:39:ALA:HB3	15:65:61:ILE:HG22	1.78	0.65
79:2S:1856:C:H2'	79:2S:1857:C:C6	2.31	0.65

Continued on next page...

Continued from previous page...

Atom-1	Atom-2	Interatomic distance (Å)	Clash overlap (Å)
79:2S:2843:U:H5''	79:2S:2844:C:H5	1.61	0.65
14:64:20:VAL:HA	14:64:34:ALA:HA	1.79	0.65
11:61:142:LYS:HD3	11:61:142:LYS:O	1.97	0.65
79:2S:66:A:N1	79:2S:77:A:H5''	2.12	0.65
13:63:100:ARG:HD2	79:2S:76:G:O2'	1.97	0.65
26:76:12:ARG:HG3	79:2S:215:G:H5''	1.77	0.65
56:10:32:HIS:CE1	56:10:42:VAL:HG21	2.32	0.65
78:1S:871:G:H2'	78:1S:872:G:C8	2.32	0.65
42:92:43:TYR:HE2	42:92:55:LYS:HB2	1.61	0.65
15:65:199:LEU:HD22	15:65:203:ARG:HD2	1.78	0.65
13:63:157:ARG:HG2	13:63:158:ALA:H	1.61	0.65
79:2S:438:A:H3'	79:2S:439:C:H5''	1.79	0.65
42:92:49:GLY:HA2	79:2S:277:G:H5''	1.79	0.65
79:2S:1297:C:H2'	79:2S:1298:C:C6	2.31	0.65
11:61:102:PHE:CE1	11:61:129:VAL:HB	2.32	0.65
78:1S:1329:A:H5''	78:1S:1330:G:C8	2.32	0.65
53:S7:173:TYR:HD2	53:S7:176:LEU:HD12	1.61	0.64
79:2S:1240:A:H3'	79:2S:1241:U:C5'	2.26	0.64
17:67:25:SER:HB3	17:67:28:ASN:HD22	1.62	0.64
4:L4:180:LYS:O	4:L4:184:SER:HB3	1.97	0.64
24:74:17:ARG:HG2	79:2S:3050:U:H4'	1.78	0.64
8:L8:72:PRO:HD2	8:L8:75:ILE:HD12	1.79	0.64
68:22:93:LEU:HD23	68:22:94:LEU:H	1.61	0.64
79:2S:834:U:C2'	79:2S:835:G:H5'	2.27	0.64
57:11:85:VAL:HG22	57:11:108:PRO:HB3	1.79	0.64
43:93:30:GLU:HA	43:93:33:GLN:HG2	1.78	0.64
5:L5:22:ARG:HH11	81:5S:7:G:H8	1.46	0.64
79:2S:2927:C:H2'	79:2S:2928:C:C6	2.32	0.64
2:L2:74:GLU:HB3	2:L2:76:PHE:HE1	1.62	0.64
51:S5:180:ARG:O	51:S5:184:PHE:HB2	1.97	0.64
78:1S:576:G:H4'	78:1S:580:A:C2	2.31	0.64
79:2S:2794:G:H1'	79:2S:2795:U:C6	2.32	0.64
78:1S:1589:C:H2'	78:1S:1590:G:C8	2.32	0.64
47:S1:225:VAL:CA	79:2S:2537:U:C6	2.80	0.64
15:65:139:HIS:HB3	15:65:142:ILE:HD13	1.79	0.64
78:1S:707:A:H2'	78:1S:708:C:H5''	1.79	0.64
78:1S:1429:G:H2'	78:1S:1430:U:C6	2.32	0.64
30:80:22:LYS:HD3	30:80:94:GLU:HG3	1.78	0.64
50:S4:15:PRO:HG2	50:S4:18:TRP:CD1	2.31	0.64
4:L4:188:ARG:HG3	4:L4:190:GLY:H	1.62	0.64
78:1S:564:G:H4'	78:1S:566:C:C2	2.33	0.64

Continued on next page...

Continued from previous page...

Atom-1	Atom-2	Interatomic distance (Å)	Clash overlap (Å)
79:2S:283:G:H21	79:2S:285:A:H5''	1.62	0.64
79:2S:288:C:H2'	79:2S:289:A:C8	2.32	0.64
54:S8:123:LYS:HE3	54:S8:123:LYS:HA	1.78	0.64
65:19:130:ARG:HD3	65:19:134:ARG:HH21	1.62	0.64
71:25:54:VAL:H	71:25:55:PRO:CD	2.09	0.64
78:1S:766:U:H5'	78:1S:767:U:H5''	1.80	0.64
55:S9:144:PRO:HD2	78:1S:474:A:H5''	1.80	0.64
64:18:105:VAL:HG13	64:18:106:GLU:H	1.61	0.64
80:8S:70:G:H1'	80:8S:88:A:N6	2.12	0.64
31:81:76:SER:HB3	31:81:78:LYS:HE3	1.80	0.64
38:88:7:ASP:HB3	38:88:10:GLN:HB2	1.79	0.64
79:2S:3206:C:H5''	79:2S:3207:U:O4'	1.97	0.64
26:76:57:LEU:HD23	26:76:67:GLU:HB3	1.78	0.64
50:S4:196:VAL:HB	50:S4:209:HIS:HB3	1.79	0.64
7:L7:24:GLU:O	7:L7:25:GLN:HB3	1.97	0.64
79:2S:295:A:H2'	79:2S:296:A:C8	2.32	0.64
79:2S:1645:U:H2'	79:2S:1645:U:O2	1.98	0.64
79:2S:2405:C:H42	79:2S:2819:A:H61	1.43	0.64
10:60:144:ASN:O	10:60:148:VAL:HG23	1.98	0.64
79:2S:1921:A:H2'	79:2S:1922:A:C8	2.32	0.64
3:L3:252:ILE:HB	79:2S:2394:G:H5'	1.79	0.64
79:2S:1302:A:H62	79:2S:2857:C:H1'	1.62	0.64
11:61:46:VAL:HG12	11:61:68:HIS:O	1.97	0.64
79:2S:2393:G:O6	79:2S:2982:A:H2'	1.97	0.64
78:1S:844:A:H2'	78:1S:845:G:C8	2.33	0.64
62:16:93:HIS:HB3	62:16:102:LYS:HB2	1.80	0.64
55:S9:149:ARG:HB3	78:1S:765:G:O6	1.98	0.64
58:12:42:ALA:HB3	58:12:122:VAL:HB	1.79	0.64
21:71:18:ASP:HB2	21:71:21:LYS:HD2	1.80	0.64
7:L7:233:GLU:O	7:L7:236:ILE:HG22	1.98	0.64
37:87:27:PHE:HA	37:87:34:CYS:HA	1.79	0.64
79:2S:618:C:H2'	79:2S:619:A:H5'	1.78	0.64
79:2S:2683:U:H2'	79:2S:2684:C:C6	2.33	0.64
11:61:101:ASN:HD21	79:2S:2684:C:H1'	1.63	0.64
63:17:57:LEU:O	63:17:61:ILE:HG13	1.98	0.64
24:74:83:THR:HB	52:S6:130:PRO:HA	1.80	0.64
78:1S:1226:A:H4'	78:1S:1230:A:H5'	1.80	0.64
48:S2:169:LEU:HD22	48:S2:198:THR:HG22	1.80	0.64
60:14:63:ALA:O	60:14:67:VAL:HG23	1.98	0.64
35:85:70:TYR:HD1	35:85:73:LYS:HD2	1.62	0.64
76:30:42:ARG:NH1	76:30:42:ARG:HB3	2.12	0.64

Continued on next page...

Continued from previous page...

Atom-1	Atom-2	Interatomic distance (Å)	Clash overlap (Å)
79:2S:308:A:H5'	79:2S:2223:A:O2'	1.97	0.64
79:2S:915:A:H2'	79:2S:916:G:H5'	1.79	0.64
61:15:40:ARG:NH2	61:15:43:ARG:HB3	2.12	0.64
78:1S:1082:C:H2'	78:1S:1082:C:O2	1.96	0.64
79:2S:3190:C:H2'	79:2S:3191:G:C8	2.33	0.64
4:L4:263:GLY:HA2	4:L4:267:VAL:HG23	1.79	0.64
50:S4:65:LEU:HD23	50:S4:70:VAL:HG11	1.79	0.64
79:2S:2213:A:H2'	79:2S:2214:A:C8	2.33	0.64
78:1S:1727:G:H2'	78:1S:1728:A:C8	2.33	0.64
8:L8:129:PRO:HG3	79:2S:120:G:H5'	1.78	0.64
58:12:67:THR:O	58:12:68:GLU:HB2	1.97	0.64
4:L4:53:SER:HB3	4:L4:56:ALA:CB	2.28	0.64
59:13:42:ARG:HH21	59:13:80:LEU:CD2	2.10	0.64
33:83:46:GLY:H	33:83:71:VAL:HB	1.62	0.64
50:S4:48:LEU:HA	50:S4:52:LEU:HB2	1.80	0.64
55:S9:109:LEU:HD21	55:S9:134:ILE:HD13	1.78	0.64
28:78:102:ILE:O	28:78:125:VAL:HG13	1.98	0.64
2:L2:207:VAL:CG1	79:2S:2415:C:H5''	2.28	0.64
4:L4:329:PRO:HB3	7:L7:41:ARG:NH1	2.12	0.64
31:81:98:VAL:HG22	31:81:99:ALA:H	1.63	0.64
51:S5:20:PHE:HD1	51:S5:22:PRO:HD3	1.62	0.64
51:S5:20:PHE:HB3	51:S5:39:GLU:HG3	1.79	0.64
52:S6:44:GLU:HA	52:S6:119:GLN:HG2	1.80	0.64
79:2S:2322:C:O2'	79:2S:2323:G:H5'	1.98	0.64
52:S6:30:LYS:HE2	52:S6:36:VAL:HG22	1.80	0.64
78:1S:1524:A:H2'	78:1S:1525:A:C8	2.32	0.64
79:2S:2406:C:H2'	79:2S:2407:C:C6	2.32	0.64
78:1S:1743:U:H2'	78:1S:1744:A:C8	2.33	0.64
50:S4:194:THR:O	50:S4:195:ILE:HG13	1.98	0.64
50:S4:31:PRO:CG	50:S4:43:PRO:HG3	2.27	0.64
20:70:12:ARG:HB3	20:70:24:LEU:HA	1.80	0.64
26:76:43:TYR:CD1	26:76:126:LEU:HA	2.31	0.64
52:S6:58:LYS:HG2	52:S6:105:ASP:O	1.98	0.64
79:2S:374:A:H4'	79:2S:375:A:H5'	1.78	0.64
78:1S:519:C:H3'	78:1S:520:A:H8	1.62	0.64
78:1S:1151:A:H2'	78:1S:1152:A:C8	2.33	0.64
2:L2:120:PRO:HB3	2:L2:161:ASP:HB2	1.80	0.64
79:2S:764:U:H3	79:2S:767:U:H3	1.46	0.64
32:82:42:VAL:HG22	32:82:49:ASN:HB3	1.80	0.64
62:16:12:LYS:HG2	62:16:17:THR:HG22	1.79	0.64
78:1S:884:A:H2'	78:1S:885:G:C8	2.33	0.63

Continued on next page...

Continued from previous page...

Atom-1	Atom-2	Interatomic distance (Å)	Clash overlap (Å)
55:S9:36:LEU:HD21	55:S9:108:ARG:NH1	2.14	0.63
78:1S:386:G:H2'	78:1S:387:A:C8	2.33	0.63
25:75:72:ALA:HB1	25:75:83:VAL:HG21	1.81	0.63
8:L8:72:PRO:HA	8:L8:233:TRP:CE3	2.32	0.63
69:23:126:LYS:HE2	69:23:129:GLY:HA2	1.79	0.63
78:1S:1186:U:H2'	78:1S:1187:U:H5'	1.79	0.63
48:S2:98:PHE:O	48:S2:117:THR:HA	1.97	0.63
45:RC:132:LYS:HB3	45:RC:140:CYS:SG	2.38	0.63
21:71:14:MET:HG2	21:71:58:GLN:HG2	1.80	0.63
2:L2:245:LEU:HD23	2:L2:247:ARG:HH22	1.62	0.63
79:2S:3278:C:H3'	79:2S:3279:A:H5''	1.79	0.63
78:1S:970:A:H3'	78:1S:971:A:H8	1.63	0.63
78:1S:138:A:N6	78:1S:266:A:N6	2.39	0.63
26:76:112:ASP:H	26:76:115:ARG:HB2	1.62	0.63
79:2S:1662:G:H22	79:2S:1787:A:H2	1.45	0.63
59:13:15:ALA:O	73:27:28:PRO:HD3	1.98	0.63
18:68:3:ILE:HD12	18:68:3:ILE:H	1.62	0.63
69:23:12:ALA:HA	69:23:15:LEU:HD12	1.80	0.63
79:2S:1577:G:H2'	79:2S:1578:C:O4'	1.98	0.63
18:68:89:ASP:HB2	18:68:110:ALA:N	2.13	0.63
13:63:109:PHE:O	13:63:113:VAL:HG23	1.99	0.63
15:65:187:ARG:O	15:65:190:THR:HG22	1.99	0.63
23:73:87:ARG:HH22	23:73:120:LYS:HB3	1.63	0.63
7:L7:89:ILE:HB	7:L7:133:TYR:O	1.99	0.63
17:67:50:GLN:HE22	79:2S:3391:A:H4'	1.63	0.63
79:2S:2611:U:H2'	79:2S:2612:U:H6	1.64	0.63
47:S1:129:THR:HA	47:S1:177:GLN:HA	1.81	0.63
4:L4:32:PRO:HG3	4:L4:244:LEU:HD12	1.80	0.63
4:L4:328:ASN:HD22	4:L4:331:ALA:HB2	1.63	0.63
79:2S:3295:A:H2'	79:2S:3296:A:C8	2.34	0.63
79:2S:2559:U:H4'	79:2S:2560:C:H5''	1.80	0.63
26:76:73:VAL:HG22	26:76:80:VAL:HG23	1.81	0.63
48:S2:175:GLY:HA3	55:S9:98:ALA:HA	1.80	0.63
5:L5:194:LEU:HD23	5:L5:194:LEU:O	1.97	0.63
16:66:33:ILE:O	16:66:102:LEU:HA	1.98	0.63
11:61:114:ILE:HG22	11:61:115:LYS:N	2.10	0.63
56:10:38:LYS:O	56:10:42:VAL:HG23	1.97	0.63
26:76:56:VAL:CG2	26:76:104:LEU:HB3	2.28	0.63
52:S6:135:PRO:HB3	52:S6:140:ASN:HB3	1.81	0.63
9:L9:23:ARG:HD2	9:L9:39:LYS:HA	1.79	0.63
30:80:40:LYS:HB3	30:80:101:LEU:HD11	1.80	0.63

Continued on next page...

Continued from previous page...

Atom-1	Atom-2	Interatomic distance (Å)	Clash overlap (Å)
80:8S:19:C:H2'	80:8S:20:U:O4'	1.98	0.63
38:88:69:LEU:HD12	38:88:70:PRO:HD2	1.80	0.63
11:61:109:HIS:HB2	11:61:114:ILE:HD12	1.81	0.63
3:L3:226:PHE:CE1	3:L3:268:GLY:HA2	2.34	0.63
66:20:50:LEU:HD21	66:20:95:ALA:HB2	1.81	0.63
25:75:49:LYS:HD2	80:8S:135:G:H5''	1.80	0.63
47:S1:172:LEU:O	47:S1:176:VAL:HG23	1.99	0.63
22:72:90:ARG:O	22:72:91:ASP:HB2	1.99	0.63
78:1S:518:A:H2'	78:1S:519:C:H5''	1.81	0.63
60:14:70:LYS:O	60:14:74:VAL:HG23	1.97	0.63
3:L3:287:LYS:HB2	3:L3:290:ASP:HB2	1.80	0.63
78:1S:207:U:H2'	78:1S:208:U:C6	2.34	0.63
37:87:5:THR:HA	37:87:8:PHE:CD2	2.34	0.63
54:S8:172:ARG:HD3	54:S8:175:GLN:HG3	1.80	0.63
16:66:174:PHE:O	16:66:178:VAL:HG23	1.97	0.63
20:70:113:ARG:NH1	79:2S:1212:A:H5'	2.14	0.63
79:2S:228:U:H2'	79:2S:229:G:C8	2.34	0.63
23:73:87:ARG:NH2	23:73:120:LYS:HB3	2.14	0.63
8:L8:71:VAL:HG21	8:L8:76:ALA:HB2	1.81	0.63
79:2S:949:C:O2'	79:2S:971:G:H5''	1.98	0.63
79:2S:700:C:H2'	79:2S:701:G:C8	2.34	0.63
78:1S:811:A:H2	78:1S:814:A:H62	1.47	0.63
78:1S:1481:C:H5''	78:1S:1482:C:OP1	1.99	0.63
79:2S:300:G:H2'	79:2S:301:G:H8	1.62	0.63
10:60:119:TRP:HZ3	79:2S:1126:G:H5''	1.64	0.63
24:74:35:LYS:O	24:74:39:LEU:HD23	1.99	0.63
78:1S:1340:U:H3'	78:1S:1341:A:H5''	1.80	0.63
79:2S:2615:G:H2'	79:2S:2616:C:C6	2.34	0.63
7:L7:77:VAL:HG12	20:70:59:VAL:HA	1.81	0.63
14:64:131:VAL:HG13	16:66:181:ALA:HB1	1.81	0.63
26:76:89:LYS:HE3	26:76:93:ALA:HB3	1.81	0.63
9:L9:124:ARG:HD3	9:L9:164:ILE:HG23	1.81	0.63
3:L3:57:VAL:O	3:L3:357:LYS:HB2	1.99	0.63
25:75:113:LEU:O	25:75:120:LYS:HG3	1.99	0.63
26:76:79:ALA:HB1	26:76:98:ASN:HB3	1.81	0.63
16:66:12:LYS:HA	16:66:40:GLU:HB3	1.81	0.63
32:82:105:ARG:O	32:82:109:LEU:HG	1.99	0.63
69:23:135:LEU:HD23	69:23:141:GLU:HA	1.81	0.63
13:63:106:GLN:HB3	36:86:18:THR:HG23	1.80	0.63
9:L9:122:LYS:HD2	79:2S:3034:C:O2'	1.99	0.63
8:L8:169:LEU:O	8:L8:173:MET:HG2	1.99	0.63

Continued on next page...

Continued from previous page...

Atom-1	Atom-2	Interatomic distance (Å)	Clash overlap (Å)
79:2S:3029:A:H2'	79:2S:3030:G:O4'	1.97	0.63
52:S6:25:ARG:HG2	52:S6:28:PHE:CD1	2.34	0.63
78:1S:1666:U:H2'	78:1S:1667:A:C8	2.34	0.63
79:2S:1484:U:O2'	79:2S:1485:G:H5'	1.98	0.63
51:S5:76:ARG:HD3	51:S5:76:ARG:N	2.14	0.63
47:S1:110:LEU:O	47:S1:114:VAL:HG23	1.99	0.62
9:L9:23:ARG:CB	9:L9:39:LYS:HG2	2.29	0.62
25:75:113:LEU:HD21	25:75:121:LYS:HD2	1.80	0.62
31:81:14:ILE:HG23	31:81:71:LEU:HB2	1.81	0.62
28:78:28:HIS:CD2	28:78:32:ARG:HG2	2.34	0.62
13:63:118:GLU:O	13:63:122:LYS:HG2	1.98	0.62
78:1S:230:C:H3'	78:1S:231:U:H5''	1.79	0.62
3:L3:84:VAL:HG13	3:L3:163:HIS:O	1.99	0.62
17:67:41:LEU:HD23	17:67:150:VAL:HG11	1.82	0.62
79:2S:1028:U:H3'	79:2S:1029:G:C5'	2.28	0.62
4:L4:328:ASN:HD21	79:2S:578:A:H2	1.46	0.62
79:2S:700:C:H2'	79:2S:701:G:H8	1.64	0.62
79:2S:3280:U:O2'	79:2S:3281:U:H5'	2.00	0.62
78:1S:1432:U:H4'	78:1S:1433:G:H5''	1.80	0.62
17:67:13:LYS:O	17:67:107:LEU:HD21	1.98	0.62
78:1S:1179:G:H2'	78:1S:1180:C:C6	2.33	0.62
34:84:71:THR:HG22	34:84:72:VAL:H	1.64	0.62
79:2S:268:A:O4'	79:2S:270:U:H1'	1.98	0.62
52:S6:19:ASP:O	52:S6:20:ASP:HB2	1.99	0.62
35:85:78:LYS:HA	35:85:81:ARG:HD3	1.81	0.62
47:S1:125:VAL:HG22	47:S1:126:THR:N	2.11	0.62
72:26:44:ILE:HD13	72:26:65:PRO:HG2	1.80	0.62
4:L4:138:ARG:HH12	4:L4:246:ARG:HG2	1.63	0.62
4:L4:138:ARG:NH1	4:L4:240:PRO:HD2	2.14	0.62
56:10:55:VAL:HG23	56:10:67:THR:O	2.00	0.62
27:77:14:VAL:HG22	34:84:86:LYS:HG2	1.80	0.62
31:81:72:ARG:HB2	31:81:101:ALA:HB2	1.81	0.62
68:22:68:ARG:HG2	68:22:68:ARG:HH11	1.63	0.62
62:16:44:LEU:HG	62:16:78:VAL:HG21	1.80	0.62
18:68:83:VAL:HB	18:68:103:ALA:CB	2.28	0.62
17:67:59:PRO:HG2	17:67:76:PHE:CD2	2.33	0.62
16:66:142:SER:O	16:66:145:VAL:HG22	1.99	0.62
23:73:39:VAL:HG13	23:73:58:VAL:HG12	1.81	0.62
14:64:120:VAL:HG22	16:66:197:LEU:HD13	1.80	0.62
78:1S:230:C:H2'	78:1S:231:U:H4'	1.81	0.62
46:S0:194:PRO:O	46:S0:195:TRP:HB2	2.00	0.62

Continued on next page...

Continued from previous page...

Atom-1	Atom-2	Interatomic distance (Å)	Clash overlap (Å)
15:65:50:ARG:HB3	15:65:50:ARG:NH1	2.14	0.62
5:L5:266:ALA:HA	81:5S:1:G:H1'	1.80	0.62
80:8S:155:A:H2'	80:8S:156:U:O4'	1.99	0.62
11:61:126:ASP:OD2	79:2S:2674:A:H5'	1.99	0.62
79:2S:1257:C:H3'	79:2S:1258:U:H5''	1.81	0.62
79:2S:2667:A:H2'	79:2S:2668:U:O4'	1.99	0.62
17:67:120:ASN:H	17:67:120:ASN:HD22	1.47	0.62
15:65:35:VAL:HG22	15:65:65:ARG:HH21	1.64	0.62
49:S3:42:THR:HB	49:S3:43:PRO:CD	2.24	0.62
78:1S:168:A:H2'	78:1S:169:A:C8	2.34	0.62
8:L8:53:PRO:O	8:L8:57:ARG:HD3	1.99	0.62
13:63:49:ARG:HH22	35:85:113:GLN:NE2	1.95	0.62
16:66:3:VAL:HG13	16:66:4:GLU:N	2.14	0.62
79:2S:656:A:H2'	79:2S:657:A:H8	1.63	0.62
52:S6:83:CYS:HA	78:1S:162:A:H5'	1.80	0.62
3:L3:223:GLY:HA2	3:L3:271:GLY:HA3	1.82	0.62
10:60:27:PRO:HD2	10:60:122:PRO:HB2	1.81	0.62
66:20:80:GLU:HG3	75:29:54:LYS:HD3	1.81	0.62
23:73:18:PRO:HA	23:73:51:ALA:HA	1.82	0.62
79:2S:2260:U:H2'	79:2S:2261:G:H5'	1.80	0.62
4:L4:51:ALA:CB	4:L4:105:THR:HG23	2.29	0.62
39:89:43:ASN:HB3	39:89:46:ARG:HB2	1.81	0.62
79:2S:2820:A:H2'	79:2S:2821:C:H5'	1.82	0.62
79:2S:1010:G:H22	79:2S:1040:A:H2	1.45	0.62
46:S0:119:ARG:NH1	46:S0:119:ARG:HB3	2.14	0.62
26:76:50:ILE:HD13	26:76:51:ARG:N	2.14	0.62
78:1S:518:A:C2'	78:1S:519:C:H5''	2.30	0.62
79:2S:1257:C:H2'	79:2S:1258:U:H4'	1.80	0.62
3:L3:173:GLN:CB	79:2S:3313:U:H4'	2.30	0.62
73:27:14:SER:HA	73:27:17:ARG:HG2	1.81	0.62
20:70:78:TRP:HB3	20:70:124:LEU:HD12	1.81	0.62
20:70:77:VAL:HG22	20:70:126:VAL:HG13	1.80	0.62
62:16:10:PHE:HA	62:16:18:ALA:O	2.00	0.62
68:22:15:ASN:O	68:22:19:LYS:HG3	2.00	0.62
79:2S:1445:U:H2'	79:2S:1446:A:C8	2.34	0.62
3:L3:62:ARG:HD3	79:2S:3038:U:H5''	1.81	0.62
79:2S:2917:G:C2'	79:2S:2918:G:H5''	2.29	0.62
79:2S:2812:C:H2'	79:2S:2813:A:C8	2.34	0.62
32:82:89:THR:HG22	32:82:117:ILE:HG12	1.81	0.62
11:61:27:GLY:H	11:61:30:LEU:HB2	1.64	0.62
34:84:46:ASP:HB2	34:84:80:ARG:HD2	1.82	0.62

Continued on next page...

Continued from previous page...

Atom-1	Atom-2	Interatomic distance (Å)	Clash overlap (Å)
9:L9:167:VAL:CG1	9:L9:170:LYS:HB2	2.30	0.62
78:1S:1119:G:H2'	78:1S:1120:U:C6	2.34	0.62
64:18:87:ASN:O	78:1S:1547:A:H1'	1.99	0.62
24:74:38:SER:O	24:74:42:GLN:HG3	2.00	0.62
79:2S:405:U:C2'	79:2S:406:G:H5'	2.30	0.62
48:S2:170:ILE:N	48:S2:170:ILE:HD12	2.15	0.62
63:17:52:GLY:HA3	78:1S:1389:C:O2'	2.00	0.62
34:84:101:VAL:O	34:84:105:VAL:HB	1.99	0.62
53:S7:131:PHE:N	53:S7:132:PRO:HD2	2.14	0.62
49:S3:203:PRO:HA	63:17:42:GLN:HG3	1.82	0.62
78:1S:538:A:H1'	78:1S:540:G:H1	1.65	0.62
18:68:54:LEU:HD22	18:68:58:ASN:HB3	1.82	0.62
73:27:2:VAL:HG22	73:27:3:LEU:HG	1.80	0.62
8:L8:24:ASN:N	8:L8:25:PRO:HD2	2.14	0.62
79:2S:2881:C:H2'	79:2S:2882:U:C6	2.35	0.62
56:10:32:HIS:H	56:10:32:HIS:CD2	2.18	0.62
4:L4:112:LYS:HE3	15:65:202:TYR:HB3	1.80	0.62
15:65:141:ALA:HB2	79:2S:126:U:H5'	1.81	0.62
79:2S:1421:G:H2'	79:2S:1422:G:C8	2.35	0.62
31:81:55:LEU:HB2	31:81:95:PRO:HD3	1.82	0.62
66:20:85:ARG:N	66:20:85:ARG:HD2	2.14	0.62
72:26:78:ALA:HB1	72:26:83:ILE:HB	1.82	0.62
51:S5:97:LEU:HD11	51:S5:114:ILE:HD11	1.80	0.62
17:67:48:LEU:HB3	17:67:88:VAL:HG13	1.82	0.62
79:2S:725:G:H2'	79:2S:726:G:O4'	1.99	0.62
35:85:35:LYS:HD2	35:85:44:ILE:HD12	1.82	0.62
54:S8:57:ALA:HB2	54:S8:177:GLY:HA2	1.82	0.62
23:73:86:ARG:NH1	79:2S:3095:U:H5''	2.14	0.62
4:L4:42:VAL:HA	4:L4:45:ASN:ND2	2.15	0.62
47:S1:224:ASP:HB3	79:2S:2536:A:H2'	1.82	0.62
64:18:14:ILE:HD11	64:18:21:ASN:HB3	1.81	0.62
54:S8:64:ASN:HB3	54:S8:180:ASP:OD1	2.00	0.62
49:S3:127:MET:HE3	49:S3:127:MET:HA	1.81	0.62
50:S4:155:LYS:HE2	50:S4:155:LYS:HA	1.81	0.62
32:82:40:SER:HB3	32:82:43:ARG:HB3	1.81	0.62
78:1S:1620:C:H3'	78:1S:1622:G:OP1	2.00	0.61
64:18:36:LYS:N	64:18:36:LYS:HD3	2.15	0.61
4:L4:236:LEU:O	4:L4:240:PRO:HG3	2.00	0.61
7:L7:82:LYS:NZ	7:L7:191:VAL:HB	2.15	0.61
47:S1:213:ARG:HG2	47:S1:214:LYS:HE3	1.82	0.61
53:S7:27:LEU:O	53:S7:34:LEU:HB3	2.00	0.61

Continued on next page...

Continued from previous page...

Atom-1	Atom-2	Interatomic distance (Å)	Clash overlap (Å)
45:RC:12:THR:HG22	45:RC:311:ARG:HG2	1.82	0.61
79:2S:1226:G:H2'	79:2S:1227:C:C6	2.34	0.61
62:16:35:PRO:HG2	62:16:38:LEU:HG	1.82	0.61
2:L2:3:ARG:HG2	2:L2:4:VAL:H	1.65	0.61
47:S1:226:GLY:O	47:S1:230:ALA:HB2	2.00	0.61
40:90:96:CYS:HB3	40:90:101:ALA:H	1.64	0.61
79:2S:2298:U:O2'	79:2S:2299:A:H5'	1.99	0.61
63:17:9:VAL:HG13	63:17:50:ILE:HG12	1.82	0.61
74:28:34:GLU:O	74:28:35:ASP:HB2	1.99	0.61
57:11:34:TRP:HH2	57:11:36:LYS:HD3	1.64	0.61
47:S1:181:LEU:H	47:S1:181:LEU:HD13	1.65	0.61
52:S6:199:GLN:O	52:S6:203:GLU:HG2	1.99	0.61
80:8S:40:A:H2'	80:8S:41:A:C8	2.35	0.61
79:2S:638:C:H2'	79:2S:639:G:C8	2.35	0.61
79:2S:649:A:H4'	79:2S:2869:U:C5'	2.30	0.61
28:78:65:GLN:HA	28:78:68:PHE:HD2	1.64	0.61
79:2S:2946:A:H2'	79:2S:2982:A:N7	2.15	0.61
26:76:79:ALA:CB	26:76:98:ASN:HB3	2.30	0.61
78:1S:1470:C:H5'	78:1S:1540:G:H21	1.65	0.61
78:1S:760:A:H2'	78:1S:761:G:O4'	1.99	0.61
31:81:11:GLU:HG3	31:81:109:VAL:CG2	2.25	0.61
56:10:11:ILE:HD12	56:10:42:VAL:HG22	1.82	0.61
13:63:70:ARG:HG3	79:2S:104:G:OP1	2.00	0.61
6:L6:77:ARG:CB	6:L6:77:ARG:HH11	2.12	0.61
78:1S:1662:G:H2'	78:1S:1663:G:C8	2.35	0.61
16:66:153:VAL:O	16:66:157:GLU:HG2	2.00	0.61
47:S1:21:VAL:HG23	47:S1:22:ASP:H	1.65	0.61
79:2S:1678:G:H2'	79:2S:1679:A:C8	2.35	0.61
55:S9:24:LEU:HD23	55:S9:27:GLU:OE1	2.00	0.61
78:1S:1621:U:C4	78:1S:1623:C:H5''	2.35	0.61
45:RC:198:ASN:HD21	63:17:23:LYS:HG2	1.64	0.61
19:69:102:LEU:O	19:69:106:LEU:HD13	2.00	0.61
3:L3:96:PRO:HD2	3:L3:97:ARG:HH21	1.65	0.61
22:72:84:LEU:HD22	22:72:89:LEU:HB2	1.81	0.61
16:66:37:ARG:HG2	16:66:107:GLY:HA2	1.82	0.61
78:1S:1174:C:H2'	78:1S:1175:U:C6	2.35	0.61
18:68:34:THR:HG22	18:68:49:LEU:HD11	1.82	0.61
78:1S:44:U:H2'	78:1S:45:U:C5	2.35	0.61
73:27:50:ALA:O	73:27:51:GLN:HB2	2.01	0.61
70:24:7:ILE:HD12	70:24:7:ILE:N	2.15	0.61
7:L7:100:ARG:O	7:L7:104:GLN:HG3	2.00	0.61

Continued on next page...

Continued from previous page...

Atom-1	Atom-2	Interatomic distance (Å)	Clash overlap (Å)
26:76:56:VAL:HG13	26:76:104:LEU:HD22	1.82	0.61
79:2S:2743:A:H2'	79:2S:2744:U:C6	2.34	0.61
57:11:123:VAL:HG23	57:11:142:VAL:HA	1.82	0.61
78:1S:1556:A:H5''	78:1S:1557:U:C5	2.35	0.61
7:L7:236:ILE:O	7:L7:240:VAL:HG23	1.99	0.61
79:2S:726:G:H21	79:2S:744:A:H62	1.48	0.61
80:8S:83:C:H4'	80:8S:84:C:H5''	1.81	0.61
59:13:53:LEU:O	59:13:57:ALA:HB3	1.99	0.61
2:L2:196:TRP:HD1	2:L2:198:LYS:HZ3	1.49	0.61
11:61:162:TRP:O	11:61:166:LYS:HG2	2.00	0.61
14:64:49:PRO:HG3	14:64:82:SER:HB2	1.82	0.61
30:80:42:ILE:HD11	30:80:60:ALA:HB2	1.83	0.61
58:12:91:VAL:HG12	58:12:92:ALA:N	2.16	0.61
78:1S:1202:A:H1'	78:1S:1207:C:H42	1.65	0.61
79:2S:1174:G:H2'	79:2S:1175:C:C6	2.34	0.61
3:L3:123:TYR:HB2	79:2S:3316:A:H5'	1.83	0.61
55:S9:77:ILE:O	55:S9:81:VAL:HG23	2.00	0.61
49:S3:148:LYS:NZ	49:S3:148:LYS:HB3	2.16	0.61
76:30:30:PRO:HG2	76:30:35:TYR:CD2	2.36	0.61
68:22:119:LYS:HD3	78:1S:687:G:H5'	1.81	0.61
78:1S:138:A:H61	78:1S:266:A:H61	1.46	0.61
78:1S:143:G:C3'	78:1S:144:U:H5''	2.30	0.61
18:68:83:VAL:HB	18:68:103:ALA:HB2	1.82	0.61
58:12:70:ASN:O	58:12:74:LEU:HB2	2.00	0.61
78:1S:989:U:H2'	78:1S:990:C:C6	2.34	0.61
79:2S:2112:U:H4'	79:2S:2113:A:H5'	1.82	0.61
75:29:16:LYS:HE2	78:1S:1596:C:C5'	2.30	0.61
19:69:104:ARG:HH11	19:69:104:ARG:HB3	1.66	0.61
66:20:117:VAL:HG22	66:20:118:VAL:H	1.66	0.61
47:S1:168:ILE:O	47:S1:172:LEU:HG	2.00	0.61
16:66:16:VAL:HA	16:66:41:LEU:HD21	1.82	0.61
51:S5:163:SER:O	51:S5:167:ARG:HG3	2.00	0.61
19:69:162:ARG:O	19:69:166:ASN:HB2	2.01	0.61
52:S6:88:ARG:HB3	52:S6:91:GLU:HB2	1.83	0.61
54:S8:98:LYS:HA	54:S8:169:ILE:HB	1.81	0.61
64:18:127:HIS:CE1	78:1S:1545:A:H5''	2.35	0.61
65:19:21:PHE:O	65:19:25:GLN:HG3	2.00	0.61
79:2S:537:A:N6	79:2S:554:A:H1'	2.16	0.61
18:68:69:ARG:NE	79:2S:784:A:H8	1.99	0.61
5:L5:52:VAL:HG13	5:L5:54:ARG:NH1	2.16	0.61
13:63:3:ILE:HD12	28:78:41:HIS:HB2	1.82	0.61

Continued on next page...

Continued from previous page...

Atom-1	Atom-2	Interatomic distance (Å)	Clash overlap (Å)
50:S4:35:PRO:HB3	50:S4:143:ASP:HB2	1.82	0.61
24:74:46:PRO:HB2	24:74:54:LEU:HD23	1.83	0.61
79:2S:2476:C:C2'	79:2S:2477:G:H4'	2.23	0.61
66:20:117:VAL:HG22	66:20:118:VAL:N	2.16	0.61
34:84:6:THR:CG2	79:2S:1486:G:H21	2.13	0.61
45:RC:9:LEU:HB2	45:RC:313:TRP:NE1	2.15	0.61
47:S1:142:PHE:CD2	47:S1:209:ASN:HB2	2.36	0.61
53:S7:131:PHE:H	53:S7:132:PRO:HD2	1.66	0.61
80:8S:91:C:H2'	80:8S:92:A:H8	1.65	0.61
79:2S:1067:U:H2'	79:2S:1068:C:C6	2.36	0.61
37:87:18:LEU:HA	37:87:25:ARG:HA	1.81	0.61
79:2S:3226:A:H1'	79:2S:3260:G:N2	2.15	0.61
62:16:73:GLY:H	62:16:76:SER:HB3	1.64	0.61
9:L9:153:ASP:O	9:L9:157:ASN:HB2	2.01	0.61
44:P0:45:LEU:HD22	44:P0:49:ALA:HB3	1.83	0.61
45:RC:131:ILE:HB	45:RC:144:LEU:HB2	1.83	0.61
14:64:19:ARG:NH2	14:64:67:PRO:HA	2.15	0.61
79:2S:2530:G:C2'	79:2S:2531:C:H5''	2.28	0.61
62:16:90:VAL:HB	62:16:102:LYS:HE3	1.82	0.61
78:1S:765:G:H21	78:1S:768:C:H4'	1.65	0.61
3:L3:39:LYS:HA	3:L3:39:LYS:HE2	1.83	0.61
75:29:36:LEU:HD12	75:29:37:ASN:N	2.15	0.61
9:L9:8:GLN:HE21	9:L9:68:LEU:HD12	1.64	0.61
79:2S:133:U:H5'	79:2S:134:U:H5	1.65	0.61
44:P0:45:LEU:HB3	44:P0:49:ALA:O	2.01	0.61
54:S8:82:VAL:HG21	54:S8:166:TYR:HE1	1.66	0.61
13:63:95:ILE:HG12	13:63:119:TYR:HE2	1.66	0.61
46:S0:81:PHE:HA	46:S0:204:TYR:HB2	1.83	0.61
5:L5:40:HIS:HB3	5:L5:43:LYS:HE2	1.82	0.61
6:L6:58:LEU:HD11	6:L6:64:LEU:HD23	1.82	0.61
76:30:56:MET:HB2	78:1S:556:A:H5''	1.82	0.61
21:71:76:ILE:HG22	21:71:77:ASN:N	2.14	0.61
47:S1:132:ASP:O	47:S1:219:LYS:HB3	2.00	0.61
78:1S:482:U:H2'	78:1S:483:A:C8	2.31	0.61
55:S9:129:ILE:HG22	55:S9:142:ASN:HA	1.81	0.61
13:63:49:ARG:NH2	35:85:113:GLN:HE21	1.99	0.61
78:1S:954:G:H2'	78:1S:955:A:H8	1.66	0.61
52:S6:42:GLY:HA3	52:S6:45:PHE:CD2	2.35	0.61
36:86:26:ILE:HG21	79:2S:155:G:N3	2.15	0.61
18:68:60:PRO:HB2	18:68:142:GLY:HA3	1.83	0.61
78:1S:1392:U:H2'	78:1S:1393:C:C6	2.35	0.61

Continued on next page...

Continued from previous page...

Atom-1	Atom-2	Interatomic distance (Å)	Clash overlap (Å)
79:2S:2647:A:H3'	79:2S:2648:G:H5''	1.81	0.61
12:62:136:ALA:HB1	79:2S:1263:A:H61	1.65	0.61
60:14:133:ARG:HB3	60:14:136:ARG:HH21	1.66	0.61
79:2S:388:G:H2'	79:2S:389:A:C8	2.35	0.61
5:L5:56:THR:HB	81:5S:26:C:H5'	1.82	0.61
78:1S:941:A:O5'	78:1S:941:A:H8	1.83	0.61
79:2S:1581:C:C2'	79:2S:1582:C:H5'	2.24	0.60
78:1S:712:G:C2'	78:1S:713:A:H5''	2.30	0.60
1:L1:35:GLN:HG3	1:L1:169:VAL:HG22	1.81	0.60
45:RC:74:THR:CG2	45:RC:115:ILE:HD13	2.31	0.60
3:L3:77:THR:HG21	3:L3:328:ILE:HG13	1.83	0.60
69:23:19:ARG:HH12	78:1S:610:G:N2	1.97	0.60
51:S5:163:SER:HB2	51:S5:164:PRO:HD2	1.82	0.60
57:11:99:ARG:HB2	69:23:12:ALA:HB2	1.83	0.60
79:2S:1690:C:H2'	79:2S:1691:U:C6	2.36	0.60
24:74:109:LEU:O	24:74:113:LYS:HB2	2.01	0.60
24:74:96:LEU:O	24:74:96:LEU:HD12	2.01	0.60
29:79:16:ALA:O	29:79:21:ILE:HG12	2.01	0.60
53:S7:149:ILE:HG22	53:S7:150:GLN:N	2.16	0.60
7:L7:232:ARG:HD3	7:L7:235:PHE:C	2.21	0.60
55:S9:129:ILE:HA	55:S9:134:ILE:HD11	1.83	0.60
11:61:91:LEU:HD13	11:61:96:PHE:CE1	2.36	0.60
78:1S:1552:U:H2'	78:1S:1553:G:O4'	2.00	0.60
42:92:43:TYR:CE2	42:92:55:LYS:HB2	2.36	0.60
78:1S:1315:U:H4'	78:1S:1329:A:C2	2.36	0.60
51:S5:20:PHE:CD1	51:S5:22:PRO:HD3	2.36	0.60
15:65:47:LYS:O	15:65:50:ARG:HG2	2.01	0.60
42:92:38:GLN:HA	42:92:41:ARG:HH21	1.66	0.60
4:L4:77:VAL:HB	4:L4:86:GLY:H	1.67	0.60
79:2S:2455:U:H2'	79:2S:2456:A:H5'	1.84	0.60
61:15:81:ARG:HA	61:15:116:LEU:HB2	1.83	0.60
50:S4:37:LYS:HG2	78:1S:297:U:H5''	1.83	0.60
15:65:71:ARG:HG3	79:2S:1546:A:OP1	2.01	0.60
48:S2:58:LEU:HD11	48:S2:236:PRO:HG2	1.83	0.60
49:S3:172:THR:HG22	49:S3:185:LYS:HD3	1.82	0.60
76:30:40:TYR:O	76:30:44:PHE:HB2	2.02	0.60
79:2S:2535:A:H61	79:2S:2544:U:H3	1.46	0.60
79:2S:1214:U:H2'	79:2S:1215:U:C6	2.36	0.60
8:L8:67:ILE:HG22	8:L8:237:ILE:HB	1.84	0.60
79:2S:2085:U:H2'	79:2S:2086:A:H5'	1.83	0.60
79:2S:296:A:O2'	79:2S:297:G:H5'	2.00	0.60

Continued on next page...

Continued from previous page...

Atom-1	Atom-2	Interatomic distance (Å)	Clash overlap (Å)
27:77:121:ARG:O	27:77:126:LYS:HB2	2.01	0.60
79:2S:2686:A:H2'	79:2S:2687:G:O4'	2.01	0.60
32:82:4:LEU:HG	32:82:5:PRO:HD2	1.83	0.60
42:92:77:CYS:SG	42:92:79:THR:HG22	2.42	0.60
17:67:123:PRO:HG3	80:8S:14:C:H5''	1.82	0.60
56:10:43:ILE:O	56:10:47:GLN:HB2	2.01	0.60
23:73:45:ARG:HB3	23:73:48:ARG:HE	1.65	0.60
29:79:16:ALA:HB1	29:79:21:ILE:HD11	1.82	0.60
44:P0:61:ARG:HB2	79:2S:1221:A:H5'	1.84	0.60
78:1S:75:U:H3'	78:1S:76:A:H5''	1.83	0.60
51:S5:112:ARG:HE	51:S5:112:ARG:HA	1.67	0.60
54:S8:121:LEU:HG	54:S8:160:PHE:HB3	1.83	0.60
68:22:94:LEU:HD11	68:22:102:VAL:HG23	1.83	0.60
4:L4:219:LEU:HD12	4:L4:227:THR:HG23	1.83	0.60
79:2S:2394:G:H2'	79:2S:2395:G:O4'	2.01	0.60
79:2S:2700:G:H2'	79:2S:2701:U:C6	2.37	0.60
36:86:36:ARG:O	36:86:40:VAL:HG23	2.01	0.60
4:L4:185:LYS:HB2	4:L4:201:GLN:HB3	1.82	0.60
21:71:67:VAL:HG13	21:71:72:VAL:HG12	1.82	0.60
79:2S:2428:U:H2'	79:2S:2429:G:C8	2.36	0.60
79:2S:1235:U:C4'	79:2S:1236:G:H5'	2.20	0.60
13:63:98:ASP:OD2	13:63:101:ARG:HB2	2.01	0.60
63:17:20:TYR:O	63:17:24:LEU:HD12	2.01	0.60
45:RC:136:ILE:H	45:RC:136:ILE:CD1	2.14	0.60
8:L8:72:PRO:CB	15:65:17:ASP:HB3	2.31	0.60
15:65:18:VAL:HG13	15:65:19:LEU:HD12	1.83	0.60
53:S7:70:PHE:O	53:S7:74:GLN:HB2	2.02	0.60
53:S7:109:VAL:HG22	53:S7:110:GLN:N	2.17	0.60
78:1S:1329:A:H5'	78:1S:1330:G:OP2	2.01	0.60
79:2S:1784:G:H2'	79:2S:1785:U:C6	2.36	0.60
79:2S:966:U:H2'	79:2S:967:A:C8	2.37	0.60
16:66:28:LEU:HD22	16:66:94:ARG:HH12	1.67	0.60
16:66:28:LEU:HD22	16:66:94:ARG:NH1	2.16	0.60
18:68:122:ILE:HG23	18:68:126:GLN:HB2	1.84	0.60
79:2S:2468:A:H1'	79:2S:2477:G:N2	2.16	0.60
26:76:115:ARG:HB3	26:76:115:ARG:HH11	1.67	0.60
4:L4:141:ARG:NH2	79:2S:1386:A:H5''	2.15	0.60
46:S0:29:VAL:HG22	46:S0:30:GLN:H	1.66	0.60
78:1S:1374:C:H2'	78:1S:1375:A:C8	2.37	0.60
17:67:135:ARG:HB2	17:67:135:ARG:NH1	2.17	0.60
58:12:123:VAL:HG11	58:12:126:TRP:HE3	1.66	0.60

Continued on next page...

Continued from previous page...

Atom-1	Atom-2	Interatomic distance (Å)	Clash overlap (Å)
15:65:39:ALA:HB2	15:65:63:ARG:HB2	1.84	0.60
2:L2:74:GLU:HB3	2:L2:76:PHE:CE1	2.37	0.60
57:11:99:ARG:HH11	69:23:9:LEU:HD22	1.66	0.60
13:63:86:THR:HG21	79:2S:256:G:O2'	2.01	0.60
81:5S:84:A:H2'	81:5S:85:G:C8	2.37	0.60
79:2S:1717:U:H2'	79:2S:1718:G:C8	2.37	0.60
6:L6:108:LYS:O	6:L6:109:GLU:HG2	2.02	0.60
19:69:77:GLY:O	19:69:81:ARG:HD3	2.02	0.60
9:L9:36:LYS:HG2	9:L9:38:LEU:HG	1.84	0.60
66:20:22:ILE:HD13	66:20:100:VAL:HG11	1.82	0.60
79:2S:650:C:H2'	79:2S:651:G:C8	2.37	0.60
1:L1:205:VAL:HG12	1:L1:213:ALA:HB1	1.83	0.60
78:1S:874:C:H2'	78:1S:875:G:C8	2.37	0.60
13:63:128:ARG:NH2	35:85:112:PRO:HD2	2.16	0.60
9:L9:167:VAL:HG11	9:L9:170:LYS:HB2	1.84	0.60
15:65:45:PRO:O	15:65:49:ARG:HB2	2.01	0.60
79:2S:507:U:H2'	79:2S:508:U:C6	2.37	0.60
63:17:10:LYS:HA	63:17:53:TYR:HE1	1.67	0.60
78:1S:1562:G:H2'	78:1S:1563:C:C6	2.36	0.60
19:69:60:LYS:O	19:69:64:ARG:HG3	2.01	0.60
78:1S:1592:A:H2'	78:1S:1593:A:C8	2.37	0.60
20:70:13:ARG:HA	20:70:56:GLY:HA2	1.83	0.60
55:S9:97:LEU:O	55:S9:97:LEU:HD23	2.01	0.60
3:L3:227:GLU:HA	79:2S:1887:A:H4'	1.83	0.60
79:2S:1040:A:C3'	79:2S:1041:U:H5''	2.31	0.60
11:61:96:PHE:HB2	11:61:156:LYS:HE3	1.84	0.60
77:31:138:ARG:HH11	77:31:138:ARG:HB3	1.66	0.60
58:12:114:LYS:HE2	78:1S:1226:A:H62	1.65	0.60
79:2S:3370:A:H2'	79:2S:3371:G:O4'	2.01	0.60
9:L9:48:VAL:HG13	9:L9:49:ASN:H	1.67	0.60
13:63:135:ALA:O	13:63:136:GLU:HG2	2.01	0.60
78:1S:1528:U:H2'	78:1S:1529:C:C6	2.37	0.60
79:2S:581:U:H2'	79:2S:582:G:C8	2.37	0.60
13:63:110:ASP:O	13:63:114:GLN:HG2	2.01	0.60
1:L1:175:GLU:HG3	1:L1:176:GLU:HG3	1.82	0.60
79:2S:2544:U:O2	79:2S:2544:U:H2'	2.00	0.60
21:71:39:ILE:HD11	21:71:102:ARG:HH11	1.67	0.60
17:67:24:VAL:HG12	17:67:25:SER:N	2.16	0.60
15:65:115:VAL:HA	15:65:134:LEU:HG	1.84	0.60
80:8S:91:C:H2'	80:8S:92:A:C8	2.36	0.60
33:83:58:GLU:HG3	33:83:62:SER:HA	1.84	0.60

Continued on next page...

Continued from previous page...

Atom-1	Atom-2	Interatomic distance (Å)	Clash overlap (Å)
2:L2:68:LYS:HG2	2:L2:69:TYR:H	1.67	0.60
78:1S:1452:U:H2'	78:1S:1453:G:C8	2.37	0.60
78:1S:1650:U:H2'	78:1S:1651:A:C8	2.36	0.60
50:S4:188:ASN:HD21	78:1S:752:A:H5''	1.65	0.60
1:L1:19:TYR:HB2	1:L1:216:LEU:HD13	1.84	0.60
51:S5:107:LYS:HD3	78:1S:1610:G:OP1	2.01	0.60
79:2S:118:U:O2	79:2S:121:A:H5'	2.01	0.60
13:63:48:PRO:HB2	13:63:137:GLN:HG2	1.84	0.60
54:S8:10:LYS:HG2	54:S8:11:ARG:N	2.17	0.60
45:RC:9:LEU:CD1	45:RC:311:ARG:HB3	2.32	0.60
17:67:139:TYR:CE2	79:2S:2355:G:H4'	2.37	0.60
31:81:28:ARG:HG2	31:81:28:ARG:HH11	1.67	0.60
20:70:124:LEU:O	20:70:125:LYS:HB2	2.01	0.60
4:L4:77:VAL:HB	4:L4:86:GLY:N	2.16	0.60
48:S2:161:LYS:HB2	48:S2:166:THR:HG22	1.84	0.60
79:2S:2731:U:H2'	79:2S:2732:G:C8	2.37	0.60
79:2S:1340:G:H2'	79:2S:1341:U:C6	2.37	0.60
30:80:24:THR:HG22	30:80:93:LEU:HD11	1.83	0.60
51:S5:102:ARG:HG3	51:S5:103:ASN:ND2	2.17	0.60
78:1S:5:U:H2'	78:1S:6:G:C8	2.36	0.60
18:68:82:VAL:HB	18:68:139:ILE:HG12	1.83	0.60
10:60:75:TYR:CD1	10:60:76:MET:HG3	2.37	0.60
79:2S:1583:A:H3'	79:2S:1584:U:H6	1.66	0.60
47:S1:31:ASP:HA	47:S1:45:LYS:HA	1.84	0.60
78:1S:885:G:H2'	78:1S:886:U:C6	2.37	0.59
56:10:73:VAL:HG13	56:10:88:PRO:HG2	1.83	0.59
46:S0:29:VAL:HG22	46:S0:30:GLN:N	2.17	0.59
11:61:164:LYS:HZ3	11:61:171:VAL:HB	1.63	0.59
79:2S:1571:A:H2'	79:2S:1572:U:C4'	2.32	0.59
23:73:37:ILE:HG12	23:73:60:ALA:HA	1.83	0.59
53:S7:32:PRO:HG2	53:S7:34:LEU:CD1	2.32	0.59
46:S0:33:GLN:HG2	67:21:64:GLU:OE2	2.02	0.59
49:S3:116:ARG:HG2	49:S3:150:MET:HE1	1.84	0.59
18:68:180:ARG:HD2	18:68:185:LYS:HB2	1.84	0.59
79:2S:1501:U:O2'	79:2S:1502:C:H5'	2.01	0.59
58:12:89:ILE:HG23	58:12:90:LYS:N	2.17	0.59
3:L3:229:VAL:HG23	3:L3:233:TRP:HD1	1.66	0.59
11:61:87:LYS:HE2	11:61:104:PHE:HB2	1.84	0.59
72:26:82:ARG:HA	72:26:82:ARG:HE	1.66	0.59
80:8S:65:A:H2'	80:8S:66:A:H8	1.67	0.59
17:67:66:SER:CA	79:2S:2389:C:H5''	2.32	0.59

Continued on next page...

Continued from previous page...

Atom-1	Atom-2	Interatomic distance (Å)	Clash overlap (Å)
59:13:22:ALA:HB1	59:13:23:PRO:HA	1.83	0.59
59:13:26:PHE:CZ	59:13:28:LEU:HD12	2.37	0.59
19:69:104:ARG:HB3	19:69:104:ARG:CZ	2.32	0.59
79:2S:1786:G:H2'	79:2S:1787:A:C8	2.37	0.59
57:11:78:THR:HG22	57:11:84:ILE:HG21	1.83	0.59
35:85:64:GLU:HA	35:85:67:ARG:HD2	1.84	0.59
50:S4:205:PHE:HB3	50:S4:221:ARG:HD2	1.84	0.59
79:2S:66:A:H61	79:2S:76:G:H1'	1.66	0.59
73:27:17:ARG:O	78:1S:1071:U:H5'	2.02	0.59
78:1S:1452:U:H2'	78:1S:1453:G:H8	1.67	0.59
29:79:14:ARG:O	29:79:18:ARG:HG2	2.02	0.59
48:S2:196:VAL:HG22	48:S2:197:TYR:H	1.66	0.59
78:1S:828:U:C3'	78:1S:829:A:H5''	2.32	0.59
64:18:41:ARG:HD3	65:19:46:PRO:HD3	1.83	0.59
40:90:83:LYS:HB3	40:90:83:LYS:NZ	2.17	0.59
62:16:131:GLY:HA3	62:16:137:ARG:HA	1.83	0.59
60:14:85:ALA:N	60:14:119:THR:HG22	2.17	0.59
6:L6:145:LEU:O	6:L6:149:ILE:HG13	2.02	0.59
3:L3:25:ILE:H	3:L3:25:ILE:CD1	2.14	0.59
8:L8:136:LEU:O	8:L8:140:VAL:HG23	2.02	0.59
79:2S:663:C:H2'	79:2S:664:U:C6	2.37	0.59
15:65:50:ARG:HB3	15:65:50:ARG:HH11	1.68	0.59
22:72:75:TYR:O	22:72:79:LEU:HG	2.02	0.59
79:2S:1696:A:H2'	79:2S:1697:A:C8	2.38	0.59
78:1S:1586:A:H1'	78:1S:1611:A:N6	2.16	0.59
78:1S:737:A:HO2'	78:1S:738:G:H8	1.49	0.59
63:17:60:ARG:HA	63:17:63:LYS:CG	2.32	0.59
50:S4:29:PRO:O	50:S4:31:PRO:HD3	2.01	0.59
3:L3:84:VAL:HG12	3:L3:162:VAL:HB	1.84	0.59
78:1S:364:G:N2	78:1S:756:A:H61	1.98	0.59
78:1S:70:C:H2'	78:1S:71:A:C8	2.37	0.59
79:2S:1787:A:C3'	79:2S:1788:C:H5''	2.32	0.59
23:73:120:LYS:HB2	23:73:137:VAL:HG21	1.83	0.59
79:2S:760:G:H1'	79:2S:771:A:H61	1.65	0.59
58:12:24:ILE:H	58:12:24:ILE:HD13	1.66	0.59
28:78:101:VAL:HA	28:78:124:ILE:O	2.03	0.59
51:S5:104:ASN:HB3	78:1S:1587:A:N3	2.17	0.59
34:84:65:VAL:HG12	34:84:66:SER:N	2.16	0.59
27:77:135:ARG:HH12	79:2S:1807:G:H5''	1.67	0.59
79:2S:2294:U:H2'	79:2S:2296:A:OP2	2.02	0.59
78:1S:1489:U:H5'	78:1S:1494:C:H1'	1.84	0.59

Continued on next page...

Continued from previous page...

Atom-1	Atom-2	Interatomic distance (Å)	Clash overlap (Å)
54:S8:72:ILE:O	54:S8:72:ILE:HD12	2.02	0.59
78:1S:685:A:H2'	78:1S:686:C:C6	2.37	0.59
9:L9:89:LYS:HB2	9:L9:183:HIS:HB3	1.84	0.59
66:20:102:ARG:HA	66:20:105:GLN:HG2	1.84	0.59
48:S2:116:LYS:HD3	48:S2:131:ILE:HD11	1.84	0.59
18:68:179:ARG:HG3	18:68:182:LYS:H	1.67	0.59
70:24:14:SER:O	70:24:16:PRO:HD3	2.02	0.59
62:16:97:VAL:HG12	62:16:98:ASP:N	2.16	0.59
68:22:41:MET:SD	68:22:47:ILE:HG23	2.42	0.59
45:RC:38:ARG:HA	45:RC:67:ILE:HG23	1.84	0.59
68:22:69:LEU:HD12	68:22:130:TYR:OXT	2.02	0.59
64:18:4:VAL:HG11	71:25:47:TYR:CE2	2.38	0.59
53:S7:114:ARG:HB2	53:S7:114:ARG:HH11	1.68	0.59
65:19:128:GLY:O	65:19:132:LEU:HD13	2.02	0.59
72:26:2:PRO:HD3	78:1S:1142:A:H5''	1.83	0.59
79:2S:132:C:H2'	79:2S:133:U:H5''	1.84	0.59
78:1S:319:U:H4'	78:1S:323:A:C8	2.37	0.59
60:14:50:ALA:HB3	60:14:53:ASP:HB2	1.85	0.59
78:1S:927:C:H2'	78:1S:928:U:C6	2.38	0.59
64:18:145:ARG:HE	64:18:145:ARG:HA	1.65	0.59
57:11:2:SER:HB2	57:11:82:ARG:H	1.68	0.59
79:2S:1658:G:H2'	79:2S:1659:U:C6	2.38	0.59
45:RC:189:GLU:HA	49:S3:225:TYR:HB2	1.83	0.59
79:2S:1116:G:H3'	79:2S:1117:G:H5''	1.84	0.59
79:2S:2468:A:C6	79:2S:2478:C:H5''	2.38	0.59
3:L3:50:LYS:CB	3:L3:332:ARG:HA	2.30	0.59
79:2S:1661:G:H2'	79:2S:1662:G:C8	2.38	0.59
64:18:105:VAL:HG13	64:18:106:GLU:N	2.18	0.59
26:76:24:SER:HA	26:76:27:ARG:HD2	1.84	0.59
78:1S:835:U:H2'	78:1S:836:U:C5	2.37	0.59
20:70:166:LYS:HG2	20:70:167:ARG:H	1.67	0.59
13:63:157:ARG:HG2	13:63:158:ALA:N	2.17	0.59
79:2S:2812:C:H2'	79:2S:2813:A:H8	1.68	0.59
79:2S:2526:C:H2'	79:2S:2527:G:C8	2.38	0.59
46:S0:50:VAL:HA	46:S0:53:THR:HB	1.85	0.59
53:S7:135:ILE:HG23	53:S7:152:VAL:HG13	1.85	0.59
78:1S:183:U:H2'	78:1S:184:C:C6	2.38	0.59
59:13:56:ASP:HB2	73:27:46:VAL:HG13	1.83	0.59
23:73:21:ALA:HB3	23:73:36:ILE:HD12	1.85	0.59
78:1S:315:A:O3'	78:1S:316:A:H4'	2.03	0.59
79:2S:2593:A:N3	79:2S:2593:A:H2'	2.18	0.59

Continued on next page...

Continued from previous page...

Atom-1	Atom-2	Interatomic distance (Å)	Clash overlap (Å)
20:70:7:TYR:HB3	20:70:61:ILE:HD11	1.84	0.59
62:16:40:GLU:HA	62:16:41:PRO:C	2.20	0.59
55:S9:123:HIS:CD2	76:30:37:ARG:HD2	2.38	0.59
62:16:12:LYS:HA	62:16:16:ALA:O	2.02	0.59
78:1S:5:U:H2'	78:1S:6:G:H8	1.68	0.59
15:65:64:VAL:HG11	15:65:102:ALA:HB1	1.84	0.59
32:82:46:PHE:CE1	79:2S:1145:G:H5'	2.38	0.59
79:2S:898:U:H2'	79:2S:899:U:O4'	2.02	0.59
19:69:135:LYS:HB2	79:2S:1948:G:OP1	2.03	0.59
67:21:73:ALA:HB1	67:21:78:LEU:CD1	2.33	0.59
51:S5:148:ARG:HB3	74:28:22:ARG:HH12	1.67	0.59
79:2S:1226:G:H5'	79:2S:3117:C:H1'	1.83	0.59
63:17:45:ARG:HD3	78:1S:1332:C:OP2	2.03	0.59
50:S4:45:ILE:HB	50:S4:80:THR:HG22	1.83	0.59
78:1S:1010:C:H2'	78:1S:1011:G:O4'	2.03	0.59
78:1S:86:A:H2'	78:1S:87:C:C6	2.36	0.59
13:63:76:THR:HG22	13:63:101:ARG:HB3	1.85	0.59
79:2S:1818:U:H2'	79:2S:1819:U:C5'	2.27	0.59
79:2S:1951:C:H5	79:2S:2095:G:O6	1.86	0.59
8:L8:27:THR:CG2	79:2S:2563:G:H5''	2.33	0.59
69:23:18:HIS:HA	69:23:21:ASN:ND2	2.16	0.59
64:18:122:HIS:CE1	64:18:133:VAL:HG23	2.37	0.59
37:87:54:LYS:O	37:87:58:THR:HG23	2.03	0.59
79:2S:2795:U:H5'	79:2S:2796:G:H5'	1.85	0.59
34:84:80:ARG:HB2	34:84:85:VAL:CG2	2.33	0.59
2:L2:34:TYR:CD1	79:2S:2525:G:H2'	2.38	0.59
15:65:27:VAL:HG21	15:65:124:ASP:HB3	1.84	0.59
55:S9:114:TYR:HA	55:S9:119:ALA:HB3	1.85	0.59
79:2S:1478:C:H2'	79:2S:1479:U:C6	2.38	0.59
78:1S:855:A:H3'	78:1S:856:A:H5''	1.84	0.59
79:2S:450:G:H2'	79:2S:451:U:H5'	1.85	0.59
78:1S:746:A:H2'	78:1S:747:C:O4'	2.02	0.59
35:85:38:ARG:HB2	35:85:38:ARG:NH1	2.18	0.59
33:83:15:SER:HA	33:83:94:PHE:CE1	2.38	0.59
5:L5:207:TYR:O	5:L5:211:LEU:HG	2.03	0.59
2:L2:104:LEU:HB3	2:L2:160:SER:HA	1.84	0.59
51:S5:116:HIS:O	51:S5:120:ILE:HG13	2.03	0.59
23:73:102:ILE:CG2	23:73:110:LYS:HB3	2.30	0.58
74:28:32:PHE:CZ	74:28:38:ARG:HB3	2.37	0.58
20:70:23:LYS:O	20:70:24:LEU:HB2	2.03	0.58
50:S4:95:THR:HG22	70:24:16:PRO:HD2	1.85	0.58

Continued on next page...

Continued from previous page...

Atom-1	Atom-2	Interatomic distance (Å)	Clash overlap (Å)
79:2S:1232:C:H5	79:2S:1261:G:H2'	1.67	0.58
65:19:64:HIS:HA	65:19:67:MET:HE3	1.84	0.58
68:22:86:ILE:HG13	68:22:87:GLU:N	2.18	0.58
79:2S:2616:C:H2'	79:2S:2617:U:H5'	1.84	0.58
47:S1:96:LEU:H	47:S1:96:LEU:HD23	1.68	0.58
68:22:30:SER:HA	68:22:34:ILE:HD12	1.83	0.58
19:69:30:SER:O	19:69:34:GLN:HG3	2.03	0.58
81:5S:116:C:H2'	81:5S:117:A:C8	2.37	0.58
59:13:39:LYS:HE2	59:13:39:LYS:HA	1.85	0.58
50:S4:75:LYS:HB2	50:S4:77:ARG:HH21	1.68	0.58
78:1S:1139:A:H2'	78:1S:1140:G:O4'	2.02	0.58
79:2S:1238:C:C3'	79:2S:1239:C:H5''	2.17	0.58
31:81:11:GLU:HB2	31:81:107:VAL:O	2.03	0.58
3:L3:84:VAL:CG1	3:L3:162:VAL:HB	2.33	0.58
30:80:50:VAL:HG13	30:80:53:LYS:CE	2.33	0.58
78:1S:1483:A:H2'	78:1S:1484:G:C8	2.38	0.58
79:2S:181:U:H2'	79:2S:182:U:H4'	1.85	0.58
79:2S:585:A:H2'	79:2S:586:C:H6	1.67	0.58
45:RC:43:ILE:HD13	45:RC:60:SER:OG	2.01	0.58
19:69:10:LEU:O	19:69:14:VAL:HG23	2.04	0.58
58:12:103:LEU:HD13	58:12:103:LEU:H	1.68	0.58
78:1S:1141:G:H2'	78:1S:1142:A:C8	2.37	0.58
70:24:4:ALA:HB3	70:24:30:PRO:HD2	1.85	0.58
78:1S:1765:A:H8	78:1S:1768:G:H22	1.50	0.58
79:2S:3334:U:H4'	79:2S:3335:A:H5''	1.85	0.58
68:22:23:ARG:HB2	73:27:4:VAL:HB	1.84	0.58
79:2S:2666:C:H1'	79:2S:2691:A:C2	2.38	0.58
25:75:24:LEU:HD11	80:8S:151:C:C5	2.39	0.58
18:68:173:GLU:O	18:68:178:ARG:HG3	2.03	0.58
62:16:143:ARG:HD2	78:1S:1191:U:C5'	2.31	0.58
3:L3:53:MET:SD	3:L3:75:ALA:HB1	2.43	0.58
24:74:79:GLN:HG3	24:74:80:ARG:H	1.67	0.58
15:65:47:LYS:HG2	15:65:119:TYR:CD2	2.38	0.58
2:L2:68:LYS:HG2	2:L2:69:TYR:N	2.18	0.58
68:22:50:PHE:HB3	68:22:63:VAL:HG22	1.85	0.58
2:L2:91:GLY:O	2:L2:102:LEU:HG	2.03	0.58
10:60:3:ARG:NH2	79:2S:2853:A:H5'	2.18	0.58
79:2S:542:G:H1	79:2S:549:U:H3	1.50	0.58
11:61:85:LYS:HA	11:61:85:LYS:NZ	2.18	0.58
8:L8:34:PHE:CZ	8:L8:42:PRO:HD3	2.38	0.58
7:L7:142:SER:HB2	79:2S:576:C:H5''	1.83	0.58

Continued on next page...

Continued from previous page...

Atom-1	Atom-2	Interatomic distance (Å)	Clash overlap (Å)
5:L5:99:TYR:CE1	5:L5:165:GLY:HA2	2.39	0.58
78:1S:1533:C:H4'	78:1S:1539:G:H1	1.67	0.58
40:90:97:ARG:NE	40:90:122:ARG:HB3	2.18	0.58
46:S0:84:ARG:HG3	46:S0:205:ARG:HD2	1.85	0.58
11:61:156:LYS:O	11:61:160:VAL:HG23	2.02	0.58
19:69:115:ILE:HD13	19:69:120:TYR:HD1	1.69	0.58
79:2S:3184:A:C2'	79:2S:3185:U:H5'	2.33	0.58
57:11:99:ARG:HD2	69:23:9:LEU:HA	1.85	0.58
78:1S:1071:U:H2'	78:1S:1072:C:C6	2.38	0.58
51:S5:110:ALA:O	51:S5:114:ILE:HG12	2.03	0.58
70:24:5:VAL:O	70:24:6:THR:HB	2.03	0.58
79:2S:434:U:H2'	79:2S:435:C:C6	2.38	0.58
6:L6:51:ARG:HD2	6:L6:159:LEU:HA	1.85	0.58
79:2S:3217:C:O2	79:2S:3217:C:H2'	2.01	0.58
79:2S:1903:U:H2'	79:2S:1905:G:OP2	2.03	0.58
6:L6:36:PRO:HB3	6:L6:55:LEU:O	2.02	0.58
52:S6:93:LYS:HE2	78:1S:405:C:H5''	1.83	0.58
42:92:29:LYS:HD3	42:92:30:ALA:N	2.18	0.58
57:11:74:THR:HG22	57:11:122:ILE:HG13	1.85	0.58
21:71:82:ASN:HA	29:79:21:ILE:CD1	2.26	0.58
48:S2:54:GLU:HG3	67:21:11:LEU:HD13	1.85	0.58
79:2S:2056:U:C2'	79:2S:2057:G:H5'	2.32	0.58
78:1S:1060:U:H3'	78:1S:1061:A:H5''	1.85	0.58
4:L4:180:LYS:HA	79:2S:1386:A:H1'	1.85	0.58
23:73:87:ARG:HD2	23:73:91:VAL:CG2	2.33	0.58
79:2S:654:C:H2'	79:2S:655:C:C6	2.38	0.58
23:73:71:LYS:NZ	23:73:71:LYS:HB3	2.18	0.58
10:60:165:ILE:CD1	10:60:165:ILE:H	2.15	0.58
9:L9:8:GLN:HG2	9:L9:68:LEU:HD13	1.84	0.58
16:66:35:VAL:HG23	16:66:102:LEU:HD11	1.86	0.58
49:S3:137:VAL:HB	49:S3:185:LYS:HB2	1.85	0.58
63:17:6:THR:O	63:17:10:LYS:HG3	2.03	0.58
9:L9:93:VAL:HG13	40:90:82:LEU:HB3	1.85	0.58
79:2S:985:U:H2'	79:2S:986:U:C6	2.38	0.58
53:S7:86:GLN:O	53:S7:87:ASP:HB2	2.01	0.58
79:2S:1616:U:H2'	79:2S:1617:G:C8	2.38	0.58
38:88:30:LYS:HB2	38:88:38:PHE:CE2	2.39	0.58
69:23:68:ILE:HD12	76:30:10:ARG:HH21	1.68	0.58
27:77:75:VAL:HG22	27:77:76:ASN:N	2.18	0.58
34:84:99:LYS:O	34:84:103:LYS:HG2	2.03	0.58
69:23:13:ARG:O	69:23:17:VAL:HG23	2.03	0.58

Continued on next page...

Continued from previous page...

Atom-1	Atom-2	Interatomic distance (Å)	Clash overlap (Å)
79:2S:3338:C:H2'	79:2S:3339:A:H8	1.68	0.58
19:69:129:GLY:O	19:69:130:ASN:HB2	2.03	0.58
15:65:34:ASN:HB2	15:65:37:HIS:HB3	1.86	0.58
33:83:17:GLN:HB2	33:83:27:VAL:HB	1.84	0.58
81:5S:16:U:H2'	81:5S:17:A:C8	2.38	0.58
19:69:163:ARG:HD2	78:1S:813:U:H6	1.66	0.58
31:81:30:PRO:HG3	31:81:60:TRP:HH2	1.68	0.58
3:L3:57:VAL:HG22	3:L3:73:VAL:HG12	1.85	0.58
78:1S:1561:U:H2'	78:1S:1562:G:C8	2.38	0.58
7:L7:142:SER:CB	79:2S:576:C:H5''	2.33	0.58
68:22:2:THR:HB	78:1S:1035:G:H4'	1.85	0.58
28:78:11:HIS:HB3	28:78:17:ALA:HA	1.85	0.58
3:L3:19:ARG:HG3	3:L3:273:HIS:CE1	2.38	0.58
21:71:50:LYS:HG2	79:2S:2735:U:H5''	1.86	0.58
79:2S:2396:G:OP1	79:2S:2397:A:H4'	2.04	0.58
79:2S:1491:A:H2'	79:2S:1492:G:C8	2.39	0.58
79:2S:1517:G:H2'	79:2S:1518:U:C6	2.39	0.58
55:S9:109:LEU:O	55:S9:113:VAL:HG23	2.04	0.58
79:2S:822:G:H2'	79:2S:823:C:H6	1.67	0.58
79:2S:1804:A:H2'	79:2S:1805:C:C6	2.39	0.58
3:L3:96:PRO:HD3	79:2S:3243:A:O4'	2.03	0.58
9:L9:114:VAL:HB	9:L9:124:ARG:HB2	1.85	0.58
35:85:76:GLN:HG3	35:85:81:ARG:HD2	1.85	0.58
66:20:80:GLU:CG	75:29:54:LYS:HD3	2.34	0.58
11:61:162:TRP:NE1	11:61:166:LYS:HD2	2.18	0.58
18:68:127:LEU:O	18:68:127:LEU:HD13	2.03	0.58
48:S2:180:ALA:HB1	48:S2:184:VAL:HB	1.84	0.58
79:2S:3008:A:H2'	79:2S:3009:G:H8	1.69	0.58
79:2S:341:G:H4'	79:2S:344:A:H1'	1.86	0.58
30:80:14:LEU:O	30:80:18:ILE:HD13	2.02	0.58
5:L5:34:LYS:O	5:L5:38:THR:HG23	2.04	0.58
43:93:76:ALA:O	43:93:80:ARG:HB2	2.04	0.58
78:1S:1621:U:C5	78:1S:1622:G:H2'	2.39	0.58
15:65:16:SER:O	15:65:20:ARG:HG2	2.04	0.58
51:S5:81:ARG:HA	78:1S:1615:C:C4	2.38	0.58
37:87:67:LEU:HA	37:87:70:VAL:CG2	2.33	0.58
80:8S:41:A:H61	80:8S:103:G:H1'	1.68	0.58
3:L3:261:MET:HG2	16:66:64:PHE:HB3	1.86	0.58
78:1S:1449:U:H2'	78:1S:1450:U:H6	1.65	0.58
78:1S:160:C:H2'	78:1S:161:U:O4'	2.03	0.58
3:L3:54:THR:O	3:L3:75:ALA:HA	2.04	0.58

Continued on next page...

Continued from previous page...

Atom-1	Atom-2	Interatomic distance (Å)	Clash overlap (Å)
1:L1:45:ARG:HG3	1:L1:195:LYS:HG3	1.85	0.58
69:23:103:LEU:HD13	69:23:104:LEU:N	2.18	0.58
69:23:125:VAL:HG12	69:23:126:LYS:HG3	1.84	0.58
69:23:126:LYS:HA	69:23:131:SER:HA	1.85	0.58
78:1S:1616:G:H2'	78:1S:1617:U:C6	2.39	0.58
26:76:73:VAL:HG22	26:76:80:VAL:CG2	2.34	0.58
34:84:80:ARG:HB2	34:84:85:VAL:HG22	1.85	0.58
78:1S:249:U:H3'	78:1S:250:C:H5'	1.85	0.58
81:5S:116:C:H2'	81:5S:117:A:H8	1.69	0.58
13:63:174:ARG:O	13:63:178:LYS:HB2	2.04	0.58
2:L2:33:ASP:O	2:L2:37:ARG:HG2	2.03	0.58
46:S0:3:LEU:HD11	46:S0:7:PHE:HB2	1.86	0.58
48:S2:111:VAL:HG13	48:S2:191:ALA:HA	1.85	0.58
79:2S:1346:G:H2'	79:2S:1347:U:C6	2.39	0.58
4:L4:192:GLY:HA2	4:L4:195:ARG:HD2	1.85	0.58
3:L3:6:TYR:HB3	23:73:46:LEU:HD11	1.86	0.58
4:L4:193:LYS:HA	4:L4:198:ARG:HA	1.85	0.58
3:L3:329:PRO:HA	79:2S:3046:A:O2'	2.04	0.58
4:L4:44:LYS:HA	4:L4:47:ARG:CD	2.34	0.58
78:1S:1689:A:H2'	78:1S:1690:G:O4'	2.04	0.58
78:1S:416:A:H5'	78:1S:417:A:C8	2.39	0.58
21:71:82:ASN:O	29:79:21:ILE:HA	2.03	0.58
48:S2:225:LEU:HA	48:S2:229:LEU:HD23	1.86	0.58
63:17:21:TYR:N	63:17:22:PRO:CD	2.66	0.58
79:2S:671:U:H2'	79:2S:672:A:C8	2.39	0.58
63:17:106:THR:O	63:17:109:LEU:HG	2.04	0.58
19:69:185:LEU:CD2	53:S7:40:PRO:HD3	2.32	0.58
79:2S:1913:A:C2	79:2S:2120:A:H2'	2.39	0.58
45:RC:9:LEU:HD21	45:RC:311:ARG:HD3	1.84	0.58
15:65:28:TRP:O	15:65:32:GLN:HG2	2.03	0.58
69:23:47:SER:HB3	78:1S:600:U:H1'	1.85	0.58
78:1S:1063:U:H2'	78:1S:1064:G:C8	2.39	0.58
78:1S:1068:C:H2'	78:1S:1069:A:C8	2.39	0.58
78:1S:374:U:H2'	78:1S:375:U:C6	2.39	0.58
19:69:9:ARG:HH12	79:2S:1603:A:H5'	1.67	0.58
55:S9:90:LYS:HE3	55:S9:95:TYR:HB2	1.85	0.58
22:72:23:THR:HA	22:72:28:PHE:HB3	1.84	0.58
53:S7:111:LYS:HG3	53:S7:112:ARG:N	2.09	0.58
4:L4:281:ILE:HG12	4:L4:282:SER:N	2.15	0.58
16:66:136:THR:HG22	16:66:137:THR:H	1.69	0.58
18:68:23:ASN:HD22	18:68:26:LEU:HB2	1.68	0.58

Continued on next page...

Continued from previous page...

Atom-1	Atom-2	Interatomic distance (Å)	Clash overlap (Å)
42:92:49:GLY:HA2	79:2S:277:G:C5'	2.34	0.58
30:80:41:LEU:HD11	30:80:68:TYR:HB2	1.86	0.58
78:1S:805:U:H2'	78:1S:806:A:C8	2.39	0.58
79:2S:818:C:H2'	79:2S:819:U:O4'	2.04	0.58
68:22:118:ARG:HH11	68:22:118:ARG:HB2	1.68	0.58
5:L5:279:LYS:O	5:L5:279:LYS:HD3	2.04	0.58
5:L5:109:THR:O	5:L5:113:LEU:HB2	2.03	0.58
54:S8:67:TRP:HA	54:S8:183:ILE:HD12	1.86	0.58
79:2S:1892:G:C3'	79:2S:1893:A:H5''	2.29	0.57
52:S6:98:ARG:HD3	52:S6:99:GLY:H	1.69	0.57
1:L1:101:LYS:HZ3	1:L1:126:PRO:HG3	1.69	0.57
79:2S:2610:G:H2'	79:2S:2611:U:C6	2.39	0.57
19:69:98:ARG:NH1	19:69:98:ARG:HB3	2.19	0.57
68:22:102:VAL:HA	68:22:128:PHE:HA	1.85	0.57
78:1S:174:U:H2'	78:1S:175:G:O4'	2.04	0.57
17:67:17:ALA:HB2	17:67:98:ALA:HB2	1.85	0.57
3:L3:57:VAL:HG23	3:L3:358:TRP:HE3	1.68	0.57
68:22:104:LEU:CB	68:22:125:ILE:HA	2.34	0.57
40:90:112:LYS:HA	40:90:112:LYS:HE3	1.85	0.57
47:S1:179:SER:HB3	47:S1:183:GLN:HB3	1.85	0.57
41:91:10:THR:O	41:91:14:LYS:HG3	2.04	0.57
79:2S:902:G:H2'	79:2S:903:U:O4'	2.03	0.57
67:21:30:ALA:HA	67:21:60:ARG:HH11	1.69	0.57
75:29:43:PHE:CE2	75:29:47:ALA:HA	2.39	0.57
1:L1:14:LYS:HD3	1:L1:15:GLU:N	2.19	0.57
69:23:96:VAL:O	69:23:97:ASP:HB2	2.04	0.57
78:1S:1352:G:H2'	78:1S:1353:U:O4'	2.04	0.57
42:92:25:VAL:HG22	42:92:72:LEU:HB3	1.85	0.57
79:2S:2225:U:H2'	79:2S:2226:U:H6	1.69	0.57
11:61:49:LYS:HE2	11:61:64:LYS:HE3	1.85	0.57
47:S1:86:LEU:HD12	47:S1:100:PHE:HA	1.86	0.57
3:L3:27:ALA:HB1	3:L3:218:ILE:HG22	1.86	0.57
8:L8:155:ASN:HB3	8:L8:179:ILE:CG2	2.34	0.57
53:S7:49:ILE:HD11	53:S7:172:VAL:HG22	1.86	0.57
77:31:126:CYS:HB3	77:31:130:VAL:CG2	2.34	0.57
69:23:127:VAL:O	69:23:130:VAL:HG22	2.05	0.57
10:60:20:SER:H	10:60:23:ASN:CB	2.18	0.57
34:84:75:ALA:O	34:84:76:TYR:HB2	2.04	0.57
14:64:68:LEU:CD1	14:64:94:TRP:HB2	2.34	0.57
2:L2:118:GLU:HG2	2:L2:126:LEU:HD11	1.86	0.57
78:1S:1179:G:H2'	78:1S:1180:C:H6	1.69	0.57

Continued on next page...

Continued from previous page...

Atom-1	Atom-2	Interatomic distance (Å)	Clash overlap (Å)
51:S5:80:LYS:HB2	51:S5:83:ARG:HB2	1.86	0.57
79:2S:928:C:H2'	79:2S:929:A:C8	2.38	0.57
8:L8:78:PHE:O	8:L8:79:GLN:HG2	2.04	0.57
19:69:40:ALA:HA	19:69:43:LYS:HD2	1.86	0.57
79:2S:533:A:O2'	79:2S:535:G:H5''	2.04	0.57
4:L4:65:TRP:CZ3	4:L4:69:ARG:HD2	2.39	0.57
50:S4:29:PRO:HG3	78:1S:448:C:H5'	1.86	0.57
72:26:46:GLU:HG3	72:26:49:ALA:H	1.68	0.57
49:S3:65:ARG:CB	49:S3:65:ARG:HH21	2.17	0.57
11:61:10:ARG:HD3	11:61:10:ARG:O	2.04	0.57
78:1S:887:A:H2'	78:1S:888:U:C6	2.39	0.57
55:S9:108:ARG:O	55:S9:112:GLN:HG2	2.04	0.57
4:L4:234:ASN:O	4:L4:238:LEU:HG	2.04	0.57
78:1S:1317:C:H2'	78:1S:1318:G:O4'	2.04	0.57
24:74:80:ARG:HD3	52:S6:9:VAL:HG13	1.86	0.57
79:2S:119:U:H4'	79:2S:120:G:H3'	1.87	0.57
71:25:89:ILE:HB	71:25:101:TYR:HB3	1.85	0.57
50:S4:34:GLY:HA2	78:1S:121:U:O2	2.05	0.57
49:S3:173:ARG:HH11	49:S3:173:ARG:HG2	1.70	0.57
20:70:111:ALA:HB1	79:2S:1321:G:O2'	2.04	0.57
79:2S:2957:G:H2'	79:2S:2958:A:O4'	2.03	0.57
4:L4:55:LYS:O	4:L4:59:GLN:HG3	2.05	0.57
51:S5:77:TYR:HB3	51:S5:84:LYS:HA	1.85	0.57
32:82:37:GLY:HA3	79:2S:639:G:OP1	2.05	0.57
78:1S:1058:U:H5	78:1S:1061:A:H61	1.52	0.57
32:82:79:VAL:CG2	32:82:108:ILE:HG12	2.34	0.57
24:74:23:ARG:CG	24:74:24:GLY:H	2.16	0.57
48:S2:88:LYS:HD3	78:1S:1301:U:H5'	1.85	0.57
68:22:28:ARG:HD3	68:22:60:LYS:HE2	1.85	0.57
45:RC:158:PRO:HG2	45:RC:206:PRO:HA	1.85	0.57
54:S8:155:SER:HB2	54:S8:189:LEU:HD21	1.85	0.57
69:23:19:ARG:HH11	78:1S:609:U:H1'	1.69	0.57
47:S1:142:PHE:HB2	47:S1:208:GLN:HG3	1.86	0.57
58:12:42:ALA:HB2	58:12:124:LYS:HD2	1.87	0.57
79:2S:3294:A:H2'	79:2S:3295:A:O4'	2.05	0.57
15:65:47:LYS:HD2	15:65:50:ARG:HE	1.68	0.57
57:11:125:VAL:HG12	57:11:139:VAL:HA	1.86	0.57
79:2S:1975:C:H2'	79:2S:1976:G:H5'	1.86	0.57
20:70:20:PRO:O	20:70:21:GLU:HB2	2.05	0.57
79:2S:2836:C:H2'	79:2S:2837:A:H5'	1.85	0.57
5:L5:41:LYS:HE2	21:71:33:VAL:HA	1.87	0.57

Continued on next page...

Continued from previous page...

Atom-1	Atom-2	Interatomic distance (Å)	Clash overlap (Å)
79:2S:3216:G:H1	79:2S:3258:U:H5''	1.69	0.57
15:65:113:LEU:HD21	80:8S:141:C:O2'	2.04	0.57
24:74:39:LEU:CD1	24:74:44:LYS:HG3	2.34	0.57
6:L6:77:ARG:HB3	6:L6:77:ARG:NH1	2.18	0.57
4:L4:169:LEU:HD13	4:L4:178:LEU:HD11	1.87	0.57
57:11:123:VAL:HG22	57:11:124:THR:N	2.20	0.57
79:2S:674:G:H2'	79:2S:675:C:C6	2.40	0.57
48:S2:157:LYS:HE2	48:S2:170:ILE:HG23	1.86	0.57
79:2S:1690:C:H2'	79:2S:1691:U:H6	1.68	0.57
78:1S:1035:G:H2'	78:1S:1036:A:C8	2.39	0.57
78:1S:1637:C:H5'	82:MR:7:G:O6	2.04	0.57
78:1S:420:A:H2'	78:1S:421:A:O4'	2.04	0.57
43:93:16:VAL:HG22	79:2S:1927:G:C8	2.40	0.57
1:L1:207:LYS:HG2	1:L1:208:SER:N	2.20	0.57
30:80:45:ALA:O	30:80:48:THR:HG22	2.04	0.57
71:25:93:SER:HB2	71:25:100:ILE:N	2.20	0.57
79:2S:1302:A:C2'	79:2S:1303:A:H5''	2.35	0.57
78:1S:542:A:O2'	78:1S:543:C:H3'	2.04	0.57
79:2S:1226:G:H4'	79:2S:3117:C:H4'	1.86	0.57
79:2S:2666:C:H1'	79:2S:2691:A:H2	1.70	0.57
42:92:2:VAL:HG22	79:2S:2654:C:OP2	2.05	0.57
23:73:7:GLN:HG3	79:2S:3018:C:H5'	1.86	0.57
79:2S:1245:A:H3'	79:2S:1246:G:H5''	1.86	0.57
5:L5:19:PRO:HD2	5:L5:24:ARG:HG2	1.85	0.57
53:S7:97:ARG:O	53:S7:98:ILE:HB	2.05	0.57
20:70:29:ILE:HG22	20:70:30:PHE:H	1.68	0.57
27:77:15:ARG:HH12	79:2S:1709:C:H5''	1.70	0.57
56:10:29:GLN:O	56:10:30:ALA:HB3	2.05	0.57
3:L3:219:ALA:HB2	3:L3:336:VAL:HG22	1.87	0.57
3:L3:324:VAL:HG22	3:L3:325:LYS:H	1.68	0.57
79:2S:2417:U:H1'	79:2S:2966:G:H21	1.70	0.57
78:1S:82:U:H2'	78:1S:83:G:C8	2.40	0.57
28:78:56:VAL:HG23	28:78:57:GLY:H	1.68	0.57
47:S1:225:VAL:HG12	47:S1:227:ALA:N	2.20	0.57
21:71:88:ARG:HB2	79:2S:2722:U:H5''	1.85	0.57
79:2S:3252:G:H2'	79:2S:3253:G:O4'	2.04	0.57
79:2S:1566:A:H3'	79:2S:1567:U:H5''	1.87	0.57
3:L3:53:MET:HB3	3:L3:77:THR:HA	1.87	0.57
45:RC:219:GLU:HB3	45:RC:233:THR:HG21	1.86	0.57
18:68:135:GLN:O	18:68:136:ASN:HB2	2.05	0.57
8:L8:129:PRO:HG3	79:2S:120:G:C5'	2.35	0.57

Continued on next page...

Continued from previous page...

Atom-1	Atom-2	Interatomic distance (Å)	Clash overlap (Å)
24:74:112:ASN:HD22	24:74:112:ASN:C	2.07	0.57
78:1S:879:G:H2'	78:1S:880:C:C6	2.40	0.57
30:80:74:ASN:OD1	30:80:86:ARG:HB2	2.04	0.57
57:11:137:PHE:HZ	78:1S:304:U:H4'	1.69	0.57
21:71:48:ILE:HB	21:71:95:HIS:CE1	2.40	0.57
35:85:57:VAL:O	35:85:61:GLN:HG3	2.04	0.57
9:L9:134:ILE:HA	9:L9:145:VAL:O	2.05	0.57
78:1S:740:A:C3'	78:1S:741:C:H5''	2.34	0.57
45:RC:10:ARG:HB3	45:RC:312:VAL:CG2	2.35	0.57
79:2S:3064:U:H2'	79:2S:3065:G:C8	2.39	0.57
65:19:102:ARG:CD	78:1S:1500:C:H5''	2.35	0.57
79:2S:1844:C:C3'	79:2S:1845:G:H5''	2.34	0.57
68:22:81:VAL:O	78:1S:748:U:H5''	2.05	0.57
56:10:50:THR:HG22	56:10:55:VAL:HG13	1.87	0.57
20:70:167:ARG:HG3	79:2S:3184:A:H61	1.70	0.57
52:S6:25:ARG:HG2	52:S6:28:PHE:HD1	1.69	0.57
68:22:29:PRO:HB2	68:22:58:SER:HB3	1.87	0.57
4:L4:44:LYS:HA	4:L4:47:ARG:HD2	1.87	0.57
79:2S:815:G:H2'	79:2S:906:A:N6	2.20	0.57
2:L2:138:GLY:O	2:L2:146:THR:HG23	2.05	0.57
45:RC:223:TRP:HZ3	49:S3:220:PRO:HB3	1.68	0.57
55:S9:141:VAL:HG12	55:S9:143:ILE:H	1.69	0.57
79:2S:2412:G:H2'	79:2S:2413:A:C8	2.40	0.57
47:S1:48:VAL:HG12	47:S1:49:ASN:N	2.17	0.57
47:S1:225:VAL:O	79:2S:2537:U:H5''	2.05	0.57
51:S5:200:ASN:HB2	51:S5:208:SER:HB3	1.87	0.57
79:2S:181:U:H2'	79:2S:182:U:C4'	2.34	0.57
31:81:25:PHE:HB3	31:81:65:LYS:HD3	1.87	0.57
79:2S:1115:G:H5''	79:2S:1116:G:C5'	2.35	0.57
70:24:5:VAL:HG12	70:24:6:THR:N	2.19	0.57
52:S6:76:LEU:HD11	52:S6:92:ARG:HD3	1.86	0.57
49:S3:162:GLN:N	49:S3:163:PRO:CD	2.68	0.57
56:10:24:LYS:HD3	56:10:63:TYR:CE2	2.40	0.57
63:17:95:ARG:N	63:17:95:ARG:HD2	2.20	0.57
45:RC:229:LYS:HA	49:S3:222:VAL:HG11	1.86	0.57
79:2S:1929:G:H4'	79:2S:2321:A:H5''	1.86	0.57
8:L8:49:TYR:HB3	79:2S:2524:A:H5'	1.86	0.57
16:66:68:ARG:HH12	79:2S:2987:A:H5''	1.70	0.56
24:74:94:ARG:HB2	52:S6:145:PHE:HD1	1.69	0.56
79:2S:1297:C:H2'	79:2S:1298:C:H6	1.70	0.56
46:S0:53:THR:HG23	46:S0:160:ILE:CG2	2.35	0.56

Continued on next page...

Continued from previous page...

Atom-1	Atom-2	Interatomic distance (Å)	Clash overlap (Å)
4:L4:193:LYS:HG2	4:L4:198:ARG:HG3	1.86	0.56
15:65:121:VAL:HG23	15:65:122:ASN:H	1.70	0.56
81:5S:64:A:H5'	81:5S:65:G:H5''	1.87	0.56
61:15:114:HIS:HB2	61:15:119:PHE:HZ	1.70	0.56
69:23:24:TRP:CE3	69:23:24:TRP:HA	2.40	0.56
22:72:56:VAL:HG13	22:72:65:VAL:HG22	1.85	0.56
60:14:84:ARG:HA	60:14:119:THR:HG22	1.86	0.56
20:70:12:ARG:NH2	21:71:141:VAL:HB	2.19	0.56
55:S9:110:GLN:HB2	55:S9:144:PRO:HB3	1.86	0.56
48:S2:65:GLU:HB2	48:S2:68:ILE:HG13	1.87	0.56
79:2S:2741:C:C3'	79:2S:2742:C:H5''	2.34	0.56
35:85:58:ILE:O	35:85:62:GLN:HG3	2.05	0.56
24:74:94:ARG:HB2	52:S6:145:PHE:CD1	2.40	0.56
34:84:65:VAL:HB	34:84:70:LYS:HD3	1.87	0.56
8:L8:65:LEU:HD13	8:L8:69:LEU:HD11	1.85	0.56
57:11:99:ARG:HH12	68:22:77:PRO:HG3	1.69	0.56
30:80:42:ILE:HG13	30:80:67:VAL:HA	1.86	0.56
4:L4:77:VAL:O	4:L4:86:GLY:HA2	2.05	0.56
46:S0:56:LYS:HB3	46:S0:160:ILE:HG12	1.86	0.56
78:1S:740:A:H2'	78:1S:741:C:H5''	1.88	0.56
5:L5:155:THR:HG23	81:5S:36:C:C5'	2.35	0.56
75:29:56:ARG:HA	78:1S:1418:G:H21	1.70	0.56
68:22:101:TYR:HA	68:22:113:HIS:HE1	1.70	0.56
13:63:138:VAL:HG12	13:63:140:SER:H	1.70	0.56
5:L5:10:SER:O	5:L5:14:SER:HB2	2.04	0.56
79:2S:2186:U:H5'	79:2S:2314:U:OP2	2.05	0.56
79:2S:3121:U:H4'	79:2S:3122:A:OP1	2.04	0.56
18:68:86:THR:HG22	18:68:105:ARG:HE	1.69	0.56
4:L4:114:ASN:N	4:L4:114:ASN:HD22	2.03	0.56
78:1S:65:A:H2	78:1S:84:A:H62	1.53	0.56
74:28:32:PHE:CE2	74:28:38:ARG:HB3	2.41	0.56
37:87:67:LEU:HD11	80:8S:41:A:H5'	1.87	0.56
79:2S:3349:C:H2'	79:2S:3350:C:C6	2.40	0.56
28:78:10:LYS:HD2	28:78:10:LYS:N	2.19	0.56
65:19:40:SER:HB3	65:19:43:ASN:ND2	2.17	0.56
79:2S:1887:A:H2'	79:2S:1888:U:H5'	1.87	0.56
23:73:66:LYS:HB2	23:73:69:LEU:HD13	1.88	0.56
51:S5:130:ILE:O	51:S5:134:VAL:HG23	2.05	0.56
4:L4:152:VAL:HB	4:L4:156:LEU:HD11	1.87	0.56
45:RC:60:SER:HB2	62:16:94:GLN:NE2	2.20	0.56
47:S1:107:THR:HA	47:S1:110:LEU:HD22	1.87	0.56

Continued on next page...

Continued from previous page...

Atom-1	Atom-2	Interatomic distance (Å)	Clash overlap (Å)
6:L6:46:ARG:HB3	6:L6:77:ARG:HH21	1.70	0.56
19:69:102:LEU:HD22	19:69:138:LEU:HD13	1.85	0.56
8:L8:72:PRO:HB3	15:65:17:ASP:HB3	1.86	0.56
14:64:68:LEU:HD13	14:64:94:TRP:HB2	1.87	0.56
78:1S:1519:U:H2'	78:1S:1520:U:C6	2.41	0.56
78:1S:1513:G:O2'	78:1S:1515:A:H1'	2.06	0.56
69:23:103:LEU:HD12	69:23:125:VAL:HB	1.86	0.56
3:L3:252:ILE:HD13	79:2S:2394:G:OP1	2.05	0.56
31:81:16:LEU:HD22	31:81:71:LEU:HD11	1.88	0.56
68:22:19:LYS:NZ	78:1S:1095:U:H4'	2.20	0.56
50:S4:37:LYS:HB2	50:S4:40:GLU:CD	2.26	0.56
79:2S:818:C:H42	79:2S:919:U:H4'	1.70	0.56
79:2S:1709:C:H2'	79:2S:1710:C:H6	1.70	0.56
10:60:115:MET:HB3	79:2S:2618:G:H2'	1.87	0.56
5:L5:176:SER:O	5:L5:180:PHE:HE2	1.89	0.56
79:2S:1618:G:H4'	80:8S:129:C:H1'	1.86	0.56
16:66:73:PHE:CG	16:66:78:ARG:HB3	2.40	0.56
46:S0:73:VAL:O	46:S0:95:ALA:HB1	2.06	0.56
78:1S:933:A:H61	78:1S:944:A:H61	1.53	0.56
3:L3:122:TRP:HA	3:L3:122:TRP:CE3	2.41	0.56
79:2S:1019:G:H2'	79:2S:1020:G:H5''	1.86	0.56
79:2S:2149:A:C2	79:2S:2188:A:H4'	2.40	0.56
2:L2:54:ARG:HG2	2:L2:55:GLY:H	1.71	0.56
73:27:35:VAL:HG11	73:27:63:LEU:HD22	1.88	0.56
78:1S:1648:A:H2'	78:1S:1649:G:C8	2.41	0.56
79:2S:1626:U:H4'	79:2S:1632:A:H4'	1.87	0.56
78:1S:16:G:H2'	78:1S:17:C:C6	2.40	0.56
19:69:52:LYS:O	19:69:52:LYS:HG2	2.04	0.56
79:2S:3242:G:H5'	79:2S:3245:A:H1'	1.88	0.56
46:S0:25:GLY:HA2	46:S0:48:ILE:HG13	1.87	0.56
19:69:148:ASP:O	19:69:152:GLU:HB2	2.05	0.56
7:L7:111:ILE:O	7:L7:112:ASN:HB2	2.04	0.56
6:L6:149:ILE:HG12	6:L6:155:LEU:HD12	1.86	0.56
4:L4:281:ILE:CG1	4:L4:282:SER:H	2.15	0.56
20:70:12:ARG:HB2	20:70:22:PRO:HB2	1.88	0.56
55:S9:37:LYS:NZ	78:1S:475:A:H5''	2.19	0.56
54:S8:22:ARG:HB2	54:S8:25:ARG:HH21	1.71	0.56
36:86:54:GLU:HA	36:86:57:LEU:HB2	1.88	0.56
58:12:57:ALA:HB2	58:12:122:VAL:CG1	2.35	0.56
26:76:73:VAL:HA	26:76:80:VAL:HA	1.88	0.56
13:63:75:PHE:O	13:63:79:GLU:HB2	2.05	0.56

Continued on next page...

Continued from previous page...

Atom-1	Atom-2	Interatomic distance (Å)	Clash overlap (Å)
45:RC:282:SER:HB3	45:RC:285:ALA:HB3	1.86	0.56
78:1S:889:U:H2'	78:1S:890:C:C6	2.40	0.56
5:L5:146:LEU:HD22	5:L5:163:LEU:HD12	1.86	0.56
26:76:60:ARG:HG3	26:76:103:LYS:HD2	1.87	0.56
79:2S:1809:A:H2'	79:2S:1810:A:O4'	2.06	0.56
78:1S:822:U:H2'	78:1S:823:G:H4'	1.87	0.56
39:89:24:PRO:HB2	39:89:27:ILE:HD12	1.88	0.56
6:L6:52:VAL:HG22	6:L6:53:VAL:H	1.69	0.56
17:67:40:GLU:HA	17:67:113:TYR:HA	1.87	0.56
1:L1:32:VAL:HG22	1:L1:33:GLU:N	2.21	0.56
79:2S:502:U:C3'	79:2S:503:C:H5''	2.35	0.56
78:1S:1058:U:H5	78:1S:1061:A:C6	2.22	0.56
79:2S:649:A:H2'	79:2S:650:C:C6	2.41	0.56
23:73:71:LYS:HA	79:2S:2295:A:H5''	1.86	0.56
78:1S:702:G:N2	78:1S:703:G:H1'	2.20	0.56
78:1S:812:A:H4'	78:1S:813:U:H3'	1.87	0.56
19:69:38:ARG:HG3	79:2S:1602:A:H5''	1.87	0.56
10:60:26:VAL:HG12	10:60:122:PRO:HG2	1.86	0.56
11:61:27:GLY:H	11:61:30:LEU:CB	2.18	0.56
79:2S:2428:U:H2'	79:2S:2429:G:H8	1.70	0.56
15:65:27:VAL:HG23	15:65:129:TYR:HE2	1.71	0.56
25:75:24:LEU:HD11	80:8S:151:C:C4	2.40	0.56
3:L3:221:THR:HB	3:L3:273:HIS:H	1.70	0.56
78:1S:1636:C:H4'	78:1S:1637:C:H3'	1.85	0.56
79:2S:1019:G:C3'	79:2S:1020:G:H5''	2.35	0.56
51:S5:146:THR:HB	51:S5:157:ARG:HG3	1.87	0.56
3:L3:9:PRO:HG3	79:2S:2914:G:H5'	1.88	0.56
3:L3:308:MET:HB2	3:L3:363:SER:HB2	1.88	0.56
5:L5:111:GLN:HA	5:L5:116:ASP:HB2	1.88	0.56
69:23:83:VAL:HG12	69:23:84:THR:N	2.15	0.56
51:S5:61:TYR:CE1	51:S5:165:LEU:HD13	2.41	0.56
46:S0:112:THR:HG23	46:S0:115:PHE:HB2	1.88	0.56
1:L1:62:ASN:CB	1:L1:151:VAL:HB	2.35	0.56
66:20:45:ALA:HB3	66:20:52:LYS:HD3	1.87	0.56
78:1S:1371:A:H1'	78:1S:1373:C:OP2	2.06	0.56
79:2S:3101:G:H2'	79:2S:3102:G:H8	1.70	0.56
2:L2:42:ARG:HD2	2:L2:87:PHE:HB3	1.87	0.56
57:11:86:ILE:HG12	57:11:107:VAL:O	2.06	0.56
8:L8:185:ARG:HD3	80:8S:155:A:H5'	1.88	0.56
78:1S:740:A:H3'	78:1S:741:C:H5''	1.88	0.56
3:L3:348:ARG:HA	3:L3:351:LEU:HD13	1.87	0.56

Continued on next page...

Continued from previous page...

Atom-1	Atom-2	Interatomic distance (Å)	Clash overlap (Å)
45:RC:101:GLN:HG2	45:RC:138:GLY:N	2.21	0.56
53:S7:142:TYR:CE1	53:S7:148:LYS:HG2	2.40	0.56
78:1S:1285:U:H5''	78:1S:1286:U:H5	1.69	0.56
44:P0:83:ASN:HD22	79:2S:1281:G:H21	1.52	0.56
31:81:40:ALA:HB3	31:81:49:VAL:HG21	1.87	0.56
78:1S:1687:U:H2'	78:1S:1688:U:H5'	1.87	0.56
48:S2:240:LEU:O	48:S2:244:SER:HB2	2.05	0.56
78:1S:144:U:O2'	78:1S:145:A:H5'	2.05	0.56
71:25:55:PRO:HB3	71:25:88:ILE:HG23	1.86	0.56
53:S7:63:PRO:O	53:S7:64:VAL:HB	2.05	0.56
51:S5:53:VAL:HG11	51:S5:59:VAL:HG22	1.87	0.56
65:19:40:SER:CB	65:19:43:ASN:HD22	2.16	0.56
51:S5:112:ARG:HD3	71:25:95:HIS:CE1	2.41	0.56
5:L5:109:THR:HA	5:L5:112:LYS:HE3	1.87	0.56
2:L2:137:ILE:HG12	2:L2:148:VAL:HA	1.87	0.56
19:69:180:LYS:O	19:69:184:LEU:HG	2.05	0.56
18:68:8:LYS:HB3	18:68:11:LYS:HE3	1.86	0.56
78:1S:946:U:H2'	78:1S:947:U:C6	2.40	0.56
79:2S:3221:C:H2'	79:2S:3222:U:O4'	2.05	0.56
46:S0:23:HIS:H	46:S0:23:HIS:CD2	2.24	0.56
72:26:37:LYS:HD2	72:26:37:LYS:H	1.69	0.56
79:2S:2602:G:H2'	79:2S:2603:G:O4'	2.05	0.56
17:67:175:ARG:O	17:67:179:GLN:HG3	2.05	0.56
3:L3:208:VAL:HG13	3:L3:340:LYS:HE3	1.88	0.56
1:L1:123:LEU:HB3	1:L1:128:LEU:HB2	1.87	0.56
6:L6:24:ALA:HB3	6:L6:26:ARG:HH22	1.71	0.56
15:65:16:SER:CB	36:86:48:ALA:HB1	2.36	0.56
7:L7:81:HIS:O	7:L7:119:VAL:HG21	2.06	0.56
8:L8:61:GLN:O	8:L8:65:LEU:HD23	2.05	0.56
54:S8:10:LYS:HG3	78:1S:323:A:OP2	2.05	0.56
79:2S:300:G:H2'	79:2S:301:G:C8	2.40	0.56
10:60:16:PRO:C	10:60:18:PRO:HD3	2.26	0.56
79:2S:1062:A:H5''	79:2S:1063:G:H5'	1.88	0.56
53:S7:81:LEU:HD13	53:S7:90:VAL:HG11	1.86	0.56
10:60:205:SER:O	10:60:209:ASN:HB2	2.06	0.56
80:8S:76:C:H2'	80:8S:77:A:O4'	2.06	0.56
20:70:14:LEU:CD2	21:71:136:ARG:HH21	2.19	0.56
14:64:13:ARG:HD3	14:64:65:LEU:HB2	1.86	0.56
53:S7:63:PRO:C	53:S7:65:PRO:HD2	2.26	0.56
79:2S:1215:U:H2'	79:2S:1216:C:C6	2.41	0.56
58:12:132:GLU:O	58:12:136:ILE:HG23	2.05	0.56

Continued on next page...

Continued from previous page...

Atom-1	Atom-2	Interatomic distance (Å)	Clash overlap (Å)
78:1S:587:C:H2'	78:1S:588:U:C6	2.41	0.56
2:L2:200:ARG:HH22	2:L2:203:ALA:HB2	1.71	0.56
79:2S:1440:G:H2'	79:2S:1441:G:C8	2.41	0.56
79:2S:1212:A:H2'	79:2S:1213:G:C8	2.41	0.56
16:66:190:VAL:O	16:66:194:LEU:HG	2.06	0.56
78:1S:1611:A:H2'	78:1S:1612:U:O4'	2.06	0.56
2:L2:137:ILE:HG13	2:L2:138:GLY:N	2.21	0.56
79:2S:1043:C:H2'	79:2S:1044:U:C6	2.41	0.56
59:13:120:SER:O	59:13:124:ARG:HG3	2.05	0.56
78:1S:1678:A:H2'	78:1S:1679:G:O4'	2.06	0.56
59:13:94:LYS:O	59:13:98:VAL:HG23	2.05	0.56
57:11:54:ILE:HD12	57:11:54:ILE:N	2.21	0.56
17:67:131:ARG:HH22	79:2S:2356:A:H2	1.54	0.56
46:S0:126:PRO:CG	46:S0:151:SER:HB3	2.35	0.56
47:S1:77:GLU:HG3	60:14:114:ARG:HH22	1.71	0.56
47:S1:71:ALA:HB2	47:S1:79:HIS:O	2.06	0.56
34:84:73:SER:HB2	79:2S:1639:C:N4	2.21	0.56
78:1S:286:C:O2'	78:1S:287:G:H5'	2.06	0.56
78:1S:1667:A:H2'	78:1S:1668:G:O4'	2.04	0.56
37:87:16:HIS:O	37:87:25:ARG:HD3	2.06	0.56
42:92:77:CYS:O	42:92:78:LYS:HG2	2.05	0.56
79:2S:1659:U:H2'	79:2S:1660:C:C6	2.41	0.56
46:S0:90:ALA:CB	46:S0:97:PRO:HD3	2.36	0.56
5:L5:163:LEU:HD11	5:L5:175:HIS:HB3	1.89	0.56
68:22:56:HIS:O	68:22:57:ARG:HG3	2.04	0.56
34:84:10:ARG:NH2	79:2S:1834:U:H4'	2.21	0.56
66:20:27:THR:HA	66:20:87:HIS:O	2.05	0.56
16:66:116:LYS:HD2	79:2S:3179:U:O2'	2.05	0.56
44:P0:22:TYR:CD2	44:P0:88:PHE:HB3	2.41	0.56
27:77:118:PHE:O	27:77:122:HIS:HB2	2.05	0.56
68:22:10:ALA:O	68:22:14:ILE:HG13	2.05	0.56
34:84:15:THR:OG1	34:84:18:ASN:HB2	2.06	0.56
79:2S:502:U:H2'	79:2S:503:C:H5''	1.88	0.55
45:RC:31:ASN:HA	45:RC:47:LEU:HB2	1.87	0.55
75:29:43:PHE:HZ	75:29:52:PHE:HB2	1.70	0.55
78:1S:487:G:H2'	78:1S:488:G:H5''	1.88	0.55
79:2S:2248:C:H4'	79:2S:2272:G:C8	2.41	0.55
3:L3:92:TYR:HB2	3:L3:157:VAL:HG23	1.87	0.55
9:L9:48:VAL:HG11	9:L9:52:LEU:HD22	1.87	0.55
51:S5:63:GLN:HG3	51:S5:88:PRO:HA	1.88	0.55
22:72:99:LYS:HB2	22:72:102:GLU:OE1	2.06	0.55

Continued on next page...

Continued from previous page...

Atom-1	Atom-2	Interatomic distance (Å)	Clash overlap (Å)
48:S2:168:ARG:HH12	78:1S:1099:U:H5	1.53	0.55
23:73:33:ASN:HD21	23:73:64:LYS:H	1.53	0.55
76:30:46:ASN:O	76:30:47:VAL:HG12	2.05	0.55
1:L1:123:LEU:CD2	1:L1:128:LEU:HD12	2.28	0.55
56:10:32:HIS:HD2	56:10:32:HIS:H	1.53	0.55
80:8S:110:C:H4'	80:8S:112:U:C5	2.28	0.55
78:1S:697:C:H3'	78:1S:698:U:C5'	2.32	0.55
37:87:39:TYR:CD2	37:87:40:PRO:HA	2.42	0.55
55:S9:109:LEU:HD22	55:S9:129:ILE:HD13	1.89	0.55
3:L3:261:MET:HG2	16:66:64:PHE:HA	1.88	0.55
11:61:94:ARG:HD3	11:61:94:ARG:N	2.21	0.55
11:61:91:LEU:O	11:61:172:LEU:HD12	2.06	0.55
3:L3:20:LYS:HE2	79:2S:2991:A:OP2	2.07	0.55
3:L3:235:THR:HG22	3:L3:236:LYS:N	2.21	0.55
4:L4:271:LYS:HD2	4:L4:274:TYR:CD1	2.41	0.55
52:S6:19:ASP:O	52:S6:23:ARG:HD2	2.05	0.55
31:81:73:LEU:HD22	31:81:95:PRO:HA	1.89	0.55
17:67:44:ALA:O	17:67:48:LEU:HG	2.07	0.55
51:S5:87:CYS:HB3	51:S5:92:ARG:NH1	2.21	0.55
54:S8:41:LYS:HA	54:S8:59:ARG:O	2.06	0.55
79:2S:1384:U:H2'	79:2S:1385:C:C6	2.41	0.55
79:2S:417:A:H2'	79:2S:418:A:C8	2.41	0.55
83:PT:54:G:H2'	83:PT:55:U:C6	2.42	0.55
55:S9:175:ARG:O	55:S9:175:ARG:HD2	2.06	0.55
79:2S:3155:U:H3'	79:2S:3156:U:H5'	1.88	0.55
20:70:13:ARG:HG2	20:70:14:LEU:N	2.16	0.55
47:S1:229:MET:HB3	79:2S:2537:U:H3'	1.86	0.55
66:20:95:ALA:HB1	66:20:96:PRO:HD2	1.88	0.55
11:61:21:ILE:HG12	11:61:125:MET:HG3	1.87	0.55
78:1S:351:C:C5	78:1S:631:G:H5''	2.37	0.55
79:2S:155:G:H5''	79:2S:156:G:H2'	1.88	0.55
78:1S:565:C:H5	78:1S:576:G:H3'	1.71	0.55
48:S2:169:LEU:CD2	48:S2:198:THR:HG22	2.36	0.55
78:1S:990:C:H2'	78:1S:991:G:O4'	2.06	0.55
78:1S:751:G:H2'	78:1S:752:A:O4'	2.06	0.55
18:68:44:PHE:HE1	18:68:139:ILE:HD11	1.69	0.55
78:1S:17:C:H4'	78:1S:1109:G:C8	2.42	0.55
53:S7:100:PRO:HA	78:1S:639:U:H3	1.72	0.55
59:13:9:LYS:NZ	78:1S:1034:C:H5''	2.22	0.55
79:2S:2344:U:H2'	79:2S:2345:A:C8	2.41	0.55
28:78:37:GLY:O	28:78:42:ARG:HB3	2.05	0.55

Continued on next page...

Continued from previous page...

Atom-1	Atom-2	Interatomic distance (Å)	Clash overlap (Å)
78:1S:1639:C:H2'	78:1S:1640:C:O4'	2.05	0.55
21:71:7:TYR:HB3	79:2S:2757:U:H4'	1.89	0.55
79:2S:801:A:H5'	79:2S:803:C:P	2.45	0.55
18:68:98:LYS:HG3	18:68:118:GLY:O	2.06	0.55
57:11:57:LYS:HD3	57:11:131:ILE:HG23	1.87	0.55
73:27:20:LYS:HE3	78:1S:958:U:OP1	2.06	0.55
79:2S:2143:A:H2'	79:2S:2145:A:N7	2.21	0.55
3:L3:255:TRP:O	3:L3:258:ALA:HB2	2.06	0.55
1:L1:34:LEU:HD13	1:L1:210:MET:HB3	1.89	0.55
79:2S:637:C:H2'	79:2S:638:C:C6	2.40	0.55
65:19:13:ASP:HA	65:19:16:ASN:ND2	2.16	0.55
11:61:116:TYR:OH	64:18:110:ARG:HD3	2.06	0.55
52:S6:64:LYS:HB2	52:S6:97:VAL:HG11	1.88	0.55
78:1S:175:G:H21	78:1S:176:C:H5	1.55	0.55
25:75:88:MET:SD	25:75:120:LYS:HB2	2.46	0.55
23:73:86:ARG:HB2	23:73:92:PHE:CE1	2.41	0.55
21:71:48:ILE:HG13	21:71:94:GLU:HB3	1.88	0.55
23:73:61:THR:HG22	23:73:72:LYS:O	2.07	0.55
27:77:23:VAL:HG12	27:77:45:GLY:HA3	1.89	0.55
79:2S:1058:U:H2'	79:2S:1059:G:C8	2.41	0.55
3:L3:362:ALA:HB1	3:L3:368:GLY:HA3	1.88	0.55
79:2S:3099:C:O2'	79:2S:3100:U:H5'	2.05	0.55
4:L4:353:ALA:O	4:L4:357:GLU:HG3	2.06	0.55
78:1S:1170:G:H1'	78:1S:1574:G:H1'	1.88	0.55
9:L9:30:PRO:HG2	9:L9:83:THR:HG22	1.88	0.55
79:2S:428:A:H2'	79:2S:429:U:C6	2.42	0.55
49:S3:5:ILE:HG23	49:S3:9:ARG:CZ	2.36	0.55
38:88:63:LYS:O	38:88:63:LYS:HD3	2.06	0.55
79:2S:1870:C:H2'	79:2S:1871:U:C6	2.42	0.55
79:2S:1585:C:H2'	79:2S:1586:G:O4'	2.05	0.55
52:S6:116:LYS:HD2	52:S6:125:THR:HG21	1.88	0.55
9:L9:172:ILE:CD1	9:L9:172:ILE:H	2.18	0.55
66:20:96:PRO:HG2	66:20:99:ILE:HG22	1.89	0.55
78:1S:1350:U:H2'	78:1S:1351:G:C8	2.42	0.55
2:L2:49:VAL:HG22	2:L2:50:HIS:N	2.20	0.55
42:92:72:LEU:HG	42:92:81:ALA:HB3	1.87	0.55
10:60:62:SER:HA	10:60:65:LEU:HD12	1.88	0.55
2:L2:227:ARG:HG2	2:L2:239:ALA:HB2	1.88	0.55
78:1S:617:U:H2'	78:1S:618:U:C6	2.42	0.55
5:L5:30:TYR:HA	5:L5:33:ARG:HB3	1.87	0.55
78:1S:519:C:H3'	78:1S:520:A:C8	2.42	0.55

Continued on next page...

Continued from previous page...

Atom-1	Atom-2	Interatomic distance (Å)	Clash overlap (Å)
78:1S:878:G:H2'	78:1S:879:G:C8	2.41	0.55
16:66:118:VAL:HG11	20:70:165:TYR:HD1	1.71	0.55
27:77:23:VAL:HB	27:77:43:VAL:HB	1.88	0.55
31:81:62:ARG:HD2	79:2S:3074:G:O2'	2.07	0.55
9:L9:4:ILE:HG23	9:L9:5:GLN:H	1.71	0.55
23:73:81:GLN:HG2	23:73:82:ALA:H	1.71	0.55
25:75:111:ASN:HD22	79:2S:1524:A:H5''	1.72	0.55
79:2S:2569:A:H4'	79:2S:2571:U:O4	2.07	0.55
78:1S:1194:A:H2'	78:1S:1195:C:H5'	1.88	0.55
28:78:74:ASN:HB3	28:78:115:LYS:HB2	1.87	0.55
78:1S:562:G:H2'	78:1S:563:U:C6	2.41	0.55
36:86:88:GLU:HA	36:86:91:ASN:HD22	1.71	0.55
57:11:75:VAL:HG21	57:11:117:VAL:HG11	1.88	0.55
55:S9:126:ARG:O	55:S9:130:THR:HG22	2.06	0.55
78:1S:1370:U:H4'	78:1S:1371:A:H5'	1.87	0.55
79:2S:2501:U:C2'	79:2S:2502:A:H5'	2.36	0.55
78:1S:564:G:H4'	78:1S:566:C:N3	2.21	0.55
78:1S:1651:A:N1	78:1S:1749:A:H2	2.04	0.55
3:L3:19:ARG:O	3:L3:269:GLN:HB3	2.07	0.55
78:1S:1333:C:H2'	78:1S:1334:U:C6	2.42	0.55
72:26:79:ILE:HG23	72:26:84:VAL:HG23	1.88	0.55
45:RC:36:ALA:HB1	45:RC:68:VAL:HB	1.88	0.55
79:2S:2588:U:H2'	79:2S:2589:G:O4'	2.07	0.55
57:11:151:LYS:N	57:11:151:LYS:HD2	2.21	0.55
65:19:122:ARG:HH11	65:19:122:ARG:HG3	1.72	0.55
37:87:85:LYS:HG2	37:87:86:ALA:N	2.22	0.55
59:13:26:PHE:HZ	59:13:28:LEU:HD12	1.72	0.55
15:65:172:ARG:CZ	15:65:174:ILE:HD11	2.37	0.55
47:S1:228:LEU:HB3	79:2S:2537:U:P	2.47	0.55
68:22:78:ARG:HB3	68:22:124:LYS:HD3	1.87	0.55
78:1S:351:C:H3'	78:1S:352:A:H5''	1.88	0.55
30:80:48:THR:OG1	30:80:49:PRO:HD2	2.07	0.55
78:1S:1348:A:H2'	78:1S:1349:G:O4'	2.06	0.55
78:1S:228:G:H8	78:1S:228:G:H5'	1.71	0.55
10:60:26:VAL:CG1	10:60:122:PRO:HG2	2.36	0.55
65:19:6:VAL:HG21	65:19:132:LEU:HD23	1.87	0.55
79:2S:1019:G:H3'	79:2S:1020:G:H5''	1.88	0.55
57:11:117:VAL:HG12	57:11:118:GLN:H	1.71	0.55
33:83:38:PRO:O	33:83:42:GLN:HG2	2.07	0.55
78:1S:1245:G:H1	78:1S:1250:U:H3	1.54	0.55
79:2S:3380:U:H2'	79:2S:3381:U:C6	2.42	0.55

Continued on next page...

Continued from previous page...

Atom-1	Atom-2	Interatomic distance (Å)	Clash overlap (Å)
54:S8:117:TYR:HE1	54:S8:146:ARG:HB3	1.70	0.55
10:60:93:PRO:HB3	10:60:127:ALA:HB2	1.88	0.55
78:1S:115:G:H1'	78:1S:334:G:O2'	2.07	0.55
13:63:165:SER:O	13:63:166:ALA:HB3	2.07	0.55
2:L2:79:ASN:O	2:L2:82:VAL:HG22	2.07	0.55
22:72:17:VAL:HG13	22:72:103:TYR:HB2	1.87	0.55
79:2S:900:G:H2'	79:2S:901:G:C8	2.41	0.55
79:2S:2207:A:H2'	79:2S:2208:A:O4'	2.07	0.55
50:S4:132:GLY:HA3	50:S4:136:VAL:O	2.06	0.55
26:76:58:VAL:HG22	26:76:104:LEU:CD2	2.36	0.55
38:88:40:GLN:HE21	38:88:42:LYS:HE3	1.69	0.55
34:84:59:PRO:HB3	79:2S:1654:A:C2	2.39	0.55
59:13:88:LEU:HD22	59:13:91:LEU:HD12	1.88	0.55
46:S0:45:VAL:HG12	46:S0:46:HIS:N	2.20	0.55
25:75:141:TYR:HB3	35:85:33:VAL:CG1	2.36	0.55
70:24:104:SER:HB3	70:24:107:GLN:HB3	1.89	0.55
3:L3:188:ILE:HA	3:L3:191:LYS:HD2	1.88	0.55
69:23:7:ARG:HH12	78:1S:1100:G:H1'	1.72	0.55
52:S6:27:PHE:CZ	52:S6:41:VAL:HG21	2.41	0.55
79:2S:3096:C:H2'	79:2S:3097:C:C6	2.42	0.55
37:87:25:ARG:HH12	39:89:50:ASN:HB3	1.72	0.55
33:83:59:VAL:HG22	33:83:62:SER:O	2.07	0.55
18:68:82:VAL:CB	18:68:139:ILE:HG12	2.37	0.55
62:16:137:ARG:HB3	78:1S:1580:C:H4'	1.89	0.55
64:18:145:ARG:NE	64:18:145:ARG:HA	2.21	0.55
50:S4:92:LEU:O	50:S4:96:ASN:HA	2.06	0.55
65:19:83:ALA:HB1	65:19:91:TYR:HB3	1.88	0.55
57:11:39:GLY:HA3	78:1S:246:G:O2'	2.07	0.55
4:L4:283:THR:HG21	4:L4:288:ARG:HD3	1.88	0.55
81:5S:81:U:H2'	81:5S:82:G:H8	1.72	0.55
31:81:10:ARG:HD2	31:81:12:TYR:OH	2.07	0.55
66:20:59:PRO:HG3	78:1S:1381:U:H4'	1.87	0.55
50:S4:88:ASP:HB2	50:S4:101:LEU:HD12	1.88	0.55
79:2S:1594:A:H1'	79:2S:1615:C:H1'	1.88	0.55
44:P0:61:ARG:CB	79:2S:1221:A:H5'	2.37	0.55
55:S9:36:LEU:HD21	55:S9:108:ARG:HH12	1.72	0.55
26:76:115:ARG:O	26:76:119:ILE:HG13	2.07	0.55
78:1S:513:U:H2'	78:1S:514:G:C8	2.42	0.55
70:24:92:VAL:HG21	70:24:99:LYS:NZ	2.22	0.55
2:L2:201:GLY:HA2	2:L2:204:MET:CE	2.37	0.55
51:S5:55:ASP:OD2	51:S5:58:LEU:HD12	2.07	0.55

Continued on next page...

Continued from previous page...

Atom-1	Atom-2	Interatomic distance (Å)	Clash overlap (Å)
50:S4:15:PRO:HG2	50:S4:18:TRP:NE1	2.22	0.55
78:1S:541:A:O2'	78:1S:542:A:H4'	2.07	0.55
3:L3:350:ALA:O	3:L3:351:LEU:HB2	2.06	0.55
78:1S:1285:U:H5''	78:1S:1286:U:C5	2.42	0.55
79:2S:1870:C:H2'	79:2S:1871:U:H6	1.71	0.55
35:85:47:VAL:O	35:85:51:ILE:HG13	2.07	0.55
60:14:89:THR:HB	60:14:128:LYS:HG3	1.88	0.55
72:26:41:ILE:HG12	72:26:41:ILE:O	2.06	0.55
79:2S:1268:G:H2'	79:2S:1269:U:O4'	2.06	0.55
48:S2:35:TRP:CZ3	48:S2:37:PRO:HB3	2.41	0.55
2:L2:129:ALA:O	2:L2:169:ILE:HD12	2.07	0.55
55:S9:8:TYR:HB2	78:1S:471:A:O2'	2.07	0.55
80:8S:104:A:OP2	80:8S:105:A:H5''	2.07	0.55
64:18:83:ALA:HA	64:18:86:LEU:HD13	1.89	0.55
79:2S:1200:A:H4'	79:2S:1201:C:H4'	1.89	0.55
51:S5:84:LYS:NZ	51:S5:84:LYS:HB2	2.22	0.55
74:28:9:LEU:O	74:28:32:PHE:HA	2.07	0.55
78:1S:1057:U:H4'	78:1S:1058:U:H5'	1.89	0.55
78:1S:993:A:H2'	78:1S:994:G:O4'	2.07	0.55
54:S8:25:ARG:NH2	78:1S:385:A:H5''	2.20	0.55
7:L7:136:TYR:N	7:L7:136:TYR:CD1	2.74	0.55
4:L4:232:SER:O	4:L4:233:LEU:HB2	2.06	0.55
14:64:17:VAL:HG21	14:64:74:ARG:HG3	1.88	0.55
42:92:23:HIS:HB2	42:92:72:LEU:HD12	1.87	0.55
37:87:52:LYS:O	37:87:56:ARG:HG3	2.07	0.55
79:2S:2471:U:C2'	79:2S:2472:U:H5''	2.35	0.55
79:2S:2999:U:H2'	79:2S:3000:A:H8	1.70	0.55
18:68:26:LEU:O	18:68:30:VAL:HG23	2.06	0.55
57:11:85:VAL:HA	57:11:108:PRO:HA	1.87	0.55
79:2S:1257:C:H2'	79:2S:1258:U:C4'	2.36	0.55
37:87:85:LYS:HE3	37:87:88:ALA:O	2.07	0.55
19:69:153:LYS:O	19:69:157:GLU:HG3	2.07	0.55
78:1S:605:A:H2'	78:1S:606:A:C2	2.42	0.55
41:91:13:LEU:HD13	41:91:16:LYS:HD3	1.87	0.55
19:69:41:ILE:O	19:69:45:VAL:HG23	2.07	0.55
53:S7:91:ILE:HG12	53:S7:129:LEU:HD23	1.89	0.55
79:2S:24:G:H2'	79:2S:25:U:H5'	1.89	0.55
13:63:32:LYS:HA	13:63:35:ARG:HE	1.72	0.55
38:88:65:LEU:HD23	38:88:65:LEU:O	2.07	0.55
79:2S:2041:U:H2'	79:2S:2042:G:C8	2.42	0.55
52:S6:6:SER:HB3	52:S6:13:GLN:HB3	1.88	0.55

Continued on next page...

Continued from previous page...

Atom-1	Atom-2	Interatomic distance (Å)	Clash overlap (Å)
11:61:137:ARG:HD3	81:5S:28:C:OP1	2.07	0.55
22:72:35:LYS:O	22:72:38:ILE:HG22	2.07	0.55
78:1S:411:C:H2'	78:1S:412:A:O4'	2.07	0.55
78:1S:1526:A:H2'	78:1S:1527:C:H5'	1.89	0.54
69:23:144:ARG:HD2	69:23:145:SER:N	2.16	0.54
59:13:23:PRO:HG2	59:13:26:PHE:CD2	2.35	0.54
20:70:9:VAL:HG22	20:70:61:ILE:CD1	2.33	0.54
3:L3:261:MET:HG2	16:66:64:PHE:CB	2.37	0.54
78:1S:1193:A:H62	78:1S:1283:U:H5'	1.72	0.54
79:2S:129:U:H2'	79:2S:130:A:C8	2.41	0.54
79:2S:131:C:H2'	79:2S:132:C:O4'	2.07	0.54
54:S8:106:ALA:HB2	54:S8:165:LEU:HG	1.87	0.54
37:87:18:LEU:HD23	37:87:25:ARG:N	2.22	0.54
78:1S:16:G:H21	78:1S:1138:A:H62	1.55	0.54
14:64:108:ARG:HG2	16:66:198:GLY:HA3	1.89	0.54
50:S4:11:ARG:HA	50:S4:28:ALA:HB2	1.89	0.54
23:73:118:VAL:HG12	23:73:119:GLY:N	2.22	0.54
17:67:61:ARG:HD3	80:8S:3:A:H4'	1.89	0.54
69:23:82:LYS:H	69:23:82:LYS:HD3	1.72	0.54
18:68:147:ARG:O	18:68:150:VAL:HG22	2.06	0.54
79:2S:198:A:H2'	79:2S:199:A:H5'	1.89	0.54
29:79:21:ILE:HG22	29:79:21:ILE:O	2.07	0.54
79:2S:2512:C:H2'	79:2S:2513:U:OP2	2.06	0.54
78:1S:1525:A:H2'	78:1S:1526:A:O4'	2.07	0.54
79:2S:2533:G:H5'	79:2S:2533:G:C8	2.40	0.54
78:1S:1058:U:H5	78:1S:1061:A:N6	2.06	0.54
46:S0:9:LEU:HD21	46:S0:13:ASP:HB2	1.88	0.54
47:S1:70:LEU:CD1	47:S1:79:HIS:HB3	2.36	0.54
79:2S:1231:A:H4'	79:2S:1261:G:H8	1.72	0.54
3:L3:36:ASP:HB3	3:L3:39:LYS:HB2	1.87	0.54
38:88:56:ILE:HG21	38:88:62:ALA:HB2	1.89	0.54
14:64:81:VAL:O	14:64:85:TRP:HB2	2.08	0.54
78:1S:115:G:O2'	78:1S:116:U:H5''	2.07	0.54
18:68:147:ARG:HB2	18:68:150:VAL:HG13	1.88	0.54
78:1S:1327:C:H2'	78:1S:1328:G:O4'	2.07	0.54
79:2S:2457:G:H1	79:2S:2461:A:N6	2.04	0.54
6:L6:17:ALA:O	79:2S:592:A:H5'	2.07	0.54
79:2S:543:C:H2'	79:2S:544:C:H5'	1.89	0.54
50:S4:193:GLY:O	50:S4:210:ILE:HG23	2.06	0.54
66:20:60:THR:H	78:1S:1382:A:H5''	1.71	0.54
5:L5:51:LEU:HB2	5:L5:144:VAL:CG2	2.37	0.54

Continued on next page...

Continued from previous page...

Atom-1	Atom-2	Interatomic distance (Å)	Clash overlap (Å)
79:2S:2282:U:H6	79:2S:2282:U:H5'	1.72	0.54
78:1S:413:U:H2'	78:1S:414:C:C6	2.42	0.54
51:S5:133:VAL:O	51:S5:137:ILE:HG12	2.07	0.54
79:2S:2094:C:H2'	79:2S:2095:G:C8	2.38	0.54
51:S5:187:ILE:CD1	51:S5:187:ILE:H	2.16	0.54
76:30:14:VAL:O	76:30:18:THR:HG23	2.06	0.54
3:L3:238:LEU:N	3:L3:238:LEU:HD22	2.23	0.54
4:L4:166:VAL:HA	4:L4:169:LEU:HD12	1.89	0.54
46:S0:47:VAL:CG1	63:17:109:LEU:HD22	2.37	0.54
47:S1:164:ILE:O	47:S1:168:ILE:HG13	2.07	0.54
68:22:93:LEU:HD23	68:22:94:LEU:N	2.23	0.54
79:2S:3295:A:H2'	79:2S:3296:A:H8	1.71	0.54
53:S7:141:ARG:HD2	53:S7:142:TYR:H	1.72	0.54
14:64:113:THR:HG22	14:64:115:PHE:H	1.72	0.54
4:L4:191:LYS:H	79:2S:1380:G:H5''	1.72	0.54
50:S4:173:ILE:HD12	50:S4:173:ILE:N	2.22	0.54
45:RC:267:PRO:O	45:RC:269:TYR:HD1	1.91	0.54
80:8S:118:C:H2'	80:8S:119:C:C6	2.42	0.54
3:L3:332:ARG:HD3	3:L3:332:ARG:N	2.22	0.54
79:2S:1654:A:H2'	79:2S:1655:G:H5''	1.88	0.54
79:2S:1471:U:O5'	79:2S:1471:U:H6	1.91	0.54
61:15:43:ARG:NH1	61:15:43:ARG:HG2	2.23	0.54
17:67:36:ILE:HD11	17:67:44:ALA:HB1	1.90	0.54
79:2S:1225:A:H2'	79:2S:1226:G:C8	2.42	0.54
58:12:91:VAL:HG12	58:12:92:ALA:H	1.72	0.54
79:2S:1709:C:H2'	79:2S:1710:C:C6	2.42	0.54
49:S3:157:LEU:HD22	49:S3:187:LYS:HD3	1.88	0.54
9:L9:118:LEU:HD21	9:L9:177:ASP:CB	2.38	0.54
71:25:46:LYS:O	71:25:50:ILE:HG13	2.07	0.54
78:1S:900:A:H3'	78:1S:901:G:H21	1.72	0.54
79:2S:293:C:H2'	79:2S:294:U:O4'	2.08	0.54
5:L5:290:ILE:HA	5:L5:294:ALA:HB3	1.88	0.54
67:21:9:VAL:O	67:21:10:GLU:HB3	2.08	0.54
79:2S:500:C:H2'	79:2S:501:A:C8	2.42	0.54
9:L9:45:PHE:CD1	9:L9:55:VAL:HG12	2.42	0.54
50:S4:159:THR:CG2	50:S4:227:VAL:HG23	2.37	0.54
59:13:42:ARG:HH22	59:13:78:ASN:HB3	1.71	0.54
52:S6:81:VAL:HG22	52:S6:82:SER:N	2.22	0.54
17:67:91:VAL:O	17:67:95:LEU:HG	2.08	0.54
2:L2:190:ARG:HB3	2:L2:190:ARG:NH2	2.20	0.54
62:16:127:LYS:HE2	78:1S:1605:G:C8	2.43	0.54

Continued on next page...

Continued from previous page...

Atom-1	Atom-2	Interatomic distance (Å)	Clash overlap (Å)
79:2S:1653:G:H2'	79:2S:1654:A:C8	2.43	0.54
78:1S:1701:A:H3'	78:1S:1702:A:C5'	2.37	0.54
79:2S:1128:U:O2	79:2S:2827:U:H4'	2.07	0.54
16:66:74:ARG:HD2	16:66:145:VAL:HG23	1.88	0.54
79:2S:1117:G:H2'	79:2S:1118:C:C6	2.42	0.54
30:80:10:ILE:O	30:80:14:LEU:HG	2.07	0.54
47:S1:85:LYS:O	47:S1:86:LEU:HD13	2.07	0.54
79:2S:1385:C:H2'	79:2S:1387:G:H5'	1.90	0.54
59:13:2:GLY:HA3	59:13:9:LYS:HD3	1.90	0.54
53:S7:21:ALA:O	53:S7:25:VAL:HG23	2.08	0.54
47:S1:109:LYS:O	47:S1:113:MET:HG3	2.07	0.54
26:76:77:LYS:O	26:76:78:PHE:HB2	2.07	0.54
79:2S:2485:A:C2'	79:2S:2486:A:H5'	2.37	0.54
42:92:97:LYS:NZ	42:92:97:LYS:HB2	2.23	0.54
18:68:51:ALA:HB1	18:68:84:VAL:HG11	1.90	0.54
39:89:22:PRO:CG	79:2S:1517:G:H5''	2.31	0.54
51:S5:81:ARG:HD2	78:1S:1615:C:H3'	1.90	0.54
37:87:21:ARG:NH2	37:87:39:TYR:HD2	1.99	0.54
78:1S:615:A:H2'	78:1S:616:G:H8	1.71	0.54
13:63:10:LEU:HD12	79:2S:797:U:H1'	1.88	0.54
51:S5:51:VAL:CG1	51:S5:134:VAL:HG21	2.38	0.54
30:80:27:TYR:O	30:80:31:VAL:HG23	2.07	0.54
19:69:116:ASP:O	19:69:120:TYR:HB2	2.07	0.54
6:L6:37:GLY:H	6:L6:54:TYR:HB3	1.72	0.54
42:92:73:GLU:HA	42:92:80:ARG:HA	1.90	0.54
58:12:111:ASN:HD21	58:12:115:VAL:CG2	2.21	0.54
2:L2:94:ALA:HB3	2:L2:102:LEU:HD11	1.89	0.54
79:2S:3338:C:H2'	79:2S:3339:A:C8	2.42	0.54
40:90:110:CYS:SG	40:90:112:LYS:HB2	2.48	0.54
57:11:137:PHE:CZ	78:1S:304:U:H4'	2.42	0.54
2:L2:136:ILE:HA	2:L2:148:VAL:HG12	1.90	0.54
34:84:20:ILE:HG21	34:84:32:ALA:HB1	1.90	0.54
16:66:120:VAL:HB	16:66:123:ALA:HB3	1.89	0.54
49:S3:72:LEU:HD23	56:10:20:VAL:HG13	1.90	0.54
78:1S:108:A:H2'	78:1S:109:G:C8	2.43	0.54
79:2S:2333:C:H2'	79:2S:2334:U:O4'	2.08	0.54
23:73:75:PRO:O	23:73:102:ILE:HD12	2.07	0.54
52:S6:176:GLN:HE21	78:1S:169:A:H4'	1.72	0.54
45:RC:122:ILE:HD11	45:RC:136:ILE:HG22	1.90	0.54
55:S9:109:LEU:HB2	55:S9:146:PHE:HB3	1.90	0.54
70:24:10:ARG:HG2	78:1S:778:G:H1	1.73	0.54

Continued on next page...

Continued from previous page...

Atom-1	Atom-2	Interatomic distance (Å)	Clash overlap (Å)
17:67:15:ALA:HB3	17:67:150:VAL:CG2	2.37	0.54
51:S5:51:VAL:HG21	51:S5:130:ILE:HG12	1.89	0.54
15:65:117:ASN:O	15:65:133:ILE:HG22	2.07	0.54
79:2S:1307:G:H1'	79:2S:1308:A:OP2	2.07	0.54
34:84:44:CYS:SG	34:84:80:ARG:HD3	2.48	0.54
53:S7:114:ARG:NH1	53:S7:114:ARG:HB2	2.23	0.54
2:L2:104:LEU:HD23	2:L2:160:SER:HA	1.89	0.54
17:67:119:VAL:HG23	17:67:146:ILE:HG12	1.90	0.54
72:26:20:PRO:HA	72:26:31:PRO:HA	1.90	0.54
19:69:122:VAL:O	19:69:126:GLU:HG3	2.06	0.54
59:13:90:TYR:HA	59:13:93:LYS:HB3	1.89	0.54
78:1S:37:U:H2'	78:1S:38:C:O4'	2.07	0.54
78:1S:557:G:H3'	78:1S:558:U:H4'	1.88	0.54
35:85:96:GLU:HA	35:85:99:GLN:HG2	1.90	0.54
64:18:67:GLU:O	64:18:71:GLN:HG2	2.08	0.54
4:L4:257:LYS:HG2	4:L4:257:LYS:O	2.07	0.54
61:15:11:VAL:HG13	61:15:12:PHE:H	1.73	0.54
52:S6:68:LEU:HA	52:S6:100:ALA:HB3	1.89	0.54
39:89:38:ASN:HD22	39:89:41:ARG:HB2	1.73	0.54
51:S5:59:VAL:O	51:S5:60:ASP:HB2	2.07	0.54
78:1S:1533:C:H2'	78:1S:1534:G:C8	2.42	0.54
28:78:63:LYS:HE2	28:78:65:GLN:NE2	2.20	0.54
15:65:83:LYS:HB2	15:65:86:ASN:ND2	2.22	0.54
28:78:75:LEU:HG	28:78:114:GLY:HA2	1.90	0.54
79:2S:713:U:O2'	79:2S:754:G:H5''	2.07	0.54
53:S7:30:SER:HB2	53:S7:34:LEU:HB2	1.90	0.54
53:S7:30:SER:CB	53:S7:34:LEU:HD22	2.38	0.54
68:22:77:PRO:HD3	69:23:7:ARG:HB3	1.88	0.54
78:1S:1562:G:H2'	78:1S:1563:C:H6	1.72	0.54
19:69:39:ASN:O	19:69:43:LYS:HG3	2.08	0.54
2:L2:129:ALA:HB3	2:L2:132:ASN:HD22	1.72	0.54
78:1S:1420:C:H2'	78:1S:1421:A:H5'	1.89	0.54
79:2S:1151:U:H3'	79:2S:1152:G:H21	1.73	0.54
78:1S:29:U:H2'	78:1S:30:G:C8	2.43	0.54
51:S5:32:GLU:HG3	51:S5:33:VAL:HG23	1.89	0.54
79:2S:41:G:H3'	79:2S:42:C:C6	2.43	0.54
79:2S:761:A:H2'	79:2S:762:U:C6	2.42	0.54
53:S7:125:ILE:HG21	53:S7:176:LEU:CD1	2.37	0.54
79:2S:502:U:H3'	79:2S:503:C:H5''	1.90	0.54
79:2S:2896:A:H2'	79:2S:2897:A:O4'	2.07	0.54
48:S2:125:ILE:O	48:S2:129:ILE:HG13	2.07	0.54

Continued on next page...

Continued from previous page...

Atom-1	Atom-2	Interatomic distance (Å)	Clash overlap (Å)
62:16:50:GLU:N	62:16:51:PRO:HD2	2.23	0.54
8:L8:67:ILE:HG23	8:L8:237:ILE:HD12	1.88	0.54
4:L4:208:VAL:HG12	4:L4:230:VAL:HG22	1.90	0.54
69:23:29:TYR:O	69:23:33:LEU:HD23	2.08	0.54
16:66:130:LYS:O	16:66:133:ARG:HG2	2.07	0.54
79:2S:2149:A:N1	79:2S:2188:A:H4'	2.23	0.54
36:86:88:GLU:HA	36:86:91:ASN:ND2	2.23	0.54
64:18:96:LYS:HG2	64:18:97:ASP:N	2.23	0.54
79:2S:500:C:H2'	79:2S:501:A:H8	1.72	0.54
5:L5:152:ARG:HG3	81:5S:44:C:H4'	1.90	0.54
81:5S:59:U:H2'	81:5S:60:G:O4'	2.07	0.54
47:S1:115:ARG:HG3	47:S1:116:LYS:H	1.73	0.54
60:14:113:GLY:HA2	72:26:58:VAL:HG22	1.90	0.54
79:2S:632:G:H2'	79:2S:633:C:C6	2.42	0.54
46:S0:139:VAL:O	46:S0:140:ASN:HB2	2.08	0.54
78:1S:1669:U:H2'	78:1S:1670:G:O4'	2.07	0.54
2:L2:113:VAL:HG12	2:L2:166:ILE:HA	1.89	0.54
78:1S:1087:A:H2'	78:1S:1088:A:C8	2.43	0.54
49:S3:95:GLY:HA2	49:S3:126:VAL:HG22	1.90	0.54
65:19:37:VAL:HG22	65:19:38:LYS:H	1.73	0.54
24:74:23:ARG:HB2	24:74:29:PHE:HE2	1.72	0.54
4:L4:234:ASN:ND2	4:L4:236:LEU:HB2	2.23	0.54
4:L4:170:LYS:HE2	4:L4:175:HIS:HA	1.90	0.54
61:15:40:ARG:NH2	61:15:43:ARG:HD3	2.23	0.54
79:2S:2228:A:H2'	79:2S:2229:A:H8	1.71	0.54
17:67:17:ALA:HB3	17:67:148:LEU:HG	1.88	0.54
10:60:26:VAL:HB	10:60:27:PRO:HD2	1.89	0.54
24:74:96:LEU:HB2	24:74:100:VAL:HB	1.89	0.54
79:2S:3017:A:H2'	79:2S:3018:C:C6	2.43	0.54
60:14:128:LYS:H	72:26:22:ARG:HH12	1.56	0.54
2:L2:131:GLY:HA2	2:L2:169:ILE:O	2.08	0.54
34:84:20:ILE:HD12	34:84:34:HIS:HA	1.90	0.54
79:2S:782:U:H2'	79:2S:783:A:O4'	2.08	0.54
17:67:60:PHE:CZ	17:67:82:ARG:HB2	2.42	0.54
6:L6:30:LEU:HB3	6:L6:34:LEU:HD12	1.90	0.54
79:2S:1398:U:H5''	80:8S:9:A:OP1	2.08	0.54
3:L3:266:ARG:HA	3:L3:266:ARG:HE	1.72	0.54
68:22:117:ARG:HH11	68:22:117:ARG:HA	1.72	0.54
78:1S:1458:G:N3	78:1S:1458:G:H2'	2.23	0.54
8:L8:153:ILE:HD11	8:L8:177:TYR:HB2	1.90	0.54
5:L5:122:VAL:HG12	5:L5:125:VAL:H	1.73	0.54

Continued on next page...

Continued from previous page...

Atom-1	Atom-2	Interatomic distance (Å)	Clash overlap (Å)
64:18:139:LYS:HA	78:1S:1459:C:C5	2.43	0.54
78:1S:1621:U:O4	78:1S:1622:G:O2'	2.13	0.53
78:1S:778:G:C2'	78:1S:779:U:H5'	2.38	0.53
79:2S:2102:U:H2'	79:2S:2103:U:C6	2.43	0.53
58:12:24:ILE:HD13	58:12:24:ILE:N	2.23	0.53
24:74:83:THR:C	24:74:85:ALA:H	2.12	0.53
78:1S:1352:G:O2'	78:1S:1353:U:H5'	2.08	0.53
48:S2:35:TRP:HE1	48:S2:67:GLN:HB3	1.72	0.53
18:68:33:TYR:OH	18:68:124:LEU:HB3	2.08	0.53
27:77:54:THR:HG22	27:77:57:HIS:CD2	2.44	0.53
76:30:60:PRO:HG3	78:1S:559:C:H4'	1.90	0.53
47:S1:67:GLU:HG2	47:S1:83:LYS:HE3	1.89	0.53
34:84:51:LEU:H	34:84:51:LEU:HD23	1.72	0.53
51:S5:156:ARG:HH11	51:S5:156:ARG:HG2	1.74	0.53
19:69:62:ARG:HH21	19:69:62:ARG:HG3	1.73	0.53
14:64:37:GLU:HB3	14:64:45:LEU:HD23	1.88	0.53
78:1S:846:G:H2'	78:1S:847:A:O4'	2.08	0.53
30:80:48:THR:HA	79:2S:1729:A:H62	1.73	0.53
79:2S:1829:G:H5''	79:2S:1830:G:H5'	1.90	0.53
31:81:98:VAL:HG22	31:81:99:ALA:N	2.22	0.53
18:68:180:ARG:NH1	18:68:185:LYS:HB3	2.24	0.53
3:L3:229:VAL:HG23	3:L3:233:TRP:CD1	2.44	0.53
48:S2:127:ALA:O	48:S2:131:ILE:HG13	2.09	0.53
19:69:135:LYS:O	19:69:139:VAL:HG23	2.08	0.53
69:23:108:GLY:HA2	78:1S:600:U:OP2	2.08	0.53
4:L4:114:ASN:HB2	4:L4:117:GLU:CB	2.39	0.53
35:85:28:LEU:HD23	35:85:47:VAL:HG13	1.89	0.53
25:75:57:LEU:HD12	25:75:61:LYS:HG2	1.91	0.53
10:60:218:ALA:O	10:60:219:ALA:HB3	2.08	0.53
31:81:18:LYS:HB2	79:2S:3376:A:H1'	1.89	0.53
28:78:6:THR:HG22	28:78:8:THR:H	1.74	0.53
34:84:90:ILE:O	34:84:94:LEU:HG	2.08	0.53
79:2S:54:C:H2'	79:2S:55:G:C8	2.43	0.53
57:11:53:TYR:OH	57:11:114:ALA:HB2	2.09	0.53
52:S6:176:GLN:HG2	78:1S:169:A:H5'	1.90	0.53
79:2S:2260:U:H3'	79:2S:2261:G:C8	2.43	0.53
79:2S:2133:U:C2'	79:2S:2134:G:H5'	2.38	0.53
26:76:24:SER:HA	26:76:27:ARG:HB2	1.91	0.53
46:S0:205:ARG:HA	46:S0:205:ARG:HE	1.73	0.53
25:75:92:LYS:HD2	79:2S:1830:G:H5''	1.90	0.53
2:L2:201:GLY:HA3	2:L2:209:HIS:CD2	2.43	0.53

Continued on next page...

Continued from previous page...

Atom-1	Atom-2	Interatomic distance (Å)	Clash overlap (Å)
52:S6:7:TYR:HD2	52:S6:8:PRO:HD2	1.73	0.53
4:L4:219:LEU:HD12	4:L4:227:THR:CG2	2.38	0.53
58:12:114:LYS:HE3	78:1S:1225:U:H5	1.74	0.53
18:68:59:ARG:N	18:68:60:PRO:HD3	2.23	0.53
78:1S:1561:U:H2'	78:1S:1562:G:H8	1.74	0.53
9:L9:47:LYS:NZ	14:64:6:ILE:H	2.05	0.53
79:2S:2592:G:H4'	79:2S:2594:C:C2	2.43	0.53
49:S3:38:GLU:O	49:S3:48:VAL:HA	2.08	0.53
6:L6:42:LEU:O	6:L6:49:GLY:HA2	2.08	0.53
79:2S:1195:A:H2'	79:2S:1309:U:O2	2.07	0.53
29:79:59:LYS:N	29:79:59:LYS:HD3	2.23	0.53
47:S1:91:VAL:O	47:S1:91:VAL:HG22	2.08	0.53
79:2S:2277:C:H5'	79:2S:2317:A:H4'	1.88	0.53
19:69:128:LYS:HD3	79:2S:840:C:H4'	1.88	0.53
70:24:91:LEU:HB2	70:24:97:ALA:HB3	1.90	0.53
14:64:35:ILE:HD11	14:64:65:LEU:HD21	1.91	0.53
55:S9:133:HIS:C	55:S9:134:ILE:HG13	2.28	0.53
55:S9:108:ARG:HG2	55:S9:147:MET:CE	2.38	0.53
79:2S:58:G:H2'	79:2S:59:G:H8	1.69	0.53
26:76:13:ARG:HD3	80:8S:24:G:OP2	2.09	0.53
79:2S:2371:G:H2'	79:2S:2373:A:OP1	2.08	0.53
42:92:37:ALA:HB3	42:92:40:LYS:HB2	1.89	0.53
63:17:102:VAL:HG22	63:17:103:ASP:H	1.72	0.53
4:L4:325:LEU:HD13	79:2S:598:A:H4'	1.91	0.53
79:2S:2405:C:H2'	79:2S:2406:C:H5'	1.89	0.53
67:21:22:ARG:HH12	67:21:58:TYR:CB	2.21	0.53
79:2S:2882:U:H2'	79:2S:2883:U:C6	2.44	0.53
50:S4:82:TYR:CD1	50:S4:83:PRO:HD2	2.43	0.53
23:73:7:GLN:HE21	79:2S:3018:C:H5''	1.74	0.53
3:L3:313:HIS:CD2	79:2S:3378:C:H4'	2.43	0.53
79:2S:871:U:H2'	79:2S:872:U:C6	2.42	0.53
45:RC:6:VAL:HG23	45:RC:318:ALA:HA	1.90	0.53
68:22:7:LEU:HD22	68:22:74:VAL:HG21	1.89	0.53
7:L7:158:LYS:NZ	79:2S:1362:G:H21	2.07	0.53
37:87:36:SER:HA	37:87:45:ARG:HH21	1.74	0.53
78:1S:1643:U:H4'	78:1S:1781:A:H4'	1.91	0.53
61:15:16:SER:HB3	61:15:20:VAL:HG23	1.90	0.53
53:S7:168:SER:O	53:S7:172:VAL:HG23	2.08	0.53
15:65:20:ARG:HH22	79:2S:2435:G:H5''	1.73	0.53
81:5S:12:U:H5'	81:5S:69:C:C1'	2.34	0.53
79:2S:2778:G:C3'	79:2S:2779:A:H5''	2.38	0.53

Continued on next page...

Continued from previous page...

Atom-1	Atom-2	Interatomic distance (Å)	Clash overlap (Å)
72:26:40:ALA:HB2	72:26:71:LEU:CD2	2.39	0.53
79:2S:1654:A:H2'	79:2S:1655:G:C5'	2.39	0.53
78:1S:826:U:H2'	78:1S:827:C:C5	2.44	0.53
79:2S:982:C:H2'	79:2S:983:A:C8	2.43	0.53
10:60:165:ILE:N	10:60:165:ILE:HD13	2.21	0.53
49:S3:132:LYS:HB3	49:S3:189:MET:CG	2.38	0.53
53:S7:30:SER:OG	53:S7:34:LEU:HD22	2.07	0.53
69:23:22:ASN:HB3	78:1S:609:U:H3	1.72	0.53
79:2S:619:A:H4'	79:2S:620:U:C5	2.43	0.53
37:87:5:THR:N	37:87:6:PRO:HD2	2.22	0.53
33:83:17:GLN:HB3	33:83:24:ASN:HB3	1.89	0.53
23:73:7:GLN:HG3	79:2S:3018:C:C5'	2.39	0.53
79:2S:2416:U:H1'	79:2S:2967:A:N3	2.23	0.53
18:68:86:THR:CG2	18:68:105:ARG:HE	2.22	0.53
9:L9:4:ILE:HG23	9:L9:5:GLN:N	2.23	0.53
78:1S:413:U:H2'	78:1S:414:C:H6	1.74	0.53
19:69:118:HIS:O	19:69:122:VAL:HG23	2.09	0.53
5:L5:239:ILE:O	5:L5:243:ALA:HB2	2.09	0.53
5:L5:157:ALA:HB3	5:L5:160:PHE:HD2	1.73	0.53
45:RC:87:LYS:HG2	45:RC:108:SER:O	2.08	0.53
32:82:19:ARG:HB2	32:82:31:ASN:O	2.09	0.53
1:L1:57:ASN:HD21	1:L1:147:LYS:HE2	1.74	0.53
47:S1:87:ARG:HG2	47:S1:88:VAL:H	1.74	0.53
79:2S:2130:G:H21	79:2S:2132:C:H5''	1.74	0.53
28:78:110:GLY:O	28:78:128:ARG:HB2	2.09	0.53
68:22:36:LYS:O	68:22:40:VAL:HG23	2.09	0.53
20:70:14:LEU:HD21	21:71:136:ARG:HH21	1.73	0.53
2:L2:112:ILE:HG23	2:L2:133:TYR:HB2	1.90	0.53
14:64:43:LYS:HG2	14:64:58:ILE:O	2.08	0.53
72:26:28:LYS:HB3	72:26:74:CYS:HB2	1.90	0.53
78:1S:877:G:H1	78:1S:951:A:H61	1.56	0.53
55:S9:93:LEU:HA	55:S9:96:VAL:HG22	1.89	0.53
57:11:77:SER:O	57:11:84:ILE:HB	2.09	0.53
4:L4:138:ARG:NH1	4:L4:246:ARG:HG2	2.23	0.53
4:L4:152:VAL:HG12	4:L4:153:SER:N	2.21	0.53
35:85:69:LEU:HD12	35:85:69:LEU:O	2.08	0.53
79:2S:895:A:H5'	79:2S:896:A:OP1	2.09	0.53
79:2S:998:A:H2'	79:2S:999:G:C8	2.44	0.53
79:2S:3234:A:H2'	79:2S:3235:C:O4'	2.08	0.53
45:RC:90:ARG:HH11	45:RC:99:THR:HG21	1.74	0.53
71:25:98:GLN:HA	71:25:98:GLN:HE21	1.73	0.53

Continued on next page...

Continued from previous page...

Atom-1	Atom-2	Interatomic distance (Å)	Clash overlap (Å)
17:67:117:ILE:HA	17:67:148:LEU:HA	1.90	0.53
65:19:130:ARG:HG2	65:19:130:ARG:HH11	1.74	0.53
79:2S:1364:C:O2'	79:2S:1365:G:H5'	2.08	0.53
78:1S:1470:C:H4'	78:1S:1540:G:N2	2.23	0.53
79:2S:1263:A:N3	79:2S:1263:A:H2'	2.24	0.53
64:18:71:GLN:O	64:18:75:ASN:HB2	2.09	0.53
47:S1:87:ARG:HG2	47:S1:88:VAL:N	2.24	0.53
70:24:114:ARG:O	70:24:118:ILE:HG12	2.09	0.53
79:2S:1170:A:H2'	79:2S:1171:G:O4'	2.09	0.53
4:L4:287:THR:O	4:L4:291:ASN:HB2	2.09	0.53
2:L2:206:PRO:HG3	2:L2:213:GLY:HA3	1.89	0.53
83:PT:36:A:H2'	83:PT:37:U:H6	1.74	0.53
81:5S:97:A:H2'	81:5S:98:C:C6	2.44	0.53
78:1S:300:A:H2'	78:1S:301:A:C8	2.43	0.53
42:92:8:ARG:HD2	79:2S:2713:U:O2'	2.08	0.53
65:19:118:PRO:O	65:19:119:LYS:HB2	2.09	0.53
52:S6:32:ILE:HA	52:S6:52:ILE:HB	1.91	0.53
45:RC:198:ASN:ND2	63:17:23:LYS:HG2	2.23	0.53
47:S1:228:LEU:N	79:2S:2537:U:OP2	2.42	0.53
1:L1:62:ASN:HB3	1:L1:151:VAL:CB	2.35	0.53
55:S9:93:LEU:HA	55:S9:96:VAL:CG2	2.39	0.53
62:16:55:VAL:HG23	62:16:105:LEU:HG	1.91	0.53
79:2S:2742:C:H2'	79:2S:2743:A:H8	1.73	0.53
78:1S:1147:A:O2'	78:1S:1635:A:H2'	2.09	0.53
51:S5:51:VAL:HB	51:S5:64:VAL:HG11	1.91	0.53
3:L3:99:LEU:HD13	3:L3:157:VAL:CG2	2.37	0.53
69:23:96:VAL:HG23	69:23:97:ASP:N	2.22	0.53
7:L7:60:ARG:HA	7:L7:60:ARG:HE	1.74	0.53
28:78:133:LEU:HD11	79:2S:716:A:OP1	2.09	0.53
59:13:129:TYR:HA	59:13:132:VAL:CG2	2.38	0.53
79:2S:1472:U:H2'	79:2S:1473:G:H8	1.71	0.53
16:66:87:MET:HG2	79:2S:1311:G:N2	2.23	0.53
14:64:127:LYS:O	14:64:131:VAL:HG23	2.08	0.53
26:76:81:GLN:HG3	26:76:98:ASN:OD1	2.09	0.53
2:L2:196:TRP:CG	2:L2:197:PRO:HA	2.44	0.53
24:74:112:ASN:HD22	24:74:113:LYS:N	2.07	0.53
68:22:50:PHE:HB2	68:22:61:ILE:CG2	2.39	0.53
32:82:20:HIS:O	32:82:21:HIS:HB2	2.08	0.53
70:24:38:ASP:HA	70:24:41:ARG:NH1	2.24	0.53
78:1S:205:U:H2'	78:1S:206:A:H8	1.74	0.53
79:2S:346:C:H2'	79:2S:348:A:N7	2.23	0.53

Continued on next page...

Continued from previous page...

Atom-1	Atom-2	Interatomic distance (Å)	Clash overlap (Å)
54:S8:147:ALA:O	54:S8:148:ALA:HB3	2.08	0.53
79:2S:32:U:H2'	79:2S:33:G:O4'	2.09	0.53
5:L5:158:ARG:HG2	5:L5:158:ARG:HH11	1.73	0.53
24:74:49:ILE:HG21	24:74:52:THR:HG23	1.91	0.53
53:S7:173:TYR:CD2	53:S7:176:LEU:HD12	2.42	0.53
72:26:23:CYS:HB3	72:26:27:SER:CA	2.39	0.53
47:S1:224:ASP:HB3	79:2S:2536:A:C2'	2.38	0.53
7:L7:83:LEU:HD22	7:L7:117:VAL:O	2.09	0.53
61:15:72:LYS:HE2	61:15:106:GLU:HB2	1.90	0.53
78:1S:1229:G:N2	78:1S:1256:A:H62	2.04	0.53
55:S9:76:LEU:CD1	55:S9:79:ARG:HE	2.20	0.53
79:2S:955:U:H2'	79:2S:956:U:C6	2.43	0.53
78:1S:832:U:C2'	78:1S:833:U:H5''	2.38	0.53
78:1S:1375:A:H2'	78:1S:1376:C:C6	2.44	0.53
5:L5:184:ASP:HB3	5:L5:187:THR:CG2	2.39	0.53
18:68:23:ASN:HB3	18:68:26:LEU:HB3	1.90	0.53
21:71:17:ARG:O	21:71:21:LYS:HB2	2.08	0.53
10:60:97:LEU:HD21	10:60:126:ALA:HB2	1.91	0.53
18:68:86:THR:HG22	18:68:105:ARG:NE	2.24	0.53
79:2S:418:A:H61	80:8S:5:U:H3	1.57	0.53
78:1S:116:U:H2'	78:1S:117:U:C6	2.43	0.53
79:2S:1657:C:N4	79:2S:1797:A:H3'	2.24	0.53
79:2S:2729:U:H2'	79:2S:2730:G:C8	2.44	0.53
29:79:28:LYS:HD3	29:79:29:TYR:H	1.72	0.53
72:26:7:SER:HB2	72:26:11:ASN:H	1.73	0.53
37:87:48:ASN:HB3	79:2S:52:A:H5''	1.91	0.53
77:31:113:LYS:N	77:31:113:LYS:HD2	2.24	0.53
4:L4:82:THR:HG23	4:L4:84:ARG:H	1.73	0.53
36:86:89:GLU:O	36:86:93:ILE:HG12	2.09	0.53
79:2S:2792:A:H2'	79:2S:2793:G:C8	2.43	0.53
78:1S:1621:U:C5	78:1S:1622:G:C2'	2.92	0.53
53:S7:125:ILE:HG21	53:S7:176:LEU:HD11	1.90	0.53
52:S6:64:LYS:O	52:S6:67:VAL:HG22	2.09	0.53
52:S6:67:VAL:HG23	52:S6:99:GLY:HA2	1.90	0.53
66:20:22:ILE:HG13	66:20:23:ARG:N	2.21	0.53
32:82:104:ASN:O	32:82:108:ILE:HG13	2.09	0.53
45:RC:202:LEU:HA	45:RC:212:ALA:O	2.09	0.53
15:65:60:VAL:HB	15:65:134:LEU:HB2	1.91	0.53
63:17:2:GLY:HA3	78:1S:1403:C:OP2	2.09	0.53
46:S0:170:ILE:HD12	46:S0:170:ILE:N	2.23	0.53
47:S1:103:MET:HB3	47:S1:215:VAL:HG12	1.89	0.53

Continued on next page...

Continued from previous page...

Atom-1	Atom-2	Interatomic distance (Å)	Clash overlap (Å)
54:S8:106:ALA:HB1	54:S8:160:PHE:CE1	2.44	0.53
31:81:28:ARG:HD3	31:81:65:LYS:HB3	1.91	0.53
74:28:12:VAL:HG21	74:28:48:VAL:CG1	2.39	0.53
79:2S:2843:U:H5''	79:2S:2844:C:C5	2.43	0.53
78:1S:1082:C:H2'	78:1S:1083:G:H5'	1.91	0.53
16:66:78:ARG:HH21	16:66:104:VAL:HB	1.74	0.53
33:83:88:ASN:HB2	79:2S:429:U:H5'	1.91	0.53
57:11:151:LYS:H	57:11:151:LYS:HD2	1.74	0.53
61:15:16:SER:OG	61:15:25:LEU:HD22	2.09	0.53
36:86:34:SER:HA	79:2S:264:G:OP1	2.08	0.53
79:2S:3044:G:H2'	79:2S:3045:G:C8	2.44	0.53
48:S2:110:HIS:NE2	48:S2:138:PRO:HB3	2.23	0.53
43:93:81:SER:HA	43:93:84:ARG:HD3	1.91	0.53
79:2S:1920:U:H2'	79:2S:1930:A:H61	1.73	0.53
79:2S:3355:U:H3'	79:2S:3356:G:H5''	1.91	0.53
9:L9:87:LYS:HB2	9:L9:187:ILE:HG12	1.90	0.53
79:2S:958:C:H5'	79:2S:2799:A:H2'	1.91	0.53
5:L5:136:GLU:O	5:L5:137:ASP:HB2	2.09	0.53
78:1S:1498:G:H2'	78:1S:1499:G:H5'	1.90	0.53
40:90:93:LYS:HE2	40:90:102:ARG:HG2	1.91	0.53
62:16:25:GLY:CA	62:16:64:ASP:HB2	2.27	0.53
79:2S:1951:C:H1'	79:2S:2096:A:C2	2.44	0.53
66:20:22:ILE:HG22	66:20:93:LEU:HB2	1.91	0.53
26:76:13:ARG:O	26:76:17:LYS:HB2	2.09	0.53
79:2S:2484:A:H1'	83:PT:57:C:C6	2.44	0.53
45:RC:98:GLU:HG2	45:RC:99:THR:N	2.24	0.53
47:S1:32:ILE:HD12	60:14:33:LEU:HD22	1.90	0.53
79:2S:953:G:O2'	79:2S:1116:G:H5'	2.09	0.53
59:13:124:ARG:NH2	78:1S:967:A:OP2	2.41	0.53
40:90:119:ASN:HD21	79:2S:1207:G:H5''	1.72	0.53
26:76:86:THR:HG22	26:76:96:PRO:HA	1.91	0.53
78:1S:725:U:H2'	78:1S:726:C:H5'	1.91	0.53
18:68:64:VAL:HA	18:68:67:ILE:HD12	1.89	0.53
61:15:15:HIS:CD2	64:18:93:THR:HB	2.44	0.53
42:92:82:GLN:HE22	79:2S:2790:A:H2	1.57	0.53
13:63:56:PRO:HG3	13:63:74:GLY:O	2.09	0.52
71:25:41:ILE:CG1	71:25:42:LEU:H	2.17	0.52
79:2S:3163:A:C2'	79:2S:3164:C:H4'	2.37	0.52
1:L1:90:LEU:HD21	1:L1:112:ALA:CB	2.38	0.52
47:S1:70:LEU:HD12	47:S1:82:ARG:O	2.09	0.52
49:S3:7:LYS:HB2	78:1S:1515:A:OP2	2.09	0.52

Continued on next page...

Continued from previous page...

Atom-1	Atom-2	Interatomic distance (Å)	Clash overlap (Å)
65:19:57:ARG:O	65:19:61:VAL:HG23	2.08	0.52
31:81:76:SER:CB	31:81:78:LYS:HE3	2.39	0.52
78:1S:162:A:H3'	78:1S:163:G:H21	1.73	0.52
79:2S:1780:G:H2'	79:2S:1781:C:C6	2.44	0.52
70:24:5:VAL:HG12	70:24:6:THR:H	1.73	0.52
6:L6:51:ARG:HH11	6:L6:51:ARG:HG2	1.74	0.52
79:2S:3008:A:H2'	79:2S:3009:G:C8	2.44	0.52
78:1S:822:U:H2'	78:1S:823:G:C4'	2.39	0.52
4:L4:8:VAL:HB	4:L4:16:THR:HB	1.91	0.52
78:1S:1632:C:H2'	78:1S:1633:A:C8	2.44	0.52
69:23:86:PHE:O	69:23:124:VAL:HG23	2.09	0.52
79:2S:2949:U:O2'	79:2S:2950:G:H5'	2.09	0.52
64:18:140:THR:O	64:18:143:ARG:HD3	2.08	0.52
78:1S:1322:A:H2'	78:1S:1323:C:C6	2.44	0.52
77:31:132:LEU:HD13	77:31:150:VAL:HB	1.91	0.52
56:10:87:VAL:O	56:10:88:PRO:O	2.27	0.52
2:L2:2:GLY:HA3	79:2S:2608:G:OP1	2.09	0.52
42:92:40:LYS:HD2	83:PT:76:C:N4	2.24	0.52
15:65:115:VAL:HG22	15:65:134:LEU:CD2	2.40	0.52
15:65:38:ARG:NH1	80:8S:142:C:H5''	2.24	0.52
1:L1:120:VAL:H	1:L1:121:PRO:CD	2.23	0.52
32:82:101:SER:HB3	79:2S:1389:G:H5''	1.91	0.52
79:2S:597:G:H2'	79:2S:598:A:C8	2.45	0.52
50:S4:19:LEU:HD21	50:S4:108:ARG:CD	2.38	0.52
80:8S:144:G:O2'	80:8S:145:U:H5'	2.08	0.52
1:L1:31:THR:CG2	79:2S:2469:G:H5'	2.40	0.52
79:2S:289:A:H2'	79:2S:290:G:H8	1.74	0.52
34:84:101:VAL:HG13	34:84:105:VAL:HG21	1.90	0.52
35:85:41:LEU:O	35:85:44:ILE:HG22	2.09	0.52
60:14:124:ASP:HB2	78:1S:929:A:O4'	2.09	0.52
68:22:104:LEU:HB2	68:22:125:ILE:HA	1.92	0.52
25:75:59:SER:HB3	25:75:102:LEU:HD11	1.91	0.52
78:1S:1262:U:H2'	78:1S:1263:G:C8	2.44	0.52
79:2S:3304:U:O2'	79:2S:3305:A:H5'	2.08	0.52
65:19:66:TYR:CE1	78:1S:1367:G:H1'	2.44	0.52
19:69:44:LEU:HD12	19:69:49:THR:HG21	1.91	0.52
60:14:86:THR:HG21	60:14:90:ARG:HG3	1.89	0.52
78:1S:641:G:H2'	78:1S:642:G:H8	1.73	0.52
78:1S:1026:A:H4'	78:1S:1028:C:C4	2.44	0.52
50:S4:4:GLY:HA3	78:1S:93:A:O2'	2.09	0.52
1:L1:157:PHE:H	1:L1:157:PHE:HD1	1.57	0.52

Continued on next page...

Continued from previous page...

Atom-1	Atom-2	Interatomic distance (Å)	Clash overlap (Å)
70:24:21:LYS:HD2	70:24:21:LYS:N	2.22	0.52
79:2S:2543:U:H2'	79:2S:2544:U:H4'	1.90	0.52
3:L3:25:ILE:HD12	79:2S:3312:U:H5''	1.90	0.52
51:S5:59:VAL:HG12	51:S5:60:ASP:N	2.25	0.52
51:S5:77:TYR:HB3	51:S5:84:LYS:CB	2.39	0.52
52:S6:57:ASP:HB3	52:S6:106:LEU:HD23	1.90	0.52
1:L1:120:VAL:N	1:L1:121:PRO:CD	2.72	0.52
79:2S:132:C:C2'	79:2S:133:U:H5''	2.38	0.52
24:74:74:LYS:O	24:74:75:THR:HG22	2.08	0.52
50:S4:102:VAL:HG22	50:S4:103:TYR:N	2.22	0.52
21:71:18:ASP:CB	21:71:21:LYS:HD2	2.40	0.52
17:67:27:LYS:HB2	79:2S:1447:G:C8	2.43	0.52
45:RC:169:ILE:HG13	45:RC:169:ILE:O	2.08	0.52
17:67:113:TYR:CE2	17:67:153:LYS:HA	2.45	0.52
79:2S:2587:U:H2'	79:2S:2588:U:C6	2.44	0.52
49:S3:133:GLY:HA3	49:S3:157:LEU:HG	1.92	0.52
17:67:119:VAL:CG2	17:67:146:ILE:HG12	2.38	0.52
79:2S:2715:A:H5'	79:2S:2753:G:O4'	2.10	0.52
61:15:97:TYR:HB2	61:15:102:PHE:CE1	2.45	0.52
79:2S:528:U:H2'	79:2S:529:A:C8	2.45	0.52
8:L8:239:GLY:O	8:L8:243:GLN:HG2	2.10	0.52
28:78:73:LEU:HD11	28:78:77:LYS:HB2	1.92	0.52
79:2S:1460:A:H2'	79:2S:1461:A:C8	2.44	0.52
7:L7:179:LEU:HD13	7:L7:179:LEU:H	1.73	0.52
80:8S:121:U:H2'	80:8S:122:U:C6	2.44	0.52
56:10:84:GLU:O	56:10:85:HIS:HB3	2.10	0.52
3:L3:88:GLY:N	3:L3:199:PHE:HE1	2.07	0.52
49:S3:16:VAL:HG11	75:29:22:ARG:NH1	2.24	0.52
79:2S:3393:U:H2'	79:2S:3394:U:C6	2.45	0.52
35:85:65:ALA:O	35:85:69:LEU:HB3	2.09	0.52
3:L3:89:VAL:HG23	3:L3:159:ARG:O	2.10	0.52
79:2S:2612:U:H2'	79:2S:2613:U:O4'	2.09	0.52
25:75:66:PRO:HA	25:75:84:PHE:CD1	2.44	0.52
48:S2:99:LYS:HB2	48:S2:117:THR:HB	1.91	0.52
9:L9:49:ASN:ND2	9:L9:52:LEU:HB3	2.25	0.52
30:80:24:THR:HG22	30:80:91:SER:HB3	1.91	0.52
10:60:3:ARG:HH21	79:2S:2853:A:H5'	1.74	0.52
45:RC:282:SER:HB3	45:RC:285:ALA:CB	2.39	0.52
33:83:92:LYS:HE2	79:2S:630:A:O2'	2.09	0.52
6:L6:31:ARG:HG2	6:L6:34:LEU:HG	1.92	0.52
20:70:145:THR:OG1	20:70:148:LEU:HD13	2.10	0.52

Continued on next page...

Continued from previous page...

Atom-1	Atom-2	Interatomic distance (Å)	Clash overlap (Å)
12:62:132:ILE:HA	79:2S:1255:C:H1'	1.91	0.52
78:1S:449:C:H2'	78:1S:450:U:C6	2.44	0.52
78:1S:1182:U:H2'	78:1S:1184:A:OP2	2.09	0.52
15:65:14:LYS:HE2	79:2S:269:G:C5'	2.39	0.52
36:86:68:ARG:O	36:86:72:VAL:HG23	2.09	0.52
65:19:49:ASP:O	65:19:50:ALA:HB3	2.09	0.52
79:2S:3062:G:H2'	79:2S:3063:C:C6	2.44	0.52
79:2S:1843:C:H2'	79:2S:1844:C:C6	2.45	0.52
49:S3:60:GLY:CA	49:S3:65:ARG:HG2	2.35	0.52
67:21:40:ASP:HB3	67:21:46:ILE:HD11	1.89	0.52
78:1S:1012:U:C6	78:1S:1012:U:H5'	2.36	0.52
55:S9:123:HIS:NE2	76:30:33:ARG:HG2	2.25	0.52
26:76:58:VAL:HG23	26:76:66:GLN:O	2.10	0.52
4:L4:3:ARG:CD	4:L4:21:PRO:HB3	2.39	0.52
3:L3:226:PHE:CD2	79:2S:1887:A:H1'	2.39	0.52
78:1S:487:G:H1	78:1S:500:C:N4	2.05	0.52
79:2S:1231:A:C5'	79:2S:1232:C:H5'	2.39	0.52
79:2S:2616:C:C2'	79:2S:2617:U:H5'	2.40	0.52
46:S0:195:TRP:CE3	46:S0:197:ILE:HD13	2.44	0.52
79:2S:2112:U:H1'	79:2S:2113:A:OP2	2.09	0.52
18:68:44:PHE:CE1	18:68:139:ILE:HD11	2.43	0.52
27:77:75:VAL:HG22	27:77:76:ASN:H	1.72	0.52
79:2S:3242:G:H21	79:2S:3244:A:H5''	1.75	0.52
7:L7:88:ARG:HG2	7:L7:110:ARG:O	2.10	0.52
53:S7:81:LEU:HB3	53:S7:90:VAL:HG21	1.91	0.52
65:19:109:GLU:HB2	65:19:114:VAL:HG13	1.92	0.52
61:15:33:PHE:O	61:15:37:ALA:HB2	2.09	0.52
32:82:103:LYS:O	32:82:106:VAL:HG12	2.10	0.52
7:L7:96:PRO:HB2	7:L7:99:PRO:HD2	1.92	0.52
64:18:24:GLY:HA2	64:18:58:ALA:HB3	1.91	0.52
78:1S:1289:U:O2'	78:1S:1290:U:H5'	2.09	0.52
3:L3:3:HIS:HD2	79:2S:2938:G:H3'	1.75	0.52
79:2S:1901:A:H5''	79:2S:2919:A:OP1	2.09	0.52
5:L5:277:LEU:HB3	5:L5:281:GLU:HB2	1.91	0.52
3:L3:102:LEU:O	79:2S:3147:G:H4'	2.09	0.52
78:1S:753:A:H2'	78:1S:754:A:O4'	2.09	0.52
9:L9:171:ASP:HB3	9:L9:174:LYS:HB3	1.92	0.52
24:74:33:ASN:OD1	24:74:35:LYS:HB3	2.09	0.52
79:2S:2372:A:H5''	79:2S:2373:A:C5'	2.36	0.52
48:S2:89:GLN:HA	48:S2:94:GLN:HA	1.92	0.52
40:90:122:ARG:HH12	40:90:124:LYS:HA	1.73	0.52

Continued on next page...

Continued from previous page...

Atom-1	Atom-2	Interatomic distance (Å)	Clash overlap (Å)
25:75:76:VAL:HG13	25:75:132:ALA:HB1	1.91	0.52
65:19:14:PHE:HE1	65:19:136:ALA:HB2	1.75	0.52
10:60:87:LEU:HD23	10:60:88:ARG:N	2.25	0.52
23:73:40:LYS:CD	79:2S:2931:C:H5''	2.39	0.52
79:2S:1784:G:H2'	79:2S:1785:U:H6	1.75	0.52
65:19:102:ARG:HD3	78:1S:1500:C:H5''	1.91	0.52
79:2S:1920:U:H2'	79:2S:1930:A:N6	2.25	0.52
7:L7:98:LYS:HB3	7:L7:99:PRO:HD3	1.91	0.52
4:L4:280:ILE:HD11	18:68:25:TYR:CB	2.39	0.52
53:S7:120:ALA:O	53:S7:124:LYS:HG2	2.10	0.52
41:91:15:ARG:O	41:91:19:LYS:HD3	2.10	0.52
63:17:32:LYS:HG2	63:17:47:ARG:HH11	1.75	0.52
78:1S:624:G:H2'	78:1S:625:C:C6	2.44	0.52
1:L1:70:ASP:O	1:L1:88:ASP:HB2	2.08	0.52
65:19:58:ALA:HB1	65:19:108:LEU:HD21	1.91	0.52
62:16:65:ILE:HG22	62:16:67:VAL:HG23	1.90	0.52
6:L6:4:GLN:HB2	32:82:75:LEU:HB2	1.92	0.52
78:1S:393:C:H4'	78:1S:1674:C:H5'	1.92	0.52
79:2S:2874:G:H3'	79:2S:2945:G:H1	1.74	0.52
78:1S:136:C:H4'	78:1S:137:U:C5'	2.39	0.52
12:62:128:VAL:CB	79:2S:1256:G:H4'	2.38	0.52
14:64:19:ARG:CG	14:64:65:LEU:HD22	2.39	0.52
79:2S:1951:C:H6	79:2S:2095:G:C2	2.27	0.52
79:2S:209:A:H4'	79:2S:211:A:C8	2.45	0.52
47:S1:225:VAL:HG21	79:2S:2536:A:C6	2.45	0.52
79:2S:1764:U:H3'	79:2S:1765:U:C5'	2.36	0.52
9:L9:12:VAL:HG13	9:L9:16:VAL:HG23	1.92	0.52
35:85:62:GLN:O	35:85:66:VAL:HG23	2.10	0.52
46:S0:30:GLN:HE22	46:S0:149:LEU:HD13	1.74	0.52
69:23:92:CYS:HA	69:23:95:PHE:CD2	2.44	0.52
62:16:127:LYS:HA	62:16:134:ALA:HA	1.92	0.52
79:2S:1652:G:H2'	79:2S:1653:G:C8	2.45	0.52
65:19:14:PHE:CE1	65:19:136:ALA:HB2	2.45	0.52
80:8S:70:G:H1'	80:8S:88:A:H62	1.73	0.52
52:S6:23:ARG:O	52:S6:41:VAL:HG13	2.10	0.52
24:74:46:PRO:HB2	24:74:54:LEU:CD2	2.39	0.52
46:S0:81:PHE:HA	46:S0:204:TYR:CB	2.39	0.52
78:1S:926:A:OP1	78:1S:1016:C:H1'	2.08	0.52
9:L9:135:GLU:O	9:L9:144:ILE:HG13	2.09	0.52
15:65:121:VAL:HG23	15:65:122:ASN:N	2.25	0.52
18:68:86:THR:HG22	18:68:105:ARG:HB2	1.90	0.52

Continued on next page...

Continued from previous page...

Atom-1	Atom-2	Interatomic distance (Å)	Clash overlap (Å)
79:2S:3006:A:H2'	79:2S:3007:U:O4'	2.09	0.52
40:90:119:ASN:ND2	79:2S:1207:G:H5''	2.25	0.52
78:1S:725:U:C2'	78:1S:726:C:H5'	2.39	0.52
4:L4:280:ILE:HD11	18:68:25:TYR:HB2	1.92	0.52
78:1S:709:C:H3'	78:1S:710:U:H5''	1.92	0.52
69:23:57:LEU:HD22	76:30:4:VAL:CG1	2.39	0.52
55:S9:49:LEU:HD11	55:S9:100:LYS:HA	1.91	0.52
78:1S:1537:C:H4'	78:1S:1538:U:C5	2.43	0.52
27:77:46:ILE:HA	27:77:70:PRO:HA	1.90	0.52
52:S6:149:LYS:HG3	52:S6:150:GLU:OE2	2.09	0.52
10:60:60:LEU:CD2	10:60:160:PRO:HD2	2.40	0.52
78:1S:1013:A:H2'	78:1S:1014:G:O4'	2.10	0.52
79:2S:855:U:H2'	79:2S:856:G:O4'	2.10	0.52
78:1S:882:U:H2'	78:1S:883:C:C6	2.44	0.52
79:2S:1951:C:H5	79:2S:2095:G:C6	2.28	0.52
72:26:74:CYS:O	72:26:75:VAL:HB	2.10	0.52
9:L9:79:ILE:O	9:L9:82:VAL:HG12	2.10	0.52
79:2S:795:G:H4'	79:2S:1111:U:O3'	2.10	0.52
79:2S:1887:A:H61	79:2S:2348:A:H1'	1.75	0.52
32:82:100:ILE:HG22	32:82:101:SER:H	1.74	0.52
3:L3:11:HIS:CD2	3:L3:235:THR:HG23	2.45	0.52
53:S7:73:VAL:CG1	53:S7:77:LEU:HG	2.40	0.52
16:66:176:LYS:HG3	79:2S:3191:G:H5''	1.90	0.52
53:S7:86:GLN:HG2	53:S7:87:ASP:N	2.25	0.52
69:23:24:TRP:HA	69:23:24:TRP:HE3	1.73	0.52
15:65:14:LYS:HE2	79:2S:269:G:H5''	1.91	0.52
25:75:53:HIS:O	80:8S:134:G:H5''	2.09	0.52
78:1S:985:G:H2'	78:1S:986:G:O4'	2.10	0.52
79:2S:2538:U:HO2'	79:2S:2539:C:H6	1.58	0.52
53:S7:76:LYS:HA	53:S7:79:ARG:HD2	1.91	0.52
79:2S:2097:U:H2'	79:2S:2098:C:C6	2.45	0.52
9:L9:73:SER:HB3	79:2S:3112:G:H5''	1.91	0.52
55:S9:28:LEU:O	55:S9:28:LEU:HD23	2.10	0.52
79:2S:3306:U:O2	79:2S:3306:U:H3'	2.10	0.52
19:69:5:ARG:HH11	19:69:5:ARG:HG2	1.75	0.52
78:1S:211:U:H2'	78:1S:212:U:C6	2.44	0.52
56:10:3:MET:CE	56:10:45:ALA:HB2	2.40	0.52
52:S6:2:LYS:HG2	52:S6:15:THR:HB	1.92	0.52
74:28:32:PHE:CD2	74:28:32:PHE:N	2.77	0.52
79:2S:628:A:H2'	79:2S:629:U:C6	2.45	0.52
55:S9:109:LEU:HD23	55:S9:109:LEU:O	2.09	0.52

Continued on next page...

Continued from previous page...

Atom-1	Atom-2	Interatomic distance (Å)	Clash overlap (Å)
55:S9:36:LEU:HD23	55:S9:126:ARG:HH21	1.75	0.52
3:L3:159:ARG:CD	3:L3:180:GLU:HB3	2.39	0.52
78:1S:1203:A:C2	78:1S:1555:A:H2'	2.44	0.52
78:1S:1680:G:H1'	78:1S:1721:A:N6	2.24	0.52
47:S1:176:VAL:HG12	47:S1:177:GLN:N	2.24	0.52
3:L3:80:ASP:OD1	3:L3:82:PRO:HD3	2.10	0.52
72:26:53:LEU:O	72:26:57:SER:HB2	2.10	0.52
38:88:7:ASP:HB3	38:88:10:GLN:CB	2.40	0.52
6:L6:30:LEU:HD22	6:L6:34:LEU:HB3	1.91	0.52
19:69:5:ARG:NH1	19:69:5:ARG:HG2	2.24	0.52
78:1S:1703:C:H2'	78:1S:1704:U:H5'	1.92	0.52
79:2S:1182:A:H2'	79:2S:1183:C:C6	2.44	0.52
79:2S:2582:C:H2'	79:2S:2583:C:C6	2.45	0.52
33:83:21:ARG:HD2	79:2S:634:C:H5''	1.92	0.52
50:S4:122:LYS:O	50:S4:161:LYS:HA	2.09	0.52
79:2S:201:A:H2'	79:2S:202:G:C8	2.45	0.52
78:1S:59:C:H1'	78:1S:60:U:C5	2.45	0.52
78:1S:1533:C:H2'	78:1S:1534:G:H8	1.74	0.52
46:S0:126:PRO:HB2	46:S0:152:PRO:O	2.10	0.52
9:L9:34:LEU:HD12	9:L9:82:VAL:HB	1.91	0.52
3:L3:227:GLU:HG3	3:L3:228:GLY:N	2.25	0.52
3:L3:188:ILE:HD12	3:L3:189:SER:N	2.25	0.52
11:61:17:LEU:HD13	11:61:129:VAL:HG22	1.92	0.52
52:S6:44:GLU:HB3	52:S6:121:LEU:HD21	1.91	0.52
26:76:89:LYS:HE2	26:76:95:VAL:HG23	1.92	0.52
78:1S:540:G:H4'	78:1S:541:A:H2	1.75	0.52
66:20:62:VAL:HA	66:20:84:MET:O	2.10	0.52
78:1S:304:U:H2'	78:1S:305:C:C6	2.45	0.52
79:2S:880:G:O6	79:2S:883:A:H5'	2.10	0.52
15:65:54:LYS:HG3	79:2S:149:U:H5''	1.92	0.52
5:L5:15:ARG:CZ	79:2S:1003:A:H1'	2.40	0.52
43:93:50:GLY:O	43:93:51:ALA:CB	2.58	0.52
44:P0:17:GLU:O	44:P0:21:GLU:HB2	2.10	0.52
4:L4:304:GLN:O	4:L4:305:ALA:HB3	2.10	0.52
44:P0:30:VAL:HG23	44:P0:30:VAL:O	2.09	0.52
6:L6:5:LYS:HG3	6:L6:6:ALA:N	2.26	0.52
45:RC:180:ALA:HB3	45:RC:190:ALA:HB3	1.91	0.52
60:14:20:TYR:CB	60:14:27:PHE:HB2	2.32	0.51
39:89:42:ARG:HG2	39:89:43:ASN:N	2.25	0.51
54:S8:22:ARG:HB2	54:S8:25:ARG:NH2	2.25	0.51
55:S9:54:ARG:HA	55:S9:57:ARG:NE	2.25	0.51

Continued on next page...

Continued from previous page...

Atom-1	Atom-2	Interatomic distance (Å)	Clash overlap (Å)
33:83:48:ARG:HG3	33:83:103:TYR:O	2.10	0.51
47:S1:81:PHE:O	47:S1:82:ARG:HB2	2.10	0.51
78:1S:870:C:H2'	78:1S:871:G:C8	2.45	0.51
79:2S:2635:A:N6	79:2S:2641:U:H2'	2.25	0.51
15:65:115:VAL:HG22	15:65:134:LEU:HD21	1.91	0.51
47:S1:158:SER:HB2	78:1S:875:G:OP1	2.10	0.51
30:80:22:LYS:HB2	30:80:94:GLU:HB2	1.91	0.51
68:22:45:GLY:O	68:22:68:ARG:HD2	2.09	0.51
79:2S:1115:G:N3	79:2S:1115:G:H3'	2.25	0.51
79:2S:985:U:H2'	79:2S:986:U:H6	1.75	0.51
79:2S:340:C:O2'	79:2S:341:G:H5'	2.10	0.51
79:2S:1632:A:H2'	79:2S:1633:C:O4'	2.10	0.51
41:91:7:LYS:O	41:91:11:ARG:HB2	2.10	0.51
45:RC:7:LEU:HB2	45:RC:274:LEU:HD21	1.91	0.51
9:L9:111:PHE:CB	9:L9:125:ASN:HD22	2.22	0.51
20:70:38:LYS:HD2	20:70:58:ILE:HD13	1.92	0.51
18:68:112:ALA:O	18:68:116:LYS:HB2	2.11	0.51
54:S8:153:GLU:HB3	54:S8:156:VAL:HG23	1.90	0.51
78:1S:626:U:H5'	78:1S:939:A:H1'	1.92	0.51
53:S7:41:LEU:HD21	53:S7:69:GLY:HA3	1.90	0.51
60:14:31:THR:HG22	60:14:38:THR:HB	1.91	0.51
60:14:132:ARG:NH2	78:1S:1789:G:C8	2.76	0.51
79:2S:1941:C:H2'	79:2S:1942:U:C6	2.45	0.51
80:8S:109:A:H2'	80:8S:110:C:H5'	1.91	0.51
17:67:47:TYR:O	17:67:51:VAL:HG23	2.10	0.51
17:67:51:VAL:HA	17:67:56:ARG:O	2.10	0.51
79:2S:516:A:C2'	79:2S:517:G:H5''	2.38	0.51
78:1S:157:A:C2'	78:1S:158:U:H5''	2.39	0.51
25:75:132:ALA:O	25:75:135:ILE:HG22	2.10	0.51
8:L8:75:ILE:HD11	15:65:18:VAL:HG23	1.91	0.51
79:2S:1530:U:O2'	80:8S:115:C:H5'	2.11	0.51
58:12:62:LEU:HB3	58:12:120:VAL:HG13	1.92	0.51
50:S4:177:ALA:HA	50:S4:195:ILE:HG21	1.91	0.51
45:RC:183:LEU:HD22	45:RC:186:PHE:CE1	2.44	0.51
78:1S:86:A:H2'	78:1S:87:C:H6	1.75	0.51
78:1S:416:A:H5'	78:1S:417:A:H8	1.74	0.51
79:2S:2584:G:H2'	79:2S:2585:G:H4'	1.92	0.51
78:1S:9:U:H2'	78:1S:11:A:OP2	2.09	0.51
52:S6:74:LYS:HB3	52:S6:94:ARG:HG3	1.91	0.51
78:1S:1355:C:H2'	78:1S:1356:U:C6	2.45	0.51
46:S0:58:VAL:O	46:S0:62:ARG:HG2	2.10	0.51

Continued on next page...

Continued from previous page...

Atom-1	Atom-2	Interatomic distance (Å)	Clash overlap (Å)
79:2S:711:A:H2'	79:2S:712:G:H5'	1.92	0.51
79:2S:440:A:H3'	79:2S:441:U:H4'	1.91	0.51
83:PT:42:C:H2'	83:PT:43:G:H8	1.75	0.51
36:86:98:ARG:HD2	36:86:98:ARG:N	2.25	0.51
78:1S:395:U:H2'	78:1S:396:G:O4'	2.09	0.51
78:1S:396:G:H22	78:1S:399:A:H5'	1.75	0.51
15:65:67:ARG:NH1	79:2S:2168:A:H5'	2.12	0.51
14:64:15:VAL:HG12	14:64:65:LEU:HD11	1.92	0.51
63:17:23:LYS:O	63:17:24:LEU:HB2	2.10	0.51
79:2S:2533:G:C2'	79:2S:2534:G:H4'	2.32	0.51
15:65:165:THR:O	15:65:169:LYS:HG3	2.09	0.51
65:19:37:VAL:HG22	65:19:38:LYS:N	2.25	0.51
79:2S:511:G:H2'	79:2S:512:U:O4'	2.10	0.51
78:1S:565:C:C5	78:1S:576:G:H3'	2.46	0.51
54:S8:82:VAL:HG21	54:S8:166:TYR:CE1	2.43	0.51
78:1S:297:U:H2'	78:1S:298:C:C6	2.46	0.51
79:2S:1500:G:H2'	79:2S:1501:U:O4'	2.10	0.51
79:2S:2836:C:C2'	79:2S:2837:A:H5'	2.41	0.51
78:1S:422:G:H2'	78:1S:423:G:C8	2.45	0.51
56:10:29:GLN:O	56:10:30:ALA:CB	2.58	0.51
4:L4:100:PHE:HE2	79:2S:803:C:H5'	1.75	0.51
81:5S:81:U:H2'	81:5S:82:G:C8	2.45	0.51
81:5S:28:C:H2'	81:5S:29:C:O4'	2.10	0.51
51:S5:32:GLU:HG3	51:S5:33:VAL:N	2.24	0.51
79:2S:2130:G:N2	79:2S:2132:C:H5''	2.24	0.51
78:1S:1499:G:H5'	78:1S:1499:G:H8	1.75	0.51
69:23:86:PHE:O	69:23:88:PRO:HD3	2.10	0.51
78:1S:754:A:N1	78:1S:793:A:H2'	2.25	0.51
79:2S:3372:A:H2'	79:2S:3373:U:C6	2.45	0.51
54:S8:44:HIS:O	54:S8:56:ARG:HB3	2.11	0.51
79:2S:337:G:H3'	79:2S:338:A:H5''	1.91	0.51
78:1S:262:U:H2'	78:1S:263:C:C6	2.46	0.51
16:66:119:VAL:HG23	20:70:164:SER:HB3	1.91	0.51
79:2S:3300:U:H2'	79:2S:3301:U:C6	2.45	0.51
11:61:57:PHE:HE2	79:2S:2679:A:H2'	1.76	0.51
59:13:114:ARG:HG2	59:13:114:ARG:HH11	1.74	0.51
5:L5:110:LEU:HG	5:L5:115:LEU:O	2.10	0.51
50:S4:39:ARG:HE	50:S4:39:ARG:HA	1.75	0.51
65:19:77:ASN:HB3	65:19:96:ALA:H	1.75	0.51
28:78:22:ILE:HD12	79:2S:1114:U:H5''	1.93	0.51
50:S4:3:ARG:HD3	78:1S:401:A:H4'	1.92	0.51

Continued on next page...

Continued from previous page...

Atom-1	Atom-2	Interatomic distance (Å)	Clash overlap (Å)
80:8S:73:U:H2'	80:8S:74:U:O4'	2.10	0.51
53:S7:143:LEU:HD21	53:S7:149:ILE:CD1	2.40	0.51
18:68:16:ARG:HG2	79:2S:974:G:H5'	1.93	0.51
79:2S:649:A:H4'	79:2S:2869:U:H5''	1.92	0.51
55:S9:10:LYS:NZ	55:S9:14:THR:HG22	2.26	0.51
36:86:50:LEU:CD2	36:86:54:GLU:HB3	2.39	0.51
46:S0:42:PRO:O	46:S0:43:ASP:HB2	2.11	0.51
69:23:131:SER:O	69:23:135:LEU:HG	2.11	0.51
26:76:28:ARG:O	26:76:49:PRO:HB3	2.10	0.51
78:1S:40:A:H62	78:1S:467:G:N2	2.07	0.51
50:S4:197:HIS:HB2	78:1S:736:C:OP1	2.10	0.51
67:21:58:TYR:O	67:21:62:ARG:HG2	2.11	0.51
51:S5:79:ASN:HD22	51:S5:79:ASN:N	2.08	0.51
17:67:107:LEU:HD23	17:67:112:LEU:HD11	1.92	0.51
3:L3:347:SER:C	3:L3:349:LYS:H	2.14	0.51
79:2S:1678:G:H2'	79:2S:1679:A:H8	1.72	0.51
16:66:24:ALA:O	16:66:28:LEU:HG	2.09	0.51
78:1S:314:C:O2'	78:1S:315:A:H5'	2.11	0.51
49:S3:159:HIS:HB2	78:1S:1328:G:H5'	1.91	0.51
46:S0:198:MET:C	46:S0:200:ASP:H	2.14	0.51
80:8S:96:A:H2'	80:8S:97:A:O4'	2.10	0.51
27:77:10:VAL:O	27:77:83:THR:HG22	2.11	0.51
68:22:82:LYS:O	68:22:83:ILE:HG22	2.10	0.51
15:65:96:ARG:HG2	15:65:96:ARG:HH11	1.75	0.51
10:60:152:LEU:O	10:60:156:ARG:HG3	2.09	0.51
10:60:40:LYS:N	10:60:40:LYS:HD2	2.25	0.51
79:2S:858:A:O2'	79:2S:859:G:H5'	2.09	0.51
79:2S:2422:C:H2'	79:2S:2423:U:C6	2.45	0.51
49:S3:34:TYR:CE2	49:S3:37:VAL:HG13	2.39	0.51
79:2S:2544:U:H3'	79:2S:2545:C:C6	2.45	0.51
13:63:76:THR:CG2	13:63:101:ARG:HH11	2.22	0.51
69:23:84:THR:OG1	69:23:120:VAL:HG22	2.11	0.51
79:2S:2531:C:N4	79:2S:2548:C:N3	2.58	0.51
78:1S:481:A:H2	78:1S:505:A:N6	2.09	0.51
78:1S:472:U:H4'	78:1S:770:A:H1'	1.92	0.51
79:2S:2196:C:O2	79:2S:2270:A:H2	1.93	0.51
21:71:39:ILE:HD11	21:71:102:ARG:NH1	2.25	0.51
61:15:28:MET:HG2	61:15:32:ASP:CB	2.39	0.51
76:30:53:LYS:O	76:30:54:ARG:HB3	2.11	0.51
10:60:178:ARG:N	10:60:179:PRO:HD2	2.26	0.51
17:67:109:ALA:HA	17:67:112:LEU:HB2	1.91	0.51

Continued on next page...

Continued from previous page...

Atom-1	Atom-2	Interatomic distance (Å)	Clash overlap (Å)
79:2S:3094:A:H2'	79:2S:3095:U:C6	2.45	0.51
78:1S:759:U:H2'	78:1S:760:A:C8	2.46	0.51
78:1S:312:A:H4'	78:1S:313:U:H3'	1.93	0.51
53:S7:81:LEU:CD1	53:S7:90:VAL:HG11	2.41	0.51
61:15:12:PHE:O	61:15:13:LYS:HB3	2.10	0.51
83:PT:42:C:H2'	83:PT:43:G:C8	2.45	0.51
79:2S:85:A:OP1	79:2S:85:A:H8	1.94	0.51
78:1S:150:U:H2'	78:1S:151:G:C8	2.45	0.51
79:2S:1836:C:H2'	79:2S:1837:U:C6	2.46	0.51
79:2S:3152:U:H5''	79:2S:3293:U:H1'	1.92	0.51
32:82:74:PHE:CD2	32:82:85:LEU:HD11	2.46	0.51
79:2S:2386:A:H2'	79:2S:2387:A:O4'	2.10	0.51
42:92:85:LEU:N	42:92:85:LEU:HD12	2.26	0.51
17:67:165:VAL:HG13	17:67:165:VAL:O	2.11	0.51
79:2S:647:A:H8	79:2S:647:A:OP2	1.93	0.51
31:81:43:HIS:HB3	31:81:44:MET:HE1	1.92	0.51
34:84:4:ARG:NH1	79:2S:1481:A:H2'	2.25	0.51
8:L8:104:GLU:O	8:L8:107:GLU:HB3	2.11	0.51
56:10:32:HIS:NE2	56:10:35:ILE:HB	2.25	0.51
33:83:46:GLY:HA3	79:2S:584:G:H5''	1.92	0.51
47:S1:131:ASP:C	47:S1:133:TYR:H	2.14	0.51
47:S1:225:VAL:O	47:S1:227:ALA:N	2.44	0.51
55:S9:129:ILE:HG23	55:S9:134:ILE:HD11	1.92	0.51
78:1S:779:U:H3'	78:1S:780:A:H5'	1.91	0.51
79:2S:1887:A:C2	79:2S:2391:G:H4'	2.46	0.51
68:22:53:ILE:O	68:22:53:ILE:HG13	2.11	0.51
78:1S:1402:G:O2'	78:1S:1403:C:H6	1.93	0.51
53:S7:24:PHE:O	53:S7:28:GLU:HG3	2.11	0.51
10:60:47:PRO:HB2	10:60:178:ARG:NH2	2.26	0.51
3:L3:148:LEU:O	3:L3:152:LYS:HG3	2.10	0.51
54:S8:32:GLN:NE2	78:1S:1727:G:H21	2.08	0.51
18:68:9:GLN:HB2	79:2S:949:C:H5''	1.93	0.51
11:61:22:SER:HB2	79:2S:2675:C:H42	1.74	0.51
5:L5:52:VAL:HG21	5:L5:65:ILE:HD12	1.92	0.51
78:1S:312:A:C2	78:1S:314:C:H2'	2.45	0.51
30:80:14:LEU:HD13	30:80:80:ALA:HB1	1.93	0.51
50:S4:92:LEU:HB3	50:S4:94:ALA:O	2.10	0.51
79:2S:41:G:H3'	79:2S:42:C:H6	1.75	0.51
83:PT:36:A:H2'	83:PT:37:U:C6	2.45	0.51
14:64:76:ALA:HB1	14:64:80:THR:HB	1.92	0.51
79:2S:975:C:H2'	79:2S:976:U:C6	2.45	0.51

Continued on next page...

Continued from previous page...

Atom-1	Atom-2	Interatomic distance (Å)	Clash overlap (Å)
83:PT:9:G:N3	83:PT:46:G:H2'	2.26	0.51
16:66:84:LEU:O	16:66:84:LEU:HD23	2.11	0.51
2:L2:246:LEU:HD13	2:L2:250:GLN:HE21	1.75	0.51
60:14:19:ILE:HG22	60:14:20:TYR:N	2.25	0.51
79:2S:2897:A:H2'	79:2S:2899:C:H5'	1.93	0.51
70:24:35:VAL:HG13	70:24:36:SER:N	2.21	0.51
4:L4:38:VAL:O	4:L4:42:VAL:HG23	2.10	0.51
72:26:23:CYS:HB3	72:26:27:SER:HA	1.93	0.51
63:17:124:VAL:HG13	63:17:125:SER:N	2.23	0.51
79:2S:2521:U:C2'	79:2S:2522:G:H5'	2.39	0.51
49:S3:168:ILE:HG22	49:S3:189:MET:HB2	1.92	0.51
79:2S:3278:C:H3'	79:2S:3279:A:C5'	2.39	0.51
78:1S:828:U:H3'	78:1S:829:A:H5''	1.92	0.51
68:22:52:TYR:HA	68:22:61:ILE:HG12	1.91	0.51
22:72:17:VAL:HG22	22:72:103:TYR:HD2	1.76	0.51
79:2S:51:A:H2'	79:2S:52:A:O4'	2.11	0.51
54:S8:50:GLY:HA2	78:1S:397:A:H4'	1.92	0.51
79:2S:381:U:H2'	79:2S:382:U:C6	2.46	0.51
39:89:48:LYS:N	39:89:48:LYS:HD2	2.25	0.51
79:2S:2961:G:H2'	79:2S:2962:U:C6	2.46	0.51
59:13:71:ILE:CD1	59:13:71:ILE:H	2.04	0.51
23:73:114:ILE:HD12	23:73:133:SER:N	2.26	0.51
8:L8:134:TYR:CD2	8:L8:134:TYR:N	2.72	0.51
56:10:77:ARG:HE	56:10:86:ILE:HD11	1.76	0.51
3:L3:157:VAL:O	3:L3:157:VAL:HG23	2.11	0.51
15:65:133:ILE:C	15:65:134:LEU:HD12	2.31	0.51
11:61:112:LEU:N	11:61:112:LEU:HD23	2.26	0.51
79:2S:353:G:N2	79:2S:364:G:H2'	2.26	0.51
4:L4:219:LEU:HA	4:L4:222:VAL:HG12	1.92	0.51
50:S4:19:LEU:HD11	50:S4:108:ARG:HD2	1.91	0.51
57:11:99:ARG:HH12	68:22:77:PRO:CG	2.24	0.51
79:2S:1478:C:H2'	79:2S:1479:U:H6	1.74	0.51
3:L3:122:TRP:HA	3:L3:122:TRP:HE3	1.75	0.51
46:S0:139:VAL:HG13	46:S0:141:ILE:HG13	1.92	0.51
29:79:28:LYS:O	29:79:29:TYR:HB2	2.11	0.51
31:81:67:VAL:HG12	31:81:68:GLU:N	2.26	0.51
14:64:128:ARG:HD2	14:64:128:ARG:C	2.30	0.51
78:1S:722:G:H3'	78:1S:723:G:H5''	1.92	0.51
43:93:79:VAL:O	43:93:83:ILE:HG12	2.11	0.51
13:63:73:ARG:HH21	13:63:73:ARG:HG3	1.76	0.51
47:S1:117:TRP:HB3	47:S1:153:HIS:HA	1.93	0.51

Continued on next page...

Continued from previous page...

Atom-1	Atom-2	Interatomic distance (Å)	Clash overlap (Å)
49:S3:211:PRO:HG2	63:17:19:ARG:HB2	1.92	0.51
78:1S:594:A:H4'	78:1S:595:G:C5'	2.34	0.51
47:S1:125:VAL:CG2	47:S1:126:THR:H	2.18	0.51
33:83:103:TYR:HA	33:83:104:PRO:C	2.31	0.51
78:1S:512:A:H2'	78:1S:513:U:O4'	2.11	0.51
42:92:11:TYR:HD2	79:2S:2741:C:H1'	1.76	0.51
51:S5:112:ARG:HA	51:S5:112:ARG:NE	2.26	0.51
6:L6:170:LYS:HZ1	79:2S:3209:A:H5'	1.75	0.51
13:63:36:ARG:HA	13:63:39:ARG:HE	1.76	0.51
12:62:136:ALA:HB1	79:2S:1263:A:N6	2.26	0.51
51:S5:72:HIS:NE2	62:16:75:VAL:HG11	2.26	0.51
53:S7:95:GLU:HG3	78:1S:694:U:C5	2.46	0.51
79:2S:499:G:H2'	79:2S:500:C:C6	2.46	0.51
52:S6:31:ARG:HB2	52:S6:34:GLN:NE2	2.26	0.51
32:82:67:SER:HB2	32:82:68:PRO:CD	2.41	0.51
3:L3:160:VAL:HG23	3:L3:183:LEU:HD11	1.93	0.51
44:P0:55:LYS:HB3	44:P0:58:MET:HB2	1.93	0.51
58:12:77:GLY:HA3	77:31:114:VAL:CG2	2.41	0.51
54:S8:8:ARG:HE	54:S8:8:ARG:HA	1.75	0.51
61:15:58:LYS:NZ	61:15:58:LYS:HB3	2.26	0.51
79:2S:2677:G:H2'	79:2S:2677:G:N3	2.26	0.51
66:20:58:LEU:HD12	66:20:88:LYS:HG2	1.93	0.51
54:S8:194:ARG:HD2	54:S8:195:ARG:HH12	1.74	0.51
35:85:16:GLN:O	35:85:20:GLN:HG2	2.11	0.51
77:31:132:LEU:CB	77:31:139:LEU:HB3	2.40	0.51
13:63:104:ARG:HE	79:2S:74:G:H5''	1.75	0.51
14:64:19:ARG:HH21	14:64:67:PRO:HA	1.75	0.51
9:L9:172:ILE:CD1	79:2S:2899:C:H41	2.24	0.51
64:18:36:LYS:H	64:18:36:LYS:CD	2.10	0.51
78:1S:1059:U:H6	78:1S:1060:U:H3	1.59	0.51
46:S0:9:LEU:CD2	46:S0:13:ASP:HB2	2.40	0.51
23:73:89:ASP:OD1	23:73:91:VAL:HG22	2.11	0.51
7:L7:144:ILE:HA	7:L7:147:LEU:HD12	1.93	0.51
29:79:35:VAL:HG12	29:79:36:ASP:N	2.26	0.51
6:L6:170:LYS:HZ2	79:2S:3209:A:H5'	1.75	0.51
79:2S:664:U:H2'	79:2S:665:A:H8	1.76	0.51
56:10:13:GLN:HA	56:10:80:LEU:HD11	1.93	0.51
50:S4:103:TYR:CE2	50:S4:189:LEU:HD11	2.46	0.51
48:S2:157:LYS:H	68:22:95:PRO:HB3	1.76	0.51
78:1S:1286:U:O2'	78:1S:1287:A:H5'	2.10	0.51
35:85:51:ILE:O	35:85:55:LEU:HG	2.10	0.51

Continued on next page...

Continued from previous page...

Atom-1	Atom-2	Interatomic distance (Å)	Clash overlap (Å)
78:1S:900:A:O2'	78:1S:901:G:H5'	2.10	0.51
78:1S:1782:A:H3'	78:1S:1783:C:C5'	2.42	0.51
43:93:49:ARG:HH22	79:2S:1793:C:H5''	1.77	0.51
1:L1:74:VAL:HG12	1:L1:75:ASP:N	2.25	0.51
33:83:90:PRO:O	33:83:91:ALA:HB3	2.11	0.51
51:S5:185:ARG:HA	78:1S:1472:C:OP2	2.10	0.51
72:26:60:PRO:O	72:26:61:GLU:HG2	2.10	0.51
30:80:83:LYS:N	30:80:83:LYS:HD2	2.26	0.51
79:2S:642:U:H6	79:2S:642:U:O5'	1.93	0.51
44:P0:16:ARG:HB2	44:P0:66:PHE:CZ	2.46	0.51
1:L1:32:VAL:HG21	79:2S:2468:A:C5'	2.42	0.50
53:S7:166:LEU:HD11	53:S7:183:PHE:CB	2.41	0.50
56:10:11:ILE:CD1	56:10:42:VAL:HG22	2.42	0.50
46:S0:4:PRO:HB3	67:21:40:ASP:O	2.10	0.50
45:RC:136:ILE:HD13	45:RC:136:ILE:N	2.19	0.50
79:2S:1101:G:H2'	79:2S:1102:A:C8	2.46	0.50
46:S0:84:ARG:HH21	63:17:79:GLU:HG2	1.75	0.50
78:1S:1373:C:H2'	78:1S:1374:C:C6	2.45	0.50
58:12:21:GLU:HG3	58:12:22:VAL:N	2.24	0.50
2:L2:29:LEU:HA	2:L2:76:PHE:CE2	2.46	0.50
51:S5:72:HIS:HA	51:S5:107:LYS:HE2	1.91	0.50
47:S1:96:LEU:HD23	47:S1:96:LEU:N	2.26	0.50
78:1S:878:G:H2'	78:1S:879:G:H8	1.75	0.50
45:RC:211:ILE:HD11	45:RC:225:LEU:HB2	1.94	0.50
72:26:41:ILE:HD13	72:26:41:ILE:H	1.76	0.50
78:1S:165:G:H2'	78:1S:166:C:O4'	2.10	0.50
16:66:110:PRO:HB2	16:66:111:PRO:HD3	1.93	0.50
78:1S:636:A:H2'	78:1S:637:C:H5'	1.91	0.50
79:2S:1294:A:HO2'	79:2S:1295:G:H8	1.57	0.50
49:S3:52:ALA:HB3	49:S3:55:THR:HG22	1.93	0.50
70:24:89:TYR:CE1	78:1S:525:A:H5''	2.46	0.50
79:2S:1822:C:H2'	79:2S:1823:A:C8	2.45	0.50
7:L7:53:LYS:O	7:L7:57:THR:HG23	2.11	0.50
16:66:173:ALA:O	16:66:177:LYS:HG3	2.12	0.50
76:30:41:THR:HA	76:30:45:VAL:HG23	1.93	0.50
11:61:15:GLU:HB3	11:61:130:VAL:O	2.11	0.50
1:L1:32:VAL:HG21	79:2S:2468:A:H5''	1.93	0.50
79:2S:1951:C:C2'	79:2S:2095:G:H22	2.21	0.50
8:L8:54:GLU:HA	8:L8:57:ARG:NE	2.17	0.50
79:2S:1838:G:H5''	79:2S:1839:A:C5'	2.40	0.50
22:72:96:VAL:CG1	22:72:97:SER:H	2.22	0.50

Continued on next page...

Continued from previous page...

Atom-1	Atom-2	Interatomic distance (Å)	Clash overlap (Å)
79:2S:1142:G:H3'	79:2S:1143:A:H2'	1.92	0.50
81:5S:9:C:C2'	81:5S:10:C:H5'	2.41	0.50
50:S4:70:VAL:O	50:S4:76:VAL:HG22	2.12	0.50
30:80:13:LYS:HB3	30:80:100:ILE:CG2	2.42	0.50
78:1S:249:U:H3'	78:1S:250:C:C5'	2.41	0.50
78:1S:316:A:H2'	78:1S:317:C:C6	2.46	0.50
79:2S:2186:U:H2'	79:2S:2187:G:O4'	2.12	0.50
7:L7:87:VAL:HG12	7:L7:88:ARG:N	2.25	0.50
6:L6:31:ARG:HD2	33:83:107:ILE:OXT	2.11	0.50
79:2S:3146:G:H2'	79:2S:3147:G:C8	2.46	0.50
70:24:89:TYR:CE1	70:24:90:ARG:HG3	2.46	0.50
79:2S:2439:A:H2'	79:2S:2440:G:C8	2.46	0.50
79:2S:1223:A:H8	79:2S:1223:A:O5'	1.94	0.50
10:60:213:PHE:N	10:60:214:PRO:HD3	2.26	0.50
79:2S:804:C:H2'	79:2S:805:G:C8	2.46	0.50
3:L3:68:HIS:O	3:L3:69:LYS:HB2	2.12	0.50
51:S5:42:LEU:H	51:S5:42:LEU:HD23	1.75	0.50
32:82:25:TYR:HB3	32:82:27:ARG:HG2	1.93	0.50
19:69:105:LEU:HD23	19:69:105:LEU:C	2.32	0.50
2:L2:23:ARG:HG3	2:L2:23:ARG:HH11	1.77	0.50
52:S6:176:GLN:NE2	78:1S:64:U:H5''	2.25	0.50
15:65:172:ARG:NE	15:65:174:ILE:HD11	2.27	0.50
56:10:87:VAL:O	56:10:87:VAL:HG22	2.10	0.50
55:S9:36:LEU:CD2	55:S9:108:ARG:HH12	2.24	0.50
52:S6:72:ARG:HG2	52:S6:98:ARG:HG2	1.93	0.50
52:S6:62:PRO:O	52:S6:97:VAL:HG13	2.12	0.50
66:20:23:ARG:HG3	66:20:23:ARG:HH11	1.77	0.50
53:S7:185:ILE:H	53:S7:185:ILE:HD13	1.76	0.50
78:1S:821:U:H3	78:1S:852:C:H41	1.59	0.50
57:11:123:VAL:HG23	57:11:141:LYS:O	2.11	0.50
79:2S:2860:U:C2'	79:2S:2861:U:H5'	2.41	0.50
78:1S:485:A:H61	78:1S:502:U:H3	1.58	0.50
79:2S:561:C:H2'	79:2S:562:C:C6	2.46	0.50
79:2S:1302:A:N6	79:2S:2857:C:H1'	2.26	0.50
59:13:46:THR:O	59:13:50:ILE:HG13	2.11	0.50
79:2S:2926:A:H2'	79:2S:2927:C:O4'	2.10	0.50
18:68:69:ARG:O	18:68:73:GLN:HG3	2.11	0.50
45:RC:169:ILE:HG12	45:RC:183:LEU:HD21	1.91	0.50
49:S3:138:VAL:HG13	49:S3:184:ILE:HD13	1.93	0.50
56:10:39:ASN:O	56:10:43:ILE:HG13	2.11	0.50
65:19:114:VAL:HG22	65:19:115:GLU:N	2.26	0.50

Continued on next page...

Continued from previous page...

Atom-1	Atom-2	Interatomic distance (Å)	Clash overlap (Å)
64:18:86:LEU:HD22	64:18:97:ASP:HB3	1.93	0.50
79:2S:2591:A:H2'	79:2S:2592:G:O4'	2.11	0.50
62:16:5:PRO:O	62:16:23:LYS:HA	2.11	0.50
61:15:34:VAL:O	61:15:42:ARG:HG2	2.11	0.50
79:2S:1881:A:H2'	79:2S:1882:G:C8	2.46	0.50
10:60:35:ASP:HB3	10:60:39:LYS:HD3	1.94	0.50
79:2S:2822:U:H2'	79:2S:2823:G:O4'	2.12	0.50
22:72:104:ARG:C	22:72:105:LEU:HD12	2.32	0.50
9:L9:163:GLN:HA	9:L9:166:ARG:HG3	1.94	0.50
61:15:22:LEU:HD13	61:15:109:PRO:HG3	1.93	0.50
2:L2:24:GLN:O	2:L2:75:ILE:HD13	2.11	0.50
1:L1:32:VAL:HG22	1:L1:33:GLU:H	1.75	0.50
6:L6:155:LEU:O	6:L6:155:LEU:HD13	2.12	0.50
6:L6:96:VAL:HG22	6:L6:144:ALA:HB3	1.92	0.50
23:73:130:ALA:HA	23:73:133:SER:HB2	1.93	0.50
51:S5:187:ILE:HA	78:1S:1534:G:H21	1.75	0.50
79:2S:20:A:N6	80:8S:139:U:H3	2.04	0.50
81:5S:113:C:H2'	81:5S:114:U:C6	2.45	0.50
47:S1:70:LEU:HD13	47:S1:71:ALA:N	2.26	0.50
48:S2:229:LEU:HD11	67:21:14:PRO:HB2	1.94	0.50
1:L1:136:THR:OG1	1:L1:137:PRO:HD3	2.11	0.50
19:69:176:ARG:HG3	78:1S:852:C:H4'	1.93	0.50
70:24:20:ARG:HA	70:24:76:TYR:HA	1.93	0.50
79:2S:3217:C:N3	79:2S:3220:G:H1'	2.27	0.50
60:14:45:GLY:HA3	78:1S:900:A:OP1	2.11	0.50
34:84:31:ARG:HG3	34:84:32:ALA:H	1.77	0.50
31:81:43:HIS:HB3	31:81:44:MET:CE	2.40	0.50
17:67:116:HIS:HB3	17:67:149:VAL:HB	1.93	0.50
19:69:173:ARG:O	19:69:177:VAL:HG23	2.11	0.50
79:2S:939:U:H5''	79:2S:2815:G:OP1	2.11	0.50
8:L8:36:ILE:HG22	8:L8:37:GLY:N	2.27	0.50
44:P0:27:VAL:HB	44:P0:189:GLN:HB2	1.93	0.50
15:65:15:GLN:HG3	36:86:51:SER:HB2	1.94	0.50
37:87:72:ARG:HH12	80:8S:94:C:H3'	1.77	0.50
79:2S:2697:A:H2'	79:2S:2698:G:C8	2.46	0.50
13:63:7:LEU:CD2	79:2S:668:G:H1'	2.41	0.50
78:1S:216:U:H4'	78:1S:831:U:OP1	2.11	0.50
28:78:134:ALA:O	28:78:138:ILE:HG13	2.11	0.50
25:75:27:ARG:C	25:75:29:SER:H	2.13	0.50
51:S5:46:TRP:CG	51:S5:129:PRO:HG3	2.47	0.50
37:87:21:ARG:NH2	37:87:39:TYR:HA	2.27	0.50

Continued on next page...

Continued from previous page...

Atom-1	Atom-2	Interatomic distance (Å)	Clash overlap (Å)
79:2S:2922:G:H2'	79:2S:2923:U:H4'	1.93	0.50
72:26:36:ILE:CG2	72:26:73:TYR:HB2	2.41	0.50
83:PT:48:U:H3'	83:PT:49:C:C5'	2.41	0.50
78:1S:1146:G:H21	78:1S:1635:A:H1'	1.76	0.50
4:L4:234:ASN:OD1	79:2S:693:A:H4'	2.11	0.50
28:78:114:GLY:HA3	28:78:133:LEU:CD2	2.39	0.50
15:65:80:THR:O	15:65:81:TYR:HB2	2.11	0.50
50:S4:126:VAL:HG22	50:S4:158:ASP:O	2.10	0.50
79:2S:1315:U:H4'	79:2S:1317:A:O4'	2.11	0.50
32:82:34:LYS:HB3	32:82:36:LYS:NZ	2.27	0.50
48:S2:205:ARG:NH1	78:1S:6:G:C8	2.80	0.50
79:2S:340:C:H2'	79:2S:341:G:O4'	2.12	0.50
46:S0:2:SER:O	46:S0:3:LEU:HB2	2.10	0.50
20:70:29:ILE:HG22	20:70:30:PHE:N	2.26	0.50
5:L5:155:THR:HA	5:L5:179:ARG:HA	1.94	0.50
79:2S:2344:U:H2'	79:2S:2345:A:H8	1.76	0.50
33:83:45:LEU:HD21	33:83:74:THR:HG23	1.94	0.50
78:1S:38:C:H2'	78:1S:39:A:H5'	1.94	0.50
3:L3:102:LEU:HD23	3:L3:102:LEU:H	1.76	0.50
78:1S:209:U:H2'	78:1S:210:A:C8	2.45	0.50
8:L8:37:GLY:HA3	79:2S:2550:U:C6	2.47	0.50
7:L7:94:LYS:HG2	79:2S:1139:G:O2'	2.12	0.50
7:L7:224:ILE:HG23	20:70:36:ILE:HG12	1.93	0.50
56:10:2:LEU:HB2	78:1S:1258:U:H4'	1.93	0.50
78:1S:1266:U:H2'	78:1S:1267:G:C8	2.46	0.50
62:16:83:GLN:O	62:16:87:LYS:HG3	2.12	0.50
83:PT:40:C:H2'	83:PT:41:C:C6	2.46	0.50
4:L4:306:THR:HG23	4:L4:306:THR:O	2.12	0.50
78:1S:495:C:H3'	78:1S:496:G:C4'	2.41	0.50
54:S8:170:SER:HB3	54:S8:182:TYR:HE1	1.76	0.50
79:2S:1393:A:H62	79:2S:1417:G:H1'	1.76	0.50
45:RC:176:LYS:HE3	45:RC:197:SER:HA	1.94	0.50
42:92:28:TYR:HB3	42:92:69:VAL:HB	1.92	0.50
78:1S:1086:A:H2'	78:1S:1087:A:C8	2.46	0.50
53:S7:166:LEU:HD11	53:S7:183:PHE:HB3	1.92	0.50
3:L3:88:GLY:HA3	3:L3:161:LEU:HB2	1.93	0.50
19:69:53:LYS:HG2	19:69:54:ALA:N	2.19	0.50
78:1S:887:A:H2	78:1S:925:G:H22	1.60	0.50
47:S1:228:LEU:HB3	79:2S:2537:U:OP2	2.12	0.50
48:S2:69:ILE:HD12	48:S2:69:ILE:C	2.32	0.50
7:L7:86:VAL:HG22	7:L7:136:TYR:CB	2.35	0.50

Continued on next page...

Continued from previous page...

Atom-1	Atom-2	Interatomic distance (Å)	Clash overlap (Å)
79:2S:911:C:H2'	79:2S:912:G:C8	2.47	0.50
8:L8:75:ILE:O	8:L8:76:ALA:HB3	2.12	0.50
78:1S:918:U:H2'	78:1S:919:A:H8	1.73	0.50
11:61:18:VAL:HG13	11:61:68:HIS:CD2	2.47	0.50
79:2S:1363:A:H2'	79:2S:1364:C:C6	2.47	0.50
62:16:44:LEU:HD12	62:16:78:VAL:HG11	1.94	0.50
78:1S:759:U:H2'	78:1S:760:A:H8	1.76	0.50
24:74:54:LEU:O	24:74:58:HIS:HB2	2.12	0.50
4:L4:185:LYS:HG2	4:L4:199:TRP:HE3	1.77	0.50
79:2S:1783:U:H2'	79:2S:1784:G:C8	2.47	0.50
1:L1:17:LEU:HG	1:L1:18:LYS:H	1.77	0.50
47:S1:90:GLU:O	47:S1:96:LEU:HA	2.12	0.50
79:2S:1245:A:H3'	79:2S:1246:G:C5'	2.41	0.50
79:2S:3006:A:N6	79:2S:3140:G:H1'	2.27	0.50
9:L9:97:PHE:CD2	9:L9:118:LEU:HA	2.46	0.50
44:P0:30:VAL:HG12	44:P0:185:LEU:HA	1.93	0.50
78:1S:636:A:C2'	78:1S:637:C:H5'	2.41	0.50
40:90:108:THR:O	40:90:121:LEU:HD21	2.11	0.50
79:2S:1564:U:H2'	79:2S:1565:G:O4'	2.12	0.50
26:76:55:GLU:HB2	26:76:108:LYS:HB2	1.94	0.50
79:2S:706:A:C2'	79:2S:707:U:H5'	2.42	0.50
10:60:197:VAL:HG22	10:60:198:LYS:N	2.27	0.50
10:60:145:LYS:O	10:60:149:VAL:HG23	2.12	0.50
35:85:102:GLU:O	35:85:106:LYS:HG3	2.11	0.50
78:1S:461:G:H2'	78:1S:462:G:H8	1.76	0.50
11:61:74:PRO:O	11:61:78:GLU:HG3	2.12	0.50
79:2S:1203:A:H2'	79:2S:1204:A:C8	2.46	0.50
15:65:169:LYS:CG	15:65:174:ILE:HD12	2.36	0.50
47:S1:223:PHE:HA	79:2S:2536:A:O3'	2.11	0.50
66:20:22:ILE:HB	66:20:100:VAL:HG21	1.93	0.50
1:L1:101:LYS:CE	1:L1:126:PRO:HG3	2.41	0.50
60:14:13:VAL:HG13	60:14:77:THR:N	2.23	0.50
47:S1:29:TRP:CD1	47:S1:47:LEU:HG	2.41	0.50
2:L2:201:GLY:HA3	2:L2:209:HIS:HD2	1.76	0.50
64:18:112:ASP:O	64:18:116:LEU:HD13	2.11	0.50
79:2S:3047:U:O2'	79:2S:3048:A:H5'	2.12	0.50
20:70:169:SER:HA	79:2S:3185:U:O2	2.12	0.50
51:S5:97:LEU:HD23	51:S5:176:THR:HG22	1.94	0.50
48:S2:160:GLY:HA3	48:S2:216:VAL:HB	1.94	0.50
78:1S:822:U:H3'	78:1S:823:G:H5''	1.93	0.50
19:69:37:SER:O	19:69:41:ILE:HD13	2.12	0.50

Continued on next page...

Continued from previous page...

Atom-1	Atom-2	Interatomic distance (Å)	Clash overlap (Å)
17:67:119:VAL:HG23	17:67:144:SER:HB3	1.94	0.50
19:69:74:ARG:HG2	79:2S:1941:C:OP2	2.11	0.50
78:1S:977:A:H2'	78:1S:978:A:O4'	2.12	0.50
54:S8:5:ARG:HB3	78:1S:338:C:H1'	1.94	0.50
32:82:60:ASN:ND2	32:82:62:LYS:HB2	2.26	0.50
79:2S:138:U:H2'	79:2S:139:G:C8	2.47	0.50
14:64:122:VAL:HA	14:64:125:LYS:NZ	2.26	0.50
45:RC:83:ALA:HB2	45:RC:113:VAL:HB	1.94	0.50
79:2S:636:C:O4'	79:2S:2378:C:H5'	2.12	0.50
10:60:46:PHE:H	10:60:139:ARG:NH2	2.09	0.50
79:2S:3299:A:H61	79:2S:3315:G:H1	1.60	0.50
25:75:86:VAL:HG22	25:75:87:SER:N	2.26	0.50
48:S2:206:THR:HG23	48:S2:206:THR:O	2.12	0.50
49:S3:121:GLY:O	49:S3:125:TYR:HB2	2.11	0.50
79:2S:1851:G:H2'	79:2S:1852:G:C8	2.47	0.50
9:L9:41:ILE:HD12	9:L9:43:VAL:HG13	1.93	0.50
60:14:92:LYS:HE3	60:14:121:VAL:HG22	1.94	0.50
63:17:34:LEU:O	63:17:38:ILE:HG22	2.11	0.50
3:L3:66:LYS:HB3	23:73:88:ARG:NH2	2.19	0.50
79:2S:1111:U:H2'	79:2S:1112:A:C8	2.47	0.50
47:S1:81:PHE:HD1	47:S1:81:PHE:H	1.60	0.50
8:L8:27:THR:HG23	79:2S:2563:G:OP1	2.12	0.50
69:23:56:LYS:HA	69:23:72:VAL:HG12	1.94	0.50
78:1S:156:A:H2'	78:1S:157:A:O4'	2.12	0.50
65:19:63:ARG:O	65:19:67:MET:HG3	2.11	0.50
53:S7:109:VAL:HG13	53:S7:110:GLN:N	2.26	0.50
79:2S:277:G:H2'	79:2S:278:U:C6	2.47	0.50
51:S5:20:PHE:CD1	51:S5:21:THR:N	2.80	0.50
79:2S:2648:G:H2'	79:2S:2649:A:O4'	2.11	0.50
68:22:29:PRO:O	68:22:30:SER:HB3	2.12	0.50
46:S0:3:LEU:HD21	46:S0:7:PHE:N	2.27	0.50
78:1S:211:U:H2'	78:1S:212:U:H6	1.77	0.50
61:15:52:LYS:HB2	61:15:53:PRO:HD3	1.94	0.50
18:68:43:PRO:HB2	79:2S:728:G:H5''	1.94	0.50
78:1S:1735:U:H2'	78:1S:1736:G:C8	2.47	0.50
52:S6:10:ASN:O	52:S6:129:VAL:HG12	2.11	0.50
57:11:94:ILE:HD12	57:11:94:ILE:N	2.26	0.50
79:2S:944:C:H2'	79:2S:945:C:C6	2.46	0.50
1:L1:103:LEU:HD13	1:L1:106:LYS:CD	2.41	0.50
56:10:7:ASP:O	56:10:11:ILE:HG12	2.11	0.50
79:2S:1887:A:N6	79:2S:2348:A:H1'	2.27	0.50

Continued on next page...

Continued from previous page...

Atom-1	Atom-2	Interatomic distance (Å)	Clash overlap (Å)
1:L1:205:VAL:HG22	1:L1:215:ARG:HB3	1.94	0.50
78:1S:390:G:C8	78:1S:1731:A:H4'	2.40	0.50
58:12:41:LEU:HB3	58:12:43:ARG:HD2	1.94	0.50
1:L1:50:SER:CB	1:L1:195:LYS:HG2	2.42	0.50
81:5S:13:A:H5'	81:5S:14:U:C5	2.47	0.50
79:2S:2322:C:C2'	79:2S:2323:G:H5'	2.42	0.50
79:2S:1781:C:H2'	79:2S:1782:U:C6	2.47	0.50
78:1S:1064:G:H2'	78:1S:1065:A:C8	2.47	0.50
79:2S:531:G:H2'	79:2S:532:A:C8	2.47	0.50
45:RC:10:ARG:HG3	45:RC:11:GLY:N	2.27	0.50
78:1S:986:G:H2'	78:1S:987:G:O4'	2.12	0.50
32:82:67:SER:HB2	32:82:68:PRO:HD2	1.93	0.50
32:82:27:ARG:HB2	79:2S:1433:A:H5'	1.93	0.50
20:70:132:THR:HG22	20:70:144:LEU:HD22	1.94	0.50
79:2S:3386:G:H2'	79:2S:3387:U:C6	2.47	0.50
79:2S:2933:A:H5'	79:2S:3015:G:H4'	1.93	0.50
78:1S:358:U:H4'	78:1S:359:A:N7	2.26	0.50
78:1S:202:A:H2'	78:1S:203:U:C6	2.47	0.50
79:2S:2284:C:H2'	79:2S:2285:C:O4'	2.12	0.50
78:1S:1462:G:H2'	78:1S:1463:C:C6	2.47	0.50
51:S5:26:ALA:CB	62:16:28:LEU:HB3	2.41	0.50
5:L5:177:GLU:O	5:L5:190:ILE:HD13	2.12	0.50
8:L8:163:VAL:O	8:L8:167:PRO:HD3	2.12	0.50
33:83:54:ARG:HG2	33:83:54:ARG:HH11	1.77	0.50
42:92:104:LEU:HD12	42:92:104:LEU:N	2.27	0.50
49:S3:178:ARG:H	49:S3:178:ARG:HE	1.58	0.50
78:1S:186:C:H6	78:1S:186:C:H5'	1.76	0.50
78:1S:699:U:H2'	78:1S:700:C:C6	2.46	0.50
43:93:17:ARG:NH1	79:2S:861:C:H5'	2.27	0.50
51:S5:187:ILE:HG23	78:1S:1534:G:N2	2.26	0.49
54:S8:22:ARG:HG3	54:S8:23:LYS:N	2.27	0.49
4:L4:112:LYS:HE3	15:65:202:TYR:CB	2.42	0.49
17:67:114:VAL:HG13	17:67:114:VAL:O	2.12	0.49
54:S8:76:THR:HG22	54:S8:108:PRO:CG	2.38	0.49
79:2S:1804:A:H2'	79:2S:1805:C:H6	1.76	0.49
78:1S:1340:U:C3'	78:1S:1341:A:C5'	2.89	0.49
30:80:84:LEU:HD13	79:2S:1715:A:N7	2.26	0.49
63:17:106:THR:HA	63:17:109:LEU:HD23	1.92	0.49
72:26:92:ARG:HB3	78:1S:1796:C:O2	2.12	0.49
78:1S:1553:G:H1'	78:1S:1597:A:H2	1.76	0.49
79:2S:1643:A:H2'	79:2S:1644:C:C2	2.47	0.49

Continued on next page...

Continued from previous page...

Atom-1	Atom-2	Interatomic distance (Å)	Clash overlap (Å)
54:S8:110:ARG:HG3	54:S8:121:LEU:HD23	1.93	0.49
38:88:8:ILE:N	38:88:8:ILE:HD12	2.24	0.49
20:70:92:LYS:NZ	79:2S:1212:A:H4'	2.27	0.49
47:S1:21:VAL:HG23	47:S1:22:ASP:N	2.25	0.49
9:L9:48:VAL:HG13	9:L9:49:ASN:N	2.27	0.49
55:S9:121:SER:HB3	55:S9:124:HIS:CB	2.42	0.49
27:77:15:ARG:NH1	79:2S:1709:C:H5''	2.27	0.49
8:L8:49:TYR:CD2	79:2S:2524:A:H4'	2.47	0.49
6:L6:52:VAL:HG22	6:L6:53:VAL:N	2.27	0.49
57:11:20:PHE:HB3	78:1S:211:U:H5''	1.94	0.49
7:L7:53:LYS:HA	7:L7:56:GLU:OE1	2.11	0.49
44:P0:34:SER:HA	79:2S:1230:G:H4'	1.93	0.49
79:2S:122:A:H2'	79:2S:146:U:O4	2.12	0.49
13:63:102:GLN:HE22	36:86:25:LYS:HD3	1.77	0.49
76:30:22:GLU:HG3	76:30:23:LYS:H	1.76	0.49
79:2S:3160:U:H5''	79:2S:3396:U:H2'	1.93	0.49
54:S8:74:LYS:HB2	54:S8:109:PHE:CZ	2.47	0.49
10:60:184:LYS:HB3	10:60:190:VAL:HG23	1.94	0.49
77:31:136:LYS:O	77:31:137:ASP:HB2	2.10	0.49
79:2S:3382:U:H2'	79:2S:3382:U:O2	2.12	0.49
83:PT:60:A:H2'	83:PT:61:U:H5'	1.94	0.49
78:1S:140:A:H4'	78:1S:141:U:H5'	1.92	0.49
1:L1:155:ILE:HG23	1:L1:163:LEU:CG	2.36	0.49
58:12:31:VAL:HG13	58:12:133:LEU:HG	1.94	0.49
2:L2:5:ILE:HG22	2:L2:208:ASP:O	2.12	0.49
46:S0:29:VAL:CG2	78:1S:1041:G:H4'	2.42	0.49
2:L2:201:GLY:HA2	2:L2:204:MET:HE3	1.93	0.49
47:S1:161:ILE:HG22	47:S1:165:ARG:NE	2.27	0.49
79:2S:2768:U:H2'	79:2S:2769:A:H8	1.73	0.49
79:2S:2426:U:H2'	79:2S:2427:U:H6	1.77	0.49
79:2S:144:A:H4'	80:8S:144:G:OP1	2.12	0.49
3:L3:30:LYS:HD3	79:2S:3138:U:OP2	2.11	0.49
3:L3:148:LEU:HG	3:L3:152:LYS:HE3	1.94	0.49
57:11:99:ARG:NH1	69:23:9:LEU:HD22	2.27	0.49
34:84:71:THR:CG2	34:84:77:GLY:HA3	2.42	0.49
63:17:49:LYS:HE2	78:1S:1390:U:OP1	2.11	0.49
27:77:117:ALA:O	27:77:121:ARG:HD3	2.12	0.49
21:71:51:GLY:HA3	21:71:92:ARG:HG3	1.94	0.49
22:72:20:SER:HA	22:72:23:THR:HB	1.94	0.49
79:2S:1975:C:C2'	79:2S:1976:G:H5'	2.42	0.49
42:92:2:VAL:N	42:92:91:PHE:HA	2.27	0.49

Continued on next page...

Continued from previous page...

Atom-1	Atom-2	Interatomic distance (Å)	Clash overlap (Å)
79:2S:2485:A:O2'	79:2S:2486:A:H5'	2.12	0.49
79:2S:706:A:O2'	79:2S:707:U:H5'	2.12	0.49
65:19:89:ARG:HB3	65:19:90:PRO:HD2	1.93	0.49
29:79:5:LYS:HE2	29:79:8:THR:HB	1.93	0.49
74:28:49:ARG:O	74:28:52:ASP:HB2	2.11	0.49
79:2S:2481:G:H2'	79:2S:2482:U:C5	2.47	0.49
79:2S:1604:G:H3'	79:2S:1604:G:N3	2.28	0.49
60:14:76:ILE:HD12	60:14:76:ILE:H	1.76	0.49
60:14:76:ILE:HD12	60:14:76:ILE:N	2.27	0.49
22:72:10:LYS:HD2	22:72:10:LYS:N	2.27	0.49
16:66:158:ALA:O	16:66:162:VAL:HG23	2.12	0.49
54:S8:48:THR:CG2	54:S8:54:LYS:HB2	2.43	0.49
78:1S:1157:A:N6	78:1S:1622:G:C1'	2.68	0.49
6:L6:26:ARG:HG3	6:L6:27:PRO:HD2	1.93	0.49
49:S3:126:VAL:HG12	49:S3:131:ALA:CB	2.35	0.49
50:S4:52:LEU:HD13	50:S4:54:TYR:CE2	2.48	0.49
55:S9:109:LEU:HD22	55:S9:129:ILE:CD1	2.42	0.49
1:L1:64:SER:HB3	1:L1:151:VAL:HG21	1.94	0.49
68:22:80:ASN:HB3	78:1S:748:U:OP1	2.13	0.49
79:2S:1533:U:H5'	79:2S:1799:A:O2'	2.12	0.49
79:2S:1799:A:H2'	79:2S:1800:A:C8	2.47	0.49
63:17:102:VAL:CG2	63:17:106:THR:HB	2.41	0.49
15:65:21:PHE:O	15:65:25:VAL:HG23	2.13	0.49
79:2S:2931:C:H2'	79:2S:2932:U:O4'	2.12	0.49
18:68:79:LYS:HE3	18:68:136:ASN:HA	1.95	0.49
18:68:19:PRO:C	18:68:21:SER:H	2.16	0.49
42:92:45:ARG:HH22	79:2S:285:A:H1'	1.77	0.49
48:S2:157:LYS:HG2	48:S2:170:ILE:HA	1.93	0.49
25:75:113:LEU:HG	25:75:121:LYS:HB3	1.93	0.49
57:11:36:LYS:HD2	78:1S:248:U:H5'	1.94	0.49
79:2S:1781:C:H6	79:2S:1781:C:O5'	1.94	0.49
51:S5:107:LYS:HB2	78:1S:1610:G:H5''	1.93	0.49
11:61:49:LYS:HB3	11:61:62:ASN:HA	1.94	0.49
42:92:2:VAL:HB	42:92:91:PHE:CD1	2.47	0.49
78:1S:306:U:H2'	78:1S:307:G:C8	2.47	0.49
53:S7:142:TYR:CD1	53:S7:148:LYS:HG2	2.48	0.49
49:S3:5:ILE:HG22	49:S3:6:SER:N	2.27	0.49
64:18:85:PHE:C	64:18:86:LEU:HD12	2.33	0.49
79:2S:1200:A:C5'	79:2S:1201:C:H4'	2.41	0.49
79:2S:631:U:H2'	79:2S:632:G:C8	2.47	0.49
8:L8:248:LYS:HA	8:L8:251:LYS:HE3	1.95	0.49

Continued on next page...

Continued from previous page...

Atom-1	Atom-2	Interatomic distance (Å)	Clash overlap (Å)
62:16:22:VAL:HG22	62:16:65:ILE:CD1	2.43	0.49
5:L5:107:ARG:HA	5:L5:107:ARG:HE	1.77	0.49
32:82:64:LYS:O	32:82:72:LYS:HE2	2.12	0.49
7:L7:69:ALA:HB2	7:L7:76:TYR:HB2	1.94	0.49
78:1S:1158:C:H5	78:1S:1582:U:H5	1.60	0.49
25:75:107:VAL:HG12	25:75:108:LEU:N	2.27	0.49
57:11:149:ALA:O	57:11:152:GLN:HG2	2.12	0.49
2:L2:57:PRO:HB3	43:93:54:ILE:HD11	1.93	0.49
79:2S:359:U:H4'	79:2S:817:A:N6	2.26	0.49
49:S3:8:LYS:O	49:S3:12:VAL:HG23	2.12	0.49
48:S2:227:PRO:HA	48:S2:230:TRP:CE3	2.48	0.49
50:S4:49:ARG:O	50:S4:53:LYS:HA	2.13	0.49
79:2S:1841:A:O2'	79:2S:1842:A:H5''	2.12	0.49
59:13:33:VAL:O	59:13:37:ILE:HG13	2.11	0.49
45:RC:29:GLN:HG3	45:RC:32:LEU:HB2	1.93	0.49
3:L3:88:GLY:CA	3:L3:161:LEU:HB2	2.42	0.49
51:S5:84:LYS:NZ	78:1S:1615:C:H42	2.10	0.49
67:21:38:LYS:O	67:21:46:ILE:HD12	2.13	0.49
33:83:49:ILE:HG23	33:83:100:ILE:HG13	1.95	0.49
4:L4:23:PRO:O	4:L4:24:ALA:HB3	2.12	0.49
79:2S:2917:G:H2'	79:2S:2918:G:C5'	2.38	0.49
45:RC:193:ILE:HG22	45:RC:194:GLY:N	2.21	0.49
62:16:90:VAL:HB	62:16:102:LYS:CE	2.43	0.49
79:2S:3163:A:H3'	79:2S:3164:C:H5''	1.94	0.49
3:L3:227:GLU:HG3	3:L3:228:GLY:O	2.11	0.49
4:L4:235:LEU:HA	4:L4:238:LEU:HB2	1.93	0.49
15:65:116:LEU:HB3	15:65:133:ILE:HG23	1.93	0.49
78:1S:586:G:H2'	78:1S:587:C:O4'	2.12	0.49
46:S0:26:ALA:HB3	46:S0:46:HIS:ND1	2.28	0.49
79:2S:2990:G:H2'	79:2S:2991:A:H5'	1.94	0.49
47:S1:120:LEU:HD11	47:S1:140:ILE:HD11	1.94	0.49
79:2S:65:A:H1'	79:2S:77:A:H1'	1.94	0.49
65:19:130:ARG:HD3	65:19:134:ARG:NH2	2.26	0.49
31:81:55:LEU:HD21	31:81:73:LEU:HD13	1.94	0.49
62:16:14:LYS:HB3	62:16:76:SER:OG	2.13	0.49
6:L6:15:VAL:HG12	32:82:5:PRO:HG2	1.95	0.49
46:S0:53:THR:HG23	46:S0:160:ILE:HG21	1.93	0.49
6:L6:40:LEU:HB2	6:L6:52:VAL:CG1	2.41	0.49
13:63:31:LYS:O	13:63:35:ARG:HB2	2.11	0.49
61:15:11:VAL:HG13	61:15:12:PHE:N	2.27	0.49
78:1S:635:A:H2'	78:1S:636:A:C8	2.46	0.49

Continued on next page...

Continued from previous page...

Atom-1	Atom-2	Interatomic distance (Å)	Clash overlap (Å)
9:L9:41:ILE:HD13	9:L9:41:ILE:O	2.10	0.49
33:83:54:ARG:N	33:83:54:ARG:HD2	2.26	0.49
79:2S:2992:U:H2'	79:2S:2993:G:O4'	2.12	0.49
17:67:2:ALA:O	17:67:3:ARG:HB2	2.12	0.49
28:78:47:LYS:O	28:78:48:TYR:HB2	2.12	0.49
79:2S:907:G:O5'	79:2S:909:G:H1'	2.12	0.49
66:20:20:ILE:HD12	66:20:21:LYS:N	2.27	0.49
80:8S:4:C:O5'	80:8S:4:C:H6	1.95	0.49
6:L6:67:GLY:HA2	6:L6:74:VAL:HB	1.95	0.49
19:69:89:LEU:CD2	79:2S:2102:U:H4'	2.39	0.49
78:1S:1147:A:H2'	78:1S:1148:C:C6	2.48	0.49
11:61:91:LEU:HD13	11:61:96:PHE:HE1	1.76	0.49
13:63:70:ARG:HG2	13:63:71:ALA:N	2.23	0.49
53:S7:9:LEU:O	53:S7:9:LEU:HD23	2.13	0.49
16:66:60:LYS:HE3	79:2S:1307:G:H5''	1.95	0.49
54:S8:9:HIS:O	54:S8:10:LYS:HB3	2.12	0.49
79:2S:2469:G:H2'	79:2S:2470:C:H6	1.78	0.49
58:12:88:LEU:HG	58:12:89:ILE:H	1.77	0.49
45:RC:230:ALA:HB1	49:S3:220:PRO:HB3	1.94	0.49
78:1S:1760:G:O2'	78:1S:1761:U:H5'	2.13	0.49
54:S8:5:ARG:HG2	78:1S:338:C:H1'	1.95	0.49
57:11:152:GLN:HB2	59:13:137:PRO:HD3	1.95	0.49
5:L5:204:VAL:HB	5:L5:236:LEU:HD21	1.94	0.49
13:63:127:PRO:HB2	13:63:131:LYS:HD2	1.94	0.49
50:S4:156:VAL:O	50:S4:157:ASN:HB2	2.13	0.49
21:71:19:PHE:CG	79:2S:1051:U:H4'	2.48	0.49
79:2S:3106:A:H2'	79:2S:3107:U:H5'	1.93	0.49
79:2S:2367:A:H2'	79:2S:2368:A:C8	2.47	0.49
79:2S:2181:C:H2'	79:2S:2182:A:C8	2.48	0.49
9:L9:92:TYR:HB2	9:L9:142:ASP:HB3	1.95	0.49
46:S0:142:PRO:HG3	67:21:32:VAL:CG1	2.41	0.49
46:S0:189:VAL:HG11	46:S0:193:GLN:HB3	1.93	0.49
78:1S:1591:C:H2'	78:1S:1592:A:C8	2.47	0.49
47:S1:219:LYS:HA	47:S1:219:LYS:CE	2.39	0.49
1:L1:62:ASN:HA	1:L1:168:ALA:HA	1.95	0.49
55:S9:170:GLY:HA3	78:1S:512:A:P	2.52	0.49
60:14:114:ARG:HA	72:26:62:TYR:CE1	2.48	0.49
35:85:67:ARG:O	35:85:71:LYS:HG2	2.12	0.49
10:60:36:LEU:HD13	10:60:87:LEU:HD22	1.94	0.49
51:S5:163:SER:HB3	74:28:48:VAL:HG22	1.95	0.49
79:2S:66:A:N6	79:2S:76:G:H1'	2.28	0.49

Continued on next page...

Continued from previous page...

Atom-1	Atom-2	Interatomic distance (Å)	Clash overlap (Å)
31:81:78:LYS:O	31:81:89:LEU:HB3	2.12	0.49
21:71:17:ARG:HB3	21:71:22:HIS:CD2	2.47	0.49
18:68:122:ILE:CG2	18:68:126:GLN:HB2	2.43	0.49
9:L9:49:ASN:HD21	9:L9:52:LEU:HB3	1.77	0.49
49:S3:115:ILE:HG23	49:S3:116:ARG:HG3	1.93	0.49
57:11:122:ILE:N	57:11:122:ILE:HD12	2.27	0.49
78:1S:1690:G:N1	78:1S:1691:A:N6	2.60	0.49
60:14:89:THR:O	60:14:128:LYS:HE2	2.12	0.49
8:L8:238:LEU:HB3	8:L8:242:ALA:HB3	1.93	0.49
32:82:88:HIS:HB3	32:82:92:TYR:HD2	1.78	0.49
78:1S:215:A:H2'	78:1S:216:U:H5'	1.94	0.49
33:83:3:GLU:HG3	33:83:4:SER:N	2.27	0.49
78:1S:430:G:H2'	78:1S:431:C:C6	2.47	0.49
49:S3:30:ALA:HB1	49:S3:107:PHE:HZ	1.77	0.49
65:19:106:GLN:O	65:19:110:LYS:HB2	2.13	0.49
4:L4:322:GLN:CB	79:2S:608:A:H5'	2.42	0.49
42:92:88:CYS:HA	79:2S:2653:C:OP2	2.13	0.49
63:17:84:TYR:C	63:17:86:PRO:HD3	2.33	0.49
20:70:98:SER:HB2	20:70:100:VAL:HG13	1.95	0.49
58:12:106:ILE:O	58:12:108:ARG:N	2.37	0.49
28:78:126:LYS:HB3	28:78:148:ILE:HG21	1.95	0.49
52:S6:49:VAL:HB	52:S6:115:LYS:HB2	1.94	0.49
60:14:103:ARG:NH2	72:26:49:ALA:HA	2.28	0.49
79:2S:795:G:H5''	79:2S:1112:A:H5'	1.95	0.49
79:2S:796:U:H2'	79:2S:797:U:C6	2.48	0.49
24:74:82:ILE:CG2	24:74:85:ALA:HB3	2.42	0.49
1:L1:120:VAL:N	1:L1:121:PRO:HD3	2.28	0.49
1:L1:108:ASN:HB2	1:L1:130:LYS:CE	2.41	0.49
79:2S:675:C:H2'	79:2S:676:G:O4'	2.12	0.49
79:2S:279:U:H2'	79:2S:280:U:O4'	2.13	0.49
17:67:27:LYS:HB2	79:2S:1447:G:N7	2.28	0.49
49:S3:202:LEU:C	49:S3:204:ASP:H	2.15	0.49
30:80:42:ILE:CD1	30:80:67:VAL:HG22	2.43	0.49
13:63:3:ILE:HD12	28:78:41:HIS:CB	2.43	0.49
51:S5:107:LYS:HD2	78:1S:1610:G:H5''	1.93	0.49
49:S3:116:ARG:CG	49:S3:150:MET:HE1	2.43	0.49
4:L4:114:ASN:HB2	4:L4:117:GLU:HB3	1.95	0.49
79:2S:52:A:H2'	79:2S:53:G:H8	1.76	0.49
62:16:7:VAL:CG2	62:16:22:VAL:HB	2.43	0.49
78:1S:495:C:H3'	78:1S:496:G:O4'	2.13	0.49
79:2S:944:C:H2'	79:2S:945:C:H6	1.76	0.49

Continued on next page...

Continued from previous page...

Atom-1	Atom-2	Interatomic distance (Å)	Clash overlap (Å)
79:2S:878:G:H1	79:2S:2979:U:H5''	1.77	0.49
79:2S:877:C:H2'	79:2S:878:G:O4'	2.12	0.49
59:13:108:ASP:HB3	59:13:111:ALA:HB3	1.94	0.49
78:1S:1707:A:H2'	78:1S:1708:U:O4'	2.13	0.49
78:1S:1166:A:H3'	78:1S:1167:G:H5''	1.93	0.49
78:1S:1684:U:H3	78:1S:1717:G:H1	1.58	0.49
32:82:99:ASN:HB3	79:2S:1394:A:OP1	2.13	0.49
80:8S:32:C:H2'	80:8S:33:A:H8	1.76	0.49
2:L2:92:LYS:HA	2:L2:103:PRO:HD2	1.94	0.49
6:L6:18:LEU:HD22	6:L6:18:LEU:N	2.27	0.49
49:S3:27:ARG:HD2	56:10:60:SER:HB2	1.93	0.49
57:11:4:GLU:O	57:11:5:LEU:HB2	2.13	0.49
2:L2:241:ARG:O	2:L2:242:ARG:HB3	2.12	0.49
79:2S:2375:G:H1'	79:2S:2377:G:OP2	2.13	0.49
3:L3:50:LYS:CG	3:L3:332:ARG:HA	2.43	0.49
78:1S:96:G:H22	78:1S:387:A:H2	1.58	0.49
78:1S:872:G:H21	78:1S:1047:G:H4'	1.78	0.49
79:2S:2636:A:OP2	79:2S:2637:A:H5''	2.12	0.49
79:2S:1016:C:H4'	79:2S:1028:U:C4'	2.43	0.49
51:S5:64:VAL:O	51:S5:64:VAL:HG12	2.13	0.49
4:L4:95:ARG:HG3	79:2S:343:U:H1'	1.94	0.49
47:S1:120:LEU:HD23	47:S1:121:ILE:N	2.27	0.49
2:L2:126:LEU:HD12	2:L2:126:LEU:N	2.26	0.49
79:2S:3184:A:O2'	79:2S:3185:U:H5'	2.13	0.49
29:79:32:LEU:CD1	79:2S:749:C:H5''	2.43	0.49
4:L4:271:LYS:HB2	4:L4:274:TYR:HB3	1.94	0.49
79:2S:3278:C:O2	79:2S:3278:C:H2'	2.12	0.49
31:81:55:LEU:CA	31:81:95:PRO:HD3	2.42	0.49
62:16:73:GLY:HA3	78:1S:1608:U:H4'	1.95	0.49
51:S5:102:ARG:NH1	78:1S:1474:G:H5'	2.27	0.49
79:2S:3244:A:H3'	79:2S:3245:A:H5''	1.95	0.49
64:18:139:LYS:HE2	78:1S:1177:C:H41	1.77	0.49
79:2S:2799:A:H4'	79:2S:2800:G:C8	2.48	0.49
50:S4:3:ARG:NH1	78:1S:401:A:H1'	2.28	0.49
6:L6:67:GLY:CA	6:L6:74:VAL:HB	2.42	0.49
21:71:19:PHE:CD1	79:2S:1051:U:H4'	2.47	0.49
38:88:3:ARG:HB3	38:88:52:TYR:HD1	1.78	0.49
20:70:153:PRO:O	20:70:154:HIS:HB3	2.13	0.49
79:2S:1451:C:H2'	79:2S:1880:U:C5	2.48	0.49
8:L8:116:VAL:HA	8:L8:121:SER:HB2	1.94	0.49
79:2S:1419:A:H2'	79:2S:1420:C:O4'	2.12	0.49

Continued on next page...

Continued from previous page...

Atom-1	Atom-2	Interatomic distance (Å)	Clash overlap (Å)
13:63:155:GLU:O	28:78:100:PRO:HA	2.12	0.49
78:1S:1456:C:H3'	78:1S:1457:C:C5'	2.43	0.49
78:1S:271:A:H2	78:1S:284:G:H22	1.61	0.49
5:L5:35:ARG:N	5:L5:35:ARG:HD2	2.28	0.49
48:S2:80:VAL:HA	48:S2:102:VAL:HG22	1.94	0.49
19:69:4:LEU:HD21	19:69:33:ALA:HB2	1.95	0.49
79:2S:849:C:H2'	79:2S:850:U:C6	2.48	0.49
59:13:30:SER:O	59:13:34:ILE:HG13	2.13	0.49
22:72:27:VAL:HG21	22:72:107:PHE:CE1	2.47	0.49
78:1S:1699:G:H2'	78:1S:1700:C:H5''	1.94	0.49
63:17:58:MET:HA	63:17:61:ILE:HB	1.95	0.49
2:L2:133:TYR:HB3	2:L2:168:VAL:CG1	2.35	0.49
3:L3:86:VAL:HB	3:L3:198:HIS:O	2.13	0.49
4:L4:23:PRO:HD2	4:L4:26:PHE:CE2	2.33	0.49
65:19:38:LYS:HG3	78:1S:1503:A:O2'	2.13	0.49
8:L8:157:VAL:HA	8:L8:183:LYS:HD3	1.95	0.49
78:1S:748:U:H2'	78:1S:749:U:C6	2.48	0.49
78:1S:487:G:H3'	78:1S:488:G:H5''	1.95	0.49
2:L2:183:GLY:O	2:L2:186:PHE:HB3	2.13	0.49
7:L7:222:HIS:HB3	7:L7:225:GLN:CB	2.40	0.49
53:S7:9:LEU:O	53:S7:10:SER:HB3	2.13	0.49
78:1S:1191:U:C6	83:PT:35:C:H5'	2.48	0.49
83:PT:57:C:C2'	83:PT:57:C:O2	2.61	0.49
3:L3:53:MET:HB3	3:L3:77:THR:CG2	2.43	0.49
79:2S:2160:G:H2'	79:2S:2161:G:H8	1.78	0.49
78:1S:152:U:H2'	78:1S:153:G:H5''	1.95	0.49
35:85:111:PHE:N	35:85:112:PRO:HD3	2.28	0.49
15:65:39:ALA:HB1	15:65:63:ARG:NH2	2.27	0.49
5:L5:22:ARG:HD3	5:L5:28:THR:OG1	2.13	0.49
78:1S:707:A:C2'	78:1S:708:C:H5''	2.43	0.49
60:14:66:ASP:O	60:14:70:LYS:HB2	2.12	0.49
50:S4:35:PRO:HD2	50:S4:83:PRO:HG2	1.95	0.49
79:2S:1067:U:H2'	79:2S:1068:C:H6	1.77	0.49
60:14:136:ARG:HD2	78:1S:1006:C:H4'	1.94	0.49
48:S2:116:LYS:HG2	48:S2:127:ALA:CB	2.43	0.49
69:23:13:ARG:NH1	69:23:13:ARG:HB2	2.27	0.49
69:23:59:ILE:HD13	76:30:4:VAL:HA	1.95	0.49
22:72:27:VAL:HG21	22:72:107:PHE:HE1	1.78	0.49
15:65:2:GLY:HA3	79:2S:116:A:OP2	2.13	0.49
25:75:69:SER:C	25:75:71:THR:H	2.16	0.49
47:S1:61:LEU:HD13	47:S1:61:LEU:N	2.28	0.49

Continued on next page...

Continued from previous page...

Atom-1	Atom-2	Interatomic distance (Å)	Clash overlap (Å)
31:81:35:GLU:O	31:81:39:PHE:HB2	2.13	0.49
34:84:96:GLU:O	34:84:100:ILE:HD13	2.11	0.49
29:79:22:LYS:H	29:79:22:LYS:HD2	1.78	0.49
44:P0:196:VAL:HG23	44:P0:196:VAL:O	2.13	0.49
64:18:125:ILE:O	64:18:128:PHE:HB3	2.13	0.49
3:L3:246:LEU:HD23	3:L3:246:LEU:H	1.77	0.49
79:2S:284:A:H2'	79:2S:306:A:H4'	1.93	0.49
79:2S:863:C:H2'	79:2S:864:G:O4'	2.13	0.49
77:31:132:LEU:CD2	77:31:141:CYS:HB2	2.43	0.49
51:S5:57:SER:C	51:S5:59:VAL:H	2.16	0.49
51:S5:77:TYR:HB3	51:S5:84:LYS:CA	2.43	0.49
80:8S:41:A:N6	80:8S:103:G:H1'	2.28	0.49
79:2S:640:U:H2'	79:2S:641:C:C6	2.48	0.49
72:26:23:CYS:HB3	72:26:27:SER:N	2.28	0.49
7:L7:86:VAL:HG23	7:L7:117:VAL:HG21	1.95	0.49
1:L1:13:VAL:HG22	1:L1:14:LYS:H	1.78	0.49
79:2S:795:G:O2'	79:2S:796:U:H5'	2.13	0.49
62:16:127:LYS:HB2	78:1S:1605:G:C5'	2.40	0.49
57:11:123:VAL:HG22	57:11:124:THR:H	1.77	0.49
76:30:53:LYS:HG3	76:30:54:ARG:N	2.27	0.49
80:8S:114:G:H2'	80:8S:115:C:H6	1.72	0.49
13:63:39:ARG:NH1	79:2S:685:G:H5''	2.26	0.49
78:1S:62:A:N6	78:1S:288:A:H5'	2.27	0.49
53:S7:109:VAL:HG13	53:S7:110:GLN:H	1.77	0.49
5:L5:265:TYR:HB3	81:5S:1:G:C2	2.48	0.49
10:60:154:ARG:NH1	79:2S:2837:A:H5''	2.28	0.49
18:68:51:ALA:HB1	18:68:84:VAL:CG1	2.41	0.49
34:84:4:ARG:HH12	79:2S:1481:A:H2'	1.78	0.49
58:12:77:GLY:HA3	77:31:114:VAL:HG23	1.94	0.49
54:S8:5:ARG:HH11	54:S8:5:ARG:HG3	1.78	0.49
79:2S:2772:C:H1'	79:2S:2773:C:H5	1.77	0.49
44:P0:48:ARG:HG2	44:P0:91:GLU:HG3	1.95	0.49
9:L9:67:ALA:O	9:L9:71:VAL:HG23	2.12	0.49
81:5S:100:C:H2'	81:5S:101:G:O4'	2.13	0.49
26:76:118:LEU:O	26:76:122:LYS:HG3	2.12	0.49
78:1S:560:U:H2'	78:1S:561:G:C8	2.47	0.49
44:P0:190:VAL:HG21	44:P0:199:SER:CB	2.43	0.49
79:2S:193:C:H2'	79:2S:194:U:C6	2.47	0.49
60:14:137:LEU:HD22	60:14:137:LEU:OXT	2.13	0.49
50:S4:187:ARG:HE	50:S4:187:ARG:HA	1.77	0.49
79:2S:2783:U:H2'	79:2S:2784:G:O4'	2.13	0.49

Continued on next page...

Continued from previous page...

Atom-1	Atom-2	Interatomic distance (Å)	Clash overlap (Å)
51:S5:121:ILE:CG2	51:S5:132:VAL:HB	2.43	0.48
79:2S:2895:G:C3'	79:2S:2896:A:H5''	2.43	0.48
45:RC:129:LYS:HG2	45:RC:149:ASP:O	2.13	0.48
20:70:24:LEU:HB3	21:71:148:PRO:HG3	1.93	0.48
33:83:50:ALA:O	33:83:98:VAL:HG23	2.12	0.48
79:2S:59:G:H4'	79:2S:60:A:H4'	1.94	0.48
48:S2:93:GLY:O	48:S2:94:GLN:HG3	2.13	0.48
38:88:28:ASN:HB2	38:88:40:GLN:HB3	1.94	0.48
79:2S:126:U:H2'	79:2S:127:G:H8	1.77	0.48
33:83:6:ARG:HG3	33:83:8:TYR:CD1	2.48	0.48
46:S0:85:ALA:HA	46:S0:202:TYR:HD1	1.78	0.48
49:S3:59:LEU:HD12	49:S3:66:ILE:HG13	1.93	0.48
42:92:63:LYS:HG2	79:2S:2795:U:OP2	2.13	0.48
78:1S:628:G:H21	78:1S:971:A:H62	1.61	0.48
79:2S:3095:U:H2'	79:2S:3096:C:C6	2.48	0.48
17:67:101:ASN:HD21	79:2S:388:G:H21	1.59	0.48
42:92:8:ARG:HH21	42:92:10:THR:HG21	1.78	0.48
46:S0:182:LEU:HB3	46:S0:188:LEU:HD23	1.95	0.48
45:RC:49:GLY:HA2	45:RC:54:PHE:HA	1.94	0.48
45:RC:13:LEU:HD21	45:RC:55:GLY:N	2.28	0.48
24:74:71:ARG:HG2	24:74:72:SER:H	1.78	0.48
65:19:18:TYR:O	65:19:22:LEU:HD23	2.13	0.48
39:89:44:TRP:CE3	39:89:45:ARG:HG3	2.48	0.48
13:63:17:HIS:C	13:63:19:GLN:H	2.17	0.48
38:88:22:THR:OG1	38:88:46:ARG:HB3	2.12	0.48
78:1S:678:A:H2'	78:1S:679:U:O4'	2.13	0.48
48:S2:122:ALA:O	48:S2:126:ARG:HG2	2.13	0.48
67:21:41:GLU:O	67:21:42:GLU:HB3	2.13	0.48
49:S3:92:GLN:O	49:S3:93:ASP:O	2.30	0.48
79:2S:2542:U:H1'	79:2S:2543:U:H5	1.78	0.48
79:2S:2515:A:C5	79:2S:2593:A:H1'	2.48	0.48
49:S3:167:PHE:CE1	49:S3:192:PRO:HA	2.48	0.48
8:L8:150:LEU:HD21	8:L8:218:ILE:HD12	1.94	0.48
62:16:93:HIS:HA	62:16:97:VAL:HB	1.95	0.48
50:S4:52:LEU:HD13	50:S4:54:TYR:HE2	1.78	0.48
79:2S:1661:G:H2'	79:2S:1662:G:H8	1.78	0.48
47:S1:70:LEU:O	47:S1:73:LEU:HD12	2.13	0.48
79:2S:1016:C:H5'	79:2S:1028:U:H4'	1.95	0.48
55:S9:66:ASP:O	55:S9:70:LEU:HG	2.13	0.48
78:1S:1193:A:N6	78:1S:1283:U:H5'	2.27	0.48
4:L4:157:GLU:O	4:L4:213:ASN:HB2	2.14	0.48

Continued on next page...

Continued from previous page...

Atom-1	Atom-2	Interatomic distance (Å)	Clash overlap (Å)
78:1S:1371:A:N3	78:1S:1373:C:H5''	2.28	0.48
30:80:87:VAL:HG23	79:2S:1728:G:O2'	2.13	0.48
2:L2:88:ILE:N	2:L2:88:ILE:HD12	2.28	0.48
54:S8:104:ILE:HD11	54:S8:165:LEU:HB2	1.94	0.48
52:S6:50:PHE:HD1	52:S6:113:ILE:HA	1.78	0.48
79:2S:279:U:O2'	79:2S:280:U:H5'	2.13	0.48
15:65:50:ARG:HH11	15:65:50:ARG:CB	2.25	0.48
79:2S:967:A:C2'	79:2S:968:G:H5'	2.43	0.48
1:L1:17:LEU:HG	1:L1:18:LYS:N	2.28	0.48
55:S9:121:SER:HB3	55:S9:124:HIS:HB3	1.93	0.48
34:84:11:ASN:ND2	79:2S:1589:A:H4'	2.27	0.48
18:68:147:ARG:O	18:68:151:ARG:HG3	2.13	0.48
3:L3:313:HIS:HD2	79:2S:3378:C:H4'	1.78	0.48
79:2S:263:C:H2'	79:2S:264:G:C8	2.49	0.48
18:68:25:TYR:HA	18:68:28:LEU:HD12	1.95	0.48
69:23:57:LEU:HD22	76:30:4:VAL:HG12	1.93	0.48
79:2S:401:U:H4'	79:2S:403:C:C2	2.48	0.48
78:1S:1214:U:OP1	78:1S:1246:C:H1'	2.13	0.48
50:S4:247:SER:OG	50:S4:250:GLU:HG3	2.13	0.48
73:27:68:GLY:HA3	78:1S:1048:G:OP1	2.13	0.48
5:L5:196:ARG:HA	5:L5:199:ILE:HD12	1.95	0.48
79:2S:2408:U:O2'	79:2S:2409:G:H5'	2.13	0.48
68:22:25:VAL:O	68:22:62:VAL:HG13	2.13	0.48
18:68:157:PRO:O	18:68:158:HIS:HB2	2.13	0.48
78:1S:1696:G:H4'	78:1S:1697:G:OP1	2.12	0.48
13:63:23:LYS:HB3	15:65:198:SER:HA	1.95	0.48
23:73:114:ILE:CD1	23:73:132:ASN:HB2	2.44	0.48
80:8S:24:G:H2'	80:8S:25:G:O4'	2.13	0.48
79:2S:3208:G:H4'	79:2S:3209:A:H3'	1.96	0.48
50:S4:71:LYS:HA	50:S4:76:VAL:HA	1.95	0.48
14:64:49:PRO:CG	14:64:82:SER:HB2	2.43	0.48
62:16:139:GLN:HB3	78:1S:1465:C:H5''	1.96	0.48
79:2S:928:C:H2'	79:2S:929:A:H8	1.79	0.48
21:71:44:ALA:HA	21:71:95:HIS:ND1	2.28	0.48
80:8S:121:U:H2'	80:8S:122:U:C5	2.48	0.48
65:19:77:ASN:HB3	65:19:95:ASP:HB3	1.94	0.48
10:60:52:LEU:HD12	10:60:152:LEU:HD22	1.96	0.48
78:1S:548:G:H2'	78:1S:549:G:C8	2.49	0.48
79:2S:904:A:H2'	79:2S:905:U:C6	2.48	0.48
5:L5:282:ARG:O	5:L5:286:VAL:HG23	2.14	0.48
18:68:92:ARG:HD2	28:78:76:ASP:OD2	2.12	0.48

Continued on next page...

Continued from previous page...

Atom-1	Atom-2	Interatomic distance (Å)	Clash overlap (Å)
51:S5:188:LYS:HD3	51:S5:193:THR:HG22	1.96	0.48
36:86:60:LEU:HD12	36:86:69:ALA:HA	1.95	0.48
62:16:69:VAL:HG11	62:16:81:ILE:HG23	1.95	0.48
70:24:100:VAL:HG13	70:24:100:VAL:O	2.13	0.48
41:91:23:ARG:HD3	79:2S:2303:A:OP1	2.13	0.48
4:L4:317:PRO:HB3	4:L4:324:LEU:HD13	1.95	0.48
14:64:64:VAL:HG22	14:64:65:LEU:N	2.24	0.48
56:10:86:ILE:HD12	56:10:88:PRO:CD	2.40	0.48
76:30:33:ARG:HH21	78:1S:478:A:H5'	1.77	0.48
25:75:52:PRO:CB	80:8S:135:G:H5'	2.42	0.48
67:21:73:ALA:HB1	67:21:78:LEU:HD11	1.96	0.48
8:L8:51:LYS:HD2	79:2S:2523:A:H5'	1.93	0.48
19:69:138:LEU:O	19:69:142:ILE:HG13	2.14	0.48
24:74:87:LEU:H	24:74:87:LEU:CD2	2.26	0.48
8:L8:65:LEU:HA	8:L8:69:LEU:CD1	2.43	0.48
78:1S:329:G:H2'	78:1S:330:G:C8	2.49	0.48
2:L2:32:LEU:HD21	2:L2:37:ARG:HB3	1.96	0.48
34:84:19:LYS:O	34:84:20:ILE:HD13	2.14	0.48
14:64:132:LYS:O	14:64:136:ALA:HB2	2.13	0.48
79:2S:635:G:H2'	79:2S:636:C:H5''	1.96	0.48
51:S5:26:ALA:HB3	62:16:28:LEU:HB3	1.95	0.48
79:2S:407:A:H2'	79:2S:408:A:C8	2.48	0.48
79:2S:2076:G:H2'	79:2S:2077:U:H5''	1.94	0.48
18:68:176:ARG:O	28:78:51:GLY:HA2	2.13	0.48
19:69:160:GLU:O	19:69:164:LEU:HD23	2.13	0.48
59:13:47:PRO:HG2	59:13:72:MET:SD	2.54	0.48
59:13:123:HIS:O	59:13:127:ARG:HB2	2.13	0.48
44:P0:6:GLU:O	44:P0:10:GLU:HB2	2.13	0.48
2:L2:40:TYR:HA	2:L2:90:ALA:O	2.13	0.48
69:23:115:GLY:C	69:23:117:ILE:H	2.16	0.48
78:1S:370:A:H2'	78:1S:371:G:O4'	2.13	0.48
19:69:108:LYS:O	19:69:112:ALA:HB2	2.13	0.48
13:63:64:LYS:HE3	28:78:69:TRP:CD1	2.48	0.48
50:S4:242:LYS:N	50:S4:242:LYS:HD2	2.28	0.48
55:S9:60:LEU:O	55:S9:60:LEU:HD13	2.13	0.48
79:2S:1750:A:H1'	79:2S:1752:A:N7	2.28	0.48
14:64:103:ILE:O	14:64:106:ARG:HG2	2.13	0.48
79:2S:777:U:H2'	79:2S:778:U:C6	2.49	0.48
79:2S:3204:C:H2'	79:2S:3205:G:C8	2.49	0.48
50:S4:54:TYR:HA	70:24:22:GLN:HE22	1.78	0.48
81:5S:113:C:H2'	81:5S:114:U:H6	1.79	0.48

Continued on next page...

Continued from previous page...

Atom-1	Atom-2	Interatomic distance (Å)	Clash overlap (Å)
26:76:17:LYS:HG2	80:8S:23:U:H4'	1.95	0.48
79:2S:3392:U:H2'	79:2S:3393:U:H6	1.76	0.48
42:92:35:LEU:C	42:92:37:ALA:H	2.17	0.48
79:2S:2561:A:O2'	79:2S:2562:A:H8	1.94	0.48
11:61:171:VAL:HG13	11:61:172:LEU:N	2.29	0.48
79:2S:1655:G:H2'	79:2S:1656:A:C8	2.47	0.48
46:S0:47:VAL:HG11	63:17:109:LEU:HD22	1.95	0.48
47:S1:164:ILE:HG22	47:S1:168:ILE:HD11	1.95	0.48
58:12:57:ALA:HA	58:12:123:VAL:O	2.14	0.48
79:2S:2946:A:H5''	79:2S:2947:G:H5'	1.96	0.48
34:84:46:ASP:HB2	34:84:80:ARG:CD	2.43	0.48
18:68:58:ASN:C	18:68:60:PRO:HD3	2.34	0.48
3:L3:10:ARG:HE	79:2S:2882:U:H5''	1.78	0.48
54:S8:36:THR:OG1	54:S8:60:ILE:HD12	2.13	0.48
79:2S:1678:G:H5'	79:2S:1756:C:H4'	1.95	0.48
30:80:41:LEU:HD13	30:80:42:ILE:N	2.27	0.48
79:2S:1731:A:H2'	79:2S:1732:U:O4'	2.13	0.48
9:L9:48:VAL:HB	9:L9:54:LYS:HE2	1.96	0.48
47:S1:44:GLY:HA3	60:14:33:LEU:HD21	1.95	0.48
46:S0:3:LEU:HD21	46:S0:7:PHE:H	1.78	0.48
79:2S:1870:C:H5''	79:2S:3076:C:O2'	2.14	0.48
34:84:19:LYS:C	34:84:20:ILE:HD13	2.33	0.48
8:L8:247:ASP:O	8:L8:251:LYS:HB2	2.13	0.48
18:68:25:TYR:O	18:68:29:LEU:HG	2.12	0.48
79:2S:92:G:OP2	79:2S:93:C:H5''	2.13	0.48
42:92:46:LYS:HG2	42:92:54:THR:HG21	1.95	0.48
79:2S:421:G:H3'	79:2S:421:G:N3	2.28	0.48
4:L4:212:ASP:OD1	4:L4:216:VAL:HG22	2.12	0.48
78:1S:79:C:H2'	78:1S:80:A:H5'	1.95	0.48
17:67:159:LYS:O	17:67:160:ALA:HB3	2.13	0.48
79:2S:941:G:H2'	79:2S:942:U:O4'	2.13	0.48
23:73:123:ALA:HB1	23:73:130:ALA:CB	2.35	0.48
71:25:42:LEU:HD12	71:25:43:ASP:H	1.73	0.48
8:L8:157:VAL:HG12	8:L8:159:PRO:HD2	1.94	0.48
79:2S:1216:C:H2'	79:2S:1217:A:C8	2.49	0.48
54:S8:22:ARG:HD2	54:S8:25:ARG:NH2	2.28	0.48
72:26:44:ILE:HA	72:26:67:THR:CG2	2.39	0.48
35:85:64:GLU:HA	35:85:67:ARG:CD	2.44	0.48
4:L4:175:HIS:O	4:L4:179:LEU:HG	2.13	0.48
79:2S:3149:G:O2'	79:2S:3150:A:H5'	2.14	0.48
3:L3:53:MET:CB	3:L3:77:THR:HA	2.44	0.48

Continued on next page...

Continued from previous page...

Atom-1	Atom-2	Interatomic distance (Å)	Clash overlap (Å)
79:2S:2766:U:H2'	79:2S:2767:U:C6	2.49	0.48
52:S6:30:LYS:O	52:S6:102:VAL:HG23	2.13	0.48
78:1S:4:C:H2'	78:1S:5:U:C6	2.48	0.48
78:1S:421:A:O2'	78:1S:422:G:H5'	2.14	0.48
60:14:31:THR:HB	60:14:35:GLY:HA2	1.95	0.48
2:L2:246:LEU:HD13	2:L2:250:GLN:NE2	2.29	0.48
17:67:14:SER:HB3	17:67:149:VAL:CG1	2.44	0.48
79:2S:2638:C:H3'	79:2S:2639:G:H8	1.79	0.48
79:2S:1060:U:H2'	79:2S:1061:A:C8	2.48	0.48
79:2S:3023:U:H2'	79:2S:3024:A:H8	1.78	0.48
81:5S:62:U:H2'	81:5S:63:A:C8	2.48	0.48
46:S0:74:VAL:HA	46:S0:96:THR:O	2.14	0.48
79:2S:3223:A:H2'	79:2S:3224:G:C8	2.49	0.48
3:L3:299:ASP:O	3:L3:300:ARG:HB2	2.13	0.48
79:2S:1286:A:H4'	79:2S:1287:A:H4'	1.96	0.48
47:S1:201:THR:O	47:S1:201:THR:HG22	2.13	0.48
8:L8:165:PHE:HD1	8:L8:165:PHE:H	1.61	0.48
48:S2:234:PRO:O	48:S2:235:LEU:HB2	2.12	0.48
78:1S:1784:C:H2'	78:1S:1785:U:C6	2.49	0.48
79:2S:776:U:H2'	79:2S:2720:G:H1'	1.95	0.48
78:1S:1157:A:H61	78:1S:1622:G:C2'	2.26	0.48
78:1S:1590:G:H2'	78:1S:1591:C:C6	2.49	0.48
51:S5:118:LEU:HD23	51:S5:121:ILE:HD12	1.96	0.48
60:14:85:ALA:CB	60:14:92:LYS:HA	2.44	0.48
79:2S:1892:G:H3'	79:2S:1893:A:C5'	2.35	0.48
51:S5:77:TYR:HB3	51:S5:84:LYS:HG3	1.94	0.48
46:S0:111:ILE:HG22	46:S0:111:ILE:O	2.13	0.48
3:L3:261:MET:HG2	16:66:64:PHE:CA	2.43	0.48
32:82:26:HIS:HB2	79:2S:655:C:C5'	2.44	0.48
61:15:40:ARG:HG3	61:15:115:TYR:OH	2.12	0.48
9:L9:62:ARG:HD3	79:2S:1210:U:H5''	1.96	0.48
69:23:49:ALA:O	69:23:103:LEU:HD22	2.14	0.48
4:L4:98:ARG:HG2	4:L4:99:MET:H	1.77	0.48
60:14:81:VAL:HG22	60:14:115:ILE:HG21	1.95	0.48
31:81:60:TRP:O	79:2S:1476:G:H5'	2.14	0.48
51:S5:164:PRO:O	51:S5:168:VAL:HG23	2.13	0.48
5:L5:40:HIS:HD2	5:L5:42:ALA:HB3	1.79	0.48
79:2S:2647:A:C3'	79:2S:2648:G:H5''	2.43	0.48
23:73:45:ARG:CB	23:73:48:ARG:HE	2.24	0.48
23:73:33:ASN:ND2	23:73:64:LYS:H	2.11	0.48
79:2S:411:U:H2'	79:2S:412:G:H8	1.79	0.48

Continued on next page...

Continued from previous page...

Atom-1	Atom-2	Interatomic distance (Å)	Clash overlap (Å)
78:1S:980:G:H4'	78:1S:1776:A:H4'	1.94	0.48
33:83:52:VAL:HG22	33:83:66:VAL:HG22	1.96	0.48
78:1S:1435:G:H4'	78:1S:1436:A:H5'	1.94	0.48
10:60:174:THR:HG22	10:60:175:ASN:N	2.29	0.48
79:2S:2369:G:H2'	79:2S:2370:G:C8	2.48	0.48
48:S2:44:LEU:HB3	48:S2:50:ILE:HG13	1.96	0.48
79:2S:1474:A:H2'	79:2S:1475:A:O4'	2.12	0.48
79:2S:275:U:H2'	79:2S:276:U:C6	2.48	0.48
32:82:24:ARG:HG2	32:82:24:ARG:HH11	1.79	0.48
79:2S:757:C:H3'	79:2S:758:C:H5''	1.95	0.48
9:L9:90:MET:HB3	9:L9:179:ILE:HG22	1.94	0.48
47:S1:93:GLY:O	47:S1:94:LYS:HB2	2.14	0.48
79:2S:2922:G:H3'	79:2S:2923:U:C5'	2.38	0.48
54:S8:137:LYS:HG3	78:1S:191:C:N4	2.29	0.48
79:2S:1215:U:H2'	79:2S:1216:C:H6	1.75	0.48
78:1S:384:G:H2'	78:1S:385:A:C8	2.49	0.48
79:2S:1109:U:H2'	79:2S:1110:U:C6	2.48	0.48
35:85:85:THR:O	35:85:89:ARG:HB2	2.14	0.48
79:2S:823:C:H2'	79:2S:824:C:C6	2.49	0.48
49:S3:168:ILE:HD12	49:S3:168:ILE:C	2.34	0.48
52:S6:20:ASP:O	52:S6:24:ILE:HG13	2.14	0.48
2:L2:196:TRP:CD1	2:L2:197:PRO:HA	2.49	0.48
1:L1:18:LYS:O	1:L1:19:TYR:HB3	2.13	0.48
78:1S:1149:G:H1'	78:1S:1765:A:C4	2.49	0.48
44:P0:83:ASN:ND2	79:2S:1281:G:N3	2.61	0.48
54:S8:27:PHE:CD2	78:1S:301:A:H4'	2.48	0.48
78:1S:641:G:H2'	78:1S:642:G:C8	2.48	0.48
18:68:43:PRO:O	18:68:47:VAL:HG23	2.14	0.48
79:2S:3015:G:O2'	79:2S:3016:A:H5'	2.13	0.48
79:2S:2076:G:C2'	79:2S:2077:U:H5''	2.44	0.48
78:1S:798:C:H2'	78:1S:799:A:C8	2.49	0.48
79:2S:938:C:O2'	79:2S:2814:G:H4'	2.13	0.48
72:26:24:VAL:HG13	72:26:25:ASN:OD1	2.14	0.48
70:24:50:ALA:O	70:24:51:GLU:HB3	2.13	0.48
78:1S:63:G:H4'	78:1S:170:U:H5	1.79	0.48
45:RC:304:GLY:HA2	45:RC:310:ILE:HG12	1.96	0.48
50:S4:55:ALA:HB3	50:S4:61:VAL:HG22	1.96	0.48
73:27:32:PHE:HD1	73:27:45:THR:HG22	1.79	0.48
79:2S:1649:U:H2'	79:2S:1650:G:C8	2.49	0.48
83:PT:19:G:N2	83:PT:58:A:H2'	2.29	0.48
46:S0:183:ARG:HH11	46:S0:183:ARG:HG3	1.78	0.48

Continued on next page...

Continued from previous page...

Atom-1	Atom-2	Interatomic distance (Å)	Clash overlap (Å)
9:L9:80:THR:HB	9:L9:186:PHE:HE2	1.79	0.48
78:1S:222:A:H2'	78:1S:223:U:C6	2.49	0.48
83:PT:70:C:H2'	83:PT:71:G:H8	1.78	0.48
7:L7:151:ARG:NE	7:L7:207:LEU:HD23	2.29	0.48
79:2S:1002:A:H61	79:2S:1050:U:C1'	2.20	0.48
1:L1:163:LEU:N	1:L1:163:LEU:HD22	2.29	0.48
47:S1:224:ASP:C	79:2S:2536:A:H2'	2.33	0.48
79:2S:3110:C:H2'	79:2S:3111:U:C6	2.49	0.48
47:S1:35:PRO:HD2	47:S1:38:PHE:HE2	1.79	0.48
23:73:66:LYS:O	23:73:70:ARG:HG3	2.14	0.48
67:21:73:ALA:HB1	67:21:78:LEU:HD12	1.95	0.48
70:24:81:GLU:HG3	70:24:85:PHE:HE2	1.78	0.48
8:L8:68:ARG:HD3	8:L8:237:ILE:O	2.14	0.48
78:1S:1187:U:H2'	78:1S:1188:G:C8	2.49	0.48
23:73:38:ALA:O	23:73:58:VAL:HB	2.13	0.48
68:22:104:LEU:HB3	68:22:125:ILE:HA	1.96	0.48
35:85:55:LEU:HD12	80:8S:60:U:O4'	2.14	0.48
4:L4:84:ARG:CZ	4:L4:87:GLN:HB2	2.43	0.48
47:S1:151:LYS:HD2	47:S1:153:HIS:CE1	2.49	0.48
79:2S:139:G:H2'	79:2S:140:C:C6	2.49	0.48
79:2S:2180:G:H2'	79:2S:2181:C:C6	2.49	0.48
63:17:85:VAL:HG12	63:17:85:VAL:O	2.13	0.48
79:2S:1130:A:H2'	79:2S:1132:C:C6	2.48	0.48
78:1S:1075:C:H2'	78:1S:1076:A:C4'	2.43	0.48
11:61:93:ASP:HB2	11:61:173:ASP:HB2	1.96	0.48
4:L4:30:ILE:HG12	4:L4:127:ALA:HB3	1.96	0.48
33:83:75:HIS:CE1	79:2S:1328:C:H5''	2.49	0.48
79:2S:3085:G:H5'	79:2S:3332:U:OP1	2.13	0.48
47:S1:141:ALA:CB	47:S1:210:ILE:HG12	2.44	0.48
78:1S:1758:U:H2'	78:1S:1759:C:C6	2.48	0.48
35:85:93:THR:HB	79:2S:135:C:O2	2.14	0.48
79:2S:573:C:H2'	79:2S:574:U:C6	2.48	0.48
4:L4:310:THR:O	4:L4:311:HIS:HB3	2.14	0.48
72:26:18:VAL:CG2	72:26:19:LYS:H	2.06	0.48
79:2S:1818:U:C3'	79:2S:1819:U:H5''	2.43	0.48
14:64:19:ARG:HG3	14:64:65:LEU:HD22	1.96	0.48
53:S7:143:LEU:HD21	53:S7:149:ILE:HD11	1.96	0.48
78:1S:1057:U:O3'	78:1S:1058:U:H3'	2.14	0.48
67:21:70:ASN:ND2	67:21:83:TRP:HB2	2.24	0.48
79:2S:1231:A:H4'	79:2S:1261:G:C8	2.49	0.48
79:2S:374:A:N3	79:2S:376:G:H5''	2.29	0.48

Continued on next page...

Continued from previous page...

Atom-1	Atom-2	Interatomic distance (Å)	Clash overlap (Å)
19:69:172:ARG:O	19:69:176:ARG:HG2	2.14	0.48
34:84:54:ILE:HD12	34:84:70:LYS:O	2.13	0.48
69:23:20:ARG:HA	69:23:23:ARG:HG2	1.96	0.48
8:L8:94:PHE:HE2	8:L8:198:ALA:HB1	1.78	0.48
54:S8:29:LEU:HD21	54:S8:31:ARG:NH1	2.26	0.48
78:1S:286:C:C2'	78:1S:287:G:H5'	2.44	0.48
79:2S:3184:A:H2'	79:2S:3185:U:H5'	1.96	0.48
78:1S:1143:A:H2'	78:1S:1144:U:C6	2.49	0.48
14:64:20:VAL:HG13	14:64:66:THR:OG1	2.14	0.48
78:1S:1080:U:H3	78:1S:1091:A:H2	1.58	0.48
79:2S:1808:G:H4'	79:2S:2559:U:O4	2.14	0.48
66:20:81:THR:O	75:29:54:LYS:HD2	2.14	0.48
79:2S:1501:U:H3	79:2S:1515:A:H61	1.62	0.48
79:2S:2526:C:H2'	79:2S:2527:G:H8	1.77	0.48
10:60:203:LYS:HB2	81:5S:65:G:OP1	2.14	0.48
33:83:42:GLN:HA	33:83:42:GLN:HE21	1.79	0.48
64:18:96:LYS:HB3	64:18:98:TYR:CE2	2.49	0.48
9:L9:47:LYS:HZ2	14:64:6:ILE:H	1.60	0.48
57:11:112:SER:C	57:11:114:ALA:H	2.16	0.48
18:68:184:PHE:CD2	79:2S:2730:G:H4'	2.49	0.48
61:15:19:GLY:HA2	64:18:93:THR:C	2.34	0.48
79:2S:728:G:H2'	79:2S:729:C:C6	2.48	0.48
79:2S:836:A:H2'	79:2S:837:A:C8	2.49	0.48
79:2S:2632:G:H2'	79:2S:2633:U:O4'	2.14	0.48
61:15:90:ILE:HD11	61:15:112:LEU:HD11	1.96	0.48
53:S7:133:THR:HG21	53:S7:159:VAL:HG12	1.96	0.48
2:L2:39:GLY:HA2	2:L2:93:LYS:HB2	1.96	0.48
17:67:177:ALA:O	17:67:181:ARG:HB2	2.14	0.48
78:1S:1156:C:C2'	78:1S:1157:A:H5''	2.44	0.47
50:S4:261:LEU:HB3	78:1S:777:C:H4'	1.96	0.47
78:1S:779:U:C3'	78:1S:780:A:H5'	2.44	0.47
66:20:106:ILE:HG13	66:20:107:THR:N	2.21	0.47
52:S6:57:ASP:HB3	52:S6:106:LEU:HA	1.95	0.47
78:1S:832:U:C3'	78:1S:833:U:H5''	2.44	0.47
79:2S:1313:G:H2'	79:2S:1314:C:C6	2.49	0.47
13:63:83:ALA:HB2	13:63:116:LEU:HD13	1.96	0.47
71:25:61:SER:HA	71:25:99:ALA:O	2.13	0.47
4:L4:205:PRO:CG	4:L4:225:VAL:HG22	2.44	0.47
53:S7:164:TYR:CE1	53:S7:165:LYS:HG3	2.49	0.47
69:23:47:SER:HB2	78:1S:599:A:N3	2.29	0.47
54:S8:66:SER:O	54:S8:183:ILE:HG13	2.14	0.47

Continued on next page...

Continued from previous page...

Atom-1	Atom-2	Interatomic distance (Å)	Clash overlap (Å)
2:L2:129:ALA:HB3	2:L2:132:ASN:ND2	2.28	0.47
1:L1:147:LYS:HD3	1:L1:152:ARG:HH11	1.79	0.47
62:16:19:VAL:HG22	78:1S:1379:C:H1'	1.96	0.47
19:69:74:ARG:O	19:69:75:HIS:HB2	2.12	0.47
8:L8:210:ALA:O	8:L8:214:LEU:HD13	2.14	0.47
51:S5:158:GLN:HG3	51:S5:159:ALA:N	2.29	0.47
79:2S:1164:G:H2'	79:2S:1165:A:C8	2.49	0.47
79:2S:567:G:H2'	79:2S:568:G:C8	2.49	0.47
47:S1:128:LYS:HG3	47:S1:134:VAL:HG22	1.96	0.47
25:75:101:GLU:O	25:75:101:GLU:HG2	2.13	0.47
8:L8:187:GLY:O	8:L8:190:VAL:HG12	2.14	0.47
78:1S:505:A:C3'	78:1S:506:A:H5''	2.37	0.47
62:16:39:VAL:HB	62:16:45:ARG:HE	1.79	0.47
55:S9:129:ILE:HG22	55:S9:142:ASN:CA	2.44	0.47
79:2S:2248:C:H4'	79:2S:2272:G:H8	1.78	0.47
79:2S:3233:C:H2'	79:2S:3234:A:C8	2.50	0.47
47:S1:120:LEU:HD21	47:S1:140:ILE:HG13	1.96	0.47
47:S1:121:ILE:HD13	47:S1:161:ILE:HG23	1.96	0.47
2:L2:126:LEU:HA	79:2S:2177:G:O2'	2.14	0.47
78:1S:1309:C:O2'	78:1S:1310:U:H5'	2.14	0.47
10:60:97:LEU:O	10:60:122:PRO:HA	2.14	0.47
55:S9:114:TYR:CA	55:S9:119:ALA:HB3	2.44	0.47
45:RC:223:TRP:CZ3	49:S3:220:PRO:HB3	2.48	0.47
51:S5:88:PRO:O	51:S5:92:ARG:HG3	2.14	0.47
2:L2:113:VAL:HB	2:L2:165:VAL:O	2.14	0.47
79:2S:858:A:H2'	79:2S:859:G:C8	2.50	0.47
79:2S:2904:U:H2'	79:2S:2905:U:C6	2.50	0.47
79:2S:1496:C:OP1	79:2S:1514:G:H5''	2.14	0.47
7:L7:139:PRO:HA	7:L7:237:ASN:OD1	2.14	0.47
13:63:193:ALA:O	13:63:194:GLU:HB2	2.14	0.47
16:66:75:ALA:O	16:66:79:ILE:HG13	2.14	0.47
26:76:106:ILE:HG21	26:76:109:LEU:CD2	2.44	0.47
45:RC:222:LEU:O	45:RC:231:MET:HB2	2.14	0.47
64:18:70:VAL:HA	64:18:73:MET:CE	2.44	0.47
33:83:16:TYR:CD1	33:83:25:PRO:HA	2.49	0.47
16:66:19:LEU:O	16:66:23:VAL:HG23	2.14	0.47
6:L6:63:LEU:HB2	6:L6:79:VAL:HG23	1.96	0.47
4:L4:91:GLY:HA3	4:L4:93:MET:CE	2.44	0.47
20:70:82:ASP:HA	20:70:87:THR:HA	1.96	0.47
80:8S:40:A:H2'	80:8S:41:A:H8	1.77	0.47
76:30:14:VAL:HA	76:30:17:GLN:CG	2.38	0.47

Continued on next page...

Continued from previous page...

Atom-1	Atom-2	Interatomic distance (Å)	Clash overlap (Å)
79:2S:1217:A:H2'	79:2S:1218:U:O4'	2.13	0.47
55:S9:123:HIS:CD2	76:30:33:ARG:HG2	2.49	0.47
36:86:4:LYS:HD2	36:86:12:ASN:O	2.13	0.47
54:S8:22:ARG:HD2	54:S8:25:ARG:HH22	1.79	0.47
28:78:2:PRO:HG2	28:78:5:PHE:CD2	2.49	0.47
59:13:136:PRO:C	59:13:138:ASN:H	2.17	0.47
53:S7:139:ARG:HD2	68:22:53:ILE:HG22	1.95	0.47
22:72:42:LYS:CG	22:72:46:ALA:HA	2.43	0.47
79:2S:1914:G:H2'	79:2S:1915:A:C8	2.49	0.47
63:17:102:VAL:HG12	63:17:120:SER:H	1.79	0.47
8:L8:68:ARG:HH12	79:2S:2514:U:H5'	1.78	0.47
71:25:62:VAL:O	71:25:66:VAL:HG23	2.14	0.47
49:S3:7:LYS:HA	49:S3:7:LYS:HE3	1.96	0.47
18:68:79:LYS:HG2	18:68:136:ASN:O	2.15	0.47
59:13:50:ILE:O	59:13:54:LEU:HG	2.14	0.47
31:81:28:ARG:HB2	31:81:64:VAL:O	2.13	0.47
81:5S:8:G:H2'	81:5S:9:C:C6	2.48	0.47
78:1S:1329:A:N3	78:1S:1329:A:H2'	2.30	0.47
28:78:32:ARG:CZ	79:2S:38:U:H5''	2.43	0.47
51:S5:93:LEU:O	51:S5:97:LEU:HG	2.15	0.47
19:69:162:ARG:HB2	19:69:162:ARG:NH1	2.29	0.47
78:1S:1579:U:H2'	78:1S:1580:C:C6	2.50	0.47
3:L3:29:VAL:HG22	3:L3:218:ILE:CD1	2.43	0.47
79:2S:2042:G:H2'	79:2S:2043:U:H5'	1.95	0.47
36:86:76:ARG:O	79:2S:294:U:H5'	2.15	0.47
62:16:19:VAL:O	62:16:68:ARG:HG2	2.15	0.47
78:1S:400:A:H4'	78:1S:401:A:H5'	1.96	0.47
78:1S:1163:A:H2'	78:1S:1164:G:O4'	2.14	0.47
83:PT:70:C:H2'	83:PT:71:G:C8	2.48	0.47
58:12:33:ARG:O	58:12:37:VAL:HG23	2.14	0.47
78:1S:942:G:O2'	78:1S:943:C:H5'	2.14	0.47
78:1S:1116:A:H2'	78:1S:1117:U:C6	2.49	0.47
78:1S:1733:C:H2'	78:1S:1734:U:C6	2.50	0.47
4:L4:309:ARG:HG2	79:2S:1360:C:H4'	1.96	0.47
15:65:153:ASP:OD2	15:65:155:VAL:HG22	2.15	0.47
15:65:11:GLN:O	15:65:11:GLN:HG3	2.14	0.47
79:2S:1949:G:H2'	79:2S:1950:U:C6	2.49	0.47
79:2S:502:U:C2'	79:2S:503:C:H5''	2.44	0.47
49:S3:211:PRO:O	49:S3:212:LYS:HB2	2.13	0.47
49:S3:95:GLY:O	49:S3:96:LEU:HG	2.14	0.47
78:1S:886:U:H2'	78:1S:887:A:H8	1.75	0.47

Continued on next page...

Continued from previous page...

Atom-1	Atom-2	Interatomic distance (Å)	Clash overlap (Å)
47:S1:224:ASP:O	47:S1:225:VAL:O	2.33	0.47
30:80:27:TYR:HB2	79:2S:1729:A:H5'	1.96	0.47
2:L2:214:GLY:HA3	2:L2:218:HIS:CE1	2.43	0.47
27:77:17:ARG:C	27:77:19:ALA:H	2.18	0.47
4:L4:90:PHE:O	4:L4:98:ARG:HB3	2.14	0.47
79:2S:437:G:H1	79:2S:622:A:N6	2.12	0.47
79:2S:537:A:H61	79:2S:554:A:H1'	1.79	0.47
55:S9:119:ALA:O	55:S9:120:LYS:HB2	2.14	0.47
46:S0:118:PRO:HG2	46:S0:141:ILE:HD13	1.96	0.47
28:78:110:GLY:HA2	28:78:128:ARG:HD2	1.96	0.47
68:22:107:SER:CB	78:1S:802:G:H21	2.27	0.47
79:2S:3003:G:H2'	79:2S:3004:C:C6	2.49	0.47
81:5S:5:G:H2'	81:5S:6:C:C6	2.50	0.47
39:89:10:LYS:HA	39:89:13:MET:HE2	1.95	0.47
79:2S:3318:G:H1'	79:2S:3320:A:C8	2.49	0.47
4:L4:295:ILE:O	4:L4:299:ILE:HG12	2.14	0.47
79:2S:1186:G:H2'	79:2S:1187:C:C6	2.48	0.47
47:S1:221:PRO:C	47:S1:222:LYS:HD2	2.35	0.47
29:79:47:LEU:HA	29:79:50:THR:HG22	1.96	0.47
79:2S:2403:G:P	79:2S:2403:G:H3'	2.54	0.47
3:L3:166:ILE:O	3:L3:166:ILE:HG13	2.14	0.47
72:26:97:PRO:HB2	72:26:98:PRO:HD3	1.96	0.47
69:23:35:GLY:O	69:23:39:LYS:HG3	2.13	0.47
49:S3:211:PRO:CG	63:17:19:ARG:HB2	2.43	0.47
49:S3:211:PRO:HG3	63:17:20:TYR:CD1	2.50	0.47
7:L7:232:ARG:NH1	7:L7:235:PHE:HB3	2.29	0.47
79:2S:1788:C:H2'	79:2S:1789:G:C8	2.50	0.47
75:29:43:PHE:HE2	75:29:50:ILE:HB	1.79	0.47
66:20:118:VAL:CG2	66:20:119:ALA:H	2.21	0.47
67:21:70:ASN:HB3	67:21:83:TRP:CB	2.43	0.47
79:2S:2271:A:H2'	79:2S:2272:G:H5''	1.96	0.47
69:23:96:VAL:CG2	69:23:97:ASP:H	2.20	0.47
79:2S:1652:G:H2'	79:2S:1653:G:H8	1.80	0.47
79:2S:1826:C:H2'	79:2S:1827:C:C6	2.49	0.47
13:63:171:ARG:HH12	79:2S:713:U:H5'	1.80	0.47
78:1S:1680:G:H1'	78:1S:1721:A:H61	1.80	0.47
19:69:115:ILE:HD11	19:69:120:TYR:HA	1.95	0.47
78:1S:1515:A:O2'	78:1S:1518:C:N4	2.48	0.47
79:2S:598:A:H2'	79:2S:599:C:C6	2.50	0.47
60:14:17:ALA:HB2	60:14:79:VAL:CG2	2.45	0.47
4:L4:263:GLY:HA3	4:L4:269:SER:HA	1.97	0.47

Continued on next page...

Continued from previous page...

Atom-1	Atom-2	Interatomic distance (Å)	Clash overlap (Å)
16:66:191:ALA:HA	16:66:194:LEU:HD12	1.96	0.47
34:84:72:VAL:HG22	34:84:77:GLY:HA2	1.95	0.47
57:11:19:ILE:HD12	57:11:34:TRP:HB2	1.97	0.47
18:68:82:VAL:HB	18:68:139:ILE:HA	1.97	0.47
58:12:89:ILE:CD1	58:12:90:LYS:H	2.26	0.47
78:1S:879:G:H2'	78:1S:880:C:H6	1.78	0.47
79:2S:2412:G:H2'	79:2S:2413:A:O4'	2.15	0.47
45:RC:36:ALA:HA	45:RC:42:LEU:HG	1.97	0.47
79:2S:900:G:H1'	79:2S:1589:A:N6	2.29	0.47
78:1S:710:U:H2'	78:1S:711:U:O4'	2.14	0.47
10:60:52:LEU:HB2	10:60:152:LEU:HD22	1.95	0.47
13:63:19:GLN:OE1	13:63:19:GLN:HA	2.15	0.47
83:PT:71:G:H2'	83:PT:72:C:C6	2.49	0.47
4:L4:91:GLY:HA3	4:L4:93:MET:HE1	1.96	0.47
52:S6:212:LEU:O	52:S6:216:LEU:HB2	2.14	0.47
47:S1:102:GLY:N	47:S1:217:LEU:HD13	2.29	0.47
79:2S:2286:U:H4'	79:2S:2287:C:H2'	1.96	0.47
74:28:13:ILE:HD11	74:28:29:ARG:HG2	1.95	0.47
6:L6:166:LYS:NZ	79:2S:3214:U:H6	2.13	0.47
80:8S:35:C:H2'	80:8S:36:G:C8	2.49	0.47
83:PT:4:G:H2'	83:PT:5:G:C8	2.50	0.47
79:2S:46:U:H2'	79:2S:47:C:O4'	2.14	0.47
66:20:51:VAL:O	66:20:51:VAL:HG13	2.15	0.47
44:P0:63:ILE:HD12	44:P0:77:LEU:CD2	2.45	0.47
79:2S:3358:U:H2'	79:2S:3359:A:O4'	2.14	0.47
50:S4:133:LYS:O	50:S4:134:LYS:HB2	2.14	0.47
1:L1:36:VAL:HG13	1:L1:37:GLY:N	2.29	0.47
78:1S:218:A:H62	78:1S:830:U:H5	1.62	0.47
77:31:132:LEU:HD23	77:31:141:CYS:HB2	1.96	0.47
78:1S:1591:C:H2'	78:1S:1592:A:O4'	2.15	0.47
74:28:47:PRO:HG3	78:1S:1615:C:OP2	2.14	0.47
23:73:114:ILE:HD12	23:73:132:ASN:HB2	1.96	0.47
47:S1:133:TYR:HA	47:S1:219:LYS:O	2.14	0.47
79:2S:2917:G:C3'	79:2S:2918:G:H5''	2.45	0.47
79:2S:211:A:H5'	79:2S:229:G:C1'	2.40	0.47
55:S9:146:PHE:HZ	55:S9:149:ARG:NH1	2.13	0.47
78:1S:800:U:H2'	78:1S:801:G:C8	2.50	0.47
21:71:39:ILE:CD1	21:71:102:ARG:HH11	2.26	0.47
55:S9:53:ARG:O	55:S9:57:ARG:HG3	2.14	0.47
11:61:94:ARG:CD	11:61:94:ARG:H	2.23	0.47
48:S2:226:THR:O	48:S2:229:LEU:HB3	2.15	0.47

Continued on next page...

Continued from previous page...

Atom-1	Atom-2	Interatomic distance (Å)	Clash overlap (Å)
45:RC:59:ARG:CB	45:RC:59:ARG:HH11	2.24	0.47
52:S6:57:ASP:HB2	52:S6:105:ASP:O	2.15	0.47
78:1S:156:A:C2	78:1S:415:C:H1'	2.49	0.47
79:2S:374:A:C4'	79:2S:375:A:H5'	2.44	0.47
15:65:73:ARG:HB2	15:65:92:LEU:CD2	2.41	0.47
52:S6:7:TYR:HB2	52:S6:113:ILE:HD12	1.97	0.47
53:S7:89:HIS:CD2	53:S7:165:LYS:HG2	2.46	0.47
78:1S:1743:U:H2'	78:1S:1744:A:H8	1.78	0.47
30:80:100:ILE:HG13	30:80:101:LEU:HD22	1.97	0.47
24:74:47:ARG:HG2	24:74:54:LEU:HG	1.95	0.47
37:87:18:LEU:HD23	37:87:25:ARG:HB2	1.96	0.47
46:S0:3:LEU:HD23	46:S0:6:THR:HA	1.96	0.47
19:69:42:ARG:O	19:69:46:LYS:HG2	2.15	0.47
3:L3:283:TYR:CD2	3:L3:354:VAL:HG21	2.50	0.47
2:L2:147:ARG:HA	2:L2:157:VAL:HA	1.95	0.47
80:8S:77:A:H2'	80:8S:78:G:O4'	2.14	0.47
70:24:37:LYS:O	70:24:41:ARG:HG3	2.14	0.47
53:S7:133:THR:HB	53:S7:155:ASP:HB2	1.96	0.47
4:L4:338:LYS:C	4:L4:340:GLY:H	2.18	0.47
22:72:77:LYS:HG2	22:72:81:LYS:HE2	1.96	0.47
78:1S:1522:U:H3'	78:1S:1523:G:C5'	2.45	0.47
1:L1:189:PHE:CE1	1:L1:200:ASN:HB2	2.50	0.47
59:13:20:ARG:NH2	78:1S:861:U:H4'	2.29	0.47
61:15:69:GLU:O	61:15:70:ASN:HB2	2.14	0.47
79:2S:260:C:H2'	79:2S:261:U:C6	2.49	0.47
78:1S:645:C:H2'	78:1S:646:C:O4'	2.15	0.47
62:16:116:LEU:HB3	62:16:117:LEU:HD22	1.97	0.47
17:67:168:LEU:HD12	17:67:168:LEU:N	2.30	0.47
63:17:29:GLN:HE21	63:17:29:GLN:H	1.62	0.47
9:L9:189:GLU:O	9:L9:190:ASP:HB2	2.14	0.47
78:1S:1620:C:C5	78:1S:1622:G:H5'	2.49	0.47
79:2S:2541:U:O2'	79:2S:2542:U:OP2	2.25	0.47
56:10:15:LEU:HD13	56:10:21:VAL:CG2	2.35	0.47
53:S7:150:GLN:O	53:S7:181:ILE:HD12	2.14	0.47
14:64:58:ILE:HG12	14:64:59:ASN:N	2.16	0.47
19:69:23:TRP:CE3	19:69:51:VAL:HG22	2.50	0.47
47:S1:185:THR:O	47:S1:189:ILE:HG13	2.15	0.47
68:22:65:LEU:H	68:22:65:LEU:CD1	2.20	0.47
54:S8:38:ILE:HG12	54:S8:96:LEU:HD11	1.96	0.47
78:1S:768:C:H2'	78:1S:769:A:O4'	2.14	0.47
55:S9:126:ARG:HG3	76:30:33:ARG:HD2	1.95	0.47

Continued on next page...

Continued from previous page...

Atom-1	Atom-2	Interatomic distance (Å)	Clash overlap (Å)
55:S9:86:LEU:HD11	55:S9:96:VAL:HG12	1.96	0.47
16:66:64:PHE:HE1	16:66:68:ARG:HD3	1.79	0.47
2:L2:230:VAL:O	2:L2:234:LYS:HG3	2.14	0.47
2:L2:21:ARG:CD	79:2S:824:C:H5''	2.44	0.47
53:S7:139:ARG:HH11	53:S7:139:ARG:HG3	1.79	0.47
63:17:124:VAL:HG22	63:17:125:SER:N	2.30	0.47
15:65:60:VAL:HG22	80:8S:142:C:H4'	1.96	0.47
11:61:164:LYS:HZ1	11:61:171:VAL:HB	1.76	0.47
59:13:88:LEU:HA	59:13:91:LEU:HD12	1.96	0.47
46:S0:170:ILE:O	46:S0:174:TRP:HD1	1.98	0.47
33:83:8:TYR:HB3	33:83:101:PHE:CE1	2.49	0.47
2:L2:150:LEU:HD13	79:2S:2157:G:N7	2.30	0.47
79:2S:3049:A:H2'	79:2S:3050:U:O4'	2.15	0.47
53:S7:30:SER:C	53:S7:32:PRO:HD2	2.34	0.47
43:93:20:SER:HA	43:93:23:ARG:HD2	1.97	0.47
50:S4:207:LEU:HD22	50:S4:219:VAL:HG12	1.97	0.47
13:63:9:ILE:HG23	28:78:34:MET:SD	2.54	0.47
58:12:114:LYS:HE2	78:1S:1226:A:N6	2.30	0.47
79:2S:3191:G:H2'	79:2S:3192:U:O4'	2.14	0.47
51:S5:93:LEU:HG	51:S5:172:ILE:HG23	1.97	0.47
78:1S:298:C:H5''	78:1S:299:A:OP2	2.13	0.47
21:71:67:VAL:HG13	21:71:72:VAL:CG1	2.44	0.47
48:S2:181:SER:HB3	78:1S:4:C:H4'	1.96	0.47
48:S2:116:LYS:HG2	48:S2:127:ALA:HB1	1.96	0.47
65:19:62:ALA:HB1	65:19:132:LEU:HD11	1.96	0.47
79:2S:643:U:H5''	79:2S:953:G:H1	1.80	0.47
79:2S:532:A:O2'	79:2S:533:A:H5'	2.15	0.47
78:1S:740:A:C2'	78:1S:741:C:H5''	2.45	0.47
46:S0:90:ALA:HB1	46:S0:95:ALA:O	2.15	0.47
79:2S:3244:A:H3'	79:2S:3245:A:C5'	2.45	0.47
31:81:18:LYS:HD3	79:2S:3375:A:H4'	1.96	0.47
79:2S:3145:C:H2'	79:2S:3146:G:H8	1.79	0.47
78:1S:139:C:H1'	78:1S:140:A:OP2	2.14	0.47
79:2S:3105:U:H2'	79:2S:3106:A:C8	2.50	0.47
79:2S:3023:U:H2'	79:2S:3024:A:C8	2.49	0.47
4:L4:74:ILE:HB	4:L4:75:PRO:HD2	1.97	0.47
79:2S:1694:U:O2'	79:2S:1695:U:H5'	2.15	0.47
59:13:112:LYS:O	59:13:116:ILE:HG13	2.15	0.47
2:L2:17:THR:HG22	79:2S:2172:A:O3'	2.14	0.47
44:P0:15:LEU:O	44:P0:19:LEU:HG	2.14	0.47
2:L2:72:ARG:NH1	2:L2:72:ARG:HB2	2.29	0.47

Continued on next page...

Continued from previous page...

Atom-1	Atom-2	Interatomic distance (Å)	Clash overlap (Å)
78:1S:1676:U:O2'	78:1S:1677:C:H5'	2.15	0.47
19:69:63:THR:HA	19:69:66:HIS:HB3	1.96	0.47
20:70:42:TRP:O	20:70:46:GLN:HG3	2.15	0.47
21:71:83:ARG:H	21:71:83:ARG:HD3	1.79	0.47
50:S4:147:ILE:N	50:S4:147:ILE:HD12	2.30	0.47
56:10:92:ILE:HG13	56:10:92:ILE:O	2.15	0.47
5:L5:62:CYS:O	5:L5:77:ALA:HA	2.15	0.47
8:L8:171:LYS:HG3	8:L8:171:LYS:O	2.15	0.47
79:2S:2867:C:H6	79:2S:2867:C:H5'	1.79	0.47
49:S3:76:ARG:C	49:S3:76:ARG:HD3	2.35	0.47
48:S2:242:ILE:N	48:S2:242:ILE:HD12	2.30	0.47
79:2S:3181:C:H2'	79:2S:3182:G:O4'	2.14	0.47
79:2S:2809:C:H5''	79:2S:2956:A:H5''	1.96	0.47
2:L2:112:ILE:CG2	2:L2:133:TYR:HB2	2.45	0.47
3:L3:85:VAL:HG13	3:L3:163:HIS:CE1	2.50	0.47
17:67:64:ASN:HD22	17:67:80:LYS:HE3	1.80	0.47
61:15:126:VAL:HG22	61:15:127:ARG:N	2.30	0.47
55:S9:93:LEU:O	55:S9:97:LEU:HB2	2.15	0.47
78:1S:872:G:N2	78:1S:1047:G:H4'	2.30	0.47
28:78:65:GLN:HA	28:78:68:PHE:CD2	2.46	0.47
51:S5:64:VAL:HG23	51:S5:89:ILE:HD11	1.97	0.47
4:L4:162:THR:O	4:L4:166:VAL:HG23	2.14	0.47
78:1S:1375:A:H2'	78:1S:1376:C:O4'	2.15	0.47
25:75:72:ALA:HB1	25:75:83:VAL:HG11	1.95	0.47
79:2S:3275:U:H3'	79:2S:3276:G:C4'	2.44	0.47
54:S8:155:SER:O	54:S8:159:GLN:HB2	2.14	0.47
52:S6:50:PHE:CE1	52:S6:113:ILE:HG12	2.50	0.47
3:L3:82:PRO:CB	3:L3:165:GLN:HB3	2.44	0.47
13:63:36:ARG:CG	13:63:39:ARG:HH21	2.27	0.47
18:68:60:PRO:HG2	18:68:144:ARG:HG2	1.96	0.47
17:67:122:ALA:HB1	17:67:123:PRO:CD	2.45	0.47
6:L6:108:LYS:HE2	79:2S:617:G:OP1	2.15	0.47
78:1S:4:C:H2'	78:1S:5:U:H6	1.80	0.47
79:2S:2733:A:H2'	79:2S:2734:A:C8	2.50	0.47
70:24:91:LEU:HB3	70:24:96:LEU:HB2	1.95	0.47
79:2S:2798:C:H5'	79:2S:2800:G:H5'	1.95	0.47
78:1S:1014:G:O2'	78:1S:1015:U:H5'	2.15	0.47
42:92:84:THR:C	42:92:85:LEU:HD12	2.35	0.47
81:5S:79:A:H62	81:5S:101:G:H21	1.63	0.47
20:70:82:ASP:OD1	20:70:87:THR:HG22	2.15	0.47
2:L2:70:ARG:CZ	2:L2:72:ARG:HD3	2.44	0.47

Continued on next page...

Continued from previous page...

Atom-1	Atom-2	Interatomic distance (Å)	Clash overlap (Å)
53:S7:43:PHE:HB2	53:S7:61:PHE:O	2.14	0.47
31:81:7:VAL:HG13	31:81:77:ARG:O	2.15	0.47
5:L5:142:PHE:HA	79:2S:1079:A:H5'	1.97	0.47
79:2S:1173:U:H5'	79:2S:1179:A:N6	2.29	0.47
38:88:31:LEU:HA	38:88:37:PRO:HA	1.95	0.47
4:L4:58:HIS:C	4:L4:60:THR:H	2.16	0.47
78:1S:1088:A:O5'	78:1S:1088:A:H8	1.98	0.47
3:L3:117:ARG:HH21	3:L3:177:HIS:HA	1.80	0.47
55:S9:54:ARG:CB	55:S9:57:ARG:HH21	2.28	0.47
80:8S:106:C:H5''	80:8S:108:C:OP2	2.14	0.47
20:70:117:ARG:HH22	81:5S:88:G:H5'	1.80	0.47
78:1S:391:A:O2'	78:1S:1730:A:H4'	2.14	0.47
52:S6:57:ASP:CB	52:S6:106:LEU:HA	2.44	0.47
15:65:142:ILE:N	15:65:142:ILE:HD12	2.30	0.47
19:69:106:LEU:HB3	19:69:120:TYR:HE1	1.76	0.47
61:15:28:MET:HE3	61:15:36:LEU:HD11	1.96	0.47
8:L8:68:ARG:NH1	79:2S:2514:U:H5'	2.30	0.47
9:L9:113:GLU:HG3	9:L9:123:ILE:CG2	2.45	0.47
72:26:86:VAL:HG23	78:1S:1795:U:C5'	2.44	0.47
30:80:32:LYS:CE	30:80:35:ARG:HH21	2.23	0.47
24:74:75:THR:HG23	24:74:76:VAL:N	2.29	0.47
7:L7:102:VAL:CG1	7:L7:130:ILE:HD13	2.44	0.47
4:L4:219:LEU:HD22	4:L4:225:VAL:HG11	1.97	0.47
78:1S:40:A:H2'	78:1S:41:A:O4'	2.14	0.47
60:14:112:ILE:HG21	60:14:115:ILE:HD13	1.96	0.47
68:22:68:ARG:NH1	68:22:68:ARG:HG2	2.28	0.47
27:77:121:ARG:NH1	27:77:126:LYS:HE2	2.30	0.47
79:2S:1779:C:H3'	79:2S:1780:G:C5'	2.45	0.47
4:L4:8:VAL:HG23	4:L4:18:ASN:O	2.15	0.47
43:93:50:GLY:O	43:93:51:ALA:HB3	2.14	0.47
44:P0:33:VAL:HG12	44:P0:34:SER:N	2.29	0.47
8:L8:116:VAL:HG13	8:L8:121:SER:O	2.14	0.47
79:2S:848:A:C8	79:2S:849:C:H1'	2.50	0.47
81:5S:3:U:H2'	81:5S:4:U:C6	2.50	0.47
60:14:39:ILE:O	60:14:40:ALA:HB3	2.15	0.47
14:64:22:LEU:C	14:64:63:VAL:HG23	2.35	0.47
71:25:44:GLN:HB3	71:25:45:GLU:OE1	2.15	0.47
43:93:59:CYS:C	43:93:61:LYS:H	2.18	0.47
7:L7:153:PHE:HB3	7:L7:160:ARG:HG2	1.96	0.47
79:2S:2841:G:H2'	79:2S:2898:G:N2	2.30	0.47
61:15:60:LEU:HD11	61:15:89:MET:HB2	1.96	0.47

Continued on next page...

Continued from previous page...

Atom-1	Atom-2	Interatomic distance (Å)	Clash overlap (Å)
18:68:71:LEU:HD11	18:68:96:PHE:CZ	2.50	0.47
66:20:33:GLN:NE2	66:20:111:GLY:HA3	2.30	0.47
64:18:134:ARG:HG3	64:18:134:ARG:HH11	1.80	0.47
62:16:82:ARG:HG3	62:16:82:ARG:HH11	1.80	0.47
79:2S:2197:C:N4	79:2S:2241:U:H2'	2.29	0.47
79:2S:2478:C:H2'	79:2S:2479:C:C5	2.50	0.47
46:S0:185:ARG:H	67:21:44:ARG:HA	1.79	0.47
79:2S:2260:U:C2'	79:2S:2261:G:H5'	2.45	0.47
80:8S:41:A:H2'	80:8S:42:G:O4'	2.15	0.47
78:1S:778:G:H5'	78:1S:778:G:N3	2.30	0.47
79:2S:650:C:H2'	79:2S:651:G:H8	1.77	0.47
58:12:27:ALA:O	58:12:31:VAL:HG23	2.15	0.47
79:2S:181:U:H3'	79:2S:182:U:C5'	2.41	0.47
78:1S:840:U:O2'	78:1S:841:U:H6	1.94	0.47
53:S7:73:VAL:CB	53:S7:77:LEU:HG	2.42	0.47
11:61:22:SER:H	79:2S:2674:A:H62	1.63	0.47
57:11:34:TRP:CH2	57:11:36:LYS:HD3	2.48	0.47
3:L3:123:TYR:CE2	3:L3:124:LYS:HG3	2.50	0.47
78:1S:1588:G:H1	78:1S:1608:U:H3	1.63	0.47
9:L9:36:LYS:HD3	9:L9:38:LEU:HD21	1.96	0.47
78:1S:751:G:O2'	78:1S:752:A:H5'	2.15	0.47
2:L2:34:TYR:CE1	79:2S:2525:G:H2'	2.49	0.47
49:S3:6:SER:HB3	49:S3:9:ARG:HD3	1.97	0.47
80:8S:104:A:OP2	80:8S:105:A:H2'	2.13	0.47
28:78:6:THR:HG22	28:78:8:THR:HG23	1.97	0.47
2:L2:20:THR:HA	2:L2:23:ARG:NH1	2.29	0.47
78:1S:1266:U:H2'	78:1S:1267:G:H8	1.79	0.47
81:5S:106:U:H2'	81:5S:107:C:H6	1.80	0.47
45:RC:201:THR:CB	45:RC:242:SER:HA	2.46	0.47
43:93:5:THR:OG1	43:93:9:GLY:HA2	2.15	0.47
78:1S:48:G:H2'	78:1S:49:C:C6	2.50	0.47
6:L6:38:THR:HG22	6:L6:39:VAL:N	2.29	0.47
14:64:28:SER:HB3	14:64:31:LYS:HB2	1.96	0.47
3:L3:305:ILE:HD12	3:L3:306:THR:N	2.30	0.47
44:P0:70:LEU:HD13	44:P0:73:PHE:HE2	1.79	0.47
55:S9:162:SER:HB2	55:S9:163:PRO:CD	2.39	0.46
78:1S:1753:A:H3'	78:1S:1754:A:C8	2.49	0.46
58:12:25:GLU:C	58:12:27:ALA:H	2.18	0.46
1:L1:130:LYS:HD2	1:L1:130:LYS:N	2.30	0.46
1:L1:130:LYS:HG3	1:L1:136:THR:OG1	2.16	0.46
15:65:18:VAL:O	15:65:22:LEU:HG	2.14	0.46

Continued on next page...

Continued from previous page...

Atom-1	Atom-2	Interatomic distance (Å)	Clash overlap (Å)
79:2S:1190:A:H5'	79:2S:1191:U:OP1	2.14	0.46
78:1S:1080:U:H2'	78:1S:1081:A:H5'	1.97	0.46
78:1S:540:G:H4'	78:1S:541:A:C2	2.50	0.46
15:65:4:TYR:CE2	15:65:49:ARG:HD2	2.51	0.46
9:L9:93:VAL:HG22	40:90:82:LEU:HD22	1.96	0.46
79:2S:3337:G:H2'	79:2S:3338:C:C6	2.50	0.46
54:S8:47:ARG:HH12	78:1S:397:A:H5''	1.79	0.46
78:1S:201:G:H2'	78:1S:202:A:C8	2.50	0.46
9:L9:67:ALA:O	9:L9:70:THR:HG22	2.14	0.46
47:S1:198:GLU:OE1	47:S1:210:ILE:HD12	2.15	0.46
47:S1:33:LYS:O	47:S1:98:THR:HG22	2.15	0.46
79:2S:320:G:H2'	79:2S:321:C:H6	1.79	0.46
3:L3:37:ARG:HA	3:L3:186:GLY:HA2	1.98	0.46
55:S9:64:GLU:O	55:S9:65:LYS:HB2	2.15	0.46
78:1S:649:U:HO2'	78:1S:650:U:H6	1.61	0.46
66:20:43:LYS:O	66:20:47:GLN:HB2	2.14	0.46
53:S7:13:PRO:O	53:S7:14:THR:HG22	2.15	0.46
27:77:55:LYS:HB2	27:77:55:LYS:NZ	2.30	0.46
78:1S:310:C:H2'	78:1S:311:U:O4'	2.15	0.46
4:L4:52:VAL:HG22	4:L4:53:SER:N	2.31	0.46
14:64:15:VAL:CG1	14:64:65:LEU:HD11	2.45	0.46
56:10:87:VAL:H	56:10:88:PRO:HD3	1.79	0.46
52:S6:72:ARG:HH11	52:S6:72:ARG:HG3	1.80	0.46
55:S9:53:ARG:HG3	55:S9:97:LEU:O	2.14	0.46
18:68:16:ARG:HB2	18:68:53:PHE:CB	2.42	0.46
79:2S:1158:A:H2'	79:2S:1159:A:C4'	2.40	0.46
79:2S:759:U:C2'	79:2S:760:G:H5'	2.46	0.46
79:2S:1039:U:H2'	79:2S:1040:A:C8	2.51	0.46
57:11:102:LYS:HG3	78:1S:632:U:OP1	2.16	0.46
2:L2:207:VAL:HG23	2:L2:208:ASP:OD2	2.15	0.46
15:65:120:TRP:HZ2	15:65:123:GLN:HG2	1.80	0.46
2:L2:128:ARG:HB2	79:2S:2177:G:H2'	1.97	0.46
31:81:13:THR:HG22	31:81:14:ILE:N	2.30	0.46
76:30:35:TYR:O	76:30:39:LEU:HD23	2.16	0.46
79:2S:2455:U:C2'	79:2S:2456:A:H5'	2.46	0.46
37:87:49:TRP:CE3	79:2S:929:A:H1'	2.50	0.46
4:L4:65:TRP:CH2	4:L4:76:ARG:HD3	2.50	0.46
79:2S:1200:A:H5'	79:2S:1201:C:H4'	1.96	0.46
70:24:91:LEU:HB2	70:24:97:ALA:CB	2.45	0.46
61:15:19:GLY:HA2	64:18:93:THR:O	2.15	0.46
78:1S:223:U:H2'	78:1S:224:C:C6	2.51	0.46

Continued on next page...

Continued from previous page...

Atom-1	Atom-2	Interatomic distance (Å)	Clash overlap (Å)
79:2S:787:G:H2'	79:2S:788:C:C6	2.50	0.46
79:2S:1323:G:H2'	79:2S:1324:U:C6	2.50	0.46
17:67:70:THR:HG23	17:67:73:GLY:H	1.80	0.46
63:17:110:VAL:HG21	63:17:117:LEU:HD23	1.96	0.46
7:L7:118:LYS:HD3	7:L7:120:THR:HG23	1.96	0.46
51:S5:124:LEU:HD11	71:25:59:TYR:HB2	1.97	0.46
78:1S:1524:A:C2	78:1S:1590:G:H1'	2.49	0.46
49:S3:211:PRO:CD	63:17:19:ARG:HB2	2.45	0.46
63:17:24:LEU:HD21	63:17:34:LEU:HD22	1.98	0.46
71:25:41:ILE:CG1	71:25:42:LEU:N	2.78	0.46
37:87:21:ARG:HH21	37:87:39:TYR:HA	1.81	0.46
3:L3:92:TYR:HB3	3:L3:99:LEU:HB3	1.97	0.46
67:21:14:PRO:HB3	67:21:23:ILE:HG23	1.96	0.46
36:86:73:ALA:HB3	36:86:83:ALA:HB1	1.97	0.46
2:L2:200:ARG:O	2:L2:204:MET:HG3	2.16	0.46
79:2S:915:A:C5	79:2S:917:A:H1'	2.50	0.46
78:1S:175:G:N2	78:1S:176:C:H5	2.12	0.46
78:1S:520:A:H2'	78:1S:521:A:C8	2.49	0.46
78:1S:45:U:O2'	78:1S:46:A:H3'	2.14	0.46
78:1S:1202:A:H1'	78:1S:1207:C:N4	2.29	0.46
76:30:30:PRO:HG2	76:30:35:TYR:HD2	1.78	0.46
50:S4:44:LEU:CD1	50:S4:82:TYR:HB3	2.45	0.46
22:72:20:SER:HB3	22:72:61:THR:HB	1.96	0.46
2:L2:138:GLY:HA3	2:L2:147:ARG:HB3	1.97	0.46
55:S9:143:ILE:N	55:S9:143:ILE:HD12	2.31	0.46
79:2S:2439:A:H2'	79:2S:2440:G:H8	1.80	0.46
79:2S:1130:A:H8	79:2S:1130:A:O5'	1.98	0.46
79:2S:960:U:H4'	79:2S:963:G:C2	2.50	0.46
79:2S:873:C:H2'	79:2S:875:G:O4'	2.15	0.46
10:60:13:LYS:C	10:60:14:ASN:HD22	2.18	0.46
4:L4:159:ILE:HG23	4:L4:164:GLU:HB3	1.96	0.46
8:L8:84:ARG:O	8:L8:88:ALA:HB2	2.14	0.46
78:1S:102:U:H3'	78:1S:360:A:H61	1.80	0.46
53:S7:15:GLU:O	53:S7:19:GLN:HG2	2.15	0.46
78:1S:584:C:O5'	78:1S:584:C:H6	1.97	0.46
42:92:87:ARG:HH11	42:92:87:ARG:HG2	1.79	0.46
51:S5:43:PHE:HA	51:S5:68:ILE:O	2.16	0.46
18:68:170:ARG:O	18:68:171:LYS:HB3	2.16	0.46
60:14:85:ALA:HB3	60:14:92:LYS:HA	1.98	0.46
79:2S:1943:C:H4'	79:2S:3346:U:C4'	2.36	0.46
79:2S:1814:A:H4'	79:2S:1815:U:H5'	1.97	0.46

Continued on next page...

Continued from previous page...

Atom-1	Atom-2	Interatomic distance (Å)	Clash overlap (Å)
62:16:45:ARG:O	62:16:48:VAL:HG12	2.16	0.46
32:82:79:VAL:HG13	32:82:111:ARG:HG2	1.97	0.46
3:L3:260:VAL:HG21	79:2S:2987:A:C2	2.51	0.46
23:73:69:LEU:N	23:73:69:LEU:HD12	2.30	0.46
15:65:134:LEU:HD12	15:65:134:LEU:N	2.30	0.46
79:2S:1655:G:H1'	79:2S:1800:A:H61	1.80	0.46
1:L1:148:VAL:HG23	1:L1:149:THR:N	2.30	0.46
16:66:87:MET:HA	79:2S:1311:G:H21	1.81	0.46
79:2S:1325:U:H2'	79:2S:1326:A:H8	1.75	0.46
79:2S:1326:A:H2'	79:2S:1327:C:O4'	2.15	0.46
9:L9:39:LYS:NZ	79:2S:3184:A:H4'	2.31	0.46
31:81:101:ALA:HA	31:81:104:LEU:HD12	1.98	0.46
49:S3:202:LEU:O	63:17:42:GLN:HG3	2.15	0.46
54:S8:57:ALA:HB1	54:S8:60:ILE:HD11	1.97	0.46
79:2S:1019:G:C2'	79:2S:1020:G:H5''	2.45	0.46
41:91:9:ARG:O	41:91:13:LEU:HD23	2.14	0.46
49:S3:157:LEU:O	78:1S:1327:C:H5''	2.15	0.46
5:L5:51:LEU:HB2	5:L5:144:VAL:HG22	1.98	0.46
5:L5:157:ALA:HB3	5:L5:160:PHE:CD2	2.51	0.46
18:68:64:VAL:HG22	18:68:64:VAL:O	2.14	0.46
79:2S:3146:G:H2'	79:2S:3147:G:H8	1.79	0.46
52:S6:4:ASN:O	52:S6:110:ALA:HA	2.15	0.46
6:L6:5:LYS:O	6:L6:6:ALA:HB2	2.15	0.46
57:11:143:SER:O	57:11:144:ALA:HB2	2.15	0.46
74:28:15:VAL:HG23	74:28:28:VAL:HG22	1.98	0.46
63:17:100:LEU:HB3	63:17:118:PRO:HG2	1.96	0.46
79:2S:2664:C:H2'	79:2S:2665:U:C6	2.50	0.46
20:70:4:PHE:CE2	20:70:104:GLU:HA	2.50	0.46
79:2S:595:G:H1	79:2S:609:G:H5''	1.79	0.46
78:1S:1764:C:OP1	78:1S:1771:U:H4'	2.16	0.46
60:14:21:ALA:HA	60:14:26:THR:HG22	1.98	0.46
3:L3:296:THR:HG22	3:L3:297:SER:N	2.16	0.46
77:31:118:ARG:HG2	77:31:134:ASN:HB2	1.97	0.46
26:76:17:LYS:O	26:76:17:LYS:HD3	2.15	0.46
26:76:13:ARG:CG	80:8S:23:U:H5''	2.42	0.46
4:L4:233:LEU:HD12	4:L4:262:TRP:CZ2	2.50	0.46
42:92:35:LEU:HD23	42:92:40:LYS:HE2	1.97	0.46
3:L3:238:LEU:HD21	3:L3:248:LYS:O	2.16	0.46
78:1S:1371:A:H2	78:1S:1373:C:H3'	1.80	0.46
46:S0:199:PRO:HB2	46:S0:203:PHE:CZ	2.50	0.46
14:64:95:ALA:HA	14:64:100:ALA:CB	2.46	0.46

Continued on next page...

Continued from previous page...

Atom-1	Atom-2	Interatomic distance (Å)	Clash overlap (Å)
1:L1:50:SER:HB3	1:L1:195:LYS:HG2	1.97	0.46
9:L9:23:ARG:HB3	9:L9:39:LYS:HA	1.97	0.46
18:68:23:ASN:O	18:68:27:LYS:HG3	2.15	0.46
80:8S:72:A:H1'	80:8S:88:A:N3	2.31	0.46
38:88:5:ILE:HG23	38:88:10:GLN:NE2	2.30	0.46
50:S4:38:LEU:HD23	78:1S:298:C:H5'	1.97	0.46
3:L3:280:HIS:HB3	3:L3:324:VAL:HG22	1.97	0.46
9:L9:134:ILE:CG1	9:L9:146:LEU:HG	2.46	0.46
56:10:24:LYS:HE3	56:10:26:ASP:HB2	1.97	0.46
46:S0:23:HIS:H	46:S0:23:HIS:HD2	1.62	0.46
50:S4:9:LEU:HD23	50:S4:10:LYS:O	2.15	0.46
9:L9:45:PHE:HB3	14:64:7:VAL:HG11	1.97	0.46
72:26:58:VAL:HG23	72:26:59:TYR:CD2	2.50	0.46
9:L9:87:LYS:HB2	9:L9:187:ILE:HA	1.96	0.46
48:S2:44:LEU:HD22	48:S2:49:LYS:HB2	1.96	0.46
79:2S:2707:C:H2'	79:2S:2708:C:C6	2.50	0.46
45:RC:51:ASP:HB3	45:RC:52:GLN:H	1.48	0.46
78:1S:1253:U:H2'	78:1S:1254:U:C6	2.51	0.46
42:92:56:PRO:HG3	79:2S:2802:A:N7	2.30	0.46
66:20:24:ILE:O	66:20:90:TYR:HA	2.15	0.46
18:68:106:PHE:HB2	18:68:111:ARG:HE	1.81	0.46
83:PT:28:U:H2'	83:PT:29:C:C6	2.51	0.46
79:2S:3041:U:H2'	79:2S:3042:U:C6	2.51	0.46
6:L6:68:PRO:HB2	6:L6:71:VAL:HG23	1.97	0.46
79:2S:397:A:H4'	79:2S:399:A:OP1	2.16	0.46
4:L4:133:SER:O	4:L4:137:ALA:HB2	2.15	0.46
7:L7:58:ALA:O	7:L7:62:ILE:HG13	2.15	0.46
50:S4:179:LYS:HB3	50:S4:229:GLY:O	2.16	0.46
11:61:109:HIS:HB2	11:61:114:ILE:CD1	2.46	0.46
33:83:30:ILE:O	33:83:80:VAL:HA	2.16	0.46
72:26:23:CYS:HA	72:26:72:HIS:O	2.16	0.46
79:2S:793:C:H2'	79:2S:794:U:O4'	2.15	0.46
3:L3:260:VAL:HG21	79:2S:2987:A:H2	1.81	0.46
78:1S:1041:G:H2'	78:1S:1042:G:H8	1.74	0.46
78:1S:1311:U:C2	78:1S:1313:A:H2'	2.51	0.46
57:11:140:VAL:HG13	57:11:141:LYS:N	2.31	0.46
79:2S:2471:U:C3'	79:2S:2472:U:H5''	2.45	0.46
4:L4:321:LYS:O	4:L4:325:LEU:HG	2.16	0.46
23:73:40:LYS:HB2	23:73:57:MET:O	2.16	0.46
65:19:65:ILE:CG2	65:19:124:ILE:HB	2.46	0.46
48:S2:170:ILE:HD12	48:S2:170:ILE:H	1.81	0.46

Continued on next page...

Continued from previous page...

Atom-1	Atom-2	Interatomic distance (Å)	Clash overlap (Å)
78:1S:1082:C:C2'	78:1S:1082:C:O2	2.61	0.46
78:1S:1432:U:H4'	78:1S:1433:G:C5'	2.44	0.46
30:80:42:ILE:HD11	30:80:67:VAL:HG22	1.98	0.46
62:16:139:GLN:HG3	78:1S:1579:U:H1'	1.98	0.46
70:24:5:VAL:O	70:24:6:THR:CB	2.64	0.46
31:81:62:ARG:HG3	31:81:62:ARG:HH11	1.81	0.46
36:86:76:ARG:HH21	79:2S:293:C:H4'	1.81	0.46
9:L9:47:LYS:HB2	14:64:7:VAL:HB	1.97	0.46
2:L2:113:VAL:HG11	2:L2:166:ILE:HD13	1.96	0.46
5:L5:243:ALA:O	5:L5:247:ILE:HG13	2.16	0.46
79:2S:1657:C:C4	79:2S:1797:A:H5''	2.51	0.46
79:2S:87:U:H2'	79:2S:88:A:C8	2.50	0.46
32:82:85:LEU:HA	32:82:88:HIS:HD2	1.80	0.46
62:16:6:SER:HB3	62:16:23:LYS:HB3	1.97	0.46
80:8S:32:C:H2'	80:8S:33:A:C8	2.50	0.46
79:2S:2258:U:H2'	79:2S:2259:A:O4'	2.16	0.46
59:13:99:ARG:O	59:13:103:GLU:HG2	2.16	0.46
17:67:126:ARG:HA	17:67:140:GLU:HG2	1.98	0.46
27:77:107:ARG:O	27:77:111:LYS:HG3	2.16	0.46
1:L1:47:LYS:HD2	1:L1:47:LYS:N	2.30	0.46
79:2S:339:C:H6	79:2S:339:C:H5'	1.80	0.46
46:S0:163:ASN:HB3	46:S0:169:SER:CB	2.46	0.46
79:2S:1391:C:H5''	79:2S:1392:G:C8	2.51	0.46
9:L9:57:VAL:HA	79:2S:3186:A:H2	1.81	0.46
60:14:19:ILE:HB	60:14:83:ILE:CD1	2.43	0.46
56:10:14:TYR:HE2	56:10:21:VAL:HG13	1.79	0.46
79:2S:638:C:H2'	79:2S:639:G:H8	1.79	0.46
79:2S:1813:A:C3'	79:2S:1814:A:H5''	2.45	0.46
51:S5:205:SER:O	51:S5:206:SER:HB2	2.16	0.46
78:1S:777:C:C2'	78:1S:778:G:H5''	2.38	0.46
4:L4:233:LEU:HD12	4:L4:262:TRP:HZ2	1.80	0.46
21:71:27:LEU:O	21:71:31:LEU:HG	2.16	0.46
79:2S:1915:A:H2'	79:2S:1916:U:C6	2.51	0.46
13:63:171:ARG:NH1	79:2S:713:U:H5'	2.30	0.46
4:L4:146:PRO:CG	4:L4:150:LEU:HD11	2.43	0.46
15:65:66:VAL:O	15:65:127:TYR:HA	2.16	0.46
79:2S:1191:U:H4'	79:2S:1192:C:H5''	1.98	0.46
69:23:29:TYR:CE1	69:23:33:LEU:HG	2.51	0.46
78:1S:1310:U:H3	78:1S:1315:U:H3	1.64	0.46
24:74:47:ARG:HH11	24:74:47:ARG:HG2	1.80	0.46
51:S5:98:MET:HE1	78:1S:1610:G:H4'	1.97	0.46

Continued on next page...

Continued from previous page...

Atom-1	Atom-2	Interatomic distance (Å)	Clash overlap (Å)
50:S4:45:ILE:HG23	50:S4:46:VAL:HG23	1.96	0.46
54:S8:37:LYS:HB2	54:S8:59:ARG:HG2	1.98	0.46
32:82:66:LEU:HD23	32:82:72:LYS:HG3	1.97	0.46
79:2S:1960:A:H61	79:2S:2077:U:H3	1.63	0.46
9:L9:186:PHE:CD1	9:L9:186:PHE:N	2.84	0.46
35:85:86:ARG:HD3	80:8S:36:G:C8	2.50	0.46
61:15:60:LEU:CD1	61:15:89:MET:HB2	2.45	0.46
5:L5:58:LYS:HE2	81:5S:48:U:O4	2.15	0.46
7:L7:135:ALA:HB2	7:L7:229:PHE:HA	1.97	0.46
17:67:53:ASP:O	17:67:54:HIS:HB2	2.15	0.46
79:2S:1706:C:H2'	79:2S:1707:A:O4'	2.16	0.46
79:2S:1620:U:H2'	79:2S:1621:A:C8	2.51	0.46
13:63:50:PRO:HG3	35:85:118:ILE:HD12	1.97	0.46
75:29:29:GLY:HA3	75:29:40:ARG:HD3	1.97	0.46
19:69:24:LEU:N	19:69:24:LEU:HD12	2.31	0.46
79:2S:3057:U:O2	79:2S:3057:U:H2'	2.15	0.46
79:2S:1241:U:H1'	79:2S:1242:G:OP1	2.16	0.46
78:1S:1415:U:H2'	78:1S:1415:U:O2	2.15	0.46
51:S5:59:VAL:C	51:S5:61:TYR:H	2.17	0.46
52:S6:176:GLN:HG2	78:1S:169:A:C5'	2.46	0.46
78:1S:64:U:C2'	78:1S:65:A:H5''	2.36	0.46
51:S5:187:ILE:HA	78:1S:1534:G:N2	2.31	0.46
62:16:49:TYR:O	62:16:53:LEU:HG	2.15	0.46
78:1S:1057:U:H1'	78:1S:1058:U:H2'	1.98	0.46
46:S0:31:VAL:HB	46:S0:34:GLU:CG	2.46	0.46
78:1S:1671:A:N6	78:1S:1730:A:O2'	2.49	0.46
32:82:109:LEU:CD2	32:82:119:VAL:HG11	2.45	0.46
59:13:125:LEU:HD13	59:13:125:LEU:O	2.15	0.46
2:L2:200:ARG:NH1	79:2S:2146:C:H5''	2.31	0.46
79:2S:1317:A:O2'	79:2S:1318:A:H3'	2.16	0.46
58:12:43:ARG:CB	58:12:121:VAL:HG12	2.46	0.46
10:60:65:LEU:HD23	10:60:159:PHE:CE1	2.51	0.46
79:2S:2767:U:H2'	79:2S:2768:U:C6	2.51	0.46
79:2S:2946:A:H2'	79:2S:2982:A:C5	2.51	0.46
79:2S:970:A:H2'	79:2S:971:G:C8	2.50	0.46
79:2S:1128:U:H2'	79:2S:1129:A:O4'	2.16	0.46
3:L3:55:THR:C	3:L3:56:ILE:HD12	2.36	0.46
52:S6:83:CYS:HA	78:1S:162:A:C5'	2.45	0.46
1:L1:176:GLU:O	1:L1:180:VAL:HG23	2.15	0.46
24:74:49:ILE:CG2	24:74:52:THR:HG23	2.45	0.46
62:16:31:VAL:HA	62:16:67:VAL:HB	1.98	0.46

Continued on next page...

Continued from previous page...

Atom-1	Atom-2	Interatomic distance (Å)	Clash overlap (Å)
32:82:88:HIS:HB3	32:82:92:TYR:CD2	2.51	0.46
81:5S:106:U:H2'	81:5S:107:C:C6	2.51	0.46
13:63:50:PRO:HD2	35:85:116:TYR:CE1	2.51	0.46
79:2S:1454:A:N6	79:2S:1879:A:H1'	2.30	0.46
25:75:44:PRO:HB2	25:75:46:TYR:O	2.15	0.46
48:S2:144:TRP:CD2	48:S2:173:PRO:HG3	2.51	0.46
26:76:35:LEU:HB3	26:76:39:LEU:HB2	1.98	0.46
57:11:21:ASN:ND2	57:11:32:LYS:H	2.12	0.46
50:S4:192:ILE:HG23	50:S4:228:ILE:HD11	1.97	0.46
45:RC:232:TYR:HE1	45:RC:234:LEU:HD11	1.80	0.46
32:82:11:LYS:O	32:82:12:LYS:HB2	2.16	0.46
10:60:98:ARG:HH11	10:60:98:ARG:HG3	1.81	0.46
40:90:85:LEU:HD13	40:90:85:LEU:O	2.15	0.46
50:S4:86:PHE:CD1	50:S4:87:MET:HG2	2.50	0.46
64:18:89:GLN:O	64:18:90:ASN:HB2	2.16	0.46
79:2S:2985:C:H2'	79:2S:2986:U:C6	2.51	0.46
78:1S:1324:G:H2'	78:1S:1325:A:O4'	2.15	0.46
55:S9:133:HIS:O	55:S9:134:ILE:HG13	2.16	0.46
55:S9:152:SER:O	55:S9:156:ILE:HG13	2.16	0.46
78:1S:1641:C:H2'	78:1S:1642:G:H8	1.76	0.46
79:2S:1887:A:H2	79:2S:2391:G:H4'	1.79	0.46
15:65:159:ARG:HA	15:65:164:LEU:HD12	1.96	0.46
4:L4:170:LYS:HG3	4:L4:175:HIS:CB	2.44	0.46
4:L4:95:ARG:HD2	79:2S:1439:U:H4'	1.98	0.46
4:L4:107:ARG:HA	79:2S:664:U:H5'	1.98	0.46
78:1S:228:G:H2'	78:1S:229:U:O4'	2.16	0.46
53:S7:95:GLU:HG3	78:1S:694:U:H5	1.81	0.46
79:2S:2416:U:H2'	79:2S:2417:U:O4'	2.14	0.46
3:L3:348:ARG:HD3	79:2S:3037:U:H5'	1.98	0.46
27:77:114:VAL:HG12	27:77:118:PHE:CE2	2.50	0.46
4:L4:100:PHE:CE2	79:2S:803:C:H5'	2.51	0.46
1:L1:147:LYS:HB3	1:L1:152:ARG:CB	2.46	0.46
79:2S:1254:C:O2'	79:2S:1255:C:H5'	2.16	0.46
9:L9:111:PHE:HB3	9:L9:125:ASN:HD22	1.81	0.46
78:1S:798:C:H2'	78:1S:799:A:H8	1.81	0.46
47:S1:141:ALA:HB1	47:S1:210:ILE:HG12	1.97	0.46
26:76:16:ARG:HG2	26:76:16:ARG:HH11	1.81	0.46
79:2S:1877:U:H4'	79:2S:1878:G:C5	2.50	0.46
78:1S:1425:A:H2'	78:1S:1426:C:C6	2.50	0.46
79:2S:1795:U:H5'	79:2S:1796:G:C2	2.51	0.46
9:L9:128:VAL:HG12	9:L9:129:ARG:N	2.31	0.46

Continued on next page...

Continued from previous page...

Atom-1	Atom-2	Interatomic distance (Å)	Clash overlap (Å)
71:25:57:TYR:HB2	71:25:60:VAL:CG2	2.46	0.46
5:L5:174:PRO:HG2	79:2S:2747:A:H4'	1.96	0.46
10:60:6:ALA:HB2	79:2S:2854:U:OP1	2.15	0.46
26:76:37:LYS:HG2	26:76:37:LYS:H	1.48	0.46
79:2S:3080:G:H2'	79:2S:3081:C:C6	2.51	0.46
79:2S:2238:G:H2'	79:2S:2239:G:H8	1.80	0.46
56:10:11:ILE:HD13	56:10:35:ILE:HG21	1.98	0.46
56:10:38:LYS:HB2	56:10:41:TYR:HB2	1.96	0.46
21:71:76:ILE:HB	21:71:87:LYS:HG3	1.98	0.46
21:71:76:ILE:CG2	21:71:77:ASN:H	2.21	0.46
78:1S:884:A:H2'	78:1S:885:G:H8	1.76	0.46
8:L8:157:VAL:CG1	8:L8:158:ASP:H	2.22	0.46
4:L4:3:ARG:CG	4:L4:21:PRO:HB3	2.46	0.46
4:L4:112:LYS:O	79:2S:790:U:H4'	2.16	0.46
48:S2:88:LYS:CD	78:1S:1301:U:H5'	2.46	0.46
20:70:71:LYS:NZ	79:2S:562:C:H4'	2.31	0.46
79:2S:130:A:H2'	79:2S:131:C:H6	1.80	0.46
79:2S:1306:G:O2'	79:2S:1307:G:H2'	2.16	0.46
21:71:126:VAL:HG23	21:71:127:GLN:H	1.81	0.46
78:1S:1617:U:H2'	78:1S:1618:C:H6	1.81	0.46
5:L5:28:THR:O	79:2S:2703:A:N6	2.49	0.46
78:1S:1081:A:H2'	78:1S:1083:G:N7	2.31	0.46
51:S5:76:ARG:HD3	51:S5:76:ARG:H	1.80	0.46
63:17:41:ILE:HG22	63:17:42:GLN:N	2.31	0.46
79:2S:1719:G:H4'	79:2S:1732:U:H4'	1.98	0.46
73:27:37:CYS:HB3	73:27:63:LEU:HD21	1.98	0.46
79:2S:2316:G:H2'	79:2S:2317:A:C8	2.51	0.46
79:2S:263:C:H2'	79:2S:264:G:O4'	2.16	0.46
6:L6:5:LYS:HG3	6:L6:6:ALA:H	1.79	0.46
78:1S:460:A:H3'	78:1S:461:G:H8	1.81	0.46
78:1S:1166:A:H2'	78:1S:1167:G:C4'	2.46	0.46
5:L5:31:TYR:O	5:L5:35:ARG:HD3	2.16	0.46
50:S4:187:ARG:NE	50:S4:187:ARG:HA	2.31	0.46
79:2S:1391:C:H3'	79:2S:1392:G:H5'	1.98	0.46
79:2S:188:U:N3	79:2S:223:U:H4'	2.31	0.46
78:1S:515:A:H2'	78:1S:516:G:O4'	2.16	0.46
25:75:96:LYS:HG2	25:75:100:LYS:HZ3	1.80	0.46
8:L8:225:LYS:O	8:L8:229:VAL:HG23	2.16	0.46
3:L3:132:LYS:O	3:L3:136:LYS:HG3	2.16	0.46
45:RC:314:GLN:HB3	45:RC:316:MET:CE	2.45	0.46
11:61:6:GLN:HG3	11:61:8:PRO:HD3	1.98	0.46

Continued on next page...

Continued from previous page...

Atom-1	Atom-2	Interatomic distance (Å)	Clash overlap (Å)
78:1S:572:C:H2'	78:1S:573:C:C6	2.51	0.46
78:1S:1319:A:H2'	78:1S:1320:U:O4'	2.15	0.46
78:1S:1049:U:H2'	78:1S:1050:G:C8	2.51	0.46
79:2S:2155:G:H2'	79:2S:2156:C:C6	2.51	0.46
58:12:63:VAL:HG23	58:12:66:VAL:CG2	2.45	0.46
53:S7:172:VAL:O	53:S7:176:LEU:HG	2.16	0.45
79:2S:1064:A:N6	79:2S:1096:U:H3	1.91	0.45
3:L3:194:TRP:O	3:L3:198:HIS:HB2	2.16	0.45
26:76:70:ILE:HD12	26:76:70:ILE:N	2.30	0.45
9:L9:27:VAL:O	9:L9:34:LEU:HB2	2.15	0.45
45:RC:115:ILE:HD11	45:RC:119:ALA:HA	1.97	0.45
23:73:70:ARG:HH11	23:73:70:ARG:CB	2.24	0.45
79:2S:894:G:H4'	79:2S:895:A:O4'	2.17	0.45
78:1S:390:G:O2'	78:1S:1731:A:H5''	2.17	0.45
78:1S:1283:U:H2'	78:1S:1284:C:C5	2.51	0.45
53:S7:185:ILE:N	53:S7:185:ILE:HD13	2.32	0.45
78:1S:294:C:H2'	78:1S:295:A:C8	2.51	0.45
19:69:163:ARG:HH11	19:69:167:ARG:NH2	2.14	0.45
81:5S:10:C:H4'	81:5S:13:A:N6	2.31	0.45
13:63:103:ASN:ND2	13:63:109:PHE:HD2	2.14	0.45
79:2S:84:U:OP1	79:2S:701:G:H4'	2.15	0.45
51:S5:98:MET:O	51:S5:99:MET:HB3	2.15	0.45
27:77:76:ASN:HB3	27:77:79:HIS:ND1	2.31	0.45
19:69:43:LYS:HA	19:69:46:LYS:NZ	2.31	0.45
3:L3:283:TYR:HE1	3:L3:325:LYS:HB2	1.82	0.45
79:2S:2149:A:H8	79:2S:2149:A:P	2.40	0.45
39:89:24:PRO:HB3	39:89:26:TRP:CE2	2.51	0.45
79:2S:380:U:H2'	79:2S:381:U:C6	2.51	0.45
10:60:48:LEU:HD21	10:60:145:LYS:NZ	2.30	0.45
58:12:108:ARG:O	58:12:109:GLU:HB2	2.16	0.45
64:18:66:LEU:O	64:18:70:VAL:HG23	2.16	0.45
79:2S:1949:G:H2'	79:2S:1950:U:H6	1.81	0.45
43:93:59:CYS:O	43:93:60:CYS:HB3	2.16	0.45
26:76:16:ARG:O	26:76:20:PHE:HD2	1.98	0.45
34:84:24:LYS:HA	34:84:30:LEU:HD23	1.98	0.45
79:2S:860:G:N3	79:2S:860:G:H3'	2.31	0.45
78:1S:1273:G:N7	78:1S:1431:C:H5''	2.32	0.45
52:S6:139:ASN:O	52:S6:143:LYS:HD2	2.15	0.45
74:28:19:THR:O	74:28:25:VAL:HB	2.16	0.45
25:75:105:VAL:HG13	25:75:130:TYR:CD2	2.51	0.45
65:19:45:MET:HB2	78:1S:1477:G:H5'	1.98	0.45

Continued on next page...

Continued from previous page...

Atom-1	Atom-2	Interatomic distance (Å)	Clash overlap (Å)
5:L5:259:LYS:HB2	5:L5:259:LYS:HE3	1.74	0.45
20:70:81:TYR:CE1	20:70:88:HIS:HB2	2.50	0.45
78:1S:91:G:H2'	78:1S:92:A:O4'	2.16	0.45
78:1S:321:C:H3'	78:1S:322:G:C5'	2.45	0.45
78:1S:1621:U:O4	78:1S:1623:C:C5'	2.64	0.45
78:1S:844:A:H2'	78:1S:845:G:H8	1.80	0.45
71:25:54:VAL:N	71:25:55:PRO:HD2	2.16	0.45
81:5S:68:C:H2'	81:5S:69:C:C6	2.51	0.45
79:2S:2389:C:H2'	79:2S:2390:A:C8	2.51	0.45
78:1S:1533:C:H4'	78:1S:1539:G:N1	2.31	0.45
68:22:48:GLY:H	68:22:65:LEU:HA	1.82	0.45
17:67:51:VAL:HG13	17:67:57:ALA:HA	1.98	0.45
42:92:35:LEU:HA	42:92:40:LYS:HG2	1.96	0.45
68:22:28:ARG:HD3	68:22:60:LYS:CE	2.46	0.45
62:16:127:LYS:HE3	78:1S:1605:G:OP2	2.16	0.45
79:2S:664:U:H2'	79:2S:665:A:C8	2.51	0.45
78:1S:1514:U:H4'	78:1S:1515:A:O4'	2.15	0.45
6:L6:65:ILE:N	6:L6:65:ILE:HD13	2.31	0.45
58:12:103:LEU:HD21	58:12:115:VAL:HG13	1.98	0.45
79:2S:510:G:H2'	79:2S:511:G:O4'	2.16	0.45
27:77:26:VAL:HG12	27:77:89:VAL:CG2	2.45	0.45
54:S8:32:GLN:HE22	78:1S:1727:G:N2	2.14	0.45
34:84:44:CYS:HB3	34:84:48:GLY:H	1.80	0.45
16:66:25:LYS:HA	16:66:28:LEU:HD12	1.98	0.45
79:2S:954:U:OP1	79:2S:1117:G:H5'	2.17	0.45
15:65:27:VAL:HG13	15:65:28:TRP:N	2.31	0.45
11:61:85:LYS:HA	11:61:85:LYS:HZ2	1.81	0.45
4:L4:44:LYS:HB3	4:L4:109:TRP:O	2.16	0.45
62:16:31:VAL:HG23	62:16:31:VAL:O	2.16	0.45
78:1S:223:U:H2'	78:1S:224:C:H6	1.80	0.45
8:L8:99:PRO:HG2	8:L8:190:VAL:HG23	1.98	0.45
7:L7:159:GLN:O	7:L7:160:ARG:C	2.53	0.45
34:84:37:LYS:HE3	34:84:58:ARG:HH12	1.81	0.45
59:13:92:ILE:CG2	59:13:146:ALA:HB1	2.45	0.45
79:2S:1350:A:C2'	79:2S:1351:U:H5'	2.46	0.45
78:1S:551:G:H2'	78:1S:552:G:O4'	2.17	0.45
52:S6:159:ARG:NH1	52:S6:172:ALA:HB2	2.32	0.45
49:S3:49:ILE:N	49:S3:49:ILE:HD12	2.31	0.45
53:S7:149:ILE:O	53:S7:150:GLN:HG3	2.17	0.45
79:2S:2533:G:C4	79:2S:2534:G:H1'	2.51	0.45
78:1S:1414:U:H3'	78:1S:1415:U:H5''	1.98	0.45

Continued on next page...

Continued from previous page...

Atom-1	Atom-2	Interatomic distance (Å)	Clash overlap (Å)
3:L3:332:ARG:O	3:L3:333:LYS:HB2	2.17	0.45
79:2S:794:U:H2'	79:2S:795:G:C8	2.51	0.45
55:S9:10:LYS:O	55:S9:10:LYS:HG3	2.15	0.45
59:13:4:MET:HG3	59:13:5:HIS:N	2.27	0.45
55:S9:76:LEU:HD13	55:S9:79:ARG:HH21	1.81	0.45
78:1S:1371:A:C2	78:1S:1373:C:H5''	2.51	0.45
78:1S:1681:A:C2'	78:1S:1682:U:H5'	2.46	0.45
79:2S:2469:G:H1'	79:2S:2488:A:N1	2.31	0.45
18:68:30:VAL:HA	18:68:52:LEU:HD13	1.99	0.45
16:66:37:ARG:HA	16:66:39:GLU:OE2	2.16	0.45
78:1S:1389:C:H2'	78:1S:1390:U:H5'	1.97	0.45
64:18:14:ILE:HG23	64:18:14:ILE:O	2.17	0.45
19:69:77:GLY:HA3	79:2S:1939:G:OP1	2.15	0.45
30:80:24:THR:CG2	30:80:93:LEU:HD11	2.45	0.45
78:1S:1108:G:H4'	78:1S:1109:G:H5''	1.98	0.45
79:2S:636:C:OP2	79:2S:2378:C:H4'	2.15	0.45
38:88:3:ARG:HD2	38:88:52:TYR:HE1	1.81	0.45
79:2S:1536:G:H2'	79:2S:1537:A:C8	2.51	0.45
16:66:34:VAL:HG12	16:66:103:LYS:HB2	1.99	0.45
13:63:13:HIS:NE2	79:2S:98:G:N7	2.64	0.45
13:63:169:THR:HA	13:63:172:LEU:HD12	1.99	0.45
66:20:31:VAL:O	66:20:35:GLU:HB2	2.15	0.45
79:2S:3086:A:H2'	79:2S:3087:A:O4'	2.17	0.45
45:RC:26:SER:HB2	45:RC:73:LEU:HD13	1.98	0.45
78:1S:1227:A:H4'	78:1S:1228:G:H5'	1.98	0.45
79:2S:79:U:H2'	79:2S:80:G:C8	2.51	0.45
49:S3:40:ARG:HG2	66:20:110:PRO:HB2	1.98	0.45
55:S9:62:ARG:HD3	55:S9:69:ARG:HB2	1.98	0.45
79:2S:1439:U:H2'	79:2S:1440:G:H8	1.79	0.45
16:66:193:GLN:O	16:66:197:LEU:HG	2.16	0.45
4:L4:92:ASN:HA	4:L4:98:ARG:O	2.16	0.45
78:1S:1314:U:H4'	78:1S:1315:U:C5	2.51	0.45
78:1S:1080:U:C2'	78:1S:1081:A:H5'	2.47	0.45
78:1S:1388:A:H4'	78:1S:1389:C:O4'	2.15	0.45
63:17:10:LYS:HG2	63:17:53:TYR:CE1	2.51	0.45
64:18:145:ARG:CA	64:18:145:ARG:HE	2.28	0.45
45:RC:10:ARG:HB3	45:RC:312:VAL:HG23	1.98	0.45
52:S6:31:ARG:HD3	52:S6:68:LEU:HD11	1.97	0.45
49:S3:52:ALA:HB3	49:S3:55:THR:CG2	2.46	0.45
79:2S:2438:A:H2'	79:2S:2439:A:C8	2.51	0.45
7:L7:151:ARG:HG3	7:L7:151:ARG:HH11	1.81	0.45

Continued on next page...

Continued from previous page...

Atom-1	Atom-2	Interatomic distance (Å)	Clash overlap (Å)
78:1S:310:C:H2'	78:1S:311:U:C6	2.51	0.45
8:L8:60:ARG:HG2	80:8S:152:G:H5'	1.97	0.45
57:11:45:PRO:O	57:11:49:ILE:HG13	2.16	0.45
33:83:55:ALA:O	33:83:63:LYS:HB3	2.16	0.45
79:2S:1334:U:H2'	79:2S:1335:C:C6	2.52	0.45
3:L3:285:VAL:HG13	3:L3:322:ILE:CD1	2.46	0.45
24:74:124:LYS:HA	24:74:127:LYS:HE3	1.99	0.45
5:L5:145:PHE:CE1	79:2S:2748:A:H4'	2.51	0.45
79:2S:1900:A:H2	79:2S:1907:C:H41	1.64	0.45
60:14:14:PHE:HA	60:14:78:ALA:HB3	1.97	0.45
20:70:3:HIS:O	20:70:32:SER:HA	2.17	0.45
50:S4:181:VAL:HG13	50:S4:226:PHE:H	1.81	0.45
2:L2:174:ARG:C	2:L2:176:ASP:H	2.17	0.45
79:2S:109:A:H4'	79:2S:110:G:C5'	2.34	0.45
71:25:77:ARG:HH11	71:25:77:ARG:CB	2.16	0.45
46:S0:80:THR:HA	46:S0:83:GLN:CG	2.36	0.45
78:1S:1614:A:H2'	78:1S:1615:C:H5'	1.97	0.45
70:24:35:VAL:HG21	70:24:40:LEU:HD21	1.98	0.45
54:S8:25:ARG:HH11	54:S8:25:ARG:HG3	1.81	0.45
75:29:43:PHE:CZ	75:29:52:PHE:HB2	2.51	0.45
3:L3:228:GLY:HA2	3:L3:267:ALA:HB1	1.98	0.45
51:S5:134:VAL:O	51:S5:138:THR:HG23	2.17	0.45
1:L1:207:LYS:HD3	79:2S:2491:A:O4'	2.17	0.45
15:65:83:LYS:HD2	15:65:83:LYS:H	1.82	0.45
4:L4:170:LYS:HE3	4:L4:178:LEU:CD1	2.45	0.45
2:L2:200:ARG:NH2	2:L2:203:ALA:HB2	2.29	0.45
46:S0:206:ASP:CB	46:S0:207:PRO:HA	2.45	0.45
78:1S:1553:G:N2	78:1S:1555:A:H3'	2.31	0.45
15:65:7:LEU:HA	15:65:10:LEU:HB2	1.97	0.45
24:74:86:SER:O	24:74:90:ILE:HG12	2.15	0.45
54:S8:105:ASP:O	54:S8:106:ALA:HB3	2.16	0.45
79:2S:94:G:H2'	79:2S:95:A:C8	2.51	0.45
21:71:126:VAL:HG23	21:71:127:GLN:N	2.32	0.45
4:L4:181:VAL:HG12	4:L4:182:LEU:N	2.30	0.45
47:S1:142:PHE:HB2	47:S1:208:GLN:CG	2.47	0.45
22:72:84:LEU:CD2	22:72:89:LEU:HB2	2.45	0.45
58:12:122:VAL:HG12	58:12:123:VAL:N	2.31	0.45
68:22:19:LYS:HZ1	78:1S:1095:U:H4'	1.81	0.45
58:12:91:VAL:CG1	58:12:92:ALA:N	2.80	0.45
49:S3:220:PRO:O	49:S3:221:SER:O	2.35	0.45
8:L8:153:ILE:HG22	8:L8:154:ALA:N	2.31	0.45

Continued on next page...

Continued from previous page...

Atom-1	Atom-2	Interatomic distance (Å)	Clash overlap (Å)
79:2S:3062:G:H2'	79:2S:3063:C:H6	1.81	0.45
45:RC:7:LEU:H	45:RC:7:LEU:HD12	1.81	0.45
19:69:4:LEU:HD11	19:69:29:THR:OG1	2.15	0.45
3:L3:246:LEU:N	3:L3:246:LEU:HD23	2.31	0.45
11:61:173:ASP:HB3	11:61:174:LYS:H	1.69	0.45
47:S1:207:LEU:HB3	47:S1:210:ILE:HD11	1.97	0.45
81:5S:5:G:H2'	81:5S:6:C:H6	1.82	0.45
50:S4:180:LEU:HD22	50:S4:192:ILE:HG22	1.99	0.45
11:61:143:ARG:HH11	11:61:143:ARG:HG3	1.80	0.45
50:S4:23:LEU:HD13	55:S9:4:ALA:HB3	1.98	0.45
48:S2:203:LYS:HB2	78:1S:15:U:OP2	2.16	0.45
50:S4:36:HIS:CD2	50:S4:85:GLY:HA3	2.52	0.45
27:77:63:ALA:HA	27:77:66:THR:OG1	2.17	0.45
46:S0:57:LEU:O	46:S0:57:LEU:HD23	2.16	0.45
59:13:149:LEU:HD23	59:13:149:LEU:O	2.17	0.45
79:2S:2941:A:OP2	79:2S:2941:A:H8	2.00	0.45
20:70:73:LYS:HE2	20:70:75:PHE:CZ	2.51	0.45
19:69:136:ARG:O	19:69:140:GLU:HG3	2.16	0.45
79:2S:1234:G:H2'	79:2S:1235:U:C5	2.52	0.45
79:2S:2543:U:H2'	79:2S:2544:U:C4'	2.47	0.45
53:S7:149:ILE:HA	53:S7:180:GLN:HB2	1.98	0.45
78:1S:593:U:H4'	78:1S:595:G:H4'	1.98	0.45
19:69:51:VAL:HG23	19:69:53:LYS:H	1.80	0.45
48:S2:52:THR:HB	48:S2:55:GLU:CG	2.41	0.45
70:24:105:ARG:HH21	78:1S:444:C:H6	1.65	0.45
48:S2:66:PHE:N	48:S2:66:PHE:CD1	2.82	0.45
66:20:23:ARG:NH2	78:1S:1347:U:H5	2.15	0.45
32:82:26:HIS:HB2	79:2S:655:C:H5''	1.99	0.45
1:L1:39:LYS:HE3	79:2S:2491:A:N3	2.31	0.45
69:23:56:LYS:NZ	69:23:96:VAL:HG23	2.32	0.45
79:2S:518:G:H2'	79:2S:520:U:H5'	1.98	0.45
45:RC:157:VAL:HA	45:RC:158:PRO:HD3	1.82	0.45
79:2S:551:A:O2'	79:2S:552:G:H8	1.97	0.45
25:75:66:PRO:HA	25:75:84:PHE:HD1	1.81	0.45
32:82:55:ILE:HB	79:2S:947:G:C5'	2.45	0.45
10:60:177:ASP:HB3	10:60:179:PRO:HD2	1.98	0.45
48:S2:101:VAL:HG22	48:S2:115:ILE:CG2	2.44	0.45
65:19:65:ILE:HG21	65:19:124:ILE:HB	1.97	0.45
25:75:113:LEU:CD1	25:75:121:LYS:HB3	2.46	0.45
52:S6:195:VAL:O	52:S6:199:GLN:HG3	2.17	0.45
78:1S:1489:U:H6	78:1S:1492:A:H2	1.64	0.45

Continued on next page...

Continued from previous page...

Atom-1	Atom-2	Interatomic distance (Å)	Clash overlap (Å)
79:2S:953:G:O2'	79:2S:1115:G:H5''	2.16	0.45
57:11:92:HIS:O	57:11:100:TYR:HA	2.16	0.45
79:2S:201:A:O5'	79:2S:201:A:H8	1.99	0.45
79:2S:85:A:OP1	79:2S:87:U:H1'	2.16	0.45
46:S0:96:THR:O	46:S0:96:THR:HG23	2.17	0.45
45:RC:191:ASP:HB3	49:S3:223:LYS:HB2	1.99	0.45
78:1S:440:U:H5'	78:1S:441:A:H5'	1.97	0.45
56:10:27:PHE:O	56:10:28:ASN:HB2	2.17	0.45
79:2S:1176:C:H2'	79:2S:1177:G:C2	2.52	0.45
50:S4:72:VAL:O	50:S4:73:ASP:HB2	2.16	0.45
78:1S:1622:G:O2'	78:1S:1623:C:C5	2.69	0.45
53:S7:173:TYR:HA	53:S7:176:LEU:HD12	1.98	0.45
53:S7:182:VAL:HG12	53:S7:183:PHE:N	2.32	0.45
14:64:58:ILE:CG1	14:64:59:ASN:H	2.18	0.45
75:29:43:PHE:CD2	75:29:50:ILE:HD12	2.52	0.45
66:20:22:ILE:CG2	66:20:93:LEU:HB2	2.45	0.45
4:L4:234:ASN:HD21	4:L4:236:LEU:HD12	1.82	0.45
50:S4:140:VAL:HG12	50:S4:141:THR:N	2.32	0.45
1:L1:108:ASN:HB2	1:L1:130:LYS:HG2	1.98	0.45
8:L8:72:PRO:HG2	8:L8:74:THR:HG22	1.98	0.45
54:S8:159:GLN:HG2	54:S8:165:LEU:HD23	1.97	0.45
8:L8:133:LYS:HD2	8:L8:138:HIS:CE1	2.47	0.45
4:L4:328:ASN:ND2	79:2S:578:A:C2	2.82	0.45
36:86:26:ILE:N	36:86:26:ILE:HD12	2.31	0.45
79:2S:2844:C:O2'	79:2S:2845:A:H5'	2.16	0.45
79:2S:1126:G:H2'	79:2S:1127:G:O4'	2.17	0.45
15:65:44:ARG:HD3	15:65:119:TYR:HE2	1.82	0.45
2:L2:196:TRP:HD1	2:L2:198:LYS:NZ	2.14	0.45
3:L3:123:TYR:HD1	79:2S:3316:A:H5''	1.81	0.45
51:S5:72:HIS:HE1	62:16:79:TYR:HE2	1.65	0.45
79:2S:1618:G:H4'	80:8S:129:C:C1'	2.46	0.45
45:RC:101:GLN:HG2	45:RC:137:LYS:C	2.37	0.45
11:61:54:VAL:HG11	11:61:57:PHE:CD2	2.52	0.45
65:19:74:GLY:O	65:19:77:ASN:HB2	2.17	0.45
79:2S:1203:A:H2'	79:2S:1204:A:H8	1.82	0.45
79:2S:904:A:H5''	79:2S:1537:A:H5'	1.98	0.45
21:71:53:PRO:HB3	21:71:91:LEU:HD13	1.99	0.45
46:S0:101:ARG:HD3	46:S0:103:THR:OG1	2.17	0.45
50:S4:248:ILE:HD12	55:S9:71:PHE:CD1	2.52	0.45
78:1S:1008:G:H2'	78:1S:1009:U:C6	2.51	0.45
4:L4:116:ASN:HA	4:L4:119:ARG:HD2	1.98	0.45

Continued on next page...

Continued from previous page...

Atom-1	Atom-2	Interatomic distance (Å)	Clash overlap (Å)
4:L4:194:TYR:N	4:L4:194:TYR:CD1	2.85	0.45
74:28:36:THR:HG23	74:28:36:THR:O	2.17	0.45
47:S1:30:PHE:HD2	47:S1:48:VAL:HG23	1.82	0.45
48:S2:133:LYS:O	48:S2:136:VAL:HG23	2.17	0.45
23:73:66:LYS:HA	23:73:67:PRO:HD3	1.85	0.45
50:S4:163:ASP:HB3	50:S4:166:SER:O	2.17	0.45
1:L1:136:THR:H	1:L1:137:PRO:HD2	1.81	0.45
56:10:46:LEU:O	56:10:50:THR:HG23	2.17	0.45
31:81:29:ALA:O	31:81:33:VAL:HG23	2.16	0.45
34:84:5:VAL:O	79:2S:1857:C:H1'	2.17	0.45
79:2S:3018:C:H2'	79:2S:3019:U:O4'	2.17	0.45
75:29:56:ARG:HB2	78:1S:1334:U:H1'	1.98	0.45
65:19:115:GLU:O	65:19:122:ARG:HG2	2.16	0.45
79:2S:1269:U:H2'	79:2S:1271:A:OP2	2.16	0.45
78:1S:1382:A:HO2'	78:1S:1383:G:H8	1.61	0.45
79:2S:1151:U:H3'	79:2S:1152:G:N2	2.31	0.45
6:L6:4:GLN:CB	32:82:75:LEU:HB2	2.46	0.45
79:2S:1752:A:H3'	79:2S:1753:G:H8	1.82	0.45
75:29:29:GLY:O	75:29:39:CYS:HA	2.16	0.45
25:75:46:TYR:HD1	25:75:47:ALA:O	2.00	0.45
57:11:83:THR:HA	57:11:111:VAL:HG12	1.99	0.45
1:L1:44:GLN:HG2	1:L1:196:LYS:HG2	1.99	0.45
14:64:16:GLU:HB3	20:70:149:LYS:HG2	1.98	0.45
23:73:80:ARG:HD3	23:73:117:PRO:O	2.16	0.45
59:13:118:ILE:O	59:13:122:ILE:HG13	2.16	0.45
3:L3:43:LEU:HD23	3:L3:181:ILE:HG21	1.98	0.45
79:2S:614:C:H2'	79:2S:615:U:C6	2.52	0.45
15:65:144:ARG:O	15:65:145:ASP:HB3	2.17	0.45
65:19:28:LEU:HB2	65:19:30:VAL:HG13	1.99	0.45
79:2S:536:U:H1'	79:2S:559:A:N7	2.32	0.45
47:S1:148:ASN:H	47:S1:148:ASN:HD22	1.64	0.45
47:S1:148:ASN:ND2	47:S1:148:ASN:H	2.15	0.45
63:17:119:LEU:N	63:17:119:LEU:HD12	2.32	0.45
50:S4:99:PHE:CE1	50:S4:113:ARG:HG2	2.51	0.45
3:L3:198:HIS:CD2	3:L3:203:VAL:HG22	2.52	0.45
3:L3:47:LEU:HG	3:L3:164:THR:CG2	2.47	0.45
3:L3:296:THR:HG21	3:L3:356:LEU:HB2	1.99	0.45
47:S1:136:ARG:HD3	78:1S:884:A:H5''	1.98	0.45
78:1S:992:A:H2	78:1S:1012:U:H3	1.55	0.45
78:1S:385:A:H2'	78:1S:386:G:C8	2.52	0.45
54:S8:25:ARG:O	54:S8:28:GLU:HG3	2.17	0.45

Continued on next page...

Continued from previous page...

Atom-1	Atom-2	Interatomic distance (Å)	Clash overlap (Å)
56:10:54:TYR:HA	56:10:71:GLU:HG3	1.99	0.45
58:12:31:VAL:HG22	58:12:133:LEU:CG	2.44	0.45
79:2S:217:U:H5''	79:2S:218:G:OP2	2.17	0.45
45:RC:89:LEU:HD11	45:RC:124:SER:CB	2.47	0.45
2:L2:150:LEU:HD12	2:L2:154:ALA:C	2.37	0.45
4:L4:108:LYS:HB2	79:2S:664:U:H5''	1.99	0.45
57:11:69:LYS:C	57:11:70:ILE:HD12	2.37	0.45
18:68:19:PRO:CG	18:68:26:LEU:HD21	2.46	0.45
78:1S:579:A:H5'	78:1S:580:A:OP2	2.16	0.45
36:86:41:ARG:HH12	79:2S:297:G:C2'	2.29	0.45
3:L3:55:THR:O	3:L3:56:ILE:HD12	2.17	0.45
30:80:44:ILE:HG12	30:80:68:TYR:O	2.16	0.45
18:68:102:ALA:HB2	18:68:127:LEU:HG	1.99	0.45
37:87:11:ARG:HG2	79:2S:818:C:H5'	1.98	0.45
65:19:102:ARG:HB3	65:19:102:ARG:HH11	1.81	0.45
16:66:159:LYS:O	16:66:162:VAL:HB	2.16	0.45
79:2S:1694:U:H2'	79:2S:1695:U:O4'	2.17	0.45
79:2S:1350:A:H2'	79:2S:1351:U:H5'	1.99	0.45
21:71:53:PRO:HB3	21:71:91:LEU:CD1	2.47	0.45
41:91:2:ARG:HG2	41:91:4:LYS:H	1.81	0.45
22:72:76:LEU:O	22:72:80:THR:HG23	2.16	0.45
25:75:115:ARG:HG3	25:75:119:THR:OG1	2.17	0.45
45:RC:305:TYR:HB3	45:RC:307:ASP:OD1	2.17	0.45
74:28:11:LYS:HA	74:28:53:ILE:HA	1.98	0.45
81:5S:90:U:H2'	81:5S:91:G:O4'	2.17	0.45
29:79:38:LYS:HG2	29:79:38:LYS:O	2.15	0.45
65:19:44:GLU:H	65:19:44:GLU:HG3	1.58	0.45
78:1S:1135:U:H2'	78:1S:1136:U:C6	2.52	0.45
14:64:53:VAL:HA	14:64:54:PRO:HD3	1.83	0.45
79:2S:1686:U:O2	79:2S:1688:U:H1'	2.17	0.45
60:14:83:ILE:HG22	60:14:116:GLU:O	2.16	0.45
7:L7:74:SER:HB3	21:71:141:VAL:O	2.18	0.45
70:24:17:LEU:H	70:24:17:LEU:CD2	2.19	0.45
62:16:39:VAL:CB	62:16:45:ARG:HE	2.29	0.45
55:S9:45:ILE:HG13	55:S9:105:LEU:HD11	1.99	0.45
4:L4:6:VAL:CG2	4:L4:22:LEU:HD21	2.41	0.45
4:L4:111:VAL:HG12	4:L4:112:LYS:N	2.32	0.45
78:1S:1450:U:H2'	78:1S:1451:C:C6	2.52	0.45
53:S7:32:PRO:HG2	53:S7:34:LEU:HD13	1.98	0.45
4:L4:181:VAL:HG12	4:L4:182:LEU:H	1.82	0.45
13:63:103:ASN:HD22	13:63:109:PHE:HD2	1.64	0.45

Continued on next page...

Continued from previous page...

Atom-1	Atom-2	Interatomic distance (Å)	Clash overlap (Å)
11:61:105:GLY:HA3	11:61:126:ASP:OD2	2.17	0.45
5:L5:52:VAL:CG2	5:L5:65:ILE:HD12	2.46	0.45
24:74:47:ARG:NH1	24:74:58:HIS:HD2	2.15	0.45
79:2S:2691:A:N7	79:2S:2692:A:C5	2.85	0.45
3:L3:350:ALA:O	3:L3:351:LEU:CB	2.64	0.45
19:69:45:VAL:HG22	19:69:50:ILE:HB	1.98	0.45
79:2S:2729:U:H2'	79:2S:2730:G:H8	1.82	0.45
73:27:32:PHE:CD1	73:27:45:THR:HG22	2.52	0.45
78:1S:1425:A:O2'	78:1S:1426:C:H5'	2.17	0.45
11:61:141:ARG:O	11:61:145:LYS:HB2	2.17	0.45
78:1S:1293:U:H2'	78:1S:1294:G:C8	2.52	0.45
79:2S:1247:U:O2	79:2S:1267:U:O4	2.35	0.45
11:61:23:VAL:HG12	11:61:24:GLY:N	2.32	0.45
17:67:67:ILE:HG22	17:67:68:GLY:O	2.17	0.45
9:L9:138:THR:HG22	9:L9:139:ASN:N	2.32	0.45
57:11:6:THR:O	57:11:7:VAL:HB	2.17	0.45
81:5S:24:A:H2'	81:5S:25:G:O4'	2.17	0.45
78:1S:1087:A:H5'	78:1S:1298:U:O4	2.17	0.44
79:2S:1094:U:O2'	79:2S:1096:U:H3'	2.17	0.44
78:1S:870:C:H2'	78:1S:871:G:H8	1.82	0.44
23:73:70:ARG:O	23:73:71:LYS:HB2	2.17	0.44
1:L1:101:LYS:NZ	1:L1:101:LYS:HB3	2.32	0.44
25:75:51:VAL:HG11	35:85:62:GLN:HB3	1.99	0.44
26:76:87:LYS:HB2	26:76:97:ILE:HD11	1.99	0.44
29:79:36:ASP:HB3	29:79:39:PHE:CB	2.44	0.44
59:13:85:PRO:HG2	59:13:129:TYR:CZ	2.52	0.44
78:1S:1672:G:H2'	78:1S:1673:G:H8	1.78	0.44
78:1S:617:U:H5'	78:1S:1031:U:O4'	2.17	0.44
78:1S:617:U:H6	78:1S:617:U:O5'	1.99	0.44
53:S7:62:VAL:HG21	53:S7:70:PHE:CE2	2.52	0.44
21:71:26:HIS:HB2	81:5S:9:C:OP1	2.17	0.44
34:84:71:THR:HG22	34:84:72:VAL:N	2.31	0.44
4:L4:185:LYS:HG2	4:L4:199:TRP:CE3	2.52	0.44
78:1S:1651:A:H8	78:1S:1651:A:O5'	2.00	0.44
55:S9:90:LYS:HG3	55:S9:95:TYR:CB	2.47	0.44
42:92:2:VAL:HB	42:92:91:PHE:HD1	1.82	0.44
57:11:92:HIS:CE1	78:1S:307:G:H5''	2.52	0.44
17:67:119:VAL:HA	17:67:145:HIS:O	2.17	0.44
24:74:49:ILE:O	24:74:55:PHE:HB3	2.17	0.44
78:1S:460:A:N3	78:1S:460:A:H2'	2.32	0.44
36:86:25:LYS:HB2	36:86:28:TYR:CE2	2.52	0.44

Continued on next page...

Continued from previous page...

Atom-1	Atom-2	Interatomic distance (Å)	Clash overlap (Å)
43:93:4:ARG:HD3	79:2S:836:A:P	2.57	0.44
15:65:154:PRO:O	15:65:157:LYS:HG3	2.17	0.44
17:67:83:TRP:O	79:2S:2352:A:H5'	2.17	0.44
53:S7:122:HIS:O	53:S7:126:LEU:HD23	2.17	0.44
63:17:27:ASP:HB3	63:17:30:THR:HG22	1.98	0.44
25:75:125:ARG:HE	79:2S:1609:C:H5'	1.81	0.44
79:2S:1816:A:H2'	79:2S:1817:G:H8	1.81	0.44
61:15:45:PHE:HE2	61:15:84:ILE:HG21	1.82	0.44
77:31:144:CYS:HB3	77:31:147:VAL:CG1	2.47	0.44
20:70:63:GLN:HG2	20:70:64:ILE:N	2.32	0.44
79:2S:3362:A:H3'	79:2S:3363:U:H6	1.82	0.44
78:1S:1052:U:OP1	78:1S:1053:G:H5'	2.17	0.44
8:L8:50:VAL:CG2	8:L8:52:TRP:NE1	2.79	0.44
62:16:45:ARG:HD2	62:16:49:TYR:HE2	1.81	0.44
8:L8:157:VAL:CG1	8:L8:158:ASP:N	2.80	0.44
68:22:81:VAL:HG13	68:22:85:ASP:HB2	1.99	0.44
16:66:90:HIS:NE2	16:66:91:LYS:HE3	2.33	0.44
23:73:12:ARG:NH2	79:2S:3092:C:H2'	2.32	0.44
3:L3:316:GLU:O	3:L3:317:ILE:HB	2.17	0.44
78:1S:628:G:H22	78:1S:970:A:H5'	1.82	0.44
55:S9:23:ARG:O	55:S9:27:GLU:HG3	2.17	0.44
37:87:17:THR:HG22	37:87:18:LEU:N	2.32	0.44
60:14:124:ASP:HB3	78:1S:928:U:H4'	1.99	0.44
79:2S:2692:A:H2'	79:2S:2693:C:O4'	2.18	0.44
53:S7:86:GLN:HG2	53:S7:87:ASP:H	1.83	0.44
53:S7:97:ARG:HH21	78:1S:694:U:H6	1.63	0.44
48:S2:168:ARG:NH1	78:1S:1099:U:C5	2.85	0.44
57:11:117:VAL:HG12	57:11:118:GLN:N	2.31	0.44
52:S6:32:ILE:HG12	52:S6:52:ILE:CG2	2.47	0.44
79:2S:2798:C:C5'	79:2S:2800:G:H5'	2.46	0.44
35:85:86:ARG:HG3	35:85:90:ARG:HH22	1.82	0.44
18:68:71:LEU:HD22	18:68:99:THR:HG21	1.99	0.44
83:PT:28:U:H2'	83:PT:29:C:H6	1.83	0.44
79:2S:1140:G:H2'	79:2S:1141:C:C6	2.52	0.44
23:73:126:TRP:HA	23:73:127:PRO:HD3	1.77	0.44
79:2S:2039:C:H2'	79:2S:2040:U:H5'	1.98	0.44
79:2S:3174:A:H2'	79:2S:3175:U:H5'	1.98	0.44
4:L4:320:ASN:O	4:L4:323:VAL:HG12	2.18	0.44
79:2S:1121:U:H2'	79:2S:1122:U:C6	2.52	0.44
77:31:132:LEU:CD1	77:31:150:VAL:HB	2.46	0.44
17:67:130:TYR:O	17:67:131:ARG:HD2	2.16	0.44

Continued on next page...

Continued from previous page...

Atom-1	Atom-2	Interatomic distance (Å)	Clash overlap (Å)
18:68:179:ARG:CD	18:68:182:LYS:HG2	2.32	0.44
53:S7:63:PRO:O	53:S7:64:VAL:CB	2.65	0.44
8:L8:211:LEU:O	8:L8:215:VAL:HG23	2.17	0.44
59:13:23:PRO:O	59:13:24:ALA:HB3	2.16	0.44
28:78:55:LYS:HG3	79:2S:2764:C:C5'	2.43	0.44
12:62:126:ALA:CB	12:62:159:GLU:HA	2.43	0.44
42:92:19:LYS:HB2	79:2S:2741:C:O3'	2.17	0.44
65:19:73:VAL:CG1	65:19:101:ASN:HB3	2.41	0.44
79:2S:561:C:H2'	79:2S:562:C:H6	1.82	0.44
78:1S:1518:C:H2'	78:1S:1519:U:C6	2.53	0.44
50:S4:103:TYR:CD2	50:S4:189:LEU:HD11	2.53	0.44
79:2S:3193:C:H2'	79:2S:3194:C:O4'	2.17	0.44
14:64:127:LYS:HD2	16:66:194:LEU:HD11	1.98	0.44
17:67:108:ASP:O	17:67:112:LEU:HB2	2.18	0.44
5:L5:39:GLN:HG3	5:L5:40:HIS:N	2.32	0.44
79:2S:868:C:H4'	79:2S:898:U:H4'	1.99	0.44
79:2S:3241:G:N3	79:2S:3245:A:H2'	2.33	0.44
45:RC:42:LEU:HD11	45:RC:68:VAL:HG21	1.98	0.44
9:L9:117:PHE:O	9:L9:118:LEU:HB2	2.17	0.44
51:S5:36:ALA:O	51:S5:37:GLN:HG2	2.17	0.44
79:2S:667:C:H2'	79:2S:668:G:H8	1.83	0.44
22:72:25:ASN:HB2	22:72:27:VAL:HG22	2.00	0.44
59:13:100:LYS:HA	59:13:103:GLU:HG2	1.99	0.44
11:61:69:VAL:HA	81:5S:39:C:O2	2.17	0.44
20:70:137:ARG:O	20:70:141:LYS:HG3	2.16	0.44
79:2S:1739:U:OP2	79:2S:1740:U:H5	2.00	0.44
72:26:12:LYS:HA	72:26:15:ARG:NH2	2.32	0.44
79:2S:241:G:H2'	79:2S:242:C:H5'	1.99	0.44
38:88:17:ARG:O	38:88:18:ALA:HB3	2.16	0.44
31:81:79:ARG:HG3	31:81:79:ARG:HH11	1.81	0.44
78:1S:497:G:H2'	78:1S:498:G:O4'	2.18	0.44
11:61:139:THR:O	11:61:140:ARG:HD2	2.17	0.44
78:1S:94:U:C2'	78:1S:95:G:H5'	2.48	0.44
78:1S:56:U:OP2	78:1S:458:G:H4'	2.17	0.44
20:70:13:ARG:O	20:70:57:GLU:HG2	2.17	0.44
55:S9:40:LYS:HB2	78:1S:593:U:OP1	2.18	0.44
78:1S:1196:A:H4'	78:1S:1197:C:C5'	2.36	0.44
50:S4:95:THR:CG2	70:24:17:LEU:HD22	2.48	0.44
61:15:126:VAL:O	61:15:127:ARG:HB2	2.17	0.44
72:26:28:LYS:HB3	72:26:74:CYS:CB	2.46	0.44
66:20:117:VAL:CG2	66:20:118:VAL:H	2.29	0.44

Continued on next page...

Continued from previous page...

Atom-1	Atom-2	Interatomic distance (Å)	Clash overlap (Å)
78:1S:487:G:C3'	78:1S:488:G:H5''	2.47	0.44
42:92:11:TYR:CD2	79:2S:2741:C:H1'	2.52	0.44
2:L2:234:LYS:HB3	2:L2:238:ILE:HD11	2.00	0.44
55:S9:52:ILE:HG23	55:S9:76:LEU:HD21	1.99	0.44
13:63:89:TYR:O	13:63:93:ILE:HG12	2.17	0.44
19:69:98:ARG:CZ	19:69:98:ARG:HB3	2.46	0.44
5:L5:184:ASP:CB	5:L5:187:THR:HG22	2.43	0.44
4:L4:208:VAL:CG1	4:L4:230:VAL:HG22	2.48	0.44
79:2S:292:U:H4'	79:2S:2431:C:O2'	2.17	0.44
36:86:80:PHE:O	36:86:84:LYS:HG3	2.17	0.44
69:23:7:ARG:HH22	78:1S:1100:G:C1'	2.31	0.44
23:73:85:TRP:O	23:73:92:PHE:HA	2.16	0.44
80:8S:83:C:H4'	80:8S:84:C:C5'	2.47	0.44
17:67:18:ARG:HB2	79:2S:388:G:H4'	1.99	0.44
18:68:102:ALA:HA	18:68:122:ILE:O	2.18	0.44
78:1S:685:A:H2'	78:1S:686:C:H6	1.80	0.44
47:S1:86:LEU:HD22	47:S1:86:LEU:N	2.32	0.44
79:2S:2149:A:H2'	79:2S:2150:G:O4'	2.18	0.44
17:67:113:TYR:HE2	17:67:153:LYS:HA	1.82	0.44
57:11:75:VAL:HG21	57:11:117:VAL:CG1	2.47	0.44
70:24:118:ILE:HG22	70:24:120:GLY:H	1.81	0.44
79:2S:2949:U:C2'	79:2S:2950:G:H5'	2.48	0.44
80:8S:122:U:H2'	80:8S:123:G:C8	2.53	0.44
79:2S:2440:G:H2'	79:2S:2441:A:C8	2.52	0.44
18:68:42:ALA:HA	18:68:43:PRO:HD3	1.86	0.44
60:14:76:ILE:CD1	60:14:76:ILE:H	2.29	0.44
48:S2:227:PRO:HG3	48:S2:230:TRP:CH2	2.52	0.44
56:10:60:SER:O	56:10:61:TRP:HB2	2.18	0.44
61:15:18:ARG:HB3	64:18:90:ASN:HB3	1.98	0.44
3:L3:43:LEU:HD12	3:L3:43:LEU:N	2.33	0.44
79:2S:1402:C:H2'	79:2S:1403:C:C6	2.52	0.44
43:93:36:ARG:HE	43:93:48:LYS:HB2	1.82	0.44
79:2S:1415:U:O2'	79:2S:1416:C:H5'	2.17	0.44
65:19:11:ALA:O	65:19:15:ILE:HG13	2.17	0.44
14:64:89:ALA:HB1	14:64:92:GLU:HG2	1.99	0.44
79:2S:2288:G:H2'	79:2S:2289:U:C6	2.52	0.44
7:L7:173:LEU:HB3	7:L7:178:ILE:HB	1.99	0.44
64:18:27:LYS:HA	64:18:57:ARG:HA	1.99	0.44
79:2S:2689:A:H2'	79:2S:2689:A:N3	2.32	0.44
50:S4:89:VAL:HG11	50:S4:119:ALA:HB1	1.99	0.44
48:S2:148:LEU:CD1	48:S2:149:GLY:H	2.30	0.44

Continued on next page...

Continued from previous page...

Atom-1	Atom-2	Interatomic distance (Å)	Clash overlap (Å)
68:22:31:SER:O	68:22:35:ILE:HG12	2.18	0.44
78:1S:1621:U:OP2	78:1S:1621:U:H3'	2.17	0.44
78:1S:1589:C:H2'	78:1S:1590:G:H8	1.79	0.44
49:S3:122:VAL:O	49:S3:126:VAL:HG23	2.17	0.44
79:2S:2255:A:N6	79:2S:2260:U:N3	2.62	0.44
80:8S:40:A:H2'	80:8S:41:A:O4'	2.17	0.44
68:22:79:PHE:O	68:22:124:LYS:HA	2.18	0.44
80:8S:107:G:H2'	80:8S:108:C:C6	2.53	0.44
3:L3:260:VAL:HG11	79:2S:2988:C:H1'	1.98	0.44
79:2S:250:U:C5'	79:2S:251:G:H5''	2.44	0.44
2:L2:209:HIS:ND1	2:L2:210:PRO:HD2	2.33	0.44
64:18:123:ARG:HA	64:18:133:VAL:HG21	1.98	0.44
64:18:133:VAL:O	64:18:133:VAL:HG22	2.17	0.44
79:2S:603:A:H8	79:2S:603:A:O5'	2.01	0.44
4:L4:230:VAL:HG21	4:L4:254:ALA:HA	1.99	0.44
51:S5:58:LEU:HD22	51:S5:168:VAL:HG22	2.00	0.44
79:2S:437:G:O2'	79:2S:438:A:H5'	2.17	0.44
78:1S:1226:A:C4'	78:1S:1230:A:H5'	2.45	0.44
62:16:12:LYS:CG	62:16:17:THR:HG22	2.48	0.44
79:2S:701:G:H2'	79:2S:702:C:C6	2.53	0.44
3:L3:55:THR:CG2	3:L3:73:VAL:HB	2.48	0.44
3:L3:55:THR:HA	3:L3:74:GLU:O	2.16	0.44
50:S4:37:LYS:HB2	50:S4:40:GLU:OE1	2.17	0.44
78:1S:1528:U:H2'	78:1S:1529:C:O4'	2.17	0.44
79:2S:3017:A:H2'	79:2S:3018:C:H6	1.82	0.44
65:19:102:ARG:HD2	78:1S:1500:C:H5''	1.98	0.44
45:RC:211:ILE:HB	45:RC:223:TRP:HB2	1.98	0.44
23:73:118:VAL:HG12	23:73:119:GLY:H	1.81	0.44
32:82:19:ARG:NH2	32:82:29:ALA:HB3	2.32	0.44
16:66:119:VAL:CG2	20:70:164:SER:HB3	2.48	0.44
5:L5:107:ARG:HH21	5:L5:110:LEU:HD23	1.82	0.44
4:L4:322:GLN:HB3	79:2S:608:A:H5'	1.99	0.44
1:L1:158:GLN:HB3	1:L1:159:LEU:H	1.59	0.44
79:2S:2163:C:O2'	79:2S:2164:A:H5'	2.17	0.44
32:82:82:LEU:HD21	32:82:112:ALA:HB2	2.00	0.44
78:1S:1746:A:H2'	78:1S:1747:G:O4'	2.17	0.44
3:L3:367:LYS:HD3	24:74:32:GLN:HE21	1.82	0.44
3:L3:334:ARG:HG3	3:L3:335:ILE:N	2.32	0.44
79:2S:3163:A:H3'	79:2S:3164:C:C5'	2.48	0.44
58:12:129:GLU:HA	58:12:133:LEU:HD22	2.00	0.44
22:72:33:TYR:O	22:72:37:LEU:HD13	2.17	0.44

Continued on next page...

Continued from previous page...

Atom-1	Atom-2	Interatomic distance (Å)	Clash overlap (Å)
45:RC:90:ARG:HH12	45:RC:102:ARG:HD2	1.82	0.44
79:2S:1471:U:H2'	79:2S:1472:U:O4'	2.18	0.44
25:75:72:ALA:O	25:75:76:VAL:HG23	2.18	0.44
4:L4:48:GLN:CG	4:L4:49:ALA:H	2.29	0.44
58:12:57:ALA:HB2	58:12:122:VAL:HG11	1.98	0.44
50:S4:71:LYS:HG3	50:S4:91:THR:HB	2.00	0.44
79:2S:1782:U:O2'	79:2S:1783:U:H5'	2.18	0.44
1:L1:18:LYS:O	1:L1:19:TYR:CB	2.65	0.44
52:S6:76:LEU:HD12	52:S6:93:LYS:O	2.18	0.44
23:73:118:VAL:HB	23:73:136:VAL:HA	1.99	0.44
50:S4:159:THR:HG22	50:S4:227:VAL:HG23	2.00	0.44
49:S3:72:LEU:CD2	56:10:20:VAL:HG13	2.47	0.44
70:24:94:TYR:HB2	70:24:96:LEU:HD13	1.99	0.44
79:2S:3372:A:H2'	79:2S:3373:U:H6	1.81	0.44
4:L4:289:ILE:O	4:L4:295:ILE:HD12	2.18	0.44
48:S2:203:LYS:HD3	78:1S:14:C:H5''	1.99	0.44
79:2S:869:G:O2'	79:2S:870:G:H5'	2.17	0.44
68:22:105:THR:HG22	68:22:110:ILE:HG12	1.99	0.44
30:80:12:GLN:O	30:80:16:LEU:HB2	2.18	0.44
7:L7:51:TYR:HE2	7:L7:183:ASP:OD1	2.01	0.44
79:2S:2083:G:H2'	79:2S:2083:G:N3	2.31	0.44
5:L5:8:LYS:HD2	5:L5:8:LYS:N	2.32	0.44
65:19:69:LYS:HA	78:1S:1368:G:H5''	1.99	0.44
78:1S:1212:G:H2'	78:1S:1213:G:C8	2.52	0.44
47:S1:184:LEU:O	47:S1:188:LEU:HG	2.18	0.44
79:2S:18:G:H2'	79:2S:19:U:O4'	2.18	0.44
46:S0:9:LEU:HD23	46:S0:54:TRP:CZ3	2.53	0.44
69:23:56:LYS:HZ1	69:23:96:VAL:HG23	1.83	0.44
50:S4:163:ASP:O	50:S4:164:LEU:HB3	2.18	0.44
78:1S:344:A:O2'	78:1S:345:U:H5'	2.18	0.44
48:S2:87:GLN:HG2	48:S2:96:THR:CB	2.44	0.44
21:71:116:ARG:HD3	79:2S:1092:C:O2'	2.18	0.44
34:84:66:SER:O	34:84:70:LYS:HE2	2.17	0.44
26:76:50:ILE:HD13	26:76:50:ILE:C	2.38	0.44
79:2S:1192:C:H41	79:2S:1302:A:H5'	1.83	0.44
18:68:23:ASN:ND2	18:68:26:LEU:HB2	2.33	0.44
48:S2:38:VAL:HG22	48:S2:39:THR:HG23	2.00	0.44
81:5S:10:C:H4'	81:5S:13:A:H61	1.83	0.44
74:28:12:VAL:HG21	74:28:48:VAL:HG13	1.99	0.44
79:2S:2214:A:H2'	79:2S:2215:A:O4'	2.18	0.44
51:S5:22:PRO:HB2	51:S5:31:GLU:OE2	2.16	0.44

Continued on next page...

Continued from previous page...

Atom-1	Atom-2	Interatomic distance (Å)	Clash overlap (Å)
10:60:119:TRP:CZ3	79:2S:1126:G:H5''	2.49	0.44
78:1S:230:C:H2'	78:1S:231:U:C4'	2.48	0.44
52:S6:18:ILE:CG2	52:S6:23:ARG:HD3	2.47	0.44
37:87:18:LEU:HA	37:87:25:ARG:CA	2.47	0.44
78:1S:1489:U:C6	78:1S:1492:A:H2	2.35	0.44
79:2S:532:A:H2'	79:2S:533:A:C8	2.52	0.44
3:L3:324:VAL:HG22	3:L3:325:LYS:N	2.33	0.44
48:S2:35:TRP:HZ3	48:S2:37:PRO:HB3	1.80	0.44
14:64:5:SER:O	14:64:6:ILE:HB	2.18	0.44
79:2S:54:C:H2'	79:2S:55:G:H8	1.80	0.44
1:L1:57:ASN:ND2	1:L1:147:LYS:HE2	2.31	0.44
56:10:2:LEU:HD12	78:1S:1257:U:H2'	2.00	0.44
79:2S:1229:G:H2'	79:2S:1230:G:C8	2.52	0.44
79:2S:849:C:H2'	79:2S:850:U:H6	1.82	0.44
74:28:14:LYS:HG3	74:28:15:VAL:H	1.83	0.44
5:L5:36:LEU:HG	79:2S:2748:A:C2	2.52	0.44
79:2S:959:C:H41	79:2S:2801:A:H5''	1.83	0.44
53:S7:117:THR:HG22	53:S7:118:LEU:N	2.32	0.44
7:L7:84:VAL:HG12	7:L7:138:TYR:HD1	1.83	0.44
79:2S:1008:U:H2'	79:2S:1009:A:C8	2.53	0.44
4:L4:350:LYS:HB3	4:L4:351:PRO:HD2	1.99	0.44
43:93:38:ASP:HA	43:93:44:LYS:O	2.17	0.44
52:S6:160:ARG:HG2	52:S6:161:GLU:H	1.82	0.44
79:2S:3229:G:H2'	79:2S:3230:G:C8	2.52	0.44
19:69:59:SER:OG	79:2S:1689:U:H4'	2.17	0.44
3:L3:116:ARG:O	3:L3:175:LYS:HE2	2.16	0.44
78:1S:1541:G:H21	78:1S:1570:A:H62	1.64	0.44
5:L5:131:LEU:N	5:L5:131:LEU:HD13	2.32	0.44
5:L5:92:LEU:HD12	5:L5:92:LEU:N	2.33	0.44
1:L1:105:LYS:NZ	1:L1:105:LYS:HB2	2.32	0.44
79:2S:2970:C:H2'	79:2S:2972:G:C8	2.52	0.44
19:69:146:LYS:HE2	79:2S:2093:A:OP1	2.18	0.44
39:89:38:ASN:ND2	39:89:41:ARG:HB2	2.33	0.44
3:L3:332:ARG:CD	3:L3:332:ARG:H	2.29	0.44
78:1S:872:G:H22	78:1S:955:A:H2	1.64	0.44
66:20:50:LEU:HD21	66:20:95:ALA:CB	2.47	0.44
79:2S:759:U:H2'	79:2S:760:G:H5'	2.00	0.44
45:RC:218:GLY:HA2	45:RC:238:ASP:O	2.16	0.44
79:2S:951:A:H5''	79:2S:1143:A:N1	2.33	0.44
69:23:19:ARG:NH1	78:1S:610:G:N2	2.65	0.44
31:81:28:ARG:NH1	31:81:28:ARG:HG2	2.32	0.44

Continued on next page...

Continued from previous page...

Atom-1	Atom-2	Interatomic distance (Å)	Clash overlap (Å)
11:61:18:VAL:HG13	11:61:68:HIS:HD2	1.83	0.44
79:2S:38:U:H2'	79:2S:39:A:O4'	2.17	0.44
17:67:120:ASN:N	17:67:120:ASN:HD22	2.09	0.44
52:S6:83:CYS:H	78:1S:162:A:H5''	1.82	0.44
79:2S:1174:G:H2'	79:2S:1175:C:H6	1.79	0.44
3:L3:123:TYR:HB2	79:2S:3316:A:C5'	2.48	0.44
9:L9:48:VAL:CG1	9:L9:52:LEU:HD22	2.48	0.44
78:1S:1748:G:H2'	78:1S:1749:A:C8	2.53	0.44
79:2S:1658:G:H2'	79:2S:1659:U:O4'	2.18	0.44
78:1S:1036:A:H2'	78:1S:1037:C:C6	2.53	0.44
79:2S:2734:A:H2'	79:2S:2735:U:C6	2.53	0.44
79:2S:3257:C:H2'	79:2S:3258:U:O4'	2.18	0.44
78:1S:305:C:H2'	78:1S:306:U:C6	2.52	0.44
26:76:77:LYS:HE2	39:89:31:THR:OG1	2.18	0.44
62:16:67:VAL:HG12	62:16:68:ARG:N	2.33	0.44
47:S1:60:ALA:HB3	47:S1:61:LEU:HD13	2.00	0.44
62:16:81:ILE:O	62:16:85:ILE:HG13	2.17	0.44
50:S4:60:GLU:O	50:S4:64:ILE:HG13	2.17	0.44
15:65:153:ASP:OD1	15:65:154:PRO:HD2	2.18	0.44
20:70:2:ALA:HB3	20:70:32:SER:HB3	1.99	0.44
66:20:67:THR:O	66:20:79:TRP:HA	2.18	0.44
59:13:66:ILE:HG23	59:13:67:THR:N	2.32	0.44
2:L2:237:LEU:HD22	79:2S:2154:U:C1'	2.48	0.44
69:23:54:LEU:HD12	69:23:73:ARG:HG2	1.99	0.44
61:15:110:GLU:HG3	64:18:119:ILE:HD11	1.99	0.44
10:60:32:ARG:HD2	10:60:32:ARG:N	2.33	0.44
9:L9:175:PHE:HE1	79:2S:3025:C:H4'	1.83	0.44
79:2S:2462:A:C5	79:2S:2463:G:H1'	2.53	0.44
79:2S:1449:A:H2'	79:2S:1450:G:O4'	2.17	0.44
80:8S:56:G:H2'	80:8S:57:C:C6	2.52	0.44
39:89:30:ARG:HG2	80:8S:75:G:C8	2.53	0.44
64:18:68:ARG:O	64:18:72:ILE:HG13	2.18	0.44
79:2S:1944:U:H2'	79:2S:1945:A:C8	2.53	0.44
79:2S:2122:G:H2'	79:2S:2123:G:O4'	2.17	0.44
3:L3:237:LYS:HE3	3:L3:247:ARG:HG2	2.00	0.44
78:1S:130:C:H2'	78:1S:131:C:H5'	1.99	0.44
79:2S:2541:U:H1'	79:2S:2542:U:C4'	2.25	0.44
13:63:76:THR:HG23	13:63:101:ARG:HH11	1.82	0.44
65:19:37:VAL:HG13	65:19:39:THR:HG23	2.00	0.44
47:S1:229:MET:HB2	79:2S:2537:U:C5'	2.41	0.44
1:L1:35:GLN:HE21	1:L1:62:ASN:HD21	1.65	0.44

Continued on next page...

Continued from previous page...

Atom-1	Atom-2	Interatomic distance (Å)	Clash overlap (Å)
16:66:43:ILE:HG22	16:66:44:SER:N	2.29	0.44
47:S1:70:LEU:HD21	47:S1:79:HIS:CG	2.53	0.44
23:73:91:VAL:HG23	23:73:93:LEU:HD22	2.00	0.44
51:S5:162:VAL:CG2	51:S5:166:ARG:HB3	2.48	0.44
48:S2:93:GLY:H	78:1S:1635:A:H61	1.66	0.44
78:1S:351:C:H3'	78:1S:352:A:C5'	2.48	0.44
52:S6:106:LEU:HD13	52:S6:109:LEU:HD11	1.99	0.44
79:2S:827:A:H2'	79:2S:828:A:H8	1.79	0.44
63:17:21:TYR:H	63:17:22:PRO:HD2	1.79	0.44
45:RC:117:LYS:HZ1	45:RC:158:PRO:HG3	1.83	0.44
32:82:100:ILE:HG22	32:82:101:SER:N	2.33	0.44
46:S0:144:ILE:HG23	46:S0:158:VAL:CG1	2.44	0.44
42:92:23:HIS:HB3	42:92:72:LEU:HB2	1.99	0.44
79:2S:3102:G:H2'	79:2S:3103:A:C8	2.53	0.44
13:63:28:GLN:NE2	15:65:200:TRP:CE3	2.86	0.44
78:1S:707:A:C3'	78:1S:708:C:H5''	2.47	0.44
4:L4:269:SER:C	4:L4:271:LYS:H	2.21	0.44
58:12:91:VAL:CG1	58:12:92:ALA:H	2.31	0.44
79:2S:1719:G:H2'	79:2S:1720:U:O4'	2.18	0.44
18:68:185:LYS:HD3	18:68:186:VAL:HG23	2.00	0.44
78:1S:1141:G:H2'	78:1S:1142:A:H8	1.79	0.44
35:85:38:ARG:CZ	35:85:38:ARG:HB2	2.47	0.44
78:1S:562:G:H2'	78:1S:563:U:H6	1.81	0.44
81:5S:44:C:H2'	81:5S:45:A:H8	1.81	0.44
7:L7:96:PRO:HB2	7:L7:99:PRO:CD	2.48	0.44
4:L4:280:ILE:HD12	18:68:29:LEU:HD11	1.98	0.44
78:1S:709:C:H3'	78:1S:710:U:C5'	2.48	0.44
51:S5:42:LEU:N	51:S5:42:LEU:HD23	2.32	0.44
78:1S:1435:G:H5''	78:1S:1436:A:H5''	1.99	0.44
50:S4:55:ALA:HB1	50:S4:60:GLU:HB2	2.00	0.44
47:S1:101:HIS:HA	47:S1:217:LEU:HD22	1.99	0.44
78:1S:321:C:H3'	78:1S:322:G:H5'	2.00	0.44
13:63:177:LYS:HG3	36:86:11:LEU:HD13	2.00	0.44
52:S6:219:ARG:O	52:S6:223:LYS:HB2	2.17	0.44
48:S2:103:VAL:HG11	48:S2:187:LEU:HD12	2.00	0.44
60:14:93:THR:HG23	60:14:94:PRO:HD2	2.00	0.44
69:23:98:GLU:O	69:23:99:ASN:HB2	2.18	0.44
2:L2:41:ILE:O	2:L2:89:TYR:HA	2.18	0.44
79:2S:3277:U:O2	79:2S:3277:U:H2'	2.18	0.44
1:L1:184:LEU:O	1:L1:184:LEU:HD23	2.18	0.44
10:60:69:ARG:HD2	10:60:69:ARG:C	2.38	0.44

Continued on next page...

Continued from previous page...

Atom-1	Atom-2	Interatomic distance (Å)	Clash overlap (Å)
48:S2:238:SER:HA	48:S2:239:PRO:HD3	1.80	0.44
21:71:79:MET:SD	29:79:21:ILE:HG23	2.58	0.43
49:S3:43:PRO:O	49:S3:44:THR:HB	2.18	0.43
56:10:14:TYR:CE2	56:10:21:VAL:HG13	2.52	0.43
1:L1:34:LEU:HD13	1:L1:210:MET:CB	2.48	0.43
47:S1:229:MET:HB2	79:2S:2537:U:C3'	2.42	0.43
78:1S:126:A:H62	78:1S:291:G:N2	2.09	0.43
11:61:91:LEU:HD13	11:61:96:PHE:CZ	2.53	0.43
36:86:90:MET:O	36:86:94:ILE:HG13	2.17	0.43
79:2S:1896:A:H61	79:2S:2339:C:N4	2.13	0.43
71:25:92:ILE:HG13	71:25:100:ILE:O	2.18	0.43
3:L3:53:MET:HB3	3:L3:77:THR:HG22	2.00	0.43
8:L8:41:GLN:H	8:L8:41:GLN:NE2	2.16	0.43
18:68:76:ALA:HA	18:68:79:LYS:HB2	2.00	0.43
79:2S:2430:A:H2'	79:2S:2431:C:C6	2.53	0.43
18:68:89:ASP:HB2	18:68:109:GLY:C	2.38	0.43
35:85:76:GLN:HB2	35:85:77:PRO:CD	2.47	0.43
79:2S:1718:G:H2'	79:2S:1719:G:C8	2.53	0.43
63:17:53:TYR:O	63:17:56:HIS:HB3	2.18	0.43
16:66:116:LYS:HE2	16:66:118:VAL:CG1	2.47	0.43
78:1S:1262:U:H2'	78:1S:1263:G:H8	1.83	0.43
62:16:7:VAL:HG23	62:16:22:VAL:HB	2.00	0.43
52:S6:2:LYS:CG	52:S6:15:THR:HB	2.48	0.43
11:61:54:VAL:CG2	11:61:59:ILE:HD11	2.48	0.43
1:L1:76:ARG:O	1:L1:80:CYS:HB2	2.17	0.43
78:1S:637:C:H2'	78:1S:638:U:H5''	2.00	0.43
79:2S:1851:G:H2'	79:2S:1852:G:O4'	2.18	0.43
74:28:49:ARG:HG3	74:28:52:ASP:OD1	2.17	0.43
47:S1:61:LEU:HD23	47:S1:62:LYS:H	1.82	0.43
9:L9:96:HIS:CD2	79:2S:3024:A:H5''	2.53	0.43
8:L8:132:VAL:HG13	8:L8:190:VAL:HG23	2.00	0.43
79:2S:1391:C:H3'	79:2S:1392:G:C5'	2.48	0.43
50:S4:248:ILE:HB	55:S9:71:PHE:CE1	2.53	0.43
30:80:16:LEU:HA	30:80:19:LYS:HE2	1.99	0.43
68:22:106:THR:HG21	68:22:121:VAL:HG23	2.00	0.43
8:L8:63:LYS:HE2	80:8S:153:U:OP1	2.18	0.43
69:23:62:LYS:H	69:23:116:ASP:HB2	1.81	0.43
18:68:46:LYS:O	18:68:50:LYS:HG3	2.18	0.43
16:66:115:LYS:HG3	79:2S:3178:A:H2'	1.99	0.43
51:S5:194:LEU:O	51:S5:198:LEU:HG	2.18	0.43
64:18:38:VAL:HG12	64:18:42:TYR:HD2	1.83	0.43

Continued on next page...

Continued from previous page...

Atom-1	Atom-2	Interatomic distance (Å)	Clash overlap (Å)
79:2S:1725:C:H2'	79:2S:1726:C:C6	2.52	0.43
63:17:11:ARG:HG3	63:17:11:ARG:HH11	1.83	0.43
47:S1:202:LYS:HA	47:S1:202:LYS:HE3	2.00	0.43
71:25:68:ARG:HA	71:25:68:ARG:NE	2.33	0.43
11:61:109:HIS:O	11:61:114:ILE:HD12	2.17	0.43
79:2S:2894:C:H2'	79:2S:2895:G:C8	2.53	0.43
51:S5:165:LEU:HD23	74:28:47:PRO:HB2	1.99	0.43
8:L8:53:PRO:HD2	8:L8:56:VAL:HG21	2.00	0.43
62:16:39:VAL:HG12	62:16:40:GLU:N	2.33	0.43
79:2S:19:U:H2'	79:2S:20:A:C8	2.53	0.43
4:L4:3:ARG:HG3	4:L4:21:PRO:HB3	2.00	0.43
7:L7:105:LEU:CD2	79:2S:1101:G:H1'	2.48	0.43
79:2S:998:A:H4'	81:5S:103:A:C2	2.53	0.43
78:1S:821:U:H3	78:1S:852:C:N4	2.15	0.43
71:25:93:SER:HB2	71:25:100:ILE:H	1.84	0.43
68:22:90:THR:O	68:22:94:LEU:HB2	2.18	0.43
79:2S:1301:A:H4'	79:2S:1302:A:H5''	2.00	0.43
78:1S:438:A:H1'	78:1S:465:G:H22	1.81	0.43
78:1S:530:C:H2'	78:1S:531:C:C6	2.54	0.43
48:S2:99:LYS:CB	48:S2:117:THR:HB	2.48	0.43
17:67:112:LEU:HD12	17:67:152:GLU:HA	2.00	0.43
45:RC:144:LEU:HD21	45:RC:186:PHE:HD1	1.83	0.43
1:L1:18:LYS:CG	1:L1:23:THR:HB	2.48	0.43
20:70:6:GLU:HA	20:70:29:ILE:O	2.19	0.43
4:L4:114:ASN:HB2	4:L4:117:GLU:HB2	2.00	0.43
4:L4:114:ASN:ND2	4:L4:114:ASN:N	2.66	0.43
79:2S:729:C:H2'	79:2S:730:C:C6	2.53	0.43
83:PT:71:G:H2'	83:PT:72:C:H6	1.82	0.43
47:S1:141:ALA:HA	47:S1:210:ILE:HA	2.00	0.43
79:2S:2972:G:H2'	79:2S:2973:G:C8	2.53	0.43
78:1S:997:G:H2'	78:1S:998:A:O4'	2.18	0.43
13:63:59:ARG:HH22	13:63:150:PRO:HG2	1.83	0.43
79:2S:1070:U:H2'	79:2S:1071:U:O4'	2.18	0.43
46:S0:133:ILE:HG23	46:S0:155:PHE:HB2	2.00	0.43
47:S1:144:ARG:HG2	47:S1:206:PRO:HB3	2.01	0.43
78:1S:198:A:H2'	78:1S:199:G:H5'	2.00	0.43
79:2S:2217:U:H2'	79:2S:2218:G:C8	2.53	0.43
21:71:124:VAL:HG12	21:71:125:ALA:N	2.33	0.43
1:L1:123:LEU:HD22	1:L1:128:LEU:CD1	2.35	0.43
51:S5:128:ASN:HA	51:S5:128:ASN:HD22	1.68	0.43
33:83:49:ILE:HB	33:83:85:PHE:CE2	2.53	0.43

Continued on next page...

Continued from previous page...

Atom-1	Atom-2	Interatomic distance (Å)	Clash overlap (Å)
46:S0:13:ASP:O	46:S0:17:LEU:HG	2.18	0.43
76:30:33:ARG:NH2	78:1S:478:A:H5'	2.33	0.43
19:69:95:TRP:O	19:69:99:LEU:HB2	2.18	0.43
30:80:50:VAL:HG11	79:2S:2552:C:O2'	2.18	0.43
23:73:87:ARG:NH2	23:73:120:LYS:HD2	2.33	0.43
81:5S:104:A:H2'	81:5S:105:C:H5'	2.00	0.43
78:1S:1340:U:H5''	78:1S:1341:A:H5'	1.99	0.43
6:L6:170:LYS:O	6:L6:174:LEU:HG	2.19	0.43
15:65:68:ARG:HE	15:65:128:LYS:HG2	1.84	0.43
78:1S:839:U:H2'	78:1S:840:U:H5''	2.00	0.43
51:S5:76:ARG:HB3	51:S5:79:ASN:OD1	2.19	0.43
30:80:42:ILE:HD11	30:80:60:ALA:CB	2.47	0.43
2:L2:137:ILE:HG13	2:L2:138:GLY:H	1.83	0.43
18:68:8:LYS:HE3	18:68:8:LYS:HB2	1.82	0.43
78:1S:38:C:C2'	78:1S:39:A:H5'	2.48	0.43
4:L4:286:VAL:HG21	18:68:28:LEU:HD22	1.99	0.43
14:64:128:ARG:O	14:64:132:LYS:HG2	2.18	0.43
63:17:84:TYR:O	63:17:85:VAL:HB	2.18	0.43
79:2S:261:U:H2'	79:2S:262:U:C6	2.53	0.43
63:17:99:VAL:HB	63:17:118:PRO:HB2	2.00	0.43
59:13:119:GLU:HA	59:13:122:ILE:HD12	2.01	0.43
79:2S:3343:G:H21	79:2S:3362:A:H2	1.67	0.43
43:93:46:THR:HG22	79:2S:1726:C:OP1	2.19	0.43
79:2S:1329:U:H1'	79:2S:1330:A:OP1	2.18	0.43
32:82:71:HIS:HB2	32:82:93:ALA:HB2	2.00	0.43
7:L7:208:SER:O	7:L7:243:MET:HE2	2.18	0.43
79:2S:3132:C:H2'	79:2S:3133:C:C6	2.52	0.43
62:16:133:GLY:HA3	62:16:136:SER:HB3	2.00	0.43
11:61:88:GLU:O	11:61:89:TYR:HB2	2.17	0.43
78:1S:1157:A:N1	78:1S:1623:C:O5'	2.51	0.43
78:1S:923:A:H2'	78:1S:924:A:C8	2.54	0.43
46:S0:14:ALA:HA	46:S0:17:LEU:HD12	2.00	0.43
56:10:87:VAL:N	56:10:88:PRO:CD	2.81	0.43
55:S9:92:LYS:HA	55:S9:92:LYS:HE3	1.99	0.43
75:29:46:LYS:O	75:29:50:ILE:HG13	2.19	0.43
9:L9:12:VAL:CG1	9:L9:16:VAL:HG23	2.49	0.43
60:14:28:VAL:O	60:14:41:ARG:HG2	2.18	0.43
79:2S:1040:A:H2'	79:2S:1041:U:C4'	2.48	0.43
79:2S:1016:C:H4'	79:2S:1028:U:H4'	2.00	0.43
2:L2:230:VAL:HG12	2:L2:232:GLY:H	1.83	0.43
79:2S:821:U:O2'	79:2S:822:G:H5'	2.18	0.43

Continued on next page...

Continued from previous page...

Atom-1	Atom-2	Interatomic distance (Å)	Clash overlap (Å)
78:1S:20:G:H5'	78:1S:571:G:C8	2.53	0.43
78:1S:1311:U:H5'	78:1S:1403:C:OP1	2.18	0.43
63:17:102:VAL:HG22	63:17:103:ASP:N	2.33	0.43
46:S0:199:PRO:HA	46:S0:202:TYR:CD2	2.44	0.43
50:S4:185:GLY:N	50:S4:189:LEU:HD13	2.34	0.43
79:2S:95:A:O5'	79:2S:95:A:H8	2.01	0.43
5:L5:181:PRO:HB2	5:L5:198:TYR:CZ	2.53	0.43
10:60:47:PRO:HB3	10:60:171:TRP:CZ2	2.54	0.43
2:L2:125:ALA:HB1	2:L2:126:LEU:HD12	2.00	0.43
78:1S:609:U:H4'	78:1S:610:G:O5'	2.18	0.43
78:1S:1618:C:H1'	78:1S:1619:C:H5	1.83	0.43
78:1S:41:A:H2'	78:1S:438:A:N7	2.32	0.43
54:S8:26:LYS:O	54:S8:29:LEU:HB3	2.18	0.43
24:74:47:ARG:HG2	24:74:47:ARG:NH1	2.33	0.43
37:87:18:LEU:CA	37:87:25:ARG:HA	2.48	0.43
39:89:49:MET:O	39:89:50:ASN:HB2	2.18	0.43
5:L5:40:HIS:CE1	21:71:69:LYS:HB2	2.54	0.43
79:2S:967:A:H2'	79:2S:968:G:H5'	2.00	0.43
79:2S:799:G:H2'	79:2S:801:A:N6	2.33	0.43
79:2S:1058:U:H2'	79:2S:1059:G:H8	1.83	0.43
5:L5:51:LEU:HB2	5:L5:144:VAL:HG21	2.00	0.43
52:S6:68:LEU:HB3	52:S6:69:LEU:H	1.69	0.43
2:L2:114:SER:OG	2:L2:165:VAL:HG13	2.18	0.43
4:L4:286:VAL:CG2	18:68:28:LEU:HD22	2.48	0.43
79:2S:861:C:H2'	79:2S:862:U:C6	2.54	0.43
79:2S:3332:U:H2'	79:2S:3333:G:O4'	2.19	0.43
41:91:2:ARG:HH22	78:1S:1773:C:H5	1.65	0.43
78:1S:1469:A:H4'	78:1S:1541:G:H4'	1.99	0.43
48:S2:84:LYS:HA	48:S2:85:PRO:HD3	1.73	0.43
21:71:156:TYR:CZ	21:71:158:THR:HG22	2.54	0.43
18:68:40:THR:O	18:68:41:ASP:HB3	2.17	0.43
70:24:106:GLN:O	70:24:110:GLN:HG3	2.18	0.43
78:1S:367:A:H2'	78:1S:368:U:O4'	2.18	0.43
2:L2:202:VAL:HG23	79:2S:2185:G:OP1	2.17	0.43
83:PT:25:U:H2'	83:PT:26:C:H6	1.83	0.43
83:PT:25:U:H2'	83:PT:26:C:C6	2.52	0.43
7:L7:181:ILE:O	7:L7:185:ILE:HG13	2.18	0.43
50:S4:211:LYS:O	50:S4:211:LYS:HG3	2.18	0.43
8:L8:48:ARG:HG3	8:L8:48:ARG:HH11	1.82	0.43
17:67:180:LYS:HB3	17:67:180:LYS:NZ	2.33	0.43
39:89:2:ALA:O	39:89:4:GLN:N	2.51	0.43

Continued on next page...

Continued from previous page...

Atom-1	Atom-2	Interatomic distance (Å)	Clash overlap (Å)
78:1S:596:C:H2'	78:1S:597:G:H8	1.83	0.43
2:L2:252:THR:OG1	2:L2:253:GLN:N	2.50	0.43
60:14:135:ARG:NH2	78:1S:903:U:H5''	2.34	0.43
29:79:20:GLY:O	29:79:21:ILE:HB	2.18	0.43
60:14:84:ARG:HG3	60:14:119:THR:HA	2.00	0.43
79:2S:1892:G:H2'	79:2S:1893:A:C4'	2.49	0.43
16:66:136:THR:HG22	16:66:137:THR:N	2.31	0.43
48:S2:229:LEU:HD21	67:21:23:ILE:CD1	2.42	0.43
81:5S:75:G:H2'	81:5S:76:A:C8	2.54	0.43
13:63:85:LEU:HB2	13:63:89:TYR:CD1	2.53	0.43
46:S0:26:ALA:O	46:S0:45:VAL:HG13	2.18	0.43
37:87:56:ARG:HB2	37:87:57:HIS:ND1	2.33	0.43
67:21:51:VAL:HG12	67:21:52:THR:N	2.33	0.43
60:14:17:ALA:HB3	60:14:81:VAL:HG12	2.01	0.43
69:23:109:ARG:HB3	69:23:112:LYS:HB2	2.00	0.43
79:2S:3190:C:H2'	79:2S:3191:G:H8	1.83	0.43
16:66:7:VAL:HB	16:66:33:ILE:HG12	2.01	0.43
14:64:127:LYS:HE3	16:66:191:ALA:HB2	2.01	0.43
31:81:72:ARG:O	31:81:96:VAL:HG22	2.19	0.43
5:L5:163:LEU:C	5:L5:163:LEU:HD23	2.38	0.43
78:1S:966:A:H2'	78:1S:967:A:C8	2.54	0.43
78:1S:1097:U:H4'	78:1S:1099:U:H5'	2.00	0.43
78:1S:613:G:H5'	78:1S:1099:U:C2	2.54	0.43
36:86:34:SER:O	36:86:38:LYS:HG3	2.18	0.43
4:L4:29:PRO:HA	18:68:25:TYR:OH	2.17	0.43
6:L6:22:ARG:NH1	79:2S:608:A:H2'	2.34	0.43
79:2S:848:A:H8	79:2S:848:A:O5'	2.01	0.43
3:L3:43:LEU:HB3	3:L3:181:ILE:HG21	2.00	0.43
79:2S:1609:C:H6	79:2S:1609:C:O5'	2.01	0.43
4:L4:320:ASN:HB3	4:L4:323:VAL:HG12	2.00	0.43
10:60:31:ILE:C	10:60:32:ARG:HD2	2.38	0.43
35:85:22:VAL:O	35:85:26:LYS:HG3	2.18	0.43
79:2S:44:U:H2'	79:2S:45:A:O4'	2.18	0.43
7:L7:156:ILE:HD12	7:L7:161:VAL:HG21	2.00	0.43
79:2S:36:C:H2'	79:2S:37:U:O4'	2.18	0.43
56:10:8:ARG:HH11	56:10:8:ARG:HG2	1.84	0.43
70:24:102:LYS:N	70:24:102:LYS:HD2	2.34	0.43
79:2S:3344:A:C2	79:2S:3345:G:H1'	2.54	0.43
79:2S:2108:C:H1'	79:2S:3344:A:H8	1.83	0.43
56:10:1:MET:HB2	78:1S:1217:A:H5''	2.00	0.43
50:S4:137:PRO:O	50:S4:150:PRO:HD3	2.18	0.43

Continued on next page...

Continued from previous page...

Atom-1	Atom-2	Interatomic distance (Å)	Clash overlap (Å)
60:14:103:ARG:NH1	74:28:38:ARG:HD3	2.34	0.43
37:87:39:TYR:OH	80:8S:103:G:H5''	2.17	0.43
17:67:47:TYR:HE1	17:67:56:ARG:NE	2.16	0.43
2:L2:2:GLY:HA2	2:L2:207:VAL:HG12	2.01	0.43
66:20:56:VAL:HG13	78:1S:1345:A:H1'	2.01	0.43
79:2S:982:C:O2'	79:2S:983:A:H5'	2.18	0.43
71:25:95:HIS:NE2	71:25:98:GLN:HB2	2.33	0.43
47:S1:164:ILE:HG22	47:S1:168:ILE:CD1	2.49	0.43
79:2S:946:U:H2'	79:2S:947:G:C8	2.54	0.43
79:2S:289:A:H2'	79:2S:290:G:C8	2.53	0.43
76:30:42:ARG:CZ	76:30:42:ARG:HB3	2.49	0.43
50:S4:68:ARG:HA	50:S4:76:VAL:HG11	2.01	0.43
78:1S:814:A:N3	78:1S:814:A:H2'	2.34	0.43
3:L3:55:THR:HG23	3:L3:73:VAL:HB	2.01	0.43
16:66:37:ARG:HB3	16:66:40:GLU:CG	2.48	0.43
47:S1:44:GLY:C	47:S1:45:LYS:HG2	2.39	0.43
72:26:82:ARG:HA	72:26:82:ARG:NE	2.31	0.43
48:S2:196:VAL:HG22	48:S2:197:TYR:N	2.31	0.43
46:S0:56:LYS:HB3	46:S0:160:ILE:CG1	2.47	0.43
53:S7:135:ILE:HG23	53:S7:152:VAL:CG1	2.47	0.43
70:24:5:VAL:HA	70:24:28:LEU:O	2.17	0.43
3:L3:21:ARG:HG3	3:L3:269:GLN:OE1	2.19	0.43
10:60:154:ARG:HH12	79:2S:2837:A:H5''	1.83	0.43
9:L9:134:ILE:HG13	9:L9:146:LEU:HG	2.00	0.43
56:10:24:LYS:HG2	56:10:25:LYS:N	2.33	0.43
23:73:33:ASN:H	23:73:33:ASN:HD22	1.67	0.43
79:2S:2316:G:H2'	79:2S:2317:A:H8	1.83	0.43
1:L1:147:LYS:HB3	1:L1:152:ARG:HB2	2.01	0.43
63:17:32:LYS:CG	63:17:47:ARG:HH11	2.32	0.43
52:S6:4:ASN:HB2	52:S6:108:VAL:CG1	2.48	0.43
78:1S:722:G:C3'	78:1S:723:G:H5''	2.49	0.43
78:1S:164:A:O2'	78:1S:165:G:H5'	2.18	0.43
78:1S:461:G:H2'	78:1S:462:G:C8	2.52	0.43
22:72:9:GLN:C	22:72:10:LYS:HD2	2.39	0.43
64:18:70:VAL:HA	64:18:73:MET:HE2	1.99	0.43
81:5S:48:U:O2'	81:5S:49:G:H5'	2.18	0.43
78:1S:1293:U:H2'	78:1S:1294:G:H8	1.83	0.43
7:L7:84:VAL:HG12	7:L7:138:TYR:CD1	2.54	0.43
10:60:69:ARG:O	10:60:69:ARG:HD2	2.18	0.43
55:S9:173:ALA:HB2	78:1S:511:A:H5'	2.01	0.43
54:S8:101:ILE:HD11	54:S8:192:TYR:CE2	2.53	0.43

Continued on next page...

Continued from previous page...

Atom-1	Atom-2	Interatomic distance (Å)	Clash overlap (Å)
47:S1:204:ILE:O	47:S1:205:PHE:HB2	2.19	0.43
65:19:33:TYR:HA	65:19:36:ILE:CG1	2.47	0.43
79:2S:2849:C:OP1	79:2S:2906:C:H4'	2.19	0.43
49:S3:84:ILE:O	49:S3:84:ILE:HG23	2.19	0.43
74:28:65:ARG:HG3	74:28:65:ARG:HH21	1.84	0.43
21:71:12:ARG:HG2	21:71:12:ARG:HH11	1.84	0.43
83:PT:34:U:H6	83:PT:34:U:O5'	2.02	0.43
79:2S:3170:A:O2'	79:2S:3171:U:H5'	2.19	0.43
68:22:33:VAL:O	68:22:37:PHE:HB2	2.19	0.43
50:S4:214:LEU:HD23	50:S4:216:ASN:HD21	1.84	0.43
78:1S:142:G:H1	78:1S:173:A:H2	1.64	0.43
78:1S:57:G:O2'	78:1S:58:U:H5'	2.19	0.43
39:89:22:PRO:O	39:89:23:LEU:HB2	2.17	0.43
77:31:118:ARG:HG3	77:31:118:ARG:HH11	1.83	0.43
47:S1:228:LEU:HB3	79:2S:2537:U:OP1	2.19	0.43
51:S5:208:SER:O	51:S5:212:LYS:HG3	2.18	0.43
48:S2:93:GLY:C	48:S2:94:GLN:HG3	2.39	0.43
69:23:127:VAL:O	69:23:128:SER:HB2	2.18	0.43
79:2S:1827:C:H2'	79:2S:1828:A:C8	2.54	0.43
33:83:6:ARG:HD3	33:83:10:LYS:HE3	2.00	0.43
68:22:93:LEU:HD21	68:22:102:VAL:HG21	2.01	0.43
69:23:20:ARG:HA	69:23:23:ARG:CG	2.48	0.43
78:1S:287:G:HO2'	78:1S:288:A:H8	1.60	0.43
79:2S:2469:G:H2'	79:2S:2470:C:C6	2.54	0.43
16:66:38:ALA:O	16:66:138:LEU:HD23	2.18	0.43
79:2S:3192:U:H2'	79:2S:3193:C:C5	2.54	0.43
78:1S:970:A:H3'	78:1S:971:A:C8	2.48	0.43
31:81:16:LEU:HB2	31:81:71:LEU:HD11	2.00	0.43
78:1S:1470:C:C5'	78:1S:1540:G:H21	2.29	0.43
79:2S:507:U:H2'	79:2S:508:U:H6	1.82	0.43
53:S7:100:PRO:O	53:S7:102:PRO:HD3	2.18	0.43
2:L2:97:ASN:O	2:L2:166:ILE:HB	2.19	0.43
15:65:96:ARG:HG2	15:65:96:ARG:NH1	2.34	0.43
79:2S:359:U:H2'	79:2S:360:G:O4'	2.18	0.43
79:2S:421:G:H5''	79:2S:2384:A:O2'	2.19	0.43
65:19:28:LEU:N	65:19:28:LEU:HD22	2.33	0.43
30:80:9:SER:HB3	30:80:12:GLN:NE2	2.34	0.43
57:11:93:TYR:HB3	78:1S:795:U:H4'	2.01	0.43
67:21:21:ASN:HB2	68:22:67:GLY:HA3	2.00	0.43
73:27:19:HIS:O	73:27:23:THR:HG23	2.19	0.43
78:1S:355:G:H2'	78:1S:356:G:H8	1.83	0.43

Continued on next page...

Continued from previous page...

Atom-1	Atom-2	Interatomic distance (Å)	Clash overlap (Å)
79:2S:1162:U:H2'	79:2S:1163:A:O4'	2.18	0.43
78:1S:181:A:H2'	78:1S:182:A:C8	2.54	0.43
78:1S:643:G:O2'	78:1S:644:C:H5'	2.19	0.43
62:16:125:GLU:HA	62:16:126:PRO:HD3	1.90	0.43
25:75:94:GLN:HG2	80:8S:132:G:H4'	2.01	0.43
79:2S:1911:A:H2'	79:2S:1912:U:C6	2.53	0.43
14:64:25:LYS:HE3	14:64:62:GLN:HA	2.00	0.43
37:87:65:ARG:HH11	37:87:65:ARG:HG3	1.83	0.43
45:RC:19:TRP:N	45:RC:19:TRP:CD1	2.87	0.43
44:P0:105:VAL:HG22	44:P0:106:ALA:H	1.83	0.43
47:S1:152:ARG:HG2	47:S1:152:ARG:O	2.19	0.43
59:13:64:ARG:O	59:13:64:ARG:HG2	2.18	0.43
1:L1:160:LYS:HB3	1:L1:161:LYS:HD3	1.99	0.43
79:2S:579:G:H2'	79:2S:580:C:C6	2.54	0.43
56:10:49:LEU:O	56:10:53:GLY:O	2.37	0.43
78:1S:903:U:H2'	78:1S:905:A:OP2	2.19	0.43
14:64:19:ARG:O	14:64:35:ILE:HG13	2.19	0.43
3:L3:84:VAL:HG13	3:L3:163:HIS:C	2.39	0.43
47:S1:224:ASP:HA	79:2S:2537:U:O4'	2.19	0.43
55:S9:37:LYS:HB3	76:30:33:ARG:HA	2.00	0.43
48:S2:88:LYS:HG2	48:S2:89:GLN:N	2.27	0.43
78:1S:587:C:H2'	78:1S:588:U:H6	1.84	0.43
78:1S:771:A:C2	78:1S:772:G:H1'	2.54	0.43
38:88:43:PHE:HE2	38:88:56:ILE:HG13	1.84	0.43
53:S7:30:SER:O	53:S7:32:PRO:HD2	2.19	0.43
79:2S:1291:A:C2	79:2S:1292:C:H1'	2.54	0.43
80:8S:88:A:H2'	80:8S:89:A:C8	2.53	0.43
78:1S:44:U:H2'	78:1S:45:U:C6	2.53	0.43
50:S4:37:LYS:HB3	50:S4:37:LYS:HE2	1.87	0.43
17:67:122:ALA:HB3	17:67:143:PRO:HB2	2.00	0.43
49:S3:115:ILE:HG21	49:S3:142:LEU:HD21	2.00	0.43
60:14:125:SER:OG	78:1S:926:A:N3	2.45	0.43
59:13:56:ASP:HB2	73:27:46:VAL:CG1	2.48	0.43
59:13:107:LYS:HG2	78:1S:879:G:O3'	2.19	0.43
69:23:24:TRP:CE3	69:23:30:LYS:HG3	2.53	0.43
46:S0:90:ALA:HB3	46:S0:97:PRO:HD3	2.01	0.43
37:87:13:ASN:ND2	79:2S:901:G:H5''	2.34	0.43
35:85:28:LEU:O	35:85:28:LEU:HD13	2.19	0.43
5:L5:158:ARG:HG2	5:L5:158:ARG:NH1	2.34	0.43
24:74:49:ILE:HB	24:74:52:THR:OG1	2.19	0.43
36:86:93:ILE:O	36:86:97:SER:HB3	2.19	0.43

Continued on next page...

Continued from previous page...

Atom-1	Atom-2	Interatomic distance (Å)	Clash overlap (Å)
78:1S:1184:A:H3'	78:1S:1185:U:H5''	2.01	0.43
78:1S:210:A:H2'	78:1S:211:U:C6	2.54	0.43
32:82:74:PHE:CE2	32:82:76:VAL:HG22	2.54	0.43
79:2S:138:U:H2'	79:2S:139:G:H8	1.83	0.43
14:64:122:VAL:HA	14:64:125:LYS:HZ3	1.83	0.43
50:S4:49:ARG:O	50:S4:53:LYS:HD3	2.19	0.43
48:S2:44:LEU:HD22	48:S2:49:LYS:CB	2.49	0.43
79:2S:1165:A:H2'	79:2S:1166:G:C8	2.54	0.43
44:P0:77:LEU:HA	44:P0:80:VAL:HG12	2.01	0.43
56:10:92:ILE:O	56:10:93:GLN:HB2	2.18	0.43
4:L4:312:VAL:HG22	79:2S:609:G:O2'	2.18	0.43
45:RC:289:ALA:HB2	45:RC:305:TYR:CE2	2.53	0.43
25:75:125:ARG:HH21	25:75:125:ARG:HG2	1.83	0.43
78:1S:1212:G:H2'	78:1S:1213:G:H8	1.83	0.43
64:18:42:TYR:O	64:18:46:VAL:HG23	2.18	0.43
79:2S:2709:C:H2'	79:2S:2710:C:H6	1.84	0.43
70:24:63:GLN:HG3	70:24:64:PHE:H	1.84	0.43
44:P0:44:GLU:HG2	44:P0:44:GLU:O	2.19	0.43
78:1S:1302:U:H2'	78:1S:1303:U:C6	2.54	0.43
79:2S:391:A:H2'	79:2S:392:G:O4'	2.19	0.43
3:L3:88:GLY:CA	3:L3:199:PHE:HE1	2.32	0.43
23:73:74:MET:HB2	23:73:102:ILE:HD11	2.00	0.43
45:RC:30:PRO:CB	45:RC:296:ALA:HB3	2.38	0.43
79:2S:627:U:H4'	79:2S:1399:A:C1'	2.40	0.43
78:1S:1020:A:H3'	78:1S:1021:C:C5'	2.40	0.43
78:1S:877:G:H1	78:1S:951:A:N6	2.16	0.43
78:1S:72:A:H3'	78:1S:73:U:H5''	2.01	0.43
17:67:41:LEU:HD21	17:67:95:LEU:HD22	2.01	0.43
58:12:24:ILE:O	58:12:25:GLU:HB2	2.19	0.43
42:92:11:TYR:HE1	42:92:13:LYS:HB3	1.84	0.43
25:75:66:PRO:CD	35:85:33:VAL:HG22	2.48	0.43
79:2S:1638:A:H2'	79:2S:1639:C:H5'	2.00	0.43
78:1S:811:A:C2	78:1S:858:G:H1'	2.54	0.43
2:L2:182:ALA:HB2	79:2S:2148:U:H4'	1.99	0.43
1:L1:60:ARG:HB2	1:L1:180:VAL:HG22	1.99	0.43
53:S7:97:ARG:HB3	53:S7:98:ILE:H	1.71	0.43
79:2S:799:G:H3'	79:2S:801:A:N7	2.34	0.43
33:83:42:GLN:HE22	33:83:45:LEU:CD1	2.31	0.43
79:2S:1295:G:H2'	79:2S:1296:C:C6	2.53	0.43
83:PT:19:G:H21	83:PT:58:A:H2'	1.84	0.43
61:15:86:VAL:O	61:15:89:MET:HG2	2.19	0.43

Continued on next page...

Continued from previous page...

Atom-1	Atom-2	Interatomic distance (Å)	Clash overlap (Å)
2:L2:237:LEU:HD22	79:2S:2154:U:O4'	2.18	0.43
60:14:48:VAL:HG22	60:14:49:LYS:N	2.34	0.43
79:2S:2340:U:H2'	79:2S:2341:A:H8	1.83	0.43
78:1S:981:U:C2'	78:1S:982:U:H5'	2.49	0.43
53:S7:113:PRO:HG2	53:S7:116:ARG:HB2	2.00	0.43
78:1S:824:G:H2'	78:1S:825:U:C6	2.53	0.43
79:2S:547:G:H2'	79:2S:548:G:O4'	2.19	0.43
6:L6:98:VAL:HG12	6:L6:98:VAL:O	2.17	0.43
57:11:150:ASN:HD22	57:11:150:ASN:HA	1.64	0.43
24:74:93:ARG:HG3	24:74:93:ARG:HH11	1.84	0.43
13:63:58:VAL:HG23	13:63:101:ARG:HH21	1.83	0.43
1:L1:103:LEU:HD12	1:L1:128:LEU:HD13	2.01	0.43
17:67:65:SER:HA	17:67:80:LYS:HZ2	1.84	0.43
36:86:17:VAL:HG21	79:2S:73:C:O2	2.19	0.43
78:1S:922:G:H2'	78:1S:923:A:C8	2.54	0.43
55:S9:37:LYS:HZ2	78:1S:475:A:H5''	1.82	0.43
55:S9:110:GLN:HA	55:S9:129:ILE:HD11	2.00	0.43
55:S9:146:PHE:O	55:S9:147:MET:HB2	2.19	0.43
9:L9:16:VAL:HG21	9:L9:79:ILE:HG23	2.00	0.43
55:S9:170:GLY:O	55:S9:174:ARG:HG2	2.18	0.43
55:S9:10:LYS:HB2	55:S9:12:TYR:CE1	2.54	0.43
2:L2:15:ILE:HG22	79:2S:822:G:H1'	2.01	0.43
2:L2:186:PHE:CE2	79:2S:896:A:H4'	2.53	0.43
78:1S:588:U:H2'	78:1S:589:C:H6	1.78	0.43
75:29:36:LEU:O	75:29:37:ASN:HB2	2.19	0.43
59:13:88:LEU:O	59:13:88:LEU:HD13	2.19	0.43
16:66:20:ALA:HB2	16:66:80:PHE:HE1	1.78	0.43
79:2S:2990:G:C2'	79:2S:2991:A:H5'	2.49	0.43
70:24:76:TYR:HE2	70:24:85:PHE:HD2	1.66	0.43
78:1S:1025:A:H3'	78:1S:1027:A:C8	2.54	0.43
3:L3:75:ALA:HB2	79:2S:3049:A:C5	2.54	0.43
15:65:17:ASP:O	15:65:21:PHE:HB2	2.19	0.43
78:1S:1144:U:H2'	78:1S:1145:U:H6	1.80	0.43
51:S5:167:ARG:HH12	74:28:55:VAL:HB	1.83	0.43
79:2S:438:A:H2'	79:2S:439:C:C4'	2.49	0.43
79:2S:278:U:H2'	79:2S:279:U:C6	2.54	0.43
57:11:85:VAL:HG12	57:11:86:ILE:N	2.34	0.43
50:S4:177:ALA:HA	50:S4:195:ILE:CG2	2.48	0.43
45:RC:169:ILE:CG2	45:RC:183:LEU:HD11	2.49	0.43
17:67:101:ASN:ND2	79:2S:388:G:H21	2.17	0.43
79:2S:1713:G:H1'	79:2S:1731:A:H62	1.84	0.43

Continued on next page...

Continued from previous page...

Atom-1	Atom-2	Interatomic distance (Å)	Clash overlap (Å)
48:S2:181:SER:OG	48:S2:184:VAL:HG23	2.18	0.43
79:2S:342:A:H5'	79:2S:344:A:C4	2.53	0.43
13:63:178:LYS:HE3	79:2S:2774:C:OP1	2.18	0.43
48:S2:240:LEU:C	48:S2:244:SER:HB2	2.39	0.43
16:66:116:LYS:HE3	16:66:116:LYS:HB2	1.85	0.43
9:L9:55:VAL:O	9:L9:55:VAL:HG23	2.19	0.43
64:18:137:HIS:C	64:18:139:LYS:H	2.21	0.43
79:2S:440:A:H3'	79:2S:441:U:C5'	2.49	0.43
47:S1:61:LEU:O	47:S1:62:LYS:HB2	2.18	0.43
78:1S:1254:U:C2'	78:1S:1255:G:H5'	2.49	0.43
3:L3:116:ARG:C	3:L3:175:LYS:HE2	2.39	0.43
80:8S:56:G:H2'	80:8S:57:C:H6	1.84	0.43
79:2S:1726:C:H2'	79:2S:1727:G:H8	1.84	0.43
56:10:49:LEU:HD11	56:10:75:TYR:CD2	2.53	0.43
15:65:99:ARG:O	15:65:103:GLU:HG3	2.19	0.43
66:20:61:LYS:HB2	66:20:86:ILE:HB	2.01	0.43
8:L8:83:ASP:C	8:L8:85:ASN:H	2.22	0.43
79:2S:3114:A:H2'	79:2S:3115:C:C5	2.54	0.43
5:L5:166:ALA:HB1	5:L5:171:LEU:HD12	2.01	0.43
28:78:33:GLY:HA3	79:2S:96:G:OP1	2.19	0.43
6:L6:172:HIS:CD2	6:L6:173:MET:HG2	2.53	0.43
79:2S:355:A:H2'	79:2S:356:C:O4'	2.19	0.43
33:83:87:ASN:HA	33:83:87:ASN:HD22	1.50	0.43
70:24:132:ARG:O	70:24:132:ARG:HD3	2.19	0.43
1:L1:153:SER:HB2	1:L1:165:LEU:HB2	2.01	0.43
67:21:33:GLN:HA	67:21:53:TYR:O	2.19	0.43
2:L2:179:LEU:HD21	2:L2:185:ALA:HA	2.01	0.43
46:S0:112:THR:CG2	46:S0:115:PHE:HB2	2.49	0.42
9:L9:21:LYS:HA	14:64:8:LYS:HG3	2.01	0.42
79:2S:1813:A:H2'	79:2S:1814:A:C5'	2.39	0.42
33:83:47:LYS:HD2	33:83:103:TYR:N	2.34	0.42
51:S5:162:VAL:HG22	51:S5:166:ARG:HB3	2.00	0.42
79:2S:1054:A:H5''	79:2S:2637:A:N6	2.28	0.42
25:75:49:LYS:HD2	25:75:52:PRO:HA	2.01	0.42
78:1S:589:C:H2'	78:1S:590:C:C6	2.54	0.42
79:2S:1914:G:H2'	79:2S:1915:A:H8	1.84	0.42
79:2S:562:C:H2'	79:2S:563:U:C6	2.54	0.42
53:S7:30:SER:O	53:S7:31:SER:CB	2.66	0.42
43:93:20:SER:HA	43:93:23:ARG:CD	2.49	0.42
78:1S:564:G:C4'	78:1S:566:C:N3	2.81	0.42
78:1S:1225:U:H2'	78:1S:1226:A:H5'	2.01	0.42

Continued on next page...

Continued from previous page...

Atom-1	Atom-2	Interatomic distance (Å)	Clash overlap (Å)
48:S2:198:THR:O	78:1S:3:U:H5''	2.18	0.42
69:23:7:ARG:HH22	78:1S:1100:G:H1'	1.84	0.42
16:66:12:LYS:HA	16:66:40:GLU:CB	2.48	0.42
53:S7:131:PHE:N	53:S7:132:PRO:CD	2.81	0.42
78:1S:44:U:H2'	78:1S:45:U:H5	1.84	0.42
78:1S:989:U:H2'	78:1S:990:C:H6	1.82	0.42
46:S0:50:VAL:O	46:S0:50:VAL:HG12	2.18	0.42
55:S9:119:ALA:O	55:S9:124:HIS:HD2	2.02	0.42
72:26:79:ILE:HA	72:26:84:VAL:HA	1.99	0.42
79:2S:761:A:H2'	79:2S:762:U:H6	1.84	0.42
70:24:41:ARG:HD2	70:24:55:VAL:HB	2.01	0.42
8:L8:243:GLN:O	8:L8:247:ASP:HB2	2.19	0.42
63:17:85:VAL:N	63:17:86:PRO:CD	2.82	0.42
42:92:46:LYS:O	42:92:54:THR:HG21	2.19	0.42
79:2S:837:A:H3'	79:2S:838:G:H8	1.84	0.42
83:PT:4:G:H2'	83:PT:5:G:H8	1.83	0.42
17:67:125:GLN:O	17:67:140:GLU:HA	2.20	0.42
78:1S:891:A:H2'	78:1S:892:A:C8	2.54	0.42
43:93:37:TYR:C	43:93:45:LYS:HA	2.40	0.42
33:83:53:TYR:HE1	33:83:67:MET:HG3	1.84	0.42
78:1S:1208:A:H2	78:1S:1209:C:C6	2.37	0.42
79:2S:3212:C:H2'	79:2S:3213:A:H5'	2.00	0.42
59:13:84:ILE:HD12	59:13:89:TYR:HA	2.01	0.42
27:77:73:LYS:NZ	79:2S:1636:U:H5''	2.33	0.42
45:RC:46:LYS:NZ	45:RC:46:LYS:HB2	2.34	0.42
58:12:49:THR:O	58:12:53:THR:HG23	2.18	0.42
5:L5:83:LEU:N	5:L5:84:PRO:CD	2.82	0.42
3:L3:339:ARG:CZ	3:L3:342:LEU:HD11	2.49	0.42
6:L6:26:ARG:NH1	6:L6:26:ARG:HB2	2.34	0.42
55:S9:105:LEU:HA	55:S9:108:ARG:HG3	2.01	0.42
54:S8:21:PHE:O	54:S8:22:ARG:HG2	2.19	0.42
79:2S:790:U:H2'	79:2S:791:A:C8	2.54	0.42
21:71:39:ILE:HD12	21:71:102:ARG:HG2	2.01	0.42
65:19:73:VAL:CG2	65:19:105:LEU:HD11	2.49	0.42
76:30:49:LEU:HD21	76:30:58:PRO:HG3	2.01	0.42
46:S0:170:ILE:CD1	46:S0:170:ILE:H	2.29	0.42
25:75:65:GLN:HA	25:75:66:PRO:HD3	1.76	0.42
17:67:139:TYR:CE1	79:2S:1507:G:H1'	2.54	0.42
9:L9:39:LYS:HZ3	79:2S:3184:A:H4'	1.83	0.42
80:8S:69:U:C2'	80:8S:70:G:H5'	2.49	0.42
58:12:113:ARG:HD3	58:12:114:LYS:H	1.83	0.42

Continued on next page...

Continued from previous page...

Atom-1	Atom-2	Interatomic distance (Å)	Clash overlap (Å)
79:2S:83:U:H2'	79:2S:84:U:O4'	2.20	0.42
13:63:106:GLN:HB3	36:86:18:THR:CG2	2.47	0.42
18:68:122:ILE:HG22	18:68:123:THR:O	2.19	0.42
10:60:64:ALA:HA	79:2S:2853:A:H4'	2.00	0.42
16:66:73:PHE:CD2	16:66:78:ARG:HB3	2.54	0.42
10:60:17:TYR:N	10:60:18:PRO:HD3	2.34	0.42
50:S4:9:LEU:CD2	50:S4:28:ALA:HB3	2.50	0.42
79:2S:411:U:H2'	79:2S:412:G:C8	2.54	0.42
42:92:10:THR:O	42:92:20:HIS:HA	2.20	0.42
15:65:94:TYR:CE2	15:65:96:ARG:HB2	2.54	0.42
8:L8:37:GLY:HA3	79:2S:2550:U:H6	1.84	0.42
79:2S:2697:A:H2'	79:2S:2698:G:H8	1.83	0.42
17:67:159:LYS:HD3	17:67:159:LYS:N	2.34	0.42
78:1S:1075:C:H2'	78:1S:1076:A:H4'	2.01	0.42
52:S6:123:GLY:HA2	52:S6:127:THR:HG22	2.01	0.42
36:86:21:THR:HA	36:86:22:PRO:HD2	1.94	0.42
15:65:72:LYS:HA	15:65:89:VAL:O	2.19	0.42
35:85:45:LYS:HE2	35:85:49:LYS:NZ	2.35	0.42
54:S8:119:GLN:HG3	54:S8:150:ALA:HB1	2.01	0.42
66:20:53:LYS:O	66:20:54:GLY:O	2.37	0.42
78:1S:94:U:H2'	78:1S:95:G:O4'	2.18	0.42
8:L8:50:VAL:CG2	8:L8:52:TRP:HE1	2.29	0.42
60:14:21:ALA:HB3	60:14:83:ILE:HD11	2.01	0.42
4:L4:122:THR:O	4:L4:126:ILE:HG13	2.19	0.42
66:20:117:VAL:CG2	66:20:118:VAL:N	2.81	0.42
66:20:57:ARG:NH1	78:1S:1344:A:H1'	2.35	0.42
23:73:12:ARG:HG3	23:73:12:ARG:HH11	1.84	0.42
15:65:139:HIS:CE1	79:2S:126:U:H4'	2.45	0.42
50:S4:163:ASP:OD1	50:S4:166:SER:HB2	2.19	0.42
42:92:49:GLY:HA2	79:2S:277:G:O5'	2.19	0.42
6:L6:108:LYS:HB2	79:2S:3271:G:O2'	2.18	0.42
63:17:45:ARG:HE	78:1S:1331:A:H5''	1.85	0.42
9:L9:135:GLU:HG3	9:L9:145:VAL:HB	2.01	0.42
79:2S:2332:A:H2'	79:2S:2333:C:O4'	2.19	0.42
78:1S:29:U:H2'	78:1S:30:G:H8	1.84	0.42
9:L9:112:ILE:O	9:L9:125:ASN:HA	2.19	0.42
5:L5:107:ARG:NE	5:L5:107:ARG:HA	2.34	0.42
79:2S:1393:A:N6	79:2S:1417:G:H1'	2.34	0.42
79:2S:140:C:H2'	79:2S:141:C:C6	2.55	0.42
51:S5:26:ALA:HB3	62:16:28:LEU:CA	2.48	0.42
61:15:87:PRO:O	61:15:90:ILE:HG13	2.18	0.42

Continued on next page...

Continued from previous page...

Atom-1	Atom-2	Interatomic distance (Å)	Clash overlap (Å)
63:17:100:LEU:CB	63:17:118:PRO:HG2	2.49	0.42
4:L4:151:VAL:HA	4:L4:250:TRP:HB2	2.00	0.42
13:63:124:ILE:CG1	35:85:117:ALA:HB3	2.50	0.42
64:18:18:LEU:O	64:18:19:ASN:HB2	2.20	0.42
79:2S:623:U:H2'	79:2S:624:G:O4'	2.19	0.42
27:77:123:GLN:O	27:77:124:ALA:HB3	2.18	0.42
74:28:5:THR:HB	74:28:6:PRO:HD2	2.01	0.42
78:1S:1750:A:H2'	78:1S:1751:C:C6	2.54	0.42
36:86:81:THR:HG23	36:86:82:ARG:HG3	2.02	0.42
52:S6:39:GLU:HA	52:S6:46:LYS:HA	2.00	0.42
79:2S:1938:U:O2'	79:2S:2114:C:H2'	2.19	0.42
46:S0:167:LYS:HB3	46:S0:168:HIS:H	1.49	0.42
79:2S:2329:C:H2'	79:2S:2330:C:C6	2.55	0.42
30:80:70:PHE:CD2	30:80:77:LEU:HD13	2.54	0.42
79:2S:2897:A:H2'	79:2S:2899:C:C5'	2.49	0.42
79:2S:639:G:H2'	79:2S:640:U:O4'	2.18	0.42
79:2S:3187:A:H2	79:2S:3205:G:H22	1.64	0.42
14:64:9:ALA:O	14:64:10:SER:HB2	2.19	0.42
48:S2:66:PHE:O	48:S2:69:ILE:HG13	2.19	0.42
46:S0:29:VAL:HG13	46:S0:150:ASP:HB2	2.01	0.42
79:2S:915:A:H3'	79:2S:915:A:N3	2.35	0.42
79:2S:924:G:H3'	79:2S:925:A:H5'	2.01	0.42
8:L8:64:ILE:O	8:L8:68:ARG:HB2	2.19	0.42
27:77:4:PHE:HE1	30:80:35:ARG:HG2	1.84	0.42
15:65:66:VAL:HG22	15:65:128:LYS:O	2.20	0.42
10:60:177:ASP:HB2	10:60:180:GLU:HB2	2.02	0.42
31:81:30:PRO:HG3	31:81:60:TRP:CH2	2.51	0.42
31:81:78:LYS:O	31:81:89:LEU:HD22	2.19	0.42
80:8S:154:C:H2'	80:8S:155:A:H8	1.85	0.42
17:67:88:VAL:O	17:67:92:GLN:HG2	2.19	0.42
19:69:81:ARG:HG2	19:69:88:ARG:CZ	2.49	0.42
60:14:124:ASP:O	60:14:125:SER:HB2	2.19	0.42
79:2S:897:U:H2'	79:2S:898:U:C6	2.54	0.42
68:22:103:ILE:HD13	68:22:104:LEU:N	2.35	0.42
79:2S:2412:G:H2'	79:2S:2413:A:H8	1.84	0.42
79:2S:1018:G:H2'	79:2S:1019:G:C8	2.54	0.42
80:8S:5:U:H6	80:8S:5:U:O5'	2.02	0.42
79:2S:543:C:C2'	79:2S:544:C:H5'	2.49	0.42
79:2S:1171:G:H2'	79:2S:1172:G:O4'	2.20	0.42
62:16:31:VAL:O	62:16:32:ASN:HB2	2.19	0.42
79:2S:337:G:H3'	79:2S:338:A:C5'	2.48	0.42

Continued on next page...

Continued from previous page...

Atom-1	Atom-2	Interatomic distance (Å)	Clash overlap (Å)
3:L3:183:LEU:H	3:L3:183:LEU:HD12	1.84	0.42
78:1S:1461:C:H2'	78:1S:1462:G:C8	2.55	0.42
70:24:50:ALA:O	70:24:51:GLU:CB	2.67	0.42
4:L4:311:HIS:NE2	4:L4:314:LYS:HB2	2.34	0.42
39:89:10:LYS:HA	39:89:13:MET:CE	2.49	0.42
59:13:84:ILE:CD1	59:13:150:VAL:HG23	2.49	0.42
79:2S:972:A:H2'	79:2S:973:A:C8	2.54	0.42
78:1S:1113:A:OP1	78:1S:1113:A:H8	2.02	0.42
24:74:132:GLY:O	24:74:134:GLN:HG2	2.18	0.42
79:2S:2489:C:H41	79:2S:2490:C:N4	2.18	0.42
78:1S:1660:A:H2'	78:1S:1661:U:C6	2.54	0.42
75:29:31:ILE:CG2	75:29:33:LYS:HB2	2.49	0.42
44:P0:76:LEU:O	44:P0:76:LEU:HD13	2.19	0.42
10:60:163:GLN:HE21	10:60:163:GLN:HB3	1.72	0.42
79:2S:1155:C:O2	79:2S:1155:C:H2'	2.19	0.42
6:L6:70:LYS:HE2	79:2S:3266:G:OP2	2.18	0.42
79:2S:70:A:H2	79:2S:72:C:H42	1.68	0.42
70:24:12:VAL:HA	70:24:23:PHE:HB3	2.01	0.42
14:64:13:ARG:HD3	14:64:65:LEU:CB	2.49	0.42
47:S1:133:TYR:CD2	47:S1:180:THR:HG21	2.54	0.42
78:1S:712:G:C3'	78:1S:713:A:H5''	2.49	0.42
62:16:40:GLU:CA	62:16:42:GLU:H	2.32	0.42
55:S9:172:VAL:HG11	78:1S:512:A:N7	2.35	0.42
79:2S:2635:A:H4'	79:2S:2636:A:N3	2.35	0.42
79:2S:2711:C:O2'	79:2S:2744:U:H5''	2.19	0.42
6:L6:132:ALA:HA	6:L6:135:VAL:CG2	2.49	0.42
79:2S:551:A:O2'	79:2S:552:G:H5''	2.19	0.42
14:64:68:LEU:HB3	14:64:90:VAL:CG2	2.50	0.42
79:2S:2160:G:H2'	79:2S:2161:G:C8	2.55	0.42
2:L2:117:GLU:HB2	2:L2:162:ALA:HB1	2.02	0.42
79:2S:1405:U:H2'	79:2S:1406:A:O4'	2.20	0.42
8:L8:152:LEU:HB2	8:L8:198:ALA:HB3	2.01	0.42
79:2S:2082:U:H2'	79:2S:2085:U:H3	1.85	0.42
25:75:113:LEU:HD12	25:75:113:LEU:C	2.40	0.42
54:S8:43:ILE:HG12	54:S8:57:ALA:HA	2.01	0.42
53:S7:114:ARG:HG2	78:1S:860:U:O4'	2.19	0.42
79:2S:2417:U:H1'	79:2S:2966:G:N2	2.33	0.42
79:2S:3121:U:H1'	79:2S:3122:A:H5''	2.01	0.42
13:63:165:SER:O	13:63:166:ALA:CB	2.67	0.42
79:2S:900:G:H2'	79:2S:901:G:H8	1.83	0.42
6:L6:28:GLN:HG3	79:2S:501:A:H4'	2.02	0.42

Continued on next page...

Continued from previous page...

Atom-1	Atom-2	Interatomic distance (Å)	Clash overlap (Å)
78:1S:1779:U:H2'	78:1S:1781:A:OP2	2.19	0.42
78:1S:205:U:H2'	78:1S:206:A:C8	2.54	0.42
79:2S:2583:C:H2'	79:2S:2584:G:C8	2.54	0.42
14:64:129:TYR:O	14:64:133:LYS:HG3	2.19	0.42
2:L2:30:ARG:NH1	2:L2:72:ARG:HH22	2.16	0.42
48:S2:148:LEU:O	67:21:3:ASN:HB2	2.19	0.42
36:86:81:THR:HG23	36:86:82:ARG:N	2.34	0.42
57:11:130:PRO:HA	57:11:136:ARG:HG2	2.01	0.42
54:S8:103:GLN:CD	54:S8:164:ARG:HD2	2.39	0.42
10:60:181:TYR:O	10:60:185:ARG:HB2	2.20	0.42
3:L3:193:ASP:HA	3:L3:196:ARG:HB3	2.01	0.42
79:2S:1520:G:H2'	79:2S:1521:G:O4'	2.20	0.42
79:2S:1358:C:H2'	79:2S:1359:C:C6	2.55	0.42
70:24:125:LEU:HA	70:24:128:LYS:HB2	2.01	0.42
31:81:61:LYS:HA	31:81:61:LYS:HD2	1.91	0.42
28:78:135:GLU:O	28:78:139:ARG:HG2	2.19	0.42
78:1S:1132:A:H2'	78:1S:1133:A:C8	2.54	0.42
79:2S:71:A:N6	79:2S:303:G:H1'	2.35	0.42
78:1S:1621:U:H5'	78:1S:1622:G:OP1	2.19	0.42
51:S5:84:LYS:NZ	78:1S:1615:C:N4	2.68	0.42
24:74:83:THR:CB	52:S6:130:PRO:HA	2.48	0.42
79:2S:2635:A:H4'	79:2S:2636:A:O5'	2.19	0.42
2:L2:229:ALA:O	2:L2:234:LYS:HE3	2.19	0.42
15:65:115:VAL:HB	15:65:160:GLU:OE1	2.18	0.42
78:1S:1025:A:N3	78:1S:1025:A:H2'	2.35	0.42
30:80:78:GLY:HA2	30:80:87:VAL:HG12	2.02	0.42
79:2S:2857:C:H2'	79:2S:2858:U:C6	2.54	0.42
17:67:139:TYR:CZ	79:2S:1507:G:H1'	2.55	0.42
67:21:58:TYR:CE2	78:1S:1082:C:H1'	2.55	0.42
8:L8:185:ARG:HD3	80:8S:155:A:C5'	2.48	0.42
42:92:38:GLN:O	42:92:42:ARG:HB2	2.19	0.42
61:15:80:MET:O	61:15:116:LEU:HD12	2.20	0.42
48:S2:58:LEU:HA	67:21:12:TYR:HE1	1.84	0.42
3:L3:12:GLY:HA3	3:L3:233:TRP:CE3	2.55	0.42
48:S2:116:LYS:HB2	48:S2:131:ILE:CD1	2.49	0.42
78:1S:926:A:H2'	78:1S:927:C:C6	2.55	0.42
33:83:24:ASN:ND2	33:83:26:ASN:HB2	2.35	0.42
79:2S:2364:G:H1	79:2S:2396:G:H21	1.67	0.42
46:S0:3:LEU:CD2	46:S0:7:PHE:H	2.33	0.42
8:L8:78:PHE:C	8:L8:79:GLN:HG2	2.40	0.42
34:84:10:ARG:HH22	79:2S:1834:U:H4'	1.84	0.42

Continued on next page...

Continued from previous page...

Atom-1	Atom-2	Interatomic distance (Å)	Clash overlap (Å)
79:2S:2571:U:H2'	79:2S:2571:U:O2	2.19	0.42
8:L8:151:VAL:O	8:L8:177:TYR:HA	2.19	0.42
1:L1:147:LYS:HD3	1:L1:152:ARG:NH1	2.35	0.42
4:L4:28:ALA:HB1	4:L4:29:PRO:CD	2.49	0.42
1:L1:75:ASP:HB2	1:L1:76:ARG:NH1	2.35	0.42
47:S1:216:LYS:C	47:S1:217:LEU:HD12	2.40	0.42
32:82:71:HIS:CB	32:82:93:ALA:HB2	2.50	0.42
79:2S:1408:G:H2'	79:2S:1409:G:H8	1.85	0.42
78:1S:1595:U:O2	78:1S:1600:A:N1	2.52	0.42
78:1S:621:A:O2'	78:1S:1106:U:H1'	2.20	0.42
5:L5:68:THR:HG22	5:L5:69:ILE:H	1.85	0.42
51:S5:171:ALA:O	51:S5:175:LEU:HG	2.20	0.42
49:S3:105:MET:O	49:S3:109:LEU:HG	2.19	0.42
52:S6:175:ILE:HG22	52:S6:178:LEU:HB2	2.01	0.42
61:15:47:ARG:HH21	61:15:47:ARG:HG2	1.84	0.42
15:65:98:LEU:HD22	15:65:98:LEU:N	2.35	0.42
62:16:135:ARG:NH2	78:1S:1417:A:H5''	2.34	0.42
49:S3:117:ARG:HA	49:S3:120:TYR:HD2	1.84	0.42
11:61:80:LEU:O	11:61:84:LEU:HG	2.19	0.42
79:2S:1123:U:H2'	79:2S:1124:U:H5'	2.02	0.42
1:L1:30:GLU:HB2	1:L1:34:LEU:HD11	2.01	0.42
51:S5:61:TYR:CD1	51:S5:165:LEU:HD13	2.55	0.42
78:1S:506:A:O2'	78:1S:507:U:H5'	2.20	0.42
47:S1:136:ARG:NH1	47:S1:136:ARG:HB2	2.34	0.42
4:L4:51:ALA:HB3	80:8S:27:U:H4'	2.02	0.42
47:S1:38:PHE:CG	47:S1:73:LEU:HD13	2.54	0.42
35:85:68:GLN:HA	35:85:71:LYS:HB2	2.01	0.42
79:2S:709:A:C4	79:2S:2788:C:H5'	2.54	0.42
47:S1:176:VAL:C	47:S1:177:GLN:HG2	2.40	0.42
54:S8:106:ALA:HB2	54:S8:165:LEU:CG	2.50	0.42
3:L3:141:GLY:O	3:L3:145:GLU:HG2	2.20	0.42
78:1S:62:A:C4'	78:1S:269:G:H4'	2.47	0.42
35:85:70:TYR:HA	35:85:73:LYS:HD2	2.02	0.42
5:L5:265:TYR:HB3	81:5S:1:G:N2	2.35	0.42
79:2S:1446:A:H4'	79:2S:1447:G:H4'	2.01	0.42
2:L2:196:TRP:HZ2	79:2S:2148:U:H5''	1.85	0.42
19:69:162:ARG:HH11	19:69:162:ARG:CB	2.32	0.42
79:2S:1713:G:H1'	79:2S:1731:A:N6	2.34	0.42
1:L1:60:ARG:HH21	1:L1:179:LEU:HD12	1.84	0.42
79:2S:1115:G:H5''	79:2S:1116:G:H5''	2.01	0.42
46:S0:160:ILE:N	46:S0:160:ILE:HD12	2.34	0.42

Continued on next page...

Continued from previous page...

Atom-1	Atom-2	Interatomic distance (Å)	Clash overlap (Å)
17:67:118:GLN:HG3	79:2S:412:G:O2'	2.19	0.42
79:2S:1194:G:H2'	79:2S:1195:A:C8	2.55	0.42
32:82:19:ARG:HG2	32:82:20:HIS:H	1.85	0.42
79:2S:1822:C:H2'	79:2S:1823:A:H8	1.84	0.42
79:2S:836:A:H2'	79:2S:837:A:H8	1.83	0.42
14:64:12:TRP:HZ2	79:2S:3186:A:H4'	1.85	0.42
79:2S:1944:U:H2'	79:2S:1945:A:H8	1.84	0.42
6:L6:161:ALA:CB	14:64:118:PHE:HE2	2.33	0.42
54:S8:55:TYR:HB2	54:S8:176:SER:O	2.20	0.42
14:64:73:PRO:HD3	14:64:84:LYS:HE3	2.02	0.42
79:2S:2595:A:H2'	79:2S:2596:U:H5'	2.01	0.42
8:L8:81:THR:HG21	8:L8:181:LYS:HD3	2.02	0.42
64:18:39:GLY:H	78:1S:1566:U:H5''	1.85	0.42
79:2S:3130:A:C2	79:2S:3131:U:H5'	2.55	0.42
36:86:32:ALA:HA	79:2S:298:U:H5'	2.02	0.42
79:2S:2310:U:H2'	79:2S:2311:G:C8	2.55	0.42
79:2S:3246:G:H4'	79:2S:3247:G:C8	2.54	0.42
71:25:80:LEU:O	71:25:84:GLU:HB2	2.20	0.42
78:1S:1693:A:H2'	78:1S:1694:A:O4'	2.20	0.42
21:71:75:ILE:O	21:71:76:ILE:HD13	2.20	0.42
78:1S:755:A:H2'	78:1S:756:A:O4'	2.20	0.42
78:1S:779:U:C3'	78:1S:780:A:C5'	2.98	0.42
7:L7:105:LEU:HD22	79:2S:1101:G:H1'	2.02	0.42
6:L6:153:PRO:O	6:L6:154:LEU:HB2	2.20	0.42
68:22:53:ILE:CD1	68:22:60:LYS:HB2	2.43	0.42
78:1S:587:C:H2'	78:1S:588:U:O4'	2.19	0.42
78:1S:1192:C:H2'	78:1S:1193:A:C8	2.55	0.42
6:L6:75:PRO:HD2	6:L6:77:ARG:HD2	2.02	0.42
79:2S:2226:U:H2'	79:2S:2227:C:C6	2.55	0.42
68:22:89:TRP:HA	68:22:92:ASN:HD22	1.83	0.42
38:88:8:ILE:CD1	38:88:8:ILE:H	2.31	0.42
23:73:38:ALA:HB3	23:73:59:MET:HB2	2.02	0.42
62:16:35:PRO:CD	65:19:8:ASP:HA	2.49	0.42
1:L1:18:LYS:HE2	1:L1:18:LYS:HA	2.00	0.42
21:71:51:GLY:H	79:2S:2735:U:H4'	1.85	0.42
3:L3:29:VAL:HG22	3:L3:218:ILE:HD13	2.00	0.42
17:67:111:LYS:O	17:67:153:LYS:HB2	2.20	0.42
45:RC:266:ASP:HA	45:RC:267:PRO:HA	1.84	0.42
16:66:120:VAL:HG13	20:70:162:THR:O	2.20	0.42
17:67:119:VAL:O	17:67:119:VAL:HG13	2.19	0.42
79:2S:3044:G:H2'	79:2S:3045:G:H8	1.84	0.42

Continued on next page...

Continued from previous page...

Atom-1	Atom-2	Interatomic distance (Å)	Clash overlap (Å)
46:S0:62:ARG:HG3	46:S0:62:ARG:HH11	1.84	0.42
38:88:3:ARG:HB3	38:88:52:TYR:CD1	2.54	0.42
78:1S:1246:C:H2'	78:1S:1247:U:H6	1.85	0.42
83:PT:19:G:HO2'	83:PT:58:A:H2	1.64	0.42
61:15:70:ASN:O	61:15:71:GLU:HB2	2.19	0.42
78:1S:1208:A:C2	78:1S:1209:C:C6	3.08	0.42
79:2S:2329:C:H2'	79:2S:2330:C:H6	1.84	0.42
14:64:72:LEU:HD22	14:64:84:LYS:HG3	2.01	0.42
78:1S:1628:U:H2'	78:1S:1629:G:C8	2.54	0.42
52:S6:142:ARG:HA	52:S6:147:LEU:HD12	2.02	0.42
72:26:4:LYS:HE3	72:26:5:ARG:NH2	2.34	0.42
79:2S:1198:C:H5	79:2S:1199:C:HO2'	1.65	0.42
79:2S:1074:U:H6	79:2S:1074:U:O5'	2.02	0.42
79:2S:1844:C:H6	79:2S:1844:C:O5'	2.02	0.42
61:15:126:VAL:HG13	61:15:127:ARG:N	2.22	0.42
20:70:89:ASN:O	79:2S:1214:U:H5'	2.20	0.42
78:1S:71:A:C6	78:1S:72:A:H1'	2.55	0.42
79:2S:655:C:H2'	79:2S:656:A:C8	2.55	0.42
46:S0:31:VAL:HB	46:S0:34:GLU:HG3	2.01	0.42
78:1S:836:U:H2'	78:1S:837:G:C8	2.54	0.42
8:L8:72:PRO:HG2	8:L8:74:THR:CG2	2.50	0.42
19:69:91:SER:HA	19:69:94:VAL:CG2	2.50	0.42
54:S8:99:ALA:CB	78:1S:329:G:H5'	2.48	0.42
31:81:29:ALA:HB3	31:81:30:PRO:HD3	2.01	0.42
79:2S:437:G:H2'	79:2S:438:A:O4'	2.20	0.42
16:66:74:ARG:HG2	16:66:74:ARG:HH11	1.85	0.42
79:2S:2112:U:H4'	79:2S:2113:A:C5'	2.49	0.42
1:L1:59:PRO:HG2	1:L1:60:ARG:HD2	2.02	0.42
11:61:49:LYS:HG2	11:61:64:LYS:HG2	2.01	0.42
78:1S:81:G:H2'	78:1S:82:U:O4'	2.19	0.42
2:L2:136:ILE:N	2:L2:136:ILE:HD12	2.35	0.42
55:S9:143:ILE:HG22	55:S9:145:SER:H	1.84	0.42
5:L5:164:LYS:HE2	5:L5:180:PHE:CZ	2.54	0.42
3:L3:362:ALA:HB2	3:L3:371:GLN:NE2	2.35	0.42
81:5S:80:G:H2'	81:5S:81:U:C6	2.54	0.42
78:1S:606:A:C8	78:1S:608:U:H2'	2.55	0.42
48:S2:140:ARG:NH1	67:21:10:GLU:HG2	2.35	0.42
79:2S:2422:C:H2'	79:2S:2423:U:H6	1.84	0.42
17:67:3:ARG:HB3	80:8S:12:A:H5''	2.02	0.42
79:2S:3105:U:C5	79:2S:3128:G:N2	2.88	0.42
9:L9:90:MET:HE3	9:L9:181:VAL:HG22	2.01	0.42

Continued on next page...

Continued from previous page...

Atom-1	Atom-2	Interatomic distance (Å)	Clash overlap (Å)
22:72:77:LYS:O	22:72:81:LYS:HE2	2.19	0.42
79:2S:2663:G:H2'	79:2S:2664:C:O4'	2.20	0.42
79:2S:188:U:H2'	79:2S:223:U:O2'	2.20	0.42
17:67:67:ILE:CG2	17:67:68:GLY:N	2.83	0.42
14:64:89:ALA:CB	14:64:92:GLU:HG2	2.50	0.42
78:1S:1565:C:H2'	78:1S:1566:U:C6	2.54	0.42
46:S0:38:PHE:O	46:S0:39:ASN:HB2	2.19	0.42
18:68:169:GLY:O	18:68:172:PHE:HB2	2.19	0.42
79:2S:413:U:H2'	79:2S:414:U:C6	2.54	0.42
79:2S:2629:U:H2'	79:2S:2630:C:C6	2.55	0.42
1:L1:73:ASP:HA	1:L1:77:ALA:HB2	2.02	0.42
62:16:27:GLY:HA2	62:16:63:ILE:O	2.20	0.42
79:2S:2109:U:O2'	79:2S:2110:G:H5'	2.19	0.42
53:S7:157:LYS:O	53:S7:158:ASP:HB2	2.20	0.42
80:8S:47:C:H1'	80:8S:61:A:H2'	2.02	0.42
41:91:6:ARG:HG3	41:91:6:ARG:HH11	1.85	0.42
79:2S:704:U:H6	79:2S:704:U:O5'	2.03	0.42
79:2S:846:A:H2'	79:2S:847:A:O4'	2.20	0.42
55:S9:168:ARG:HA	55:S9:169:PRO:HD3	1.90	0.42
47:S1:163:ALA:HA	47:S1:166:LYS:HE3	2.02	0.42
5:L5:224:LYS:HD2	81:5S:50:U:H4'	2.02	0.42
79:2S:2897:A:N3	79:2S:2899:C:H5''	2.35	0.42
79:2S:627:U:C4'	79:2S:1399:A:H1'	2.38	0.42
48:S2:52:THR:HG22	48:S2:54:GLU:H	1.85	0.42
13:63:57:VAL:HG22	13:63:147:ILE:CD1	2.43	0.42
56:10:87:VAL:N	56:10:88:PRO:HD3	2.35	0.42
78:1S:769:A:H2'	78:1S:770:A:H8	1.79	0.42
79:2S:1787:A:H3'	79:2S:1788:C:H5''	2.02	0.42
79:2S:2101:C:O2'	79:2S:2102:U:H5''	2.20	0.42
17:67:85:ALA:O	17:67:89:LYS:HG3	2.19	0.42
1:L1:207:LYS:HG2	1:L1:208:SER:H	1.85	0.42
2:L2:5:ILE:HD12	2:L2:7:ASN:HD21	1.85	0.42
79:2S:998:A:H2'	79:2S:999:G:H8	1.84	0.42
15:65:38:ARG:NH1	15:65:60:VAL:HG13	2.33	0.42
73:27:31:TYR:CD2	73:27:81:ARG:HG3	2.54	0.42
19:69:115:ILE:HG12	19:69:116:ASP:N	2.34	0.42
38:88:62:ALA:O	38:88:66:ILE:HG13	2.18	0.42
2:L2:87:PHE:C	2:L2:88:ILE:HD12	2.40	0.42
47:S1:165:ARG:HA	47:S1:168:ILE:HD12	2.02	0.42
79:2S:2226:U:H2'	79:2S:2227:C:H6	1.85	0.42
7:L7:240:VAL:O	7:L7:244:ASN:HB3	2.20	0.42

Continued on next page...

Continued from previous page...

Atom-1	Atom-2	Interatomic distance (Å)	Clash overlap (Å)
50:S4:63:ALA:O	50:S4:67:GLN:HG3	2.20	0.42
57:11:99:ARG:CB	69:23:12:ALA:HB2	2.48	0.42
3:L3:290:ASP:HB3	3:L3:293:ASN:OD1	2.20	0.42
3:L3:56:ILE:HD13	3:L3:76:VAL:CG2	2.50	0.42
16:66:37:ARG:HG2	16:66:107:GLY:CA	2.48	0.42
31:81:55:LEU:HD21	31:81:73:LEU:CD1	2.50	0.42
49:S3:172:THR:HA	49:S3:184:ILE:O	2.20	0.42
32:82:74:PHE:HD2	32:82:85:LEU:HD11	1.84	0.42
14:64:125:LYS:O	14:64:129:TYR:HB2	2.19	0.42
8:L8:166:LEU:HB2	8:L8:167:PRO:HD3	2.02	0.42
79:2S:757:C:H2'	79:2S:758:C:H4'	2.02	0.42
33:83:53:TYR:CZ	33:83:65:ARG:HB2	2.55	0.42
64:18:17:LEU:O	64:18:18:LEU:HB2	2.20	0.42
4:L4:11:LEU:HD21	4:L4:155:ASP:HB2	2.01	0.42
60:14:46:MET:HG2	78:1S:899:G:H4'	2.01	0.42
43:93:39:CYS:O	43:93:43:GLY:HA2	2.20	0.42
79:2S:1457:U:H2'	79:2S:1458:U:C6	2.55	0.42
79:2S:1283:C:H2'	79:2S:1284:C:H5'	2.02	0.42
79:2S:1105:A:H2'	79:2S:1106:G:C8	2.55	0.42
79:2S:2975:U:H2'	79:2S:2976:A:C8	2.54	0.42
81:5S:19:C:H2'	81:5S:20:A:C8	2.54	0.42
20:70:135:VAL:HG13	20:70:140:VAL:HB	2.02	0.42
5:L5:91:GLY:HA3	5:L5:94:ASN:ND2	2.35	0.42
56:10:15:LEU:CD1	56:10:21:VAL:HG23	2.37	0.41
79:2S:3203:U:H2'	79:2S:3204:C:C6	2.55	0.41
62:16:40:GLU:CA	62:16:42:GLU:N	2.74	0.41
78:1S:766:U:H5''	78:1S:768:C:P	2.60	0.41
25:75:82:LEU:HD11	25:75:126:LEU:HD21	2.02	0.41
1:L1:13:VAL:HG22	1:L1:14:LYS:N	2.33	0.41
78:1S:487:G:H3'	78:1S:488:G:C5'	2.49	0.41
42:92:15:LYS:HD3	42:92:18:ARG:NH1	2.27	0.41
78:1S:1146:G:N2	78:1S:1635:A:H1'	2.35	0.41
71:25:98:GLN:HA	71:25:98:GLN:NE2	2.34	0.41
34:84:65:VAL:CG1	34:84:66:SER:H	2.31	0.41
67:21:36:VAL:O	67:21:51:VAL:HG23	2.20	0.41
16:66:141:LEU:O	16:66:145:VAL:HG13	2.20	0.41
31:81:55:LEU:CB	31:81:95:PRO:HD3	2.48	0.41
51:S5:110:ALA:HA	51:S5:113:ILE:HD12	2.02	0.41
18:68:141:ARG:HD3	79:2S:744:A:H1'	2.02	0.41
29:79:15:LYS:HA	29:79:18:ARG:CG	2.50	0.41
47:S1:183:GLN:O	47:S1:187:LYS:HG3	2.20	0.41

Continued on next page...

Continued from previous page...

Atom-1	Atom-2	Interatomic distance (Å)	Clash overlap (Å)
9:L9:134:ILE:N	9:L9:134:ILE:HD12	2.34	0.41
33:83:42:GLN:NE2	33:83:45:LEU:CD1	2.83	0.41
81:5S:27:A:H2'	81:5S:28:C:C6	2.55	0.41
6:L6:158:TYR:CE1	14:64:115:PHE:HA	2.55	0.41
80:8S:117:C:O2'	80:8S:118:C:H5'	2.20	0.41
64:18:139:LYS:HG3	78:1S:1459:C:N4	2.34	0.41
65:19:66:TYR:O	65:19:66:TYR:HD1	2.02	0.41
2:L2:193:ARG:NH1	79:2S:2181:C:H5''	2.35	0.41
79:2S:757:C:H2'	79:2S:758:C:C4'	2.50	0.41
60:14:30:VAL:HG12	60:14:40:ALA:O	2.20	0.41
80:8S:63:G:H2'	80:8S:63:G:N3	2.34	0.41
78:1S:1113:A:OP1	78:1S:1115:U:H1'	2.21	0.41
59:13:70:LYS:O	59:13:74:ILE:HG13	2.18	0.41
11:61:11:ASP:O	11:61:12:LEU:HB2	2.19	0.41
16:66:27:LEU:HD22	16:66:101:ARG:HB2	2.02	0.41
25:75:22:LYS:HE2	79:2S:3:U:C6	2.55	0.41
48:S2:41:LEU:O	48:S2:41:LEU:HD13	2.20	0.41
16:66:21:SER:HB3	79:2S:1181:U:O4	2.20	0.41
31:81:51:LEU:HD12	79:2S:1459:C:H4'	2.01	0.41
80:8S:80:A:O2'	80:8S:81:U:H5'	2.19	0.41
48:S2:129:ILE:O	48:S2:133:LYS:HG2	2.20	0.41
62:16:51:PRO:O	62:16:55:VAL:HG12	2.20	0.41
79:2S:1109:U:H2'	79:2S:1110:U:O4'	2.20	0.41
4:L4:240:PRO:HG2	4:L4:246:ARG:HE	1.85	0.41
79:2S:250:U:C5	79:2S:251:G:N7	2.88	0.41
78:1S:1349:G:O2'	78:1S:1350:U:H5'	2.20	0.41
79:2S:517:G:C2'	79:2S:518:G:H5'	2.50	0.41
79:2S:981:U:H2'	79:2S:982:C:C6	2.55	0.41
79:2S:956:U:C4'	79:2S:2726:C:H5''	2.48	0.41
47:S1:103:MET:HE2	47:S1:213:ARG:O	2.20	0.41
47:S1:213:ARG:CG	47:S1:214:LYS:HE3	2.48	0.41
3:L3:328:ILE:O	79:2S:3047:U:H4'	2.20	0.41
50:S4:207:LEU:HD23	50:S4:221:ARG:HG2	2.02	0.41
8:L8:69:LEU:HD12	8:L8:69:LEU:N	2.36	0.41
4:L4:205:PRO:HG2	4:L4:225:VAL:HG13	2.01	0.41
36:86:26:ILE:HG21	79:2S:155:G:H21	1.84	0.41
79:2S:3183:A:H2'	79:2S:3184:A:O4'	2.19	0.41
48:S2:157:LYS:HA	48:S2:169:LEU:O	2.20	0.41
31:81:14:ILE:CG2	31:81:71:LEU:HB2	2.47	0.41
78:1S:1269:U:H5'	78:1S:1432:U:OP2	2.20	0.41
79:2S:2883:U:H2'	79:2S:2884:C:C6	2.54	0.41

Continued on next page...

Continued from previous page...

Atom-1	Atom-2	Interatomic distance (Å)	Clash overlap (Å)
79:2S:581:U:H2'	79:2S:582:G:H8	1.83	0.41
64:18:4:VAL:HG11	71:25:47:TYR:HE2	1.83	0.41
2:L2:34:TYR:HB2	79:2S:2525:G:C8	2.56	0.41
78:1S:823:G:H1	78:1S:849:C:H42	1.68	0.41
77:31:147:VAL:O	77:31:148:TYR:HB2	2.20	0.41
20:70:28:ARG:HH11	20:70:64:ILE:HG21	1.85	0.41
79:2S:1358:C:H2'	79:2S:1359:C:H6	1.85	0.41
79:2S:1283:C:C2'	79:2S:1284:C:H5'	2.49	0.41
4:L4:13:GLY:O	4:L4:14:GLU:O	2.39	0.41
6:L6:143:LYS:O	6:L6:147:ALA:HB2	2.20	0.41
17:67:71:ALA:HB1	79:2S:3298:C:H5''	2.01	0.41
23:73:79:VAL:HG22	23:73:99:ALA:O	2.20	0.41
3:L3:224:HIS:HB3	3:L3:270:ARG:NH2	2.35	0.41
28:78:9:ARG:NH2	79:2S:1431:G:N7	2.66	0.41
68:22:71:LYS:HB2	78:1S:1098:U:O2	2.20	0.41
78:1S:1103:U:H2'	78:1S:1104:U:H6	1.85	0.41
78:1S:622:A:H2	78:1S:1104:U:O2	2.01	0.41
63:17:71:PHE:O	63:17:72:LYS:HB3	2.20	0.41
7:L7:26:VAL:O	7:L7:30:ARG:HD3	2.20	0.41
78:1S:796:A:O5'	78:1S:796:A:H8	2.02	0.41
11:61:72:ARG:HD2	81:5S:40:C:O2'	2.19	0.41
8:L8:105:LYS:HE3	8:L8:108:ARG:HH22	1.85	0.41
79:2S:2356:A:H62	79:2S:2983:C:H5	1.67	0.41
79:2S:74:G:H2'	79:2S:75:G:C8	2.54	0.41
6:L6:141:VAL:O	6:L6:145:LEU:HG	2.20	0.41
14:64:13:ARG:HB3	14:64:65:LEU:HD13	2.01	0.41
21:71:75:ILE:HD13	21:71:76:ILE:N	2.36	0.41
78:1S:950:C:H2'	78:1S:951:A:C1'	2.50	0.41
16:66:3:VAL:CG1	16:66:4:GLU:H	2.24	0.41
79:2S:1016:C:H4'	79:2S:1028:U:H5'	2.02	0.41
55:S9:75:ALA:O	55:S9:79:ARG:HB2	2.20	0.41
79:2S:1571:A:C2'	79:2S:1572:U:H4'	2.48	0.41
50:S4:140:VAL:HG11	78:1S:295:A:O2'	2.20	0.41
7:L7:89:ILE:HG12	7:L7:134:VAL:HA	2.02	0.41
69:23:103:LEU:HB3	69:23:126:LYS:H	1.86	0.41
52:S6:36:VAL:HG12	52:S6:37:ASP:H	1.84	0.41
78:1S:988:A:H2'	78:1S:989:U:O4'	2.19	0.41
25:75:24:LEU:HD21	80:8S:151:C:C6	2.54	0.41
79:2S:929:A:H2'	79:2S:930:U:C6	2.56	0.41
53:S7:97:ARG:HA	53:S7:97:ARG:NE	2.35	0.41
53:S7:97:ARG:O	53:S7:98:ILE:CB	2.67	0.41

Continued on next page...

Continued from previous page...

Atom-1	Atom-2	Interatomic distance (Å)	Clash overlap (Å)
45:RC:223:TRP:HZ3	45:RC:230:ALA:HB1	1.86	0.41
79:2S:803:C:O5'	79:2S:803:C:H6	2.03	0.41
78:1S:1177:C:H2'	78:1S:1178:G:C8	2.55	0.41
1:L1:72:PHE:HB3	1:L1:76:ARG:O	2.21	0.41
78:1S:140:A:H5'	78:1S:141:U:C5	2.55	0.41
3:L3:246:LEU:HD23	79:2S:1889:G:H5'	2.01	0.41
79:2S:2638:C:H3'	79:2S:2639:G:C8	2.55	0.41
64:18:134:ARG:HG3	64:18:134:ARG:NH1	2.36	0.41
79:2S:40:A:N6	79:2S:963:G:H1'	2.35	0.41
46:S0:129:ASP:O	46:S0:133:ILE:HD13	2.20	0.41
79:2S:3130:A:N3	79:2S:3130:A:H3'	2.35	0.41
61:15:94:VAL:O	61:15:105:VAL:HG22	2.20	0.41
4:L4:196:ASN:C	4:L4:197:ARG:HG3	2.41	0.41
16:66:134:LYS:NZ	79:2S:3123:A:H5''	2.35	0.41
79:2S:273:A:H2'	79:2S:274:G:C8	2.55	0.41
79:2S:1551:C:H2'	79:2S:1552:G:C8	2.55	0.41
2:L2:44:ILE:N	2:L2:44:ILE:HD12	2.36	0.41
44:P0:67:LEU:O	44:P0:71:PRO:HB3	2.21	0.41
78:1S:1774:G:H2'	78:1S:1775:U:C6	2.54	0.41
37:87:63:ARG:O	37:87:64:MET:HB2	2.20	0.41
79:2S:679:U:H2'	79:2S:680:G:C8	2.54	0.41
72:26:18:VAL:O	72:26:19:LYS:HB2	2.20	0.41
39:89:21:ARG:HB2	39:89:22:PRO:CD	2.50	0.41
79:2S:2547:A:H2'	79:2S:2548:C:H5'	2.02	0.41
44:P0:60:ARG:O	44:P0:64:ARG:HG3	2.21	0.41
79:2S:2922:G:H2'	79:2S:2923:U:C4'	2.50	0.41
28:78:2:PRO:CD	79:2S:792:G:H5''	2.50	0.41
66:20:106:ILE:CG1	66:20:107:THR:H	2.25	0.41
78:1S:1752:U:H2'	78:1S:1753:A:C8	2.56	0.41
79:2S:3158:G:N2	79:2S:3395:G:H1	2.09	0.41
78:1S:1147:A:H2'	78:1S:1148:C:O4'	2.21	0.41
13:63:137:GLN:HB2	13:63:137:GLN:HE21	1.61	0.41
46:S0:29:VAL:HG23	78:1S:1041:G:H4'	2.02	0.41
46:S0:29:VAL:CG2	46:S0:30:GLN:H	2.32	0.41
7:L7:60:ARG:HA	7:L7:60:ARG:NE	2.35	0.41
79:2S:517:G:H2'	79:2S:518:G:H5'	2.02	0.41
79:2S:374:A:H1'	79:2S:376:G:C5'	2.51	0.41
50:S4:162:ILE:HG22	50:S4:163:ASP:N	2.36	0.41
2:L2:200:ARG:HB3	2:L2:200:ARG:HH21	1.84	0.41
61:15:28:MET:CE	61:15:36:LEU:HD11	2.50	0.41
2:L2:116:VAL:HG22	2:L2:117:GLU:N	2.34	0.41

Continued on next page...

Continued from previous page...

Atom-1	Atom-2	Interatomic distance (Å)	Clash overlap (Å)
54:S8:172:ARG:HA	54:S8:173:PRO:HD3	1.90	0.41
30:80:42:ILE:CD1	30:80:60:ALA:HB2	2.50	0.41
19:69:60:LYS:HD3	19:69:60:LYS:N	2.35	0.41
79:2S:1200:A:C4'	79:2S:1201:C:H4'	2.51	0.41
33:83:23:ASN:ND2	79:2S:633:C:H1'	2.34	0.41
13:63:73:ARG:NH2	13:63:73:ARG:HG3	2.35	0.41
2:L2:23:ARG:HG3	2:L2:23:ARG:NH1	2.34	0.41
4:L4:326:ARG:NH1	79:2S:608:A:H4'	2.35	0.41
47:S1:218:LEU:HD13	47:S1:218:LEU:N	2.35	0.41
35:85:86:ARG:HD3	80:8S:36:G:N7	2.35	0.41
60:14:39:ILE:HG13	60:14:39:ILE:O	2.20	0.41
5:L5:36:LEU:HG	79:2S:2748:A:N3	2.35	0.41
63:17:14:LYS:HG2	63:17:15:ALA:N	2.34	0.41
11:61:151:SER:HB2	81:5S:56:A:H5'	2.02	0.41
21:71:93:VAL:HA	21:71:96:ILE:HD13	2.03	0.41
79:2S:889:U:O2'	79:2S:890:C:H5'	2.20	0.41
3:L3:369:ARG:CZ	3:L3:369:ARG:HB3	2.49	0.41
45:RC:16:HIS:HB2	45:RC:308:ASN:HB3	2.03	0.41
79:2S:689:U:H3'	79:2S:690:A:H8	1.85	0.41
13:63:56:PRO:HG3	13:63:74:GLY:C	2.40	0.41
60:14:84:ARG:HA	60:14:119:THR:CG2	2.49	0.41
50:S4:150:PRO:HB2	50:S4:151:ASP:H	1.72	0.41
74:28:31:GLU:HG3	74:28:38:ARG:O	2.20	0.41
21:71:77:ASN:HA	21:71:85:LEU:O	2.20	0.41
30:80:50:VAL:O	30:80:50:VAL:HG12	2.20	0.41
78:1S:1753:A:H3'	78:1S:1754:A:H8	1.85	0.41
15:65:83:LYS:HD3	15:65:86:ASN:ND2	2.36	0.41
45:RC:236:ALA:O	45:RC:237:GLN:HB2	2.20	0.41
55:S9:76:LEU:O	55:S9:80:LEU:HG	2.20	0.41
13:63:93:ILE:HG22	13:63:93:ILE:O	2.21	0.41
19:69:110:ARG:HA	19:69:115:ILE:CG2	2.51	0.41
61:15:31:GLU:HG3	61:15:32:ASP:N	2.35	0.41
26:76:51:ARG:HD3	26:76:110:HIS:HB3	2.03	0.41
56:10:12:HIS:CB	56:10:76:LEU:HD11	2.47	0.41
7:L7:130:ILE:O	7:L7:134:VAL:HG22	2.21	0.41
42:92:32:LYS:O	79:2S:2767:U:H5''	2.20	0.41
2:L2:118:GLU:HG3	2:L2:125:ALA:HB1	2.03	0.41
8:L8:94:PHE:HB3	8:L8:189:LEU:HD22	2.02	0.41
81:5S:13:A:H5'	81:5S:14:U:H5	1.84	0.41
54:S8:172:ARG:NH2	78:1S:331:A:N7	2.69	0.41
28:78:32:ARG:HB3	79:2S:798:G:OP1	2.21	0.41

Continued on next page...

Continued from previous page...

Atom-1	Atom-2	Interatomic distance (Å)	Clash overlap (Å)
21:71:69:LYS:HE3	79:2S:2737:C:OP1	2.21	0.41
49:S3:150:MET:HE3	49:S3:152:PHE:HZ	1.85	0.41
11:61:49:LYS:HE2	11:61:64:LYS:CE	2.50	0.41
7:L7:88:ARG:HG3	7:L7:111:ILE:HA	2.02	0.41
34:84:51:LEU:N	34:84:51:LEU:HD23	2.36	0.41
2:L2:205:ASN:HB3	2:L2:206:PRO:CD	2.51	0.41
18:68:184:PHE:CG	79:2S:2730:G:H4'	2.56	0.41
79:2S:728:G:H2'	79:2S:729:C:H6	1.84	0.41
6:L6:18:LEU:HD22	6:L6:18:LEU:H	1.85	0.41
47:S1:134:VAL:HB	47:S1:218:LEU:HD22	2.01	0.41
8:L8:132:VAL:CG1	8:L8:190:VAL:HG23	2.50	0.41
16:66:19:LEU:O	16:66:22:VAL:HG22	2.21	0.41
78:1S:1733:C:H2'	78:1S:1734:U:H6	1.86	0.41
78:1S:48:G:H2'	78:1S:49:C:O4'	2.21	0.41
44:P0:69:ASP:O	44:P0:70:LEU:HB2	2.20	0.41
65:19:33:TYR:HA	65:19:36:ILE:HG12	2.02	0.41
44:P0:105:VAL:HG22	44:P0:106:ALA:N	2.36	0.41
78:1S:969:C:H4'	78:1S:1104:U:H4'	2.01	0.41
79:2S:3283:U:H2'	79:2S:3284:G:C8	2.55	0.41
19:69:11:ALA:O	19:69:15:VAL:HG23	2.21	0.41
79:2S:1978:A:H2'	79:2S:1979:G:O4'	2.20	0.41
78:1S:1363:U:O2'	78:1S:1364:G:H5'	2.21	0.41
3:L3:119:TYR:CE2	3:L3:127:LYS:HA	2.55	0.41
78:1S:701:U:H6	78:1S:701:U:O5'	2.03	0.41
58:12:84:ASN:HA	58:12:84:ASN:HD22	1.62	0.41
70:24:131:ARG:HH21	70:24:131:ARG:HG3	1.86	0.41
79:2S:1766:G:H2'	79:2S:1767:C:C6	2.56	0.41
65:19:19:ALA:HA	65:19:55:TYR:CB	2.51	0.41
14:64:46:ILE:O	14:64:55:ARG:HA	2.21	0.41
79:2S:1861:G:H2'	79:2S:1862:U:C6	2.55	0.41
78:1S:67:A:O2'	78:1S:69:G:H5''	2.21	0.41
13:63:76:THR:O	13:63:80:VAL:HG23	2.20	0.41
79:2S:652:G:C2	79:2S:2361:A:H1'	2.55	0.41
60:14:19:ILE:O	60:14:84:ARG:HB3	2.20	0.41
53:S7:180:GLN:HA	53:S7:180:GLN:HE21	1.85	0.41
53:S7:150:GLN:HB2	53:S7:181:ILE:HD12	2.03	0.41
17:67:65:SER:O	17:67:66:SER:HB2	2.21	0.41
55:S9:54:ARG:HA	55:S9:57:ARG:HH21	1.84	0.41
78:1S:869:A:H2'	78:1S:870:C:C6	2.56	0.41
35:85:68:GLN:HA	35:85:71:LYS:CG	2.51	0.41
2:L2:230:VAL:HG12	2:L2:231:SER:N	2.36	0.41

Continued on next page...

Continued from previous page...

Atom-1	Atom-2	Interatomic distance (Å)	Clash overlap (Å)
20:70:117:ARG:HH21	20:70:117:ARG:HG3	1.85	0.41
78:1S:1340:U:C3'	78:1S:1341:A:H5'	2.49	0.41
46:S0:42:PRO:CD	63:17:105:GLN:HB2	2.46	0.41
11:61:82:ARG:HG2	11:61:112:LEU:HB2	2.02	0.41
79:2S:3275:U:H3'	79:2S:3276:G:H4'	2.03	0.41
5:L5:33:ARG:HG3	5:L5:33:ARG:HH11	1.86	0.41
79:2S:834:U:H2'	79:2S:835:G:C5'	2.48	0.41
13:63:158:ALA:HA	28:78:97:GLU:HA	2.03	0.41
78:1S:248:U:C4	78:1S:250:C:H1'	2.55	0.41
14:64:82:SER:HA	14:64:85:TRP:HB2	2.02	0.41
71:25:91:PRO:HA	71:25:101:TYR:HD1	1.86	0.41
34:84:31:ARG:HG3	34:84:32:ALA:N	2.35	0.41
61:15:97:TYR:HA	61:15:101:ALA:O	2.21	0.41
2:L2:250:GLN:CG	2:L2:251:LYS:H	2.34	0.41
48:S2:40:LYS:O	48:S2:44:LEU:HG	2.20	0.41
9:L9:90:MET:CE	9:L9:181:VAL:HG22	2.50	0.41
66:20:43:LYS:O	66:20:43:LYS:HG3	2.21	0.41
79:2S:3344:A:H5''	79:2S:3345:G:OP2	2.21	0.41
72:26:50:VAL:HG13	72:26:51:ARG:N	2.35	0.41
38:88:26:LYS:HB3	38:88:44:LYS:HZ2	1.85	0.41
79:2S:736:A:O5'	79:2S:736:A:H8	2.04	0.41
54:S8:185:GLU:HG2	54:S8:186:GLY:N	2.35	0.41
79:2S:1943:C:C4'	79:2S:3346:U:H4'	2.38	0.41
14:64:15:VAL:HG22	20:70:150:PHE:O	2.21	0.41
62:16:40:GLU:HA	62:16:42:GLU:H	1.76	0.41
52:S6:67:VAL:CG2	52:S6:99:GLY:HA2	2.51	0.41
68:22:80:ASN:HD22	68:22:124:LYS:HG2	1.85	0.41
3:L3:227:GLU:CG	3:L3:228:GLY:N	2.84	0.41
3:L3:227:GLU:HG2	3:L3:231:HIS:HB3	2.02	0.41
79:2S:180:C:H2'	79:2S:181:U:C6	2.55	0.41
3:L3:238:LEU:H	3:L3:238:LEU:HD22	1.83	0.41
50:S4:130:GLN:HE22	78:1S:295:A:H5'	1.85	0.41
76:30:49:LEU:N	76:30:49:LEU:HD23	2.30	0.41
53:S7:28:GLU:HA	53:S7:34:LEU:O	2.20	0.41
3:L3:370:PHE:CD1	3:L3:376:LYS:HA	2.55	0.41
37:87:51:ALA:HA	37:87:54:LYS:CE	2.46	0.41
3:L3:4:ARG:HB3	3:L3:5:LYS:H	1.57	0.41
78:1S:1542:G:H22	78:1S:1568:C:H1'	1.81	0.41
50:S4:197:HIS:CE1	50:S4:209:HIS:HD2	2.39	0.41
50:S4:67:GLN:O	50:S4:68:ARG:HB2	2.21	0.41
79:2S:1363:A:H2'	79:2S:1364:C:H6	1.85	0.41

Continued on next page...

Continued from previous page...

Atom-1	Atom-2	Interatomic distance (Å)	Clash overlap (Å)
25:75:113:LEU:HD11	25:75:121:LYS:HB3	2.02	0.41
25:75:113:LEU:CG	25:75:121:LYS:HB3	2.51	0.41
78:1S:1665:U:H2'	78:1S:1666:U:C6	2.56	0.41
42:92:38:GLN:HG3	42:92:42:ARG:HH21	1.85	0.41
5:L5:74:VAL:HB	81:5S:117:A:O4'	2.20	0.41
79:2S:906:A:H2	79:2S:919:U:HO2'	1.69	0.41
78:1S:1107:G:O2'	78:1S:1108:G:H5'	2.19	0.41
64:18:86:LEU:HD12	64:18:86:LEU:N	2.36	0.41
79:2S:2457:G:H1	79:2S:2461:A:H62	1.68	0.41
51:S5:33:VAL:O	51:S5:37:GLN:HG3	2.21	0.41
78:1S:1761:U:H1'	78:1S:1762:A:OP2	2.20	0.41
78:1S:392:G:H2'	78:1S:393:C:C6	2.56	0.41
69:23:59:ILE:HD11	76:30:4:VAL:HG13	2.01	0.41
52:S6:2:LYS:O	52:S6:108:VAL:HA	2.20	0.41
32:82:60:ASN:O	32:82:64:LYS:HB2	2.21	0.41
44:P0:33:VAL:HG22	44:P0:184:GLY:N	2.36	0.41
17:67:178:ALA:HA	17:67:181:ARG:HB3	2.02	0.41
47:S1:222:LYS:HD2	47:S1:222:LYS:N	2.36	0.41
78:1S:1254:U:H2'	78:1S:1255:G:O4'	2.20	0.41
5:L5:150:LEU:HB2	11:61:143:ARG:HD3	2.03	0.41
46:S0:109:ASN:HB2	78:1S:1294:G:C5'	2.51	0.41
79:2S:2709:C:H2'	79:2S:2710:C:C6	2.55	0.41
43:93:37:TYR:O	43:93:45:LYS:HA	2.20	0.41
54:S8:103:GLN:NE2	54:S8:164:ARG:HD2	2.35	0.41
78:1S:1205:C:H2'	78:1S:1206:U:H5'	2.03	0.41
79:2S:436:A:N6	79:2S:621:A:C8	2.84	0.41
19:69:155:LEU:HD23	19:69:155:LEU:O	2.20	0.41
21:71:108:ARG:HA	21:71:111:ALA:HB3	2.01	0.41
55:S9:159:ALA:HA	55:S9:160:PRO:HD3	1.94	0.41
38:88:23:ALA:CB	38:88:73:LEU:HD21	2.50	0.41
79:2S:652:G:N2	79:2S:2361:A:H1'	2.35	0.41
45:RC:30:PRO:O	45:RC:47:LEU:HD12	2.21	0.41
70:24:35:VAL:HG22	70:24:36:SER:N	2.35	0.41
79:2S:628:A:H2'	79:2S:629:U:O4'	2.21	0.41
55:S9:105:LEU:O	55:S9:111:THR:HG21	2.21	0.41
17:67:47:TYR:CE1	17:67:56:ARG:NE	2.88	0.41
1:L1:64:SER:CB	1:L1:151:VAL:HG21	2.51	0.41
7:L7:136:TYR:CE2	7:L7:231:ASN:HB2	2.56	0.41
55:S9:92:LYS:O	55:S9:93:LEU:CB	2.59	0.41
47:S1:38:PHE:CD1	47:S1:73:LEU:HD13	2.56	0.41
78:1S:487:G:C2'	78:1S:488:G:H5''	2.49	0.41

Continued on next page...

Continued from previous page...

Atom-1	Atom-2	Interatomic distance (Å)	Clash overlap (Å)
54:S8:65:PHE:HD2	54:S8:76:THR:HG1	1.67	0.41
69:23:93:LEU:O	69:23:96:VAL:HG22	2.21	0.41
32:82:96:ILE:HG22	32:82:97:ALA:N	2.35	0.41
78:1S:294:C:H2'	78:1S:295:A:H8	1.86	0.41
78:1S:1553:G:C1'	78:1S:1597:A:H2	2.33	0.41
58:12:35:ALA:O	58:12:41:LEU:HG	2.21	0.41
5:L5:95:TRP:CZ3	5:L5:198:TYR:HB3	2.56	0.41
58:12:48:SER:HA	58:12:122:VAL:HG21	2.02	0.41
52:S6:25:ARG:HA	52:S6:28:PHE:CD1	2.55	0.41
44:P0:45:LEU:C	44:P0:47:GLY:H	2.24	0.41
78:1S:1392:U:H2'	78:1S:1393:C:C5	2.56	0.41
79:2S:3155:U:H3'	79:2S:3156:U:C5'	2.50	0.41
2:L2:100:ASN:O	2:L2:166:ILE:HG12	2.21	0.41
50:S4:186:GLY:HA3	78:1S:753:A:OP1	2.21	0.41
62:16:19:VAL:HB	62:16:68:ARG:HH11	1.86	0.41
9:L9:111:PHE:HB3	9:L9:125:ASN:HB3	2.02	0.41
61:15:22:LEU:HD22	61:15:109:PRO:HG2	2.02	0.41
66:20:21:LYS:HA	66:20:94:GLU:HA	2.01	0.41
78:1S:79:C:C2'	78:1S:80:A:H5'	2.51	0.41
20:70:42:TRP:CD1	20:70:53:LYS:HG3	2.56	0.41
79:2S:595:G:H2'	79:2S:596:C:O4'	2.20	0.41
78:1S:1424:A:H2'	78:1S:1425:A:O4'	2.21	0.41
17:67:67:ILE:HG23	79:2S:2351:U:OP1	2.21	0.41
7:L7:47:ARG:HB3	7:L7:51:TYR:CE2	2.55	0.41
71:25:68:ARG:CZ	71:25:68:ARG:HA	2.51	0.41
62:16:27:GLY:HA3	62:16:60:PHE:O	2.21	0.41
52:S6:210:GLN:O	52:S6:214:LYS:HG3	2.20	0.41
21:71:54:HIS:CD2	21:71:55:LYS:H	2.39	0.41
15:65:143:ARG:HA	15:65:152:CYS:SG	2.61	0.41
78:1S:763:G:H2'	78:1S:764:U:O4'	2.21	0.41
51:S5:213:LYS:HD3	51:S5:213:LYS:HA	1.84	0.41
78:1S:1124:A:H2'	78:1S:1125:A:O4'	2.19	0.41
46:S0:171:GLY:O	46:S0:175:TYR:HB2	2.20	0.41
79:2S:2128:C:H2'	79:2S:2129:U:O4'	2.20	0.41
79:2S:2468:A:H1'	79:2S:2477:G:H21	1.86	0.41
13:63:58:VAL:CG2	79:2S:75:G:H5''	2.51	0.41
79:2S:2511:A:H2'	79:2S:2512:C:H6	1.85	0.41
56:10:14:TYR:CD2	56:10:35:ILE:HD11	2.56	0.41
74:28:8:THR:CG2	74:28:56:LEU:HD12	2.50	0.41
37:87:33:THR:HA	37:87:39:TYR:O	2.21	0.41
21:71:75:ILE:HD13	21:71:75:ILE:C	2.40	0.41

Continued on next page...

Continued from previous page...

Atom-1	Atom-2	Interatomic distance (Å)	Clash overlap (Å)
7:L7:232:ARG:NH1	7:L7:239:LEU:HG	2.35	0.41
33:83:29:LEU:O	33:83:30:ILE:HD13	2.21	0.41
47:S1:224:ASP:CA	79:2S:2536:A:H2'	2.51	0.41
56:10:82:LEU:HB3	56:10:86:ILE:HG21	2.03	0.41
15:65:113:LEU:HD22	15:65:113:LEU:N	2.35	0.41
79:2S:649:A:H4'	79:2S:2869:U:H5'	2.03	0.41
23:73:87:ARG:HB2	23:73:91:VAL:O	2.21	0.41
21:71:40:VAL:HB	21:71:97:LYS:O	2.21	0.41
24:74:82:ILE:HG21	24:74:85:ALA:HB3	2.02	0.41
20:70:74:ASN:HB2	20:70:129:ILE:HB	2.03	0.41
38:88:40:GLN:HE22	38:88:42:LYS:HE3	1.84	0.41
34:84:29:ILE:HD13	34:84:29:ILE:N	2.29	0.41
34:84:45:GLY:HA3	79:2S:1652:G:H4'	2.03	0.41
71:25:95:HIS:CD2	71:25:98:GLN:HB2	2.56	0.41
37:87:52:LYS:HG2	37:87:55:ARG:NH2	2.36	0.41
4:L4:107:ARG:HG2	4:L4:108:LYS:N	2.35	0.41
2:L2:42:ARG:HD2	2:L2:87:PHE:CD1	2.55	0.41
56:10:16:PHE:CD1	56:10:80:LEU:HD12	2.56	0.41
6:L6:65:ILE:H	6:L6:65:ILE:HD13	1.85	0.41
58:12:62:LEU:HB2	58:12:120:VAL:HG22	2.03	0.41
69:23:23:ARG:HB3	69:23:29:TYR:CD1	2.56	0.41
79:2S:2469:G:H1'	79:2S:2488:A:C2	2.56	0.41
79:2S:1645:U:C2'	79:2S:1645:U:O2	2.69	0.41
79:2S:618:C:O2'	79:2S:620:U:N3	2.52	0.41
3:L3:62:ARG:NH2	3:L3:349:LYS:HG3	2.36	0.41
66:20:84:MET:HG2	66:20:85:ARG:N	2.35	0.41
78:1S:1391:A:H2'	78:1S:1392:U:O4'	2.20	0.41
33:83:58:GLU:HG3	33:83:62:SER:CA	2.49	0.41
49:S3:115:ILE:HG23	49:S3:116:ARG:N	2.36	0.41
80:8S:65:A:H2'	80:8S:66:A:C8	2.53	0.41
50:S4:45:ILE:HG23	50:S4:46:VAL:N	2.36	0.41
6:L6:51:ARG:NH1	6:L6:51:ARG:HG2	2.36	0.41
79:2S:1902:G:H2'	79:2S:1903:U:O4'	2.21	0.41
35:85:9:LEU:HB2	35:85:57:VAL:HG21	2.03	0.41
78:1S:1194:A:C2'	78:1S:1195:C:H5'	2.51	0.41
31:81:10:ARG:HG2	31:81:108:VAL:HG13	2.03	0.41
72:26:39:MET:HB3	72:26:41:ILE:HG23	2.01	0.41
69:23:75:GLN:HG3	69:23:82:LYS:HG3	2.03	0.41
79:2S:2457:G:H22	79:2S:2483:G:H21	1.68	0.41
33:83:18:ARG:HB3	33:83:23:ASN:CB	2.51	0.41
4:L4:291:ASN:O	4:L4:296:GLN:HG2	2.21	0.41

Continued on next page...

Continued from previous page...

Atom-1	Atom-2	Interatomic distance (Å)	Clash overlap (Å)
29:79:28:LYS:HD3	29:79:29:TYR:N	2.35	0.41
60:14:31:THR:CG2	60:14:38:THR:HB	2.50	0.41
27:77:22:LYS:NZ	27:77:129:TRP:O	2.54	0.41
34:84:4:ARG:NH1	79:2S:1858:A:N3	2.69	0.41
13:63:7:LEU:HD22	79:2S:668:G:H1'	2.03	0.41
79:2S:2784:G:H2'	79:2S:2785:A:C8	2.56	0.41
58:12:46:ARG:HD3	78:1S:1254:U:OP2	2.21	0.41
79:2S:1390:A:H4'	79:2S:1392:G:O4'	2.21	0.41
79:2S:1795:U:H4'	79:2S:1796:G:C4	2.55	0.41
3:L3:43:LEU:HD23	3:L3:181:ILE:CG2	2.50	0.41
61:15:84:ILE:CG2	61:15:85:ILE:N	2.83	0.41
79:2S:2972:G:H2'	79:2S:2973:G:H8	1.86	0.41
21:71:124:VAL:O	21:71:125:ALA:HB3	2.21	0.41
78:1S:172:C:H2'	78:1S:173:A:C8	2.56	0.41
79:2S:2516:U:H1'	79:2S:2595:A:N6	2.35	0.41
81:5S:19:C:H2'	81:5S:20:A:H8	1.86	0.41
53:S7:104:ARG:HG3	78:1S:803:A:C6	2.55	0.41
44:P0:95:GLU:O	44:P0:99:VAL:HG23	2.21	0.41
47:S1:149:GLN:HE22	78:1S:1066:C:H4'	1.85	0.41
19:69:171:ASP:O	19:69:175:GLN:HB2	2.21	0.41
79:2S:2828:G:H3'	79:2S:2829:U:H6	1.86	0.41
69:23:70:LYS:HD2	76:30:8:LEU:HD23	2.03	0.41
35:85:7:TYR:HA	35:85:10:ARG:NE	2.35	0.41
78:1S:31:C:H2'	78:1S:32:U:O4'	2.21	0.41
28:78:44:ASN:HB2	79:2S:965:A:O2'	2.21	0.41
35:85:83:LYS:HE2	80:8S:38:U:O2'	2.21	0.41
59:13:14:SER:OG	78:1S:960:U:H5	2.04	0.41
65:19:135:ILE:HD12	65:19:135:ILE:O	2.21	0.41
40:90:98:LYS:HE2	40:90:98:LYS:HB3	1.85	0.41
37:87:79:GLN:HB2	80:8S:95:G:O4'	2.20	0.41
52:S6:183:ARG:HA	52:S6:186:ARG:HD2	2.02	0.41
35:85:21:LEU:O	35:85:25:LYS:HG3	2.21	0.41
2:L2:188:LYS:HE2	2:L2:192:LYS:HE3	2.03	0.41
79:2S:2716:U:O2'	79:2S:2717:U:H5'	2.21	0.41
79:2S:1411:C:H2'	79:2S:1412:G:H8	1.85	0.41
7:L7:221:LYS:HB3	7:L7:227:GLY:HA3	2.02	0.41
4:L4:120:TYR:CZ	4:L4:277:PRO:HB3	2.56	0.41
3:L3:385:LYS:O	3:L3:386:ASP:HB2	2.21	0.41
4:L4:40:THR:CG2	79:2S:1426:C:H4'	2.51	0.41
83:PT:21:U:H3'	83:PT:22:A:H5'	2.02	0.41
62:16:114:ARG:HD3	62:16:114:ARG:HA	1.93	0.41

Continued on next page...

Continued from previous page...

Atom-1	Atom-2	Interatomic distance (Å)	Clash overlap (Å)
49:S3:217:ILE:O	49:S3:218:LEU:HB2	2.21	0.41
78:1S:1022:C:H5''	78:1S:1122:G:H4'	2.03	0.41
65:19:76:LEU:HD23	65:19:79:LEU:HD22	2.03	0.41
28:78:87:ARG:O	28:78:91:LEU:HB2	2.21	0.41
34:84:25:THR:HA	34:84:26:PRO:HD3	1.81	0.41
50:S4:42:LEU:HA	50:S4:43:PRO:HD3	1.91	0.41
3:L3:163:HIS:HA	3:L3:177:HIS:O	2.21	0.41
46:S0:185:ARG:HB2	67:21:45:ALA:HB3	2.03	0.41
79:2S:637:C:H4'	79:2S:638:C:OP1	2.21	0.41
55:S9:37:LYS:HZ3	78:1S:475:A:H5''	1.84	0.41
78:1S:478:A:H2'	78:1S:479:C:C6	2.56	0.41
78:1S:749:U:H2'	78:1S:750:U:C6	2.56	0.41
17:67:22:LEU:O	17:67:24:VAL:HG23	2.21	0.41
48:S2:88:LYS:HD3	78:1S:1301:U:C5'	2.50	0.41
10:60:20:SER:HB2	10:60:21:ARG:H	1.72	0.41
79:2S:1313:G:N3	79:2S:1318:A:H2	2.18	0.41
72:26:92:ARG:HA	78:1S:1796:C:OP1	2.20	0.41
4:L4:147:GLU:O	4:L4:150:LEU:HD13	2.21	0.41
78:1S:176:C:C2'	78:1S:177:U:H5'	2.51	0.41
79:2S:2405:C:H42	79:2S:2819:A:N6	2.15	0.41
50:S4:194:THR:O	50:S4:195:ILE:CG1	2.68	0.41
30:80:40:LYS:HD2	30:80:40:LYS:N	2.36	0.41
79:2S:2148:U:H6	79:2S:2148:U:O5'	2.03	0.41
2:L2:137:ILE:HG12	2:L2:148:VAL:CA	2.50	0.41
80:8S:128:U:H3'	80:8S:129:C:H6	1.86	0.41
57:11:118:GLN:HG2	57:11:119:VAL:H	1.86	0.41
10:60:59:GLN:HA	10:60:127:ALA:O	2.21	0.41
33:83:18:ARG:HB2	33:83:22:VAL:O	2.21	0.41
10:60:176:LEU:HD13	10:60:184:LYS:HD2	2.02	0.41
79:2S:756:U:H2'	79:2S:757:C:C6	2.56	0.41
78:1S:222:A:H2'	78:1S:223:U:O4'	2.21	0.41
14:64:22:LEU:O	14:64:63:VAL:HG23	2.21	0.41
50:S4:36:HIS:HB3	50:S4:41:SER:HB3	2.03	0.41
79:2S:869:G:H2'	79:2S:870:G:O4'	2.21	0.41
7:L7:125:GLU:O	7:L7:129:LEU:HG	2.21	0.41
6:L6:138:GLN:O	6:L6:142:ASP:HB2	2.21	0.41
52:S6:77:LEU:HD13	52:S6:84:TYR:HB2	2.03	0.41
61:15:8:LYS:NZ	61:15:9:LYS:HE3	2.36	0.41
79:2S:746:A:H2'	79:2S:747:A:C8	2.56	0.41
2:L2:48:ILE:HD11	43:93:63:THR:O	2.20	0.41
79:2S:1366:A:H2'	79:2S:1367:G:H8	1.86	0.41

Continued on next page...

Continued from previous page...

Atom-1	Atom-2	Interatomic distance (Å)	Clash overlap (Å)
4:L4:294:GLU:OE1	18:68:129:VAL:HG12	2.20	0.41
21:71:20:ARG:NH1	81:5S:11:A:H62	2.18	0.41
21:71:68:THR:HG22	21:71:71:SER:O	2.20	0.41
60:14:52:ARG:HD3	78:1S:905:A:C5'	2.23	0.40
14:64:44:VAL:HG23	14:64:58:ILE:HG22	2.03	0.40
14:64:8:LYS:HB3	14:64:9:ALA:H	1.50	0.40
11:61:10:ARG:CG	81:5S:55:A:H1'	2.41	0.40
77:31:105:TYR:HA	77:31:117:LEU:HD12	2.02	0.40
23:73:87:ARG:HD2	23:73:91:VAL:HG23	2.02	0.40
78:1S:158:U:O2'	78:1S:160:C:H5'	2.21	0.40
70:24:92:VAL:HG21	70:24:99:LYS:HZ2	1.85	0.40
37:87:55:ARG:HD2	79:2S:353:G:C8	2.56	0.40
10:60:65:LEU:HD23	10:60:159:PHE:HE1	1.86	0.40
68:22:86:ILE:O	68:22:90:THR:HG23	2.21	0.40
45:RC:219:GLU:OE1	45:RC:235:SER:HA	2.21	0.40
18:68:26:LEU:HD23	18:68:26:LEU:C	2.41	0.40
31:81:29:ALA:HB2	31:81:64:VAL:HA	2.02	0.40
21:71:17:ARG:HB2	79:2S:2700:G:H5''	2.03	0.40
20:70:92:LYS:HZ3	79:2S:1212:A:H4'	1.86	0.40
18:68:9:GLN:NE2	79:2S:1364:C:O2'	2.54	0.40
78:1S:1433:G:O2'	78:1S:1434:U:H5'	2.20	0.40
64:18:14:ILE:HD12	64:18:22:VAL:O	2.21	0.40
9:L9:7:GLU:OE2	9:L9:54:LYS:HB3	2.20	0.40
79:2S:1115:G:H5''	79:2S:1116:G:H5'	2.02	0.40
4:L4:307:GLN:NE2	79:2S:1346:G:O2'	2.54	0.40
45:RC:10:ARG:HG3	45:RC:11:GLY:H	1.86	0.40
16:66:73:PHE:HA	79:2S:3007:U:OP1	2.21	0.40
26:76:31:LEU:HD11	26:76:78:PHE:HA	2.04	0.40
42:92:97:LYS:HZ2	42:92:97:LYS:HB2	1.85	0.40
78:1S:1760:G:H1'	78:1S:1781:A:H2	1.86	0.40
78:1S:1781:A:H2'	78:1S:1782:A:C8	2.55	0.40
79:2S:1797:A:H2'	79:2S:1798:A:O4'	2.21	0.40
7:L7:98:LYS:CB	7:L7:99:PRO:HD3	2.51	0.40
69:23:59:ILE:CD1	76:30:4:VAL:HG13	2.51	0.40
27:77:83:THR:HG21	27:77:129:TRP:CH2	2.56	0.40
79:2S:1482:A:H5''	79:2S:1858:A:C2	2.55	0.40
49:S3:33:GLY:O	49:S3:52:ALA:HA	2.20	0.40
11:61:15:GLU:HB2	11:61:132:ASN:OD1	2.21	0.40
8:L8:36:ILE:HG22	8:L8:37:GLY:H	1.86	0.40
32:82:62:LYS:N	32:82:62:LYS:HD2	2.36	0.40
79:2S:2638:C:H2'	79:2S:2639:G:O4'	2.20	0.40

Continued on next page...

Continued from previous page...

Atom-1	Atom-2	Interatomic distance (Å)	Clash overlap (Å)
2:L2:181:LYS:HB2	79:2S:860:G:N7	2.36	0.40
49:S3:40:ARG:O	49:S3:46:THR:HA	2.21	0.40
66:20:63:LEU:HG	66:20:86:ILE:HD11	2.03	0.40
14:64:118:PHE:O	14:64:121:MET:HB3	2.21	0.40
78:1S:67:A:C2'	78:1S:69:G:H5''	2.51	0.40
79:2S:232:G:O2'	79:2S:233:C:H5'	2.21	0.40
2:L2:22:LEU:HB2	2:L2:52:SER:HB2	2.03	0.40
79:2S:2652:U:H5	79:2S:2759:U:H2'	1.85	0.40
29:79:37:PRO:O	29:79:41:ARG:HB2	2.21	0.40
79:2S:2137:U:OP2	79:2S:2142:A:N6	2.53	0.40
79:2S:100:A:H2'	79:2S:101:G:N3	2.36	0.40
78:1S:265:A:H4'	78:1S:266:A:OP2	2.21	0.40
39:89:22:PRO:O	39:89:38:ASN:HB2	2.21	0.40
49:S3:60:GLY:O	49:S3:62:ASN:N	2.54	0.40
50:S4:47:PHE:HD2	50:S4:48:LEU:HD12	1.85	0.40
55:S9:127:VAL:HG21	78:1S:478:A:C4'	2.51	0.40
66:20:22:ILE:HG12	66:20:100:VAL:HG13	2.02	0.40
48:S2:65:GLU:HB2	48:S2:68:ILE:CG1	2.51	0.40
47:S1:71:ALA:HB3	60:14:114:ARG:NH1	2.36	0.40
79:2S:759:U:H2'	79:2S:760:G:O4'	2.21	0.40
53:S7:138:LYS:O	53:S7:139:ARG:HD3	2.21	0.40
79:2S:715:A:H5'	79:2S:753:C:H4'	2.04	0.40
28:78:99:ALA:CB	28:78:124:ILE:HG13	2.52	0.40
15:65:68:ARG:HE	15:65:128:LYS:CG	2.34	0.40
8:L8:98:ARG:HD3	8:L8:189:LEU:O	2.22	0.40
53:S7:74:GLN:HA	53:S7:77:LEU:HD12	2.03	0.40
3:L3:274:SER:O	79:2S:3138:U:H5''	2.22	0.40
79:2S:2215:A:H2'	79:2S:2216:G:O4'	2.21	0.40
38:88:69:LEU:HD12	38:88:70:PRO:CD	2.48	0.40
51:S5:93:LEU:HD23	51:S5:93:LEU:O	2.22	0.40
17:67:33:ALA:O	17:67:36:ILE:HG22	2.21	0.40
79:2S:1583:A:H3'	79:2S:1584:U:C6	2.51	0.40
82:MR:6:U:H2'	82:MR:7:G:C8	2.56	0.40
5:L5:155:THR:HG23	81:5S:36:C:H5''	2.03	0.40
44:P0:83:ASN:ND2	79:2S:1281:G:H21	2.15	0.40
79:2S:799:G:H2'	79:2S:801:A:H62	1.87	0.40
33:83:42:GLN:HE22	33:83:45:LEU:HD11	1.86	0.40
34:84:20:ILE:HG22	34:84:21:LYS:H	1.86	0.40
17:67:118:GLN:O	17:67:146:ILE:HA	2.21	0.40
51:S5:33:VAL:O	51:S5:37:GLN:HB2	2.21	0.40
79:2S:2712:U:O2'	79:2S:2713:U:H5'	2.21	0.40

Continued on next page...

Continued from previous page...

Atom-1	Atom-2	Interatomic distance (Å)	Clash overlap (Å)
2:L2:249:SER:O	2:L2:251:LYS:HG2	2.21	0.40
81:5S:4:U:H2'	81:5S:5:G:C8	2.56	0.40
79:2S:3080:G:H2'	79:2S:3081:C:H6	1.86	0.40
7:L7:183:ASP:O	7:L7:186:HIS:HB3	2.21	0.40
80:8S:57:C:H4'	80:8S:63:G:N7	2.36	0.40
78:1S:355:G:H2'	78:1S:356:G:C8	2.57	0.40
82:MR:3:A:H2'	82:MR:4:A:H8	1.86	0.40
66:20:68:ARG:HD2	66:20:78:THR:O	2.21	0.40
9:L9:3:TYR:HD2	9:L9:65:VAL:HG21	1.86	0.40
79:2S:430:U:H2'	79:2S:431:U:O4'	2.22	0.40
78:1S:1092:A:O2'	78:1S:1093:A:H3'	2.20	0.40
79:2S:3053:G:H2'	79:2S:3054:U:C6	2.56	0.40
23:73:32:ARG:HD2	23:73:32:ARG:N	2.36	0.40
6:L6:134:ARG:N	6:L6:134:ARG:HD3	2.36	0.40
2:L2:101:VAL:HG13	2:L2:101:VAL:O	2.21	0.40
49:S3:206:VAL:HA	63:17:40:THR:O	2.21	0.40
14:64:40:ASP:HB2	14:64:41:GLN:H	1.68	0.40
47:S1:167:VAL:HA	47:S1:170:GLU:HB2	2.04	0.40
79:2S:1792:C:O2'	79:2S:1794:G:H2'	2.21	0.40
53:S7:111:LYS:CG	53:S7:112:ARG:H	2.09	0.40
78:1S:961:U:H2'	78:1S:962:C:C6	2.56	0.40
79:2S:2435:G:C6	79:2S:2593:A:H3'	2.56	0.40
78:1S:1526:A:C2'	78:1S:1527:C:H5'	2.50	0.40
4:L4:26:PHE:CE1	4:L4:126:ILE:HG22	2.56	0.40
78:1S:189:C:H3'	78:1S:190:C:C5'	2.51	0.40
47:S1:225:VAL:N	79:2S:2537:U:C6	2.89	0.40
75:29:43:PHE:CE2	75:29:50:ILE:HD12	2.55	0.40
61:15:72:LYS:HA	61:15:73:PRO:HD3	1.89	0.40
24:74:23:ARG:HG2	24:74:24:GLY:N	2.26	0.40
45:RC:172:ALA:HB3	45:RC:202:LEU:HD22	2.02	0.40
46:S0:205:ARG:NH1	63:17:82:ASP:HB3	2.36	0.40
78:1S:390:G:H2'	78:1S:391:A:O4'	2.21	0.40
2:L2:216:HIS:HB2	2:L2:218:HIS:CD2	2.57	0.40
32:82:100:ILE:HD12	79:2S:1388:U:H4'	2.04	0.40
50:S4:126:VAL:HA	50:S4:141:THR:HA	2.04	0.40
70:24:20:ARG:NH2	70:24:74:LEU:HD13	2.37	0.40
70:24:81:GLU:HG3	70:24:85:PHE:CE2	2.55	0.40
19:69:138:LEU:HD23	19:69:142:ILE:HD11	2.02	0.40
24:74:90:ILE:O	24:74:94:ARG:HB3	2.21	0.40
56:10:76:LEU:O	56:10:80:LEU:HB2	2.21	0.40
3:L3:188:ILE:HD12	3:L3:189:SER:H	1.87	0.40

Continued on next page...

Continued from previous page...

Atom-1	Atom-2	Interatomic distance (Å)	Clash overlap (Å)
79:2S:155:G:H4'	79:2S:156:G:H2'	2.03	0.40
65:19:130:ARG:NH1	65:19:130:ARG:HG2	2.36	0.40
26:76:73:VAL:HG13	26:76:80:VAL:HB	2.04	0.40
61:15:79:HIS:HB3	78:1S:1453:G:O4'	2.22	0.40
79:2S:3335:A:H2'	79:2S:3336:A:O4'	2.21	0.40
2:L2:94:ALA:HB3	2:L2:102:LEU:HD21	2.02	0.40
2:L2:148:VAL:O	2:L2:155:LYS:HA	2.20	0.40
79:2S:2188:A:H2'	79:2S:2189:U:H6	1.85	0.40
45:RC:86:ASP:O	45:RC:87:LYS:HB2	2.21	0.40
45:RC:7:LEU:HD12	45:RC:7:LEU:N	2.35	0.40
3:L3:69:LYS:HA	3:L3:69:LYS:HD3	1.87	0.40
4:L4:317:PRO:O	4:L4:318:LEU:HB2	2.21	0.40
15:65:153:ASP:CG	15:65:154:PRO:HD2	2.41	0.40
7:L7:210:PRO:HD3	7:L7:243:MET:HE3	2.02	0.40
25:75:22:LYS:N	25:75:22:LYS:HD2	2.36	0.40
21:71:54:HIS:CE1	79:2S:2724:U:H5'	2.57	0.40
79:2S:2714:G:N2	79:2S:2752:U:H5	2.20	0.40
40:90:79:GLU:HA	40:90:80:PRO:HD3	1.94	0.40
4:L4:35:VAL:O	4:L4:39:PHE:HB2	2.22	0.40
46:S0:71:GLU:HG2	46:S0:72:ASP:N	2.36	0.40
79:2S:2929:C:H2'	79:2S:2930:A:C8	2.56	0.40
44:P0:35:SER:O	44:P0:39:HIS:HB2	2.21	0.40
79:2S:386:A:H8	79:2S:386:A:O5'	2.04	0.40
78:1S:1056:U:O5'	78:1S:1056:U:H6	2.04	0.40
79:2S:1014:U:H2'	79:2S:1015:U:H5'	2.03	0.40
8:L8:45:ASN:ND2	8:L8:47:SER:HB2	2.37	0.40
79:2S:1854:C:O2'	79:2S:1855:U:H5'	2.21	0.40
78:1S:1408:G:H2'	78:1S:1409:G:O4'	2.22	0.40
78:1S:1620:C:O5'	78:1S:1620:C:H6	2.04	0.40
78:1S:1623:C:H2'	78:1S:1624:C:O4'	2.22	0.40
63:17:60:ARG:HH12	63:17:66:VAL:HG13	1.87	0.40
3:L3:163:HIS:HB2	3:L3:176:ALA:HB1	2.03	0.40
51:S5:77:TYR:HB3	51:S5:84:LYS:CG	2.52	0.40
46:S0:4:PRO:HG3	67:21:39:VAL:HG23	2.03	0.40
20:70:61:ILE:HG23	20:70:61:ILE:O	2.20	0.40
21:71:87:LYS:HB3	21:71:89:LEU:CD1	2.52	0.40
47:S1:185:THR:HA	47:S1:188:LEU:HD12	2.02	0.40
77:31:118:ARG:NH1	77:31:118:ARG:HG3	2.36	0.40
4:L4:339:LEU:HD22	4:L4:342:LYS:HD2	2.03	0.40
78:1S:1057:U:C1'	78:1S:1058:U:H2'	2.52	0.40
51:S5:200:ASN:CB	51:S5:205:SER:HB2	2.42	0.40

Continued on next page...

Continued from previous page...

Atom-1	Atom-2	Interatomic distance (Å)	Clash overlap (Å)
23:73:93:LEU:N	23:73:93:LEU:HD23	2.26	0.40
69:23:142:LYS:HA	69:23:143:PRO:HD3	1.88	0.40
53:S7:9:LEU:O	53:S7:10:SER:CB	2.69	0.40
78:1S:1203:A:C2	78:1S:1556:A:H5'	2.47	0.40
58:12:97:LEU:HD11	58:12:121:VAL:HG22	2.03	0.40
25:75:76:VAL:HG22	25:75:81:ILE:O	2.22	0.40
51:S5:104:ASN:HD22	78:1S:1587:A:H1'	1.84	0.40
10:60:36:LEU:HB3	10:60:85:PHE:HE1	1.86	0.40
54:S8:29:LEU:C	54:S8:29:LEU:HD23	2.42	0.40
4:L4:32:PRO:HG3	4:L4:244:LEU:CD1	2.48	0.40
15:65:200:TRP:O	15:65:203:ARG:NE	2.52	0.40
36:86:80:PHE:CE2	79:2S:2223:A:H4'	2.57	0.40
78:1S:517:U:H2'	78:1S:518:A:O4'	2.21	0.40
79:2S:1127:G:H2'	79:2S:1129:A:OP2	2.20	0.40
76:30:56:MET:HB2	78:1S:556:A:C5'	2.49	0.40
48:S2:160:GLY:O	48:S2:166:THR:HA	2.22	0.40
47:S1:86:LEU:CD1	47:S1:100:PHE:HA	2.50	0.40
75:29:56:ARG:HB2	78:1S:1334:U:O2	2.21	0.40
23:73:33:ASN:HD21	23:73:64:LYS:N	2.18	0.40
23:73:33:ASN:HD21	23:73:63:LYS:HB3	1.87	0.40
6:L6:17:ALA:HB3	79:2S:592:A:C4'	2.51	0.40
79:2S:41:G:H4'	79:2S:2411:U:OP2	2.22	0.40
79:2S:630:A:H2'	79:2S:631:U:C6	2.56	0.40
79:2S:1193:A:N7	79:2S:1194:G:C6	2.90	0.40
3:L3:312:VAL:HG12	3:L3:313:HIS:CD2	2.57	0.40
78:1S:1499:G:H1	78:1S:1508:U:H3	1.68	0.40
8:L8:238:LEU:HB2	8:L8:243:GLN:HE21	1.86	0.40
55:S9:49:LEU:HD23	55:S9:49:LEU:O	2.22	0.40
54:S8:194:ARG:HD2	54:S8:195:ARG:NH1	2.37	0.40
45:RC:176:LYS:HG2	45:RC:197:SER:O	2.21	0.40
10:60:191:LYS:HE3	10:60:198:LYS:HD2	2.03	0.40
46:S0:188:LEU:HB3	46:S0:189:VAL:H	1.76	0.40
3:L3:246:LEU:CD2	79:2S:1889:G:H5'	2.52	0.40
79:2S:2408:U:H2'	79:2S:2409:G:C8	2.57	0.40
79:2S:2840:C:H2'	79:2S:2841:G:O4'	2.21	0.40
21:71:54:HIS:HB3	21:71:57:TYR:CD2	2.55	0.40
3:L3:13:HIS:HB3	3:L3:16:PHE:HD1	1.86	0.40
8:L8:122:LYS:O	8:L8:123:GLN:HB2	2.21	0.40
30:80:25:LEU:HD22	30:80:90:VAL:HG22	2.03	0.40
54:S8:88:ASN:O	54:S8:91:VAL:HB	2.21	0.40
8:L8:26:LEU:O	27:77:53:VAL:HG11	2.21	0.40

Continued on next page...

Continued from previous page...

Atom-1	Atom-2	Interatomic distance (Å)	Clash overlap (Å)
13:63:179:PHE:HA	13:63:182:ILE:HD12	2.04	0.40
36:86:71:LYS:HG2	36:86:71:LYS:O	2.22	0.40
78:1S:581:U:H3'	78:1S:581:U:O2	2.21	0.40
78:1S:695:U:O5'	78:1S:695:U:H6	2.03	0.40
1:L1:114:GLU:H	1:L1:114:GLU:HG2	1.68	0.40
79:2S:1932:A:H2'	79:2S:1933:A:H5'	2.03	0.40
78:1S:1237:G:H2'	78:1S:1238:A:H8	1.87	0.40
78:1S:1790:A:O2'	78:1S:1791:A:H5'	2.21	0.40
3:L3:88:GLY:HA3	3:L3:161:LEU:CD1	2.38	0.40
33:83:49:ILE:HB	33:83:85:PHE:CZ	2.57	0.40
47:S1:189:ILE:HB	47:S1:190:PRO:HD3	2.03	0.40
65:19:39:THR:O	65:19:40:SER:HB2	2.21	0.40
47:S1:223:PHE:HA	79:2S:2537:U:P	2.62	0.40
49:S3:85:VAL:HG12	49:S3:86:LEU:N	2.36	0.40
2:L2:230:VAL:HG11	79:2S:2607:G:H1'	2.04	0.40
69:23:95:PHE:O	69:23:127:VAL:HG11	2.21	0.40
79:2S:1337:A:H2'	79:2S:1338:C:C6	2.57	0.40
78:1S:1191:U:H2'	78:1S:1192:C:O4'	2.21	0.40
78:1S:836:U:H2'	78:1S:837:G:H8	1.86	0.40
79:2S:1728:G:H5'	79:2S:1728:G:N3	2.37	0.40
3:L3:189:SER:O	3:L3:192:VAL:HG12	2.21	0.40
2:L2:74:GLU:CB	2:L2:76:PHE:HE1	2.33	0.40
36:86:41:ARG:NH1	79:2S:297:G:H2'	2.36	0.40
63:17:9:VAL:HG22	63:17:50:ILE:HG12	2.02	0.40
63:17:5:ARG:HG2	63:17:53:TYR:HB2	2.02	0.40
9:L9:49:ASN:N	9:L9:49:ASN:HD22	2.18	0.40
79:2S:1927:G:H3'	79:2S:1927:G:N3	2.37	0.40
81:5S:64:A:C5'	81:5S:65:G:H5''	2.50	0.40
6:L6:40:LEU:HB2	6:L6:52:VAL:HG13	2.02	0.40
54:S8:58:LEU:O	54:S8:59:ARG:C	2.60	0.40
34:84:20:ILE:HG22	34:84:21:LYS:N	2.37	0.40
34:84:20:ILE:CD1	34:84:34:HIS:ND1	2.85	0.40
79:2S:3355:U:H3'	79:2S:3356:G:C5'	2.51	0.40
78:1S:427:C:H5'	78:1S:460:A:OP2	2.21	0.40
78:1S:1462:G:H2'	78:1S:1463:C:H6	1.85	0.40
8:L8:166:LEU:N	8:L8:167:PRO:CD	2.85	0.40
52:S6:49:VAL:HG21	52:S6:115:LYS:HD3	2.02	0.40
25:75:69:SER:C	25:75:71:THR:N	2.75	0.40
5:L5:195:LEU:O	5:L5:199:ILE:HG13	2.22	0.40
20:70:28:ARG:HE	20:70:64:ILE:HD13	1.87	0.40
7:L7:173:LEU:N	7:L7:173:LEU:HD12	2.37	0.40

Continued on next page...

Continued from previous page...

Atom-1	Atom-2	Interatomic distance (Å)	Clash overlap (Å)
16:66:27:LEU:HD13	16:66:98:ALA:O	2.21	0.40
79:2S:90:C:H4'	79:2S:282:G:H5'	2.04	0.40
27:77:77:TYR:HA	27:77:80:LEU:HD12	2.04	0.40
56:10:6:GLU:O	56:10:10:LYS:HG3	2.21	0.40
18:68:85:GLY:O	18:68:104:LEU:HB3	2.22	0.40
46:S0:121:VAL:HG12	46:S0:122:ILE:N	2.37	0.40
45:RC:93:ASP:HB3	45:RC:96:THR:HG22	2.03	0.40
51:S5:29:ILE:HA	51:S5:30:PRO:HD3	1.97	0.40
70:24:86:GLU:HA	70:24:87:PRO:HD3	1.94	0.40

There are no symmetry-related clashes.

5.3 Torsion angles ⓘ

5.3.1 Protein backbone ⓘ

In the following table, the Percentiles column shows the percent Ramachandran outliers of the chain as a percentile score with respect to all PDB entries followed by that with respect to all EM entries.

The Analysed column shows the number of residues for which the backbone conformation was analysed, and the total number of residues.

Mol	Chain	Analysed	Favoured	Allowed	Outliers	Percentiles	
1	L1	202/217 (93%)	136 (67%)	54 (27%)	12 (6%)	2	26
2	L2	250/254 (98%)	198 (79%)	43 (17%)	9 (4%)	4	38
3	L3	384/387 (99%)	311 (81%)	58 (15%)	15 (4%)	4	36
4	L4	359/362 (99%)	293 (82%)	48 (13%)	18 (5%)	3	30
5	L5	294/297 (99%)	249 (85%)	38 (13%)	7 (2%)	7	47
6	L6	152/176 (86%)	131 (86%)	14 (9%)	7 (5%)	3	32
7	L7	220/244 (90%)	193 (88%)	21 (10%)	6 (3%)	6	44
8	L8	231/256 (90%)	191 (83%)	36 (16%)	4 (2%)	11	55
9	L9	189/191 (99%)	160 (85%)	25 (13%)	4 (2%)	9	50
10	60	207/221 (94%)	184 (89%)	21 (10%)	2 (1%)	19	64
11	61	167/174 (96%)	131 (78%)	29 (17%)	7 (4%)	3	34
12	62	144/165 (87%)	85 (59%)	34 (24%)	25 (17%)	0	4
13	63	191/199 (96%)	158 (83%)	27 (14%)	6 (3%)	5	41

Continued on next page...

Continued from previous page...

Mol	Chain	Analysed	Favoured	Allowed	Outliers	Percentiles	
14	64	134/138 (97%)	106 (79%)	21 (16%)	7 (5%)	2	29
15	65	201/204 (98%)	169 (84%)	29 (14%)	3 (2%)	13	57
16	66	195/199 (98%)	175 (90%)	18 (9%)	2 (1%)	19	64
17	67	181/184 (98%)	145 (80%)	31 (17%)	5 (3%)	6	44
18	68	183/186 (98%)	154 (84%)	25 (14%)	4 (2%)	8	49
19	69	186/189 (98%)	166 (89%)	17 (9%)	3 (2%)	12	56
20	70	170/172 (99%)	142 (84%)	25 (15%)	3 (2%)	11	53
21	71	157/160 (98%)	134 (85%)	16 (10%)	7 (4%)	3	33
22	72	98/121 (81%)	81 (83%)	15 (15%)	2 (2%)	9	51
23	73	134/137 (98%)	104 (78%)	26 (19%)	4 (3%)	5	42
24	74	133/155 (86%)	106 (80%)	21 (16%)	6 (4%)	3	33
25	75	119/142 (84%)	99 (83%)	17 (14%)	3 (2%)	7	46
26	76	124/127 (98%)	110 (89%)	10 (8%)	4 (3%)	5	40
27	77	133/136 (98%)	112 (84%)	17 (13%)	4 (3%)	5	42
28	78	146/149 (98%)	120 (82%)	17 (12%)	9 (6%)	2	25
29	79	56/59 (95%)	50 (89%)	4 (7%)	2 (4%)	4	38
30	80	95/105 (90%)	85 (90%)	8 (8%)	2 (2%)	9	50
31	81	107/113 (95%)	89 (83%)	16 (15%)	2 (2%)	10	51
32	82	125/130 (96%)	112 (90%)	10 (8%)	3 (2%)	7	47
33	83	104/107 (97%)	84 (81%)	17 (16%)	3 (3%)	6	43
34	84	110/121 (91%)	95 (86%)	15 (14%)	0	100	100
35	85	117/120 (98%)	106 (91%)	10 (8%)	1 (1%)	21	66
36	86	97/100 (97%)	79 (81%)	10 (10%)	8 (8%)	1	18
37	87	85/88 (97%)	74 (87%)	10 (12%)	1 (1%)	16	61
38	88	75/78 (96%)	66 (88%)	9 (12%)	0	100	100
39	89	48/51 (94%)	37 (77%)	9 (19%)	2 (4%)	3	34
40	90	50/128 (39%)	41 (82%)	8 (16%)	1 (2%)	9	51
41	91	23/25 (92%)	23 (100%)	0	0	100	100
42	92	103/106 (97%)	80 (78%)	20 (19%)	3 (3%)	6	43
43	93	89/92 (97%)	76 (85%)	11 (12%)	2 (2%)	8	49
44	P0	117/312 (38%)	102 (87%)	9 (8%)	6 (5%)	2	30

Continued on next page...

Continued from previous page...

Mol	Chain	Analysed	Favoured	Allowed	Outliers	Percentiles	
45	RC	316/319 (99%)	258 (82%)	51 (16%)	7 (2%)	8	49
46	S0	204/252 (81%)	152 (74%)	47 (23%)	5 (2%)	7	46
47	S1	212/255 (83%)	155 (73%)	41 (19%)	16 (8%)	1	20
48	S2	215/254 (85%)	186 (86%)	23 (11%)	6 (3%)	6	44
49	S3	221/240 (92%)	181 (82%)	29 (13%)	11 (5%)	3	30
50	S4	258/261 (99%)	201 (78%)	47 (18%)	10 (4%)	4	36
51	S5	204/225 (91%)	168 (82%)	29 (14%)	7 (3%)	5	39
52	S6	224/236 (95%)	194 (87%)	24 (11%)	6 (3%)	6	44
53	S7	182/190 (96%)	133 (73%)	34 (19%)	15 (8%)	1	18
54	S8	184/200 (92%)	146 (79%)	30 (16%)	8 (4%)	3	34
55	S9	183/197 (93%)	153 (84%)	22 (12%)	8 (4%)	3	33
56	10	94/105 (90%)	75 (80%)	11 (12%)	8 (8%)	1	17
57	11	153/156 (98%)	118 (77%)	27 (18%)	8 (5%)	2	29
58	12	122/143 (85%)	81 (66%)	25 (20%)	16 (13%)	0	7
59	13	148/151 (98%)	129 (87%)	16 (11%)	3 (2%)	9	51
60	14	125/137 (91%)	92 (74%)	29 (23%)	4 (3%)	5	40
61	15	122/142 (86%)	88 (72%)	22 (18%)	12 (10%)	1	14
62	16	139/143 (97%)	113 (81%)	22 (16%)	4 (3%)	6	43
63	17	116/136 (85%)	93 (80%)	15 (13%)	8 (7%)	1	22
64	18	143/146 (98%)	117 (82%)	19 (13%)	7 (5%)	3	31
65	19	141/144 (98%)	119 (84%)	18 (13%)	4 (3%)	6	44
66	20	105/121 (87%)	82 (78%)	20 (19%)	3 (3%)	6	43
67	21	85/87 (98%)	71 (84%)	8 (9%)	6 (7%)	1	22
68	22	127/130 (98%)	110 (87%)	14 (11%)	3 (2%)	7	47
69	23	142/145 (98%)	107 (75%)	28 (20%)	7 (5%)	3	31
70	24	132/135 (98%)	109 (83%)	16 (12%)	7 (5%)	2	29
71	25	68/108 (63%)	44 (65%)	20 (29%)	4 (6%)	2	26
72	26	95/119 (80%)	69 (73%)	19 (20%)	7 (7%)	1	21
73	27	79/82 (96%)	59 (75%)	16 (20%)	4 (5%)	2	30
74	28	61/67 (91%)	52 (85%)	6 (10%)	3 (5%)	3	31
75	29	51/56 (91%)	40 (78%)	9 (18%)	2 (4%)	4	36

Continued on next page...

Continued from previous page...

Mol	Chain	Analysed	Favoured	Allowed	Outliers	Percentiles	
76	30	58/63 (92%)	47 (81%)	9 (16%)	2 (3%)	5	39
77	31	69/152 (45%)	42 (61%)	15 (22%)	12 (17%)	0	4
All	All	11463/12574 (91%)	9326 (81%)	1680 (15%)	457 (4%)	6	35

All (457) Ramachandran outliers are listed below:

Mol	Chain	Res	Type
1	L1	20	SER
1	L1	74	VAL
1	L1	151	VAL
3	L3	4	ARG
3	L3	5	LYS
3	L3	140	ASP
3	L3	187	SER
3	L3	351	LEU
4	L4	14	GLU
4	L4	232	SER
4	L4	268	ALA
4	L4	269	SER
5	L5	93	THR
6	L6	5	LYS
6	L6	98	VAL
7	L7	92	ILE
7	L7	159	GLN
7	L7	160	ARG
8	L8	36	ILE
8	L8	157	VAL
9	L9	14	GLU
11	61	114	ILE
11	61	168	ASP
12	62	30	PRO
12	62	38	SER
12	62	39	PRO
12	62	88	PRO
12	62	89	PRO
12	62	104	ILE
12	62	147	ASN
12	62	148	PRO
13	63	47	ALA
13	63	76	THR
14	64	9	ALA

Continued on next page...

Continued from previous page...

Mol	Chain	Res	Type
15	65	125	SER
17	67	119	VAL
18	68	162	ALA
19	69	130	ASN
20	70	2	ALA
21	71	124	VAL
23	73	109	MET
24	74	63	ILE
24	74	75	THR
28	78	27	LYS
36	86	3	VAL
39	89	22	PRO
43	93	51	ALA
44	P0	33	VAL
44	P0	92	PRO
46	S0	95	ALA
46	S0	192	THR
47	S1	206	PRO
47	S1	225	VAL
47	S1	227	ALA
49	S3	61	GLU
49	S3	93	ASP
49	S3	211	PRO
49	S3	221	SER
50	S4	194	THR
50	S4	195	ILE
50	S4	200	ARG
51	S5	51	VAL
51	S5	63	GLN
52	S6	102	VAL
52	S6	122	GLU
53	S7	12	ALA
53	S7	31	SER
53	S7	32	PRO
53	S7	64	VAL
54	S8	52	ASN
54	S8	68	ALA
54	S8	120	THR
55	S9	134	ILE
55	S9	138	LYS
56	10	30	ALA
56	10	60	SER

Continued on next page...

Continued from previous page...

Mol	Chain	Res	Type
56	10	64	TYR
56	10	88	PRO
57	11	144	ALA
58	12	83	GLU
58	12	91	VAL
58	12	107	ASP
58	12	109	GLU
58	12	126	TRP
58	12	131	ASP
59	13	4	MET
60	14	42	VAL
60	14	125	SER
61	15	71	GLU
61	15	73	PRO
61	15	80	MET
61	15	125	PRO
61	15	126	VAL
62	16	15	SER
63	17	85	VAL
64	18	14	ILE
64	18	82	PRO
64	18	91	ASP
64	18	102	ALA
66	20	54	GLY
67	21	4	ASP
67	21	44	ARG
70	24	35	VAL
70	24	60	PHE
71	25	43	ASP
71	25	44	GLN
71	25	54	VAL
76	30	47	VAL
77	31	84	VAL
77	31	88	PRO
77	31	98	VAL
1	L1	19	TYR
1	L1	158	GLN
2	L2	28	LYS
3	L3	164	THR
3	L3	244	ARG
3	L3	292	ALA
3	L3	317	ILE

Continued on next page...

Continued from previous page...

Mol	Chain	Res	Type
4	L4	72	ALA
4	L4	80	GLY
4	L4	317	PRO
5	L5	91	GLY
7	L7	158	LYS
7	L7	164	SER
8	L8	39	ALA
9	L9	50	ASN
10	60	187	ALA
10	60	219	ALA
11	61	108	GLU
11	61	135	GLY
12	62	105	GLN
12	62	146	LYS
12	62	149	HIS
13	63	62	THR
14	64	89	ALA
17	67	160	ALA
18	68	13	SER
18	68	97	PRO
21	71	132	PRO
21	71	159	PHE
26	76	80	VAL
26	76	126	LEU
27	77	17	ARG
28	78	110	GLY
28	78	117	ARG
33	83	59	VAL
36	86	21	THR
44	P0	94	THR
45	RC	136	ILE
45	RC	318	ALA
47	S1	26	ARG
47	S1	39	GLU
47	S1	176	VAL
47	S1	209	ASN
47	S1	221	PRO
48	S2	205	ARG
48	S2	248	SER
49	S3	96	LEU
49	S3	216	PRO
49	S3	217	ILE

Continued on next page...

Continued from previous page...

Mol	Chain	Res	Type
51	S5	64	VAL
51	S5	99	MET
51	S5	100	ASN
52	S6	99	GLY
53	S7	14	THR
53	S7	97	ARG
53	S7	98	ILE
53	S7	109	VAL
54	S8	152	ILE
55	S9	99	LEU
56	10	81	ASN
57	11	146	ALA
58	12	85	LYS
58	12	89	ILE
58	12	115	VAL
58	12	127	GLY
61	15	101	ALA
61	15	118	GLU
63	17	124	VAL
64	18	92	ILE
65	19	53	TRP
65	19	87	GLY
65	19	90	PRO
67	21	7	GLN
67	21	81	ASN
69	23	41	SER
69	23	112	LYS
70	24	5	VAL
70	24	6	THR
72	26	63	ALA
73	27	10	PRO
74	28	37	SER
76	30	54	ARG
77	31	118	ARG
2	L2	21	ARG
2	L2	120	PRO
2	L2	242	ARG
3	L3	174	LYS
4	L4	140	HIS
5	L5	19	PRO
5	L5	253	PHE
6	L6	75	PRO

Continued on next page...

Continued from previous page...

Mol	Chain	Res	Type
8	L8	81	THR
11	61	12	LEU
11	61	134	PRO
12	62	67	ARG
12	62	90	ARG
12	62	103	ASN
12	62	125	LEU
13	63	166	ALA
14	64	8	LYS
17	67	132	ALA
19	69	17	VAL
20	70	67	ALA
21	71	69	LYS
21	71	123	GLY
24	74	15	PRO
24	74	71	ARG
25	75	54	TYR
28	78	24	LYS
28	78	56	VAL
30	80	100	ILE
36	86	34	SER
36	86	64	SER
39	89	3	ALA
45	RC	98	GLU
45	RC	105	GLY
46	S0	33	GLN
47	S1	100	PHE
47	S1	177	GLN
48	S2	109	GLY
49	S3	201	ALA
50	S4	31	PRO
50	S4	107	GLY
50	S4	178	GLY
51	S5	45	LYS
51	S5	50	GLU
52	S6	152	ASP
53	S7	10	SER
53	S7	36	ALA
53	S7	103	SER
54	S8	59	ARG
55	S9	147	MET
55	S9	162	SER

Continued on next page...

Continued from previous page...

Mol	Chain	Res	Type
55	S9	169	PRO
56	10	85	HIS
56	10	93	GLN
57	11	151	LYS
58	12	39	ASP
58	12	68	GLU
58	12	119	SER
62	16	142	TYR
63	17	86	PRO
67	21	42	GLU
70	24	34	ASN
70	24	36	SER
73	27	26	GLN
75	29	34	TYR
77	31	148	TYR
1	L1	199	GLN
1	L1	209	SER
2	L2	160	SER
3	L3	128	LYS
4	L4	90	PHE
4	L4	245	GLY
4	L4	264	SER
4	L4	339	LEU
6	L6	48	ARG
6	L6	79	VAL
9	L9	22	SER
12	62	34	PRO
12	62	134	GLY
13	63	18	TRP
13	63	180	ARG
15	65	94	TYR
17	67	117	ILE
18	68	136	ASN
20	70	21	GLU
21	71	93	VAL
23	73	18	PRO
23	73	71	LYS
27	77	70	PRO
27	77	103	GLN
28	78	77	LYS
29	79	29	TYR
32	82	12	LYS

Continued on next page...

Continued from previous page...

Mol	Chain	Res	Type
40	90	79	GLU
42	92	15	LYS
43	93	49	ARG
44	P0	32	ASN
44	P0	53	MET
47	S1	213	ARG
48	S2	150	GLN
49	S3	212	LYS
50	S4	77	ARG
50	S4	150	PRO
52	S6	154	ARG
54	S8	55	TYR
54	S8	148	ALA
57	11	68	GLY
57	11	148	LYS
57	11	153	PHE
57	11	155	LYS
58	12	112	ALA
60	14	18	ARG
61	15	13	LYS
61	15	69	GLU
62	16	39	VAL
63	17	88	VAL
63	17	125	SER
65	19	40	SER
67	21	82	VAL
68	22	58	SER
68	22	83	ILE
69	23	3	LYS
69	23	70	LYS
70	24	4	ALA
72	26	11	ASN
72	26	64	LEU
74	28	61	ARG
77	31	87	THR
77	31	90	LYS
77	31	100	LEU
77	31	146	SER
1	L1	172	VAL
2	L2	123	ARG
2	L2	174	ARG
4	L4	131	VAL

Continued on next page...

Continued from previous page...

Mol	Chain	Res	Type
4	L4	233	LEU
4	L4	292	SER
4	L4	328	ASN
5	L5	125	VAL
7	L7	25	GLN
11	61	117	ASP
12	62	21	GLU
12	62	29	ALA
12	62	37	LEU
12	62	119	LYS
14	64	6	ILE
14	64	30	GLY
14	64	39	ILE
16	66	65	ASN
17	67	3	ARG
19	69	88	ARG
21	71	82	ASN
22	72	11	ILE
22	72	68	THR
24	74	76	VAL
24	74	81	PRO
25	75	23	ALA
26	76	78	PHE
28	78	29	PRO
31	81	7	VAL
31	81	83	GLU
32	82	7	PRO
32	82	56	GLY
33	83	79	GLY
35	85	93	THR
37	87	78	PHE
42	92	57	VAL
44	P0	104	ARG
45	RC	146	GLY
46	S0	94	GLY
46	S0	149	LEU
47	S1	48	VAL
47	S1	82	ARG
47	S1	224	ASP
48	S2	36	VAL
48	S2	235	LEU
50	S4	245	LYS

Continued on next page...

Continued from previous page...

Mol	Chain	Res	Type
53	S7	39	ARG
54	S8	33	PRO
57	11	4	GLU
58	12	130	THR
59	13	21	ASN
60	14	126	THR
61	15	70	ASN
61	15	127	ARG
63	17	83	GLN
63	17	99	VAL
66	20	111	GLY
69	23	116	ASP
69	23	143	PRO
72	26	62	TYR
73	27	3	LEU
74	28	35	ASP
77	31	102	VAL
1	L1	136	THR
3	L3	141	GLY
3	L3	380	MET
5	L5	251	PRO
5	L5	260	PHE
6	L6	71	VAL
9	L9	149	ASN
12	62	96	LYS
14	64	10	SER
25	75	70	GLU
27	77	32	GLY
28	78	65	GLN
36	86	27	SER
45	RC	163	ASP
45	RC	174	ASN
47	S1	132	ASP
49	S3	130	GLY
58	12	93	ASP
71	25	94	LYS
72	26	45	VAL
73	27	75	GLU
75	29	11	PRO
2	L2	121	GLY
3	L3	307	PRO
4	L4	152	VAL

Continued on next page...

Continued from previous page...

Mol	Chain	Res	Type
4	L4	173	GLY
12	62	58	VAL
49	S3	220	PRO
50	S4	35	PRO
55	S9	165	GLY
59	13	22	ALA
66	20	118	VAL
68	22	21	GLY
69	23	96	VAL
77	31	129	GLY
6	L6	36	PRO
12	62	10	VAL
23	73	105	PRO
28	78	13	GLY
42	92	94	GLY
47	S1	91	VAL
55	S9	137	GLY
64	18	37	GLY
1	L1	81	GLY
3	L3	89	VAL
16	66	111	PRO
26	76	48	LEU
29	79	21	ILE
36	86	9	ILE
53	S7	145	GLY
53	S7	178	GLY
56	10	87	VAL
72	26	19	LYS
1	L1	120	VAL
1	L1	212	PRO
2	L2	39	GLY
30	80	96	GLY
36	86	49	GLY
53	S7	144	VAL
61	15	48	GLY
63	17	117	LEU
64	18	135	GLY
72	26	18	VAL
77	31	112	GLY
12	62	18	VAL
15	65	52	GLY
33	83	61	GLY

Continued on next page...

Continued from previous page...

Mol	Chain	Res	Type
36	86	22	PRO
52	S6	153	VAL
62	16	41	PRO

5.3.2 Protein sidechains ⓘ

In the following table, the Percentiles column shows the percent sidechain outliers of the chain as a percentile score with respect to all PDB entries followed by that with respect to all EM entries.

The Analysed column shows the number of residues for which the sidechain conformation was analysed, and the total number of residues.

Mol	Chain	Analysed	Rotameric	Outliers	Percentiles	
1	L1	185/198 (93%)	170 (92%)	15 (8%)	15	50
2	L2	194/196 (99%)	189 (97%)	5 (3%)	54	80
3	L3	322/323 (100%)	304 (94%)	18 (6%)	26	62
4	L4	288/289 (100%)	276 (96%)	12 (4%)	36	70
5	L5	244/245 (100%)	232 (95%)	12 (5%)	31	67
6	L6	134/153 (88%)	127 (95%)	7 (5%)	29	65
7	L7	186/205 (91%)	179 (96%)	7 (4%)	40	73
8	L8	191/208 (92%)	181 (95%)	10 (5%)	29	65
9	L9	171/171 (100%)	160 (94%)	11 (6%)	22	58
10	60	180/187 (96%)	172 (96%)	8 (4%)	35	69
11	61	147/150 (98%)	136 (92%)	11 (8%)	17	53
13	63	154/159 (97%)	143 (93%)	11 (7%)	18	55
14	64	107/109 (98%)	100 (94%)	7 (6%)	21	58
15	65	175/176 (99%)	168 (96%)	7 (4%)	38	71
16	66	160/162 (99%)	152 (95%)	8 (5%)	30	66
17	67	145/146 (99%)	137 (94%)	8 (6%)	27	63
18	68	150/151 (99%)	147 (98%)	3 (2%)	63	85
19	69	153/154 (99%)	146 (95%)	7 (5%)	33	68
20	70	156/156 (100%)	147 (94%)	9 (6%)	25	61
21	71	136/137 (99%)	129 (95%)	7 (5%)	29	66
22	72	87/107 (81%)	84 (97%)	3 (3%)	44	75

Continued on next page...

Continued from previous page...

Mol	Chain	Analysed	Rotameric	Outliers	Percentiles	
23	73	104/105 (99%)	97 (93%)	7 (7%)	20	57
24	74	114/129 (88%)	110 (96%)	4 (4%)	43	74
25	75	105/118 (89%)	97 (92%)	8 (8%)	16	53
26	76	109/110 (99%)	103 (94%)	6 (6%)	27	63
27	77	115/116 (99%)	110 (96%)	5 (4%)	35	70
28	78	118/119 (99%)	112 (95%)	6 (5%)	29	66
29	79	46/47 (98%)	42 (91%)	4 (9%)	13	45
30	80	81/88 (92%)	75 (93%)	6 (7%)	17	54
31	81	96/97 (99%)	91 (95%)	5 (5%)	29	65
32	82	109/111 (98%)	108 (99%)	1 (1%)	84	93
33	83	90/91 (99%)	84 (93%)	6 (7%)	20	57
34	84	95/103 (92%)	91 (96%)	4 (4%)	36	70
35	85	104/105 (99%)	96 (92%)	8 (8%)	16	52
36	86	81/82 (99%)	74 (91%)	7 (9%)	13	47
37	87	70/71 (99%)	65 (93%)	5 (7%)	18	55
38	88	68/69 (99%)	63 (93%)	5 (7%)	17	54
39	89	45/46 (98%)	42 (93%)	3 (7%)	20	57
40	90	47/116 (40%)	44 (94%)	3 (6%)	22	58
41	91	23/23 (100%)	22 (96%)	1 (4%)	35	70
42	92	90/91 (99%)	86 (96%)	4 (4%)	35	69
43	93	71/72 (99%)	71 (100%)	0	100	100
44	P0	105/254 (41%)	101 (96%)	4 (4%)	40	73
45	RC	261/262 (100%)	247 (95%)	14 (5%)	27	64
46	S0	173/210 (82%)	156 (90%)	17 (10%)	10	39
47	S1	191/224 (85%)	172 (90%)	19 (10%)	10	39
48	S2	176/205 (86%)	169 (96%)	7 (4%)	38	71
49	S3	182/195 (93%)	169 (93%)	13 (7%)	18	55
50	S4	221/222 (100%)	207 (94%)	14 (6%)	22	59
51	S5	173/191 (91%)	162 (94%)	11 (6%)	22	58
52	S6	193/201 (96%)	183 (95%)	10 (5%)	29	65
53	S7	165/170 (97%)	151 (92%)	14 (8%)	13	48

Continued on next page...

Continued from previous page...

Mol	Chain	Analysed	Rotameric	Outliers	Percentiles	
54	S8	150/161 (93%)	140 (93%)	10 (7%)	20	57
55	S9	158/166 (95%)	150 (95%)	8 (5%)	29	66
56	10	89/98 (91%)	82 (92%)	7 (8%)	15	51
57	11	136/137 (99%)	132 (97%)	4 (3%)	50	78
58	12	100/119 (84%)	88 (88%)	12 (12%)	6	31
59	13	127/128 (99%)	121 (95%)	6 (5%)	32	68
60	14	96/105 (91%)	92 (96%)	4 (4%)	36	70
61	15	104/118 (88%)	97 (93%)	7 (7%)	20	57
62	16	117/119 (98%)	112 (96%)	5 (4%)	35	70
63	17	109/124 (88%)	98 (90%)	11 (10%)	9	38
64	18	128/129 (99%)	117 (91%)	11 (9%)	13	47
65	19	115/116 (99%)	104 (90%)	11 (10%)	10	40
66	20	100/114 (88%)	92 (92%)	8 (8%)	15	50
67	21	74/74 (100%)	71 (96%)	3 (4%)	37	71
68	22	110/111 (99%)	103 (94%)	7 (6%)	22	58
69	23	119/120 (99%)	110 (92%)	9 (8%)	16	53
70	24	112/113 (99%)	106 (95%)	6 (5%)	27	64
71	25	61/89 (68%)	57 (93%)	4 (7%)	21	57
72	26	83/101 (82%)	78 (94%)	5 (6%)	24	60
73	27	70/71 (99%)	68 (97%)	2 (3%)	50	78
74	28	56/60 (93%)	52 (93%)	4 (7%)	18	55
75	29	47/49 (96%)	45 (96%)	2 (4%)	35	70
76	30	51/54 (94%)	47 (92%)	4 (8%)	16	51
77	31	43/135 (32%)	40 (93%)	3 (7%)	19	56
All	All	9641/10436 (92%)	9081 (94%)	560 (6%)	29	61

All (560) residues with a non-rotameric sidechain are listed below:

Mol	Chain	Res	Type
1	L1	14	LYS
1	L1	18	LYS
1	L1	57	ASN
1	L1	60	ARG
1	L1	68	PHE

Continued on next page...

Continued from previous page...

Mol	Chain	Res	Type
1	L1	105	LYS
1	L1	107	TYR
1	L1	108	ASN
1	L1	115	VAL
1	L1	116	LEU
1	L1	144	LEU
1	L1	157	PHE
1	L1	161	LYS
1	L1	163	LEU
1	L1	189	PHE
2	L2	96	LEU
2	L2	207	VAL
2	L2	218	HIS
2	L2	227	ARG
2	L2	250	GLN
3	L3	25	ILE
3	L3	36	ASP
3	L3	47	LEU
3	L3	61	ASP
3	L3	76	VAL
3	L3	113	GLU
3	L3	122	TRP
3	L3	123	TYR
3	L3	137	TYR
3	L3	140	ASP
3	L3	198	HIS
3	L3	246	LEU
3	L3	261	MET
3	L3	266	ARG
3	L3	272	TYR
3	L3	332	ARG
3	L3	345	ASN
3	L3	367	LYS
4	L4	54	GLU
4	L4	65	TRP
4	L4	93	MET
4	L4	99	MET
4	L4	170	LYS
4	L4	194	TYR
4	L4	206	LEU
4	L4	246	ARG
4	L4	279	HIS

Continued on next page...

Continued from previous page...

Mol	Chain	Res	Type
4	L4	313	LEU
4	L4	316	ASN
4	L4	320	ASN
5	L5	23	ARG
5	L5	56	THR
5	L5	62	CYS
5	L5	72	ASP
5	L5	131	LEU
5	L5	155	THR
5	L5	176	SER
5	L5	207	TYR
5	L5	219	PHE
5	L5	261	THR
5	L5	280	GLU
5	L5	293	LEU
6	L6	31	ARG
6	L6	42	LEU
6	L6	54	TYR
6	L6	60	ASP
6	L6	65	ILE
6	L6	77	ARG
6	L6	134	ARG
7	L7	24	GLU
7	L7	83	LEU
7	L7	136	TYR
7	L7	165	ASP
7	L7	176	TYR
7	L7	179	LEU
7	L7	182	ASP
8	L8	41	GLN
8	L8	57	ARG
8	L8	78	PHE
8	L8	84	ARG
8	L8	118	GLU
8	L8	122	LYS
8	L8	123	GLN
8	L8	124	ASP
8	L8	134	TYR
8	L8	232	HIS
9	L9	23	ARG
9	L9	41	ILE
9	L9	42	ASP

Continued on next page...

Continued from previous page...

Mol	Chain	Res	Type
9	L9	49	ASN
9	L9	69	ARG
9	L9	157	ASN
9	L9	170	LYS
9	L9	172	ILE
9	L9	181	VAL
9	L9	186	PHE
9	L9	189	GLU
10	60	22	TYR
10	60	32	ARG
10	60	40	LYS
10	60	48	LEU
10	60	63	GLU
10	60	163	GLN
10	60	165	ILE
10	60	203	LYS
11	61	10	ARG
11	61	11	ASP
11	61	13	LYS
11	61	40	LEU
11	61	44	THR
11	61	55	ARG
11	61	94	ARG
11	61	112	LEU
11	61	140	ARG
11	61	142	LYS
11	61	144	CYS
13	63	35	ARG
13	63	54	LEU
13	63	55	ARG
13	63	58	VAL
13	63	67	ARG
13	63	98	ASP
13	63	124	ILE
13	63	131	LYS
13	63	137	GLN
13	63	145	PHE
13	63	174	ARG
14	64	8	LYS
14	64	40	ASP
14	64	59	ASN
14	64	70	PHE

Continued on next page...

Continued from previous page...

Mol	Chain	Res	Type
14	64	72	LEU
14	64	77	ARG
14	64	112	LEU
15	65	46	ASP
15	65	50	ARG
15	65	62	TYR
15	65	113	LEU
15	65	117	ASN
15	65	135	VAL
15	65	147	ARG
16	66	39	GLU
16	66	78	ARG
16	66	113	ASP
16	66	117	ARG
16	66	134	LYS
16	66	135	TYR
16	66	148	LYS
16	66	189	ASP
17	67	25	SER
17	67	54	HIS
17	67	76	PHE
17	67	111	LYS
17	67	120	ASN
17	67	139	TYR
17	67	159	LYS
17	67	180	LYS
18	68	90	ASP
18	68	125	ASP
18	68	138	LEU
19	69	74	ARG
19	69	103	ARG
19	69	152	GLU
19	69	165	LYS
19	69	166	ASN
19	69	171	ASP
19	69	175	GLN
20	70	16	THR
20	70	57	GLU
20	70	78	TRP
20	70	79	VAL
20	70	81	TYR
20	70	100	VAL

Continued on next page...

Continued from previous page...

Mol	Chain	Res	Type
20	70	104	GLU
20	70	162	THR
20	70	172	TYR
21	71	75	ILE
21	71	83	ARG
21	71	94	GLU
21	71	122	GLN
21	71	127	GLN
21	71	128	LEU
21	71	139	ARG
22	72	10	LYS
22	72	16	THR
22	72	18	ASP
23	73	12	ARG
23	73	33	ASN
23	73	56	ASP
23	73	64	LYS
23	73	69	LEU
23	73	74	MET
23	73	124	ASP
24	74	39	LEU
24	74	75	THR
24	74	77	LYS
24	74	112	ASN
25	75	27	ARG
25	75	54	TYR
25	75	55	ASN
25	75	63	ILE
25	75	73	MET
25	75	78	ASP
25	75	133	LEU
25	75	135	ILE
26	76	48	LEU
26	76	50	ILE
26	76	74	TYR
26	76	83	ASP
26	76	114	ASP
26	76	115	ARG
27	77	4	PHE
27	77	88	ASP
27	77	92	PHE
27	77	109	GLU

Continued on next page...

Continued from previous page...

Mol	Chain	Res	Type
27	77	134	LEU
28	78	10	LYS
28	78	60	TYR
28	78	82	ILE
28	78	85	ASP
28	78	88	ASP
28	78	91	LEU
29	79	14	ARG
29	79	22	LYS
29	79	25	LYS
29	79	59	LYS
30	80	16	LEU
30	80	40	LYS
30	80	41	LEU
30	80	47	ASN
30	80	61	MET
30	80	83	LYS
31	81	6	ASP
31	81	31	ARG
31	81	50	ARG
31	81	69	TYR
31	81	110	GLU
32	82	62	LYS
33	83	22	VAL
33	83	54	ARG
33	83	57	LYS
33	83	86	ARG
33	83	87	ASN
33	83	106	ASN
34	84	18	ASN
34	84	29	ILE
34	84	51	LEU
34	84	58	ARG
35	85	36	LEU
35	85	48	ARG
35	85	53	CYS
35	85	69	LEU
35	85	71	LYS
35	85	79	ASP
35	85	104	GLN
35	85	119	LYS
36	86	43	LEU

Continued on next page...

Continued from previous page...

Mol	Chain	Res	Type
36	86	53	TYR
36	86	57	LEU
36	86	60	LEU
36	86	64	SER
36	86	98	ARG
36	86	99	ARG
37	87	12	HIS
37	87	13	ASN
37	87	25	ARG
37	87	58	THR
37	87	59	THR
38	88	6	THR
38	88	11	PHE
38	88	38	PHE
38	88	51	LEU
38	88	61	LYS
39	89	5	LYS
39	89	26	TRP
39	89	43	ASN
40	90	112	LYS
40	90	121	LEU
40	90	127	LEU
41	91	19	LYS
42	92	53	GLN
42	92	72	LEU
42	92	100	LYS
42	92	104	LEU
44	P0	5	ARG
44	P0	58	MET
44	P0	67	LEU
44	P0	104	ARG
45	RC	50	ASP
45	RC	51	ASP
45	RC	59	ARG
45	RC	70	ASP
45	RC	117	LYS
45	RC	136	ILE
45	RC	150	TRP
45	RC	163	ASP
45	RC	175	ASP
45	RC	182	ASN
45	RC	207	ASP

Continued on next page...

Continued from previous page...

Mol	Chain	Res	Type
45	RC	217	ASP
45	RC	245	PHE
45	RC	268	GLN
46	S0	8	ASP
46	S0	23	HIS
46	S0	38	PHE
46	S0	43	ASP
46	S0	59	LEU
46	S0	79	ARG
46	S0	84	ARG
46	S0	88	LYS
46	S0	107	PHE
46	S0	110	TYR
46	S0	113	ARG
46	S0	134	LYS
46	S0	185	ARG
46	S0	188	LEU
46	S0	190	ASP
46	S0	191	ARG
46	S0	205	ARG
47	S1	59	ASP
47	S1	61	LEU
47	S1	70	LEU
47	S1	73	LEU
47	S1	77	GLU
47	S1	81	PHE
47	S1	86	LEU
47	S1	89	ASP
47	S1	96	LEU
47	S1	137	ILE
47	S1	148	ASN
47	S1	149	GLN
47	S1	180	THR
47	S1	181	LEU
47	S1	184	LEU
47	S1	206	PRO
47	S1	218	LEU
47	S1	219	LYS
47	S1	223	PHE
48	S2	66	PHE
48	S2	89	GLN
48	S2	95	ARG

Continued on next page...

Continued from previous page...

Mol	Chain	Res	Type
48	S2	106	ASP
48	S2	111	VAL
48	S2	134	LEU
48	S2	148	LEU
49	S3	7	LYS
49	S3	65	ARG
49	S3	79	TYR
49	S3	84	ILE
49	S3	117	ARG
49	S3	125	TYR
49	S3	127	MET
49	S3	143	ARG
49	S3	158	ILE
49	S3	162	GLN
49	S3	178	ARG
49	S3	179	GLN
49	S3	189	MET
50	S4	6	LYS
50	S4	11	ARG
50	S4	26	CYS
50	S4	36	HIS
50	S4	37	LYS
50	S4	117	GLU
50	S4	131	LEU
50	S4	158	ASP
50	S4	198	LYS
50	S4	212	ASP
50	S4	215	ASP
50	S4	227	VAL
50	S4	240	LYS
50	S4	253	ASP
51	S5	25	LEU
51	S5	27	THR
51	S5	45	LYS
51	S5	50	GLU
51	S5	70	VAL
51	S5	76	ARG
51	S5	89	ILE
51	S5	128	ASN
51	S5	156	ARG
51	S5	166	ARG
51	S5	184	PHE

Continued on next page...

Continued from previous page...

Mol	Chain	Res	Type
52	S6	7	TYR
52	S6	29	ASP
52	S6	37	ASP
52	S6	44	GLU
52	S6	59	GLN
52	S6	88	ARG
52	S6	143	LYS
52	S6	154	ARG
52	S6	216	LEU
52	S6	220	LYS
53	S7	14	THR
53	S7	50	ASP
53	S7	67	LEU
53	S7	85	PHE
53	S7	87	ASP
53	S7	95	GLU
53	S7	97	ARG
53	S7	114	ARG
53	S7	116	ARG
53	S7	141	ARG
53	S7	158	ASP
53	S7	174	ASN
53	S7	177	THR
53	S7	185	ILE
54	S8	8	ARG
54	S8	29	LEU
54	S8	47	ARG
54	S8	92	ARG
54	S8	107	THR
54	S8	116	HIS
54	S8	123	LYS
54	S8	137	LYS
54	S8	160	PHE
54	S8	182	TYR
55	S9	3	ARG
55	S9	66	ASP
55	S9	78	ARG
55	S9	92	LYS
55	S9	138	LYS
55	S9	149	ARG
55	S9	151	ASP
55	S9	171	ARG

Continued on next page...

Continued from previous page...

Mol	Chain	Res	Type
56	10	9	ASN
56	10	32	HIS
56	10	41	TYR
56	10	56	LYS
56	10	59	PHE
56	10	63	TYR
56	10	86	ILE
57	11	67	ARG
57	11	121	ASP
57	11	138	ASN
57	11	150	ASN
58	12	24	ILE
58	12	33	ARG
58	12	43	ARG
58	12	45	LEU
58	12	71	ILE
58	12	84	ASN
58	12	89	ILE
58	12	97	LEU
58	12	103	LEU
58	12	108	ARG
58	12	126	TRP
58	12	137	MET
59	13	3	ARG
59	13	31	GLU
59	13	39	LYS
59	13	71	ILE
59	13	75	LEU
59	13	76	LYS
60	14	20	TYR
60	14	61	MET
60	14	70	LYS
60	14	137	LEU
61	15	17	TYR
61	15	21	ASP
61	15	24	LYS
61	15	36	LEU
61	15	44	ARG
61	15	110	GLU
61	15	120	SER
62	16	26	LYS
62	16	52	LEU

Continued on next page...

Continued from previous page...

Mol	Chain	Res	Type
62	16	62	ASN
62	16	98	ASP
62	16	120	ASP
63	17	3	ARG
63	17	29	GLN
63	17	46	LEU
63	17	47	ARG
63	17	49	LYS
63	17	60	ARG
63	17	81	LYS
63	17	83	GLN
63	17	84	TYR
63	17	95	ARG
63	17	123	ASN
64	18	3	LEU
64	18	15	LEU
64	18	28	ILE
64	18	36	LYS
64	18	82	PRO
64	18	87	ASN
64	18	91	ASP
64	18	94	ASP
64	18	97	ASP
64	18	114	GLU
64	18	132	ARG
65	19	13	ASP
65	19	28	LEU
65	19	44	GLU
65	19	64	HIS
65	19	66	TYR
65	19	95	ASP
65	19	126	GLU
65	19	130	ARG
65	19	131	ASP
65	19	135	ILE
65	19	143	ASP
66	20	18	GLN
66	20	43	LYS
66	20	46	GLU
66	20	57	ARG
66	20	77	LYS
66	20	85	ARG

Continued on next page...

Continued from previous page...

Mol	Chain	Res	Type
66	20	89	ARG
66	20	92	ASP
67	21	5	LYS
67	21	11	LEU
67	21	27	ASP
68	22	23	ARG
68	22	24	GLN
68	22	65	LEU
68	22	93	LEU
68	22	103	ILE
68	22	104	LEU
68	22	118	ARG
69	23	7	ARG
69	23	19	ARG
69	23	24	TRP
69	23	27	ASN
69	23	28	ASN
69	23	82	LYS
69	23	114	LYS
69	23	136	TRP
69	23	144	ARG
70	24	17	LEU
70	24	32	ARG
70	24	99	LYS
70	24	102	LYS
70	24	119	PHE
70	24	128	LYS
71	25	77	ARG
71	25	85	LYS
71	25	95	HIS
71	25	103	ARG
72	26	36	ILE
72	26	37	LYS
72	26	38	ARG
72	26	41	ILE
72	26	90	GLU
73	27	34	ASP
73	27	65	THR
74	28	19	THR
74	28	32	PHE
74	28	35	ASP
74	28	52	ASP

Continued on next page...

Continued from previous page...

Mol	Chain	Res	Type
75	29	8	PHE
75	29	40	ARG
76	30	20	LYS
76	30	35	TYR
76	30	51	ASN
76	30	56	MET
77	31	113	LYS
77	31	120	GLU
77	31	138	ARG

Some sidechains can be flipped to improve hydrogen bonding and reduce clashes. All (224) such sidechains are listed below:

Mol	Chain	Res	Type
1	L1	35	GLN
1	L1	44	GLN
1	L1	57	ASN
1	L1	94	ASN
1	L1	108	ASN
1	L1	127	GLN
1	L1	158	GLN
1	L1	181	ASN
2	L2	38	HIS
2	L2	79	ASN
2	L2	132	ASN
2	L2	205	ASN
2	L2	250	GLN
2	L2	253	GLN
3	L3	3	HIS
3	L3	11	HIS
3	L3	121	ASN
3	L3	198	HIS
3	L3	211	GLN
3	L3	243	HIS
3	L3	313	HIS
3	L3	345	ASN
4	L4	45	ASN
4	L4	59	GLN
4	L4	114	ASN
4	L4	221	ASN
4	L4	234	ASN
4	L4	260	GLN
4	L4	307	GLN

Continued on next page...

Continued from previous page...

Mol	Chain	Res	Type
4	L4	316	ASN
4	L4	320	ASN
4	L4	328	ASN
4	L4	361	HIS
5	L5	40	HIS
5	L5	63	GLN
5	L5	90	HIS
5	L5	264	GLN
6	L6	4	GLN
6	L6	28	GLN
7	L7	146	GLN
7	L7	172	ASN
8	L8	41	GLN
8	L8	59	GLN
8	L8	138	HIS
8	L8	243	GLN
9	L9	8	GLN
9	L9	49	ASN
9	L9	50	ASN
9	L9	125	ASN
9	L9	157	ASN
10	60	14	ASN
10	60	59	GLN
10	60	163	GLN
10	60	209	ASN
10	60	220	GLN
11	61	68	HIS
11	61	101	ASN
13	63	28	GLN
13	63	37	ASN
13	63	102	GLN
13	63	103	ASN
13	63	137	GLN
15	65	57	GLN
15	65	86	ASN
15	65	87	GLN
15	65	117	ASN
15	65	122	ASN
15	65	123	GLN
16	66	122	GLN
17	67	28	ASN
17	67	50	GLN

Continued on next page...

Continued from previous page...

Mol	Chain	Res	Type
17	67	96	GLN
17	67	101	ASN
17	67	120	ASN
17	67	121	GLN
18	68	5	HIS
18	68	9	GLN
18	68	145	ASN
19	69	34	GLN
19	69	68	GLN
19	69	166	ASN
19	69	175	GLN
20	70	3	HIS
20	70	63	GLN
20	70	89	ASN
20	70	108	GLN
20	70	142	GLN
21	71	22	HIS
21	71	49	GLN
21	71	54	HIS
21	71	58	GLN
21	71	131	GLN
21	71	134	GLN
21	71	146	ASN
23	73	7	GLN
23	73	33	ASN
24	74	32	GLN
24	74	112	ASN
25	75	91	ASN
25	75	111	ASN
26	76	81	GLN
27	77	57	HIS
27	77	106	GLN
28	78	44	ASN
28	78	65	GLN
30	80	36	GLN
32	82	35	GLN
32	82	49	ASN
32	82	52	GLN
32	82	60	ASN
32	82	88	HIS
32	82	104	ASN
33	83	13	HIS

Continued on next page...

Continued from previous page...

Mol	Chain	Res	Type
33	83	24	ASN
33	83	26	ASN
33	83	42	GLN
33	83	75	HIS
33	83	87	ASN
33	83	106	ASN
35	85	62	GLN
35	85	68	GLN
35	85	113	GLN
37	87	13	ASN
37	87	76	ASN
38	88	10	GLN
38	88	40	GLN
39	89	32	ASN
39	89	38	ASN
39	89	43	ASN
39	89	50	ASN
40	90	119	ASN
42	92	47	GLN
42	92	53	GLN
42	92	82	GLN
42	92	99	GLN
44	P0	36	GLN
44	P0	39	HIS
44	P0	83	ASN
45	RC	29	GLN
45	RC	52	GLN
45	RC	182	ASN
45	RC	308	ASN
46	S0	23	HIS
46	S0	30	GLN
46	S0	32	HIS
46	S0	33	GLN
46	S0	193	GLN
47	S1	146	GLN
47	S1	148	ASN
47	S1	149	GLN
47	S1	177	GLN
47	S1	232	HIS
49	S3	74	GLN
49	S3	92	GLN
50	S4	16	HIS

Continued on next page...

Continued from previous page...

Mol	Chain	Res	Type
50	S4	50	ASN
50	S4	67	GLN
50	S4	69	HIS
50	S4	130	GLN
50	S4	188	ASN
50	S4	201	HIS
50	S4	209	HIS
50	S4	216	ASN
50	S4	258	GLN
50	S4	259	GLN
51	S5	44	ASN
51	S5	79	ASN
51	S5	103	ASN
51	S5	122	ASN
51	S5	128	ASN
52	S6	13	GLN
52	S6	34	GLN
52	S6	59	GLN
52	S6	176	GLN
53	S7	22	GLN
53	S7	89	HIS
53	S7	180	GLN
54	S8	32	GLN
54	S8	64	ASN
55	S9	131	GLN
56	10	12	HIS
56	10	32	HIS
56	10	62	GLN
57	11	21	ASN
57	11	150	ASN
58	12	84	ASN
58	12	111	ASN
61	15	15	HIS
61	15	103	ASN
62	16	94	GLN
63	17	29	GLN
63	17	83	GLN
63	17	97	ASN
63	17	105	GLN
63	17	123	ASN
64	18	44	ASN
64	18	74	GLN

Continued on next page...

Continued from previous page...

Mol	Chain	Res	Type
64	18	75	ASN
64	18	127	HIS
65	19	16	ASN
65	19	43	ASN
65	19	129	GLN
65	19	138	GLN
66	20	33	GLN
66	20	40	ASN
66	20	87	HIS
66	20	98	GLN
67	21	21	ASN
67	21	70	ASN
67	21	74	GLN
68	22	15	ASN
68	22	42	GLN
68	22	44	HIS
68	22	64	GLN
68	22	80	ASN
68	22	92	ASN
69	23	21	ASN
69	23	22	ASN
69	23	75	GLN
70	24	22	GLN
70	24	63	GLN
70	24	113	ASN
71	25	82	HIS
71	25	98	GLN

5.3.3 RNA ⓘ

Mol	Chain	Analysed	Backbone Outliers	Pucker Outliers
78	1S	1779/1798 (98%)	336 (18%)	15 (0%)
79	2S	3282/3395 (96%)	472 (14%)	21 (0%)
80	8S	157/158 (99%)	22 (14%)	1 (0%)
81	5S	120/121 (99%)	11 (9%)	0
82	MR	8/14 (57%)	2 (25%)	0
83	PT	76/77 (98%)	9 (11%)	0
All	All	5422/5563 (97%)	852 (15%)	37 (0%)

All (852) RNA backbone outliers are listed below:

Mol	Chain	Res	Type
78	1S	2	A
78	1S	4	C
78	1S	25	C
78	1S	26	A
78	1S	34	G
78	1S	42	G
78	1S	43	A
78	1S	45	U
78	1S	47	A
78	1S	57	G
78	1S	60	U
78	1S	68	A
78	1S	69	G
78	1S	72	A
78	1S	73	U
78	1S	74	U
78	1S	76	A
78	1S	77	U
78	1S	78	A
78	1S	81	G
78	1S	104	A
78	1S	114	C
78	1S	116	U
78	1S	132	U
78	1S	133	U
78	1S	134	U
78	1S	135	A
78	1S	136	C
78	1S	137	U
78	1S	140	A
78	1S	141	U
78	1S	145	A
78	1S	153	G
78	1S	159	U
78	1S	170	U
78	1S	178	U
78	1S	184	C
78	1S	185	U
78	1S	186	C
78	1S	190	C
78	1S	191	C
78	1S	192	U
78	1S	195	G

Continued on next page...

Continued from previous page...

Mol	Chain	Res	Type
78	1S	197	A
78	1S	200	A
78	1S	215	A
78	1S	219	A
78	1S	228	G
78	1S	231	U
78	1S	232	U
78	1S	233	C
78	1S	234	G
78	1S	238	U
78	1S	239	C
78	1S	240	U
78	1S	241	U
78	1S	250	C
78	1S	259	U
78	1S	261	U
78	1S	265	A
78	1S	272	U
78	1S	276	C
78	1S	278	U
78	1S	280	U
78	1S	288	A
78	1S	299	A
78	1S	316	A
78	1S	320	U
78	1S	321	C
78	1S	322	G
78	1S	337	G
78	1S	338	C
78	1S	352	A
78	1S	359	A
78	1S	360	A
78	1S	361	C
78	1S	380	U
78	1S	402	C
78	1S	404	G
78	1S	416	A
78	1S	417	A
78	1S	423	G
78	1S	424	C
78	1S	425	A
78	1S	426	G

Continued on next page...

Continued from previous page...

Mol	Chain	Res	Type
78	1S	434	G
78	1S	439	U
78	1S	444	C
78	1S	469	C
78	1S	475	A
78	1S	477	A
78	1S	485	A
78	1S	488	G
78	1S	493	U
78	1S	495	C
78	1S	496	G
78	1S	500	C
78	1S	502	U
78	1S	505	A
78	1S	506	A
78	1S	507	U
78	1S	510	G
78	1S	515	A
78	1S	519	C
78	1S	532	U
78	1S	538	A
78	1S	539	G
78	1S	541	A
78	1S	545	A
78	1S	555	A
78	1S	556	A
78	1S	557	G
78	1S	558	U
78	1S	559	C
78	1S	565	C
78	1S	571	G
78	1S	579	A
78	1S	580	A
78	1S	594	A
78	1S	595	G
78	1S	606	A
78	1S	611	U
78	1S	619	A
78	1S	620	A
78	1S	622	A
78	1S	623	A
78	1S	638	U

Continued on next page...

Continued from previous page...

Mol	Chain	Res	Type
78	1S	639	U
78	1S	655	G
78	1S	656	G
78	1S	658	C
78	1S	685	A
78	1S	687	G
78	1S	694	U
78	1S	696	C
78	1S	697	C
78	1S	700	C
78	1S	703	G
78	1S	704	C
78	1S	705	U
78	1S	707	A
78	1S	709	C
78	1S	710	U
78	1S	712	G
78	1S	713	A
78	1S	715	U
78	1S	718	U
78	1S	719	U
78	1S	721	U
78	1S	723	G
78	1S	725	U
78	1S	731	C
78	1S	733	A
78	1S	734	A
78	1S	738	G
78	1S	742	U
78	1S	745	U
78	1S	755	A
78	1S	766	U
78	1S	774	A
78	1S	778	G
78	1S	780	A
78	1S	781	U
78	1S	783	G
78	1S	784	C
78	1S	789	A
78	1S	794	U
78	1S	812	A
78	1S	815	G

Continued on next page...

Continued from previous page...

Mol	Chain	Res	Type
78	1S	820	U
78	1S	821	U
78	1S	823	G
78	1S	830	U
78	1S	831	U
78	1S	833	U
78	1S	841	U
78	1S	846	G
78	1S	856	A
78	1S	860	U
78	1S	861	U
78	1S	863	A
78	1S	865	A
78	1S	876	G
78	1S	898	A
78	1S	911	U
78	1S	912	U
78	1S	913	G
78	1S	914	G
78	1S	933	A
78	1S	944	A
78	1S	966	A
78	1S	982	U
78	1S	992	A
78	1S	1004	U
78	1S	1005	A
78	1S	1012	U
78	1S	1021	C
78	1S	1026	A
78	1S	1028	C
78	1S	1029	U
78	1S	1032	G
78	1S	1039	A
78	1S	1052	U
78	1S	1053	G
78	1S	1058	U
78	1S	1059	U
78	1S	1061	A
78	1S	1072	C
78	1S	1074	G
78	1S	1076	A
78	1S	1080	U

Continued on next page...

Continued from previous page...

Mol	Chain	Res	Type
78	1S	1082	C
78	1S	1091	A
78	1S	1092	A
78	1S	1093	A
78	1S	1096	C
78	1S	1097	U
78	1S	1098	U
78	1S	1100	G
78	1S	1155	G
78	1S	1156	C
78	1S	1157	A
78	1S	1158	C
78	1S	1160	A
78	1S	1167	G
78	1S	1186	U
78	1S	1188	G
78	1S	1194	A
78	1S	1196	A
78	1S	1199	G
78	1S	1200	G
78	1S	1202	A
78	1S	1217	A
78	1S	1218	G
78	1S	1228	G
78	1S	1229	G
78	1S	1243	G
78	1S	1244	A
78	1S	1245	G
78	1S	1246	C
78	1S	1273	G
78	1S	1275	A
78	1S	1305	U
78	1S	1306	C
78	1S	1310	U
78	1S	1311	U
78	1S	1312	A
78	1S	1313	A
78	1S	1314	U
78	1S	1321	A
78	1S	1330	G
78	1S	1340	U
78	1S	1341	A

Continued on next page...

Continued from previous page...

Mol	Chain	Res	Type
78	1S	1344	A
78	1S	1345	A
78	1S	1347	U
78	1S	1361	U
78	1S	1362	U
78	1S	1363	U
78	1S	1370	U
78	1S	1371	A
78	1S	1385	G
78	1S	1390	U
78	1S	1391	A
78	1S	1398	U
78	1S	1399	C
78	1S	1400	A
78	1S	1401	A
78	1S	1403	C
78	1S	1413	U
78	1S	1415	U
78	1S	1416	G
78	1S	1427	A
78	1S	1428	G
78	1S	1445	G
78	1S	1446	A
78	1S	1448	G
78	1S	1457	C
78	1S	1459	C
78	1S	1471	A
78	1S	1473	U
78	1S	1474	G
78	1S	1482	C
78	1S	1483	A
78	1S	1486	G
78	1S	1490	C
78	1S	1491	U
78	1S	1492	A
78	1S	1499	G
78	1S	1516	A
78	1S	1520	U
78	1S	1521	G
78	1S	1523	G
78	1S	1524	A
78	1S	1535	U

Continued on next page...

Continued from previous page...

Mol	Chain	Res	Type
78	1S	1537	C
78	1S	1538	U
78	1S	1539	G
78	1S	1540	G
78	1S	1557	U
78	1S	1559	A
78	1S	1582	U
78	1S	1584	G
78	1S	1601	G
78	1S	1616	G
78	1S	1621	U
78	1S	1622	G
78	1S	1623	C
78	1S	1631	A
78	1S	1636	C
78	1S	1644	C
78	1S	1645	G
78	1S	1657	U
78	1S	1658	G
78	1S	1678	A
78	1S	1683	C
78	1S	1684	U
78	1S	1689	A
78	1S	1690	G
78	1S	1693	A
78	1S	1697	G
78	1S	1700	C
78	1S	1702	A
78	1S	1713	G
78	1S	1717	G
78	1S	1736	G
78	1S	1750	A
78	1S	1754	A
78	1S	1756	A
78	1S	1758	U
78	1S	1762	A
78	1S	1780	G
78	1S	1792	G
78	1S	1793	G
78	1S	1794	A
78	1S	1796	C
79	2S	14	U

Continued on next page...

Continued from previous page...

Mol	Chain	Res	Type
79	2S	26	A
79	2S	40	A
79	2S	43	A
79	2S	49	A
79	2S	60	A
79	2S	65	A
79	2S	66	A
79	2S	74	G
79	2S	77	A
79	2S	92	G
79	2S	110	G
79	2S	111	C
79	2S	116	A
79	2S	120	G
79	2S	121	A
79	2S	122	A
79	2S	123	A
79	2S	124	U
79	2S	133	U
79	2S	135	C
79	2S	136	G
79	2S	156	G
79	2S	157	A
79	2S	161	G
79	2S	165	A
79	2S	170	G
79	2S	182	U
79	2S	187	A
79	2S	190	U
79	2S	191	U
79	2S	210	U
79	2S	218	G
79	2S	219	A
79	2S	240	U
79	2S	243	G
79	2S	249	U
79	2S	252	U
79	2S	269	G
79	2S	283	G
79	2S	286	U
79	2S	295	A
79	2S	298	U

Continued on next page...

Continued from previous page...

Mol	Chain	Res	Type
79	2S	305	U
79	2S	323	A
79	2S	329	U
79	2S	338	A
79	2S	339	C
79	2S	344	A
79	2S	346	C
79	2S	350	C
79	2S	352	A
79	2S	374	A
79	2S	376	G
79	2S	398	A
79	2S	401	U
79	2S	402	A
79	2S	403	C
79	2S	421	G
79	2S	422	A
79	2S	439	C
79	2S	441	U
79	2S	487	U
79	2S	494	G
79	2S	495	G
79	2S	503	C
79	2S	510	G
79	2S	517	G
79	2S	520	U
79	2S	521	A
79	2S	535	G
79	2S	546	C
79	2S	547	G
79	2S	557	A
79	2S	558	U
79	2S	559	A
79	2S	578	A
79	2S	579	G
79	2S	608	A
79	2S	609	G
79	2S	611	A
79	2S	620	U
79	2S	621	A
79	2S	636	C
79	2S	637	C

Continued on next page...

Continued from previous page...

Mol	Chain	Res	Type
79	2S	638	C
79	2S	646	A
79	2S	649	A
79	2S	677	A
79	2S	681	U
79	2S	683	U
79	2S	691	A
79	2S	705	A
79	2S	706	A
79	2S	719	U
79	2S	720	A
79	2S	758	C
79	2S	765	C
79	2S	766	U
79	2S	767	U
79	2S	776	U
79	2S	777	U
79	2S	781	G
79	2S	785	G
79	2S	786	A
79	2S	799	G
79	2S	806	A
79	2S	817	A
79	2S	830	A
79	2S	849	C
79	2S	861	C
79	2S	874	U
79	2S	875	G
79	2S	879	U
79	2S	880	G
79	2S	907	G
79	2S	908	G
79	2S	914	A
79	2S	916	G
79	2S	923	C
79	2S	932	U
79	2S	937	G
79	2S	938	C
79	2S	944	C
79	2S	959	C
79	2S	960	U
79	2S	979	U

Continued on next page...

Continued from previous page...

Mol	Chain	Res	Type
79	2S	981	U
79	2S	984	G
79	2S	1001	G
79	2S	1002	A
79	2S	1010	G
79	2S	1020	G
79	2S	1024	G
79	2S	1025	A
79	2S	1027	A
79	2S	1029	G
79	2S	1037	C
79	2S	1041	U
79	2S	1047	A
79	2S	1049	C
79	2S	1063	G
79	2S	1064	A
79	2S	1065	A
79	2S	1081	U
79	2S	1082	U
79	2S	1093	A
79	2S	1094	U
79	2S	1095	U
79	2S	1097	G
79	2S	1098	A
79	2S	1103	A
79	2S	1104	G
79	2S	1117	G
79	2S	1131	G
79	2S	1143	A
79	2S	1144	U
79	2S	1159	A
79	2S	1161	G
79	2S	1162	U
79	2S	1174	G
79	2S	1177	G
79	2S	1180	A
79	2S	1181	U
79	2S	1201	C
79	2S	1209	G
79	2S	1221	A
79	2S	1222	G
79	2S	1236	G

Continued on next page...

Continued from previous page...

Mol	Chain	Res	Type
79	2S	1237	G
79	2S	1239	C
79	2S	1241	U
79	2S	1242	G
79	2S	1244	A
79	2S	1245	A
79	2S	1246	G
79	2S	1258	U
79	2S	1262	G
79	2S	1263	A
79	2S	1264	G
79	2S	1265	U
79	2S	1292	C
79	2S	1301	A
79	2S	1307	G
79	2S	1308	A
79	2S	1309	U
79	2S	1318	A
79	2S	1330	A
79	2S	1348	U
79	2S	1349	G
79	2S	1351	U
79	2S	1352	A
79	2S	1355	A
79	2S	1357	G
79	2S	1386	A
79	2S	1392	G
79	2S	1399	A
79	2S	1400	G
79	2S	1419	A
79	2S	1431	G
79	2S	1434	G
79	2S	1437	C
79	2S	1455	U
79	2S	1456	A
79	2S	1481	A
79	2S	1496	C
79	2S	1508	C
79	2S	1556	C
79	2S	1557	A
79	2S	1562	C
79	2S	1563	C

Continued on next page...

Continued from previous page...

Mol	Chain	Res	Type
79	2S	1567	U
79	2S	1568	U
79	2S	1569	U
79	2S	1570	U
79	2S	1576	G
79	2S	1582	C
79	2S	1583	A
79	2S	1587	A
79	2S	1589	A
79	2S	1607	U
79	2S	1629	U
79	2S	1642	A
79	2S	1643	A
79	2S	1645	U
79	2S	1655	G
79	2S	1694	U
79	2S	1716	U
79	2S	1717	U
79	2S	1725	C
79	2S	1730	G
79	2S	1750	A
79	2S	1751	G
79	2S	1765	U
79	2S	1766	G
79	2S	1780	G
79	2S	1788	C
79	2S	1797	A
79	2S	1808	G
79	2S	1816	A
79	2S	1817	G
79	2S	1819	U
79	2S	1820	U
79	2S	1821	U
79	2S	1839	A
79	2S	1841	A
79	2S	1842	A
79	2S	1843	C
79	2S	1845	G
79	2S	1849	C
79	2S	1850	A
79	2S	1879	A
79	2S	1893	A

Continued on next page...

Continued from previous page...

Mol	Chain	Res	Type
79	2S	1906	G
79	2S	1927	G
79	2S	1931	U
79	2S	1948	G
79	2S	1954	G
79	2S	1962	G
79	2S	1969	G
79	2S	1980	C
79	2S	2082	U
79	2S	2083	G
79	2S	2085	U
79	2S	2094	C
79	2S	2101	C
79	2S	2102	U
79	2S	2111	G
79	2S	2113	A
79	2S	2121	G
79	2S	2122	G
79	2S	2131	A
79	2S	2140	U
79	2S	2142	A
79	2S	2144	A
79	2S	2158	A
79	2S	2169	G
79	2S	2188	A
79	2S	2205	U
79	2S	2244	A
79	2S	2255	A
79	2S	2256	A
79	2S	2260	U
79	2S	2273	G
79	2S	2281	A
79	2S	2282	U
79	2S	2298	U
79	2S	2307	G
79	2S	2308	C
79	2S	2310	U
79	2S	2313	A
79	2S	2314	U
79	2S	2315	G
79	2S	2319	U
79	2S	2336	U

Continued on next page...

Continued from previous page...

Mol	Chain	Res	Type
79	2S	2373	A
79	2S	2374	C
79	2S	2375	G
79	2S	2397	A
79	2S	2402	A
79	2S	2403	G
79	2S	2411	U
79	2S	2418	G
79	2S	2434	U
79	2S	2453	U
79	2S	2454	G
79	2S	2458	A
79	2S	2459	A
79	2S	2462	A
79	2S	2463	G
79	2S	2468	A
79	2S	2472	U
79	2S	2474	G
79	2S	2475	G
79	2S	2485	A
79	2S	2487	U
79	2S	2488	A
79	2S	2490	C
79	2S	2494	A
79	2S	2512	C
79	2S	2513	U
79	2S	2514	U
79	2S	2515	A
79	2S	2522	G
79	2S	2523	A
79	2S	2526	C
79	2S	2531	C
79	2S	2533	G
79	2S	2534	G
79	2S	2535	A
79	2S	2537	U
79	2S	2538	U
79	2S	2540	A
79	2S	2541	U
79	2S	2542	U
79	2S	2549	G
79	2S	2552	C

Continued on next page...

Continued from previous page...

Mol	Chain	Res	Type
79	2S	2561	A
79	2S	2569	A
79	2S	2570	U
79	2S	2571	U
79	2S	2572	C
79	2S	2573	G
79	2S	2585	G
79	2S	2587	U
79	2S	2589	G
79	2S	2594	C
79	2S	2596	U
79	2S	2606	G
79	2S	2607	G
79	2S	2614	G
79	2S	2626	A
79	2S	2635	A
79	2S	2637	A
79	2S	2645	G
79	2S	2648	G
79	2S	2652	U
79	2S	2655	U
79	2S	2656	A
79	2S	2674	A
79	2S	2677	G
79	2S	2689	A
79	2S	2691	A
79	2S	2694	A
79	2S	2696	A
79	2S	2714	G
79	2S	2728	G
79	2S	2729	U
79	2S	2742	C
79	2S	2753	G
79	2S	2755	C
79	2S	2762	A
79	2S	2777	G
79	2S	2778	G
79	2S	2779	A
79	2S	2788	C
79	2S	2796	G
79	2S	2799	A
79	2S	2800	G

Continued on next page...

Continued from previous page...

Mol	Chain	Res	Type
79	2S	2801	A
79	2S	2803	A
79	2S	2810	C
79	2S	2816	G
79	2S	2817	A
79	2S	2818	U
79	2S	2844	C
79	2S	2845	A
79	2S	2867	C
79	2S	2871	G
79	2S	2872	A
79	2S	2873	U
79	2S	2875	U
79	2S	2887	A
79	2S	2896	A
79	2S	2899	C
79	2S	2918	G
79	2S	2923	U
79	2S	2928	C
79	2S	2935	U
79	2S	2936	A
79	2S	2947	G
79	2S	2951	G
79	2S	2954	U
79	2S	2983	C
79	2S	2997	G
79	2S	3049	A
79	2S	3057	U
79	2S	3059	G
79	2S	3078	U
79	2S	3080	G
79	2S	3086	A
79	2S	3092	C
79	2S	3094	A
79	2S	3115	C
79	2S	3116	G
79	2S	3122	A
79	2S	3130	A
79	2S	3131	U
79	2S	3142	A
79	2S	3143	C
79	2S	3154	C

Continued on next page...

Continued from previous page...

Mol	Chain	Res	Type
79	2S	3155	U
79	2S	3156	U
79	2S	3157	U
79	2S	3164	C
79	2S	3165	A
79	2S	3173	G
79	2S	3174	A
79	2S	3176	G
79	2S	3179	U
79	2S	3181	C
79	2S	3187	A
79	2S	3198	U
79	2S	3206	C
79	2S	3207	U
79	2S	3215	A
79	2S	3217	C
79	2S	3218	A
79	2S	3219	G
79	2S	3222	U
79	2S	3229	G
79	2S	3235	C
79	2S	3243	A
79	2S	3245	A
79	2S	3259	U
79	2S	3260	G
79	2S	3263	G
79	2S	3270	U
79	2S	3273	A
79	2S	3276	G
79	2S	3279	A
79	2S	3281	U
79	2S	3286	G
79	2S	3287	U
79	2S	3289	G
79	2S	3294	A
79	2S	3295	A
79	2S	3304	U
79	2S	3316	A
79	2S	3319	U
79	2S	3335	A
79	2S	3345	G
79	2S	3352	U

Continued on next page...

Continued from previous page...

Mol	Chain	Res	Type
79	2S	3354	U
79	2S	3355	U
79	2S	3356	G
79	2S	3369	G
79	2S	3370	A
79	2S	3375	A
79	2S	3378	C
79	2S	3389	U
79	2S	3390	G
80	8S	34	U
80	8S	35	C
80	8S	51	G
80	8S	59	A
80	8S	62	C
80	8S	63	G
80	8S	80	A
80	8S	82	U
80	8S	83	C
80	8S	86	U
80	8S	87	G
80	8S	90	U
80	8S	95	G
80	8S	105	A
80	8S	106	C
80	8S	111	A
80	8S	113	U
80	8S	125	U
80	8S	126	A
80	8S	128	U
80	8S	151	C
80	8S	156	U
81	5S	13	A
81	5S	22	A
81	5S	51	A
81	5S	52	G
81	5S	54	U
81	5S	65	G
81	5S	76	A
81	5S	93	C
81	5S	102	A
81	5S	112	G
81	5S	121	U

Continued on next page...

Continued from previous page...

Mol	Chain	Res	Type
82	MR	4	A
82	MR	5	A
83	PT	2	G
83	PT	9	G
83	PT	20	G
83	PT	21	U
83	PT	48	U
83	PT	49	C
83	PT	60	A
83	PT	62	C
83	PT	77	A

All (37) RNA pucker outliers are listed below:

Mol	Chain	Res	Type
78	1S	25	C
78	1S	68	A
78	1S	139	C
78	1S	555	A
78	1S	720	G
78	1S	829	A
78	1S	1051	G
78	1S	1339	C
78	1S	1344	A
78	1S	1370	U
78	1S	1481	C
78	1S	1615	C
78	1S	1621	U
78	1S	1696	G
78	1S	1761	U
79	2S	65	A
79	2S	169	U
79	2S	637	C
79	2S	764	U
79	2S	1103	A
79	2S	1241	U
79	2S	1307	G
79	2S	1329	U
79	2S	1556	C
79	2S	1816	A
79	2S	2101	C
79	2S	2112	U

Continued on next page...

Continued from previous page...

Mol	Chain	Res	Type
79	2S	2512	C
79	2S	2525	G
79	2S	2534	G
79	2S	2541	U
79	2S	2593	A
79	2S	3121	U
79	2S	3228	C
79	2S	3269	U
79	2S	3351	U
80	8S	85	G

5.4 Non-standard residues in protein, DNA, RNA chains [i](#)

There are no non-standard protein/DNA/RNA residues in this entry.

5.5 Carbohydrates [i](#)

There are no carbohydrates in this entry.

5.6 Ligand geometry [i](#)

There are no ligands in this entry.

5.7 Other polymers [i](#)

There are no such residues in this entry.

5.8 Polymer linkage issues [i](#)

There are no chain breaks in this entry.