



wwPDB EM Map/Model Validation Report ⓘ

Apr 10, 2016 – 01:56 PM BST

PDB ID : 3JBX
EMDB ID: : EMD-6487
Title : Cryo-electron microscopy structure of RAG Signal End Complex (C2 symmetry)
Authors : Ru, H.; Chambers, M.G.; Fu, T.-M.; Tong, A.B.; Liao, M.; Wu, H.
Deposited on : 2015-10-22
Resolution : 3.40 Å(reported)

This is a wwPDB EM Map/Model Validation Report for a publicly released PDB/EMDB entry.
For rigid body fitted models, validation errors reported here could stem from errors in the original structure(s) used in the fitting.
We welcome your comments at validation@mail.wwpdb.org
A user guide is available at
<http://wwpdb.org/validation/2016/EMValidationReportHelp>

MolProbity : 4.02b-467
Mogul : unknown
Percentile statistics : 20151230.v01 (using entries in the PDB archive December 30th 2015)
Ideal geometry (proteins) : Engh & Huber (2001)
Ideal geometry (DNA, RNA) : Parkinson et. al. (1996)
Validation Pipeline (wwPDB-VP) : trunk27241

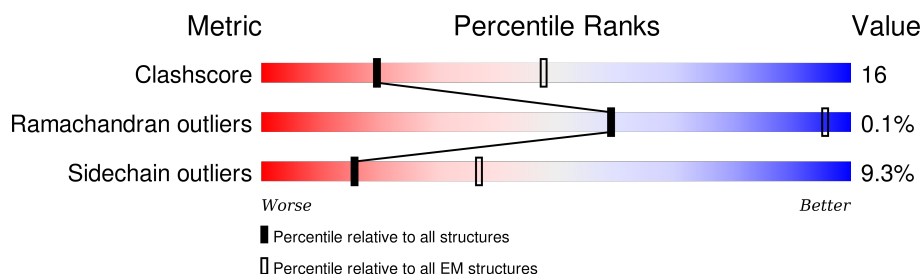
1 Overall quality at a glance

The following experimental techniques were used to determine the structure:

ELECTRON MICROSCOPY

The reported resolution of this entry is 3.40 Å.

Percentile scores (ranging between 0-100) for global validation metrics of the entry are shown in the following graphic. The table shows the number of entries on which the scores are based.






Metric	Whole archive (#Entries)	EM structures (#Entries)
Clashscore	114402	924
Ramachandran outliers	111179	726
Sidechain outliers	111093	686

The table below summarises the geometric issues observed across the polymeric chains. The red, orange, yellow and green segments on the bar indicate the fraction of residues that contain outliers for ≥ 3 , 2, 1 and 0 types of geometric quality criteria. A grey segment represents the fraction of residues that are not modelled. The numeric value for each fraction is indicated below the corresponding segment, with a dot representing fractions $\leq 5\%$

Mol	Chain	Length	Quality of chain
1	A	764	41% 26% . 28%
1	C	764	43% 26% . 28%
2	B	533	40% 23% . 34%
2	D	533	41% 23% . 34%
3	E	15	53% 47%
3	H	15	53% 47%
4	F	15	47% 53%
4	G	15	40% 60%
5	I	14	64% 36%

Continued on next page...

Continued from previous page...

Mol	Chain	Length	Quality of chain
5	K	14	 79% 21%
6	J	14	 21% 79%
6	L	14	 29% 71%

2 Entry composition

There are 8 unique types of molecules in this entry. The entry contains 16670 atoms, of which 0 are hydrogens and 0 are deuteriums.

In the tables below, the AltConf column contains the number of residues with at least one atom in alternate conformation and the Trace column contains the number of residues modelled with at most 2 atoms.

- Molecule 1 is a protein called V(D)J recombination-activating protein 1.

Mol	Chain	Residues	Atoms					AltConf	Trace
1	A	550	Total	C	N	O	S	0	0
			4435	2781	786	834	34		
1	C	550	Total	C	N	O	S	0	0
			4435	2781	786	834	34		

There are 6 discrepancies between the modelled and reference sequences:

Chain	Residue	Modelled	Actual	Comment	Reference
A	268	GLY	-	EXPRESSION TAG	UNP O13033
A	269	GLY	-	EXPRESSION TAG	UNP O13033
A	270	SER	-	EXPRESSION TAG	UNP O13033
C	268	GLY	-	EXPRESSION TAG	UNP O13033
C	269	GLY	-	EXPRESSION TAG	UNP O13033
C	270	SER	-	EXPRESSION TAG	UNP O13033

- Molecule 2 is a protein called V(D)J recombination-activating protein 2.

Mol	Chain	Residues	Atoms					AltConf	Trace
2	B	351	Total	C	N	O	S	0	0
			2714	1716	470	509	19		
2	D	351	Total	C	N	O	S	0	0
			2714	1716	470	509	19		

There are 6 discrepancies between the modelled and reference sequences:

Chain	Residue	Modelled	Actual	Comment	Reference
B	-2	GLY	-	EXPRESSION TAG	UNP Q1RLW7
B	-1	GLY	-	EXPRESSION TAG	UNP Q1RLW7
B	0	SER	-	EXPRESSION TAG	UNP Q1RLW7
D	-2	GLY	-	EXPRESSION TAG	UNP Q1RLW7
D	-1	GLY	-	EXPRESSION TAG	UNP Q1RLW7
D	0	SER	-	EXPRESSION TAG	UNP Q1RLW7

- Molecule 3 is a DNA chain called 5'-D(*CP*AP*CP*AP*GP*TP*GP*CP*TP*AP*CP*AP*GP*AP*C)-3'.

Mol	Chain	Residues	Atoms					AltConf	Trace
3	E	15	Total	C	N	O	P	0	0
			303	145	59	85	14		
3	H	15	Total	C	N	O	P	0	0
			303	145	59	85	14		

- Molecule 4 is a DNA chain called 5'-D(P*GP*TP*CP*TP*GP*TP*AP*GP*CP*AP*CP*TP*GP*TP*G)-3'.

Mol	Chain	Residues	Atoms					AltConf	Trace
4	F	15	Total	C	N	O	P	0	0
			309	147	54	93	15		
4	G	15	Total	C	N	O	P	0	0
			309	147	54	93	15		

- Molecule 5 is a DNA chain called 5'-D(*GP*CP*GP*AP*TP*GP*GP*TP*TP*AP*AP*CP*CP*A)-3'.

Mol	Chain	Residues	Atoms					AltConf	Trace
5	I	14	Total	C	N	O	P	0	0
			286	137	55	81	13		
5	K	14	Total	C	N	O	P	0	0
			286	137	55	81	13		

- Molecule 6 is a DNA chain called 5'-D(P*TP*GP*GP*TP*TP*AP*AP*CP*CP*AP*TP*CP*GP*C)-3'.

Mol	Chain	Residues	Atoms					AltConf	Trace
6	J	14	Total	C	N	O	P	0	0
			285	136	50	85	14		
6	L	14	Total	C	N	O	P	0	0
			285	136	50	85	14		

- Molecule 7 is ZINC ION (three-letter code: ZN) (formula: Zn).

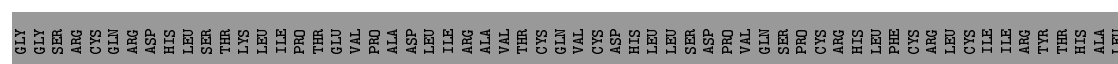
Mol	Chain	Residues	Atoms		AltConf
7	A	1	Total	Zn	0
			1	1	
7	C	1	Total	Zn	0
			1	1	

- Molecule 8 is MAGNESIUM ION (three-letter code: MG) (formula: Mg).

Mol	Chain	Residues	Atoms		AltConf
8	A	2	Total 2	Mg 2	0
8	C	2	Total 2	Mg 2	0

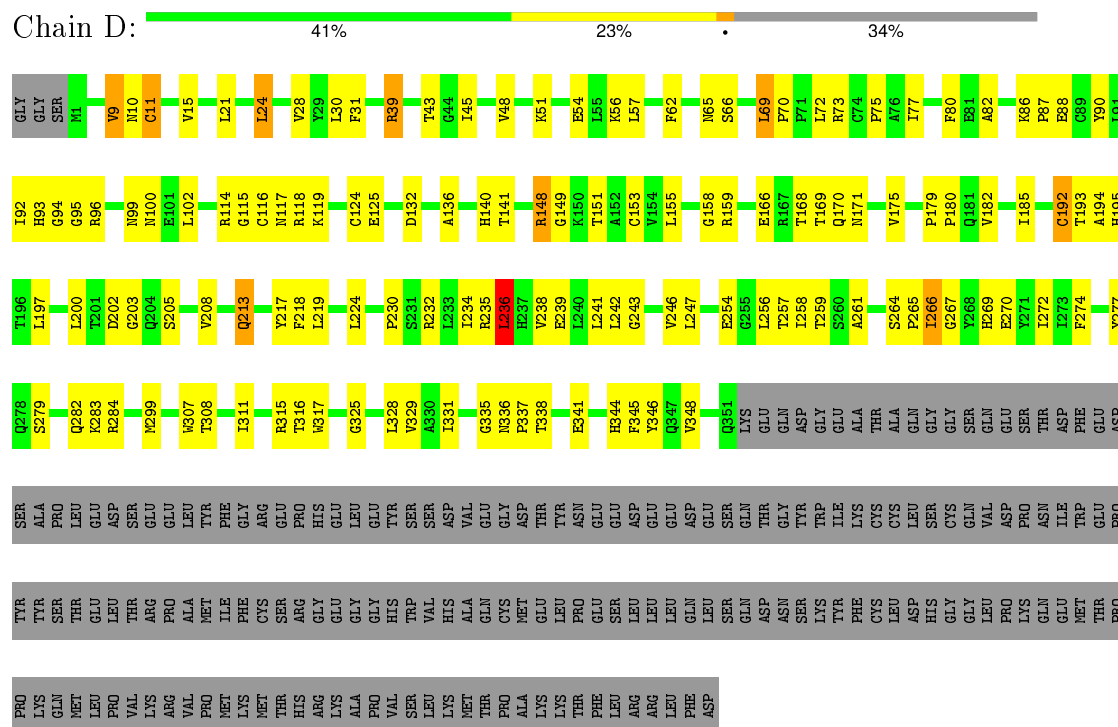
These plots are drawn for all protein, RNA and DNA chains in the entry. The first graphic for a chain summarises the proportions of errors displayed in the second graphic. The second graphic shows the sequence view annotated by issues in geometry. Residues are color-coded according to the number of geometric quality criteria for which they contain at least one outlier: green = 0, yellow = 1, orange = 2 and red = 3 or more. Stretches of 2 or more consecutive residues without any outlier are shown as a green connector. Residues present in the sample, but not in the model, are shown in grey.

- Chain A:  41% 26% 0% 28%





- Molecule 2: V(D)J recombination-activating protein 2



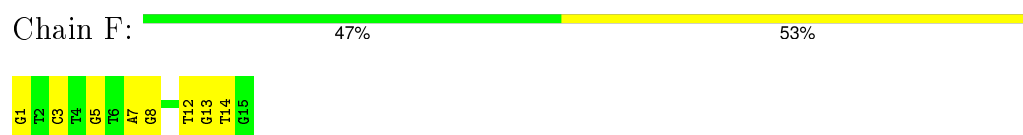
- Molecule 3: 5'-D(*CP*AP*CP*AP*GP*TP*GP*CP*TP*AP*CP*AP*GP*AP*C)-3'



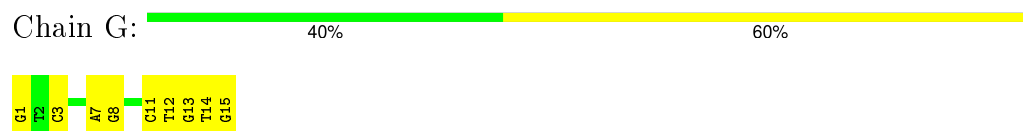
- Molecule 3: 5'-D(*CP*AP*CP*AP*GP*TP*GP*CP*TP*AP*CP*AP*GP*AP*C)-3'



- Molecule 4: 5'-D(P*GP*TP*CP*TP*GP*TP*AP*GP*CP*AP*CP*TP*GP*TP*G)-3'




- Molecule 4: 5'-D(P*GP*TP*CP*TP*GP*TP*AP*GP*CP*AP*CP*TP*GP*TP*G)-3'




- Molecule 5: 5'-D(*GP*CP*GP*AP*TP*GP*GP*TP*TP*AP*AP*CP*CP*A)-3'

Chain I:  64% 36%



- Molecule 5: 5'-D(*GP*CP*GP*AP*TP*GP*GP*TP*TP*AP*AP*CP*CP*A)-3'

Chain K:  79% 21%



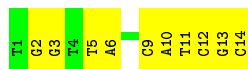
- Molecule 6: 5'-D(P*TP*GP*GP*TP*TP*AP*AP*CP*CP*AP*TP*CP*GP*C)-3'

Chain J:  21% 79%



- Molecule 6: 5'-D(P*TP*GP*GP*TP*TP*AP*AP*CP*CP*AP*TP*CP*GP*C)-3'

Chain L:  29% 71%



4 Experimental information

Property	Value	Source
Reconstruction method	SINGLE PARTICLE	Depositor
Imposed symmetry	POINT, Not provided	Depositor
Number of images	63853	Depositor
Resolution determination method	FSC 0.143	Depositor
CTF correction method	Each particle	Depositor
Microscope	FEI POLARA 300	Depositor
Voltage (kV)	300	Depositor
Electron dose ($e^-/\text{\AA}^2$)	41	Depositor
Minimum defocus (nm)	1500	Depositor
Maximum defocus (nm)	2500	Depositor
Magnification	31000	Depositor
Image detector	GATAN K2 (4k x 4k)	Depositor

5 Model quality ⓘ

5.1 Standard geometry ⓘ

Bond lengths and bond angles in the following residue types are not validated in this section: ZN, MG

The Z score for a bond length (or angle) is the number of standard deviations the observed value is removed from the expected value. A bond length (or angle) with $|Z| > 5$ is considered an outlier worth inspection. RMSZ is the root-mean-square of all Z scores of the bond lengths (or angles).

Mol	Chain	Bond lengths		Bond angles	
		RMSZ	# Z >2	RMSZ	# Z >2
1	A	0.29	0/4526	0.54	0/6095
1	C	0.31	0/4526	0.56	1/6095 (0.0%)
2	B	0.28	0/2784	0.59	2/3784 (0.1%)
2	D	0.28	0/2784	0.60	2/3784 (0.1%)
3	E	0.59	0/340	0.86	0/522
3	H	0.58	0/340	0.84	0/522
4	F	0.64	0/345	0.96	0/531
4	G	0.63	0/345	0.98	0/531
5	I	0.50	0/321	0.88	0/494
5	K	0.50	0/321	0.85	0/494
6	J	0.53	0/318	0.95	0/488
6	L	0.57	0/318	0.97	0/488
All	All	0.35	0/17268	0.64	5/23828 (0.0%)

Chiral center outliers are detected by calculating the chiral volume of a chiral center and verifying if the center is modelled as a planar moiety or with the opposite hand. A planarity outlier is detected by checking planarity of atoms in a peptide group, atoms in a mainchain group or atoms of a sidechain that are expected to be planar.

Mol	Chain	#Chirality outliers	#Planarity outliers
1	A	0	1
1	C	0	3
2	B	0	1
All	All	0	5

There are no bond length outliers.

All (5) bond angle outliers are listed below:

Mol	Chain	Res	Type	Atoms	Z	Observed(°)	Ideal(°)
1	C	733	MET	O-C-N	-6.60	112.14	122.70

Continued on next page...

Continued from previous page...

Mol	Chain	Res	Type	Atoms	Z	Observed(°)	Ideal(°)
2	D	236	LEU	CA-CB-CG	6.33	129.86	115.30
2	B	24	LEU	CA-CB-CG	6.01	129.12	115.30
2	B	236	LEU	CA-CB-CG	5.92	128.93	115.30
2	D	24	LEU	CA-CB-CG	5.26	127.41	115.30

There are no chirality outliers.

All (5) planarity outliers are listed below:

Mol	Chain	Res	Type	Group
1	A	992	ARG	Sidechain
2	B	86	LYS	Peptide
1	C	1027	ALA	Peptide
1	C	870	ARG	Sidechain
1	C	994	ARG	Sidechain

5.2 Too-close contacts

In the following table, the Non-H and H(model) columns list the number of non-hydrogen atoms and hydrogen atoms in the chain respectively. The H(added) column lists the number of hydrogen atoms added and optimized by MolProbity. The Clashes column lists the number of clashes within the asymmetric unit, whereas Symm-Clashes lists symmetry related clashes.

Mol	Chain	Non-H	H(model)	H(added)	Clashes	Symm-Clashes
1	A	4435	0	4377	168	0
1	C	4435	0	4377	162	0
2	B	2714	0	2665	105	0
2	D	2714	0	2665	92	0
3	E	303	0	169	8	0
3	H	303	0	169	10	0
4	F	309	0	170	10	0
4	G	309	0	171	10	0
5	I	286	0	159	6	0
5	K	286	0	159	7	0
6	J	285	0	159	14	0
6	L	285	0	159	10	0
7	A	1	0	0	0	0
7	C	1	0	0	0	0
8	A	2	0	0	0	0
8	C	2	0	0	0	0
All	All	16670	0	15399	523	0

The all-atom clashscore is defined as the number of clashes found per 1000 atoms (including hydrogen atoms). The all-atom clashscore for this structure is 16.

All (523) close contacts within the same asymmetric unit are listed below, sorted by their clash magnitude.

Atom-1	Atom-2	Interatomic distance (Å)	Clash overlap (Å)
1:C:731:GLU:OE2	1:C:960:LYS:NZ	1.82	1.11
1:A:999:ARG:HG3	1:A:1004:PHE:HB3	1.52	0.91
2:B:339:PRO:HB2	2:B:341:GLU:H	1.37	0.89
1:C:490:ARG:NH2	1:C:497:CYS:SG	2.50	0.83
1:C:727:THR:HG21	1:C:978:TRP:HB3	1.61	0.83
2:D:258:ILE:HD13	2:D:284:ARG:HE	1.43	0.81
1:A:878:ARG:HH22	4:G:11:DC:H2'	1.47	0.78
1:A:730:ASP:HB2	6:J:14:DC:H5''	1.62	0.78
2:D:168:THR:HB	2:D:171:ASN:H	1.49	0.78
1:C:1011:LYS:NZ	3:H:8:DC:OP1	2.17	0.78
1:A:858:GLN:NE2	1:A:887:ALA:O	2.17	0.77
1:C:999:ARG:HG3	1:C:1004:PHE:HB2	1.65	0.77
1:A:481:LEU:O	1:A:517:GLN:NE2	2.17	0.77
1:A:864:LYS:HD2	1:C:631:SER:HA	1.66	0.77
5:K:1:DG:H1	6:L:14:DC:H42	1.33	0.75
1:C:953:LYS:NZ	6:L:11:DT:OP1	2.21	0.74
1:A:641:ARG:NH1	1:A:983:ASN:O	2.19	0.74
1:A:672:LEU:HD13	3:H:4:DA:H5''	1.68	0.74
2:D:43:THR:HG22	2:D:45:ILE:H	1.53	0.74
1:A:849:ARG:NH2	2:D:341:GLU:OE1	2.21	0.74
2:B:1:MET:N	2:B:1:MET:SD	2.57	0.74
2:D:159:ARG:HH21	2:D:224:LEU:HD22	1.55	0.72
2:D:24:LEU:HD23	2:D:90:TYR:HD2	1.54	0.71
1:A:526:GLU:HA	1:A:529:LEU:HD12	1.73	0.71
2:B:229:ARG:NH2	2:B:280:GLU:OE1	2.24	0.70
3:E:15:DC:N3	4:F:1:DG:N2	2.36	0.70
2:D:102:LEU:HB2	2:D:136:ALA:HB1	1.74	0.70
1:C:664:GLN:O	1:C:666:GLN:NE2	2.25	0.70
4:G:1:DG:N2	3:H:15:DC:N3	2.36	0.70
2:D:208:VAL:HG21	2:D:261:ALA:HB3	1.72	0.70
1:C:788:SER:HB2	2:D:65:ASN:HA	1.73	0.69
1:C:630:GLY:HA3	1:C:1002:LYS:HE2	1.73	0.69
1:A:691:THR:HG21	2:B:99:ASN:HA	1.75	0.69
1:C:915:TRP:HA	1:C:975:ILE:HG23	1.75	0.69
1:A:608:THR:HB	1:A:718:ARG:HG2	1.75	0.69
1:A:953:LYS:NZ	6:J:11:DT:OP1	2.25	0.69
1:C:988:LYS:NZ	4:F:13:DG:H1'	2.09	0.67

Continued on next page...

Continued from previous page...

Atom-1	Atom-2	Interatomic distance (Å)	Clash overlap (Å)
1:C:671:GLU:HG2	1:C:672:LEU:HD23	1.75	0.67
1:C:814:ASP:OD2	1:C:817:HIS:ND1	2.28	0.66
1:C:768:ILE:HG13	1:C:967:GLU:HG2	1.78	0.66
1:A:850:ARG:HH21	2:D:344:HIS:HB3	1.60	0.66
1:C:1000:GLN:HE22	4:G:12:DT:H1'	1.61	0.66
2:D:328:LEU:HD11	2:D:345:PHE:HD2	1.62	0.65
2:B:140:HIS:HD2	2:B:155:LEU:HD11	1.62	0.65
1:A:631:SER:HA	1:C:864:LYS:HD2	1.78	0.65
2:B:140:HIS:CD2	2:B:155:LEU:HD11	2.31	0.65
1:A:994:ARG:HG3	1:A:1005:GLU:OE2	1.98	0.64
1:A:676:PRO:HG3	1:A:1013:HIS:CG	2.33	0.64
1:A:490:ARG:NH2	1:A:497:CYS:SG	2.71	0.64
1:A:874:ASN:HD22	3:H:2:DA:N6	1.96	0.64
1:A:727:THR:HG21	1:A:978:TRP:HB3	1.78	0.64
2:D:197:LEU:HD12	2:D:200:LEU:HD22	1.78	0.64
1:A:634:ALA:HA	1:C:860:ARG:HH12	1.62	0.64
1:C:795:ARG:NH1	5:K:6:DG:OP1	2.31	0.64
2:D:168:THR:HG22	2:D:170:GLN:H	1.61	0.63
2:D:15:VAL:HG21	2:D:345:PHE:HZ	1.63	0.63
2:B:238:VAL:HG12	2:B:247:LEU:HG	1.79	0.63
2:D:148:ARG:HH12	2:D:241:LEU:HB3	1.62	0.63
1:C:865:LEU:HB3	1:C:875:TYR:HE1	1.62	0.63
1:C:600:ARG:HB3	1:C:602:LEU:HD13	1.80	0.63
2:D:283:LYS:HB2	2:D:317:TRP:HE1	1.64	0.63
1:A:587:LYS:NZ	1:A:712:SER:O	2.25	0.63
2:D:242:LEU:HD12	2:D:243:GLY:HA2	1.81	0.62
1:C:705:MET:SD	1:C:724:PHE:HD2	2.22	0.62
2:D:72:LEU:HB3	2:D:95:GLY:HA3	1.80	0.62
1:C:688:GLU:OE1	2:D:73:ARG:NH2	2.32	0.62
1:A:628:LYS:HE3	1:A:1000:GLN:HB3	1.79	0.62
2:B:258:ILE:HG21	2:B:284:ARG:HD2	1.82	0.62
1:C:486:CYS:SG	1:C:500:TYR:OH	2.47	0.62
1:A:730:ASP:OD1	1:A:730:ASP:N	2.31	0.62
1:C:730:ASP:OD1	1:C:730:ASP:N	2.31	0.62
1:A:998:ALA:HB1	1:A:1005:GLU:HG3	1.82	0.61
1:C:834:ILE:HD12	1:C:891:LEU:HD12	1.81	0.61
1:C:735:ARG:NH2	1:C:748:ILE:O	2.33	0.61
2:B:80:PHE:HB3	2:B:89:CYS:HB2	1.83	0.61
2:B:185:ILE:HG12	2:B:192:CYS:HB3	1.84	0.60
1:C:608:THR:HB	1:C:718:ARG:HG2	1.84	0.60
1:A:731:GLU:OE2	1:A:960:LYS:NZ	2.34	0.60

Continued on next page...

Continued from previous page...

Atom-1	Atom-2	Interatomic distance (Å)	Clash overlap (Å)
1:C:521:THR:HA	1:C:524:ASN:ND2	2.16	0.60
1:A:671:GLU:HG2	1:A:672:LEU:HD12	1.84	0.60
2:D:266:ILE:HG22	2:D:325:GLY:HA2	1.82	0.60
1:C:708:ARG:HG2	1:C:721:ARG:HG2	1.82	0.60
2:B:140:HIS:HB3	2:B:158:GLY:HA3	1.83	0.60
1:A:770:ARG:NH2	1:A:799:LYS:O	2.35	0.59
1:C:998:ALA:HA	1:C:1008:ASP:OD1	2.02	0.59
1:A:951:ASP:N	1:A:951:ASP:OD1	2.35	0.59
2:B:159:ARG:HE	2:B:224:LEU:HD11	1.67	0.59
1:A:747:TYR:HE1	1:A:795:ARG:HH22	1.51	0.59
1:C:882:ARG:HH21	1:C:902:LEU:HD21	1.67	0.59
1:A:536:PHE:HE2	1:A:538:TRP:HE1	1.50	0.59
1:A:814:ASP:OD2	1:A:817:HIS:ND1	2.34	0.59
1:A:548:SER:O	1:A:577:ARG:NH1	2.31	0.58
1:C:676:PRO:HG3	1:C:1013:HIS:CG	2.38	0.58
2:B:123:ARG:NH1	2:B:125:GLU:OE1	2.28	0.58
1:A:628:LYS:HB2	1:A:1002:LYS:HG3	1.85	0.58
2:D:168:THR:HG22	2:D:169:THR:N	2.19	0.58
1:C:526:GLU:HB2	1:C:1015:LEU:HD21	1.85	0.58
2:B:339:PRO:HB2	2:B:341:GLU:N	2.16	0.58
1:A:877:ARG:HE	1:A:916:ARG:HH21	1.52	0.58
1:A:600:ARG:HB3	1:A:602:LEU:HD13	1.84	0.58
1:A:751:LEU:HD13	1:A:964:HIS:CD2	2.39	0.57
2:B:328:LEU:HD11	2:B:345:PHE:HD2	1.69	0.57
2:B:102:LEU:HB3	2:B:136:ALA:HB1	1.86	0.57
1:A:488:ALA:HB2	1:A:1021:LEU:HG	1.85	0.57
1:C:948:TYR:CE2	1:C:949:ARG:HG3	2.40	0.57
1:C:518:PRO:HG2	1:C:520:HIS:HE1	1.70	0.57
2:B:283:LYS:HB2	2:B:317:TRP:HE1	1.69	0.57
1:A:994:ARG:HA	1:A:1009:ILE:HG12	1.87	0.56
2:D:266:ILE:HG13	2:D:270:GLU:O	2.05	0.56
1:A:695:GLY:HA2	1:A:806:PHE:CZ	2.41	0.56
1:C:753:ASP:HB3	1:C:799:LYS:HE2	1.88	0.56
2:D:168:THR:HG22	2:D:169:THR:H	1.71	0.56
2:D:230:PRO:HB2	2:D:232:ARG:HG2	1.88	0.56
1:C:652:ARG:HH12	1:C:657:ASP:H	1.53	0.56
2:B:70:PRO:HG2	2:B:72:LEU:HD21	1.87	0.56
2:B:223:ILE:O	2:B:227:ASP:HA	2.06	0.56
1:A:865:LEU:HB3	1:A:875:TYR:HE1	1.71	0.56
1:A:630:GLY:O	1:C:864:LYS:HB3	2.06	0.56
2:D:140:HIS:HB3	2:D:158:GLY:HA3	1.88	0.55

Continued on next page...

Continued from previous page...

Atom-1	Atom-2	Interatomic distance (Å)	Clash overlap (Å)
1:C:860:ARG:HH21	1:C:866:LYS:HA	1.71	0.55
2:B:242:LEU:HD12	2:B:243:GLY:HA2	1.88	0.55
1:A:837:VAL:HG13	1:A:948:TYR:CE1	2.41	0.55
1:A:1006:LEU:HD23	1:A:1009:ILE:HD12	1.89	0.55
1:A:756:ARG:NH2	1:A:954:ILE:O	2.39	0.55
1:C:816:LEU:O	1:C:820:ILE:HG13	2.06	0.55
1:C:870:ARG:HH21	1:C:870:ARG:HG2	1.72	0.55
2:B:194:ALA:O	2:B:195:HIS:ND1	2.40	0.55
2:B:336:ASN:HA	2:B:337:PRO:C	2.27	0.55
1:C:911:MET:HB2	1:C:931:TYR:CE2	2.42	0.55
1:A:712:SER:HA	1:A:717:LEU:HA	1.89	0.54
1:C:653:LEU:HA	1:C:654:GLU:C	2.28	0.54
2:D:182:VAL:HG21	2:D:247:LEU:HD13	1.88	0.54
2:B:208:VAL:HG21	2:B:261:ALA:HB3	1.89	0.54
1:A:850:ARG:NH2	2:D:344:HIS:HB3	2.22	0.54
1:A:622:MET:HE1	1:A:990:PHE:HB3	1.90	0.54
1:C:619:CYS:HB2	1:C:642:PHE:CD2	2.42	0.54
2:D:114:ARG:HB2	2:D:115:GLY:HA2	1.90	0.54
2:B:163:PRO:O	2:B:165:THR:N	2.37	0.53
2:B:73:ARG:HG3	2:B:73:ARG:HH11	1.73	0.53
1:A:708:ARG:HG2	1:A:721:ARG:HG2	1.90	0.53
1:A:653:LEU:HA	1:A:654:GLU:C	2.29	0.53
2:D:148:ARG:NH1	2:D:241:LEU:HB3	2.23	0.53
1:A:948:TYR:CE1	1:A:949:ARG:HG3	2.44	0.53
1:C:641:ARG:NH1	1:C:983:ASN:OD1	2.41	0.53
1:A:872:ASN:OD1	1:A:872:ASN:N	2.37	0.53
1:A:999:ARG:HG3	1:A:1004:PHE:CB	2.32	0.53
2:B:182:VAL:HG21	2:B:247:LEU:HD13	1.89	0.53
2:B:218:PHE:HB2	2:B:234:ILE:HB	1.91	0.53
1:A:911:MET:HB2	1:A:931:TYR:CE2	2.44	0.53
2:D:258:ILE:HD13	2:D:284:ARG:NE	2.17	0.52
2:B:283:LYS:HD2	2:B:317:TRP:CD1	2.44	0.52
2:D:140:HIS:CD2	2:D:155:LEU:HD11	2.43	0.52
1:C:951:ASP:N	1:C:951:ASP:OD1	2.42	0.52
2:D:336:ASN:HA	2:D:337:PRO:C	2.29	0.52
1:C:821:GLY:O	1:C:824:THR:HG22	2.09	0.52
1:C:653:LEU:HD12	1:C:654:GLU:O	2.09	0.52
1:A:489:ILE:HG13	1:C:503:MET:HG3	1.91	0.52
2:B:199:GLU:OE1	2:B:199:GLU:N	2.42	0.52
1:C:579:ASP:OD1	1:C:579:ASP:N	2.41	0.52
2:D:219:LEU:HD11	2:D:256:LEU:HB3	1.92	0.52

Continued on next page...

Continued from previous page...

Atom-1	Atom-2	Interatomic distance (Å)	Clash overlap (Å)
2:B:39:ARG:N	5:I:5:DT:OP1	2.34	0.52
1:C:988:LYS:HZ3	4:F:13:DG:H1'	1.74	0.52
1:A:727:THR:HG23	1:A:812:THR:HG21	1.92	0.52
1:C:988:LYS:HZ2	4:F:13:DG:H1'	1.74	0.52
4:G:3:DC:H42	3:H:13:DG:H1	1.58	0.52
2:D:15:VAL:HG21	2:D:345:PHE:CZ	2.43	0.52
1:A:599:GLU:OE1	1:A:600:ARG:NH1	2.43	0.52
5:I:6:DG:N2	6:J:9:DC:O2	2.43	0.52
1:A:821:GLY:O	1:A:824:THR:HG22	2.09	0.52
1:C:1018:SER:O	1:C:1022:GLN:HG3	2.10	0.52
1:C:1005:GLU:HG2	1:C:1009:ILE:HD11	1.91	0.51
1:C:837:VAL:HG23	1:C:948:TYR:CE2	2.45	0.51
1:A:499:GLN:HB3	1:C:493:THR:OG1	2.11	0.51
2:D:9:VAL:HG11	2:D:56:LYS:HD3	1.93	0.51
5:K:1:DG:H1	6:L:14:DC:N4	2.07	0.51
2:B:256:LEU:HD11	2:B:284:ARG:NH1	2.26	0.51
2:D:82:ALA:HA	2:D:87:PRO:HB3	1.93	0.51
2:D:277:TYR:HA	2:D:283:LYS:HA	1.93	0.51
2:B:164:PRO:HA	2:B:167:ARG:HB2	1.92	0.51
1:C:529:LEU:HD21	1:C:1021:LEU:HD13	1.92	0.51
1:C:518:PRO:HG2	1:C:520:HIS:CE1	2.45	0.51
3:E:3:DC:H2''	3:E:4:DA:C8	2.46	0.51
2:D:28:VAL:O	2:D:48:VAL:HG12	2.11	0.51
2:B:24:LEU:HD23	2:B:90:TYR:HD2	1.75	0.51
2:D:311:ILE:HG13	2:D:331:ILE:HD11	1.93	0.51
1:C:789:GLU:OE2	1:C:797:ARG:NE	2.32	0.51
2:B:168:THR:HB	2:B:171:ASN:H	1.73	0.51
1:A:564:VAL:HG13	2:B:316:THR:HG22	1.93	0.51
2:D:197:LEU:HD21	2:D:247:LEU:HD22	1.92	0.50
1:C:548:SER:O	1:C:577:ARG:NH1	2.39	0.50
2:B:212:ARG:HG3	2:B:269:HIS:CD2	2.46	0.50
1:A:493:THR:OG1	1:C:499:GLN:HB3	2.11	0.50
1:C:619:CYS:HB2	1:C:642:PHE:HD2	1.76	0.50
2:D:116:CYS:SG	2:D:117:ASN:N	2.82	0.50
1:A:773:ASP:OD1	1:A:774:GLU:N	2.42	0.50
2:B:114:ARG:HB2	2:B:115:GLY:HA2	1.93	0.50
1:A:489:ILE:HD11	1:C:506:THR:HB	1.92	0.50
2:D:11:CYS:HB2	2:D:57:LEU:HD12	1.93	0.50
2:B:148:ARG:N	2:B:149:GLY:HA2	2.27	0.50
1:A:642:PHE:HB3	1:A:678:CYS:HB3	1.93	0.50
1:A:999:ARG:O	3:E:6:DT:H1'	2.12	0.50

Continued on next page...

Continued from previous page...

Atom-1	Atom-2	Interatomic distance (Å)	Clash overlap (Å)
2:D:148:ARG:N	2:D:149:GLY:HA2	2.25	0.50
2:D:140:HIS:HB3	2:D:158:GLY:CA	2.41	0.50
1:C:751:LEU:HD12	1:C:964:HIS:CD2	2.47	0.50
1:C:698:VAL:HG12	1:C:702:LYS:HE2	1.94	0.50
1:A:695:GLY:HA2	1:A:806:PHE:HZ	1.77	0.50
1:A:913:PRO:O	1:A:917:SER:HB2	2.11	0.50
2:D:329:VAL:HG22	2:D:346:TYR:HB2	1.94	0.50
1:A:653:LEU:HD12	1:A:654:GLU:O	2.12	0.50
1:C:691:THR:HG21	2:D:99:ASN:HA	1.93	0.50
1:A:830:PHE:HB3	1:A:888:VAL:HG21	1.93	0.50
1:A:874:ASN:HD22	3:H:2:DA:H62	1.59	0.50
2:B:218:PHE:HE2	2:B:236:LEU:HG	1.77	0.50
2:B:38:LYS:HE3	5:I:4:DA:H3'	1.93	0.50
2:D:75:PRO:HG2	2:D:77:ILE:HD11	1.94	0.49
1:A:735:ARG:NH1	1:A:741:GLU:O	2.44	0.49
1:A:578:TYR:HA	1:A:677:LEU:HD21	1.94	0.49
2:B:7:THR:OG1	2:B:54:GLU:OE2	2.23	0.49
1:C:564:VAL:HG13	2:D:316:THR:HG22	1.93	0.49
1:A:969:VAL:HG12	1:A:975:ILE:HG13	1.93	0.49
6:L:9:DC:H2''	6:L:10:DA:C8	2.48	0.49
1:A:865:LEU:HB3	1:A:875:TYR:CE1	2.47	0.49
1:A:520:HIS:CE1	1:A:521:THR:HG22	2.48	0.49
1:A:658:ASP:N	1:A:658:ASP:OD1	2.43	0.49
1:A:885:VAL:HG12	1:A:902:LEU:HD12	1.95	0.49
2:B:119:LYS:HE3	6:J:3:DG:H3'	1.94	0.49
2:B:310:GLU:HA	1:C:854:THR:HG23	1.93	0.49
1:C:814:ASP:O	1:C:818:CYS:HB3	2.13	0.49
3:E:13:DG:H1	4:F:3:DC:H42	1.60	0.49
1:A:996:MET:SD	1:C:992:ARG:NH1	2.85	0.49
2:B:283:LYS:NZ	2:B:314:SER:O	2.43	0.49
2:B:161:TYR:HB3	2:B:167:ARG:NH2	2.28	0.49
1:C:493:THR:CG2	1:C:495:LEU:HG	2.42	0.49
1:C:658:ASP:OD1	1:C:658:ASP:N	2.46	0.49
2:D:185:ILE:HA	2:D:192:CYS:HB3	1.93	0.49
1:A:886:GLU:HG2	1:A:902:LEU:HD11	1.95	0.49
1:A:680:MET:HB3	1:A:682:VAL:HG23	1.95	0.49
6:J:6:DA:H1'	6:J:7:DA:H5'	1.95	0.49
2:B:83:GLN:O	2:B:87:PRO:HD3	2.13	0.48
2:D:274:PHE:CZ	2:D:307:TRP:HH2	2.30	0.48
2:B:6:LEU:HD11	2:B:347:GLN:HB2	1.95	0.48
1:A:981:GLU:OE1	4:G:15:DG:N2	2.42	0.48

Continued on next page...

Continued from previous page...

Atom-1	Atom-2	Interatomic distance (Å)	Clash overlap (Å)
1:A:623:GLY:O	1:A:991:ARG:NH1	2.46	0.48
1:A:679:LEU:HG	1:A:1006:LEU:HD22	1.95	0.48
2:D:119:LYS:HD3	6:L:3:DG:H5"	1.95	0.48
2:D:258:ILE:HD12	2:D:277:TYR:O	2.13	0.48
2:B:283:LYS:HD2	2:B:317:TRP:NE1	2.28	0.48
4:G:7:DA:H2"	4:G:8:DG:C8	2.48	0.48
2:D:194:ALA:O	2:D:195:HIS:ND1	2.47	0.48
2:D:259:THR:OG1	2:D:277:TYR:HB2	2.13	0.48
1:A:530:LEU:HD23	1:A:1014:TRP:CD1	2.48	0.48
1:A:897:ARG:O	1:A:900:ALA:HB3	2.13	0.48
1:C:586:LEU:HD21	1:C:720:PHE:CE2	2.49	0.48
1:C:833:GLU:OE2	1:C:948:TYR:OH	2.31	0.48
6:L:5:DT:H1'	6:L:6:DA:O4'	2.13	0.48
1:A:534:HIS:CG	1:A:587:LYS:HD2	2.49	0.48
1:C:508:LYS:HG3	1:C:514:GLN:HB3	1.96	0.48
1:A:1026:GLU:HG2	1:A:1027:ALA:H	1.79	0.48
1:A:579:ASP:N	1:A:579:ASP:OD1	2.40	0.48
1:A:774:GLU:O	1:A:778:ARG:HG2	2.14	0.48
2:D:66:SER:HB2	2:D:124:CYS:H	1.79	0.48
2:B:177:ASP:OD2	2:B:224:LEU:HB2	2.14	0.47
1:C:993:PHE:CE2	1:C:1013:HIS:HA	2.48	0.47
1:A:619:CYS:HB2	1:A:642:PHE:CD2	2.49	0.47
1:C:731:GLU:CD	1:C:960:LYS:HZ2	1.98	0.47
2:B:335:GLY:HA2	1:C:867:PRO:HB2	1.96	0.47
4:F:7:DA:H2"	4:F:8:DG:C8	2.49	0.47
1:A:747:TYR:OH	1:A:796:ASP:OD1	2.31	0.47
1:A:845:ARG:NH1	6:J:10:DA:OP2	2.39	0.47
1:A:579:ASP:O	1:A:583:VAL:HG13	2.13	0.47
2:B:202:ASP:OD1	2:B:203:GLY:N	2.47	0.47
2:B:75:PRO:HG2	2:B:77:ILE:HD11	1.96	0.47
1:A:877:ARG:HH21	1:A:916:ARG:NH2	2.12	0.47
1:A:871:MET:SD	1:A:875:TYR:HD2	2.38	0.47
1:A:1023:LYS:HE3	1:A:1023:LYS:HB2	1.61	0.47
1:C:700:GLU:HG2	2:D:169:THR:HG21	1.97	0.47
1:C:735:ARG:NH1	1:C:741:GLU:O	2.48	0.47
1:C:882:ARG:O	1:C:886:GLU:HG2	2.15	0.47
1:A:564:VAL:HG22	2:B:315:ARG:HH12	1.79	0.47
4:F:3:DC:H6	4:F:3:DC:H5'	1.80	0.47
1:A:858:GLN:HE22	1:A:890:GLU:HB3	1.78	0.47
2:B:93:HIS:HA	2:B:94:GLY:HA2	1.63	0.47
2:B:148:ARG:HH12	2:B:241:LEU:HD12	1.80	0.47

Continued on next page...

Continued from previous page...

Atom-1	Atom-2	Interatomic distance (Å)	Clash overlap (Å)
1:A:512:GLY:HA2	1:A:513:ARG:HB3	1.96	0.47
1:C:731:GLU:CD	1:C:960:LYS:NZ	2.65	0.47
1:C:727:THR:HG22	1:C:728:GLY:N	2.30	0.47
5:K:1:DG:N2	6:L:14:DC:N3	2.56	0.47
5:I:12:DC:O2	6:J:3:DG:N2	2.48	0.47
1:A:825:GLU:OE1	1:A:955:THR:OG1	2.33	0.47
1:A:508:LYS:NZ	4:F:5:DG:OP1	2.35	0.47
1:C:628:LYS:HB2	1:C:1002:LYS:HG3	1.97	0.46
1:C:863:MET:SD	1:C:883:GLU:HG3	2.55	0.46
2:D:272:ILE:HG13	2:D:272:ILE:O	2.14	0.46
1:A:481:LEU:HD23	1:A:515:ILE:HG22	1.98	0.46
1:A:874:ASN:ND2	4:G:13:DG:O6	2.49	0.46
1:C:708:ARG:NH2	1:C:719:SER:OG	2.45	0.46
1:A:786:PRO:HG2	1:A:787:PHE:CD1	2.51	0.46
1:A:751:LEU:HD12	1:A:751:LEU:H	1.80	0.46
2:D:202:ASP:OD1	2:D:203:GLY:N	2.48	0.46
1:C:675:ARG:HE	1:C:675:ARG:HB3	1.45	0.46
1:C:520:HIS:CE1	1:C:521:THR:HG22	2.50	0.46
2:B:72:LEU:HD13	2:B:94:GLY:O	2.16	0.46
1:A:813:LEU:HG	1:A:818:CYS:SG	2.56	0.46
1:A:590:GLU:O	1:A:593:ILE:HG22	2.15	0.46
2:B:258:ILE:HA	2:B:277:TYR:O	2.16	0.46
1:C:984:GLU:O	1:C:987:ASN:HB2	2.16	0.46
2:B:242:LEU:HA	2:B:243:GLY:HA2	1.62	0.46
1:C:619:CYS:HB3	1:C:729:TYR:CE2	2.51	0.46
1:A:964:HIS:O	1:A:968:ILE:HG13	2.15	0.46
1:C:984:GLU:O	4:F:14:DT:H2"	2.15	0.46
2:B:9:VAL:HG22	2:B:10:ASN:H	1.81	0.46
1:C:605:SER:HA	1:C:716:LEU:HD12	1.96	0.46
1:C:727:THR:HG23	1:C:812:THR:HG21	1.98	0.46
1:A:696:PRO:O	1:A:700:GLU:HG2	2.16	0.46
1:C:481:LEU:O	1:C:517:GLN:NE2	2.42	0.46
2:B:102:LEU:CB	2:B:136:ALA:HB1	2.46	0.45
2:D:75:PRO:HB2	2:D:92:ILE:HG23	1.98	0.45
6:J:5:DT:H2"	6:J:6:DA:O4'	2.15	0.45
1:C:773:ASP:OD1	1:C:773:ASP:N	2.49	0.45
2:D:266:ILE:HG22	2:D:325:GLY:CA	2.47	0.45
1:A:616:LYS:HE2	1:A:645:THR:HB	1.98	0.45
1:A:537:GLU:HG3	1:A:538:TRP:N	2.30	0.45
1:A:538:TRP:CH2	1:A:704:MET:HG3	2.52	0.45
2:B:87:PRO:HA	2:B:88:GLU:HA	1.59	0.45

Continued on next page...

Continued from previous page...

Atom-1	Atom-2	Interatomic distance (Å)	Clash overlap (Å)
2:B:266:ILE:HG13	2:B:270:GLU:O	2.16	0.45
1:A:999:ARG:CB	1:A:1000:GLN:HA	2.46	0.45
1:C:748:ILE:HG23	1:C:756:ARG:HH21	1.81	0.45
2:B:239:GLU:HB2	2:B:246:VAL:HG13	1.98	0.45
1:C:999:ARG:HB2	1:C:1004:PHE:O	2.17	0.45
1:C:628:LYS:HD2	1:C:1005:GLU:OE1	2.16	0.45
1:A:984:GLU:O	4:G:14:DT:H2"	2.16	0.45
1:C:555:ASP:N	1:C:555:ASP:OD1	2.48	0.45
1:C:806:PHE:H	1:C:806:PHE:HD1	1.65	0.45
1:C:999:ARG:HG2	1:C:1008:ASP:OD2	2.16	0.45
5:K:13:DC:N3	6:L:2:DG:N2	2.65	0.45
1:C:712:SER:HA	1:C:717:LEU:HA	1.97	0.45
2:D:266:ILE:HG13	2:D:267:GLY:H	1.82	0.45
2:B:270:GLU:OE1	2:B:270:GLU:N	2.49	0.45
2:D:239:GLU:HB2	2:D:246:VAL:HG13	1.98	0.45
1:C:775:ASN:HB3	1:C:805:PRO:HG3	1.97	0.45
1:A:882:ARG:O	1:A:886:GLU:HG3	2.17	0.45
1:C:482:HIS:CG	1:C:483:PRO:HD2	2.51	0.45
3:H:3:DC:H2"	3:H:4:DA:C8	2.52	0.45
2:B:217:TYR:OH	2:B:235:ARG:NH2	2.50	0.45
1:C:512:GLY:HA2	1:C:513:ARG:HB3	1.98	0.45
1:A:993:PHE:CE2	1:A:1013:HIS:HA	2.52	0.44
2:D:270:GLU:N	2:D:270:GLU:OE1	2.46	0.44
2:B:219:LEU:HA	2:B:219:LEU:HD23	1.89	0.44
2:D:283:LYS:HD2	2:D:317:TRP:CD1	2.52	0.44
1:C:860:ARG:HH21	1:C:867:PRO:HD2	1.82	0.44
1:A:605:SER:HA	1:A:716:LEU:HD12	2.00	0.44
1:C:625:VAL:HG21	1:C:639:ALA:HB3	1.98	0.44
1:A:944:SER:OG	1:A:945:MET:N	2.50	0.44
2:D:317:TRP:HB3	2:D:331:ILE:HD13	1.99	0.44
2:B:33:GLN:NE2	2:B:44:GLY:HA2	2.32	0.44
2:D:93:HIS:HA	2:D:94:GLY:HA2	1.62	0.44
1:A:586:LEU:O	1:A:589:LEU:N	2.44	0.44
1:C:877:ARG:HH21	1:C:916:ARG:HH22	1.65	0.44
1:A:504:TYR:OH	1:A:518:PRO:HG3	2.18	0.44
1:A:753:ASP:HB3	1:A:799:LYS:HD3	1.99	0.44
3:E:5:DG:H2"	3:E:6:DT:O5'	2.17	0.44
1:A:700:GLU:O	1:A:704:MET:HB2	2.17	0.44
2:D:21:LEU:HD23	2:D:30:LEU:HA	1.99	0.44
1:A:625:VAL:HG21	1:A:639:ALA:HB2	1.99	0.44
1:A:596:GLY:HA3	1:A:662:ILE:HG23	1.98	0.44

Continued on next page...

Continued from previous page...

Atom-1	Atom-2	Interatomic distance (Å)	Clash overlap (Å)
1:C:747:TYR:OH	1:C:796:ASP:OD1	2.35	0.44
2:B:222:HIS:HB2	2:B:259:THR:HG21	1.99	0.44
1:A:874:ASN:ND2	3:H:2:DA:H62	2.16	0.44
2:D:9:VAL:HG22	2:D:10:ASN:H	1.82	0.44
2:B:58:ARG:HH22	6:J:5:DT:H3'	1.83	0.44
1:C:885:VAL:HG21	1:C:905:MET:HB2	1.98	0.44
1:C:1006:LEU:HD23	1:C:1009:ILE:HD12	2.00	0.44
1:C:811:PRO:HG2	1:C:971:ARG:HH12	1.82	0.44
1:C:872:ASN:OD1	1:C:875:TYR:HB2	2.18	0.43
1:C:862:LYS:O	1:C:863:MET:HB2	2.18	0.43
1:C:488:ALA:O	1:C:492:ASN:HB2	2.18	0.43
2:B:140:HIS:HB3	2:B:158:GLY:CA	2.46	0.43
2:B:58:ARG:CZ	6:J:4:DT:H3'	2.48	0.43
2:B:58:ARG:HH22	6:J:6:DA:P	2.41	0.43
2:B:111:VAL:HA	2:B:122:LEU:HD23	2.00	0.43
2:D:238:VAL:HG12	2:D:247:LEU:HG	2.00	0.43
1:C:579:ASP:O	1:C:583:VAL:HG13	2.18	0.43
2:B:212:ARG:HH22	2:B:294:ASP:HB3	1.82	0.43
1:A:784:LYS:HE2	1:A:784:LYS:HB3	1.75	0.43
1:A:675:ARG:HE	1:A:675:ARG:HB3	1.33	0.43
1:C:998:ALA:HB3	1:C:1000:GLN:HG2	2.01	0.43
1:A:713:VAL:HG13	1:A:718:ARG:HD2	2.00	0.43
2:D:148:ARG:HH22	2:D:241:LEU:HD23	1.84	0.43
2:B:148:ARG:NH1	2:B:241:LEU:HD12	2.34	0.43
1:C:964:HIS:O	1:C:968:ILE:HG12	2.19	0.43
2:B:24:LEU:HB2	2:B:88:GLU:OE2	2.18	0.43
1:C:595:GLU:OE1	1:C:598:ARG:NH2	2.52	0.43
1:A:551:VAL:HG11	2:B:170:GLN:HE22	1.83	0.43
1:A:652:ARG:HH12	1:A:657:ASP:H	1.66	0.43
1:C:530:LEU:HD11	1:C:1011:LYS:HG3	2.00	0.43
1:A:832:ASP:HB3	1:A:837:VAL:HG11	2.00	0.43
6:J:9:DC:H2'	6:J:10:DA:C8	2.53	0.43
2:D:48:VAL:HG23	2:D:57:LEU:HD23	2.00	0.43
2:B:162:MET:HA	2:B:163:PRO:HD3	1.89	0.43
2:D:86:LYS:HA	2:D:87:PRO:HD2	1.82	0.43
6:L:5:DT:H4'	6:L:6:DA:H5'	1.99	0.43
2:B:9:VAL:HG13	2:B:10:ASN:N	2.34	0.43
1:A:698:VAL:HG12	1:A:702:LYS:HE2	2.01	0.43
2:B:143:SER:HB3	2:B:211:ALA:HB2	2.01	0.43
1:A:571:THR:OG1	1:A:689:THR:HG21	2.18	0.43
1:C:870:ARG:HG3	5:K:1:DG:O6	2.18	0.43

Continued on next page...

Continued from previous page...

Atom-1	Atom-2	Interatomic distance (Å)	Clash overlap (Å)
2:B:39:ARG:NH1	5:I:6:DG:OP1	2.52	0.43
4:G:3:DC:H5'	4:G:3:DC:H6	1.83	0.43
1:C:992:ARG:HE	1:C:992:ARG:HB3	1.64	0.43
2:B:250:THR:OG1	2:B:251:ILE:N	2.51	0.43
1:A:619:CYS:HB3	1:A:729:TYR:CE2	2.54	0.43
1:A:652:ARG:NH2	1:A:657:ASP:O	2.52	0.42
1:A:553:ILE:HG21	1:A:1007:GLU:HG3	2.00	0.42
2:B:210:LEU:HD22	2:B:271:TYR:CE1	2.54	0.42
1:C:530:LEU:HD23	1:C:1014:TRP:CD1	2.54	0.42
3:H:6:DT:H2'	3:H:6:DT:H6	1.61	0.42
1:C:672:LEU:HD21	3:E:4:DA:H5''	2.00	0.42
2:B:75:PRO:HB2	2:B:92:ILE:HG23	2.00	0.42
1:A:584:SER:O	1:A:588:ASP:HB3	2.19	0.42
1:C:919:CYS:HA	1:C:920:PRO:HD2	1.83	0.42
1:C:748:ILE:O	1:C:956:ASN:ND2	2.39	0.42
2:B:72:LEU:HB3	2:B:95:GLY:HA3	2.00	0.42
1:C:892:VAL:HA	1:C:893:PRO:HD3	1.82	0.42
1:A:816:LEU:O	1:A:820:ILE:HG13	2.20	0.42
2:B:21:LEU:HD23	2:B:30:LEU:HA	2.01	0.42
1:A:1018:SER:O	1:A:1022:GLN:HG3	2.19	0.42
1:C:836:GLU:HG2	1:C:839:GLN:HG2	2.01	0.42
1:C:692:ALA:HB2	2:D:100:ASN:HD22	1.84	0.42
2:D:87:PRO:HA	2:D:88:GLU:HA	1.72	0.42
1:C:597:LEU:HA	1:C:597:LEU:HD23	1.86	0.42
1:C:494:PHE:HB3	1:C:992:ARG:NH2	2.34	0.42
1:C:616:LYS:HE2	1:C:645:THR:HB	2.00	0.42
1:A:908:TYR:CE1	1:A:915:TRP:HH2	2.38	0.42
2:B:160:SER:HB3	2:B:178:CYS:SG	2.59	0.42
1:C:942:LEU:HA	1:C:946:PHE:HB2	2.01	0.42
2:B:212:ARG:HH12	2:B:294:ASP:HA	1.85	0.42
2:D:274:PHE:CE1	2:D:348:VAL:HG21	2.53	0.42
1:A:580:VAL:O	1:A:583:VAL:HG22	2.20	0.42
1:C:870:ARG:HG3	5:K:1:DG:C6	2.54	0.42
1:A:994:ARG:HG3	1:A:1005:GLU:CD	2.39	0.42
1:C:667:LYS:HE2	3:E:3:DC:H3'	2.02	0.42
2:B:70:PRO:O	2:B:72:LEU:HG	2.20	0.42
2:B:70:PRO:HA	2:B:71:PRO:HD3	1.86	0.42
2:B:232:ARG:HH11	2:B:234:ILE:HD11	1.83	0.42
1:A:956:ASN:HB2	6:J:13:DG:OP1	2.20	0.42
1:C:824:THR:N	1:C:871:MET:HE1	2.34	0.42
2:B:51:LYS:O	2:B:54:GLU:HB2	2.19	0.42

Continued on next page...

Continued from previous page...

Atom-1	Atom-2	Interatomic distance (Å)	Clash overlap (Å)
1:A:915:TRP:O	1:A:976:GLY:N	2.52	0.42
1:C:917:SER:OG	3:E:1:DC:C2	2.63	0.42
1:A:495:LEU:HD23	1:A:495:LEU:HA	1.85	0.42
1:A:994:ARG:HB2	1:A:1009:ILE:CD1	2.49	0.42
1:A:641:ARG:HG3	1:A:679:LEU:HD13	2.01	0.42
1:C:908:TYR:O	1:C:911:MET:HG2	2.19	0.42
1:A:861:LYS:NZ	1:A:862:LYS:HZ2	2.17	0.42
1:C:709:LEU:HD21	1:C:711:ILE:HD11	2.02	0.42
2:D:80:PHE:HE1	2:D:151:THR:HG21	1.84	0.41
1:A:543:LYS:O	1:A:545:VAL:HG23	2.20	0.41
2:D:279:SER:HB3	2:D:282:GLN:HB2	2.02	0.41
1:C:847:GLU:HA	1:C:850:ARG:HB3	2.02	0.41
1:C:585:ALA:O	1:C:588:ASP:HB3	2.20	0.41
2:B:338:THR:HA	2:B:339:PRO:HD3	1.93	0.41
2:D:328:LEU:HD11	2:D:345:PHE:CD2	2.49	0.41
2:B:256:LEU:HG	2:B:258:ILE:HG12	2.01	0.41
1:A:885:VAL:HG11	1:A:902:LEU:HA	2.02	0.41
1:C:720:PHE:N	1:C:720:PHE:CD1	2.88	0.41
2:B:14:LEU:O	2:B:33:GLN:HA	2.19	0.41
2:D:31:PHE:HE1	2:D:69:LEU:HD13	1.85	0.41
1:C:764:VAL:HG11	1:C:936:GLN:HA	2.02	0.41
2:D:70:PRO:HG2	2:D:72:LEU:HD21	2.01	0.41
1:A:708:ARG:NH2	1:A:719:SER:OG	2.51	0.41
2:D:9:VAL:HG13	2:D:10:ASN:N	2.35	0.41
1:C:815:ALA:HB2	1:C:976:GLY:HA2	2.02	0.41
1:A:860:ARG:HH21	1:A:867:PRO:HD2	1.86	0.41
2:B:4:GLN:NE2	2:B:5:PRO:O	2.43	0.41
1:C:999:ARG:O	3:H:6:DT:H1'	2.20	0.41
2:B:102:LEU:HD23	2:B:137:ARG:HA	2.02	0.41
1:A:742:ALA:HA	1:A:743:SER:HA	1.46	0.41
2:B:257:THR:O	2:B:257:THR:OG1	2.37	0.41
6:L:12:DC:H2''	6:L:13:DG:OP2	2.20	0.41
1:A:499:GLN:OE1	1:C:493:THR:HA	2.20	0.41
1:C:768:ILE:CG1	1:C:967:GLU:HG2	2.48	0.41
1:A:627:GLU:HB3	1:C:866:LYS:HD3	2.01	0.41
1:C:599:GLU:OE1	1:C:600:ARG:NH1	2.54	0.41
2:D:51:LYS:O	2:D:54:GLU:HB2	2.20	0.41
1:A:586:LEU:HD13	1:A:646:ILE:HD12	2.01	0.41
2:B:346:TYR:OH	1:C:850:ARG:HD3	2.20	0.41
1:C:822:ASN:OD1	1:C:961:THR:HG21	2.21	0.41
1:A:727:THR:HG23	1:A:812:THR:CG2	2.50	0.41

Continued on next page...

Continued from previous page...

Atom-1	Atom-2	Interatomic distance (Å)	Clash overlap (Å)
2:D:51:LYS:NZ	2:D:118:ARG:HH22	2.18	0.41
1:A:867:PRO:HB2	2:D:335:GLY:HA2	2.03	0.41
1:A:1000:GLN:HE22	4:F:12:DT:H1'	1.86	0.41
1:A:651:ILE:HB	1:A:662:ILE:HD11	2.02	0.41
1:A:783:ARG:O	2:B:67:SER:HB2	2.21	0.41
1:C:741:GLU:OE2	2:D:39:ARG:HD2	2.21	0.41
2:D:9:VAL:HB	2:D:54:GLU:OE1	2.20	0.41
1:A:885:VAL:HG21	1:A:905:MET:HB2	2.03	0.41
2:B:33:GLN:HE21	2:B:44:GLY:HA2	1.86	0.41
1:C:595:GLU:HA	1:C:598:ARG:HH21	1.85	0.41
2:B:43:THR:HG23	2:B:62:PHE:CE2	2.56	0.41
2:D:217:TYR:CE1	2:D:235:ARG:HD2	2.56	0.41
1:A:919:CYS:HA	1:A:920:PRO:HD2	1.78	0.41
1:C:1000:GLN:NE2	4:G:12:DT:H1'	2.33	0.41
1:A:727:THR:HG22	1:A:728:GLY:N	2.36	0.41
2:D:218:PHE:HE2	2:D:236:LEU:HG	1.86	0.41
1:C:589:LEU:HD21	1:C:1019:LYS:HG3	2.03	0.41
1:C:720:PHE:N	1:C:720:PHE:HD1	2.19	0.40
1:C:536:PHE:HE2	1:C:538:TRP:HE1	1.68	0.40
2:D:213:GLN:HB2	2:D:213:GLN:HE21	1.64	0.40
2:B:84:ASP:HA	2:B:85:GLY:HA2	1.66	0.40
1:C:705:MET:SD	1:C:724:PHE:CD2	3.10	0.40
1:A:578:TYR:HE2	1:A:701:ARG:HG2	1.85	0.40
1:A:786:PRO:HG2	1:A:787:PHE:HD1	1.84	0.40
2:D:264:SER:HA	2:D:265:PRO:HD2	1.96	0.40
1:C:592:ASP:O	1:C:595:GLU:HB3	2.22	0.40
1:C:511:SER:OG	1:C:511:SER:O	2.32	0.40
1:C:1011:LYS:HG2	1:C:1015:LEU:HD12	2.04	0.40
2:B:258:ILE:CG2	2:B:284:ARG:HD2	2.49	0.40
2:B:294:ASP:OD1	2:B:294:ASP:N	2.55	0.40
5:I:3:DG:O6	6:J:12:DC:N4	2.55	0.40
1:A:554:ILE:HD11	1:A:577:ARG:HB2	2.03	0.40
2:D:115:GLY:HA3	2:D:116:CYS:HA	1.42	0.40
1:A:840:LYS:HA	1:A:841:PRO:HD2	1.92	0.40
2:D:179:PRO:HA	2:D:180:PRO:HD3	1.74	0.40

There are no symmetry-related clashes.

5.3 Torsion angles ⓘ

5.3.1 Protein backbone ⓘ

In the following table, the Percentiles column shows the percent Ramachandran outliers of the chain as a percentile score with respect to all PDB entries followed by that with respect to all EM entries.

The Analysed column shows the number of residues for which the backbone conformation was analysed, and the total number of residues.

Mol	Chain	Analysed	Favoured	Allowed	Outliers	Percentiles	
1	A	548/764 (72%)	509 (93%)	39 (7%)	0	100	100
1	C	548/764 (72%)	511 (93%)	37 (7%)	0	100	100
2	B	349/533 (66%)	329 (94%)	19 (5%)	1 (0%)	46	82
2	D	349/533 (66%)	333 (95%)	15 (4%)	1 (0%)	46	82
All	All	1794/2594 (69%)	1682 (94%)	110 (6%)	2 (0%)	59	89

All (2) Ramachandran outliers are listed below:

Mol	Chain	Res	Type
2	B	9	VAL
2	D	9	VAL

5.3.2 Protein sidechains ⓘ

In the following table, the Percentiles column shows the percent sidechain outliers of the chain as a percentile score with respect to all PDB entries followed by that with respect to all EM entries.

The Analysed column shows the number of residues for which the sidechain conformation was analysed, and the total number of residues.

Mol	Chain	Analysed	Rotameric	Outliers	Percentiles	
1	A	489/681 (72%)	436 (89%)	53 (11%)	8	35
1	C	489/681 (72%)	444 (91%)	45 (9%)	11	43
2	B	303/465 (65%)	280 (92%)	23 (8%)	16	54
2	D	303/465 (65%)	277 (91%)	26 (9%)	13	48
All	All	1584/2292 (69%)	1437 (91%)	147 (9%)	16	42

All (147) residues with a non-rotameric sidechain are listed below:

Mol	Chain	Res	Type
1	A	481	LEU
1	A	489	ILE
1	A	493	THR
1	A	496	SER
1	A	502	LYS
1	A	519	LEU
1	A	520	HIS
1	A	521	THR
1	A	522	LEU
1	A	537	GLU
1	A	554	ILE
1	A	560	TRP
1	A	565	ASP
1	A	578	TYR
1	A	584	SER
1	A	588	ASP
1	A	627	GLU
1	A	646	ILE
1	A	652	ARG
1	A	654	GLU
1	A	656	GLU
1	A	661	THR
1	A	675	ARG
1	A	679	LEU
1	A	687	HIS
1	A	711	ILE
1	A	713	VAL
1	A	717	LEU
1	A	730	ASP
1	A	731	GLU
1	A	737	MET
1	A	738	GLU
1	A	749	CYS
1	A	751	LEU
1	A	774	GLU
1	A	806	PHE
1	A	813	LEU
1	A	826	PHE
1	A	833	GLU
1	A	850	ARG
1	A	854	THR
1	A	858	GLN
1	A	859	LEU

Continued on next page...

Continued from previous page...

Mol	Chain	Res	Type
1	A	872	ASN
1	A	874	ASN
1	A	880	MET
1	A	881	THR
1	A	902	LEU
1	A	917	SER
1	A	954	ILE
1	A	999	ARG
1	A	1000	GLN
1	A	1021	LEU
2	B	1	MET
2	B	20	SER
2	B	24	LEU
2	B	33	GLN
2	B	58	ARG
2	B	62	PHE
2	B	69	LEU
2	B	119	LYS
2	B	125	GLU
2	B	147	SER
2	B	153	CYS
2	B	159	ARG
2	B	192	CYS
2	B	197	LEU
2	B	200	LEU
2	B	212	ARG
2	B	232	ARG
2	B	233	LEU
2	B	257	THR
2	B	268	TYR
2	B	271	TYR
2	B	336	ASN
2	B	341	GLU
1	C	481	LEU
1	C	487	LEU
1	C	492	ASN
1	C	493	THR
1	C	496	SER
1	C	497	CYS
1	C	520	HIS
1	C	521	THR
1	C	522	LEU

Continued on next page...

Continued from previous page...

Mol	Chain	Res	Type
1	C	560	TRP
1	C	578	TYR
1	C	580	VAL
1	C	582	LEU
1	C	584	SER
1	C	586	LEU
1	C	646	ILE
1	C	652	ARG
1	C	654	GLU
1	C	656	GLU
1	C	661	THR
1	C	672	LEU
1	C	675	ARG
1	C	679	LEU
1	C	717	LEU
1	C	720	PHE
1	C	730	ASP
1	C	731	GLU
1	C	741	GLU
1	C	748	ILE
1	C	755	THR
1	C	760	SER
1	C	781	ILE
1	C	806	PHE
1	C	818	CYS
1	C	845	ARG
1	C	874	ASN
1	C	881	THR
1	C	885	VAL
1	C	902	LEU
1	C	955	THR
1	C	956	ASN
1	C	999	ARG
1	C	1004	PHE
1	C	1007	GLU
1	C	1021	LEU
2	D	11	CYS
2	D	39	ARG
2	D	62	PHE
2	D	69	LEU
2	D	96	ARG
2	D	125	GLU

Continued on next page...

Continued from previous page...

Mol	Chain	Res	Type
2	D	132	ASP
2	D	141	THR
2	D	148	ARG
2	D	153	CYS
2	D	166	GLU
2	D	175	VAL
2	D	192	CYS
2	D	193	THR
2	D	205	SER
2	D	213	GLN
2	D	234	ILE
2	D	236	LEU
2	D	254	GLU
2	D	257	THR
2	D	266	ILE
2	D	269	HIS
2	D	299	MET
2	D	308	THR
2	D	315	ARG
2	D	338	THR

Some sidechains can be flipped to improve hydrogen bonding and reduce clashes. All (10) such sidechains are listed below:

Mol	Chain	Res	Type
1	A	874	ASN
1	A	997	ASN
1	A	1000	GLN
2	B	33	GLN
2	B	170	GLN
2	B	269	HIS
1	C	874	ASN
1	C	1000	GLN
2	D	173	ASN
2	D	222	HIS

5.3.3 RNA ⓘ

There are no RNA molecules in this entry.

5.4 Non-standard residues in protein, DNA, RNA chains [i](#)

There are no non-standard protein/DNA/RNA residues in this entry.

5.5 Carbohydrates [i](#)

There are no carbohydrates in this entry.

5.6 Ligand geometry [i](#)

Of 6 ligands modelled in this entry, 6 are monoatomic - leaving 0 for Mogul analysis.

There are no bond length outliers.

There are no bond angle outliers.

There are no chirality outliers.

There are no torsion outliers.

There are no ring outliers.

No monomer is involved in short contacts.

5.7 Other polymers [i](#)

There are no such residues in this entry.

5.8 Polymer linkage issues [i](#)

There are no chain breaks in this entry.