



wwPDB EM Map/Model Validation Report ⓘ

May 2, 2016 – 06:45 PM EDT

PDB ID : 3JD3
EMDB ID: : EMD-6632
Title : Glutamate dehydrogenase in complex with NADH and GTP, open conformation
Authors : Borgnia, M.J.; Banerjee, S.; Merk, A.; Matthies, D.; Bartesaghi, A.; Rao, P.; Pierson, J.; Earl, L.A.; Falconieri, V.; Subramaniam, S.; Milne, J.L.S.
Deposited on : 2016-03-28
Resolution : 3.60 Å(reported)
Based on PDB ID : 3MW9

This is a wwPDB EM Map/Model Validation Report for a publicly released PDB/EMDB entry.
For rigid body fitted models, validation errors reported here could stem from errors in the original structure(s) used in the fitting.

We welcome your comments at validation@mail.wwpdb.org

A user guide is available at

<http://wwpdb.org/validation/2016/EMValidationReportHelp>

MolProbity : 4.02b-467
Mogul : 1.7.1 (RC1), CSD as537be (2016)
Percentile statistics : 20151230.v01 (using entries in the PDB archive December 30th 2015)
Ideal geometry (proteins) : Engh & Huber (2001)
Ideal geometry (DNA, RNA) : Parkinson et. al. (1996)
Validation Pipeline (wwPDB-VP) : rb-20027457

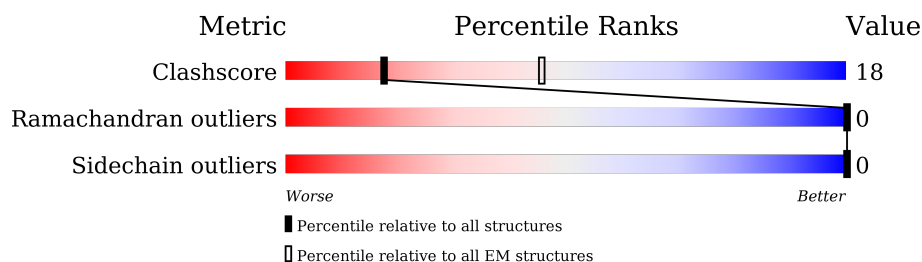
1 Overall quality at a glance

The following experimental techniques were used to determine the structure:

ELECTRON MICROSCOPY

The reported resolution of this entry is 3.60 Å.

Percentile scores (ranging between 0-100) for global validation metrics of the entry are shown in the following graphic. The table shows the number of entries on which the scores are based.



Metric	Whole archive (#Entries)	EM structures (#Entries)
Clashscore	114402	924
Ramachandran outliers	111179	726
Sidechain outliers	111093	686

The table below summarises the geometric issues observed across the polymeric chains. The red, orange, yellow and green segments on the bar indicate the fraction of residues that contain outliers for ≥ 3 , 2, 1 and 0 types of geometric quality criteria. A grey segment represents the fraction of residues that are not modelled. The numeric value for each fraction is indicated below the corresponding segment, with a dot representing fractions $\leq 5\%$.

Mol	Chain	Length	Quality of chain
1	A	501	63% 36% .
1	B	501	63% 36% .
1	C	501	62% 37% .
1	D	501	62% 37% .
1	E	501	63% 36% .
1	F	501	63% 36% .

2 Entry composition [i](#)

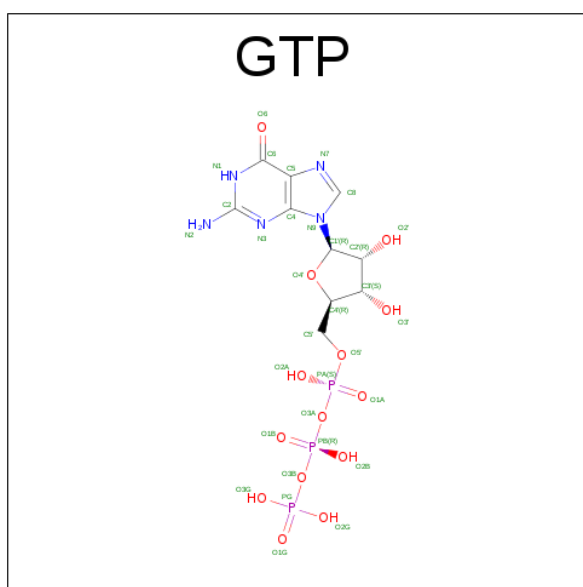
There are 3 unique types of molecules in this entry. The entry contains 24006 atoms, of which 0 are hydrogens and 0 are deuteriums.

In the tables below, the AltConf column contains the number of residues with at least one atom in alternate conformation and the Trace column contains the number of residues modelled with at most 2 atoms.

- Molecule 1 is a protein called Glutamate dehydrogenase 1, mitochondrial.

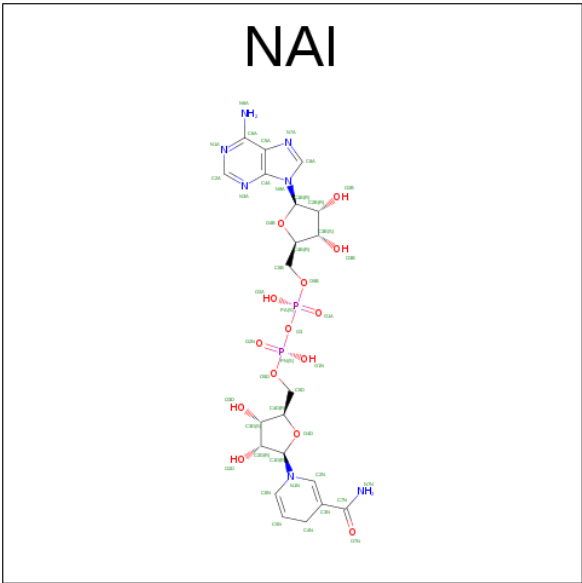
Mol	Chain	Residues	Atoms					AltConf	Trace
1	A	496	Total	C	N	O	S	0	0
			3881	2454	679	729	19		
1	B	496	Total	C	N	O	S	0	0
			3881	2454	679	729	19		
1	C	496	Total	C	N	O	S	0	0
			3881	2454	679	729	19		
1	D	496	Total	C	N	O	S	0	0
			3881	2454	679	729	19		
1	E	496	Total	C	N	O	S	0	0
			3881	2454	679	729	19		
1	F	496	Total	C	N	O	S	0	0
			3881	2454	679	729	19		

- Molecule 2 is GUANOSINE-5'-TRIPHOSPHATE (three-letter code: GTP) (formula: $C_{10}H_{16}N_5O_{14}P_3$).



Mol	Chain	Residues	Atoms					AltConf
2	A	1	Total	C	N	O	P	0
			32	10	5	14	3	
2	B	1	Total	C	N	O	P	0
			32	10	5	14	3	
2	C	1	Total	C	N	O	P	0
			32	10	5	14	3	
2	D	1	Total	C	N	O	P	0
			32	10	5	14	3	
2	E	1	Total	C	N	O	P	0
			32	10	5	14	3	
2	F	1	Total	C	N	O	P	0
			32	10	5	14	3	

- Molecule 3 is 1,4-DIHYDRONICOTINAMIDE ADENINE DINUCLEOTIDE (three-letter code: NAI) (formula: C₂₁H₂₉N₇O₁₄P₂).



Mol	Chain	Residues	Atoms					AltConf
3	A	1	Total	C	N	O	P	0
			88	42	14	28	4	
3	A	1	Total	C	N	O	P	0
			88	42	14	28	4	
3	B	1	Total	C	N	O	P	0
			88	42	14	28	4	
3	B	1	Total	C	N	O	P	0
			88	42	14	28	4	
3	C	1	Total	C	N	O	P	0
			88	42	14	28	4	

Continued on next page...

Continued from previous page...

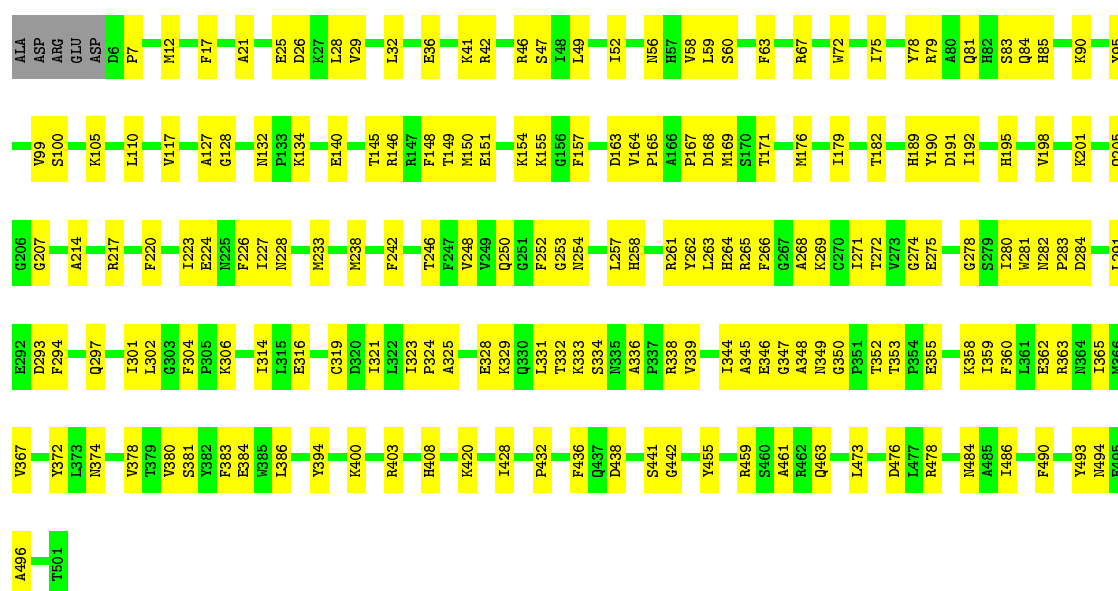
Mol	Chain	Residues	Atoms					AltConf
3	C	1	Total 88	C 42	N 14	O 28	P 4	0
3	D	1	Total 88	C 42	N 14	O 28	P 4	0
3	D	1	Total 88	C 42	N 14	O 28	P 4	0
3	E	1	Total 88	C 42	N 14	O 28	P 4	0
3	E	1	Total 88	C 42	N 14	O 28	P 4	0
3	F	1	Total 88	C 42	N 14	O 28	P 4	0
3	F	1	Total 88	C 42	N 14	O 28	P 4	0

3 Residue-property plots

These plots are drawn for all protein, RNA and DNA chains in the entry. The first graphic for a chain summarises the proportions of errors displayed in the second graphic. The second graphic shows the sequence view annotated by issues in geometry. Residues are color-coded according to the number of geometric quality criteria for which they contain at least one outlier: green = 0, yellow = 1, orange = 2 and red = 3 or more. Stretches of 2 or more consecutive residues without any outlier are shown as a green connector. Residues present in the sample, but not in the model, are shown in grey.

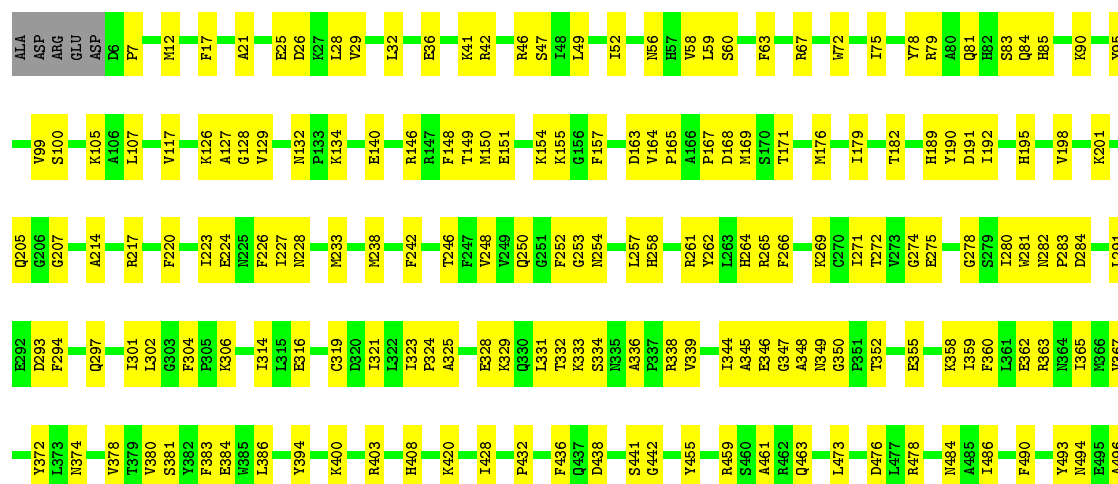
- Molecule 1: Glutamate dehydrogenase 1, mitochondrial

Chain A: 

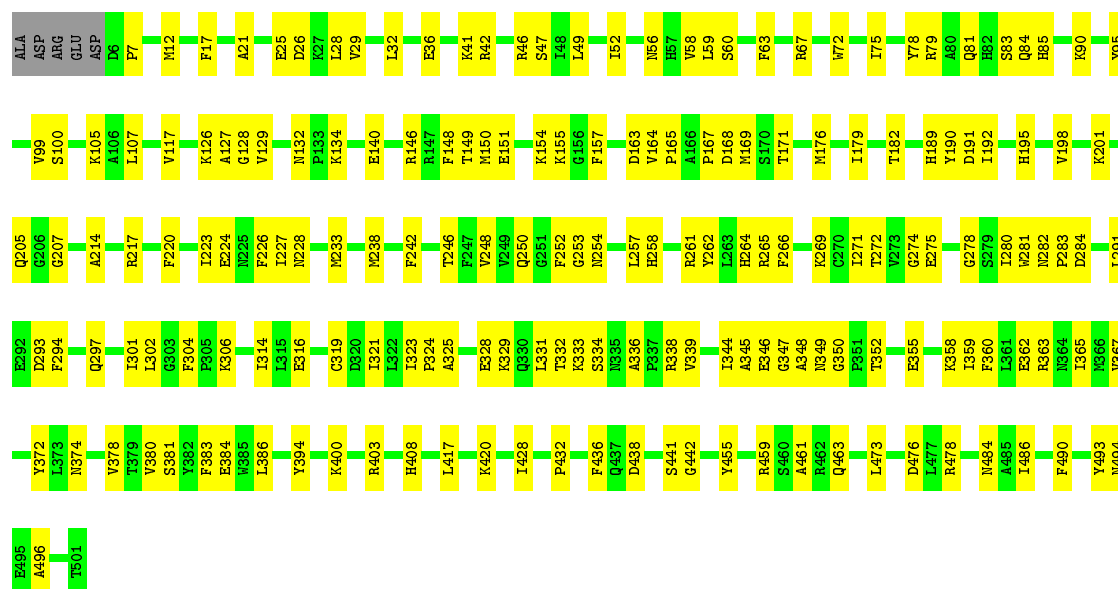


- Molecule 1: Glutamate dehydrogenase 1, mitochondrial

Chain B: 

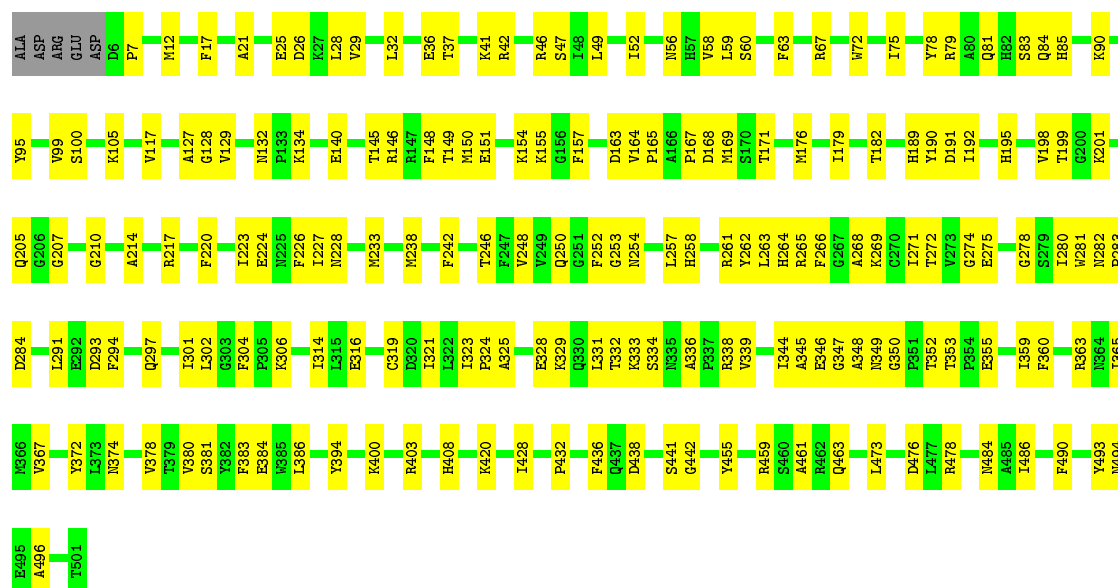


Chain E: 63% 36%



• Molecule 1: Glutamate dehydrogenase 1, mitochondrial

Chain F: 63% 36%



4 Experimental information

Property	Value	Source
Reconstruction method	SINGLE PARTICLE	Depositor
Imposed symmetry	POINT, Not provided	Depositor
Number of images	14793	Depositor
Resolution determination method	FSC 0.143	Depositor
CTF correction method	Each micrograph	Depositor
Microscope	FEI TITAN KRIOS	Depositor
Voltage (kV)	300	Depositor
Electron dose ($e^-/\text{\AA}^2$)	45	Depositor
Minimum defocus (nm)	1000	Depositor
Maximum defocus (nm)	5000	Depositor
Magnification	Not provided	Depositor
Image detector	GATAN K2 SUMMIT (4k x 4k)	Depositor

5 Model quality [i](#)

5.1 Standard geometry [i](#)

Bond lengths and bond angles in the following residue types are not validated in this section: GTP, NAI

The Z score for a bond length (or angle) is the number of standard deviations the observed value is removed from the expected value. A bond length (or angle) with $|Z| > 5$ is considered an outlier worth inspection. RMSZ is the root-mean-square of all Z scores of the bond lengths (or angles).

Mol	Chain	Bond lengths		Bond angles	
		RMSZ	$\# Z > 2$	RMSZ	$\# Z > 2$
1	A	0.47	0/3964	0.51	0/5351
1	B	0.47	0/3964	0.51	0/5351
1	C	0.47	0/3964	0.51	0/5351
1	D	0.47	0/3964	0.51	0/5351
1	E	0.47	0/3964	0.51	0/5351
1	F	0.47	0/3964	0.51	0/5351
All	All	0.47	0/23784	0.51	0/32106

There are no bond length outliers.

There are no bond angle outliers.

There are no chirality outliers.

There are no planarity outliers.

5.2 Too-close contacts [i](#)

In the following table, the Non-H and H(model) columns list the number of non-hydrogen atoms and hydrogen atoms in the chain respectively. The H(added) column lists the number of hydrogen atoms added and optimized by MolProbity. The Clashes column lists the number of clashes within the asymmetric unit, whereas Symm-Clashes lists symmetry related clashes.

Mol	Chain	Non-H	H(model)	H(added)	Clashes	Symm-Clashes
1	A	3881	0	3848	145	0
1	B	3881	0	3848	141	0
1	C	3881	0	3848	150	0
1	D	3881	0	3848	148	0
1	E	3881	0	3848	142	0
1	F	3881	0	3848	146	0
2	A	32	0	12	1	0

Continued on next page...

Continued from previous page...

Mol	Chain	Non-H	H(model)	H(added)	Clashes	Symm-Clashes
2	B	32	0	12	1	0
2	C	32	0	12	1	0
2	D	32	0	12	1	0
2	E	32	0	12	1	0
2	F	32	0	12	1	0
3	A	88	0	54	15	0
3	B	88	0	54	15	0
3	C	88	0	54	15	0
3	D	88	0	54	15	0
3	E	88	0	54	15	0
3	F	88	0	54	15	0
All	All	24006	0	23484	842	0

The all-atom clashscore is defined as the number of clashes found per 1000 atoms (including hydrogen atoms). The all-atom clashscore for this structure is 18.

All (842) close contacts within the same asymmetric unit are listed below, sorted by their clash magnitude.

Atom-1	Atom-2	Interatomic distance (Å)	Clash overlap (Å)
1:B:17:PHE:HB2	1:B:486:ILE:HD11	1.47	0.97
1:E:17:PHE:HB2	1:E:486:ILE:HD11	1.47	0.97
1:C:17:PHE:HB2	1:C:486:ILE:HD11	1.47	0.96
1:F:17:PHE:HB2	1:F:486:ILE:HD11	1.47	0.96
1:D:17:PHE:HB2	1:D:486:ILE:HD11	1.47	0.93
1:A:17:PHE:HB2	1:A:486:ILE:HD11	1.47	0.93
1:E:85:HIS:HE1	3:E:603:NAI:N1A	1.71	0.89
1:F:85:HIS:HE1	3:F:601:NAI:N1A	1.71	0.88
1:B:85:HIS:HE1	3:B:603:NAI:N1A	1.71	0.88
1:C:85:HIS:HE1	3:C:601:NAI:N1A	1.71	0.88
1:D:85:HIS:HE1	3:D:603:NAI:N1A	1.71	0.87
1:A:85:HIS:HE1	3:A:603:NAI:N1A	1.71	0.87
1:B:72:TRP:HB2	1:D:47:SER:HB3	1.58	0.85
1:A:47:SER:HB3	1:E:72:TRP:HB2	1.58	0.85
1:C:47:SER:HB3	1:F:72:TRP:HB2	1.58	0.84
1:C:72:TRP:HB2	1:F:47:SER:HB3	1.58	0.84
1:A:72:TRP:HB2	1:E:47:SER:HB3	1.58	0.83
1:B:47:SER:HB3	1:D:72:TRP:HB2	1.58	0.83
1:B:282:ASN:ND2	1:B:306:LYS:O	2.15	0.79
1:E:282:ASN:ND2	1:E:306:LYS:O	2.15	0.79
1:A:420:LYS:HE3	1:C:428:ILE:HG12	1.64	0.79
1:C:282:ASN:ND2	1:C:306:LYS:O	2.15	0.79

Continued on next page...

Continued from previous page...

Atom-1	Atom-2	Interatomic distance (Å)	Clash overlap (Å)
1:F:282:ASN:ND2	1:F:306:LYS:O	2.15	0.79
1:D:420:LYS:HE3	1:F:428:ILE:HG12	1.65	0.78
1:A:282:ASN:ND2	1:A:306:LYS:O	2.15	0.78
1:D:282:ASN:ND2	1:D:306:LYS:O	2.15	0.78
1:E:428:ILE:HG12	1:F:420:LYS:HE3	1.65	0.77
1:B:428:ILE:HG12	1:C:420:LYS:HE3	1.65	0.76
1:A:428:ILE:HG12	1:B:420:LYS:HE3	1.64	0.76
1:D:428:ILE:HG12	1:E:420:LYS:HE3	1.65	0.76
1:D:432:PRO:HB3	1:D:436:PHE:HD2	1.53	0.73
1:A:432:PRO:HB3	1:A:436:PHE:HD2	1.53	0.73
1:F:432:PRO:HB3	1:F:436:PHE:HD2	1.53	0.73
1:C:432:PRO:HB3	1:C:436:PHE:HD2	1.53	0.72
1:A:59:LEU:HB2	1:A:157:PHE:HE2	1.55	0.71
1:B:59:LEU:HB2	1:B:157:PHE:HE2	1.56	0.71
1:D:59:LEU:HB2	1:D:157:PHE:HE2	1.56	0.71
1:E:59:LEU:HB2	1:E:157:PHE:HE2	1.56	0.71
1:F:59:LEU:HB2	1:F:157:PHE:HE2	1.55	0.71
1:C:59:LEU:HB2	1:C:157:PHE:HE2	1.56	0.71
1:E:432:PRO:HB3	1:E:436:PHE:HD2	1.53	0.71
1:B:432:PRO:HB3	1:B:436:PHE:HD2	1.53	0.71
1:D:85:HIS:CE1	3:D:603:NAI:N1A	2.58	0.71
1:A:85:HIS:CE1	3:A:603:NAI:N1A	2.58	0.71
1:C:85:HIS:CE1	3:C:601:NAI:N1A	2.58	0.69
1:F:85:HIS:CE1	3:F:601:NAI:N1A	2.58	0.69
1:E:85:HIS:CE1	3:E:603:NAI:N1A	2.58	0.69
1:B:99:VAL:HG11	1:B:128:GLY:HA3	1.76	0.68
1:B:85:HIS:CE1	3:B:603:NAI:N1A	2.58	0.68
1:E:99:VAL:HG11	1:E:128:GLY:HA3	1.76	0.68
1:F:99:VAL:HG11	1:F:128:GLY:HA3	1.76	0.68
1:C:99:VAL:HG11	1:C:128:GLY:HA3	1.76	0.68
1:D:99:VAL:HG11	1:D:128:GLY:HA3	1.76	0.67
1:A:99:VAL:HG11	1:A:128:GLY:HA3	1.76	0.67
1:F:272:THR:OG1	1:F:280:ILE:O	2.13	0.67
1:C:272:THR:OG1	1:C:280:ILE:O	2.13	0.67
1:A:272:THR:OG1	1:A:280:ILE:O	2.12	0.67
1:D:272:THR:OG1	1:D:280:ILE:O	2.12	0.67
1:E:195:HIS:O	1:E:201:LYS:NZ	2.28	0.66
1:B:195:HIS:O	1:B:201:LYS:NZ	2.28	0.66
1:C:195:HIS:O	1:C:201:LYS:NZ	2.28	0.66
1:F:195:HIS:O	1:F:201:LYS:NZ	2.28	0.66
1:A:333:LYS:NZ	1:A:355:GLU:OE1	2.28	0.66

Continued on next page...

Continued from previous page...

Atom-1	Atom-2	Interatomic distance (Å)	Clash overlap (Å)
1:B:272:THR:OG1	1:B:280:ILE:O	2.13	0.66
1:D:333:LYS:NZ	1:D:355:GLU:OE1	2.28	0.66
1:E:272:THR:OG1	1:E:280:ILE:O	2.13	0.66
1:A:195:HIS:O	1:A:201:LYS:NZ	2.28	0.65
1:B:272:THR:HB	1:B:281:TRP:HD1	1.61	0.65
1:D:195:HIS:O	1:D:201:LYS:NZ	2.28	0.65
1:E:272:THR:HB	1:E:281:TRP:HD1	1.61	0.65
1:A:272:THR:HB	1:A:281:TRP:HD1	1.61	0.65
1:D:272:THR:HB	1:D:281:TRP:HD1	1.61	0.65
1:F:333:LYS:NZ	1:F:355:GLU:OE1	2.28	0.65
1:B:227:ILE:HG21	1:B:242:PHE:CE1	2.33	0.64
1:C:272:THR:HB	1:C:281:TRP:HD1	1.61	0.64
1:C:333:LYS:NZ	1:C:355:GLU:OE1	2.28	0.64
1:E:227:ILE:HG21	1:E:242:PHE:CE1	2.33	0.64
1:F:272:THR:HB	1:F:281:TRP:HD1	1.61	0.64
1:C:227:ILE:HG21	1:C:242:PHE:CE1	2.33	0.64
1:D:81:GLN:OE1	1:D:84:GLN:NE2	2.31	0.64
1:A:81:GLN:OE1	1:A:84:GLN:NE2	2.31	0.64
1:F:227:ILE:HG21	1:F:242:PHE:CE1	2.33	0.64
1:B:81:GLN:OE1	1:B:84:GLN:NE2	2.31	0.64
1:E:81:GLN:OE1	1:E:84:GLN:NE2	2.31	0.64
1:F:81:GLN:OE1	1:F:84:GLN:NE2	2.31	0.64
1:C:81:GLN:OE1	1:C:84:GLN:NE2	2.31	0.63
1:D:227:ILE:HG21	1:D:242:PHE:CE1	2.32	0.63
1:D:331:LEU:HD12	1:D:352:THR:HG22	1.80	0.63
1:F:227:ILE:HD12	1:F:321:ILE:HD11	1.81	0.63
1:A:227:ILE:HG21	1:A:242:PHE:CE1	2.32	0.63
1:B:227:ILE:HD12	1:B:321:ILE:HD11	1.81	0.63
1:C:227:ILE:HD12	1:C:321:ILE:HD11	1.81	0.63
1:A:331:LEU:HD12	1:A:352:THR:HG22	1.80	0.63
1:E:169:MET:HE3	3:E:602:NAI:O1N	1.98	0.63
1:C:79:ARG:HH21	1:C:163:ASP:CG	2.02	0.63
1:E:227:ILE:HD12	1:E:321:ILE:HD11	1.81	0.63
1:F:79:ARG:HH21	1:F:163:ASP:CG	2.02	0.63
1:A:227:ILE:HD12	1:A:321:ILE:HD11	1.81	0.63
1:E:85:HIS:CE1	3:E:603:NAI:C2A	2.82	0.63
1:B:85:HIS:CE1	3:B:603:NAI:C2A	2.82	0.62
1:D:227:ILE:HD12	1:D:321:ILE:HD11	1.81	0.62
1:E:331:LEU:HD12	1:E:352:THR:HG22	1.80	0.62
1:D:339:VAL:HG12	1:D:363:ARG:HH21	1.64	0.62
1:B:331:LEU:HD12	1:B:352:THR:HG22	1.80	0.62

Continued on next page...

Continued from previous page...

Atom-1	Atom-2	Interatomic distance (Å)	Clash overlap (Å)
1:A:339:VAL:HG12	1:A:363:ARG:HH21	1.64	0.62
1:C:463:GLN:HB3	1:C:484:ASN:HD21	1.65	0.62
1:E:79:ARG:HH21	1:E:163:ASP:CG	2.02	0.62
1:F:463:GLN:HB3	1:F:484:ASN:HD21	1.65	0.62
1:F:85:HIS:CE1	3:F:601:NAI:C2A	2.82	0.62
1:B:79:ARG:HH21	1:B:163:ASP:CG	2.02	0.62
1:E:339:VAL:HG12	1:E:363:ARG:HH21	1.64	0.62
1:B:339:VAL:HG12	1:B:363:ARG:HH21	1.64	0.62
1:C:331:LEU:HD12	1:C:352:THR:HG22	1.80	0.62
1:C:85:HIS:CE1	3:C:601:NAI:C2A	2.82	0.62
1:A:463:GLN:HB3	1:A:484:ASN:HD21	1.65	0.62
1:D:463:GLN:HB3	1:D:484:ASN:HD21	1.65	0.62
1:F:331:LEU:HD12	1:F:352:THR:HG22	1.80	0.62
1:A:168:ASP:OD1	1:A:169:MET:N	2.31	0.61
1:B:333:LYS:NZ	1:B:355:GLU:OE1	2.28	0.61
1:A:85:HIS:CE1	3:A:603:NAI:C2A	2.82	0.61
1:D:85:HIS:CE1	3:D:603:NAI:C2A	2.82	0.61
1:E:333:LYS:NZ	1:E:355:GLU:OE1	2.28	0.61
1:F:339:VAL:HG12	1:F:363:ARG:HH21	1.64	0.61
1:D:168:ASP:OD1	1:D:169:MET:N	2.31	0.61
1:C:339:VAL:HG12	1:C:363:ARG:HH21	1.64	0.61
1:B:253:GLY:CA	3:B:602:NAI:H4B	2.30	0.61
1:E:253:GLY:CA	3:E:602:NAI:H4B	2.30	0.61
1:D:253:GLY:CA	3:D:602:NAI:H4B	2.30	0.61
1:E:463:GLN:HB3	1:E:484:ASN:HD21	1.65	0.61
1:B:463:GLN:HB3	1:B:484:ASN:HD21	1.65	0.61
1:A:253:GLY:CA	3:A:602:NAI:H4B	2.30	0.61
1:C:168:ASP:OD1	1:C:169:MET:N	2.31	0.60
1:A:79:ARG:HH21	1:A:163:ASP:CG	2.02	0.60
1:F:168:ASP:OD1	1:F:169:MET:N	2.31	0.60
1:D:79:ARG:HH21	1:D:163:ASP:CG	2.02	0.60
1:E:29:VAL:HG21	1:E:42:ARG:HG3	1.84	0.60
1:F:29:VAL:HG21	1:F:42:ARG:HG3	1.84	0.60
1:B:293:ASP:O	1:B:297:GLN:N	2.32	0.60
1:C:324:PRO:HG2	1:C:346:GLU:HA	1.83	0.60
1:C:29:VAL:HG21	1:C:42:ARG:HG3	1.84	0.60
1:C:253:GLY:CA	3:C:603:NAI:H4B	2.30	0.60
1:E:332:THR:OG1	1:E:334:SER:OG	2.13	0.60
1:F:324:PRO:HG2	1:F:346:GLU:HA	1.83	0.60
1:A:293:ASP:O	1:A:297:GLN:N	2.32	0.60
1:A:274:GLY:HA3	1:A:314:ILE:HD11	1.84	0.60

Continued on next page...

Continued from previous page...

Atom-1	Atom-2	Interatomic distance (Å)	Clash overlap (Å)
1:B:271:ILE:HG23	1:B:283:PRO:HA	1.83	0.60
1:D:149:THR:HG21	1:D:179:ILE:HG23	1.83	0.60
1:E:271:ILE:HG23	1:E:283:PRO:HA	1.83	0.60
1:A:324:PRO:HG2	1:A:346:GLU:HA	1.83	0.60
1:B:29:VAL:HG21	1:B:42:ARG:HG3	1.84	0.60
1:C:274:GLY:HA3	1:C:314:ILE:HD11	1.84	0.60
1:D:271:ILE:HG23	1:D:283:PRO:HA	1.83	0.60
1:D:274:GLY:HA3	1:D:314:ILE:HD11	1.84	0.60
1:D:324:PRO:HG2	1:D:346:GLU:HA	1.83	0.60
1:E:293:ASP:O	1:E:297:GLN:N	2.32	0.60
1:A:271:ILE:HG23	1:A:283:PRO:HA	1.83	0.60
1:F:274:GLY:HA3	1:F:314:ILE:HD11	1.84	0.60
1:F:253:GLY:CA	3:F:603:NAI:H4B	2.30	0.60
1:A:149:THR:HG21	1:A:179:ILE:HG23	1.84	0.60
1:D:293:ASP:O	1:D:297:GLN:N	2.32	0.60
1:E:274:GLY:HA3	1:E:314:ILE:HD11	1.84	0.60
1:B:274:GLY:HA3	1:B:314:ILE:HD11	1.84	0.60
1:A:261:ARG:O	1:A:265:ARG:HG3	2.02	0.59
1:D:261:ARG:O	1:D:265:ARG:HG3	2.02	0.59
1:E:324:PRO:HG2	1:E:346:GLU:HA	1.83	0.59
1:F:271:ILE:HG23	1:F:283:PRO:HA	1.83	0.59
1:B:149:THR:HG21	1:B:179:ILE:HG23	1.83	0.59
1:B:324:PRO:HG2	1:B:346:GLU:HA	1.83	0.59
1:B:359:ILE:O	1:B:363:ARG:N	2.28	0.59
1:F:473:LEU:HB3	1:F:476:ASP:HB3	1.84	0.59
1:C:271:ILE:HG23	1:C:283:PRO:HA	1.83	0.59
1:C:473:LEU:HB3	1:C:476:ASP:HB3	1.84	0.59
1:E:149:THR:HG21	1:E:179:ILE:HG23	1.83	0.59
1:C:261:ARG:O	1:C:265:ARG:HG3	2.02	0.59
1:E:359:ILE:O	1:E:363:ARG:N	2.28	0.59
1:F:149:THR:HG21	1:F:179:ILE:HG23	1.83	0.59
1:F:261:ARG:O	1:F:265:ARG:HG3	2.02	0.59
1:C:149:THR:HG21	1:C:179:ILE:HG23	1.84	0.59
1:C:332:THR:OG1	1:C:334:SER:OG	2.13	0.59
1:B:473:LEU:HB3	1:B:476:ASP:HB3	1.84	0.59
1:E:473:LEU:HB3	1:E:476:ASP:HB3	1.84	0.59
1:E:261:ARG:O	1:E:265:ARG:HG3	2.02	0.59
1:B:261:ARG:O	1:B:265:ARG:HG3	2.02	0.58
1:C:169:MET:HE3	3:C:603:NAI:O1N	2.03	0.58
1:F:332:THR:OG1	1:F:334:SER:OG	2.13	0.58
1:F:169:MET:HE3	3:F:603:NAI:O1N	2.04	0.58

Continued on next page...

Continued from previous page...

Atom-1	Atom-2	Interatomic distance (Å)	Clash overlap (Å)
1:D:29:VAL:HG21	1:D:42:ARG:HG3	1.84	0.58
1:F:83:SER:OG	1:F:493:TYR:OH	2.21	0.58
1:C:378:VAL:O	1:C:381:SER:OG	2.16	0.58
1:A:29:VAL:HG21	1:A:42:ARG:HG3	1.84	0.58
1:A:473:LEU:HB3	1:A:476:ASP:HB3	1.84	0.58
1:C:83:SER:OG	1:C:493:TYR:OH	2.21	0.58
1:D:473:LEU:HB3	1:D:476:ASP:HB3	1.84	0.58
1:A:167:PRO:HG3	1:A:176:MET:HG3	1.86	0.58
1:B:168:ASP:OD1	1:B:169:MET:N	2.31	0.58
1:F:378:VAL:O	1:F:381:SER:OG	2.16	0.58
1:D:167:PRO:HG3	1:D:176:MET:HG3	1.86	0.58
1:C:167:PRO:HG3	1:C:176:MET:HG3	1.86	0.57
1:F:167:PRO:HG3	1:F:176:MET:HG3	1.86	0.57
1:A:83:SER:OG	1:A:493:TYR:OH	2.21	0.57
1:D:83:SER:OG	1:D:493:TYR:OH	2.21	0.57
1:B:25:GLU:OE2	1:B:46:ARG:NE	2.36	0.57
1:E:168:ASP:OD1	1:E:169:MET:N	2.31	0.57
1:B:250:GLN:HE21	3:B:602:NAI:C2A	2.17	0.57
1:B:83:SER:OG	1:B:493:TYR:OH	2.21	0.57
1:E:250:GLN:HE21	3:E:602:NAI:C2A	2.17	0.57
1:A:250:GLN:HE21	3:A:602:NAI:C2A	2.17	0.57
1:B:214:ALA:HB1	1:B:380:VAL:HG21	1.87	0.57
1:E:25:GLU:OE2	1:E:46:ARG:NE	2.36	0.57
1:E:83:SER:OG	1:E:493:TYR:OH	2.21	0.57
1:D:250:GLN:HE21	3:D:602:NAI:C2A	2.17	0.57
1:E:214:ALA:HB1	1:E:380:VAL:HG21	1.87	0.57
1:F:214:ALA:HB1	1:F:380:VAL:HG21	1.87	0.57
1:C:214:ALA:HB1	1:C:380:VAL:HG21	1.87	0.57
1:F:250:GLN:HE21	3:F:603:NAI:C2A	2.17	0.57
1:C:293:ASP:O	1:C:297:GLN:N	2.32	0.57
1:C:250:GLN:HE21	3:C:603:NAI:C2A	2.17	0.57
1:D:79:ARG:HH11	1:D:127:ALA:HB2	1.70	0.57
1:A:79:ARG:HH11	1:A:127:ALA:HB2	1.70	0.56
1:B:360:PHE:CD1	1:B:365:ILE:HD11	2.40	0.56
1:D:214:ALA:HB1	1:D:380:VAL:HG21	1.87	0.56
1:E:360:PHE:CD1	1:E:365:ILE:HD11	2.40	0.56
1:E:378:VAL:O	1:E:381:SER:OG	2.16	0.56
1:A:169:MET:HE3	3:A:602:NAI:O1N	2.05	0.56
1:A:214:ALA:HB1	1:A:380:VAL:HG21	1.87	0.56
1:B:378:VAL:O	1:B:381:SER:OG	2.16	0.56
1:D:360:PHE:CD1	1:D:365:ILE:HD11	2.40	0.56

Continued on next page...

Continued from previous page...

Atom-1	Atom-2	Interatomic distance (Å)	Clash overlap (Å)
1:A:360:PHE:CD1	1:A:365:ILE:HD11	2.40	0.56
1:C:360:PHE:CD1	1:C:365:ILE:HD11	2.40	0.56
1:F:293:ASP:O	1:F:297:GLN:N	2.32	0.56
1:F:360:PHE:CD1	1:F:365:ILE:HD11	2.40	0.56
1:C:438:ASP:O	1:C:442:GLY:N	2.34	0.56
1:D:169:MET:HE3	3:D:602:NAI:O1N	2.05	0.56
1:F:63:PHE:HZ	1:F:148:PHE:HD1	1.53	0.56
1:A:25:GLU:OE2	1:A:46:ARG:NE	2.36	0.56
1:C:25:GLU:OE2	1:C:46:ARG:NE	2.36	0.56
1:F:438:ASP:O	1:F:442:GLY:N	2.34	0.56
1:F:25:GLU:OE2	1:F:46:ARG:NE	2.36	0.56
1:F:79:ARG:HH11	1:F:127:ALA:HB2	1.70	0.56
1:A:63:PHE:HZ	1:A:148:PHE:HD1	1.53	0.56
1:C:349:ASN:OD1	1:C:374:ASN:ND2	2.39	0.56
1:C:63:PHE:HZ	1:C:148:PHE:HD1	1.53	0.56
1:C:79:ARG:HH11	1:C:127:ALA:HB2	1.70	0.56
1:D:25:GLU:OE2	1:D:46:ARG:NE	2.36	0.56
1:F:349:ASN:OD1	1:F:374:ASN:ND2	2.39	0.56
1:B:79:ARG:HH11	1:B:127:ALA:HB2	1.70	0.55
1:C:359:ILE:O	1:C:363:ARG:N	2.28	0.55
1:E:79:ARG:HH11	1:E:127:ALA:HB2	1.70	0.55
1:F:63:PHE:CZ	1:F:148:PHE:HD1	2.24	0.55
1:B:167:PRO:HG3	1:B:176:MET:HG3	1.86	0.55
1:C:63:PHE:CZ	1:C:148:PHE:HD1	2.24	0.55
1:D:63:PHE:HZ	1:D:148:PHE:HD1	1.53	0.55
1:F:359:ILE:O	1:F:363:ARG:N	2.28	0.55
1:E:167:PRO:HG3	1:E:176:MET:HG3	1.86	0.55
1:A:378:VAL:O	1:A:381:SER:OG	2.16	0.55
1:E:63:PHE:HZ	1:E:148:PHE:HD1	1.53	0.55
1:B:63:PHE:HZ	1:B:148:PHE:HD1	1.53	0.55
1:D:146:ARG:HG3	1:D:182:THR:OG1	2.07	0.55
1:A:146:ARG:HG3	1:A:182:THR:OG1	2.07	0.55
1:D:349:ASN:OD1	1:D:374:ASN:ND2	2.39	0.55
1:B:349:ASN:OD1	1:B:374:ASN:ND2	2.39	0.55
1:D:378:VAL:O	1:D:381:SER:OG	2.16	0.55
1:E:349:ASN:OD1	1:E:374:ASN:ND2	2.39	0.55
1:A:349:ASN:OD1	1:A:374:ASN:ND2	2.39	0.55
1:C:252:PHE:CZ	1:C:291:LEU:HD13	2.42	0.55
1:F:252:PHE:CZ	1:F:291:LEU:HD13	2.42	0.54
1:A:359:ILE:O	1:A:363:ARG:N	2.28	0.54
1:B:63:PHE:CZ	1:B:148:PHE:HD1	2.24	0.54

Continued on next page...

Continued from previous page...

Atom-1	Atom-2	Interatomic distance (Å)	Clash overlap (Å)
1:E:63:PHE:CZ	1:E:148:PHE:HD1	2.24	0.54
1:F:146:ARG:HG3	1:F:182:THR:OG1	2.07	0.54
1:E:252:PHE:CZ	1:E:291:LEU:HD13	2.42	0.54
1:A:63:PHE:CZ	1:A:148:PHE:HD1	2.24	0.54
1:A:252:PHE:CZ	1:A:291:LEU:HD13	2.42	0.54
1:B:252:PHE:CZ	1:B:291:LEU:HD13	2.42	0.54
1:C:146:ARG:HG3	1:C:182:THR:OG1	2.07	0.54
1:D:63:PHE:CZ	1:D:148:PHE:HD1	2.24	0.54
1:D:359:ILE:O	1:D:363:ARG:N	2.28	0.54
1:B:169:MET:HE3	3:B:602:NAI:O1N	2.08	0.54
1:D:252:PHE:CZ	1:D:291:LEU:HD13	2.42	0.54
1:B:146:ARG:HG3	1:B:182:THR:OG1	2.07	0.54
1:E:146:ARG:HG3	1:E:182:THR:OG1	2.07	0.54
1:B:438:ASP:O	1:B:442:GLY:N	2.34	0.53
1:C:252:PHE:HD1	1:C:257:LEU:HD23	1.74	0.53
1:A:252:PHE:HD1	1:A:257:LEU:HD23	1.74	0.53
1:E:17:PHE:O	1:E:21:ALA:N	2.27	0.53
1:E:438:ASP:O	1:E:442:GLY:N	2.34	0.53
1:F:252:PHE:HD1	1:F:257:LEU:HD23	1.74	0.53
1:D:252:PHE:HD1	1:D:257:LEU:HD23	1.74	0.53
1:B:17:PHE:O	1:B:21:ALA:N	2.27	0.52
1:B:252:PHE:HD1	1:B:257:LEU:HD23	1.74	0.52
1:E:252:PHE:HD1	1:E:257:LEU:HD23	1.74	0.52
1:E:223:ILE:HD11	1:E:323:ILE:HD11	1.92	0.52
1:B:223:ILE:HD11	1:B:323:ILE:HD11	1.92	0.52
1:A:246:THR:HG22	1:A:269:LYS:HB3	1.92	0.52
1:D:17:PHE:O	1:D:21:ALA:N	2.27	0.52
1:D:246:THR:HG22	1:D:269:LYS:HB3	1.92	0.52
1:D:85:HIS:NE2	3:D:603:NAI:H2A	2.24	0.52
1:A:85:HIS:NE2	3:A:603:NAI:H2A	2.24	0.52
1:B:227:ILE:HD13	1:B:242:PHE:CD1	2.45	0.52
1:B:85:HIS:NE2	3:B:603:NAI:H2A	2.24	0.52
1:E:227:ILE:HD13	1:E:242:PHE:CD1	2.45	0.52
1:E:85:HIS:NE2	3:E:603:NAI:H2A	2.24	0.52
1:B:248:VAL:HG13	1:B:319:CYS:HB3	1.92	0.52
1:B:246:THR:HG22	1:B:269:LYS:HB3	1.92	0.52
1:C:223:ILE:HD11	1:C:323:ILE:HD11	1.92	0.52
1:E:246:THR:HG22	1:E:269:LYS:HB3	1.92	0.52
1:E:248:VAL:HG13	1:E:319:CYS:HB3	1.92	0.52
1:C:246:THR:HG22	1:C:269:LYS:HB3	1.92	0.52
1:C:324:PRO:HD2	1:C:345:ALA:O	2.10	0.52

Continued on next page...

Continued from previous page...

Atom-1	Atom-2	Interatomic distance (Å)	Clash overlap (Å)
1:F:246:THR:HG22	1:F:269:LYS:HB3	1.92	0.52
1:A:408:HIS:HD2	1:C:436:PHE:HD1	1.58	0.52
1:D:408:HIS:HD2	1:F:436:PHE:HD1	1.58	0.52
1:F:223:ILE:HD11	1:F:323:ILE:HD11	1.92	0.52
1:F:324:PRO:HD2	1:F:345:ALA:O	2.10	0.52
1:A:17:PHE:O	1:A:21:ALA:N	2.27	0.52
1:A:324:PRO:HD2	1:A:345:ALA:O	2.10	0.52
1:D:324:PRO:HD2	1:D:345:ALA:O	2.10	0.52
1:B:324:PRO:HD2	1:B:345:ALA:O	2.10	0.51
1:B:436:PHE:HD1	1:C:408:HIS:HD2	1.58	0.51
1:C:85:HIS:NE2	3:C:601:NAI:H2A	2.24	0.51
1:E:324:PRO:HD2	1:E:345:ALA:O	2.10	0.51
1:F:85:HIS:NE2	3:F:601:NAI:H2A	2.24	0.51
1:E:436:PHE:HD1	1:F:408:HIS:HD2	1.58	0.51
1:A:329:LYS:N	1:A:350:GLY:O	2.35	0.51
1:A:436:PHE:HD1	1:B:408:HIS:HD2	1.58	0.51
1:D:329:LYS:N	1:D:350:GLY:O	2.35	0.51
1:D:223:ILE:HD11	1:D:323:ILE:HD11	1.91	0.51
1:A:223:ILE:HD11	1:A:323:ILE:HD11	1.92	0.51
1:D:248:VAL:HG13	1:D:319:CYS:HB3	1.92	0.51
1:D:436:PHE:HD1	1:E:408:HIS:HD2	1.58	0.51
1:F:227:ILE:HD13	1:F:242:PHE:CD1	2.45	0.51
1:A:227:ILE:HD13	1:A:242:PHE:CD1	2.45	0.51
1:B:316:GLU:OE2	1:B:338:ARG:NE	2.41	0.51
1:C:227:ILE:HD13	1:C:242:PHE:CD1	2.45	0.51
1:E:56:ASN:HD22	1:E:83:SER:HA	1.76	0.51
1:A:248:VAL:HG13	1:A:319:CYS:HB3	1.92	0.51
1:B:344:ILE:HB	1:B:367:VAL:HG22	1.93	0.51
1:B:56:ASN:HD22	1:B:83:SER:HA	1.76	0.51
3:B:603:NAI:H6N	3:B:603:NAI:H52N	1.93	0.51
1:E:316:GLU:OE2	1:E:338:ARG:NE	2.41	0.51
1:A:332:THR:OG1	1:A:334:SER:OG	2.13	0.51
1:C:248:VAL:HG13	1:C:319:CYS:HB3	1.92	0.51
1:D:227:ILE:HD13	1:D:242:PHE:CD1	2.45	0.51
1:E:344:ILE:HB	1:E:367:VAL:HG22	1.93	0.51
3:E:603:NAI:H52N	3:E:603:NAI:H6N	1.93	0.51
1:F:248:VAL:HG13	1:F:319:CYS:HB3	1.92	0.51
1:E:250:GLN:HE21	3:E:602:NAI:H2A	1.77	0.50
1:B:250:GLN:HE21	3:B:602:NAI:H2A	1.77	0.50
1:F:294:PHE:HA	1:F:297:GLN:HB2	1.94	0.50
3:A:603:NAI:H52N	3:A:603:NAI:H6N	1.93	0.50

Continued on next page...

Continued from previous page...

Atom-1	Atom-2	Interatomic distance (Å)	Clash overlap (Å)
1:C:294:PHE:HA	1:C:297:GLN:HB2	1.94	0.50
1:C:334:SER:O	1:C:338:ARG:NH2	2.45	0.50
1:D:332:THR:OG1	1:D:334:SER:OG	2.13	0.50
3:D:603:NAI:H52N	3:D:603:NAI:H6N	1.93	0.50
1:F:334:SER:O	1:F:338:ARG:NH2	2.45	0.50
1:A:294:PHE:HA	1:A:297:GLN:HB2	1.94	0.50
1:B:56:ASN:ND2	1:B:83:SER:HA	2.26	0.50
1:C:85:HIS:HB2	1:C:493:TYR:HH	1.77	0.50
1:E:56:ASN:ND2	1:E:83:SER:HA	2.27	0.50
1:F:26:ASP:HA	1:F:42:ARG:HH12	1.76	0.50
1:A:56:ASN:HD22	1:A:83:SER:HA	1.76	0.50
1:B:85:HIS:HB2	1:B:493:TYR:HH	1.77	0.50
1:C:26:ASP:HA	1:C:42:ARG:HH12	1.76	0.50
1:C:56:ASN:ND2	1:C:83:SER:HA	2.27	0.50
1:D:294:PHE:HA	1:D:297:GLN:HB2	1.94	0.50
3:F:601:NAI:H6N	3:F:601:NAI:H52N	1.93	0.50
1:F:56:ASN:HD22	1:F:83:SER:HA	1.76	0.50
1:F:85:HIS:HB2	1:F:493:TYR:HH	1.77	0.50
1:A:233:MET:O	1:A:238:MET:N	2.37	0.50
1:A:250:GLN:HE21	3:A:602:NAI:H2A	1.77	0.50
1:D:56:ASN:HD22	1:D:83:SER:HA	1.76	0.50
1:E:26:ASP:HA	1:E:42:ARG:HH12	1.76	0.50
1:A:344:ILE:HB	1:A:367:VAL:HG22	1.93	0.50
3:C:601:NAI:H52N	3:C:601:NAI:H6N	1.93	0.50
1:C:56:ASN:HD22	1:C:83:SER:HA	1.76	0.50
1:D:344:ILE:HB	1:D:367:VAL:HG22	1.93	0.50
1:E:316:GLU:HG2	1:E:338:ARG:HB3	1.94	0.50
1:F:56:ASN:ND2	1:F:83:SER:HA	2.27	0.50
1:A:438:ASP:O	1:A:442:GLY:N	2.34	0.49
1:A:56:ASN:ND2	1:A:83:SER:HA	2.26	0.49
1:B:316:GLU:HG2	1:B:338:ARG:HB3	1.94	0.49
1:B:26:ASP:HA	1:B:42:ARG:HH12	1.76	0.49
1:D:168:ASP:H	1:D:171:THR:HB	1.77	0.49
1:D:233:MET:O	1:D:238:MET:N	2.37	0.49
1:D:250:GLN:HE21	3:D:602:NAI:H2A	1.77	0.49
1:D:56:ASN:ND2	1:D:83:SER:HA	2.27	0.49
1:A:168:ASP:H	1:A:171:THR:HB	1.77	0.49
1:B:334:SER:O	1:B:338:ARG:NH2	2.45	0.49
1:D:334:SER:O	1:D:338:ARG:NH2	2.45	0.49
1:D:438:ASP:O	1:D:442:GLY:N	2.34	0.49
1:E:334:SER:O	1:E:338:ARG:NH2	2.45	0.49

Continued on next page...

Continued from previous page...

Atom-1	Atom-2	Interatomic distance (Å)	Clash overlap (Å)
1:A:334:SER:O	1:A:338:ARG:NH2	2.45	0.49
1:D:26:ASP:HA	1:D:42:ARG:HH12	1.76	0.49
1:B:168:ASP:H	1:B:171:THR:HB	1.77	0.49
1:A:26:ASP:HA	1:A:42:ARG:HH12	1.76	0.49
1:C:78:TYR:HE2	1:C:100:SER:HA	1.78	0.49
1:F:78:TYR:HE2	1:F:100:SER:HA	1.78	0.49
1:F:344:ILE:HB	1:F:367:VAL:HG22	1.93	0.49
1:A:85:HIS:HB2	1:A:493:TYR:HH	1.78	0.49
1:C:85:HIS:CE1	3:C:601:NAI:H2A	2.47	0.49
1:E:168:ASP:H	1:E:171:THR:HB	1.77	0.49
1:F:59:LEU:HB2	1:F:157:PHE:CE2	2.44	0.49
1:A:78:TYR:HE2	1:A:100:SER:HA	1.78	0.49
1:B:278:GLY:HA3	1:B:302:LEU:HD11	1.95	0.49
1:B:332:THR:OG1	1:B:334:SER:OG	2.13	0.49
1:C:344:ILE:HB	1:C:367:VAL:HG22	1.93	0.49
1:E:278:GLY:HA3	1:E:302:LEU:HD11	1.95	0.49
1:F:85:HIS:CE1	3:F:601:NAI:H2A	2.47	0.49
1:C:59:LEU:HB2	1:C:157:PHE:CE2	2.44	0.49
1:D:85:HIS:CE1	3:D:603:NAI:H2A	2.47	0.49
1:A:85:HIS:CE1	3:A:603:NAI:H2A	2.47	0.48
1:B:339:VAL:HG12	1:B:363:ARG:NH2	2.28	0.48
1:C:49:LEU:HD23	1:C:52:ILE:HD12	1.95	0.48
1:D:78:TYR:HE2	1:D:100:SER:HA	1.78	0.48
1:E:339:VAL:HG12	1:E:363:ARG:NH2	2.28	0.48
1:E:85:HIS:HB2	1:E:493:TYR:HH	1.78	0.48
1:F:49:LEU:HD23	1:F:52:ILE:HD12	1.95	0.48
1:A:49:LEU:HD23	1:A:52:ILE:HD12	1.95	0.48
1:C:250:GLN:HE21	3:C:603:NAI:H2A	1.77	0.48
1:D:49:LEU:HD23	1:D:52:ILE:HD12	1.95	0.48
1:A:347:GLY:O	1:A:374:ASN:HB3	2.14	0.48
1:C:316:GLU:HG2	1:C:338:ARG:HB3	1.94	0.48
1:C:168:ASP:H	1:C:171:THR:HB	1.77	0.48
1:D:347:GLY:O	1:D:374:ASN:HB3	2.14	0.48
1:D:85:HIS:HB2	1:D:493:TYR:HH	1.79	0.48
1:E:339:VAL:HG23	1:E:344:ILE:HD11	1.96	0.48
1:E:85:HIS:CE1	3:E:603:NAI:H2A	2.47	0.48
1:F:168:ASP:H	1:F:171:THR:HB	1.77	0.48
1:F:316:GLU:HG2	1:F:338:ARG:HB3	1.94	0.48
1:B:339:VAL:HG23	1:B:344:ILE:HD11	1.96	0.48
1:B:347:GLY:O	1:B:374:ASN:HB3	2.14	0.48
1:C:207:GLY:HA2	1:C:384:GLU:OE2	2.14	0.48

Continued on next page...

Continued from previous page...

Atom-1	Atom-2	Interatomic distance (Å)	Clash overlap (Å)
1:E:347:GLY:O	1:E:374:ASN:HB3	2.14	0.48
1:F:207:GLY:HA2	1:F:384:GLU:OE2	2.14	0.48
1:A:207:GLY:HA2	1:A:384:GLU:OE2	2.14	0.48
1:B:78:TYR:HE2	1:B:100:SER:HA	1.78	0.48
1:B:294:PHE:HA	1:B:297:GLN:HB2	1.94	0.48
1:B:85:HIS:CE1	3:B:603:NAI:H2A	2.47	0.48
1:C:233:MET:O	1:C:238:MET:N	2.37	0.48
1:D:207:GLY:HA2	1:D:384:GLU:OE2	2.14	0.48
1:E:294:PHE:HA	1:E:297:GLN:HB2	1.94	0.48
1:F:250:GLN:HE21	3:F:603:NAI:H2A	1.77	0.48
1:F:17:PHE:O	1:F:21:ALA:N	2.27	0.48
1:D:316:GLU:HG2	1:D:338:ARG:HB3	1.94	0.48
1:B:163:ASP:OD1	1:B:164:VAL:N	2.47	0.48
1:B:207:GLY:HA2	1:B:384:GLU:OE2	2.14	0.48
1:E:163:ASP:OD1	1:E:164:VAL:N	2.47	0.48
1:E:207:GLY:HA2	1:E:384:GLU:OE2	2.14	0.48
1:F:233:MET:O	1:F:238:MET:N	2.37	0.48
1:A:316:GLU:HG2	1:A:338:ARG:HB3	1.94	0.47
1:C:163:ASP:OD1	1:C:164:VAL:N	2.47	0.47
1:D:278:GLY:HA3	1:D:302:LEU:HD11	1.95	0.47
1:E:78:TYR:HE2	1:E:100:SER:HA	1.78	0.47
1:F:163:ASP:OD1	1:F:164:VAL:N	2.47	0.47
1:A:278:GLY:HA3	1:A:302:LEU:HD11	1.95	0.47
1:B:329:LYS:N	1:B:350:GLY:O	2.35	0.47
1:C:17:PHE:O	1:C:21:ALA:N	2.27	0.47
1:C:278:GLY:HA3	1:C:302:LEU:HD11	1.95	0.47
1:C:347:GLY:O	1:C:374:ASN:HB3	2.14	0.47
1:E:329:LYS:N	1:E:350:GLY:O	2.35	0.47
1:E:49:LEU:HD23	1:E:52:ILE:HD12	1.95	0.47
1:F:347:GLY:O	1:F:374:ASN:HB3	2.14	0.47
1:F:380:VAL:HA	1:F:383:PHE:HD2	1.79	0.47
1:B:49:LEU:HD23	1:B:52:ILE:HD12	1.95	0.47
1:B:63:PHE:HB2	1:B:75:ILE:HB	1.97	0.47
1:C:32:LEU:HD13	1:C:494:ASN:HD21	1.79	0.47
1:C:380:VAL:HA	1:C:383:PHE:HD2	1.80	0.47
1:D:32:LEU:HD13	1:D:494:ASN:HD21	1.79	0.47
1:E:63:PHE:HB2	1:E:75:ILE:HB	1.97	0.47
1:F:278:GLY:HA3	1:F:302:LEU:HD11	1.95	0.47
1:A:32:LEU:HD13	1:A:494:ASN:HD21	1.79	0.47
2:C:602:GTP:PG	2:C:602:GTP:HN22	2.38	0.47
1:F:32:LEU:HD13	1:F:494:ASN:HD21	1.79	0.47

Continued on next page...

Continued from previous page...

Atom-1	Atom-2	Interatomic distance (Å)	Clash overlap (Å)
2:F:602:GTP:HN22	2:F:602:GTP:PG	2.38	0.47
1:D:380:VAL:HA	1:D:383:PHE:HD2	1.79	0.47
1:A:380:VAL:HA	1:A:383:PHE:HD2	1.80	0.47
2:B:601:GTP:HN22	2:B:601:GTP:PG	2.37	0.47
1:D:339:VAL:HG23	1:D:344:ILE:HD11	1.96	0.47
2:E:601:GTP:PG	2:E:601:GTP:HN22	2.37	0.47
1:D:63:PHE:HB2	1:D:75:ILE:HB	1.96	0.47
1:E:380:VAL:HA	1:E:383:PHE:HD2	1.80	0.47
1:E:59:LEU:HB2	1:E:157:PHE:CE2	2.44	0.47
1:A:339:VAL:HG23	1:A:344:ILE:HD11	1.96	0.47
1:A:63:PHE:HB2	1:A:75:ILE:HB	1.96	0.47
1:B:32:LEU:HD13	1:B:494:ASN:HD21	1.79	0.47
1:D:282:ASN:O	1:D:284:ASP:N	2.48	0.47
1:D:253:GLY:N	3:D:602:NAI:H4B	2.30	0.47
1:A:282:ASN:O	1:A:284:ASP:N	2.48	0.47
1:B:380:VAL:HA	1:B:383:PHE:HD2	1.80	0.47
1:D:328:GLU:HG2	1:D:329:LYS:HG3	1.97	0.47
2:D:601:GTP:PG	2:D:601:GTP:HN22	2.38	0.47
1:E:32:LEU:HD13	1:E:494:ASN:HD21	1.79	0.47
1:F:63:PHE:HB2	1:F:75:ILE:HB	1.96	0.47
2:A:601:GTP:HN22	2:A:601:GTP:PG	2.38	0.47
1:A:253:GLY:N	3:A:602:NAI:H4B	2.30	0.47
1:B:248:VAL:HG12	1:B:271:ILE:HB	1.97	0.47
1:B:328:GLU:HG2	1:B:329:LYS:HG3	1.97	0.47
1:B:59:LEU:HB2	1:B:157:PHE:CE2	2.44	0.47
1:D:220:PHE:HZ	1:D:266:PHE:CD2	2.33	0.47
1:E:328:GLU:HG2	1:E:329:LYS:HG3	1.97	0.47
1:F:248:VAL:HG12	1:F:271:ILE:HB	1.97	0.47
1:F:63:PHE:CE1	1:F:151:GLU:HG3	2.50	0.47
1:A:163:ASP:OD1	1:A:164:VAL:N	2.47	0.47
1:A:220:PHE:HZ	1:A:266:PHE:CD2	2.33	0.47
1:A:252:PHE:HZ	1:A:291:LEU:HD13	1.80	0.47
1:A:328:GLU:HG2	1:A:329:LYS:HG3	1.97	0.47
1:C:248:VAL:HG12	1:C:271:ILE:HB	1.97	0.47
1:C:339:VAL:HG23	1:C:344:ILE:HD11	1.96	0.47
1:C:63:PHE:CE1	1:C:151:GLU:HG3	2.50	0.47
1:C:63:PHE:HB2	1:C:75:ILE:HB	1.97	0.47
1:D:163:ASP:OD1	1:D:164:VAL:N	2.47	0.47
1:E:248:VAL:HG12	1:E:271:ILE:HB	1.97	0.47
1:A:117:VAL:HG11	1:A:372:TYR:HB3	1.97	0.46
1:B:252:PHE:HZ	1:B:291:LEU:HD13	1.80	0.46

Continued on next page...

Continued from previous page...

Atom-1	Atom-2	Interatomic distance (Å)	Clash overlap (Å)
1:B:63:PHE:CE1	1:B:151:GLU:HG3	2.50	0.46
1:E:220:PHE:HZ	1:E:266:PHE:CD2	2.33	0.46
1:E:63:PHE:CE1	1:E:151:GLU:HG3	2.50	0.46
1:F:339:VAL:HG23	1:F:344:ILE:HD11	1.96	0.46
1:A:248:VAL:HG12	1:A:271:ILE:HB	1.97	0.46
1:A:63:PHE:CE1	1:A:151:GLU:HG3	2.50	0.46
1:B:253:GLY:HA2	3:B:602:NAI:H4B	1.98	0.46
1:B:220:PHE:HZ	1:B:266:PHE:CD2	2.33	0.46
1:C:282:ASN:O	1:C:284:ASP:N	2.48	0.46
1:D:252:PHE:HZ	1:D:291:LEU:HD13	1.81	0.46
1:E:252:PHE:HZ	1:E:291:LEU:HD13	1.80	0.46
1:E:253:GLY:HA2	3:E:602:NAI:H4B	1.98	0.46
1:E:253:GLY:N	3:E:602:NAI:H4B	2.30	0.46
1:F:282:ASN:O	1:F:284:ASP:N	2.48	0.46
1:B:253:GLY:N	3:B:602:NAI:H4B	2.30	0.46
1:D:117:VAL:HG11	1:D:372:TYR:HB3	1.98	0.46
1:D:63:PHE:CE1	1:D:151:GLU:HG3	2.50	0.46
1:A:339:VAL:HG12	1:A:363:ARG:NH2	2.28	0.46
1:A:95:TYR:OH	1:A:145:THR:OG1	2.17	0.46
1:D:248:VAL:HG12	1:D:271:ILE:HB	1.97	0.46
1:A:316:GLU:OE2	1:A:338:ARG:NE	2.41	0.46
1:D:339:VAL:HG12	1:D:363:ARG:NH2	2.28	0.46
1:E:117:VAL:HG11	1:E:372:TYR:HB3	1.97	0.46
1:A:165:PRO:HD2	1:A:198:VAL:HG12	1.97	0.46
1:E:165:PRO:HD2	1:E:198:VAL:HG12	1.97	0.46
1:B:117:VAL:HG11	1:B:372:TYR:HB3	1.98	0.46
1:C:253:GLY:N	3:C:603:NAI:H4B	2.30	0.46
1:B:165:PRO:HD2	1:B:198:VAL:HG12	1.97	0.46
1:A:455:TYR:HB2	1:B:400:LYS:HB2	1.98	0.46
1:D:165:PRO:HD2	1:D:198:VAL:HG12	1.97	0.46
1:C:165:PRO:HD2	1:C:198:VAL:HG12	1.97	0.46
1:C:253:GLY:HA2	3:C:603:NAI:H4B	1.98	0.46
1:D:316:GLU:OE2	1:D:338:ARG:NE	2.41	0.46
1:D:455:TYR:HB2	1:E:400:LYS:HB2	1.98	0.46
1:E:254:ASN:O	1:E:258:HIS:HD2	1.99	0.46
1:F:253:GLY:HA2	3:F:603:NAI:H4B	1.98	0.46
1:F:253:GLY:N	3:F:603:NAI:H4B	2.30	0.46
1:A:400:LYS:HB2	1:C:455:TYR:HB2	1.98	0.46
1:B:254:ASN:O	1:B:258:HIS:HD2	1.99	0.46
1:C:117:VAL:HG11	1:C:372:TYR:HB3	1.97	0.46
1:C:328:GLU:HG2	1:C:329:LYS:HG3	1.97	0.46

Continued on next page...

Continued from previous page...

Atom-1	Atom-2	Interatomic distance (Å)	Clash overlap (Å)
1:D:95:TYR:OH	1:D:145:THR:OG1	2.17	0.46
1:F:165:PRO:HD2	1:F:198:VAL:HG12	1.97	0.46
1:F:117:VAL:HG11	1:F:372:TYR:HB3	1.97	0.46
1:A:132:ASN:O	1:A:134:LYS:N	2.49	0.45
1:B:282:ASN:O	1:B:284:ASP:N	2.48	0.45
1:C:329:LYS:N	1:C:350:GLY:O	2.35	0.45
1:D:132:ASN:O	1:D:134:LYS:N	2.49	0.45
1:D:400:LYS:HB2	1:F:455:TYR:HB2	1.98	0.45
1:E:282:ASN:O	1:E:284:ASP:N	2.48	0.45
1:F:220:PHE:HZ	1:F:266:PHE:CD2	2.33	0.45
1:F:329:LYS:N	1:F:350:GLY:O	2.35	0.45
1:C:220:PHE:HZ	1:C:266:PHE:CD2	2.33	0.45
1:F:328:GLU:HG2	1:F:329:LYS:HG3	1.97	0.45
1:C:316:GLU:OE2	1:C:338:ARG:NE	2.41	0.45
1:C:339:VAL:HG12	1:C:363:ARG:NH2	2.28	0.45
1:E:333:LYS:HA	1:E:336:ALA:HB2	1.99	0.45
1:F:339:VAL:HG12	1:F:363:ARG:NH2	2.28	0.45
1:A:323:ILE:HG22	1:A:325:ALA:HB2	1.99	0.45
1:B:132:ASN:O	1:B:134:LYS:N	2.49	0.45
1:B:333:LYS:HA	1:B:336:ALA:HB2	1.99	0.45
1:C:432:PRO:HB3	1:C:436:PHE:CD2	2.44	0.45
1:D:323:ILE:HG22	1:D:325:ALA:HB2	1.99	0.45
1:A:403:ARG:NH2	1:A:441:SER:HA	2.32	0.45
1:B:191:ASP:OD1	1:B:192:ILE:N	2.50	0.45
1:C:389:LEU:HD12	1:C:389:LEU:HA	1.75	0.45
1:D:403:ARG:NH2	1:D:441:SER:HA	2.32	0.45
1:E:132:ASN:O	1:E:134:LYS:N	2.49	0.45
1:E:191:ASP:OD1	1:E:192:ILE:N	2.50	0.45
1:F:316:GLU:OE2	1:F:338:ARG:NE	2.41	0.45
1:F:403:ARG:NH2	1:F:441:SER:HA	2.32	0.45
1:C:403:ARG:NH2	1:C:441:SER:HA	2.32	0.45
1:A:254:ASN:O	1:A:258:HIS:HD2	1.99	0.45
1:C:132:ASN:O	1:C:134:LYS:N	2.49	0.45
1:B:455:TYR:HB2	1:C:400:LYS:HB2	1.98	0.45
1:E:455:TYR:HB2	1:F:400:LYS:HB2	1.98	0.45
1:C:191:ASP:OD1	1:C:192:ILE:N	2.50	0.45
1:D:254:ASN:O	1:D:258:HIS:HD2	1.99	0.45
1:F:191:ASP:OD1	1:F:192:ILE:N	2.50	0.45
1:B:233:MET:O	1:B:238:MET:N	2.37	0.45
1:B:324:PRO:CG	1:B:346:GLU:HA	2.47	0.45
1:E:324:PRO:CG	1:E:346:GLU:HA	2.47	0.45

Continued on next page...

Continued from previous page...

Atom-1	Atom-2	Interatomic distance (Å)	Clash overlap (Å)
1:F:132:ASN:O	1:F:134:LYS:N	2.49	0.45
1:C:323:ILE:HG22	1:C:325:ALA:HB2	1.99	0.44
1:C:36:GLU:HB2	1:C:41:LYS:HB3	2.00	0.44
1:F:323:ILE:HG22	1:F:325:ALA:HB2	1.99	0.44
1:A:253:GLY:HA2	3:A:602:NAI:H4B	1.98	0.44
1:B:36:GLU:HB2	1:B:41:LYS:HB3	2.00	0.44
1:C:254:ASN:O	1:C:258:HIS:HD2	1.99	0.44
1:E:36:GLU:HB2	1:E:41:LYS:HB3	2.00	0.44
1:F:324:PRO:CG	1:F:346:GLU:HA	2.48	0.44
1:F:95:TYR:OH	1:F:145:THR:OG1	2.17	0.44
1:A:191:ASP:OD1	1:A:192:ILE:N	2.50	0.44
1:C:324:PRO:CG	1:C:346:GLU:HA	2.48	0.44
1:D:191:ASP:OD1	1:D:192:ILE:N	2.50	0.44
1:E:403:ARG:NH2	1:E:441:SER:HA	2.32	0.44
1:F:36:GLU:HB2	1:F:41:LYS:HB3	2.00	0.44
1:C:252:PHE:HZ	1:C:291:LEU:HD13	1.80	0.44
1:D:253:GLY:HA2	3:D:602:NAI:H4B	1.98	0.44
1:D:333:LYS:HA	1:D:336:ALA:HB2	1.99	0.44
1:E:233:MET:O	1:E:238:MET:N	2.37	0.44
1:F:254:ASN:O	1:F:258:HIS:HD2	1.99	0.44
1:C:60:SER:HB3	1:F:58:VAL:HB	1.99	0.44
1:C:58:VAL:HB	1:F:60:SER:HB3	1.99	0.44
1:A:333:LYS:HA	1:A:336:ALA:HB2	1.99	0.44
1:B:403:ARG:NH2	1:B:441:SER:HA	2.32	0.44
1:F:275:GLU:OE2	1:F:301:ILE:N	2.41	0.44
1:F:252:PHE:HZ	1:F:291:LEU:HD13	1.81	0.44
1:F:333:LYS:HA	1:F:336:ALA:HB2	1.99	0.44
1:A:339:VAL:HG21	1:A:365:ILE:HD13	2.00	0.44
1:A:79:ARG:CD	1:A:127:ALA:HB2	2.48	0.44
1:D:59:LEU:HB2	1:D:157:PHE:CE2	2.44	0.44
1:E:250:GLN:NE2	3:E:602:NAI:H2A	2.33	0.44
1:B:250:GLN:NE2	3:B:602:NAI:H2A	2.33	0.44
1:C:95:TYR:OH	1:C:145:THR:OG1	2.17	0.44
1:D:339:VAL:HG21	1:D:365:ILE:HD13	2.00	0.44
1:D:79:ARG:CD	1:D:127:ALA:HB2	2.48	0.44
1:E:67:ARG:HE	1:E:140:GLU:CD	2.20	0.44
1:B:67:ARG:HE	1:B:140:GLU:CD	2.20	0.44
1:C:294:PHE:CD2	1:C:304:PHE:HD1	2.36	0.44
1:C:333:LYS:HA	1:C:336:ALA:HB2	1.99	0.44
1:A:59:LEU:HB2	1:A:157:PHE:CE2	2.44	0.44
1:B:79:ARG:CD	1:B:127:ALA:HB2	2.47	0.44

Continued on next page...

Continued from previous page...

Atom-1	Atom-2	Interatomic distance (Å)	Clash overlap (Å)
1:B:323:ILE:HG22	1:B:325:ALA:HB2	1.99	0.44
1:C:275:GLU:OE2	1:C:301:ILE:N	2.41	0.44
1:F:294:PHE:CD2	1:F:304:PHE:HD1	2.36	0.44
1:E:323:ILE:HG22	1:E:325:ALA:HB2	1.99	0.43
1:E:79:ARG:CD	1:E:127:ALA:HB2	2.48	0.43
1:C:348:ALA:HB1	3:C:603:NAI:O3D	2.18	0.43
1:F:79:ARG:CD	1:F:127:ALA:HB2	2.48	0.43
1:C:79:ARG:CD	1:C:127:ALA:HB2	2.48	0.43
1:D:36:GLU:HB2	1:D:41:LYS:HB3	2.00	0.43
1:D:250:GLN:NE2	3:D:602:NAI:H2A	2.33	0.43
1:E:339:VAL:HG21	1:E:365:ILE:HD13	2.00	0.43
1:F:348:ALA:HB1	3:F:603:NAI:O3D	2.18	0.43
1:A:294:PHE:CD2	1:A:304:PHE:HD1	2.36	0.43
1:A:36:GLU:HB2	1:A:41:LYS:HB3	2.00	0.43
1:A:67:ARG:HE	1:A:140:GLU:CD	2.20	0.43
1:B:348:ALA:HB1	3:B:602:NAI:O3D	2.18	0.43
1:C:67:ARG:HE	1:C:140:GLU:CD	2.20	0.43
1:D:294:PHE:CD2	1:D:304:PHE:HD1	2.36	0.43
1:D:67:ARG:HE	1:D:140:GLU:CD	2.20	0.43
1:A:250:GLN:NE2	3:A:602:NAI:H2A	2.33	0.43
1:B:339:VAL:HG21	1:B:365:ILE:HD13	2.00	0.43
1:E:348:ALA:HB1	3:E:602:NAI:O3D	2.18	0.43
1:A:324:PRO:CG	1:A:346:GLU:HA	2.47	0.43
1:B:79:ARG:HD2	1:B:127:ALA:HB2	2.00	0.43
1:C:339:VAL:HG21	1:C:365:ILE:HD13	2.00	0.43
1:E:79:ARG:HD2	1:E:127:ALA:HB2	2.00	0.43
1:F:67:ARG:HE	1:F:140:GLU:CD	2.20	0.43
1:A:60:SER:HB3	1:E:58:VAL:HB	2.00	0.43
1:D:324:PRO:CG	1:D:346:GLU:HA	2.47	0.43
1:F:339:VAL:HG21	1:F:365:ILE:HD13	2.00	0.43
1:B:58:VAL:HB	1:D:60:SER:HB3	1.99	0.43
1:D:79:ARG:HD2	1:D:127:ALA:HB2	2.00	0.43
1:F:250:GLN:NE2	3:F:603:NAI:H2A	2.33	0.43
1:A:110:LEU:HD23	1:A:110:LEU:HA	1.87	0.43
1:A:189:HIS:HD2	1:A:190:TYR:CE1	2.37	0.43
1:A:348:ALA:HB1	3:A:602:NAI:O3D	2.18	0.43
1:A:79:ARG:HD2	1:A:127:ALA:HB2	2.00	0.43
1:C:261:ARG:O	1:C:264:HIS:HB3	2.19	0.43
1:D:348:ALA:HB1	3:D:602:NAI:O3D	2.19	0.43
1:E:496:ALA:HA	1:F:205:GLN:HE22	1.83	0.43
1:B:496:ALA:HA	1:C:205:GLN:HE22	1.83	0.43

Continued on next page...

Continued from previous page...

Atom-1	Atom-2	Interatomic distance (Å)	Clash overlap (Å)
1:B:60:SER:HB3	1:D:58:VAL:HB	2.00	0.43
1:C:250:GLN:NE2	3:C:603:NAI:H2A	2.33	0.43
1:D:189:HIS:HD2	1:D:190:TYR:CE1	2.37	0.43
1:E:189:HIS:HD2	1:E:190:TYR:CE1	2.37	0.43
1:F:79:ARG:HD2	1:F:127:ALA:HB2	2.00	0.43
1:F:261:ARG:O	1:F:264:HIS:HB3	2.19	0.43
1:B:189:HIS:HD2	1:B:190:TYR:CE1	2.37	0.42
1:B:294:PHE:CD2	1:B:304:PHE:HD1	2.36	0.42
1:C:79:ARG:HD2	1:C:127:ALA:HB2	2.00	0.42
1:C:224:GLU:O	1:C:228:ASN:ND2	2.52	0.42
1:D:417:LEU:HD23	1:D:417:LEU:HA	1.90	0.42
1:E:294:PHE:CD2	1:E:304:PHE:HD1	2.36	0.42
1:A:58:VAL:HB	1:E:60:SER:HB3	1.99	0.42
1:A:205:GLN:HE22	1:C:496:ALA:HA	1.83	0.42
1:E:358:LYS:O	1:E:362:GLU:N	2.45	0.42
1:F:224:GLU:O	1:F:228:ASN:ND2	2.52	0.42
1:B:358:LYS:O	1:B:362:GLU:N	2.45	0.42
1:B:169:MET:CE	3:B:602:NAI:O1N	2.67	0.42
1:C:272:THR:HG1	1:C:281:TRP:HA	1.84	0.42
1:C:155:LYS:HD2	1:F:157:PHE:CE1	2.55	0.42
1:D:110:LEU:HA	1:D:110:LEU:HD23	1.87	0.42
1:D:205:GLN:HE22	1:F:496:ALA:HA	1.83	0.42
1:A:157:PHE:CE1	1:E:155:LYS:HD2	2.55	0.42
1:E:169:MET:CE	3:E:602:NAI:O1N	2.68	0.42
1:C:157:PHE:CE1	1:F:155:LYS:HD2	2.55	0.42
1:B:155:LYS:HD2	1:D:157:PHE:CE1	2.55	0.42
1:C:169:MET:CE	3:C:603:NAI:O1N	2.67	0.42
1:F:272:THR:HG1	1:F:281:TRP:HA	1.84	0.42
1:D:346:GLU:OE1	1:D:478:ARG:NH2	2.53	0.42
1:A:346:GLU:OE1	1:A:478:ARG:NH2	2.53	0.42
1:A:360:PHE:HD1	1:A:365:ILE:HD11	1.84	0.42
1:B:58:VAL:HG21	1:B:105:LYS:HE2	2.02	0.42
1:B:224:GLU:O	1:B:228:ASN:ND2	2.52	0.42
1:E:224:GLU:O	1:E:228:ASN:ND2	2.52	0.42
1:E:432:PRO:HB3	1:E:436:PHE:CD2	2.44	0.42
1:E:403:ARG:HH21	1:E:441:SER:HA	1.85	0.42
1:F:169:MET:CE	3:F:603:NAI:O1N	2.68	0.42
1:A:261:ARG:O	1:A:264:HIS:HB3	2.19	0.42
1:B:403:ARG:HH21	1:B:441:SER:HA	1.85	0.42
1:C:189:HIS:HD2	1:C:190:TYR:CE1	2.37	0.42
1:C:226:PHE:CE1	1:C:461:ALA:HB1	2.55	0.42

Continued on next page...

Continued from previous page...

Atom-1	Atom-2	Interatomic distance (Å)	Clash overlap (Å)
1:D:261:ARG:O	1:D:264:HIS:HB3	2.19	0.42
1:D:360:PHE:HD1	1:D:365:ILE:HD11	1.84	0.42
1:D:496:ALA:HA	1:E:205:GLN:HE22	1.83	0.42
1:E:58:VAL:HG21	1:E:105:LYS:HE2	2.02	0.42
1:F:226:PHE:CE1	1:F:461:ALA:HB1	2.55	0.42
1:C:332:THR:HG22	1:C:353:THR:HG21	2.02	0.42
1:D:224:GLU:O	1:D:228:ASN:ND2	2.52	0.42
1:F:189:HIS:HD2	1:F:190:TYR:CE1	2.37	0.42
1:F:332:THR:HG22	1:F:353:THR:HG21	2.02	0.42
1:A:226:PHE:CE1	1:A:461:ALA:HB1	2.55	0.41
1:A:496:ALA:HA	1:B:205:GLN:HE22	1.83	0.41
1:B:261:ARG:O	1:B:264:HIS:HB3	2.19	0.41
1:D:275:GLU:OE2	1:D:301:ILE:N	2.41	0.41
1:D:226:PHE:CE1	1:D:461:ALA:HB1	2.55	0.41
1:E:275:GLU:OE2	1:E:301:ILE:N	2.41	0.41
1:F:217:ARG:HB2	1:F:262:TYR:CE2	2.55	0.41
1:A:150:MET:O	1:A:154:LYS:HG3	2.20	0.41
1:A:224:GLU:O	1:A:228:ASN:ND2	2.52	0.41
1:A:28:LEU:HD21	1:A:490:PHE:CE2	2.55	0.41
1:B:150:MET:O	1:B:154:LYS:HG3	2.20	0.41
1:B:217:ARG:HB2	1:B:262:TYR:CE2	2.55	0.41
1:B:432:PRO:HB3	1:B:436:PHE:CD2	2.44	0.41
1:C:459:ARG:O	1:C:463:GLN:HG3	2.20	0.41
1:D:150:MET:O	1:D:154:LYS:HG3	2.20	0.41
1:D:217:ARG:HB2	1:D:262:TYR:CE2	2.55	0.41
1:D:28:LEU:HD21	1:D:490:PHE:CE2	2.55	0.41
1:E:217:ARG:HB2	1:E:262:TYR:CE2	2.55	0.41
1:E:346:GLU:OE1	1:E:478:ARG:NH2	2.53	0.41
1:F:459:ARG:O	1:F:463:GLN:HG3	2.20	0.41
1:A:217:ARG:HB2	1:A:262:TYR:CE2	2.55	0.41
1:B:346:GLU:OE1	1:B:478:ARG:NH2	2.53	0.41
1:C:217:ARG:HB2	1:C:262:TYR:CE2	2.55	0.41
1:C:403:ARG:HH21	1:C:441:SER:HA	1.85	0.41
1:E:150:MET:O	1:E:154:LYS:HG3	2.20	0.41
1:E:261:ARG:O	1:E:264:HIS:HB3	2.19	0.41
1:E:459:ARG:O	1:E:463:GLN:HG3	2.20	0.41
1:F:58:VAL:HG21	1:F:105:LYS:HE2	2.02	0.41
1:A:275:GLU:OE2	1:A:301:ILE:N	2.41	0.41
1:A:58:VAL:HG21	1:A:105:LYS:HE2	2.02	0.41
1:B:275:GLU:OE2	1:B:301:ILE:N	2.41	0.41
1:D:386:LEU:HB2	1:D:394:TYR:OH	2.21	0.41

Continued on next page...

Continued from previous page...

Atom-1	Atom-2	Interatomic distance (Å)	Clash overlap (Å)
1:D:432:PRO:HB3	1:D:436:PHE:CD2	2.43	0.41
1:D:58:VAL:HG21	1:D:105:LYS:HE2	2.02	0.41
1:E:90:LYS:HZ3	1:E:381:SER:HB2	1.85	0.41
1:F:150:MET:O	1:F:154:LYS:HG3	2.20	0.41
1:F:403:ARG:HH21	1:F:441:SER:HA	1.85	0.41
1:A:386:LEU:HB2	1:A:394:TYR:OH	2.21	0.41
1:A:7:PRO:HG2	1:A:12:MET:HB2	2.03	0.41
1:B:90:LYS:HZ3	1:B:381:SER:HB2	1.85	0.41
1:C:150:MET:O	1:C:154:LYS:HG3	2.20	0.41
1:C:386:LEU:HB2	1:C:394:TYR:OH	2.21	0.41
1:C:58:VAL:HG21	1:C:105:LYS:HE2	2.02	0.41
1:F:386:LEU:HB2	1:F:394:TYR:OH	2.21	0.41
1:B:459:ARG:O	1:B:463:GLN:HG3	2.20	0.41
1:C:346:GLU:OE1	1:C:478:ARG:NH2	2.53	0.41
1:D:7:PRO:HG2	1:D:12:MET:HB2	2.03	0.41
1:B:157:PHE:CE1	1:D:155:LYS:HD2	2.55	0.41
1:D:459:ARG:O	1:D:463:GLN:HG3	2.20	0.41
1:F:346:GLU:OE1	1:F:478:ARG:NH2	2.53	0.41
1:A:432:PRO:HB3	1:A:436:PHE:CD2	2.44	0.41
1:B:28:LEU:HD21	1:B:490:PHE:CE2	2.55	0.41
1:A:459:ARG:O	1:A:463:GLN:HG3	2.20	0.41
1:A:169:MET:CE	3:A:602:NAI:O1N	2.67	0.41
1:C:90:LYS:HZ3	1:C:199:THR:HG21	1.86	0.41
1:C:95:TYR:CD1	1:C:129:VAL:HG22	2.56	0.41
1:D:263:LEU:HG	1:D:268:ALA:HB3	2.03	0.41
1:A:155:LYS:HD2	1:E:157:PHE:CE1	2.55	0.41
1:E:28:LEU:HD21	1:E:490:PHE:CE2	2.55	0.41
1:E:7:PRO:HG2	1:E:12:MET:HB2	2.03	0.41
1:F:90:LYS:HZ3	1:F:199:THR:HG21	1.86	0.41
1:F:28:LEU:HD21	1:F:490:PHE:CE2	2.55	0.41
1:A:263:LEU:HG	1:A:268:ALA:HB3	2.03	0.41
1:B:95:TYR:CD1	1:B:129:VAL:HG22	2.56	0.41
1:C:263:LEU:HG	1:C:268:ALA:HB3	2.03	0.41
1:D:169:MET:CE	3:D:602:NAI:O1N	2.68	0.41
1:E:95:TYR:CD1	1:E:129:VAL:HG22	2.56	0.41
1:F:95:TYR:CD1	1:F:129:VAL:HG22	2.56	0.41
1:B:7:PRO:HG2	1:B:12:MET:HB2	2.03	0.41
1:C:7:PRO:HG2	1:C:12:MET:HB2	2.03	0.41
1:C:331:LEU:HD13	1:C:360:PHE:CZ	2.56	0.41
1:C:28:LEU:HD21	1:C:490:PHE:CE2	2.55	0.41
1:E:386:LEU:HB2	1:E:394:TYR:OH	2.21	0.41

Continued on next page...

Continued from previous page...

Atom-1	Atom-2	Interatomic distance (Å)	Clash overlap (Å)
1:F:7:PRO:HG2	1:F:12:MET:HB2	2.03	0.41
1:F:263:LEU:HG	1:F:268:ALA:HB3	2.03	0.41
1:A:90:LYS:HZ3	1:A:381:SER:HB2	1.85	0.41
1:B:386:LEU:HB2	1:B:394:TYR:OH	2.21	0.41
1:D:358:LYS:O	1:D:362:GLU:N	2.45	0.41
1:F:168:ASP:CG	1:F:169:MET:H	2.22	0.41
1:F:331:LEU:HD13	1:F:360:PHE:CZ	2.56	0.41
1:A:227:ILE:HA	1:A:233:MET:SD	2.61	0.40
1:C:110:LEU:HD23	1:C:110:LEU:HA	1.87	0.40
1:C:210:GLY:O	1:C:214:ALA:HB2	2.21	0.40
1:C:409:LEU:O	1:C:412:SER:OG	2.22	0.40
1:E:226:PHE:CE1	1:E:461:ALA:HB1	2.55	0.40
1:F:210:GLY:O	1:F:214:ALA:HB2	2.21	0.40
1:F:37:THR:O	1:F:41:LYS:HG2	2.21	0.40
1:A:358:LYS:O	1:A:362:GLU:N	2.45	0.40
1:B:226:PHE:CE1	1:B:461:ALA:HB1	2.55	0.40
1:C:227:ILE:HA	1:C:233:MET:SD	2.62	0.40
1:D:227:ILE:HA	1:D:233:MET:SD	2.62	0.40
1:D:389:LEU:HD12	1:D:389:LEU:HA	1.75	0.40
1:D:42:ARG:HD3	1:D:46:ARG:NH2	2.37	0.40
1:D:403:ARG:HH21	1:D:441:SER:HA	1.85	0.40
1:A:42:ARG:HD3	1:A:46:ARG:NH2	2.37	0.40
1:B:331:LEU:HD13	1:B:360:PHE:CZ	2.56	0.40
1:C:168:ASP:CG	1:C:169:MET:H	2.22	0.40
1:C:37:THR:O	1:C:41:LYS:HG2	2.21	0.40
1:E:107:LEU:HD13	1:E:126:LYS:HE3	2.04	0.40
1:E:331:LEU:HD13	1:E:360:PHE:CZ	2.56	0.40
1:E:417:LEU:HD23	1:E:417:LEU:HA	1.90	0.40
1:F:227:ILE:HA	1:F:233:MET:SD	2.62	0.40
1:A:331:LEU:HD13	1:A:360:PHE:HZ	1.87	0.40
1:A:403:ARG:HH21	1:A:441:SER:HA	1.85	0.40
1:B:107:LEU:HD13	1:B:126:LYS:HE3	2.04	0.40
1:B:280:ILE:HG13	1:B:301:ILE:HG13	2.04	0.40
1:D:95:TYR:CD1	1:D:129:VAL:HG22	2.56	0.40
1:D:331:LEU:HD13	1:D:360:PHE:HZ	1.87	0.40
1:D:332:THR:HG22	1:D:353:THR:HG21	2.02	0.40
1:E:280:ILE:HG13	1:E:301:ILE:HG13	2.04	0.40
1:A:332:THR:HG22	1:A:353:THR:HG21	2.02	0.40
1:C:252:PHE:CD1	1:C:257:LEU:HD23	2.56	0.40
1:D:107:LEU:HD13	1:D:126:LYS:HE3	2.04	0.40
1:F:252:PHE:CD1	1:F:257:LEU:HD23	2.56	0.40

There are no symmetry-related clashes.

5.3 Torsion angles [i](#)

5.3.1 Protein backbone [i](#)

In the following table, the Percentiles column shows the percent Ramachandran outliers of the chain as a percentile score with respect to all PDB entries followed by that with respect to all EM entries.

The Analysed column shows the number of residues for which the backbone conformation was analysed, and the total number of residues.

Mol	Chain	Analysed	Favoured	Allowed	Outliers	Percentiles	
1	A	494/501 (99%)	441 (89%)	53 (11%)	0	100	100
1	B	494/501 (99%)	441 (89%)	53 (11%)	0	100	100
1	C	494/501 (99%)	441 (89%)	53 (11%)	0	100	100
1	D	494/501 (99%)	441 (89%)	53 (11%)	0	100	100
1	E	494/501 (99%)	441 (89%)	53 (11%)	0	100	100
1	F	494/501 (99%)	441 (89%)	53 (11%)	0	100	100
All	All	2964/3006 (99%)	2646 (89%)	318 (11%)	0	100	100

There are no Ramachandran outliers to report.

5.3.2 Protein sidechains [i](#)

In the following table, the Percentiles column shows the percent sidechain outliers of the chain as a percentile score with respect to all PDB entries followed by that with respect to all EM entries.

The Analysed column shows the number of residues for which the sidechain conformation was analysed, and the total number of residues.

Mol	Chain	Analysed	Rotameric	Outliers	Percentiles	
1	A	416/420 (99%)	416 (100%)	0	100	100
1	B	416/420 (99%)	416 (100%)	0	100	100
1	C	416/420 (99%)	416 (100%)	0	100	100
1	D	416/420 (99%)	416 (100%)	0	100	100
1	E	416/420 (99%)	416 (100%)	0	100	100
1	F	416/420 (99%)	416 (100%)	0	100	100

Continued on next page...

Continued from previous page...

Mol	Chain	Analysed	Rotameric	Outliers	Percentiles	
All	All	2496/2520 (99%)	2496 (100%)	0	100	100

There are no protein residues with a non-rotameric sidechain to report.

Some sidechains can be flipped to improve hydrogen bonding and reduce clashes. All (60) such sidechains are listed below:

Mol	Chain	Res	Type
1	A	56	ASN
1	A	82	HIS
1	A	85	HIS
1	A	189	HIS
1	A	225	ASN
1	A	330	GLN
1	A	388	ASN
1	A	408	HIS
1	A	484	ASN
1	A	494	ASN
1	B	56	ASN
1	B	82	HIS
1	B	85	HIS
1	B	189	HIS
1	B	225	ASN
1	B	330	GLN
1	B	388	ASN
1	B	408	HIS
1	B	484	ASN
1	B	494	ASN
1	C	56	ASN
1	C	82	HIS
1	C	85	HIS
1	C	189	HIS
1	C	225	ASN
1	C	330	GLN
1	C	388	ASN
1	C	408	HIS
1	C	484	ASN
1	C	494	ASN
1	D	56	ASN
1	D	82	HIS
1	D	85	HIS
1	D	189	HIS
1	D	225	ASN

Continued on next page...

Continued from previous page...

Mol	Chain	Res	Type
1	D	330	GLN
1	D	388	ASN
1	D	408	HIS
1	D	484	ASN
1	D	494	ASN
1	E	56	ASN
1	E	82	HIS
1	E	85	HIS
1	E	189	HIS
1	E	225	ASN
1	E	330	GLN
1	E	388	ASN
1	E	408	HIS
1	E	484	ASN
1	E	494	ASN
1	F	56	ASN
1	F	82	HIS
1	F	85	HIS
1	F	189	HIS
1	F	225	ASN
1	F	330	GLN
1	F	388	ASN
1	F	408	HIS
1	F	484	ASN
1	F	494	ASN

5.3.3 RNA ⓘ

There are no RNA molecules in this entry.

5.4 Non-standard residues in protein, DNA, RNA chains ⓘ

There are no non-standard protein/DNA/RNA residues in this entry.

5.5 Carbohydrates ⓘ

There are no carbohydrates in this entry.

5.6 Ligand geometry ⓘ

18 ligands are modelled in this entry.

In the following table, the Counts columns list the number of bonds (or angles) for which Mogul statistics could be retrieved, the number of bonds (or angles) that are observed in the model and the number of bonds (or angles) that are defined in the chemical component dictionary. The Link column lists molecule types, if any, to which the group is linked. The Z score for a bond length (or angle) is the number of standard deviations the observed value is removed from the expected value. A bond length (or angle) with $|Z| > 2$ is considered an outlier worth inspection. RMSZ is the root-mean-square of all Z scores of the bond lengths (or angles).

Mol	Type	Chain	Res	Link	Bond lengths			Bond angles		
					Counts	RMSZ	# Z > 2	Counts	RMSZ	# Z > 2
2	GTP	A	601	-	26,34,34	0.94	1 (3%)	29,54,54	1.49	3 (10%)
3	NAI	A	602	-	41,48,48	1.64	8 (19%)	46,73,73	2.04	10 (21%)
3	NAI	A	603	-	41,48,48	1.05	2 (4%)	46,73,73	1.38	2 (4%)
2	GTP	B	601	-	26,34,34	0.94	1 (3%)	29,54,54	1.49	3 (10%)
3	NAI	B	602	-	41,48,48	1.64	8 (19%)	46,73,73	2.04	10 (21%)
3	NAI	B	603	-	41,48,48	1.05	2 (4%)	46,73,73	1.38	2 (4%)
3	NAI	C	601	-	41,48,48	1.05	2 (4%)	46,73,73	1.38	2 (4%)
2	GTP	C	602	-	26,34,34	0.94	1 (3%)	29,54,54	1.49	3 (10%)
3	NAI	C	603	-	41,48,48	1.64	8 (19%)	46,73,73	2.05	10 (21%)
2	GTP	D	601	-	26,34,34	0.94	1 (3%)	29,54,54	1.50	3 (10%)
3	NAI	D	602	-	41,48,48	1.64	8 (19%)	46,73,73	2.05	10 (21%)
3	NAI	D	603	-	41,48,48	1.05	2 (4%)	46,73,73	1.38	3 (6%)
2	GTP	E	601	-	26,34,34	0.93	1 (3%)	29,54,54	1.51	3 (10%)
3	NAI	E	602	-	41,48,48	1.64	8 (19%)	46,73,73	2.05	10 (21%)
3	NAI	E	603	-	41,48,48	1.05	2 (4%)	46,73,73	1.38	3 (6%)
3	NAI	F	601	-	41,48,48	1.05	2 (4%)	46,73,73	1.38	3 (6%)
2	GTP	F	602	-	26,34,34	0.93	1 (3%)	29,54,54	1.51	3 (10%)
3	NAI	F	603	-	41,48,48	1.64	9 (21%)	46,73,73	2.04	10 (21%)

In the following table, the Chirals column lists the number of chiral outliers, the number of chiral centers analysed, the number of these observed in the model and the number defined in the chemical component dictionary. Similar counts are reported in the Torsion and Rings columns. '-' means no outliers of that kind were identified.

Mol	Type	Chain	Res	Link	Chirals	Torsions	Rings
2	GTP	A	601	-	-	0/18/38/38	0/3/3/3
3	NAI	A	602	-	-	0/25/72/72	0/5/5/5

Continued on next page...

Continued from previous page...

Mol	Type	Chain	Res	Link	Chirals	Torsions	Rings
3	NAI	A	603	-	-	0/25/72/72	0/5/5/5
2	GTP	B	601	-	-	0/18/38/38	0/3/3/3
3	NAI	B	602	-	-	0/25/72/72	0/5/5/5
3	NAI	B	603	-	-	0/25/72/72	0/5/5/5
3	NAI	C	601	-	-	0/25/72/72	0/5/5/5
2	GTP	C	602	-	-	0/18/38/38	0/3/3/3
3	NAI	C	603	-	-	0/25/72/72	0/5/5/5
2	GTP	D	601	-	-	0/18/38/38	0/3/3/3
3	NAI	D	602	-	-	0/25/72/72	0/5/5/5
3	NAI	D	603	-	-	0/25/72/72	0/5/5/5
2	GTP	E	601	-	-	0/18/38/38	0/3/3/3
3	NAI	E	602	-	-	0/25/72/72	0/5/5/5
3	NAI	E	603	-	-	0/25/72/72	0/5/5/5
3	NAI	F	601	-	-	0/25/72/72	0/5/5/5
2	GTP	F	602	-	-	0/18/38/38	0/3/3/3
3	NAI	F	603	-	-	0/25/72/72	0/5/5/5

All (67) bond length outliers are listed below:

Mol	Chain	Res	Type	Atoms	Z	Observed(Å)	Ideal(Å)
3	C	603	NAI	PN-O2N	-2.65	1.41	1.51
3	E	602	NAI	PN-O2N	-2.64	1.41	1.51
3	F	603	NAI	PN-O2N	-2.64	1.41	1.51
3	A	602	NAI	PN-O2N	-2.63	1.41	1.51
3	D	602	NAI	PN-O2N	-2.63	1.41	1.51
3	B	602	NAI	PN-O2N	-2.62	1.41	1.51
3	A	602	NAI	O3D-C3D	-2.43	1.37	1.43
3	D	602	NAI	O3D-C3D	-2.43	1.37	1.43
3	B	602	NAI	O3D-C3D	-2.40	1.37	1.43
3	C	603	NAI	O3D-C3D	-2.40	1.37	1.43
3	E	602	NAI	O3D-C3D	-2.40	1.37	1.43
3	F	603	NAI	O3D-C3D	-2.40	1.37	1.43
3	F	603	NAI	C3D-C4D	-2.15	1.47	1.53
3	E	602	NAI	C3D-C4D	-2.15	1.47	1.53
3	D	602	NAI	C3D-C4D	-2.15	1.47	1.53
3	C	603	NAI	C3D-C4D	-2.12	1.47	1.53
3	A	602	NAI	C3D-C4D	-2.11	1.47	1.53
3	B	602	NAI	C3D-C4D	-2.11	1.47	1.53
3	E	602	NAI	PA-O1A	-2.09	1.43	1.51
3	B	602	NAI	PA-O1A	-2.09	1.43	1.51
3	A	602	NAI	PA-O1A	-2.09	1.43	1.51
3	F	603	NAI	PA-O1A	-2.09	1.43	1.51

Continued on next page...

Continued from previous page...

Mol	Chain	Res	Type	Atoms	Z	Observed(Å)	Ideal(Å)
3	D	602	NAI	PA-O1A	-2.09	1.43	1.51
3	C	603	NAI	PA-O1A	-2.09	1.43	1.51
3	E	602	NAI	C4N-C5N	-2.08	1.44	1.49
3	B	602	NAI	C4N-C5N	-2.08	1.44	1.49
3	B	602	NAI	C5B-C4B	-2.08	1.44	1.51
3	C	603	NAI	C5B-C4B	-2.07	1.45	1.51
3	D	602	NAI	C4N-C5N	-2.06	1.44	1.49
3	A	602	NAI	C5B-C4B	-2.05	1.45	1.51
3	A	602	NAI	C4N-C5N	-2.05	1.44	1.49
3	F	603	NAI	C4N-C5N	-2.04	1.44	1.49
3	C	603	NAI	C4N-C5N	-2.04	1.44	1.49
3	F	603	NAI	C5B-C4B	-2.04	1.45	1.51
3	E	602	NAI	C5B-C4B	-2.04	1.45	1.51
3	D	602	NAI	C5B-C4B	-2.03	1.45	1.51
3	F	603	NAI	C2A-N1A	2.01	1.37	1.33
2	E	601	GTP	C6-N1	2.65	1.37	1.33
2	F	602	GTP	C6-N1	2.67	1.37	1.33
2	D	601	GTP	C6-N1	2.68	1.37	1.33
2	B	601	GTP	C6-N1	2.69	1.37	1.33
2	C	602	GTP	C6-N1	2.71	1.37	1.33
2	A	601	GTP	C6-N1	2.73	1.38	1.33
3	C	601	NAI	C5A-C4A	3.10	1.47	1.40
3	F	601	NAI	C5A-C4A	3.10	1.47	1.40
3	D	603	NAI	C5A-C4A	3.10	1.47	1.40
3	A	603	NAI	C5A-C4A	3.10	1.47	1.40
3	B	603	NAI	C5A-C4A	3.13	1.47	1.40
3	E	603	NAI	C5A-C4A	3.13	1.47	1.40
3	B	603	NAI	C6N-C5N	3.38	1.39	1.33
3	E	603	NAI	C6N-C5N	3.38	1.39	1.33
3	D	603	NAI	C6N-C5N	3.39	1.39	1.33
3	A	603	NAI	C6N-C5N	3.39	1.39	1.33
3	C	601	NAI	C6N-C5N	3.39	1.39	1.33
3	F	601	NAI	C6N-C5N	3.39	1.39	1.33
3	E	602	NAI	O4B-C1B	4.13	1.47	1.41
3	B	602	NAI	O4B-C1B	4.13	1.47	1.41
3	F	603	NAI	O4B-C1B	4.16	1.47	1.41
3	A	602	NAI	O4B-C1B	4.17	1.47	1.41
3	D	602	NAI	O4B-C1B	4.17	1.47	1.41
3	C	603	NAI	O4B-C1B	4.20	1.47	1.41
3	B	602	NAI	C4A-N3A	5.38	1.43	1.35
3	A	602	NAI	C4A-N3A	5.38	1.43	1.35
3	F	603	NAI	C4A-N3A	5.39	1.43	1.35

Continued on next page...

Continued from previous page...

Mol	Chain	Res	Type	Atoms	Z	Observed(Å)	Ideal(Å)
3	C	603	NAI	C4A-N3A	5.39	1.43	1.35
3	E	602	NAI	C4A-N3A	5.39	1.43	1.35
3	D	602	NAI	C4A-N3A	5.40	1.43	1.35

All (93) bond angle outliers are listed below:

Mol	Chain	Res	Type	Atoms	Z	Observed(°)	Ideal(°)
3	C	603	NAI	C3N-C2N-N1N	-7.16	112.72	123.24
3	A	602	NAI	C3N-C2N-N1N	-7.14	112.75	123.24
3	F	603	NAI	C3N-C2N-N1N	-7.13	112.76	123.24
3	E	602	NAI	C3N-C2N-N1N	-7.13	112.76	123.24
3	B	602	NAI	C3N-C2N-N1N	-7.13	112.76	123.24
3	D	602	NAI	C3N-C2N-N1N	-7.11	112.79	123.24
3	D	603	NAI	N3A-C2A-N1A	-6.56	123.72	128.87
3	B	603	NAI	N3A-C2A-N1A	-6.55	123.72	128.87
3	E	603	NAI	N3A-C2A-N1A	-6.55	123.72	128.87
3	A	603	NAI	N3A-C2A-N1A	-6.55	123.72	128.87
3	C	601	NAI	N3A-C2A-N1A	-6.53	123.75	128.87
3	F	601	NAI	N3A-C2A-N1A	-6.53	123.75	128.87
3	D	602	NAI	N3A-C2A-N1A	-5.43	124.61	128.87
3	E	602	NAI	N3A-C2A-N1A	-5.42	124.61	128.87
3	F	603	NAI	N3A-C2A-N1A	-5.40	124.63	128.87
2	F	602	GTP	N3-C2-N1	-5.37	120.26	127.56
2	E	601	GTP	N3-C2-N1	-5.37	120.26	127.56
2	D	601	GTP	N3-C2-N1	-5.35	120.28	127.56
2	C	602	GTP	N3-C2-N1	-5.32	120.32	127.56
3	A	602	NAI	N3A-C2A-N1A	-5.31	124.70	128.87
2	B	601	GTP	N3-C2-N1	-5.31	120.33	127.56
3	C	603	NAI	N3A-C2A-N1A	-5.31	124.70	128.87
2	A	601	GTP	N3-C2-N1	-5.31	120.34	127.56
3	B	602	NAI	N3A-C2A-N1A	-5.29	124.71	128.87
3	B	602	NAI	C1D-N1N-C6N	-3.30	113.42	120.80
3	E	602	NAI	C1D-N1N-C6N	-3.30	113.42	120.80
3	C	603	NAI	C1D-N1N-C6N	-3.30	113.42	120.80
3	A	602	NAI	C1D-N1N-C6N	-3.29	113.43	120.80
3	D	602	NAI	C1D-N1N-C6N	-3.28	113.46	120.80
3	F	603	NAI	C1D-N1N-C6N	-3.27	113.47	120.80
3	A	602	NAI	C1B-N9A-C4A	-3.16	123.28	126.81
3	B	602	NAI	C1B-N9A-C4A	-3.15	123.29	126.81
3	C	603	NAI	C1B-N9A-C4A	-3.14	123.30	126.81
3	E	602	NAI	C1B-N9A-C4A	-3.10	123.34	126.81
3	D	602	NAI	C1B-N9A-C4A	-3.09	123.36	126.81

Continued on next page...

Continued from previous page...

Mol	Chain	Res	Type	Atoms	Z	Observed(°)	Ideal(°)
3	F	603	NAI	C1B-N9A-C4A	-3.08	123.37	126.81
3	B	602	NAI	C3D-C2D-C1D	-3.07	95.26	101.44
3	D	602	NAI	C3D-C2D-C1D	-3.07	95.27	101.44
3	E	602	NAI	C3D-C2D-C1D	-3.06	95.28	101.44
3	C	603	NAI	C3D-C2D-C1D	-3.06	95.28	101.44
3	A	602	NAI	C3D-C2D-C1D	-3.06	95.28	101.44
3	F	603	NAI	C3D-C2D-C1D	-3.05	95.31	101.44
2	A	601	GTP	C5-C6-N1	-2.78	119.89	123.52
2	C	602	GTP	C5-C6-N1	-2.76	119.92	123.52
3	C	603	NAI	C4B-O4B-C1B	-2.76	106.72	109.64
2	F	602	GTP	C5-C6-N1	-2.76	119.92	123.52
2	D	601	GTP	C5-C6-N1	-2.75	119.93	123.52
3	D	602	NAI	C4B-O4B-C1B	-2.75	106.73	109.64
2	E	601	GTP	C5-C6-N1	-2.74	119.95	123.52
3	A	602	NAI	C4B-O4B-C1B	-2.73	106.74	109.64
2	B	601	GTP	C5-C6-N1	-2.72	119.97	123.52
3	F	603	NAI	C4B-O4B-C1B	-2.71	106.77	109.64
3	E	602	NAI	C4B-O4B-C1B	-2.70	106.78	109.64
3	B	602	NAI	C4B-O4B-C1B	-2.70	106.79	109.64
3	D	603	NAI	C4B-O4B-C1B	2.00	111.77	109.64
3	F	601	NAI	C4B-O4B-C1B	2.01	111.78	109.64
3	E	603	NAI	C4B-O4B-C1B	2.01	111.78	109.64
3	B	602	NAI	N6A-C6A-N1A	2.05	121.95	118.52
3	A	602	NAI	N6A-C6A-N1A	2.05	121.96	118.52
3	C	603	NAI	N6A-C6A-N1A	2.08	122.01	118.52
3	F	603	NAI	N6A-C6A-N1A	2.08	122.01	118.52
3	D	602	NAI	N6A-C6A-N1A	2.08	122.01	118.52
3	E	602	NAI	N6A-C6A-N1A	2.09	122.02	118.52
3	C	601	NAI	C3D-C2D-C1D	2.42	106.31	101.44
3	F	601	NAI	C3D-C2D-C1D	2.42	106.31	101.44
3	E	603	NAI	C3D-C2D-C1D	2.42	106.31	101.44
3	A	603	NAI	C3D-C2D-C1D	2.43	106.32	101.44
3	D	603	NAI	C3D-C2D-C1D	2.43	106.32	101.44
3	B	603	NAI	C3D-C2D-C1D	2.43	106.33	101.44
3	B	602	NAI	O2A-PA-O5B	2.68	121.02	108.24
3	D	602	NAI	O2A-PA-O5B	2.68	121.02	108.24
3	A	602	NAI	O2A-PA-O5B	2.68	121.03	108.24
3	C	603	NAI	O2A-PA-O5B	2.68	121.03	108.24
3	F	603	NAI	O2A-PA-O5B	2.69	121.04	108.24
3	E	602	NAI	O2A-PA-O5B	2.69	121.04	108.24
2	B	601	GTP	C6-N1-C2	3.20	119.63	115.88
2	C	602	GTP	C6-N1-C2	3.22	119.66	115.88

Continued on next page...

Continued from previous page...

Mol	Chain	Res	Type	Atoms	Z	Observed(°)	Ideal(°)
2	A	601	GTP	C6-N1-C2	3.22	119.66	115.88
2	F	602	GTP	C6-N1-C2	3.27	119.72	115.88
2	D	601	GTP	C6-N1-C2	3.27	119.72	115.88
2	E	601	GTP	C6-N1-C2	3.28	119.72	115.88
3	D	602	NAI	C6N-N1N-C2N	3.58	127.73	118.52
3	F	603	NAI	C6N-N1N-C2N	3.58	127.75	118.52
3	C	603	NAI	C6N-N1N-C2N	3.59	127.76	118.52
3	E	602	NAI	C6N-N1N-C2N	3.60	127.79	118.52
3	B	602	NAI	C6N-N1N-C2N	3.60	127.79	118.52
3	A	602	NAI	C6N-N1N-C2N	3.60	127.80	118.52
3	B	602	NAI	C2A-N1A-C6A	3.85	125.64	118.77
3	A	602	NAI	C2A-N1A-C6A	3.87	125.68	118.77
3	F	603	NAI	C2A-N1A-C6A	3.89	125.71	118.77
3	C	603	NAI	C2A-N1A-C6A	3.89	125.71	118.77
3	E	602	NAI	C2A-N1A-C6A	3.91	125.74	118.77
3	D	602	NAI	C2A-N1A-C6A	3.91	125.75	118.77

There are no chirality outliers.

There are no torsion outliers.

There are no ring outliers.

18 monomers are involved in 96 short contacts:

Mol	Chain	Res	Type	Clashes	Symm-Clashes
2	A	601	GTP	1	0
3	A	602	NAI	9	0
3	A	603	NAI	6	0
2	B	601	GTP	1	0
3	B	602	NAI	9	0
3	B	603	NAI	6	0
3	C	601	NAI	6	0
2	C	602	GTP	1	0
3	C	603	NAI	9	0
2	D	601	GTP	1	0
3	D	602	NAI	9	0
3	D	603	NAI	6	0
2	E	601	GTP	1	0
3	E	602	NAI	9	0
3	E	603	NAI	6	0
3	F	601	NAI	6	0
2	F	602	GTP	1	0
3	F	603	NAI	9	0

5.7 Other polymers

There are no such residues in this entry.

5.8 Polymer linkage issues

There are no chain breaks in this entry.