



Full wwPDB X-ray Structure Validation Report ⓘ

Jan 31, 2016 – 08:16 PM GMT

PDB ID : 1JKI
Title : myo-Inositol-1-phosphate Synthase Complexed with an Inhibitor, 2-deoxy-glucitol-6-phosphate
Authors : Stein, A.J.; Geiger, J.H.
Deposited on : 2001-07-12
Resolution : 2.20 Å(reported)

This is a Full wwPDB X-ray Structure Validation Report for a publicly released PDB entry.
We welcome your comments at validation@mail.wwpdb.org
A user guide is available at
<http://wwpdb.org/validation/2016/XrayValidationReportHelp>
with specific help available everywhere you see the ⓘ symbol.

The following versions of software and data (see [references ⓘ](#)) were used in the production of this report:

MolProbity : 4.02b-467
Mogul : 1.7 (RC4), CSD as536be (2015)
Xtriage (Phenix) : **NOT EXECUTED**
EDS : **NOT EXECUTED**
Percentile statistics : 20151230.v01 (using entries in the PDB archive December 30th 2015)
Ideal geometry (proteins) : Engh & Huber (2001)
Ideal geometry (DNA, RNA) : Parkinson et al. (1996)
Validation Pipeline (wwPDB-VP) : trunk26865

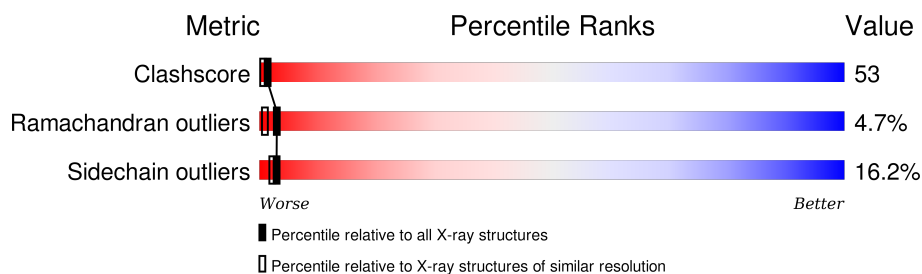
1 Overall quality at a glance

The following experimental techniques were used to determine the structure:

X-RAY DIFFRACTION

The reported resolution of this entry is 2.20 Å.

Percentile scores (ranging between 0-100) for global validation metrics of the entry are shown in the following graphic. The table shows the number of entries on which the scores are based.



Metric	Whole archive (#Entries)	Similar resolution (#Entries, resolution range(Å))
Clashscore	102246	4477 (2.20-2.20)
Ramachandran outliers	100387	4404 (2.20-2.20)
Sidechain outliers	100360	4405 (2.20-2.20)

The table below summarises the geometric issues observed across the polymeric chains and their fit to the electron density. The red, orange, yellow and green segments on the lower bar indicate the fraction of residues that contain outliers for ≥ 3 , 2, 1 and 0 types of geometric quality criteria. A grey segment represents the fraction of residues that are not modelled. The numeric value for each fraction is indicated below the corresponding segment, with a dot representing fractions $\leq 5\%$. The upper red bar (where present) indicates the fraction of residues that have poor fit to the electron density. The numeric value is given above the bar.

Note EDS was not executed.

Mol	Chain	Length	Quality of chain
1	A	533	
1	B	533	

The following table lists non-polymeric compounds, carbohydrate monomers and non-standard residues in protein, DNA, RNA chains that are outliers for geometric or electron-density-fit criteria:

Mol	Type	Chain	Res	Chirality	Geometry	Clashes	Electron density
3	DG6	A	630	X	-	X	-
3	DG6	B	640	X	-	X	-

2 Entry composition [i](#)

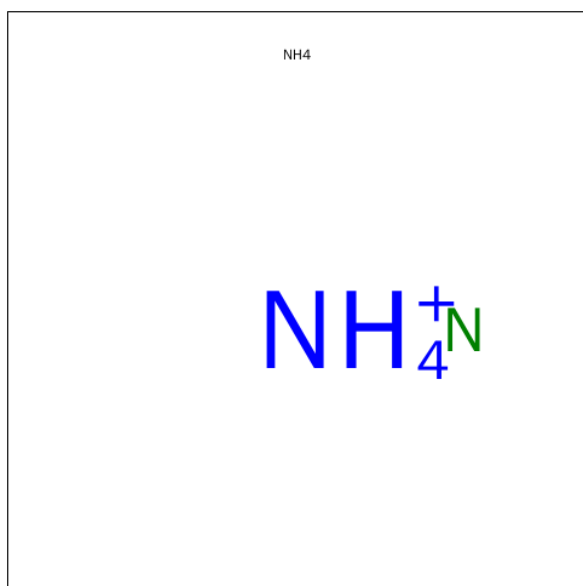
There are 5 unique types of molecules in this entry. The entry contains 9006 atoms, of which 0 are hydrogens and 0 are deuteriums.

In the tables below, the ZeroOcc column contains the number of atoms modelled with zero occupancy, the AltConf column contains the number of residues with at least one atom in alternate conformation and the Trace column contains the number of residues modelled with at most 2 atoms.

- Molecule 1 is a protein called myo-inositol-1-phosphate synthase.

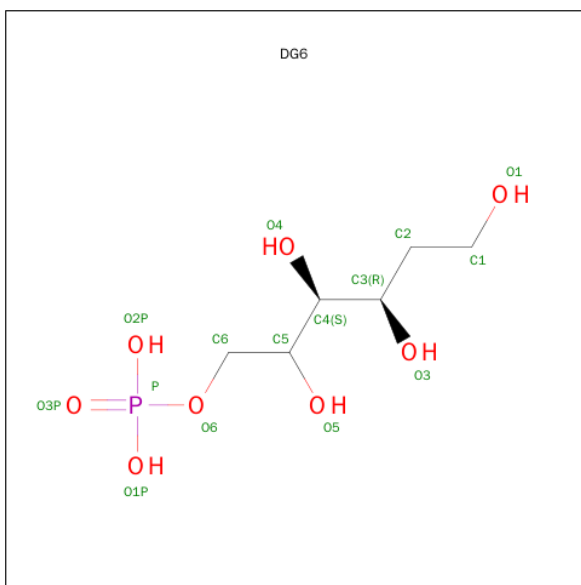
Mol	Chain	Residues	Atoms					ZeroOcc	AltConf	Trace
1	A	525	Total	C	N	O	S	0	0	0
			4138	2632	695	795	16			
1	B	524	Total	C	N	O	S	0	0	0
			4130	2626	694	794	16			

- Molecule 2 is AMMONIUM ION (three-letter code: NH4) (formula: H₄N).



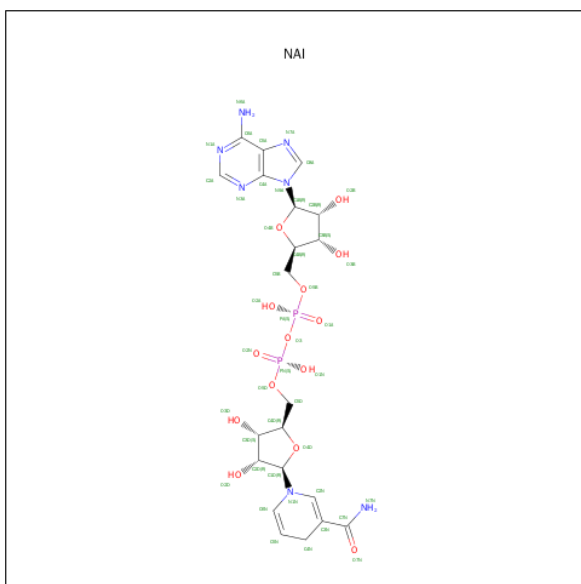
Mol	Chain	Residues	Atoms		ZeroOcc	AltConf
2	A	1	Total	N	0	0
			1	1		
2	B	1	Total	N	0	0
			1	1		

- Molecule 3 is 2-DEOXY-GLUCITOL-6-PHOSPHATE (three-letter code: DG6) (formula: C₆H₁₅O₈P).



Mol	Chain	Residues	Atoms				ZeroOcc	AltConf
3	A	1	Total 15	C 6	O 8	P 1	0	0
3	B	1	Total 15	C 6	O 8	P 1	0	0

- Molecule 4 is 1,4-DIHYDRONICOTINAMIDE ADENINE DINUCLEOTIDE (three-letter code: NAI) (formula: $C_{21}H_{29}N_7O_{14}P_2$).



Mol	Chain	Residues	Atoms					ZeroOcc	AltConf
4	A	1	Total	C	N	O	P	0	0
			44	21	7	14	2		

Continued on next page...

Continued from previous page...

Mol	Chain	Residues	Atoms					ZeroOcc	AltConf
4	B	1	Total	C	N	O	P	0	0
			44	21	7	14	2		

- Molecule 5 is water.

Mol	Chain	Residues	Atoms		ZeroOcc	AltConf
5	A	303	Total	O	0	0
			303	303		
5	B	315	Total	O	0	0
			315	315		

L481	A414	A347	A282	K208	N140
T482	M415	S348	A282	G209	D141
F483	D416	Y349	L286	N210	F142
L484	E417	N350	I287	V211	V143
S485	Y418	R351	E288	T212	Y144
Y486	Y419	L352	G289	T213	
W487		G353			W147
L488	M423	N354	V290	K216	D148
K489		N355	P291	W217	I149
A490	G426	D356	Y292	T218	N150
P491	H427	G357	I293	H219	N151
L492	H428	Y358	N294		A152
T493	R429	N359	G295	R222	D153
P494	I430	L360	S296	I223	L154
P495	S431	S361	P297	R224	Y155
G496		A362	Q298	R225	
F497	C436	F363	N299		M158
H498	E437	K364		Q228	Q159
P499	D438	Q365	V302	N229	R160
V500	S439	F366	P303	I229	S161
N501	L440	R367	G304	R231	Q162
G502	L441	S368	L305	E232	V163
L442	K369	V306	Q307	E233	L164
N504	T443	E370	L308		E165
R505	P444	I371	A309	I236	Y166
Q506	L446	S372	E310	D237	D167
R507	L447	S374	H311	K238	L168
	D448	S375		V239	Q169
L510	L449	V376	T314	I240	Q170
E511	L450	I377	F315	L242	R171
	V451	D378	I316	N243	K172
L514	M452	D379	A317	T244	K173
R515	T453	R380	G318	A245	
L516	E454		D319	N246	M176
L517	F455	D385	D320	T247	
I518	F456	I386	L321	E248	L178
G519	T457	Y387	R322	R249	S177
L520	R458	Y388	S323	Y250	L179
P521	V459		G324	V251	
S522	S460	L392	Q325	E252	S184
Q523	Y461		T326	V253	I185
N524		K395	K327	S254	Y186
E525	F462	V396	L328	P255	Y187
L526	R463	D397	K329	G256	F190
R527	V464	H398	S330	V257	I191
F528	D465	C399	V331	N258	A192
E529	P466	I400	L332	D259	A193
E530	V467	V401	A333	T260	R194
R531	K468	I402	Q334	M261	Q195
L532	D470	K403	F335		D196
L533	A471	Y404	F335	L264	E197
	G472	M405	V337	L265	R198
	K473	K406	D338		A199
	F474	V408		E273	N200
			K342	E274	N201
	F477		P343	I275	
	Y478	S411	V344	A276	N204
	P479	K412	S345	P277	L205
	W480	W413	I346	S278	E206

4 Data and refinement statistics

Xtriage (Phenix) and EDS were not executed - this section will therefore be incomplete.

Property	Value	Source
Space group	C 1 2 1	Depositor
Cell constants a, b, c, α , β , γ	152.73Å 98.31Å 121.86Å 90.00° 126.09° 90.00°	Depositor
Resolution (Å)	10.00 – 2.20	Depositor
% Data completeness (in resolution range)	87.6 (10.00-2.20)	Depositor
R_{merge}	(Not available)	Depositor
R_{sym}	0.08	Depositor
Refinement program	CNS 1.0	Depositor
R, R_{free}	0.208 , 0.280	Depositor
Estimated twinning fraction	No twinning to report.	Xtriage
Total number of atoms	9006	wwPDB-VP
Average B, all atoms (Å ²)	42.0	wwPDB-VP

5 Model quality

5.1 Standard geometry

Bond lengths and bond angles in the following residue types are not validated in this section: NH4, NAI, DG6

The Z score for a bond length (or angle) is the number of standard deviations the observed value is removed from the expected value. A bond length (or angle) with $|Z| > 5$ is considered an outlier worth inspection. RMSZ is the root-mean-square of all Z scores of the bond lengths (or angles).

Mol	Chain	Bond lengths		Bond angles	
		RMSZ	$\# Z > 5$	RMSZ	$\# Z > 5$
1	A	1.87	91/4219 (2.2%)	1.52	58/5719 (1.0%)
1	B	1.95	97/4211 (2.3%)	1.69	81/5708 (1.4%)
All	All	1.91	188/8430 (2.2%)	1.61	139/11427 (1.2%)

Chiral center outliers are detected by calculating the chiral volume of a chiral center and verifying if the center is modelled as a planar moiety or with the opposite hand. A planarity outlier is detected by checking planarity of atoms in a peptide group, atoms in a mainchain group or atoms of a sidechain that are expected to be planar.

Mol	Chain	#Chirality outliers	#Planarity outliers
1	A	0	5
1	B	0	7
All	All	0	12

All (188) bond length outliers are listed below:

Mol	Chain	Res	Type	Atoms	Z	Observed(Å)	Ideal(Å)
1	B	69	MET	CB-CG	9.86	1.82	1.51
1	A	165	GLU	CB-CG	9.64	1.70	1.52
1	A	32	TYR	CE1-CZ	8.97	1.50	1.38
1	A	356	ASP	CB-CG	8.89	1.70	1.51
1	A	388	TYR	CE1-CZ	8.76	1.50	1.38
1	A	54	TYR	CG-CD2	-8.69	1.27	1.39
1	B	356	ASP	CB-CG	8.58	1.69	1.51
1	A	77	ASN	CB-CG	8.48	1.70	1.51
1	B	437	GLU	CB-CG	-8.37	1.36	1.52
1	A	459	VAL	CA-CB	8.27	1.72	1.54
1	A	136	MET	CG-SD	8.05	2.02	1.81
1	B	75	GLY	CA-C	-8.05	1.39	1.51
1	A	315	PHE	CB-CG	-8.04	1.37	1.51
1	B	84	SER	CB-OG	7.97	1.52	1.42

Continued on next page...

Continued from previous page...

Mol	Chain	Res	Type	Atoms	Z	Observed(Å)	Ideal(Å)
1	B	71	ILE	CA-CB	-7.91	1.36	1.54
1	A	456	CYS	CB-SG	7.76	1.95	1.82
1	B	144	VAL	CB-CG1	-7.74	1.36	1.52
1	B	166	TYR	CB-CG	7.66	1.63	1.51
1	B	155	TYR	CE1-CZ	7.53	1.48	1.38
1	A	145	SER	N-CA	-7.47	1.31	1.46
1	B	344	VAL	CB-CG1	7.26	1.68	1.52
1	B	113	SER	CB-OG	-7.25	1.32	1.42
1	B	451	VAL	CA-CB	-7.11	1.39	1.54
1	B	105	TYR	CD1-CE1	7.07	1.50	1.39
1	B	456	CYS	CB-SG	7.07	1.94	1.82
1	A	163	VAL	CB-CG2	-7.03	1.38	1.52
1	B	155	TYR	CG-CD2	7.01	1.48	1.39
1	B	158	MET	SD-CE	7.00	2.17	1.77
1	B	69	MET	CG-SD	-6.97	1.63	1.81
1	B	238	LYS	CD-CE	6.93	1.68	1.51
1	B	15	VAL	CB-CG2	-6.93	1.38	1.52
1	A	84	SER	CA-CB	6.92	1.63	1.52
1	B	231	LYS	CD-CE	6.85	1.68	1.51
1	B	81	LEU	N-CA	6.85	1.60	1.46
1	B	423	MET	SD-CE	-6.81	1.39	1.77
1	A	85	VAL	CB-CG2	6.80	1.67	1.52
1	A	79	SER	CA-CB	6.77	1.63	1.52
1	A	229	ASN	N-CA	6.72	1.59	1.46
1	B	293	ILE	CA-CB	-6.63	1.39	1.54
1	A	143	VAL	CA-CB	6.57	1.68	1.54
1	A	197	GLU	CG-CD	6.57	1.61	1.51
1	B	80	THR	CA-CB	6.55	1.70	1.53
1	B	515	ARG	CG-CD	6.55	1.68	1.51
1	A	158	MET	CG-SD	-6.54	1.64	1.81
1	A	104	ASN	CB-CG	6.53	1.66	1.51
1	B	105	TYR	CE1-CZ	-6.53	1.30	1.38
1	A	87	ALA	CA-CB	6.51	1.66	1.52
1	B	85	VAL	CB-CG2	6.50	1.66	1.52
1	A	197	GLU	CD-OE1	6.49	1.32	1.25
1	B	464	VAL	CB-CG2	-6.49	1.39	1.52
1	A	274	GLU	CG-CD	6.48	1.61	1.51
1	A	108	SER	CA-CB	6.45	1.62	1.52
1	B	138	SER	CA-CB	-6.45	1.43	1.52
1	B	239	VAL	CB-CG2	6.44	1.66	1.52
1	B	116	LYS	CE-NZ	6.43	1.65	1.49
1	A	69	MET	SD-CE	6.43	2.13	1.77

Continued on next page...

Continued from previous page...

Mol	Chain	Res	Type	Atoms	Z	Observed(Å)	Ideal(Å)
1	A	32	TYR	CD1-CE1	-6.43	1.29	1.39
1	A	292	TYR	CG-CD1	6.41	1.47	1.39
1	B	530	GLU	CG-CD	6.36	1.61	1.51
1	A	83	ALA	CA-CB	6.36	1.65	1.52
1	B	105	TYR	CE2-CZ	6.35	1.46	1.38
1	A	54	TYR	CB-CG	-6.35	1.42	1.51
1	B	228	GLN	N-CA	6.31	1.58	1.46
1	B	135	PRO	CG-CD	6.31	1.71	1.50
1	B	415	MET	CG-SD	6.31	1.97	1.81
1	A	511	GLU	CD-OE2	6.31	1.32	1.25
1	A	68	ILE	CB-CG2	6.30	1.72	1.52
1	A	437	GLU	CG-CD	6.30	1.61	1.51
1	A	105	TYR	CD2-CE2	6.28	1.48	1.39
1	A	227	ILE	CA-CB	6.26	1.69	1.54
1	A	75	GLY	CA-C	-6.25	1.41	1.51
1	B	460	SER	CA-CB	6.24	1.62	1.52
1	A	105	TYR	CB-CG	6.22	1.60	1.51
1	A	144	VAL	CB-CG1	6.22	1.66	1.52
1	B	418	TYR	CD1-CE1	-6.20	1.30	1.39
1	A	347	ALA	CA-CB	6.19	1.65	1.52
1	A	248	GLU	CG-CD	6.16	1.61	1.51
1	B	358	TYR	CE1-CZ	6.15	1.46	1.38
1	B	14	VAL	CA-CB	6.14	1.67	1.54
1	B	39	LYS	CE-NZ	6.13	1.64	1.49
1	A	64	GLU	CG-CD	6.11	1.61	1.51
1	B	245	ALA	N-CA	-6.11	1.34	1.46
1	A	293	ILE	C-O	6.09	1.34	1.23
1	B	525	GLU	CD-OE2	6.07	1.32	1.25
1	A	30	TYR	CG-CD2	-6.07	1.31	1.39
1	A	166	TYR	CD2-CE2	6.05	1.48	1.39
1	A	453	THR	CB-CG2	-6.04	1.32	1.52
1	B	358	TYR	CG-CD1	6.03	1.47	1.39
1	A	244	THR	CA-CB	-6.02	1.37	1.53
1	B	83	ALA	CA-CB	6.02	1.65	1.52
1	A	137	VAL	CB-CG1	-6.01	1.40	1.52
1	A	69	MET	CB-CG	5.99	1.70	1.51
1	A	418	TYR	CD2-CE2	5.97	1.48	1.39
1	A	232	GLU	CG-CD	5.95	1.60	1.51
1	B	106	PHE	CB-CG	-5.93	1.41	1.51
1	B	141	ASP	CA-C	-5.91	1.37	1.52
1	A	12	VAL	CA-CB	5.88	1.67	1.54
1	A	448	ASP	CB-CG	-5.86	1.39	1.51

Continued on next page...

Continued from previous page...

Mol	Chain	Res	Type	Atoms	Z	Observed(Å)	Ideal(Å)
1	B	282	ALA	C-O	-5.84	1.12	1.23
1	A	29	LYS	CD-CE	5.82	1.65	1.51
1	A	451	VAL	N-CA	-5.82	1.34	1.46
1	B	108	SER	CA-CB	5.81	1.61	1.52
1	A	344	VAL	CA-CB	5.77	1.66	1.54
1	B	217	TRP	CB-CG	5.75	1.60	1.50
1	B	527	ARG	CG-CD	5.75	1.66	1.51
1	B	79	SER	CA-CB	5.74	1.61	1.52
1	B	151	ASN	CA-C	-5.71	1.38	1.52
1	B	141	ASP	CG-OD2	5.70	1.38	1.25
1	A	414	ALA	CA-CB	5.70	1.64	1.52
1	B	136	MET	SD-CE	-5.70	1.46	1.77
1	B	315	PHE	CB-CG	-5.69	1.41	1.51
1	A	55	VAL	CB-CG1	5.68	1.64	1.52
1	B	310	GLU	CG-CD	5.67	1.60	1.51
1	B	436	CYS	CB-SG	-5.67	1.72	1.81
1	B	288	GLU	CG-CD	5.67	1.60	1.51
1	B	166	TYR	C-O	-5.66	1.12	1.23
1	A	290	VAL	CB-CG2	-5.65	1.41	1.52
1	A	288	GLU	CD-OE2	5.63	1.31	1.25
1	B	405	MET	CG-SD	5.59	1.95	1.81
1	A	252	GLU	CG-CD	5.58	1.60	1.51
1	B	230	PHE	CG-CD1	-5.58	1.30	1.38
1	A	415	MET	SD-CE	5.55	2.08	1.77
1	B	419	TYR	CD1-CE1	5.54	1.47	1.39
1	A	111	GLN	CA-C	-5.54	1.38	1.52
1	B	69	MET	SD-CE	5.52	2.08	1.77
1	B	246	ASN	CG-ND2	5.50	1.46	1.32
1	B	507	ARG	CZ-NH2	5.50	1.40	1.33
1	A	159	GLN	CG-CD	5.46	1.63	1.51
1	B	148	ASP	CB-CG	5.45	1.63	1.51
1	A	105	TYR	CE2-CZ	-5.45	1.31	1.38
1	A	231	LYS	CD-CE	5.45	1.64	1.51
1	B	337	VAL	CA-CB	-5.44	1.43	1.54
1	A	423	MET	SD-CE	-5.44	1.47	1.77
1	B	159	GLN	CG-CD	5.43	1.63	1.51
1	A	252	GLU	CB-CG	5.43	1.62	1.52
1	B	243	TRP	CG-CD1	5.38	1.44	1.36
1	B	232	GLU	CD-OE2	5.38	1.31	1.25
1	B	93	GLU	CG-CD	-5.38	1.43	1.51
1	B	160	ARG	N-CA	-5.37	1.35	1.46
1	A	425	GLY	C-O	-5.35	1.15	1.23

Continued on next page...

Continued from previous page...

Mol	Chain	Res	Type	Atoms	Z	Observed(Å)	Ideal(Å)
1	B	233	GLU	CG-CD	5.35	1.59	1.51
1	B	288	GLU	CD-OE2	5.34	1.31	1.25
1	A	234	ASN	CG-OD1	-5.34	1.12	1.24
1	A	405	MET	CG-SD	5.33	1.95	1.81
1	A	530	GLU	CG-CD	5.32	1.59	1.51
1	B	45	PHE	CE1-CZ	5.30	1.47	1.37
1	B	511	GLU	CB-CG	-5.29	1.42	1.52
1	A	112	CYS	CB-SG	5.28	1.91	1.82
1	B	194	ASN	CB-CG	5.27	1.63	1.51
1	B	161	SER	CB-OG	5.26	1.49	1.42
1	A	330	SER	CB-OG	5.25	1.49	1.42
1	B	274	GLU	CG-CD	5.25	1.59	1.51
1	A	76	ASN	CB-CG	5.24	1.63	1.51
1	B	388	TYR	CE1-CZ	5.24	1.45	1.38
1	B	72	GLY	C-O	5.24	1.32	1.23
1	A	293	ILE	CA-CB	-5.22	1.42	1.54
1	A	366	PHE	CE1-CZ	5.22	1.47	1.37
1	A	168	LEU	CA-C	-5.21	1.39	1.52
1	B	96	THR	CA-CB	5.21	1.66	1.53
1	B	126	VAL	CB-CG2	5.20	1.63	1.52
1	A	127	TYR	CB-CG	-5.20	1.43	1.51
1	B	442	ALA	N-CA	-5.19	1.35	1.46
1	B	158	MET	CG-SD	-5.18	1.67	1.81
1	A	325	GLN	CG-CD	5.17	1.62	1.51
1	A	19	CYS	CB-SG	5.16	1.91	1.82
1	B	464	VAL	CA-CB	-5.15	1.44	1.54
1	A	435	VAL	CB-CG2	5.15	1.63	1.52
1	A	158	MET	CB-CG	-5.14	1.34	1.51
1	B	143	VAL	CA-CB	5.14	1.65	1.54
1	B	29	LYS	CE-NZ	5.12	1.61	1.49
1	A	54	TYR	CE1-CZ	-5.12	1.31	1.38
1	B	248	GLU	CD-OE2	5.12	1.31	1.25
1	A	61	LYS	CE-NZ	5.12	1.61	1.49
1	B	515	ARG	CZ-NH2	5.11	1.39	1.33
1	A	438	ASP	N-CA	-5.09	1.36	1.46
1	B	478	TYR	CA-C	5.09	1.66	1.52
1	A	95	GLN	CG-CD	-5.09	1.39	1.51
1	A	111	GLN	CG-CD	5.09	1.62	1.51
1	A	471	ALA	CA-CB	5.08	1.63	1.52
1	B	487	TRP	CG-CD1	5.08	1.43	1.36
1	A	69	MET	CG-SD	-5.07	1.68	1.81
1	B	377	ILE	CA-CB	5.06	1.66	1.54

Continued on next page...

Continued from previous page...

Mol	Chain	Res	Type	Atoms	Z	Observed(Å)	Ideal(Å)
1	B	190	PHE	CE2-CZ	5.06	1.47	1.37
1	A	451	VAL	CA-CB	-5.04	1.44	1.54
1	B	155	TYR	CD2-CE2	5.03	1.46	1.39
1	A	376	VAL	CA-CB	-5.03	1.44	1.54
1	A	325	GLN	CB-CG	5.02	1.66	1.52
1	B	358	TYR	CE2-CZ	5.00	1.45	1.38

All (139) bond angle outliers are listed below:

Mol	Chain	Res	Type	Atoms	Z	Observed(°)	Ideal(°)
1	B	222	ARG	NE-CZ-NH2	-21.35	109.62	120.30
1	B	222	ARG	NE-CZ-NH1	18.52	129.56	120.30
1	B	321	LEU	CB-CG-CD2	-13.96	87.26	111.00
1	A	423	MET	CG-SD-CE	13.56	121.90	100.20
1	B	153	ASP	CB-CG-OD2	11.97	129.07	118.30
1	B	438	ASP	CB-CG-OD2	-11.48	107.97	118.30
1	A	171	ARG	NE-CZ-NH2	11.17	125.89	120.30
1	B	507	ARG	NE-CZ-NH1	-10.83	114.88	120.30
1	B	338	ASP	CB-CG-OD1	-10.04	109.27	118.30
1	A	236	LEU	CA-CB-CG	10.01	138.32	115.30
1	B	224	ARG	NE-CZ-NH2	-9.73	115.43	120.30
1	B	321	LEU	CB-CG-CD1	9.61	127.34	111.00
1	A	494	ARG	NE-CZ-NH1	9.47	125.03	120.30
1	A	198	ARG	N-CA-C	-9.18	86.22	111.00
1	B	338	ASP	CB-CG-OD2	8.78	126.20	118.30
1	B	167	ASP	CB-CG-OD1	8.71	126.14	118.30
1	A	171	ARG	NE-CZ-NH1	-8.63	115.98	120.30
1	B	526	LEU	C-N-CA	-8.62	100.15	121.70
1	B	59	ASP	CB-CG-OD1	-8.59	110.57	118.30
1	B	158	MET	CA-CB-CG	8.52	127.79	113.30
1	B	44	ARG	NE-CZ-NH1	8.43	124.51	120.30
1	B	261	MET	CG-SD-CE	8.15	113.25	100.20
1	A	356	ASP	N-CA-CB	-8.13	95.97	110.60
1	B	59	ASP	CB-CG-OD2	8.10	125.59	118.30
1	B	158	MET	CG-SD-CE	-8.09	87.26	100.20
1	B	502	GLY	N-CA-C	-8.02	93.05	113.10
1	B	320	ASP	CB-CG-OD1	-8.00	111.10	118.30
1	B	321	LEU	CA-CB-CG	8.00	133.70	115.30
1	A	209	GLY	N-CA-C	-7.95	93.22	113.10
1	A	318	GLY	C-N-CA	7.95	141.58	121.70
1	A	125	ASP	CB-CG-OD2	-7.84	111.25	118.30
1	B	430	ILE	CG1-CB-CG2	-7.73	94.40	111.40

Continued on next page...

Continued from previous page...

Mol	Chain	Res	Type	Atoms	Z	Observed(°)	Ideal(°)
1	A	158	MET	CG-SD-CE	-7.70	87.88	100.20
1	B	448	ASP	CB-CG-OD1	7.67	125.21	118.30
1	B	81	LEU	CA-CB-CG	-7.62	97.76	115.30
1	A	356	ASP	CB-CG-OD1	7.53	125.07	118.30
1	B	323	SER	N-CA-C	-7.52	90.69	111.00
1	B	73	LEU	CB-CG-CD2	7.47	123.70	111.00
1	B	136	MET	CG-SD-CE	-7.46	88.26	100.20
1	B	318	GLY	N-CA-C	7.08	130.81	113.10
1	B	167	ASP	CB-CG-OD2	-7.04	111.96	118.30
1	B	171	ARG	NE-CZ-NH2	-7.01	116.80	120.30
1	A	516	LEU	CA-CB-CG	6.99	131.37	115.30
1	B	473	LYS	N-CA-C	6.99	129.87	111.00
1	B	516	LEU	CA-CB-CG	6.94	131.27	115.30
1	B	471	ALA	N-CA-C	-6.87	92.44	111.00
1	A	59	ASP	CB-CG-OD2	-6.84	112.15	118.30
1	A	237	ASP	CB-CG-OD1	6.82	124.44	118.30
1	A	164	LEU	CA-CB-CG	6.78	130.89	115.30
1	B	470	ASP	N-CA-C	6.71	129.12	111.00
1	B	445	LEU	CB-CG-CD1	-6.69	99.62	111.00
1	B	315	PHE	CB-CA-C	-6.60	97.20	110.40
1	B	323	SER	N-CA-CB	-6.60	100.60	110.50
1	A	92	VAL	CG1-CB-CG2	6.54	121.37	110.90
1	B	459	VAL	CB-CA-C	-6.54	98.97	111.40
1	B	438	ASP	CB-CG-OD1	6.53	124.18	118.30
1	B	58	LEU	CA-CB-CG	6.49	130.23	115.30
1	B	17	ASP	CB-CG-OD1	-6.46	112.48	118.30
1	B	325	GLN	N-CA-C	-6.45	93.59	111.00
1	A	141	ASP	CB-CG-OD1	6.43	124.09	118.30
1	A	410	ASP	CB-CG-OD2	6.39	124.05	118.30
1	A	158	MET	CA-CB-CG	6.38	124.16	113.30
1	A	320	ASP	CB-CG-OD1	6.38	124.05	118.30
1	B	356	ASP	CB-CG-OD1	6.31	123.98	118.30
1	A	96	THR	OG1-CB-CG2	6.28	124.45	110.00
1	A	448	ASP	CB-CG-OD1	6.28	123.95	118.30
1	A	167	ASP	CB-CG-OD1	6.27	123.94	118.30
1	A	210	ASN	N-CA-C	6.23	127.83	111.00
1	B	97	LYS	CD-CE-NZ	-6.21	97.41	111.70
1	B	208	LYS	N-CA-C	-6.19	94.29	111.00
1	B	158	MET	N-CA-CB	6.17	121.70	110.60
1	B	46	ASP	CB-CG-OD2	-6.16	112.75	118.30
1	B	225	ARG	NE-CZ-NH1	6.15	123.37	120.30
1	B	332	LEU	CA-CB-CG	-6.14	101.18	115.30

Continued on next page...

Continued from previous page...

Mol	Chain	Res	Type	Atoms	Z	Observed(°)	Ideal(°)
1	A	324	GLY	N-CA-C	-6.11	97.81	113.10
1	A	60	LEU	CA-CB-CG	6.05	129.21	115.30
1	B	163	VAL	CG1-CB-CG2	6.04	120.57	110.90
1	B	176	MET	CG-SD-CE	6.02	109.83	100.20
1	A	515	ARG	CG-CD-NE	-6.02	99.16	111.80
1	A	143	VAL	N-CA-C	-6.01	94.77	111.00
1	B	222	ARG	CG-CD-NE	-6.00	99.19	111.80
1	B	526	LEU	O-C-N	-6.00	113.09	122.70
1	B	318	GLY	C-N-CA	6.00	136.70	121.70
1	B	448	ASP	CB-CG-OD2	-5.98	112.92	118.30
1	B	452	MET	CG-SD-CE	5.98	109.77	100.20
1	B	168	LEU	CB-CG-CD1	-5.95	100.89	111.00
1	B	70	LEU	CA-CB-CG	5.91	128.88	115.30
1	B	153	ASP	CB-CG-OD1	-5.89	113.00	118.30
1	B	173	LYS	CD-CE-NZ	-5.89	98.16	111.70
1	A	96	THR	N-CA-CB	-5.88	99.13	110.30
1	B	527	ARG	NE-CZ-NH2	5.87	123.23	120.30
1	A	465	ASP	CB-CG-OD1	5.86	123.57	118.30
1	B	379	ASP	CB-CG-OD1	5.85	123.56	118.30
1	B	379	ASP	CB-CG-OD2	-5.84	113.05	118.30
1	A	62	LYS	CD-CE-NZ	5.84	125.12	111.70
1	B	222	ARG	CD-NE-CZ	5.78	131.70	123.60
1	A	318	GLY	CA-C-N	-5.78	104.48	117.20
1	A	59	ASP	CB-CG-OD1	5.75	123.48	118.30
1	A	305	LEU	CA-CB-CG	5.75	128.53	115.30
1	B	251	VAL	N-CA-C	-5.70	95.61	111.00
1	B	308	LEU	CA-CB-CG	5.70	128.41	115.30
1	A	46	ASP	CB-CG-OD2	-5.70	113.17	118.30
1	A	196	ASP	CB-CG-OD2	-5.66	113.20	118.30
1	A	308	LEU	CA-CB-CG	5.58	128.12	115.30
1	A	323	SER	N-CA-C	5.56	126.01	111.00
1	A	419	TYR	CB-CG-CD1	-5.56	117.67	121.00
1	A	136	MET	CG-SD-CE	-5.55	91.32	100.20
1	B	44	ARG	NE-CZ-NH2	-5.43	117.59	120.30
1	A	435	VAL	CG1-CB-CG2	-5.42	102.22	110.90
1	A	452	MET	CB-CG-SD	5.37	128.51	112.40
1	A	17	ASP	CB-CG-OD2	-5.37	113.47	118.30
1	A	396	VAL	N-CA-C	-5.35	96.55	111.00
1	B	356	ASP	N-CA-CB	-5.33	101.00	110.60
1	A	410	ASP	CB-CG-OD1	-5.32	113.51	118.30
1	B	356	ASP	OD1-CG-OD2	-5.30	113.23	123.30
1	B	133	LEU	CA-CB-CG	5.30	127.48	115.30

Continued on next page...

Continued from previous page...

Mol	Chain	Res	Type	Atoms	Z	Observed(°)	Ideal(°)
1	A	280	ILE	CG1-CB-CG2	-5.28	99.78	111.40
1	B	73	LEU	CB-CG-CD1	-5.26	102.06	111.00
1	B	137	VAL	CB-CA-C	-5.26	101.41	111.40
1	A	344	VAL	CG1-CB-CG2	-5.24	102.52	110.90
1	A	220	LEU	CA-CB-CG	5.19	127.24	115.30
1	B	437	GLU	C-N-CA	-5.18	108.74	121.70
1	A	138	SER	CA-CB-OG	-5.16	97.27	111.20
1	A	182	LEU	CB-CG-CD1	-5.16	102.23	111.00
1	A	430	ILE	C-N-CA	-5.16	108.81	121.70
1	A	145	SER	CB-CA-C	5.13	119.84	110.10
1	B	24	ASN	N-CA-C	-5.13	97.16	111.00
1	A	222	ARG	NE-CZ-NH1	5.11	122.86	120.30
1	A	395	LYS	CD-CE-NZ	5.11	123.45	111.70
1	B	494	ARG	N-CA-C	-5.09	97.25	111.00
1	B	296	SER	CB-CA-C	-5.09	100.44	110.10
1	B	23	ASP	C-N-CA	5.08	134.41	121.70
1	B	418	TYR	CB-CG-CD1	-5.08	117.95	121.00
1	B	187	TYR	N-CA-C	-5.06	97.33	111.00
1	A	452	MET	CG-SD-CE	-5.06	92.11	100.20
1	B	445	LEU	CB-CG-CD2	5.06	119.59	111.00
1	A	439	SER	CA-CB-OG	-5.04	97.58	111.20
1	B	172	LEU	CB-CA-C	-5.04	100.62	110.20
1	A	434	ASN	C-N-CA	-5.03	109.11	121.70

There are no chirality outliers.

All (12) planarity outliers are listed below:

Mol	Chain	Res	Type	Group
1	A	105	TYR	Sidechain
1	A	21	TYR	Sidechain
1	A	388	TYR	Sidechain
1	A	461	TYR	Sidechain
1	A	478	TYR	Sidechain
1	B	105	TYR	Sidechain
1	B	186	TYR	Sidechain
1	B	358	TYR	Sidechain
1	B	388	TYR	Sidechain
1	B	418	TYR	Sidechain
1	B	486	TYR	Sidechain
1	B	56	PHE	Sidechain

5.2 Too-close contacts ⓘ

In the following table, the Non-H and H(model) columns list the number of non-hydrogen atoms and hydrogen atoms in the chain respectively. The H(added) column lists the number of hydrogen atoms added and optimized by MolProbity. The Clashes column lists the number of clashes within the asymmetric unit, whereas Symm-Clashes lists symmetry related clashes.

Mol	Chain	Non-H	H(model)	H(added)	Clashes	Symm-Clashes
1	A	4138	0	4147	420	1
1	B	4130	0	4136	505	0
2	A	1	0	0	1	0
2	B	1	0	0	1	0
3	A	15	0	12	10	0
3	B	15	0	12	17	0
4	A	44	0	22	8	0
4	B	44	0	24	3	0
5	A	303	0	0	55	0
5	B	315	0	0	63	0
All	All	9006	0	8353	891	1

The all-atom clashscore is defined as the number of clashes found per 1000 atoms (including hydrogen atoms). The all-atom clashscore for this structure is 53.

All (891) close contacts within the same asymmetric unit are listed below, sorted by their clash magnitude.

Atom-1	Atom-2	Interatomic distance (Å)	Clash overlap (Å)
1:B:69:MET:CB	1:B:69:MET:CG	1.82	1.54
1:A:136:MET:SD	1:A:136:MET:CG	2.02	1.46
1:B:69:MET:CE	1:B:69:MET:SD	2.08	1.40
1:A:415:MET:CE	1:A:415:MET:SD	2.09	1.40
1:A:69:MET:SD	1:A:69:MET:CE	2.13	1.36
1:A:449:LEU:HD22	5:A:791:HOH:O	1.16	1.32
1:B:158:MET:CE	1:B:158:MET:SD	2.17	1.31
1:B:11:SER:HB3	5:B:760:HOH:O	1.40	1.19
1:B:321:LEU:HD22	5:B:979:HOH:O	1.44	1.18
1:A:318:GLY:HA2	1:A:488:LEU:CD1	1.74	1.16
1:B:76:ASN:O	1:B:80:THR:HG23	1.47	1.14
1:B:347:ALA:HB2	5:B:989:HOH:O	1.49	1.13
1:B:417:GLU:OE2	1:B:431:SER:HB3	1.49	1.11
1:A:77:ASN:OD1	5:A:784:HOH:O	1.69	1.10
1:A:363:PRO:HG2	1:A:364:LYS:HE2	1.34	1.09
1:B:369:LYS:HD2	3:B:640:DG6:HC3	1.35	1.06
1:B:323:SER:HB2	5:B:995:HOH:O	1.53	1.06

Continued on next page...

Continued from previous page...

Atom-1	Atom-2	Interatomic distance (Å)	Clash overlap (Å)
1:B:373:LYS:HD2	1:B:374:SER:N	1.70	1.06
1:A:327:LYS:HE3	5:A:940:HOH:O	1.56	1.06
1:B:469:GLU:HG2	1:B:470:ASP:H	1.15	1.05
1:B:373:LYS:HD2	1:B:374:SER:H	1.20	1.04
4:A:650:NAI:N7N	4:A:650:NAI:O1N	1.89	1.04
1:B:76:ASN:O	1:B:80:THR:CG2	2.05	1.04
1:B:23:ASP:OD1	1:B:24:ASN:N	1.91	1.03
1:B:315:PHE:CD1	1:B:481:LEU:HD11	1.94	1.03
1:B:95:GLN:HE21	1:B:95:GLN:HA	1.26	1.00
1:A:318:GLY:HA2	1:A:488:LEU:HD13	1.37	1.00
1:A:363:PRO:CG	1:A:364:LYS:HE2	1.92	0.99
1:A:412:LYS:HE2	3:A:630:DG6:O4	1.61	0.98
1:B:469:GLU:HG2	1:B:470:ASP:N	1.76	0.98
4:B:660:NAI:O1N	4:B:660:NAI:N7N	1.96	0.98
1:B:437:GLU:HG3	5:B:746:HOH:O	1.63	0.97
1:B:473:LYS:HE2	1:B:474:PHE:N	1.78	0.97
1:A:318:GLY:CA	1:A:488:LEU:HD13	1.94	0.97
1:A:122:GLU:O	1:A:124:ASN:N	1.96	0.97
1:B:356:ASP:HB3	3:B:640:DG6:O1P	1.64	0.97
1:A:61:LYS:HG3	1:A:61:LYS:O	1.61	0.97
1:B:515:ARG:NH1	1:B:521:PRO:O	1.98	0.96
1:B:365:GLN:HG3	5:B:990:HOH:O	1.66	0.96
1:A:151:ASN:H	1:A:200:ASN:HD21	1.14	0.95
1:B:238:LYS:HE3	5:B:978:HOH:O	1.67	0.94
1:A:428:ASN:HD22	1:B:436:CYS:HB3	1.30	0.94
1:A:356:ASP:HB3	3:A:630:DG6:O3P	1.67	0.93
1:B:289:GLY:HA2	1:B:314:THR:HG21	1.51	0.93
5:A:800:HOH:O	1:B:168:LEU:HG	1.67	0.93
1:B:473:LYS:HE2	1:B:474:PHE:H	1.33	0.93
1:B:489:LYS:HZ3	3:B:640:DG6:HC12	1.34	0.92
1:A:300:THR:HG21	5:A:704:HOH:O	1.67	0.92
1:A:435:VAL:HG23	5:A:956:HOH:O	1.66	0.92
1:B:163:VAL:HG22	1:B:164:LEU:HD22	1.52	0.92
1:B:330:SER:OG	1:B:376:VAL:HG21	1.70	0.92
1:A:297:PRO:HD3	1:A:320:ASP:OD2	1.70	0.91
1:B:342:LYS:HE2	5:B:880:HOH:O	1.69	0.91
1:A:64:GLU:O	1:A:65:LYS:HD3	1.70	0.91
1:B:11:SER:CB	5:B:760:HOH:O	2.08	0.91
1:B:286:ILE:HG21	1:B:308:LEU:HD12	1.48	0.91
1:A:58:LEU:HD13	1:A:60:LEU:HD23	1.54	0.90
1:B:369:LYS:HD2	3:B:640:DG6:C3	2.01	0.90

Continued on next page...

Continued from previous page...

Atom-1	Atom-2	Interatomic distance (Å)	Clash overlap (Å)
1:B:315:PHE:HD1	1:B:481:LEU:HD11	1.34	0.90
1:A:449:LEU:O	1:A:453:THR:HG23	1.71	0.90
1:A:225:ARG:HE	1:A:229:ASN:HD21	1.16	0.90
1:B:23:ASP:CG	1:B:24:ASN:H	1.75	0.90
1:B:61:LYS:NZ	5:B:937:HOH:O	2.02	0.90
1:A:40:THR:O	1:A:43:GLY:N	2.03	0.89
1:B:286:ILE:HG21	1:B:308:LEU:CD1	2.01	0.89
1:B:168:LEU:HD13	1:B:168:LEU:C	1.93	0.89
1:A:449:LEU:O	1:A:453:THR:CG2	2.22	0.88
1:B:116:LYS:HE3	1:B:125:ASP:OD1	1.72	0.88
1:A:363:PRO:CD	1:A:364:LYS:HE2	2.03	0.88
1:A:260:THR:HG23	1:A:263:ASN:H	1.39	0.87
1:B:95:GLN:NE2	1:B:95:GLN:HA	1.89	0.87
1:B:95:GLN:CA	1:B:95:GLN:HE21	1.86	0.87
1:B:115:LEU:HD22	1:B:511:GLU:HG3	1.57	0.86
1:A:449:LEU:CD2	5:A:791:HOH:O	1.91	0.85
1:A:372:SER:HB2	1:A:489:LYS:HE3	1.56	0.85
1:B:237:ASP:HB2	5:B:774:HOH:O	1.76	0.85
1:B:369:LYS:NZ	3:B:640:DG6:HC62	1.91	0.85
1:A:406:LYS:O	1:A:406:LYS:HD2	1.76	0.85
1:B:286:ILE:CG2	1:B:308:LEU:CD1	2.54	0.85
1:B:427:HIS:HE1	5:B:906:HOH:O	1.59	0.85
1:B:297:PRO:HB2	1:B:368:SER:HB3	1.60	0.83
1:B:494:ARG:HG3	5:B:842:HOH:O	1.76	0.83
1:B:198:ARG:HG3	5:B:966:HOH:O	1.79	0.83
1:A:327:LYS:HG2	1:A:503:LEU:HD13	1.61	0.83
5:A:800:HOH:O	1:B:168:LEU:CG	2.26	0.82
1:B:365:GLN:CG	5:B:990:HOH:O	2.23	0.82
1:A:356:ASP:N	1:A:356:ASP:OD2	2.10	0.82
1:B:297:PRO:HD3	1:B:320:ASP:OD1	1.78	0.82
1:A:96:THR:HG23	1:A:98:GLU:H	1.43	0.82
1:A:348:SER:OG	1:A:416:ASP:OD2	1.98	0.82
1:A:89:LYS:NZ	5:A:827:HOH:O	2.11	0.81
1:A:40:THR:HB	1:A:44:ARG:HB3	1.62	0.81
1:A:360:LEU:HD11	3:A:630:DG6:HC61	1.61	0.81
1:B:464:VAL:HG12	1:B:465:ASP:N	1.95	0.81
1:A:364:LYS:HE3	1:A:364:LYS:H	1.46	0.81
1:B:191:ILE:N	1:B:191:ILE:HD13	1.96	0.80
1:A:234:ASN:OD1	5:A:714:HOH:O	2.00	0.80
1:A:136:MET:CG	1:A:136:MET:CE	2.58	0.80
1:B:315:PHE:HD1	1:B:481:LEU:CD1	1.94	0.80

Continued on next page...

Continued from previous page...

Atom-1	Atom-2	Interatomic distance (Å)	Clash overlap (Å)
1:B:61:LYS:O	1:B:61:LYS:HD2	1.81	0.80
1:A:412:LYS:CE	3:A:630:DG6:O4	2.30	0.80
1:B:23:ASP:OD1	1:B:24:ASN:HB2	1.82	0.80
1:A:257:VAL:HG22	1:A:258:ASN:ND2	1.96	0.79
1:A:533:LEU:HB2	1:B:494:ARG:HH12	1.47	0.79
1:B:251:VAL:H	1:B:299:ASN:HD21	1.29	0.79
1:A:445:LEU:HB2	5:A:754:HOH:O	1.82	0.79
1:B:297:PRO:HD3	1:B:320:ASP:CG	2.03	0.79
1:B:303:PRO:HG2	1:B:304:GLY:H	1.45	0.79
1:A:318:GLY:CA	1:A:488:LEU:CD1	2.55	0.79
1:B:489:LYS:NZ	3:B:640:DG6:HC12	1.97	0.79
1:A:154:LEU:HD22	1:A:179:VAL:HG11	1.64	0.79
1:A:436:CYS:HB3	1:B:428:ASN:HD22	1.46	0.79
1:B:115:LEU:CD2	1:B:511:GLU:HG3	2.13	0.79
1:B:464:VAL:CG1	1:B:465:ASP:N	2.45	0.79
1:A:334:GLN:HE22	1:A:380:ILE:HG12	1.48	0.79
1:B:365:GLN:CD	5:B:990:HOH:O	2.21	0.79
1:B:286:ILE:CG2	1:B:308:LEU:HD12	2.11	0.78
1:A:294:ASN:C	1:A:294:ASN:ND2	2.36	0.78
1:B:258:ASN:H	1:B:258:ASN:HD22	1.32	0.78
1:A:294:ASN:C	1:A:294:ASN:HD22	1.84	0.78
1:B:206:ASP:O	1:B:208:LYS:N	2.17	0.78
1:A:258:ASN:H	1:A:258:ASN:HD22	1.29	0.77
1:B:456:CYS:HG	1:B:477:PHE:HE1	1.32	0.77
1:B:69:MET:SD	1:B:69:MET:CB	2.73	0.77
1:A:90:HIS:CE1	5:A:865:HOH:O	2.36	0.77
1:A:150:ASN:ND2	1:A:160:ARG:HH12	1.83	0.77
1:A:329:LYS:NZ	5:A:964:HOH:O	2.17	0.77
1:A:315:PHE:CD1	1:A:481:LEU:HD11	2.20	0.77
1:A:104:ASN:HD21	1:B:423:MET:HA	1.49	0.77
1:B:191:ILE:H	1:B:191:ILE:HD13	1.49	0.76
1:B:116:LYS:HE3	1:B:125:ASP:CG	2.06	0.76
1:A:231:LYS:HD3	5:A:873:HOH:O	1.86	0.76
1:B:454:GLU:O	1:B:457:THR:HG22	1.86	0.76
1:A:249:ARG:O	1:A:249:ARG:HG3	1.86	0.76
1:A:363:PRO:HD2	1:A:364:LYS:HE2	1.65	0.76
1:A:9:ILE:N	1:A:9:ILE:HD12	2.01	0.75
1:B:59:ASP:OD1	1:B:61:LYS:HE3	1.85	0.75
1:B:480:VAL:HG12	1:B:482:THR:HG22	1.66	0.75
1:B:261:MET:CE	1:B:308:LEU:HA	2.15	0.75
1:A:293:ILE:HD11	1:A:453:THR:HG21	1.67	0.75

Continued on next page...

Continued from previous page...

Atom-1	Atom-2	Interatomic distance (Å)	Clash overlap (Å)
1:B:289:GLY:HA2	1:B:314:THR:CG2	2.17	0.75
1:A:154:LEU:HD22	1:A:179:VAL:CG1	2.17	0.75
1:A:318:GLY:HA2	1:A:488:LEU:CD2	2.17	0.74
1:B:315:PHE:CE1	1:B:481:LEU:HD11	2.21	0.74
1:A:437:GLU:HG3	5:A:685:HOH:O	1.88	0.74
1:B:480:VAL:CG2	1:B:492:LEU:HD12	2.18	0.74
1:B:23:ASP:CG	1:B:24:ASN:N	2.36	0.74
1:A:24:ASN:OD1	5:A:724:HOH:O	2.06	0.74
1:B:159:GLN:O	5:B:691:HOH:O	2.06	0.74
1:B:347:ALA:HB1	1:B:349:TYR:CE2	2.23	0.74
1:B:315:PHE:CD1	1:B:481:LEU:CD1	2.70	0.74
1:B:131:ASN:HA	1:B:136:MET:HE2	1.70	0.74
1:B:480:VAL:HG21	1:B:492:LEU:HD12	1.68	0.73
1:B:373:LYS:HZ1	1:B:376:VAL:HG12	1.53	0.73
1:B:372:SER:OG	1:B:489:LYS:HE3	1.89	0.73
1:B:254:SER:H	1:B:258:ASN:HD21	1.36	0.73
1:A:207:GLU:OE1	1:A:207:GLU:HA	1.89	0.73
1:B:323:SER:CB	5:B:995:HOH:O	2.20	0.73
1:A:122:GLU:CD	1:A:122:GLU:H	1.92	0.73
1:B:109:MET:N	1:B:448:ASP:OD1	2.20	0.73
1:B:327:LYS:HG2	1:B:503:LEU:HD13	1.71	0.73
1:A:363:PRO:HG2	1:A:364:LYS:CE	2.15	0.72
1:B:256:GLY:N	1:B:259:ASP:OD1	2.20	0.72
1:B:264:LEU:HD21	1:B:305:LEU:HD13	1.71	0.72
1:B:405:MET:O	1:B:408:VAL:HG22	1.89	0.72
1:B:65:LYS:NZ	1:B:141:ASP:OD2	2.21	0.72
1:A:493:THR:HG23	1:B:530:GLU:OE1	1.90	0.72
1:A:344:VAL:HG23	5:A:728:HOH:O	1.88	0.72
1:B:373:LYS:NZ	1:B:376:VAL:HG12	2.05	0.72
1:A:322:LYS:NZ	1:A:503:LEU:HD12	2.04	0.72
1:B:187:TYR:OH	1:B:219:HIS:HD2	1.73	0.72
1:B:299:ASN:H	1:B:299:ASN:HD22	1.37	0.72
1:B:158:MET:CE	1:B:158:MET:CG	2.67	0.72
1:B:297:PRO:HG3	1:B:369:LYS:HE2	1.73	0.71
1:B:62:LYS:O	5:B:772:HOH:O	2.08	0.71
1:B:109:MET:HE3	1:B:487:TRP:CZ2	2.25	0.71
1:B:302:VAL:HB	1:B:303:PRO:HD2	1.72	0.71
1:A:192:ALA:HB3	1:A:359:ASN:HD22	1.55	0.71
1:A:217:TRP:O	1:A:221:GLN:HG2	1.90	0.71
1:A:381:ILE:HD11	1:A:396:VAL:HG23	1.73	0.71
1:A:354:ASN:OD1	1:A:356:ASP:HB2	1.90	0.71

Continued on next page...

Continued from previous page...

Atom-1	Atom-2	Interatomic distance (Å)	Clash overlap (Å)
1:B:362:ALA:HB1	1:B:364:LYS:NZ	2.06	0.71
1:A:451:VAL:HG12	1:A:451:VAL:O	1.89	0.71
1:B:315:PHE:H	1:B:315:PHE:HD2	1.37	0.71
1:B:75:GLY:O	1:B:79:SER:HB3	1.91	0.71
1:B:367:ARG:O	1:B:370:GLU:HB2	1.91	0.71
1:A:503:LEU:HD22	1:B:335:PHE:HE2	1.54	0.70
1:B:365:GLN:NE2	5:B:990:HOH:O	2.22	0.70
1:B:464:VAL:CG1	1:B:465:ASP:H	2.03	0.70
1:B:396:VAL:O	1:B:398:HIS:HD2	1.74	0.70
1:B:356:ASP:CB	3:B:640:DG6:O3P	2.40	0.70
1:B:303:PRO:CG	1:B:304:GLY:H	2.05	0.70
1:B:12:VAL:O	5:B:911:HOH:O	2.09	0.70
1:A:327:LYS:CE	5:A:940:HOH:O	2.26	0.70
1:A:90:HIS:HE1	5:A:865:HOH:O	1.70	0.70
1:B:371:ILE:HD13	1:B:374:SER:HB3	1.75	0.69
1:A:255:PRO:HA	1:A:259:ASP:OD1	1.93	0.69
1:B:527:ARG:H	1:B:531:ARG:HD2	1.57	0.69
1:B:369:LYS:HZ1	3:B:640:DG6:HC62	1.54	0.69
1:B:273:GLU:HB3	5:B:876:HOH:O	1.91	0.69
1:A:203:ILE:HD12	1:A:222:ARG:HG3	1.74	0.69
1:A:341:ILE:O	1:A:343:PRO:HD2	1.92	0.69
1:A:372:SER:CB	1:A:489:LYS:HE3	2.23	0.69
1:B:456:CYS:SG	1:B:477:PHE:HE1	2.16	0.69
1:B:356:ASP:HB3	3:B:640:DG6:P	2.32	0.69
1:B:131:ASN:HA	1:B:136:MET:CE	2.22	0.69
1:B:373:LYS:O	1:B:374:SER:HB3	1.92	0.69
1:B:168:LEU:HD13	1:B:168:LEU:O	1.91	0.69
1:A:294:ASN:HD22	1:A:295:GLY:N	1.90	0.69
1:A:377:ILE:O	1:A:381:ILE:HG13	1.93	0.69
1:B:362:ALA:HB3	1:B:365:GLN:OE1	1.91	0.69
1:B:216:LYS:HA	1:B:219:HIS:CD2	2.28	0.69
1:A:294:ASN:ND2	1:A:296:SER:H	1.91	0.69
1:B:325:GLN:NE2	1:B:350:ASN:OD1	2.27	0.68
1:A:372:SER:CB	1:A:489:LYS:CE	2.71	0.68
1:A:249:ARG:NH2	5:A:702:HOH:O	2.26	0.68
1:A:331:VAL:O	5:A:907:HOH:O	2.12	0.68
1:A:297:PRO:HG3	1:A:369:LYS:HD2	1.75	0.68
1:A:122:GLU:C	1:A:124:ASN:H	1.97	0.68
1:B:469:GLU:CG	1:B:470:ASP:H	1.89	0.68
1:B:315:PHE:CE1	1:B:481:LEU:HD21	2.29	0.68
1:A:497:PHE:CE2	1:B:530:GLU:HB2	2.28	0.68

Continued on next page...

Continued from previous page...

Atom-1	Atom-2	Interatomic distance (Å)	Clash overlap (Å)
1:A:516:LEU:HD23	1:A:516:LEU:C	2.15	0.68
1:B:318:GLY:HA2	1:B:488:LEU:CD2	2.24	0.68
1:B:25:GLU:OE1	1:B:57:LYS:HD2	1.93	0.67
1:A:328:LEU:HD21	1:B:332:LEU:HD11	1.74	0.67
1:A:120:ASP:OD1	1:A:124:ASN:HB2	1.94	0.67
1:B:258:ASN:N	1:B:258:ASN:HD22	1.89	0.67
1:A:412:LYS:O	5:A:956:HOH:O	2.12	0.67
1:B:373:LYS:CD	1:B:374:SER:H	2.01	0.67
1:A:531:ARG:O	1:A:532:LEU:HD12	1.95	0.67
1:B:95:GLN:HB2	1:B:167:ASP:OD1	1.95	0.67
1:B:134:LEU:HD21	1:B:518:ILE:CG2	2.25	0.67
1:B:467:VAL:HG23	5:B:899:HOH:O	1.94	0.67
1:B:366:PHE:CE1	1:B:402:ILE:HG22	2.30	0.67
1:B:354:ASN:OD1	1:B:356:ASP:HB2	1.95	0.67
1:A:183:PRO:HB2	1:A:203:ILE:HG23	1.77	0.66
1:B:69:MET:CE	1:B:69:MET:CG	2.74	0.66
1:B:249:ARG:O	1:B:249:ARG:HG3	1.95	0.66
1:B:248:GLU:OE2	1:B:278:SER:HB2	1.95	0.66
1:A:131:ASN:OD1	5:A:900:HOH:O	2.14	0.66
1:A:321:LEU:HD22	1:A:445:LEU:CD2	2.26	0.66
1:A:9:ILE:CD1	1:A:9:ILE:N	2.59	0.66
5:A:800:HOH:O	1:B:168:LEU:CD1	2.43	0.65
1:B:337:VAL:HG21	1:B:380:ILE:CG2	2.25	0.65
1:B:142:PHE:O	5:B:685:HOH:O	2.13	0.65
1:B:356:ASP:HB2	3:B:640:DG6:O3P	1.96	0.65
1:B:23:ASP:OD1	1:B:24:ASN:CB	2.44	0.65
1:B:32:TYR:O	5:B:845:HOH:O	2.14	0.65
1:B:297:PRO:HD3	1:B:320:ASP:CB	2.27	0.65
1:A:326:THR:HG21	1:A:489:LYS:HG3	1.79	0.65
1:B:131:ASN:HB2	1:B:136:MET:CE	2.26	0.65
1:A:272:HIS:HD2	1:A:274:GLU:HB2	1.61	0.65
1:A:291:PRO:HG2	5:A:838:HOH:O	1.95	0.65
1:A:375:SER:OG	5:A:965:HOH:O	2.14	0.65
1:A:225:ARG:NE	1:A:229:ASN:HD21	1.89	0.65
1:B:480:VAL:CG1	1:B:482:THR:HG22	2.26	0.65
1:A:416:ASP:OD1	5:A:703:HOH:O	2.14	0.65
1:A:315:PHE:CZ	1:A:481:LEU:HD21	2.32	0.65
1:B:261:MET:HE2	1:B:308:LEU:HA	1.78	0.65
1:A:325:GLN:NE2	3:A:630:DG6:O1	2.30	0.64
1:B:438:ASP:OD2	1:B:438:ASP:N	2.24	0.64
1:B:480:VAL:HG12	1:B:480:VAL:O	1.97	0.64

Continued on next page...

Continued from previous page...

Atom-1	Atom-2	Interatomic distance (Å)	Clash overlap (Å)
1:B:115:LEU:HD22	1:B:511:GLU:CG	2.27	0.64
1:B:58:LEU:HD13	1:B:60:LEU:HD23	1.79	0.64
1:A:364:LYS:HE3	1:A:364:LYS:N	2.13	0.64
1:A:154:LEU:HB3	1:A:176:MET:HE2	1.80	0.64
1:B:361:SER:OG	5:B:921:HOH:O	2.15	0.64
1:B:355:ASN:O	1:B:359:ASN:N	2.26	0.64
1:A:120:ASP:OD1	1:A:122:GLU:O	2.15	0.64
1:A:315:PHE:CE1	1:A:481:LEU:HD11	2.33	0.64
1:B:76:ASN:O	1:B:80:THR:HG22	1.96	0.64
1:A:372:SER:HB3	1:A:489:LYS:HE2	1.78	0.64
1:B:364:LYS:H	1:B:364:LYS:HE3	1.63	0.64
1:B:131:ASN:HB2	1:B:136:MET:HE1	1.78	0.64
1:A:389:ASN:OD1	1:A:391:LYS:N	2.30	0.63
1:B:153:ASP:OD2	1:B:155:TYR:HB3	1.96	0.63
1:B:61:LYS:CG	5:B:958:HOH:O	2.46	0.63
1:A:87:ALA:HA	1:A:92:VAL:HG13	1.80	0.63
1:A:503:LEU:HD22	1:B:335:PHE:CE2	2.32	0.63
1:B:295:GLY:HA2	5:B:728:HOH:O	1.98	0.63
1:A:209:GLY:O	1:A:210:ASN:HB2	1.98	0.63
1:A:364:LYS:N	1:A:364:LYS:CE	2.61	0.63
1:A:463:LYS:NZ	1:A:463:LYS:HB2	2.11	0.63
1:A:322:LYS:HG3	1:A:489:LYS:HA	1.80	0.63
1:B:286:ILE:CG2	1:B:308:LEU:HD13	2.28	0.63
1:B:417:GLU:OE2	1:B:431:SER:CB	2.39	0.62
1:B:261:MET:O	1:B:265:LEU:HD22	1.99	0.62
1:B:297:PRO:CD	1:B:320:ASP:OD1	2.47	0.62
1:B:396:VAL:O	1:B:398:HIS:CD2	2.52	0.62
1:A:451:VAL:O	1:A:451:VAL:CG1	2.47	0.62
1:A:478:TYR:CE1	1:A:480:VAL:HB	2.33	0.62
1:A:190:PHE:CE2	1:A:276:ALA:HB2	2.34	0.62
1:B:15:VAL:HG23	1:B:15:VAL:O	1.97	0.62
1:A:68:ILE:HD13	1:A:142:PHE:CD1	2.34	0.62
1:A:134:LEU:HB3	1:A:135:PRO:HD2	1.81	0.62
1:A:225:ARG:HH21	1:A:225:ARG:CG	2.12	0.62
1:B:494:ARG:N	5:B:981:HOH:O	2.26	0.62
1:A:203:ILE:HD12	1:A:222:ARG:CG	2.30	0.62
1:A:322:LYS:HZ2	1:A:503:LEU:HD12	1.64	0.62
1:B:116:LYS:HD3	1:B:523:GLN:NE2	2.14	0.62
1:B:190:PHE:HE2	1:B:251:VAL:HG12	1.64	0.62
1:A:498:HIS:CE1	5:A:861:HOH:O	2.52	0.62
1:A:162:GLN:NE2	5:A:774:HOH:O	2.17	0.62

Continued on next page...

Continued from previous page...

Atom-1	Atom-2	Interatomic distance (Å)	Clash overlap (Å)
1:A:192:ALA:H	1:A:359:ASN:HD21	1.48	0.62
1:B:516:LEU:O	1:B:519:GLY:N	2.29	0.62
1:B:372:SER:HA	1:B:490:ALA:HB2	1.80	0.62
1:B:503:LEU:HA	1:B:506:GLN:NE2	2.15	0.62
1:B:467:VAL:O	1:B:467:VAL:HG12	2.00	0.62
1:A:291:PRO:CD	5:A:838:HOH:O	2.48	0.62
1:A:463:LYS:CB	1:A:463:LYS:NZ	2.62	0.62
3:A:630:DG6:O1P	4:A:650:NAI:H2D	1.99	0.62
1:B:489:LYS:NZ	3:B:640:DG6:C1	2.61	0.62
1:A:530:GLU:HG3	1:B:497:PHE:CD1	2.34	0.61
1:A:258:ASN:HD22	1:A:258:ASN:N	1.90	0.61
1:A:531:ARG:O	1:A:532:LEU:CD1	2.48	0.61
1:B:116:LYS:CE	1:B:125:ASP:OD1	2.47	0.61
1:B:299:ASN:HD22	1:B:299:ASN:N	1.98	0.61
1:A:287:LEU:HD13	1:A:308:LEU:HD11	1.80	0.61
1:A:318:GLY:HA2	1:A:488:LEU:CG	2.31	0.61
1:A:493:THR:HG22	1:A:494:ARG:N	2.15	0.61
1:A:485:SER:OG	1:A:491:PRO:HB3	2.01	0.61
1:A:406:LYS:HD2	1:A:406:LYS:C	2.17	0.61
1:B:40:THR:O	1:B:41:ALA:CB	2.49	0.61
1:A:297:PRO:CD	1:A:320:ASP:OD2	2.46	0.61
1:B:297:PRO:CG	1:B:369:LYS:HE2	2.31	0.61
1:A:283:ALA:O	1:A:287:LEU:HB2	2.00	0.61
1:A:250:TYR:HD1	1:A:368:SER:HG	1.48	0.61
1:B:342:LYS:HB2	1:B:387:LEU:HG	1.82	0.61
1:B:310:GLU:HG2	1:B:479:PRO:HG2	1.81	0.61
1:A:217:TRP:HB2	1:A:269:LYS:HA	1.83	0.61
1:B:321:LEU:HB2	5:B:979:HOH:O	1.98	0.60
1:B:377:ILE:HG21	1:B:398:HIS:CD2	2.36	0.60
1:B:364:LYS:HB2	1:B:365:GLN:HE22	1.66	0.60
1:A:399:CYS:O	1:A:400:ILE:HD12	2.01	0.60
1:B:385:ASP:HA	1:B:388:TYR:O	2.01	0.60
1:B:261:MET:HE3	1:B:308:LEU:HA	1.81	0.60
1:B:261:MET:HE1	1:B:311:HIS:HB2	1.82	0.60
1:A:442:ALA:HB2	4:A:650:NAI:H42N	1.83	0.60
1:A:334:GLN:NE2	1:A:380:ILE:HG12	2.15	0.60
1:A:478:TYR:HE1	1:A:480:VAL:HB	1.66	0.60
1:A:426:GLY:HA3	1:B:440:LEU:CD1	2.32	0.60
1:B:109:MET:HE3	1:B:487:TRP:HZ2	1.67	0.60
1:A:308:LEU:CD2	1:A:312:GLU:HG2	2.31	0.60
1:B:352:LEU:CD2	1:B:402:ILE:HD11	2.32	0.60

Continued on next page...

Continued from previous page...

Atom-1	Atom-2	Interatomic distance (Å)	Clash overlap (Å)
1:A:364:LYS:CD	1:A:364:LYS:N	2.64	0.60
1:B:484:LEU:N	1:B:484:LEU:CD2	2.65	0.60
1:A:122:GLU:CD	1:A:122:GLU:N	2.55	0.60
1:A:68:ILE:HD13	1:A:142:PHE:CG	2.36	0.60
1:B:252:GLU:O	1:B:274:GLU:OE2	2.19	0.60
1:A:234:ASN:HB2	1:A:236:LEU:HD22	1.83	0.60
1:B:147:TRP:HB3	1:B:184:SER:HB2	1.83	0.60
1:B:95:GLN:CA	1:B:95:GLN:NE2	2.56	0.60
1:B:59:ASP:OD2	1:B:61:LYS:HG3	2.00	0.60
1:A:183:PRO:HB2	1:A:203:ILE:CG2	2.31	0.60
1:A:285:SER:HB3	1:A:290:VAL:HG23	1.83	0.60
1:B:372:SER:CA	1:B:490:ALA:HB2	2.32	0.60
1:B:291:PRO:HB3	1:B:315:PHE:HB2	1.84	0.60
1:B:315:PHE:N	1:B:315:PHE:HD2	1.99	0.60
1:B:259:ASP:HA	1:B:303:PRO:HG2	1.84	0.60
1:B:61:LYS:HG2	5:B:958:HOH:O	2.01	0.60
1:A:323:SER:HB2	1:A:326:THR:HB	1.83	0.59
1:B:264:LEU:CD2	1:B:305:LEU:HD13	2.32	0.59
1:B:367:ARG:HA	1:B:370:GLU:HG3	1.84	0.59
1:B:190:PHE:CE2	1:B:276:ALA:HB2	2.37	0.59
1:B:154:LEU:HD22	1:B:179:VAL:CG1	2.32	0.59
1:A:318:GLY:HA2	1:A:488:LEU:HD11	1.74	0.59
1:A:330:SER:O	1:A:331:VAL:C	2.40	0.59
1:A:296:SER:CB	1:A:298:GLN:HE22	2.15	0.59
1:A:364:LYS:H	1:A:364:LYS:CE	2.15	0.59
1:A:259:ASP:OD2	1:A:263:ASN:OD1	2.21	0.59
1:B:129:PRO:HB2	1:B:132:SER:HB3	1.85	0.59
1:B:150:ASN:O	5:B:681:HOH:O	2.16	0.59
1:B:196:ASP:O	1:B:198:ARG:N	2.35	0.59
1:A:92:VAL:HG22	1:A:92:VAL:O	2.02	0.59
1:B:473:LYS:HA	1:B:473:LYS:CE	2.33	0.59
1:B:251:VAL:HG13	5:B:940:HOH:O	2.02	0.59
1:A:493:THR:HG21	1:A:497:PHE:HB2	1.83	0.59
1:B:15:VAL:CG2	1:B:15:VAL:O	2.51	0.59
1:B:347:ALA:HB1	1:B:349:TYR:HE2	1.67	0.59
1:B:352:LEU:HD21	1:B:402:ILE:HD11	1.85	0.59
1:A:368:SER:HA	1:A:371:ILE:CG2	2.32	0.59
1:A:399:CYS:C	1:A:400:ILE:HD12	2.23	0.59
1:B:131:ASN:CB	1:B:136:MET:HE1	2.32	0.59
1:A:438:ASP:OD1	2:A:670:NH4:N	2.36	0.59
1:B:151:ASN:HD22	1:B:151:ASN:C	2.06	0.58

Continued on next page...

Continued from previous page...

Atom-1	Atom-2	Interatomic distance (Å)	Clash overlap (Å)
1:B:29:LYS:HD3	1:B:54:TYR:O	2.02	0.58
1:B:204:ASN:ND2	1:B:212:THR:O	2.32	0.58
1:A:331:VAL:C	5:A:907:HOH:O	2.41	0.58
1:B:345:SER:HA	1:B:397:ASP:O	2.04	0.58
1:B:503:LEU:O	1:B:506:GLN:HB2	2.04	0.58
1:B:23:ASP:OD1	1:B:24:ASN:CA	2.52	0.58
1:B:167:ASP:O	1:B:171:ARG:HG3	2.04	0.58
1:A:372:SER:HB3	1:A:489:LYS:CE	2.33	0.58
1:B:261:MET:HE3	1:B:308:LEU:CA	2.34	0.58
1:B:464:VAL:HG13	1:B:465:ASP:H	1.66	0.58
1:B:523:GLN:HB2	5:B:902:HOH:O	2.02	0.58
1:A:165:GLU:OE1	5:A:695:HOH:O	2.17	0.58
1:A:322:LYS:HE2	5:A:906:HOH:O	2.03	0.58
1:A:322:LYS:HD2	1:A:327:LYS:HG3	1.86	0.58
1:B:469:GLU:CG	1:B:470:ASP:N	2.51	0.58
1:A:480:VAL:O	1:A:480:VAL:HG12	2.02	0.58
1:A:50:THR:CG2	5:A:692:HOH:O	2.51	0.58
1:B:492:LEU:HD13	1:B:493:THR:H	1.69	0.57
1:B:40:THR:HG1	1:B:44:ARG:H	1.50	0.57
1:A:36:VAL:HA	1:B:119:ILE:O	2.04	0.57
1:A:252:GLU:O	1:A:274:GLU:OE1	2.22	0.57
1:A:142:PHE:O	5:A:679:HOH:O	2.17	0.57
1:A:321:LEU:CD2	1:A:445:LEU:HD22	2.34	0.57
1:B:307:GLN:O	1:B:310:GLU:HB2	2.03	0.57
1:A:298:GLN:H	1:A:298:GLN:NE2	2.03	0.57
1:B:494:ARG:O	1:B:497:PHE:HB2	2.04	0.57
1:B:365:GLN:NE2	1:B:365:GLN:N	2.52	0.57
1:A:197:GLU:OE1	1:A:197:GLU:C	2.42	0.57
1:A:355:ASN:HB3	1:A:356:ASP:OD2	2.05	0.57
1:B:297:PRO:HB2	1:B:368:SER:CB	2.34	0.57
1:A:352:LEU:N	1:A:352:LEU:HD23	2.19	0.57
1:B:186:TYR:HE1	1:B:191:ILE:HD11	1.69	0.57
1:A:368:SER:HA	1:A:371:ILE:HG22	1.87	0.57
1:B:503:LEU:HA	1:B:506:GLN:HE21	1.69	0.57
1:A:469:GLU:O	1:A:470:ASP:CB	2.52	0.57
1:A:356:ASP:CB	3:A:630:DG6:O3P	2.48	0.56
1:B:315:PHE:N	1:B:315:PHE:CD2	2.67	0.56
1:A:294:ASN:HD21	1:A:296:SER:H	1.52	0.56
1:A:246:ASN:ND2	4:A:650:NAI:H8A	2.19	0.56
1:B:109:MET:CE	1:B:487:TRP:CZ2	2.88	0.56
1:A:12:VAL:HG12	1:A:133:LEU:HA	1.87	0.56

Continued on next page...

Continued from previous page...

Atom-1	Atom-2	Interatomic distance (Å)	Clash overlap (Å)
1:A:116:LYS:HE3	1:A:125:ASP:CG	2.25	0.56
1:A:321:LEU:HD22	1:A:445:LEU:HD22	1.88	0.56
1:B:87:ALA:HA	1:B:92:VAL:HG13	1.88	0.56
1:A:449:LEU:O	1:A:453:THR:HG22	2.03	0.56
1:B:198:ARG:NH2	5:B:969:HOH:O	2.38	0.56
1:A:498:HIS:HE1	5:A:861:HOH:O	1.89	0.56
1:B:316:ILE:O	1:B:316:ILE:HD12	2.05	0.56
1:A:291:PRO:HD2	5:A:838:HOH:O	2.05	0.56
1:B:130:PHE:HE2	1:B:452:MET:CE	2.19	0.56
1:B:303:PRO:CG	1:B:304:GLY:N	2.69	0.56
1:A:522:SER:OG	1:B:524:ASN:HB3	2.05	0.56
1:B:14:VAL:HG22	1:B:16:THR:HG22	1.88	0.56
1:B:31:SER:N	5:B:699:HOH:O	1.96	0.56
1:A:318:GLY:HA2	1:A:488:LEU:HD22	1.87	0.56
1:A:363:PRO:HB2	1:A:367:ARG:NH2	2.20	0.56
1:B:356:ASP:OD2	1:B:356:ASP:N	2.22	0.56
1:B:168:LEU:C	1:B:168:LEU:CD1	2.71	0.56
1:B:255:PRO:HA	1:B:259:ASP:OD1	2.06	0.56
1:A:58:LEU:HD13	1:A:60:LEU:CD2	2.33	0.55
1:A:515:ARG:NH1	1:A:521:PRO:O	2.36	0.55
1:A:116:LYS:HE3	1:A:125:ASP:OD1	2.06	0.55
1:B:346:ILE:HG23	1:B:418:TYR:CE2	2.41	0.55
1:B:358:TYR:HB2	1:B:404:TYR:CE2	2.41	0.55
1:B:374:SER:O	1:B:376:VAL:N	2.40	0.55
1:A:332:LEU:HD21	1:B:328:LEU:HD21	1.88	0.55
1:A:453:THR:O	1:A:457:THR:HG23	2.06	0.55
1:B:286:ILE:HG22	1:B:308:LEU:CD1	2.33	0.55
1:A:256:GLY:HA2	1:A:263:ASN:OD1	2.07	0.55
1:A:310:GLU:OE1	1:A:478:TYR:OH	2.17	0.55
1:B:231:LYS:HG2	1:B:236:LEU:O	2.07	0.55
1:B:486:TYR:CE1	1:B:503:LEU:HG	2.40	0.55
1:B:74:GLY:N	1:B:148:ASP:OD1	2.40	0.55
1:B:321:LEU:HD13	1:B:445:LEU:HD22	1.88	0.55
1:A:371:ILE:O	1:A:374:SER:HB3	2.07	0.55
1:B:468:LYS:O	1:B:468:LYS:HG3	2.06	0.55
1:B:131:ASN:CB	1:B:136:MET:CE	2.84	0.55
1:A:372:SER:CB	1:A:489:LYS:HE2	2.37	0.55
1:A:92:VAL:O	1:A:92:VAL:CG2	2.55	0.55
1:B:366:PHE:HE1	1:B:402:ILE:HG22	1.70	0.55
1:A:151:ASN:H	1:A:200:ASN:ND2	1.95	0.55
1:A:331:VAL:HG12	5:A:907:HOH:O	2.06	0.55

Continued on next page...

Continued from previous page...

Atom-1	Atom-2	Interatomic distance (Å)	Clash overlap (Å)
1:B:106:PHE:N	1:B:106:PHE:CD1	2.74	0.55
1:A:104:ASN:ND2	1:A:106:PHE:H	2.05	0.54
1:A:134:LEU:HD11	1:A:517:LEU:HB2	1.88	0.54
1:A:61:LYS:NZ	5:A:970:HOH:O	2.35	0.54
1:A:96:THR:HG22	1:A:99:GLY:N	2.22	0.54
1:A:88:ASN:HD21	1:A:104:ASN:CA	2.20	0.54
1:B:61:LYS:HG3	5:B:958:HOH:O	2.07	0.54
1:A:170:GLN:NE2	5:A:723:HOH:O	2.41	0.54
1:A:261:MET:HE3	1:A:311:HIS:HB3	1.89	0.54
1:A:14:VAL:O	1:A:16:THR:HG22	2.08	0.54
1:A:364:LYS:N	1:A:364:LYS:HD3	2.23	0.54
1:B:489:LYS:HZ3	3:B:640:DG6:C1	2.12	0.54
1:B:356:ASP:CB	3:B:640:DG6:P	2.96	0.54
1:A:493:THR:CG2	1:A:497:PHE:HB2	2.37	0.54
1:B:22:LYS:O	1:B:23:ASP:C	2.44	0.54
1:B:303:PRO:HG2	1:B:304:GLY:N	2.18	0.54
1:A:246:ASN:HD22	4:A:650:NAI:H51A	1.70	0.54
1:A:246:ASN:ND2	4:A:650:NAI:H51A	2.23	0.54
1:A:96:THR:CG2	1:A:98:GLU:H	2.18	0.54
1:A:12:VAL:CG1	1:A:133:LEU:HA	2.37	0.54
1:A:327:LYS:HG2	1:A:503:LEU:CD1	2.36	0.54
1:A:222:ARG:HH11	1:A:222:ARG:HG2	1.72	0.54
1:A:325:GLN:NE2	1:A:350:ASN:OD1	2.40	0.54
1:A:344:VAL:HG21	5:A:851:HOH:O	2.07	0.54
1:B:106:PHE:N	1:B:106:PHE:HD1	2.04	0.54
1:A:527:ARG:HH11	1:A:527:ARG:HG2	1.73	0.54
1:B:134:LEU:HD11	1:B:517:LEU:HB3	1.90	0.54
1:A:423:MET:CE	1:B:443:THR:HB	2.38	0.54
1:A:350:ASN:N	1:A:401:VAL:O	2.42	0.54
1:A:527:ARG:HG2	1:A:527:ARG:NH1	2.23	0.54
1:A:44:ARG:NH2	1:B:13:LYS:HG2	2.23	0.53
1:A:218:THR:HG23	5:A:836:HOH:O	2.08	0.53
1:B:212:THR:OG1	1:B:213:THR:N	2.41	0.53
1:A:298:GLN:HG2	1:A:300:THR:HG22	1.90	0.53
1:A:163:VAL:HG12	1:A:164:LEU:HD13	1.90	0.53
1:A:246:ASN:HD22	1:A:246:ASN:N	2.07	0.53
1:A:96:THR:HG23	1:A:98:GLU:N	2.20	0.53
1:B:299:ASN:H	1:B:299:ASN:ND2	2.06	0.53
1:A:463:LYS:HZ2	1:A:463:LYS:HB2	1.71	0.53
1:A:104:ASN:HD22	1:A:104:ASN:C	2.11	0.53
1:A:363:PRO:HD2	1:A:364:LYS:CE	2.35	0.53

Continued on next page...

Continued from previous page...

Atom-1	Atom-2	Interatomic distance (Å)	Clash overlap (Å)
1:B:258:ASN:N	1:B:258:ASN:ND2	2.56	0.53
1:A:218:THR:CG2	5:A:836:HOH:O	2.57	0.53
1:B:259:ASP:HA	1:B:303:PRO:CG	2.39	0.53
1:A:61:LYS:CG	1:A:61:LYS:O	2.45	0.52
1:A:258:ASN:ND2	1:A:258:ASN:N	2.53	0.52
1:A:82:VAL:HG21	1:A:154:LEU:CD2	2.38	0.52
1:B:355:ASN:N	1:B:356:ASP:OD2	2.43	0.52
1:A:362:ALA:CB	5:A:879:HOH:O	2.56	0.52
1:B:243:TRP:CE2	1:B:245:ALA:HB3	2.44	0.52
1:B:350:ASN:HD22	1:B:350:ASN:C	2.13	0.52
1:B:315:PHE:CD1	1:B:481:LEU:CG	2.92	0.52
1:A:377:ILE:HD11	5:A:917:HOH:O	2.09	0.52
1:B:105:TYR:CZ	1:B:139:PRO:HG2	2.44	0.52
1:A:463:LYS:CB	1:A:463:LYS:HZ3	2.22	0.52
1:B:259:ASP:OD2	1:B:260:THR:N	2.42	0.52
1:B:130:PHE:CE2	1:B:452:MET:HE3	2.44	0.52
1:B:318:GLY:HA2	1:B:488:LEU:HD21	1.91	0.52
1:B:204:ASN:O	1:B:211:VAL:HA	2.09	0.52
1:B:486:TYR:HA	1:B:506:GLN:NE2	2.24	0.52
1:A:322:LYS:HZ2	1:A:503:LEU:CD1	2.23	0.52
1:B:484:LEU:HD22	1:B:484:LEU:N	2.24	0.52
1:B:473:LYS:HE3	1:B:473:LYS:HA	1.92	0.52
1:A:120:ASP:O	1:A:121:ALA:C	2.47	0.52
1:B:327:LYS:HD2	5:B:993:HOH:O	2.09	0.52
1:A:200:ASN:HD22	1:A:200:ASN:C	2.12	0.52
1:B:288:GLU:OE2	5:B:977:HOH:O	2.19	0.52
1:B:14:VAL:HG11	1:B:518:ILE:O	2.10	0.52
1:B:327:LYS:NZ	5:B:993:HOH:O	2.42	0.51
1:B:194:ASN:HD22	1:B:195:GLN:N	2.07	0.51
1:A:328:LEU:HD13	1:A:432:ILE:HD11	1.92	0.51
1:A:503:LEU:CD2	1:B:335:PHE:CE2	2.94	0.51
1:A:104:ASN:ND2	1:B:423:MET:HA	2.22	0.51
1:A:385:ASP:HA	1:A:388:TYR:O	2.11	0.51
1:A:105:TYR:OH	1:A:140:ASN:ND2	2.43	0.51
1:B:318:GLY:CA	1:B:488:LEU:HD23	2.40	0.51
1:B:62:LYS:N	5:B:847:HOH:O	2.09	0.51
1:A:328:LEU:O	1:A:332:LEU:HB2	2.11	0.51
1:A:25:GLU:OE2	1:A:57:LYS:HD2	2.11	0.51
1:A:296:SER:HB3	1:A:298:GLN:HE22	1.75	0.51
5:A:793:HOH:O	1:B:533:LEU:HD13	2.10	0.51
1:B:261:MET:HE3	1:B:308:LEU:N	2.25	0.51

Continued on next page...

Continued from previous page...

Atom-1	Atom-2	Interatomic distance (Å)	Clash overlap (Å)
1:B:455:PHE:O	1:B:457:THR:N	2.44	0.51
1:A:55:VAL:HG23	1:A:464:VAL:HG21	1.93	0.51
1:A:373:LYS:O	1:A:373:LYS:HG2	2.11	0.51
1:B:500:VAL:HG12	1:B:501:ASN:O	2.11	0.51
1:A:151:ASN:N	1:A:200:ASN:HD21	1.97	0.51
1:B:286:ILE:HG21	1:B:308:LEU:HD13	1.83	0.51
1:A:287:LEU:CD1	1:A:308:LEU:HD21	2.40	0.51
1:A:209:GLY:O	1:A:210:ASN:CB	2.58	0.51
1:A:33:GLU:OE2	5:A:810:HOH:O	2.20	0.51
1:A:59:ASP:OD1	1:A:61:LYS:HG2	2.12	0.50
1:A:296:SER:HB2	1:A:298:GLN:HE22	1.77	0.50
1:B:481:LEU:O	1:B:484:LEU:HD23	2.11	0.50
1:A:207:GLU:O	1:A:208:LYS:HB2	2.11	0.50
1:B:528:PHE:CG	1:B:532:LEU:HD22	2.46	0.50
1:B:350:ASN:HB3	1:B:414:ALA:HA	1.93	0.50
1:B:21:TYR:CE2	1:B:26:LEU:HD13	2.46	0.50
1:B:52:GLN:OE1	1:B:53:ASP:N	2.43	0.50
1:A:74:GLY:N	1:A:148:ASP:OD1	2.44	0.50
1:B:25:GLU:HG3	1:B:57:LYS:HG3	1.94	0.50
1:A:440:LEU:HD23	1:B:426:GLY:HA3	1.92	0.50
1:A:461:TYR:OH	1:B:533:LEU:HB2	2.11	0.50
1:B:51:VAL:HG12	1:B:52:GLN:N	2.26	0.50
1:A:184:SER:OG	1:A:185:ILE:N	2.44	0.50
1:B:286:ILE:O	1:B:288:GLU:N	2.45	0.50
1:A:491:PRO:HD3	1:A:501:ASN:HD21	1.77	0.50
1:A:216:LYS:HD2	1:A:271:ASP:HA	1.93	0.50
1:B:485:SER:OG	1:B:491:PRO:HB3	2.12	0.50
1:B:322:LYS:NZ	5:B:926:HOH:O	2.44	0.50
1:B:302:VAL:HB	1:B:303:PRO:CD	2.40	0.50
1:B:14:VAL:CG1	1:B:518:ILE:O	2.59	0.50
1:A:468:LYS:O	1:A:470:ASP:N	2.44	0.50
1:B:81:LEU:HA	1:B:443:THR:HG23	1.94	0.50
1:B:130:PHE:HZ	1:B:510:LEU:HD12	1.77	0.50
1:B:376:VAL:CG1	1:B:377:ILE:N	2.74	0.50
1:A:327:LYS:HD3	1:B:335:PHE:CE2	2.47	0.50
1:A:497:PHE:CD1	1:A:497:PHE:N	2.80	0.50
1:B:14:VAL:O	1:B:16:THR:HG22	2.12	0.50
1:A:225:ARG:CG	1:A:225:ARG:NH2	2.73	0.50
1:B:187:TYR:OH	1:B:219:HIS:CD2	2.60	0.50
1:A:192:ALA:CB	1:A:359:ASN:HD22	2.22	0.50
1:A:516:LEU:CD2	1:A:516:LEU:C	2.79	0.50

Continued on next page...

Continued from previous page...

Atom-1	Atom-2	Interatomic distance (Å)	Clash overlap (Å)
1:A:321:LEU:HD13	1:A:445:LEU:HD22	1.93	0.49
1:A:493:THR:HG22	1:A:494:ARG:H	1.77	0.49
1:B:318:GLY:CA	1:B:488:LEU:CD2	2.89	0.49
1:B:184:SER:OG	1:B:185:ILE:N	2.44	0.49
1:B:402:ILE:HG23	1:B:402:ILE:O	2.12	0.49
1:A:120:ASP:OD1	1:A:124:ASN:O	2.30	0.49
1:B:494:ARG:HB3	5:B:981:HOH:O	2.12	0.49
1:B:40:THR:O	1:B:41:ALA:HB3	2.12	0.49
1:A:368:SER:CA	1:A:371:ILE:HG22	2.43	0.49
1:A:367:ARG:O	1:A:371:ILE:HG22	2.12	0.49
1:B:360:LEU:HD11	3:B:640:DG6:HC61	1.94	0.49
1:A:443:THR:CG2	1:B:423:MET:HE1	2.42	0.49
1:A:272:HIS:CD2	1:A:274:GLU:HB2	2.45	0.49
1:B:154:LEU:HD22	1:B:179:VAL:HG11	1.94	0.49
1:B:66:LEU:HD21	1:B:240:ILE:HD12	1.95	0.49
1:A:465:ASP:OD1	1:A:467:VAL:N	2.41	0.49
1:A:362:ALA:HA	5:A:879:HOH:O	2.11	0.49
1:B:352:LEU:HA	1:B:411:SER:O	2.11	0.49
1:A:423:MET:HE1	1:B:443:THR:CG2	2.43	0.49
1:A:497:PHE:CD2	1:B:530:GLU:HB2	2.48	0.49
1:A:349:TYR:HD1	1:A:401:VAL:HB	1.78	0.49
1:A:225:ARG:HH21	1:A:225:ARG:HG2	1.78	0.49
1:A:533:LEU:CB	1:B:494:ARG:HH12	2.22	0.49
1:B:499:PRO:HD2	5:B:886:HOH:O	2.13	0.49
1:B:350:ASN:O	1:B:402:ILE:HA	2.13	0.49
1:B:108:SER:OG	1:B:448:ASP:OD2	2.27	0.49
1:B:173:LYS:NZ	5:B:968:HOH:O	2.26	0.49
3:A:630:DG6:O1P	4:A:650:NAI:H3D	2.12	0.48
1:A:321:LEU:CD1	1:A:445:LEU:HD22	2.42	0.48
1:B:261:MET:H	1:B:307:GLN:NE2	2.11	0.48
1:B:130:PHE:CD2	1:B:130:PHE:O	2.66	0.48
1:A:43:GLY:O	1:B:10:THR:HA	2.14	0.48
1:A:68:ILE:CD1	1:A:142:PHE:CD2	2.96	0.48
1:B:130:PHE:CE2	1:B:452:MET:CE	2.96	0.48
1:A:494:ARG:HG3	1:A:497:PHE:CD1	2.48	0.48
1:A:264:LEU:HD21	1:A:305:LEU:HD13	1.95	0.48
1:B:370:GLU:OE2	1:B:400:ILE:HG22	2.13	0.48
1:B:155:TYR:OH	1:B:170:GLN:NE2	2.44	0.48
1:A:66:LEU:HD13	1:A:68:ILE:HD11	1.95	0.48
1:B:527:ARG:HD3	5:B:855:HOH:O	2.14	0.48
1:B:31:SER:CB	5:B:699:HOH:O	2.61	0.48

Continued on next page...

Continued from previous page...

Atom-1	Atom-2	Interatomic distance (Å)	Clash overlap (Å)
1:A:371:ILE:O	1:A:371:ILE:HD12	2.14	0.48
1:A:155:TYR:CE1	1:A:173:LYS:HG3	2.49	0.48
1:B:520:LEU:HD12	1:B:520:LEU:HA	1.80	0.48
1:B:243:TRP:CZ2	1:B:245:ALA:HB3	2.49	0.48
1:A:471:ALA:N	5:A:963:HOH:O	2.47	0.48
1:A:383:SER:O	1:B:114:THR:OG1	2.22	0.48
1:B:460:SER:OG	5:B:914:HOH:O	2.20	0.48
1:B:447:ILE:O	1:B:450:LEU:N	2.44	0.48
1:B:369:LYS:HZ1	4:B:660:NAI:H2D	1.78	0.48
1:A:121:ALA:HB3	1:A:122:GLU:CD	2.34	0.48
1:B:364:LYS:HB2	1:B:365:GLN:NE2	2.29	0.48
1:A:351:HIS:HA	1:A:403:LYS:O	2.14	0.48
1:A:192:ALA:CB	1:A:359:ASN:ND2	2.77	0.47
1:B:158:MET:CE	1:B:158:MET:HG3	2.45	0.47
1:B:194:ASN:ND2	1:B:195:GLN:HG2	2.30	0.47
1:A:155:TYR:CD1	1:A:173:LYS:HG3	2.48	0.47
1:B:242:LEU:C	1:B:242:LEU:HD23	2.35	0.47
1:B:122:GLU:HB2	1:B:124:ASN:ND2	2.28	0.47
1:B:229:ASN:ND2	1:B:233:GLU:OE2	2.42	0.47
1:B:319:ASP:N	1:B:319:ASP:OD1	2.47	0.47
1:B:369:LYS:HZ2	3:B:640:DG6:HC62	1.75	0.47
1:A:298:GLN:H	1:A:298:GLN:HE21	1.61	0.47
1:B:489:LYS:C	1:B:491:PRO:HD3	2.34	0.47
1:B:258:ASN:H	1:B:258:ASN:ND2	2.07	0.47
1:A:423:MET:HA	1:B:104:ASN:OD1	2.15	0.47
1:A:282:ALA:HB3	1:A:305:LEU:HD21	1.97	0.47
1:B:97:LYS:HG3	5:B:722:HOH:O	2.13	0.47
1:A:249:ARG:CG	1:A:249:ARG:O	2.62	0.47
1:A:68:ILE:CD1	1:A:142:PHE:CG	2.98	0.47
1:A:491:PRO:CD	1:A:501:ASN:HD21	2.28	0.47
1:A:196:ASP:O	1:A:197:GLU:CB	2.63	0.47
1:A:196:ASP:O	1:A:197:GLU:HB3	2.15	0.47
1:A:352:LEU:H	1:A:352:LEU:HD23	1.80	0.47
1:B:353:GLY:CA	1:B:406:LYS:HA	2.44	0.47
1:B:37:VAL:HA	1:B:46:ASP:O	2.15	0.47
1:B:287:LEU:HD23	1:B:287:LEU:HA	1.73	0.47
1:A:360:LEU:CD1	3:A:630:DG6:HC61	2.39	0.47
1:A:250:TYR:HD1	1:A:368:SER:OG	1.98	0.46
1:A:40:THR:N	1:A:44:ARG:O	2.28	0.46
1:A:531:ARG:HD3	1:B:483:PHE:CE2	2.50	0.46
1:A:10:THR:HA	1:B:43:GLY:O	2.15	0.46

Continued on next page...

Continued from previous page...

Atom-1	Atom-2	Interatomic distance (Å)	Clash overlap (Å)
1:B:191:ILE:N	1:B:191:ILE:CD1	2.75	0.46
1:A:243:TRP:CZ2	1:A:245:ALA:HB3	2.50	0.46
1:B:327:LYS:HG2	1:B:503:LEU:CD1	2.42	0.46
1:B:486:TYR:CD1	1:B:503:LEU:HG	2.50	0.46
1:A:159:GLN:HA	1:A:169:GLN:HE22	1.80	0.46
1:B:131:ASN:CA	1:B:136:MET:CE	2.92	0.46
1:B:134:LEU:HD23	1:B:134:LEU:HA	1.83	0.46
1:A:185:ILE:CG2	1:A:187:TYR:CE2	2.99	0.46
1:A:374:SER:O	1:A:374:SER:OG	2.34	0.46
1:A:327:LYS:HD3	1:B:335:PHE:CZ	2.50	0.46
1:B:206:ASP:OD1	1:B:210:ASN:HB2	2.15	0.46
1:B:149:ILE:HD12	1:B:199:ALA:HB2	1.98	0.46
1:B:103:PRO:HA	5:B:933:HOH:O	2.14	0.46
1:A:136:MET:SD	1:A:136:MET:CB	2.96	0.46
1:B:408:VAL:O	1:B:411:SER:HB2	2.16	0.46
1:A:82:VAL:HG21	1:A:154:LEU:HD21	1.97	0.46
1:B:354:ASN:CG	1:B:356:ASP:CG	2.74	0.46
1:B:468:LYS:O	1:B:469:GLU:O	2.33	0.46
1:A:254:SER:H	1:A:258:ASN:HD21	1.63	0.46
1:B:231:LYS:HG3	1:B:239:VAL:HG21	1.98	0.46
1:B:353:GLY:N	1:B:408:VAL:HG23	2.31	0.46
1:B:297:PRO:HG3	1:B:369:LYS:CE	2.44	0.46
1:B:486:TYR:CG	1:B:486:TYR:O	2.69	0.46
1:B:80:THR:HB	1:B:164:LEU:HD21	1.97	0.46
1:B:470:ASP:O	1:B:471:ALA:HB2	2.15	0.46
1:B:139:PRO:HA	1:B:142:PHE:CE2	2.51	0.46
1:A:76:ASN:HD22	1:A:76:ASN:N	2.13	0.46
1:A:358:TYR:CD1	1:A:404:TYR:CE2	3.04	0.46
1:B:362:ALA:HB1	1:B:364:LYS:HZ1	1.78	0.46
1:A:96:THR:HA	1:A:165:GLU:OE2	2.16	0.46
1:B:466:PRO:HB2	5:B:899:HOH:O	2.16	0.46
1:A:257:VAL:O	1:A:267:SER:OG	2.31	0.46
1:B:332:LEU:HD23	1:B:332:LEU:N	2.30	0.46
1:B:93:GLU:HB3	1:B:102:GLN:OE1	2.16	0.46
1:B:403:LYS:HB3	5:B:895:HOH:O	2.15	0.46
1:B:369:LYS:HD2	3:B:640:DG6:O3	2.14	0.45
1:B:166:TYR:CE2	1:B:170:GLN:HG3	2.51	0.45
1:A:310:GLU:HA	1:A:479:PRO:HG2	1.97	0.45
1:B:452:MET:HG3	1:B:487:TRP:CH2	2.51	0.45
1:B:332:LEU:HA	1:B:332:LEU:HD22	1.21	0.45
1:A:135:PRO:HG2	1:A:458:ARG:HH12	1.80	0.45

Continued on next page...

Continued from previous page...

Atom-1	Atom-2	Interatomic distance (Å)	Clash overlap (Å)
1:B:173:LYS:O	1:B:177:SER:OG	2.34	0.45
1:A:358:TYR:HD1	1:A:404:TYR:CE2	2.33	0.45
1:B:353:GLY:HA3	1:B:406:LYS:HA	1.97	0.45
1:B:473:LYS:CA	1:B:473:LYS:CE	2.94	0.45
1:A:200:ASN:ND2	1:A:200:ASN:C	2.70	0.45
1:A:265:LEU:O	1:A:269:LYS:HG3	2.16	0.45
1:B:55:VAL:O	1:B:462:LYS:N	2.45	0.45
1:A:503:LEU:CD2	1:B:335:PHE:HE2	2.26	0.45
1:B:167:ASP:CG	1:B:167:ASP:O	2.55	0.45
1:A:530:GLU:CG	1:B:497:PHE:CD1	3.00	0.45
1:B:198:ARG:NE	5:B:969:HOH:O	2.50	0.45
1:B:332:LEU:CD2	1:B:332:LEU:N	2.70	0.45
1:A:268:ILE:HG12	1:A:275:ILE:HG21	1.98	0.45
1:B:186:TYR:CE1	1:B:191:ILE:HD11	2.49	0.45
1:B:334:GLN:NE2	1:B:380:ILE:HG12	2.32	0.45
1:B:67:GLY:O	1:B:240:ILE:N	2.45	0.45
1:A:319:ASP:HB2	1:A:490:ALA:O	2.16	0.45
1:A:412:LYS:C	5:A:956:HOH:O	2.53	0.45
1:A:250:TYR:CE1	1:A:371:ILE:HG21	2.52	0.45
1:A:443:THR:O	1:A:447:ILE:HG13	2.17	0.45
1:B:58:LEU:HA	1:B:458:ARG:O	2.17	0.45
1:A:243:TRP:CD1	1:A:243:TRP:C	2.90	0.45
1:A:145:SER:HB3	1:A:230:PHE:CE1	2.52	0.45
1:A:428:ASN:ND2	1:B:436:CYS:HB3	2.13	0.45
1:A:264:LEU:O	1:A:266:GLN:N	2.50	0.45
1:A:320:ASP:O	1:A:488:LEU:HA	2.18	0.44
1:B:439:SER:OG	4:B:660:NAI:O7N	2.28	0.44
1:B:373:LYS:NZ	1:B:376:VAL:CG1	2.76	0.44
1:B:481:LEU:HB3	1:B:484:LEU:HD23	1.99	0.44
1:B:187:TYR:HD1	1:B:277:PRO:HD3	1.82	0.44
1:A:21:TYR:CZ	1:A:26:LEU:HD13	2.52	0.44
1:A:389:ASN:C	1:A:389:ASN:OD1	2.55	0.44
1:B:22:LYS:HE3	1:B:27:LEU:HD12	1.99	0.44
1:B:443:THR:HB	1:B:444:PRO:HD3	2.00	0.44
1:B:198:ARG:CZ	5:B:969:HOH:O	2.66	0.44
1:B:372:SER:CA	5:B:801:HOH:O	2.65	0.44
1:A:322:LYS:NZ	1:A:503:LEU:CD1	2.75	0.44
1:B:64:GLU:HG2	5:B:772:HOH:O	2.17	0.44
1:B:134:LEU:HD21	1:B:518:ILE:HG22	1.99	0.44
1:A:272:HIS:CD2	1:A:274:GLU:H	2.35	0.44
1:A:308:LEU:CD2	1:A:312:GLU:CG	2.96	0.44

Continued on next page...

Continued from previous page...

Atom-1	Atom-2	Interatomic distance (Å)	Clash overlap (Å)
1:B:70:LEU:HD23	1:B:73:LEU:HD23	1.99	0.44
1:A:18:LYS:NZ	5:A:713:HOH:O	2.50	0.44
1:A:321:LEU:CD2	1:A:445:LEU:CD2	2.93	0.44
1:B:455:PHE:O	1:B:456:CYS:C	2.56	0.44
1:A:261:MET:H	1:A:307:GLN:NE2	2.15	0.44
1:B:52:GLN:HA	1:B:52:GLN:OE1	2.16	0.44
1:A:207:GLU:CA	1:A:207:GLU:OE1	2.62	0.44
1:A:57:LYS:HE3	1:A:474:PHE:CD1	2.53	0.44
1:B:492:LEU:HD13	1:B:493:THR:N	2.33	0.43
1:A:256:GLY:N	1:A:259:ASP:OD1	2.51	0.43
1:B:478:TYR:CE2	1:B:494:ARG:HB2	2.53	0.43
1:B:187:TYR:CD1	1:B:277:PRO:HD3	2.53	0.43
1:A:285:SER:HB3	1:A:290:VAL:CG2	2.45	0.43
1:A:469:GLU:O	1:A:470:ASP:HB3	2.17	0.43
1:A:136:MET:HG2	1:A:136:MET:CE	2.46	0.43
1:B:438:ASP:OD1	2:B:680:NH4:N	2.50	0.43
1:B:151:ASN:C	1:B:151:ASN:ND2	2.72	0.43
1:A:412:LYS:HG3	1:A:412:LYS:HZ3	1.13	0.43
1:B:254:SER:N	1:B:258:ASN:HD21	2.12	0.43
1:B:144:VAL:O	5:B:789:HOH:O	2.21	0.43
1:A:369:LYS:NZ	3:A:630:DG6:HC62	2.33	0.43
1:B:354:ASN:OD1	1:B:356:ASP:CB	2.65	0.43
1:B:473:LYS:HA	1:B:473:LYS:HE2	2.00	0.43
1:A:294:ASN:OD1	1:A:300:THR:HG23	2.18	0.43
1:B:194:ASN:C	1:B:194:ASN:HD22	2.22	0.43
1:B:95:GLN:HE21	1:B:96:THR:N	2.16	0.43
1:A:165:GLU:O	1:A:169:GLN:HG3	2.18	0.43
1:B:82:VAL:HG21	1:B:154:LEU:HD23	2.01	0.43
1:B:322:LYS:HB2	1:B:487:TRP:O	2.18	0.43
1:B:362:ALA:HB1	1:B:364:LYS:HZ3	1.79	0.43
1:B:115:LEU:HD21	1:B:511:GLU:HG3	1.96	0.43
1:A:104:ASN:HD22	1:A:106:PHE:H	1.66	0.43
1:B:276:ALA:O	1:B:277:PRO:C	2.55	0.43
1:B:354:ASN:HB2	1:B:356:ASP:OD2	2.19	0.43
1:B:368:SER:O	1:B:372:SER:HB3	2.19	0.43
1:B:489:LYS:HZ2	3:B:640:DG6:C1	2.32	0.43
1:B:286:ILE:C	1:B:288:GLU:N	2.70	0.43
1:B:454:GLU:O	1:B:457:THR:CG2	2.62	0.43
1:A:528:PHE:HB3	1:A:532:LEU:HD22	2.01	0.43
1:A:318:GLY:CA	1:A:488:LEU:HD22	2.49	0.43
1:A:389:ASN:HD21	1:A:392:LEU:HG	1.82	0.43

Continued on next page...

Continued from previous page...

Atom-1	Atom-2	Interatomic distance (Å)	Clash overlap (Å)
1:A:50:THR:HG23	5:A:692:HOH:O	2.14	0.43
1:A:354:ASN:HB2	1:A:356:ASP:OD1	2.19	0.42
1:B:372:SER:CB	5:B:801:HOH:O	2.67	0.42
1:A:502:GLY:O	1:A:503:LEU:C	2.58	0.42
1:A:225:ARG:HG3	1:A:225:ARG:NH2	2.34	0.42
1:A:315:PHE:CE1	1:A:481:LEU:HD21	2.54	0.42
1:B:68:ILE:HD12	1:B:450:LEU:HD13	2.01	0.42
1:B:68:ILE:HG22	1:B:70:LEU:HD13	2.00	0.42
1:B:39:LYS:HD3	1:B:45:PHE:CE2	2.54	0.42
1:B:303:PRO:O	1:B:306:VAL:N	2.52	0.42
1:A:223:ILE:HD12	1:A:281:PHE:CE2	2.54	0.42
1:A:335:PHE:HE1	1:B:503:LEU:HD22	1.83	0.42
1:A:40:THR:HG22	1:A:42:SER:H	1.84	0.42
1:A:217:TRP:CE3	1:A:269:LYS:HG2	2.54	0.42
1:B:29:LYS:HE2	5:B:816:HOH:O	2.19	0.42
1:B:192:ALA:O	1:B:194:ASN:N	2.52	0.42
1:A:69:MET:CG	1:A:69:MET:CE	2.90	0.42
1:A:392:LEU:N	1:A:392:LEU:HD23	2.33	0.42
1:B:352:LEU:HD22	1:B:402:ILE:HD11	2.01	0.42
1:B:261:MET:HG3	1:B:308:LEU:HD23	2.01	0.42
1:B:455:PHE:C	1:B:457:THR:N	2.71	0.42
1:A:497:PHE:CD2	1:B:530:GLU:HG3	2.55	0.42
1:A:39:LYS:HB3	1:A:39:LYS:HE2	1.60	0.42
1:A:354:ASN:ND2	1:A:410:ASP:OD2	2.48	0.42
1:B:480:VAL:HG12	1:B:482:THR:CG2	2.42	0.42
1:A:148:ASP:C	1:A:150:ASN:H	2.22	0.42
1:A:332:LEU:HA	1:A:332:LEU:HD22	1.55	0.42
1:B:325:GLN:HE21	1:B:412:LYS:HE2	1.84	0.42
1:A:225:ARG:HE	1:A:229:ASN:ND2	1.98	0.42
1:A:96:THR:N	1:A:99:GLY:O	2.53	0.42
1:B:40:THR:HG21	1:B:44:ARG:NH1	2.35	0.42
1:B:349:TYR:O	1:B:350:ASN:HB3	2.19	0.42
1:A:322:LYS:HG3	1:A:489:LYS:CA	2.46	0.42
1:B:250:TYR:HA	1:B:299:ASN:ND2	2.34	0.42
1:B:316:ILE:CD1	1:B:316:ILE:C	2.88	0.42
1:B:529:GLU:H	1:B:529:GLU:CD	2.23	0.42
1:B:296:SER:HA	1:B:297:PRO:HD2	1.85	0.42
1:B:297:PRO:HD3	1:B:320:ASP:HB2	2.00	0.42
1:A:315:PHE:CZ	1:A:477:PHE:HB2	2.55	0.42
1:A:377:ILE:HA	1:A:377:ILE:HD13	1.72	0.42
1:A:323:SER:CB	1:A:326:THR:H	2.33	0.41

Continued on next page...

Continued from previous page...

Atom-1	Atom-2	Interatomic distance (Å)	Clash overlap (Å)
1:A:344:VAL:CG2	5:A:728:HOH:O	2.59	0.41
1:A:11:SER:O	1:B:44:ARG:HA	2.20	0.41
1:B:11:SER:CA	5:B:760:HOH:O	2.59	0.41
1:A:77:ASN:HD21	4:A:650:NAI:C7N	2.33	0.41
1:B:191:ILE:HG23	1:B:191:ILE:HD12	1.70	0.41
1:B:292:TYR:O	1:B:316:ILE:HA	2.20	0.41
1:A:163:VAL:CG1	1:A:440:LEU:HD13	2.50	0.41
1:B:55:VAL:O	1:B:461:TYR:HA	2.20	0.41
1:B:165:GLU:O	1:B:169:GLN:HG3	2.20	0.41
1:A:136:MET:HE1	1:A:452:MET:SD	2.60	0.41
1:B:61:LYS:HA	5:B:847:HOH:O	2.20	0.41
1:A:96:THR:CG2	1:A:98:GLU:N	2.81	0.41
1:B:225:ARG:HH21	1:B:225:ARG:HD3	1.72	0.41
1:B:322:LYS:O	1:B:323:SER:C	2.56	0.41
1:B:473:LYS:HG3	1:B:474:PHE:O	2.21	0.41
1:A:530:GLU:HB2	1:B:497:PHE:CE1	2.56	0.41
1:A:73:LEU:HG	1:A:154:LEU:HD11	2.01	0.41
1:B:82:VAL:HG21	1:B:154:LEU:CD2	2.51	0.41
1:B:322:LYS:HD3	1:B:327:LYS:HG3	2.02	0.41
1:B:306:VAL:O	1:B:310:GLU:HG3	2.21	0.41
1:B:116:LYS:CD	1:B:523:GLN:NE2	2.83	0.41
1:A:150:ASN:HB2	1:A:198:ARG:HG2	2.03	0.41
1:A:183:PRO:HA	1:A:201:ASN:O	2.21	0.41
1:A:352:LEU:CD2	1:A:352:LEU:N	2.83	0.41
1:B:392:LEU:N	1:B:392:LEU:HD23	2.35	0.41
1:B:253:VAL:HG22	1:B:302:VAL:HG12	2.02	0.41
1:A:442:ALA:O	1:A:445:LEU:HB3	2.21	0.41
1:B:492:LEU:HD22	1:B:492:LEU:HA	1.51	0.41
1:B:286:ILE:HG22	1:B:308:LEU:HD13	1.97	0.41
1:B:105:TYR:OH	1:B:140:ASN:ND2	2.54	0.41
1:A:291:PRO:CG	5:A:838:HOH:O	2.57	0.41
1:A:197:GLU:CD	1:A:197:GLU:C	2.79	0.41
1:B:501:ASN:HD22	1:B:501:ASN:N	2.19	0.41
1:A:403:LYS:HE3	1:A:403:LYS:HB3	1.74	0.41
1:A:48:THR:HA	1:A:49:PRO:HD3	1.97	0.41
1:A:248:GLU:OE2	1:A:277:PRO:HD2	2.21	0.41
1:A:21:TYR:N	1:A:21:TYR:CD1	2.88	0.41
5:A:800:HOH:O	1:B:168:LEU:HD11	2.16	0.40
1:A:276:ALA:O	1:A:279:THR:HB	2.21	0.40
1:B:162:GLN:NE2	5:B:991:HOH:O	2.50	0.40
1:B:109:MET:HE3	1:B:487:TRP:CE2	2.56	0.40

Continued on next page...

Continued from previous page...

Atom-1	Atom-2	Interatomic distance (Å)	Clash overlap (Å)
1:B:371:ILE:CG2	5:B:799:HOH:O	2.68	0.40
1:A:447:ILE:O	1:A:451:VAL:HG23	2.21	0.40
1:B:15:VAL:HG13	1:B:15:VAL:H	1.60	0.40
1:A:281:PHE:O	1:A:285:SER:OG	2.37	0.40
1:B:297:PRO:CG	1:B:320:ASP:OD1	2.68	0.40
1:A:24:ASN:HD22	1:A:61:LYS:HB3	1.85	0.40
1:B:307:GLN:O	1:B:310:GLU:N	2.51	0.40
1:A:493:THR:CG2	1:A:494:ARG:N	2.84	0.40
1:B:101:LYS:HA	1:B:101:LYS:HD3	1.76	0.40
1:A:294:ASN:ND2	1:A:295:GLY:N	2.64	0.40
1:B:443:THR:N	1:B:444:PRO:HD2	2.35	0.40
1:B:491:PRO:O	1:B:493:THR:HG23	2.22	0.40
1:B:260:THR:HA	1:B:304:GLY:HA2	2.04	0.40

All (1) symmetry-related close contacts are listed below. The label for Atom-2 includes the symmetry operator and encoded unit-cell translations to be applied.

Atom-1	Atom-2	Interatomic distance (Å)	Clash overlap (Å)
1:A:415:MET:CE	1:A:415:MET:CE[2_555]	2.03	0.17

5.3 Torsion angles [i](#)

5.3.1 Protein backbone [i](#)

In the following table, the Percentiles column shows the percent Ramachandran outliers of the chain as a percentile score with respect to all X-ray entries followed by that with respect to entries of similar resolution.

The Analysed column shows the number of residues for which the backbone conformation was analysed, and the total number of residues.

Mol	Chain	Analysed	Favoured	Allowed	Outliers	Percentiles	
1	A	523/533 (98%)	463 (88%)	37 (7%)	23 (4%)	3	1
1	B	522/533 (98%)	444 (85%)	52 (10%)	26 (5%)	3	1
All	All	1045/1066 (98%)	907 (87%)	89 (8%)	49 (5%)	3	1

All (49) Ramachandran outliers are listed below:

Mol	Chain	Res	Type
1	A	123	GLY
1	A	197	GLU
1	A	198	ARG
1	A	208	LYS
1	A	210	ASN
1	A	319	ASP
1	A	323	SER
1	A	375	SER
1	B	41	ALA
1	B	196	ASP
1	B	197	GLU
1	B	207	GLU
1	B	375	SER
1	B	467	VAL
1	B	469	GLU
1	B	470	ASP
1	B	471	ALA
1	A	374	SER
1	A	469	GLU
1	A	470	ASP
1	A	481	LEU
1	A	495	PRO
1	B	193	ALA
1	B	322	LYS
1	B	361	SER
1	B	496	GLY
1	A	206	ASP
1	A	265	LEU
1	A	361	SER
1	B	22	LYS
1	B	319	ASP
1	B	468	LYS
1	B	495	PRO
1	A	320	ASP
1	B	320	ASP
1	B	473	LYS
1	A	125	ASP
1	A	496	GLY
1	B	106	PHE
1	B	356	ASP
1	B	491	PRO
1	A	502	GLY
1	B	209	GLY

Continued on next page...

Continued from previous page...

Mol	Chain	Res	Type
1	B	479	PRO
1	B	480	VAL
1	A	211	VAL
1	A	480	VAL
1	B	447	ILE
1	A	324	GLY

5.3.2 Protein sidechains ⓘ

In the following table, the Percentiles column shows the percent sidechain outliers of the chain as a percentile score with respect to all X-ray entries followed by that with respect to entries of similar resolution.

The Analysed column shows the number of residues for which the sidechain conformation was analysed, and the total number of residues.

Mol	Chain	Analysed	Rotameric	Outliers	Percentiles	
1	A	464/471 (98%)	396 (85%)	68 (15%)	4	3
1	B	463/471 (98%)	381 (82%)	82 (18%)	2	1
All	All	927/942 (98%)	777 (84%)	150 (16%)	3	2

All (150) residues with a non-rotameric sidechain are listed below:

Mol	Chain	Res	Type
1	A	9	ILE
1	A	16	THR
1	A	50	THR
1	A	58	LEU
1	A	65	LYS
1	A	66	LEU
1	A	70	LEU
1	A	76	ASN
1	A	86	LEU
1	A	92	VAL
1	A	96	THR
1	A	100	VAL
1	A	104	ASN
1	A	122	GLU
1	A	135	PRO
1	A	162	GLN
1	A	164	LEU

Continued on next page...

Continued from previous page...

Mol	Chain	Res	Type
1	A	165	GLU
1	A	176	MET
1	A	189	ASP
1	A	197	GLU
1	A	200	ASN
1	A	201	ASN
1	A	211	VAL
1	A	220	LEU
1	A	222	ARG
1	A	225	ARG
1	A	236	LEU
1	A	246	ASN
1	A	252	GLU
1	A	258	ASN
1	A	259	ASP
1	A	285	SER
1	A	287	LEU
1	A	294	ASN
1	A	298	GLN
1	A	300	THR
1	A	308	LEU
1	A	319	ASP
1	A	323	SER
1	A	325	GLN
1	A	328	LEU
1	A	330	SER
1	A	332	LEU
1	A	336	LEU
1	A	356	ASP
1	A	364	LYS
1	A	367	ARG
1	A	373	LYS
1	A	374	SER
1	A	377	ILE
1	A	378	ASP
1	A	387	LEU
1	A	391	LYS
1	A	397	ASP
1	A	406	LYS
1	A	412	LYS
1	A	440	LEU
1	A	445	LEU

Continued on next page...

Continued from previous page...

Mol	Chain	Res	Type
1	A	453	THR
1	A	483	PHE
1	A	484	LEU
1	A	489	LYS
1	A	497	PHE
1	A	516	LEU
1	A	523	GLN
1	A	532	LEU
1	A	533	LEU
1	B	10	THR
1	B	15	VAL
1	B	16	THR
1	B	17	ASP
1	B	23	ASP
1	B	24	ASN
1	B	29	LYS
1	B	58	LEU
1	B	61	LYS
1	B	62	LYS
1	B	70	LEU
1	B	73	LEU
1	B	79	SER
1	B	80	THR
1	B	95	GLN
1	B	129	PRO
1	B	135	PRO
1	B	144	VAL
1	B	151	ASN
1	B	154	LEU
1	B	162	GLN
1	B	168	LEU
1	B	177	SER
1	B	191	ILE
1	B	194	ASN
1	B	197	GLU
1	B	201	ASN
1	B	207	GLU
1	B	213	THR
1	B	222	ARG
1	B	231	LYS
1	B	233	GLU
1	B	236	LEU

Continued on next page...

Continued from previous page...

Mol	Chain	Res	Type
1	B	237	ASP
1	B	257	VAL
1	B	258	ASN
1	B	265	LEU
1	B	273	GLU
1	B	277	PRO
1	B	278	SER
1	B	299	ASN
1	B	315	PHE
1	B	316	ILE
1	B	321	LEU
1	B	323	SER
1	B	325	GLN
1	B	328	LEU
1	B	329	LYS
1	B	330	SER
1	B	332	LEU
1	B	350	ASN
1	B	356	ASP
1	B	361	SER
1	B	364	LYS
1	B	365	GLN
1	B	367	ARG
1	B	371	ILE
1	B	373	LYS
1	B	376	VAL
1	B	387	LEU
1	B	395	LYS
1	B	400	ILE
1	B	415	MET
1	B	441	LEU
1	B	457	THR
1	B	465	ASP
1	B	468	LYS
1	B	473	LYS
1	B	479	PRO
1	B	482	THR
1	B	484	LEU
1	B	488	LEU
1	B	492	LEU
1	B	494	ARG
1	B	497	PHE

Continued on next page...

Continued from previous page...

Mol	Chain	Res	Type
1	B	504	ASN
1	B	510	LEU
1	B	514	LEU
1	B	515	ARG
1	B	517	LEU
1	B	522	SER
1	B	532	LEU

Some sidechains can be flipped to improve hydrogen bonding and reduce clashes. All (57) such sidechains are listed below:

Mol	Chain	Res	Type
1	A	24	ASN
1	A	76	ASN
1	A	77	ASN
1	A	88	ASN
1	A	90	HIS
1	A	104	ASN
1	A	124	ASN
1	A	140	ASN
1	A	150	ASN
1	A	151	ASN
1	A	169	GLN
1	A	200	ASN
1	A	201	ASN
1	A	229	ASN
1	A	234	ASN
1	A	246	ASN
1	A	258	ASN
1	A	263	ASN
1	A	266	GLN
1	A	270	ASN
1	A	272	HIS
1	A	294	ASN
1	A	298	GLN
1	A	307	GLN
1	A	325	GLN
1	A	334	GLN
1	A	350	ASN
1	A	359	ASN
1	A	428	ASN
1	A	501	ASN
1	A	512	ASN

Continued on next page...

Continued from previous page...

Mol	Chain	Res	Type
1	A	523	GLN
1	B	24	ASN
1	B	91	ASN
1	B	95	GLN
1	B	124	ASN
1	B	140	ASN
1	B	151	ASN
1	B	170	GLN
1	B	194	ASN
1	B	195	GLN
1	B	201	ASN
1	B	219	HIS
1	B	228	GLN
1	B	258	ASN
1	B	263	ASN
1	B	299	ASN
1	B	325	GLN
1	B	334	GLN
1	B	350	ASN
1	B	355	ASN
1	B	398	HIS
1	B	428	ASN
1	B	498	HIS
1	B	501	ASN
1	B	506	GLN
1	B	523	GLN

5.3.3 RNA ⓘ

There are no RNA molecules in this entry.

5.4 Non-standard residues in protein, DNA, RNA chains ⓘ

There are no non-standard protein/DNA/RNA residues in this entry.

5.5 Carbohydrates ⓘ

There are no carbohydrates in this entry.

5.6 Ligand geometry

Of 6 ligands modelled in this entry, 2 are modelled with single atom - leaving 4 for Mogul analysis.

In the following table, the Counts columns list the number of bonds (or angles) for which Mogul statistics could be retrieved, the number of bonds (or angles) that are observed in the model and the number of bonds (or angles) that are defined in the chemical component dictionary. The Link column lists molecule types, if any, to which the group is linked. The Z score for a bond length (or angle) is the number of standard deviations the observed value is removed from the expected value. A bond length (or angle) with $|Z| > 2$ is considered an outlier worth inspection. RMSZ is the root-mean-square of all Z scores of the bond lengths (or angles).

Mol	Type	Chain	Res	Link	Bond lengths			Bond angles		
					Counts	RMSZ	$\# Z > 2$	Counts	RMSZ	$\# Z > 2$
3	DG6	A	630	-	14,14,14	4.33	10 (71%)	15,19,19	1.72	3 (20%)
4	NAI	A	650	-	38,48,48	3.45	23 (60%)	48,73,73	2.19	12 (25%)
3	DG6	B	640	-	14,14,14	3.66	9 (64%)	15,19,19	1.75	3 (20%)
4	NAI	B	660	-	38,48,48	3.83	20 (52%)	48,73,73	2.61	22 (45%)

In the following table, the Chirals column lists the number of chiral outliers, the number of chiral centers analysed, the number of these observed in the model and the number defined in the chemical component dictionary. Similar counts are reported in the Torsion and Rings columns. '-' means no outliers of that kind were identified.

Mol	Type	Chain	Res	Link	Chirals	Torsions	Rings
3	DG6	A	630	-	1/1/4/4	0/17/17/17	0/0/0/0
4	NAI	A	650	-	-	0/25/72/72	0/5/5/5
3	DG6	B	640	-	1/1/4/4	0/17/17/17	0/0/0/0
4	NAI	B	660	-	-	0/25/72/72	0/5/5/5

All (62) bond length outliers are listed below:

Mol	Chain	Res	Type	Atoms	Z	Observed(Å)	Ideal(Å)
4	B	660	NAI	O4B-C1B	-12.85	1.25	1.41
4	A	650	NAI	O2B-C2B	-8.21	1.23	1.43
4	A	650	NAI	O4B-C1B	-7.33	1.31	1.41
4	B	660	NAI	O2B-C2B	-5.74	1.29	1.43
4	A	650	NAI	PA-O1A	-5.40	1.31	1.51
4	A	650	NAI	O3B-C3B	-4.92	1.31	1.43
3	A	630	DG6	P-O1P	-4.49	1.38	1.54
4	B	660	NAI	O3B-C3B	-4.44	1.32	1.43
4	B	660	NAI	PN-O1N	-4.32	1.36	1.54
4	A	650	NAI	C2D-C1D	-4.30	1.39	1.53

Continued on next page...

Continued from previous page...

Mol	Chain	Res	Type	Atoms	Z	Observed(Å)	Ideal(Å)
4	A	650	NAI	PN-O1N	-3.94	1.38	1.54
4	A	650	NAI	C3D-C4D	-3.69	1.43	1.53
3	A	630	DG6	P-O3P	-3.68	1.39	1.51
4	A	650	NAI	C7N-N7N	-3.56	1.22	1.33
3	B	640	DG6	P-O1P	-3.45	1.42	1.54
4	B	660	NAI	C2A-N3A	-3.37	1.26	1.32
4	A	650	NAI	PA-O2A	-3.36	1.40	1.54
4	A	650	NAI	O3D-C3D	-3.34	1.35	1.43
3	A	630	DG6	P-O2P	-3.29	1.42	1.54
4	B	660	NAI	O3D-C3D	-3.20	1.35	1.43
4	B	660	NAI	C4N-C5N	-3.00	1.42	1.49
4	A	650	NAI	O7N-C7N	-2.93	1.17	1.24
4	B	660	NAI	C2B-C3B	-2.92	1.45	1.53
4	A	650	NAI	O5D-C5D	-2.47	1.34	1.44
3	B	640	DG6	P-O3P	-2.23	1.43	1.51
4	A	650	NAI	C4N-C5N	-2.21	1.44	1.49
3	B	640	DG6	P-O2P	-2.10	1.47	1.54
4	A	650	NAI	O4D-C4D	2.03	1.49	1.45
4	B	660	NAI	PA-O5B	2.10	1.68	1.59
4	B	660	NAI	C6A-N6A	2.31	1.42	1.34
3	B	640	DG6	O4-C4	2.38	1.48	1.43
4	A	650	NAI	PN-O2N	2.56	1.60	1.51
3	A	630	DG6	O4-C4	2.58	1.49	1.43
4	A	650	NAI	C5D-C4D	2.65	1.60	1.51
4	B	660	NAI	O2D-C2D	2.91	1.49	1.43
4	B	660	NAI	C8A-N7A	3.10	1.40	1.34
3	A	630	DG6	C2-C1	3.13	1.64	1.51
4	A	650	NAI	O2D-C2D	3.17	1.50	1.43
4	B	660	NAI	C2N-C3N	3.34	1.42	1.34
4	A	650	NAI	C2D-C3D	3.66	1.63	1.53
4	B	660	NAI	C1D-N1N	3.71	1.57	1.46
3	B	640	DG6	C5-C4	3.86	1.61	1.53
4	B	660	NAI	PN-O2N	4.06	1.66	1.51
4	B	660	NAI	C3B-C4B	4.16	1.64	1.53
3	A	630	DG6	C3-C4	4.17	1.62	1.53
4	A	650	NAI	C6N-N1N	4.49	1.50	1.37
4	A	650	NAI	C1D-N1N	4.53	1.59	1.46
3	B	640	DG6	C2-C3	4.56	1.61	1.52
4	A	650	NAI	C8A-N7A	4.56	1.43	1.34
3	B	640	DG6	C3-C4	4.66	1.63	1.53
3	A	630	DG6	C5-C4	4.73	1.63	1.53
4	B	660	NAI	C6N-N1N	4.90	1.51	1.37

Continued on next page...

Continued from previous page...

Mol	Chain	Res	Type	Atoms	Z	Observed(Å)	Ideal(Å)
4	B	660	NAI	C6N-C5N	4.92	1.42	1.33
4	B	660	NAI	O4D-C4D	5.03	1.56	1.45
4	A	650	NAI	C3B-C4B	5.04	1.66	1.53
3	B	640	DG6	P-O6	5.35	1.78	1.60
4	A	650	NAI	C4A-N3A	5.54	1.43	1.35
3	A	630	DG6	C2-C3	6.17	1.64	1.52
3	A	630	DG6	P-O6	6.51	1.82	1.60
3	B	640	DG6	C6-C5	8.32	1.64	1.51
3	A	630	DG6	C6-C5	8.75	1.65	1.51
4	B	660	NAI	C4A-N3A	10.07	1.50	1.35

All (40) bond angle outliers are listed below:

Mol	Chain	Res	Type	Atoms	Z	Observed(°)	Ideal(°)
4	B	660	NAI	C1B-N9A-C4A	-5.73	118.30	126.94
4	A	650	NAI	O7N-C7N-N7N	-4.95	110.45	122.76
4	A	650	NAI	C1B-N9A-C4A	-4.93	119.51	126.94
4	B	660	NAI	O2D-C2D-C1D	-4.20	95.27	109.94
4	B	660	NAI	C4B-O4B-C1B	-3.97	105.36	109.72
4	B	660	NAI	O3-PN-O5D	-3.45	93.78	102.94
4	B	660	NAI	O7N-C7N-N7N	-3.42	114.27	122.76
4	B	660	NAI	O3-PA-O5B	-3.35	94.06	102.94
4	A	650	NAI	O2D-C2D-C1D	-3.31	98.39	109.94
4	B	660	NAI	C5B-C4B-C3B	-3.20	102.53	115.21
4	B	660	NAI	O3D-C3D-C4D	-3.02	102.00	111.05
4	B	660	NAI	C4N-C5N-C6N	-2.84	117.89	122.58
4	A	650	NAI	C4N-C5N-C6N	-2.83	117.91	122.58
4	B	660	NAI	O4B-C4B-C5B	-2.36	100.89	109.32
4	A	650	NAI	O4B-C4B-C3B	-2.33	100.44	105.15
4	B	660	NAI	O2D-C2D-C3D	-2.18	104.73	111.83
4	A	650	NAI	O5D-PN-O2N	-2.15	101.28	109.62
4	B	660	NAI	O2B-C2B-C3B	-2.07	105.08	111.83
3	A	630	DG6	O2P-P-O6	2.29	113.15	106.56
4	B	660	NAI	C3D-C2D-C1D	2.31	106.05	101.40
4	A	650	NAI	C4B-O4B-C1B	2.48	112.44	109.72
4	A	650	NAI	C2D-C1D-N1N	2.61	120.39	113.34
3	B	640	DG6	O2P-P-O6	2.66	114.22	106.56
4	B	660	NAI	O5D-PN-O2N	2.79	120.44	109.62
4	B	660	NAI	C5N-C4N-C3N	2.86	120.39	112.52
4	B	660	NAI	C2A-N1A-C6A	3.20	124.49	118.77
3	B	640	DG6	O5-C5-C4	3.21	117.09	109.02
4	A	650	NAI	C2A-N1A-C6A	3.27	124.61	118.77

Continued on next page...

Continued from previous page...

Mol	Chain	Res	Type	Atoms	Z	Observed(°)	Ideal(°)
3	A	630	DG6	O5-C5-C4	3.33	117.39	109.02
4	B	660	NAI	O3B-C3B-C4B	3.36	121.13	111.05
4	A	650	NAI	C5N-C4N-C3N	3.62	122.51	112.52
4	B	660	NAI	C2D-C1D-N1N	3.63	123.14	113.34
3	A	630	DG6	O5-C5-C6	4.29	119.55	110.19
4	B	660	NAI	C4A-C5A-N7A	4.51	113.63	109.48
4	B	660	NAI	O2A-PA-O1A	4.54	137.15	112.53
3	B	640	DG6	O5-C5-C6	4.70	120.43	110.19
4	B	660	NAI	O4D-C1D-N1N	5.09	118.82	108.07
4	A	650	NAI	O2A-PA-O1A	5.37	141.64	112.53
4	B	660	NAI	N3A-C2A-N1A	6.48	133.86	128.89
4	A	650	NAI	O4D-C1D-N1N	7.07	123.00	108.07

All (2) chirality outliers are listed below:

Mol	Chain	Res	Type	Atom
3	B	640	DG6	C5
3	A	630	DG6	C5

There are no torsion outliers.

There are no ring outliers.

4 monomers are involved in 36 short contacts:

Mol	Chain	Res	Type	Clashes	Symm-Clashes
3	A	630	DG6	10	0
4	A	650	NAI	8	0
3	B	640	DG6	17	0
4	B	660	NAI	3	0

5.7 Other polymers [i](#)

There are no such residues in this entry.

5.8 Polymer linkage issues [i](#)

There are no chain breaks in this entry.

6 Fit of model and data ⓘ

6.1 Protein, DNA and RNA chains ⓘ

EDS was not executed - this section will therefore be empty.

6.2 Non-standard residues in protein, DNA, RNA chains ⓘ

EDS was not executed - this section will therefore be empty.

6.3 Carbohydrates ⓘ

EDS was not executed - this section will therefore be empty.

6.4 Ligands ⓘ

EDS was not executed - this section will therefore be empty.

6.5 Other polymers ⓘ

EDS was not executed - this section will therefore be empty.