



Full wwPDB X-ray Structure Validation Report ⓘ

Sep 29, 2016 – 04:50 PM EDT

PDB ID : 5JQU
Title : Crystal structure of Cytochrome P450 BM3 heme domain G265F/T269V/L272 W/L322I/F405M/A406S (WIVS-FM) variant with iron(III) deuteroporphyrin IX bound
Authors : Reynolds, E.W.; McHenry, M.W.; Cannac, F.; Gober, J.G.; Snow, C.D.; Brustad, E.M.
Deposited on : 2016-05-05
Resolution : 2.16 Å(reported)

This is a Full wwPDB X-ray Structure Validation Report for a publicly released PDB entry.

We welcome your comments at validation@mail.wwpdb.org

A user guide is available at

<http://wwpdb.org/validation/2016/XrayValidationReportHelp>

with specific help available everywhere you see the ⓘ symbol.

The following versions of software and data (see [references ⓘ](#)) were used in the production of this report:

MolProbity : 4.02b-467
Mogul : 1.7.1 (RC1), CSD as537be (2016)
Xtriage (Phenix) : 1.9-1692
EDS : rb-20027939
Percentile statistics : 20151230.v01 (using entries in the PDB archive December 30th 2015)
Refmac : 5.8.0135
CCP4 : 6.5.0
Ideal geometry (proteins) : Engh & Huber (2001)
Ideal geometry (DNA, RNA) : Parkinson et al. (1996)
Validation Pipeline (wwPDB-VP) : rb-20027939

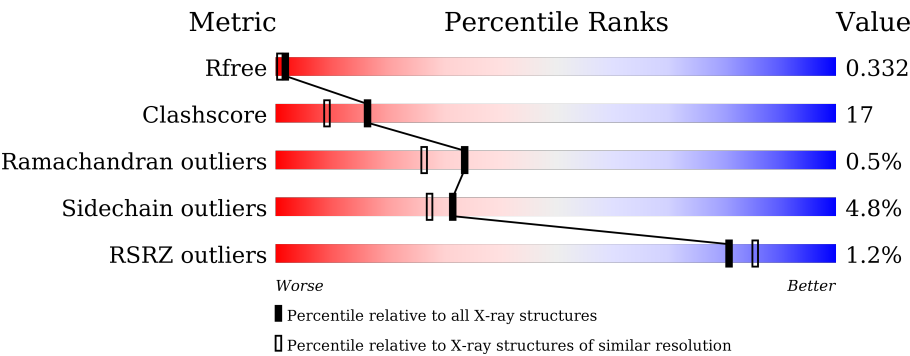
1 Overall quality at a glance i

The following experimental techniques were used to determine the structure:

X-RAY DIFFRACTION

The reported resolution of this entry is 2.16 Å.

Percentile scores (ranging between 0-100) for global validation metrics of the entry are shown in the following graphic. The table shows the number of entries on which the scores are based.



Metric	Whole archive (#Entries)	Similar resolution (#Entries, resolution range(Å))
R_{free}	91344	1045 (2.16-2.16)
Clashscore	102246	1152 (2.16-2.16)
Ramachandran outliers	100387	1131 (2.16-2.16)
Sidechain outliers	100360	1131 (2.16-2.16)
RSRZ outliers	91569	1050 (2.16-2.16)

The table below summarises the geometric issues observed across the polymeric chains and their fit to the electron density. The red, orange, yellow and green segments on the lower bar indicate the fraction of residues that contain outliers for ≥ 3 , 2, 1 and 0 types of geometric quality criteria. A grey segment represents the fraction of residues that are not modelled. The numeric value for each fraction is indicated below the corresponding segment, with a dot representing fractions $\leq 5\%$. The upper red bar (where present) indicates the fraction of residues that have poor fit to the electron density. The numeric value is given above the bar.

Mol	Chain	Length	Quality of chain
1	A	471	<div><div>%</div><div><div></div><div></div><div></div><div></div><div></div></div><div>64%30% . .</div></div>
1	B	471	<div><div></div><div><div></div><div></div><div></div><div></div><div></div></div><div>65%30% . .</div></div>
1	C	471	<div><div>%</div><div><div></div><div></div><div></div><div></div><div></div></div><div>64%29% . .</div></div>
1	D	471	<div><div>3%</div><div><div></div><div></div><div></div><div></div><div></div></div><div>63%32% . .</div></div>
1	E	471	<div><div>%</div><div><div></div><div></div><div></div><div></div><div></div></div><div>69%25% . .</div></div>
1	F	471	<div><div>2%</div><div><div></div><div></div><div></div><div></div><div></div></div><div>59%35% . .</div></div>

Continued on next page...

Continued from previous page...

Mol	Chain	Length	Quality of chain
1	G	471	<div><div>%</div><div><div></div><div>59%</div><div>34%</div><div></div><div>.</div><div>.</div></div></div>
1	H	471	<div><div></div><div>62%</div><div>32%</div><div></div><div>.</div><div>.</div></div>

2 Entry composition

There are 3 unique types of molecules in this entry. The entry contains 29916 atoms, of which 0 are hydrogens and 0 are deuteriums.

In the tables below, the ZeroOcc column contains the number of atoms modelled with zero occupancy, the AltConf column contains the number of residues with at least one atom in alternate conformation and the Trace column contains the number of residues modelled with at most 2 atoms.

- Molecule 1 is a protein called Bifunctional cytochrome P450/NADPH-P450 reductase.

Mol	Chain	Residues	Atoms					ZeroOcc	AltConf	Trace
1	A	452	Total	C	N	O	S	0	0	0
			3554	2284	606	646	18			
1	B	453	Total	C	N	O	S	0	0	0
			3578	2293	607	660	18			
1	C	453	Total	C	N	O	S	0	0	0
			3552	2281	604	650	17			
1	D	454	Total	C	N	O	S	0	0	0
			3485	2243	591	633	18			
1	E	451	Total	C	N	O	S	0	1	0
			3579	2299	606	656	18			
1	F	455	Total	C	N	O	S	0	0	0
			3543	2275	602	648	18			
1	G	451	Total	C	N	O	S	0	2	0
			3546	2274	600	655	17			
1	H	450	Total	C	N	O	S	0	0	0
			3571	2294	605	654	18			

There are 112 discrepancies between the modelled and reference sequences:

Chain	Residue	Modelled	Actual	Comment	Reference
A	265	PHE	GLY	engineered mutation	UNP P14779
A	269	VAL	THR	engineered mutation	UNP P14779
A	272	TRP	LEU	engineered mutation	UNP P14779
A	322	ILE	LEU	engineered mutation	UNP P14779
A	405	MET	PHE	engineered mutation	UNP P14779
A	406	SER	ALA	engineered mutation	UNP P14779
A	464	LEU	-	expression tag	UNP P14779
A	465	GLU	-	expression tag	UNP P14779
A	466	HIS	-	expression tag	UNP P14779
A	467	HIS	-	expression tag	UNP P14779
A	468	HIS	-	expression tag	UNP P14779
A	469	HIS	-	expression tag	UNP P14779
A	470	HIS	-	expression tag	UNP P14779

Continued on next page...

Continued from previous page...

Chain	Residue	Modelled	Actual	Comment	Reference
A	471	HIS	-	expression tag	UNP P14779
B	265	PHE	GLY	engineered mutation	UNP P14779
B	269	VAL	THR	engineered mutation	UNP P14779
B	272	TRP	LEU	engineered mutation	UNP P14779
B	322	ILE	LEU	engineered mutation	UNP P14779
B	405	MET	PHE	engineered mutation	UNP P14779
B	406	SER	ALA	engineered mutation	UNP P14779
B	464	LEU	-	expression tag	UNP P14779
B	465	GLU	-	expression tag	UNP P14779
B	466	HIS	-	expression tag	UNP P14779
B	467	HIS	-	expression tag	UNP P14779
B	468	HIS	-	expression tag	UNP P14779
B	469	HIS	-	expression tag	UNP P14779
B	470	HIS	-	expression tag	UNP P14779
B	471	HIS	-	expression tag	UNP P14779
C	265	PHE	GLY	engineered mutation	UNP P14779
C	269	VAL	THR	engineered mutation	UNP P14779
C	272	TRP	LEU	engineered mutation	UNP P14779
C	322	ILE	LEU	engineered mutation	UNP P14779
C	405	MET	PHE	engineered mutation	UNP P14779
C	406	SER	ALA	engineered mutation	UNP P14779
C	464	LEU	-	expression tag	UNP P14779
C	465	GLU	-	expression tag	UNP P14779
C	466	HIS	-	expression tag	UNP P14779
C	467	HIS	-	expression tag	UNP P14779
C	468	HIS	-	expression tag	UNP P14779
C	469	HIS	-	expression tag	UNP P14779
C	470	HIS	-	expression tag	UNP P14779
C	471	HIS	-	expression tag	UNP P14779
D	265	PHE	GLY	engineered mutation	UNP P14779
D	269	VAL	THR	engineered mutation	UNP P14779
D	272	TRP	LEU	engineered mutation	UNP P14779
D	322	ILE	LEU	engineered mutation	UNP P14779
D	405	MET	PHE	engineered mutation	UNP P14779
D	406	SER	ALA	engineered mutation	UNP P14779
D	464	LEU	-	expression tag	UNP P14779
D	465	GLU	-	expression tag	UNP P14779
D	466	HIS	-	expression tag	UNP P14779
D	467	HIS	-	expression tag	UNP P14779
D	468	HIS	-	expression tag	UNP P14779
D	469	HIS	-	expression tag	UNP P14779
D	470	HIS	-	expression tag	UNP P14779

Continued on next page...

Continued from previous page...

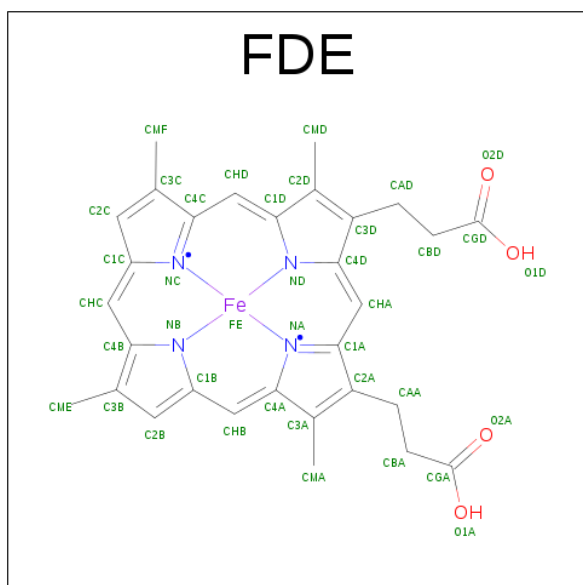
Chain	Residue	Modelled	Actual	Comment	Reference
D	471	HIS	-	expression tag	UNP P14779
E	265	PHE	GLY	engineered mutation	UNP P14779
E	269	VAL	THR	engineered mutation	UNP P14779
E	272	TRP	LEU	engineered mutation	UNP P14779
E	322	ILE	LEU	engineered mutation	UNP P14779
E	405	MET	PHE	engineered mutation	UNP P14779
E	406	SER	ALA	engineered mutation	UNP P14779
E	464	LEU	-	expression tag	UNP P14779
E	465	GLU	-	expression tag	UNP P14779
E	466	HIS	-	expression tag	UNP P14779
E	467	HIS	-	expression tag	UNP P14779
E	468	HIS	-	expression tag	UNP P14779
E	469	HIS	-	expression tag	UNP P14779
E	470	HIS	-	expression tag	UNP P14779
E	471	HIS	-	expression tag	UNP P14779
F	265	PHE	GLY	engineered mutation	UNP P14779
F	269	VAL	THR	engineered mutation	UNP P14779
F	272	TRP	LEU	engineered mutation	UNP P14779
F	322	ILE	LEU	engineered mutation	UNP P14779
F	405	MET	PHE	engineered mutation	UNP P14779
F	406	SER	ALA	engineered mutation	UNP P14779
F	464	LEU	-	expression tag	UNP P14779
F	465	GLU	-	expression tag	UNP P14779
F	466	HIS	-	expression tag	UNP P14779
F	467	HIS	-	expression tag	UNP P14779
F	468	HIS	-	expression tag	UNP P14779
F	469	HIS	-	expression tag	UNP P14779
F	470	HIS	-	expression tag	UNP P14779
F	471	HIS	-	expression tag	UNP P14779
G	265	PHE	GLY	engineered mutation	UNP P14779
G	269	VAL	THR	engineered mutation	UNP P14779
G	272	TRP	LEU	engineered mutation	UNP P14779
G	322	ILE	LEU	engineered mutation	UNP P14779
G	405	MET	PHE	engineered mutation	UNP P14779
G	406	SER	ALA	engineered mutation	UNP P14779
G	464	LEU	-	expression tag	UNP P14779
G	465	GLU	-	expression tag	UNP P14779
G	466	HIS	-	expression tag	UNP P14779
G	467	HIS	-	expression tag	UNP P14779
G	468	HIS	-	expression tag	UNP P14779
G	469	HIS	-	expression tag	UNP P14779
G	470	HIS	-	expression tag	UNP P14779

Continued on next page...

Continued from previous page...

Chain	Residue	Modelled	Actual	Comment	Reference
G	471	HIS	-	expression tag	UNP P14779
H	265	PHE	GLY	engineered mutation	UNP P14779
H	269	VAL	THR	engineered mutation	UNP P14779
H	272	TRP	LEU	engineered mutation	UNP P14779
H	322	ILE	LEU	engineered mutation	UNP P14779
H	405	MET	PHE	engineered mutation	UNP P14779
H	406	SER	ALA	engineered mutation	UNP P14779
H	464	LEU	-	expression tag	UNP P14779
H	465	GLU	-	expression tag	UNP P14779
H	466	HIS	-	expression tag	UNP P14779
H	467	HIS	-	expression tag	UNP P14779
H	468	HIS	-	expression tag	UNP P14779
H	469	HIS	-	expression tag	UNP P14779
H	470	HIS	-	expression tag	UNP P14779
H	471	HIS	-	expression tag	UNP P14779

- Molecule 2 is FE(III) DEUTEROPORPHYRIN IX (three-letter code: FDE) (formula: $C_{30}H_{28}FeN_4O_4$).



Mol	Chain	Residues	Atoms				ZeroOcc	AltConf
2	A	1	Total	C	Fe	N	O	0
			39	30	1	4	4	
2	B	1	Total	C	Fe	N	O	0
			39	30	1	4	4	
2	C	1	Total	C	Fe	N	O	0
			39	30	1	4	4	
2	D	1	Total	C	Fe	N	O	0
			39	30	1	4	4	

Continued on next page...

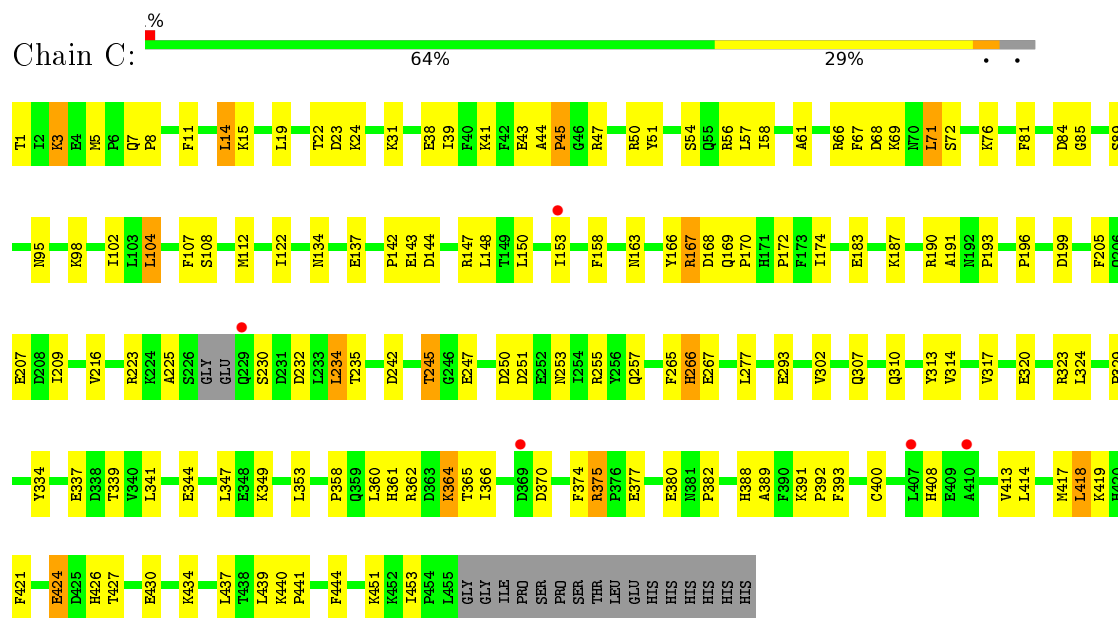
Continued from previous page...

Mol	Chain	Residues	Atoms					ZeroOcc	AltConf
2	E	1	Total	C	Fe	N	O	0	0
			39	30	1	4	4		
2	F	1	Total	C	Fe	N	O	0	0
			39	30	1	4	4		
2	G	1	Total	C	Fe	N	O	0	0
			39	30	1	4	4		
2	H	1	Total	C	Fe	N	O	0	0
			39	30	1	4	4		

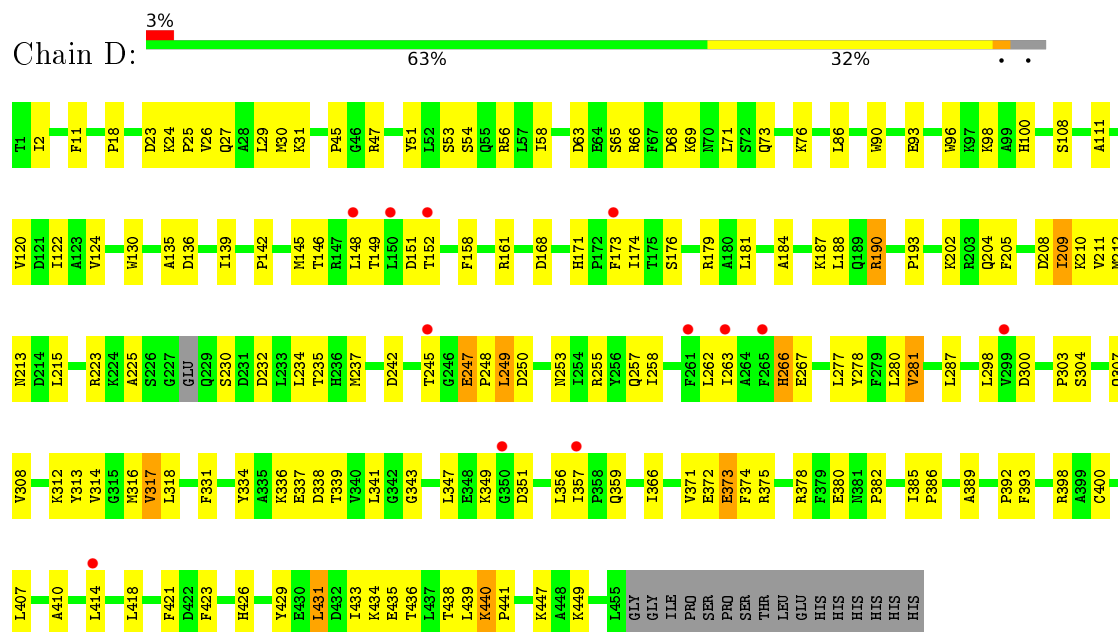
- Molecule 3 is water.

Mol	Chain	Residues	Atoms		ZeroOcc	AltConf
3	A	149	Total	O	0	0
			149	149		
3	B	189	Total	O	0	0
			189	189		
3	C	165	Total	O	0	0
			165	165		
3	D	112	Total	O	0	0
			112	112		
3	E	155	Total	O	0	0
			155	155		
3	F	117	Total	O	0	0
			117	117		
3	G	138	Total	O	0	0
			138	138		
3	H	171	Total	O	0	0
			171	171		

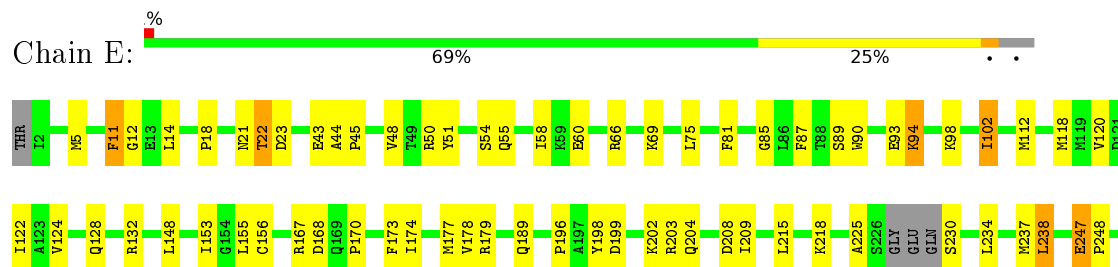
• Molecule 1: Bifunctional cytochrome P450/NADPH-P450 reductase

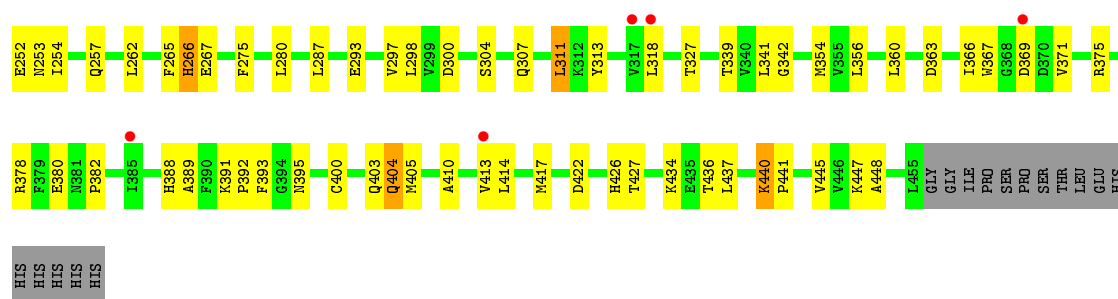


• Molecule 1: Bifunctional cytochrome P450/NADPH-P450 reductase

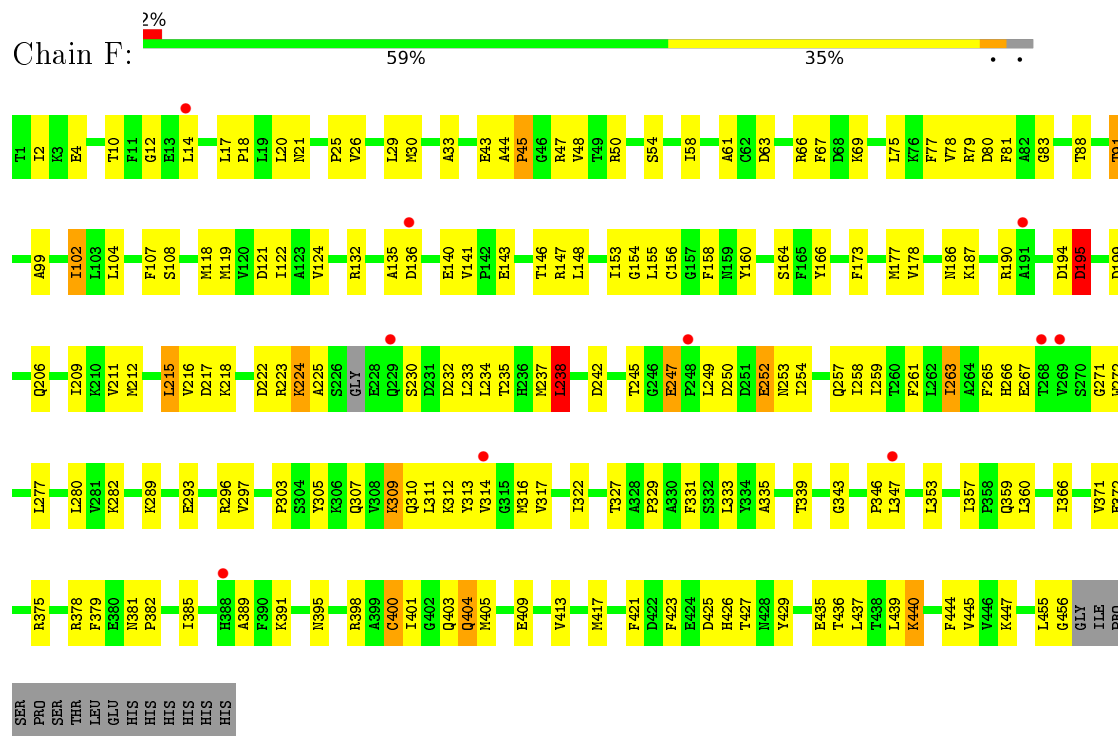


• Molecule 1: Bifunctional cytochrome P450/NADPH-P450 reductase

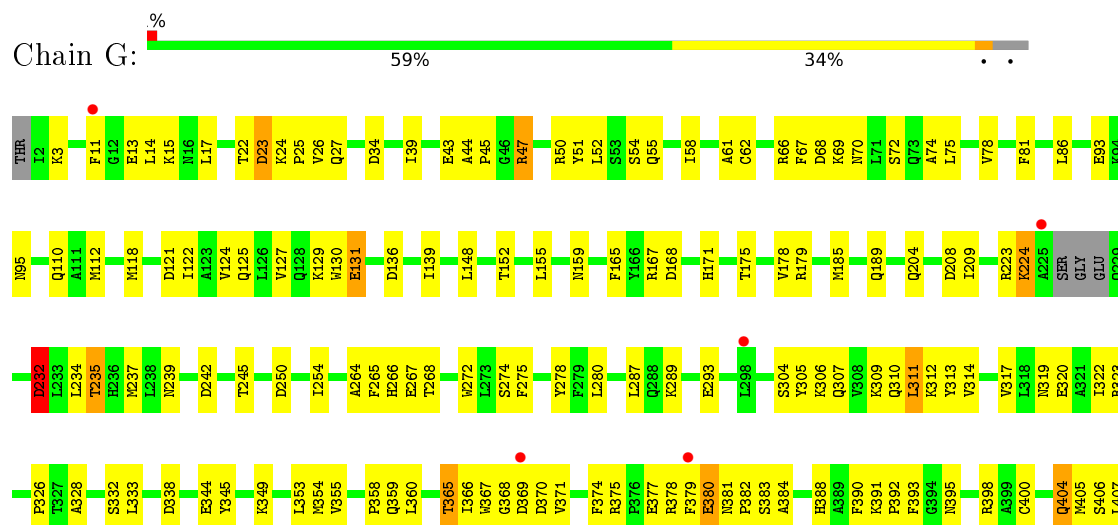


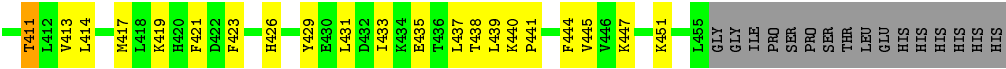


- Molecule 1: Bifunctional cytochrome P450/NADPH-P450 reductase

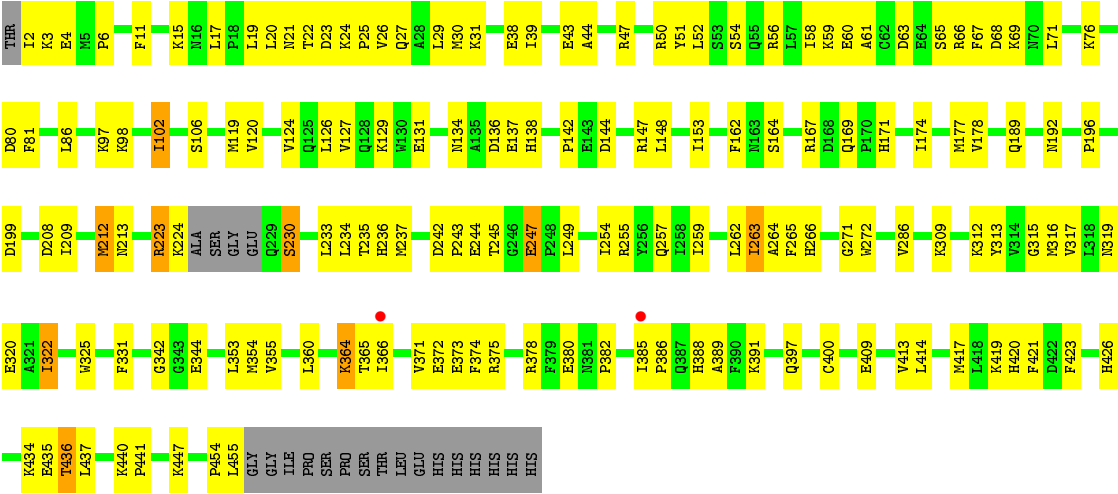


- Molecule 1: Bifunctional cytochrome P450/NADPH-P450 reductase





● Molecule 1: Bifunctional cytochrome P450/NADPH-P450 reductase



4 Data and refinement statistics

Property	Value	Source
Space group	P 21 21 21	Depositor
Cell constants a, b, c, α , β , γ	106.06 Å 166.30 Å 229.33 Å 90.00° 90.00° 90.00°	Depositor
Resolution (Å)	28.85 – 2.16 28.85 – 2.16	Depositor EDS
% Data completeness (in resolution range)	98.8 (28.85-2.16) 98.9 (28.85-2.16)	Depositor EDS
R_{merge}	0.11	Depositor
R_{sym}	(Not available)	Depositor
$\langle I/\sigma(I) \rangle$ ¹	2.15 (at 2.16 Å)	Xtriage
Refinement program	PHENIX	Depositor
R, R_{free}	0.258 , 0.334 0.257 , 0.332	Depositor DCC
R_{free} test set	2006 reflections (0.94%)	DCC
Wilson B-factor (Å ²)	16.0	Xtriage
Anisotropy	0.000	Xtriage
Bulk solvent k_{sol} (e/Å ³), B_{sol} (Å ²)	0.21 , 26.4	EDS
L-test for twinning ²	$\langle L \rangle = 0.42$, $\langle L^2 \rangle = 0.25$	Xtriage
Estimated twinning fraction	No twinning to report.	Xtriage
F_o, F_c correlation	0.85	EDS
Total number of atoms	29916	wwPDB-VP
Average B, all atoms (Å ²)	15.0	wwPDB-VP

Xtriage's analysis on translational NCS is as follows: *The largest off-origin peak in the Patterson function is 19.37% of the height of the origin peak. No significant pseudotranslation is detected.*

¹Intensities estimated from amplitudes.

²Theoretical values of $\langle |L| \rangle$, $\langle L^2 \rangle$ for acentric reflections are 0.5, 0.333 respectively for untwinned datasets, and 0.375, 0.2 for perfectly twinned datasets.

5 Model quality

5.1 Standard geometry

Bond lengths and bond angles in the following residue types are not validated in this section: FDE

The Z score for a bond length (or angle) is the number of standard deviations the observed value is removed from the expected value. A bond length (or angle) with $|Z| > 5$ is considered an outlier worth inspection. RMSZ is the root-mean-square of all Z scores of the bond lengths (or angles).

Mol	Chain	Bond lengths		Bond angles	
		RMSZ	# $ Z > 5$	RMSZ	# $ Z > 5$
1	A	0.53	0/3640	0.70	3/4939 (0.1%)
1	B	0.56	0/3665	0.72	1/4972 (0.0%)
1	C	0.53	0/3637	0.72	3/4936 (0.1%)
1	D	0.51	0/3571	0.69	2/4855 (0.0%)
1	E	0.54	1/3668 (0.0%)	0.70	1/4974 (0.0%)
1	F	0.54	2/3629 (0.1%)	0.68	1/4930 (0.0%)
1	G	0.53	0/3638	0.70	1/4939 (0.0%)
1	H	0.51	0/3657	0.70	0/4955
All	All	0.53	3/29105 (0.0%)	0.70	12/39500 (0.0%)

Chiral center outliers are detected by calculating the chiral volume of a chiral center and verifying if the center is modelled as a planar moiety or with the opposite hand. A planarity outlier is detected by checking planarity of atoms in a peptide group, atoms in a mainchain group or atoms of a sidechain that are expected to be planar.

Mol	Chain	#Chirality outliers	#Planarity outliers
1	D	0	1

All (3) bond length outliers are listed below:

Mol	Chain	Res	Type	Atoms	Z	Observed(Å)	Ideal(Å)
1	E	156	CYS	CB-SG	-6.66	1.71	1.82
1	F	400	CYS	CB-SG	-6.36	1.71	1.82
1	F	156	CYS	CB-SG	-5.72	1.72	1.81

All (12) bond angle outliers are listed below:

Mol	Chain	Res	Type	Atoms	Z	Observed(°)	Ideal(°)
1	B	20	LEU	CB-CG-CD2	-6.87	99.32	111.00
1	C	168	ASP	C-N-CA	6.84	138.80	121.70

Continued on next page...

Continued from previous page...

Mol	Chain	Res	Type	Atoms	Z	Observed(°)	Ideal(°)
1	G	232	ASP	CB-CG-OD1	6.46	124.11	118.30
1	A	356	LEU	CA-CB-CG	6.11	129.36	115.30
1	C	71	LEU	CA-CB-CG	5.79	128.62	115.30
1	A	14	LEU	CA-CB-CG	5.75	128.53	115.30
1	E	356	LEU	CA-CB-CG	5.72	128.47	115.30
1	A	436	THR	C-N-CA	-5.53	107.87	121.70
1	D	188	LEU	CA-CB-CG	5.51	127.97	115.30
1	C	14	LEU	CA-CB-CG	5.40	127.72	115.30
1	D	431	LEU	CA-CB-CG	5.37	127.65	115.30
1	F	195	ASP	CB-CG-OD1	5.25	123.03	118.30

There are no chirality outliers.

All (1) planarity outliers are listed below:

Mol	Chain	Res	Type	Group
1	D	2	ILE	Peptide

5.2 Too-close contacts ⓘ

In the following table, the Non-H and H(model) columns list the number of non-hydrogen atoms and hydrogen atoms in the chain respectively. The H(added) column lists the number of hydrogen atoms added and optimized by MolProbity. The Clashes column lists the number of clashes within the asymmetric unit, whereas Symm-Clashes lists symmetry related clashes.

Mol	Chain	Non-H	H(model)	H(added)	Clashes	Symm-Clashes
1	A	3554	0	3443	121	0
1	B	3578	0	3463	114	0
1	C	3552	0	3444	109	0
1	D	3485	0	3286	116	0
1	E	3579	0	3482	90	0
1	F	3543	0	3387	138	0
1	G	3546	0	3392	143	0
1	H	3571	0	3480	121	0
2	A	39	0	25	2	0
2	B	39	0	25	2	0
2	C	39	0	25	2	0
2	D	39	0	25	2	0
2	E	39	0	25	3	0
2	F	39	0	25	1	0
2	G	39	0	25	4	0
2	H	39	0	25	3	0

Continued on next page...

Continued from previous page...

Mol	Chain	Non-H	H(model)	H(added)	Clashes	Symm-Clashes
3	A	149	0	0	27	0
3	B	189	0	0	21	0
3	C	165	0	0	19	1
3	D	112	0	0	10	0
3	E	155	0	0	10	2
3	F	117	0	0	12	0
3	G	138	0	0	21	0
3	H	171	0	0	23	1
All	All	29916	0	27577	941	2

The all-atom clashscore is defined as the number of clashes found per 1000 atoms (including hydrogen atoms). The all-atom clashscore for this structure is 17.

All (941) close contacts within the same asymmetric unit are listed below, sorted by their clash magnitude.

Atom-1	Atom-2	Interatomic distance (Å)	Clash overlap (Å)
1:G:272:TRP:CD1	1:G:322:ILE:CD1	2.39	1.05
1:G:272:TRP:NE1	1:G:322:ILE:HD13	1.75	1.02
1:G:391:LYS:NZ	3:G:601:HOH:O	1.92	1.02
1:A:68:ASP:HB2	1:A:336:LYS:NZ	1.75	1.01
1:G:272:TRP:CD1	1:G:322:ILE:HD13	1.99	0.96
1:H:106:SER:HG	1:H:236:HIS:HD1	1.10	0.96
1:G:272:TRP:CD1	1:G:322:ILE:HD11	2.00	0.95
1:F:223:ARG:NH2	1:F:232:ASP:OD2	2.00	0.94
1:B:223:ARG:HH11	1:B:223:ARG:HG3	1.31	0.94
1:E:218:LYS:NZ	3:E:602:HOH:O	2.02	0.92
1:A:277:LEU:HD21	1:A:417:MET:HE1	1.49	0.91
1:H:162:PHE:O	1:H:167:ARG:NH2	2.02	0.91
1:D:312:LYS:HE3	1:D:380:GLU:HG3	1.52	0.91
1:C:440:LYS:NZ	3:C:601:HOH:O	2.02	0.91
1:C:223:ARG:HH12	1:C:235:THR:HG23	1.37	0.86
1:F:282:LYS:NZ	1:F:425:ASP:OD2	2.09	0.86
1:A:68:ASP:HB2	1:A:336:LYS:HZ3	1.40	0.85
1:H:373:GLU:OE2	1:H:375:ARG:NE	2.10	0.84
1:H:436:THR:OG1	1:H:437:LEU:N	2.06	0.84
1:B:302:VAL:O	3:B:601:HOH:O	1.96	0.84
1:C:358:PRO:O	1:C:362:ARG:NH1	2.10	0.83
1:A:296:ARG:NH2	3:A:604:HOH:O	2.11	0.83
1:E:170:PRO:O	3:E:601:HOH:O	1.97	0.82
1:D:122:ILE:HG22	1:D:148:LEU:HD12	1.61	0.82
1:G:237:MET:HE2	1:G:254:ILE:HG23	1.61	0.82

Continued on next page...

Continued from previous page...

Atom-1	Atom-2	Interatomic distance (Å)	Clash overlap (Å)
1:A:94:LYS:NZ	1:F:21:ASN:HD21	1.78	0.82
1:F:91:THR:HB	1:F:398:ARG:HH11	1.45	0.82
1:D:98:LYS:HG3	1:D:242:ASP:HB3	1.62	0.81
1:C:324:LEU:O	1:C:362:ARG:NH2	2.12	0.81
1:A:86:LEU:H	1:A:257:GLN:HE22	1.29	0.80
1:B:48:VAL:O	3:B:602:HOH:O	1.98	0.80
1:H:17:LEU:O	3:H:601:HOH:O	2.00	0.79
1:F:50:ARG:NH1	3:F:604:HOH:O	2.14	0.79
1:H:385:ILE:HD12	1:H:386:PRO:HD2	1.64	0.79
1:C:223:ARG:NH1	1:C:235:THR:HG23	1.97	0.79
1:B:86:LEU:H	1:B:257:GLN:HE22	1.28	0.78
1:H:189:GLN:OE1	3:H:601:HOH:O	1.99	0.78
1:G:93:GLU:HG2	3:G:606:HOH:O	1.82	0.78
1:E:247:GLU:HG3	1:E:248:PRO:HD2	1.64	0.77
1:B:26:VAL:N	1:B:435:GLU:OE2	2.17	0.77
1:E:179:ARG:NH1	1:E:208:ASP:OD1	2.18	0.77
1:B:223:ARG:NH1	1:B:223:ARG:HG3	1.91	0.77
1:F:277:LEU:HD21	1:F:417:MET:HE1	1.67	0.76
1:G:433:ILE:HD12	1:G:440:LYS:O	1.85	0.76
1:B:20:LEU:HD13	1:B:25:PRO:HB3	1.67	0.76
1:D:142:PRO:O	3:D:602:HOH:O	2.04	0.75
1:A:424:GLU:OE2	3:A:601:HOH:O	2.03	0.75
1:E:267:GLU:O	3:E:603:HOH:O	2.04	0.75
1:C:150:LEU:HD22	1:C:174:ILE:HD11	1.68	0.75
1:D:136:ASP:OD1	3:D:601:HOH:O	2.04	0.75
1:F:132:ARG:NH1	1:G:125:GLN:OE1	2.20	0.74
1:H:56:ARG:NH2	1:H:344:GLU:OE2	2.21	0.74
1:C:183:GLU:HG3	1:C:187:LYS:HD2	1.68	0.74
1:G:25:PRO:HG2	1:G:185:MET:HE2	1.69	0.74
1:B:132:ARG:NH1	1:C:166:TYR:OH	2.21	0.74
1:B:196:PRO:HG3	1:G:11:PHE:CE2	2.23	0.74
1:D:267:GLU:OE1	1:D:438:THR:OG1	2.05	0.74
1:D:375:ARG:H	1:D:378:ARG:HH12	1.36	0.74
1:C:230:SER:O	1:C:235:THR:HG21	1.87	0.73
1:C:216:VAL:HG11	1:C:255:ARG:HG3	1.68	0.73
1:B:211:VAL:O	3:B:603:HOH:O	2.05	0.73
1:F:43:GLU:HG2	1:F:48:VAL:HG22	1.70	0.73
1:E:81:PHE:HB3	1:E:209:ILE:HG12	1.70	0.73
1:G:223:ARG:HD2	1:G:234:LEU:HD22	1.71	0.73
1:B:43:GLU:HG2	1:B:48:VAL:HG22	1.69	0.73
1:E:280:LEU:HB3	1:E:287:LEU:HD13	1.71	0.73

Continued on next page...

Continued from previous page...

Atom-1	Atom-2	Interatomic distance (Å)	Clash overlap (Å)
1:A:314:VAL:N	3:A:612:HOH:O	2.22	0.72
1:G:407:LEU:O	1:G:411:THR:OG1	2.06	0.72
1:B:277:LEU:HD22	1:B:417:MET:HE1	1.72	0.72
1:E:173:PHE:HE2	1:E:177:MET:HE2	1.55	0.71
1:A:94:LYS:HZ3	1:F:21:ASN:HD21	1.38	0.71
1:H:315:GLY:O	1:H:319:ASN:ND2	2.21	0.71
1:A:223:ARG:NH2	1:A:232:ASP:OD2	2.24	0.71
1:D:317:VAL:HG23	1:D:374:PHE:HZ	1.55	0.71
1:B:143:GLU:N	1:B:143:GLU:OE2	2.24	0.71
1:H:119:MET:SD	3:H:677:HOH:O	2.48	0.71
1:A:64:GLU:OE1	3:A:603:HOH:O	2.08	0.71
1:B:223:ARG:HE	1:B:235:THR:HG23	1.53	0.71
1:C:143:GLU:O	3:C:602:HOH:O	2.09	0.71
1:H:120:VAL:O	1:H:124:VAL:HG23	1.91	0.71
1:A:223:ARG:HE	1:A:234:LEU:HD23	1.55	0.70
1:F:223:ARG:C	1:F:225:ALA:H	1.93	0.70
1:G:250:ASP:OD1	3:G:602:HOH:O	2.08	0.70
1:G:95:ASN:N	3:G:606:HOH:O	2.19	0.70
1:G:34:ASP:OD1	1:G:359:GLN:NE2	2.25	0.70
1:G:323:ARG:NH1	1:G:371:VAL:O	2.25	0.70
1:C:148:LEU:HD21	1:C:413:VAL:HG21	1.74	0.69
1:C:421:PHE:N	1:C:451:LYS:HZ1	1.90	0.69
1:E:414:LEU:HA	1:E:417:MET:HE2	1.74	0.69
1:A:431:LEU:O	3:A:602:HOH:O	2.08	0.69
1:E:404:GLN:OE1	1:E:405:MET:N	2.25	0.69
1:H:167:ARG:NH2	1:H:171:HIS:HD2	1.91	0.69
1:D:426:HIS:CG	1:D:447:LYS:HD2	2.28	0.68
1:B:308:VAL:HA	3:B:620:HOH:O	1.93	0.68
1:B:192:ASN:HB3	1:G:14:LEU:HD11	1.76	0.68
1:G:232:ASP:OD1	1:G:234:LEU:N	2.26	0.68
1:C:122:ILE:HG22	1:C:148:LEU:HD12	1.75	0.68
1:G:272:TRP:CG	1:G:322:ILE:HD11	2.28	0.68
1:H:80:ASP:OD2	3:H:602:HOH:O	2.11	0.68
1:C:8:PRO:O	3:C:604:HOH:O	2.11	0.68
1:C:134:ASN:OD1	3:C:603:HOH:O	2.11	0.68
1:D:51:TYR:HB3	1:D:356:LEU:HD11	1.76	0.68
1:A:119:MET:O	3:A:605:HOH:O	2.11	0.68
1:B:223:ARG:CG	1:B:223:ARG:HH11	2.06	0.67
1:E:404:GLN:NE2	3:E:609:HOH:O	2.27	0.67
1:H:21:ASN:OD1	3:H:603:HOH:O	2.12	0.67
1:D:213:ASN:HB3	1:D:255:ARG:HH21	1.60	0.67

Continued on next page...

Continued from previous page...

Atom-1	Atom-2	Interatomic distance (Å)	Clash overlap (Å)
1:H:147:ARG:HG2	1:H:164:SER:HB3	1.77	0.67
1:B:296:ARG:HD2	3:B:616:HOH:O	1.93	0.67
1:D:375:ARG:N	1:D:378:ARG:HH12	1.93	0.67
1:C:134:ASN:N	1:C:137:GLU:OE1	2.22	0.66
1:B:169:GLN:HG2	3:B:683:HOH:O	1.94	0.66
1:E:167:ARG:NH1	3:E:601:HOH:O	2.29	0.66
1:E:173:PHE:HB2	1:E:215[B]:LEU:HD22	1.76	0.66
1:F:20:LEU:HD11	1:F:29:LEU:HG	1.77	0.66
1:A:436:THR:OG1	1:A:437:LEU:N	2.28	0.66
1:G:179:ARG:HD2	1:G:208:ASP:OD2	1.95	0.66
1:F:223:ARG:O	1:F:225:ALA:N	2.29	0.66
1:F:280:LEU:HD21	1:F:317:VAL:HG11	1.78	0.66
1:H:153:ILE:HG12	3:H:631:HOH:O	1.96	0.66
1:C:68:ASP:HB3	1:C:334:TYR:CE1	2.31	0.65
1:D:25:PRO:HD2	1:D:435:GLU:OE2	1.96	0.65
1:D:27:GLN:NE2	1:D:433:ILE:HB	2.11	0.65
1:A:196:PRO:HG3	1:H:11:PHE:CE2	2.31	0.65
1:G:272:TRP:NE1	1:G:322:ILE:CD1	2.48	0.65
1:B:436:THR:OG1	1:B:437:LEU:N	2.30	0.65
1:C:329:PRO:HB3	1:C:439:LEU:HD11	1.77	0.65
1:F:75:LEU:HA	1:F:78:VAL:HG22	1.78	0.65
1:G:395:ASN:O	3:G:604:HOH:O	2.14	0.65
1:D:314:VAL:HG13	1:D:414:LEU:HD22	1.79	0.65
1:E:43:GLU:HG3	1:E:48:VAL:HG22	1.79	0.65
1:E:366:ILE:HG21	1:E:389:ALA:HB1	1.79	0.64
1:E:112:MET:HE1	1:E:405:MET:HG3	1.80	0.64
1:E:66:ARG:NH1	1:E:339:THR:OG1	2.30	0.64
1:H:265:PHE:HB3	3:H:631:HOH:O	1.97	0.64
1:D:47:ARG:HD2	1:D:73:GLN:HG2	1.79	0.64
1:F:122:ILE:HG22	1:F:148:LEU:HD12	1.80	0.64
1:B:245:THR:HG23	1:B:247:GLU:H	1.62	0.64
1:D:312:LYS:CE	1:D:380:GLU:HG3	2.25	0.64
1:D:414:LEU:O	1:D:418:LEU:HD22	1.97	0.64
1:D:375:ARG:H	1:D:378:ARG:NH1	1.95	0.63
1:E:90:TRP:HB2	1:E:93:GLU:HG3	1.80	0.63
1:H:38:GLU:HG3	1:H:39:ILE:HG22	1.79	0.63
1:G:58:ILE:HG13	1:G:360:LEU:HD13	1.79	0.63
1:G:370:ASP:OD2	1:G:375:ARG:NH2	2.31	0.63
1:A:288:GLN:O	1:A:292:GLU:HG2	1.99	0.63
1:G:74:ALA:O	1:G:78:VAL:HG23	1.99	0.63
1:H:171:HIS:HB3	1:H:174:ILE:HG22	1.79	0.63

Continued on next page...

Continued from previous page...

Atom-1	Atom-2	Interatomic distance (Å)	Clash overlap (Å)
1:E:60:GLU:OE2	1:E:341:LEU:HD12	1.98	0.63
1:B:203:ARG:NH1	3:B:608:HOH:O	2.32	0.63
1:C:71:LEU:HD13	1:C:76:LYS:HG2	1.80	0.63
1:D:69:LYS:HD2	1:D:398:ARG:HE	1.63	0.63
1:E:173:PHE:CE2	1:E:177:MET:HE2	2.34	0.63
1:F:296:ARG:NH2	3:F:601:HOH:O	2.10	0.63
1:E:436:THR:OG1	1:E:437:LEU:N	2.32	0.63
1:B:181:LEU:HD22	1:B:437:LEU:HB2	1.80	0.62
1:A:167:ARG:NH1	1:A:171:HIS:HD2	1.96	0.62
1:F:242:ASP:HB3	3:F:608:HOH:O	1.99	0.62
1:D:249:LEU:O	3:D:603:HOH:O	2.16	0.62
1:A:51:TYR:HB3	1:A:356:LEU:HD11	1.81	0.62
1:F:253:ASN:O	1:F:257:GLN:HG2	2.00	0.62
1:F:20:LEU:HD12	1:F:25:PRO:HB3	1.81	0.62
1:B:250:ASP:OD1	1:B:253:ASN:N	2.32	0.62
1:B:38:GLU:OE1	1:B:56:ARG:NH1	2.33	0.62
1:H:426:HIS:CD2	1:H:447:LYS:HE2	2.34	0.62
1:H:47:ARG:NH2	3:H:617:HOH:O	2.33	0.62
1:A:51:TYR:CE2	1:A:354:MET:HG2	2.34	0.62
1:G:313:TYR:O	1:G:317:VAL:HG23	2.00	0.62
1:C:167:ARG:HH21	1:C:172:PRO:HD3	1.65	0.62
1:G:317:VAL:HG13	1:G:374:PHE:HZ	1.64	0.62
1:H:223:ARG:NH1	1:H:234:LEU:HD23	2.15	0.62
1:B:173:PHE:CD1	1:B:215:LEU:HD21	2.35	0.61
1:D:171:HIS:HB2	1:D:174:ILE:HG12	1.82	0.61
1:E:380:GLU:OE2	1:E:380:GLU:HA	1.98	0.61
1:A:101:ASN:O	3:A:606:HOH:O	2.16	0.61
1:B:242:ASP:OD2	1:B:245:THR:HG22	2.00	0.61
1:H:263:ILE:HG13	1:H:264:ALA:N	2.15	0.61
1:F:26:VAL:N	1:F:435:GLU:OE2	2.34	0.61
1:F:313:TYR:O	1:F:317:VAL:HG23	2.01	0.61
1:A:367:TRP:N	3:A:611:HOH:O	2.19	0.61
1:B:260:THR:HA	3:B:736:HOH:O	2.00	0.61
1:A:405:MET:O	3:A:608:HOH:O	2.16	0.61
1:B:223:ARG:NH2	1:B:230:SER:HB2	2.16	0.61
1:D:179:ARG:HH21	1:D:204:GLN:HB2	1.65	0.60
1:G:55:GLN:OE1	3:G:605:HOH:O	2.17	0.60
1:H:2:ILE:N	3:H:618:HOH:O	2.33	0.60
1:H:265:PHE:HB2	2:H:501:FDE:HMF3	1.83	0.60
1:G:344:GLU:HG3	1:G:345:TYR:CE2	2.35	0.60
1:H:366:ILE:HG21	1:H:389:ALA:HB1	1.83	0.60

Continued on next page...

Continued from previous page...

Atom-1	Atom-2	Interatomic distance (Å)	Clash overlap (Å)
1:H:47:ARG:NH2	3:H:613:HOH:O	2.30	0.60
1:B:367:TRP:HB2	1:B:371:VAL:HG12	1.84	0.60
1:C:69:LYS:NZ	3:C:605:HOH:O	2.15	0.60
1:D:312:LYS:NZ	1:D:380:GLU:HA	2.16	0.60
1:D:27:GLN:HE22	1:D:433:ILE:HB	1.65	0.60
1:C:380:GLU:O	1:C:382:PRO:HD3	2.02	0.60
1:B:223:ARG:NE	1:B:235:THR:HG23	2.16	0.60
1:C:15:LYS:NZ	1:C:43:GLU:OE2	2.35	0.60
1:H:129:LYS:NZ	1:H:144:ASP:OD1	2.29	0.60
1:G:69:LYS:NZ	3:G:615:HOH:O	2.34	0.59
1:D:277:LEU:O	1:D:281:VAL:HG23	2.02	0.59
1:D:69:LYS:HD2	1:D:398:ARG:NE	2.16	0.59
1:F:429:TYR:CE2	1:F:444:PHE:HD1	2.20	0.59
1:C:250:ASP:OD2	3:C:606:HOH:O	2.17	0.59
1:C:57:LEU:HD22	1:C:341:LEU:HG	1.84	0.59
1:H:124:VAL:HG13	1:H:455:LEU:HD13	1.84	0.59
1:D:280:LEU:HB3	1:D:287:LEU:HD13	1.83	0.59
1:C:187:LYS:HE3	3:C:691:HOH:O	2.03	0.59
1:E:18:PRO:HA	1:E:21:ASN:OD1	2.03	0.59
1:F:177:MET:HE2	1:F:263:ILE:HG23	1.83	0.59
1:F:421:PHE:HB2	1:F:423:PHE:CZ	2.37	0.59
1:G:51:TYR:CE2	1:G:354:MET:HG2	2.38	0.59
1:H:419:LYS:HE2	1:H:420:HIS:NE2	2.18	0.59
1:A:171:HIS:HB3	1:A:174:ILE:HG22	1.84	0.59
1:G:305:TYR:CZ	1:G:309:LYS:HE2	2.38	0.59
1:B:313:TYR:O	1:B:317:VAL:HG23	2.03	0.59
1:D:304:SER:OG	1:D:307:GLN:HG2	2.03	0.59
1:F:141:VAL:HB	1:F:444:PHE:HD2	1.67	0.59
1:A:52:LEU:HD11	1:A:353:LEU:HD22	1.85	0.58
1:H:388:HIS:HA	1:H:391:LYS:HD3	1.85	0.58
1:G:268:THR:HG22	3:G:646:HOH:O	2.02	0.58
1:E:203:ARG:NH1	3:E:618:HOH:O	2.36	0.58
1:H:196:PRO:HA	1:H:199:ASP:OD2	2.04	0.58
1:A:257:GLN:HB3	1:A:261:PHE:HE2	1.69	0.58
1:A:312:LYS:HZ1	1:A:380:GLU:HG2	1.68	0.58
1:A:378:ARG:O	3:A:609:HOH:O	2.17	0.58
1:B:21:ASN:HB2	1:B:189:GLN:OE1	2.03	0.58
1:B:329:PRO:HB3	1:B:439:LEU:HD11	1.84	0.58
1:F:66:ARG:HH11	1:F:339:THR:HG21	1.68	0.58
1:D:223:ARG:HE	1:D:234:LEU:HD23	1.67	0.58
1:E:122:ILE:HG22	1:E:148:LEU:HD12	1.84	0.58

Continued on next page...

Continued from previous page...

Atom-1	Atom-2	Interatomic distance (Å)	Clash overlap (Å)
1:E:380:GLU:O	1:E:382:PRO:HD3	2.03	0.58
1:G:13:GLU:CD	1:G:13:GLU:H	2.05	0.58
1:H:382:PRO:O	1:H:385:ILE:HG22	2.03	0.58
1:D:230:SER:O	1:D:235:THR:HG21	2.02	0.58
1:H:25:PRO:HD2	1:H:435:GLU:OE2	2.04	0.58
1:B:223:ARG:NH1	1:B:234:LEU:HD22	2.18	0.58
1:G:280:LEU:HB3	1:G:287:LEU:HD12	1.85	0.58
1:E:363:ASP:OD2	1:E:366:ILE:HD13	2.04	0.57
1:G:167:ARG:HD3	3:G:665:HOH:O	2.03	0.57
1:A:90:TRP:HB2	1:A:93:GLU:HG3	1.86	0.57
1:D:146:THR:N	3:D:602:HOH:O	2.37	0.57
1:H:142:PRO:HB3	3:H:675:HOH:O	2.04	0.57
1:A:404:GLN:NE2	3:A:620:HOH:O	2.35	0.57
1:B:120:VAL:O	1:B:124:VAL:HG23	2.04	0.57
1:B:68:ASP:HB3	1:B:334:TYR:CE1	2.39	0.57
1:G:61:ALA:HA	1:G:67:PHE:CD2	2.37	0.57
1:H:414:LEU:HA	1:H:417:MET:HE2	1.86	0.57
1:A:368:GLY:O	1:A:371:VAL:HG13	2.05	0.57
1:C:107:PHE:HB3	3:C:688:HOH:O	2.04	0.57
1:C:58:ILE:HG13	1:C:360:LEU:HD13	1.85	0.57
1:C:5:MET:HG2	1:C:41:LYS:HB2	1.85	0.57
1:D:212:MET:HE1	1:D:263:ILE:HD11	1.87	0.57
1:C:56:ARG:NE	3:C:620:HOH:O	2.37	0.57
1:G:86:LEU:O	1:G:398:ARG:NH2	2.38	0.57
1:C:235:THR:HG22	3:C:654:HOH:O	2.03	0.57
1:H:414:LEU:HA	1:H:417:MET:CE	2.35	0.57
1:A:81:PHE:HB3	1:A:209:ILE:HG12	1.87	0.57
1:B:337:GLU:HA	1:B:349:LYS:HG3	1.87	0.57
1:B:119:MET:HE3	1:B:409:GLU:OE2	2.05	0.57
1:D:382:PRO:O	1:D:385:ILE:HG22	2.04	0.57
1:C:11:PHE:CZ	1:H:244:GLU:HG3	2.39	0.57
1:F:153:ILE:HB	1:F:265:PHE:CD1	2.40	0.56
1:E:275:PHE:CE2	1:E:441:PRO:HD3	2.40	0.56
1:F:293:GLU:OE2	1:F:314:VAL:HG23	2.05	0.56
1:G:27:GLN:HE22	1:G:433:ILE:HG23	1.70	0.56
1:H:81:PHE:HB3	1:H:209:ILE:HG12	1.87	0.56
1:B:69:LYS:HG3	3:B:660:HOH:O	2.04	0.56
1:B:79:ARG:NH2	1:B:93:GLU:OE1	2.32	0.56
1:G:433:ILE:HD11	1:G:439:LEU:HB3	1.87	0.56
1:H:138:HIS:ND1	3:H:616:HOH:O	2.32	0.56
1:H:177:MET:SD	1:H:263:ILE:HG22	2.45	0.56

Continued on next page...

Continued from previous page...

Atom-1	Atom-2	Interatomic distance (Å)	Clash overlap (Å)
1:C:3:LYS:CG	1:C:344:GLU:HB3	2.34	0.56
1:E:124:VAL:O	1:E:128:GLN:HG2	2.05	0.56
1:E:12:GLY:HA2	1:F:4:GLU:HG2	1.88	0.56
1:G:148:LEU:HD21	1:G:413:VAL:HG21	1.88	0.56
1:H:259:ILE:O	1:H:263:ILE:HG23	2.05	0.56
1:C:337:GLU:HA	1:C:349:LYS:HB2	1.87	0.56
1:D:434:LYS:N	1:D:440:LYS:O	2.38	0.56
1:F:404:GLN:NE2	1:F:405:MET:H	2.04	0.56
1:G:54:SER:O	1:G:58:ILE:HG12	2.06	0.56
1:A:167:ARG:HH12	1:A:171:HIS:HD2	1.54	0.55
1:A:46:GLY:O	3:A:610:HOH:O	2.18	0.55
1:D:66:ARG:HH21	1:D:339:THR:HB	1.70	0.55
1:E:237:MET:HB3	1:E:254:ILE:HD12	1.88	0.55
1:H:317:VAL:HG13	1:H:374:PHE:HZ	1.71	0.55
1:A:391:LYS:HE3	1:A:394:GLY:O	2.06	0.55
1:C:370:ASP:OD2	1:C:375:ARG:HD3	2.06	0.55
1:F:124:VAL:HG13	1:F:455:LEU:HD13	1.88	0.55
1:E:375:ARG:O	1:E:378:ARG:HG3	2.07	0.55
1:B:103:LEU:HD21	1:B:237:MET:HG3	1.86	0.55
1:D:158:PHE:CE1	1:D:258:ILE:HD13	2.41	0.55
1:F:343:GLY:HA3	3:F:610:HOH:O	2.06	0.55
1:G:22:THR:HB	1:G:24:LYS:H	1.69	0.55
1:B:385:ILE:HB	3:B:662:HOH:O	2.06	0.55
1:H:409:GLU:HA	3:H:677:HOH:O	2.07	0.55
1:D:181:LEU:HB3	1:D:436:THR:HG21	1.89	0.55
1:G:27:GLN:NE2	1:G:433:ILE:HG23	2.21	0.55
1:B:380:GLU:N	1:B:380:GLU:OE1	2.39	0.55
1:C:191:ALA:O	1:C:193:PRO:HD3	2.06	0.55
1:D:176:SER:OG	1:D:211:VAL:HG11	2.06	0.55
1:D:366:ILE:HG21	1:D:389:ALA:HB1	1.89	0.55
1:F:215:LEU:O	1:F:218:LYS:HG2	2.07	0.55
1:F:310:GLN:O	1:F:312:LYS:N	2.40	0.55
1:G:421:PHE:HB2	1:G:423:PHE:CZ	2.42	0.55
1:A:289:LYS:HA	1:A:292:GLU:HG2	1.88	0.55
1:A:375:ARG:O	1:A:378:ARG:HG3	2.05	0.55
1:H:68:ASP:OD1	1:H:69:LYS:N	2.39	0.55
1:E:391:LYS:HE2	1:E:395:ASN:HB2	1.88	0.55
1:F:104:LEU:HA	1:F:401:ILE:HD11	1.89	0.55
1:A:304:SER:HA	3:A:615:HOH:O	2.06	0.55
1:A:7:GLN:OE1	1:A:41:LYS:HD2	2.07	0.55
1:G:122:ILE:HG22	1:G:148:LEU:HD12	1.87	0.55

Continued on next page...

Continued from previous page...

Atom-1	Atom-2	Interatomic distance (Å)	Clash overlap (Å)
1:H:371:VAL:HG23	1:H:372:GLU:HG2	1.88	0.55
1:B:121:ASP:OD2	1:B:161:ARG:NH2	2.40	0.54
1:B:209:ILE:HG23	3:B:661:HOH:O	2.06	0.54
1:E:388:HIS:HA	1:E:391:LYS:HD2	1.88	0.54
1:G:264:ALA:O	1:G:268:THR:HG23	2.08	0.54
1:A:155:LEU:HD13	1:A:161:ARG:HG2	1.89	0.54
1:C:277:LEU:HD22	1:C:417:MET:HE1	1.90	0.54
1:D:23:ASP:OD2	1:D:24:LYS:HG3	2.07	0.54
1:F:81:PHE:HB3	1:F:209:ILE:HG12	1.89	0.54
1:A:23:ASP:OD1	1:A:23:ASP:N	2.31	0.54
1:F:166:TYR:HE2	1:G:129:LYS:HB2	1.72	0.54
1:G:70:ASN:O	1:G:332:SER:HB3	2.08	0.54
1:B:171:HIS:HD2	1:B:173:PHE:HB3	1.73	0.54
1:A:257:GLN:HB3	1:A:261:PHE:CE2	2.43	0.54
1:E:392:PRO:HG2	1:E:393:PHE:CD2	2.42	0.54
1:G:381:ASN:HB3	3:G:648:HOH:O	2.07	0.54
1:G:69:LYS:HG3	3:G:643:HOH:O	2.07	0.54
1:H:50:ARG:HB2	1:H:353:LEU:HD23	1.89	0.54
1:F:50:ARG:HB2	1:F:353:LEU:HD23	1.90	0.54
1:F:177:MET:HE1	1:F:267:GLU:HG2	1.90	0.54
1:G:365:THR:HG22	1:G:366:ILE:HG12	1.90	0.54
1:F:404:GLN:CD	1:F:404:GLN:H	2.11	0.54
1:G:293:GLU:OE2	1:G:313:TYR:N	2.36	0.54
1:H:58:ILE:HD13	1:H:360:LEU:HD13	1.90	0.54
1:F:215:LEU:H	1:F:215:LEU:HD23	1.72	0.53
1:A:216:VAL:O	1:A:220:ILE:HD12	2.09	0.53
1:B:187:LYS:HG2	1:B:190:ARG:NH1	2.23	0.53
1:C:242:ASP:HB3	1:C:245:THR:HG22	1.90	0.53
1:F:223:ARG:HE	1:F:234:LEU:HD23	1.73	0.53
1:B:109:GLN:HG2	1:B:404:GLN:NE2	2.24	0.53
1:C:3:LYS:HG2	1:C:344:GLU:HB3	1.91	0.53
1:C:85:GLY:O	1:C:89:SER:OG	2.22	0.53
1:H:20:LEU:HD21	1:H:29:LEU:HD11	1.90	0.53
1:C:427:THR:HG22	3:C:660:HOH:O	2.08	0.53
1:G:167:ARG:HG3	1:G:171:HIS:CE1	2.44	0.53
1:C:98:LYS:O	1:C:102:ILE:HG13	2.07	0.53
1:D:205:PHE:O	1:D:209:ILE:HG23	2.08	0.53
1:E:51:TYR:CE2	1:E:354:MET:HG2	2.44	0.53
1:A:68:ASP:OD1	1:A:69:LYS:N	2.39	0.53
1:C:183:GLU:O	1:C:187:LYS:HG3	2.08	0.53
1:E:22:THR:OG1	1:E:23:ASP:N	2.40	0.53

Continued on next page...

Continued from previous page...

Atom-1	Atom-2	Interatomic distance (Å)	Clash overlap (Å)
1:F:232:ASP:HB3	1:F:234:LEU:H	1.72	0.53
1:H:378:ARG:NH1	3:H:604:HOH:O	2.14	0.53
1:C:419:LYS:O	1:C:451:LYS:HE2	2.09	0.53
1:F:136:ASP:OD1	3:F:605:HOH:O	2.19	0.53
1:F:237:MET:HE1	1:F:257:GLN:HB2	1.91	0.53
1:G:235:THR:O	1:G:239:ASN:HB3	2.09	0.53
1:B:311:LEU:HG	3:B:620:HOH:O	2.08	0.53
1:C:392:PRO:HG2	1:C:393:PHE:CD2	2.44	0.53
1:A:314:VAL:O	1:A:317:VAL:HG22	2.09	0.53
1:C:22:THR:HB	1:C:24:LYS:H	1.74	0.53
1:F:232:ASP:HB3	1:F:234:LEU:N	2.23	0.53
1:F:371:VAL:HG23	1:F:372:GLU:H	1.73	0.53
1:H:98:LYS:O	1:H:102:ILE:HG13	2.09	0.53
1:A:436:THR:HG21	3:A:623:HOH:O	2.08	0.53
1:H:26:VAL:HG12	1:H:30:MET:HE2	1.90	0.53
1:H:331:PHE:CE2	1:H:355:VAL:HG21	2.44	0.53
1:F:289:LYS:HG2	3:F:602:HOH:O	2.08	0.52
1:G:131:GLU:HG3	3:G:682:HOH:O	2.09	0.52
1:F:216:VAL:HG21	1:F:259:ILE:HG13	1.91	0.52
1:G:242:ASP:CB	1:G:245:THR:HG22	2.39	0.52
1:A:173:PHE:CE1	1:A:212:MET:HG2	2.44	0.52
1:B:277:LEU:O	1:B:281:VAL:HG23	2.09	0.52
1:B:39:ILE:HA	1:B:51:TYR:O	2.10	0.52
1:H:441:PRO:HD2	3:H:675:HOH:O	2.08	0.52
1:A:16:ASN:HB2	1:A:19:LEU:HD12	1.92	0.52
1:C:323:ARG:HA	1:C:361:HIS:HD1	1.73	0.52
1:F:2:ILE:HG23	1:F:346:PRO:HG3	1.90	0.52
1:E:196:PRO:HA	1:E:199:ASP:OD2	2.10	0.52
1:F:78:VAL:HG23	1:F:88:THR:HG21	1.92	0.52
1:G:167:ARG:HG3	1:G:171:HIS:HE1	1.75	0.52
1:G:3:LYS:HB2	1:G:344:GLU:HB2	1.91	0.52
1:H:54:SER:O	1:H:58:ILE:HD12	2.10	0.52
1:D:68:ASP:OD1	1:D:69:LYS:N	2.41	0.52
1:E:85:GLY:HA2	1:E:257:GLN:NE2	2.25	0.52
1:C:223:ARG:NH2	1:C:232:ASP:OD2	2.42	0.52
1:B:297:VAL:O	1:B:299:VAL:HG13	2.10	0.52
1:C:366:ILE:HG21	1:C:389:ALA:HB1	1.91	0.52
1:E:318:LEU:HD22	1:E:410:ALA:HB1	1.92	0.52
1:H:30:MET:HE1	1:H:325:TRP:HZ3	1.75	0.52
1:A:337:GLU:HA	1:A:349:LYS:HE3	1.92	0.51
1:B:137:GLU:OE2	1:B:138:HIS:ND1	2.43	0.51

Continued on next page...

Continued from previous page...

Atom-1	Atom-2	Interatomic distance (Å)	Clash overlap (Å)
1:E:94:LYS:HD3	1:E:94:LYS:H	1.74	0.51
1:F:316:MET:HG2	1:F:379:PHE:O	2.10	0.51
1:H:22:THR:HB	1:H:24:LYS:H	1.74	0.51
1:H:60:GLU:OE2	1:H:342:GLY:N	2.41	0.51
1:A:403:GLN:HG2	3:A:690:HOH:O	2.09	0.51
1:C:158:PHE:HD1	1:C:234:LEU:HG	1.75	0.51
1:C:419:LYS:HE2	1:C:453:ILE:HG21	1.91	0.51
1:B:150:LEU:HD22	1:B:174:ILE:HD12	1.92	0.51
1:F:166:TYR:CE2	1:G:129:LYS:HB2	2.46	0.51
1:H:23:ASP:OD1	1:H:23:ASP:N	2.34	0.51
1:D:120:VAL:O	1:D:124:VAL:HG23	2.10	0.51
1:F:297:VAL:HG11	1:F:310:GLN:HB2	1.92	0.51
1:D:312:LYS:HZ2	1:D:380:GLU:HA	1.76	0.51
1:H:106:SER:OG	1:H:236:HIS:ND1	2.18	0.51
1:D:90:TRP:HB2	1:D:93:GLU:HG3	1.92	0.51
1:E:120:VAL:O	1:E:124:VAL:HG23	2.11	0.51
1:E:168:ASP:N	1:E:168:ASP:OD1	2.37	0.51
1:H:375:ARG:O	1:H:378:ARG:HG3	2.11	0.51
1:C:170:PRO:HG3	3:C:704:HOH:O	2.10	0.51
1:B:215:LEU:O	1:B:219:ILE:HG13	2.11	0.51
1:B:392:PRO:HG2	1:B:393:PHE:CD2	2.44	0.51
1:B:428:ASN:O	3:B:604:HOH:O	2.19	0.51
1:A:167:ARG:HD3	1:A:169:GLN:O	2.11	0.51
1:H:245:THR:HG23	1:H:247:GLU:HG3	1.93	0.51
1:A:348:GLU:N	1:A:351:ASP:OD2	2.44	0.51
1:G:414:LEU:HA	1:G:417:MET:HE2	1.92	0.51
1:H:271:GLY:HA2	1:H:440:LYS:HG3	1.93	0.51
1:G:405:MET:N	3:G:607:HOH:O	2.21	0.50
1:H:400:CYS:HB2	2:H:501:FDE:NA	2.26	0.50
1:H:167:ARG:CZ	1:H:171:HIS:HD2	2.24	0.50
1:A:122:ILE:HG22	1:A:148:LEU:HD12	1.92	0.50
1:B:392:PRO:HG2	1:B:393:PHE:HD2	1.77	0.50
1:B:4:GLU:HG3	3:B:735:HOH:O	2.12	0.50
1:F:237:MET:HE2	1:F:254:ILE:HG23	1.94	0.50
1:F:33:ALA:HB3	1:F:359:GLN:HE21	1.76	0.50
1:G:275:PHE:CZ	1:G:433:ILE:HD13	2.47	0.50
1:H:397:GLN:N	3:H:621:HOH:O	2.44	0.50
1:E:85:GLY:O	1:E:89:SER:OG	2.21	0.50
1:E:94:LYS:H	1:E:94:LYS:CD	2.24	0.50
1:A:27:GLN:HE22	1:A:433:ILE:HB	1.75	0.50
1:H:242:ASP:OD1	1:H:243:PRO:HD2	2.12	0.50

Continued on next page...

Continued from previous page...

Atom-1	Atom-2	Interatomic distance (Å)	Clash overlap (Å)
1:E:112:MET:HE1	1:E:405:MET:HA	1.94	0.50
1:F:233:LEU:HD21	1:F:261:PHE:CG	2.47	0.50
1:G:25:PRO:HG2	1:G:185:MET:CE	2.40	0.50
1:B:375:ARG:O	1:B:378:ARG:HG3	2.11	0.50
1:F:215:LEU:HG	1:F:216:VAL:N	2.26	0.50
1:H:434:LYS:N	1:H:440:LYS:O	2.43	0.50
1:B:213:ASN:OD1	1:B:255:ARG:HD3	2.12	0.50
1:B:223:ARG:HH21	1:B:230:SER:HB2	1.75	0.50
1:E:366:ILE:HG21	1:E:389:ALA:CB	2.40	0.50
1:G:275:PHE:HZ	1:G:433:ILE:HD13	1.75	0.50
1:H:312:LYS:NZ	1:H:380:GLU:OE2	2.45	0.50
1:A:367:TRP:HB2	1:A:371:VAL:HG12	1.93	0.49
1:H:171:HIS:O	1:H:174:ILE:HG22	2.12	0.49
1:A:24:LYS:NZ	3:A:629:HOH:O	2.43	0.49
1:A:370:ASP:O	1:A:378:ARG:NH2	2.46	0.49
1:C:364:LYS:HE3	1:C:365:THR:HG23	1.94	0.49
1:E:93:GLU:O	3:E:606:HOH:O	2.20	0.49
1:F:140:GLU:HB3	1:F:143:GLU:OE2	2.12	0.49
1:A:366:ILE:HG21	1:A:389:ALA:HB1	1.94	0.49
1:C:108:SER:O	1:C:112:MET:HG2	2.12	0.49
1:C:245:THR:HG23	1:C:247:GLU:H	1.77	0.49
1:D:253:ASN:O	1:D:257:GLN:HG2	2.12	0.49
1:D:69:LYS:NZ	3:D:608:HOH:O	2.31	0.49
1:F:375:ARG:HG3	1:F:378:ARG:HG3	1.94	0.49
1:D:135:ALA:O	3:D:604:HOH:O	2.20	0.49
1:D:371:VAL:HG23	1:D:372:GLU:HG2	1.94	0.49
1:F:223:ARG:C	1:F:225:ALA:N	2.61	0.49
1:F:289:LYS:HD3	1:F:313:TYR:CZ	2.47	0.49
1:G:168:ASP:N	1:G:168:ASP:OD1	2.38	0.49
1:D:429:TYR:CE2	1:D:431:LEU:HA	2.48	0.49
1:B:86:LEU:N	1:B:257:GLN:HE22	2.05	0.49
1:C:421:PHE:CA	1:C:451:LYS:HZ1	2.26	0.49
1:D:25:PRO:CD	1:D:435:GLU:OE2	2.61	0.49
1:B:179:ARG:HD2	1:B:208:ASP:OD2	2.13	0.49
1:G:265:PHE:HB2	2:G:501:FDE:HMF3	1.95	0.49
1:H:320:GLU:HG3	1:H:374:PHE:CD1	2.48	0.49
1:C:424:GLU:OE1	1:C:426:HIS:HB3	2.13	0.49
1:D:181:LEU:HB3	1:D:436:THR:CG2	2.42	0.49
1:G:69:LYS:HA	1:G:333:LEU:HD23	1.93	0.49
1:G:388:HIS:HA	1:G:391:LYS:HD2	1.95	0.49
1:E:367:TRP:HB2	1:E:371:VAL:HG12	1.95	0.48

Continued on next page...

Continued from previous page...

Atom-1	Atom-2	Interatomic distance (Å)	Clash overlap (Å)
1:H:52:LEU:HD21	1:H:353:LEU:HD22	1.94	0.48
1:A:64:GLU:OE2	1:A:397:GLN:HG2	2.13	0.48
1:A:452:LYS:HE2	3:A:683:HOH:O	2.13	0.48
1:B:214:ASP:HB2	3:B:603:HOH:O	2.13	0.48
1:D:151:ASP:OD2	3:D:605:HOH:O	2.20	0.48
1:H:272:TRP:CE2	1:H:322:ILE:HD12	2.48	0.48
1:F:14:LEU:CD1	1:F:18:PRO:HD3	2.43	0.48
1:A:47:ARG:NH1	3:A:633:HOH:O	2.44	0.48
1:B:223:ARG:NH2	1:B:232:ASP:OD1	2.46	0.48
1:G:112:MET:SD	1:G:405:MET:HA	2.53	0.48
1:A:148:LEU:HD21	1:A:413:VAL:HG21	1.95	0.48
1:B:223:ARG:HE	1:B:235:THR:CG2	2.22	0.48
1:F:224:LYS:HD2	3:F:707:HOH:O	2.14	0.48
1:F:329:PRO:HB3	1:F:439:LEU:HD11	1.95	0.48
1:F:403:GLN:NE2	3:F:612:HOH:O	2.37	0.48
1:A:68:ASP:CB	1:A:336:LYS:HZ3	2.21	0.48
1:C:38:GLU:HB2	1:C:54:SER:HB3	1.95	0.48
1:F:118:MET:HB3	1:F:155:LEU:HD23	1.95	0.48
1:E:434:LYS:N	1:E:440:LYS:O	2.44	0.48
1:F:99:ALA:HA	1:F:102:ILE:HD11	1.95	0.48
1:H:20:LEU:HD11	1:H:29:LEU:HG	1.96	0.48
1:H:56:ARG:O	1:H:59:LYS:HG2	2.13	0.48
1:A:289:LYS:HA	1:A:292:GLU:CG	2.43	0.48
1:A:1:THR:HA	1:A:346:PRO:HG3	1.95	0.48
1:C:408:HIS:ND1	3:C:611:HOH:O	2.28	0.48
1:D:334:TYR:HA	1:D:351:ASP:O	2.13	0.48
1:E:148:LEU:HD21	1:E:413:VAL:HG21	1.95	0.48
1:F:307:GLN:HA	1:F:310:GLN:HG3	1.95	0.48
1:G:391:LYS:HE2	1:G:395:ASN:HB2	1.95	0.48
1:H:264:ALA:HB1	3:H:687:HOH:O	2.13	0.48
1:B:391:LYS:NZ	3:B:625:HOH:O	2.46	0.48
1:D:71:LEU:O	1:D:76:LYS:NZ	2.42	0.48
1:E:253:ASN:O	1:E:257:GLN:HG2	2.14	0.48
1:G:438:THR:HB	3:G:620:HOH:O	2.14	0.48
1:A:20:LEU:HD22	1:A:42:PHE:CZ	2.48	0.48
2:G:501:FDE:HBA1	3:G:616:HOH:O	2.13	0.48
1:A:119:MET:HG2	1:A:412:LEU:HD23	1.96	0.47
1:B:183:GLU:CD	1:B:190:ARG:HH22	2.17	0.47
1:C:196:PRO:HA	1:C:199:ASP:OD2	2.13	0.47
1:D:184:ALA:HA	1:D:187:LYS:HG2	1.95	0.47
1:H:20:LEU:HG	1:H:25:PRO:HB3	1.95	0.47

Continued on next page...

Continued from previous page...

Atom-1	Atom-2	Interatomic distance (Å)	Clash overlap (Å)
1:A:304:SER:OG	1:A:307:GLN:HG3	2.14	0.47
1:F:238:LEU:HD12	1:F:254:ILE:HD13	1.96	0.47
1:A:206:GLN:HG2	3:A:674:HOH:O	2.15	0.47
1:C:61:ALA:HA	1:C:67:PHE:CD2	2.49	0.47
1:G:310:GLN:O	1:G:312:LYS:N	2.46	0.47
1:H:61:ALA:HA	1:H:67:PHE:CD2	2.50	0.47
1:A:173:PHE:CE1	1:A:212:MET:HA	2.49	0.47
1:B:249:LEU:HD13	1:B:253:ASN:OD1	2.14	0.47
1:H:11:PHE:HE1	1:H:19:LEU:CD1	2.27	0.47
1:A:112:MET:SD	1:A:405:MET:HA	2.55	0.47
1:B:108:SER:O	1:B:112:MET:HG2	2.14	0.47
1:D:298:LEU:HD22	1:D:303:PRO:HB3	1.96	0.47
1:E:173:PHE:HB2	1:E:215[B]:LEU:CD2	2.41	0.47
1:E:69:LYS:HG3	3:E:615:HOH:O	2.14	0.47
1:H:167:ARG:HG2	1:H:169:GLN:O	2.14	0.47
1:H:286:VAL:HG13	1:H:313:TYR:OH	2.13	0.47
1:C:44:ALA:HB1	1:C:45:PRO:HD2	1.96	0.47
1:F:107:PHE:HB3	1:F:404:GLN:NE2	2.30	0.47
1:F:119:MET:HE1	1:F:409:GLU:HA	1.97	0.47
1:H:421:PHE:HB2	1:H:423:PHE:CZ	2.49	0.47
1:A:337:GLU:HA	1:A:349:LYS:CE	2.45	0.47
1:A:62:CYS:HB3	1:A:395:ASN:OD1	2.15	0.47
1:D:149:THR:HA	1:D:152:THR:HG22	1.96	0.47
1:D:190:ARG:HE	1:D:190:ARG:HB3	1.33	0.47
1:F:99:ALA:HA	1:F:102:ILE:CD1	2.44	0.47
1:F:146:THR:HG23	1:F:266:HIS:HE2	1.79	0.47
1:F:186:ASN:HB3	1:F:190:ARG:NH1	2.30	0.47
1:F:44:ALA:HB1	1:F:45:PRO:HD2	1.95	0.47
1:G:267:GLU:HB3	1:G:438:THR:HG21	1.96	0.47
1:A:173:PHE:HE2	1:A:262:LEU:HD13	1.80	0.47
1:A:27:GLN:NE2	1:A:435:GLU:OE2	2.45	0.47
1:B:400:CYS:HB2	2:B:501:FDE:NA	2.30	0.47
1:C:253:ASN:O	1:C:257:GLN:HG2	2.15	0.47
1:D:96:TRP:CD1	1:D:398:ARG:NH1	2.82	0.47
1:F:245:THR:CB	1:F:247:GLU:OE1	2.63	0.47
1:F:69:LYS:HA	1:F:333:LEU:HD23	1.97	0.47
1:A:173:PHE:HE1	1:A:212:MET:HA	1.80	0.47
1:C:1:THR:HG22	3:C:627:HOH:O	2.14	0.47
1:D:337:GLU:HA	1:D:349:LYS:HB2	1.96	0.47
1:G:437:LEU:HD23	1:G:437:LEU:HA	1.79	0.47
1:H:234:LEU:HA	1:H:237:MET:HE2	1.97	0.47

Continued on next page...

Continued from previous page...

Atom-1	Atom-2	Interatomic distance (Å)	Clash overlap (Å)
1:E:58:ILE:HG13	1:E:360:LEU:HD13	1.97	0.47
1:E:414:LEU:HA	1:E:417:MET:CE	2.44	0.47
1:G:384:ALA:HB3	3:G:648:HOH:O	2.15	0.47
1:G:26:VAL:N	1:G:435:GLU:OE1	2.40	0.47
1:A:2:ILE:HG13	1:A:3:LYS:HG3	1.97	0.47
1:D:209:ILE:HG13	1:D:210:LYS:N	2.29	0.47
1:E:69:LYS:O	3:E:607:HOH:O	2.21	0.47
1:G:44:ALA:HB1	1:G:45:PRO:HD2	1.96	0.47
1:H:71:LEU:O	1:H:76:LYS:HE2	2.15	0.47
1:B:242:ASP:HB3	1:B:245:THR:HG22	1.96	0.46
1:B:412:LEU:HD23	1:B:413:VAL:N	2.31	0.46
1:E:14:LEU:HD23	1:E:14:LEU:HA	1.71	0.46
1:A:280:LEU:HB3	1:A:287:LEU:HD13	1.97	0.46
1:C:223:ARG:HA	1:C:223:ARG:HD3	1.61	0.46
1:D:161:ARG:HA	3:D:607:HOH:O	2.15	0.46
1:E:400:CYS:HB2	2:E:501:FDE:NA	2.30	0.46
1:F:272:TRP:CD1	1:F:322:ILE:HD13	2.49	0.46
1:C:400:CYS:HB2	2:C:501:FDE:NA	2.30	0.46
1:D:54:SER:O	1:D:58:ILE:HG12	2.16	0.46
1:E:298:LEU:HD11	1:E:311:LEU:HD11	1.97	0.46
1:F:366:ILE:HG21	1:F:389:ALA:HB1	1.97	0.46
1:G:15:LYS:HB3	1:G:43:GLU:HG3	1.96	0.46
1:G:413:VAL:HG12	1:G:417:MET:HE2	1.97	0.46
1:C:323:ARG:HA	1:C:361:HIS:ND1	2.30	0.46
1:D:68:ASP:HB3	1:D:334:TYR:CE1	2.50	0.46
1:G:289:LYS:HE2	1:G:313:TYR:CE1	2.51	0.46
1:G:278:TYR:HA	1:G:444:PHE:CZ	2.51	0.46
1:G:406:SER:OG	2:G:501:FDE:HHC	2.15	0.46
1:B:27:GLN:O	1:B:31:LYS:HG3	2.16	0.46
1:C:153:ILE:HB	1:C:265:PHE:CD2	2.51	0.46
1:D:51:TYR:HB3	1:D:356:LEU:CD1	2.44	0.46
1:F:293:GLU:OE1	1:F:312:LYS:N	2.49	0.46
1:F:335:ALA:HB2	1:F:347:LEU:HD13	1.97	0.46
1:H:242:ASP:HB3	1:H:245:THR:HG22	1.98	0.46
1:A:293:GLU:OE2	1:A:312:LYS:N	2.39	0.46
1:D:375:ARG:CB	1:D:378:ARG:NH1	2.79	0.46
1:F:61:ALA:HA	1:F:67:PHE:CE2	2.50	0.46
1:H:262:LEU:HA	3:H:631:HOH:O	2.16	0.46
1:C:183:GLU:HG2	1:C:205:PHE:CD1	2.51	0.46
1:C:7:GLN:NE2	1:C:43:GLU:OE1	2.33	0.46
1:G:381:ASN:ND2	1:G:384:ALA:HB2	2.30	0.46

Continued on next page...

Continued from previous page...

Atom-1	Atom-2	Interatomic distance (Å)	Clash overlap (Å)
1:A:68:ASP:HB3	1:A:334:TYR:CE1	2.51	0.46
1:B:60:GLU:HB3	1:B:66:ARG:NH1	2.31	0.46
1:C:223:ARG:HH22	1:C:232:ASP:CG	2.19	0.46
1:D:392:PRO:HG2	1:D:393:PHE:CD2	2.50	0.46
1:F:212:MET:HA	1:F:215:LEU:HD21	1.97	0.46
1:G:429:TYR:CE2	1:G:431:LEU:HA	2.51	0.46
1:A:102:ILE:HG12	1:A:102:ILE:H	1.60	0.46
1:F:66:ARG:HH11	1:F:339:THR:CG2	2.28	0.46
1:B:287:LEU:HD21	3:B:645:HOH:O	2.16	0.46
1:C:190:ARG:NH1	3:C:614:HOH:O	2.31	0.46
1:C:81:PHE:HB3	1:C:209:ILE:HG12	1.98	0.46
1:D:145:MET:O	1:D:149:THR:HG23	2.16	0.46
1:D:336:LYS:O	1:D:349:LYS:HG3	2.16	0.46
1:E:293:GLU:OE2	1:E:313:TYR:N	2.43	0.46
1:G:272:TRP:HE1	1:G:322:ILE:HD13	1.74	0.46
1:H:86:LEU:HD23	1:H:86:LEU:HA	1.77	0.46
1:A:231:ASP:N	3:A:640:HOH:O	2.49	0.45
1:D:278:TYR:CE1	1:D:431:LEU:HB2	2.50	0.45
1:E:94:LYS:HD3	1:E:94:LYS:N	2.30	0.45
1:F:91:THR:HB	1:F:398:ARG:HD3	1.98	0.45
1:G:280:LEU:HD23	1:G:280:LEU:HA	1.66	0.45
1:A:147:ARG:HG2	1:A:164:SER:HB3	1.98	0.45
1:A:174:ILE:HD11	1:A:266:HIS:NE2	2.32	0.45
1:A:158:PHE:CE1	1:A:258:ILE:HG12	2.52	0.45
1:B:103:LEU:HD21	1:B:237:MET:CG	2.46	0.45
1:E:422:ASP:O	1:E:448:ALA:HA	2.16	0.45
1:A:143:GLU:N	1:A:143:GLU:OE1	2.44	0.45
1:F:211:VAL:O	1:F:215:LEU:HD23	2.16	0.45
1:F:160:TYR:OH	1:F:218:LYS:HD3	2.17	0.45
1:H:148:LEU:HD21	1:H:413:VAL:HG21	1.98	0.45
1:A:51:TYR:HB3	1:A:356:LEU:CD1	2.47	0.45
1:B:69:LYS:HA	1:B:333:LEU:HD23	1.99	0.45
1:B:112:MET:HE1	1:B:405:MET:HG3	1.99	0.45
1:E:87:PHE:CZ	2:E:501:FDE:HBA1	2.52	0.45
1:F:148:LEU:HD21	1:F:413:VAL:HG21	1.97	0.45
1:C:414:LEU:O	1:C:418:LEU:HD13	2.15	0.45
1:C:69:LYS:HG3	3:C:622:HOH:O	2.16	0.45
1:D:266:HIS:NE2	1:D:267:GLU:HG2	2.32	0.45
1:D:304:SER:O	1:D:308:VAL:HG23	2.16	0.45
1:D:313:TYR:HA	1:D:316:MET:HE2	1.98	0.45
1:D:447:LYS:HD3	3:D:642:HOH:O	2.15	0.45

Continued on next page...

Continued from previous page...

Atom-1	Atom-2	Interatomic distance (Å)	Clash overlap (Å)
1:D:90:TRP:O	1:D:93:GLU:HB2	2.17	0.45
1:F:61:ALA:HA	1:F:67:PHE:CD2	2.51	0.45
1:G:419:LYS:O	1:G:451:LYS:HD3	2.16	0.45
2:H:501:FDE:HAD2	3:H:667:HOH:O	2.16	0.45
1:A:242:ASP:O	1:A:246:GLY:N	2.47	0.45
1:B:437:LEU:HD12	1:B:437:LEU:HA	1.75	0.45
1:C:163:ASN:HB2	3:C:709:HOH:O	2.15	0.45
1:F:217:ASP:OD1	3:F:606:HOH:O	2.21	0.45
1:F:26:VAL:O	1:F:30:MET:HG3	2.16	0.45
1:G:319:ASN:HB3	1:G:379:PHE:CE1	2.51	0.45
1:G:47:ARG:NH2	3:G:623:HOH:O	2.49	0.45
1:C:320:GLU:HG3	1:C:374:PHE:CE1	2.51	0.45
1:C:421:PHE:C	1:C:451:LYS:HZ1	2.20	0.45
1:D:373:GLU:O	1:D:378:ARG:NH2	2.50	0.45
1:E:60:GLU:OE1	1:E:342:GLY:HA2	2.16	0.45
1:A:305:TYR:CE2	1:A:309:LYS:HD2	2.52	0.45
1:D:108:SER:O	1:D:111:ALA:N	2.33	0.45
1:D:11:PHE:HB2	1:D:18:PRO:HG2	1.99	0.45
1:F:108:SER:HB2	3:F:621:HOH:O	2.17	0.45
1:B:16:ASN:O	1:B:19:LEU:HB2	2.17	0.45
1:C:71:LEU:CD1	1:C:76:LYS:HG2	2.45	0.45
1:D:331:PHE:HD1	1:D:357:ILE:HD11	1.81	0.45
1:D:440:LYS:HG3	1:D:441:PRO:HD2	1.98	0.45
1:E:54:SER:O	1:E:58:ILE:HG12	2.16	0.45
1:F:371:VAL:HG23	1:F:372:GLU:N	2.32	0.45
1:A:250:ASP:HB3	1:A:253:ASN:H	1.82	0.44
1:G:368:GLY:O	1:G:371:VAL:HG13	2.17	0.44
1:G:68:ASP:OD1	1:G:69:LYS:N	2.50	0.44
1:H:233:LEU:O	1:H:233:LEU:HD13	2.17	0.44
1:H:312:LYS:HG2	1:H:316:MET:CE	2.47	0.44
1:F:293:GLU:HG3	1:F:296:ARG:NH2	2.32	0.44
1:F:456:GLY:O	3:F:607:HOH:O	2.21	0.44
1:G:317:VAL:HG13	1:G:374:PHE:CZ	2.49	0.44
1:D:51:TYR:CD1	1:D:356:LEU:HD11	2.52	0.44
1:G:62:CYS:HB3	1:G:395:ASN:OD1	2.18	0.44
1:H:454:PRO:O	3:H:607:HOH:O	2.21	0.44
1:F:400:CYS:HB2	2:F:501:FDE:NA	2.31	0.44
1:G:320:GLU:HG3	1:G:374:PHE:CD1	2.52	0.44
1:G:426:HIS:CE1	1:G:447:LYS:HG3	2.53	0.44
1:G:81:PHE:HB3	1:G:209:ILE:HG12	1.99	0.44
1:A:178:VAL:HG23	3:A:623:HOH:O	2.17	0.44

Continued on next page...

Continued from previous page...

Atom-1	Atom-2	Interatomic distance (Å)	Clash overlap (Å)
1:A:311:LEU:C	3:A:612:HOH:O	2.55	0.44
1:C:71:LEU:HD12	1:C:71:LEU:O	2.17	0.44
1:D:313:TYR:O	1:D:317:VAL:HG12	2.17	0.44
1:D:385:ILE:HD12	1:D:386:PRO:HD2	1.99	0.44
1:F:303:PRO:HA	1:F:307:GLN:OE1	2.18	0.44
1:G:110:GLN:CD	1:G:110:GLN:H	2.21	0.44
1:G:268:THR:HA	3:G:620:HOH:O	2.16	0.44
1:G:274:SER:HB3	1:G:441:PRO:HG2	1.99	0.44
1:C:266:HIS:CD2	1:C:267:GLU:HG2	2.53	0.44
2:C:501:FDE:HMF1	3:C:745:HOH:O	2.17	0.44
1:C:5:MET:CE	1:C:50:ARG:HG2	2.48	0.44
1:D:318:LEU:HD22	1:D:410:ALA:HB1	1.99	0.44
1:E:203:ARG:HG3	1:E:204:GLN:N	2.32	0.44
1:F:223:ARG:HE	1:F:234:LEU:CD2	2.30	0.44
1:F:177:MET:HE1	1:F:267:GLU:CG	2.48	0.44
1:G:121:ASP:O	1:G:124:VAL:HG22	2.18	0.44
1:H:167:ARG:NH2	1:H:171:HIS:CD2	2.80	0.44
1:C:104:LEU:O	1:C:104:LEU:HD22	2.17	0.44
1:D:208:ASP:HA	1:D:211:VAL:HG12	1.99	0.44
1:D:209:ILE:HD12	1:D:213:ASN:ND2	2.33	0.44
1:G:338:ASP:OD1	1:G:349:LYS:N	2.43	0.44
1:G:377:GLU:O	1:G:380:GLU:HG3	2.17	0.44
1:G:378:ARG:HB2	1:G:379:PHE:HD2	1.83	0.44
1:H:223:ARG:HH21	1:H:235:THR:HG23	1.82	0.44
1:A:400:CYS:HB2	2:A:501:FDE:NA	2.33	0.44
1:C:364:LYS:HD2	1:C:365:THR:N	2.33	0.44
1:F:404:GLN:CD	1:F:404:GLN:N	2.71	0.44
1:F:58:ILE:HG13	1:F:360:LEU:HD13	2.00	0.44
1:G:136:ASP:N	1:G:136:ASP:OD1	2.51	0.44
1:A:16:ASN:HD21	1:A:43:GLU:H	1.66	0.43
1:A:349:LYS:HE3	1:A:349:LYS:HB2	1.89	0.43
1:B:78:VAL:HG13	1:B:81:PHE:CZ	2.53	0.43
1:C:8:PRO:HB2	1:C:19:LEU:CD2	2.48	0.43
1:C:84:ASP:OD2	1:C:95:ASN:ND2	2.33	0.43
1:A:268:THR:HB	2:A:501:FDE:HME3	1.99	0.43
1:B:116:HIS:N	3:B:628:HOH:O	2.50	0.43
1:B:162:PHE:O	1:B:167:ARG:NH1	2.52	0.43
1:B:273:LEU:HD21	1:B:410:ALA:HA	2.00	0.43
1:D:120:VAL:HB	3:D:613:HOH:O	2.17	0.43
1:D:168:ASP:N	1:D:168:ASP:OD1	2.44	0.43
1:G:17:LEU:HD11	1:G:189:GLN:HA	2.00	0.43

Continued on next page...

Continued from previous page...

Atom-1	Atom-2	Interatomic distance (Å)	Clash overlap (Å)
1:G:24:LYS:HB2	3:G:659:HOH:O	2.19	0.43
1:H:63:ASP:OD2	1:H:66:ARG:HG3	2.18	0.43
1:A:300:ASP:HB2	1:A:302:VAL:O	2.18	0.43
1:B:282:LYS:HD2	3:B:647:HOH:O	2.17	0.43
1:B:58:ILE:HD12	1:B:355:VAL:HG13	2.00	0.43
1:C:144:ASP:OD1	1:C:147:ARG:NH1	2.51	0.43
1:C:72:SER:O	1:C:76:LYS:HG3	2.17	0.43
1:E:153:ILE:HB	1:E:265:PHE:CD2	2.54	0.43
1:E:265:PHE:HB2	2:E:501:FDE:HMF3	1.99	0.43
1:G:328:ALA:HB2	3:G:646:HOH:O	2.18	0.43
1:G:72:SER:OG	1:G:75:LEU:HD13	2.18	0.43
1:B:262:LEU:HD23	1:B:262:LEU:HA	1.77	0.43
1:D:234:LEU:HA	1:D:237:MET:HE3	2.01	0.43
1:E:75:LEU:HD21	1:E:87:PHE:HE1	1.84	0.43
1:F:147:ARG:HG2	1:F:164:SER:HB3	2.01	0.43
1:A:94:LYS:HZ1	1:F:21:ASN:HD21	1.59	0.43
1:F:102:ILE:HD11	1:F:249:LEU:HD21	2.01	0.43
1:H:380:GLU:O	1:H:382:PRO:HD3	2.17	0.43
1:A:22:THR:HB	1:A:24:LYS:H	1.83	0.43
1:F:135:ALA:N	3:F:622:HOH:O	2.50	0.43
1:F:79:ARG:HG3	1:F:83:GLY:O	2.19	0.43
1:G:404:GLN:H	1:G:404:GLN:CD	2.21	0.43
1:A:215:LEU:O	1:A:219:ILE:HG13	2.19	0.43
1:A:257:GLN:HA	1:A:257:GLN:HE21	1.84	0.43
1:A:377:GLU:OE1	1:A:377:GLU:N	2.51	0.43
1:A:68:ASP:HB2	1:A:336:LYS:HZ1	1.76	0.43
1:H:208:ASP:O	1:H:212:MET:HG2	2.19	0.43
1:H:272:TRP:CD2	1:H:322:ILE:HD12	2.53	0.43
1:A:104:LEU:HD23	1:A:104:LEU:HA	1.69	0.43
1:C:11:PHE:HE2	1:C:19:LEU:CD1	2.31	0.43
1:D:407:LEU:HD12	1:D:407:LEU:HA	1.81	0.43
1:F:121:ASP:C	1:F:121:ASP:OD2	2.56	0.43
1:G:344:GLU:HG3	1:G:345:TYR:CD2	2.53	0.43
1:G:392:PRO:HG2	1:G:393:PHE:CD2	2.54	0.43
1:G:393:PHE:HB3	1:G:400:CYS:HB3	1.99	0.43
1:B:10:THR:HG23	1:B:15:LYS:HA	2.01	0.43
1:C:393:PHE:HB3	1:C:400:CYS:HB3	2.01	0.43
1:E:254:ILE:HD13	1:E:254:ILE:HA	1.78	0.43
1:G:311:LEU:HB3	1:G:314:VAL:HB	2.00	0.43
1:G:86:LEU:HA	1:G:86:LEU:HD23	1.73	0.43
1:H:3:LYS:CB	1:H:344:GLU:HB3	2.49	0.43

Continued on next page...

Continued from previous page...

Atom-1	Atom-2	Interatomic distance (Å)	Clash overlap (Å)
1:D:193:PRO:O	1:D:202:LYS:NZ	2.40	0.43
1:D:247:GLU:CB	1:D:248:PRO:HD3	2.49	0.43
1:H:44:ALA:HB3	1:H:47:ARG:HG3	2.01	0.43
1:C:22:THR:HG22	1:C:23:ASP:N	2.34	0.42
1:C:66:ARG:NH2	1:C:339:THR:OG1	2.40	0.42
1:D:29:LEU:HB3	1:D:356:LEU:HD21	2.00	0.42
1:B:223:ARG:CZ	1:B:234:LEU:HD22	2.49	0.42
1:B:61:ALA:O	1:B:333:LEU:HD13	2.20	0.42
1:C:250:ASP:OD1	1:C:251:ASP:N	2.52	0.42
1:C:293:GLU:OE2	1:C:314:VAL:HG23	2.19	0.42
1:C:347:LEU:HD13	1:C:353:LEU:HD11	2.00	0.42
1:F:305:TYR:O	1:F:309:LYS:NZ	2.52	0.42
1:F:382:PRO:HA	1:F:385:ILE:HD12	2.00	0.42
1:F:413:VAL:O	1:F:417:MET:HG3	2.20	0.42
1:G:390:PHE:CZ	1:G:392:PRO:HG3	2.54	0.42
1:H:98:LYS:HE2	1:H:249:LEU:HD23	1.99	0.42
1:A:174:ILE:HD11	1:A:266:HIS:CE1	2.54	0.42
1:E:426:HIS:CG	1:E:447:LYS:HG3	2.54	0.42
1:E:440:LYS:HG3	3:E:603:HOH:O	2.19	0.42
1:G:22:THR:HG22	1:G:23:ASP:N	2.34	0.42
1:G:39:ILE:HA	1:G:51:TYR:O	2.18	0.42
1:H:372:GLU:OE2	3:H:608:HOH:O	2.21	0.42
1:B:418:LEU:HD23	1:B:418:LEU:HA	1.77	0.42
1:B:54:SER:O	1:B:58:ILE:HG12	2.20	0.42
1:D:30:MET:HG2	1:D:359:GLN:HG2	2.00	0.42
1:D:375:ARG:N	1:D:378:ARG:NH1	2.62	0.42
1:D:400:CYS:HB2	2:D:501:FDE:NA	2.33	0.42
1:F:263:ILE:HD13	1:F:263:ILE:N	2.34	0.42
1:G:50:ARG:HB2	1:G:353:LEU:HD23	2.01	0.42
1:D:262:LEU:HD23	1:D:262:LEU:HA	1.83	0.42
1:F:250:ASP:N	1:F:250:ASP:OD1	2.50	0.42
1:G:125:GLN:HE21	1:G:165:PHE:HD2	1.67	0.42
1:G:55:GLN:HA	1:G:58:ILE:HB	2.00	0.42
1:H:230:SER:O	1:H:235:THR:HG21	2.18	0.42
1:A:187:LYS:O	1:A:189:GLN:N	2.53	0.42
1:A:158:PHE:HE1	1:A:258:ILE:HG12	1.85	0.42
1:B:24:LYS:HB2	3:B:665:HOH:O	2.19	0.42
1:C:142:PRO:HD3	1:C:444:PHE:HB3	2.01	0.42
1:D:449:LYS:HA	1:D:449:LYS:HD3	1.75	0.42
1:A:245:THR:HG22	1:F:18:PRO:O	2.20	0.42
1:A:203:ARG:HG3	3:A:672:HOH:O	2.19	0.42

Continued on next page...

Continued from previous page...

Atom-1	Atom-2	Interatomic distance (Å)	Clash overlap (Å)
1:C:39:ILE:HA	1:C:51:TYR:O	2.20	0.42
1:H:254:ILE:O	1:H:257:GLN:N	2.52	0.42
1:B:280:LEU:HD21	1:B:317:VAL:HG11	2.00	0.42
1:D:341:LEU:HD22	1:D:347:LEU:HD11	2.01	0.42
1:D:63:ASP:OD2	1:D:65:SER:OG	2.19	0.42
1:E:98:LYS:O	1:E:102:ILE:HG13	2.19	0.42
1:E:280:LEU:O	1:E:287:LEU:HD22	2.19	0.42
1:E:304:SER:N	1:E:307:GLN:OE1	2.42	0.42
1:F:271:GLY:HA3	1:F:327:THR:HG21	2.02	0.42
1:F:119:MET:HE3	1:F:409:GLU:OE2	2.20	0.42
1:G:118:MET:HB3	1:G:155:LEU:HD23	2.01	0.42
1:G:237:MET:CE	1:G:254:ILE:HG23	2.40	0.42
1:G:380:GLU:OE2	1:G:381:ASN:N	2.51	0.42
1:G:433:ILE:CD1	1:G:440:LYS:O	2.63	0.42
1:B:107:PHE:CE1	1:B:233:LEU:HD21	2.55	0.42
1:B:8:PRO:HB2	1:B:19:LEU:HD21	2.01	0.42
1:B:289:LYS:HD2	1:B:313:TYR:CE1	2.55	0.42
1:C:313:TYR:O	1:C:317:VAL:HG23	2.19	0.42
1:C:421:PHE:N	1:C:451:LYS:NZ	2.66	0.42
1:E:174:ILE:HD13	1:E:177:MET:HE3	2.02	0.42
1:E:280:LEU:HA	1:E:280:LEU:HD23	1.72	0.42
1:F:335:ALA:CB	1:F:347:LEU:CD1	2.97	0.42
1:A:409:GLU:N	3:A:608:HOH:O	2.52	0.42
1:B:129:LYS:HB2	1:C:166:TYR:CE2	2.55	0.42
1:D:173:PHE:CZ	1:D:215:LEU:HD12	2.55	0.42
1:D:86:LEU:HD23	1:D:86:LEU:HA	1.86	0.42
1:F:2:ILE:HG23	1:F:346:PRO:CG	2.50	0.42
1:F:440:LYS:HB3	1:F:440:LYS:HE3	1.74	0.42
1:G:224:LYS:H	1:G:224:LYS:HD3	1.84	0.42
1:G:319:ASN:HB3	1:G:379:PHE:CD1	2.55	0.42
1:G:39:ILE:HG21	1:G:345:TYR:CE2	2.54	0.42
1:H:455:LEU:HA	3:H:607:HOH:O	2.19	0.42
1:A:130:TRP:CE2	1:A:139:ILE:HD13	2.54	0.41
1:A:280:LEU:HA	1:A:280:LEU:HD23	1.66	0.41
1:B:173:PHE:HD1	1:B:215:LEU:HD21	1.84	0.41
1:D:398:ARG:HH11	1:D:398:ARG:HD2	1.68	0.41
1:D:421:PHE:HB2	1:D:423:PHE:CZ	2.55	0.41
1:G:265:PHE:HD1	2:G:501:FDE:H2C	1.85	0.41
1:G:267:GLU:OE2	1:G:438:THR:OG1	2.25	0.41
1:G:66:ARG:NH1	3:G:613:HOH:O	2.30	0.41
1:H:136:ASP:OD2	3:H:609:HOH:O	2.21	0.41

Continued on next page...

Continued from previous page...

Atom-1	Atom-2	Interatomic distance (Å)	Clash overlap (Å)
1:H:213:ASN:OD1	1:H:255:ARG:HD3	2.20	0.41
1:H:437:LEU:HA	1:H:437:LEU:HD23	1.81	0.41
1:A:271:GLY:CA	1:A:440:LYS:HG2	2.51	0.41
1:B:122:ILE:HG22	1:B:148:LEU:HD12	2.01	0.41
1:B:433:ILE:HD11	1:B:439:LEU:HD22	2.01	0.41
2:B:501:FDE:HAD2	3:B:640:HOH:O	2.19	0.41
1:C:440:LYS:HG3	1:C:441:PRO:O	2.21	0.41
1:C:54:SER:O	1:C:58:ILE:HG12	2.19	0.41
1:D:278:TYR:CD2	1:D:278:TYR:C	2.94	0.41
1:F:234:LEU:HD13	1:F:258:ILE:HD11	2.01	0.41
1:H:50:ARG:O	1:H:354:MET:N	2.44	0.41
1:B:22:THR:HB	1:B:24:LYS:H	1.85	0.41
1:C:47:ARG:NH1	3:C:640:HOH:O	2.53	0.41
1:E:266:HIS:CD2	1:E:267:GLU:HG2	2.54	0.41
1:G:377:GLU:N	1:G:377:GLU:OE2	2.51	0.41
1:D:331:PHE:HB3	2:D:501:FDE:HBA2	2.01	0.41
1:E:128:GLN:HB3	1:E:132:ARG:HE	1.85	0.41
1:F:426:HIS:CG	1:F:447:LYS:HG3	2.56	0.41
1:A:24:LYS:HA	1:A:435:GLU:CD	2.41	0.41
1:G:326:PRO:HG2	1:G:358:PRO:HG3	2.03	0.41
1:H:127:VAL:O	1:H:131:GLU:HG3	2.21	0.41
1:H:20:LEU:C	1:H:22:THR:H	2.24	0.41
1:H:59:LYS:HE3	1:H:59:LYS:HB2	1.85	0.41
1:A:278:TYR:CZ	1:A:431:LEU:HB2	2.55	0.41
1:D:380:GLU:O	1:D:382:PRO:HD3	2.21	0.41
1:E:11:PHE:CD1	1:E:11:PHE:N	2.89	0.41
1:F:194:ASP:CG	1:F:195:ASP:H	2.24	0.41
1:F:218:LYS:HE3	1:F:218:LYS:HB2	1.76	0.41
1:G:58:ILE:HD12	1:G:355:VAL:HG13	2.02	0.41
1:G:378:ARG:HB2	1:G:379:PHE:CD2	2.54	0.41
1:D:338:ASP:O	1:D:339:THR:HG23	2.21	0.41
1:E:234:LEU:O	1:E:238:LEU:HD13	2.21	0.41
1:E:55:GLN:HA	1:E:58:ILE:HB	2.02	0.41
1:F:173:PHE:CD1	1:F:215:LEU:HD21	2.55	0.41
1:A:167:ARG:NH1	1:A:171:HIS:CD2	2.84	0.41
1:A:364:LYS:HA	3:A:611:HOH:O	2.19	0.41
1:C:377:GLU:N	1:C:377:GLU:OE1	2.52	0.41
1:C:57:LEU:HD23	1:C:57:LEU:HA	1.78	0.41
1:D:343:GLY:HA2	1:F:206:GLN:NE2	2.36	0.41
1:F:63:ASP:OD2	1:F:66:ARG:HG3	2.20	0.41
1:B:191:ALA:O	1:B:193:PRO:HD3	2.21	0.41

Continued on next page...

Continued from previous page...

Atom-1	Atom-2	Interatomic distance (Å)	Clash overlap (Å)
1:E:262:LEU:HA	1:E:262:LEU:HD23	1.80	0.41
1:F:154:GLY:HA2	1:F:158:PHE:HD2	1.86	0.41
1:F:312:LYS:O	1:F:316:MET:HG3	2.21	0.41
1:F:391:LYS:HZ1	1:F:395:ASN:HA	1.85	0.41
1:H:59:LYS:HG3	1:H:60:GLU:N	2.36	0.41
1:A:87:PHE:HE2	3:A:675:HOH:O	2.03	0.41
1:B:132:ARG:HH11	1:B:132:ARG:HD3	1.73	0.41
1:B:189:GLN:O	1:B:189:GLN:HG3	2.21	0.41
1:C:167:ARG:HG2	1:C:169:GLN:O	2.21	0.41
1:E:118:MET:HB3	1:E:155:LEU:HD23	2.02	0.41
1:E:5:MET:SD	1:E:50:ARG:HG2	2.61	0.41
1:G:122:ILE:HG13	1:G:152:THR:HA	2.02	0.41
1:G:367:TRP:HB2	1:G:371:VAL:HG12	2.03	0.41
1:H:39:ILE:HA	1:H:51:TYR:O	2.21	0.41
1:D:439:LEU:O	1:D:440:LYS:HB2	2.21	0.41
1:E:44:ALA:HB1	1:E:45:PRO:HD2	2.03	0.41
1:F:331:PHE:CD2	1:F:357:ILE:HD11	2.55	0.41
1:F:54:SER:O	1:F:58:ILE:HG12	2.21	0.41
1:F:66:ARG:HD2	1:F:339:THR:HG21	2.03	0.41
1:G:304:SER:OG	1:G:307:GLN:HG3	2.21	0.41
1:H:27:GLN:O	1:H:31:LYS:HG3	2.21	0.41
1:C:388:HIS:HA	1:C:391:LYS:HD3	2.03	0.40
1:E:198:TYR:O	1:E:202:LYS:HG3	2.21	0.40
1:F:234:LEU:O	1:F:238:LEU:HD22	2.21	0.40
1:G:127:VAL:O	1:G:131:GLU:HB2	2.21	0.40
1:H:15:LYS:HD3	1:H:43:GLU:OE1	2.22	0.40
1:B:109:GLN:HG2	1:B:404:GLN:HE22	1.86	0.40
1:B:233:LEU:HD23	1:B:233:LEU:HA	1.78	0.40
1:B:96:TRP:CE3	1:B:97:LYS:N	2.89	0.40
1:G:22:THR:HG22	1:G:23:ASP:H	1.86	0.40
1:G:52:LEU:HB2	1:G:58:ILE:HD11	2.02	0.40
1:H:134:ASN:ND2	1:H:137:GLU:OE2	2.32	0.40
1:A:119:MET:SD	3:A:608:HOH:O	2.63	0.40
1:B:371:VAL:HG23	1:B:372:GLU:HG2	2.02	0.40
1:F:232:ASP:CB	1:F:235:THR:H	2.35	0.40
1:H:364:LYS:HG2	1:H:365:THR:N	2.36	0.40
1:H:360:LEU:HD21	1:H:391:LYS:HG2	2.03	0.40
1:B:128:GLN:O	1:B:132:ARG:HD2	2.21	0.40
1:D:130:TRP:CD2	1:D:139:ILE:HD13	2.57	0.40
1:D:223:ARG:NH2	1:D:232:ASP:OD2	2.54	0.40
1:D:331:PHE:CD1	1:D:357:ILE:HD11	2.56	0.40

Continued on next page...

Continued from previous page...

Atom-1	Atom-2	Interatomic distance (Å)	Clash overlap (Å)
1:E:252:GLU:H	1:E:252:GLU:CD	2.24	0.40
1:F:77:PHE:CE1	1:F:187:LYS:HE2	2.56	0.40
1:F:250:ASP:HB2	1:F:252:GLU:OE1	2.21	0.40
1:F:437:LEU:HA	1:F:437:LEU:HD23	1.92	0.40
1:A:39:ILE:HA	1:A:51:TYR:O	2.21	0.40
1:A:78:VAL:HG13	1:A:81:PHE:CZ	2.56	0.40
1:B:118:MET:H	1:B:118:MET:HG3	1.63	0.40
1:C:307:GLN:HA	1:C:310:GLN:OE1	2.21	0.40
1:D:26:VAL:O	1:D:30:MET:HG3	2.21	0.40
1:E:297:VAL:HG23	1:E:298:LEU:HG	2.03	0.40
1:F:91:THR:HB	1:F:398:ARG:NH1	2.23	0.40
1:G:130:TRP:CD2	1:G:139:ILE:HD13	2.56	0.40
1:H:414:LEU:HD12	1:H:417:MET:HE3	2.04	0.40
1:H:26:VAL:HG23	1:H:435:GLU:OE2	2.22	0.40

All (2) symmetry-related close contacts are listed below. The label for Atom-2 includes the symmetry operator and encoded unit-cell translations to be applied.

Atom-1	Atom-2	Interatomic distance (Å)	Clash overlap (Å)
3:E:715:HOH:O	3:H:734:HOH:O[2_455]	2.02	0.18
3:C:741:HOH:O	3:E:719:HOH:O[2_354]	2.13	0.07

5.3 Torsion angles [i](#)

5.3.1 Protein backbone [i](#)

In the following table, the Percentiles column shows the percent Ramachandran outliers of the chain as a percentile score with respect to all X-ray entries followed by that with respect to entries of similar resolution.

The Analysed column shows the number of residues for which the backbone conformation was analysed, and the total number of residues.

Mol	Chain	Analysed	Favoured	Allowed	Outliers	Percentiles	
1	A	448/471 (95%)	429 (96%)	18 (4%)	1 (0%)	52	51
1	B	451/471 (96%)	437 (97%)	13 (3%)	1 (0%)	52	51
1	C	449/471 (95%)	426 (95%)	21 (5%)	2 (0%)	39	34
1	D	450/471 (96%)	427 (95%)	18 (4%)	5 (1%)	17	10

Continued on next page...

Continued from previous page...

Mol	Chain	Analysed	Favoured	Allowed	Outliers	Percentiles	
1	E	448/471 (95%)	426 (95%)	19 (4%)	3 (1%)	26	18
1	F	451/471 (96%)	427 (95%)	19 (4%)	5 (1%)	17	10
1	G	449/471 (95%)	431 (96%)	17 (4%)	1 (0%)	52	51
1	H	446/471 (95%)	428 (96%)	18 (4%)	0	100	100
All	All	3592/3768 (95%)	3431 (96%)	143 (4%)	18 (0%)	34	26

All (18) Ramachandran outliers are listed below:

Mol	Chain	Res	Type
1	D	247	GLU
1	E	225	ALA
1	E	311	LEU
1	F	224	LYS
1	D	245	THR
1	G	311	LEU
1	A	188	LEU
1	C	225	ALA
1	B	96	TRP
1	D	225	ALA
1	F	12	GLY
1	F	311	LEU
1	E	403	GLN
1	F	238	LEU
1	F	45	PRO
1	D	45	PRO
1	C	45	PRO
1	D	440	LYS

5.3.2 Protein sidechains ⓘ

In the following table, the Percentiles column shows the percent sidechain outliers of the chain as a percentile score with respect to all X-ray entries followed by that with respect to entries of similar resolution.

The Analysed column shows the number of residues for which the sidechain conformation was analysed, and the total number of residues.

Mol	Chain	Analysed	Rotameric	Outliers	Percentiles	
1	A	367/415 (88%)	348 (95%)	19 (5%)	29	23
1	B	374/415 (90%)	361 (96%)	13 (4%)	43	41

Continued on next page...

Continued from previous page...

Mol	Chain	Analysed	Rotameric	Outliers	Percentiles	
1	C	368/415 (89%)	351 (95%)	17 (5%)	33	29
1	D	343/415 (83%)	330 (96%)	13 (4%)	40	37
1	E	375/415 (90%)	358 (96%)	17 (4%)	34	30
1	F	360/415 (87%)	337 (94%)	23 (6%)	22	15
1	G	364/415 (88%)	344 (94%)	20 (6%)	27	21
1	H	375/415 (90%)	356 (95%)	19 (5%)	29	24
All	All	2926/3320 (88%)	2785 (95%)	141 (5%)	31	27

All (141) residues with a non-rotameric sidechain are listed below:

Mol	Chain	Res	Type
1	A	10	THR
1	A	20	LEU
1	A	23	ASP
1	A	49	THR
1	A	102	ILE
1	A	156	CYS
1	A	181	LEU
1	A	203	ARG
1	A	235	THR
1	A	242	ASP
1	A	251	ASP
1	A	266	HIS
1	A	336	LYS
1	A	369	ASP
1	A	383	SER
1	A	407	LEU
1	A	427	THR
1	A	436	THR
1	A	445	VAL
1	B	19	LEU
1	B	59	LYS
1	B	126	LEU
1	B	159	ASN
1	B	169	GLN
1	B	173	PHE
1	B	174	ILE
1	B	215	LEU
1	B	223	ARG
1	B	266	HIS

Continued on next page...

Continued from previous page...

Mol	Chain	Res	Type
1	B	302	VAL
1	B	314	VAL
1	B	324	LEU
1	C	3	LYS
1	C	14	LEU
1	C	31	LYS
1	C	104	LEU
1	C	167	ARG
1	C	207	GLU
1	C	234	LEU
1	C	245	THR
1	C	266	HIS
1	C	302	VAL
1	C	364	LYS
1	C	375	ARG
1	C	418	LEU
1	C	424	GLU
1	C	430	GLU
1	C	434	LYS
1	C	437	LEU
1	D	31	LYS
1	D	53	SER
1	D	56	ARG
1	D	100	HIS
1	D	190	ARG
1	D	209	ILE
1	D	249	LEU
1	D	250	ASP
1	D	266	HIS
1	D	281	VAL
1	D	300	ASP
1	D	317	VAL
1	D	373	GLU
1	E	11	PHE
1	E	22	THR
1	E	94	LYS
1	E	102	ILE
1	E	178	VAL
1	E	189	GLN
1	E	230	SER
1	E	238	LEU
1	E	247	GLU

Continued on next page...

Continued from previous page...

Mol	Chain	Res	Type
1	E	266	HIS
1	E	300	ASP
1	E	327	THR
1	E	369	ASP
1	E	404	GLN
1	E	427	THR
1	E	440	LYS
1	E	445	VAL
1	F	10	THR
1	F	17	LEU
1	F	47	ARG
1	F	80	ASP
1	F	91	THR
1	F	102	ILE
1	F	178	VAL
1	F	195	ASP
1	F	199	ASP
1	F	215	LEU
1	F	222	ASP
1	F	230	SER
1	F	238	LEU
1	F	247	GLU
1	F	252	GLU
1	F	263	ILE
1	F	309	LYS
1	F	381	ASN
1	F	404	GLN
1	F	427	THR
1	F	436	THR
1	F	440	LYS
1	F	445	VAL
1	G	23	ASP
1	G	47	ARG
1	G	131	GLU
1	G	159	ASN
1	G	175	THR
1	G	178	VAL
1	G	204	GLN
1	G	224	LYS
1	G	232	ASP
1	G	235	THR
1	G	266	HIS

Continued on next page...

Continued from previous page...

Mol	Chain	Res	Type
1	G	306	LYS
1	G	365	THR
1	G	369	ASP
1	G	380	GLU
1	G	382	PRO
1	G	383	SER
1	G	404	GLN
1	G	411	THR
1	G	445	VAL
1	H	4	GLU
1	H	6	PRO
1	H	65	SER
1	H	97	LYS
1	H	102	ILE
1	H	126	LEU
1	H	178	VAL
1	H	192	ASN
1	H	212	MET
1	H	223	ARG
1	H	224	LYS
1	H	230	SER
1	H	247	GLU
1	H	263	ILE
1	H	266	HIS
1	H	309	LYS
1	H	322	ILE
1	H	364	LYS
1	H	436	THR

Some sidechains can be flipped to improve hydrogen bonding and reduce clashes. All (12) such sidechains are listed below:

Mol	Chain	Res	Type
1	A	257	GLN
1	B	100	HIS
1	B	257	GLN
1	D	266	HIS
1	D	403	GLN
1	E	110	GLN
1	E	266	HIS
1	F	21	ASN
1	F	359	GLN
1	F	387	GLN

Continued on next page...

Continued from previous page...

Mol	Chain	Res	Type
1	F	408	HIS
1	H	189	GLN

5.3.3 RNA ⓘ

There are no RNA molecules in this entry.

5.4 Non-standard residues in protein, DNA, RNA chains ⓘ

There are no non-standard protein/DNA/RNA residues in this entry.

5.5 Carbohydrates ⓘ

There are no carbohydrates in this entry.

5.6 Ligand geometry ⓘ

8 ligands are modelled in this entry.

In the following table, the Counts columns list the number of bonds (or angles) for which Mogul statistics could be retrieved, the number of bonds (or angles) that are observed in the model and the number of bonds (or angles) that are defined in the chemical component dictionary. The Link column lists molecule types, if any, to which the group is linked. The Z score for a bond length (or angle) is the number of standard deviations the observed value is removed from the expected value. A bond length (or angle) with $|Z| > 2$ is considered an outlier worth inspection. RMSZ is the root-mean-square of all Z scores of the bond lengths (or angles).

Mol	Type	Chain	Res	Link	Bond lengths			Bond angles		
					Counts	RMSZ	# $ Z > 2$	Counts	RMSZ	# $ Z > 2$
2	FDE	A	501	1,3	29,46,46	6.12	15 (51%)	20,76,76	4.21	12 (60%)
2	FDE	B	501	1	29,46,46	6.43	15 (51%)	20,76,76	3.51	14 (70%)
2	FDE	C	501	1	29,46,46	6.23	16 (55%)	20,76,76	3.85	13 (65%)
2	FDE	D	501	1	29,46,46	6.14	15 (51%)	20,76,76	3.77	10 (50%)
2	FDE	E	501	1,3	29,46,46	6.25	15 (51%)	20,76,76	3.85	11 (55%)
2	FDE	F	501	1	29,46,46	6.08	14 (48%)	20,76,76	4.25	12 (60%)
2	FDE	G	501	1	29,46,46	6.23	16 (55%)	20,76,76	3.88	13 (65%)
2	FDE	H	501	1	29,46,46	6.56	15 (51%)	20,76,76	3.88	13 (65%)

In the following table, the Chirals column lists the number of chiral outliers, the number of chiral

centers analysed, the number of these observed in the model and the number defined in the chemical component dictionary. Similar counts are reported in the Torsion and Rings columns. '-' means no outliers of that kind were identified.

Mol	Type	Chain	Res	Link	Chirals	Torsions	Rings
2	FDE	A	501	1,3	-	0/6/86/86	0/0/8/8
2	FDE	B	501	1	-	0/6/86/86	0/0/8/8
2	FDE	C	501	1	-	0/6/86/86	0/0/8/8
2	FDE	D	501	1	-	0/6/86/86	0/0/8/8
2	FDE	E	501	1,3	-	0/6/86/86	0/0/8/8
2	FDE	F	501	1	-	0/6/86/86	0/0/8/8
2	FDE	G	501	1	-	0/6/86/86	0/0/8/8
2	FDE	H	501	1	-	0/6/86/86	0/0/8/8

All (121) bond length outliers are listed below:

Mol	Chain	Res	Type	Atoms	Z	Observed(Å)	Ideal(Å)
2	H	501	FDE	C1C-NC	-13.94	1.30	1.49
2	E	501	FDE	C1C-NC	-12.88	1.31	1.49
2	C	501	FDE	C1C-NC	-12.35	1.32	1.49
2	B	501	FDE	C1C-NC	-12.32	1.32	1.49
2	G	501	FDE	C1C-NC	-12.28	1.32	1.49
2	H	501	FDE	C1A-NA	-12.24	1.32	1.49
2	F	501	FDE	C1C-NC	-12.23	1.32	1.49
2	C	501	FDE	C4C-NC	-12.20	1.32	1.49
2	D	501	FDE	C1C-NC	-11.86	1.32	1.49
2	F	501	FDE	CHD-C4C	-11.84	1.30	1.53
2	B	501	FDE	CHD-C4C	-11.76	1.30	1.53
2	H	501	FDE	CHD-C4C	-11.76	1.30	1.53
2	A	501	FDE	CHD-C4C	-11.75	1.30	1.53
2	A	501	FDE	C4C-NC	-11.72	1.33	1.49
2	E	501	FDE	CHD-C4C	-11.69	1.31	1.53
2	B	501	FDE	C4A-NA	-11.58	1.33	1.49
2	D	501	FDE	CHD-C4C	-11.56	1.31	1.53
2	B	501	FDE	C1A-NA	-11.51	1.33	1.49
2	G	501	FDE	CHD-C4C	-11.51	1.31	1.53
2	H	501	FDE	C4C-NC	-11.43	1.33	1.49
2	C	501	FDE	C1C-C2C	-11.43	1.38	1.50
2	F	501	FDE	C4C-NC	-11.30	1.33	1.49
2	H	501	FDE	C4A-NA	-11.29	1.33	1.49
2	G	501	FDE	CHB-C4A	-11.18	1.32	1.53
2	B	501	FDE	C1C-C2C	-11.16	1.38	1.50
2	A	501	FDE	C1C-NC	-11.16	1.33	1.49
2	A	501	FDE	C1A-NA	-11.15	1.33	1.49
2	H	501	FDE	C1C-C2C	-11.12	1.38	1.50

Continued on next page...

Continued from previous page...

Mol	Chain	Res	Type	Atoms	Z	Observed(Å)	Ideal(Å)
2	C	501	FDE	C1A-NA	-11.11	1.34	1.49
2	C	501	FDE	CHD-C4C	-11.08	1.32	1.53
2	F	501	FDE	C1A-NA	-11.05	1.34	1.49
2	B	501	FDE	C4C-NC	-10.99	1.34	1.49
2	D	501	FDE	C4C-NC	-10.90	1.34	1.49
2	E	501	FDE	C4C-NC	-10.88	1.34	1.49
2	D	501	FDE	C1C-C2C	-10.88	1.39	1.50
2	E	501	FDE	C4A-NA	-10.85	1.34	1.49
2	D	501	FDE	C1A-NA	-10.82	1.34	1.49
2	A	501	FDE	C1C-C2C	-10.71	1.39	1.50
2	G	501	FDE	C1A-NA	-10.69	1.34	1.49
2	G	501	FDE	C4C-NC	-10.66	1.34	1.49
2	E	501	FDE	C1C-C2C	-10.63	1.39	1.50
2	E	501	FDE	C1A-NA	-10.58	1.34	1.49
2	G	501	FDE	C1C-C2C	-10.27	1.39	1.50
2	D	501	FDE	C4A-NA	-10.22	1.35	1.49
2	G	501	FDE	C4A-NA	-10.21	1.35	1.49
2	H	501	FDE	CHB-C4A	-10.11	1.34	1.53
2	E	501	FDE	CHB-C4A	-10.07	1.34	1.53
2	A	501	FDE	CHB-C4A	-10.04	1.34	1.53
2	C	501	FDE	C4A-NA	-9.96	1.35	1.49
2	F	501	FDE	C1C-C2C	-9.69	1.40	1.50
2	D	501	FDE	CHB-C4A	-9.64	1.34	1.53
2	C	501	FDE	CHB-C4A	-9.61	1.34	1.53
2	F	501	FDE	C4A-NA	-9.58	1.36	1.49
2	F	501	FDE	CHB-C4A	-9.55	1.35	1.53
2	B	501	FDE	CHB-C4A	-9.46	1.35	1.53
2	A	501	FDE	C4A-NA	-9.44	1.36	1.49
2	G	501	FDE	CHB-C1B	-9.14	1.34	1.50
2	A	501	FDE	CHB-C1B	-8.87	1.35	1.50
2	H	501	FDE	CHB-C1B	-8.86	1.35	1.50
2	C	501	FDE	CHB-C1B	-8.58	1.35	1.50
2	D	501	FDE	CHB-C1B	-8.32	1.35	1.50
2	E	501	FDE	CHB-C1B	-8.15	1.36	1.50
2	B	501	FDE	CHB-C1B	-7.95	1.36	1.50
2	F	501	FDE	CHB-C1B	-7.62	1.37	1.50
2	F	501	FDE	CHD-C1D	-7.50	1.31	1.51
2	B	501	FDE	C1B-NB	-7.27	1.30	1.35
2	B	501	FDE	CHD-C1D	-7.20	1.32	1.51
2	H	501	FDE	CHD-C1D	-7.09	1.32	1.51
2	D	501	FDE	CHD-C1D	-7.05	1.32	1.51
2	E	501	FDE	CHD-C1D	-7.04	1.32	1.51

Continued on next page...

Continued from previous page...

Mol	Chain	Res	Type	Atoms	Z	Observed(Å)	Ideal(Å)
2	A	501	FDE	CHD-C1D	-6.80	1.33	1.51
2	G	501	FDE	CHD-C1D	-6.72	1.33	1.51
2	C	501	FDE	CHD-C1D	-6.57	1.33	1.51
2	E	501	FDE	C1B-NB	-6.46	1.31	1.35
2	H	501	FDE	C1B-NB	-5.89	1.31	1.35
2	D	501	FDE	C1B-NB	-5.24	1.31	1.35
2	C	501	FDE	C1B-NB	-4.17	1.32	1.35
2	H	501	FDE	CHA-C1A	-4.06	1.45	1.53
2	B	501	FDE	CHA-C1A	-3.99	1.45	1.53
2	C	501	FDE	CHA-C1A	-3.93	1.45	1.53
2	G	501	FDE	CHC-C1C	-3.84	1.46	1.53
2	F	501	FDE	CHA-C1A	-3.74	1.46	1.53
2	B	501	FDE	CHC-C1C	-3.62	1.46	1.53
2	A	501	FDE	C1B-NB	-3.61	1.32	1.35
2	E	501	FDE	CHC-C1C	-3.60	1.46	1.53
2	C	501	FDE	CHC-C1C	-3.56	1.46	1.53
2	H	501	FDE	CHC-C1C	-3.43	1.46	1.53
2	E	501	FDE	CHA-C1A	-3.42	1.46	1.53
2	A	501	FDE	CHC-C1C	-3.32	1.47	1.53
2	D	501	FDE	CHC-C1C	-3.28	1.47	1.53
2	F	501	FDE	CHC-C1C	-3.19	1.47	1.53
2	A	501	FDE	CHA-C1A	-2.99	1.47	1.53
2	G	501	FDE	CHA-C1A	-2.84	1.47	1.53
2	G	501	FDE	C1B-NB	-2.59	1.33	1.35
2	D	501	FDE	CHA-C1A	-2.58	1.48	1.53
2	G	501	FDE	CHC-C4B	-2.44	1.44	1.51
2	C	501	FDE	CHA-C4D	-2.07	1.45	1.51
2	C	501	FDE	C3D-C2D	2.90	1.46	1.37
2	F	501	FDE	C3D-C2D	3.11	1.46	1.37
2	H	501	FDE	C3D-C2D	3.42	1.47	1.37
2	A	501	FDE	C3D-C2D	3.42	1.47	1.37
2	E	501	FDE	C3D-C2D	3.44	1.47	1.37
2	B	501	FDE	C3D-C2D	3.54	1.48	1.37
2	G	501	FDE	C3D-C2D	3.54	1.48	1.37
2	H	501	FDE	C4B-C3B	3.66	1.43	1.38
2	D	501	FDE	C4B-C3B	3.76	1.43	1.38
2	E	501	FDE	C4B-C3B	3.89	1.43	1.38
2	D	501	FDE	C3D-C2D	3.93	1.49	1.37
2	B	501	FDE	C4B-C3B	4.22	1.44	1.38
2	F	501	FDE	C4B-C3B	4.23	1.44	1.38
2	G	501	FDE	C4B-C3B	4.30	1.44	1.38
2	C	501	FDE	C4B-C3B	4.65	1.44	1.38

Continued on next page...

Continued from previous page...

Mol	Chain	Res	Type	Atoms	Z	Observed(Å)	Ideal(Å)
2	A	501	FDE	C4B-C3B	5.47	1.45	1.38
2	A	501	FDE	C2C-C3C	6.89	1.39	1.33
2	H	501	FDE	C2C-C3C	7.00	1.40	1.33
2	E	501	FDE	C2C-C3C	7.03	1.40	1.33
2	C	501	FDE	C2C-C3C	7.15	1.40	1.33
2	D	501	FDE	C2C-C3C	8.04	1.41	1.33
2	B	501	FDE	C2C-C3C	8.42	1.41	1.33
2	F	501	FDE	C2C-C3C	8.50	1.41	1.33
2	G	501	FDE	C2C-C3C	8.81	1.41	1.33

All (98) bond angle outliers are listed below:

Mol	Chain	Res	Type	Atoms	Z	Observed(°)	Ideal(°)
2	F	501	FDE	CBD-CAD-C3D	-10.44	94.14	112.49
2	C	501	FDE	CMF-C3C-C2C	-7.50	116.67	128.11
2	A	501	FDE	CMF-C3C-C2C	-6.72	117.84	128.11
2	E	501	FDE	CMF-C3C-C2C	-6.72	117.85	128.11
2	G	501	FDE	CMF-C3C-C2C	-6.66	117.94	128.11
2	H	501	FDE	CMF-C3C-C2C	-6.64	117.97	128.11
2	D	501	FDE	CMF-C3C-C2C	-6.43	118.30	128.11
2	A	501	FDE	CBD-CAD-C3D	-5.94	102.05	112.49
2	F	501	FDE	C1D-C2D-C3D	-5.81	100.37	105.69
2	E	501	FDE	CBD-CAD-C3D	-5.78	102.33	112.49
2	C	501	FDE	CBD-CAD-C3D	-5.45	102.91	112.49
2	A	501	FDE	CAD-CBD-CGD	-5.42	102.23	112.78
2	F	501	FDE	CMF-C3C-C2C	-5.37	119.91	128.11
2	A	501	FDE	C1D-C2D-C3D	-4.98	101.13	105.69
2	B	501	FDE	CMF-C3C-C2C	-4.73	120.89	128.11
2	E	501	FDE	C1D-C2D-C3D	-4.64	101.44	105.69
2	H	501	FDE	C1D-C2D-C3D	-4.64	101.45	105.69
2	G	501	FDE	C1D-C2D-C3D	-4.50	101.57	105.69
2	B	501	FDE	C1D-C2D-C3D	-4.49	101.59	105.69
2	D	501	FDE	CAA-CBA-CGA	-4.42	104.18	112.78
2	D	501	FDE	CBD-CAD-C3D	-4.40	104.76	112.49
2	H	501	FDE	CBD-CAD-C3D	-4.38	104.78	112.49
2	D	501	FDE	C1D-C2D-C3D	-4.15	101.90	105.69
2	B	501	FDE	CBD-CAD-C3D	-4.12	105.25	112.49
2	G	501	FDE	CBD-CAD-C3D	-4.06	105.35	112.49
2	A	501	FDE	CHC-C4B-C3B	-3.98	124.50	129.78
2	D	501	FDE	CHC-C4B-C3B	-3.91	124.60	129.78
2	C	501	FDE	C1D-C2D-C3D	-3.77	102.25	105.69
2	C	501	FDE	CHC-C4B-C3B	-3.74	124.83	129.78

Continued on next page...

Continued from previous page...

Mol	Chain	Res	Type	Atoms	Z	Observed(°)	Ideal(°)
2	G	501	FDE	CAD-CBD-CGD	-3.72	105.54	112.78
2	G	501	FDE	C1B-C2B-C3B	-3.69	100.53	106.09
2	F	501	FDE	CHC-C4B-C3B	-3.60	125.02	129.78
2	G	501	FDE	CHC-C4B-C3B	-3.55	125.08	129.78
2	B	501	FDE	CAA-CBA-CGA	-3.54	105.89	112.78
2	E	501	FDE	CHC-C4B-C3B	-3.49	125.16	129.78
2	C	501	FDE	C1B-C2B-C3B	-3.48	100.86	106.09
2	B	501	FDE	CHC-C4B-C3B	-3.40	125.29	129.78
2	H	501	FDE	CHC-C4B-C3B	-3.30	125.41	129.78
2	D	501	FDE	C1B-C2B-C3B	-3.29	101.14	106.09
2	E	501	FDE	C1B-C2B-C3B	-3.14	101.37	106.09
2	F	501	FDE	C1B-C2B-C3B	-3.13	101.38	106.09
2	H	501	FDE	C1B-C2B-C3B	-2.99	101.59	106.09
2	B	501	FDE	C1B-C2B-C3B	-2.96	101.64	106.09
2	A	501	FDE	C1B-C2B-C3B	-2.76	101.94	106.09
2	C	501	FDE	CAA-CBA-CGA	-2.52	107.88	112.78
2	H	501	FDE	CAD-C3D-C4D	2.01	129.39	127.20
2	H	501	FDE	CME-C3B-C4B	2.07	129.80	127.17
2	H	501	FDE	CHD-C4C-NC	2.10	114.70	110.75
2	B	501	FDE	CHD-C4C-NC	2.11	114.72	110.75
2	B	501	FDE	CAA-C2A-C1A	2.16	127.28	122.72
2	C	501	FDE	CME-C3B-C4B	2.22	129.99	127.17
2	G	501	FDE	CME-C3B-C4B	2.26	130.04	127.17
2	F	501	FDE	CME-C3B-C4B	2.43	130.26	127.17
2	C	501	FDE	CAA-C2A-C1A	2.48	127.95	122.72
2	G	501	FDE	CAA-C2A-C1A	2.49	127.98	122.72
2	B	501	FDE	CMD-C2D-C1D	2.58	129.77	127.13
2	E	501	FDE	CME-C3B-C4B	2.61	130.48	127.17
2	F	501	FDE	CAA-C2A-C1A	2.93	128.89	122.72
2	B	501	FDE	CME-C3B-C4B	3.30	131.36	127.17
2	G	501	FDE	CMD-C2D-C1D	3.33	130.53	127.13
2	E	501	FDE	CMD-C2D-C1D	3.38	130.58	127.13
2	A	501	FDE	CME-C3B-C4B	3.49	131.60	127.17
2	B	501	FDE	CMF-C3C-C4C	3.69	133.07	121.82
2	C	501	FDE	CMD-C2D-C1D	3.83	131.04	127.13
2	F	501	FDE	CMF-C3C-C4C	3.96	133.90	121.82
2	F	501	FDE	CMD-C2D-C1D	4.25	131.47	127.13
2	A	501	FDE	CMD-C2D-C1D	4.30	131.52	127.13
2	D	501	FDE	CMF-C3C-C4C	4.41	135.30	121.82
2	H	501	FDE	CMF-C3C-C4C	4.45	135.40	121.82
2	G	501	FDE	CMF-C3C-C4C	4.52	135.62	121.82
2	A	501	FDE	CMF-C3C-C4C	4.58	135.81	121.82

Continued on next page...

Continued from previous page...

Mol	Chain	Res	Type	Atoms	Z	Observed(°)	Ideal(°)
2	E	501	FDE	CMF-C3C-C4C	4.67	136.07	121.82
2	C	501	FDE	CMF-C3C-C4C	4.70	136.16	121.82
2	F	501	FDE	CHA-C1A-NA	5.40	120.94	110.75
2	H	501	FDE	C2B-C1B-NB	5.47	115.87	108.63
2	E	501	FDE	C2B-C1B-NB	5.71	116.18	108.63
2	F	501	FDE	C2B-C1B-NB	5.72	116.20	108.63
2	B	501	FDE	C2B-C1B-NB	5.76	116.25	108.63
2	C	501	FDE	CHA-C1A-NA	5.85	121.78	110.75
2	B	501	FDE	CHC-C1C-NC	5.93	121.94	110.75
2	D	501	FDE	C2B-C1B-NB	5.94	116.49	108.63
2	H	501	FDE	CMD-C2D-C1D	6.02	133.28	127.13
2	H	501	FDE	CHC-C1C-NC	6.05	122.16	110.75
2	E	501	FDE	CHC-C1C-NC	6.24	122.52	110.75
2	G	501	FDE	CHC-C1C-NC	6.25	122.53	110.75
2	C	501	FDE	CHC-C1C-NC	6.25	122.55	110.75
2	A	501	FDE	C2B-C1B-NB	6.31	116.97	108.63
2	F	501	FDE	CHC-C1C-NC	6.33	122.68	110.75
2	B	501	FDE	CHA-C1A-NA	6.35	122.73	110.75
2	A	501	FDE	CHA-C1A-NA	6.39	122.80	110.75
2	C	501	FDE	C2B-C1B-NB	6.40	117.09	108.63
2	D	501	FDE	CHC-C1C-NC	6.47	122.96	110.75
2	G	501	FDE	C2B-C1B-NB	6.59	117.34	108.63
2	D	501	FDE	CHA-C1A-NA	6.70	123.38	110.75
2	G	501	FDE	CHA-C1A-NA	6.77	123.53	110.75
2	A	501	FDE	CHC-C1C-NC	7.02	123.99	110.75
2	E	501	FDE	CHA-C1A-NA	7.16	124.25	110.75
2	H	501	FDE	CHA-C1A-NA	7.33	124.58	110.75

There are no chirality outliers.

There are no torsion outliers.

There are no ring outliers.

8 monomers are involved in 19 short contacts:

Mol	Chain	Res	Type	Clashes	Symm-Clashes
2	A	501	FDE	2	0
2	B	501	FDE	2	0
2	C	501	FDE	2	0
2	D	501	FDE	2	0
2	E	501	FDE	3	0
2	F	501	FDE	1	0
2	G	501	FDE	4	0

Continued on next page...

Continued from previous page...

Mol	Chain	Res	Type	Clashes	Symm-Clashes
2	H	501	FDE	3	0

5.7 Other polymers [i](#)

There are no such residues in this entry.

5.8 Polymer linkage issues [i](#)

There are no chain breaks in this entry.

6 Fit of model and data ⓘ

6.1 Protein, DNA and RNA chains ⓘ

In the following table, the column labelled ‘#RSRZ> 2’ contains the number (and percentage) of RSRZ outliers, followed by percent RSRZ outliers for the chain as percentile scores relative to all X-ray entries and entries of similar resolution. The OWAB column contains the minimum, median, 95th percentile and maximum values of the occupancy-weighted average B-factor per residue. The column labelled ‘Q< 0.9’ lists the number of (and percentage) of residues with an average occupancy less than 0.9.

Mol	Chain	Analysed	<RSRZ>	#RSRZ>2	OWAB(Å ²)	Q<0.9
1	A	452/471 (95%)	0.14	5 (1%) 82 86	4, 15, 28, 35	0
1	B	453/471 (96%)	0.01	0 100 100	2, 10, 25, 36	0
1	C	453/471 (96%)	0.02	5 (1%) 82 86	2, 11, 25, 37	0
1	D	454/471 (96%)	0.30	12 (2%) 59 68	10, 21, 33, 42	0
1	E	451/471 (95%)	0.06	5 (1%) 82 86	4, 12, 26, 37	0
1	F	455/471 (96%)	0.20	10 (2%) 65 73	7, 19, 32, 38	0
1	G	451/471 (95%)	0.10	5 (1%) 82 86	4, 16, 32, 42	0
1	H	450/471 (95%)	0.10	2 (0%) 93 94	3, 13, 26, 36	0
All	All	3619/3768 (96%)	0.12	44 (1%) 81 85	2, 15, 29, 42	0

All (44) RSRZ outliers are listed below:

Mol	Chain	Res	Type	RSRZ
1	A	1	THR	6.5
1	F	191	ALA	4.7
1	G	379	PHE	3.8
1	G	11	PHE	3.8
1	D	173	PHE	3.7
1	D	150	LEU	3.2
1	F	136	ASP	3.1
1	G	369	ASP	3.0
1	G	225	ALA	3.0
1	C	229	GLN	3.0
1	F	269	VAL	2.8
1	D	245	THR	2.5
1	D	263	ILE	2.5
1	A	383	SER	2.5
1	D	148	LEU	2.5
1	H	385	ILE	2.5

Continued on next page...

Continued from previous page...

Mol	Chain	Res	Type	RSRZ
1	D	261	PHE	2.5
1	F	347	LEU	2.4
1	A	295	ALA	2.4
1	C	410	ALA	2.3
1	D	265	PHE	2.3
1	C	153	ILE	2.3
1	F	248	PRO	2.3
1	A	298	LEU	2.3
1	F	388	HIS	2.3
1	D	357	ILE	2.3
1	D	414	LEU	2.2
1	C	407	LEU	2.2
1	H	366	ILE	2.2
1	G	298	LEU	2.2
1	F	314	VAL	2.2
1	F	268	THR	2.2
1	D	350	GLY	2.2
1	D	152	THR	2.2
1	E	369	ASP	2.1
1	A	263	ILE	2.1
1	C	369	ASP	2.1
1	E	318	LEU	2.0
1	E	385	ILE	2.0
1	D	299	VAL	2.0
1	E	413	VAL	2.0
1	F	229	GLN	2.0
1	F	14	LEU	2.0
1	E	317	VAL	2.0

6.2 Non-standard residues in protein, DNA, RNA chains [i](#)

There are no non-standard protein/DNA/RNA residues in this entry.

6.3 Carbohydrates [i](#)

There are no carbohydrates in this entry.

6.4 Ligands [i](#)

In the following table, the Atoms column lists the number of modelled atoms in the group and the number defined in the chemical component dictionary. LLDF column lists the quality of electron

density of the group with respect to its neighbouring residues in protein, DNA or RNA chains. The B-factors column lists the minimum, median, 95th percentile and maximum values of B factors of atoms in the group. The column labelled 'Q< 0.9' lists the number of atoms with occupancy less than 0.9.

Mol	Type	Chain	Res	Atoms	RSCC	RSR	LLDF	B-factors(Å ²)	Q<0.9
2	FDE	H	501	39/39	0.94	0.18	1.33	2,2,7,7	0
2	FDE	C	501	39/39	0.93	0.19	1.22	2,2,7,10	0
2	FDE	A	501	39/39	0.82	0.19	1.08	5,10,16,127	0
2	FDE	E	501	39/39	0.95	0.17	0.98	2,4,18,24	0
2	FDE	B	501	39/39	0.95	0.18	0.94	2,3,11,16	0
2	FDE	G	501	39/39	0.94	0.17	0.87	3,6,11,16	0
2	FDE	D	501	39/39	0.94	0.18	0.66	5,10,15,17	0
2	FDE	F	501	39/39	0.94	0.15	0.04	4,8,18,25	0

6.5 Other polymers

There are no such residues in this entry.