



Full wwPDB NMR Structure Validation Report ⓘ

Apr 27, 2016 – 12:18 AM BST

PDB ID : 2JU4
Title : NMR structure of the gamma subunit of cGMP phosphodiesterase
Authors : Song, J.; Guo, L.W.; Ruoho, A.E.; Markley, J.L.; Center for Eukaryotic Structural Genomics (CESG)
Deposited on : 2007-08-14

This is a Full wwPDB NMR Structure Validation Report for a publicly released PDB entry.
We welcome your comments at validation@mail.wwpdb.org
A user guide is available at
<http://wwpdb.org/validation/2016/NMRValidationReportHelp>
with specific help available everywhere you see the ⓘ symbol.

The following versions of software and data (see [references ⓘ](#)) were used in the production of this report:

Cyrange : Kirchner and Güntert (2011)
NmrClust : Kelley et al. (1996)
MolProbity : 4.02b-467
Mogul : 1.7.1 (RC1), CSD as537be (2016)
Percentile statistics : 20151230.v01 (using entries in the PDB archive December 30th 2015)
RCI : v_1n_11_5_13_A (Berjanski et al., 2005)
PANAV : Wang et al. (2010)
ShiftChecker : rb-20027457
Ideal geometry (proteins) : Engh & Huber (2001)
Ideal geometry (DNA, RNA) : Parkinson et al. (1996)
Validation Pipeline (wwPDB-VP) : rb-20027457

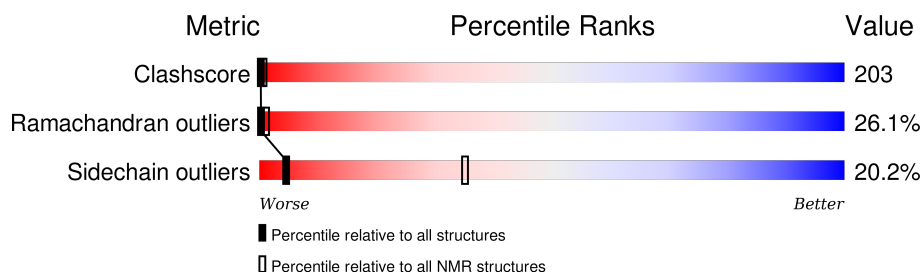
1 Overall quality at a glance

The following experimental techniques were used to determine the structure:

SOLUTION NMR

The overall completeness of chemical shifts assignment is 68%.

Percentile scores (ranging between 0-100) for global validation metrics of the entry are shown in the following graphic. The table shows the number of entries on which the scores are based.



Metric	Whole archive (#Entries)	NMR archive (#Entries)
Clashscore	114402	11133
Ramachandran outliers	111179	9975
Sidechain outliers	111093	9958

The table below summarises the geometric issues observed across the polymeric chains and their fit to the experimental data. The red, orange, yellow and green segments indicate the fraction of residues that contain outliers for ≥ 3 , 2, 1 and 0 types of geometric quality criteria. A cyan segment indicates the fraction of residues that are not part of the well-defined cores, and a grey segment represents the fraction of residues that are not modelled. The numeric value for each fraction is indicated below the corresponding segment, with a dot representing fractions $\leq 5\%$.

Mol	Chain	Length	Quality of chain
1	A	87	

The following table lists non-polymeric compounds, carbohydrate monomers and non-standard residues in protein, DNA and RNA chains that are outliers for geometric criteria:

Mol	Chain	Compound	Res	Total models with violations	
				Chirality	Geometry
2	A	RCY	110	47	-
2	A	RCY	121	45	-
2	A	RCY	130	61	1
2	A	RCY	138	52	-
2	A	RCY	150	53	-
2	A	RCY	160	70	-
2	A	RCY	168	69	-

Continued on next page...

Continued from previous page...

Mol	Chain	Compound	Res	Total models with violations	
				Chirality	Geometry
2	A	RCY	173	50	-
2	A	RCY	176	56	-
2	A	RCY	187	57	-

2 Ensemble composition and analysis

This entry contains 100 models. Model 6 is the overall representative, medoid model (most similar to other models). The authors have identified model 1 as representative, based on the following criterion: *fewest violations*.

The following residues are included in the computation of the global validation metrics.

Well-defined (core) protein residues			
Well-defined core	Residue range (total)	Backbone RMSD (Å)	Medoid model
1	A:59-A:78 (20)	1.97	6

Ill-defined regions of proteins are excluded from the global statistics.

Ligands and non-protein polymers are included in the analysis.

The models can be grouped into 6 clusters and 2 single-model clusters were found.

Cluster number	Models
1	11, 12, 16, 17, 19, 20, 21, 22, 26, 27, 28, 29, 32, 33, 36, 37, 38, 39, 40, 41, 44, 45, 48, 49, 52, 53, 56, 58, 67, 70, 71, 74, 82, 83, 84, 86, 88, 89, 91, 92, 93, 94, 96, 97, 99
2	1, 2, 3, 7, 8, 10, 13, 14, 23, 24, 25, 30, 31, 35, 42, 43, 46, 50, 55, 57, 59, 60, 61, 62, 64, 65, 66, 72, 73, 75, 79, 80, 87, 98, 100
3	4, 5, 6, 15, 18, 47, 54, 69, 77, 78, 85
4	51, 63, 68
5	34, 76
6	9, 95
Single-model clusters	81; 90

3 Entry composition [i](#)

There are 2 unique types of molecules in this entry. The entry contains 1478 atoms, of which 659 are hydrogens and 0 are deuteriums.

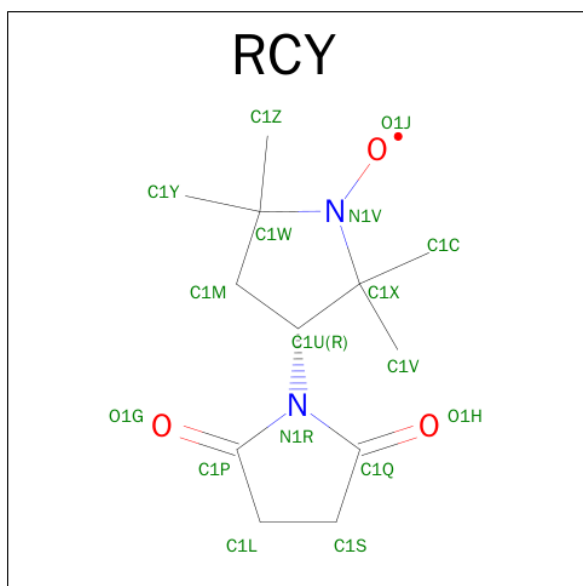
- Molecule 1 is a protein called Retinal rod rhodopsin-sensitive cGMP 3',5'-cyclic phosphodiesterase subunit gamma.

Mol	Chain	Residues	Atoms						Trace
			Total	C	H	N	O	S	
1	A	87	1288	395	639	122	119	13	0

There are 9 discrepancies between the modelled and reference sequences:

Chain	Residue	Modelled	Actual	Comment	Reference
A	10	CYS	PHE	ENGINEERED MUTATION	UNP P04972
A	21	CYS	VAL	ENGINEERED MUTATION	UNP P04972
A	30	CYS	PHE	ENGINEERED MUTATION	UNP P04972
A	38	CYS	PHE	ENGINEERED MUTATION	UNP P04972
A	50	CYS	PHE	ENGINEERED MUTATION	UNP P04972
A	60	CYS	LEU	ENGINEERED MUTATION	UNP P04972
A	73	CYS	PHE	ENGINEERED MUTATION	UNP P04972
A	76	CYS	LEU	ENGINEERED MUTATION	UNP P04972
A	87	CYS	ILE	ENGINEERED MUTATION	UNP P04972

- Molecule 2 is (3'R)-1'-OXYL-2',2',5',5'-TETRAMETHYL-1,3'-BIPYRROLIDINE-2,5-DIONE (three-letter code: RCY) (formula: C₁₂H₁₉N₂O₃).




Mol	Chain	Residues	Atoms				
2	A	1	Total	C	H	N	O
			19	12	2	2	3
2	A	1	Total	C	H	N	O
			19	12	2	2	3
2	A	1	Total	C	H	N	O
			19	12	2	2	3
2	A	1	Total	C	H	N	O
			19	12	2	2	3
2	A	1	Total	C	H	N	O
			19	12	2	2	3
2	A	1	Total	C	H	N	O
			19	12	2	2	3
2	A	1	Total	C	H	N	O
			19	12	2	2	3
2	A	1	Total	C	H	N	O
			19	12	2	2	3

4 Residue-property plots

4.1 Average score per residue in the NMR ensemble

These plots are provided for all protein, RNA and DNA chains in the entry. The first graphic is the same as shown in the summary in section 1 of this report. The second graphic shows the sequence where residues are colour-coded according to the number of geometric quality criteria for which they contain at least one outlier: green = 0, yellow = 1, orange = 2 and red = 3 or more. Stretches of 2 or more consecutive residues without any outliers are shown as green connectors. Residues which are classified as ill-defined in the NMR ensemble, are shown in cyan with an underline colour-coded according to the previous scheme. Residues which were present in the experimental sample, but not modelled in the final structure are shown in grey.

- Molecule 1: Retinal rod rhodopsin-sensitive cGMP 3',5'-cyclic phosphodiesterase subunit gamma

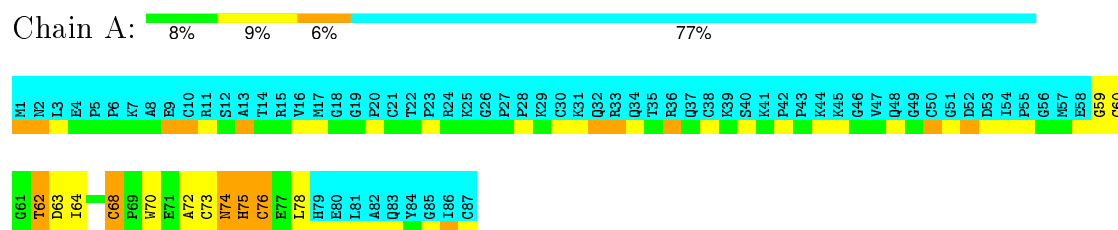


4.2 Scores per residue for each member of the ensemble

Colouring as in section 4.1 above.

4.2.1 Score per residue for model 1

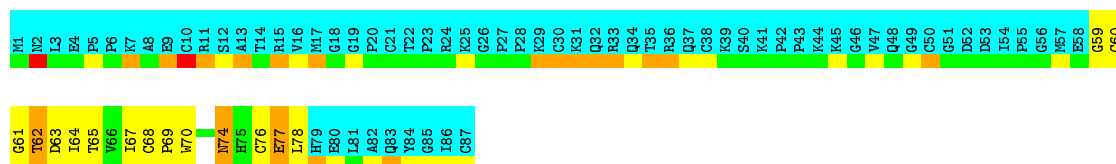
- Molecule 1: Retinal rod rhodopsin-sensitive cGMP 3',5'-cyclic phosphodiesterase subunit gamma



4.2.2 Score per residue for model 2

- Molecule 1: Retinal rod rhodopsin-sensitive cGMP 3',5'-cyclic phosphodiesterase subunit gamma

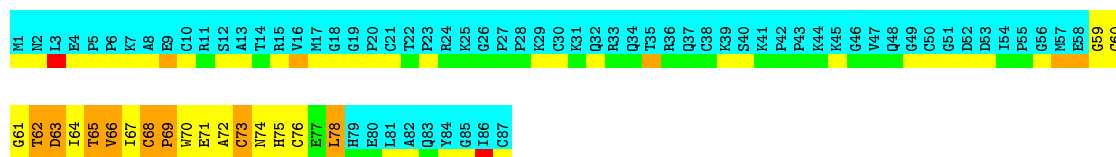




4.2.3 Score per residue for model 3

- Molecule 1: Retinal rod rhodopsin-sensitive cGMP 3',5'-cyclic phosphodiesterase subunit gamma

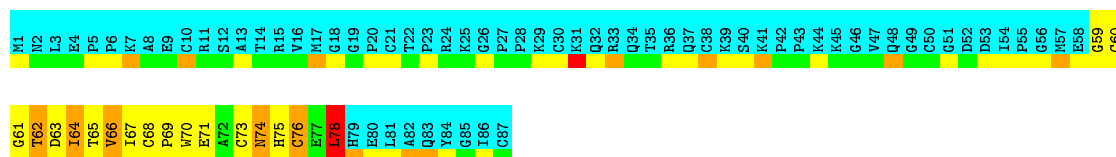
Chain A: . 13% 9% 77%



4.2.4 Score per residue for model 4

- Molecule 1: Retinal rod rhodopsin-sensitive cGMP 3',5'-cyclic phosphodiesterase subunit gamma

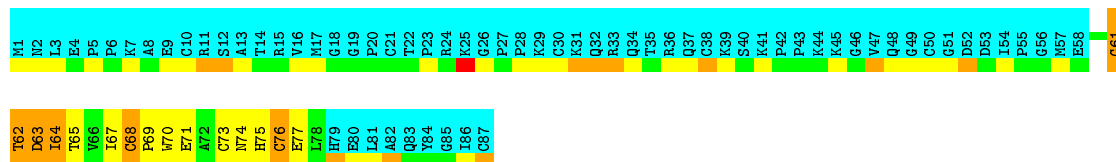
Chain A: . 14% 6% 77%



4.2.5 Score per residue for model 5

- Molecule 1: Retinal rod rhodopsin-sensitive cGMP 3',5'-cyclic phosphodiesterase subunit gamma

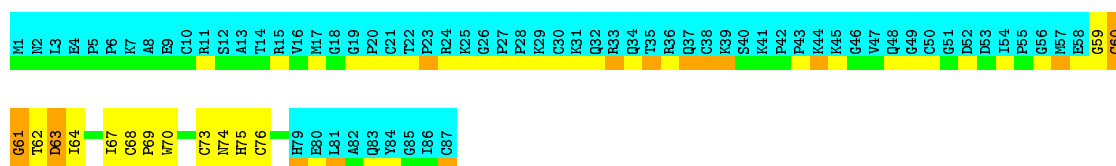
Chain A: 6% 10% 7% 77%



4.2.6 Score per residue for model 6 (medoid)

- Molecule 1: Retinal rod rhodopsin-sensitive cGMP 3',5'-cyclic phosphodiesterase subunit gamma

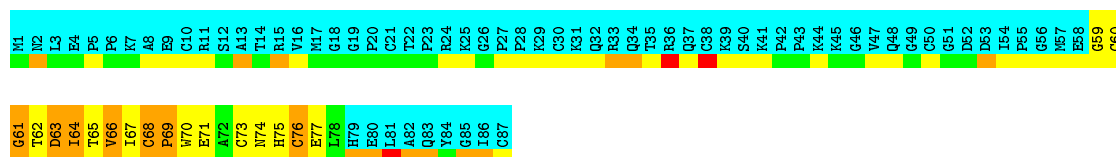
Chain A: 7% 13% . 77%



4.2.7 Score per residue for model 7

- Molecule 1: Retinal rod rhodopsin-sensitive cGMP 3',5'-cyclic phosphodiesterase subunit gamma

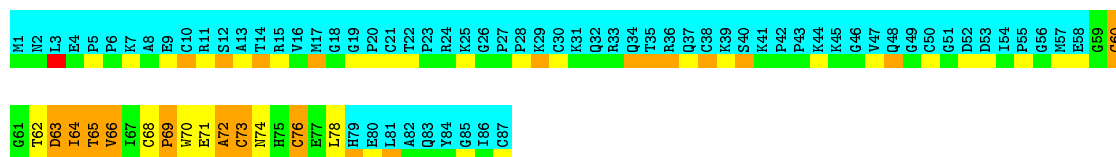
Chain A: 13% 8% 77%



4.2.8 Score per residue for model 8

- Molecule 1: Retinal rod rhodopsin-sensitive cGMP 3',5'-cyclic phosphodiesterase subunit gamma


Chain A: 6% 7% 10% 77%



4.2.9 Score per residue for model 9

- Molecule 1: Retinal rod rhodopsin-sensitive cGMP 3',5'-cyclic phosphodiesterase subunit gamma

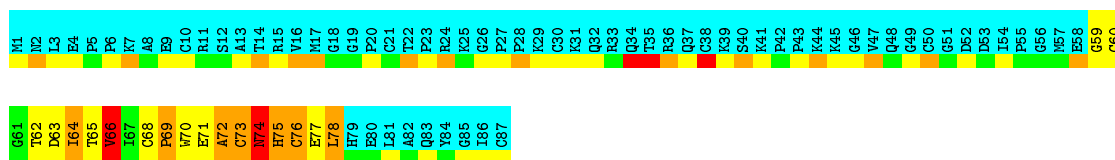
Chain A: 8% 6% 8% 77%



4.2.10 Score per residue for model 10

- Molecule 1: Retinal rod rhodopsin-sensitive cGMP 3',5'-cyclic phosphodiesterase subunit gamma

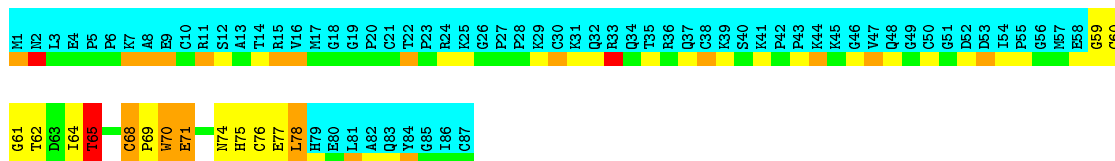
Chain A: 10% 8% 77%



4.2.11 Score per residue for model 11

- Molecule 1: Retinal rod rhodopsin-sensitive cGMP 3',5'-cyclic phosphodiesterase subunit gamma

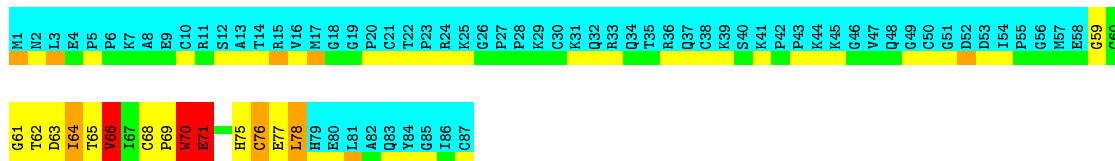
Chain A: 6% 11% 5% • 77%



4.2.12 Score per residue for model 12

- Molecule 1: Retinal rod rhodopsin-sensitive cGMP 3',5'-cyclic phosphodiesterase subunit gamma

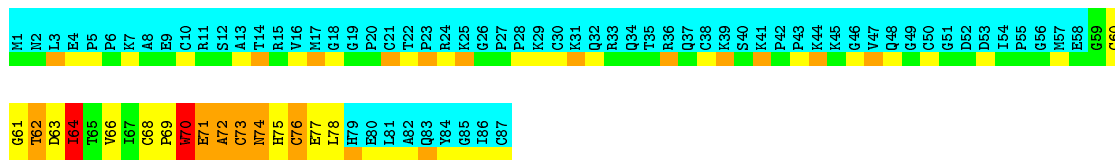
Chain A: 6% 10% • • 77%



4.2.13 Score per residue for model 13

- Molecule 1: Retinal rod rhodopsin-sensitive cGMP 3',5'-cyclic phosphodiesterase subunit gamma

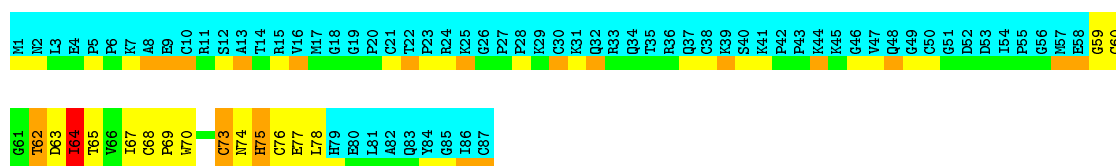
Chain A: • 10% 7% • 77%



4.2.14 Score per residue for model 14

- Molecule 1: Retinal rod rhodopsin-sensitive cGMP 3',5'-cyclic phosphodiesterase subunit gamma


Chain A: 5% 14% • • 77%



4.2.15 Score per residue for model 15

- Molecule 1: Retinal rod rhodopsin-sensitive cGMP 3',5'-cyclic phosphodiesterase subunit gamma

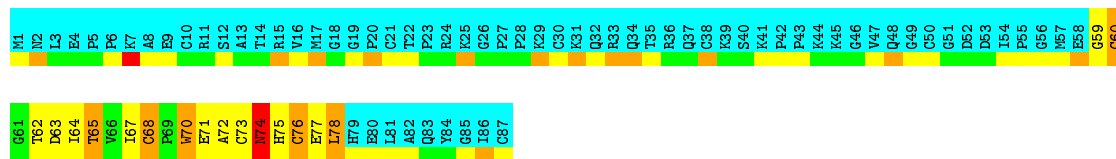
Chain A: 6% 7% 9% • 77%



4.2.16 Score per residue for model 16

- Molecule 1: Retinal rod rhodopsin-sensitive cGMP 3',5'-cyclic phosphodiesterase subunit gamma

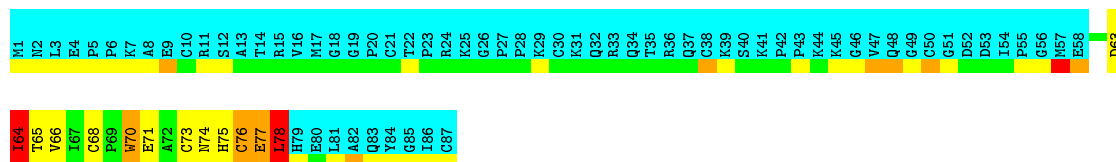
Chain A: • 11% 7% • 77%



4.2.17 Score per residue for model 17

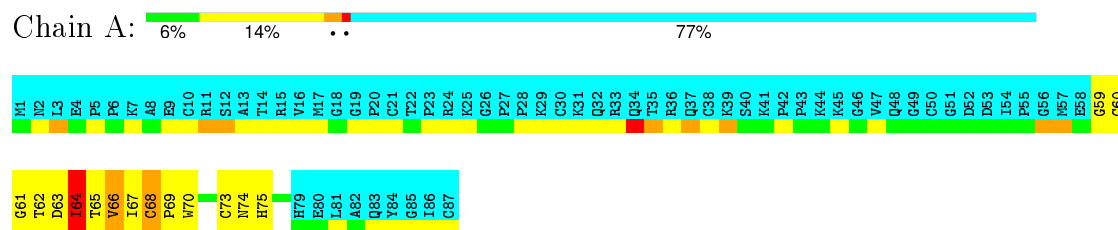
- Molecule 1: Retinal rod rhodopsin-sensitive cGMP 3',5'-cyclic phosphodiesterase subunit gamma

Chain A: 8% 9% • • 77%



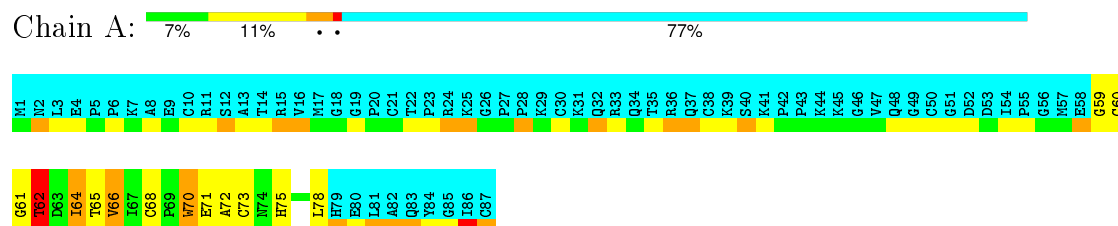
4.2.18 Score per residue for model 18

- Molecule 1: Retinal rod rhodopsin-sensitive cGMP 3',5'-cyclic phosphodiesterase subunit gamma



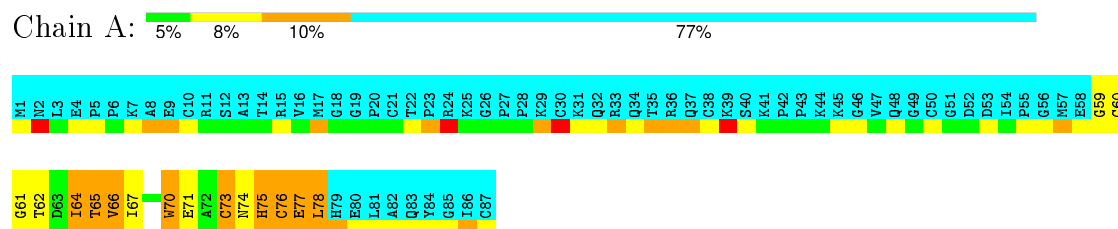
4.2.19 Score per residue for model 19

- Molecule 1: Retinal rod rhodopsin-sensitive cGMP 3',5'-cyclic phosphodiesterase subunit gamma



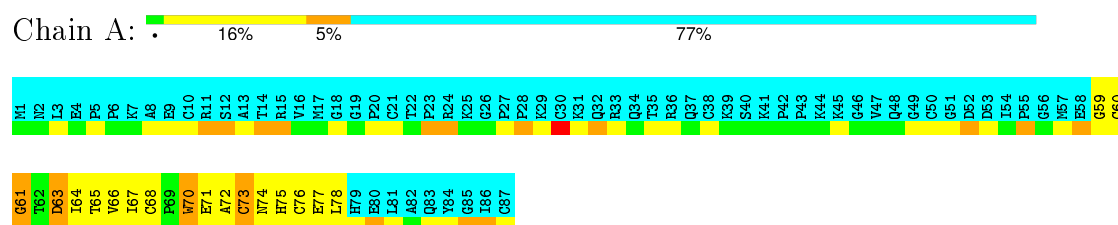
4.2.20 Score per residue for model 20

- Molecule 1: Retinal rod rhodopsin-sensitive cGMP 3',5'-cyclic phosphodiesterase subunit gamma




4.2.21 Score per residue for model 21

- Molecule 1: Retinal rod rhodopsin-sensitive cGMP 3',5'-cyclic phosphodiesterase subunit gamma



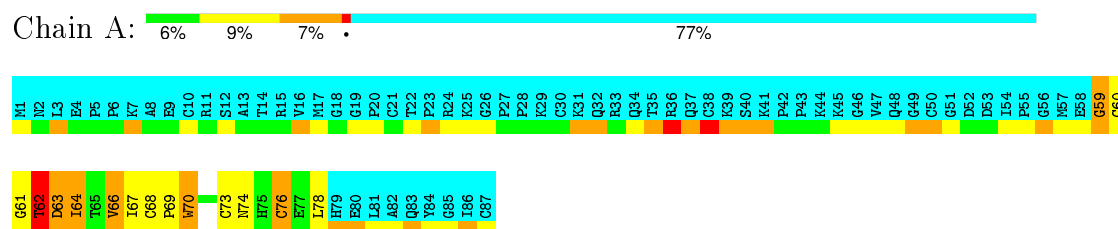
4.2.22 Score per residue for model 22

- Molecule 1: Retinal rod rhodopsin-sensitive cGMP 3',5'-cyclic phosphodiesterase subunit gamma



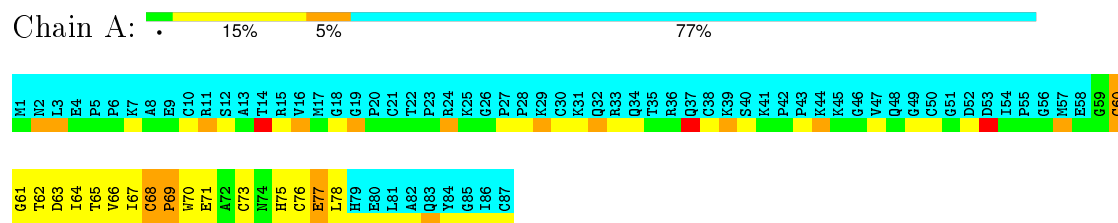
4.2.23 Score per residue for model 23

- Molecule 1: Retinal rod rhodopsin-sensitive cGMP 3',5'-cyclic phosphodiesterase subunit gamma



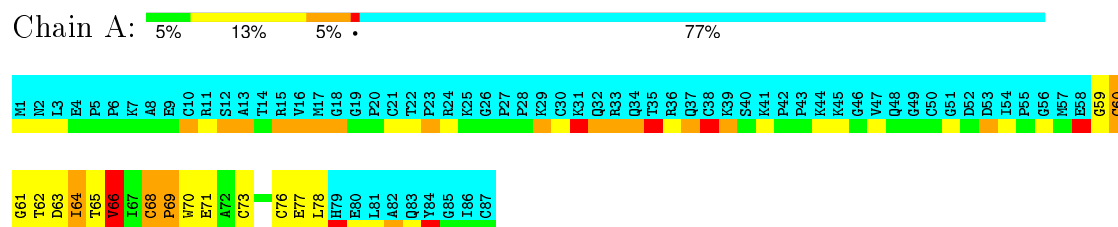
4.2.24 Score per residue for model 24

- Molecule 1: Retinal rod rhodopsin-sensitive cGMP 3',5'-cyclic phosphodiesterase subunit gamma



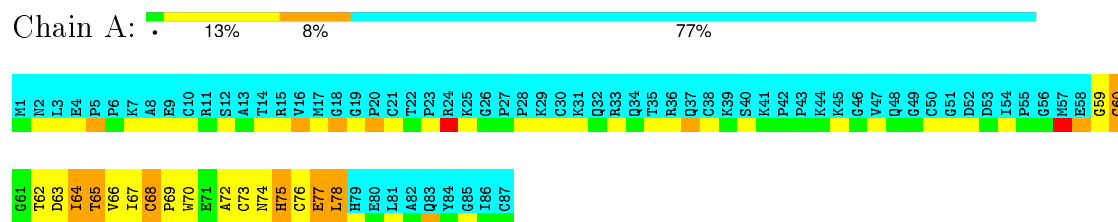
4.2.25 Score per residue for model 25

- Molecule 1: Retinal rod rhodopsin-sensitive cGMP 3',5'-cyclic phosphodiesterase subunit gamma




4.2.26 Score per residue for model 26

- Molecule 1: Retinal rod rhodopsin-sensitive cGMP 3',5'-cyclic phosphodiesterase subunit gamma



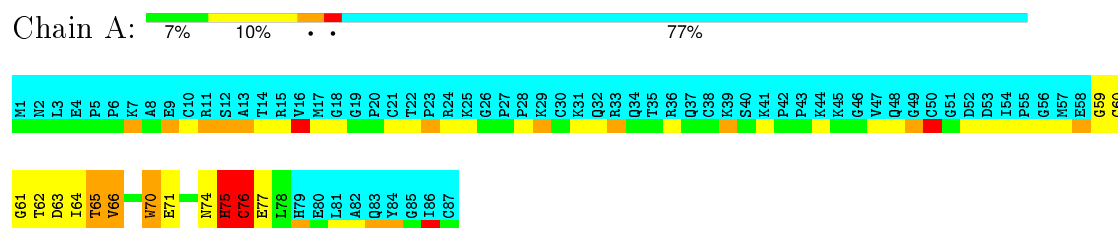
4.2.27 Score per residue for model 27

- Molecule 1: Retinal rod rhodopsin-sensitive cGMP 3',5'-cyclic phosphodiesterase subunit gamma



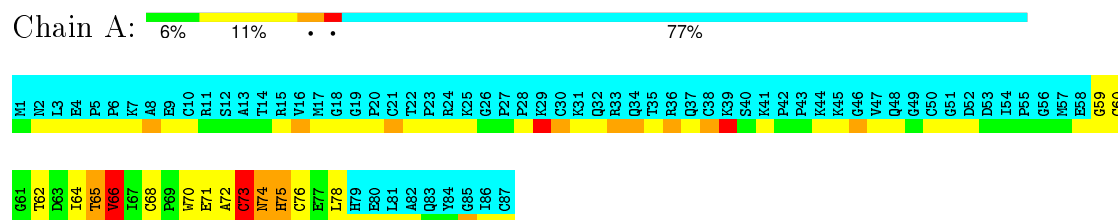
4.2.28 Score per residue for model 28

- Molecule 1: Retinal rod rhodopsin-sensitive cGMP 3',5'-cyclic phosphodiesterase subunit gamma



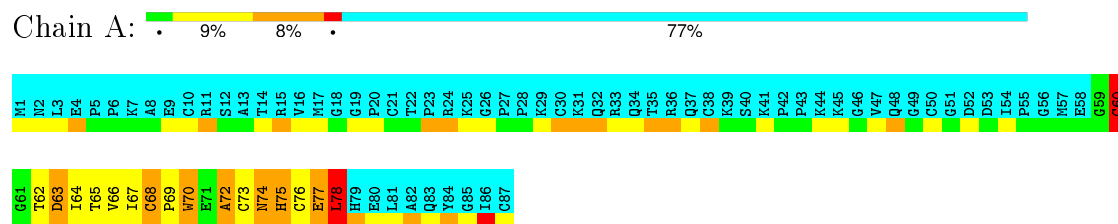
4.2.29 Score per residue for model 29

- Molecule 1: Retinal rod rhodopsin-sensitive cGMP 3',5'-cyclic phosphodiesterase subunit gamma



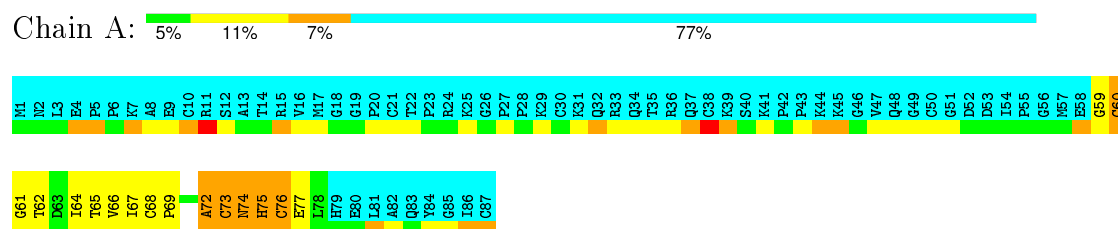
4.2.30 Score per residue for model 30

- Molecule 1: Retinal rod rhodopsin-sensitive cGMP 3',5'-cyclic phosphodiesterase subunit gamma



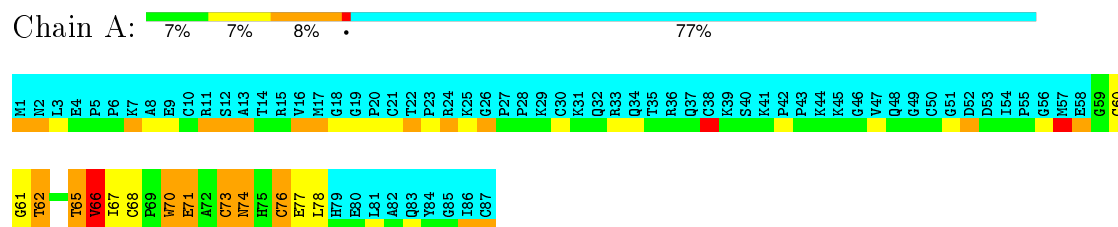
4.2.31 Score per residue for model 31

- Molecule 1: Retinal rod rhodopsin-sensitive cGMP 3',5'-cyclic phosphodiesterase subunit gamma



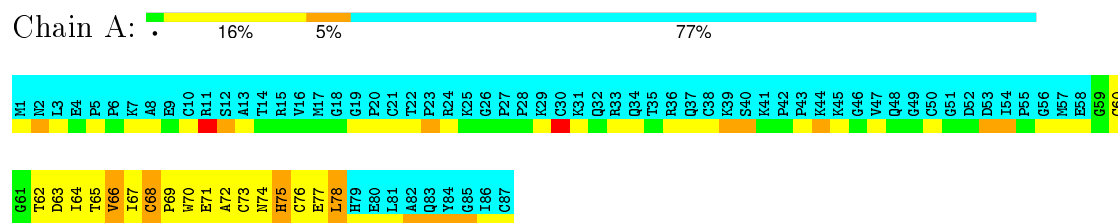
4.2.32 Score per residue for model 32

- Molecule 1: Retinal rod rhodopsin-sensitive cGMP 3',5'-cyclic phosphodiesterase subunit gamma



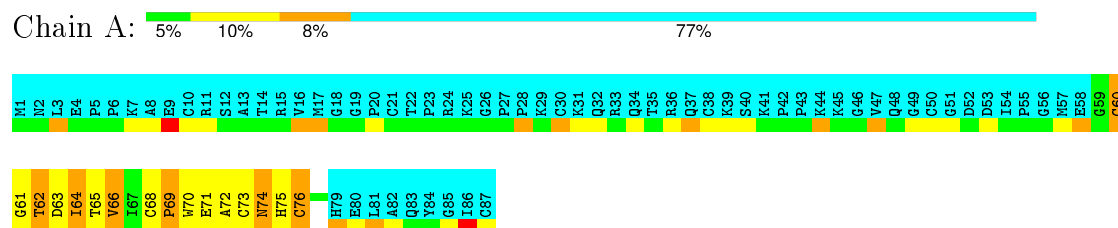
4.2.33 Score per residue for model 33

- Molecule 1: Retinal rod rhodopsin-sensitive cGMP 3',5'-cyclic phosphodiesterase subunit gamma




4.2.34 Score per residue for model 34

- Molecule 1: Retinal rod rhodopsin-sensitive cGMP 3',5'-cyclic phosphodiesterase subunit gamma



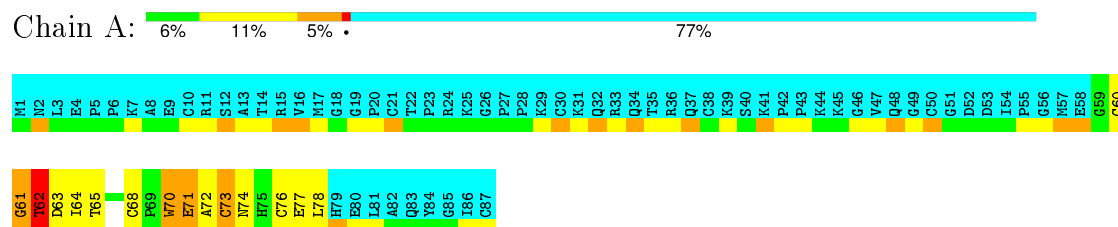
4.2.35 Score per residue for model 35

- Molecule 1: Retinal rod rhodopsin-sensitive cGMP 3',5'-cyclic phosphodiesterase subunit gamma



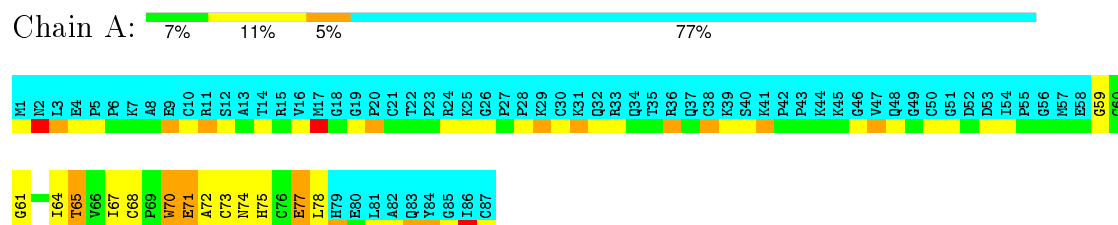
4.2.36 Score per residue for model 36

- Molecule 1: Retinal rod rhodopsin-sensitive cGMP 3',5'-cyclic phosphodiesterase subunit gamma



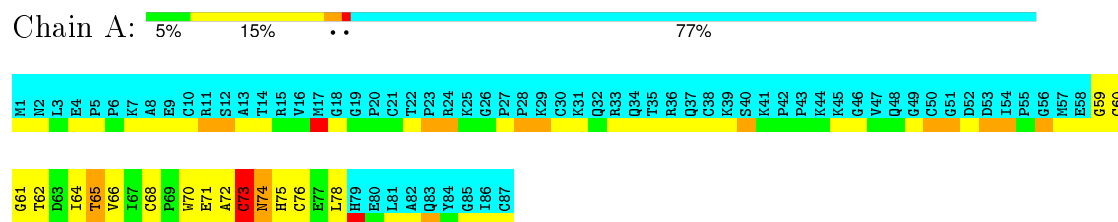
4.2.37 Score per residue for model 37

- Molecule 1: Retinal rod rhodopsin-sensitive cGMP 3',5'-cyclic phosphodiesterase subunit gamma



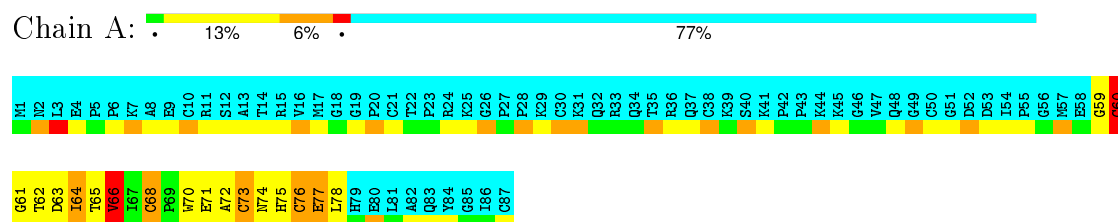
4.2.38 Score per residue for model 38

- Molecule 1: Retinal rod rhodopsin-sensitive cGMP 3',5'-cyclic phosphodiesterase subunit gamma



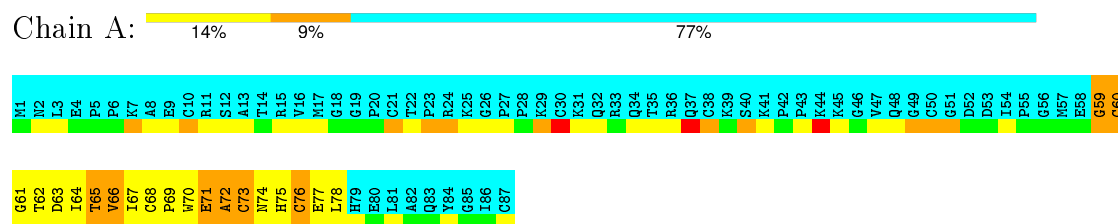
4.2.39 Score per residue for model 39

- Molecule 1: Retinal rod rhodopsin-sensitive cGMP 3',5'-cyclic phosphodiesterase subunit gamma



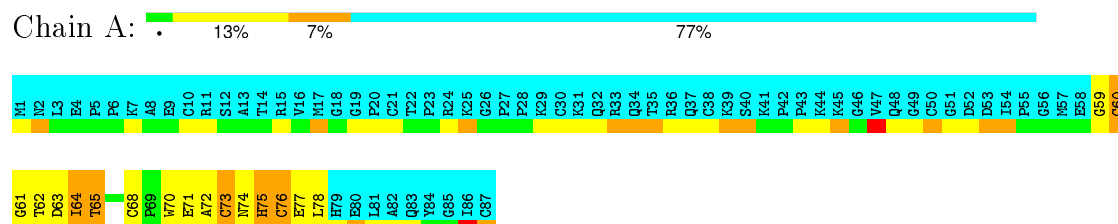
4.2.40 Score per residue for model 40

- Molecule 1: Retinal rod rhodopsin-sensitive cGMP 3',5'-cyclic phosphodiesterase subunit gamma



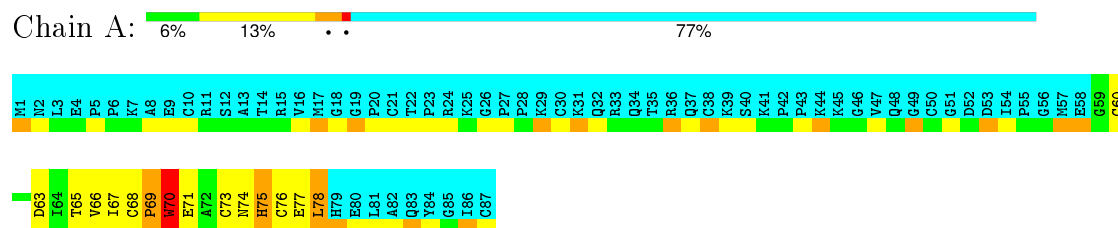
4.2.41 Score per residue for model 41

- Molecule 1: Retinal rod rhodopsin-sensitive cGMP 3',5'-cyclic phosphodiesterase subunit gamma



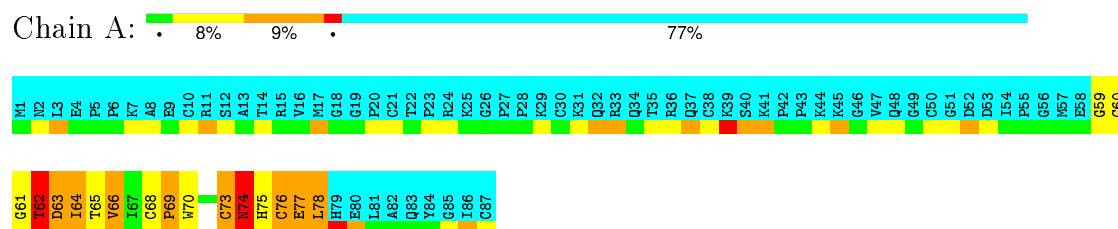
4.2.42 Score per residue for model 42

- Molecule 1: Retinal rod rhodopsin-sensitive cGMP 3',5'-cyclic phosphodiesterase subunit gamma




4.2.43 Score per residue for model 43

- Molecule 1: Retinal rod rhodopsin-sensitive cGMP 3',5'-cyclic phosphodiesterase subunit gamma



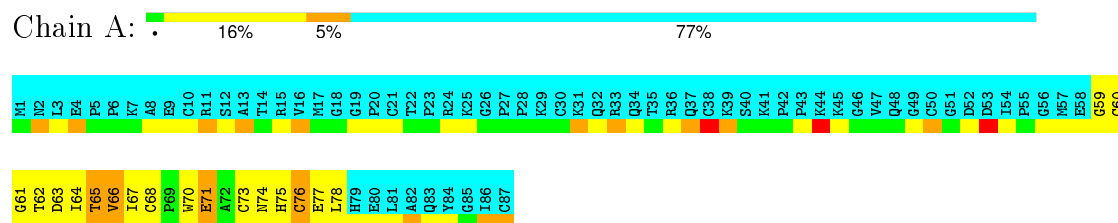
4.2.44 Score per residue for model 44

- Molecule 1: Retinal rod rhodopsin-sensitive cGMP 3',5'-cyclic phosphodiesterase subunit gamma



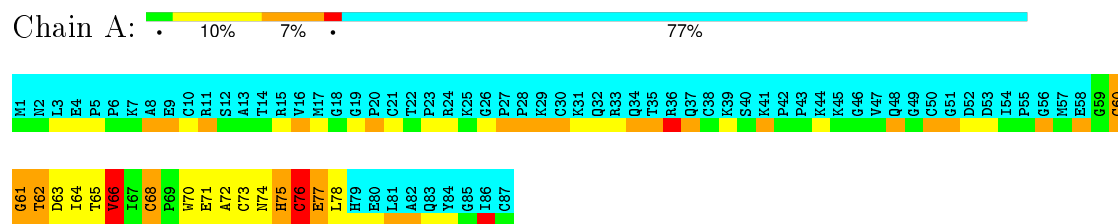
4.2.45 Score per residue for model 45

- Molecule 1: Retinal rod rhodopsin-sensitive cGMP 3',5'-cyclic phosphodiesterase subunit gamma



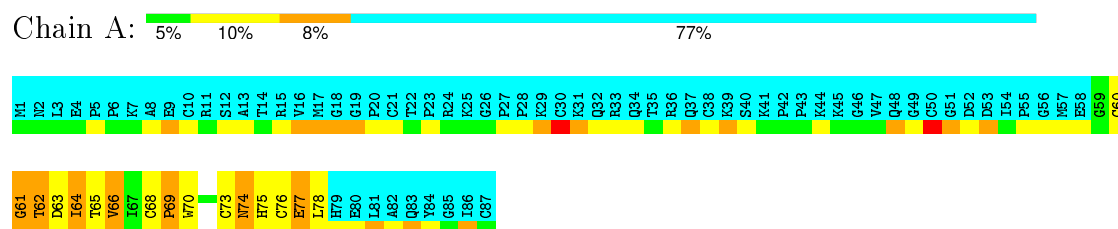
4.2.46 Score per residue for model 46

- Molecule 1: Retinal rod rhodopsin-sensitive cGMP 3',5'-cyclic phosphodiesterase subunit gamma



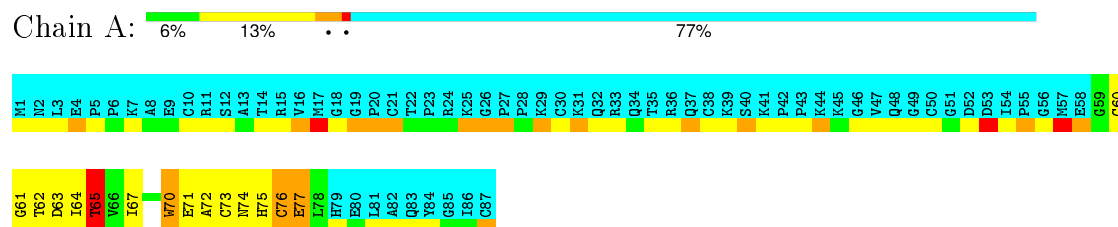
4.2.47 Score per residue for model 47

- Molecule 1: Retinal rod rhodopsin-sensitive cGMP 3',5'-cyclic phosphodiesterase subunit gamma



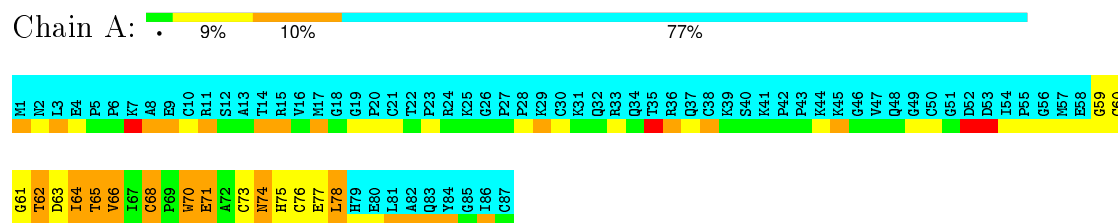
4.2.48 Score per residue for model 48

- Molecule 1: Retinal rod rhodopsin-sensitive cGMP 3',5'-cyclic phosphodiesterase subunit gamma




4.2.49 Score per residue for model 49

- Molecule 1: Retinal rod rhodopsin-sensitive cGMP 3',5'-cyclic phosphodiesterase subunit gamma



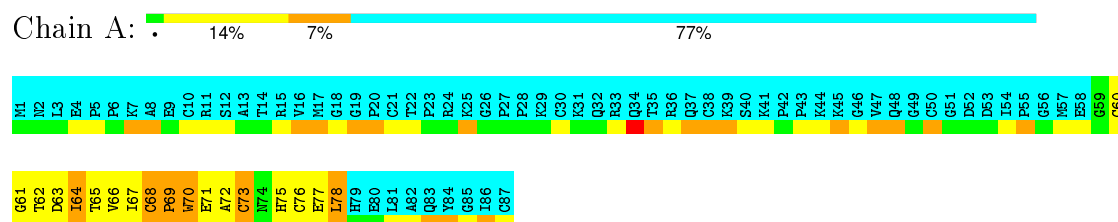
4.2.50 Score per residue for model 50

- Molecule 1: Retinal rod rhodopsin-sensitive cGMP 3',5'-cyclic phosphodiesterase subunit gamma



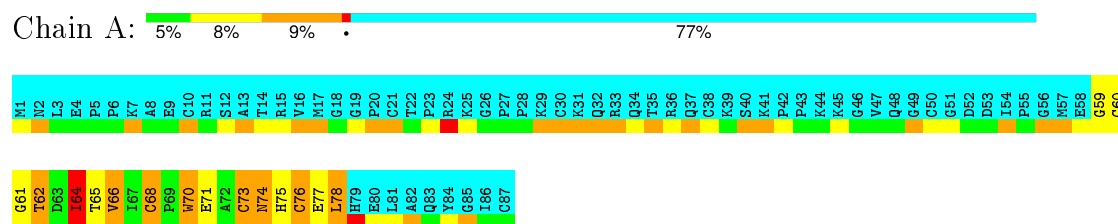
4.2.51 Score per residue for model 51

- Molecule 1: Retinal rod rhodopsin-sensitive cGMP 3',5'-cyclic phosphodiesterase subunit gamma




4.2.52 Score per residue for model 52

- Molecule 1: Retinal rod rhodopsin-sensitive cGMP 3',5'-cyclic phosphodiesterase subunit gamma



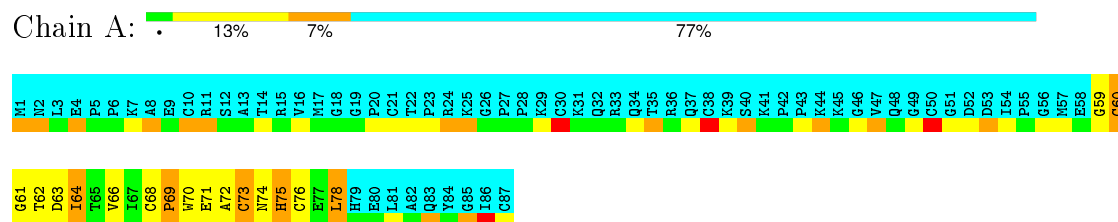
4.2.53 Score per residue for model 53

- Molecule 1: Retinal rod rhodopsin-sensitive cGMP 3',5'-cyclic phosphodiesterase subunit gamma



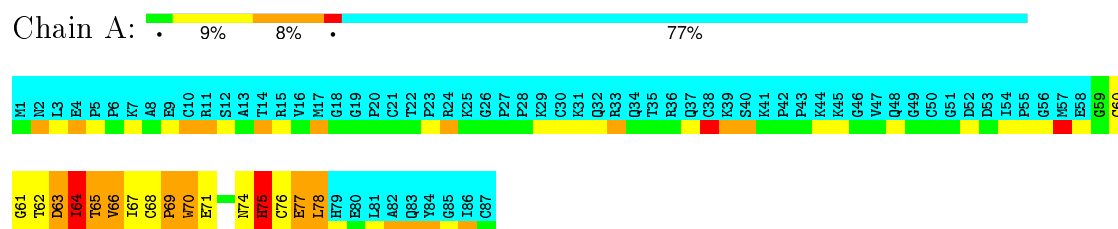
4.2.54 Score per residue for model 54

- Molecule 1: Retinal rod rhodopsin-sensitive cGMP 3',5'-cyclic phosphodiesterase subunit gamma




4.2.55 Score per residue for model 55

- Molecule 1: Retinal rod rhodopsin-sensitive cGMP 3',5'-cyclic phosphodiesterase subunit gamma



4.2.56 Score per residue for model 56

- Molecule 1: Retinal rod rhodopsin-sensitive cGMP 3',5'-cyclic phosphodiesterase subunit gamma



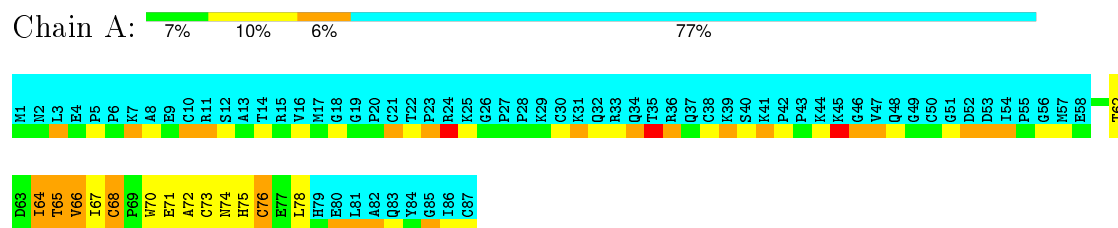
4.2.57 Score per residue for model 57

- Molecule 1: Retinal rod rhodopsin-sensitive cGMP 3',5'-cyclic phosphodiesterase subunit gamma



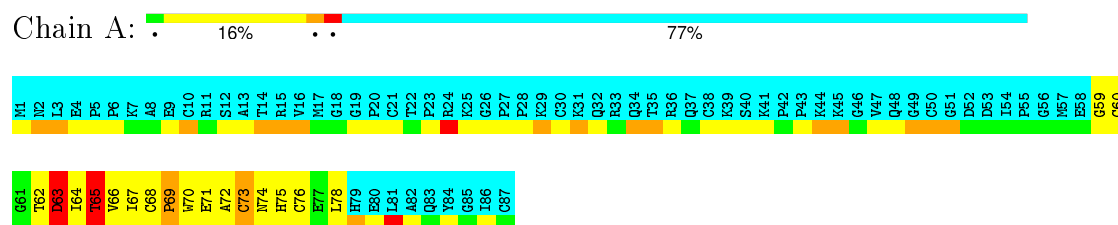
4.2.58 Score per residue for model 58

- Molecule 1: Retinal rod rhodopsin-sensitive cGMP 3',5'-cyclic phosphodiesterase subunit gamma



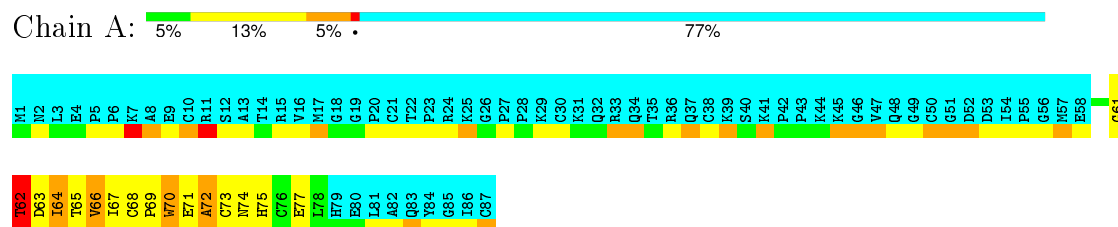
4.2.59 Score per residue for model 59

- Molecule 1: Retinal rod rhodopsin-sensitive cGMP 3',5'-cyclic phosphodiesterase subunit gamma




4.2.60 Score per residue for model 60

- Molecule 1: Retinal rod rhodopsin-sensitive cGMP 3',5'-cyclic phosphodiesterase subunit gamma



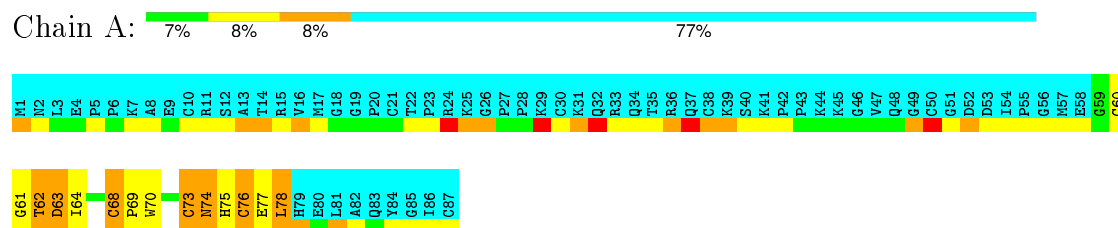
4.2.61 Score per residue for model 61

- Molecule 1: Retinal rod rhodopsin-sensitive cGMP 3',5'-cyclic phosphodiesterase subunit gamma



4.2.62 Score per residue for model 62

- Molecule 1: Retinal rod rhodopsin-sensitive cGMP 3',5'-cyclic phosphodiesterase subunit gamma



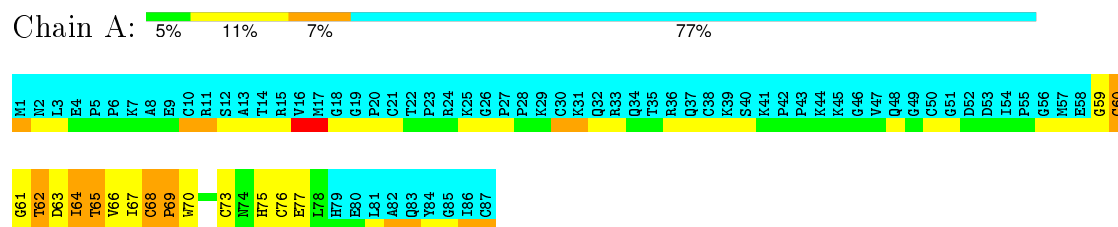
4.2.63 Score per residue for model 63

- Molecule 1: Retinal rod rhodopsin-sensitive cGMP 3',5'-cyclic phosphodiesterase subunit gamma




4.2.64 Score per residue for model 64

- Molecule 1: Retinal rod rhodopsin-sensitive cGMP 3',5'-cyclic phosphodiesterase subunit gamma




4.2.65 Score per residue for model 65

- Molecule 1: Retinal rod rhodopsin-sensitive cGMP 3',5'-cyclic phosphodiesterase subunit gamma




4.2.66 Score per residue for model 66

- Molecule 1: Retinal rod rhodopsin-sensitive cGMP 3',5'-cyclic phosphodiesterase subunit gamma



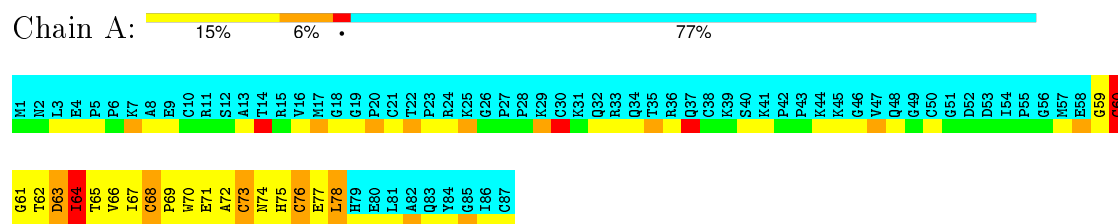
4.2.67 Score per residue for model 67

- Molecule 1: Retinal rod rhodopsin-sensitive cGMP 3',5'-cyclic phosphodiesterase subunit gamma



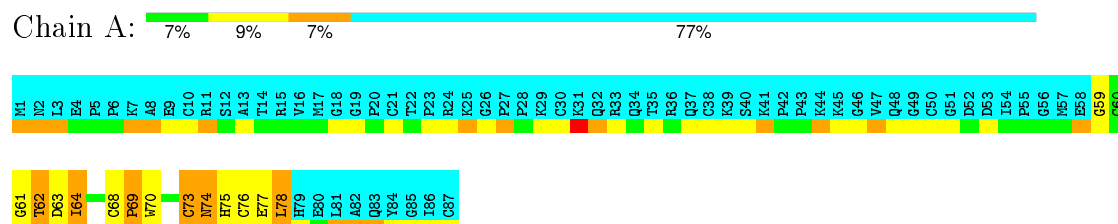
4.2.68 Score per residue for model 68

- Molecule 1: Retinal rod rhodopsin-sensitive cGMP 3',5'-cyclic phosphodiesterase subunit gamma



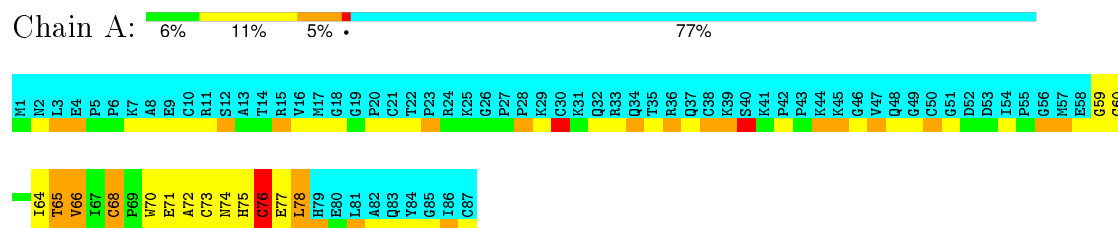
4.2.69 Score per residue for model 69

- Molecule 1: Retinal rod rhodopsin-sensitive cGMP 3',5'-cyclic phosphodiesterase subunit gamma



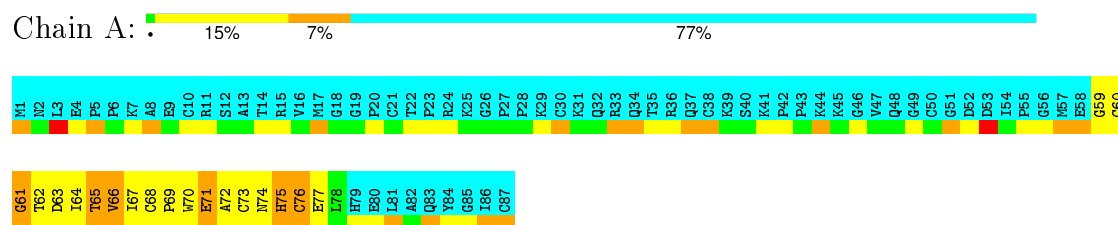
4.2.70 Score per residue for model 70

- Molecule 1: Retinal rod rhodopsin-sensitive cGMP 3',5'-cyclic phosphodiesterase subunit gamma



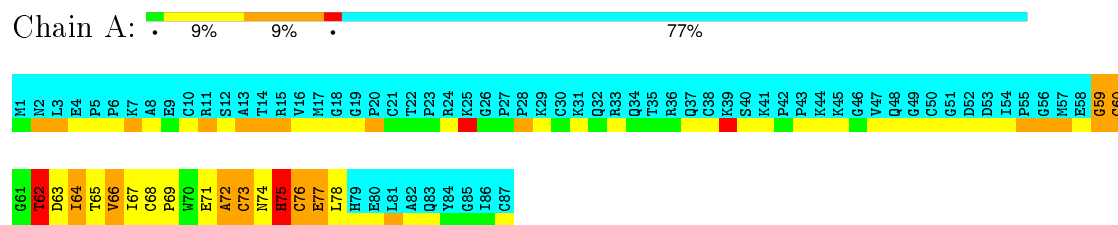
4.2.71 Score per residue for model 71

- Molecule 1: Retinal rod rhodopsin-sensitive cGMP 3',5'-cyclic phosphodiesterase subunit gamma




4.2.72 Score per residue for model 72

- Molecule 1: Retinal rod rhodopsin-sensitive cGMP 3',5'-cyclic phosphodiesterase subunit gamma




4.2.73 Score per residue for model 73

- Molecule 1: Retinal rod rhodopsin-sensitive cGMP 3',5'-cyclic phosphodiesterase subunit gamma



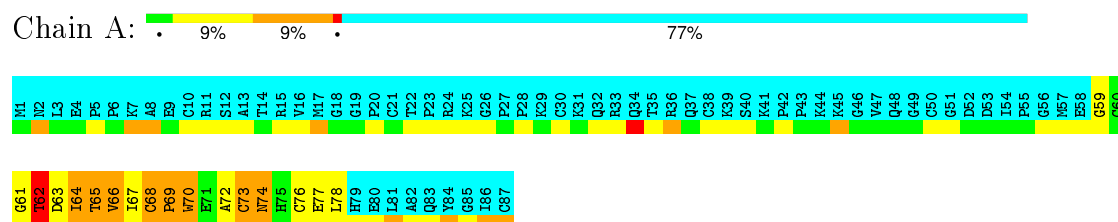
4.2.74 Score per residue for model 74

- Molecule 1: Retinal rod rhodopsin-sensitive cGMP 3',5'-cyclic phosphodiesterase subunit gamma



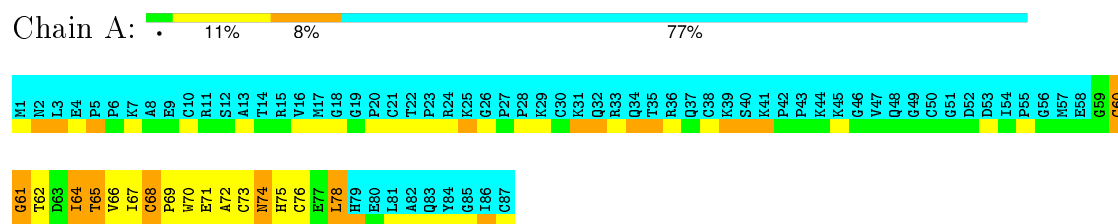
4.2.75 Score per residue for model 75

- Molecule 1: Retinal rod rhodopsin-sensitive cGMP 3',5'-cyclic phosphodiesterase subunit gamma



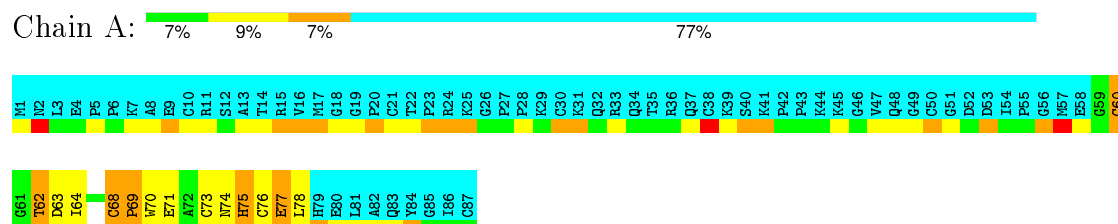
4.2.76 Score per residue for model 76

- Molecule 1: Retinal rod rhodopsin-sensitive cGMP 3',5'-cyclic phosphodiesterase subunit gamma



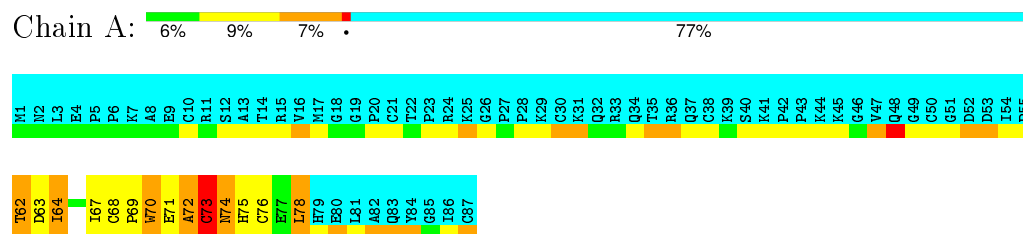
4.2.77 Score per residue for model 77

- Molecule 1: Retinal rod rhodopsin-sensitive cGMP 3',5'-cyclic phosphodiesterase subunit gamma



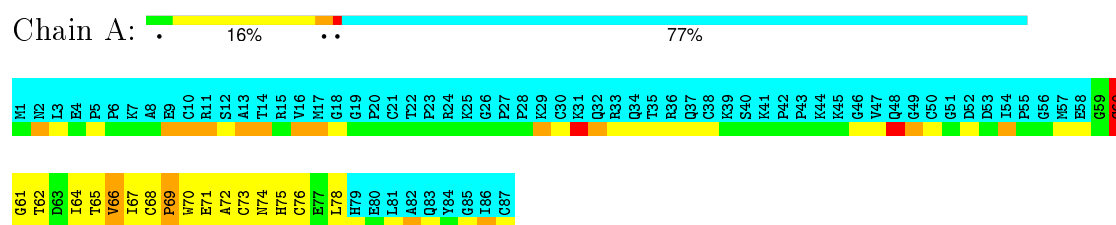
4.2.78 Score per residue for model 78

- Molecule 1: Retinal rod rhodopsin-sensitive cGMP 3',5'-cyclic phosphodiesterase subunit gamma



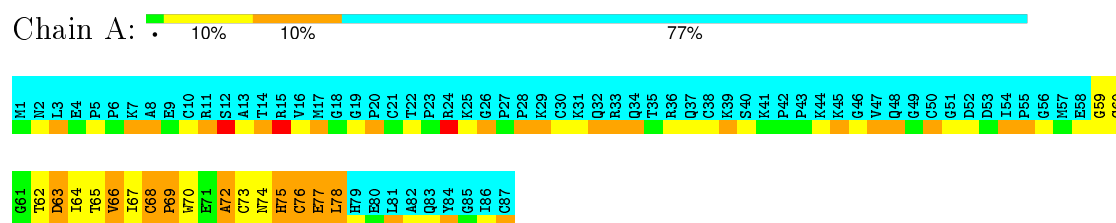
4.2.79 Score per residue for model 79

- Molecule 1: Retinal rod rhodopsin-sensitive cGMP 3',5'-cyclic phosphodiesterase subunit gamma




4.2.80 Score per residue for model 80

- Molecule 1: Retinal rod rhodopsin-sensitive cGMP 3',5'-cyclic phosphodiesterase subunit gamma



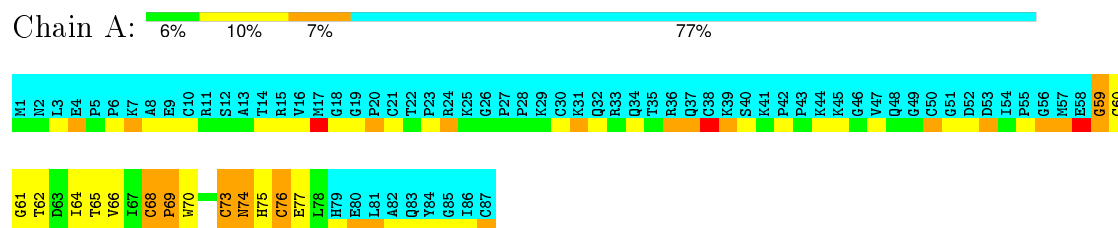
4.2.81 Score per residue for model 81

- Molecule 1: Retinal rod rhodopsin-sensitive cGMP 3',5'-cyclic phosphodiesterase subunit gamma

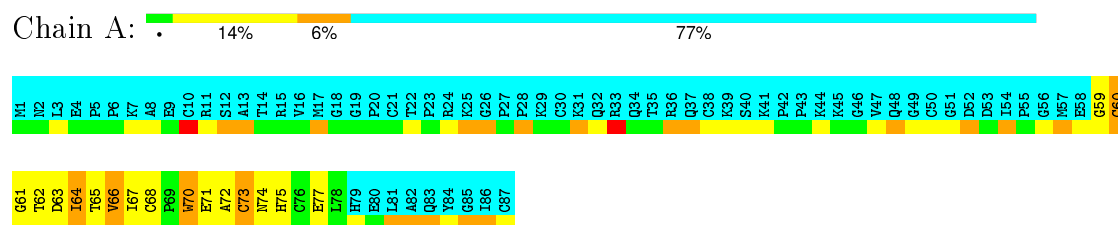


4.2.82 Score per residue for model 82

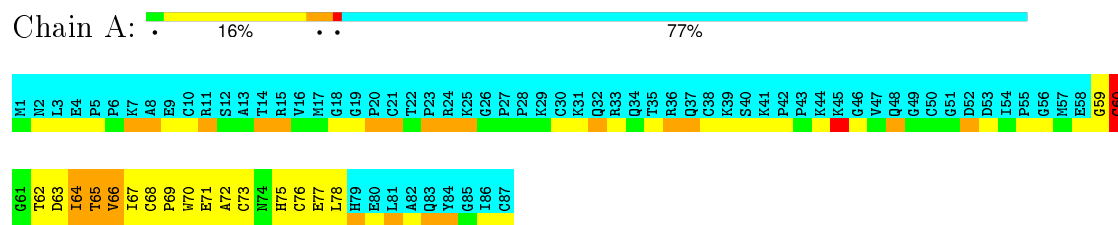
- Molecule 1: Retinal rod rhodopsin-sensitive cGMP 3',5'-cyclic phosphodiesterase subunit gamma



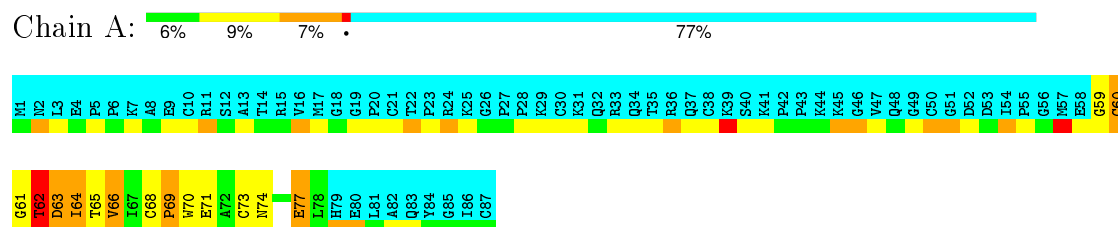
- Molecule 1: Retinal rod rhodopsin-sensitive cGMP 3',5'-cyclic phosphodiesterase subunit gamma



- Molecule 1: Retinal rod rhodopsin-sensitive cGMP 3',5'-cyclic phosphodiesterase subunit gamma

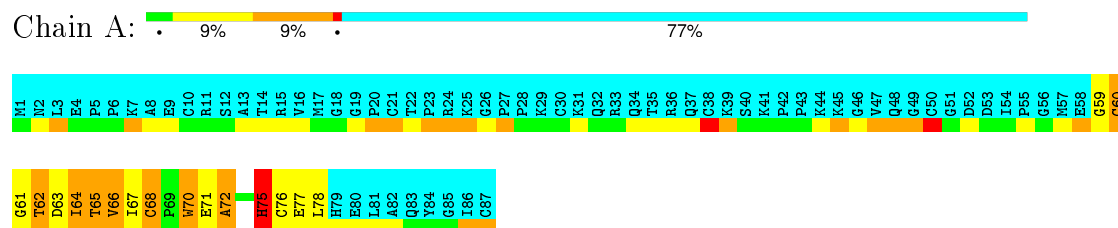


- Molecule 1: Retinal rod rhodopsin-sensitive cGMP 3',5'-cyclic phosphodiesterase subunit gamma



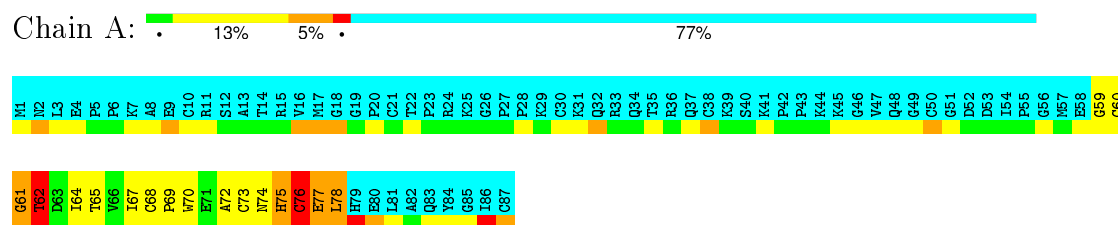
4.2.86 Score per residue for model 86

- Molecule 1: Retinal rod rhodopsin-sensitive cGMP 3',5'-cyclic phosphodiesterase subunit gamma



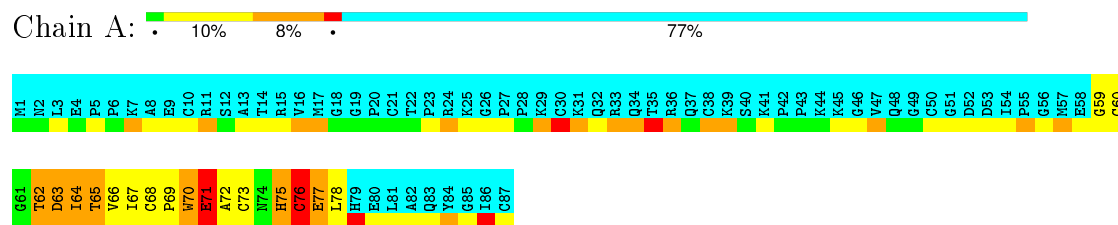
4.2.87 Score per residue for model 87

- Molecule 1: Retinal rod rhodopsin-sensitive cGMP 3',5'-cyclic phosphodiesterase subunit gamma




4.2.88 Score per residue for model 88

- Molecule 1: Retinal rod rhodopsin-sensitive cGMP 3',5'-cyclic phosphodiesterase subunit gamma



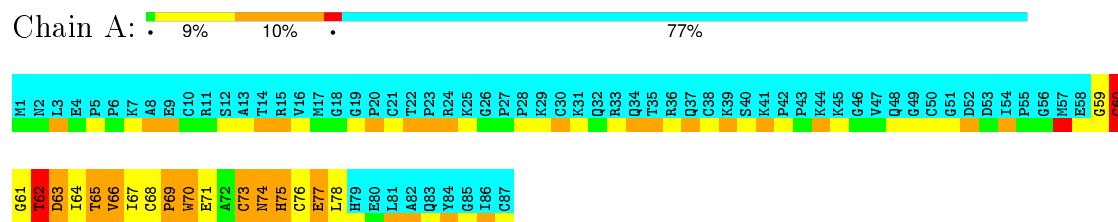
4.2.89 Score per residue for model 89

- Molecule 1: Retinal rod rhodopsin-sensitive cGMP 3',5'-cyclic phosphodiesterase subunit gamma



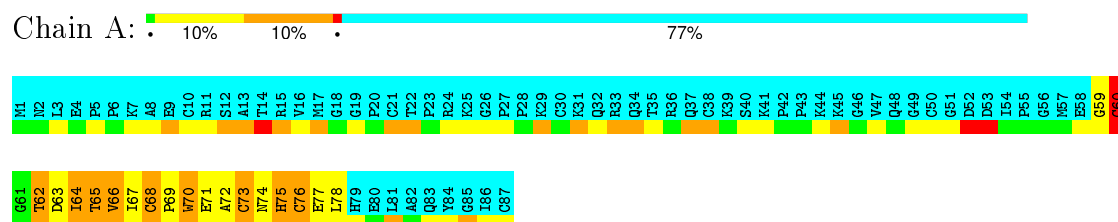
4.2.90 Score per residue for model 90

- Molecule 1: Retinal rod rhodopsin-sensitive cGMP 3',5'-cyclic phosphodiesterase subunit gamma



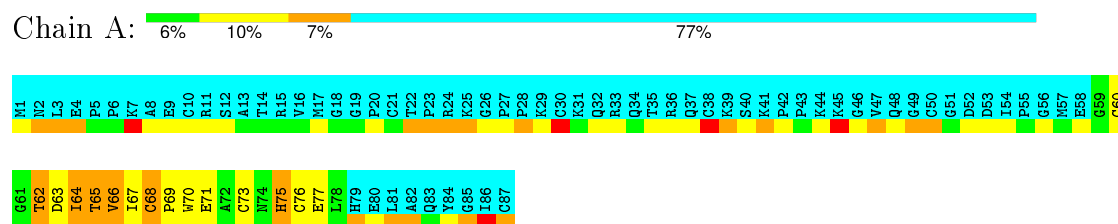
4.2.91 Score per residue for model 91

- Molecule 1: Retinal rod rhodopsin-sensitive cGMP 3',5'-cyclic phosphodiesterase subunit gamma




4.2.92 Score per residue for model 92

- Molecule 1: Retinal rod rhodopsin-sensitive cGMP 3',5'-cyclic phosphodiesterase subunit gamma



4.2.93 Score per residue for model 93

- Molecule 1: Retinal rod rhodopsin-sensitive cGMP 3',5'-cyclic phosphodiesterase subunit gamma



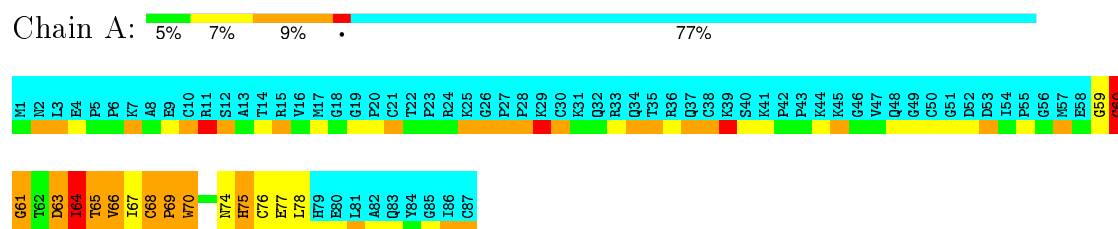
4.2.94 Score per residue for model 94

- Molecule 1: Retinal rod rhodopsin-sensitive cGMP 3',5'-cyclic phosphodiesterase subunit gamma



4.2.95 Score per residue for model 95

- Molecule 1: Retinal rod rhodopsin-sensitive cGMP 3',5'-cyclic phosphodiesterase subunit gamma



4.2.96 Score per residue for model 96

- Molecule 1: Retinal rod rhodopsin-sensitive cGMP 3',5'-cyclic phosphodiesterase subunit gamma



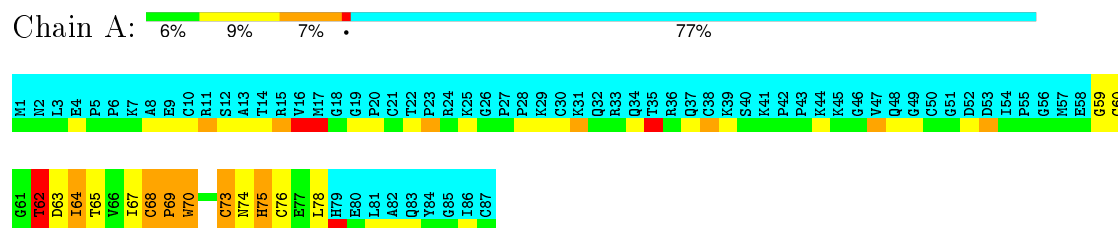
4.2.97 Score per residue for model 97

- Molecule 1: Retinal rod rhodopsin-sensitive cGMP 3',5'-cyclic phosphodiesterase subunit gamma



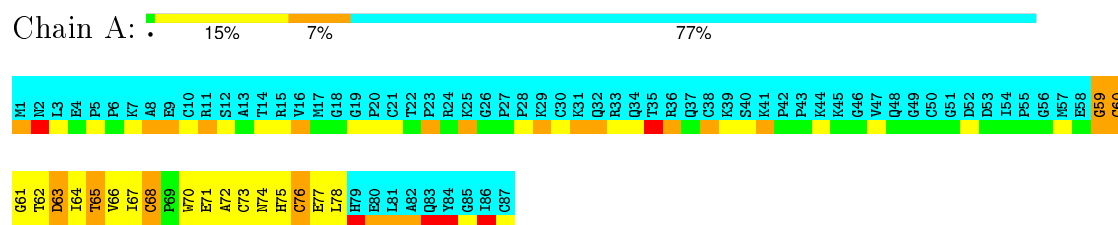
4.2.98 Score per residue for model 98

- Molecule 1: Retinal rod rhodopsin-sensitive cGMP 3',5'-cyclic phosphodiesterase subunit gamma



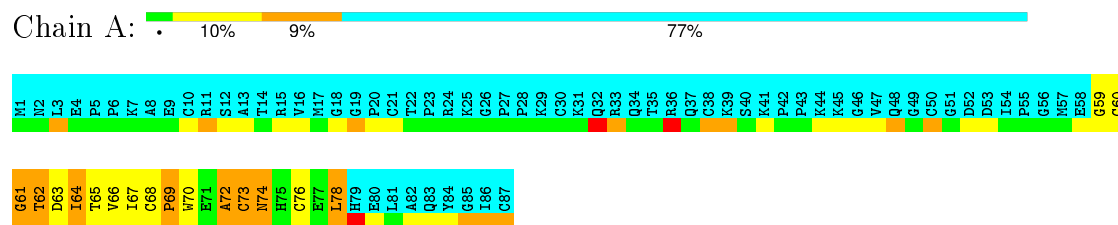
4.2.99 Score per residue for model 99

- Molecule 1: Retinal rod rhodopsin-sensitive cGMP 3',5'-cyclic phosphodiesterase subunit gamma



4.2.100 Score per residue for model 100

- Molecule 1: Retinal rod rhodopsin-sensitive cGMP 3',5'-cyclic phosphodiesterase subunit gamma



5 Refinement protocol and experimental data overview

The models were refined using the following method: *molecular dynamics, simulated annealing*.

Of the 200 calculated structures, 100 were deposited, based on the following criterion: *structures with the lowest energy*.

The following table shows the software used for structure solution, optimisation and refinement.

Software name	Classification	Version
XPLOR-NIH	refinement	2.11.2

The following table shows chemical shift validation statistics as aggregates over all chemical shift files. Detailed validation can be found in section 7 of this report.

Chemical shift file(s)	BMRB entry 15430
Number of chemical shift lists	1
Total number of shifts	845
Number of shifts mapped to atoms	727
Number of unparsed shifts	0
Number of shifts with mapping errors	118
Number of shifts with mapping warnings	0
Assignment completeness (well-defined parts)	68%

No validations of the models with respect to experimental NMR restraints is performed at this time.

6 Model quality ⓘ

6.1 Standard geometry ⓘ

Bond lengths and bond angles in the following residue types are not validated in this section: RCY

There are no covalent bond-length or bond-angle outliers.

There are no bond-length outliers.

There are no bond-angle outliers.

There are no chirality outliers.

There are no planarity outliers.

6.2 Too-close contacts ⓘ

In the following table, the Non-H and H(model) columns list the number of non-hydrogen atoms and hydrogen atoms in each chain respectively. The H(added) column lists the number of hydrogen atoms added and optimized by MolProbity. The Clashes column lists the number of clashes averaged over the ensemble.

Mol	Chain	Non-H	H(model)	H(added)	Clashes
1	A	147	130	128	57±23
2	A	170	20	152	105±32
All	All	31700	15000	27846	12091

The all-atom clashscore is defined as the number of clashes found per 1000 atoms (including hydrogen atoms). The all-atom clashscore for this structure is 203.

All unique clashes are listed below, sorted by their clash magnitude.

Atom-1	Atom-2	Clash(Å)	Distance(Å)	Models	
				Worst	Total
2:A:160:RCY:C1M	2:A:168:RCY:H1Z	1.67	1.18	9	1
1:A:70:TRP:CD1	2:A:176:RCY:H1CA	1.66	1.15	62	1
1:A:70:TRP:CZ2	2:A:168:RCY:H1MA	1.66	1.25	59	1
1:A:64:ILE:CD1	2:A:168:RCY:C1P	1.66	1.74	12	2
1:A:70:TRP:CB	2:A:121:RCY:H1V	1.65	1.17	30	1
2:A:168:RCY:C1W	2:A:173:RCY:H1VB	1.65	1.15	45	2
1:A:70:TRP:CD2	2:A:187:RCY:H1ZA	1.65	1.24	76	1
1:A:64:ILE:HD11	2:A:160:RCY:C1M	1.65	1.21	6	2
2:A:150:RCY:C1Y	2:A:160:RCY:C1Z	1.64	1.75	29	1
2:A:173:RCY:C1Z	2:A:176:RCY:H1M	1.64	1.12	37	1
2:A:150:RCY:H1V	2:A:160:RCY:C1V	1.64	1.12	42	1

Continued on next page...

Continued from previous page...

Atom-1	Atom-2	Clash(Å)	Distance(Å)	Models	
				Worst	Total
1:A:70:TRP:CZ2	2:A:176:RCY:H1MA	1.64	1.15	85	1
2:A:173:RCY:C1Y	2:A:176:RCY:C1M	1.64	1.76	87	4
2:A:130:RCY:H1Y	2:A:160:RCY:C1P	1.64	1.18	50	1
2:A:173:RCY:C1P	2:A:176:RCY:H1VA	1.63	1.22	11	1
1:A:70:TRP:CD1	2:A:121:RCY:C1Y	1.63	1.76	49	1
1:A:70:TRP:CE2	2:A:176:RCY:H1YA	1.63	1.23	80	1
1:A:70:TRP:CD2	2:A:187:RCY:C1Z	1.63	1.81	76	2
2:A:173:RCY:C1C	2:A:187:RCY:C1P	1.63	1.74	88	1
2:A:173:RCY:C1Y	2:A:187:RCY:H1Z	1.63	1.16	89	3
2:A:168:RCY:H1Z	2:A:187:RCY:C1P	1.63	1.15	3	1
2:A:138:RCY:C1C	2:A:187:RCY:C1Y	1.62	1.76	100	2
2:A:168:RCY:H1L	2:A:173:RCY:C1V	1.62	1.24	4	1
2:A:130:RCY:C1W	2:A:130:RCY:C1Z	1.62	1.75	79	1
2:A:160:RCY:H1M	2:A:168:RCY:C1Z	1.62	1.20	9	1
1:A:62:THR:CG2	2:A:130:RCY:C1M	1.62	1.76	9	1
1:A:69:PRO:CG	2:A:173:RCY:C1Z	1.62	1.77	57	1
2:A:160:RCY:C1M	2:A:168:RCY:H1V	1.61	1.24	48	1
2:A:160:RCY:C1Y	2:A:168:RCY:H1S	1.61	1.10	100	2
2:A:168:RCY:H1C	2:A:173:RCY:C1Y	1.61	1.17	21	2
2:A:168:RCY:H1M	2:A:187:RCY:C1Z	1.61	1.21	31	3
1:A:67:ILE:CG2	2:A:173:RCY:H1C	1.61	1.15	31	1
2:A:168:RCY:H1ZA	2:A:187:RCY:C1M	1.61	1.22	84	1
1:A:68:CYS:H	2:A:168:RCY:C1S	1.61	1.02	27	6
2:A:160:RCY:H1M	2:A:168:RCY:C1V	1.61	1.25	48	2
2:A:173:RCY:H1C	2:A:176:RCY:C1C	1.61	1.17	8	1
1:A:66:VAL:HG11	2:A:121:RCY:C1V	1.61	1.17	83	1
2:A:173:RCY:H1Y	2:A:176:RCY:C1V	1.60	1.26	81	1
2:A:150:RCY:H1VA	2:A:160:RCY:C1Y	1.60	1.24	42	1
1:A:64:ILE:HD12	2:A:168:RCY:C1S	1.60	1.26	12	1
2:A:168:RCY:C1L	2:A:173:RCY:H1Y	1.60	1.11	62	1
1:A:70:TRP:CZ3	2:A:168:RCY:H1M	1.60	1.08	33	1
1:A:65:THR:CG2	2:A:160:RCY:H1MA	1.60	1.13	100	2
2:A:173:RCY:C1U	2:A:176:RCY:H1S	1.60	1.12	38	1
2:A:173:RCY:C1Z	2:A:187:RCY:C1L	1.59	1.75	96	3
2:A:168:RCY:C1M	2:A:173:RCY:C1Y	1.59	1.74	31	2
2:A:130:RCY:C1Y	2:A:160:RCY:C1M	1.59	1.78	50	1
1:A:70:TRP:CZ2	2:A:176:RCY:H1V	1.59	1.08	4	1
2:A:176:RCY:C1X	2:A:176:RCY:C1U	1.59	1.79	25	1
2:A:138:RCY:C1L	2:A:150:RCY:C1Q	1.59	1.80	23	1
2:A:130:RCY:C1V	2:A:160:RCY:C1S	1.59	1.74	8	1
1:A:70:TRP:CZ3	2:A:168:RCY:H1L	1.59	1.30	48	1

Continued on next page...

Continued from previous page...

Atom-1	Atom-2	Clash(Å)	Distance(Å)	Models	
				Worst	Total
2:A:138:RCY:C1Y	2:A:176:RCY:C1V	1.59	1.78	22	1
2:A:173:RCY:C1P	2:A:176:RCY:H1VB	1.59	1.23	19	2
1:A:70:TRP:CZ3	2:A:168:RCY:H1ZA	1.59	1.32	98	2
1:A:62:THR:CG2	2:A:173:RCY:H1VA	1.59	1.22	18	1
2:A:168:RCY:H1C	2:A:173:RCY:C1M	1.59	1.23	99	1
1:A:71:GLU:CG	2:A:168:RCY:H1CB	1.58	1.07	93	3
2:A:168:RCY:H1ZA	2:A:187:RCY:C1P	1.58	1.21	100	1
1:A:70:TRP:CD1	2:A:176:RCY:C1C	1.58	1.79	62	1
2:A:110:RCY:H1C	2:A:121:RCY:C1Y	1.58	1.23	5	1
2:A:160:RCY:C1Z	2:A:168:RCY:H1YB	1.58	1.21	43	2
2:A:176:RCY:C1Y	2:A:187:RCY:C1Y	1.58	1.74	5	1
2:A:160:RCY:C1P	2:A:168:RCY:H1Y	1.58	1.29	9	1
2:A:168:RCY:C1S	2:A:176:RCY:C1Z	1.58	1.77	77	1
2:A:150:RCY:H1MA	2:A:168:RCY:C1Y	1.58	1.22	74	1
2:A:138:RCY:C1V	2:A:150:RCY:H1M	1.58	1.24	1	1
2:A:176:RCY:C1U	2:A:187:RCY:H1Z	1.57	1.17	5	1
2:A:160:RCY:C1Z	2:A:173:RCY:C1C	1.57	1.76	86	2
2:A:168:RCY:H1ZA	2:A:173:RCY:C1P	1.57	1.19	58	1
1:A:78:LEU:HD21	2:A:176:RCY:C1W	1.57	1.23	91	1
2:A:173:RCY:C1Y	2:A:187:RCY:C1Q	1.57	1.76	92	2
1:A:73:CYS:SG	2:A:173:RCY:H1SA	1.57	1.39	79	1
2:A:160:RCY:H1YB	2:A:173:RCY:C1Z	1.57	1.06	4	2
2:A:138:RCY:C1C	2:A:150:RCY:H1VA	1.57	1.24	10	2
1:A:76:CYS:N	2:A:173:RCY:C1C	1.57	1.67	29	1
2:A:138:RCY:C1M	2:A:173:RCY:C1V	1.57	1.77	92	1
1:A:70:TRP:CE3	2:A:173:RCY:H1ZA	1.57	1.03	92	2
2:A:176:RCY:C1Y	2:A:187:RCY:C1L	1.57	1.76	92	1
2:A:173:RCY:C1C	2:A:176:RCY:C1V	1.57	1.75	63	2
1:A:69:PRO:HD3	2:A:173:RCY:C1Z	1.57	1.27	61	1
2:A:176:RCY:H1CB	2:A:187:RCY:C1Y	1.57	1.05	26	1
2:A:150:RCY:H1Z	2:A:160:RCY:C1Y	1.56	1.08	88	1
1:A:69:PRO:HB2	2:A:173:RCY:C1Y	1.56	1.28	35	1
1:A:78:LEU:CG	2:A:176:RCY:H1MA	1.56	1.16	91	1
2:A:160:RCY:C1X	2:A:160:RCY:C1U	1.56	1.75	79	1
1:A:67:ILE:HB	2:A:150:RCY:C1V	1.56	1.27	31	1
2:A:168:RCY:C1V	2:A:176:RCY:H1M	1.56	1.13	20	3
2:A:168:RCY:H1YA	2:A:173:RCY:C1X	1.56	1.22	45	1
2:A:138:RCY:H1C	2:A:150:RCY:C1Z	1.56	1.30	29	1
2:A:168:RCY:C1M	2:A:187:RCY:H1Z	1.56	1.23	31	2
1:A:66:VAL:CG1	2:A:121:RCY:H1V	1.56	1.09	83	1
2:A:138:RCY:H1V	2:A:150:RCY:C1Z	1.56	1.20	87	1

Continued on next page...

Continued from previous page...

Atom-1	Atom-2	Clash(Å)	Distance(Å)	Models	
				Worst	Total
2:A:168:RCY:C1Y	2:A:187:RCY:H1ZB	1.55	1.20	21	1
2:A:138:RCY:H1YA	2:A:187:RCY:C1Y	1.55	1.27	86	2
2:A:138:RCY:C1Y	2:A:187:RCY:H1YA	1.55	1.26	86	1
1:A:73:CYS:H	2:A:173:RCY:C1L	1.55	1.09	10	5
1:A:64:ILE:CD1	2:A:160:RCY:C1Y	1.55	1.77	49	1
2:A:138:RCY:C1M	2:A:150:RCY:C1V	1.55	1.85	19	2
2:A:150:RCY:C1Z	2:A:176:RCY:C1C	1.55	1.83	3	1
2:A:160:RCY:C1Z	2:A:168:RCY:C1V	1.55	1.80	55	3
2:A:173:RCY:H1M	2:A:187:RCY:C1Y	1.55	1.15	31	1
2:A:173:RCY:C1W	2:A:176:RCY:C1C	1.55	1.76	38	1
2:A:173:RCY:H1Z	2:A:187:RCY:C1Z	1.55	1.29	84	1
2:A:168:RCY:C1Z	2:A:173:RCY:C1U	1.55	1.75	70	3
2:A:173:RCY:C1Y	2:A:187:RCY:H1Y	1.55	1.29	31	1
2:A:160:RCY:H1Z	2:A:168:RCY:C1C	1.55	1.28	69	1
2:A:168:RCY:C1V	2:A:173:RCY:H1MA	1.55	1.31	29	1
2:A:138:RCY:H1C	2:A:187:RCY:C1M	1.55	1.22	11	1
2:A:168:RCY:C1M	2:A:173:RCY:H1V	1.55	1.09	27	1
1:A:72:ALA:HB1	2:A:173:RCY:C1P	1.54	1.08	30	3
2:A:168:RCY:C1Y	2:A:187:RCY:C1W	1.54	1.76	97	1
2:A:160:RCY:H1VA	2:A:168:RCY:C1Y	1.54	1.08	32	1
2:A:138:RCY:H1YB	2:A:150:RCY:C1Q	1.54	1.30	60	2
2:A:168:RCY:H1LA	2:A:173:RCY:C1Y	1.54	1.31	62	1
2:A:130:RCY:H1U	2:A:160:RCY:C1M	1.54	1.20	7	1
1:A:71:GLU:CB	2:A:168:RCY:H1MA	1.54	1.27	37	1
2:A:160:RCY:C1Z	2:A:168:RCY:H1V	1.54	1.04	55	2
2:A:160:RCY:C1Y	2:A:173:RCY:H1Z	1.54	1.03	4	1
2:A:173:RCY:C1Z	2:A:187:RCY:H1ZA	1.54	1.19	84	2
1:A:59:GLY:CA	2:A:160:RCY:C1P	1.54	1.75	70	1
1:A:62:THR:HG21	2:A:173:RCY:C1V	1.54	1.29	18	1
2:A:160:RCY:H1MA	2:A:168:RCY:C1S	1.54	1.33	34	1
1:A:67:ILE:HG22	2:A:173:RCY:C1M	1.54	1.04	80	1
2:A:138:RCY:N1R	2:A:138:RCY:C1U	1.53	1.71	25	1
2:A:173:RCY:H1YA	2:A:187:RCY:C1Z	1.53	1.28	89	3
2:A:168:RCY:H1YA	2:A:187:RCY:C1S	1.53	1.32	88	1
2:A:138:RCY:C1M	2:A:150:RCY:H1C	1.53	1.33	97	2
2:A:168:RCY:C1Q	2:A:168:RCY:N1R	1.53	1.67	79	1
1:A:62:THR:CG2	2:A:160:RCY:H1ZB	1.53	1.33	46	1
2:A:176:RCY:C1C	2:A:187:RCY:C1W	1.53	1.82	4	1
1:A:70:TRP:CZ3	2:A:150:RCY:H1Y	1.53	1.33	47	1
2:A:110:RCY:C1Y	2:A:121:RCY:H1C	1.53	1.30	81	1
2:A:160:RCY:N1R	2:A:160:RCY:C1U	1.53	1.72	79	2

Continued on next page...

Continued from previous page...

Atom-1	Atom-2	Clash(Å)	Distance(Å)	Models	
				Worst	Total
1:A:70:TRP:CB	2:A:121:RCY:C1V	1.53	1.87	30	1
1:A:70:TRP:CZ3	2:A:168:RCY:H1Z	1.53	1.32	41	1
2:A:160:RCY:H1YB	2:A:168:RCY:C1P	1.53	1.21	58	2
2:A:168:RCY:H1V	2:A:173:RCY:C1C	1.53	1.07	45	1
2:A:176:RCY:C1C	2:A:187:RCY:C1Y	1.53	1.80	26	2
1:A:65:THR:HB	2:A:168:RCY:C1P	1.53	1.05	80	1
2:A:173:RCY:C1V	2:A:176:RCY:C1Y	1.53	1.87	2	6
2:A:110:RCY:C1C	2:A:121:RCY:H1YB	1.53	1.26	5	1
2:A:138:RCY:H1U	2:A:187:RCY:C1C	1.52	1.06	5	1
2:A:168:RCY:C1W	2:A:187:RCY:C1Z	1.52	1.80	97	1
2:A:168:RCY:C1C	2:A:173:RCY:H1M	1.52	1.27	99	1
2:A:138:RCY:C1M	2:A:150:RCY:H1VB	1.52	1.32	19	1
2:A:150:RCY:H1VA	2:A:173:RCY:C1V	1.52	1.30	31	1
2:A:160:RCY:C1M	2:A:168:RCY:H1S	1.52	1.28	34	1
1:A:69:PRO:C	2:A:173:RCY:H1Z	1.52	1.22	85	1
1:A:78:LEU:CD2	2:A:176:RCY:C1M	1.52	1.84	91	1
1:A:64:ILE:HD11	2:A:168:RCY:C1P	1.52	1.27	12	2
2:A:168:RCY:C1M	2:A:187:RCY:C1Y	1.52	1.87	7	2
1:A:67:ILE:HG13	2:A:176:RCY:C1V	1.52	1.34	16	1
2:A:168:RCY:C1U	2:A:176:RCY:H1YB	1.52	1.30	98	1
2:A:168:RCY:C1U	2:A:176:RCY:C1Y	1.52	1.87	59	3
2:A:173:RCY:C1C	2:A:176:RCY:C1P	1.52	1.83	72	1
1:A:62:THR:HG21	2:A:160:RCY:C1Z	1.52	1.27	46	1
2:A:130:RCY:C1Z	2:A:160:RCY:C1P	1.52	1.85	61	1
1:A:73:CYS:H	2:A:173:RCY:C1S	1.51	1.07	21	5
2:A:150:RCY:C1Z	2:A:160:RCY:C1Y	1.51	1.84	88	1
2:A:150:RCY:C1Y	2:A:187:RCY:H1YB	1.51	1.28	41	3
1:A:76:CYS:C	2:A:176:RCY:H1LA	1.51	1.26	31	5
2:A:173:RCY:H1VB	2:A:187:RCY:C1C	1.51	1.31	55	1
2:A:168:RCY:C1Z	2:A:187:RCY:C1P	1.51	1.85	100	2
1:A:69:PRO:HG3	2:A:187:RCY:C1Z	1.51	1.33	54	1
2:A:168:RCY:H1MA	2:A:187:RCY:C1Z	1.51	0.99	84	1
2:A:173:RCY:C1S	2:A:176:RCY:H1LA	1.51	1.31	28	2
2:A:176:RCY:C1M	2:A:187:RCY:C1Y	1.51	1.84	5	1
2:A:173:RCY:C1U	2:A:173:RCY:N1R	1.51	1.69	79	1
2:A:130:RCY:C1Z	2:A:160:RCY:C1L	1.51	1.89	61	1
2:A:160:RCY:C1Z	2:A:168:RCY:H1C	1.51	1.04	69	1
2:A:168:RCY:C1S	2:A:173:RCY:H1U	1.51	1.35	71	1
2:A:168:RCY:C1Y	2:A:176:RCY:C1V	1.51	1.88	94	2
2:A:176:RCY:C1U	2:A:176:RCY:N1R	1.51	1.73	79	1
1:A:69:PRO:HG2	2:A:173:RCY:C1C	1.51	1.08	77	1

Continued on next page...

Continued from previous page...

Atom-1	Atom-2	Clash(Å)	Distance(Å)	Models	
				Worst	Total
2:A:160:RCY:H1U	2:A:168:RCY:C1C	1.51	1.02	49	1
1:A:75:HIS:NE2	2:A:173:RCY:C1Z	1.51	1.74	42	1
2:A:138:RCY:C1M	2:A:150:RCY:C1P	1.51	1.89	1	1
2:A:173:RCY:C1U	2:A:176:RCY:C1V	1.50	1.86	89	2
1:A:69:PRO:CG	2:A:187:RCY:H1ZB	1.50	1.26	54	1
2:A:173:RCY:C1V	2:A:176:RCY:H1YB	1.50	1.37	32	3
2:A:160:RCY:C1S	2:A:160:RCY:C1Q	1.50	1.85	25	1
1:A:64:ILE:HG13	2:A:160:RCY:C1Y	1.50	1.31	19	1
2:A:168:RCY:C1L	2:A:173:RCY:C1Y	1.50	1.85	62	1
1:A:63:ASP:CB	2:A:130:RCY:H1YB	1.50	1.36	73	1
2:A:160:RCY:C1Y	2:A:168:RCY:H1CB	1.50	1.30	47	1
1:A:60:CYS:C	2:A:138:RCY:H1VB	1.50	1.11	7	1
1:A:60:CYS:SG	2:A:160:RCY:H1SA	1.50	1.45	79	2
2:A:176:RCY:H1M	2:A:187:RCY:C1Y	1.50	1.15	5	1
1:A:66:VAL:HG12	2:A:121:RCY:C1Y	1.50	0.98	83	1
1:A:72:ALA:CB	2:A:173:RCY:H1L	1.50	1.34	10	1
1:A:70:TRP:CZ3	2:A:168:RCY:H1V	1.50	1.38	56	1
1:A:70:TRP:C	2:A:173:RCY:C1V	1.50	1.78	84	2
2:A:173:RCY:C1Y	2:A:176:RCY:H1CA	1.50	1.34	98	2
2:A:138:RCY:H1L	2:A:150:RCY:C1Q	1.50	1.34	23	1
1:A:73:CYS:CB	2:A:176:RCY:C1C	1.50	1.83	52	1
2:A:150:RCY:H1M	2:A:160:RCY:C1V	1.50	1.30	42	1
2:A:173:RCY:C1P	2:A:176:RCY:C1V	1.50	1.85	11	4
1:A:64:ILE:HB	2:A:168:RCY:C1Z	1.49	1.33	30	2
2:A:173:RCY:C1L	2:A:176:RCY:C1C	1.49	1.76	52	1
1:A:77:GLU:N	2:A:176:RCY:C1L	1.49	1.71	87	3
2:A:176:RCY:C1Z	2:A:187:RCY:H1C	1.49	1.32	64	1
1:A:71:GLU:HA	2:A:173:RCY:C1P	1.49	1.28	17	2
1:A:70:TRP:HZ3	2:A:168:RCY:C1M	1.49	1.18	33	1
2:A:173:RCY:N1R	2:A:173:RCY:C1U	1.49	1.71	25	1
2:A:168:RCY:C1C	2:A:173:RCY:H1YA	1.49	1.01	21	2
2:A:168:RCY:C1V	2:A:173:RCY:H1CB	1.49	0.99	45	1
1:A:62:THR:HG21	2:A:160:RCY:C1V	1.49	1.36	55	1
2:A:150:RCY:C1U	2:A:150:RCY:N1R	1.49	1.76	79	2
2:A:160:RCY:H1U	2:A:168:RCY:C1M	1.49	1.01	96	1
2:A:176:RCY:C1C	2:A:187:RCY:H1YB	1.49	1.24	26	1
2:A:110:RCY:C1Y	2:A:121:RCY:C1C	1.49	1.89	81	1
2:A:173:RCY:C1Y	2:A:187:RCY:H1ZB	1.49	1.36	92	1
1:A:70:TRP:CG	2:A:173:RCY:C1Y	1.49	1.95	84	2
1:A:70:TRP:CG	2:A:173:RCY:H1YA	1.49	1.40	84	1
1:A:78:LEU:HD21	2:A:176:RCY:C1M	1.48	1.36	91	1

Continued on next page...

Continued from previous page...

Atom-1	Atom-2	Clash(Å)	Distance(Å)	Models	
				Worst	Total
1:A:73:CYS:N	2:A:173:RCY:H1LA	1.48	1.22	10	4
2:A:110:RCY:C1U	2:A:110:RCY:N1R	1.48	1.74	79	1
1:A:59:GLY:HA2	2:A:160:RCY:C1P	1.48	0.98	70	2
2:A:138:RCY:C1Y	2:A:150:RCY:C1Y	1.48	1.88	89	3
2:A:160:RCY:C1U	2:A:168:RCY:C1C	1.48	1.89	49	1
2:A:168:RCY:H1MA	2:A:173:RCY:C1V	1.48	0.97	27	1
1:A:70:TRP:CH2	2:A:168:RCY:C1P	1.48	1.91	48	2
1:A:64:ILE:CD1	2:A:160:RCY:C1M	1.48	1.87	6	2
1:A:70:TRP:CZ3	2:A:168:RCY:C1M	1.48	1.96	33	4
2:A:176:RCY:C1V	2:A:187:RCY:H1YA	1.48	1.32	54	2
1:A:70:TRP:CE3	2:A:176:RCY:C1Y	1.48	1.95	94	1
1:A:73:CYS:HA	2:A:173:RCY:C1L	1.48	1.23	38	7
1:A:70:TRP:CH2	2:A:168:RCY:C1L	1.48	1.96	48	1
2:A:168:RCY:C1Q	2:A:173:RCY:H1U	1.48	1.32	71	2
2:A:168:RCY:C1C	2:A:176:RCY:H1Y	1.48	1.34	59	2
2:A:150:RCY:C1V	2:A:160:RCY:H1YA	1.48	1.35	42	1
2:A:138:RCY:C1M	2:A:187:RCY:C1Y	1.48	1.87	68	1
1:A:70:TRP:CB	2:A:173:RCY:H1YA	1.48	1.36	84	1
2:A:138:RCY:C1Y	2:A:187:RCY:C1Y	1.48	1.84	86	3
1:A:69:PRO:CB	2:A:150:RCY:H1ZB	1.48	1.34	92	1
2:A:168:RCY:C1M	2:A:187:RCY:C1Z	1.48	1.89	84	3
2:A:173:RCY:C1V	2:A:187:RCY:H1C	1.48	1.34	55	1
2:A:130:RCY:C1U	2:A:130:RCY:N1R	1.48	1.76	25	1
1:A:67:ILE:HG21	2:A:130:RCY:C1M	1.48	1.35	30	1
2:A:168:RCY:H1ZA	2:A:187:RCY:C1S	1.48	1.35	100	1
1:A:69:PRO:C	2:A:173:RCY:C1V	1.48	1.79	64	1
2:A:173:RCY:H1VB	2:A:187:RCY:C1X	1.48	1.35	55	1
1:A:63:ASP:CG	2:A:160:RCY:H1ZA	1.48	1.23	73	1
1:A:69:PRO:HD2	2:A:168:RCY:C1L	1.47	1.38	78	9
2:A:110:RCY:N1R	2:A:110:RCY:C1U	1.47	1.72	25	1
2:A:173:RCY:H1C	2:A:187:RCY:C1M	1.47	1.37	97	1
2:A:187:RCY:N1R	2:A:187:RCY:C1U	1.47	1.74	79	1
1:A:64:ILE:HG21	2:A:168:RCY:C1Z	1.47	1.32	83	1
1:A:63:ASP:HB3	2:A:130:RCY:C1Y	1.47	1.35	73	1
2:A:173:RCY:H1CB	2:A:176:RCY:C1P	1.47	1.31	72	2
2:A:150:RCY:C1V	2:A:173:RCY:H1VA	1.47	1.34	31	1
2:A:176:RCY:N1R	2:A:176:RCY:C1Q	1.47	1.77	25	1
1:A:70:TRP:CD2	2:A:176:RCY:H1YA	1.47	1.41	80	1
1:A:70:TRP:HZ3	2:A:150:RCY:C1Y	1.47	1.18	47	1
1:A:71:GLU:CA	2:A:168:RCY:H1MA	1.47	1.37	37	2
2:A:160:RCY:C1V	2:A:168:RCY:C1Y	1.47	1.89	32	1

Continued on next page...

Continued from previous page...

Atom-1	Atom-2	Clash(Å)	Distance(Å)	Models	
				Worst	Total
2:A:168:RCY:H1VA	2:A:176:RCY:C1M	1.47	1.39	20	1
1:A:70:TRP:CB	2:A:176:RCY:H1ZA	1.47	1.39	18	2
2:A:168:RCY:C1Q	2:A:173:RCY:H1ZA	1.46	1.38	39	2
1:A:69:PRO:CD	2:A:168:RCY:H1S	1.46	1.40	75	3
1:A:70:TRP:HZ3	2:A:168:RCY:C1V	1.46	1.22	56	1
2:A:138:RCY:C1M	2:A:187:RCY:H1YB	1.46	0.96	68	1
2:A:138:RCY:C1Y	2:A:150:RCY:N1R	1.46	1.74	60	1
2:A:168:RCY:H1ZA	2:A:187:RCY:C1L	1.46	1.36	100	1
2:A:138:RCY:C1U	2:A:138:RCY:N1R	1.46	1.76	79	1
1:A:70:TRP:HB2	2:A:173:RCY:C1V	1.46	1.39	4	2
1:A:65:THR:HG21	2:A:160:RCY:C1M	1.46	1.33	100	3
1:A:70:TRP:CB	2:A:173:RCY:H1VB	1.46	1.36	4	1
2:A:121:RCY:C1U	2:A:121:RCY:N1R	1.46	1.74	25	2
2:A:160:RCY:C1Y	2:A:168:RCY:C1S	1.46	1.89	100	2
2:A:138:RCY:C1U	2:A:187:RCY:C1C	1.46	1.92	5	1
1:A:62:THR:HG21	2:A:168:RCY:C1Z	1.46	1.35	72	1
1:A:70:TRP:N	2:A:173:RCY:H1Z	1.46	1.08	85	1
2:A:138:RCY:C1C	2:A:150:RCY:H1ZA	1.46	1.39	29	1
2:A:168:RCY:C1Q	2:A:173:RCY:C1U	1.46	1.83	71	1
2:A:173:RCY:C1C	2:A:176:RCY:H1M	1.45	1.30	52	2
1:A:66:VAL:CG1	2:A:121:RCY:H1YA	1.45	0.93	83	1
2:A:173:RCY:C1Q	2:A:173:RCY:C1S	1.45	1.76	79	1
2:A:173:RCY:C1C	2:A:187:RCY:H1M	1.45	1.41	97	1
1:A:62:THR:CB	2:A:160:RCY:H1CA	1.45	1.38	46	1
1:A:69:PRO:CB	2:A:176:RCY:C1Z	1.45	1.93	66	1
1:A:71:GLU:CG	2:A:168:RCY:C1C	1.45	1.92	93	1
2:A:187:RCY:C1U	2:A:187:RCY:N1R	1.45	1.78	25	1
2:A:168:RCY:C1Y	2:A:176:RCY:O1G	1.45	1.63	20	1
1:A:70:TRP:HE1	2:A:121:RCY:C1W	1.45	1.21	49	1
2:A:173:RCY:H1V	2:A:176:RCY:C1U	1.45	1.36	38	2
2:A:138:RCY:O1J	2:A:160:RCY:C1Q	1.45	1.64	18	1
2:A:130:RCY:C1C	2:A:160:RCY:C1U	1.45	1.76	7	1
2:A:168:RCY:C1Z	2:A:187:RCY:C1S	1.45	1.92	100	2
1:A:64:ILE:HD13	2:A:160:RCY:C1Y	1.45	0.93	49	1
1:A:69:PRO:HB2	2:A:176:RCY:C1Z	1.45	1.38	66	1
2:A:168:RCY:C1Y	2:A:187:RCY:H1S	1.44	1.41	88	3
2:A:138:RCY:C1V	2:A:150:RCY:H1VA	1.44	1.41	19	1
1:A:68:CYS:CB	2:A:160:RCY:H1Y	1.44	1.40	19	1
1:A:70:TRP:CD1	2:A:173:RCY:H1YB	1.44	1.46	84	1
2:A:160:RCY:C1V	2:A:168:RCY:H1VB	1.44	1.42	48	1
1:A:68:CYS:O	2:A:173:RCY:C1V	1.44	1.64	100	2

Continued on next page...

Continued from previous page...

Atom-1	Atom-2	Clash(Å)	Distance(Å)	Models	
				Worst	Total
1:A:70:TRP:CZ3	2:A:168:RCY:C1Z	1.44	2.00	41	3
2:A:138:RCY:C1Z	2:A:187:RCY:C1C	1.44	1.75	71	3
1:A:71:GLU:HG2	2:A:168:RCY:C1C	1.44	1.42	93	2
2:A:173:RCY:C1Z	2:A:187:RCY:C1Z	1.44	1.88	84	1
2:A:160:RCY:H1CA	2:A:168:RCY:N1R	1.44	1.25	39	1
2:A:168:RCY:O1J	2:A:187:RCY:C1M	1.44	1.66	70	1
1:A:69:PRO:CB	2:A:173:RCY:C1Z	1.44	1.96	57	4
2:A:138:RCY:C1C	2:A:150:RCY:H1V	1.44	1.41	54	1
2:A:168:RCY:H1M	2:A:187:RCY:C1Y	1.43	1.39	7	2
1:A:75:HIS:CA	2:A:176:RCY:H1L	1.43	1.40	13	1
2:A:173:RCY:C1L	2:A:176:RCY:H1VB	1.43	1.43	11	1
2:A:168:RCY:H1LA	2:A:173:RCY:C1V	1.43	1.41	80	1
1:A:70:TRP:CD1	2:A:176:RCY:C1Y	1.43	1.99	80	1
2:A:110:RCY:O1J	2:A:121:RCY:C1V	1.43	1.66	5	1
1:A:76:CYS:CA	2:A:176:RCY:O1H	1.43	1.65	74	3
2:A:160:RCY:H1Z	2:A:168:RCY:C1Z	1.43	0.92	78	1
2:A:160:RCY:C1Z	2:A:168:RCY:H1Z	1.43	0.94	78	1
1:A:69:PRO:CG	2:A:187:RCY:C1Z	1.43	1.90	54	1
2:A:138:RCY:C1Z	2:A:150:RCY:O1G	1.43	1.66	98	3
2:A:138:RCY:H1Z	2:A:187:RCY:C1C	1.43	1.42	74	2
1:A:74:ASN:OD1	2:A:176:RCY:C1L	1.43	1.65	78	1
1:A:69:PRO:CD	2:A:173:RCY:H1ZA	1.43	1.41	61	1
1:A:70:TRP:CG	2:A:176:RCY:C1Y	1.43	2.00	80	1
1:A:63:ASP:CB	2:A:168:RCY:H1VA	1.43	1.41	5	1
2:A:173:RCY:H1U	2:A:176:RCY:C1S	1.43	0.90	38	1
2:A:150:RCY:C1M	2:A:160:RCY:C1V	1.43	1.96	42	1
1:A:72:ALA:N	2:A:173:RCY:H1M	1.43	1.24	78	1
2:A:168:RCY:H1U	2:A:176:RCY:C1Y	1.43	1.42	98	2
2:A:130:RCY:H1ZA	2:A:160:RCY:C1L	1.43	1.39	61	1
2:A:168:RCY:C1Y	2:A:187:RCY:C1Z	1.43	1.97	21	3
2:A:168:RCY:H1ZA	2:A:173:RCY:N1R	1.43	1.22	58	1
1:A:69:PRO:CB	2:A:173:RCY:C1C	1.43	1.89	7	1
2:A:187:RCY:C1Q	2:A:187:RCY:N1R	1.42	1.74	25	1
2:A:138:RCY:C1Y	2:A:187:RCY:O1G	1.42	1.67	89	2
1:A:70:TRP:HZ3	2:A:168:RCY:C1Z	1.42	1.24	98	3
2:A:176:RCY:C1Y	2:A:187:RCY:C1Q	1.42	1.74	19	1
1:A:76:CYS:CB	2:A:173:RCY:C1C	1.42	1.93	29	1
1:A:71:GLU:HA	2:A:168:RCY:C1C	1.42	1.44	29	1
1:A:72:ALA:HB3	2:A:173:RCY:C1L	1.42	1.42	10	1
1:A:70:TRP:CE2	2:A:176:RCY:C1M	1.42	1.83	4	2
2:A:168:RCY:C1L	2:A:173:RCY:H1V	1.42	1.43	4	1

Continued on next page...

Continued from previous page...

Atom-1	Atom-2	Clash(Å)	Distance(Å)	Models	
				Worst	Total
1:A:70:TRP:N	2:A:176:RCY:H1C	1.42	1.05	13	1
1:A:73:CYS:CA	2:A:173:RCY:H1LA	1.42	1.19	71	8
2:A:150:RCY:C1Q	2:A:150:RCY:N1R	1.42	1.68	79	1
2:A:173:RCY:C1M	2:A:176:RCY:C1V	1.42	1.83	89	4
2:A:160:RCY:H1YA	2:A:168:RCY:C1C	1.42	1.39	47	1
2:A:173:RCY:H1VA	2:A:176:RCY:C1Y	1.42	1.44	32	3
1:A:64:ILE:CD1	2:A:168:RCY:C1L	1.42	1.95	12	2
2:A:168:RCY:C1M	2:A:173:RCY:O1H	1.42	1.65	36	1
2:A:173:RCY:C1U	2:A:187:RCY:C1Y	1.41	1.93	70	1
1:A:64:ILE:CG2	2:A:160:RCY:H1YB	1.41	1.42	49	2
1:A:78:LEU:HD11	2:A:176:RCY:N1R	1.41	1.28	56	1
2:A:110:RCY:C1Z	2:A:121:RCY:O1J	1.41	1.66	33	1
1:A:70:TRP:CH2	2:A:168:RCY:O1G	1.41	1.68	48	3
2:A:130:RCY:O1J	2:A:138:RCY:C1L	1.41	1.68	58	2
2:A:130:RCY:H1ZA	2:A:160:RCY:C1P	1.41	0.89	61	1
2:A:130:RCY:N1V	2:A:130:RCY:C1M	1.41	1.83	79	1
2:A:138:RCY:C1Y	2:A:150:RCY:H1Y	1.41	1.34	9	1
1:A:70:TRP:CE3	2:A:168:RCY:O1G	1.41	1.69	94	4
2:A:168:RCY:C1V	2:A:176:RCY:H1YA	1.41	1.41	76	2
1:A:71:GLU:CB	2:A:168:RCY:C1L	1.41	1.89	57	5
1:A:69:PRO:CD	2:A:168:RCY:O1H	1.41	1.67	23	2
1:A:75:HIS:CD2	2:A:173:RCY:H1Z	1.41	1.51	42	1
1:A:72:ALA:H	2:A:173:RCY:C1M	1.41	1.27	78	1
2:A:138:RCY:C1V	2:A:150:RCY:H1ZA	1.41	1.45	87	1
2:A:168:RCY:N1V	2:A:173:RCY:H1VB	1.41	1.21	48	2
2:A:160:RCY:N1V	2:A:168:RCY:H1C	1.41	1.28	89	1
2:A:150:RCY:H1ZA	2:A:176:RCY:C1C	1.41	0.88	3	1
2:A:138:RCY:H1C	2:A:150:RCY:C1V	1.41	1.45	54	2
1:A:70:TRP:CG	2:A:176:RCY:H1CA	1.41	1.47	62	1
2:A:173:RCY:C1Q	2:A:176:RCY:C1V	1.41	1.98	76	1
1:A:68:CYS:CB	2:A:160:RCY:C1Y	1.40	1.99	19	2
1:A:64:ILE:HG12	2:A:160:RCY:C1C	1.40	1.42	48	1
2:A:130:RCY:C1L	2:A:130:RCY:C1S	1.40	1.97	79	1
1:A:64:ILE:CG2	2:A:168:RCY:C1Z	1.40	1.98	83	1
1:A:71:GLU:CB	2:A:168:RCY:H1L	1.40	1.03	57	3
2:A:150:RCY:C1W	2:A:187:RCY:C1V	1.40	1.96	76	1
2:A:160:RCY:C1C	2:A:173:RCY:C1Z	1.40	1.84	11	1
2:A:173:RCY:C1Z	2:A:176:RCY:O1J	1.40	1.69	71	1
2:A:168:RCY:C1V	2:A:176:RCY:C1M	1.40	1.94	20	3
1:A:71:GLU:HB2	2:A:168:RCY:C1M	1.40	1.45	37	1
1:A:70:TRP:CB	2:A:150:RCY:C1U	1.40	1.76	34	1

Continued on next page...

Continued from previous page...

Atom-1	Atom-2	Clash(Å)	Distance(Å)	Models	
				Worst	Total
2:A:138:RCY:C1Z	2:A:150:RCY:H1LA	1.40	1.47	1	1
1:A:70:TRP:CZ3	2:A:168:RCY:C1L	1.40	2.02	48	1
1:A:65:THR:CB	2:A:160:RCY:H1ZA	1.40	1.45	100	1
1:A:73:CYS:C	2:A:173:RCY:H1LA	1.40	1.33	33	3
2:A:168:RCY:H1Y	2:A:173:RCY:C1Z	1.40	1.24	20	1
2:A:173:RCY:C1W	2:A:176:RCY:C1V	1.40	1.98	31	2
1:A:73:CYS:N	2:A:173:RCY:C1S	1.40	1.85	76	6
1:A:66:VAL:CG1	2:A:121:RCY:H1Z	1.40	1.47	89	1
2:A:168:RCY:H1Z	2:A:173:RCY:C1V	1.40	1.45	58	2
2:A:168:RCY:C1Y	2:A:176:RCY:H1V	1.40	1.40	94	1
1:A:70:TRP:NE1	2:A:176:RCY:H1M	1.40	1.30	4	1
1:A:77:GLU:OE2	2:A:176:RCY:C1Z	1.40	1.68	73	1
2:A:130:RCY:C1U	2:A:160:RCY:H1M	1.40	0.88	7	1
1:A:65:THR:CG2	2:A:160:RCY:C1M	1.40	1.89	100	3
2:A:138:RCY:C1C	2:A:150:RCY:O1H	1.40	1.67	62	1
1:A:70:TRP:CZ2	2:A:121:RCY:O1H	1.40	1.74	78	1
1:A:72:ALA:O	2:A:168:RCY:C1Y	1.40	1.70	57	1
1:A:70:TRP:CZ2	2:A:176:RCY:C1V	1.40	2.05	4	1
2:A:160:RCY:C1V	2:A:168:RCY:H1YA	1.39	1.38	32	1
2:A:173:RCY:C1Y	2:A:187:RCY:C1Z	1.39	1.98	92	4
1:A:60:CYS:N	2:A:160:RCY:H1VB	1.39	1.30	83	2
1:A:60:CYS:HA	2:A:160:RCY:C1L	1.39	1.26	99	2
2:A:150:RCY:C1Y	2:A:187:RCY:H1YA	1.39	1.45	18	1
1:A:60:CYS:O	2:A:130:RCY:C1Q	1.39	1.68	18	1
1:A:59:GLY:O	2:A:160:RCY:C1L	1.39	1.65	53	2
1:A:76:CYS:HA	2:A:176:RCY:C1L	1.39	1.42	62	7
2:A:160:RCY:H1ZA	2:A:168:RCY:C1V	1.39	1.39	55	3
1:A:66:VAL:O	2:A:168:RCY:C1C	1.39	1.69	58	2
2:A:168:RCY:C1Z	2:A:173:RCY:C1P	1.39	1.98	58	1
2:A:138:RCY:C1Y	2:A:187:RCY:C1C	1.39	2.01	96	3
2:A:160:RCY:C1U	2:A:168:RCY:C1M	1.39	1.97	96	1
1:A:70:TRP:CZ2	2:A:160:RCY:H1CB	1.39	1.50	34	1
2:A:138:RCY:H1MA	2:A:187:RCY:C1Y	1.39	1.43	68	1
2:A:176:RCY:C1Y	2:A:187:RCY:H1V	1.39	1.46	72	2
2:A:160:RCY:C1Y	2:A:173:RCY:C1Z	1.39	2.01	41	2
2:A:138:RCY:H1MA	2:A:150:RCY:C1P	1.39	1.46	1	1
2:A:138:RCY:H1C	2:A:160:RCY:C1Y	1.39	1.34	27	1
1:A:67:ILE:CG2	2:A:173:RCY:C1M	1.39	2.00	80	1
2:A:168:RCY:N1R	2:A:168:RCY:C1U	1.39	1.85	25	1
1:A:64:ILE:CG1	2:A:168:RCY:H1L	1.39	1.37	96	3
2:A:160:RCY:H1CA	2:A:168:RCY:C1Q	1.39	1.47	39	1

Continued on next page...

Continued from previous page...

Atom-1	Atom-2	Clash(Å)	Distance(Å)	Models	
				Worst	Total
2:A:173:RCY:C1M	2:A:187:RCY:C1Y	1.39	2.00	31	1
2:A:160:RCY:C1U	2:A:168:RCY:H1C	1.39	1.40	49	1
1:A:71:GLU:OE2	2:A:176:RCY:C1C	1.39	1.69	37	2
1:A:71:GLU:CB	2:A:168:RCY:C1M	1.39	2.00	37	1
2:A:138:RCY:H1Y	2:A:187:RCY:C1C	1.38	1.45	96	2
2:A:168:RCY:C1Q	2:A:173:RCY:C1Z	1.38	1.98	39	2
2:A:168:RCY:O1J	2:A:187:RCY:C1U	1.38	1.69	70	1
1:A:64:ILE:HD12	2:A:168:RCY:C1L	1.38	1.47	12	1
1:A:75:HIS:ND1	2:A:176:RCY:H1C	1.38	1.33	84	1
2:A:173:RCY:C1Z	2:A:176:RCY:C1Z	1.38	2.01	60	1
2:A:160:RCY:C1Z	2:A:168:RCY:C1U	1.38	1.99	52	3
2:A:121:RCY:C1V	2:A:168:RCY:H1YB	1.38	1.47	49	1
1:A:70:TRP:CA	2:A:173:RCY:H1ZA	1.38	1.17	49	3
2:A:160:RCY:H1Y	2:A:173:RCY:C1Z	1.38	1.48	41	1
1:A:70:TRP:CD1	2:A:173:RCY:H1C	1.38	1.53	38	1
2:A:150:RCY:C1V	2:A:160:RCY:C1V	1.38	1.79	42	1
1:A:63:ASP:OD2	2:A:160:RCY:C1Z	1.38	1.72	73	1
2:A:168:RCY:H1CB	2:A:176:RCY:C1W	1.38	1.46	59	1
1:A:65:THR:CB	2:A:168:RCY:C1P	1.38	1.98	80	1
2:A:168:RCY:C1Q	2:A:173:RCY:C1M	1.38	2.02	71	1
2:A:110:RCY:H1VA	2:A:121:RCY:C1M	1.38	1.48	5	1
2:A:130:RCY:H1YA	2:A:160:RCY:C1Q	1.38	1.47	88	1
2:A:130:RCY:N1V	2:A:130:RCY:C1X	1.38	1.85	79	1
1:A:69:PRO:CG	2:A:173:RCY:C1C	1.38	1.99	77	1
2:A:168:RCY:H1U	2:A:187:RCY:N1V	1.38	1.22	64	1
2:A:160:RCY:C1Z	2:A:168:RCY:O1G	1.38	1.69	1	2
1:A:68:CYS:C	2:A:173:RCY:C1V	1.38	1.89	100	1
2:A:150:RCY:C1Z	2:A:160:RCY:H1YB	1.38	1.42	88	1
2:A:173:RCY:H1CA	2:A:173:RCY:O1H	1.38	1.18	9	5
2:A:138:RCY:H1M	2:A:150:RCY:C1C	1.38	1.46	97	2
1:A:67:ILE:CB	2:A:150:RCY:H1V	1.38	1.46	31	1
2:A:168:RCY:C1C	2:A:173:RCY:C1Y	1.38	1.86	21	1
2:A:150:RCY:C1V	2:A:160:RCY:H1V	1.38	0.87	42	1
1:A:69:PRO:CD	2:A:150:RCY:H1YA	1.38	1.44	85	1
1:A:73:CYS:CA	2:A:173:RCY:C1L	1.38	1.79	32	8
1:A:72:ALA:CB	2:A:173:RCY:C1P	1.38	1.99	30	2
1:A:65:THR:HG21	2:A:160:RCY:C1W	1.37	1.47	100	1
1:A:73:CYS:HB2	2:A:176:RCY:C1C	1.38	0.87	52	1
1:A:60:CYS:CA	2:A:160:RCY:H1LA	1.38	1.23	99	1
1:A:75:HIS:ND1	2:A:176:RCY:C1C	1.38	1.85	84	1
1:A:61:GLY:N	2:A:138:RCY:C1V	1.38	1.84	7	1

Continued on next page...

Continued from previous page...

Atom-1	Atom-2	Clash(Å)	Distance(Å)	Models	
				Worst	Total
2:A:176:RCY:C1V	2:A:187:RCY:O1J	1.37	1.72	91	2
2:A:173:RCY:H1C	2:A:187:RCY:C1Y	1.37	1.48	48	2
1:A:64:ILE:HG12	2:A:168:RCY:C1L	1.37	1.37	96	2
2:A:138:RCY:H1CB	2:A:160:RCY:C1V	1.37	1.26	27	1
1:A:78:LEU:CD2	2:A:187:RCY:C1X	1.37	2.03	91	1
2:A:138:RCY:C1V	2:A:187:RCY:O1J	1.37	1.70	96	2
2:A:150:RCY:C1Z	2:A:187:RCY:H1YA	1.37	1.47	49	3
1:A:73:CYS:CA	2:A:168:RCY:C1Z	1.37	1.99	99	1
2:A:173:RCY:C1P	2:A:187:RCY:H1CB	1.37	1.49	99	1
1:A:71:GLU:HB2	2:A:168:RCY:C1U	1.37	1.49	37	1
2:A:138:RCY:C1C	2:A:160:RCY:H1YA	1.37	1.33	27	2
1:A:69:PRO:HB3	2:A:150:RCY:C1Z	1.37	1.48	92	1
2:A:160:RCY:H1MA	2:A:168:RCY:C1M	1.37	1.47	41	1
2:A:173:RCY:C1Y	2:A:187:RCY:O1G	1.37	1.70	93	2
2:A:168:RCY:H1VB	2:A:173:RCY:C1M	1.37	1.47	29	1
2:A:121:RCY:C1Y	2:A:160:RCY:H1ZB	1.37	1.50	44	1
2:A:160:RCY:C1C	2:A:168:RCY:C1Q	1.36	2.01	39	1
2:A:176:RCY:H1U	2:A:187:RCY:C1Z	1.36	1.50	5	1
2:A:168:RCY:C1U	2:A:168:RCY:N1R	1.36	1.84	79	1
1:A:70:TRP:CA	2:A:168:RCY:H1CA	1.36	1.28	57	1
1:A:76:CYS:CA	2:A:176:RCY:H1LA	1.36	1.37	31	5
1:A:70:TRP:O	2:A:173:RCY:C1P	1.36	1.71	94	3
2:A:173:RCY:H1ZA	2:A:176:RCY:C1M	1.36	1.48	37	1
2:A:173:RCY:C1M	2:A:176:RCY:C1M	1.36	2.01	89	2
1:A:70:TRP:HZ2	2:A:160:RCY:C1C	1.36	1.30	34	1
2:A:160:RCY:C1V	2:A:168:RCY:H1M	1.36	1.16	92	3
1:A:65:THR:HG21	2:A:160:RCY:C1Z	1.36	1.47	100	1
2:A:173:RCY:C1L	2:A:176:RCY:O1G	1.36	1.71	71	2
1:A:71:GLU:CA	2:A:173:RCY:O1G	1.36	1.72	83	2
2:A:138:RCY:H1CA	2:A:138:RCY:O1G	1.36	1.18	17	6
1:A:74:ASN:OD1	2:A:173:RCY:C1C	1.36	1.69	91	1
1:A:78:LEU:HD21	2:A:176:RCY:C1Y	1.36	1.51	91	1
1:A:69:PRO:HB3	2:A:173:RCY:N1V	1.36	1.33	9	1
1:A:70:TRP:HA	2:A:173:RCY:C1Z	1.36	1.50	85	2
1:A:64:ILE:CG2	2:A:150:RCY:H1VA	1.36	1.47	16	1
2:A:138:RCY:H1V	2:A:150:RCY:C1V	1.36	1.48	19	2
2:A:173:RCY:C1C	2:A:187:RCY:O1H	1.36	1.74	56	1
2:A:168:RCY:H1ZB	2:A:173:RCY:O1J	1.36	1.16	55	1
2:A:173:RCY:C1W	2:A:176:RCY:C1Y	1.36	2.02	81	2
2:A:138:RCY:O1H	2:A:150:RCY:C1Z	1.36	1.70	82	2
2:A:173:RCY:C1V	2:A:187:RCY:H1VA	1.36	1.51	55	2

Continued on next page...

Continued from previous page...

Atom-1	Atom-2	Clash(Å)	Distance(Å)	Models	
				Worst	Total
2:A:176:RCY:H1VB	2:A:176:RCY:O1G	1.36	1.20	4	4
1:A:73:CYS:C	2:A:176:RCY:C1C	1.36	1.85	20	2
1:A:67:ILE:CA	2:A:176:RCY:H1VA	1.36	1.51	16	1
2:A:173:RCY:H1MA	2:A:176:RCY:C1X	1.36	1.51	89	1
2:A:168:RCY:H1ZA	2:A:176:RCY:N1V	1.36	1.35	11	1
2:A:173:RCY:H1L	2:A:176:RCY:C1P	1.36	1.48	71	1
2:A:173:RCY:C1Z	2:A:187:RCY:C1Q	1.35	1.78	92	2
2:A:150:RCY:C1Y	2:A:187:RCY:C1Y	1.35	2.01	41	4
2:A:176:RCY:C1M	2:A:187:RCY:O1G	1.35	1.73	10	1
1:A:71:GLU:OE2	2:A:168:RCY:C1V	1.35	1.74	93	3
2:A:168:RCY:C1Z	2:A:176:RCY:O1J	1.35	1.70	11	1
2:A:130:RCY:O1J	2:A:160:RCY:H1CB	1.35	1.19	23	2
2:A:173:RCY:C1V	2:A:176:RCY:H1M	1.35	1.49	69	5
2:A:173:RCY:H1YB	2:A:187:RCY:C1V	1.35	1.31	64	1
2:A:150:RCY:C1Z	2:A:187:RCY:C1V	1.35	1.80	37	3
2:A:150:RCY:C1Y	2:A:173:RCY:N1V	1.35	1.69	3	1
2:A:138:RCY:C1C	2:A:160:RCY:C1V	1.35	2.00	27	1
1:A:71:GLU:HB3	2:A:173:RCY:O1H	1.35	1.21	89	1
2:A:173:RCY:C1C	2:A:176:RCY:C1C	1.35	2.05	8	1
2:A:110:RCY:O1J	2:A:121:RCY:H1YA	1.35	1.22	5	1
1:A:70:TRP:NE1	2:A:121:RCY:C1W	1.35	1.79	49	1
1:A:65:THR:CG2	2:A:160:RCY:C1Z	1.35	2.05	100	1
2:A:130:RCY:H1CA	2:A:130:RCY:O1G	1.35	1.21	100	5
2:A:173:RCY:C1Y	2:A:187:RCY:H1U	1.35	1.49	77	1
1:A:70:TRP:CE2	2:A:121:RCY:C1Y	1.35	2.07	49	1
1:A:70:TRP:CA	2:A:173:RCY:C1Z	1.35	2.04	85	2
2:A:110:RCY:H1VB	2:A:110:RCY:O1G	1.35	1.20	3	5
2:A:173:RCY:H1VB	2:A:176:RCY:C1Q	1.35	1.49	38	3
1:A:62:THR:HG21	2:A:160:RCY:C1W	1.35	1.49	46	1
1:A:70:TRP:HB3	2:A:168:RCY:C1L	1.35	1.51	46	1
1:A:70:TRP:CZ3	2:A:168:RCY:C1C	1.35	2.05	95	2
2:A:160:RCY:H1ZA	2:A:168:RCY:C1U	1.34	1.48	52	2
2:A:168:RCY:C1Z	2:A:173:RCY:C1M	1.34	2.05	70	1
2:A:138:RCY:C1V	2:A:150:RCY:H1VB	1.34	1.51	67	1
2:A:160:RCY:H1Y	2:A:168:RCY:C1P	1.34	1.52	3	3
1:A:69:PRO:CB	2:A:176:RCY:H1ZB	1.34	1.50	66	1
2:A:168:RCY:C1W	2:A:173:RCY:C1V	1.34	1.84	45	3
2:A:150:RCY:H1Z	2:A:187:RCY:C1V	1.34	1.52	26	1
1:A:65:THR:O	2:A:173:RCY:C1C	1.34	1.72	71	1
2:A:168:RCY:H1VB	2:A:168:RCY:O1G	1.34	1.22	18	9
1:A:70:TRP:CZ2	2:A:176:RCY:C1M	1.34	2.10	85	1

Continued on next page...

Continued from previous page...

Atom-1	Atom-2	Clash(Å)	Distance(Å)	Models	
				Worst	Total
1:A:69:PRO:O	2:A:173:RCY:C1M	1.34	1.67	76	1
1:A:71:GLU:C	2:A:168:RCY:H1MA	1.34	1.16	91	1
2:A:121:RCY:H1CA	2:A:121:RCY:O1G	1.34	1.20	98	7
2:A:168:RCY:C1S	2:A:173:RCY:C1Z	1.34	2.06	39	1
2:A:176:RCY:C1U	2:A:187:RCY:C1Z	1.34	2.05	5	1
1:A:73:CYS:HB2	2:A:176:RCY:C1Z	1.34	1.48	58	2
1:A:71:GLU:HA	2:A:173:RCY:O1G	1.34	1.19	83	2
2:A:173:RCY:C1M	2:A:176:RCY:H1M	1.34	1.33	89	2
1:A:78:LEU:CG	2:A:176:RCY:C1M	1.34	1.99	91	1
1:A:63:ASP:O	2:A:168:RCY:C1V	1.34	1.76	5	1
2:A:168:RCY:C1P	2:A:168:RCY:C1Q	1.34	2.06	79	1
2:A:150:RCY:C1U	2:A:187:RCY:H1V	1.34	1.50	89	1
1:A:70:TRP:CZ3	2:A:168:RCY:C1V	1.34	1.99	56	2
2:A:176:RCY:C1V	2:A:187:RCY:H1V	1.34	1.52	26	1
1:A:71:GLU:CG	2:A:176:RCY:H1YA	1.34	1.50	92	1
2:A:160:RCY:H1V	2:A:168:RCY:C1M	1.34	1.15	92	1
1:A:65:THR:O	2:A:138:RCY:C1C	1.34	1.75	38	1
1:A:74:ASN:OD1	2:A:173:RCY:C1L	1.34	1.74	2	1
1:A:75:HIS:CD2	2:A:173:RCY:C1Z	1.34	2.08	42	1
1:A:74:ASN:O	2:A:176:RCY:C1C	1.34	1.72	62	1
1:A:75:HIS:O	2:A:176:RCY:C1Q	1.34	1.74	84	2
1:A:63:ASP:CB	2:A:130:RCY:C1Y	1.34	1.96	73	1
2:A:173:RCY:O1H	2:A:187:RCY:H1C	1.34	1.22	7	1
1:A:70:TRP:CD1	2:A:187:RCY:C1Z	1.33	1.95	92	4
1:A:70:TRP:O	2:A:187:RCY:H1V	1.33	1.20	16	1
1:A:74:ASN:OD1	2:A:176:RCY:C1P	1.33	1.75	78	1
2:A:121:RCY:H1YB	2:A:160:RCY:C1Z	1.33	1.50	44	1
2:A:173:RCY:C1Z	2:A:176:RCY:C1M	1.33	2.02	37	2
1:A:68:CYS:SG	2:A:176:RCY:C1Z	1.33	2.16	77	1
2:A:121:RCY:H1VB	2:A:121:RCY:O1G	1.33	1.21	12	3
2:A:138:RCY:H1VB	2:A:150:RCY:C1C	1.33	1.41	10	1
2:A:121:RCY:H1CA	2:A:121:RCY:O1H	1.33	1.18	69	2
1:A:70:TRP:NE1	2:A:176:RCY:H1YA	1.33	1.38	80	1
2:A:150:RCY:C1Y	2:A:187:RCY:H1Y	1.33	1.53	32	2
2:A:160:RCY:O1J	2:A:168:RCY:C1Z	1.33	1.74	5	2
1:A:60:CYS:H	2:A:160:RCY:C1V	1.33	1.34	83	1
1:A:64:ILE:HD11	2:A:168:RCY:C1V	1.33	1.51	27	2
1:A:77:GLU:HA	2:A:176:RCY:C1P	1.33	1.47	55	1
1:A:69:PRO:CA	2:A:173:RCY:O1J	1.33	1.76	9	1
1:A:71:GLU:HB3	2:A:168:RCY:C1Q	1.33	1.35	91	2
1:A:73:CYS:N	2:A:173:RCY:O1H	1.33	1.60	56	4

Continued on next page...

Continued from previous page...

Atom-1	Atom-2	Clash(Å)	Distance(Å)	Models	
				Worst	Total
2:A:130:RCY:C1Y	2:A:160:RCY:O1G	1.33	1.77	50	1
2:A:173:RCY:O1H	2:A:173:RCY:H1CA	1.33	1.22	63	4
1:A:68:CYS:SG	2:A:176:RCY:N1V	1.33	1.99	80	3
2:A:168:RCY:H1ZA	2:A:176:RCY:O1J	1.33	1.19	11	1
1:A:61:GLY:N	2:A:150:RCY:C1V	1.33	1.80	11	1
2:A:160:RCY:H1CA	2:A:160:RCY:O1H	1.33	1.16	7	2
2:A:176:RCY:O1H	2:A:176:RCY:H1CA	1.32	1.21	51	4
2:A:173:RCY:C1V	2:A:176:RCY:C1U	1.32	2.06	38	3
2:A:138:RCY:H1M	2:A:150:RCY:N1R	1.32	1.20	1	1
1:A:67:ILE:HB	2:A:173:RCY:C1Y	1.32	1.52	80	1
1:A:70:TRP:CD1	2:A:187:RCY:H1ZA	1.32	1.59	16	2
1:A:70:TRP:HB2	2:A:173:RCY:O1J	1.32	1.13	64	1
1:A:63:ASP:O	2:A:168:RCY:C1Z	1.32	1.75	78	1
1:A:71:GLU:C	2:A:176:RCY:C1V	1.32	1.98	76	1
1:A:70:TRP:CD2	2:A:176:RCY:C1Y	1.32	2.09	80	2
2:A:168:RCY:O1H	2:A:173:RCY:H1ZA	1.32	1.16	17	2
1:A:75:HIS:O	2:A:176:RCY:C1Z	1.32	1.73	51	1
2:A:138:RCY:H1VA	2:A:176:RCY:C1C	1.32	1.54	9	1
2:A:176:RCY:H1VB	2:A:187:RCY:C1V	1.32	1.53	26	2
2:A:130:RCY:O1G	2:A:130:RCY:H1CA	1.32	1.22	60	5
1:A:76:CYS:SG	2:A:160:RCY:H1YA	1.32	1.64	73	1
2:A:160:RCY:H1VB	2:A:160:RCY:O1G	1.32	1.25	56	7
2:A:138:RCY:C1Z	2:A:187:RCY:H1YA	1.32	1.51	32	1
2:A:173:RCY:C1P	2:A:176:RCY:H1L	1.32	1.55	28	1
1:A:69:PRO:HB3	2:A:173:RCY:C1W	1.32	1.52	9	1
1:A:74:ASN:CA	2:A:173:RCY:O1G	1.32	1.71	15	2
1:A:70:TRP:CD1	2:A:121:RCY:H1M	1.32	1.58	49	1
2:A:130:RCY:O1G	2:A:130:RCY:H1ZB	1.32	1.25	38	4
2:A:173:RCY:H1U	2:A:176:RCY:C1V	1.32	1.44	89	2
2:A:168:RCY:O1H	2:A:168:RCY:H1CA	1.32	1.22	54	3
1:A:68:CYS:C	2:A:173:RCY:O1G	1.32	1.68	10	2
1:A:74:ASN:CA	2:A:176:RCY:O1G	1.32	1.74	78	1
1:A:71:GLU:OE2	2:A:150:RCY:C1P	1.32	1.76	58	1
2:A:150:RCY:C1S	2:A:160:RCY:H1YB	1.32	1.53	85	1
1:A:64:ILE:CD1	2:A:168:RCY:O1H	1.31	1.78	58	2
1:A:67:ILE:CB	2:A:173:RCY:H1YB	1.31	1.52	80	1
2:A:138:RCY:H1ZA	2:A:187:RCY:C1Y	1.31	1.53	32	3
1:A:68:CYS:SG	2:A:168:RCY:H1SA	1.31	1.64	25	1
2:A:138:RCY:H1VA	2:A:173:RCY:O1J	1.31	1.23	15	1
1:A:64:ILE:HG21	2:A:150:RCY:C1V	1.31	1.56	16	1
1:A:63:ASP:O	2:A:160:RCY:C1V	1.31	1.79	3	1

Continued on next page...

Continued from previous page...

Atom-1	Atom-2	Clash(Å)	Distance(Å)	Models	
				Worst	Total
2:A:176:RCY:C1V	2:A:187:RCY:C1Y	1.31	2.01	54	2
2:A:121:RCY:H1ZB	2:A:121:RCY:O1G	1.31	1.24	86	1
2:A:168:RCY:C1M	2:A:187:RCY:H1ZA	1.31	1.48	84	1
1:A:60:CYS:CB	2:A:130:RCY:O1H	1.31	1.76	18	1
2:A:176:RCY:C1Y	2:A:187:RCY:H1VA	1.31	1.56	27	1
2:A:160:RCY:O1J	2:A:187:RCY:C1Z	1.31	1.78	97	1
2:A:173:RCY:H1CB	2:A:176:RCY:C1L	1.31	1.54	36	2
2:A:160:RCY:O1J	2:A:168:RCY:C1C	1.31	1.78	89	1
1:A:68:CYS:SG	2:A:160:RCY:H1Z	1.31	1.65	19	1
2:A:168:RCY:O1G	2:A:168:RCY:H1VB	1.31	1.21	85	1
2:A:138:RCY:C1Z	2:A:187:RCY:H1CB	1.31	1.51	44	1
2:A:150:RCY:H1CA	2:A:150:RCY:O1G	1.31	1.23	60	3
1:A:60:CYS:N	2:A:160:RCY:H1LA	1.31	1.38	70	1
1:A:71:GLU:OE2	2:A:176:RCY:H1CB	1.31	1.11	44	2
1:A:71:GLU:CG	2:A:150:RCY:H1U	1.31	1.53	58	1
1:A:70:TRP:CB	2:A:173:RCY:H1ZA	1.31	1.55	94	1
2:A:138:RCY:H1VB	2:A:150:RCY:C1Y	1.31	1.54	1	1
2:A:138:RCY:C1P	2:A:150:RCY:H1M	1.31	1.55	23	2
2:A:121:RCY:H1ZB	2:A:121:RCY:O1H	1.31	1.24	50	6
2:A:176:RCY:C1C	2:A:187:RCY:O1G	1.31	1.79	61	2
2:A:173:RCY:H1V	2:A:176:RCY:C1M	1.31	1.54	17	3
1:A:74:ASN:HA	2:A:173:RCY:O1G	1.31	1.11	27	2
1:A:62:THR:CG2	2:A:160:RCY:O1G	1.31	1.78	82	1
2:A:130:RCY:H1CA	2:A:160:RCY:O1J	1.31	1.21	16	1
2:A:160:RCY:C1Y	2:A:168:RCY:C1P	1.31	2.09	58	5
2:A:176:RCY:C1C	2:A:187:RCY:H1V	1.31	1.56	93	2
2:A:168:RCY:H1Y	2:A:173:RCY:C1P	1.30	1.54	91	2
2:A:173:RCY:C1Z	2:A:187:RCY:O1H	1.30	1.67	81	1
2:A:138:RCY:O1J	2:A:150:RCY:C1M	1.30	1.73	88	1
2:A:173:RCY:H1VB	2:A:176:RCY:C1Y	1.30	1.45	76	3
2:A:160:RCY:H1YB	2:A:168:RCY:C1M	1.30	1.56	34	1
2:A:168:RCY:C1C	2:A:176:RCY:C1Y	1.30	2.09	59	2
1:A:61:GLY:N	2:A:138:RCY:H1VB	1.30	1.38	7	1
2:A:173:RCY:C1Z	2:A:176:RCY:H1Z	1.30	1.52	60	1
1:A:70:TRP:NE1	2:A:187:RCY:H1ZA	1.30	1.37	92	2
2:A:168:RCY:C1S	2:A:173:RCY:H1ZA	1.30	1.53	39	1
2:A:176:RCY:O1G	2:A:176:RCY:H1ZB	1.30	1.16	61	3
2:A:176:RCY:H1ZA	2:A:187:RCY:C1V	1.30	1.56	10	1
1:A:70:TRP:N	2:A:176:RCY:C1C	1.30	1.92	13	1
2:A:160:RCY:C1M	2:A:168:RCY:H1VB	1.30	1.53	55	1
2:A:173:RCY:H1YB	2:A:187:RCY:C1Z	1.30	1.55	92	2

Continued on next page...

Continued from previous page...

Atom-1	Atom-2	Clash(Å)	Distance(Å)	Models	
				Worst	Total
2:A:168:RCY:O1G	2:A:168:RCY:H1ZB	1.30	1.25	65	4
1:A:70:TRP:HZ3	2:A:168:RCY:C1W	1.30	1.38	41	2
1:A:70:TRP:NE1	2:A:168:RCY:C1Y	1.30	1.92	37	1
2:A:173:RCY:C1V	2:A:187:RCY:C1C	1.30	2.00	55	1
1:A:77:GLU:CD	2:A:176:RCY:C1V	1.30	1.98	7	1
2:A:160:RCY:C1V	2:A:168:RCY:C1V	1.30	2.00	48	2
2:A:176:RCY:C1M	2:A:187:RCY:C1U	1.30	2.01	96	2
1:A:68:CYS:HA	2:A:168:RCY:C1L	1.30	1.32	75	3
2:A:173:RCY:O1G	2:A:173:RCY:H1CA	1.30	1.23	86	4
2:A:173:RCY:C1U	2:A:176:RCY:H1YB	1.30	1.56	41	2
1:A:70:TRP:NE1	2:A:168:RCY:H1YA	1.30	1.36	37	1
2:A:173:RCY:H1VB	2:A:187:RCY:C1V	1.30	1.57	55	1
2:A:160:RCY:C1Z	2:A:168:RCY:C1Y	1.30	2.08	43	4
2:A:138:RCY:N1R	2:A:150:RCY:H1YA	1.30	1.10	23	1
2:A:130:RCY:H1VB	2:A:130:RCY:O1G	1.30	1.24	71	4
2:A:173:RCY:H1VB	2:A:176:RCY:N1R	1.30	1.38	69	3
1:A:69:PRO:C	2:A:173:RCY:C1Z	1.30	2.00	85	1
1:A:67:ILE:O	2:A:173:RCY:C1V	1.30	1.78	80	1
1:A:64:ILE:HG21	2:A:160:RCY:C1Y	1.29	1.54	49	1
1:A:71:GLU:CB	2:A:173:RCY:O1H	1.29	1.78	89	1
2:A:176:RCY:H1ZB	2:A:176:RCY:O1H	1.29	1.19	26	1
1:A:69:PRO:CA	2:A:168:RCY:H1MA	1.29	1.28	5	1
1:A:68:CYS:HB3	2:A:160:RCY:C1Z	1.29	1.57	19	1
1:A:69:PRO:HD2	2:A:150:RCY:C1Y	1.29	1.57	85	1
2:A:173:RCY:C1V	2:A:187:RCY:C1V	1.29	2.08	55	1
2:A:168:RCY:C1Z	2:A:187:RCY:C1M	1.29	2.09	84	1
1:A:72:ALA:N	2:A:168:RCY:H1MA	1.29	1.37	91	1
1:A:59:GLY:HA2	2:A:160:RCY:C1L	1.29	1.58	28	2
2:A:187:RCY:O1G	2:A:187:RCY:H1CA	1.29	1.20	4	4
2:A:130:RCY:C1Y	2:A:160:RCY:C1P	1.29	2.11	50	1
2:A:173:RCY:O1G	2:A:176:RCY:C1C	1.29	1.79	11	3
1:A:71:GLU:HG3	2:A:168:RCY:N1R	1.29	1.39	93	1
2:A:160:RCY:C1Z	2:A:168:RCY:C1C	1.29	1.91	69	1
1:A:74:ASN:OD1	2:A:176:RCY:H1V	1.29	1.20	44	1
2:A:168:RCY:O1J	2:A:187:RCY:C1V	1.29	1.80	70	2
2:A:176:RCY:O1G	2:A:187:RCY:H1M	1.29	1.19	60	1
2:A:160:RCY:C1Z	2:A:168:RCY:H1U	1.29	1.56	52	3
1:A:66:VAL:HG13	2:A:121:RCY:O1G	1.29	1.26	34	1
1:A:59:GLY:N	2:A:160:RCY:C1P	1.29	1.91	78	2
2:A:168:RCY:C1Y	2:A:173:RCY:C1Z	1.29	1.94	20	1
2:A:130:RCY:C1W	2:A:130:RCY:C1M	1.29	2.08	79	1

Continued on next page...

Continued from previous page...

Atom-1	Atom-2	Clash(Å)	Distance(Å)	Models	
				Worst	Total
2:A:187:RCY:O1G	2:A:187:RCY:H1VB	1.29	1.22	31	7
2:A:138:RCY:H1ZB	2:A:187:RCY:C1Z	1.29	1.55	77	2
1:A:70:TRP:O	2:A:173:RCY:C1L	1.29	1.81	82	2
2:A:173:RCY:H1MA	2:A:176:RCY:C1U	1.29	1.58	89	1
1:A:71:GLU:HG2	2:A:173:RCY:O1G	1.29	1.28	17	1
2:A:160:RCY:C1Z	2:A:168:RCY:C1L	1.29	2.03	73	2
1:A:70:TRP:HB2	2:A:173:RCY:C1Y	1.29	1.58	85	1
2:A:173:RCY:C1C	2:A:176:RCY:H1L	1.29	1.56	36	1
1:A:70:TRP:CD1	2:A:173:RCY:O1G	1.29	1.86	44	1
1:A:70:TRP:HB2	2:A:176:RCY:C1Z	1.29	1.57	18	1
2:A:187:RCY:H1ZB	2:A:187:RCY:O1G	1.28	1.24	50	2
2:A:187:RCY:O1H	2:A:187:RCY:H1VB	1.28	1.26	36	6
1:A:64:ILE:HD13	2:A:160:RCY:C1M	1.28	1.57	1	2
1:A:64:ILE:CG1	2:A:168:RCY:H1ZA	1.28	1.57	78	2
1:A:66:VAL:HG12	2:A:121:RCY:C1W	1.28	1.57	83	1
1:A:66:VAL:HG12	2:A:121:RCY:C1Z	1.28	1.56	89	1
2:A:173:RCY:O1H	2:A:176:RCY:H1YA	1.28	1.11	68	2
2:A:160:RCY:H1V	2:A:168:RCY:C1C	1.28	1.56	14	2
1:A:70:TRP:CZ2	2:A:168:RCY:C1M	1.28	2.16	59	1
1:A:70:TRP:CH2	2:A:168:RCY:H1L	1.28	1.51	48	1
2:A:176:RCY:O1H	2:A:176:RCY:H1ZB	1.28	1.26	27	4
1:A:60:CYS:N	2:A:160:RCY:H1L	1.28	1.40	28	2
2:A:173:RCY:C1Z	2:A:187:RCY:O1G	1.28	1.81	92	1
2:A:121:RCY:O1H	2:A:121:RCY:H1CA	1.28	1.25	2	8
1:A:73:CYS:CB	2:A:176:RCY:C1Z	1.28	2.10	58	1
2:A:168:RCY:C1V	2:A:176:RCY:C1Y	1.28	1.94	76	3
1:A:64:ILE:HD11	2:A:168:RCY:O1J	1.28	1.23	4	1
2:A:130:RCY:O1H	2:A:130:RCY:H1VB	1.28	1.26	39	6
2:A:168:RCY:H1MA	2:A:173:RCY:O1J	1.28	1.25	60	2
2:A:160:RCY:H1VB	2:A:160:RCY:O1H	1.28	1.28	96	5
2:A:168:RCY:H1M	2:A:173:RCY:O1J	1.28	1.21	100	1
2:A:168:RCY:H1LA	2:A:173:RCY:C1Z	1.28	1.48	11	4
2:A:130:RCY:C1S	2:A:130:RCY:C1Q	1.28	2.10	79	1
1:A:62:THR:HG22	2:A:130:RCY:C1M	1.28	1.38	9	1
2:A:168:RCY:O1G	2:A:187:RCY:H1Y	1.28	1.22	64	1
1:A:70:TRP:HB2	2:A:150:RCY:C1U	1.28	0.98	34	1
2:A:168:RCY:C1P	2:A:173:RCY:H1Y	1.28	1.58	62	2
1:A:63:ASP:C	2:A:168:RCY:H1LA	1.28	1.49	59	1
2:A:150:RCY:C1V	2:A:187:RCY:H1ZA	1.28	1.57	64	2
2:A:173:RCY:H1M	2:A:176:RCY:C1P	1.28	1.59	38	1
2:A:168:RCY:H1Y	2:A:187:RCY:C1S	1.28	1.58	3	1

Continued on next page...

Continued from previous page...

Atom-1	Atom-2	Clash(Å)	Distance(Å)	Models	
				Worst	Total
2:A:138:RCY:C1C	2:A:150:RCY:C1V	1.28	2.08	10	2
2:A:168:RCY:N1R	2:A:173:RCY:H1Z	1.28	1.42	10	1
1:A:69:PRO:CD	2:A:150:RCY:C1Y	1.28	2.11	85	1
1:A:70:TRP:CE2	2:A:176:RCY:H1M	1.28	1.00	4	1
2:A:130:RCY:C1U	2:A:160:RCY:C1M	1.28	1.85	7	1
2:A:110:RCY:H1VB	2:A:110:RCY:O1H	1.28	1.27	14	4
2:A:138:RCY:O1J	2:A:176:RCY:C1C	1.28	1.82	51	1
2:A:160:RCY:O1J	2:A:168:RCY:C1Y	1.28	1.82	78	5
2:A:168:RCY:H1Y	2:A:187:RCY:C1Z	1.28	1.50	21	2
2:A:150:RCY:O1G	2:A:150:RCY:H1ZB	1.28	1.21	12	4
1:A:71:GLU:CD	2:A:168:RCY:H1CB	1.28	1.48	93	2
2:A:130:RCY:H1VA	2:A:160:RCY:C1Q	1.28	1.57	8	1
1:A:65:THR:CB	2:A:168:RCY:O1G	1.28	1.80	80	1
2:A:160:RCY:O1G	2:A:168:RCY:C1Y	1.27	1.82	9	1
2:A:121:RCY:H1VA	2:A:168:RCY:C1Y	1.27	1.56	49	1
2:A:168:RCY:C1C	2:A:173:RCY:C1M	1.27	1.96	99	1
2:A:173:RCY:H1CB	2:A:187:RCY:O1J	1.27	1.26	55	2
1:A:69:PRO:CG	2:A:150:RCY:H1Y	1.27	1.56	85	1
1:A:69:PRO:C	2:A:187:RCY:H1CA	1.27	1.48	7	1
2:A:176:RCY:H1VB	2:A:176:RCY:O1H	1.27	1.28	45	4
1:A:69:PRO:CD	2:A:168:RCY:H1L	1.27	1.59	60	2
1:A:59:GLY:CA	2:A:160:RCY:C1L	1.27	2.12	57	3
2:A:168:RCY:C1L	2:A:173:RCY:H1M	1.27	1.59	49	2
2:A:150:RCY:H1ZA	2:A:187:RCY:C1X	1.27	1.50	37	1
1:A:69:PRO:HB2	2:A:173:RCY:C1W	1.27	1.48	35	1
2:A:173:RCY:H1CB	2:A:176:RCY:C1Q	1.27	1.57	34	1
2:A:121:RCY:O1G	2:A:121:RCY:H1VB	1.27	1.26	95	6
1:A:60:CYS:HA	2:A:168:RCY:O1G	1.27	1.23	95	1
2:A:130:RCY:C1X	2:A:160:RCY:C1M	1.27	2.12	7	1
1:A:68:CYS:HB3	2:A:176:RCY:C1Y	1.27	1.34	80	1
2:A:150:RCY:O1G	2:A:187:RCY:C1V	1.27	1.81	18	2
1:A:67:ILE:CG2	2:A:173:RCY:C1C	1.27	2.10	31	1
2:A:173:RCY:H1M	2:A:187:RCY:O1J	1.27	1.30	89	2
1:A:60:CYS:HB3	2:A:130:RCY:O1H	1.27	1.09	18	1
1:A:59:GLY:C	2:A:160:RCY:C1L	1.27	2.03	57	6
2:A:176:RCY:O1H	2:A:176:RCY:H1VB	1.27	1.26	69	6
1:A:69:PRO:CD	2:A:168:RCY:H1LA	1.27	1.56	78	4
2:A:168:RCY:H1VB	2:A:168:RCY:O1H	1.27	1.28	49	10
2:A:138:RCY:H1C	2:A:173:RCY:C1Z	1.27	1.59	15	2
1:A:70:TRP:CE3	2:A:168:RCY:H1M	1.27	1.62	49	2
1:A:66:VAL:CB	2:A:121:RCY:H1YA	1.27	1.59	83	1

Continued on next page...

Continued from previous page...

Atom-1	Atom-2	Clash(Å)	Distance(Å)	Models	
				Worst	Total
1:A:71:GLU:OE2	2:A:173:RCY:C1C	1.27	1.81	89	1
1:A:74:ASN:HA	2:A:176:RCY:C1P	1.27	1.59	78	1
2:A:138:RCY:C1V	2:A:150:RCY:C1M	1.27	2.11	1	3
2:A:176:RCY:C1U	2:A:187:RCY:H1M	1.27	1.58	26	1
1:A:70:TRP:HZ2	2:A:168:RCY:C1M	1.27	1.40	59	1
1:A:70:TRP:CE2	2:A:187:RCY:C1Z	1.27	2.16	76	2
1:A:63:ASP:CB	2:A:160:RCY:C1C	1.27	2.12	63	2
2:A:168:RCY:C1X	2:A:173:RCY:H1YA	1.27	1.49	21	1
1:A:73:CYS:N	2:A:173:RCY:H1S	1.27	1.07	76	6
1:A:66:VAL:O	2:A:168:RCY:H1U	1.26	1.23	51	2
2:A:160:RCY:C1M	2:A:168:RCY:H1M	1.26	1.60	41	2
2:A:173:RCY:O1G	2:A:176:RCY:H1C	1.26	1.09	11	2
2:A:130:RCY:C1C	2:A:160:RCY:C1L	1.26	2.13	66	2
1:A:72:ALA:C	2:A:168:RCY:C1Z	1.26	1.78	57	1
1:A:71:GLU:HA	2:A:168:RCY:C1V	1.26	1.36	76	1
1:A:63:ASP:OD2	2:A:160:RCY:H1ZA	1.26	1.17	73	1
2:A:138:RCY:H1Z	2:A:187:RCY:O1G	1.26	1.28	71	1
2:A:187:RCY:H1VB	2:A:187:RCY:O1H	1.26	1.30	72	5
1:A:65:THR:OG1	2:A:160:RCY:H1ZA	1.26	1.16	100	1
2:A:176:RCY:C1W	2:A:187:RCY:C1Y	1.26	2.13	5	1
1:A:69:PRO:HA	2:A:176:RCY:C1V	1.26	1.58	72	1
1:A:59:GLY:HA2	2:A:160:RCY:O1G	1.26	1.23	70	2
2:A:173:RCY:H1Y	2:A:187:RCY:C1U	1.26	1.53	77	1
2:A:150:RCY:H1YB	2:A:187:RCY:C1Y	1.26	1.53	41	2
2:A:168:RCY:H1C	2:A:176:RCY:C1Z	1.26	1.54	3	1
2:A:176:RCY:H1CA	2:A:176:RCY:O1G	1.26	1.25	46	3
2:A:173:RCY:C1V	2:A:176:RCY:H1Y	1.26	1.47	2	3
1:A:71:GLU:O	2:A:173:RCY:C1S	1.26	1.82	76	2
1:A:66:VAL:HB	2:A:160:RCY:O1H	1.26	1.29	68	1
2:A:176:RCY:O1G	2:A:187:RCY:H1MA	1.26	1.19	26	1
2:A:110:RCY:H1ZB	2:A:110:RCY:O1G	1.26	1.23	56	7
1:A:69:PRO:HB3	2:A:173:RCY:O1H	1.26	1.16	81	2
2:A:173:RCY:C1Y	2:A:176:RCY:C1V	1.26	2.13	81	1
1:A:64:ILE:CG1	2:A:160:RCY:H1CA	1.26	1.60	48	1
2:A:138:RCY:C1Y	2:A:150:RCY:C1Q	1.26	2.08	60	2
2:A:138:RCY:C1L	2:A:150:RCY:O1H	1.26	1.76	23	1
2:A:160:RCY:C1Z	2:A:168:RCY:C1M	1.26	2.13	52	1
2:A:138:RCY:C1Q	2:A:150:RCY:C1P	1.26	2.13	41	1
1:A:68:CYS:HB2	2:A:160:RCY:C1Y	1.26	1.56	19	1
1:A:71:GLU:CD	2:A:130:RCY:H1MA	1.26	1.46	94	1
1:A:70:TRP:CE2	2:A:176:RCY:C1Y	1.26	2.18	80	1

Continued on next page...

Continued from previous page...

Atom-1	Atom-2	Clash(Å)	Distance(Å)	Models	
				Worst	Total
2:A:138:RCY:H1Z	2:A:187:RCY:C1P	1.26	1.60	71	1
2:A:173:RCY:C1Y	2:A:187:RCY:N1V	1.26	1.93	92	1
2:A:160:RCY:C1P	2:A:168:RCY:C1Y	1.26	2.13	9	1
2:A:130:RCY:O1J	2:A:160:RCY:H1VA	1.26	1.21	67	2
2:A:110:RCY:H1ZB	2:A:110:RCY:O1H	1.26	1.21	37	3
2:A:130:RCY:O1H	2:A:130:RCY:H1ZB	1.26	1.29	66	2
1:A:63:ASP:O	2:A:168:RCY:H1LA	1.26	1.13	59	1
2:A:176:RCY:H1YA	2:A:187:RCY:C1V	1.26	1.60	27	1
2:A:150:RCY:H1ZB	2:A:150:RCY:O1H	1.26	1.31	43	7
2:A:150:RCY:H1CA	2:A:150:RCY:O1H	1.26	1.18	81	4
2:A:138:RCY:H1ZB	2:A:150:RCY:C1P	1.26	1.60	81	1
2:A:138:RCY:C1Z	2:A:150:RCY:C1P	1.26	2.09	98	3
2:A:173:RCY:O1G	2:A:173:RCY:H1VB	1.26	1.31	60	3
1:A:62:THR:OG1	2:A:168:RCY:H1L	1.26	1.29	23	1
2:A:130:RCY:C1C	2:A:130:RCY:C1M	1.26	2.12	79	1
1:A:69:PRO:CB	2:A:173:RCY:O1J	1.26	1.84	9	3
2:A:173:RCY:H1MA	2:A:176:RCY:C1Y	1.26	1.57	77	2
2:A:150:RCY:O1J	2:A:187:RCY:C1M	1.26	1.83	59	1
2:A:138:RCY:C1V	2:A:150:RCY:C1Z	1.26	2.09	87	1
2:A:150:RCY:C1Z	2:A:187:RCY:C1Y	1.25	2.13	9	6
2:A:160:RCY:O1G	2:A:160:RCY:H1VB	1.25	1.28	3	4
2:A:160:RCY:C1Y	2:A:173:RCY:H1ZA	1.25	1.57	41	2
1:A:70:TRP:CZ3	2:A:168:RCY:O1J	1.25	1.88	41	1
1:A:71:GLU:CD	2:A:176:RCY:H1CB	1.25	1.49	37	2
2:A:168:RCY:C1W	2:A:187:RCY:H1S	1.25	1.52	3	1
1:A:68:CYS:CA	2:A:168:RCY:O1H	1.25	1.76	66	4
1:A:64:ILE:CD1	2:A:187:RCY:H1M	1.25	1.58	85	1
1:A:70:TRP:CE2	2:A:168:RCY:C1Z	1.25	2.18	24	1
1:A:61:GLY:O	2:A:150:RCY:H1M	1.25	1.21	11	1
1:A:70:TRP:CD1	2:A:173:RCY:C1Y	1.25	2.15	84	1
2:A:176:RCY:C1X	2:A:187:RCY:H1VA	1.25	1.61	33	1
2:A:130:RCY:O1G	2:A:130:RCY:H1VB	1.25	1.29	12	6
1:A:69:PRO:CA	2:A:168:RCY:C1M	1.25	1.86	5	1
2:A:138:RCY:H1V	2:A:150:RCY:C1Y	1.25	1.59	51	1
2:A:150:RCY:H1YA	2:A:187:RCY:C1Z	1.25	1.61	41	1
1:A:69:PRO:CB	2:A:173:RCY:H1YB	1.25	1.60	35	1
2:A:173:RCY:O1G	2:A:176:RCY:H1VB	1.25	1.29	19	2
2:A:173:RCY:H1VB	2:A:176:RCY:C1V	1.25	1.59	62	2
2:A:160:RCY:H1V	2:A:168:RCY:C1V	1.25	1.29	48	2
2:A:121:RCY:O1G	2:A:121:RCY:H1ZB	1.25	1.28	48	4
1:A:60:CYS:N	2:A:160:RCY:O1H	1.25	1.68	91	4

Continued on next page...

Continued from previous page...

Atom-1	Atom-2	Clash(Å)	Distance(Å)	Models	
				Worst	Total
2:A:150:RCY:H1CB	2:A:187:RCY:C1Y	1.25	1.62	81	2
2:A:110:RCY:C1V	2:A:121:RCY:H1M	1.25	1.60	5	1
1:A:68:CYS:SG	2:A:176:RCY:O1J	1.25	1.95	22	2
1:A:70:TRP:N	2:A:173:RCY:C1V	1.25	1.77	64	1
2:A:173:RCY:H1YA	2:A:176:RCY:C1M	1.25	1.61	99	2
1:A:71:GLU:OE2	2:A:173:RCY:H1CB	1.25	1.08	89	1
1:A:70:TRP:CB	2:A:168:RCY:H1LA	1.25	1.60	46	2
2:A:168:RCY:H1CB	2:A:176:RCY:C1Y	1.25	1.62	59	1
1:A:69:PRO:HB3	2:A:173:RCY:C1Q	1.25	1.60	81	1
2:A:187:RCY:O1H	2:A:187:RCY:H1CA	1.25	1.21	100	5
1:A:68:CYS:N	2:A:168:RCY:H1S	1.25	1.23	51	7
2:A:168:RCY:C1P	2:A:173:RCY:C1Z	1.25	2.13	10	2
2:A:130:RCY:C1V	2:A:160:RCY:O1J	1.25	1.84	64	1
1:A:71:GLU:C	2:A:173:RCY:O1H	1.25	1.74	67	3
2:A:176:RCY:C1M	2:A:187:RCY:O1H	1.25	1.66	3	2
2:A:138:RCY:C1Q	2:A:150:RCY:H1V	1.25	1.61	19	1
1:A:70:TRP:CE3	2:A:168:RCY:C1V	1.25	2.20	94	2
2:A:160:RCY:H1Z	2:A:168:RCY:C1W	1.25	1.60	78	1
2:A:168:RCY:C1U	2:A:176:RCY:H1YA	1.25	1.52	59	1
2:A:138:RCY:H1YB	2:A:150:RCY:N1R	1.25	0.88	60	1
1:A:68:CYS:O	2:A:168:RCY:H1S	1.25	1.07	83	3
2:A:138:RCY:H1VB	2:A:138:RCY:O1H	1.25	1.27	94	2
2:A:173:RCY:C1W	2:A:176:RCY:H1VA	1.25	1.54	31	2
2:A:168:RCY:C1M	2:A:187:RCY:O1J	1.25	1.83	64	3
1:A:70:TRP:CD1	2:A:176:RCY:H1U	1.25	1.65	62	1
2:A:130:RCY:O1J	2:A:160:RCY:H1C	1.24	1.20	64	2
2:A:110:RCY:O1H	2:A:110:RCY:H1VB	1.24	1.27	80	7
2:A:173:RCY:C1Z	2:A:176:RCY:C1W	1.24	2.15	81	4
2:A:150:RCY:H1VB	2:A:150:RCY:O1H	1.24	1.29	1	7
2:A:160:RCY:C1W	2:A:168:RCY:H1U	1.24	1.40	52	1
1:A:74:ASN:O	2:A:173:RCY:H1VB	1.24	1.08	15	1
1:A:70:TRP:O	2:A:173:RCY:H1LA	1.24	1.06	82	2
1:A:70:TRP:C	2:A:173:RCY:H1V	1.24	1.36	78	1
1:A:64:ILE:CG1	2:A:160:RCY:H1VA	1.24	1.62	54	1
1:A:65:THR:HG21	2:A:160:RCY:C1Y	1.24	1.60	55	1
1:A:76:CYS:CA	2:A:173:RCY:C1C	1.24	2.13	29	1
1:A:70:TRP:NE1	2:A:168:RCY:H1ZB	1.24	1.45	24	1
1:A:60:CYS:C	2:A:138:RCY:C1V	1.24	2.03	7	1
1:A:77:GLU:OE2	2:A:173:RCY:H1L	1.24	1.32	33	1
2:A:121:RCY:H1VB	2:A:121:RCY:O1H	1.24	1.31	51	7
2:A:160:RCY:C1M	2:A:168:RCY:C1Z	1.24	1.90	9	2

Continued on next page...

Continued from previous page...

Atom-1	Atom-2	Clash(Å)	Distance(Å)	Models	
				Worst	Total
2:A:173:RCY:C1P	2:A:176:RCY:C1L	1.24	2.11	28	1
1:A:70:TRP:N	2:A:168:RCY:H1L	1.24	1.45	28	2
2:A:130:RCY:C1Y	2:A:160:RCY:C1Q	1.24	2.08	88	1
2:A:187:RCY:O1G	2:A:187:RCY:H1ZB	1.24	1.26	22	3
1:A:63:ASP:CB	2:A:160:RCY:H1C	1.24	1.58	63	1
2:A:168:RCY:C1Q	2:A:176:RCY:H1YB	1.24	1.62	59	1
2:A:121:RCY:O1G	2:A:121:RCY:H1CA	1.24	1.23	90	3
2:A:173:RCY:C1P	2:A:176:RCY:C1C	1.24	2.16	64	2
1:A:70:TRP:CD1	2:A:173:RCY:C1C	1.24	2.20	38	2
2:A:150:RCY:C1X	2:A:160:RCY:H1V	1.24	1.60	42	1
1:A:70:TRP:HA	2:A:168:RCY:C1C	1.24	1.60	57	1
2:A:138:RCY:C1L	2:A:160:RCY:H1ZB	1.24	1.29	18	1
2:A:160:RCY:O1H	2:A:160:RCY:H1VB	1.24	1.27	59	11
1:A:63:ASP:CA	2:A:168:RCY:H1VA	1.24	1.61	5	1
2:A:150:RCY:O1H	2:A:150:RCY:H1VB	1.24	1.26	46	5
2:A:138:RCY:C1Y	2:A:150:RCY:C1C	1.24	2.14	97	2
2:A:138:RCY:C1Y	2:A:176:RCY:O1J	1.24	1.84	9	1
2:A:138:RCY:C1V	2:A:150:RCY:C1C	1.24	2.13	10	2
2:A:173:RCY:H1VA	2:A:187:RCY:O1J	1.24	1.24	67	1
2:A:160:RCY:C1M	2:A:168:RCY:C1S	1.24	2.01	34	2
1:A:68:CYS:HA	2:A:168:RCY:O1H	1.24	1.05	87	3
2:A:130:RCY:H1CA	2:A:130:RCY:O1H	1.24	1.30	29	2
2:A:173:RCY:H1YB	2:A:176:RCY:C1C	1.24	1.63	86	2
1:A:77:GLU:HA	2:A:176:RCY:O1G	1.24	1.02	55	1
2:A:130:RCY:C1Z	2:A:160:RCY:H1YA	1.24	1.59	7	1
1:A:69:PRO:CG	2:A:150:RCY:H1ZB	1.24	1.62	92	1
2:A:168:RCY:C1L	2:A:168:RCY:C1Q	1.24	2.16	79	1
2:A:138:RCY:O1H	2:A:138:RCY:H1VB	1.24	1.29	99	3
1:A:66:VAL:O	2:A:168:RCY:C1V	1.24	1.86	27	3
2:A:121:RCY:C1Y	2:A:176:RCY:H1LA	1.24	1.63	35	1
2:A:173:RCY:N1R	2:A:176:RCY:C1V	1.24	2.01	76	2
1:A:78:LEU:HD11	2:A:176:RCY:C1U	1.24	1.63	56	1
2:A:168:RCY:H1V	2:A:173:RCY:C1X	1.24	1.61	45	1
1:A:70:TRP:CE3	2:A:187:RCY:H1ZA	1.24	1.68	76	1
2:A:176:RCY:C1X	2:A:187:RCY:C1V	1.24	2.13	33	1
2:A:138:RCY:H1S	2:A:160:RCY:C1U	1.24	1.63	27	1
2:A:110:RCY:C1Y	2:A:121:RCY:C1V	1.23	2.15	81	2
2:A:150:RCY:O1J	2:A:160:RCY:C1Z	1.23	1.85	87	2
2:A:173:RCY:C1Z	2:A:187:RCY:C1S	1.23	2.17	92	1
2:A:173:RCY:H1VB	2:A:173:RCY:O1G	1.23	1.32	100	4
1:A:70:TRP:N	2:A:173:RCY:C1P	1.23	2.01	6	1

Continued on next page...

Continued from previous page...

Atom-1	Atom-2	Clash(Å)	Distance(Å)	Models	
				Worst	Total
1:A:62:THR:HG21	2:A:160:RCY:O1G	1.23	1.05	82	1
1:A:70:TRP:CE3	2:A:168:RCY:H1Z	1.23	1.65	41	1
1:A:69:PRO:CB	2:A:168:RCY:H1YA	1.23	1.62	66	1
2:A:110:RCY:H1YB	2:A:121:RCY:C1C	1.23	1.55	81	1
2:A:138:RCY:H1YB	2:A:150:RCY:C1Y	1.23	1.49	89	2
1:A:67:ILE:CB	2:A:150:RCY:C1V	1.23	2.08	31	1
2:A:138:RCY:C1V	2:A:187:RCY:H1ZA	1.23	1.62	49	2
1:A:62:THR:HB	2:A:160:RCY:C1C	1.23	1.38	46	1
2:A:150:RCY:C1Y	2:A:187:RCY:H1CB	1.23	1.63	78	1
1:A:71:GLU:N	2:A:173:RCY:C1V	1.23	2.01	84	1
2:A:138:RCY:C1L	2:A:160:RCY:C1Z	1.23	2.10	18	1
1:A:70:TRP:HA	2:A:173:RCY:O1H	1.23	1.09	14	1
2:A:138:RCY:C1Z	2:A:187:RCY:C1Y	1.23	2.11	32	3
2:A:150:RCY:H1VB	2:A:150:RCY:O1G	1.23	1.28	68	5
2:A:138:RCY:C1Y	2:A:150:RCY:O1J	1.23	1.86	97	2
2:A:176:RCY:C1Z	2:A:187:RCY:H1V	1.23	1.62	10	1
1:A:70:TRP:CH2	2:A:121:RCY:O1H	1.23	1.85	78	1
1:A:71:GLU:HB3	2:A:168:RCY:O1H	1.23	1.04	37	2
2:A:176:RCY:C1M	2:A:187:RCY:H1U	1.23	1.60	96	2
1:A:70:TRP:HB2	2:A:168:RCY:C1Q	1.23	1.63	20	1
1:A:69:PRO:O	2:A:173:RCY:H1LA	1.23	1.01	6	1
2:A:176:RCY:O1G	2:A:176:RCY:H1VB	1.23	1.27	81	4
1:A:75:HIS:O	2:A:176:RCY:H1ZB	1.23	1.06	51	1
2:A:168:RCY:N1V	2:A:187:RCY:C1M	1.23	1.98	70	1
1:A:69:PRO:C	2:A:173:RCY:C1L	1.23	2.06	6	1
2:A:150:RCY:O1G	2:A:150:RCY:C1Z	1.23	1.86	18	4
2:A:173:RCY:C1V	2:A:176:RCY:C1Q	1.23	2.15	38	3
2:A:138:RCY:O1J	2:A:150:RCY:H1ZA	1.23	1.28	35	1
1:A:70:TRP:O	2:A:150:RCY:C1Z	1.23	1.85	58	1
2:A:173:RCY:H1VB	2:A:173:RCY:O1H	1.22	1.34	28	6
2:A:138:RCY:O1H	2:A:138:RCY:H1ZB	1.22	1.26	40	6
2:A:173:RCY:C1C	2:A:187:RCY:N1R	1.22	2.01	88	1
2:A:130:RCY:H1Y	2:A:160:RCY:N1R	1.22	1.47	50	1
2:A:173:RCY:C1Y	2:A:187:RCY:C1Y	1.22	2.17	31	1
2:A:173:RCY:O1H	2:A:173:RCY:H1VB	1.22	1.34	26	2
1:A:67:ILE:CG1	2:A:176:RCY:H1V	1.22	1.64	16	1
1:A:67:ILE:HA	2:A:176:RCY:C1V	1.22	1.63	16	1
1:A:67:ILE:HG23	2:A:173:RCY:O1G	1.22	1.29	21	1
1:A:70:TRP:HE3	2:A:168:RCY:O1G	1.22	0.85	94	2
2:A:130:RCY:C1C	2:A:160:RCY:C1M	1.22	2.16	7	1
1:A:68:CYS:CA	2:A:168:RCY:H1LA	1.22	1.55	30	4

Continued on next page...

Continued from previous page...

Atom-1	Atom-2	Clash(Å)	Distance(Å)	Models	
				Worst	Total
1:A:72:ALA:HB1	2:A:173:RCY:N1R	1.22	1.48	30	2
2:A:138:RCY:O1G	2:A:150:RCY:H1MA	1.22	1.34	30	1
1:A:65:THR:CG2	2:A:160:RCY:H1ZA	1.22	1.59	100	1
1:A:76:CYS:HB2	2:A:173:RCY:O1G	1.22	1.24	38	2
1:A:71:GLU:CA	2:A:173:RCY:O1H	1.22	1.87	67	3
1:A:74:ASN:OD1	2:A:173:RCY:H1L	1.22	1.03	2	1
2:A:160:RCY:O1G	2:A:160:RCY:H1CA	1.22	1.30	29	2
2:A:138:RCY:H1C	2:A:160:RCY:C1L	1.22	1.60	73	1
2:A:173:RCY:C1C	2:A:176:RCY:C1M	1.22	2.17	52	3
1:A:69:PRO:HA	2:A:168:RCY:C1M	1.22	1.49	5	1
2:A:173:RCY:C1Q	2:A:176:RCY:H1M	1.22	1.63	67	1
1:A:69:PRO:HB2	2:A:173:RCY:O1J	1.22	1.34	85	2
2:A:138:RCY:C1C	2:A:187:RCY:C1M	1.22	2.17	11	1
2:A:138:RCY:H1L	2:A:160:RCY:C1Z	1.22	1.61	18	1
2:A:173:RCY:H1ZA	2:A:187:RCY:C1L	1.22	1.65	45	2
2:A:173:RCY:C1C	2:A:176:RCY:O1J	1.22	1.78	56	3
2:A:168:RCY:C1L	2:A:173:RCY:H1ZA	1.22	1.49	11	2
2:A:130:RCY:H1C	2:A:160:RCY:C1L	1.22	1.65	66	1
2:A:150:RCY:H1S	2:A:160:RCY:C1Y	1.22	1.63	85	1
2:A:160:RCY:C1S	2:A:176:RCY:O1G	1.22	1.87	73	1
2:A:173:RCY:C1V	2:A:176:RCY:N1R	1.22	2.02	17	4
2:A:138:RCY:H1ZB	2:A:150:RCY:O1G	1.22	1.31	81	1
1:A:64:ILE:CG2	2:A:168:RCY:O1J	1.22	1.66	30	1
2:A:168:RCY:O1H	2:A:168:RCY:H1VB	1.22	1.28	61	4
2:A:160:RCY:O1G	2:A:168:RCY:H1Y	1.22	1.01	9	1
1:A:69:PRO:N	2:A:173:RCY:C1P	1.22	2.03	10	1
2:A:138:RCY:N1R	2:A:150:RCY:O1H	1.22	1.73	62	1
1:A:76:CYS:C	2:A:176:RCY:O1H	1.22	1.78	73	1
2:A:168:RCY:N1R	2:A:176:RCY:C1Y	1.22	2.03	59	1
2:A:173:RCY:H1L	2:A:176:RCY:O1G	1.22	1.03	71	1
1:A:60:CYS:N	2:A:160:RCY:C1L	1.21	2.02	28	3
1:A:74:ASN:H	2:A:173:RCY:C1Q	1.21	1.48	82	2
2:A:173:RCY:C1W	2:A:187:RCY:H1Y	1.21	1.64	31	1
1:A:71:GLU:OE1	2:A:168:RCY:H1V	1.21	1.32	99	1
2:A:150:RCY:C1V	2:A:160:RCY:C1Y	1.21	2.06	42	1
2:A:176:RCY:H1C	2:A:187:RCY:C1P	1.21	1.65	61	1
2:A:138:RCY:H1ZA	2:A:150:RCY:C1L	1.21	1.62	1	1
2:A:150:RCY:O1G	2:A:150:RCY:H1CA	1.21	1.30	5	7
2:A:138:RCY:H1L	2:A:150:RCY:N1R	1.21	0.99	23	1
2:A:160:RCY:N1R	2:A:168:RCY:H1M	1.21	1.44	52	1
2:A:176:RCY:C1Y	2:A:187:RCY:H1YA	1.21	1.63	72	1

Continued on next page...

Continued from previous page...

Atom-1	Atom-2	Clash(Å)	Distance(Å)	Models	
				Worst	Total
2:A:173:RCY:C1Z	2:A:187:RCY:H1C	1.21	1.65	64	1
2:A:168:RCY:H1LA	2:A:173:RCY:C1M	1.21	1.65	49	2
2:A:160:RCY:O1J	2:A:168:RCY:H1U	1.21	1.26	47	1
2:A:168:RCY:H1ZA	2:A:173:RCY:C1Z	1.21	1.66	31	2
1:A:63:ASP:O	2:A:168:RCY:H1VB	1.21	1.05	5	1
1:A:76:CYS:N	2:A:176:RCY:C1Q	1.21	2.04	10	2
1:A:73:CYS:CB	2:A:176:RCY:H1ZA	1.21	1.59	58	1
2:A:130:RCY:C1V	2:A:160:RCY:C1Q	1.21	2.15	8	1
1:A:63:ASP:OD1	2:A:160:RCY:H1CA	1.21	1.35	14	2
1:A:71:GLU:CG	2:A:130:RCY:H1MA	1.21	1.64	94	1
2:A:168:RCY:H1MA	2:A:187:RCY:O1G	1.21	0.99	100	2
1:A:70:TRP:HB2	2:A:168:RCY:C1L	1.21	1.64	33	4
2:A:130:RCY:H1VA	2:A:160:RCY:O1G	1.21	1.31	87	1
2:A:150:RCY:O1J	2:A:160:RCY:H1Z	1.21	1.31	32	1
2:A:138:RCY:N1R	2:A:150:RCY:C1Y	1.21	2.03	23	2
2:A:160:RCY:H1MA	2:A:168:RCY:C1Z	1.21	1.52	96	2
2:A:168:RCY:O1J	2:A:176:RCY:H1Z	1.21	1.34	17	1
1:A:69:PRO:HG3	2:A:173:RCY:C1Z	1.21	1.47	57	1
1:A:70:TRP:CE2	2:A:187:RCY:H1Z	1.21	1.69	76	1
2:A:150:RCY:H1VB	2:A:187:RCY:C1Z	1.20	1.65	64	1
2:A:130:RCY:O1H	2:A:130:RCY:H1CA	1.20	1.36	33	3
1:A:77:GLU:CA	2:A:176:RCY:O1G	1.20	1.89	55	1
2:A:176:RCY:C1P	2:A:187:RCY:C1M	1.20	2.17	60	2
2:A:176:RCY:O1G	2:A:187:RCY:C1M	1.20	1.88	60	2
1:A:66:VAL:O	2:A:168:RCY:C1U	1.20	1.90	51	2
1:A:69:PRO:HB3	2:A:173:RCY:C1Z	1.20	1.58	57	4
2:A:110:RCY:H1CA	2:A:110:RCY:O1G	1.20	1.30	77	2
1:A:69:PRO:HB3	2:A:173:RCY:C1P	1.20	1.66	75	1
2:A:173:RCY:H1U	2:A:176:RCY:C1Q	1.20	1.67	38	1
2:A:150:RCY:C1Y	2:A:173:RCY:C1X	1.20	2.18	3	1
2:A:160:RCY:H1Y	2:A:168:RCY:O1G	1.20	1.03	65	3
2:A:176:RCY:C1Y	2:A:187:RCY:N1R	1.20	2.02	19	1
2:A:138:RCY:C1M	2:A:187:RCY:C1V	1.20	2.18	92	1
2:A:138:RCY:O1J	2:A:187:RCY:O1J	1.20	1.60	47	2
1:A:70:TRP:CB	2:A:168:RCY:H1CB	1.20	1.65	20	1
1:A:73:CYS:HB2	2:A:176:RCY:N1R	1.20	1.26	70	1
2:A:173:RCY:C1V	2:A:176:RCY:H1U	1.20	1.60	38	1
1:A:70:TRP:CE2	2:A:160:RCY:H1VB	1.20	1.70	34	1
2:A:176:RCY:C1M	2:A:187:RCY:C1C	1.20	2.17	87	2
2:A:173:RCY:C1Q	2:A:176:RCY:H1LA	1.20	1.65	28	2
2:A:176:RCY:H1M	2:A:187:RCY:C1W	1.20	1.66	5	1

Continued on next page...

Continued from previous page...

Atom-1	Atom-2	Clash(Å)	Distance(Å)	Models	
				Worst	Total
2:A:168:RCY:C1Z	2:A:173:RCY:C1V	1.20	2.17	70	3
2:A:138:RCY:C1Z	2:A:187:RCY:H1Z	1.20	1.64	77	2
2:A:150:RCY:C1Y	2:A:173:RCY:C1C	1.20	2.19	3	1
1:A:70:TRP:CE3	2:A:168:RCY:H1MA	1.20	1.72	44	2
1:A:70:TRP:CE2	2:A:168:RCY:H1Z	1.20	1.72	24	1
2:A:168:RCY:C1Z	2:A:187:RCY:H1M	1.20	1.65	84	1
2:A:130:RCY:C1X	2:A:160:RCY:H1M	1.20	1.56	7	1
2:A:138:RCY:C1Z	2:A:187:RCY:O1G	1.20	1.89	71	1
2:A:160:RCY:C1Y	2:A:168:RCY:O1G	1.20	1.90	32	4
1:A:70:TRP:HH2	2:A:168:RCY:O1G	1.20	0.81	48	2
1:A:70:TRP:CH2	2:A:168:RCY:H1YA	1.20	1.71	49	2
2:A:160:RCY:C1Y	2:A:168:RCY:H1M	1.20	1.65	34	2
1:A:72:ALA:HB3	2:A:173:RCY:O1H	1.20	1.34	13	2
2:A:168:RCY:C1X	2:A:176:RCY:H1Y	1.20	1.64	59	1
1:A:68:CYS:CB	2:A:176:RCY:H1Y	1.20	1.66	80	1
1:A:71:GLU:C	2:A:168:RCY:C1M	1.19	1.94	91	1
1:A:73:CYS:C	2:A:173:RCY:H1L	1.19	1.55	32	1
1:A:62:THR:OG1	2:A:168:RCY:C1P	1.19	1.90	72	2
2:A:150:RCY:C1M	2:A:168:RCY:C1Y	1.19	2.19	74	1
1:A:70:TRP:HD1	2:A:176:RCY:C1U	1.19	1.50	62	1
2:A:130:RCY:C1P	2:A:160:RCY:O1G	1.19	1.83	62	1
2:A:176:RCY:C1C	2:A:187:RCY:C1U	1.19	2.19	4	1
2:A:138:RCY:H1V	2:A:150:RCY:O1J	1.19	1.36	36	1
1:A:70:TRP:CE3	2:A:176:RCY:C1C	1.19	2.24	77	1
1:A:68:CYS:CA	2:A:168:RCY:H1L	1.19	1.67	75	1
1:A:62:THR:CB	2:A:160:RCY:C1C	1.19	2.02	46	1
1:A:63:ASP:O	2:A:160:RCY:C1Z	1.19	1.89	78	2
1:A:75:HIS:CA	2:A:176:RCY:C1L	1.19	2.20	13	1
1:A:77:GLU:OE1	2:A:176:RCY:C1V	1.19	1.89	7	1
2:A:176:RCY:C1V	2:A:187:RCY:C1X	1.19	2.19	33	1
2:A:173:RCY:H1ZB	2:A:176:RCY:O1J	1.19	1.14	71	1
2:A:168:RCY:N1R	2:A:176:RCY:H1M	1.19	1.24	71	1
1:A:77:GLU:CG	2:A:176:RCY:H1U	1.19	1.67	39	1
2:A:150:RCY:C1Z	2:A:187:RCY:H1YB	1.19	1.67	9	2
2:A:168:RCY:H1ZA	2:A:176:RCY:C1V	1.19	1.66	31	1
1:A:70:TRP:CD1	2:A:176:RCY:H1VB	1.19	1.71	77	1
1:A:73:CYS:O	2:A:173:RCY:H1CA	1.19	1.35	35	1
1:A:69:PRO:CB	2:A:173:RCY:H1ZA	1.19	1.66	35	2
2:A:168:RCY:H1VA	2:A:176:RCY:C1Y	1.19	1.45	76	1
1:A:71:GLU:OE1	2:A:168:RCY:O1G	1.19	1.59	40	2
1:A:69:PRO:CB	2:A:173:RCY:H1Y	1.19	1.67	9	1

Continued on next page...

Continued from previous page...

Atom-1	Atom-2	Clash(Å)	Distance(Å)	Models	
				Worst	Total
2:A:150:RCY:H1ZA	2:A:187:RCY:C1Y	1.19	1.68	3	3
2:A:150:RCY:H1ZA	2:A:187:RCY:C1V	1.19	0.88	37	2
2:A:150:RCY:H1VB	2:A:160:RCY:C1M	1.19	1.67	42	1
1:A:69:PRO:HG3	2:A:168:RCY:C1W	1.19	1.59	66	1
2:A:130:RCY:O1J	2:A:138:RCY:H1L	1.19	1.15	58	1
2:A:168:RCY:C1V	2:A:173:RCY:C1Q	1.19	2.20	76	1
1:A:64:ILE:HD12	2:A:168:RCY:C1C	1.19	1.65	4	1
2:A:168:RCY:C1Q	2:A:173:RCY:C1Y	1.19	2.20	84	1
2:A:150:RCY:H1ZB	2:A:187:RCY:C1Y	1.19	1.68	49	2
2:A:160:RCY:C1U	2:A:168:RCY:H1S	1.19	1.68	34	1
1:A:75:HIS:CG	2:A:176:RCY:C1C	1.19	2.23	84	1
1:A:69:PRO:O	2:A:173:RCY:C1L	1.18	1.91	6	1
1:A:65:THR:O	2:A:150:RCY:H1YB	1.18	1.32	31	1
1:A:69:PRO:HB2	2:A:176:RCY:O1G	1.18	1.34	64	1
2:A:150:RCY:H1YA	2:A:173:RCY:N1R	1.18	1.51	3	1
1:A:75:HIS:CB	2:A:176:RCY:H1L	1.18	1.68	13	1
2:A:168:RCY:C1M	2:A:173:RCY:O1J	1.18	1.92	20	3
2:A:160:RCY:H1U	2:A:168:RCY:C1W	1.18	1.60	96	1
1:A:69:PRO:HA	2:A:173:RCY:O1J	1.18	1.29	9	1
1:A:63:ASP:HB3	2:A:160:RCY:C1C	1.18	1.67	63	1
2:A:173:RCY:O1H	2:A:173:RCY:H1ZB	1.18	1.38	2	4
2:A:168:RCY:C1C	2:A:176:RCY:C1Z	1.18	2.07	3	2
2:A:130:RCY:C1L	2:A:160:RCY:O1G	1.18	1.92	62	1
1:A:64:ILE:HG13	2:A:168:RCY:C1S	1.18	1.68	26	2
2:A:138:RCY:H1VB	2:A:138:RCY:O1G	1.18	1.37	54	2
1:A:62:THR:CG2	2:A:160:RCY:C1Z	1.18	2.06	46	1
1:A:69:PRO:CG	2:A:150:RCY:C1Y	1.18	2.21	85	1
2:A:168:RCY:H1VA	2:A:176:RCY:O1H	1.18	1.37	71	1
1:A:72:ALA:CB	2:A:173:RCY:N1R	1.18	2.06	30	2
2:A:138:RCY:H1YA	2:A:176:RCY:O1J	1.18	0.96	9	1
2:A:160:RCY:O1G	2:A:168:RCY:H1CB	1.18	1.35	89	1
1:A:75:HIS:O	2:A:176:RCY:O1H	1.18	1.59	84	1
2:A:138:RCY:H1CA	2:A:150:RCY:C1Y	1.18	1.68	59	1
2:A:138:RCY:C1S	2:A:160:RCY:H1U	1.18	1.63	27	1
1:A:67:ILE:O	2:A:173:RCY:H1V	1.18	1.00	80	1
2:A:160:RCY:O1J	2:A:168:RCY:C1U	1.18	1.91	47	1
2:A:168:RCY:C1Z	2:A:187:RCY:N1R	1.18	2.07	100	1
2:A:110:RCY:C1C	2:A:121:RCY:C1Y	1.18	1.97	5	1
2:A:110:RCY:H1CA	2:A:110:RCY:O1H	1.18	1.38	50	4
1:A:64:ILE:HD11	2:A:168:RCY:O1G	1.18	1.38	12	1
1:A:71:GLU:CD	2:A:173:RCY:H1CB	1.18	1.59	89	1

Continued on next page...

Continued from previous page...

Atom-1	Atom-2	Clash(Å)	Distance(Å)	Models	
				Worst	Total
2:A:150:RCY:C1Y	2:A:173:RCY:O1J	1.18	1.89	3	3
2:A:160:RCY:H1YB	2:A:168:RCY:N1R	1.18	1.52	58	1
2:A:130:RCY:C1Z	2:A:160:RCY:H1LA	1.18	1.52	61	1
1:A:76:CYS:SG	2:A:187:RCY:H1Z	1.18	1.79	80	2
1:A:77:GLU:CD	2:A:176:RCY:H1VA	1.18	1.54	7	1
2:A:160:RCY:H1C	2:A:168:RCY:C1L	1.17	1.67	48	1
2:A:176:RCY:N1R	2:A:176:RCY:C1U	1.17	2.07	25	1
2:A:173:RCY:H1YA	2:A:187:RCY:C1W	1.17	1.69	92	3
1:A:63:ASP:HB3	2:A:168:RCY:C1V	1.17	1.68	5	1
1:A:69:PRO:HG3	2:A:187:RCY:C1Y	1.17	1.42	87	2
2:A:130:RCY:H1VB	2:A:130:RCY:O1H	1.17	1.39	72	7
1:A:70:TRP:CZ3	2:A:168:RCY:C1W	1.17	2.25	41	2
1:A:71:GLU:CD	2:A:168:RCY:C1C	1.17	2.10	93	2
2:A:173:RCY:H1ZB	2:A:173:RCY:O1H	1.17	1.35	21	4
1:A:66:VAL:CG1	2:A:121:RCY:C1Z	1.17	2.20	89	1
1:A:71:GLU:HA	2:A:173:RCY:C1L	1.17	1.69	17	1
1:A:61:GLY:C	2:A:150:RCY:H1M	1.17	1.57	11	1
1:A:74:ASN:OD1	2:A:173:RCY:O1G	1.17	1.58	91	1
1:A:63:ASP:C	2:A:168:RCY:C1V	1.17	2.12	5	1
1:A:61:GLY:N	2:A:160:RCY:H1LA	1.17	1.53	19	1
2:A:138:RCY:C1V	2:A:187:RCY:H1Y	1.17	1.69	66	1
1:A:63:ASP:HB2	2:A:150:RCY:C1X	1.17	1.33	85	1
2:A:173:RCY:C1L	2:A:176:RCY:C1V	1.17	2.14	11	3
2:A:173:RCY:O1H	2:A:173:RCY:C1Z	1.17	1.90	22	3
2:A:150:RCY:H1Y	2:A:187:RCY:C1Y	1.17	1.67	18	2
2:A:173:RCY:C1U	2:A:176:RCY:H1VA	1.17	1.69	19	1
1:A:70:TRP:O	2:A:173:RCY:H1V	1.17	1.36	78	1
1:A:74:ASN:HA	2:A:173:RCY:C1P	1.17	1.48	27	1
1:A:68:CYS:H	2:A:168:RCY:C1L	1.17	1.51	21	3
2:A:173:RCY:C1S	2:A:176:RCY:C1L	1.17	2.22	28	2
1:A:68:CYS:HA	2:A:168:RCY:C1Q	1.17	1.70	87	4
1:A:70:TRP:CA	2:A:173:RCY:H1VB	1.17	1.32	6	1
2:A:138:RCY:C1P	2:A:150:RCY:H1C	1.17	1.69	94	2
1:A:67:ILE:CG1	2:A:176:RCY:C1V	1.17	2.19	16	1
1:A:70:TRP:CG	2:A:187:RCY:C1Z	1.17	2.27	76	2
2:A:173:RCY:C1S	2:A:176:RCY:H1M	1.17	1.69	67	1
1:A:71:GLU:CG	2:A:173:RCY:O1G	1.17	1.91	17	1
2:A:138:RCY:C1C	2:A:150:RCY:H1CB	1.17	1.65	66	1
1:A:70:TRP:CD1	2:A:176:RCY:C1U	1.17	2.25	62	1
1:A:75:HIS:CD2	2:A:168:RCY:C1Z	1.17	2.27	73	1
1:A:71:GLU:CB	2:A:168:RCY:O1H	1.17	1.93	37	3

Continued on next page...

Continued from previous page...

Atom-1	Atom-2	Clash(Å)	Distance(Å)	Models	
				Worst	Total
1:A:70:TRP:HB2	2:A:121:RCY:C1V	1.17	1.49	30	1
2:A:160:RCY:H1Y	2:A:168:RCY:O1J	1.17	1.36	59	3
1:A:69:PRO:CB	2:A:173:RCY:C1Y	1.17	2.23	35	2
1:A:77:GLU:N	2:A:176:RCY:H1LA	1.17	1.51	31	2
2:A:138:RCY:O1G	2:A:150:RCY:C1M	1.16	1.93	30	1
2:A:138:RCY:C1U	2:A:187:RCY:H1C	1.16	1.56	5	1
2:A:173:RCY:C1Y	2:A:176:RCY:C1W	1.16	2.21	87	2
1:A:68:CYS:SG	2:A:173:RCY:H1VB	1.16	1.79	71	1
1:A:76:CYS:SG	2:A:176:RCY:H1S	1.16	1.80	25	2
1:A:70:TRP:CD2	2:A:173:RCY:H1ZA	1.16	1.71	92	1
1:A:70:TRP:N	2:A:173:RCY:C1Z	1.16	2.00	85	2
2:A:168:RCY:C1Y	2:A:187:RCY:N1V	1.16	2.07	97	1
1:A:71:GLU:CA	2:A:173:RCY:C1P	1.16	2.23	17	2
1:A:76:CYS:HB2	2:A:173:RCY:C1P	1.16	1.68	38	2
1:A:70:TRP:CH2	2:A:160:RCY:H1VB	1.16	1.45	37	1
2:A:150:RCY:C1V	2:A:160:RCY:H1M	1.16	1.71	42	1
2:A:168:RCY:C1V	2:A:176:RCY:C1W	1.16	2.23	94	1
2:A:138:RCY:C1Y	2:A:160:RCY:O1H	1.16	1.92	73	1
2:A:138:RCY:H1ZB	2:A:138:RCY:O1G	1.16	1.39	21	3
2:A:138:RCY:C1P	2:A:150:RCY:C1M	1.16	2.22	23	2
2:A:138:RCY:C1Y	2:A:187:RCY:H1CA	1.16	1.65	96	2
1:A:73:CYS:N	2:A:173:RCY:C1L	1.16	1.93	10	8
2:A:173:RCY:O1H	2:A:176:RCY:C1V	1.16	1.93	62	2
2:A:173:RCY:C1Y	2:A:187:RCY:C1U	1.16	2.15	77	1
2:A:130:RCY:O1J	2:A:138:RCY:C1P	1.16	1.92	58	2
1:A:72:ALA:O	2:A:168:RCY:C1Z	1.16	1.85	57	1
2:A:168:RCY:H1Y	2:A:176:RCY:C1V	1.16	1.52	94	1
2:A:138:RCY:C1C	2:A:187:RCY:H1M	1.16	1.70	11	1
2:A:168:RCY:H1VA	2:A:176:RCY:O1J	1.16	1.41	43	1
2:A:168:RCY:O1G	2:A:173:RCY:O1J	1.16	1.64	53	2
1:A:68:CYS:HB3	2:A:173:RCY:O1J	1.16	1.39	50	1
1:A:64:ILE:HD11	2:A:168:RCY:C1Y	1.16	1.70	6	1
2:A:173:RCY:H1ZB	2:A:176:RCY:C1Y	1.16	1.70	41	2
1:A:69:PRO:CD	2:A:168:RCY:C1V	1.16	2.24	63	1
2:A:160:RCY:H1YA	2:A:168:RCY:C1Q	1.16	1.70	100	1
1:A:67:ILE:HG21	2:A:138:RCY:O1H	1.16	1.38	72	1
1:A:70:TRP:CD1	2:A:173:RCY:H1CA	1.16	1.52	64	1
1:A:76:CYS:CB	2:A:173:RCY:C1P	1.16	2.23	38	1
2:A:138:RCY:C1V	2:A:150:RCY:C1V	1.16	2.24	67	2
2:A:160:RCY:H1VA	2:A:176:RCY:C1V	1.16	1.69	57	1
1:A:62:THR:CG2	2:A:160:RCY:O1H	1.16	1.94	8	1

Continued on next page...

Continued from previous page...

Atom-1	Atom-2	Clash(Å)	Distance(Å)	Models	
				Worst	Total
2:A:138:RCY:C1C	2:A:150:RCY:C1Z	1.16	2.09	29	2
2:A:150:RCY:O1J	2:A:160:RCY:H1ZA	1.16	0.94	87	1
2:A:168:RCY:N1V	2:A:173:RCY:C1V	1.15	2.09	48	1
2:A:150:RCY:O1G	2:A:150:RCY:H1VB	1.15	1.40	28	5
1:A:59:GLY:O	2:A:160:RCY:H1L	1.15	1.37	89	2
1:A:68:CYS:N	2:A:168:RCY:C1S	1.15	2.09	51	7
1:A:76:CYS:HA	2:A:176:RCY:O1H	1.15	0.93	74	3
2:A:168:RCY:N1R	2:A:187:RCY:O1J	1.15	1.79	64	1
2:A:138:RCY:O1H	2:A:150:RCY:H1Z	1.15	0.93	82	1
2:A:173:RCY:C1M	2:A:176:RCY:H1V	1.15	1.72	17	1
1:A:70:TRP:C	2:A:173:RCY:O1G	1.15	1.84	94	1
2:A:168:RCY:O1G	2:A:176:RCY:C1Z	1.15	1.94	13	1
2:A:160:RCY:C1V	2:A:168:RCY:H1L	1.15	1.69	24	1
2:A:187:RCY:H1CA	2:A:187:RCY:O1H	1.15	1.37	44	3
2:A:173:RCY:C1Q	2:A:176:RCY:C1L	1.15	2.22	23	4
2:A:160:RCY:N1V	2:A:168:RCY:H1ZB	1.15	1.57	5	1
1:A:70:TRP:CE3	2:A:168:RCY:C1Z	1.15	2.28	41	2
1:A:71:GLU:OE1	2:A:173:RCY:O1H	1.15	1.60	89	1
2:A:168:RCY:H1Z	2:A:187:RCY:C1L	1.15	1.71	3	1
2:A:138:RCY:C1M	2:A:150:RCY:N1R	1.15	2.02	1	1
1:A:76:CYS:O	2:A:160:RCY:C1V	1.15	1.95	73	1
2:A:176:RCY:H1M	2:A:187:RCY:O1J	1.15	1.35	91	2
1:A:70:TRP:CB	2:A:168:RCY:H1S	1.15	1.70	19	2
1:A:66:VAL:C	2:A:176:RCY:H1YB	1.15	1.36	22	1
2:A:150:RCY:C1X	2:A:176:RCY:O1G	1.15	1.94	82	1
1:A:62:THR:CA	2:A:138:RCY:H1ZA	1.15	1.72	38	1
1:A:70:TRP:HB2	2:A:150:RCY:N1R	1.15	1.55	34	1
1:A:64:ILE:HA	2:A:168:RCY:O1H	1.15	1.35	78	1
1:A:70:TRP:CZ2	2:A:160:RCY:O1H	1.15	1.98	58	1
2:A:173:RCY:C1M	2:A:176:RCY:O1J	1.15	1.93	55	1
2:A:168:RCY:H1MA	2:A:176:RCY:O1J	1.15	1.40	11	1
2:A:168:RCY:H1S	2:A:173:RCY:H1U	1.15	1.16	71	1
2:A:173:RCY:O1G	2:A:176:RCY:O1H	1.15	1.65	96	1
1:A:76:CYS:SG	2:A:173:RCY:O1J	1.15	2.02	75	2
2:A:168:RCY:C1M	2:A:187:RCY:O1G	1.15	1.93	100	2
1:A:64:ILE:CG1	2:A:168:RCY:H1MA	1.15	1.70	6	1
1:A:70:TRP:CD1	2:A:121:RCY:C1M	1.15	2.29	49	1
1:A:71:GLU:HA	2:A:173:RCY:C1Q	1.15	1.72	49	4
1:A:66:VAL:CG1	2:A:121:RCY:C1V	1.15	1.90	83	1
1:A:69:PRO:HA	2:A:173:RCY:H1ZB	1.15	1.16	75	1
2:A:138:RCY:C1U	2:A:150:RCY:O1H	1.15	1.91	62	2

Continued on next page...

Continued from previous page...

Atom-1	Atom-2	Clash(Å)	Distance(Å)	Models	
				Worst	Total
1:A:64:ILE:CG2	2:A:168:RCY:H1M	1.15	1.72	95	1
1:A:66:VAL:HG12	2:A:160:RCY:O1J	1.15	1.36	68	1
2:A:130:RCY:O1J	2:A:160:RCY:C1C	1.15	1.95	43	3
2:A:160:RCY:H1ZB	2:A:160:RCY:O1G	1.15	1.24	30	1
2:A:168:RCY:N1V	2:A:176:RCY:H1Z	1.15	1.56	17	3
2:A:138:RCY:C1V	2:A:176:RCY:H1CA	1.15	1.72	9	1
1:A:69:PRO:CB	2:A:173:RCY:C1W	1.15	2.23	35	2
2:A:138:RCY:H1YB	2:A:187:RCY:C1M	1.15	1.69	89	1
1:A:60:CYS:C	2:A:168:RCY:H1U	1.15	1.62	95	1
1:A:68:CYS:CB	2:A:173:RCY:H1MA	1.15	1.64	73	1
1:A:64:ILE:CD1	2:A:168:RCY:H1V	1.15	1.71	27	1
1:A:64:ILE:CG2	2:A:160:RCY:H1MA	1.15	1.71	47	1
2:A:176:RCY:C1M	2:A:187:RCY:O1J	1.14	1.89	91	2
2:A:173:RCY:H1M	2:A:176:RCY:C1Q	1.14	1.71	88	1
2:A:173:RCY:C1P	2:A:176:RCY:H1Y	1.14	1.62	97	1
2:A:168:RCY:C1Z	2:A:173:RCY:H1M	1.14	1.67	70	1
1:A:70:TRP:CG	2:A:176:RCY:H1VB	1.14	1.61	77	1
2:A:130:RCY:O1H	2:A:130:RCY:N1V	1.14	1.79	2	1
2:A:150:RCY:C1V	2:A:160:RCY:C1M	1.14	2.25	42	1
2:A:138:RCY:C1C	2:A:160:RCY:H1V	1.14	1.66	27	1
1:A:60:CYS:O	2:A:160:RCY:H1LA	1.14	1.41	30	1
2:A:168:RCY:C1Z	2:A:187:RCY:H1S	1.14	1.55	100	1
2:A:168:RCY:C1L	2:A:173:RCY:H1Z	1.14	1.70	5	1
2:A:168:RCY:H1M	2:A:187:RCY:C1V	1.14	1.71	90	1
2:A:160:RCY:H1ZA	2:A:168:RCY:N1R	1.14	1.55	52	2
1:A:70:TRP:CA	2:A:173:RCY:C1P	1.14	2.24	6	1
2:A:160:RCY:H1ZA	2:A:168:RCY:O1G	1.14	1.22	1	2
1:A:69:PRO:CA	2:A:173:RCY:C1P	1.14	2.26	10	1
1:A:71:GLU:CG	2:A:150:RCY:C1U	1.14	2.19	58	1
2:A:168:RCY:H1Y	2:A:176:RCY:H1VB	1.14	1.17	94	1
2:A:176:RCY:N1V	2:A:187:RCY:H1U	1.14	1.50	29	2
2:A:176:RCY:C1C	2:A:187:RCY:H1CA	1.14	1.72	75	1
1:A:69:PRO:CG	2:A:176:RCY:C1Z	1.14	2.23	66	1
2:A:130:RCY:H1Y	2:A:138:RCY:C1Z	1.14	1.70	73	1
2:A:168:RCY:C1Z	2:A:176:RCY:H1Z	1.14	1.72	11	3
2:A:138:RCY:O1G	2:A:150:RCY:H1M	1.14	1.37	23	2
2:A:138:RCY:O1G	2:A:138:RCY:H1ZB	1.14	1.40	62	8
2:A:138:RCY:C1V	2:A:150:RCY:C1Y	1.14	2.26	1	4
1:A:68:CYS:CB	2:A:160:RCY:C1Z	1.14	2.25	19	1
2:A:150:RCY:C1C	2:A:187:RCY:O1J	1.14	1.95	84	1
2:A:160:RCY:O1J	2:A:168:RCY:N1V	1.14	1.81	78	3

Continued on next page...

Continued from previous page...

Atom-1	Atom-2	Clash(Å)	Distance(Å)	Models	
				Worst	Total
2:A:160:RCY:H1YA	2:A:168:RCY:C1S	1.14	1.60	100	1
1:A:65:THR:OG1	2:A:160:RCY:C1Z	1.14	1.96	100	1
2:A:150:RCY:C1Y	2:A:187:RCY:O1J	1.14	1.96	53	1
2:A:168:RCY:H1YA	2:A:176:RCY:C1V	1.14	1.56	94	2
1:A:62:THR:CG2	2:A:168:RCY:H1ZA	1.14	1.72	72	1
2:A:173:RCY:C1U	2:A:176:RCY:C1S	1.14	1.87	38	1
2:A:160:RCY:C1Z	2:A:168:RCY:C1P	1.14	2.26	1	2
2:A:160:RCY:H1ZA	2:A:168:RCY:O1H	1.14	1.43	58	1
1:A:63:ASP:CB	2:A:150:RCY:H1CB	1.14	1.71	85	1
1:A:70:TRP:HB3	2:A:173:RCY:C1Z	1.14	1.72	94	1
1:A:65:THR:O	2:A:173:RCY:H1C	1.14	0.92	71	1
2:A:173:RCY:O1J	2:A:176:RCY:H1VB	1.13	1.06	23	4
2:A:168:RCY:O1J	2:A:173:RCY:O1J	1.13	1.67	96	1
1:A:70:TRP:HB3	2:A:121:RCY:C1V	1.13	1.53	30	1
2:A:138:RCY:C1P	2:A:150:RCY:C1C	1.13	2.26	9	2
2:A:173:RCY:C1M	2:A:187:RCY:H1YA	1.13	1.62	31	1
2:A:173:RCY:H1MA	2:A:176:RCY:C1V	1.13	1.36	89	2
2:A:138:RCY:C1Z	2:A:187:RCY:C1Z	1.13	2.25	77	2
1:A:71:GLU:HA	2:A:176:RCY:C1V	1.13	1.46	67	3
2:A:121:RCY:O1H	2:A:121:RCY:H1ZB	1.13	1.41	99	2
1:A:62:THR:HA	2:A:138:RCY:C1Z	1.13	1.72	38	1
1:A:78:LEU:CD1	2:A:176:RCY:N1R	1.13	2.11	56	1
1:A:68:CYS:N	2:A:168:RCY:C1L	1.13	2.12	91	4
1:A:73:CYS:O	2:A:173:RCY:H1L	1.13	1.40	29	2
1:A:73:CYS:SG	2:A:176:RCY:O1G	1.13	2.06	40	2
1:A:70:TRP:N	2:A:173:RCY:H1ZA	1.13	1.49	5	1
1:A:69:PRO:C	2:A:173:RCY:H1LA	1.13	1.57	6	2
1:A:73:CYS:CA	2:A:168:RCY:H1ZA	1.13	1.60	99	1
1:A:71:GLU:CD	2:A:168:RCY:H1VB	1.13	1.61	93	2
2:A:150:RCY:H1YA	2:A:187:RCY:C1V	1.13	1.72	38	1
2:A:176:RCY:C1W	2:A:187:RCY:H1V	1.13	1.65	10	1
1:A:69:PRO:CG	2:A:168:RCY:C1M	1.13	2.17	66	1
2:A:168:RCY:C1Z	2:A:173:RCY:N1R	1.13	2.09	58	1
1:A:71:GLU:OE2	2:A:130:RCY:C1Q	1.13	1.97	94	1
2:A:138:RCY:C1V	2:A:150:RCY:H1MA	1.13	1.73	26	2
1:A:65:THR:HB	2:A:168:RCY:O1G	1.13	1.33	80	1
1:A:75:HIS:N	2:A:173:RCY:O1G	1.13	1.81	91	1
2:A:176:RCY:C1Z	2:A:187:RCY:C1L	1.13	2.27	92	1
2:A:168:RCY:C1Y	2:A:187:RCY:C1S	1.13	2.22	3	3
2:A:176:RCY:H1YB	2:A:187:RCY:C1Y	1.13	1.73	72	1
2:A:173:RCY:C1M	2:A:176:RCY:C1Y	1.13	2.15	77	4

Continued on next page...

Continued from previous page...

Atom-1	Atom-2	Clash(Å)	Distance(Å)	Models	
				Worst	Total
1:A:69:PRO:HB3	2:A:173:RCY:O1G	1.13	1.39	75	1
2:A:173:RCY:C1V	2:A:176:RCY:H1C	1.13	1.70	67	1
2:A:176:RCY:O1H	2:A:187:RCY:H1V	1.13	1.42	93	1
1:A:70:TRP:HB3	2:A:173:RCY:C1M	1.13	1.69	84	1
1:A:64:ILE:HG12	2:A:168:RCY:C1P	1.13	1.73	18	1
1:A:78:LEU:CG	2:A:187:RCY:C1C	1.13	2.25	91	1
2:A:168:RCY:H1C	2:A:173:RCY:C1U	1.13	1.70	99	1
2:A:173:RCY:N1R	2:A:187:RCY:H1CB	1.13	1.53	99	1
2:A:138:RCY:C1C	2:A:173:RCY:H1ZA	1.13	1.74	66	1
1:A:70:TRP:CA	2:A:168:RCY:C1C	1.13	2.24	57	1
2:A:168:RCY:C1V	2:A:173:RCY:C1C	1.13	1.85	45	1
2:A:173:RCY:H1MA	2:A:176:RCY:N1V	1.13	1.28	55	1
2:A:130:RCY:C1M	2:A:160:RCY:H1YA	1.13	1.72	7	1
2:A:138:RCY:C1X	2:A:150:RCY:H1ZA	1.13	1.66	87	1
2:A:138:RCY:H1YB	2:A:150:RCY:C1V	1.12	1.71	81	1
1:A:59:GLY:CA	2:A:160:RCY:H1L	1.12	1.73	57	4
2:A:173:RCY:H1YA	2:A:187:RCY:N1V	1.12	1.19	92	1
2:A:168:RCY:H1ZA	2:A:187:RCY:C1Q	1.13	1.73	100	1
2:A:168:RCY:C1Y	2:A:173:RCY:H1ZB	1.13	1.47	20	1
2:A:130:RCY:C1Y	2:A:160:RCY:C1U	1.12	2.26	50	1
1:A:62:THR:CG2	2:A:168:RCY:C1Z	1.12	2.26	72	1
2:A:173:RCY:C1V	2:A:176:RCY:C1C	1.12	2.18	72	4
2:A:130:RCY:C1Z	2:A:160:RCY:O1G	1.12	1.96	22	2
1:A:70:TRP:CH2	2:A:160:RCY:C1V	1.13	2.20	37	1
2:A:173:RCY:C1Z	2:A:176:RCY:N1V	1.13	2.11	71	2
2:A:160:RCY:C1M	2:A:168:RCY:H1YA	1.12	1.73	41	1
2:A:138:RCY:C1C	2:A:150:RCY:O1J	1.12	1.96	59	2
2:A:168:RCY:C1X	2:A:176:RCY:C1Y	1.12	2.27	94	3
2:A:173:RCY:H1C	2:A:176:RCY:H1CB	1.12	1.22	8	1
1:A:64:ILE:CD1	2:A:121:RCY:O1G	1.12	1.96	68	1
1:A:60:CYS:CA	2:A:130:RCY:H1MA	1.12	1.36	18	1
2:A:176:RCY:C1W	2:A:187:RCY:C1L	1.12	2.08	92	1
1:A:76:CYS:HA	2:A:176:RCY:C1Q	1.12	1.74	74	3
2:A:173:RCY:H1V	2:A:176:RCY:C1Y	1.12	1.56	2	2
1:A:69:PRO:N	2:A:168:RCY:C1V	1.12	2.11	63	1
2:A:138:RCY:O1H	2:A:160:RCY:H1L	1.12	1.43	38	1
2:A:150:RCY:C1M	2:A:160:RCY:H1VA	1.12	1.64	42	1
1:A:72:ALA:CB	2:A:173:RCY:C1S	1.12	2.26	78	1
2:A:160:RCY:H1ZB	2:A:160:RCY:O1H	1.12	1.44	91	5
1:A:63:ASP:OD2	2:A:168:RCY:O1G	1.12	1.66	92	1
2:A:150:RCY:N1V	2:A:187:RCY:C1C	1.12	2.11	50	1

Continued on next page...

Continued from previous page...

Atom-1	Atom-2	Clash(Å)	Distance(Å)	Models	
				Worst	Total
2:A:160:RCY:O1J	2:A:168:RCY:H1M	1.12	1.42	21	2
1:A:70:TRP:O	2:A:150:RCY:H1ZB	1.12	0.91	58	1
1:A:69:PRO:O	2:A:173:RCY:C1Z	1.12	1.95	85	2
2:A:173:RCY:O1J	2:A:187:RCY:H1V	1.12	1.42	8	1
2:A:138:RCY:C1Y	2:A:150:RCY:C1U	1.12	2.27	60	1
2:A:138:RCY:C1Y	2:A:187:RCY:H1C	1.12	1.73	96	1
2:A:168:RCY:H1S	2:A:173:RCY:C1Z	1.12	1.69	39	1
2:A:176:RCY:C1M	2:A:187:RCY:C1Z	1.12	2.28	5	1
2:A:138:RCY:O1J	2:A:150:RCY:H1MA	1.12	0.90	88	1
2:A:176:RCY:H1Y	2:A:187:RCY:C1V	1.12	1.74	72	2
2:A:173:RCY:C1Z	2:A:176:RCY:C1X	1.12	2.27	31	1
2:A:150:RCY:C1Y	2:A:187:RCY:C1X	1.12	2.28	76	2
2:A:150:RCY:H1ZB	2:A:187:RCY:O1H	1.12	1.43	84	1
1:A:74:ASN:ND2	2:A:173:RCY:O1G	1.12	1.82	27	1
2:A:160:RCY:C1C	2:A:168:RCY:H1LA	1.12	1.72	48	1
2:A:160:RCY:C1M	2:A:168:RCY:C1V	1.12	2.00	48	3
2:A:173:RCY:C1V	2:A:187:RCY:H1ZA	1.12	1.75	53	1
2:A:130:RCY:H1VA	2:A:160:RCY:O1J	1.12	1.40	64	1
2:A:160:RCY:C1M	2:A:168:RCY:H1LA	1.12	1.73	58	1
2:A:173:RCY:O1H	2:A:176:RCY:C1Y	1.12	1.97	68	1
1:A:75:HIS:CE1	2:A:176:RCY:H1L	1.12	1.78	24	1
1:A:70:TRP:N	2:A:176:RCY:H1YB	1.12	1.59	80	1
2:A:168:RCY:H1C	2:A:176:RCY:O1J	1.11	1.40	43	3
2:A:110:RCY:H1Y	2:A:121:RCY:C1V	1.11	1.68	81	2
2:A:110:RCY:H1YA	2:A:121:RCY:H1C	1.11	1.15	81	1
2:A:168:RCY:C1X	2:A:173:RCY:H1VB	1.11	1.67	48	2
2:A:173:RCY:H1VA	2:A:187:RCY:C1V	1.11	1.74	48	1
1:A:76:CYS:HB3	2:A:176:RCY:O1H	1.11	1.38	14	15
2:A:173:RCY:C1Y	2:A:176:RCY:C1X	1.11	2.28	38	1
2:A:150:RCY:H1M	2:A:160:RCY:H1VB	1.11	1.20	42	1
1:A:74:ASN:O	2:A:187:RCY:N1V	1.11	1.70	56	1
1:A:72:ALA:CA	2:A:168:RCY:C1Z	1.11	2.20	57	1
1:A:63:ASP:CB	2:A:150:RCY:C1C	1.11	2.28	85	1
2:A:130:RCY:H1MA	2:A:160:RCY:O1G	1.11	1.43	61	1
2:A:168:RCY:O1J	2:A:173:RCY:O1H	1.11	1.68	8	1
2:A:138:RCY:O1J	2:A:160:RCY:N1R	1.11	1.83	18	1
2:A:176:RCY:C1Z	2:A:187:RCY:C1C	1.11	2.27	64	5
2:A:173:RCY:O1G	2:A:187:RCY:C1V	1.11	1.99	16	3
2:A:168:RCY:H1MA	2:A:187:RCY:C1P	1.11	1.75	100	1
1:A:62:THR:HG21	2:A:130:RCY:C1M	1.11	1.50	9	1
1:A:76:CYS:C	2:A:176:RCY:C1L	1.11	2.16	31	2

Continued on next page...

Continued from previous page...

Atom-1	Atom-2	Clash(Å)	Distance(Å)	Models	
				Worst	Total
2:A:138:RCY:C1C	2:A:173:RCY:C1Z	1.11	2.27	66	2
1:A:64:ILE:CG1	2:A:160:RCY:C1Y	1.11	2.27	19	2
1:A:69:PRO:HA	2:A:173:RCY:C1Z	1.11	1.73	75	1
2:A:138:RCY:C1Y	2:A:187:RCY:C1P	1.11	2.27	89	1
2:A:168:RCY:H1MA	2:A:173:RCY:C1Q	1.11	1.61	36	2
1:A:70:TRP:CE2	2:A:176:RCY:H1MA	1.11	1.80	85	1
2:A:160:RCY:H1ZA	2:A:168:RCY:H1VA	1.11	1.16	69	1
2:A:168:RCY:H1MA	2:A:187:RCY:C1W	1.11	1.59	84	2
2:A:160:RCY:N1V	2:A:168:RCY:H1U	1.11	1.58	47	1
2:A:168:RCY:C1Z	2:A:173:RCY:H1VB	1.11	1.76	58	3
2:A:150:RCY:C1Y	2:A:187:RCY:C1V	1.11	2.29	38	2
2:A:150:RCY:C1U	2:A:160:RCY:C1V	1.11	2.28	42	1
2:A:138:RCY:H1CB	2:A:150:RCY:O1J	1.11	1.36	59	2
1:A:61:GLY:O	2:A:168:RCY:H1CA	1.11	1.45	61	1
2:A:138:RCY:H1VA	2:A:187:RCY:C1Z	1.11	1.74	11	1
1:A:73:CYS:HA	2:A:173:RCY:H1L	1.11	1.17	94	3
2:A:160:RCY:O1J	2:A:168:RCY:H1ZB	1.11	0.90	5	2
2:A:130:RCY:H1Y	2:A:160:RCY:O1G	1.11	1.34	50	1
2:A:173:RCY:C1P	2:A:176:RCY:H1CB	1.11	1.67	64	1
1:A:72:ALA:C	2:A:173:RCY:H1S	1.11	1.65	76	2
1:A:71:GLU:OE2	2:A:150:RCY:N1R	1.11	1.82	58	1
1:A:71:GLU:HA	2:A:173:RCY:C1Y	1.11	1.73	33	1
1:A:69:PRO:CB	2:A:150:RCY:C1Z	1.11	2.20	92	1
1:A:76:CYS:HA	2:A:176:RCY:H1L	1.11	1.17	5	2
1:A:70:TRP:H	2:A:173:RCY:C1Z	1.11	1.39	5	1
1:A:64:ILE:CD1	2:A:168:RCY:H1ZA	1.11	1.74	6	2
2:A:138:RCY:H1VB	2:A:150:RCY:C1V	1.11	1.75	67	1
1:A:68:CYS:SG	2:A:160:RCY:H1VA	1.11	1.85	3	1
1:A:70:TRP:HB2	2:A:168:RCY:C1P	1.11	1.76	45	4
1:A:61:GLY:C	2:A:160:RCY:C1L	1.11	2.19	19	1
1:A:64:ILE:CB	2:A:168:RCY:H1ZA	1.11	1.76	78	1
2:A:173:RCY:H1C	2:A:187:RCY:C1Z	1.11	1.74	93	1
1:A:70:TRP:NE1	2:A:168:RCY:C1Z	1.11	2.13	24	1
2:A:160:RCY:C1Q	2:A:176:RCY:O1G	1.11	0.81	73	1
1:A:70:TRP:NE1	2:A:176:RCY:C1Y	1.11	2.07	80	1
2:A:173:RCY:C1Y	2:A:187:RCY:C1W	1.10	2.17	92	2
2:A:160:RCY:H1ZB	2:A:168:RCY:C1M	1.10	1.70	52	2
1:A:75:HIS:H	2:A:176:RCY:C1C	1.10	1.58	20	1
2:A:138:RCY:O1G	2:A:150:RCY:O1G	1.10	1.66	77	1
2:A:187:RCY:O1H	2:A:187:RCY:C1Z	1.10	1.93	19	4
1:A:63:ASP:O	2:A:168:RCY:H1Z	1.10	1.37	78	1

Continued on next page...

Continued from previous page...

Atom-1	Atom-2	Clash(Å)	Distance(Å)	Models	
				Worst	Total
2:A:130:RCY:C1Z	2:A:160:RCY:C1Y	1.10	2.23	7	1
2:A:150:RCY:H1YA	2:A:187:RCY:O1J	1.10	1.44	53	1
2:A:173:RCY:C1M	2:A:176:RCY:H1VA	1.10	1.75	31	2
1:A:68:CYS:N	2:A:176:RCY:H1Y	1.10	1.56	22	1
2:A:138:RCY:H1VB	2:A:160:RCY:C1Z	1.10	1.74	64	1
1:A:64:ILE:HG23	2:A:168:RCY:C1C	1.10	1.76	54	1
1:A:70:TRP:HB3	2:A:173:RCY:H1ZA	1.10	1.12	94	1
2:A:168:RCY:C1L	2:A:173:RCY:C1V	1.10	2.17	4	2
2:A:173:RCY:C1M	2:A:176:RCY:N1V	1.10	1.90	55	1
2:A:176:RCY:C1C	2:A:187:RCY:H1YA	1.10	1.72	26	1
1:A:71:GLU:CB	2:A:168:RCY:C1Q	1.10	2.26	91	3
2:A:173:RCY:O1H	2:A:176:RCY:O1H	1.10	1.70	60	3
2:A:173:RCY:H1Z	2:A:176:RCY:C1Y	1.10	1.75	72	2
1:A:64:ILE:CD1	2:A:168:RCY:C1S	1.10	2.22	12	1
2:A:138:RCY:O1H	2:A:150:RCY:C1P	1.10	1.99	41	1
1:A:73:CYS:CA	2:A:168:RCY:H1ZB	1.10	1.68	99	1
2:A:138:RCY:C1C	2:A:187:RCY:H1YB	1.10	1.76	99	1
2:A:187:RCY:O1G	2:A:187:RCY:C1C	1.10	1.99	71	5
1:A:64:ILE:CD1	2:A:168:RCY:O1J	1.10	1.98	4	1
1:A:71:GLU:C	2:A:168:RCY:H1C	1.10	1.65	86	1
1:A:70:TRP:CZ2	2:A:168:RCY:H1Z	1.10	1.82	24	1
1:A:72:ALA:HB2	2:A:173:RCY:C1M	1.10	1.76	80	1
1:A:78:LEU:HD11	2:A:176:RCY:C1Z	1.10	1.75	91	1
2:A:138:RCY:H1YB	2:A:150:RCY:H1V	1.10	1.22	81	1
2:A:160:RCY:C1M	2:A:168:RCY:H1ZA	1.10	1.77	96	1
2:A:168:RCY:H1Z	2:A:187:RCY:H1S	1.10	1.13	100	1
1:A:63:ASP:C	2:A:168:RCY:H1VB	1.10	1.66	5	1
1:A:59:GLY:CA	2:A:160:RCY:H1VA	1.10	1.75	83	1
2:A:173:RCY:C1L	2:A:187:RCY:C1Y	1.10	2.23	34	1
2:A:176:RCY:C1Y	2:A:187:RCY:H1VB	1.10	1.58	2	1
2:A:176:RCY:H1M	2:A:187:RCY:O1G	1.10	0.89	10	1
1:A:70:TRP:CD1	2:A:176:RCY:C1X	1.10	2.33	62	1
1:A:70:TRP:CG	2:A:187:RCY:H1ZA	1.10	1.80	76	1
1:A:60:CYS:HB2	2:A:168:RCY:C1C	1.10	1.76	95	1
2:A:160:RCY:O1J	2:A:173:RCY:H1CA	1.10	1.42	11	1
2:A:160:RCY:C1V	2:A:168:RCY:C1C	1.10	2.25	14	2
2:A:173:RCY:H1V	2:A:176:RCY:H1ZA	1.10	1.15	59	1
1:A:60:CYS:HB3	2:A:160:RCY:O1H	1.10	1.35	44	22
2:A:110:RCY:H1YB	2:A:121:RCY:C1X	1.10	1.77	81	1
1:A:69:PRO:CB	2:A:173:RCY:O1H	1.10	1.99	81	4
1:A:71:GLU:HG3	2:A:168:RCY:C1Q	1.10	1.77	93	3

Continued on next page...

Continued from previous page...

Atom-1	Atom-2	Clash(Å)	Distance(Å)	Models	
				Worst	Total
2:A:160:RCY:H1V	2:A:168:RCY:H1CB	1.10	1.16	30	1
2:A:168:RCY:C1Z	2:A:187:RCY:C1Q	1.10	2.28	100	1
2:A:168:RCY:C1M	2:A:187:RCY:H1Y	1.10	1.61	7	2
1:A:65:THR:CG2	2:A:130:RCY:H1C	1.10	1.76	9	1
2:A:176:RCY:O1G	2:A:176:RCY:C1Z	1.10	1.99	61	3
1:A:69:PRO:HB2	2:A:176:RCY:H1ZA	1.10	1.13	66	1
2:A:138:RCY:C1C	2:A:150:RCY:C1Q	1.10	2.30	62	1
1:A:64:ILE:HB	2:A:168:RCY:O1H	1.10	1.44	95	1
1:A:64:ILE:CG1	2:A:168:RCY:O1G	1.10	1.99	18	1
2:A:173:RCY:H1C	2:A:176:RCY:C1Z	1.10	1.75	27	1
2:A:173:RCY:C1V	2:A:176:RCY:H1VB	1.09	1.76	43	1
2:A:173:RCY:C1V	2:A:176:RCY:C1V	1.09	2.14	62	3
1:A:74:ASN:ND2	2:A:168:RCY:H1YB	1.09	1.61	91	1
2:A:173:RCY:C1M	2:A:176:RCY:C1C	1.09	2.30	38	2
2:A:176:RCY:C1V	2:A:187:RCY:C1Z	1.09	2.25	34	2
2:A:176:RCY:C1Y	2:A:187:RCY:C1V	1.09	2.30	72	4
2:A:138:RCY:C1P	2:A:150:RCY:H1CA	1.09	1.74	9	1
1:A:65:THR:HG21	2:A:160:RCY:C1C	1.09	1.77	31	1
2:A:168:RCY:C1M	2:A:176:RCY:H1ZA	1.09	1.75	64	1
1:A:74:ASN:O	2:A:173:RCY:C1V	1.09	2.00	15	1
1:A:61:GLY:HA2	2:A:160:RCY:C1L	1.09	1.76	2	1
2:A:173:RCY:H1V	2:A:187:RCY:H1VA	1.09	1.17	55	1
2:A:138:RCY:O1J	2:A:150:RCY:H1YA	1.09	1.46	77	4
2:A:138:RCY:C1P	2:A:150:RCY:O1H	1.09	2.00	23	1
2:A:160:RCY:O1G	2:A:168:RCY:O1G	1.09	1.70	92	1
2:A:168:RCY:C1X	2:A:187:RCY:O1J	1.09	1.99	64	1
2:A:173:RCY:C1X	2:A:176:RCY:H1YB	1.09	1.77	2	1
1:A:65:THR:CG2	2:A:160:RCY:H1M	1.09	1.76	36	1
1:A:66:VAL:CB	2:A:160:RCY:O1H	1.09	1.99	68	1
1:A:69:PRO:HB2	2:A:187:RCY:C1C	1.09	1.67	7	2
1:A:74:ASN:CA	2:A:173:RCY:C1P	1.09	2.30	27	1
2:A:168:RCY:C1V	2:A:176:RCY:O1H	1.09	2.00	71	1
2:A:130:RCY:O1J	2:A:160:RCY:C1V	1.09	2.01	67	3
2:A:173:RCY:H1ZB	2:A:176:RCY:C1Z	1.09	1.63	60	1
1:A:69:PRO:HD2	2:A:168:RCY:O1H	1.09	0.87	23	1
1:A:60:CYS:HB2	2:A:160:RCY:O1H	1.09	1.38	93	14
2:A:138:RCY:H1YA	2:A:150:RCY:C1C	1.09	1.72	97	2
2:A:173:RCY:C1M	2:A:187:RCY:H1Y	1.09	1.66	31	1
2:A:110:RCY:O1G	2:A:110:RCY:H1ZB	1.09	1.45	38	3
2:A:150:RCY:C1M	2:A:187:RCY:H1VB	1.09	1.77	38	1
2:A:138:RCY:C1Y	2:A:150:RCY:O1G	1.09	1.99	37	1

Continued on next page...

Continued from previous page...

Atom-1	Atom-2	Clash(Å)	Distance(Å)	Models	
				Worst	Total
2:A:176:RCY:H1ZB	2:A:187:RCY:C1X	1.09	1.68	17	1
2:A:130:RCY:H1YB	2:A:160:RCY:H1M	1.09	1.11	61	1
1:A:75:HIS:HA	2:A:176:RCY:C1L	1.09	1.77	13	1
1:A:70:TRP:O	2:A:173:RCY:C1U	1.09	2.00	11	1
1:A:70:TRP:CZ3	2:A:150:RCY:C1Y	1.09	2.11	47	1
2:A:173:RCY:C1C	2:A:187:RCY:H1Y	1.09	1.76	48	2
1:A:67:ILE:CG2	2:A:130:RCY:C1M	1.09	2.31	30	1
2:A:138:RCY:C1V	2:A:150:RCY:O1J	1.09	1.99	36	4
2:A:168:RCY:H1MA	2:A:173:RCY:C1M	1.09	1.76	70	1
2:A:160:RCY:C1Y	2:A:168:RCY:O1J	1.09	2.00	59	3
2:A:173:RCY:C1V	2:A:176:RCY:H1YA	1.09	1.65	9	3
1:A:68:CYS:HB2	2:A:168:RCY:O1H	1.09	1.45	80	7
2:A:173:RCY:C1Y	2:A:176:RCY:C1C	1.09	2.30	98	4
2:A:173:RCY:C1U	2:A:176:RCY:H1VB	1.09	1.68	89	1
1:A:69:PRO:HG3	2:A:173:RCY:C1Q	1.09	1.70	10	2
1:A:70:TRP:CZ3	2:A:168:RCY:H1C	1.09	1.36	95	2
1:A:71:GLU:HB2	2:A:168:RCY:H1CA	1.09	1.21	86	1
1:A:77:GLU:OE1	2:A:121:RCY:H1YA	1.09	1.43	11	1
2:A:173:RCY:O1J	2:A:187:RCY:C1V	1.09	2.00	8	3
1:A:73:CYS:HB3	2:A:173:RCY:O1H	1.09	1.46	62	14
2:A:173:RCY:H1ZA	2:A:176:RCY:H1YA	1.09	1.14	70	1
1:A:68:CYS:O	2:A:168:RCY:H1L	1.09	1.47	38	3
2:A:173:RCY:C1V	2:A:176:RCY:C1M	1.09	2.29	69	5
2:A:138:RCY:C1V	2:A:173:RCY:O1J	1.09	2.00	15	1
1:A:71:GLU:HB3	2:A:168:RCY:C1L	1.09	1.70	57	5
2:A:130:RCY:O1G	2:A:130:RCY:C1Z	1.09	1.99	82	5
2:A:138:RCY:C1W	2:A:150:RCY:H1VB	1.09	1.77	19	1
1:A:71:GLU:HG3	2:A:150:RCY:H1U	1.09	1.20	58	1
2:A:160:RCY:H1ZA	2:A:168:RCY:C1Q	1.09	1.77	58	1
1:A:70:TRP:CZ3	2:A:176:RCY:C1Y	1.09	2.35	94	1
2:A:176:RCY:C1C	2:A:187:RCY:C1V	1.09	2.31	93	2
1:A:63:ASP:HB2	2:A:138:RCY:H1Z	1.09	1.09	73	1
1:A:69:PRO:CB	2:A:176:RCY:H1YA	1.08	1.78	72	1
1:A:70:TRP:CZ2	2:A:176:RCY:H1VA	1.08	1.83	82	1
1:A:70:TRP:CD1	2:A:176:RCY:H1YA	1.08	1.69	80	2
1:A:70:TRP:CZ2	2:A:160:RCY:C1C	1.08	2.21	34	1
2:A:176:RCY:C1C	2:A:176:RCY:O1G	1.08	2.00	36	3
2:A:168:RCY:C1M	2:A:173:RCY:C1Q	1.08	2.27	36	2
1:A:63:ASP:HB2	2:A:150:RCY:C1V	1.08	1.78	85	1
2:A:138:RCY:H1C	2:A:160:RCY:H1LA	1.08	1.16	73	1
1:A:76:CYS:O	2:A:176:RCY:O1H	1.08	1.71	73	1

Continued on next page...

Continued from previous page...

Atom-1	Atom-2	Clash(Å)	Distance(Å)	Models	
				Worst	Total
1:A:71:GLU:HA	2:A:173:RCY:H1YA	1.08	1.10	33	1
1:A:63:ASP:HA	2:A:160:RCY:H1ZB	1.08	1.15	14	1
2:A:110:RCY:C1Y	2:A:121:RCY:H1VA	1.08	1.73	81	1
1:A:64:ILE:CB	2:A:168:RCY:C1Z	1.08	2.29	30	2
2:A:160:RCY:H1YB	2:A:168:RCY:H1YB	1.08	1.25	53	1
2:A:168:RCY:C1Q	2:A:176:RCY:C1Z	1.08	2.25	77	1
2:A:138:RCY:C1V	2:A:187:RCY:H1MA	1.08	1.76	49	1
2:A:150:RCY:H1YB	2:A:187:RCY:H1CA	1.08	1.10	83	1
1:A:70:TRP:CD1	2:A:168:RCY:H1YB	1.08	1.82	37	1
2:A:168:RCY:C1P	2:A:173:RCY:H1Z	1.08	1.70	10	1
2:A:160:RCY:H1YA	2:A:168:RCY:H1U	1.08	1.15	44	1
2:A:168:RCY:H1MA	2:A:187:RCY:C1Y	1.08	1.75	7	1
1:A:73:CYS:SG	2:A:130:RCY:H1VA	1.08	1.88	5	1
2:A:138:RCY:H1YA	2:A:150:RCY:N1V	1.08	1.62	97	1
1:A:69:PRO:HG3	2:A:176:RCY:C1Y	1.08	1.79	72	1
2:A:173:RCY:C1Z	2:A:176:RCY:H1YA	1.08	1.77	70	3
1:A:69:PRO:HG2	2:A:176:RCY:H1Z	1.08	1.15	66	1
2:A:173:RCY:H1YA	2:A:187:RCY:O1G	1.08	0.86	93	2
1:A:75:HIS:CG	2:A:176:RCY:H1C	1.08	1.82	84	1
1:A:74:ASN:HA	2:A:176:RCY:H1VA	1.08	1.26	100	1
2:A:168:RCY:C1L	2:A:173:RCY:C1M	1.08	2.27	49	2
2:A:176:RCY:O1G	2:A:176:RCY:C1C	1.08	2.01	71	4
1:A:76:CYS:HB3	2:A:187:RCY:H1CB	1.08	1.25	34	1
2:A:173:RCY:O1G	2:A:176:RCY:C1V	1.08	1.99	19	3
2:A:168:RCY:H1CB	2:A:173:RCY:H1YA	1.08	1.17	85	1
1:A:70:TRP:CA	2:A:173:RCY:H1Z	1.08	1.69	85	1
1:A:66:VAL:HB	2:A:160:RCY:C1Q	1.08	1.79	68	1
2:A:150:RCY:C1Z	2:A:187:RCY:H1VA	1.08	1.78	26	1
1:A:70:TRP:N	2:A:187:RCY:H1CA	1.08	1.62	7	1
1:A:78:LEU:CD2	2:A:176:RCY:H1M	1.08	1.69	91	1
1:A:78:LEU:HD11	2:A:176:RCY:O1H	1.08	1.48	91	1
1:A:71:GLU:CB	2:A:168:RCY:H1LA	1.08	1.79	32	3
2:A:173:RCY:O1J	2:A:176:RCY:C1V	1.08	2.00	23	7
2:A:160:RCY:H1Y	2:A:168:RCY:H1S	1.08	1.11	100	2
2:A:168:RCY:C1L	2:A:168:RCY:C1S	1.08	2.32	79	1
2:A:176:RCY:H1Y	2:A:187:RCY:H1V	1.08	1.20	72	1
2:A:160:RCY:C1Z	2:A:173:RCY:H1ZA	1.08	1.77	99	2
2:A:160:RCY:H1MA	2:A:168:RCY:C1P	1.08	1.79	34	1
1:A:60:CYS:C	2:A:160:RCY:C1S	1.08	2.13	2	1
1:A:66:VAL:CG1	2:A:160:RCY:O1J	1.08	2.01	68	1
2:A:138:RCY:O1H	2:A:160:RCY:C1P	1.08	2.02	69	1

Continued on next page...

Continued from previous page...

Atom-1	Atom-2	Clash(Å)	Distance(Å)	Models	
				Worst	Total
2:A:168:RCY:O1H	2:A:168:RCY:H1ZB	1.07	1.48	30	6
1:A:78:LEU:CD1	2:A:176:RCY:H1MA	1.07	1.79	91	1
1:A:71:GLU:CA	2:A:168:RCY:C1M	1.07	2.30	37	2
2:A:168:RCY:H1LA	2:A:173:RCY:H1Z	1.07	1.19	5	1
1:A:76:CYS:CA	2:A:176:RCY:C1L	1.07	2.18	31	7
2:A:121:RCY:O1G	2:A:121:RCY:C1C	1.07	2.02	90	5
2:A:138:RCY:C1Y	2:A:150:RCY:H1CA	1.07	1.75	97	2
1:A:69:PRO:HB3	2:A:176:RCY:C1Y	1.07	1.79	72	1
1:A:70:TRP:CZ3	2:A:168:RCY:H1YA	1.07	1.84	49	2
2:A:173:RCY:O1G	2:A:173:RCY:C1C	1.07	2.02	86	7
2:A:110:RCY:O1G	2:A:110:RCY:H1VB	1.07	1.44	74	1
2:A:130:RCY:C1L	2:A:160:RCY:C1P	1.07	2.23	62	1
1:A:70:TRP:O	2:A:173:RCY:C1V	1.07	1.98	78	1
2:A:176:RCY:N1V	2:A:176:RCY:O1H	1.07	1.80	57	1
1:A:70:TRP:CB	2:A:173:RCY:C1Y	1.07	2.31	85	2
2:A:130:RCY:C1M	2:A:160:RCY:O1G	1.07	2.02	61	1
1:A:71:GLU:CA	2:A:173:RCY:H1YA	1.07	1.78	33	1
2:A:176:RCY:H1VA	2:A:187:RCY:C1X	1.07	1.76	33	1
1:A:74:ASN:OD1	2:A:168:RCY:C1Y	1.07	2.02	91	1
2:A:150:RCY:O1G	2:A:150:RCY:C1C	1.07	2.01	61	9
2:A:110:RCY:O1H	2:A:110:RCY:H1ZB	1.07	1.47	5	2
2:A:150:RCY:C1Z	2:A:187:RCY:C1Z	1.07	2.31	88	1
1:A:76:CYS:N	2:A:176:RCY:O1H	1.07	1.86	10	4
2:A:173:RCY:C1C	2:A:176:RCY:C1S	1.07	2.30	72	1
1:A:69:PRO:CD	2:A:168:RCY:C1S	1.07	2.31	75	2
1:A:69:PRO:N	2:A:168:RCY:H1VB	1.07	1.62	63	1
1:A:68:CYS:CB	2:A:160:RCY:H1Z	1.07	1.75	19	1
2:A:173:RCY:C1V	2:A:176:RCY:H1V	1.07	1.62	62	2
1:A:62:THR:CG2	2:A:160:RCY:C1V	1.07	2.32	55	1
1:A:63:ASP:CA	2:A:160:RCY:H1ZB	1.07	1.79	14	1
1:A:62:THR:OG1	2:A:168:RCY:C1L	1.07	2.01	23	2
2:A:168:RCY:C1Y	2:A:173:RCY:H1Z	1.07	1.76	20	1
1:A:64:ILE:HD11	2:A:168:RCY:C1W	1.07	1.79	6	1
2:A:168:RCY:H1ZA	2:A:176:RCY:H1VB	1.07	1.08	31	1
1:A:71:GLU:H	2:A:168:RCY:C1Q	1.07	1.57	22	1
2:A:173:RCY:H1U	2:A:176:RCY:C1Y	1.07	1.78	41	3
2:A:160:RCY:H1Z	2:A:168:RCY:C1U	1.07	1.79	3	1
1:A:62:THR:CG2	2:A:160:RCY:N1V	1.07	2.17	46	1
1:A:69:PRO:CG	2:A:168:RCY:H1YA	1.07	1.79	66	1
1:A:74:ASN:O	2:A:176:RCY:H1CB	1.07	1.34	62	1
1:A:78:LEU:HD11	2:A:176:RCY:H1S	1.07	1.24	69	1

Continued on next page...

Continued from previous page...

Atom-1	Atom-2	Clash(Å)	Distance(Å)	Models	
				Worst	Total
2:A:168:RCY:O1H	2:A:173:RCY:C1M	1.07	1.95	71	1
2:A:176:RCY:H1V	2:A:187:RCY:O1J	1.07	0.91	91	1
2:A:150:RCY:H1YA	2:A:187:RCY:H1Y	1.07	1.19	32	2
1:A:73:CYS:C	2:A:173:RCY:C1L	1.07	2.21	33	5
2:A:138:RCY:O1J	2:A:160:RCY:H1VA	1.07	1.49	92	1
2:A:130:RCY:O1G	2:A:130:RCY:C1C	1.07	2.02	86	3
2:A:176:RCY:H1M	2:A:187:RCY:H1YB	1.07	1.17	5	2
2:A:173:RCY:H1CB	2:A:176:RCY:C1M	1.07	1.75	52	1
1:A:70:TRP:CZ3	2:A:168:RCY:N1V	1.07	2.23	41	1
2:A:150:RCY:C1V	2:A:187:RCY:H1Y	1.07	1.79	66	1
2:A:168:RCY:C1V	2:A:187:RCY:H1ZB	1.07	1.79	85	1
2:A:150:RCY:H1Z	2:A:187:RCY:H1M	1.07	1.24	76	2
2:A:173:RCY:C1C	2:A:176:RCY:H1CB	1.07	1.74	8	1
1:A:69:PRO:CG	2:A:168:RCY:H1CB	1.07	1.78	8	1
1:A:60:CYS:HB2	2:A:168:RCY:H1CA	1.07	1.09	95	1
2:A:160:RCY:H1ZB	2:A:168:RCY:H1V	1.07	1.12	55	1
1:A:67:ILE:C	2:A:173:RCY:H1M	1.07	1.68	80	1
1:A:70:TRP:CG	2:A:176:RCY:H1YB	1.07	1.69	80	1
2:A:121:RCY:C1Z	2:A:121:RCY:O1H	1.07	2.02	87	2
1:A:70:TRP:CZ3	2:A:160:RCY:H1V	1.07	1.83	91	1
2:A:150:RCY:H1CB	2:A:187:RCY:H1Y	1.07	1.10	81	2
2:A:160:RCY:H1U	2:A:168:RCY:H1MA	1.07	1.23	96	1
1:A:69:PRO:HD2	2:A:168:RCY:H1LA	1.07	1.08	100	5
2:A:187:RCY:C1C	2:A:187:RCY:O1G	1.07	2.03	90	4
2:A:173:RCY:H1Z	2:A:176:RCY:H1YA	1.07	1.17	72	2
1:A:64:ILE:CG2	2:A:168:RCY:H1Z	1.07	1.68	83	1
2:A:150:RCY:C1Y	2:A:187:RCY:H1ZA	1.07	1.78	41	1
2:A:173:RCY:H1VB	2:A:176:RCY:O1H	1.07	1.48	38	1
2:A:176:RCY:C1Z	2:A:176:RCY:O1H	1.07	2.03	26	4
1:A:60:CYS:C	2:A:130:RCY:H1MA	1.07	1.68	18	1
1:A:66:VAL:HG23	2:A:168:RCY:H1V	1.07	1.16	80	1
2:A:160:RCY:H1Z	2:A:168:RCY:H1YB	1.06	1.07	43	1
2:A:168:RCY:C1V	2:A:176:RCY:O1J	1.06	2.02	43	2
1:A:78:LEU:HG	2:A:176:RCY:C1M	1.06	1.69	91	1
2:A:138:RCY:H1YA	2:A:187:RCY:C1C	1.06	1.73	59	2
1:A:68:CYS:O	2:A:168:RCY:C1S	1.06	2.02	83	2
1:A:74:ASN:N	2:A:173:RCY:C1Q	1.06	2.17	82	3
1:A:74:ASN:H	2:A:173:RCY:C1L	1.06	1.64	82	2
1:A:73:CYS:C	2:A:176:RCY:O1G	1.06	1.94	70	1
2:A:173:RCY:C1Z	2:A:176:RCY:H1Y	1.06	1.80	41	1
2:A:150:RCY:H1Y	2:A:187:RCY:H1YB	1.06	1.22	41	3

Continued on next page...

Continued from previous page...

Atom-1	Atom-2	Clash(Å)	Distance(Å)	Models	
				Worst	Total
2:A:173:RCY:H1CA	2:A:176:RCY:O1J	1.06	1.03	56	2
2:A:130:RCY:H1ZA	2:A:160:RCY:O1G	1.06	1.48	61	1
2:A:173:RCY:C1V	2:A:176:RCY:H1ZA	1.06	1.80	59	2
2:A:160:RCY:H1L	2:A:168:RCY:O1G	1.06	1.44	26	1
2:A:121:RCY:C1Z	2:A:121:RCY:O1G	1.06	2.03	86	4
2:A:150:RCY:C1Z	2:A:160:RCY:H1Y	1.06	1.62	88	1
1:A:77:GLU:HB2	2:A:173:RCY:H1CB	1.06	1.10	51	1
2:A:176:RCY:H1YB	2:A:187:RCY:H1V	1.06	1.22	72	1
2:A:168:RCY:O1J	2:A:187:RCY:C1X	1.06	2.03	70	1
1:A:69:PRO:HD2	2:A:168:RCY:H1S	1.06	1.07	75	5
2:A:168:RCY:O1G	2:A:173:RCY:H1CB	1.06	1.50	21	1
2:A:168:RCY:C1Z	2:A:173:RCY:H1U	1.06	1.62	89	1
1:A:62:THR:HG21	2:A:160:RCY:N1V	1.06	1.66	46	1
1:A:69:PRO:CG	2:A:168:RCY:H1M	1.06	1.76	66	1
2:A:150:RCY:C1M	2:A:168:RCY:H1YA	1.06	1.76	74	1
1:A:69:PRO:HG3	2:A:168:RCY:C1C	1.06	1.78	8	1
1:A:64:ILE:CG1	2:A:168:RCY:C1P	1.06	2.31	18	2
1:A:62:THR:CG2	2:A:160:RCY:H1VB	1.06	1.81	55	1
2:A:168:RCY:C1M	2:A:176:RCY:O1J	1.06	2.02	11	1
2:A:168:RCY:C1V	2:A:168:RCY:H1L	1.06	1.80	7	1
1:A:77:GLU:HG3	2:A:173:RCY:H1VB	1.06	1.20	32	1
1:A:76:CYS:HB2	2:A:176:RCY:O1H	1.06	1.36	44	6
1:A:77:GLU:CG	2:A:176:RCY:C1U	1.06	2.32	39	1
1:A:67:ILE:C	2:A:150:RCY:O1J	1.06	1.93	72	1
2:A:173:RCY:H1VA	2:A:176:RCY:C1M	1.06	1.79	9	2
2:A:173:RCY:C1U	2:A:176:RCY:H1ZA	1.06	1.76	77	1
2:A:138:RCY:H1C	2:A:173:RCY:H1Z	1.06	1.24	66	2
1:A:70:TRP:CG	2:A:176:RCY:H1YA	1.06	1.71	80	2
2:A:173:RCY:O1J	2:A:176:RCY:O1G	1.06	1.70	3	2
2:A:110:RCY:C1Z	2:A:110:RCY:O1G	1.06	2.03	56	3
1:A:70:TRP:CH2	2:A:160:RCY:H1U	1.06	1.86	34	1
1:A:71:GLU:HB3	2:A:168:RCY:H1L	1.06	1.07	11	4
2:A:168:RCY:H1VB	2:A:173:RCY:H1CB	1.06	1.13	45	1
2:A:168:RCY:H1S	2:A:173:RCY:C1Y	1.06	1.79	94	2
2:A:138:RCY:H1V	2:A:150:RCY:C1M	1.06	1.74	1	2
2:A:160:RCY:H1VB	2:A:168:RCY:H1L	1.06	1.28	24	1
1:A:60:CYS:CA	2:A:130:RCY:C1M	1.06	2.27	18	1
1:A:71:GLU:HG3	2:A:168:RCY:C1P	1.06	1.80	32	1
2:A:138:RCY:H1M	2:A:150:RCY:C1U	1.06	1.81	1	2
1:A:59:GLY:C	2:A:160:RCY:H1L	1.06	1.67	28	5
1:A:71:GLU:N	2:A:187:RCY:O1G	1.06	1.88	92	1

Continued on next page...

Continued from previous page...

Atom-1	Atom-2	Clash(Å)	Distance(Å)	Models	
				Worst	Total
1:A:65:THR:CB	2:A:160:RCY:C1Z	1.06	2.31	100	1
1:A:77:GLU:HG2	2:A:176:RCY:H1U	1.06	1.20	39	1
2:A:176:RCY:H1M	2:A:187:RCY:C1Z	1.06	1.80	5	1
2:A:168:RCY:C1C	2:A:187:RCY:C1M	1.06	2.09	88	2
1:A:70:TRP:HB3	2:A:187:RCY:H1Z	1.06	1.20	51	1
1:A:67:ILE:HG22	2:A:173:RCY:C1C	1.06	1.73	31	1
1:A:70:TRP:NE1	2:A:121:RCY:H1Y	1.06	1.53	49	1
2:A:138:RCY:H1VB	2:A:187:RCY:C1M	1.06	1.79	49	1
2:A:138:RCY:N1R	2:A:150:RCY:O1G	1.06	1.88	41	1
2:A:150:RCY:O1H	2:A:150:RCY:H1CA	1.06	1.50	45	3
1:A:61:GLY:O	2:A:160:RCY:H1L	1.06	1.51	19	1
2:A:150:RCY:H1MA	2:A:168:RCY:H1Y	1.06	1.12	74	1
1:A:72:ALA:HB1	2:A:173:RCY:H1S	1.06	1.22	78	1
1:A:69:PRO:HG2	2:A:187:RCY:C1Z	1.06	1.75	54	1
1:A:77:GLU:OE1	2:A:176:RCY:H1VB	1.06	1.45	7	1
2:A:150:RCY:C1Y	2:A:187:RCY:O1H	1.06	2.00	27	1
1:A:78:LEU:HD23	2:A:187:RCY:C1C	1.06	1.60	91	1
2:A:150:RCY:H1CA	2:A:187:RCY:H1CA	1.06	1.28	50	1
1:A:73:CYS:C	2:A:176:RCY:H1C	1.06	1.42	20	1
2:A:168:RCY:H1ZA	2:A:187:RCY:C1Y	1.06	1.75	97	1
1:A:75:HIS:CA	2:A:173:RCY:H1VA	1.06	1.65	22	1
2:A:150:RCY:C1V	2:A:176:RCY:O1G	1.06	2.03	82	1
1:A:64:ILE:HD12	2:A:168:RCY:H1S	1.06	1.06	12	1
2:A:176:RCY:C1M	2:A:187:RCY:H1V	1.06	1.79	10	1
2:A:168:RCY:C1S	2:A:173:RCY:H1YB	1.06	1.80	94	1
1:A:71:GLU:HA	2:A:168:RCY:O1H	1.06	1.50	93	1
2:A:173:RCY:C1C	2:A:187:RCY:C1Y	1.05	2.33	48	2
2:A:173:RCY:C1C	2:A:187:RCY:C1L	1.05	2.34	88	1
2:A:168:RCY:C1Z	2:A:176:RCY:H1VB	1.05	1.81	31	1
1:A:59:GLY:HA3	2:A:160:RCY:H1VA	1.05	1.13	83	1
1:A:70:TRP:HZ2	2:A:121:RCY:H1ZA	1.05	1.02	41	1
2:A:173:RCY:C1V	2:A:176:RCY:H1L	1.05	1.81	35	1
2:A:173:RCY:H1M	2:A:176:RCY:H1YA	1.05	1.06	2	1
1:A:63:ASP:CB	2:A:150:RCY:C1X	1.05	2.22	85	1
1:A:64:ILE:CD1	2:A:187:RCY:C1M	1.05	2.23	85	1
2:A:138:RCY:C1P	2:A:160:RCY:H1U	1.05	1.74	18	1
2:A:138:RCY:H1V	2:A:150:RCY:H1ZB	1.05	1.11	87	1
1:A:70:TRP:CA	2:A:173:RCY:O1H	1.05	2.04	14	1
2:A:138:RCY:H1VA	2:A:187:RCY:O1J	1.05	1.34	96	1
1:A:60:CYS:N	2:A:160:RCY:C1V	1.05	2.06	83	2
1:A:71:GLU:C	2:A:173:RCY:O1G	1.05	1.87	83	1

Continued on next page...

Continued from previous page...

Atom-1	Atom-2	Clash(Å)	Distance(Å)	Models	
				Worst	Total
2:A:173:RCY:N1R	2:A:176:RCY:H1S	1.05	1.66	38	1
2:A:150:RCY:H1M	2:A:187:RCY:H1VB	1.05	1.08	38	1
1:A:70:TRP:CZ2	2:A:160:RCY:C1X	1.05	2.38	34	1
2:A:173:RCY:C1V	2:A:176:RCY:O1G	1.05	2.05	36	2
1:A:64:ILE:HD13	2:A:121:RCY:O1G	1.05	1.46	68	1
1:A:78:LEU:CD2	2:A:176:RCY:C1Y	1.05	2.22	91	1
2:A:168:RCY:C1Z	2:A:176:RCY:C1Z	1.05	2.35	11	3
2:A:176:RCY:O1G	2:A:187:RCY:O1G	1.05	1.72	88	1
1:A:66:VAL:O	2:A:168:RCY:C1Q	1.05	2.03	51	1
2:A:173:RCY:H1V	2:A:176:RCY:C1X	1.05	1.80	38	1
2:A:173:RCY:C1M	2:A:176:RCY:C1P	1.05	2.34	38	1
2:A:168:RCY:C1M	2:A:173:RCY:C1V	1.05	1.91	27	2
2:A:176:RCY:C1Q	2:A:187:RCY:H1ZA	1.05	1.67	60	1
1:A:73:CYS:HB2	2:A:173:RCY:O1H	1.05	1.32	77	14
1:A:69:PRO:CB	2:A:173:RCY:N1V	1.05	2.20	9	1
1:A:64:ILE:HG23	2:A:168:RCY:H1L	1.05	1.15	77	3
2:A:110:RCY:C1C	2:A:110:RCY:O1G	1.05	2.05	77	3
2:A:160:RCY:H1Z	2:A:173:RCY:C1V	1.05	1.80	37	1
1:A:66:VAL:HA	2:A:160:RCY:H1VA	1.05	1.28	21	1
2:A:138:RCY:H1VA	2:A:168:RCY:H1CA	1.05	1.25	19	1
2:A:160:RCY:H1ZA	2:A:168:RCY:H1Z	1.05	1.19	78	1
1:A:71:GLU:OE2	2:A:121:RCY:H1V	1.05	1.51	78	1
2:A:173:RCY:H1LA	2:A:176:RCY:C1V	1.05	1.78	11	2
2:A:168:RCY:H1ZA	2:A:176:RCY:C1W	1.05	1.82	11	1
2:A:160:RCY:C1Z	2:A:160:RCY:O1G	1.05	2.04	30	1
2:A:168:RCY:H1VB	2:A:176:RCY:C1Y	1.05	1.81	98	2
2:A:168:RCY:C1Z	2:A:173:RCY:C1X	1.05	2.35	70	2
1:A:73:CYS:CA	2:A:176:RCY:O1G	1.05	2.03	70	1
1:A:69:PRO:HD3	2:A:168:RCY:H1S	1.05	1.20	75	1
2:A:150:RCY:C1V	2:A:187:RCY:H1U	1.05	1.79	38	1
1:A:71:GLU:HA	2:A:168:RCY:H1MA	1.05	1.21	37	1
2:A:150:RCY:O1J	2:A:173:RCY:H1YA	1.05	1.47	89	1
2:A:150:RCY:H1V	2:A:160:RCY:C1X	1.05	1.80	42	1
1:A:63:ASP:HB3	2:A:150:RCY:H1CB	1.05	1.08	85	1
1:A:70:TRP:CH2	2:A:176:RCY:H1V	1.05	1.86	4	1
2:A:138:RCY:H1CA	2:A:150:RCY:H1Y	1.05	1.18	59	1
2:A:168:RCY:O1G	2:A:168:RCY:C1Z	1.04	2.04	65	6
1:A:70:TRP:H	2:A:168:RCY:C1L	1.04	1.58	28	1
1:A:64:ILE:CD1	2:A:160:RCY:H1M	1.04	1.80	1	2
2:A:173:RCY:H1VA	2:A:176:RCY:H1M	1.04	1.19	9	2
2:A:168:RCY:H1MA	2:A:176:RCY:C1Z	1.04	1.80	64	1

Continued on next page...

Continued from previous page...

Atom-1	Atom-2	Clash(Å)	Distance(Å)	Models	
				Worst	Total
1:A:63:ASP:HB2	2:A:160:RCY:H1C	1.04	1.26	63	1
2:A:150:RCY:H1Y	2:A:187:RCY:H1U	1.04	1.27	78	1
1:A:64:ILE:CG2	2:A:168:RCY:C1C	1.04	2.34	54	1
2:A:168:RCY:C1V	2:A:173:RCY:C1M	1.04	2.20	29	1
1:A:70:TRP:HZ3	2:A:160:RCY:H1V	1.04	0.91	91	1
2:A:173:RCY:C1Z	2:A:187:RCY:C1C	1.04	2.36	64	3
2:A:110:RCY:C1V	2:A:121:RCY:C1M	1.04	2.28	5	1
1:A:73:CYS:C	2:A:176:RCY:H1CB	1.04	1.67	20	1
2:A:150:RCY:H1YB	2:A:187:RCY:C1C	1.04	1.83	83	1
2:A:121:RCY:H1Y	2:A:176:RCY:C1L	1.04	1.82	35	1
2:A:168:RCY:O1J	2:A:176:RCY:C1Z	1.04	2.03	17	1
1:A:61:GLY:O	2:A:160:RCY:C1L	1.04	2.05	19	1
1:A:70:TRP:HB2	2:A:173:RCY:H1Y	1.04	1.17	85	1
2:A:176:RCY:H1C	2:A:187:RCY:O1G	1.04	0.83	61	1
2:A:173:RCY:O1J	2:A:187:RCY:H1MA	1.04	1.49	93	1
1:A:70:TRP:CD1	2:A:176:RCY:H1Y	1.04	1.85	80	1
2:A:168:RCY:C1C	2:A:176:RCY:O1J	1.04	2.04	43	3
1:A:76:CYS:SG	2:A:173:RCY:H1C	1.04	1.91	30	1
2:A:138:RCY:O1J	2:A:176:RCY:H1C	1.04	1.46	51	1
1:A:72:ALA:N	2:A:173:RCY:O1H	1.04	1.89	50	1
1:A:69:PRO:HD2	2:A:168:RCY:C1S	1.04	1.81	75	6
1:A:64:ILE:HD13	2:A:160:RCY:H1Y	1.04	1.22	49	1
2:A:150:RCY:H1VB	2:A:187:RCY:H1U	1.04	1.30	38	1
2:A:138:RCY:C1Y	2:A:150:RCY:H1YB	1.04	1.83	26	2
2:A:160:RCY:H1MA	2:A:168:RCY:C1L	1.04	1.81	34	1
1:A:66:VAL:CG1	2:A:121:RCY:O1G	1.04	2.06	34	1
2:A:168:RCY:N1R	2:A:173:RCY:C1Z	1.04	2.21	10	1
2:A:138:RCY:C1Z	2:A:187:RCY:H1C	1.04	1.70	74	3
2:A:168:RCY:H1LA	2:A:173:RCY:H1YA	1.04	1.13	62	1
1:A:59:GLY:CA	2:A:160:RCY:H1M	1.04	1.81	78	1
2:A:160:RCY:C1V	2:A:176:RCY:H1VA	1.04	1.81	57	1
2:A:138:RCY:C1L	2:A:150:RCY:H1VB	1.04	1.81	98	1
2:A:176:RCY:H1CB	2:A:187:RCY:C1W	1.04	1.82	26	1
2:A:168:RCY:H1Z	2:A:176:RCY:H1Z	1.04	1.22	11	1
2:A:150:RCY:C1C	2:A:150:RCY:O1H	1.04	2.06	81	4
2:A:173:RCY:H1ZA	2:A:187:RCY:H1ZA	1.04	1.24	40	1
2:A:160:RCY:C1C	2:A:168:RCY:N1R	1.04	2.16	39	1
2:A:168:RCY:H1CB	2:A:173:RCY:H1Y	1.04	1.25	39	2
2:A:130:RCY:C1Z	2:A:130:RCY:C1Y	1.04	2.35	79	1
1:A:64:ILE:HD11	2:A:160:RCY:C1W	1.04	1.81	6	2
2:A:168:RCY:H1MA	2:A:187:RCY:O1J	1.04	1.53	82	1

Continued on next page...

Continued from previous page...

Atom-1	Atom-2	Clash(Å)	Distance(Å)	Models	
				Worst	Total
2:A:173:RCY:H1U	2:A:176:RCY:H1YB	1.04	1.26	2	2
2:A:173:RCY:C1U	2:A:176:RCY:C1Y	1.04	2.32	2	3
1:A:69:PRO:O	2:A:173:RCY:H1S	1.04	1.50	75	1
2:A:138:RCY:C1M	2:A:150:RCY:H1V	1.04	1.71	19	3
1:A:71:GLU:OE1	2:A:168:RCY:C1V	1.04	2.05	99	1
1:A:62:THR:CA	2:A:138:RCY:C1Z	1.04	2.34	38	1
2:A:173:RCY:C1Q	2:A:176:RCY:C1M	1.04	2.35	67	3
2:A:173:RCY:H1VA	2:A:176:RCY:C1L	1.04	1.83	35	1
2:A:121:RCY:C1C	2:A:121:RCY:O1H	1.04	2.05	69	7
2:A:160:RCY:H1MA	2:A:168:RCY:C1Q	1.04	1.83	34	1
2:A:150:RCY:H1YB	2:A:176:RCY:H1Z	1.04	1.24	42	1
1:A:64:ILE:HD12	2:A:187:RCY:H1M	1.04	1.27	85	1
1:A:62:THR:HG23	2:A:160:RCY:O1H	1.04	1.49	8	1
2:A:130:RCY:H1V	2:A:173:RCY:H1YA	1.04	1.29	94	1
2:A:173:RCY:H1Z	2:A:176:RCY:H1S	1.04	1.07	29	1
1:A:70:TRP:HE3	2:A:173:RCY:H1ZA	1.04	1.08	26	1
1:A:61:GLY:O	2:A:168:RCY:O1H	1.04	1.73	11	1
2:A:138:RCY:C1Y	2:A:150:RCY:H1V	1.04	1.80	81	1
2:A:168:RCY:O1J	2:A:187:RCY:H1V	1.04	1.45	70	2
2:A:130:RCY:C1C	2:A:130:RCY:O1G	1.04	2.05	9	6
1:A:64:ILE:HG23	1:A:65:THR:H	1.04	1.09	49	7
1:A:69:PRO:O	2:A:173:RCY:O1H	1.04	1.73	64	3
2:A:150:RCY:H1ZA	2:A:187:RCY:H1YB	1.04	1.19	9	2
2:A:150:RCY:C1C	2:A:187:RCY:H1CA	1.04	1.82	50	1
2:A:168:RCY:C1Y	2:A:176:RCY:C1P	1.04	2.36	20	1
1:A:69:PRO:HA	2:A:173:RCY:C1Y	1.04	1.79	72	1
1:A:68:CYS:N	2:A:176:RCY:C1Y	1.04	2.02	22	1
2:A:138:RCY:H1YA	2:A:150:RCY:C1Y	1.04	1.66	89	2
2:A:138:RCY:C1Y	2:A:187:RCY:H1Y	1.04	1.82	2	2
1:A:64:ILE:HG13	2:A:160:RCY:H1YA	1.04	1.17	19	1
2:A:173:RCY:O1H	2:A:176:RCY:H1V	1.04	1.53	62	2
1:A:71:GLU:CA	2:A:168:RCY:C1C	1.04	2.36	29	1
1:A:67:ILE:O	2:A:173:RCY:H1M	1.04	1.51	80	1
2:A:173:RCY:C1P	2:A:176:RCY:O1H	1.03	2.05	96	1
2:A:176:RCY:H1VB	2:A:187:RCY:H1M	1.03	1.30	96	1
1:A:59:GLY:HA2	2:A:160:RCY:H1LA	1.03	1.22	28	1
1:A:69:PRO:HB2	2:A:173:RCY:C1C	1.03	1.08	7	2
1:A:70:TRP:HB2	2:A:121:RCY:H1VA	1.03	1.28	30	1
1:A:67:ILE:HG13	2:A:176:RCY:C1C	1.03	1.82	53	2
2:A:173:RCY:H1M	2:A:176:RCY:O1H	1.03	1.49	52	3
2:A:173:RCY:C1C	2:A:173:RCY:O1H	1.03	2.06	9	5

Continued on next page...

Continued from previous page...

Atom-1	Atom-2	Clash(Å)	Distance(Å)	Models	
				Worst	Total
1:A:73:CYS:O	2:A:176:RCY:O1G	1.03	1.76	70	1
1:A:64:ILE:HG23	2:A:168:RCY:C1L	1.03	1.82	1	2
2:A:150:RCY:C1Y	2:A:187:RCY:C1Z	1.03	2.36	41	1
1:A:71:GLU:CD	2:A:168:RCY:C1V	1.03	2.23	93	2
2:A:173:RCY:H1ZB	2:A:176:RCY:H1M	1.03	1.04	37	1
2:A:138:RCY:H1YA	2:A:187:RCY:H1Y	1.03	1.22	86	2
1:A:70:TRP:CB	2:A:173:RCY:H1Y	1.03	1.82	85	1
1:A:69:PRO:CB	2:A:173:RCY:H1S	1.03	1.77	26	1
2:A:168:RCY:C1M	2:A:187:RCY:H1YB	1.03	1.77	7	1
1:A:67:ILE:CB	2:A:173:RCY:C1Y	1.03	2.24	80	1
1:A:67:ILE:CG2	2:A:173:RCY:H1YB	1.03	1.82	80	1
2:A:176:RCY:C1S	2:A:187:RCY:H1Z	1.03	1.82	80	1
2:A:160:RCY:C1W	2:A:168:RCY:H1V	1.03	1.81	48	1
1:A:71:GLU:HG2	2:A:176:RCY:C1Y	1.03	1.83	92	1
2:A:173:RCY:H1ZB	2:A:187:RCY:O1G	1.03	1.42	92	1
1:A:59:GLY:C	2:A:160:RCY:H1LA	1.03	1.66	57	3
2:A:138:RCY:O1G	2:A:138:RCY:H1CA	1.03	1.51	10	5
2:A:138:RCY:H1YA	2:A:150:RCY:O1J	1.03	1.52	75	3
1:A:69:PRO:CG	2:A:173:RCY:H1Y	1.03	1.83	9	1
2:A:138:RCY:O1J	2:A:173:RCY:H1ZB	1.03	1.52	15	1
1:A:70:TRP:HA	2:A:173:RCY:H1ZA	1.03	1.04	49	2
1:A:59:GLY:HA2	2:A:160:RCY:C1Z	1.03	1.84	49	1
2:A:150:RCY:H1VB	2:A:176:RCY:O1G	1.03	1.51	82	1
2:A:150:RCY:C1Y	2:A:187:RCY:C1C	1.03	2.36	78	2
1:A:69:PRO:CD	2:A:168:RCY:H1VB	1.03	1.80	63	1
1:A:66:VAL:O	2:A:168:RCY:H1CB	1.03	1.37	58	2
2:A:168:RCY:C1V	2:A:173:RCY:O1H	1.03	2.06	76	2
1:A:77:GLU:CA	2:A:176:RCY:C1P	1.03	2.30	55	1
2:A:168:RCY:N1R	2:A:176:RCY:C1M	1.03	2.17	71	1
1:A:74:ASN:C	2:A:173:RCY:O1G	1.03	1.84	91	2
1:A:69:PRO:CB	2:A:176:RCY:C1Y	1.03	2.37	72	1
2:A:168:RCY:H1CA	2:A:187:RCY:H1MA	1.03	1.12	70	1
1:A:70:TRP:CD2	2:A:121:RCY:H1V	1.03	1.87	49	1
2:A:160:RCY:C1U	2:A:168:RCY:H1YA	1.03	1.82	41	1
2:A:150:RCY:H1YB	2:A:187:RCY:C1W	1.03	1.84	41	1
1:A:69:PRO:HD3	2:A:168:RCY:C1V	1.03	1.81	63	1
2:A:138:RCY:H1V	2:A:150:RCY:H1CB	1.03	1.06	67	1
2:A:168:RCY:H1Z	2:A:187:RCY:C1Z	1.03	1.83	17	1
2:A:138:RCY:H1CA	2:A:150:RCY:H1CB	1.03	1.23	66	1
2:A:173:RCY:C1Y	2:A:187:RCY:H1L	1.03	1.82	45	1
1:A:71:GLU:OE2	2:A:130:RCY:H1MA	1.03	1.52	94	1

Continued on next page...

Continued from previous page...

Atom-1	Atom-2	Clash(Å)	Distance(Å)	Models	
				Worst	Total
2:A:121:RCY:H1ZA	2:A:168:RCY:H1L	1.03	1.24	94	1
1:A:72:ALA:HB2	2:A:173:RCY:H1MA	1.03	1.24	80	1
1:A:69:PRO:CG	2:A:187:RCY:C1Y	1.03	2.36	87	1
2:A:138:RCY:C1Y	2:A:187:RCY:H1YB	1.03	1.82	32	1
1:A:71:GLU:CG	2:A:176:RCY:C1Y	1.03	2.35	92	1
2:A:110:RCY:O1H	2:A:110:RCY:C1C	1.03	2.06	39	4
2:A:173:RCY:C1V	2:A:176:RCY:O1J	1.03	2.05	11	2
1:A:68:CYS:H	2:A:168:RCY:H1S	1.03	0.95	38	5
1:A:70:TRP:CE2	2:A:121:RCY:H1V	1.03	1.88	49	1
2:A:138:RCY:H1CB	2:A:187:RCY:H1YA	1.03	1.29	21	1
2:A:173:RCY:C1W	2:A:176:RCY:C1M	1.03	2.37	87	2
1:A:64:ILE:HG12	2:A:160:RCY:H1VA	1.03	1.03	54	1
1:A:76:CYS:HB2	2:A:173:RCY:C1C	1.03	1.81	29	2
1:A:70:TRP:CE3	2:A:176:RCY:H1M	1.03	1.89	80	1
2:A:168:RCY:H1ZA	2:A:187:RCY:N1R	1.03	1.62	100	1
2:A:160:RCY:C1M	2:A:168:RCY:C1M	1.03	2.24	52	2
2:A:138:RCY:C1P	2:A:150:RCY:O1G	1.03	2.07	77	2
2:A:168:RCY:C1U	2:A:187:RCY:O1J	1.03	0.73	64	1
2:A:138:RCY:C1V	2:A:187:RCY:C1Z	1.03	2.37	49	1
1:A:66:VAL:CG1	2:A:121:RCY:C1Y	1.03	1.82	83	1
2:A:160:RCY:H1Y	2:A:173:RCY:H1Z	1.03	1.29	41	2
2:A:173:RCY:H1S	2:A:176:RCY:H1M	1.03	1.31	67	1
1:A:63:ASP:O	2:A:160:RCY:C1Y	1.03	2.07	78	1
2:A:168:RCY:C1M	2:A:176:RCY:H1YB	1.03	1.82	98	1
2:A:160:RCY:H1Z	2:A:168:RCY:C1P	1.03	1.82	1	1
1:A:64:ILE:CD1	2:A:168:RCY:C1C	1.03	2.36	4	1
2:A:160:RCY:H1YB	2:A:173:RCY:H1ZB	1.03	1.31	4	1
1:A:71:GLU:CA	2:A:168:RCY:O1H	1.03	2.06	93	1
1:A:65:THR:CG2	2:A:168:RCY:O1G	1.03	2.06	80	1
2:A:168:RCY:H1Y	2:A:173:RCY:O1G	1.02	1.54	91	1
1:A:68:CYS:HB3	2:A:168:RCY:O1H	1.02	1.26	59	7
2:A:138:RCY:C1Z	2:A:138:RCY:O1H	1.02	2.07	40	4
2:A:160:RCY:C1Y	2:A:168:RCY:H1ZA	1.02	1.83	53	3
2:A:173:RCY:H1VB	2:A:187:RCY:H1ZA	1.02	1.03	53	1
2:A:138:RCY:H1VA	2:A:150:RCY:C1Y	1.02	1.84	97	2
2:A:138:RCY:H1YB	2:A:150:RCY:H1Y	1.02	1.03	9	1
2:A:138:RCY:C1L	2:A:150:RCY:H1CA	1.02	1.84	9	1
1:A:65:THR:CB	2:A:130:RCY:H1C	1.02	1.72	9	1
2:A:187:RCY:O1G	2:A:187:RCY:C1Z	1.02	2.05	22	3
1:A:73:CYS:N	2:A:173:RCY:H1L	1.02	1.69	83	1
2:A:150:RCY:H1M	2:A:187:RCY:C1V	1.02	1.82	38	1

Continued on next page...

Continued from previous page...

Atom-1	Atom-2	Clash(Å)	Distance(Å)	Models	
				Worst	Total
2:A:130:RCY:H1LA	2:A:160:RCY:O1G	1.02	1.52	62	1
2:A:176:RCY:O1G	2:A:176:RCY:H1CA	1.02	1.53	44	2
1:A:64:ILE:HG21	2:A:168:RCY:H1M	1.02	1.31	95	1
2:A:138:RCY:C1U	2:A:150:RCY:C1C	1.02	1.87	43	1
2:A:173:RCY:H1V	2:A:176:RCY:H1YB	1.02	1.25	9	2
2:A:150:RCY:O1H	2:A:150:RCY:H1ZB	1.02	1.55	48	3
2:A:168:RCY:C1W	2:A:187:RCY:C1S	1.02	2.38	3	2
2:A:160:RCY:H1ZB	2:A:168:RCY:H1MA	1.02	1.30	52	1
2:A:160:RCY:C1Z	2:A:187:RCY:C1Z	1.02	2.38	31	2
2:A:173:RCY:C1Z	2:A:187:RCY:H1U	1.02	1.82	77	1
2:A:160:RCY:N1R	2:A:168:RCY:H1C	1.02	1.68	49	3
2:A:176:RCY:C1V	2:A:187:RCY:C1L	1.02	2.38	15	1
2:A:176:RCY:H1CA	2:A:187:RCY:H1CA	1.02	1.31	75	1
2:A:160:RCY:H1Z	2:A:173:RCY:H1ZA	1.02	1.20	99	1
2:A:168:RCY:H1C	2:A:173:RCY:H1YB	1.02	1.29	21	1
1:A:74:ASN:HA	2:A:176:RCY:O1G	1.02	0.81	78	1
2:A:168:RCY:H1V	2:A:176:RCY:C1M	1.02	1.31	76	1
2:A:168:RCY:H1L	2:A:173:RCY:C1X	1.02	1.82	4	1
1:A:75:HIS:O	2:A:173:RCY:H1C	1.02	1.51	73	1
2:A:168:RCY:H1CB	2:A:176:RCY:N1V	1.02	1.69	59	1
2:A:168:RCY:H1ZA	2:A:173:RCY:H1ZB	1.02	1.10	60	1
1:A:67:ILE:CG2	2:A:130:RCY:H1MA	1.02	1.85	30	1
2:A:160:RCY:H1YB	2:A:168:RCY:C1S	1.02	1.79	100	1
2:A:130:RCY:O1G	2:A:160:RCY:H1Y	1.02	1.54	40	1
2:A:173:RCY:H1VB	2:A:176:RCY:H1YA	1.02	1.14	9	2
2:A:160:RCY:H1U	2:A:168:RCY:H1CB	1.02	1.05	49	1
1:A:70:TRP:CE2	2:A:121:RCY:C1V	1.02	2.42	49	1
2:A:160:RCY:H1Z	2:A:187:RCY:H1Z	1.02	1.30	21	1
2:A:176:RCY:H1U	2:A:187:RCY:H1V	1.02	1.15	4	1
2:A:168:RCY:C1Z	2:A:173:RCY:H1C	1.02	1.83	55	1
1:A:67:ILE:HG22	2:A:173:RCY:H1L	1.02	1.26	73	1
2:A:168:RCY:C1Z	2:A:176:RCY:C1W	1.02	2.37	11	1
2:A:160:RCY:C1C	2:A:173:RCY:H1Z	1.02	1.54	11	1
1:A:67:ILE:HG12	2:A:168:RCY:C1C	1.02	1.85	27	1
1:A:67:ILE:HG22	2:A:173:RCY:H1M	1.02	1.09	80	1
1:A:69:PRO:HG3	2:A:187:RCY:H1YB	1.02	1.17	87	1
2:A:160:RCY:H1ZB	2:A:168:RCY:C1Y	1.02	1.83	43	3
1:A:74:ASN:CG	2:A:168:RCY:C1Y	1.02	2.28	91	1
2:A:168:RCY:O1G	2:A:173:RCY:C1C	1.02	2.07	21	2
2:A:173:RCY:C1U	2:A:176:RCY:C1Q	1.02	2.34	38	2
2:A:138:RCY:H1Y	2:A:187:RCY:O1H	1.02	1.51	59	2

Continued on next page...

Continued from previous page...

Atom-1	Atom-2	Clash(Å)	Distance(Å)	Models	
				Worst	Total
1:A:66:VAL:H	2:A:150:RCY:C1Y	1.02	1.66	72	1
1:A:75:HIS:CA	2:A:173:RCY:C1V	1.02	2.21	22	1
2:A:130:RCY:H1ZB	2:A:160:RCY:O1G	1.02	1.54	22	1
1:A:69:PRO:CB	2:A:176:RCY:O1G	1.02	2.07	64	1
1:A:64:ILE:HG21	2:A:168:RCY:H1ZA	1.02	1.07	83	1
2:A:173:RCY:H1VA	2:A:176:RCY:C1S	1.02	1.85	35	1
2:A:130:RCY:H1C	2:A:160:RCY:C1S	1.02	1.85	66	1
2:A:173:RCY:C1C	2:A:176:RCY:C1L	1.02	2.27	36	1
1:A:72:ALA:HB3	2:A:168:RCY:O1J	1.02	1.52	36	1
1:A:71:GLU:HB2	2:A:168:RCY:C1C	1.02	1.84	86	1
2:A:138:RCY:C1Q	2:A:160:RCY:C1C	1.02	2.38	69	1
2:A:110:RCY:H1Z	2:A:121:RCY:O1J	1.02	1.53	33	1
2:A:138:RCY:H1YB	2:A:187:RCY:C1Y	1.02	1.84	86	3
2:A:176:RCY:H1U	2:A:187:RCY:C1M	1.02	1.84	26	2
2:A:168:RCY:H1YB	2:A:187:RCY:H1L	1.02	1.17	100	1
2:A:150:RCY:C1P	2:A:187:RCY:C1V	1.02	2.37	18	2
2:A:173:RCY:O1J	2:A:187:RCY:H1LA	1.02	1.52	76	2
2:A:176:RCY:C1C	2:A:176:RCY:O1H	1.02	2.08	93	3
1:A:70:TRP:CB	2:A:173:RCY:O1J	1.02	2.07	64	1
1:A:70:TRP:HD1	2:A:173:RCY:C1C	1.02	1.57	38	2
2:A:138:RCY:H1VB	2:A:187:RCY:C1Z	1.02	1.85	49	1
1:A:71:GLU:CB	2:A:176:RCY:C1V	1.02	2.37	49	1
2:A:173:RCY:H1V	2:A:176:RCY:N1R	1.02	1.61	38	2
2:A:110:RCY:O1G	2:A:110:RCY:H1CA	1.02	1.54	11	6
2:A:150:RCY:C1Y	2:A:176:RCY:H1Y	1.02	1.82	37	1
1:A:69:PRO:HB3	2:A:168:RCY:H1YA	1.02	1.20	66	1
1:A:69:PRO:HG2	2:A:176:RCY:C1Z	1.02	1.81	66	1
1:A:59:GLY:HA3	2:A:160:RCY:C1M	1.02	1.81	78	1
1:A:67:ILE:HD13	2:A:130:RCY:C1Y	1.02	1.85	78	1
1:A:71:GLU:HG3	2:A:168:RCY:C1U	1.02	1.83	93	1
1:A:70:TRP:HB2	2:A:173:RCY:H1YA	1.02	1.25	84	1
1:A:76:CYS:SG	2:A:187:RCY:C1Z	1.02	2.47	80	1
1:A:72:ALA:CA	2:A:168:RCY:O1G	1.01	2.03	91	1
2:A:160:RCY:H1V	2:A:168:RCY:H1YA	1.01	1.24	32	1
2:A:168:RCY:H1S	2:A:173:RCY:H1ZB	1.01	1.29	39	1
2:A:150:RCY:H1ZB	2:A:187:RCY:C1Z	1.01	1.83	88	1
1:A:74:ASN:N	2:A:176:RCY:H1C	1.01	1.68	20	1
2:A:160:RCY:C1C	2:A:160:RCY:O1H	1.01	2.08	7	3
2:A:160:RCY:H1Z	2:A:168:RCY:C1L	1.01	1.80	73	2
1:A:69:PRO:HG2	2:A:168:RCY:H1M	1.01	1.07	66	1
1:A:66:VAL:O	2:A:168:RCY:H1CA	1.01	1.55	58	1

Continued on next page...

Continued from previous page...

Atom-1	Atom-2	Clash(Å)	Distance(Å)	Models	
				Worst	Total
2:A:173:RCY:C1Z	2:A:176:RCY:H1S	1.01	1.70	29	2
2:A:138:RCY:O1G	2:A:150:RCY:H1C	1.01	1.53	94	1
2:A:138:RCY:H1VB	2:A:150:RCY:H1YB	1.01	1.21	1	1
1:A:67:ILE:HG12	2:A:160:RCY:H1C	1.01	1.28	86	1
1:A:63:ASP:HB2	2:A:130:RCY:H1Y	1.01	1.26	73	1
2:A:160:RCY:C1Y	2:A:187:RCY:H1YB	1.01	1.85	27	1
1:A:73:CYS:SG	2:A:121:RCY:O1J	1.01	2.17	91	1
1:A:74:ASN:N	2:A:168:RCY:H1Y	1.01	1.71	91	1
1:A:73:CYS:CA	2:A:173:RCY:H1L	1.01	1.80	23	2
1:A:63:ASP:CB	2:A:168:RCY:C1V	1.01	2.35	5	1
1:A:64:ILE:HD11	2:A:168:RCY:C1Z	1.01	1.86	6	1
2:A:168:RCY:C1V	2:A:187:RCY:C1Z	1.01	2.37	85	2
1:A:75:HIS:HA	2:A:173:RCY:H1VA	1.01	1.19	22	1
2:A:173:RCY:H1V	2:A:176:RCY:C1C	1.01	1.83	38	1
2:A:138:RCY:H1V	2:A:150:RCY:C1C	1.01	1.85	67	1
2:A:173:RCY:N1R	2:A:176:RCY:H1VB	1.01	1.70	19	2
1:A:69:PRO:N	2:A:173:RCY:O1G	1.01	1.85	10	1
1:A:69:PRO:HA	2:A:173:RCY:C1P	1.01	1.83	10	1
1:A:71:GLU:OE2	2:A:168:RCY:H1VB	1.01	0.80	93	2
1:A:76:CYS:HA	2:A:176:RCY:H1LA	1.01	1.24	68	5
2:A:168:RCY:C1Y	2:A:176:RCY:H1VB	1.01	1.71	94	1
1:A:63:ASP:O	2:A:168:RCY:C1L	1.01	2.07	59	1
1:A:67:ILE:CG2	2:A:173:RCY:C1W	1.01	2.37	80	1
2:A:173:RCY:H1ZB	2:A:176:RCY:N1V	1.01	1.64	71	1
2:A:176:RCY:H1VA	2:A:187:RCY:H1Z	1.01	1.31	91	1
1:A:64:ILE:HG12	2:A:168:RCY:H1MA	1.01	1.21	6	1
2:A:173:RCY:H1YA	2:A:187:RCY:H1Y	1.01	1.27	31	1
2:A:138:RCY:C1C	2:A:187:RCY:H1YA	1.01	1.84	21	2
2:A:150:RCY:H1U	2:A:187:RCY:C1V	1.01	1.85	89	1
2:A:150:RCY:H1YA	2:A:173:RCY:C1C	1.01	1.83	3	1
2:A:168:RCY:H1Y	2:A:187:RCY:C1L	1.01	1.85	3	1
1:A:70:TRP:CH2	2:A:176:RCY:H1ZA	1.01	1.90	85	1
2:A:176:RCY:H1VA	2:A:187:RCY:H1YA	1.01	1.07	54	1
1:A:62:THR:HG21	2:A:160:RCY:H1V	1.01	1.28	55	1
1:A:76:CYS:SG	2:A:160:RCY:C1Y	1.01	2.47	73	1
1:A:60:CYS:N	2:A:160:RCY:C1S	1.01	2.23	28	2
2:A:138:RCY:C1Y	2:A:187:RCY:O1H	1.01	1.87	59	2
2:A:168:RCY:H1YA	2:A:187:RCY:C1U	1.01	1.84	90	1
2:A:168:RCY:C1C	2:A:187:RCY:H1MA	1.01	1.64	88	2
2:A:168:RCY:H1U	2:A:173:RCY:H1CA	1.01	1.30	20	1
1:A:71:GLU:CD	2:A:176:RCY:H1C	1.01	1.74	97	1

Continued on next page...

Continued from previous page...

Atom-1	Atom-2	Clash(Å)	Distance(Å)	Models	
				Worst	Total
2:A:138:RCY:H1YA	2:A:150:RCY:O1G	1.01	1.55	37	1
2:A:138:RCY:H1Y	2:A:150:RCY:H1YB	1.01	1.25	26	2
2:A:173:RCY:C1V	2:A:176:RCY:C1P	1.01	2.39	17	2
2:A:176:RCY:H1Y	2:A:187:RCY:H1VB	1.01	1.12	2	1
1:A:59:GLY:CA	2:A:160:RCY:H1V	1.01	1.85	2	1
1:A:75:HIS:NE2	2:A:173:RCY:H1ZA	1.01	1.40	42	1
1:A:68:CYS:HB3	2:A:160:RCY:C1Y	1.01	1.71	19	2
2:A:130:RCY:H1C	2:A:160:RCY:C1P	1.01	1.86	66	1
1:A:72:ALA:HB1	2:A:173:RCY:C1S	1.01	1.80	78	1
1:A:73:CYS:CB	2:A:168:RCY:C1V	1.01	2.38	57	1
1:A:70:TRP:CZ3	2:A:168:RCY:H1MA	1.01	1.90	44	3
1:A:60:CYS:CA	2:A:168:RCY:O1G	1.01	2.07	95	1
1:A:64:ILE:HD12	2:A:168:RCY:H1CA	1.01	1.24	4	1
1:A:69:PRO:C	2:A:187:RCY:C1C	1.01	2.28	7	1
2:A:168:RCY:H1LA	2:A:173:RCY:H1VB	1.01	1.10	80	1
2:A:168:RCY:H1U	2:A:187:RCY:C1Y	1.01	1.85	87	1
2:A:110:RCY:C1Y	2:A:121:RCY:C1X	1.01	2.38	81	1
2:A:121:RCY:O1H	2:A:121:RCY:C1Z	1.01	2.07	29	6
2:A:138:RCY:C1Z	2:A:150:RCY:H1ZA	1.01	1.86	30	1
1:A:70:TRP:HH2	2:A:130:RCY:H1YB	1.01	1.09	88	1
2:A:138:RCY:H1VA	2:A:150:RCY:H1CA	1.01	1.23	70	1
1:A:70:TRP:N	2:A:173:RCY:O1G	1.01	1.92	6	1
2:A:138:RCY:N1R	2:A:150:RCY:C1P	1.01	2.18	41	1
2:A:160:RCY:C1W	2:A:168:RCY:H1C	1.01	1.70	89	1
2:A:150:RCY:C1V	2:A:160:RCY:C1W	1.01	2.38	42	1
2:A:138:RCY:C1Y	2:A:150:RCY:H1VB	1.01	1.85	19	1
1:A:75:HIS:C	2:A:176:RCY:H1L	1.01	1.76	13	1
2:A:176:RCY:H1U	2:A:187:RCY:H1M	1.01	1.11	26	1
2:A:110:RCY:O1J	2:A:121:RCY:C1Y	1.00	2.09	5	1
2:A:150:RCY:C1C	2:A:176:RCY:O1G	1.00	2.09	82	1
2:A:173:RCY:H1YA	2:A:187:RCY:H1Z	1.00	1.04	42	2
1:A:63:ASP:C	2:A:160:RCY:H1VB	1.00	1.77	3	1
2:A:168:RCY:C1Z	2:A:173:RCY:O1J	1.00	2.09	55	2
2:A:173:RCY:H1M	2:A:176:RCY:C1Y	1.00	1.85	2	1
2:A:138:RCY:C1U	2:A:150:RCY:C1V	1.00	2.38	19	1
1:A:68:CYS:N	2:A:168:RCY:O1H	1.00	1.93	86	1
2:A:176:RCY:H1CB	2:A:187:RCY:H1V	1.00	1.30	93	1
2:A:138:RCY:H1C	2:A:150:RCY:H1Z	1.00	1.22	29	1
2:A:160:RCY:H1YA	2:A:168:RCY:C1U	1.00	1.60	44	1
2:A:168:RCY:H1U	2:A:173:RCY:H1M	1.00	1.33	27	1
1:A:67:ILE:HG22	2:A:173:RCY:C1W	1.00	1.85	80	1

Continued on next page...

Continued from previous page...

Atom-1	Atom-2	Clash(Å)	Distance(Å)	Models	
				Worst	Total
1:A:64:ILE:HG22	2:A:168:RCY:O1J	1.00	1.26	30	1
2:A:168:RCY:C1L	2:A:173:RCY:C1Z	1.00	2.39	10	4
2:A:138:RCY:H1V	2:A:150:RCY:H1YA	1.00	1.27	51	1
2:A:160:RCY:C1M	2:A:168:RCY:O1J	1.00	2.10	9	1
2:A:168:RCY:C1Z	2:A:173:RCY:H1ZA	1.00	1.85	31	1
2:A:168:RCY:H1YA	2:A:187:RCY:C1Z	1.00	1.77	21	2
1:A:70:TRP:O	2:A:173:RCY:C1C	1.00	2.07	38	1
1:A:62:THR:CB	2:A:160:RCY:N1V	1.00	2.20	46	1
2:A:150:RCY:H1VA	2:A:187:RCY:H1Y	1.00	1.30	66	1
2:A:138:RCY:H1V	2:A:150:RCY:H1MA	1.00	1.26	26	1
1:A:64:ILE:HG13	2:A:168:RCY:H1S	1.00	1.02	26	1
2:A:138:RCY:H1CA	2:A:150:RCY:C1W	1.00	1.86	59	1
2:A:168:RCY:H1MA	2:A:187:RCY:H1YB	1.00	1.25	7	1
1:A:64:ILE:CD1	2:A:168:RCY:C1V	1.00	2.34	27	1
1:A:70:TRP:H	2:A:176:RCY:C1Y	1.00	1.70	80	1
2:A:138:RCY:H1V	2:A:187:RCY:O1J	1.00	1.52	96	1
2:A:173:RCY:H1ZB	2:A:187:RCY:H1L	1.00	1.32	100	1
2:A:168:RCY:C1C	2:A:173:RCY:H1Y	1.00	1.87	39	2
2:A:138:RCY:H1U	2:A:187:RCY:H1CA	1.00	1.08	5	2
2:A:160:RCY:C1P	2:A:168:RCY:H1M	1.00	1.87	52	2
2:A:168:RCY:H1M	2:A:173:RCY:C1Y	1.00	1.85	31	3
2:A:138:RCY:H1C	2:A:187:RCY:H1YB	1.00	1.32	99	2
2:A:168:RCY:O1J	2:A:173:RCY:C1P	1.00	1.99	37	1
1:A:71:GLU:CD	2:A:173:RCY:O1H	1.00	1.98	89	1
2:A:160:RCY:O1J	2:A:168:RCY:H1CA	1.00	1.57	89	1
2:A:173:RCY:C1C	2:A:187:RCY:O1J	1.00	2.10	55	2
2:A:130:RCY:H1ZB	2:A:130:RCY:O1G	1.00	1.55	19	2
2:A:138:RCY:H1ZA	2:A:187:RCY:H1C	1.00	1.26	74	1
1:A:63:ASP:O	2:A:168:RCY:H1ZB	1.00	1.52	78	1
1:A:69:PRO:HG2	2:A:150:RCY:H1Y	1.00	1.27	85	1
1:A:60:CYS:CB	2:A:168:RCY:C1C	1.00	2.39	95	1
1:A:64:ILE:CD1	2:A:168:RCY:H1C	1.00	1.85	4	1
1:A:70:TRP:CD1	2:A:176:RCY:C1M	1.00	2.45	4	1
2:A:173:RCY:H1VA	2:A:187:RCY:H1C	1.00	1.23	55	1
2:A:173:RCY:H1VA	2:A:176:RCY:O1J	1.00	1.54	11	1
2:A:168:RCY:C1U	2:A:173:RCY:H1CA	1.00	1.86	20	1
1:A:62:THR:CA	2:A:160:RCY:H1CA	1.00	1.87	46	1
2:A:173:RCY:C1Y	2:A:176:RCY:C1Z	1.00	1.94	87	1
1:A:69:PRO:CD	2:A:168:RCY:C1L	1.00	2.37	31	5
1:A:69:PRO:CG	2:A:150:RCY:C1Z	1.00	2.38	92	1
2:A:160:RCY:O1J	2:A:168:RCY:H1C	1.00	1.35	89	2

Continued on next page...

Continued from previous page...

Atom-1	Atom-2	Clash(Å)	Distance(Å)	Models	
				Worst	Total
2:A:173:RCY:H1ZB	2:A:187:RCY:C1C	1.00	1.86	81	2
1:A:71:GLU:HB2	2:A:168:RCY:H1LA	1.00	1.09	32	2
2:A:160:RCY:C1Y	2:A:168:RCY:C1Z	1.00	2.40	9	3
2:A:138:RCY:O1J	2:A:176:RCY:H1CB	1.00	1.57	51	1
2:A:160:RCY:H1ZA	2:A:168:RCY:C1P	1.00	1.85	34	3
1:A:76:CYS:SG	2:A:176:RCY:H1SA	1.00	1.93	79	1
1:A:69:PRO:CG	2:A:176:RCY:C1Y	1.00	2.39	72	1
2:A:168:RCY:C1P	2:A:173:RCY:H1M	1.00	1.85	49	1
1:A:61:GLY:CA	2:A:160:RCY:N1R	1.00	2.13	2	1
2:A:176:RCY:C1U	2:A:187:RCY:H1V	1.00	1.85	4	1
1:A:63:ASP:HB2	2:A:130:RCY:C1Y	1.00	1.83	73	1
2:A:130:RCY:H1MA	2:A:160:RCY:H1YA	1.00	1.25	7	1
1:A:70:TRP:HB3	2:A:121:RCY:H1LA	1.00	1.27	30	1
2:A:173:RCY:H1M	2:A:176:RCY:H1M	1.00	1.11	89	1
1:A:71:GLU:CA	2:A:173:RCY:C1L	1.00	2.33	17	1
2:A:173:RCY:O1J	2:A:187:RCY:C1M	1.00	2.10	93	1
2:A:168:RCY:C1P	2:A:176:RCY:H1M	1.00	1.87	71	1
2:A:138:RCY:H1CA	2:A:160:RCY:H1C	0.99	1.31	49	1
1:A:70:TRP:NE1	2:A:121:RCY:C1Y	0.99	0.85	49	1
1:A:64:ILE:HG21	2:A:160:RCY:C1M	0.99	1.86	47	2
1:A:67:ILE:HG21	2:A:130:RCY:H1MA	0.99	1.01	30	1
2:A:168:RCY:H1V	2:A:176:RCY:O1G	0.99	1.57	20	1
2:A:160:RCY:N1V	2:A:168:RCY:C1C	0.99	2.23	89	1
2:A:173:RCY:H1CB	2:A:176:RCY:N1R	0.99	1.72	34	1
1:A:64:ILE:HD13	2:A:160:RCY:H1M	0.99	1.04	1	1
2:A:173:RCY:C1V	2:A:187:RCY:C1Z	0.99	2.39	53	2
1:A:70:TRP:HB3	2:A:168:RCY:C1C	0.99	1.87	20	1
2:A:160:RCY:C1W	2:A:168:RCY:H1Z	0.99	1.88	9	1
2:A:168:RCY:C1L	2:A:173:RCY:C1U	0.99	2.40	49	1
2:A:173:RCY:C1P	2:A:187:RCY:C1C	0.99	2.39	99	1
2:A:121:RCY:H1YB	2:A:176:RCY:H1LA	0.99	1.33	35	1
2:A:168:RCY:H1YB	2:A:187:RCY:H1V	0.99	1.30	94	1
1:A:65:THR:CG2	2:A:160:RCY:C1Y	0.99	2.39	55	1
1:A:64:ILE:HG13	2:A:168:RCY:O1G	0.99	1.52	18	1
1:A:68:CYS:CB	2:A:176:RCY:C1Y	0.99	2.29	80	1
2:A:150:RCY:H1CA	2:A:187:RCY:C1C	0.99	1.87	50	1
2:A:138:RCY:H1Y	2:A:150:RCY:H1Y	0.99	1.33	9	1
1:A:64:ILE:HD13	2:A:150:RCY:H1LA	0.99	1.06	75	1
2:A:173:RCY:H1CA	2:A:173:RCY:O1G	0.99	1.57	67	2
2:A:138:RCY:H1VA	2:A:187:RCY:C1M	0.99	1.85	21	1
1:A:64:ILE:HG13	2:A:160:RCY:H1YB	0.99	1.05	19	1

Continued on next page...

Continued from previous page...

Atom-1	Atom-2	Clash(Å)	Distance(Å)	Models	
				Worst	Total
1:A:64:ILE:CG2	2:A:168:RCY:C1M	0.99	2.40	95	1
2:A:160:RCY:H1ZB	2:A:168:RCY:H1C	0.99	1.32	69	1
1:A:73:CYS:O	2:A:173:RCY:C1L	0.99	2.10	29	1
2:A:138:RCY:H1YA	2:A:150:RCY:H1M	0.99	1.30	26	1
2:A:138:RCY:H1C	2:A:187:RCY:H1M	0.99	1.01	11	2
2:A:168:RCY:C1Y	2:A:187:RCY:H1ZA	0.99	1.87	97	1
2:A:160:RCY:H1M	2:A:168:RCY:C1W	0.99	1.87	9	1
1:A:67:ILE:HG21	2:A:173:RCY:H1C	0.99	1.06	31	1
1:A:70:TRP:HB2	2:A:176:RCY:C1Y	0.99	1.86	64	1
2:A:173:RCY:C1Z	2:A:187:RCY:H1LA	0.99	1.87	45	1
1:A:68:CYS:O	2:A:168:RCY:H1LA	0.99	1.56	91	1
2:A:176:RCY:H1U	2:A:187:RCY:C1V	0.99	1.86	4	2
2:A:160:RCY:O1G	2:A:168:RCY:C1C	0.99	2.10	89	1
2:A:130:RCY:H1V	2:A:173:RCY:C1Y	0.99	1.85	94	1
2:A:173:RCY:H1C	2:A:176:RCY:H1Z	0.99	1.27	27	1
2:A:160:RCY:C1U	2:A:168:RCY:C1V	0.99	2.41	48	1
2:A:173:RCY:C1U	2:A:176:RCY:O1H	0.99	2.10	96	2
1:A:59:GLY:HA2	2:A:160:RCY:H1ZA	0.99	1.33	49	1
2:A:173:RCY:C1M	2:A:176:RCY:H1YB	0.99	1.88	41	1
2:A:138:RCY:N1R	2:A:150:RCY:H1V	0.99	1.72	19	1
1:A:63:ASP:HB3	2:A:150:RCY:C1C	0.99	1.87	85	1
2:A:176:RCY:H1YA	2:A:187:RCY:H1VA	0.99	1.08	27	2
1:A:69:PRO:CG	2:A:187:RCY:H1YB	0.99	1.87	87	1
2:A:173:RCY:H1C	2:A:187:RCY:H1YA	0.99	1.29	48	1
1:A:64:ILE:HB	2:A:168:RCY:H1ZB	0.99	1.34	30	1
2:A:173:RCY:C1U	2:A:176:RCY:C1Z	0.99	2.41	77	1
1:A:69:PRO:CB	2:A:150:RCY:H1Y	0.99	1.86	85	1
2:A:173:RCY:H1C	2:A:187:RCY:H1ZB	0.99	1.07	93	1
2:A:168:RCY:C1U	2:A:176:RCY:H1Y	0.99	1.64	59	2
2:A:168:RCY:H1ZB	2:A:176:RCY:C1Z	0.99	1.86	6	1
2:A:173:RCY:H1YB	2:A:187:RCY:C1X	0.99	1.88	64	1
2:A:150:RCY:C1Y	2:A:187:RCY:C1W	0.99	2.41	41	1
1:A:68:CYS:CB	2:A:173:RCY:C1M	0.99	2.40	73	1
2:A:168:RCY:H1M	2:A:187:RCY:H1Y	0.99	0.99	7	1
1:A:64:ILE:CD1	2:A:168:RCY:H1L	0.99	1.86	88	2
1:A:70:TRP:CG	2:A:168:RCY:H1S	0.99	1.76	20	1
2:A:176:RCY:C1V	2:A:187:RCY:H1LA	0.99	1.88	15	1
2:A:138:RCY:H1YA	2:A:187:RCY:H1M	0.99	1.34	82	1
2:A:173:RCY:C1M	2:A:176:RCY:H1YA	0.99	1.88	2	2
1:A:70:TRP:CH2	2:A:176:RCY:H1MA	0.99	1.92	85	1
1:A:71:GLU:OE1	2:A:130:RCY:H1ZA	0.99	1.56	94	1

Continued on next page...

Continued from previous page...

Atom-1	Atom-2	Clash(Å)	Distance(Å)	Models	
				Worst	Total
1:A:64:ILE:HB	2:A:168:RCY:O1G	0.99	1.25	69	1
1:A:62:THR:HG21	2:A:160:RCY:H1VB	0.99	1.00	55	1
1:A:64:ILE:CG1	2:A:168:RCY:H1S	0.99	1.86	26	1
1:A:63:ASP:CB	2:A:130:RCY:H1Y	0.99	1.86	73	1
2:A:173:RCY:C1S	2:A:176:RCY:O1G	0.99	2.09	71	2
1:A:62:THR:HG21	2:A:130:RCY:C1C	0.99	1.85	18	1
1:A:60:CYS:O	2:A:138:RCY:O1G	0.99	1.81	7	1
2:A:176:RCY:H1YA	2:A:187:RCY:C1X	0.99	1.87	27	1
1:A:74:ASN:CG	2:A:168:RCY:H1YB	0.98	1.79	91	1
1:A:69:PRO:HD2	2:A:168:RCY:H1L	0.98	1.05	15	4
2:A:138:RCY:H1ZB	2:A:173:RCY:C1C	0.98	1.88	92	1
1:A:71:GLU:HG2	2:A:130:RCY:C1M	0.98	1.87	94	1
2:A:138:RCY:C1C	2:A:160:RCY:H1VA	0.98	1.84	27	1
2:A:168:RCY:H1M	2:A:187:RCY:C1W	0.98	1.73	7	2
2:A:160:RCY:C1C	2:A:168:RCY:C1V	0.98	2.18	44	1
2:A:168:RCY:O1G	2:A:187:RCY:C1Y	0.98	2.11	64	1
2:A:150:RCY:H1Y	2:A:173:RCY:O1J	0.98	1.56	85	2
1:A:64:ILE:CG1	2:A:160:RCY:C1V	0.98	2.41	54	1
1:A:70:TRP:CG	2:A:176:RCY:H1MA	0.98	1.90	4	1
1:A:65:THR:OG1	2:A:168:RCY:H1C	0.98	1.58	24	1
2:A:160:RCY:H1M	2:A:176:RCY:H1Y	0.98	1.32	71	1
2:A:150:RCY:O1J	2:A:187:RCY:O1H	0.98	1.80	14	1
1:A:65:THR:OG1	2:A:168:RCY:O1H	0.98	1.81	31	1
1:A:70:TRP:O	2:A:187:RCY:C1V	0.98	2.11	16	1
1:A:70:TRP:CZ2	2:A:160:RCY:C1U	0.98	2.47	34	1
2:A:138:RCY:C1V	2:A:150:RCY:H1C	0.98	1.78	10	1
2:A:173:RCY:O1J	2:A:176:RCY:H1LA	0.98	1.57	93	2
1:A:70:TRP:CH2	2:A:150:RCY:O1J	0.98	2.16	93	1
1:A:66:VAL:O	2:A:168:RCY:H1VB	0.98	1.56	27	1
1:A:63:ASP:HB3	2:A:168:RCY:H1VA	0.98	0.99	5	1
2:A:168:RCY:H1LA	2:A:173:RCY:H1M	0.98	1.29	14	2
1:A:60:CYS:CA	2:A:160:RCY:O1H	0.98	2.12	29	4
1:A:68:CYS:SG	2:A:160:RCY:H1MA	0.98	1.99	58	1
2:A:176:RCY:H1ZA	2:A:187:RCY:C1C	0.98	1.89	91	1
1:A:59:GLY:N	2:A:160:RCY:O1G	0.98	1.95	78	2
1:A:70:TRP:HA	2:A:173:RCY:C1P	0.98	1.88	6	1
2:A:173:RCY:H1MA	2:A:176:RCY:C1W	0.98	1.55	77	1
1:A:70:TRP:CD1	2:A:150:RCY:C1L	0.98	1.90	34	1
1:A:72:ALA:HB1	2:A:173:RCY:C1L	0.98	1.86	30	1
1:A:63:ASP:CA	2:A:168:RCY:C1V	0.98	2.41	5	1
1:A:62:THR:OG1	2:A:168:RCY:O1G	0.98	1.80	72	2

Continued on next page...

Continued from previous page...

Atom-1	Atom-2	Clash(Å)	Distance(Å)	Models	
				Worst	Total
1:A:64:ILE:CG1	2:A:160:RCY:H1YB	0.98	1.85	19	2
2:A:160:RCY:C1M	2:A:168:RCY:C1Y	0.98	2.40	41	1
2:A:160:RCY:H1Z	2:A:173:RCY:H1VA	0.98	1.01	37	1
1:A:62:THR:HG23	2:A:160:RCY:H1ZB	0.98	1.33	46	1
2:A:138:RCY:C1Y	2:A:187:RCY:H1V	0.98	1.87	29	3
2:A:138:RCY:C1P	2:A:150:RCY:H1YA	0.98	1.87	23	1
2:A:138:RCY:C1Z	2:A:173:RCY:C1C	0.98	2.10	92	1
2:A:187:RCY:C1Z	2:A:187:RCY:O1G	0.98	2.11	50	1
2:A:168:RCY:H1MA	2:A:176:RCY:H1ZA	0.98	1.01	64	1
2:A:150:RCY:H1VB	2:A:160:RCY:H1V	0.98	1.35	42	1
1:A:78:LEU:CD1	2:A:176:RCY:H1U	0.98	1.88	56	1
2:A:160:RCY:O1J	2:A:168:RCY:H1YA	0.98	1.53	78	2
1:A:70:TRP:CZ3	2:A:176:RCY:C1Z	0.98	2.47	85	1
1:A:68:CYS:C	2:A:173:RCY:C1M	0.98	2.21	73	1
1:A:70:TRP:O	2:A:173:RCY:H1U	0.98	1.54	11	1
2:A:150:RCY:O1H	2:A:150:RCY:C1Z	0.98	2.10	43	6
2:A:138:RCY:H1YA	2:A:150:RCY:C1U	0.98	1.88	60	2
2:A:168:RCY:C1S	2:A:176:RCY:H1ZA	0.98	1.86	77	1
2:A:110:RCY:C1Z	2:A:110:RCY:O1H	0.98	2.11	37	1
2:A:138:RCY:C1C	2:A:138:RCY:O1G	0.98	2.12	57	5
2:A:187:RCY:O1G	2:A:187:RCY:C1V	0.98	2.12	85	5
1:A:66:VAL:HA	2:A:160:RCY:O1J	0.98	1.56	68	1
2:A:138:RCY:H1C	2:A:187:RCY:H1MA	0.98	1.03	11	1
1:A:61:GLY:O	2:A:150:RCY:C1M	0.98	2.11	11	1
1:A:70:TRP:CZ2	2:A:121:RCY:H1ZA	0.98	1.93	41	1
1:A:68:CYS:H	2:A:168:RCY:H1LA	0.98	1.19	93	2
2:A:138:RCY:H1VA	2:A:168:RCY:C1C	0.98	1.88	19	1
1:A:71:GLU:CA	2:A:168:RCY:H1CA	0.98	1.87	29	1
2:A:160:RCY:C1U	2:A:168:RCY:H1CB	0.97	1.71	49	1
1:A:67:ILE:HG23	2:A:173:RCY:C1P	0.97	1.87	21	1
1:A:68:CYS:SG	2:A:150:RCY:H1M	0.97	1.99	85	1
1:A:64:ILE:O	2:A:168:RCY:O1H	0.97	1.81	54	1
2:A:176:RCY:C1X	2:A:187:RCY:C1M	0.97	2.42	4	1
1:A:70:TRP:CE2	2:A:173:RCY:O1G	0.97	2.16	93	1
2:A:160:RCY:H1U	2:A:168:RCY:H1M	0.97	1.00	96	1
2:A:173:RCY:H1Z	2:A:187:RCY:C1L	0.97	1.88	96	1
1:A:70:TRP:HB2	2:A:168:RCY:H1M	0.97	1.35	28	1
1:A:64:ILE:HB	2:A:168:RCY:H1Z	0.97	1.00	30	2
2:A:173:RCY:O1H	2:A:176:RCY:H1VB	0.97	1.59	70	2
1:A:70:TRP:HB2	2:A:173:RCY:H1M	0.97	1.36	6	1
2:A:173:RCY:C1M	2:A:176:RCY:C1W	0.97	2.21	77	1

Continued on next page...

Continued from previous page...

Atom-1	Atom-2	Clash(Å)	Distance(Å)	Models	
				Worst	Total
2:A:150:RCY:H1CB	2:A:176:RCY:O1G	0.97	1.60	82	1
2:A:168:RCY:O1J	2:A:176:RCY:H1U	0.97	1.59	16	1
2:A:168:RCY:O1J	2:A:187:RCY:H1CB	0.97	1.56	99	1
2:A:121:RCY:C1Z	2:A:168:RCY:H1L	0.97	1.89	94	1
1:A:71:GLU:CG	2:A:168:RCY:N1R	0.97	2.26	93	1
2:A:160:RCY:C1L	2:A:168:RCY:O1G	0.97	2.12	26	1
2:A:150:RCY:C1C	2:A:187:RCY:H1Y	0.97	1.88	57	2
2:A:173:RCY:C1Y	2:A:187:RCY:O1H	0.97	2.12	92	2
1:A:77:GLU:HG2	2:A:176:RCY:C1U	0.97	1.84	39	1
2:A:187:RCY:C1V	2:A:187:RCY:O1G	0.97	2.12	31	3
2:A:173:RCY:C1V	2:A:187:RCY:O1J	0.97	2.11	67	1
1:A:70:TRP:CG	2:A:176:RCY:C1M	0.97	2.35	4	1
1:A:70:TRP:H	2:A:176:RCY:C1C	0.97	1.61	13	1
1:A:71:GLU:O	2:A:173:RCY:H1S	0.97	1.57	68	3
1:A:67:ILE:CG2	2:A:173:RCY:C1Y	0.97	2.41	80	1
2:A:160:RCY:H1M	2:A:168:RCY:H1VA	0.97	1.31	48	1
2:A:138:RCY:C1C	2:A:150:RCY:O1G	0.97	2.11	53	1
1:A:68:CYS:C	2:A:173:RCY:C1Z	0.97	2.30	16	1
2:A:138:RCY:H1CB	2:A:173:RCY:H1ZA	0.97	1.35	66	1
1:A:78:LEU:CD1	2:A:176:RCY:C1U	0.97	2.42	56	1
1:A:66:VAL:CA	2:A:160:RCY:O1J	0.97	2.12	68	1
2:A:168:RCY:O1G	2:A:168:RCY:C1V	0.97	2.12	82	6
2:A:150:RCY:H1C	2:A:187:RCY:H1YA	0.97	1.35	53	1
1:A:77:GLU:H	2:A:176:RCY:C1P	0.97	1.71	31	1
2:A:168:RCY:O1H	2:A:173:RCY:C1Z	0.97	2.12	17	2
2:A:138:RCY:C1Z	2:A:187:RCY:H1CA	0.97	1.72	74	1
2:A:168:RCY:H1VB	2:A:187:RCY:C1Z	0.97	1.88	85	1
2:A:130:RCY:C1V	2:A:130:RCY:O1G	0.97	2.12	71	2
2:A:138:RCY:C1C	2:A:160:RCY:C1L	0.97	2.39	73	1
2:A:168:RCY:C1V	2:A:168:RCY:O1G	0.97	2.12	34	8
1:A:71:GLU:OE1	2:A:176:RCY:C1V	0.97	2.11	92	1
1:A:60:CYS:O	2:A:168:RCY:H1YB	0.97	1.59	30	1
1:A:69:PRO:HD3	2:A:173:RCY:H1VB	0.97	1.33	30	1
2:A:168:RCY:H1CA	2:A:187:RCY:C1M	0.97	1.89	70	1
1:A:62:THR:HG22	2:A:130:RCY:C1U	0.97	1.88	9	1
1:A:67:ILE:O	2:A:173:RCY:H1YB	0.97	1.58	63	1
1:A:74:ASN:HA	2:A:176:RCY:H1U	0.97	1.34	67	1
2:A:150:RCY:C1Z	2:A:173:RCY:O1J	0.97	2.13	3	1
2:A:160:RCY:H1M	2:A:168:RCY:H1LA	0.97	0.98	58	1
2:A:138:RCY:C1C	2:A:150:RCY:H1Y	0.97	1.88	59	1
2:A:160:RCY:O1H	2:A:173:RCY:H1YB	0.97	1.57	71	1

Continued on next page...

Continued from previous page...

Atom-1	Atom-2	Clash(Å)	Distance(Å)	Models	
				Worst	Total
1:A:68:CYS:N	2:A:168:RCY:H1L	0.97	1.74	21	3
2:A:160:RCY:O1J	2:A:168:RCY:O1G	0.97	1.81	48	4
2:A:168:RCY:C1W	2:A:173:RCY:O1J	0.97	1.88	20	1
2:A:160:RCY:O1J	2:A:168:RCY:C1V	0.97	2.13	70	3
2:A:173:RCY:C1Z	2:A:173:RCY:O1H	0.97	2.12	70	7
2:A:168:RCY:C1Z	2:A:173:RCY:C1Z	0.97	2.42	31	1
2:A:160:RCY:C1Z	2:A:187:RCY:H1Z	0.97	1.88	31	2
2:A:150:RCY:H1M	2:A:160:RCY:H1VA	0.97	0.98	42	1
1:A:63:ASP:OD1	2:A:160:RCY:H1ZA	0.97	1.59	73	1
1:A:63:ASP:C	2:A:168:RCY:C1L	0.97	2.32	59	1
2:A:160:RCY:C1V	2:A:160:RCY:O1G	0.97	2.13	3	7
2:A:150:RCY:C1Z	2:A:150:RCY:O1H	0.97	2.13	96	3
1:A:72:ALA:H	2:A:173:RCY:C1Z	0.97	1.72	50	1
2:A:121:RCY:O1G	2:A:121:RCY:C1V	0.97	2.13	95	5
1:A:70:TRP:CZ2	2:A:160:RCY:H1U	0.97	1.95	34	1
2:A:138:RCY:H1CB	2:A:150:RCY:H1VA	0.97	0.98	10	2
2:A:168:RCY:H1L	2:A:173:RCY:H1Y	0.97	1.29	62	1
2:A:168:RCY:H1V	2:A:176:RCY:H1M	0.97	0.97	76	1
2:A:130:RCY:C1Y	2:A:160:RCY:H1VA	0.97	1.89	81	1
2:A:138:RCY:H1ZB	2:A:187:RCY:H1Z	0.97	0.99	77	2
1:A:70:TRP:O	2:A:173:RCY:N1R	0.97	1.97	82	2
1:A:60:CYS:CA	2:A:160:RCY:C1Q	0.97	2.43	83	2
1:A:71:GLU:OE2	2:A:130:RCY:C1Z	0.97	2.13	94	1
1:A:76:CYS:H	2:A:176:RCY:H1S	0.97	1.17	24	2
1:A:64:ILE:HD11	2:A:168:RCY:H1L	0.97	1.36	88	1
1:A:70:TRP:CE2	2:A:176:RCY:H1VA	0.97	1.94	82	1
2:A:160:RCY:C1Y	2:A:168:RCY:C1M	0.97	2.34	34	2
2:A:168:RCY:C1V	2:A:173:RCY:C1Z	0.97	2.43	29	1
2:A:173:RCY:H1YA	2:A:176:RCY:H1YB	0.97	1.33	59	1
1:A:77:GLU:OE2	2:A:176:RCY:C1V	0.97	2.11	7	1
2:A:160:RCY:O1H	2:A:160:RCY:H1CB	0.96	1.56	74	9
1:A:64:ILE:CB	2:A:168:RCY:H1Z	0.96	1.89	30	1
2:A:168:RCY:C1Y	2:A:187:RCY:H1L	0.96	1.89	100	2
2:A:150:RCY:H1Z	2:A:187:RCY:C1Y	0.96	1.84	9	1
2:A:130:RCY:H1YA	2:A:173:RCY:H1S	0.96	1.36	15	1
1:A:68:CYS:HA	2:A:160:RCY:H1VA	0.96	1.31	15	1
1:A:67:ILE:O	2:A:173:RCY:C1Y	0.96	2.12	63	1
1:A:69:PRO:HG2	2:A:168:RCY:C1M	0.96	1.86	66	1
1:A:74:ASN:OD1	2:A:176:RCY:C1V	0.96	2.12	44	1
2:A:168:RCY:H1CA	2:A:187:RCY:H1YA	0.96	1.37	87	1
2:A:173:RCY:H1Y	2:A:187:RCY:C1Q	0.96	1.90	81	1

Continued on next page...

Continued from previous page...

Atom-1	Atom-2	Clash(Å)	Distance(Å)	Models	
				Worst	Total
2:A:176:RCY:N1R	2:A:176:RCY:H1U	0.96	1.72	79	2
2:A:138:RCY:C1V	2:A:150:RCY:H1CB	0.96	1.90	67	1
2:A:138:RCY:H1VA	2:A:187:RCY:H1M	0.96	1.36	21	1
2:A:160:RCY:H1CB	2:A:173:RCY:C1Z	0.96	1.60	11	1
2:A:168:RCY:C1Z	2:A:176:RCY:N1V	0.96	2.17	11	1
1:A:78:LEU:HG	2:A:176:RCY:H1MA	0.96	0.97	91	1
2:A:160:RCY:H1VB	2:A:168:RCY:H1VB	0.96	1.34	48	1
2:A:168:RCY:H1V	2:A:187:RCY:H1YA	0.96	1.37	40	1
2:A:138:RCY:C1Q	2:A:150:RCY:O1G	0.96	2.12	41	1
2:A:150:RCY:H1YA	2:A:187:RCY:H1ZA	0.96	1.02	41	1
1:A:67:ILE:CG2	2:A:173:RCY:O1G	0.96	2.13	21	1
2:A:176:RCY:H1CB	2:A:187:RCY:C1V	0.96	1.89	93	1
2:A:150:RCY:H1Z	2:A:187:RCY:H1VA	0.96	1.32	26	1
1:A:69:PRO:HB3	2:A:173:RCY:H1S	0.96	1.33	26	1
1:A:72:ALA:CB	2:A:173:RCY:H1MA	0.96	1.90	80	1
2:A:160:RCY:H1ZB	2:A:168:RCY:H1YB	0.96	1.36	43	2
2:A:176:RCY:C1Z	2:A:187:RCY:C1V	0.96	2.32	10	1
1:A:64:ILE:HG12	2:A:160:RCY:C1V	0.96	1.90	54	1
2:A:160:RCY:H1ZB	2:A:168:RCY:C1V	0.96	1.72	55	1
2:A:173:RCY:H1C	2:A:187:RCY:H1Y	0.96	1.25	48	1
2:A:138:RCY:H1ZA	2:A:150:RCY:C1Q	0.96	1.90	60	1
2:A:138:RCY:H1YA	2:A:150:RCY:H1U	0.96	1.36	60	2
2:A:173:RCY:C1V	2:A:173:RCY:O1G	0.96	2.14	60	7
2:A:130:RCY:N1V	2:A:130:RCY:C1V	0.96	2.27	79	1
1:A:68:CYS:SG	2:A:176:RCY:C1W	0.96	2.53	77	1
2:A:138:RCY:H1VB	2:A:187:RCY:C1W	0.96	1.89	49	1
1:A:68:CYS:H	2:A:168:RCY:H1L	0.96	1.15	21	1
2:A:138:RCY:C1V	2:A:168:RCY:H1CA	0.96	1.88	19	1
1:A:64:ILE:CG1	2:A:168:RCY:O1H	0.96	2.13	58	2
1:A:61:GLY:N	2:A:138:RCY:H1VA	0.96	1.70	7	1
1:A:76:CYS:N	2:A:176:RCY:H1S	0.96	1.74	13	4
1:A:69:PRO:HA	2:A:176:RCY:H1VA	0.96	1.35	72	1
2:A:176:RCY:H1YB	2:A:187:RCY:C1V	0.96	1.65	38	2
1:A:69:PRO:CB	2:A:173:RCY:H1Z	0.96	1.90	69	2
1:A:70:TRP:HE1	2:A:168:RCY:C1Y	0.96	1.63	37	1
2:A:138:RCY:C1X	2:A:150:RCY:O1H	0.96	2.12	62	1
2:A:130:RCY:C1Y	2:A:138:RCY:H1Z	0.96	1.91	73	1
1:A:67:ILE:HG22	2:A:173:RCY:H1MA	0.96	0.98	80	1
2:A:173:RCY:H1V	2:A:176:RCY:H1Y	0.96	0.97	2	1
1:A:59:GLY:HA3	2:A:160:RCY:H1M	0.96	0.98	78	1
1:A:71:GLU:CD	2:A:130:RCY:C1M	0.96	2.32	94	1

Continued on next page...

Continued from previous page...

Atom-1	Atom-2	Clash(Å)	Distance(Å)	Models	
				Worst	Total
1:A:78:LEU:CD1	2:A:176:RCY:C1Z	0.96	2.44	91	1
2:A:110:RCY:C1V	2:A:110:RCY:O1G	0.96	2.13	3	5
2:A:138:RCY:C1W	2:A:173:RCY:C1V	0.96	2.18	92	1
1:A:72:ALA:CB	2:A:173:RCY:C1U	0.96	2.43	80	2
2:A:138:RCY:C1W	2:A:150:RCY:H1C	0.96	1.91	97	1
2:A:160:RCY:C1Z	2:A:173:RCY:C1Z	0.96	2.44	99	2
2:A:121:RCY:C1Y	2:A:176:RCY:C1L	0.96	2.40	35	1
1:A:64:ILE:HD11	2:A:168:RCY:O1H	0.96	1.60	58	1
2:A:138:RCY:H1M	2:A:173:RCY:C1V	0.96	1.87	92	1
2:A:168:RCY:C1V	2:A:176:RCY:O1G	0.96	2.14	20	1
1:A:66:VAL:C	2:A:176:RCY:C1Y	0.96	2.33	22	1
2:A:138:RCY:H1VB	2:A:187:RCY:H1ZA	0.96	1.36	49	1
2:A:160:RCY:H1Y	2:A:168:RCY:H1M	0.96	1.38	58	1
2:A:168:RCY:O1J	2:A:176:RCY:H1V	0.96	1.57	84	1
2:A:138:RCY:O1G	2:A:138:RCY:C1C	0.96	2.14	17	4
1:A:69:PRO:CG	2:A:176:RCY:H1YA	0.96	1.90	72	1
2:A:160:RCY:H1MA	2:A:168:RCY:O1J	0.96	1.60	9	1
2:A:176:RCY:O1G	2:A:176:RCY:C1V	0.96	2.13	4	4
2:A:121:RCY:C1V	2:A:121:RCY:O1G	0.96	2.12	71	2
1:A:73:CYS:H	2:A:173:RCY:C1Q	0.96	1.73	16	2
1:A:69:PRO:HB3	2:A:173:RCY:H1ZA	0.96	0.98	35	1
2:A:160:RCY:H1C	2:A:168:RCY:O1G	0.96	1.60	19	2
1:A:69:PRO:CG	2:A:176:RCY:H1Z	0.96	1.84	66	1
1:A:69:PRO:CG	2:A:168:RCY:C1Y	0.96	2.43	66	1
2:A:168:RCY:C1W	2:A:176:RCY:O1J	0.96	2.14	11	1
1:A:70:TRP:CE3	2:A:168:RCY:H1L	0.95	1.96	48	1
2:A:150:RCY:H1VA	2:A:173:RCY:H1YA	0.95	1.35	39	1
2:A:110:RCY:H1VA	2:A:121:RCY:H1MA	0.95	1.33	5	1
1:A:71:GLU:CA	2:A:173:RCY:C1Q	0.95	2.44	49	2
2:A:150:RCY:C1C	2:A:168:RCY:O1J	0.95	2.14	19	1
1:A:70:TRP:NE1	2:A:176:RCY:H1CA	0.95	1.74	62	1
2:A:138:RCY:C1Z	2:A:187:RCY:H1VB	0.95	1.57	85	1
2:A:173:RCY:H1VA	2:A:187:RCY:C1Y	0.95	1.89	54	1
2:A:138:RCY:H1MA	2:A:187:RCY:H1YA	0.95	1.36	68	1
1:A:65:THR:HG21	2:A:160:RCY:H1YA	0.95	1.36	55	1
1:A:71:GLU:OE2	2:A:176:RCY:H1LA	0.95	1.61	40	1
2:A:130:RCY:C1W	2:A:160:RCY:O1G	0.95	1.85	22	3
2:A:150:RCY:H1Z	2:A:176:RCY:C1P	0.95	1.89	3	1
2:A:176:RCY:H1ZA	2:A:187:RCY:O1J	0.95	1.60	17	1
1:A:63:ASP:HB2	2:A:150:RCY:C1C	0.95	1.88	85	1
1:A:70:TRP:HB2	2:A:173:RCY:H1V	0.95	1.34	26	1

Continued on next page...

Continued from previous page...

Atom-1	Atom-2	Clash(Å)	Distance(Å)	Models	
				Worst	Total
2:A:168:RCY:C1C	2:A:176:RCY:C1W	0.95	2.41	59	1
2:A:150:RCY:H1Y	2:A:187:RCY:H1YA	0.95	0.99	18	1
2:A:130:RCY:O1G	2:A:130:RCY:C1V	0.95	2.13	12	5
2:A:160:RCY:H1Y	2:A:168:RCY:C1Z	0.95	1.92	53	2
1:A:65:THR:HG21	2:A:160:RCY:H1CA	0.95	1.30	31	1
2:A:168:RCY:O1J	2:A:173:RCY:O1G	0.95	1.82	37	1
2:A:168:RCY:C1Q	2:A:173:RCY:H1Z	0.95	1.89	39	1
2:A:168:RCY:O1G	2:A:168:RCY:H1CA	0.95	1.59	53	3
1:A:71:GLU:CD	2:A:187:RCY:O1H	0.95	2.05	88	1
1:A:67:ILE:HG21	2:A:173:RCY:C1C	0.95	1.77	31	1
2:A:168:RCY:H1Z	2:A:173:RCY:H1VB	0.95	0.96	58	1
1:A:62:THR:OG1	2:A:150:RCY:C1C	0.95	2.08	11	1
1:A:78:LEU:HD11	2:A:176:RCY:C1Q	0.95	1.90	91	1
2:A:173:RCY:C1Z	2:A:176:RCY:C1Y	0.95	2.45	37	7
2:A:176:RCY:C1V	2:A:187:RCY:C1M	0.95	2.41	96	1
2:A:173:RCY:O1G	2:A:173:RCY:C1V	0.95	2.14	100	2
2:A:160:RCY:H1Y	2:A:168:RCY:H1ZA	0.95	0.98	53	2
1:A:60:CYS:HA	2:A:160:RCY:H1L	0.95	1.32	89	1
2:A:138:RCY:H1YA	2:A:187:RCY:C1Z	0.95	1.91	3	1
2:A:150:RCY:H1VB	2:A:160:RCY:H1M	0.95	0.95	42	1
2:A:138:RCY:C1W	2:A:187:RCY:H1YB	0.95	1.90	68	1
1:A:60:CYS:O	2:A:130:RCY:N1R	0.95	1.99	18	1
2:A:160:RCY:O1J	2:A:168:RCY:N1R	0.95	1.99	47	1
2:A:121:RCY:H1CA	2:A:121:RCY:C1Q	0.95	1.90	69	6
1:A:62:THR:HG1	2:A:168:RCY:H1L	0.95	1.13	23	1
2:A:150:RCY:C1V	2:A:150:RCY:O1G	0.95	2.13	68	4
2:A:138:RCY:O1J	2:A:187:RCY:H1M	0.95	1.61	52	1
2:A:176:RCY:H1CA	2:A:176:RCY:C1Q	0.95	1.91	93	4
1:A:59:GLY:HA2	2:A:160:RCY:N1R	0.95	1.75	70	1
1:A:59:GLY:CA	2:A:160:RCY:C1V	0.95	2.44	83	2
1:A:73:CYS:CA	2:A:173:RCY:O1H	0.95	2.13	56	2
2:A:130:RCY:C1C	2:A:130:RCY:O1H	0.95	2.14	85	3
1:A:70:TRP:CB	2:A:173:RCY:C1V	0.95	2.19	4	2
2:A:130:RCY:H1M	2:A:173:RCY:H1YA	0.95	1.38	94	1
1:A:75:HIS:C	2:A:176:RCY:C1S	0.95	2.35	13	1
2:A:138:RCY:H1CA	2:A:187:RCY:O1G	0.95	1.61	11	1
2:A:130:RCY:H1MA	2:A:160:RCY:C1Y	0.95	1.90	7	1
2:A:173:RCY:N1V	2:A:176:RCY:H1VA	0.95	1.77	71	1
2:A:160:RCY:C1U	2:A:168:RCY:H1M	0.95	1.71	96	2
2:A:173:RCY:H1S	2:A:176:RCY:C1L	0.95	1.83	28	3
1:A:59:GLY:CA	2:A:160:RCY:O1G	0.95	1.95	70	2

Continued on next page...

Continued from previous page...

Atom-1	Atom-2	Clash(Å)	Distance(Å)	Models	
				Worst	Total
1:A:72:ALA:HB3	2:A:173:RCY:C1P	0.95	1.91	10	1
2:A:160:RCY:C1Z	2:A:168:RCY:C1Z	0.95	1.81	78	1
1:A:68:CYS:HB3	2:A:173:RCY:C1M	0.95	1.90	73	1
1:A:62:THR:HG23	2:A:130:RCY:H1U	0.95	1.35	18	1
2:A:168:RCY:C1M	2:A:187:RCY:C1V	0.95	2.45	90	1
2:A:150:RCY:H1YB	2:A:187:RCY:H1YB	0.95	0.95	41	2
2:A:150:RCY:C1Y	2:A:187:RCY:H1VB	0.95	1.89	38	1
1:A:66:VAL:CB	2:A:160:RCY:O1J	0.95	2.14	68	1
2:A:130:RCY:H1Y	2:A:138:RCY:H1Z	0.95	0.98	73	1
1:A:68:CYS:HA	2:A:168:RCY:H1LA	0.95	1.02	30	3
2:A:110:RCY:N1V	2:A:121:RCY:H1YA	0.95	1.77	5	1
2:A:176:RCY:C1X	2:A:187:RCY:H1Z	0.95	1.85	5	1
2:A:173:RCY:C1M	2:A:176:RCY:O1H	0.95	2.00	52	2
2:A:150:RCY:H1ZB	2:A:160:RCY:C1Q	0.95	1.91	16	1
1:A:70:TRP:HB2	2:A:168:RCY:H1S	0.95	1.37	19	2
1:A:63:ASP:HB3	2:A:160:RCY:H1CB	0.95	1.39	54	2
2:A:138:RCY:H1VA	2:A:187:RCY:N1R	0.95	1.74	21	1
2:A:176:RCY:C1Z	2:A:187:RCY:N1V	0.95	2.29	17	1
2:A:176:RCY:H1ZB	2:A:187:RCY:N1V	0.95	1.74	17	1
2:A:173:RCY:H1VA	2:A:176:RCY:O1G	0.95	1.59	36	1
1:A:69:PRO:O	2:A:173:RCY:H1ZA	0.95	1.61	69	1
1:A:62:THR:OG1	2:A:150:RCY:H1CB	0.95	1.62	11	1
1:A:69:PRO:CB	2:A:187:RCY:C1C	0.95	2.35	7	1
2:A:150:RCY:H1CA	2:A:150:RCY:C1Q	0.95	1.91	81	5
2:A:160:RCY:C1P	2:A:168:RCY:H1VA	0.95	1.92	60	1
2:A:138:RCY:H1U	2:A:187:RCY:H1C	0.95	0.95	5	1
1:A:76:CYS:CB	2:A:173:RCY:O1G	0.95	2.14	38	2
1:A:74:ASN:HA	2:A:173:RCY:H1CB	0.95	1.34	35	1
1:A:69:PRO:HA	2:A:173:RCY:H1CB	0.95	1.34	66	1
1:A:71:GLU:CG	2:A:130:RCY:C1M	0.95	2.42	94	1
2:A:173:RCY:H1Z	2:A:187:RCY:H1ZB	0.95	1.35	84	1
2:A:121:RCY:O1H	2:A:121:RCY:C1C	0.94	2.14	67	6
2:A:176:RCY:O1H	2:A:176:RCY:C1Z	0.94	2.14	5	2
2:A:176:RCY:C1M	2:A:187:RCY:H1Z	0.94	1.89	5	1
2:A:168:RCY:C1M	2:A:173:RCY:H1M	0.94	1.91	70	1
2:A:150:RCY:H1CB	2:A:176:RCY:H1U	0.94	1.39	82	1
1:A:71:GLU:HA	2:A:173:RCY:O1H	0.94	1.49	67	3
2:A:150:RCY:H1YA	2:A:187:RCY:C1C	0.94	1.91	78	1
2:A:138:RCY:H1VA	2:A:150:RCY:H1Y	0.94	1.37	36	1
2:A:173:RCY:H1M	2:A:176:RCY:O1J	0.94	1.58	55	1
2:A:176:RCY:C1Y	2:A:187:RCY:C1P	0.94	2.43	92	3

Continued on next page...

Continued from previous page...

Atom-1	Atom-2	Clash(Å)	Distance(Å)	Models	
				Worst	Total
1:A:73:CYS:CB	2:A:173:RCY:O1H	0.94	2.15	59	23
1:A:70:TRP:CH2	2:A:130:RCY:H1YB	0.94	1.97	88	1
2:A:173:RCY:H1CA	2:A:173:RCY:C1Q	0.94	1.91	9	6
2:A:173:RCY:C1Z	2:A:176:RCY:H1L	0.94	1.92	20	1
2:A:160:RCY:H1Y	2:A:168:RCY:H1V	0.94	1.37	70	1
2:A:176:RCY:O1H	2:A:187:RCY:C1V	0.94	2.09	42	2
1:A:68:CYS:HB3	2:A:160:RCY:C1W	0.94	1.92	19	1
2:A:173:RCY:H1VA	2:A:176:RCY:H1Y	0.94	0.96	76	1
2:A:150:RCY:H1VB	2:A:187:RCY:H1L	0.94	1.38	87	1
1:A:66:VAL:O	2:A:168:RCY:N1R	0.94	1.99	51	1
1:A:69:PRO:HB3	2:A:173:RCY:O1J	0.94	1.52	9	2
1:A:74:ASN:O	2:A:173:RCY:O1J	0.94	1.77	22	1
2:A:173:RCY:O1G	2:A:187:RCY:O1J	0.94	1.84	89	1
1:A:71:GLU:OE2	2:A:150:RCY:C1U	0.94	2.14	58	1
2:A:130:RCY:C1W	2:A:160:RCY:H1YA	0.94	1.92	7	1
2:A:168:RCY:C1Y	2:A:173:RCY:C1P	0.94	2.45	91	2
2:A:110:RCY:H1YA	2:A:121:RCY:C1C	0.94	1.78	81	1
1:A:70:TRP:H	2:A:168:RCY:H1L	0.94	0.78	28	2
2:A:138:RCY:C1V	2:A:150:RCY:H1YA	0.94	1.91	51	3
2:A:138:RCY:N1V	2:A:150:RCY:O1J	0.94	2.00	97	1
2:A:173:RCY:C1U	2:A:187:RCY:H1Y	0.94	1.89	70	1
2:A:138:RCY:C1Y	2:A:187:RCY:H1M	0.94	1.92	82	1
1:A:70:TRP:CE3	2:A:168:RCY:O1J	0.94	2.19	41	1
1:A:64:ILE:HD11	2:A:160:RCY:H1YB	0.94	1.39	74	1
1:A:73:CYS:HA	2:A:173:RCY:H1LA	0.94	1.14	33	3
2:A:176:RCY:C1Z	2:A:187:RCY:H1CA	0.94	1.91	38	1
2:A:150:RCY:H1U	2:A:187:RCY:H1V	0.94	0.95	89	1
2:A:138:RCY:H1M	2:A:150:RCY:C1M	0.94	1.92	1	1
2:A:150:RCY:H1Z	2:A:187:RCY:H1VB	0.94	1.35	26	1
2:A:160:RCY:H1C	2:A:168:RCY:H1LA	0.94	0.96	48	1
2:A:121:RCY:C1C	2:A:121:RCY:O1G	0.94	2.15	98	4
2:A:173:RCY:H1S	2:A:176:RCY:H1LA	0.94	0.98	28	1
1:A:70:TRP:CD2	2:A:168:RCY:C1V	0.94	2.50	94	2
1:A:59:GLY:O	2:A:160:RCY:O1H	0.94	1.83	20	2
1:A:59:GLY:CA	2:A:160:RCY:H1LA	0.94	1.83	57	2
2:A:173:RCY:H1ZA	2:A:176:RCY:C1X	0.94	1.88	31	1
1:A:66:VAL:O	2:A:176:RCY:H1YB	0.94	1.63	22	1
1:A:64:ILE:CG2	2:A:168:RCY:H1ZA	0.94	1.71	83	1
1:A:63:ASP:OD2	2:A:121:RCY:C1V	0.94	2.16	42	1
2:A:173:RCY:H1ZA	2:A:187:RCY:H1LA	0.94	0.99	45	2
1:A:60:CYS:O	2:A:168:RCY:H1U	0.94	1.62	95	1

Continued on next page...

Continued from previous page...

Atom-1	Atom-2	Clash(Å)	Distance(Å)	Models	
				Worst	Total
1:A:71:GLU:HA	2:A:168:RCY:H1CA	0.94	0.97	29	1
2:A:168:RCY:H1YA	2:A:173:RCY:C1C	0.94	1.91	91	1
1:A:68:CYS:CA	2:A:168:RCY:C1L	0.94	2.25	75	4
1:A:71:GLU:HG2	2:A:176:RCY:H1YA	0.94	0.96	92	1
2:A:168:RCY:C1Z	2:A:187:RCY:C1L	0.94	2.17	100	2
2:A:138:RCY:H1C	2:A:150:RCY:O1G	0.94	1.60	53	1
2:A:138:RCY:N1R	2:A:187:RCY:H1CB	0.94	1.78	5	1
1:A:70:TRP:HH2	2:A:130:RCY:C1Y	0.94	1.75	88	1
1:A:67:ILE:C	2:A:168:RCY:H1S	0.94	1.82	58	3
2:A:138:RCY:C1M	2:A:138:RCY:N1R	0.94	2.31	79	1
1:A:70:TRP:HA	2:A:173:RCY:N1R	0.94	1.77	6	1
2:A:173:RCY:C1W	2:A:187:RCY:H1U	0.94	1.93	77	1
1:A:70:TRP:CE3	2:A:168:RCY:C1M	0.94	2.50	49	3
2:A:150:RCY:C1U	2:A:176:RCY:O1G	0.94	2.15	82	1
1:A:70:TRP:O	2:A:173:RCY:O1G	0.94	1.84	16	3
2:A:138:RCY:H1MA	2:A:150:RCY:C1V	0.94	1.93	75	1
1:A:75:HIS:HD2	2:A:173:RCY:H1Z	0.94	1.21	42	1
2:A:168:RCY:H1YA	2:A:176:RCY:H1ZB	0.94	1.38	66	1
1:A:70:TRP:CZ2	2:A:168:RCY:C1Z	0.94	2.49	24	1
2:A:130:RCY:H1Z	2:A:138:RCY:O1J	0.94	1.62	73	1
2:A:138:RCY:C1P	2:A:160:RCY:C1U	0.94	2.21	18	1
2:A:130:RCY:C1M	2:A:160:RCY:C1Y	0.94	2.45	7	1
2:A:138:RCY:O1G	2:A:150:RCY:C1Q	0.94	2.16	81	1
2:A:138:RCY:O1G	2:A:138:RCY:C1Z	0.94	2.16	30	8
2:A:160:RCY:C1Y	2:A:168:RCY:C1Q	0.94	2.40	100	3
2:A:160:RCY:C1C	2:A:168:RCY:O1H	0.94	2.13	39	1
2:A:160:RCY:C1U	2:A:168:RCY:O1J	0.94	2.16	9	1
1:A:68:CYS:H	2:A:176:RCY:C1Y	0.94	1.56	22	1
1:A:69:PRO:HD3	2:A:173:RCY:O1G	0.94	1.62	24	2
2:A:138:RCY:H1VB	2:A:150:RCY:H1S	0.94	1.39	62	1
1:A:70:TRP:CZ2	2:A:121:RCY:C1Q	0.94	2.42	78	1
1:A:67:ILE:CG2	2:A:173:RCY:H1L	0.94	1.93	73	1
1:A:70:TRP:HH2	2:A:168:RCY:C1P	0.94	1.45	48	1
2:A:176:RCY:C1Q	2:A:187:RCY:C1Z	0.94	2.42	60	1
1:A:77:GLU:CB	2:A:173:RCY:H1CB	0.94	1.93	51	1
2:A:173:RCY:H1ZB	2:A:176:RCY:C1X	0.94	1.90	31	1
1:A:70:TRP:CD1	2:A:121:RCY:H1V	0.94	1.98	49	1
2:A:150:RCY:C1Y	2:A:176:RCY:H1Z	0.94	1.91	42	1
2:A:130:RCY:H1LA	2:A:160:RCY:C1P	0.94	1.90	62	1
2:A:176:RCY:H1C	2:A:187:RCY:C1Y	0.94	1.92	26	1
2:A:168:RCY:C1Q	2:A:176:RCY:C1Y	0.94	2.43	59	1

Continued on next page...

Continued from previous page...

Atom-1	Atom-2	Clash(Å)	Distance(Å)	Models	
				Worst	Total
1:A:60:CYS:CB	2:A:160:RCY:O1H	0.93	2.15	85	32
1:A:70:TRP:O	2:A:168:RCY:C1V	0.93	2.15	20	1
2:A:168:RCY:C1W	2:A:173:RCY:H1M	0.93	1.92	70	1
1:A:74:ASN:H	2:A:173:RCY:H1LA	0.93	1.21	82	1
2:A:121:RCY:C1Q	2:A:121:RCY:H1CA	0.93	1.93	35	5
2:A:150:RCY:C1U	2:A:187:RCY:C1V	0.93	2.45	89	1
2:A:176:RCY:H1YB	2:A:187:RCY:H1MA	0.93	1.34	69	1
2:A:173:RCY:C1Y	2:A:176:RCY:H1YB	0.93	1.93	59	1
1:A:78:LEU:CD1	2:A:176:RCY:H1ZA	0.93	1.92	91	1
2:A:173:RCY:O1H	2:A:176:RCY:C1L	0.93	2.14	23	1
1:A:67:ILE:HG21	2:A:130:RCY:H1M	0.93	1.38	30	1
2:A:138:RCY:H1V	2:A:187:RCY:H1ZA	0.93	1.38	49	1
2:A:150:RCY:H1ZA	2:A:173:RCY:O1J	0.93	1.60	3	1
2:A:168:RCY:H1YA	2:A:176:RCY:C1Z	0.93	1.92	66	1
2:A:160:RCY:H1Z	2:A:168:RCY:C1V	0.93	1.92	18	2
1:A:64:ILE:HG21	2:A:168:RCY:C1M	0.93	1.93	95	1
1:A:76:CYS:CB	2:A:176:RCY:O1H	0.93	2.17	80	20
2:A:110:RCY:N1R	2:A:110:RCY:H1U	0.93	1.74	25	1
1:A:71:GLU:OE2	2:A:110:RCY:H1VB	0.93	1.61	5	1
2:A:138:RCY:H1V	2:A:150:RCY:H1YB	0.93	1.33	51	1
2:A:150:RCY:C1C	2:A:176:RCY:H1U	0.93	1.92	82	1
1:A:74:ASN:OD1	2:A:173:RCY:C1S	0.93	2.16	2	1
2:A:138:RCY:C1C	2:A:150:RCY:C1C	0.93	2.32	66	1
2:A:150:RCY:C1Z	2:A:187:RCY:O1H	0.93	2.16	84	1
1:A:62:THR:CG2	2:A:130:RCY:H1U	0.93	1.93	18	1
2:A:160:RCY:H1ZA	2:A:168:RCY:H1YB	0.93	1.39	43	1
2:A:176:RCY:C1V	2:A:187:RCY:H1M	0.93	1.88	96	1
2:A:168:RCY:C1M	2:A:187:RCY:C1P	0.93	2.44	100	1
1:A:67:ILE:HG13	2:A:176:RCY:H1C	0.93	1.40	53	2
2:A:168:RCY:H1CA	2:A:173:RCY:H1V	0.93	1.36	85	2
1:A:71:GLU:CG	2:A:168:RCY:C1Q	0.93	2.47	93	2
2:A:138:RCY:H1M	2:A:150:RCY:C1Y	0.93	1.93	89	1
1:A:76:CYS:HB2	2:A:187:RCY:C1V	0.93	1.92	34	1
2:A:168:RCY:C1Q	2:A:173:RCY:H1ZB	0.93	1.94	10	1
2:A:138:RCY:H1VB	2:A:150:RCY:C1M	0.93	1.87	1	1
1:A:70:TRP:CG	2:A:121:RCY:H1V	0.93	1.96	49	2
2:A:160:RCY:H1YB	2:A:168:RCY:H1S	0.93	1.34	100	1
2:A:176:RCY:N1V	2:A:187:RCY:C1U	0.93	2.31	29	2
2:A:168:RCY:H1Y	2:A:176:RCY:C1L	0.93	1.92	20	1
2:A:160:RCY:O1J	2:A:168:RCY:C1M	0.93	2.16	21	2
1:A:69:PRO:O	2:A:173:RCY:C1V	0.93	2.17	64	1

Continued on next page...

Continued from previous page...

Atom-1	Atom-2	Clash(Å)	Distance(Å)	Models	
				Worst	Total
1:A:59:GLY:CA	2:A:160:RCY:C1Z	0.93	2.47	49	1
2:A:138:RCY:H1C	2:A:187:RCY:O1J	0.93	1.63	3	1
2:A:173:RCY:H1U	2:A:176:RCY:H1VA	0.93	1.34	19	1
2:A:138:RCY:H1CA	2:A:150:RCY:O1H	0.93	1.62	62	1
2:A:168:RCY:C1X	2:A:176:RCY:H1YB	0.93	1.92	98	1
1:A:71:GLU:HA	2:A:168:RCY:C1M	0.93	1.89	37	2
1:A:70:TRP:HE1	2:A:121:RCY:C1Y	0.93	0.52	49	1
2:A:160:RCY:C1Z	2:A:168:RCY:C1X	0.93	2.45	69	1
2:A:160:RCY:C1C	2:A:173:RCY:H1ZB	0.93	1.90	11	1
1:A:68:CYS:CB	2:A:168:RCY:O1H	0.93	2.17	59	11
1:A:69:PRO:N	2:A:173:RCY:C1V	0.93	2.31	100	1
2:A:160:RCY:O1G	2:A:168:RCY:O1J	0.93	1.85	64	1
2:A:150:RCY:C1Y	2:A:160:RCY:H1VA	0.93	1.92	42	1
2:A:173:RCY:H1YB	2:A:187:RCY:C1L	0.93	1.92	45	1
1:A:75:HIS:CG	2:A:168:RCY:C1Z	0.93	2.51	73	1
2:A:168:RCY:C1X	2:A:176:RCY:O1J	0.93	2.17	43	1
2:A:173:RCY:H1Y	2:A:187:RCY:C1S	0.93	1.93	81	1
2:A:160:RCY:H1YB	2:A:168:RCY:O1G	0.93	1.58	32	2
2:A:110:RCY:C1Q	2:A:110:RCY:H1CA	0.93	1.93	50	4
1:A:70:TRP:HZ2	2:A:121:RCY:C1Z	0.93	1.76	41	1
2:A:173:RCY:O1H	2:A:173:RCY:C1C	0.93	2.15	55	5
2:A:176:RCY:H1CA	2:A:187:RCY:H1V	0.93	1.39	93	1
2:A:168:RCY:C1M	2:A:173:RCY:C1Z	0.93	2.47	84	1
2:A:138:RCY:H1YB	2:A:150:RCY:C1P	0.93	1.94	60	1
1:A:71:GLU:CB	2:A:173:RCY:H1V	0.93	1.92	50	1
1:A:68:CYS:N	2:A:168:RCY:H1LA	0.93	1.79	91	3
2:A:110:RCY:H1Y	2:A:121:RCY:H1VB	0.93	1.41	81	2
2:A:110:RCY:O1G	2:A:110:RCY:C1Z	0.93	2.16	90	5
1:A:64:ILE:CG1	2:A:168:RCY:C1Z	0.93	2.46	78	2
1:A:67:ILE:HG22	2:A:173:RCY:H1C	0.93	0.93	31	1
1:A:64:ILE:CD1	2:A:150:RCY:H1LA	0.93	1.93	75	1
1:A:61:GLY:HA2	2:A:160:RCY:N1R	0.93	1.71	2	1
1:A:64:ILE:O	2:A:138:RCY:C1Y	0.93	2.17	85	1
2:A:130:RCY:H1ZB	2:A:160:RCY:C1L	0.93	1.91	61	1
2:A:138:RCY:H1Y	2:A:187:RCY:H1YA	0.93	1.38	86	1
2:A:138:RCY:H1Y	2:A:150:RCY:C1Y	0.93	1.94	26	1
2:A:138:RCY:H1YB	2:A:173:RCY:H1ZA	0.92	1.40	32	1
2:A:176:RCY:H1U	2:A:187:RCY:H1MA	0.92	1.38	96	1
2:A:173:RCY:H1V	2:A:176:RCY:H1M	0.92	0.96	17	3
1:A:64:ILE:HG13	2:A:168:RCY:H1ZA	0.92	1.38	78	2
2:A:173:RCY:O1J	2:A:187:RCY:H1YA	0.92	1.54	99	2

Continued on next page...

Continued from previous page...

Atom-1	Atom-2	Clash(Å)	Distance(Å)	Models	
				Worst	Total
1:A:70:TRP:HB3	2:A:168:RCY:H1S	0.92	1.38	19	1
2:A:150:RCY:H1MA	2:A:168:RCY:H1YA	0.92	0.95	74	1
2:A:160:RCY:H1M	2:A:168:RCY:C1L	0.92	1.93	58	1
2:A:160:RCY:C1Z	2:A:168:RCY:H1VB	0.92	1.93	58	1
2:A:173:RCY:C1Q	2:A:187:RCY:H1C	0.92	1.93	7	1
1:A:67:ILE:HG12	2:A:168:RCY:H1CB	0.92	1.40	27	1
2:A:168:RCY:C1S	2:A:173:RCY:C1U	0.92	2.28	71	1
2:A:110:RCY:O1G	2:A:110:RCY:C1C	0.92	2.17	11	7
2:A:110:RCY:C1Z	2:A:121:RCY:H1VA	0.92	1.95	81	1
2:A:160:RCY:N1R	2:A:168:RCY:C1M	0.92	2.33	52	2
1:A:60:CYS:H	2:A:160:RCY:H1L	0.92	1.10	28	1
1:A:60:CYS:HB3	2:A:168:RCY:C1Z	0.92	1.93	52	1
1:A:67:ILE:O	2:A:150:RCY:O1J	0.92	1.87	72	1
1:A:67:ILE:HG12	2:A:176:RCY:H1MA	0.92	1.38	22	1
2:A:138:RCY:H1L	2:A:150:RCY:H1VB	0.92	1.39	98	1
2:A:173:RCY:C1Q	2:A:176:RCY:H1MA	0.92	1.92	61	1
2:A:176:RCY:C1C	2:A:187:RCY:C1M	0.92	0.93	4	3
1:A:71:GLU:OE2	2:A:173:RCY:H1V	0.92	1.64	68	1
2:A:160:RCY:O1H	2:A:176:RCY:O1G	0.92	1.85	73	1
1:A:78:LEU:CD2	2:A:187:RCY:C1C	0.92	0.92	91	1
2:A:168:RCY:C1C	2:A:173:RCY:H1V	0.92	1.95	41	2
2:A:173:RCY:H1S	2:A:176:RCY:C1M	0.92	1.92	67	1
1:A:63:ASP:O	2:A:160:RCY:H1VB	0.92	1.55	3	1
2:A:160:RCY:H1YB	2:A:168:RCY:C1L	0.92	1.95	58	3
2:A:173:RCY:O1J	2:A:176:RCY:C1L	0.92	2.16	93	2
1:A:70:TRP:HZ3	2:A:168:RCY:H1C	0.92	1.16	95	2
2:A:168:RCY:C1V	2:A:173:RCY:H1ZA	0.92	1.94	29	1
2:A:160:RCY:H1U	2:A:160:RCY:N1R	0.92	1.77	25	1
1:A:73:CYS:SG	2:A:130:RCY:C1V	0.92	2.58	5	1
2:A:168:RCY:H1V	2:A:187:RCY:H1ZB	0.92	1.38	31	2
1:A:62:THR:HA	2:A:138:RCY:H1ZA	0.92	0.96	38	1
2:A:130:RCY:C1Q	2:A:130:RCY:H1CA	0.92	1.94	85	4
1:A:75:HIS:HA	2:A:176:RCY:C1P	0.92	1.94	13	1
1:A:75:HIS:C	2:A:176:RCY:C1L	0.92	2.36	13	1
1:A:65:THR:HG22	2:A:168:RCY:H1L	0.92	1.39	55	1
2:A:160:RCY:C1Y	2:A:168:RCY:C1U	0.92	2.47	44	1
1:A:63:ASP:OD1	2:A:150:RCY:H1Z	0.92	1.62	80	1
2:A:138:RCY:C1C	2:A:173:RCY:H1Z	0.92	1.94	15	2
2:A:130:RCY:C1X	2:A:160:RCY:C1S	0.92	2.48	8	1
2:A:138:RCY:H1MA	2:A:150:RCY:O1G	0.92	1.65	1	1
2:A:160:RCY:C1W	2:A:168:RCY:C1V	0.92	2.46	55	1

Continued on next page...

Continued from previous page...

Atom-1	Atom-2	Clash(Å)	Distance(Å)	Models	
				Worst	Total
1:A:71:GLU:OE1	2:A:176:RCY:C1Z	0.92	2.17	84	1
1:A:68:CYS:O	2:A:168:RCY:C1L	0.92	2.17	38	2
1:A:70:TRP:CD2	2:A:173:RCY:H1YB	0.92	1.98	92	1
1:A:67:ILE:HG21	2:A:138:RCY:C1Q	0.92	1.93	72	1
1:A:64:ILE:HG12	2:A:168:RCY:C1M	0.92	1.94	6	1
1:A:71:GLU:N	2:A:168:RCY:C1Q	0.92	2.13	22	1
2:A:150:RCY:C1Y	2:A:187:RCY:C1U	0.92	2.48	78	1
2:A:173:RCY:N1V	2:A:187:RCY:H1MA	0.92	1.79	93	1
2:A:168:RCY:H1CB	2:A:176:RCY:C1Z	0.92	1.93	59	1
2:A:110:RCY:H1Z	2:A:121:RCY:C1C	0.92	1.94	33	1
1:A:60:CYS:C	2:A:160:RCY:N1R	0.92	2.12	2	1
2:A:130:RCY:C1Z	2:A:130:RCY:O1H	0.92	2.17	66	1
1:A:72:ALA:N	2:A:173:RCY:C1M	0.92	2.05	78	1
2:A:150:RCY:O1H	2:A:150:RCY:C1C	0.92	2.18	93	2
2:A:173:RCY:H1VA	2:A:176:RCY:C1Z	0.92	1.94	4	1
2:A:173:RCY:C1C	2:A:187:RCY:H1ZB	0.92	1.94	93	1
2:A:130:RCY:H1Y	2:A:160:RCY:H1VB	0.92	1.37	43	1
2:A:150:RCY:H1CA	2:A:150:RCY:C1P	0.92	1.95	61	7
2:A:173:RCY:C1C	2:A:187:RCY:O1G	0.92	2.18	100	2
2:A:187:RCY:O1H	2:A:187:RCY:C1V	0.92	2.18	72	5
2:A:160:RCY:N1V	2:A:173:RCY:C1C	0.92	2.24	11	1
2:A:187:RCY:C1C	2:A:187:RCY:O1H	0.92	2.18	18	2
1:A:68:CYS:SG	2:A:160:RCY:H1C	0.92	2.05	3	1
1:A:62:THR:C	2:A:160:RCY:H1CA	0.92	1.84	46	1
1:A:69:PRO:HG2	2:A:173:RCY:C1Z	0.92	1.92	57	1
1:A:67:ILE:HD11	2:A:160:RCY:H1VA	0.92	1.41	86	1
2:A:176:RCY:C1Y	2:A:187:RCY:O1G	0.92	2.13	10	2
1:A:60:CYS:O	2:A:160:RCY:C1L	0.92	2.16	30	2
2:A:168:RCY:H1MA	2:A:173:RCY:H1MA	0.92	1.40	70	1
1:A:69:PRO:CB	2:A:173:RCY:O1G	0.92	2.17	75	1
2:A:173:RCY:C1Z	2:A:187:RCY:H1ZB	0.92	1.93	84	1
2:A:138:RCY:H1YA	2:A:187:RCY:H1C	0.91	1.39	59	2
1:A:71:GLU:HG2	2:A:150:RCY:N1V	0.91	1.59	58	2
2:A:173:RCY:H1ZB	2:A:187:RCY:C1L	0.91	1.94	100	1
2:A:138:RCY:H1YB	2:A:150:RCY:H1CA	0.91	1.42	97	1
2:A:168:RCY:C1Q	2:A:176:RCY:H1ZA	0.91	1.90	77	1
2:A:150:RCY:H1YB	2:A:187:RCY:H1CB	0.91	1.39	78	1
1:A:71:GLU:OE1	2:A:160:RCY:H1VB	0.91	1.65	58	1
2:A:168:RCY:H1MA	2:A:173:RCY:C1Z	0.91	1.93	84	1
2:A:173:RCY:H1ZB	2:A:187:RCY:H1ZA	0.91	0.94	84	1
1:A:74:ASN:O	2:A:176:RCY:C1V	0.91	2.19	62	2

Continued on next page...

Continued from previous page...

Atom-1	Atom-2	Clash(Å)	Distance(Å)	Models	
				Worst	Total
2:A:168:RCY:O1J	2:A:187:RCY:H1U	0.91	1.65	70	2
2:A:150:RCY:C1V	2:A:173:RCY:C1V	0.91	2.16	31	1
2:A:150:RCY:C1Y	2:A:173:RCY:N1R	0.91	2.32	3	1
2:A:176:RCY:H1ZB	2:A:187:RCY:C1U	0.91	1.95	17	1
2:A:150:RCY:H1Y	2:A:187:RCY:C1U	0.91	1.94	78	1
1:A:69:PRO:HG2	2:A:150:RCY:C1Y	0.91	1.87	85	1
1:A:70:TRP:CA	2:A:173:RCY:C1Y	0.91	2.48	85	1
2:A:138:RCY:H1YA	2:A:187:RCY:C1W	0.91	1.95	86	1
2:A:138:RCY:H1L	2:A:160:RCY:H1ZB	0.91	1.17	18	1
1:A:77:GLU:CD	2:A:176:RCY:H1VB	0.91	1.74	7	1
2:A:176:RCY:H1YA	2:A:187:RCY:C1C	0.91	1.94	27	2
2:A:168:RCY:O1J	2:A:173:RCY:C1V	0.91	2.19	48	1
2:A:130:RCY:C1Y	2:A:160:RCY:N1R	0.91	2.24	50	2
2:A:138:RCY:O1J	2:A:150:RCY:C1Y	0.91	2.18	6	2
1:A:70:TRP:CD1	2:A:168:RCY:C1Y	0.91	2.50	37	1
1:A:73:CYS:O	2:A:173:RCY:C1C	0.91	2.17	35	1
1:A:70:TRP:HZ2	2:A:160:RCY:C1X	0.91	1.75	34	1
1:A:69:PRO:HG3	2:A:168:RCY:C1M	0.91	1.76	66	1
2:A:138:RCY:C1Q	2:A:150:RCY:O1H	0.91	2.18	62	1
1:A:71:GLU:CD	2:A:173:RCY:H1V	0.91	1.84	68	1
1:A:71:GLU:OE2	2:A:168:RCY:C1P	0.91	2.18	93	1
2:A:160:RCY:N1V	2:A:168:RCY:C1U	0.91	2.33	47	1
2:A:160:RCY:H1ZA	2:A:168:RCY:H1VB	0.91	1.41	58	2
1:A:72:ALA:O	2:A:168:RCY:C1W	0.91	2.03	57	1
2:A:138:RCY:C1C	2:A:160:RCY:C1Y	0.91	1.97	27	2
2:A:160:RCY:H1CB	2:A:173:RCY:H1Z	0.91	0.94	11	1
2:A:168:RCY:C1C	2:A:168:RCY:O1G	0.91	2.17	80	3
2:A:173:RCY:C1V	2:A:173:RCY:O1H	0.91	2.19	83	7
1:A:65:THR:H	2:A:168:RCY:H1L	0.91	1.22	97	1
2:A:168:RCY:H1ZB	2:A:176:RCY:H1Z	0.91	1.43	6	1
1:A:63:ASP:CB	2:A:160:RCY:H1CB	0.91	1.93	63	2
2:A:138:RCY:H1MA	2:A:150:RCY:H1V	0.91	1.39	75	2
2:A:138:RCY:N1R	2:A:160:RCY:C1C	0.91	2.21	69	1
2:A:173:RCY:H1Z	2:A:176:RCY:C1S	0.91	1.93	29	1
1:A:64:ILE:HB	2:A:160:RCY:H1YB	0.91	1.40	47	1
2:A:176:RCY:C1U	2:A:187:RCY:C1C	0.91	2.48	87	1
2:A:173:RCY:C1X	2:A:176:RCY:H1VA	0.91	1.55	71	1
1:A:69:PRO:CB	2:A:173:RCY:C1Q	0.91	2.48	81	1
2:A:187:RCY:H1U	2:A:187:RCY:N1R	0.91	1.80	79	2
1:A:66:VAL:C	2:A:168:RCY:O1H	0.91	2.08	51	1
1:A:66:VAL:HA	2:A:121:RCY:C1Y	0.91	1.96	83	1

Continued on next page...

Continued from previous page...

Atom-1	Atom-2	Clash(Å)	Distance(Å)	Models	
				Worst	Total
1:A:69:PRO:HB2	2:A:173:RCY:H1YB	0.91	0.94	35	1
1:A:62:THR:O	2:A:160:RCY:C1C	0.91	2.19	46	1
1:A:63:ASP:O	2:A:160:RCY:H1Z	0.91	1.63	78	2
1:A:65:THR:HG21	2:A:160:RCY:H1Y	0.91	1.37	55	1
2:A:168:RCY:H1ZB	2:A:173:RCY:N1V	0.91	1.80	55	1
1:A:67:ILE:C	2:A:173:RCY:C1Y	0.91	2.16	100	2
1:A:71:GLU:CG	2:A:173:RCY:H1V	0.91	1.95	50	1
1:A:59:GLY:H	2:A:160:RCY:H1ZB	0.91	1.23	49	1
2:A:173:RCY:H1C	2:A:176:RCY:N1R	0.91	1.73	78	1
1:A:74:ASN:HA	2:A:173:RCY:C1V	0.91	1.96	78	1
2:A:173:RCY:H1CB	2:A:176:RCY:H1LA	0.91	1.39	36	1
1:A:63:ASP:HB2	2:A:138:RCY:C1Z	0.91	1.96	73	1
2:A:168:RCY:C1U	2:A:187:RCY:H1ZA	0.91	1.96	84	1
1:A:64:ILE:O	1:A:66:VAL:N	0.91	2.04	73	41
2:A:176:RCY:C1P	2:A:187:RCY:H1MA	0.91	1.96	26	2
2:A:173:RCY:C1C	2:A:176:RCY:C1Q	0.91	2.48	34	2
1:A:71:GLU:O	2:A:173:RCY:C1L	0.91	2.18	88	2
2:A:160:RCY:O1H	2:A:160:RCY:H1ZB	0.91	1.65	41	1
2:A:168:RCY:H1Z	2:A:187:RCY:O1G	0.91	1.66	3	1
1:A:64:ILE:N	2:A:138:RCY:C1V	0.91	2.17	85	1
2:A:121:RCY:H1C	2:A:168:RCY:H1CA	0.91	1.42	27	1
2:A:130:RCY:H1CA	2:A:130:RCY:C1P	0.91	1.96	86	8
1:A:70:TRP:CD2	2:A:173:RCY:C1Y	0.91	2.31	26	2
1:A:65:THR:HB	2:A:160:RCY:H1YB	0.91	1.43	100	1
2:A:160:RCY:O1J	2:A:168:RCY:H1VB	0.91	1.63	70	1
2:A:168:RCY:H1CA	2:A:176:RCY:H1Y	0.91	1.41	15	2
1:A:71:GLU:HB3	2:A:168:RCY:H1LA	0.91	1.35	27	2
1:A:62:THR:CG2	2:A:160:RCY:C1P	0.91	2.49	82	1
2:A:150:RCY:C1Y	2:A:187:RCY:H1CA	0.91	1.95	83	1
1:A:73:CYS:HB3	2:A:168:RCY:C1Z	0.91	1.44	99	1
2:A:160:RCY:C1Z	2:A:173:RCY:H1VA	0.91	1.95	37	1
1:A:64:ILE:O	2:A:168:RCY:H1LA	0.91	1.65	17	1
1:A:70:TRP:NE1	2:A:168:RCY:C1S	0.91	2.34	42	1
1:A:71:GLU:OE2	2:A:150:RCY:O1G	0.91	1.87	58	1
2:A:173:RCY:C1V	2:A:187:RCY:H1ZB	0.91	1.95	36	1
2:A:138:RCY:C1C	2:A:160:RCY:H1LA	0.91	1.89	73	1
2:A:138:RCY:C1Y	2:A:150:RCY:H1U	0.91	1.91	60	1
2:A:138:RCY:H1YB	2:A:150:RCY:C1U	0.91	1.92	60	1
1:A:59:GLY:HA3	2:A:160:RCY:H1ZB	0.91	1.38	100	1
1:A:64:ILE:CG1	2:A:168:RCY:C1M	0.91	2.48	6	1
2:A:173:RCY:O1G	2:A:176:RCY:C1X	0.91	2.19	11	1

Continued on next page...

Continued from previous page...

Atom-1	Atom-2	Clash(Å)	Distance(Å)	Models	
				Worst	Total
1:A:69:PRO:CG	2:A:173:RCY:C1Y	0.90	2.48	9	1
2:A:138:RCY:H1VA	2:A:176:RCY:H1CA	0.90	0.91	9	1
1:A:67:ILE:CG2	2:A:150:RCY:C1V	0.90	2.50	31	1
1:A:66:VAL:CB	2:A:121:RCY:C1Y	0.90	2.34	83	1
2:A:160:RCY:C1V	2:A:160:RCY:O1H	0.90	2.18	98	6
2:A:187:RCY:H1CA	2:A:187:RCY:C1P	0.90	1.95	4	6
2:A:138:RCY:H1VB	2:A:150:RCY:H1VB	0.90	0.90	67	1
1:A:70:TRP:O	2:A:176:RCY:H1C	0.90	1.66	62	1
2:A:168:RCY:H1Z	2:A:173:RCY:H1V	0.90	1.42	58	1
1:A:71:GLU:CD	2:A:130:RCY:H1ZA	0.90	1.84	94	1
1:A:64:ILE:HG13	2:A:168:RCY:N1R	0.90	1.80	69	1
2:A:138:RCY:C1W	2:A:187:RCY:H1CB	0.90	1.93	44	1
2:A:138:RCY:C1W	2:A:150:RCY:C1Q	0.90	2.50	60	1
2:A:173:RCY:H1YA	2:A:187:RCY:O1J	0.90	1.65	92	1
2:A:173:RCY:C1M	2:A:176:RCY:C1Q	0.90	2.37	88	2
1:A:70:TRP:C	2:A:173:RCY:H1VB	0.90	1.87	6	1
2:A:160:RCY:C1Y	2:A:173:RCY:C1W	0.90	2.27	41	1
2:A:173:RCY:N1R	2:A:187:RCY:C1C	0.90	2.32	99	1
1:A:63:ASP:O	2:A:150:RCY:C1V	0.90	2.19	85	1
2:A:150:RCY:H1M	2:A:187:RCY:H1Z	0.90	1.43	69	1
2:A:173:RCY:H1VA	2:A:187:RCY:H1VA	0.90	0.90	48	1
2:A:173:RCY:H1VB	2:A:176:RCY:H1V	0.90	0.91	62	2
1:A:62:THR:O	2:A:160:RCY:H1CA	0.90	1.67	46	1
2:A:150:RCY:C1M	2:A:160:RCY:H1VB	0.90	1.79	42	1
2:A:138:RCY:C1Q	2:A:150:RCY:C1V	0.90	2.49	19	1
2:A:121:RCY:C1P	2:A:121:RCY:H1CA	0.90	1.96	90	7
2:A:150:RCY:O1H	2:A:150:RCY:C1V	0.90	2.19	90	8
1:A:64:ILE:HD11	2:A:168:RCY:C1L	0.90	1.76	12	2
2:A:160:RCY:O1J	2:A:168:RCY:C1W	0.90	2.18	78	2
1:A:61:GLY:CA	2:A:160:RCY:H1LA	0.90	1.95	19	1
1:A:61:GLY:HA2	2:A:168:RCY:C1P	0.90	1.95	24	1
1:A:75:HIS:O	2:A:173:RCY:C1C	0.90	2.20	73	1
2:A:168:RCY:C1U	2:A:173:RCY:H1V	0.90	1.95	27	1
2:A:130:RCY:C1Y	2:A:160:RCY:H1VB	0.90	1.96	18	2
1:A:78:LEU:HD22	2:A:138:RCY:H1V	0.90	1.43	40	2
1:A:70:TRP:CH2	2:A:130:RCY:C1Y	0.90	2.53	88	1
1:A:70:TRP:HB3	2:A:168:RCY:H1CB	0.90	0.92	20	1
2:A:138:RCY:H1M	2:A:150:RCY:H1C	0.90	1.43	56	2
1:A:73:CYS:CB	2:A:176:RCY:N1R	0.90	2.14	70	1
1:A:70:TRP:CG	2:A:187:RCY:H1ZB	0.90	2.00	76	1
2:A:130:RCY:H1VA	2:A:187:RCY:H1VB	0.90	1.44	94	1

Continued on next page...

Continued from previous page...

Atom-1	Atom-2	Clash(Å)	Distance(Å)	Models	
				Worst	Total
2:A:176:RCY:H1CA	2:A:187:RCY:C1M	0.90	1.95	86	1
2:A:168:RCY:C1Y	2:A:187:RCY:H1Y	0.90	1.95	7	1
2:A:110:RCY:H1YB	2:A:121:RCY:C1V	0.90	1.93	81	1
2:A:173:RCY:C1P	2:A:173:RCY:H1CA	0.90	1.96	86	5
2:A:150:RCY:C1U	2:A:160:RCY:H1VB	0.90	1.94	42	1
2:A:150:RCY:H1VA	2:A:187:RCY:C1Y	0.90	1.97	66	1
2:A:173:RCY:C1Y	2:A:176:RCY:H1MA	0.90	1.95	62	1
2:A:173:RCY:H1S	2:A:176:RCY:O1H	0.90	1.64	54	2
2:A:150:RCY:O1J	2:A:187:RCY:C1C	0.90	2.19	50	1
1:A:61:GLY:CA	2:A:160:RCY:C1L	0.90	2.46	2	2
1:A:61:GLY:C	2:A:160:RCY:H1LA	0.90	1.85	19	1
2:A:130:RCY:C1C	2:A:160:RCY:H1CB	0.90	1.97	8	1
1:A:75:HIS:C	2:A:173:RCY:C1C	0.90	2.39	29	1
1:A:71:GLU:OE2	2:A:168:RCY:H1CB	0.90	1.66	36	2
1:A:71:GLU:OE2	2:A:110:RCY:H1CB	0.90	1.65	5	1
1:A:73:CYS:CB	2:A:176:RCY:H1C	0.90	1.66	52	1
2:A:121:RCY:H1CA	2:A:121:RCY:C1P	0.90	1.97	98	6
1:A:69:PRO:CD	2:A:160:RCY:C1C	0.90	2.50	35	1
2:A:173:RCY:C1C	2:A:187:RCY:C1Z	0.90	2.50	93	1
1:A:77:GLU:HG3	2:A:173:RCY:C1V	0.90	1.97	32	1
2:A:187:RCY:H1ZB	2:A:187:RCY:O1H	0.90	1.67	68	3
1:A:71:GLU:HG3	2:A:173:RCY:H1V	0.90	1.43	50	1
1:A:73:CYS:O	2:A:173:RCY:H1S	0.90	1.67	41	2
1:A:71:GLU:HB3	2:A:173:RCY:C1Q	0.90	1.97	89	1
2:A:168:RCY:C1Y	2:A:173:RCY:H1V	0.90	1.97	58	2
2:A:168:RCY:H1S	2:A:173:RCY:H1YB	0.90	0.92	94	1
1:A:66:VAL:HG13	2:A:121:RCY:H1CB	0.90	1.44	4	1
2:A:138:RCY:H1Z	2:A:187:RCY:H1CB	0.90	0.91	44	1
2:A:168:RCY:H1VB	2:A:168:RCY:H1L	0.90	1.42	7	1
1:A:72:ALA:CB	2:A:173:RCY:C1M	0.90	2.49	80	1
2:A:150:RCY:H1YA	2:A:187:RCY:C1Y	0.90	1.96	32	2
2:A:176:RCY:O1H	2:A:176:RCY:C1V	0.90	2.18	45	4
2:A:173:RCY:H1VA	2:A:176:RCY:H1S	0.90	1.41	35	1
1:A:68:CYS:CB	2:A:176:RCY:O1J	0.90	2.20	80	2
1:A:70:TRP:CH2	2:A:176:RCY:C1Z	0.90	2.55	85	1
1:A:70:TRP:NE1	2:A:176:RCY:C1M	0.90	2.14	4	1
2:A:138:RCY:C1Z	2:A:150:RCY:C1Q	0.89	2.50	60	1
1:A:70:TRP:HE1	2:A:121:RCY:H1Y	0.89	1.04	49	1
2:A:173:RCY:C1S	2:A:176:RCY:C1M	0.89	2.47	67	1
1:A:63:ASP:O	2:A:160:RCY:H1V	0.89	1.68	3	1
1:A:64:ILE:HD11	2:A:187:RCY:H1M	0.89	1.37	85	1

Continued on next page...

Continued from previous page...

Atom-1	Atom-2	Clash(Å)	Distance(Å)	Models	
				Worst	Total
2:A:130:RCY:H1CA	2:A:160:RCY:H1CB	0.89	1.43	8	1
1:A:74:ASN:OD1	2:A:173:RCY:H1C	0.89	1.67	91	1
1:A:70:TRP:HA	2:A:168:RCY:H1VB	0.89	1.41	22	1
2:A:187:RCY:O1H	2:A:187:RCY:H1ZB	0.89	1.66	42	4
1:A:70:TRP:NE1	2:A:176:RCY:C1V	0.89	2.35	82	1
2:A:173:RCY:H1U	2:A:176:RCY:C1L	0.89	1.97	38	1
2:A:160:RCY:O1H	2:A:160:RCY:C1Z	0.89	2.19	91	4
1:A:65:THR:HG22	2:A:160:RCY:H1MA	0.89	0.91	100	1
2:A:168:RCY:C1Z	2:A:187:RCY:H1ZB	0.89	1.97	100	2
2:A:130:RCY:C1X	2:A:130:RCY:C1M	0.89	0.90	79	1
1:A:70:TRP:HB2	2:A:173:RCY:C1M	0.89	1.74	6	1
1:A:66:VAL:CA	2:A:121:RCY:C1Y	0.89	2.50	83	1
2:A:150:RCY:O1J	2:A:187:RCY:C1Y	0.89	2.19	37	2
1:A:70:TRP:HE1	2:A:168:RCY:C1Q	0.89	1.80	42	2
1:A:70:TRP:CH2	2:A:176:RCY:C1V	0.89	2.52	4	1
2:A:173:RCY:H1VA	2:A:176:RCY:H1V	0.89	1.44	69	1
1:A:75:HIS:HA	2:A:168:RCY:H1ZB	0.89	1.43	73	1
1:A:70:TRP:CD2	2:A:168:RCY:H1VB	0.89	2.02	28	1
1:A:65:THR:N	2:A:168:RCY:O1J	0.89	2.05	30	1
2:A:150:RCY:C1W	2:A:187:RCY:O1J	0.89	2.08	53	1
1:A:68:CYS:N	2:A:176:RCY:N1V	0.89	1.85	22	1
1:A:64:ILE:HD13	2:A:150:RCY:C1L	0.89	1.97	75	1
2:A:173:RCY:H1C	2:A:176:RCY:H1C	0.89	0.91	8	1
1:A:60:CYS:O	2:A:130:RCY:O1H	0.89	1.91	18	1
2:A:168:RCY:O1H	2:A:168:RCY:C1V	0.89	2.19	42	9
2:A:173:RCY:H1Z	2:A:176:RCY:H1VB	0.89	0.93	31	1
2:A:173:RCY:H1Z	2:A:187:RCY:O1J	0.89	1.67	82	1
2:A:173:RCY:H1YA	2:A:176:RCY:C1W	0.89	1.86	99	2
2:A:187:RCY:H1CA	2:A:187:RCY:C1Q	0.89	1.96	18	2
1:A:74:ASN:HA	2:A:173:RCY:C1C	0.89	1.96	35	1
2:A:173:RCY:H1MA	2:A:176:RCY:H1YA	0.89	1.45	74	1
2:A:160:RCY:H1VA	2:A:176:RCY:H1VA	0.89	0.92	57	1
2:A:168:RCY:O1G	2:A:176:RCY:O1H	0.89	1.82	76	1
1:A:70:TRP:CD1	2:A:176:RCY:H1M	0.89	2.03	4	1
2:A:138:RCY:C1C	2:A:150:RCY:H1Z	0.89	1.96	59	2
1:A:63:ASP:CG	2:A:160:RCY:C1Z	0.89	2.19	73	1
2:A:138:RCY:H1VA	2:A:187:RCY:H1ZA	0.89	0.91	11	1
2:A:110:RCY:O1H	2:A:110:RCY:C1V	0.89	2.18	80	7
2:A:130:RCY:H1YA	2:A:160:RCY:C1V	0.89	1.97	81	1
1:A:74:ASN:HB3	2:A:176:RCY:C1P	0.89	1.97	52	1
1:A:71:GLU:OE2	2:A:176:RCY:O1G	0.89	1.90	37	1

Continued on next page...

Continued from previous page...

Atom-1	Atom-2	Clash(Å)	Distance(Å)	Models	
				Worst	Total
2:A:176:RCY:H1CA	2:A:176:RCY:C1P	0.89	1.96	46	5
2:A:138:RCY:H1MA	2:A:187:RCY:H1YB	0.89	1.00	68	1
2:A:168:RCY:C1Q	2:A:173:RCY:H1YA	0.89	1.90	84	1
2:A:121:RCY:C1C	2:A:168:RCY:H1CA	0.89	1.97	27	1
1:A:69:PRO:HD2	2:A:168:RCY:C1Q	0.89	1.98	23	3
2:A:138:RCY:H1YA	2:A:150:RCY:C1M	0.89	1.96	26	2
1:A:71:GLU:CG	2:A:176:RCY:C1C	0.89	2.51	44	1
2:A:176:RCY:H1V	2:A:187:RCY:N1V	0.89	1.82	91	1
1:A:70:TRP:CD2	2:A:187:RCY:H1ZB	0.89	2.02	92	1
1:A:59:GLY:HA3	2:A:160:RCY:C1V	0.89	1.96	83	1
2:A:138:RCY:O1G	2:A:187:RCY:C1Y	0.89	2.20	63	1
2:A:168:RCY:H1CB	2:A:173:RCY:H1M	0.89	1.44	99	2
1:A:69:PRO:CD	2:A:160:RCY:H1CA	0.89	1.98	35	2
1:A:69:PRO:CG	2:A:173:RCY:H1YB	0.89	1.96	35	2
2:A:150:RCY:C1M	2:A:187:RCY:H1V	0.89	1.95	89	1
1:A:60:CYS:C	2:A:160:RCY:C1P	0.89	2.41	2	1
1:A:74:ASN:H	2:A:176:RCY:H1VA	0.89	1.23	62	1
2:A:130:RCY:N1V	2:A:138:RCY:H1L	0.89	1.82	58	1
1:A:64:ILE:HB	2:A:160:RCY:C1Y	0.89	1.95	47	1
2:A:130:RCY:O1H	2:A:130:RCY:C1V	0.89	2.21	72	6
1:A:73:CYS:O	2:A:176:RCY:H1CB	0.89	1.66	20	1
1:A:73:CYS:HB3	2:A:176:RCY:H1M	0.89	1.43	70	1
1:A:64:ILE:HG23	2:A:168:RCY:O1H	0.89	1.66	62	2
1:A:70:TRP:HE1	2:A:168:RCY:H1ZB	0.89	1.19	24	1
1:A:69:PRO:CB	2:A:173:RCY:C1S	0.89	2.44	26	1
2:A:168:RCY:C1Y	2:A:176:RCY:O1J	0.89	2.21	90	1
1:A:62:THR:HB	2:A:130:RCY:H1V	0.89	1.44	9	1
2:A:176:RCY:H1VB	2:A:187:RCY:C1M	0.88	1.96	96	1
2:A:150:RCY:H1ZB	2:A:160:RCY:H1YB	0.88	1.38	88	1
1:A:70:TRP:HB3	2:A:187:RCY:C1Z	0.88	1.98	51	1
2:A:150:RCY:H1CA	2:A:187:RCY:N1V	0.88	1.83	50	1
1:A:71:GLU:HB2	2:A:176:RCY:C1V	0.88	1.95	49	1
1:A:66:VAL:HG12	2:A:121:RCY:H1Z	0.88	0.91	89	1
2:A:138:RCY:H1M	2:A:187:RCY:H1YB	0.88	0.90	68	1
1:A:76:CYS:HB3	2:A:160:RCY:N1V	0.88	1.80	73	1
2:A:168:RCY:H1ZA	2:A:187:RCY:C1W	0.88	1.91	84	1
1:A:67:ILE:O	2:A:173:RCY:C1M	0.88	2.19	80	1
1:A:70:TRP:HB2	2:A:168:RCY:C1M	0.88	1.95	28	1
2:A:110:RCY:O1H	2:A:110:RCY:C1Z	0.88	2.21	5	2
1:A:70:TRP:O	2:A:168:RCY:H1VB	0.88	1.68	20	1
2:A:150:RCY:H1Y	2:A:176:RCY:H1Y	0.88	1.44	37	1

Continued on next page...

Continued from previous page...

Atom-1	Atom-2	Clash(Å)	Distance(Å)	Models	
				Worst	Total
2:A:138:RCY:H1VB	2:A:150:RCY:H1C	0.88	0.89	10	1
2:A:168:RCY:H1S	2:A:173:RCY:H1Y	0.88	1.44	84	1
2:A:168:RCY:H1Z	2:A:176:RCY:C1Z	0.88	1.95	11	2
2:A:173:RCY:C1U	2:A:176:RCY:O1J	0.88	2.21	51	2
2:A:130:RCY:H1VA	2:A:187:RCY:C1V	0.88	1.98	94	1
2:A:150:RCY:C1Z	2:A:187:RCY:C1W	0.88	2.39	49	2
1:A:74:ASN:H	2:A:173:RCY:H1L	0.88	1.25	52	1
2:A:168:RCY:C1M	2:A:173:RCY:C1M	0.88	2.52	70	1
2:A:173:RCY:H1VB	2:A:187:RCY:H1Y	0.88	1.46	67	1
2:A:150:RCY:H1YA	2:A:173:RCY:C1X	0.88	1.90	3	1
1:A:70:TRP:HB3	2:A:168:RCY:H1LA	0.88	0.90	46	1
1:A:75:HIS:HB2	2:A:176:RCY:H1L	0.88	1.45	13	1
1:A:60:CYS:CA	2:A:130:RCY:O1H	0.88	2.20	18	1
1:A:75:HIS:O	2:A:173:RCY:H1Z	0.88	1.68	88	1
2:A:121:RCY:H1ZB	2:A:121:RCY:C1Q	0.88	1.99	29	4
2:A:173:RCY:H1CB	2:A:176:RCY:H1M	0.88	0.89	52	1
1:A:73:CYS:HB2	2:A:176:RCY:H1C	0.88	0.89	52	1
2:A:173:RCY:H1ZB	2:A:176:RCY:C1L	0.88	1.99	20	1
2:A:168:RCY:C1Q	2:A:168:RCY:C1S	0.88	2.51	79	1
2:A:173:RCY:C1P	2:A:176:RCY:H1C	0.88	1.95	64	1
2:A:173:RCY:O1G	2:A:176:RCY:H1MA	0.88	1.68	41	1
2:A:168:RCY:O1H	2:A:168:RCY:C1C	0.88	2.18	54	2
1:A:70:TRP:CZ2	2:A:160:RCY:H1VB	0.88	2.03	34	1
2:A:168:RCY:H1U	2:A:176:RCY:C1W	0.88	1.99	98	1
1:A:70:TRP:CB	2:A:176:RCY:C1Z	0.88	2.31	18	1
1:A:78:LEU:HD22	2:A:187:RCY:C1C	0.88	0.63	91	1
2:A:173:RCY:O1H	2:A:176:RCY:O1G	0.88	1.92	23	2
1:A:62:THR:O	2:A:168:RCY:C1C	0.88	2.21	61	2
1:A:75:HIS:N	2:A:176:RCY:C1C	0.88	2.36	20	1
1:A:65:THR:O	2:A:150:RCY:C1Y	0.88	2.22	31	1
1:A:74:ASN:ND2	2:A:121:RCY:O1J	0.88	2.06	35	1
2:A:173:RCY:H1YB	2:A:187:RCY:H1Z	0.88	0.90	42	1
1:A:78:LEU:HD11	2:A:176:RCY:H1U	0.88	1.37	56	1
1:A:64:ILE:CA	2:A:168:RCY:O1H	0.88	2.20	78	1
1:A:64:ILE:HD12	2:A:187:RCY:C1Y	0.88	1.99	85	1
1:A:70:TRP:CE3	2:A:176:RCY:C1Z	0.88	2.34	4	1
2:A:138:RCY:O1J	2:A:160:RCY:C1V	0.88	2.20	92	1
2:A:138:RCY:O1J	2:A:187:RCY:C1Y	0.88	2.21	88	3
2:A:150:RCY:N1V	2:A:187:RCY:H1CB	0.88	1.78	50	1
2:A:130:RCY:H1C	2:A:160:RCY:H1CA	0.88	1.44	64	1
2:A:138:RCY:C1L	2:A:138:RCY:C1V	0.88	2.51	74	1

Continued on next page...

Continued from previous page...

Atom-1	Atom-2	Clash(Å)	Distance(Å)	Models	
				Worst	Total
1:A:71:GLU:HG2	2:A:168:RCY:H1LA	0.88	1.44	74	1
1:A:69:PRO:HG3	2:A:173:RCY:H1YB	0.88	1.45	61	1
1:A:67:ILE:CG2	2:A:173:RCY:H1MA	0.88	1.77	80	1
2:A:168:RCY:H1CA	2:A:168:RCY:C1Q	0.88	1.99	98	5
1:A:70:TRP:CE2	2:A:187:RCY:H1ZA	0.88	2.02	92	1
1:A:70:TRP:HB2	2:A:173:RCY:H1YB	0.88	1.46	85	2
2:A:138:RCY:H1CA	2:A:138:RCY:C1P	0.88	1.97	17	7
2:A:168:RCY:H1ZA	2:A:187:RCY:H1Y	0.88	1.43	97	1
2:A:110:RCY:C1P	2:A:110:RCY:H1CA	0.88	1.98	77	6
2:A:173:RCY:C1Q	2:A:173:RCY:H1CA	0.88	1.99	63	7
1:A:67:ILE:HD11	2:A:173:RCY:O1H	0.88	1.68	16	1
1:A:70:TRP:O	2:A:173:RCY:C1M	0.88	2.21	11	2
1:A:70:TRP:HZ2	2:A:168:RCY:O1J	0.88	1.52	24	1
2:A:176:RCY:C1Y	2:A:187:RCY:H1C	0.88	1.98	27	1
2:A:173:RCY:H1ZA	2:A:176:RCY:O1J	0.88	1.66	71	1
2:A:187:RCY:C1Q	2:A:187:RCY:H1CA	0.88	1.98	100	6
2:A:138:RCY:H1YA	2:A:150:RCY:C1X	0.88	1.98	97	1
2:A:138:RCY:C1U	2:A:150:RCY:H1V	0.88	1.94	19	2
2:A:138:RCY:H1Y	2:A:176:RCY:C1P	0.88	1.98	48	1
1:A:64:ILE:HD12	2:A:168:RCY:O1H	0.88	1.68	58	2
1:A:70:TRP:O	2:A:173:RCY:H1C	0.88	1.68	38	1
2:A:150:RCY:H1YA	2:A:173:RCY:C1U	0.88	1.97	3	1
1:A:72:ALA:CB	2:A:173:RCY:H1S	0.88	1.95	78	2
2:A:130:RCY:O1J	2:A:138:RCY:O1G	0.88	1.90	58	1
1:A:69:PRO:CG	2:A:187:RCY:H1ZA	0.88	1.99	54	1
1:A:64:ILE:HG21	2:A:160:RCY:H1MA	0.88	0.90	47	2
1:A:75:HIS:ND1	2:A:176:RCY:H1CB	0.88	1.80	84	1
2:A:173:RCY:H1LA	2:A:176:RCY:H1V	0.88	1.45	7	1
1:A:63:ASP:CB	2:A:150:RCY:H1Z	0.88	1.98	80	1
1:A:74:ASN:N	2:A:173:RCY:H1L	0.87	1.84	52	2
2:A:168:RCY:H1YB	2:A:187:RCY:H1VA	0.87	1.44	82	1
1:A:69:PRO:HB3	2:A:176:RCY:H1ZB	0.87	1.42	66	1
1:A:67:ILE:CD1	2:A:160:RCY:H1VA	0.87	1.99	86	1
2:A:160:RCY:H1ZA	2:A:168:RCY:C1L	0.87	1.79	73	1
2:A:160:RCY:C1Q	2:A:160:RCY:C1C	0.87	2.38	7	2
2:A:173:RCY:O1H	2:A:187:RCY:C1C	0.87	2.17	7	1
2:A:176:RCY:C1U	2:A:187:RCY:H1VB	0.87	1.98	77	2
1:A:65:THR:OG1	2:A:168:RCY:C1Q	0.87	2.15	60	1
2:A:121:RCY:C1V	2:A:121:RCY:O1H	0.87	2.22	27	5
1:A:71:GLU:OE1	2:A:110:RCY:O1G	0.87	1.91	5	1
2:A:160:RCY:H1Z	2:A:168:RCY:H1V	0.87	1.45	58	3

Continued on next page...

Continued from previous page...

Atom-1	Atom-2	Clash(Å)	Distance(Å)	Models	
				Worst	Total
1:A:75:HIS:NE2	2:A:173:RCY:H1ZB	0.87	1.84	42	1
1:A:69:PRO:HG3	2:A:187:RCY:H1Z	0.87	1.46	54	1
2:A:138:RCY:H1V	2:A:150:RCY:H1M	0.87	0.91	1	1
2:A:150:RCY:C1Y	2:A:160:RCY:H1ZA	0.87	1.97	29	1
2:A:173:RCY:O1G	2:A:176:RCY:H1VA	0.87	1.66	11	1
1:A:60:CYS:C	2:A:130:RCY:C1M	0.87	2.42	18	1
1:A:67:ILE:HB	2:A:173:RCY:H1YA	0.87	1.44	80	1
2:A:176:RCY:C1Q	2:A:176:RCY:H1CA	0.87	1.98	51	4
2:A:110:RCY:H1ZB	2:A:110:RCY:C1Q	0.87	1.99	37	4
1:A:59:GLY:C	2:A:160:RCY:C1P	0.87	2.42	70	1
1:A:71:GLU:HG2	2:A:176:RCY:O1G	0.87	1.69	44	1
1:A:60:CYS:HB3	2:A:130:RCY:C1Q	0.87	2.00	18	1
2:A:130:RCY:C1Y	2:A:160:RCY:C1V	0.87	2.52	81	4
2:A:168:RCY:H1YA	2:A:176:RCY:N1V	0.87	1.83	90	1
2:A:130:RCY:H1YA	2:A:160:RCY:O1H	0.87	1.68	88	1
1:A:69:PRO:HB3	2:A:176:RCY:H1Y	0.87	1.42	72	1
2:A:173:RCY:H1MA	2:A:176:RCY:C1M	0.87	1.65	89	1
2:A:168:RCY:C1L	2:A:173:RCY:H1ZB	0.87	1.99	10	1
2:A:138:RCY:H1Z	2:A:187:RCY:O1H	0.87	1.67	59	1
2:A:187:RCY:C1V	2:A:187:RCY:O1H	0.87	2.21	36	4
1:A:71:GLU:OE1	2:A:176:RCY:H1VA	0.87	1.67	92	1
2:A:160:RCY:H1C	2:A:168:RCY:C1Q	0.87	1.99	39	1
2:A:168:RCY:H1VB	2:A:176:RCY:C1M	0.87	2.00	20	1
2:A:173:RCY:C1C	2:A:176:RCY:C1Z	0.87	2.52	27	3
1:A:67:ILE:O	2:A:150:RCY:H1YA	0.87	1.69	31	1
1:A:76:CYS:CB	2:A:187:RCY:H1CB	0.87	1.94	34	1
1:A:70:TRP:CD1	2:A:168:RCY:H1S	0.87	2.04	42	1
1:A:64:ILE:HD12	2:A:187:RCY:H1YA	0.87	1.46	85	1
1:A:70:TRP:HZ2	2:A:176:RCY:H1V	0.87	1.06	4	1
2:A:160:RCY:O1H	2:A:160:RCY:C1V	0.87	2.22	66	8
1:A:70:TRP:CZ3	2:A:168:RCY:N1R	0.87	2.36	50	1
1:A:60:CYS:H	2:A:160:RCY:H1LA	0.87	1.13	70	1
2:A:187:RCY:O1H	2:A:187:RCY:C1C	0.87	2.22	70	3
1:A:64:ILE:CD1	2:A:168:RCY:C1Z	0.87	2.49	6	1
2:A:168:RCY:C1U	2:A:187:RCY:H1Z	0.87	1.99	31	1
2:A:168:RCY:C1M	2:A:173:RCY:H1ZB	0.87	1.97	84	1
1:A:70:TRP:CA	2:A:176:RCY:C1Z	0.87	2.51	18	1
2:A:168:RCY:H1ZB	2:A:168:RCY:O1G	0.87	1.69	60	1
1:A:66:VAL:HG23	1:A:67:ILE:H	0.87	1.30	83	3
1:A:70:TRP:HZ3	2:A:168:RCY:C1Y	0.87	1.81	41	2
2:A:150:RCY:H1V	2:A:187:RCY:C1V	0.87	2.00	38	1

Continued on next page...

Continued from previous page...

Atom-1	Atom-2	Clash(Å)	Distance(Å)	Models	
				Worst	Total
2:A:168:RCY:C1Q	2:A:168:RCY:H1CA	0.87	1.99	89	2
1:A:62:THR:CG2	2:A:160:RCY:C1W	0.87	2.42	46	1
1:A:71:GLU:C	2:A:173:RCY:H1M	0.87	1.85	78	1
1:A:70:TRP:CD1	2:A:176:RCY:H1MA	0.87	2.03	4	1
2:A:173:RCY:H1YB	2:A:176:RCY:H1CB	0.87	1.46	86	1
1:A:71:GLU:CD	2:A:168:RCY:C1X	0.87	2.43	93	1
2:A:160:RCY:C1W	2:A:168:RCY:H1VB	0.87	1.99	55	1
2:A:168:RCY:C1U	2:A:173:RCY:H1M	0.87	1.98	27	1
2:A:130:RCY:C1V	2:A:130:RCY:O1H	0.87	2.22	70	7
1:A:64:ILE:HG13	2:A:168:RCY:O1H	0.87	1.68	6	3
2:A:173:RCY:C1X	2:A:176:RCY:C1Q	0.87	2.53	38	1
1:A:71:GLU:HB2	2:A:168:RCY:H1U	0.87	1.46	37	1
1:A:71:GLU:CG	2:A:168:RCY:C1X	0.87	2.52	93	1
1:A:66:VAL:CG2	2:A:168:RCY:H1V	0.87	1.98	80	1
2:A:110:RCY:H1YB	2:A:121:RCY:H1C	0.87	1.03	81	1
2:A:173:RCY:O1H	2:A:176:RCY:C1P	0.87	2.23	23	1
2:A:138:RCY:N1R	2:A:187:RCY:C1C	0.87	2.35	5	1
2:A:160:RCY:C1P	2:A:168:RCY:C1M	0.87	2.32	26	2
2:A:173:RCY:H1YA	2:A:187:RCY:C1Y	0.87	1.91	31	2
1:A:68:CYS:C	2:A:168:RCY:H1S	0.87	1.90	83	1
2:A:150:RCY:H1YA	2:A:187:RCY:H1V	0.87	1.44	38	1
2:A:138:RCY:C1Z	2:A:138:RCY:O1G	0.87	2.23	62	2
1:A:70:TRP:CE2	2:A:168:RCY:H1ZB	0.87	1.93	24	1
2:A:168:RCY:H1ZB	2:A:187:RCY:C1P	0.86	2.00	100	1
2:A:138:RCY:O1G	2:A:150:RCY:C1C	0.86	2.22	9	2
2:A:160:RCY:H1YB	2:A:168:RCY:C1Z	0.86	1.99	9	2
1:A:70:TRP:CE3	2:A:187:RCY:C1Z	0.86	2.44	76	1
1:A:71:GLU:CD	2:A:130:RCY:C1Z	0.86	2.43	94	1
2:A:160:RCY:C1C	2:A:168:RCY:O1G	0.86	2.22	19	2
2:A:173:RCY:C1P	2:A:176:RCY:C1Y	0.86	2.48	97	2
1:A:72:ALA:N	2:A:173:RCY:C1Z	0.86	2.35	50	1
2:A:173:RCY:H1C	2:A:176:RCY:H1S	0.86	1.45	72	1
2:A:168:RCY:H1V	2:A:187:RCY:C1Z	0.86	1.99	31	1
2:A:176:RCY:H1C	2:A:187:RCY:O1J	0.86	1.70	31	1
1:A:69:PRO:CD	2:A:168:RCY:H1V	0.86	1.99	63	1
1:A:69:PRO:CD	2:A:173:RCY:C1Z	0.86	2.24	61	1
2:A:168:RCY:H1S	2:A:173:RCY:C1M	0.86	1.63	18	1
2:A:110:RCY:O1H	2:A:110:RCY:H1CA	0.86	1.69	32	2
1:A:70:TRP:CD1	2:A:187:RCY:H1ZB	0.86	2.05	76	2
2:A:130:RCY:N1V	2:A:160:RCY:O1J	0.86	2.08	64	1
2:A:160:RCY:H1ZA	2:A:168:RCY:C1X	0.86	1.98	69	3

Continued on next page...

Continued from previous page...

Atom-1	Atom-2	Clash(Å)	Distance(Å)	Models	
				Worst	Total
2:A:173:RCY:H1YB	2:A:187:RCY:H1L	0.86	1.45	45	1
2:A:138:RCY:C1L	2:A:150:RCY:H1C	0.86	1.99	94	1
2:A:138:RCY:H1VB	2:A:150:RCY:C1W	0.86	1.99	1	1
2:A:150:RCY:C1Y	2:A:160:RCY:C1W	0.86	2.54	29	1
1:A:71:GLU:OE1	2:A:176:RCY:H1ZA	0.86	1.69	84	1
2:A:138:RCY:H1CB	2:A:160:RCY:H1YA	0.86	1.47	27	1
2:A:138:RCY:C1V	2:A:138:RCY:O1H	0.86	2.21	94	2
2:A:168:RCY:H1ZA	2:A:173:RCY:H1ZA	0.86	0.93	31	1
1:A:67:ILE:C	2:A:173:RCY:C1Z	0.86	2.43	63	1
1:A:74:ASN:HA	2:A:176:RCY:C1U	0.86	2.01	67	1
2:A:150:RCY:C1Y	2:A:187:RCY:H1U	0.86	1.99	78	1
1:A:71:GLU:CA	2:A:176:RCY:C1V	0.86	2.52	49	3
1:A:68:CYS:C	2:A:168:RCY:H1VB	0.86	1.91	63	1
1:A:70:TRP:HD1	2:A:173:RCY:H1C	0.86	0.77	38	1
2:A:150:RCY:C1M	2:A:168:RCY:H1Y	0.86	1.86	74	1
1:A:69:PRO:HG2	2:A:187:RCY:H1ZA	0.86	1.46	54	1
1:A:72:ALA:CB	2:A:173:RCY:O1H	0.86	2.22	13	1
2:A:168:RCY:H1ZA	2:A:176:RCY:C1Z	0.86	1.97	11	2
2:A:176:RCY:C1U	2:A:187:RCY:C1U	0.86	2.53	96	1
1:A:69:PRO:CD	2:A:173:RCY:H1VB	0.86	1.99	30	2
1:A:77:GLU:HB2	2:A:173:RCY:C1C	0.86	1.98	51	1
2:A:173:RCY:H1C	2:A:176:RCY:C1S	0.86	1.98	72	1
1:A:71:GLU:HA	2:A:168:RCY:C1Z	0.86	2.00	37	1
2:A:130:RCY:C1C	2:A:160:RCY:C1S	0.86	2.46	66	1
1:A:70:TRP:CB	2:A:168:RCY:H1M	0.86	2.00	28	1
2:A:168:RCY:C1Z	2:A:187:RCY:C1Y	0.86	2.54	97	1
2:A:173:RCY:O1H	2:A:176:RCY:C1Q	0.86	2.23	70	1
1:A:65:THR:HA	2:A:168:RCY:H1LA	0.86	1.45	82	1
1:A:68:CYS:CB	2:A:160:RCY:C1W	0.86	2.54	19	1
2:A:173:RCY:C1V	2:A:187:RCY:C1X	0.86	2.31	55	1
2:A:173:RCY:H1Y	2:A:187:RCY:O1G	0.86	1.69	44	1
1:A:63:ASP:CG	2:A:150:RCY:H1Z	0.86	1.89	80	1
1:A:70:TRP:H	2:A:173:RCY:H1ZA	0.86	0.71	5	1
1:A:71:GLU:O	2:A:173:RCY:H1L	0.86	1.69	88	1
1:A:69:PRO:HG3	2:A:168:RCY:C1Y	0.86	1.98	66	1
1:A:64:ILE:CG1	2:A:160:RCY:C1C	0.86	2.37	48	1
2:A:150:RCY:H1Z	2:A:160:RCY:H1YB	0.86	0.96	88	1
1:A:68:CYS:HA	2:A:173:RCY:O1J	0.86	1.69	59	2
1:A:76:CYS:HB3	2:A:173:RCY:C1P	0.86	1.98	38	1
2:A:160:RCY:H1Z	2:A:168:RCY:N1R	0.86	1.84	3	1
2:A:138:RCY:C1Z	2:A:187:RCY:C1V	0.86	2.48	85	1

Continued on next page...

Continued from previous page...

Atom-1	Atom-2	Clash(Å)	Distance(Å)	Models	
				Worst	Total
1:A:63:ASP:O	2:A:150:RCY:H1VB	0.86	1.70	85	1
2:A:173:RCY:C1S	2:A:176:RCY:C1V	0.86	2.53	76	1
1:A:66:VAL:HG13	2:A:121:RCY:C1C	0.86	2.01	4	1
2:A:176:RCY:C1V	2:A:176:RCY:O1H	0.86	2.21	17	4
2:A:110:RCY:C1X	2:A:121:RCY:C1Y	0.86	2.53	5	1
1:A:59:GLY:O	2:A:160:RCY:H1S	0.86	1.69	90	2
2:A:160:RCY:C1Z	2:A:168:RCY:H1M	0.86	2.00	34	1
2:A:138:RCY:H1CB	2:A:150:RCY:C1V	0.86	2.01	54	2
2:A:160:RCY:H1YB	2:A:168:RCY:H1L	0.86	1.48	1	2
2:A:150:RCY:C1Z	2:A:187:RCY:H1LA	0.86	2.01	36	1
2:A:138:RCY:C1Z	2:A:187:RCY:C1P	0.86	2.44	71	1
1:A:60:CYS:CB	2:A:160:RCY:H1SA	0.85	2.01	25	1
2:A:168:RCY:C1M	2:A:176:RCY:H1VA	0.85	2.00	40	1
1:A:69:PRO:HG3	2:A:187:RCY:H1YA	0.85	1.43	72	1
2:A:150:RCY:C1X	2:A:173:RCY:H1VA	0.85	2.00	31	1
1:A:66:VAL:HG13	2:A:121:RCY:C1V	0.85	2.01	83	1
2:A:173:RCY:O1G	2:A:176:RCY:C1M	0.85	2.22	41	1
2:A:160:RCY:C1V	2:A:176:RCY:C1V	0.85	2.50	57	1
2:A:160:RCY:H1ZA	2:A:173:RCY:H1ZA	0.85	1.46	4	1
2:A:173:RCY:H1C	2:A:176:RCY:H1L	0.85	1.45	36	1
1:A:76:CYS:CB	2:A:160:RCY:H1YA	0.85	2.00	73	1
2:A:173:RCY:H1MA	2:A:176:RCY:H1VA	0.85	1.45	31	2
1:A:72:ALA:HB3	2:A:168:RCY:H1ZB	0.85	1.46	22	1
2:A:138:RCY:O1J	2:A:150:RCY:C1Z	0.85	2.20	35	1
2:A:138:RCY:O1H	2:A:160:RCY:C1C	0.85	2.24	69	1
2:A:160:RCY:C1V	2:A:168:RCY:C1L	0.85	2.54	24	1
2:A:130:RCY:O1H	2:A:130:RCY:C1C	0.85	2.25	37	2
2:A:160:RCY:H1ZB	2:A:168:RCY:O1G	0.85	1.68	34	1
2:A:168:RCY:H1YA	2:A:176:RCY:H1V	0.85	0.87	94	1
1:A:65:THR:HG22	2:A:160:RCY:H1M	0.85	1.47	36	1
2:A:168:RCY:H1VA	2:A:173:RCY:H1ZA	0.85	1.48	29	1
2:A:138:RCY:H1Y	2:A:168:RCY:C1Y	0.85	2.01	7	1
2:A:160:RCY:H1YA	2:A:187:RCY:H1YB	0.85	1.48	27	1
1:A:73:CYS:N	2:A:168:RCY:O1G	0.85	2.10	91	1
2:A:138:RCY:C1P	2:A:150:RCY:O1J	0.85	2.24	81	2
2:A:138:RCY:H1Y	2:A:187:RCY:H1CA	0.85	1.31	96	2
1:A:71:GLU:HG3	2:A:168:RCY:C1S	0.85	2.00	28	1
1:A:66:VAL:N	2:A:150:RCY:C1Y	0.85	2.39	72	1
1:A:65:THR:O	2:A:176:RCY:C1Y	0.85	2.25	22	1
2:A:173:RCY:O1H	2:A:173:RCY:C1V	0.85	2.25	41	2
1:A:73:CYS:HB3	2:A:176:RCY:C1Z	0.85	2.01	58	1

Continued on next page...

Continued from previous page...

Atom-1	Atom-2	Clash(Å)	Distance(Å)	Models	
				Worst	Total
2:A:150:RCY:C1Y	2:A:160:RCY:C1Y	0.85	2.54	29	1
2:A:138:RCY:H1ZA	2:A:150:RCY:O1H	0.85	1.71	60	1
1:A:70:TRP:CE2	2:A:176:RCY:C1V	0.85	2.58	82	1
2:A:130:RCY:H1CA	2:A:138:RCY:H1ZB	0.85	1.45	67	1
1:A:70:TRP:HZ3	2:A:168:RCY:H1VA	0.85	1.32	56	1
2:A:176:RCY:O1J	2:A:176:RCY:O1H	0.85	1.94	57	1
2:A:168:RCY:H1VA	2:A:173:RCY:C1Z	0.85	2.00	29	1
1:A:60:CYS:CB	2:A:130:RCY:C1Q	0.85	2.54	18	1
2:A:160:RCY:O1H	2:A:168:RCY:C1M	0.85	2.25	39	1
2:A:168:RCY:H1Y	2:A:187:RCY:N1V	0.85	1.86	97	1
2:A:168:RCY:H1MA	2:A:173:RCY:H1M	0.85	1.45	70	1
2:A:138:RCY:C1V	2:A:187:RCY:C1Y	0.85	2.53	66	2
1:A:71:GLU:O	2:A:173:RCY:C1Q	0.85	2.23	29	3
1:A:67:ILE:HD13	2:A:130:RCY:H1YB	0.85	1.47	78	1
1:A:59:GLY:O	2:A:160:RCY:C1M	0.85	2.25	85	1
2:A:121:RCY:H1ZA	2:A:168:RCY:C1L	0.85	2.02	94	1
1:A:68:CYS:CA	2:A:173:RCY:H1MA	0.85	2.02	73	1
2:A:138:RCY:H1ZB	2:A:187:RCY:H1ZB	0.85	1.44	59	1
2:A:168:RCY:H1ZB	2:A:187:RCY:N1R	0.85	1.85	100	1
1:A:70:TRP:CD1	2:A:121:RCY:C1W	0.85	2.44	49	1
1:A:70:TRP:HA	2:A:168:RCY:H1CA	0.85	0.86	57	1
2:A:150:RCY:H1L	2:A:160:RCY:H1M	0.85	1.48	85	1
2:A:168:RCY:H1VA	2:A:173:RCY:O1H	0.85	1.72	76	1
1:A:70:TRP:CB	2:A:176:RCY:O1J	0.85	2.24	76	1
2:A:160:RCY:H1M	2:A:176:RCY:C1Y	0.85	1.92	71	1
1:A:71:GLU:HB2	2:A:168:RCY:C1L	0.85	1.99	32	4
2:A:150:RCY:C1Q	2:A:150:RCY:H1ZB	0.85	2.00	96	5
2:A:160:RCY:H1U	2:A:168:RCY:H1YA	0.85	1.46	41	1
1:A:70:TRP:CE3	2:A:150:RCY:O1G	0.85	2.30	75	1
1:A:70:TRP:HE1	2:A:168:RCY:C1L	0.85	1.84	89	1
1:A:76:CYS:HB2	2:A:173:RCY:O1J	0.85	1.71	42	1
2:A:173:RCY:H1MA	2:A:176:RCY:H1C	0.85	1.48	19	1
2:A:168:RCY:H1MA	2:A:173:RCY:C1S	0.85	1.99	58	1
1:A:64:ILE:HD11	2:A:187:RCY:C1P	0.85	2.01	85	1
2:A:173:RCY:C1C	2:A:176:RCY:H1C	0.85	1.85	8	1
2:A:150:RCY:C1C	2:A:187:RCY:C1Y	0.85	2.52	81	2
1:A:71:GLU:CG	2:A:168:RCY:H1LA	0.85	2.02	74	2
2:A:173:RCY:C1Q	2:A:176:RCY:O1H	0.85	2.25	60	1
2:A:160:RCY:H1CA	2:A:168:RCY:C1P	0.85	2.01	39	1
1:A:63:ASP:HB3	2:A:168:RCY:C1X	0.85	2.02	5	1
2:A:176:RCY:H1VB	2:A:187:RCY:C1P	0.85	2.01	15	1

Continued on next page...

Continued from previous page...

Atom-1	Atom-2	Clash(Å)	Distance(Å)	Models	
				Worst	Total
2:A:130:RCY:H1YB	2:A:176:RCY:C1Z	0.85	2.01	41	1
2:A:176:RCY:H1V	2:A:187:RCY:C1Z	0.85	2.01	34	1
1:A:72:ALA:CB	2:A:173:RCY:C1L	0.85	2.23	10	1
1:A:67:ILE:HG21	2:A:130:RCY:H1YB	0.85	1.45	78	1
1:A:71:GLU:O	2:A:173:RCY:N1R	0.85	2.09	94	1
1:A:65:THR:HG21	2:A:160:RCY:O1H	0.85	1.71	36	1
2:A:168:RCY:H1M	2:A:173:RCY:H1YA	0.85	1.48	14	1
2:A:168:RCY:C1U	2:A:173:RCY:H1U	0.85	2.02	48	2
2:A:168:RCY:H1YB	2:A:187:RCY:C1L	0.85	2.01	100	1
2:A:168:RCY:C1W	2:A:187:RCY:C1P	0.85	2.53	100	1
2:A:138:RCY:H1C	2:A:150:RCY:C1P	0.85	2.01	53	1
1:A:73:CYS:CB	2:A:176:RCY:C1M	0.85	2.55	70	1
2:A:138:RCY:C1L	2:A:150:RCY:C1C	0.85	2.55	9	2
1:A:66:VAL:HB	2:A:150:RCY:C1M	0.85	2.02	31	1
2:A:173:RCY:C1Q	2:A:173:RCY:H1ZB	0.85	2.02	21	4
2:A:173:RCY:H1ZB	2:A:176:RCY:H1V	0.85	1.48	37	1
2:A:173:RCY:C1M	2:A:176:RCY:C1U	0.85	2.37	89	1
1:A:70:TRP:CZ2	2:A:160:RCY:C1V	0.85	2.60	34	1
2:A:138:RCY:H1Z	2:A:187:RCY:H1CA	0.85	0.86	74	1
2:A:176:RCY:C1W	2:A:187:RCY:H1VA	0.85	1.93	27	2
2:A:138:RCY:C1P	2:A:150:RCY:C1Y	0.84	2.52	23	1
2:A:130:RCY:C1C	2:A:160:RCY:O1J	0.84	2.18	16	1
2:A:173:RCY:H1S	2:A:176:RCY:H1L	0.84	1.48	3	1
2:A:160:RCY:H1M	2:A:168:RCY:H1S	0.84	1.46	34	1
1:A:70:TRP:CH2	2:A:160:RCY:O1H	0.84	2.29	58	2
2:A:130:RCY:C1Q	2:A:130:RCY:H1ZB	0.84	2.01	66	1
1:A:71:GLU:OE2	2:A:130:RCY:C1M	0.84	2.25	94	1
2:A:168:RCY:C1S	2:A:173:RCY:H1V	0.84	2.01	4	1
1:A:70:TRP:CB	2:A:173:RCY:H1M	0.84	2.01	84	1
2:A:160:RCY:H1CA	2:A:160:RCY:C1P	0.84	2.01	29	5
1:A:77:GLU:HG3	2:A:176:RCY:H1U	0.84	1.50	39	1
2:A:150:RCY:H1C	2:A:187:RCY:C1Y	0.84	1.97	53	1
2:A:150:RCY:H1Z	2:A:160:RCY:H1YA	0.84	1.43	88	1
1:A:70:TRP:CD2	2:A:121:RCY:C1V	0.84	2.58	49	1
1:A:73:CYS:CB	2:A:168:RCY:C1Z	0.84	0.85	99	1
2:A:173:RCY:H1VA	2:A:176:RCY:H1L	0.84	1.42	35	1
1:A:64:ILE:CG1	2:A:160:RCY:H1YA	0.84	1.94	19	1
1:A:78:LEU:HD11	2:A:176:RCY:C1S	0.84	2.01	69	1
2:A:138:RCY:H1CB	2:A:150:RCY:H1ZA	0.84	1.48	29	1
2:A:173:RCY:N1R	2:A:176:RCY:H1VA	0.84	1.86	11	1
1:A:75:HIS:CG	2:A:176:RCY:H1CA	0.84	2.06	84	1

Continued on next page...

Continued from previous page...

Atom-1	Atom-2	Clash(Å)	Distance(Å)	Models	
				Worst	Total
2:A:130:RCY:C1V	2:A:160:RCY:H1M	0.84	2.01	18	1
2:A:160:RCY:C1Y	2:A:168:RCY:C1C	0.84	2.22	47	3
2:A:173:RCY:H1U	2:A:176:RCY:O1J	0.84	1.71	51	1
2:A:150:RCY:C1Q	2:A:150:RCY:H1CA	0.84	2.01	14	3
1:A:70:TRP:HH2	2:A:160:RCY:H1VB	0.84	1.20	37	1
2:A:176:RCY:H1Y	2:A:187:RCY:O1H	0.84	1.72	76	1
1:A:61:GLY:O	2:A:160:RCY:H1CB	0.84	1.72	11	1
2:A:138:RCY:H1L	2:A:160:RCY:H1ZA	0.84	1.46	18	1
2:A:110:RCY:H1Z	2:A:121:RCY:H1C	0.84	1.49	33	1
2:A:160:RCY:H1CB	2:A:168:RCY:O1G	0.84	1.73	96	1
2:A:160:RCY:H1MA	2:A:168:RCY:H1ZA	0.84	0.85	96	1
2:A:173:RCY:O1G	2:A:176:RCY:C1Q	0.84	2.23	96	1
1:A:59:GLY:HA3	2:A:160:RCY:C1Z	0.84	2.02	100	1
2:A:160:RCY:C1M	2:A:168:RCY:C1C	0.84	2.46	5	1
1:A:70:TRP:CZ3	2:A:150:RCY:O1J	0.84	2.30	93	1
1:A:70:TRP:CE3	2:A:168:RCY:C1Q	0.84	2.61	33	1
2:A:138:RCY:C1S	2:A:160:RCY:C1U	0.84	2.21	27	1
1:A:70:TRP:O	2:A:168:RCY:H1LA	0.84	1.71	52	1
1:A:71:GLU:HB2	2:A:168:RCY:H1L	0.84	0.84	57	2
2:A:130:RCY:C1V	2:A:130:RCY:C1M	0.84	2.55	79	1
2:A:160:RCY:H1U	2:A:168:RCY:C1Y	0.84	2.01	41	1
2:A:173:RCY:C1V	2:A:176:RCY:C1L	0.84	2.51	35	1
2:A:168:RCY:C1C	2:A:168:RCY:O1H	0.84	2.24	98	1
1:A:71:GLU:CD	2:A:110:RCY:H1CB	0.84	1.91	5	1
1:A:69:PRO:HG2	2:A:173:RCY:H1Y	0.84	1.49	9	1
2:A:150:RCY:H1U	2:A:176:RCY:O1G	0.84	1.73	82	1
1:A:70:TRP:CZ3	2:A:176:RCY:H1ZB	0.84	2.07	85	1
2:A:173:RCY:C1Q	2:A:187:RCY:O1J	0.84	2.26	54	1
1:A:70:TRP:CA	2:A:176:RCY:H1C	0.84	2.01	13	1
1:A:75:HIS:CD2	2:A:168:RCY:H1Z	0.84	2.07	73	1
2:A:168:RCY:C1S	2:A:173:RCY:H1Y	0.84	2.03	84	1
2:A:168:RCY:H1LA	2:A:173:RCY:H1VA	0.84	1.45	80	1
2:A:168:RCY:C1Z	2:A:176:RCY:H1ZB	0.84	2.01	60	1
1:A:70:TRP:N	2:A:168:RCY:C1L	0.84	2.24	28	1
1:A:70:TRP:HB3	2:A:121:RCY:H1V	0.84	0.84	30	1
1:A:59:GLY:N	2:A:160:RCY:C1Z	0.84	2.40	49	1
1:A:60:CYS:H	2:A:160:RCY:H1VB	0.84	0.67	83	1
2:A:173:RCY:O1G	2:A:187:RCY:N1V	0.84	2.11	89	1
1:A:68:CYS:SG	2:A:160:RCY:C1V	0.84	2.62	3	1
2:A:168:RCY:O1J	2:A:187:RCY:H1ZB	0.84	1.73	17	1
2:A:168:RCY:C1Y	2:A:176:RCY:C1Z	0.84	2.55	66	1

Continued on next page...

Continued from previous page...

Atom-1	Atom-2	Clash(Å)	Distance(Å)	Models	
				Worst	Total
1:A:69:PRO:HA	2:A:173:RCY:C1C	0.84	2.03	66	1
1:A:64:ILE:HG23	1:A:65:THR:N	0.84	1.88	49	9
2:A:176:RCY:O1H	2:A:176:RCY:C1C	0.84	2.17	51	3
2:A:138:RCY:C1V	2:A:150:RCY:H1CA	0.84	2.02	70	2
2:A:110:RCY:C1V	2:A:110:RCY:O1H	0.84	2.22	9	1
1:A:69:PRO:HD3	2:A:173:RCY:H1Z	0.84	1.48	31	2
1:A:72:ALA:C	2:A:173:RCY:H1L	0.84	1.93	83	1
1:A:60:CYS:HA	2:A:160:RCY:C1Q	0.84	2.00	83	3
2:A:173:RCY:H1ZA	2:A:176:RCY:H1M	0.84	0.90	37	1
1:A:70:TRP:NE1	2:A:160:RCY:H1VB	0.84	1.87	34	1
1:A:70:TRP:CB	2:A:173:RCY:C1Z	0.84	2.41	94	1
1:A:67:ILE:CG1	2:A:160:RCY:H1VA	0.84	2.02	86	1
2:A:138:RCY:C1C	2:A:187:RCY:O1G	0.84	2.24	11	1
2:A:168:RCY:C1Y	2:A:173:RCY:C1C	0.84	2.55	91	1
2:A:160:RCY:H1VA	2:A:168:RCY:H1Y	0.84	0.85	32	1
2:A:173:RCY:H1CA	2:A:176:RCY:H1M	0.84	1.48	52	1
1:A:72:ALA:O	2:A:110:RCY:H1Z	0.84	1.72	70	1
2:A:173:RCY:O1G	2:A:187:RCY:H1V	0.84	1.72	16	1
2:A:173:RCY:H1ZB	2:A:173:RCY:C1Q	0.84	2.03	2	4
2:A:138:RCY:H1C	2:A:150:RCY:C1X	0.84	2.01	54	2
2:A:150:RCY:H1ZA	2:A:187:RCY:H1LA	0.84	1.49	36	1
2:A:173:RCY:H1VA	2:A:187:RCY:H1U	0.84	1.49	93	1
1:A:70:TRP:CA	2:A:176:RCY:H1ZA	0.84	2.01	18	1
2:A:176:RCY:C1U	2:A:187:RCY:C1M	0.84	2.51	26	2
2:A:173:RCY:C1L	2:A:176:RCY:C1P	0.84	2.32	71	2
1:A:64:ILE:HD12	2:A:160:RCY:C1Y	0.84	1.99	49	2
1:A:70:TRP:CD1	2:A:187:RCY:C1W	0.84	2.50	16	1
1:A:60:CYS:CB	2:A:168:RCY:H1CB	0.84	2.03	95	1
2:A:168:RCY:H1LA	2:A:176:RCY:O1J	0.84	1.71	13	1
2:A:130:RCY:H1U	2:A:160:RCY:C1W	0.84	2.03	7	1
2:A:176:RCY:C1V	2:A:176:RCY:O1G	0.83	2.22	81	3
2:A:150:RCY:H1ZA	2:A:160:RCY:H1Y	0.83	1.50	88	1
2:A:121:RCY:H1CB	2:A:121:RCY:O1H	0.83	1.63	13	3
1:A:67:ILE:CG1	2:A:176:RCY:H1MA	0.83	2.00	22	1
2:A:150:RCY:H1CB	2:A:168:RCY:O1J	0.83	1.73	19	1
2:A:168:RCY:N1R	2:A:176:RCY:H1Y	0.83	1.74	59	1
1:A:63:ASP:OD2	2:A:121:RCY:H1VA	0.83	1.73	42	1
1:A:68:CYS:SG	2:A:160:RCY:C1Z	0.83	2.60	19	1
2:A:130:RCY:H1VA	2:A:160:RCY:O1H	0.83	1.73	8	1
1:A:70:TRP:C	2:A:173:RCY:H1ZA	0.83	1.92	94	1
1:A:70:TRP:CB	2:A:173:RCY:H1V	0.83	1.95	26	2

Continued on next page...

Continued from previous page...

Atom-1	Atom-2	Clash(Å)	Distance(Å)	Models	
				Worst	Total
1:A:71:GLU:CB	2:A:173:RCY:C1M	0.83	2.56	11	1
1:A:60:CYS:CA	2:A:138:RCY:H1VB	0.83	2.03	7	1
1:A:68:CYS:C	2:A:168:RCY:H1LA	0.83	1.94	91	1
1:A:74:ASN:CG	2:A:173:RCY:O1G	0.83	2.17	91	2
2:A:138:RCY:H1VA	2:A:187:RCY:N1V	0.83	1.86	96	1
2:A:150:RCY:C1M	2:A:187:RCY:C1V	0.83	2.55	89	2
1:A:70:TRP:HZ2	2:A:160:RCY:H1CB	0.83	0.74	34	1
2:A:130:RCY:C1Z	2:A:130:RCY:O1G	0.83	2.25	19	1
2:A:176:RCY:C1Y	2:A:187:RCY:O1H	0.83	2.26	76	1
1:A:71:GLU:OE2	2:A:130:RCY:O1H	0.83	1.94	94	1
2:A:160:RCY:H1YA	2:A:168:RCY:H1S	0.83	1.16	100	1
1:A:69:PRO:HA	2:A:168:RCY:H1MA	0.83	0.85	5	1
2:A:160:RCY:C1Z	2:A:173:RCY:O1G	0.83	2.26	5	2
1:A:71:GLU:OE2	2:A:187:RCY:O1H	0.83	1.94	88	1
1:A:69:PRO:HB2	2:A:168:RCY:C1Y	0.83	2.02	22	1
1:A:70:TRP:NE1	2:A:176:RCY:H1V	0.83	1.87	82	1
1:A:74:ASN:N	2:A:173:RCY:O1H	0.83	2.11	82	2
2:A:130:RCY:C1M	2:A:160:RCY:H1Y	0.83	2.03	67	1
1:A:70:TRP:CE2	2:A:160:RCY:C1V	0.83	2.59	34	1
1:A:63:ASP:OD2	2:A:150:RCY:O1G	0.83	1.96	85	1
1:A:70:TRP:CZ3	2:A:176:RCY:H1ZA	0.83	2.06	85	1
1:A:70:TRP:HE3	2:A:168:RCY:H1MA	0.83	1.26	44	1
2:A:138:RCY:C1C	2:A:150:RCY:C1P	0.83	2.57	53	2
1:A:69:PRO:HB3	2:A:150:RCY:H1Z	0.83	1.49	92	1
2:A:168:RCY:C1Z	2:A:187:RCY:H1Y	0.83	2.02	97	1
2:A:173:RCY:H1ZB	2:A:176:RCY:H1Y	0.83	0.85	41	1
2:A:130:RCY:H1CA	2:A:130:RCY:C1Q	0.83	2.03	75	1
1:A:72:ALA:HB1	2:A:173:RCY:H1L	0.83	1.49	10	1
1:A:70:TRP:CE3	2:A:168:RCY:H1V	0.83	2.08	56	1
1:A:73:CYS:HB2	2:A:168:RCY:C1V	0.83	2.03	57	1
2:A:173:RCY:H1VB	2:A:176:RCY:C1U	0.83	2.04	69	1
2:A:138:RCY:C1C	2:A:150:RCY:C1L	0.83	2.56	53	1
1:A:73:CYS:CB	2:A:176:RCY:H1M	0.83	2.02	70	1
2:A:160:RCY:O1G	2:A:160:RCY:C1V	0.83	2.25	46	4
2:A:173:RCY:C1Z	2:A:187:RCY:H1VB	0.83	2.04	77	1
2:A:160:RCY:C1M	2:A:168:RCY:C1Q	0.83	2.50	34	1
2:A:160:RCY:H1CA	2:A:160:RCY:C1Q	0.83	2.03	84	2
2:A:168:RCY:H1YB	2:A:176:RCY:O1J	0.83	1.72	66	1
2:A:160:RCY:C1M	2:A:168:RCY:H1CA	0.83	1.66	94	1
2:A:138:RCY:H1YB	2:A:187:RCY:H1YA	0.83	1.40	86	1
1:A:77:GLU:OE1	2:A:121:RCY:C1Y	0.83	2.24	11	1

Continued on next page...

Continued from previous page...

Atom-1	Atom-2	Clash(Å)	Distance(Å)	Models	
				Worst	Total
1:A:70:TRP:HZ3	2:A:160:RCY:C1V	0.83	1.83	91	1
2:A:110:RCY:H1CA	2:A:110:RCY:C1Q	0.83	2.02	32	4
1:A:64:ILE:O	1:A:65:THR:OG1	0.83	1.95	76	11
1:A:65:THR:CG2	2:A:160:RCY:C1C	0.83	2.56	31	1
2:A:173:RCY:C1U	2:A:176:RCY:C1W	0.83	2.50	77	1
2:A:173:RCY:H1VA	2:A:176:RCY:H1ZA	0.83	1.46	4	1
1:A:71:GLU:HG3	2:A:121:RCY:H1YB	0.83	1.50	4	1
2:A:173:RCY:C1L	2:A:176:RCY:C1Q	0.83	2.53	55	1
2:A:160:RCY:O1J	2:A:187:RCY:O1J	0.83	1.95	26	1
2:A:168:RCY:C1W	2:A:187:RCY:C1L	0.83	2.57	100	1
1:A:74:ASN:N	2:A:173:RCY:N1V	0.83	2.23	22	1
1:A:74:ASN:O	2:A:176:RCY:H1C	0.83	1.72	62	1
1:A:66:VAL:O	2:A:168:RCY:C1X	0.83	2.26	27	2
1:A:76:CYS:C	2:A:160:RCY:C1V	0.83	2.35	73	1
1:A:71:GLU:HG2	2:A:176:RCY:C1C	0.83	2.02	44	1
1:A:67:ILE:CG2	2:A:173:RCY:H1M	0.83	1.84	80	1
1:A:68:CYS:CB	2:A:173:RCY:O1J	0.83	2.26	50	1
2:A:168:RCY:C1Z	2:A:173:RCY:H1V	0.83	2.02	70	2
2:A:173:RCY:H1VB	2:A:176:RCY:C1C	0.83	2.04	49	1
2:A:160:RCY:C1U	2:A:168:RCY:C1Y	0.83	2.57	41	1
2:A:138:RCY:C1Q	2:A:150:RCY:N1R	0.83	2.42	41	1
2:A:176:RCY:C1Z	2:A:187:RCY:O1J	0.83	2.25	36	2
1:A:76:CYS:CB	2:A:187:RCY:C1V	0.83	2.53	34	1
2:A:176:RCY:H1ZB	2:A:187:RCY:O1J	0.83	1.72	36	1
1:A:71:GLU:CG	2:A:168:RCY:C1P	0.83	2.56	32	1
2:A:173:RCY:H1ZA	2:A:187:RCY:O1G	0.83	1.54	92	1
2:A:176:RCY:C1M	2:A:187:RCY:H1YB	0.83	1.86	5	1
1:A:75:HIS:C	2:A:176:RCY:H1S	0.83	1.95	51	2
2:A:173:RCY:H1Z	2:A:176:RCY:C1V	0.83	1.62	31	1
1:A:70:TRP:HA	2:A:168:RCY:C1V	0.83	2.00	22	1
2:A:173:RCY:O1J	2:A:176:RCY:C1Y	0.83	2.26	82	1
1:A:73:CYS:HB2	2:A:168:RCY:H1ZB	0.83	0.84	99	1
1:A:71:GLU:CB	2:A:168:RCY:C1U	0.83	2.41	37	1
2:A:130:RCY:C1C	2:A:160:RCY:H1S	0.83	2.02	66	1
2:A:168:RCY:C1S	2:A:173:RCY:C1Y	0.83	2.57	84	2
2:A:173:RCY:H1V	2:A:176:RCY:C1Z	0.83	2.00	59	1
2:A:150:RCY:C1P	2:A:150:RCY:H1CA	0.82	2.04	78	4
2:A:173:RCY:O1G	2:A:176:RCY:H1Y	0.82	1.74	97	1
2:A:150:RCY:H1V	2:A:187:RCY:H1ZA	0.82	1.50	41	1
2:A:138:RCY:H1M	2:A:150:RCY:C1V	0.82	1.98	75	1
2:A:150:RCY:H1Z	2:A:187:RCY:C1M	0.82	1.98	18	2

Continued on next page...

Continued from previous page...

Atom-1	Atom-2	Clash(Å)	Distance(Å)	Models	
				Worst	Total
2:A:160:RCY:H1V	2:A:168:RCY:H1L	0.82	1.48	24	1
1:A:77:GLU:OE2	2:A:176:RCY:H1ZB	0.82	1.74	73	1
1:A:60:CYS:N	2:A:130:RCY:C1M	0.82	2.42	18	1
2:A:173:RCY:C1C	2:A:176:RCY:H1MA	0.82	2.04	96	1
1:A:70:TRP:CB	2:A:173:RCY:H1YB	0.82	2.03	85	2
1:A:68:CYS:HB3	2:A:160:RCY:H1ZA	0.82	1.49	19	1
1:A:62:THR:HG21	2:A:160:RCY:O1H	0.82	1.71	8	1
2:A:176:RCY:C1X	2:A:187:RCY:H1U	0.82	2.03	29	1
1:A:76:CYS:N	2:A:173:RCY:H1CB	0.82	1.86	29	1
2:A:150:RCY:H1CA	2:A:187:RCY:H1C	0.82	1.47	18	1
2:A:130:RCY:H1VB	2:A:130:RCY:C1L	0.82	2.04	7	1
2:A:176:RCY:H1U	2:A:187:RCY:C1C	0.82	2.04	87	1
1:A:69:PRO:HG3	2:A:150:RCY:C1Z	0.82	2.02	92	1
2:A:168:RCY:H1YA	2:A:187:RCY:C1L	0.82	2.04	88	1
2:A:160:RCY:C1Y	2:A:168:RCY:H1U	0.82	2.04	52	2
1:A:67:ILE:CB	2:A:150:RCY:H1VB	0.82	2.02	31	1
1:A:70:TRP:HE3	2:A:176:RCY:C1C	0.82	1.83	77	1
2:A:150:RCY:H1ZB	2:A:187:RCY:H1YA	0.82	0.85	49	1
2:A:150:RCY:H1YA	2:A:173:RCY:C1Q	0.82	2.03	3	1
1:A:72:ALA:C	2:A:168:RCY:O1G	0.82	2.18	91	1
2:A:138:RCY:H1U	2:A:150:RCY:C1P	0.82	2.02	81	2
1:A:65:THR:HG21	2:A:168:RCY:H1CB	0.82	1.51	60	1
2:A:138:RCY:C1U	2:A:187:RCY:H1CB	0.82	2.00	5	1
2:A:150:RCY:N1V	2:A:187:RCY:H1CA	0.82	1.88	50	1
1:A:69:PRO:HB2	2:A:173:RCY:H1Z	0.82	1.51	69	2
2:A:150:RCY:H1VB	2:A:187:RCY:H1ZA	0.82	0.86	64	1
2:A:160:RCY:H1Z	2:A:168:RCY:O1G	0.82	1.61	1	1
2:A:168:RCY:C1Z	2:A:173:RCY:C1C	0.82	2.58	55	1
1:A:69:PRO:HG3	2:A:176:RCY:H1U	0.82	1.48	31	1
2:A:150:RCY:C1X	2:A:160:RCY:C1V	0.82	2.39	42	1
2:A:150:RCY:H1YB	2:A:173:RCY:O1J	0.82	1.72	85	1
1:A:70:TRP:CZ2	2:A:168:RCY:O1J	0.82	2.32	24	1
1:A:76:CYS:O	2:A:176:RCY:C1Q	0.82	2.27	73	1
1:A:74:ASN:OD1	2:A:176:RCY:H1M	0.82	1.74	44	1
2:A:160:RCY:C1Y	2:A:168:RCY:H1Z	0.82	2.01	9	1
1:A:69:PRO:HG3	2:A:173:RCY:O1H	0.82	1.74	10	2
2:A:160:RCY:H1CA	2:A:160:RCY:O1G	0.82	1.74	58	2
1:A:70:TRP:CG	2:A:176:RCY:C1C	0.82	2.24	62	2
2:A:138:RCY:H1YB	2:A:187:RCY:O1J	0.82	1.74	98	1
2:A:130:RCY:H1YB	2:A:160:RCY:C1M	0.82	2.02	61	1
1:A:71:GLU:C	2:A:168:RCY:C1C	0.82	2.47	86	1

Continued on next page...

Continued from previous page...

Atom-1	Atom-2	Clash(Å)	Distance(Å)	Models	
				Worst	Total
2:A:173:RCY:H1LA	2:A:176:RCY:C1Q	0.82	2.03	55	1
2:A:138:RCY:H1ZB	2:A:187:RCY:H1C	0.82	1.49	44	2
1:A:77:GLU:OE2	2:A:173:RCY:C1L	0.82	2.24	33	1
1:A:69:PRO:HB2	2:A:187:RCY:H1VB	0.82	1.50	14	1
2:A:110:RCY:C1C	2:A:121:RCY:H1YA	0.82	2.03	5	1
2:A:150:RCY:H1C	2:A:173:RCY:H1VB	0.82	1.50	31	1
1:A:59:GLY:N	2:A:160:RCY:H1ZB	0.82	1.88	49	1
1:A:66:VAL:O	2:A:168:RCY:H1V	0.82	1.75	38	2
2:A:150:RCY:C1Z	2:A:176:RCY:C1P	0.82	2.49	3	1
2:A:168:RCY:H1Z	2:A:187:RCY:H1Z	0.82	1.51	17	1
1:A:63:ASP:O	2:A:160:RCY:H1ZA	0.82	1.73	78	1
2:A:130:RCY:H1Z	2:A:160:RCY:H1LA	0.82	1.48	61	1
1:A:64:ILE:HD13	2:A:160:RCY:H1MA	0.82	1.49	1	1
1:A:76:CYS:HB2	2:A:173:RCY:H1CA	0.82	1.28	29	2
2:A:138:RCY:C1Y	2:A:168:RCY:H1Y	0.82	2.03	7	1
2:A:176:RCY:C1X	2:A:187:RCY:O1J	0.82	2.27	91	1
2:A:168:RCY:C1X	2:A:173:RCY:C1V	0.82	2.51	48	1
2:A:168:RCY:O1H	2:A:187:RCY:C1C	0.82	2.28	88	1
1:A:63:ASP:OD2	2:A:160:RCY:H1VB	0.82	1.75	63	1
1:A:70:TRP:NE1	2:A:168:RCY:C1Q	0.82	2.42	42	1
1:A:60:CYS:H	2:A:160:RCY:C1L	0.82	1.75	28	1
1:A:70:TRP:HD1	2:A:187:RCY:H1YB	0.82	1.35	92	1
2:A:168:RCY:H1CB	2:A:173:RCY:C1Y	0.82	2.03	85	4
2:A:160:RCY:O1J	2:A:173:RCY:H1C	0.82	1.74	20	1
2:A:173:RCY:C1Z	2:A:176:RCY:C1L	0.82	2.57	20	1
1:A:62:THR:HG21	2:A:168:RCY:H1ZA	0.82	0.84	72	1
1:A:67:ILE:C	2:A:173:RCY:H1ZA	0.82	1.94	63	1
1:A:67:ILE:O	2:A:168:RCY:C1L	0.82	2.28	75	1
1:A:66:VAL:O	2:A:168:RCY:O1G	0.82	1.98	21	1
1:A:66:VAL:O	2:A:150:RCY:C1C	0.82	2.27	96	1
1:A:59:GLY:O	2:A:160:RCY:H1LA	0.82	1.75	100	3
2:A:130:RCY:C1S	2:A:130:RCY:H1VB	0.82	2.05	51	1
1:A:71:GLU:CD	2:A:173:RCY:C1Y	0.82	2.21	50	1
1:A:70:TRP:HD1	2:A:121:RCY:H1M	0.82	1.31	49	1
2:A:130:RCY:O1J	2:A:176:RCY:H1C	0.82	1.75	41	1
2:A:173:RCY:C1X	2:A:176:RCY:C1V	0.82	2.57	63	1
1:A:59:GLY:HA2	2:A:160:RCY:H1V	0.82	1.48	2	1
2:A:176:RCY:C1W	2:A:187:RCY:C1V	0.82	2.54	10	1
1:A:60:CYS:SG	2:A:130:RCY:C1V	0.82	2.68	8	1
1:A:64:ILE:CD1	2:A:160:RCY:H1VA	0.82	2.04	54	1
2:A:168:RCY:C1Z	2:A:187:RCY:H1MA	0.82	2.04	84	1

Continued on next page...

Continued from previous page...

Atom-1	Atom-2	Clash(Å)	Distance(Å)	Models	
				Worst	Total
1:A:67:ILE:HD12	2:A:130:RCY:H1YB	0.81	1.50	30	1
2:A:138:RCY:O1G	2:A:150:RCY:H1CA	0.81	1.73	9	1
2:A:150:RCY:C1V	2:A:160:RCY:C1X	0.81	2.51	42	1
2:A:160:RCY:C1Z	2:A:168:RCY:H1Y	0.81	2.04	78	1
2:A:173:RCY:C1Y	2:A:187:RCY:C1L	0.81	2.55	45	1
1:A:70:TRP:CG	2:A:168:RCY:O1G	0.81	2.33	45	1
2:A:173:RCY:C1Y	2:A:176:RCY:C1Y	0.81	2.58	59	4
1:A:71:GLU:HG3	2:A:168:RCY:H1S	0.81	1.51	28	1
2:A:173:RCY:H1LA	2:A:176:RCY:C1P	0.81	2.04	20	1
1:A:65:THR:HA	2:A:168:RCY:C1P	0.81	2.05	97	1
1:A:62:THR:HG21	2:A:160:RCY:C1P	0.81	2.03	82	1
1:A:63:ASP:C	2:A:160:RCY:H1ZA	0.81	1.95	78	1
1:A:74:ASN:CG	2:A:176:RCY:C1L	0.81	2.48	78	1
2:A:173:RCY:H1LA	2:A:176:RCY:H1VB	0.81	0.84	11	1
2:A:150:RCY:O1J	2:A:187:RCY:H1YB	0.81	1.74	59	1
1:A:68:CYS:HB3	2:A:176:RCY:H1Y	0.81	0.83	80	1
1:A:65:THR:HG21	2:A:168:RCY:C1C	0.81	2.06	60	1
2:A:150:RCY:H1MA	2:A:187:RCY:H1YB	0.81	1.52	88	1
1:A:60:CYS:HA	2:A:130:RCY:C1Z	0.81	2.05	88	1
2:A:173:RCY:H1U	2:A:173:RCY:N1R	0.81	1.86	79	1
2:A:173:RCY:C1C	2:A:176:RCY:H1S	0.81	2.03	72	2
1:A:62:THR:HG21	2:A:130:RCY:C1Y	0.81	2.04	9	1
1:A:68:CYS:SG	2:A:176:RCY:C1U	0.81	2.68	77	1
2:A:160:RCY:C1X	2:A:168:RCY:H1CB	0.81	2.04	49	1
2:A:168:RCY:C1P	2:A:173:RCY:C1M	0.81	2.54	49	1
2:A:173:RCY:C1Z	2:A:176:RCY:C1S	0.81	2.57	54	2
2:A:173:RCY:H1V	2:A:176:RCY:C1Q	0.81	2.06	69	1
2:A:150:RCY:H1ZB	2:A:150:RCY:C1Q	0.81	2.05	82	5
1:A:59:GLY:O	1:A:60:CYS:O	0.81	1.98	91	5
1:A:66:VAL:O	2:A:150:RCY:H1C	0.81	1.76	96	1
2:A:168:RCY:C1Q	2:A:168:RCY:H1ZB	0.81	2.05	30	4
1:A:65:THR:CG2	2:A:160:RCY:C1W	0.81	2.30	100	1
2:A:168:RCY:H1Y	2:A:176:RCY:H1L	0.81	1.48	20	1
2:A:138:RCY:C1P	2:A:138:RCY:H1CA	0.81	2.05	10	6
1:A:65:THR:HG21	2:A:130:RCY:H1C	0.81	1.48	9	1
1:A:71:GLU:HA	2:A:173:RCY:C1S	0.81	2.04	49	1
1:A:73:CYS:HA	2:A:168:RCY:H1ZA	0.81	1.52	99	1
1:A:71:GLU:CG	2:A:173:RCY:O1H	0.81	2.29	89	1
2:A:150:RCY:C1W	2:A:173:RCY:O1J	0.81	2.22	3	1
2:A:160:RCY:H1Y	2:A:173:RCY:C1Y	0.81	2.05	8	1
1:A:76:CYS:SG	2:A:173:RCY:H1L	0.81	2.15	54	1

Continued on next page...

Continued from previous page...

Atom-1	Atom-2	Clash(Å)	Distance(Å)	Models	
				Worst	Total
1:A:70:TRP:CZ3	2:A:168:RCY:H1VA	0.81	2.09	56	1
2:A:176:RCY:H1V	2:A:187:RCY:C1X	0.81	1.93	33	1
1:A:70:TRP:HB2	2:A:168:RCY:C1S	0.81	2.01	16	2
2:A:130:RCY:C1X	2:A:130:RCY:C1W	0.81	2.58	79	1
2:A:176:RCY:H1C	2:A:187:RCY:H1CA	0.81	1.53	75	1
1:A:70:TRP:CD1	2:A:176:RCY:H1CB	0.81	2.05	62	1
1:A:64:ILE:HD11	2:A:187:RCY:N1R	0.81	1.88	85	1
2:A:160:RCY:C1Y	2:A:173:RCY:C1Y	0.81	2.58	8	1
2:A:138:RCY:C1C	2:A:187:RCY:H1MA	0.81	1.89	11	1
2:A:110:RCY:C1C	2:A:110:RCY:O1H	0.81	2.28	32	1
2:A:160:RCY:C1X	2:A:168:RCY:C1V	0.81	2.59	48	1
2:A:168:RCY:C1V	2:A:168:RCY:O1H	0.81	2.23	49	7
1:A:73:CYS:CB	2:A:168:RCY:H1ZB	0.81	0.74	99	1
1:A:61:GLY:C	2:A:150:RCY:C1M	0.81	2.47	11	1
1:A:62:THR:CG2	2:A:173:RCY:C1V	0.81	2.15	18	1
1:A:69:PRO:CB	2:A:187:RCY:H1C	0.81	2.05	7	1
1:A:67:ILE:HB	2:A:173:RCY:H1YB	0.81	1.04	80	1
2:A:138:RCY:C1V	2:A:187:RCY:C1M	0.81	2.51	49	1
1:A:70:TRP:CZ3	2:A:168:RCY:C1Y	0.81	2.60	41	3
1:A:71:GLU:CG	2:A:176:RCY:H1CB	0.81	2.03	44	2
2:A:173:RCY:C1U	2:A:176:RCY:H1YA	0.81	2.03	74	1
1:A:69:PRO:HG3	2:A:173:RCY:H1ZB	0.81	1.46	57	1
1:A:63:ASP:OD1	2:A:150:RCY:H1Y	0.81	1.75	80	1
1:A:72:ALA:N	2:A:173:RCY:O1G	0.81	2.01	100	1
2:A:168:RCY:H1YA	2:A:176:RCY:O1J	0.81	1.75	90	1
2:A:150:RCY:C1C	2:A:187:RCY:N1V	0.81	2.43	50	1
2:A:160:RCY:O1J	2:A:173:RCY:C1C	0.81	2.29	20	2
1:A:67:ILE:HD13	2:A:138:RCY:C1P	0.81	2.04	72	1
2:A:138:RCY:H1VA	2:A:150:RCY:C1C	0.81	2.05	70	1
1:A:69:PRO:HB2	2:A:173:RCY:H1Y	0.81	1.49	9	1
2:A:168:RCY:H1CB	2:A:173:RCY:C1M	0.81	2.01	99	1
1:A:70:TRP:HB3	2:A:173:RCY:C1W	0.81	2.05	84	2
2:A:138:RCY:H1M	2:A:150:RCY:C1P	0.81	1.70	1	1
2:A:138:RCY:C1W	2:A:187:RCY:C1Y	0.81	2.57	68	2
2:A:160:RCY:C1Y	2:A:168:RCY:H1V	0.81	2.06	48	2
2:A:138:RCY:C1Y	2:A:150:RCY:C1P	0.81	2.57	60	1
2:A:121:RCY:H1U	2:A:121:RCY:N1R	0.81	1.89	79	2
1:A:70:TRP:NE1	2:A:121:RCY:H1V	0.81	1.91	49	1
2:A:130:RCY:C1Y	2:A:160:RCY:H1V	0.81	2.05	61	1
2:A:160:RCY:H1VA	2:A:168:RCY:O1J	0.81	1.75	94	1
2:A:176:RCY:C1V	2:A:187:RCY:H1U	0.80	2.05	29	2

Continued on next page...

Continued from previous page...

Atom-1	Atom-2	Clash(Å)	Distance(Å)	Models	
				Worst	Total
2:A:176:RCY:C1P	2:A:176:RCY:H1CA	0.80	2.06	65	2
1:A:75:HIS:N	2:A:176:RCY:H1CB	0.80	1.92	20	1
1:A:69:PRO:C	2:A:173:RCY:C1P	0.80	2.43	6	1
1:A:64:ILE:HG21	1:A:68:CYS:SG	0.80	2.16	89	1
2:A:173:RCY:H1VA	2:A:187:RCY:H1YA	0.80	1.44	54	1
1:A:70:TRP:CH2	2:A:138:RCY:C1U	0.80	2.38	27	1
1:A:65:THR:O	2:A:168:RCY:O1H	0.80	1.98	51	1
2:A:160:RCY:N1R	2:A:168:RCY:O1J	0.80	2.13	9	1
1:A:69:PRO:O	2:A:173:RCY:C1S	0.80	2.28	82	2
2:A:130:RCY:H1YA	2:A:160:RCY:H1YA	0.80	1.54	67	1
1:A:60:CYS:HB3	2:A:168:RCY:H1CB	0.80	1.53	95	1
1:A:71:GLU:O	2:A:173:RCY:C1V	0.80	2.28	33	1
1:A:70:TRP:CZ2	2:A:168:RCY:H1LA	0.80	2.11	71	1
2:A:176:RCY:C1V	2:A:187:RCY:H1Z	0.80	2.07	91	1
2:A:173:RCY:H1VB	2:A:173:RCY:C1Q	0.80	2.06	83	5
2:A:160:RCY:H1YB	2:A:168:RCY:C1Y	0.80	2.06	53	1
1:A:70:TRP:HD1	2:A:187:RCY:H1ZB	0.80	1.33	51	1
2:A:187:RCY:H1VB	2:A:187:RCY:C1Q	0.80	2.06	72	5
1:A:70:TRP:CZ3	2:A:168:RCY:H1Y	0.80	2.12	41	1
2:A:138:RCY:H1VA	2:A:150:RCY:C1V	0.80	2.04	67	1
2:A:168:RCY:H1U	2:A:176:RCY:C1Z	0.80	2.06	98	1
1:A:64:ILE:HD13	2:A:168:RCY:H1C	0.80	1.51	4	1
2:A:150:RCY:H1YA	2:A:187:RCY:H1VB	0.80	1.49	38	1
2:A:150:RCY:C1W	2:A:160:RCY:H1VA	0.80	2.06	42	1
1:A:64:ILE:HG23	2:A:168:RCY:H1CA	0.80	1.51	54	1
2:A:138:RCY:H1M	2:A:187:RCY:C1Y	0.80	1.77	68	2
1:A:63:ASP:OD2	2:A:160:RCY:H1MA	0.80	1.76	73	1
1:A:67:ILE:HG13	2:A:168:RCY:C1Y	0.80	2.06	80	1
2:A:110:RCY:H1CB	2:A:110:RCY:O1G	0.80	1.77	27	4
2:A:168:RCY:H1U	2:A:173:RCY:C1C	0.80	2.05	20	1
2:A:150:RCY:H1C	2:A:173:RCY:C1V	0.80	2.06	31	1
1:A:59:GLY:N	2:A:138:RCY:H1MA	0.80	1.90	64	1
2:A:130:RCY:H1YB	2:A:176:RCY:H1ZB	0.80	1.53	41	1
1:A:71:GLU:HG2	2:A:173:RCY:H1VA	0.80	1.50	41	1
2:A:173:RCY:H1YA	2:A:187:RCY:C1P	0.80	2.01	93	1
2:A:150:RCY:N1V	2:A:187:RCY:H1MA	0.80	1.92	59	1
1:A:67:ILE:HG21	2:A:173:RCY:H1ZA	0.80	1.53	80	1
2:A:168:RCY:H1YB	2:A:173:RCY:H1Z	0.80	1.53	20	2
1:A:77:GLU:HG3	2:A:176:RCY:C1U	0.80	2.01	39	1
2:A:168:RCY:H1VB	2:A:168:RCY:C1Q	0.80	2.07	20	10
1:A:78:LEU:O	1:A:78:LEU:HD22	0.80	1.77	51	1

Continued on next page...

Continued from previous page...

Atom-1	Atom-2	Clash(Å)	Distance(Å)	Models	
				Worst	Total
2:A:168:RCY:C1U	2:A:173:RCY:C1Y	0.80	2.60	31	1
2:A:168:RCY:C1C	2:A:173:RCY:H1MA	0.80	2.05	99	1
2:A:130:RCY:C1P	2:A:130:RCY:H1ZB	0.80	2.07	38	2
1:A:68:CYS:O	2:A:173:RCY:O1G	0.80	1.99	4	2
1:A:70:TRP:CA	2:A:173:RCY:C1V	0.80	2.59	26	1
1:A:62:THR:HG22	2:A:173:RCY:H1VA	0.80	1.48	18	1
2:A:168:RCY:C1C	2:A:176:RCY:N1V	0.80	2.45	59	2
2:A:168:RCY:H1CB	2:A:168:RCY:O1G	0.80	1.77	45	8
1:A:70:TRP:CD1	2:A:187:RCY:C1Y	0.80	2.50	92	1
2:A:110:RCY:N1V	2:A:121:RCY:C1V	0.80	2.42	5	1
2:A:187:RCY:H1ZB	2:A:187:RCY:C1P	0.80	2.06	50	1
1:A:70:TRP:CE2	2:A:168:RCY:H1YA	0.80	2.12	37	1
2:A:150:RCY:H1Z	2:A:176:RCY:N1R	0.80	1.91	3	1
2:A:176:RCY:C1M	2:A:187:RCY:C1V	0.80	2.60	10	1
1:A:70:TRP:NE1	2:A:168:RCY:H1S	0.80	1.89	42	1
1:A:70:TRP:CE2	2:A:176:RCY:H1V	0.80	2.04	4	1
1:A:75:HIS:CB	2:A:176:RCY:C1L	0.80	2.57	13	1
1:A:65:THR:O	1:A:66:VAL:HG13	0.80	1.77	32	5
2:A:130:RCY:H1VB	2:A:130:RCY:C1Q	0.80	2.07	72	7
2:A:160:RCY:N1V	2:A:168:RCY:C1Z	0.80	2.36	5	1
2:A:130:RCY:H1Z	2:A:130:RCY:H1Y	0.80	1.54	79	1
1:A:73:CYS:HB2	2:A:176:RCY:C1U	0.80	2.07	70	1
1:A:64:ILE:HD13	1:A:65:THR:N	0.80	1.91	17	1
2:A:160:RCY:C1M	2:A:168:RCY:C1L	0.80	2.56	58	2
1:A:63:ASP:OD2	2:A:160:RCY:H1ZB	0.80	1.77	73	1
1:A:62:THR:HG1	2:A:150:RCY:H1CB	0.80	1.35	11	1
2:A:138:RCY:H1CA	2:A:150:RCY:N1V	0.80	1.92	59	1
2:A:176:RCY:H1YA	2:A:187:RCY:H1C	0.80	1.49	27	2
1:A:69:PRO:HD2	2:A:168:RCY:C1P	0.80	2.07	78	3
1:A:73:CYS:O	2:A:176:RCY:O1H	0.80	2.00	20	1
1:A:64:ILE:HG13	2:A:168:RCY:C1Z	0.80	2.04	78	2
1:A:69:PRO:CB	2:A:173:RCY:C1P	0.80	2.57	75	1
2:A:173:RCY:H1Z	2:A:176:RCY:H1YB	0.80	1.54	37	1
1:A:59:GLY:O	2:A:160:RCY:H1M	0.80	1.75	85	1
2:A:138:RCY:H1CA	2:A:138:RCY:O1H	0.80	1.77	93	1
2:A:168:RCY:H1MA	2:A:173:RCY:N1V	0.80	1.92	14	1
2:A:138:RCY:H1Z	2:A:150:RCY:H1ZA	0.80	1.50	30	1
1:A:74:ASN:O	2:A:173:RCY:C1S	0.80	2.30	90	1
2:A:150:RCY:C1C	2:A:187:RCY:C1C	0.80	2.55	50	1
1:A:70:TRP:HB2	2:A:176:RCY:C1M	0.80	2.07	6	1
1:A:66:VAL:C	2:A:168:RCY:H1CB	0.80	1.95	58	1

Continued on next page...

Continued from previous page...

Atom-1	Atom-2	Clash(Å)	Distance(Å)	Models	
				Worst	Total
1:A:70:TRP:C	2:A:173:RCY:C1Z	0.80	2.50	94	1
2:A:160:RCY:C1Z	2:A:173:RCY:H1CA	0.80	2.00	86	1
2:A:138:RCY:H1VB	2:A:187:RCY:H1YB	0.80	1.54	11	1
2:A:176:RCY:H1VB	2:A:176:RCY:C1Q	0.79	2.06	45	6
2:A:168:RCY:O1G	2:A:168:RCY:H1CB	0.79	1.77	38	4
2:A:130:RCY:C1Y	2:A:173:RCY:H1S	0.79	2.05	15	1
2:A:160:RCY:C1Q	2:A:160:RCY:H1VB	0.79	2.06	98	10
1:A:69:PRO:HD3	2:A:168:RCY:H1V	0.79	1.53	63	1
1:A:71:GLU:CG	2:A:121:RCY:H1YB	0.79	2.07	4	1
1:A:65:THR:CG2	2:A:160:RCY:O1H	0.79	2.29	36	1
2:A:173:RCY:H1CB	2:A:176:RCY:C1Z	0.79	2.07	84	1
1:A:64:ILE:CG1	2:A:168:RCY:H1VB	0.79	2.07	27	1
1:A:72:ALA:HA	2:A:168:RCY:O1G	0.79	1.75	91	1
1:A:72:ALA:N	2:A:168:RCY:C1M	0.79	2.33	91	1
2:A:121:RCY:C1P	2:A:121:RCY:H1ZB	0.79	2.08	48	4
2:A:160:RCY:O1G	2:A:160:RCY:H1CB	0.79	1.78	20	5
2:A:138:RCY:O1G	2:A:138:RCY:H1CB	0.79	1.77	61	7
2:A:173:RCY:H1MA	2:A:187:RCY:H1MA	0.79	1.52	40	1
1:A:76:CYS:HB2	2:A:187:RCY:H1VB	0.79	1.51	34	1
2:A:130:RCY:H1C	2:A:160:RCY:H1S	0.79	1.54	66	1
2:A:138:RCY:C1Z	2:A:150:RCY:C1L	0.79	2.40	1	1
1:A:70:TRP:CZ2	2:A:176:RCY:H1M	0.79	2.04	4	1
1:A:75:HIS:CE1	2:A:176:RCY:C1L	0.79	2.65	24	1
1:A:74:ASN:OD1	2:A:176:RCY:C1M	0.79	2.30	44	1
2:A:160:RCY:H1CB	2:A:160:RCY:O1G	0.79	1.77	36	9
2:A:130:RCY:C1P	2:A:130:RCY:H1CA	0.79	2.06	18	3
1:A:60:CYS:C	2:A:160:RCY:H1LA	0.79	1.98	99	3
1:A:69:PRO:CA	2:A:173:RCY:H1ZB	0.79	2.05	75	1
2:A:173:RCY:H1M	2:A:176:RCY:C1C	0.79	2.03	38	1
1:A:71:GLU:CB	2:A:168:RCY:C1P	0.79	2.54	57	2
1:A:71:GLU:CG	2:A:168:RCY:C1U	0.79	2.61	93	1
1:A:70:TRP:CB	2:A:173:RCY:C1M	0.79	2.57	84	1
2:A:138:RCY:H1YA	2:A:150:RCY:C1P	0.79	1.85	80	1
1:A:67:ILE:HG13	2:A:168:RCY:H1Y	0.79	1.54	80	1
1:A:78:LEU:HD21	2:A:176:RCY:C1Z	0.79	2.06	91	1
2:A:168:RCY:C1P	2:A:168:RCY:H1ZB	0.79	2.05	72	3
1:A:71:GLU:HG2	2:A:187:RCY:O1G	0.79	1.77	92	1
1:A:73:CYS:HB2	2:A:176:RCY:H1LA	0.79	1.53	63	1
1:A:63:ASP:HB3	2:A:160:RCY:H1C	0.79	1.32	63	1
1:A:73:CYS:HB2	2:A:176:RCY:H1ZA	0.79	0.80	58	1
1:A:66:VAL:C	2:A:168:RCY:C1C	0.79	2.50	58	1

Continued on next page...

Continued from previous page...

Atom-1	Atom-2	Clash(Å)	Distance(Å)	Models	
				Worst	Total
1:A:75:HIS:ND1	2:A:176:RCY:H1L	0.79	1.92	24	1
2:A:138:RCY:C1C	2:A:150:RCY:C1W	0.79	2.59	59	1
1:A:63:ASP:HA	2:A:160:RCY:C1Z	0.79	2.06	14	1
2:A:150:RCY:C1Q	2:A:150:RCY:H1VB	0.79	2.06	1	7
1:A:63:ASP:HB3	2:A:160:RCY:C1V	0.79	2.07	5	1
1:A:64:ILE:CD1	2:A:168:RCY:H1S	0.79	1.91	12	2
2:A:176:RCY:H1ZA	2:A:187:RCY:C1X	0.79	2.02	10	1
2:A:110:RCY:C1Q	2:A:110:RCY:H1VB	0.79	2.07	80	9
2:A:138:RCY:O1H	2:A:138:RCY:C1V	0.79	2.24	99	5
2:A:138:RCY:H1YB	2:A:187:RCY:H1YB	0.79	1.53	32	1
1:A:78:LEU:HD22	2:A:138:RCY:C1V	0.79	2.07	40	1
1:A:67:ILE:CG1	2:A:176:RCY:H1C	0.79	2.07	53	1
1:A:69:PRO:CA	2:A:168:RCY:H1M	0.79	1.83	5	1
2:A:150:RCY:H1VB	2:A:150:RCY:C1Q	0.79	2.06	90	9
2:A:150:RCY:O1G	2:A:150:RCY:H1CB	0.79	1.78	44	5
2:A:173:RCY:O1G	2:A:187:RCY:H1VB	0.79	1.74	16	1
2:A:173:RCY:H1CA	2:A:173:RCY:C1P	0.79	2.07	67	4
2:A:176:RCY:C1P	2:A:176:RCY:H1ZB	0.79	2.08	61	4
1:A:63:ASP:CB	2:A:138:RCY:H1Z	0.79	2.02	73	1
1:A:70:TRP:CH2	2:A:138:RCY:H1U	0.79	2.12	27	1
2:A:173:RCY:H1V	2:A:176:RCY:H1C	0.79	1.52	67	1
1:A:74:ASN:O	2:A:176:RCY:C1X	0.79	2.31	62	1
1:A:70:TRP:CZ2	2:A:187:RCY:H1Z	0.79	2.12	76	1
1:A:69:PRO:HG3	2:A:168:RCY:H1CB	0.79	1.34	8	1
1:A:65:THR:HG21	2:A:168:RCY:O1G	0.79	1.75	80	1
2:A:176:RCY:H1CB	2:A:176:RCY:O1G	0.79	1.78	13	4
2:A:176:RCY:H1YB	2:A:187:RCY:H1YA	0.79	0.85	72	1
2:A:138:RCY:H1YB	2:A:187:RCY:O1G	0.79	1.74	89	2
2:A:138:RCY:C1C	2:A:150:RCY:N1V	0.79	2.45	59	2
2:A:138:RCY:H1C	2:A:150:RCY:C1C	0.79	2.07	66	1
2:A:160:RCY:N1V	2:A:168:RCY:H1Y	0.79	1.92	78	1
2:A:160:RCY:C1Y	2:A:168:RCY:N1R	0.79	2.35	58	2
1:A:67:ILE:O	2:A:168:RCY:H1S	0.79	1.77	55	1
2:A:138:RCY:C1Z	2:A:187:RCY:H1ZB	0.79	2.04	59	1
1:A:68:CYS:CB	2:A:176:RCY:N1V	0.79	2.43	80	1
1:A:73:CYS:HA	2:A:168:RCY:O1J	0.79	1.77	91	1
2:A:173:RCY:O1G	2:A:173:RCY:H1CB	0.79	1.77	32	3
1:A:64:ILE:CG1	2:A:168:RCY:C1L	0.79	2.16	96	3
2:A:160:RCY:H1VB	2:A:160:RCY:C1Q	0.79	2.07	59	4
1:A:67:ILE:O	2:A:173:RCY:O1J	0.79	2.00	31	2
2:A:130:RCY:H1ZB	2:A:130:RCY:C1P	0.79	2.08	82	4

Continued on next page...

Continued from previous page...

Atom-1	Atom-2	Clash(Å)	Distance(Å)	Models	
				Worst	Total
1:A:71:GLU:OE1	2:A:168:RCY:H1CB	0.79	1.77	38	2
1:A:70:TRP:HE1	2:A:168:RCY:H1YA	0.79	1.00	37	1
2:A:160:RCY:H1Y	2:A:168:RCY:C1L	0.79	2.07	3	2
1:A:70:TRP:HB2	2:A:168:RCY:O1G	0.79	1.77	3	3
2:A:138:RCY:C1W	2:A:150:RCY:C1L	0.79	2.61	1	1
1:A:64:ILE:HB	2:A:168:RCY:C1Q	0.79	2.06	95	1
2:A:150:RCY:H1V	2:A:160:RCY:H1ZA	0.79	1.53	29	1
2:A:168:RCY:C1Y	2:A:173:RCY:H1CA	0.79	1.91	91	1
2:A:121:RCY:C1Q	2:A:121:RCY:H1VB	0.79	2.08	27	5
2:A:138:RCY:H1CB	2:A:138:RCY:O1G	0.79	1.77	100	12
2:A:110:RCY:H1CA	2:A:110:RCY:C1P	0.79	2.06	11	5
1:A:76:CYS:CA	2:A:176:RCY:C1Q	0.79	2.53	10	3
2:A:160:RCY:C1P	2:A:168:RCY:H1C	0.79	2.06	64	2
2:A:138:RCY:C1V	2:A:187:RCY:N1R	0.79	2.44	21	1
2:A:173:RCY:H1V	2:A:187:RCY:O1G	0.79	1.78	93	1
1:A:65:THR:HG23	2:A:168:RCY:O1J	0.79	1.77	24	1
1:A:70:TRP:CZ3	2:A:176:RCY:H1M	0.79	2.12	80	1
2:A:150:RCY:H1VA	2:A:173:RCY:C1Y	0.78	2.08	39	2
1:A:60:CYS:HA	2:A:130:RCY:H1ZA	0.78	1.52	88	1
2:A:173:RCY:N1V	2:A:176:RCY:C1C	0.78	2.46	38	1
1:A:71:GLU:O	2:A:173:RCY:O1H	0.78	2.01	56	5
2:A:168:RCY:H1C	2:A:176:RCY:H1ZB	0.78	1.53	3	1
2:A:173:RCY:H1VB	2:A:176:RCY:C1P	0.78	2.07	69	3
1:A:74:ASN:O	2:A:187:RCY:H1MA	0.78	1.78	34	1
1:A:64:ILE:CD1	2:A:160:RCY:H1YB	0.78	2.07	74	1
2:A:168:RCY:C1V	2:A:173:RCY:C1X	0.78	2.42	45	1
1:A:70:TRP:HB2	2:A:168:RCY:H1L	0.78	1.52	94	3
2:A:160:RCY:C1W	2:A:173:RCY:H1Z	0.78	2.07	4	1
2:A:160:RCY:O1H	2:A:160:RCY:C1C	0.78	2.26	84	1
2:A:138:RCY:O1H	2:A:150:RCY:C1S	0.78	2.32	41	1
2:A:138:RCY:C1U	2:A:150:RCY:H1M	0.78	2.06	75	1
1:A:72:ALA:HB3	2:A:173:RCY:C1Q	0.78	1.77	78	3
2:A:138:RCY:C1S	2:A:138:RCY:H1CA	0.78	2.06	50	1
1:A:65:THR:HA	2:A:168:RCY:C1L	0.78	2.07	82	2
1:A:69:PRO:CA	2:A:176:RCY:C1V	0.78	2.54	72	1
1:A:70:TRP:CB	2:A:176:RCY:C1M	0.78	2.61	6	1
1:A:60:CYS:CA	2:A:160:RCY:C1L	0.78	2.14	99	2
2:A:130:RCY:O1J	2:A:130:RCY:O1H	0.78	2.01	2	1
2:A:160:RCY:H1Y	2:A:173:RCY:H1Y	0.78	1.56	8	1
1:A:64:ILE:CD1	2:A:121:RCY:C1P	0.78	2.60	68	1
2:A:168:RCY:O1J	2:A:173:RCY:H1VA	0.78	1.77	48	1

Continued on next page...

Continued from previous page...

Atom-1	Atom-2	Clash(Å)	Distance(Å)	Models	
				Worst	Total
2:A:173:RCY:N1R	2:A:176:RCY:C1Y	0.78	2.39	56	2
2:A:130:RCY:C1Q	2:A:130:RCY:H1VB	0.78	2.08	39	6
2:A:160:RCY:H1M	2:A:168:RCY:C1C	0.78	2.09	5	1
2:A:173:RCY:C1S	2:A:176:RCY:C1C	0.78	2.60	52	1
2:A:176:RCY:C1Q	2:A:176:RCY:H1VB	0.78	2.08	69	5
2:A:150:RCY:H1V	2:A:187:RCY:H1VB	0.78	1.55	38	1
2:A:168:RCY:C1P	2:A:173:RCY:C1Y	0.78	2.39	62	2
1:A:71:GLU:HG2	2:A:150:RCY:C1U	0.78	1.92	58	1
2:A:160:RCY:N1V	2:A:168:RCY:O1J	0.78	2.14	94	1
2:A:173:RCY:C1Q	2:A:176:RCY:H1YA	0.78	2.06	68	1
2:A:150:RCY:C1Y	2:A:160:RCY:H1Y	0.78	2.09	29	1
1:A:66:VAL:HG23	2:A:168:RCY:C1V	0.78	2.04	80	1
2:A:160:RCY:O1J	2:A:168:RCY:O1J	0.78	2.00	32	1
2:A:121:RCY:O1H	2:A:121:RCY:H1CB	0.78	1.77	30	2
1:A:76:CYS:N	2:A:176:RCY:C1S	0.78	2.47	13	5
2:A:187:RCY:O1G	2:A:187:RCY:H1CB	0.78	1.78	74	2
2:A:138:RCY:H1YB	2:A:187:RCY:C1V	0.78	2.09	84	1
1:A:67:ILE:CG1	2:A:168:RCY:H1CB	0.78	2.09	27	1
2:A:173:RCY:H1ZA	2:A:176:RCY:C1Y	0.78	1.33	81	2
1:A:65:THR:HG1	2:A:160:RCY:H1ZA	0.78	1.34	100	1
1:A:73:CYS:O	2:A:173:RCY:H1LA	0.78	1.76	100	1
1:A:71:GLU:OE2	2:A:110:RCY:C1C	0.78	2.32	5	1
1:A:66:VAL:C	2:A:168:RCY:C1Q	0.78	2.52	51	1
1:A:66:VAL:CA	2:A:121:RCY:H1YA	0.78	2.06	83	1
2:A:160:RCY:O1J	2:A:168:RCY:H1YB	0.78	1.78	21	1
1:A:70:TRP:CH2	2:A:160:RCY:C1U	0.78	2.67	34	1
2:A:130:RCY:H1YA	2:A:160:RCY:C1Y	0.78	2.07	67	2
1:A:67:ILE:HG23	1:A:67:ILE:O	0.78	1.79	23	1
2:A:168:RCY:C1Y	2:A:187:RCY:C1L	0.78	2.62	100	3
2:A:160:RCY:C1C	2:A:160:RCY:O1G	0.78	2.24	29	3
2:A:160:RCY:H1VB	2:A:160:RCY:C1P	0.78	2.08	81	6
1:A:68:CYS:HA	2:A:168:RCY:H1L	0.78	0.79	75	2
1:A:69:PRO:HA	2:A:173:RCY:H1VB	0.78	1.55	100	1
2:A:121:RCY:O1G	2:A:121:RCY:H1CB	0.78	1.79	24	5
2:A:176:RCY:H1MA	2:A:187:RCY:H1V	0.78	1.54	10	1
1:A:69:PRO:HD2	2:A:160:RCY:H1CA	0.78	1.55	65	1
2:A:160:RCY:C1V	2:A:168:RCY:H1Y	0.78	1.81	32	1
2:A:187:RCY:H1CB	2:A:187:RCY:O1G	0.78	1.77	73	4
1:A:71:GLU:OE2	2:A:110:RCY:C1V	0.78	2.31	5	1
2:A:138:RCY:C1U	2:A:150:RCY:C1Y	0.78	2.61	88	1
2:A:130:RCY:C1S	2:A:130:RCY:C1V	0.78	2.62	51	1

Continued on next page...

Continued from previous page...

Atom-1	Atom-2	Clash(Å)	Distance(Å)	Models	
				Worst	Total
2:A:150:RCY:H1CA	2:A:187:RCY:C1X	0.78	2.06	50	1
1:A:60:CYS:HB3	2:A:168:RCY:C1Y	0.78	2.09	52	1
2:A:173:RCY:C1L	2:A:176:RCY:H1V	0.78	2.07	20	2
1:A:62:THR:HG21	2:A:130:RCY:C1W	0.78	2.09	9	1
1:A:60:CYS:O	2:A:121:RCY:C1Y	0.78	2.32	9	1
1:A:60:CYS:O	2:A:121:RCY:H1YA	0.78	1.78	9	1
1:A:71:GLU:O	2:A:173:RCY:H1MA	0.78	1.79	21	1
1:A:75:HIS:O	2:A:187:RCY:C1P	0.78	2.32	34	1
2:A:187:RCY:C1P	2:A:187:RCY:H1VB	0.78	2.08	85	5
2:A:130:RCY:C1V	2:A:173:RCY:H1YA	0.78	2.07	18	2
2:A:138:RCY:H1CA	2:A:160:RCY:C1Y	0.78	2.08	26	1
1:A:69:PRO:CG	2:A:168:RCY:C1L	0.78	2.61	7	1
2:A:173:RCY:N1R	2:A:176:RCY:O1H	0.78	2.16	96	1
2:A:187:RCY:C1Q	2:A:187:RCY:H1VB	0.78	2.09	28	7
2:A:176:RCY:C1Y	2:A:187:RCY:H1LA	0.78	2.05	92	1
2:A:173:RCY:H1VB	2:A:187:RCY:C1Z	0.78	1.93	53	1
2:A:168:RCY:H1ZB	2:A:168:RCY:C1P	0.78	2.09	31	3
1:A:64:ILE:HG22	1:A:65:THR:N	0.78	1.92	38	4
2:A:173:RCY:C1X	2:A:176:RCY:C1Y	0.78	2.53	2	1
2:A:168:RCY:H1M	2:A:176:RCY:H1Z	0.78	1.56	66	1
1:A:59:GLY:N	2:A:160:RCY:N1R	0.78	2.31	85	1
2:A:168:RCY:C1V	2:A:176:RCY:H1YB	0.78	2.00	98	1
2:A:138:RCY:C1W	2:A:150:RCY:H1LA	0.78	2.09	1	1
2:A:138:RCY:H1S	2:A:160:RCY:H1U	0.78	0.81	27	1
2:A:110:RCY:H1VB	2:A:110:RCY:C1P	0.77	2.08	3	4
1:A:69:PRO:CA	2:A:173:RCY:C1V	0.77	2.62	100	2
1:A:68:CYS:SG	2:A:173:RCY:H1ZA	0.77	2.18	39	1
2:A:168:RCY:C1P	2:A:168:RCY:H1VB	0.77	2.09	55	3
2:A:121:RCY:C1P	2:A:121:RCY:H1VB	0.77	2.09	8	4
2:A:150:RCY:H1YB	2:A:187:RCY:C1M	0.77	2.09	41	1
2:A:168:RCY:H1VB	2:A:168:RCY:C1P	0.77	2.08	34	6
2:A:138:RCY:H1V	2:A:150:RCY:H1V	0.77	1.55	1	1
2:A:176:RCY:H1CA	2:A:187:RCY:H1M	0.77	1.56	86	1
2:A:168:RCY:H1ZA	2:A:173:RCY:H1VB	0.77	1.55	27	1
2:A:138:RCY:H1Z	2:A:187:RCY:C1Y	0.77	2.09	32	1
1:A:71:GLU:O	2:A:173:RCY:H1LA	0.77	1.01	76	2
2:A:160:RCY:C1M	2:A:168:RCY:C1W	0.77	2.62	41	2
1:A:65:THR:CG2	2:A:130:RCY:C1C	0.77	2.61	9	1
1:A:71:GLU:HA	2:A:173:RCY:N1R	0.77	1.93	11	2
2:A:138:RCY:C1M	2:A:150:RCY:C1Y	0.77	2.62	89	1
2:A:168:RCY:C1C	2:A:176:RCY:H1Z	0.77	1.52	3	2

Continued on next page...

Continued from previous page...

Atom-1	Atom-2	Clash(Å)	Distance(Å)	Models	
				Worst	Total
2:A:176:RCY:C1Z	2:A:187:RCY:H1CB	0.77	2.10	2	1
2:A:168:RCY:H1VB	2:A:176:RCY:H1VA	0.77	1.55	59	1
1:A:69:PRO:HB3	2:A:173:RCY:C1C	0.77	2.06	7	1
2:A:138:RCY:H1U	2:A:150:RCY:C1Q	0.77	1.67	33	1
2:A:130:RCY:C1P	2:A:130:RCY:H1VB	0.77	2.09	49	9
1:A:72:ALA:C	2:A:173:RCY:H1LA	0.77	1.96	30	2
1:A:74:ASN:O	2:A:176:RCY:H1VB	0.77	1.79	100	2
2:A:173:RCY:C1Z	2:A:176:RCY:C1V	0.77	0.78	31	1
2:A:121:RCY:H1VB	2:A:121:RCY:C1P	0.77	2.09	82	5
2:A:160:RCY:H1Z	2:A:173:RCY:C1Z	0.77	2.04	99	1
1:A:71:GLU:OE2	2:A:121:RCY:C1V	0.77	2.30	78	1
2:A:160:RCY:C1W	2:A:173:RCY:C1Z	0.77	2.61	4	1
2:A:173:RCY:H1VA	2:A:187:RCY:C1U	0.77	2.08	93	1
2:A:130:RCY:C1M	2:A:160:RCY:H1M	0.77	2.00	7	1
1:A:71:GLU:HB2	2:A:173:RCY:H1VA	0.77	1.54	33	1
2:A:173:RCY:H1Z	2:A:187:RCY:C1V	0.77	2.10	32	1
2:A:187:RCY:C1P	2:A:187:RCY:H1ZB	0.77	2.10	49	5
2:A:138:RCY:H1VA	2:A:187:RCY:H1MA	0.77	1.55	49	1
1:A:59:GLY:H	2:A:160:RCY:C1Z	0.77	1.93	49	1
2:A:150:RCY:H1CB	2:A:176:RCY:C1P	0.77	2.09	82	1
1:A:69:PRO:HD3	2:A:168:RCY:H1VB	0.77	1.44	63	1
2:A:138:RCY:C1V	2:A:187:RCY:H1M	0.77	2.09	21	1
2:A:138:RCY:C1Y	2:A:187:RCY:C1Z	0.77	2.61	3	2
2:A:160:RCY:O1H	2:A:168:RCY:O1J	0.77	2.02	56	1
1:A:70:TRP:CD2	2:A:176:RCY:H1CA	0.77	2.12	62	1
1:A:76:CYS:H	2:A:176:RCY:C1S	0.77	1.90	24	1
2:A:173:RCY:C1W	2:A:176:RCY:H1YB	0.77	1.88	81	2
2:A:168:RCY:H1ZB	2:A:187:RCY:H1ZB	0.77	1.55	100	1
2:A:187:RCY:H1VB	2:A:187:RCY:C1P	0.77	2.08	31	3
1:A:64:ILE:HG21	2:A:168:RCY:H1ZB	0.77	1.50	83	1
2:A:150:RCY:C1P	2:A:150:RCY:H1ZB	0.77	2.09	12	4
1:A:70:TRP:CZ2	2:A:121:RCY:C1Z	0.77	2.63	41	1
2:A:173:RCY:C1Y	2:A:176:RCY:H1M	0.77	2.10	99	2
2:A:150:RCY:O1J	2:A:187:RCY:H1Y	0.77	1.79	37	1
1:A:59:GLY:HA2	2:A:160:RCY:C1V	0.77	2.10	2	1
2:A:121:RCY:O1H	2:A:121:RCY:C1V	0.77	2.26	51	3
2:A:160:RCY:C1C	2:A:168:RCY:C1L	0.77	2.50	48	1
2:A:176:RCY:H1ZB	2:A:176:RCY:C1Q	0.77	2.08	84	5
2:A:168:RCY:C1Q	2:A:168:RCY:H1VB	0.77	2.10	61	7
1:A:64:ILE:CG2	1:A:65:THR:H	0.77	1.92	49	4
2:A:168:RCY:H1MA	2:A:173:RCY:H1S	0.77	1.54	58	1

Continued on next page...

Continued from previous page...

Atom-1	Atom-2	Clash(Å)	Distance(Å)	Models	
				Worst	Total
1:A:70:TRP:CB	2:A:168:RCY:C1P	0.77	2.60	45	2
2:A:138:RCY:C1Q	2:A:138:RCY:H1VB	0.77	2.10	36	2
2:A:173:RCY:H1ZB	2:A:176:RCY:H1ZB	0.77	1.55	60	1
2:A:187:RCY:C1P	2:A:187:RCY:H1CA	0.77	1.96	90	3
2:A:173:RCY:C1Z	2:A:187:RCY:C1Y	0.77	2.63	72	1
2:A:138:RCY:H1VB	2:A:150:RCY:C1S	0.77	2.09	62	1
2:A:168:RCY:H1ZA	2:A:173:RCY:H1C	0.77	1.55	55	1
1:A:61:GLY:CA	2:A:168:RCY:C1P	0.77	2.62	24	1
1:A:70:TRP:CD1	2:A:173:RCY:H1M	0.77	2.15	84	1
2:A:176:RCY:C1P	2:A:176:RCY:H1VB	0.77	2.08	4	4
2:A:176:RCY:H1M	2:A:187:RCY:H1U	0.77	1.57	48	1
2:A:150:RCY:H1VB	2:A:150:RCY:C1P	0.77	2.10	68	4
2:A:130:RCY:H1VB	2:A:130:RCY:C1P	0.77	2.08	71	3
2:A:173:RCY:O1J	2:A:176:RCY:O1H	0.77	2.03	70	2
1:A:63:ASP:CG	2:A:160:RCY:H1CB	0.77	2.00	63	2
2:A:150:RCY:C1Z	2:A:160:RCY:C1Q	0.77	2.63	16	1
2:A:110:RCY:C1P	2:A:110:RCY:H1ZB	0.77	2.10	56	6
2:A:138:RCY:N1V	2:A:150:RCY:H1ZA	0.77	1.94	35	1
1:A:74:ASN:H	2:A:176:RCY:C1V	0.77	1.92	62	1
1:A:64:ILE:CD1	2:A:187:RCY:O1G	0.77	2.28	85	1
1:A:65:THR:O	1:A:66:VAL:HG23	0.77	1.80	86	1
1:A:71:GLU:CD	2:A:176:RCY:C1V	0.77	2.53	92	1
2:A:138:RCY:H1VB	2:A:138:RCY:C1Q	0.77	2.08	51	3
1:A:70:TRP:CB	2:A:168:RCY:C1Q	0.77	2.56	20	1
1:A:73:CYS:C	2:A:173:RCY:C1Z	0.77	2.40	22	1
2:A:168:RCY:H1L	2:A:176:RCY:H1C	0.77	1.56	49	1
1:A:74:ASN:CA	2:A:176:RCY:C1P	0.77	2.31	78	1
2:A:121:RCY:H1ZB	2:A:121:RCY:C1P	0.77	2.10	86	1
2:A:168:RCY:O1J	2:A:176:RCY:C1V	0.77	2.13	84	1
1:A:75:HIS:CE1	2:A:176:RCY:H1CB	0.77	2.15	84	1
2:A:168:RCY:H1U	2:A:187:RCY:H1YB	0.77	1.55	87	1
2:A:173:RCY:H1ZA	2:A:187:RCY:C1Z	0.77	2.08	40	1
1:A:64:ILE:HD13	2:A:168:RCY:C1P	0.77	2.04	12	1
2:A:160:RCY:C1M	2:A:168:RCY:C1P	0.77	2.63	34	1
1:A:76:CYS:N	2:A:176:RCY:C1L	0.77	2.48	10	2
1:A:64:ILE:HD12	2:A:187:RCY:C1M	0.77	1.97	85	1
1:A:60:CYS:O	1:A:62:THR:HG23	0.77	1.80	76	1
2:A:160:RCY:C1V	2:A:168:RCY:O1J	0.77	2.33	94	3
1:A:77:GLU:CG	2:A:176:RCY:O1G	0.77	2.33	55	1
1:A:66:VAL:O	2:A:168:RCY:H1C	0.77	1.80	27	1
1:A:64:ILE:CG2	2:A:160:RCY:C1M	0.77	2.57	47	1

Continued on next page...

Continued from previous page...

Atom-1	Atom-2	Clash(Å)	Distance(Å)	Models	
				Worst	Total
2:A:168:RCY:H1CB	2:A:187:RCY:H1Z	0.76	1.54	64	1
2:A:160:RCY:H1ZB	2:A:160:RCY:C1Q	0.76	2.10	68	4
2:A:138:RCY:H1YA	2:A:187:RCY:C1P	0.76	2.10	89	1
2:A:160:RCY:C1Y	2:A:168:RCY:C1L	0.76	2.61	58	5
2:A:150:RCY:H1YA	2:A:160:RCY:H1VA	0.76	1.56	42	1
2:A:168:RCY:C1Z	2:A:173:RCY:O1G	0.76	2.31	58	1
2:A:160:RCY:C1Y	2:A:173:RCY:H1YA	0.76	2.10	8	1
1:A:66:VAL:HG13	2:A:121:RCY:C1X	0.76	2.10	4	1
1:A:67:ILE:HG12	2:A:160:RCY:C1C	0.76	2.07	86	1
2:A:130:RCY:C1M	2:A:160:RCY:C1L	0.76	2.62	18	1
2:A:138:RCY:C1Y	2:A:173:RCY:H1ZA	0.76	2.10	32	1
2:A:173:RCY:C1W	2:A:187:RCY:C1L	0.76	2.63	96	2
2:A:138:RCY:O1G	2:A:138:RCY:H1VB	0.76	1.80	88	3
2:A:130:RCY:C1Y	2:A:173:RCY:C1S	0.76	2.62	15	1
2:A:160:RCY:H1MA	2:A:168:RCY:N1R	0.76	1.95	34	1
1:A:76:CYS:H	2:A:176:RCY:C1L	0.76	1.94	10	1
1:A:69:PRO:HB3	2:A:173:RCY:H1ZB	0.76	1.56	57	1
1:A:65:THR:HG23	1:A:65:THR:O	0.76	1.79	44	3
1:A:70:TRP:CH2	2:A:168:RCY:H1ZA	0.76	2.15	59	1
2:A:173:RCY:C1S	2:A:176:RCY:O1H	0.76	2.32	54	3
1:A:69:PRO:CD	2:A:168:RCY:C1P	0.76	2.63	13	4
2:A:138:RCY:C1Y	2:A:150:RCY:H1C	0.76	1.92	97	1
2:A:168:RCY:C1W	2:A:187:RCY:C1W	0.76	2.31	97	1
2:A:130:RCY:C1Z	2:A:130:RCY:H1Y	0.76	2.08	79	1
2:A:160:RCY:H1Z	2:A:168:RCY:C1M	0.76	2.09	3	1
1:A:70:TRP:CE3	2:A:168:RCY:C1P	0.76	2.68	46	1
1:A:62:THR:O	2:A:168:RCY:H1CB	0.76	1.78	61	1
2:A:173:RCY:H1V	2:A:187:RCY:C1V	0.76	1.87	55	1
2:A:176:RCY:H1S	2:A:187:RCY:H1Z	0.76	1.55	80	1
2:A:176:RCY:C1C	2:A:176:RCY:C1U	0.76	2.61	25	1
1:A:70:TRP:CE3	2:A:173:RCY:C1Z	0.76	1.95	92	2
2:A:110:RCY:C1X	2:A:121:RCY:H1M	0.76	2.09	5	1
1:A:60:CYS:HA	2:A:160:RCY:O1H	0.76	1.78	29	3
2:A:138:RCY:C1W	2:A:150:RCY:O1J	0.76	2.33	97	1
2:A:168:RCY:H1LA	2:A:173:RCY:H1U	0.76	1.57	21	1
2:A:176:RCY:C1W	2:A:187:RCY:O1G	0.76	2.33	10	1
2:A:173:RCY:H1VB	2:A:176:RCY:O1G	0.76	1.79	36	2
1:A:62:THR:CG2	2:A:130:RCY:C1U	0.76	2.64	18	1
2:A:176:RCY:N1V	2:A:187:RCY:C1S	0.76	2.31	96	1
2:A:150:RCY:C1V	2:A:173:RCY:H1YA	0.76	2.10	39	1
2:A:176:RCY:H1VB	2:A:176:RCY:C1P	0.76	2.11	9	3

Continued on next page...

Continued from previous page...

Atom-1	Atom-2	Clash(Å)	Distance(Å)	Models	
				Worst	Total
2:A:173:RCY:H1VB	2:A:173:RCY:C1P	0.76	2.10	46	2
2:A:176:RCY:H1V	2:A:187:RCY:H1ZA	0.76	1.53	34	1
2:A:173:RCY:H1CB	2:A:176:RCY:H1L	0.76	1.11	36	2
2:A:168:RCY:H1ZA	2:A:187:RCY:H1M	0.76	0.77	84	1
2:A:150:RCY:O1J	2:A:187:RCY:C1W	0.76	2.34	59	1
2:A:168:RCY:C1V	2:A:176:RCY:C1Q	0.76	2.64	71	1
2:A:150:RCY:H1Y	2:A:187:RCY:H1Y	0.76	1.55	32	1
2:A:160:RCY:C1P	2:A:160:RCY:H1VB	0.76	2.09	3	7
2:A:150:RCY:H1VA	2:A:173:RCY:C1X	0.76	2.10	31	1
2:A:168:RCY:O1J	2:A:176:RCY:O1J	0.76	2.03	89	1
1:A:61:GLY:O	1:A:64:ILE:HG22	0.76	1.81	94	2
2:A:138:RCY:O1G	2:A:138:RCY:C1V	0.76	2.30	54	1
2:A:150:RCY:C1W	2:A:187:RCY:H1YA	0.76	2.09	18	1
1:A:70:TRP:N	2:A:176:RCY:H1Z	0.76	1.94	18	1
1:A:70:TRP:CE3	2:A:168:RCY:N1R	0.76	2.54	33	1
2:A:173:RCY:H1VA	2:A:176:RCY:H1CB	0.76	1.57	28	1
1:A:78:LEU:HD22	1:A:78:LEU:O	0.76	1.81	12	2
1:A:70:TRP:CZ3	2:A:168:RCY:H1CB	0.76	2.16	95	1
1:A:64:ILE:CB	2:A:168:RCY:O1G	0.76	2.06	69	1
2:A:173:RCY:C1Z	2:A:187:RCY:H1L	0.76	2.10	45	2
1:A:76:CYS:O	1:A:76:CYS:SG	0.76	2.44	69	5
1:A:59:GLY:CA	2:A:160:RCY:N1R	0.76	2.45	70	1
1:A:64:ILE:HG23	2:A:168:RCY:C1Z	0.76	2.09	83	1
1:A:68:CYS:HB3	2:A:176:RCY:O1J	0.76	1.81	78	2
2:A:150:RCY:C1V	2:A:187:RCY:C1U	0.76	2.63	38	1
1:A:78:LEU:HD11	2:A:176:RCY:C1P	0.76	2.11	56	1
1:A:71:GLU:O	2:A:176:RCY:H1C	0.76	1.78	44	1
2:A:173:RCY:C1P	2:A:173:RCY:H1VB	0.76	2.10	60	5
2:A:121:RCY:H1CB	2:A:121:RCY:O1G	0.76	1.79	46	6
1:A:70:TRP:HD1	2:A:187:RCY:C1Z	0.76	1.94	51	1
2:A:160:RCY:C1Z	2:A:168:RCY:H1MA	0.76	1.95	52	2
1:A:66:VAL:HB	2:A:138:RCY:H1V	0.76	1.58	72	1
1:A:70:TRP:CA	2:A:173:RCY:N1R	0.76	2.43	6	1
1:A:60:CYS:O	2:A:160:RCY:C1Q	0.76	2.33	2	1
1:A:69:PRO:HB3	2:A:173:RCY:H1Z	0.76	1.57	69	1
2:A:168:RCY:H1U	2:A:176:RCY:H1YA	0.76	0.77	59	1
2:A:173:RCY:C1C	2:A:176:RCY:H1Z	0.76	2.10	27	1
1:A:65:THR:HG22	1:A:65:THR:O	0.76	1.81	90	6
1:A:70:TRP:N	2:A:173:RCY:C1C	0.76	2.48	92	1
1:A:70:TRP:NE1	2:A:187:RCY:C1Z	0.76	2.28	92	2
2:A:138:RCY:C1L	2:A:150:RCY:H1M	0.76	2.10	30	1

Continued on next page...

Continued from previous page...

Atom-1	Atom-2	Clash(Å)	Distance(Å)	Models	
				Worst	Total
1:A:63:ASP:OD2	2:A:168:RCY:O1J	0.76	1.82	78	2
2:A:160:RCY:N1R	2:A:160:RCY:H1U	0.76	1.91	79	1
2:A:160:RCY:H1Y	2:A:176:RCY:H1Y	0.76	1.58	89	1
1:A:70:TRP:CD1	2:A:168:RCY:H1L	0.76	2.16	89	1
1:A:73:CYS:HB2	2:A:168:RCY:C1U	0.76	2.10	57	1
2:A:173:RCY:H1Z	2:A:176:RCY:H1Z	0.75	1.57	60	1
2:A:173:RCY:C1L	2:A:176:RCY:C1L	0.75	2.63	28	1
2:A:150:RCY:O1J	2:A:187:RCY:H1CA	0.75	1.81	50	1
1:A:65:THR:H	2:A:168:RCY:C1L	0.75	1.94	97	1
1:A:69:PRO:HG3	2:A:176:RCY:H1YB	0.75	1.57	72	1
2:A:121:RCY:H1VA	2:A:168:RCY:H1YB	0.75	0.76	49	1
1:A:69:PRO:CA	2:A:173:RCY:C1Z	0.75	2.59	75	1
2:A:138:RCY:O1H	2:A:160:RCY:C1L	0.75	2.29	38	1
2:A:173:RCY:H1ZB	2:A:176:RCY:C1M	0.75	1.86	37	1
1:A:74:ASN:OD1	2:A:176:RCY:C1Y	0.75	2.34	56	1
2:A:176:RCY:H1YB	2:A:187:RCY:C1M	0.75	2.11	69	1
2:A:130:RCY:O1J	2:A:138:RCY:H1LA	0.75	1.81	73	1
1:A:68:CYS:SG	2:A:176:RCY:C1Y	0.75	2.74	18	1
1:A:70:TRP:C	2:A:168:RCY:H1S	0.75	2.02	28	1
1:A:60:CYS:O	2:A:168:RCY:C1Y	0.75	2.34	30	1
2:A:130:RCY:O1G	2:A:130:RCY:H1CB	0.75	1.81	88	3
2:A:138:RCY:C1C	2:A:138:RCY:C1S	0.75	2.63	50	1
1:A:69:PRO:CD	2:A:173:RCY:C1C	0.75	2.64	77	1
2:A:176:RCY:H1VB	2:A:187:RCY:O1G	0.75	1.82	15	1
2:A:160:RCY:H1U	2:A:168:RCY:H1C	0.75	0.81	49	1
2:A:138:RCY:C1Q	2:A:150:RCY:H1Z	0.75	2.04	82	1
1:A:73:CYS:HB2	2:A:168:RCY:C1Z	0.75	1.52	99	1
2:A:121:RCY:C1Q	2:A:121:RCY:H1ZB	0.75	2.10	14	3
1:A:70:TRP:CD1	1:A:70:TRP:O	0.75	2.39	86	7
2:A:130:RCY:H1ZB	2:A:130:RCY:O1H	0.75	1.81	2	1
1:A:69:PRO:HB2	2:A:150:RCY:H1Y	0.75	1.59	85	1
1:A:64:ILE:CG2	2:A:168:RCY:H1C	0.75	2.10	54	1
2:A:138:RCY:H1ZB	2:A:138:RCY:C1P	0.75	2.11	21	4
1:A:65:THR:HG22	2:A:160:RCY:C1M	0.75	1.78	100	2
2:A:168:RCY:C1U	2:A:187:RCY:C1V	0.75	2.63	90	1
2:A:168:RCY:C1W	2:A:187:RCY:H1Y	0.75	2.11	7	2
1:A:65:THR:O	2:A:176:RCY:H1Y	0.75	1.81	22	1
1:A:70:TRP:HZ2	2:A:160:RCY:O1H	0.75	1.61	58	1
1:A:71:GLU:N	2:A:176:RCY:C1V	0.75	2.01	76	1
2:A:138:RCY:C1M	2:A:150:RCY:C1L	0.75	2.64	1	1
2:A:168:RCY:H1L	2:A:173:RCY:H1V	0.75	0.76	4	1

Continued on next page...

Continued from previous page...

Atom-1	Atom-2	Clash(Å)	Distance(Å)	Models	
				Worst	Total
2:A:168:RCY:H1MA	2:A:173:RCY:H1ZB	0.75	1.48	84	1
2:A:150:RCY:H1Y	2:A:187:RCY:H1MA	0.75	1.37	59	1
2:A:110:RCY:C1Y	2:A:121:RCY:O1J	0.75	2.34	33	1
1:A:73:CYS:HA	2:A:173:RCY:O1H	0.75	1.81	65	2
1:A:77:GLU:CG	2:A:173:RCY:O1G	0.75	2.34	28	1
2:A:121:RCY:H1VB	2:A:121:RCY:C1Q	0.75	2.12	51	3
2:A:168:RCY:H1Y	2:A:187:RCY:H1L	0.75	1.58	3	1
2:A:130:RCY:O1H	2:A:130:RCY:C1Z	0.75	2.33	2	2
2:A:138:RCY:H1C	2:A:150:RCY:H1CB	0.75	1.56	66	1
1:A:71:GLU:OE2	2:A:173:RCY:C1V	0.75	2.34	68	2
2:A:168:RCY:O1H	2:A:176:RCY:O1J	0.75	2.04	76	1
2:A:130:RCY:H1VA	2:A:173:RCY:H1YA	0.75	1.56	18	1
1:A:69:PRO:HG3	2:A:130:RCY:C1C	0.75	2.11	18	1
2:A:150:RCY:C1V	2:A:187:RCY:H1L	0.75	2.12	87	1
2:A:130:RCY:C1V	2:A:160:RCY:O1G	0.75	2.26	87	1
1:A:77:GLU:CG	2:A:173:RCY:H1VB	0.75	2.09	32	1
2:A:168:RCY:H1CB	2:A:173:RCY:O1G	0.75	1.82	48	1
2:A:130:RCY:H1VA	2:A:130:RCY:O1J	0.75	1.82	79	1
2:A:173:RCY:H1Y	2:A:187:RCY:C1M	0.75	2.11	77	1
2:A:130:RCY:C1X	2:A:160:RCY:O1J	0.75	2.34	64	1
2:A:173:RCY:C1M	2:A:187:RCY:O1J	0.75	2.25	89	2
2:A:150:RCY:C1W	2:A:176:RCY:C1C	0.75	2.64	3	1
1:A:63:ASP:OD1	2:A:150:RCY:C1Z	0.75	2.34	80	1
2:A:168:RCY:H1S	2:A:176:RCY:H1VB	0.75	1.56	71	1
2:A:138:RCY:C1X	2:A:150:RCY:C1Y	0.75	2.01	88	1
1:A:66:VAL:O	2:A:168:RCY:O1H	0.75	2.05	51	1
2:A:160:RCY:H1ZB	2:A:168:RCY:C1U	0.75	2.12	20	1
1:A:70:TRP:HH2	2:A:168:RCY:H1ZA	0.75	1.42	59	1
2:A:138:RCY:C1C	2:A:150:RCY:C1Y	0.75	2.57	59	1
1:A:60:CYS:CA	2:A:138:RCY:C1V	0.75	2.62	7	1
2:A:187:RCY:C1Q	2:A:187:RCY:H1ZB	0.75	2.12	23	5
2:A:160:RCY:C1C	2:A:168:RCY:H1M	0.75	2.11	96	1
1:A:78:LEU:CD1	1:A:78:LEU:N	0.75	2.50	51	3
2:A:168:RCY:O1J	2:A:187:RCY:C1C	0.75	2.34	99	1
2:A:150:RCY:C1Y	2:A:173:RCY:C1U	0.75	2.61	3	1
1:A:76:CYS:CB	2:A:187:RCY:H1VB	0.75	2.10	34	1
2:A:168:RCY:C1V	2:A:173:RCY:C1U	0.75	2.64	45	1
2:A:176:RCY:C1C	2:A:187:RCY:C1P	0.75	2.50	61	2
1:A:60:CYS:O	2:A:138:RCY:H1VB	0.75	1.79	7	1
2:A:110:RCY:C1Y	2:A:121:RCY:H1CB	0.75	2.08	81	1
2:A:138:RCY:H1YB	2:A:173:RCY:C1Z	0.75	2.10	32	1

Continued on next page...

Continued from previous page...

Atom-1	Atom-2	Clash(Å)	Distance(Å)	Models	
				Worst	Total
2:A:138:RCY:C1P	2:A:138:RCY:H1ZB	0.75	2.11	62	8
2:A:176:RCY:H1U	2:A:187:RCY:H1Z	0.75	0.75	5	1
1:A:78:LEU:C	1:A:78:LEU:HD22	0.75	2.02	12	2
1:A:71:GLU:CB	2:A:173:RCY:C1V	0.75	2.57	50	1
2:A:160:RCY:C1C	2:A:160:RCY:C1U	0.75	2.63	79	1
1:A:71:GLU:OE1	2:A:173:RCY:C1Q	0.75	2.34	89	1
2:A:168:RCY:O1G	2:A:173:RCY:N1V	0.75	2.19	4	1
2:A:168:RCY:H1ZB	2:A:168:RCY:C1Q	0.75	2.12	81	3
2:A:160:RCY:C1U	2:A:168:RCY:C1W	0.75	2.23	96	1
2:A:160:RCY:C1P	2:A:160:RCY:H1ZB	0.75	2.10	30	2
1:A:70:TRP:CG	2:A:168:RCY:C1S	0.75	2.63	20	1
1:A:70:TRP:CH2	2:A:168:RCY:O1J	0.75	2.39	41	1
2:A:150:RCY:H1CB	2:A:150:RCY:O1G	0.75	1.82	13	4
1:A:66:VAL:O	2:A:168:RCY:H1VA	0.75	1.81	27	1
1:A:63:ASP:OD2	2:A:138:RCY:H1U	0.75	1.82	27	1
1:A:63:ASP:O	2:A:168:RCY:H1S	0.75	1.82	80	1
1:A:70:TRP:CE2	2:A:168:RCY:H1LA	0.75	2.17	71	1
1:A:68:CYS:SG	2:A:173:RCY:C1V	0.75	2.70	71	1
2:A:168:RCY:H1CA	2:A:168:RCY:O1G	0.74	1.82	43	1
1:A:76:CYS:CB	2:A:173:RCY:H1Y	0.74	2.12	42	1
2:A:168:RCY:H1CA	2:A:173:RCY:C1V	0.74	2.11	85	1
1:A:70:TRP:CB	2:A:168:RCY:O1J	0.74	2.36	76	1
1:A:69:PRO:HG3	2:A:173:RCY:C1Y	0.74	2.12	61	1
1:A:66:VAL:CG1	2:A:160:RCY:O1H	0.74	2.34	68	1
1:A:70:TRP:CB	2:A:173:RCY:C1W	0.74	2.64	84	1
1:A:71:GLU:HG3	2:A:176:RCY:C1Y	0.74	2.12	92	1
2:A:160:RCY:O1H	2:A:168:RCY:H1M	0.74	1.82	39	1
1:A:72:ALA:N	2:A:173:RCY:H1ZA	0.74	1.97	50	1
2:A:150:RCY:C1X	2:A:173:RCY:C1V	0.74	2.65	31	1
1:A:60:CYS:CA	2:A:160:RCY:H1L	0.74	2.11	89	1
2:A:168:RCY:H1VA	2:A:173:RCY:H1U	0.74	1.57	45	1
2:A:138:RCY:C1L	2:A:150:RCY:C1V	0.74	2.55	98	1
2:A:176:RCY:C1X	2:A:187:RCY:H1M	0.74	2.10	26	1
1:A:70:TRP:CZ2	2:A:168:RCY:C1P	0.74	2.69	48	2
2:A:160:RCY:C1U	2:A:168:RCY:H1MA	0.74	1.95	96	1
1:A:74:ASN:O	2:A:173:RCY:C1L	0.74	2.35	90	1
2:A:168:RCY:C1X	2:A:187:RCY:C1M	0.74	2.65	70	1
2:A:138:RCY:H1ZA	2:A:176:RCY:C1L	0.74	2.12	22	1
2:A:150:RCY:H1CB	2:A:176:RCY:C1U	0.74	2.12	82	1
1:A:66:VAL:HG11	2:A:121:RCY:C1X	0.74	2.09	83	1
1:A:71:GLU:HG2	2:A:130:RCY:H1M	0.74	1.58	94	1

Continued on next page...

Continued from previous page...

Atom-1	Atom-2	Clash(Å)	Distance(Å)	Models	
				Worst	Total
2:A:176:RCY:H1CB	2:A:187:RCY:C1M	0.74	2.12	26	1
2:A:173:RCY:H1CA	2:A:176:RCY:H1S	0.74	1.59	33	1
2:A:138:RCY:C1Y	2:A:150:RCY:C1S	0.74	2.66	60	1
2:A:160:RCY:C1Y	2:A:168:RCY:H1YB	0.74	2.09	53	1
1:A:69:PRO:HB2	2:A:176:RCY:H1ZB	0.74	1.16	66	1
1:A:69:PRO:O	2:A:173:RCY:H1ZB	0.74	1.80	85	2
1:A:70:TRP:HB3	2:A:168:RCY:O1J	0.74	1.81	76	1
1:A:69:PRO:HG3	2:A:187:RCY:H1ZB	0.74	0.79	54	1
2:A:121:RCY:H1ZB	2:A:121:RCY:C1S	0.74	2.11	59	1
1:A:75:HIS:HE1	2:A:173:RCY:H1YB	0.74	1.42	33	1
2:A:110:RCY:O1H	2:A:110:RCY:H1CB	0.74	1.83	18	4
2:A:173:RCY:H1C	2:A:176:RCY:H1ZB	0.74	1.60	27	2
2:A:138:RCY:H1V	2:A:176:RCY:O1J	0.74	1.81	9	1
2:A:160:RCY:C1M	2:A:168:RCY:H1ZB	0.74	2.10	9	1
1:A:63:ASP:C	2:A:160:RCY:C1V	0.74	2.48	3	1
2:A:173:RCY:H1VA	2:A:176:RCY:C1P	0.74	2.11	17	1
2:A:130:RCY:H1CB	2:A:160:RCY:H1ZB	0.74	1.57	62	1
1:A:64:ILE:CD1	2:A:187:RCY:C1P	0.74	2.65	85	1
2:A:168:RCY:H1VA	2:A:173:RCY:C1U	0.74	2.12	45	1
2:A:138:RCY:H1Z	2:A:150:RCY:H1ZB	0.74	1.58	76	1
1:A:70:TRP:NE1	2:A:173:RCY:O1G	0.74	2.20	44	2
2:A:168:RCY:C1L	2:A:173:RCY:H1VA	0.74	2.07	80	1
2:A:150:RCY:O1H	2:A:150:RCY:H1CB	0.74	1.83	88	3
1:A:65:THR:N	2:A:168:RCY:H1L	0.74	1.98	97	2
2:A:173:RCY:C1Z	2:A:176:RCY:H1VB	0.74	0.75	31	1
2:A:176:RCY:C1V	2:A:187:RCY:C1V	0.74	2.36	26	2
2:A:150:RCY:H1CB	2:A:187:RCY:H1YB	0.74	1.56	81	1
1:A:64:ILE:HG23	2:A:160:RCY:H1CB	0.74	1.60	48	1
2:A:173:RCY:C1C	2:A:187:RCY:C1Q	0.74	2.66	88	1
2:A:160:RCY:C1W	2:A:168:RCY:C1Z	0.74	2.58	9	1
1:A:63:ASP:OD2	2:A:121:RCY:H1YA	0.74	1.83	42	1
1:A:64:ILE:HG13	2:A:168:RCY:C1Q	0.74	2.12	58	2
1:A:70:TRP:HA	2:A:173:RCY:C1W	0.74	2.11	85	1
1:A:62:THR:N	2:A:150:RCY:C1V	0.74	2.50	11	1
2:A:130:RCY:H1VA	2:A:160:RCY:H1V	0.74	1.59	18	1
2:A:187:RCY:C1Z	2:A:187:RCY:O1H	0.74	2.36	42	4
1:A:64:ILE:HD13	2:A:160:RCY:H1VA	0.74	1.56	39	1
2:A:168:RCY:H1YB	2:A:176:RCY:H1C	0.74	1.57	90	1
2:A:150:RCY:C1W	2:A:187:RCY:H1VB	0.74	2.13	38	1
1:A:64:ILE:HD11	2:A:160:RCY:C1Y	0.74	2.12	74	1
2:A:150:RCY:C1Z	2:A:187:RCY:H1M	0.74	2.11	76	1

Continued on next page...

Continued from previous page...

Atom-1	Atom-2	Clash(Å)	Distance(Å)	Models	
				Worst	Total
2:A:176:RCY:H1C	2:A:187:RCY:H1YB	0.74	1.44	26	1
2:A:173:RCY:H1VB	2:A:176:RCY:N1V	0.74	1.96	11	1
2:A:160:RCY:H1C	2:A:168:RCY:H1ZB	0.74	1.58	47	1
2:A:168:RCY:C1P	2:A:168:RCY:H1CA	0.74	2.12	53	3
1:A:70:TRP:CB	2:A:168:RCY:O1G	0.74	2.35	45	2
2:A:138:RCY:H1V	2:A:150:RCY:H1VA	0.74	0.76	19	1
1:A:69:PRO:HG2	2:A:160:RCY:H1Y	0.74	1.57	57	1
2:A:168:RCY:H1YB	2:A:173:RCY:H1VA	0.74	0.76	45	1
1:A:61:GLY:CA	2:A:138:RCY:C1V	0.74	2.65	7	1
1:A:71:GLU:HG2	2:A:168:RCY:H1CB	0.74	0.77	93	2
2:A:130:RCY:H1CB	2:A:130:RCY:O1H	0.74	1.83	44	5
1:A:68:CYS:O	2:A:173:RCY:H1V	0.74	1.74	100	1
1:A:69:PRO:HB2	2:A:168:RCY:H1YB	0.74	1.56	22	1
2:A:168:RCY:C1Y	2:A:187:RCY:H1VA	0.74	2.12	82	1
2:A:138:RCY:C1Q	2:A:150:RCY:H1U	0.74	2.13	67	1
2:A:173:RCY:H1ZA	2:A:176:RCY:H1MA	0.74	1.56	37	1
1:A:65:THR:CG2	2:A:160:RCY:H1YA	0.74	2.03	55	1
1:A:70:TRP:HZ3	2:A:160:RCY:C1Y	0.74	1.96	44	1
1:A:75:HIS:CE1	2:A:176:RCY:C1C	0.74	2.70	84	1
2:A:138:RCY:O1J	2:A:160:RCY:O1H	0.74	2.04	18	1
2:A:130:RCY:H1Y	2:A:160:RCY:C1V	0.73	2.12	43	2
1:A:70:TRP:HA	2:A:173:RCY:C1Q	0.73	2.12	6	2
2:A:150:RCY:H1CB	2:A:150:RCY:O1H	0.73	1.83	9	2
2:A:168:RCY:C1Z	2:A:187:RCY:C1Z	0.73	2.64	17	1
1:A:64:ILE:HB	2:A:160:RCY:C1Z	0.73	2.13	78	1
1:A:59:GLY:H	2:A:160:RCY:C1P	0.73	1.95	85	1
2:A:168:RCY:C1C	2:A:173:RCY:C1Q	0.73	2.65	8	1
1:A:78:LEU:HD22	1:A:78:LEU:C	0.73	2.03	44	1
2:A:173:RCY:H1CB	2:A:173:RCY:O1H	0.73	1.83	81	2
2:A:168:RCY:O1G	2:A:173:RCY:H1CA	0.73	1.83	60	2
2:A:110:RCY:N1V	2:A:121:RCY:H1M	0.73	1.98	5	1
2:A:176:RCY:H1V	2:A:187:RCY:C1L	0.73	2.13	15	1
2:A:138:RCY:H1CB	2:A:187:RCY:C1Y	0.73	2.09	21	1
1:A:71:GLU:HB3	2:A:160:RCY:H1VB	0.73	1.58	58	1
2:A:176:RCY:C1Y	2:A:187:RCY:O1J	0.73	2.32	29	1
2:A:138:RCY:H1CB	2:A:160:RCY:H1V	0.73	0.74	27	1
2:A:150:RCY:H1YB	2:A:187:RCY:O1H	0.73	1.17	27	1
2:A:173:RCY:C1Y	2:A:187:RCY:C1S	0.73	2.66	92	1
1:A:70:TRP:CG	2:A:176:RCY:C1V	0.73	2.08	77	1
2:A:173:RCY:C1Z	2:A:187:RCY:C1U	0.73	2.65	77	2
1:A:70:TRP:HB2	2:A:173:RCY:N1V	0.73	1.96	64	1

Continued on next page...

Continued from previous page...

Atom-1	Atom-2	Clash(Å)	Distance(Å)	Models	
				Worst	Total
1:A:78:LEU:N	1:A:78:LEU:CD1	0.73	2.51	44	8
1:A:70:TRP:CD1	2:A:173:RCY:H1CB	0.73	2.18	38	1
1:A:68:CYS:SG	2:A:176:RCY:H1Y	0.73	2.24	18	1
2:A:138:RCY:H1C	2:A:160:RCY:H1Y	0.73	1.49	27	1
2:A:173:RCY:N1R	2:A:173:RCY:C1M	0.73	2.52	25	1
2:A:160:RCY:C1V	2:A:168:RCY:C1M	0.73	2.03	92	2
2:A:138:RCY:C1P	2:A:187:RCY:H1VA	0.73	2.13	39	1
2:A:168:RCY:C1W	2:A:176:RCY:O1G	0.73	2.34	20	1
1:A:69:PRO:HA	2:A:173:RCY:C1L	0.73	2.12	10	2
1:A:76:CYS:SG	2:A:173:RCY:C1Y	0.73	2.77	42	1
1:A:70:TRP:C	2:A:168:RCY:H1ZB	0.73	2.04	36	1
2:A:160:RCY:O1H	2:A:173:RCY:C1Y	0.73	2.34	71	1
1:A:69:PRO:HG3	2:A:173:RCY:C1V	0.73	2.12	10	2
1:A:75:HIS:C	2:A:173:RCY:H1Z	0.73	2.03	88	1
2:A:176:RCY:H1CB	2:A:176:RCY:O1H	0.73	1.84	24	3
1:A:67:ILE:CB	2:A:176:RCY:C1V	0.73	2.65	16	1
2:A:176:RCY:H1YB	2:A:187:RCY:H1VA	0.73	1.60	38	1
2:A:168:RCY:H1CB	2:A:168:RCY:O1H	0.73	1.84	67	3
1:A:69:PRO:HB3	2:A:168:RCY:C1Y	0.73	2.07	66	1
2:A:138:RCY:O1H	2:A:138:RCY:H1CB	0.73	1.84	60	3
1:A:67:ILE:CG1	2:A:176:RCY:C1C	0.73	2.64	53	1
1:A:73:CYS:HB2	2:A:168:RCY:C1C	0.73	2.14	22	1
1:A:64:ILE:CB	2:A:150:RCY:H1VA	0.73	2.14	16	1
2:A:173:RCY:O1J	2:A:176:RCY:C1P	0.73	2.36	93	3
1:A:66:VAL:HG12	2:A:121:RCY:H1U	0.73	1.60	4	1
2:A:138:RCY:H1CB	2:A:138:RCY:O1H	0.73	1.83	26	1
1:A:63:ASP:HA	2:A:150:RCY:H1ZA	0.73	1.59	80	1
1:A:78:LEU:HD23	2:A:176:RCY:H1M	0.73	1.59	91	1
2:A:173:RCY:C1Z	2:A:187:RCY:H1V	0.73	2.13	32	1
2:A:173:RCY:C1Z	2:A:187:RCY:C1P	0.73	0.73	92	1
2:A:138:RCY:C1P	2:A:187:RCY:H1CB	0.73	2.13	5	1
1:A:71:GLU:HG2	2:A:173:RCY:C1V	0.73	2.13	41	1
1:A:67:ILE:CB	2:A:176:RCY:H1VA	0.73	2.14	16	1
2:A:173:RCY:H1M	2:A:176:RCY:N1R	0.73	1.98	38	1
1:A:75:HIS:O	2:A:176:RCY:H1ZA	0.73	1.84	67	1
2:A:138:RCY:C1Y	2:A:187:RCY:C1V	0.73	2.67	29	3
2:A:138:RCY:C1M	2:A:187:RCY:H1U	0.73	1.92	13	1
2:A:173:RCY:H1ZB	2:A:187:RCY:C1Z	0.73	1.81	84	1
2:A:110:RCY:H1CB	2:A:110:RCY:O1H	0.73	1.83	59	4
1:A:70:TRP:CE3	2:A:176:RCY:H1ZB	0.73	2.19	85	1
1:A:75:HIS:O	2:A:173:RCY:H1L	0.73	1.82	61	1

Continued on next page...

Continued from previous page...

Atom-1	Atom-2	Clash(Å)	Distance(Å)	Models	
				Worst	Total
1:A:72:ALA:HB3	2:A:173:RCY:H1S	0.73	1.61	65	1
2:A:160:RCY:H1V	2:A:168:RCY:C1L	0.73	2.11	24	1
1:A:63:ASP:C	2:A:160:RCY:H1ZB	0.73	2.03	14	1
2:A:160:RCY:C1U	2:A:168:RCY:H1V	0.73	2.01	48	1
2:A:168:RCY:C1U	2:A:173:RCY:H1VB	0.73	2.12	48	1
2:A:176:RCY:H1VA	2:A:187:RCY:O1G	0.73	1.84	23	1
2:A:160:RCY:C1V	2:A:168:RCY:H1CB	0.73	2.05	30	2
2:A:138:RCY:H1MA	2:A:150:RCY:C1Q	0.73	2.14	41	1
1:A:71:GLU:CB	2:A:173:RCY:O1G	0.73	2.37	17	1
1:A:73:CYS:HB3	2:A:168:RCY:C1V	0.73	2.12	57	1
1:A:59:GLY:H	2:A:138:RCY:H1S	0.73	1.42	73	1
2:A:138:RCY:C1V	2:A:187:RCY:H1YB	0.73	2.14	11	1
2:A:168:RCY:C1M	2:A:173:RCY:N1V	0.73	2.51	14	1
2:A:168:RCY:H1C	2:A:176:RCY:N1V	0.73	1.99	43	1
2:A:138:RCY:H1C	2:A:150:RCY:C1L	0.73	2.11	53	1
1:A:62:THR:CG2	2:A:130:RCY:H1MA	0.73	2.07	9	1
1:A:66:VAL:CG1	2:A:121:RCY:C1X	0.73	2.67	83	2
2:A:150:RCY:C1Y	2:A:187:RCY:C1P	0.73	2.67	74	3
2:A:160:RCY:H1Z	2:A:168:RCY:C1S	0.73	2.13	19	1
1:A:69:PRO:CB	2:A:173:RCY:H1ZB	0.73	2.06	57	1
1:A:61:GLY:O	2:A:168:RCY:C1C	0.73	2.34	61	2
1:A:70:TRP:CZ3	2:A:150:RCY:H1C	0.73	2.18	93	1
2:A:168:RCY:H1VB	2:A:168:RCY:C1L	0.73	2.13	7	1
2:A:130:RCY:N1R	2:A:130:RCY:H1U	0.72	1.96	25	1
2:A:150:RCY:O1G	2:A:150:RCY:C1V	0.72	2.36	27	5
2:A:176:RCY:C1M	2:A:187:RCY:H1S	0.72	1.99	92	1
1:A:68:CYS:SG	2:A:160:RCY:H1YB	0.72	2.24	100	1
2:A:150:RCY:H1VB	2:A:176:RCY:C1P	0.72	2.14	82	1
1:A:75:HIS:N	2:A:176:RCY:H1MA	0.72	1.99	67	1
1:A:62:THR:HB	2:A:160:RCY:N1V	0.72	1.80	46	1
2:A:160:RCY:H1YB	2:A:168:RCY:H1ZA	0.72	1.60	62	1
1:A:70:TRP:O	2:A:176:RCY:C1C	0.72	2.37	62	1
1:A:70:TRP:CZ2	2:A:173:RCY:O1G	0.72	2.42	93	1
2:A:138:RCY:O1J	2:A:160:RCY:C1M	0.72	2.36	69	1
1:A:70:TRP:HA	2:A:173:RCY:C1V	0.72	2.14	26	1
2:A:176:RCY:C1S	2:A:187:RCY:C1Z	0.72	2.67	80	1
1:A:63:ASP:HB3	2:A:160:RCY:O1J	0.72	1.83	14	1
2:A:168:RCY:H1U	2:A:173:RCY:H1U	0.72	1.60	48	2
1:A:77:GLU:N	2:A:173:RCY:O1G	0.72	2.21	28	2
1:A:70:TRP:N	2:A:173:RCY:H1CA	0.72	1.99	92	1
1:A:69:PRO:CA	2:A:173:RCY:H1VB	0.72	2.15	100	1

Continued on next page...

Continued from previous page...

Atom-1	Atom-2	Clash(Å)	Distance(Å)	Models	
				Worst	Total
1:A:61:GLY:O	2:A:160:RCY:H1YA	0.72	1.83	97	1
1:A:65:THR:O	1:A:65:THR:HG22	0.72	1.82	42	5
2:A:138:RCY:O1H	2:A:150:RCY:N1R	0.72	2.21	41	1
2:A:173:RCY:O1J	2:A:176:RCY:O1J	0.72	2.05	3	1
2:A:130:RCY:H1U	2:A:160:RCY:C1C	0.72	2.14	62	1
2:A:160:RCY:H1V	2:A:168:RCY:C1X	0.72	2.14	14	1
2:A:168:RCY:H1YB	2:A:173:RCY:H1ZB	0.72	1.60	100	1
2:A:138:RCY:C1X	2:A:187:RCY:H1C	0.72	2.13	5	1
2:A:130:RCY:O1H	2:A:130:RCY:H1CB	0.72	1.84	63	8
2:A:150:RCY:O1G	2:A:187:RCY:H1Z	0.72	1.84	46	1
1:A:76:CYS:O	2:A:176:RCY:H1LA	0.72	1.84	17	1
2:A:150:RCY:H1C	2:A:168:RCY:O1J	0.72	1.81	19	1
2:A:130:RCY:N1V	2:A:160:RCY:C1S	0.72	2.40	8	1
1:A:64:ILE:CD1	2:A:160:RCY:C1V	0.72	2.67	54	1
1:A:70:TRP:HB3	2:A:173:RCY:H1M	0.72	1.29	84	1
1:A:60:CYS:C	2:A:130:RCY:O1H	0.72	2.27	18	1
1:A:77:GLU:HG2	2:A:173:RCY:O1G	0.72	1.84	28	1
2:A:173:RCY:C1C	2:A:176:RCY:H1VA	0.72	2.15	71	2
2:A:168:RCY:C1P	2:A:173:RCY:C1C	0.72	2.67	21	1
1:A:72:ALA:HB3	2:A:173:RCY:H1L	0.72	0.81	10	2
1:A:68:CYS:SG	2:A:150:RCY:C1Y	0.72	2.78	85	1
2:A:160:RCY:H1M	2:A:168:RCY:H1CA	0.72	1.58	94	2
2:A:138:RCY:O1J	2:A:160:RCY:H1M	0.72	1.85	69	1
2:A:160:RCY:C1L	2:A:176:RCY:O1G	0.72	2.37	73	1
1:A:76:CYS:HA	2:A:187:RCY:H1CA	0.72	1.61	73	1
1:A:66:VAL:HB	2:A:150:RCY:H1MA	0.72	1.61	31	1
2:A:168:RCY:C1Z	2:A:187:RCY:O1G	0.72	2.33	3	2
1:A:70:TRP:HD1	2:A:173:RCY:H1CA	0.72	0.91	64	1
2:A:168:RCY:H1ZB	2:A:176:RCY:H1Y	0.72	1.61	35	1
1:A:71:GLU:O	2:A:168:RCY:H1C	0.72	1.84	86	1
2:A:176:RCY:C1U	2:A:187:RCY:O1J	0.72	2.38	91	1
2:A:168:RCY:O1H	2:A:168:RCY:H1CB	0.72	1.84	75	2
2:A:138:RCY:C1Z	2:A:150:RCY:C1S	0.72	2.59	33	2
1:A:72:ALA:CB	2:A:173:RCY:C1Q	0.72	2.66	80	3
2:A:138:RCY:O1G	2:A:187:RCY:C1V	0.72	2.38	5	1
1:A:67:ILE:H	2:A:150:RCY:C1Y	0.72	1.98	31	1
2:A:130:RCY:H1Z	2:A:173:RCY:H1U	0.72	1.60	15	1
1:A:69:PRO:HD2	2:A:160:RCY:C1C	0.72	2.15	35	2
2:A:138:RCY:H1U	2:A:150:RCY:C1C	0.72	2.07	43	1
2:A:160:RCY:C1X	2:A:168:RCY:H1VB	0.72	2.13	48	1
2:A:138:RCY:H1M	2:A:150:RCY:H1U	0.72	1.61	60	1

Continued on next page...

Continued from previous page...

Atom-1	Atom-2	Clash(Å)	Distance(Å)	Models	
				Worst	Total
1:A:65:THR:N	2:A:168:RCY:C1L	0.72	2.52	97	1
2:A:168:RCY:C1W	2:A:187:RCY:C1Y	0.72	2.68	7	2
2:A:173:RCY:H1Z	2:A:187:RCY:H1YA	0.72	1.60	72	1
2:A:176:RCY:H1VB	2:A:187:RCY:C1L	0.72	2.15	15	1
1:A:62:THR:CB	2:A:138:RCY:C1Z	0.72	2.68	38	1
2:A:150:RCY:H1Y	2:A:187:RCY:N1R	0.72	2.00	59	1
2:A:130:RCY:C1V	2:A:130:RCY:C1L	0.72	2.66	7	1
1:A:69:PRO:CA	2:A:187:RCY:H1CA	0.72	2.13	7	1
1:A:69:PRO:HB2	2:A:187:RCY:H1CA	0.72	1.59	7	1
2:A:110:RCY:H1ZB	2:A:110:RCY:C1P	0.72	2.13	7	4
2:A:110:RCY:N1V	2:A:121:RCY:C1Y	0.72	2.52	5	1
2:A:138:RCY:O1J	2:A:187:RCY:C1M	0.72	2.38	52	1
2:A:160:RCY:O1J	2:A:168:RCY:O1H	0.72	2.06	70	2
2:A:138:RCY:H1C	2:A:187:RCY:C1Y	0.72	2.12	99	3
1:A:74:ASN:CA	2:A:176:RCY:H1U	0.72	2.10	67	1
2:A:160:RCY:H1ZA	2:A:168:RCY:H1V	0.72	0.72	55	1
2:A:138:RCY:H1ZB	2:A:150:RCY:C1S	0.72	2.13	33	1
1:A:73:CYS:HA	2:A:173:RCY:C1Q	0.72	2.14	91	2
2:A:160:RCY:C1W	2:A:168:RCY:H1M	0.72	2.13	34	2
1:A:68:CYS:C	2:A:168:RCY:H1L	0.72	2.03	70	1
1:A:75:HIS:O	2:A:176:RCY:O1G	0.72	2.08	21	1
2:A:150:RCY:H1YA	2:A:187:RCY:N1R	0.72	2.00	78	1
2:A:173:RCY:O1J	2:A:187:RCY:H1CB	0.72	1.84	61	2
1:A:67:ILE:HG23	2:A:130:RCY:H1YB	0.72	1.59	30	1
2:A:173:RCY:H1YA	2:A:176:RCY:H1MA	0.72	1.56	99	1
1:A:71:GLU:OE1	2:A:168:RCY:C1C	0.72	2.38	93	2
2:A:160:RCY:C1Z	2:A:168:RCY:C1Q	0.72	2.63	58	1
2:A:150:RCY:H1V	2:A:160:RCY:C1Z	0.72	2.15	29	1
2:A:173:RCY:H1VB	2:A:176:RCY:H1VA	0.72	1.60	11	1
1:A:61:GLY:CA	2:A:138:RCY:H1VA	0.72	2.15	7	1
1:A:78:LEU:CD2	2:A:176:RCY:C1Z	0.71	2.67	91	1
1:A:78:LEU:HD11	2:A:176:RCY:C1L	0.71	2.13	91	1
2:A:138:RCY:O1G	2:A:150:RCY:O1H	0.71	2.08	23	2
1:A:70:TRP:CZ3	2:A:160:RCY:H1C	0.71	2.20	48	1
2:A:160:RCY:H1CA	2:A:168:RCY:H1V	0.71	1.62	96	1
2:A:150:RCY:C1V	2:A:187:RCY:C1Z	0.71	2.46	64	2
1:A:67:ILE:HG23	2:A:168:RCY:C1U	0.71	2.14	83	1
1:A:64:ILE:CD1	2:A:168:RCY:N1R	0.71	2.53	12	1
2:A:160:RCY:N1V	2:A:168:RCY:C1Y	0.71	2.53	78	1
2:A:168:RCY:H1ZA	2:A:173:RCY:C1Q	0.71	2.12	58	1
2:A:168:RCY:C1M	2:A:173:RCY:H1VB	0.71	2.12	45	1

Continued on next page...

Continued from previous page...

Atom-1	Atom-2	Clash(Å)	Distance(Å)	Models	
				Worst	Total
1:A:71:GLU:CA	2:A:173:RCY:H1L	0.71	2.16	88	1
2:A:168:RCY:C1Z	2:A:176:RCY:H1CB	0.71	2.15	31	1
2:A:160:RCY:O1G	2:A:160:RCY:C1C	0.71	2.37	42	2
2:A:130:RCY:H1ZB	2:A:130:RCY:C1Q	0.71	2.15	2	2
2:A:168:RCY:H1V	2:A:173:RCY:C1V	0.71	2.15	45	1
2:A:176:RCY:H1S	2:A:187:RCY:C1Z	0.71	2.14	80	1
2:A:130:RCY:H1Z	2:A:160:RCY:O1G	0.71	1.85	43	1
2:A:173:RCY:C1Z	2:A:176:RCY:H1YB	0.71	0.55	81	2
2:A:173:RCY:H1VA	2:A:176:RCY:H1YB	0.71	0.74	32	2
2:A:138:RCY:C1P	2:A:150:RCY:C1W	0.71	2.69	23	1
2:A:138:RCY:H1L	2:A:150:RCY:H1M	0.71	1.62	30	1
2:A:168:RCY:H1M	2:A:176:RCY:C1V	0.71	2.15	90	1
2:A:150:RCY:H1MA	2:A:187:RCY:C1Y	0.71	2.14	88	1
2:A:138:RCY:H1VA	2:A:150:RCY:H1YA	0.71	1.61	97	2
2:A:173:RCY:H1VB	2:A:176:RCY:H1C	0.71	1.62	67	2
1:A:69:PRO:HD3	2:A:168:RCY:C1S	0.71	2.02	75	1
1:A:78:LEU:CD1	2:A:176:RCY:C1Q	0.71	2.61	56	2
2:A:173:RCY:C1P	2:A:187:RCY:C1V	0.71	2.67	92	1
1:A:76:CYS:SG	2:A:173:RCY:C1C	0.71	2.76	30	1
2:A:173:RCY:O1H	2:A:187:RCY:C1M	0.71	2.38	40	1
1:A:75:HIS:H	2:A:176:RCY:H1CA	0.71	1.39	20	1
2:A:168:RCY:H1CA	2:A:173:RCY:H1Y	0.71	1.61	10	1
2:A:138:RCY:O1J	2:A:187:RCY:H1YB	0.71	1.85	88	3
1:A:71:GLU:HB3	2:A:173:RCY:C1M	0.71	2.14	11	1
1:A:63:ASP:O	2:A:160:RCY:O1G	0.71	2.08	5	1
2:A:150:RCY:C1Z	2:A:187:RCY:H1CB	0.71	2.15	50	1
1:A:66:VAL:O	2:A:176:RCY:C1Y	0.71	2.37	22	1
1:A:69:PRO:HB2	2:A:176:RCY:C1P	0.71	2.12	64	1
1:A:66:VAL:HG23	1:A:67:ILE:N	0.71	2.01	83	4
1:A:71:GLU:CD	2:A:173:RCY:C1C	0.71	2.44	89	1
2:A:150:RCY:C1V	2:A:168:RCY:C1Y	0.71	2.69	53	1
1:A:69:PRO:CG	2:A:173:RCY:C1V	0.71	2.63	10	1
2:A:130:RCY:H1ZB	2:A:160:RCY:H1LA	0.71	1.50	61	1
2:A:138:RCY:C1V	2:A:150:RCY:C1W	0.71	2.65	1	1
1:A:65:THR:OG1	2:A:168:RCY:H1S	0.71	1.85	87	1
1:A:70:TRP:CD1	2:A:173:RCY:O1J	0.71	2.43	50	1
1:A:71:GLU:HB2	2:A:173:RCY:C1V	0.71	2.16	33	2
1:A:65:THR:CG2	2:A:160:RCY:H1CA	0.71	2.10	31	1
1:A:64:ILE:CB	2:A:160:RCY:H1YB	0.71	2.15	49	2
2:A:138:RCY:C1P	2:A:138:RCY:H1VB	0.71	2.15	54	3
2:A:138:RCY:H1MA	2:A:150:RCY:N1R	0.71	1.63	41	1

Continued on next page...

Continued from previous page...

Atom-1	Atom-2	Clash(Å)	Distance(Å)	Models	
				Worst	Total
2:A:176:RCY:H1CA	2:A:187:RCY:C1C	0.71	2.14	75	1
2:A:173:RCY:H1LA	2:A:187:RCY:H1Z	0.71	1.61	75	1
2:A:173:RCY:H1VB	2:A:176:RCY:H1L	0.71	1.62	35	1
2:A:150:RCY:C1V	2:A:150:RCY:O1H	0.71	2.38	74	1
1:A:69:PRO:HD2	2:A:150:RCY:H1V	0.71	1.61	85	1
2:A:150:RCY:C1P	2:A:187:RCY:H1ZA	0.71	2.15	8	1
1:A:70:TRP:CG	2:A:173:RCY:H1ZA	0.71	2.21	94	1
1:A:64:ILE:HG13	2:A:168:RCY:C1L	0.71	2.15	26	1
1:A:64:ILE:HG23	1:A:64:ILE:O	0.71	1.84	18	1
2:A:173:RCY:O1J	2:A:187:RCY:H1M	0.71	1.85	43	1
2:A:138:RCY:N1R	2:A:150:RCY:O1J	0.71	2.24	81	1
1:A:66:VAL:H	2:A:168:RCY:H1C	0.71	1.43	30	1
2:A:160:RCY:C1M	2:A:168:RCY:N1V	0.71	2.54	9	1
1:A:70:TRP:NE1	2:A:121:RCY:N1V	0.71	2.39	49	1
2:A:138:RCY:C1C	2:A:150:RCY:C1X	0.71	2.69	10	1
2:A:138:RCY:C1X	2:A:150:RCY:C1V	0.71	2.68	19	1
2:A:160:RCY:C1Z	2:A:168:RCY:C1W	0.71	2.43	78	1
1:A:70:TRP:HA	2:A:173:RCY:C1Y	0.71	2.12	85	1
1:A:70:TRP:CH2	2:A:168:RCY:H1S	0.71	2.21	54	1
1:A:64:ILE:HG22	2:A:168:RCY:C1M	0.71	2.16	95	1
2:A:168:RCY:O1H	2:A:168:RCY:C1Z	0.71	2.31	30	3
2:A:168:RCY:C1Y	2:A:173:RCY:O1G	0.71	2.34	91	1
2:A:121:RCY:C1Q	2:A:121:RCY:C1C	0.71	2.68	35	5
1:A:69:PRO:HB2	2:A:173:RCY:H1CA	0.71	1.62	78	2
2:A:150:RCY:H1Z	2:A:187:RCY:H1Y	0.71	1.61	9	1
1:A:70:TRP:NE1	2:A:168:RCY:H1L	0.71	2.00	89	2
2:A:168:RCY:C1W	2:A:173:RCY:H1V	0.71	2.15	58	1
1:A:68:CYS:HB3	2:A:173:RCY:H1M	0.71	1.63	73	1
2:A:168:RCY:H1S	2:A:173:RCY:C1U	0.71	2.00	71	1
2:A:168:RCY:H1ZA	2:A:176:RCY:H1ZB	0.70	1.61	60	1
2:A:168:RCY:C1P	2:A:173:RCY:H1CA	0.70	2.16	60	1
2:A:168:RCY:C1Z	2:A:173:RCY:H1ZB	0.70	2.06	60	1
2:A:173:RCY:C1C	2:A:187:RCY:H1LA	0.70	2.15	88	1
1:A:73:CYS:O	2:A:173:RCY:C1S	0.70	2.39	29	2
1:A:73:CYS:C	2:A:173:RCY:H1CA	0.70	2.05	35	1
2:A:130:RCY:H1M	2:A:173:RCY:C1Y	0.70	2.16	94	1
2:A:138:RCY:C1M	2:A:150:RCY:C1M	0.70	2.57	1	1
1:A:64:ILE:O	1:A:65:THR:CB	0.70	2.39	76	14
1:A:67:ILE:H	2:A:168:RCY:C1C	0.70	1.99	30	1
2:A:173:RCY:C1X	2:A:187:RCY:C1Y	0.70	2.69	70	1
2:A:138:RCY:H1ZA	2:A:176:RCY:H1LA	0.70	1.60	22	1

Continued on next page...

Continued from previous page...

Atom-1	Atom-2	Clash(Å)	Distance(Å)	Models	
				Worst	Total
1:A:70:TRP:HE3	2:A:168:RCY:N1R	0.70	1.84	33	2
1:A:75:HIS:CG	1:A:76:CYS:H	0.70	2.04	99	1
2:A:168:RCY:H1VA	2:A:176:RCY:H1Z	0.70	1.62	3	1
1:A:78:LEU:CD1	2:A:176:RCY:H1S	0.70	2.10	69	1
2:A:168:RCY:H1VB	2:A:176:RCY:C1V	0.70	2.14	59	1
1:A:70:TRP:H	2:A:176:RCY:H1YB	0.70	0.85	80	1
1:A:70:TRP:CD2	2:A:176:RCY:H1M	0.70	2.22	80	1
2:A:176:RCY:H1VA	2:A:187:RCY:C1Z	0.70	2.12	91	1
2:A:138:RCY:H1ZA	2:A:150:RCY:C1S	0.70	2.16	60	1
1:A:71:GLU:CD	2:A:176:RCY:H1VA	0.70	2.06	92	1
2:A:130:RCY:N1V	2:A:130:RCY:C1Z	0.70	2.52	79	1
1:A:67:ILE:CG2	2:A:138:RCY:O1H	0.70	2.31	72	1
2:A:138:RCY:C1P	2:A:187:RCY:C1Y	0.70	2.66	63	1
2:A:173:RCY:H1M	2:A:176:RCY:O1G	0.70	1.87	38	1
1:A:69:PRO:HB2	2:A:173:RCY:C1Z	0.70	1.96	35	2
2:A:160:RCY:C1U	2:A:168:RCY:C1S	0.70	2.55	34	1
2:A:168:RCY:H1YB	2:A:173:RCY:C1V	0.70	1.37	45	1
2:A:150:RCY:H1ZA	2:A:187:RCY:H1VA	0.70	1.59	26	1
1:A:71:GLU:HG2	2:A:173:RCY:C1Y	0.70	2.16	73	1
1:A:72:ALA:HB2	2:A:173:RCY:C1U	0.70	2.09	80	2
2:A:168:RCY:C1U	2:A:176:RCY:H1C	0.70	2.17	40	1
2:A:110:RCY:C1Q	2:A:110:RCY:C1C	0.70	2.68	50	3
2:A:138:RCY:C1V	2:A:138:RCY:O1G	0.70	2.39	88	2
2:A:168:RCY:C1V	2:A:176:RCY:H1MA	0.70	2.09	20	1
1:A:68:CYS:CA	2:A:173:RCY:O1J	0.70	2.38	59	2
2:A:130:RCY:H1C	2:A:160:RCY:C1C	0.70	2.16	64	1
1:A:73:CYS:HB3	2:A:168:RCY:H1Z	0.70	1.19	99	1
2:A:138:RCY:C1V	2:A:150:RCY:C1X	0.70	2.70	67	1
2:A:138:RCY:H1C	2:A:150:RCY:H1V	0.70	0.74	54	2
2:A:173:RCY:H1YB	2:A:187:RCY:C1S	0.70	2.16	45	1
2:A:150:RCY:H1ZA	2:A:187:RCY:C1L	0.70	2.15	36	1
1:A:77:GLU:HG2	2:A:176:RCY:O1G	0.70	1.84	55	1
1:A:70:TRP:CA	2:A:173:RCY:H1V	0.70	2.14	26	1
2:A:173:RCY:C1Q	2:A:176:RCY:C1P	0.70	2.69	59	1
2:A:160:RCY:H1Z	2:A:168:RCY:C1Y	0.70	1.90	43	3
2:A:130:RCY:H1YA	2:A:160:RCY:H1V	0.70	1.63	81	1
1:A:71:GLU:OE1	2:A:176:RCY:H1U	0.70	1.87	37	1
1:A:64:ILE:CG2	2:A:168:RCY:H1CA	0.70	2.11	54	1
2:A:138:RCY:H1Y	2:A:187:RCY:C1V	0.70	2.17	86	1
2:A:173:RCY:H1VA	2:A:176:RCY:C1V	0.70	2.16	69	1
1:A:74:ASN:OD1	2:A:168:RCY:H1Y	0.70	1.86	91	1

Continued on next page...

Continued from previous page...

Atom-1	Atom-2	Clash(Å)	Distance(Å)	Models	
				Worst	Total
2:A:173:RCY:C1Q	2:A:173:RCY:H1VB	0.70	2.14	26	2
2:A:187:RCY:C1P	2:A:187:RCY:C1C	0.70	2.70	71	5
2:A:138:RCY:H1Y	2:A:150:RCY:O1J	0.70	1.86	97	1
1:A:70:TRP:CZ2	2:A:121:RCY:C1W	0.70	2.68	41	1
2:A:160:RCY:H1ZB	2:A:168:RCY:H1Y	0.70	1.63	78	1
2:A:138:RCY:H1Y	2:A:168:RCY:H1Y	0.70	1.61	7	1
2:A:168:RCY:H1Z	2:A:187:RCY:H1ZB	0.70	1.64	17	2
1:A:68:CYS:HB3	1:A:70:TRP:NE1	0.70	2.02	61	1
1:A:67:ILE:CG1	2:A:168:RCY:C1C	0.70	2.65	27	1
1:A:64:ILE:O	1:A:65:THR:C	0.70	2.30	28	38
2:A:138:RCY:O1G	2:A:150:RCY:C1S	0.70	2.40	81	1
2:A:168:RCY:C1U	2:A:176:RCY:H1VA	0.70	2.16	40	1
2:A:138:RCY:N1R	2:A:138:RCY:H1MA	0.70	1.99	79	1
2:A:173:RCY:H1VB	2:A:187:RCY:C1Y	0.70	2.16	67	1
2:A:168:RCY:C1P	2:A:173:RCY:H1ZA	0.70	2.13	10	1
1:A:71:GLU:CB	2:A:168:RCY:C1C	0.70	2.66	86	1
2:A:138:RCY:O1J	2:A:187:RCY:H1C	0.70	1.86	26	1
2:A:160:RCY:H1CB	2:A:168:RCY:C1Q	0.70	2.15	11	1
1:A:70:TRP:CZ3	2:A:160:RCY:C1Y	0.70	2.75	44	1
1:A:64:ILE:CG1	1:A:64:ILE:O	0.70	2.39	73	10
1:A:71:GLU:OE2	2:A:150:RCY:O1J	0.70	2.10	32	1
1:A:70:TRP:O	1:A:70:TRP:CD1	0.70	2.45	37	8
1:A:68:CYS:SG	1:A:70:TRP:CD1	0.70	2.85	17	4
1:A:64:ILE:HD12	2:A:168:RCY:C1Q	0.70	2.13	12	2
1:A:70:TRP:HD1	2:A:187:RCY:C1M	0.70	1.99	16	1
2:A:168:RCY:C1P	2:A:173:RCY:H1CB	0.70	2.16	21	1
2:A:176:RCY:C1C	2:A:176:RCY:C1P	0.70	2.69	36	2
2:A:168:RCY:H1M	2:A:187:RCY:O1J	0.70	1.87	85	1
1:A:63:ASP:HB2	2:A:150:RCY:H1VB	0.70	1.62	85	1
1:A:75:HIS:CG	2:A:168:RCY:H1ZB	0.70	2.21	73	1
1:A:74:ASN:CA	2:A:176:RCY:H1VA	0.70	2.10	100	1
2:A:176:RCY:C1C	2:A:176:RCY:C1Q	0.70	2.67	93	4
2:A:138:RCY:H1LA	2:A:150:RCY:C1C	0.70	2.16	9	1
1:A:67:ILE:CG1	2:A:168:RCY:C1U	0.70	2.48	83	1
1:A:61:GLY:C	2:A:160:RCY:H1L	0.70	1.95	19	1
2:A:160:RCY:H1Z	2:A:168:RCY:H1CB	0.70	1.63	1	1
2:A:138:RCY:C1Q	2:A:176:RCY:H1V	0.70	2.17	29	1
2:A:176:RCY:O1J	2:A:187:RCY:O1J	0.70	2.10	11	1
2:A:138:RCY:H1C	2:A:160:RCY:H1YA	0.70	0.73	27	1
2:A:160:RCY:N1V	2:A:168:RCY:O1G	0.69	2.25	48	1
2:A:173:RCY:C1V	2:A:176:RCY:H1CB	0.69	2.17	28	1

Continued on next page...

Continued from previous page...

Atom-1	Atom-2	Clash(Å)	Distance(Å)	Models	
				Worst	Total
2:A:138:RCY:O1J	2:A:187:RCY:H1YA	0.69	1.87	69	2
1:A:60:CYS:HB3	2:A:168:RCY:H1ZA	0.69	1.64	52	1
2:A:121:RCY:C1V	2:A:168:RCY:C1Y	0.69	2.40	49	1
1:A:70:TRP:CH2	2:A:168:RCY:H1Y	0.69	2.22	41	1
2:A:173:RCY:H1CA	2:A:176:RCY:C1V	0.69	2.09	63	1
1:A:66:VAL:HA	2:A:160:RCY:C1V	0.69	2.14	21	1
1:A:68:CYS:SG	2:A:160:RCY:C1C	0.69	2.76	3	1
1:A:69:PRO:HB2	2:A:168:RCY:C1C	0.69	2.16	3	1
1:A:76:CYS:HA	2:A:173:RCY:H1CB	0.69	1.64	17	1
2:A:168:RCY:C1Y	2:A:176:RCY:H1Z	0.69	2.17	66	1
1:A:70:TRP:CH2	2:A:176:RCY:C1Y	0.69	2.75	94	1
1:A:71:GLU:HG2	2:A:168:RCY:H1CA	0.69	1.55	93	1
2:A:138:RCY:H1YB	2:A:150:RCY:C1S	0.69	2.14	60	1
2:A:150:RCY:H1ZA	2:A:187:RCY:H1YA	0.69	1.59	9	2
2:A:150:RCY:H1VB	2:A:187:RCY:C1W	0.69	2.17	64	1
2:A:168:RCY:H1L	2:A:173:RCY:C1U	0.69	2.15	49	1
2:A:150:RCY:C1S	2:A:160:RCY:C1Y	0.69	2.46	85	1
1:A:64:ILE:CG1	2:A:168:RCY:C1V	0.69	2.70	27	1
2:A:168:RCY:H1ZB	2:A:176:RCY:H1ZA	0.69	1.64	6	1
1:A:67:ILE:HG13	2:A:168:RCY:H1V	0.69	1.62	83	1
2:A:130:RCY:H1Y	2:A:176:RCY:C1C	0.69	2.17	41	1
1:A:75:HIS:HA	2:A:168:RCY:O1J	0.69	1.84	57	1
2:A:168:RCY:H1VB	2:A:176:RCY:H1Y	0.69	1.62	98	1
1:A:71:GLU:O	2:A:173:RCY:C1P	0.69	2.40	94	1
2:A:130:RCY:H1M	2:A:160:RCY:C1L	0.69	2.17	18	1
1:A:67:ILE:HG21	2:A:130:RCY:C1W	0.69	2.16	30	1
2:A:150:RCY:O1J	2:A:187:RCY:H1CB	0.69	1.84	50	1
2:A:138:RCY:H1YB	2:A:150:RCY:C1C	0.69	2.04	97	1
2:A:187:RCY:C1Q	2:A:187:RCY:C1C	0.69	2.70	70	3
2:A:130:RCY:H1YA	2:A:173:RCY:C1S	0.69	2.14	15	1
2:A:173:RCY:C1Y	2:A:176:RCY:H1YA	0.69	2.18	75	1
2:A:138:RCY:C1C	2:A:187:RCY:C1W	0.69	2.54	21	1
1:A:68:CYS:CB	2:A:160:RCY:H1YB	0.69	2.11	19	1
2:A:138:RCY:O1J	2:A:150:RCY:H1Z	0.69	1.87	36	1
2:A:150:RCY:C1V	2:A:187:RCY:H1S	0.69	2.15	87	1
1:A:71:GLU:OE1	2:A:150:RCY:H1C	0.69	1.87	32	1
2:A:173:RCY:H1CB	2:A:176:RCY:C1S	0.69	2.04	72	2
1:A:70:TRP:CE2	2:A:121:RCY:H1VA	0.69	2.22	49	1
1:A:60:CYS:C	2:A:160:RCY:C1L	0.69	2.61	2	2
1:A:69:PRO:HD3	2:A:160:RCY:H1CA	0.69	1.63	35	1
2:A:138:RCY:H1YA	2:A:150:RCY:H1VB	0.69	1.64	19	1

Continued on next page...

Continued from previous page...

Atom-1	Atom-2	Clash(Å)	Distance(Å)	Models	
				Worst	Total
2:A:121:RCY:C1Y	2:A:187:RCY:O1G	0.69	2.41	62	1
1:A:74:ASN:CG	2:A:176:RCY:C1P	0.69	2.58	78	1
1:A:69:PRO:CB	2:A:187:RCY:H1VB	0.69	2.17	14	1
2:A:138:RCY:H1Y	2:A:187:RCY:H1CB	0.69	1.58	96	2
2:A:121:RCY:C1C	2:A:121:RCY:C1Q	0.69	2.68	3	6
1:A:71:GLU:O	2:A:176:RCY:O1G	0.69	2.10	40	1
2:A:168:RCY:C1S	2:A:173:RCY:H1Z	0.69	2.14	5	1
2:A:160:RCY:H1Z	2:A:168:RCY:H1U	0.69	1.64	20	2
1:A:66:VAL:O	2:A:168:RCY:H1SA	0.69	1.88	79	1
2:A:173:RCY:H1M	2:A:187:RCY:H1YA	0.69	0.69	31	1
1:A:70:TRP:CE3	2:A:176:RCY:H1C	0.69	2.16	77	1
2:A:130:RCY:C1Z	2:A:168:RCY:H1VA	0.69	2.18	34	1
2:A:150:RCY:C1W	2:A:160:RCY:C1V	0.69	2.69	42	1
2:A:168:RCY:C1C	2:A:168:RCY:C1Q	0.69	2.70	98	1
1:A:69:PRO:HB2	2:A:173:RCY:H1MA	0.69	1.64	4	1
2:A:138:RCY:H1Y	2:A:187:RCY:H1V	0.69	1.61	86	2
1:A:71:GLU:HB2	2:A:168:RCY:C1Q	0.69	2.18	93	1
1:A:64:ILE:C	2:A:168:RCY:H1L	0.69	2.08	26	1
2:A:138:RCY:C1V	2:A:160:RCY:C1Z	0.69	2.65	64	1
2:A:150:RCY:C1Z	2:A:187:RCY:C1M	0.69	2.69	49	2
2:A:138:RCY:C1U	2:A:150:RCY:C1M	0.69	2.32	75	1
2:A:160:RCY:H1YA	2:A:168:RCY:C1Z	0.69	2.17	62	1
1:A:63:ASP:O	2:A:160:RCY:C1W	0.69	2.40	78	1
1:A:63:ASP:CB	2:A:150:RCY:C1V	0.69	2.65	85	1
2:A:150:RCY:C1V	2:A:160:RCY:C1Z	0.69	2.70	29	1
1:A:77:GLU:OE2	2:A:176:RCY:H1VB	0.69	1.80	7	1
1:A:69:PRO:HG2	2:A:168:RCY:C1L	0.69	2.17	7	1
1:A:70:TRP:N	1:A:70:TRP:CD1	0.69	2.60	55	9
2:A:168:RCY:H1CB	2:A:173:RCY:C1P	0.69	2.17	48	1
2:A:176:RCY:C1U	2:A:187:RCY:H1MA	0.69	2.16	96	1
1:A:70:TRP:CD1	2:A:187:RCY:H1YB	0.69	2.15	92	1
1:A:68:CYS:SG	1:A:69:PRO:HD2	0.69	2.28	30	5
2:A:187:RCY:C1C	2:A:187:RCY:C1Q	0.69	2.69	18	2
2:A:176:RCY:C1Q	2:A:176:RCY:H1ZB	0.69	2.15	27	3
1:A:71:GLU:CD	2:A:176:RCY:C1C	0.69	2.36	37	2
1:A:76:CYS:HG	2:A:176:RCY:H1S	0.69	1.46	79	1
1:A:75:HIS:CG	1:A:76:CYS:N	0.69	2.60	99	3
2:A:168:RCY:C1M	2:A:176:RCY:C1Z	0.69	2.54	64	1
1:A:70:TRP:CH2	2:A:168:RCY:C1Y	0.69	2.66	49	1
2:A:130:RCY:C1Q	2:A:130:RCY:C1C	0.69	2.70	37	2
2:A:173:RCY:H1CB	2:A:173:RCY:O1G	0.69	1.85	47	2

Continued on next page...

Continued from previous page...

Atom-1	Atom-2	Clash(Å)	Distance(Å)	Models	
				Worst	Total
1:A:76:CYS:SG	2:A:173:RCY:H1Y	0.69	2.27	42	1
1:A:68:CYS:HB3	2:A:160:RCY:H1YB	0.69	1.65	19	2
1:A:71:GLU:OE1	2:A:160:RCY:H1CB	0.69	1.88	58	1
1:A:67:ILE:HD13	2:A:168:RCY:O1G	0.69	1.87	76	1
1:A:73:CYS:H	2:A:173:RCY:H1S	0.69	1.48	61	2
1:A:69:PRO:CB	2:A:187:RCY:H1ZB	0.69	2.13	54	1
2:A:168:RCY:O1H	2:A:173:RCY:H1ZB	0.69	1.86	26	1
2:A:168:RCY:C1Z	2:A:187:RCY:C1W	0.69	2.57	84	1
2:A:160:RCY:H1V	2:A:168:RCY:O1J	0.69	1.88	14	1
1:A:68:CYS:O	1:A:70:TRP:N	0.69	2.26	69	31
2:A:150:RCY:C1C	2:A:150:RCY:C1Q	0.69	2.69	93	4
1:A:68:CYS:O	1:A:71:GLU:N	0.69	2.26	90	16
2:A:130:RCY:C1W	2:A:160:RCY:C1P	0.69	2.70	61	2
2:A:138:RCY:C1V	2:A:176:RCY:C1C	0.69	2.49	9	1
2:A:173:RCY:H1YB	2:A:176:RCY:H1CA	0.69	1.62	86	2
2:A:150:RCY:N1R	2:A:187:RCY:H1ZA	0.69	2.01	8	1
2:A:138:RCY:O1J	2:A:150:RCY:C1U	0.69	2.41	88	1
2:A:150:RCY:H1ZB	2:A:187:RCY:C1W	0.69	2.18	88	1
2:A:168:RCY:C1Y	2:A:176:RCY:C1L	0.69	2.67	20	1
2:A:168:RCY:C1C	2:A:173:RCY:O1H	0.69	2.41	8	1
2:A:138:RCY:O1H	2:A:138:RCY:H1CA	0.69	1.88	8	1
2:A:138:RCY:H1L	2:A:150:RCY:C1C	0.69	2.18	94	1
2:A:138:RCY:C1W	2:A:150:RCY:C1P	0.69	2.71	1	1
2:A:173:RCY:C1C	2:A:173:RCY:C1Q	0.69	2.69	7	2
1:A:70:TRP:O	2:A:173:RCY:O1H	0.69	2.10	68	1
2:A:173:RCY:C1V	2:A:176:RCY:C1W	0.68	2.66	32	2
1:A:68:CYS:CA	2:A:168:RCY:C1Q	0.68	2.57	87	4
2:A:173:RCY:C1C	2:A:176:RCY:H1ZB	0.68	2.15	27	2
2:A:176:RCY:C1C	2:A:187:RCY:O1J	0.68	2.42	31	1
1:A:70:TRP:CZ2	2:A:168:RCY:H1YA	0.68	2.22	49	1
1:A:69:PRO:CG	2:A:173:RCY:H1V	0.68	2.18	10	1
2:A:138:RCY:C1Q	2:A:150:RCY:C1Q	0.68	2.71	62	1
1:A:64:ILE:CG2	2:A:160:RCY:H1ZA	0.68	2.17	1	1
1:A:67:ILE:CG1	2:A:160:RCY:H1C	0.68	2.14	86	1
2:A:138:RCY:H1VA	2:A:150:RCY:H1MA	0.68	1.64	26	1
1:A:75:HIS:CB	2:A:176:RCY:C1C	0.68	2.71	84	1
2:A:150:RCY:N1V	2:A:187:RCY:C1M	0.68	2.53	59	1
2:A:168:RCY:H1Z	2:A:187:RCY:C1S	0.68	1.84	100	2
1:A:64:ILE:CD1	1:A:64:ILE:N	0.68	2.56	76	2
2:A:150:RCY:H1Y	2:A:168:RCY:O1H	0.68	1.89	31	1
2:A:173:RCY:O1G	2:A:176:RCY:H1CB	0.68	1.73	64	1

Continued on next page...

Continued from previous page...

Atom-1	Atom-2	Clash(Å)	Distance(Å)	Models	
				Worst	Total
1:A:67:ILE:O	1:A:67:ILE:HG23	0.68	1.89	16	1
2:A:110:RCY:C1P	2:A:110:RCY:H1VB	0.68	2.17	65	2
2:A:176:RCY:H1ZB	2:A:187:RCY:H1U	0.68	1.65	17	1
2:A:168:RCY:H1S	2:A:176:RCY:C1V	0.68	2.17	71	1
1:A:60:CYS:O	2:A:160:RCY:C1P	0.68	2.41	2	2
1:A:59:GLY:C	2:A:160:RCY:C1V	0.68	2.61	83	2
1:A:64:ILE:HD12	1:A:67:ILE:O	0.68	1.88	67	2
2:A:138:RCY:H1YB	2:A:187:RCY:C1Z	0.68	2.17	89	1
1:A:76:CYS:HB3	2:A:187:RCY:C1C	0.68	1.96	34	1
2:A:138:RCY:O1H	2:A:176:RCY:C1V	0.68	2.41	29	1
2:A:130:RCY:C1C	2:A:160:RCY:N1R	0.68	2.55	7	1
2:A:173:RCY:C1V	2:A:187:RCY:O1G	0.68	2.40	93	2
1:A:68:CYS:O	2:A:173:RCY:O1J	0.68	2.07	50	1
2:A:138:RCY:H1ZB	2:A:187:RCY:H1ZA	0.68	1.58	77	1
2:A:150:RCY:H1V	2:A:187:RCY:H1U	0.68	1.64	38	1
1:A:70:TRP:O	2:A:173:RCY:C1Z	0.68	2.42	94	1
1:A:60:CYS:N	2:A:160:RCY:C1Q	0.68	2.57	83	3
1:A:73:CYS:CB	2:A:173:RCY:H1SA	0.68	2.18	79	1
2:A:150:RCY:H1YB	2:A:187:RCY:C1Z	0.68	2.19	21	1
1:A:74:ASN:O	2:A:187:RCY:O1J	0.68	2.11	56	1
1:A:64:ILE:HD11	2:A:160:RCY:C1V	0.68	2.18	54	1
2:A:138:RCY:O1J	2:A:160:RCY:C1U	0.68	2.32	18	1
1:A:62:THR:HG23	2:A:130:RCY:C1U	0.68	2.18	18	1
2:A:150:RCY:C1C	2:A:173:RCY:C1V	0.68	2.71	31	1
2:A:138:RCY:C1S	2:A:150:RCY:H1U	0.68	2.18	67	1
2:A:176:RCY:H1MA	2:A:187:RCY:C1V	0.68	2.19	10	1
1:A:72:ALA:H	2:A:173:RCY:H1MA	0.68	1.42	78	1
1:A:70:TRP:CD2	2:A:168:RCY:O1G	0.68	2.43	94	2
2:A:168:RCY:H1VB	2:A:176:RCY:H1YA	0.68	1.66	98	1
1:A:69:PRO:CG	2:A:168:RCY:C1C	0.68	2.53	8	1
1:A:60:CYS:O	2:A:130:RCY:C1U	0.68	2.41	18	1
1:A:65:THR:HG21	2:A:160:RCY:H1ZB	0.68	1.61	100	1
2:A:168:RCY:H1Y	2:A:173:RCY:H1ZB	0.68	0.69	20	1
2:A:160:RCY:N1V	2:A:168:RCY:H1YB	0.68	2.03	21	1
1:A:70:TRP:NE1	2:A:168:RCY:C1L	0.68	2.56	89	1
2:A:150:RCY:H1U	2:A:168:RCY:C1V	0.68	2.18	74	1
1:A:70:TRP:NE1	2:A:176:RCY:C1C	0.68	2.46	62	1
1:A:63:ASP:C	2:A:150:RCY:H1VB	0.68	2.09	85	1
1:A:59:GLY:HA3	2:A:160:RCY:H1L	0.68	1.66	45	1
2:A:138:RCY:H1YA	2:A:187:RCY:N1V	0.68	2.03	86	1
1:A:70:TRP:CD1	2:A:173:RCY:C1M	0.68	2.77	84	1

Continued on next page...

Continued from previous page...

Atom-1	Atom-2	Clash(Å)	Distance(Å)	Models	
				Worst	Total
2:A:121:RCY:H1C	2:A:168:RCY:C1C	0.68	2.19	27	1
1:A:60:CYS:H	2:A:160:RCY:C1Z	0.68	2.02	91	1
1:A:68:CYS:SG	1:A:70:TRP:NE1	0.68	2.67	40	1
1:A:65:THR:HG21	2:A:160:RCY:H1MA	0.68	1.66	36	2
1:A:61:GLY:O	2:A:160:RCY:H1LA	0.68	1.83	19	1
1:A:70:TRP:CD1	2:A:173:RCY:H1Z	0.68	2.24	76	1
1:A:59:GLY:N	2:A:138:RCY:C1Q	0.68	2.52	73	1
2:A:160:RCY:H1C	2:A:168:RCY:C1V	0.68	2.16	44	1
1:A:76:CYS:N	2:A:173:RCY:O1G	0.68	2.26	33	1
1:A:63:ASP:O	1:A:65:THR:N	0.68	2.27	88	9
2:A:173:RCY:H1ZB	2:A:187:RCY:C1Y	0.68	2.19	72	1
1:A:66:VAL:CG1	2:A:121:RCY:C1M	0.68	2.71	83	1
2:A:168:RCY:H1U	2:A:176:RCY:H1VB	0.68	1.64	37	1
1:A:63:ASP:CG	2:A:150:RCY:C1P	0.68	2.51	85	1
1:A:61:GLY:H	2:A:138:RCY:C1V	0.68	2.01	7	1
1:A:63:ASP:CB	2:A:150:RCY:C1Z	0.68	2.71	80	1
2:A:176:RCY:H1S	2:A:187:RCY:H1Y	0.68	1.65	80	1
2:A:160:RCY:C1P	2:A:168:RCY:C1V	0.68	2.70	60	1
1:A:69:PRO:HG3	2:A:173:RCY:H1Z	0.68	1.65	72	1
2:A:173:RCY:H1VA	2:A:176:RCY:C1W	0.68	2.19	9	1
1:A:74:ASN:HA	2:A:173:RCY:N1R	0.68	1.21	22	1
1:A:70:TRP:CB	2:A:176:RCY:C1Y	0.68	2.70	64	1
2:A:138:RCY:O1J	2:A:168:RCY:O1J	0.68	2.12	82	1
1:A:70:TRP:CZ2	2:A:168:RCY:H1S	0.68	2.23	54	1
1:A:76:CYS:CB	2:A:160:RCY:C1Y	0.68	2.70	73	1
1:A:74:ASN:CB	2:A:173:RCY:O1G	0.68	2.42	27	1
2:A:130:RCY:H1Z	2:A:160:RCY:C1P	0.67	2.19	43	1
2:A:168:RCY:C1Z	2:A:168:RCY:O1H	0.67	2.40	52	2
1:A:64:ILE:HG12	2:A:160:RCY:H1CA	0.67	0.72	48	1
1:A:60:CYS:SG	1:A:60:CYS:O	0.67	2.52	94	3
1:A:68:CYS:C	2:A:173:RCY:O1J	0.67	2.32	50	2
1:A:63:ASP:CA	2:A:150:RCY:H1VB	0.67	2.19	85	1
1:A:60:CYS:CB	2:A:168:RCY:H1CA	0.67	1.98	95	1
2:A:176:RCY:H1VB	2:A:187:RCY:H1VB	0.67	0.74	33	1
1:A:67:ILE:HG21	2:A:173:RCY:C1Z	0.67	2.18	80	1
2:A:168:RCY:H1C	2:A:173:RCY:H1Y	0.67	1.66	53	1
2:A:130:RCY:H1YA	2:A:160:RCY:N1R	0.67	2.04	88	1
1:A:71:GLU:CD	2:A:173:RCY:C1L	0.67	2.60	88	1
2:A:168:RCY:H1CA	2:A:168:RCY:O1H	0.67	1.89	24	2
2:A:168:RCY:H1ZA	2:A:176:RCY:C1C	0.67	2.18	31	1
2:A:138:RCY:H1V	2:A:187:RCY:C1Z	0.67	2.10	49	2

Continued on next page...

Continued from previous page...

Atom-1	Atom-2	Clash(Å)	Distance(Å)	Models	
				Worst	Total
2:A:138:RCY:H1CB	2:A:150:RCY:O1H	0.67	1.89	82	1
1:A:70:TRP:HE3	2:A:150:RCY:O1G	0.67	1.68	75	1
2:A:168:RCY:H1VA	2:A:176:RCY:H1YA	0.67	0.70	76	1
2:A:130:RCY:C1Y	2:A:160:RCY:H1M	0.67	2.06	61	1
1:A:70:TRP:HB3	2:A:173:RCY:C1Y	0.67	2.20	94	1
2:A:110:RCY:H1Z	2:A:121:RCY:N1V	0.67	2.04	33	1
2:A:160:RCY:H1ZA	2:A:168:RCY:O1J	0.67	1.90	39	1
2:A:173:RCY:N1R	2:A:176:RCY:C1M	0.67	2.47	67	1
1:A:60:CYS:C	2:A:160:RCY:C1Q	0.67	2.63	2	2
1:A:76:CYS:CB	2:A:173:RCY:O1J	0.67	2.42	42	1
1:A:70:TRP:CH2	2:A:160:RCY:C1Q	0.67	2.76	58	1
1:A:66:VAL:HG12	2:A:121:RCY:C1U	0.67	2.19	4	1
2:A:168:RCY:C1L	2:A:173:RCY:H1VB	0.67	2.04	80	1
2:A:138:RCY:C1Q	2:A:138:RCY:H1ZB	0.67	2.15	40	5
1:A:75:HIS:CA	2:A:168:RCY:O1J	0.67	2.42	57	1
1:A:64:ILE:CD1	2:A:187:RCY:H1YA	0.67	2.18	85	1
2:A:168:RCY:H1V	2:A:173:RCY:H1MA	0.67	1.54	29	1
1:A:63:ASP:OD2	2:A:160:RCY:C1M	0.67	2.43	73	1
2:A:110:RCY:C1C	2:A:110:RCY:C1Q	0.67	2.71	32	4
2:A:173:RCY:C1Z	2:A:187:RCY:C1V	0.67	2.72	77	2
1:A:64:ILE:HD12	1:A:68:CYS:SG	0.67	2.28	39	1
1:A:71:GLU:OE1	2:A:110:RCY:C1P	0.67	2.42	5	1
2:A:173:RCY:C1X	2:A:187:RCY:H1C	0.67	2.19	55	1
1:A:61:GLY:O	1:A:62:THR:HG23	0.67	1.89	60	2
2:A:173:RCY:H1ZA	2:A:187:RCY:C1P	0.67	0.76	92	1
1:A:74:ASN:N	2:A:173:RCY:H1S	0.67	2.04	90	2
1:A:71:GLU:C	2:A:173:RCY:H1L	0.67	2.10	88	1
1:A:66:VAL:O	2:A:168:RCY:C1S	0.67	2.42	79	1
2:A:168:RCY:C1Y	2:A:176:RCY:H1ZB	0.67	2.14	66	1
1:A:69:PRO:CG	2:A:168:RCY:C1W	0.67	2.43	66	1
1:A:69:PRO:CD	2:A:168:RCY:H1CB	0.67	2.19	8	1
2:A:150:RCY:H1VB	2:A:187:RCY:C1L	0.67	2.19	87	1
1:A:60:CYS:H	2:A:160:RCY:H1ZB	0.67	1.48	91	1
1:A:77:GLU:CB	2:A:173:RCY:O1G	0.67	2.43	28	1
1:A:76:CYS:CA	2:A:176:RCY:H1L	0.67	2.10	5	1
1:A:76:CYS:SG	1:A:77:GLU:N	0.67	2.68	72	7
1:A:63:ASP:OD1	2:A:160:RCY:C1C	0.67	2.30	14	3
1:A:75:HIS:HB3	2:A:176:RCY:O1J	0.67	1.89	84	1
2:A:110:RCY:C1W	2:A:121:RCY:O1J	0.67	2.42	33	1
1:A:70:TRP:CZ2	2:A:168:RCY:C1L	0.67	2.77	71	2
2:A:176:RCY:O1G	2:A:176:RCY:H1CB	0.67	1.90	50	3

Continued on next page...

Continued from previous page...

Atom-1	Atom-2	Clash(Å)	Distance(Å)	Models	
				Worst	Total
2:A:160:RCY:C1P	2:A:168:RCY:C1C	0.67	2.72	64	1
1:A:70:TRP:HB3	2:A:168:RCY:C1S	0.67	2.17	19	1
2:A:168:RCY:H1Y	2:A:173:RCY:H1V	0.67	0.67	45	1
2:A:168:RCY:H1M	2:A:176:RCY:H1YB	0.67	1.67	98	1
2:A:176:RCY:O1G	2:A:187:RCY:C1Z	0.67	2.41	36	2
1:A:60:CYS:C	2:A:130:RCY:C1Q	0.67	2.61	18	1
1:A:78:LEU:CD2	2:A:187:RCY:N1V	0.67	2.58	91	1
1:A:65:THR:OG1	2:A:150:RCY:H1LA	0.67	1.88	50	1
2:A:173:RCY:C1Q	2:A:176:RCY:N1V	0.67	2.47	52	1
1:A:64:ILE:N	1:A:64:ILE:HD12	0.67	2.03	72	2
1:A:76:CYS:CB	2:A:187:RCY:C1C	0.67	2.43	34	1
2:A:173:RCY:H1YB	2:A:176:RCY:C1Y	0.67	2.19	59	1
2:A:168:RCY:H1MA	2:A:176:RCY:H1YA	0.67	1.67	14	1
2:A:168:RCY:H1V	2:A:187:RCY:C1Y	0.67	2.17	40	1
2:A:168:RCY:H1YA	2:A:176:RCY:C1X	0.67	2.18	90	1
1:A:59:GLY:O	2:A:160:RCY:C1Q	0.67	2.43	20	2
2:A:130:RCY:H1Y	2:A:160:RCY:O1H	0.67	1.70	75	1
1:A:71:GLU:HB2	2:A:168:RCY:N1R	0.67	2.05	37	1
1:A:70:TRP:CE3	2:A:168:RCY:C1L	0.67	2.78	46	1
1:A:64:ILE:O	2:A:168:RCY:C1L	0.67	2.42	26	2
1:A:73:CYS:SG	2:A:176:RCY:C1P	0.67	2.83	76	1
1:A:75:HIS:NE2	2:A:168:RCY:C1Z	0.67	2.58	73	1
1:A:61:GLY:O	2:A:160:RCY:C1C	0.67	2.43	11	1
2:A:168:RCY:O1J	2:A:187:RCY:O1G	0.66	2.13	96	1
2:A:150:RCY:C1V	2:A:173:RCY:C1Y	0.66	2.73	39	1
1:A:70:TRP:CB	2:A:168:RCY:C1C	0.66	2.61	20	1
2:A:130:RCY:H1V	2:A:160:RCY:O1J	0.66	1.88	64	1
1:A:71:GLU:HB2	2:A:176:RCY:H1VB	0.66	1.66	49	1
1:A:73:CYS:H	2:A:173:RCY:C1P	0.66	2.03	82	1
1:A:66:VAL:HG12	2:A:121:RCY:N1V	0.66	2.06	83	1
1:A:78:LEU:N	1:A:78:LEU:HD13	0.66	2.05	44	2
1:A:75:HIS:O	2:A:176:RCY:H1LA	0.66	1.90	61	2
2:A:138:RCY:C1C	2:A:138:RCY:C1P	0.66	2.73	57	4
2:A:160:RCY:N1V	2:A:168:RCY:N1V	0.66	2.40	78	1
2:A:150:RCY:C1L	2:A:160:RCY:H1YB	0.66	2.21	85	1
2:A:168:RCY:H1VA	2:A:176:RCY:C1C	0.66	2.20	85	1
1:A:69:PRO:HB2	2:A:173:RCY:H1ZA	0.66	1.64	76	1
1:A:64:ILE:HD11	2:A:168:RCY:H1V	0.66	0.74	27	1
1:A:69:PRO:HD3	2:A:168:RCY:H1L	0.66	1.63	60	1
2:A:130:RCY:N1V	2:A:160:RCY:O1G	0.66	2.25	22	2
1:A:69:PRO:CG	2:A:176:RCY:O1G	0.66	2.42	64	1

Continued on next page...

Continued from previous page...

Atom-1	Atom-2	Clash(Å)	Distance(Å)	Models	
				Worst	Total
1:A:70:TRP:CE3	2:A:168:RCY:H1ZB	0.66	2.24	41	1
1:A:68:CYS:N	2:A:173:RCY:H1ZA	0.66	2.03	63	1
2:A:160:RCY:C1P	2:A:160:RCY:H1CA	0.66	2.18	42	1
1:A:69:PRO:CB	2:A:176:RCY:H1ZA	0.66	1.88	66	1
2:A:168:RCY:C1Y	2:A:173:RCY:C1V	0.66	0.66	45	2
2:A:173:RCY:C1V	2:A:176:RCY:C1Z	0.66	2.67	59	2
1:A:66:VAL:CG1	2:A:121:RCY:H1U	0.66	2.21	4	1
2:A:150:RCY:H1ZB	2:A:187:RCY:H1Y	0.66	1.67	88	1
2:A:138:RCY:H1ZB	2:A:138:RCY:C1Q	0.66	2.21	50	2
1:A:65:THR:CA	2:A:168:RCY:C1L	0.66	2.73	97	1
1:A:69:PRO:HG2	2:A:173:RCY:C1Y	0.66	2.13	9	1
1:A:71:GLU:N	2:A:173:RCY:C1Q	0.66	2.55	49	1
1:A:69:PRO:CA	2:A:168:RCY:C1V	0.66	2.73	63	1
1:A:70:TRP:O	2:A:150:RCY:O1G	0.66	2.12	34	1
1:A:70:TRP:CE3	2:A:168:RCY:C1C	0.66	2.78	94	1
2:A:168:RCY:C1Q	2:A:173:RCY:H1Y	0.66	2.14	84	1
1:A:67:ILE:O	1:A:67:ILE:CG2	0.66	2.44	23	2
1:A:71:GLU:OE2	2:A:110:RCY:C1X	0.66	2.43	5	1
1:A:70:TRP:N	2:A:173:RCY:C1L	0.66	2.48	6	1
1:A:66:VAL:CG1	2:A:121:RCY:C1W	0.66	2.43	83	1
2:A:168:RCY:C1V	2:A:176:RCY:H1Z	0.66	1.86	3	1
2:A:138:RCY:O1H	2:A:150:RCY:H1V	0.66	1.72	19	1
2:A:168:RCY:C1Y	2:A:187:RCY:C1Y	0.66	2.74	7	1
2:A:138:RCY:N1V	2:A:187:RCY:H1CA	0.66	2.05	96	1
2:A:168:RCY:C1W	2:A:187:RCY:H1L	0.66	2.18	100	1
2:A:150:RCY:H1Z	2:A:160:RCY:H1Y	0.66	1.18	88	1
1:A:59:GLY:C	2:A:160:RCY:C1Q	0.66	2.64	70	2
2:A:160:RCY:C1Q	2:A:168:RCY:H1LA	0.66	2.20	35	1
2:A:150:RCY:H1VA	2:A:160:RCY:H1YB	0.66	1.56	42	1
1:A:71:GLU:OE1	2:A:160:RCY:C1V	0.66	2.43	58	1
2:A:173:RCY:H1VA	2:A:187:RCY:H1Y	0.66	1.67	54	1
1:A:68:CYS:HB2	2:A:173:RCY:H1ZA	0.66	1.67	11	1
2:A:168:RCY:H1M	2:A:176:RCY:H1ZB	0.66	1.65	23	1
2:A:168:RCY:C1Y	2:A:176:RCY:H1C	0.66	2.20	90	1
1:A:74:ASN:CB	2:A:176:RCY:O1G	0.66	2.44	52	2
1:A:59:GLY:C	2:A:160:RCY:H1VB	0.66	2.09	83	2
1:A:72:ALA:O	2:A:110:RCY:C1Z	0.66	2.44	70	1
2:A:160:RCY:H1MA	2:A:168:RCY:N1V	0.66	2.06	9	1
2:A:173:RCY:O1J	2:A:187:RCY:C1L	0.66	2.38	76	1
1:A:62:THR:O	2:A:168:RCY:H1CA	0.66	1.91	61	1
2:A:160:RCY:H1M	2:A:168:RCY:O1G	0.66	1.90	24	1

Continued on next page...

Continued from previous page...

Atom-1	Atom-2	Clash(Å)	Distance(Å)	Models	
				Worst	Total
1:A:62:THR:HG21	2:A:130:RCY:C1X	0.66	2.19	18	1
2:A:138:RCY:H1VA	2:A:160:RCY:H1ZA	0.66	1.66	71	1
1:A:76:CYS:O	1:A:78:LEU:N	0.66	2.28	96	8
2:A:138:RCY:C1M	2:A:150:RCY:C1C	0.66	2.67	56	2
2:A:173:RCY:O1J	2:A:176:RCY:H1Y	0.66	1.91	82	1
1:A:64:ILE:HG13	1:A:65:THR:N	0.66	2.06	89	1
2:A:168:RCY:C1Z	2:A:187:RCY:H1Z	0.66	2.18	17	1
2:A:176:RCY:C1X	2:A:187:RCY:H1YA	0.66	2.21	26	1
1:A:71:GLU:HG2	2:A:150:RCY:C1Y	0.66	2.20	96	1
2:A:138:RCY:O1G	2:A:187:RCY:H1VB	0.66	1.90	5	1
2:A:173:RCY:H1U	2:A:176:RCY:H1VB	0.66	1.31	89	1
1:A:70:TRP:NE1	2:A:160:RCY:C1V	0.66	2.59	34	1
1:A:61:GLY:N	2:A:160:RCY:C1L	0.66	2.47	19	1
1:A:64:ILE:CG1	2:A:168:RCY:N1R	0.66	2.59	69	1
1:A:75:HIS:CB	2:A:176:RCY:H1C	0.66	2.20	84	1
1:A:78:LEU:HD21	2:A:187:RCY:C1C	0.66	1.11	91	1
1:A:69:PRO:CA	2:A:176:RCY:H1VA	0.66	2.14	72	1
2:A:138:RCY:H1YA	2:A:168:RCY:O1J	0.66	1.90	19	2
1:A:64:ILE:HG12	1:A:64:ILE:O	0.66	1.89	73	4
2:A:168:RCY:H1Z	2:A:173:RCY:H1C	0.66	1.66	55	1
2:A:176:RCY:H1VA	2:A:187:RCY:C1U	0.66	2.21	29	1
2:A:176:RCY:C1C	2:A:187:RCY:H1M	0.66	2.21	26	1
2:A:173:RCY:H1S	2:A:176:RCY:O1G	0.66	1.91	71	2
2:A:130:RCY:C1U	2:A:160:RCY:C1Y	0.66	2.72	7	1
2:A:173:RCY:C1Q	2:A:187:RCY:C1C	0.66	2.70	7	1
1:A:71:GLU:C	2:A:173:RCY:H1V	0.66	2.11	33	1
1:A:70:TRP:HA	2:A:130:RCY:O1G	0.66	1.91	27	1
1:A:63:ASP:OD1	2:A:150:RCY:C1Y	0.66	2.44	80	1
2:A:138:RCY:C1W	2:A:187:RCY:H1CA	0.66	2.20	96	1
2:A:168:RCY:H1CA	2:A:176:RCY:O1J	0.66	1.91	6	1
2:A:138:RCY:O1H	2:A:150:RCY:H1S	0.66	1.90	41	1
2:A:138:RCY:C1Z	2:A:187:RCY:O1H	0.66	2.00	59	1
1:A:62:THR:O	1:A:64:ILE:N	0.65	2.30	43	32
1:A:73:CYS:H	2:A:173:RCY:H1LA	0.65	1.49	80	3
2:A:150:RCY:H1U	2:A:150:RCY:N1R	0.65	1.98	25	2
2:A:160:RCY:C1W	2:A:168:RCY:C1M	0.65	2.63	52	1
2:A:187:RCY:H1CB	2:A:187:RCY:O1H	0.65	1.91	11	4
2:A:168:RCY:C1Y	2:A:187:RCY:H1Z	0.65	2.16	21	1
1:A:71:GLU:HB3	2:A:168:RCY:C1P	0.65	2.21	11	2
2:A:150:RCY:C1Y	2:A:173:RCY:H1Z	0.65	2.20	8	1
2:A:138:RCY:H1L	2:A:150:RCY:H1C	0.65	1.68	94	1

Continued on next page...

Continued from previous page...

Atom-1	Atom-2	Clash(Å)	Distance(Å)	Models	
				Worst	Total
2:A:160:RCY:C1P	2:A:176:RCY:O1G	0.65	1.84	73	1
1:A:69:PRO:CG	2:A:173:RCY:H1U	0.65	2.08	73	1
1:A:65:THR:C	1:A:66:VAL:HG23	0.65	2.11	73	19
1:A:74:ASN:N	2:A:173:RCY:C1L	0.65	2.58	52	4
1:A:65:THR:HA	2:A:168:RCY:O1G	0.65	1.91	97	1
2:A:168:RCY:C1M	2:A:173:RCY:H1YA	0.65	2.20	49	2
1:A:68:CYS:SG	1:A:70:TRP:CZ2	0.65	2.90	42	1
1:A:74:ASN:C	2:A:176:RCY:C1C	0.65	2.62	62	1
1:A:70:TRP:O	2:A:176:RCY:C1V	0.65	2.40	78	1
2:A:168:RCY:H1CA	2:A:173:RCY:C1Q	0.65	2.22	8	1
2:A:168:RCY:H1Z	2:A:173:RCY:H1VA	0.65	1.66	55	1
1:A:59:GLY:C	1:A:60:CYS:SG	0.65	2.75	91	9
1:A:67:ILE:HD12	2:A:130:RCY:C1Y	0.65	2.20	30	1
1:A:72:ALA:HB1	2:A:173:RCY:C1Q	0.65	2.21	30	1
1:A:70:TRP:HB2	2:A:168:RCY:N1R	0.65	2.05	20	1
2:A:173:RCY:H1ZB	2:A:176:RCY:C1V	0.65	0.79	31	2
1:A:69:PRO:O	2:A:173:RCY:C1Q	0.65	2.44	64	1
1:A:70:TRP:CG	2:A:168:RCY:H1LA	0.65	2.24	46	1
2:A:168:RCY:H1L	2:A:173:RCY:C1Y	0.65	2.01	62	1
1:A:68:CYS:SG	2:A:150:RCY:H1YA	0.65	2.32	85	1
2:A:160:RCY:C1Y	2:A:176:RCY:C1Y	0.65	2.64	11	1
2:A:138:RCY:C1U	2:A:150:RCY:C1Q	0.65	2.28	33	1
2:A:138:RCY:C1M	2:A:173:RCY:H1ZA	0.65	2.22	32	1
2:A:130:RCY:C1V	2:A:130:RCY:O1J	0.65	2.43	79	1
1:A:76:CYS:HB2	2:A:173:RCY:N1V	0.65	2.06	42	1
1:A:63:ASP:CB	2:A:150:RCY:H1VB	0.65	2.21	85	1
1:A:77:GLU:CA	2:A:176:RCY:H1LA	0.65	2.22	45	1
2:A:110:RCY:C1X	2:A:121:RCY:H1YB	0.65	2.09	5	1
1:A:69:PRO:CG	2:A:173:RCY:C1Q	0.65	2.54	10	1
1:A:70:TRP:CZ2	1:A:71:GLU:CD	0.65	2.70	86	1
1:A:69:PRO:HG2	2:A:168:RCY:H1L	0.65	1.65	7	1
2:A:160:RCY:C1X	2:A:168:RCY:H1U	0.65	2.21	47	1
2:A:176:RCY:O1J	2:A:187:RCY:H1ZA	0.65	1.91	71	1
2:A:168:RCY:H1YB	2:A:173:RCY:C1Z	0.65	2.21	100	1
1:A:68:CYS:SG	1:A:70:TRP:CE2	0.65	2.89	42	4
2:A:168:RCY:C1Z	2:A:173:RCY:H1Z	0.65	2.21	31	1
1:A:67:ILE:CD1	2:A:173:RCY:O1H	0.65	2.44	16	1
1:A:63:ASP:CG	2:A:160:RCY:C1C	0.65	2.62	63	2
2:A:173:RCY:O1G	2:A:187:RCY:C1Z	0.65	2.43	67	1
2:A:138:RCY:C1V	2:A:150:RCY:C1S	0.65	2.71	62	1
1:A:69:PRO:O	2:A:176:RCY:C1V	0.65	2.45	62	2

Continued on next page...

Continued from previous page...

Atom-1	Atom-2	Clash(Å)	Distance(Å)	Models	
				Worst	Total
2:A:173:RCY:H1MA	2:A:176:RCY:O1J	0.65	1.91	68	1
1:A:60:CYS:O	2:A:138:RCY:C1Q	0.65	2.43	7	1
2:A:150:RCY:C1V	2:A:187:RCY:C1L	0.65	2.75	87	1
1:A:71:GLU:OE1	2:A:110:RCY:H1U	0.65	1.91	5	1
1:A:77:GLU:OE2	2:A:138:RCY:H1VA	0.65	1.91	52	1
1:A:76:CYS:HG	2:A:176:RCY:C1S	0.65	2.00	79	1
1:A:64:ILE:HG13	2:A:168:RCY:H1MA	0.65	1.65	6	1
1:A:72:ALA:CB	2:A:168:RCY:H1ZB	0.65	2.21	22	1
1:A:67:ILE:CG1	2:A:168:RCY:H1U	0.65	2.21	83	1
1:A:69:PRO:CA	2:A:168:RCY:H1VA	0.65	2.21	63	1
2:A:150:RCY:H1VB	2:A:160:RCY:C1U	0.65	2.20	42	1
1:A:69:PRO:HG2	2:A:150:RCY:C1W	0.65	2.21	85	1
2:A:130:RCY:H1U	2:A:160:RCY:C1Y	0.65	2.22	7	1
2:A:160:RCY:O1H	2:A:176:RCY:C1Y	0.65	2.44	71	1
2:A:168:RCY:O1J	2:A:173:RCY:H1MA	0.65	1.92	91	1
1:A:71:GLU:HB3	2:A:168:RCY:H1S	0.65	1.69	48	1
2:A:150:RCY:C1M	2:A:187:RCY:H1YB	0.65	2.21	88	1
2:A:168:RCY:H1ZA	2:A:176:RCY:C1X	0.65	2.21	31	1
1:A:64:ILE:HG23	1:A:66:VAL:H	0.65	1.52	83	3
1:A:68:CYS:SG	1:A:70:TRP:CD2	0.65	2.90	15	2
1:A:71:GLU:CG	2:A:173:RCY:H1VA	0.65	2.21	41	1
1:A:69:PRO:N	2:A:168:RCY:H1VA	0.65	2.05	63	1
2:A:168:RCY:H1ZB	2:A:176:RCY:C1Y	0.65	2.22	35	2
2:A:168:RCY:O1G	2:A:173:RCY:C1Y	0.65	2.38	13	2
1:A:71:GLU:HG3	2:A:121:RCY:C1Y	0.65	2.21	4	1
2:A:110:RCY:C1W	2:A:121:RCY:H1VA	0.65	2.21	81	1
1:A:73:CYS:SG	2:A:176:RCY:C1C	0.65	2.84	52	1
2:A:168:RCY:H1M	2:A:187:RCY:H1ZA	0.65	1.66	97	1
1:A:73:CYS:HB2	2:A:176:RCY:C1M	0.65	2.20	70	1
2:A:160:RCY:H1MA	2:A:168:RCY:C1U	0.65	2.14	41	1
2:A:150:RCY:H1V	2:A:187:RCY:C1U	0.65	2.20	38	1
2:A:168:RCY:C1L	2:A:173:RCY:H1U	0.65	2.21	21	1
1:A:70:TRP:HE3	2:A:168:RCY:C1P	0.65	2.05	46	1
2:A:150:RCY:H1CB	2:A:187:RCY:O1J	0.65	1.88	84	1
1:A:63:ASP:CA	2:A:168:RCY:C1L	0.65	2.75	59	1
2:A:121:RCY:O1G	2:A:121:RCY:C1Z	0.65	2.40	59	1
1:A:65:THR:CG2	1:A:65:THR:O	0.65	2.45	44	4
2:A:173:RCY:C1L	2:A:176:RCY:H1M	0.65	2.22	20	1
2:A:168:RCY:H1C	2:A:173:RCY:H1M	0.65	0.80	99	1
1:A:64:ILE:O	1:A:64:ILE:HG22	0.65	1.92	46	3
2:A:150:RCY:H1U	2:A:160:RCY:H1VB	0.65	1.66	42	1

Continued on next page...

Continued from previous page...

Atom-1	Atom-2	Clash(Å)	Distance(Å)	Models	
				Worst	Total
1:A:63:ASP:CG	2:A:160:RCY:H1CA	0.65	2.13	14	2
1:A:70:TRP:N	2:A:187:RCY:C1C	0.65	2.51	7	1
2:A:130:RCY:O1J	2:A:160:RCY:C1X	0.64	2.45	64	4
2:A:176:RCY:H1CA	2:A:187:RCY:O1H	0.64	1.93	32	1
1:A:70:TRP:CG	2:A:168:RCY:H1VB	0.64	2.26	28	1
2:A:160:RCY:H1ZB	2:A:168:RCY:H1U	0.64	1.68	20	1
1:A:71:GLU:HG2	2:A:176:RCY:H1ZA	0.64	1.68	20	1
2:A:130:RCY:C1C	2:A:160:RCY:C1C	0.64	2.75	8	2
2:A:138:RCY:H1C	2:A:187:RCY:H1V	0.64	1.68	63	1
1:A:74:ASN:CA	2:A:173:RCY:H1CB	0.64	2.17	35	1
2:A:138:RCY:C1W	2:A:150:RCY:C1Y	0.64	2.73	89	1
2:A:160:RCY:H1ZA	2:A:173:RCY:C1Z	0.64	2.22	4	1
2:A:176:RCY:H1S	2:A:187:RCY:C1Y	0.64	2.22	80	1
1:A:75:HIS:O	1:A:76:CYS:O	0.64	2.15	48	10
1:A:65:THR:CG2	2:A:168:RCY:H1CB	0.64	2.22	60	1
1:A:70:TRP:HD1	2:A:187:RCY:C1Y	0.64	1.88	92	1
2:A:168:RCY:C1M	2:A:187:RCY:C1W	0.64	2.30	7	2
1:A:67:ILE:C	2:A:168:RCY:H1ZA	0.64	2.10	83	1
2:A:176:RCY:C1Z	2:A:176:RCY:O1G	0.64	2.45	89	2
2:A:130:RCY:C1W	2:A:130:RCY:O1H	0.64	2.43	2	1
2:A:150:RCY:H1V	2:A:160:RCY:N1V	0.64	2.08	42	1
1:A:63:ASP:HA	2:A:168:RCY:H1U	0.64	1.69	61	1
2:A:138:RCY:C1S	2:A:160:RCY:H1ZB	0.64	2.17	18	1
2:A:150:RCY:C1V	2:A:187:RCY:C1S	0.64	2.76	87	1
1:A:69:PRO:HG3	2:A:150:RCY:H1ZA	0.64	1.69	92	1
2:A:130:RCY:H1Y	2:A:176:RCY:C1X	0.64	1.88	41	1
2:A:160:RCY:H1ZA	2:A:168:RCY:H1M	0.64	1.67	34	2
1:A:69:PRO:O	2:A:173:RCY:C1U	0.64	2.42	76	1
2:A:130:RCY:C1V	2:A:173:RCY:C1Y	0.64	2.73	94	1
2:A:130:RCY:O1J	2:A:160:RCY:H1S	0.64	1.92	86	1
1:A:75:HIS:HB2	2:A:176:RCY:C1L	0.64	2.17	13	1
2:A:173:RCY:H1VB	2:A:176:RCY:C1M	0.64	2.06	69	1
2:A:168:RCY:H1U	2:A:187:RCY:H1Y	0.64	1.63	87	1
2:A:160:RCY:H1Z	2:A:173:RCY:H1Y	0.64	1.68	39	1
1:A:70:TRP:CG	1:A:70:TRP:O	0.64	2.49	34	4
1:A:75:HIS:ND1	1:A:76:CYS:N	0.64	2.45	99	4
2:A:160:RCY:C1P	2:A:168:RCY:O1J	0.64	2.45	64	1
2:A:176:RCY:H1VB	2:A:187:RCY:H1YA	0.64	1.69	26	1
1:A:63:ASP:HA	2:A:150:RCY:C1Z	0.64	2.22	80	1
2:A:168:RCY:H1ZB	2:A:187:RCY:C1Z	0.64	2.22	100	1
1:A:67:ILE:CD1	2:A:173:RCY:C1Y	0.64	2.68	100	1

Continued on next page...

Continued from previous page...

Atom-1	Atom-2	Clash(Å)	Distance(Å)	Models	
				Worst	Total
1:A:64:ILE:O	1:A:68:CYS:SG	0.64	2.55	100	10
1:A:74:ASN:CA	2:A:176:RCY:C1U	0.64	2.73	67	1
1:A:75:HIS:CB	2:A:187:RCY:C1Z	0.64	2.75	56	1
1:A:69:PRO:HD3	2:A:168:RCY:N1R	0.64	2.07	8	1
1:A:69:PRO:HB2	2:A:176:RCY:H1M	0.64	1.69	43	1
2:A:130:RCY:C1P	2:A:130:RCY:C1C	0.64	2.71	9	5
2:A:173:RCY:H1C	2:A:187:RCY:C1W	0.64	2.19	97	1
2:A:138:RCY:O1J	2:A:150:RCY:H1Y	0.64	1.93	6	2
1:A:69:PRO:C	2:A:173:RCY:O1H	0.64	2.35	64	1
1:A:74:ASN:N	2:A:173:RCY:H1LA	0.64	2.03	33	3
1:A:73:CYS:CB	2:A:168:RCY:H1Z	0.64	1.24	99	1
1:A:70:TRP:HE3	2:A:168:RCY:C1L	0.64	2.05	46	2
1:A:64:ILE:HD13	1:A:64:ILE:C	0.64	2.12	17	2
2:A:176:RCY:C1Q	2:A:176:RCY:C1C	0.64	2.76	29	3
1:A:70:TRP:CE2	2:A:176:RCY:H1CA	0.64	2.27	62	1
1:A:70:TRP:CG	2:A:173:RCY:H1VB	0.64	2.24	4	1
2:A:138:RCY:C1V	2:A:176:RCY:O1J	0.64	2.46	9	1
2:A:173:RCY:C1P	2:A:173:RCY:C1C	0.64	2.74	69	5
1:A:63:ASP:OD2	2:A:121:RCY:C1Y	0.64	2.45	42	1
1:A:74:ASN:O	2:A:187:RCY:C1X	0.64	2.42	56	1
2:A:130:RCY:C1M	2:A:173:RCY:H1YA	0.64	2.18	94	1
1:A:73:CYS:HA	2:A:173:RCY:C1P	0.64	2.22	33	1
2:A:150:RCY:C1U	2:A:187:RCY:H1L	0.64	1.91	27	1
1:A:63:ASP:CA	2:A:160:RCY:C1Z	0.64	2.69	14	1
2:A:160:RCY:C1C	2:A:168:RCY:C1P	0.64	2.75	19	2
2:A:168:RCY:N1R	2:A:168:RCY:H1U	0.64	1.97	25	1
2:A:160:RCY:C1Z	2:A:173:RCY:H1C	0.64	2.23	20	1
2:A:173:RCY:C1V	2:A:176:RCY:N1V	0.64	2.57	11	2
1:A:60:CYS:CA	2:A:160:RCY:H1VB	0.64	2.21	72	1
2:A:173:RCY:H1V	2:A:187:RCY:C1Y	0.64	2.22	31	1
1:A:70:TRP:NE1	2:A:121:RCY:C1M	0.64	2.48	49	1
1:A:71:GLU:HA	2:A:168:RCY:C1W	0.64	2.22	37	1
2:A:150:RCY:H1VA	2:A:160:RCY:H1YA	0.64	0.64	42	1
2:A:160:RCY:H1YB	2:A:168:RCY:C1Q	0.64	2.23	58	1
1:A:70:TRP:CA	2:A:173:RCY:H1Y	0.64	2.19	85	1
2:A:138:RCY:C1Z	2:A:187:RCY:H1Y	0.64	2.22	94	1
1:A:70:TRP:HE3	2:A:168:RCY:C1M	0.64	2.02	44	1
1:A:77:GLU:N	2:A:176:RCY:C1S	0.64	2.59	87	1
2:A:130:RCY:C1V	2:A:173:RCY:C1S	0.64	2.76	5	1
1:A:63:ASP:C	2:A:168:RCY:H1VA	0.64	1.88	5	1
2:A:187:RCY:O1H	2:A:187:RCY:H1CB	0.64	1.92	26	3

Continued on next page...

Continued from previous page...

Atom-1	Atom-2	Clash(Å)	Distance(Å)	Models	
				Worst	Total
1:A:69:PRO:HB3	2:A:173:RCY:C1Y	0.64	2.00	9	1
2:A:110:RCY:C1M	2:A:121:RCY:C1Y	0.64	2.69	22	1
2:A:160:RCY:H1U	2:A:168:RCY:C1X	0.64	2.13	49	1
2:A:176:RCY:C1C	2:A:187:RCY:C1Z	0.64	2.76	99	1
2:A:173:RCY:C1P	2:A:187:RCY:H1VA	0.64	2.23	89	1
1:A:61:GLY:C	2:A:150:RCY:C1V	0.64	2.66	11	1
1:A:74:ASN:O	2:A:176:RCY:O1H	0.64	2.16	44	2
2:A:168:RCY:H1M	2:A:187:RCY:H1YA	0.64	1.70	40	1
1:A:70:TRP:CB	2:A:168:RCY:C1S	0.64	2.75	20	2
2:A:130:RCY:N1V	2:A:130:RCY:H1VA	0.64	2.07	79	1
1:A:67:ILE:HA	2:A:176:RCY:H1VA	0.64	0.72	16	1
1:A:75:HIS:C	2:A:176:RCY:O1H	0.64	2.36	67	2
2:A:176:RCY:H1CA	2:A:176:RCY:O1H	0.64	1.91	29	1
2:A:176:RCY:H1VB	2:A:187:RCY:H1V	0.64	0.73	26	1
1:A:63:ASP:OD2	2:A:138:RCY:C1U	0.64	2.44	27	1
2:A:110:RCY:C1C	2:A:110:RCY:C1P	0.63	2.76	43	5
1:A:71:GLU:CG	2:A:168:RCY:C1L	0.63	2.76	32	1
2:A:130:RCY:C1C	2:A:130:RCY:C1P	0.63	2.71	92	5
1:A:64:ILE:CB	2:A:168:RCY:H1ZB	0.63	2.09	30	1
1:A:69:PRO:CD	2:A:168:RCY:C1Q	0.63	2.75	90	2
2:A:130:RCY:C1Y	2:A:160:RCY:O1H	0.63	2.38	88	2
1:A:60:CYS:CB	2:A:168:RCY:H1ZA	0.63	2.23	52	1
1:A:69:PRO:CA	2:A:176:RCY:H1YA	0.63	2.22	72	1
2:A:160:RCY:H1LA	2:A:168:RCY:H1CA	0.63	1.67	64	1
2:A:150:RCY:H1YB	2:A:187:RCY:C1V	0.63	2.22	38	1
2:A:173:RCY:C1U	2:A:176:RCY:C1P	0.63	2.73	38	1
2:A:130:RCY:C1P	2:A:160:RCY:H1Z	0.63	2.22	67	1
2:A:173:RCY:O1H	2:A:176:RCY:H1MA	0.63	1.94	61	1
1:A:65:THR:CB	2:A:160:RCY:C1W	0.63	2.72	100	1
1:A:71:GLU:CG	2:A:168:RCY:O1G	0.63	2.21	99	2
2:A:110:RCY:H1VB	2:A:110:RCY:C1Q	0.63	2.24	82	2
1:A:73:CYS:N	2:A:168:RCY:C1M	0.63	2.61	99	1
1:A:74:ASN:ND2	1:A:75:HIS:CD2	0.63	2.66	38	1
1:A:62:THR:HB	2:A:160:RCY:H1CA	0.63	0.93	46	1
2:A:160:RCY:H1ZA	2:A:168:RCY:C1M	0.63	2.24	34	2
1:A:77:GLU:CB	2:A:176:RCY:O1G	0.63	2.45	55	1
2:A:160:RCY:H1Y	2:A:168:RCY:H1CB	0.63	1.70	87	1
1:A:64:ILE:CD1	2:A:160:RCY:H1C	0.63	2.24	39	1
2:A:168:RCY:N1V	2:A:173:RCY:C1P	0.63	2.60	37	1
2:A:168:RCY:C1S	2:A:173:RCY:H1ZB	0.63	2.23	10	1
1:A:70:TRP:CZ2	2:A:176:RCY:O1J	0.63	2.51	94	1

Continued on next page...

Continued from previous page...

Atom-1	Atom-2	Clash(Å)	Distance(Å)	Models	
				Worst	Total
1:A:70:TRP:HH2	2:A:150:RCY:O1J	0.63	1.69	93	1
2:A:173:RCY:H1VB	2:A:176:RCY:C1X	0.63	2.23	11	1
1:A:73:CYS:HB2	2:A:176:RCY:O1J	0.63	1.92	84	1
2:A:138:RCY:C1Z	2:A:150:RCY:O1H	0.63	2.45	60	1
1:A:68:CYS:SG	1:A:69:PRO:CD	0.63	2.87	30	1
1:A:78:LEU:HD13	2:A:138:RCY:H1VA	0.63	1.71	40	1
2:A:160:RCY:C1Z	2:A:168:RCY:O1J	0.63	2.43	39	1
1:A:70:TRP:CZ3	2:A:168:RCY:O1G	0.63	2.50	46	2
2:A:150:RCY:H1ZB	2:A:187:RCY:H1Z	0.63	1.69	88	1
2:A:173:RCY:C1Q	2:A:176:RCY:H1V	0.63	2.23	31	1
1:A:70:TRP:HE3	2:A:168:RCY:C1Z	0.63	2.01	41	1
2:A:150:RCY:H1V	2:A:187:RCY:C1Z	0.63	2.24	41	1
2:A:168:RCY:H1C	2:A:176:RCY:H1YB	0.63	1.70	74	1
2:A:121:RCY:H1YA	2:A:187:RCY:O1G	0.63	1.92	62	1
1:A:70:TRP:CA	2:A:173:RCY:C1W	0.63	2.75	85	1
2:A:173:RCY:H1V	2:A:176:RCY:O1H	0.63	1.92	69	1
1:A:70:TRP:N	2:A:176:RCY:C1Y	0.63	2.46	80	1
1:A:70:TRP:CZ2	2:A:168:RCY:H1L	0.63	2.23	48	1
2:A:160:RCY:C1X	2:A:168:RCY:H1M	0.63	2.23	96	1
1:A:64:ILE:CD1	1:A:64:ILE:O	0.63	2.47	73	3
1:A:66:VAL:HB	2:A:138:RCY:C1V	0.63	2.23	72	1
2:A:168:RCY:H1Z	2:A:176:RCY:H1CB	0.63	1.71	31	1
2:A:173:RCY:C1X	2:A:176:RCY:H1M	0.63	2.23	69	2
2:A:168:RCY:H1LA	2:A:173:RCY:H1ZB	0.63	1.64	10	1
1:A:70:TRP:CB	2:A:168:RCY:H1L	0.63	2.23	94	3
2:A:173:RCY:H1YA	2:A:176:RCY:C1Y	0.63	2.15	59	1
2:A:168:RCY:C1P	2:A:176:RCY:C1M	0.63	2.73	71	1
1:A:74:ASN:N	2:A:168:RCY:C1Y	0.63	2.57	91	1
1:A:64:ILE:CG2	1:A:65:THR:N	0.63	2.62	53	9
2:A:187:RCY:C1C	2:A:187:RCY:C1P	0.63	2.70	90	4
1:A:67:ILE:O	2:A:168:RCY:C1Q	0.63	2.46	63	2
2:A:173:RCY:H1ZB	2:A:173:RCY:O1G	0.63	1.94	17	2
2:A:160:RCY:H1Y	2:A:168:RCY:C1S	0.63	2.23	1	1
2:A:138:RCY:H1YB	2:A:173:RCY:H1MA	0.63	1.69	32	1
2:A:160:RCY:H1C	2:A:168:RCY:C1P	0.63	2.23	48	1
1:A:70:TRP:CB	2:A:121:RCY:H1VB	0.63	2.16	30	1
2:A:138:RCY:C1P	2:A:138:RCY:C1C	0.63	2.74	10	7
1:A:71:GLU:CG	2:A:176:RCY:H1ZA	0.63	2.08	20	1
2:A:160:RCY:O1J	2:A:168:RCY:H1VA	0.63	1.93	70	2
1:A:70:TRP:CD2	2:A:168:RCY:H1M	0.63	2.27	49	1
2:A:176:RCY:C1Z	2:A:187:RCY:C1Z	0.63	2.69	38	1

Continued on next page...

Continued from previous page...

Atom-1	Atom-2	Clash(Å)	Distance(Å)	Models	
				Worst	Total
1:A:75:HIS:CD2	2:A:173:RCY:H1ZB	0.63	2.17	42	1
2:A:168:RCY:H1Y	2:A:187:RCY:C1V	0.63	2.24	74	1
1:A:71:GLU:HB3	2:A:160:RCY:C1V	0.63	2.24	58	1
2:A:176:RCY:C1V	2:A:187:RCY:H1ZA	0.63	2.24	57	1
2:A:168:RCY:H1VA	2:A:173:RCY:C1Q	0.63	2.19	76	1
1:A:64:ILE:O	1:A:65:THR:HG23	0.63	1.93	11	1
2:A:121:RCY:C1Y	2:A:160:RCY:C1Z	0.63	2.38	44	1
2:A:176:RCY:N1V	2:A:187:RCY:H1VA	0.63	2.07	33	1
1:A:69:PRO:CG	2:A:187:RCY:H1V	0.63	2.24	14	1
2:A:176:RCY:C1U	2:A:187:RCY:C1V	0.63	2.68	81	1
1:A:77:GLU:H	2:A:173:RCY:C1P	0.63	2.07	28	1
1:A:72:ALA:N	2:A:173:RCY:C1Q	0.63	2.62	50	1
2:A:138:RCY:H1CB	2:A:150:RCY:C1Q	0.63	2.22	82	1
2:A:138:RCY:C1V	2:A:187:RCY:C1P	0.63	2.77	21	1
1:A:65:THR:O	2:A:168:RCY:C1V	0.63	2.47	17	1
1:A:70:TRP:CA	2:A:168:RCY:H1ZB	0.63	2.24	36	1
1:A:64:ILE:HG13	2:A:168:RCY:C1P	0.63	2.20	69	2
1:A:67:ILE:CB	2:A:173:RCY:H1M	0.63	2.23	80	1
2:A:150:RCY:H1YB	2:A:160:RCY:O1G	0.63	1.94	91	1
2:A:130:RCY:C1Y	2:A:160:RCY:H1YA	0.63	2.23	67	1
2:A:168:RCY:H1VB	2:A:173:RCY:O1H	0.63	1.94	57	1
1:A:62:THR:OG1	1:A:66:VAL:HG22	0.63	1.94	68	1
2:A:176:RCY:O1J	2:A:187:RCY:H1YA	0.63	1.94	55	1
2:A:176:RCY:N1R	2:A:187:RCY:H1M	0.63	2.09	26	1
2:A:168:RCY:H1YB	2:A:187:RCY:H1ZA	0.63	1.70	47	1
2:A:160:RCY:C1Q	2:A:160:RCY:H1ZB	0.62	2.22	91	1
1:A:62:THR:HG23	2:A:130:RCY:C1Z	0.62	2.23	88	1
1:A:78:LEU:HD13	1:A:78:LEU:N	0.62	2.07	51	1
2:A:173:RCY:C1Z	2:A:176:RCY:H1VA	0.62	1.19	31	1
2:A:168:RCY:C1Z	2:A:176:RCY:C1C	0.62	2.77	31	1
1:A:68:CYS:SG	1:A:70:TRP:CG	0.62	2.92	15	1
2:A:160:RCY:H1MA	2:A:168:RCY:H1M	0.62	0.69	41	1
1:A:67:ILE:HG13	2:A:176:RCY:H1V	0.62	0.68	16	1
1:A:63:ASP:C	2:A:160:RCY:C1Z	0.62	2.58	78	2
1:A:64:ILE:CG2	2:A:168:RCY:C1L	0.62	2.71	1	1
1:A:72:ALA:N	2:A:168:RCY:C1C	0.62	2.61	86	1
1:A:62:THR:N	2:A:150:RCY:H1VB	0.62	2.08	11	1
1:A:71:GLU:CA	2:A:173:RCY:C1M	0.62	2.76	11	1
2:A:130:RCY:C1V	2:A:160:RCY:H1V	0.62	2.23	18	1
2:A:160:RCY:N1V	2:A:168:RCY:C1P	0.62	2.62	48	1
1:A:64:ILE:CG2	1:A:64:ILE:O	0.62	2.47	98	5

Continued on next page...

Continued from previous page...

Atom-1	Atom-2	Clash(Å)	Distance(Å)	Models	
				Worst	Total
2:A:176:RCY:H1VA	2:A:187:RCY:H1LA	0.62	1.68	15	1
2:A:110:RCY:O1G	2:A:110:RCY:C1V	0.62	2.35	65	1
1:A:69:PRO:CG	2:A:187:RCY:O1G	0.62	2.47	95	1
1:A:60:CYS:O	2:A:138:RCY:C1P	0.62	2.46	7	1
1:A:71:GLU:HG3	2:A:168:RCY:C1L	0.62	2.24	32	1
1:A:74:ASN:N	2:A:176:RCY:C1C	0.62	2.41	20	2
2:A:173:RCY:H1Z	2:A:187:RCY:C1Y	0.62	2.23	72	1
2:A:173:RCY:H1VB	2:A:176:RCY:H1U	0.62	1.65	38	1
1:A:68:CYS:SG	2:A:160:RCY:C1M	0.62	2.85	58	1
2:A:168:RCY:C1V	2:A:173:RCY:C1W	0.62	2.77	29	1
2:A:168:RCY:H1YB	2:A:187:RCY:H1Y	0.62	1.69	7	1
2:A:176:RCY:H1YB	2:A:187:RCY:H1Z	0.62	1.71	47	1
2:A:160:RCY:O1G	2:A:168:RCY:H1VA	0.62	1.95	60	1
1:A:70:TRP:CH2	2:A:130:RCY:H1Y	0.62	2.29	88	1
2:A:173:RCY:C1C	2:A:173:RCY:C1P	0.62	2.75	67	1
1:A:69:PRO:HD3	2:A:168:RCY:C1C	0.62	1.91	66	1
2:A:150:RCY:C1U	2:A:168:RCY:H1YA	0.62	2.23	74	1
1:A:71:GLU:N	2:A:173:RCY:H1V	0.62	2.06	78	1
1:A:67:ILE:HD13	2:A:130:RCY:H1Y	0.62	1.67	78	1
1:A:69:PRO:HG2	2:A:150:RCY:N1V	0.62	2.09	85	1
2:A:173:RCY:O1J	2:A:187:RCY:C1P	0.62	2.48	61	1
1:A:76:CYS:CB	2:A:160:RCY:N1V	0.62	2.57	73	1
1:A:61:GLY:O	2:A:168:RCY:C1Q	0.62	2.46	11	1
2:A:150:RCY:H1Y	2:A:187:RCY:C1P	0.62	2.23	59	1
1:A:70:TRP:CZ3	2:A:168:RCY:H1LA	0.62	2.16	48	1
2:A:168:RCY:H1Y	2:A:176:RCY:O1J	0.62	1.93	90	1
2:A:173:RCY:H1YA	2:A:176:RCY:O1H	0.62	1.95	61	2
1:A:66:VAL:CG1	2:A:121:RCY:H1ZA	0.62	2.23	89	1
2:A:176:RCY:C1P	2:A:176:RCY:C1C	0.62	2.69	71	4
2:A:130:RCY:C1C	2:A:160:RCY:C1P	0.62	2.66	66	1
1:A:71:GLU:HG3	2:A:168:RCY:C1C	0.62	2.24	36	1
1:A:67:ILE:HD11	2:A:160:RCY:C1V	0.62	2.21	86	1
1:A:67:ILE:CG2	2:A:173:RCY:C1Z	0.62	2.78	80	1
1:A:62:THR:HG23	1:A:62:THR:O	0.62	1.93	14	1
2:A:138:RCY:N1R	2:A:138:RCY:C1M	0.62	2.58	25	1
2:A:138:RCY:C1Y	2:A:173:RCY:H1YA	0.62	2.23	92	1
1:A:61:GLY:O	1:A:65:THR:N	0.62	2.32	39	1
1:A:77:GLU:HG3	2:A:176:RCY:C1M	0.62	2.23	39	1
2:A:160:RCY:H1Z	2:A:173:RCY:C1C	0.62	2.24	20	1
2:A:168:RCY:H1VA	2:A:176:RCY:H1CA	0.62	1.69	16	2
1:A:70:TRP:HE1	2:A:168:RCY:H1LA	0.62	1.52	89	1

Continued on next page...

Continued from previous page...

Atom-1	Atom-2	Clash(Å)	Distance(Å)	Models	
				Worst	Total
2:A:160:RCY:C1Z	2:A:168:RCY:N1R	0.62	2.61	3	2
1:A:78:LEU:HD12	1:A:78:LEU:O	0.62	1.94	46	2
1:A:70:TRP:CH2	2:A:138:RCY:H1C	0.62	2.30	19	1
2:A:150:RCY:C1V	2:A:187:RCY:C1Y	0.62	2.62	66	1
2:A:150:RCY:H1S	2:A:160:RCY:H1YB	0.62	0.72	85	1
1:A:70:TRP:HE1	1:A:75:HIS:CE1	0.62	2.12	73	1
2:A:173:RCY:H1Z	2:A:187:RCY:H1Z	0.62	1.57	84	1
1:A:70:TRP:CH2	2:A:168:RCY:C1Z	0.62	2.83	59	1
2:A:138:RCY:H1CA	2:A:138:RCY:C1Q	0.62	2.25	93	4
1:A:67:ILE:O	2:A:168:RCY:H1LA	0.62	1.94	75	2
2:A:160:RCY:C1Q	2:A:168:RCY:O1J	0.62	2.48	9	1
1:A:64:ILE:HG21	2:A:150:RCY:H1VA	0.62	0.69	16	1
2:A:160:RCY:H1Z	2:A:173:RCY:C1X	0.62	2.25	37	1
1:A:71:GLU:OE2	2:A:176:RCY:C1P	0.62	2.48	37	1
1:A:69:PRO:HB2	2:A:173:RCY:H1CB	0.62	1.71	26	1
1:A:64:ILE:HD13	2:A:160:RCY:H1CB	0.62	1.70	96	1
2:A:150:RCY:H1ZB	2:A:187:RCY:H1CB	0.62	1.70	50	1
1:A:74:ASN:C	1:A:75:HIS:CG	0.62	2.73	20	3
1:A:69:PRO:CB	2:A:173:RCY:H1L	0.62	2.25	6	2
2:A:150:RCY:H1YB	2:A:176:RCY:H1Y	0.62	1.68	37	1
1:A:71:GLU:N	1:A:74:ASN:HD21	0.62	1.93	3	1
2:A:176:RCY:C1X	2:A:187:RCY:H1V	0.62	2.23	4	3
2:A:160:RCY:H1YA	2:A:168:RCY:O1J	0.62	1.94	13	1
2:A:150:RCY:C1M	2:A:187:RCY:H1Z	0.62	2.23	69	1
2:A:150:RCY:H1VA	2:A:187:RCY:H1S	0.62	1.69	87	1
1:A:72:ALA:O	1:A:74:ASN:N	0.62	2.33	78	17
2:A:121:RCY:C1C	2:A:121:RCY:C1P	0.62	2.71	62	3
2:A:130:RCY:H1Y	2:A:173:RCY:N1R	0.62	2.09	15	1
1:A:62:THR:HG21	2:A:168:RCY:H1VA	0.62	1.72	75	1
2:A:138:RCY:H1ZB	2:A:138:RCY:O1H	0.62	1.95	56	1
1:A:66:VAL:HA	2:A:160:RCY:N1V	0.62	2.04	68	1
1:A:64:ILE:CD1	2:A:168:RCY:C1W	0.62	2.66	6	1
2:A:138:RCY:O1G	2:A:138:RCY:O1H	0.62	1.76	2	1
1:A:68:CYS:HB2	2:A:160:RCY:H1Y	0.62	0.65	19	1
1:A:59:GLY:H	2:A:160:RCY:C1S	0.62	2.08	85	1
1:A:61:GLY:C	2:A:138:RCY:H1VA	0.62	2.15	7	1
2:A:150:RCY:C1C	2:A:150:RCY:O1G	0.61	2.43	98	5
1:A:62:THR:OG1	2:A:168:RCY:H1LA	0.61	1.91	72	1
2:A:150:RCY:C1C	2:A:173:RCY:H1VB	0.61	2.21	31	1
1:A:69:PRO:HB3	2:A:173:RCY:H1M	0.61	1.72	15	1
2:A:160:RCY:C1W	2:A:168:RCY:C1C	0.61	2.70	47	2

Continued on next page...

Continued from previous page...

Atom-1	Atom-2	Clash(Å)	Distance(Å)	Models	
				Worst	Total
1:A:67:ILE:HG23	2:A:168:RCY:O1G	0.61	1.95	76	1
1:A:66:VAL:HG11	2:A:121:RCY:H1VA	0.61	1.70	93	1
2:A:138:RCY:H1VA	2:A:150:RCY:H1ZA	0.61	1.71	26	1
2:A:150:RCY:H1M	2:A:187:RCY:C1P	0.61	1.92	27	1
1:A:63:ASP:O	2:A:168:RCY:C1S	0.61	2.48	80	1
1:A:65:THR:CB	2:A:168:RCY:H1S	0.61	2.25	87	1
1:A:64:ILE:C	1:A:68:CYS:SG	0.61	2.79	87	11
2:A:176:RCY:H1Y	2:A:187:RCY:O1G	0.61	1.55	90	1
1:A:64:ILE:N	1:A:67:ILE:O	0.61	2.33	68	2
2:A:138:RCY:H1C	2:A:168:RCY:C1Z	0.61	2.25	97	1
1:A:67:ILE:CG2	2:A:138:RCY:C1Q	0.61	2.73	72	1
1:A:62:THR:CB	2:A:130:RCY:H1V	0.61	2.23	9	1
1:A:66:VAL:HB	2:A:150:RCY:H1M	0.61	1.72	31	1
1:A:70:TRP:CE3	2:A:168:RCY:O1H	0.61	2.53	41	1
1:A:71:GLU:CB	2:A:168:RCY:N1R	0.61	2.63	37	1
1:A:64:ILE:CA	2:A:168:RCY:C1Z	0.61	2.78	78	1
1:A:70:TRP:CD2	2:A:187:RCY:H1Z	0.61	1.91	76	1
2:A:130:RCY:H1Y	2:A:160:RCY:H1V	0.61	1.71	61	1
1:A:65:THR:O	2:A:168:RCY:C1L	0.61	2.47	93	1
2:A:130:RCY:C1Z	2:A:160:RCY:C1C	0.61	2.78	69	1
2:A:160:RCY:H1ZA	2:A:168:RCY:C1C	0.61	2.01	69	1
1:A:62:THR:CG2	2:A:130:RCY:C1X	0.61	2.78	18	1
1:A:70:TRP:HB2	2:A:176:RCY:H1ZA	0.61	0.67	18	1
2:A:138:RCY:C1M	2:A:150:RCY:O1H	0.61	2.48	60	1
1:A:71:GLU:H	2:A:168:RCY:C1S	0.61	2.07	83	1
2:A:160:RCY:H1ZA	2:A:168:RCY:H1U	0.61	1.73	41	1
1:A:68:CYS:C	2:A:168:RCY:C1V	0.61	2.62	63	1
2:A:138:RCY:H1C	2:A:187:RCY:C1V	0.61	2.24	63	1
2:A:168:RCY:H1ZB	2:A:187:RCY:H1CB	0.61	1.71	3	1
2:A:168:RCY:C1U	2:A:173:RCY:H1Z	0.61	2.25	10	1
2:A:173:RCY:O1J	2:A:187:RCY:H1VA	0.61	1.94	8	1
1:A:71:GLU:C	2:A:173:RCY:C1P	0.61	2.68	94	1
2:A:168:RCY:H1U	2:A:173:RCY:C1U	0.61	2.24	48	1
1:A:73:CYS:N	2:A:173:RCY:C1Q	0.61	2.58	16	3
2:A:150:RCY:H1YA	2:A:160:RCY:C1V	0.61	2.25	42	1
1:A:70:TRP:CE3	2:A:168:RCY:H1VB	0.61	2.28	56	1
2:A:160:RCY:C1V	2:A:168:RCY:C1U	0.61	1.90	44	1
2:A:138:RCY:C1P	2:A:187:RCY:C1C	0.61	2.77	5	1
2:A:173:RCY:O1G	2:A:187:RCY:C1X	0.61	2.48	89	1
1:A:71:GLU:O	2:A:187:RCY:H1VA	0.61	1.95	34	1
1:A:75:HIS:NE2	2:A:173:RCY:O1H	0.61	2.33	42	1

Continued on next page...

Continued from previous page...

Atom-1	Atom-2	Clash(Å)	Distance(Å)	Models	
				Worst	Total
1:A:62:THR:CG2	2:A:160:RCY:H1V	0.61	2.11	55	1
1:A:74:ASN:H	1:A:74:ASN:ND2	0.61	1.92	100	1
2:A:150:RCY:C1P	2:A:150:RCY:H1VB	0.61	2.25	27	6
1:A:70:TRP:HB2	2:A:176:RCY:O1J	0.61	1.94	76	3
2:A:176:RCY:H1Z	2:A:187:RCY:C1C	0.61	2.26	29	1
2:A:150:RCY:O1G	2:A:187:RCY:C1X	0.61	2.48	18	1
1:A:78:LEU:CD1	2:A:187:RCY:C1C	0.61	2.79	91	1
1:A:72:ALA:HB2	2:A:173:RCY:H1U	0.61	1.72	30	1
2:A:168:RCY:C1M	2:A:173:RCY:H1CA	0.61	2.23	20	1
2:A:130:RCY:N1V	2:A:130:RCY:C1C	0.61	2.63	79	1
2:A:168:RCY:C1C	2:A:173:RCY:C1C	0.61	2.78	3	1
2:A:176:RCY:C1Z	2:A:187:RCY:C1X	0.61	2.69	10	1
1:A:70:TRP:CD1	2:A:173:RCY:C1Z	0.61	2.84	94	2
1:A:63:ASP:HB2	2:A:150:RCY:H1Z	0.61	1.73	80	1
1:A:61:GLY:O	1:A:63:ASP:N	0.61	2.34	69	20
1:A:60:CYS:N	2:A:160:RCY:H1S	0.61	2.08	28	1
1:A:73:CYS:O	1:A:74:ASN:ND2	0.61	2.34	16	5
2:A:176:RCY:H1Z	2:A:187:RCY:H1CB	0.61	1.71	2	1
2:A:130:RCY:H1CA	2:A:160:RCY:C1C	0.61	2.20	8	1
2:A:173:RCY:O1H	2:A:187:RCY:O1J	0.61	2.19	54	1
1:A:70:TRP:CZ3	2:A:160:RCY:C1V	0.61	2.71	91	1
1:A:69:PRO:CA	2:A:173:RCY:O1H	0.61	2.47	81	2
1:A:62:THR:OG1	1:A:63:ASP:N	0.61	2.32	99	9
2:A:138:RCY:H1Y	2:A:187:RCY:H1YB	0.61	1.67	32	1
1:A:75:HIS:O	1:A:77:GLU:N	0.61	2.33	99	13
2:A:138:RCY:H1C	2:A:168:RCY:H1ZB	0.61	1.71	97	1
1:A:65:THR:O	2:A:121:RCY:H1Y	0.61	1.96	83	1
2:A:173:RCY:O1H	2:A:176:RCY:H1M	0.61	1.96	63	2
1:A:70:TRP:CB	2:A:168:RCY:C1L	0.61	2.75	94	2
1:A:71:GLU:OE1	1:A:71:GLU:N	0.61	2.34	74	1
1:A:64:ILE:HB	2:A:168:RCY:H1ZA	0.61	1.48	78	1
2:A:138:RCY:C1Y	2:A:187:RCY:O1J	0.61	2.47	98	1
1:A:66:VAL:CG1	2:A:121:RCY:C1U	0.61	2.79	4	1
2:A:168:RCY:H1CA	2:A:168:RCY:C1P	0.61	2.24	36	1
2:A:138:RCY:C1M	2:A:160:RCY:C1C	0.61	2.61	69	1
1:A:77:GLU:HB2	2:A:173:RCY:C1P	0.61	2.26	32	1
2:A:176:RCY:H1M	2:A:187:RCY:C1U	0.61	2.15	48	1
2:A:160:RCY:C1V	2:A:160:RCY:C1Q	0.61	2.79	35	7
1:A:75:HIS:C	1:A:77:GLU:H	0.61	2.00	99	8
1:A:64:ILE:CG2	2:A:168:RCY:H1L	0.61	2.08	77	2
2:A:173:RCY:H1VB	2:A:176:RCY:C1L	0.61	2.25	17	1

Continued on next page...

Continued from previous page...

Atom-1	Atom-2	Clash(Å)	Distance(Å)	Models	
				Worst	Total
1:A:67:ILE:HA	2:A:168:RCY:C1P	0.61	2.26	58	1
2:A:173:RCY:O1J	2:A:187:RCY:C1C	0.61	2.49	61	2
1:A:64:ILE:CB	2:A:168:RCY:H1M	0.61	2.25	95	1
1:A:75:HIS:CA	2:A:168:RCY:H1ZB	0.61	2.24	73	1
2:A:168:RCY:H1YB	2:A:187:RCY:C1Y	0.61	2.26	7	1
1:A:65:THR:O	1:A:67:ILE:N	0.60	2.34	93	27
1:A:65:THR:HB	2:A:160:RCY:C1Y	0.60	2.23	100	1
1:A:62:THR:HB	2:A:160:RCY:H1M	0.60	1.73	97	1
1:A:74:ASN:C	2:A:173:RCY:C1P	0.60	2.65	15	1
2:A:138:RCY:H1YA	2:A:187:RCY:C1M	0.60	2.18	82	1
1:A:66:VAL:HG11	2:A:121:RCY:C1Z	0.60	2.21	89	1
2:A:168:RCY:H1C	2:A:173:RCY:C1Q	0.60	2.26	8	1
1:A:71:GLU:CD	2:A:173:RCY:C1V	0.60	2.69	94	1
1:A:63:ASP:N	1:A:63:ASP:OD1	0.60	2.34	40	6
1:A:75:HIS:O	1:A:76:CYS:SG	0.60	2.59	17	12
1:A:73:CYS:SG	1:A:74:ASN:N	0.60	2.74	61	6
1:A:65:THR:O	1:A:66:VAL:C	0.60	2.36	93	11
2:A:138:RCY:H1VB	2:A:150:RCY:O1J	0.60	1.96	53	2
1:A:74:ASN:HB3	2:A:176:RCY:O1G	0.60	1.94	52	1
2:A:110:RCY:C1P	2:A:110:RCY:C1C	0.60	2.76	95	5
1:A:66:VAL:HA	2:A:121:RCY:H1YB	0.60	1.73	83	1
1:A:64:ILE:O	1:A:64:ILE:CG1	0.60	2.47	85	5
1:A:71:GLU:OE2	2:A:150:RCY:H1U	0.60	1.88	58	1
1:A:63:ASP:OD2	2:A:160:RCY:C1W	0.60	2.47	73	1
1:A:70:TRP:HD1	2:A:173:RCY:O1G	0.60	1.65	44	1
1:A:59:GLY:O	1:A:60:CYS:SG	0.60	2.59	41	9
1:A:70:TRP:HD1	2:A:176:RCY:H1L	0.60	1.55	32	1
2:A:150:RCY:C1P	2:A:150:RCY:C1C	0.60	2.74	19	6
1:A:73:CYS:C	2:A:173:RCY:H1S	0.60	2.17	90	2
2:A:130:RCY:H1CB	2:A:130:RCY:O1G	0.60	1.97	3	4
2:A:138:RCY:N1V	2:A:173:RCY:H1ZB	0.60	2.10	15	1
1:A:73:CYS:N	2:A:168:RCY:H1ZB	0.60	2.11	99	1
2:A:173:RCY:C1U	2:A:176:RCY:C1L	0.60	2.70	38	1
2:A:150:RCY:O1J	2:A:176:RCY:H1L	0.60	1.95	3	1
1:A:64:ILE:HG23	2:A:168:RCY:H1CB	0.60	1.67	54	1
1:A:70:TRP:CG	2:A:173:RCY:H1M	0.60	2.30	84	1
2:A:168:RCY:C1U	2:A:173:RCY:C1C	0.60	2.74	20	1
1:A:66:VAL:CG1	2:A:121:RCY:N1V	0.60	2.65	83	1
2:A:168:RCY:H1Y	2:A:187:RCY:H1ZB	0.60	0.62	21	1
1:A:67:ILE:HG13	2:A:176:RCY:H1CA	0.60	1.72	89	1
2:A:168:RCY:O1J	2:A:176:RCY:N1V	0.60	2.34	89	1

Continued on next page...

Continued from previous page...

Atom-1	Atom-2	Clash(Å)	Distance(Å)	Models	
				Worst	Total
1:A:72:ALA:N	2:A:121:RCY:O1J	0.60	2.35	94	1
1:A:75:HIS:C	2:A:173:RCY:H1C	0.60	2.17	73	1
2:A:173:RCY:H1ZA	2:A:187:RCY:O1H	0.60	1.58	81	1
2:A:121:RCY:C1V	2:A:121:RCY:C1L	0.60	2.79	88	1
1:A:72:ALA:HB1	2:A:110:RCY:H1ZB	0.60	1.72	70	1
1:A:64:ILE:HG21	2:A:160:RCY:C1W	0.60	2.25	49	1
1:A:70:TRP:HE1	2:A:176:RCY:C1V	0.60	2.10	82	1
1:A:67:ILE:HG23	2:A:168:RCY:H1U	0.60	1.71	83	1
2:A:138:RCY:H1VA	2:A:150:RCY:H1VB	0.60	1.57	67	1
2:A:173:RCY:O1G	2:A:187:RCY:H1VA	0.60	1.96	89	1
1:A:70:TRP:O	2:A:150:RCY:C1P	0.60	2.50	34	1
1:A:59:GLY:HA3	2:A:160:RCY:H1V	0.60	1.72	2	1
2:A:150:RCY:C1V	2:A:160:RCY:C1U	0.60	2.79	42	1
2:A:138:RCY:H1Y	2:A:160:RCY:O1H	0.60	1.91	73	1
1:A:71:GLU:CA	2:A:173:RCY:C1Y	0.60	2.57	33	1
2:A:173:RCY:C1V	2:A:173:RCY:C1Q	0.60	2.79	41	4
1:A:60:CYS:CB	2:A:168:RCY:C1Y	0.60	2.80	52	1
1:A:69:PRO:CG	2:A:187:RCY:H1VA	0.60	2.26	72	2
2:A:138:RCY:C1Q	2:A:138:RCY:H1CA	0.60	2.27	70	3
1:A:71:GLU:HA	2:A:173:RCY:H1S	0.60	1.72	49	1
2:A:138:RCY:O1H	2:A:150:RCY:C1L	0.60	2.48	41	1
1:A:63:ASP:OD2	2:A:160:RCY:C1V	0.60	2.49	63	1
2:A:168:RCY:O1H	2:A:173:RCY:H1VA	0.60	1.95	3	1
1:A:67:ILE:HG23	1:A:71:GLU:O	0.60	1.97	61	1
2:A:173:RCY:O1G	2:A:173:RCY:H1ZB	0.60	1.97	14	2
1:A:70:TRP:CH2	1:A:71:GLU:OE2	0.60	2.54	86	1
1:A:67:ILE:O	2:A:173:RCY:H1CB	0.60	1.96	24	1
1:A:76:CYS:SG	2:A:187:RCY:C1X	0.60	2.77	73	1
2:A:168:RCY:H1Z	2:A:176:RCY:H1ZB	0.60	1.73	60	1
1:A:74:ASN:HA	2:A:176:RCY:C1V	0.60	2.16	100	1
1:A:62:THR:HG23	2:A:160:RCY:C1L	0.60	2.25	82	1
1:A:62:THR:CB	2:A:138:RCY:H1ZB	0.60	2.26	38	1
1:A:64:ILE:HD13	1:A:64:ILE:O	0.60	1.97	73	1
2:A:150:RCY:O1J	2:A:187:RCY:N1R	0.60	2.33	84	1
1:A:59:GLY:O	2:A:168:RCY:C1C	0.60	2.50	80	1
2:A:130:RCY:C1V	2:A:130:RCY:C1Q	0.60	2.80	90	7
1:A:61:GLY:C	1:A:62:THR:HG22	0.60	2.16	23	2
1:A:67:ILE:HG13	2:A:168:RCY:C1V	0.60	2.27	83	1
1:A:69:PRO:HA	2:A:168:RCY:H1VA	0.60	1.72	63	1
1:A:65:THR:CB	2:A:160:RCY:H1L	0.60	2.26	35	1
2:A:130:RCY:C1X	2:A:160:RCY:C1Q	0.60	2.72	8	1

Continued on next page...

Continued from previous page...

Atom-1	Atom-2	Clash(Å)	Distance(Å)	Models	
				Worst	Total
2:A:138:RCY:H1YB	2:A:187:RCY:H1VA	0.60	1.74	84	1
2:A:173:RCY:C1Q	2:A:173:RCY:C1C	0.60	2.78	63	9
1:A:70:TRP:O	2:A:187:RCY:C1Y	0.60	2.45	16	1
1:A:73:CYS:CB	2:A:168:RCY:H1ZA	0.60	1.18	99	1
1:A:73:CYS:HB3	2:A:176:RCY:C1V	0.60	2.26	62	1
1:A:69:PRO:CB	2:A:173:RCY:H1MA	0.60	2.27	4	1
1:A:70:TRP:CE3	2:A:176:RCY:H1ZA	0.60	2.29	4	1
1:A:70:TRP:HA	2:A:168:RCY:H1ZB	0.60	1.73	36	1
2:A:176:RCY:O1H	2:A:176:RCY:H1CB	0.60	1.97	11	2
2:A:173:RCY:H1ZA	2:A:176:RCY:N1V	0.60	2.02	71	1
2:A:173:RCY:C1P	2:A:187:RCY:H1YA	0.60	2.26	92	1
2:A:173:RCY:C1C	2:A:176:RCY:O1G	0.60	2.46	3	2
2:A:173:RCY:N1R	2:A:187:RCY:C1Y	0.60	2.65	70	1
1:A:65:THR:HG21	2:A:130:RCY:C1C	0.60	2.25	9	1
2:A:130:RCY:C1Y	2:A:176:RCY:C1Z	0.60	2.77	41	1
2:A:138:RCY:C1W	2:A:150:RCY:O1G	0.60	2.28	37	1
1:A:59:GLY:CA	2:A:160:RCY:C1M	0.60	2.43	78	1
1:A:67:ILE:CD1	2:A:130:RCY:C1Y	0.60	2.74	78	1
2:A:138:RCY:C1V	2:A:150:RCY:H1V	0.60	2.26	1	1
1:A:70:TRP:N	2:A:176:RCY:C1Z	0.60	2.65	18	1
1:A:62:THR:HG23	1:A:63:ASP:N	0.59	2.12	74	2
1:A:68:CYS:H	2:A:168:RCY:C1Q	0.59	2.10	53	1
1:A:74:ASN:O	1:A:75:HIS:CG	0.59	2.55	90	8
2:A:160:RCY:H1S	2:A:168:RCY:H1VA	0.59	1.74	9	1
2:A:173:RCY:C1U	2:A:176:RCY:N1R	0.59	2.65	38	1
1:A:70:TRP:CE2	1:A:71:GLU:CG	0.59	2.85	86	1
2:A:168:RCY:H1VB	2:A:173:RCY:C1U	0.59	2.23	29	1
2:A:173:RCY:H1Y	2:A:176:RCY:H1L	0.59	1.73	26	1
2:A:138:RCY:H1ZB	2:A:187:RCY:C1C	0.59	2.09	44	1
1:A:64:ILE:CB	2:A:160:RCY:C1M	0.59	2.79	47	1
2:A:173:RCY:H1Y	2:A:176:RCY:C1Y	0.59	2.15	23	1
1:A:71:GLU:CG	2:A:187:RCY:O1G	0.59	2.49	92	1
2:A:130:RCY:O1G	2:A:160:RCY:C1Y	0.59	2.42	40	1
2:A:138:RCY:H1VB	2:A:138:RCY:C1P	0.59	2.26	88	2
1:A:70:TRP:NE1	2:A:121:RCY:C1V	0.59	2.61	49	1
2:A:173:RCY:C1P	2:A:187:RCY:C1Z	0.59	2.79	75	1
2:A:173:RCY:O1J	2:A:187:RCY:C1Y	0.59	2.43	99	1
1:A:69:PRO:CD	2:A:150:RCY:C1V	0.59	2.81	85	1
2:A:173:RCY:C1X	2:A:187:RCY:H1MA	0.59	2.28	93	1
1:A:69:PRO:CG	2:A:173:RCY:H1L	0.59	2.26	24	1
1:A:73:CYS:CA	2:A:173:RCY:C1Q	0.59	2.80	56	5

Continued on next page...

Continued from previous page...

Atom-1	Atom-2	Clash(Å)	Distance(Å)	Models	
				Worst	Total
2:A:138:RCY:C1U	2:A:150:RCY:C1P	0.59	2.73	64	3
1:A:78:LEU:C	1:A:78:LEU:HD12	0.59	2.18	38	4
2:A:138:RCY:H1VA	2:A:176:RCY:H1C	0.59	1.65	9	1
2:A:138:RCY:H1M	2:A:150:RCY:C1X	0.59	1.86	75	1
1:A:78:LEU:HD12	1:A:78:LEU:H	0.59	1.57	10	1
1:A:68:CYS:C	2:A:168:RCY:C1Q	0.59	2.03	57	1
2:A:138:RCY:H1YB	2:A:187:RCY:H1Y	0.59	1.72	68	1
2:A:173:RCY:C1U	2:A:187:RCY:H1VA	0.59	2.28	55	1
1:A:65:THR:HB	2:A:168:RCY:C1S	0.59	2.27	87	1
1:A:64:ILE:HG22	1:A:67:ILE:H	0.59	1.57	71	1
2:A:110:RCY:O1G	2:A:110:RCY:H1CB	0.59	1.97	20	3
2:A:160:RCY:C1X	2:A:168:RCY:C1C	0.59	2.70	49	1
2:A:168:RCY:C1Y	2:A:187:RCY:C1V	0.59	2.81	82	1
1:A:64:ILE:HG21	1:A:68:CYS:N	0.59	2.12	83	3
2:A:173:RCY:C1L	2:A:187:RCY:H1Z	0.59	2.26	75	1
1:A:76:CYS:HA	2:A:187:RCY:O1G	0.59	1.96	34	1
2:A:173:RCY:C1C	2:A:187:RCY:H1ZA	0.59	2.26	93	1
1:A:74:ASN:O	1:A:76:CYS:N	0.59	2.35	20	11
2:A:138:RCY:C1Z	2:A:187:RCY:H1YB	0.59	2.18	32	1
1:A:71:GLU:CG	2:A:150:RCY:N1V	0.59	2.65	96	1
1:A:62:THR:OG1	1:A:65:THR:N	0.59	2.35	53	4
1:A:78:LEU:H	1:A:78:LEU:HD13	0.59	1.58	12	2
1:A:71:GLU:N	2:A:173:RCY:O1H	0.59	2.20	49	1
2:A:160:RCY:C1Q	2:A:160:RCY:C1V	0.59	2.81	21	6
1:A:71:GLU:CD	2:A:150:RCY:O1G	0.59	2.41	58	1
1:A:70:TRP:HB3	2:A:173:RCY:C1V	0.59	2.28	76	2
2:A:176:RCY:C1V	2:A:187:RCY:H1Y	0.59	2.18	54	1
1:A:61:GLY:HA2	2:A:168:RCY:H1MA	0.59	1.74	95	1
1:A:60:CYS:SG	1:A:61:GLY:N	0.59	2.75	32	5
2:A:168:RCY:C1Q	2:A:168:RCY:C1C	0.59	2.78	54	3
2:A:168:RCY:C1C	2:A:173:RCY:C1V	0.59	2.77	41	1
2:A:173:RCY:H1YA	2:A:176:RCY:H1M	0.59	1.57	99	1
1:A:62:THR:C	2:A:160:RCY:C1C	0.59	2.65	46	1
2:A:168:RCY:H1Y	2:A:173:RCY:C1V	0.59	1.35	45	1
2:A:173:RCY:H1Z	2:A:187:RCY:H1V	0.59	1.70	32	1
2:A:138:RCY:N1R	2:A:138:RCY:H1U	0.59	2.02	25	1
2:A:173:RCY:O1G	2:A:176:RCY:H1M	0.59	1.97	41	1
2:A:138:RCY:C1W	2:A:187:RCY:C1Z	0.59	2.70	3	1
2:A:160:RCY:H1U	2:A:168:RCY:H1S	0.59	1.67	34	1
2:A:150:RCY:C1Y	2:A:176:RCY:C1Z	0.59	2.77	42	1
1:A:76:CYS:HB2	2:A:173:RCY:H1Y	0.59	1.74	42	1

Continued on next page...

Continued from previous page...

Atom-1	Atom-2	Clash(Å)	Distance(Å)	Models	
				Worst	Total
2:A:130:RCY:N1R	2:A:160:RCY:O1G	0.59	2.35	62	1
1:A:64:ILE:HD11	2:A:168:RCY:H1VB	0.59	1.74	58	1
1:A:70:TRP:CA	2:A:176:RCY:C1C	0.59	2.74	13	1
2:A:110:RCY:C1Z	2:A:121:RCY:H1C	0.59	2.26	33	1
1:A:70:TRP:CZ3	2:A:150:RCY:H1YB	0.59	2.21	47	1
1:A:59:GLY:O	1:A:61:GLY:N	0.59	2.35	63	12
1:A:76:CYS:HA	2:A:173:RCY:H1L	0.59	1.72	28	1
1:A:71:GLU:CD	2:A:176:RCY:H1LA	0.59	2.17	40	1
2:A:130:RCY:C1Q	2:A:130:RCY:C1V	0.59	2.79	70	7
2:A:121:RCY:C1L	2:A:121:RCY:H1VB	0.59	2.27	88	1
2:A:160:RCY:C1M	2:A:168:RCY:N1R	0.59	2.66	34	1
2:A:130:RCY:H1YB	2:A:160:RCY:H1V	0.59	1.74	61	1
1:A:68:CYS:HB2	2:A:173:RCY:H1YB	0.59	1.75	4	1
1:A:65:THR:HG22	1:A:68:CYS:SG	0.59	2.38	59	1
2:A:168:RCY:C1C	2:A:168:RCY:C1P	0.59	2.81	43	1
2:A:160:RCY:H1CA	2:A:168:RCY:H1M	0.59	1.73	96	1
2:A:173:RCY:H1CB	2:A:187:RCY:H1Y	0.59	1.73	70	1
2:A:121:RCY:H1VB	2:A:168:RCY:H1YB	0.59	1.65	49	1
2:A:160:RCY:H1ZB	2:A:168:RCY:C1P	0.59	2.17	34	1
1:A:64:ILE:HB	2:A:160:RCY:H1ZA	0.59	1.75	78	1
1:A:75:HIS:O	1:A:75:HIS:CD2	0.59	2.56	65	1
2:A:138:RCY:H1VA	2:A:187:RCY:C1S	0.59	2.27	93	1
1:A:59:GLY:H	2:A:138:RCY:C1S	0.59	2.10	73	1
1:A:74:ASN:N	1:A:74:ASN:HD22	0.59	1.95	11	1
1:A:62:THR:HG1	2:A:168:RCY:C1L	0.59	1.98	23	2
1:A:70:TRP:CD1	1:A:70:TRP:N	0.59	2.68	21	6
1:A:74:ASN:HD22	1:A:74:ASN:H	0.59	1.39	100	1
1:A:74:ASN:O	2:A:173:RCY:C1P	0.59	2.51	15	1
1:A:64:ILE:HG21	2:A:160:RCY:H1YB	0.59	0.66	49	2
2:A:173:RCY:H1MA	2:A:176:RCY:H1ZA	0.59	1.73	41	1
1:A:67:ILE:H	2:A:168:RCY:H1CB	0.58	1.58	30	1
2:A:173:RCY:O1H	2:A:187:RCY:H1M	0.58	1.98	40	1
2:A:160:RCY:H1C	2:A:168:RCY:O1H	0.58	1.88	39	1
2:A:160:RCY:H1U	2:A:160:RCY:C1X	0.58	2.10	79	1
2:A:110:RCY:C1M	2:A:110:RCY:N1R	0.58	2.61	79	1
1:A:75:HIS:O	2:A:176:RCY:H1CB	0.58	1.97	62	1
1:A:59:GLY:C	2:A:160:RCY:C1S	0.58	2.54	85	2
2:A:138:RCY:H1YB	2:A:187:RCY:H1V	0.58	1.75	84	1
2:A:138:RCY:H1M	2:A:187:RCY:H1Y	0.58	1.74	71	1
1:A:78:LEU:CD2	2:A:176:RCY:H1ZA	0.58	2.27	91	1
2:A:176:RCY:H1U	2:A:187:RCY:H1VB	0.58	1.69	81	1

Continued on next page...

Continued from previous page...

Atom-1	Atom-2	Clash(Å)	Distance(Å)	Models	
				Worst	Total
2:A:187:RCY:C1Q	2:A:187:RCY:C1V	0.58	2.81	95	6
1:A:70:TRP:HB3	2:A:121:RCY:H1VB	0.58	1.66	30	1
1:A:76:CYS:HA	2:A:176:RCY:C1P	0.58	2.27	31	1
2:A:150:RCY:H1C	2:A:187:RCY:O1J	0.58	1.98	66	1
2:A:176:RCY:H1VB	2:A:187:RCY:H1ZA	0.58	1.73	57	1
2:A:130:RCY:C1V	2:A:187:RCY:H1VB	0.58	2.22	94	1
1:A:76:CYS:SG	2:A:187:RCY:C1C	0.58	2.91	73	1
2:A:168:RCY:O1G	2:A:173:RCY:H1C	0.58	1.96	81	1
1:A:67:ILE:CG2	2:A:130:RCY:C1W	0.58	2.81	30	1
1:A:62:THR:O	2:A:168:RCY:H1C	0.58	1.98	30	1
2:A:110:RCY:O1J	2:A:121:RCY:H1VA	0.58	1.84	5	1
1:A:71:GLU:CD	2:A:173:RCY:H1L	0.58	2.17	88	1
1:A:63:ASP:HA	2:A:168:RCY:O1H	0.58	1.98	50	1
1:A:64:ILE:O	1:A:64:ILE:CG2	0.58	2.51	35	1
2:A:176:RCY:C1Z	2:A:187:RCY:C1S	0.58	2.81	58	1
1:A:63:ASP:O	2:A:150:RCY:H1V	0.58	1.96	85	1
2:A:176:RCY:C1C	2:A:187:RCY:H1VA	0.58	2.28	8	1
1:A:76:CYS:CA	2:A:187:RCY:O1J	0.58	2.25	73	1
1:A:63:ASP:N	2:A:168:RCY:C1Y	0.58	2.65	30	1
1:A:65:THR:CG2	2:A:160:RCY:H1ZB	0.58	2.21	100	1
1:A:63:ASP:HB3	2:A:168:RCY:C1C	0.58	2.28	5	1
1:A:64:ILE:CD1	2:A:168:RCY:C1M	0.58	2.81	6	1
1:A:67:ILE:H	2:A:150:RCY:H1YB	0.58	1.57	31	1
2:A:168:RCY:C1X	2:A:173:RCY:C1Y	0.58	2.37	21	1
1:A:65:THR:O	1:A:66:VAL:CG2	0.58	2.50	86	2
2:A:150:RCY:C1Y	2:A:160:RCY:O1G	0.58	2.51	91	1
2:A:176:RCY:H1CB	2:A:187:RCY:O1G	0.58	1.99	88	1
1:A:73:CYS:N	2:A:168:RCY:C1Z	0.58	2.65	99	1
1:A:78:LEU:H	1:A:78:LEU:CD1	0.58	2.12	10	1
1:A:67:ILE:HG21	2:A:173:RCY:H1YB	0.58	1.68	80	1
1:A:75:HIS:CG	1:A:75:HIS:O	0.58	2.57	65	3
1:A:70:TRP:CA	2:A:173:RCY:C1L	0.58	2.81	6	1
1:A:74:ASN:ND2	1:A:75:HIS:H	0.58	1.97	29	3
2:A:150:RCY:C1V	2:A:150:RCY:C1Q	0.58	2.82	74	3
2:A:138:RCY:H1CA	2:A:160:RCY:H1VA	0.58	1.69	27	1
2:A:176:RCY:C1W	2:A:187:RCY:C1C	0.58	2.53	87	1
1:A:69:PRO:HD3	2:A:168:RCY:O1H	0.58	1.86	23	1
2:A:121:RCY:C1P	2:A:121:RCY:C1C	0.58	2.70	90	6
1:A:74:ASN:O	2:A:173:RCY:H1S	0.58	1.99	90	1
1:A:65:THR:CB	2:A:150:RCY:H1LA	0.58	2.29	50	1
1:A:64:ILE:HD12	2:A:160:RCY:H1V	0.58	1.75	49	1

Continued on next page...

Continued from previous page...

Atom-1	Atom-2	Clash(Å)	Distance(Å)	Models	
				Worst	Total
1:A:69:PRO:CG	2:A:168:RCY:H1V	0.58	2.29	63	1
2:A:138:RCY:H1VB	2:A:150:RCY:H1VA	0.58	1.60	19	1
1:A:71:GLU:OE2	2:A:173:RCY:H1VA	0.58	1.99	56	1
1:A:69:PRO:HG2	2:A:160:RCY:C1Y	0.58	2.28	73	2
2:A:130:RCY:H1ZA	2:A:160:RCY:C1Z	0.58	2.29	73	1
2:A:168:RCY:C1C	2:A:187:RCY:H1YA	0.58	2.22	87	1
1:A:60:CYS:O	1:A:62:THR:HG22	0.58	1.98	14	2
2:A:168:RCY:C1C	2:A:176:RCY:H1YB	0.58	2.28	74	1
1:A:70:TRP:CE2	2:A:187:RCY:H1ZB	0.58	2.27	76	1
2:A:150:RCY:H1L	2:A:187:RCY:H1CA	0.58	1.74	98	1
1:A:65:THR:HA	2:A:168:RCY:O1J	0.58	1.98	24	1
2:A:168:RCY:C1W	2:A:176:RCY:N1V	0.58	2.57	11	1
2:A:150:RCY:C1Q	2:A:150:RCY:C1C	0.58	2.80	14	1
1:A:64:ILE:O	1:A:67:ILE:N	0.58	2.37	91	8
1:A:64:ILE:HG12	2:A:160:RCY:H1CB	0.58	1.61	48	1
2:A:173:RCY:H1Y	2:A:176:RCY:H1YA	0.58	1.76	23	1
1:A:65:THR:CB	2:A:160:RCY:H1YB	0.58	2.26	100	1
2:A:121:RCY:H1Y	2:A:176:RCY:H1L	0.58	1.71	35	1
2:A:150:RCY:H1U	2:A:168:RCY:H1V	0.58	1.76	74	1
1:A:69:PRO:CG	2:A:168:RCY:O1G	0.58	2.51	78	1
2:A:173:RCY:C1Z	2:A:187:RCY:H1CB	0.58	2.29	58	1
2:A:130:RCY:H1U	2:A:160:RCY:H1M	0.58	0.60	7	1
2:A:160:RCY:H1CA	2:A:168:RCY:C1U	0.58	2.26	39	1
1:A:62:THR:OG1	2:A:168:RCY:H1ZB	0.58	1.99	72	1
1:A:71:GLU:OE2	2:A:168:RCY:H1S	0.58	1.98	70	1
1:A:69:PRO:HB2	2:A:173:RCY:C1V	0.58	2.28	64	1
1:A:71:GLU:O	2:A:187:RCY:C1V	0.58	2.51	34	1
1:A:72:ALA:C	2:A:173:RCY:C1S	0.58	2.49	76	1
1:A:71:GLU:OE1	2:A:173:RCY:H1U	0.58	1.99	94	1
2:A:138:RCY:H1MA	2:A:150:RCY:C1L	0.58	2.22	1	1
2:A:150:RCY:C1W	2:A:160:RCY:C1Z	0.58	2.74	29	1
2:A:138:RCY:H1YB	2:A:150:RCY:O1H	0.58	1.99	80	1
2:A:176:RCY:C1M	2:A:187:RCY:N1V	0.58	2.52	87	1
1:A:73:CYS:O	1:A:75:HIS:N	0.57	2.37	15	15
2:A:110:RCY:C1X	2:A:121:RCY:H1YA	0.57	2.23	5	1
1:A:73:CYS:SG	1:A:75:HIS:CE1	0.57	2.96	90	1
2:A:168:RCY:C1Y	2:A:173:RCY:O1J	0.57	2.50	20	1
2:A:138:RCY:O1J	2:A:150:RCY:O1H	0.57	2.21	70	1
2:A:173:RCY:C1X	2:A:176:RCY:H1ZA	0.57	2.29	77	1
1:A:74:ASN:O	1:A:75:HIS:O	0.57	2.22	65	6
2:A:138:RCY:C1V	2:A:176:RCY:H1U	0.57	2.26	82	1

Continued on next page...

Continued from previous page...

Atom-1	Atom-2	Clash(Å)	Distance(Å)	Models	
				Worst	Total
2:A:160:RCY:C1V	2:A:168:RCY:C1P	0.57	2.81	37	1
1:A:69:PRO:CA	2:A:173:RCY:N1R	0.57	2.55	10	1
1:A:63:ASP:OD2	2:A:121:RCY:O1J	0.57	2.22	57	1
2:A:168:RCY:H1VB	2:A:173:RCY:H1MA	0.57	0.62	29	1
1:A:60:CYS:N	2:A:130:RCY:H1M	0.57	2.11	18	1
2:A:138:RCY:H1MA	2:A:150:RCY:O1H	0.57	1.98	60	1
1:A:77:GLU:N	2:A:176:RCY:H1L	0.57	2.03	31	1
2:A:138:RCY:H1S	2:A:187:RCY:H1Z	0.57	1.76	49	1
2:A:176:RCY:C1Q	2:A:176:RCY:C1V	0.57	2.82	59	4
2:A:160:RCY:C1P	2:A:160:RCY:C1C	0.57	2.83	42	3
2:A:168:RCY:C1Z	2:A:173:RCY:N1V	0.57	2.64	55	2
1:A:74:ASN:OD1	2:A:176:RCY:O1G	0.57	2.20	78	1
1:A:69:PRO:HD2	2:A:150:RCY:C1V	0.57	2.29	85	1
1:A:64:ILE:O	1:A:65:THR:HG22	0.57	1.98	44	2
1:A:61:GLY:C	2:A:160:RCY:C1C	0.57	2.68	11	1
1:A:70:TRP:CG	2:A:168:RCY:C1V	0.57	2.88	28	1
1:A:64:ILE:HD12	1:A:64:ILE:O	0.57	1.98	52	1
1:A:62:THR:CB	2:A:168:RCY:H1ZB	0.57	2.29	72	1
2:A:130:RCY:C1C	2:A:130:RCY:C1Q	0.57	2.82	29	4
1:A:59:GLY:N	2:A:160:RCY:C1Q	0.57	2.67	85	1
1:A:71:GLU:HG2	2:A:176:RCY:H1CA	0.57	1.75	45	2
2:A:138:RCY:H1M	2:A:160:RCY:C1C	0.57	2.28	69	1
1:A:70:TRP:C	2:A:168:RCY:H1LA	0.57	1.81	29	1
1:A:70:TRP:HA	2:A:173:RCY:H1V	0.57	1.70	26	1
2:A:168:RCY:H1CA	2:A:187:RCY:C1Y	0.57	2.21	87	1
1:A:77:GLU:HB2	2:A:173:RCY:O1G	0.57	1.99	32	2
2:A:173:RCY:H1VA	2:A:176:RCY:O1H	0.57	1.99	30	1
1:A:70:TRP:CG	2:A:176:RCY:C1P	0.57	2.70	77	1
1:A:60:CYS:O	1:A:62:THR:N	0.57	2.37	94	5
1:A:61:GLY:C	2:A:160:RCY:H1CB	0.57	2.20	11	1
1:A:78:LEU:HD11	2:A:176:RCY:H1MA	0.57	1.73	91	1
1:A:71:GLU:OE2	2:A:176:RCY:C1L	0.57	2.48	40	1
2:A:173:RCY:C1C	2:A:176:RCY:N1R	0.57	2.61	34	3
2:A:160:RCY:H1Y	2:A:168:RCY:H1YA	0.57	1.76	70	1
1:A:77:GLU:O	2:A:176:RCY:H1L	0.57	2.00	31	1
2:A:176:RCY:O1G	2:A:187:RCY:H1C	0.57	1.99	83	1
1:A:63:ASP:OD2	2:A:121:RCY:H1V	0.57	1.99	42	1
2:A:168:RCY:C1W	2:A:173:RCY:N1R	0.57	2.65	58	1
2:A:176:RCY:H1Z	2:A:187:RCY:C1S	0.57	2.29	58	1
1:A:69:PRO:CB	2:A:150:RCY:C1Y	0.57	2.73	85	1
1:A:66:VAL:CB	2:A:160:RCY:C1Q	0.57	2.66	68	1

Continued on next page...

Continued from previous page...

Atom-1	Atom-2	Clash(Å)	Distance(Å)	Models	
				Worst	Total
2:A:168:RCY:C1V	2:A:168:RCY:C1P	0.57	2.82	32	5
1:A:68:CYS:SG	1:A:71:GLU:HB3	0.57	2.40	88	1
1:A:60:CYS:CB	2:A:168:RCY:C1Z	0.57	2.77	52	1
2:A:138:RCY:C1X	2:A:150:RCY:O1J	0.57	2.45	36	2
1:A:62:THR:CG2	2:A:168:RCY:H1ZB	0.57	2.22	72	1
1:A:62:THR:CG2	2:A:160:RCY:C1L	0.57	2.82	82	1
1:A:68:CYS:CA	2:A:168:RCY:H1VB	0.57	2.27	63	1
2:A:168:RCY:H1CA	2:A:173:RCY:O1H	0.57	1.99	8	1
1:A:69:PRO:HB2	2:A:173:RCY:C1M	0.57	2.28	4	1
1:A:70:TRP:CE3	2:A:176:RCY:H1CA	0.57	2.34	13	1
2:A:173:RCY:O1H	2:A:176:RCY:H1LA	0.57	1.99	93	1
1:A:68:CYS:C	2:A:173:RCY:H1MA	0.57	2.01	73	1
2:A:168:RCY:C1Z	2:A:176:RCY:H1V	0.57	2.29	84	1
1:A:74:ASN:CG	2:A:168:RCY:H1Y	0.57	2.14	91	1
2:A:150:RCY:C1C	2:A:150:RCY:C1P	0.57	2.82	91	4
2:A:168:RCY:C1P	2:A:168:RCY:C1V	0.57	2.83	92	5
1:A:64:ILE:O	2:A:168:RCY:C1Q	0.57	2.53	6	1
2:A:110:RCY:C1Q	2:A:110:RCY:H1ZB	0.57	2.29	41	2
1:A:69:PRO:CG	2:A:160:RCY:H1CA	0.57	2.28	35	1
1:A:74:ASN:CA	2:A:173:RCY:C1C	0.57	2.77	35	1
1:A:69:PRO:HG3	2:A:173:RCY:N1R	0.57	2.13	42	1
1:A:64:ILE:CD1	2:A:187:RCY:C1W	0.57	2.82	85	1
2:A:150:RCY:H1VA	2:A:187:RCY:H1ZA	0.57	1.77	59	1
2:A:130:RCY:H1C	2:A:160:RCY:C1U	0.57	2.14	7	1
2:A:138:RCY:H1V	2:A:150:RCY:H1U	0.57	1.76	60	1
2:A:168:RCY:C1Q	2:A:168:RCY:C1V	0.57	2.79	13	11
2:A:160:RCY:H1M	2:A:168:RCY:C1U	0.57	2.28	5	1
1:A:65:THR:O	1:A:65:THR:CG2	0.57	2.53	90	6
2:A:173:RCY:C1Z	2:A:187:RCY:H1YA	0.57	2.24	72	1
1:A:73:CYS:N	2:A:173:RCY:C1P	0.57	2.64	82	1
1:A:69:PRO:HD2	2:A:173:RCY:H1VB	0.57	1.75	3	1
1:A:76:CYS:O	2:A:176:RCY:C1L	0.57	2.53	17	1
1:A:60:CYS:O	1:A:60:CYS:SG	0.57	2.63	42	1
1:A:69:PRO:HD2	2:A:150:RCY:H1YA	0.57	0.68	85	1
2:A:138:RCY:C1V	2:A:150:RCY:N1V	0.57	2.68	36	1
2:A:160:RCY:C1Y	2:A:173:RCY:C1C	0.57	2.58	11	1
1:A:74:ASN:OD1	2:A:168:RCY:H1YA	0.57	1.94	91	1
1:A:78:LEU:HD23	2:A:187:RCY:C1X	0.57	2.01	91	1
2:A:173:RCY:C1C	2:A:187:RCY:H1YA	0.57	2.16	48	2
2:A:138:RCY:O1H	2:A:138:RCY:C1Z	0.57	2.52	24	3
2:A:173:RCY:C1M	2:A:176:RCY:N1R	0.57	2.65	38	2

Continued on next page...

Continued from previous page...

Atom-1	Atom-2	Clash(Å)	Distance(Å)	Models	
				Worst	Total
1:A:70:TRP:HA	2:A:173:RCY:C1L	0.57	2.29	6	1
2:A:173:RCY:H1ZA	2:A:176:RCY:C1V	0.57	0.87	31	1
2:A:138:RCY:H1Z	2:A:187:RCY:C1Z	0.57	2.26	77	1
1:A:63:ASP:OD2	2:A:160:RCY:H1CB	0.57	1.97	15	1
2:A:138:RCY:C1Y	2:A:187:RCY:H1MA	0.57	2.28	63	1
2:A:138:RCY:H1CA	2:A:187:RCY:H1YB	0.57	1.70	99	1
1:A:69:PRO:CG	2:A:160:RCY:C1C	0.57	2.82	35	1
1:A:69:PRO:HA	2:A:173:RCY:H1LA	0.57	1.76	10	1
2:A:168:RCY:O1G	2:A:173:RCY:H1Y	0.57	1.95	62	1
2:A:160:RCY:H1Y	2:A:168:RCY:C1M	0.57	2.21	58	1
1:A:64:ILE:O	1:A:64:ILE:HG23	0.57	1.98	27	1
1:A:78:LEU:HD13	2:A:176:RCY:H1ZA	0.57	1.72	91	1
1:A:62:THR:C	1:A:64:ILE:H	0.57	2.02	64	29
2:A:138:RCY:C1Z	2:A:150:RCY:H1S	0.57	2.29	60	1
2:A:138:RCY:C1V	2:A:138:RCY:C1Q	0.57	2.79	51	3
1:A:59:GLY:C	2:A:160:RCY:N1R	0.57	2.58	70	1
2:A:168:RCY:H1L	2:A:176:RCY:C1C	0.57	2.29	49	1
2:A:150:RCY:C1Z	2:A:176:RCY:N1R	0.57	2.67	3	1
1:A:61:GLY:N	2:A:160:RCY:O1H	0.57	2.38	46	1
2:A:176:RCY:O1J	2:A:187:RCY:C1Y	0.57	2.53	10	1
2:A:138:RCY:C1X	2:A:150:RCY:C1Q	0.57	2.60	62	1
2:A:160:RCY:H1CB	2:A:160:RCY:O1H	0.57	2.00	65	1
1:A:70:TRP:N	2:A:168:RCY:H1LA	0.57	2.14	29	1
2:A:130:RCY:C1C	2:A:173:RCY:C1P	0.57	2.83	18	1
2:A:150:RCY:N1V	2:A:187:RCY:H1YA	0.57	2.15	18	1
2:A:160:RCY:C1C	2:A:160:RCY:C1P	0.56	2.80	29	3
1:A:70:TRP:C	1:A:70:TRP:CD1	0.56	2.75	95	6
2:A:173:RCY:H1MA	2:A:187:RCY:C1M	0.56	2.30	40	1
2:A:130:RCY:H1VB	2:A:173:RCY:C1L	0.56	2.28	5	1
1:A:73:CYS:HB3	2:A:176:RCY:N1R	0.56	2.13	20	1
2:A:160:RCY:N1V	2:A:168:RCY:H1L	0.56	2.15	15	1
1:A:66:VAL:CG1	2:A:121:RCY:H1VA	0.56	2.15	83	2
1:A:62:THR:HB	2:A:138:RCY:H1ZB	0.56	1.77	38	1
1:A:64:ILE:HD12	2:A:187:RCY:C1W	0.56	2.30	85	1
1:A:76:CYS:SG	2:A:160:RCY:C1W	0.56	2.85	73	1
1:A:74:ASN:O	1:A:75:HIS:ND1	0.56	2.38	28	4
1:A:74:ASN:N	2:A:173:RCY:C1S	0.56	2.68	50	1
1:A:69:PRO:HG3	2:A:176:RCY:H1YA	0.56	1.48	72	1
2:A:173:RCY:H1YB	2:A:187:RCY:N1V	0.56	2.15	64	1
2:A:168:RCY:H1L	2:A:176:RCY:C1V	0.56	2.30	49	1
1:A:67:ILE:CD1	2:A:150:RCY:C1Y	0.56	2.83	63	1

Continued on next page...

Continued from previous page...

Atom-1	Atom-2	Clash(Å)	Distance(Å)	Models	
				Worst	Total
2:A:168:RCY:H1LA	2:A:173:RCY:H1ZA	0.56	1.77	10	2
1:A:70:TRP:CB	2:A:173:RCY:N1V	0.56	2.35	76	1
1:A:71:GLU:CD	2:A:121:RCY:H1YB	0.56	2.19	4	1
1:A:63:ASP:O	1:A:64:ILE:CB	0.56	2.52	55	2
2:A:160:RCY:H1Z	2:A:168:RCY:H1C	0.56	0.65	69	1
1:A:62:THR:CB	2:A:173:RCY:H1VA	0.56	2.19	18	1
2:A:130:RCY:O1J	2:A:160:RCY:H1Z	0.56	2.00	81	1
1:A:70:TRP:CD1	2:A:176:RCY:H1L	0.56	2.35	32	1
2:A:160:RCY:C1M	2:A:168:RCY:C1U	0.56	2.71	5	2
2:A:138:RCY:C1V	2:A:150:RCY:H1YB	0.56	2.06	1	2
1:A:61:GLY:O	1:A:62:THR:O	0.56	2.23	13	2
1:A:67:ILE:CG2	2:A:150:RCY:H1VB	0.56	2.29	31	1
2:A:138:RCY:H1VA	2:A:173:RCY:N1V	0.56	2.14	15	1
1:A:70:TRP:CZ2	2:A:121:RCY:C1M	0.56	2.88	41	1
2:A:168:RCY:C1W	2:A:173:RCY:C1P	0.56	2.72	37	1
2:A:138:RCY:H1C	2:A:150:RCY:N1V	0.56	2.14	10	1
1:A:69:PRO:HG2	2:A:173:RCY:H1V	0.56	1.77	10	1
1:A:69:PRO:HG3	2:A:173:RCY:C1P	0.56	2.30	42	1
1:A:69:PRO:HG3	2:A:173:RCY:H1S	0.56	1.75	8	1
1:A:69:PRO:HG3	2:A:168:RCY:H1CA	0.56	1.71	8	1
1:A:70:TRP:CG	2:A:173:RCY:C1Z	0.56	2.85	94	1
2:A:130:RCY:H1ZA	2:A:160:RCY:C1C	0.56	2.31	69	1
2:A:176:RCY:H1MA	2:A:187:RCY:C1L	0.56	2.25	26	1
1:A:59:GLY:N	2:A:138:RCY:C1S	0.56	2.68	73	1
1:A:67:ILE:CG2	2:A:173:RCY:H1ZA	0.56	2.30	80	1
2:A:160:RCY:H1V	2:A:168:RCY:N1V	0.56	2.15	14	1
1:A:62:THR:O	1:A:65:THR:OG1	0.56	2.24	28	3
1:A:78:LEU:HD12	1:A:78:LEU:N	0.56	2.15	27	5
2:A:168:RCY:C1V	2:A:176:RCY:C1Z	0.56	2.75	3	1
1:A:73:CYS:H	2:A:173:RCY:H1L	0.56	1.59	76	1
2:A:168:RCY:C1W	2:A:176:RCY:H1V	0.56	2.25	94	1
2:A:138:RCY:C1L	2:A:150:RCY:C1M	0.56	2.53	23	1
2:A:160:RCY:H1Y	2:A:168:RCY:C1V	0.56	2.24	70	1
2:A:160:RCY:H1Z	2:A:168:RCY:H1MA	0.56	1.77	3	1
1:A:76:CYS:HB2	2:A:173:RCY:C1Y	0.56	2.31	42	1
2:A:173:RCY:O1J	2:A:176:RCY:C1Q	0.56	2.53	62	2
2:A:138:RCY:H1CB	2:A:150:RCY:O1G	0.56	1.98	53	1
2:A:168:RCY:C1P	2:A:168:RCY:C1C	0.56	2.84	6	2
1:A:67:ILE:O	2:A:168:RCY:H1V	0.56	2.01	5	1
2:A:150:RCY:C1Q	2:A:150:RCY:C1V	0.56	2.83	89	7
1:A:69:PRO:CG	2:A:173:RCY:H1Z	0.56	2.30	72	1

Continued on next page...

Continued from previous page...

Atom-1	Atom-2	Clash(Å)	Distance(Å)	Models	
				Worst	Total
2:A:138:RCY:C1C	2:A:173:RCY:H1ZB	0.56	2.28	15	1
1:A:70:TRP:H	2:A:173:RCY:H1M	0.56	1.59	4	1
2:A:121:RCY:H1VA	2:A:168:RCY:O1J	0.56	2.01	27	1
1:A:70:TRP:H	2:A:173:RCY:H1CA	0.56	1.58	92	1
2:A:173:RCY:H1YB	2:A:176:RCY:H1C	0.56	1.69	86	1
2:A:150:RCY:H1YB	2:A:160:RCY:H1Y	0.56	1.78	29	1
1:A:61:GLY:O	1:A:62:THR:C	0.56	2.44	36	15
2:A:138:RCY:C1L	2:A:150:RCY:N1R	0.56	1.96	23	1
1:A:64:ILE:CG2	1:A:67:ILE:O	0.56	2.53	93	3
1:A:73:CYS:SG	1:A:73:CYS:O	0.56	2.64	14	2
1:A:65:THR:HB	2:A:160:RCY:H1L	0.56	1.76	35	1
1:A:71:GLU:HG3	2:A:173:RCY:C1Y	0.56	2.30	78	1
2:A:173:RCY:C1P	2:A:176:RCY:C1X	0.56	2.68	11	1
2:A:168:RCY:O1G	2:A:187:RCY:H1Z	0.56	2.00	84	1
2:A:110:RCY:H1Z	2:A:121:RCY:C1X	0.56	2.31	33	1
1:A:70:TRP:CD1	1:A:70:TRP:C	0.56	2.77	23	2
1:A:68:CYS:N	2:A:173:RCY:C1Y	0.56	2.68	100	1
2:A:160:RCY:C1C	2:A:168:RCY:C1U	0.56	2.84	39	1
2:A:138:RCY:O1G	2:A:160:RCY:C1C	0.56	2.54	67	1
2:A:160:RCY:C1Z	2:A:173:RCY:C1V	0.56	2.73	37	1
2:A:150:RCY:H1C	2:A:168:RCY:N1V	0.56	2.16	19	1
1:A:69:PRO:CA	2:A:173:RCY:H1L	0.56	2.31	24	1
1:A:67:ILE:O	2:A:173:RCY:C1U	0.56	2.54	80	1
2:A:138:RCY:O1J	2:A:150:RCY:O1G	0.56	2.21	88	1
1:A:70:TRP:HB3	2:A:168:RCY:H1L	0.56	1.63	46	1
2:A:150:RCY:H1L	2:A:160:RCY:C1M	0.56	2.27	85	1
2:A:160:RCY:H1YA	2:A:168:RCY:H1VA	0.56	1.78	8	1
1:A:60:CYS:CB	2:A:130:RCY:C1V	0.56	2.83	8	1
2:A:168:RCY:H1V	2:A:168:RCY:H1L	0.56	1.73	7	1
2:A:150:RCY:H1U	2:A:187:RCY:H1L	0.56	1.77	27	1
2:A:130:RCY:C1Y	2:A:160:RCY:C1Y	0.55	2.81	67	2
1:A:75:HIS:C	2:A:176:RCY:H1ZB	0.55	2.07	51	1
1:A:69:PRO:CG	2:A:187:RCY:C1V	0.55	2.83	14	2
1:A:62:THR:HG21	2:A:130:RCY:H1YB	0.55	1.78	9	1
2:A:173:RCY:C1C	2:A:187:RCY:H1C	0.55	2.31	55	2
2:A:138:RCY:H1C	2:A:187:RCY:H1YA	0.55	1.74	44	1
2:A:173:RCY:C1C	2:A:176:RCY:H1ZA	0.55	2.30	84	1
1:A:67:ILE:CA	2:A:173:RCY:H1M	0.55	2.31	80	1
1:A:64:ILE:C	1:A:66:VAL:H	0.55	2.04	55	5
2:A:138:RCY:O1J	2:A:150:RCY:N1V	0.55	2.10	43	1
2:A:110:RCY:C1Q	2:A:110:RCY:C1V	0.55	2.80	91	6

Continued on next page...

Continued from previous page...

Atom-1	Atom-2	Clash(Å)	Distance(Å)	Models	
				Worst	Total
1:A:76:CYS:SG	1:A:76:CYS:O	0.55	2.63	48	4
1:A:63:ASP:OD1	1:A:63:ASP:N	0.55	2.39	92	11
2:A:173:RCY:H1ZA	2:A:176:RCY:C1C	0.55	2.31	31	1
1:A:75:HIS:O	2:A:187:RCY:O1G	0.55	2.23	34	1
1:A:66:VAL:CB	2:A:160:RCY:N1V	0.55	2.68	68	1
1:A:68:CYS:C	2:A:173:RCY:H1M	0.55	2.17	73	1
1:A:75:HIS:HB3	2:A:176:RCY:C1C	0.55	2.31	84	1
2:A:150:RCY:H1Y	2:A:187:RCY:C1M	0.55	2.13	59	1
1:A:67:ILE:O	2:A:173:RCY:C1X	0.55	2.53	80	1
1:A:71:GLU:CD	2:A:176:RCY:H1V	0.55	2.20	92	1
2:A:160:RCY:H1ZA	2:A:173:RCY:C1Y	0.55	2.32	99	1
2:A:176:RCY:C1P	2:A:187:RCY:O1H	0.55	2.55	38	1
1:A:78:LEU:N	1:A:78:LEU:HD12	0.55	2.17	35	5
1:A:78:LEU:N	1:A:78:LEU:HD22	0.55	2.15	3	3
2:A:138:RCY:O1H	2:A:160:RCY:O1G	0.55	2.21	69	1
1:A:70:TRP:O	2:A:168:RCY:H1CA	0.55	2.01	29	1
1:A:63:ASP:CA	2:A:150:RCY:C1Z	0.55	2.84	80	1
1:A:78:LEU:CD2	1:A:78:LEU:N	0.55	2.69	3	3
2:A:168:RCY:O1G	2:A:168:RCY:C1C	0.55	2.47	53	2
2:A:168:RCY:N1V	2:A:176:RCY:H1U	0.55	2.11	16	1
2:A:138:RCY:H1S	2:A:150:RCY:H1U	0.55	1.78	67	1
2:A:150:RCY:H1Y	2:A:187:RCY:C1X	0.55	2.32	78	1
2:A:138:RCY:H1ZA	2:A:150:RCY:H1LA	0.55	0.66	1	1
1:A:66:VAL:O	2:A:121:RCY:H1YA	0.55	2.02	4	1
2:A:168:RCY:H1V	2:A:173:RCY:C1M	0.55	2.22	29	1
1:A:69:PRO:HB2	2:A:187:RCY:H1C	0.55	1.76	73	1
2:A:150:RCY:C1P	2:A:187:RCY:C1C	0.55	2.84	18	1
2:A:150:RCY:N1R	2:A:187:RCY:C1V	0.55	2.57	18	1
2:A:130:RCY:H1Y	2:A:160:RCY:H1VA	0.55	1.77	81	1
2:A:176:RCY:C1V	2:A:176:RCY:C1Q	0.55	2.84	100	2
2:A:121:RCY:C1V	2:A:121:RCY:C1P	0.55	2.81	82	3
2:A:160:RCY:H1Z	2:A:187:RCY:C1Z	0.55	2.20	21	1
1:A:69:PRO:CB	2:A:168:RCY:C1Y	0.55	2.58	66	1
1:A:60:CYS:HB3	2:A:130:RCY:O1G	0.55	2.00	8	1
2:A:130:RCY:C1Y	2:A:138:RCY:C1V	0.55	2.59	69	1
1:A:65:THR:C	1:A:67:ILE:H	0.55	2.05	45	17
1:A:69:PRO:HD3	2:A:168:RCY:C1L	0.55	2.29	60	1
1:A:73:CYS:SG	2:A:173:RCY:C1L	0.55	2.93	79	2
2:A:150:RCY:C1X	2:A:187:RCY:H1CA	0.55	2.18	50	1
1:A:63:ASP:OD1	2:A:160:RCY:H1CB	0.55	2.02	15	2
1:A:67:ILE:HG12	2:A:168:RCY:H1U	0.55	1.77	83	1

Continued on next page...

Continued from previous page...

Atom-1	Atom-2	Clash(Å)	Distance(Å)	Models	
				Worst	Total
1:A:76:CYS:SG	2:A:121:RCY:C1Y	0.55	2.95	35	1
2:A:150:RCY:C1Y	2:A:187:RCY:N1R	0.55	2.66	78	2
2:A:168:RCY:H1U	2:A:176:RCY:H1ZA	0.55	1.78	98	1
2:A:176:RCY:H1C	2:A:187:RCY:H1VA	0.55	1.78	8	1
2:A:168:RCY:H1Z	2:A:176:RCY:H1V	0.55	1.78	84	1
1:A:65:THR:CA	2:A:168:RCY:H1LA	0.55	2.28	82	2
1:A:69:PRO:HG2	2:A:176:RCY:O1G	0.55	2.01	64	1
1:A:70:TRP:O	2:A:168:RCY:H1YB	0.55	2.01	37	1
2:A:173:RCY:C1P	2:A:173:RCY:H1ZB	0.55	2.32	14	3
2:A:168:RCY:C1Z	2:A:173:RCY:H1YA	0.55	2.31	42	1
2:A:138:RCY:C1L	2:A:138:RCY:H1VB	0.55	2.31	74	1
1:A:73:CYS:CA	2:A:176:RCY:H1MA	0.55	2.31	58	1
1:A:60:CYS:HB2	2:A:130:RCY:C1V	0.55	2.32	8	1
1:A:64:ILE:HG22	2:A:168:RCY:H1MA	0.55	1.76	95	1
2:A:138:RCY:H1VA	2:A:187:RCY:C1W	0.55	2.31	11	1
2:A:150:RCY:C1V	2:A:187:RCY:H1MA	0.55	2.31	64	1
1:A:64:ILE:HD12	2:A:168:RCY:C1P	0.55	1.78	12	1
1:A:60:CYS:O	2:A:138:RCY:H1Z	0.55	2.01	62	1
1:A:74:ASN:OD1	1:A:75:HIS:ND1	0.55	2.40	76	1
1:A:71:GLU:OE2	2:A:168:RCY:O1G	0.55	2.25	93	1
1:A:62:THR:O	1:A:68:CYS:SG	0.55	2.64	43	2
2:A:121:RCY:C1M	2:A:121:RCY:N1R	0.55	2.65	25	1
1:A:71:GLU:HG2	2:A:150:RCY:H1YA	0.55	1.79	96	1
1:A:67:ILE:CG2	2:A:130:RCY:H1YB	0.55	2.32	30	1
2:A:173:RCY:C1V	2:A:187:RCY:C1Y	0.55	2.85	53	1
1:A:67:ILE:CA	2:A:168:RCY:H1S	0.55	2.30	58	3
2:A:138:RCY:C1S	2:A:138:RCY:C1X	0.55	2.61	50	1
2:A:160:RCY:N1R	2:A:168:RCY:C1C	0.55	2.50	49	2
2:A:138:RCY:H1V	2:A:187:RCY:C1P	0.55	2.31	21	1
2:A:138:RCY:H1YB	2:A:187:RCY:C1W	0.55	2.32	89	1
2:A:138:RCY:H1CA	2:A:150:RCY:C1C	0.55	2.08	66	1
1:A:77:GLU:HA	2:A:176:RCY:H1LA	0.55	1.77	45	1
2:A:138:RCY:H1V	2:A:150:RCY:N1V	0.55	2.16	36	1
2:A:160:RCY:C1U	2:A:168:RCY:H1VB	0.55	2.16	48	1
1:A:72:ALA:C	1:A:74:ASN:H	0.55	2.05	63	8
1:A:71:GLU:CD	1:A:71:GLU:O	0.55	2.45	88	3
1:A:67:ILE:C	2:A:150:RCY:H1YA	0.55	2.21	31	1
1:A:69:PRO:CB	2:A:168:RCY:H1YB	0.55	2.31	22	1
1:A:73:CYS:HB2	2:A:168:RCY:H1CA	0.55	1.78	22	1
2:A:160:RCY:H1VB	2:A:168:RCY:H1CB	0.55	1.79	49	1
1:A:65:THR:O	2:A:110:RCY:H1YA	0.55	2.01	63	1

Continued on next page...

Continued from previous page...

Atom-1	Atom-2	Clash(Å)	Distance(Å)	Models	
				Worst	Total
1:A:78:LEU:O	1:A:78:LEU:HD12	0.55	2.01	38	1
1:A:71:GLU:CA	1:A:74:ASN:HD21	0.55	2.15	3	1
2:A:150:RCY:C1Y	2:A:160:RCY:C1V	0.55	2.78	42	1
1:A:71:GLU:OE1	2:A:168:RCY:C1Q	0.55	2.55	74	1
1:A:69:PRO:CA	2:A:187:RCY:C1C	0.55	2.81	7	1
2:A:168:RCY:H1ZA	2:A:187:RCY:O1G	0.54	2.01	77	1
2:A:150:RCY:C1Z	2:A:176:RCY:H1YB	0.54	2.32	83	1
1:A:66:VAL:CG1	2:A:121:RCY:H1M	0.54	2.32	83	1
2:A:160:RCY:C1P	2:A:160:RCY:C1V	0.54	2.85	46	2
1:A:70:TRP:O	1:A:75:HIS:CD2	0.54	2.60	57	1
2:A:176:RCY:H1VA	2:A:187:RCY:O1J	0.54	1.98	8	1
2:A:138:RCY:C1Y	2:A:150:RCY:H1M	0.54	2.21	26	1
2:A:168:RCY:O1H	2:A:176:RCY:H1YB	0.54	1.97	59	1
2:A:173:RCY:H1YB	2:A:187:RCY:H1ZB	0.54	0.62	92	1
2:A:121:RCY:C1Q	2:A:121:RCY:C1V	0.54	2.85	26	4
1:A:61:GLY:C	1:A:62:THR:HG23	0.54	2.22	12	3
1:A:67:ILE:O	2:A:150:RCY:C1Y	0.54	2.52	31	1
1:A:68:CYS:SG	2:A:176:RCY:C1M	0.54	2.89	77	1
1:A:71:GLU:H	2:A:168:RCY:H1S	0.54	1.61	83	1
1:A:64:ILE:HG22	2:A:168:RCY:H1Z	0.54	1.71	83	1
1:A:67:ILE:O	2:A:168:RCY:H1L	0.54	1.99	75	1
2:A:168:RCY:C1Y	2:A:173:RCY:H1VA	0.54	0.93	45	1
2:A:160:RCY:C1Z	2:A:168:RCY:H1YA	0.54	2.32	55	1
1:A:59:GLY:N	2:A:160:RCY:O1H	0.54	2.40	91	1
2:A:168:RCY:H1YB	2:A:187:RCY:C1V	0.54	2.28	82	2
2:A:160:RCY:C1V	2:A:168:RCY:N1R	0.54	2.70	37	2
2:A:138:RCY:N1R	2:A:150:RCY:C1V	0.54	2.54	19	1
1:A:69:PRO:HG2	2:A:160:RCY:H1YB	0.54	1.79	73	1
2:A:173:RCY:C1V	2:A:173:RCY:C1P	0.54	2.81	46	5
1:A:70:TRP:O	1:A:70:TRP:CG	0.54	2.61	41	3
1:A:72:ALA:O	1:A:74:ASN:ND2	0.54	2.41	8	3
1:A:69:PRO:CA	2:A:173:RCY:C1Y	0.54	2.72	72	1
2:A:160:RCY:C1C	2:A:160:RCY:C1Q	0.54	2.85	34	1
1:A:62:THR:HA	2:A:130:RCY:H1YB	0.54	1.80	98	1
2:A:160:RCY:H1YA	2:A:168:RCY:C1V	0.54	2.32	8	1
1:A:70:TRP:HE1	2:A:173:RCY:H1L	0.54	1.61	93	1
1:A:68:CYS:HA	2:A:173:RCY:H1VB	0.54	1.78	80	1
2:A:138:RCY:H1ZA	2:A:187:RCY:H1YA	0.54	0.65	32	2
1:A:67:ILE:HG22	1:A:67:ILE:O	0.54	2.03	32	1
1:A:71:GLU:CA	2:A:187:RCY:O1G	0.54	2.56	92	1
2:A:130:RCY:H1VB	2:A:173:RCY:H1L	0.54	1.78	5	1

Continued on next page...

Continued from previous page...

Atom-1	Atom-2	Clash(Å)	Distance(Å)	Models	
				Worst	Total
2:A:173:RCY:C1W	2:A:176:RCY:O1H	0.54	2.55	52	1
1:A:62:THR:CB	2:A:168:RCY:C1Z	0.54	2.85	72	1
1:A:70:TRP:CD1	2:A:176:RCY:C1V	0.54	2.55	77	1
1:A:71:GLU:CA	2:A:173:RCY:C1S	0.54	2.83	49	1
2:A:130:RCY:O1J	2:A:176:RCY:C1C	0.54	2.55	41	1
1:A:78:LEU:N	1:A:78:LEU:CD2	0.54	2.71	21	2
2:A:173:RCY:H1M	2:A:176:RCY:C1M	0.54	1.94	89	1
1:A:64:ILE:HG21	2:A:160:RCY:H1ZA	0.54	1.78	1	1
2:A:176:RCY:H1CA	2:A:187:RCY:C1P	0.54	2.33	86	1
1:A:78:LEU:O	1:A:78:LEU:HD13	0.54	2.03	73	2
1:A:60:CYS:N	2:A:150:RCY:C1V	0.54	2.71	11	1
1:A:77:GLU:OE2	2:A:176:RCY:O1H	0.54	2.25	7	1
1:A:69:PRO:HG2	2:A:187:RCY:H1V	0.54	1.79	14	1
1:A:69:PRO:CG	2:A:173:RCY:H1VB	0.54	2.31	30	1
2:A:173:RCY:C1P	2:A:173:RCY:C1V	0.54	2.81	100	2
2:A:138:RCY:O1J	2:A:187:RCY:H1Z	0.54	2.03	100	1
2:A:160:RCY:O1G	2:A:160:RCY:H1ZB	0.54	2.01	34	4
2:A:138:RCY:C1Q	2:A:138:RCY:H1MA	0.54	2.32	79	1
1:A:70:TRP:HE3	2:A:168:RCY:H1ZB	0.54	1.60	41	1
1:A:73:CYS:O	1:A:75:HIS:ND1	0.54	2.41	65	3
2:A:138:RCY:H1YA	2:A:150:RCY:C1V	0.54	2.27	19	1
1:A:66:VAL:CA	2:A:168:RCY:C1C	0.54	2.86	58	1
1:A:64:ILE:O	2:A:168:RCY:H1L	0.54	2.01	26	1
1:A:65:THR:CA	2:A:168:RCY:H1L	0.54	2.32	26	1
2:A:121:RCY:H1M	2:A:160:RCY:H1ZA	0.54	1.78	44	1
2:A:138:RCY:H1YB	2:A:168:RCY:H1Y	0.54	1.79	7	1
1:A:78:LEU:CD2	2:A:187:RCY:C1V	0.54	2.83	91	1
1:A:69:PRO:C	1:A:71:GLU:H	0.54	2.06	53	19
1:A:71:GLU:CG	2:A:168:RCY:H1S	0.54	2.29	28	1
2:A:138:RCY:H1C	2:A:150:RCY:H1L	0.54	1.79	53	1
1:A:78:LEU:C	1:A:78:LEU:CD2	0.54	2.76	12	2
2:A:138:RCY:C1Z	2:A:176:RCY:H1LA	0.54	2.30	22	1
2:A:121:RCY:C1V	2:A:121:RCY:C1Q	0.54	2.86	22	1
1:A:70:TRP:HZ3	2:A:168:RCY:H1ZA	0.54	0.42	98	1
1:A:75:HIS:CA	2:A:176:RCY:C1S	0.54	2.83	13	1
1:A:69:PRO:CG	2:A:168:RCY:H1L	0.54	2.28	7	1
1:A:77:GLU:OE2	2:A:176:RCY:H1VA	0.54	1.79	7	1
1:A:67:ILE:HG21	2:A:173:RCY:C1W	0.54	2.26	80	1
1:A:73:CYS:O	1:A:74:ASN:O	0.54	2.25	34	5
2:A:168:RCY:C1U	2:A:173:RCY:C1V	0.54	2.83	48	1
1:A:62:THR:OG1	2:A:168:RCY:C1S	0.54	2.56	23	1

Continued on next page...

Continued from previous page...

Atom-1	Atom-2	Clash(Å)	Distance(Å)	Models	
				Worst	Total
2:A:173:RCY:H1U	2:A:187:RCY:H1LA	0.54	1.80	100	1
2:A:173:RCY:C1Y	2:A:187:RCY:C1V	0.54	2.10	64	1
1:A:67:ILE:O	2:A:173:RCY:H1Y	0.54	1.97	63	1
2:A:173:RCY:C1M	2:A:176:RCY:C1L	0.54	2.86	38	1
1:A:69:PRO:HG2	2:A:173:RCY:H1YB	0.54	1.77	35	1
1:A:74:ASN:O	2:A:187:RCY:C1M	0.54	2.54	34	1
1:A:74:ASN:N	2:A:176:RCY:H1VA	0.54	2.07	62	1
2:A:173:RCY:H1ZB	2:A:187:RCY:O1J	0.54	2.02	68	1
1:A:71:GLU:CG	2:A:176:RCY:O1G	0.54	2.50	44	1
2:A:150:RCY:H1C	2:A:187:RCY:H1Z	0.54	1.79	81	1
1:A:71:GLU:O	1:A:73:CYS:N	0.54	2.41	19	10
2:A:168:RCY:N1V	2:A:176:RCY:O1G	0.54	2.40	20	1
2:A:173:RCY:H1VA	2:A:187:RCY:C1C	0.54	2.01	55	1
2:A:176:RCY:H1CB	2:A:187:RCY:H1YB	0.54	0.75	26	1
2:A:138:RCY:C1Y	2:A:160:RCY:H1MA	0.54	2.33	87	1
1:A:66:VAL:O	2:A:173:RCY:C1C	0.54	2.56	71	1
2:A:160:RCY:N1R	2:A:168:RCY:H1MA	0.54	2.17	96	1
2:A:173:RCY:C1C	2:A:187:RCY:H1YB	0.54	2.33	97	1
2:A:150:RCY:C1Z	2:A:160:RCY:N1R	0.54	2.71	16	1
1:A:71:GLU:CG	2:A:168:RCY:O1H	0.54	2.55	37	2
2:A:150:RCY:C1Z	2:A:168:RCY:C1Y	0.54	2.86	74	1
1:A:71:GLU:O	1:A:75:HIS:CE1	0.54	2.61	57	1
1:A:70:TRP:HB3	2:A:173:RCY:H1YB	0.54	1.79	94	1
1:A:64:ILE:CB	2:A:168:RCY:O1H	0.54	2.37	95	1
2:A:176:RCY:C1C	2:A:187:RCY:C1X	0.54	2.85	4	1
1:A:70:TRP:CD1	1:A:74:ASN:O	0.54	2.61	26	1
1:A:70:TRP:HD1	2:A:173:RCY:C1M	0.54	2.13	84	1
1:A:64:ILE:HG13	2:A:168:RCY:H1VB	0.54	1.79	18	1
1:A:65:THR:CG2	2:A:160:RCY:C1Q	0.53	2.86	36	2
2:A:187:RCY:C1V	2:A:187:RCY:C1P	0.53	2.81	31	3
1:A:75:HIS:H	2:A:176:RCY:H1MA	0.53	1.63	67	1
2:A:173:RCY:C1V	2:A:187:RCY:C1W	0.53	2.84	67	1
1:A:70:TRP:NE1	1:A:71:GLU:OE1	0.53	2.40	35	1
2:A:173:RCY:O1G	2:A:173:RCY:C1Z	0.53	2.56	17	1
1:A:76:CYS:CB	2:A:173:RCY:C1Y	0.53	2.86	42	1
1:A:75:HIS:NE2	1:A:78:LEU:O	0.53	2.41	84	1
1:A:70:TRP:CE3	2:A:150:RCY:H1Y	0.53	2.21	47	1
2:A:138:RCY:C1W	2:A:173:RCY:H1ZA	0.53	2.33	32	1
2:A:160:RCY:O1G	2:A:168:RCY:C1P	0.53	2.53	92	1
2:A:138:RCY:C1Y	2:A:173:RCY:C1Y	0.53	2.86	92	1
1:A:71:GLU:HA	2:A:173:RCY:H1L	0.53	1.80	88	1

Continued on next page...

Continued from previous page...

Atom-1	Atom-2	Clash(Å)	Distance(Å)	Models	
				Worst	Total
2:A:187:RCY:C1V	2:A:187:RCY:C1Q	0.53	2.86	51	2
1:A:61:GLY:O	2:A:160:RCY:H1V	0.53	2.03	97	1
1:A:62:THR:HG22	2:A:130:RCY:H1U	0.53	1.77	9	1
2:A:168:RCY:H1M	2:A:187:RCY:C1C	0.53	2.32	64	1
1:A:64:ILE:CG2	1:A:67:ILE:H	0.53	2.16	37	1
1:A:70:TRP:CE2	2:A:176:RCY:C1W	0.53	2.87	80	1
1:A:70:TRP:CZ2	2:A:168:RCY:O1G	0.53	2.51	48	1
1:A:67:ILE:C	2:A:168:RCY:H1LA	0.53	1.93	30	1
1:A:71:GLU:CD	2:A:168:RCY:O1G	0.53	2.47	51	3
1:A:67:ILE:O	2:A:168:RCY:O1H	0.53	2.27	87	2
1:A:63:ASP:C	1:A:64:ILE:HG22	0.53	2.22	55	3
1:A:62:THR:CB	2:A:168:RCY:O1G	0.53	2.56	72	1
1:A:62:THR:CG2	2:A:168:RCY:H1VA	0.53	2.33	75	1
2:A:138:RCY:H1VB	2:A:150:RCY:C1X	0.53	2.32	67	1
2:A:130:RCY:C1C	2:A:138:RCY:H1ZB	0.53	2.28	67	1
1:A:74:ASN:HA	2:A:176:RCY:N1R	0.53	2.18	67	1
2:A:130:RCY:H1ZA	2:A:168:RCY:H1VA	0.53	1.78	34	1
2:A:138:RCY:H1VB	2:A:150:RCY:H1CA	0.53	1.58	10	1
2:A:176:RCY:O1H	2:A:187:RCY:C1X	0.53	2.56	42	1
2:A:176:RCY:C1Y	2:A:187:RCY:H1MA	0.53	2.23	69	2
2:A:168:RCY:C1V	2:A:173:RCY:H1U	0.53	2.28	45	1
1:A:70:TRP:NE1	2:A:187:RCY:H1ZB	0.53	2.19	76	1
1:A:64:ILE:CG2	2:A:168:RCY:H1MA	0.53	2.28	95	1
1:A:78:LEU:C	1:A:78:LEU:HD13	0.53	2.23	76	3
2:A:173:RCY:C1C	2:A:187:RCY:C1M	0.53	2.32	97	1
2:A:173:RCY:C1Y	2:A:176:RCY:C1Q	0.53	2.64	75	1
1:A:62:THR:CG2	2:A:130:RCY:C1C	0.53	2.77	18	1
2:A:160:RCY:H1LA	2:A:168:RCY:H1VB	0.53	1.80	60	1
2:A:150:RCY:C1V	2:A:150:RCY:C1P	0.53	2.86	30	4
1:A:68:CYS:SG	2:A:187:RCY:N1R	0.53	2.81	92	1
2:A:173:RCY:H1V	2:A:176:RCY:O1J	0.53	2.03	5	1
1:A:69:PRO:HG2	2:A:187:RCY:H1VA	0.53	1.80	72	1
1:A:73:CYS:C	2:A:173:RCY:C1Q	0.53	2.77	82	1
1:A:71:GLU:O	1:A:74:ASN:ND2	0.53	2.42	8	2
1:A:71:GLU:HA	2:A:173:RCY:C1C	0.53	2.34	19	1
2:A:168:RCY:H1ZA	2:A:173:RCY:C1S	0.53	2.33	58	1
1:A:77:GLU:H	1:A:77:GLU:CD	0.53	2.06	93	1
2:A:138:RCY:H1CA	2:A:160:RCY:H1YA	0.53	1.81	26	1
1:A:74:ASN:ND2	2:A:173:RCY:C1P	0.53	2.68	27	1
2:A:173:RCY:C1U	2:A:176:RCY:H1LA	0.53	2.34	91	1
2:A:173:RCY:O1G	2:A:176:RCY:H1L	0.53	1.99	28	1

Continued on next page...

Continued from previous page...

Atom-1	Atom-2	Clash(Å)	Distance(Å)	Models	
				Worst	Total
2:A:176:RCY:C1Z	2:A:187:RCY:O1G	0.53	2.56	100	1
1:A:75:HIS:O	1:A:75:HIS:CG	0.53	2.62	59	6
1:A:64:ILE:HG23	2:A:168:RCY:C1S	0.53	2.33	79	1
1:A:71:GLU:HG3	2:A:173:RCY:H1CA	0.53	1.81	89	1
2:A:168:RCY:H1L	2:A:176:RCY:H1MA	0.53	1.81	62	1
2:A:160:RCY:O1J	2:A:168:RCY:C1X	0.53	2.55	78	1
1:A:69:PRO:HG2	2:A:168:RCY:O1G	0.53	2.03	78	1
2:A:150:RCY:C1M	2:A:168:RCY:O1H	0.53	2.57	85	1
2:A:138:RCY:C1S	2:A:150:RCY:H1VB	0.53	2.33	98	1
1:A:70:TRP:H	2:A:176:RCY:H1C	0.53	0.70	13	1
1:A:77:GLU:OE2	1:A:78:LEU:N	0.53	2.41	26	1
2:A:160:RCY:C1X	2:A:168:RCY:H1V	0.53	2.24	48	1
2:A:173:RCY:H1ZB	2:A:187:RCY:C1P	0.53	0.96	92	1
2:A:187:RCY:H1ZB	2:A:187:RCY:C1Q	0.53	2.32	68	2
2:A:138:RCY:O1G	2:A:176:RCY:O1J	0.53	2.26	88	1
2:A:130:RCY:C1M	2:A:130:RCY:C1U	0.53	2.86	79	1
1:A:73:CYS:HA	2:A:176:RCY:H1MA	0.53	1.80	58	2
1:A:60:CYS:HA	2:A:168:RCY:C1P	0.53	2.23	95	1
2:A:173:RCY:H1S	2:A:176:RCY:C1P	0.53	2.34	59	1
2:A:176:RCY:C1Y	2:A:187:RCY:C1X	0.53	2.75	27	1
1:A:63:ASP:C	1:A:65:THR:N	0.53	2.62	35	8
1:A:60:CYS:O	1:A:61:GLY:C	0.53	2.46	94	4
2:A:168:RCY:C1Y	2:A:173:RCY:C1X	0.53	2.73	91	1
1:A:74:ASN:OD1	1:A:75:HIS:N	0.53	2.42	91	9
1:A:78:LEU:CD1	2:A:176:RCY:C1M	0.53	2.65	91	1
2:A:138:RCY:C1C	2:A:150:RCY:H1L	0.53	2.34	53	1
1:A:64:ILE:HD11	2:A:168:RCY:C1M	0.53	2.33	6	1
1:A:64:ILE:CD1	1:A:64:ILE:C	0.53	2.76	17	2
1:A:63:ASP:OD2	2:A:121:RCY:H1Z	0.53	2.04	57	1
1:A:70:TRP:HE1	1:A:76:CYS:N	0.53	2.02	26	1
2:A:168:RCY:C1U	2:A:187:RCY:C1Y	0.53	2.75	87	1
1:A:66:VAL:C	1:A:67:ILE:HD12	0.53	2.24	32	1
2:A:138:RCY:C1M	2:A:150:RCY:H1U	0.53	2.34	60	1
2:A:187:RCY:C1P	2:A:187:RCY:C1U	0.53	2.83	25	1
1:A:63:ASP:C	1:A:65:THR:H	0.53	2.06	35	5
1:A:70:TRP:CB	2:A:187:RCY:C1Z	0.53	2.82	51	1
1:A:64:ILE:HD12	2:A:168:RCY:H1ZA	0.53	1.74	6	2
2:A:173:RCY:N1R	2:A:187:RCY:H1ZB	0.53	2.19	75	1
1:A:70:TRP:CD1	2:A:173:RCY:C1V	0.53	2.92	38	1
1:A:70:TRP:NE1	2:A:176:RCY:O1H	0.53	2.42	38	1
2:A:176:RCY:H1ZA	2:A:187:RCY:H1VA	0.53	1.70	10	1

Continued on next page...

Continued from previous page...

Atom-1	Atom-2	Clash(Å)	Distance(Å)	Models	
				Worst	Total
2:A:150:RCY:O1G	2:A:187:RCY:N1V	0.53	2.42	98	1
1:A:65:THR:HG21	2:A:160:RCY:C1Q	0.53	2.34	36	1
2:A:176:RCY:N1V	2:A:187:RCY:O1G	0.53	2.39	86	1
2:A:130:RCY:C1U	2:A:160:RCY:C1W	0.53	2.77	7	1
1:A:75:HIS:CE1	2:A:173:RCY:H1YB	0.53	2.32	33	1
2:A:168:RCY:C1M	2:A:187:RCY:C1L	0.53	2.86	100	1
1:A:71:GLU:O	2:A:176:RCY:C1P	0.53	2.57	40	1
2:A:176:RCY:H1U	2:A:187:RCY:O1G	0.53	2.03	97	1
2:A:173:RCY:H1VA	2:A:176:RCY:H1U	0.53	1.72	38	1
1:A:73:CYS:CB	2:A:176:RCY:H1MA	0.53	2.34	58	1
1:A:64:ILE:HG12	1:A:68:CYS:HB3	0.53	1.81	76	1
1:A:70:TRP:O	2:A:173:RCY:H1ZB	0.53	2.04	94	1
2:A:138:RCY:C1V	2:A:150:RCY:H1ZB	0.53	2.03	87	1
1:A:71:GLU:OE2	2:A:168:RCY:C1C	0.52	2.56	32	2
1:A:70:TRP:CB	2:A:173:RCY:N1R	0.52	2.65	6	1
2:A:130:RCY:C1W	2:A:160:RCY:H1Y	0.52	2.34	67	1
1:A:68:CYS:HA	2:A:173:RCY:H1U	0.52	1.80	10	1
2:A:173:RCY:H1U	2:A:187:RCY:C1L	0.52	2.33	56	1
1:A:67:ILE:CD1	2:A:130:RCY:H1Y	0.52	2.33	78	1
2:A:160:RCY:C1Y	2:A:168:RCY:H1LA	0.52	2.30	58	1
2:A:173:RCY:H1Z	2:A:176:RCY:H1MA	0.52	1.80	94	1
1:A:71:GLU:C	2:A:173:RCY:N1R	0.52	2.63	94	1
2:A:176:RCY:O1J	2:A:187:RCY:N1R	0.52	2.34	29	1
2:A:168:RCY:H1VB	2:A:176:RCY:N1V	0.52	2.18	59	1
2:A:176:RCY:H1V	2:A:187:RCY:C1C	0.52	2.33	33	1
1:A:67:ILE:HG13	2:A:176:RCY:H1CB	0.52	1.72	53	1
1:A:71:GLU:OE1	2:A:110:RCY:C1U	0.52	2.57	5	1
2:A:173:RCY:H1ZA	2:A:176:RCY:H1L	0.52	1.76	20	1
2:A:168:RCY:H1CA	2:A:187:RCY:O1G	0.52	2.04	70	1
2:A:138:RCY:H1Z	2:A:187:RCY:H1Z	0.52	1.71	77	1
1:A:69:PRO:CG	2:A:168:RCY:C1P	0.52	2.86	78	1
2:A:173:RCY:C1W	2:A:187:RCY:H1L	0.52	2.35	45	1
1:A:66:VAL:CA	2:A:160:RCY:N1V	0.52	2.69	68	1
1:A:77:GLU:N	1:A:77:GLU:OE1	0.52	2.42	50	3
2:A:168:RCY:H1M	2:A:176:RCY:C1Z	0.52	2.34	23	1
1:A:66:VAL:O	2:A:150:RCY:H1CB	0.52	2.02	96	1
1:A:65:THR:CB	2:A:160:RCY:C1Y	0.52	2.87	100	1
2:A:176:RCY:C1P	2:A:176:RCY:C1V	0.52	2.81	9	4
1:A:67:ILE:CG2	2:A:168:RCY:C1U	0.52	2.75	83	1
1:A:63:ASP:CG	2:A:160:RCY:H1VB	0.52	2.24	63	1
1:A:64:ILE:CG2	2:A:168:RCY:O1H	0.52	2.58	54	2

Continued on next page...

Continued from previous page...

Atom-1	Atom-2	Clash(Å)	Distance(Å)	Models	
				Worst	Total
2:A:160:RCY:C1Z	2:A:168:RCY:H1CB	0.52	2.33	1	1
1:A:75:HIS:CE1	2:A:168:RCY:C1Z	0.52	2.91	73	1
1:A:61:GLY:O	1:A:62:THR:OG1	0.52	2.26	47	10
1:A:64:ILE:HD12	2:A:160:RCY:H1C	0.52	1.79	39	1
2:A:150:RCY:C1M	2:A:187:RCY:C1Y	0.52	2.84	88	1
2:A:138:RCY:C1Q	2:A:138:RCY:C1C	0.52	2.88	70	1
2:A:168:RCY:C1V	2:A:168:RCY:C1Q	0.52	2.84	49	4
2:A:168:RCY:H1MA	2:A:173:RCY:H1YA	0.52	1.81	49	1
2:A:160:RCY:C1X	2:A:168:RCY:O1G	0.52	2.57	19	1
1:A:72:ALA:O	2:A:187:RCY:H1YB	0.52	2.04	56	1
2:A:168:RCY:C1M	2:A:173:RCY:H1VA	0.52	2.29	45	2
2:A:176:RCY:H1YB	2:A:187:RCY:O1H	0.52	2.04	76	1
1:A:71:GLU:CG	2:A:121:RCY:C1Y	0.52	2.84	4	1
1:A:74:ASN:O	2:A:173:RCY:C1C	0.52	2.57	13	1
2:A:176:RCY:C1V	2:A:187:RCY:C1U	0.52	2.81	29	1
2:A:176:RCY:C1Y	2:A:187:RCY:C1C	0.52	2.70	27	1
2:A:176:RCY:H1YB	2:A:187:RCY:C1Z	0.52	2.34	47	1
1:A:63:ASP:O	1:A:64:ILE:C	0.52	2.48	23	7
1:A:77:GLU:CD	1:A:77:GLU:H	0.52	2.07	20	5
2:A:160:RCY:H1ZB	2:A:168:RCY:H1M	0.52	1.70	52	1
2:A:168:RCY:C1M	2:A:173:RCY:C1C	0.52	2.87	20	1
2:A:150:RCY:O1J	2:A:160:RCY:C1V	0.52	2.58	6	1
1:A:67:ILE:CA	2:A:168:RCY:H1L	0.52	2.34	21	1
2:A:168:RCY:O1H	2:A:173:RCY:C1V	0.52	2.58	3	1
1:A:71:GLU:CD	2:A:173:RCY:C1P	0.52	2.78	17	1
2:A:138:RCY:C1V	2:A:173:RCY:H1YB	0.52	2.34	66	1
2:A:150:RCY:H1VA	2:A:176:RCY:H1YA	0.52	1.81	57	1
1:A:69:PRO:HG2	2:A:150:RCY:O1J	0.52	2.04	85	1
1:A:63:ASP:HA	2:A:168:RCY:C1L	0.52	2.32	59	1
1:A:63:ASP:HB2	2:A:150:RCY:C1Z	0.52	2.32	80	1
1:A:78:LEU:HD21	2:A:187:RCY:N1V	0.52	2.05	91	1
2:A:130:RCY:H1CA	2:A:130:RCY:C1M	0.52	2.26	79	1
2:A:150:RCY:H1Z	2:A:160:RCY:O1G	0.52	2.05	6	1
2:A:168:RCY:C1V	2:A:176:RCY:H1CA	0.52	2.34	85	2
2:A:130:RCY:C1W	2:A:160:RCY:C1Y	0.52	2.88	67	1
1:A:67:ILE:HA	2:A:168:RCY:N1R	0.52	2.20	58	1
1:A:69:PRO:HB3	2:A:173:RCY:H1MA	0.52	1.81	57	1
1:A:61:GLY:N	1:A:65:THR:OG1	0.52	2.43	36	1
2:A:138:RCY:H1VA	2:A:150:RCY:C1Z	0.52	2.35	26	1
1:A:70:TRP:CD1	2:A:173:RCY:C1W	0.52	2.92	84	1
2:A:173:RCY:H1ZB	2:A:176:RCY:H1YB	0.52	0.52	81	1

Continued on next page...

Continued from previous page...

Atom-1	Atom-2	Clash(Å)	Distance(Å)	Models	
				Worst	Total
1:A:61:GLY:C	1:A:63:ASP:H	0.52	2.08	6	11
1:A:61:GLY:O	1:A:64:ILE:N	0.52	2.40	94	4
1:A:74:ASN:C	1:A:76:CYS:N	0.52	2.63	78	5
1:A:74:ASN:OD1	1:A:74:ASN:N	0.52	2.43	50	1
2:A:173:RCY:H1ZB	2:A:187:RCY:H1YB	0.52	1.80	72	1
1:A:69:PRO:CD	2:A:173:RCY:H1Z	0.52	2.30	31	1
1:A:77:GLU:CD	1:A:77:GLU:N	0.52	2.63	26	3
2:A:173:RCY:O1G	2:A:176:RCY:H1V	0.52	1.99	19	1
2:A:138:RCY:C1L	2:A:138:RCY:H1V	0.52	2.33	74	1
1:A:65:THR:HG23	1:A:66:VAL:N	0.52	2.20	85	1
2:A:176:RCY:H1ZB	2:A:187:RCY:O1G	0.52	2.05	86	1
1:A:64:ILE:HD12	1:A:68:CYS:HB3	0.52	1.81	86	1
1:A:74:ASN:N	1:A:74:ASN:ND2	0.52	2.56	11	1
1:A:68:CYS:SG	2:A:176:RCY:H1YB	0.52	2.43	18	1
1:A:62:THR:CG2	2:A:168:RCY:O1J	0.52	2.56	7	1
1:A:64:ILE:C	1:A:66:VAL:N	0.52	2.61	43	19
2:A:110:RCY:H1ZA	2:A:121:RCY:H1VA	0.52	1.79	81	1
1:A:64:ILE:CG2	1:A:66:VAL:H	0.52	2.17	53	1
2:A:173:RCY:H1C	2:A:187:RCY:H1M	0.52	0.58	97	1
2:A:138:RCY:O1J	2:A:187:RCY:H1VA	0.52	2.04	86	2
2:A:173:RCY:C1X	2:A:187:RCY:H1Y	0.52	2.33	70	1
2:A:173:RCY:H1ZA	2:A:176:RCY:H1VA	0.52	1.00	31	1
2:A:173:RCY:C1W	2:A:176:RCY:H1V	0.52	1.95	31	1
2:A:130:RCY:C1Y	2:A:176:RCY:H1CA	0.52	2.35	41	1
1:A:70:TRP:O	1:A:73:CYS:SG	0.52	2.68	41	2
2:A:168:RCY:O1J	2:A:176:RCY:C1U	0.52	2.46	16	1
2:A:130:RCY:N1R	2:A:160:RCY:H1Z	0.52	2.19	67	1
1:A:71:GLU:OE2	2:A:176:RCY:H1V	0.52	1.99	17	1
1:A:71:GLU:CG	2:A:173:RCY:C1Y	0.52	2.87	78	1
2:A:150:RCY:H1YA	2:A:187:RCY:C1U	0.52	2.23	78	1
2:A:176:RCY:H1ZB	2:A:176:RCY:O1G	0.52	2.05	8	1
2:A:168:RCY:H1ZB	2:A:187:RCY:H1Y	0.52	1.81	26	1
1:A:64:ILE:CG1	1:A:65:THR:N	0.52	2.72	89	2
2:A:160:RCY:N1V	2:A:173:RCY:H1C	0.52	2.19	20	1
1:A:65:THR:HG23	1:A:66:VAL:HG22	0.52	1.82	38	1
2:A:150:RCY:O1G	2:A:187:RCY:C1Z	0.52	2.55	46	2
2:A:138:RCY:C1Y	2:A:168:RCY:O1J	0.52	2.57	19	1
1:A:71:GLU:OE1	2:A:160:RCY:C1C	0.52	2.56	58	1
2:A:173:RCY:C1X	2:A:187:RCY:H1VA	0.52	2.27	55	1
1:A:70:TRP:CD2	2:A:176:RCY:H1YB	0.52	2.10	80	1
2:A:138:RCY:C1Y	2:A:187:RCY:N1R	0.52	2.69	71	1

Continued on next page...

Continued from previous page...

Atom-1	Atom-2	Clash(Å)	Distance(Å)	Models	
				Worst	Total
2:A:176:RCY:H1Y	2:A:187:RCY:C1L	0.52	2.35	32	1
1:A:70:TRP:O	1:A:72:ALA:N	0.52	2.43	96	1
1:A:72:ALA:CB	2:A:173:RCY:O1G	0.52	2.51	30	1
1:A:71:GLU:OE1	2:A:168:RCY:O1J	0.52	2.28	51	1
1:A:67:ILE:HB	2:A:150:RCY:H1V	0.52	0.55	31	1
1:A:69:PRO:HB2	2:A:173:RCY:H1V	0.52	1.81	64	1
2:A:173:RCY:C1X	2:A:176:RCY:C1C	0.52	2.88	38	1
1:A:70:TRP:CD1	2:A:168:RCY:C1S	0.52	2.83	42	1
2:A:160:RCY:H1VA	2:A:168:RCY:H1M	0.52	1.82	93	1
1:A:77:GLU:OE2	2:A:176:RCY:C1C	0.52	2.58	7	1
1:A:77:GLU:H	2:A:176:RCY:H1L	0.51	1.65	28	1
1:A:71:GLU:CG	2:A:176:RCY:H1V	0.51	2.36	92	1
2:A:173:RCY:O1G	2:A:176:RCY:C1Y	0.51	2.52	97	1
1:A:66:VAL:CG2	1:A:67:ILE:H	0.51	2.12	83	1
2:A:173:RCY:H1U	2:A:176:RCY:C1P	0.51	2.33	38	1
1:A:72:ALA:HA	2:A:173:RCY:C1P	0.51	2.35	21	1
1:A:76:CYS:SG	2:A:173:RCY:H1YA	0.51	2.43	42	1
1:A:78:LEU:CD1	2:A:176:RCY:C1P	0.51	2.82	56	1
1:A:74:ASN:OD1	1:A:75:HIS:CE1	0.51	2.64	76	1
1:A:67:ILE:HG22	2:A:173:RCY:C1L	0.51	2.17	73	1
2:A:176:RCY:C1V	2:A:176:RCY:C1P	0.51	2.85	81	3
2:A:160:RCY:N1V	2:A:168:RCY:C1W	0.51	2.71	5	1
1:A:68:CYS:SG	2:A:176:RCY:H1C	0.51	2.45	22	1
1:A:65:THR:O	2:A:176:RCY:H1YB	0.51	2.03	22	1
1:A:68:CYS:C	1:A:70:TRP:H	0.51	2.08	69	5
1:A:71:GLU:CG	2:A:173:RCY:C1P	0.51	2.80	17	1
1:A:70:TRP:HE1	1:A:76:CYS:H	0.51	1.48	57	1
2:A:160:RCY:H1CB	2:A:168:RCY:C1V	0.51	2.27	44	1
1:A:67:ILE:HG21	2:A:173:RCY:C1Y	0.51	2.29	80	1
1:A:59:GLY:O	1:A:70:TRP:CZ2	0.51	2.62	71	1
2:A:168:RCY:H1MA	2:A:176:RCY:C1Y	0.51	2.35	14	1
1:A:67:ILE:HD13	2:A:173:RCY:C1Y	0.51	2.36	100	1
1:A:62:THR:C	1:A:64:ILE:N	0.51	2.64	64	14
2:A:138:RCY:O1H	2:A:150:RCY:H1ZB	0.51	1.86	82	1
2:A:130:RCY:N1V	2:A:160:RCY:C1Y	0.51	2.51	67	1
1:A:71:GLU:CD	2:A:176:RCY:C1X	0.51	2.78	37	1
1:A:71:GLU:C	1:A:74:ASN:HD21	0.51	2.09	3	1
2:A:130:RCY:C1M	2:A:160:RCY:C1S	0.51	2.81	8	1
1:A:60:CYS:O	2:A:168:RCY:C1U	0.51	2.48	95	1
2:A:150:RCY:H1YA	2:A:187:RCY:H1YA	0.51	1.63	18	1
1:A:69:PRO:HA	2:A:173:RCY:O1H	0.51	2.04	3	2

Continued on next page...

Continued from previous page...

Atom-1	Atom-2	Clash(Å)	Distance(Å)	Models	
				Worst	Total
2:A:168:RCY:H1ZA	2:A:176:RCY:H1Z	0.51	1.79	60	1
1:A:75:HIS:CE1	1:A:77:GLU:CD	0.51	2.84	96	1
2:A:173:RCY:C1L	2:A:176:RCY:H1L	0.51	2.25	28	1
1:A:64:ILE:HG22	1:A:64:ILE:O	0.51	2.05	28	4
1:A:70:TRP:HB2	2:A:173:RCY:H1CA	0.51	1.82	40	1
2:A:173:RCY:C1V	2:A:187:RCY:H1YB	0.51	2.36	53	1
1:A:63:ASP:O	1:A:64:ILE:CG2	0.51	2.59	88	2
2:A:110:RCY:C1V	2:A:110:RCY:C1Q	0.51	2.84	9	2
1:A:70:TRP:CD1	2:A:187:RCY:C1M	0.51	2.85	16	1
2:A:173:RCY:C1V	2:A:187:RCY:N1V	0.51	2.73	67	1
2:A:150:RCY:C1X	2:A:187:RCY:H1V	0.51	2.28	89	1
1:A:62:THR:CG2	2:A:160:RCY:O1J	0.51	2.57	46	1
2:A:160:RCY:H1M	2:A:168:RCY:C1S	0.51	2.16	34	1
2:A:168:RCY:C1Z	2:A:173:RCY:C1S	0.51	2.88	58	1
2:A:168:RCY:H1VA	2:A:176:RCY:H1C	0.51	1.81	85	1
1:A:73:CYS:O	1:A:75:HIS:CE1	0.51	2.63	65	1
1:A:66:VAL:HB	2:A:160:RCY:N1V	0.51	2.20	68	1
1:A:78:LEU:CD2	1:A:78:LEU:C	0.51	2.77	44	1
1:A:69:PRO:CB	2:A:187:RCY:C1V	0.51	2.89	14	1
1:A:65:THR:O	1:A:66:VAL:CB	0.51	2.58	86	11
2:A:150:RCY:N1R	2:A:150:RCY:C1M	0.51	2.66	79	1
1:A:78:LEU:CG	1:A:78:LEU:O	0.51	2.59	46	1
2:A:168:RCY:C1U	2:A:176:RCY:H1ZA	0.51	2.35	98	1
2:A:176:RCY:C1V	2:A:187:RCY:H1VB	0.51	1.04	33	1
1:A:67:ILE:CD1	2:A:173:RCY:H1YB	0.51	2.35	80	1
1:A:64:ILE:CG2	2:A:160:RCY:H1CB	0.51	2.32	48	1
2:A:168:RCY:H1LA	2:A:173:RCY:C1W	0.51	2.35	5	1
1:A:67:ILE:HG13	2:A:168:RCY:H1CB	0.51	1.82	51	1
1:A:65:THR:OG1	2:A:150:RCY:C1Y	0.51	2.58	31	1
2:A:150:RCY:H1VA	2:A:173:RCY:H1VA	0.51	0.60	31	1
1:A:69:PRO:CG	2:A:176:RCY:H1U	0.51	2.30	31	1
1:A:74:ASN:O	2:A:173:RCY:O1G	0.51	2.28	15	1
2:A:173:RCY:H1MA	2:A:176:RCY:C1C	0.51	2.30	19	1
1:A:74:ASN:CG	2:A:176:RCY:O1G	0.51	2.47	78	1
1:A:73:CYS:HA	2:A:168:RCY:N1V	0.51	2.17	91	1
2:A:110:RCY:H1M	2:A:121:RCY:C1Y	0.51	2.34	22	1
1:A:68:CYS:SG	2:A:176:RCY:C1X	0.51	2.98	77	1
2:A:168:RCY:C1L	2:A:176:RCY:H1C	0.51	2.33	49	1
2:A:168:RCY:H1VA	2:A:176:RCY:C1Z	0.51	2.35	3	1
1:A:72:ALA:CA	2:A:173:RCY:H1L	0.51	2.24	10	1
2:A:150:RCY:C1Z	2:A:187:RCY:N1R	0.51	2.74	74	1

Continued on next page...

Continued from previous page...

Atom-1	Atom-2	Clash(Å)	Distance(Å)	Models	
				Worst	Total
1:A:74:ASN:ND2	1:A:75:HIS:N	0.51	2.58	29	1
2:A:160:RCY:H1VB	2:A:168:RCY:C1L	0.51	2.17	24	1
1:A:77:GLU:CD	1:A:78:LEU:N	0.51	2.64	62	2
1:A:70:TRP:C	1:A:72:ALA:N	0.51	2.65	96	2
1:A:70:TRP:HE1	1:A:76:CYS:CB	0.51	2.19	47	2
1:A:64:ILE:CD1	2:A:187:RCY:C1Y	0.51	2.81	85	1
2:A:160:RCY:C1X	2:A:168:RCY:O1J	0.51	2.58	94	1
1:A:66:VAL:HG12	1:A:67:ILE:N	0.51	2.20	86	1
1:A:70:TRP:H	2:A:173:RCY:C1C	0.51	2.19	92	1
1:A:71:GLU:HG2	2:A:176:RCY:H1V	0.51	1.82	92	1
1:A:69:PRO:HD3	2:A:173:RCY:C1V	0.51	2.23	30	1
1:A:73:CYS:O	1:A:75:HIS:CD2	0.51	2.63	90	1
2:A:173:RCY:H1V	2:A:187:RCY:H1YB	0.51	1.83	31	1
2:A:110:RCY:C1P	2:A:110:RCY:C1V	0.51	2.88	75	2
2:A:130:RCY:H1M	2:A:160:RCY:H1Y	0.51	1.81	67	1
1:A:74:ASN:C	2:A:176:RCY:H1C	0.51	2.25	62	1
1:A:66:VAL:HA	2:A:168:RCY:C1C	0.51	2.35	58	1
1:A:63:ASP:O	1:A:64:ILE:HD13	0.51	2.06	24	1
2:A:130:RCY:H1U	2:A:160:RCY:H1MA	0.51	1.56	7	1
1:A:74:ASN:HD21	2:A:168:RCY:H1YB	0.51	1.56	91	1
1:A:62:THR:C	2:A:138:RCY:C1Z	0.51	2.80	38	1
2:A:173:RCY:H1VB	2:A:176:RCY:H1YB	0.51	1.43	2	1
2:A:138:RCY:C1Q	2:A:176:RCY:C1V	0.51	2.87	29	1
2:A:150:RCY:C1P	2:A:187:RCY:H1CB	0.51	2.36	18	1
2:A:160:RCY:H1V	2:A:168:RCY:H1V	0.50	1.83	8	2
2:A:176:RCY:O1G	2:A:187:RCY:O1H	0.50	2.28	38	2
2:A:138:RCY:H1CB	2:A:150:RCY:C1P	0.50	2.33	53	1
2:A:150:RCY:H1ZB	2:A:187:RCY:H1VB	0.50	1.83	50	1
1:A:69:PRO:CB	2:A:173:RCY:C1V	0.50	2.89	64	1
1:A:64:ILE:HD12	2:A:168:RCY:O1G	0.50	2.06	15	1
2:A:176:RCY:C1V	2:A:187:RCY:C1P	0.50	2.77	15	1
1:A:66:VAL:CG2	1:A:67:ILE:N	0.50	2.74	21	2
2:A:130:RCY:H1Z	2:A:168:RCY:H1VA	0.50	1.84	34	1
1:A:69:PRO:HD3	2:A:173:RCY:H1ZA	0.50	0.54	61	1
2:A:168:RCY:H1ZA	2:A:173:RCY:C1V	0.50	2.33	27	1
2:A:138:RCY:H1VB	2:A:150:RCY:H1MA	0.50	1.84	87	1
1:A:64:ILE:CA	1:A:68:CYS:SG	0.50	2.99	60	3
1:A:69:PRO:O	1:A:71:GLU:N	0.50	2.44	53	10
2:A:173:RCY:C1Q	2:A:176:RCY:O1G	0.50	2.49	23	2
1:A:64:ILE:HG21	1:A:67:ILE:O	0.50	2.06	40	2
2:A:173:RCY:H1CB	2:A:176:RCY:C1U	0.50	2.31	52	1

Continued on next page...

Continued from previous page...

Atom-1	Atom-2	Clash(Å)	Distance(Å)	Models	
				Worst	Total
2:A:173:RCY:C1Z	2:A:173:RCY:C1Q	0.50	2.88	70	1
1:A:73:CYS:O	1:A:74:ASN:CB	0.50	2.60	62	7
1:A:62:THR:C	2:A:138:RCY:H1ZA	0.50	2.23	38	1
1:A:78:LEU:O	1:A:78:LEU:CD1	0.50	2.59	46	3
2:A:138:RCY:C1V	2:A:168:RCY:C1C	0.50	2.69	19	1
2:A:150:RCY:H1ZA	2:A:187:RCY:C1P	0.50	2.36	36	1
2:A:173:RCY:O1H	2:A:176:RCY:C1W	0.50	2.59	68	1
2:A:130:RCY:C1Y	2:A:138:RCY:C1Z	0.50	2.65	73	1
1:A:76:CYS:CB	2:A:168:RCY:O1G	0.50	2.60	73	1
1:A:62:THR:H	2:A:150:RCY:H1VB	0.50	1.66	11	1
1:A:75:HIS:C	1:A:76:CYS:SG	0.50	2.89	13	7
1:A:78:LEU:HD22	1:A:78:LEU:N	0.50	2.20	23	1
1:A:74:ASN:O	1:A:75:HIS:CB	0.50	2.60	34	4
2:A:138:RCY:O1J	2:A:150:RCY:C1V	0.50	2.58	51	1
2:A:160:RCY:O1J	2:A:173:RCY:C1V	0.50	2.60	20	1
2:A:160:RCY:H1YA	2:A:168:RCY:C1P	0.50	2.16	65	1
1:A:73:CYS:O	1:A:73:CYS:SG	0.50	2.69	4	2
2:A:160:RCY:H1YA	2:A:173:RCY:H1CA	0.50	1.80	73	1
1:A:71:GLU:CB	2:A:176:RCY:H1C	0.50	2.37	44	1
2:A:121:RCY:C1C	2:A:168:RCY:C1C	0.50	2.81	27	1
1:A:64:ILE:O	1:A:65:THR:CG2	0.50	2.60	98	4
2:A:150:RCY:C1P	2:A:150:RCY:C1V	0.50	2.89	27	3
2:A:138:RCY:C1U	2:A:187:RCY:H1CA	0.50	1.97	5	1
2:A:168:RCY:H1U	2:A:187:RCY:H1VA	0.50	1.83	90	1
2:A:138:RCY:C1C	2:A:168:RCY:C1Z	0.50	2.89	97	1
1:A:70:TRP:O	2:A:176:RCY:H1YB	0.50	2.07	70	1
2:A:130:RCY:C1Y	2:A:160:RCY:O1J	0.50	2.59	64	1
2:A:130:RCY:H1YA	2:A:160:RCY:O1J	0.50	2.06	64	1
2:A:138:RCY:O1H	2:A:150:RCY:C1Q	0.50	2.59	41	1
1:A:74:ASN:ND2	1:A:75:HIS:NE2	0.50	2.60	38	1
2:A:187:RCY:C1P	2:A:187:RCY:C1V	0.50	2.89	61	5
1:A:69:PRO:HG3	2:A:187:RCY:O1G	0.50	2.06	95	1
1:A:78:LEU:HD12	1:A:78:LEU:C	0.50	2.27	69	1
1:A:69:PRO:HA	2:A:173:RCY:H1S	0.50	1.83	24	1
1:A:76:CYS:SG	2:A:187:RCY:H1C	0.50	2.47	73	1
2:A:121:RCY:C1S	2:A:121:RCY:C1Z	0.50	2.88	59	1
2:A:160:RCY:H1Z	2:A:168:RCY:H1VA	0.50	1.81	18	1
2:A:173:RCY:O1G	2:A:187:RCY:C1Q	0.50	2.59	88	1
1:A:71:GLU:CA	2:A:173:RCY:H1S	0.50	2.36	49	1
1:A:67:ILE:HG23	2:A:168:RCY:N1R	0.50	2.22	83	1
2:A:173:RCY:C1Q	2:A:176:RCY:C1U	0.50	2.82	67	1

Continued on next page...

Continued from previous page...

Atom-1	Atom-2	Clash(Å)	Distance(Å)	Models	
				Worst	Total
1:A:63:ASP:O	1:A:66:VAL:N	0.50	2.45	17	1
1:A:70:TRP:HZ3	2:A:150:RCY:H1C	0.50	1.65	93	1
1:A:61:GLY:C	1:A:63:ASP:N	0.50	2.65	5	11
2:A:160:RCY:C1P	2:A:168:RCY:H1MA	0.50	2.37	96	1
2:A:160:RCY:C1V	2:A:160:RCY:C1P	0.50	2.88	6	6
1:A:63:ASP:HB2	2:A:160:RCY:C1C	0.50	2.04	63	1
1:A:59:GLY:O	2:A:150:RCY:H1L	0.50	2.06	85	1
2:A:176:RCY:C1V	2:A:187:RCY:H1S	0.50	2.37	98	1
1:A:76:CYS:SG	2:A:173:RCY:C1L	0.50	2.96	54	1
1:A:69:PRO:HG3	2:A:176:RCY:N1R	0.50	2.19	59	1
2:A:150:RCY:N1V	2:A:187:RCY:C1Y	0.50	2.73	18	1
1:A:75:HIS:N	2:A:173:RCY:C1C	0.50	2.75	91	1
2:A:168:RCY:H1ZB	2:A:187:RCY:C1M	0.50	2.36	100	1
2:A:168:RCY:H1YA	2:A:187:RCY:H1S	0.50	0.57	88	1
2:A:130:RCY:H1Y	2:A:176:RCY:H1CA	0.50	1.84	41	1
1:A:76:CYS:CB	2:A:173:RCY:H1CA	0.50	2.37	73	1
1:A:70:TRP:HB2	2:A:168:RCY:O1H	0.50	2.06	44	1
2:A:173:RCY:C1X	2:A:176:RCY:H1S	0.50	2.23	33	1
2:A:150:RCY:H1YB	2:A:160:RCY:C1P	0.50	2.37	91	1
2:A:138:RCY:C1Y	2:A:173:RCY:H1MA	0.50	2.36	32	1
1:A:61:GLY:O	1:A:62:THR:CG2	0.50	2.57	60	2
2:A:160:RCY:H1ZB	2:A:160:RCY:C1P	0.50	2.37	52	3
2:A:173:RCY:C1P	2:A:187:RCY:C1Y	0.50	2.90	70	1
1:A:70:TRP:CZ2	2:A:168:RCY:C1Y	0.50	2.95	49	1
1:A:71:GLU:CG	2:A:173:RCY:C1C	0.50	2.90	89	1
1:A:71:GLU:N	1:A:74:ASN:ND2	0.50	2.59	3	1
2:A:138:RCY:O1H	2:A:150:RCY:C1V	0.50	2.42	19	1
1:A:75:HIS:C	1:A:75:HIS:ND1	0.50	2.65	33	2
1:A:75:HIS:C	2:A:176:RCY:H1CB	0.50	2.27	62	1
1:A:64:ILE:CA	2:A:168:RCY:H1ZB	0.50	2.35	78	1
2:A:138:RCY:C1S	2:A:150:RCY:C1V	0.50	2.90	98	1
2:A:168:RCY:O1H	2:A:173:RCY:H1MA	0.50	2.07	36	1
1:A:71:GLU:C	2:A:173:RCY:C1V	0.50	2.77	33	1
1:A:73:CYS:C	2:A:173:RCY:C1S	0.50	2.80	90	1
1:A:71:GLU:O	1:A:71:GLU:CD	0.50	2.50	37	2
1:A:70:TRP:O	2:A:168:RCY:H1VA	0.50	1.90	20	1
1:A:71:GLU:O	2:A:176:RCY:C1U	0.50	2.59	20	1
1:A:73:CYS:C	2:A:173:RCY:C1C	0.50	2.77	35	1
1:A:75:HIS:ND1	1:A:75:HIS:C	0.50	2.65	95	1
1:A:75:HIS:O	1:A:76:CYS:C	0.49	2.50	13	5
2:A:138:RCY:C1M	2:A:150:RCY:C1Q	0.49	2.90	60	1

Continued on next page...

Continued from previous page...

Atom-1	Atom-2	Clash(Å)	Distance(Å)	Models	
				Worst	Total
1:A:61:GLY:O	1:A:62:THR:CB	0.49	2.59	60	2
2:A:173:RCY:C1Q	2:A:173:RCY:C1V	0.49	2.79	28	2
2:A:150:RCY:H1CA	2:A:187:RCY:O1J	0.49	2.06	50	1
2:A:168:RCY:C1P	2:A:173:RCY:H1YA	0.49	2.37	49	1
2:A:138:RCY:N1R	2:A:187:RCY:H1ZA	0.49	2.22	49	1
2:A:138:RCY:C1C	2:A:138:RCY:C1Q	0.49	2.90	89	2
2:A:168:RCY:H1V	2:A:176:RCY:C1Y	0.49	1.85	76	1
1:A:63:ASP:O	1:A:64:ILE:HG22	0.49	2.07	55	1
2:A:176:RCY:H1VA	2:A:187:RCY:C1M	0.49	2.36	29	1
1:A:64:ILE:CG2	2:A:168:RCY:C1S	0.49	2.90	79	1
2:A:130:RCY:H1Z	2:A:173:RCY:C1U	0.49	2.34	15	1
2:A:160:RCY:H1Y	2:A:168:RCY:N1V	0.49	2.22	89	1
2:A:160:RCY:C1C	2:A:168:RCY:H1Y	0.49	2.36	17	1
1:A:71:GLU:C	1:A:73:CYS:H	0.49	2.08	96	4
1:A:70:TRP:H	2:A:173:RCY:C1X	0.49	2.21	92	1
1:A:65:THR:CG2	2:A:150:RCY:C1C	0.49	2.83	72	1
1:A:64:ILE:HD12	1:A:68:CYS:CB	0.49	2.37	75	1
2:A:160:RCY:H1CA	2:A:168:RCY:H1Y	0.49	1.82	17	1
1:A:70:TRP:HD1	2:A:176:RCY:H1U	0.49	1.03	62	1
2:A:150:RCY:H1Z	2:A:176:RCY:C1V	0.49	2.37	26	1
1:A:70:TRP:CD2	2:A:176:RCY:C1M	0.49	2.95	80	1
2:A:130:RCY:O1J	2:A:160:RCY:O1J	0.49	2.30	81	1
1:A:70:TRP:HZ3	2:A:160:RCY:H1C	0.49	1.67	48	1
1:A:76:CYS:HA	2:A:173:RCY:C1L	0.49	2.37	28	1
1:A:75:HIS:C	1:A:77:GLU:N	0.49	2.64	99	7
1:A:68:CYS:CB	1:A:70:TRP:NE1	0.49	2.75	89	1
1:A:75:HIS:CA	2:A:176:RCY:H1CB	0.49	2.37	62	1
2:A:168:RCY:C1V	2:A:173:RCY:C1V	0.49	2.87	45	1
2:A:130:RCY:C1V	2:A:130:RCY:C1P	0.49	2.85	1	4
2:A:173:RCY:C1U	2:A:187:RCY:C1M	0.49	2.87	32	1
1:A:74:ASN:C	1:A:76:CYS:H	0.49	2.10	32	6
1:A:67:ILE:O	2:A:168:RCY:H1M	0.49	2.03	100	1
1:A:74:ASN:C	1:A:75:HIS:ND1	0.49	2.66	20	3
1:A:66:VAL:C	2:A:168:RCY:H1SA	0.49	2.27	79	1
1:A:64:ILE:CD1	1:A:67:ILE:O	0.49	2.59	67	1
1:A:78:LEU:HD13	1:A:78:LEU:H	0.49	1.67	44	1
1:A:71:GLU:HG3	2:A:150:RCY:C1X	0.49	2.26	96	1
2:A:138:RCY:C1V	2:A:138:RCY:C1P	0.49	2.90	88	1
2:A:168:RCY:H1VA	2:A:176:RCY:C1U	0.49	2.25	20	1
2:A:160:RCY:H1M	2:A:168:RCY:H1Z	0.49	0.52	9	1
2:A:138:RCY:H1ZA	2:A:176:RCY:C1Q	0.49	2.37	22	1

Continued on next page...

Continued from previous page...

Atom-1	Atom-2	Clash(Å)	Distance(Å)	Models	
				Worst	Total
2:A:150:RCY:C1C	2:A:168:RCY:C1Z	0.49	2.91	19	1
1:A:65:THR:CG2	2:A:168:RCY:H1L	0.49	2.26	55	1
1:A:60:CYS:O	2:A:130:RCY:H1MA	0.49	2.03	18	1
1:A:70:TRP:CE2	1:A:71:GLU:OE2	0.49	2.65	7	1
1:A:72:ALA:C	1:A:74:ASN:N	0.49	2.65	68	7
1:A:69:PRO:O	2:A:176:RCY:H1VA	0.49	2.08	72	2
2:A:160:RCY:C1L	2:A:168:RCY:H1CA	0.49	2.37	64	1
2:A:168:RCY:C1P	2:A:173:RCY:C1U	0.49	2.89	21	1
2:A:138:RCY:H1ZA	2:A:150:RCY:H1VA	0.49	1.83	89	1
2:A:150:RCY:O1J	2:A:176:RCY:C1L	0.49	2.60	3	1
1:A:68:CYS:O	1:A:71:GLU:CG	0.49	2.60	27	2
2:A:168:RCY:C1L	2:A:187:RCY:O1J	0.49	2.59	7	1
2:A:168:RCY:O1G	2:A:176:RCY:H1VB	0.49	2.08	40	1
1:A:74:ASN:CB	2:A:176:RCY:C1P	0.49	2.82	52	2
1:A:69:PRO:CG	2:A:173:RCY:O1J	0.49	2.55	9	1
2:A:168:RCY:C1Z	2:A:173:RCY:C1L	0.49	2.88	58	1
2:A:160:RCY:H1ZB	2:A:168:RCY:H1VA	0.49	1.77	55	1
2:A:176:RCY:H1U	2:A:187:RCY:C1U	0.49	2.18	26	1
1:A:68:CYS:O	2:A:173:RCY:H1M	0.49	2.06	73	1
1:A:73:CYS:O	1:A:74:ASN:C	0.49	2.51	34	8
2:A:130:RCY:H1VA	2:A:173:RCY:C1S	0.49	2.35	5	1
1:A:63:ASP:O	1:A:68:CYS:SG	0.49	2.71	73	4
1:A:76:CYS:C	1:A:78:LEU:N	0.49	2.66	45	3
1:A:59:GLY:N	2:A:160:RCY:C1S	0.49	2.75	85	1
1:A:59:GLY:CA	2:A:160:RCY:H1S	0.49	2.38	85	1
1:A:70:TRP:HA	2:A:176:RCY:C1Z	0.49	2.35	18	1
2:A:138:RCY:C1Z	2:A:150:RCY:C1Z	0.49	2.77	30	1
2:A:130:RCY:H1YB	2:A:160:RCY:C1Q	0.49	2.25	88	1
1:A:65:THR:HG22	2:A:150:RCY:C1C	0.49	2.38	72	1
1:A:67:ILE:N	2:A:150:RCY:H1M	0.49	2.23	31	1
1:A:73:CYS:HB2	2:A:168:RCY:H1U	0.49	1.84	57	1
1:A:71:GLU:CD	2:A:130:RCY:C1W	0.49	2.80	94	1
1:A:70:TRP:CB	2:A:176:RCY:C1C	0.49	2.91	13	1
1:A:69:PRO:CD	2:A:168:RCY:N1R	0.49	2.75	87	1
1:A:77:GLU:O	1:A:78:LEU:O	0.48	2.31	42	7
2:A:110:RCY:H1Z	2:A:121:RCY:H1VA	0.48	1.81	81	1
1:A:60:CYS:HB3	2:A:168:RCY:H1Z	0.48	1.78	52	1
2:A:168:RCY:H1U	2:A:168:RCY:N1R	0.48	2.05	79	1
2:A:150:RCY:H1Y	2:A:176:RCY:C1Y	0.48	2.27	37	1
2:A:138:RCY:H1ZA	2:A:187:RCY:C1C	0.48	1.95	74	1
1:A:71:GLU:CB	2:A:168:RCY:O1G	0.48	2.44	76	1

Continued on next page...

Continued from previous page...

Atom-1	Atom-2	Clash(Å)	Distance(Å)	Models	
				Worst	Total
1:A:70:TRP:CG	2:A:176:RCY:H1C	0.48	2.42	13	1
1:A:59:GLY:N	2:A:138:RCY:H1S	0.48	2.18	73	1
1:A:71:GLU:O	2:A:173:RCY:H1VA	0.48	2.05	33	1
1:A:69:PRO:CD	2:A:187:RCY:H1YB	0.48	2.37	87	1
2:A:176:RCY:H1VA	2:A:187:RCY:C1V	0.48	0.72	33	2
2:A:176:RCY:H1CB	2:A:187:RCY:H1M	0.48	1.84	88	1
2:A:173:RCY:O1G	2:A:187:RCY:N1R	0.48	2.45	88	1
1:A:70:TRP:CB	2:A:173:RCY:C1P	0.48	2.90	6	1
1:A:64:ILE:HG22	1:A:66:VAL:H	0.48	1.68	74	1
1:A:71:GLU:HA	2:A:150:RCY:O1J	0.48	2.08	58	1
1:A:61:GLY:HA2	2:A:168:RCY:C1Z	0.48	2.38	95	1
1:A:78:LEU:CD2	2:A:176:RCY:C1W	0.48	2.18	91	1
1:A:78:LEU:HD11	2:A:176:RCY:C1M	0.48	2.35	91	1
1:A:71:GLU:HG3	2:A:168:RCY:H1CB	0.48	1.85	36	2
1:A:64:ILE:O	1:A:66:VAL:HG23	0.48	2.09	40	2
2:A:160:RCY:H1Z	2:A:168:RCY:C1Q	0.48	2.39	70	1
2:A:173:RCY:C1S	2:A:176:RCY:H1L	0.48	2.32	3	1
1:A:76:CYS:CA	2:A:187:RCY:O1G	0.48	2.61	34	1
1:A:61:GLY:C	2:A:160:RCY:C1P	0.48	2.81	19	1
1:A:69:PRO:O	2:A:176:RCY:H1V	0.48	2.08	62	1
1:A:76:CYS:O	2:A:176:RCY:C1P	0.48	2.61	57	1
1:A:70:TRP:CE3	2:A:168:RCY:H1CB	0.48	2.43	94	1
2:A:173:RCY:H1VB	2:A:176:RCY:H1ZA	0.48	1.77	4	2
2:A:176:RCY:H1VA	2:A:187:RCY:H1U	0.48	1.73	29	1
1:A:59:GLY:HA3	2:A:160:RCY:O1G	0.48	2.06	18	1
2:A:168:RCY:H1U	2:A:173:RCY:C1V	0.48	2.39	48	1
2:A:160:RCY:H1Y	2:A:168:RCY:C1C	0.48	2.36	87	2
2:A:173:RCY:N1R	2:A:176:RCY:C1Q	0.48	2.73	96	1
2:A:168:RCY:C1W	2:A:173:RCY:C1M	0.48	2.71	70	1
1:A:73:CYS:C	2:A:176:RCY:C1P	0.48	2.73	70	1
1:A:66:VAL:CA	2:A:121:RCY:H1YB	0.48	2.36	83	1
1:A:70:TRP:CG	2:A:173:RCY:H1VA	0.48	2.44	38	1
2:A:138:RCY:C1P	2:A:138:RCY:C1V	0.48	2.89	54	2
2:A:168:RCY:C1Z	2:A:173:RCY:C1Q	0.48	2.87	58	1
1:A:68:CYS:SG	2:A:150:RCY:C1M	0.48	2.91	85	1
1:A:70:TRP:CE2	1:A:71:GLU:HG2	0.48	2.43	86	1
1:A:63:ASP:O	1:A:64:ILE:HB	0.48	2.08	93	2
2:A:176:RCY:C1M	2:A:187:RCY:C1L	0.48	2.86	26	1
1:A:68:CYS:CA	2:A:173:RCY:C1M	0.48	2.75	73	1
2:A:173:RCY:C1S	2:A:176:RCY:C1P	0.48	2.92	59	1
1:A:72:ALA:HB3	2:A:173:RCY:N1R	0.48	2.11	80	1

Continued on next page...

Continued from previous page...

Atom-1	Atom-2	Clash(Å)	Distance(Å)	Models	
				Worst	Total
1:A:76:CYS:O	1:A:78:LEU:HD12	0.48	2.09	91	1
1:A:71:GLU:N	2:A:176:RCY:N1V	0.48	2.55	77	1
2:A:130:RCY:N1V	2:A:160:RCY:H1C	0.48	2.21	64	1
2:A:130:RCY:C1Y	2:A:176:RCY:H1ZB	0.48	2.31	41	1
2:A:168:RCY:O1G	2:A:173:RCY:H1Z	0.48	2.08	62	1
2:A:173:RCY:H1C	2:A:176:RCY:C1P	0.48	2.38	78	1
2:A:168:RCY:H1YA	2:A:176:RCY:H1M	0.48	1.83	94	1
1:A:64:ILE:HD12	2:A:168:RCY:C1Y	0.48	2.39	95	1
2:A:173:RCY:C1M	2:A:187:RCY:H1VA	0.48	2.38	55	1
2:A:130:RCY:C1Z	2:A:138:RCY:O1J	0.48	2.49	73	1
1:A:61:GLY:N	2:A:150:RCY:H1VB	0.48	2.07	11	1
1:A:75:HIS:HD1	1:A:76:CYS:N	0.48	2.07	33	1
1:A:62:THR:H	2:A:160:RCY:C1S	0.48	2.11	27	1
1:A:68:CYS:SG	2:A:173:RCY:C1Z	0.48	3.02	92	2
1:A:70:TRP:CE3	2:A:173:RCY:C1Y	0.48	2.94	26	2
1:A:62:THR:CG2	1:A:63:ASP:N	0.48	2.76	74	2
2:A:130:RCY:C1P	2:A:130:RCY:C1V	0.48	2.91	14	3
1:A:73:CYS:C	1:A:75:HIS:H	0.48	2.12	84	7
1:A:71:GLU:OE2	2:A:176:RCY:H1C	0.48	2.04	97	1
1:A:60:CYS:O	2:A:138:RCY:H1L	0.48	2.08	64	1
2:A:130:RCY:H1CA	2:A:160:RCY:N1V	0.48	2.18	16	1
1:A:69:PRO:HG3	2:A:173:RCY:C1U	0.48	2.21	42	1
1:A:71:GLU:HG2	2:A:110:RCY:H1ZA	0.48	1.84	57	1
2:A:176:RCY:H1Y	2:A:187:RCY:C1Q	0.48	2.39	76	1
1:A:75:HIS:CD2	1:A:75:HIS:N	0.48	2.81	86	1
2:A:176:RCY:C1X	2:A:187:RCY:C1Y	0.48	2.79	26	1
1:A:71:GLU:CD	2:A:176:RCY:H1ZA	0.48	2.29	84	1
1:A:64:ILE:O	1:A:64:ILE:HG12	0.48	2.09	34	2
1:A:59:GLY:C	1:A:61:GLY:N	0.48	2.67	12	5
1:A:69:PRO:HD3	2:A:168:RCY:C1P	0.48	2.38	31	2
1:A:68:CYS:SG	1:A:68:CYS:O	0.48	2.71	88	1
1:A:71:GLU:N	2:A:168:RCY:C1S	0.48	2.69	83	1
1:A:70:TRP:C	2:A:173:RCY:C1M	0.48	2.82	11	1
1:A:63:ASP:HB3	2:A:168:RCY:H1ZB	0.48	1.85	59	1
1:A:64:ILE:HG12	2:A:168:RCY:O1G	0.48	1.76	18	1
2:A:138:RCY:H1Y	2:A:168:RCY:H1YA	0.48	1.80	7	1
1:A:72:ALA:CB	2:A:173:RCY:O1J	0.48	2.62	75	1
2:A:160:RCY:C1Z	2:A:173:RCY:C1Y	0.48	2.91	99	1
1:A:62:THR:CA	2:A:138:RCY:H1ZB	0.48	2.32	38	1
2:A:160:RCY:C1Z	2:A:168:RCY:C1S	0.48	2.90	19	1
1:A:77:GLU:CD	1:A:78:LEU:H	0.48	2.12	62	1

Continued on next page...

Continued from previous page...

Atom-1	Atom-2	Clash(Å)	Distance(Å)	Models	
				Worst	Total
1:A:71:GLU:OE2	2:A:168:RCY:O1H	0.48	2.20	29	1
2:A:173:RCY:H1U	2:A:176:RCY:H1LA	0.48	1.86	69	2
1:A:60:CYS:N	2:A:160:RCY:H1ZB	0.48	2.21	91	1
2:A:138:RCY:C1W	2:A:150:RCY:O1H	0.48	2.62	60	1
2:A:168:RCY:C1U	2:A:176:RCY:C1S	0.48	2.76	42	1
1:A:64:ILE:HG23	2:A:160:RCY:H1YB	0.48	1.86	1	1
2:A:173:RCY:H1VB	2:A:187:RCY:H1ZB	0.48	1.79	36	1
1:A:63:ASP:C	1:A:67:ILE:O	0.48	2.52	68	1
1:A:76:CYS:SG	1:A:78:LEU:HD11	0.48	2.48	69	1
2:A:176:RCY:C1C	2:A:187:RCY:O1H	0.48	2.62	32	1
1:A:71:GLU:OE1	2:A:176:RCY:H1V	0.48	2.01	92	1
2:A:168:RCY:C1Y	2:A:176:RCY:C1C	0.48	2.91	90	1
1:A:73:CYS:C	1:A:75:HIS:N	0.48	2.66	27	5
1:A:70:TRP:O	1:A:74:ASN:O	0.48	2.32	77	2
2:A:138:RCY:H1MA	2:A:150:RCY:H1VA	0.48	1.82	75	1
1:A:70:TRP:CZ3	2:A:168:RCY:H1S	0.48	2.43	37	1
1:A:68:CYS:HB2	1:A:70:TRP:NE1	0.48	2.23	89	1
2:A:160:RCY:O1J	2:A:168:RCY:H1ZA	0.48	2.09	76	1
1:A:67:ILE:CG1	2:A:160:RCY:C1V	0.48	2.86	86	1
1:A:63:ASP:O	1:A:67:ILE:N	0.48	2.44	26	1
1:A:76:CYS:N	2:A:176:RCY:O1G	0.47	2.46	91	1
1:A:69:PRO:O	1:A:73:CYS:SG	0.47	2.71	81	1
1:A:71:GLU:C	2:A:173:RCY:H1S	0.47	2.29	11	3
2:A:173:RCY:O1J	2:A:187:RCY:H1ZA	0.47	2.08	21	1
1:A:68:CYS:CA	2:A:173:RCY:O1G	0.47	2.58	10	1
2:A:150:RCY:H1U	2:A:168:RCY:H1VA	0.47	1.86	74	1
1:A:71:GLU:CB	2:A:176:RCY:O1H	0.47	2.59	76	1
2:A:130:RCY:H1V	2:A:173:RCY:H1Y	0.47	1.78	94	1
2:A:173:RCY:H1M	2:A:187:RCY:H1VA	0.47	1.86	55	1
1:A:75:HIS:O	2:A:176:RCY:H1CA	0.47	2.09	84	1
1:A:64:ILE:CG1	1:A:66:VAL:H	0.47	2.21	81	2
1:A:71:GLU:C	1:A:73:CYS:N	0.47	2.67	96	3
1:A:72:ALA:CA	2:A:173:RCY:C1P	0.47	2.85	30	1
2:A:187:RCY:H1CA	2:A:187:RCY:O1G	0.47	2.07	5	2
1:A:78:LEU:CD2	1:A:78:LEU:O	0.47	2.57	51	3
2:A:173:RCY:C1V	2:A:176:RCY:H1CA	0.47	2.38	49	1
2:A:130:RCY:N1V	2:A:160:RCY:C1V	0.47	2.77	67	1
1:A:65:THR:HG22	2:A:168:RCY:C1L	0.47	2.29	55	1
1:A:65:THR:C	1:A:67:ILE:N	0.47	2.67	51	8
2:A:173:RCY:H1CA	2:A:187:RCY:H1Y	0.47	1.75	48	1
2:A:168:RCY:C1P	2:A:176:RCY:C1Z	0.47	2.85	13	2

Continued on next page...

Continued from previous page...

Atom-1	Atom-2	Clash(Å)	Distance(Å)	Models	
				Worst	Total
1:A:71:GLU:OE2	1:A:71:GLU:O	0.47	2.32	88	2
2:A:138:RCY:C1C	2:A:187:RCY:H1C	0.47	2.38	5	1
2:A:173:RCY:C1M	2:A:173:RCY:N1R	0.47	2.66	79	1
1:A:70:TRP:CE2	2:A:168:RCY:H1L	0.47	2.44	9	1
1:A:63:ASP:OD1	2:A:160:RCY:C1V	0.47	2.62	15	1
1:A:59:GLY:C	1:A:61:GLY:H	0.47	2.11	37	3
1:A:63:ASP:N	2:A:160:RCY:H1L	0.47	2.21	3	1
1:A:62:THR:OG1	1:A:62:THR:O	0.47	2.32	72	3
2:A:168:RCY:H1ZB	2:A:187:RCY:H1MA	0.47	1.83	84	2
2:A:150:RCY:C1W	2:A:187:RCY:H1CB	0.47	2.37	50	1
1:A:67:ILE:HD13	2:A:138:RCY:O1G	0.47	2.10	72	1
2:A:160:RCY:H1YB	2:A:168:RCY:H1ZB	0.47	1.82	9	1
1:A:75:HIS:ND1	1:A:75:HIS:O	0.47	2.48	63	1
1:A:63:ASP:HA	2:A:138:RCY:C1P	0.47	2.40	75	1
1:A:65:THR:CG2	1:A:66:VAL:N	0.47	2.77	38	2
2:A:130:RCY:N1V	2:A:160:RCY:H1YA	0.47	2.21	67	1
1:A:71:GLU:HB3	2:A:168:RCY:C1M	0.47	2.23	37	1
2:A:160:RCY:C1Z	2:A:160:RCY:O1H	0.47	2.62	42	1
2:A:173:RCY:H1V	2:A:176:RCY:H1YA	0.47	1.85	54	1
2:A:173:RCY:C1U	2:A:187:RCY:O1J	0.47	2.63	55	1
2:A:160:RCY:C1Y	2:A:176:RCY:O1J	0.47	2.62	71	1
1:A:68:CYS:C	1:A:70:TRP:N	0.47	2.68	75	9
1:A:69:PRO:C	1:A:71:GLU:N	0.47	2.67	79	15
1:A:64:ILE:CD1	2:A:160:RCY:H1CB	0.47	2.38	96	1
1:A:78:LEU:CD2	2:A:138:RCY:C1V	0.47	2.88	40	1
2:A:121:RCY:C1P	2:A:121:RCY:C1V	0.47	2.83	8	4
2:A:173:RCY:H1VB	2:A:187:RCY:C1W	0.47	2.34	67	1
1:A:72:ALA:HB3	2:A:173:RCY:O1G	0.47	2.09	10	1
1:A:71:GLU:CD	2:A:168:RCY:H1LA	0.47	2.30	74	1
1:A:70:TRP:O	2:A:168:RCY:O1G	0.47	2.32	56	1
1:A:78:LEU:CD1	1:A:78:LEU:C	0.47	2.82	76	3
1:A:64:ILE:HG21	2:A:168:RCY:C1Y	0.47	2.40	95	1
1:A:60:CYS:C	2:A:160:RCY:O1H	0.47	2.52	29	1
1:A:59:GLY:O	2:A:168:RCY:H1Z	0.47	2.10	52	1
1:A:69:PRO:HB2	2:A:173:RCY:H1L	0.47	1.86	6	1
1:A:67:ILE:HA	2:A:168:RCY:H1L	0.47	1.85	21	1
1:A:75:HIS:CE1	1:A:77:GLU:H	0.47	2.28	66	1
2:A:187:RCY:C1Q	2:A:187:RCY:C1Z	0.47	2.92	58	1
1:A:71:GLU:O	2:A:173:RCY:C1U	0.47	2.62	94	1
1:A:71:GLU:CB	2:A:168:RCY:H1C	0.47	2.34	86	1
1:A:71:GLU:HG2	2:A:168:RCY:C1L	0.47	2.14	29	1

Continued on next page...

Continued from previous page...

Atom-1	Atom-2	Clash(Å)	Distance(Å)	Models	
				Worst	Total
2:A:138:RCY:H1V	2:A:150:RCY:C1P	0.47	2.40	80	1
1:A:78:LEU:HD23	2:A:187:RCY:C1V	0.47	2.38	91	1
2:A:130:RCY:H1Y	2:A:160:RCY:N1V	0.47	2.25	81	1
2:A:138:RCY:H1CB	2:A:187:RCY:H1VB	0.47	1.86	39	1
1:A:59:GLY:O	1:A:60:CYS:C	0.47	2.52	57	3
1:A:74:ASN:O	1:A:75:HIS:CD2	0.47	2.67	90	4
2:A:176:RCY:C1V	2:A:187:RCY:H1MA	0.47	2.39	97	1
2:A:150:RCY:H1VA	2:A:173:RCY:C1C	0.47	2.39	31	1
2:A:173:RCY:H1ZA	2:A:187:RCY:O1J	0.47	2.10	31	1
2:A:173:RCY:C1Y	2:A:176:RCY:O1J	0.47	2.47	76	2
2:A:110:RCY:C1V	2:A:110:RCY:C1P	0.47	2.88	12	2
1:A:71:GLU:OE1	2:A:168:RCY:H1M	0.47	2.09	99	1
1:A:66:VAL:HG11	2:A:121:RCY:H1ZA	0.47	1.85	89	1
2:A:150:RCY:H1Z	2:A:176:RCY:C1S	0.47	2.39	3	1
1:A:75:HIS:HA	2:A:176:RCY:O1H	0.47	2.10	10	1
1:A:69:PRO:O	1:A:74:ASN:N	0.47	2.48	42	1
2:A:138:RCY:C1C	2:A:150:RCY:H1M	0.47	2.39	62	1
2:A:168:RCY:C1L	2:A:176:RCY:H1MA	0.47	2.39	62	1
2:A:168:RCY:C1M	2:A:176:RCY:C1Y	0.47	2.92	14	2
1:A:70:TRP:CE3	2:A:160:RCY:C1Y	0.47	2.91	94	1
1:A:70:TRP:NE1	2:A:173:RCY:C1L	0.47	2.77	93	1
1:A:70:TRP:NE1	2:A:173:RCY:C1P	0.47	2.77	93	1
2:A:168:RCY:H1Z	2:A:176:RCY:C1V	0.47	2.40	84	1
1:A:70:TRP:CE3	2:A:110:RCY:H1Z	0.47	2.44	59	1
1:A:60:CYS:O	2:A:130:RCY:C1M	0.47	2.59	18	1
2:A:176:RCY:H1YB	2:A:187:RCY:H1C	0.47	1.79	27	1
2:A:110:RCY:O1J	2:A:121:RCY:C1W	0.47	2.61	5	1
1:A:70:TRP:HB3	2:A:176:RCY:H1M	0.47	1.79	6	1
2:A:160:RCY:H1CA	2:A:168:RCY:C1Y	0.47	2.40	17	1
1:A:59:GLY:C	2:A:150:RCY:H1L	0.47	2.30	85	1
2:A:176:RCY:C1Y	2:A:187:RCY:C1M	0.47	2.90	69	1
2:A:138:RCY:H1VA	2:A:160:RCY:H1Y	0.47	1.87	29	1
1:A:76:CYS:N	2:A:176:RCY:H1ZB	0.47	2.24	44	1
1:A:64:ILE:HD12	1:A:69:PRO:HD3	0.47	1.86	71	1
1:A:76:CYS:HB3	2:A:173:RCY:H1L	0.47	1.85	14	1
1:A:59:GLY:H	2:A:160:RCY:H1ZA	0.47	1.70	91	1
1:A:70:TRP:HD1	2:A:176:RCY:C1L	0.47	2.20	32	1
2:A:173:RCY:N1V	2:A:187:RCY:C1L	0.47	2.60	96	1
1:A:74:ASN:N	2:A:173:RCY:O1J	0.47	2.47	22	1
2:A:173:RCY:H1VB	2:A:176:RCY:H1CA	0.47	1.80	49	1
1:A:71:GLU:OE1	1:A:71:GLU:O	0.47	2.32	49	1

Continued on next page...

Continued from previous page...

Atom-1	Atom-2	Clash(Å)	Distance(Å)	Models	
				Worst	Total
1:A:65:THR:O	2:A:121:RCY:C1Y	0.47	2.62	83	1
2:A:150:RCY:H1Z	2:A:176:RCY:H1YB	0.47	1.85	83	1
2:A:160:RCY:C1Z	2:A:173:RCY:H1YB	0.47	2.40	99	1
2:A:173:RCY:H1Y	2:A:176:RCY:H1C	0.47	1.86	3	1
1:A:69:PRO:CG	2:A:176:RCY:H1ZA	0.47	2.23	66	1
1:A:69:PRO:HD3	2:A:168:RCY:H1CB	0.47	1.81	66	1
2:A:173:RCY:H1VA	2:A:187:RCY:C1Q	0.47	2.40	76	1
1:A:74:ASN:OD1	1:A:75:HIS:CG	0.47	2.67	76	1
1:A:60:CYS:HB3	2:A:168:RCY:C1C	0.47	2.20	95	1
2:A:160:RCY:H1VA	2:A:168:RCY:C1M	0.47	2.39	93	1
1:A:64:ILE:CG2	1:A:68:CYS:SG	0.47	3.03	24	1
2:A:138:RCY:C1S	2:A:150:RCY:C1C	0.47	2.93	43	1
2:A:160:RCY:H1M	2:A:168:RCY:H1V	0.47	0.78	48	1
1:A:73:CYS:O	1:A:74:ASN:CG	0.47	2.53	42	11
1:A:61:GLY:C	1:A:62:THR:OG1	0.47	2.53	60	2
1:A:67:ILE:O	2:A:168:RCY:C1V	0.47	2.63	5	1
1:A:71:GLU:O	1:A:71:GLU:CG	0.47	2.63	88	1
1:A:75:HIS:O	1:A:76:CYS:CB	0.47	2.60	87	6
1:A:70:TRP:CA	2:A:168:RCY:H1VB	0.47	2.28	22	1
2:A:150:RCY:H1CB	2:A:176:RCY:N1R	0.47	2.24	82	1
2:A:173:RCY:C1Q	2:A:187:RCY:H1CB	0.47	2.35	99	1
2:A:138:RCY:O1G	2:A:160:RCY:H1CB	0.47	2.10	67	1
2:A:168:RCY:H1U	2:A:173:RCY:O1J	0.47	2.10	10	1
1:A:70:TRP:CB	2:A:176:RCY:H1C	0.47	2.38	13	1
1:A:71:GLU:HB3	2:A:176:RCY:H1C	0.47	1.86	44	1
1:A:67:ILE:CG2	1:A:72:ALA:HB2	0.46	2.40	60	1
1:A:67:ILE:HA	2:A:168:RCY:C1L	0.46	2.39	21	1
1:A:75:HIS:C	2:A:176:RCY:C1Q	0.46	2.80	10	1
1:A:74:ASN:O	1:A:74:ASN:OD1	0.46	2.32	42	2
1:A:63:ASP:OD2	2:A:121:RCY:N1V	0.46	2.48	42	1
2:A:173:RCY:H1V	2:A:187:RCY:H1ZB	0.46	1.83	36	1
2:A:138:RCY:N1V	2:A:160:RCY:C1Q	0.46	2.78	73	1
2:A:160:RCY:C1Y	2:A:173:RCY:H1CA	0.46	2.41	73	1
1:A:75:HIS:HB3	2:A:176:RCY:H1C	0.46	1.84	84	1
2:A:110:RCY:H1YB	2:A:121:RCY:H1VA	0.46	1.56	81	1
2:A:173:RCY:C1Y	2:A:187:RCY:O1J	0.46	2.49	92	2
1:A:64:ILE:HG21	1:A:67:ILE:C	0.46	2.31	40	2
2:A:168:RCY:O1J	2:A:187:RCY:H1VB	0.46	1.96	70	1
2:A:138:RCY:H1ZA	2:A:176:RCY:C1P	0.46	2.40	22	1
2:A:160:RCY:C1C	2:A:168:RCY:C1Y	0.46	2.93	17	1
2:A:168:RCY:H1M	2:A:173:RCY:C1V	0.46	2.39	45	1

Continued on next page...

Continued from previous page...

Atom-1	Atom-2	Clash(Å)	Distance(Å)	Models	
				Worst	Total
1:A:69:PRO:N	2:A:173:RCY:H1ZA	0.46	2.15	61	1
1:A:69:PRO:HD3	2:A:168:RCY:C1U	0.46	2.39	87	2
1:A:72:ALA:HB3	2:A:121:RCY:O1J	0.46	2.10	94	1
2:A:138:RCY:C1M	2:A:150:RCY:O1G	0.46	2.38	1	1
2:A:150:RCY:H1YB	2:A:160:RCY:C1Y	0.46	2.38	29	1
2:A:173:RCY:H1CB	2:A:176:RCY:H1Z	0.46	1.83	84	1
1:A:59:GLY:C	2:A:160:RCY:O1H	0.46	2.46	91	1
2:A:160:RCY:H1Z	2:A:168:RCY:O1H	0.46	2.09	70	1
2:A:173:RCY:N1V	2:A:176:RCY:H1ZA	0.46	2.26	77	1
1:A:69:PRO:HG3	2:A:150:RCY:H1YA	0.46	1.87	3	1
2:A:150:RCY:H1VB	2:A:160:RCY:C1V	0.46	2.05	42	1
1:A:75:HIS:O	2:A:176:RCY:H1L	0.46	2.09	13	1
1:A:64:ILE:CD1	1:A:68:CYS:SG	0.46	3.02	39	1
2:A:168:RCY:N1V	2:A:187:RCY:C1P	0.46	2.79	88	1
1:A:64:ILE:CD1	2:A:168:RCY:O1G	0.46	2.22	12	1
1:A:67:ILE:CA	2:A:176:RCY:C1V	0.46	2.42	16	1
1:A:71:GLU:CD	2:A:173:RCY:O1G	0.46	2.51	17	1
1:A:65:THR:C	1:A:66:VAL:CG2	0.46	2.84	34	2
2:A:150:RCY:H1V	2:A:160:RCY:H1YA	0.46	1.61	42	1
1:A:66:VAL:HG21	2:A:150:RCY:O1G	0.46	2.10	61	1
2:A:160:RCY:C1Y	2:A:168:RCY:H1L	0.46	2.26	1	2
2:A:173:RCY:C1Y	2:A:176:RCY:H1CB	0.46	2.27	86	1
1:A:70:TRP:O	2:A:173:RCY:C1Q	0.46	2.63	68	2
1:A:69:PRO:HG3	2:A:173:RCY:H1L	0.46	1.87	24	1
1:A:71:GLU:HA	2:A:173:RCY:H1CB	0.46	1.87	84	1
1:A:60:CYS:HA	2:A:138:RCY:C1V	0.46	2.40	7	1
2:A:138:RCY:C1Y	2:A:168:RCY:C1Y	0.46	2.73	7	1
1:A:67:ILE:HA	2:A:168:RCY:H1CB	0.46	1.86	27	1
2:A:138:RCY:H1Y	2:A:187:RCY:H1MA	0.46	1.88	63	1
1:A:65:THR:CG2	1:A:66:VAL:HG22	0.46	2.39	38	1
2:A:168:RCY:H1C	2:A:176:RCY:H1Z	0.46	1.23	3	1
1:A:70:TRP:CE3	2:A:168:RCY:C1X	0.46	2.97	94	1
1:A:69:PRO:CG	2:A:173:RCY:H1MA	0.46	2.41	4	1
2:A:176:RCY:H1VB	2:A:187:RCY:C1Y	0.46	2.34	4	1
2:A:138:RCY:H1M	2:A:187:RCY:C1W	0.46	2.38	68	1
2:A:176:RCY:C1V	2:A:187:RCY:H1VA	0.46	0.82	33	1
2:A:150:RCY:C1C	2:A:187:RCY:C1Z	0.46	2.94	81	1
1:A:78:LEU:C	1:A:78:LEU:CD1	0.46	2.84	30	3
2:A:138:RCY:O1J	2:A:187:RCY:N1V	0.46	2.48	100	1
1:A:64:ILE:O	1:A:68:CYS:N	0.46	2.49	93	2
1:A:67:ILE:HG21	2:A:150:RCY:C1V	0.46	2.38	31	1

Continued on next page...

Continued from previous page...

Atom-1	Atom-2	Clash(Å)	Distance(Å)	Models	
				Worst	Total
1:A:77:GLU:HB2	2:A:176:RCY:O1G	0.46	2.11	31	1
2:A:138:RCY:C1X	2:A:173:RCY:C1Z	0.46	2.94	15	1
1:A:69:PRO:O	2:A:150:RCY:O1J	0.46	2.34	34	1
2:A:138:RCY:C1Q	2:A:138:RCY:C1V	0.46	2.84	36	1
2:A:121:RCY:C1M	2:A:160:RCY:H1ZA	0.46	2.40	44	1
1:A:70:TRP:CB	2:A:168:RCY:O1H	0.46	2.64	44	1
1:A:71:GLU:CB	2:A:176:RCY:C1C	0.46	2.93	44	1
2:A:173:RCY:N1R	2:A:176:RCY:O1G	0.46	2.48	59	1
1:A:67:ILE:CA	2:A:168:RCY:H1CB	0.46	2.41	27	1
1:A:65:THR:O	1:A:66:VAL:CG1	0.46	2.59	10	2
1:A:61:GLY:O	1:A:63:ASP:OD1	0.46	2.34	40	3
2:A:150:RCY:O1H	2:A:187:RCY:O1G	0.46	2.34	50	1
1:A:72:ALA:O	1:A:74:ASN:OD1	0.46	2.34	15	4
2:A:138:RCY:C1M	2:A:150:RCY:H1VA	0.46	2.35	75	1
2:A:130:RCY:C1L	2:A:130:RCY:H1ZB	0.46	2.41	2	1
1:A:71:GLU:HB3	2:A:176:RCY:O1H	0.46	2.11	76	1
1:A:64:ILE:C	1:A:65:THR:OG1	0.46	2.53	11	1
1:A:71:GLU:CB	2:A:173:RCY:H1YA	0.46	2.36	33	1
1:A:68:CYS:HB2	1:A:70:TRP:CE2	0.46	2.45	53	2
1:A:64:ILE:O	1:A:68:CYS:CB	0.46	2.63	5	1
2:A:173:RCY:C1C	2:A:187:RCY:C1U	0.46	2.92	88	1
1:A:71:GLU:O	1:A:74:ASN:OD1	0.46	2.34	50	2
2:A:187:RCY:H1VB	2:A:187:RCY:O1G	0.46	2.11	82	1
1:A:71:GLU:OE2	2:A:176:RCY:C1X	0.46	2.54	37	1
2:A:168:RCY:C1C	2:A:173:RCY:H1YB	0.46	2.07	21	1
2:A:173:RCY:H1VB	2:A:187:RCY:C1P	0.46	2.41	57	1
1:A:70:TRP:HA	2:A:173:RCY:H1YB	0.46	1.85	85	1
1:A:61:GLY:CA	2:A:168:RCY:H1MA	0.46	2.41	95	1
1:A:60:CYS:O	1:A:64:ILE:CG2	0.46	2.64	44	1
1:A:69:PRO:HB2	2:A:187:RCY:C1V	0.46	2.33	14	1
1:A:64:ILE:O	1:A:64:ILE:HD13	0.46	2.11	53	1
1:A:71:GLU:N	2:A:176:RCY:O1J	0.46	2.49	77	1
1:A:69:PRO:CG	2:A:168:RCY:C1V	0.46	2.93	63	1
1:A:68:CYS:HB3	1:A:69:PRO:HD2	0.46	1.87	63	1
1:A:74:ASN:CB	2:A:176:RCY:C1L	0.46	2.87	78	1
1:A:64:ILE:CD1	2:A:168:RCY:H1VB	0.46	2.40	58	1
1:A:69:PRO:CD	2:A:150:RCY:H1V	0.46	2.33	85	1
1:A:66:VAL:HG12	1:A:67:ILE:HD12	0.46	1.88	95	1
1:A:69:PRO:O	1:A:74:ASN:O	0.46	2.33	59	1
2:A:160:RCY:H1YA	2:A:168:RCY:N1R	0.46	2.22	100	1
2:A:176:RCY:C1M	2:A:187:RCY:H1ZA	0.46	2.30	5	1

Continued on next page...

Continued from previous page...

Atom-1	Atom-2	Clash(Å)	Distance(Å)	Models	
				Worst	Total
2:A:173:RCY:H1VB	2:A:176:RCY:C1Z	0.46	2.41	2	1
2:A:150:RCY:H1YB	2:A:173:RCY:H1Z	0.46	1.87	8	1
1:A:70:TRP:HE1	2:A:173:RCY:C1L	0.46	2.23	93	1
1:A:60:CYS:C	2:A:160:RCY:H1S	0.46	2.30	24	1
1:A:60:CYS:C	2:A:130:RCY:C1U	0.46	2.83	18	1
1:A:72:ALA:C	1:A:74:ASN:ND2	0.46	2.69	87	1
1:A:67:ILE:C	2:A:168:RCY:H1L	0.45	2.30	91	2
1:A:76:CYS:O	1:A:77:GLU:O	0.45	2.34	90	9
2:A:176:RCY:H1V	2:A:187:RCY:O1G	0.45	2.11	10	1
2:A:150:RCY:N1V	2:A:150:RCY:O1G	0.45	2.50	56	1
1:A:73:CYS:O	1:A:74:ASN:OD1	0.45	2.34	62	1
2:A:168:RCY:C1W	2:A:173:RCY:H1VA	0.45	1.92	45	1
1:A:77:GLU:OE1	1:A:77:GLU:N	0.45	2.47	47	1
1:A:69:PRO:HG3	2:A:173:RCY:H1VB	0.45	1.89	30	1
2:A:138:RCY:C1P	2:A:187:RCY:C1V	0.45	2.90	39	1
1:A:71:GLU:CD	2:A:110:RCY:O1G	0.45	2.52	5	1
2:A:168:RCY:H1YA	2:A:187:RCY:H1ZB	0.45	1.87	31	1
2:A:110:RCY:N1V	2:A:110:RCY:O1G	0.45	2.49	42	2
1:A:67:ILE:CG2	2:A:168:RCY:H1U	0.45	2.39	83	1
2:A:150:RCY:H1M	2:A:160:RCY:C1Z	0.45	2.41	21	1
2:A:168:RCY:C1P	2:A:173:RCY:H1U	0.45	2.42	21	1
2:A:130:RCY:C1L	2:A:130:RCY:C1Z	0.45	2.92	2	1
2:A:130:RCY:C1Q	2:A:160:RCY:O1G	0.45	2.64	62	1
1:A:59:GLY:H	2:A:160:RCY:H1S	0.45	1.70	85	1
1:A:64:ILE:N	2:A:138:RCY:H1VB	0.45	2.19	85	1
1:A:76:CYS:SG	1:A:78:LEU:O	0.45	2.74	1	1
1:A:75:HIS:C	1:A:75:HIS:HD1	0.45	2.14	33	1
2:A:168:RCY:C1U	2:A:173:RCY:C1M	0.45	2.83	27	1
1:A:62:THR:OG1	1:A:65:THR:CA	0.45	2.64	87	1
2:A:138:RCY:H1C	2:A:160:RCY:H1ZA	0.45	1.88	71	1
2:A:138:RCY:H1Y	2:A:176:RCY:C1S	0.45	2.42	48	1
1:A:68:CYS:O	1:A:69:PRO:C	0.45	2.54	90	10
1:A:73:CYS:C	2:A:173:RCY:C1W	0.45	2.84	22	1
1:A:59:GLY:O	1:A:60:CYS:CB	0.45	2.64	41	1
1:A:72:ALA:O	1:A:76:CYS:SG	0.45	2.74	75	1
2:A:173:RCY:C1X	2:A:176:RCY:O1J	0.45	2.65	3	1
1:A:74:ASN:ND2	1:A:74:ASN:O	0.45	2.48	74	1
2:A:130:RCY:C1C	2:A:173:RCY:O1G	0.45	2.64	18	1
2:A:138:RCY:O1J	2:A:150:RCY:C1W	0.45	2.64	43	1
2:A:130:RCY:O1J	2:A:160:RCY:C1U	0.45	2.63	23	1
2:A:176:RCY:C1U	2:A:187:RCY:H1U	0.45	2.28	96	1

Continued on next page...

Continued from previous page...

Atom-1	Atom-2	Clash(Å)	Distance(Å)	Models	
				Worst	Total
1:A:64:ILE:HA	2:A:168:RCY:C1S	0.45	2.41	5	1
1:A:68:CYS:HB3	2:A:173:RCY:C1Z	0.45	2.41	5	1
1:A:69:PRO:HD2	2:A:173:RCY:C1C	0.45	2.40	77	1
2:A:173:RCY:C1Q	2:A:176:RCY:C1Y	0.45	2.90	77	1
2:A:138:RCY:H1CA	2:A:160:RCY:C1C	0.45	2.23	49	1
1:A:64:ILE:HG23	1:A:66:VAL:N	0.45	2.23	83	1
2:A:138:RCY:H1MA	2:A:187:RCY:H1C	0.45	1.88	37	1
1:A:71:GLU:O	1:A:71:GLU:OE1	0.45	2.34	37	1
1:A:62:THR:O	2:A:160:RCY:H1C	0.45	2.08	46	1
1:A:70:TRP:CD2	1:A:71:GLU:CG	0.45	3.00	86	1
2:A:176:RCY:H1CB	2:A:187:RCY:H1VB	0.45	1.80	93	1
1:A:70:TRP:HH2	2:A:168:RCY:C1Z	0.45	2.16	59	1
2:A:150:RCY:C1C	2:A:187:RCY:H1C	0.45	2.33	18	1
2:A:138:RCY:H1S	2:A:160:RCY:N1R	0.45	2.23	27	1
1:A:64:ILE:HA	1:A:68:CYS:SG	0.45	2.51	63	3
1:A:70:TRP:O	1:A:71:GLU:CG	0.45	2.65	28	2
1:A:63:ASP:C	1:A:68:CYS:SG	0.45	2.95	50	1
2:A:160:RCY:O1G	2:A:160:RCY:N1V	0.45	2.50	52	3
2:A:173:RCY:O1J	2:A:176:RCY:H1CB	0.45	2.11	6	1
2:A:138:RCY:H1MA	2:A:176:RCY:H1LA	0.45	1.86	22	1
1:A:70:TRP:HD1	2:A:187:RCY:H1MA	0.45	1.71	16	1
2:A:138:RCY:H1U	2:A:160:RCY:C1C	0.45	2.41	67	1
2:A:160:RCY:H1M	2:A:168:RCY:C1Q	0.45	2.36	34	1
2:A:160:RCY:H1YA	2:A:168:RCY:H1ZA	0.45	1.73	62	1
1:A:63:ASP:C	2:A:168:RCY:C1Z	0.45	2.73	78	1
1:A:71:GLU:CB	2:A:173:RCY:C1Y	0.45	2.70	78	2
2:A:187:RCY:O1G	2:A:187:RCY:N1V	0.45	2.50	76	2
2:A:173:RCY:O1H	2:A:176:RCY:C1M	0.45	2.63	61	1
2:A:176:RCY:N1R	2:A:187:RCY:C1M	0.45	2.77	26	1
1:A:63:ASP:HA	2:A:168:RCY:H1L	0.45	1.88	59	1
1:A:71:GLU:OE2	2:A:168:RCY:C1Q	0.45	2.64	70	1
1:A:63:ASP:O	1:A:67:ILE:O	0.45	2.35	26	2
2:A:130:RCY:C1Y	2:A:176:RCY:C1C	0.45	2.92	41	1
2:A:160:RCY:C1W	2:A:168:RCY:H1Y	0.45	2.41	78	1
2:A:168:RCY:H1VB	2:A:173:RCY:C1Q	0.45	2.42	29	1
2:A:168:RCY:N1R	2:A:173:RCY:H1U	0.45	2.26	48	1
2:A:160:RCY:C1Y	2:A:168:RCY:C1Y	0.45	2.84	53	1
1:A:75:HIS:CD2	1:A:76:CYS:H	0.45	2.30	6	1
1:A:64:ILE:O	2:A:138:RCY:H1M	0.45	2.12	85	1
1:A:59:GLY:N	2:A:160:RCY:H1S	0.45	2.26	85	1
1:A:59:GLY:O	2:A:150:RCY:C1L	0.45	2.64	85	1

Continued on next page...

Continued from previous page...

Atom-1	Atom-2	Clash(Å)	Distance(Å)	Models	
				Worst	Total
1:A:78:LEU:HD23	2:A:187:RCY:H1ZA	0.45	1.88	73	1
1:A:71:GLU:HG3	2:A:168:RCY:O1G	0.45	2.07	32	1
2:A:160:RCY:C1C	2:A:160:RCY:H1U	0.45	2.36	79	1
1:A:71:GLU:O	1:A:72:ALA:O	0.45	2.34	72	1
1:A:70:TRP:HB2	2:A:168:RCY:H1LA	0.45	1.89	70	1
1:A:62:THR:HB	2:A:160:RCY:O1J	0.45	2.11	46	1
2:A:138:RCY:H1MA	2:A:187:RCY:H1U	0.45	1.83	13	1
1:A:69:PRO:HG3	2:A:187:RCY:C1M	0.45	2.42	14	1
1:A:73:CYS:O	1:A:77:GLU:OE1	0.45	2.34	48	1
1:A:63:ASP:OD2	2:A:160:RCY:C1L	0.45	2.65	92	1
2:A:168:RCY:N1V	2:A:187:RCY:H1C	0.45	2.01	40	1
2:A:110:RCY:C1W	2:A:121:RCY:C1V	0.45	2.95	5	1
1:A:68:CYS:CB	2:A:173:RCY:C1Z	0.45	2.95	5	1
2:A:168:RCY:H1YA	2:A:187:RCY:C1X	0.45	2.40	90	1
1:A:71:GLU:O	2:A:176:RCY:H1CA	0.45	2.12	20	1
2:A:176:RCY:C1U	2:A:187:RCY:O1G	0.45	2.65	97	1
2:A:168:RCY:C1L	2:A:176:RCY:C1V	0.45	2.95	49	1
2:A:173:RCY:O1J	2:A:176:RCY:H1YB	0.45	2.08	82	1
1:A:73:CYS:H	2:A:168:RCY:H1U	0.45	1.71	99	1
1:A:75:HIS:CD2	2:A:173:RCY:O1H	0.45	2.69	42	1
1:A:64:ILE:H	2:A:138:RCY:C1V	0.45	2.12	85	1
2:A:138:RCY:O1G	2:A:138:RCY:N1V	0.45	2.50	65	2
1:A:72:ALA:N	2:A:168:RCY:H1CB	0.45	2.26	86	1
1:A:72:ALA:CB	2:A:173:RCY:H1U	0.45	2.36	80	1
2:A:138:RCY:H1YB	2:A:160:RCY:H1ZB	0.45	1.89	87	1
1:A:78:LEU:CD2	2:A:187:RCY:O1J	0.45	2.64	91	1
2:A:150:RCY:H1M	2:A:160:RCY:O1G	0.45	2.12	91	1
1:A:71:GLU:CD	1:A:71:GLU:C	0.45	2.74	60	1
1:A:71:GLU:OE1	2:A:176:RCY:C1C	0.45	2.63	97	1
1:A:71:GLU:OE2	2:A:168:RCY:C1S	0.45	2.65	70	1
1:A:64:ILE:HG13	2:A:168:RCY:H1LA	0.45	1.88	15	1
1:A:77:GLU:O	1:A:77:GLU:OE2	0.45	2.35	49	1
2:A:176:RCY:O1G	2:A:176:RCY:N1V	0.45	2.50	38	1
2:A:160:RCY:C1Z	2:A:173:RCY:C1X	0.45	2.89	37	1
1:A:72:ALA:C	2:A:173:RCY:C1L	0.45	2.78	10	1
2:A:150:RCY:C1Z	2:A:168:RCY:H1Y	0.45	2.42	74	1
2:A:130:RCY:C1C	2:A:160:RCY:H1ZB	0.45	2.34	62	1
2:A:168:RCY:H1CA	2:A:173:RCY:C1S	0.45	2.42	8	1
1:A:67:ILE:HG12	2:A:160:RCY:C1X	0.45	2.42	86	1
1:A:69:PRO:CG	2:A:176:RCY:C1Q	0.45	2.95	59	1
1:A:66:VAL:O	2:A:173:RCY:H1CA	0.45	2.12	71	1

Continued on next page...

Continued from previous page...

Atom-1	Atom-2	Clash(Å)	Distance(Å)	Models	
				Worst	Total
1:A:65:THR:C	1:A:66:VAL:HG22	0.44	2.32	32	1
2:A:168:RCY:O1G	2:A:168:RCY:N1V	0.44	2.50	51	2
2:A:173:RCY:O1H	2:A:176:RCY:N1R	0.44	2.51	70	1
2:A:176:RCY:H1CA	2:A:187:RCY:C1Z	0.44	2.42	99	1
2:A:160:RCY:C1C	2:A:168:RCY:H1YA	0.44	2.42	37	1
1:A:64:ILE:HG13	1:A:66:VAL:H	0.44	1.71	89	1
2:A:160:RCY:H1YA	2:A:168:RCY:H1Z	0.44	1.89	62	1
2:A:121:RCY:O1G	2:A:121:RCY:N1V	0.44	2.50	78	3
2:A:168:RCY:H1YA	2:A:173:RCY:C1V	0.44	0.31	45	1
2:A:168:RCY:N1V	2:A:173:RCY:O1H	0.44	2.49	8	1
1:A:70:TRP:CZ2	2:A:176:RCY:N1V	0.44	2.84	94	1
1:A:64:ILE:CD1	2:A:168:RCY:N1V	0.44	2.79	4	1
1:A:64:ILE:HD11	2:A:121:RCY:O1G	0.44	1.97	68	1
1:A:77:GLU:HA	2:A:176:RCY:H1MA	0.44	1.89	73	1
1:A:76:CYS:HA	2:A:187:RCY:C1C	0.44	2.36	73	1
1:A:76:CYS:O	2:A:160:RCY:C1C	0.44	2.62	73	1
2:A:138:RCY:H1Z	2:A:150:RCY:H1S	0.44	1.87	60	1
2:A:176:RCY:O1H	2:A:187:RCY:C1Z	0.44	2.65	60	1
1:A:60:CYS:SG	2:A:130:RCY:H1ZA	0.44	2.38	23	1
1:A:61:GLY:C	1:A:62:THR:CG2	0.44	2.86	23	1
1:A:74:ASN:ND2	1:A:74:ASN:N	0.44	2.64	100	1
1:A:77:GLU:O	1:A:78:LEU:CB	0.44	2.65	24	4
2:A:150:RCY:O1J	2:A:160:RCY:H1VA	0.44	2.12	6	1
1:A:73:CYS:CB	2:A:176:RCY:H1LA	0.44	2.36	63	1
2:A:173:RCY:C1Y	2:A:176:RCY:H1C	0.44	2.41	3	1
1:A:74:ASN:N	1:A:74:ASN:OD1	0.44	2.49	46	1
2:A:168:RCY:H1YB	2:A:176:RCY:C1Z	0.44	2.41	66	1
1:A:70:TRP:O	1:A:73:CYS:N	0.44	2.47	74	1
1:A:63:ASP:O	1:A:64:ILE:O	0.44	2.35	8	1
2:A:176:RCY:C1Z	2:A:176:RCY:C1Q	0.44	2.94	94	1
1:A:75:HIS:O	2:A:176:RCY:C1L	0.44	2.64	13	1
1:A:63:ASP:O	2:A:160:RCY:H1YB	0.44	2.11	47	1
1:A:77:GLU:O	1:A:78:LEU:C	0.44	2.56	99	4
1:A:73:CYS:SG	2:A:176:RCY:O1H	0.44	2.76	60	1
1:A:75:HIS:CD2	1:A:77:GLU:OE2	0.44	2.70	50	1
1:A:71:GLU:OE1	2:A:176:RCY:H1C	0.44	2.07	97	1
1:A:65:THR:CG2	2:A:150:RCY:C1P	0.44	2.67	72	1
2:A:138:RCY:N1R	2:A:187:RCY:C1Z	0.44	2.78	49	1
1:A:69:PRO:CG	2:A:173:RCY:H1S	0.44	2.43	8	1
2:A:138:RCY:C1M	2:A:150:RCY:H1M	0.44	2.23	1	1
1:A:74:ASN:OD1	1:A:74:ASN:O	0.44	2.35	7	2

Continued on next page...

Continued from previous page...

Atom-1	Atom-2	Clash(Å)	Distance(Å)	Models	
				Worst	Total
1:A:72:ALA:HB3	2:A:173:RCY:C1U	0.44	2.39	80	1
1:A:71:GLU:O	1:A:71:GLU:OE2	0.44	2.35	60	1
2:A:173:RCY:C1Y	2:A:176:RCY:O1H	0.44	2.63	61	2
1:A:71:GLU:O	2:A:176:RCY:C1C	0.44	2.64	20	1
2:A:168:RCY:C1Y	2:A:176:RCY:H1L	0.44	2.33	20	1
1:A:76:CYS:HB3	2:A:173:RCY:O1H	0.44	2.11	97	1
1:A:62:THR:CG2	2:A:130:RCY:C1Y	0.44	2.88	9	1
1:A:70:TRP:CZ2	2:A:121:RCY:H1VA	0.44	2.46	49	1
1:A:70:TRP:CE3	2:A:168:RCY:C1U	0.44	3.00	49	1
1:A:66:VAL:HG11	2:A:121:RCY:C1M	0.44	2.39	83	1
1:A:75:HIS:C	1:A:75:HIS:CD2	0.44	2.88	42	1
1:A:73:CYS:HB2	2:A:176:RCY:C1W	0.44	2.33	58	1
2:A:150:RCY:H1MA	2:A:168:RCY:O1H	0.44	2.12	85	1
2:A:173:RCY:H1C	2:A:187:RCY:C1S	0.44	2.37	76	1
1:A:66:VAL:HG21	2:A:150:RCY:C1L	0.44	2.43	61	1
1:A:62:THR:OG1	1:A:66:VAL:CG2	0.44	2.66	54	1
2:A:130:RCY:H1VA	2:A:187:RCY:H1VA	0.44	1.85	94	1
2:A:138:RCY:C1P	2:A:150:RCY:H1VA	0.44	2.43	94	1
1:A:70:TRP:CD1	2:A:173:RCY:H1ZA	0.44	2.45	94	1
2:A:138:RCY:H1M	2:A:150:RCY:H1M	0.44	1.80	1	1
2:A:168:RCY:O1J	2:A:173:RCY:C1M	0.44	2.42	91	1
2:A:176:RCY:O1J	2:A:187:RCY:C1L	0.44	2.56	96	1
2:A:168:RCY:H1VA	2:A:187:RCY:H1Y	0.44	1.88	53	1
2:A:173:RCY:N1V	2:A:176:RCY:C1V	0.44	2.81	63	1
2:A:150:RCY:C1Y	2:A:187:RCY:O1G	0.44	2.66	74	1
2:A:173:RCY:O1H	2:A:173:RCY:H1CB	0.44	2.13	76	1
2:A:176:RCY:H1CA	2:A:187:RCY:N1R	0.44	2.27	86	1
1:A:65:THR:CG2	2:A:168:RCY:O1J	0.44	2.57	24	1
2:A:138:RCY:H1V	2:A:187:RCY:H1Y	0.44	1.89	71	1
2:A:168:RCY:C1Z	2:A:176:RCY:H1YA	0.44	2.43	14	1
1:A:67:ILE:CG2	2:A:130:RCY:C1Y	0.44	2.95	30	1
1:A:73:CYS:SG	1:A:74:ASN:O	0.44	2.76	90	1
1:A:74:ASN:O	1:A:75:HIS:C	0.44	2.56	90	6
2:A:168:RCY:H1M	2:A:187:RCY:H1CA	0.44	1.89	64	1
2:A:168:RCY:H1VB	2:A:187:RCY:H1ZB	0.44	1.89	64	1
1:A:72:ALA:HA	2:A:173:RCY:C1L	0.44	2.43	21	1
1:A:60:CYS:SG	1:A:66:VAL:HG21	0.44	2.52	68	1
1:A:70:TRP:CZ3	2:A:150:RCY:C1C	0.44	2.98	93	1
1:A:70:TRP:HE1	1:A:75:HIS:C	0.44	2.15	26	1
2:A:168:RCY:H1ZB	2:A:176:RCY:O1J	0.44	1.93	11	1
2:A:168:RCY:H1CA	2:A:173:RCY:O1J	0.44	2.13	53	1

Continued on next page...

Continued from previous page...

Atom-1	Atom-2	Clash(Å)	Distance(Å)	Models	
				Worst	Total
2:A:168:RCY:C1U	2:A:187:RCY:H1VA	0.44	2.38	90	1
1:A:77:GLU:O	1:A:78:LEU:HD22	0.44	2.13	16	1
1:A:69:PRO:CA	2:A:173:RCY:O1G	0.44	2.50	10	1
1:A:59:GLY:CA	2:A:150:RCY:H1L	0.44	2.42	85	1
1:A:71:GLU:OE2	2:A:130:RCY:N1R	0.44	2.49	94	1
1:A:61:GLY:O	1:A:64:ILE:CG2	0.44	2.60	94	1
2:A:176:RCY:O1G	2:A:187:RCY:C1W	0.44	2.62	26	1
1:A:70:TRP:CZ3	2:A:110:RCY:H1Z	0.44	2.48	59	1
2:A:138:RCY:C1P	2:A:138:RCY:H1CB	0.44	2.42	7	1
1:A:68:CYS:SG	1:A:70:TRP:N	0.44	2.90	33	1
1:A:70:TRP:CD1	2:A:176:RCY:C1L	0.44	3.00	32	1
1:A:69:PRO:CB	2:A:173:RCY:H1CA	0.44	2.42	92	1
1:A:73:CYS:O	1:A:75:HIS:NE2	0.44	2.50	90	1
1:A:73:CYS:CA	2:A:176:RCY:C1C	0.44	2.82	52	1
1:A:69:PRO:HG3	2:A:176:RCY:C1U	0.44	2.33	31	1
2:A:168:RCY:O1H	2:A:173:RCY:O1J	0.44	2.35	82	1
1:A:65:THR:HB	2:A:160:RCY:C1L	0.44	2.43	35	1
1:A:70:TRP:CD1	1:A:71:GLU:N	0.44	2.86	35	1
1:A:71:GLU:OE2	2:A:173:RCY:H1C	0.44	1.98	89	1
1:A:72:ALA:CA	2:A:173:RCY:C1L	0.44	2.93	10	1
1:A:71:GLU:CA	1:A:71:GLU:OE1	0.44	2.66	74	1
2:A:173:RCY:O1G	2:A:173:RCY:N1V	0.44	2.50	36	2
1:A:71:GLU:HG3	2:A:168:RCY:O1H	0.44	2.08	93	1
1:A:60:CYS:CA	2:A:138:RCY:H1V	0.44	2.39	7	1
1:A:72:ALA:HB3	1:A:75:HIS:CD2	0.44	2.48	33	1
1:A:70:TRP:N	2:A:173:RCY:C1X	0.44	2.45	92	1
1:A:70:TRP:NE1	2:A:173:RCY:O1J	0.44	2.51	50	1
2:A:168:RCY:C1V	2:A:176:RCY:C1P	0.44	2.92	20	1
2:A:160:RCY:C1Y	2:A:176:RCY:C1Z	0.44	2.95	6	1
2:A:150:RCY:H1ZA	2:A:160:RCY:N1R	0.44	2.27	16	1
1:A:62:THR:HG22	1:A:65:THR:OG1	0.44	2.13	46	1
2:A:168:RCY:H1CB	2:A:173:RCY:H1V	0.44	1.82	85	1
2:A:173:RCY:C1X	2:A:187:RCY:O1J	0.44	2.64	55	1
1:A:65:THR:OG1	1:A:66:VAL:N	0.43	2.51	96	1
1:A:60:CYS:HB3	2:A:168:RCY:C1W	0.43	2.42	52	1
1:A:70:TRP:O	2:A:176:RCY:C1Y	0.43	2.66	70	1
2:A:138:RCY:H1Y	2:A:160:RCY:O1G	0.43	2.13	31	1
2:A:173:RCY:O1J	2:A:176:RCY:C1U	0.43	2.65	62	1
1:A:69:PRO:CG	2:A:150:RCY:N1V	0.43	2.80	85	1
1:A:76:CYS:O	2:A:187:RCY:C1Z	0.43	2.66	73	1
1:A:69:PRO:HG3	2:A:168:RCY:H1MA	0.43	1.90	81	1

Continued on next page...

Continued from previous page...

Atom-1	Atom-2	Clash(Å)	Distance(Å)	Models	
				Worst	Total
2:A:173:RCY:H1CB	2:A:176:RCY:H1S	0.43	1.88	96	1
1:A:67:ILE:CA	2:A:168:RCY:C1Q	0.43	2.94	83	2
2:A:173:RCY:H1LA	2:A:176:RCY:N1R	0.43	2.27	20	1
2:A:138:RCY:N1V	2:A:150:RCY:H1YA	0.43	2.26	77	1
2:A:150:RCY:C1V	2:A:187:RCY:C1M	0.43	2.96	64	1
1:A:68:CYS:SG	2:A:150:RCY:H1V	0.43	2.53	85	1
1:A:70:TRP:CG	2:A:176:RCY:H1ZA	0.43	2.47	4	1
1:A:65:THR:HG23	1:A:66:VAL:H	0.43	1.73	93	1
1:A:65:THR:HA	2:A:168:RCY:H1L	0.43	1.90	26	1
2:A:176:RCY:H1V	2:A:187:RCY:C1V	0.43	0.97	33	1
2:A:168:RCY:N1R	2:A:173:RCY:H1YA	0.43	2.28	14	1
2:A:138:RCY:H1Y	2:A:176:RCY:N1R	0.43	2.28	48	1
2:A:168:RCY:H1LA	2:A:173:RCY:H1Y	0.43	1.88	5	1
1:A:62:THR:HB	2:A:168:RCY:H1CB	0.43	1.90	97	1
1:A:70:TRP:CE3	2:A:176:RCY:H1V	0.43	2.48	6	1
2:A:173:RCY:N1V	2:A:176:RCY:O1J	0.43	2.51	3	1
2:A:138:RCY:H1U	2:A:150:RCY:O1H	0.43	2.13	98	1
1:A:70:TRP:CZ2	1:A:71:GLU:OE2	0.43	2.71	86	1
1:A:70:TRP:CA	2:A:168:RCY:H1LA	0.43	2.40	29	1
2:A:138:RCY:H1CB	2:A:160:RCY:C1Y	0.43	2.16	27	1
2:A:168:RCY:C1Z	2:A:176:RCY:C1Y	0.43	2.96	14	1
2:A:168:RCY:C1Y	2:A:187:RCY:C1M	0.43	2.81	97	1
2:A:150:RCY:H1Z	2:A:176:RCY:C1Q	0.43	2.44	3	1
1:A:66:VAL:O	1:A:71:GLU:OE2	0.43	2.36	45	1
1:A:70:TRP:HB2	2:A:176:RCY:C1W	0.43	2.34	18	1
2:A:173:RCY:H1YA	2:A:187:RCY:C1M	0.43	2.43	7	1
2:A:160:RCY:O1H	2:A:168:RCY:H1YA	0.43	2.14	14	1
2:A:138:RCY:H1YB	2:A:173:RCY:C1M	0.43	2.42	32	1
2:A:138:RCY:H1CB	2:A:187:RCY:C1V	0.43	2.43	39	1
1:A:70:TRP:CE3	2:A:168:RCY:H1YA	0.43	2.43	49	1
1:A:64:ILE:CG2	2:A:150:RCY:C1V	0.43	2.43	16	1
1:A:70:TRP:CD2	1:A:70:TRP:N	0.43	2.86	80	2
2:A:176:RCY:H1Y	2:A:187:RCY:H1L	0.43	1.88	32	1
1:A:63:ASP:O	1:A:63:ASP:OD1	0.43	2.37	49	4
2:A:160:RCY:H1M	2:A:168:RCY:C1Y	0.43	2.42	9	1
1:A:63:ASP:OD2	1:A:70:TRP:CZ2	0.43	2.72	12	1
1:A:63:ASP:OD1	1:A:63:ASP:O	0.43	2.37	41	2
1:A:60:CYS:HB2	2:A:160:RCY:H1LA	0.43	1.48	35	2
1:A:70:TRP:O	1:A:71:GLU:CD	0.43	2.57	21	1
2:A:168:RCY:C1V	2:A:173:RCY:H1VB	0.43	2.42	45	1
1:A:64:ILE:HD12	2:A:168:RCY:H1YB	0.43	1.89	95	1

Continued on next page...

Continued from previous page...

Atom-1	Atom-2	Clash(Å)	Distance(Å)	Models	
				Worst	Total
2:A:150:RCY:H1ZB	2:A:187:RCY:H1LA	0.43	1.85	36	1
2:A:150:RCY:N1V	2:A:160:RCY:C1Z	0.43	2.81	29	1
2:A:160:RCY:H1YA	2:A:168:RCY:H1CB	0.43	0.50	47	1
1:A:62:THR:CG2	1:A:62:THR:O	0.43	2.64	14	1
2:A:150:RCY:H1VA	2:A:187:RCY:C1Z	0.43	2.44	32	1
1:A:73:CYS:CB	2:A:176:RCY:O1G	0.43	2.09	70	1
2:A:176:RCY:H1V	2:A:187:RCY:H1L	0.43	1.86	15	1
1:A:59:GLY:CA	2:A:160:RCY:H1ZB	0.43	2.29	49	1
2:A:160:RCY:H1VB	2:A:168:RCY:C1Q	0.43	2.44	49	1
2:A:138:RCY:C1Q	2:A:150:RCY:C1Z	0.43	2.78	82	1
1:A:74:ASN:CG	1:A:74:ASN:O	0.43	2.57	82	1
1:A:64:ILE:HG23	2:A:168:RCY:H1ZA	0.43	1.74	83	1
2:A:173:RCY:H1MA	2:A:176:RCY:C1Z	0.43	2.44	41	1
1:A:74:ASN:ND2	1:A:74:ASN:C	0.43	2.71	75	1
2:A:130:RCY:O1G	2:A:130:RCY:N1V	0.43	2.51	78	2
2:A:150:RCY:H1M	2:A:187:RCY:O1G	0.43	2.13	8	1
1:A:60:CYS:C	2:A:168:RCY:C1U	0.43	2.58	95	1
2:A:130:RCY:C1M	2:A:130:RCY:N1R	0.43	2.68	25	1
1:A:68:CYS:O	1:A:71:GLU:OE1	0.43	2.37	72	1
2:A:173:RCY:O1J	2:A:176:RCY:C1C	0.43	2.59	6	1
2:A:173:RCY:C1Y	2:A:187:RCY:C1X	0.43	2.76	64	1
2:A:168:RCY:C1Z	2:A:187:RCY:C1V	0.43	2.96	82	1
1:A:70:TRP:O	1:A:71:GLU:OE2	0.43	2.35	7	2
2:A:150:RCY:C1C	2:A:173:RCY:C1C	0.43	2.67	89	1
1:A:65:THR:O	2:A:168:RCY:H1VB	0.43	2.11	17	1
1:A:59:GLY:HA3	2:A:150:RCY:H1L	0.43	1.88	85	1
2:A:160:RCY:H1Z	2:A:168:RCY:H1CA	0.43	1.60	69	1
1:A:69:PRO:HA	2:A:173:RCY:C1S	0.43	2.43	24	1
1:A:65:THR:HB	2:A:168:RCY:C1Q	0.43	2.43	87	1
1:A:70:TRP:CB	2:A:187:RCY:H1Z	0.43	2.14	51	1
1:A:60:CYS:O	1:A:61:GLY:O	0.43	2.37	50	1
1:A:62:THR:OG1	1:A:65:THR:OG1	0.43	2.35	87	3
2:A:173:RCY:C1Q	2:A:176:RCY:C1Q	0.43	2.95	70	1
1:A:67:ILE:HG23	2:A:176:RCY:C1M	0.43	2.44	22	1
2:A:173:RCY:C1Q	2:A:187:RCY:C1Y	0.43	2.97	56	1
1:A:59:GLY:O	2:A:150:RCY:O1G	0.43	2.36	85	1
2:A:160:RCY:C1Z	2:A:168:RCY:N1V	0.43	2.81	69	1
2:A:160:RCY:O1H	2:A:168:RCY:C1V	0.43	2.67	44	1
1:A:67:ILE:C	2:A:173:RCY:C1M	0.43	2.62	80	1
1:A:70:TRP:CZ3	2:A:176:RCY:C1M	0.43	2.95	80	1
2:A:138:RCY:C1Q	2:A:150:RCY:O1J	0.43	2.66	81	1

Continued on next page...

Continued from previous page...

Atom-1	Atom-2	Clash(Å)	Distance(Å)	Models	
				Worst	Total
2:A:138:RCY:C1Y	2:A:150:RCY:H1S	0.43	2.42	60	1
2:A:176:RCY:C1P	2:A:187:RCY:O1G	0.43	2.59	88	1
1:A:62:THR:O	1:A:67:ILE:O	0.43	2.36	51	1
1:A:67:ILE:HG21	2:A:150:RCY:H1VB	0.43	1.90	31	1
1:A:76:CYS:HB3	2:A:173:RCY:N1R	0.43	2.28	38	1
2:A:150:RCY:H1MA	2:A:160:RCY:H1Y	0.43	1.90	21	1
2:A:150:RCY:O1J	2:A:176:RCY:H1S	0.43	2.14	3	1
2:A:168:RCY:O1J	2:A:176:RCY:H1ZB	0.43	2.03	17	1
1:A:60:CYS:C	1:A:62:THR:N	0.43	2.71	2	1
1:A:78:LEU:HD12	2:A:176:RCY:H1U	0.43	1.79	56	1
2:A:160:RCY:H1Y	2:A:176:RCY:C1Y	0.43	2.31	11	1
1:A:71:GLU:HA	2:A:173:RCY:C1M	0.43	2.43	11	1
1:A:60:CYS:O	1:A:64:ILE:HG22	0.43	2.14	44	1
1:A:74:ASN:O	2:A:176:RCY:C1Q	0.43	2.66	44	1
1:A:70:TRP:CB	2:A:176:RCY:H1YB	0.43	2.35	80	1
1:A:76:CYS:C	1:A:78:LEU:H	0.42	2.17	45	4
1:A:72:ALA:CA	2:A:173:RCY:H1S	0.42	2.42	21	1
2:A:138:RCY:C1M	2:A:187:RCY:C1Z	0.42	2.94	3	1
1:A:73:CYS:HB2	2:A:173:RCY:H1LA	0.42	1.66	46	2
1:A:70:TRP:CE2	1:A:71:GLU:CD	0.42	2.92	86	1
2:A:168:RCY:O1H	2:A:173:RCY:H1Z	0.42	2.08	26	1
1:A:75:HIS:C	2:A:173:RCY:H1CB	0.42	2.34	91	1
2:A:138:RCY:C1L	2:A:150:RCY:O1J	0.42	2.66	81	1
2:A:160:RCY:H1U	2:A:168:RCY:C1V	0.42	2.39	48	1
1:A:63:ASP:OD1	2:A:160:RCY:H1L	0.42	2.13	92	1
1:A:68:CYS:SG	1:A:69:PRO:N	0.42	2.91	33	2
2:A:160:RCY:H1Y	2:A:176:RCY:C1Z	0.42	2.44	6	1
1:A:62:THR:HG22	2:A:160:RCY:O1G	0.42	1.95	82	1
1:A:63:ASP:CG	2:A:160:RCY:C1V	0.42	2.86	63	1
1:A:71:GLU:OE1	2:A:168:RCY:C1P	0.42	2.66	99	1
2:A:176:RCY:O1G	2:A:187:RCY:C1Q	0.42	2.66	38	1
2:A:150:RCY:C1Y	2:A:176:RCY:C1Y	0.42	2.76	37	1
1:A:64:ILE:HG12	1:A:68:CYS:N	0.42	2.29	89	1
1:A:71:GLU:CD	2:A:173:RCY:C1Q	0.42	2.83	89	1
1:A:62:THR:N	2:A:160:RCY:O1G	0.42	2.51	19	1
1:A:69:PRO:HB3	2:A:173:RCY:C1M	0.42	2.43	57	1
1:A:69:PRO:HD3	2:A:150:RCY:H1VA	0.42	1.90	85	1
2:A:168:RCY:H1M	2:A:173:RCY:C1C	0.42	2.45	45	1
1:A:70:TRP:CZ3	2:A:168:RCY:H1ZB	0.42	2.33	98	1
1:A:64:ILE:HD11	2:A:121:RCY:C1P	0.42	2.39	68	1
1:A:69:PRO:HA	2:A:173:RCY:H1L	0.42	1.89	24	1

Continued on next page...

Continued from previous page...

Atom-1	Atom-2	Clash(Å)	Distance(Å)	Models	
				Worst	Total
2:A:173:RCY:C1P	2:A:176:RCY:O1G	0.42	2.67	59	1
2:A:150:RCY:H1VA	2:A:187:RCY:C1S	0.42	2.39	87	1
1:A:74:ASN:CA	2:A:176:RCY:C1V	0.42	2.91	100	1
2:A:168:RCY:C1Y	2:A:176:RCY:C1X	0.42	2.95	90	1
1:A:75:HIS:C	2:A:173:RCY:C1Z	0.42	2.83	88	1
1:A:66:VAL:CA	2:A:168:RCY:O1H	0.42	2.67	51	1
1:A:71:GLU:HG3	1:A:71:GLU:O	0.42	2.14	97	1
1:A:66:VAL:HG13	2:A:121:RCY:H1VA	0.42	1.80	83	1
1:A:71:GLU:OE2	2:A:176:RCY:C1U	0.42	2.68	37	1
1:A:59:GLY:C	2:A:160:RCY:H1S	0.42	2.32	85	2
1:A:77:GLU:OE1	1:A:77:GLU:C	0.42	2.57	45	1
1:A:76:CYS:N	2:A:176:RCY:C1Z	0.42	2.79	44	1
2:A:138:RCY:C1L	2:A:160:RCY:H1MA	0.42	2.45	18	1
1:A:77:GLU:N	1:A:77:GLU:CD	0.42	2.72	91	1
1:A:70:TRP:HH2	2:A:160:RCY:O1J	0.42	1.98	48	1
1:A:70:TRP:C	1:A:72:ALA:H	0.42	2.17	44	2
2:A:168:RCY:C1M	2:A:187:RCY:H1L	0.42	2.43	100	1
1:A:64:ILE:HG12	1:A:65:THR:N	0.42	2.30	49	2
1:A:59:GLY:O	1:A:62:THR:CG2	0.42	2.67	88	1
2:A:130:RCY:C1U	2:A:160:RCY:H1Y	0.42	2.02	67	1
2:A:168:RCY:O1H	2:A:176:RCY:C1Y	0.42	2.68	17	1
2:A:173:RCY:C1S	2:A:176:RCY:H1CB	0.42	2.44	19	1
1:A:60:CYS:SG	2:A:130:RCY:H1YA	0.42	2.54	66	1
1:A:63:ASP:CG	2:A:150:RCY:O1G	0.42	2.54	85	1
2:A:160:RCY:N1V	2:A:168:RCY:H1ZA	0.42	2.29	76	1
2:A:173:RCY:C1Y	2:A:176:RCY:H1L	0.42	2.43	26	1
2:A:168:RCY:N1V	2:A:176:RCY:H1V	0.42	2.28	84	1
1:A:64:ILE:HB	1:A:68:CYS:SG	0.42	2.54	27	1
1:A:69:PRO:HD3	2:A:168:RCY:C1Q	0.42	2.45	8	2
1:A:77:GLU:N	2:A:176:RCY:C1P	0.42	2.45	31	1
2:A:110:RCY:O1G	2:A:110:RCY:H1MA	0.42	2.14	99	1
1:A:70:TRP:N	2:A:168:RCY:H1VB	0.42	2.30	3	1
2:A:138:RCY:H1Y	2:A:187:RCY:H1L	0.42	1.89	42	1
2:A:176:RCY:H1YA	2:A:187:RCY:H1MA	0.42	1.90	19	1
1:A:68:CYS:SG	2:A:150:RCY:H1YB	0.42	2.51	85	1
2:A:168:RCY:N1R	2:A:176:RCY:H1ZA	0.42	2.30	98	1
1:A:70:TRP:HB2	2:A:173:RCY:C1X	0.42	2.28	4	1
1:A:71:GLU:N	2:A:168:RCY:H1ZB	0.42	2.28	36	1
2:A:138:RCY:O1J	2:A:160:RCY:H1LA	0.42	2.15	73	1
1:A:69:PRO:CB	2:A:176:RCY:O1H	0.42	2.68	59	1
1:A:77:GLU:CG	2:A:176:RCY:H1VA	0.42	2.39	7	1

Continued on next page...

Continued from previous page...

Atom-1	Atom-2	Clash(Å)	Distance(Å)	Models	
				Worst	Total
2:A:168:RCY:O1H	2:A:173:RCY:H1U	0.42	2.14	48	1
1:A:65:THR:HG23	2:A:160:RCY:H1CA	0.42	1.91	70	1
1:A:64:ILE:CG2	2:A:160:RCY:C1Y	0.42	2.38	49	1
1:A:63:ASP:OD2	1:A:70:TRP:NE1	0.42	2.53	12	1
2:A:173:RCY:H1YA	2:A:176:RCY:C1Z	0.42	2.41	99	1
2:A:173:RCY:C1L	2:A:187:RCY:H1VA	0.42	2.44	89	1
1:A:69:PRO:O	1:A:74:ASN:CA	0.42	2.67	59	2
2:A:173:RCY:H1V	2:A:187:RCY:H1U	0.42	1.91	57	1
1:A:69:PRO:HG3	2:A:173:RCY:O1J	0.42	2.14	55	1
2:A:138:RCY:H1YA	2:A:187:RCY:C1V	0.42	2.44	84	1
1:A:67:ILE:O	2:A:173:RCY:H1YA	0.42	2.14	80	1
1:A:70:TRP:C	2:A:168:RCY:C1S	0.42	2.83	28	1
2:A:160:RCY:H1U	2:A:168:RCY:H1VA	0.42	1.09	100	1
1:A:78:LEU:HD21	2:A:138:RCY:O1J	0.42	1.96	40	1
1:A:70:TRP:O	2:A:173:RCY:H1CB	0.42	1.84	82	1
2:A:160:RCY:C1W	2:A:168:RCY:N1R	0.42	2.83	3	1
2:A:173:RCY:N1V	2:A:173:RCY:O1G	0.42	2.53	57	1
1:A:67:ILE:CD1	2:A:168:RCY:O1G	0.42	2.64	76	1
1:A:64:ILE:HG22	2:A:168:RCY:C1C	0.42	2.36	54	1
1:A:70:TRP:H	2:A:173:RCY:C1M	0.42	2.28	4	1
1:A:70:TRP:CE3	2:A:150:RCY:H1C	0.42	2.49	93	1
1:A:61:GLY:CA	2:A:168:RCY:N1R	0.42	2.82	24	1
2:A:160:RCY:H1YB	2:A:168:RCY:O1J	0.42	2.04	59	1
2:A:138:RCY:C1L	2:A:160:RCY:C1M	0.42	2.92	18	1
1:A:69:PRO:O	2:A:187:RCY:C1C	0.42	2.65	7	1
1:A:65:THR:O	2:A:173:RCY:H1CB	0.42	1.94	71	1
2:A:168:RCY:C1M	2:A:176:RCY:H1YA	0.42	2.42	14	1
1:A:60:CYS:O	1:A:62:THR:OG1	0.42	2.38	43	1
2:A:160:RCY:C1L	2:A:168:RCY:C1V	0.42	2.98	60	1
2:A:150:RCY:O1G	2:A:150:RCY:H1MA	0.42	2.14	50	1
1:A:72:ALA:O	1:A:73:CYS:O	0.42	2.38	31	1
2:A:173:RCY:O1G	2:A:187:RCY:C1C	0.42	2.64	99	1
1:A:60:CYS:SG	1:A:62:THR:N	0.42	2.89	35	1
1:A:62:THR:HA	2:A:168:RCY:C1C	0.42	2.44	24	1
2:A:130:RCY:H1ZA	2:A:160:RCY:H1YA	0.42	1.91	84	1
2:A:150:RCY:H1ZB	2:A:187:RCY:C1C	0.42	2.43	50	1
1:A:68:CYS:O	1:A:71:GLU:O	0.42	2.37	97	1
1:A:69:PRO:C	2:A:173:RCY:H1L	0.42	2.22	6	1
2:A:168:RCY:H1Y	2:A:173:RCY:H1LA	0.42	1.61	99	1
1:A:64:ILE:HG22	1:A:65:THR:H	0.42	1.67	38	1
2:A:168:RCY:H1MA	2:A:187:RCY:H1MA	0.42	0.83	66	1

Continued on next page...

Continued from previous page...

Atom-1	Atom-2	Clash(Å)	Distance(Å)	Models	
				Worst	Total
1:A:70:TRP:CA	2:A:173:RCY:H1YB	0.42	2.30	85	1
1:A:68:CYS:HB3	1:A:70:TRP:CE2	0.42	2.49	61	1
2:A:176:RCY:O1G	2:A:187:RCY:H1ZA	0.42	2.15	26	1
2:A:168:RCY:C1C	2:A:187:RCY:C1Y	0.42	2.93	87	1
2:A:121:RCY:O1G	2:A:121:RCY:H1MA	0.42	2.15	60	1
1:A:70:TRP:HZ3	2:A:168:RCY:O1G	0.42	1.96	39	1
1:A:65:THR:OG1	2:A:150:RCY:H1YB	0.42	2.15	31	1
2:A:138:RCY:C1X	2:A:173:RCY:H1ZB	0.42	2.45	15	1
1:A:67:ILE:HD12	1:A:67:ILE:N	0.42	2.28	89	1
1:A:75:HIS:CA	2:A:176:RCY:O1H	0.42	2.68	10	1
2:A:173:RCY:H1VA	2:A:176:RCY:H1ZB	0.42	1.84	4	1
2:A:110:RCY:N1V	2:A:121:RCY:C1M	0.41	2.78	5	1
1:A:60:CYS:CA	2:A:130:RCY:C1Z	0.41	2.90	88	1
1:A:62:THR:HG1	2:A:168:RCY:C1P	0.41	2.13	72	1
1:A:67:ILE:C	2:A:173:RCY:O1J	0.41	2.58	31	1
1:A:67:ILE:HG23	1:A:72:ALA:HB2	0.41	1.90	31	1
2:A:138:RCY:N1V	2:A:150:RCY:H1ZB	0.41	1.98	41	1
1:A:63:ASP:C	2:A:168:RCY:H1Z	0.41	2.21	78	1
2:A:168:RCY:C1M	2:A:173:RCY:H1S	0.41	2.37	58	1
2:A:176:RCY:C1C	2:A:187:RCY:C1Q	0.41	2.97	58	1
1:A:75:HIS:O	2:A:176:RCY:C1S	0.41	2.60	84	1
2:A:138:RCY:O1G	2:A:150:RCY:H1S	0.41	2.10	81	1
1:A:74:ASN:CG	1:A:75:HIS:H	0.41	2.18	46	2
1:A:74:ASN:HD22	1:A:74:ASN:C	0.41	2.19	74	1
2:A:173:RCY:H1ZB	2:A:173:RCY:C1P	0.41	2.44	36	2
2:A:168:RCY:H1VA	2:A:173:RCY:H1ZB	0.41	1.87	29	1
2:A:168:RCY:H1V	2:A:173:RCY:H1ZA	0.41	1.85	29	1
2:A:138:RCY:C1Y	2:A:176:RCY:H1S	0.41	2.45	48	1
1:A:66:VAL:CB	2:A:121:RCY:H1YB	0.41	2.35	83	1
2:A:168:RCY:H1VB	2:A:176:RCY:O1J	0.41	2.14	16	1
1:A:73:CYS:O	2:A:173:RCY:O1H	0.41	2.39	35	1
1:A:69:PRO:CG	2:A:173:RCY:O1H	0.41	2.68	3	1
1:A:59:GLY:C	2:A:150:RCY:C1L	0.41	2.89	85	1
2:A:168:RCY:H1M	2:A:176:RCY:C1Y	0.41	2.43	98	1
2:A:173:RCY:C1Z	2:A:173:RCY:O1G	0.41	2.68	94	1
1:A:67:ILE:C	2:A:168:RCY:O1H	0.41	2.54	86	1
1:A:65:THR:CG2	2:A:160:RCY:H1Y	0.41	2.26	55	1
1:A:60:CYS:HB3	2:A:160:RCY:H1LA	0.41	1.43	26	1
2:A:160:RCY:H1VB	2:A:168:RCY:O1J	0.41	2.12	47	1
2:A:130:RCY:C1Y	2:A:160:RCY:N1V	0.41	2.83	81	1
1:A:67:ILE:CB	2:A:176:RCY:C1C	0.41	2.98	53	1

Continued on next page...

Continued from previous page...

Atom-1	Atom-2	Clash(Å)	Distance(Å)	Models	
				Worst	Total
1:A:68:CYS:SG	1:A:71:GLU:CB	0.41	3.08	52	1
1:A:69:PRO:CG	2:A:173:RCY:N1V	0.41	2.80	9	1
1:A:70:TRP:CE3	2:A:168:RCY:C1Y	0.41	3.04	49	1
1:A:63:ASP:OD2	1:A:70:TRP:CE2	0.41	2.73	12	1
1:A:70:TRP:CD1	2:A:168:RCY:C1Q	0.41	3.03	42	1
2:A:176:RCY:H1VA	2:A:187:RCY:H1S	0.41	1.92	98	1
1:A:70:TRP:C	2:A:121:RCY:O1J	0.41	2.59	94	1
1:A:67:ILE:O	2:A:173:RCY:C1C	0.41	2.68	24	1
2:A:173:RCY:H1M	2:A:176:RCY:H1CA	0.41	0.77	47	1
1:A:74:ASN:ND2	2:A:168:RCY:C1Y	0.41	2.51	91	1
2:A:150:RCY:C1C	2:A:187:RCY:H1Z	0.41	2.46	81	1
2:A:173:RCY:H1CB	2:A:176:RCY:H1V	0.41	1.92	52	1
2:A:173:RCY:C1Z	2:A:176:RCY:H1V	0.41	1.12	31	1
1:A:76:CYS:HB2	2:A:176:RCY:H1LA	0.41	1.43	49	2
1:A:63:ASP:O	2:A:160:RCY:H1VA	0.41	1.96	3	1
1:A:70:TRP:CD1	2:A:150:RCY:H1L	0.41	2.23	34	1
2:A:168:RCY:H1U	2:A:173:RCY:H1VA	0.41	1.91	85	1
1:A:64:ILE:HG12	1:A:68:CYS:CB	0.41	2.45	76	1
2:A:176:RCY:H1MA	2:A:176:RCY:O1G	0.41	2.14	29	2
1:A:70:TRP:HE1	2:A:168:RCY:H1S	0.41	1.75	24	1
1:A:63:ASP:OD1	1:A:63:ASP:C	0.41	2.57	44	1
1:A:70:TRP:CA	2:A:130:RCY:O1G	0.41	2.65	27	1
2:A:138:RCY:C1P	2:A:150:RCY:C1Q	0.41	2.70	23	1
2:A:168:RCY:H1U	2:A:187:RCY:C1V	0.41	2.40	90	1
1:A:60:CYS:O	2:A:130:RCY:H1ZB	0.41	2.15	88	1
2:A:150:RCY:H1M	2:A:187:RCY:H1MA	0.41	1.92	41	1
2:A:150:RCY:C1Z	2:A:187:RCY:C1X	0.41	2.21	37	1
2:A:138:RCY:H1YB	2:A:187:RCY:H1ZA	0.41	1.92	89	1
2:A:176:RCY:C1W	2:A:176:RCY:O1H	0.41	2.64	57	1
2:A:173:RCY:H1VB	2:A:187:RCY:O1G	0.41	2.15	57	1
2:A:168:RCY:C1S	2:A:173:RCY:H1YA	0.41	2.35	84	1
2:A:160:RCY:O1H	2:A:168:RCY:C1Y	0.41	2.69	14	1
2:A:150:RCY:C1Q	2:A:187:RCY:H1CB	0.41	2.31	53	1
2:A:130:RCY:C1W	2:A:160:RCY:O1H	0.41	2.47	88	1
1:A:71:GLU:CD	2:A:187:RCY:C1Q	0.41	2.84	88	1
2:A:173:RCY:H1ZB	2:A:176:RCY:C1P	0.41	2.46	20	1
2:A:138:RCY:C1S	2:A:187:RCY:H1Z	0.41	2.44	49	1
1:A:74:ASN:CG	2:A:176:RCY:C1Y	0.41	2.87	56	1
2:A:110:RCY:O1G	2:A:110:RCY:N1V	0.41	2.54	78	1
2:A:168:RCY:H1CB	2:A:176:RCY:O1J	0.41	1.98	59	1
1:A:60:CYS:SG	1:A:64:ILE:O	0.41	2.78	33	1

Continued on next page...

Continued from previous page...

Atom-1	Atom-2	Clash(Å)	Distance(Å)	Models	
				Worst	Total
2:A:130:RCY:N1V	2:A:130:RCY:O1G	0.41	2.54	43	1
2:A:168:RCY:H1C	2:A:173:RCY:H1MA	0.41	1.56	91	1
2:A:160:RCY:H1LA	2:A:168:RCY:C1V	0.41	2.44	60	1
2:A:150:RCY:C1W	2:A:187:RCY:H1YB	0.41	2.42	88	1
1:A:74:ASN:OD1	2:A:173:RCY:H1S	0.41	2.05	2	1
1:A:69:PRO:HA	2:A:168:RCY:H1U	0.41	1.46	57	1
1:A:64:ILE:HG21	2:A:168:RCY:H1YB	0.41	1.93	95	1
1:A:71:GLU:OE2	2:A:168:RCY:N1R	0.41	2.53	93	1
2:A:121:RCY:C1M	2:A:160:RCY:C1Z	0.41	2.99	44	1
2:A:130:RCY:H1M	2:A:160:RCY:C1P	0.41	2.44	18	1
1:A:71:GLU:CG	2:A:168:RCY:C1S	0.41	2.88	28	1
1:A:63:ASP:CG	2:A:160:RCY:H1L	0.41	2.35	92	1
1:A:68:CYS:N	2:A:173:RCY:H1YA	0.41	2.30	100	1
1:A:64:ILE:O	1:A:68:CYS:CA	0.41	2.69	93	2
2:A:173:RCY:H1M	2:A:173:RCY:O1G	0.41	2.16	90	2
1:A:65:THR:HB	2:A:150:RCY:H1LA	0.41	1.92	50	1
1:A:68:CYS:HB3	2:A:168:RCY:H1LA	0.41	1.48	10	2
1:A:66:VAL:O	2:A:176:RCY:H1M	0.41	2.16	22	1
1:A:72:ALA:O	2:A:173:RCY:C1Y	0.41	2.41	22	1
2:A:173:RCY:H1V	2:A:176:RCY:O1G	0.41	2.16	64	1
2:A:176:RCY:H1M	2:A:176:RCY:O1G	0.41	2.16	64	1
1:A:69:PRO:HG3	2:A:168:RCY:H1V	0.41	1.91	63	1
2:A:150:RCY:H1M	2:A:187:RCY:C1C	0.41	2.45	38	1
1:A:68:CYS:HB2	2:A:168:RCY:H1LA	0.41	1.47	67	2
2:A:138:RCY:C1C	2:A:187:RCY:O1J	0.41	2.53	3	1
1:A:71:GLU:HA	2:A:173:RCY:H1C	0.41	1.92	19	1
1:A:59:GLY:O	2:A:160:RCY:H1MA	0.41	2.10	85	1
1:A:64:ILE:HG21	1:A:68:CYS:CA	0.41	2.45	76	1
1:A:78:LEU:CD2	1:A:78:LEU:H	0.41	2.29	54	1
2:A:138:RCY:O1G	2:A:150:RCY:H1VA	0.41	2.15	54	1
1:A:60:CYS:CA	2:A:168:RCY:C1P	0.41	2.91	95	1
1:A:78:LEU:HD13	1:A:78:LEU:C	0.41	2.36	26	1
2:A:168:RCY:C1P	2:A:173:RCY:H1V	0.41	2.45	11	1
1:A:65:THR:OG1	2:A:168:RCY:O1G	0.41	2.34	80	1
1:A:77:GLU:CD	1:A:77:GLU:C	0.41	2.79	87	1
1:A:64:ILE:HG23	2:A:168:RCY:H1LA	0.41	1.93	96	1
1:A:71:GLU:OE1	1:A:71:GLU:C	0.41	2.60	96	1
1:A:65:THR:CA	2:A:168:RCY:O1G	0.41	2.67	97	1
2:A:168:RCY:O1J	2:A:187:RCY:O1J	0.41	2.39	72	1
1:A:63:ASP:OD1	1:A:64:ILE:N	0.41	2.54	12	1
1:A:70:TRP:CE2	2:A:121:RCY:O1H	0.41	2.58	78	1

Continued on next page...

Continued from previous page...

Atom-1	Atom-2	Clash(Å)	Distance(Å)	Models	
				Worst	Total
1:A:70:TRP:CZ2	2:A:176:RCY:C1X	0.41	2.93	4	1
1:A:78:LEU:HD21	2:A:187:RCY:O1J	0.40	2.13	91	1
1:A:67:ILE:HG23	1:A:72:ALA:HB3	0.40	1.91	81	1
1:A:64:ILE:HG21	2:A:160:RCY:C1C	0.40	2.47	39	1
1:A:67:ILE:HG21	2:A:176:RCY:H1CA	0.40	1.92	53	1
2:A:138:RCY:N1V	2:A:138:RCY:C1S	0.40	2.85	50	1
1:A:69:PRO:HB2	2:A:173:RCY:O1G	0.40	2.15	6	1
2:A:168:RCY:C1M	2:A:187:RCY:C1C	0.40	2.99	64	1
2:A:173:RCY:C1P	2:A:187:RCY:H1Z	0.40	2.44	75	1
2:A:168:RCY:H1M	2:A:173:RCY:H1C	0.40	1.93	45	1
1:A:74:ASN:HB3	2:A:176:RCY:C1L	0.40	2.46	52	1
2:A:130:RCY:H1Y	2:A:138:RCY:H1YB	0.40	1.94	49	1
2:A:176:RCY:H1YB	2:A:187:RCY:O1J	0.40	2.15	82	1
2:A:130:RCY:H1MA	2:A:130:RCY:O1G	0.40	2.16	75	1
1:A:71:GLU:O	1:A:74:ASN:CG	0.40	2.59	46	1
1:A:76:CYS:H	2:A:176:RCY:H1LA	0.40	1.69	10	1
1:A:76:CYS:HB2	2:A:173:RCY:C1W	0.40	2.47	42	1
1:A:60:CYS:CA	2:A:138:RCY:O1G	0.40	2.69	62	1
1:A:77:GLU:CD	1:A:77:GLU:O	0.40	2.59	45	1
2:A:150:RCY:N1R	2:A:187:RCY:C1Z	0.40	2.78	8	1
1:A:69:PRO:HD3	2:A:173:RCY:C1P	0.40	2.39	24	1
2:A:138:RCY:O1G	2:A:187:RCY:O1G	0.40	2.38	11	1
2:A:110:RCY:H1YB	2:A:121:RCY:O1J	0.40	2.14	33	1
2:A:168:RCY:O1H	2:A:173:RCY:C1U	0.40	2.69	48	1
2:A:160:RCY:N1R	2:A:160:RCY:C1M	0.40	2.68	79	1
2:A:138:RCY:H1VB	2:A:187:RCY:C1Y	0.40	2.46	49	1
1:A:61:GLY:N	2:A:168:RCY:O1G	0.40	2.54	95	1
1:A:71:GLU:CA	2:A:168:RCY:H1C	0.40	2.43	86	1
1:A:62:THR:HG22	2:A:168:RCY:H1VA	0.40	1.45	7	1
1:A:70:TRP:CA	2:A:176:RCY:H1YB	0.40	2.39	80	1
2:A:121:RCY:H1M	2:A:121:RCY:O1G	0.40	2.17	80	1
1:A:63:ASP:CG	1:A:64:ILE:N	0.40	2.74	28	1
1:A:61:GLY:C	1:A:63:ASP:OD1	0.40	2.59	40	1
1:A:69:PRO:CB	2:A:176:RCY:H1Y	0.40	2.20	72	1
2:A:138:RCY:C1Y	2:A:187:RCY:H1ZA	0.40	2.45	89	1
2:A:173:RCY:H1YB	2:A:187:RCY:H1Y	0.40	1.42	66	1
1:A:73:CYS:HB2	2:A:176:RCY:H1MA	0.40	1.94	58	1
2:A:168:RCY:H1YA	2:A:176:RCY:C1M	0.40	2.46	94	1
2:A:173:RCY:O1G	2:A:173:RCY:H1MA	0.40	2.15	95	1
2:A:176:RCY:H1VA	2:A:187:RCY:H1YB	0.40	1.73	36	1
1:A:76:CYS:HB2	2:A:160:RCY:C1Y	0.40	2.47	73	1

Continued on next page...

Continued from previous page...

Atom-1	Atom-2	Clash(Å)	Distance(Å)	Models	
				Worst	Total
2:A:160:RCY:C1Q	2:A:176:RCY:C1Y	0.40	2.99	71	1
2:A:176:RCY:O1J	2:A:187:RCY:C1Z	0.40	2.67	71	1
1:A:76:CYS:CB	2:A:173:RCY:H1L	0.40	2.46	14	1
2:A:173:RCY:H1ZA	2:A:187:RCY:H1YA	0.40	1.94	14	1
2:A:150:RCY:C1P	2:A:187:RCY:H1VB	0.40	2.43	53	1
1:A:77:GLU:CG	2:A:173:RCY:H1CB	0.40	2.46	51	1
1:A:70:TRP:CG	2:A:173:RCY:O1J	0.40	2.74	50	1
1:A:69:PRO:C	2:A:176:RCY:H1VA	0.40	2.37	72	1
1:A:73:CYS:HB3	2:A:173:RCY:H1LA	0.40	1.47	16	1
2:A:150:RCY:H1YB	2:A:187:RCY:H1VA	0.40	1.88	38	1
1:A:70:TRP:CE2	2:A:168:RCY:H1M	0.40	2.52	37	1
2:A:176:RCY:C1Y	2:A:187:RCY:C1U	0.40	2.93	19	1
1:A:62:THR:CB	1:A:65:THR:HG1	0.40	2.30	57	1
1:A:69:PRO:CG	2:A:150:RCY:O1J	0.40	2.70	85	1
2:A:168:RCY:C1Y	2:A:173:RCY:H1VB	0.40	1.07	45	1
1:A:71:GLU:OE2	2:A:130:RCY:C1W	0.40	2.64	94	1
1:A:61:GLY:HA2	2:A:168:RCY:H1ZB	0.40	1.92	95	1
2:A:130:RCY:C1C	2:A:160:RCY:H1MA	0.40	2.27	7	1
2:A:176:RCY:H1V	2:A:187:RCY:H1VA	0.40	0.67	33	1

6.3 Torsion angles [i](#)

6.3.1 Protein backbone [i](#)

In the following table, the Percentiles column shows the percent Ramachandran outliers of the chain as a percentile score with respect to all PDB entries followed by that with respect to all NMR entries. The Analysed column shows the number of residues for which the backbone conformation was analysed and the total number of residues.

Mol	Chain	Analysed	Favoured	Allowed	Outliers	Percentiles	
1	A	20/87 (23%)	7±2 (36±10%)	8±2 (38±10%)	5±2 (26±9%)	0	1
All	All	2000/8700 (23%)	723 (36%)	754 (38%)	523 (26%)	0	1

All 18 unique Ramachandran outliers are listed below. They are sorted by the frequency of occurrence in the ensemble.

Mol	Chain	Res	Type	Models (Total)
1	A	66	VAL	57
1	A	64	ILE	48
1	A	65	THR	41

Continued on next page...

Continued from previous page...

Mol	Chain	Res	Type	Models (Total)
1	A	77	GLU	39
1	A	69	PRO	33
1	A	76	CYS	31
1	A	61	GLY	31
1	A	60	CYS	31
1	A	62	THR	30
1	A	75	HIS	30
1	A	72	ALA	28
1	A	74	ASN	27
1	A	63	ASP	25
1	A	73	CYS	22
1	A	78	LEU	21
1	A	59	GLY	18
1	A	70	TRP	6
1	A	71	GLU	5

6.3.2 Protein sidechains ⓘ

In the following table, the Percentiles column shows the percent sidechain outliers of the chain as a percentile score with respect to all PDB entries followed by that with respect to all NMR entries. The Analysed column shows the number of residues for which the sidechain conformation was analysed and the total number of residues.

Mol	Chain	Analysed	Rotameric	Outliers	Percentiles	
1	A	17/73 (23%)	14±1 (80±9%)	3±1 (20±9%)	4	35
All	All	1700/7300 (23%)	1356 (80%)	344 (20%)	4	35

All 15 unique residues with a non-rotameric sidechain are listed below. They are sorted by the frequency of occurrence in the ensemble.

Mol	Chain	Res	Type	Models (Total)
1	A	68	CYS	48
1	A	70	TRP	41
1	A	73	CYS	32
1	A	62	THR	31
1	A	60	CYS	26
1	A	76	CYS	26
1	A	78	LEU	24
1	A	66	VAL	22
1	A	64	ILE	19
1	A	74	ASN	19

Continued on next page...

Continued from previous page...

Mol	Chain	Res	Type	Models (Total)
1	A	75	HIS	18
1	A	71	GLU	11
1	A	65	THR	10
1	A	63	ASP	9
1	A	77	GLU	8

6.3.3 RNA [i](#)

There are no RNA molecules in this entry.

6.4 Non-standard residues in protein, DNA, RNA chains [i](#)

There are no non-standard protein/DNA/RNA residues in this entry.

6.5 Carbohydrates [i](#)

There are no carbohydrates in this entry.

6.6 Ligand geometry [i](#)

10 ligands are modelled in this entry.

In the following table, the Counts columns list the number of bonds for which Mogul statistics could be retrieved, the number of bonds that are observed in the model and the number of bonds that are defined in the chemical component dictionary. The Link column lists molecule types, if any, to which the group is linked. The Z score for a bond length is the number of standard deviations the observed value is removed from the expected value. A bond length with $|Z| > 2$ is considered an outlier worth inspection. RMSZ is the average root-mean-square of all Z scores of the bond lengths.

Mol	Type	Chain	Res	Link	Counts	Bond lengths	
						RMSZ	#Z>2
2	RCY	A	110	1	16,18,18	3.34±0.26	3±0 (18±0%)
2	RCY	A	121	1	16,18,18	3.35±0.23	3±0 (18±0%)
2	RCY	A	130	1	16,18,18	3.72±3.93	3±1 (19±6%)
2	RCY	A	138	1	16,18,18	3.35±0.23	3±0 (18±0%)
2	RCY	A	150	1	16,18,18	3.35±0.29	3±0 (18±0%)
2	RCY	A	160	1	16,18,18	3.35±0.27	3±0 (18±2%)
2	RCY	A	168	1	16,18,18	3.41±0.88	3±0 (19±1%)

Mol	Type	Chain	Res	Link	Counts	Bond lengths	
						RMSZ	#Z>2
2	RCY	A	173	1	16,18,18	3.33±0.18	3±0 (18±0%)
2	RCY	A	176	1	16,18,18	3.38±0.47	3±0 (19±1%)
2	RCY	A	187	1	16,18,18	3.35±0.35	3±0 (18±0%)

In the following table, the Counts columns list the number of angles for which Mogul statistics could be retrieved, the number of angles that are observed in the model and the number of angles that are defined in the chemical component dictionary. The Link column lists molecule types, if any, to which the group is linked. The Z score for a bond angle is the number of standard deviations the observed value is removed from the expected value. A bond angle with $|Z| > 2$ is considered an outlier worth inspection. RMSZ is the average root-mean-square of all Z scores of the bond angles.

Mol	Type	Chain	Res	Link	Counts	Bond angles	
						RMSZ	#Z>2
2	RCY	A	110	1	22,30,30	4.25±0.33	2±0 (9±0%)
2	RCY	A	121	1	22,30,30	6.45±8.66	2±1 (10±6%)
2	RCY	A	130	1	22,30,30	5.98±7.61	2±2 (10±8%)
2	RCY	A	138	1	22,30,30	7.21±9.87	3±2 (11±7%)
2	RCY	A	150	1	22,30,30	4.96±5.01	2±1 (9±3%)
2	RCY	A	160	1	22,30,30	5.77±7.26	2±1 (10±4%)
2	RCY	A	168	1	22,30,30	4.75±3.65	2±1 (9±3%)
2	RCY	A	173	1	22,30,30	5.34±6.01	2±1 (9±4%)
2	RCY	A	176	1	22,30,30	6.56±8.95	2±2 (11±7%)
2	RCY	A	187	1	22,30,30	4.63±3.78	2±1 (9±2%)

In the following table, the Chirals column lists the number of chiral outliers, the number of chiral centers analysed, the number of these observed in the model and the number defined in the chemical component dictionary. Similar counts are reported in the Torsion and Rings columns. '-' means no outliers of that kind were identified.

Mol	Type	Chain	Res	Link	Chirals	Torsions	Rings
2	RCY	A	110	1	-	0±0,4,40,40	0±0,2,2,2
2	RCY	A	121	1	-	0±0,4,40,40	0±0,2,2,2
2	RCY	A	130	1	1±0,1,7,7	0±0,4,40,40	0±0,2,2,2
2	RCY	A	138	1	1±0,1,7,7	0±0,4,40,40	0±0,2,2,2
2	RCY	A	150	1	1±0,1,7,7	0±0,4,40,40	0±0,2,2,2
2	RCY	A	160	1	1±0,1,7,7	0±0,4,40,40	0±0,2,2,2
2	RCY	A	168	1	1±0,1,7,7	0±0,4,40,40	0±0,2,2,2
2	RCY	A	173	1	1±0,1,7,7	0±0,4,40,40	0±0,2,2,2

Continued on next page...

Continued from previous page...

Mol	Type	Chain	Res	Link	Chirals	Torsions	Rings
2	RCY	A	176	1	-	1±0,4,40,40	0±0,2,2,2
2	RCY	A	187	1	-	0±0,4,40,40	0±0,2,2,2

All unique bond outliers are listed below. They are sorted according to the Z-score of the worst occurrence in the ensemble.

Mol	Chain	Res	Type	Atoms	Z	Observed(Å)	Ideal(Å)	Models	
								Worst	Total
2	A	130	RCY	C1Q-N1R	109.84	3.31	1.39	79	100
2	A	130	RCY	C1P-N1R	88.74	2.94	1.39	79	100
2	A	130	RCY	C1M-C1U	83.44	2.86	1.54	79	99
2	A	168	RCY	C1S-C1Q	32.92	2.51	1.51	79	2
2	A	168	RCY	C1S-C1L	29.18	2.32	1.52	79	1
2	A	130	RCY	C1M-C1W	23.59	2.08	1.53	79	1
2	A	130	RCY	C1X-N1V	22.60	1.85	1.49	79	2
2	A	176	RCY	C1Q-N1R	21.63	1.77	1.39	25	100
2	A	187	RCY	C1Q-N1R	20.04	1.74	1.39	25	100
2	A	130	RCY	C1S-C1Q	19.48	2.10	1.51	79	1
2	A	130	RCY	C1L-C1P	17.41	2.04	1.51	79	1
2	A	150	RCY	C1Q-N1R	16.56	1.68	1.39	79	100
2	A	130	RCY	C1S-C1L	16.48	1.97	1.52	79	1
2	A	168	RCY	C1Q-N1R	16.30	1.67	1.39	79	99
2	A	160	RCY	C1Q-N1R	14.82	1.65	1.39	79	100
2	A	138	RCY	C1Q-N1R	14.69	1.65	1.39	79	100
2	A	121	RCY	C1Q-N1R	14.34	1.64	1.39	79	100
2	A	110	RCY	C1P-N1R	13.89	1.63	1.39	79	100
2	A	110	RCY	C1Q-N1R	13.69	1.63	1.39	25	100
2	A	176	RCY	C1P-N1R	13.40	1.62	1.39	79	100
2	A	187	RCY	C1P-N1R	13.37	1.62	1.39	79	100
2	A	150	RCY	C1P-N1R	13.28	1.62	1.39	25	100
2	A	173	RCY	C1P-N1R	13.15	1.62	1.39	25	100
2	A	160	RCY	C1P-N1R	12.73	1.61	1.39	25	99
2	A	173	RCY	C1Q-N1R	12.32	1.60	1.39	25	99
2	A	121	RCY	C1P-N1R	11.35	1.59	1.39	25	100
2	A	160	RCY	C1S-C1Q	11.34	1.85	1.51	25	1
2	A	138	RCY	C1P-N1R	10.43	1.57	1.39	25	100
2	A	130	RCY	C1W-N1V	9.62	1.33	1.49	79	1
2	A	168	RCY	C1P-N1R	9.51	1.55	1.39	7	99
2	A	130	RCY	C1Z-C1W	8.79	1.75	1.53	79	1
2	A	173	RCY	C1S-C1Q	8.17	1.76	1.51	79	1
2	A	176	RCY	C1X-N1V	8.11	1.62	1.49	79	1
2	A	130	RCY	C1C-C1X	8.02	1.72	1.53	79	1
2	A	168	RCY	O1G-C1P	7.98	1.04	1.23	25	1

Continued on next page...

Continued from previous page...

Mol	Chain	Res	Type	Atoms	Z	Observed(Å)	Ideal(Å)	Models	
								Worst	Total
2	A	130	RCY	C1V-C1X	7.95	1.72	1.53	79	1
2	A	138	RCY	C1X-N1V	7.79	1.61	1.49	79	1
2	A	187	RCY	C1X-N1V	7.75	1.61	1.49	25	2
2	A	176	RCY	C1Z-C1W	7.68	1.34	1.53	25	1
2	A	176	RCY	C1C-C1X	7.62	1.34	1.53	25	1
2	A	160	RCY	C1X-N1V	7.54	1.61	1.49	25	1
2	A	121	RCY	C1X-N1V	7.42	1.61	1.49	79	2
2	A	168	RCY	C1X-N1V	7.20	1.60	1.49	25	2
2	A	176	RCY	C1S-C1Q	7.10	1.72	1.51	25	1
2	A	173	RCY	C1X-N1V	6.65	1.60	1.49	79	2
2	A	110	RCY	C1X-N1V	6.44	1.59	1.49	25	2
2	A	138	RCY	C1M-C1U	6.37	1.43	1.54	94	98
2	A	110	RCY	C1M-C1U	6.36	1.43	1.54	53	98
2	A	121	RCY	C1M-C1U	6.36	1.43	1.54	42	98
2	A	150	RCY	C1M-C1U	6.36	1.43	1.54	28	98
2	A	168	RCY	C1M-C1U	6.36	1.43	1.54	13	98
2	A	176	RCY	C1M-C1U	6.35	1.43	1.54	9	98
2	A	160	RCY	C1M-C1U	6.35	1.43	1.54	55	98
2	A	187	RCY	C1M-C1U	6.35	1.43	1.54	92	98
2	A	173	RCY	C1M-C1U	6.35	1.43	1.54	11	98
2	A	130	RCY	O1H-C1Q	6.25	1.37	1.23	79	1
2	A	150	RCY	C1X-N1V	6.24	1.59	1.49	25	1
2	A	130	RCY	O1G-C1P	6.20	1.37	1.23	79	1
2	A	160	RCY	C1S-C1L	6.18	1.69	1.52	25	1
2	A	168	RCY	C1L-C1P	6.03	1.69	1.51	25	1
2	A	187	RCY	C1W-N1V	6.00	1.59	1.49	25	2
2	A	176	RCY	C1W-N1V	5.77	1.59	1.49	79	1
2	A	168	RCY	C1M-C1W	5.62	1.66	1.53	25	1
2	A	110	RCY	C1W-N1V	5.33	1.58	1.49	25	1
2	A	150	RCY	C1W-N1V	5.26	1.58	1.49	25	1
2	A	176	RCY	C1L-C1P	5.23	1.67	1.51	25	1
2	A	160	RCY	C1L-C1P	5.16	1.66	1.51	25	1

All unique angle outliers are listed below. They are sorted according to the Z-score of the worst occurrence in the ensemble.

Mol	Chain	Res	Type	Atoms	Z	Observed(°)	Ideal(°)	Models	
								Worst	Total
2	A	138	RCY	C1Q-N1R-C1P	149.19	23.53	112.47	7	100
2	A	121	RCY	C1Q-N1R-C1P	148.68	23.83	112.47	52	100
2	A	173	RCY	C1Q-N1R-C1P	148.67	23.84	112.47	84	100
2	A	176	RCY	C1Q-N1R-C1P	148.65	23.85	112.47	91	100

Continued on next page...

Continued from previous page...

Mol	Chain	Res	Type	Atoms	Z	Observed(°)	Ideal(°)	Models	
								Worst	Total
2	A	130	RCY	C1Q-N1R-C1P	148.64	23.86	112.47	15	100
2	A	150	RCY	C1Q-N1R-C1P	148.62	23.87	112.47	26	100
2	A	160	RCY	C1Q-N1R-C1P	148.61	23.87	112.47	74	100
2	A	187	RCY	C1Q-N1R-C1P	148.55	23.91	112.47	1	100
2	A	168	RCY	C1Q-N1R-C1P	117.52	42.41	112.47	7	100
2	A	138	RCY	C1S-C1Q-N1R	88.99	22.11	107.70	7	9
2	A	121	RCY	C1S-C1Q-N1R	88.89	22.20	107.70	52	6
2	A	176	RCY	C1S-C1Q-N1R	88.89	22.20	107.70	57	8
2	A	130	RCY	C1S-C1Q-N1R	88.88	22.21	107.70	15	6
2	A	160	RCY	C1S-C1Q-N1R	88.86	22.24	107.70	14	5
2	A	173	RCY	C1S-C1Q-N1R	88.86	22.24	107.70	84	4
2	A	150	RCY	C1S-C1Q-N1R	88.85	22.24	107.70	26	2
2	A	187	RCY	C1S-C1Q-N1R	88.62	22.46	107.70	1	2
2	A	138	RCY	C1L-C1P-N1R	78.37	32.32	107.70	6	9
2	A	130	RCY	C1L-C1P-N1R	76.86	33.78	107.70	51	6
2	A	160	RCY	C1L-C1P-N1R	76.82	33.81	107.70	7	6
2	A	176	RCY	C1L-C1P-N1R	76.80	33.84	107.70	85	8
2	A	168	RCY	C1S-C1Q-N1R	71.79	38.65	107.70	7	3
2	A	121	RCY	C1L-C1P-N1R	67.61	42.67	107.70	59	7
2	A	173	RCY	C1L-C1P-N1R	67.59	42.69	107.70	72	4
2	A	168	RCY	C1L-C1P-N1R	67.58	42.70	107.70	7	2
2	A	150	RCY	C1L-C1P-N1R	67.56	42.72	107.70	47	3
2	A	138	RCY	C1L-C1S-C1Q	64.43	25.34	105.16	50	10
2	A	121	RCY	C1L-C1S-C1Q	63.60	26.38	105.16	88	6
2	A	150	RCY	C1L-C1S-C1Q	63.60	26.38	105.16	47	2
2	A	173	RCY	C1L-C1S-C1Q	63.59	26.39	105.16	72	4
2	A	130	RCY	C1L-C1S-C1Q	63.59	26.39	105.16	7	5
2	A	168	RCY	C1L-C1S-C1Q	63.57	26.41	105.16	7	3
2	A	187	RCY	C1L-C1P-N1R	61.79	48.27	107.70	1	2
2	A	130	RCY	C1S-C1L-C1P	60.62	30.07	105.16	51	5
2	A	168	RCY	C1S-C1L-C1P	60.59	30.11	105.16	7	3
2	A	150	RCY	C1S-C1L-C1P	60.58	30.11	105.16	47	2
2	A	173	RCY	C1S-C1L-C1P	60.56	30.14	105.16	82	3
2	A	121	RCY	C1S-C1L-C1P	60.56	30.14	105.16	59	6
2	A	160	RCY	C1L-C1S-C1Q	58.67	32.49	105.16	2	6
2	A	138	RCY	C1S-C1L-C1P	57.92	33.41	105.16	43	8
2	A	160	RCY	C1S-C1L-C1P	55.87	35.95	105.16	2	5
2	A	176	RCY	C1S-C1L-C1P	53.46	38.94	105.16	85	7
2	A	176	RCY	C1L-C1S-C1Q	50.50	42.60	105.16	85	7
2	A	187	RCY	C1L-C1S-C1Q	50.17	43.02	105.16	1	1
2	A	187	RCY	C1S-C1L-C1P	49.30	44.08	105.16	1	1

Continued on next page...

Continued from previous page...

Mol	Chain	Res	Type	Atoms	Z	Observed(°)	Ideal(°)	Models	
								Worst	Total
2	A	130	RCY	C1M-C1U-C1X	29.44	16.59	105.08	79	1
2	A	110	RCY	C1Q-N1R-C1P	28.55	95.45	112.47	25	100
2	A	130	RCY	C1M-C1W-N1V	23.86	60.29	101.34	79	1
2	A	176	RCY	O1G-C1P-N1R	13.82	141.91	124.48	85	5
2	A	130	RCY	O1G-C1P-N1R	13.79	141.87	124.48	51	4
2	A	138	RCY	O1G-C1P-N1R	13.62	141.66	124.48	43	5
2	A	130	RCY	O1H-C1Q-C1S	13.55	89.41	127.00	79	1
2	A	176	RCY	C1Z-C1W-C1Y	13.53	79.43	110.03	25	1
2	A	176	RCY	C1V-C1X-C1C	13.15	83.78	110.90	25	1
2	A	160	RCY	O1G-C1P-N1R	13.01	108.06	124.48	7	3
2	A	138	RCY	O1H-C1Q-N1R	12.55	140.31	124.48	50	7
2	A	130	RCY	C1V-C1X-N1V	12.15	78.89	109.49	79	1
2	A	130	RCY	C1Z-C1W-C1M	11.66	143.82	112.51	79	1
2	A	130	RCY	C1V-C1X-C1C	11.06	88.09	110.90	79	1
2	A	168	RCY	O1H-C1Q-N1R	10.94	110.67	124.48	79	3
2	A	176	RCY	C1Y-C1W-C1M	10.08	139.59	112.51	25	1
2	A	187	RCY	O1H-C1Q-N1R	9.54	136.51	124.48	1	1
2	A	176	RCY	O1H-C1Q-N1R	9.50	136.46	124.48	86	5
2	A	138	RCY	C1M-C1U-C1X	9.41	76.81	105.08	79	1
2	A	130	RCY	C1Z-C1W-C1Y	8.92	89.86	110.03	79	1
2	A	176	RCY	C1Z-C1W-C1M	8.47	89.78	112.51	25	1
2	A	130	RCY	O1H-C1Q-N1R	8.23	114.08	124.48	15	5
2	A	173	RCY	O1H-C1Q-N1R	8.23	114.09	124.48	84	4
2	A	160	RCY	O1H-C1Q-N1R	8.22	114.10	124.48	74	2
2	A	121	RCY	O1H-C1Q-N1R	8.20	114.12	124.48	52	6
2	A	150	RCY	O1H-C1Q-N1R	8.18	114.15	124.48	26	2
2	A	130	RCY	C1U-C1X-N1V	8.14	127.71	100.74	79	1
2	A	176	RCY	O1G-C1P-C1L	6.82	108.08	127.00	85	1
2	A	130	RCY	O1G-C1P-C1L	6.81	108.10	127.00	51	2
2	A	138	RCY	O1G-C1P-C1L	6.76	108.26	127.00	43	2
2	A	168	RCY	O1G-C1P-N1R	6.49	116.29	124.48	25	1
2	A	176	RCY	C1C-C1X-N1V	6.14	124.96	109.49	25	1
2	A	176	RCY	C1V-C1X-N1V	6.08	94.19	109.49	25	1
2	A	138	RCY	O1H-C1Q-C1S	6.06	110.19	127.00	50	3
2	A	130	RCY	C1C-C1X-N1V	5.83	94.80	109.49	79	1
2	A	187	RCY	C1Y-C1W-N1V	5.69	128.10	109.89	25	1
2	A	138	RCY	O1J-N1V-C1W	5.64	128.00	111.03	79	99
2	A	176	RCY	O1J-N1V-C1W	5.56	127.76	111.03	55	98
2	A	173	RCY	O1J-N1V-C1W	5.56	127.75	111.03	97	98
2	A	150	RCY	O1J-N1V-C1W	5.56	127.75	111.03	68	99
2	A	168	RCY	O1J-N1V-C1W	5.55	127.75	111.03	74	98

Continued on next page...

Continued from previous page...

Mol	Chain	Res	Type	Atoms	Z	Observed(°)	Ideal(°)	Models	
								Worst	Total
2	A	110	RCY	O1J-N1V-C1W	5.55	127.74	111.03	18	98
2	A	187	RCY	O1J-N1V-C1W	5.55	127.75	111.03	61	98
2	A	121	RCY	O1J-N1V-C1W	5.55	127.74	111.03	71	98
2	A	160	RCY	O1J-N1V-C1W	5.55	127.74	111.03	94	98
2	A	187	RCY	C1V-C1X-C1C	5.55	99.46	110.90	25	1
2	A	130	RCY	O1J-N1V-C1W	5.55	127.73	111.03	50	99
2	A	160	RCY	O1G-C1P-C1L	5.36	141.87	127.00	7	1
2	A	173	RCY	C1V-C1X-C1C	5.31	99.96	110.90	25	1
2	A	110	RCY	C1S-C1Q-N1R	5.12	112.62	107.70	79	1
2	A	187	RCY	C1V-C1X-N1V	5.08	122.29	109.49	25	1
2	A	121	RCY	O1G-C1P-N1R	5.06	130.86	124.48	13	4
2	A	168	RCY	C1Z-C1W-C1Y	5.05	98.62	110.03	25	1
2	A	150	RCY	O1G-C1P-N1R	5.04	130.84	124.48	26	1
2	A	173	RCY	O1G-C1P-N1R	5.03	130.82	124.48	84	1
2	A	176	RCY	O1H-C1Q-C1S	5.02	113.08	127.00	79	1

All unique chiral outliers are listed below. They are sorted by the frequency of occurrence in the ensemble.

Mol	Chain	Res	Type	Atoms	Models (Total)
2	A	160	RCY	C1U	70
2	A	168	RCY	C1U	69
2	A	130	RCY	C1U	61
2	A	187	RCY	C1U	57
2	A	176	RCY	C1U	56
2	A	150	RCY	C1U	53
2	A	138	RCY	C1U	52
2	A	173	RCY	C1U	50
2	A	110	RCY	C1U	47
2	A	121	RCY	C1U	45

All unique torsion outliers are listed below. They are sorted by the frequency of occurrence in the ensemble.

Mol	Chain	Res	Type	Atoms	Models (Total)
2	A	110	RCY	C1X-C1U-N1R-C1Q	14
2	A	168	RCY	C1X-C1U-N1R-C1Q	13
2	A	160	RCY	C1X-C1U-N1R-C1P	12
2	A	160	RCY	C1X-C1U-N1R-C1Q	12
2	A	176	RCY	C1X-C1U-N1R-C1Q	11
2	A	130	RCY	C1X-C1U-N1R-C1P	10
2	A	130	RCY	C1X-C1U-N1R-C1Q	9

Continued on next page...

Continued from previous page...

Mol	Chain	Res	Type	Atoms	Models (Total)
2	A	121	RCY	C1X-C1U-N1R-C1Q	9
2	A	187	RCY	C1X-C1U-N1R-C1Q	9
2	A	150	RCY	C1X-C1U-N1R-C1P	8
2	A	150	RCY	C1X-C1U-N1R-C1Q	8
2	A	138	RCY	C1X-C1U-N1R-C1P	8
2	A	138	RCY	C1X-C1U-N1R-C1Q	7
2	A	173	RCY	C1X-C1U-N1R-C1P	6
2	A	187	RCY	C1X-C1U-N1R-C1P	6
2	A	173	RCY	C1X-C1U-N1R-C1Q	6
2	A	168	RCY	C1X-C1U-N1R-C1P	5
2	A	176	RCY	C1X-C1U-N1R-C1P	5
2	A	110	RCY	C1X-C1U-N1R-C1P	5
2	A	121	RCY	C1X-C1U-N1R-C1P	5

All unique ring outliers are listed below. They are sorted by the frequency of occurrence in the ensemble.

Mol	Chain	Res	Type	Atoms	Models (Total)
2	A	130	RCY	C1L-C1P-C1Q-C1S-N1R	1
2	A	130	RCY	C1M-C1U-C1W-C1X-N1V	1

6.7 Other polymers [i](#)

There are no such molecules in this entry.

6.8 Polymer linkage issues [i](#)

There are no chain breaks in this entry.

7 Chemical shift validation

The completeness of assignment taking into account all chemical shift lists is 68% for the well-defined parts and 64% for the entire structure.

7.1 Chemical shift list 1

File name: BMRB entry 15430

Chemical shift list name: *assigned_chem_shift_list_1*

7.1.1 Bookkeeping

The following table shows the results of parsing the chemical shift list and reports the number of nuclei with statistically unusual chemical shifts.

Total number of shifts	845
Number of shifts mapped to atoms	727
Number of unparsed shifts	0
Number of shifts with mapping errors	118
Number of shifts with mapping warnings	0
Number of shift outliers (ShiftChecker)	0

The following assigned chemical shifts were not mapped to the molecules present in the coordinate file.

- Residue not found in structure. All 118 occurrences are reported below.

Chain	Res	Type	Atom	Shift Data		
				Value	Uncertainty	Ambiguity
A	76	LEU	CA	55.995	0.15	1
A	76	LEU	HD23	0.9	0.05	1
A	87	ILE	HG13	1.188	0.05	1
A	38	PHE	CB	40.008	0.15	1
A	76	LEU	HD21	0.9	0.05	1
A	68	ALA	CA	50.582	0.15	1
A	73	PHE	CA	57.985	0.15	1
A	10	ILE	HG23	0.913	0.05	1
A	73	PHE	HD2	7.231	0.05	1
A	68	ALA	H	8.239	0.05	1
A	21	VAL	H	8.376	0.05	1
A	21	VAL	HG21	0.956	0.05	1
A	68	ALA	HB2	1.002	0.05	1
A	76	LEU	HD12	0.863	0.05	1

Continued on next page...

Continued from previous page...

Chain	Res	Type	Atom	Shift Data		
				Value	Uncertainty	Ambiguity
A	76	LEU	HD11	0.863	0.05	1
A	76	LEU	CD1	23.706	0.15	1
A	73	PHE	HD1	7.231	0.05	1
A	21	VAL	HA	4.167	0.05	1
A	38	PHE	H	8.373	0.05	1
A	50	PHE	HA	4.632	0.05	1
A	21	VAL	CG2	20.766	0.15	1
A	10	ILE	CD1	12.714	0.15	1
A	87	ILE	CA	66.943	0.15	1
A	30	PHE	CA	57.554	0.15	1
A	87	ILE	HD11	0.848	0.05	1
A	68	ALA	CB	18.099	0.15	1
A	38	PHE	N	122.108	0.15	1
A	10	ILE	HG22	0.913	0.05	1
A	38	PHE	HB3	3.101	0.05	1
A	87	ILE	CB	39.016	0.15	1
A	30	PHE	HD2	7.222	0.05	1
A	87	ILE	HD12	0.848	0.05	1
A	60	LEU	C	177.67	0.15	1
A	60	LEU	HD23	0.907	0.05	1
A	68	ALA	HA	4.361	0.05	1
A	10	ILE	HD11	0.859	0.05	1
A	30	PHE	HA	4.651	0.05	1
A	60	LEU	CA	55.332	0.15	1
A	10	ILE	H	8.289	0.05	1
A	73	PHE	HB3	3.023	0.05	1
A	60	LEU	HA	4.388	0.05	1
A	10	ILE	HG21	0.913	0.05	1
A	38	PHE	HA	4.659	0.05	1
A	68	ALA	HB3	1.002	0.05	1
A	87	ILE	CD1	12.969	0.15	1
A	10	ILE	CB	38.666	0.15	1
A	60	LEU	HD22	0.907	0.05	1
A	87	ILE	HG23	0.895	0.05	1
A	60	LEU	CG	25.049	0.15	1
A	76	LEU	N	122.091	0.15	1
A	21	VAL	HG22	0.956	0.05	1
A	30	PHE	HB2	3.016	0.05	1
A	50	PHE	HB3	3.185	0.05	1
A	38	PHE	CA	57.615	0.15	1
A	87	ILE	HD13	0.848	0.05	1

Continued on next page...

Continued from previous page...

Chain	Res	Type	Atom	Shift Data		
				Value	Uncertainty	Ambiguity
A	68	ALA	N	128.782	0.15	1
A	76	LEU	HD13	0.863	0.05	1
A	10	ILE	CG2	17.53	0.15	1
A	73	PHE	HB2	3.129	0.05	1
A	73	PHE	CB	39.356	0.15	1
A	87	ILE	CG2	17.895	0.15	1
A	30	PHE	H	8.168	0.05	1
A	10	ILE	HA	4.166	0.05	1
A	76	LEU	HA	4.287	0.05	1
A	73	PHE	H	7.935	0.05	1
A	60	LEU	CB	42.514	0.15	1
A	60	LEU	HD21	0.907	0.05	1
A	87	ILE	HG22	0.895	0.05	1
A	60	LEU	N	121.371	0.15	1
A	21	VAL	HB	1.962	0.05	1
A	10	ILE	HD13	0.859	0.05	1
A	87	ILE	CG1	27.193	0.15	1
A	76	LEU	HB3	1.642	0.05	1
A	21	VAL	HG23	0.956	0.05	1
A	30	PHE	HB3	3.112	0.05	1
A	76	LEU	CD2	24.084	0.15	1
A	50	PHE	CA	58.008	0.15	1
A	87	ILE	N	127.372	0.15	1
A	60	LEU	HB2	1.648	0.05	1
A	30	PHE	CB	39.988	0.15	1
A	30	PHE	N	121.014	0.15	1
A	76	LEU	HB2	1.568	0.05	1
A	87	ILE	HA	4.426	0.05	1
A	10	ILE	CG1	27.278	0.15	1
A	76	LEU	HD22	0.9	0.05	1
A	50	PHE	C	176.416	0.15	1
A	68	ALA	HB1	1.002	0.05	1
A	10	ILE	HG12	1.214	0.05	1
A	10	ILE	HB	1.88	0.05	1
A	60	LEU	CD2	23.502	0.15	1
A	60	LEU	H	8.124	0.05	1
A	21	VAL	CA	62.522	0.15	1
A	10	ILE	N	123.217	0.15	1
A	21	VAL	C	176.368	0.15	1
A	73	PHE	HA	4.539	0.05	1
A	87	ILE	HG21	0.895	0.05	1

Continued on next page...

Continued from previous page...

Chain	Res	Type	Atom	Shift Data		
				Value	Uncertainty	Ambiguity
A	10	ILE	HD12	0.859	0.05	1
A	87	ILE	H	7.855	0.05	1
A	73	PHE	C	175.668	0.15	1
A	76	LEU	CB	42.241	0.15	1
A	87	ILE	HG12	1.433	0.05	1
A	50	PHE	N	119.885	0.15	1
A	50	PHE	CB	39.865	0.15	1
A	60	LEU	HB3	1.663	0.05	1
A	38	PHE	HB2	3.011	0.05	1
A	38	PHE	C	175.417	0.15	1
A	87	ILE	HB	2.018	0.05	1
A	73	PHE	N	117.759	0.15	1
A	76	LEU	C	177.284	0.15	1
A	50	PHE	HB2	3.015	0.05	1
A	10	ILE	HG13	1.501	0.05	1
A	10	ILE	C	176.308	0.15	1
A	21	VAL	N	120.972	0.15	1
A	21	VAL	CB	32.722	0.15	1
A	10	ILE	CA	61.279	0.15	1
A	76	LEU	H	8.166	0.05	1
A	30	PHE	C	175.376	0.15	1
A	50	PHE	H	8.222	0.05	1

7.1.2 Chemical shift referencing [i](#)

The following table shows the suggested chemical shift referencing corrections.

Nucleus	# values	Correction \pm precision, ppm	Suggested action
$^{13}\text{C}_\alpha$	84	-0.03 ± 0.07	None needed (< 0.5 ppm)
$^{13}\text{C}_\beta$	74	0.25 ± 0.10	None needed (< 0.5 ppm)
$^{13}\text{C}'$	76	-0.07 ± 0.10	None needed (< 0.5 ppm)
^{15}N	76	-0.97 ± 0.27	Should be applied

7.1.3 Completeness of resonance assignments [i](#)

The following table shows the completeness of the chemical shift assignments for the well-defined regions of the structure. The overall completeness is 68%, i.e. 145 atoms were assigned a chemical shift out of a possible 213. 1 out of 2 assigned methyl groups (LEU and VAL) were assigned stereospecifically.

	Total	¹ H	¹³ C	¹⁵ N
Backbone	76/98 (78%)	29/39 (74%)	32/40 (80%)	15/19 (79%)
Sidechain	67/95 (71%)	39/55 (71%)	28/39 (72%)	0/1 (0%)
Aromatic	2/20 (10%)	2/10 (20%)	0/7 (0%)	0/3 (0%)
Overall	145/213 (68%)	70/104 (67%)	60/86 (70%)	15/23 (65%)

The following table shows the completeness of the chemical shift assignments for the full structure. The overall completeness is 64%, i.e. 658 atoms were assigned a chemical shift out of a possible 1034. 3 out of 6 assigned methyl groups (LEU and VAL) were assigned stereospecifically.

	Total	¹ H	¹³ C	¹⁵ N
Backbone	341/415 (82%)	133/164 (81%)	142/174 (82%)	66/77 (86%)
Sidechain	313/583 (54%)	173/352 (49%)	139/201 (69%)	1/30 (3%)
Aromatic	4/36 (11%)	4/18 (22%)	0/13 (0%)	0/5 (0%)
Overall	658/1034 (64%)	310/534 (58%)	281/388 (72%)	67/112 (60%)

7.1.4 Statistically unusual chemical shifts [i](#)

There are no statistically unusual chemical shifts.

7.1.5 Random Coil Index (RCI) plots [i](#)

The image below reports *random coil index* values for the protein chains in the structure. The height of each bar gives a probability of a given residue to be disordered, as predicted from the available chemical shifts and the amino acid sequence. A value above 0.2 is an indication of significant predicted disorder. The colour of the bar shows whether the residue is in the well-defined core (black) or in the ill-defined residue ranges (cyan), as described in section 2 on ensemble composition.

Random coil index (RCI) for chain A:

