



Full wwPDB X-ray Structure Validation Report ⓘ

Feb 1, 2016 – 09:49 AM GMT

PDB ID : 3JU6
Title : Crystal Structure of Dimeric Arginine Kinase in Complex with AMPPNP and Arginine
Authors : Wu, X.; Ye, S.; Guo, S.; Yan, W.; Bartlam, M.; Rao, Z.
Deposited on : 2009-09-14
Resolution : 2.45 Å(reported)

This is a Full wwPDB X-ray Structure Validation Report for a publicly released PDB entry.
We welcome your comments at validation@mail.wwpdb.org
A user guide is available at
<http://wwpdb.org/validation/2016/XrayValidationReportHelp>
with specific help available everywhere you see the ⓘ symbol.

The following versions of software and data (see [references ⓘ](#)) were used in the production of this report:

MolProbity : 4.02b-467
Mogul : 1.7 (RC4), CSD as536be (2015)
Xtriage (Phenix) : 1.9-1692
EDS : rb-20026688
Percentile statistics : 20151230.v01 (using entries in the PDB archive December 30th 2015)
Refmac : 5.8.0135
CCP4 : 6.5.0
Ideal geometry (proteins) : Engh & Huber (2001)
Ideal geometry (DNA, RNA) : Parkinson et al. (1996)
Validation Pipeline (wwPDB-VP) : trunk26865

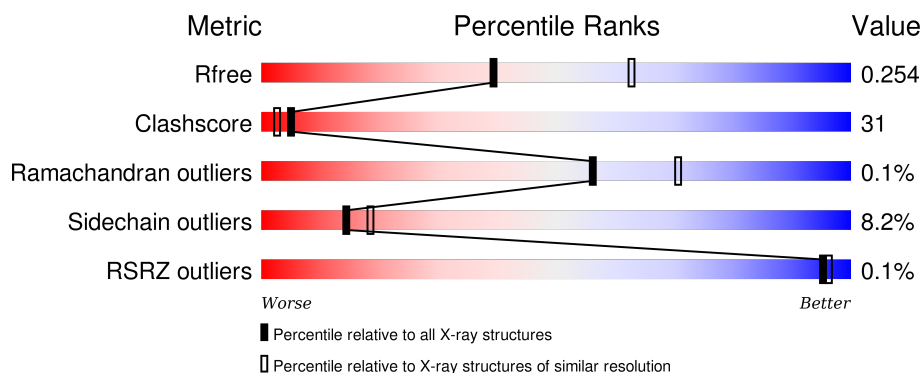
1 Overall quality at a glance

The following experimental techniques were used to determine the structure:

X-RAY DIFFRACTION





The reported resolution of this entry is 2.45 Å.

Percentile scores (ranging between 0-100) for global validation metrics of the entry are shown in the following graphic. The table shows the number of entries on which the scores are based.



Metric	Whole archive (#Entries)	Similar resolution (#Entries, resolution range(Å))
R_{free}	91344	4776 (2.50-2.42)
Clashscore	102246	1030 (2.48-2.44)
Ramachandran outliers	100387	1024 (2.48-2.44)
Sidechain outliers	100360	1024 (2.48-2.44)
RSRZ outliers	91569	4787 (2.50-2.42)

The table below summarises the geometric issues observed across the polymeric chains and their fit to the electron density. The red, orange, yellow and green segments on the lower bar indicate the fraction of residues that contain outliers for ≥ 3 , 2, 1 and 0 types of geometric quality criteria. A grey segment represents the fraction of residues that are not modelled. The numeric value for each fraction is indicated below the corresponding segment, with a dot representing fractions $\leq 5\%$. The upper red bar (where present) indicates the fraction of residues that have poor fit to the electron density. The numeric value is given above the bar.

Mol	Chain	Length	Quality of chain
1	A	370	
1	B	370	
1	C	370	
1	D	370	

2 Entry composition [i](#)

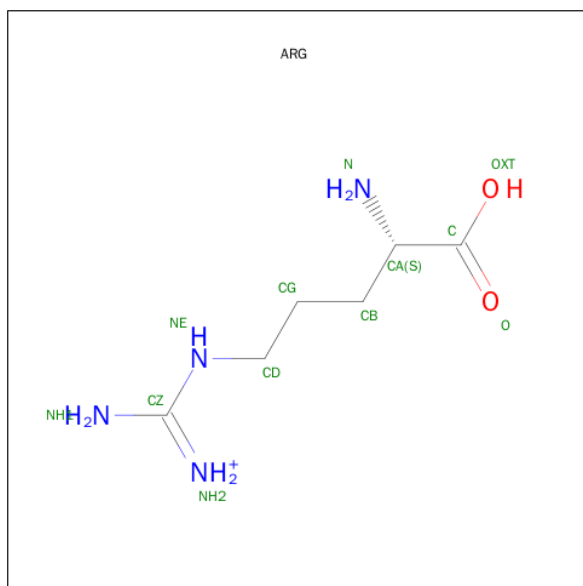
There are 4 unique types of molecules in this entry. The entry contains 13350 atoms, of which 0 are hydrogens and 0 are deuteriums.

In the tables below, the ZeroOcc column contains the number of atoms modelled with zero occupancy, the AltConf column contains the number of residues with at least one atom in alternate conformation and the Trace column contains the number of residues modelled with at most 2 atoms.

- Molecule 1 is a protein called Arginine kinase.

Mol	Chain	Residues	Atoms						ZeroOcc	AltConf	Trace
1	A	361	Total	C	N	O	S	Se	0	0	0
			2883	1807	511	547	5	13			
1	B	362	Total	C	N	O	S	Se	0	0	0
			2889	1810	512	549	5	13			
1	C	363	Total	C	N	O	S	Se	0	0	0
			2896	1815	513	550	5	13			
1	D	360	Total	C	N	O	S	Se	0	0	0
			2876	1803	510	545	5	13			

- Molecule 2 is ARGinine (three-letter code: ARG) (formula: $C_6H_{15}N_4O_2$).



Mol	Chain	Residues	Atoms				ZeroOcc	AltConf
2	A	1	Total	C	N	O	0	0
			12	6	4	2		

- Molecule 3 is PHOSPHOAMINOPHOSPHONIC ACID-ADENYLATE ESTER (three-letter code: ANP) (formula: $C_{10}H_{17}N_6O_{12}P_3$).



Mol	Chain	Residues	Atoms					ZeroOcc	AltConf
3	A	1	Total	C	N	O	P	0	0
			31	10	6	12	3		

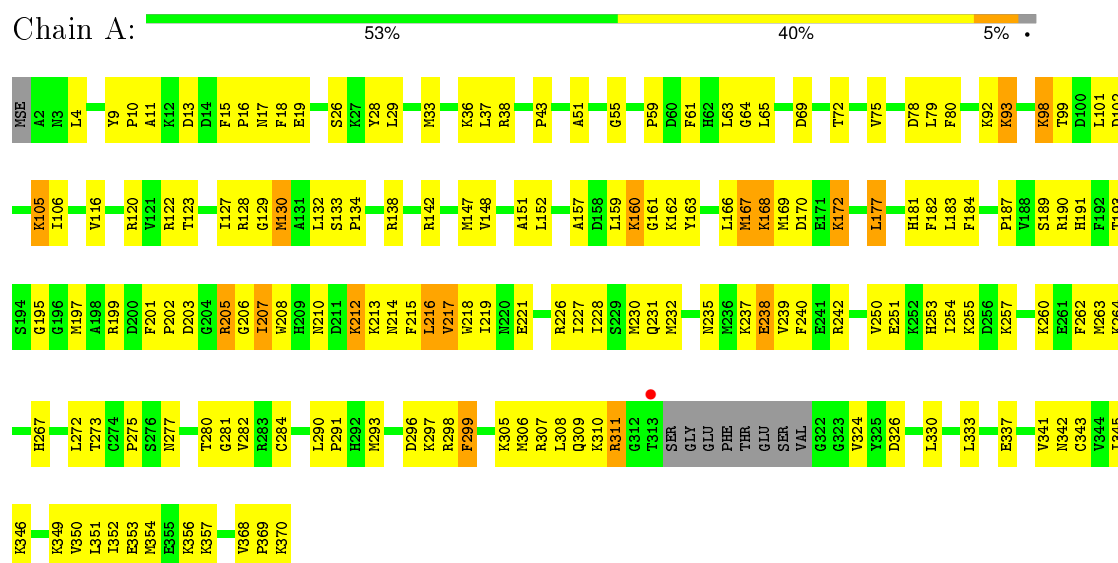
- Molecule 4 is water.

Mol	Chain	Residues	Atoms	ZeroOcc	AltConf
4	A	461	Total O 461 461	0	0
4	B	452	Total O 452 452	0	0
4	C	428	Total O 428 428	0	0
4	D	422	Total O 422 422	0	0

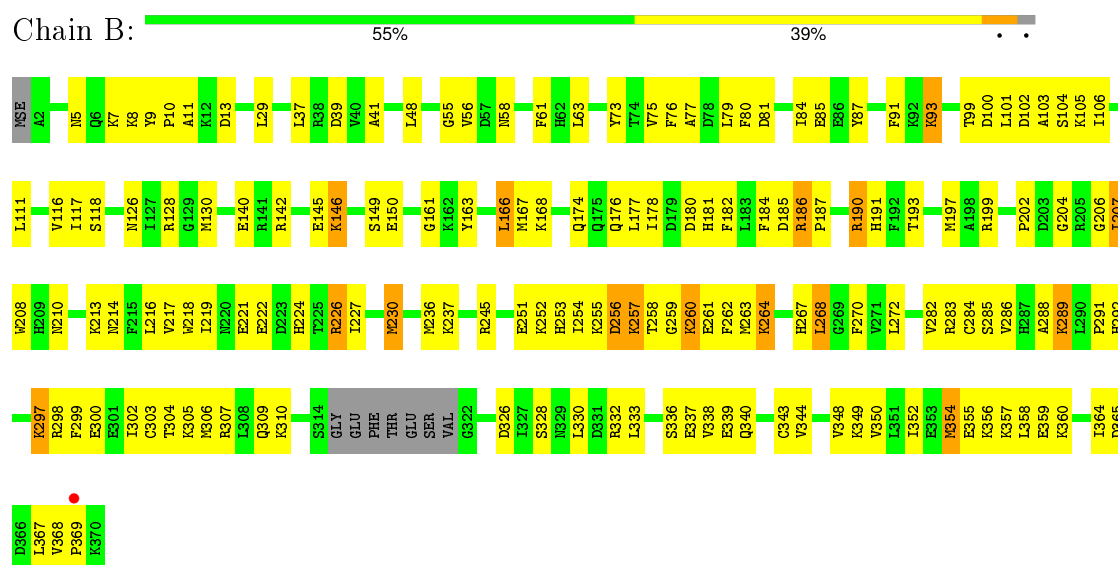
3 Residue-property plots

These plots are drawn for all protein, RNA and DNA chains in the entry. The first graphic for a chain summarises the proportions of errors displayed in the second graphic. The second graphic shows the sequence view annotated by issues in geometry and electron density. Residues are color-coded according to the number of geometric quality criteria for which they contain at least one outlier: green = 0, yellow = 1, orange = 2 and red = 3 or more. A red dot above a residue indicates a poor fit to the electron density ($RSRZ > 2$). Stretches of 2 or more consecutive residues without any outlier are shown as a green connector. Residues present in the sample, but not in the model, are shown in grey.

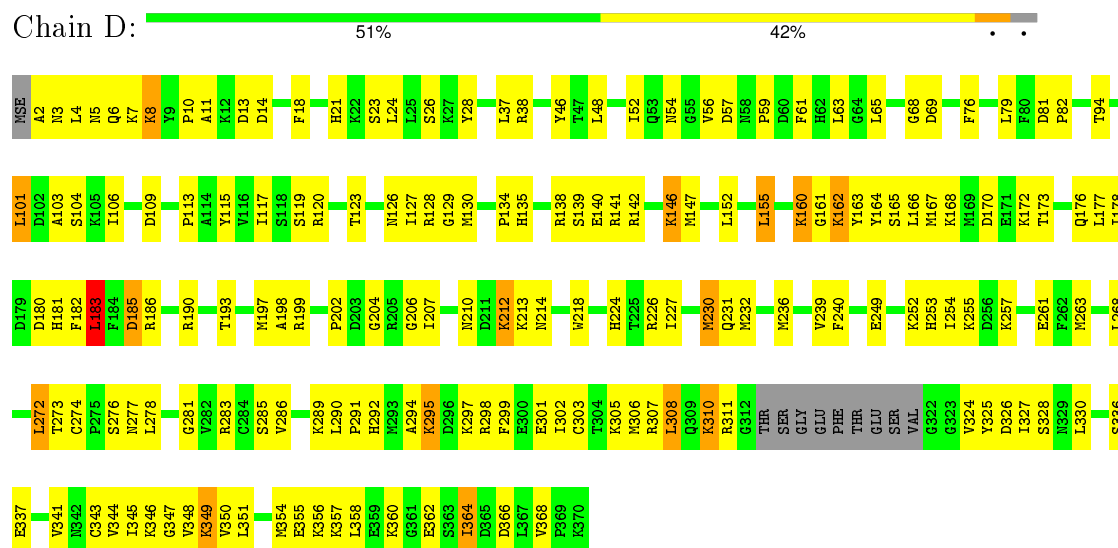
• Molecule 1: Arginine kinase



• Molecule 1: Arginine kinase



• Molecule 1: Arginine kinase



4 Data and refinement statistics

Property	Value	Source
Space group	P 1 21 1	Depositor
Cell constants a, b, c, α , β , γ	86.82Å 60.07Å 139.95Å 90.00° 93.08° 90.00°	Depositor
Resolution (Å)	47.01 – 2.45 47.01 – 2.45	Depositor EDS
% Data completeness (in resolution range)	97.5 (47.01-2.45) 96.9 (47.01-2.45)	Depositor EDS
R_{merge}	0.07	Depositor
R_{sym}	(Not available)	Depositor
$\langle I/\sigma(I) \rangle$ ¹	12.27 (at 2.45Å)	Xtriage
Refinement program	CNS 1.1	Depositor
R, R_{free}	0.214 , 0.254 0.214 , 0.254	Depositor DCC
R_{free} test set	5244 reflections (10.10%)	DCC
Wilson B-factor (Å ²)	9.4	Xtriage
Anisotropy	0.645	Xtriage
Bulk solvent k_{sol} (e/Å ³), B_{sol} (Å ²)	0.29 , 7.7	EDS
Estimated twinning fraction	No twinning to report.	Xtriage
L-test for twinning ²	$\langle L \rangle = 0.45$, $\langle L^2 \rangle = 0.28$	Xtriage
Outliers	0 of 52301 reflections	Xtriage
F_o, F_c correlation	0.89	EDS
Total number of atoms	13350	wwPDB-VP
Average B, all atoms (Å ²)	16.0	wwPDB-VP

Xtriage's analysis on translational NCS is as follows: *The largest off-origin peak in the Patterson function is 7.24% of the height of the origin peak. No significant pseudotranslation is detected.*

¹Intensities estimated from amplitudes.

²Theoretical values of $\langle |L| \rangle$, $\langle L^2 \rangle$ for acentric reflections are 0.5, 0.375 respectively for untwinned datasets, and 0.333, 0.2 for perfectly twinned datasets.

5 Model quality [i](#)

5.1 Standard geometry [i](#)

Bond lengths and bond angles in the following residue types are not validated in this section: ANP

The Z score for a bond length (or angle) is the number of standard deviations the observed value is removed from the expected value. A bond length (or angle) with $|Z| > 5$ is considered an outlier worth inspection. RMSZ is the root-mean-square of all Z scores of the bond lengths (or angles).

Mol	Chain	Bond lengths		Bond angles	
		RMSZ	$\# Z > 5$	RMSZ	$\# Z > 5$
1	A	0.45	0/2923	0.73	0/3902
1	B	0.45	0/2929	0.71	0/3910
1	C	0.44	0/2936	0.73	0/3920
1	D	0.44	0/2916	0.74	1/3892 (0.0%)
All	All	0.45	0/11704	0.73	1/15624 (0.0%)

There are no bond length outliers.

All (1) bond angle outliers are listed below:

Mol	Chain	Res	Type	Atoms	Z	Observed(°)	Ideal(°)
1	D	183	LEU	CA-CB-CG	5.34	127.57	115.30

There are no chirality outliers.

There are no planarity outliers.

5.2 Too-close contacts [i](#)

In the following table, the Non-H and H(model) columns list the number of non-hydrogen atoms and hydrogen atoms in the chain respectively. The H(added) column lists the number of hydrogen atoms added and optimized by MolProbity. The Clashes column lists the number of clashes within the asymmetric unit, whereas Symm-Clashes lists symmetry related clashes.

Mol	Chain	Non-H	H(model)	H(added)	Clashes	Symm-Clashes
1	A	2883	0	2862	181	0
1	B	2889	0	2867	184	0
1	C	2896	0	2876	187	0
1	D	2876	0	2855	168	0
2	A	12	0	12	2	0
3	A	31	0	13	4	0

Continued on next page...

Continued from previous page...

Mol	Chain	Non-H	H(model)	H(added)	Clashes	Symm-Clashes
4	A	461	0	0	80	0
4	B	452	0	0	102	0
4	C	428	0	0	80	0
4	D	422	0	0	74	0
All	All	13350	0	11485	713	0

The all-atom clashscore is defined as the number of clashes found per 1000 atoms (including hydrogen atoms). The all-atom clashscore for this structure is 31.

All (713) close contacts within the same asymmetric unit are listed below, sorted by their clash magnitude.

Atom-1	Atom-2	Interatomic distance (Å)	Clash overlap (Å)
1:B:186:ARG:HD3	1:B:186:ARG:H	1.08	1.15
1:C:122:ARG:HH11	1:C:122:ARG:HG3	1.12	1.08
1:D:302:ILE:HD13	1:D:354:MSE:HE1	1.31	1.07
1:C:101:LEU:HA	4:C:1525:HOH:O	1.55	1.04
1:D:57:ASP:HB2	4:D:1417:HOH:O	1.60	1.02
1:C:9:TYR:HB3	4:C:1599:HOH:O	1.58	1.01
1:C:306:MSE:HG3	4:C:1389:HOH:O	1.60	1.00
1:C:305:LYS:HB3	4:C:1389:HOH:O	1.62	0.98
1:A:29:LEU:CD1	1:A:33:MSE:HE2	1.93	0.98
1:A:29:LEU:HD12	1:A:33:MSE:HE2	1.45	0.97
1:C:56:VAL:HG23	4:C:1565:HOH:O	1.64	0.96
1:C:58:ASN:HD22	1:C:190:ARG:HH11	1.12	0.94
1:C:127:ILE:H	1:C:224:HIS:HD2	1.14	0.94
1:B:283:ARG:HG2	4:B:1500:HOH:O	1.66	0.93
1:B:75:VAL:HG11	4:B:1548:HOH:O	1.68	0.93
1:B:80:PHE:HB2	4:B:1563:HOH:O	1.67	0.93
1:D:152:LEU:HA	1:D:155:LEU:HD22	1.51	0.93
1:A:239:VAL:HG22	4:A:1571:HOH:O	1.67	0.92
1:B:190:ARG:HB3	1:B:190:ARG:HH11	1.33	0.91
1:B:285:SER:HB3	4:B:1500:HOH:O	1.70	0.90
1:D:357:LYS:HB3	4:D:1636:HOH:O	1.72	0.90
1:D:328:SER:HA	4:D:1649:HOH:O	1.72	0.89
1:A:64:GLY:HA2	4:A:1359:HOH:O	1.73	0.89
1:A:305:LYS:HD2	1:A:369:PRO:HG2	1.54	0.87
1:C:58:ASN:ND2	1:C:190:ARG:HH11	1.73	0.87
1:B:177:LEU:HD22	1:B:207:ILE:HD11	1.56	0.87
1:D:134:PRO:HB2	4:D:1680:HOH:O	1.75	0.87
1:B:91:PHE:HB3	4:B:1130:HOH:O	1.73	0.86
1:B:270:PHE:HE2	4:B:1688:HOH:O	1.57	0.86

Continued on next page...

Continued from previous page...

Atom-1	Atom-2	Interatomic distance (Å)	Clash overlap (Å)
1:D:142:ARG:HA	4:D:1582:HOH:O	1.75	0.85
1:B:77:ALA:HA	4:B:1563:HOH:O	1.75	0.85
1:D:147:MSE:HE3	1:D:254:ILE:CG2	2.07	0.85
1:B:117:ILE:HD11	1:B:289:LYS:HD3	1.59	0.84
1:D:65:LEU:HD21	1:D:79:LEU:HD21	1.59	0.84
1:A:147:MSE:HE1	1:A:260:LYS:HD2	1.59	0.83
1:B:214:ASN:HA	1:B:230:MSE:HE2	1.61	0.83
1:C:369:PRO:HG3	4:C:1389:HOH:O	1.78	0.83
1:C:240:PHE:HZ	4:C:1525:HOH:O	1.61	0.82
1:B:186:ARG:HD3	1:B:186:ARG:N	1.92	0.82
1:C:25:LEU:HD21	4:C:1565:HOH:O	1.80	0.82
1:B:197:MSE:HE1	4:B:1630:HOH:O	1.78	0.82
1:D:207:ILE:HG21	4:D:1384:HOH:O	1.79	0.81
1:B:55:GLY:HA2	4:B:1122:HOH:O	1.80	0.81
1:C:140:GLU:HA	4:C:1574:HOH:O	1.79	0.81
1:C:147:MSE:HE2	1:C:258:THR:HG21	1.60	0.81
1:B:142:ARG:HA	4:B:1701:HOH:O	1.81	0.80
1:C:186:ARG:HD2	1:C:188:VAL:CG1	2.11	0.80
1:A:337:GLU:HA	4:A:1502:HOH:O	1.80	0.80
1:B:354:MSE:HE2	1:B:367:LEU:HB3	1.62	0.80
1:A:102:ASP:HB3	1:A:105:LYS:HD2	1.64	0.80
1:D:177:LEU:HD22	4:D:1384:HOH:O	1.80	0.80
1:B:56:VAL:HB	4:B:816:HOH:O	1.80	0.80
1:B:185:ASP:HB2	1:B:186:ARG:HD3	1.61	0.79
1:C:332:ARG:HB2	4:C:1681:HOH:O	1.80	0.79
1:C:358:LEU:HD21	1:C:364:ILE:HD12	1.63	0.79
1:D:147:MSE:HE3	1:D:254:ILE:HG23	1.65	0.79
1:A:151:ALA:HA	1:A:253:HIS:CD2	2.18	0.79
1:B:116:VAL:HG22	4:B:1644:HOH:O	1.82	0.79
1:C:195:GLY:HA3	4:C:1475:HOH:O	1.82	0.78
1:C:147:MSE:CE	1:C:258:THR:HG21	2.12	0.78
1:A:216:LEU:HD23	1:A:216:LEU:N	1.99	0.78
1:A:293:MSE:HG3	4:A:1471:HOH:O	1.82	0.78
1:A:250:VAL:HA	4:A:1063:HOH:O	1.81	0.78
1:A:298:ARG:HD2	4:A:1309:HOH:O	1.83	0.78
1:A:75:VAL:HB	4:A:721:HOH:O	1.84	0.77
1:A:203:ASP:OD2	4:A:1516:HOH:O	2.02	0.77
1:A:33:MSE:HE1	1:A:79:LEU:HD13	1.65	0.77
1:C:218:TRP:HE3	1:C:226:ARG:HG2	1.50	0.77
1:B:116:VAL:HG13	4:B:1025:HOH:O	1.84	0.77
1:A:65:LEU:CD1	1:A:275:PRO:HG3	2.15	0.77

Continued on next page...

Continued from previous page...

Atom-1	Atom-2	Interatomic distance (Å)	Clash overlap (Å)
1:B:204:GLY:HA2	4:B:1701:HOH:O	1.84	0.77
1:B:190:ARG:CB	1:B:190:ARG:HH11	1.97	0.76
1:B:84:ILE:HG22	4:B:1130:HOH:O	1.85	0.76
1:C:13:ASP:HB2	4:C:1599:HOH:O	1.85	0.76
1:A:172:LYS:HD3	1:A:172:LYS:H	1.50	0.76
1:A:350:VAL:O	1:A:354:MSE:HG3	1.86	0.75
1:A:183:LEU:HD12	1:A:184:PHE:H	1.51	0.75
1:A:215:PHE:HD1	4:A:1560:HOH:O	1.68	0.75
1:A:72:THR:HA	4:A:721:HOH:O	1.86	0.75
1:C:142:ARG:HA	4:C:1614:HOH:O	1.86	0.75
1:C:186:ARG:HD2	1:C:188:VAL:HG13	1.67	0.75
1:C:247:LEU:HG	4:C:1068:HOH:O	1.87	0.75
1:B:286:VAL:HB	4:B:1025:HOH:O	1.85	0.75
1:B:130:MSE:HB3	4:B:1659:HOH:O	1.86	0.75
1:D:357:LYS:HD3	1:D:362:GLU:OE2	1.88	0.74
1:B:337:GLU:OE2	4:B:1688:HOH:O	2.04	0.74
1:B:218:TRP:HB2	1:B:226:ARG:HB3	1.70	0.74
1:A:33:MSE:CE	1:A:79:LEU:HB2	2.17	0.74
1:C:122:ARG:NH1	1:C:122:ARG:HG3	1.90	0.74
1:C:278:LEU:HA	4:C:844:HOH:O	1.88	0.73
1:C:337:GLU:HB2	4:C:1525:HOH:O	1.87	0.73
1:D:285:SER:HB3	1:D:328:SER:HB3	1.71	0.73
1:A:123:THR:HA	1:A:281:GLY:O	1.88	0.73
1:D:268:LEU:HD22	1:D:278:LEU:HD13	1.68	0.73
1:C:327:ILE:HG21	4:C:1243:HOH:O	1.87	0.73
1:D:290:LEU:HD12	4:D:1741:HOH:O	1.89	0.72
1:C:175:GLN:HB3	4:C:1391:HOH:O	1.87	0.72
1:D:199:ARG:HG3	4:D:429:HOH:O	1.87	0.72
1:B:332:ARG:HB3	4:B:1438:HOH:O	1.89	0.72
1:B:186:ARG:CD	1:B:186:ARG:H	1.96	0.72
1:A:207:ILE:HD13	1:A:208:TRP:N	2.04	0.72
1:C:178:ILE:HG13	1:C:183:LEU:HD12	1.71	0.72
1:D:117:ILE:HG22	1:D:232:MSE:HE1	1.72	0.72
1:B:101:LEU:HD11	4:B:1688:HOH:O	1.89	0.71
1:B:355:GLU:O	1:B:359:GLU:HG3	1.90	0.71
1:C:88:HIS:HE1	4:C:1681:HOH:O	1.74	0.71
1:C:201:PHE:HB2	4:C:1643:HOH:O	1.90	0.71
1:C:127:ILE:H	1:C:224:HIS:CD2	2.02	0.71
1:D:364:ILE:HG23	4:D:1636:HOH:O	1.91	0.71
1:B:174:GLN:HE22	1:B:186:ARG:HH22	1.37	0.71
1:D:207:ILE:HG23	4:D:1596:HOH:O	1.90	0.71

Continued on next page...

Continued from previous page...

Atom-1	Atom-2	Interatomic distance (Å)	Clash overlap (Å)
1:C:187:PRO:HG3	4:C:1168:HOH:O	1.91	0.71
1:D:130:MSE:HB3	4:D:1458:HOH:O	1.92	0.70
1:D:68:GLY:HA2	4:D:1680:HOH:O	1.91	0.70
1:B:350:VAL:O	1:B:354:MSE:HG3	1.91	0.70
1:A:106:ILE:HB	1:A:237:LYS:HG3	1.73	0.70
1:C:302:ILE:HG22	1:C:306:MSE:HE2	1.72	0.70
1:C:329:ASN:HD22	1:C:329:ASN:H	1.38	0.70
1:D:10:PRO:HG2	1:D:13:ASP:OD2	1.90	0.70
1:D:253:HIS:O	1:D:257:LYS:HG2	1.92	0.69
1:A:29:LEU:HD13	1:A:33:MSE:HE2	1.71	0.69
1:A:263:MSE:HE1	4:A:1562:HOH:O	1.93	0.69
1:C:284:CYS:H	1:C:329:ASN:ND2	1.91	0.69
1:D:28:TYR:HB3	4:D:1372:HOH:O	1.93	0.69
1:D:207:ILE:HD12	4:D:1418:HOH:O	1.91	0.69
1:A:159:LEU:HD11	4:A:1620:HOH:O	1.91	0.69
1:C:227:ILE:HG21	4:C:1068:HOH:O	1.93	0.69
1:C:337:GLU:CB	4:C:1525:HOH:O	2.41	0.69
1:D:183:LEU:HD23	1:D:207:ILE:HD11	1.73	0.69
1:D:325:TYR:HB2	4:D:1741:HOH:O	1.93	0.69
1:B:190:ARG:HA	1:B:193:THR:OG1	1.94	0.68
1:C:252:LYS:HE2	4:C:1159:HOH:O	1.93	0.68
1:A:167:MSE:HE1	1:A:203:ASP:OD1	1.93	0.68
1:D:177:LEU:HB3	4:D:1418:HOH:O	1.94	0.68
1:D:227:ILE:HD12	1:D:227:ILE:N	2.09	0.67
1:A:138:ARG:HB3	4:A:1516:HOH:O	1.92	0.67
1:C:170:ASP:OD2	1:C:170:ASP:C	2.32	0.67
1:D:204:GLY:HA2	4:D:1582:HOH:O	1.95	0.67
1:B:222:GLU:HG3	4:B:1630:HOH:O	1.95	0.67
1:C:25:LEU:CD2	4:C:1565:HOH:O	2.40	0.67
1:D:163:TYR:OH	1:D:206:GLY:HA3	1.93	0.67
1:A:228:ILE:HD12	4:A:1495:HOH:O	1.94	0.67
1:A:142:ARG:NE	4:A:1516:HOH:O	2.28	0.67
1:C:351:LEU:HD12	4:C:1243:HOH:O	1.94	0.67
1:D:292:HIS:HB2	1:D:355:GLU:OE2	1.95	0.67
1:C:278:LEU:HD23	4:C:844:HOH:O	1.95	0.66
1:C:284:CYS:H	1:C:329:ASN:HD21	1.44	0.66
1:D:327:ILE:HD11	4:D:1741:HOH:O	1.95	0.66
1:D:140:GLU:HB3	4:D:1458:HOH:O	1.95	0.66
1:A:309:GLN:HB3	4:A:1610:HOH:O	1.94	0.66
1:D:274:CYS:HB3	4:D:1547:HOH:O	1.95	0.66
1:D:135:HIS:HB2	4:D:1680:HOH:O	1.97	0.65

Continued on next page...

Continued from previous page...

Atom-1	Atom-2	Interatomic distance (Å)	Clash overlap (Å)
1:B:263:MSE:HA	4:B:1044:HOH:O	1.95	0.65
1:D:306:MSE:HE3	1:D:308:LEU:HD23	1.78	0.65
1:D:147:MSE:HE3	1:D:254:ILE:HG21	1.76	0.65
1:A:199:ARG:O	1:A:205:ARG:NH1	2.28	0.65
1:A:33:MSE:HE3	1:A:79:LEU:HB2	1.78	0.65
1:C:218:TRP:HB2	1:C:226:ARG:HB3	1.78	0.65
1:C:66:LEU:HB2	4:C:1527:HOH:O	1.96	0.65
1:A:130:MSE:HE1	1:B:9:TYR:OH	1.97	0.65
1:C:138:ARG:HD2	4:C:1446:HOH:O	1.96	0.65
1:C:28:TYR:HB2	4:C:1664:HOH:O	1.96	0.64
1:B:255:LYS:HB2	4:B:1229:HOH:O	1.96	0.64
1:A:36:LYS:HG2	1:A:37:LEU:HD22	1.78	0.64
1:C:323:GLY:HA2	4:C:1640:HOH:O	1.98	0.64
1:B:150:GLU:HB2	4:B:1520:HOH:O	1.98	0.63
1:C:172:LYS:HA	4:C:1391:HOH:O	1.97	0.63
1:D:283:ARG:NH2	1:D:326:ASP:OD2	2.18	0.63
1:B:297:LYS:HE3	1:B:297:LYS:O	1.99	0.63
1:B:73:TYR:O	4:B:1563:HOH:O	2.15	0.63
1:D:106:ILE:CD1	1:D:240:PHE:CD2	2.81	0.63
1:B:286:VAL:HG21	1:B:348:VAL:HG21	1.79	0.63
1:A:216:LEU:N	1:A:216:LEU:CD2	2.60	0.63
1:B:99:THR:HG23	4:B:1688:HOH:O	1.98	0.63
1:D:177:LEU:HD13	4:D:1418:HOH:O	1.97	0.63
1:A:183:LEU:HD12	1:A:184:PHE:N	2.14	0.63
1:B:254:ILE:HA	4:B:433:HOH:O	1.97	0.63
1:C:111:LEU:HB3	1:C:116:VAL:HG21	1.80	0.62
1:B:103:ALA:HB1	4:B:679:HOH:O	1.98	0.62
1:B:258:THR:HB	4:B:1246:HOH:O	1.99	0.62
1:C:96:ASN:HD22	1:C:267:HIS:HA	1.63	0.62
1:D:207:ILE:CD1	4:D:1418:HOH:O	2.48	0.62
1:C:108:ASP:HA	1:C:237:LYS:HD2	1.82	0.62
1:C:309:GLN:HB2	1:C:330:LEU:HD13	1.81	0.62
1:B:288:ALA:HB2	4:B:1644:HOH:O	1.98	0.62
1:C:127:ILE:N	1:C:224:HIS:HD2	1.93	0.62
1:A:33:MSE:HE1	1:A:79:LEU:HB2	1.81	0.61
1:A:142:ARG:CZ	4:A:1516:HOH:O	2.47	0.61
1:B:190:ARG:CG	1:B:190:ARG:HH11	2.12	0.61
1:A:33:MSE:HE1	1:A:79:LEU:CD1	2.31	0.61
1:A:163:TYR:HB2	4:A:1706:HOH:O	2.00	0.61
1:D:345:ILE:HG23	4:D:1693:HOH:O	2.00	0.61
1:B:174:GLN:NE2	1:B:186:ARG:HH22	1.98	0.61

Continued on next page...

Continued from previous page...

Atom-1	Atom-2	Interatomic distance (Å)	Clash overlap (Å)
1:B:227:ILE:HD12	1:B:227:ILE:N	2.15	0.61
1:B:330:LEU:HD22	4:B:1381:HOH:O	2.00	0.61
1:C:56:VAL:N	4:C:1565:HOH:O	2.33	0.61
1:B:263:MSE:HG3	4:B:1044:HOH:O	2.00	0.61
1:B:264:LYS:HG3	4:B:1328:HOH:O	1.99	0.61
1:C:58:ASN:HD22	1:C:190:ARG:NH1	1.94	0.60
1:D:119:SER:HB3	1:D:236:MSE:CE	2.31	0.60
1:A:280:THR:HB	1:A:282:VAL:HG23	1.83	0.60
1:B:37:LEU:HD11	4:B:1549:HOH:O	2.01	0.60
1:B:5:ASN:HB3	4:B:1274:HOH:O	2.00	0.60
1:D:218:TRP:HD1	4:D:1596:HOH:O	1.84	0.60
1:B:61:PHE:HB2	4:B:1122:HOH:O	2.02	0.60
1:C:193:THR:HG23	4:C:1393:HOH:O	2.01	0.60
1:C:218:TRP:CZ3	1:C:228:ILE:HD11	2.36	0.59
1:C:166:LEU:HG	4:C:1115:HOH:O	2.01	0.59
1:B:256:ASP:OD1	1:B:257:LYS:HD2	2.02	0.59
1:A:218:TRP:HB2	1:A:226:ARG:HB2	1.85	0.59
1:A:10:PRO:HG2	1:A:13:ASP:OD2	2.02	0.59
1:D:4:LEU:HD23	4:D:1282:HOH:O	2.02	0.59
1:B:199:ARG:HB2	4:B:1409:HOH:O	2.01	0.59
1:B:236:MSE:HG2	4:B:1242:HOH:O	2.02	0.59
1:B:307:ARG:HH21	1:B:330:LEU:HD23	1.67	0.59
1:C:206:GLY:HA2	4:C:1115:HOH:O	2.02	0.59
1:B:304:THR:HA	4:B:1381:HOH:O	2.02	0.59
1:A:212:LYS:O	1:A:213:LYS:HB2	2.01	0.59
1:D:272:LEU:HB3	4:D:414:HOH:O	2.02	0.59
1:D:214:ASN:HA	1:D:230:MSE:HE2	1.85	0.59
1:B:350:VAL:CG1	1:B:354:MSE:HE3	2.33	0.59
1:A:177:LEU:HB3	1:A:183:LEU:HB3	1.85	0.59
1:D:69:ASP:HA	4:D:1429:HOH:O	2.02	0.59
1:B:146:LYS:O	1:B:150:GLU:HG3	2.02	0.58
1:D:183:LEU:HD23	1:D:207:ILE:CD1	2.34	0.58
1:C:215:PHE:HE1	1:C:243:PHE:HA	1.68	0.58
1:D:5:ASN:HD22	1:D:8:LYS:HE2	1.67	0.58
4:C:1599:HOH:O	1:D:139:SER:HB2	2.03	0.58
1:A:290:LEU:O	4:A:1264:HOH:O	2.16	0.58
1:A:311:ARG:HG2	1:A:326:ASP:HB3	1.85	0.58
1:D:193:THR:HA	4:D:1671:HOH:O	2.02	0.58
1:A:293:MSE:HB2	4:A:1264:HOH:O	2.03	0.58
1:C:169:MSE:O	1:C:170:ASP:HB3	2.03	0.58
1:A:93:LYS:HA	1:A:267:HIS:CE1	2.39	0.58

Continued on next page...

Continued from previous page...

Atom-1	Atom-2	Interatomic distance (Å)	Clash overlap (Å)
1:D:197:MSE:HB3	4:D:1023:HOH:O	2.03	0.58
1:A:102:ASP:CB	1:A:105:LYS:HD2	2.32	0.58
1:A:19:GLU:OE2	1:B:168:LYS:HE3	2.03	0.58
1:C:134:PRO:HB3	1:C:195:GLY:O	2.04	0.58
1:D:138:ARG:HD3	4:D:1584:HOH:O	2.04	0.58
1:A:134:PRO:HB3	1:A:195:GLY:O	2.04	0.58
1:C:197:MSE:HE3	1:C:222:GLU:HA	1.86	0.57
1:C:172:LYS:C	4:C:1391:HOH:O	2.41	0.57
1:C:58:ASN:ND2	1:C:190:ARG:NH1	2.50	0.57
1:D:177:LEU:CB	4:D:1418:HOH:O	2.51	0.57
1:C:163:TYR:HE1	1:C:219:ILE:HD13	1.67	0.57
1:D:24:LEU:HD11	4:D:1678:HOH:O	2.05	0.57
1:A:197:MSE:HB3	4:A:1551:HOH:O	2.04	0.57
1:C:161:GLY:HA3	1:C:208:TRP:CZ2	2.39	0.57
1:A:217:VAL:HA	1:A:226:ARG:O	2.04	0.57
1:B:300:GLU:HA	4:B:1118:HOH:O	2.04	0.57
1:B:174:GLN:NE2	1:B:186:ARG:HH12	2.03	0.57
1:D:182:PHE:HB3	4:D:1384:HOH:O	2.05	0.57
1:C:227:ILE:HD12	1:C:227:ILE:N	2.20	0.57
1:A:148:VAL:HG11	1:A:219:ILE:HD12	1.86	0.57
1:D:366:ASP:O	1:D:366:ASP:OD2	2.22	0.57
1:D:289:LYS:HG2	1:D:324:VAL:HG22	1.86	0.57
1:A:307:ARG:HA	1:A:330:LEU:HD12	1.87	0.57
1:A:65:LEU:HD12	1:A:275:PRO:HG3	1.84	0.57
1:B:364:ILE:HG22	4:B:1016:HOH:O	2.05	0.57
1:A:207:ILE:HG22	4:A:1150:HOH:O	2.05	0.57
1:C:170:ASP:OD2	1:C:171:GLU:N	2.37	0.57
1:A:351:LEU:HB3	4:A:1471:HOH:O	2.05	0.56
1:D:46:TYR:HD2	4:D:1365:HOH:O	1.88	0.56
1:C:351:LEU:HD11	4:C:1267:HOH:O	2.06	0.56
1:C:42:THR:HB	1:C:43:PRO:HD2	1.86	0.56
1:A:168:LYS:HG3	4:A:999:HOH:O	2.05	0.56
1:A:203:ASP:HB3	4:A:1290:HOH:O	2.04	0.56
1:A:102:ASP:HB3	1:A:105:LYS:CD	2.33	0.56
1:A:166:LEU:HD12	4:A:1150:HOH:O	2.06	0.56
1:A:59:PRO:HA	4:A:491:HOH:O	2.04	0.56
1:D:161:GLY:HA3	1:D:210:ASN:HA	1.88	0.56
1:A:61:PHE:HD2	4:A:1359:HOH:O	1.88	0.56
1:B:180:ASP:O	1:B:181:HIS:HB2	2.04	0.56
1:B:128:ARG:HG3	4:B:1044:HOH:O	2.05	0.56
1:D:135:HIS:N	4:D:1680:HOH:O	2.37	0.56

Continued on next page...

Continued from previous page...

Atom-1	Atom-2	Interatomic distance (Å)	Clash overlap (Å)
1:B:364:ILE:O	1:B:368:VAL:HG13	2.06	0.56
1:B:349:LYS:HG2	4:B:1021:HOH:O	2.04	0.55
1:B:58:ASN:HB2	4:B:1122:HOH:O	2.06	0.55
1:C:305:LYS:HE3	1:C:369:PRO:O	2.06	0.55
1:A:55:GLY:HA2	4:A:1359:HOH:O	2.06	0.55
1:A:65:LEU:HD13	1:A:80:PHE:CE1	2.41	0.55
1:C:166:LEU:HD12	1:C:205:ARG:HB3	1.89	0.55
1:D:7:LYS:HA	1:D:38:ARG:NH2	2.21	0.55
1:D:302:ILE:CD1	1:D:354:MSE:HE1	2.21	0.55
1:C:231:GLN:HG2	1:C:239:VAL:HG22	1.89	0.55
1:B:37:LEU:CD1	4:B:1549:HOH:O	2.53	0.55
1:C:93:LYS:HG3	4:C:984:HOH:O	2.05	0.55
1:A:181:HIS:ND1	3:A:6001:ANP:O2'	2.37	0.55
1:C:204:GLY:HA2	4:C:1614:HOH:O	2.07	0.55
1:A:330:LEU:HD23	4:A:1169:HOH:O	2.06	0.55
1:B:191:HIS:CD2	4:B:1630:HOH:O	2.59	0.55
1:C:308:LEU:HD13	4:C:1243:HOH:O	2.06	0.55
1:D:364:ILE:O	1:D:368:VAL:HG23	2.07	0.55
1:C:201:PHE:CE2	1:C:202:PRO:HB3	2.42	0.55
1:A:226:ARG:CZ	4:A:1410:HOH:O	2.55	0.55
1:D:38:ARG:HB3	4:D:1386:HOH:O	2.07	0.55
1:D:299:PHE:CE2	1:D:310:LYS:HD2	2.42	0.55
1:B:5:ASN:HB2	4:B:1138:HOH:O	2.08	0.54
1:D:68:GLY:CA	4:D:1680:HOH:O	2.50	0.54
1:A:181:HIS:HB3	3:A:6001:ANP:H1'	1.88	0.54
1:C:122:ARG:CG	1:C:122:ARG:NH1	2.67	0.54
1:D:117:ILE:CG2	1:D:232:MSE:HE1	2.36	0.54
1:A:157:ALA:O	1:A:160:LYS:HB3	2.07	0.54
1:B:340:GLN:HA	4:B:1396:HOH:O	2.08	0.54
1:B:336:SER:OG	1:B:339:GLU:HG3	2.07	0.54
1:B:106:ILE:N	4:B:1540:HOH:O	2.40	0.54
1:D:257:LYS:HE3	4:D:992:HOH:O	2.08	0.54
1:C:147:MSE:HE1	1:C:260:LYS:HD2	1.88	0.54
1:C:258:THR:OG1	1:C:260:LYS:HG3	2.08	0.53
1:C:25:LEU:HA	4:C:1664:HOH:O	2.09	0.53
1:B:8:LYS:HD2	4:B:1274:HOH:O	2.07	0.53
1:C:67:ALA:HA	1:C:72:THR:HG21	1.90	0.53
1:B:364:ILE:HA	4:B:1016:HOH:O	2.07	0.53
1:D:360:LYS:HE3	4:D:393:HOH:O	2.09	0.53
1:D:207:ILE:HD13	4:D:1384:HOH:O	2.07	0.53
1:A:38:ARG:HB3	4:A:1362:HOH:O	2.07	0.53

Continued on next page...

Continued from previous page...

Atom-1	Atom-2	Interatomic distance (Å)	Clash overlap (Å)
1:B:184:PHE:HD1	4:B:1367:HOH:O	1.91	0.53
1:D:183:LEU:HA	1:D:207:ILE:CD1	2.38	0.53
1:B:79:LEU:N	4:B:1549:HOH:O	2.42	0.53
1:A:291:PRO:HD3	4:A:1622:HOH:O	2.09	0.53
1:D:294:ALA:HB2	1:D:325:TYR:HE2	1.74	0.53
1:D:308:LEU:HD11	1:D:344:VAL:HA	1.91	0.53
1:C:348:VAL:HA	4:C:1243:HOH:O	2.09	0.53
1:A:130:MSE:SE	4:A:1609:HOH:O	2.77	0.53
1:B:262:PHE:CB	4:B:1328:HOH:O	2.57	0.53
1:B:267:HIS:CD2	1:B:268:LEU:HD13	2.43	0.53
1:B:117:ILE:HD11	1:B:289:LYS:CD	2.32	0.53
1:A:138:ARG:HG2	4:A:1290:HOH:O	2.08	0.53
1:A:122:ARG:NE	3:A:6001:ANP:O2B	2.34	0.52
1:A:172:LYS:HD3	1:A:172:LYS:N	2.21	0.52
1:A:242:ARG:NH2	4:A:1571:HOH:O	2.42	0.52
1:B:357:LYS:HG3	4:B:1016:HOH:O	2.08	0.52
1:D:126:ASN:HA	1:D:224:HIS:HB2	1.91	0.52
1:C:133:SER:OG	1:C:134:PRO:HD3	2.10	0.52
1:B:339:GLU:O	1:B:343:CYS:HB2	2.09	0.52
1:D:183:LEU:HG	4:D:1418:HOH:O	2.09	0.52
1:D:253:HIS:CE1	1:D:257:LYS:HD2	2.45	0.52
1:A:306:MSE:O	1:A:308:LEU:HG	2.09	0.52
1:C:329:ASN:ND2	1:C:329:ASN:H	2.06	0.52
1:D:289:LYS:HB3	4:D:970:HOH:O	2.09	0.52
1:C:58:ASN:HD21	1:C:190:ARG:HB3	1.75	0.52
1:A:231:GLN:HG2	4:A:1571:HOH:O	2.09	0.51
1:B:161:GLY:HA3	1:B:210:ASN:HA	1.93	0.51
1:A:132:LEU:HB3	4:A:1422:HOH:O	2.09	0.51
1:C:58:ASN:ND2	1:C:190:ARG:HD2	2.25	0.51
1:A:9:TYR:HB3	4:A:1133:HOH:O	2.09	0.51
1:B:264:LYS:HB2	4:B:1328:HOH:O	2.09	0.51
1:A:11:ALA:HB2	4:A:1362:HOH:O	2.09	0.51
1:B:85:GLU:HA	4:B:1130:HOH:O	2.10	0.51
1:A:296:ASP:OD1	1:A:298:ARG:HB2	2.10	0.51
1:D:54:ASN:O	4:D:1417:HOH:O	2.19	0.51
1:D:213:LYS:O	1:D:230:MSE:HE2	2.11	0.51
1:B:260:LYS:HD2	4:B:1246:HOH:O	2.09	0.51
1:D:166:LEU:HD21	4:D:1482:HOH:O	2.11	0.51
1:A:214:ASN:HA	1:A:230:MSE:O	2.11	0.51
1:A:273:THR:OG1	4:A:1422:HOH:O	2.19	0.51
1:A:349:LYS:HE2	4:A:742:HOH:O	2.09	0.51

Continued on next page...

Continued from previous page...

Atom-1	Atom-2	Interatomic distance (Å)	Clash overlap (Å)
1:B:298:ARG:O	1:B:302:ILE:HD12	2.11	0.51
1:B:163:TYR:OH	1:B:206:GLY:HA3	2.11	0.51
1:C:175:GLN:N	4:C:1391:HOH:O	2.44	0.51
1:B:167:MSE:HG3	4:B:1402:HOH:O	2.11	0.51
1:A:33:MSE:HE1	1:A:79:LEU:CB	2.41	0.50
1:B:261:GLU:HA	4:B:1229:HOH:O	2.10	0.50
1:B:300:GLU:HB2	4:B:1330:HOH:O	2.11	0.50
1:B:166:LEU:HD23	1:B:206:GLY:HA2	1.92	0.50
1:C:169:MSE:O	1:C:170:ASP:CB	2.59	0.50
1:A:356:LYS:HB3	4:A:1350:HOH:O	2.11	0.50
1:D:142:ARG:O	1:D:146:LYS:HB2	2.10	0.50
1:D:298:ARG:NH2	1:D:364:ILE:HD11	2.26	0.50
1:A:106:ILE:HG21	1:A:237:LYS:HA	1.92	0.50
1:A:129:GLY:HA3	4:A:1382:HOH:O	2.11	0.50
1:D:358:LEU:HD23	4:D:483:HOH:O	2.10	0.50
1:C:186:ARG:NH1	1:D:190:ARG:HH22	2.10	0.50
1:A:310:LYS:HG2	4:A:1602:HOH:O	2.11	0.50
1:D:308:LEU:HD21	1:D:347:GLY:HA3	1.94	0.50
1:D:263:MSE:HE1	4:D:1429:HOH:O	2.11	0.50
1:C:301:GLU:HB2	4:C:670:HOH:O	2.10	0.50
1:D:63:LEU:HD11	1:D:276:SER:HB3	1.93	0.50
1:C:166:LEU:HD23	1:C:169:MSE:CE	2.41	0.49
1:C:101:LEU:HD23	4:C:1525:HOH:O	2.12	0.49
1:C:94:THR:HB	4:C:1651:HOH:O	2.12	0.49
1:D:119:SER:HA	1:D:286:VAL:HG12	1.94	0.49
1:C:214:ASN:HB2	1:C:242:ARG:NH2	2.27	0.49
1:B:100:ASP:O	1:B:338:VAL:HG23	2.12	0.49
1:A:324:VAL:HG13	4:A:1428:HOH:O	2.11	0.49
1:A:161:GLY:HA3	1:A:210:ASN:HA	1.93	0.49
1:C:150:GLU:HG2	4:C:817:HOH:O	2.13	0.49
1:A:169:MSE:HE3	4:A:1150:HOH:O	2.11	0.49
1:A:272:LEU:HD23	1:A:277:ASN:O	2.12	0.49
1:B:63:LEU:HD21	1:B:87:TYR:CD1	2.48	0.49
1:D:106:ILE:HD11	1:D:240:PHE:CD2	2.48	0.49
1:A:306:MSE:HB3	4:A:437:HOH:O	2.11	0.49
1:D:21:HIS:CG	1:D:59:PRO:HB3	2.48	0.49
1:A:235:ASN:ND2	1:A:238:GLU:HB3	2.27	0.49
1:A:65:LEU:HD11	1:A:275:PRO:HG3	1.94	0.49
1:C:163:TYR:OH	1:C:206:GLY:HA3	2.12	0.49
1:A:189:SER:O	1:A:193:THR:HG23	2.13	0.49
1:B:305:LYS:HD3	1:B:369:PRO:CB	2.42	0.49

Continued on next page...

Continued from previous page...

Atom-1	Atom-2	Interatomic distance (Å)	Clash overlap (Å)
1:C:218:TRP:CE3	1:C:226:ARG:HG2	2.39	0.49
1:A:242:ARG:HG2	4:A:1560:HOH:O	2.13	0.49
1:A:36:LYS:HE3	1:A:78:ASP:OD2	2.12	0.49
1:C:215:PHE:HZ	4:C:1068:HOH:O	1.94	0.48
1:B:251:GLU:HB2	1:B:262:PHE:CE2	2.47	0.48
1:D:160:LYS:HD2	1:D:161:GLY:N	2.28	0.48
1:D:120:ARG:HB3	4:D:1403:HOH:O	2.12	0.48
1:C:172:LYS:O	1:C:172:LYS:HD2	2.13	0.48
1:D:127:ILE:CG2	1:D:147:MSE:HE1	2.43	0.48
1:D:218:TRP:HB2	1:D:226:ARG:HB3	1.95	0.48
1:D:358:LEU:HD22	4:D:1456:HOH:O	2.13	0.48
1:B:182:PHE:HB3	1:B:207:ILE:HD12	1.96	0.48
1:B:270:PHE:CE2	4:B:1688:HOH:O	2.44	0.48
1:C:221:GLU:OE2	1:C:221:GLU:HA	2.13	0.48
1:C:207:ILE:C	1:C:207:ILE:HD13	2.34	0.48
1:B:174:GLN:HE22	1:B:186:ARG:NH2	2.09	0.48
1:D:182:PHE:HZ	1:D:213:LYS:HB3	1.77	0.48
1:D:167:MSE:HG2	1:D:202:PRO:HG2	1.94	0.48
1:A:61:PHE:HB2	4:A:1018:HOH:O	2.13	0.48
1:D:11:ALA:HB2	4:D:1386:HOH:O	2.13	0.48
1:A:191:HIS:ND1	2:A:5001:ARG:N	2.61	0.48
1:D:231:GLN:HG2	1:D:239:VAL:HG22	1.96	0.48
1:A:342:ASN:HA	1:A:345:ILE:HD12	1.94	0.48
1:B:358:LEU:HB3	4:B:1696:HOH:O	2.12	0.48
1:D:178:ILE:CG1	1:D:183:LEU:HD12	2.44	0.48
1:B:166:LEU:HD21	1:B:207:ILE:HG23	1.95	0.48
1:A:147:MSE:CE	1:A:260:LYS:HD2	2.40	0.48
1:A:166:LEU:HD13	1:A:206:GLY:HA2	1.95	0.48
1:D:198:ALA:HB3	4:D:1671:HOH:O	2.13	0.48
1:B:39:ASP:HB3	4:B:1705:HOH:O	2.12	0.48
1:C:122:ARG:C	1:C:122:ARG:HD2	2.33	0.48
1:D:117:ILE:O	1:D:232:MSE:HE3	2.14	0.47
1:B:167:MSE:HG2	1:B:202:PRO:HG2	1.97	0.47
1:B:176:GLN:HA	4:B:1092:HOH:O	2.14	0.47
1:C:92:LYS:HB3	4:C:984:HOH:O	2.14	0.47
1:B:303:CYS:HB2	4:B:1118:HOH:O	2.14	0.47
1:B:216:LEU:HG	4:B:453:HOH:O	2.14	0.47
1:A:177:LEU:HB3	1:A:183:LEU:CB	2.44	0.47
1:C:329:ASN:HA	4:C:1266:HOH:O	2.15	0.47
1:C:368:VAL:HA	1:C:369:PRO:HD2	1.68	0.47
1:A:51:ALA:HB2	4:A:765:HOH:O	2.13	0.47

Continued on next page...

Continued from previous page...

Atom-1	Atom-2	Interatomic distance (Å)	Clash overlap (Å)
1:A:152:LEU:HB3	1:A:208:TRP:CE2	2.49	0.47
1:B:253:HIS:HB2	4:B:1196:HOH:O	2.15	0.47
1:C:120:ARG:HG3	1:C:230:MSE:HB3	1.97	0.47
1:D:261:GLU:HA	4:D:682:HOH:O	2.14	0.47
1:D:261:GLU:HB2	4:D:1198:HOH:O	2.13	0.47
1:C:282:VAL:HG12	1:C:283:ARG:N	2.30	0.47
1:B:285:SER:HB2	1:B:326:ASP:OD2	2.15	0.47
1:A:216:LEU:HG	4:A:1495:HOH:O	2.15	0.47
1:A:120:ARG:HG3	1:A:230:MSE:HB3	1.96	0.47
1:A:127:ILE:CG2	1:A:260:LYS:HD3	2.43	0.47
1:B:214:ASN:CA	1:B:230:MSE:HE2	2.40	0.47
1:B:332:ARG:HH11	1:B:332:ARG:HG2	1.79	0.47
1:B:251:GLU:HG3	4:B:1229:HOH:O	2.13	0.47
1:C:131:ALA:HB3	1:C:136:VAL:HA	1.95	0.47
1:B:245:ARG:HB3	4:B:1268:HOH:O	2.14	0.47
1:C:251:GLU:HG3	4:C:1094:HOH:O	2.15	0.47
1:C:182:PHE:HZ	1:C:213:LYS:HB3	1.80	0.47
1:D:178:ILE:HG13	1:D:183:LEU:HD12	1.96	0.47
1:A:18:PHE:HB3	1:A:26:SER:HB2	1.97	0.47
1:A:201:PHE:CD1	1:A:202:PRO:HA	2.49	0.47
1:A:343:CYS:HA	4:A:1666:HOH:O	2.15	0.47
1:C:12:LYS:HE2	1:C:13:ASP:OD1	2.15	0.47
1:D:79:LEU:HA	4:D:1372:HOH:O	2.14	0.47
1:B:355:GLU:HB3	4:B:1628:HOH:O	2.14	0.47
1:C:117:ILE:HD11	1:C:289:LYS:HG3	1.97	0.47
1:A:242:ARG:NE	4:A:1560:HOH:O	2.46	0.46
1:A:43:PRO:HB2	4:A:495:HOH:O	2.15	0.46
1:D:162:LYS:HE2	4:D:1002:HOH:O	2.15	0.46
1:A:128:ARG:NH2	1:A:264:LYS:H	2.13	0.46
1:A:98:LYS:HD2	1:A:99:THR:N	2.30	0.46
1:C:197:MSE:CE	1:C:222:GLU:HA	2.45	0.46
1:B:237:LYS:HA	4:B:1543:HOH:O	2.15	0.46
1:C:143:ALA:HB3	4:C:1574:HOH:O	2.15	0.46
1:C:186:ARG:CD	1:C:188:VAL:HG13	2.41	0.46
1:D:101:LEU:CD1	1:D:337:GLU:HG2	2.46	0.46
1:A:29:LEU:HD13	1:A:33:MSE:CE	2.44	0.46
1:C:204:GLY:CA	4:C:1614:HOH:O	2.63	0.46
1:C:172:LYS:CA	4:C:1391:HOH:O	2.57	0.46
1:A:346:LYS:HD3	4:A:1666:HOH:O	2.15	0.46
1:A:305:LYS:HD2	1:A:369:PRO:CG	2.38	0.46
1:D:127:ILE:HG21	1:D:147:MSE:HE1	1.98	0.46

Continued on next page...

Continued from previous page...

Atom-1	Atom-2	Interatomic distance (Å)	Clash overlap (Å)
1:C:175:GLN:HB3	4:C:842:HOH:O	2.16	0.46
1:D:240:PHE:CD1	1:D:341:VAL:HG21	2.50	0.46
1:C:85:GLU:HG3	1:C:92:LYS:HA	1.98	0.46
1:B:255:LYS:HE3	4:B:1045:HOH:O	2.16	0.46
1:A:353:GLU:O	1:A:357:LYS:HG2	2.16	0.46
1:D:3:ASN:HB3	4:D:1504:HOH:O	2.14	0.46
1:A:127:ILE:HG21	1:A:260:LYS:HD3	1.97	0.46
1:B:217:VAL:HA	1:B:226:ARG:O	2.16	0.46
1:A:217:VAL:HG22	1:A:219:ILE:HD11	1.95	0.46
1:C:221:GLU:HB3	4:C:1411:HOH:O	2.15	0.46
1:B:9:TYR:HE2	4:B:1274:HOH:O	1.98	0.46
3:A:6001:ANP:H4'	4:A:1091:HOH:O	2.15	0.46
1:B:37:LEU:HB2	1:B:48:LEU:HD22	1.97	0.46
1:B:29:LEU:HB2	1:B:79:LEU:HD13	1.97	0.46
1:C:161:GLY:HA2	1:C:210:ASN:HA	1.97	0.46
1:B:352:ILE:HD11	4:B:1511:HOH:O	2.15	0.46
1:A:251:GLU:HG3	4:A:1423:HOH:O	2.15	0.46
1:B:11:ALA:HB2	4:B:1010:HOH:O	2.15	0.46
1:B:291:PRO:HG2	1:B:292:HIS:HD2	1.81	0.46
1:A:182:PHE:CD1	1:A:216:LEU:HD11	2.51	0.46
1:D:113:PRO:HB3	4:D:1215:HOH:O	2.15	0.46
1:B:299:PHE:CE2	1:B:310:LYS:HD2	2.51	0.46
1:A:282:VAL:HG21	4:A:1502:HOH:O	2.15	0.45
1:C:255:LYS:HB2	4:C:445:HOH:O	2.16	0.45
1:B:185:ASP:HB2	1:B:186:ARG:CD	2.38	0.45
1:D:46:TYR:CE1	4:D:1680:HOH:O	2.56	0.45
1:A:190:ARG:HB2	4:A:1544:HOH:O	2.15	0.45
1:A:231:GLN:HE22	1:A:238:GLU:HG2	1.82	0.45
1:A:167:MSE:HE2	1:A:203:ASP:HA	1.97	0.45
1:D:94:THR:HA	4:D:1029:HOH:O	2.17	0.45
1:A:232:MSE:HB3	4:A:428:HOH:O	2.15	0.45
1:D:103:ALA:HA	1:D:106:ILE:HD12	1.99	0.45
1:B:352:ILE:HG22	1:B:356:LYS:HE3	1.98	0.45
1:D:162:LYS:HD3	1:D:164:TYR:OH	2.17	0.45
1:D:212:LYS:HE2	1:D:212:LYS:HB3	1.78	0.45
1:C:197:MSE:SE	4:C:1475:HOH:O	2.84	0.45
1:A:159:LEU:O	1:A:208:TRP:HH2	1.98	0.45
1:C:308:LEU:CD1	4:C:1243:HOH:O	2.63	0.45
1:D:123:THR:HA	1:D:281:GLY:O	2.16	0.45
1:B:111:LEU:HD23	1:B:349:LYS:HG3	1.99	0.45
1:A:122:ARG:HA	1:A:227:ILE:O	2.16	0.45

Continued on next page...

Continued from previous page...

Atom-1	Atom-2	Interatomic distance (Å)	Clash overlap (Å)
1:B:126:ASN:HA	1:B:224:HIS:HB2	1.99	0.45
1:C:66:LEU:HD22	1:C:273:THR:HG22	1.99	0.45
1:A:284:CYS:SG	1:A:341:VAL:HG13	2.57	0.45
1:D:134:PRO:C	4:D:1680:HOH:O	2.54	0.45
1:B:145:GLU:HB2	4:B:1701:HOH:O	2.17	0.45
1:B:163:TYR:HE1	1:B:219:ILE:HD12	1.82	0.45
1:A:72:THR:HG23	4:A:765:HOH:O	2.16	0.45
1:C:175:GLN:CB	4:C:1391:HOH:O	2.57	0.45
1:D:286:VAL:HG21	1:D:348:VAL:HG21	1.99	0.45
1:C:210:ASN:ND2	1:C:214:ASN:OD1	2.48	0.45
1:C:66:LEU:HD13	4:C:1475:HOH:O	2.17	0.45
1:C:163:TYR:HB2	4:C:669:HOH:O	2.17	0.45
1:B:178:ILE:HD12	4:B:1554:HOH:O	2.17	0.45
1:B:102:ASP:HB3	1:B:105:LYS:HD2	1.99	0.45
1:C:201:PHE:CZ	1:C:202:PRO:HB3	2.51	0.44
1:D:306:MSE:HE3	1:D:308:LEU:CD2	2.44	0.44
1:B:338:VAL:HB	4:B:1505:HOH:O	2.17	0.44
1:C:240:PHE:CZ	4:C:1525:HOH:O	2.49	0.44
1:A:368:VAL:HG11	4:A:1309:HOH:O	2.16	0.44
1:B:352:ILE:HD12	4:B:1021:HOH:O	2.17	0.44
1:D:298:ARG:HA	1:D:301:GLU:OE1	2.18	0.44
1:B:282:VAL:HG21	1:B:337:GLU:HG3	1.99	0.44
1:A:15:PHE:HA	1:A:16:PRO:HD3	1.88	0.44
1:C:142:ARG:O	1:C:146:LYS:HB2	2.18	0.44
1:C:263:MSE:HB3	1:C:271:VAL:HB	2.00	0.44
1:B:190:ARG:CG	1:B:190:ARG:NH1	2.76	0.44
1:C:332:ARG:HA	1:C:340:GLN:NE2	2.33	0.44
1:A:148:VAL:HG11	1:A:219:ILE:CD1	2.48	0.44
1:C:79:LEU:HD11	4:C:1664:HOH:O	2.16	0.44
1:A:172:LYS:CD	1:A:172:LYS:H	2.20	0.44
1:D:286:VAL:HG22	4:D:1352:HOH:O	2.18	0.44
1:B:245:ARG:HD2	4:B:1268:HOH:O	2.17	0.44
1:D:23:SER:HB3	1:D:61:PHE:O	2.18	0.44
1:B:185:ASP:HB2	1:B:186:ARG:H	1.59	0.44
1:B:101:LEU:CD1	4:B:1688:HOH:O	2.59	0.44
1:C:308:LEU:HD23	4:C:1266:HOH:O	2.17	0.44
1:B:307:ARG:HE	1:B:330:LEU:HD23	1.83	0.44
1:D:272:LEU:HG	1:D:277:ASN:O	2.18	0.44
1:A:168:LYS:HB2	1:A:168:LYS:HE2	1.72	0.44
1:C:232:MSE:HE3	4:C:1252:HOH:O	2.18	0.44
1:D:291:PRO:O	1:D:295:LYS:HG3	2.16	0.44

Continued on next page...

Continued from previous page...

Atom-1	Atom-2	Interatomic distance (Å)	Clash overlap (Å)
1:C:282:VAL:CG1	1:C:283:ARG:N	2.81	0.44
1:D:183:LEU:CG	4:D:1418:HOH:O	2.64	0.44
1:C:177:LEU:HB3	1:C:183:LEU:HG	2.00	0.44
1:B:348:VAL:HG11	4:B:1644:HOH:O	2.17	0.43
1:D:227:ILE:CD1	1:D:227:ILE:N	2.79	0.43
1:B:305:LYS:HD3	1:B:369:PRO:HB2	1.99	0.43
1:B:230:MSE:SE	1:B:230:MSE:N	3.01	0.43
1:D:48:LEU:O	1:D:52:ILE:HG12	2.18	0.43
1:B:166:LEU:HD21	1:B:207:ILE:CG2	2.48	0.43
1:A:142:ARG:NH2	4:A:1516:HOH:O	2.52	0.43
1:C:92:LYS:O	1:C:267:HIS:HE1	2.01	0.43
1:B:207:ILE:HG21	4:B:1367:HOH:O	2.17	0.43
1:C:172:LYS:HD3	4:C:908:HOH:O	2.17	0.43
1:C:214:ASN:HB2	1:C:242:ARG:CZ	2.49	0.43
1:B:10:PRO:HG2	1:B:13:ASP:OD2	2.18	0.43
1:A:207:ILE:C	1:A:207:ILE:HD13	2.39	0.43
1:D:115:TYR:HB3	4:D:1054:HOH:O	2.17	0.43
1:B:149:SER:HA	4:B:1388:HOH:O	2.18	0.43
1:B:262:PHE:HB2	4:B:1328:HOH:O	2.18	0.43
1:D:54:ASN:HA	4:D:1417:HOH:O	2.17	0.43
1:B:190:ARG:NH1	1:B:190:ARG:HB3	2.16	0.43
1:A:337:GLU:HG3	4:A:1502:HOH:O	2.18	0.43
1:C:117:ILE:HG13	4:C:1452:HOH:O	2.18	0.43
1:B:174:GLN:HE22	1:B:186:ARG:HH12	1.66	0.43
1:B:41:ALA:HA	4:B:1548:HOH:O	2.18	0.43
1:A:151:ALA:HA	1:A:253:HIS:CG	2.53	0.43
1:D:119:SER:HB3	1:D:236:MSE:HE2	2.01	0.43
1:C:43:PRO:O	1:D:4:LEU:HD12	2.18	0.43
1:A:133:SER:N	4:A:1422:HOH:O	2.30	0.43
1:A:182:PHE:HD1	1:A:216:LEU:HD11	1.82	0.43
1:B:145:GLU:CB	4:B:1701:HOH:O	2.66	0.43
1:C:167:MSE:HG2	1:C:202:PRO:HG2	2.01	0.43
1:D:346:LYS:O	1:D:350:VAL:HG23	2.18	0.43
1:D:128:ARG:HG3	1:D:129:GLY:N	2.34	0.43
1:C:200:ASP:OD1	1:D:56:VAL:HG11	2.19	0.43
1:C:186:ARG:HD2	1:C:188:VAL:HG12	1.96	0.42
1:A:170:ASP:HB2	1:A:172:LYS:HE3	2.01	0.42
1:B:262:PHE:HB3	4:B:1328:HOH:O	2.15	0.42
1:D:180:ASP:O	1:D:181:HIS:HB2	2.19	0.42
1:B:208:TRP:HB2	4:B:1517:HOH:O	2.18	0.42
1:B:367:LEU:HD12	4:B:1016:HOH:O	2.18	0.42

Continued on next page...

Continued from previous page...

Atom-1	Atom-2	Interatomic distance (Å)	Clash overlap (Å)
1:C:364:ILE:HD13	1:C:364:ILE:H	1.85	0.42
1:A:130:MSE:HG2	4:A:1609:HOH:O	2.18	0.42
1:B:41:ALA:C	4:B:1548:HOH:O	2.58	0.42
1:A:63:LEU:HD21	1:A:275:PRO:HG2	2.01	0.42
1:D:273:THR:N	4:D:414:HOH:O	2.51	0.42
1:C:313:THR:HB	4:C:1291:HOH:O	2.18	0.42
1:C:218:TRP:CZ3	1:C:228:ILE:CD1	3.02	0.42
1:D:21:HIS:CE1	1:D:59:PRO:HB3	2.54	0.42
1:D:81:ASP:N	1:D:82:PRO:HD2	2.35	0.42
1:B:76:PHE:HB3	4:B:1732:HOH:O	2.18	0.42
1:A:215:PHE:C	1:A:216:LEU:CD2	2.88	0.42
1:A:80:PHE:HB2	4:A:1317:HOH:O	2.19	0.42
1:B:118:SER:HB2	4:B:627:HOH:O	2.20	0.42
1:B:93:LYS:HB3	4:B:1055:HOH:O	2.19	0.42
1:A:69:ASP:HA	4:A:1562:HOH:O	2.20	0.42
1:A:309:GLN:OE1	1:A:311:ARG:NH1	2.53	0.42
1:C:138:ARG:HB3	4:C:1446:HOH:O	2.19	0.42
1:A:226:ARG:HD3	1:A:226:ARG:HA	1.86	0.42
1:C:341:VAL:O	1:C:345:ILE:HG13	2.19	0.42
1:D:249:GLU:O	1:D:252:LYS:HB3	2.20	0.42
1:A:167:MSE:CE	1:A:203:ASP:HA	2.50	0.42
1:D:303:CYS:HA	1:D:306:MSE:HE2	2.01	0.42
1:B:259:GLY:O	1:C:43:PRO:HA	2.20	0.42
2:A:5001:ARG:HB2	2:A:5001:ARG:NH1	2.34	0.42
1:A:254:ILE:HA	4:A:886:HOH:O	2.19	0.42
1:A:167:MSE:HG3	4:A:1124:HOH:O	2.20	0.42
1:B:332:ARG:HG2	1:B:332:ARG:NH1	2.35	0.42
1:C:92:LYS:HB2	4:C:1651:HOH:O	2.20	0.42
1:A:133:SER:HB3	4:A:371:HOH:O	2.20	0.42
1:D:307:ARG:HA	1:D:330:LEU:HD12	2.01	0.42
1:D:336:SER:HA	4:D:1691:HOH:O	2.19	0.42
1:B:174:GLN:NE2	1:B:186:ARG:NH2	2.67	0.42
1:B:142:ARG:O	1:B:146:LYS:HB2	2.20	0.42
1:D:6:GLN:HB2	4:D:1504:HOH:O	2.20	0.42
1:D:311:ARG:HB3	4:D:1553:HOH:O	2.19	0.42
1:D:155:LEU:HD12	1:D:155:LEU:HA	1.87	0.41
1:D:308:LEU:CD2	1:D:347:GLY:HA3	2.50	0.41
1:D:272:LEU:HD13	4:D:1535:HOH:O	2.20	0.41
1:D:37:LEU:HB2	1:D:48:LEU:HD22	2.01	0.41
1:B:81:ASP:HB3	4:B:1055:HOH:O	2.20	0.41
1:A:28:TYR:HB3	4:A:769:HOH:O	2.19	0.41

Continued on next page...

Continued from previous page...

Atom-1	Atom-2	Interatomic distance (Å)	Clash overlap (Å)
1:D:109:ASP:OD2	1:D:349:LYS:HE2	2.20	0.41
1:C:38:ARG:O	1:C:38:ARG:HG2	2.19	0.41
1:D:170:ASP:OD1	1:D:173:THR:HB	2.20	0.41
1:C:186:ARG:CZ	1:D:190:ARG:HH22	2.32	0.41
1:D:299:PHE:HB3	4:D:1566:HOH:O	2.19	0.41
1:B:186:ARG:HA	1:B:187:PRO:HD2	1.86	0.41
1:D:5:ASN:HA	1:D:8:LYS:HE2	2.02	0.41
1:C:207:ILE:HD13	1:C:208:TRP:N	2.34	0.41
1:D:141:ARG:HB3	4:D:408:HOH:O	2.20	0.41
1:C:122:ARG:O	1:C:282:VAL:HA	2.19	0.41
1:C:240:PHE:O	1:C:244:THR:HG23	2.20	0.41
1:C:13:ASP:O	1:D:142:ARG:NH1	2.53	0.41
1:B:213:LYS:O	1:B:230:MSE:HE2	2.20	0.41
1:A:9:TYR:OH	1:B:130:MSE:HE3	2.20	0.41
1:A:17:ASN:OD1	1:A:19:GLU:HB2	2.20	0.41
1:B:356:LYS:O	1:B:360:LYS:HE2	2.20	0.41
1:C:141:ARG:HG2	1:C:220:ASN:ND2	2.36	0.41
1:A:260:LYS:HE3	4:A:1382:HOH:O	2.20	0.41
1:D:183:LEU:HA	1:D:207:ILE:HD13	2.01	0.41
1:C:108:ASP:CA	1:C:237:LYS:HD2	2.49	0.41
1:B:106:ILE:HG21	4:B:1543:HOH:O	2.20	0.41
1:D:364:ILE:H	1:D:364:ILE:HG13	1.55	0.41
1:C:187:PRO:HB3	1:C:192:PHE:CD2	2.56	0.41
1:A:240:PHE:CD1	1:A:341:VAL:HG21	2.55	0.41
1:C:340:GLN:O	1:C:344:VAL:HG23	2.21	0.41
1:B:344:VAL:HB	4:B:1242:HOH:O	2.21	0.41
1:B:255:LYS:HA	1:B:260:LYS:O	2.20	0.41
1:C:307:ARG:O	1:C:330:LEU:HB2	2.20	0.41
1:A:251:GLU:HB2	1:A:262:PHE:CE2	2.56	0.41
1:C:129:GLY:HA3	4:C:1053:HOH:O	2.20	0.41
1:A:311:ARG:HD3	4:A:396:HOH:O	2.20	0.41
1:A:116:VAL:HG23	1:A:352:ILE:HD11	2.03	0.41
1:C:122:ARG:HD3	1:C:226:ARG:HD2	2.03	0.41
1:B:163:TYR:CE1	1:B:219:ILE:HD12	2.55	0.41
1:A:163:TYR:CE1	1:A:206:GLY:HA3	2.56	0.41
1:C:251:GLU:HG2	4:C:1125:HOH:O	2.21	0.41
1:D:76:PHE:HE2	4:D:1365:HOH:O	2.04	0.41
1:B:91:PHE:CD2	1:B:333:LEU:HD21	2.55	0.41
1:A:290:LEU:HD22	4:A:1471:HOH:O	2.20	0.41
1:A:299:PHE:CE2	4:A:1264:HOH:O	2.57	0.41
1:C:14:ASP:HB3	1:C:34:TYR:OH	2.21	0.41

Continued on next page...

Continued from previous page...

Atom-1	Atom-2	Interatomic distance (Å)	Clash overlap (Å)
1:C:176:GLN:O	1:C:180:ASP:OD2	2.39	0.41
1:C:180:ASP:O	1:C:181:HIS:HB2	2.21	0.41
1:A:207:ILE:HG13	4:A:1476:HOH:O	2.21	0.40
1:C:192:PHE:HZ	4:C:1411:HOH:O	2.04	0.40
1:B:104:SER:C	4:B:1540:HOH:O	2.58	0.40
1:C:89:ASN:N	1:C:89:ASN:ND2	2.65	0.40
1:C:197:MSE:HG3	4:C:1475:HOH:O	2.21	0.40
1:D:185:ASP:N	1:D:185:ASP:OD2	2.54	0.40
4:C:1570:HOH:O	1:D:2:ALA:N	2.53	0.40
1:B:222:GLU:CD	4:B:1630:HOH:O	2.60	0.40
1:B:204:GLY:CA	4:B:1701:HOH:O	2.56	0.40
1:B:140:GLU:HB3	4:B:1659:HOH:O	2.20	0.40
1:C:93:LYS:HG3	1:C:93:LYS:H	1.57	0.40
1:C:309:GLN:HB2	1:C:330:LEU:CD1	2.49	0.40
1:D:18:PHE:CD1	1:D:26:SER:HB3	2.56	0.40
1:A:214:ASN:HB2	1:A:242:ARG:CZ	2.52	0.40
1:B:344:VAL:O	1:B:348:VAL:HG23	2.21	0.40
1:A:177:LEU:HG	4:A:1476:HOH:O	2.21	0.40
1:A:13:ASP:HB2	4:A:1133:HOH:O	2.22	0.40
1:C:205:ARG:NH1	4:C:1643:HOH:O	2.53	0.40
1:C:230:MSE:HB2	4:C:1690:HOH:O	2.22	0.40
1:C:115:TYR:O	1:C:288:ALA:HA	2.21	0.40
1:B:284:CYS:O	1:B:328:SER:HA	2.21	0.40
1:C:108:ASP:HB3	1:C:237:LYS:HE3	2.03	0.40
1:A:306:MSE:HE3	1:A:308:LEU:HD12	2.03	0.40
1:D:295:LYS:HE2	4:D:1486:HOH:O	2.21	0.40
1:C:100:ASP:HB3	1:C:336:SER:HB2	2.03	0.40
1:C:360:LYS:HD2	1:C:360:LYS:HA	1.88	0.40

There are no symmetry-related clashes.

5.3 Torsion angles [i](#)

5.3.1 Protein backbone [i](#)

In the following table, the Percentiles column shows the percent Ramachandran outliers of the chain as a percentile score with respect to all X-ray entries followed by that with respect to entries of similar resolution.

The Analysed column shows the number of residues for which the backbone conformation was analysed, and the total number of residues.

Mol	Chain	Analysed	Favoured	Allowed	Outliers	Percentiles	
1	A	357/370 (96%)	343 (96%)	13 (4%)	1 (0%)	46	57
1	B	358/370 (97%)	345 (96%)	13 (4%)	0	100	100
1	C	359/370 (97%)	349 (97%)	9 (2%)	1 (0%)	46	57
1	D	356/370 (96%)	344 (97%)	12 (3%)	0	100	100
All	All	1430/1480 (97%)	1381 (97%)	47 (3%)	2 (0%)	56	71

All (2) Ramachandran outliers are listed below:

Mol	Chain	Res	Type
1	C	170	ASP
1	A	187	PRO

5.3.2 Protein sidechains ⓘ

In the following table, the Percentiles column shows the percent sidechain outliers of the chain as a percentile score with respect to all X-ray entries followed by that with respect to entries of similar resolution.

The Analysed column shows the number of residues for which the sidechain conformation was analysed, and the total number of residues.

Mol	Chain	Analysed	Rotameric	Outliers	Percentiles	
1	A	317/311 (102%)	290 (92%)	27 (8%)	13	16
1	B	318/311 (102%)	295 (93%)	23 (7%)	18	24
1	C	319/311 (103%)	294 (92%)	25 (8%)	16	20
1	D	316/311 (102%)	287 (91%)	29 (9%)	11	13
All	All	1270/1244 (102%)	1166 (92%)	104 (8%)	14	18

All (104) residues with a non-rotameric sidechain are listed below:

Mol	Chain	Res	Type
1	A	4	LEU
1	A	92	LYS
1	A	93	LYS
1	A	98	LYS
1	A	101	LEU
1	A	105	LYS
1	A	130	MSE
1	A	160	LYS
1	A	162	LYS

Continued on next page...

Continued from previous page...

Mol	Chain	Res	Type
1	A	167	MSE
1	A	168	LYS
1	A	172	LYS
1	A	177	LEU
1	A	205	ARG
1	A	207	ILE
1	A	212	LYS
1	A	216	LEU
1	A	217	VAL
1	A	221	GLU
1	A	238	GLU
1	A	255	LYS
1	A	257	LYS
1	A	297	LYS
1	A	299	PHE
1	A	311	ARG
1	A	333	LEU
1	A	370	LYS
1	B	7	LYS
1	B	93	LYS
1	B	146	LYS
1	B	166	LEU
1	B	186	ARG
1	B	190	ARG
1	B	207	ILE
1	B	221	GLU
1	B	226	ARG
1	B	230	MSE
1	B	252	LYS
1	B	256	ASP
1	B	257	LYS
1	B	260	LYS
1	B	264	LYS
1	B	268	LEU
1	B	272	LEU
1	B	289	LYS
1	B	297	LYS
1	B	306	MSE
1	B	309	GLN
1	B	354	MSE
1	B	365	ASP
1	C	29	LEU

Continued on next page...

Continued from previous page...

Mol	Chain	Res	Type
1	C	63	LEU
1	C	93	LYS
1	C	122	ARG
1	C	146	LYS
1	C	150	GLU
1	C	159	LEU
1	C	168	LYS
1	C	170	ASP
1	C	180	ASP
1	C	186	ARG
1	C	207	ILE
1	C	216	LEU
1	C	226	ARG
1	C	230	MSE
1	C	241	GLU
1	C	272	LEU
1	C	297	LYS
1	C	305	LYS
1	C	310	LYS
1	C	329	ASN
1	C	346	LYS
1	C	349	LYS
1	C	356	LYS
1	C	364	ILE
1	D	8	LYS
1	D	14	ASP
1	D	101	LEU
1	D	104	SER
1	D	146	LYS
1	D	155	LEU
1	D	160	LYS
1	D	162	LYS
1	D	165	SER
1	D	168	LYS
1	D	172	LYS
1	D	176	GLN
1	D	183	LEU
1	D	185	ASP
1	D	186	ARG
1	D	212	LYS
1	D	230	MSE
1	D	255	LYS

Continued on next page...

Continued from previous page...

Mol	Chain	Res	Type
1	D	272	LEU
1	D	295	LYS
1	D	297	LYS
1	D	305	LYS
1	D	308	LEU
1	D	310	LYS
1	D	343	CYS
1	D	349	LYS
1	D	351	LEU
1	D	356	LYS
1	D	364	ILE

Some sidechains can be flipped to improve hydrogen bonding and reduce clashes. All (27) such sidechains are listed below:

Mol	Chain	Res	Type
1	A	54	ASN
1	A	62	HIS
1	A	89	ASN
1	A	174	GLN
1	A	209	HIS
1	A	253	HIS
1	A	277	ASN
1	B	53	GLN
1	B	174	GLN
1	B	175	GLN
1	B	292	HIS
1	C	6	GLN
1	C	53	GLN
1	C	58	ASN
1	C	89	ASN
1	C	96	ASN
1	C	174	GLN
1	C	209	HIS
1	C	224	HIS
1	C	329	ASN
1	C	340	GLN
1	D	5	ASN
1	D	6	GLN
1	D	53	GLN
1	D	54	ASN
1	D	89	ASN
1	D	174	GLN

5.3.3 RNA [i](#)

There are no RNA molecules in this entry.

5.4 Non-standard residues in protein, DNA, RNA chains [i](#)

There are no non-standard protein/DNA/RNA residues in this entry.

5.5 Carbohydrates [i](#)

There are no carbohydrates in this entry.

5.6 Ligand geometry [i](#)

2 ligands are modelled in this entry.

In the following table, the Counts columns list the number of bonds (or angles) for which Mogul statistics could be retrieved, the number of bonds (or angles) that are observed in the model and the number of bonds (or angles) that are defined in the chemical component dictionary. The Link column lists molecule types, if any, to which the group is linked. The Z score for a bond length (or angle) is the number of standard deviations the observed value is removed from the expected value. A bond length (or angle) with $|Z| > 2$ is considered an outlier worth inspection. RMSZ is the root-mean-square of all Z scores of the bond lengths (or angles).

Mol	Type	Chain	Res	Link	Bond lengths			Bond angles		
					Counts	RMSZ	$\# Z > 2$	Counts	RMSZ	$\# Z > 2$
2	ARG	A	5001	-	5,11,11	0.31	0	3,13,13	0.14	0
3	ANP	A	6001	-	27,33,33	1.68	3 (11%)	30,52,52	2.42	7 (23%)

In the following table, the Chirals column lists the number of chiral outliers, the number of chiral centers analysed, the number of these observed in the model and the number defined in the chemical component dictionary. Similar counts are reported in the Torsion and Rings columns. '-' means no outliers of that kind were identified.

Mol	Type	Chain	Res	Link	Chirals	Torsions	Rings
2	ARG	A	5001	-	-	0/5/11/11	0/0/0/0
3	ANP	A	6001	-	-	0/12/38/38	0/3/3/3

All (3) bond length outliers are listed below:

Mol	Chain	Res	Type	Atoms	Z	Observed(Å)	Ideal(Å)
3	A	6001	ANP	PB-O2B	-2.03	1.51	1.56
3	A	6001	ANP	PB-O1B	4.52	1.51	1.46

Continued on next page...

Continued from previous page...

Mol	Chain	Res	Type	Atoms	Z	Observed(Å)	Ideal(Å)
3	A	6001	ANP	PG-O1G	4.87	1.51	1.46

All (7) bond angle outliers are listed below:

Mol	Chain	Res	Type	Atoms	Z	Observed(°)	Ideal(°)
3	A	6001	ANP	N3-C2-N1	-10.29	121.01	128.89
3	A	6001	ANP	PA-O3A-PB	-3.56	120.73	132.67
3	A	6001	ANP	O1G-PG-N3B	-2.69	107.77	111.90
3	A	6001	ANP	C4-C5-N7	-2.42	107.25	109.48
3	A	6001	ANP	C1'-N9-C4	-2.13	123.73	126.94
3	A	6001	ANP	O3G-PG-O2G	2.38	114.65	107.58
3	A	6001	ANP	O2B-PB-O1B	3.67	117.66	110.00

There are no chirality outliers.

There are no torsion outliers.

There are no ring outliers.

2 monomers are involved in 6 short contacts:

Mol	Chain	Res	Type	Clashes	Symm-Clashes
2	A	5001	ARG	2	0
3	A	6001	ANP	4	0

5.7 Other polymers [i](#)

There are no such residues in this entry.

5.8 Polymer linkage issues [i](#)

There are no chain breaks in this entry.

6 Fit of model and data [i](#)

6.1 Protein, DNA and RNA chains [i](#)

In the following table, the column labelled ‘#RSRZ> 2’ contains the number (and percentage) of RSRZ outliers, followed by percent RSRZ outliers for the chain as percentile scores relative to all X-ray entries and entries of similar resolution. The OWAB column contains the minimum, median, 95th percentile and maximum values of the occupancy-weighted average B-factor per residue. The column labelled ‘Q< 0.9’ lists the number of (and percentage) of residues with an average occupancy less than 0.9.

Mol	Chain	Analysed	<RSRZ>	#RSRZ>2	OWAB(Å ²)	Q<0.9
1	A	348/370 (94%)	-0.49	1 (0%) 94 95	3, 11, 23, 36	0
1	B	349/370 (94%)	-0.50	1 (0%) 94 95	1, 11, 26, 34	0
1	C	350/370 (94%)	-0.37	0 100 100	3, 14, 26, 36	0
1	D	347/370 (93%)	-0.38	0 100 100	4, 15, 27, 37	0
All	All	1394/1480 (94%)	-0.43	2 (0%) 95 96	1, 13, 26, 37	0

All (2) RSRZ outliers are listed below:

Mol	Chain	Res	Type	RSRZ
1	B	369	PRO	3.1
1	A	313	THR	2.6

6.2 Non-standard residues in protein, DNA, RNA chains [i](#)

There are no non-standard protein/DNA/RNA residues in this entry.

6.3 Carbohydrates [i](#)

There are no carbohydrates in this entry.

6.4 Ligands [i](#)

In the following table, the Atoms column lists the number of modelled atoms in the group and the number defined in the chemical component dictionary. LLDF column lists the quality of electron density of the group with respect to its neighbouring residues in protein, DNA or RNA chains. The B-factors column lists the minimum, median, 95th percentile and maximum values of B factors of atoms in the group. The column labelled ‘Q< 0.9’ lists the number of atoms with occupancy less than 0.9.

Mol	Type	Chain	Res	Atoms	RSCC	RSR	LLDF	B-factors(\AA^2)	Q<0.9
2	ARG	A	5001	12/12	0.91	0.20	1.80	21,24,27,27	0
3	ANP	A	6001	31/31	0.92	0.13	0.11	19,27,38,38	0

6.5 Other polymers [i](#)

There are no such residues in this entry.